Plot file version 1 created 20-MAR-2017 13:48:03
J1331+3030 EM117F 2.UVDATA.1
Freq = 6.6667 GHz, Bw = 2.000 MH Calibrated with CL # 3 and BP # 1 (BP mode 1)

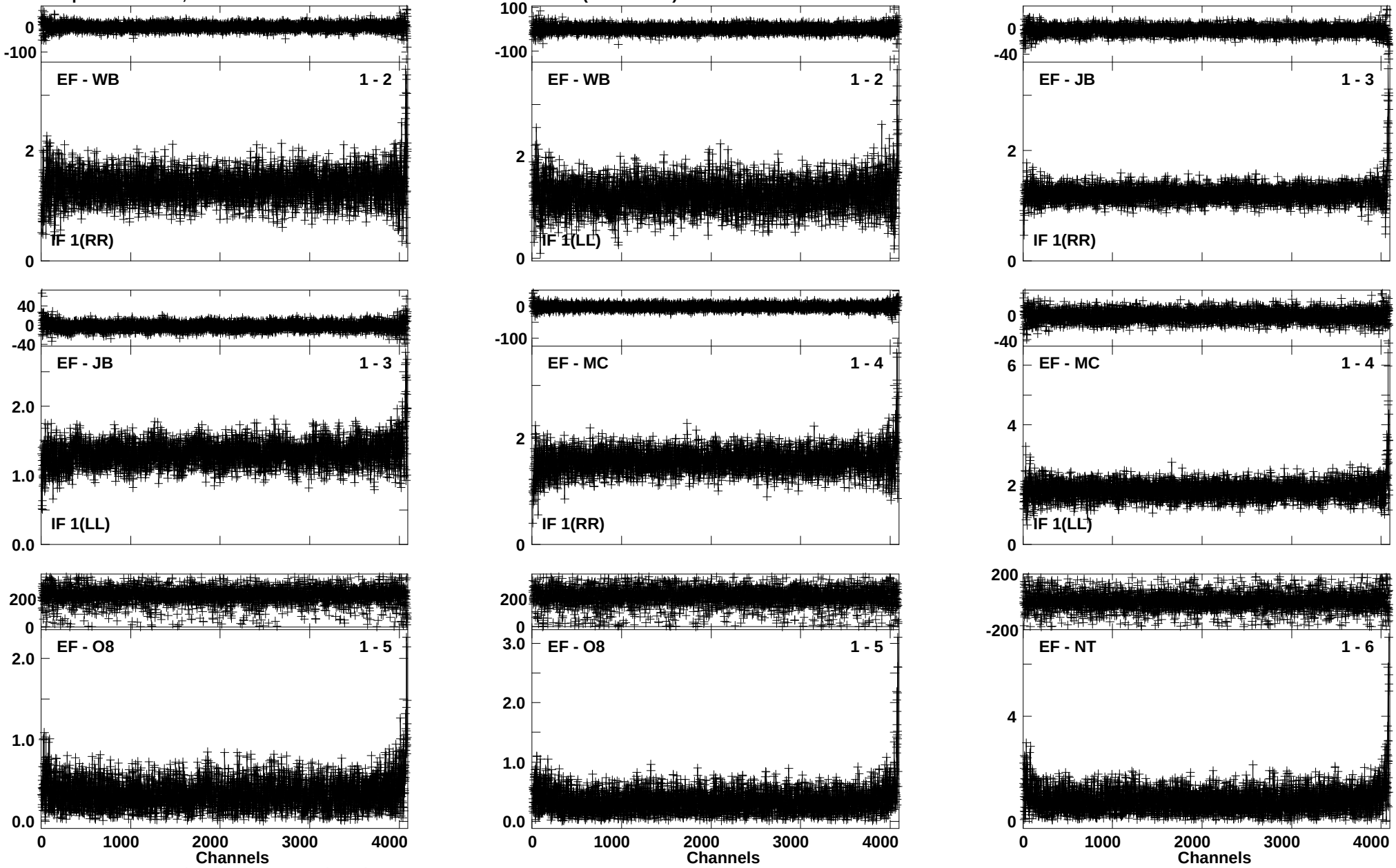

Lower frame: Ampl Jy Top frame: Phas deg
Vector averaged cross-power spectrum Baseline: EF (01) - WB (02)
Timerange: 00/20:00:01 to 00/20:09:59

Plot file version 2 created 20-MAR-2017 13:48:08
J1331+3030 EM117F 2.UVDATA.1
Freq = 6.6667 GHz, Bw = 2.000 MH Calibrated with CL # 3 and BP # 1 (BP mode 1)

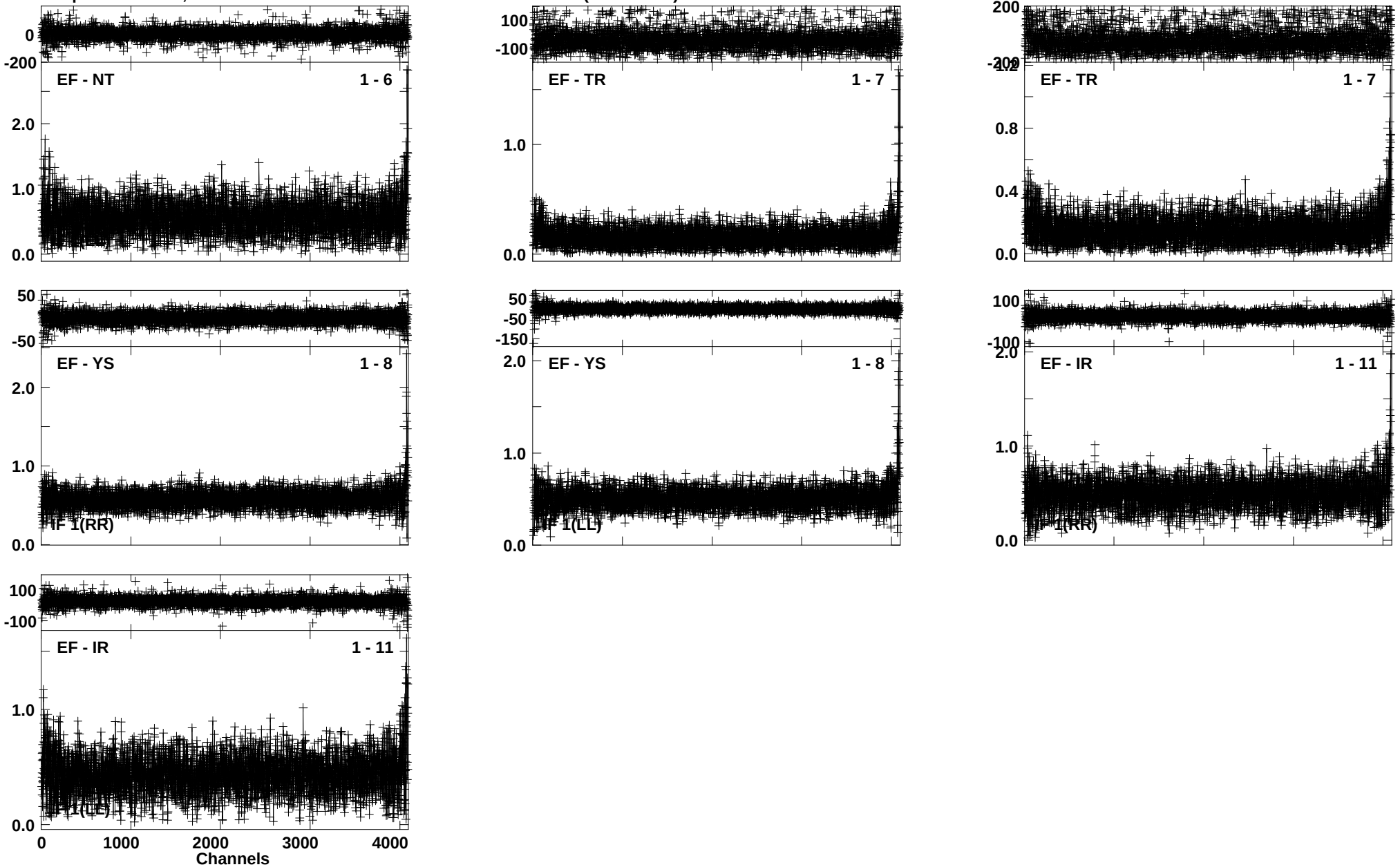

Lower frame: Ampl Jy Top frame: Phas deg
Vector averaged cross-power spectrum Baseline: EF (01) - NT (06)
Timerange: 00/20:00:01 to 00/20:09:59

Plot file version 3 created 20-MAR-2017 13:48:15
J1331+3030 EM117F 2.UVDATA.1
Freq = 6.6667 GHz, Bw = 2.000 MH Calibrated with CL # 3 and BP # 1 (BP mode 1)

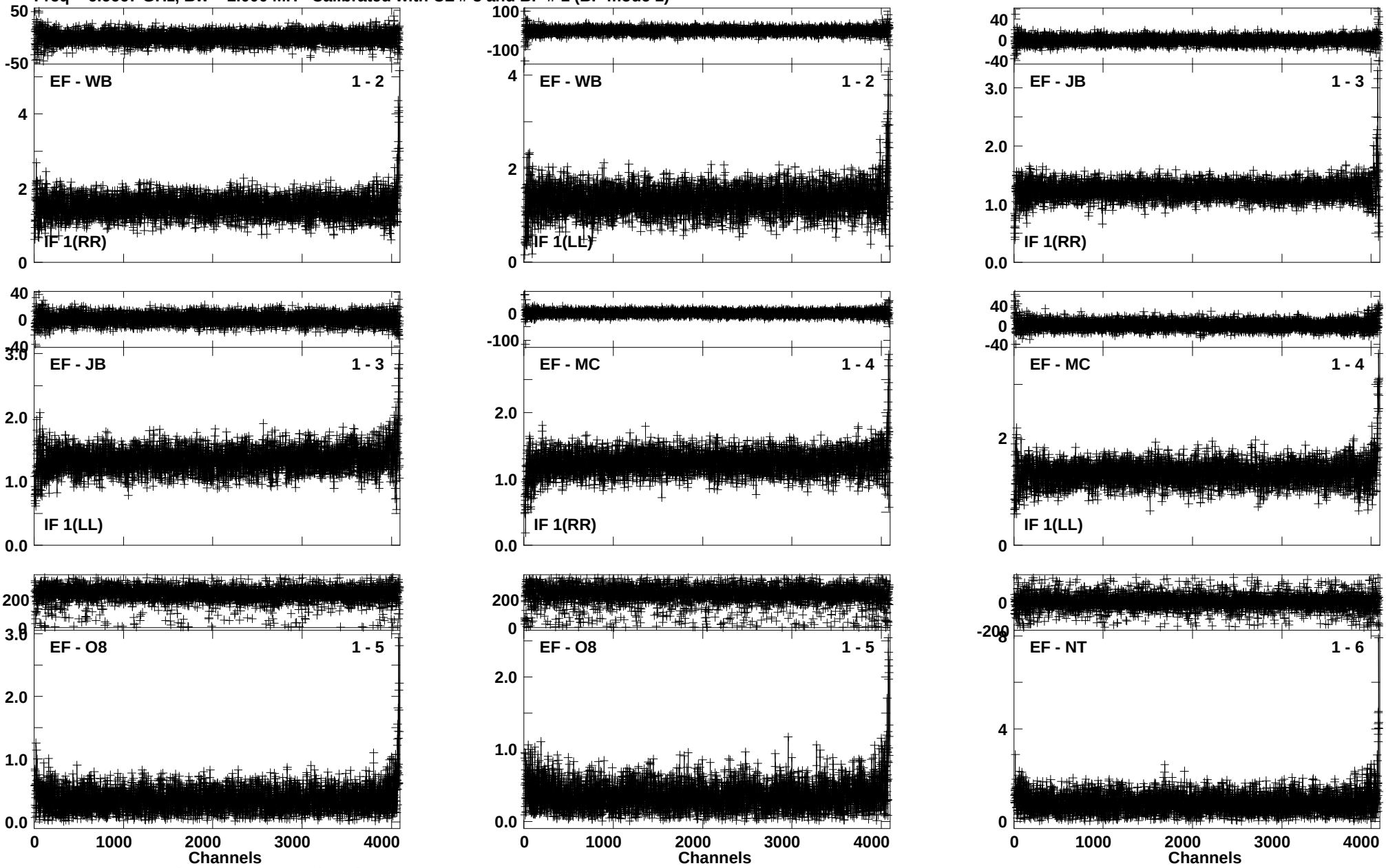

Lower frame: Ampl Jy Top frame: Phas deg
Vector averaged cross-power spectrum Baseline: EF (01) - WB (02)
Timerange: 00/20:10:31 to 00/20:20:29

Plot file version 4 created 20-MAR-2017 13:48:20
J1331+3030 EM117F 2.UVDATA.1
Freq = 6.6667 GHz, Bw = 2.000 MH Calibrated with CL # 3 and BP # 1 (BP mode 1)

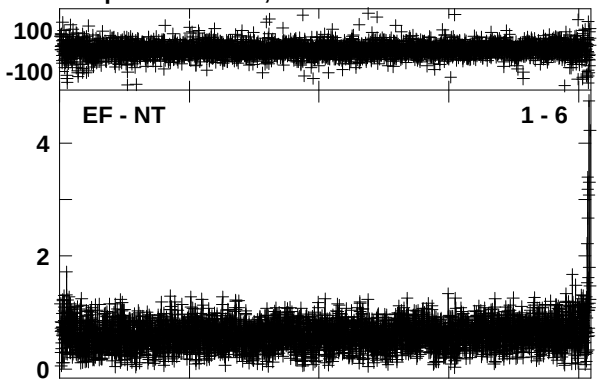





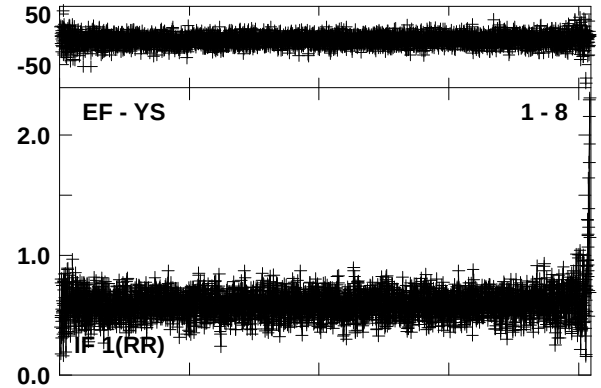

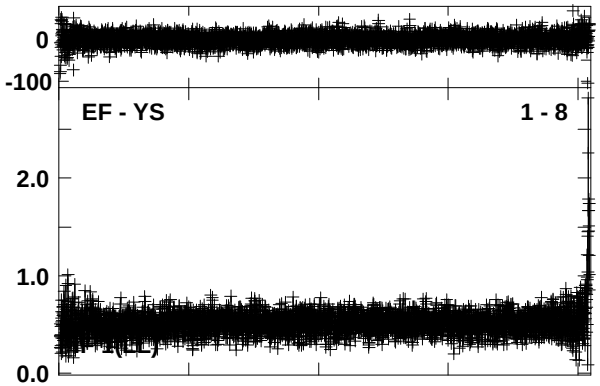

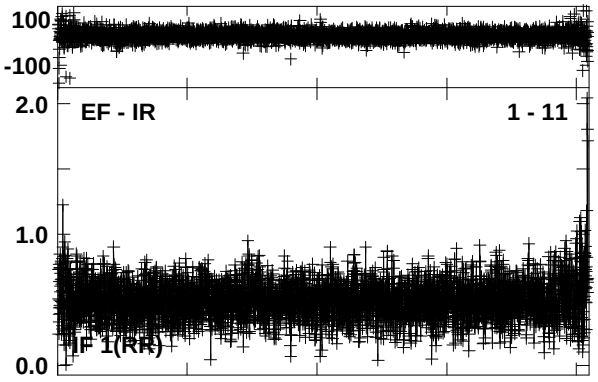

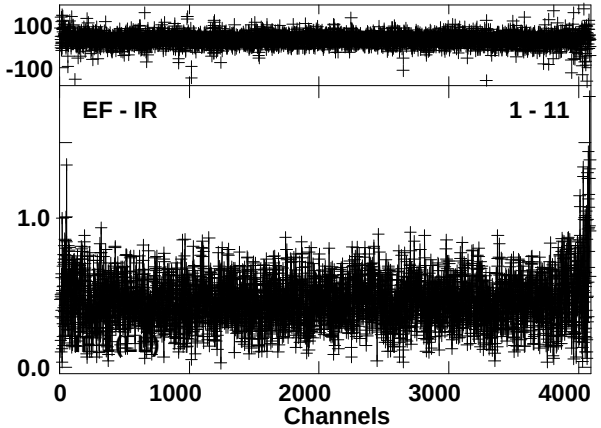

Lower frame: Ampl Jy Top frame: Phas deg
Vector averaged cross-power spectrum Baseline: EF (01) - NT (06)
Timerange: 00/20:10:31 to 00/20:20:29

Plot file version 5 created 20-MAR-2017 13:48:27
3C345 EM117F 2.UVDATA.1
Freq = 6.6667 GHz, Bw = 2.000 MH Calibrated with CL # 3 and BP # 1 (BP mode 1)

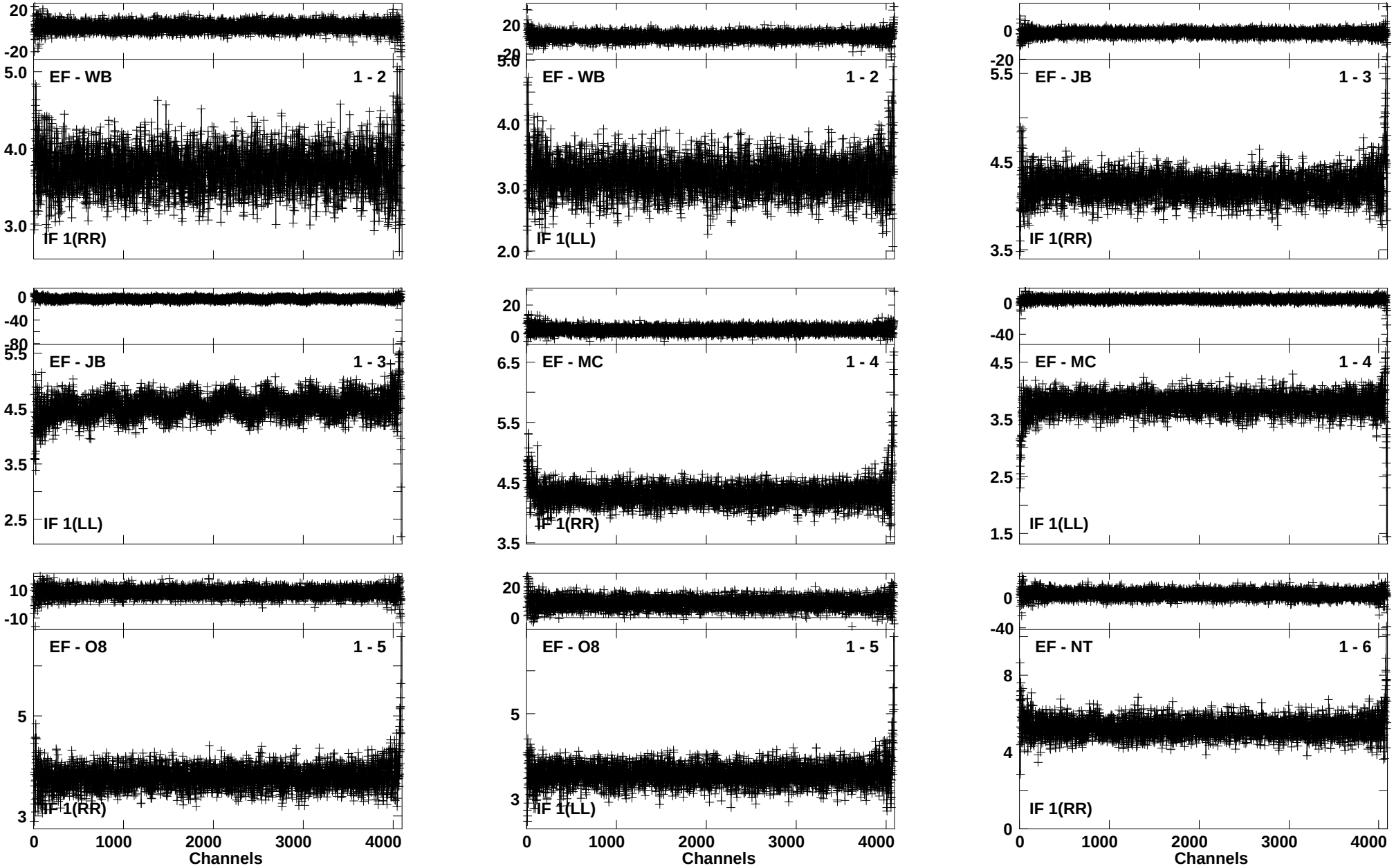

Lower frame: Ampl Jy Top frame: Phas deg
Vector averaged cross-power spectrum Baseline: EF (01) - WB (02)
Timerange: 00/20:24:56 to 00/20:34:54

Plot file version 6 created 20-MAR-2017 13:48:31
3C345 EM117F 2.UVDATA.1
Freq = 6.6667 GHz, Bw = 2.000 MH Calibrated with CL # 3 and BP # 1 (BP mode 1)

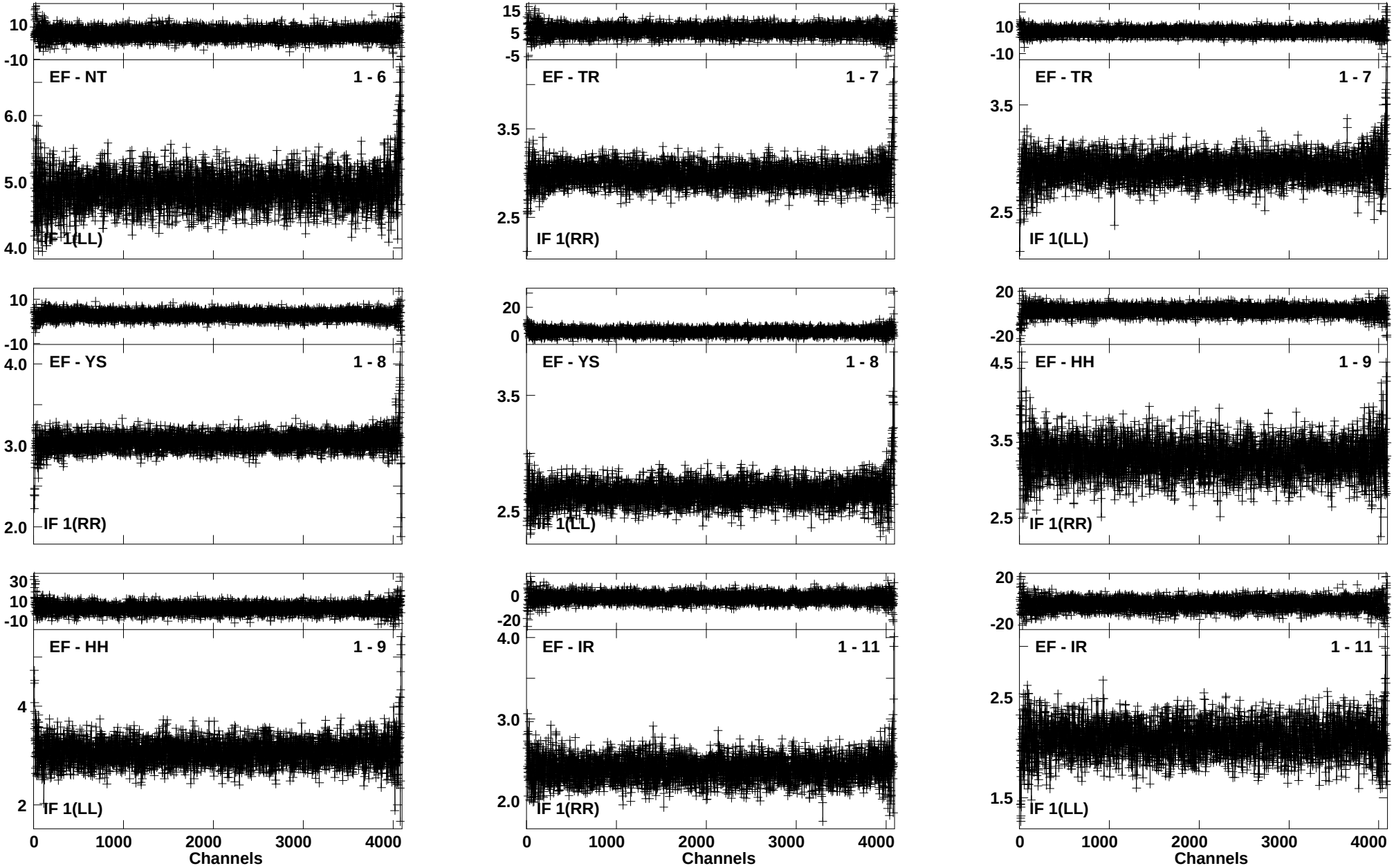

Lower frame: Ampl Jy Top frame: Phas deg
Vector averaged cross-power spectrum Baseline: EF (01) - NT (06)
Timerange: 00/20:24:56 to 00/20:34:54

Plot file version 7 created 20-MAR-2017 13:48:38
3C345 EM117F 2.UVDATA.1
Freq = 6.6667 GHz, Bw = 2.000 MH Calibrated with CL # 3 and BP # 1 (BP mode 1)

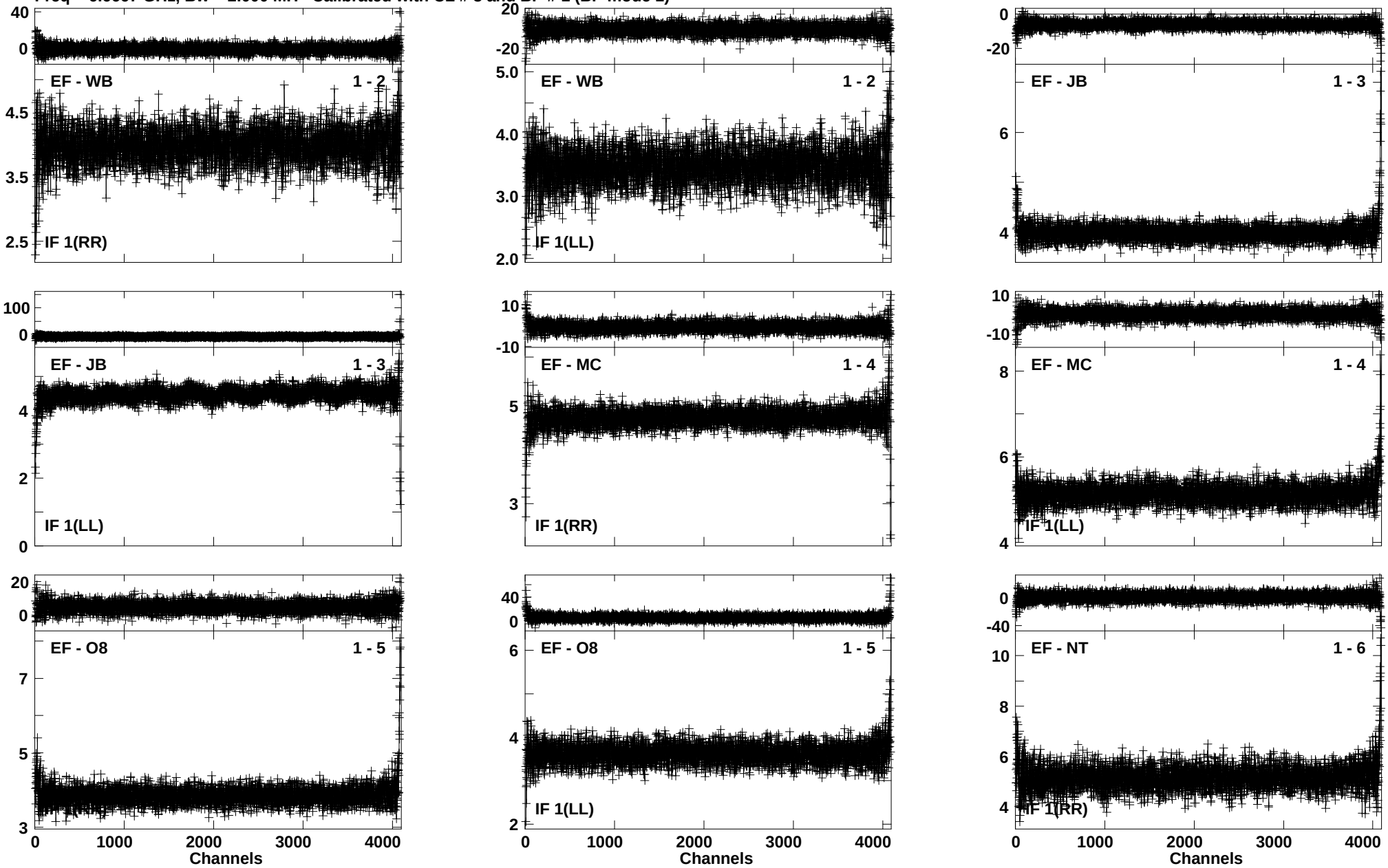

Lower frame: Ampl Jy Top frame: Phas deg
Vector averaged cross-power spectrum Baseline: EF (01) - WB (02)
Timerange: 00/20:35:26 to 00/20:45:24

Plot file version 8 created 20-MAR-2017 13:48:43
3C345 EM117F 2.UVDATA.1
Freq = 6.6667 GHz, Bw = 2.000 MH Calibrated with CL # 3 and BP # 1 (BP mode 1)

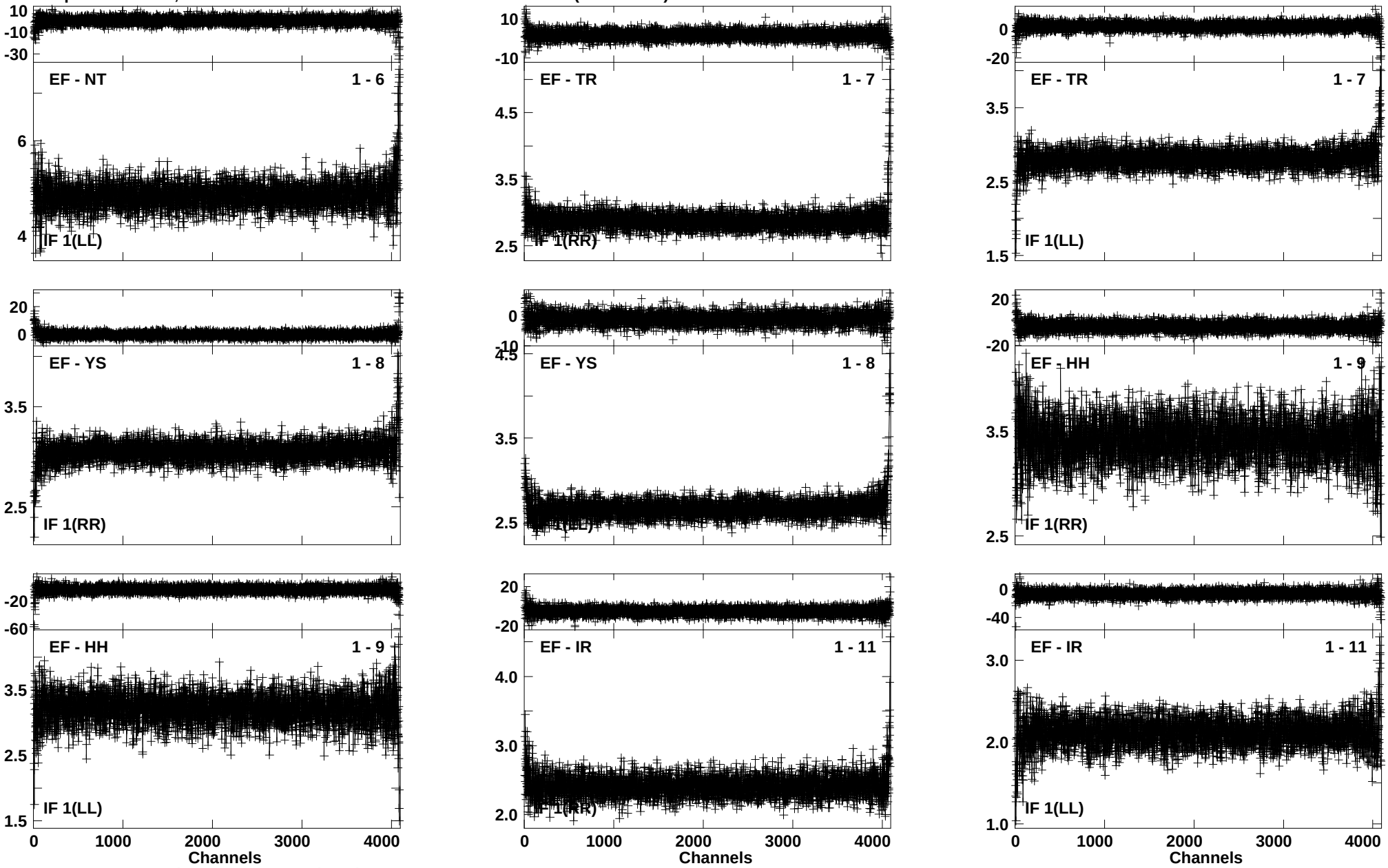

Lower frame: Ampl Jy Top frame: Phas deg
Vector averaged cross-power spectrum Baseline: EF (01) - NT (06)
Timerange: 00/20:35:26 to 00/20:45:24

Plot file version 9 created 20-MAR-2017 13:48:50
J1331+3030 EM117F 2.UVDATA.1
Freq = 6.6667 GHz, Bw = 2.000 MH Calibrated with CL # 3 and BP # 1 (BP mode 1)

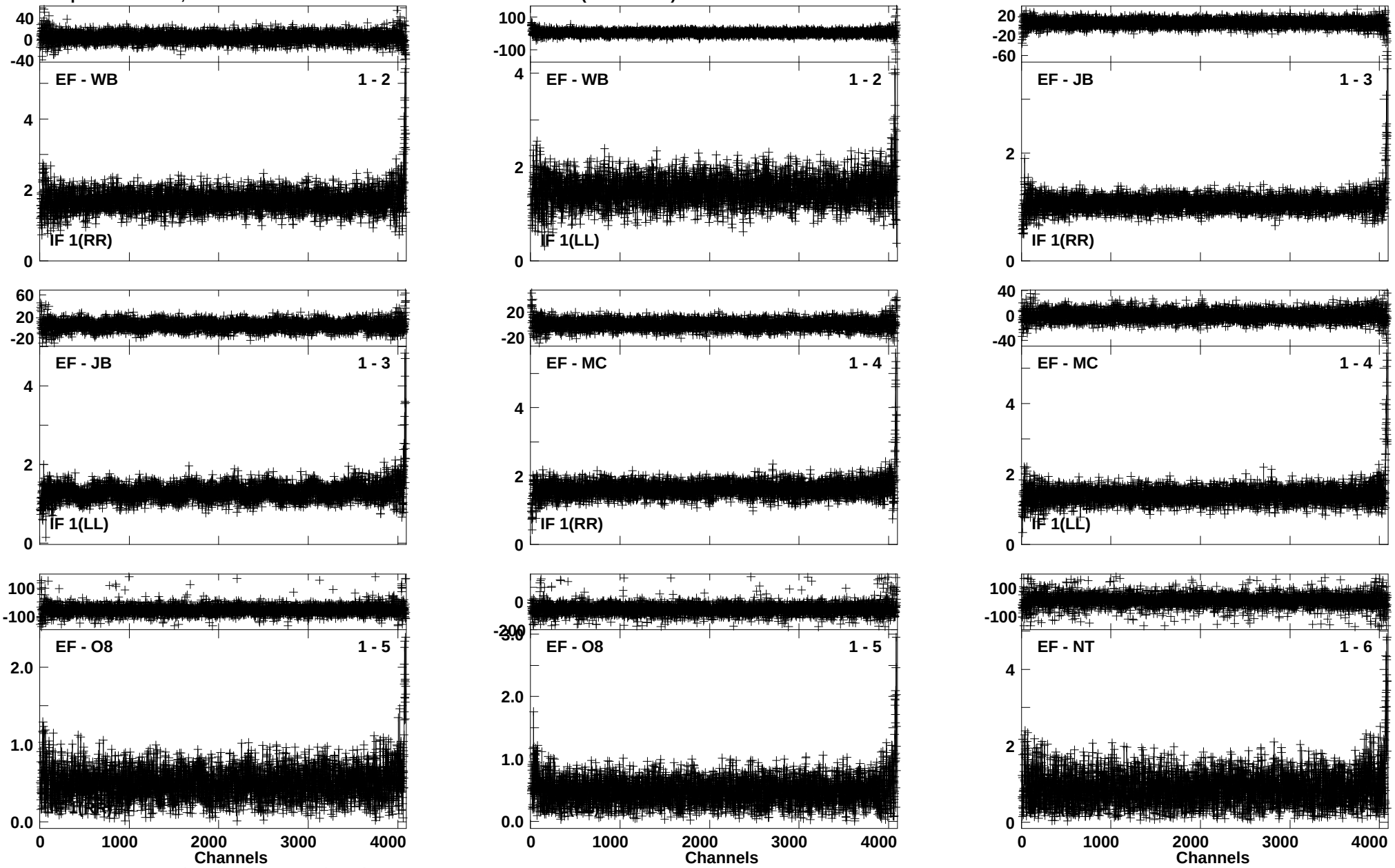

Lower frame: Ampl Jy Top frame: Phas deg
Vector averaged cross-power spectrum Baseline: EF (01) - WB (02)
Timerange: 00/20:50:26 to 00/21:00:24

Plot file version 10 created 20-MAR-2017 13:48:54
J1331+3030 EM117F 2.UVDATA.1
Freq = 6.6667 GHz, Bw = 2.000 MH Calibrated with CL # 3 and BP # 1 (BP mode 1)

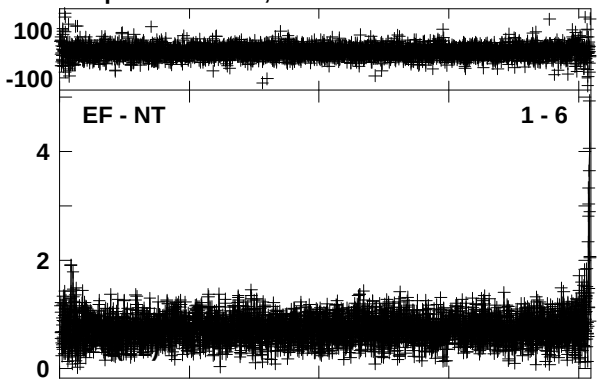





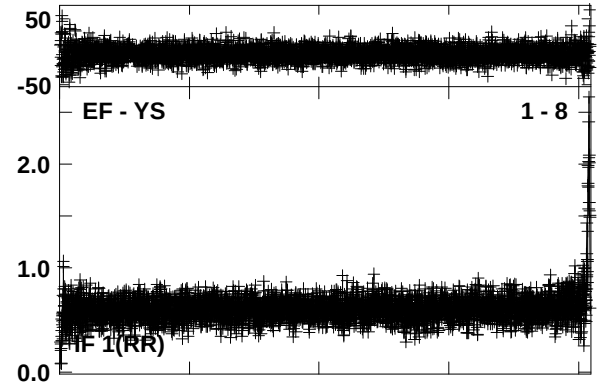

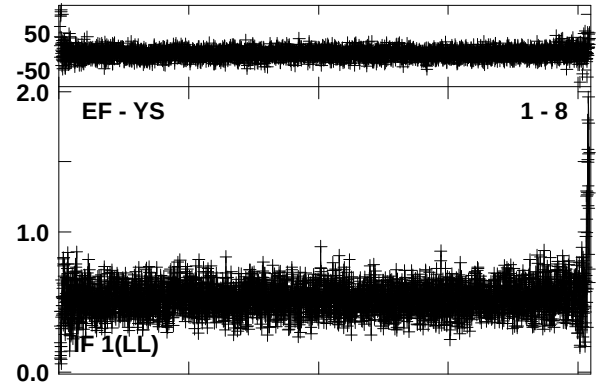

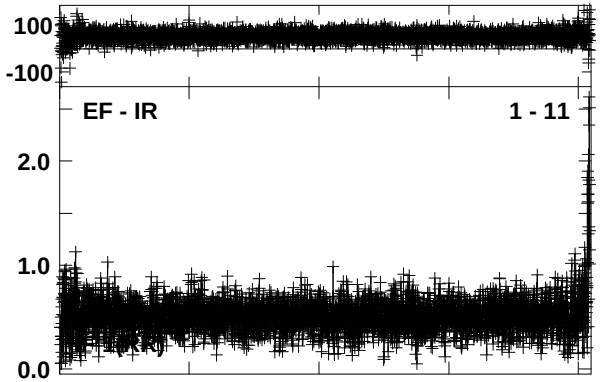

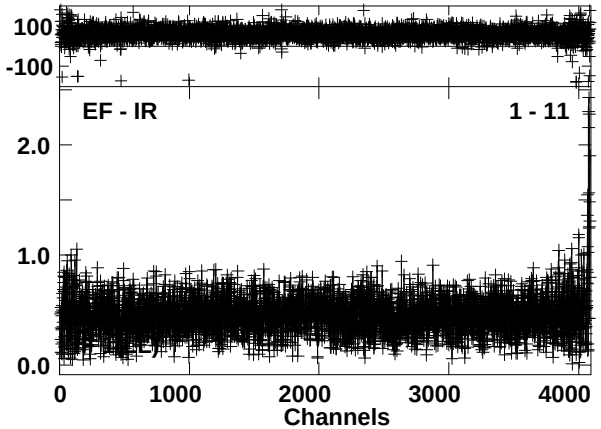

Lower frame: Ampl Jy Top frame: Phas deg
Vector averaged cross-power spectrum Baseline: EF (01) - NT (06)
Timerange: 00/20:50:26 to 00/21:00:24

Plot file version 11 created 20-MAR-2017 13:49:09
G016.58-0.05 EM117F 2.UVDATA.1
Freq = 6.6667 GHz, Bw = 2.000 MH Calibrated with CL # 3 and BP # 1 (BP mode 1)

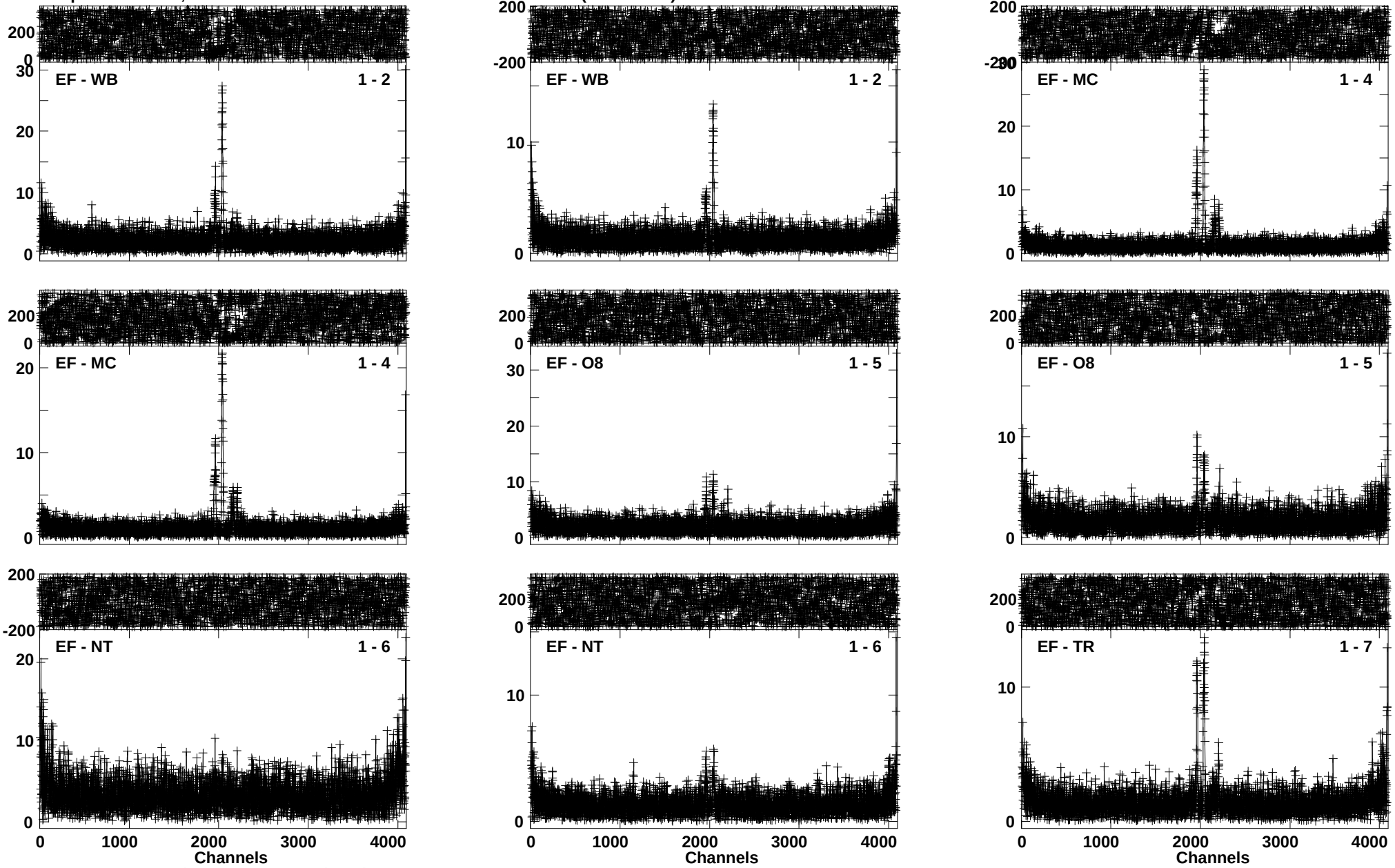

Lower frame: Ampl Jy Top frame: Phas deg
Vector averaged cross-power spectrum Baseline: EF (01) - WB (02)
Timerange: 00/21:20:21 to 00/21:22:19

Plot file version 12 created 20-MAR-2017 13:49:10
G016.58-0.05 EM117F 2.UVDATA.1
Freq = 6.6667 GHz, Bw = 2.000 MH Calibrated with CL # 3 and BP # 1 (BP mode 1)

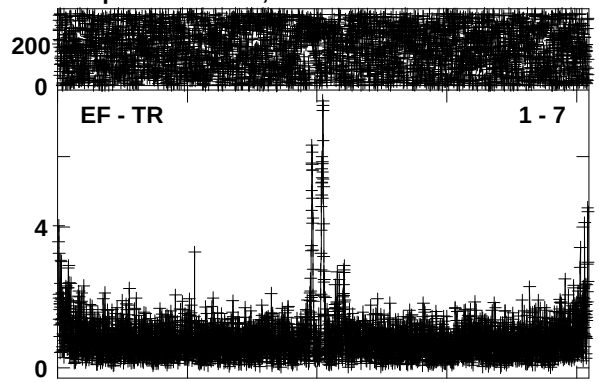

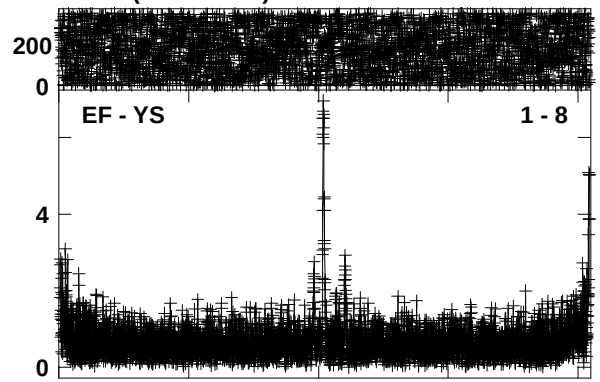

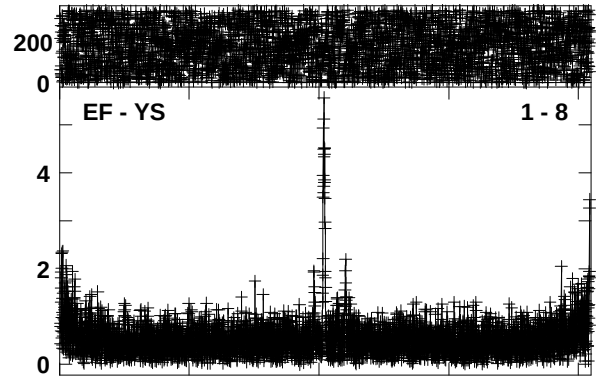

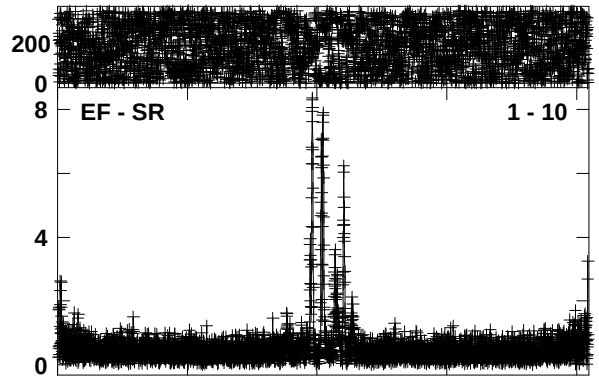

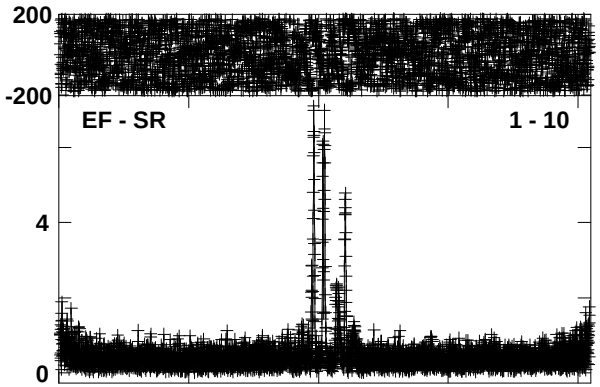



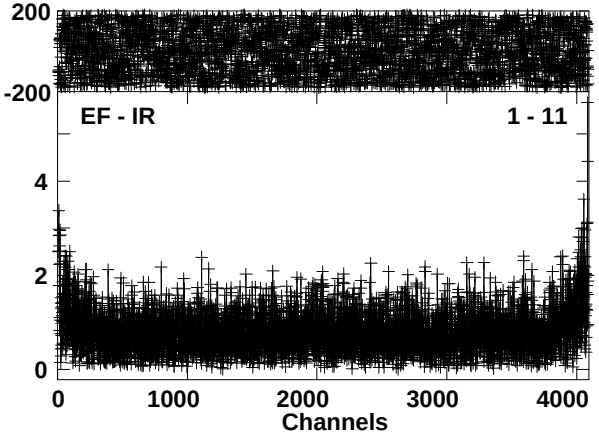

Lower frame: Ampl Jy Top frame: Phas deg
Vector averaged cross-power spectrum Baseline: EF (01) - TR (07)
Timerange: 00/21:20:21 to 00/21:22:19

Plot file version 13 created 20-MAR-2017 13:49:13
G016.58-0.05 EM117F 2.UVDATA.1
Freq = 6.6667 GHz, Bw = 2.000 MH Calibrated with CL # 3 and BP # 1 (BP mode 1)

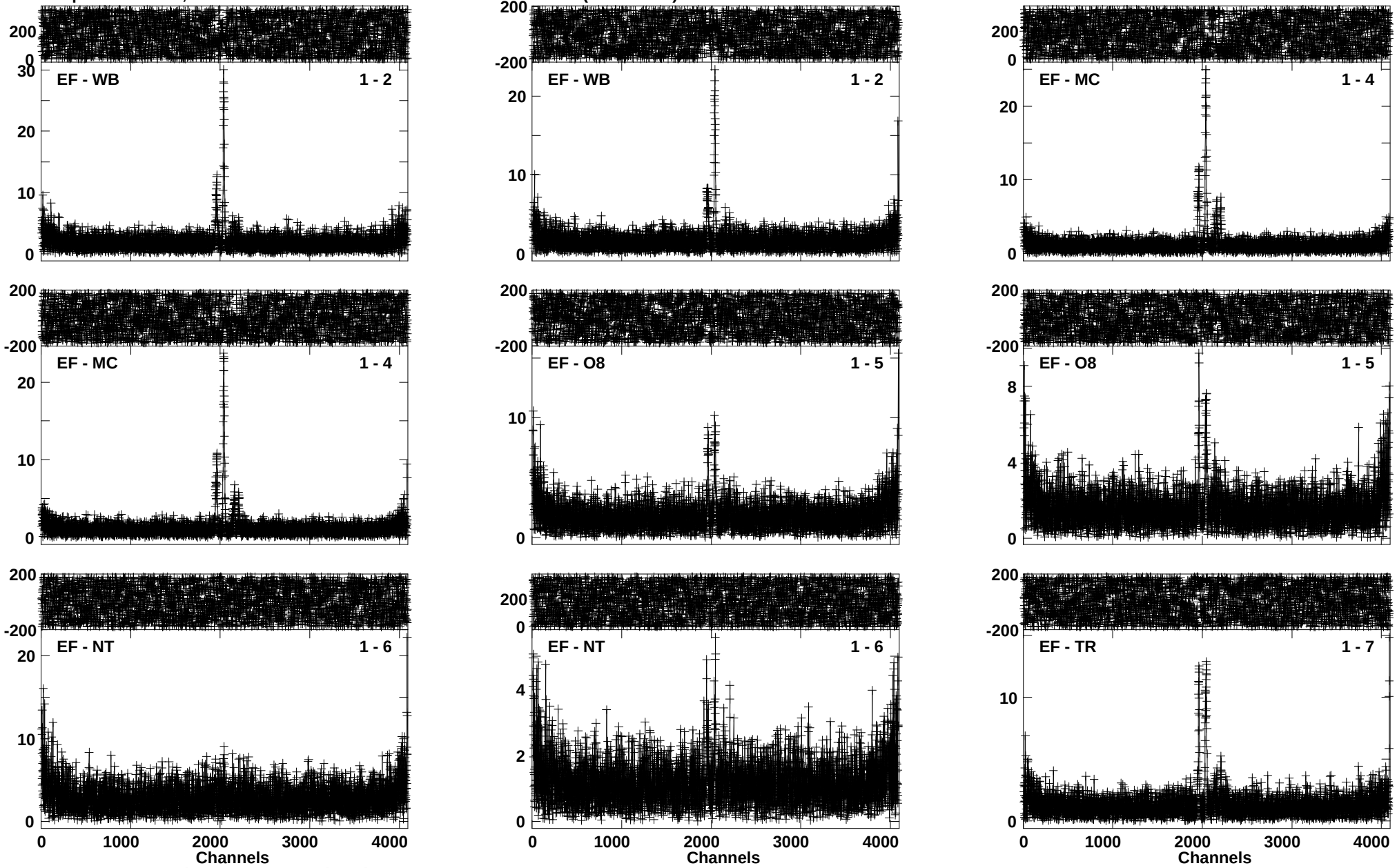

Lower frame: Ampl Jy Top frame: Phas deg
Vector averaged cross-power spectrum Baseline: EF (01) - WB (02)
Timerange: 00/21:26:01 to 00/21:27:59

Plot file version 14 created 20-MAR-2017 13:49:14
G016.58-0.05 EM117F 2.UVDATA.1
Freq = 6.6667 GHz, Bw = 2.000 MH Calibrated with CL # 3 and BP # 1 (BP mode 1)

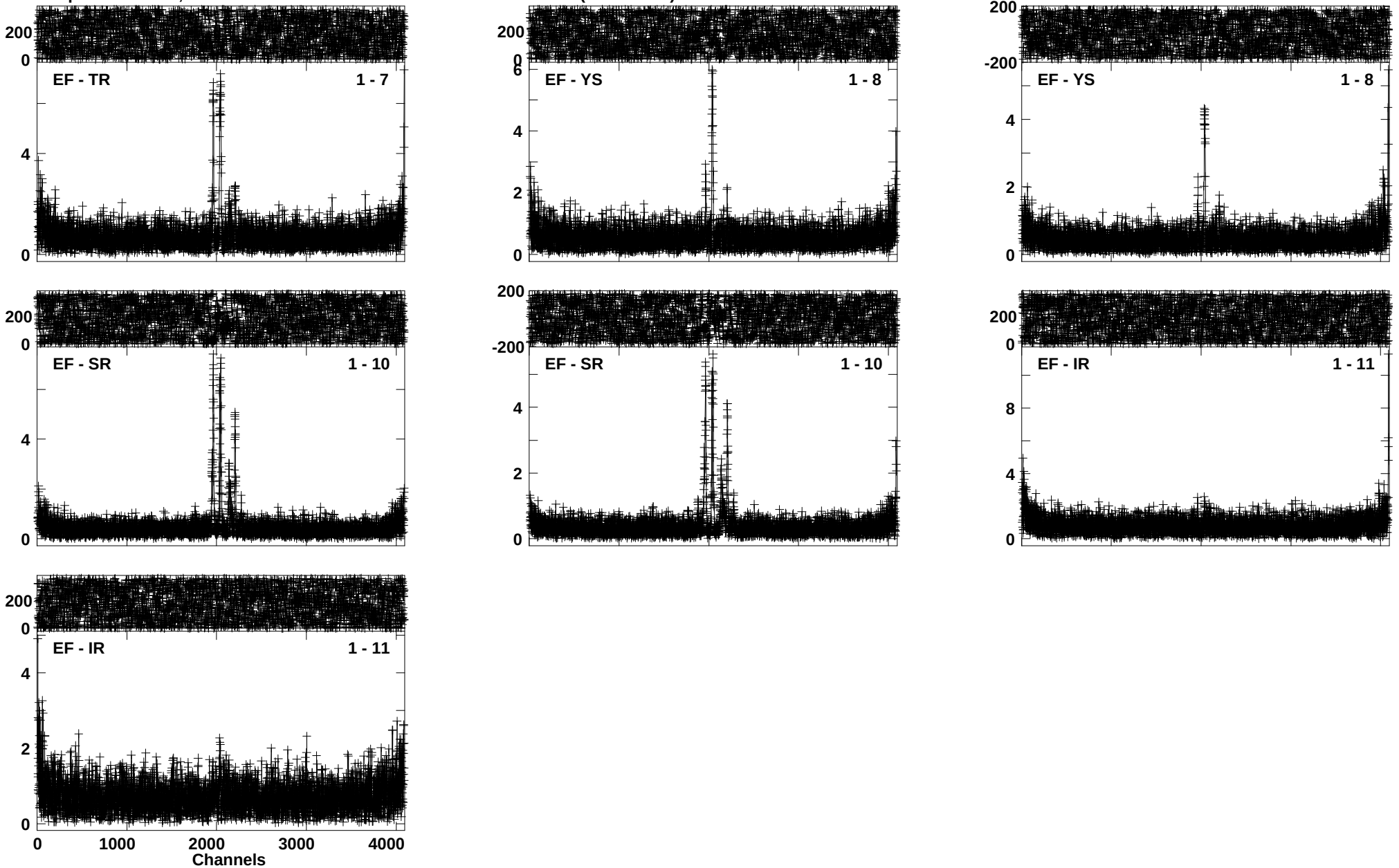

Lower frame: Ampl Jy Top frame: Phas deg
Vector averaged cross-power spectrum Baseline: EF (01) - TR (07)
Timerange: 00/21:26:01 to 00/21:27:59

Plot file version 15 created 20-MAR-2017 13:49:19
G016.58-0.05 EM117F 2.UVDATA.1
Freq = 6.6667 GHz, Bw = 2.000 MH Calibrated with CL # 3 and BP # 1 (BP mode 1)

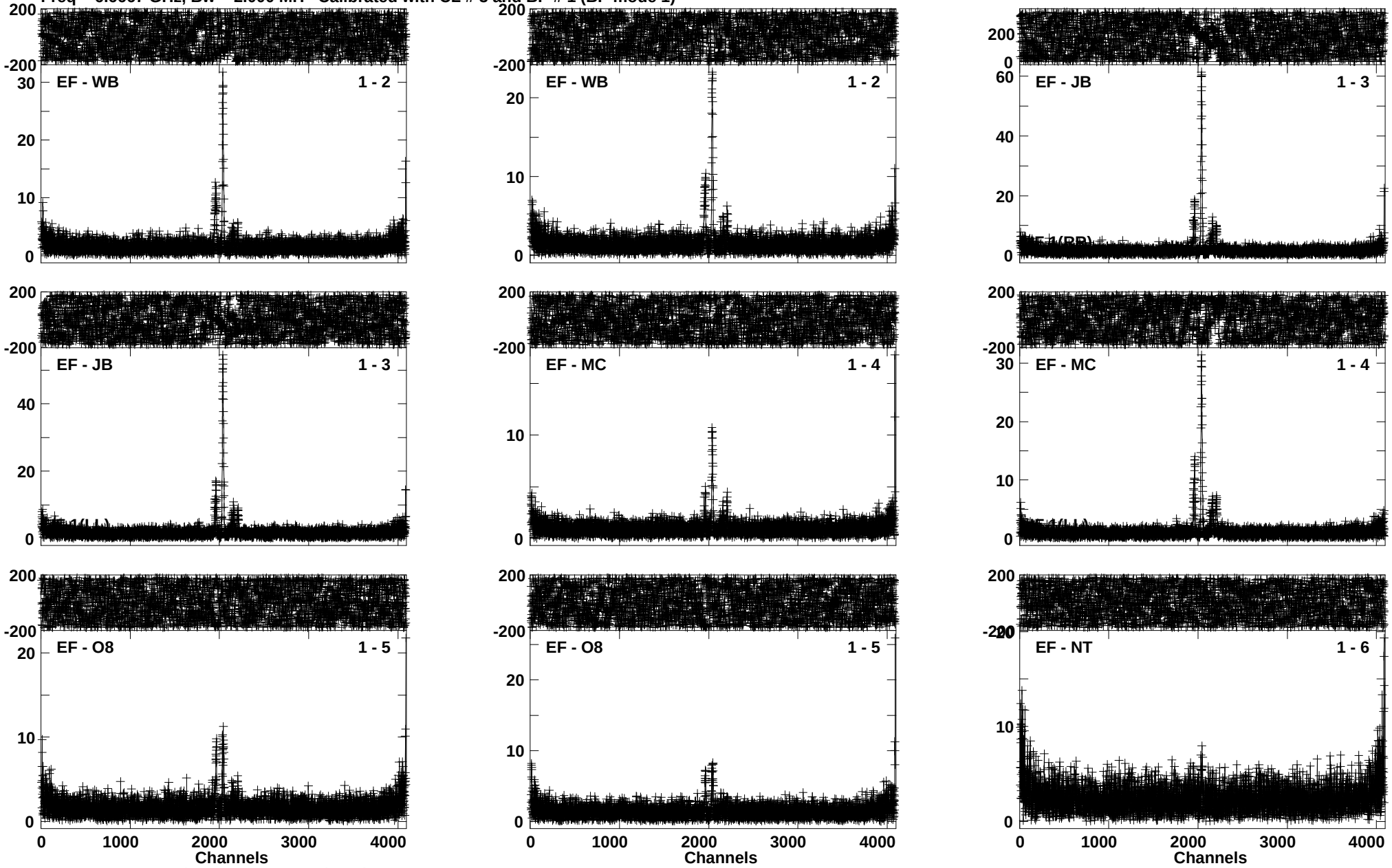

Lower frame: Ampl Jy Top frame: Phas deg
Vector averaged cross-power spectrum Baseline: EF (01) - WB (02)
Timerange: 00/21:31:01 to 00/21:32:59

Plot file version 16 created 20-MAR-2017 13:49:20
G016.58-0.05 EM117F 2.UVDATA.1
Freq = 6.6667 GHz, Bw = 2.000 MH Calibrated with CL # 3 and BP # 1 (BP mode 1)

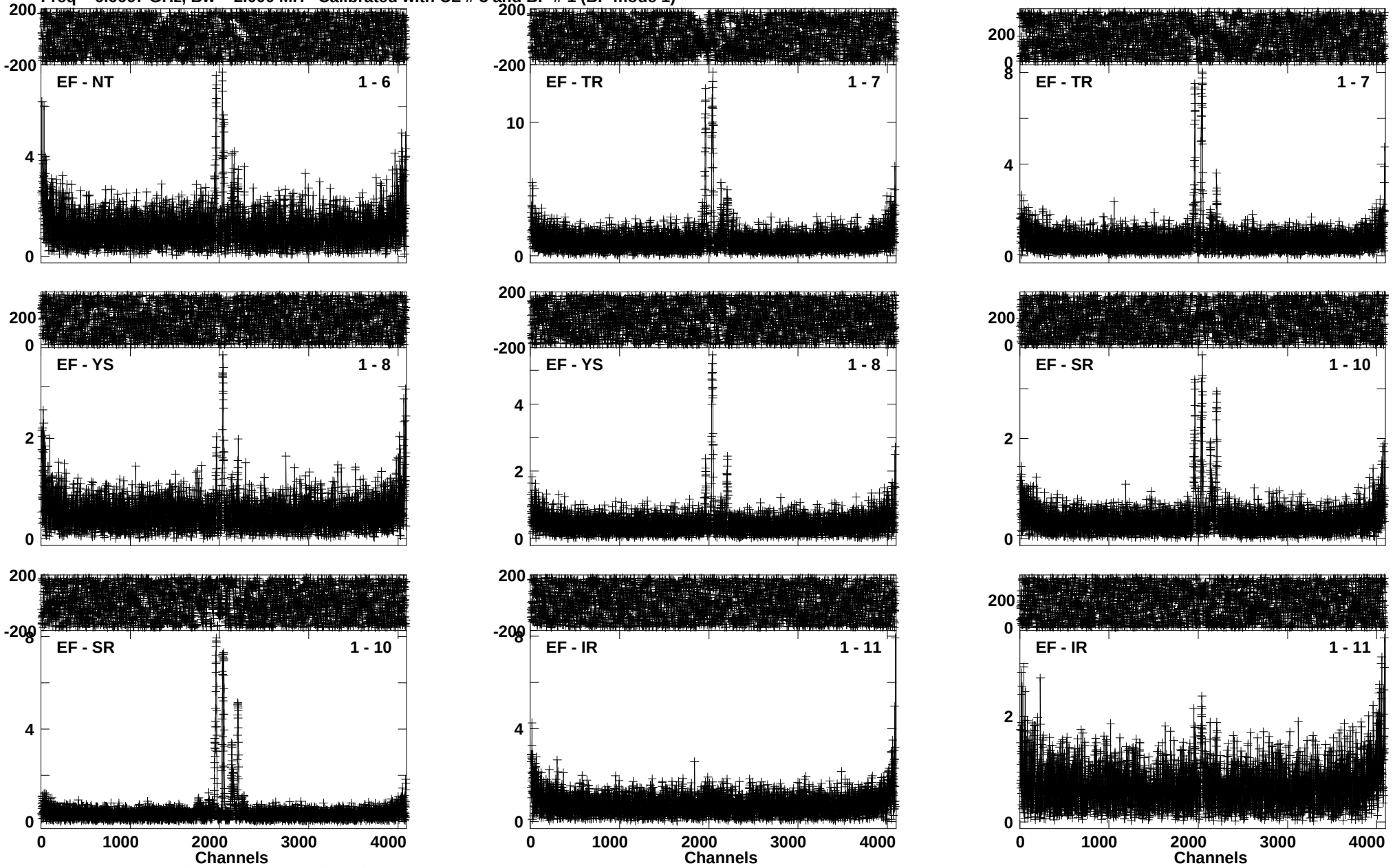

Lower frame: Ampl Jy Top frame: Phas deg
Vector averaged cross-power spectrum Baseline: EF (01) - NT (06)
Timerange: 00/21:31:01 to 00/21:32:59

Plot file version 17 created 20-MAR-2017 13:49:24
G016.58-0.05 EM117F 2.UVDATA.1
Freq = 6.6667 GHz, Bw = 2.000 MH Calibrated with CL # 3 and BP # 1 (BP mode 1)

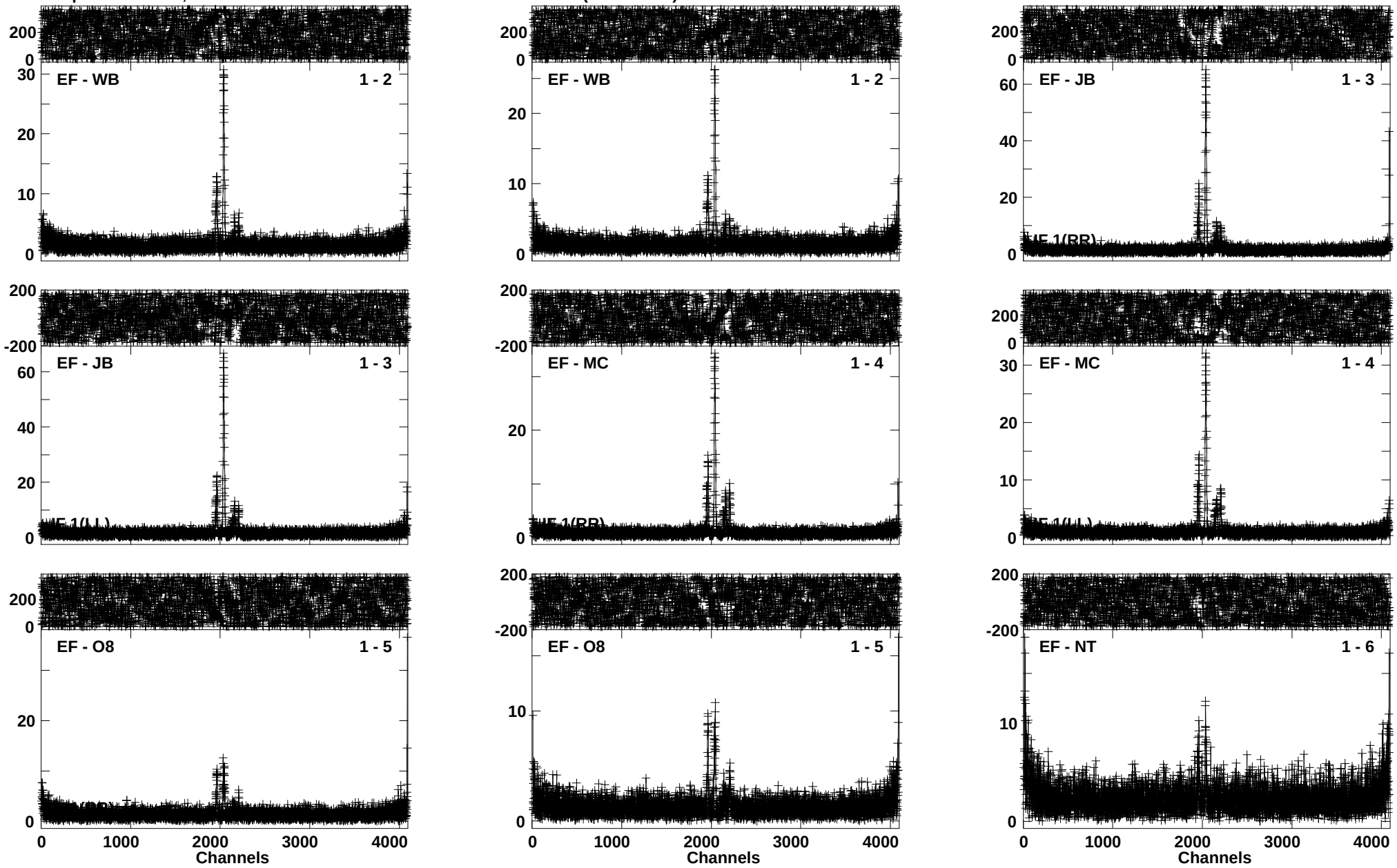

Lower frame: Ampl Jy Top frame: Phas deg
Vector averaged cross-power spectrum Baseline: EF (01) - WB (02)
Timerange: 00/21:36:01 to 00/21:37:59

Plot file version 18 created 20-MAR-2017 13:49:25
G016.58-0.05 EM117F 2.UVDATA.1
Freq = 6.6667 GHz, Bw = 2.000 MH Calibrated with CL # 3 and BP # 1 (BP mode 1)

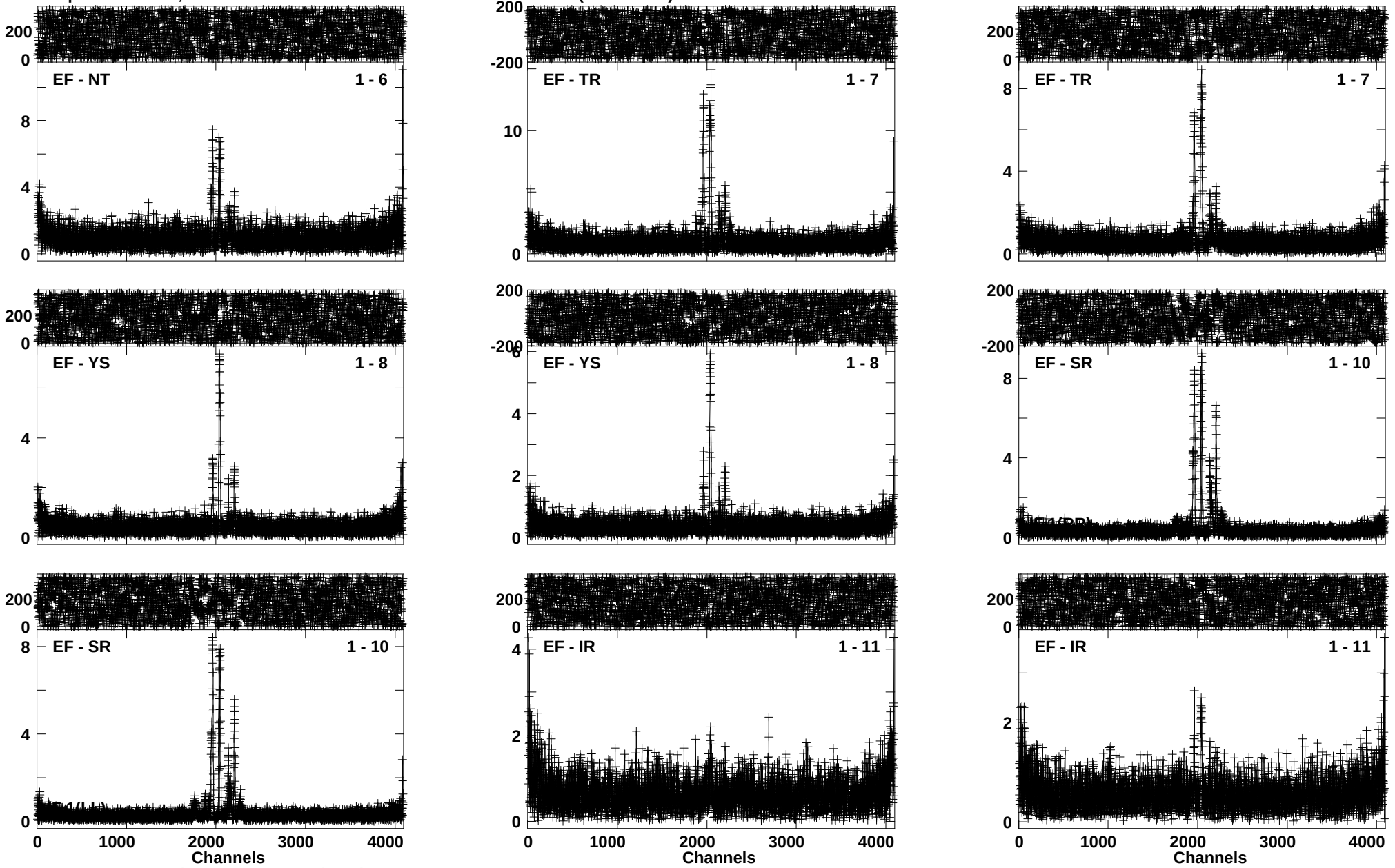

Lower frame: Ampl Jy Top frame: Phas deg
Vector averaged cross-power spectrum Baseline: EF (01) - NT (06)
Timerange: 00/21:36:01 to 00/21:37:59

Plot file version 19 created 20-MAR-2017 13:49:28
1822-173 EM117F 2.UVDATA.1
Freq = 6.6667 GHz, Bw = 2.000 MH Calibrated with CL # 3 and BP # 1 (BP mode 1)

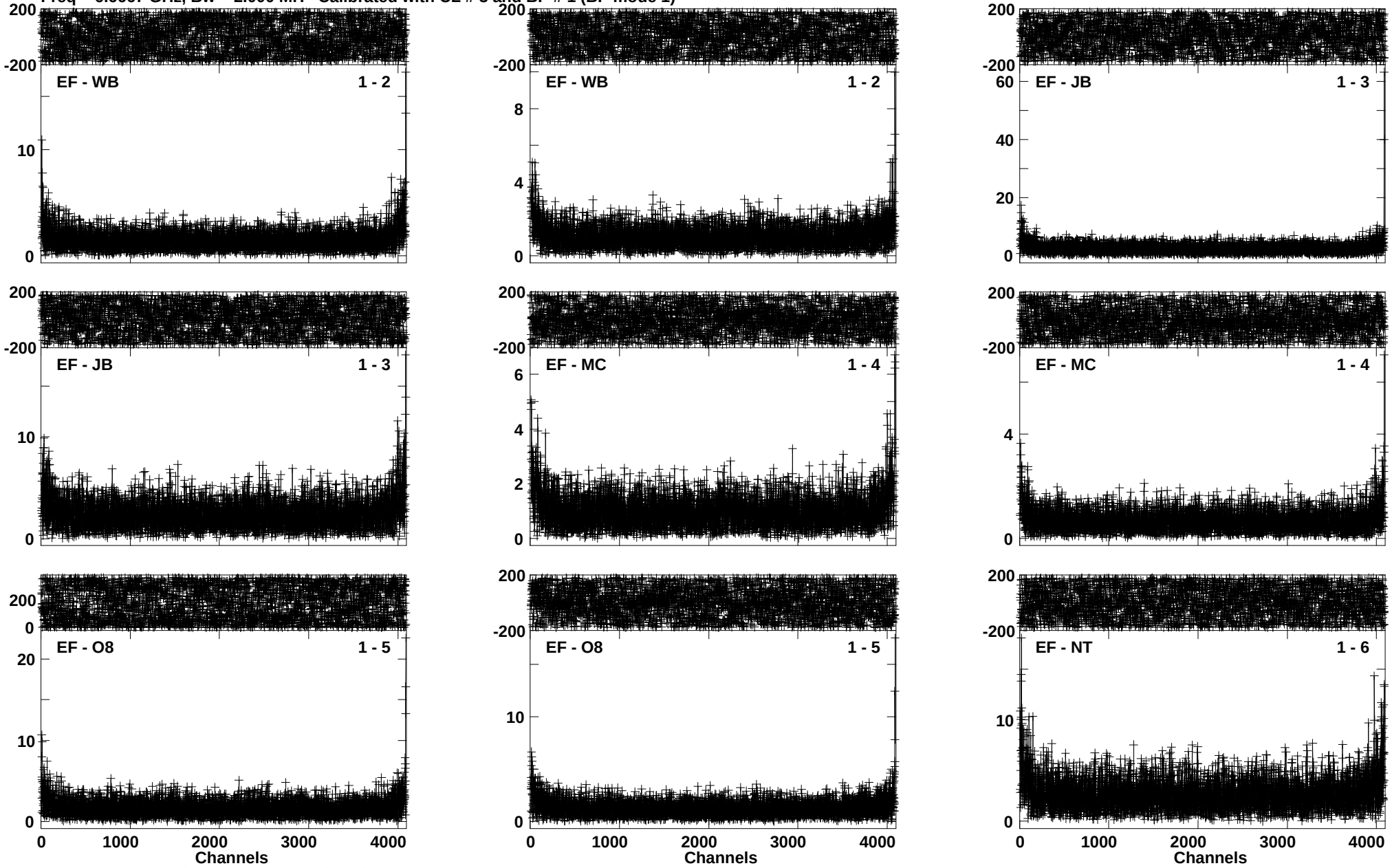

Lower frame: Ampl Jy Top frame: Phas deg
Vector averaged cross-power spectrum Baseline: EF (01) - WB (02)
Timerange: 00/21:38:41 to 00/21:41:39

Plot file version 20 created 20-MAR-2017 13:49:29
1822-173 EM117F 2.UVDATA.1
Freq = 6.6667 GHz, Bw = 2.000 MH Calibrated with CL # 3 and BP # 1 (BP mode 1)

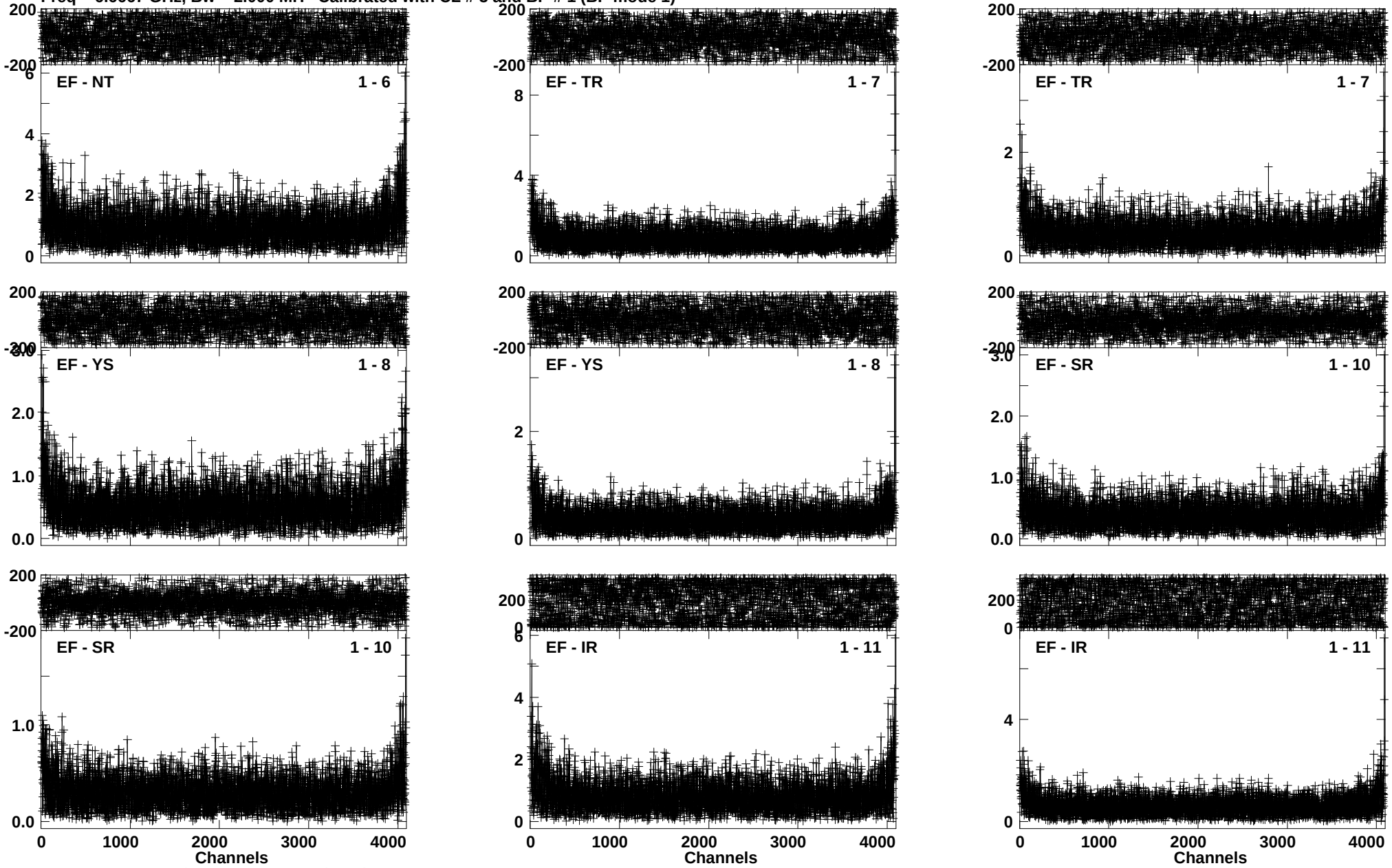

Lower frame: Ampl Jy Top frame: Phas deg
Vector averaged cross-power spectrum Baseline: EF (01) - NT (06)
Timerange: 00/21:38:41 to 00/21:41:39

Plot file version 21 created 20-MAR-2017 13:49:31
G016.58-0.05 EM117F 2.UVDATA.1
Freq = 6.6667 GHz, Bw = 2.000 MH Calibrated with CL # 3 and BP # 1 (BP mode 1)

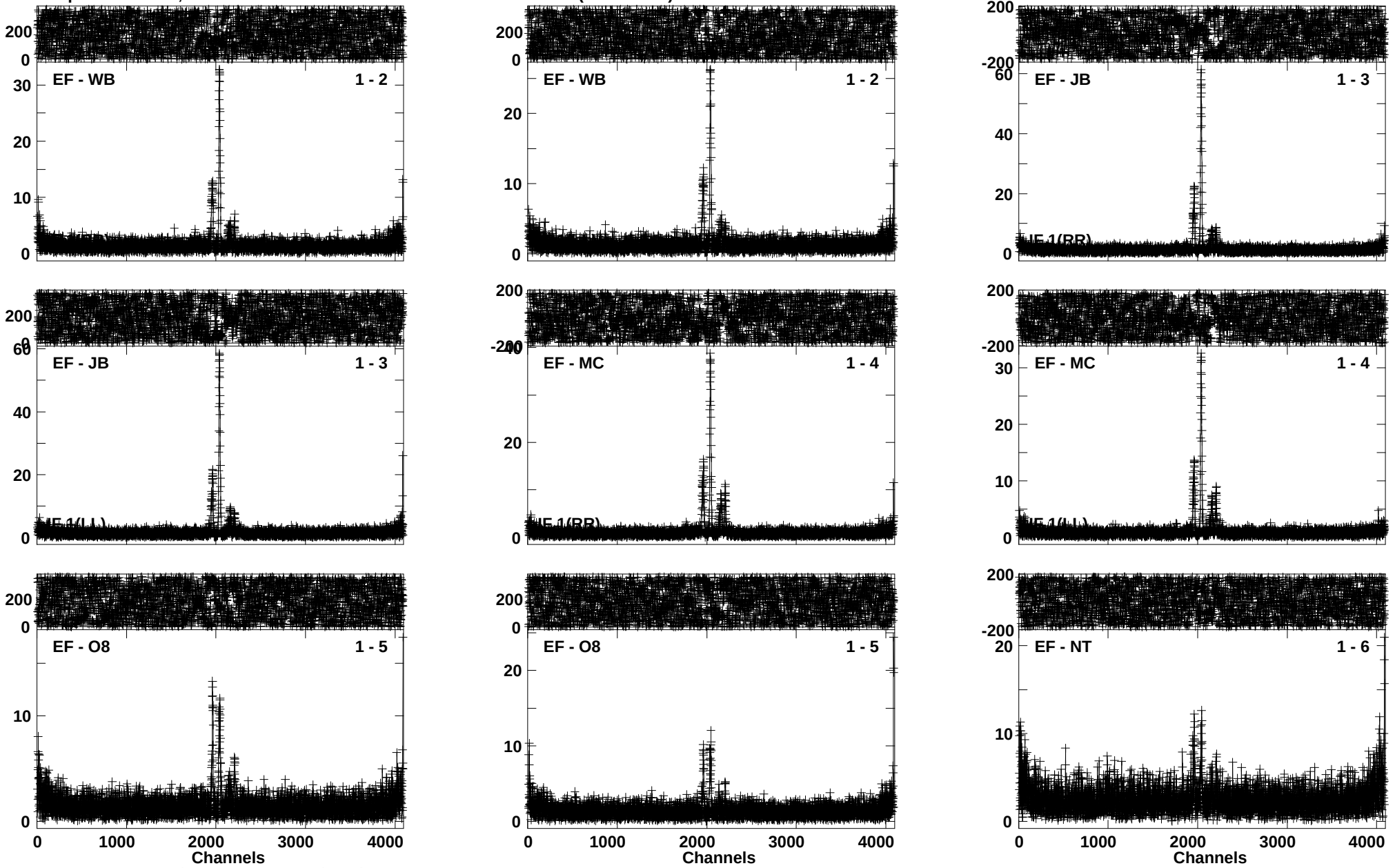

Lower frame: Ampl Jy Top frame: Phas deg
Vector averaged cross-power spectrum Baseline: EF (01) - WB (02)
Timerange: 00/21:41:41 to 00/21:43:39

Plot file version 22 created 20-MAR-2017 13:49:32
G016.58-0.05 EM117F 2.UVDATA.1
Freq = 6.6667 GHz, Bw = 2.000 MH Calibrated with CL # 3 and BP # 1 (BP mode 1)

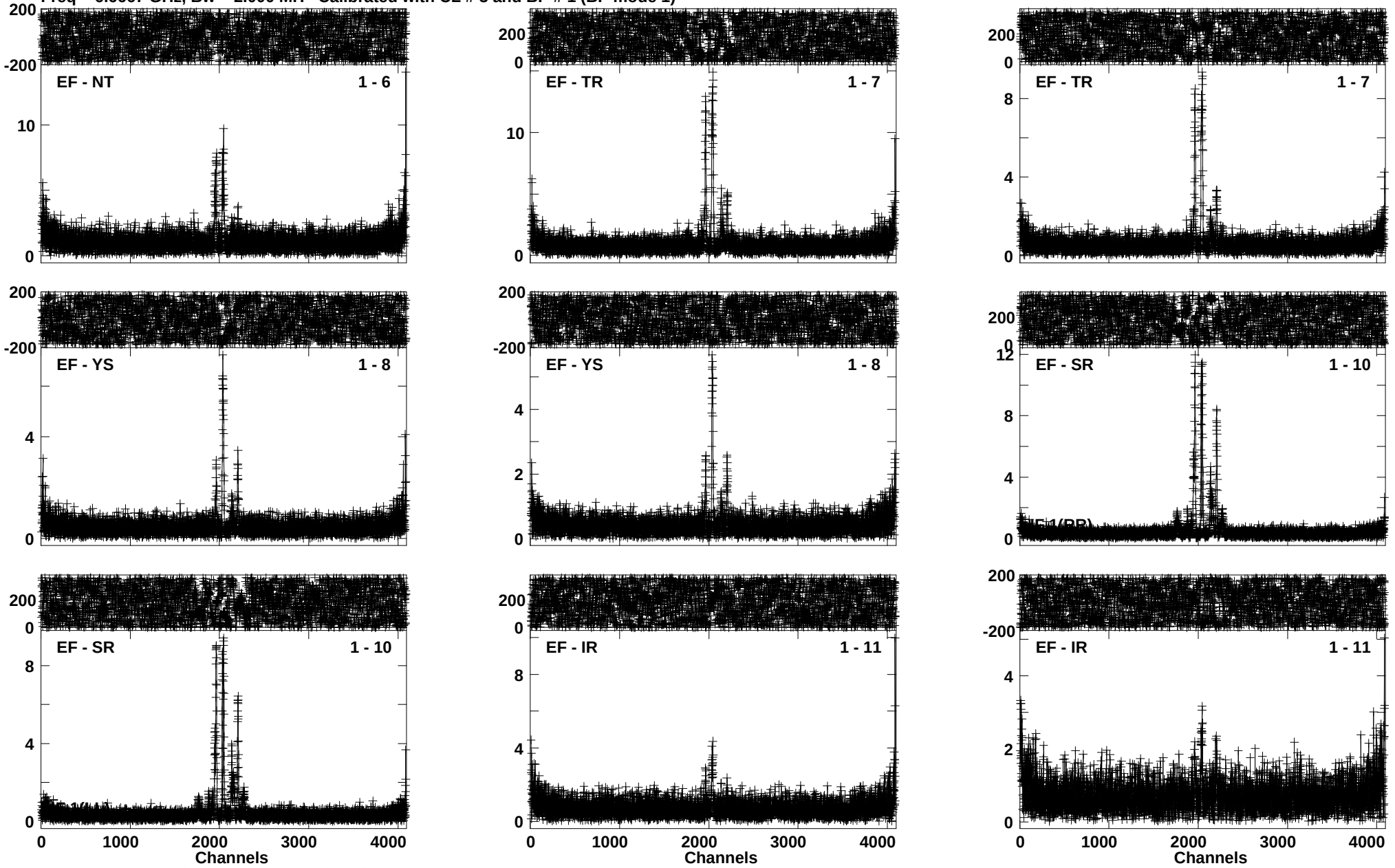

Lower frame: Ampl Jy Top frame: Phas deg
Vector averaged cross-power spectrum Baseline: EF (01) - NT (06)
Timerange: 00/21:41:41 to 00/21:43:39

Plot file version 23 created 20-MAR-2017 13:49:35
1822-173 EM117F 2.UVDATA.1
Freq = 6.6667 GHz, Bw = 2.000 MH Calibrated with CL # 3 and BP # 1 (BP mode 1)

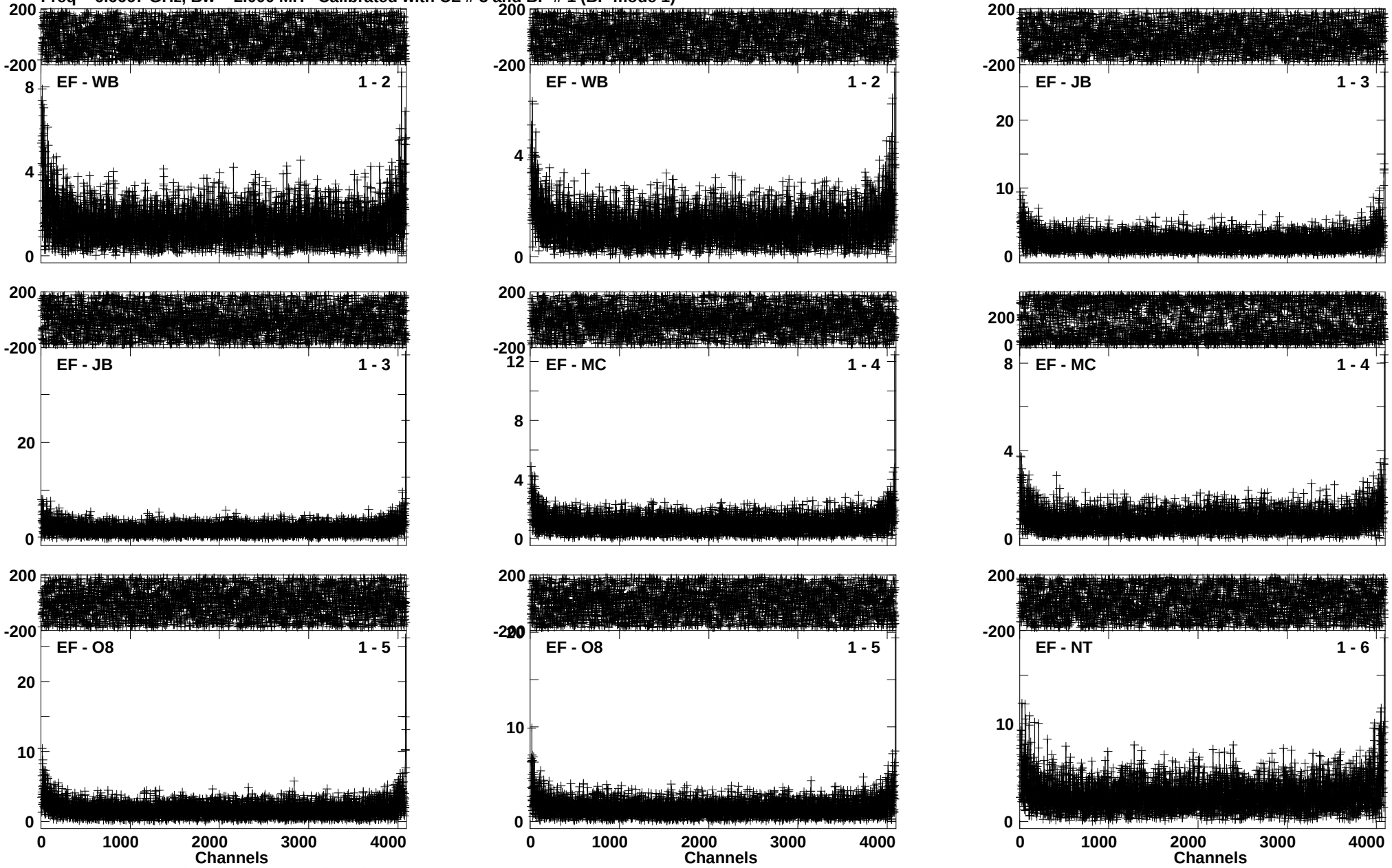

Lower frame: Ampl Jy Top frame: Phas deg
Vector averaged cross-power spectrum Baseline: EF (01) - WB (02)
Timerange: 00/21:43:41 to 00/21:46:39

Plot file version 24 created 20-MAR-2017 13:49:38
1822-173 EM117F 2.UVDATA.1
Freq = 6.6667 GHz, Bw = 2.000 MH Calibrated with CL # 3 and BP # 1 (BP mode 1)

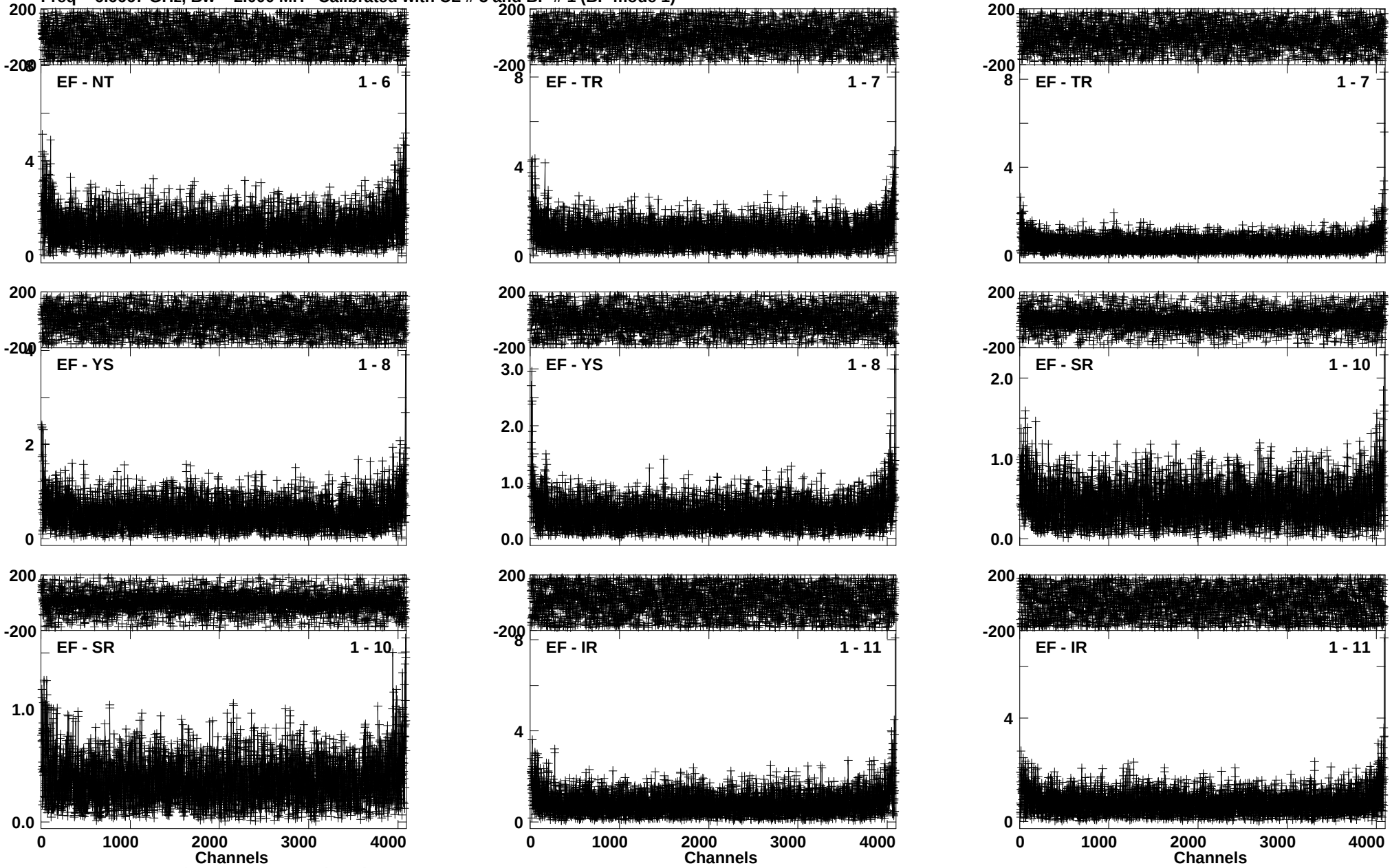

Lower frame: Ampl Jy Top frame: Phas deg
Vector averaged cross-power spectrum Baseline: EF (01) - NT (06)
Timerange: 00/21:43:41 to 00/21:46:39

Plot file version 25 created 20-MAR-2017 13:49:42
J1331+3030 EM117F 2.UVDATA.1
Freq = 6.6667 GHz, Bw = 2.000 MH Calibrated with CL # 3 and BP # 1 (BP mode 1)

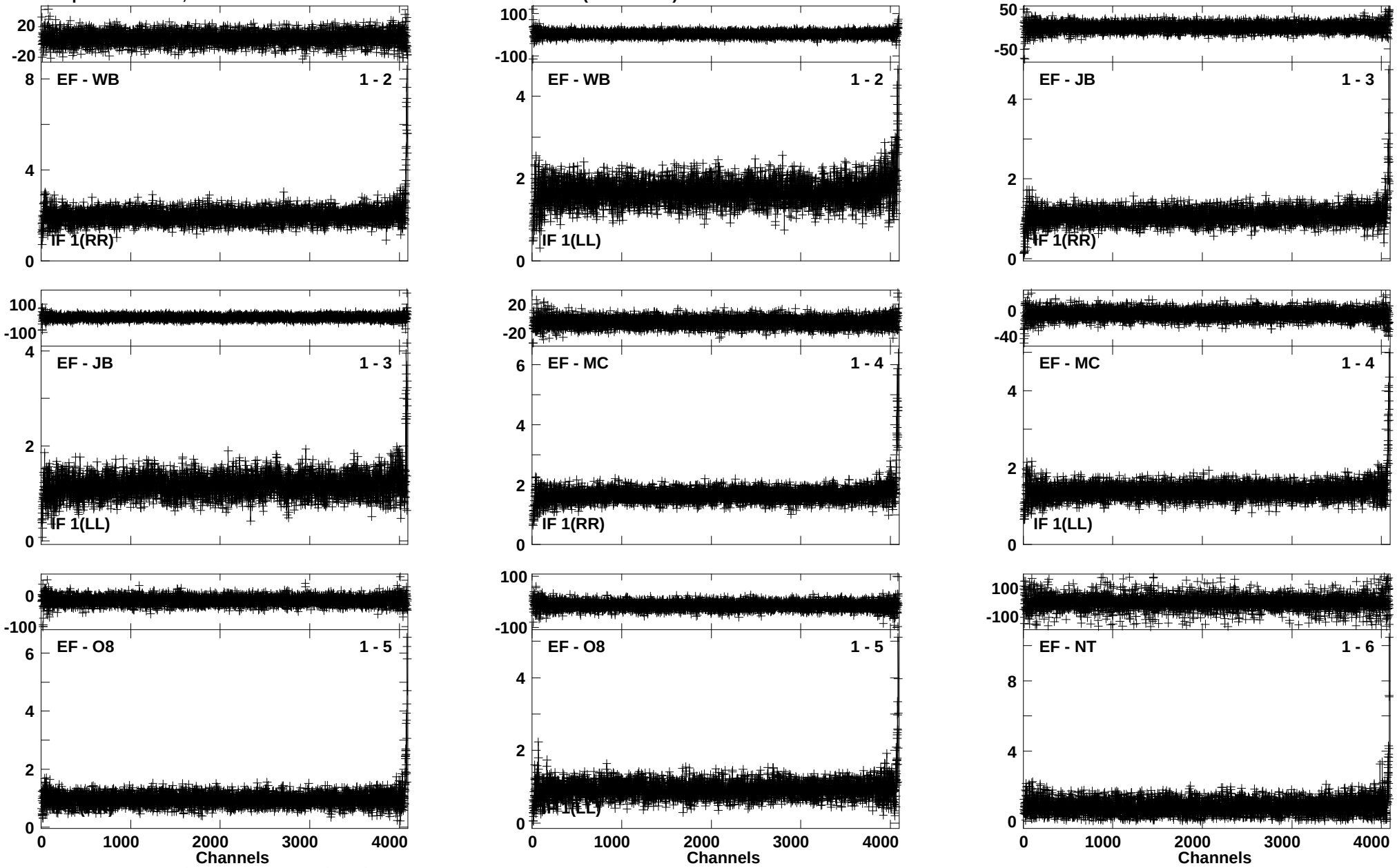

Lower frame: Ampl Jy Top frame: Phas deg
Vector averaged cross-power spectrum Baseline: EF (01) - WB (02)
Timerange: 00/21:51:36 to 00/22:01:34

Plot file version 26 created 20-MAR-2017 13:49:47
J1331+3030 EM117F 2.UVDATA.1
Freq = 6.6667 GHz, Bw = 2.000 MH Calibrated with CL # 3 and BP # 1 (BP mode 1)

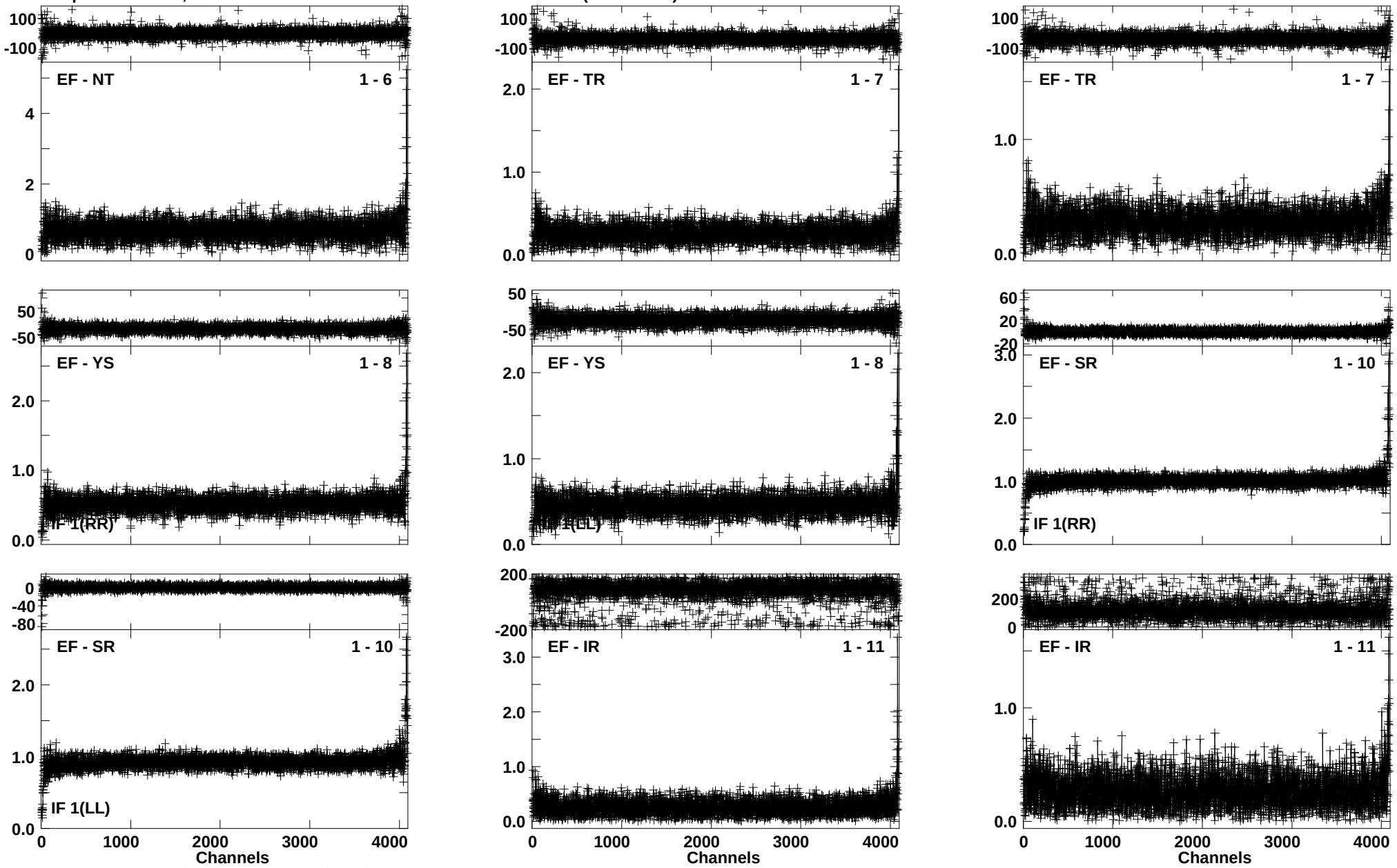

Lower frame: Ampl Jy Top frame: Phas deg
Vector averaged cross-power spectrum Baseline: EF (01) - NT (06)
Timerange: 00/21:51:36 to 00/22:01:34

Plot file version 27 created 20-MAR-2017 13:49:55
J2202+4216 EM117F 2.UVDATA.1
Freq = 6.6667 GHz, Bw = 2.000 MH Calibrated with CL # 3 and BP # 1 (BP mode 1)

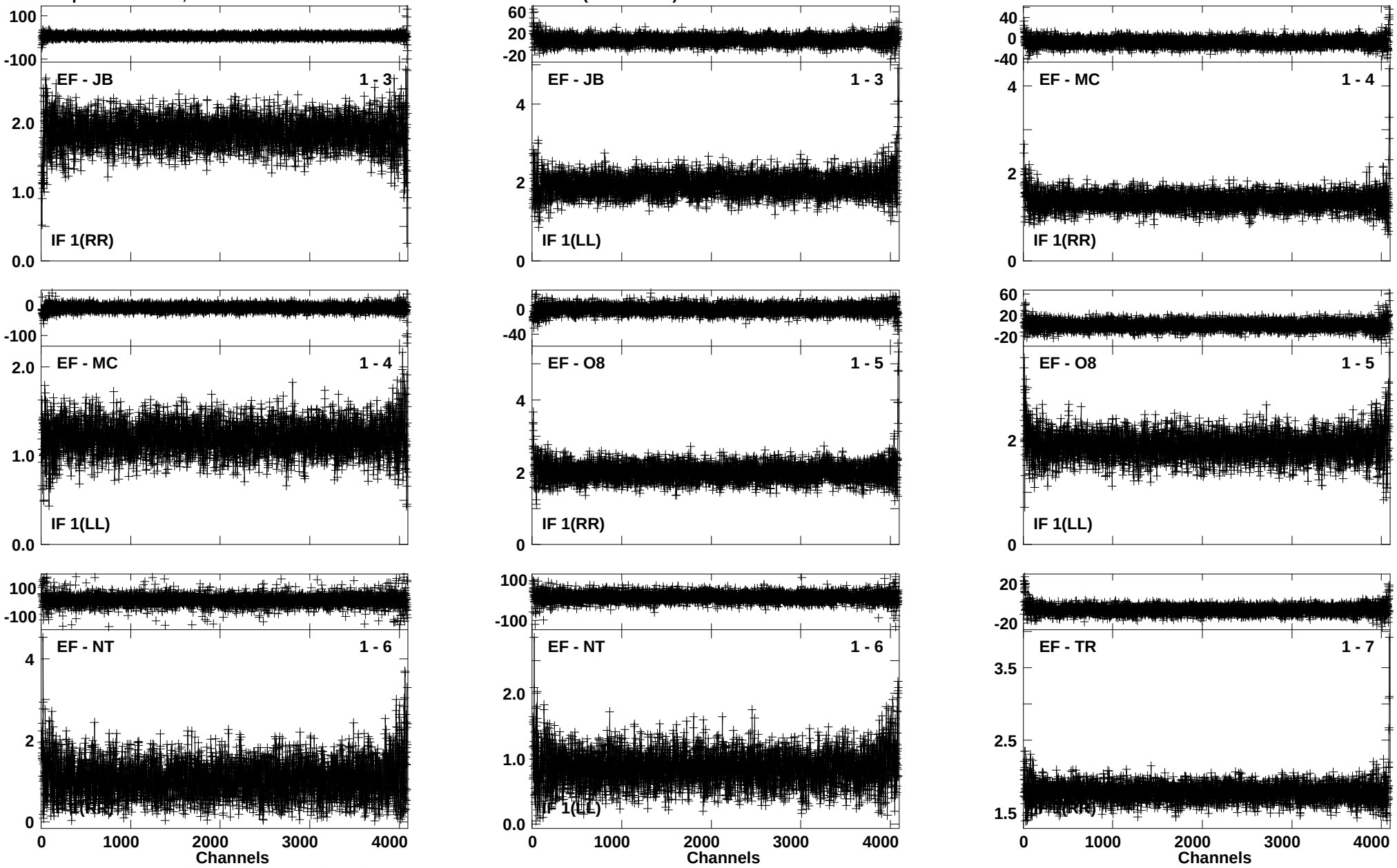

Lower frame: Ampl Jy Top frame: Phas deg
Vector averaged cross-power spectrum Baseline: EF (01) - JB (03)
Timerange: 00/22:10:26 to 00/22:20:24

Plot file version 28 created 20-MAR-2017 13:49:59
J2202+4216 EM117F 2.UVDATA.1
Freq = 6.6667 GHz, Bw = 2.000 MH Calibrated with CL # 3 and BP # 1 (BP mode 1)

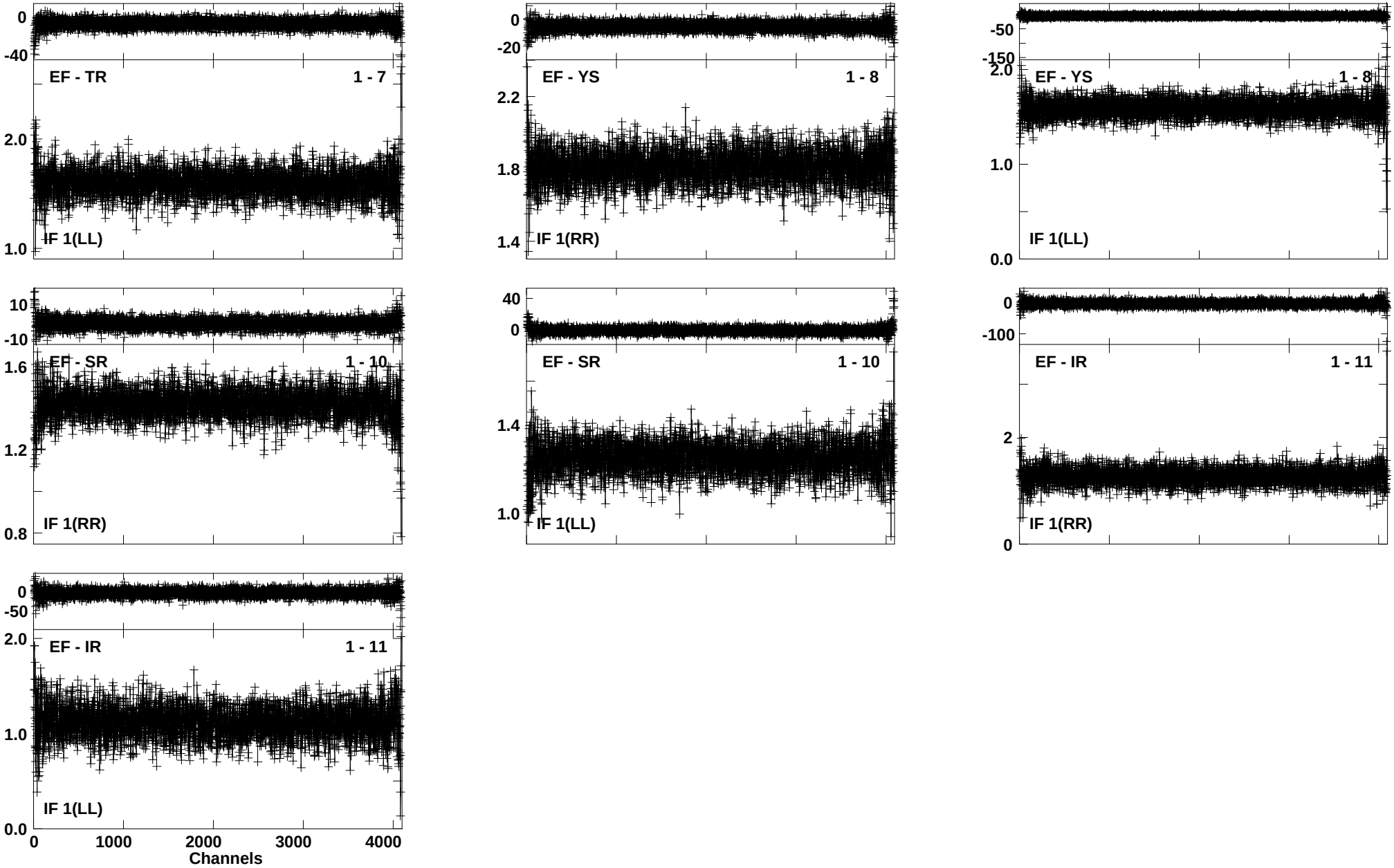

Lower frame: Ampl Jy Top frame: Phas deg
Vector averaged cross-power spectrum Baseline: EF (01) - TR (07)
Timerange: 00/22:10:26 to 00/22:20:24

Plot file version 29 created 20-MAR-2017 13:50:03
1822-173 EM117F 2.UVDATA.1
Freq = 6.6667 GHz, Bw = 2.000 MH Calibrated with CL # 3 and BP # 1 (BP mode 1)

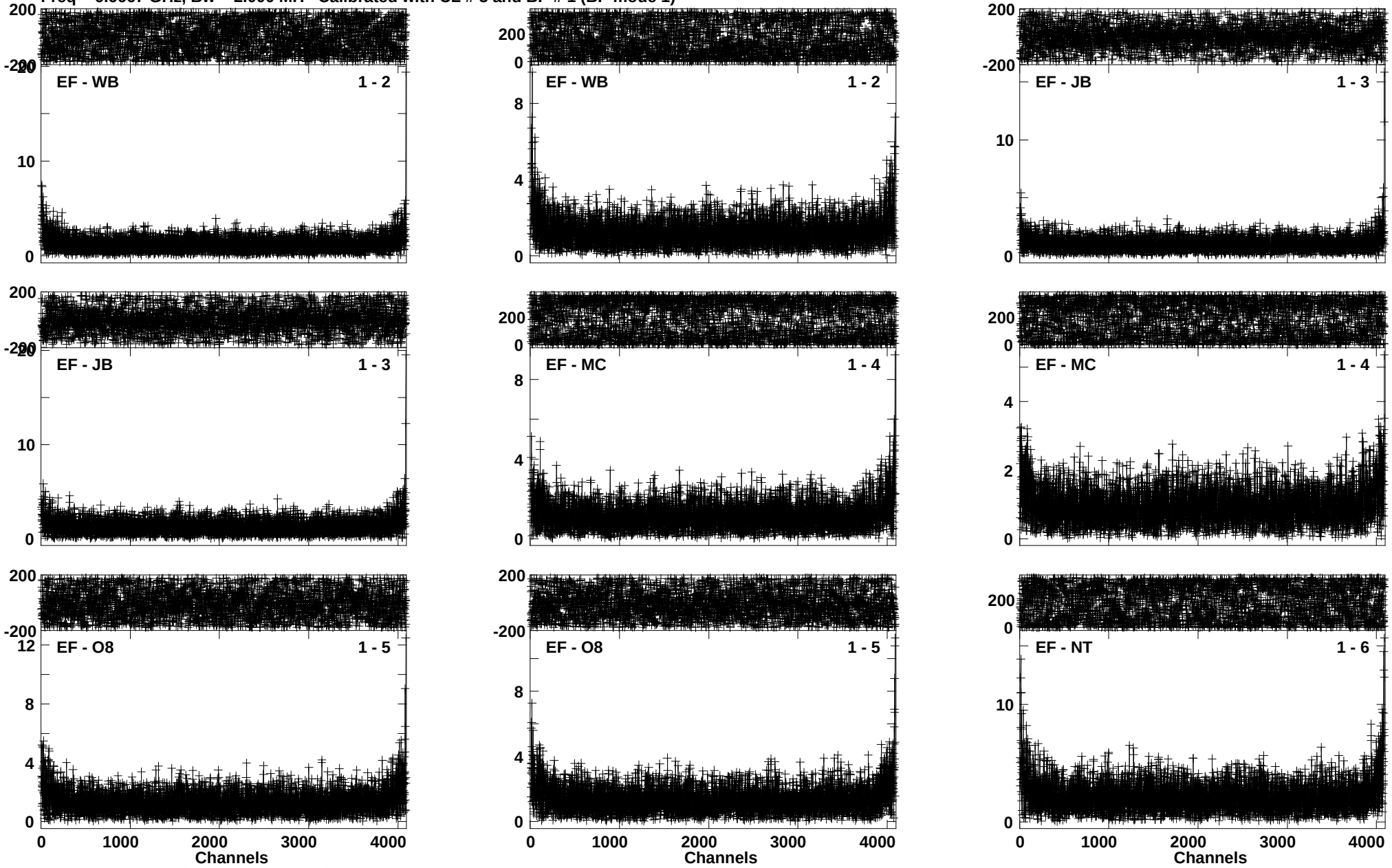

Lower frame: Ampl Jy Top frame: Phas deg
Vector averaged cross-power spectrum Baseline: EF (01) - WB (02)
Timerange: 00/22:29:46 to 00/22:32:44

Plot file version 30 created 20-MAR-2017 13:50:04
1822-173 EM117F 2.UVDATA.1
Freq = 6.6667 GHz, Bw = 2.000 MH Calibrated with CL # 3 and BP # 1 (BP mode 1)

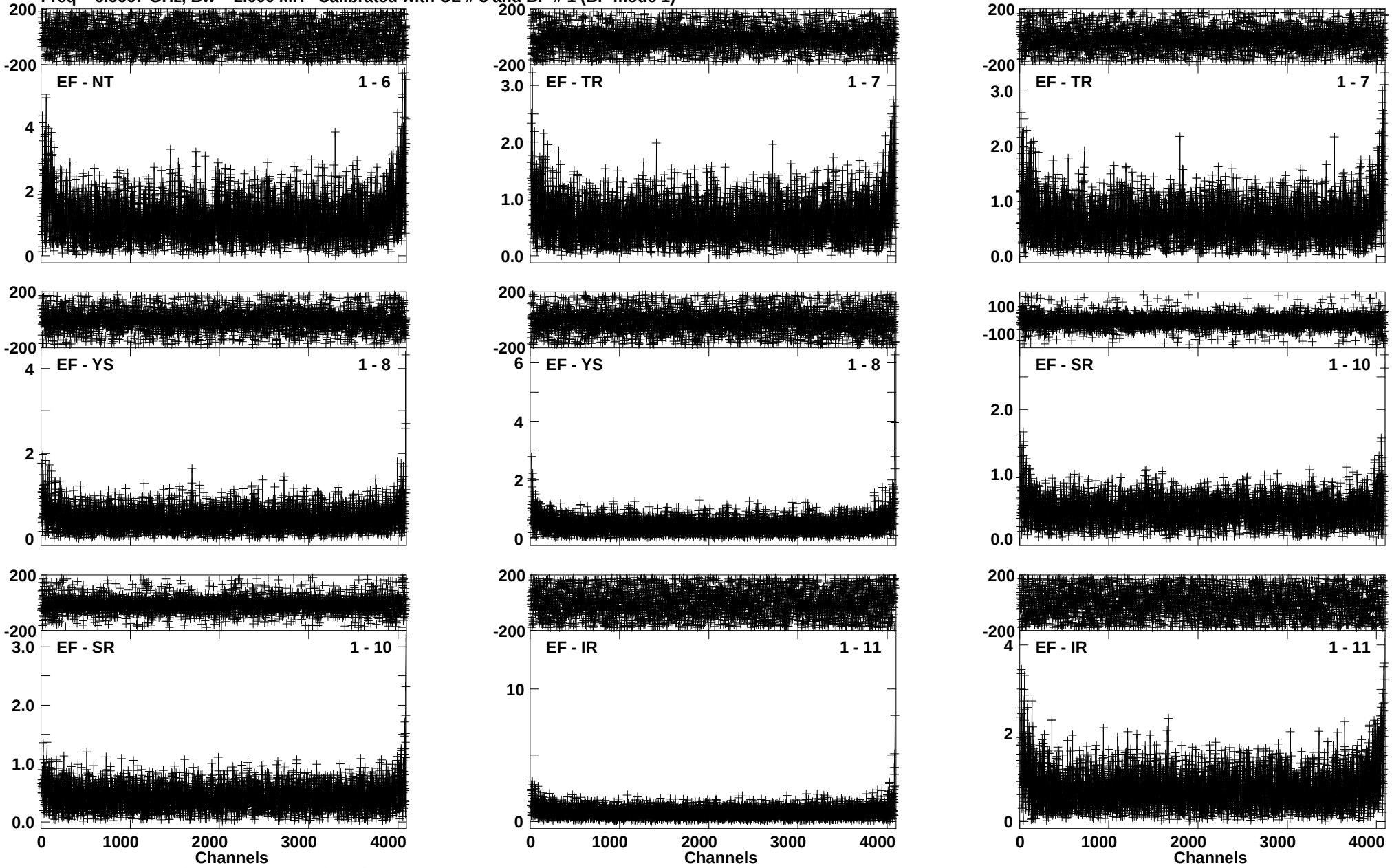

Lower frame: Ampl Jy Top frame: Phas deg
Vector averaged cross-power spectrum Baseline: EF (01) - NT (06)
Timerange: 00/22:29:46 to 00/22:32:44

Plot file version 31 created 20-MAR-2017 13:50:05
G016.58-0.05 EM117F 2.UVDATA.1
Freq = 6.6667 GHz, Bw = 2.000 MH Calibrated with CL # 3 and BP # 1 (BP mode 1)

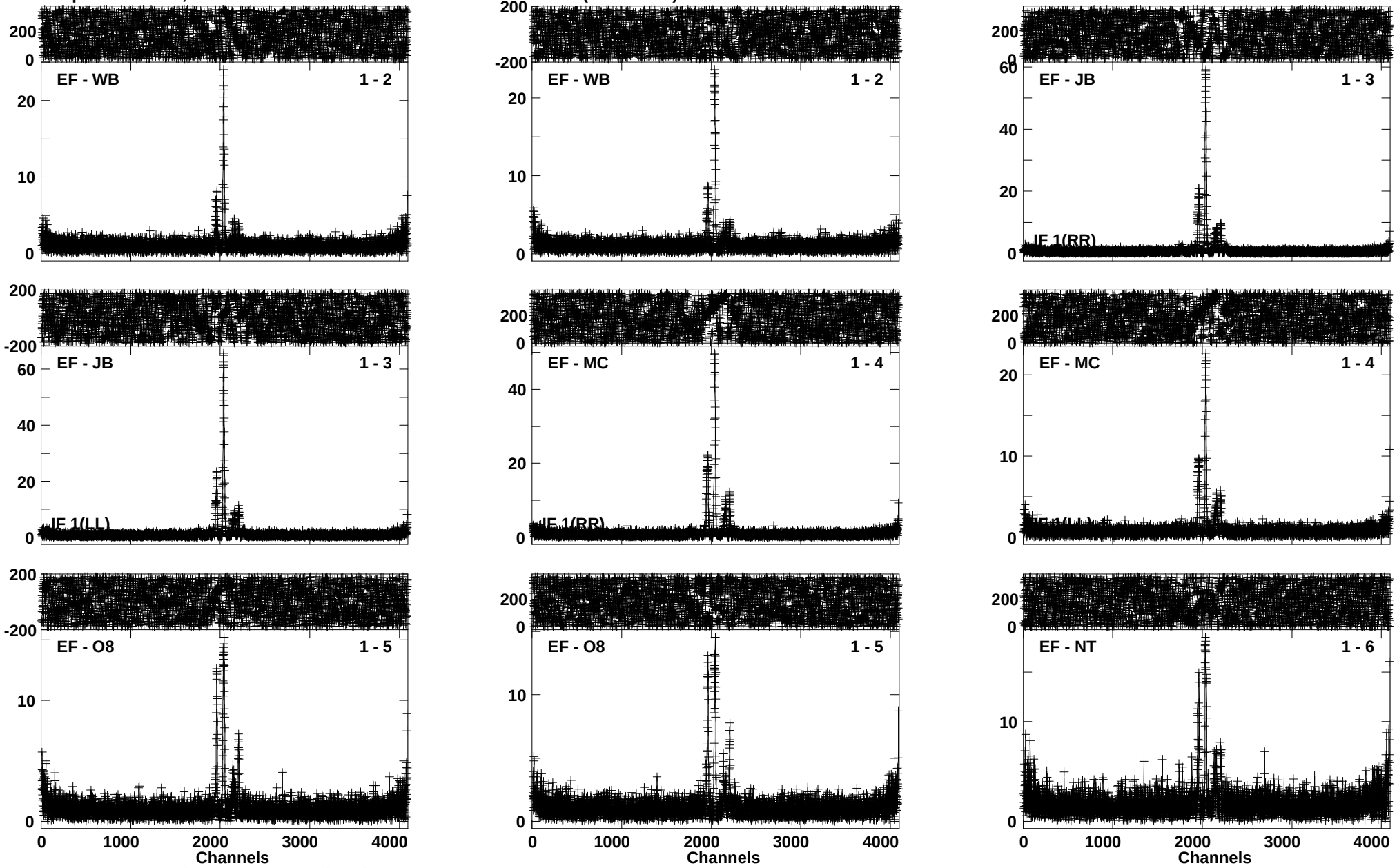

Lower frame: Ampl Jy Top frame: Phas deg
Vector averaged cross-power spectrum Baseline: EF (01) - WB (02)
Timerange: 00/22:32:46 to 00/22:34:44

Plot file version 32 created 20-MAR-2017 13:50:06
G016.58-0.05 EM117F 2.UVDATA.1
Freq = 6.6667 GHz, Bw = 2.000 MH Calibrated with CL # 3 and BP # 1 (BP mode 1)

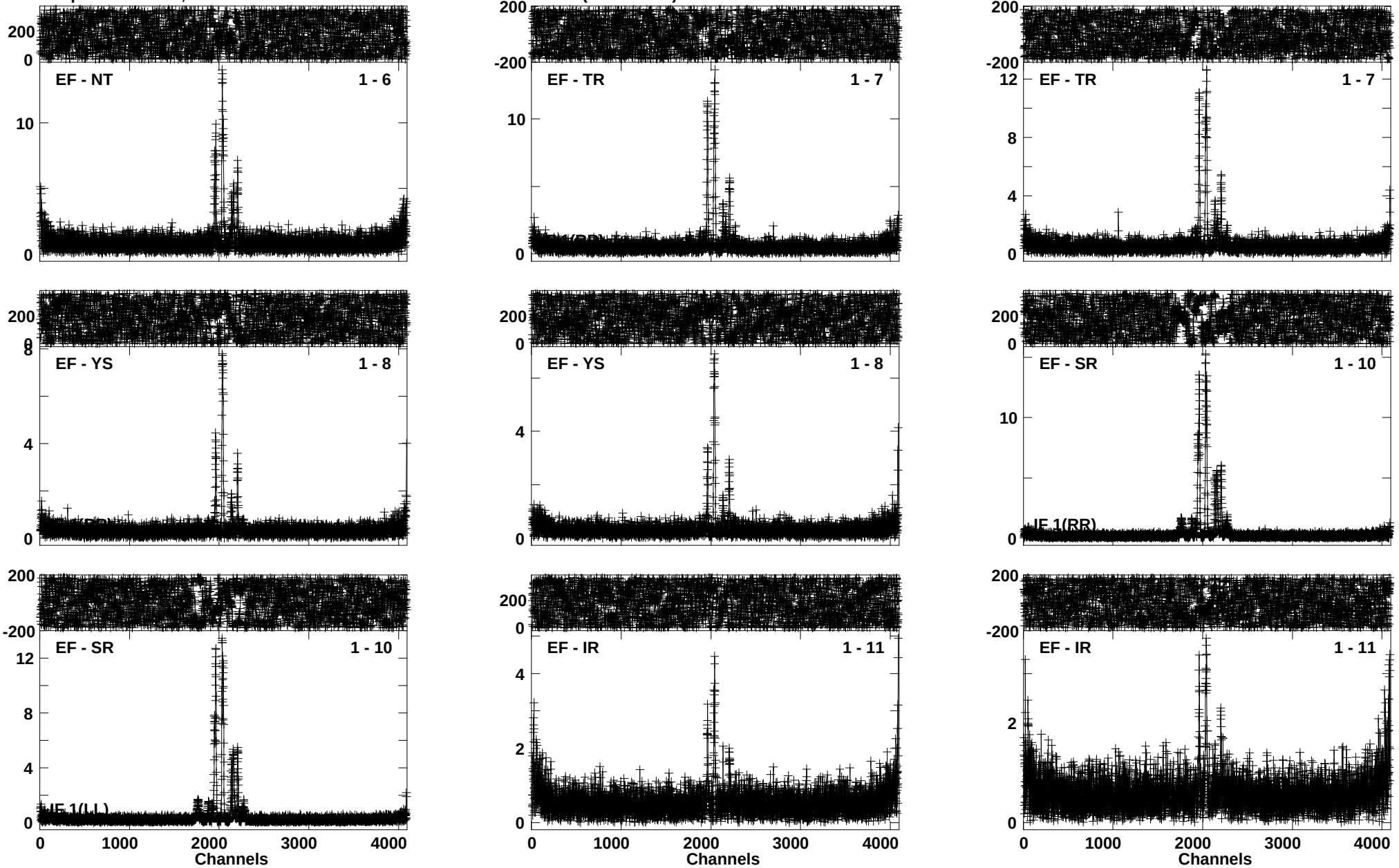

Lower frame: Ampl Jy Top frame: Phas deg
Vector averaged cross-power spectrum Baseline: EF (01) - NT (06)
Timerange: 00/22:32:46 to 00/22:34:44

Plot file version 33 created 20-MAR-2017 13:50:09
1822-173 EM117F 2.UVDATA.1
Freq = 6.6667 GHz, Bw = 2.000 MH Calibrated with CL # 3 and BP # 1 (BP mode 1)

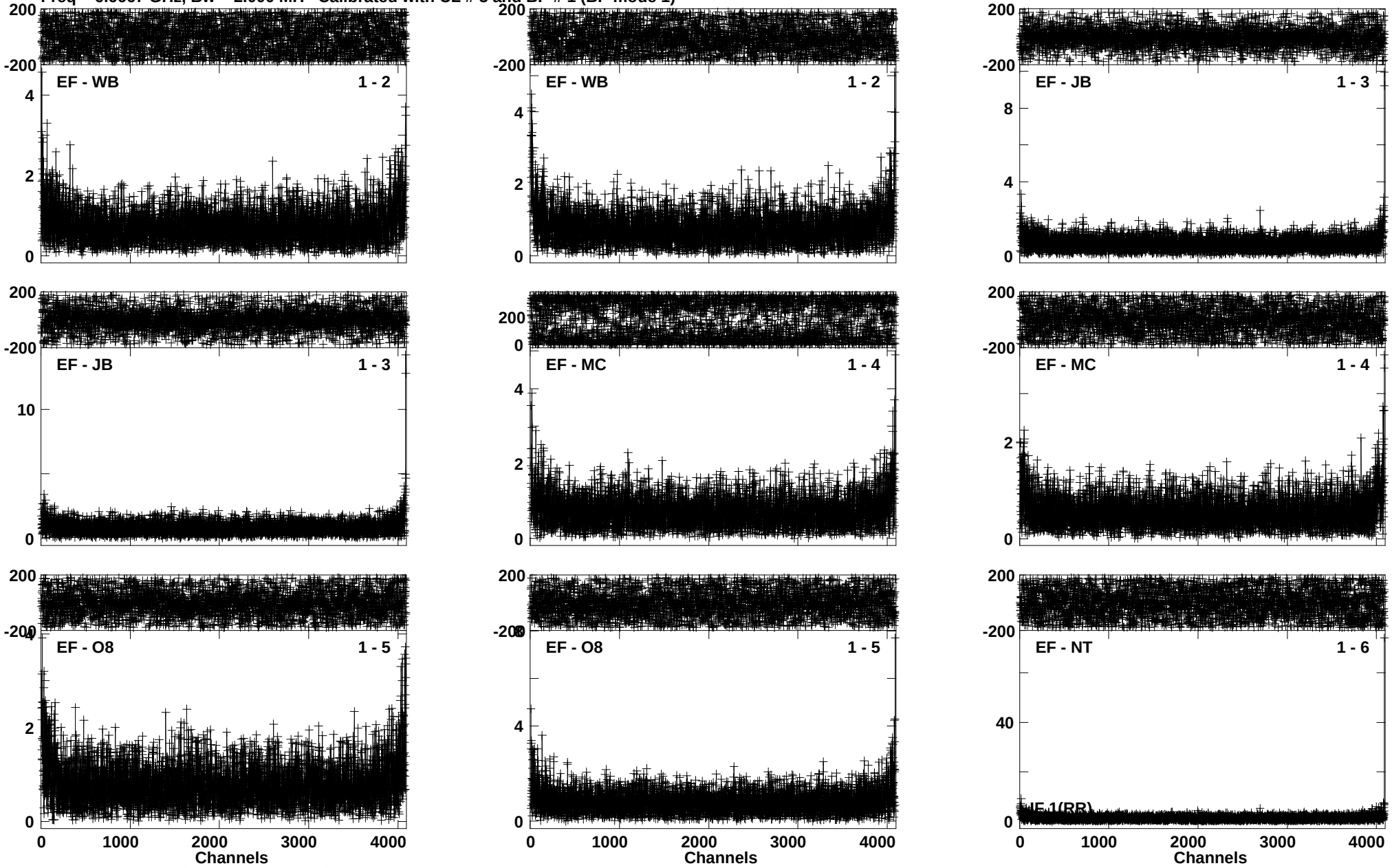

Lower frame: Ampl Jy Top frame: Phas deg
Vector averaged cross-power spectrum Baseline: EF (01) - WB (02)
Timerange: 00/22:34:46 to 00/22:37:44

Plot file version 34 created 20-MAR-2017 13:50:10
1822-173 EM117F 2.UVDATA.1
Freq = 6.6667 GHz, Bw = 2.000 MH Calibrated with CL # 3 and BP # 1 (BP mode 1)

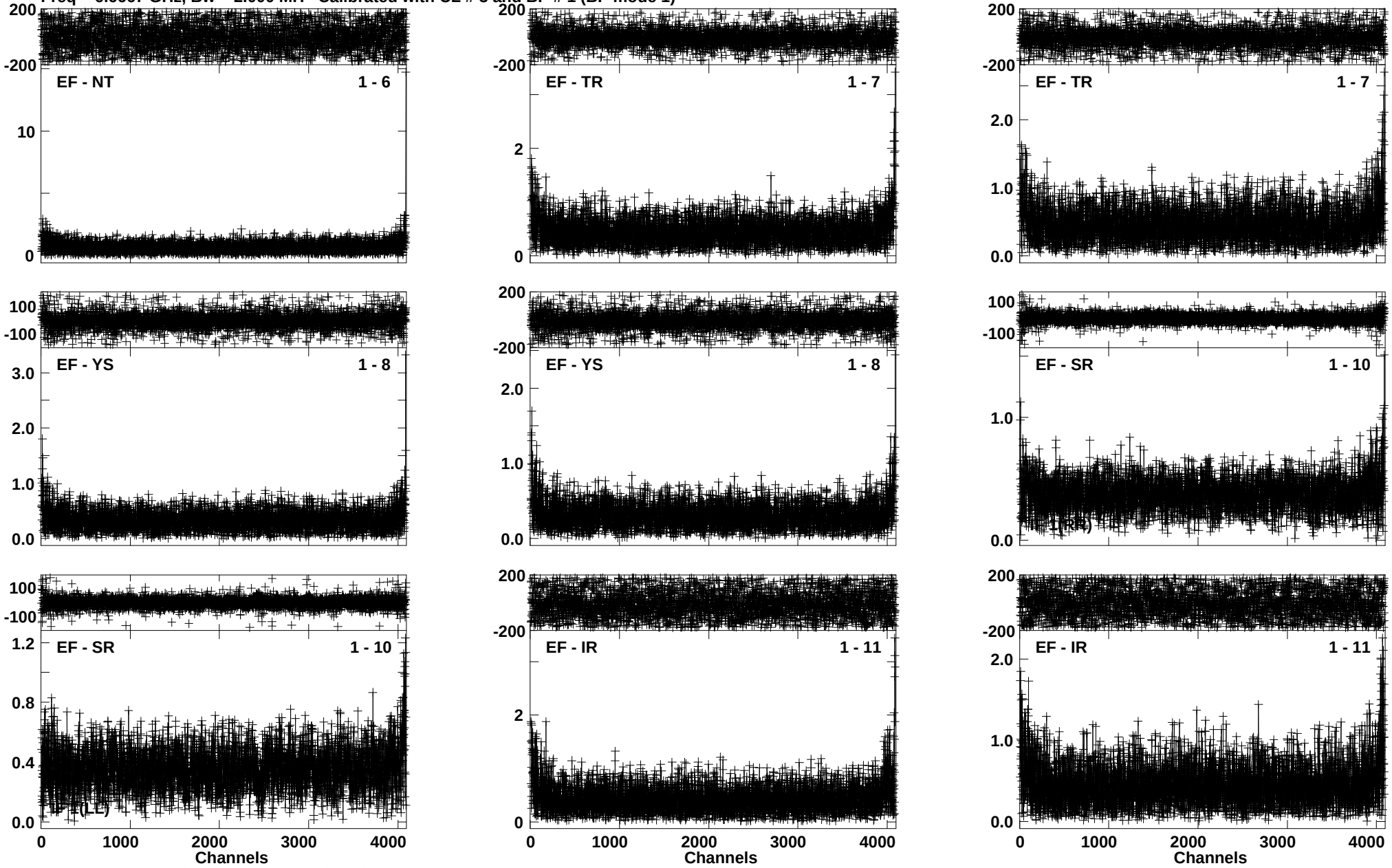

Lower frame: Ampl Jy Top frame: Phas deg
Vector averaged cross-power spectrum Baseline: EF (01) - NT (06)
Timerange: 00/22:34:46 to 00/22:37:44

Plot file version 35 created 20-MAR-2017 13:50:13
G016.58-0.05 EM117F 2.UVDATA.1
Freq = 6.6667 GHz, Bw = 2.000 MH Calibrated with CL # 3 and BP # 1 (BP mode 1)

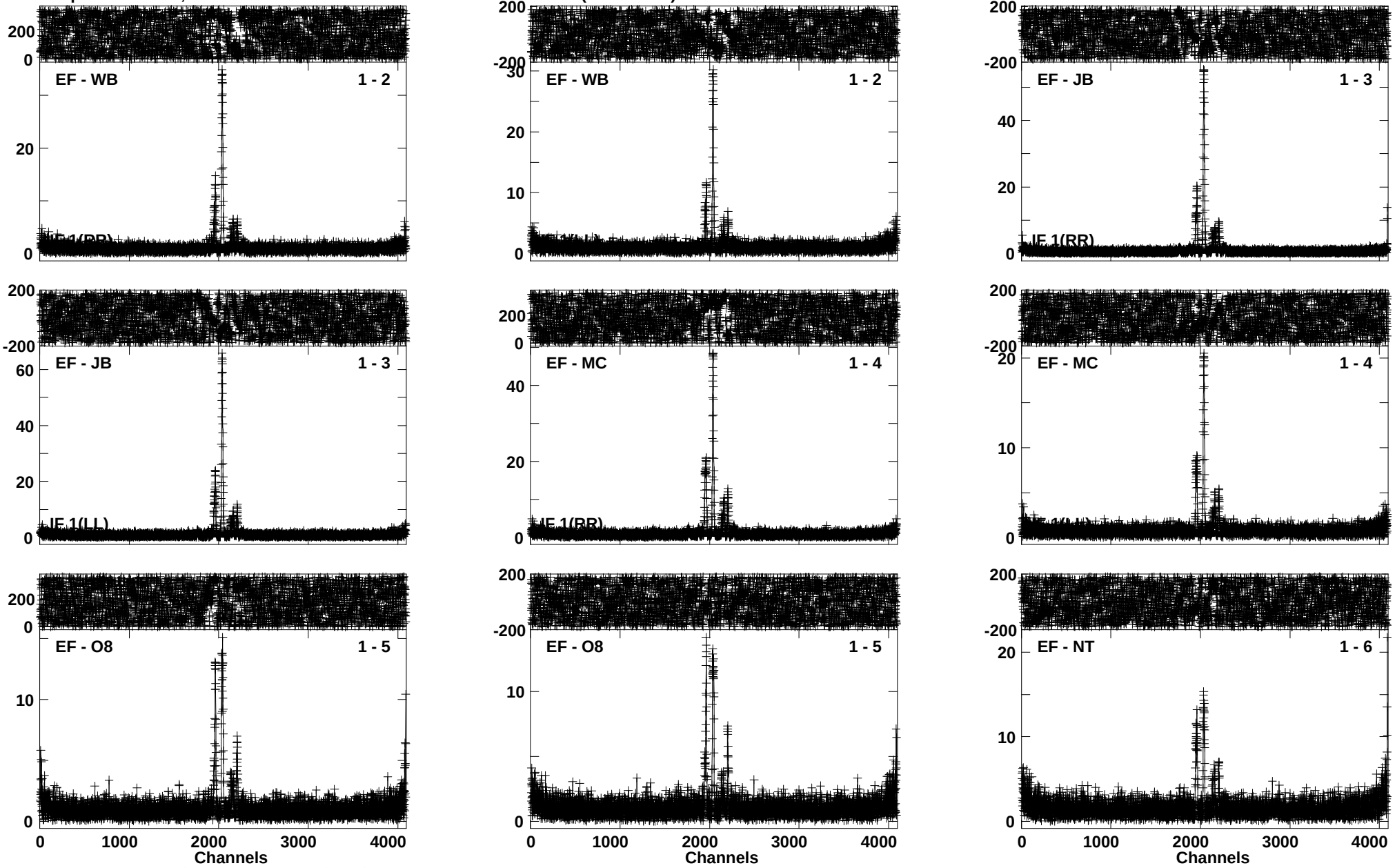

Lower frame: Ampl Jy Top frame: Phas deg
Vector averaged cross-power spectrum Baseline: EF (01) - WB (02)
Timerange: 00/22:37:46 to 00/22:39:44

Plot file version 36 created 20-MAR-2017 13:50:14
G016.58-0.05 EM117F 2.UVDATA.1
Freq = 6.6667 GHz, Bw = 2.000 MH Calibrated with CL # 3 and BP # 1 (BP mode 1)

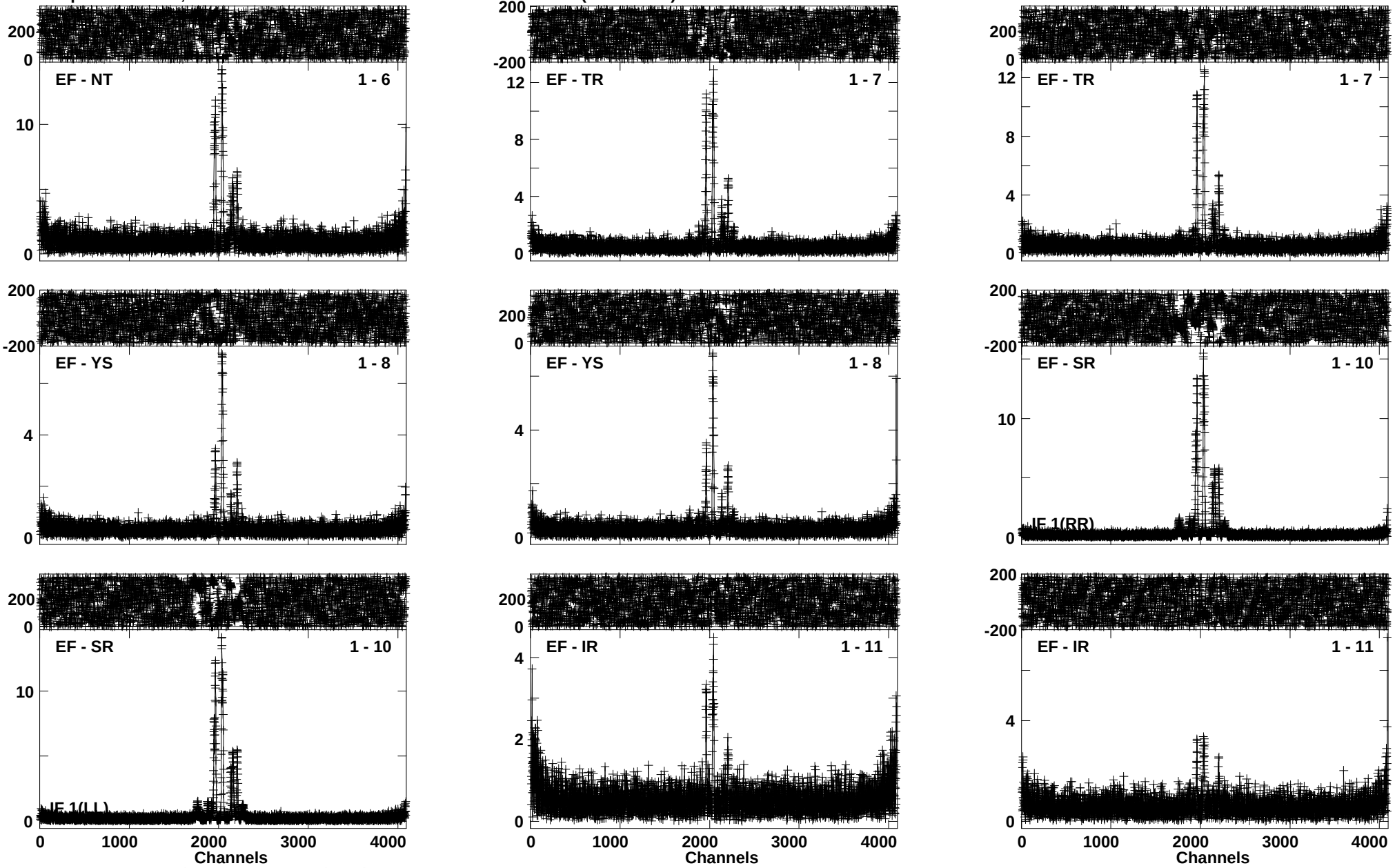

Lower frame: Ampl Jy Top frame: Phas deg
Vector averaged cross-power spectrum Baseline: EF (01) - NT (06)
Timerange: 00/22:37:46 to 00/22:39:44

Plot file version 37 created 20-MAR-2017 13:50:16
1822-173 EM117F 2.UVDATA.1
Freq = 6.6667 GHz, Bw = 2.000 MH Calibrated with CL # 3 and BP # 1 (BP mode 1)

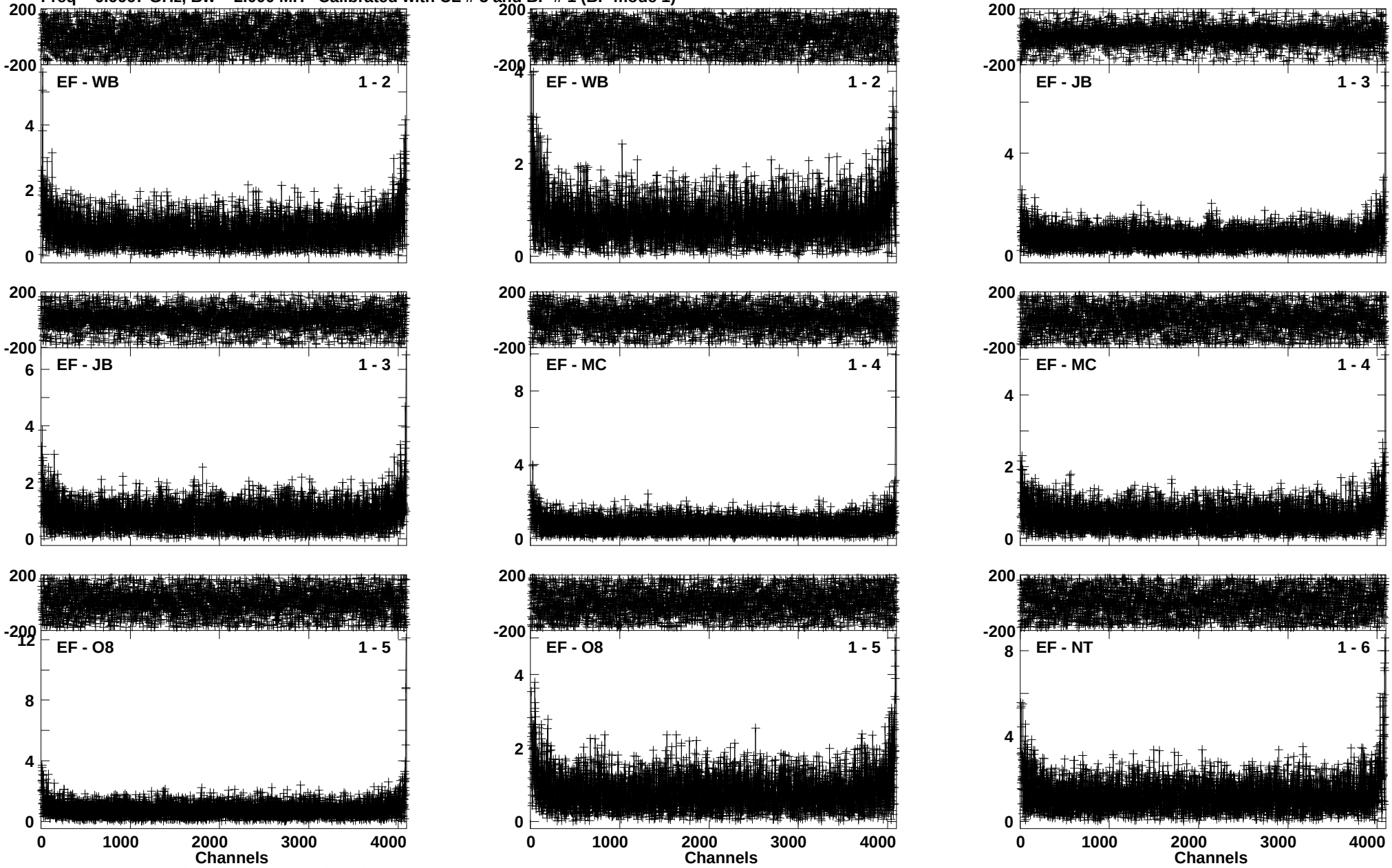

Lower frame: Ampl Jy Top frame: Phas deg
Vector averaged cross-power spectrum Baseline: EF (01) - WB (02)
Timerange: 00/22:39:46 to 00/22:42:44

Plot file version 38 created 20-MAR-2017 13:50:17
1822-173 EM117F 2.UVDATA.1
Freq = 6.6667 GHz, Bw = 2.000 MH Calibrated with CL # 3 and BP # 1 (BP mode 1)

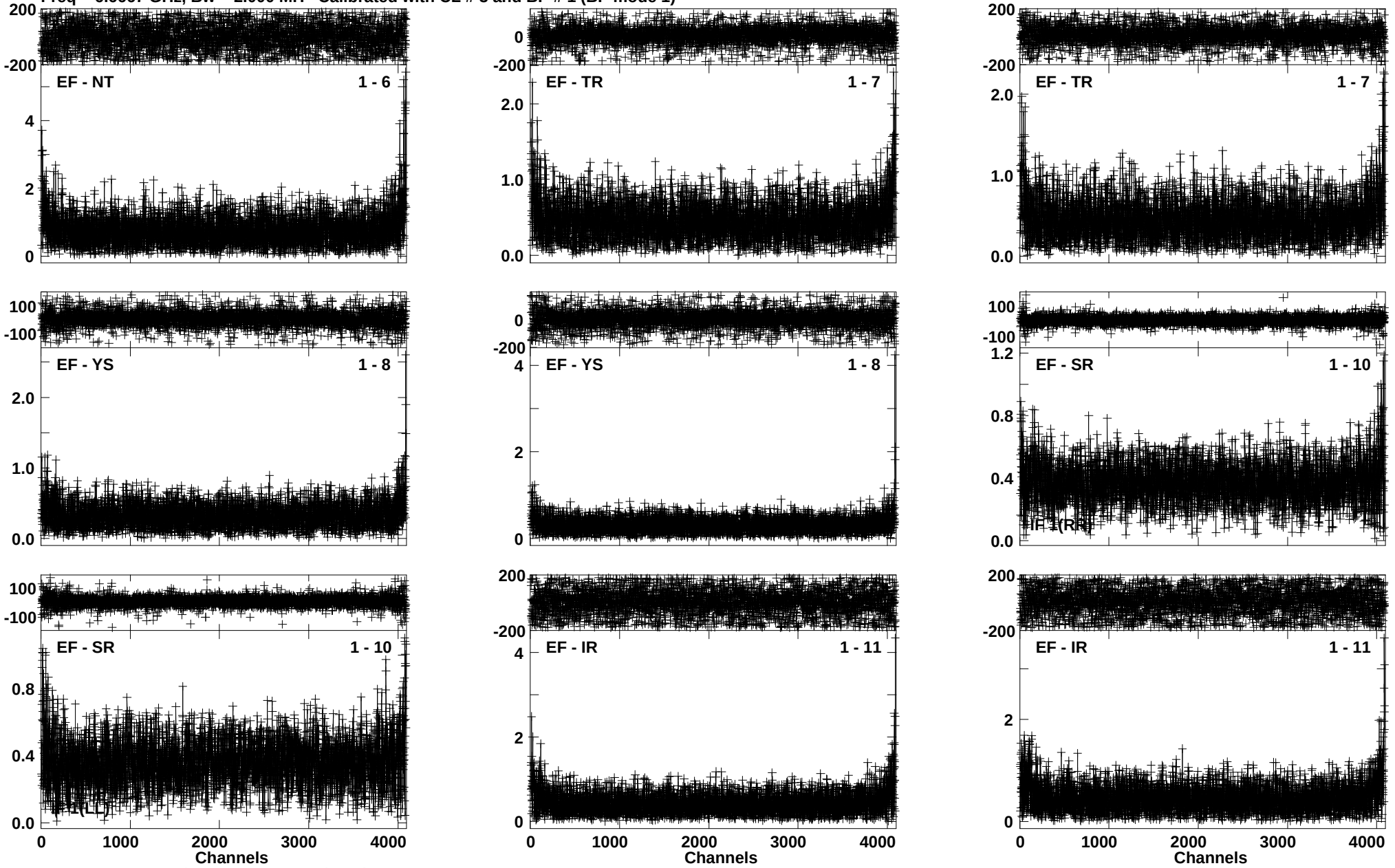

Lower frame: Ampl Jy Top frame: Phas deg
Vector averaged cross-power spectrum Baseline: EF (01) - NT (06)
Timerange: 00/22:39:46 to 00/22:42:44

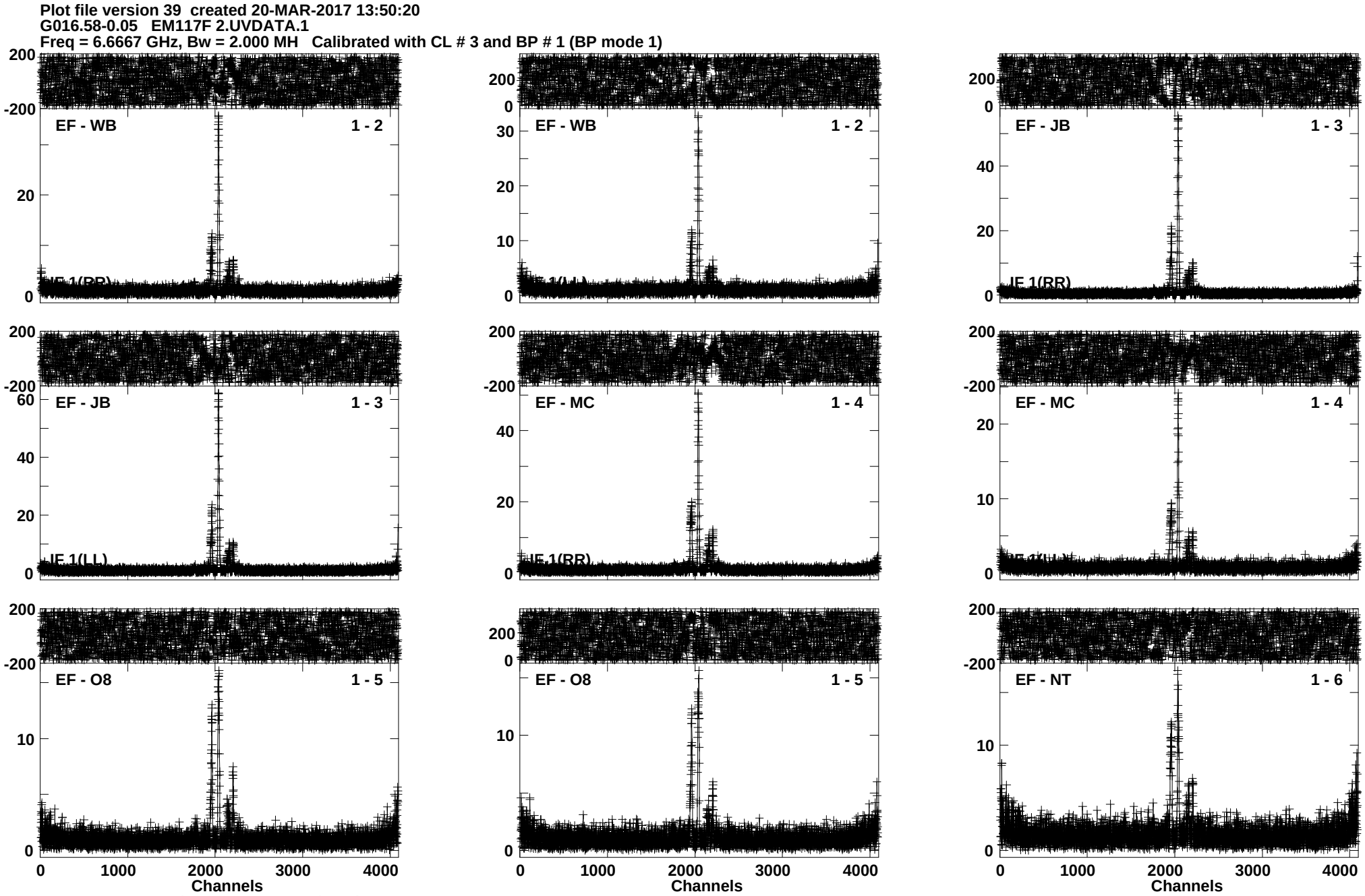
Plot file version 39 created 20-MAR-2017 13:50:20
G016.58-0.05 EM117F 2.UVDATA.1
Freq = 6.6667 GHz, Bw = 2.000 MH Calibrated with CL # 3 and BP # 1 (BP mode 1)
EF - WB 1 - 2
EF - WB 1 - 2
EF - JB 1 - 3
IF 1(RR)
EF - JB 1 - 3
IF 1(LL)
EF - MC 1 - 4
IF 1(RR)
EF - MC 1 - 4
EF - O8 1 - 5
EF - O8 1 - 5
EF - NT 1 - 6
Channels
Channels
Channels
Lower frame: Ampl Jy Top frame: Phas deg
Vector averaged cross-power spectrum Baseline: EF (01) - WB (02)
Timerange: 00/22:42:46 to 00/22:44:44

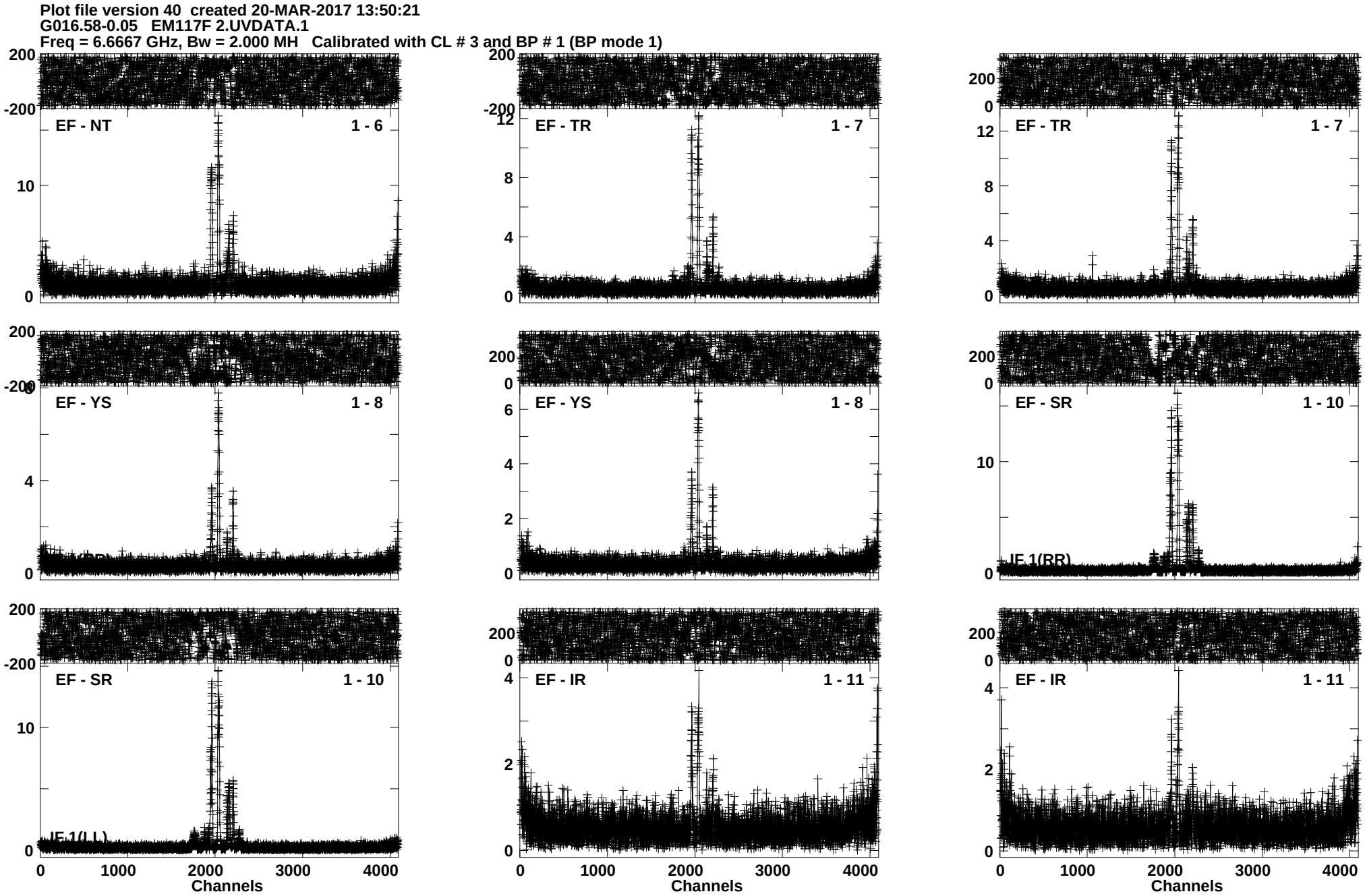
Plot file version 40 created 20-MAR-2017 13:50:21
G016.58-0.05 EM117F 2.UVDATA.1
Freq = 6.6667 GHz, Bw = 2.000 MH Calibrated with CL # 3 and BP # 1 (BP mode 1)
EF - NT 1 - 6
EF - TR 1 - 7
EF - TR 1 - 7
EF - YS 1 - 8
EF - YS 1 - 8
EF - SR 1 - 10
IF 1(RR)
EF - SR 1 - 10
IF 1(LL)
EF - IR 1 - 11
EF - IR 1 - 11
Channels
Channels
Channels
Lower frame: Ampl Jy Top frame: Phas deg
Vector averaged cross-power spectrum Baseline: EF (01) - NT (06)
Timerange: 00/22:42:46 to 00/22:44:44

Plot file version 41 created 20-MAR-2017 13:50:23
1822-173 EM117F 2.UVDATA.1
Freq = 6.6667 GHz, Bw = 2.000 MH Calibrated with CL # 3 and BP # 1 (BP mode 1)

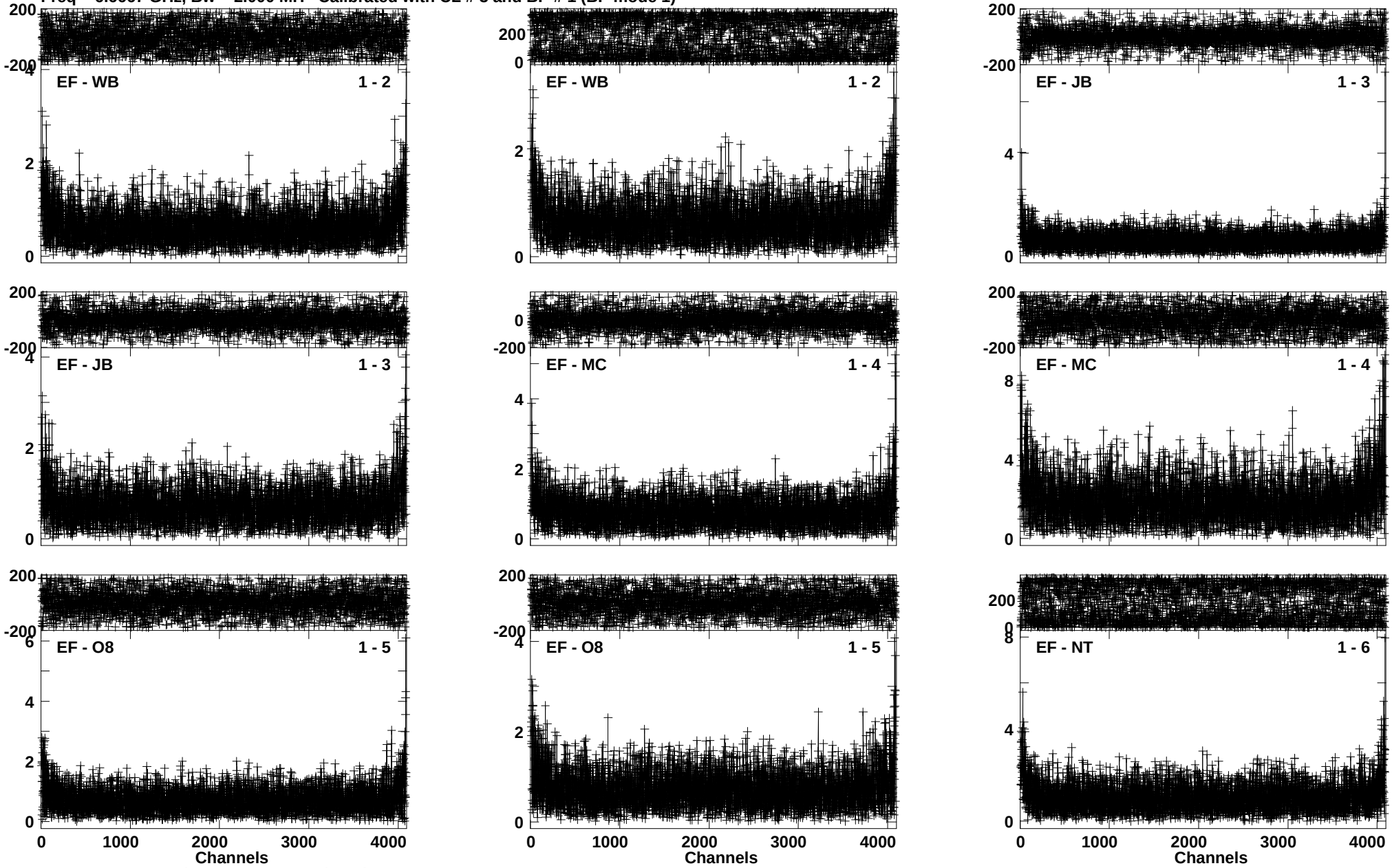

Lower frame: Ampl Jy Top frame: Phas deg
Vector averaged cross-power spectrum Baseline: EF (01) - WB (02)
Timerange: 00/22:45:26 to 00/22:48:24

Plot file version 42 created 20-MAR-2017 13:50:25
1822-173 EM117F 2.UVDATA.1
Freq = 6.6667 GHz, Bw = 2.000 MH Calibrated with CL # 3 and BP # 1 (BP mode 1)

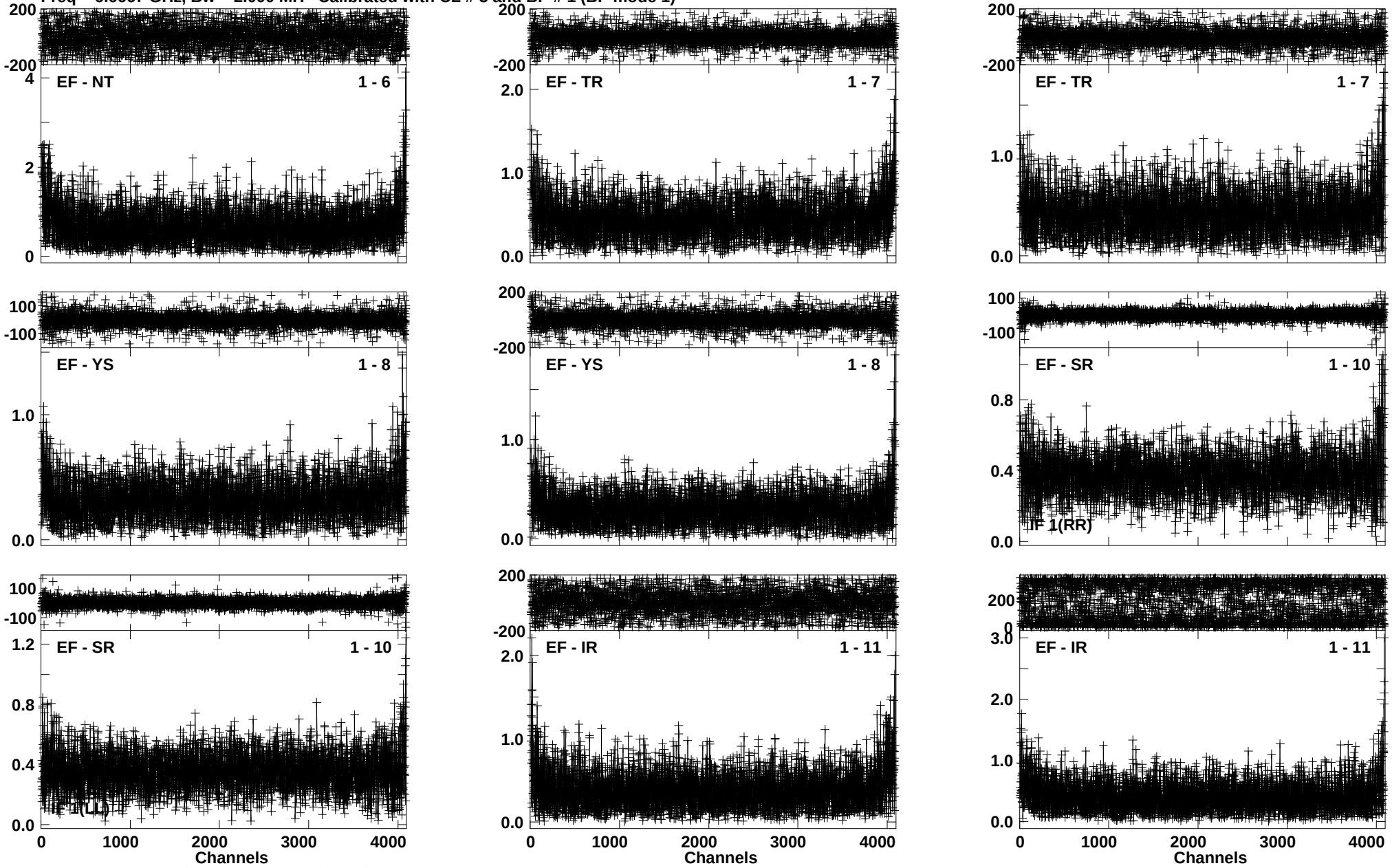

Lower frame: Ampl Jy Top frame: Phas deg
Vector averaged cross-power spectrum Baseline: EF (01) - NT (06)
Timerange: 00/22:45:26 to 00/22:48:24

Plot file version 43 created 20-MAR-2017 13:50:27
G016.58-0.05 EM117F 2.UVDATA.1
Freq = 6.6667 GHz, Bw = 2.000 MH Calibrated with CL # 3 and BP # 1 (BP mode 1)

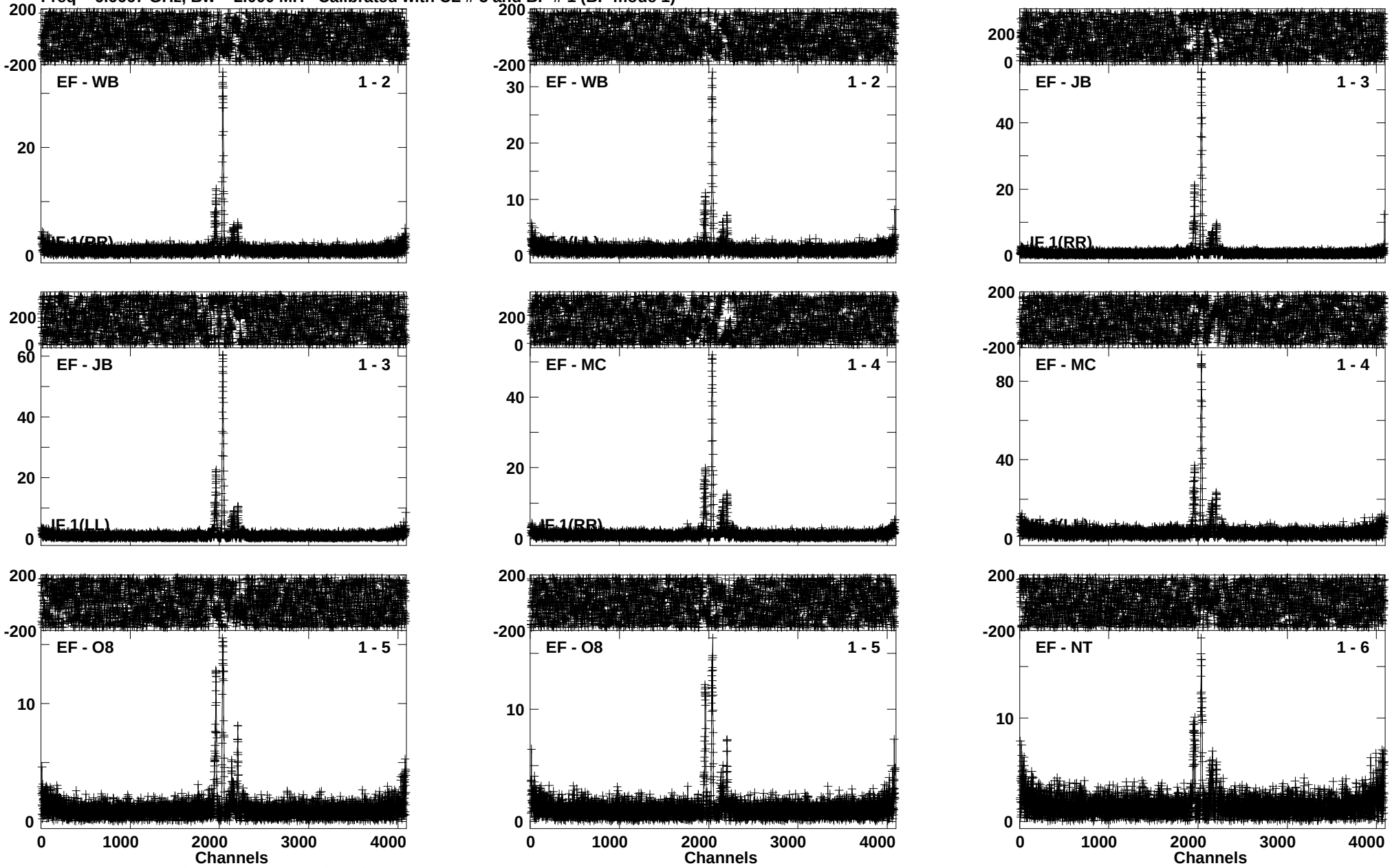

Lower frame: Ampl Jy Top frame: Phas deg
Vector averaged cross-power spectrum Baseline: EF (01) - WB (02)
Timerange: 00/22:48:26 to 00/22:50:24

Plot file version 44 created 20-MAR-2017 13:50:27
G016.58-0.05 EM117F 2.UVDATA.1
Freq = 6.6667 GHz, Bw = 2.000 MH Calibrated with CL # 3 and BP # 1 (BP mode 1)

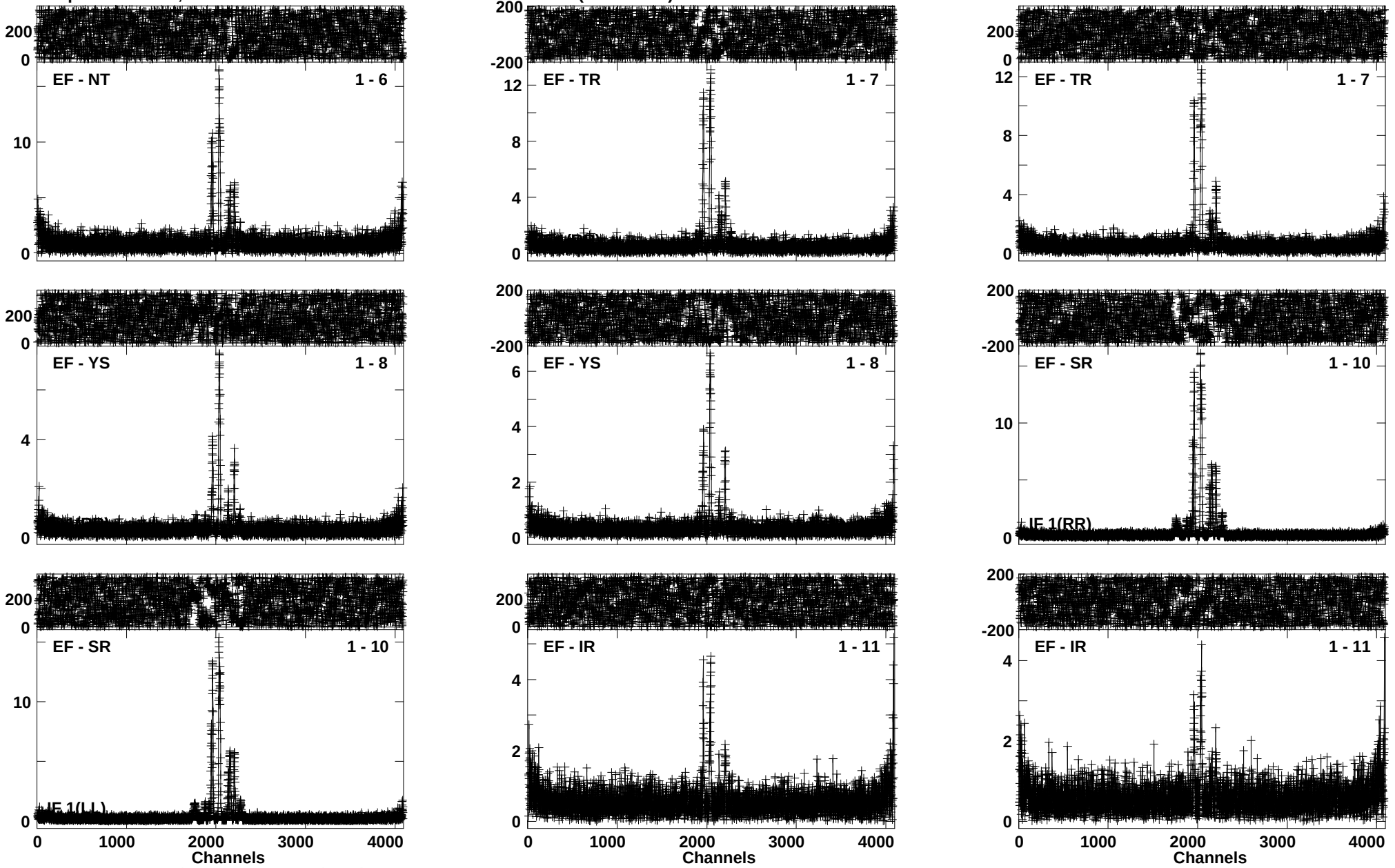

Lower frame: Ampl Jy Top frame: Phas deg
Vector averaged cross-power spectrum Baseline: EF (01) - NT (06)
Timerange: 00/22:48:26 to 00/22:50:24

Plot file version 45 created 20-MAR-2017 13:50:30
1822-173 EM117F 2.UVDATA.1
Freq = 6.6667 GHz, Bw = 2.000 MH Calibrated with CL # 3 and BP # 1 (BP mode 1)

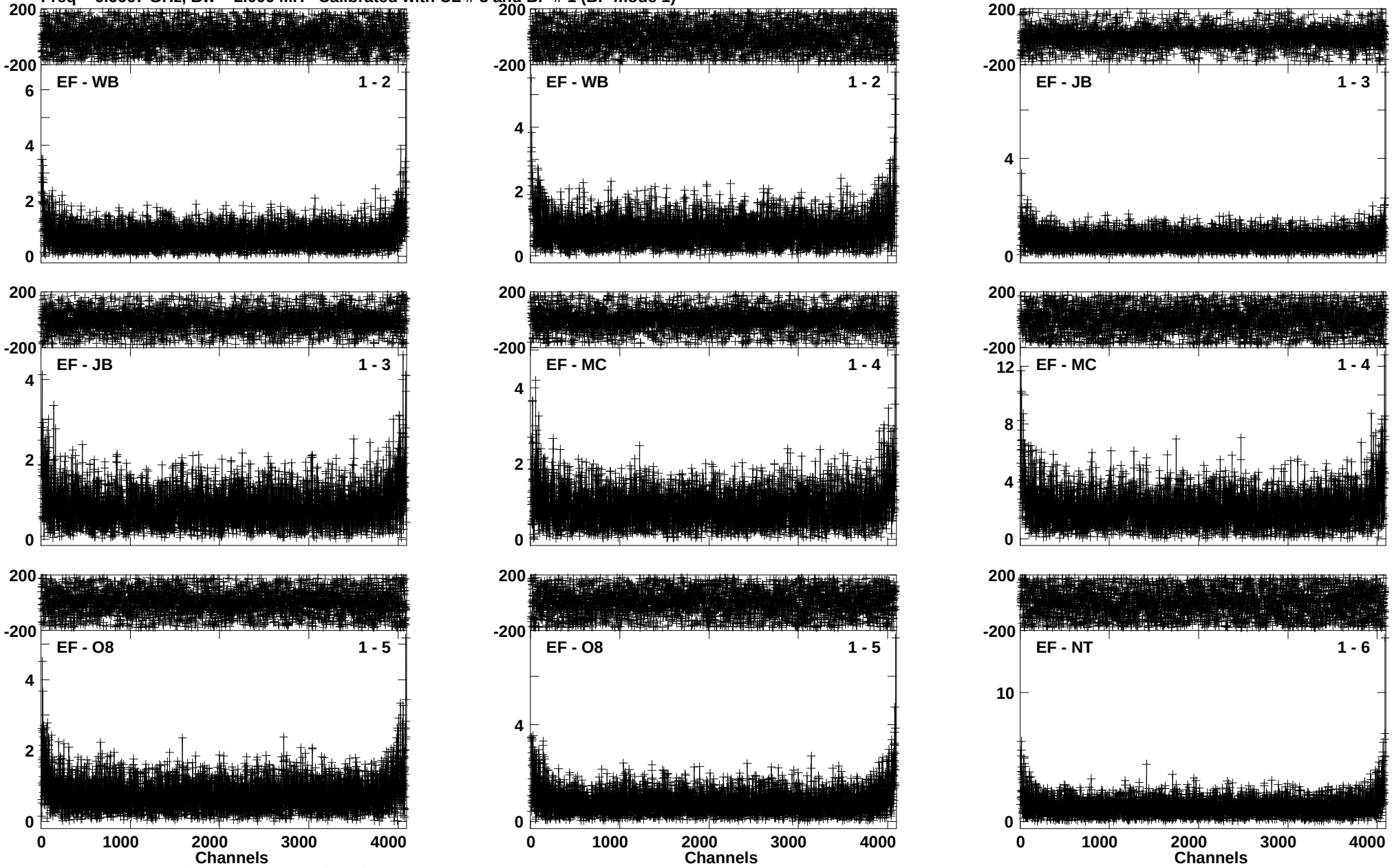

Lower frame: Ampl Jy Top frame: Phas deg
Vector averaged cross-power spectrum Baseline: EF (01) - WB (02)
Timerange: 00/22:50:26 to 00/22:53:24

Plot file version 46 created 20-MAR-2017 13:50:32
1822-173 EM117F 2.UVDATA.1
Freq = 6.6667 GHz, Bw = 2.000 MH Calibrated with CL # 3 and BP # 1 (BP mode 1)

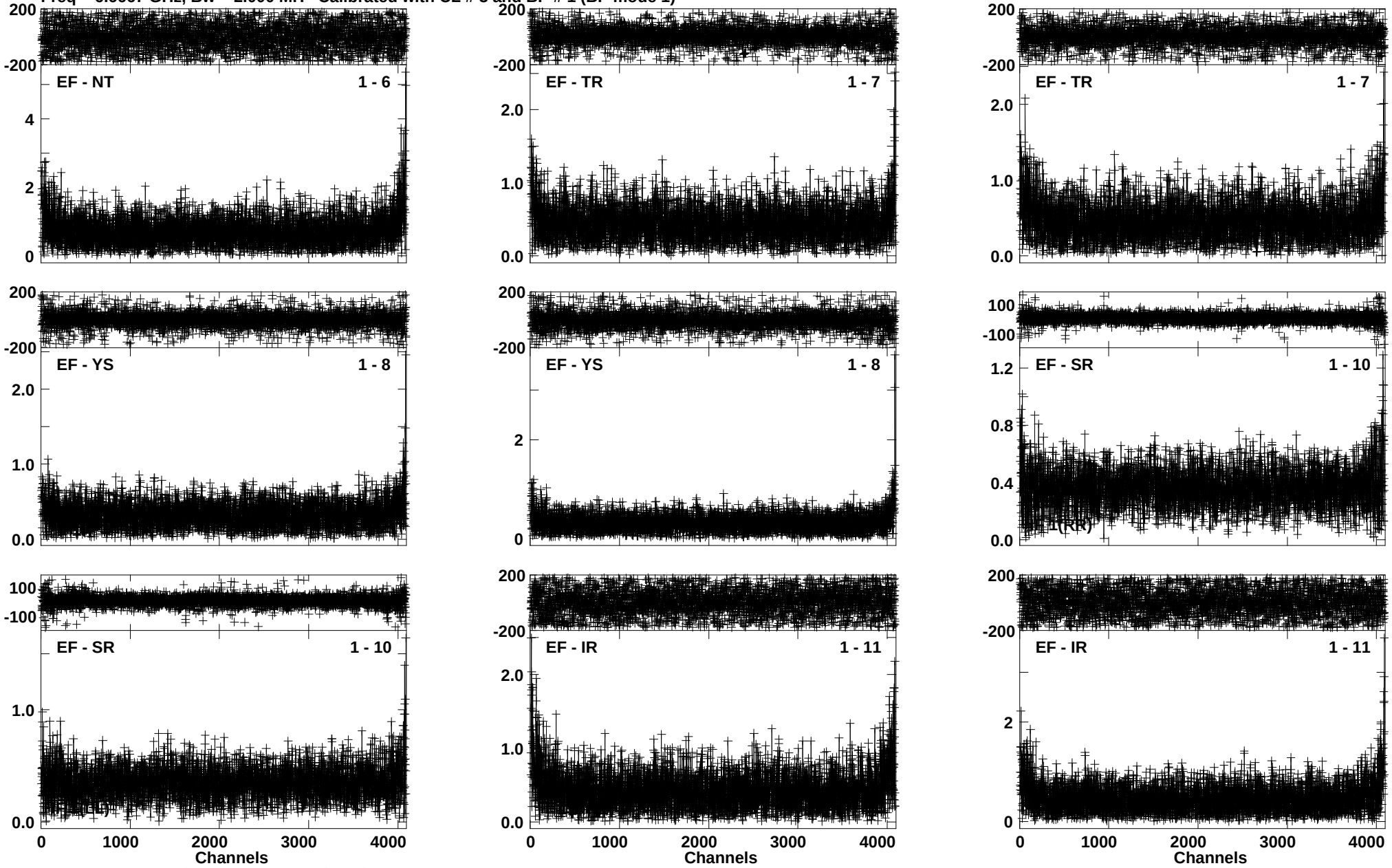

Lower frame: Ampl Jy Top frame: Phas deg
Vector averaged cross-power spectrum Baseline: EF (01) - NT (06)
Timerange: 00/22:50:26 to 00/22:53:24

Plot file version 47 created 20-MAR-2017 13:50:36
J1331+3030 EM117F 2.UVDATA.1
Freq = 6.6667 GHz, Bw = 2.000 MH Calibrated with CL # 3 and BP # 1 (BP mode 1)

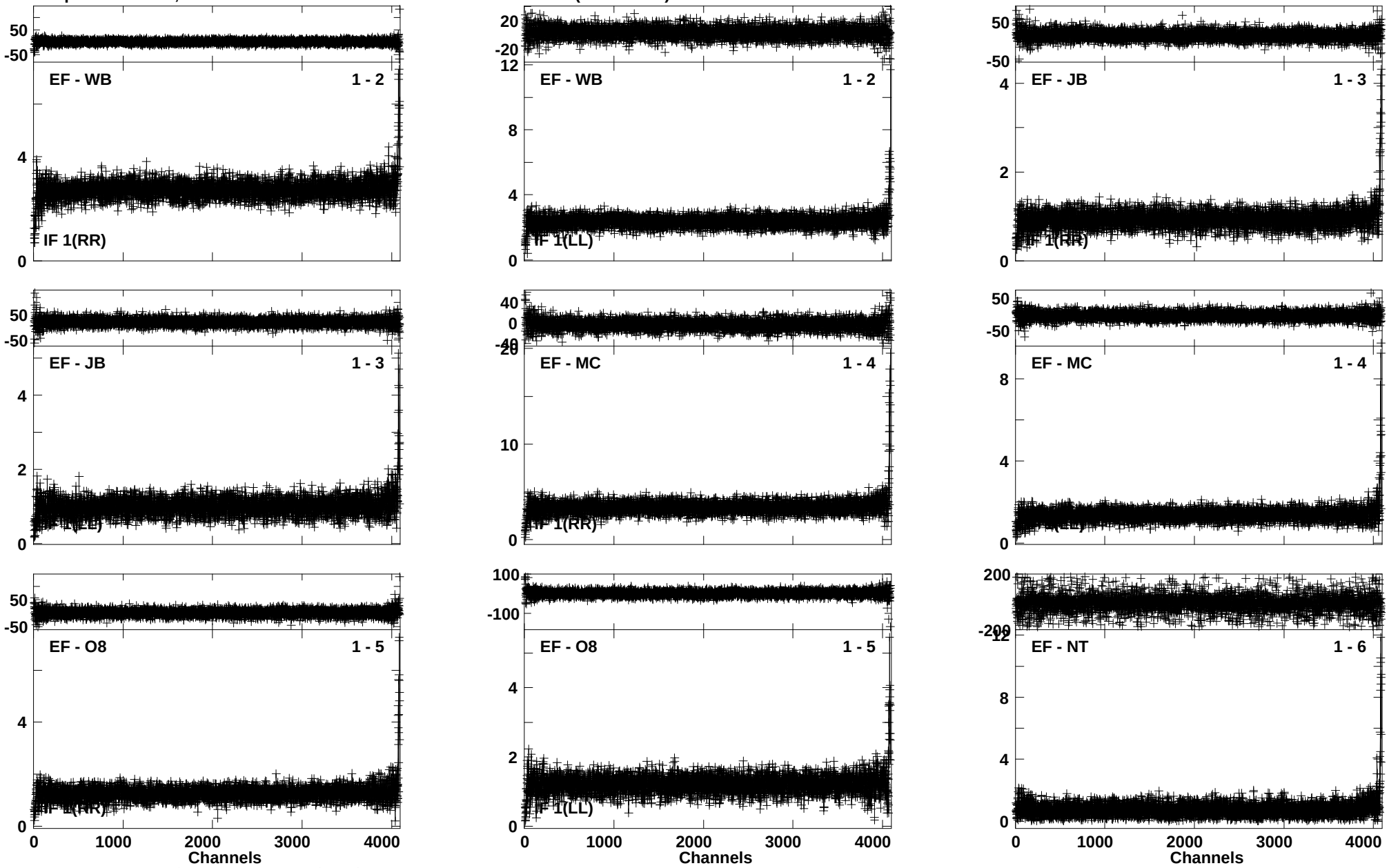

Lower frame: Ampl Jy Top frame: Phas deg
Vector averaged cross-power spectrum Baseline: EF (01) - WB (02)
Timerange: 00/22:58:51 to 00/23:06:49

Plot file version 48 created 20-MAR-2017 13:50:39
J1331+3030 EM117F 2.UVDATA.1
Freq = 6.6667 GHz, Bw = 2.000 MH Calibrated with CL # 3 and BP # 1 (BP mode 1)

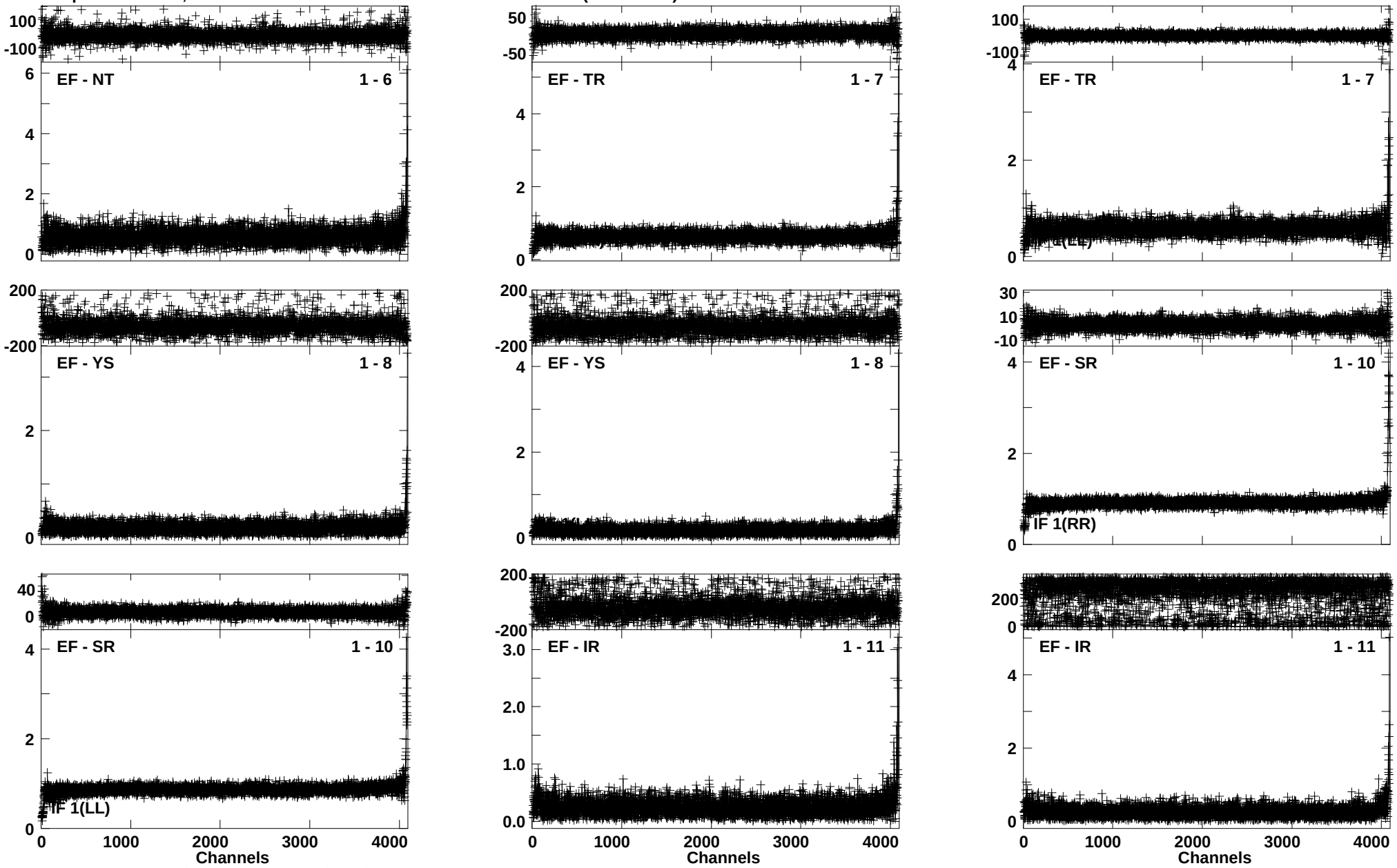

Lower frame: Ampl Jy Top frame: Phas deg
Vector averaged cross-power spectrum Baseline: EF (01) - NT (06)
Timerange: 00/22:58:51 to 00/23:06:49

Plot file version 49 created 20-MAR-2017 13:50:44
1822-173 EM117F 2.UVDATA.1
Freq = 6.6667 GHz, Bw = 2.000 MH Calibrated with CL # 3 and BP # 1 (BP mode 1)

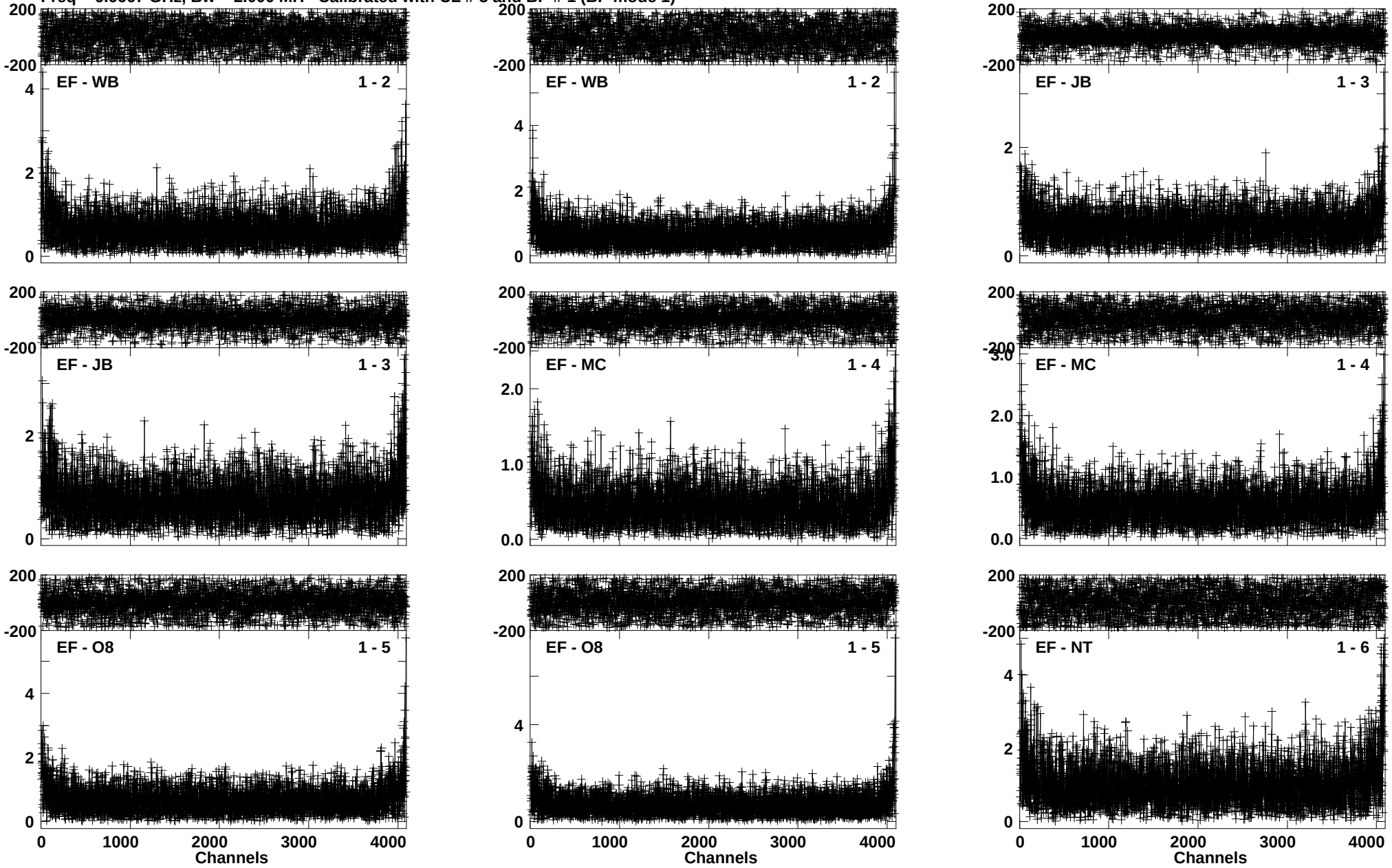

Lower frame: Ampl Jy Top frame: Phas deg
Vector averaged cross-power spectrum Baseline: EF (01) - WB (02)
Timerange: 00/23:12:11 to 00/23:15:09

Plot file version 50 created 20-MAR-2017 13:50:45
1822-173 EM117F 2.UVDATA.1
Freq = 6.6667 GHz, Bw = 2.000 MH Calibrated with CL # 3 and BP # 1 (BP mode 1)

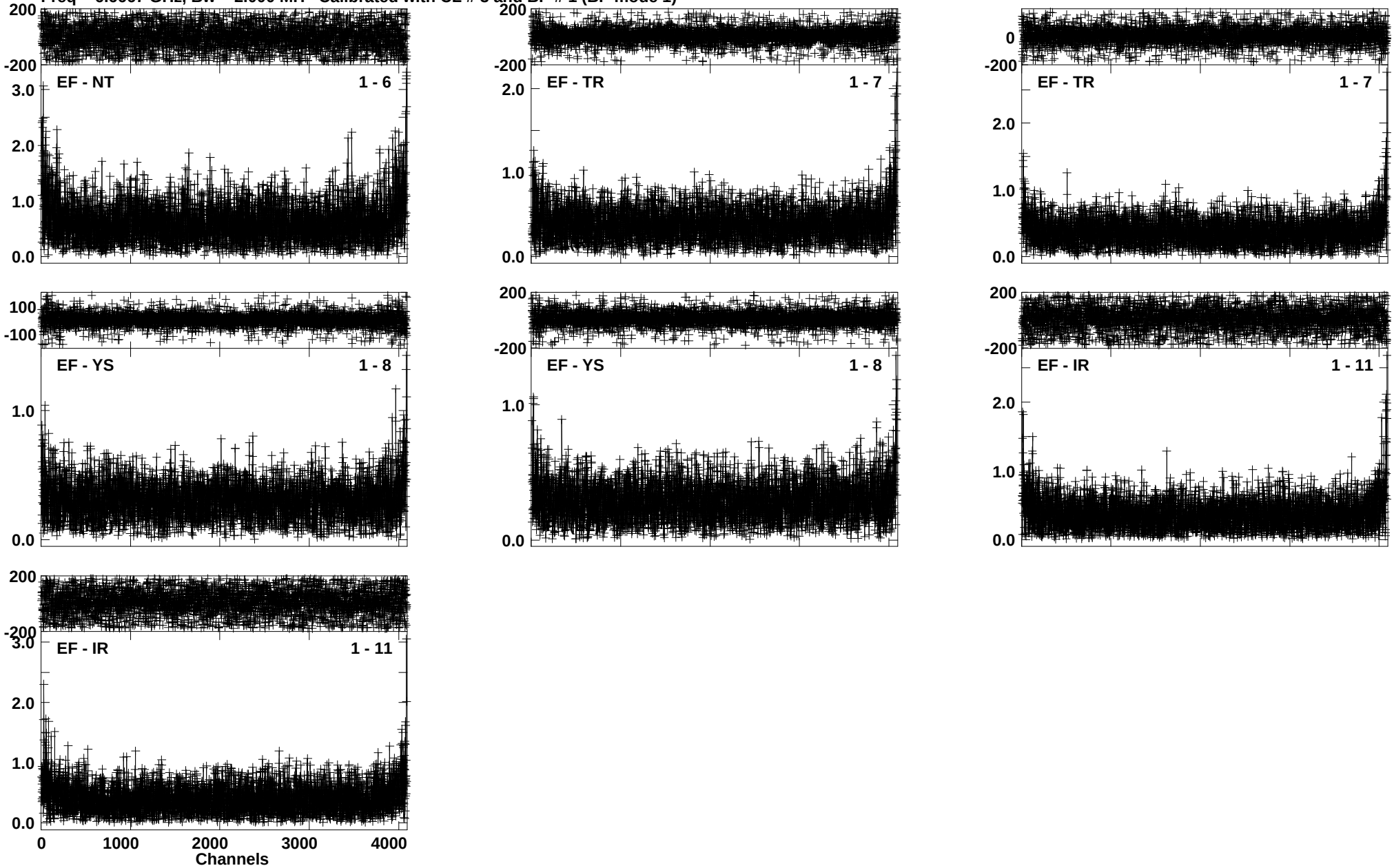

Lower frame: Ampl Jy Top frame: Phas deg
Vector averaged cross-power spectrum Baseline: EF (01) - NT (06)
Timerange: 00/23:12:11 to 00/23:15:09

Plot file version 51 created 20-MAR-2017 13:50:46
G016.58-0.05 EM117F 2.UVDATA.1
Freq = 6.6667 GHz, Bw = 2.000 MH Calibrated with CL # 3 and BP # 1 (BP mode 1)

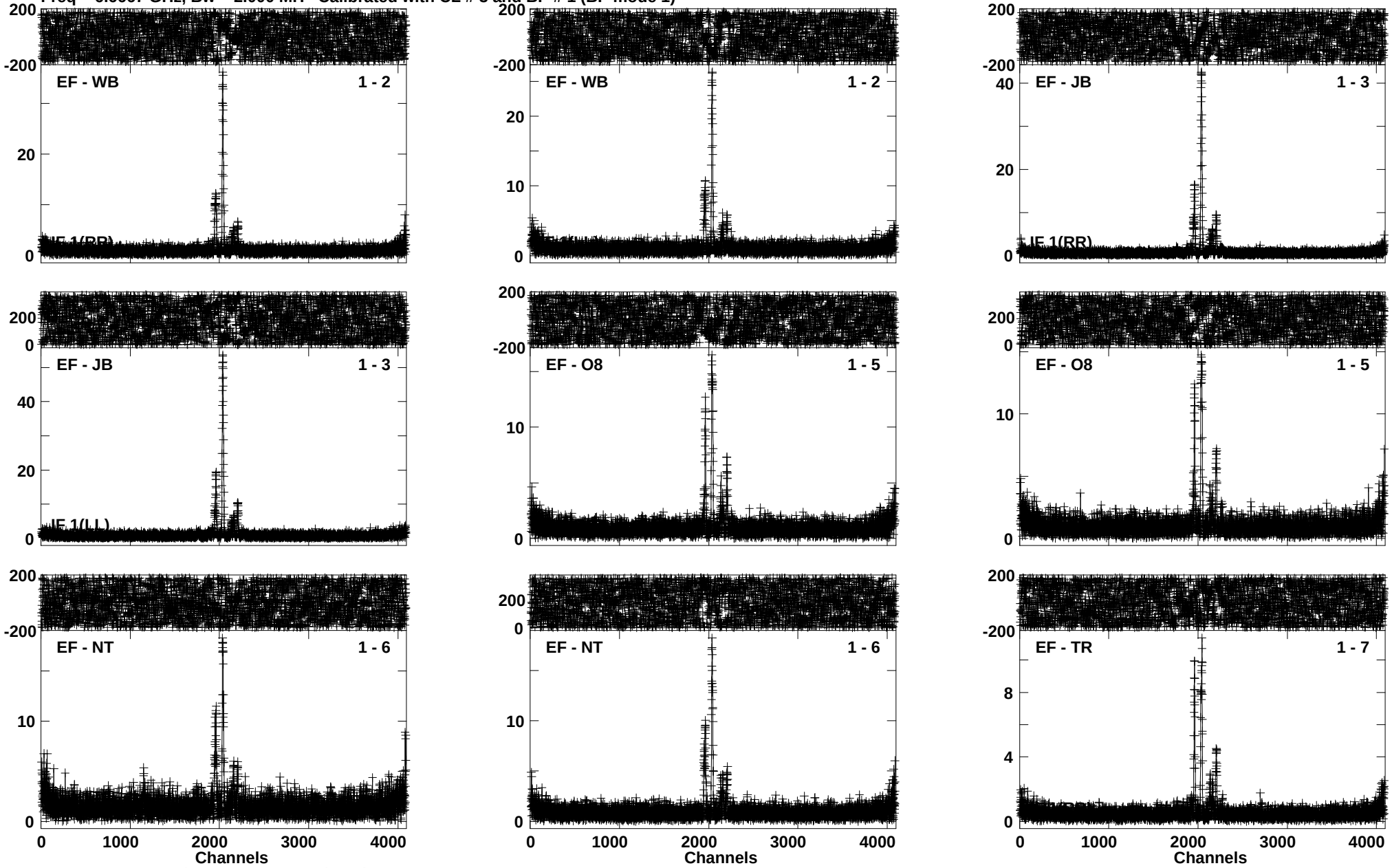

Lower frame: Ampl Jy Top frame: Phas deg
Vector averaged cross-power spectrum Baseline: EF (01) - WB (02)
Timerange: 00/23:15:11 to 00/23:17:09

Plot file version 52 created 20-MAR-2017 13:50:47
G016.58-0.05 EM117F 2.UVDATA.1
Freq = 6.6667 GHz, Bw = 2.000 MH Calibrated with CL # 3 and BP # 1 (BP mode 1)

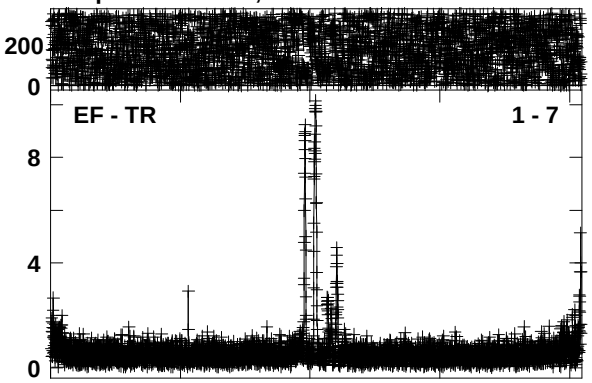

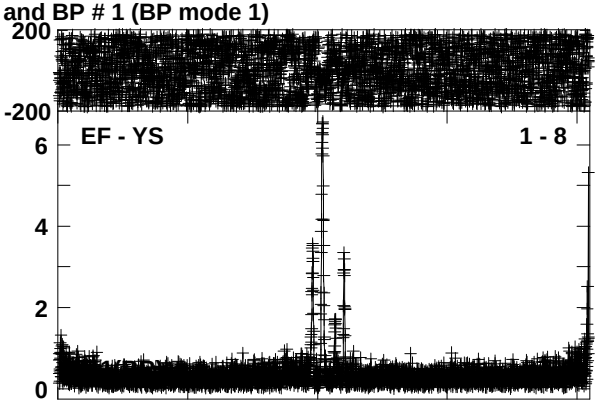

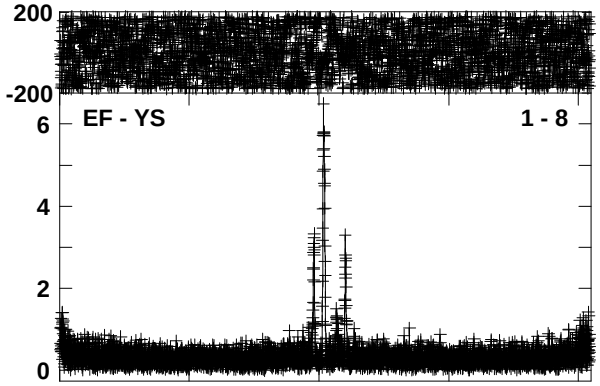

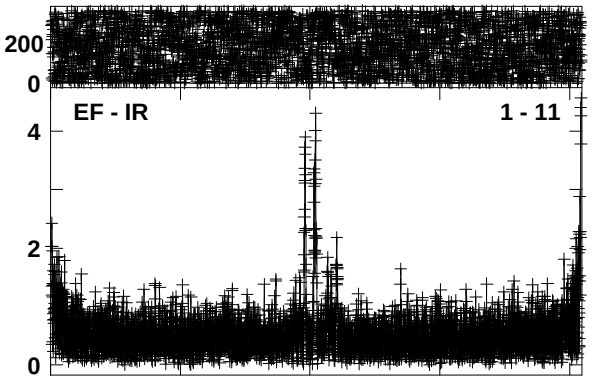

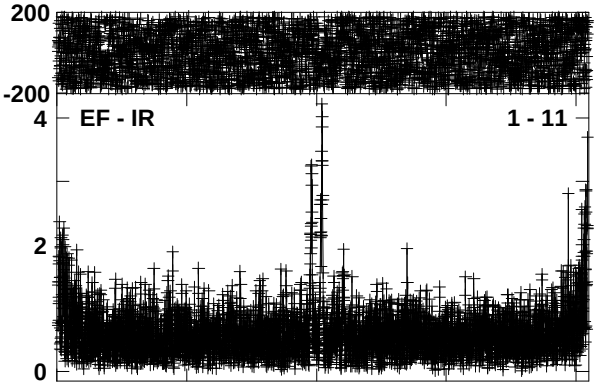

Lower frame: Ampl Jy Top frame: Phas deg
Vector averaged cross-power spectrum Baseline: EF (01) - TR (07)
Timerange: 00/23:15:11 to 00/23:17:09

Plot file version 53 created 20-MAR-2017 13:50:49
1822-173 EM117F 2.UVDATA.1
Freq = 6.6667 GHz, Bw = 2.000 MH Calibrated with CL # 3 and BP # 1 (BP mode 1)

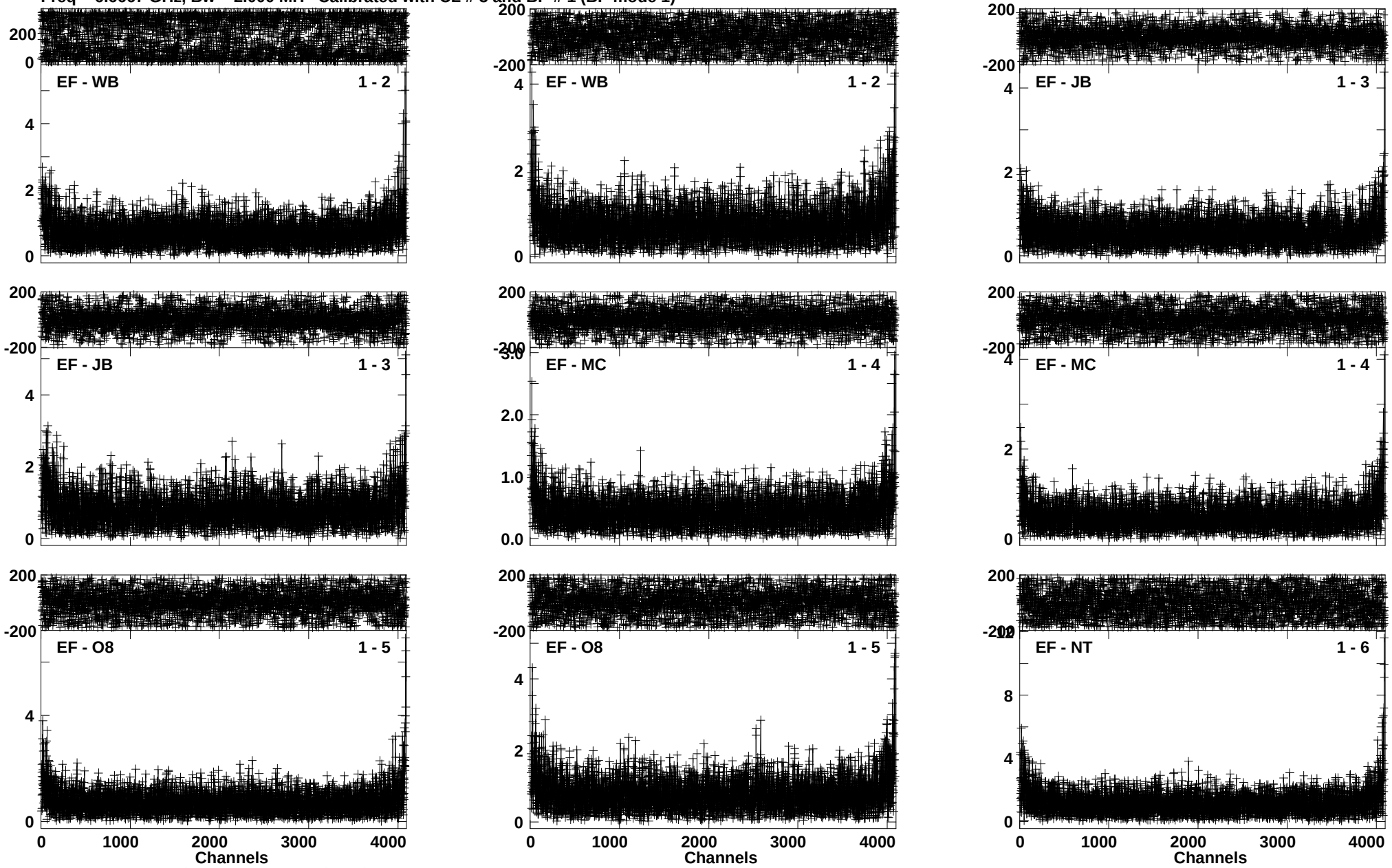

Lower frame: Ampl Jy Top frame: Phas deg
Vector averaged cross-power spectrum Baseline: EF (01) - WB (02)
Timerange: 00/23:17:11 to 00/23:20:09

Plot file version 54 created 20-MAR-2017 13:50:50
1822-173 EM117F 2.UVDATA.1
Freq = 6.6667 GHz, Bw = 2.000 MH Calibrated with CL # 3 and BP # 1 (BP mode 1)

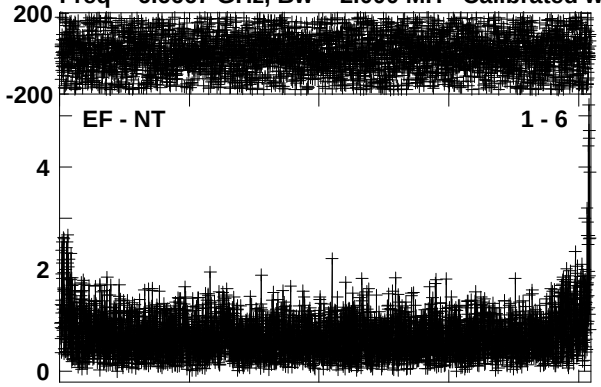

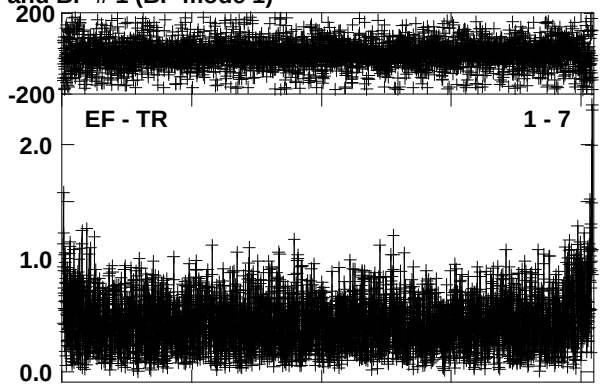

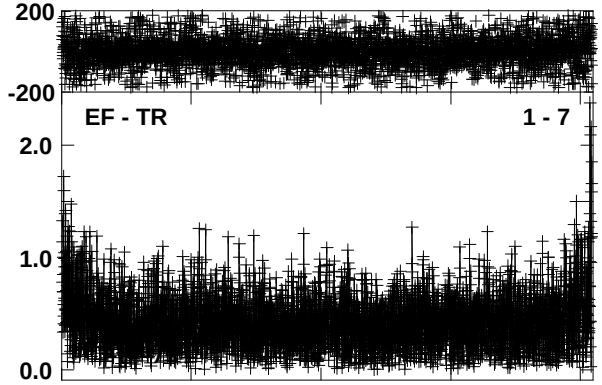

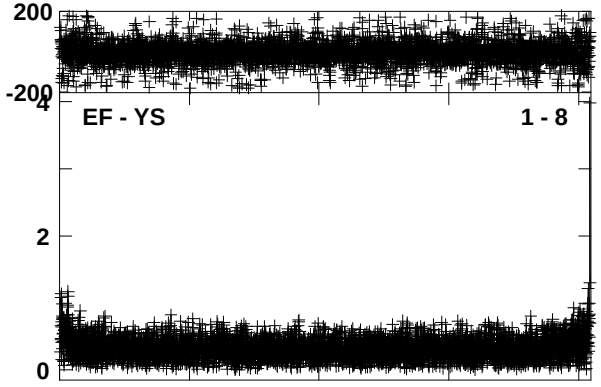

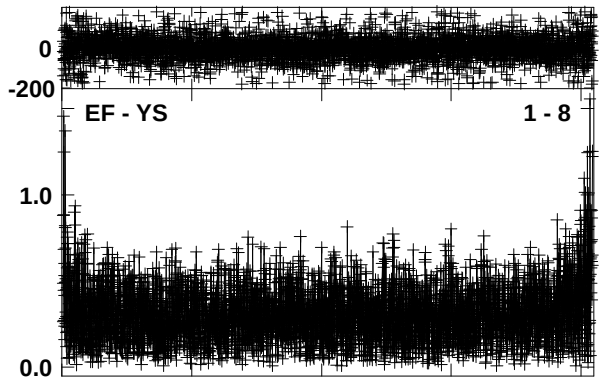



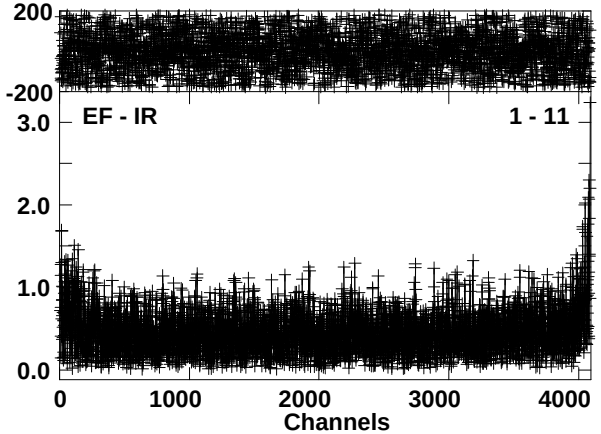

Lower frame: Ampl Jy Top frame: Phas deg
Vector averaged cross-power spectrum Baseline: EF (01) - NT (06)
Timerange: 00/23:17:11 to 00/23:20:09

Plot file version 55 created 20-MAR-2017 13:50:52
G016.58-0.05 EM117F 2.UVDATA.1
Freq = 6.6667 GHz, Bw = 2.000 MH Calibrated with CL # 3 and BP # 1 (BP mode 1)

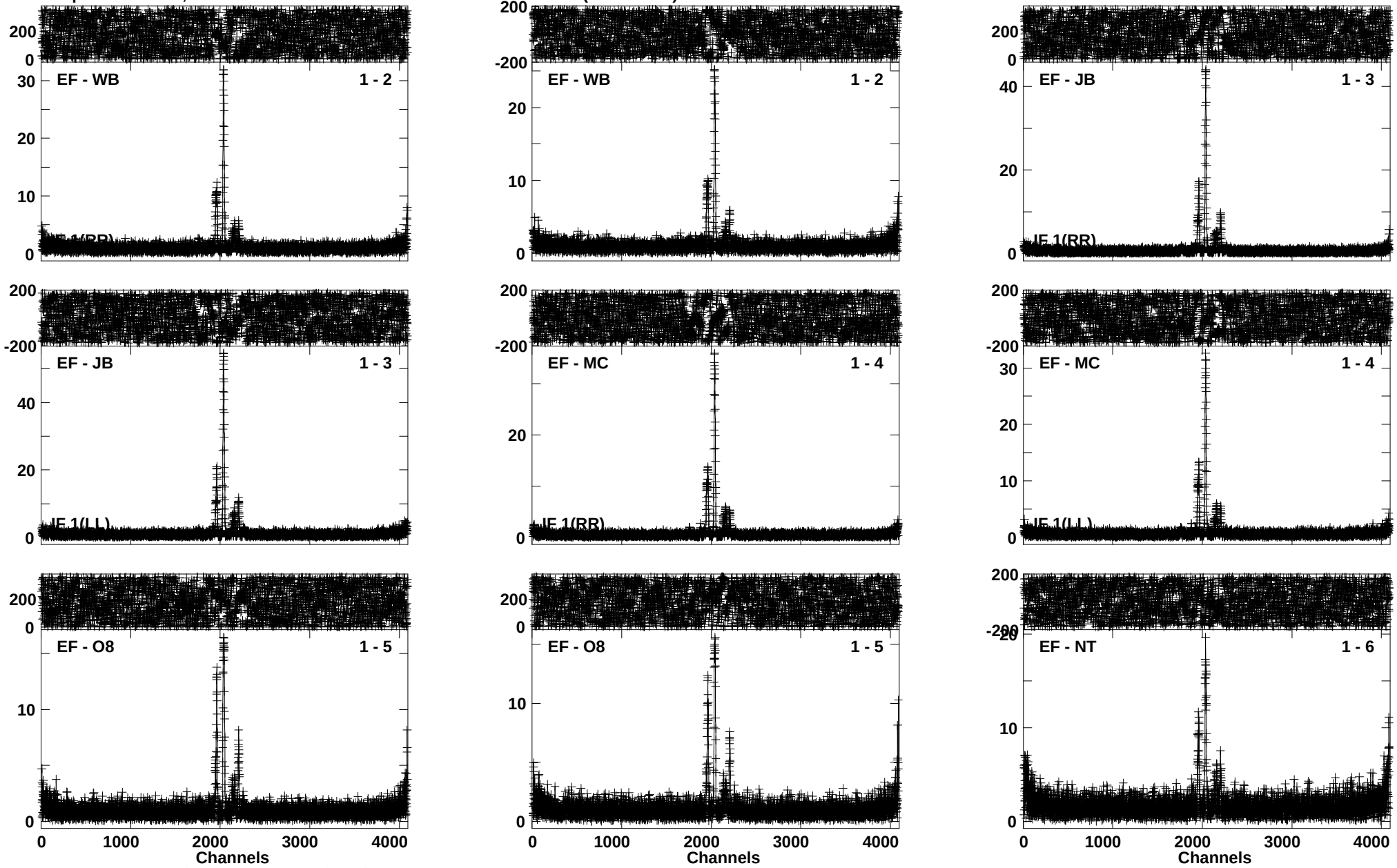

Lower frame: Ampl Jy Top frame: Phas deg
Vector averaged cross-power spectrum Baseline: EF (01) - WB (02)
Timerange: 00/23:20:11 to 00/23:22:09

Plot file version 56 created 20-MAR-2017 13:50:53
G016.58-0.05 EM117F 2.UVDATA.1
Freq = 6.6667 GHz, Bw = 2.000 MH Calibrated with CL # 3 and BP # 1 (BP mode 1)

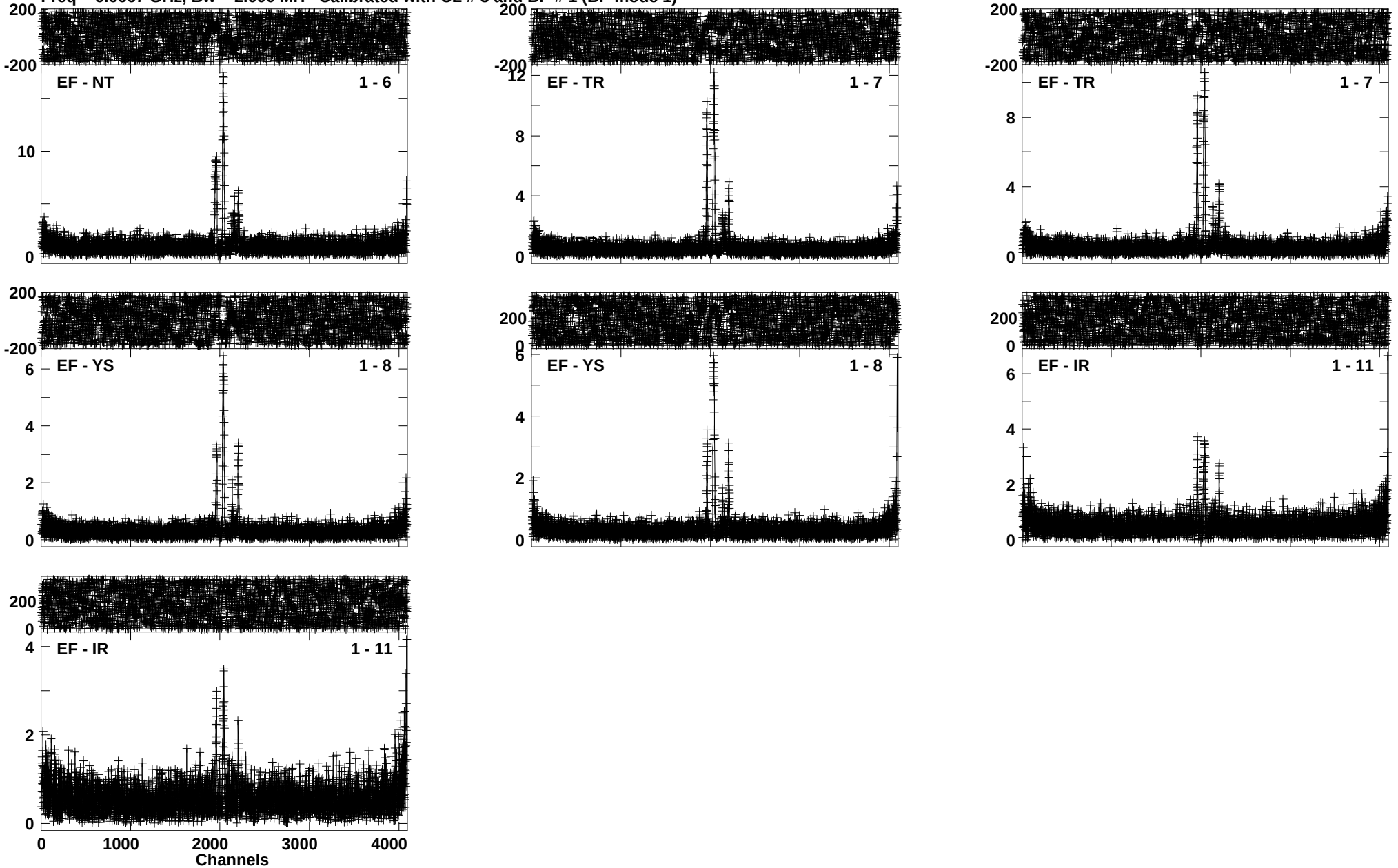

Lower frame: Ampl Jy Top frame: Phas deg
Vector averaged cross-power spectrum Baseline: EF (01) - NT (06)
Timerange: 00/23:20:11 to 00/23:22:09

Plot file version 57 created 20-MAR-2017 13:50:55
1822-173 EM117F 2.UVDATA.1
Freq = 6.6667 GHz, Bw = 2.000 MH Calibrated with CL # 3 and BP # 1 (BP mode 1)

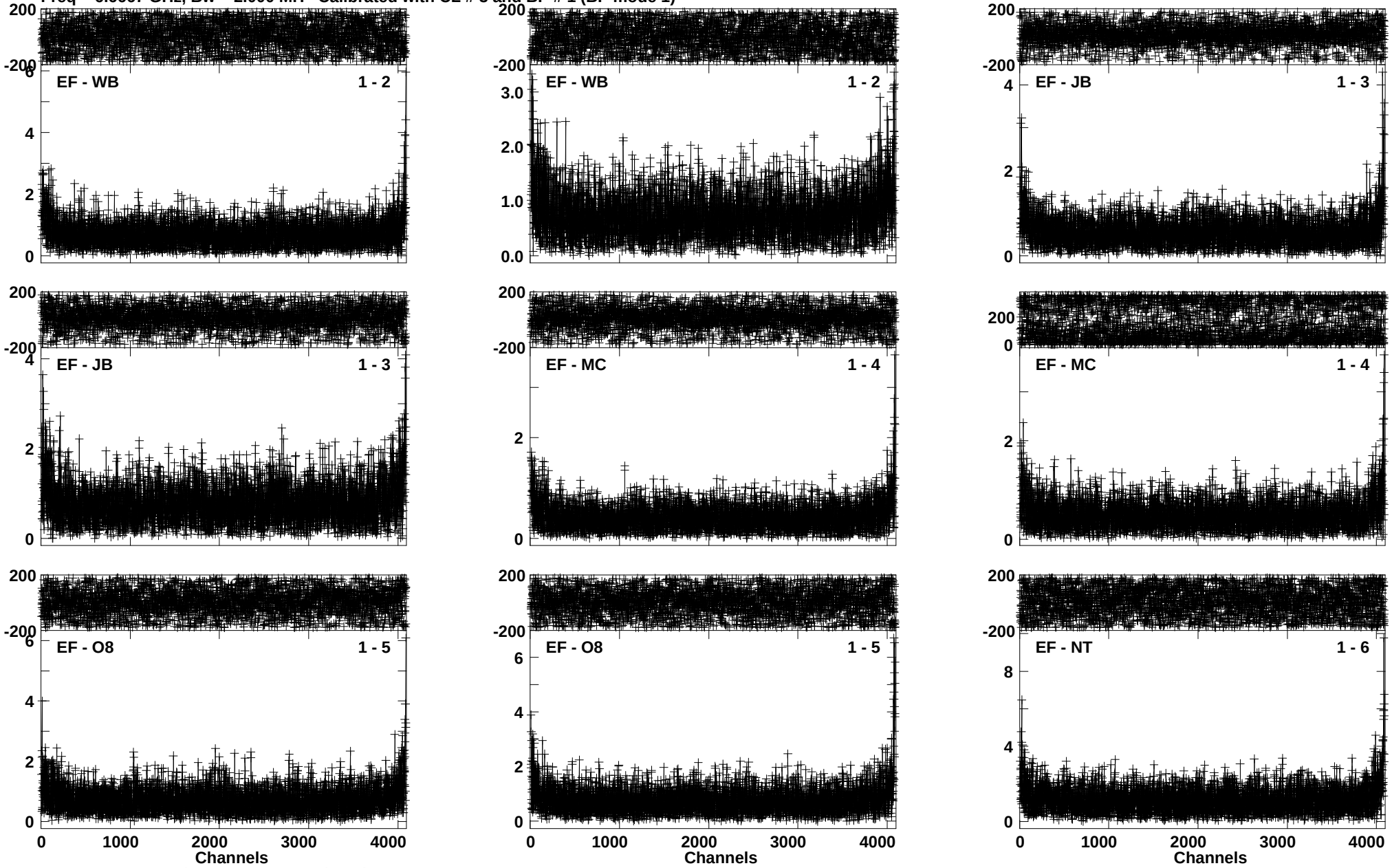

Lower frame: Ampl Jy Top frame: Phas deg
Vector averaged cross-power spectrum Baseline: EF (01) - WB (02)
Timerange: 00/23:22:11 to 00/23:25:09

Plot file version 58 created 20-MAR-2017 13:50:57
1822-173 EM117F 2.UVDATA.1
Freq = 6.6667 GHz, Bw = 2.000 MH Calibrated with CL # 3 and BP # 1 (BP mode 1)



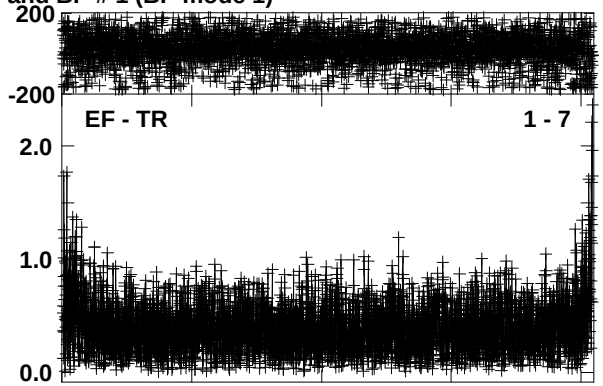



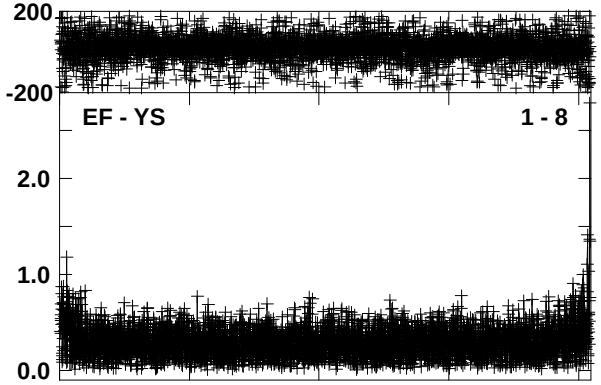

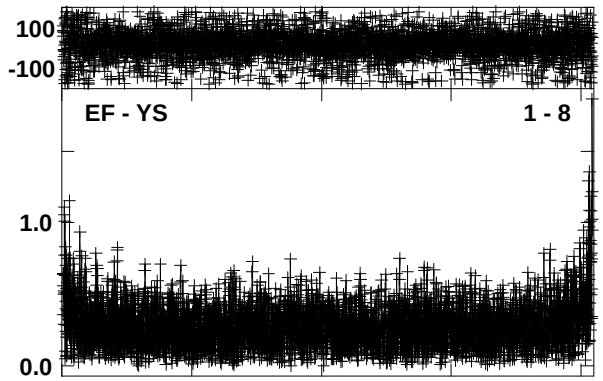



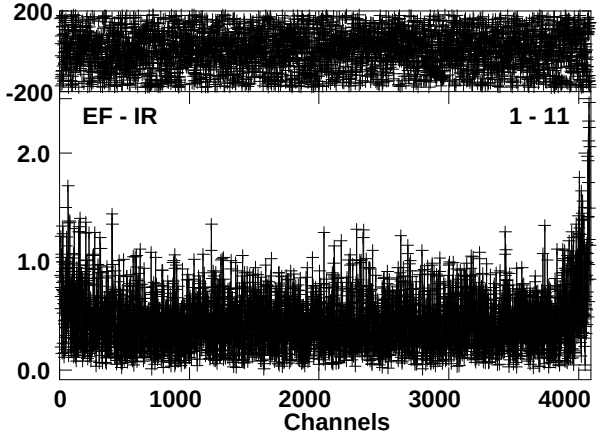

Lower frame: Ampl Jy Top frame: Phas deg
Vector averaged cross-power spectrum Baseline: EF (01) - NT (06)
Timerange: 00/23:22:11 to 00/23:25:09

Plot file version 59 created 20-MAR-2017 13:50:59
G016.58-0.05 EM117F 2.UVDATA.1
Freq = 6.6667 GHz, Bw = 2.000 MH Calibrated with CL # 3 and BP # 1 (BP mode 1)

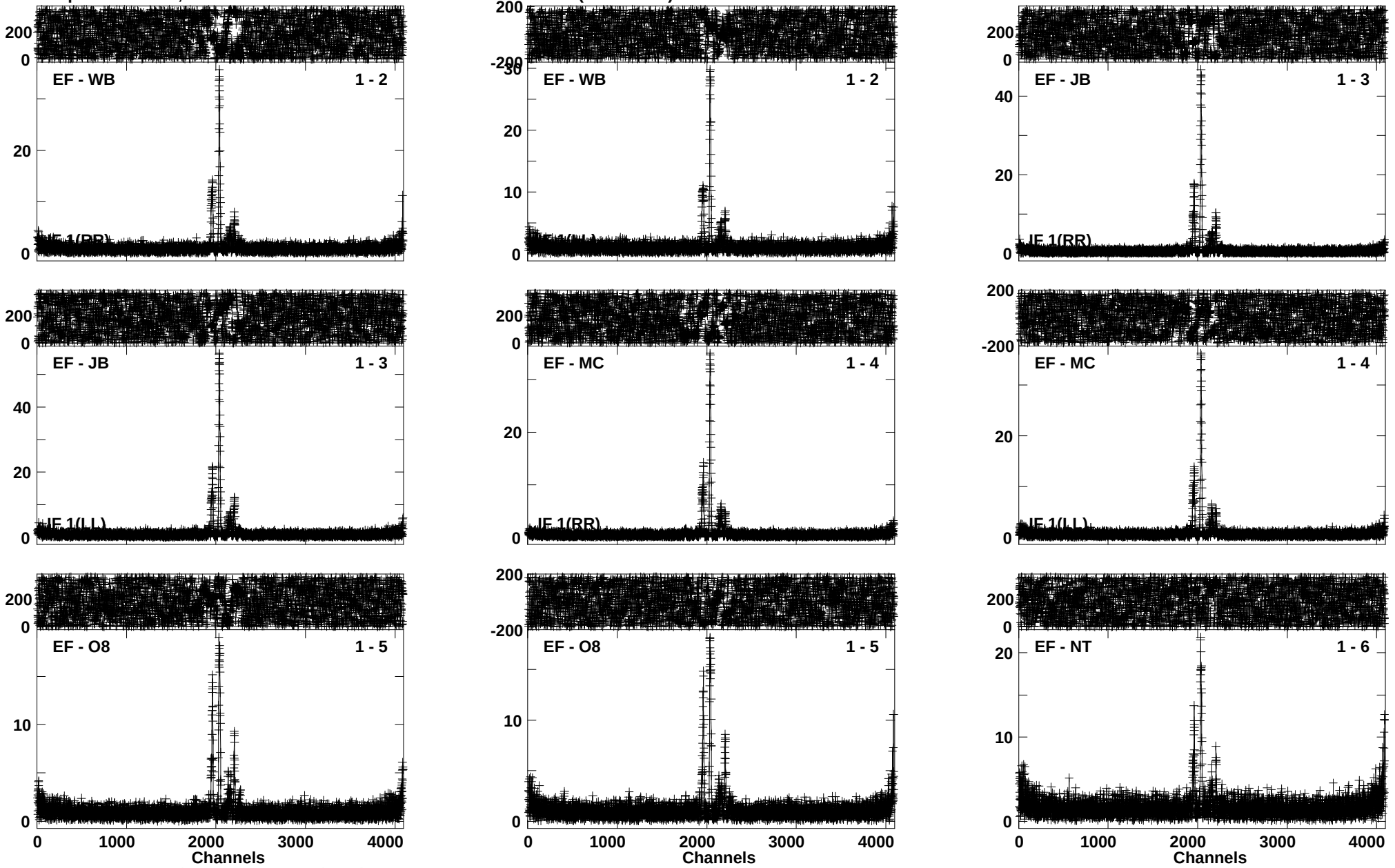

Lower frame: Ampl Jy Top frame: Phas deg
Vector averaged cross-power spectrum Baseline: EF (01) - WB (02)
Timerange: 00/23:25:11 to 00/23:27:09

Plot file version 60 created 20-MAR-2017 13:51:00
G016.58-0.05 EM117F 2.UVDATA.1
Freq = 6.6667 GHz, Bw = 2.000 MH Calibrated with CL # 3 and BP # 1 (BP mode 1)

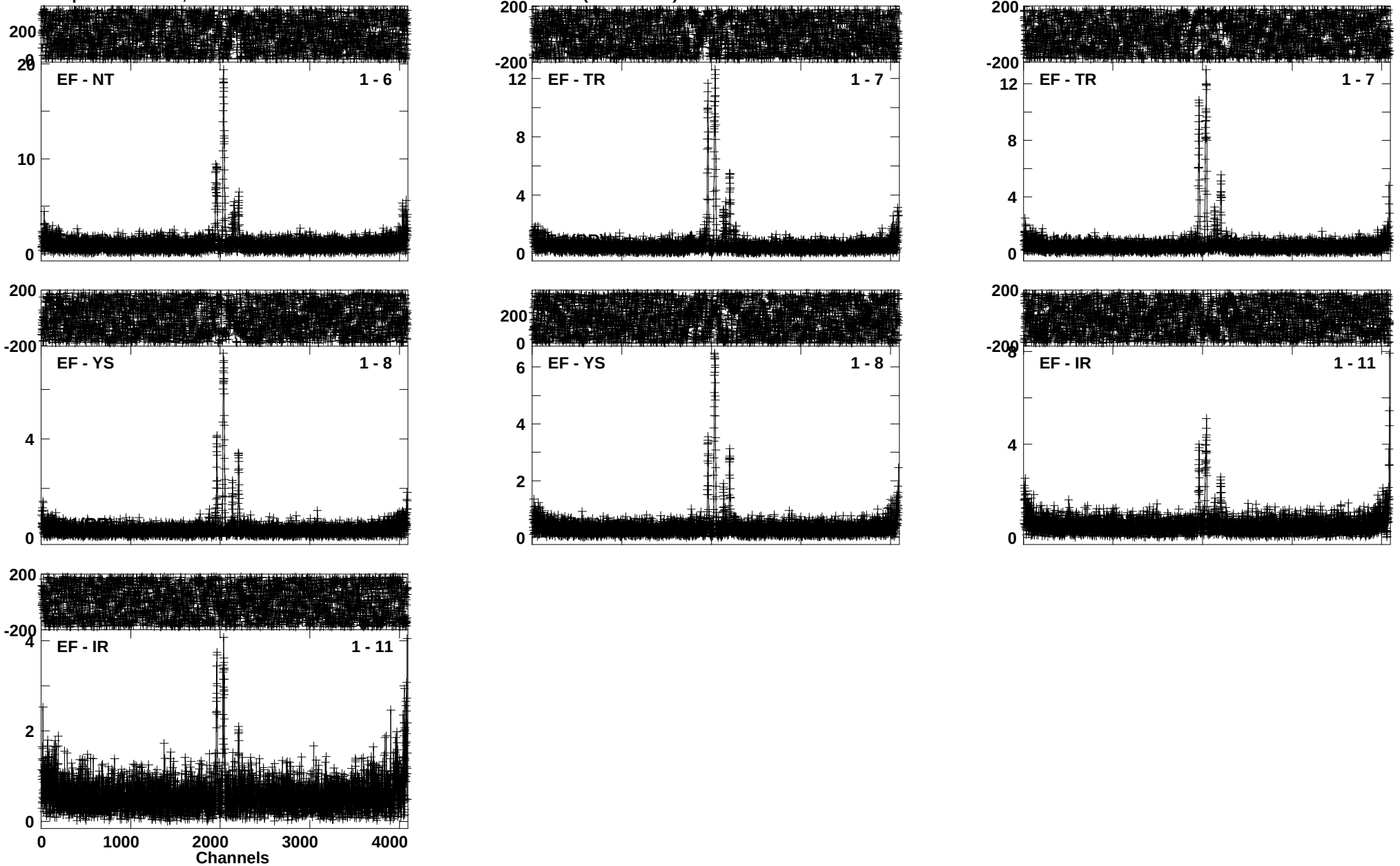

Lower frame: Ampl Jy Top frame: Phas deg
Vector averaged cross-power spectrum Baseline: EF (01) - NT (06)
Timerange: 00/23:25:11 to 00/23:27:09

Plot file version 61 created 20-MAR-2017 13:51:02
1822-173 EM117F 2.UVDATA.1
Freq = 6.6667 GHz, Bw = 2.000 MH Calibrated with CL # 3 and BP # 1 (BP mode 1)

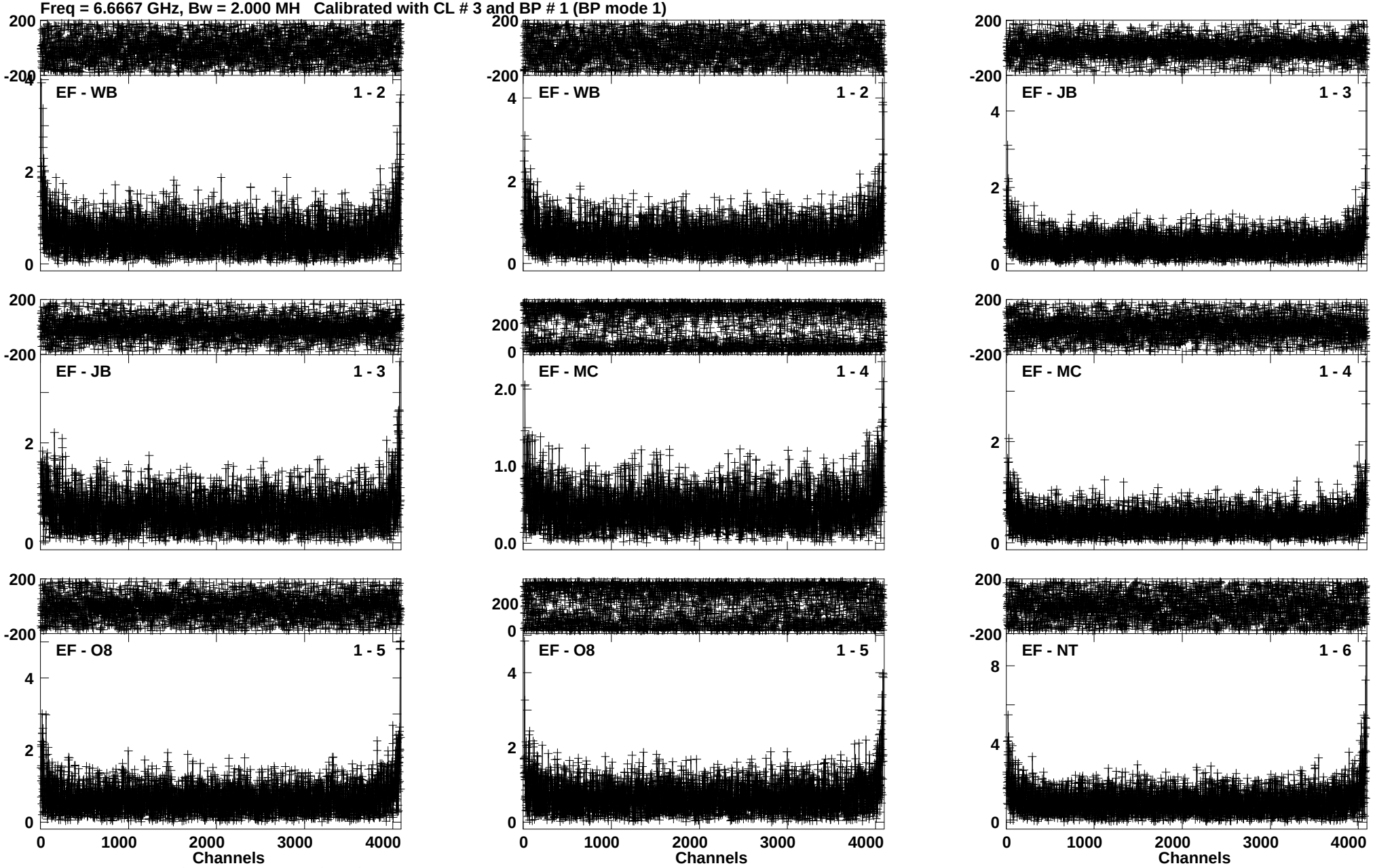

Lower frame: Ampl Jy Top frame: Phas deg
Vector averaged cross-power spectrum Baseline: EF (01) - WB (02)
Timerange: 00/23:27:51 to 00/23:30:49

Plot file version 62 created 20-MAR-2017 13:51:04
1822-173 EM117F 2.UVDATA.1
Freq = 6.6667 GHz, Bw = 2.000 MH Calibrated with CL # 3 and BP # 1 (BP mode 1)

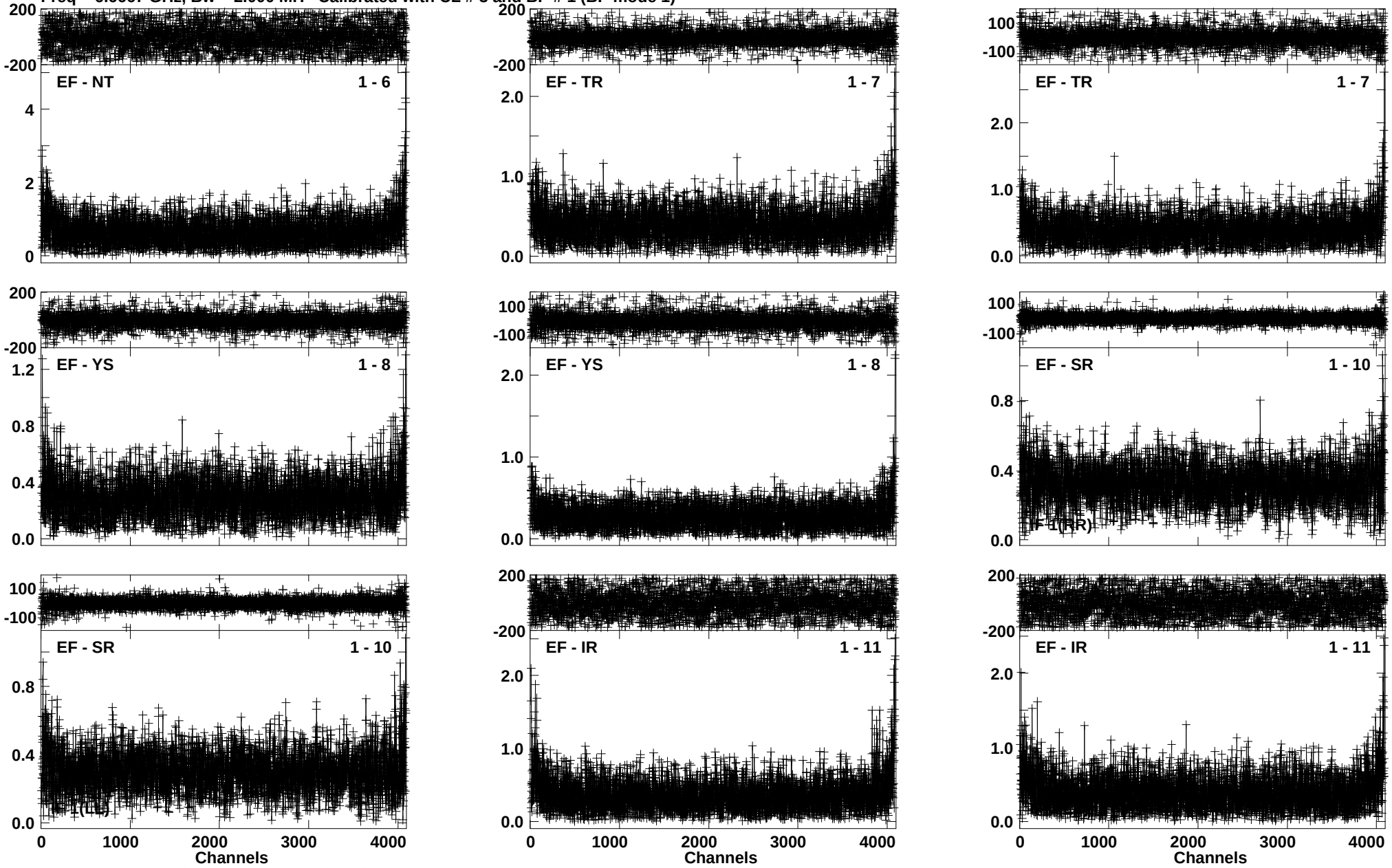

Lower frame: Ampl Jy Top frame: Phas deg
Vector averaged cross-power spectrum Baseline: EF (01) - NT (06)
Timerange: 00/23:27:51 to 00/23:30:49

Plot file version 63 created 20-MAR-2017 13:51:05
G016.58-0.05 EM117F 2.UVDATA.1
Freq = 6.6667 GHz, Bw = 2.000 MH Calibrated with CL # 3 and BP # 1 (BP mode 1)

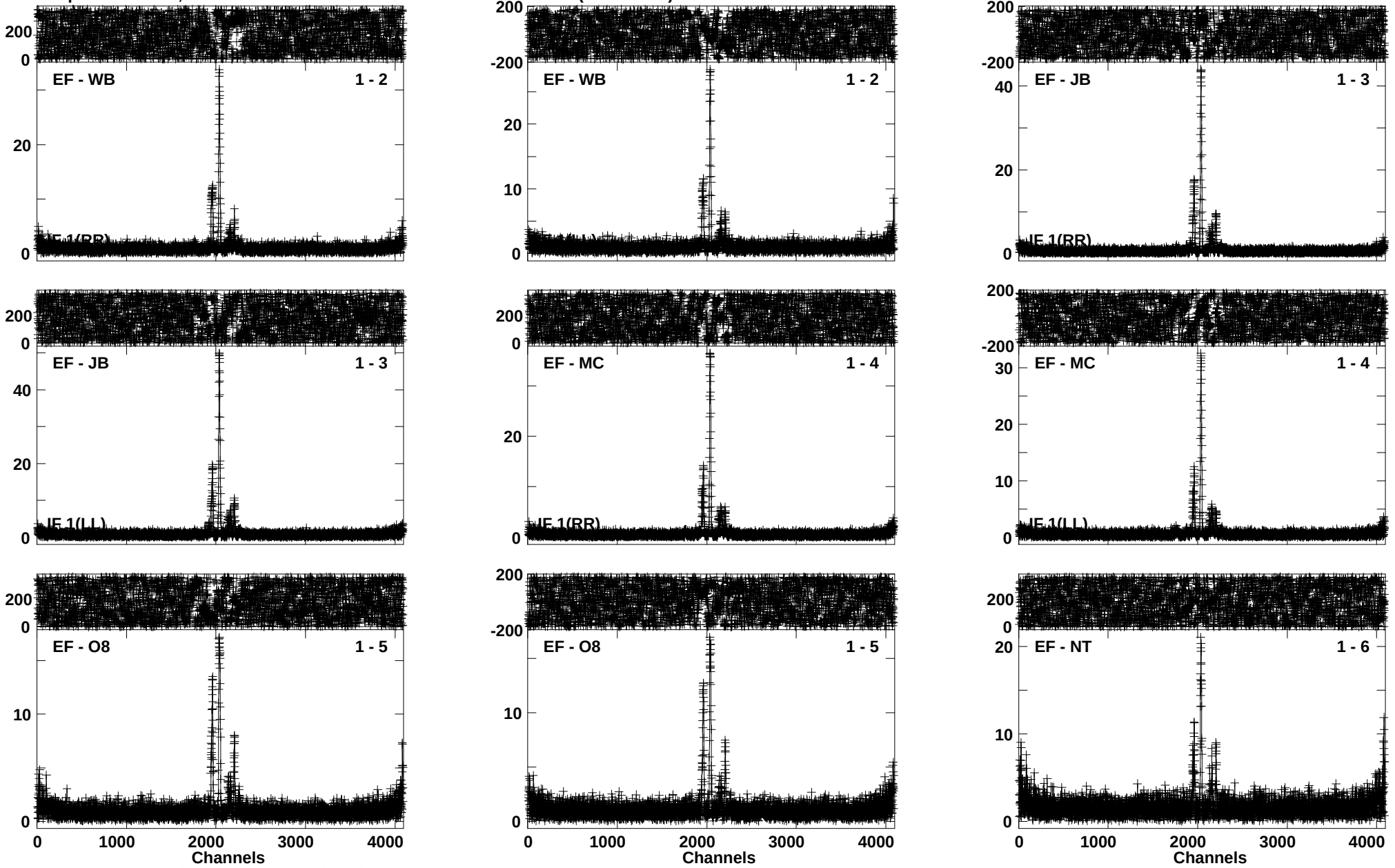

Lower frame: Ampl Jy Top frame: Phas deg
Vector averaged cross-power spectrum Baseline: EF (01) - WB (02)
Timerange: 00/23:30:51 to 00/23:32:49

Plot file version 64 created 20-MAR-2017 13:51:06
G016.58-0.05 EM117F 2.UVDATA.1
Freq = 6.6667 GHz, Bw = 2.000 MH Calibrated with CL # 3 and BP # 1 (BP mode 1)

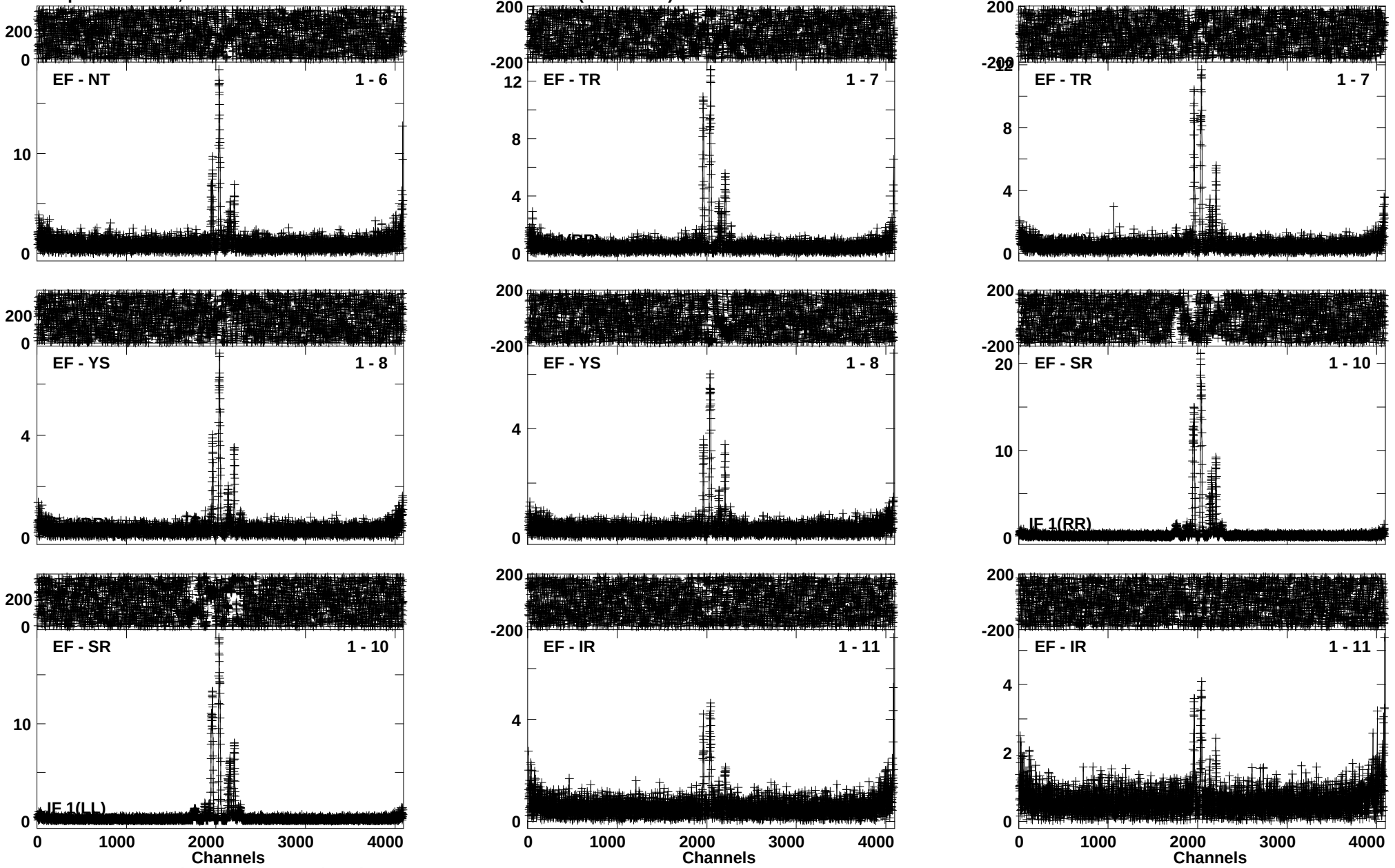

Lower frame: Ampl Jy Top frame: Phas deg
Vector averaged cross-power spectrum Baseline: EF (01) - NT (06)
Timerange: 00/23:30:51 to 00/23:32:49

Plot file version 65 created 20-MAR-2017 13:51:09
1822-173 EM117F 2.UVDATA.1
Freq = 6.6667 GHz, Bw = 2.000 MH Calibrated with CL # 3 and BP # 1 (BP mode 1)

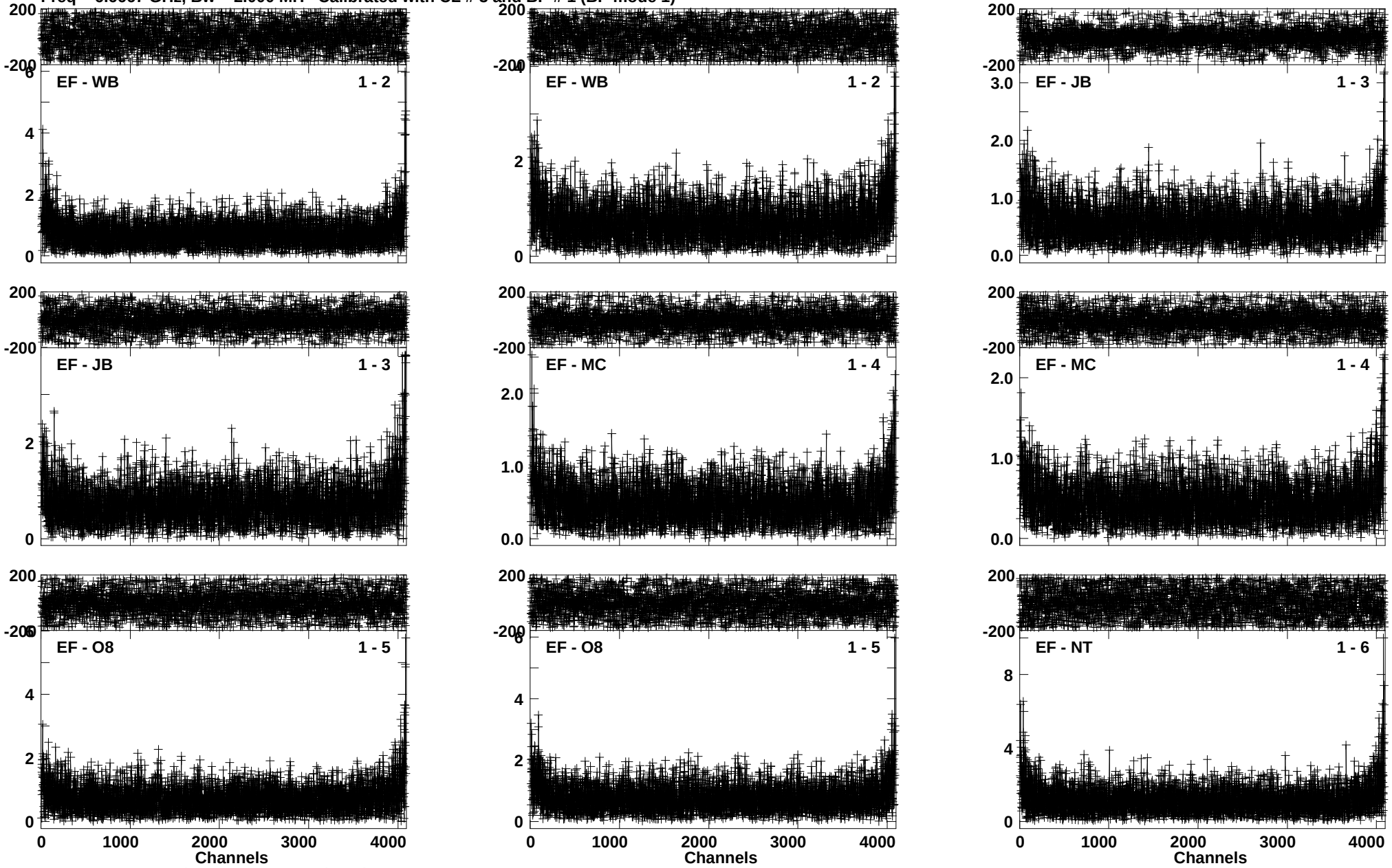

Lower frame: Ampl Jy Top frame: Phas deg
Vector averaged cross-power spectrum Baseline: EF (01) - WB (02)
Timerange: 00/23:32:51 to 00/23:35:49

Plot file version 66 created 20-MAR-2017 13:51:10
1822-173 EM117F 2.UVDATA.1
Freq = 6.6667 GHz, Bw = 2.000 MH Calibrated with CL # 3 and BP # 1 (BP mode 1)

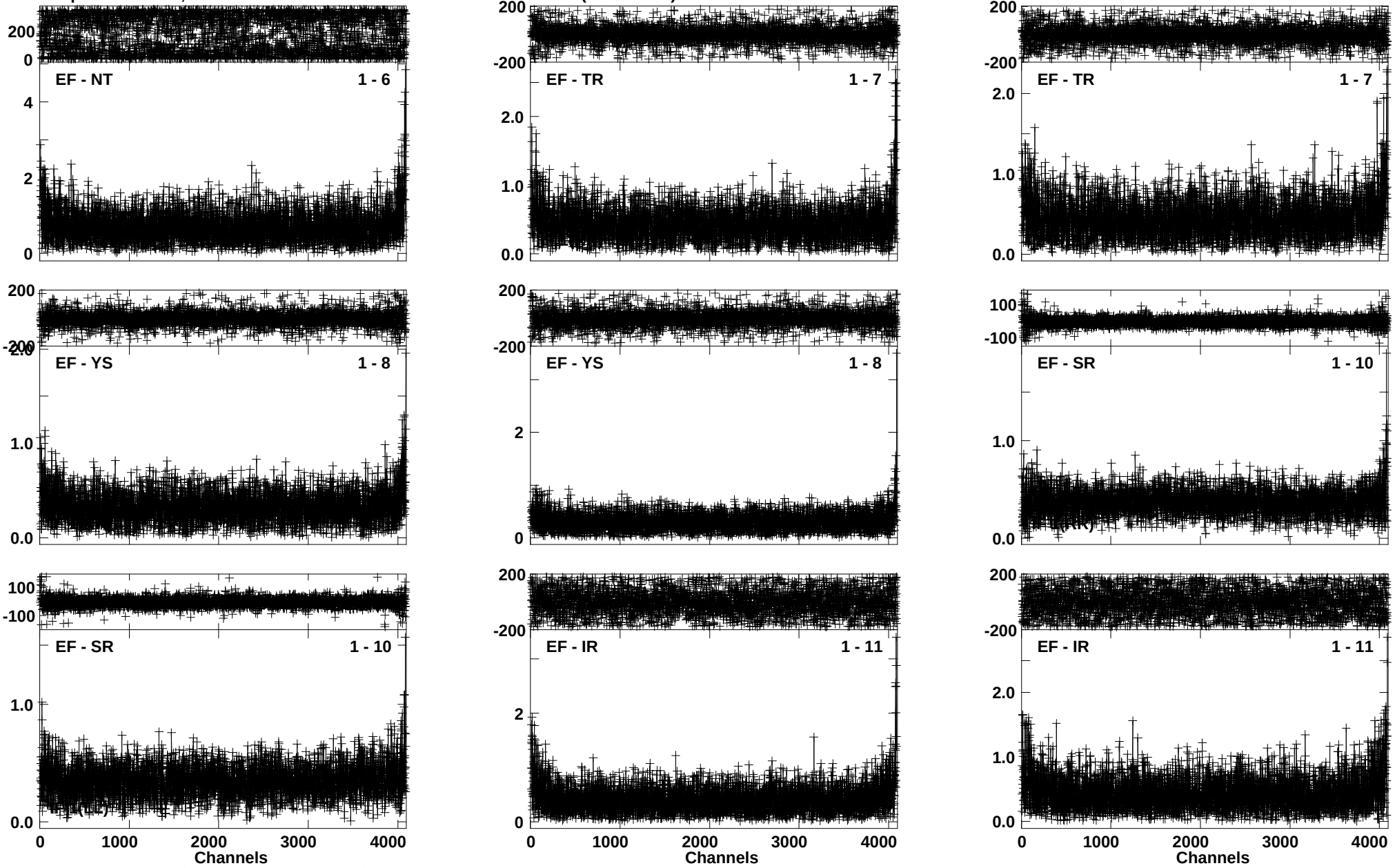

Lower frame: Ampl Jy Top frame: Phas deg
Vector averaged cross-power spectrum Baseline: EF (01) - NT (06)
Timerange: 00/23:32:51 to 00/23:35:49

Plot file version 67 created 20-MAR-2017 13:51:12
G016.58-0.05 EM117F 2.UVDATA.1
Freq = 6.6667 GHz, Bw = 2.000 MH Calibrated with CL # 3 and BP # 1 (BP mode 1)

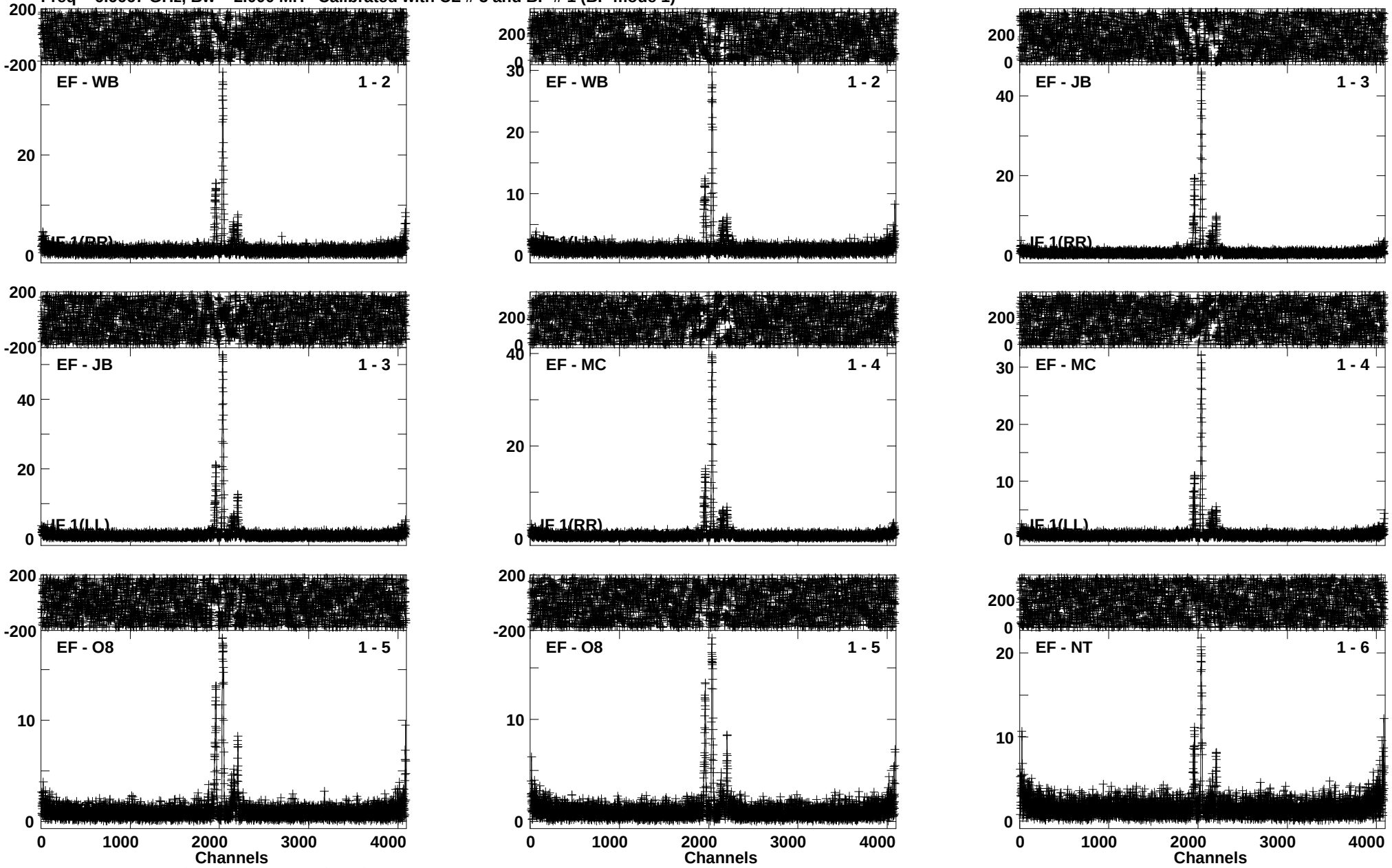

Lower frame: Ampl Jy Top frame: Phas deg
Vector averaged cross-power spectrum Baseline: EF (01) - WB (02)
Timerange: 00/23:35:51 to 00/23:37:49

Plot file version 68 created 20-MAR-2017 13:51:12
G016.58-0.05 EM117F 2.UVDATA.1
Freq = 6.6667 GHz, Bw = 2.000 MH Calibrated with CL # 3 and BP # 1 (BP mode 1)

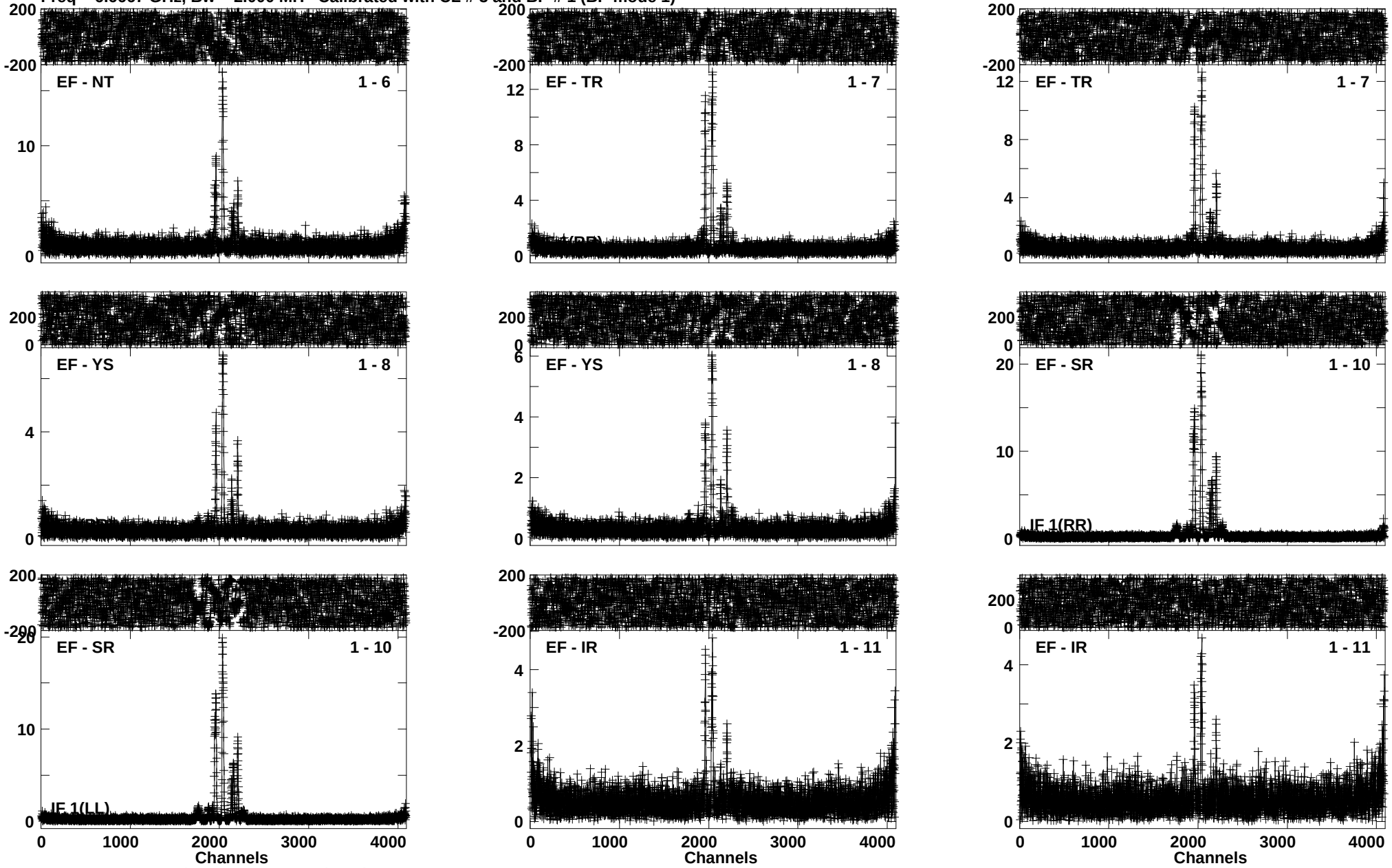

Lower frame: Ampl Jy Top frame: Phas deg
Vector averaged cross-power spectrum Baseline: EF (01) - NT (06)
Timerange: 00/23:35:51 to 00/23:37:49

Plot file version 69 created 20-MAR-2017 13:51:15
1822-173 EM117F 2.UVDATA.1
Freq = 6.6667 GHz, Bw = 2.000 MH Calibrated with CL # 3 and BP # 1 (BP mode 1)

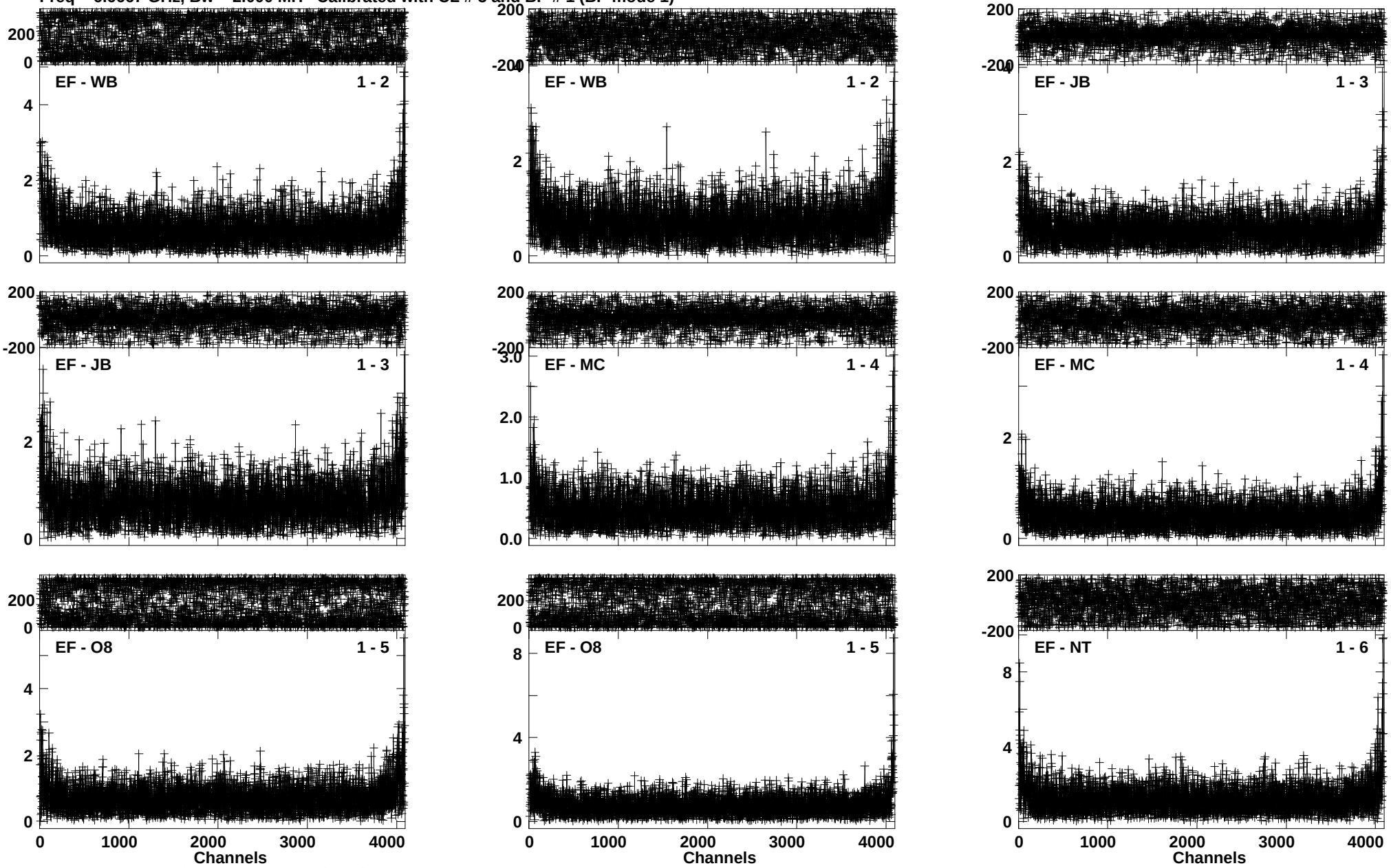

Lower frame: Ampl Jy Top frame: Phas deg
Vector averaged cross-power spectrum Baseline: EF (01) - WB (02)
Timerange: 00/23:37:51 to 00/23:40:49

Plot file version 70 created 20-MAR-2017 13:51:16
1822-173 EM117F 2.UVDATA.1
Freq = 6.6667 GHz, Bw = 2.000 MH Calibrated with CL # 3 and BP # 1 (BP mode 1)

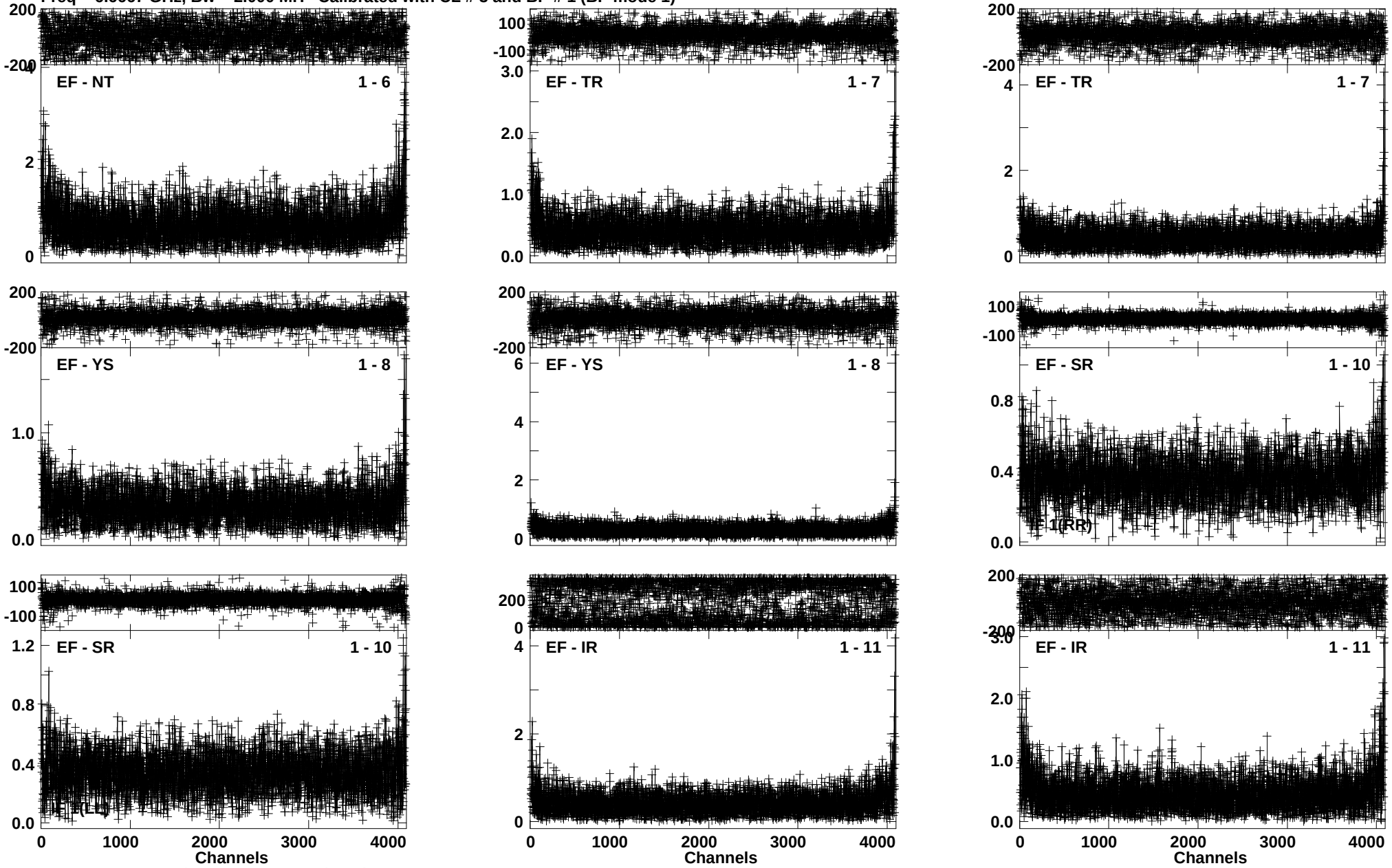

Lower frame: Ampl Jy Top frame: Phas deg
Vector averaged cross-power spectrum Baseline: EF (01) - NT (06)
Timerange: 00/23:37:51 to 00/23:40:49

Plot file version 71 created 20-MAR-2017 13:51:19
G016.58-0.05 EM117F 2.UVDATA.1
Freq = 6.6667 GHz, Bw = 2.000 MH Calibrated with CL # 3 and BP # 1 (BP mode 1)

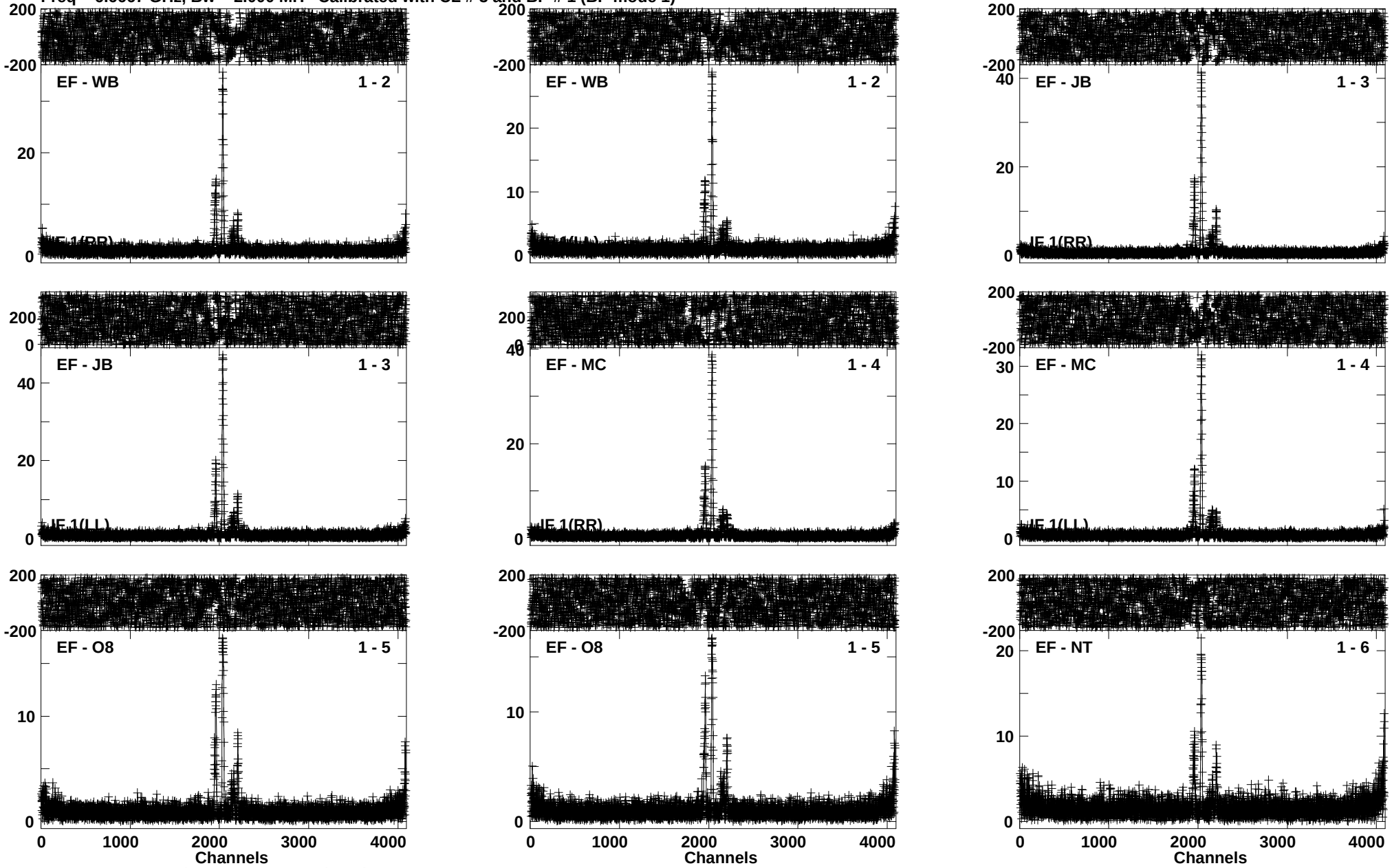

Lower frame: Ampl Jy Top frame: Phas deg
Vector averaged cross-power spectrum Baseline: EF (01) - WB (02)
Timerange: 00/23:40:51 to 00/23:42:49

Plot file version 72 created 20-MAR-2017 13:51:20
G016.58-0.05 EM117F 2.UVDATA.1
Freq = 6.6667 GHz, Bw = 2.000 MH Calibrated with CL # 3 and BP # 1 (BP mode 1)

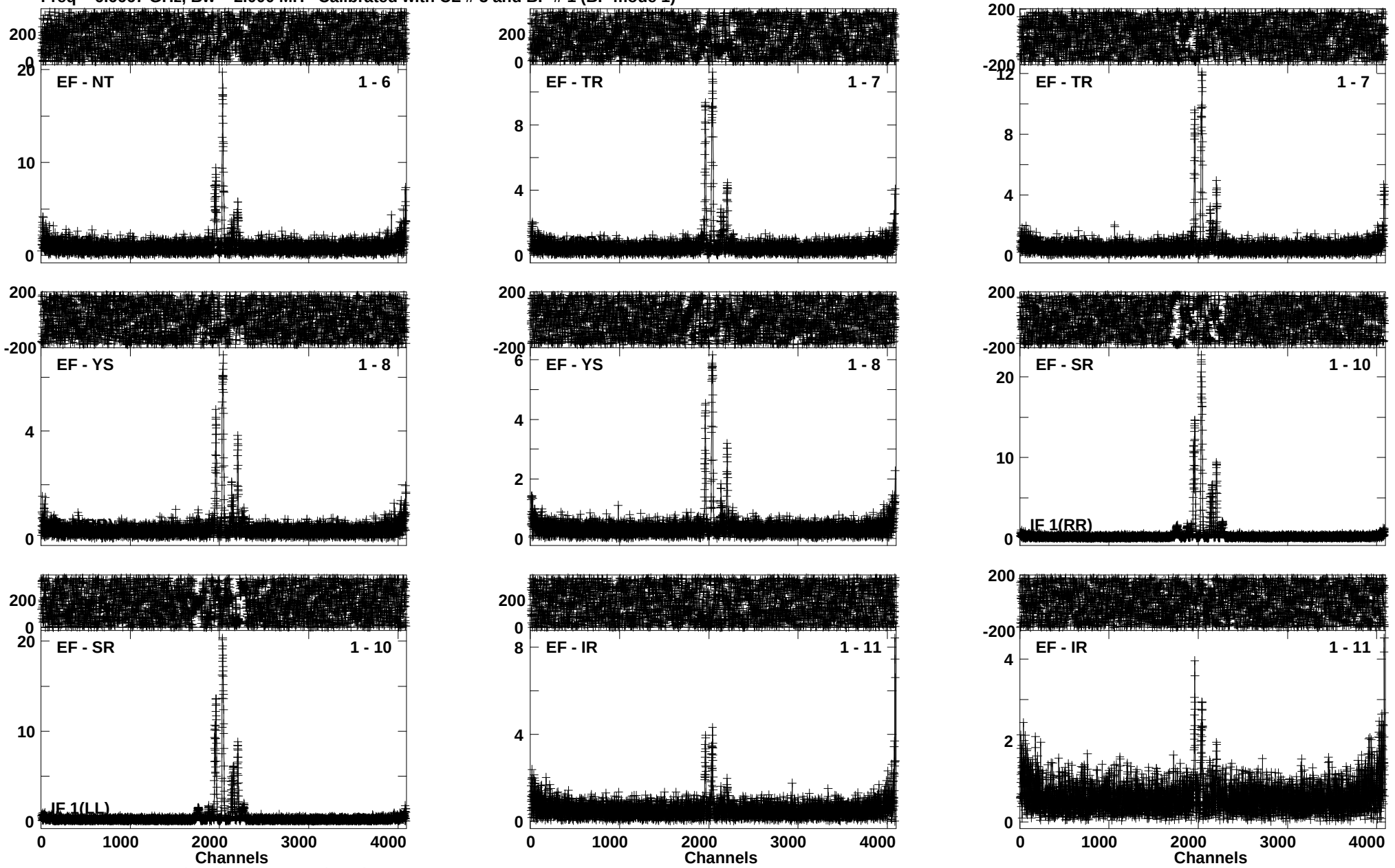

Lower frame: Ampl Jy Top frame: Phas deg
Vector averaged cross-power spectrum Baseline: EF (01) - NT (06)
Timerange: 00/23:40:51 to 00/23:42:49

Plot file version 73 created 20-MAR-2017 13:51:22
1822-173 EM117F 2.UVDATA.1
Freq = 6.6667 GHz, Bw = 2.000 MH Calibrated with CL # 3 and BP # 1 (BP mode 1)

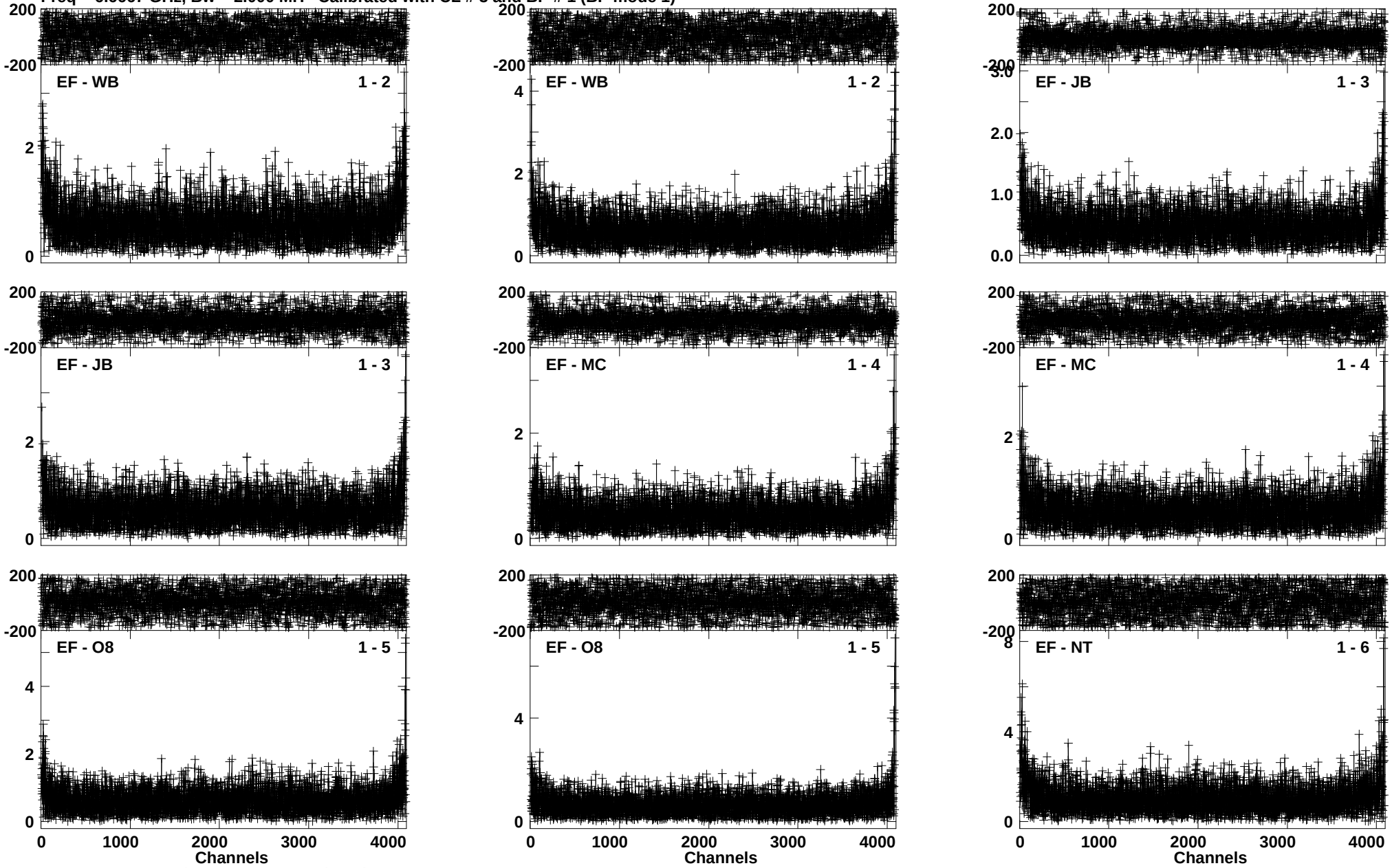

Lower frame: Ampl Jy Top frame: Phas deg
Vector averaged cross-power spectrum Baseline: EF (01) - WB (02)
Timerange: 00/23:43:31 to 00/23:46:29

Plot file version 74 created 20-MAR-2017 13:51:23
1822-173 EM117F 2.UVDATA.1
Freq = 6.6667 GHz, Bw = 2.000 MH Calibrated with CL # 3 and BP # 1 (BP mode 1)

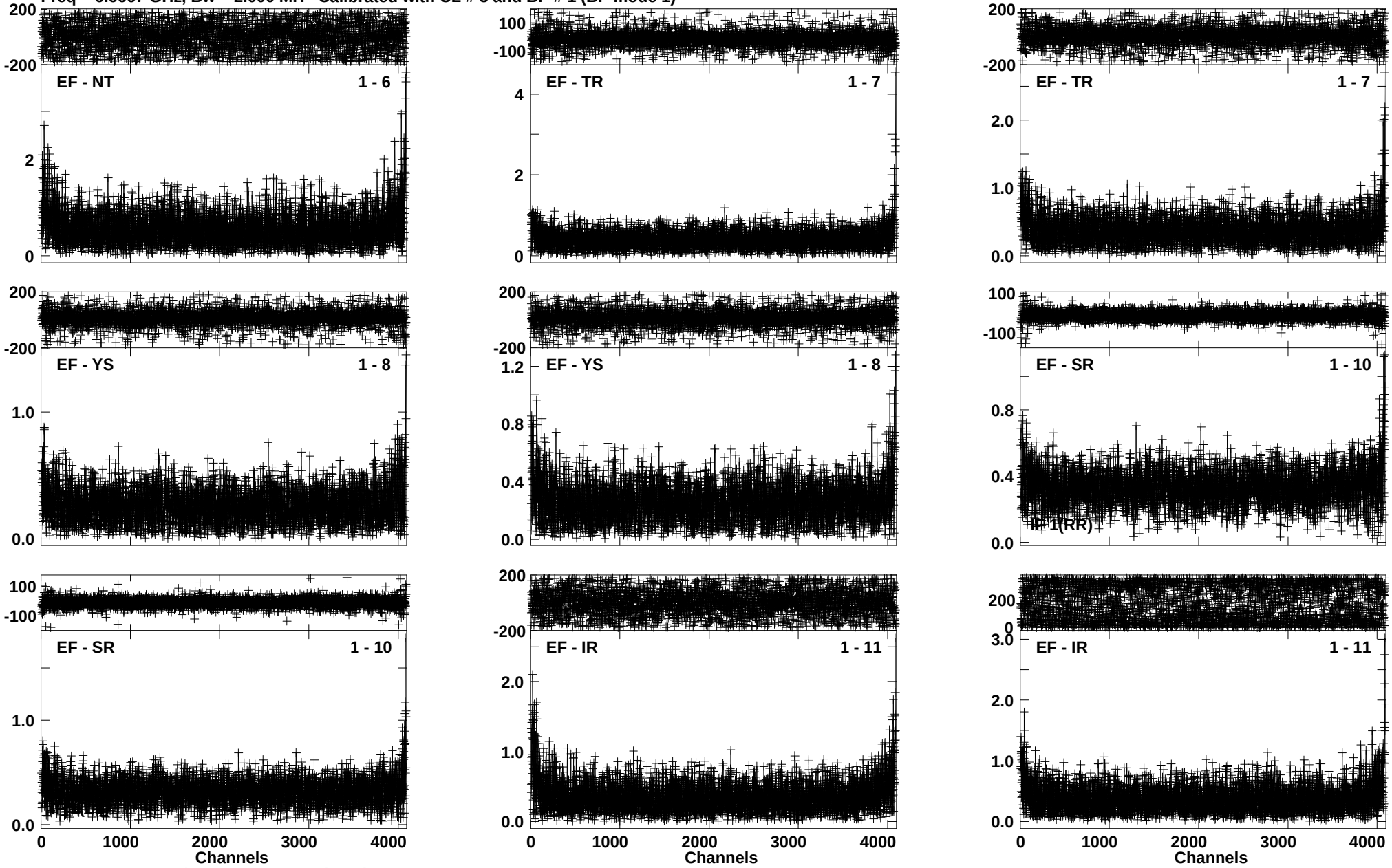

Lower frame: Ampl Jy Top frame: Phas deg
Vector averaged cross-power spectrum Baseline: EF (01) - NT (06)
Timerange: 00/23:43:31 to 00/23:46:29

Plot file version 75 created 20-MAR-2017 13:51:25
G016.58-0.05 EM117F 2.UVDATA.1
Freq = 6.6667 GHz, Bw = 2.000 MH Calibrated with CL # 3 and BP # 1 (BP mode 1)

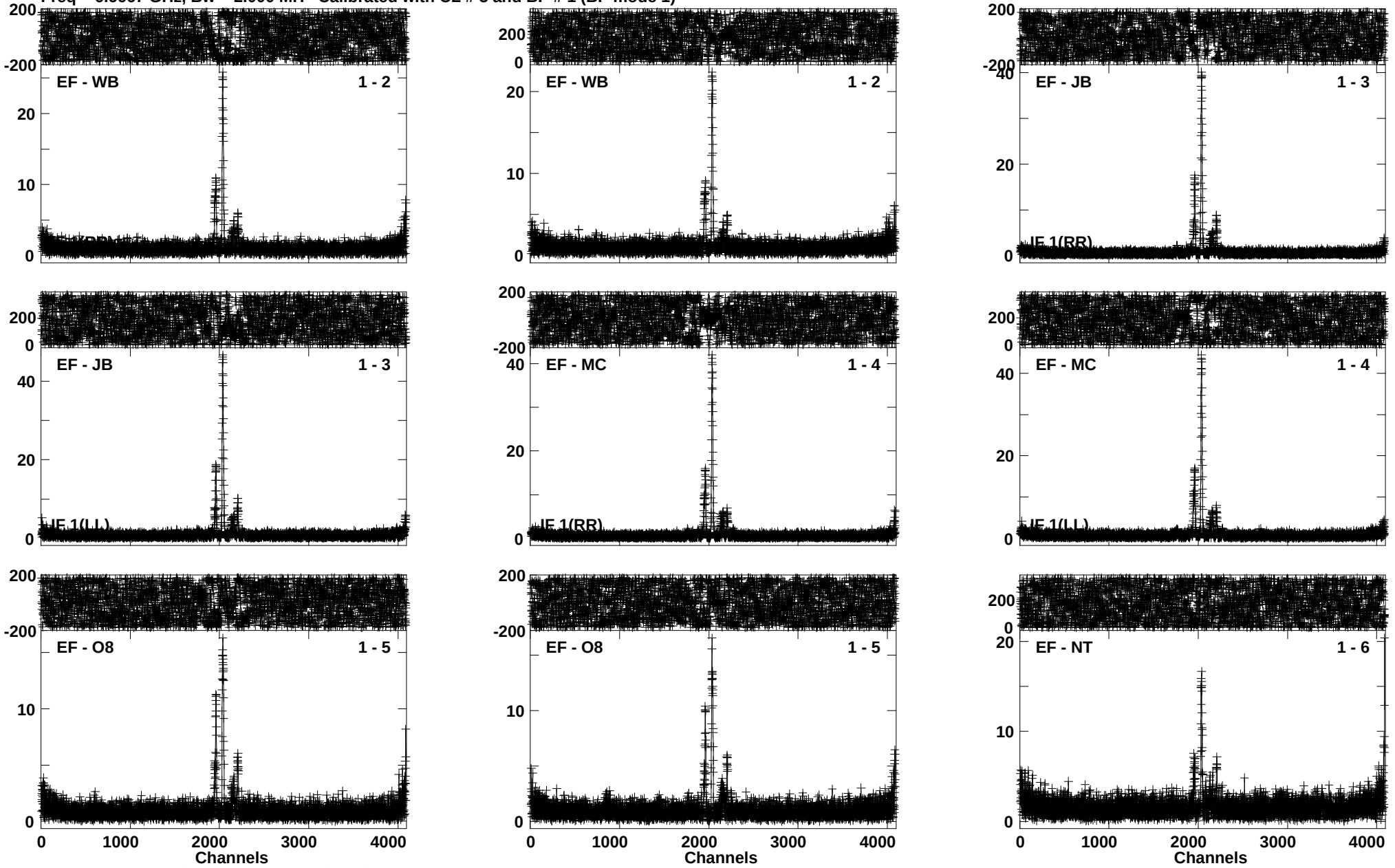

Lower frame: Ampl Jy Top frame: Phas deg
Vector averaged cross-power spectrum Baseline: EF (01) - WB (02)
Timerange: 00/23:46:31 to 00/23:48:29

Plot file version 76 created 20-MAR-2017 13:51:26
G016.58-0.05 EM117F 2.UVDATA.1
Freq = 6.6667 GHz, Bw = 2.000 MH Calibrated with CL # 3 and BP # 1 (BP mode 1)

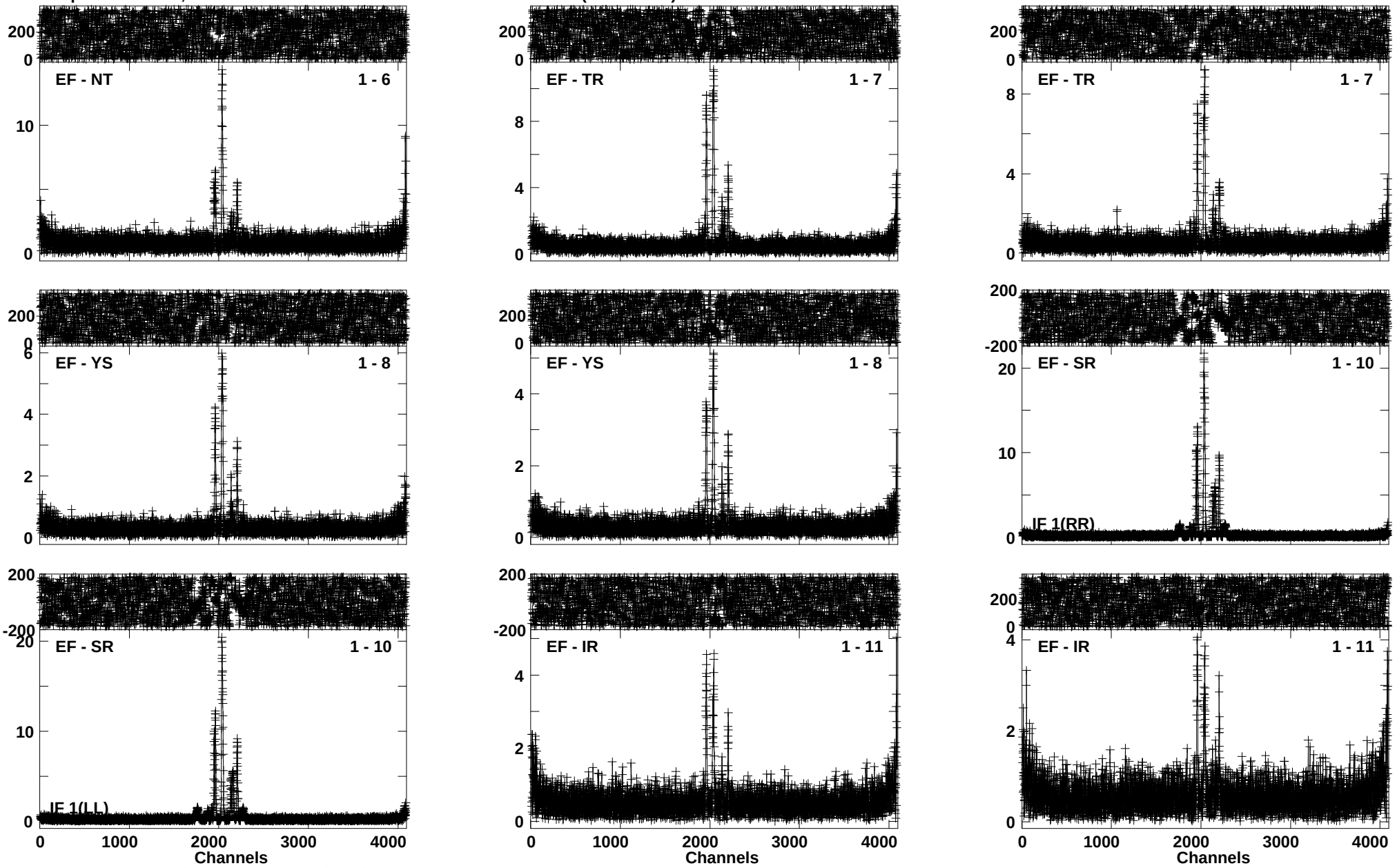

Lower frame: Ampl Jy Top frame: Phas deg
Vector averaged cross-power spectrum Baseline: EF (01) - NT (06)
Timerange: 00/23:46:31 to 00/23:48:29

Plot file version 77 created 20-MAR-2017 13:51:28
1822-173 EM117F 2.UVDATA.1
Freq = 6.6667 GHz, Bw = 2.000 MH Calibrated with CL # 3 and BP # 1 (BP mode 1)

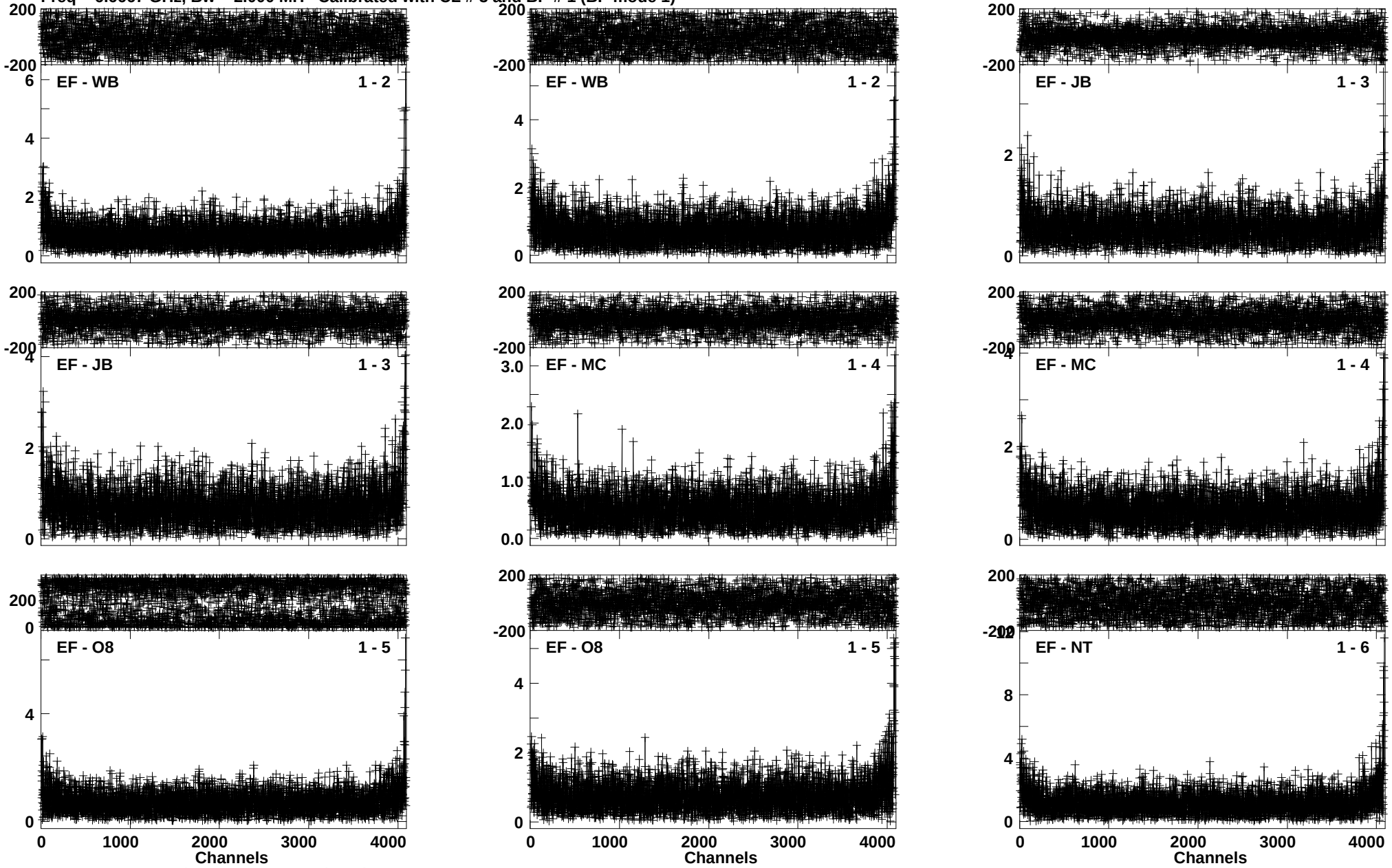

Lower frame: Ampl Jy Top frame: Phas deg
Vector averaged cross-power spectrum Baseline: EF (01) - WB (02)
Timerange: 00/23:48:31 to 00/23:51:29

Plot file version 78 created 20-MAR-2017 13:51:30
1822-173 EM117F 2.UVDATA.1
Freq = 6.6667 GHz, Bw = 2.000 MH Calibrated with CL # 3 and BP # 1 (BP mode 1)

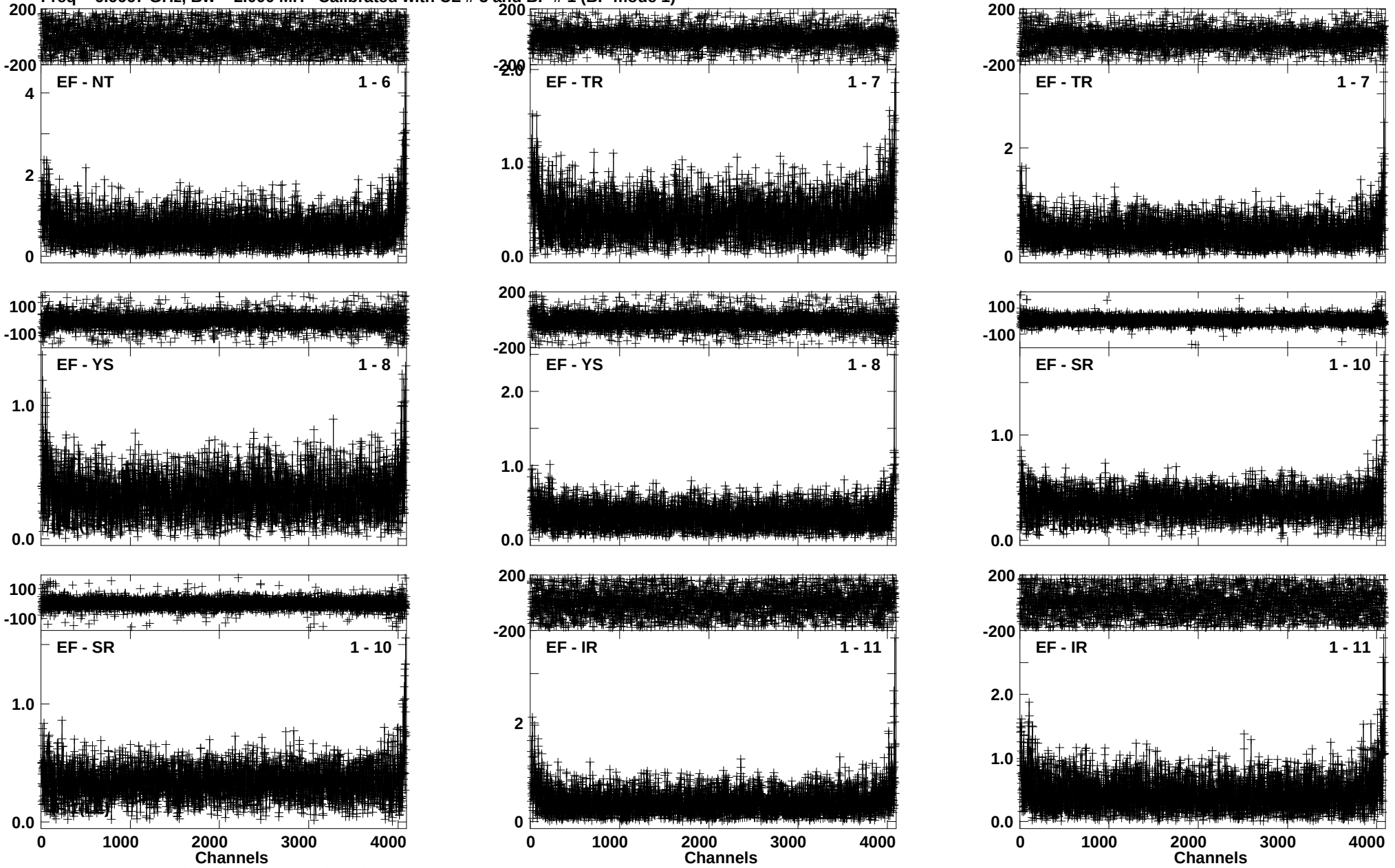

Lower frame: Ampl Jy Top frame: Phas deg
Vector averaged cross-power spectrum Baseline: EF (01) - NT (06)
Timerange: 00/23:48:31 to 00/23:51:29

Plot file version 79 created 20-MAR-2017 13:51:31
G016.58-0.05 EM117F 2.UVDATA.1
Freq = 6.6667 GHz, Bw = 2.000 MH Calibrated with CL # 3 and BP # 1 (BP mode 1)

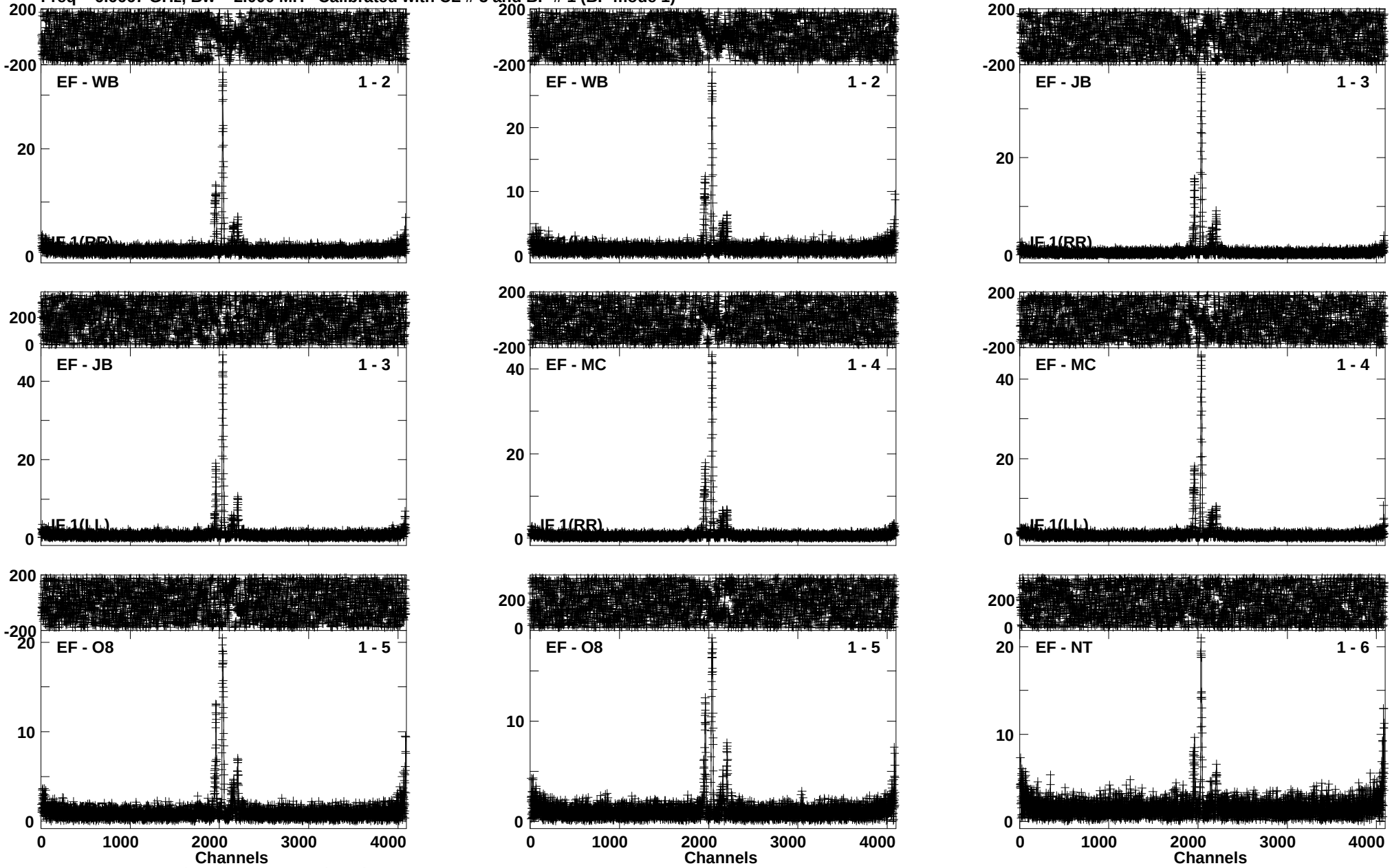

Lower frame: Ampl Jy Top frame: Phas deg
Vector averaged cross-power spectrum Baseline: EF (01) - WB (02)
Timerange: 00/23:51:31 to 00/23:53:29

Plot file version 80 created 20-MAR-2017 13:51:32
G016.58-0.05 EM117F 2.UVDATA.1
Freq = 6.6667 GHz, Bw = 2.000 MH Calibrated with CL # 3 and BP # 1 (BP mode 1)

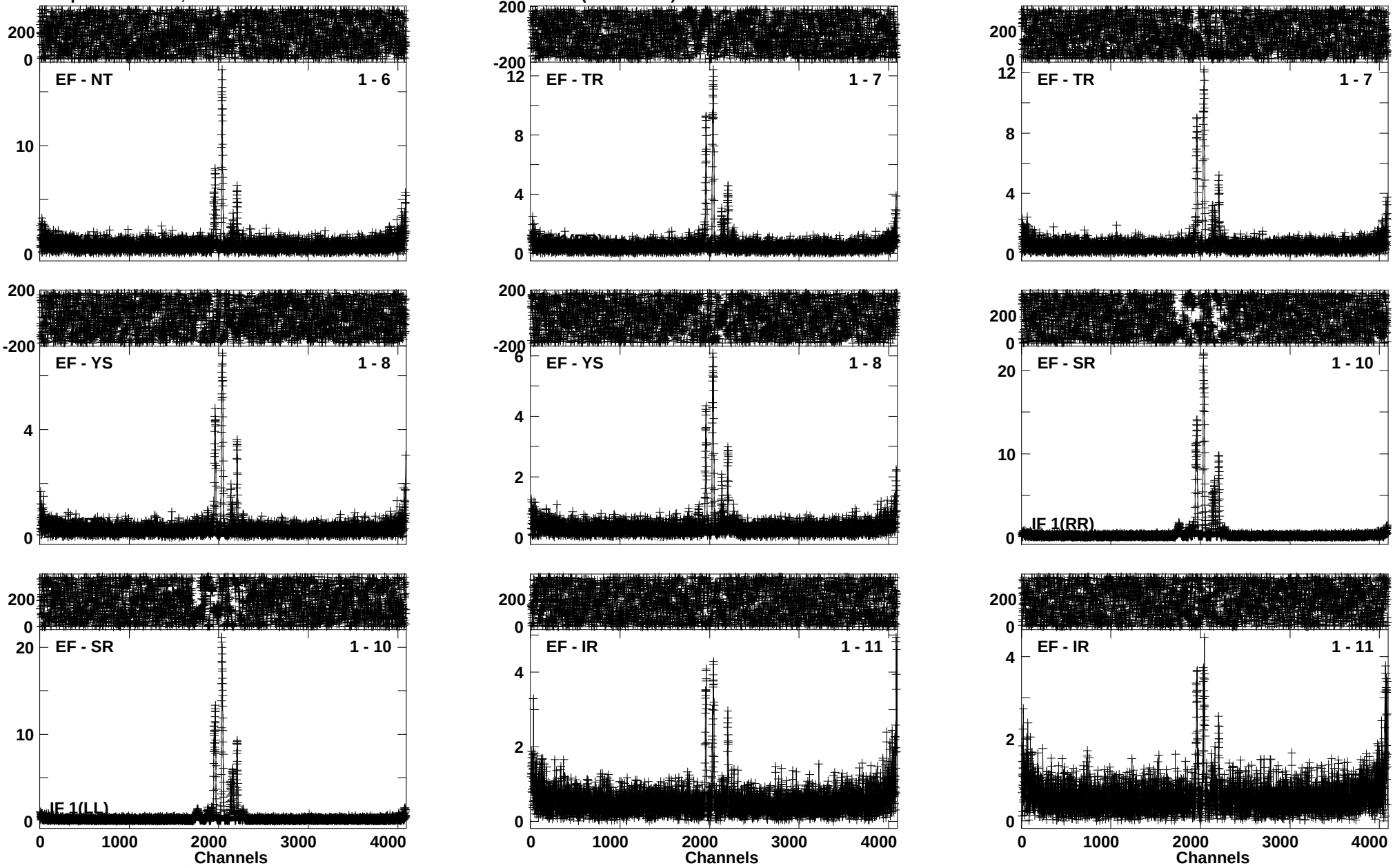

Lower frame: Ampl Jy Top frame: Phas deg
Vector averaged cross-power spectrum Baseline: EF (01) - NT (06)
Timerange: 00/23:51:31 to 00/23:53:29

Plot file version 81 created 20-MAR-2017 13:51:35
1822-173 EM117F 2.UVDATA.1
Freq = 6.6667 GHz, Bw = 2.000 MH Calibrated with CL # 3 and BP # 1 (BP mode 1)

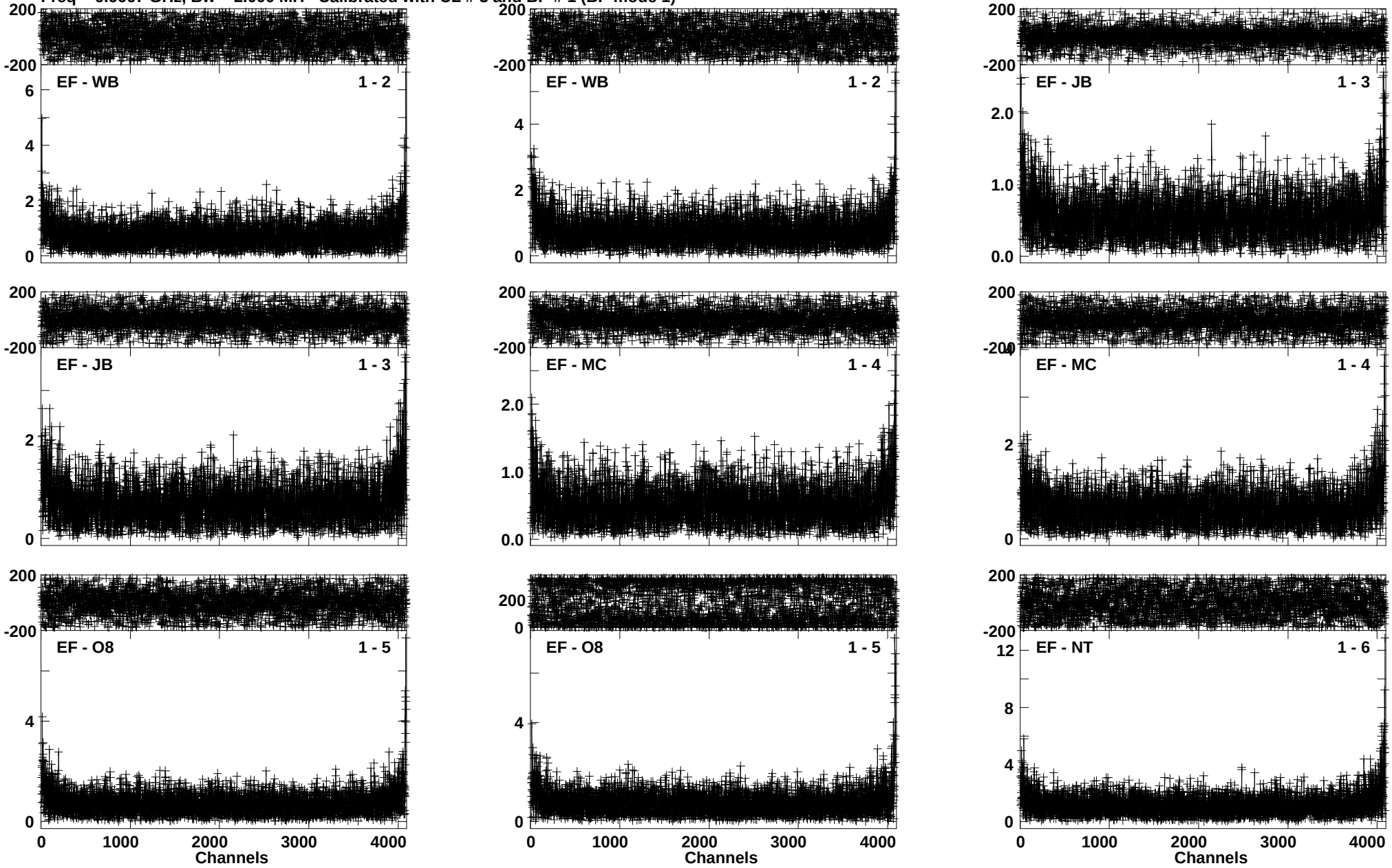

Lower frame: Ampl Jy Top frame: Phas deg
Vector averaged cross-power spectrum Baseline: EF (01) - WB (02)
Timerange: 00/23:53:31 to 00/23:56:29

Plot file version 82 created 20-MAR-2017 13:51:36
1822-173 EM117F 2.UVDATA.1
Freq = 6.6667 GHz, Bw = 2.000 MH Calibrated with CL # 3 and BP # 1 (BP mode 1)

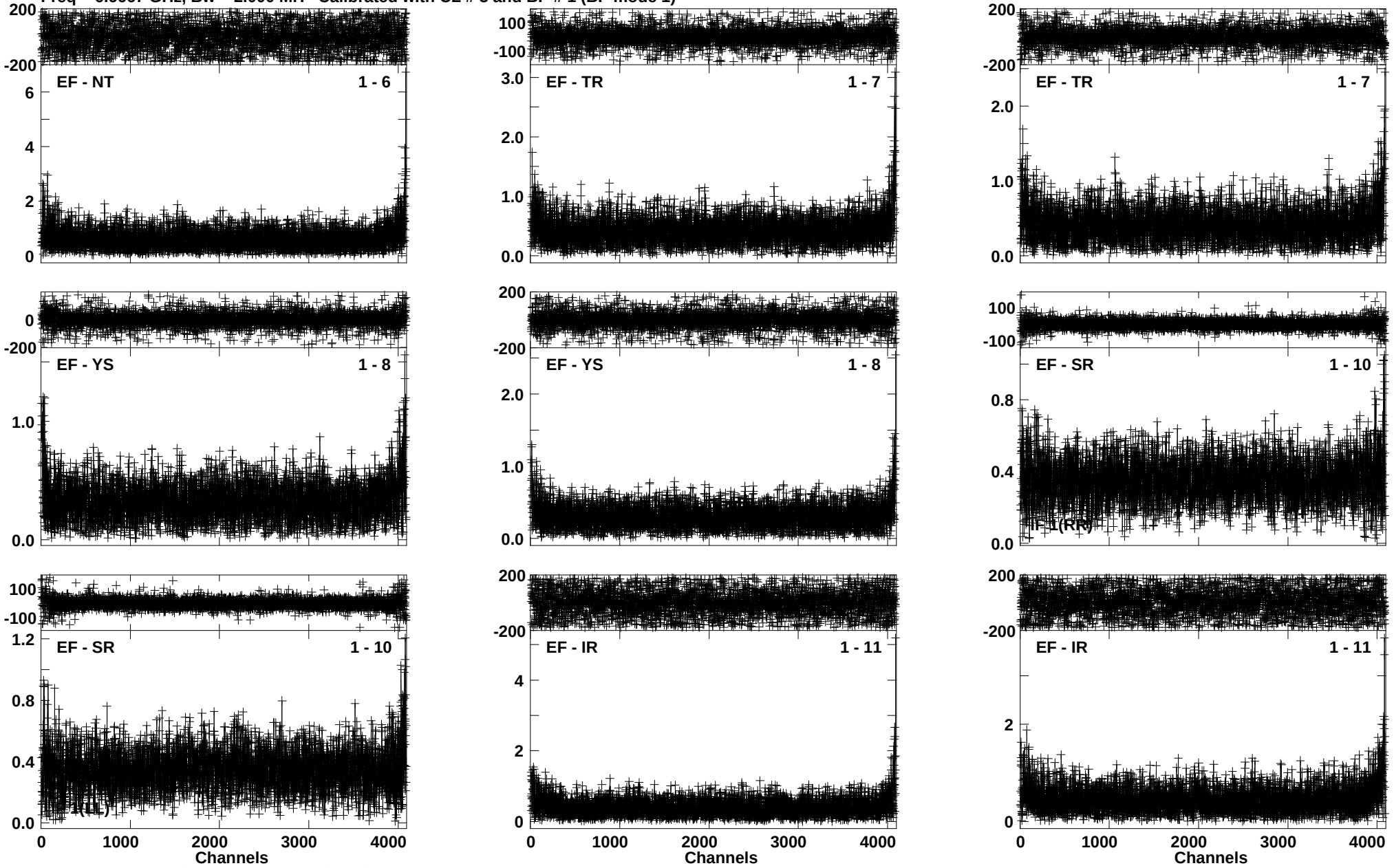

Lower frame: Ampl Jy Top frame: Phas deg
Vector averaged cross-power spectrum Baseline: EF (01) - NT (06)
Timerange: 00/23:53:31 to 00/23:56:29

Plot file version 83 created 20-MAR-2017 13:51:39
G016.58-0.05 EM117F 2.UVDATA.1
Freq = 6.6667 GHz, Bw = 2.000 MH Calibrated with CL # 3 and BP # 1 (BP mode 1)

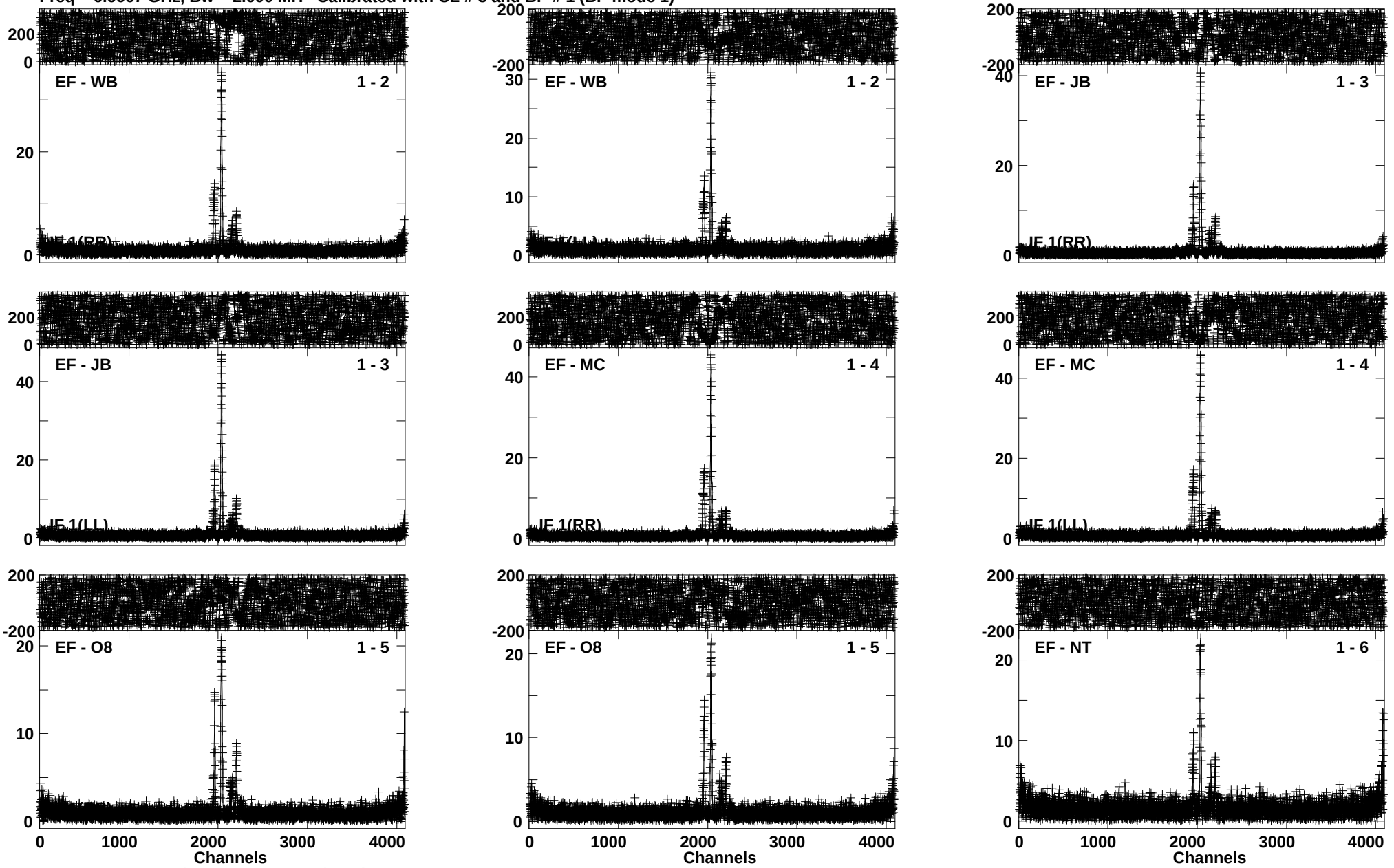

Lower frame: Ampl Jy Top frame: Phas deg
Vector averaged cross-power spectrum Baseline: EF (01) - WB (02)
Timerange: 00/23:56:31 to 00/23:58:29

Plot file version 84 created 20-MAR-2017 13:51:40
G016.58-0.05 EM117F 2.UVDATA.1
Freq = 6.6667 GHz, Bw = 2.000 MH Calibrated with CL # 3 and BP # 1 (BP mode 1)

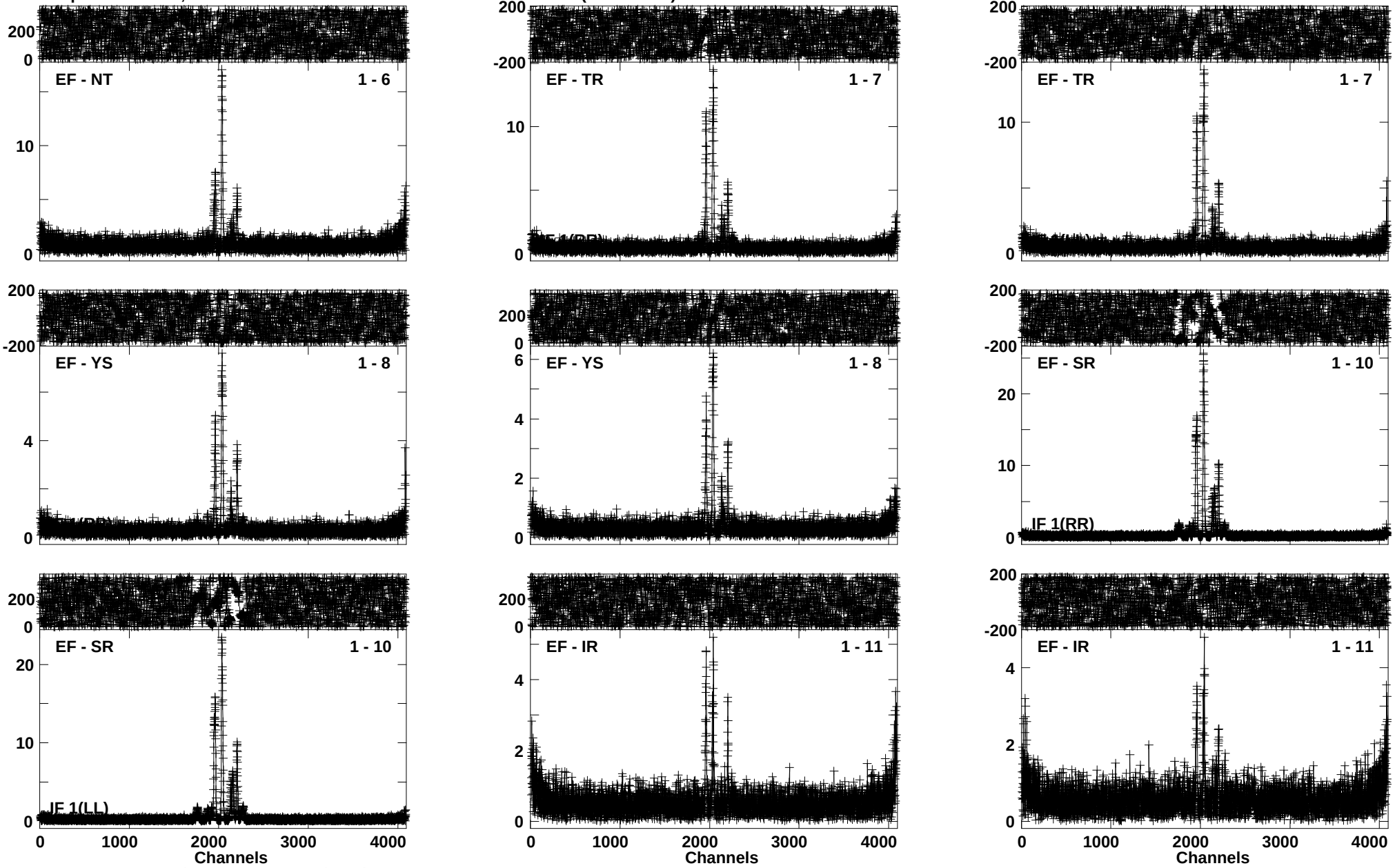

Lower frame: Ampl Jy Top frame: Phas deg
Vector averaged cross-power spectrum Baseline: EF (01) - NT (06)
Timerange: 00/23:56:31 to 00/23:58:29

Plot file version 85 created 20-MAR-2017 13:51:42
1822-173 EM117F 2.UVDATA.1
Freq = 6.6667 GHz, Bw = 2.000 MH Calibrated with CL # 3 and BP # 1 (BP mode 1)

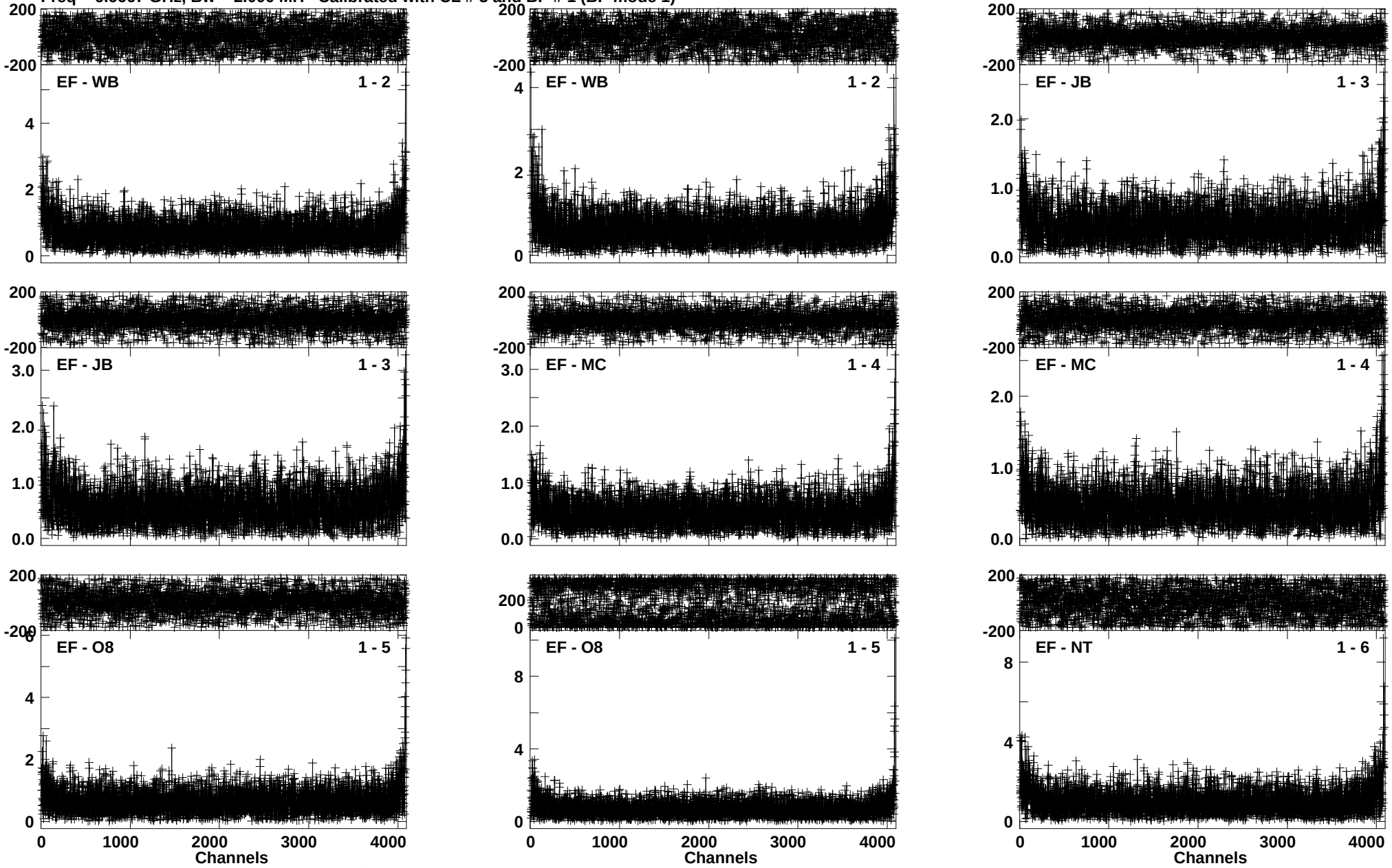

Lower frame: Ampl Jy Top frame: Phas deg
Vector averaged cross-power spectrum Baseline: EF (01) - WB (02)
Timerange: 00/23:59:11 to 01/00:02:09

Plot file version 86 created 20-MAR-2017 13:51:44
1822-173 EM117F 2.UVDATA.1
Freq = 6.6667 GHz, Bw = 2.000 MH Calibrated with CL # 3 and BP # 1 (BP mode 1)

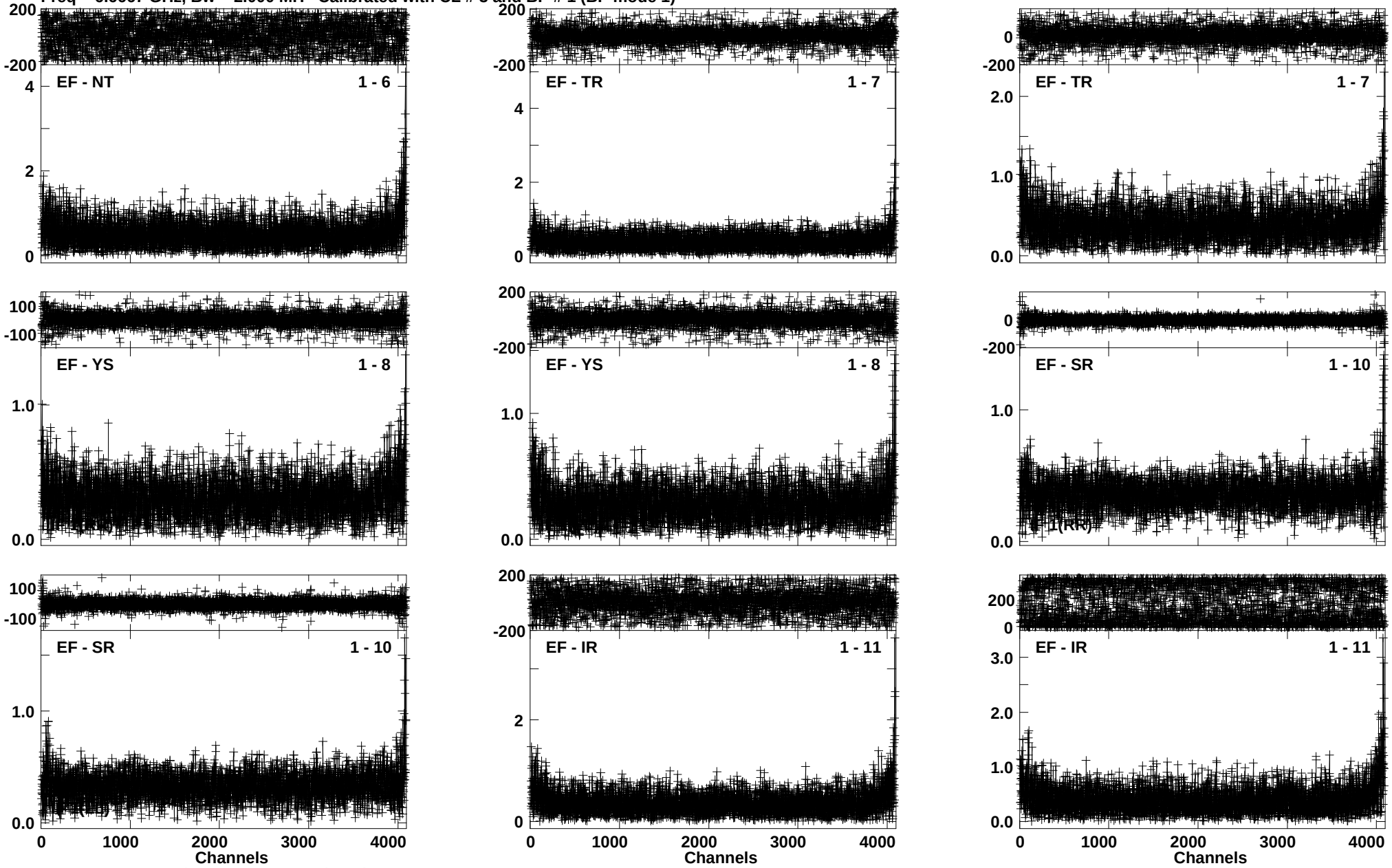

Lower frame: Ampl Jy Top frame: Phas deg
Vector averaged cross-power spectrum Baseline: EF (01) - NT (06)
Timerange: 00/23:59:11 to 01/00:02:09

Plot file version 87 created 20-MAR-2017 13:51:47
J1331+3030 EM117F 2.UVDATA.1
Freq = 6.6667 GHz, Bw = 2.000 MH Calibrated with CL # 3 and BP # 1 (BP mode 1)

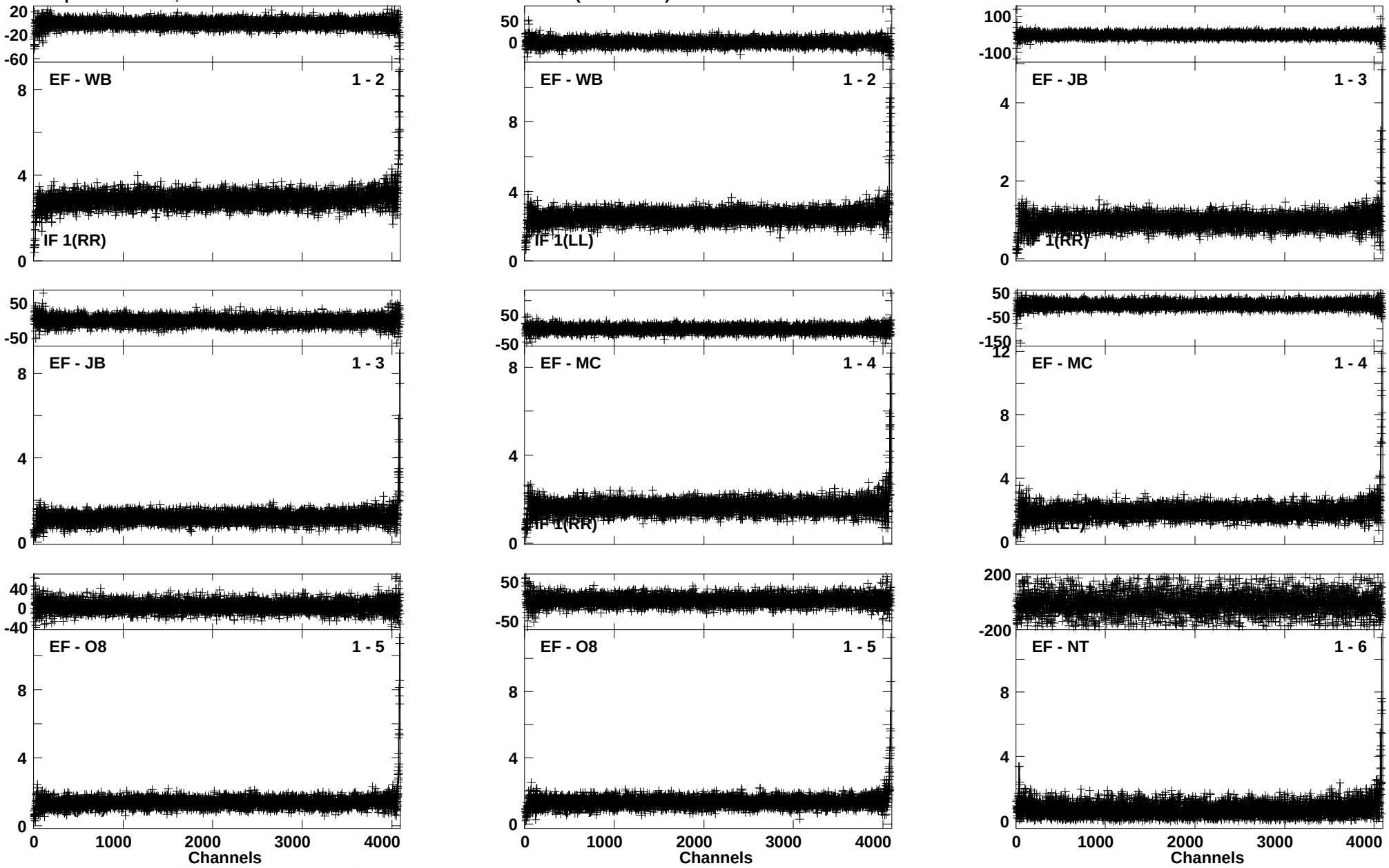

Lower frame: Ampl Jy Top frame: Phas deg
Vector averaged cross-power spectrum Baseline: EF (01) - WB (02)
Timerange: 01/00:07:51 to 01/00:15:49

Plot file version 88 created 20-MAR-2017 13:51:50
J1331+3030 EM117F 2.UVDATA.1
Freq = 6.6667 GHz, Bw = 2.000 MH Calibrated with CL # 3 and BP # 1 (BP mode 1)

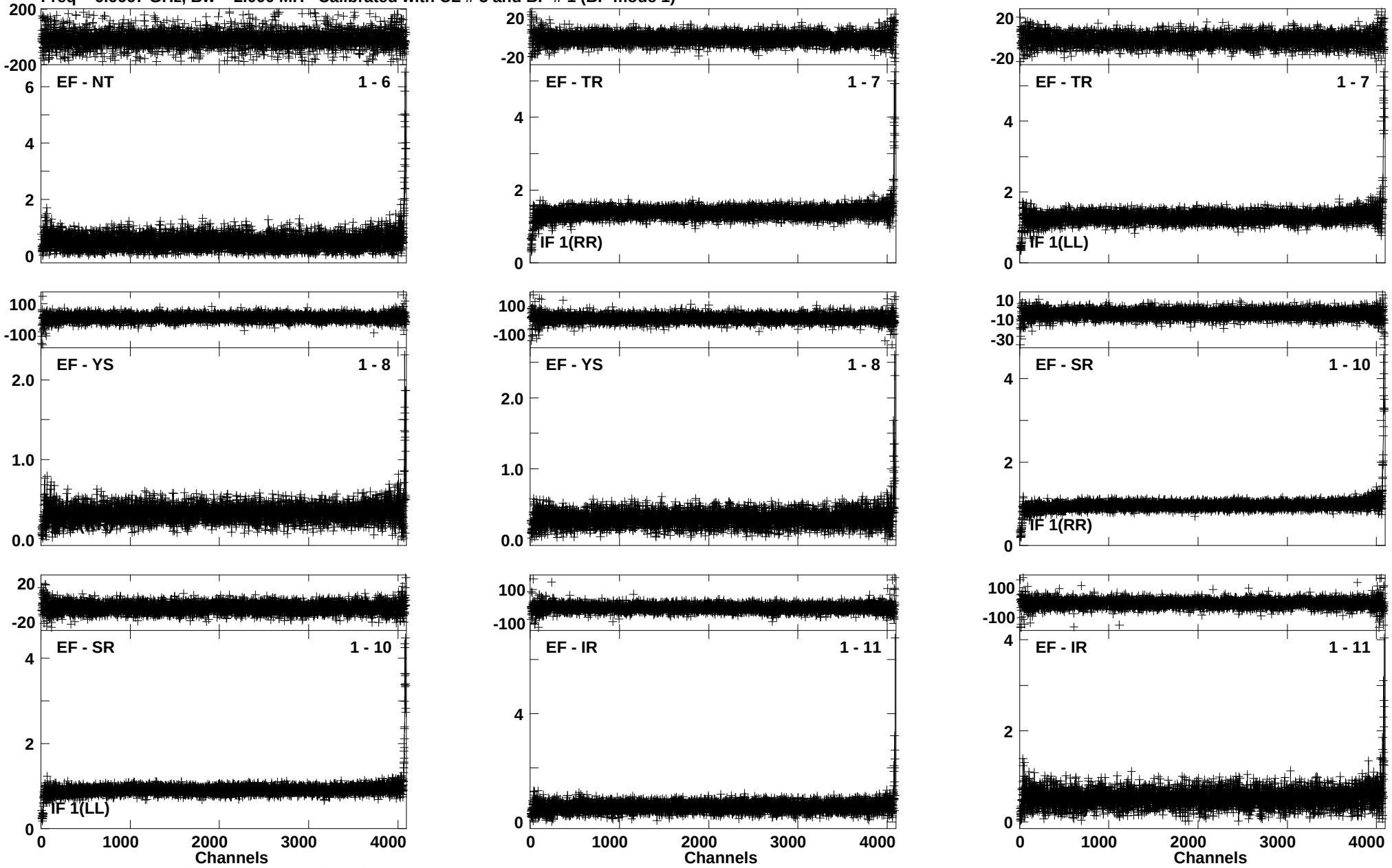

Lower frame: Ampl Jy Top frame: Phas deg
Vector averaged cross-power spectrum Baseline: EF (01) - NT (06)
Timerange: 01/00:07:51 to 01/00:15:49

Plot file version 89 created 20-MAR-2017 13:51:55
1822-173 EM117F 2.UVDATA.1
Freq = 6.6667 GHz, Bw = 2.000 MH Calibrated with CL # 3 and BP # 1 (BP mode 1)

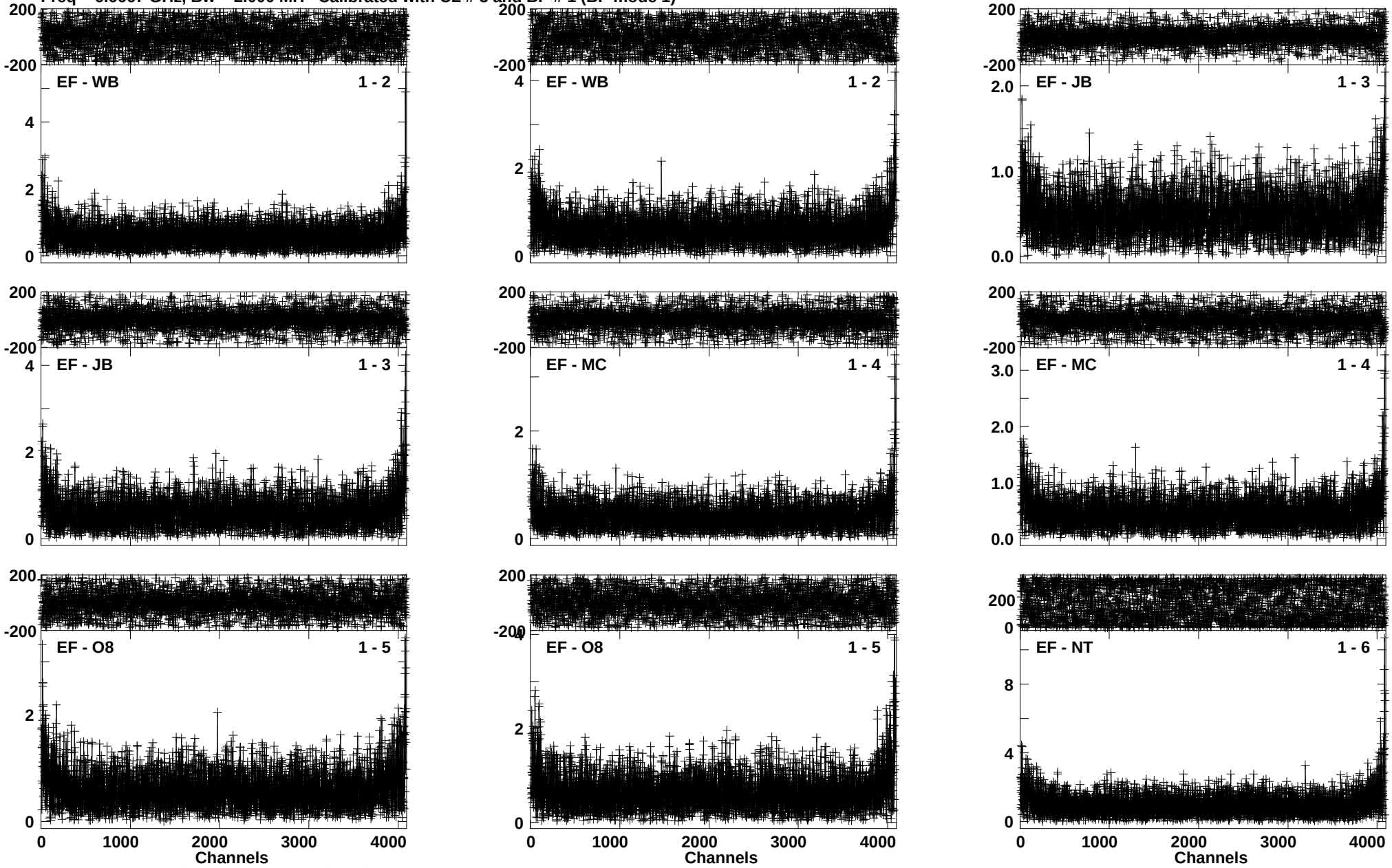

Lower frame: Ampl Jy Top frame: Phas deg
Vector averaged cross-power spectrum Baseline: EF (01) - WB (02)
Timerange: 01/00:21:16 to 01/00:24:14

Plot file version 90 created 20-MAR-2017 13:51:56
1822-173 EM117F 2.UVDATA.1
Freq = 6.6667 GHz, Bw = 2.000 MH Calibrated with CL # 3 and BP # 1 (BP mode 1)

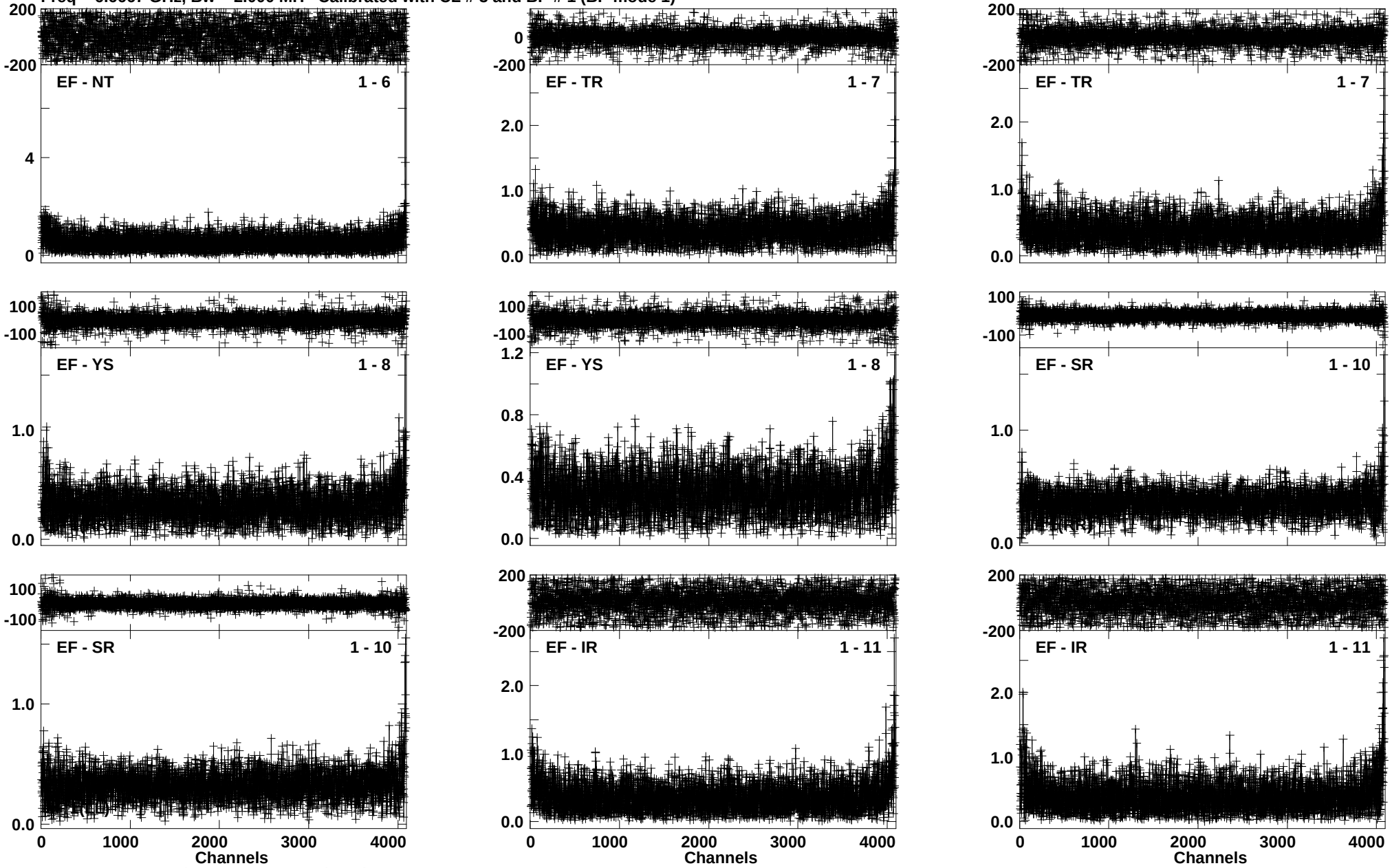

Lower frame: Ampl Jy Top frame: Phas deg
Vector averaged cross-power spectrum Baseline: EF (01) - NT (06)
Timerange: 01/00:21:16 to 01/00:24:14

Plot file version 91 created 20-MAR-2017 13:51:59
G016.58-0.05 EM117F 2.UVDATA.1
Freq = 6.6667 GHz, Bw = 2.000 MH Calibrated with CL # 3 and BP # 1 (BP mode 1)

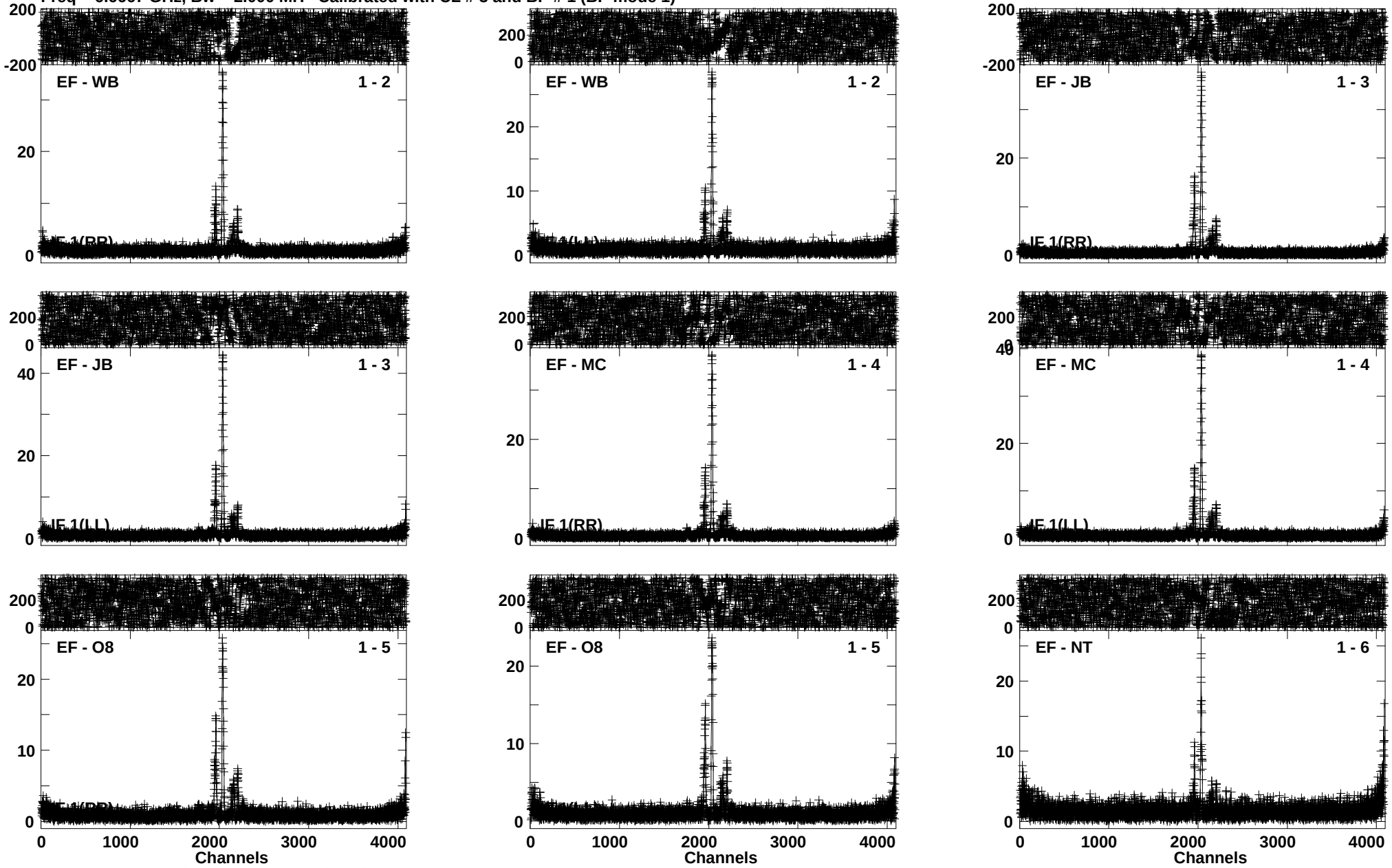

Lower frame: Ampl Jy Top frame: Phas deg
Vector averaged cross-power spectrum Baseline: EF (01) - WB (02)
Timerange: 01/00:24:16 to 01/00:26:14

Plot file version 92 created 20-MAR-2017 13:52:00
G016.58-0.05 EM117F 2.UVDATA.1
Freq = 6.6667 GHz, Bw = 2.000 MH Calibrated with CL # 3 and BP # 1 (BP mode 1)

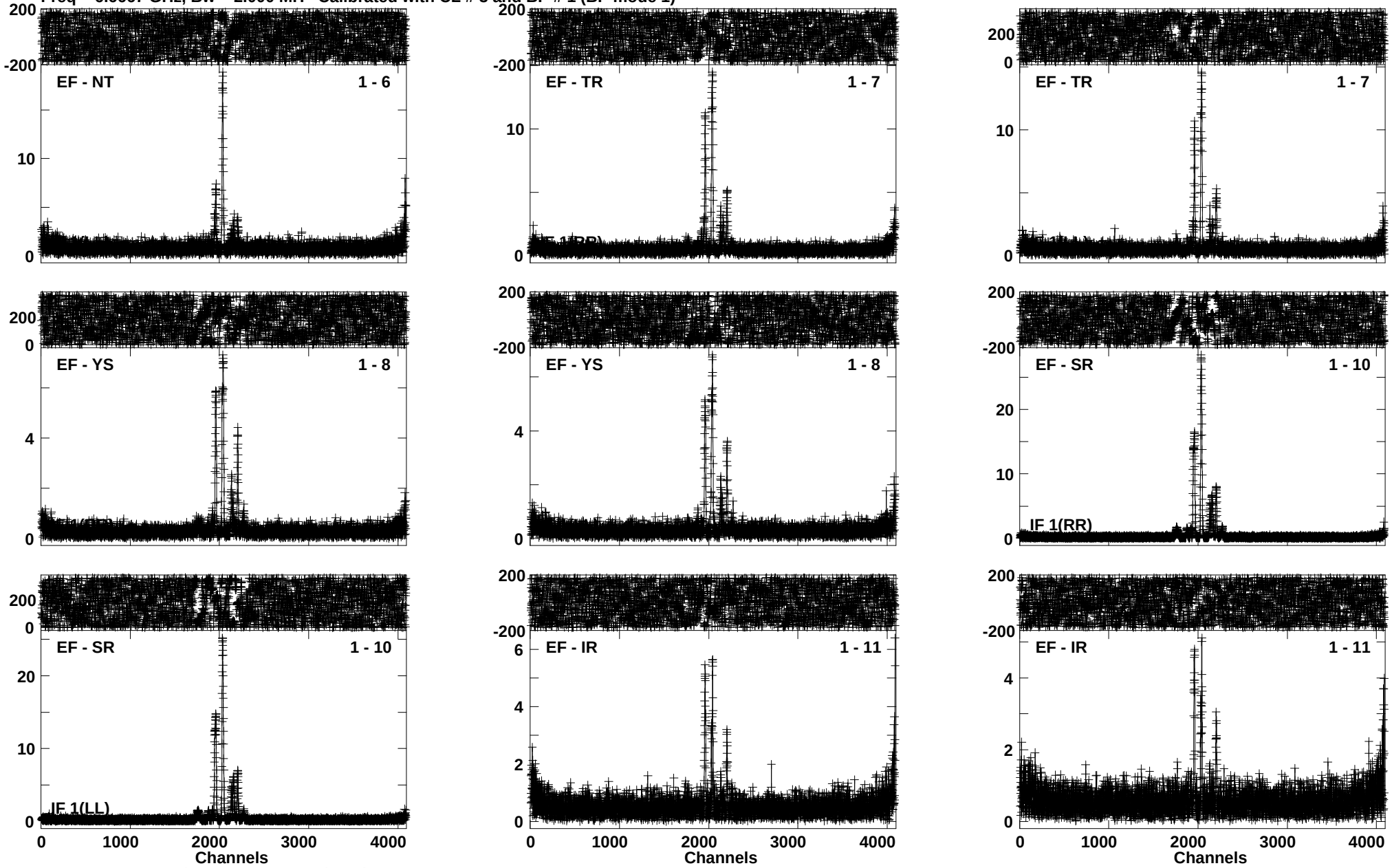

Lower frame: Ampl Jy Top frame: Phas deg
Vector averaged cross-power spectrum Baseline: EF (01) - NT (06)
Timerange: 01/00:24:16 to 01/00:26:14

Plot file version 93 created 20-MAR-2017 13:52:02
1822-173 EM117F 2.UVDATA.1
Freq = 6.6667 GHz, Bw = 2.000 MH Calibrated with CL # 3 and BP # 1 (BP mode 1)

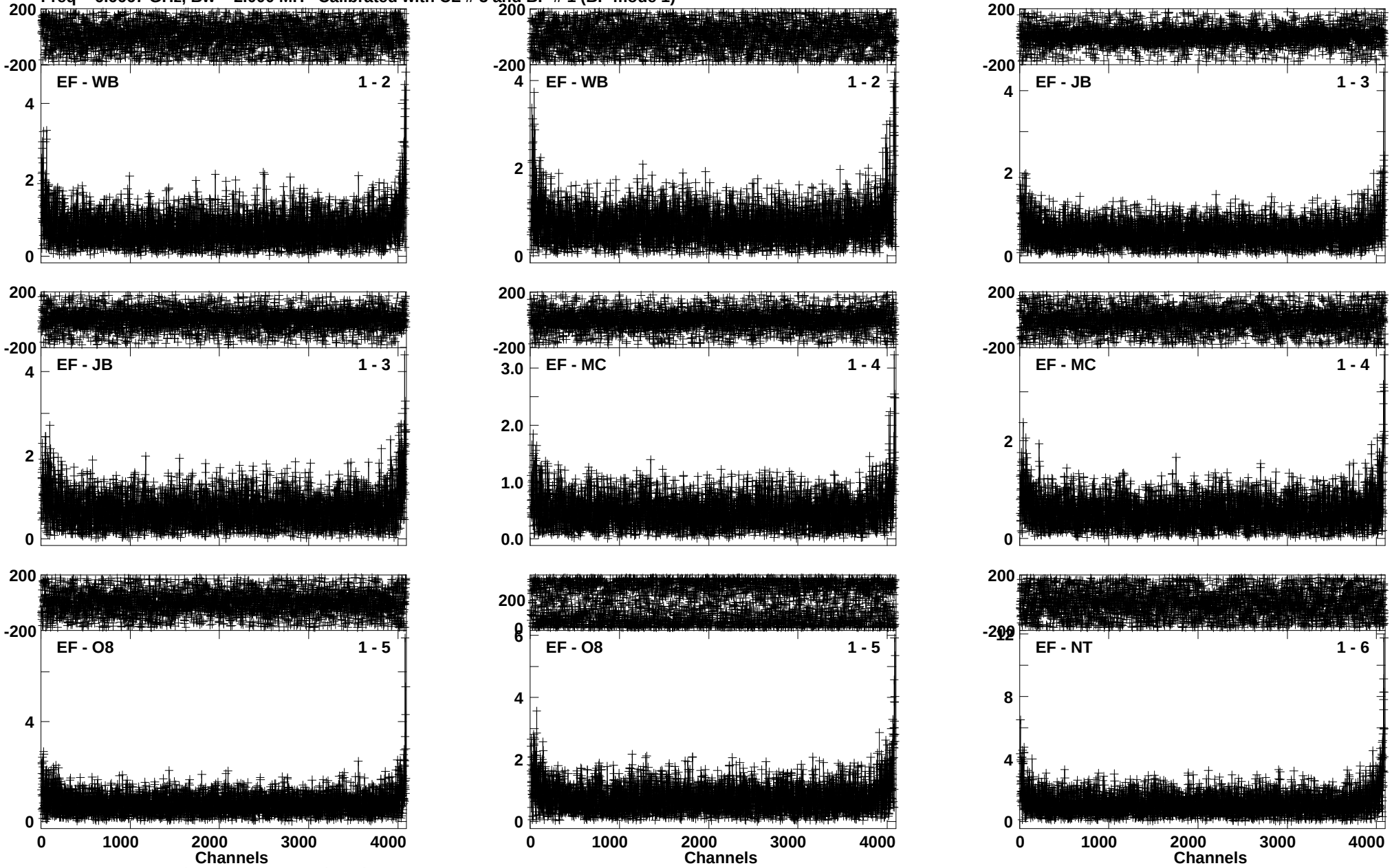

Lower frame: Ampl Jy Top frame: Phas deg
Vector averaged cross-power spectrum Baseline: EF (01) - WB (02)
Timerange: 01/00:26:16 to 01/00:29:14

Plot file version 94 created 20-MAR-2017 13:52:04
1822-173 EM117F 2.UVDATA.1
Freq = 6.6667 GHz, Bw = 2.000 MH Calibrated with CL # 3 and BP # 1 (BP mode 1)

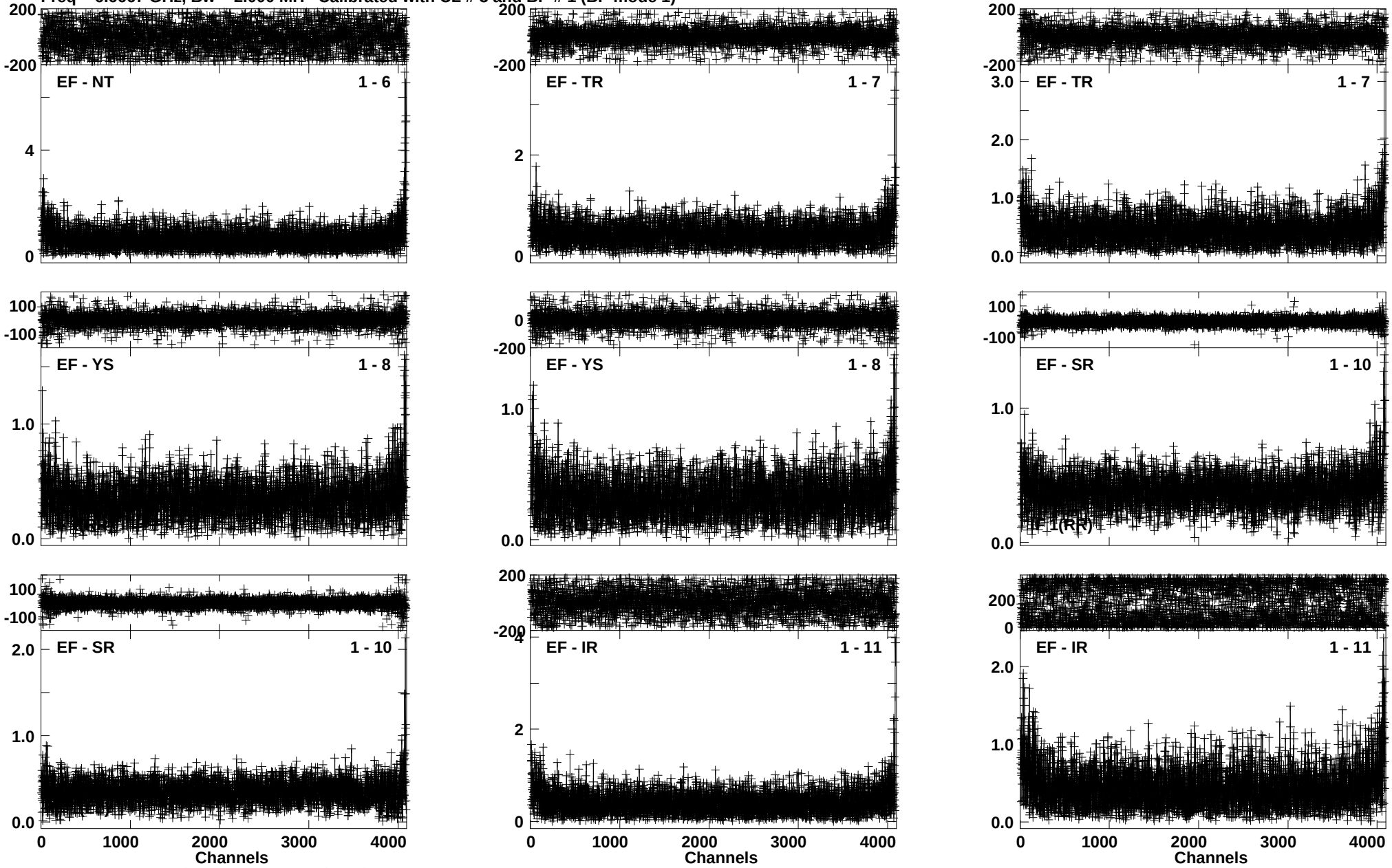

Lower frame: Ampl Jy Top frame: Phas deg
Vector averaged cross-power spectrum Baseline: EF (01) - NT (06)
Timerange: 01/00:26:16 to 01/00:29:14

Plot file version 95 created 20-MAR-2017 13:52:06
G016.58-0.05 EM117F 2.UVDATA.1
Freq = 6.6667 GHz, Bw = 2.000 MH Calibrated with CL # 3 and BP # 1 (BP mode 1)

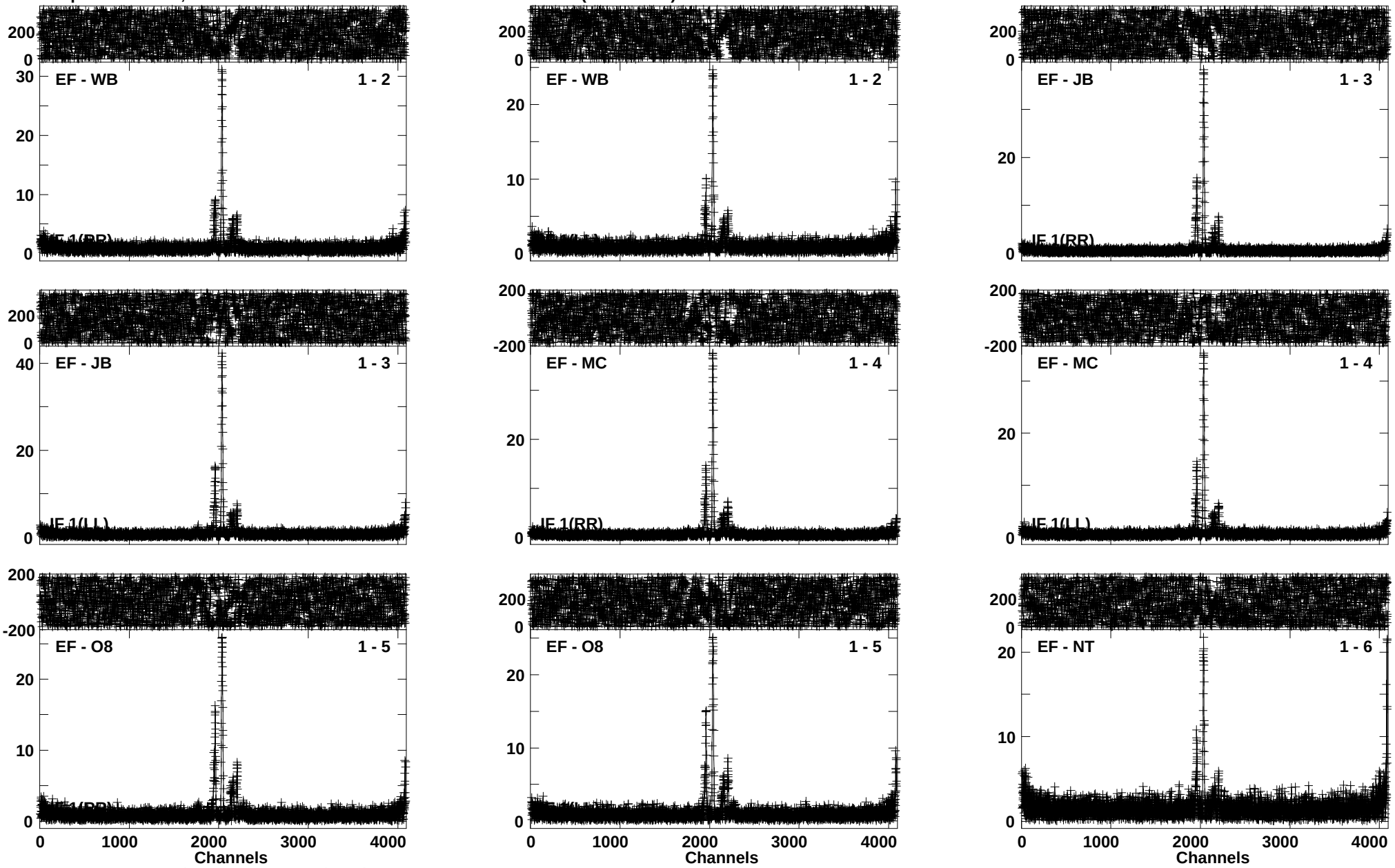

Lower frame: Ampl Jy Top frame: Phas deg
Vector averaged cross-power spectrum Baseline: EF (01) - WB (02)
Timerange: 01/00:29:16 to 01/00:31:14

Plot file version 96 created 20-MAR-2017 13:52:08
G016.58-0.05 EM117F 2.UVDATA.1
Freq = 6.6667 GHz, Bw = 2.000 MH Calibrated with CL # 3 and BP # 1 (BP mode 1)

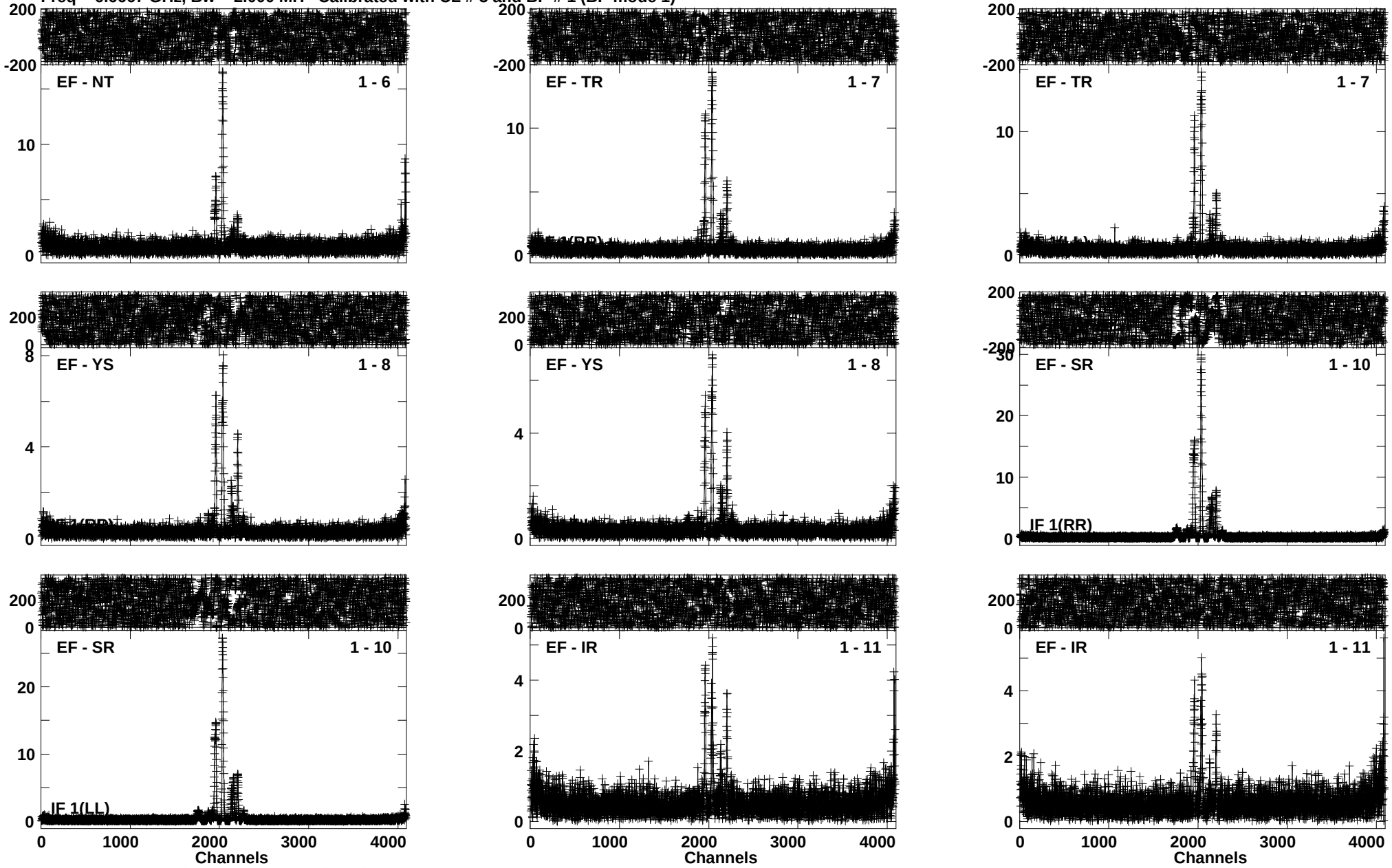

Lower frame: Ampl Jy Top frame: Phas deg
Vector averaged cross-power spectrum Baseline: EF (01) - NT (06)
Timerange: 01/00:29:16 to 01/00:31:14

Plot file version 97 created 20-MAR-2017 13:52:10
1822-173 EM117F 2.UVDATA.1
Freq = 6.6667 GHz, Bw = 2.000 MH Calibrated with CL # 3 and BP # 1 (BP mode 1)

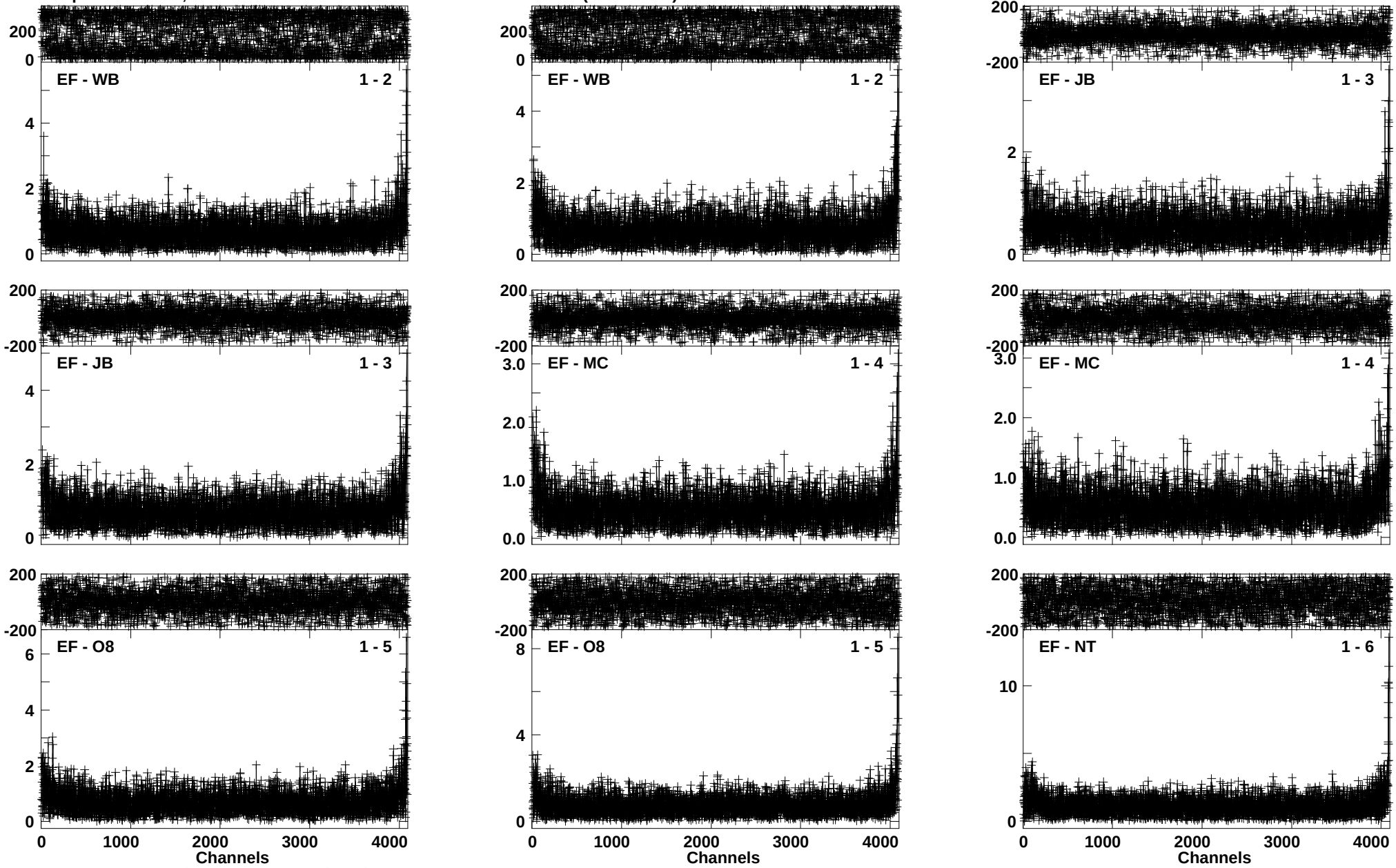

Lower frame: Ampl Jy Top frame: Phas deg
Vector averaged cross-power spectrum Baseline: EF (01) - WB (02)
Timerange: 01/00:31:16 to 01/00:34:14

Plot file version 98 created 20-MAR-2017 13:52:11
1822-173 EM117F 2.UVDATA.1
Freq = 6.6667 GHz, Bw = 2.000 MH Calibrated with CL # 3 and BP # 1 (BP mode 1)

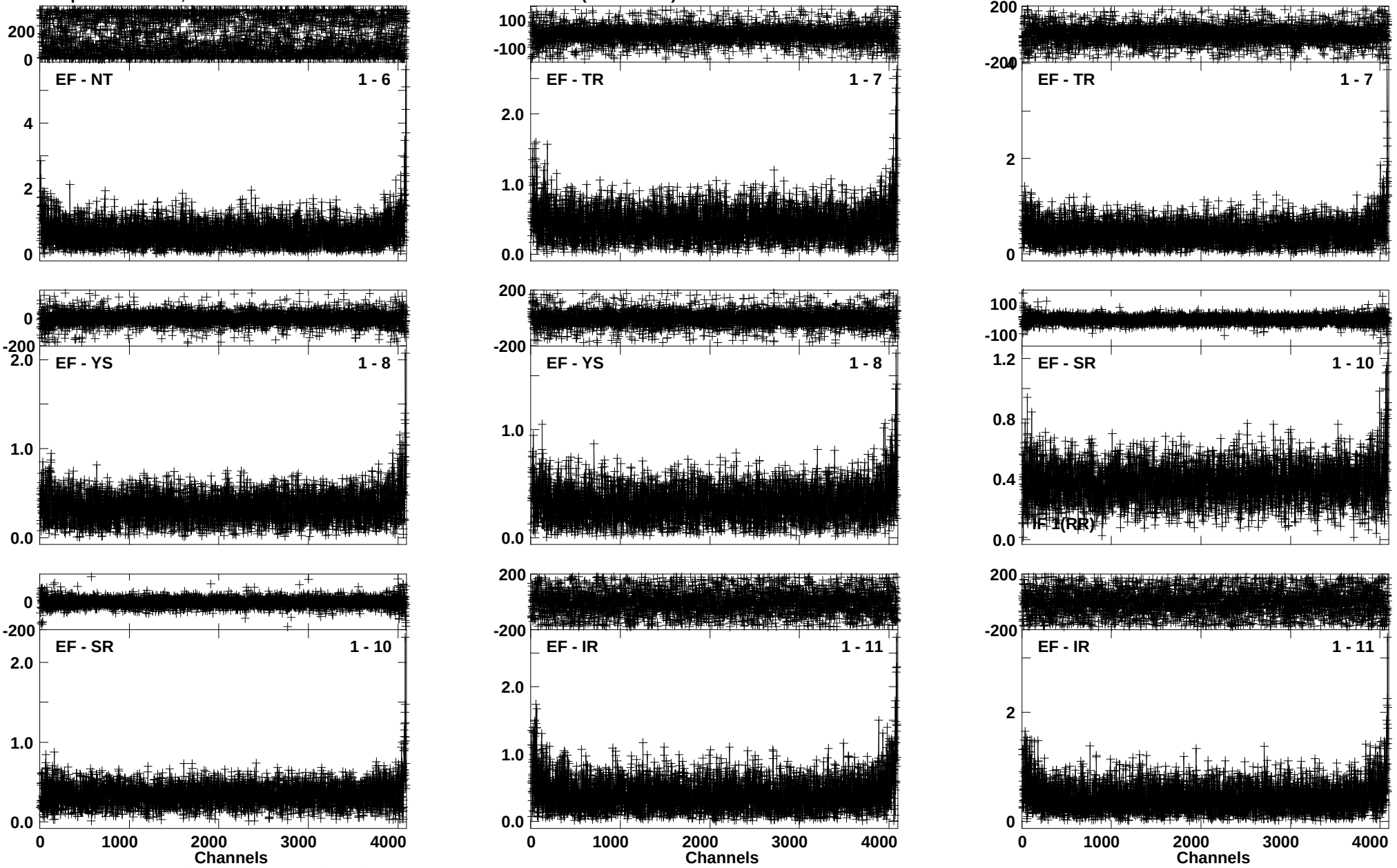

Lower frame: Ampl Jy Top frame: Phas deg
Vector averaged cross-power spectrum Baseline: EF (01) - NT (06)
Timerange: 01/00:31:16 to 01/00:34:14

Plot file version 99 created 20-MAR-2017 13:52:14
G016.58-0.05 EM117F 2.UVDATA.1
Freq = 6.6667 GHz, Bw = 2.000 MH Calibrated with CL # 3 and BP # 1 (BP mode 1)

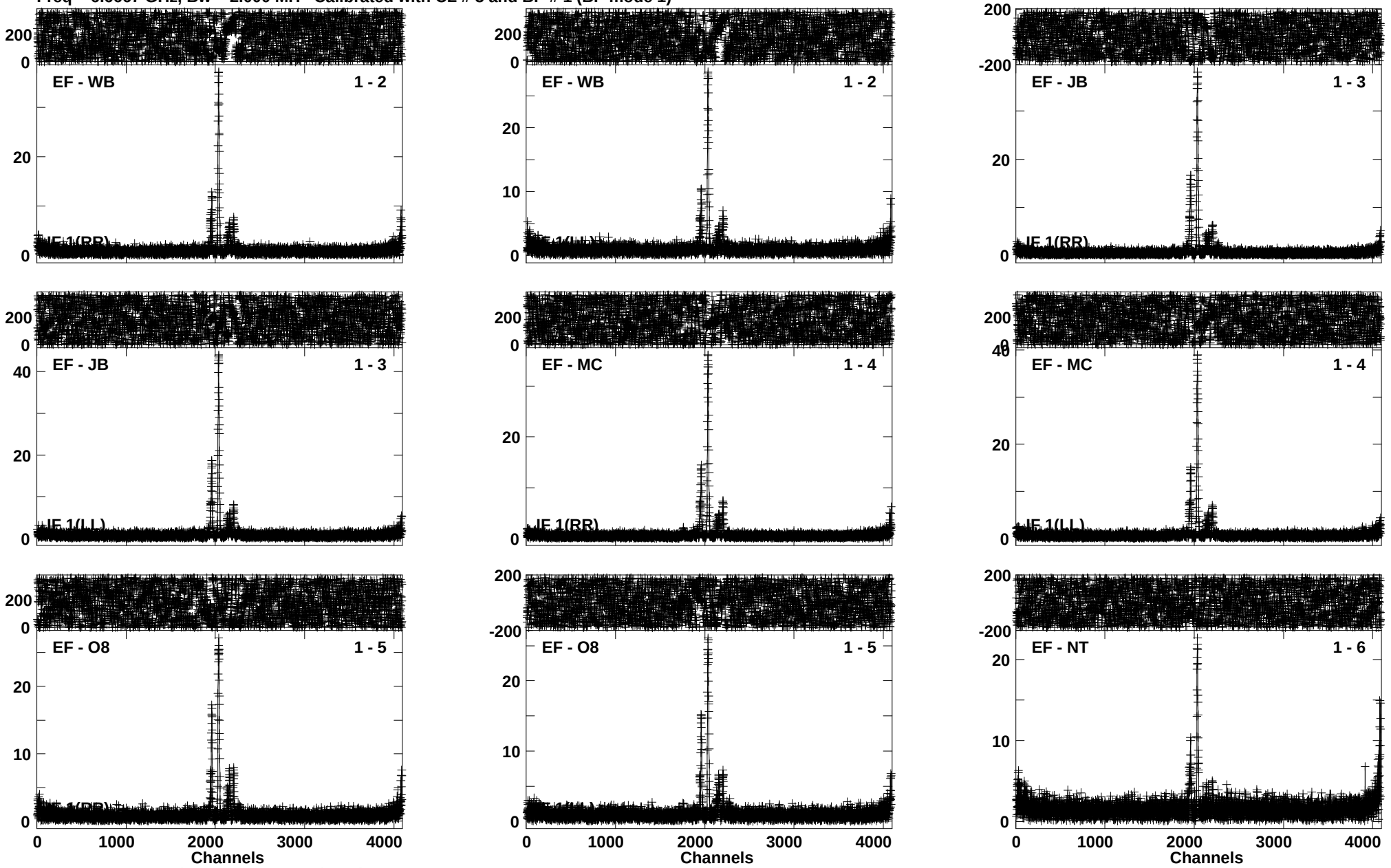

Lower frame: Ampl Jy Top frame: Phas deg
Vector averaged cross-power spectrum Baseline: EF (01) - WB (02)
Timerange: 01/00:34:16 to 01/00:36:14

Plot file version 100 created 20-MAR-2017 13:52:15
G016.58-0.05 EM117F 2.UVDATA.1
Freq = 6.6667 GHz, Bw = 2.000 MH Calibrated with CL # 3 and BP # 1 (BP mode 1)

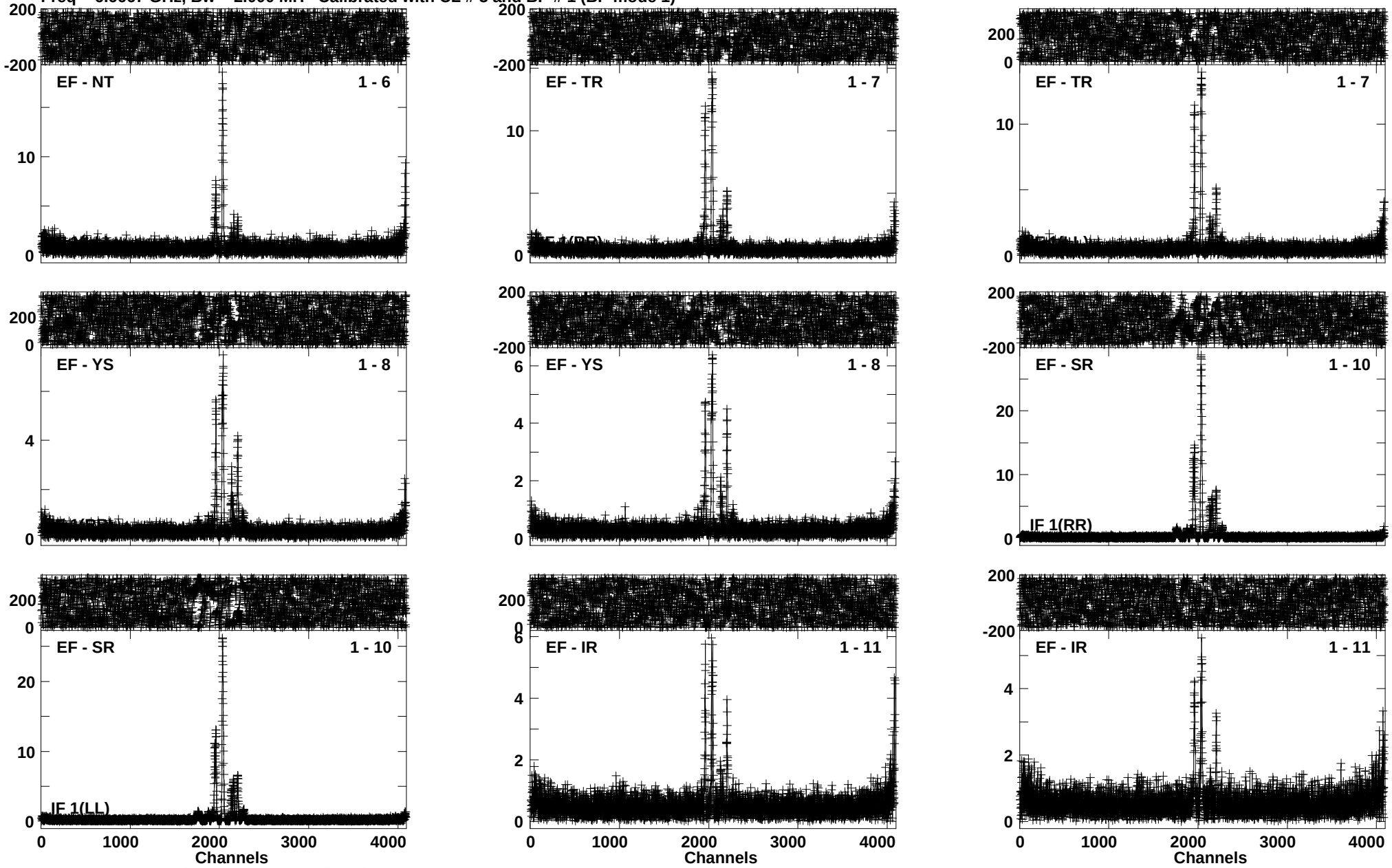

Lower frame: Ampl Jy Top frame: Phas deg
Vector averaged cross-power spectrum Baseline: EF (01) - NT (06)
Timerange: 01/00:34:16 to 01/00:36:14

Plot file version 101 created 20-MAR-2017 13:52:17
1822-173 EM117F 2.UVDATA.1
Freq = 6.6667 GHz, Bw = 2.000 MH Calibrated with CL # 3 and BP # 1 (BP mode 1)

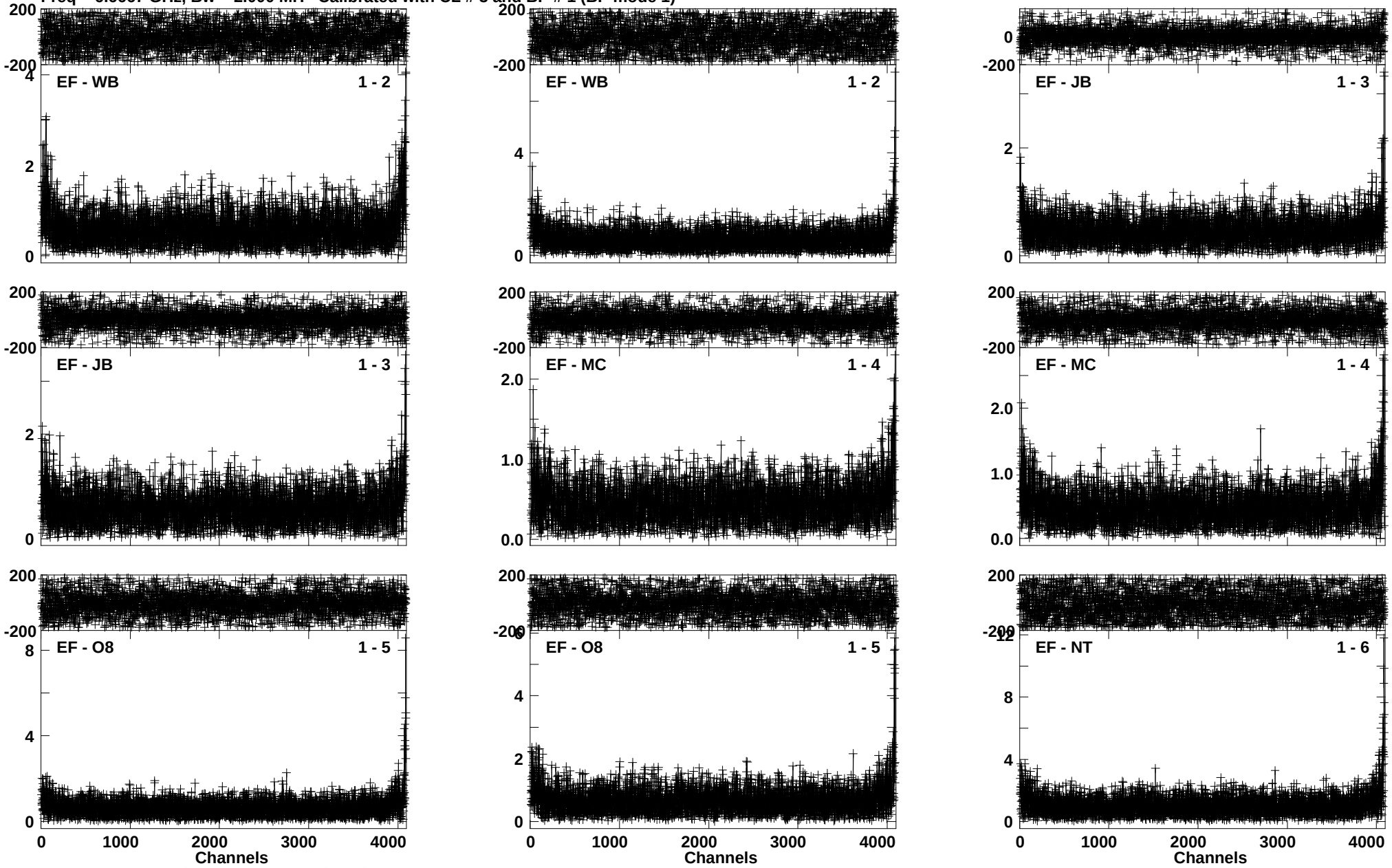

Lower frame: Ampl Jy Top frame: Phas deg
Vector averaged cross-power spectrum Baseline: EF (01) - WB (02)
Timerange: 01/00:36:56 to 01/00:39:54

Plot file version 102 created 20-MAR-2017 13:52:18
1822-173 EM117F 2.UVDATA.1
Freq = 6.6667 GHz, Bw = 2.000 MH Calibrated with CL # 3 and BP # 1 (BP mode 1)

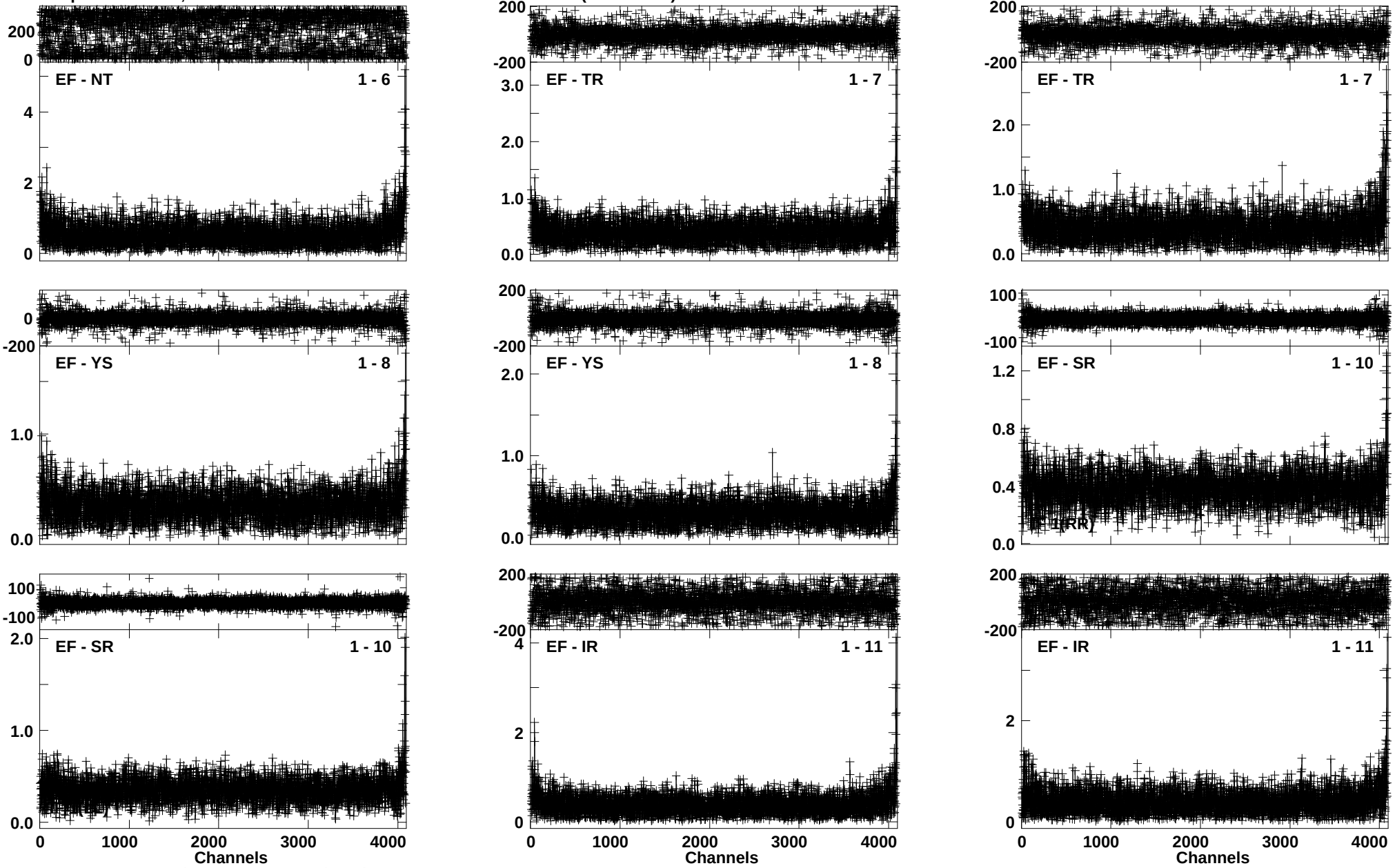

Lower frame: Ampl Jy Top frame: Phas deg
Vector averaged cross-power spectrum Baseline: EF (01) - NT (06)
Timerange: 01/00:36:56 to 01/00:39:54

Plot file version 103 created 20-MAR-2017 13:52:22
G016.58-0.05 EM117F 2.UVDATA.1
Freq = 6.6667 GHz, Bw = 2.000 MH Calibrated with CL # 3 and BP # 1 (BP mode 1)

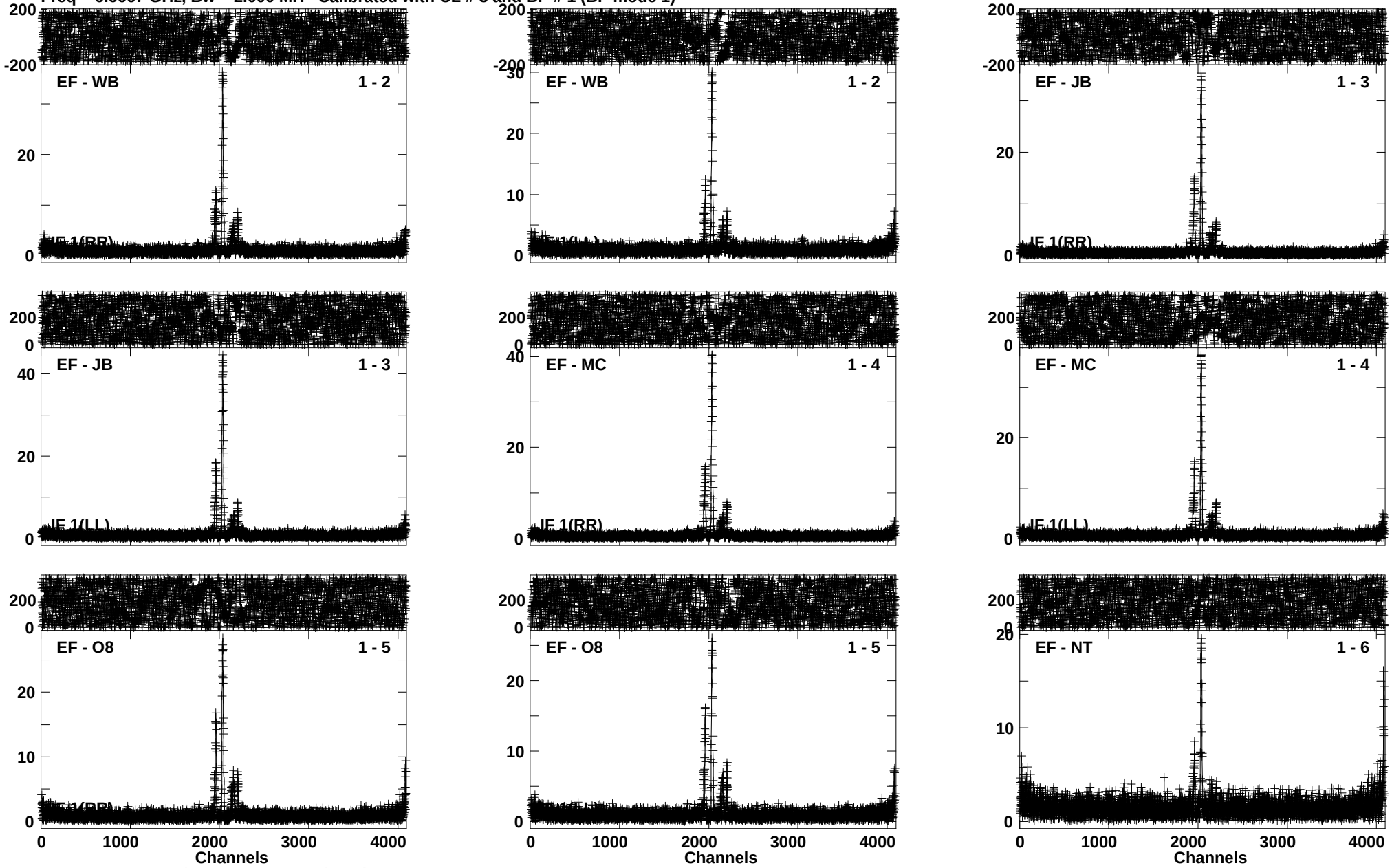

Lower frame: Ampl Jy Top frame: Phas deg
Vector averaged cross-power spectrum Baseline: EF (01) - WB (02)
Timerange: 01/00:39:56 to 01/00:41:54

Plot file version 104 created 20-MAR-2017 13:52:23
G016.58-0.05 EM117F 2.UVDATA.1
Freq = 6.6667 GHz, Bw = 2.000 MH Calibrated with CL # 3 and BP # 1 (BP mode 1)

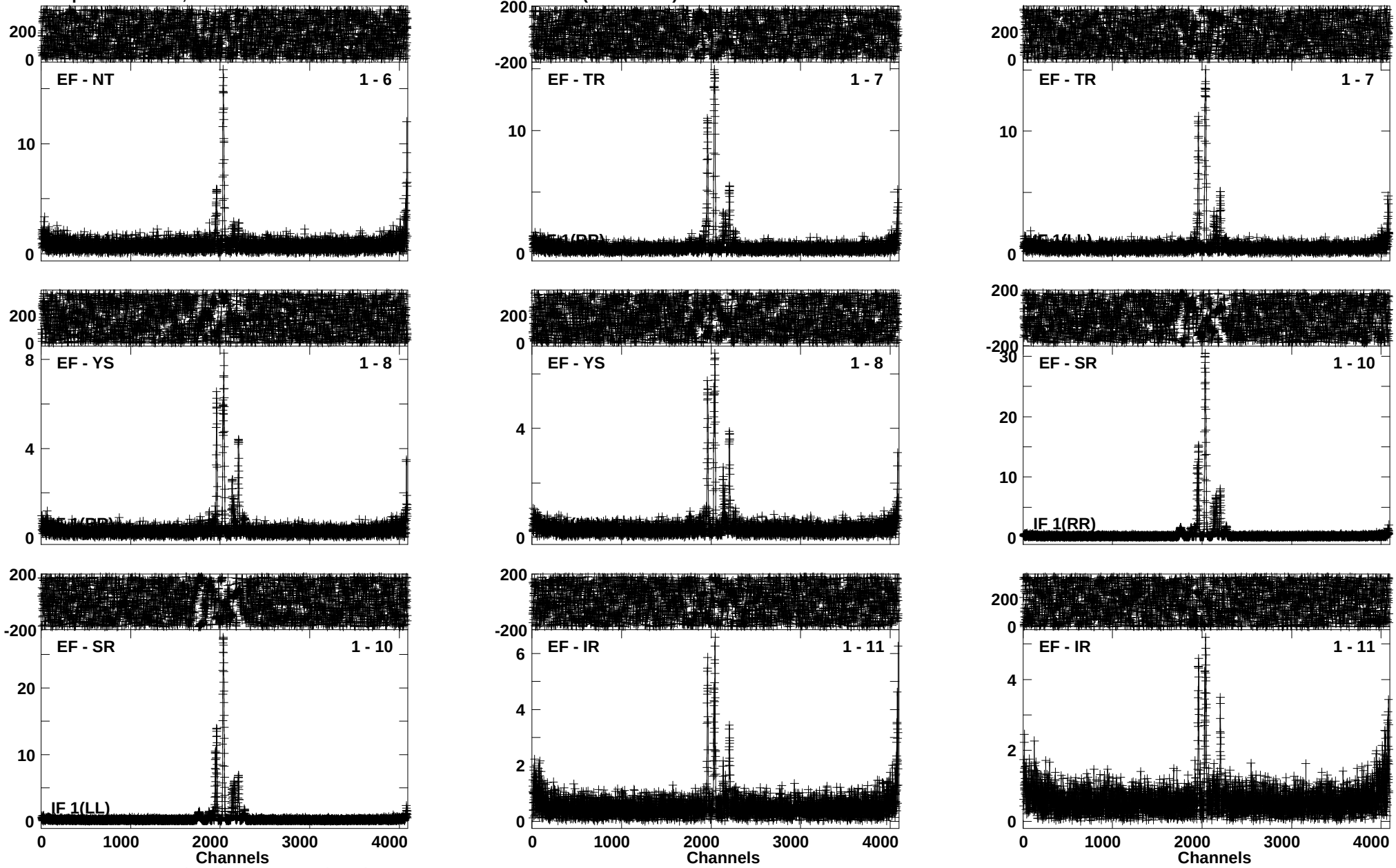

Lower frame: Ampl Jy Top frame: Phas deg
Vector averaged cross-power spectrum Baseline: EF (01) - NT (06)
Timerange: 01/00:39:56 to 01/00:41:54

Plot file version 105 created 20-MAR-2017 13:52:25
1822-173 EM117F 2.UVDATA.1
Freq = 6.6667 GHz, Bw = 2.000 MH Calibrated with CL # 3 and BP # 1 (BP mode 1)

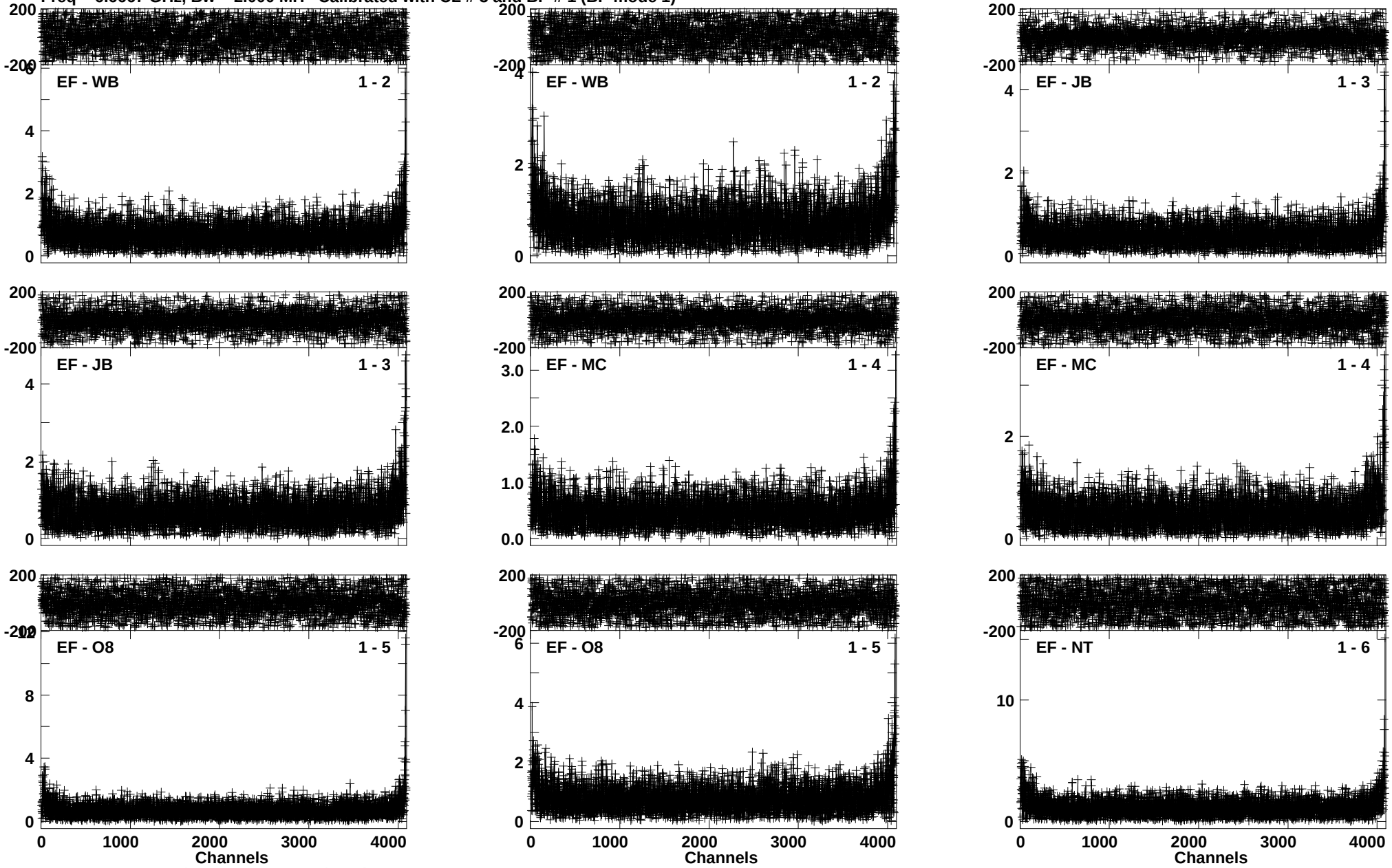

Lower frame: Ampl Jy Top frame: Phas deg
Vector averaged cross-power spectrum Baseline: EF (01) - WB (02)
Timerange: 01/00:41:56 to 01/00:44:54

Plot file version 106 created 20-MAR-2017 13:52:26
1822-173 EM117F 2.UVDATA.1
Freq = 6.6667 GHz, Bw = 2.000 MH Calibrated with CL # 3 and BP # 1 (BP mode 1)

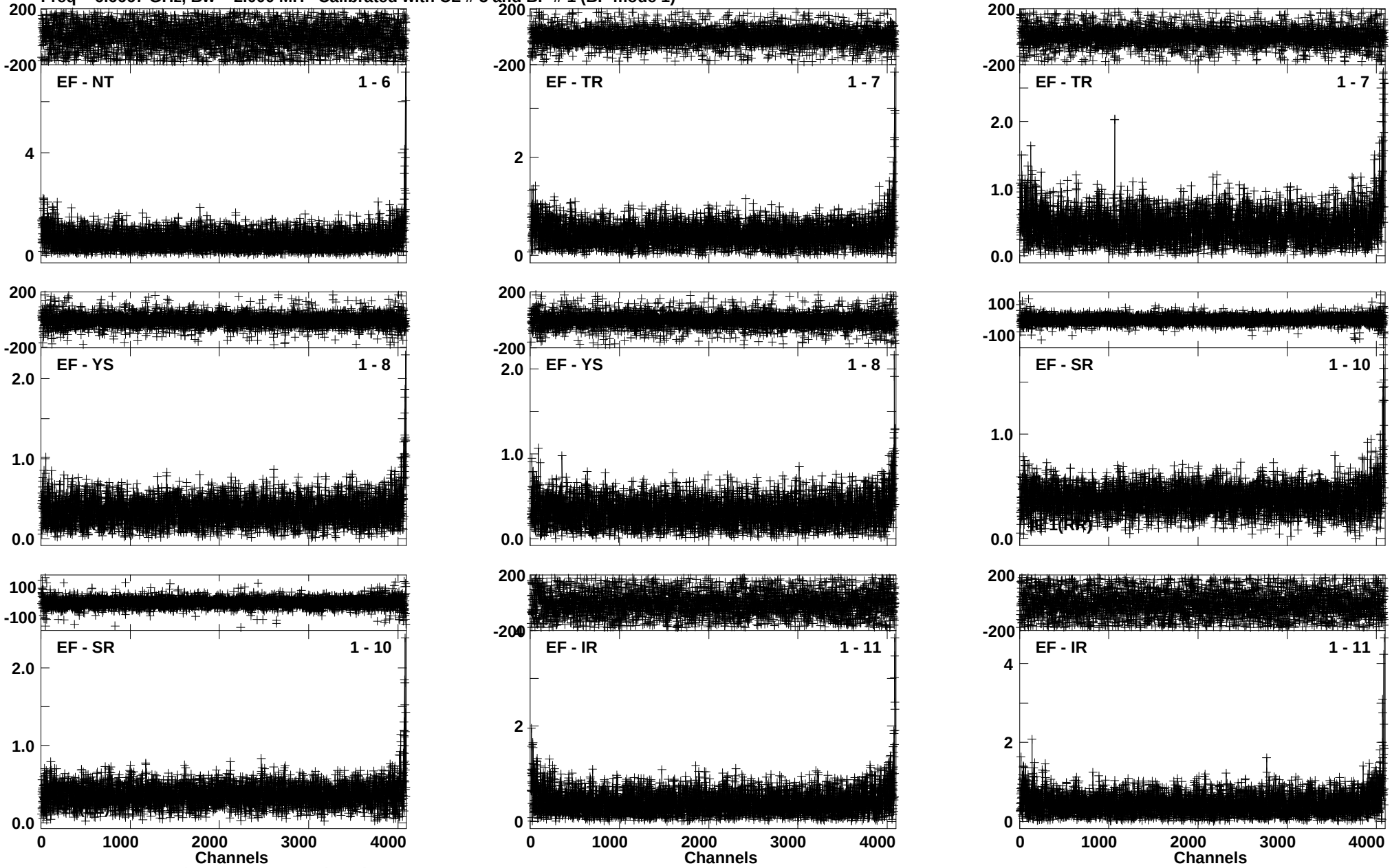

Lower frame: Ampl Jy Top frame: Phas deg
Vector averaged cross-power spectrum Baseline: EF (01) - NT (06)
Timerange: 01/00:41:56 to 01/00:44:54

Plot file version 107 created 20-MAR-2017 13:52:29
G016.58-0.05 EM117F 2.UVDATA.1
Freq = 6.6667 GHz, Bw = 2.000 MH Calibrated with CL # 3 and BP # 1 (BP mode 1)

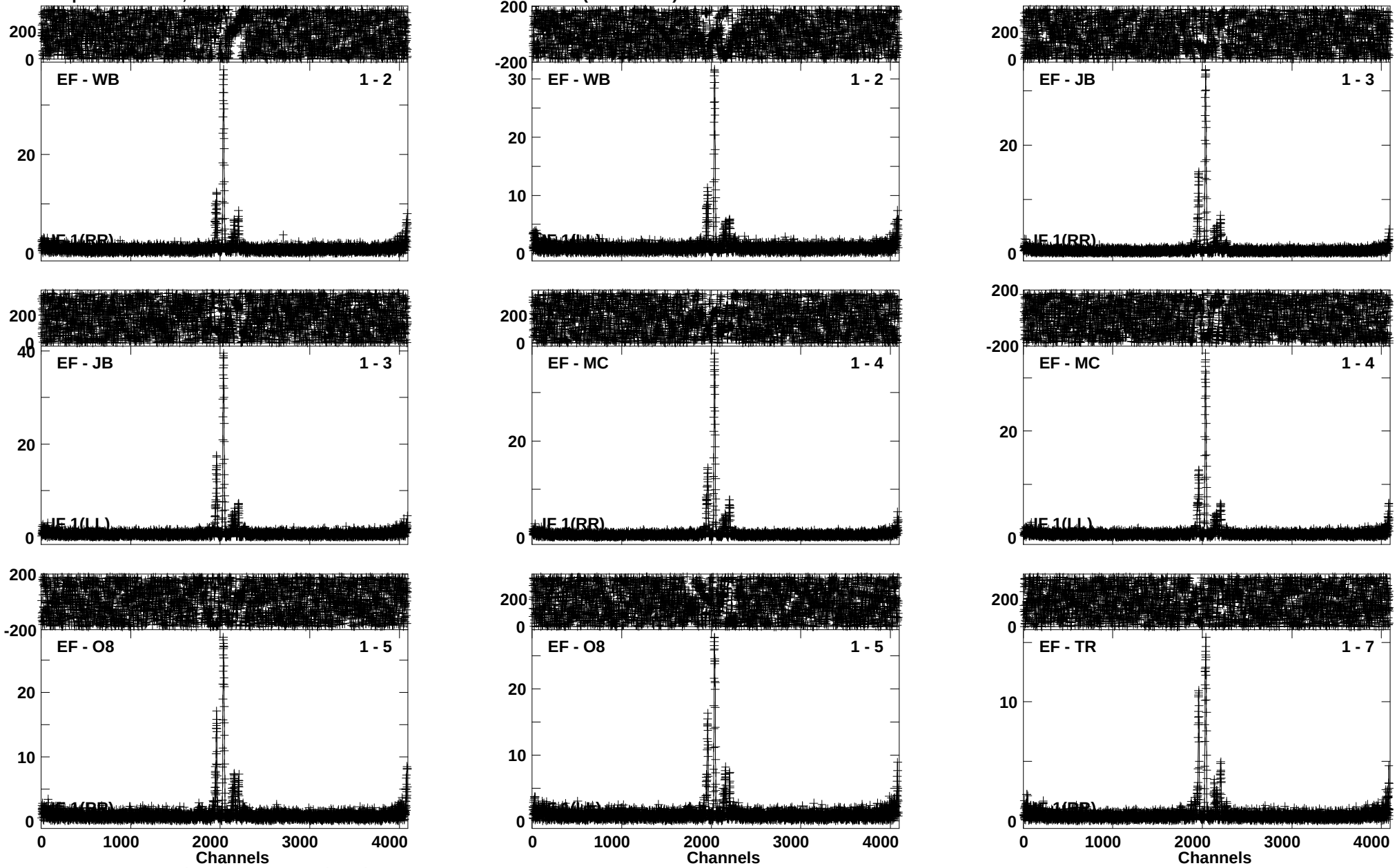

Lower frame: Ampl Jy Top frame: Phas deg
Vector averaged cross-power spectrum Baseline: EF (01) - WB (02)
Timerange: 01/00:44:56 to 01/00:46:54

Plot file version 108 created 20-MAR-2017 13:52:30
G016.58-0.05 EM117F 2.UVDATA.1
Freq = 6.6667 GHz, Bw = 2.000 MH Calibrated with CL # 3 and BP # 1 (BP mode 1)

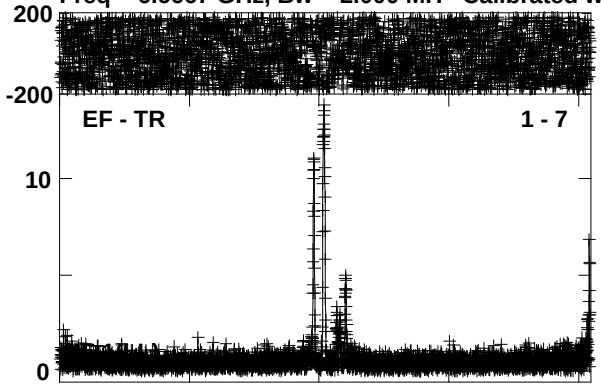

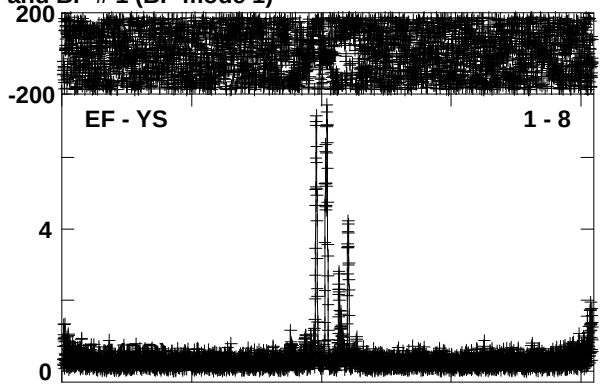

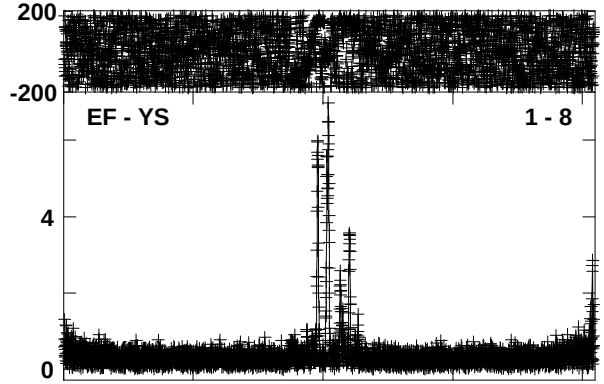

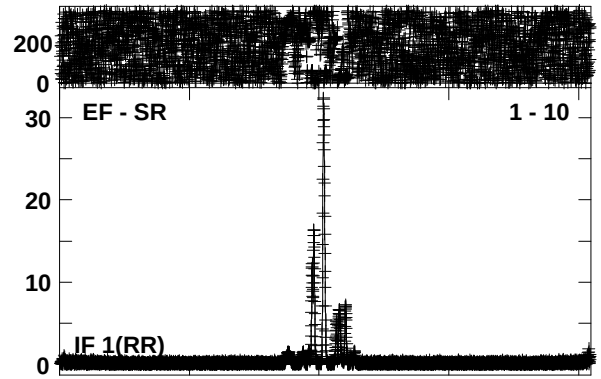

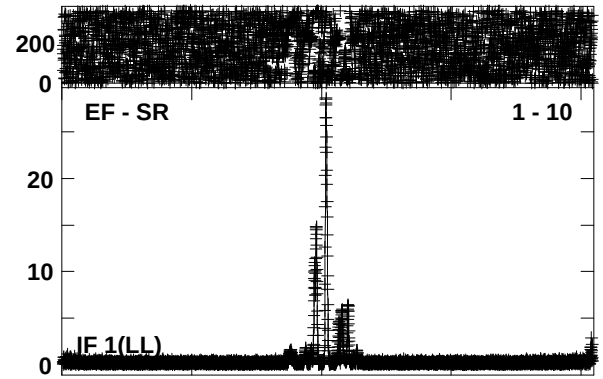

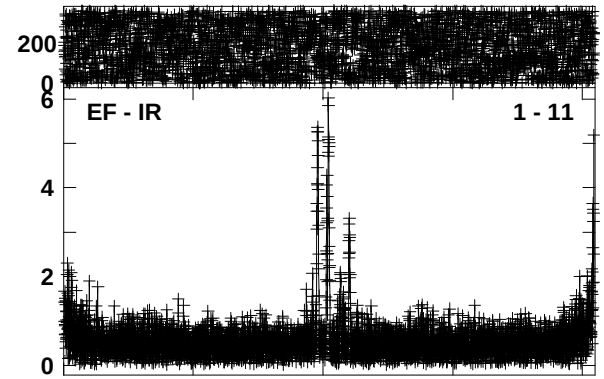

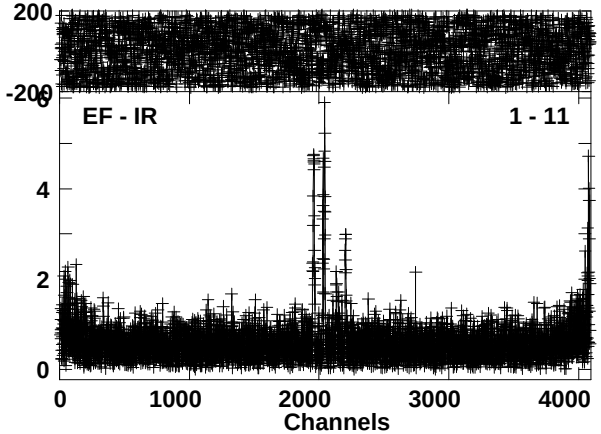

Lower frame: Ampl Jy Top frame: Phas deg
Vector averaged cross-power spectrum Baseline: EF (01) - TR (07)
Timerange: 01/00:44:56 to 01/00:46:54

Plot file version 109 created 20-MAR-2017 13:52:31
1822-173 EM117F 2.UVDATA.1
Freq = 6.6667 GHz, Bw = 2.000 MH Calibrated with CL # 3 and BP # 1 (BP mode 1)

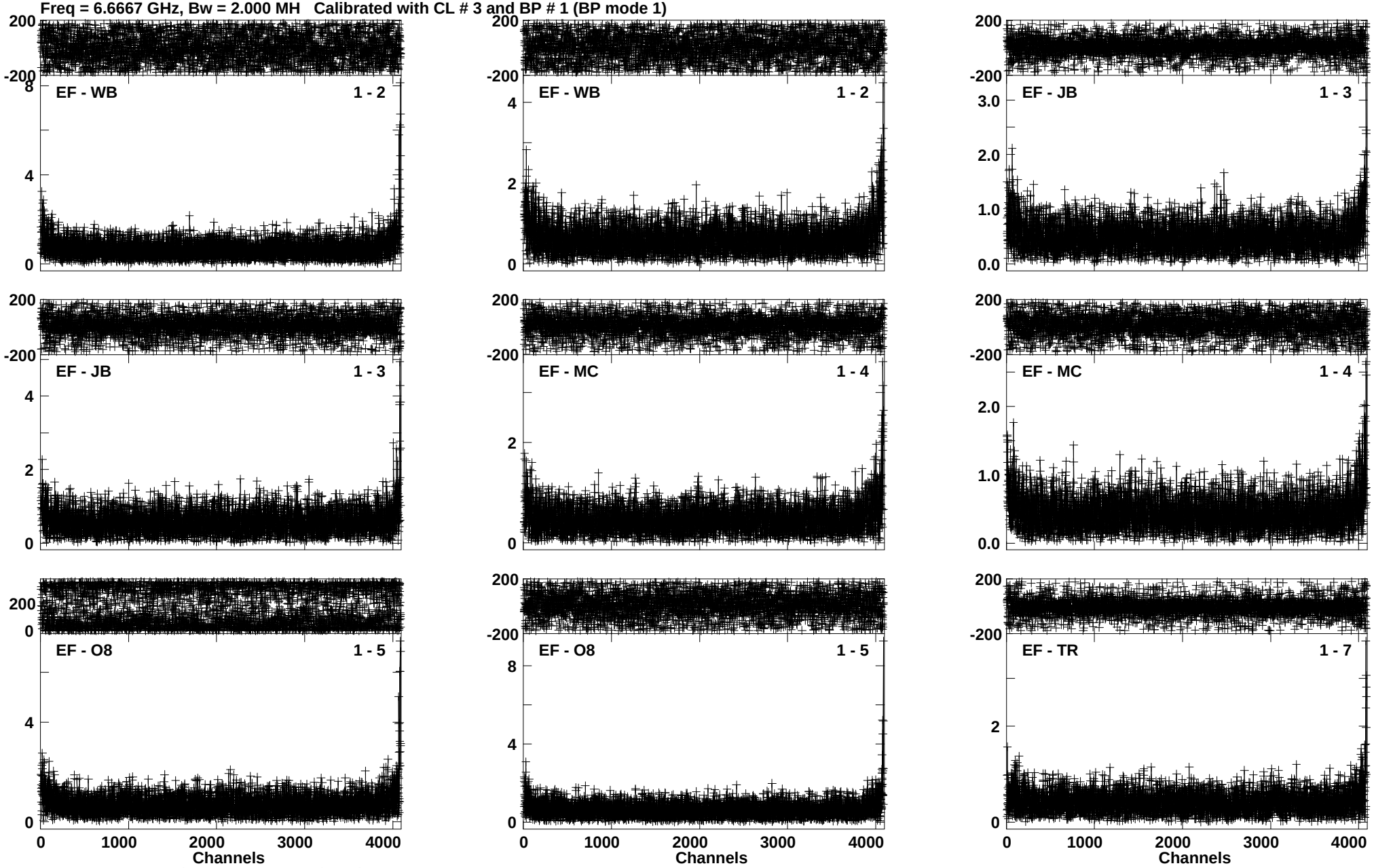

Lower frame: Ampl Jy Top frame: Phas deg
Vector averaged cross-power spectrum Baseline: EF (01) - WB (02)
Timerange: 01/00:46:56 to 01/00:49:54

Plot file version 110 created 20-MAR-2017 13:52:33
1822-173 EM117F 2.UVDATA.1
Freq = 6.6667 GHz, Bw = 2.000 MH Calibrated with CL # 3 and BP # 1 (BP mode 1)

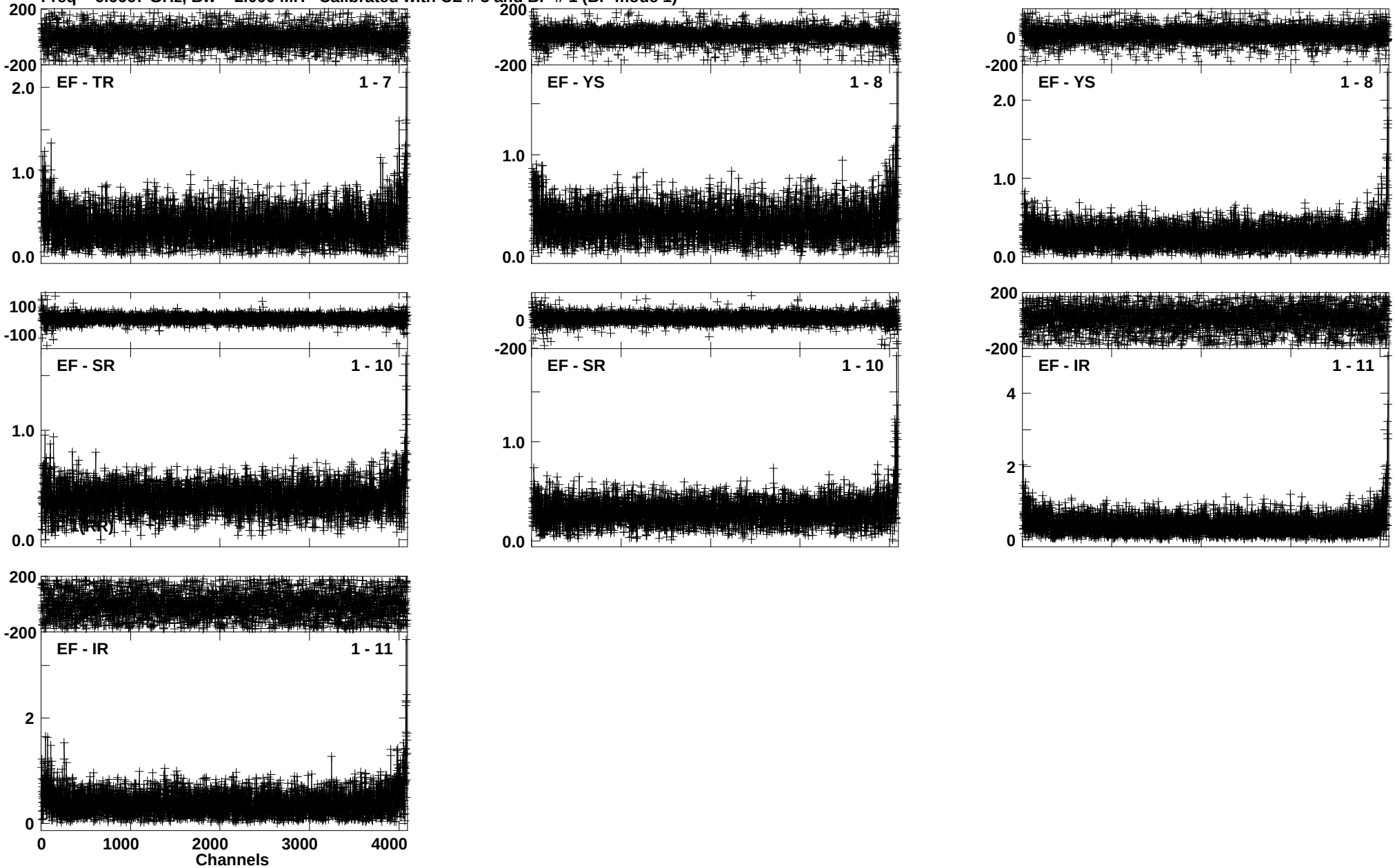

Lower frame: Ampl Jy Top frame: Phas deg
Vector averaged cross-power spectrum Baseline: EF (01) - TR (07)
Timerange: 01/00:46:56 to 01/00:49:54

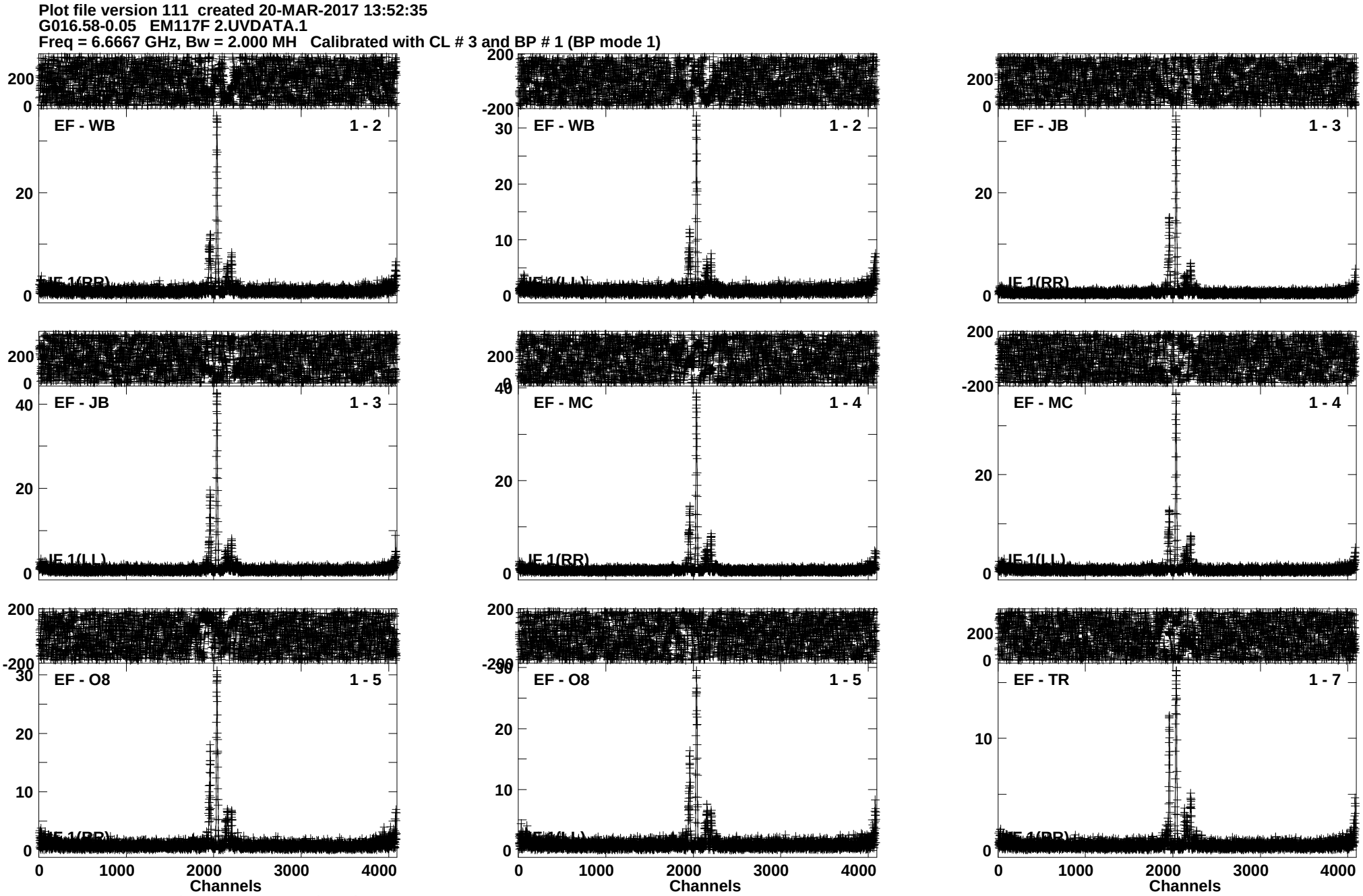
Plot file version 111 created 20-MAR-2017 13:52:35
G016.58-0.05 EM117F 2.UVDATA.1
Freq = 6.6667 GHz, Bw = 2.000 MH Calibrated with CL # 3 and BP # 1 (BP mode 1)
EF - WB 1 - 2
EF - WB 1 - 2
EF - JB 1 - 3
EF - JB 1 - 3
EF - MC 1 - 4
EF - MC 1 - 4
EF - O8 1 - 5
EF - O8 1 - 5
EF - TR 1 - 7
IF 1(RR)
IF 1(LL)
Channels
Lower frame: Ampl Jy Top frame: Phas deg
Vector averaged cross-power spectrum Baseline: EF (01) - WB (02)
Timerange: 01/00:49:56 to 01/00:51:54

Plot file version 112 created 20-MAR-2017 13:52:36
G016.58-0.05 EM117F 2.UVDATA.1
Freq = 6.6667 GHz, Bw = 2.000 MH Calibrated with CL # 3 and BP # 1 (BP mode 1)

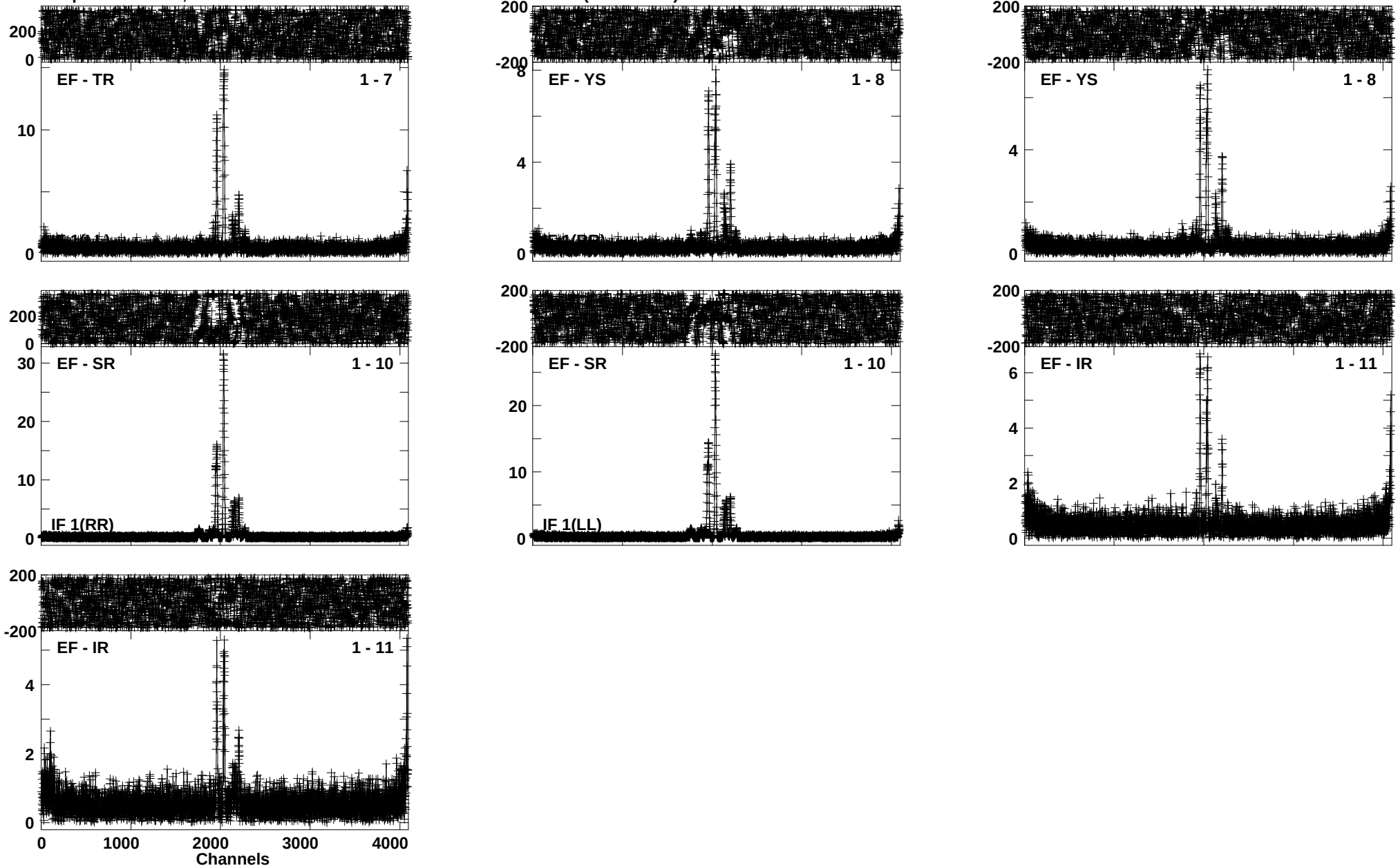

Lower frame: Ampl Jy Top frame: Phas deg
Vector averaged cross-power spectrum Baseline: EF (01) - TR (07)
Timerange: 01/00:49:56 to 01/00:51:54

Plot file version 113 created 20-MAR-2017 13:52:38
1822-173 EM117F 2.UVDATA.1
Freq = 6.6667 GHz, Bw = 2.000 MH Calibrated with CL # 3 and BP # 1 (BP mode 1)

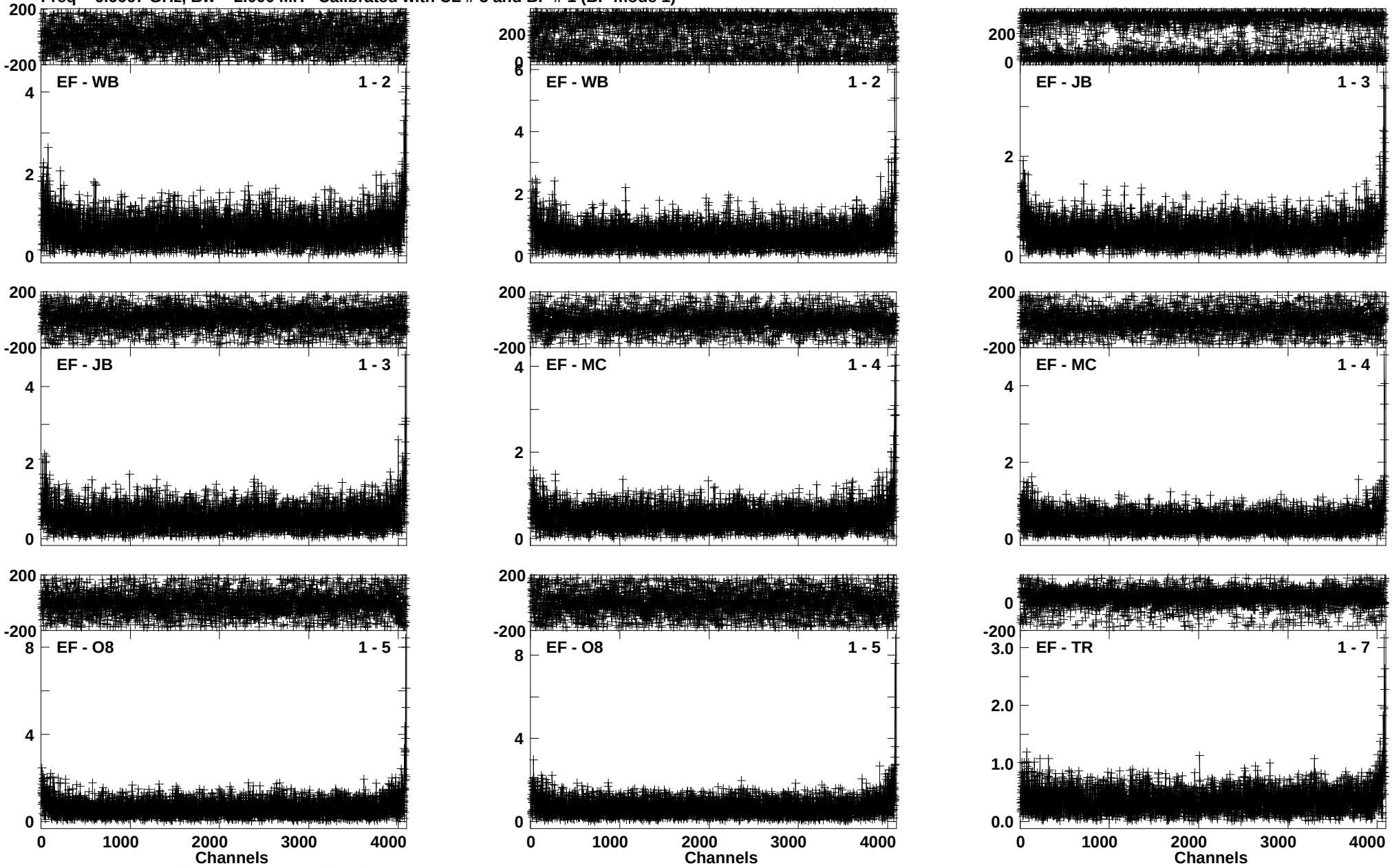

Lower frame: Ampl Jy Top frame: Phas deg
Vector averaged cross-power spectrum Baseline: EF (01) - WB (02)
Timerange: 01/00:52:36 to 01/00:55:34

Plot file version 114 created 20-MAR-2017 13:52:39
1822-173 EM117F 2.UVDATA.1
Freq = 6.6667 GHz, Bw = 2.000 MH Calibrated with CL # 3 and BP # 1 (BP mode 1)

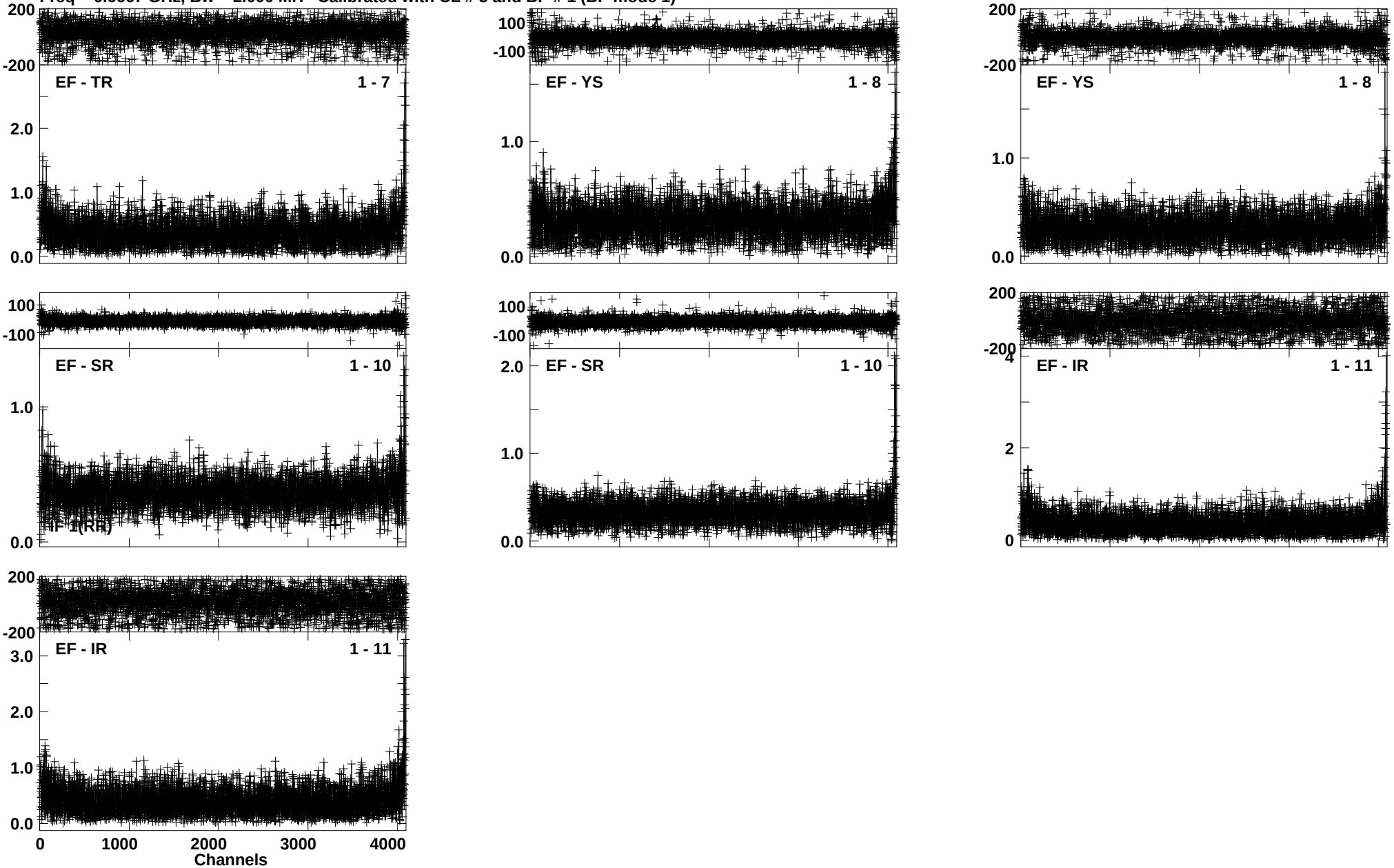

Lower frame: Ampl Jy Top frame: Phas deg
Vector averaged cross-power spectrum Baseline: EF (01) - TR (07)
Timerange: 01/00:52:36 to 01/00:55:34

Plot file version 115 created 20-MAR-2017 13:52:41
G016.58-0.05 EM117F 2.UVDATA.1
Freq = 6.6667 GHz, Bw = 2.000 MH Calibrated with CL # 3 and BP # 1 (BP mode 1)

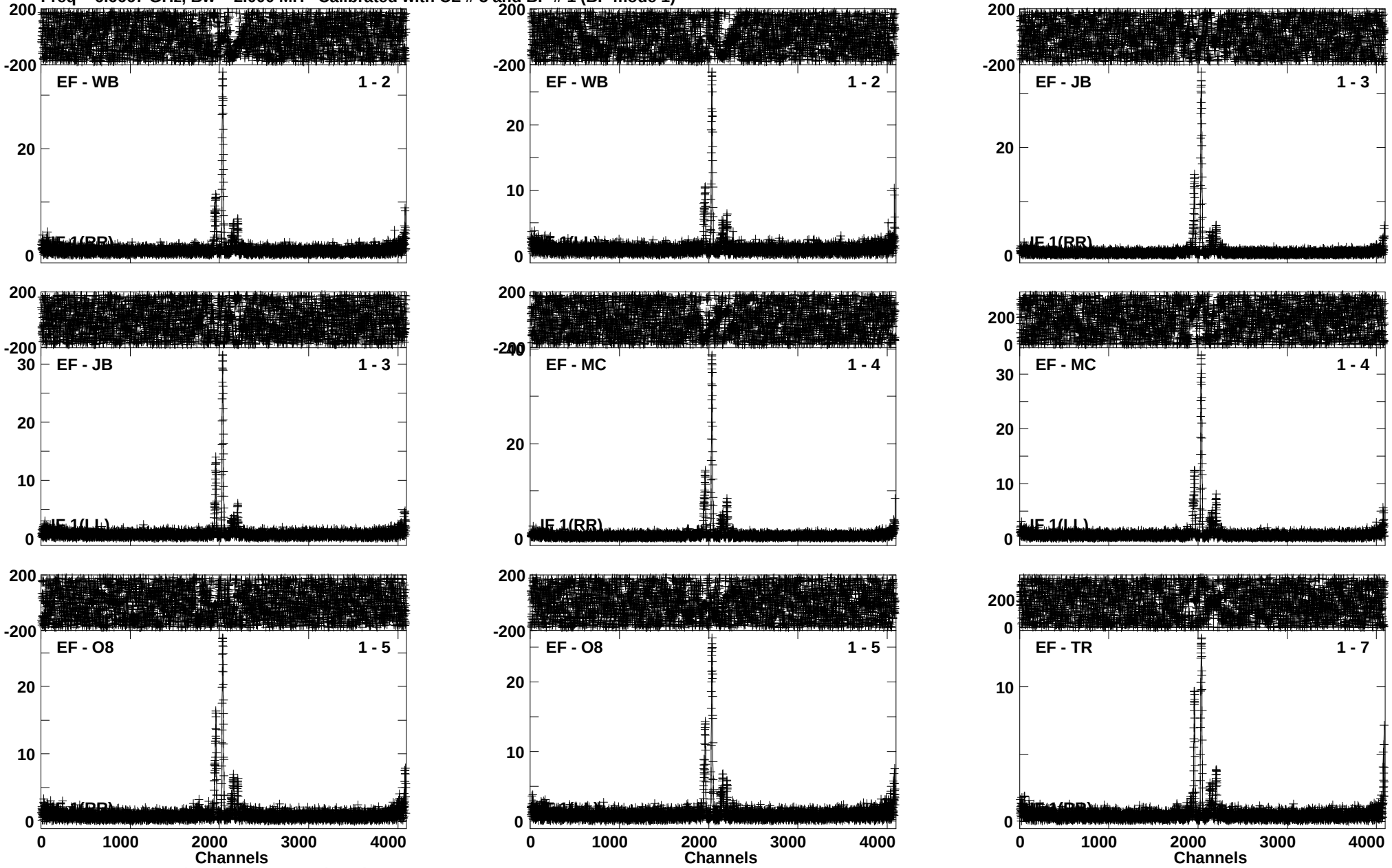

Lower frame: Ampl Jy Top frame: Phas deg
Vector averaged cross-power spectrum Baseline: EF (01) - WB (02)
Timerange: 01/00:55:36 to 01/00:57:34

Plot file version 116 created 20-MAR-2017 13:52:43
G016.58-0.05 EM117F 2.UVDATA.1
Freq = 6.6667 GHz, Bw = 2.000 MH Calibrated with CL # 3 and BP # 1 (BP mode 1)

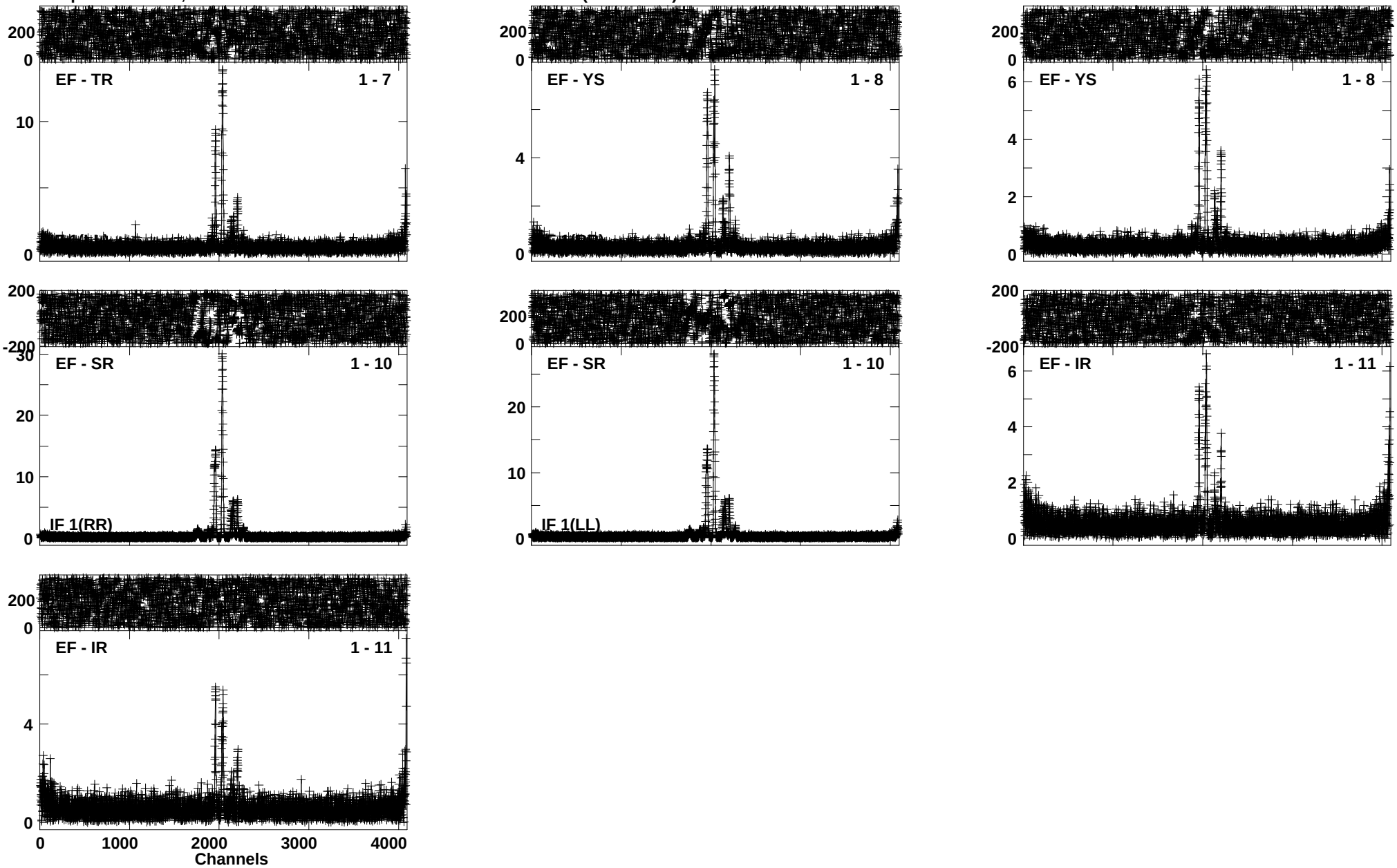

Lower frame: Ampl Jy Top frame: Phas deg
Vector averaged cross-power spectrum Baseline: EF (01) - TR (07)
Timerange: 01/00:55:36 to 01/00:57:34

Plot file version 117 created 20-MAR-2017 13:52:44
1822-173 EM117F 2.UVDATA.1
Freq = 6.6667 GHz, Bw = 2.000 MH Calibrated with CL # 3 and BP # 1 (BP mode 1)

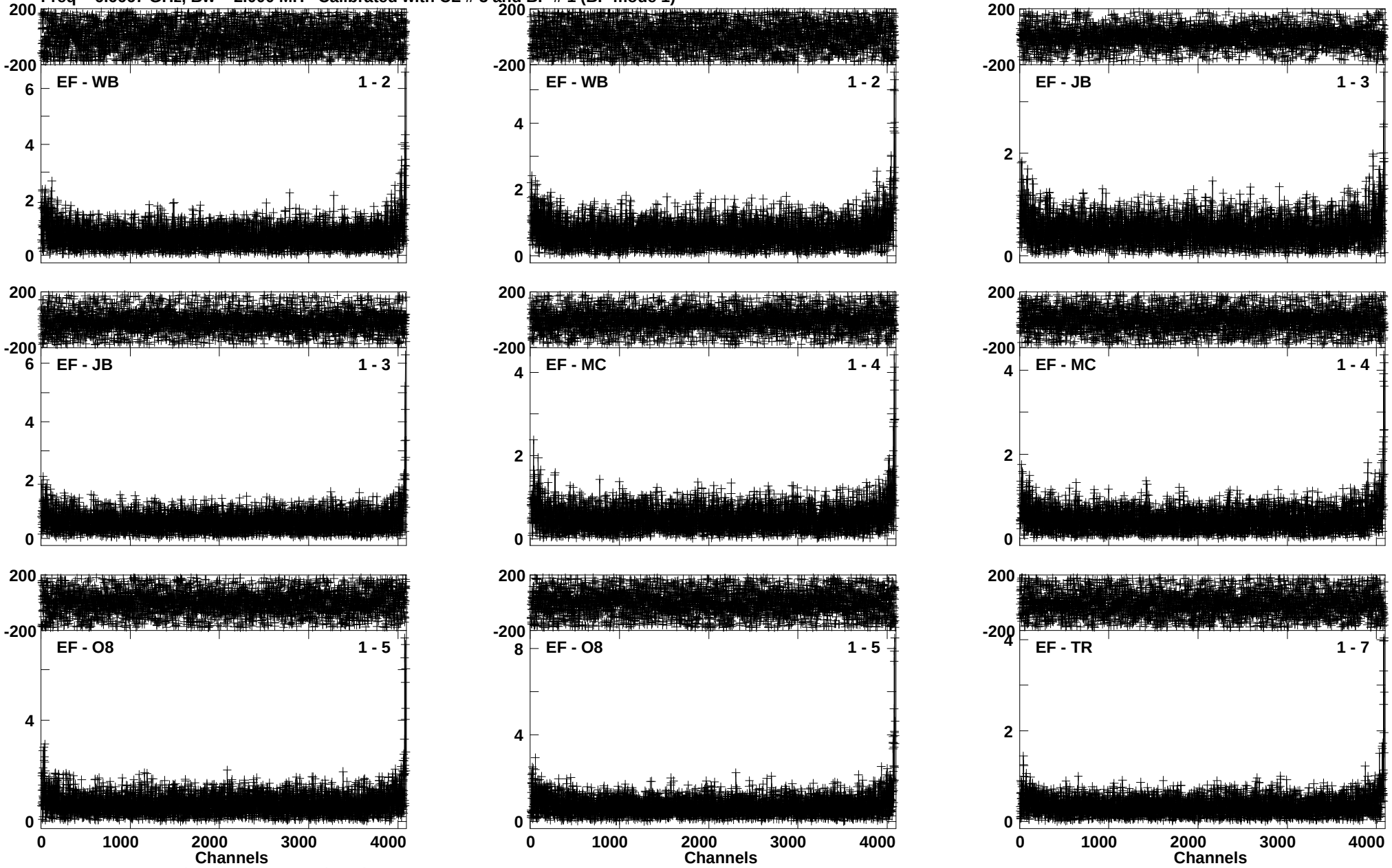

Lower frame: Ampl Jy Top frame: Phas deg
Vector averaged cross-power spectrum Baseline: EF (01) - WB (02)
Timerange: 01/00:57:36 to 01/01:00:34

Plot file version 118 created 20-MAR-2017 13:52:45
1822-173 EM117F 2.UVDATA.1
Freq = 6.6667 GHz, Bw = 2.000 MH Calibrated with CL # 3 and BP # 1 (BP mode 1)

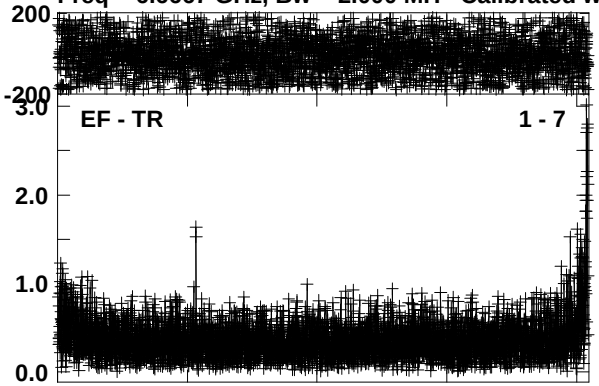

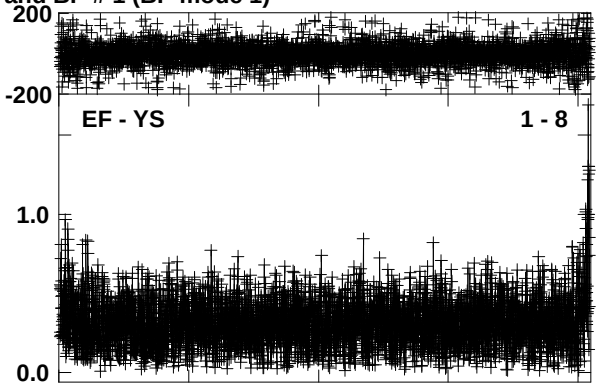

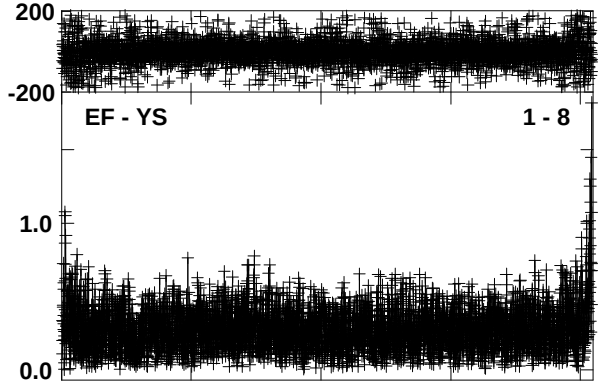

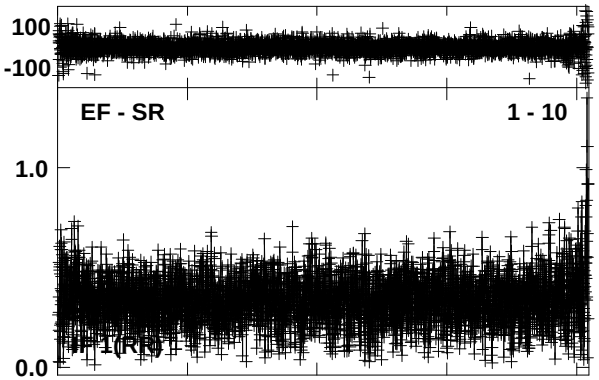

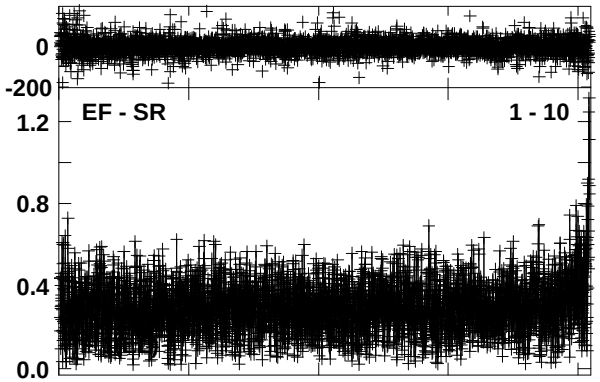

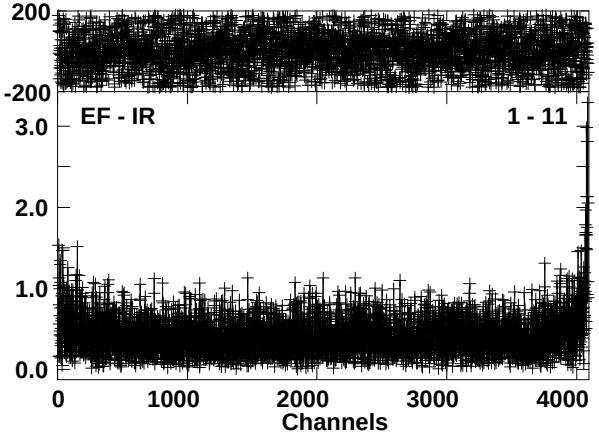

Lower frame: Ampl Jy Top frame: Phas deg
Vector averaged cross-power spectrum Baseline: EF (01) - TR (07)
Timerange: 01/00:57:36 to 01/01:00:34

Plot file version 119 created 20-MAR-2017 13:52:48
G016.58-0.05 EM117F 2.UVDATA.1
Freq = 6.6667 GHz, Bw = 2.000 MH Calibrated with CL # 3 and BP # 1 (BP mode 1)

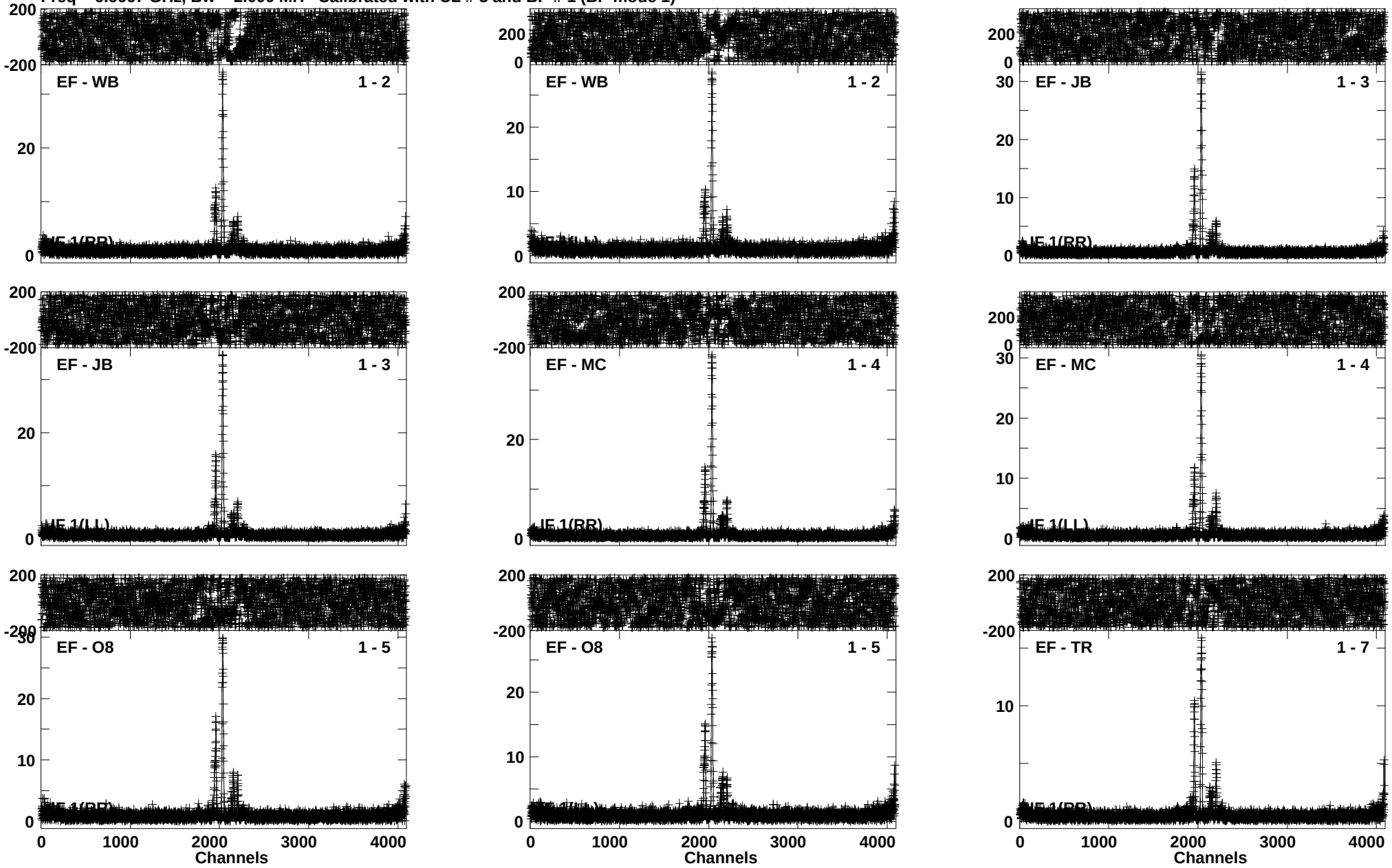

Lower frame: Ampl Jy Top frame: Phas deg
Vector averaged cross-power spectrum Baseline: EF (01) - WB (02)
Timerange: 01/01:00:36 to 01/01:02:34

Plot file version 120 created 20-MAR-2017 13:52:49
G016.58-0.05 EM117F 2.UVDATA.1
Freq = 6.6667 GHz, Bw = 2.000 MH Calibrated with CL # 3 and BP # 1 (BP mode 1)

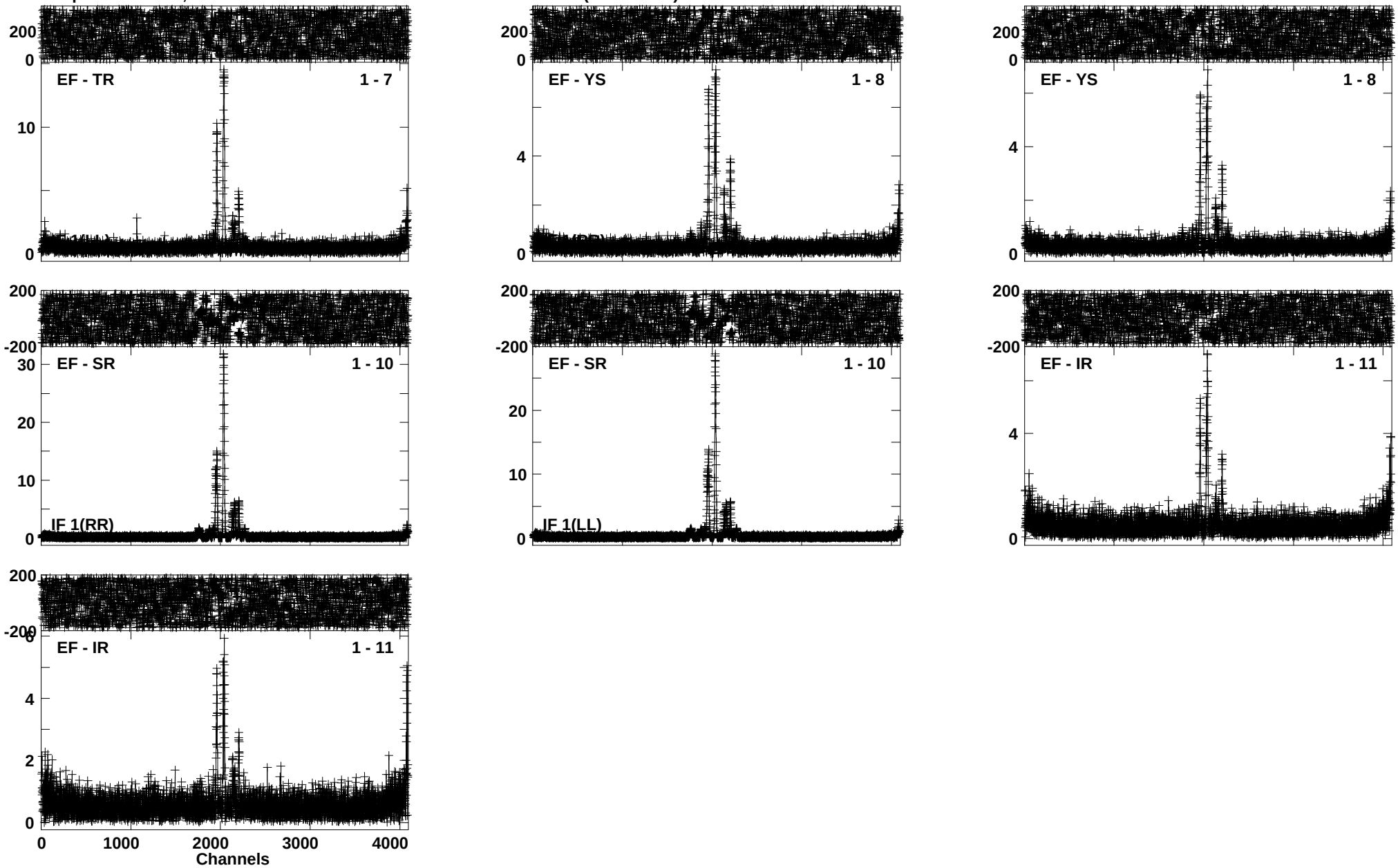

Lower frame: Ampl Jy Top frame: Phas deg
Vector averaged cross-power spectrum Baseline: EF (01) - TR (07)
Timerange: 01/01:00:36 to 01/01:02:34

Plot file version 121 created 20-MAR-2017 13:52:51
1822-173 EM117F 2.UVDATA.1
Freq = 6.6667 GHz, Bw = 2.000 MH Calibrated with CL # 3 and BP # 1 (BP mode 1)

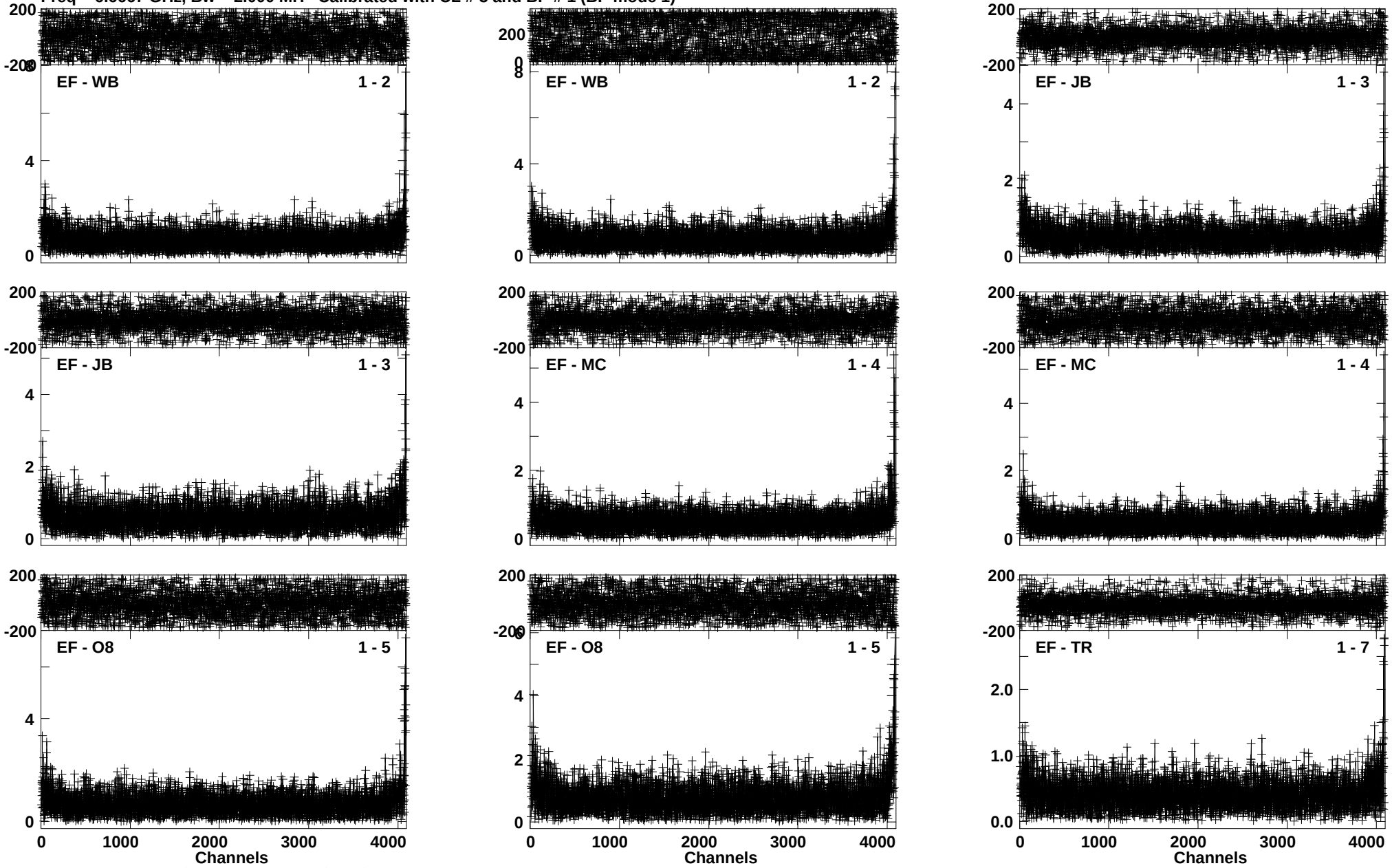

Lower frame: Ampl Jy Top frame: Phas deg
Vector averaged cross-power spectrum Baseline: EF (01) - WB (02)
Timerange: 01/01:02:36 to 01/01:05:34

Plot file version 122 created 20-MAR-2017 13:52:53
1822-173 EM117F 2.UVDATA.1
Freq = 6.6667 GHz, Bw = 2.000 MH Calibrated with CL # 3 and BP # 1 (BP mode 1)

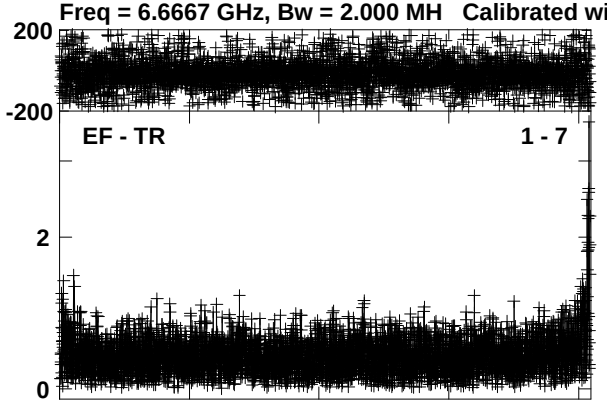

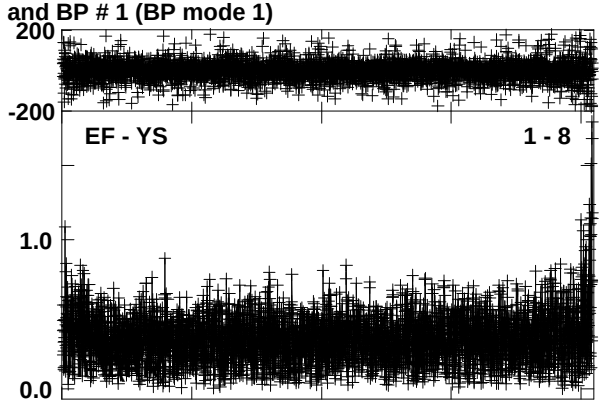

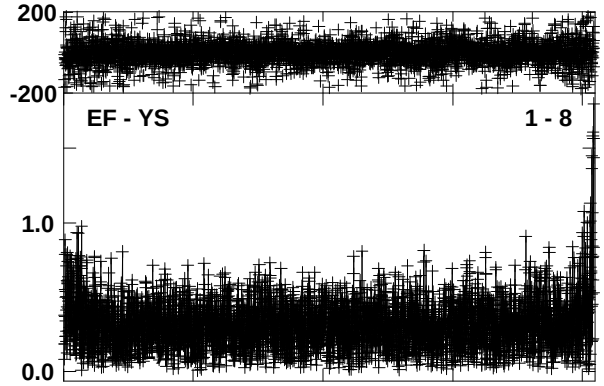

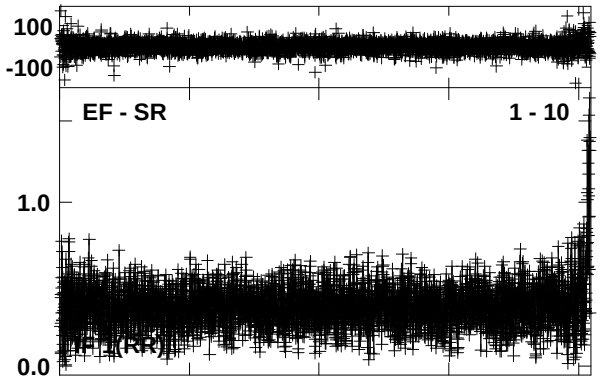

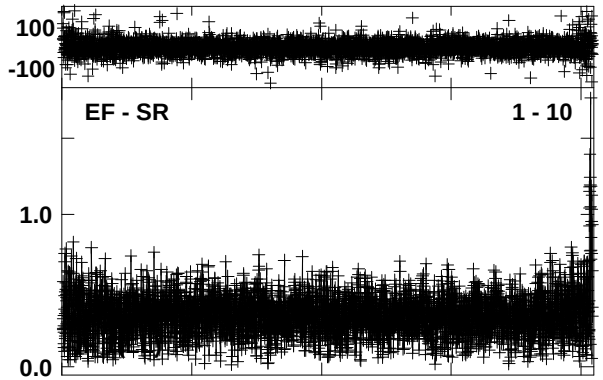

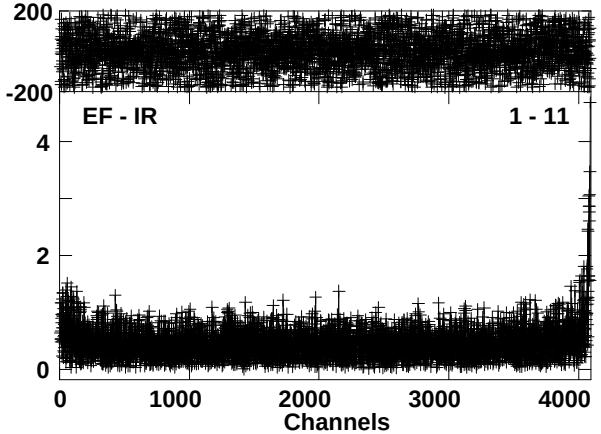

Lower frame: Ampl Jy Top frame: Phas deg
Vector averaged cross-power spectrum Baseline: EF (01) - TR (07)
Timerange: 01/01:02:36 to 01/01:05:34

Plot file version 123 created 20-MAR-2017 13:52:55
J1331+3030 EM117F 2.UVDATA.1
Freq = 6.6667 GHz, Bw = 2.000 MH Calibrated with CL # 3 and BP # 1 (BP mode 1)

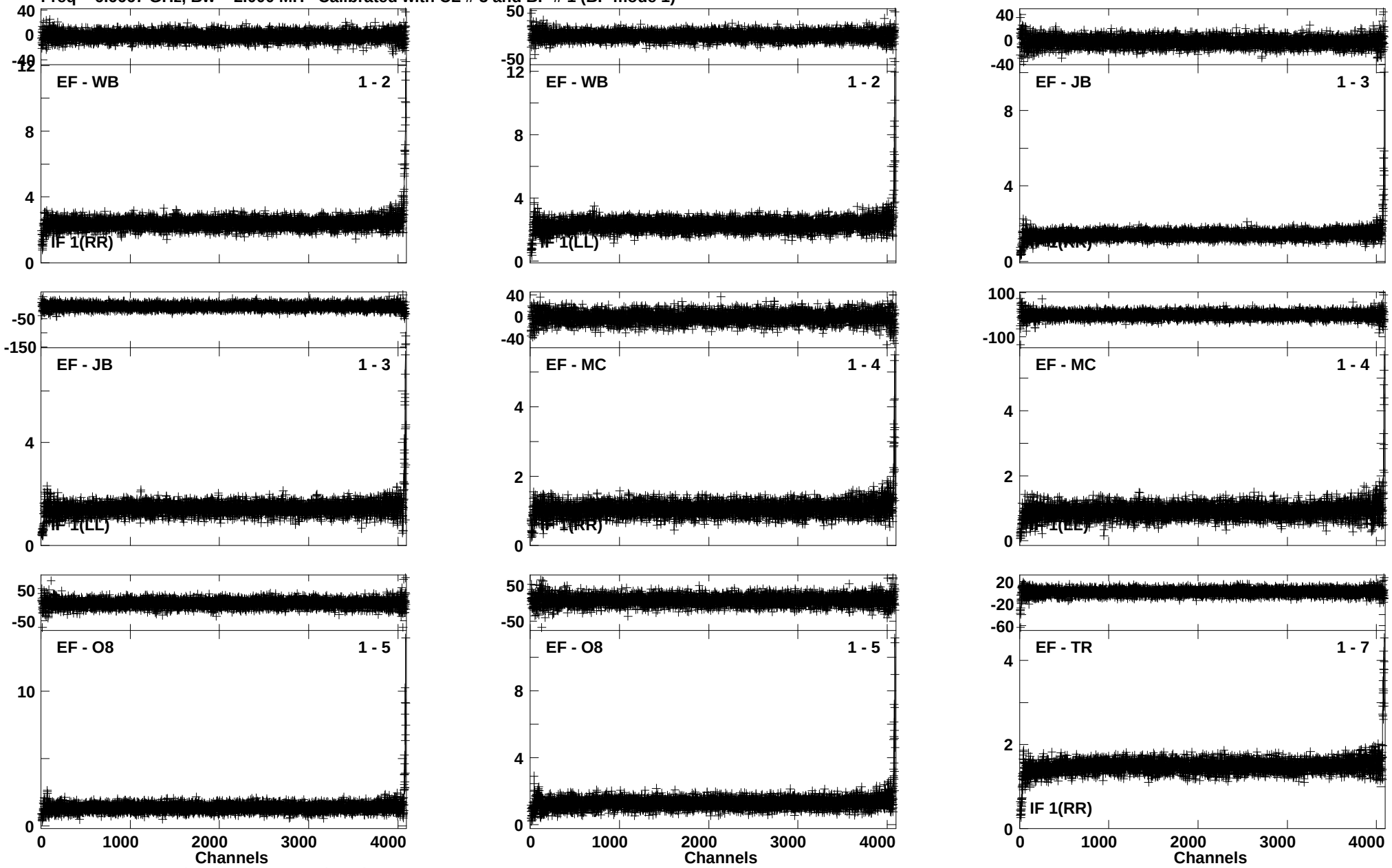

Lower frame: Ampl Jy Top frame: Phas deg
Vector averaged cross-power spectrum Baseline: EF (01) - WB (02)
Timerange: 01/01:11:01 to 01/01:18:59

Plot file version 124 created 20-MAR-2017 13:52:58
J1331+3030 EM117F 2.UVDATA.1
Freq = 6.6667 GHz, Bw = 2.000 MH Calibrated with CL # 3 and BP # 1 (BP mode 1)

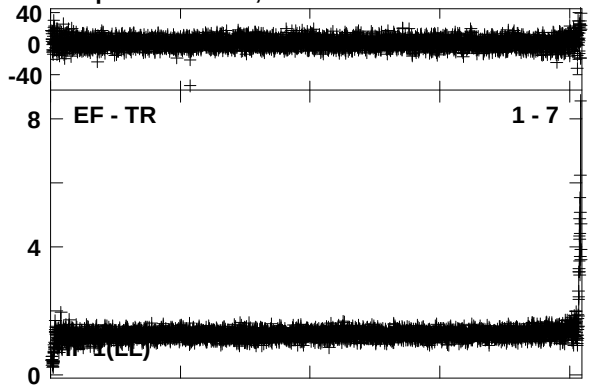

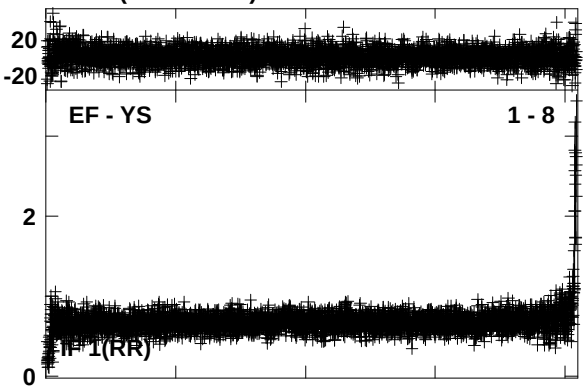

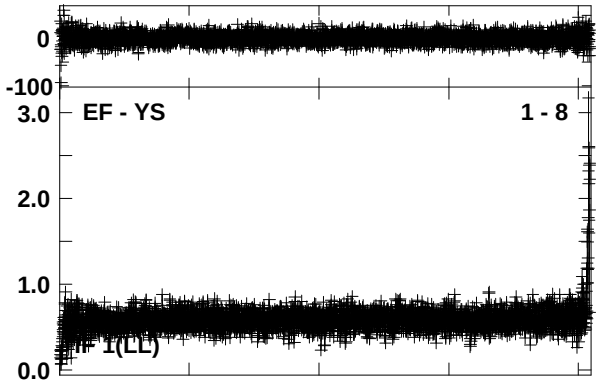

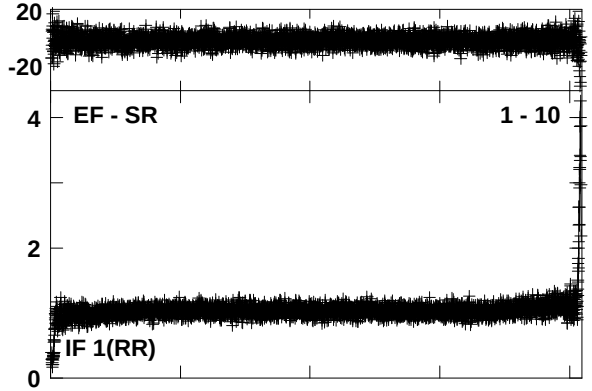

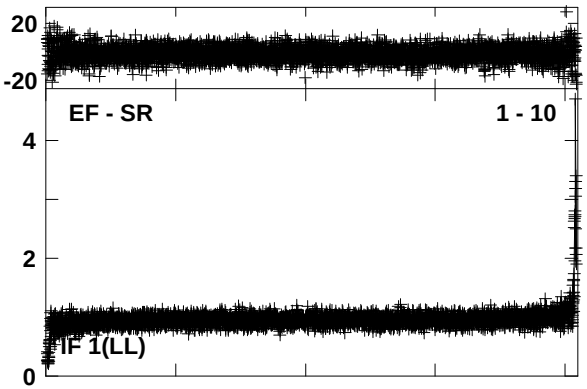

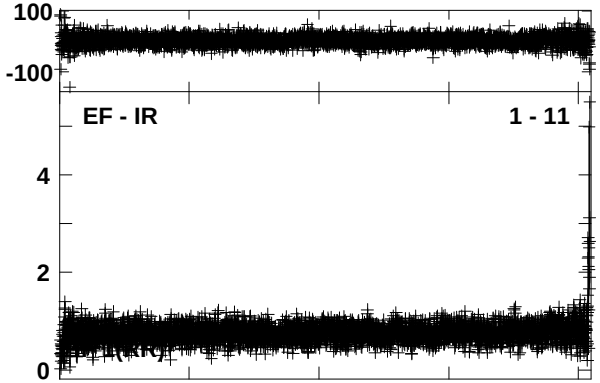

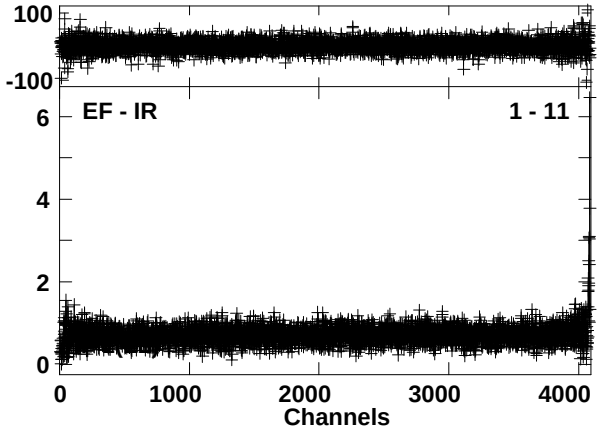

Lower frame: Ampl Jy Top frame: Phas deg
Vector averaged cross-power spectrum Baseline: EF (01) - TR (07)
Timerange: 01/01:11:01 to 01/01:18:59

Plot file version 125 created 20-MAR-2017 13:53:02
1822-173 EM117F 2.UVDATA.1
Freq = 6.6667 GHz, Bw = 2.000 MH Calibrated with CL # 3 and BP # 1 (BP mode 1)

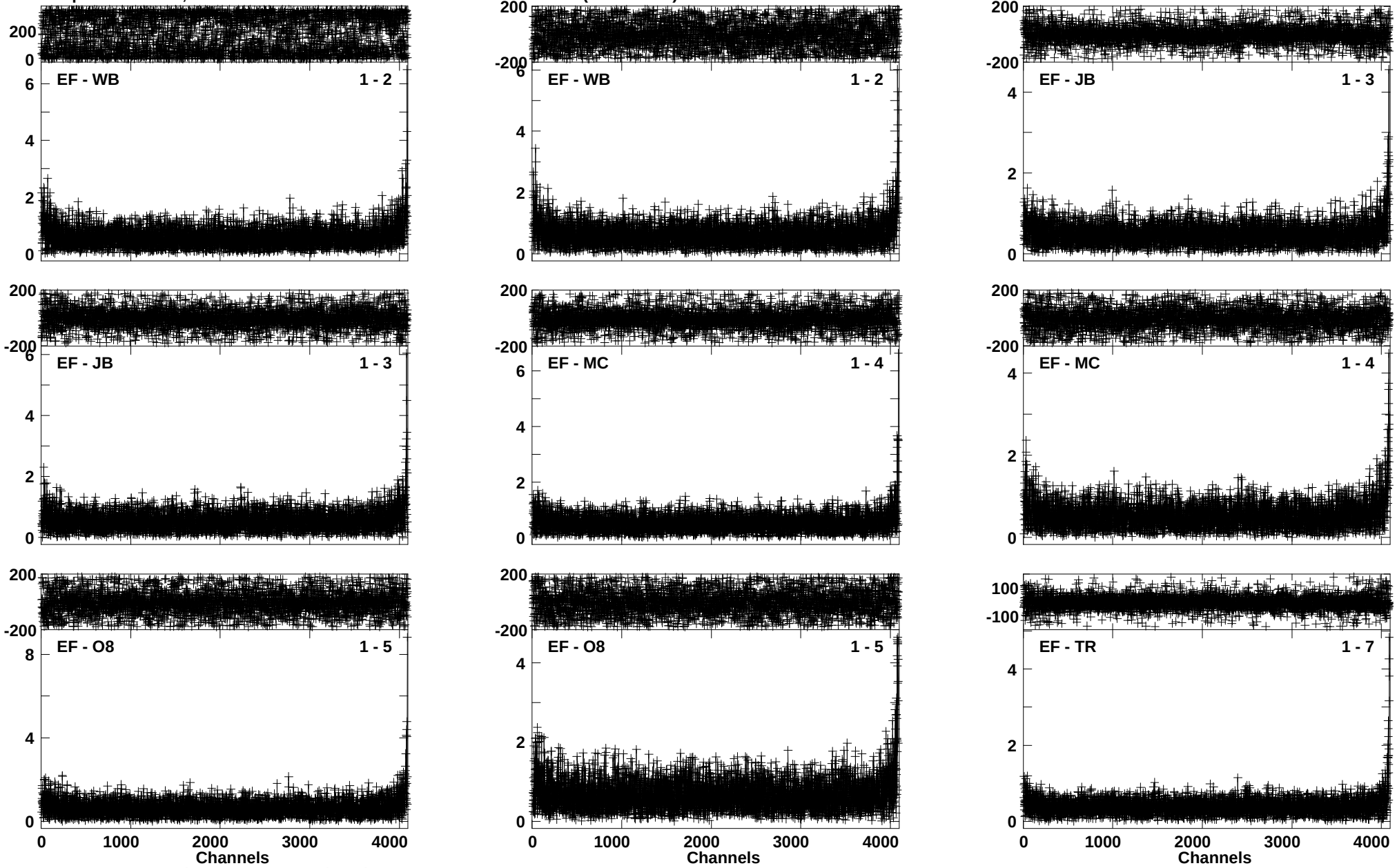

Lower frame: Ampl Jy Top frame: Phas deg
Vector averaged cross-power spectrum Baseline: EF (01) - WB (02)
Timerange: 01/01:24:16 to 01/01:27:14

Plot file version 126 created 20-MAR-2017 13:53:04
1822-173 EM117F 2.UVDATA.1
Freq = 6.6667 GHz, Bw = 2.000 MH Calibrated with CL # 3 and BP # 1 (BP mode 1)

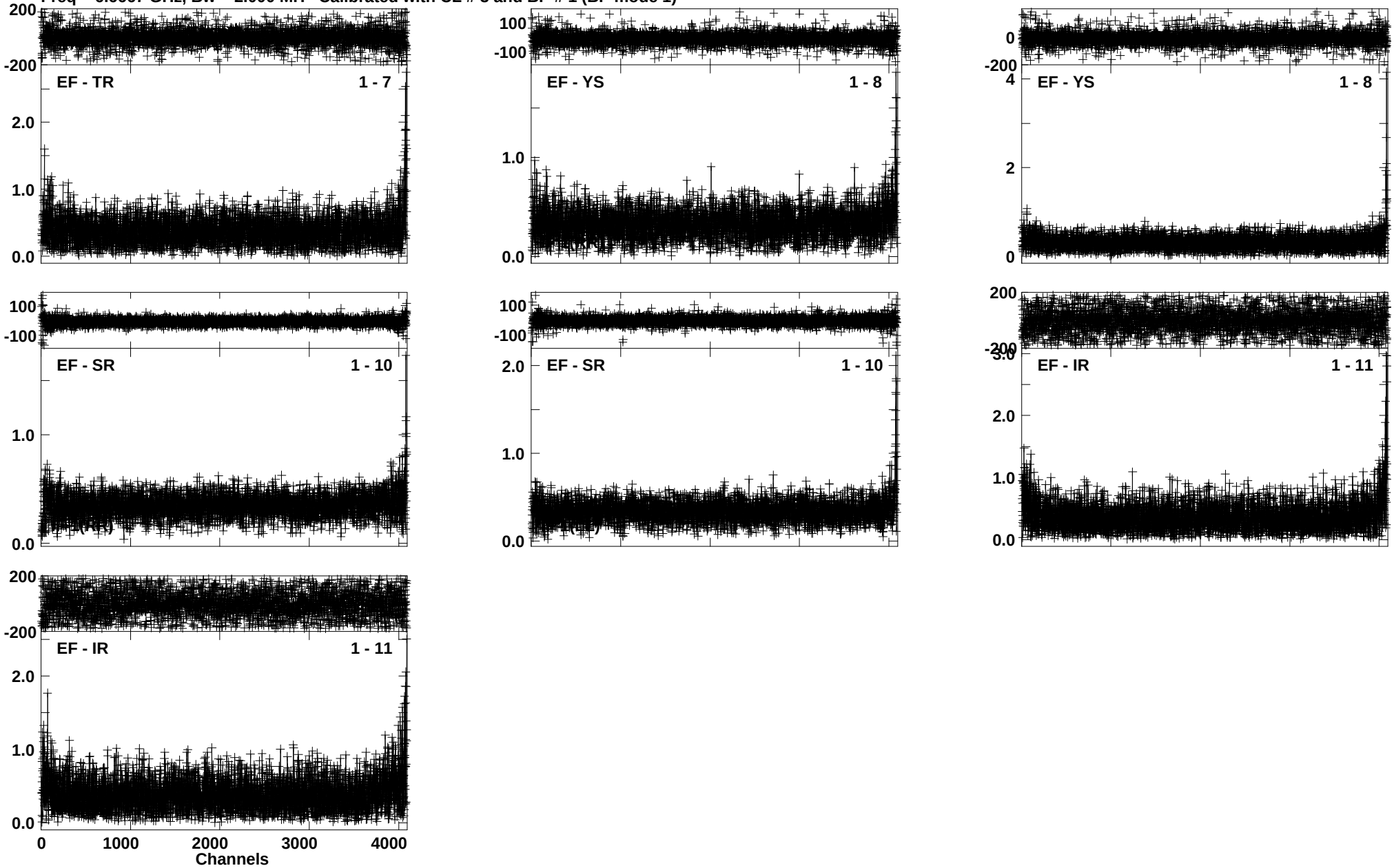

Lower frame: Ampl Jy Top frame: Phas deg
Vector averaged cross-power spectrum Baseline: EF (01) - TR (07)
Timerange: 01/01:24:16 to 01/01:27:14

Plot file version 127 created 20-MAR-2017 13:53:06
G016.58-0.05 EM117F 2.UVDATA.1
Freq = 6.6667 GHz, Bw = 2.000 MH Calibrated with CL # 3 and BP # 1 (BP mode 1)

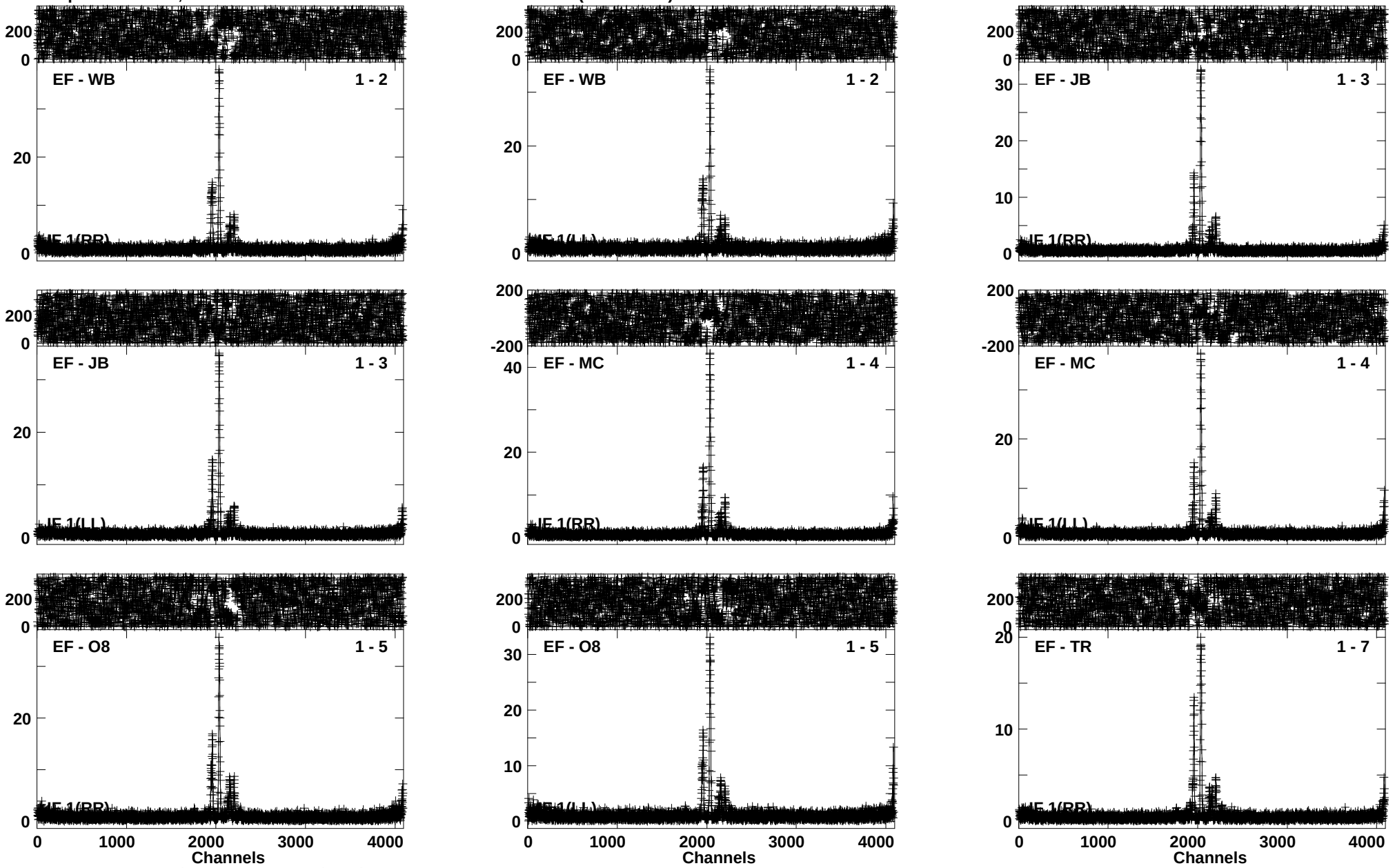

Lower frame: Ampl Jy Top frame: Phas deg
Vector averaged cross-power spectrum Baseline: EF (01) - WB (02)
Timerange: 01/01:27:16 to 01/01:29:14

Plot file version 128 created 20-MAR-2017 13:53:07
G016.58-0.05 EM117F 2.UVDATA.1
Freq = 6.6667 GHz, Bw = 2.000 MH Calibrated with CL # 3 and BP # 1 (BP mode 1)

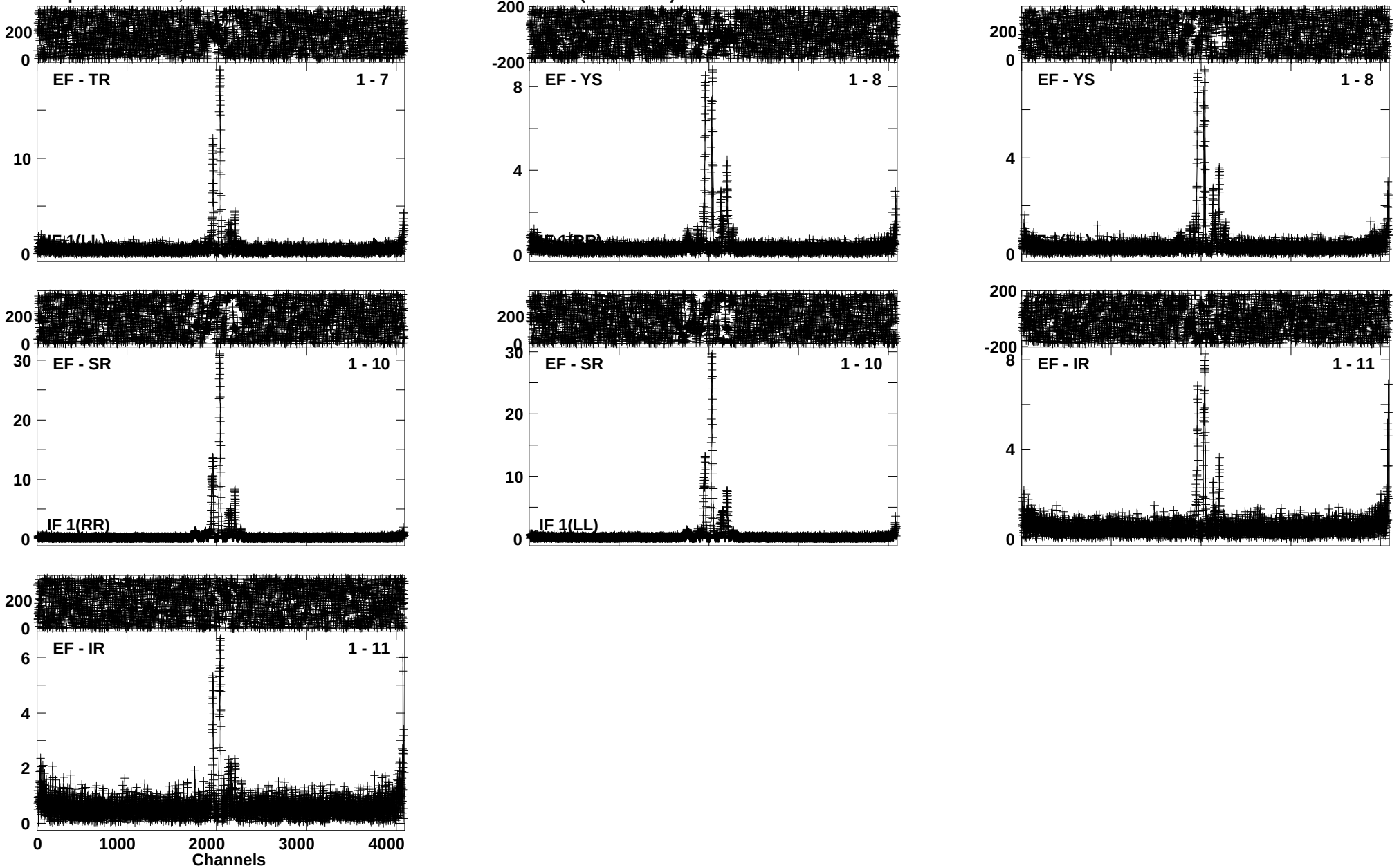

Lower frame: Ampl Jy Top frame: Phas deg
Vector averaged cross-power spectrum Baseline: EF (01) - TR (07)
Timerange: 01/01:27:16 to 01/01:29:14

Plot file version 129 created 20-MAR-2017 13:53:09
1822-173 EM117F 2.UVDATA.1
Freq = 6.6667 GHz, Bw = 2.000 MH Calibrated with CL # 3 and BP # 1 (BP mode 1)

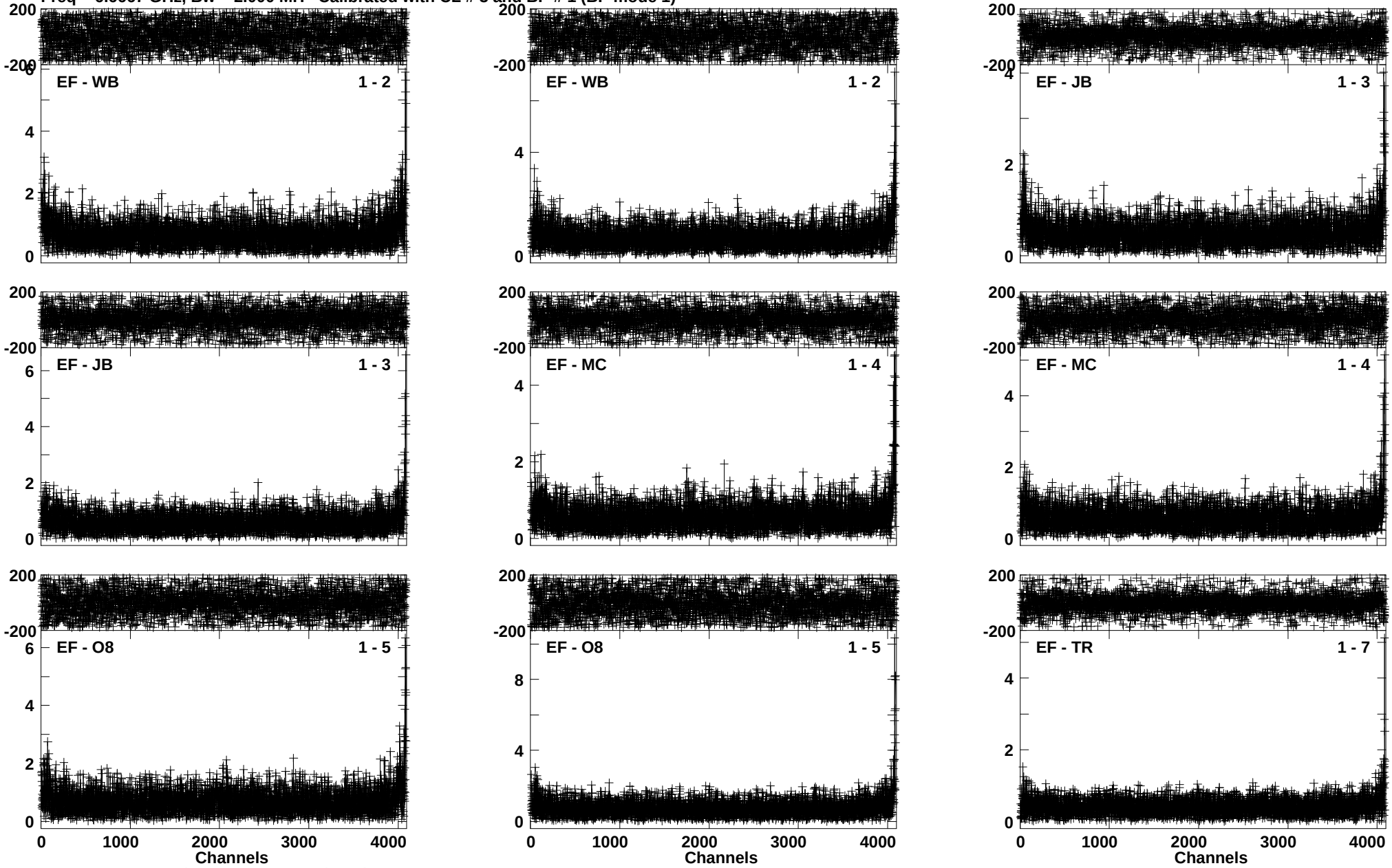

Lower frame: Ampl Jy Top frame: Phas deg
Vector averaged cross-power spectrum Baseline: EF (01) - WB (02)
Timerange: 01/01:29:16 to 01/01:32:14

Plot file version 130 created 20-MAR-2017 13:53:10
1822-173 EM117F 2.UVDATA.1
Freq = 6.6667 GHz, Bw = 2.000 MH Calibrated with CL # 3 and BP # 1 (BP mode 1)

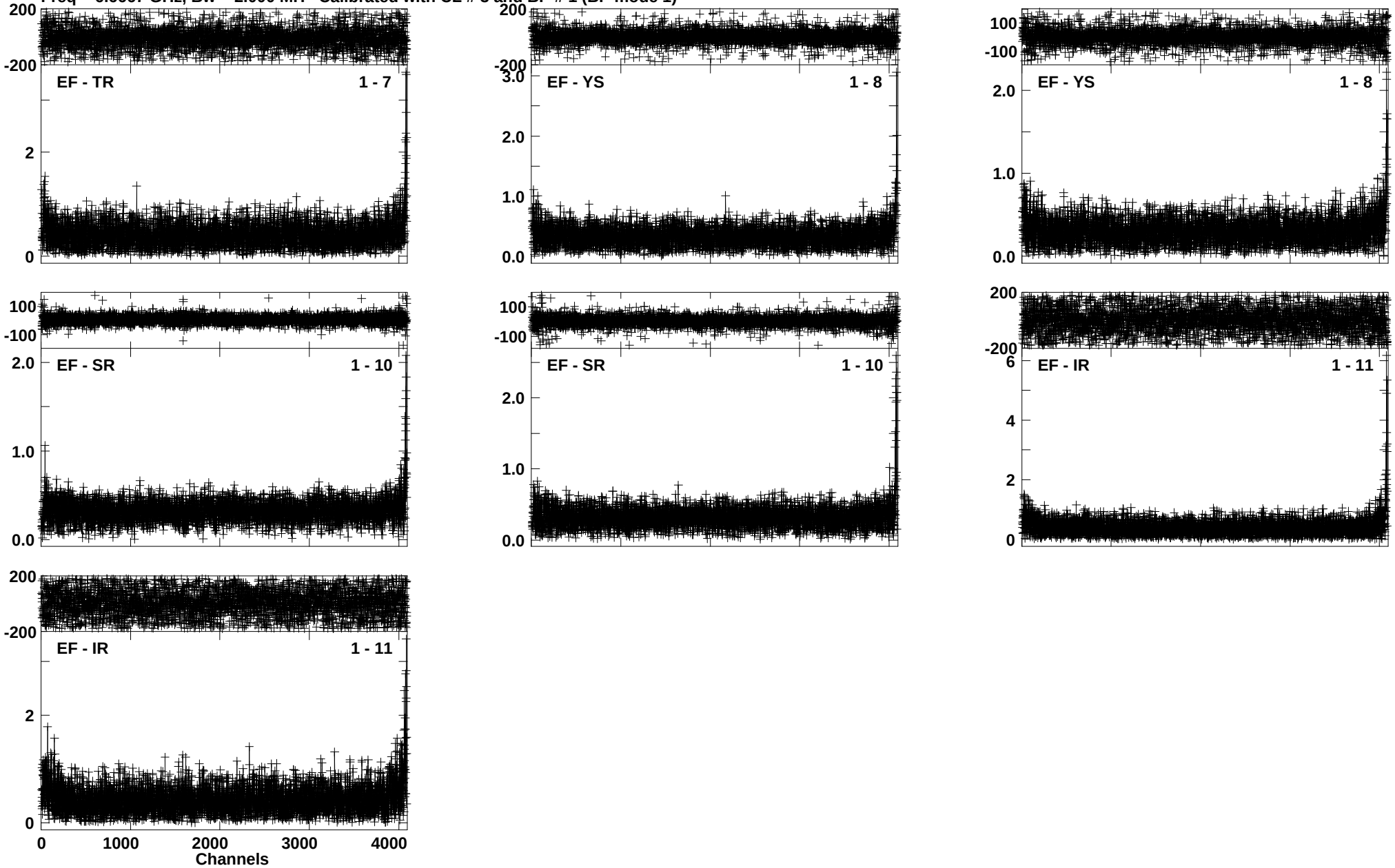

Lower frame: Ampl Jy Top frame: Phas deg
Vector averaged cross-power spectrum Baseline: EF (01) - TR (07)
Timerange: 01/01:29:16 to 01/01:32:14

Plot file version 131 created 20-MAR-2017 13:53:12
G016.58-0.05 EM117F 2.UVDATA.1
Freq = 6.6667 GHz, Bw = 2.000 MH Calibrated with CL # 3 and BP # 1 (BP mode 1)

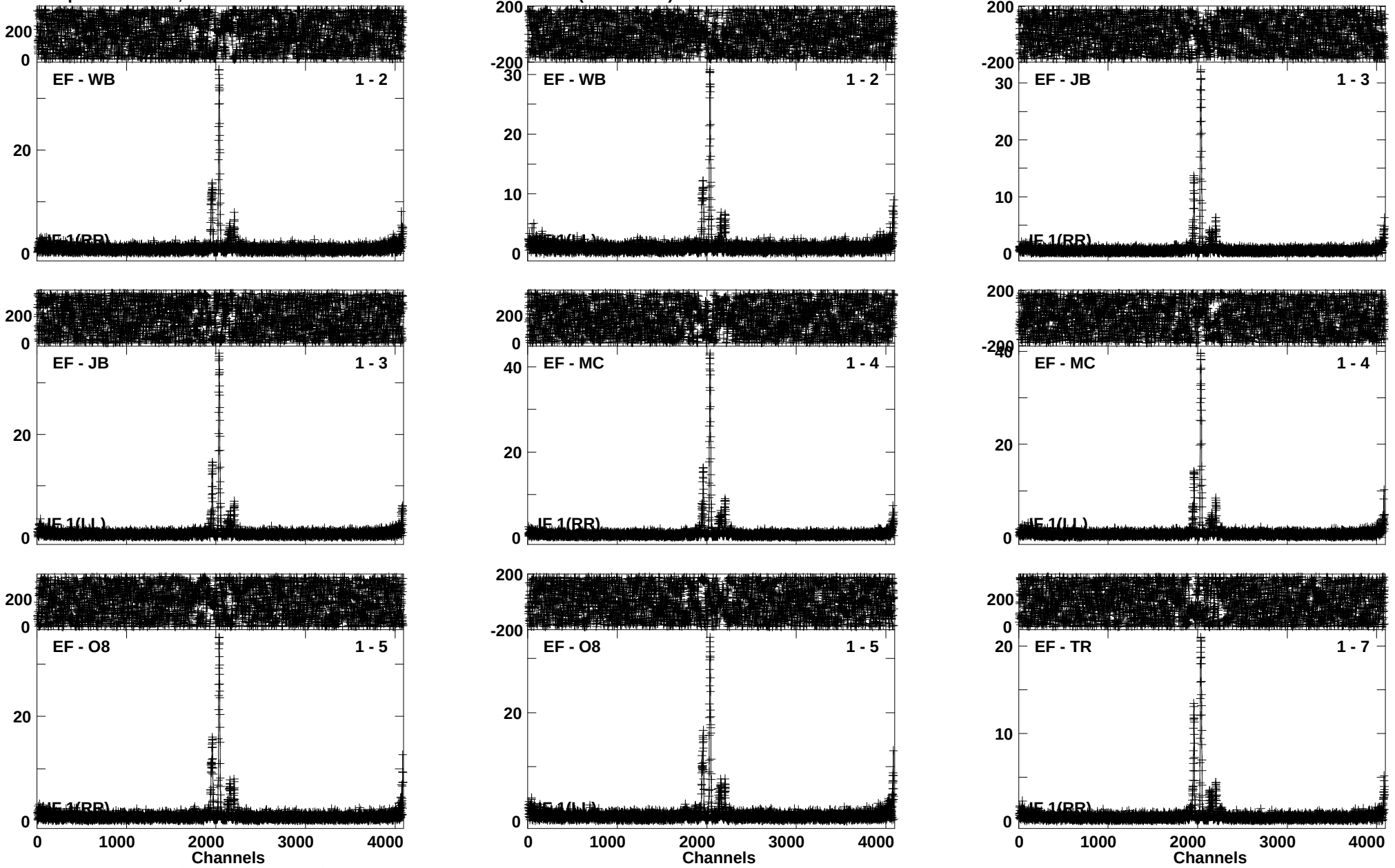

Lower frame: Ampl Jy Top frame: Phas deg
Vector averaged cross-power spectrum Baseline: EF (01) - WB (02)
Timerange: 01/01:32:16 to 01/01:34:14

Plot file version 132 created 20-MAR-2017 13:53:12
G016.58-0.05 EM117F 2.UVDATA.1
Freq = 6.6667 GHz, Bw = 2.000 MH Calibrated with CL # 3 and BP # 1 (BP mode 1)

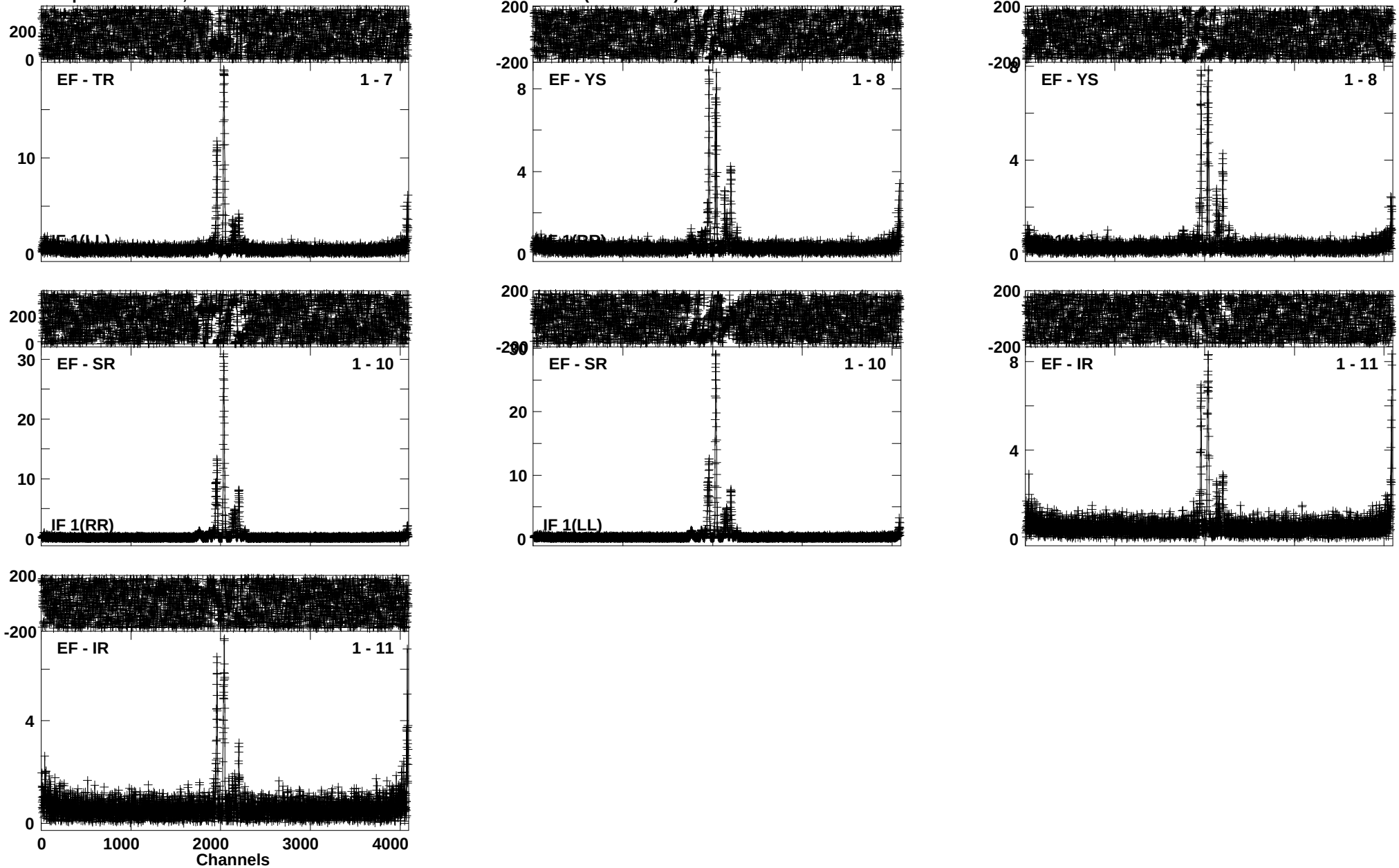

Lower frame: Ampl Jy Top frame: Phas deg
Vector averaged cross-power spectrum Baseline: EF (01) - TR (07)
Timerange: 01/01:32:16 to 01/01:34:14

Plot file version 133 created 20-MAR-2017 13:53:14
1822-173 EM117F 2.UVDATA.1
Freq = 6.6667 GHz, Bw = 2.000 MH Calibrated with CL # 3 and BP # 1 (BP mode 1)

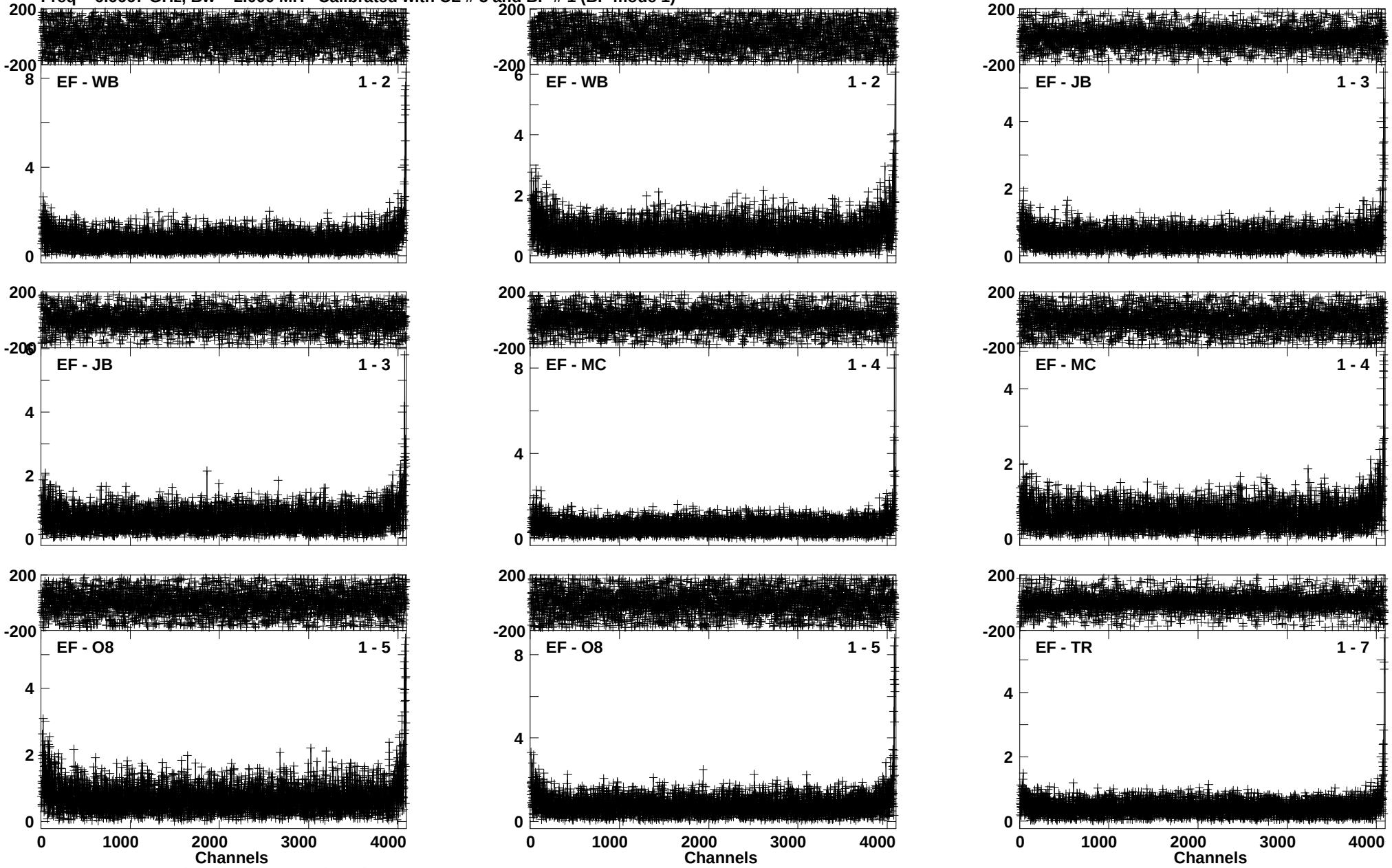

Lower frame: Ampl Jy Top frame: Phas deg
Vector averaged cross-power spectrum Baseline: EF (01) - WB (02)
Timerange: 01/01:34:16 to 01/01:37:14

Plot file version 134 created 20-MAR-2017 13:53:15
1822-173 EM117F 2.UVDATA.1
Freq = 6.6667 GHz, Bw = 2.000 MH Calibrated with CL # 3 and BP # 1 (BP mode 1)

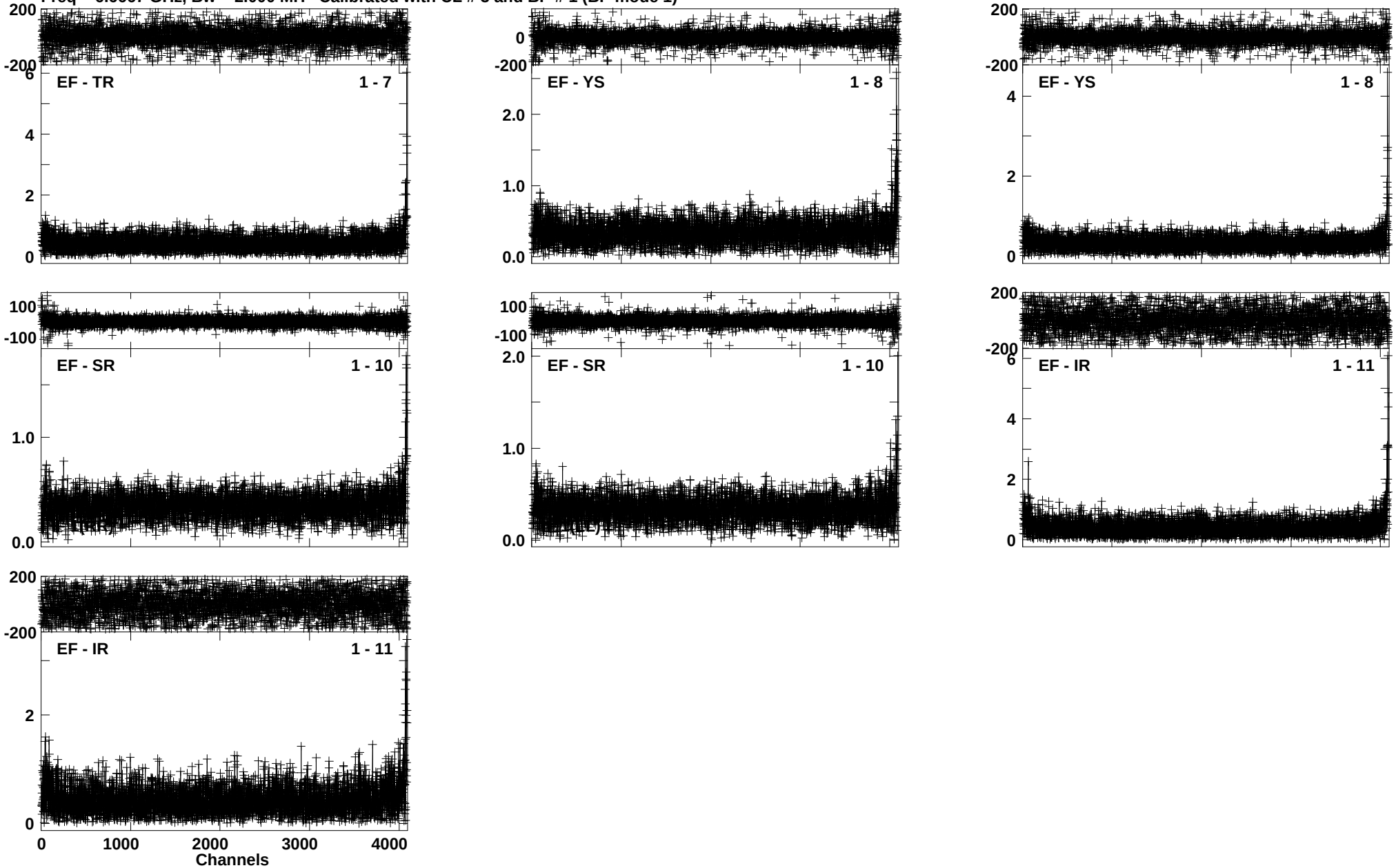

Lower frame: Ampl Jy Top frame: Phas deg
Vector averaged cross-power spectrum Baseline: EF (01) - TR (07)
Timerange: 01/01:34:16 to 01/01:37:14

Plot file version 135 created 20-MAR-2017 13:53:17
G016.58-0.05 EM117F 2.UVDATA.1
Freq = 6.6667 GHz, Bw = 2.000 MH Calibrated with CL # 3 and BP # 1 (BP mode 1)

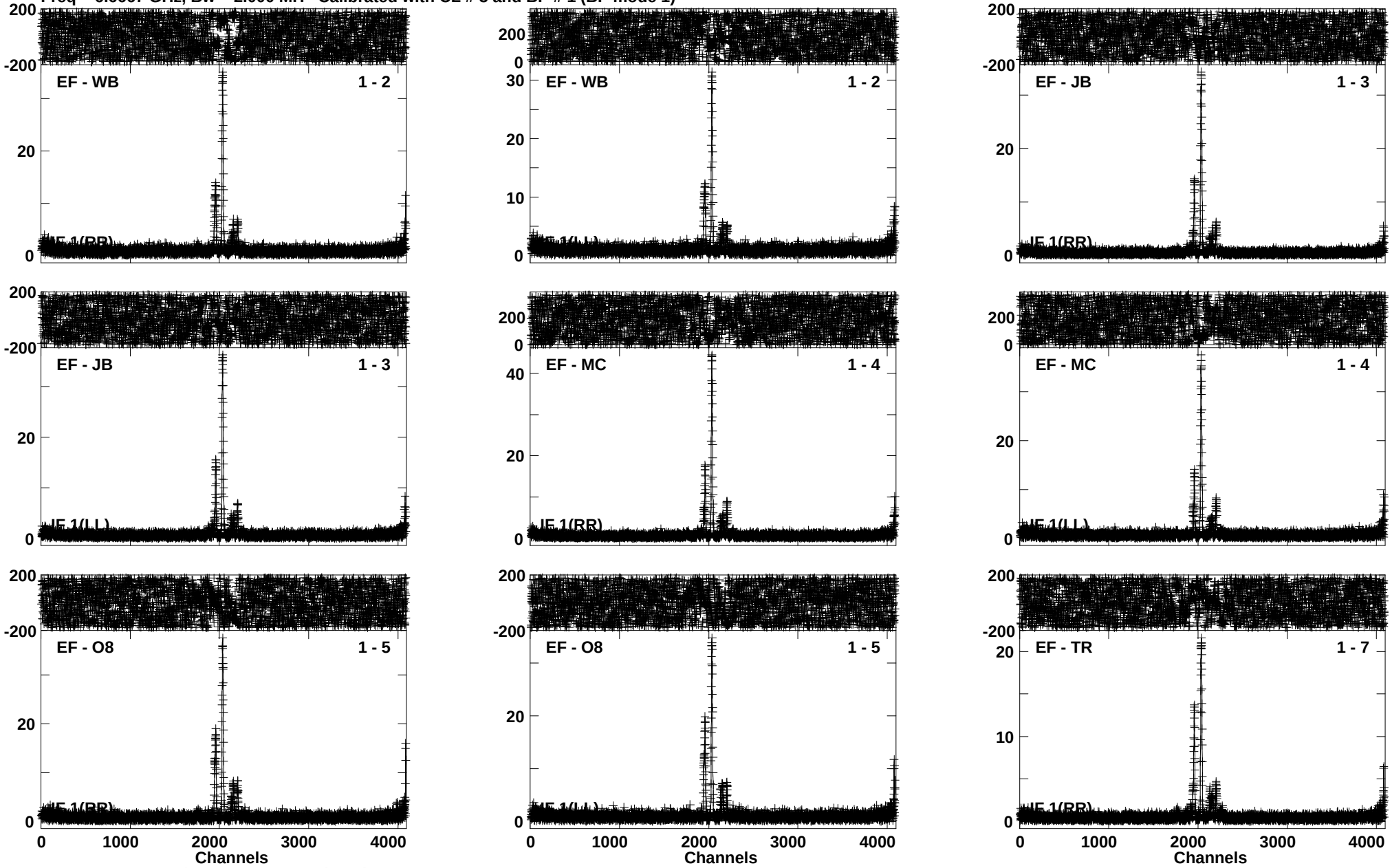

Lower frame: Ampl Jy Top frame: Phas deg
Vector averaged cross-power spectrum Baseline: EF (01) - WB (02)
Timerange: 01/01:37:16 to 01/01:39:14

Plot file version 136 created 20-MAR-2017 13:53:19
G016.58-0.05 EM117F 2.UVDATA.1
Freq = 6.6667 GHz, Bw = 2.000 MH Calibrated with CL # 3 and BP # 1 (BP mode 1)

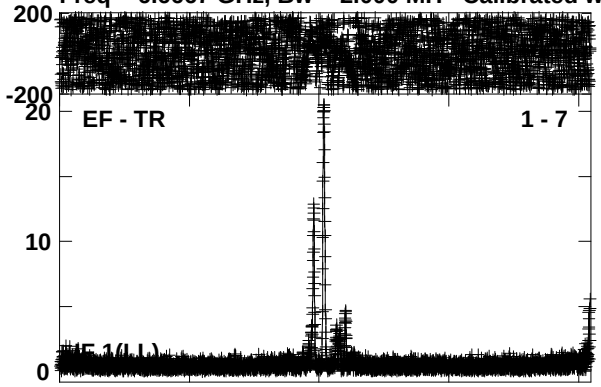

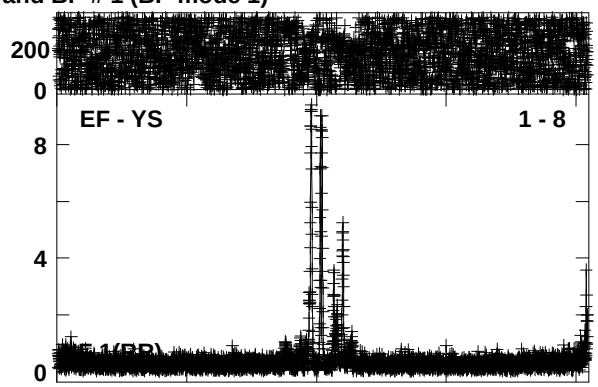

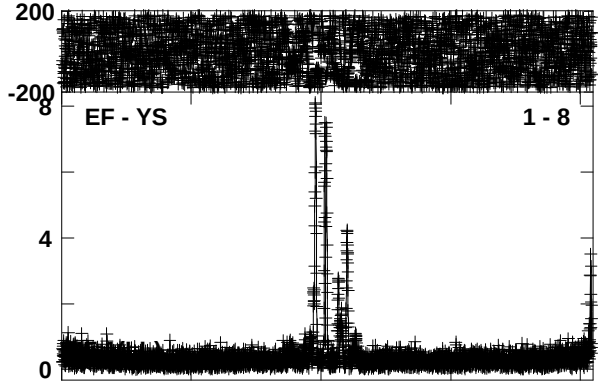

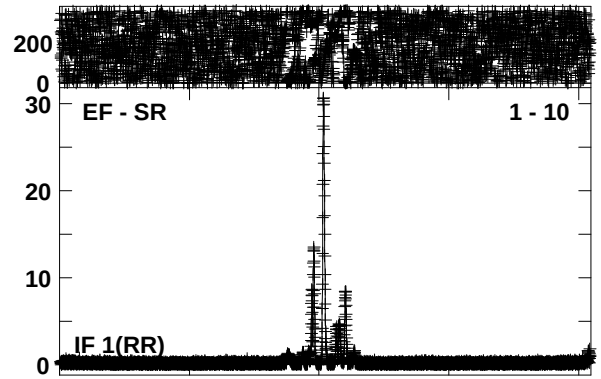

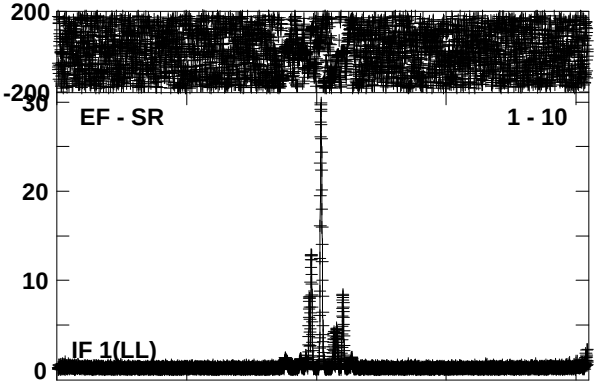

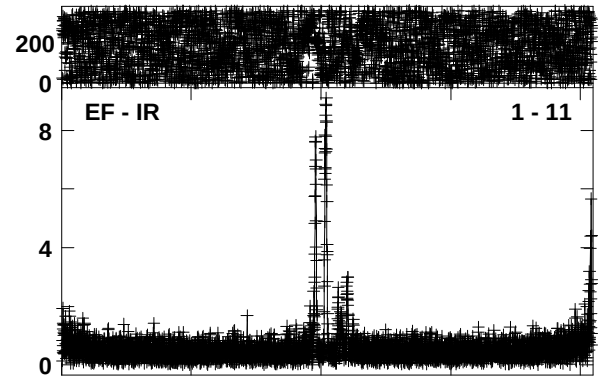

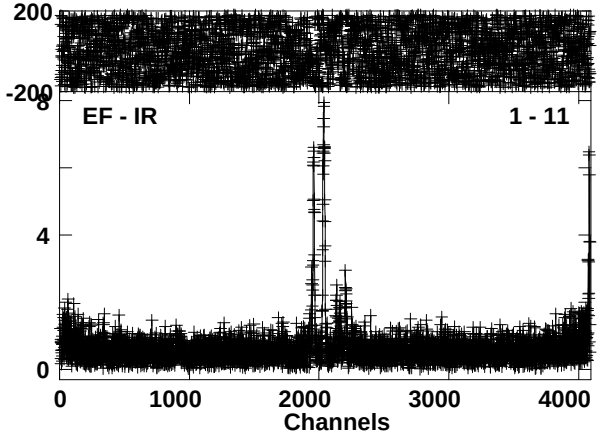

Lower frame: Ampl Jy Top frame: Phas deg
Vector averaged cross-power spectrum Baseline: EF (01) - TR (07)
Timerange: 01/01:37:16 to 01/01:39:14

Plot file version 137 created 20-MAR-2017 13:53:20
1822-173 EM117F 2.UVDATA.1
Freq = 6.6667 GHz, Bw = 2.000 MH Calibrated with CL # 3 and BP # 1 (BP mode 1)

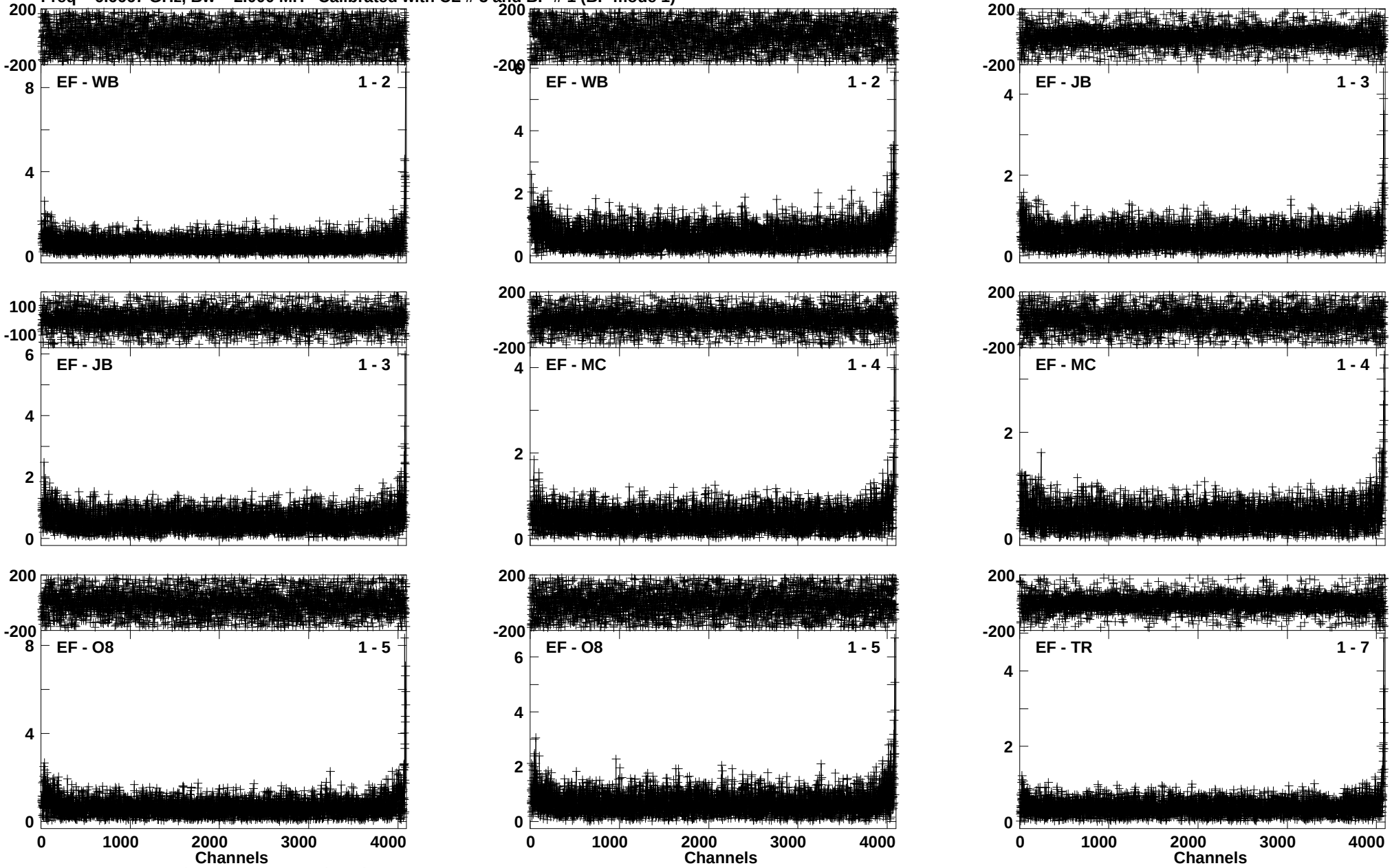

Lower frame: Ampl Jy Top frame: Phas deg
Vector averaged cross-power spectrum Baseline: EF (01) - WB (02)
Timerange: 01/01:39:56 to 01/01:42:54

Plot file version 138 created 20-MAR-2017 13:53:22
1822-173 EM117F 2.UVDATA.1
Freq = 6.6667 GHz, Bw = 2.000 MH Calibrated with CL # 3 and BP # 1 (BP mode 1)

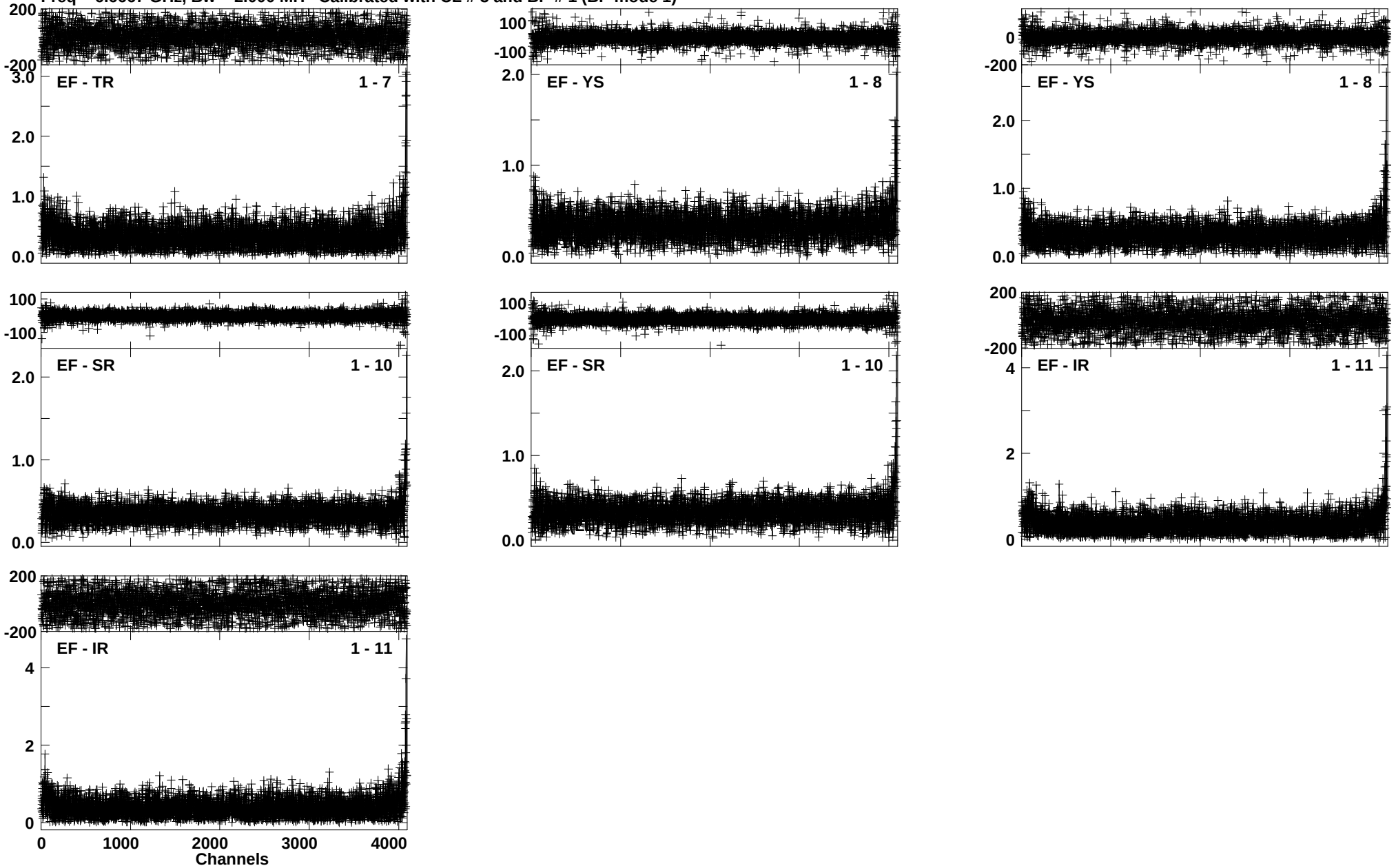

Lower frame: Ampl Jy Top frame: Phas deg
Vector averaged cross-power spectrum Baseline: EF (01) - TR (07)
Timerange: 01/01:39:56 to 01/01:42:54

Plot file version 139 created 20-MAR-2017 13:53:23
G016.58-0.05 EM117F 2.UVDATA.1
Freq = 6.6667 GHz, Bw = 2.000 MH Calibrated with CL # 3 and BP # 1 (BP mode 1)

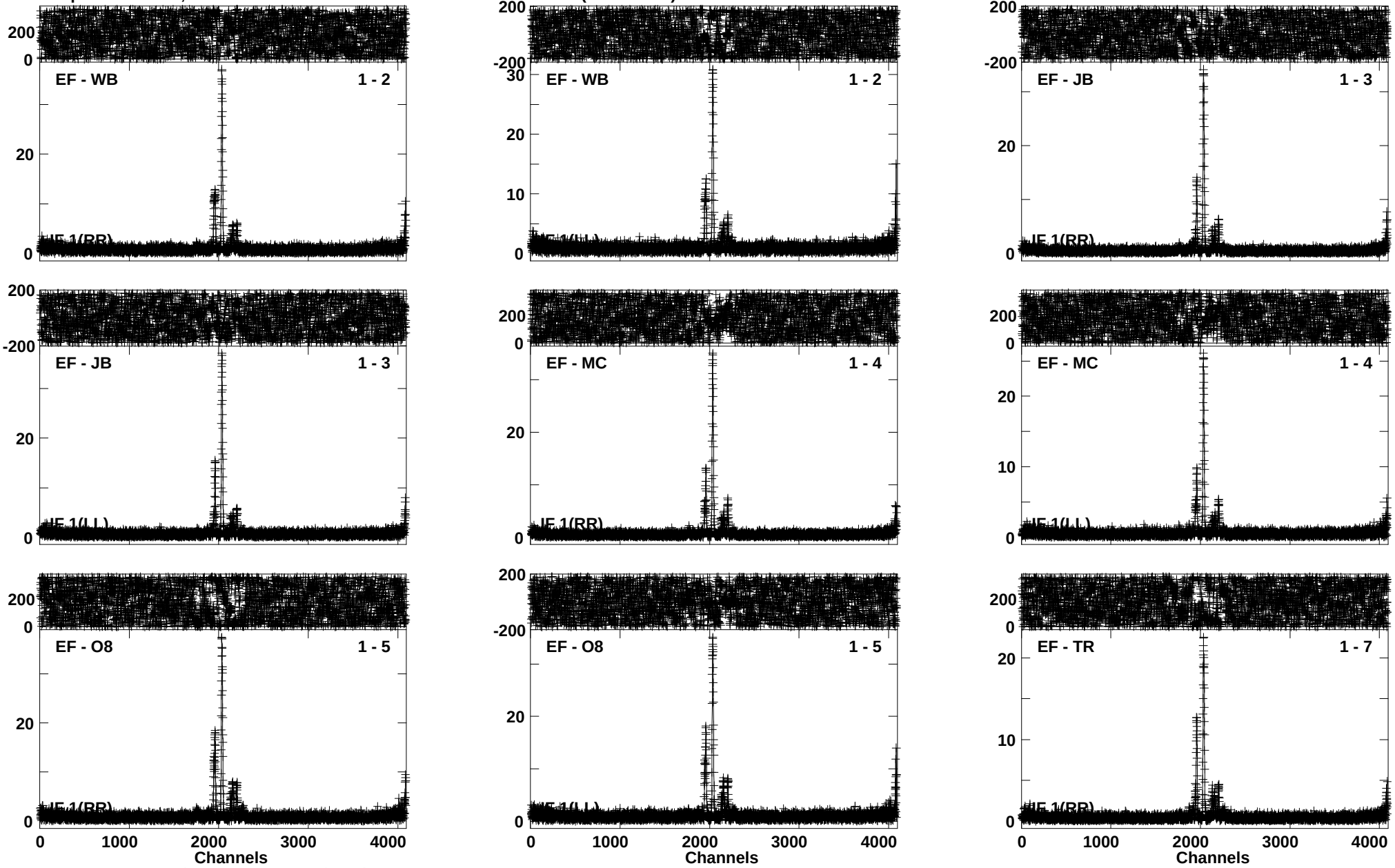

Lower frame: Ampl Jy Top frame: Phas deg
Vector averaged cross-power spectrum Baseline: EF (01) - WB (02)
Timerange: 01/01:42:56 to 01/01:44:54

Plot file version 140 created 20-MAR-2017 13:53:24
G016.58-0.05 EM117F 2.UVDATA.1
Freq = 6.6667 GHz, Bw = 2.000 MH Calibrated with CL # 3 and BP # 1 (BP mode 1)

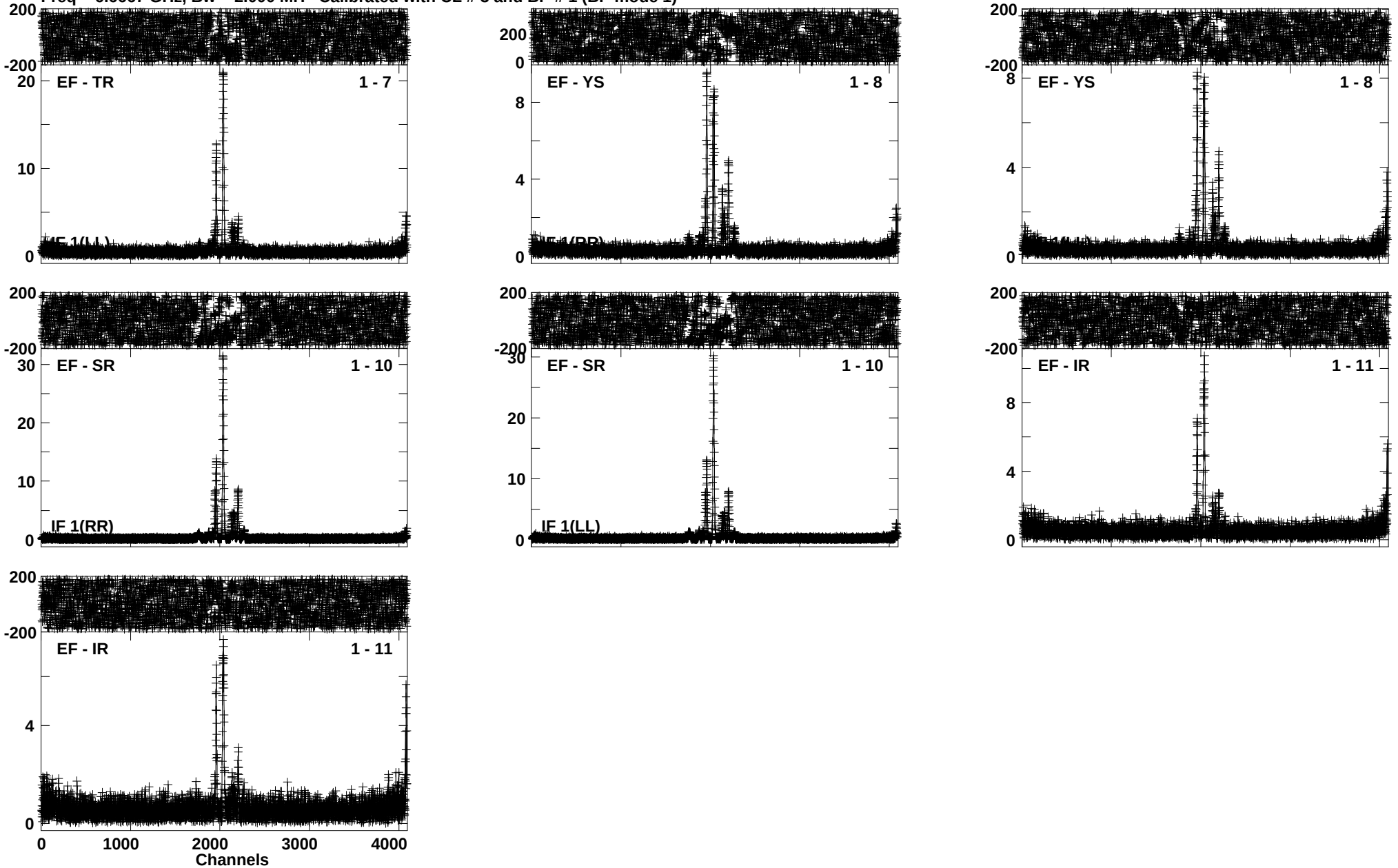

Lower frame: Ampl Jy Top frame: Phas deg
Vector averaged cross-power spectrum Baseline: EF (01) - TR (07)
Timerange: 01/01:42:56 to 01/01:44:54

Plot file version 141 created 20-MAR-2017 13:53:26
1822-173 EM117F 2.UVDATA.1
Freq = 6.6667 GHz, Bw = 2.000 MH Calibrated with CL # 3 and BP # 1 (BP mode 1)

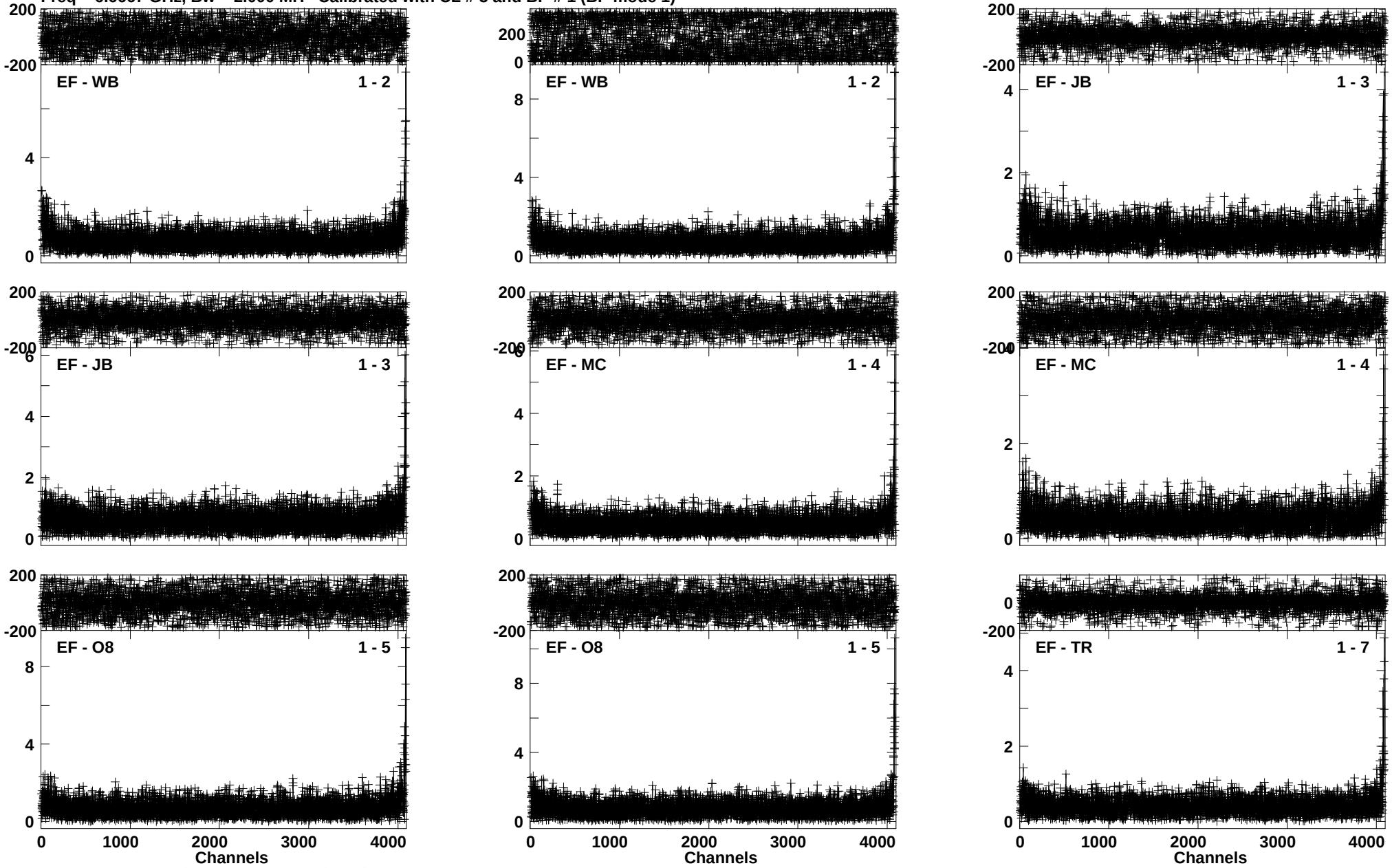

Lower frame: Ampl Jy Top frame: Phas deg
Vector averaged cross-power spectrum Baseline: EF (01) - WB (02)
Timerange: 01/01:44:56 to 01/01:47:54

Plot file version 142 created 20-MAR-2017 13:53:27
1822-173 EM117F 2.UVDATA.1
Freq = 6.6667 GHz, Bw = 2.000 MH Calibrated with CL # 3 and BP # 1 (BP mode 1)

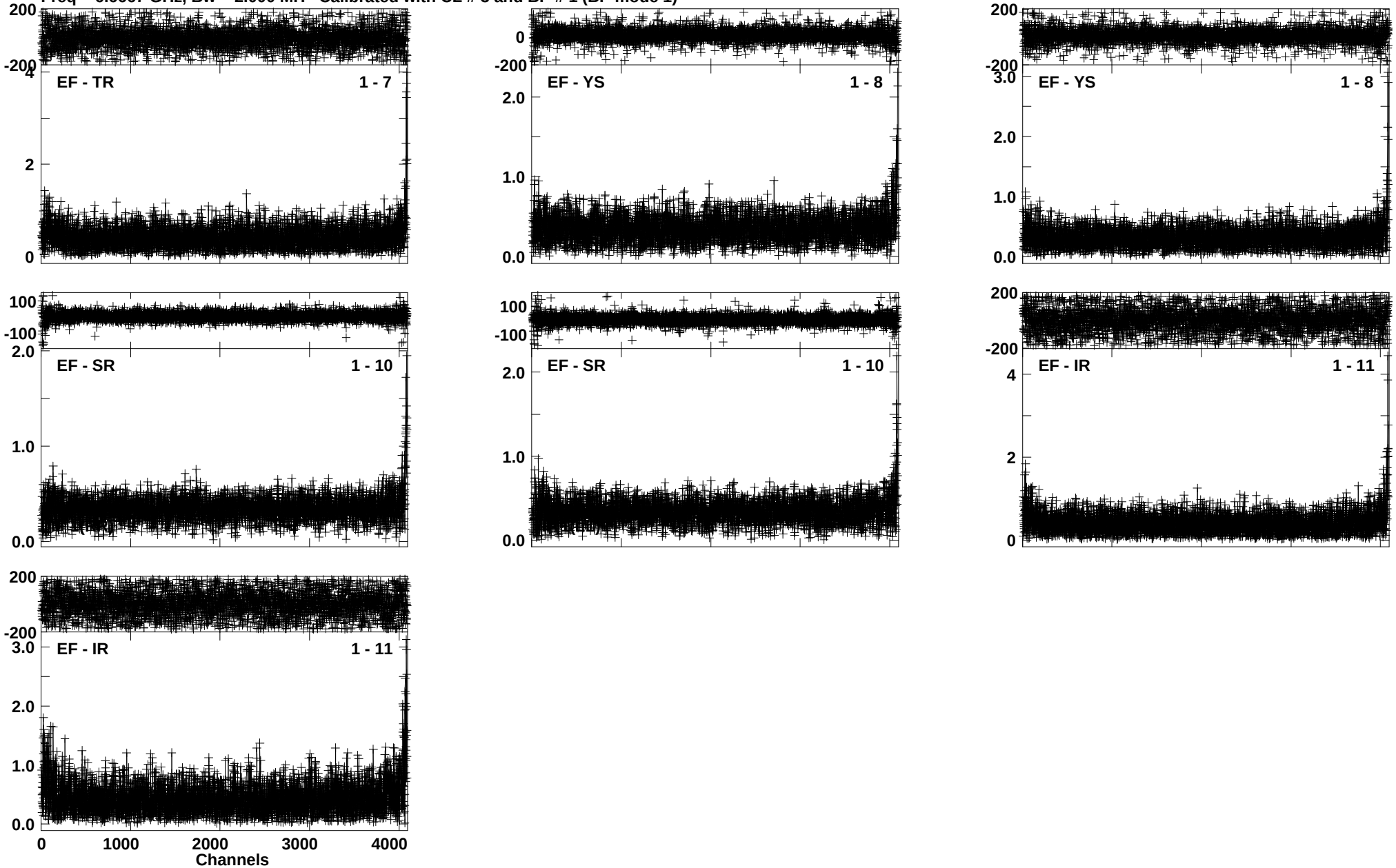

Lower frame: Ampl Jy Top frame: Phas deg
Vector averaged cross-power spectrum Baseline: EF (01) - TR (07)
Timerange: 01/01:44:56 to 01/01:47:54

Plot file version 143 created 20-MAR-2017 13:53:29
G016.58-0.05 EM117F 2.UVDATA.1
Freq = 6.6667 GHz, Bw = 2.000 MH Calibrated with CL # 3 and BP # 1 (BP mode 1)

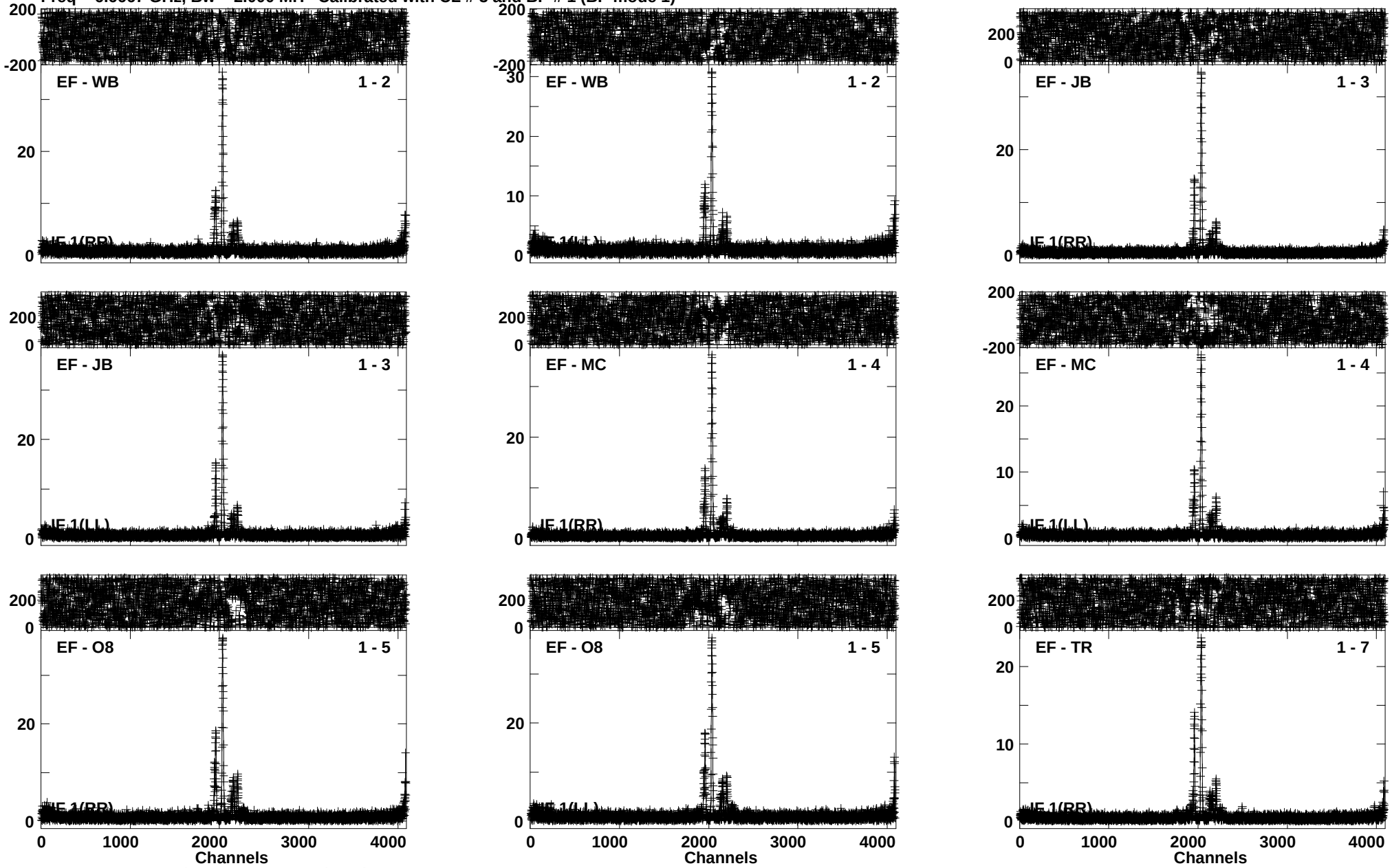

Lower frame: Ampl Jy Top frame: Phas deg
Vector averaged cross-power spectrum Baseline: EF (01) - WB (02)
Timerange: 01/01:47:56 to 01/01:49:54

Plot file version 144 created 20-MAR-2017 13:53:30
G016.58-0.05 EM117F 2.UVDATA.1
Freq = 6.6667 GHz, Bw = 2.000 MH Calibrated with CL # 3 and BP # 1 (BP mode 1)

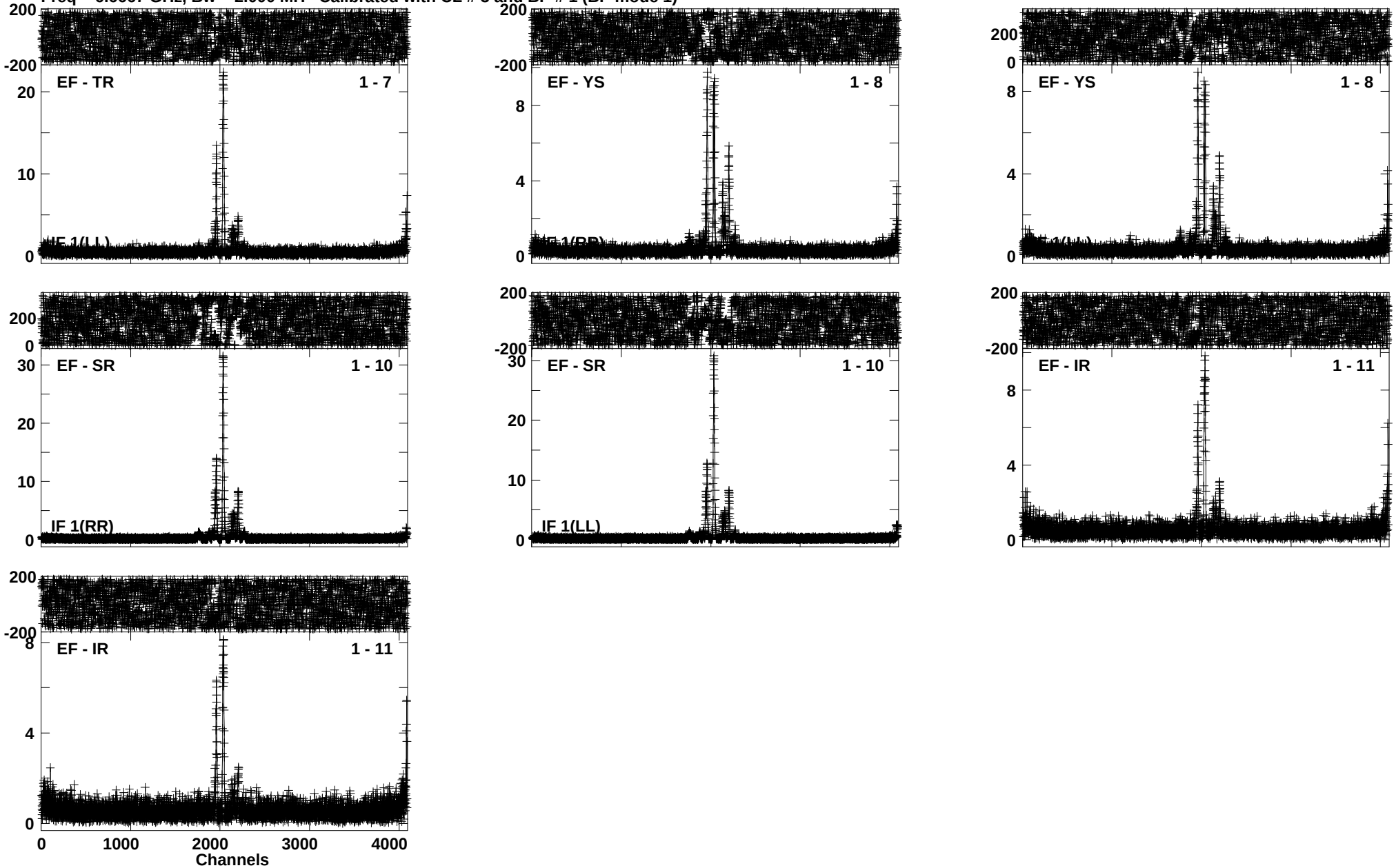

Lower frame: Ampl Jy Top frame: Phas deg
Vector averaged cross-power spectrum Baseline: EF (01) - TR (07)
Timerange: 01/01:47:56 to 01/01:49:54

Plot file version 145 created 20-MAR-2017 13:53:32
1822-173 EM117F 2.UVDATA.1
Freq = 6.6667 GHz, Bw = 2.000 MH Calibrated with CL # 3 and BP # 1 (BP mode 1)

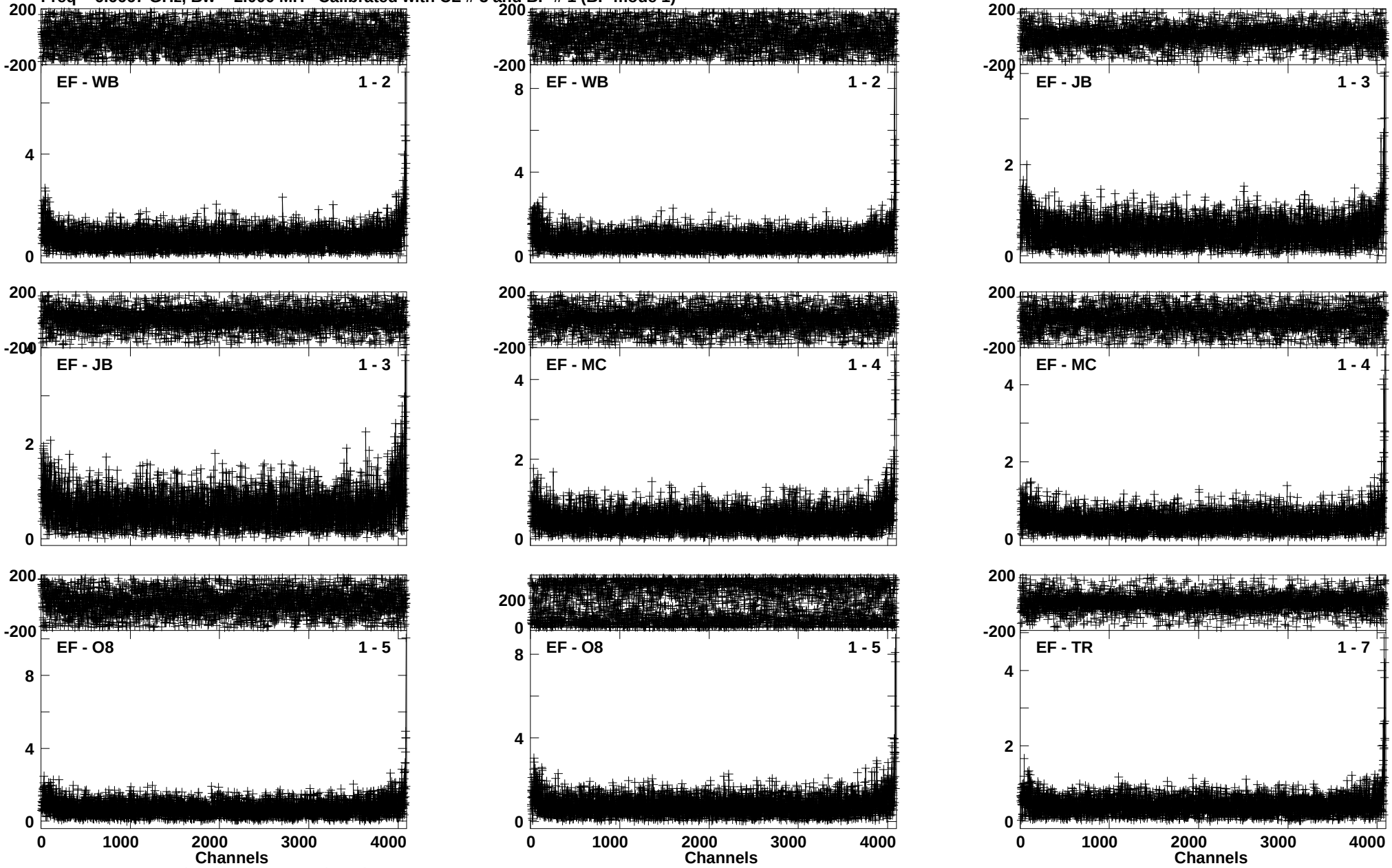

Lower frame: Ampl Jy Top frame: Phas deg
Vector averaged cross-power spectrum Baseline: EF (01) - WB (02)
Timerange: 01/01:49:56 to 01/01:52:54

Plot file version 146 created 20-MAR-2017 13:53:33
1822-173 EM117F 2.UVDATA.1
Freq = 6.6667 GHz, Bw = 2.000 MH Calibrated with CL # 3 and BP # 1 (BP mode 1)

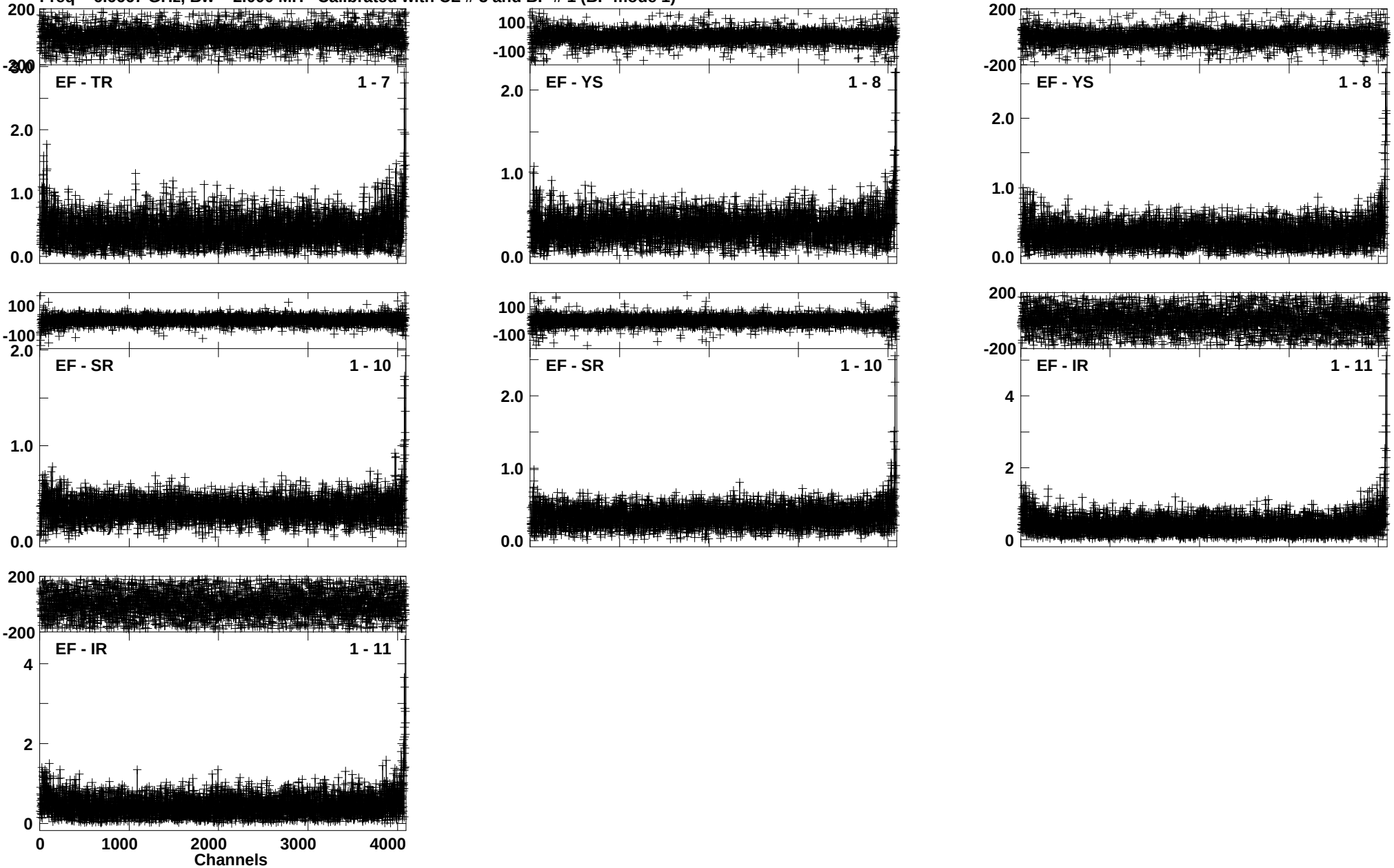

Lower frame: Ampl Jy Top frame: Phas deg
Vector averaged cross-power spectrum Baseline: EF (01) - TR (07)
Timerange: 01/01:49:56 to 01/01:52:54

Plot file version 147 created 20-MAR-2017 13:53:34
G016.58-0.05 EM117F 2.UVDATA.1
Freq = 6.6667 GHz, Bw = 2.000 MH Calibrated with CL # 3 and BP # 1 (BP mode 1)

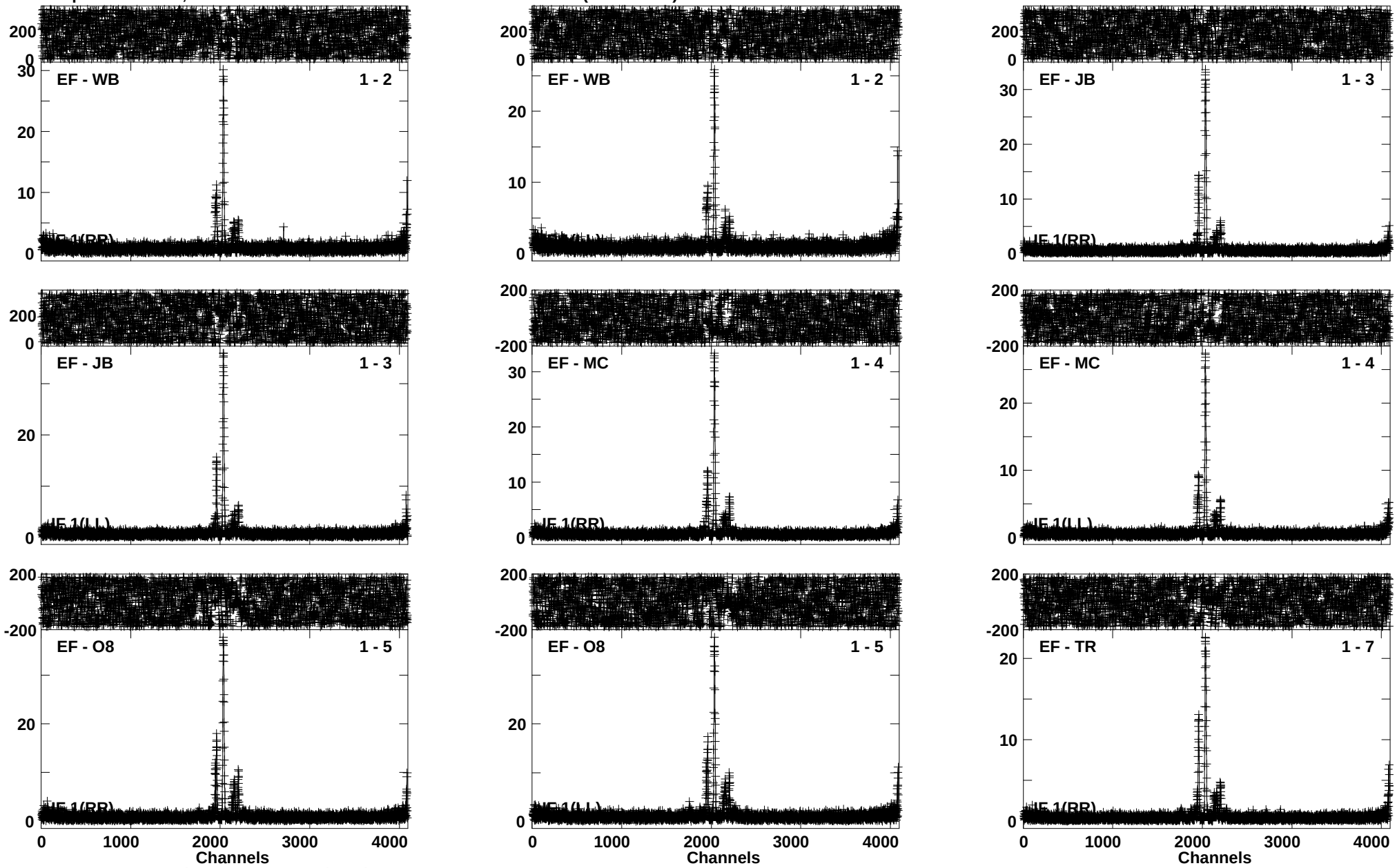

Lower frame: Ampl Jy Top frame: Phas deg
Vector averaged cross-power spectrum Baseline: EF (01) - WB (02)
Timerange: 01/01:52:56 to 01/01:54:54

Plot file version 148 created 20-MAR-2017 13:53:35
G016.58-0.05 EM117F 2.UVDATA.1
Freq = 6.6667 GHz, Bw = 2.000 MH Calibrated with CL # 3 and BP # 1 (BP mode 1)



Lower frame: Ampl Jy Top frame: Phas deg
Vector averaged cross-power spectrum Baseline: EF (01) - TR (07)
Timerange: 01/01:52:56 to 01/01:54:54

Plot file version 149 created 20-MAR-2017 13:53:37
1822-173 EM117F 2.UVDATA.1
Freq = 6.6667 GHz, Bw = 2.000 MH Calibrated with CL # 3 and BP # 1 (BP mode 1)

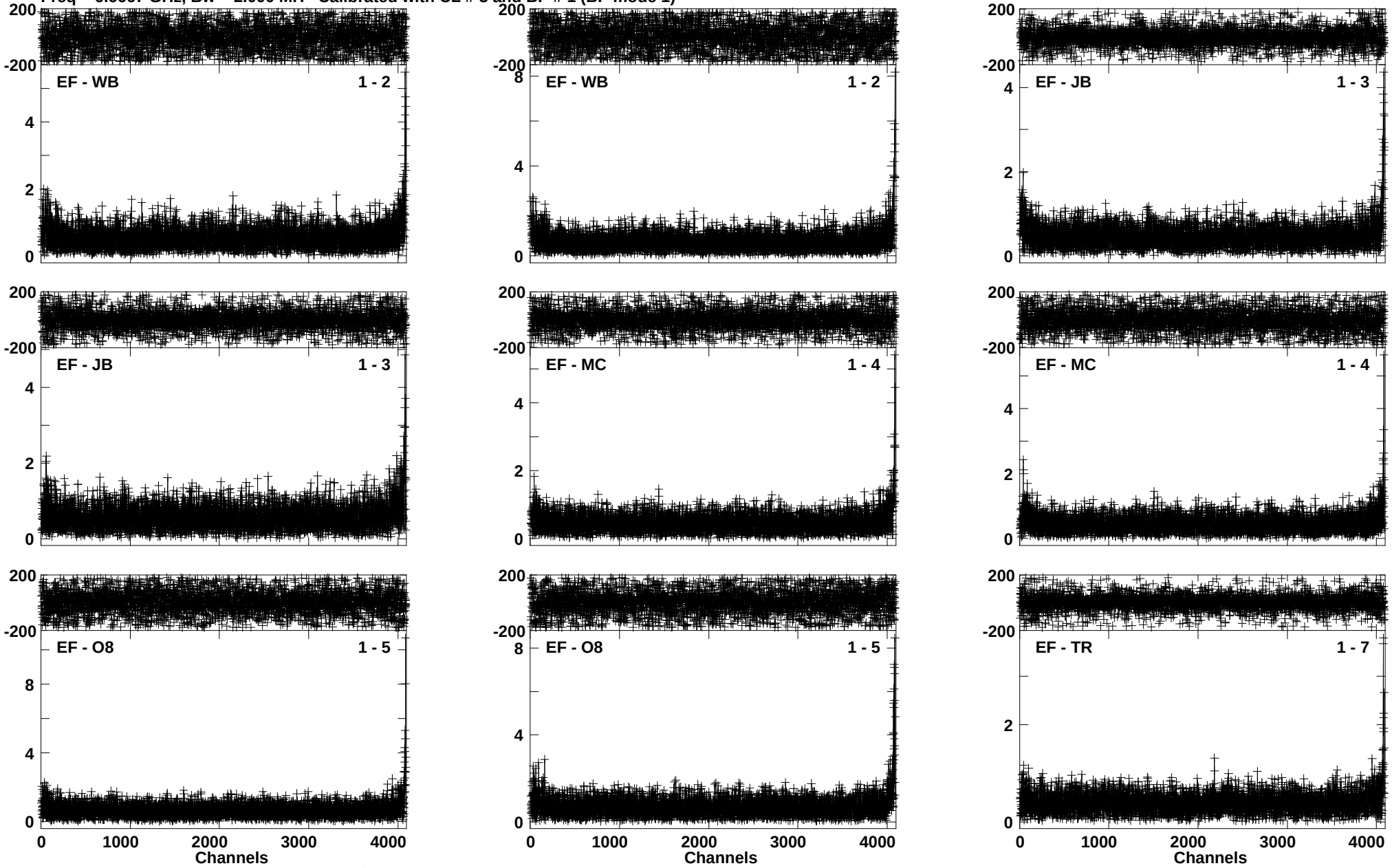

Lower frame: Ampl Jy Top frame: Phas deg
Vector averaged cross-power spectrum Baseline: EF (01) - WB (02)
Timerange: 01/01:55:36 to 01/01:58:34

Plot file version 150 created 20-MAR-2017 13:53:39
1822-173 EM117F 2.UVDATA.1
Freq = 6.6667 GHz, Bw = 2.000 MH Calibrated with CL # 3 and BP # 1 (BP mode 1)

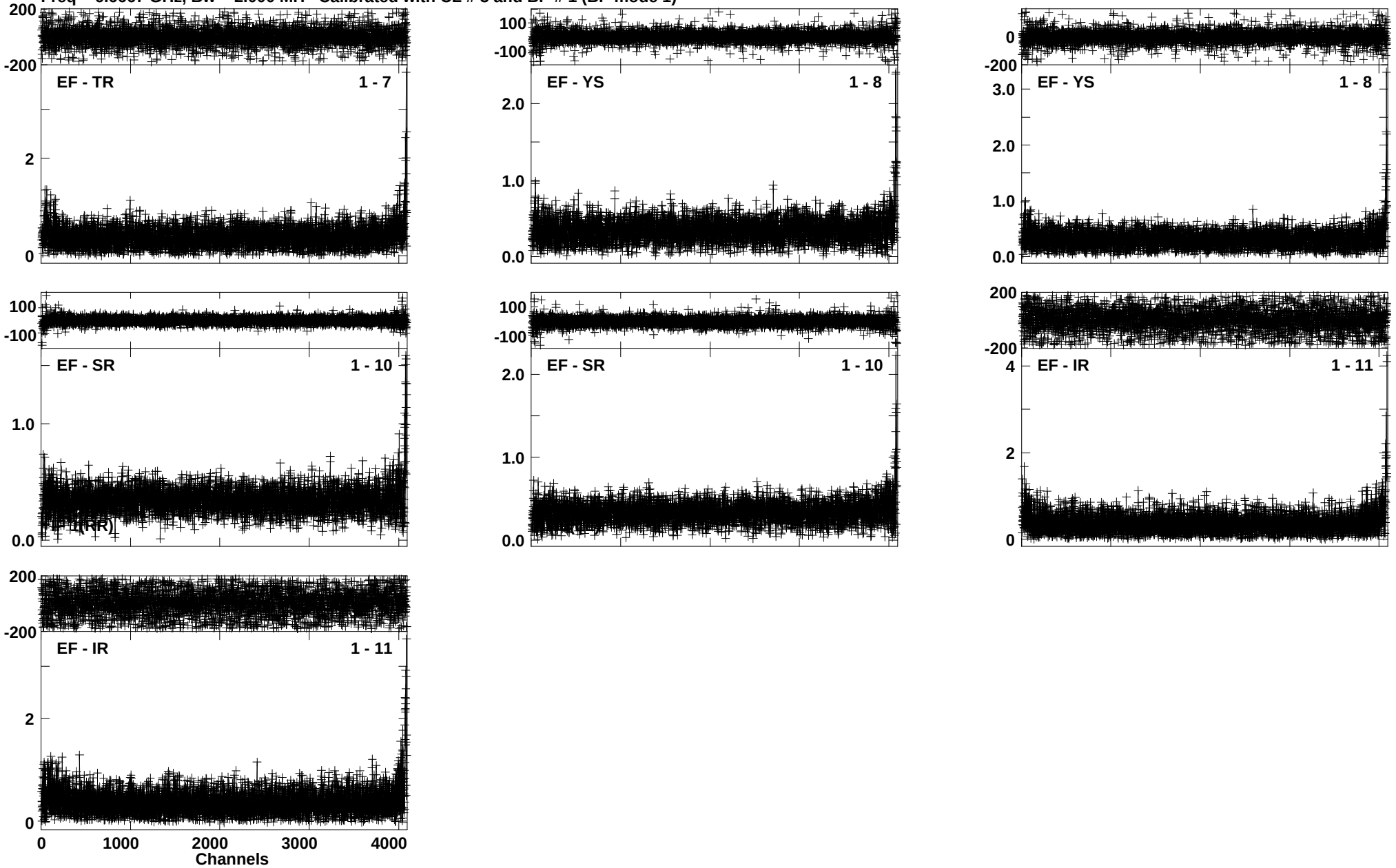

Lower frame: Ampl Jy Top frame: Phas deg
Vector averaged cross-power spectrum Baseline: EF (01) - TR (07)
Timerange: 01/01:55:36 to 01/01:58:34

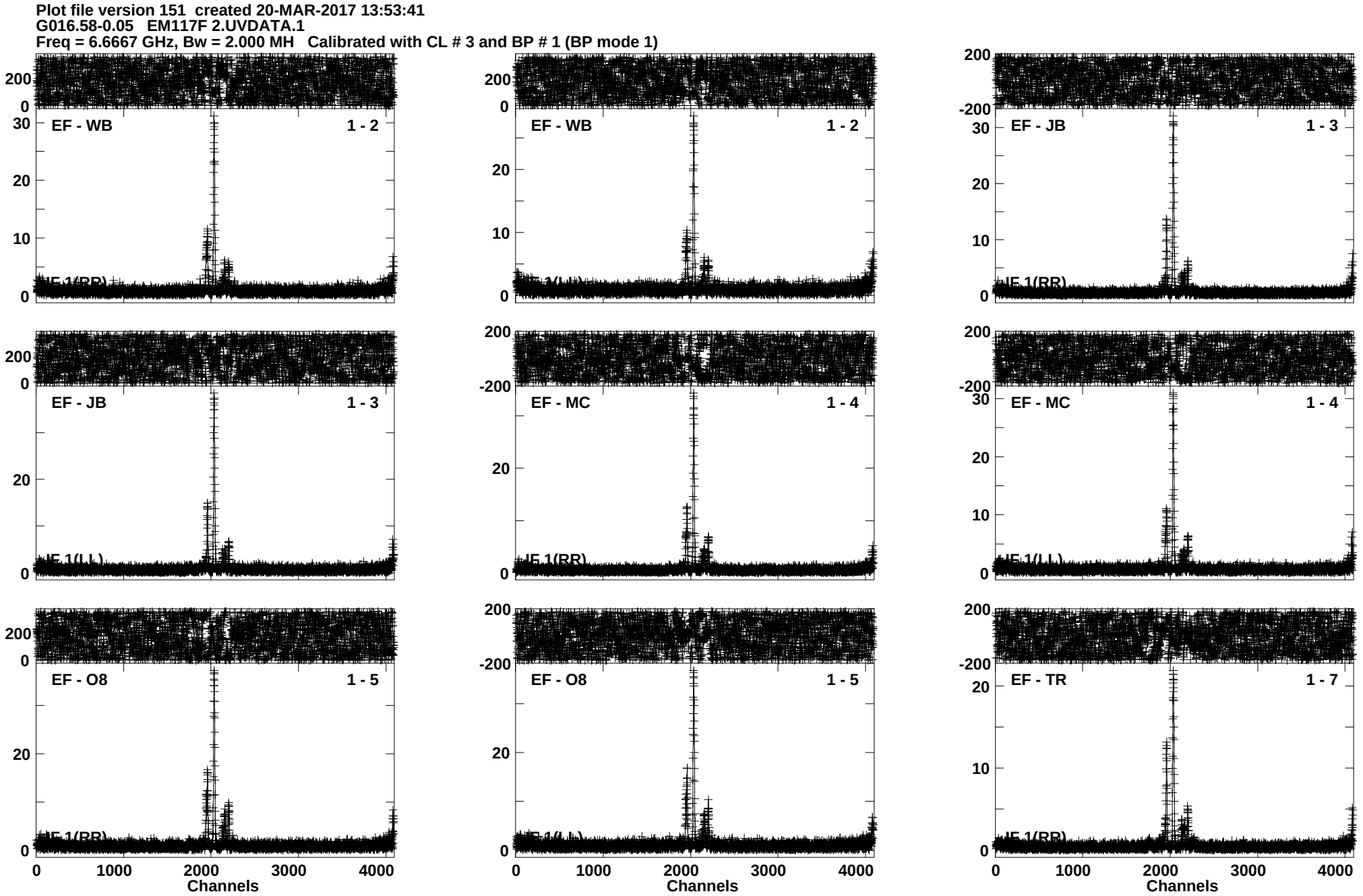
Plot file version 151 created 20-MAR-2017 13:53:41
G016.58-0.05 EM117F 2.UVDATA.1
Freq = 6.6667 GHz, Bw = 2.000 MH Calibrated with CL # 3 and BP # 1 (BP mode 1)
EF - WB 1 - 2
EF - WB 1 - 2
EF - JB 1 - 3
EF - JB 1 - 3
EF - MC 1 - 4
EF - MC 1 - 4
EF - O8 1 - 5
EF - O8 1 - 5
EF - TR 1 - 7
IF 1(RR)
IF 1(LL)
Channels
Lower frame: Ampl Jy Top frame: Phas deg
Vector averaged cross-power spectrum Baseline: EF (01) - WB (02)
Timerange: 01/01:58:36 to 01/02:00:34

Plot file version 152 created 20-MAR-2017 13:53:42
G016.58-0.05 EM117F 2.UVDATA.1
Freq = 6.6667 GHz, Bw = 2.000 MH Calibrated with CL # 3 and BP # 1 (BP mode 1)

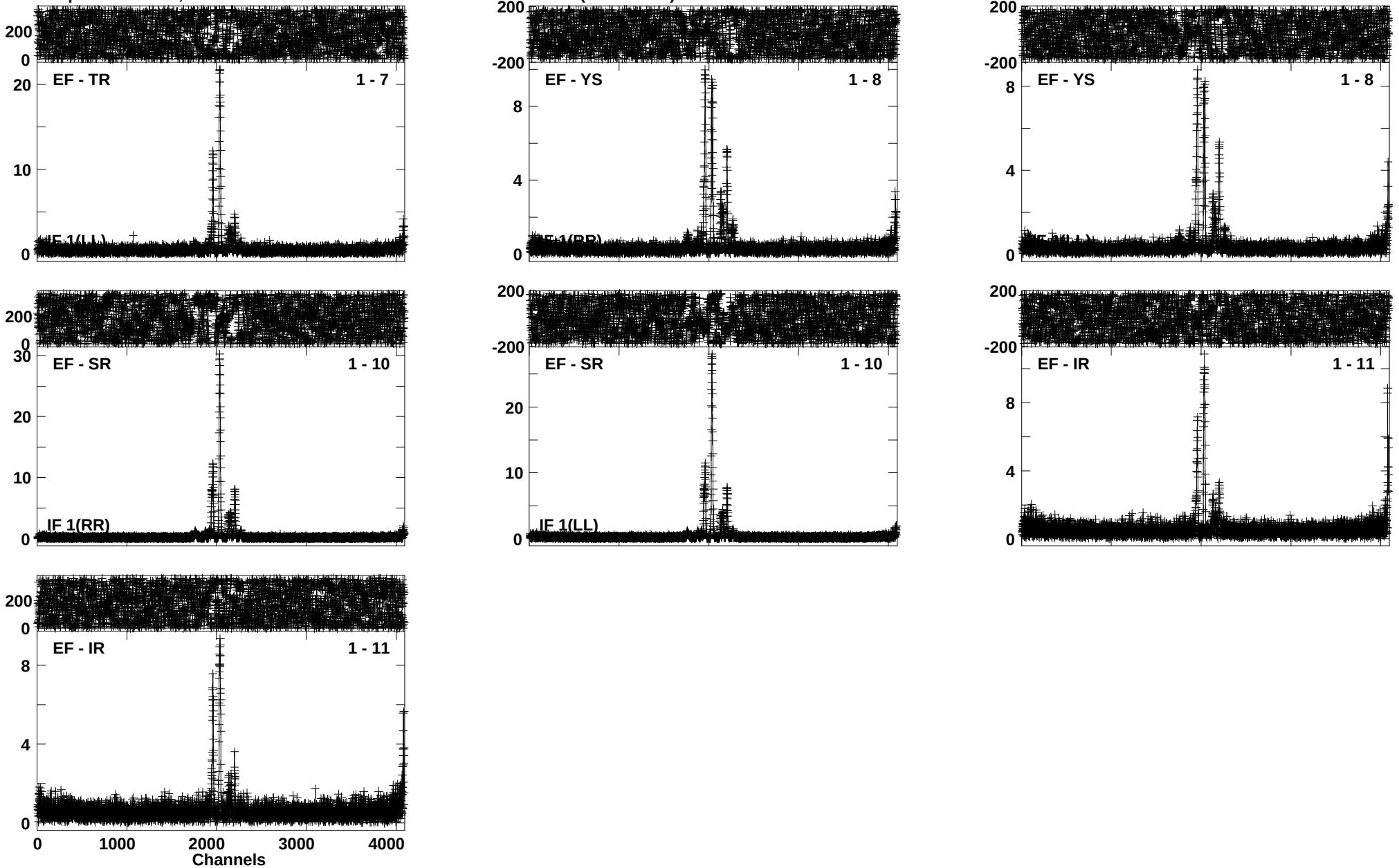

Lower frame: Ampl Jy Top frame: Phas deg
Vector averaged cross-power spectrum Baseline: EF (01) - TR (07)
Timerange: 01/01:58:36 to 01/02:00:34

Plot file version 153 created 20-MAR-2017 13:53:44
1822-173 EM117F 2.UVDATA.1
Freq = 6.6667 GHz, Bw = 2.000 MH Calibrated with CL # 3 and BP # 1 (BP mode 1)

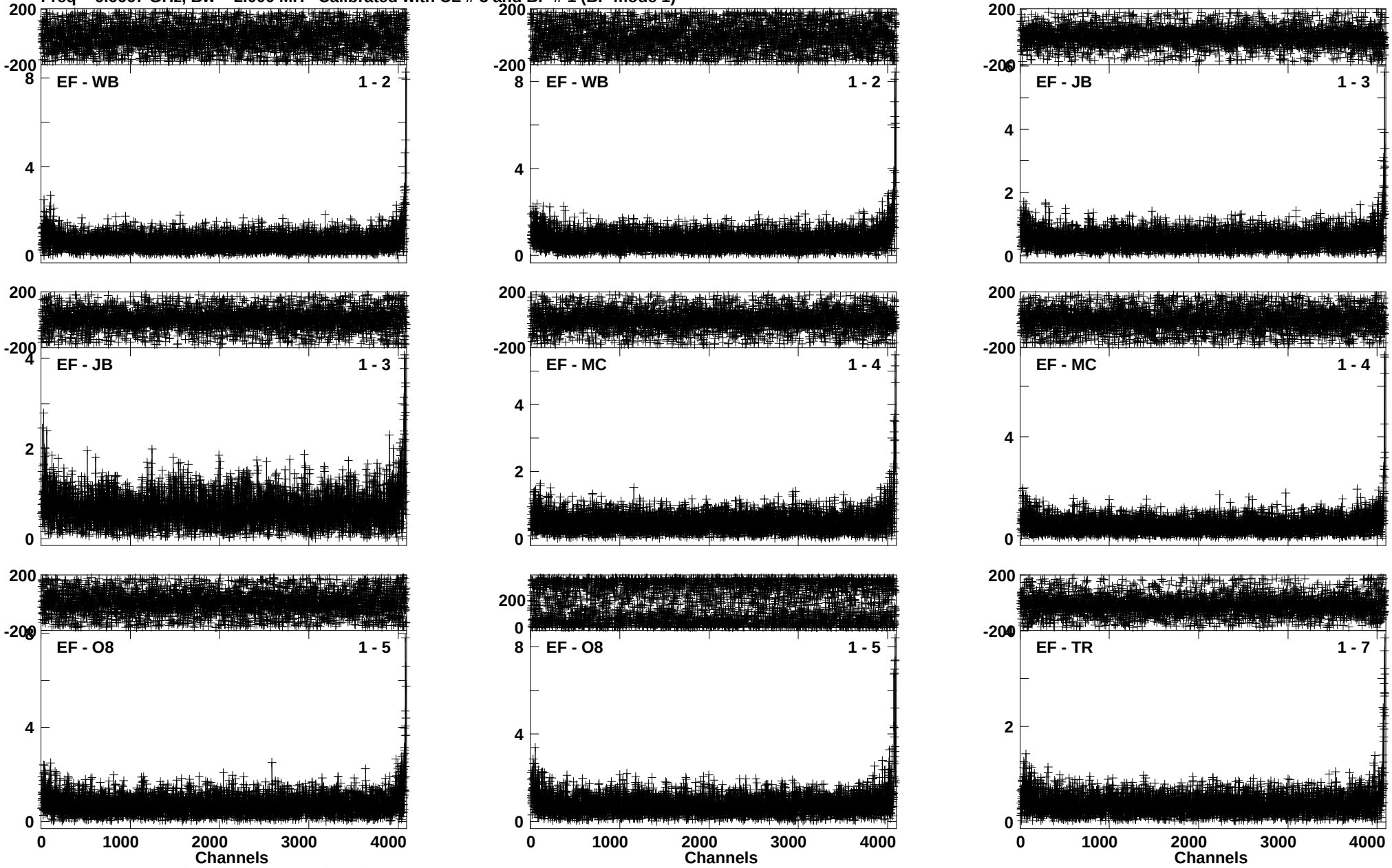

Lower frame: Ampl Jy Top frame: Phas deg
Vector averaged cross-power spectrum Baseline: EF (01) - WB (02)
Timerange: 01/02:00:36 to 01/02:03:34

Plot file version 154 created 20-MAR-2017 13:53:45
1822-173 EM117F 2.UVDATA.1
Freq = 6.6667 GHz, Bw = 2.000 MH Calibrated with CL # 3 and BP # 1 (BP mode 1)

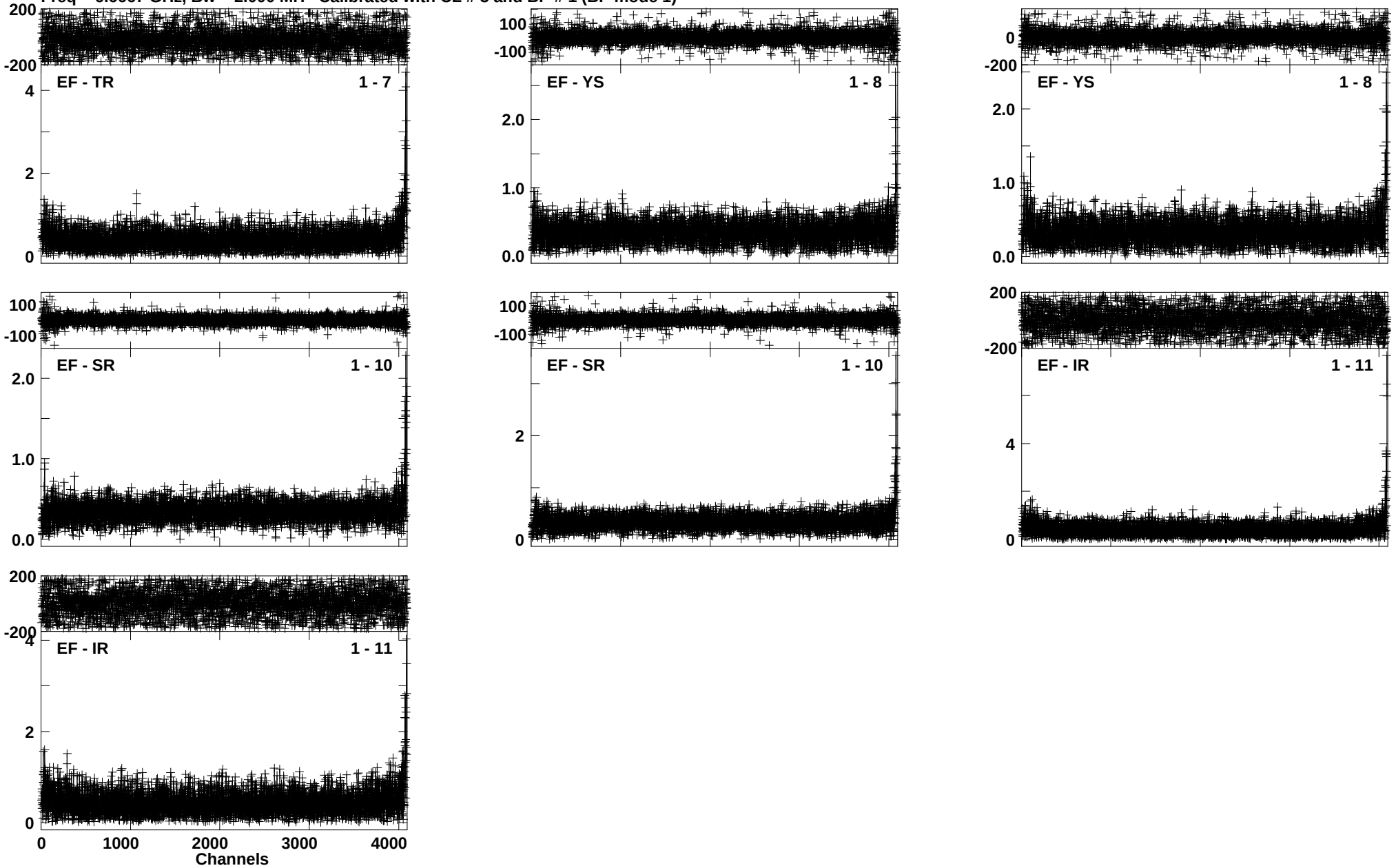

Lower frame: Ampl Jy Top frame: Phas deg
Vector averaged cross-power spectrum Baseline: EF (01) - TR (07)
Timerange: 01/02:00:36 to 01/02:03:34

Plot file version 155 created 20-MAR-2017 13:53:46
G016.58-0.05 EM117F 2.UVDATA.1
Freq = 6.6667 GHz, Bw = 2.000 MH Calibrated with CL # 3 and BP # 1 (BP mode 1)

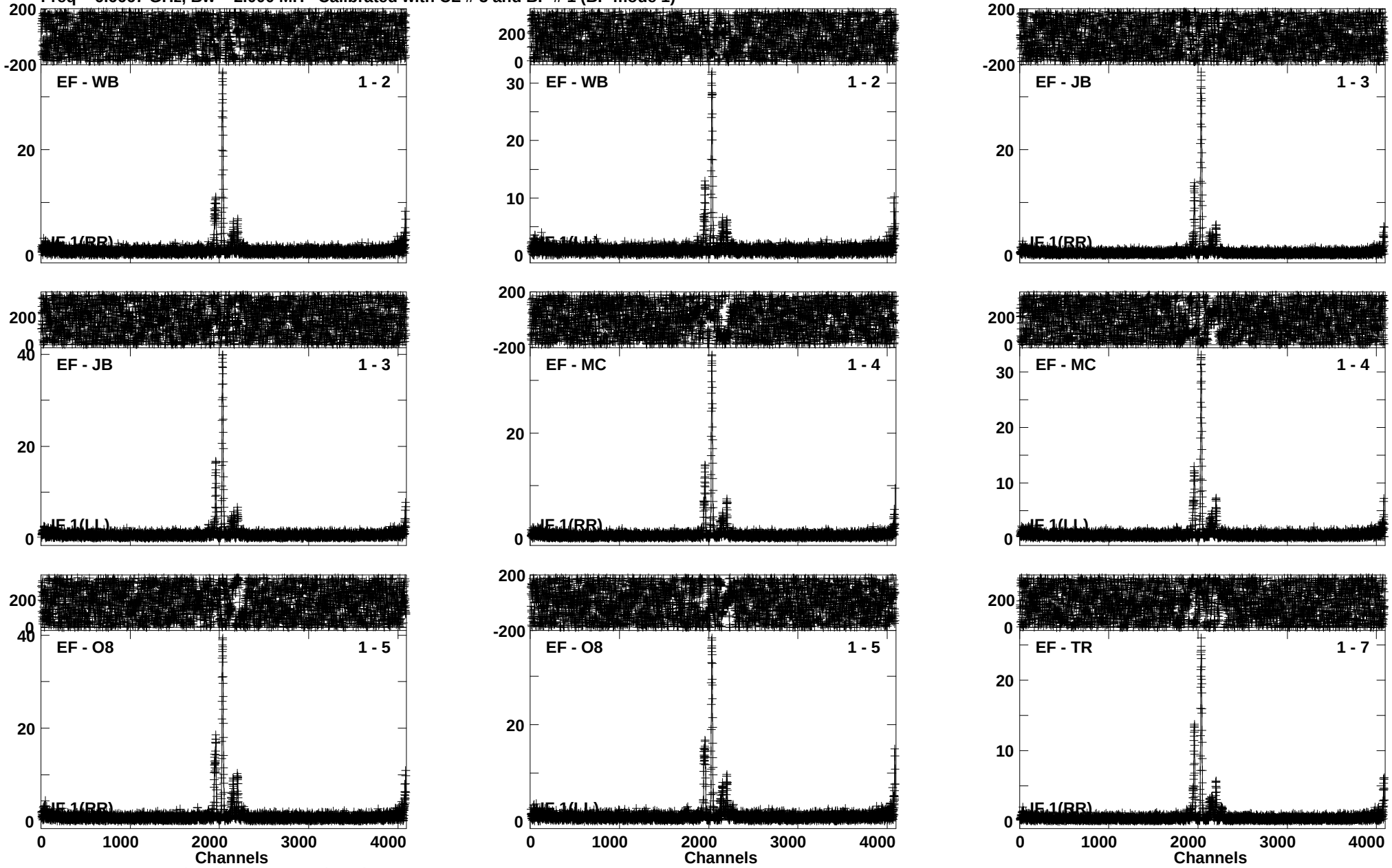

Lower frame: Ampl Jy Top frame: Phas deg
Vector averaged cross-power spectrum Baseline: EF (01) - WB (02)
Timerange: 01/02:03:36 to 01/02:05:34

Plot file version 156 created 20-MAR-2017 13:53:47
G016.58-0.05 EM117F 2.UVDATA.1
Freq = 6.6667 GHz, Bw = 2.000 MH Calibrated with CL # 3 and BP # 1 (BP mode 1)

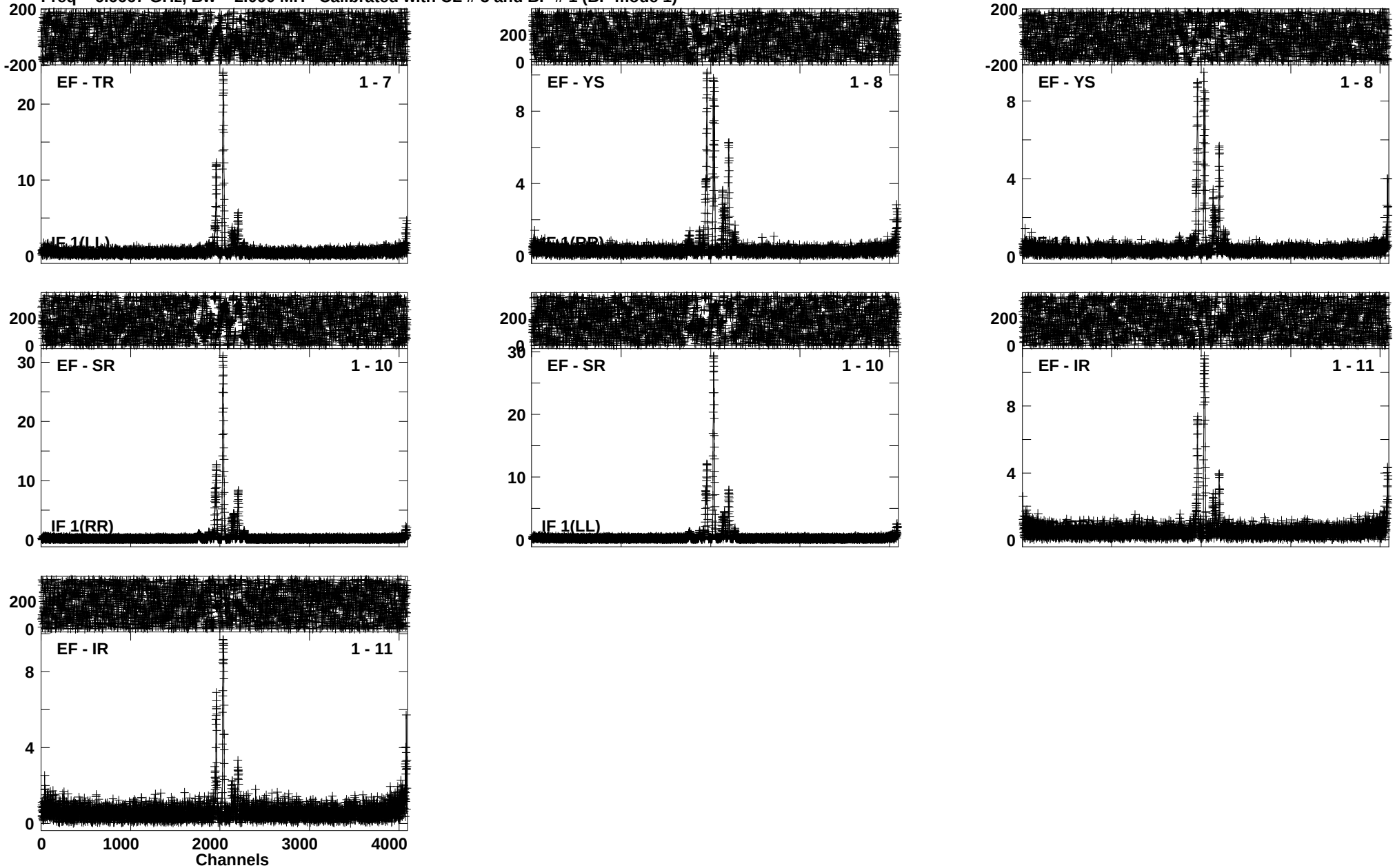

Lower frame: Ampl Jy Top frame: Phas deg
Vector averaged cross-power spectrum Baseline: EF (01) - TR (07)
Timerange: 01/02:03:36 to 01/02:05:34

Plot file version 157 created 20-MAR-2017 13:53:48
1822-173 EM117F 2.UVDATA.1
Freq = 6.6667 GHz, Bw = 2.000 MH Calibrated with CL # 3 and BP # 1 (BP mode 1)

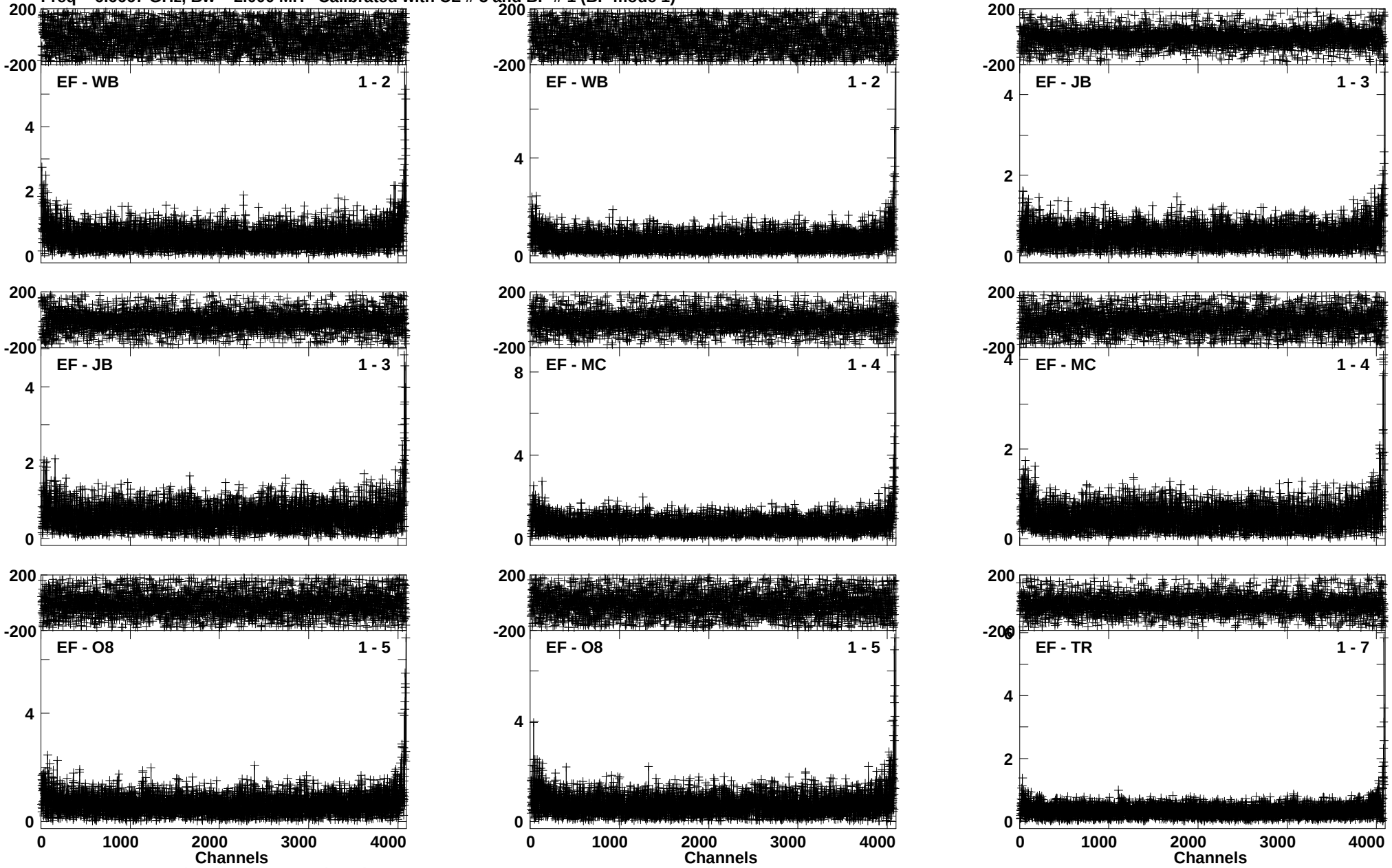

Lower frame: Ampl Jy Top frame: Phas deg
Vector averaged cross-power spectrum Baseline: EF (01) - WB (02)
Timerange: 01/02:06:16 to 01/02:09:14

Plot file version 158 created 20-MAR-2017 13:53:50
1822-173 EM117F 2.UVDATA.1
Freq = 6.6667 GHz, Bw = 2.000 MH Calibrated with CL # 3 and BP # 1 (BP mode 1)

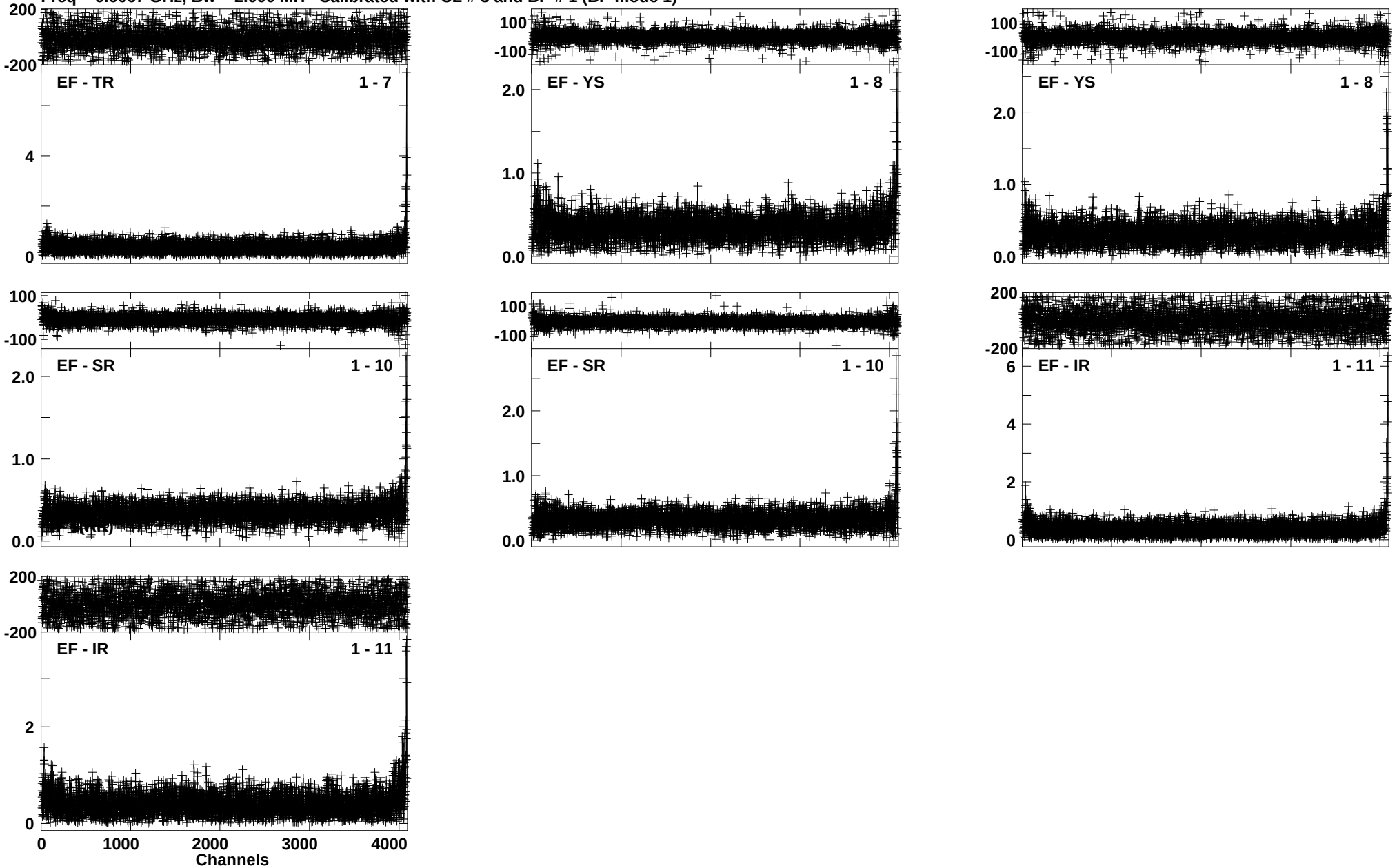

Lower frame: Ampl Jy Top frame: Phas deg
Vector averaged cross-power spectrum Baseline: EF (01) - TR (07)
Timerange: 01/02:06:16 to 01/02:09:14

Plot file version 159 created 20-MAR-2017 13:53:53
J1331+3030 EM117F 2.UVDATA.1
Freq = 6.6667 GHz, Bw = 2.000 MH Calibrated with CL # 3 and BP # 1 (BP mode 1)

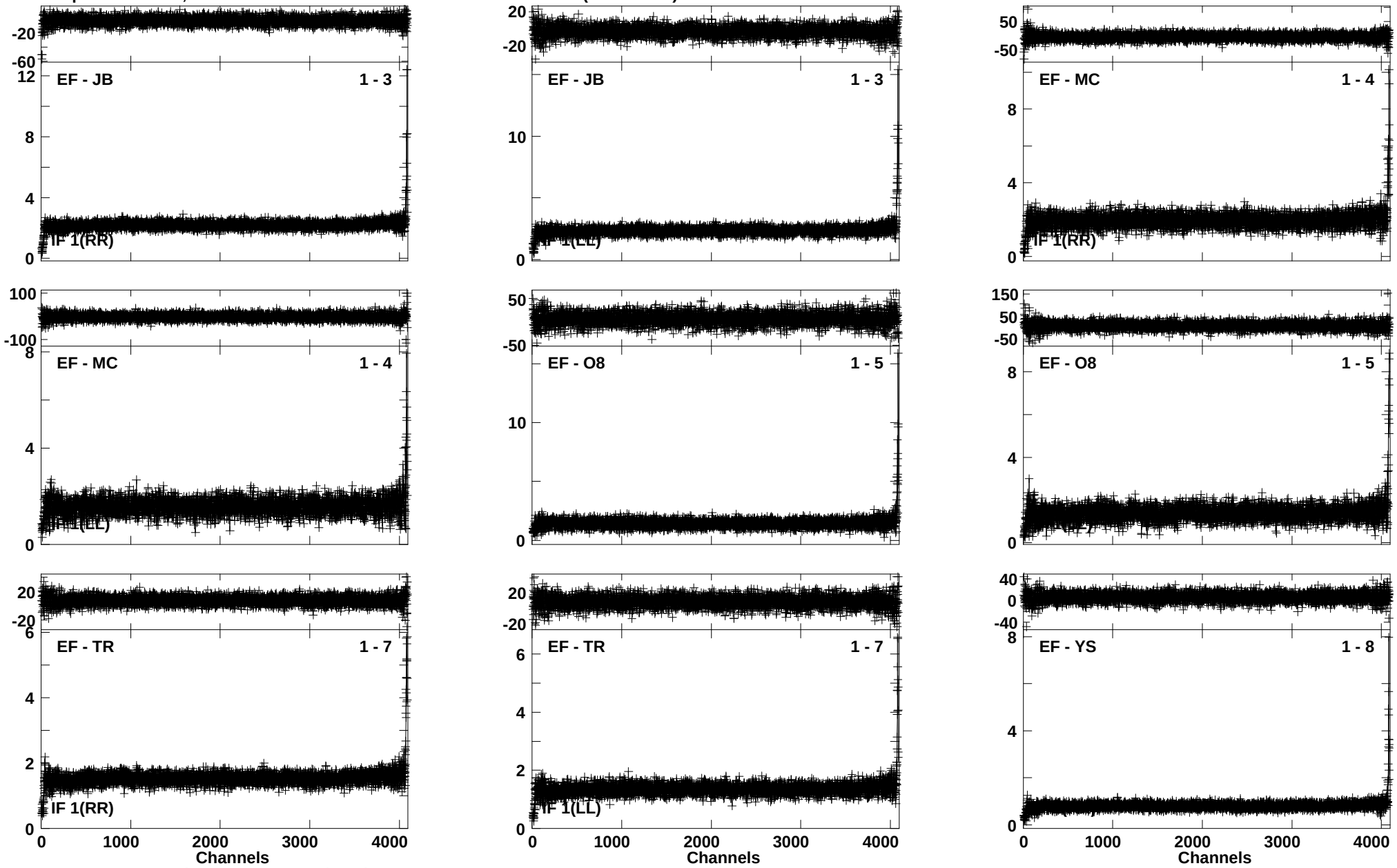

Lower frame: Ampl Jy Top frame: Phas deg
Vector averaged cross-power spectrum Baseline: EF (01) - JB (03)
Timerange: 01/02:14:31 to 01/02:22:29

Plot file version 160 created 20-MAR-2017 13:53:56
J1331+3030 EM117F 2.UVDATA.1
Freq = 6.6667 GHz, Bw = 2.000 MH Calibrated with CL # 3 and BP # 1 (BP mode 1)

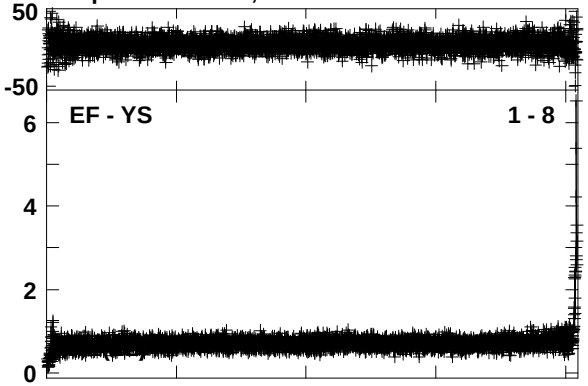

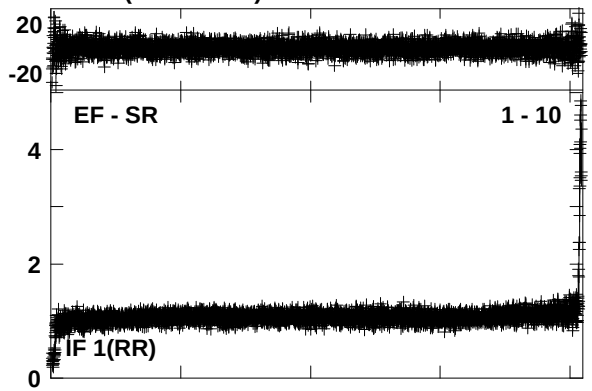

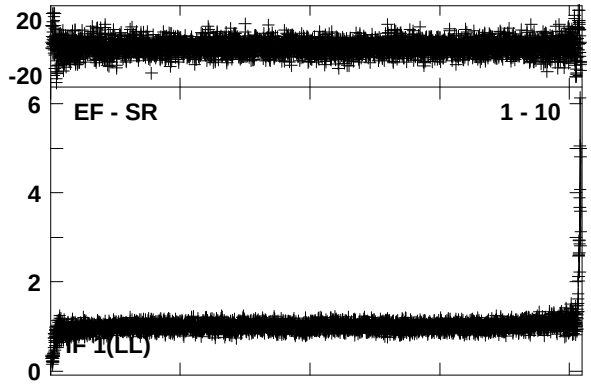

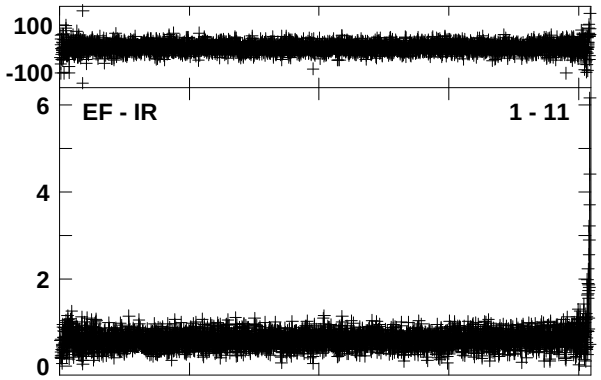

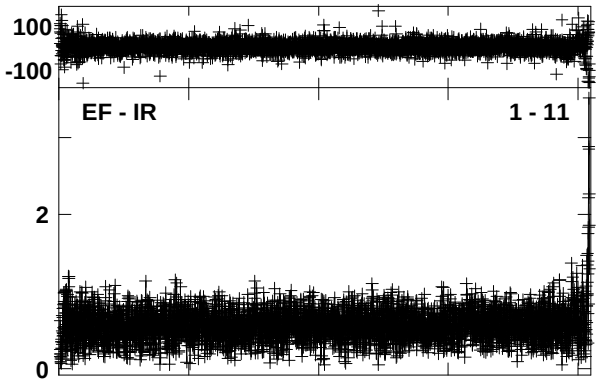

Lower frame: Ampl Jy Top frame: Phas deg
Vector averaged cross-power spectrum Baseline: EF (01) - YS (08)
Timerange: 01/02:14:31 to 01/02:22:29

Plot file version 161 created 20-MAR-2017 13:53:58
1822-173 EM117F 2.UVDATA.1
Freq = 6.6667 GHz, Bw = 2.000 MH Calibrated with CL # 3 and BP # 1 (BP mode 1)

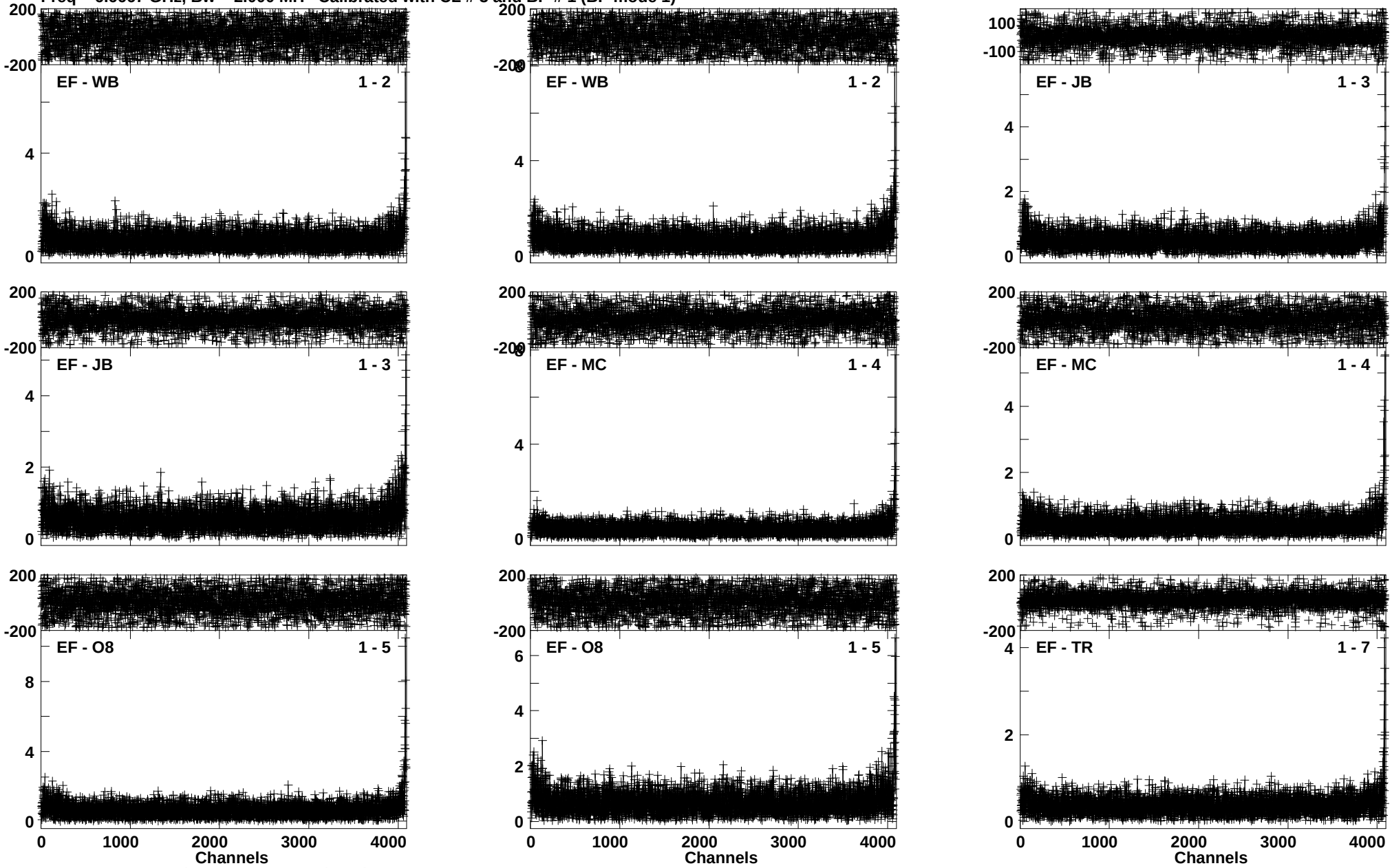

Lower frame: Ampl Jy Top frame: Phas deg
Vector averaged cross-power spectrum Baseline: EF (01) - WB (02)
Timerange: 01/02:27:36 to 01/02:30:34

Plot file version 162 created 20-MAR-2017 13:54:00
1822-173 EM117F 2.UVDATA.1
Freq = 6.6667 GHz, Bw = 2.000 MH Calibrated with CL # 3 and BP # 1 (BP mode 1)

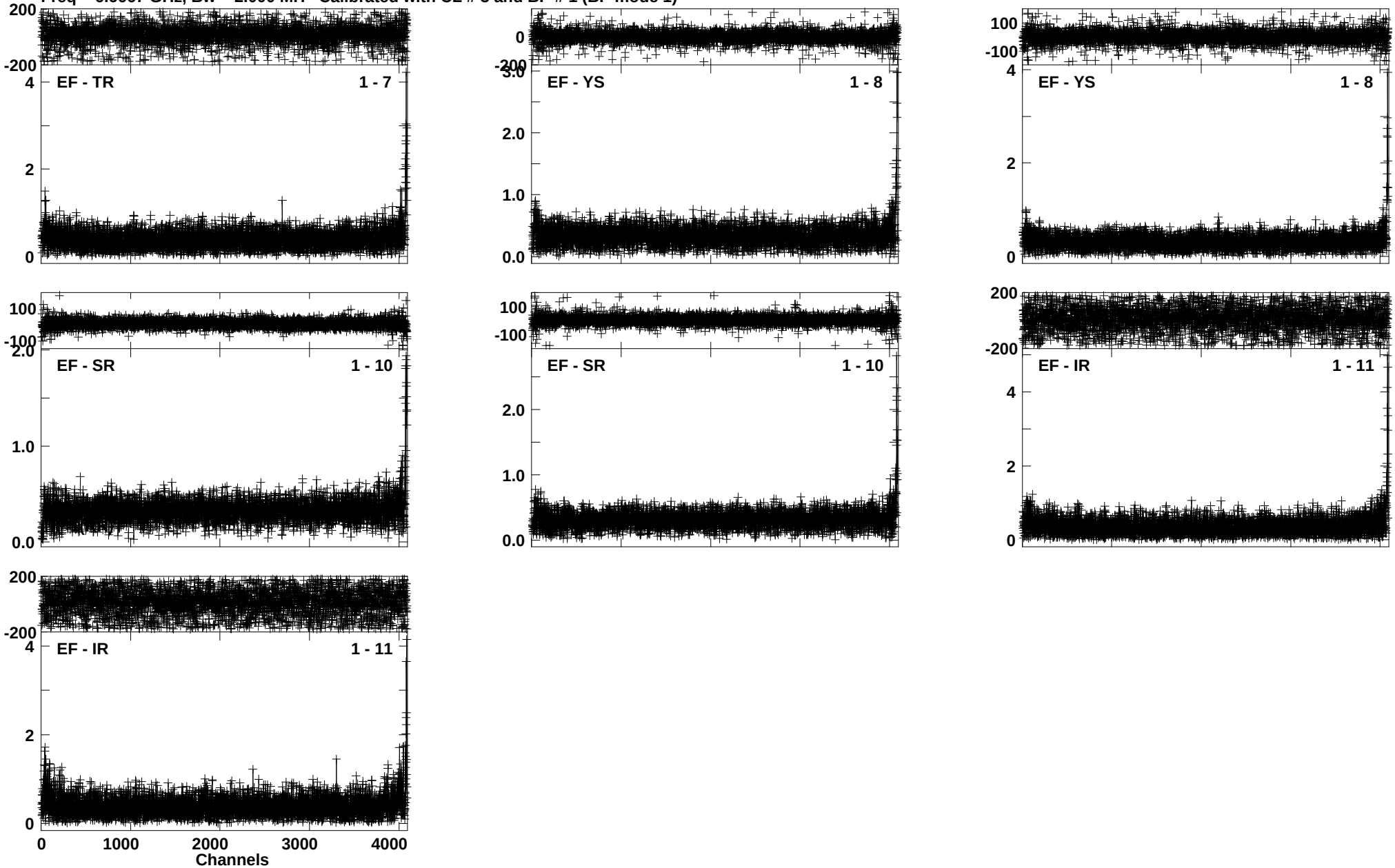

Lower frame: Ampl Jy Top frame: Phas deg
Vector averaged cross-power spectrum Baseline: EF (01) - TR (07)
Timerange: 01/02:27:36 to 01/02:30:34

Plot file version 163 created 20-MAR-2017 13:54:01
G016.58-0.05 EM117F 2.UVDATA.1
Freq = 6.6667 GHz, Bw = 2.000 MH Calibrated with CL # 3 and BP # 1 (BP mode 1)

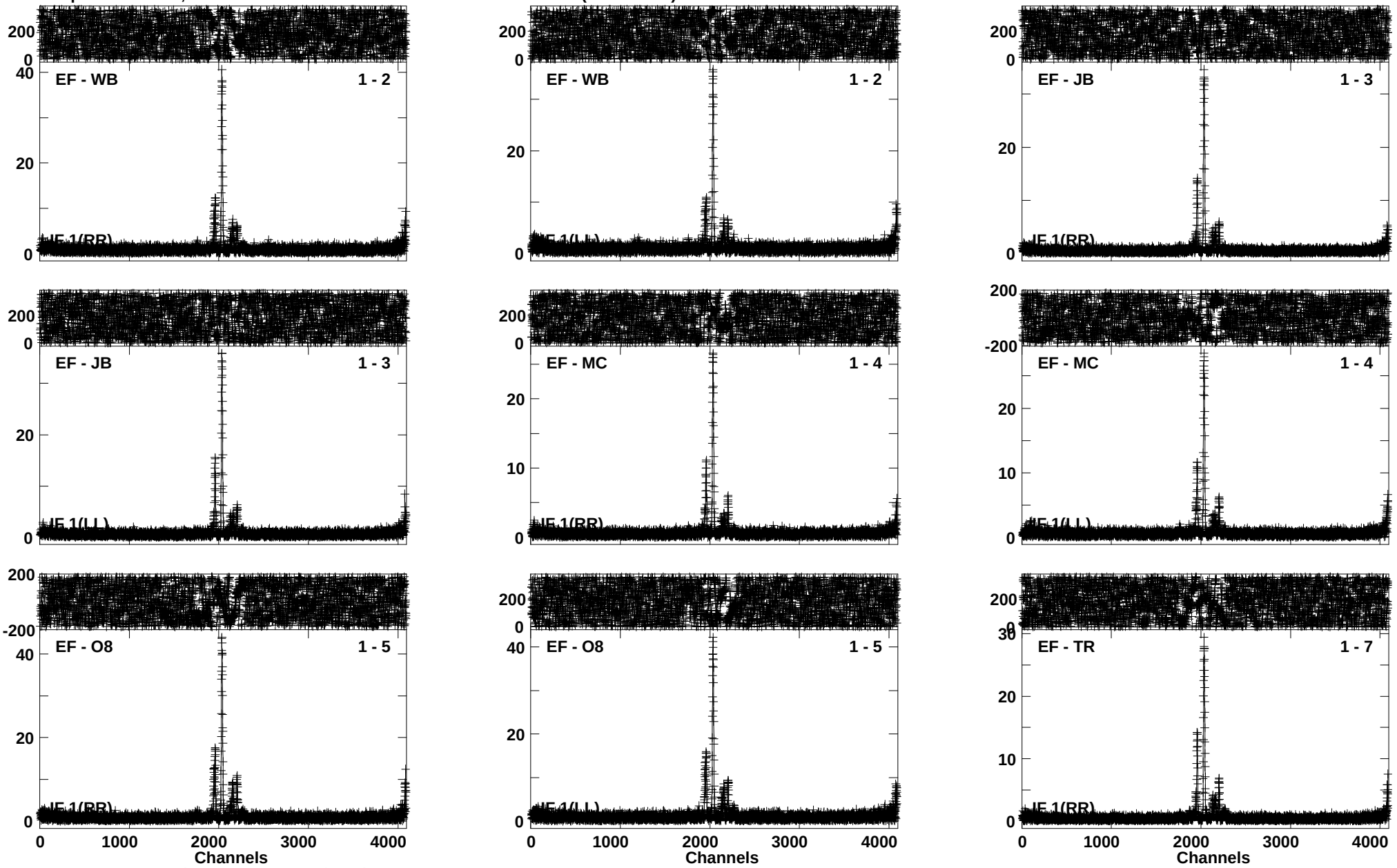

Lower frame: Ampl Jy Top frame: Phas deg
Vector averaged cross-power spectrum Baseline: EF (01) - WB (02)
Timerange: 01/02:30:36 to 01/02:32:34

Plot file version 164 created 20-MAR-2017 13:54:02
G016.58-0.05 EM117F 2.UVDATA.1
Freq = 6.6667 GHz, Bw = 2.000 MH Calibrated with CL # 3 and BP # 1 (BP mode 1)

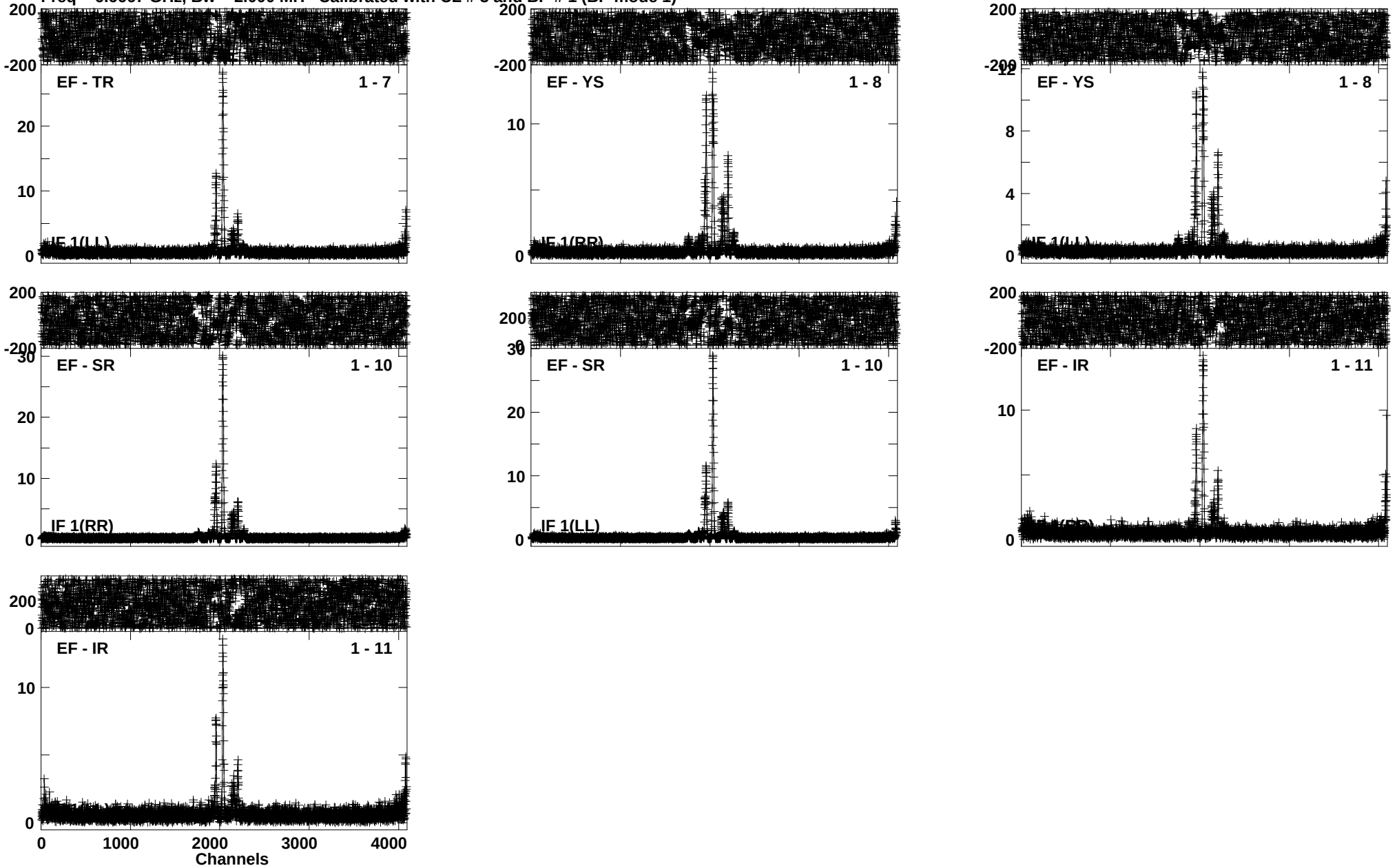

Lower frame: Ampl Jy Top frame: Phas deg
Vector averaged cross-power spectrum Baseline: EF (01) - TR (07)
Timerange: 01/02:30:36 to 01/02:32:34

Plot file version 165 created 20-MAR-2017 13:54:04
1822-173 EM117F 2.UVDATA.1
Freq = 6.6667 GHz, Bw = 2.000 MH Calibrated with CL # 3 and BP # 1 (BP mode 1)

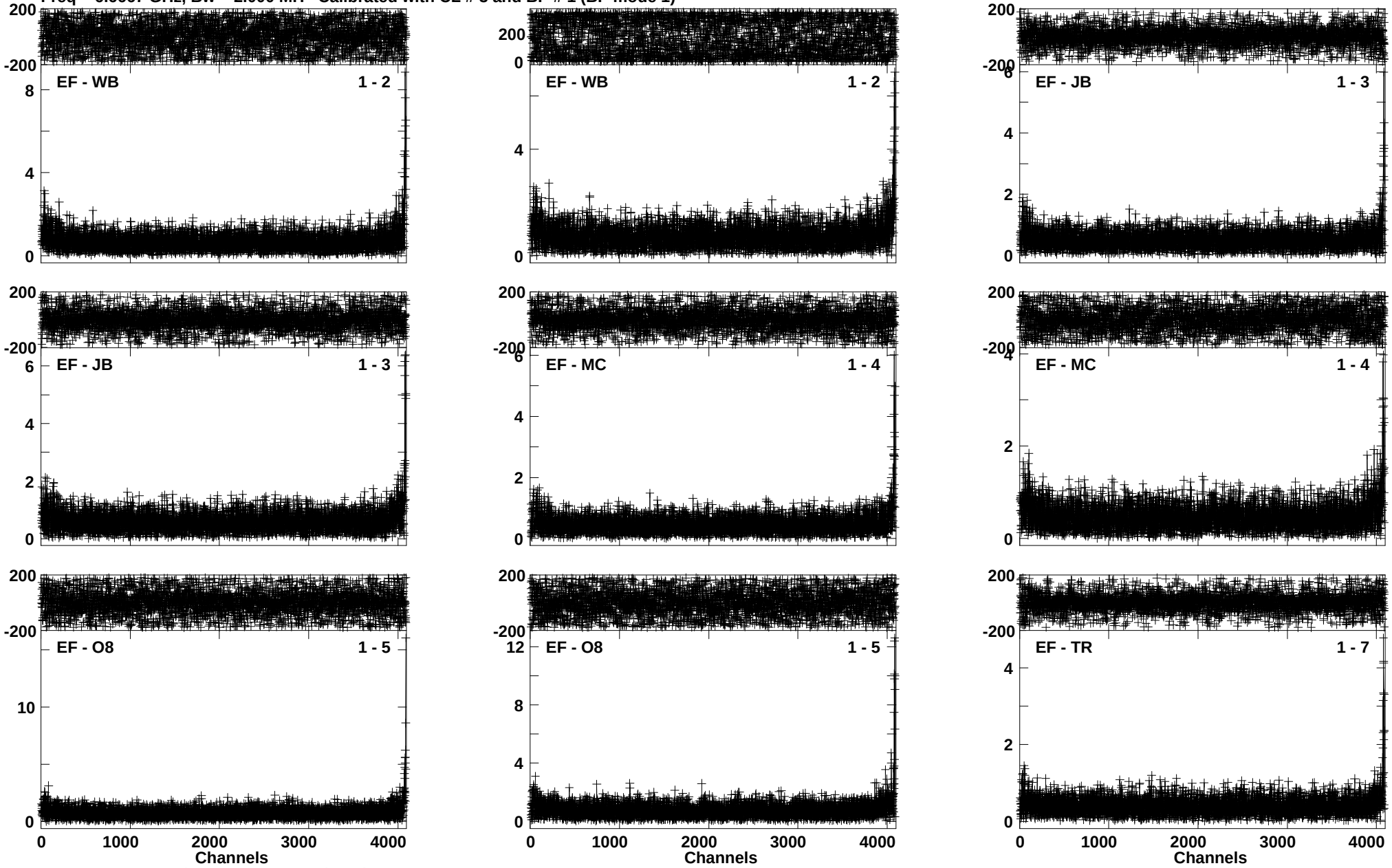

Lower frame: Ampl Jy Top frame: Phas deg
Vector averaged cross-power spectrum Baseline: EF (01) - WB (02)
Timerange: 01/02:32:36 to 01/02:35:34

Plot file version 166 created 20-MAR-2017 13:54:05
1822-173 EM117F 2.UVDATA.1
Freq = 6.6667 GHz, Bw = 2.000 MH Calibrated with CL # 3 and BP # 1 (BP mode 1)

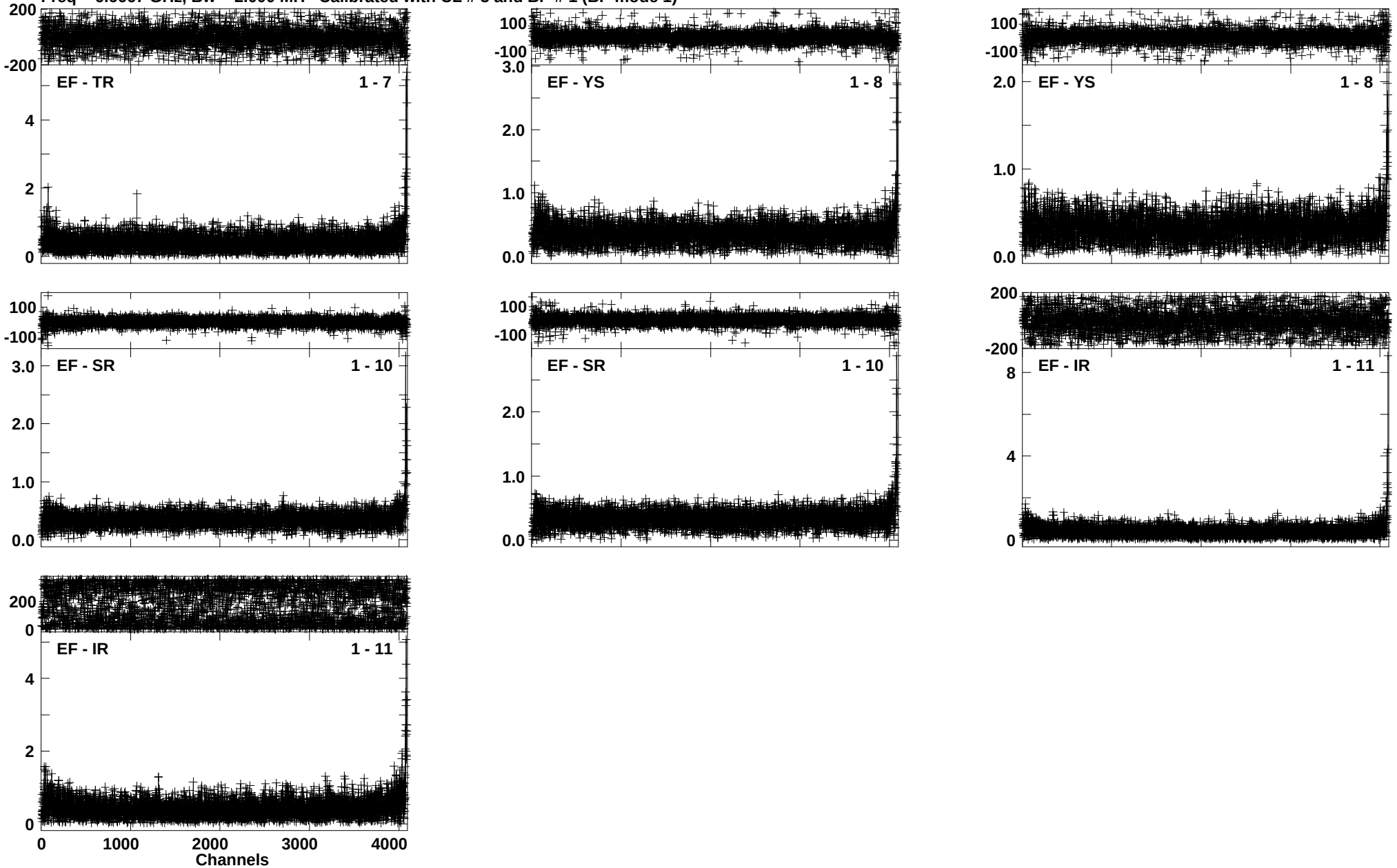

Lower frame: Ampl Jy Top frame: Phas deg
Vector averaged cross-power spectrum Baseline: EF (01) - TR (07)
Timerange: 01/02:32:36 to 01/02:35:34

Plot file version 167 created 20-MAR-2017 13:54:06
G016.58-0.05 EM117F 2.UVDATA.1
Freq = 6.6667 GHz, Bw = 2.000 MH Calibrated with CL # 3 and BP # 1 (BP mode 1)

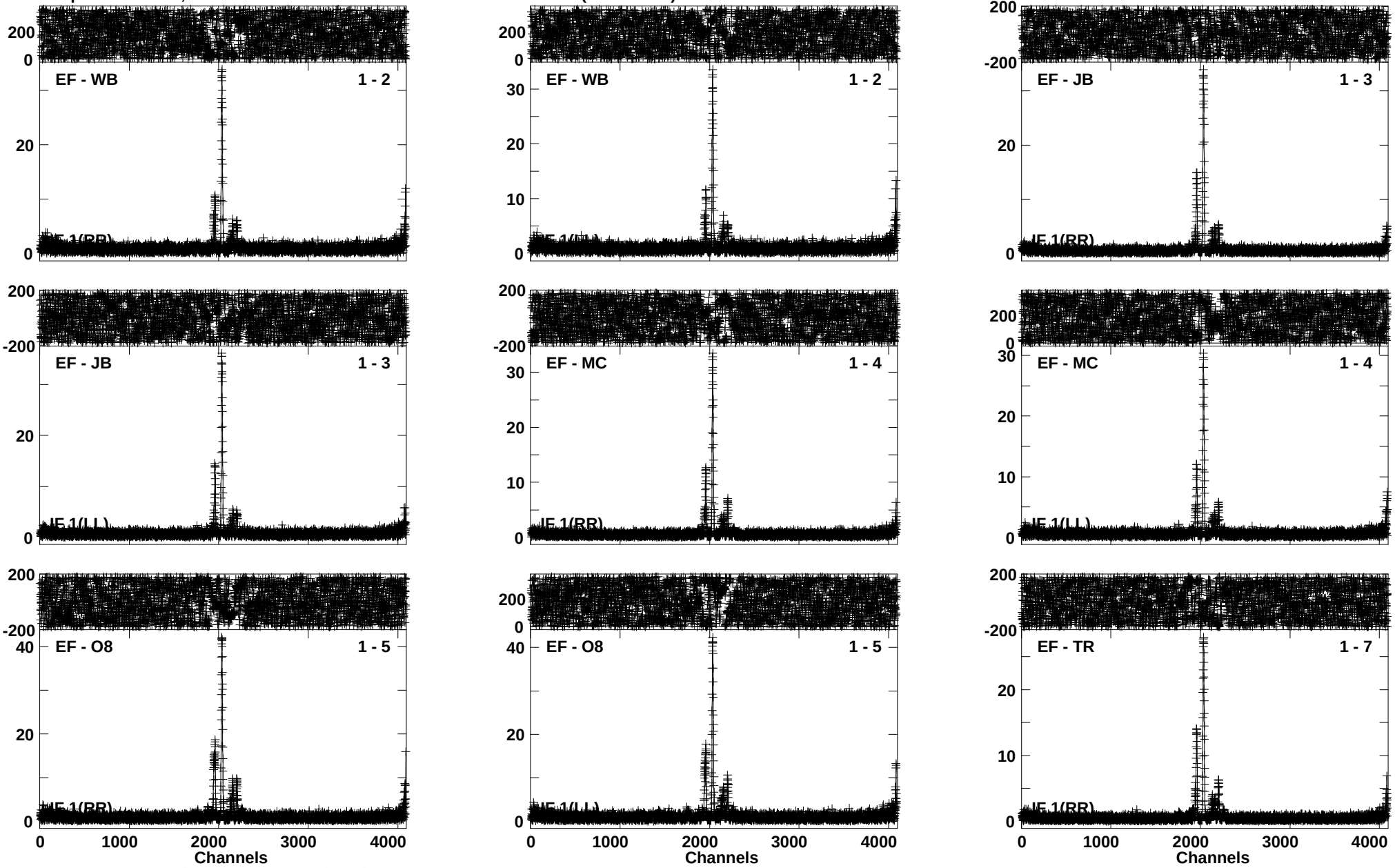

Lower frame: Ampl Jy Top frame: Phas deg
Vector averaged cross-power spectrum Baseline: EF (01) - WB (02)
Timerange: 01/02:35:36 to 01/02:37:34

Plot file version 168 created 20-MAR-2017 13:54:08
G016.58-0.05 EM117F 2.UVDATA.1
Freq = 6.6667 GHz, Bw = 2.000 MH Calibrated with CL # 3 and BP # 1 (BP mode 1)

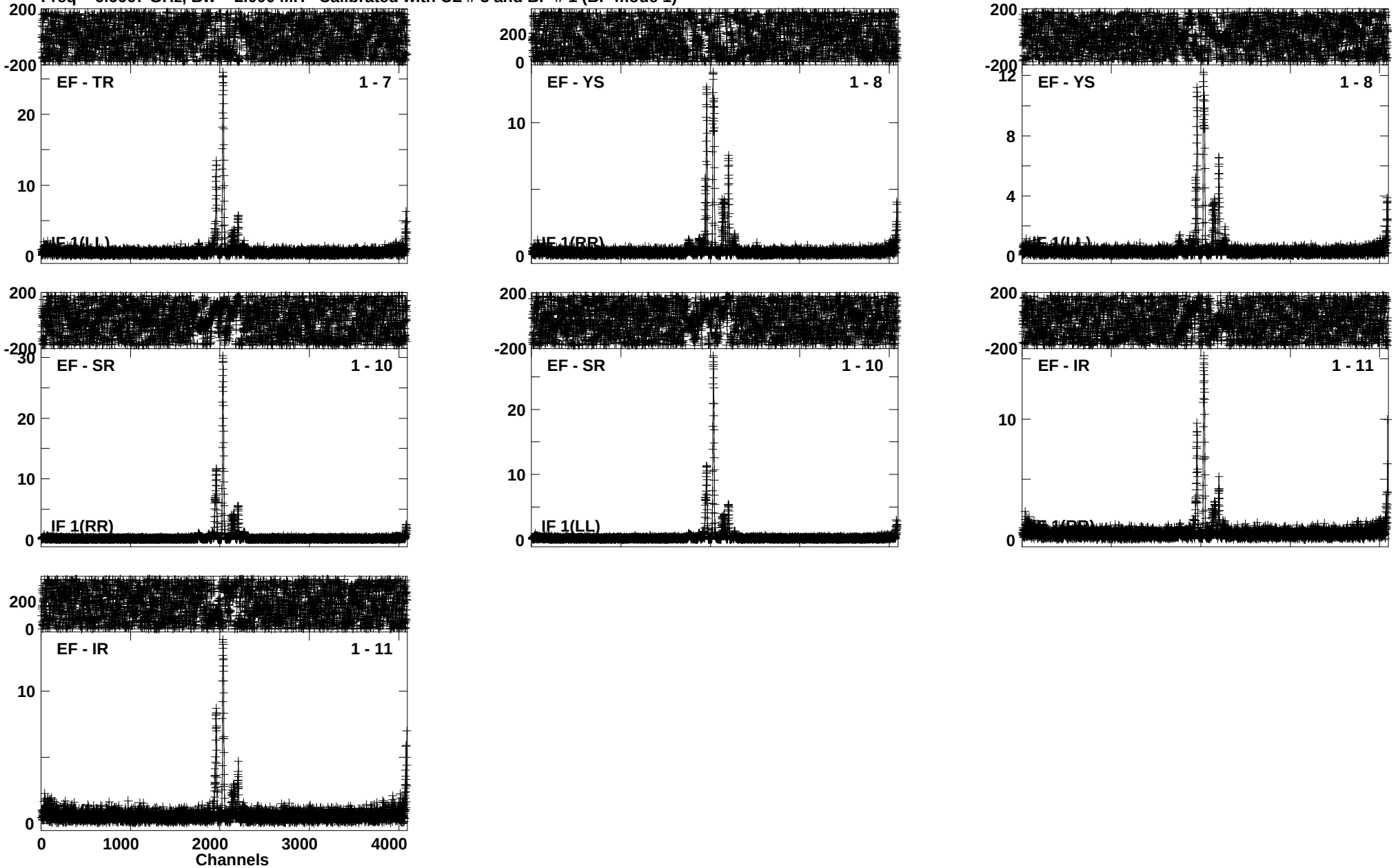

Lower frame: Ampl Jy Top frame: Phas deg
Vector averaged cross-power spectrum Baseline: EF (01) - TR (07)
Timerange: 01/02:35:36 to 01/02:37:34

Plot file version 169 created 20-MAR-2017 13:54:09
1822-173 EM117F 2.UVDATA.1
Freq = 6.6667 GHz, Bw = 2.000 MH Calibrated with CL # 3 and BP # 1 (BP mode 1)

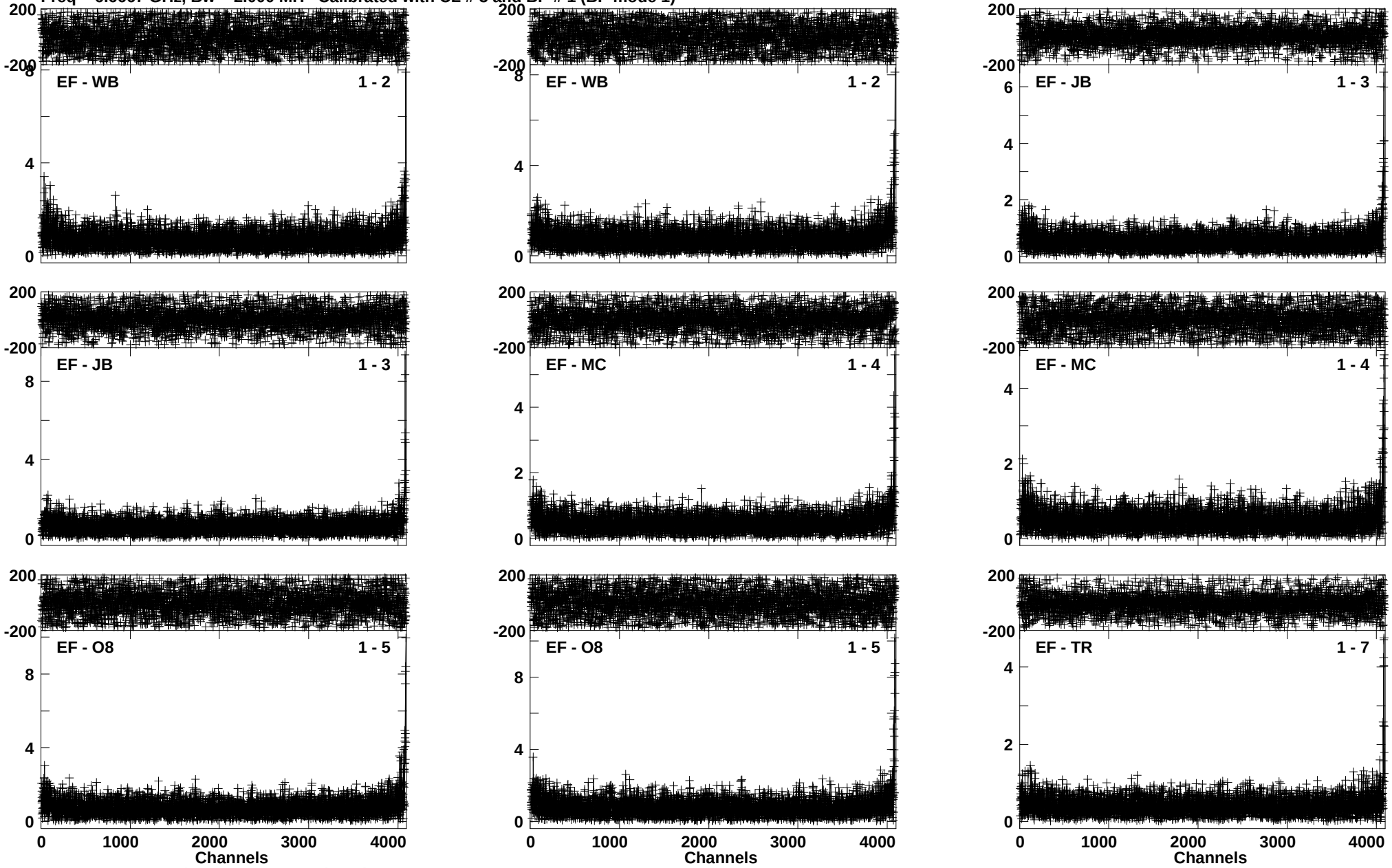

Lower frame: Ampl Jy Top frame: Phas deg
Vector averaged cross-power spectrum Baseline: EF (01) - WB (02)
Timerange: 01/02:37:36 to 01/02:40:34

Plot file version 170 created 20-MAR-2017 13:54:10
1822-173 EM117F 2.UVDATA.1
Freq = 6.6667 GHz, Bw = 2.000 MH Calibrated with CL # 3 and BP # 1 (BP mode 1)

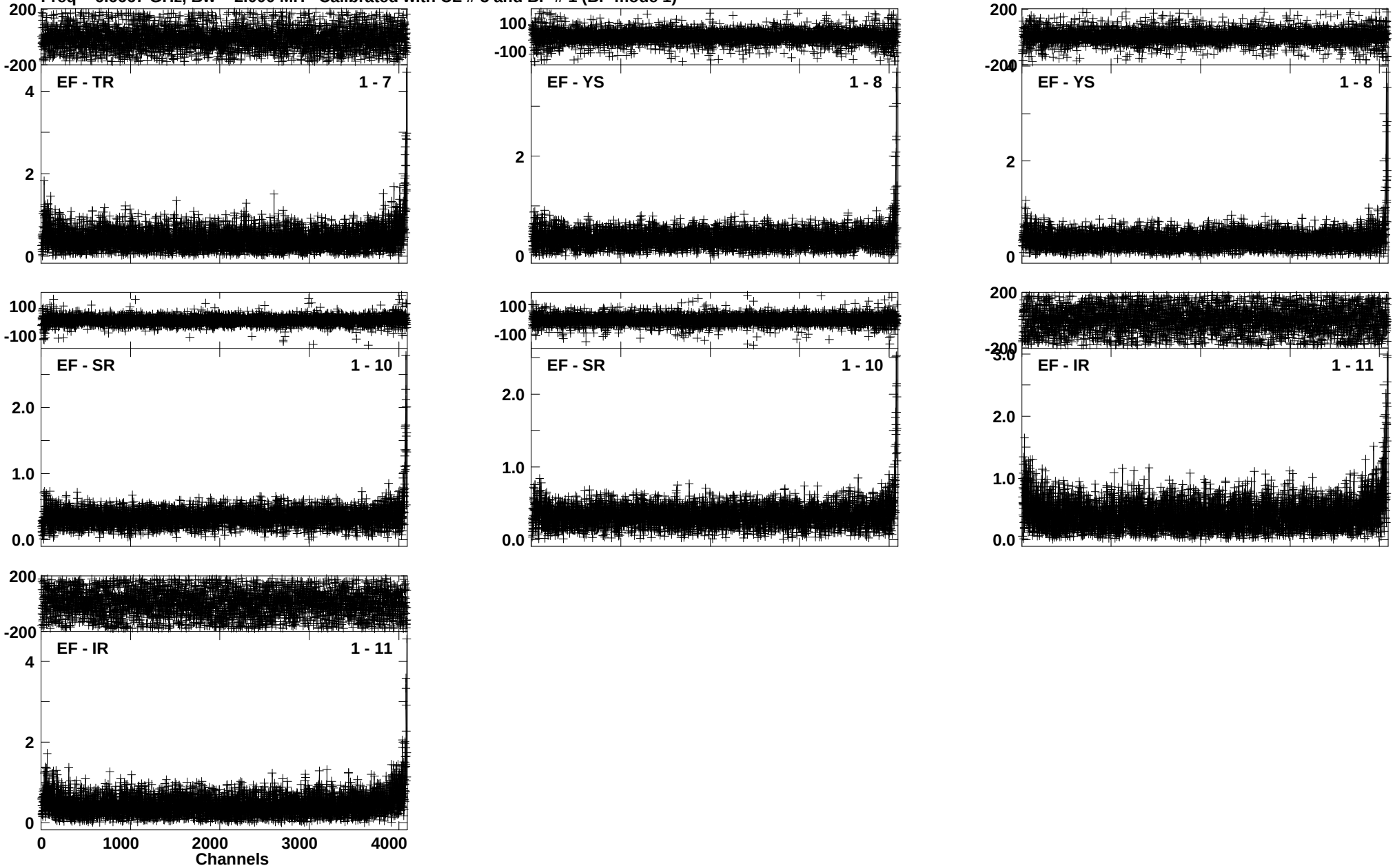

Lower frame: Ampl Jy Top frame: Phas deg
Vector averaged cross-power spectrum Baseline: EF (01) - TR (07)
Timerange: 01/02:37:36 to 01/02:40:34

Plot file version 171 created 20-MAR-2017 13:54:12
G016.58-0.05 EM117F 2.UVDATA.1
Freq = 6.6667 GHz, Bw = 2.000 MH Calibrated with CL # 3 and BP # 1 (BP mode 1)

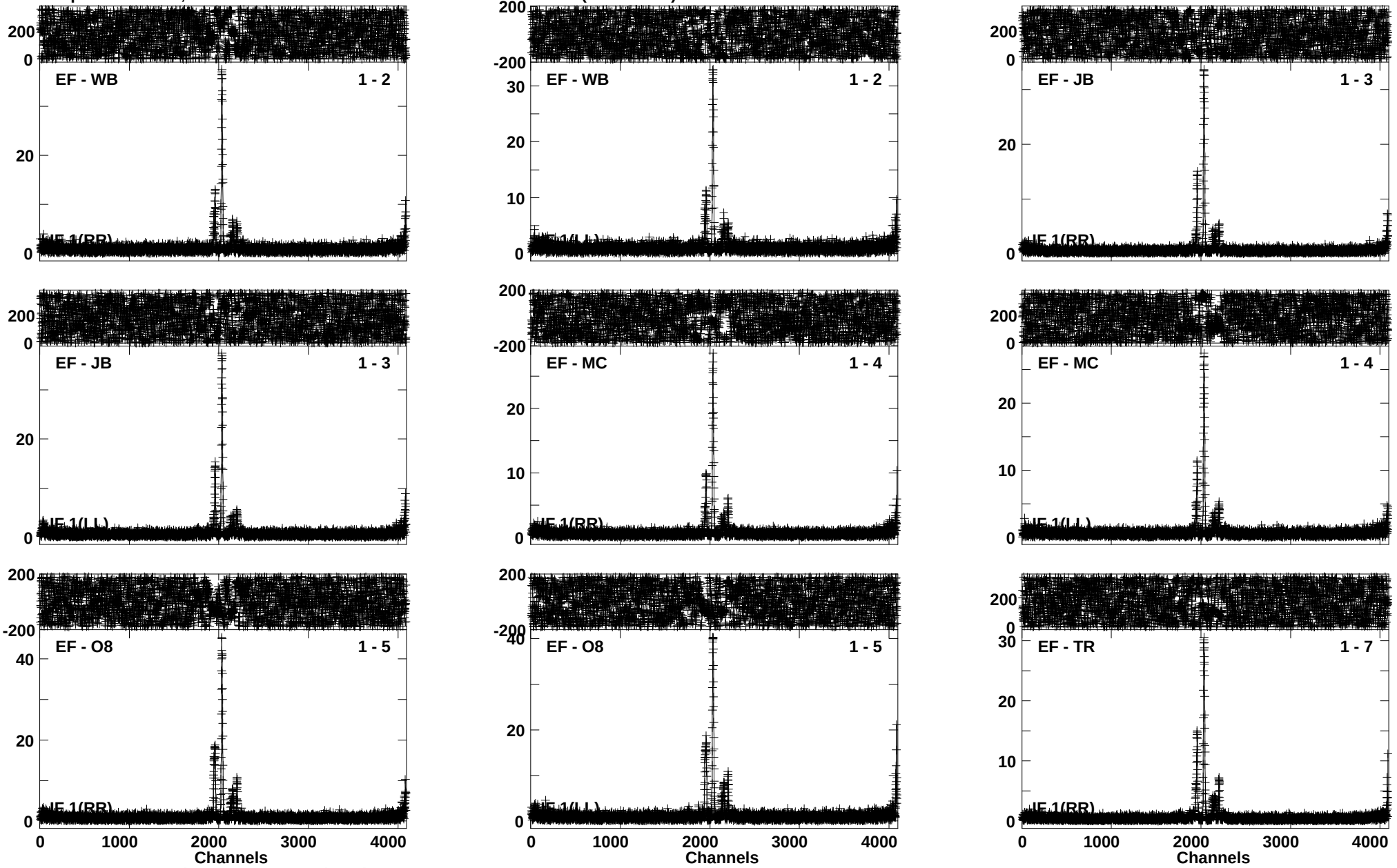

Lower frame: Ampl Jy Top frame: Phas deg
Vector averaged cross-power spectrum Baseline: EF (01) - WB (02)
Timerange: 01/02:40:36 to 01/02:42:34

Plot file version 172 created 20-MAR-2017 13:54:13
G016.58-0.05 EM117F 2.UVDATA.1
Freq = 6.6667 GHz, Bw = 2.000 MH Calibrated with CL # 3 and BP # 1 (BP mode 1)

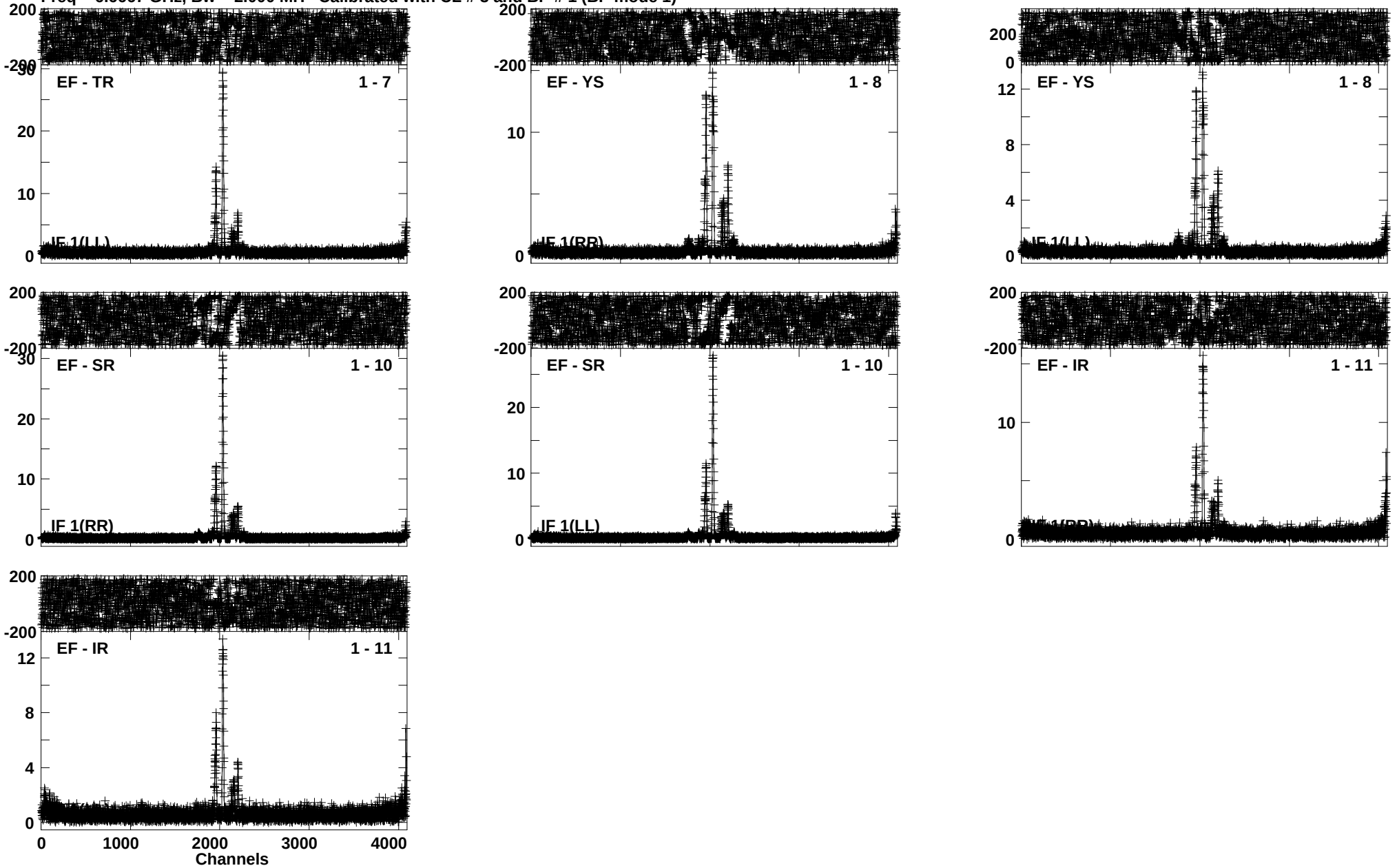

Lower frame: Ampl Jy Top frame: Phas deg
Vector averaged cross-power spectrum Baseline: EF (01) - TR (07)
Timerange: 01/02:40:36 to 01/02:42:34

Plot file version 173 created 20-MAR-2017 13:54:14
1822-173 EM117F 2.UVDATA.1
Freq = 6.6667 GHz, Bw = 2.000 MH Calibrated with CL # 3 and BP # 1 (BP mode 1)

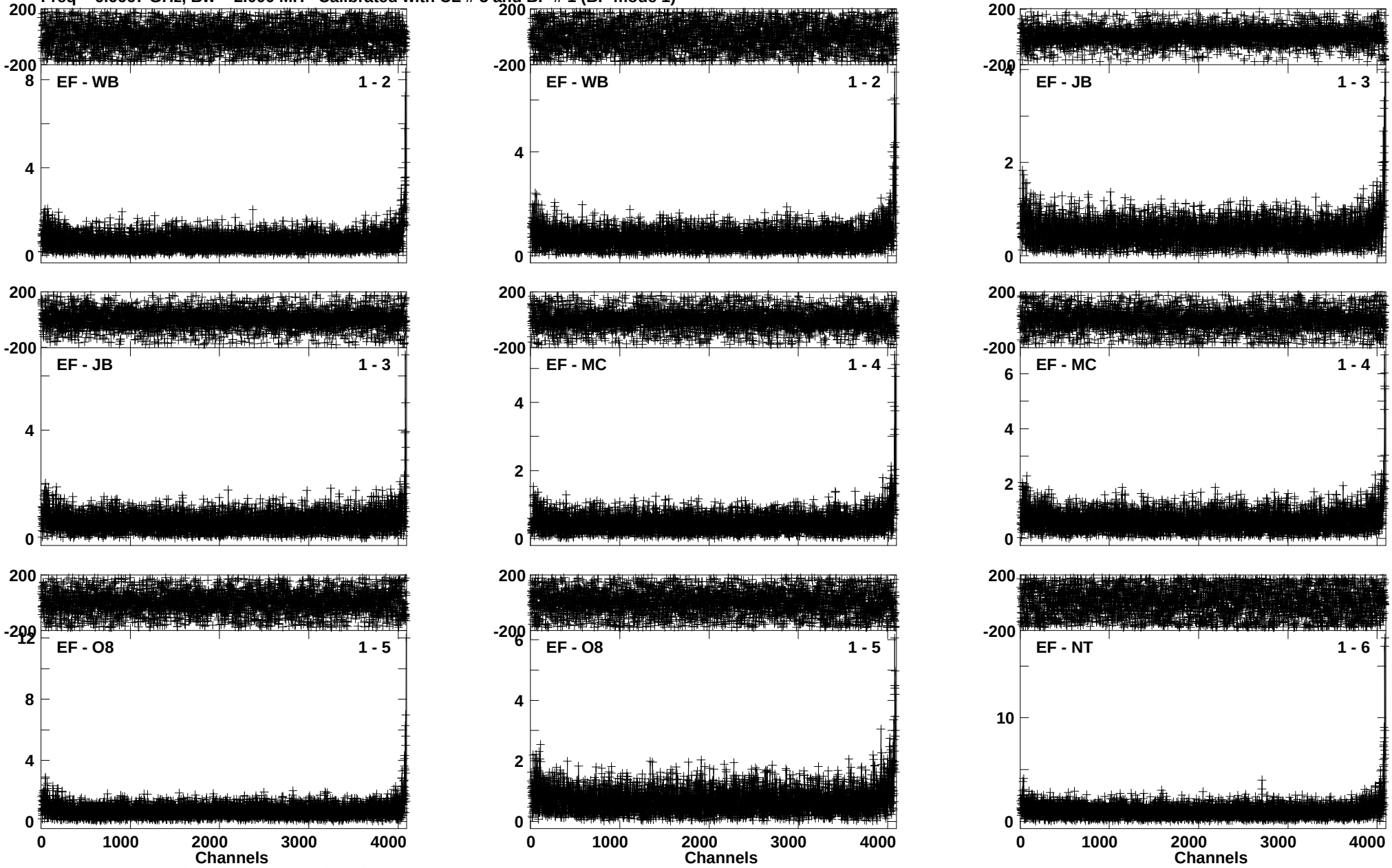

Lower frame: Ampl Jy Top frame: Phas deg
Vector averaged cross-power spectrum Baseline: EF (01) - WB (02)
Timerange: 01/02:43:17 to 01/02:46:15

Plot file version 174 created 20-MAR-2017 13:54:16
1822-173 EM117F 2.UVDATA.1
Freq = 6.6667 GHz, Bw = 2.000 MH Calibrated with CL # 3 and BP # 1 (BP mode 1)

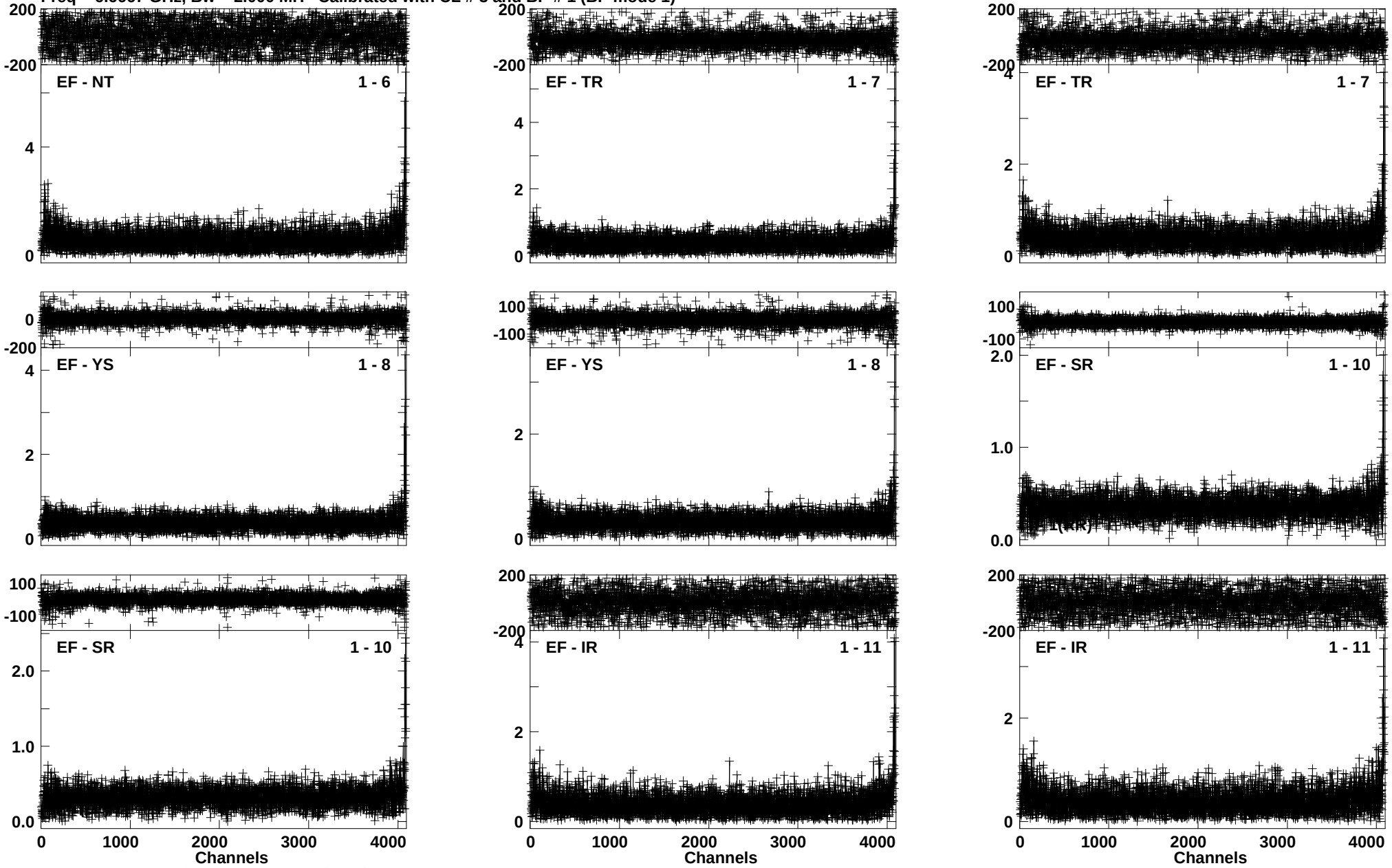

Lower frame: Ampl Jy Top frame: Phas deg
Vector averaged cross-power spectrum Baseline: EF (01) - NT (06)
Timerange: 01/02:43:17 to 01/02:46:15

Plot file version 175 created 20-MAR-2017 13:54:18
G016.58-0.05 EM117F 2.UVDATA.1
Freq = 6.6667 GHz, Bw = 2.000 MH Calibrated with CL # 3 and BP # 1 (BP mode 1)

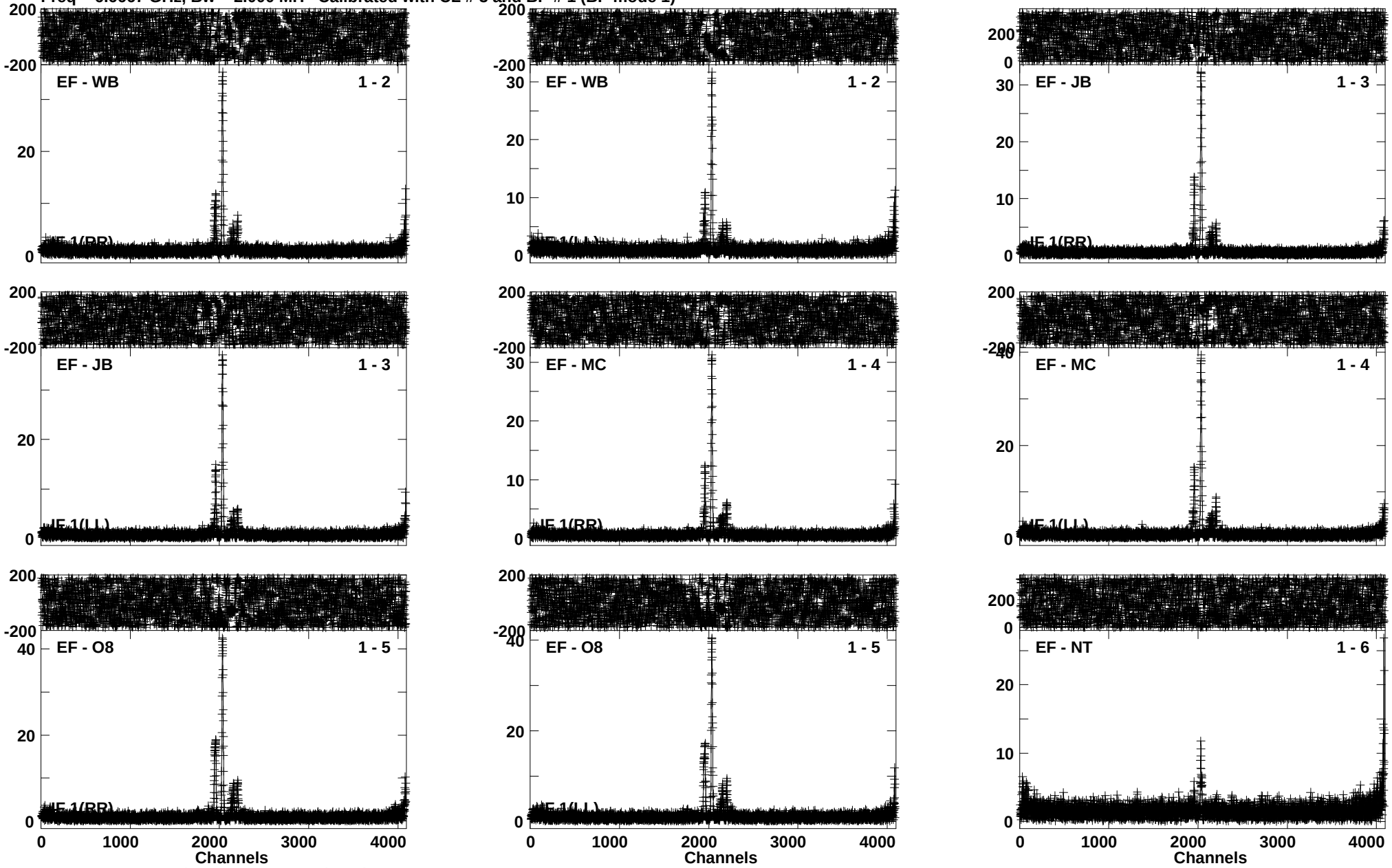

Lower frame: Ampl Jy Top frame: Phas deg
Vector averaged cross-power spectrum Baseline: EF (01) - WB (02)
Timerange: 01/02:46:17 to 01/02:48:15

Plot file version 176 created 20-MAR-2017 13:54:19
G016.58-0.05 EM117F 2.UVDATA.1
Freq = 6.6667 GHz, Bw = 2.000 MH Calibrated with CL # 3 and BP # 1 (BP mode 1)

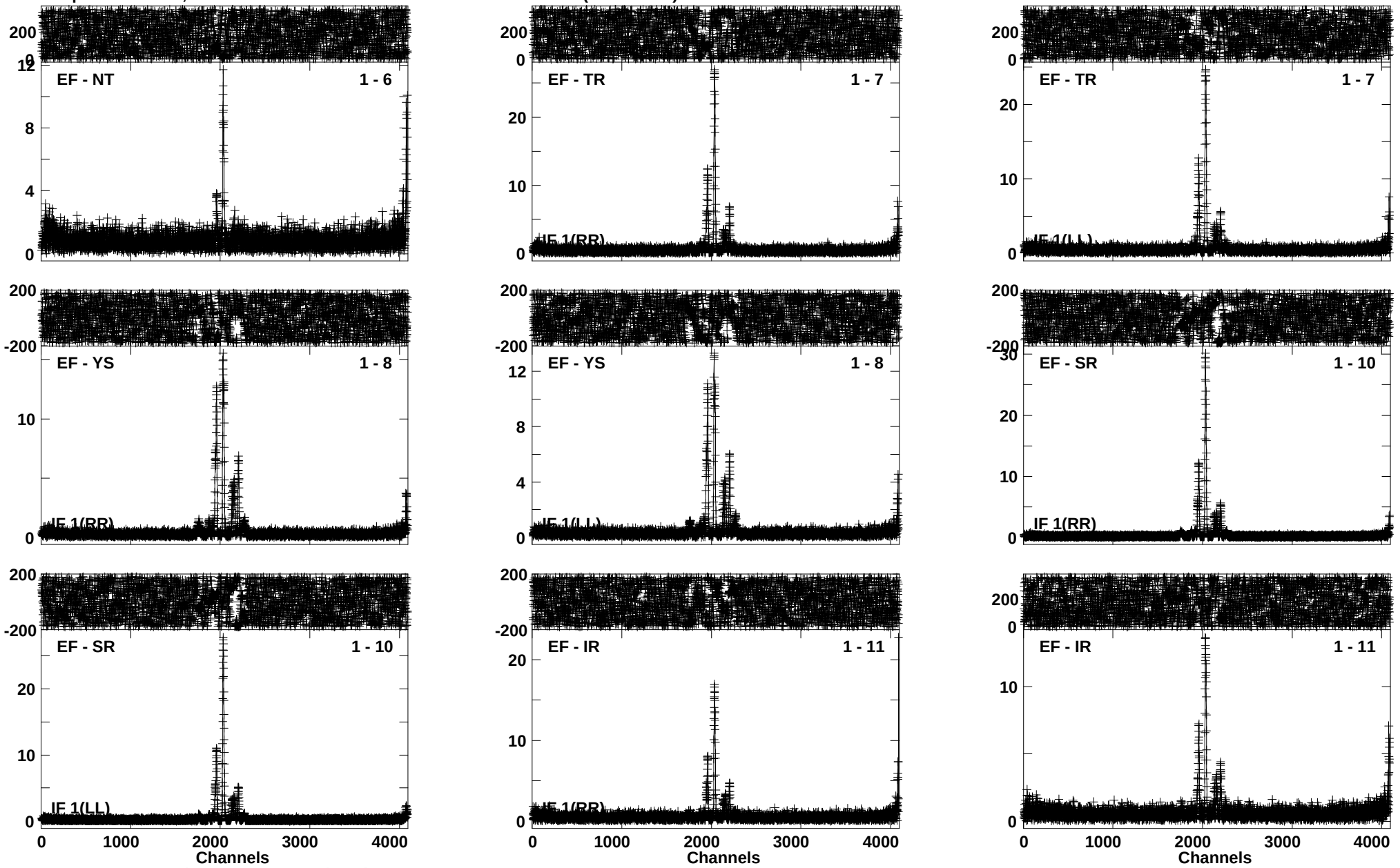

Lower frame: Ampl Jy Top frame: Phas deg
Vector averaged cross-power spectrum Baseline: EF (01) - NT (06)
Timerange: 01/02:46:17 to 01/02:48:15

Plot file version 177 created 20-MAR-2017 13:54:20
1822-173 EM117F 2.UVDATA.1
Freq = 6.6667 GHz, Bw = 2.000 MH Calibrated with CL # 3 and BP # 1 (BP mode 1)

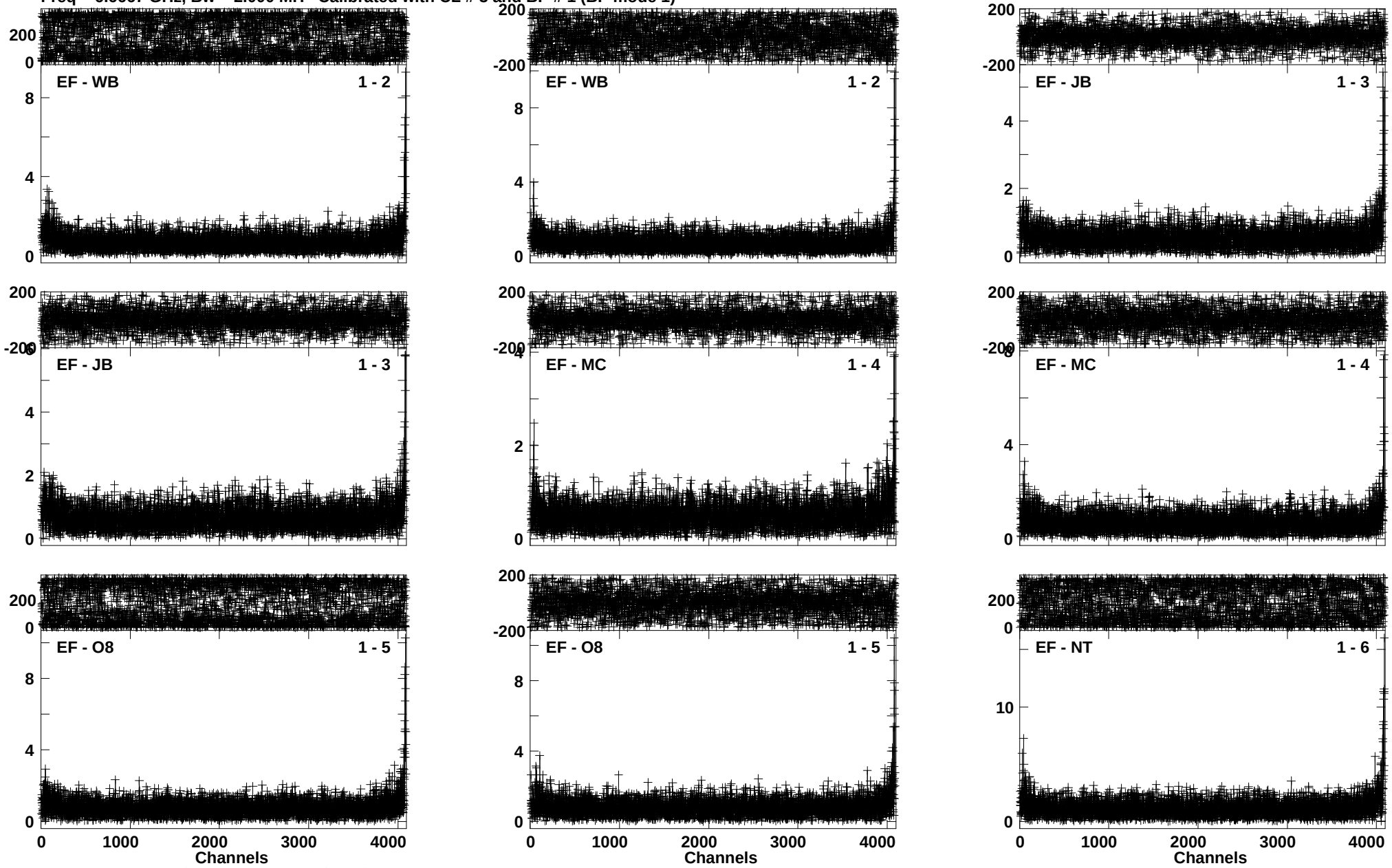

Lower frame: Ampl Jy Top frame: Phas deg
Vector averaged cross-power spectrum Baseline: EF (01) - WB (02)
Timerange: 01/02:48:17 to 01/02:51:15

Plot file version 178 created 20-MAR-2017 13:54:22
1822-173 EM117F 2.UVDATA.1
Freq = 6.6667 GHz, Bw = 2.000 MH Calibrated with CL # 3 and BP # 1 (BP mode 1)

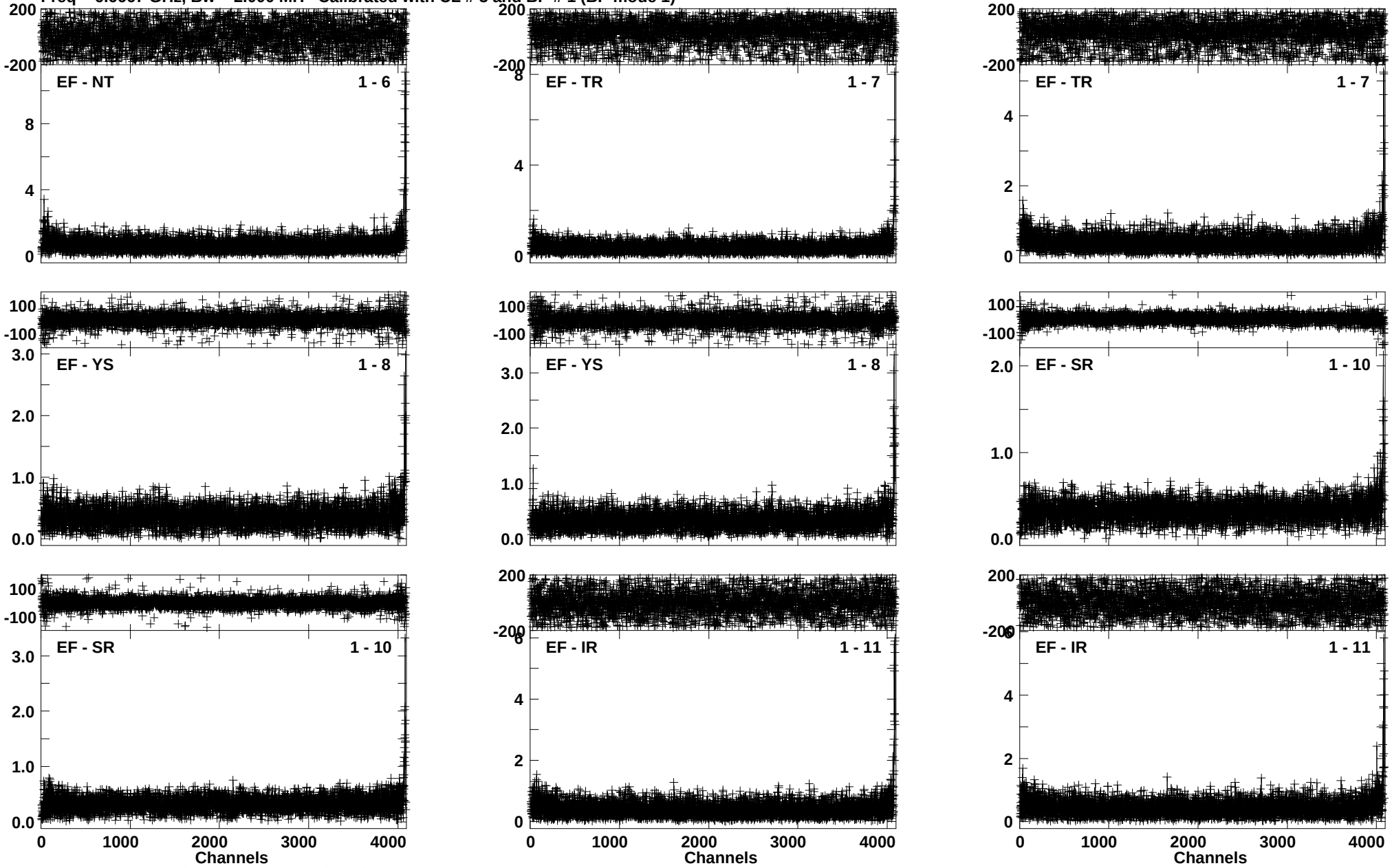

Lower frame: Ampl Jy Top frame: Phas deg
Vector averaged cross-power spectrum Baseline: EF (01) - NT (06)
Timerange: 01/02:48:17 to 01/02:51:15

Plot file version 179 created 20-MAR-2017 13:54:24
G016.58-0.05 EM117F 2.UVDATA.1
Freq = 6.6667 GHz, Bw = 2.000 MH Calibrated with CL # 3 and BP # 1 (BP mode 1)

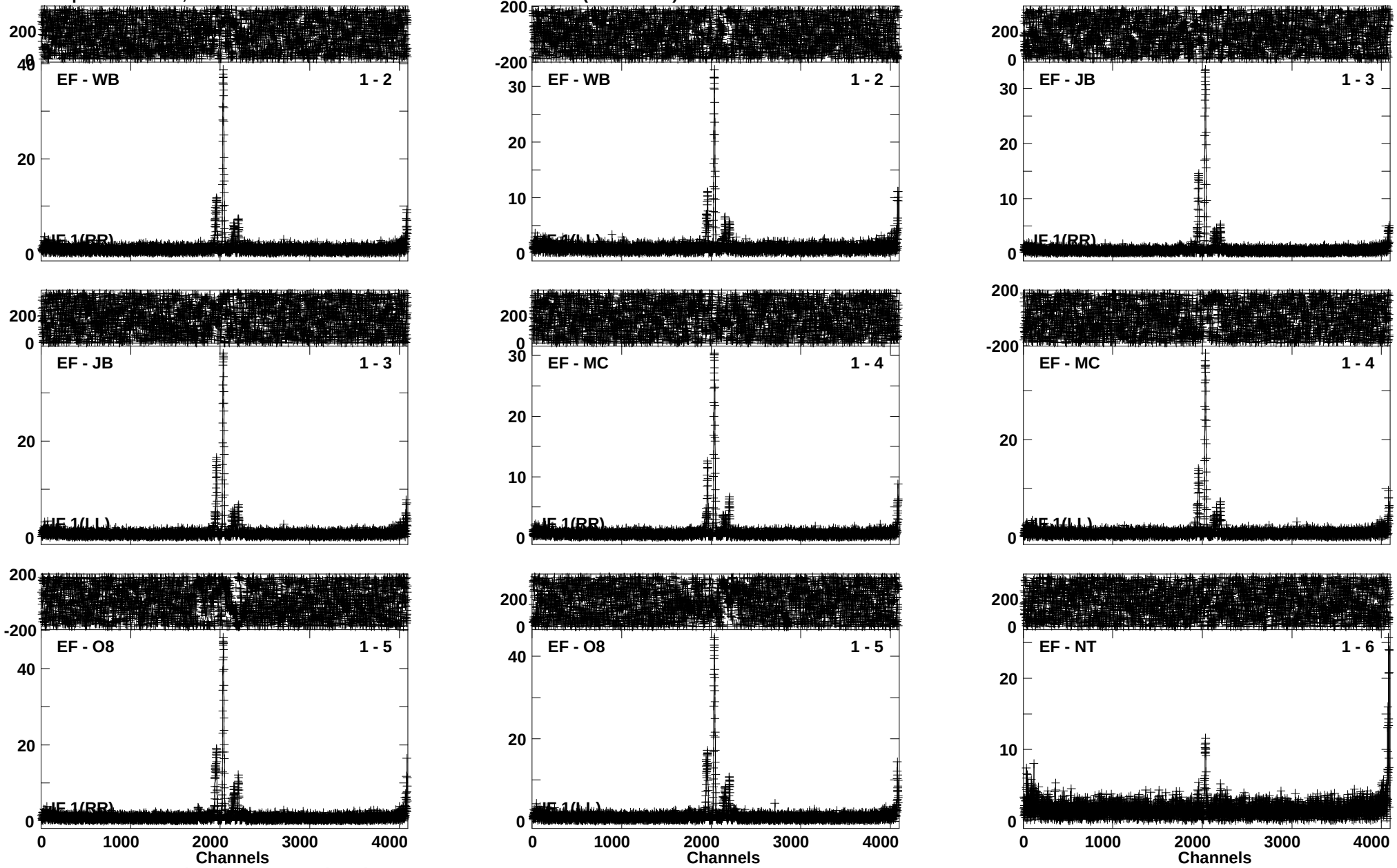

Lower frame: Ampl Jy Top frame: Phas deg
Vector averaged cross-power spectrum Baseline: EF (01) - WB (02)
Timerange: 01/02:51:17 to 01/02:53:15

Plot file version 180 created 20-MAR-2017 13:54:25
G016.58-0.05 EM117F 2.UVDATA.1
Freq = 6.6667 GHz, Bw = 2.000 MH Calibrated with CL # 3 and BP # 1 (BP mode 1)

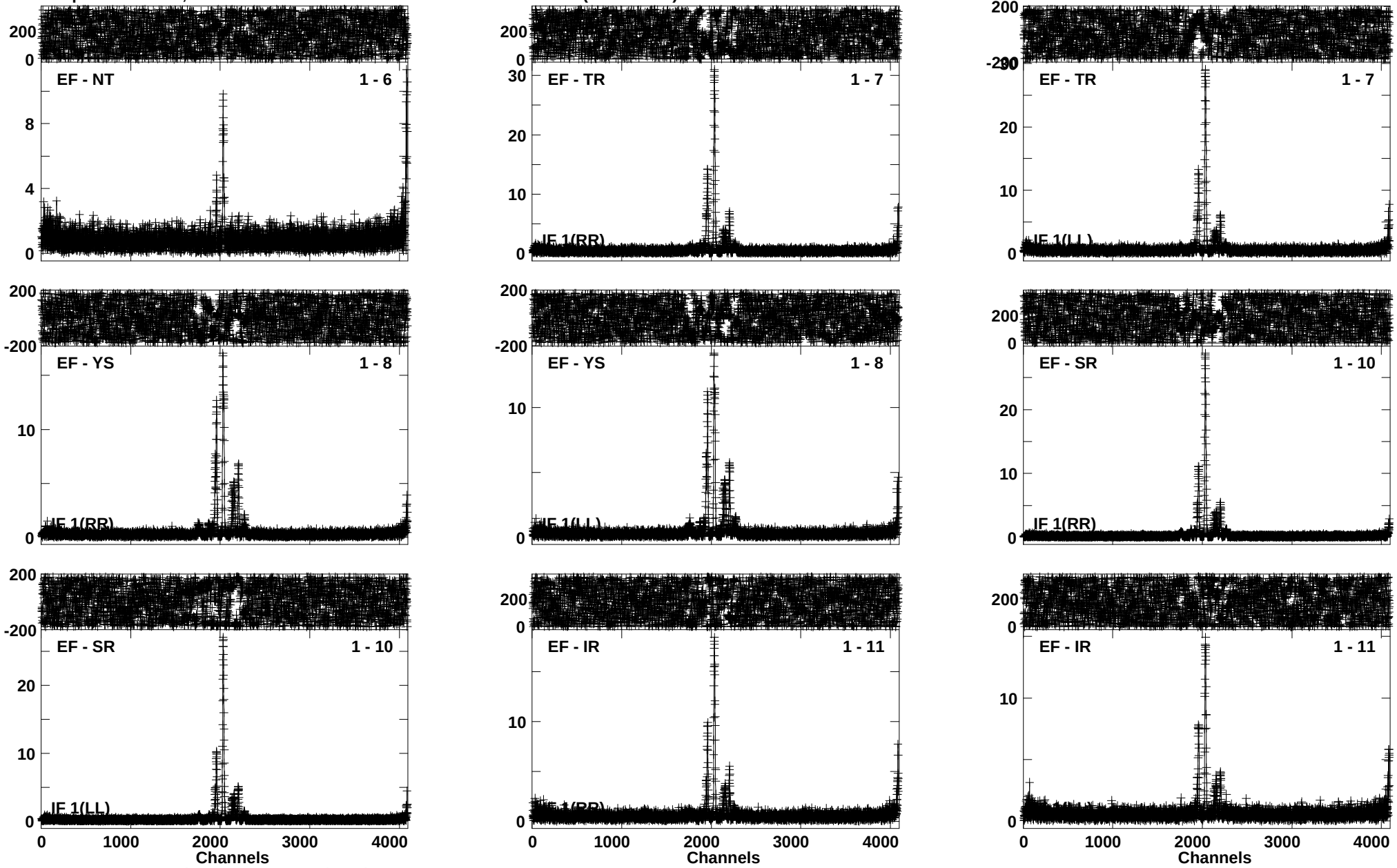

Lower frame: Ampl Jy Top frame: Phas deg
Vector averaged cross-power spectrum Baseline: EF (01) - NT (06)
Timerange: 01/02:51:17 to 01/02:53:15

Plot file version 181 created 20-MAR-2017 13:54:26
1822-173 EM117F 2.UVDATA.1
Freq = 6.6667 GHz, Bw = 2.000 MH Calibrated with CL # 3 and BP # 1 (BP mode 1)

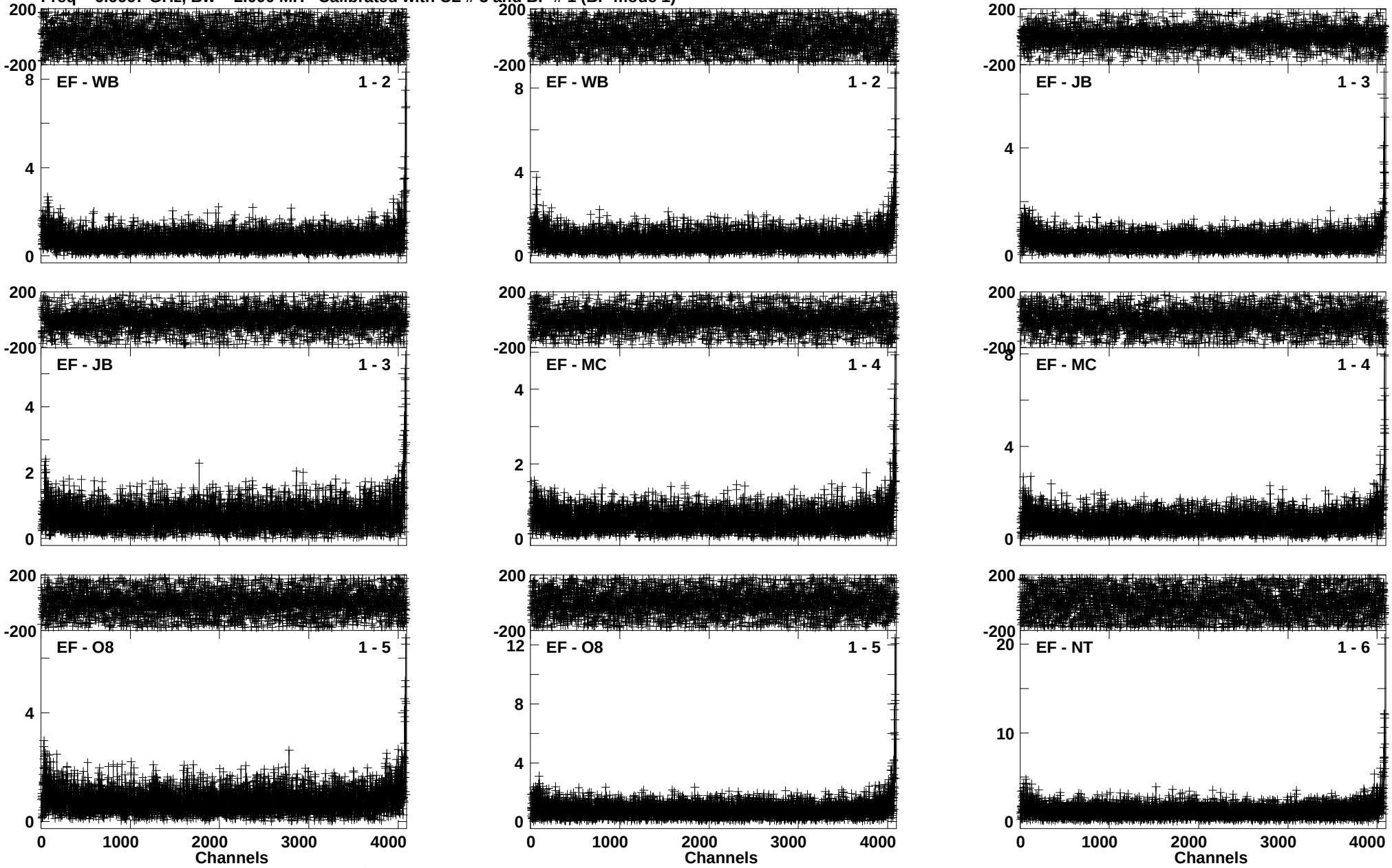

Lower frame: Ampl Jy Top frame: Phas deg
Vector averaged cross-power spectrum Baseline: EF (01) - WB (02)
Timerange: 01/02:53:17 to 01/02:56:15

Plot file version 182 created 20-MAR-2017 13:54:28
1822-173 EM117F 2.UVDATA.1
Freq = 6.6667 GHz, Bw = 2.000 MH Calibrated with CL # 3 and BP # 1 (BP mode 1)

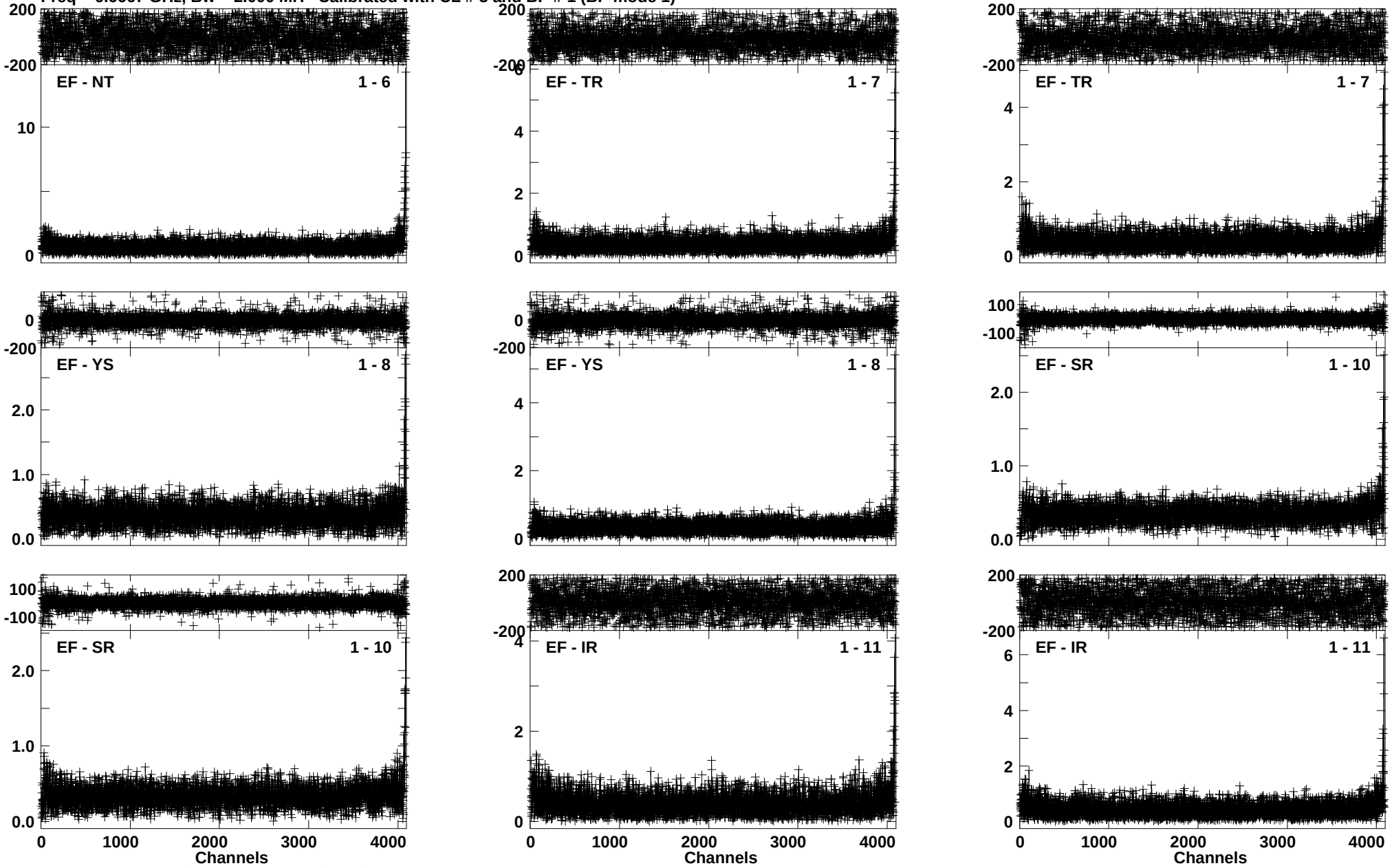

Lower frame: Ampl Jy Top frame: Phas deg
Vector averaged cross-power spectrum Baseline: EF (01) - NT (06)
Timerange: 01/02:53:17 to 01/02:56:15

Plot file version 183 created 20-MAR-2017 13:54:30
G016.58-0.05 EM117F 2.UVDATA.1
Freq = 6.6667 GHz, Bw = 2.000 MH Calibrated with CL # 3 and BP # 1 (BP mode 1)

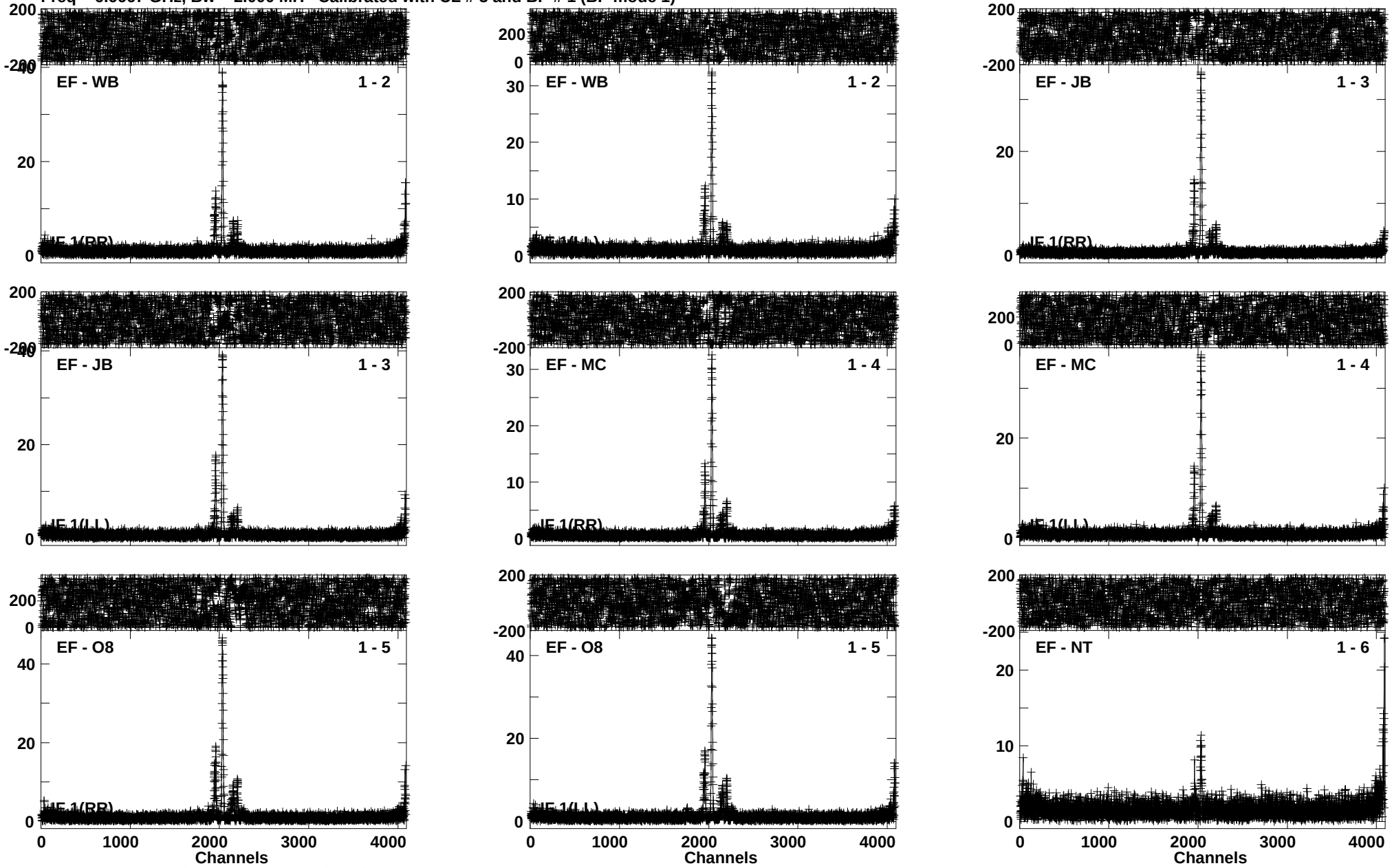

Lower frame: Ampl Jy Top frame: Phas deg
Vector averaged cross-power spectrum Baseline: EF (01) - WB (02)
Timerange: 01/02:56:17 to 01/02:58:15

Plot file version 184 created 20-MAR-2017 13:54:31
G016.58-0.05 EM117F 2.UVDATA.1
Freq = 6.6667 GHz, Bw = 2.000 MH Calibrated with CL # 3 and BP # 1 (BP mode 1)

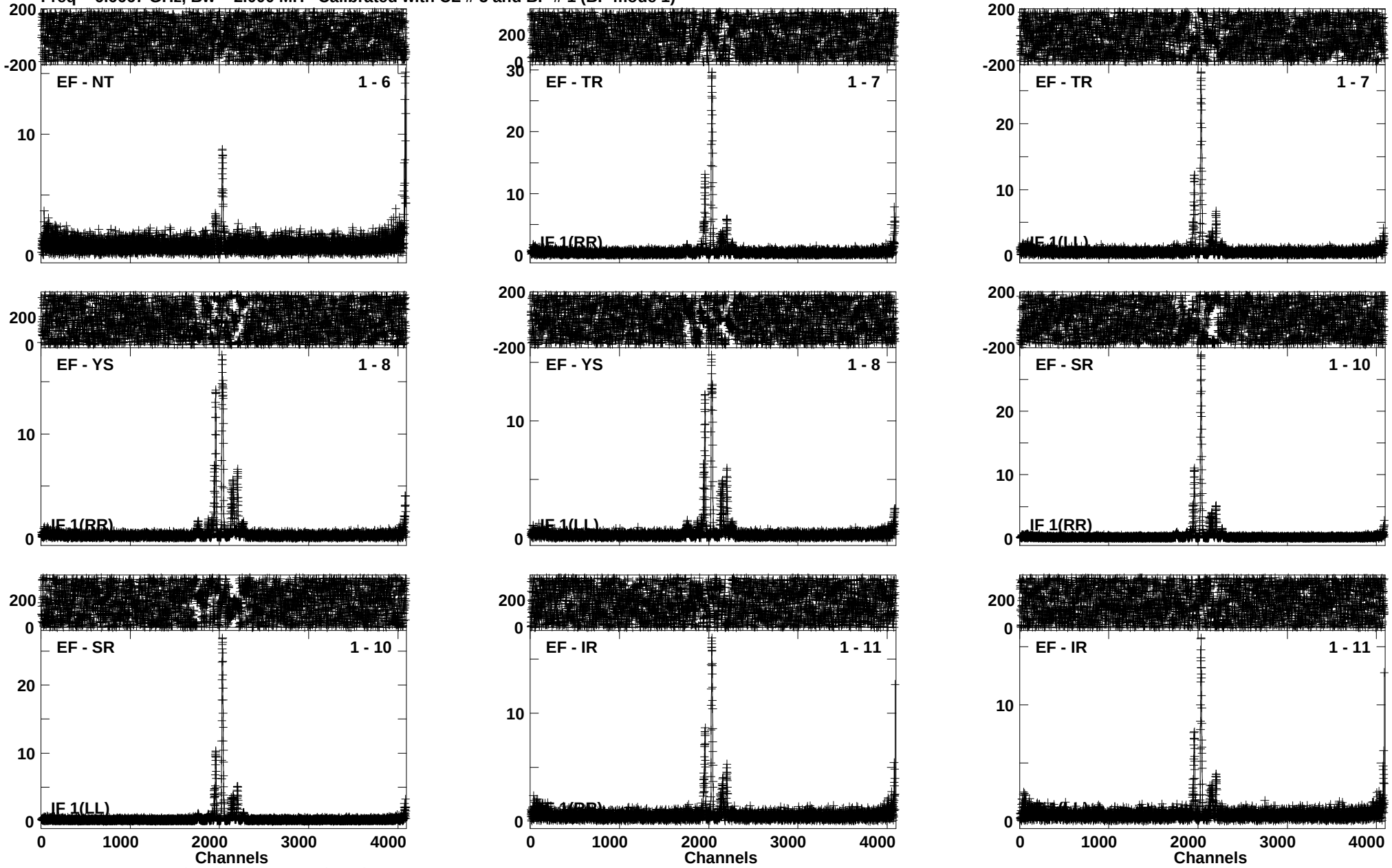

Lower frame: Ampl Jy Top frame: Phas deg
Vector averaged cross-power spectrum Baseline: EF (01) - NT (06)
Timerange: 01/02:56:17 to 01/02:58:15

Plot file version 185 created 20-MAR-2017 13:54:33
1822-173 EM117F 2.UVDATA.1
Freq = 6.6667 GHz, Bw = 2.000 MH Calibrated with CL # 3 and BP # 1 (BP mode 1)

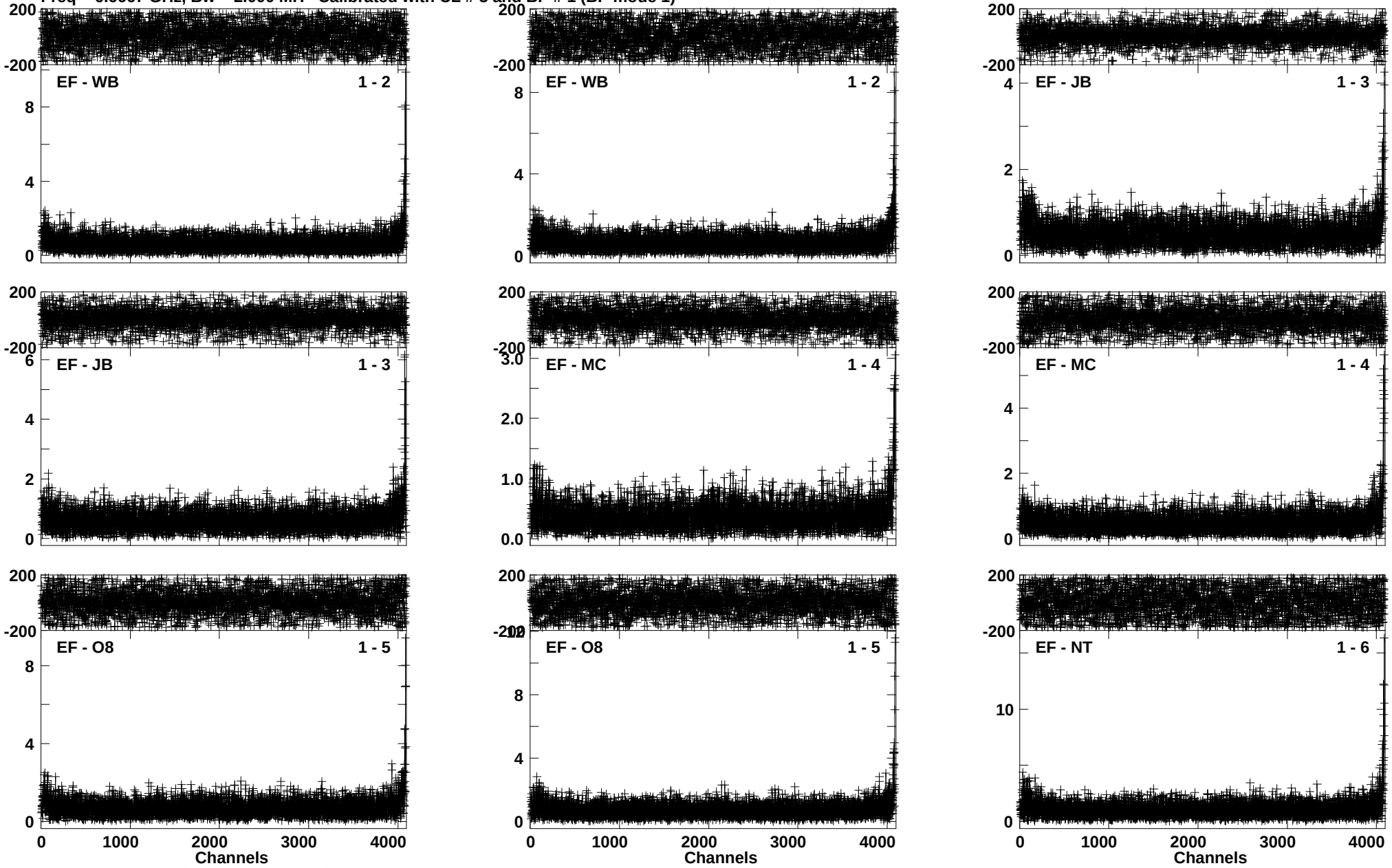

Lower frame: Ampl Jy Top frame: Phas deg
Vector averaged cross-power spectrum Baseline: EF (01) - WB (02)
Timerange: 01/02:58:58 to 01/03:01:56

Plot file version 186 created 20-MAR-2017 13:54:34
1822-173 EM117F 2.UVDATA.1
Freq = 6.6667 GHz, Bw = 2.000 MH Calibrated with CL # 3 and BP # 1 (BP mode 1)

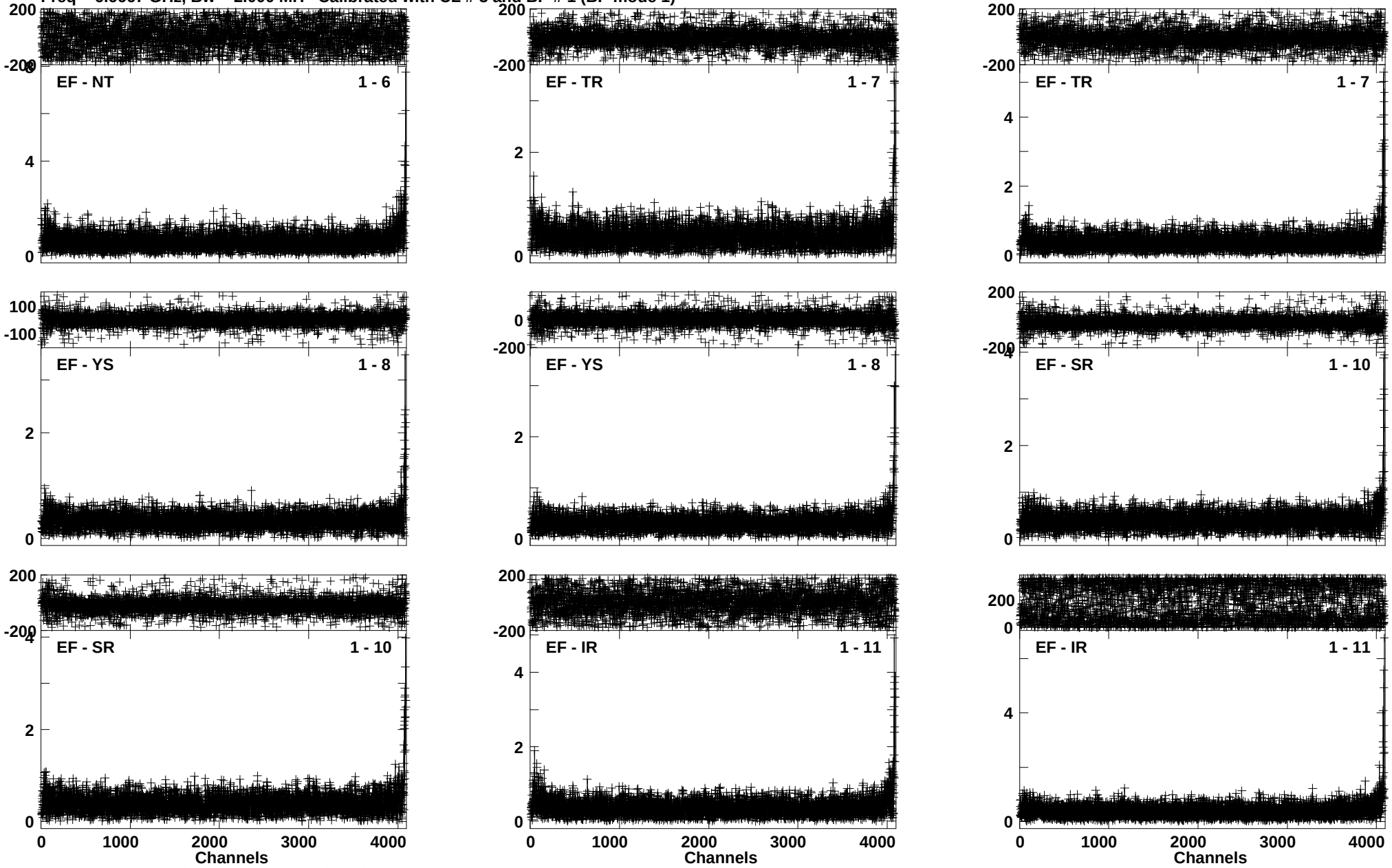

Lower frame: Ampl Jy Top frame: Phas deg
Vector averaged cross-power spectrum Baseline: EF (01) - NT (06)
Timerange: 01/02:58:58 to 01/03:01:56

Plot file version 187 created 20-MAR-2017 13:54:36
G016.58-0.05 EM117F 2.UVDATA.1
Freq = 6.6667 GHz, Bw = 2.000 MH Calibrated with CL # 3 and BP # 1 (BP mode 1)

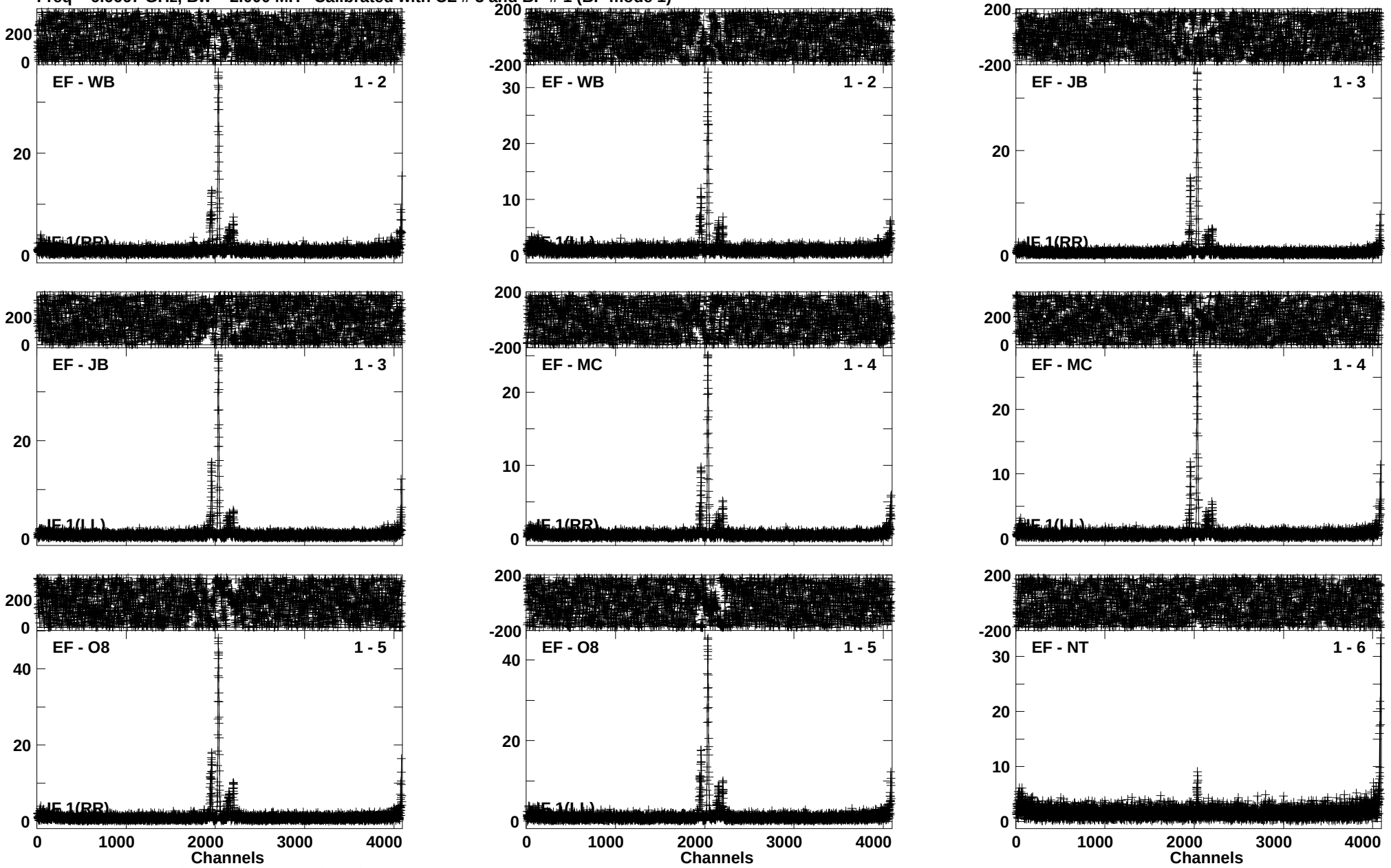

Lower frame: Ampl Jy Top frame: Phas deg
Vector averaged cross-power spectrum Baseline: EF (01) - WB (02)
Timerange: 01/03:01:58 to 01/03:03:56

Plot file version 188 created 20-MAR-2017 13:54:37
G016.58-0.05 EM117F 2.UVDATA.1
Freq = 6.6667 GHz, Bw = 2.000 MH Calibrated with CL # 3 and BP # 1 (BP mode 1)

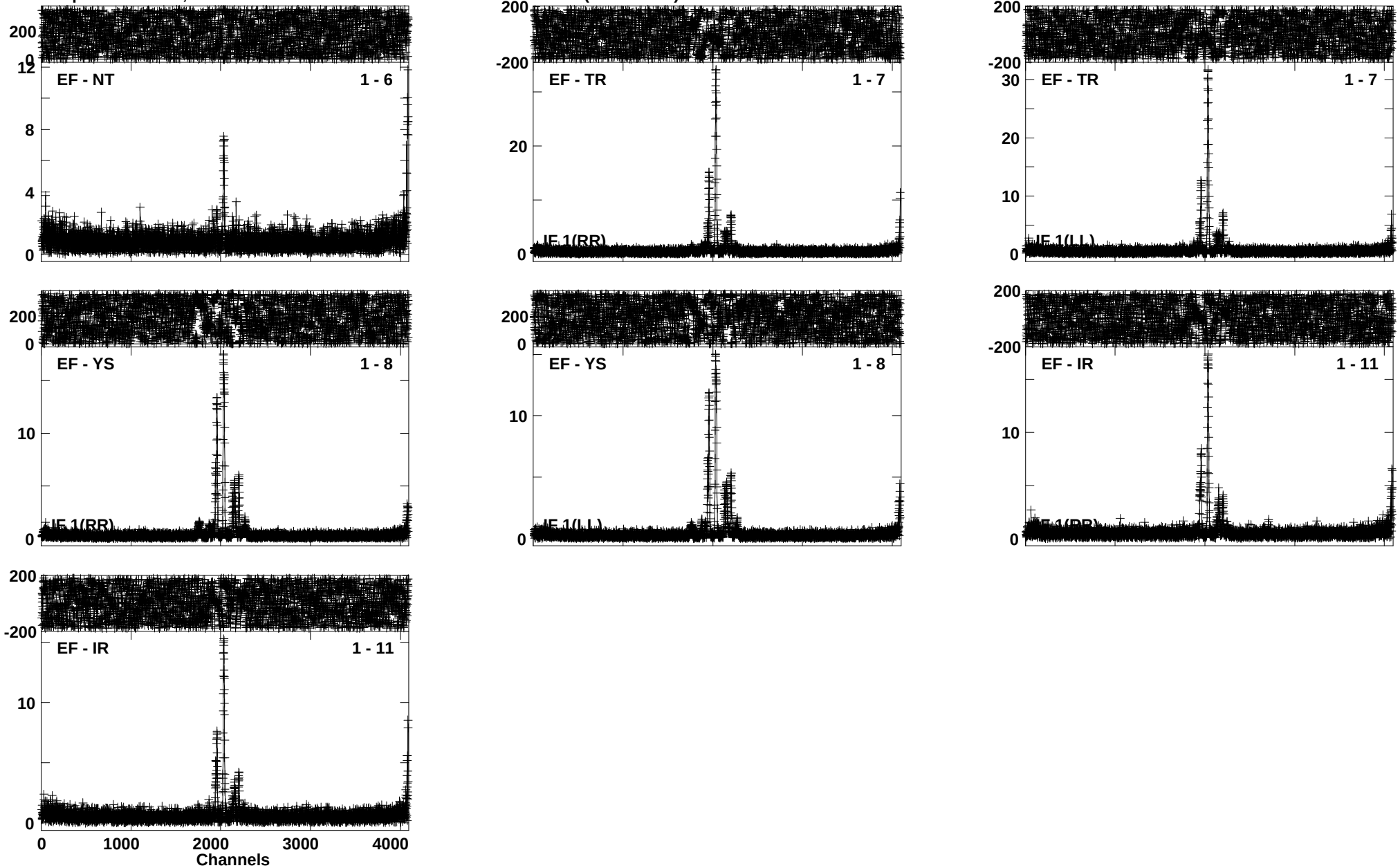

Lower frame: Ampl Jy Top frame: Phas deg
Vector averaged cross-power spectrum Baseline: EF (01) - NT (06)
Timerange: 01/03:01:58 to 01/03:03:56

Plot file version 189 created 20-MAR-2017 13:54:39
1822-173 EM117F 2.UVDATA.1
Freq = 6.6667 GHz, Bw = 2.000 MH Calibrated with CL # 3 and BP # 1 (BP mode 1)

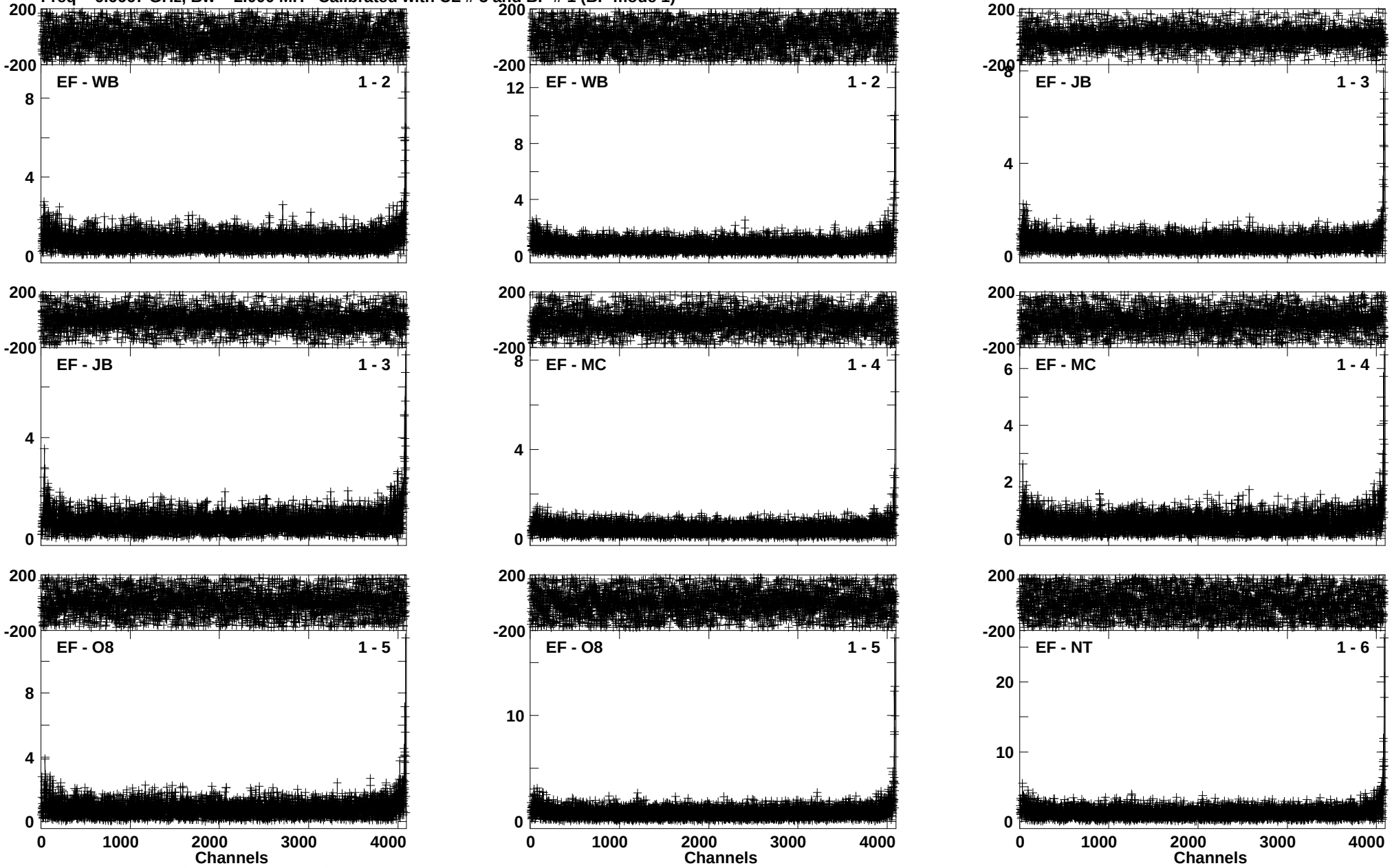

Lower frame: Ampl Jy Top frame: Phas deg
Vector averaged cross-power spectrum Baseline: EF (01) - WB (02)
Timerange: 01/03:03:58 to 01/03:06:56

Plot file version 190 created 20-MAR-2017 13:54:40
1822-173 EM117F 2.UVDATA.1
Freq = 6.6667 GHz, Bw = 2.000 MH Calibrated with CL # 3 and BP # 1 (BP mode 1)

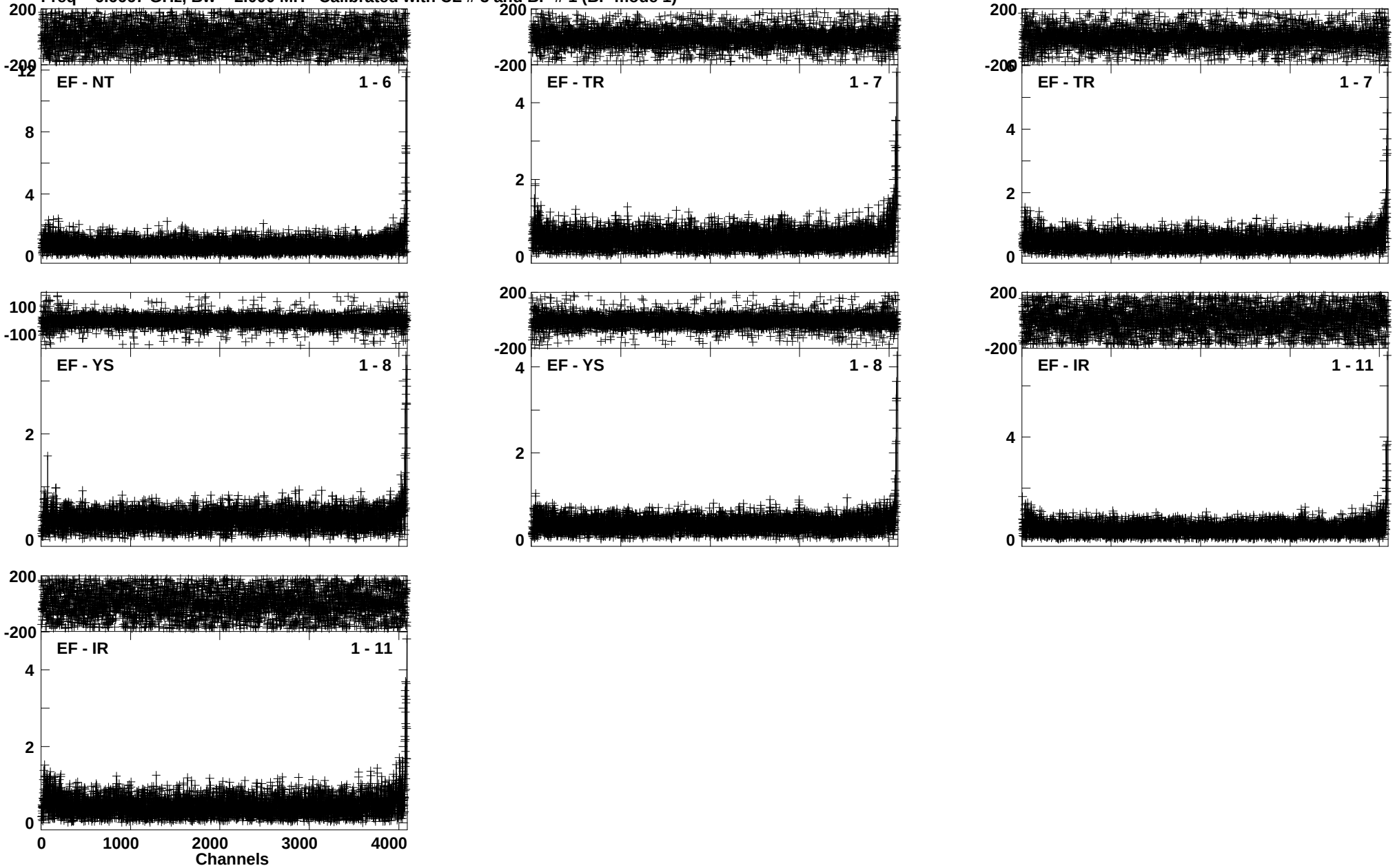

Lower frame: Ampl Jy Top frame: Phas deg
Vector averaged cross-power spectrum Baseline: EF (01) - NT (06)
Timerange: 01/03:03:58 to 01/03:06:56

Plot file version 191 created 20-MAR-2017 13:54:43
G016.58-0.05 EM117F 2.UVDATA.1
Freq = 6.6667 GHz, Bw = 2.000 MH Calibrated with CL # 3 and BP # 1 (BP mode 1)

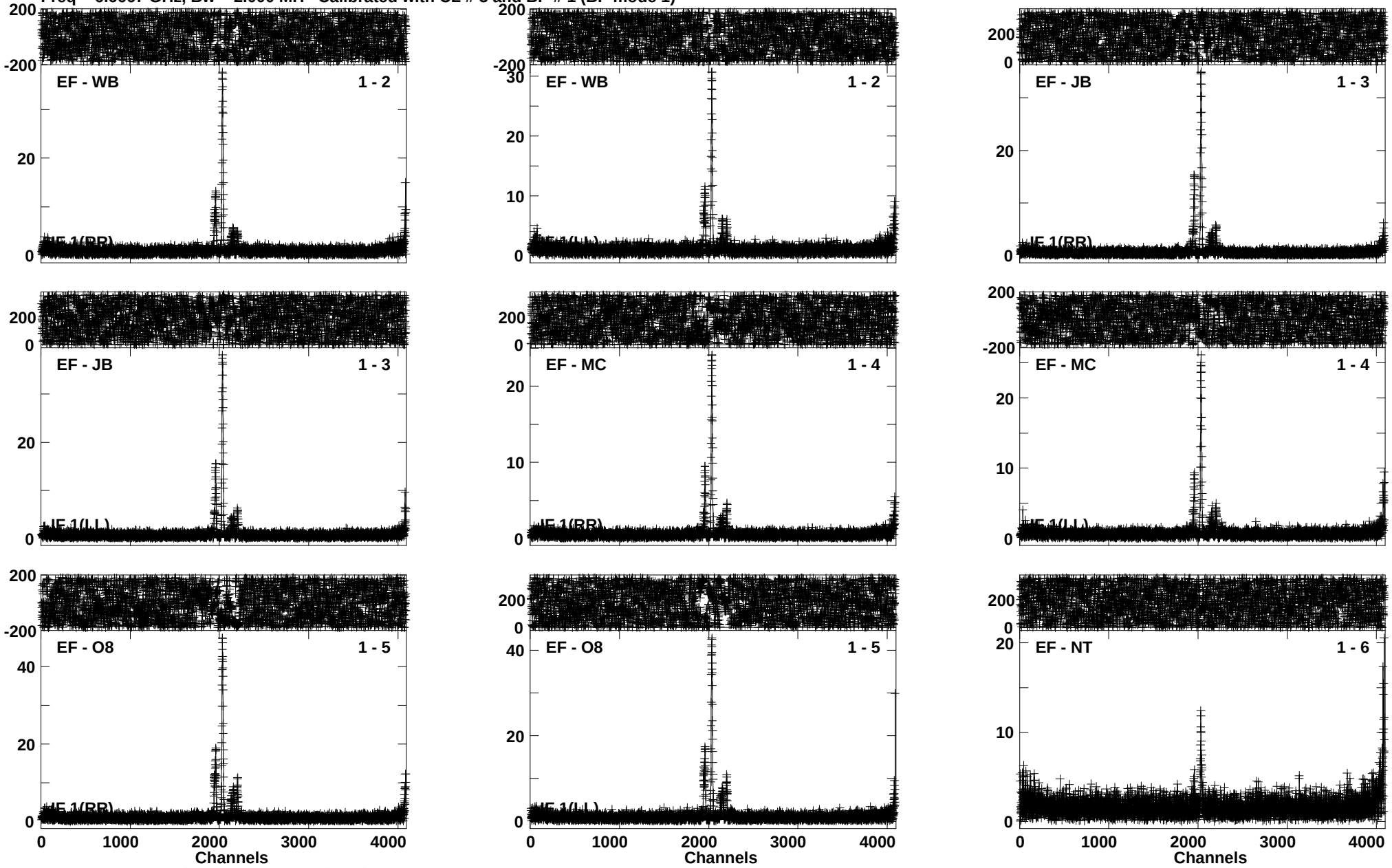

Lower frame: Ampl Jy Top frame: Phas deg
Vector averaged cross-power spectrum Baseline: EF (01) - WB (02)
Timerange: 01/03:06:58 to 01/03:08:56

Plot file version 192 created 20-MAR-2017 13:54:44
G016.58-0.05 EM117F 2.UVDATA.1
Freq = 6.6667 GHz, Bw = 2.000 MH Calibrated with CL # 3 and BP # 1 (BP mode 1)

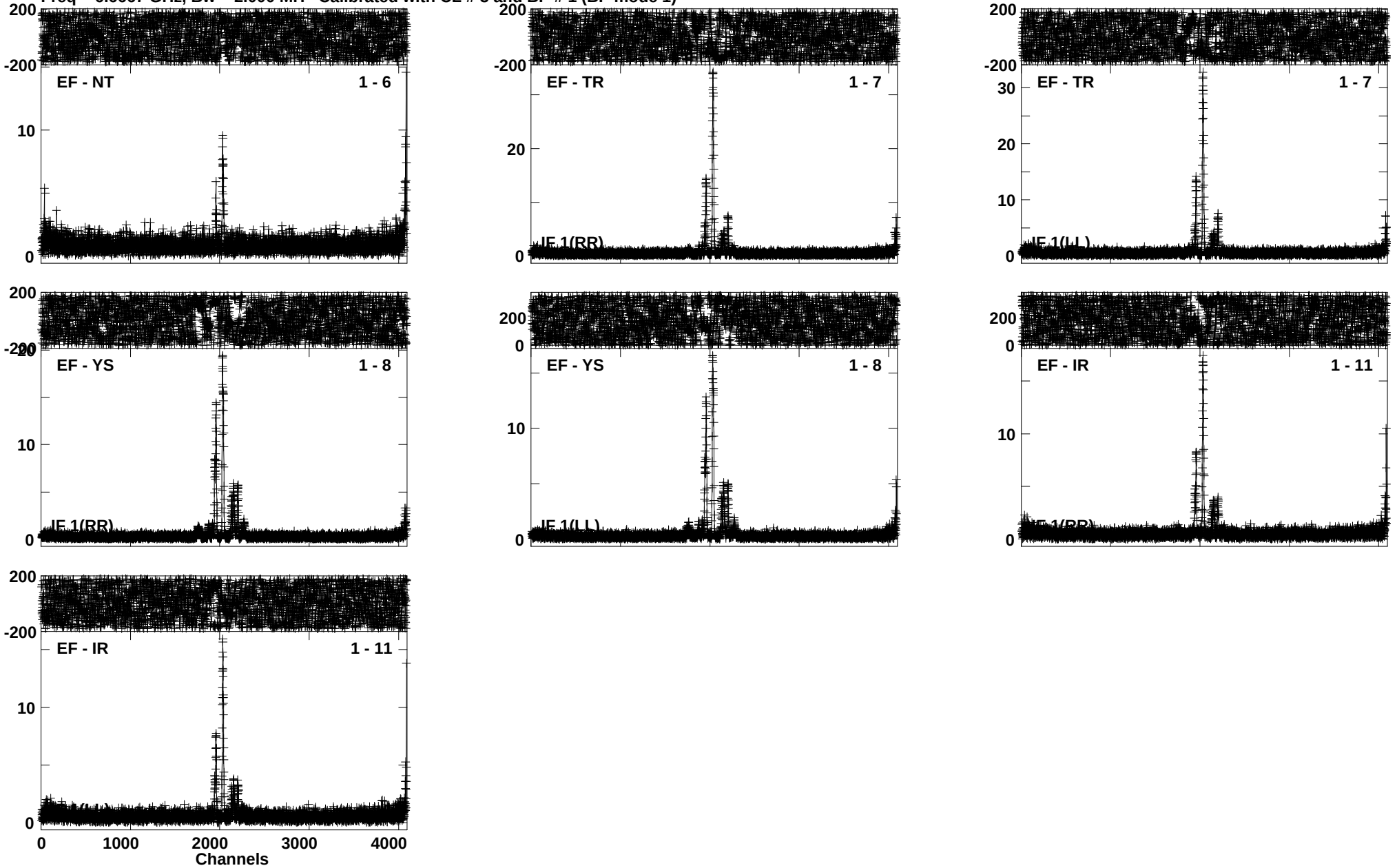

Lower frame: Ampl Jy Top frame: Phas deg
Vector averaged cross-power spectrum Baseline: EF (01) - NT (06)
Timerange: 01/03:06:58 to 01/03:08:56

Plot file version 193 created 20-MAR-2017 13:54:45
1822-173 EM117F 2.UVDATA.1
Freq = 6.6667 GHz, Bw = 2.000 MH Calibrated with CL # 3 and BP # 1 (BP mode 1)

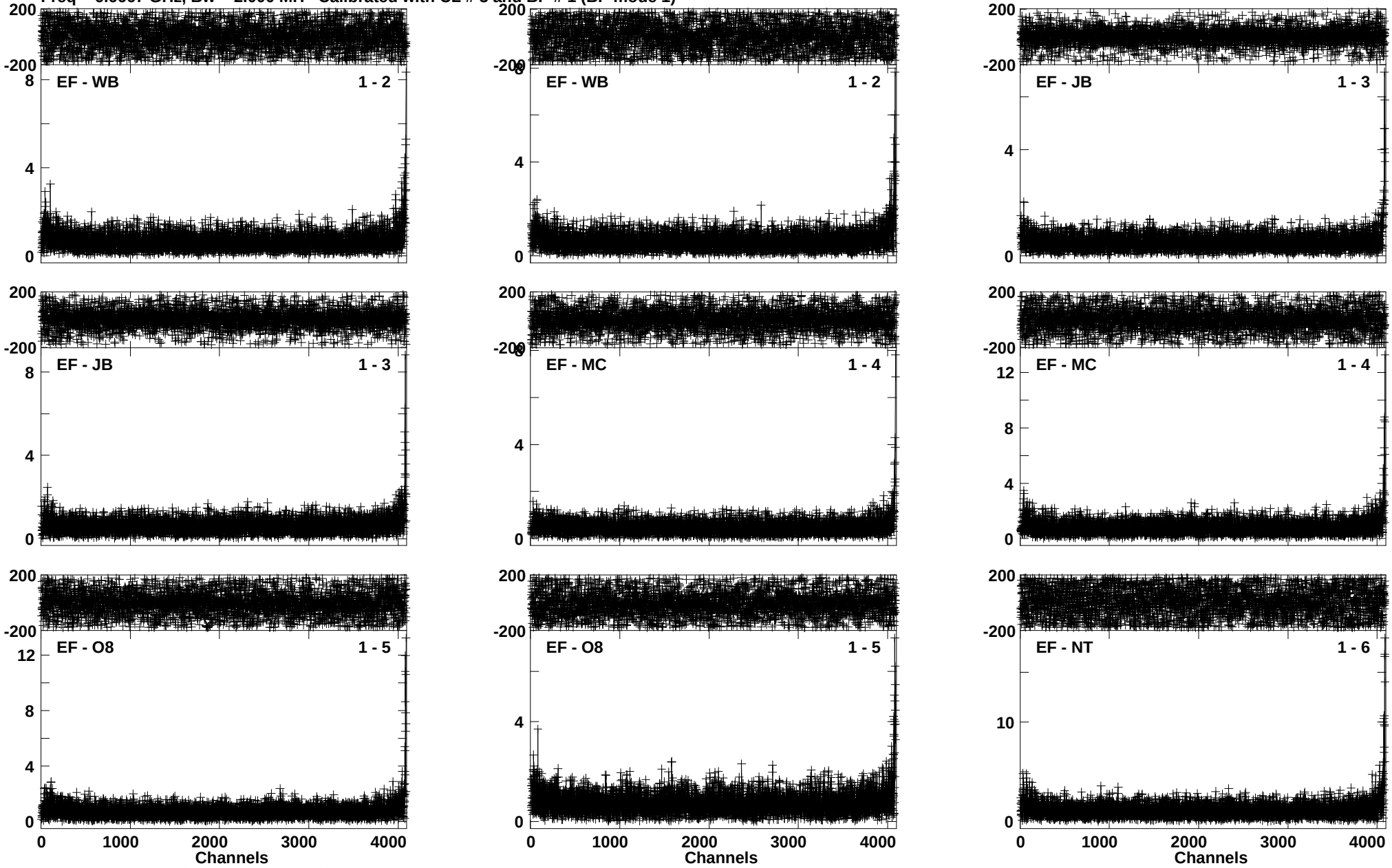

Lower frame: Ampl Jy Top frame: Phas deg
Vector averaged cross-power spectrum Baseline: EF (01) - WB (02)
Timerange: 01/03:09:39 to 01/03:12:37

Plot file version 194 created 20-MAR-2017 13:54:47
1822-173 EM117F 2.UVDATA.1
Freq = 6.6667 GHz, Bw = 2.000 MH Calibrated with CL # 3 and BP # 1 (BP mode 1)

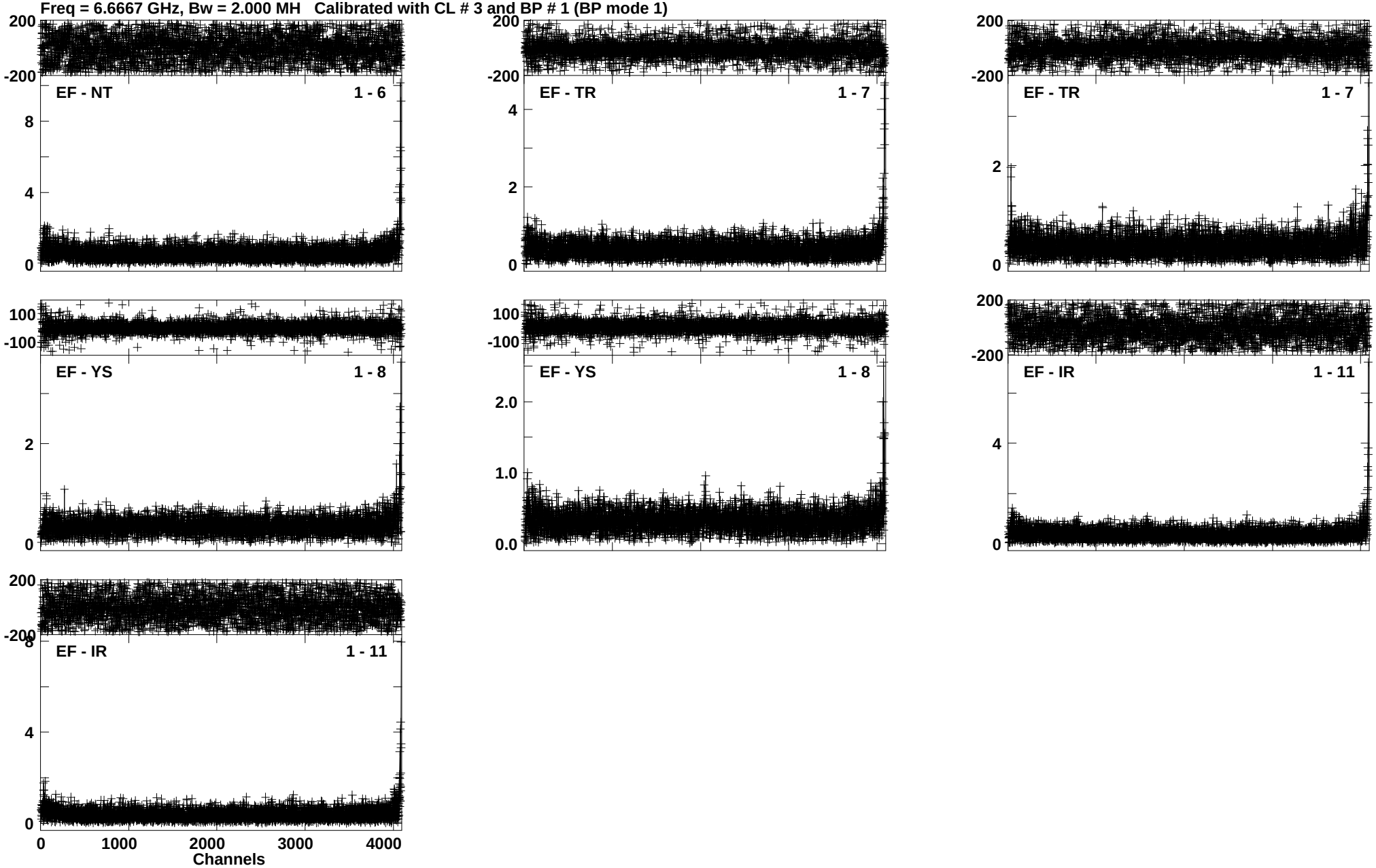

Lower frame: Ampl Jy Top frame: Phas deg
Vector averaged cross-power spectrum Baseline: EF (01) - NT (06)
Timerange: 01/03:09:39 to 01/03:12:37

Plot file version 195 created 20-MAR-2017 13:54:50
J1331+3030 EM117F 2.UVDATA.1
Freq = 6.6667 GHz, Bw = 2.000 MH Calibrated with CL # 3 and BP # 1 (BP mode 1)

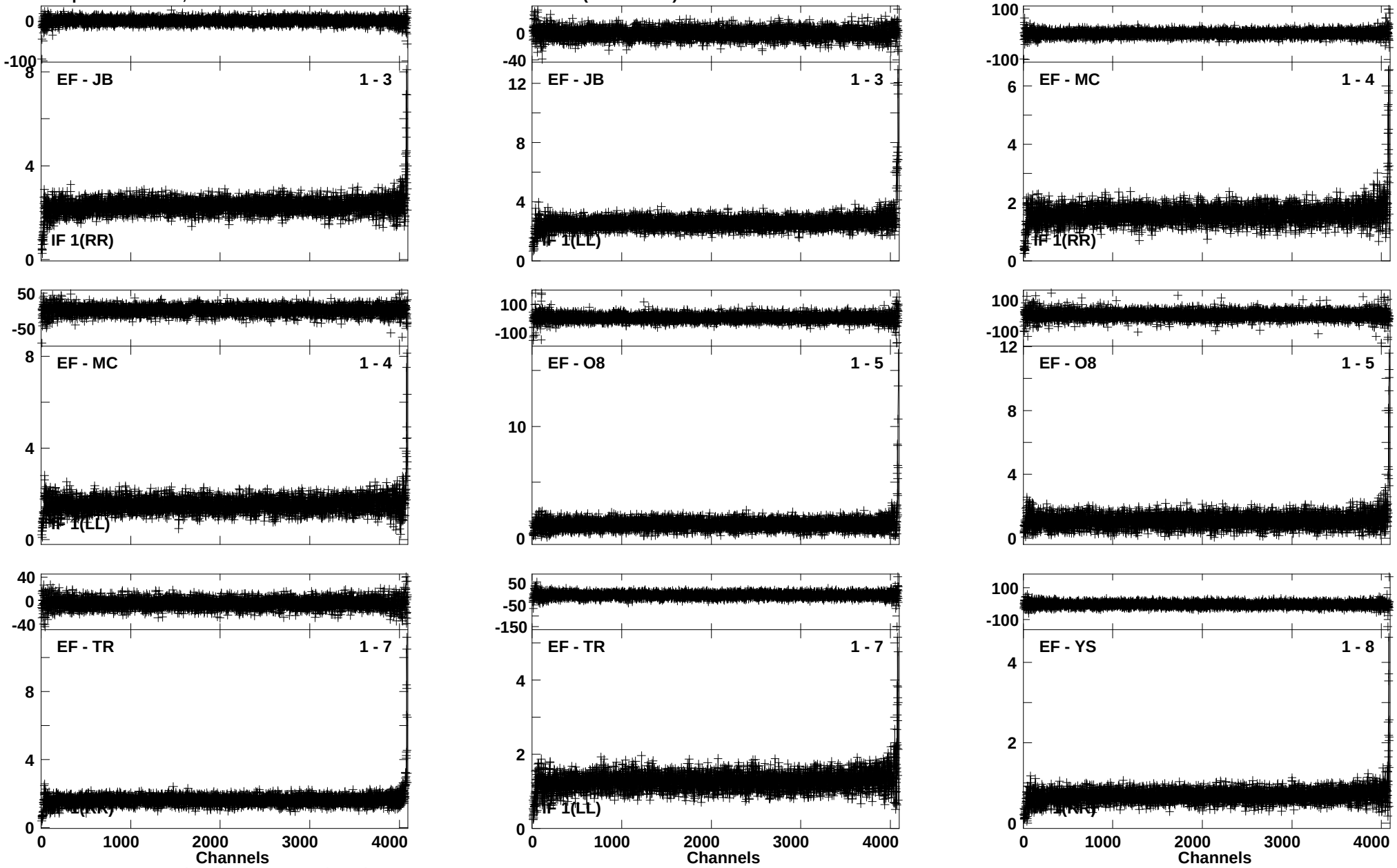

Lower frame: Ampl Jy Top frame: Phas deg
Vector averaged cross-power spectrum Baseline: EF (01) - JB (03)
Timerange: 01/03:17:39 to 01/03:25:07

Plot file version 196 created 20-MAR-2017 13:54:53
J1331+3030 EM117F 2.UVDATA.1
Freq = 6.6667 GHz, Bw = 2.000 MH Calibrated with CL # 3 and BP # 1 (BP mode 1)

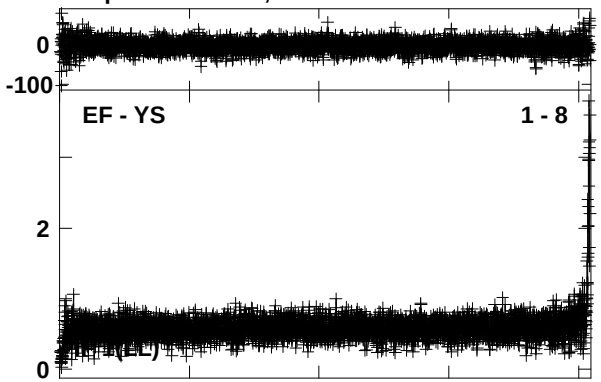

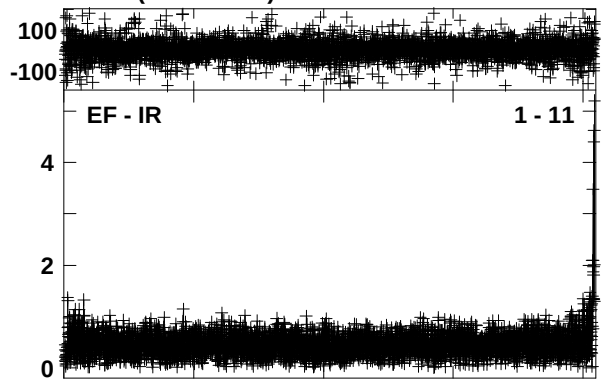

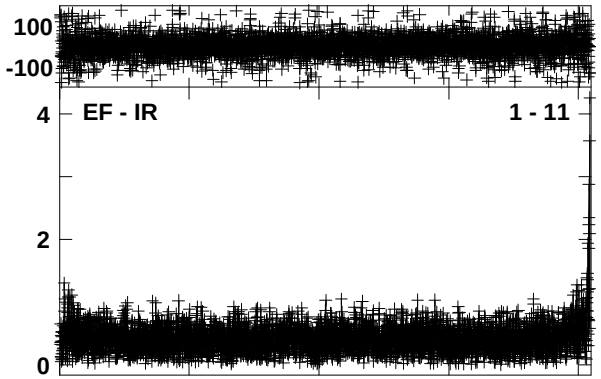

Lower frame: Ampl Jy Top frame: Phas deg
Vector averaged cross-power spectrum Baseline: EF (01) - YS (08)
Timerange: 01/03:17:39 to 01/03:25:07

Plot file version 197 created 20-MAR-2017 13:54:54
1822-173 EM117F 2.UVDATA.1
Freq = 6.6667 GHz, Bw = 2.000 MH Calibrated with CL # 3 and BP # 1 (BP mode 1)

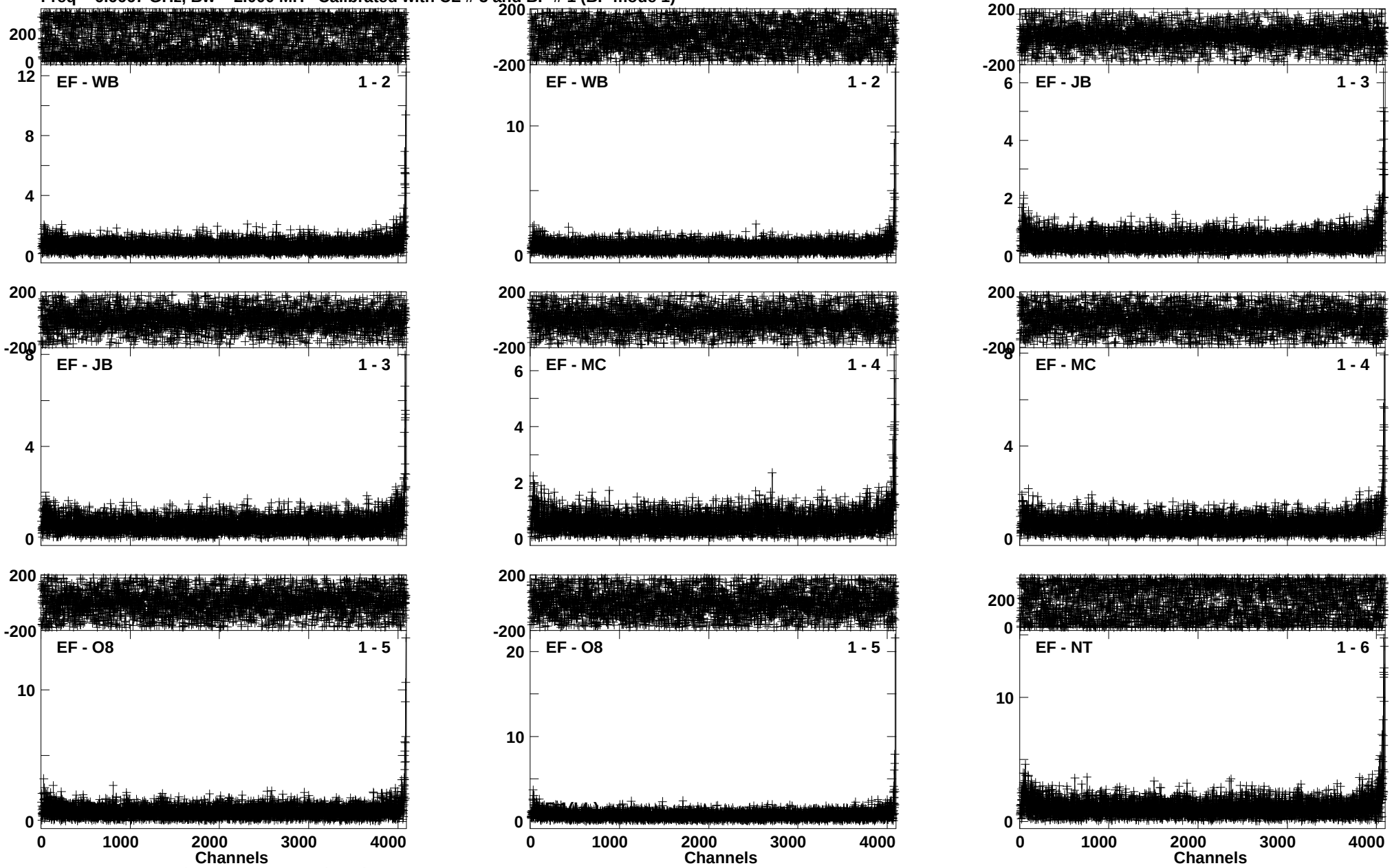

Lower frame: Ampl Jy Top frame: Phas deg
Vector averaged cross-power spectrum Baseline: EF (01) - WB (02)
Timerange: 01/03:29:59 to 01/03:32:57

Plot file version 198 created 20-MAR-2017 13:54:56
1822-173 EM117F 2.UVDATA.1
Freq = 6.6667 GHz, Bw = 2.000 MH Calibrated with CL # 3 and BP # 1 (BP mode 1)

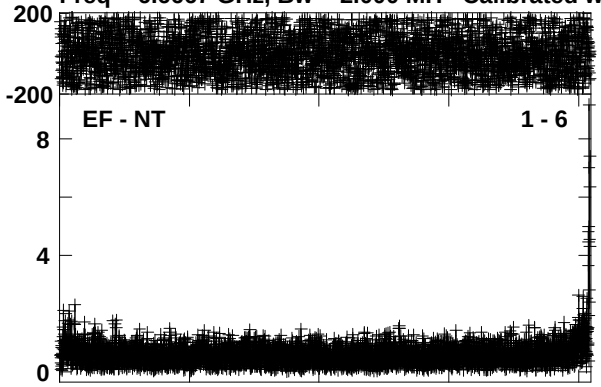

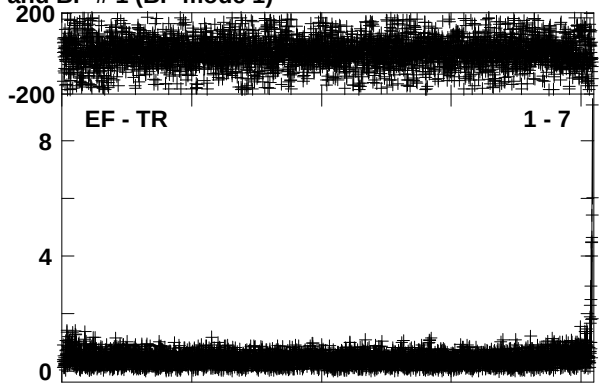



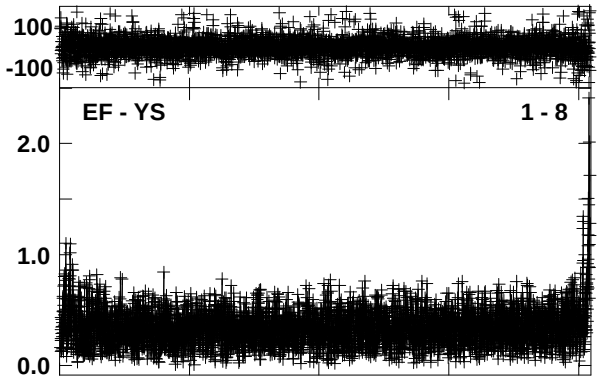

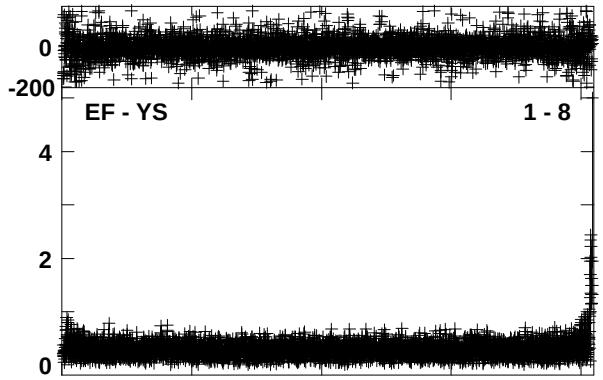

Lower frame: Ampl Jy Top frame: Phas deg
Vector averaged cross-power spectrum Baseline: EF (01) - NT (06)
Timerange: 01/03:29:59 to 01/03:32:57

Plot file version 199 created 20-MAR-2017 13:54:58
G016.58-0.05 EM117F 2.UVDATA.1
Freq = 6.6667 GHz, Bw = 2.000 MH Calibrated with CL # 3 and BP # 1 (BP mode 1)

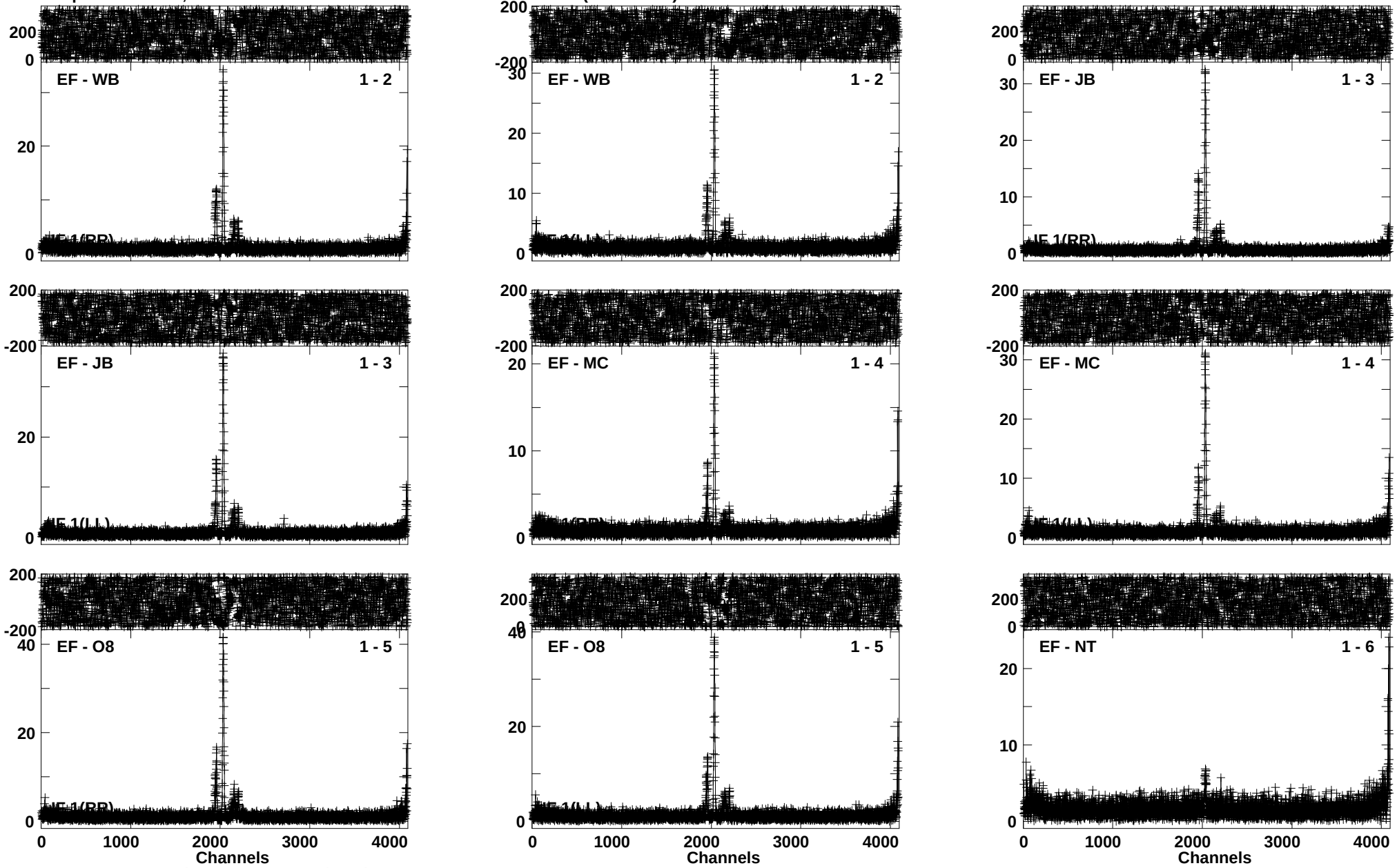

Lower frame: Ampl Jy Top frame: Phas deg
Vector averaged cross-power spectrum Baseline: EF (01) - WB (02)
Timerange: 01/03:33:01 to 01/03:34:57

Plot file version 200 created 20-MAR-2017 13:54:58
G016.58-0.05 EM117F 2.UVDATA.1
Freq = 6.6667 GHz, Bw = 2.000 MH Calibrated with CL # 3 and BP # 1 (BP mode 1)

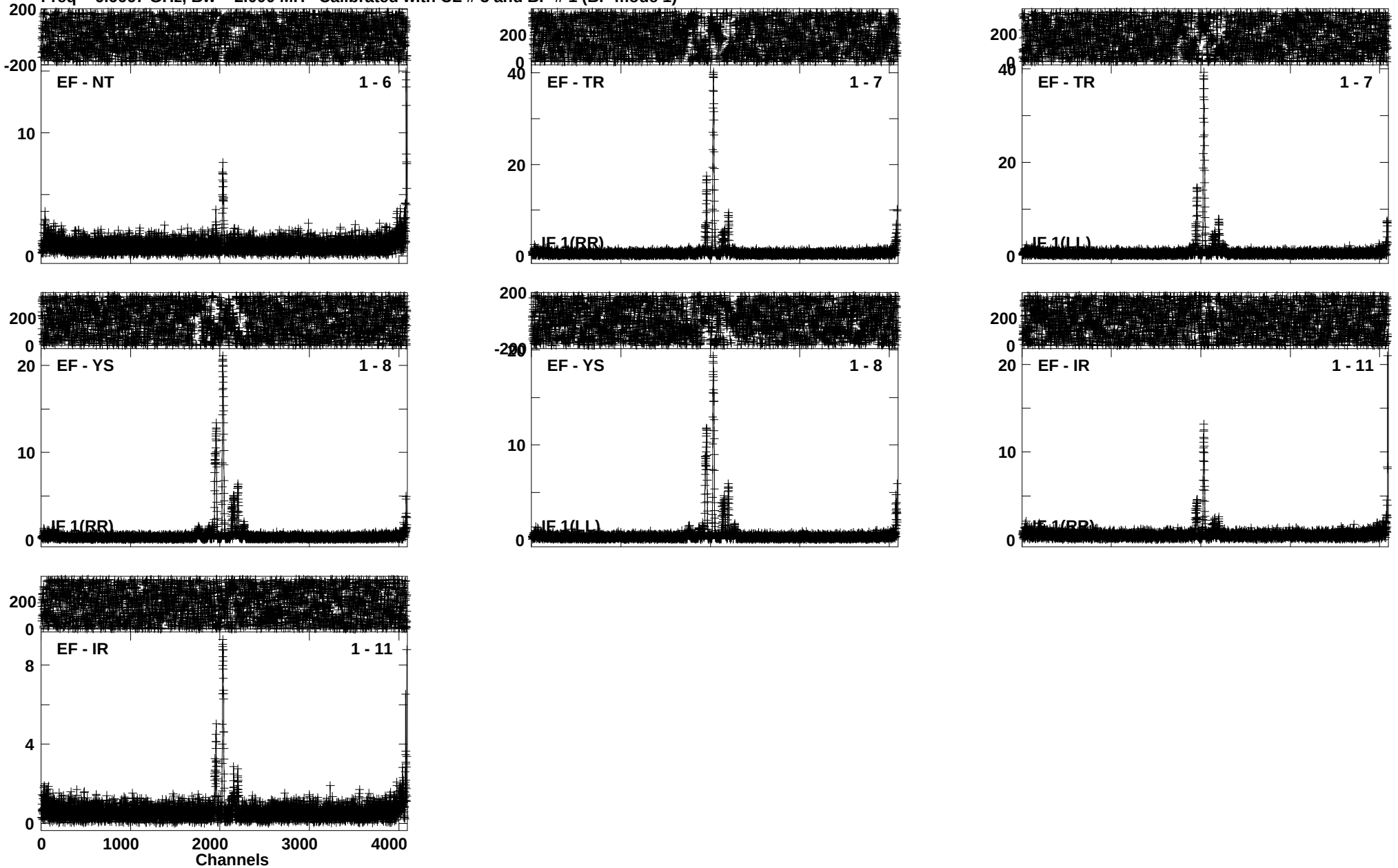

Lower frame: Ampl Jy Top frame: Phas deg
Vector averaged cross-power spectrum Baseline: EF (01) - NT (06)
Timerange: 01/03:33:01 to 01/03:34:57

Plot file version 201 created 20-MAR-2017 13:55:00
1822-173 EM117F 2.UVDATA.1
Freq = 6.6667 GHz, Bw = 2.000 MH Calibrated with CL # 3 and BP # 1 (BP mode 1)

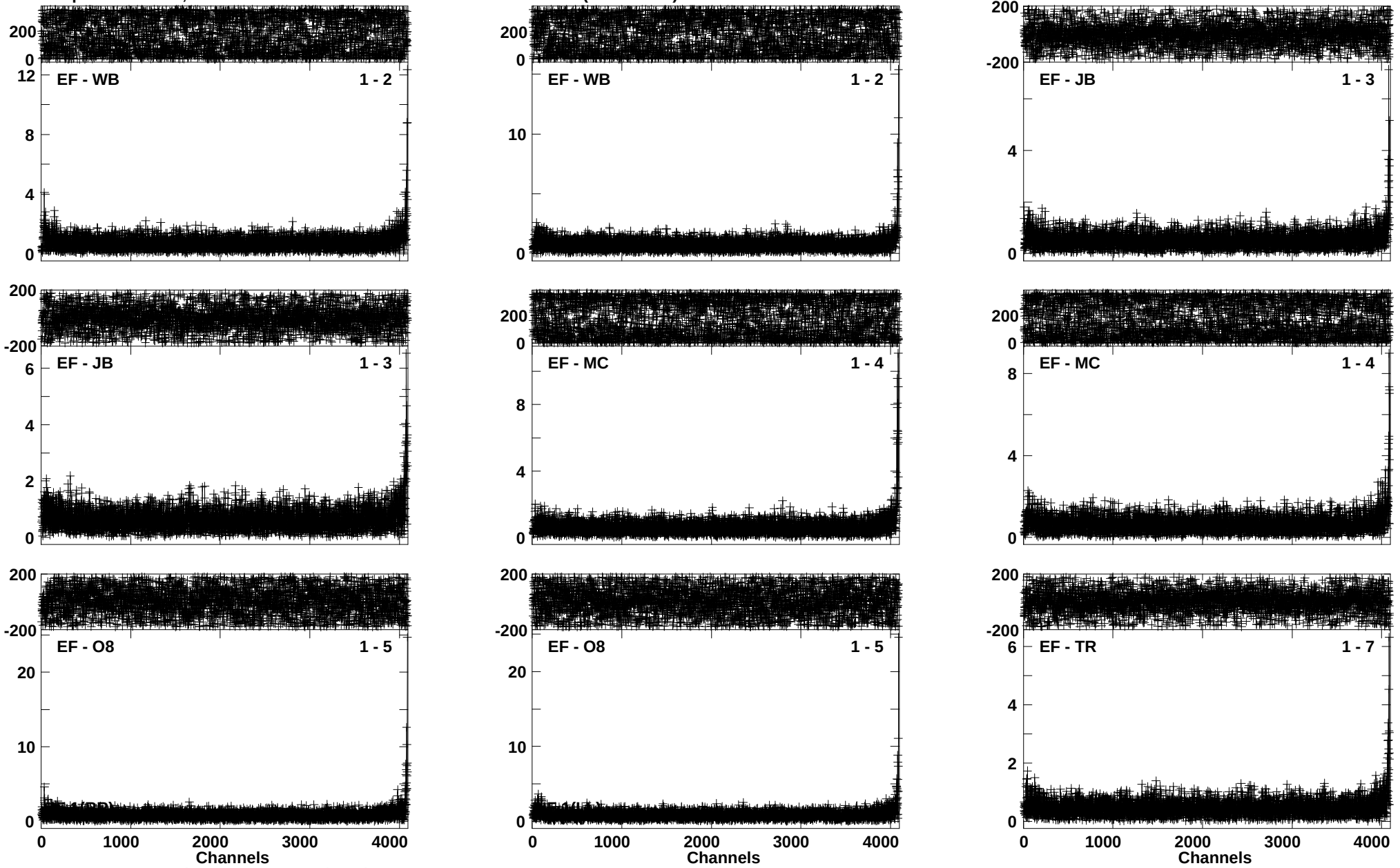

Lower frame: Ampl Jy Top frame: Phas deg
Vector averaged cross-power spectrum Baseline: EF (01) - WB (02)
Timerange: 01/03:35:07 to 01/03:37:57

Plot file version 202 created 20-MAR-2017 13:55:01
1822-173 EM117F 2.UVDATA.1
Freq = 6.6667 GHz, Bw = 2.000 MH Calibrated with CL # 3 and BP # 1 (BP mode 1)

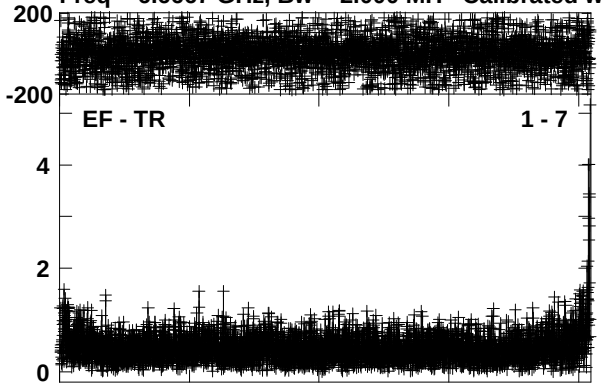

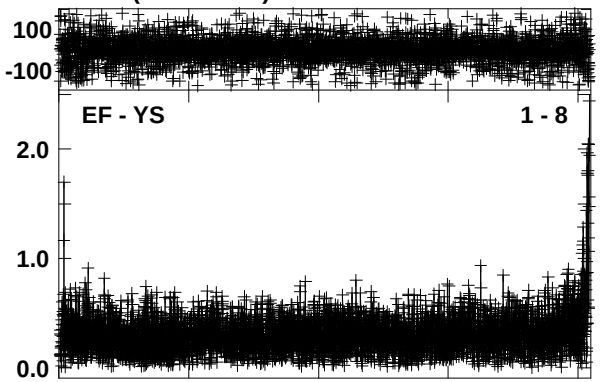

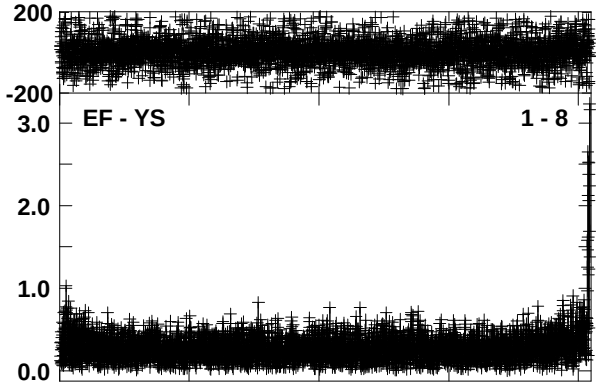

Lower frame: Ampl Jy Top frame: Phas deg
Vector averaged cross-power spectrum Baseline: EF (01) - TR (07)
Timerange: 01/03:35:07 to 01/03:37:57

Plot file version 203 created 20-MAR-2017 13:55:02
G016.58-0.05 EM117F 2.UVDATA.1
Freq = 6.6667 GHz, Bw = 2.000 MH Calibrated with CL # 3 and BP # 1 (BP mode 1)

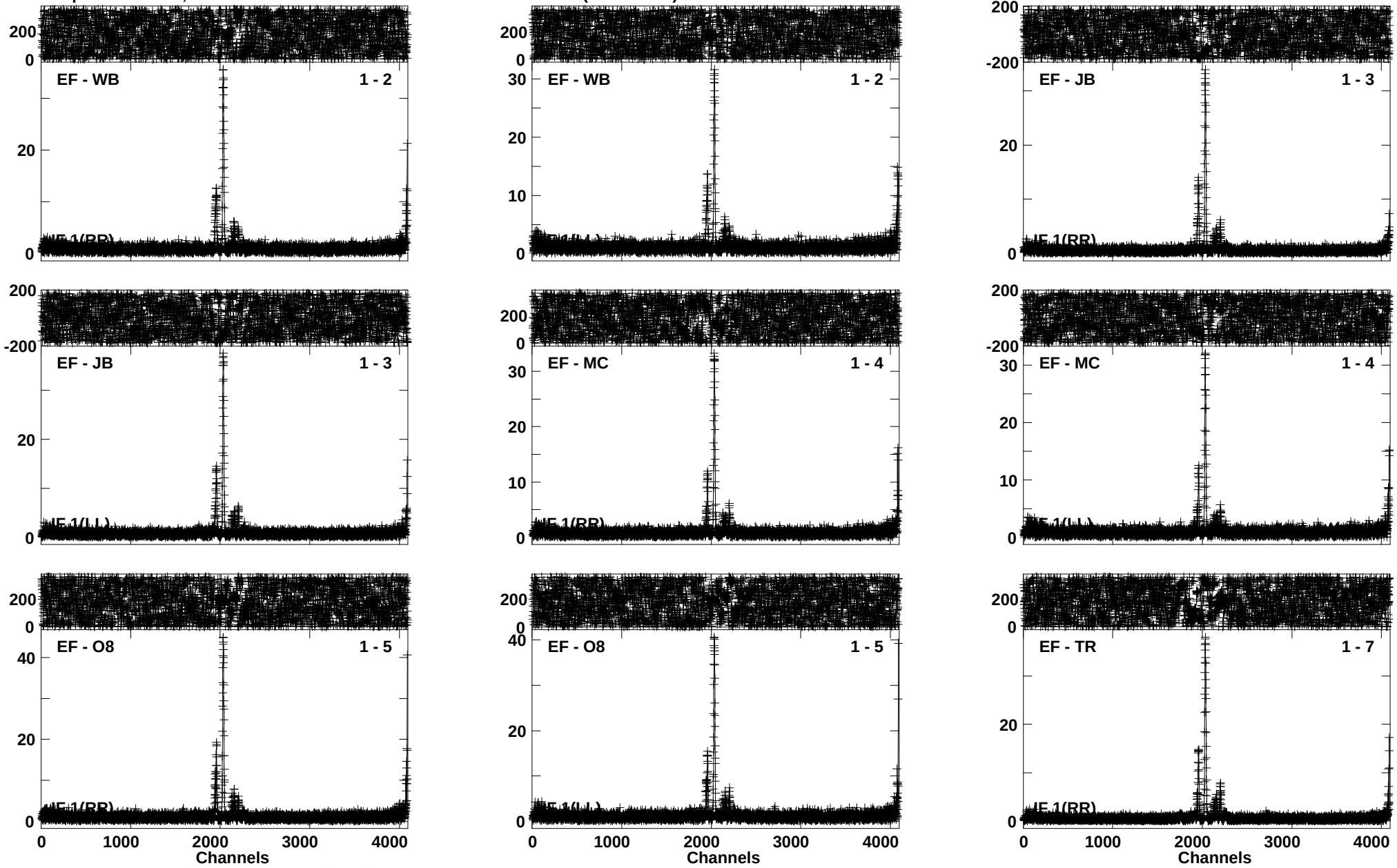

Lower frame: Ampl Jy Top frame: Phas deg
Vector averaged cross-power spectrum Baseline: EF (01) - WB (02)
Timerange: 01/03:38:07 to 01/03:39:57

Plot file version 204 created 20-MAR-2017 13:55:03
G016.58-0.05 EM117F 2.UVDATA.1
Freq = 6.6667 GHz, Bw = 2.000 MH Calibrated with CL # 3 and BP # 1 (BP mode 1)

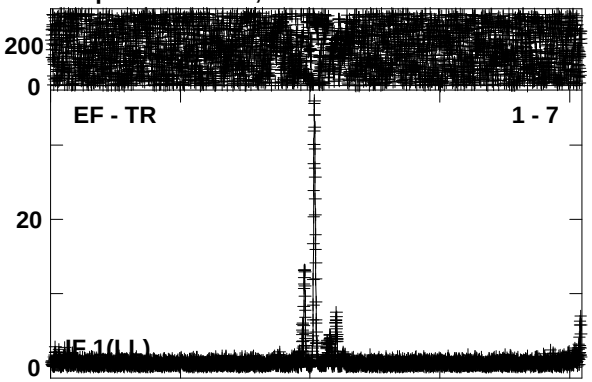

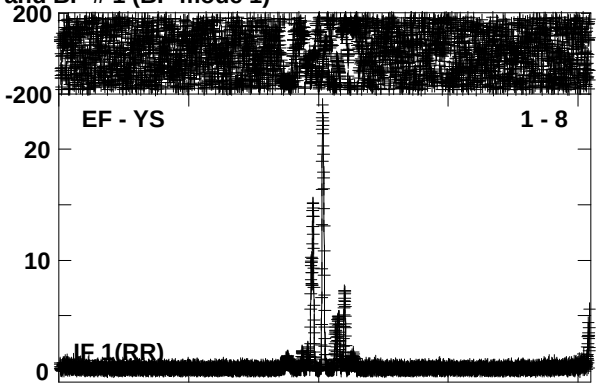

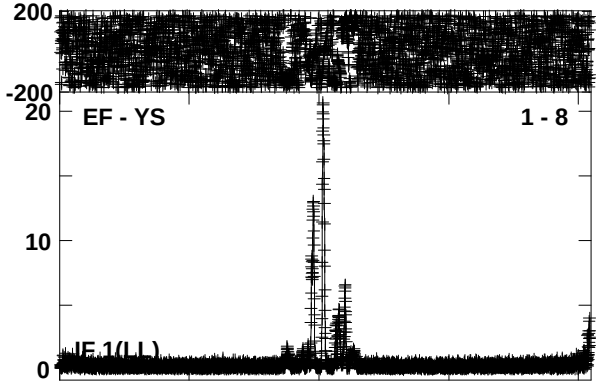

Lower frame: Ampl Jy Top frame: Phas deg
Vector averaged cross-power spectrum Baseline: EF (01) - TR (07)
Timerange: 01/03:38:07 to 01/03:39:57

Plot file version 205 created 20-MAR-2017 13:55:04
1822-173 EM117F 2.UVDATA.1
Freq = 6.6667 GHz, Bw = 2.000 MH Calibrated with CL # 3 and BP # 1 (BP mode 1)

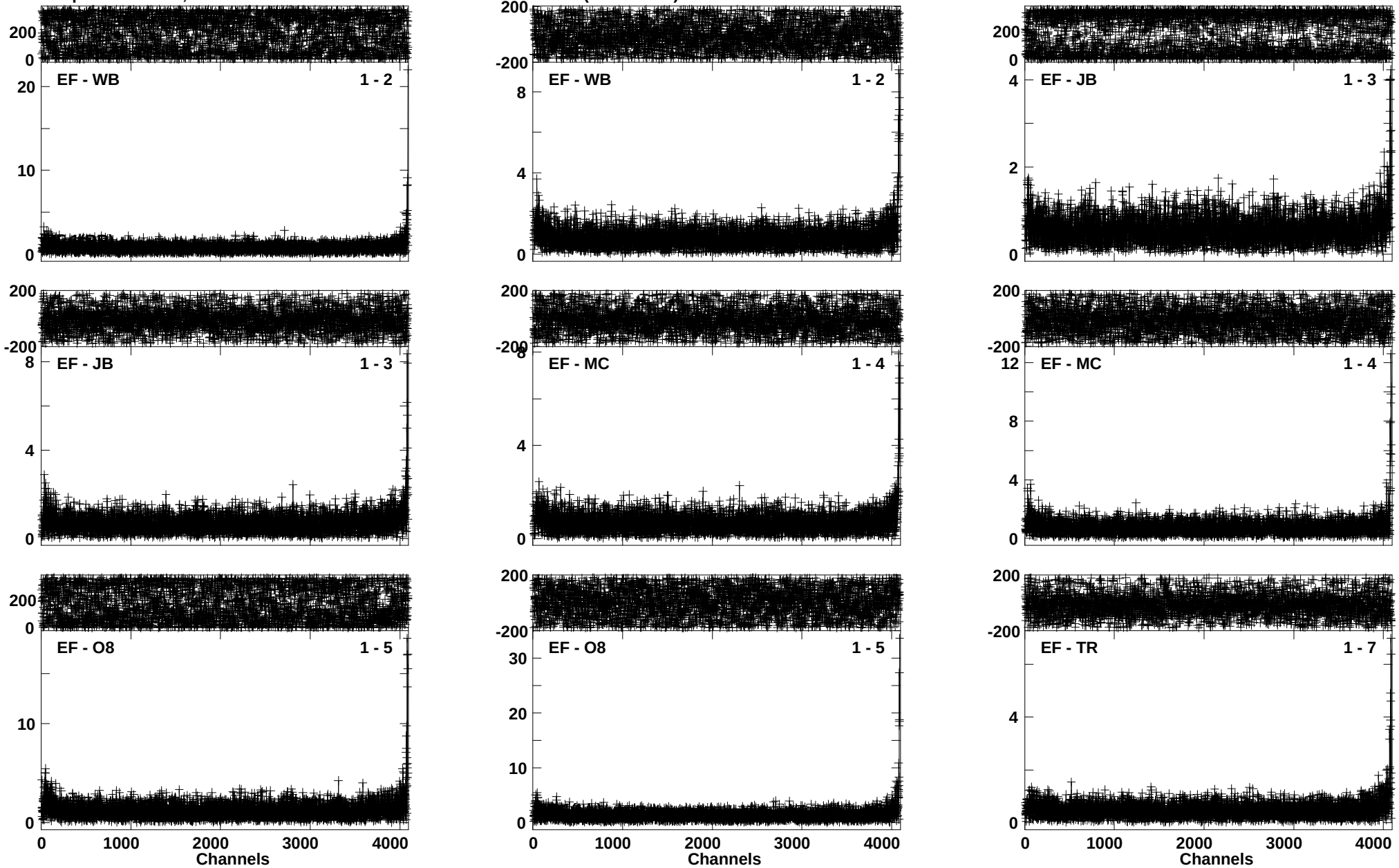

Lower frame: Ampl Jy Top frame: Phas deg
Vector averaged cross-power spectrum Baseline: EF (01) - WB (02)
Timerange: 01/03:40:07 to 01/03:42:57

Plot file version 206 created 20-MAR-2017 13:55:05
1822-173 EM117F 2.UVDATA.1
Freq = 6.6667 GHz, Bw = 2.000 MH Calibrated with CL # 3 and BP # 1 (BP mode 1)



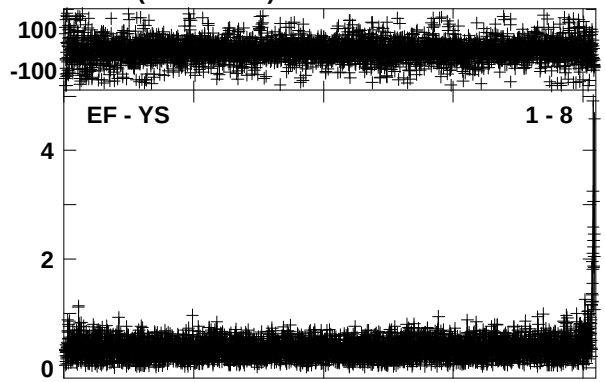

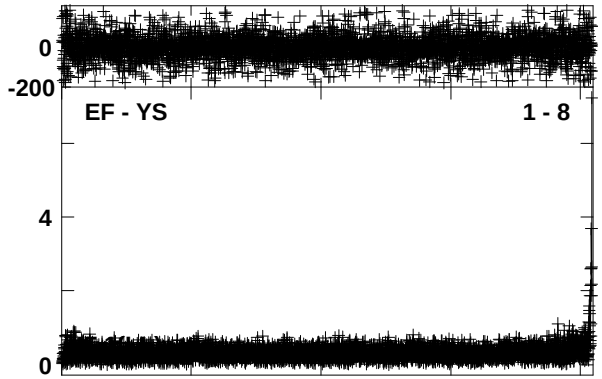

Lower frame: Ampl Jy Top frame: Phas deg
Vector averaged cross-power spectrum Baseline: EF (01) - TR (07)
Timerange: 01/03:40:07 to 01/03:42:57

Plot file version 207 created 20-MAR-2017 13:55:07
G016.58-0.05 EM117F 2.UVDATA.1
Freq = 6.6667 GHz, Bw = 2.000 MH Calibrated with CL # 3 and BP # 1 (BP mode 1)

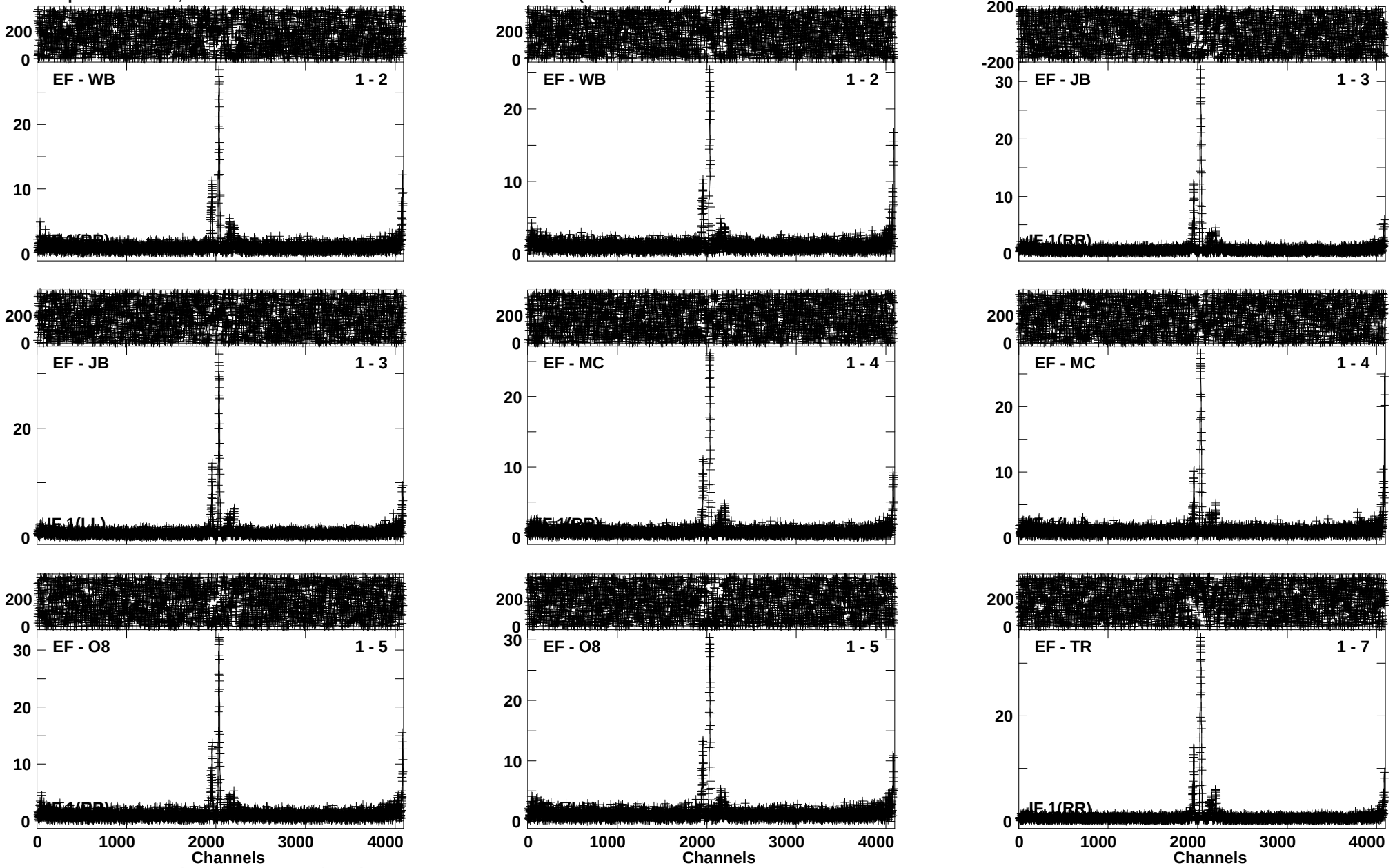

Lower frame: Ampl Jy Top frame: Phas deg
Vector averaged cross-power spectrum Baseline: EF (01) - WB (02)
Timerange: 01/03:43:07 to 01/03:44:57

Plot file version 208 created 20-MAR-2017 13:55:07
G016.58-0.05 EM117F 2.UVDATA.1
Freq = 6.6667 GHz, Bw = 2.000 MH Calibrated with CL # 3 and BP # 1 (BP mode 1)

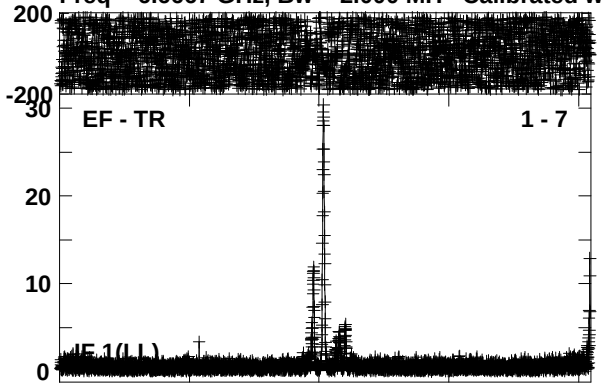

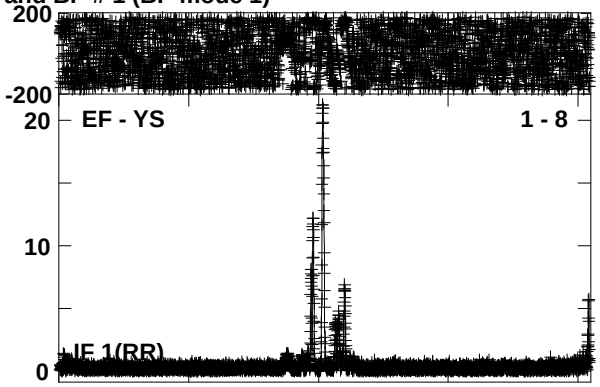

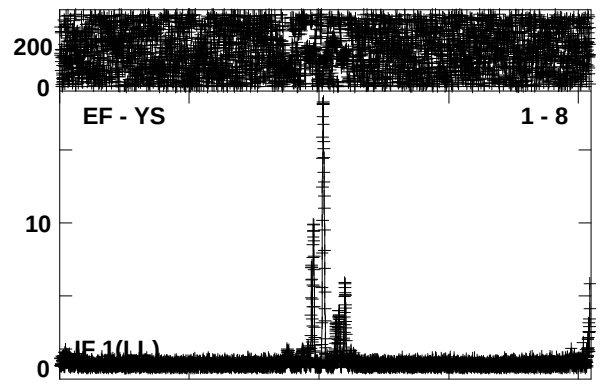

Lower frame: Ampl Jy Top frame: Phas deg
Vector averaged cross-power spectrum Baseline: EF (01) - TR (07)
Timerange: 01/03:43:07 to 01/03:44:57

Plot file version 209 created 20-MAR-2017 13:55:09
1822-173 EM117F 2.UVDATA.1
Freq = 6.6667 GHz, Bw = 2.000 MH Calibrated with CL # 3 and BP # 1 (BP mode 1)

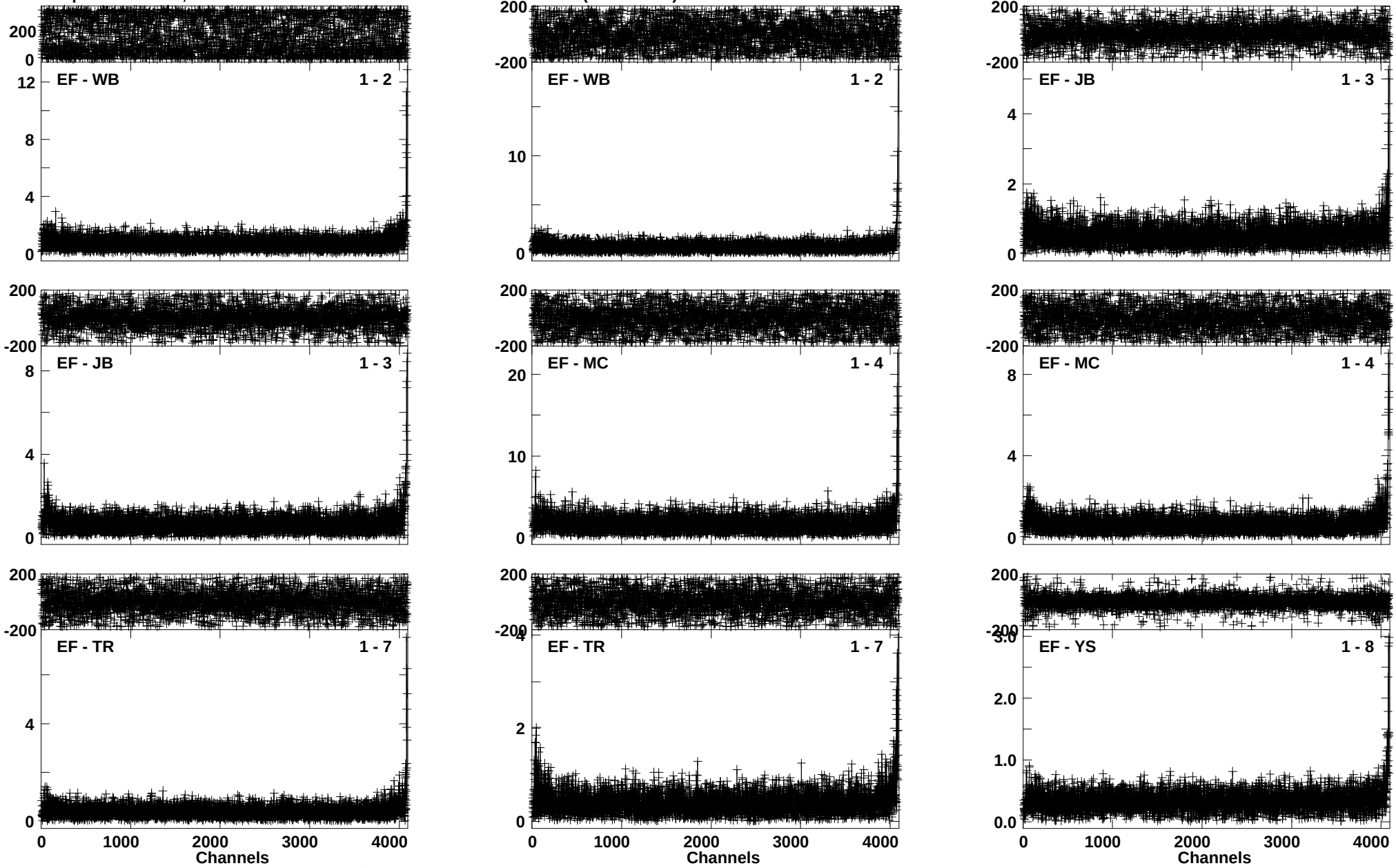

Lower frame: Ampl Jy Top frame: Phas deg
Vector averaged cross-power spectrum Baseline: EF (01) - WB (02)
Timerange: 01/03:45:39 to 01/03:48:37

Plot file version 210 created 20-MAR-2017 13:55:10
1822-173 EM117F 2.UVDATA.1
Freq = 6.6667 GHz, Bw = 2.000 MH Calibrated with CL # 3 and BP # 1 (BP mode 1)

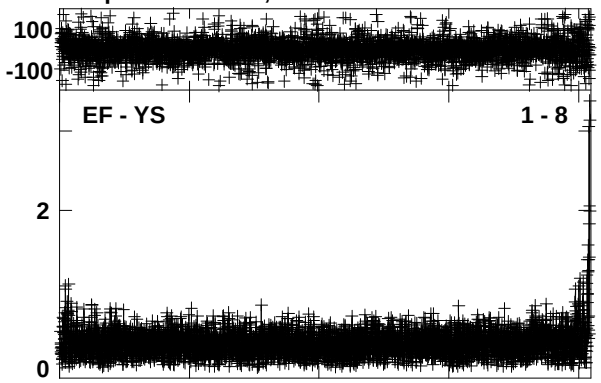

Lower frame: Ampl Jy Top frame: Phas deg
Vector averaged cross-power spectrum Baseline: EF (01) - YS (08)
Timerange: 01/03:45:39 to 01/03:48:37

Plot file version 211 created 20-MAR-2017 13:55:11
G016.58-0.05 EM117F 2.UVDATA.1
Freq = 6.6667 GHz, Bw = 2.000 MH Calibrated with CL # 3 and BP # 1 (BP mode 1)

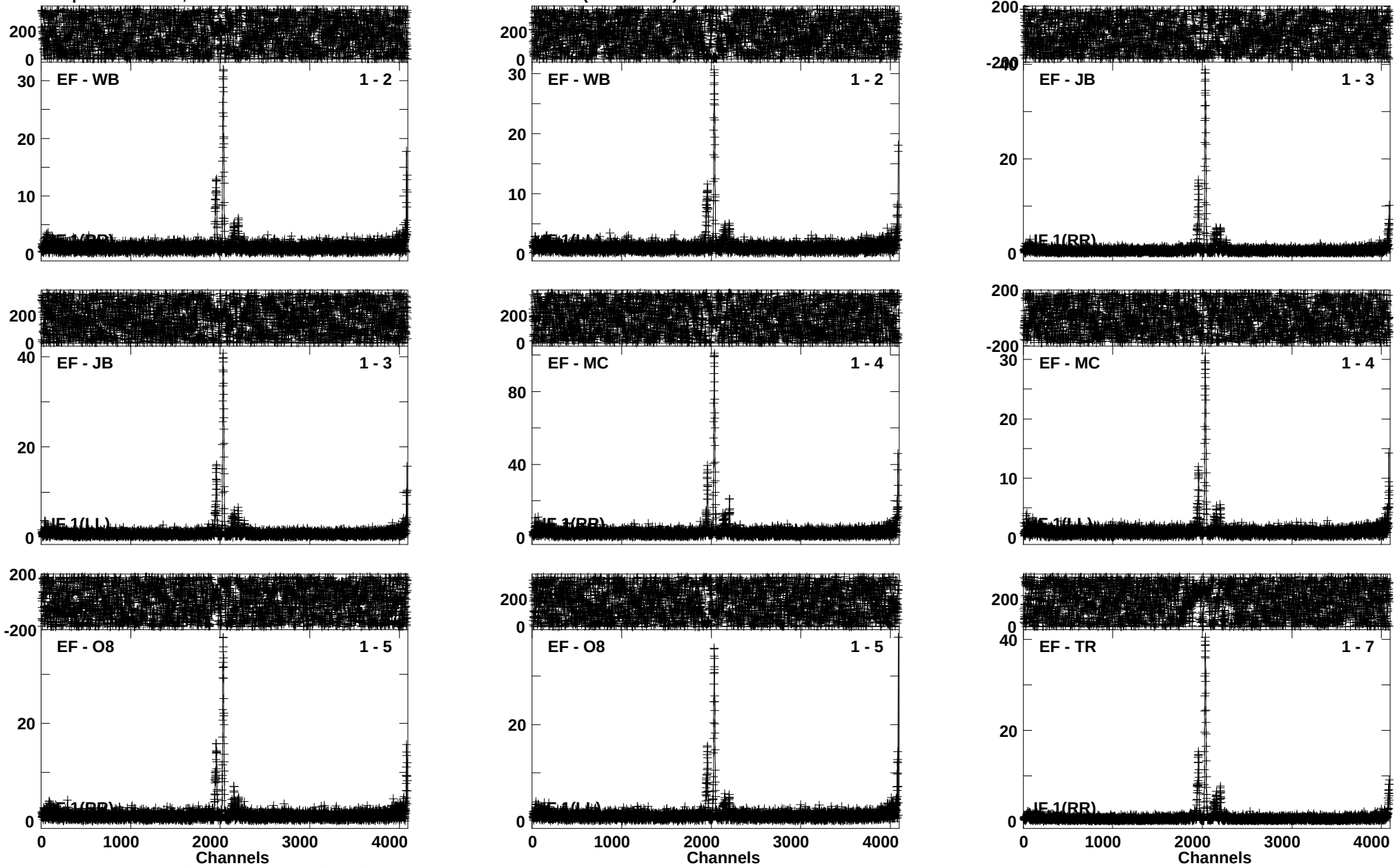

Lower frame: Ampl Jy Top frame: Phas deg
Vector averaged cross-power spectrum Baseline: EF (01) - WB (02)
Timerange: 01/03:48:47 to 01/03:50:37

Plot file version 212 created 20-MAR-2017 13:55:12
G016.58-0.05 EM117F 2.UVDATA.1
Freq = 6.6667 GHz, Bw = 2.000 MH Calibrated with CL # 3 and BP # 1 (BP mode 1)

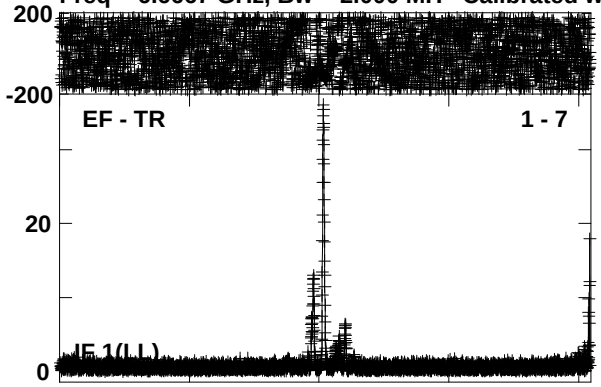

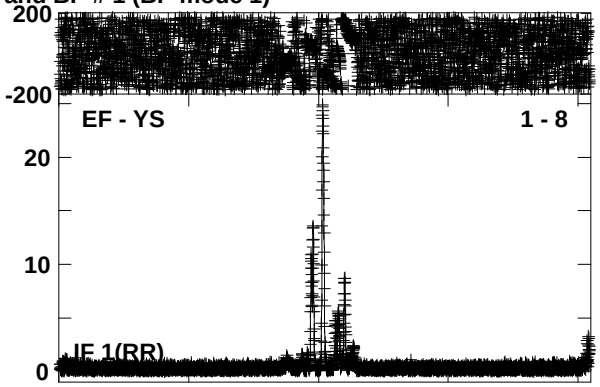

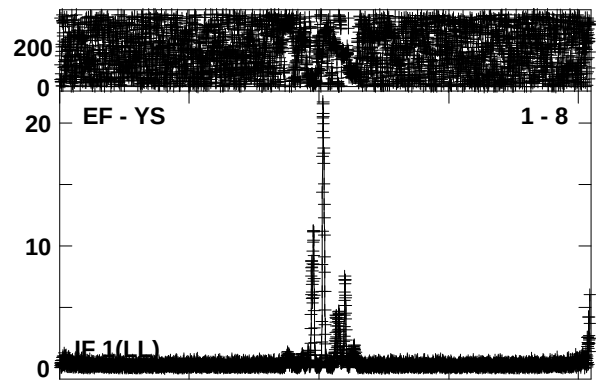

Lower frame: Ampl Jy Top frame: Phas deg
Vector averaged cross-power spectrum Baseline: EF (01) - TR (07)
Timerange: 01/03:48:47 to 01/03:50:37

Plot file version 213 created 20-MAR-2017 13:55:13
1822-173 EM117F 2.UVDATA.1
Freq = 6.6667 GHz, Bw = 2.000 MH Calibrated with CL # 3 and BP # 1 (BP mode 1)

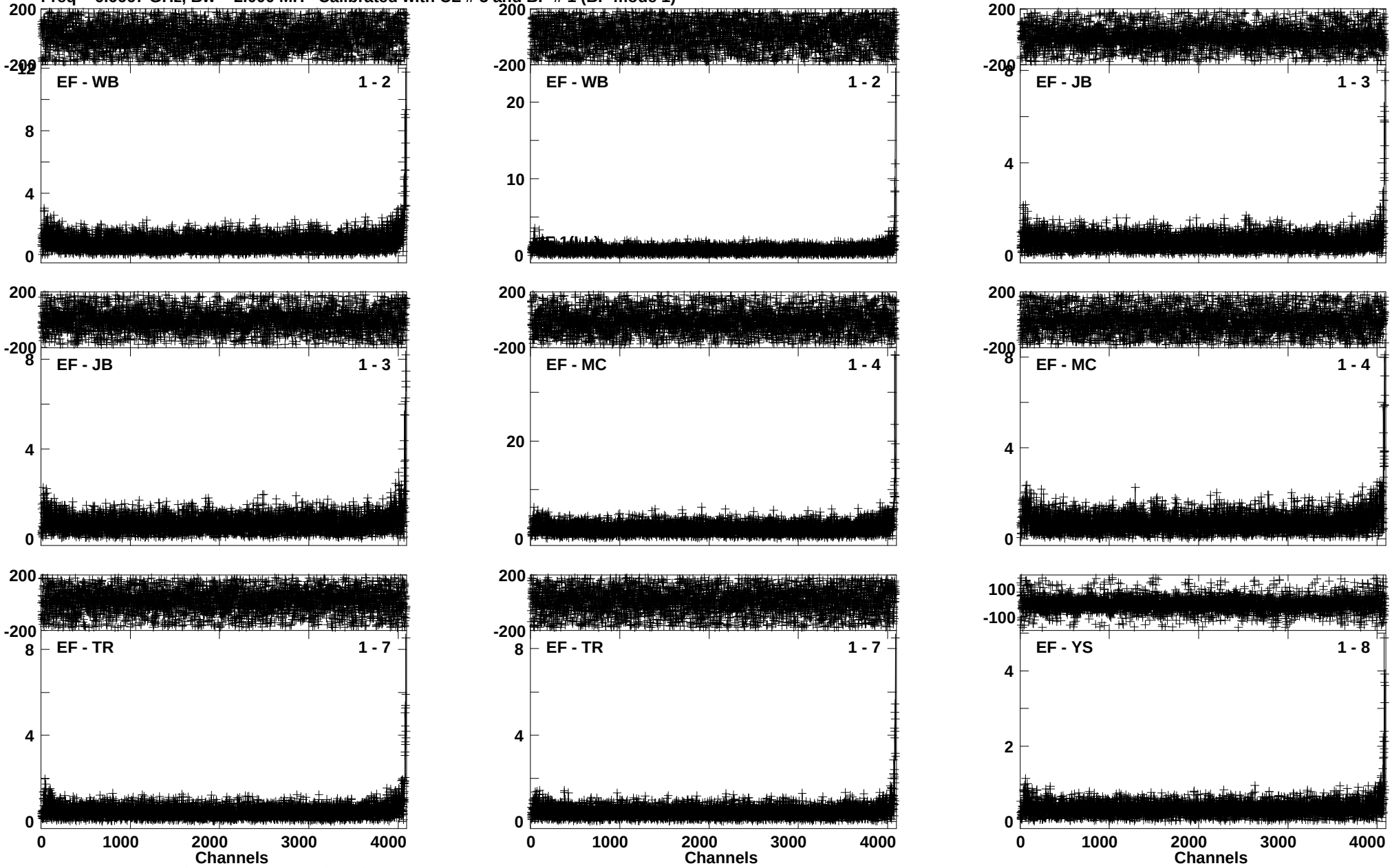

Lower frame: Ampl Jy Top frame: Phas deg
Vector averaged cross-power spectrum Baseline: EF (01) - WB (02)
Timerange: 01/03:50:47 to 01/03:53:37

Plot file version 214 created 20-MAR-2017 13:55:14
1822-173 EM117F 2.UVDATA.1
Freq = 6.6667 GHz, Bw = 2.000 MH Calibrated with CL # 3 and BP # 1 (BP mode 1)

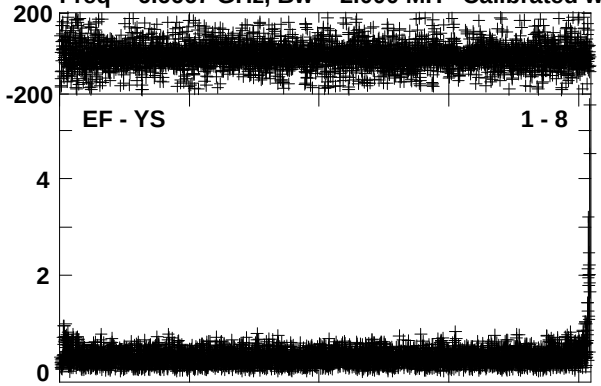

Lower frame: Ampl Jy Top frame: Phas deg
Vector averaged cross-power spectrum Baseline: EF (01) - YS (08)
Timerange: 01/03:50:47 to 01/03:53:37

Plot file version 215 created 20-MAR-2017 13:55:16
G016.58-0.05 EM117F 2.UVDATA.1
Freq = 6.6667 GHz, Bw = 2.000 MH Calibrated with CL # 3 and BP # 1 (BP mode 1)

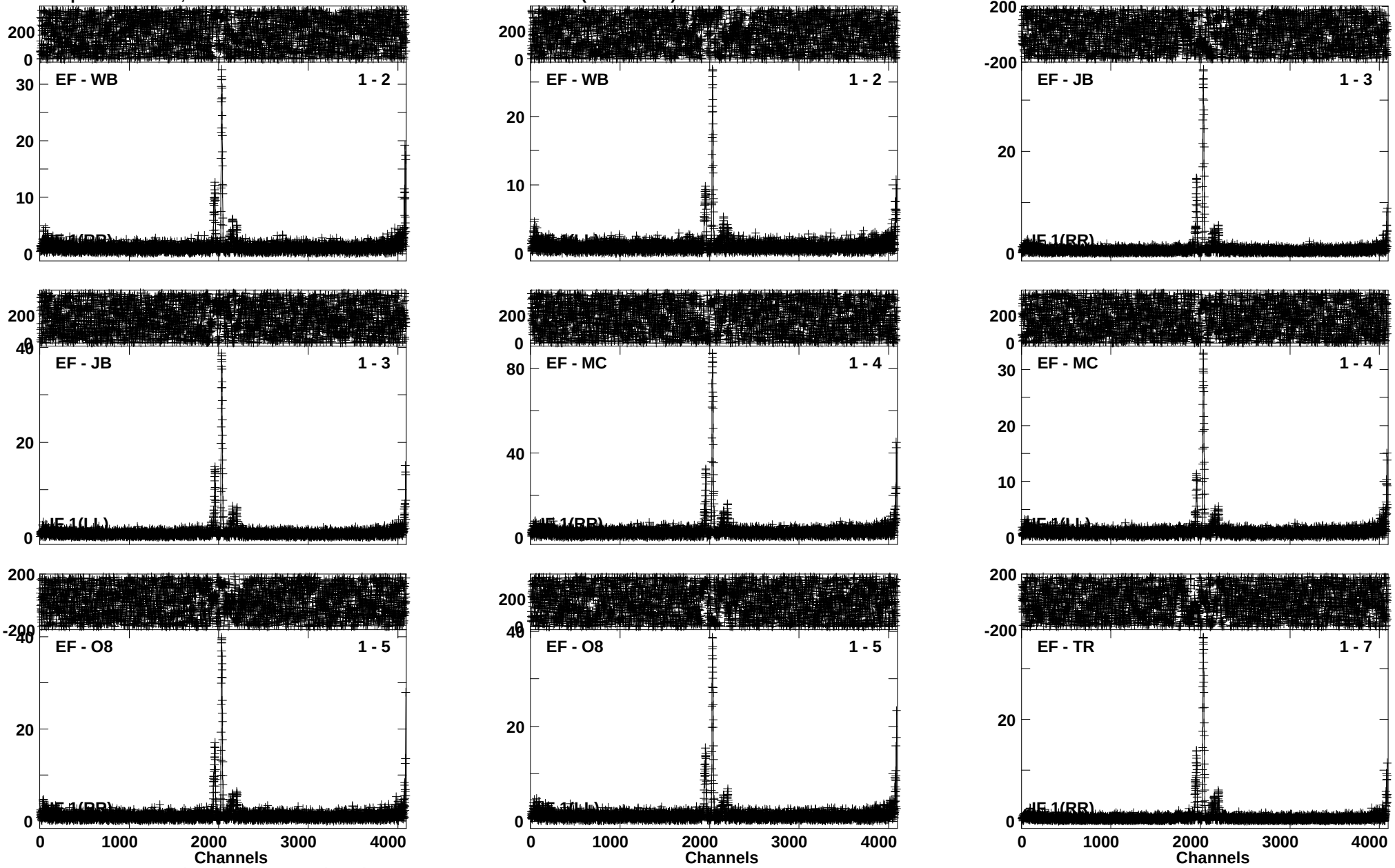

Lower frame: Ampl Jy Top frame: Phas deg
Vector averaged cross-power spectrum Baseline: EF (01) - WB (02)
Timerange: 01/03:53:47 to 01/03:55:37

Plot file version 216 created 20-MAR-2017 13:55:16
G016.58-0.05 EM117F 2.UVDATA.1
Freq = 6.6667 GHz, Bw = 2.000 MH Calibrated with CL # 3 and BP # 1 (BP mode 1)

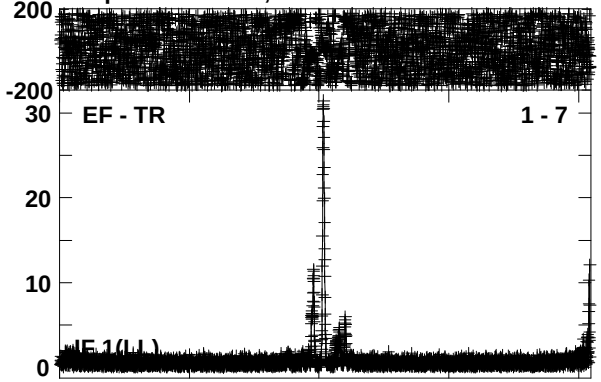

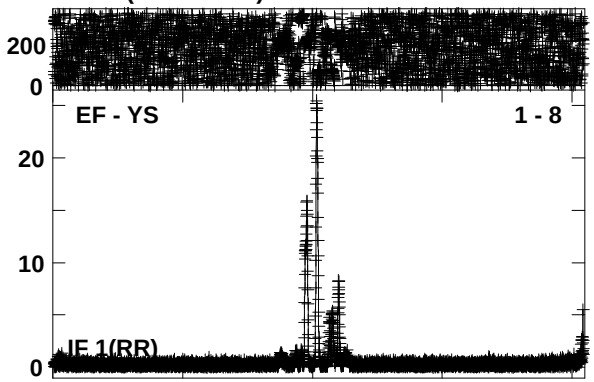

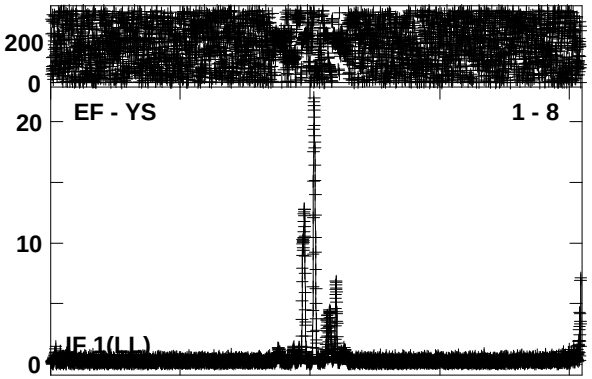

Lower frame: Ampl Jy Top frame: Phas deg
Vector averaged cross-power spectrum Baseline: EF (01) - TR (07)
Timerange: 01/03:53:47 to 01/03:55:37

Plot file version 217 created 20-MAR-2017 13:55:17
1822-173 EM117F 2.UVDATA.1
Freq = 6.6667 GHz, Bw = 2.000 MH Calibrated with CL # 3 and BP # 1 (BP mode 1)

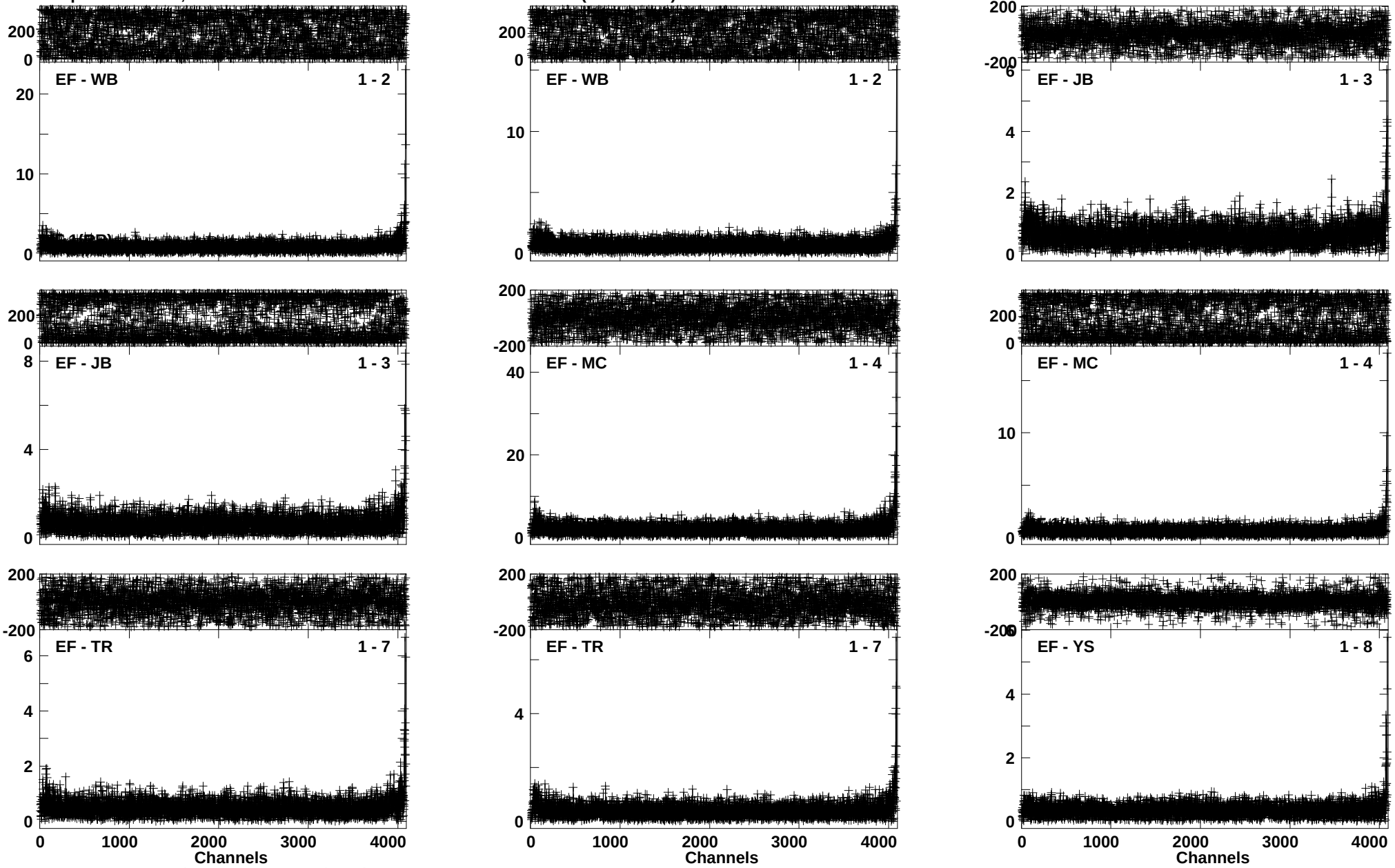

Lower frame: Ampl Jy Top frame: Phas deg
Vector averaged cross-power spectrum Baseline: EF (01) - WB (02)
Timerange: 01/03:55:47 to 01/03:58:37

Plot file version 218 created 20-MAR-2017 13:55:19
1822-173 EM117F 2.UVDATA.1
Freq = 6.6667 GHz, Bw = 2.000 MH Calibrated with CL # 3 and BP # 1 (BP mode 1)

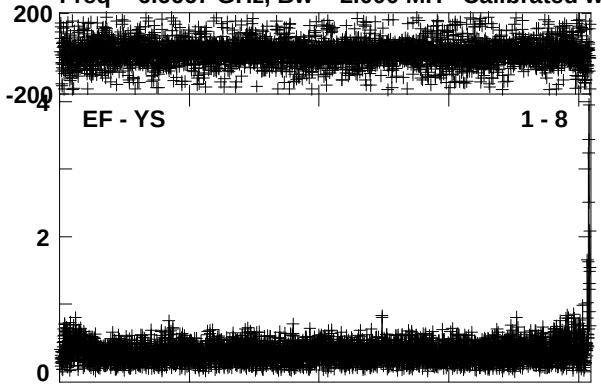

Lower frame: Ampl Jy Top frame: Phas deg
Vector averaged cross-power spectrum Baseline: EF (01) - YS (08)
Timerange: 01/03:55:47 to 01/03:58:37

Plot file version 219 created 20-MAR-2017 13:55:20
G016.58-0.05 EM117F 2.UVDATA.1
Freq = 6.6667 GHz, Bw = 2.000 MH Calibrated with CL # 3 and BP # 1 (BP mode 1)

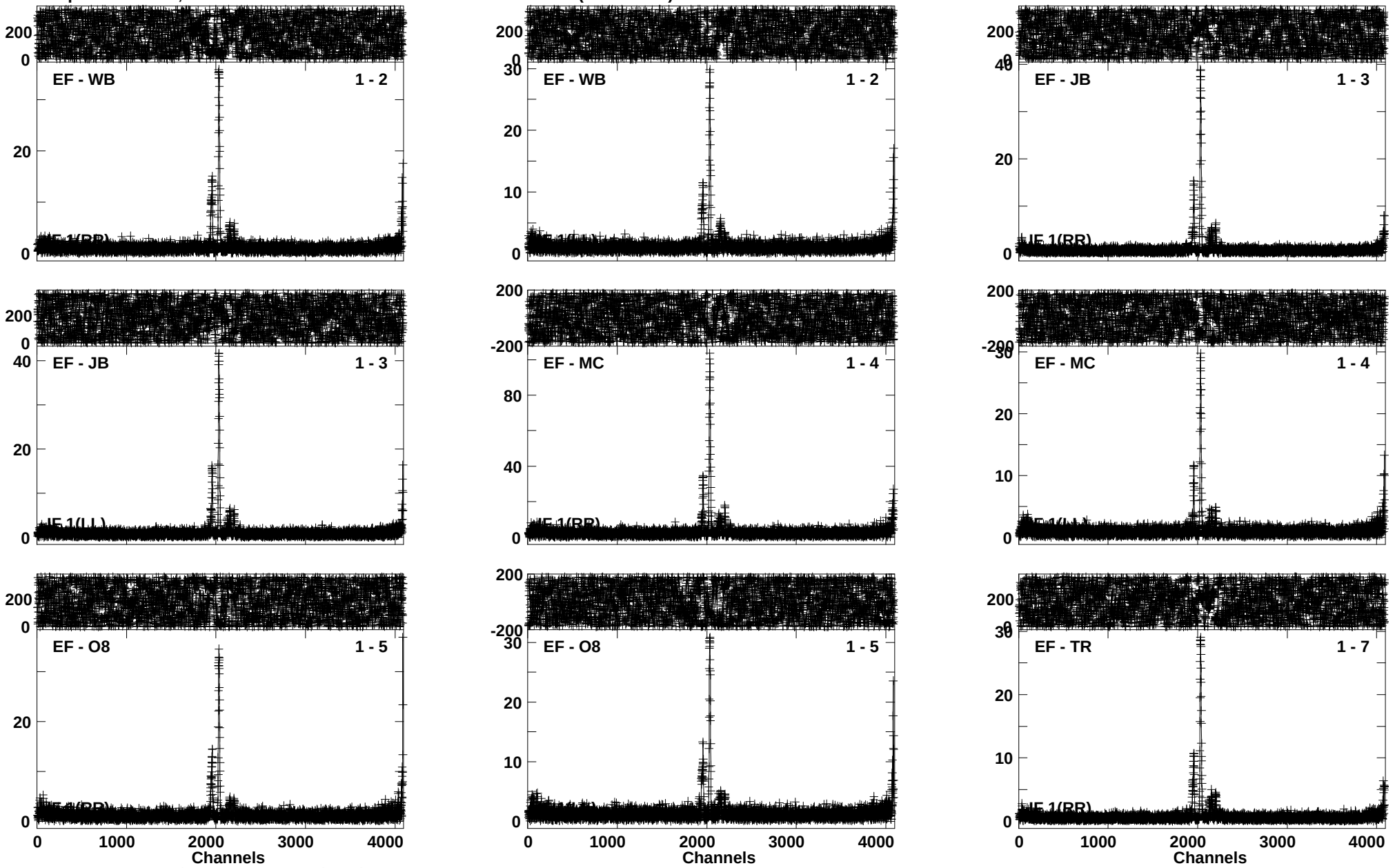

Lower frame: Ampl Jy Top frame: Phas deg
Vector averaged cross-power spectrum Baseline: EF (01) - WB (02)
Timerange: 01/03:58:47 to 01/04:00:37

Plot file version 220 created 20-MAR-2017 13:55:21
G016.58-0.05 EM117F 2.UVDATA.1
Freq = 6.6667 GHz, Bw = 2.000 MH Calibrated with CL # 3 and BP # 1 (BP mode 1)

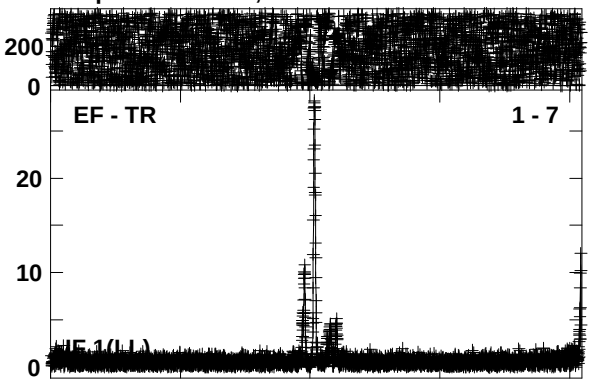

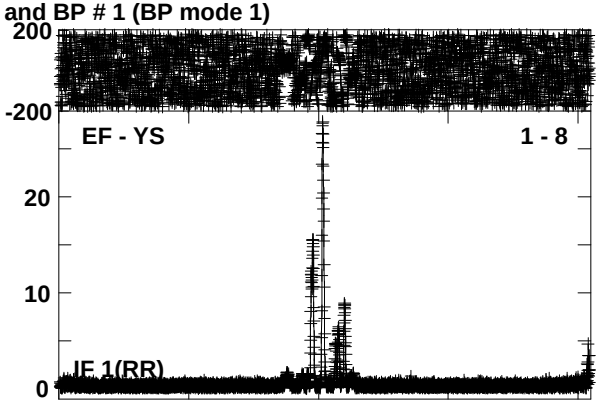

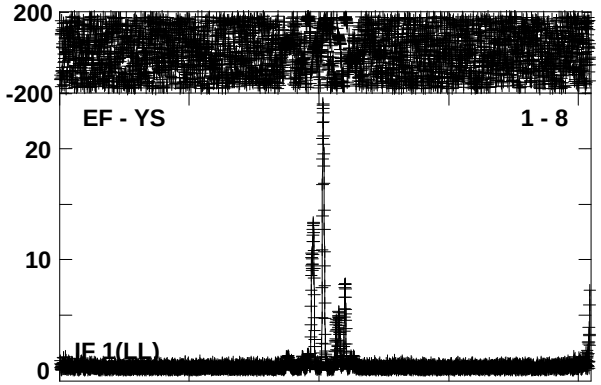

Lower frame: Ampl Jy Top frame: Phas deg
Vector averaged cross-power spectrum Baseline: EF (01) - TR (07)
Timerange: 01/03:58:47 to 01/04:00:37

Plot file version 221 created 20-MAR-2017 13:55:22
1822-173 EM117F 2.UVDATA.1
Freq = 6.6667 GHz, Bw = 2.000 MH Calibrated with CL # 3 and BP # 1 (BP mode 1)

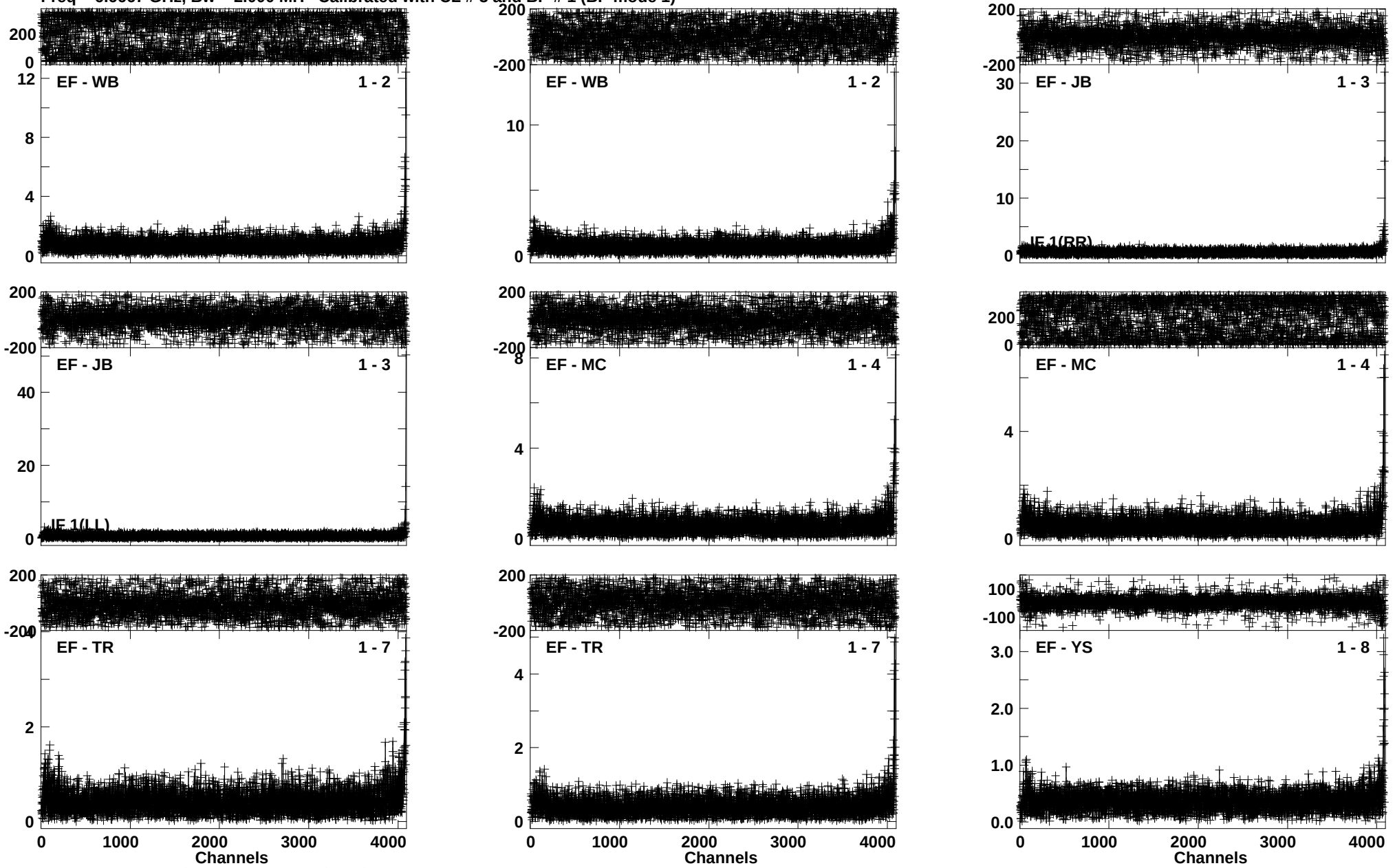

Lower frame: Ampl Jy Top frame: Phas deg
Vector averaged cross-power spectrum Baseline: EF (01) - WB (02)
Timerange: 01/04:01:19 to 01/04:04:17

Plot file version 222 created 20-MAR-2017 13:55:23
1822-173 EM117F 2.UVDATA.1
Freq = 6.6667 GHz, Bw = 2.000 MH Calibrated with CL # 3 and BP # 1 (BP mode 1)

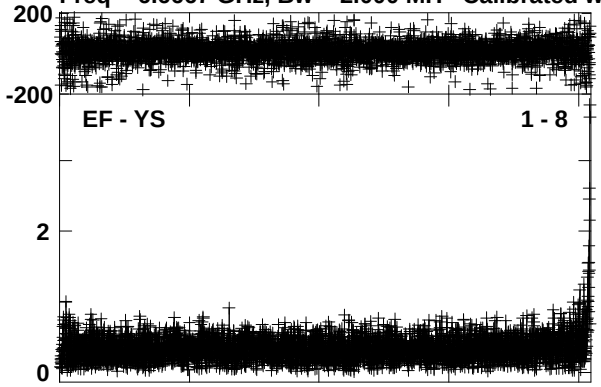

Lower frame: Ampl Jy Top frame: Phas deg
Vector averaged cross-power spectrum Baseline: EF (01) - YS (08)
Timerange: 01/04:01:19 to 01/04:04:17

Plot file version 223 created 20-MAR-2017 13:55:24
G016.58-0.05 EM117F 2.UVDATA.1
Freq = 6.6667 GHz, Bw = 2.000 MH Calibrated with CL # 3 and BP # 1 (BP mode 1)

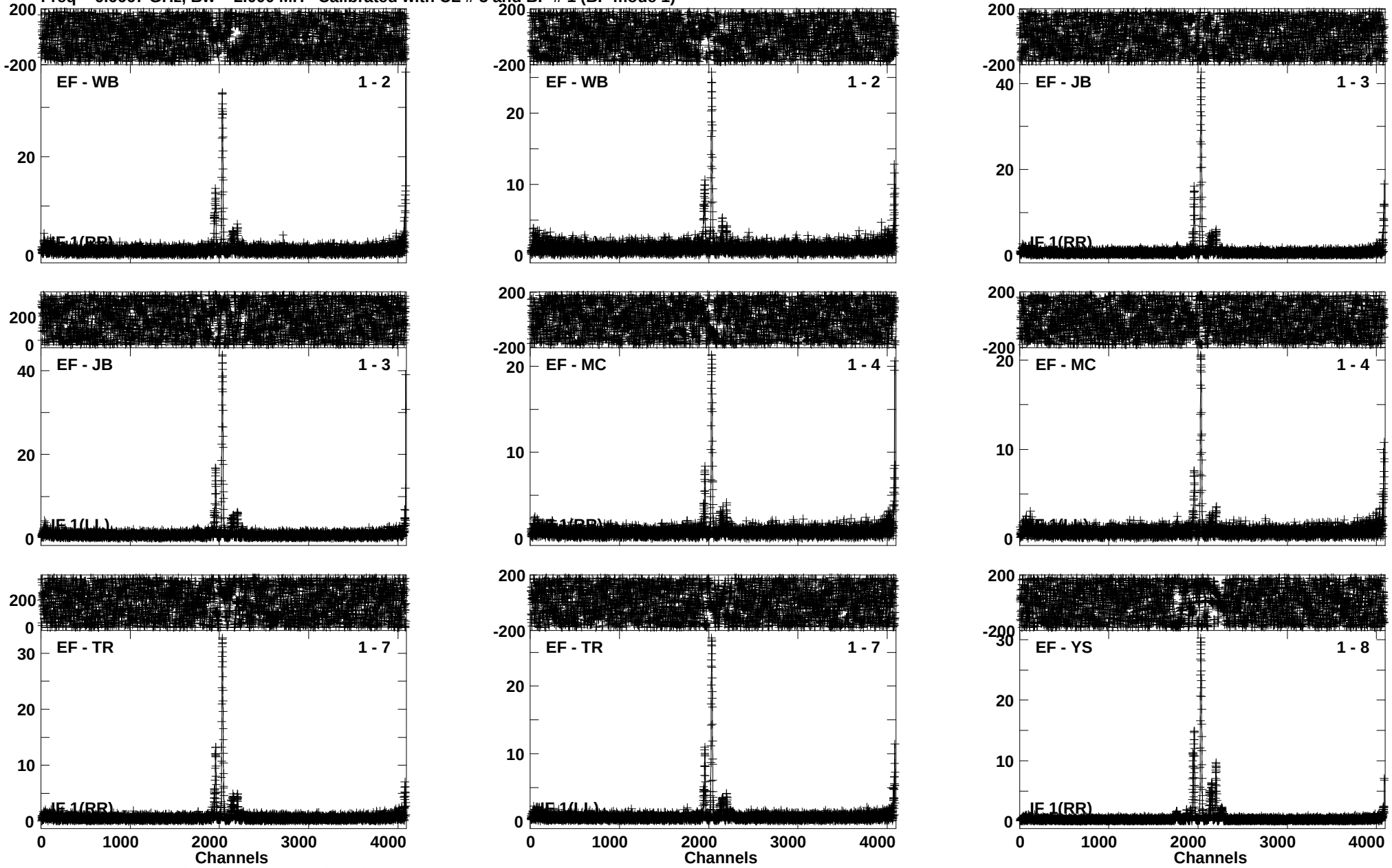

Lower frame: Ampl Jy Top frame: Phas deg
Vector averaged cross-power spectrum Baseline: EF (01) - WB (02)
Timerange: 01/04:04:27 to 01/04:06:17

Plot file version 224 created 20-MAR-2017 13:55:25
G016.58-0.05 EM117F 2.UVDATA.1
Freq = 6.6667 GHz, Bw = 2.000 MH Calibrated with CL # 3 and BP # 1 (BP mode 1)

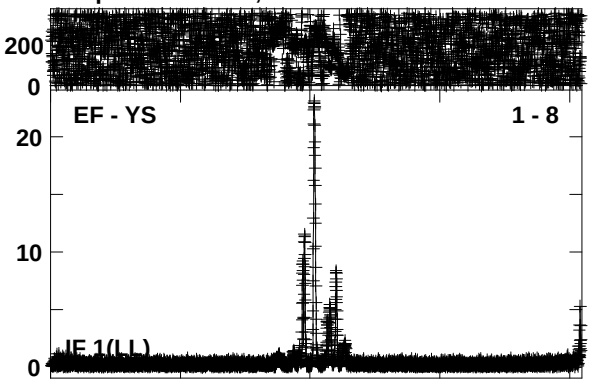

Lower frame: Ampl Jy Top frame: Phas deg
Vector averaged cross-power spectrum Baseline: EF (01) - YS (08)
Timerange: 01/04:04:27 to 01/04:06:17

Plot file version 225 created 20-MAR-2017 13:55:26
1822-173 EM117F 2.UVDATA.1
Freq = 6.6667 GHz, Bw = 2.000 MH Calibrated with CL # 3 and BP # 1 (BP mode 1)

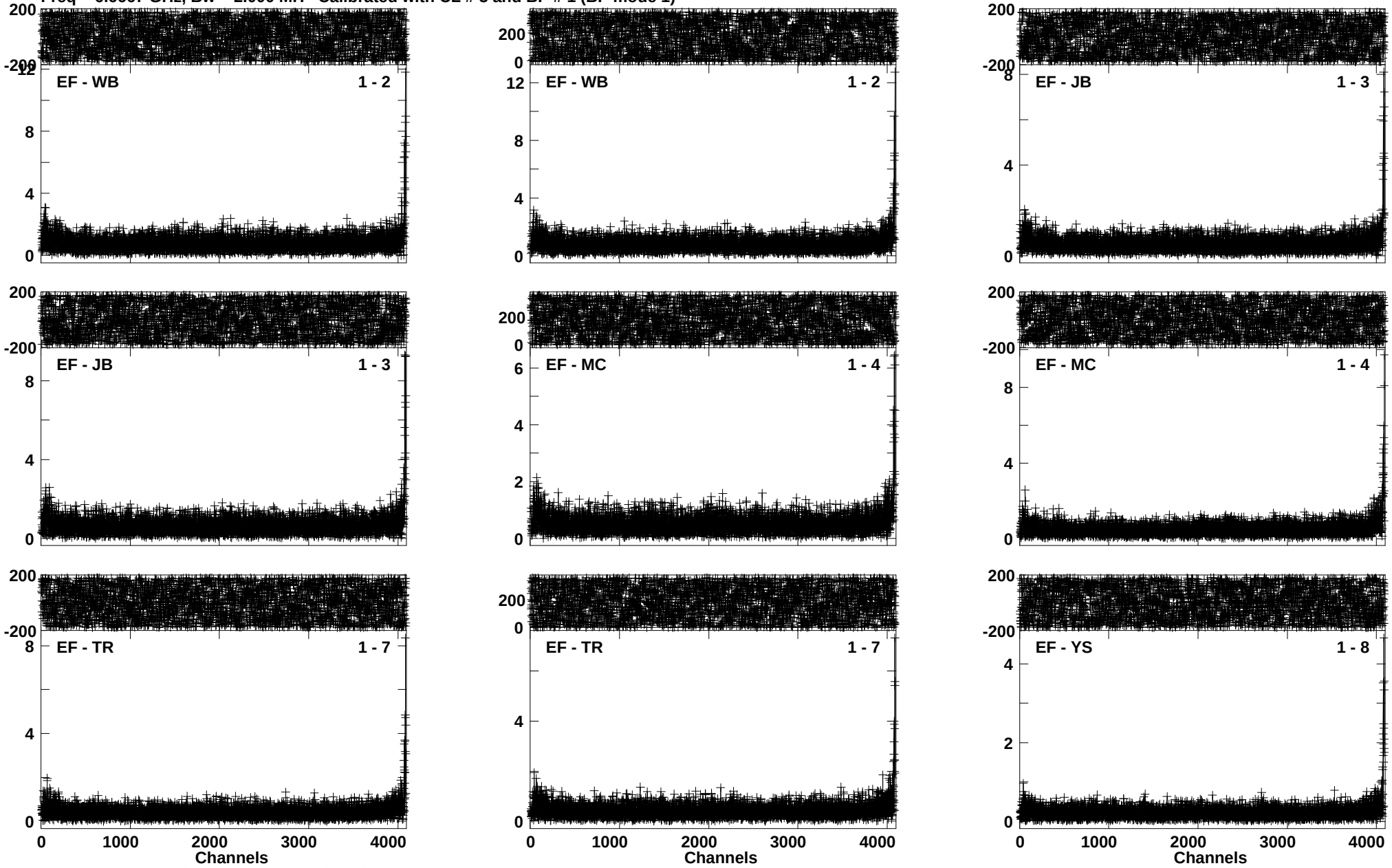

Lower frame: Ampl Jy Top frame: Phas deg
Vector averaged cross-power spectrum Baseline: EF (01) - WB (02)
Timerange: 01/04:06:27 to 01/04:09:17

Plot file version 226 created 20-MAR-2017 13:55:28
1822-173 EM117F 2.UVDATA.1
Freq = 6.6667 GHz, Bw = 2.000 MH Calibrated with CL # 3 and BP # 1 (BP mode 1)



Lower frame: Ampl Jy Top frame: Phas deg
Vector averaged cross-power spectrum Baseline: EF (01) - YS (08)
Timerange: 01/04:06:27 to 01/04:09:17

Plot file version 227 created 20-MAR-2017 13:55:29
G016.58-0.05 EM117F 2.UVDATA.1
Freq = 6.6667 GHz, Bw = 2.000 MH Calibrated with CL # 3 and BP # 1 (BP mode 1)

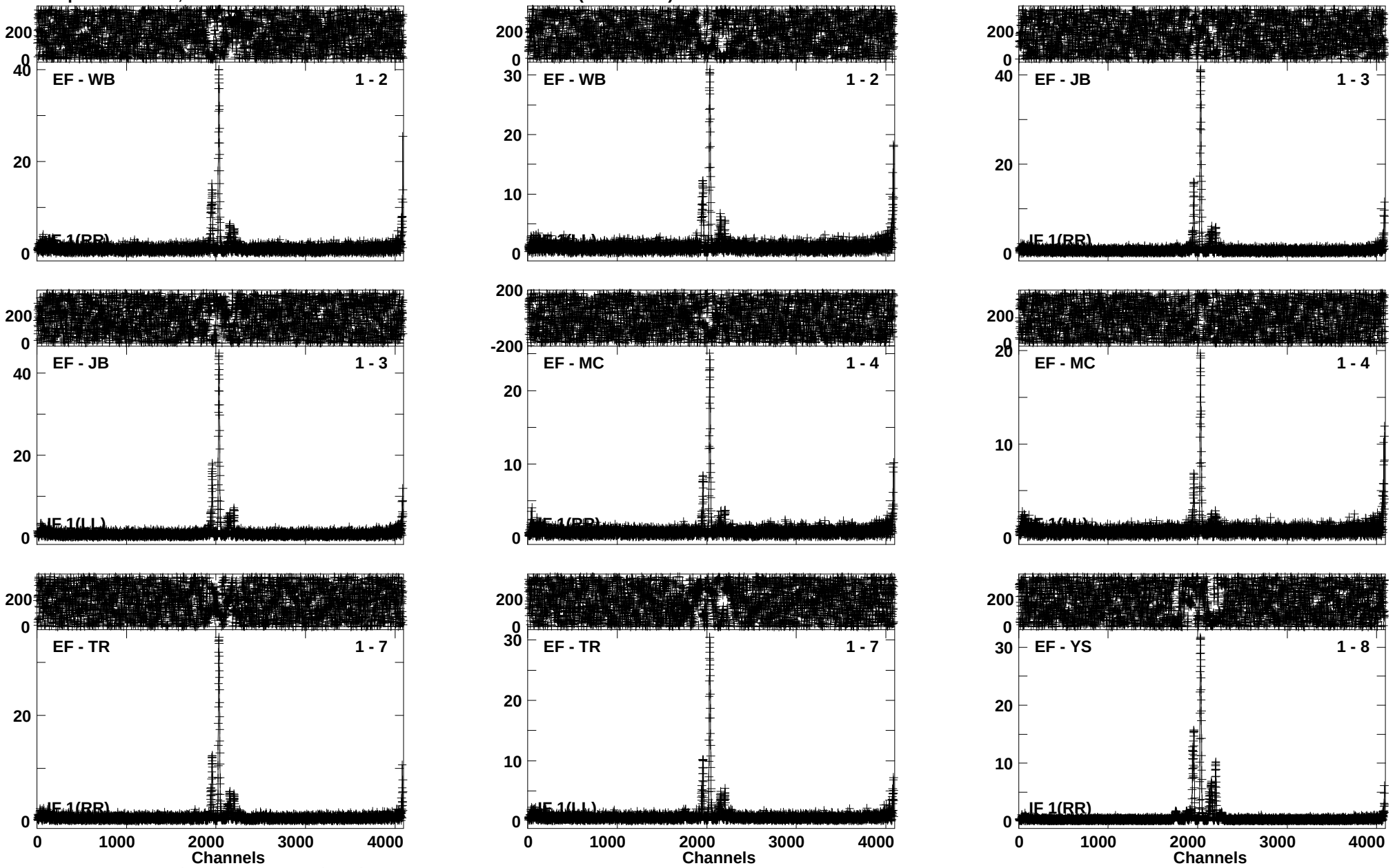

Lower frame: Ampl Jy Top frame: Phas deg
Vector averaged cross-power spectrum Baseline: EF (01) - WB (02)
Timerange: 01/04:09:27 to 01/04:11:17

Plot file version 228 created 20-MAR-2017 13:55:30
G016.58-0.05 EM117F 2.UVDATA.1
Freq = 6.6667 GHz, Bw = 2.000 MH Calibrated with CL # 3 and BP # 1 (BP mode 1)

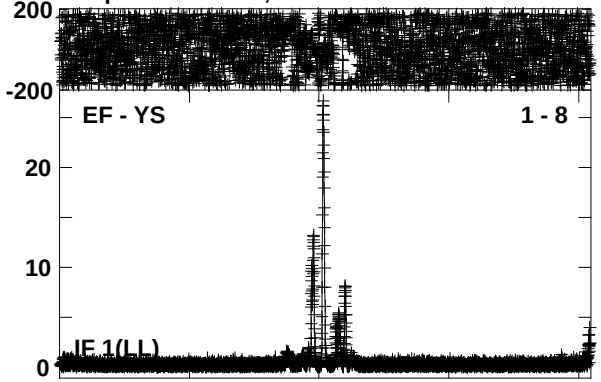

Lower frame: Ampl Jy Top frame: Phas deg
Vector averaged cross-power spectrum Baseline: EF (01) - YS (08)
Timerange: 01/04:09:27 to 01/04:11:17

Plot file version 229 created 20-MAR-2017 13:55:31
1822-173 EM117F 2.UVDATA.1
Freq = 6.6667 GHz, Bw = 2.000 MH Calibrated with CL # 3 and BP # 1 (BP mode 1)

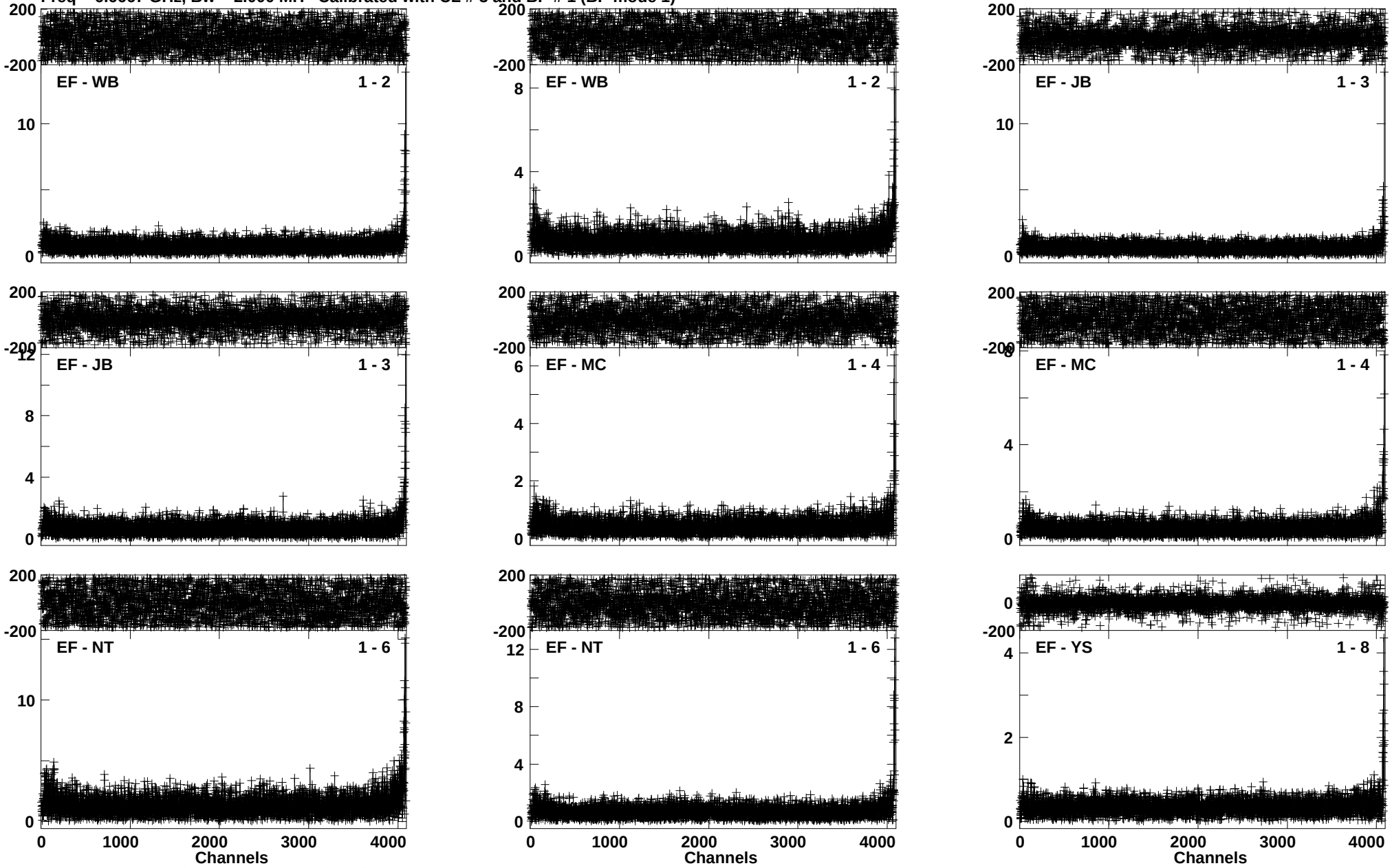

Lower frame: Ampl Jy Top frame: Phas deg
Vector averaged cross-power spectrum Baseline: EF (01) - WB (02)
Timerange: 01/04:11:59 to 01/04:14:57

Plot file version 230 created 20-MAR-2017 13:55:34
1822-173 EM117F 2.UVDATA.1
Freq = 6.6667 GHz, Bw = 2.000 MH Calibrated with CL # 3 and BP # 1 (BP mode 1)

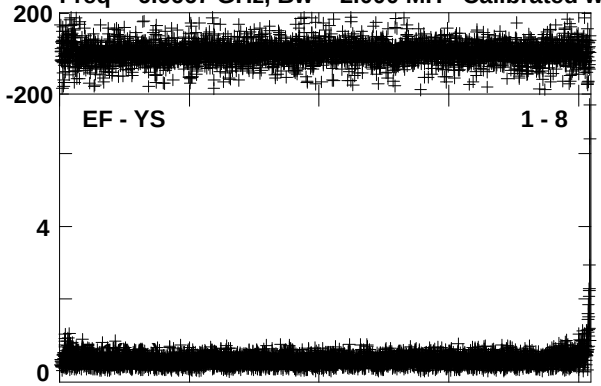

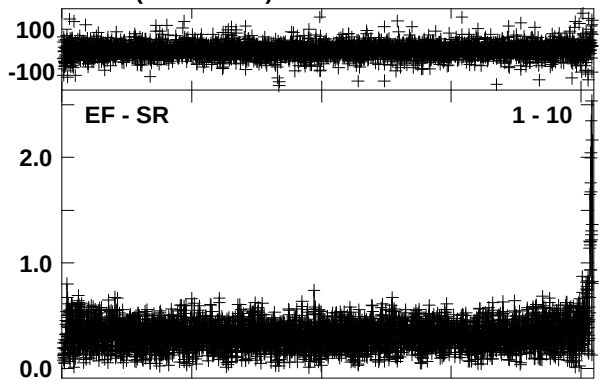

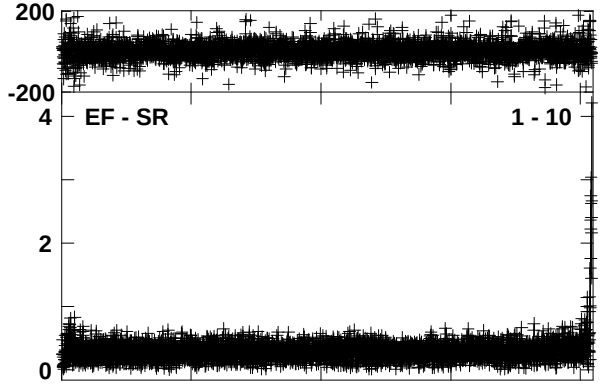

Lower frame: Ampl Jy Top frame: Phas deg
Vector averaged cross-power spectrum Baseline: EF (01) - YS (08)
Timerange: 01/04:11:59 to 01/04:14:57

Plot file version 231 created 20-MAR-2017 13:55:37
3C84 EM117F 2.UVDATA.1
Freq = 6.6667 GHz, Bw = 2.000 MH Calibrated with CL # 3 and BP # 1 (BP mode 1)

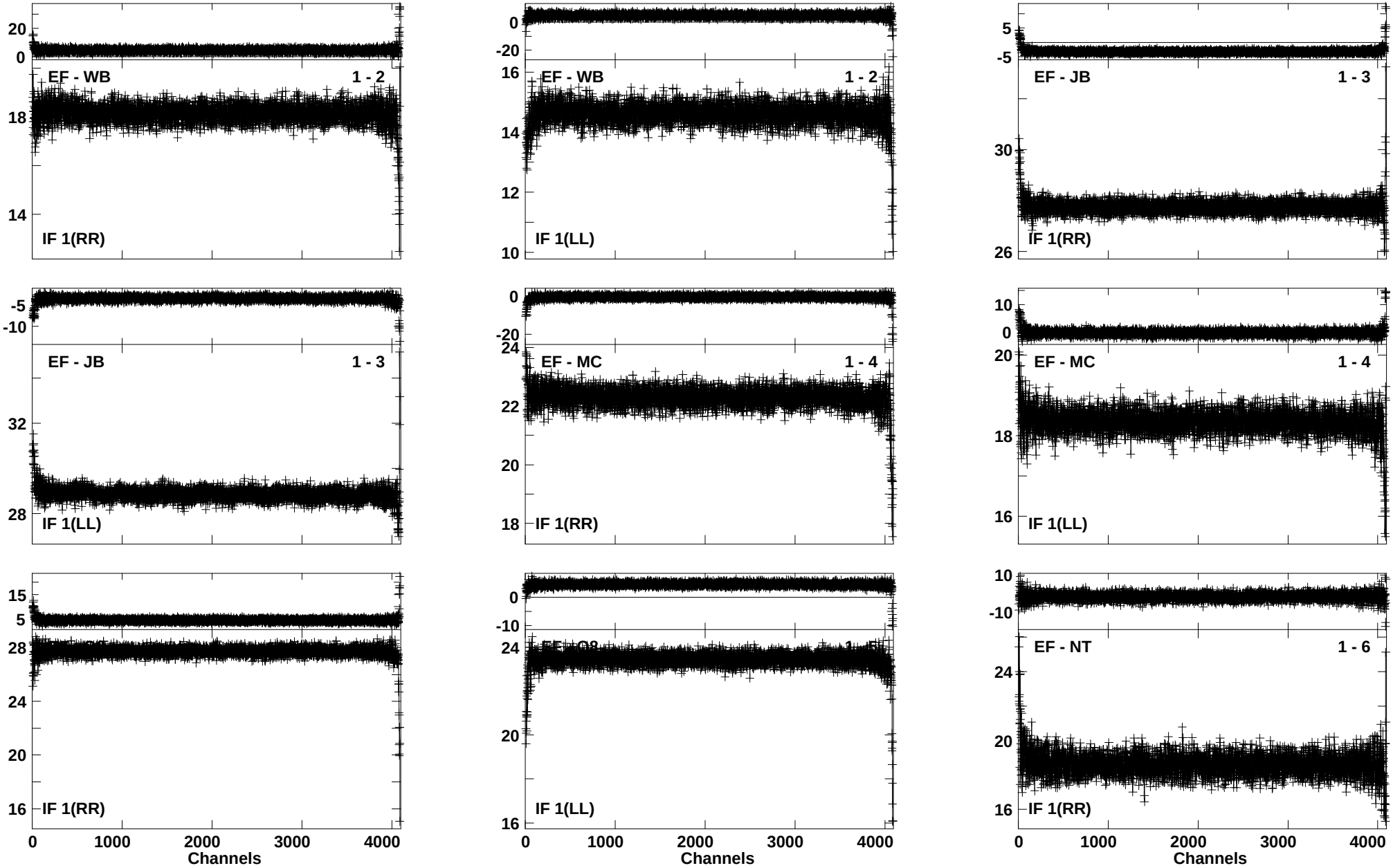

Lower frame: Ampl Jy Top frame: Phas deg
Vector averaged cross-power spectrum Baseline: EF (01) - WB (02)
Timerange: 01/04:23:19 to 01/04:32:17

Plot file version 232 created 20-MAR-2017 13:55:40
3C84 EM117F 2.UVDATA.1
Freq = 6.6667 GHz, Bw = 2.000 MH Calibrated with CL # 3 and BP # 1 (BP mode 1)

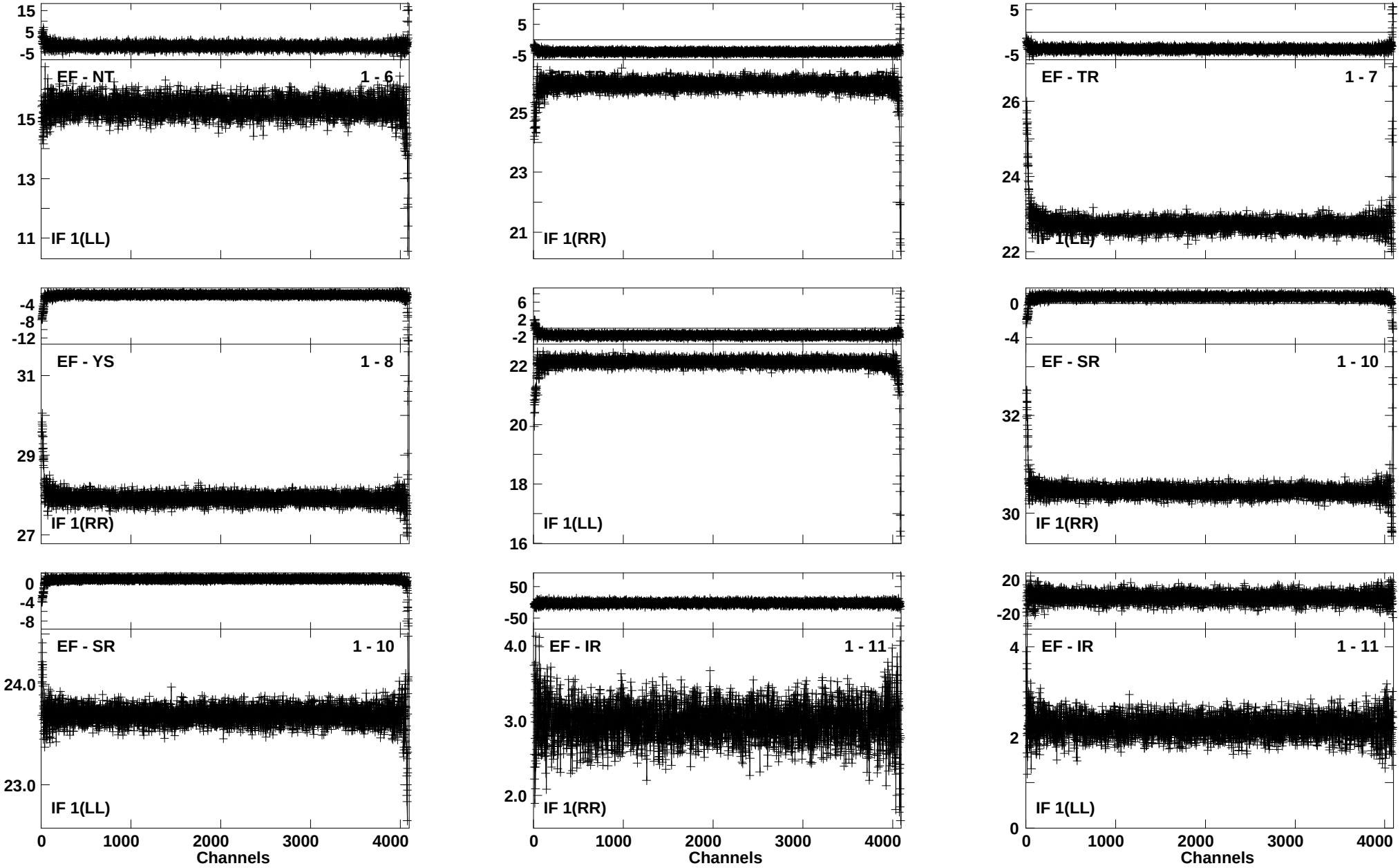

Lower frame: Ampl Jy Top frame: Phas deg
Vector averaged cross-power spectrum Baseline: EF (01) - NT (06)
Timerange: 01/04:23:19 to 01/04:32:17