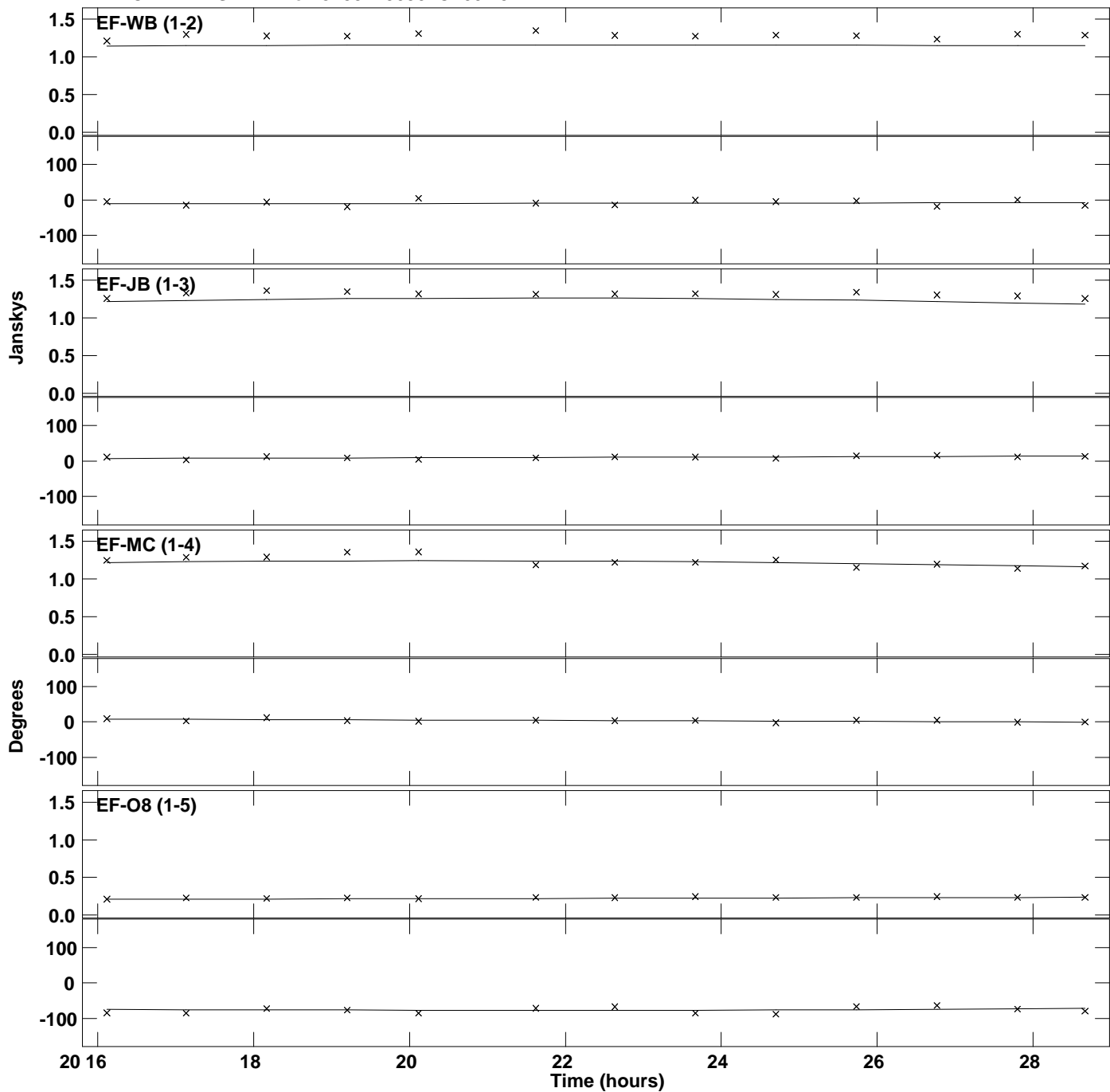



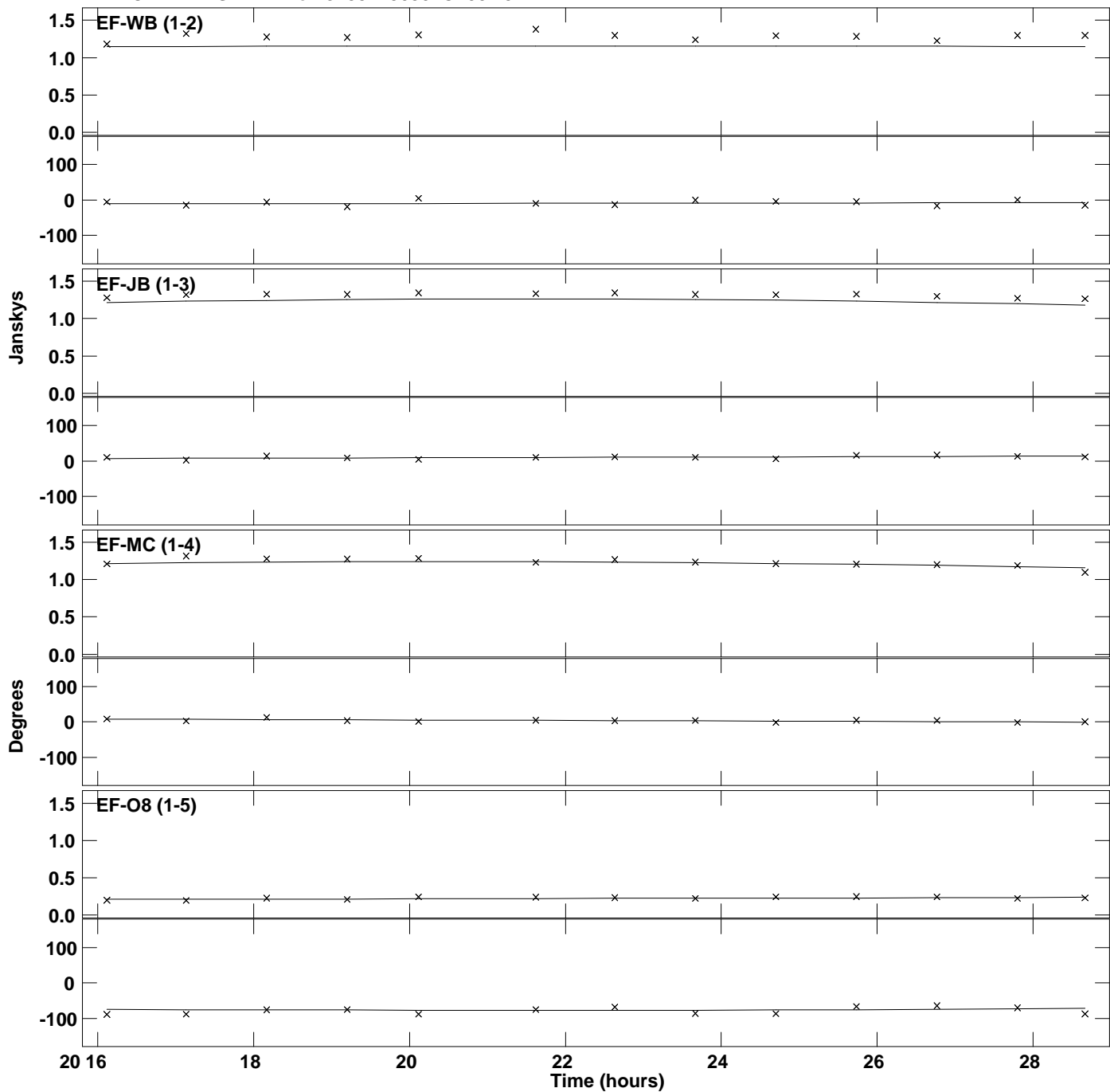
Plot file version 1 created 16-DEC-2016 04:34:46
Amplitude and Phase vs Time for J1331+3030.MULTI.1 Vect aver. CL # 3
IF 1 CHAN 1 STK LL of J1331+3030.ICL001.3



PLot file version 2 created 16-DEC-2016 04:34:46
Amplitude andPhase vs Time for J1331+3030.MULTI.1 Vect aver. CL # 3
IF 1 CHAN 1 STK LL of J1331+3030.ICL001.3



Plot file version 3 created 16-DEC-2016 04:34:46
Amplitude and Phase vs Time for J1331+3030.MULTI.1 Vect aver. CL # 3
IF 1 CHAN 1 STK RR of J1331+3030.ICL001.3



PLot file version 4 created 16-DEC-2016 04:34:46
Amplitude andPhase vs Time for J1331+3030.MULTI.1 Vect aver. CL # 3
IF 1 CHAN 1 STK RR of J1331+3030.ICL001.3

