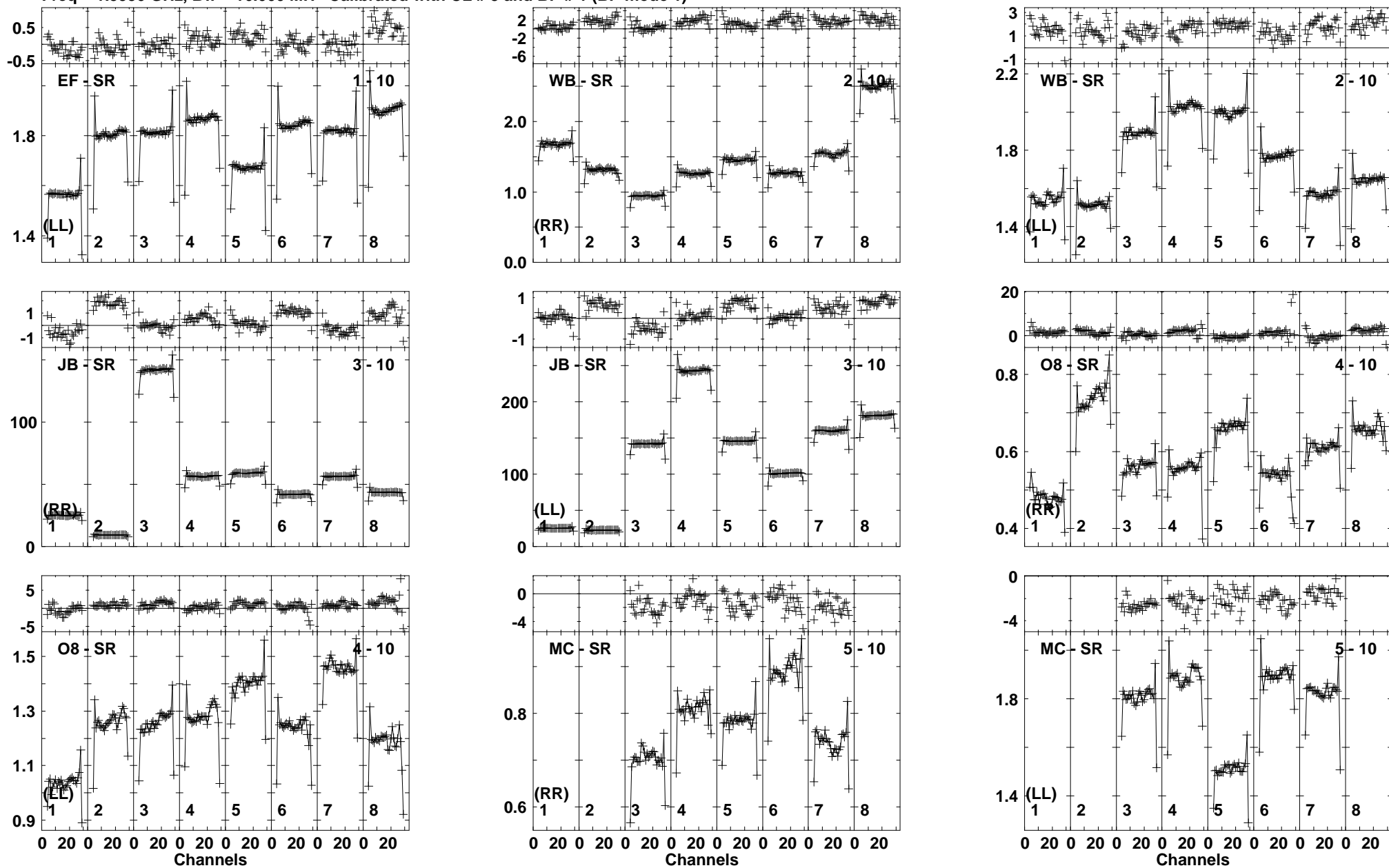


Plot file version 1 created 19-AUG-2016 17:31:48

QO208 EM119D.UVDATA.1

Freq = 1.5950 GHz, Bw = 16.000 MH Calibrated with CL # 3 and BP # 1 (BP mode 1)

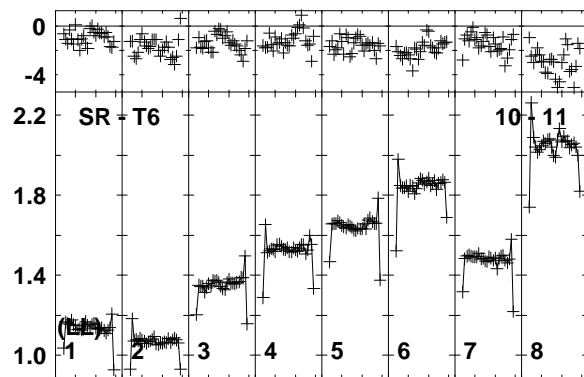
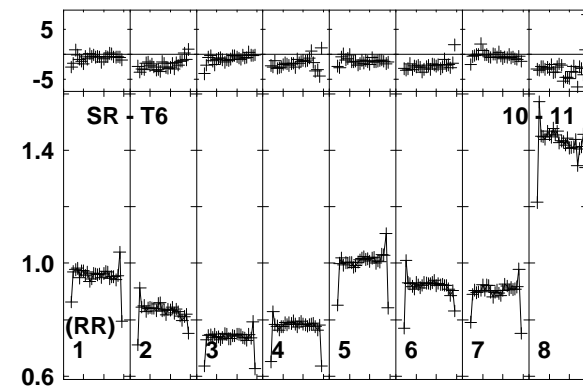
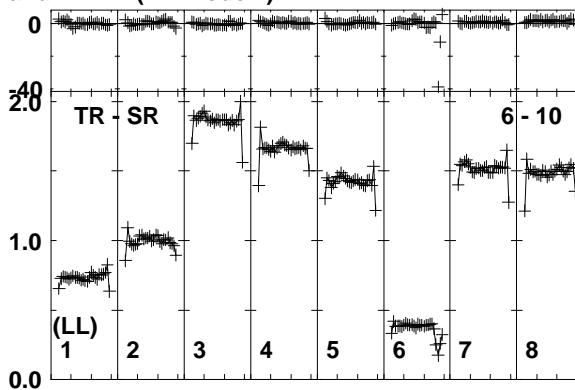
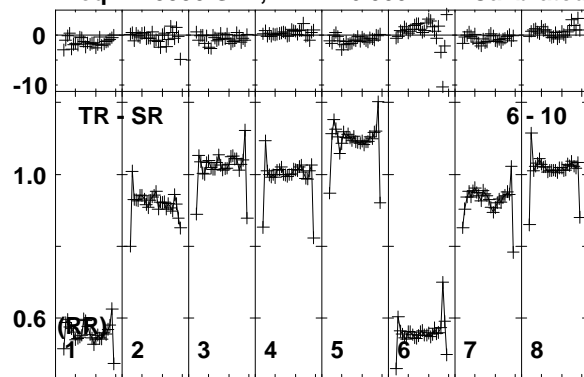


Lower frame: Ampl Jy Top frame: Phas deg
Vector averaged cross-power spectrum Baseline: EF (01) - SR (10)
Timerange: 00/00:01:01 to 00/00:06:00

Plot file version 2 created 19-AUG-2016 17:31:48

OQ208 EM119D.UVDATA.1

Freq = 1.5950 GHz, Bw = 16.000 MH Calibrated with CL # 3 and BP # 1 (BP mode 1)

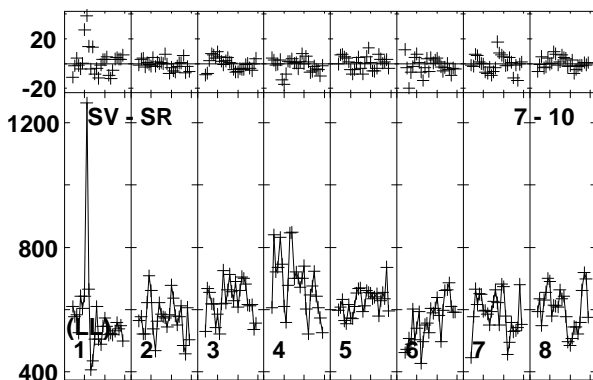
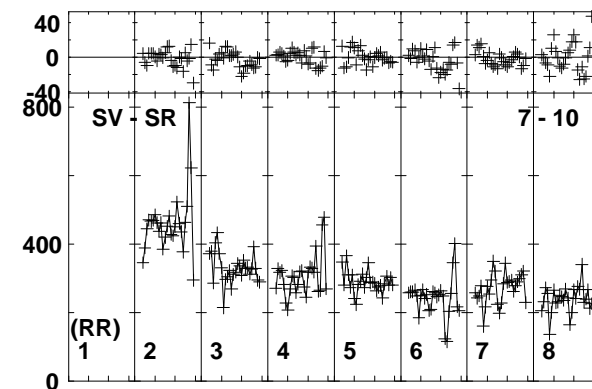
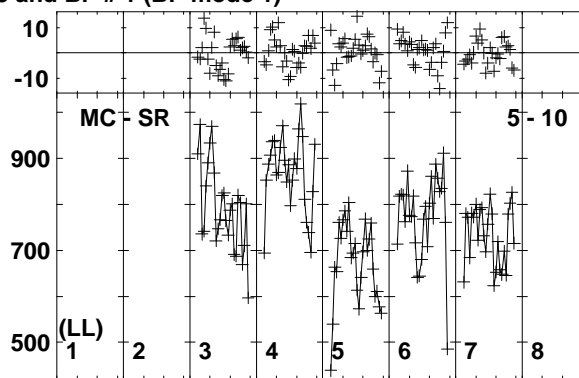
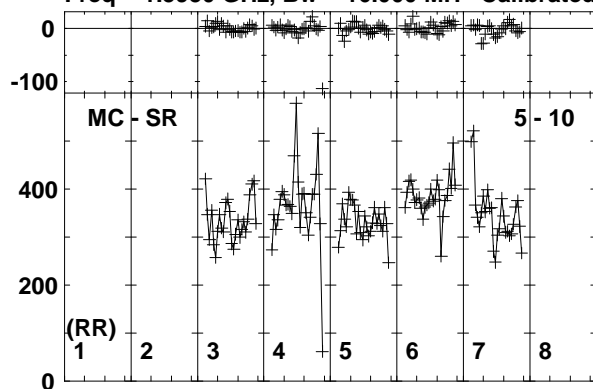


Lower frame: Ampl Jy Top frame: Phas deg
Vector averaged cross-power spectrum Baseline: TR (06) - SR (10)
Timerange: 00/00:01:01 to 00/00:06:00

Plot file version 3 created 19-AUG-2016 17:31:49

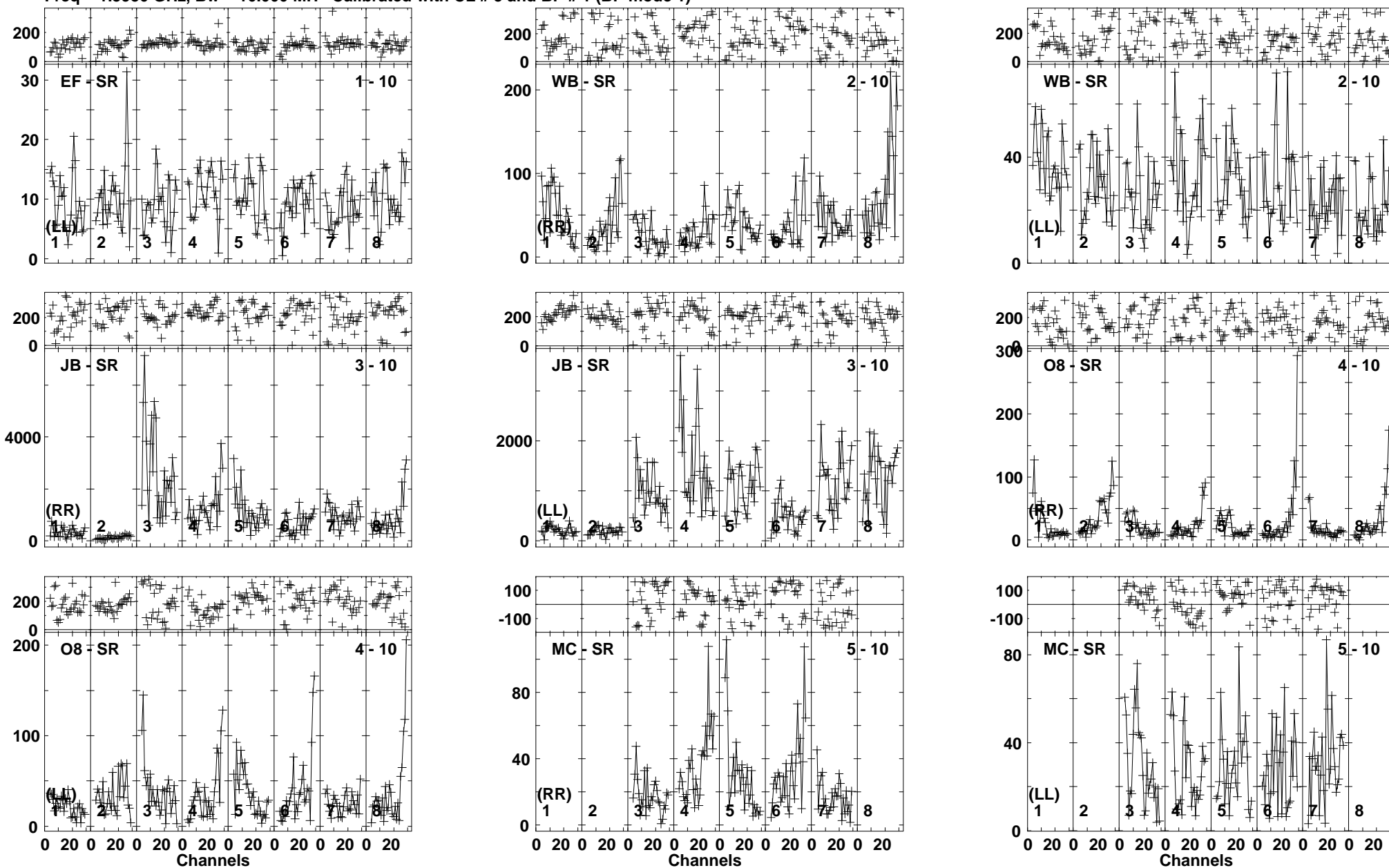
J1642+2523 EM119D.UVDATA.1

Freq = 1.5950 GHz, Bw = 16.000 MH Calibrated with CL # 3 and BP # 1 (BP mode 1)



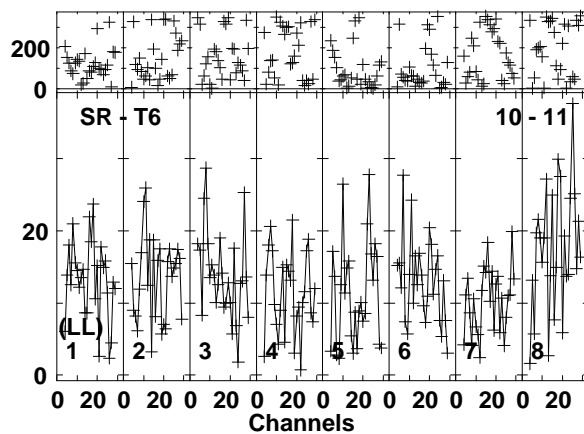
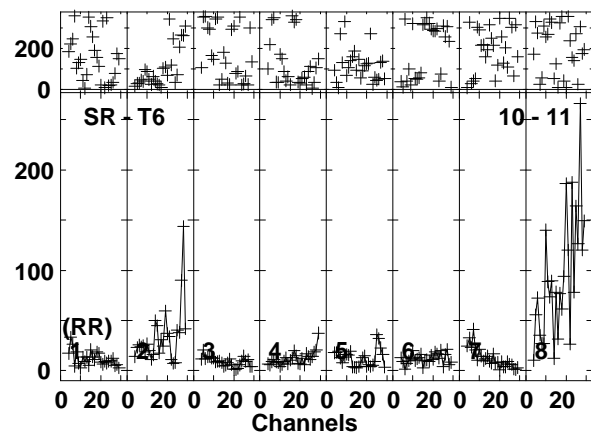
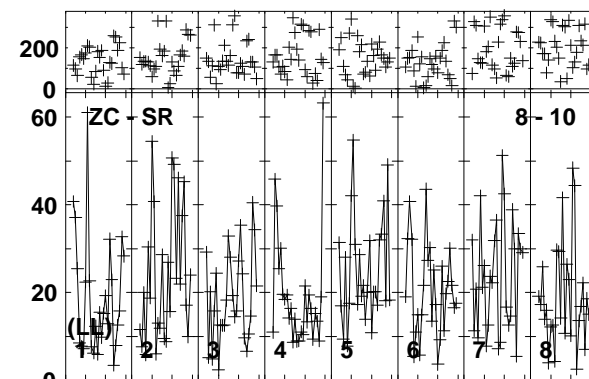
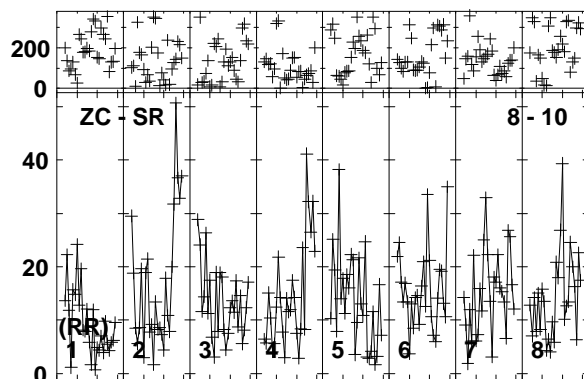
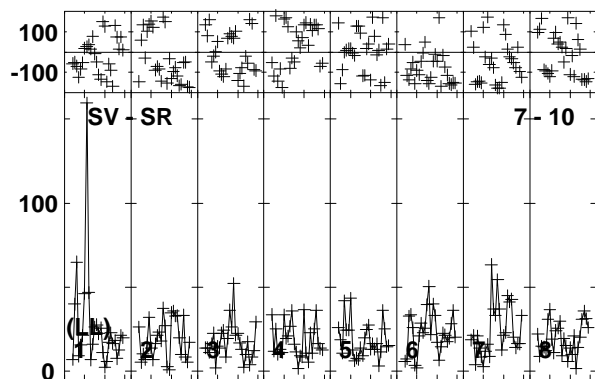
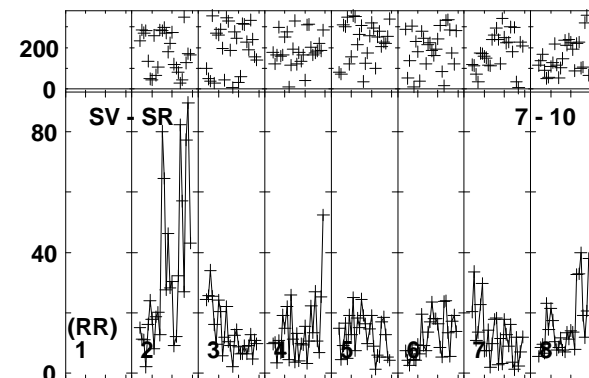
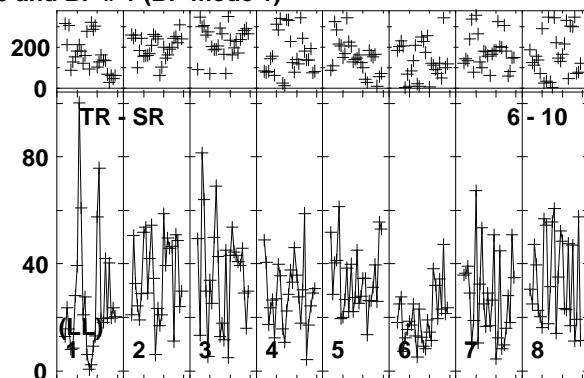
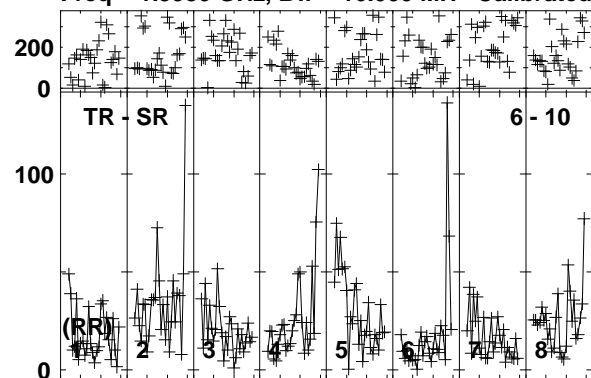
Lower frame: Milli Ampl Jy Top frame: Phas deg
Vector averaged cross-power spectrum Baseline: MC (05) - SR (10)
Timerange: 00/00:07:02 to 00/00:07:29

Plot file version 4 created 19-AUG-2016 17:31:49
 J1649+2635 EM119D.UVDATA.1
 Freq = 1.5950 GHz, Bw = 16.000 MH Calibrated with CL # 3 and BP # 1 (BP mode 1)



Lower frame: Milli Ampl Jy Top frame: Phas deg
 Vector averaged cross-power spectrum Baseline: EF (01) - SR (10)
 Timerange: 00/00:07:38 to 00/00:11:00

Plot file version 5 created 19-AUG-2016 17:31:49
 J1649+2635 EM119D.UVDATA.1
 Freq = 1.5950 GHz, Bw = 16.000 MH Calibrated with CL # 3 and BP # 1 (BP mode 1)

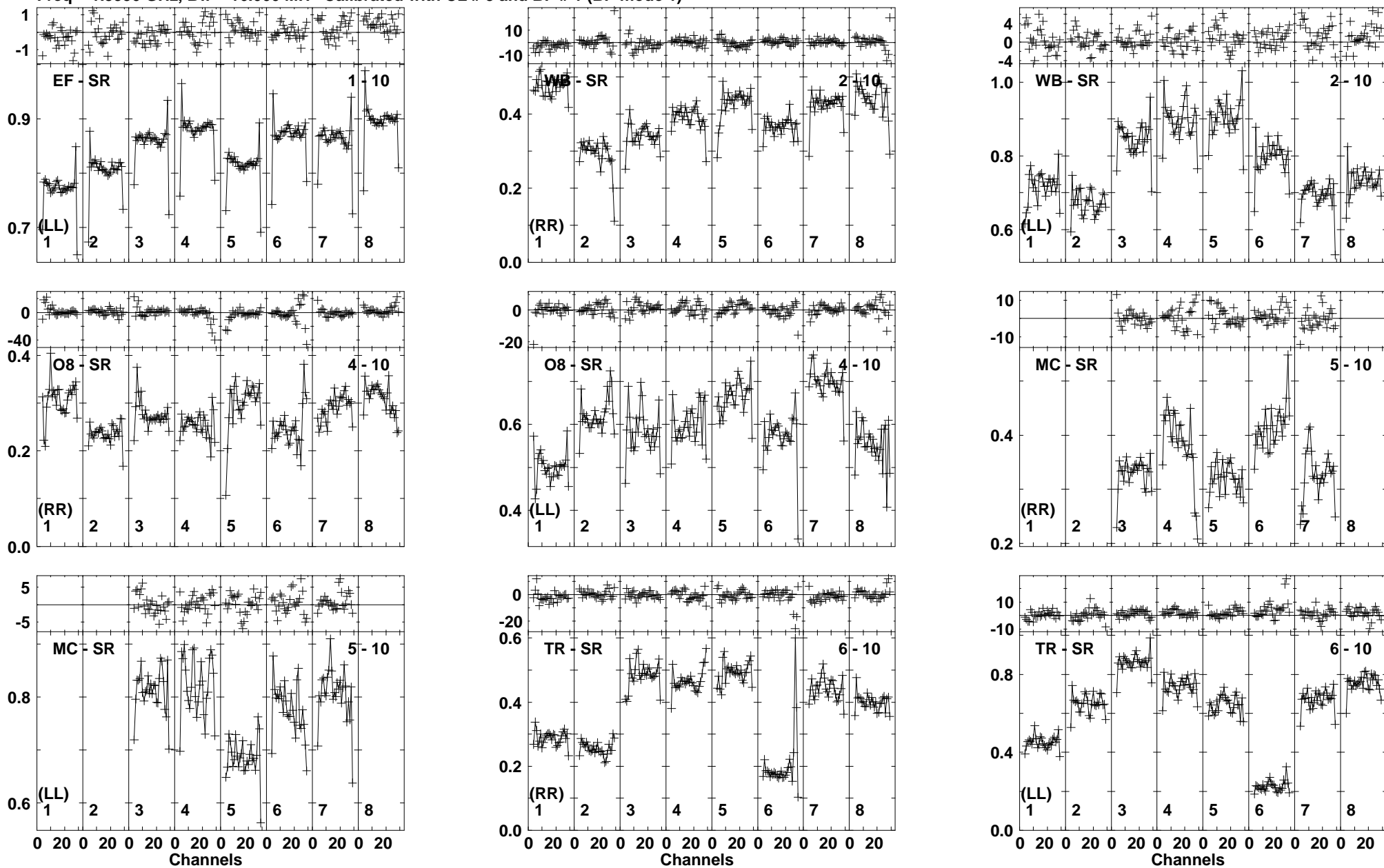


Lower frame: Milli Ampl Jy Top frame: Phas deg
 Vector averaged cross-power spectrum Baseline: TR (06) - SR (10)
 Timerange: 00/00:07:38 to 00/00:11:00

Plot file version 6 created 19-AUG-2016 17:31:50

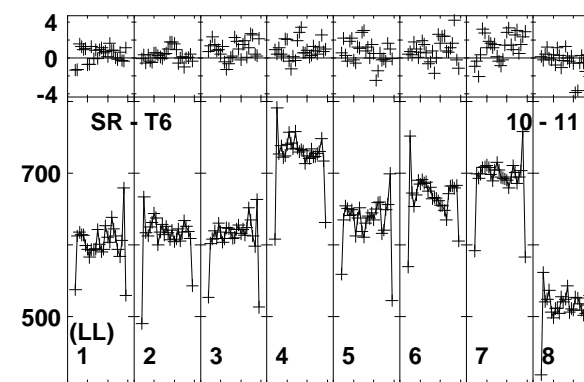
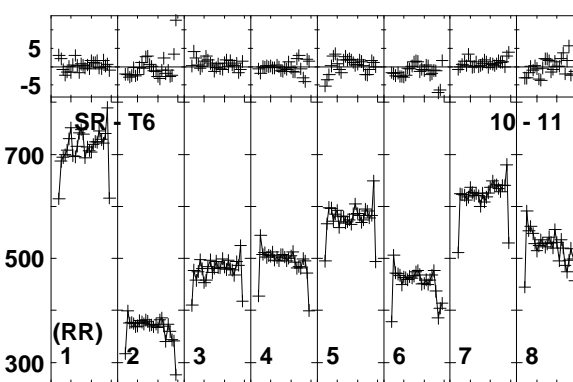
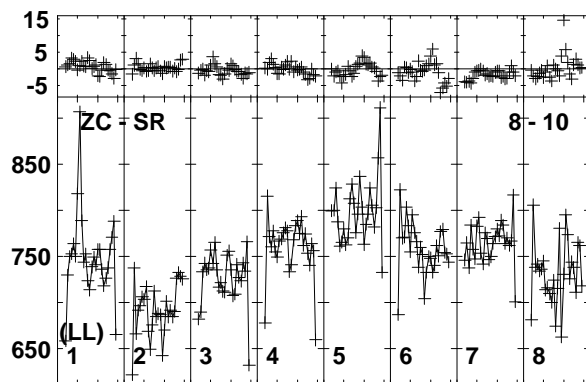
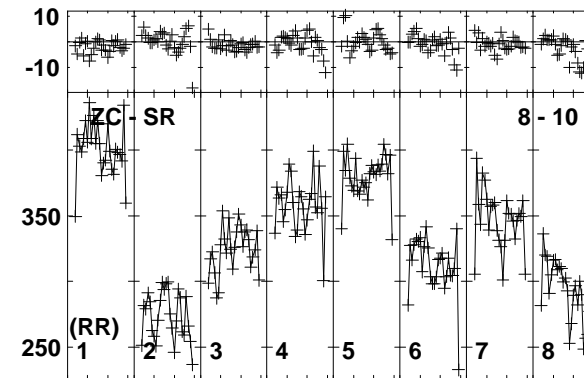
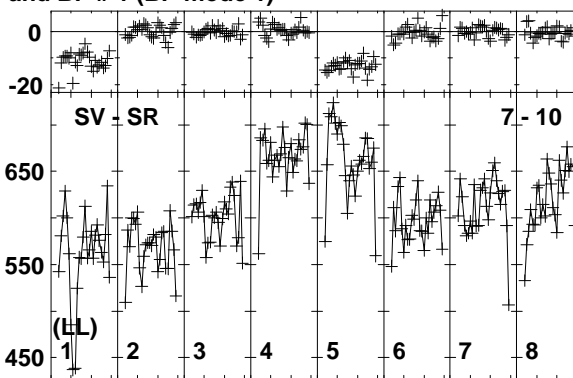
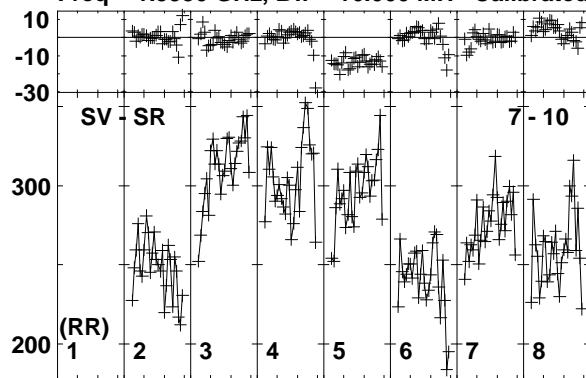
J1642+2523 EM119D.UVDATA.1

Freq = 1.5950 GHz, Bw = 16.000 MH Calibrated with CL # 3 and BP # 1 (BP mode 1)



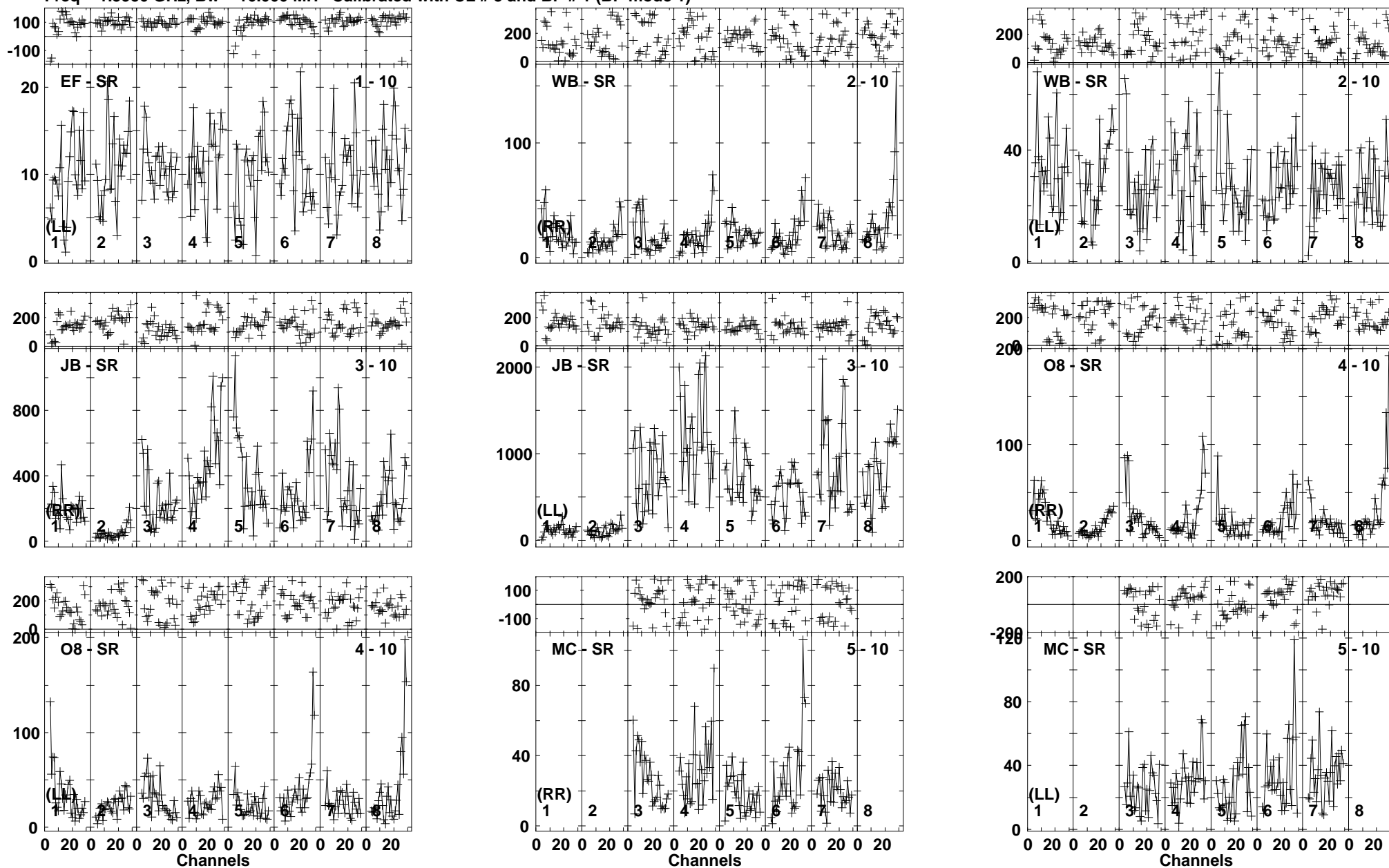
Lower frame: Ampl Jy Top frame: Phas deg
Vector averaged cross-power spectrum Baseline: EF (01) - SR (10)
Timerange: 00/00:12:00 to 00/00:13:30

Plot file version 7 created 19-AUG-2016 17:31:54
 J1642+2523 EM119D.UVDATA.1
 Freq = 1.5950 GHz, Bw = 16.000 MH Calibrated with CL # 3 and BP # 1 (BP mode 1)



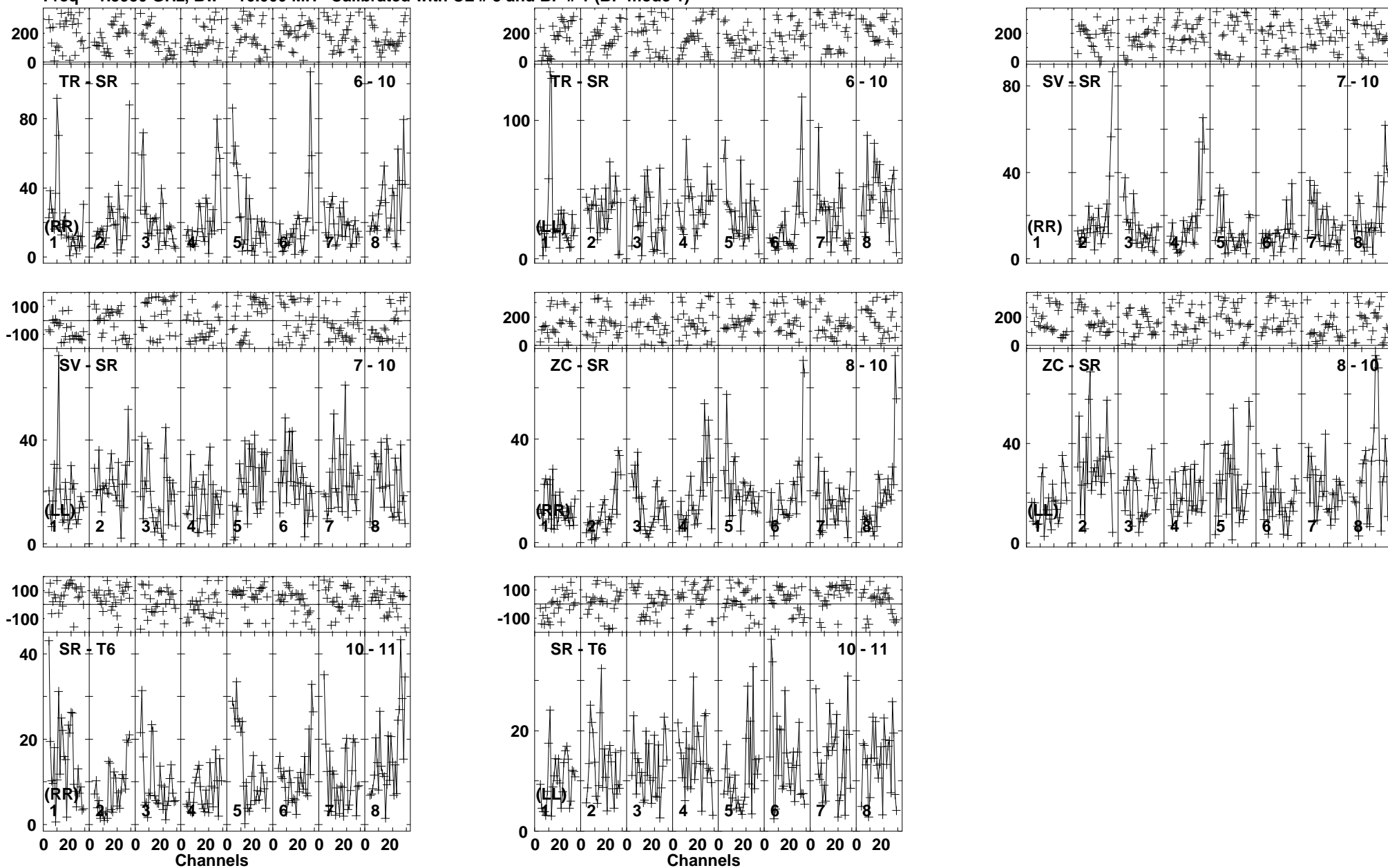
Lower frame: Milli Ampl Jy Top frame: Phas deg
 Vector averaged cross-power spectrum Baseline: SV (07) - SR (10)
 Timerange: 00/00:12:00 to 00/00:13:30

Plot file version 8 created 19-AUG-2016 17:31:54
 J1649+2635 EM119D.UVDATA.1
 Freq = 1.5950 GHz, Bw = 16.000 MH Calibrated with CL # 3 and BP # 1 (BP mode 1)



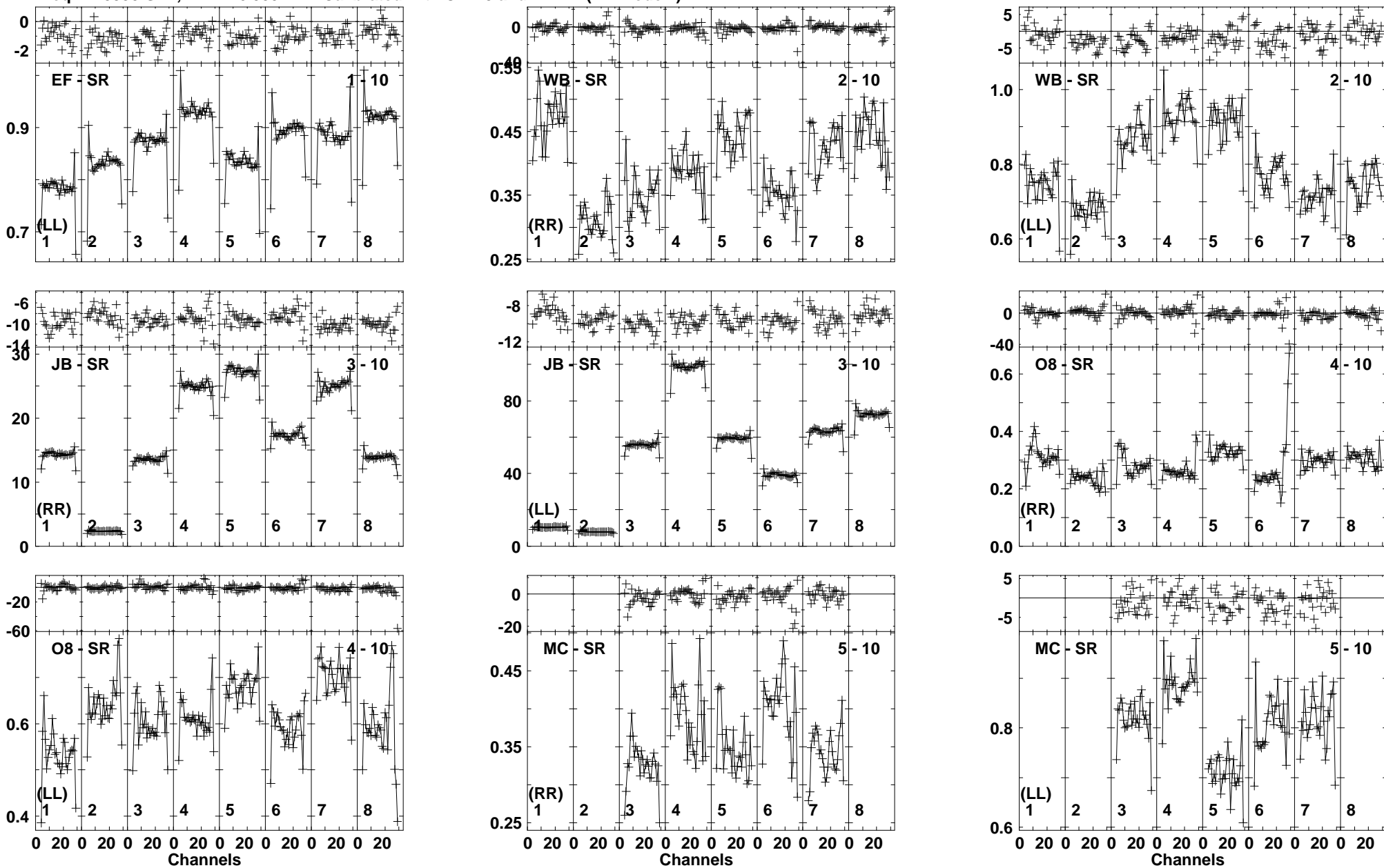
Lower frame: Milli Ampl Jy Top frame: Phas deg
 Vector averaged cross-power spectrum Baseline: EF (01) - SR (10)
 Timerange: 00/00:13:32 to 00/00:17:00

Plot file version 9 created 19-AUG-2016 17:31:55
 J1649+2635 EM119D.UVDATA.1
 Freq = 1.5950 GHz, Bw = 16.000 MH Calibrated with CL # 3 and BP # 1 (BP mode 1)



Lower frame: Milli Ampl Jy Top frame: Phas deg
 Vector averaged cross-power spectrum Baseline: TR (06) - SR (10)
 Timerange: 00/00:13:32 to 00/00:17:00

Plot file version 10 created 19-AUG-2016 17:31:55
 J1642+2523 EM119D.UVDATA.1
 Freq = 1.5950 GHz, Bw = 16.000 MH Calibrated with CL # 3 and BP # 1 (BP mode 1)

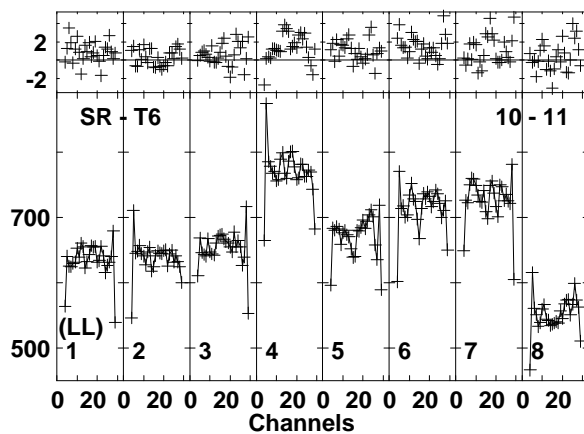
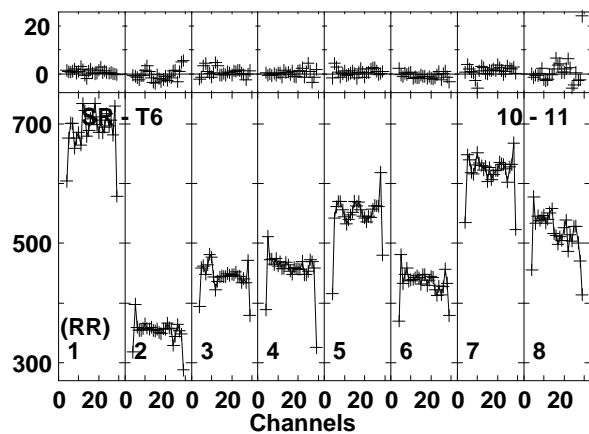
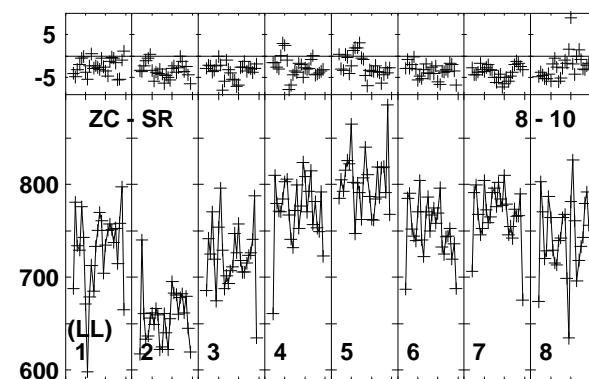
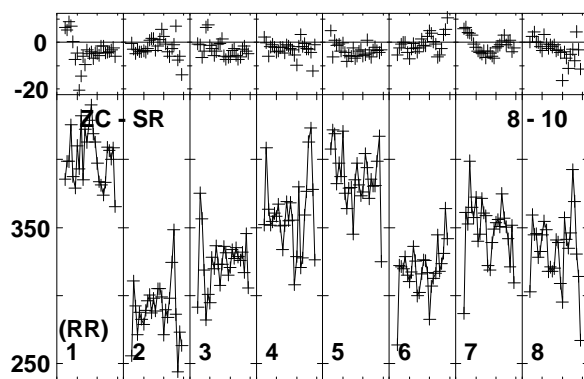
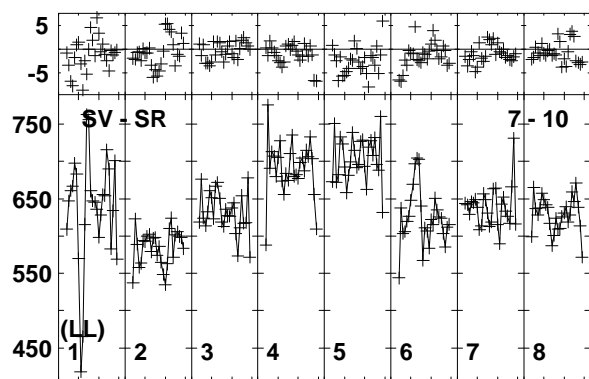
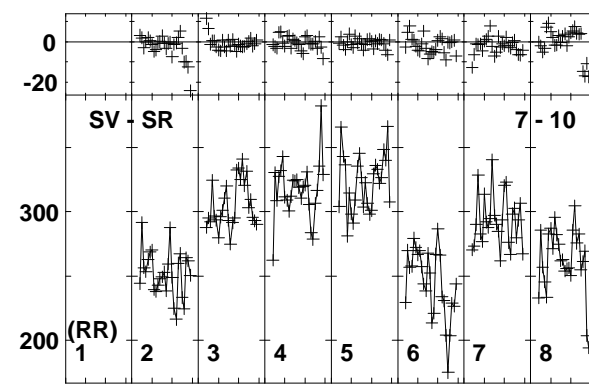
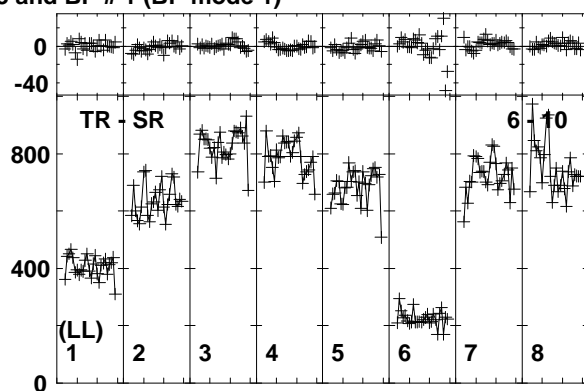
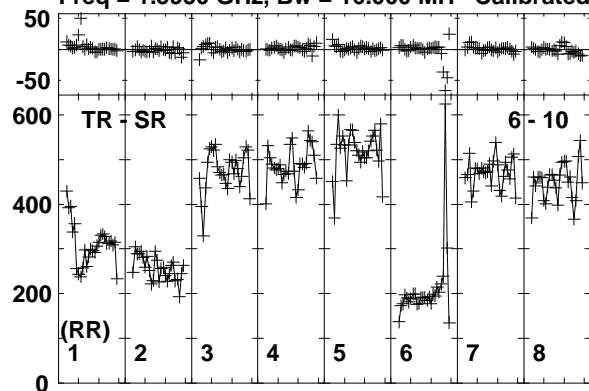


Lower frame: Ampl Jy Top frame: Phas deg
 Vector averaged cross-power spectrum Baseline: EF (01) - SR (10)
 Timerange: 00/00:17:08 to 00/00:18:30

Plot file version 11 created 19-AUG-2016 17:31:56

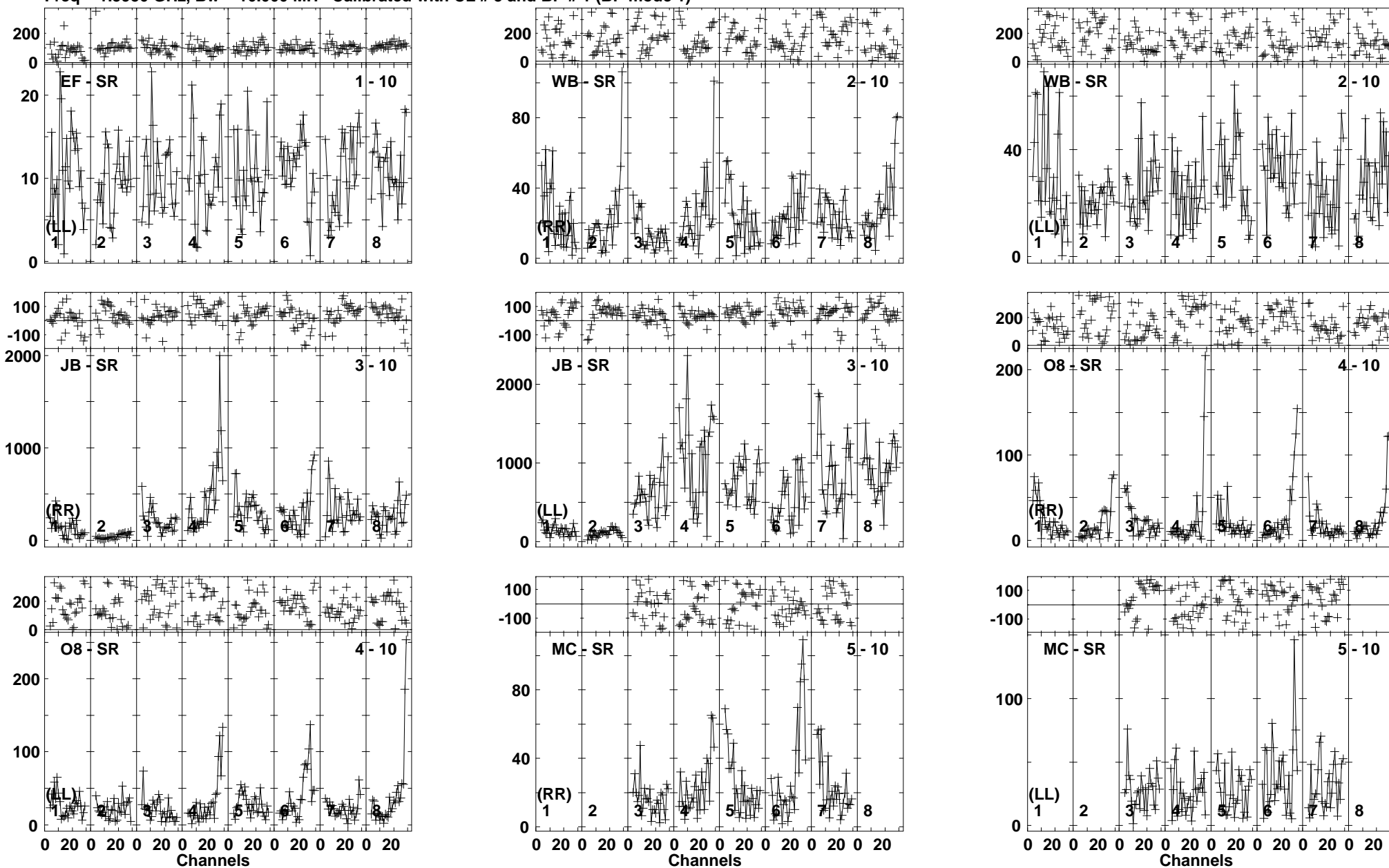
J1642+2523 EM119D.UVDATA.1

Freq = 1.5950 GHz, Bw = 16.000 MH Calibrated with CL # 3 and BP # 1 (BP mode 1)



Lower frame: Milli Ampl Jy Top frame: Phas deg
Vector averaged cross-power spectrum Baseline: TR (06) - SR (10)
Timerange: 00/00:17:08 to 00/00:18:30

Plot file version 12 created 19-AUG-2016 17:31:56
 J1649+2635 EM119D.UVDATA.1
 Freq = 1.5950 GHz, Bw = 16.000 MH Calibrated with CL # 3 and BP # 1 (BP mode 1)

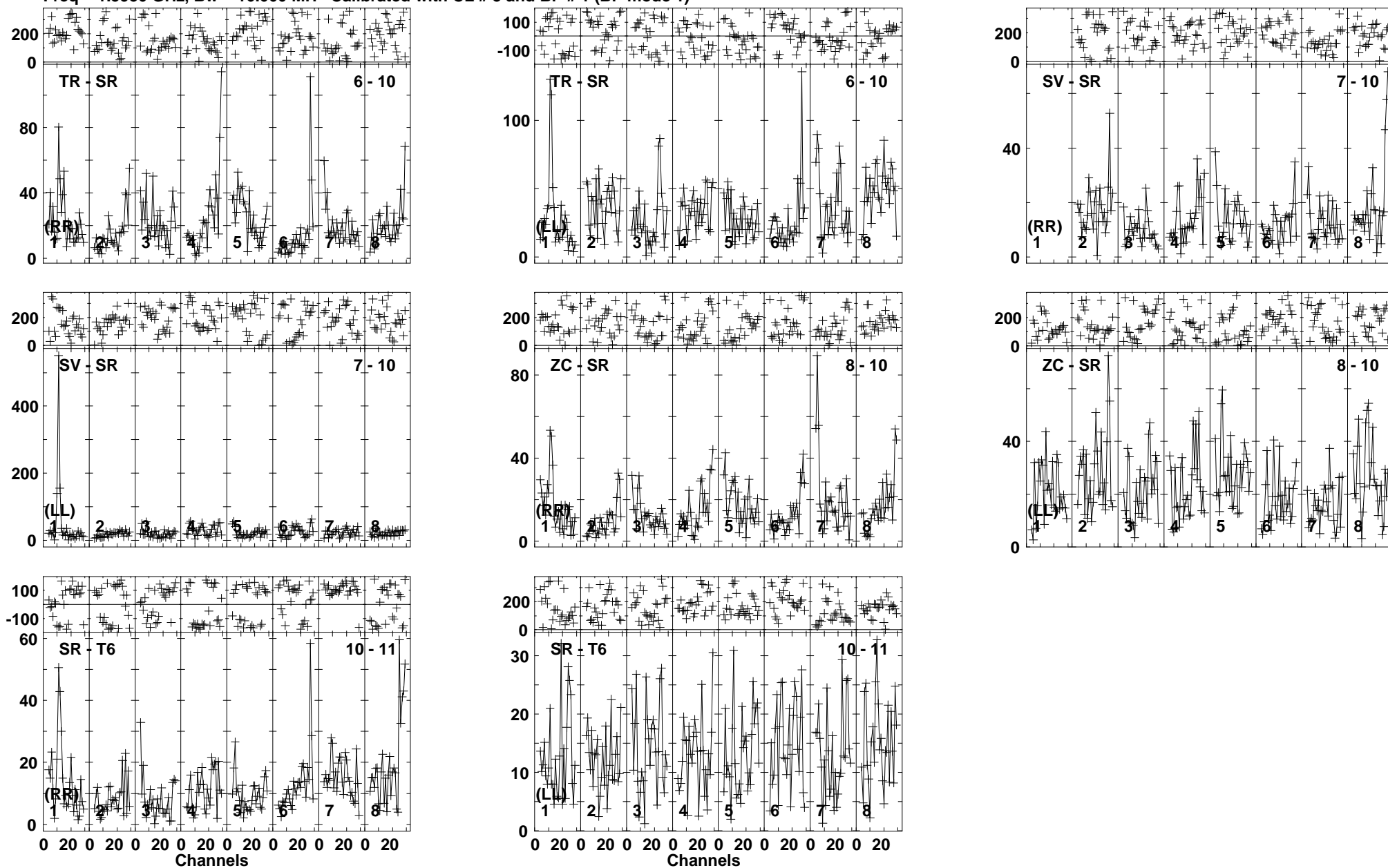


Lower frame: Milli Ampl Jy Top frame: Phas deg
 Vector averaged cross-power spectrum Baseline: EF (01) - SR (10)
 Timerange: 00/00:18:38 to 00/00:22:00

Plot file version 13 created 19-AUG-2016 17:31:56

J1649+2635 EM119D.UVDATA.1

Freq = 1.5950 GHz, Bw = 16.000 MH Calibrated with CL # 3 and BP # 1 (BP mode 1)

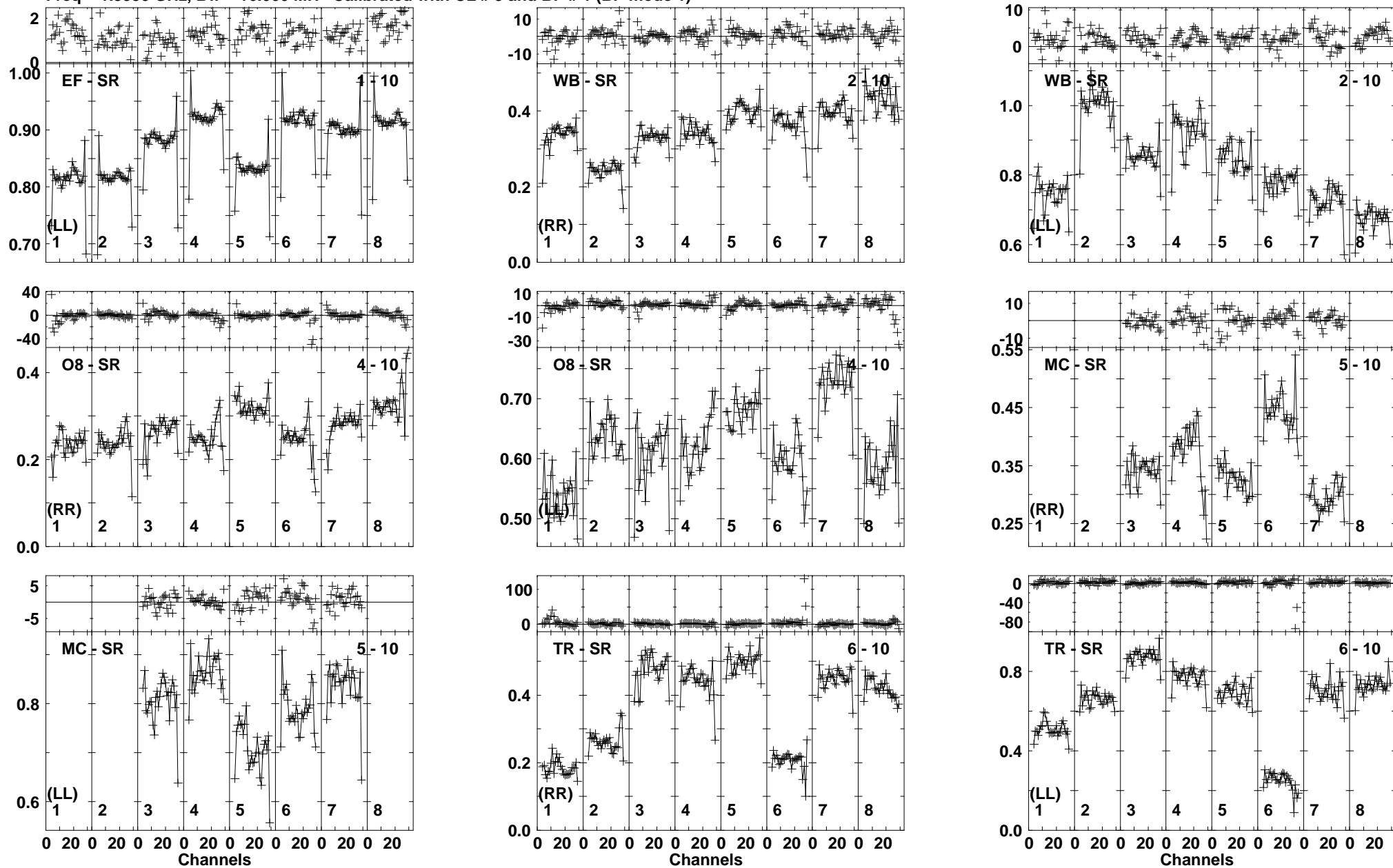


Lower frame: Milli Ampl Jy Top frame: Phas deg
Vector averaged cross-power spectrum Baseline: TR (06) - SR (10)
Timerange: 00/00:18:38 to 00/00:22:00

Plot file version 14 created 19-AUG-2016 17:31:57

J1642+2523 EM119D.UVDATA.1

Freq = 1.5950 GHz, Bw = 16.000 MH Calibrated with CL # 3 and BP # 1 (BP mode 1)

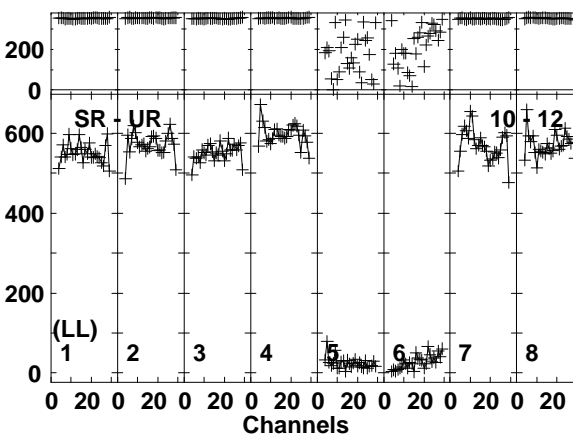
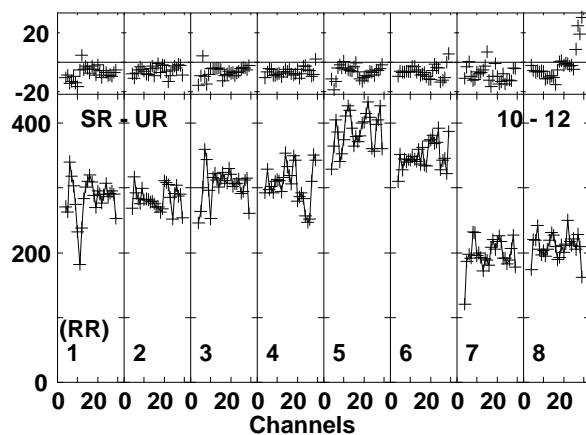
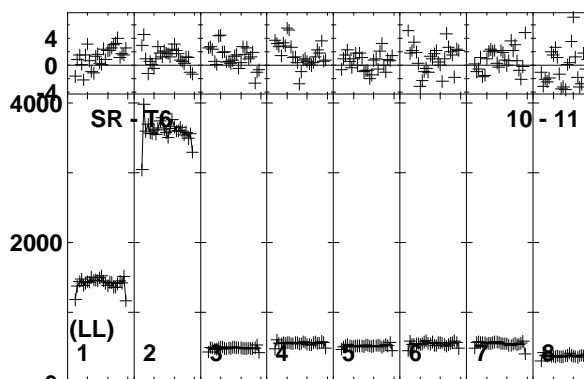
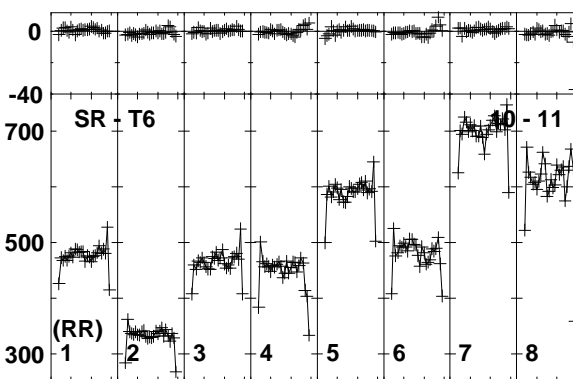
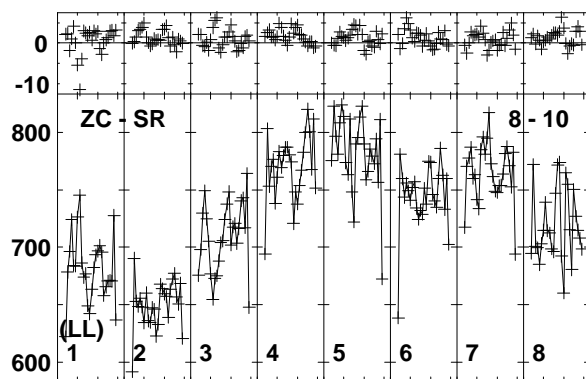
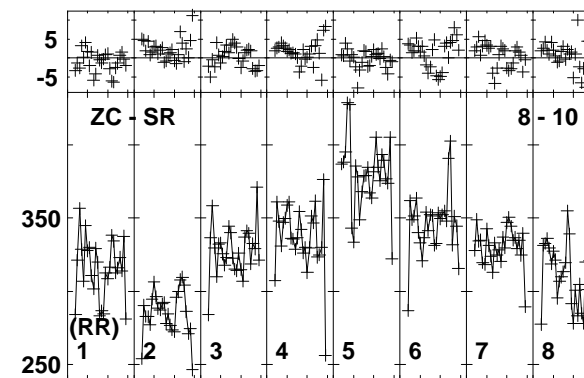
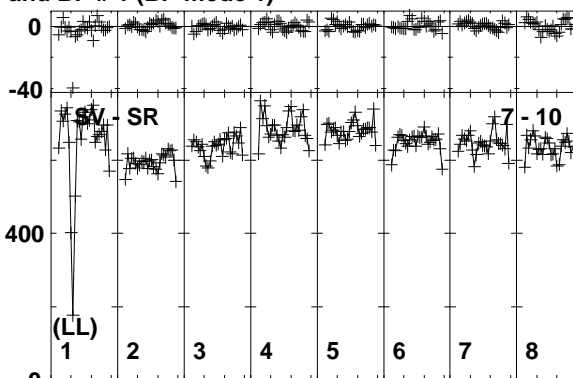
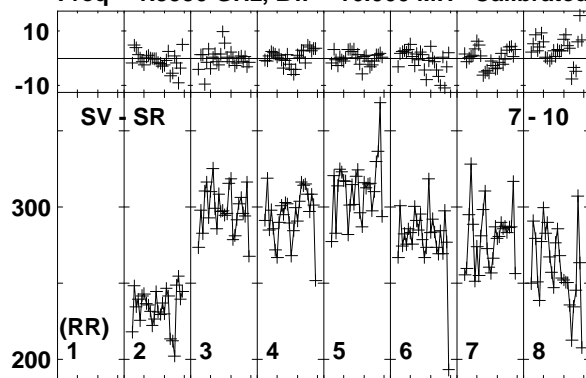


Lower frame: Ampl Jy Top frame: Phas deg
Vector averaged cross-power spectrum Baseline: EF (01) - SR (10)
Timerange: 00/00:23:00 to 00/00:24:30

Plot file version 15 created 19-AUG-2016 17:31:57

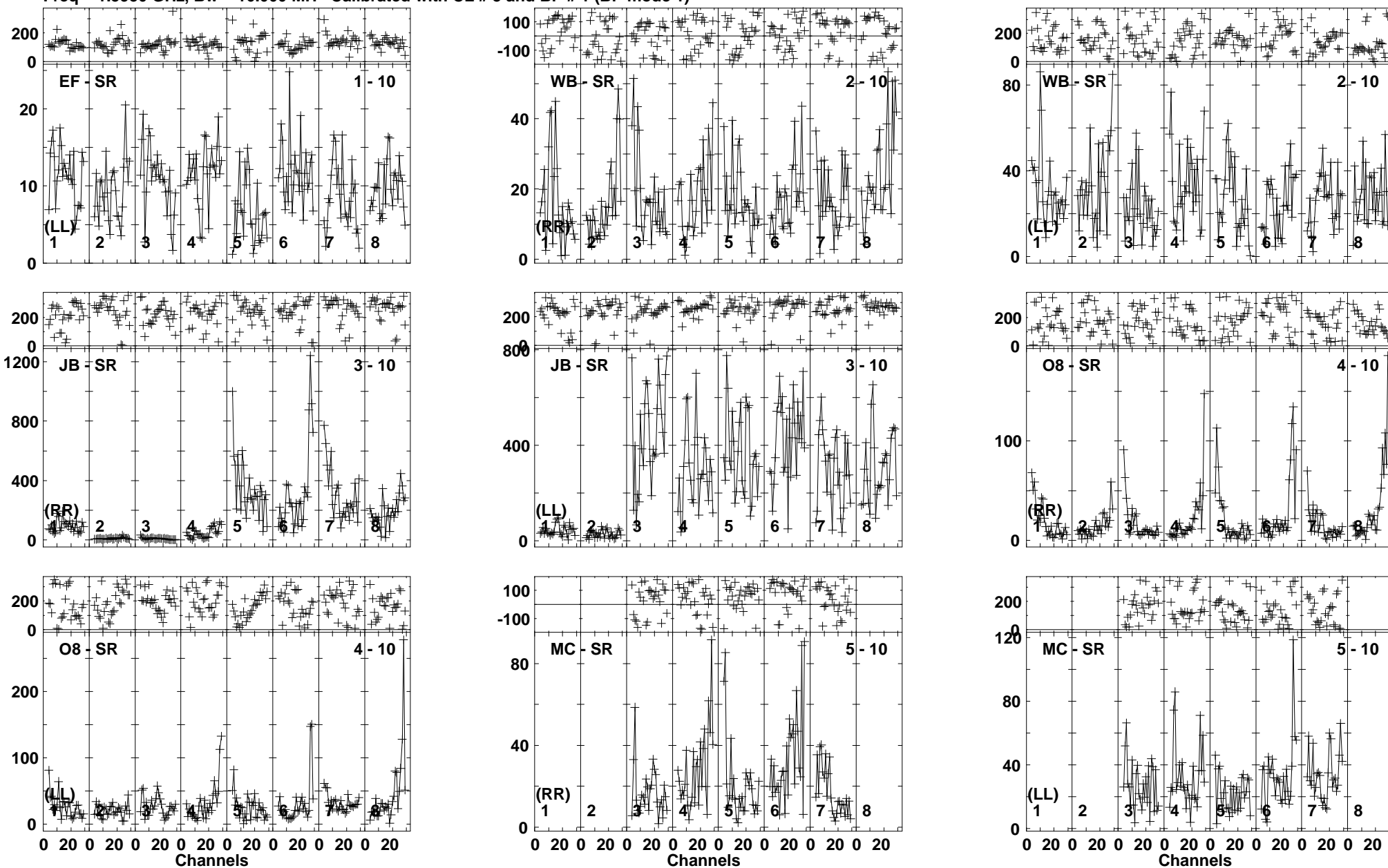
J1642+2523 EM119D.UVDATA.1

Freq = 1.5950 GHz, Bw = 16.000 MH Calibrated with CL # 3 and BP # 1 (BP mode 1)



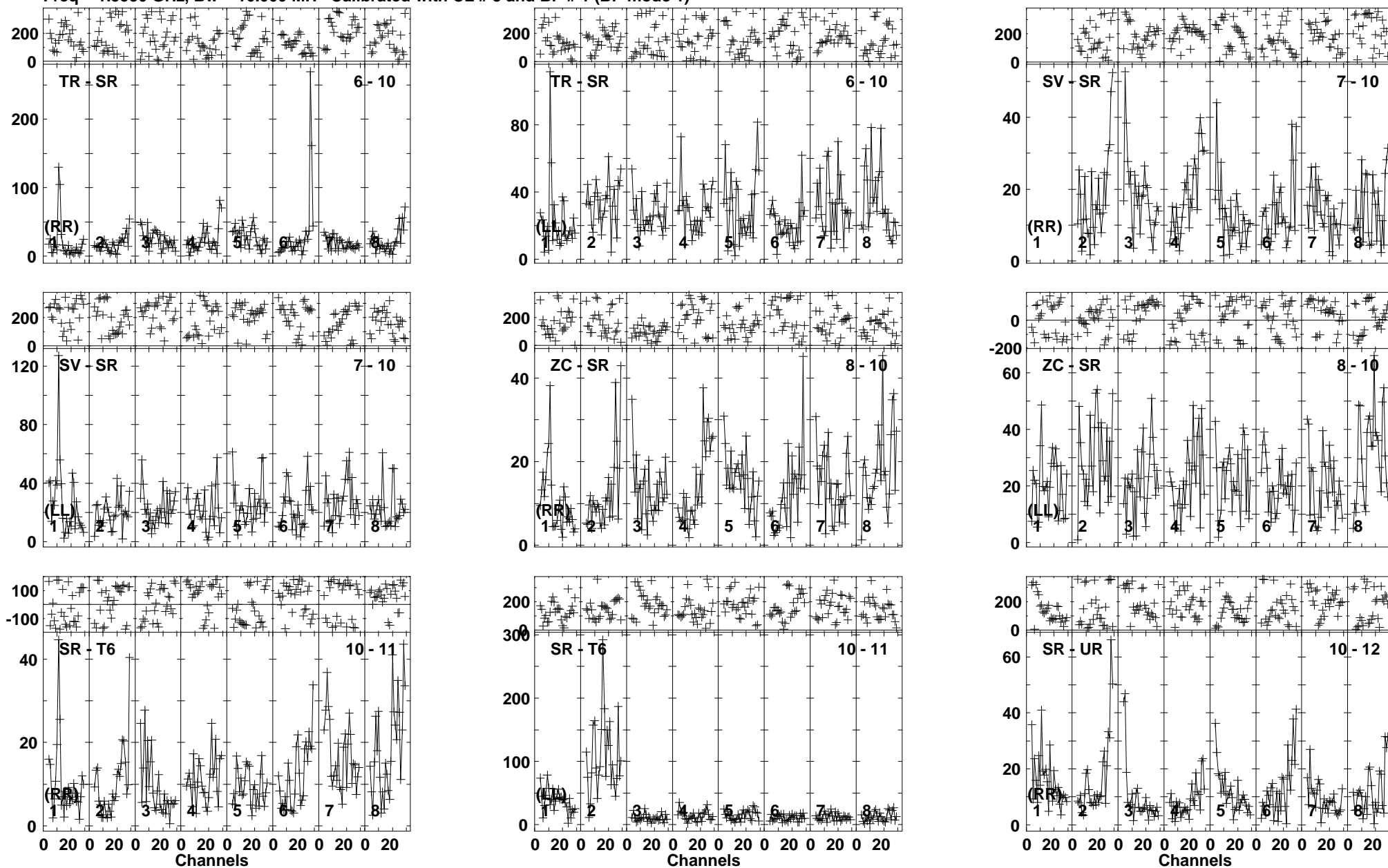
Lower frame: Milli Ampl Jy Top frame: Phas deg
Vector averaged cross-power spectrum Baseline: SV (07) - SR (10)
Timerange: 00/00:23:00 to 00/00:24:30

Plot file version 16 created 19-AUG-2016 17:31:57
 J1649+2635 EM119D.UVDATA.1
 Freq = 1.5950 GHz, Bw = 16.000 MH Calibrated with CL # 3 and BP # 1 (BP mode 1)



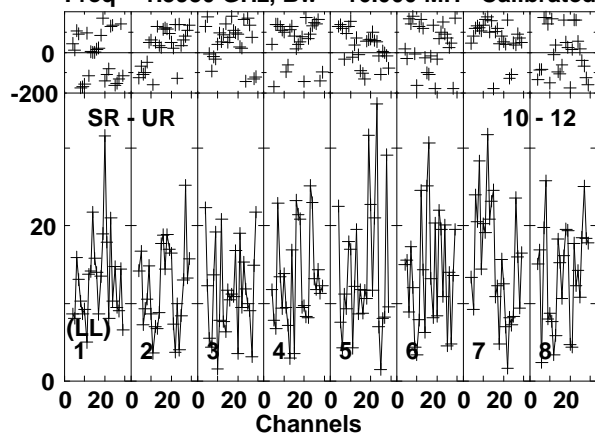
Lower frame: Milli Ampl Jy Top frame: Phas deg
 Vector averaged cross-power spectrum Baseline: EF (01) - SR (10)
 Timerange: 00/00:24:31 to 00/00:28:00

Plot file version 17 created 19-AUG-2016 17:31:58
 J1649+2635 EM119D.UVDATA.1
 Freq = 1.5950 GHz, Bw = 16.000 MH Calibrated with CL # 3 and BP # 1 (BP mode 1)



Lower frame: Milli Ampl Jy Top frame: Phas deg
 Vector averaged cross-power spectrum Baseline: TR (06) - SR (10)
 Timerange: 00/00:24:31 to 00/00:28:00

Plot file version 18 created 19-AUG-2016 17:31:58
J1649+2635 EM119D.UVDATA.1
Freq = 1.5950 GHz, Bw = 16.000 MH Calibrated with CL # 3 and BP # 1 (BP mode 1)

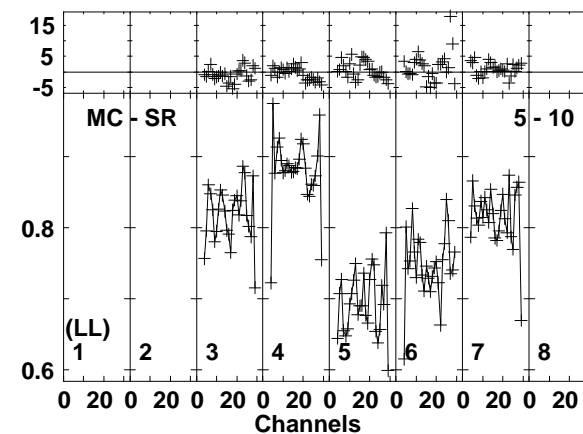
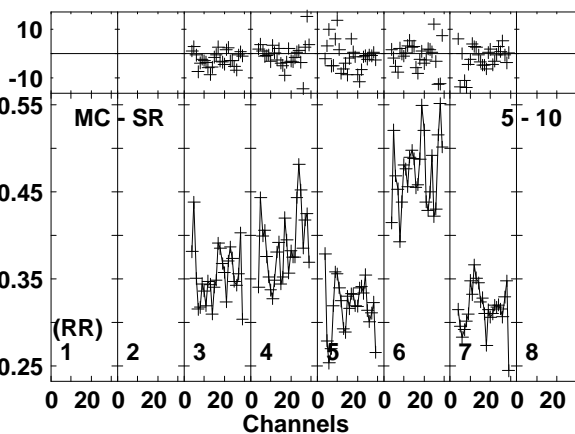
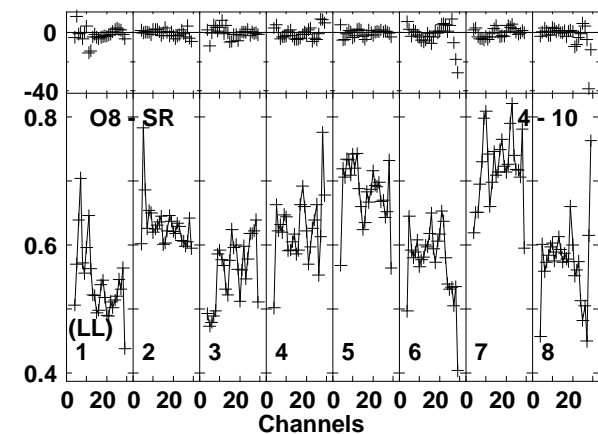
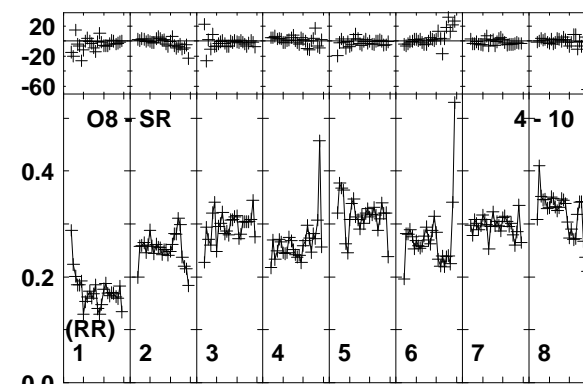
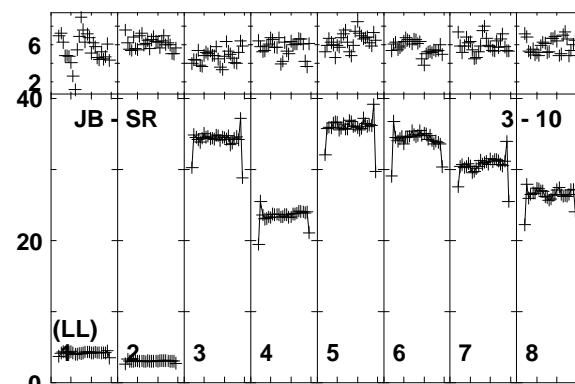
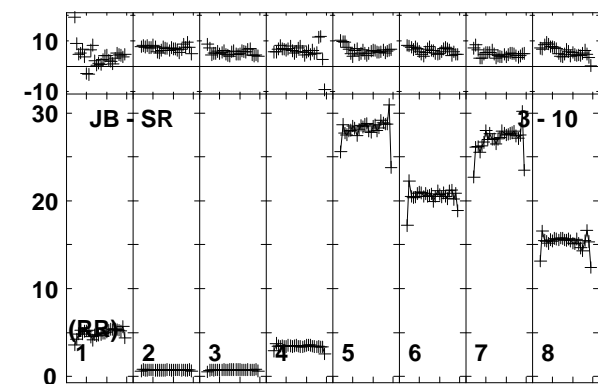
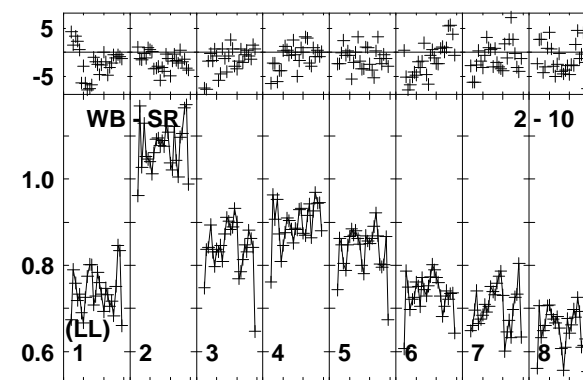
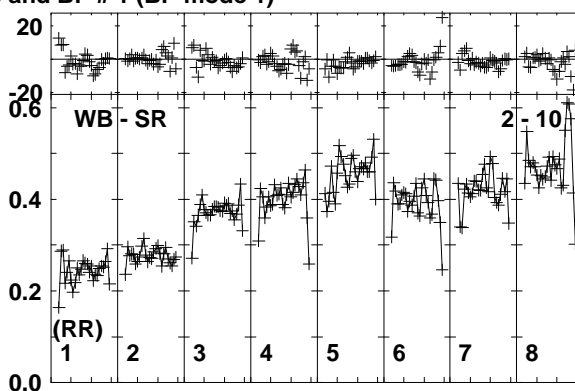
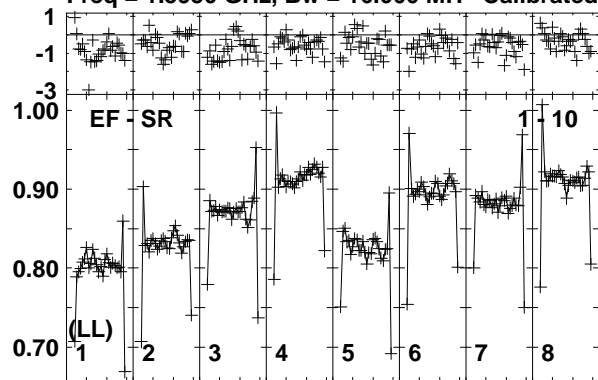


Lower frame: Milli Ampl Jy Top frame: Phas deg
Vector averaged cross-power spectrum Baseline: SR (10) - UR (12)
Timerange: 00/00:24:31 to 00/00:28:00

Plot file version 19 created 19-AUG-2016 17:31:58

J1642+2523 EM119D.UVDATA.1

Freq = 1.5950 GHz, Bw = 16.000 MH Calibrated with CL # 3 and BP # 1 (BP mode 1)

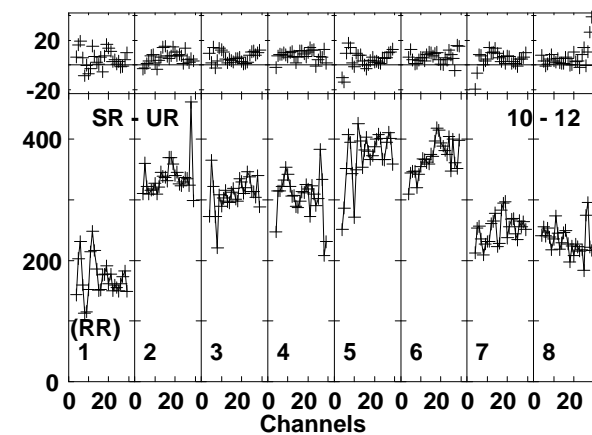
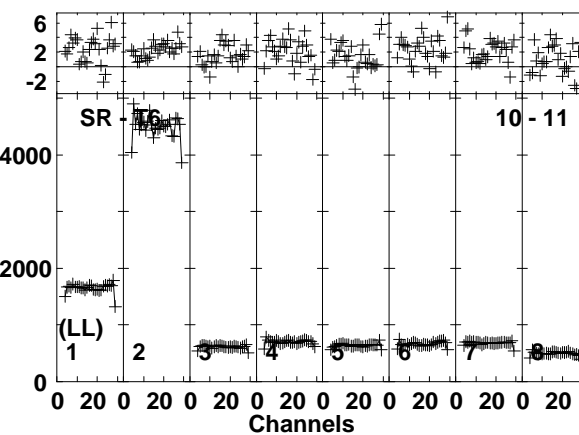
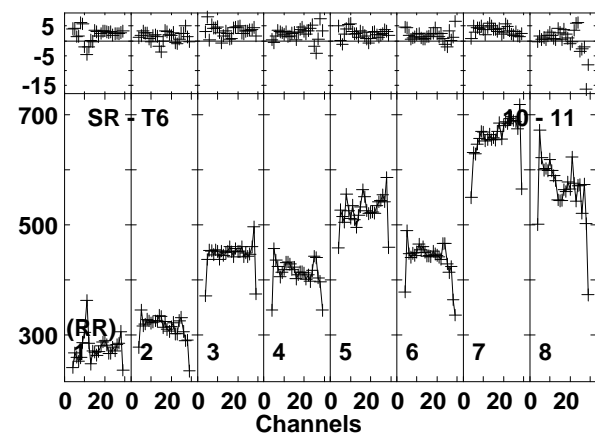
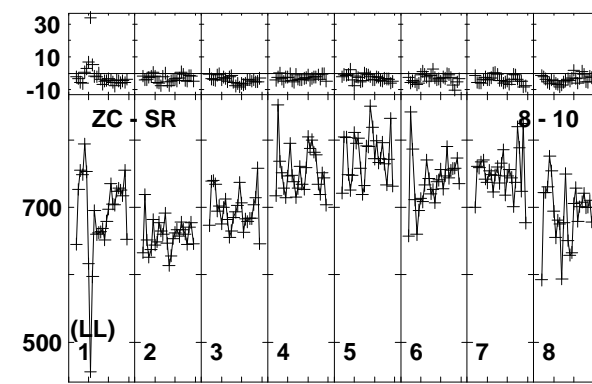
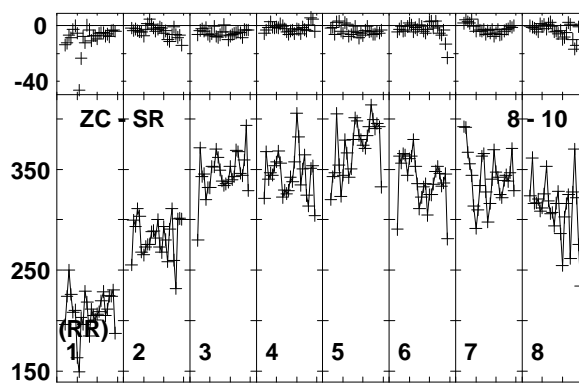
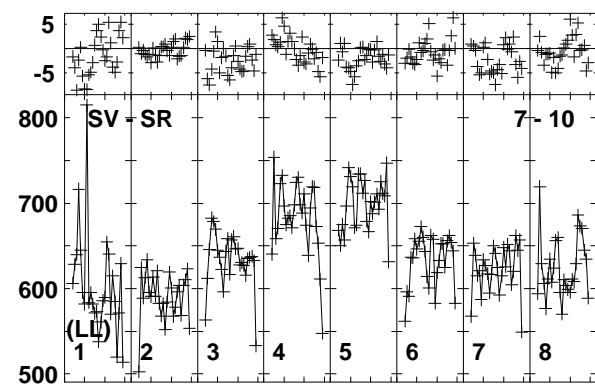
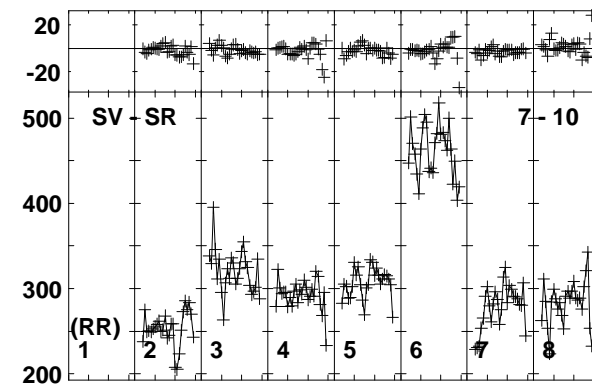
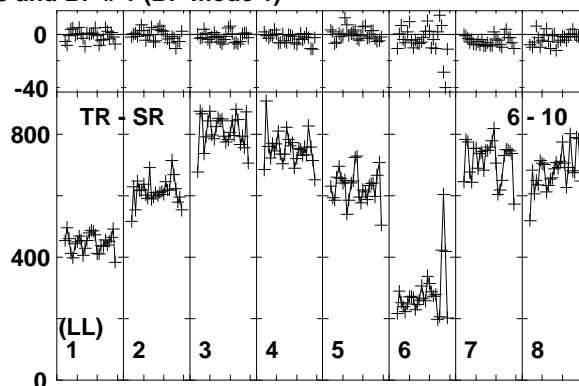
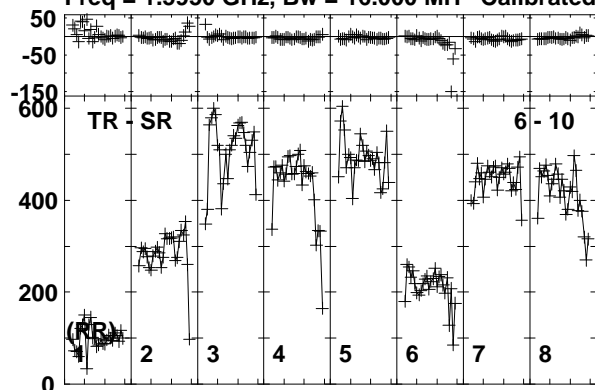


Lower frame: Ampl Jy Top frame: Phas deg
Vector averaged cross-power spectrum Baseline: EF (01) - SR (10)
Timerange: 00/00:28:08 to 00/00:29:30

Plot file version 20 created 19-AUG-2016 17:31:58

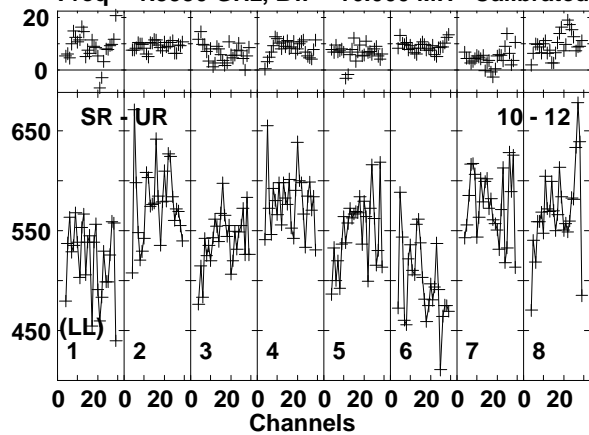
J1642+2523 EM119D.UVDATA.1

Freq = 1.5950 GHz, Bw = 16.000 MH Calibrated with CL # 3 and BP # 1 (BP mode 1)



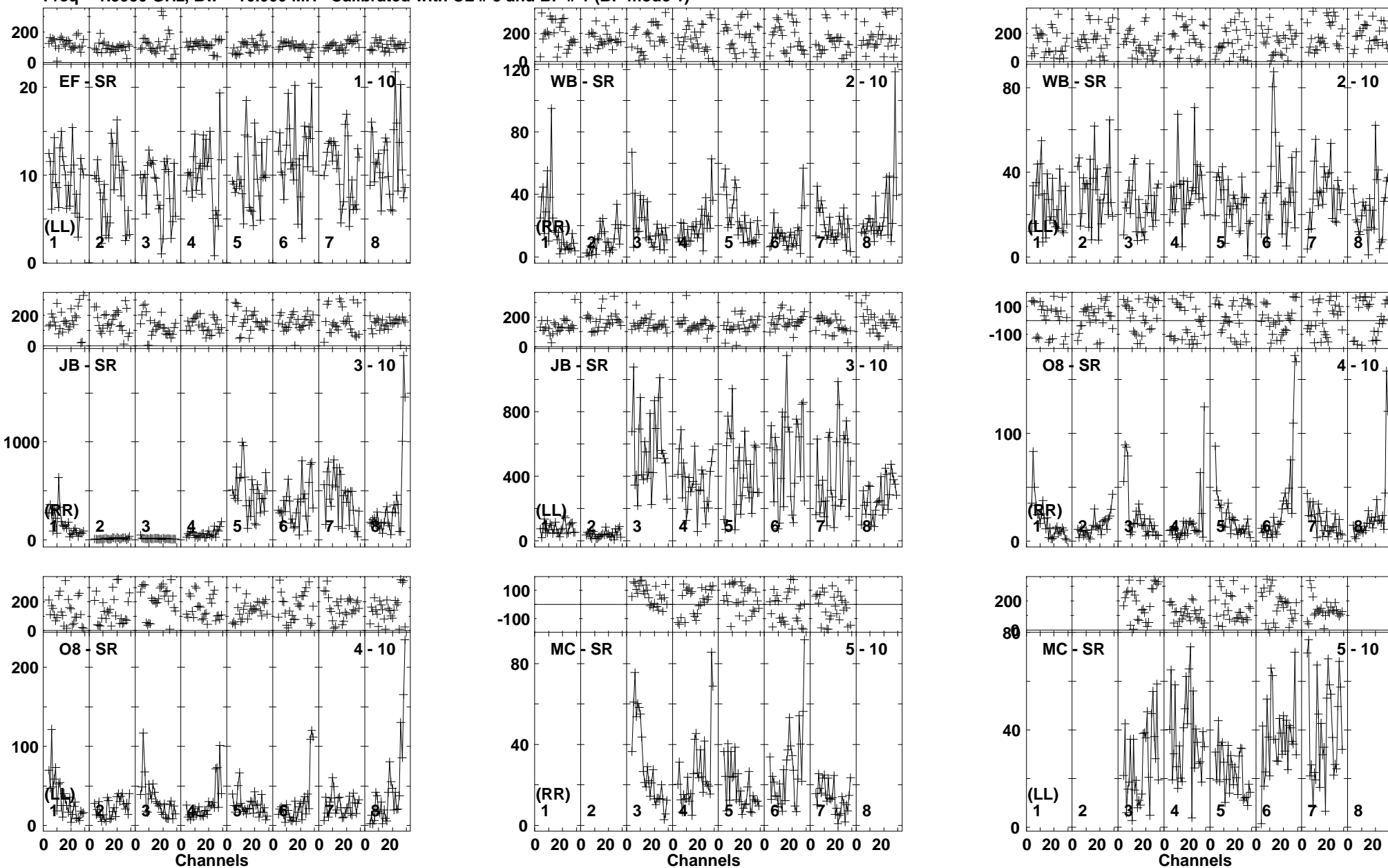
Lower frame: Milli Ampl Jy Top frame: Phas deg
Vector averaged cross-power spectrum Baseline: TR (06) - SR (10)
Timerange: 00/00:28:08 to 00/00:29:30

Plot file version 21 created 19-AUG-2016 17:31:59
J1642+2523 EM119D.UVDATA.1
Freq = 1.5950 GHz, Bw = 16.000 MH Calibrated with CL # 3 and BP # 1 (BP mode 1)



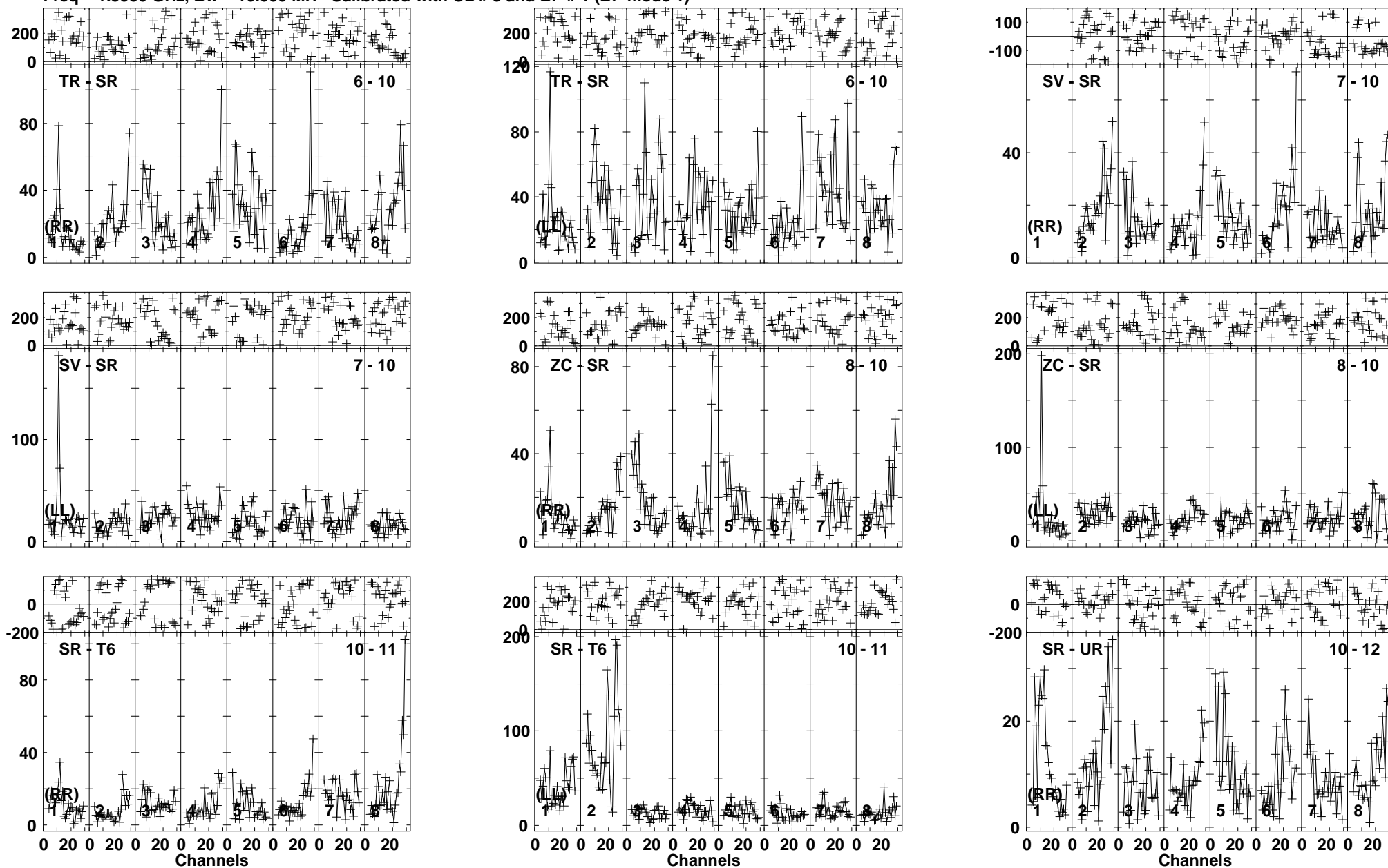
Lower frame: Milli Ampl Jy Top frame: Phas deg
Vector averaged cross-power spectrum Baseline: SR (10) - UR (12)
Timerange: 00/00:28:08 to 00/00:29:30

Plot file version 22 created 19-AUG-2016 17:31:59
 J1649+2635 EM119D.UVDATA.1
 Freq = 1.5950 GHz, Bw = 16.000 MH Calibrated with CL # 3 and BP # 1 (BP mode 1)



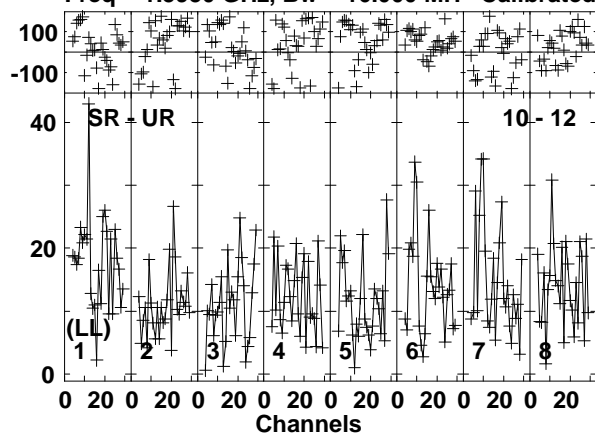
Lower frame: Milli Ampl Jy Top frame: Phas deg
 Vector averaged cross-power spectrum Baseline: EF (01) - SR (10)
 Timerange: 00/00:29:38 to 00/00:33:00

Plot file version 23 created 19-AUG-2016 17:31:59
 J1649+2635 EM119D.UVDATA.1
 Freq = 1.5950 GHz, Bw = 16.000 MH Calibrated with CL # 3 and BP # 1 (BP mode 1)



Lower frame: Milli Ampl Jy Top frame: Phas deg
 Vector averaged cross-power spectrum Baseline: TR (06) - SR (10)
 Timerange: 00/00:29:38 to 00/00:33:00

Plot file version 24 created 19-AUG-2016 17:32:00
J1649+2635 EM119D.UVDATA.1
Freq = 1.5950 GHz, Bw = 16.000 MH Calibrated with CL # 3 and BP # 1 (BP mode 1)

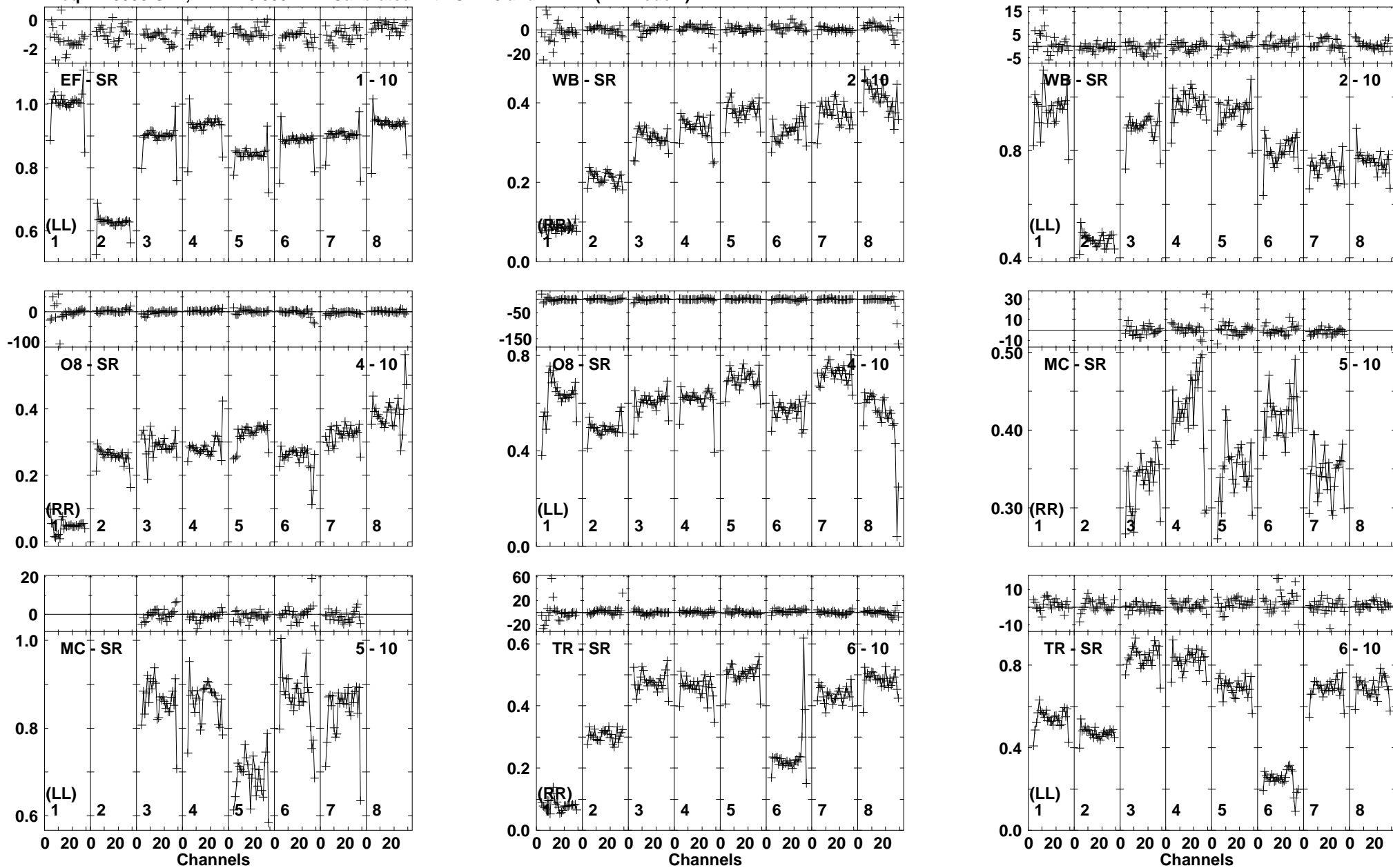


Lower frame: Milli Ampl Jy Top frame: Phas deg
Vector averaged cross-power spectrum Baseline: SR (10) - UR (12)
Timerange: 00/00:29:38 to 00/00:33:00

Plot file version 25 created 19-AUG-2016 17:32:00

J1642+2523 EM119D.UVDATA.1

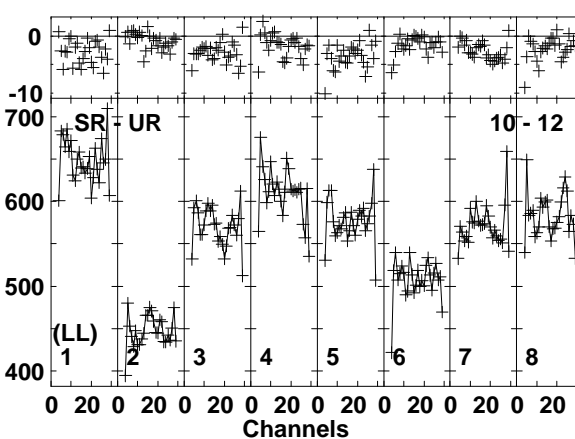
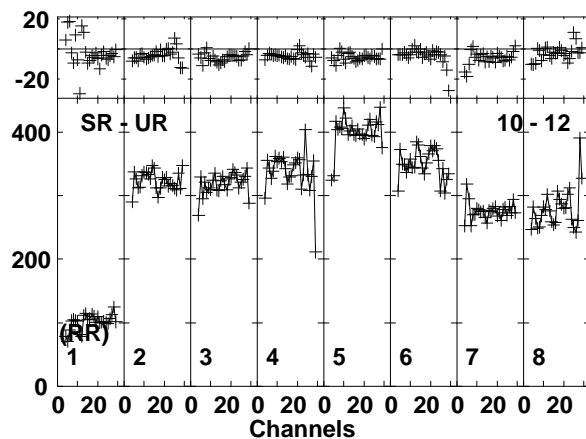
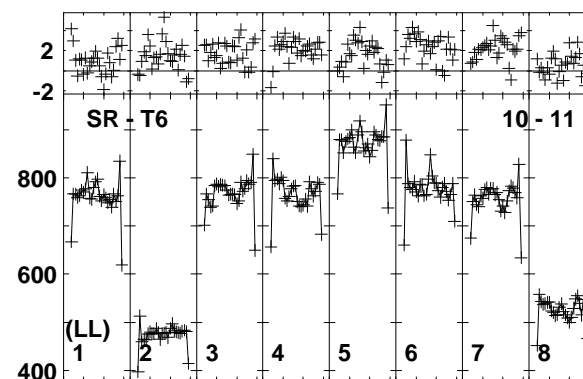
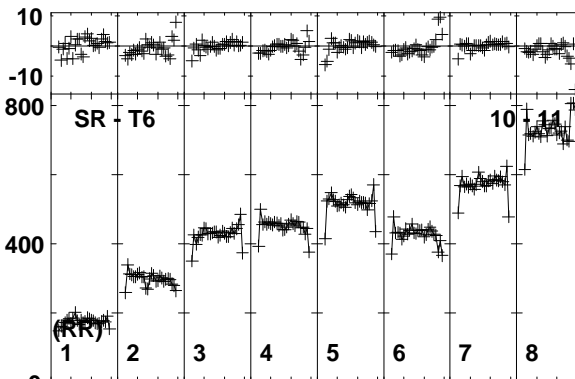
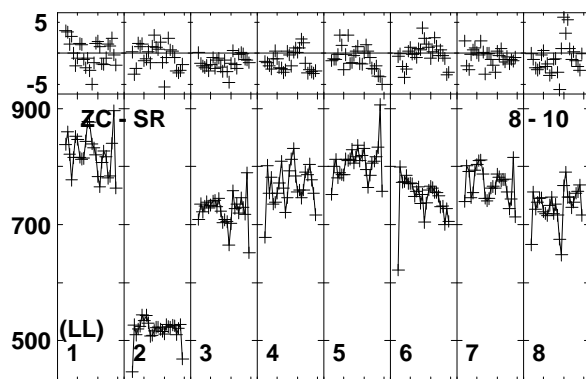
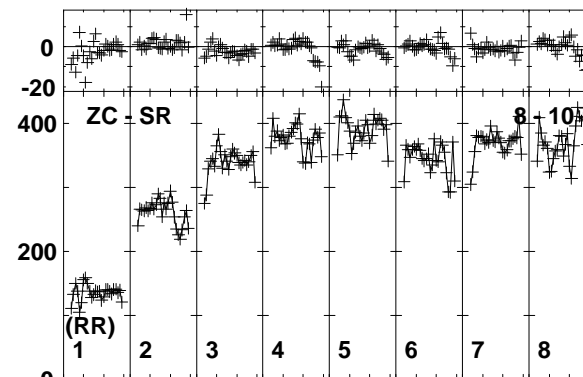
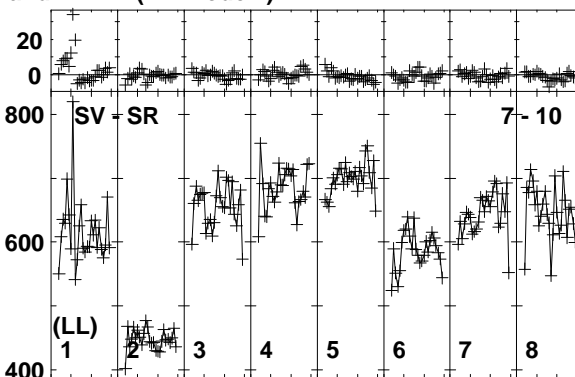
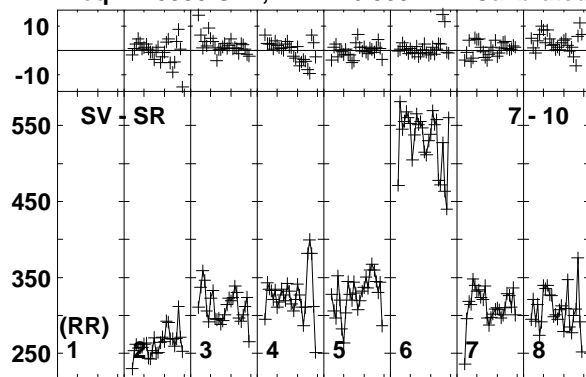
Freq = 1.5950 GHz, Bw = 16.000 MH Calibrated with CL # 3 and BP # 1 (BP mode 1)



Plot file version 26 created 19-AUG-2016 17:32:00

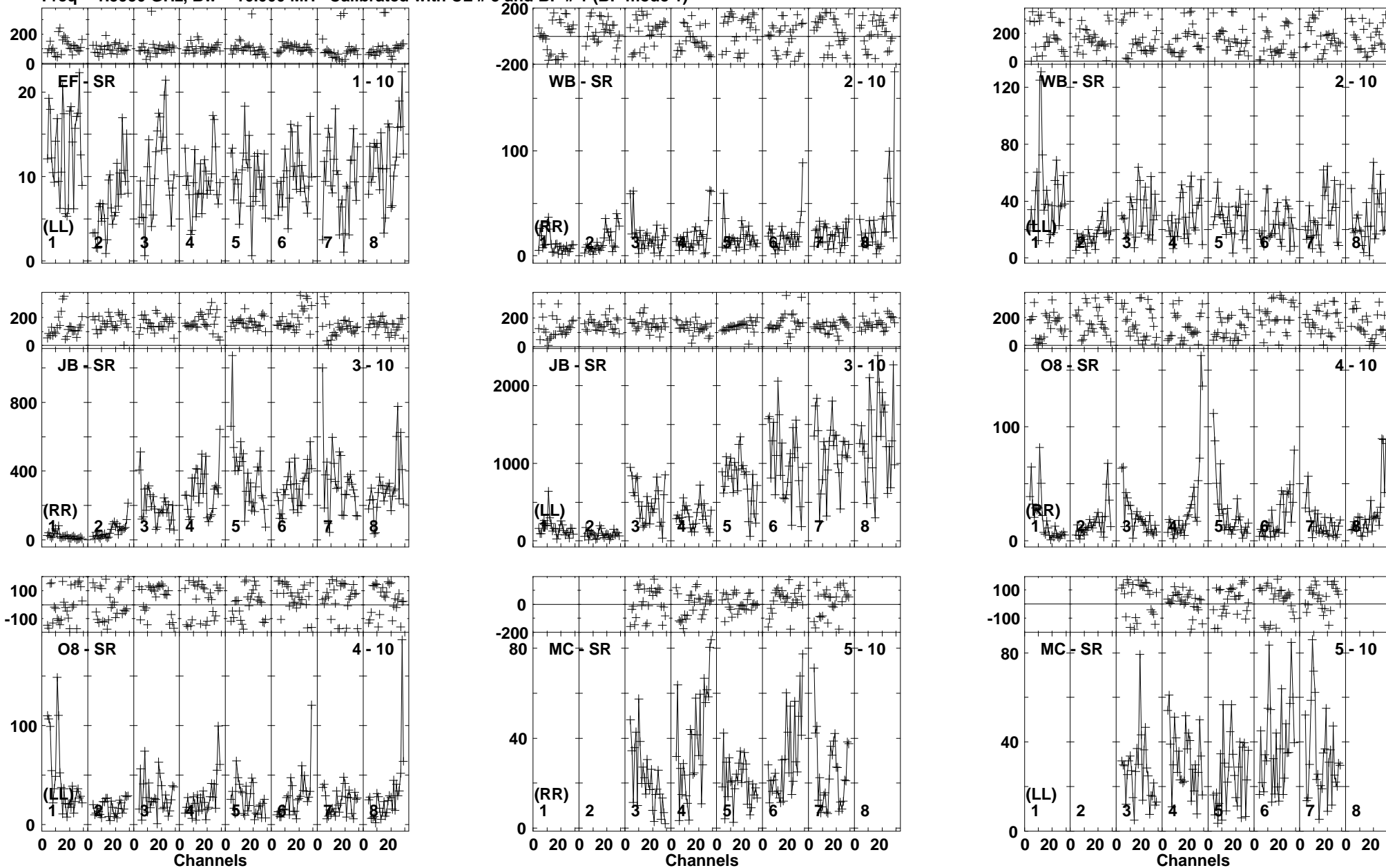
J1642+2523 EM119D.UVDATA.1

Freq = 1.5950 GHz, Bw = 16.000 MH Calibrated with CL # 3 and BP # 1 (BP mode 1)



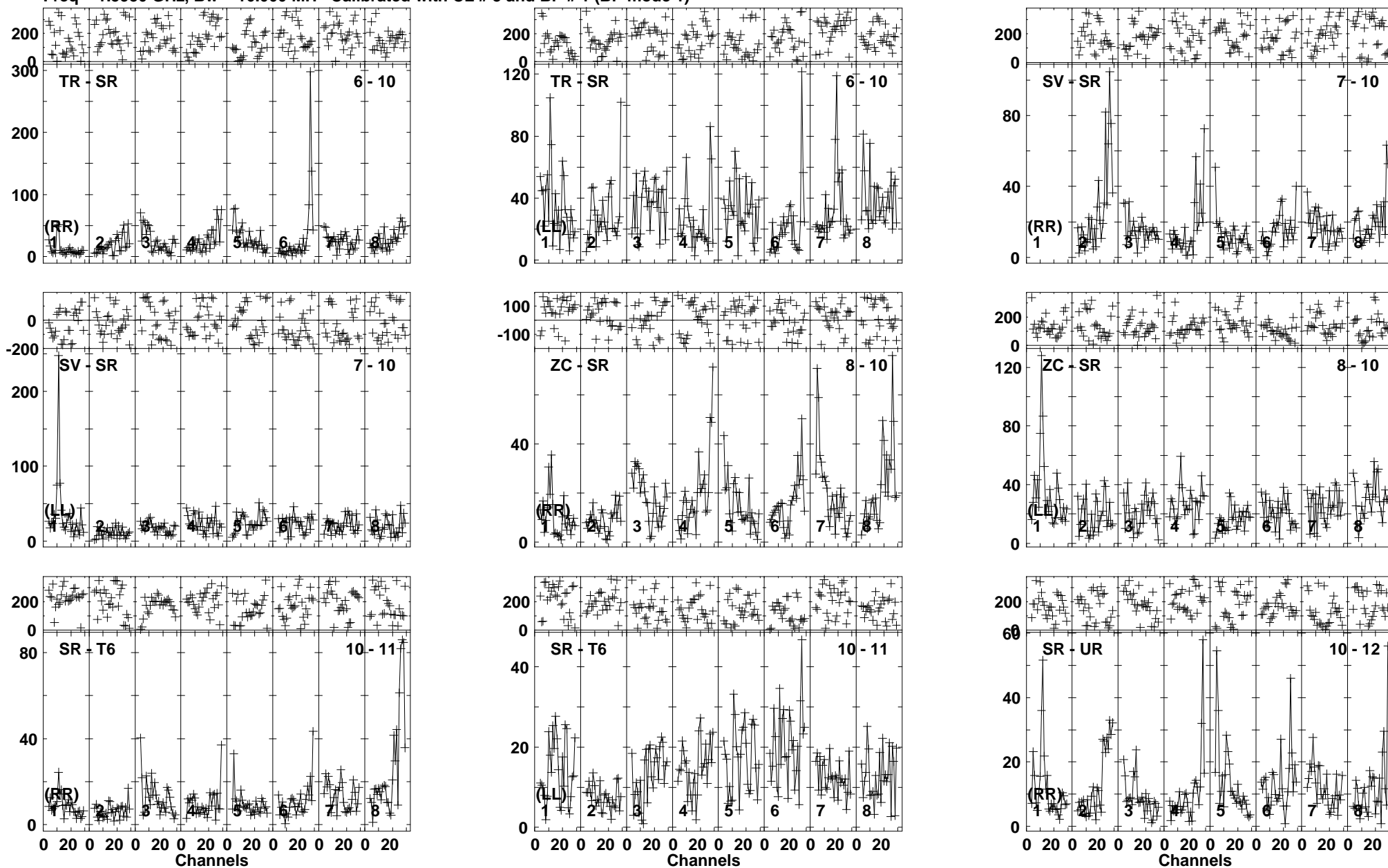
Lower frame: Milli Ampl Jy Top frame: Phas deg
Vector averaged cross-power spectrum Baseline: SV (07) - SR (10)
Timerange: 00/00:34:01 to 00/00:35:29

Plot file version 27 created 19-AUG-2016 17:32:00
 J1649+2635 EM119D.UVDATA.1
 Freq = 1.5950 GHz, Bw = 16.000 MH Calibrated with CL # 3 and BP # 1 (BP mode 1)



Lower frame: Milli Ampl Jy Top frame: Phas deg
 Vector averaged cross-power spectrum Baseline: EF (01) - SR (10)
 Timerange: 00/00:35:32 to 00/00:38:59

Plot file version 28 created 19-AUG-2016 17:32:05
 J1649+2635 EM119D.UVDATA.1
 Freq = 1.5950 GHz, Bw = 16.000 MH Calibrated with CL # 3 and BP # 1 (BP mode 1)

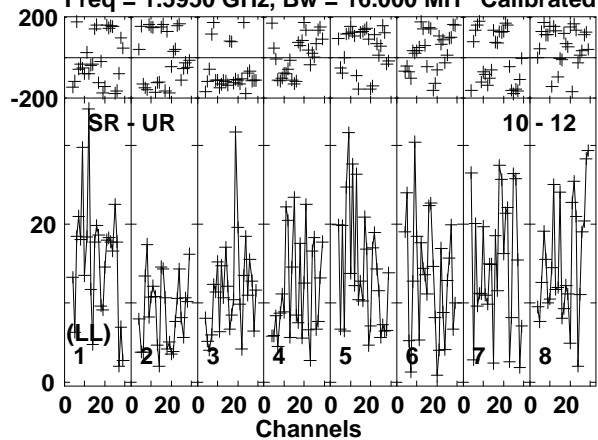


Lower frame: Milli Ampl Jy Top frame: Phas deg
 Vector averaged cross-power spectrum Baseline: TR (06) - SR (10)
 Timerange: 00/00:35:32 to 00/00:38:59

Plot file version 29 created 19-AUG-2016 17:32:05

J1649+2635 EM119D.UVDATA.1

Freq = 1.5950 GHz, Bw = 16.000 MH Calibrated with CL # 3 and BP # 1 (BP mode 1)

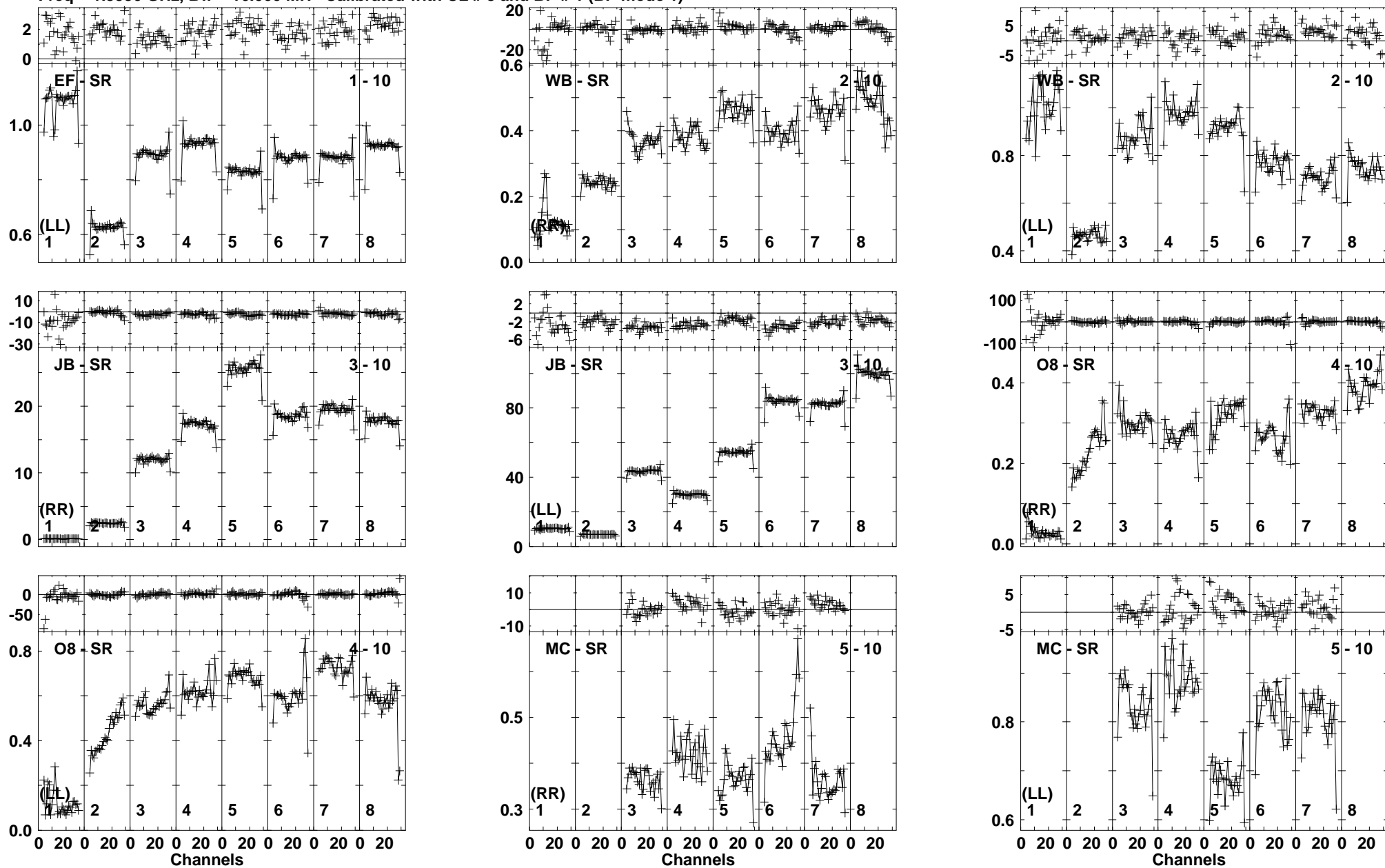


Lower frame: Milli Ampl Jy Top frame: Phas deg
Vector averaged cross-power spectrum Baseline: SR (10) - UR (12)
Timerange: 00/00:35:32 to 00/00:38:59

Plot file version 30 created 19-AUG-2016 17:32:05

J1642+2523 EM119D.UVDATA.1

Freq = 1.5950 GHz, Bw = 16.000 MH Calibrated with CL # 3 and BP # 1 (BP mode 1)

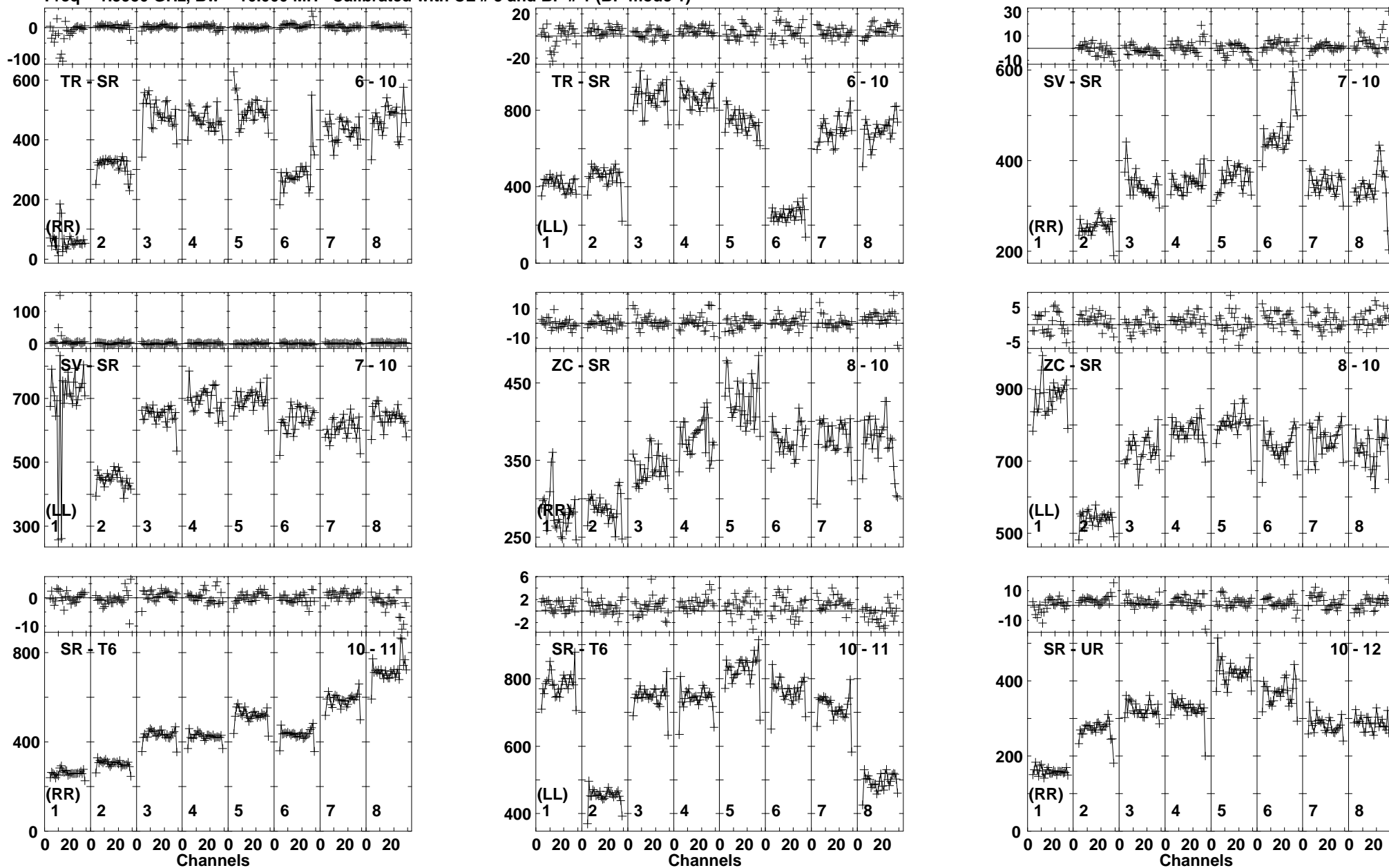


Lower frame: Ampl Jy Top frame: Phas deg
Vector averaged cross-power spectrum Baseline: EF (01) - SR (10)
Timerange: 00/00:39:07 to 00/00:40:30

Plot file version 31 created 19-AUG-2016 17:32:06

J1642+2523 EM119D.UVDATA.1

Freq = 1.5950 GHz, Bw = 16.000 MH Calibrated with CL # 3 and BP # 1 (BP mode 1)

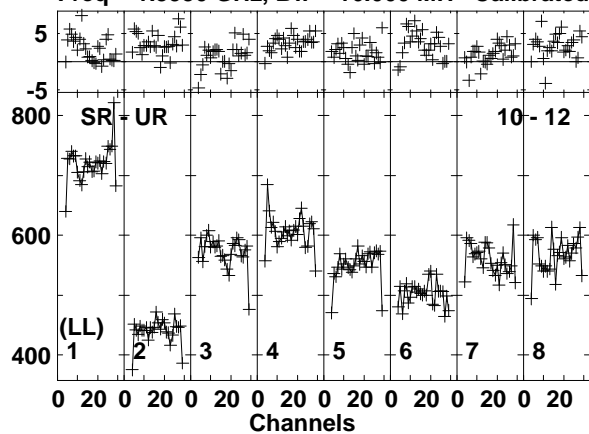


Lower frame: Milli Ampl Jy Top frame: Phas deg
Vector averaged cross-power spectrum Baseline: TR (06) - SR (10)
Timerange: 00/00:39:07 to 00/00:40:30

Plot file version 32 created 19-AUG-2016 17:32:06

J1642+2523 EM119D.UVDATA.1

Freq = 1.5950 GHz, Bw = 16.000 MH Calibrated with CL # 3 and BP # 1 (BP mode 1)

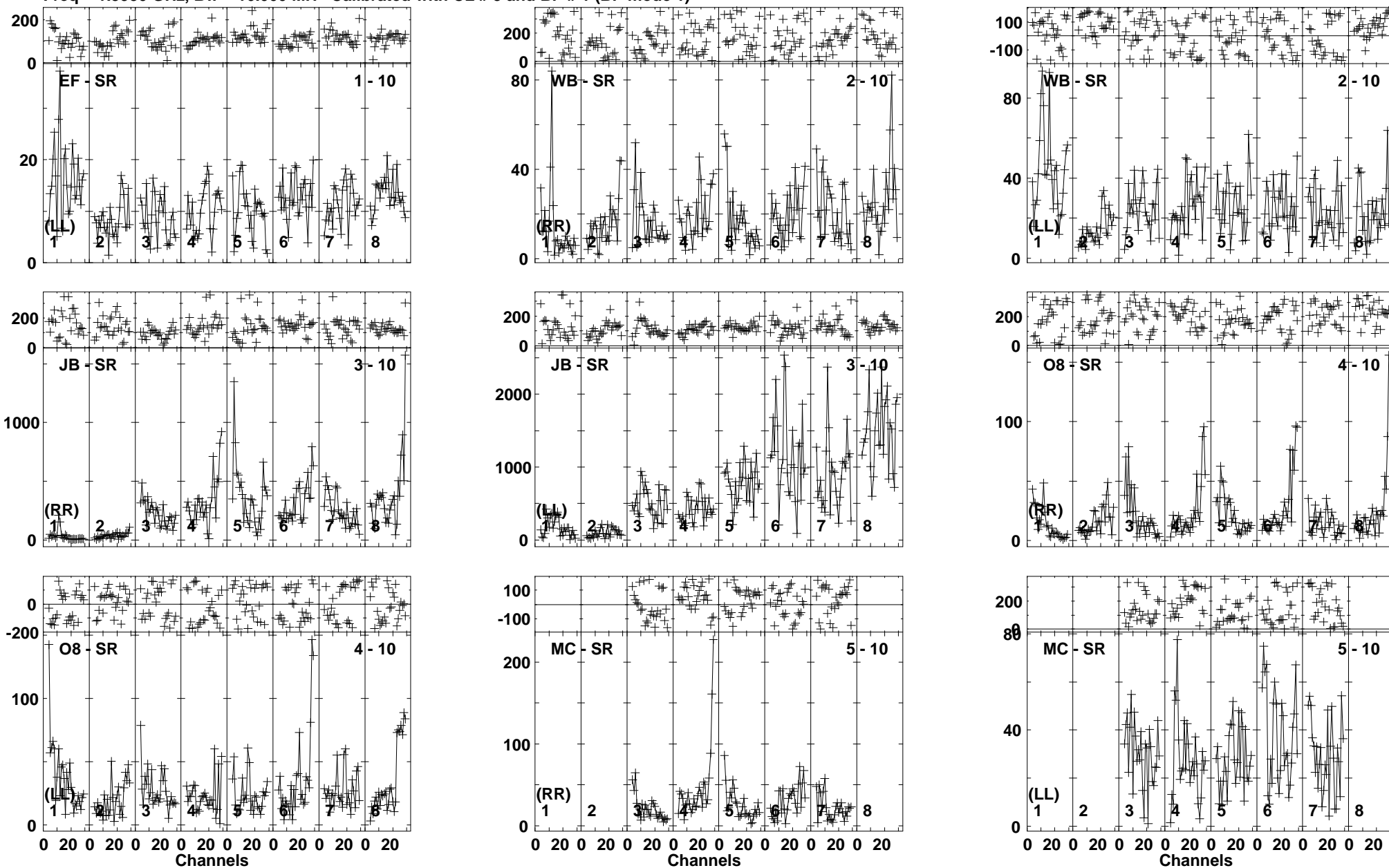


Lower frame: Milli Ampl Jy Top frame: Phas deg
Vector averaged cross-power spectrum Baseline: SR (10) - UR (12)
Timerange: 00/00:39:07 to 00/00:40:30

Plot file version 33 created 19-AUG-2016 17:32:06

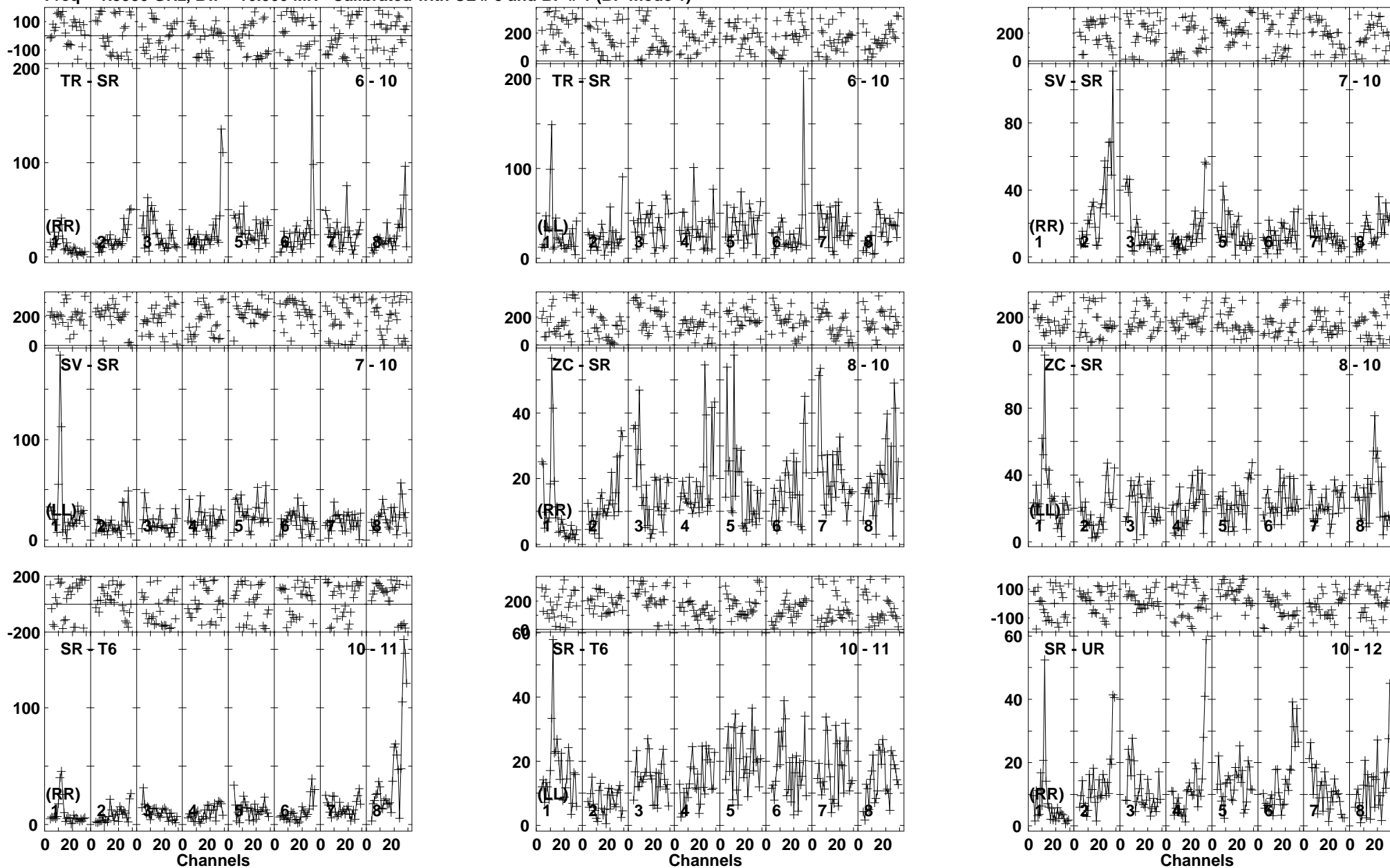
J1649+2635 EM119D.UVDATA.1

Freq = 1.5950 GHz, Bw = 16.000 MH Calibrated with CL # 3 and BP # 1 (BP mode 1)



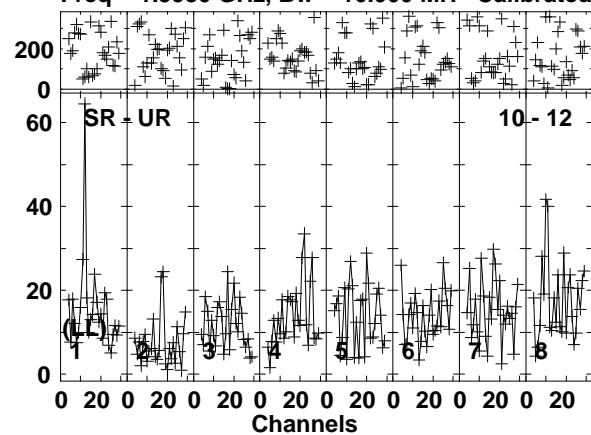
Lower frame: Milli Ampl Jy Top frame: Phas deg
Vector averaged cross-power spectrum Baseline: EF (01) - SR (10)
Timerange: 00/00:40:38 to 00/00:44:00

Plot file version 34 created 19-AUG-2016 17:32:06
 J1649+2635 EM119D.UVDATA.1
 Freq = 1.5950 GHz, Bw = 16.000 MH Calibrated with CL # 3 and BP # 1 (BP mode 1)



Lower frame: Milli Ampl Jy Top frame: Phas deg
 Vector averaged cross-power spectrum Baseline: TR (06) - SR (10)
 Timerange: 00/00:40:38 to 00/00:44:00

Plot file version 35 created 19-AUG-2016 17:32:07
J1649+2635 EM119D.UVDATA.1
Freq = 1.5950 GHz, Bw = 16.000 MH Calibrated with CL # 3 and BP # 1 (BP mode 1)

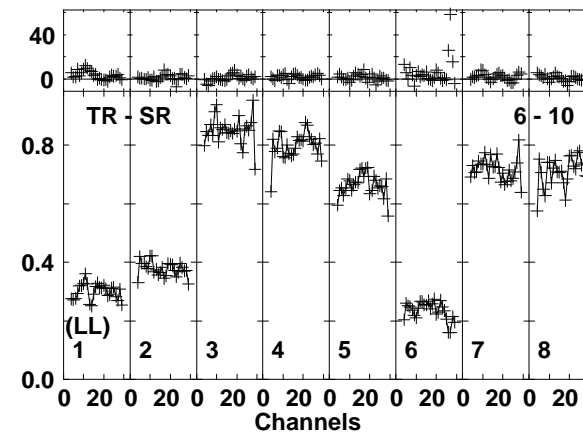
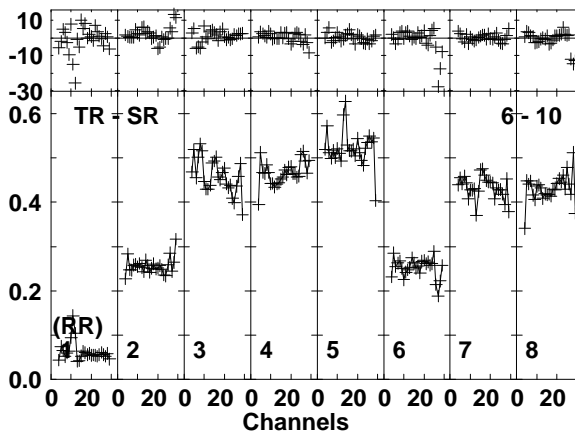
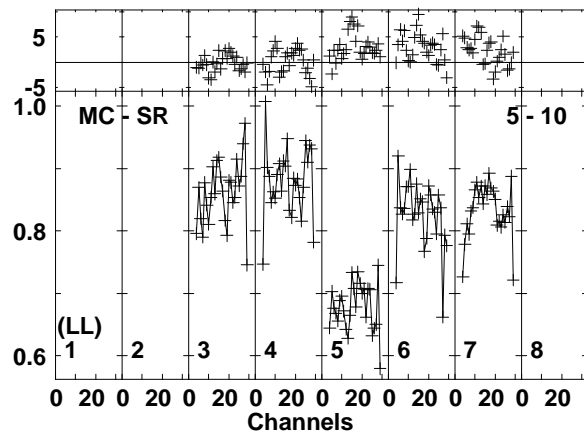
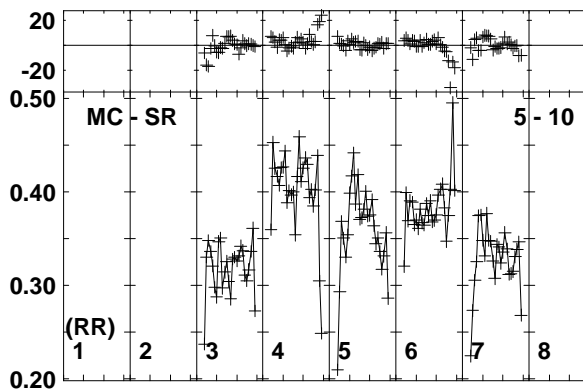
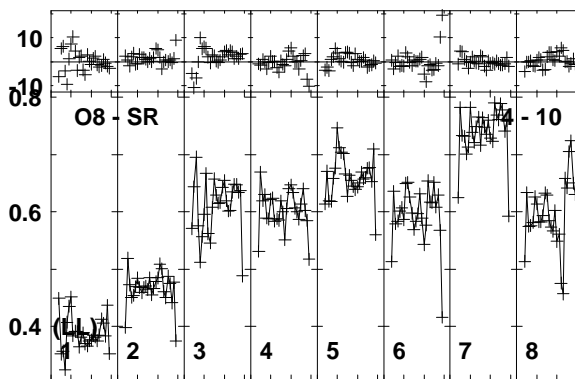
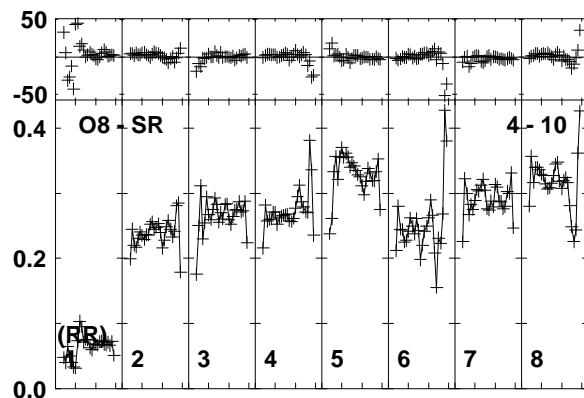
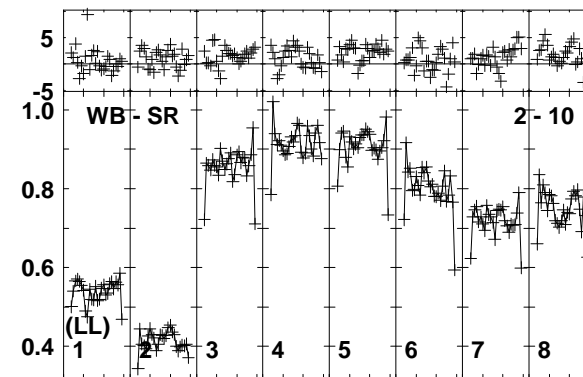
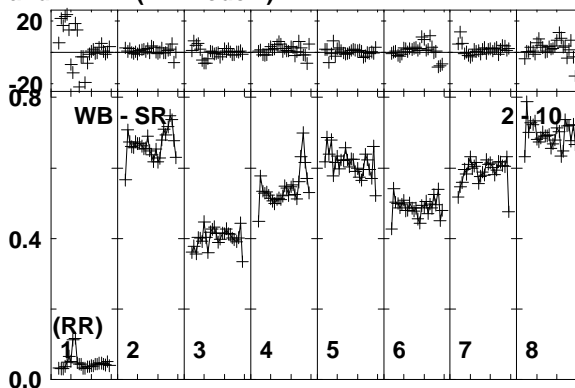
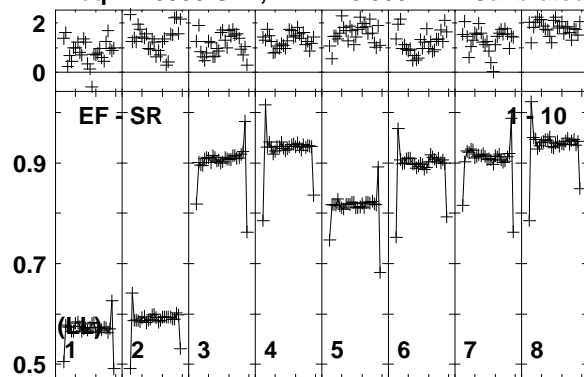


Lower frame: Milli Ampl Jy Top frame: Phas deg
Vector averaged cross-power spectrum Baseline: SR (10) - UR (12)
Timerange: 00/00:40:38 to 00/00:44:00

Plot file version 36 created 19-AUG-2016 17:32:07

J1642+2523 EM119D.UVDATA.1

Freq = 1.5950 GHz, Bw = 16.000 MH Calibrated with CL # 3 and BP # 1 (BP mode 1)

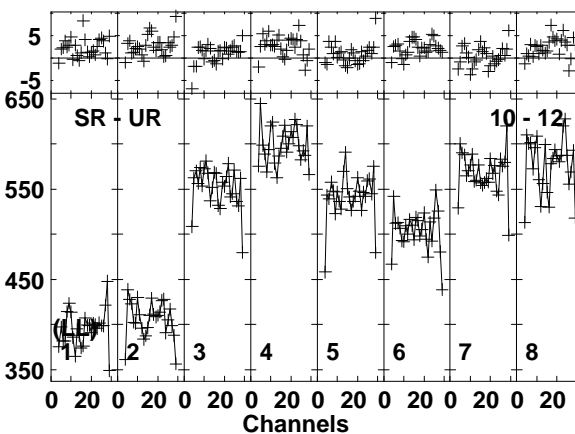
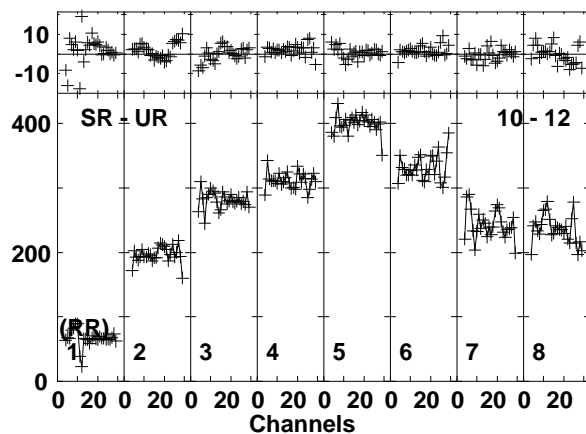
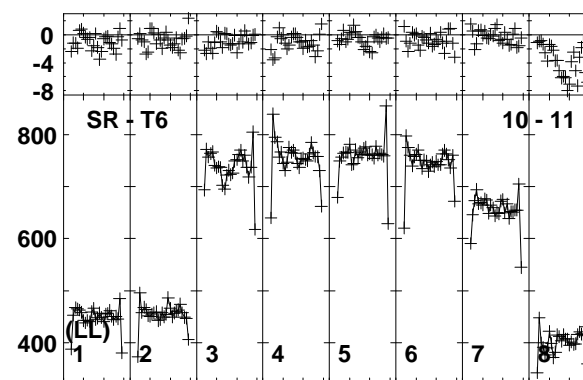
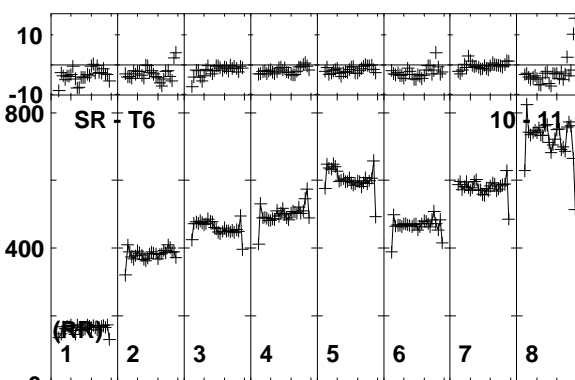
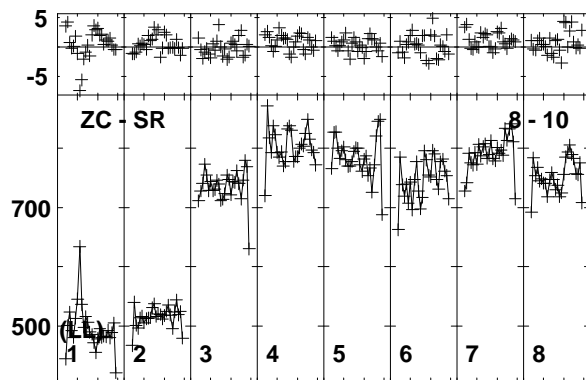
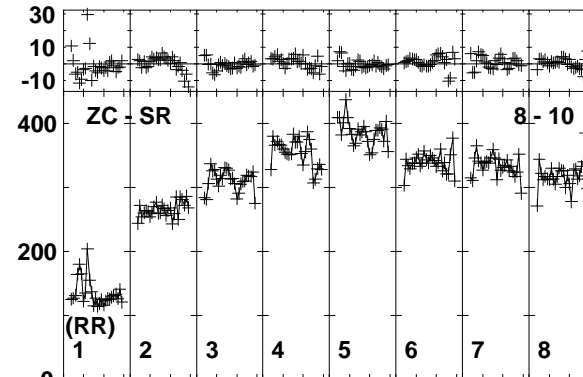
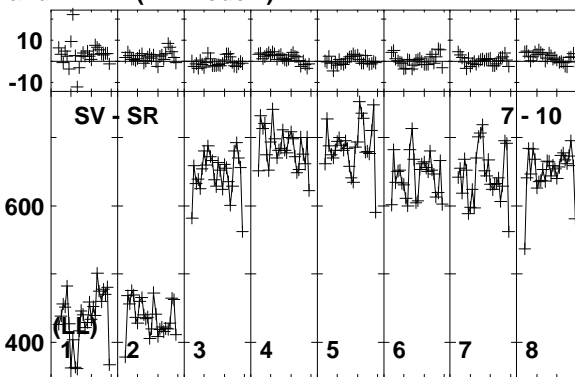
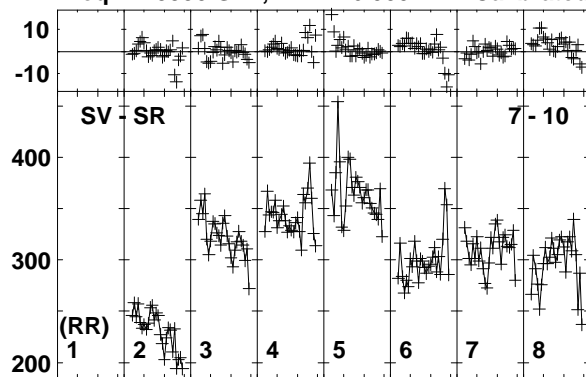


Lower frame: Ampl Jy Top frame: Phas deg
Vector averaged cross-power spectrum Baseline: EF (01) - SR (10)
Timerange: 00/00:45:00 to 00/00:46:29

Plot file version 37 created 19-AUG-2016 17:32:07

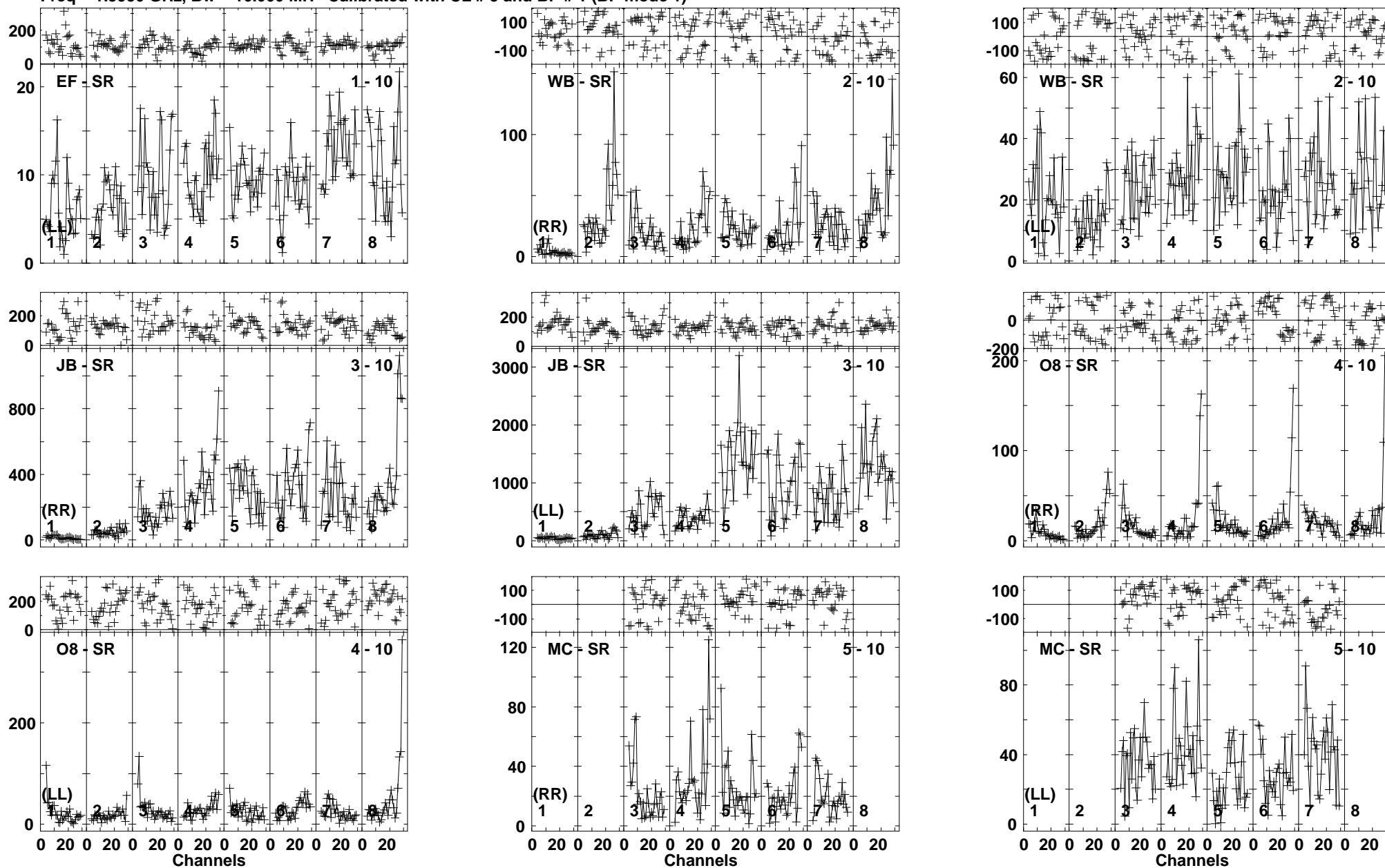
J1642+2523 EM119D.UVDATA.1

Freq = 1.5950 GHz, Bw = 16.000 MH Calibrated with CL # 3 and BP # 1 (BP mode 1)



Lower frame: Milli Amp Jy Top frame: Phas deg
Vector averaged cross-power spectrum Baseline: SV (07) - SR (10)
Timerange: 00/00:45:00 to 00/00:46:29

Plot file version 38 created 19-AUG-2016 17:32:08
 J1649+2635 EM119D.UVDATA.1
 Freq = 1.5950 GHz, Bw = 16.000 MH Calibrated with CL # 3 and BP # 1 (BP mode 1)

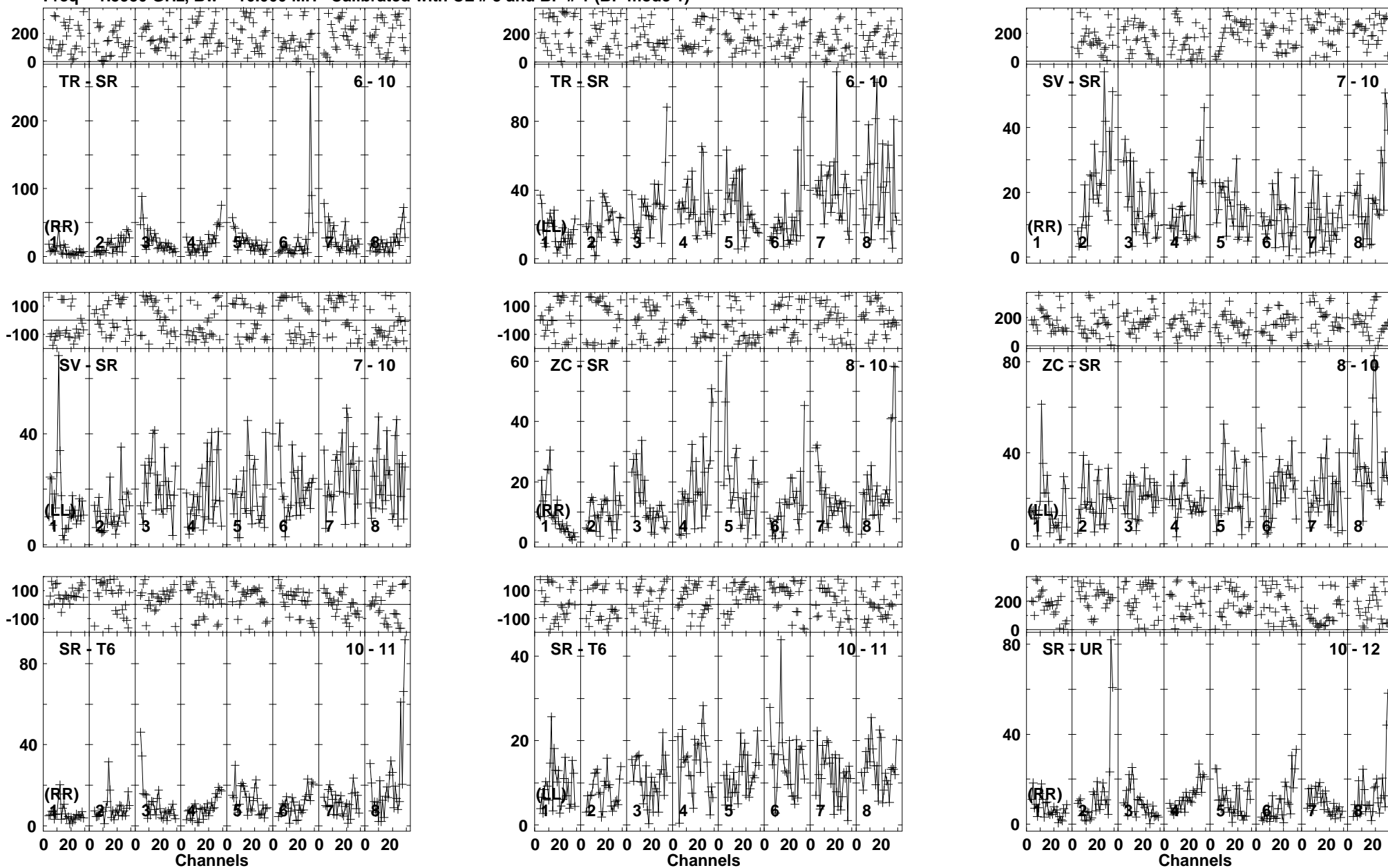


Lower frame: Milli Ampl Jy Top frame: Phas deg
 Vector averaged cross-power spectrum Baseline: EF (01) - SR (10)
 Timerange: 00/00:46:32 to 00/00:49:59

Plot file version 39 created 19-AUG-2016 17:32:08

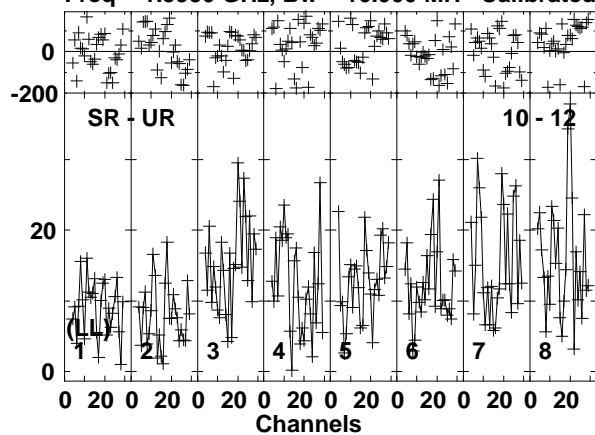
J1649+2635 EM119D.UVDATA.1

Freq = 1.5950 GHz, Bw = 16.000 MH Calibrated with CL # 3 and BP # 1 (BP mode 1)



Lower frame: Milli Ampl Jy Top frame: Phas deg
Vector averaged cross-power spectrum Baseline: TR (06) - SR (10)
Timerange: 00/00:46:32 to 00/00:49:59

Plot file version 40 created 19-AUG-2016 17:32:08
J1649+2635 EM119D.UVDATA.1
Freq = 1.5950 GHz, Bw = 16.000 MH Calibrated with CL # 3 and BP # 1 (BP mode 1)

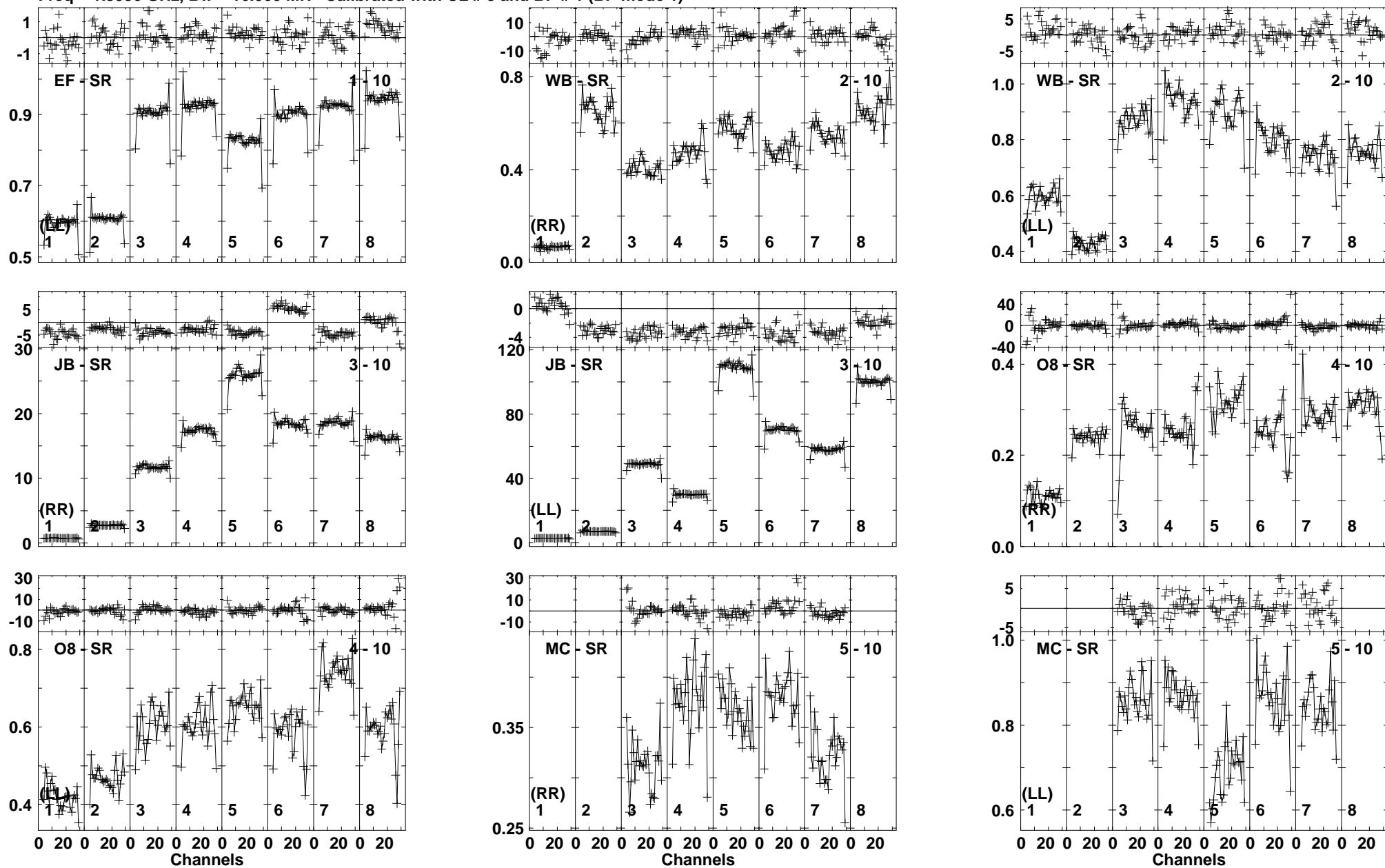


Lower frame: Milli Ampl Jy Top frame: Phas deg
Vector averaged cross-power spectrum Baseline: SR (10) - UR (12)
Timerange: 00/00:46:32 to 00/00:49:59

Plot file version 41 created 19-AUG-2016 17:32:08

J1642+2523 EM119D.UVDATA.1

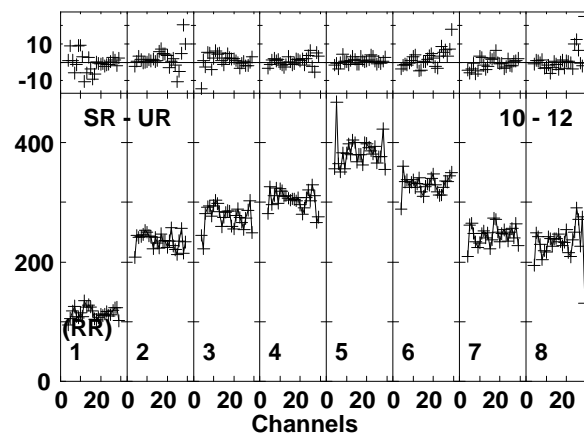
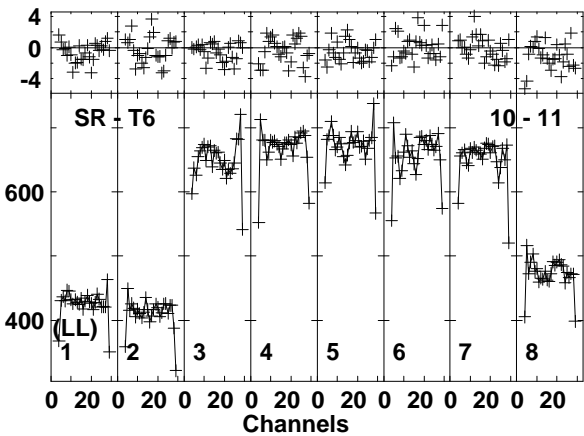
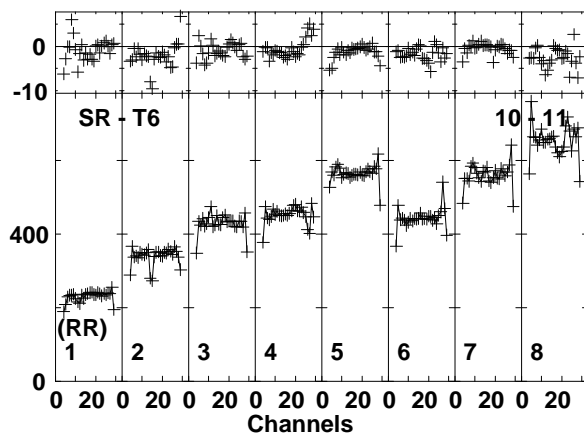
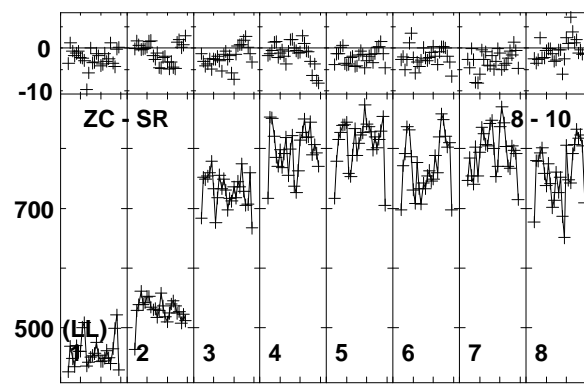
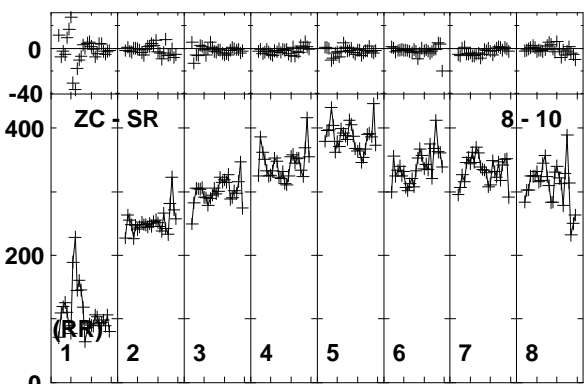
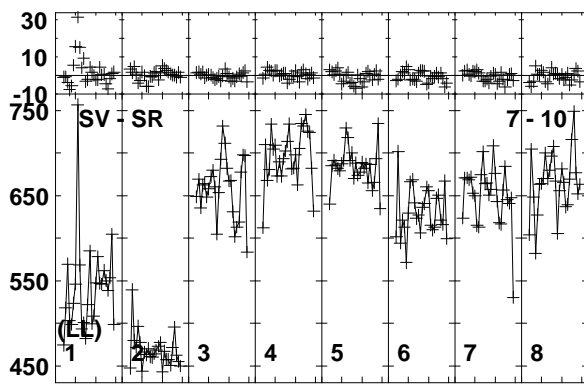
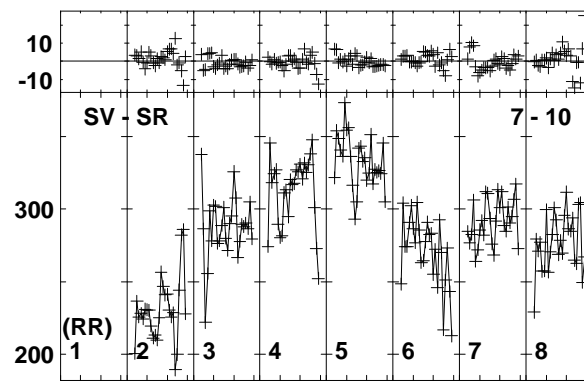
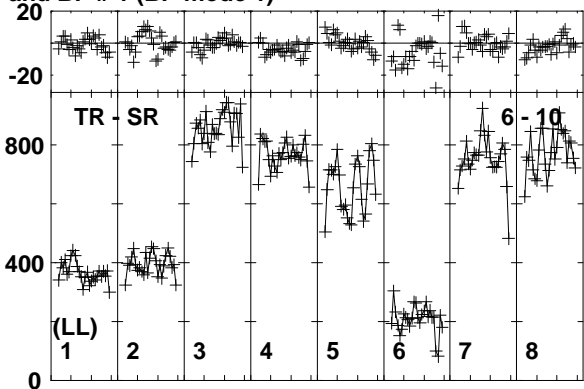
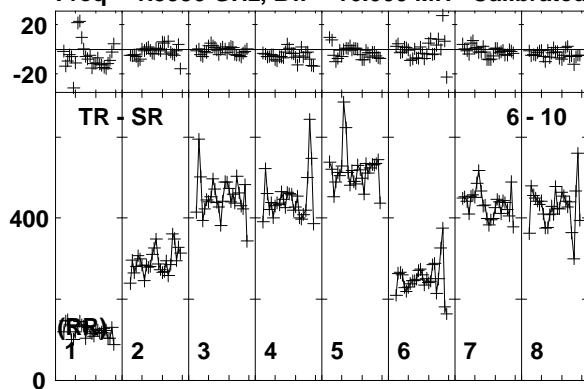
Freq = 1.5950 GHz, Bw = 16.000 MH Calibrated with CL # 3 and BP # 1 (BP mode 1)



Plot file version 42 created 19-AUG-2016 17:32:09

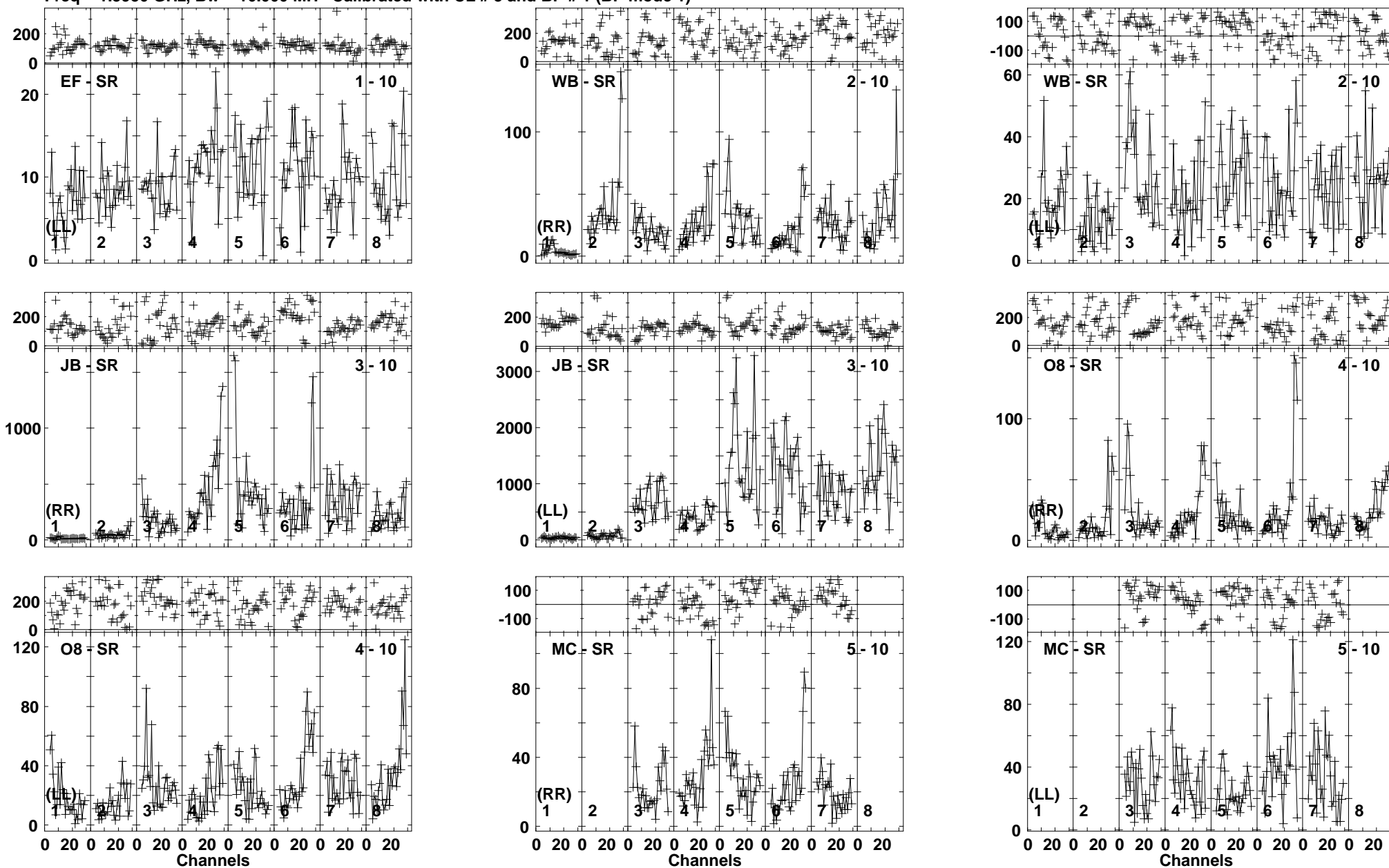
J1642+2523 EM119D.UVDATA.1

Freq = 1.5950 GHz, Bw = 16.000 MH Calibrated with CL # 3 and BP # 1 (BP mode 1)



Lower frame: Milli Ampl Jy Top frame: Phas deg
Vector averaged cross-power spectrum Baseline: TR (06) - SR (10)
Timerange: 00/00:50:08 to 00/00:51:29

Plot file version 44 created 19-AUG-2016 17:32:09
 J1649+2635 EM119D.UVDATA.1
 Freq = 1.5950 GHz, Bw = 16.000 MH Calibrated with CL # 3 and BP # 1 (BP mode 1)

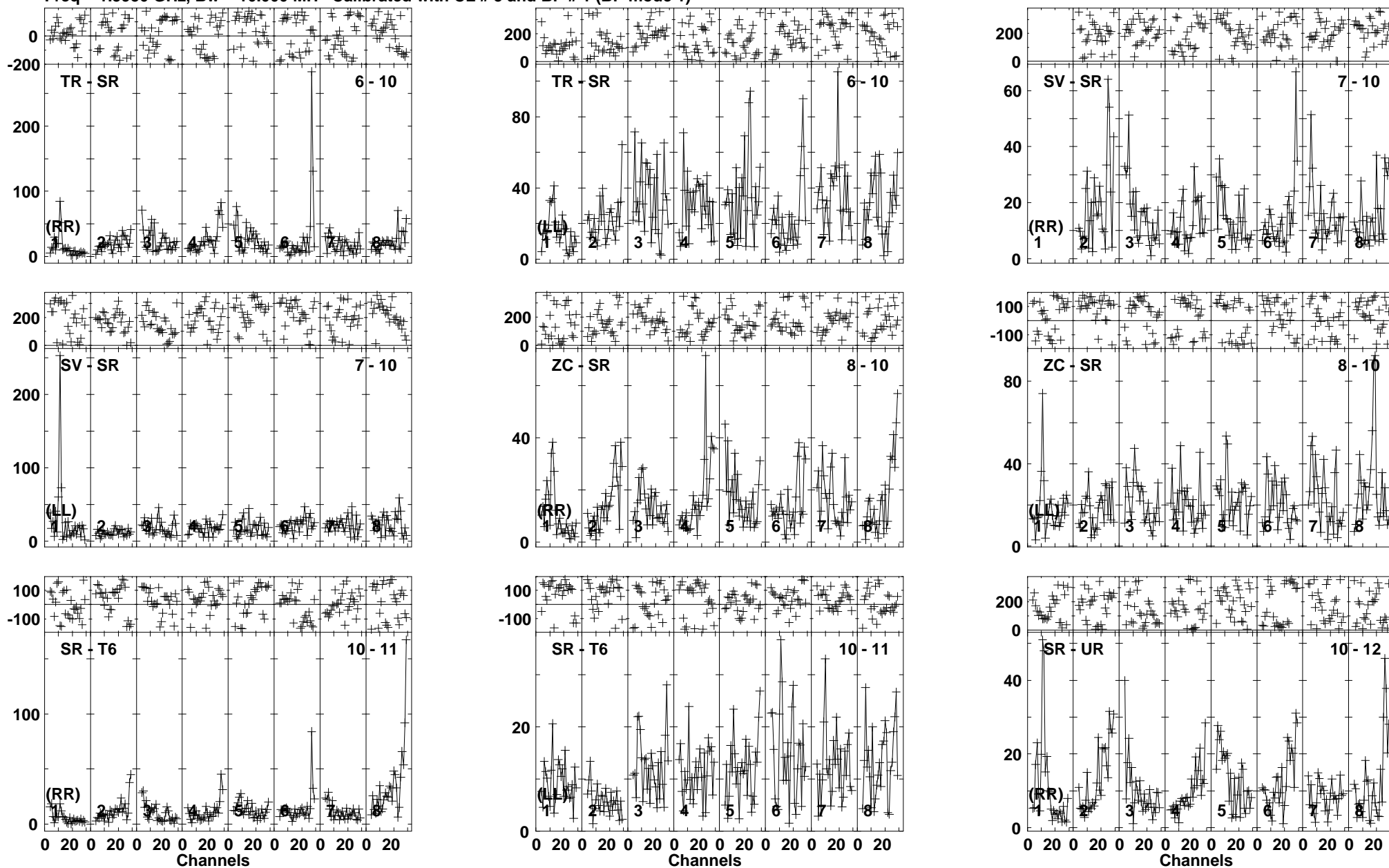


Lower frame: Milli Ampl Jy Top frame: Phas deg
 Vector averaged cross-power spectrum Baseline: EF (01) - SR (10)
 Timerange: 00/00:51:38 to 00/00:55:00

Plot file version 45 created 19-AUG-2016 17:32:09

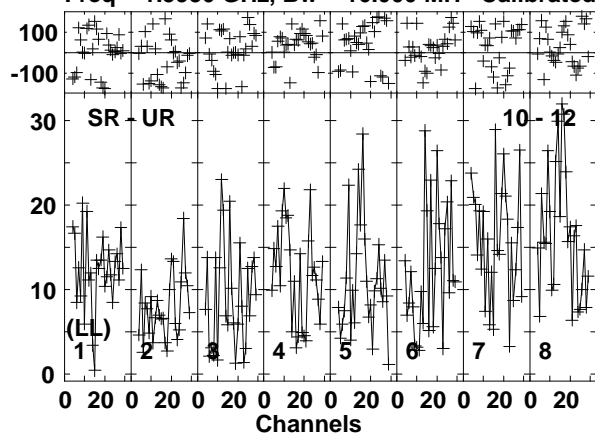
J1649+2635 EM119D.UVDATA.1

Freq = 1.5950 GHz, Bw = 16.000 MH Calibrated with CL # 3 and BP # 1 (BP mode 1)



Lower frame: Milli Ampl Jy Top frame: Phas deg
Vector averaged cross-power spectrum Baseline: TR (06) - SR (10)
Timerange: 00/00:51:38 to 00/00:55:00

Plot file version 46 created 19-AUG-2016 17:32:10
J1649+2635 EM119D.UVDATA.1
Freq = 1.5950 GHz, Bw = 16.000 MH Calibrated with CL # 3 and BP # 1 (BP mode 1)

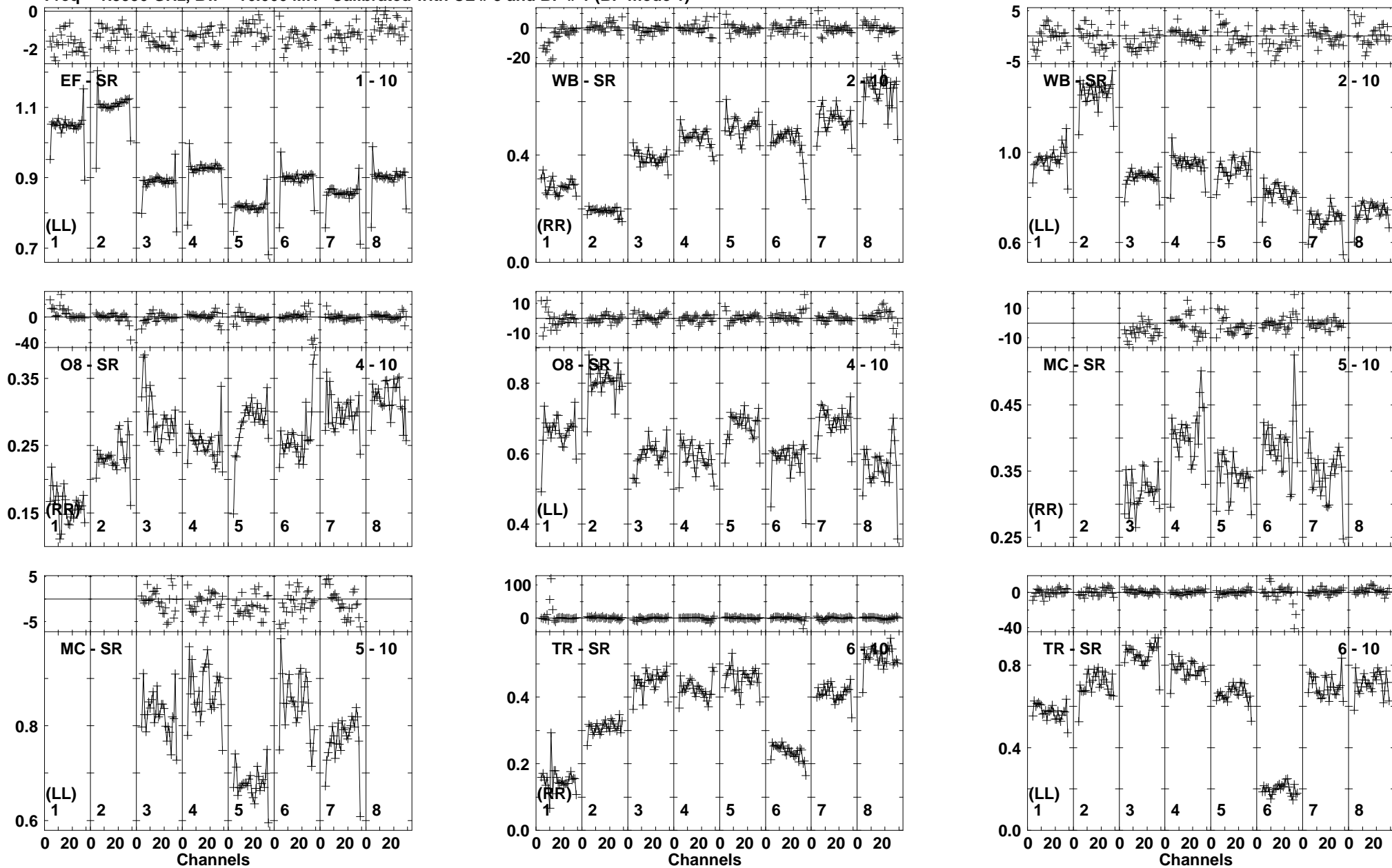


Lower frame: Milli Ampl Jy Top frame: Phas deg
Vector averaged cross-power spectrum Baseline: SR (10) - UR (12)
Timerange: 00/00:51:38 to 00/00:55:00

Plot file version 47 created 19-AUG-2016 17:32:10

J1642+2523 EM119D.UVDATA.1

Freq = 1.5950 GHz, Bw = 16.000 MH Calibrated with CL # 3 and BP # 1 (BP mode 1)

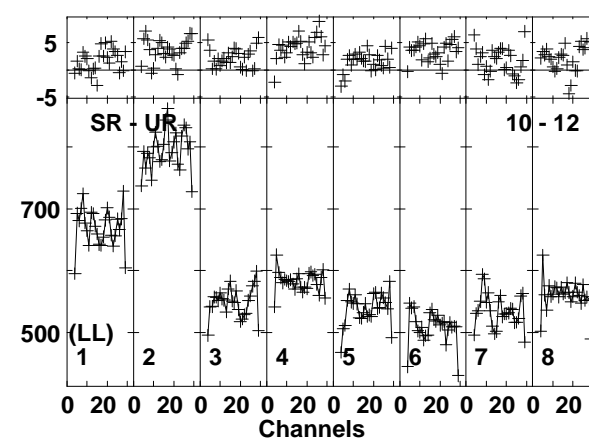
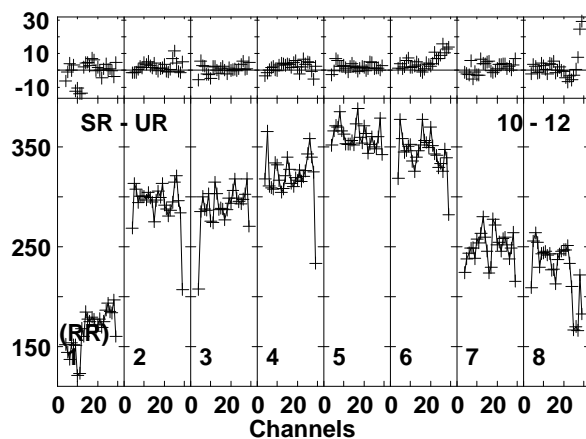
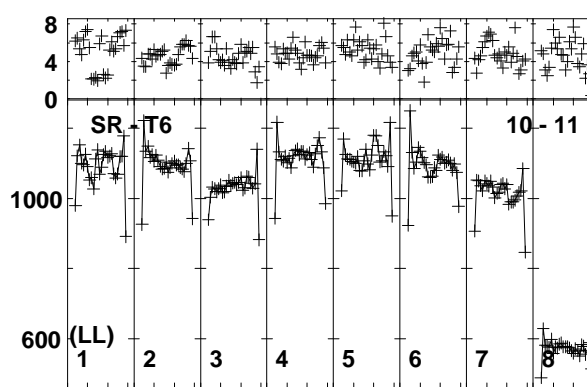
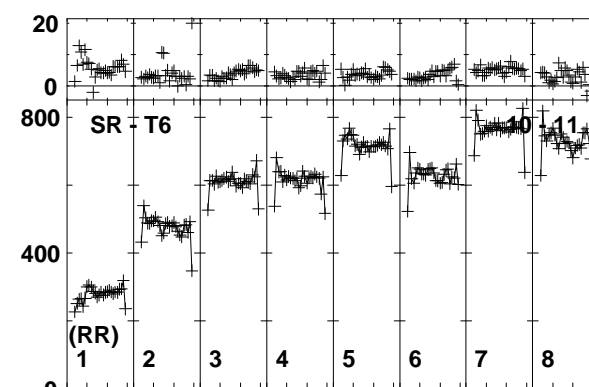
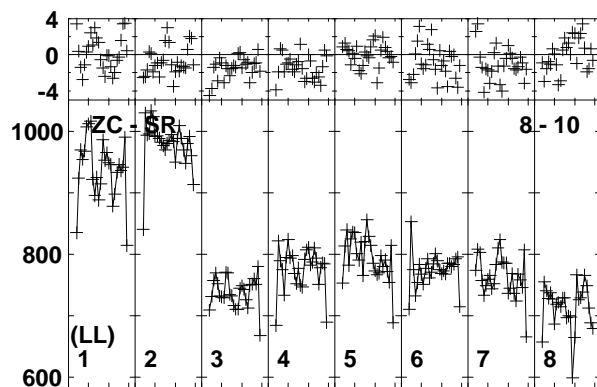
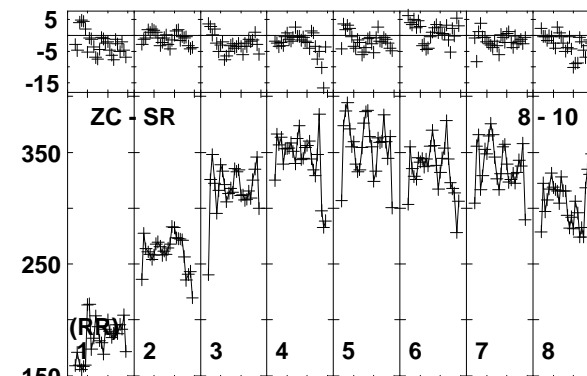
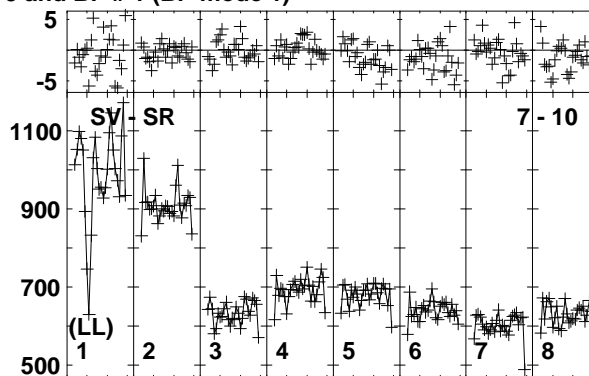
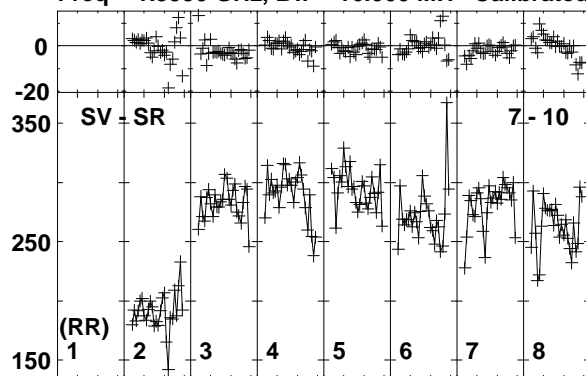


Lower frame: Ampl Jy Top frame: Phas deg
Vector averaged cross-power spectrum Baseline: EF (01) - SR (10)
Timerange: 00/00:56:00 to 00/00:57:29

Plot file version 48 created 19-AUG-2016 17:32:10

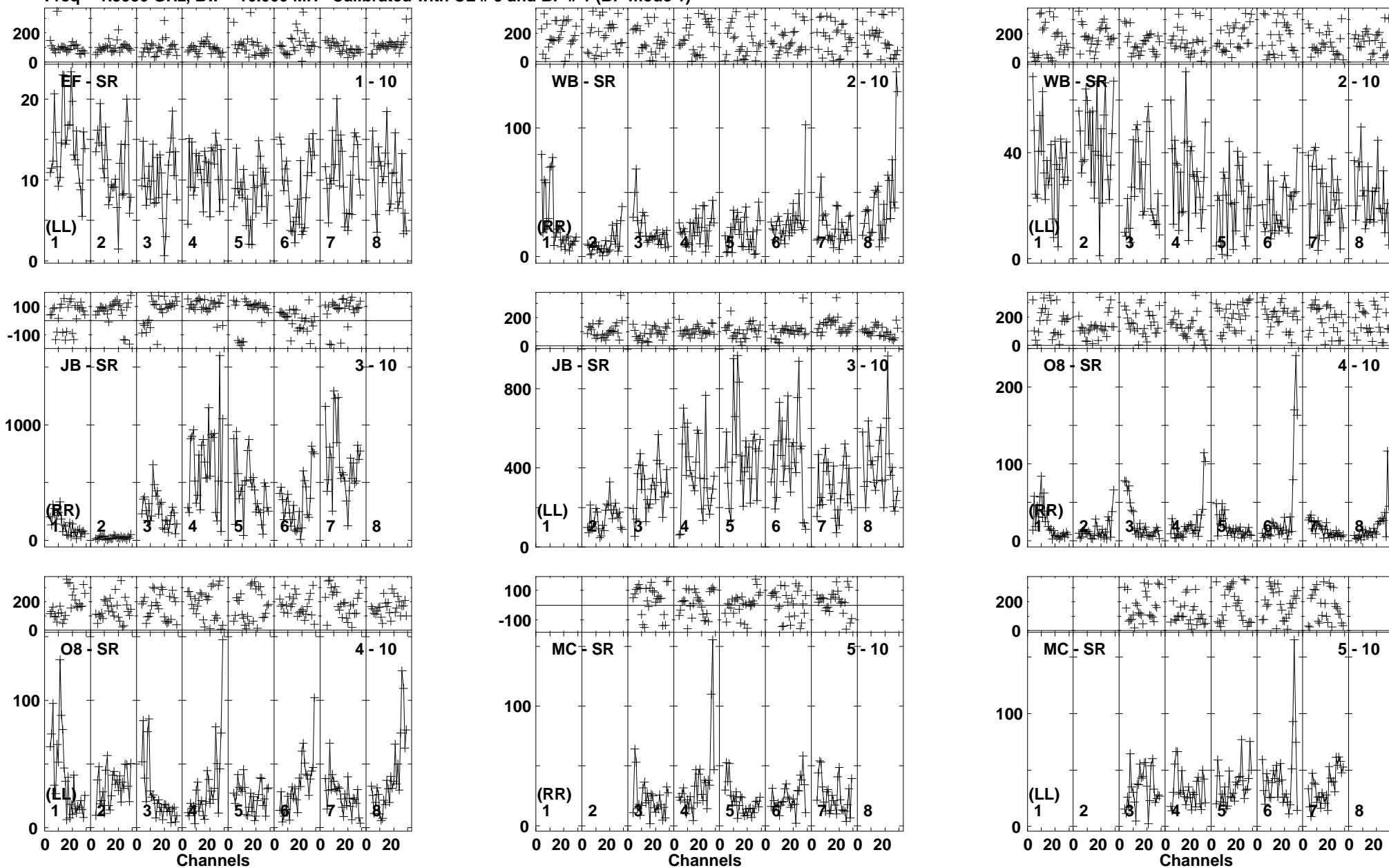
J1642+2523 EM119D.UVDATA.1

Freq = 1.5950 GHz, Bw = 16.000 MH Calibrated with CL # 3 and BP # 1 (BP mode 1)



Lower frame: Milli Ampl Jy Top frame: Phas deg
Vector averaged cross-power spectrum Baseline: SV (07) - SR (10)
Timerange: 00/00:56:00 to 00/00:57:29

Plot file version 49 created 19-AUG-2016 17:32:11
 J1649+2635 EM119D.UVDATA.1
 Freq = 1.5950 GHz, Bw = 16.000 MH Calibrated with CL # 3 and BP # 1 (BP mode 1)

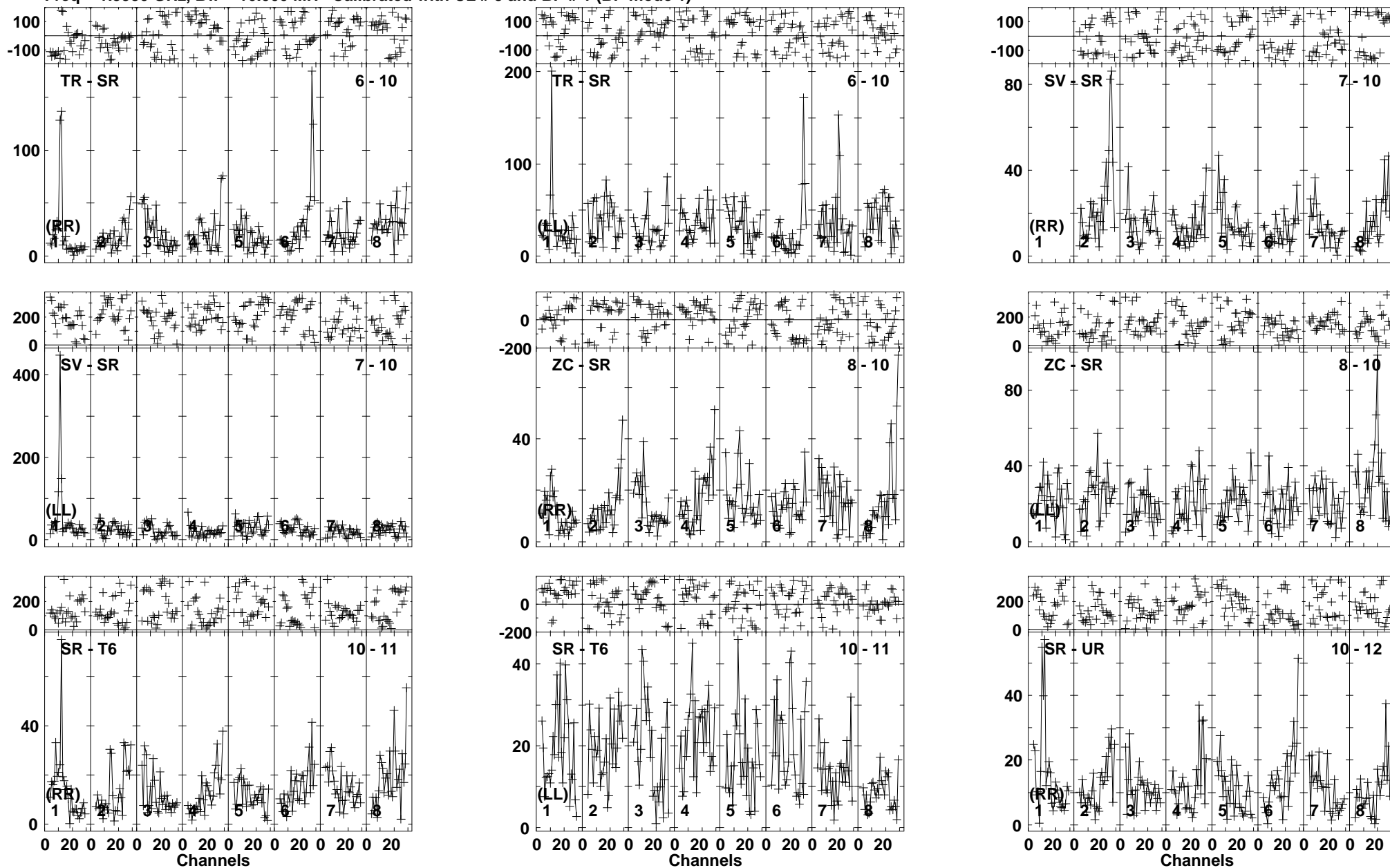


Lower frame: Milli Ampl Jy Top frame: Phas deg
 Vector averaged cross-power spectrum Baseline: EF (01) - SR (10)
 Timerange: 00/00:57:32 to 00/01:01:00

Plot file version 50 created 19-AUG-2016 17:32:11

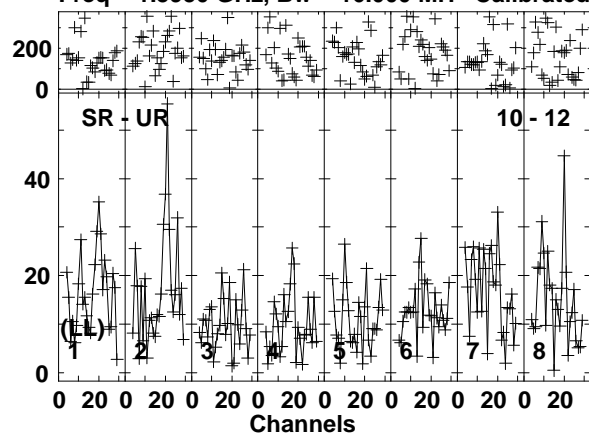
J1649+2635 EM119D.UVDATA.1

Freq = 1.5950 GHz, Bw = 16.000 MH Calibrated with CL # 3 and BP # 1 (BP mode 1)



Lower frame: Milli Ampl Jy Top frame: Phas deg
Vector averaged cross-power spectrum Baseline: TR (06) - SR (10)
Timerange: 00/00:57:32 to 00/01:01:00

Plot file version 51 created 19-AUG-2016 17:32:11
J1649+2635 EM119D.UVDATA.1
Freq = 1.5950 GHz, Bw = 16.000 MH Calibrated with CL # 3 and BP # 1 (BP mode 1)

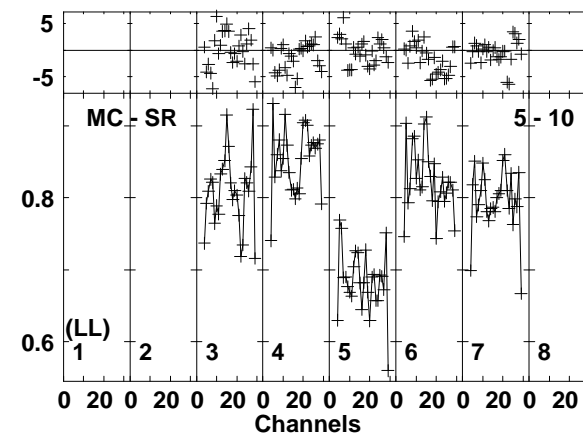
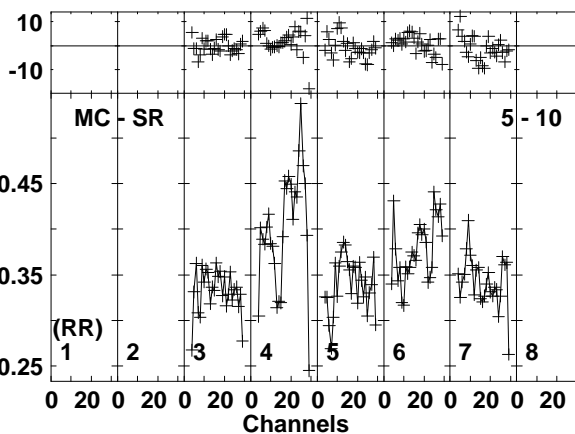
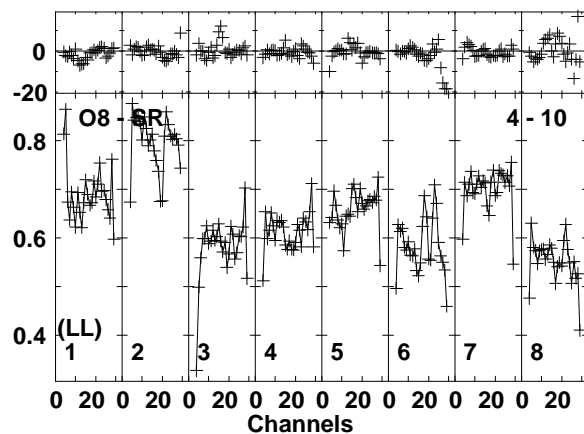
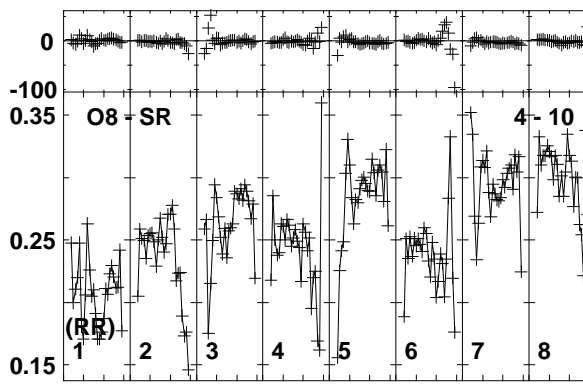
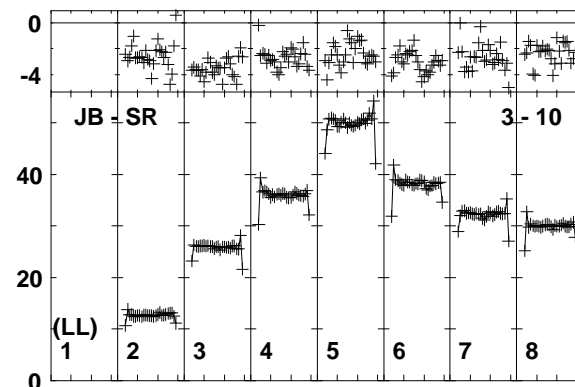
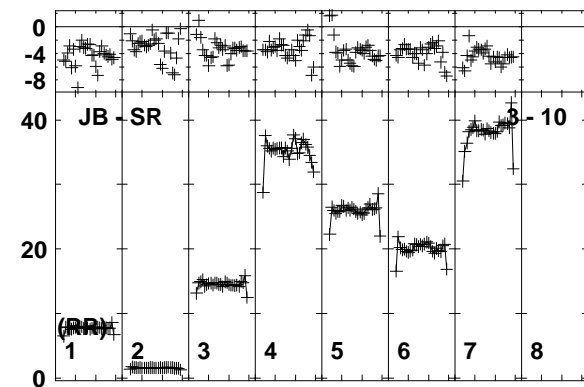
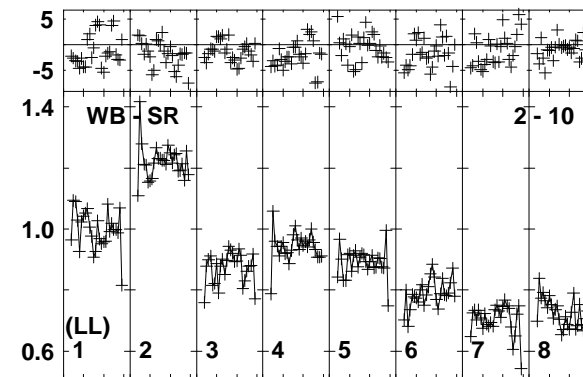
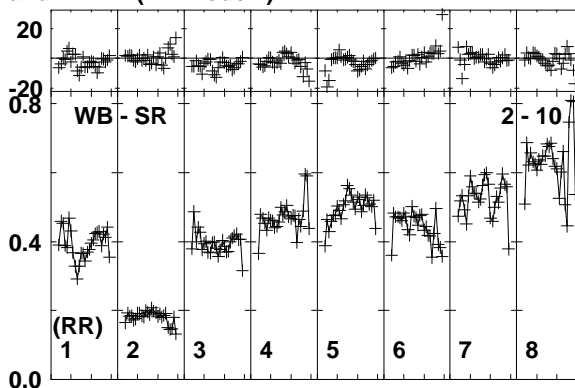
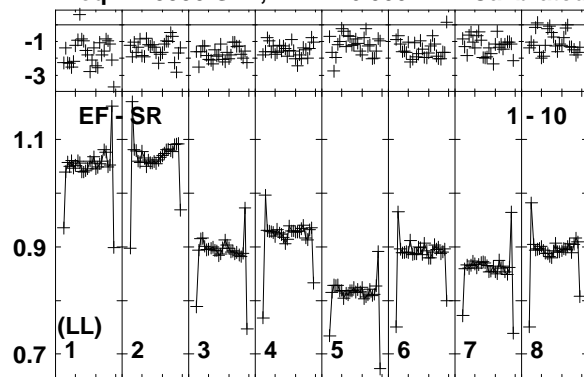


Lower frame: Milli Ampl Jy Top frame: Phas deg
Vector averaged cross-power spectrum Baseline: SR (10) - UR (12)
Timerange: 00/00:57:32 to 00/01:01:00

Plot file version 52 created 19-AUG-2016 17:32:11

J1642+2523 EM119D.UVDATA.1

Freq = 1.5950 GHz, Bw = 16.000 MH Calibrated with CL # 3 and BP # 1 (BP mode 1)

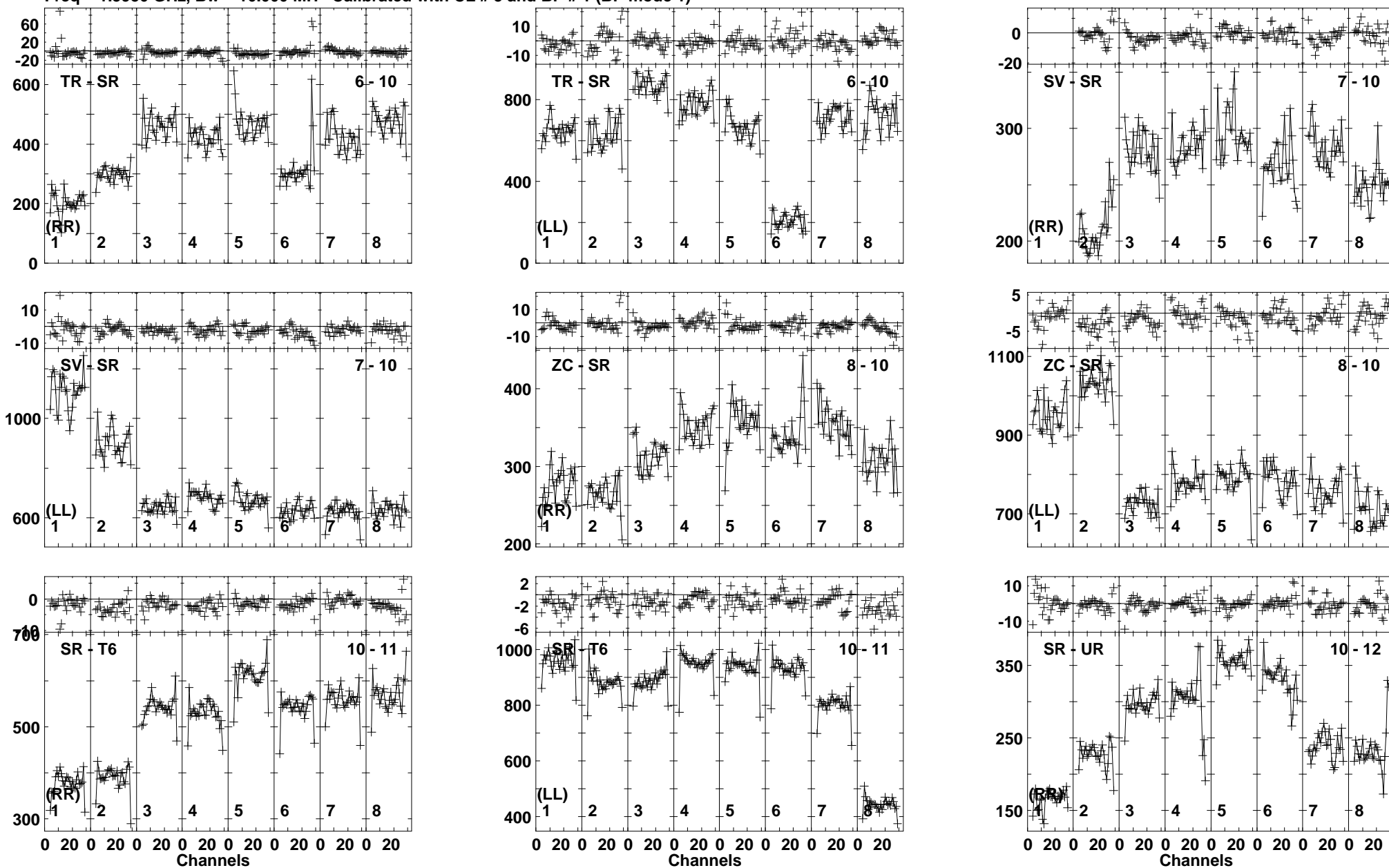


Lower frame: Ampl Jy Top frame: Phas deg
Vector averaged cross-power spectrum Baseline: EF (01) - SR (10)
Timerange: 00/01:01:07 to 00/01:02:29

Plot file version 53 created 19-AUG-2016 17:32:12

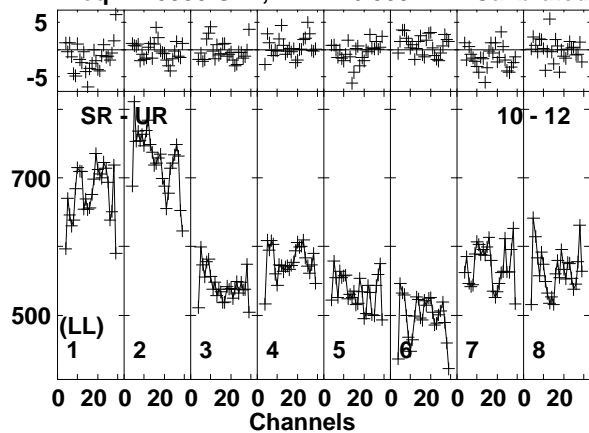
J1642+2523 EM119D.UVDATA.1

Freq = 1.5950 GHz, Bw = 16.000 MH Calibrated with CL # 3 and BP # 1 (BP mode 1)



Lower frame: Milli Ampl Jy Top frame: Phas deg
Vector averaged cross-power spectrum Baseline: TR (06) - SR (10)
Timerange: 00/01:01:07 to 00/01:02:29

Plot file version 54 created 19-AUG-2016 17:32:12
J1642+2523 EM119D.UVDATA.1
Freq = 1.5950 GHz, Bw = 16.000 MH Calibrated with CL # 3 and BP # 1 (BP mode 1)

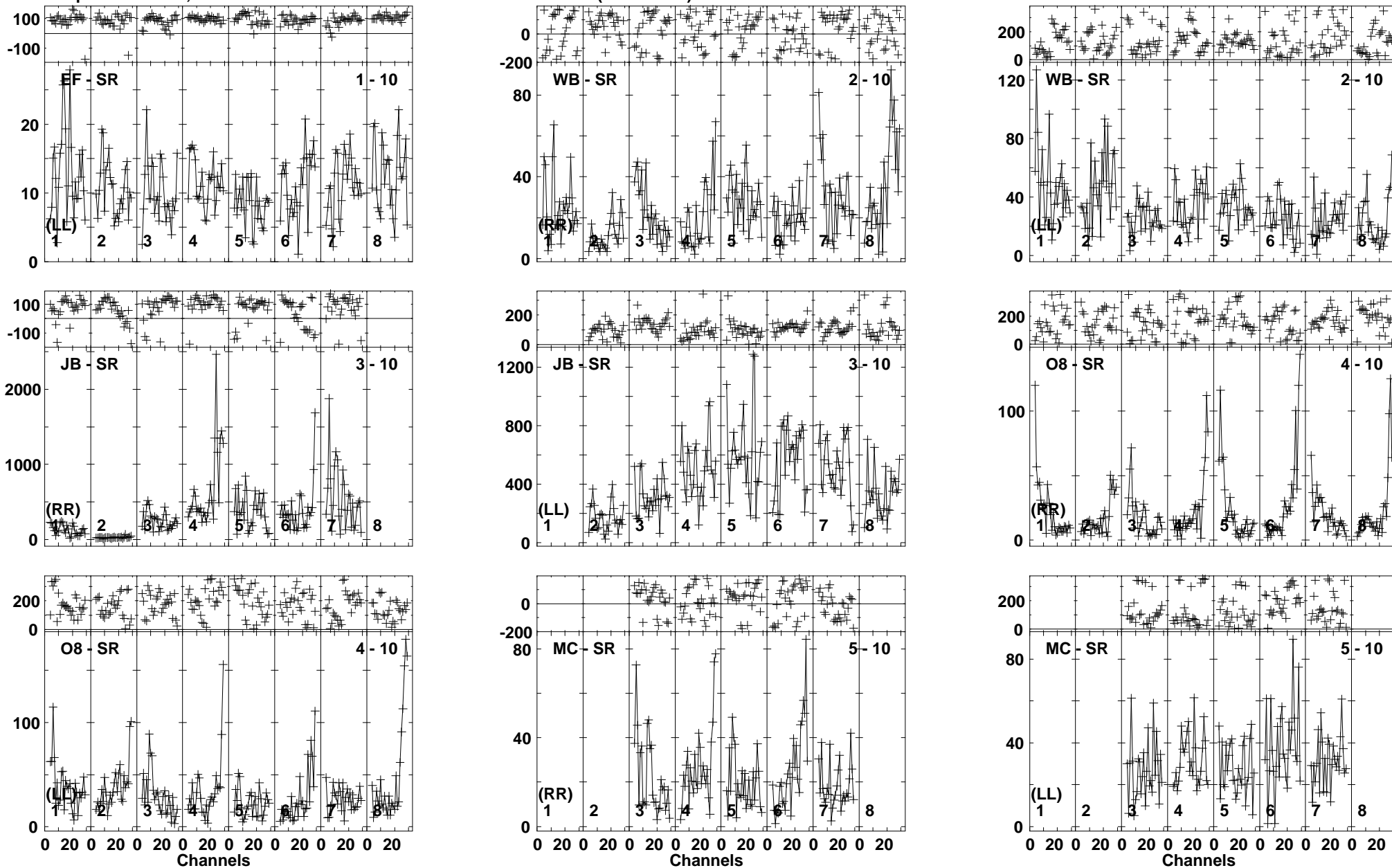


Lower frame: Milli Ampl Jy Top frame: Phas deg
Vector averaged cross-power spectrum Baseline: SR (10) - UR (12)
Timerange: 00/01:01:07 to 00/01:02:29

Plot file version 55 created 19-AUG-2016 17:32:12

J1649+2635 EM119D.UVDATA.1

Freq = 1.5950 GHz, Bw = 16.000 MH Calibrated with CL # 3 and BP # 1 (BP mode 1)

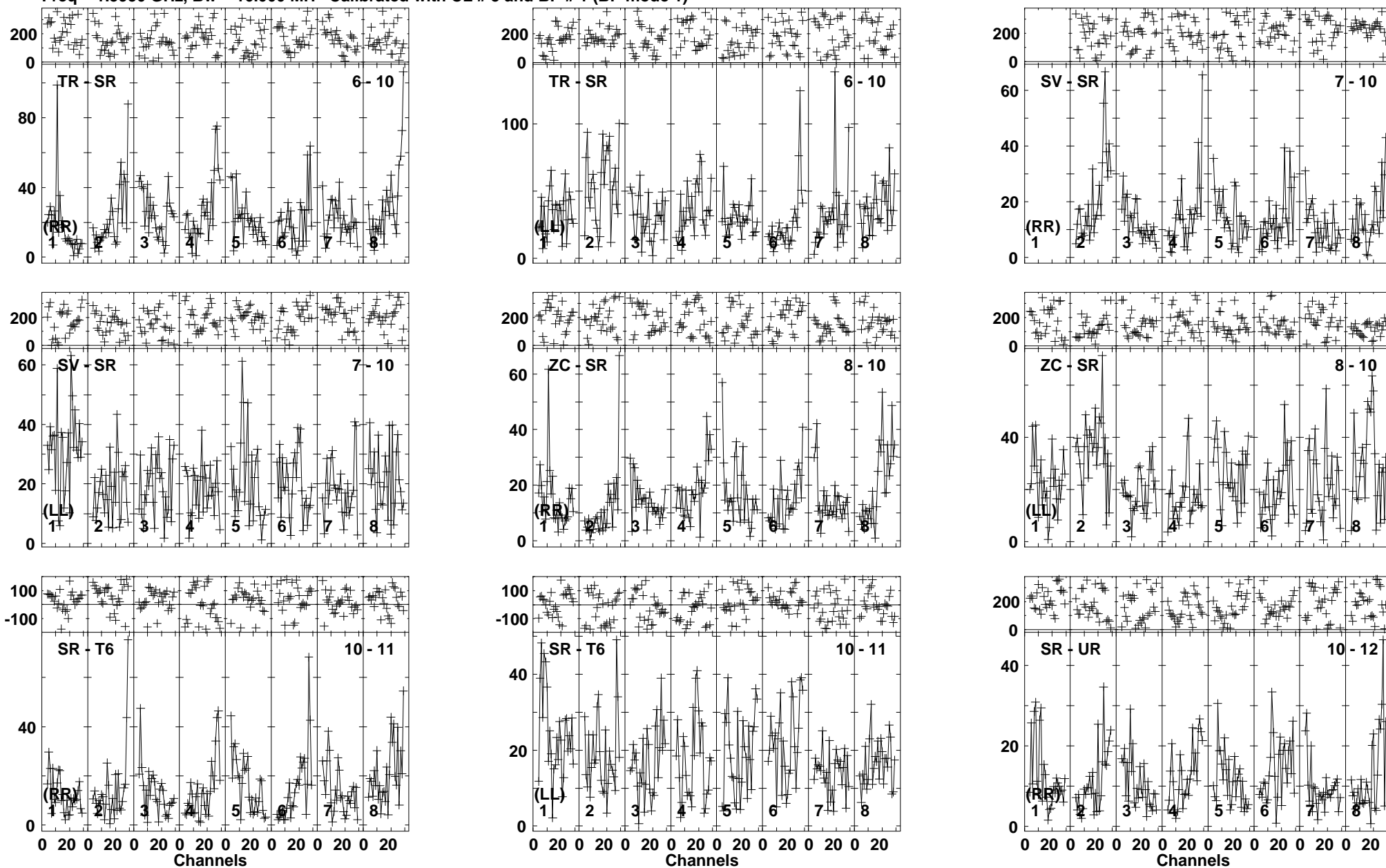


Lower frame: Milli Ampl Jy Top frame: Phas deg
Vector averaged cross-power spectrum Baseline: EF (01) - SR (10)
Timerange: 00/01:02:38 to 00/01:06:00

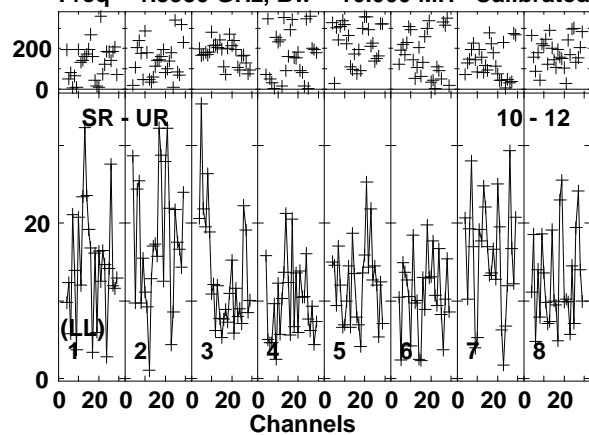
Plot file version 56 created 19-AUG-2016 17:32:12

J1649+2635 EM119D.UVDATA.1

Freq = 1.5950 GHz, Bw = 16.000 MH Calibrated with CL # 3 and BP # 1 (BP mode 1)



Plot file version 57 created 19-AUG-2016 17:32:13
J1649+2635 EM119D.UVDATA.1
Freq = 1.5950 GHz, Bw = 16.000 MH Calibrated with CL # 3 and BP # 1 (BP mode 1)

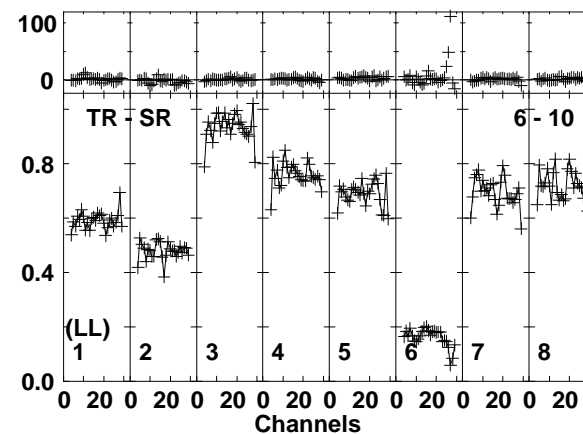
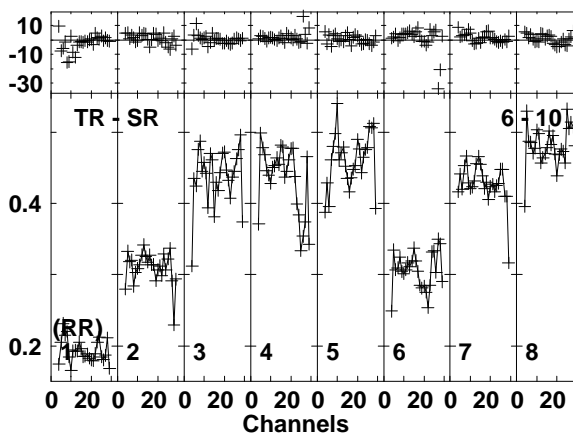
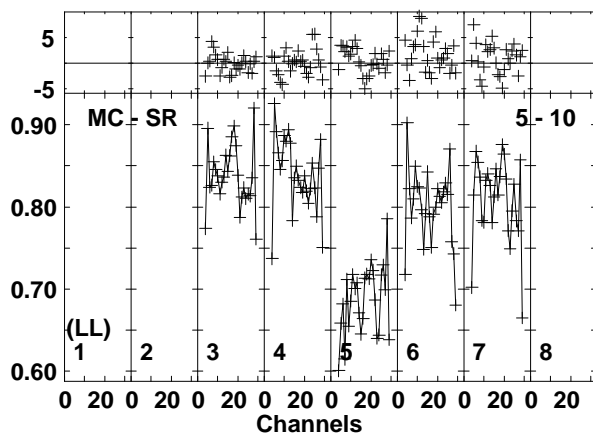
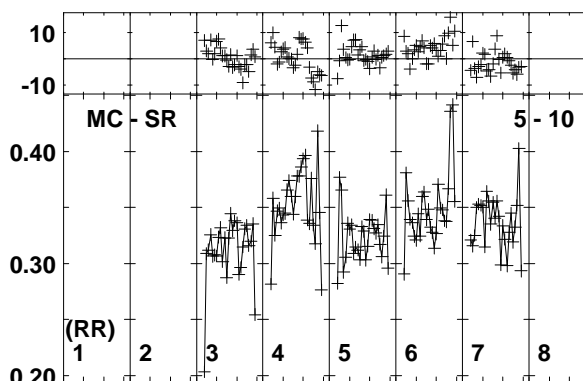
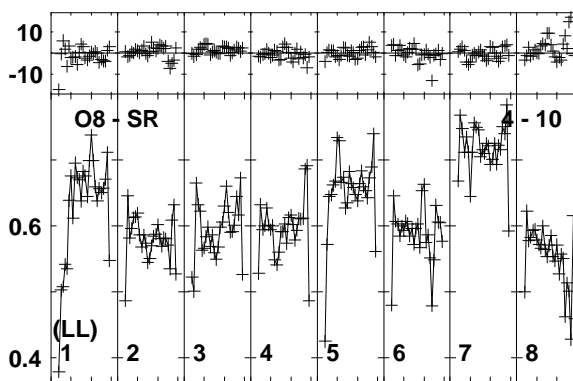
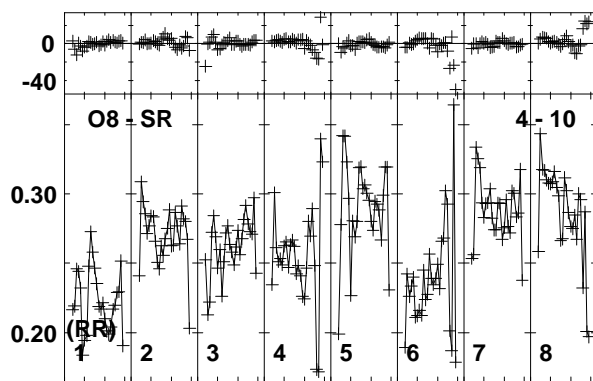
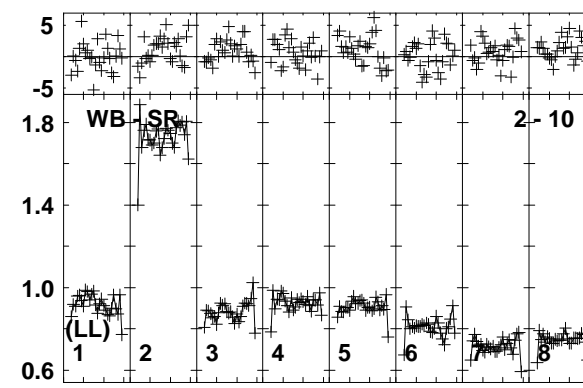
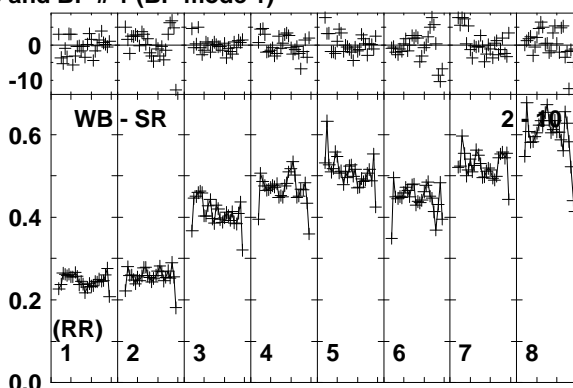
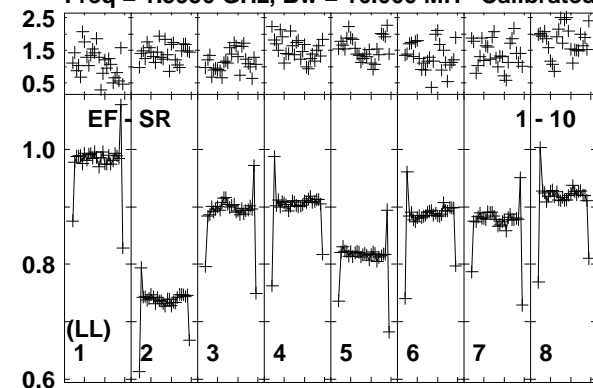


Lower frame: Milli Ampl Jy Top frame: Phas deg
Vector averaged cross-power spectrum Baseline: SR (10) - UR (12)
Timerange: 00/01:02:38 to 00/01:06:00

Plot file version 58 created 19-AUG-2016 17:32:13

J1642+2523 EM119D.UVDATA.1

Freq = 1.5950 GHz, Bw = 16.000 MH Calibrated with CL # 3 and BP # 1 (BP mode 1)

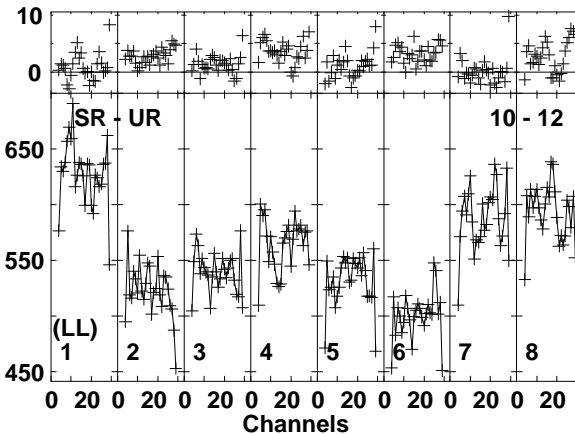
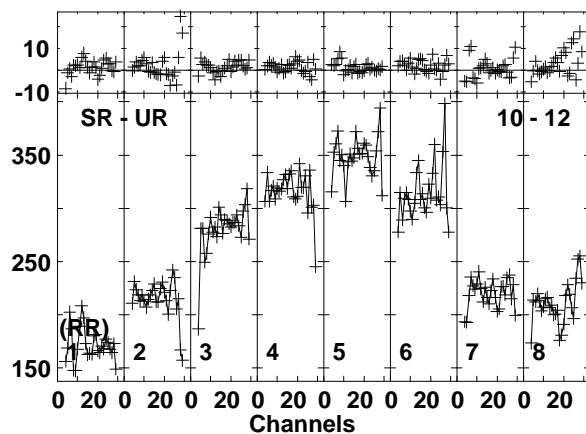
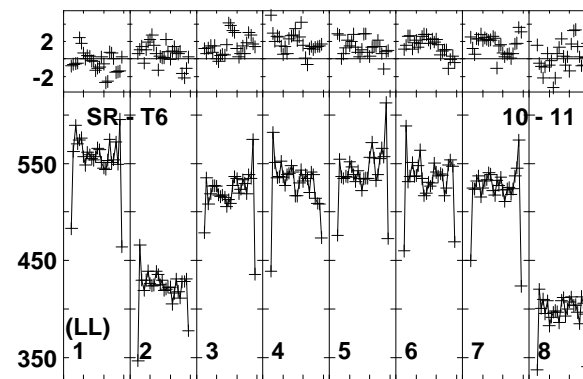
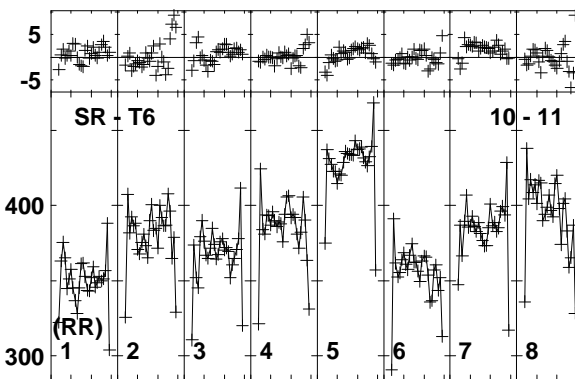
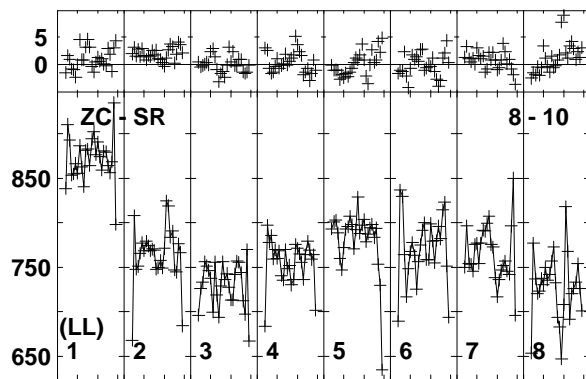
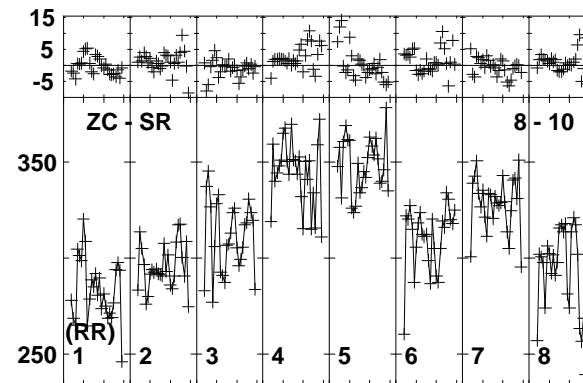
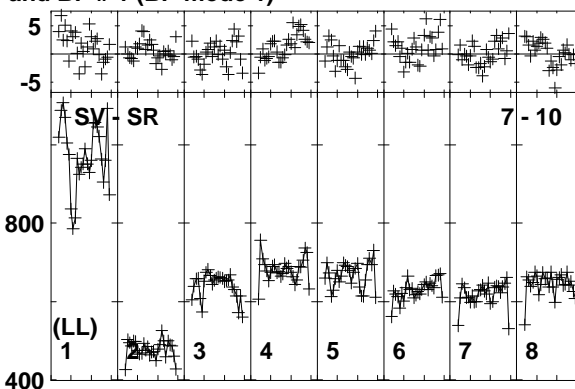
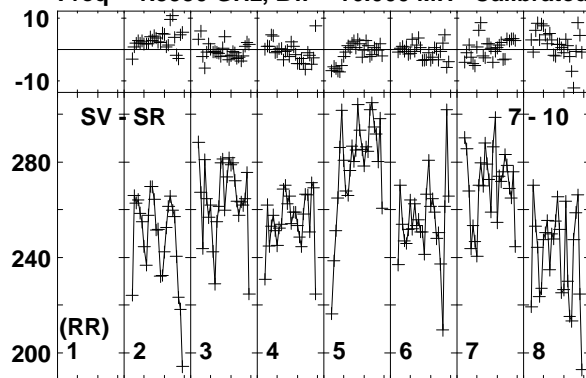


Lower frame: Ampl Jy Top frame: Phas deg
Vector averaged cross-power spectrum Baseline: EF (01) - SR (10)
Timerange: 00/01:07:01 to 00/01:08:30

Plot file version 59 created 19-AUG-2016 17:32:13

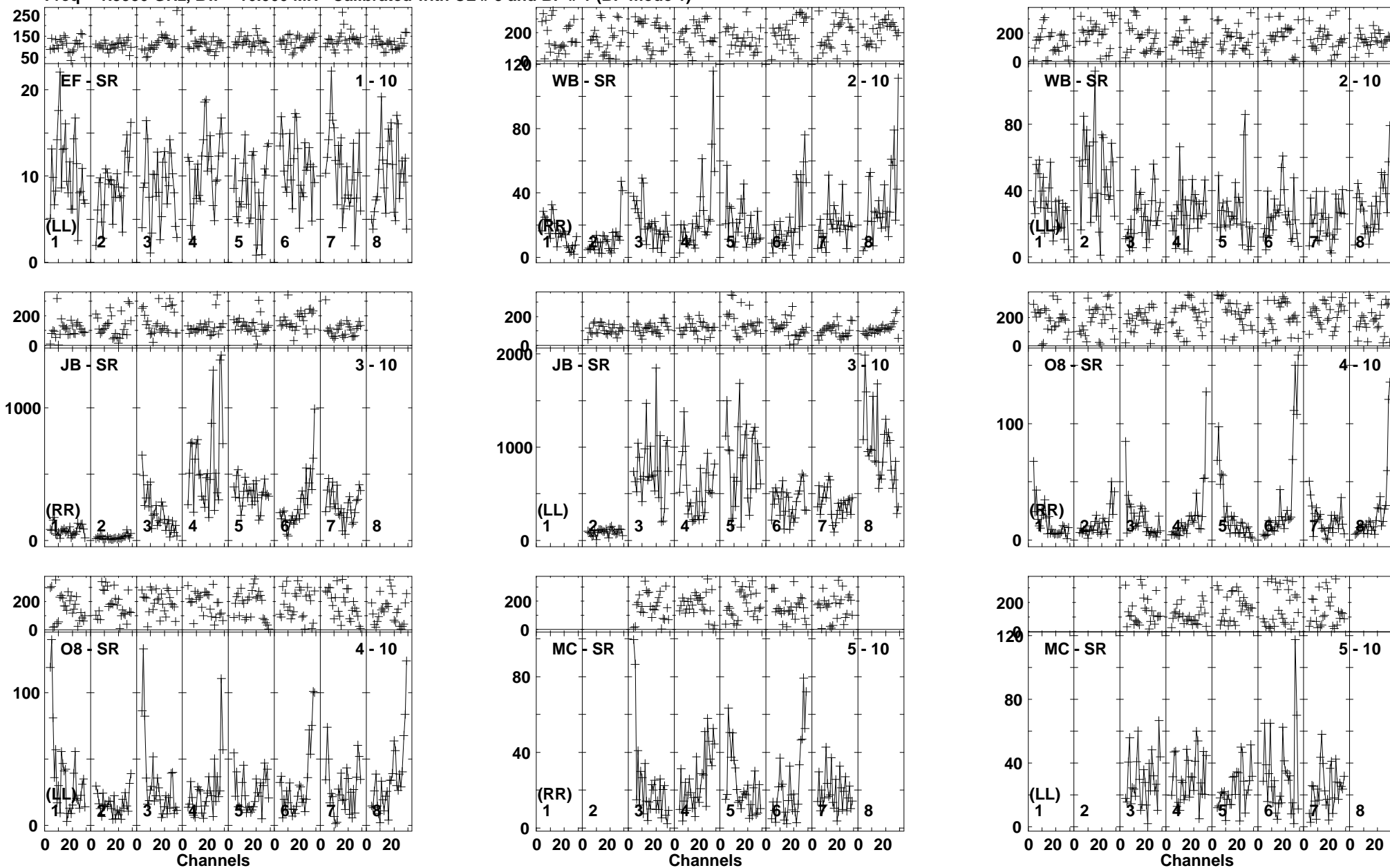
J1642+2523 EM119D.UVDATA.1

Freq = 1.5950 GHz, Bw = 16.000 MH Calibrated with CL # 3 and BP # 1 (BP mode 1)



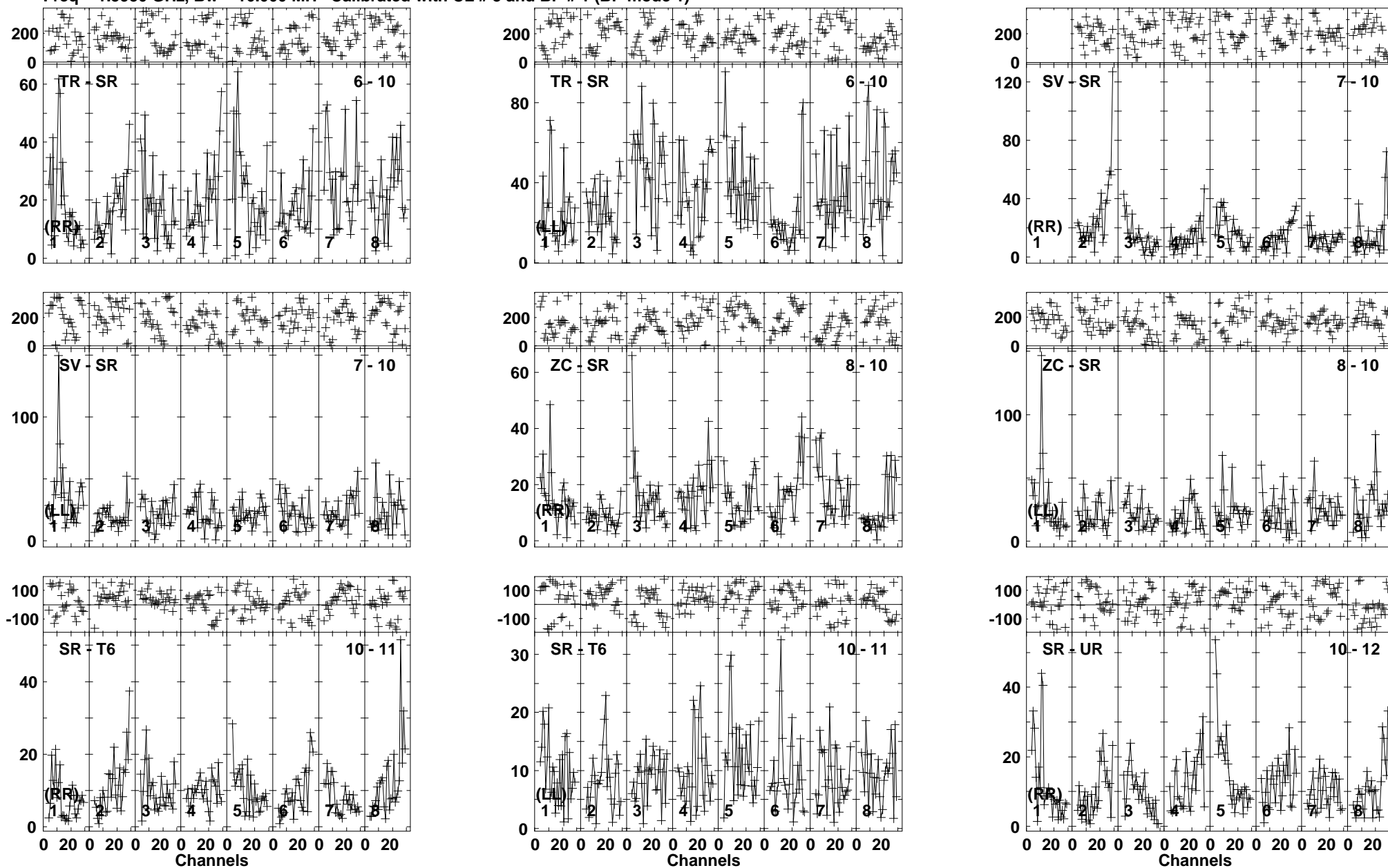
Lower frame: Milli Ampl Jy Top frame: Phas deg
Vector averaged cross-power spectrum Baseline: SV (07) - SR (10)
Timerange: 00/01:07:01 to 00/01:08:30

Plot file version 60 created 19-AUG-2016 17:32:13
 J1649+2635 EM119D.UVDATA.1
 Freq = 1.5950 GHz, Bw = 16.000 MH Calibrated with CL # 3 and BP # 1 (BP mode 1)



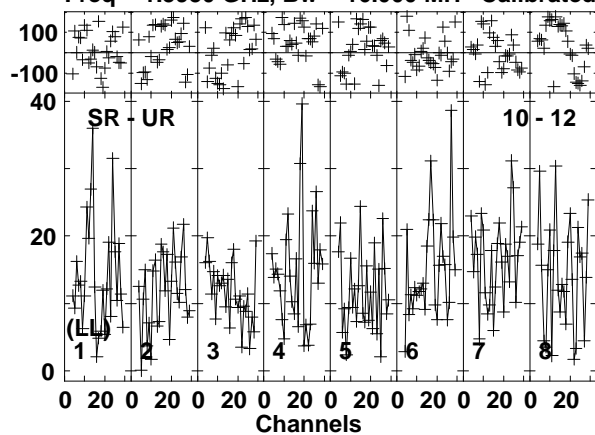
Lower frame: Milli Ampl Jy Top frame: Phas deg
 Vector averaged cross-power spectrum Baseline: EF (01) - SR (10)
 Timerange: 00/01:08:33 to 00/01:11:59

Plot file version 61 created 19-AUG-2016 17:32:14
 J1649+2635 EM119D.UVDATA.1
 Freq = 1.5950 GHz, Bw = 16.000 MH Calibrated with CL # 3 and BP # 1 (BP mode 1)



Lower frame: Milli Ampl Jy Top frame: Phas deg
 Vector averaged cross-power spectrum Baseline: TR (06) - SR (10)
 Timerange: 00/01:08:33 to 00/01:11:59

Plot file version 62 created 19-AUG-2016 17:32:14
J1649+2635 EM119D.UVDATA.1
Freq = 1.5950 GHz, Bw = 16.000 MH Calibrated with CL # 3 and BP # 1 (BP mode 1)

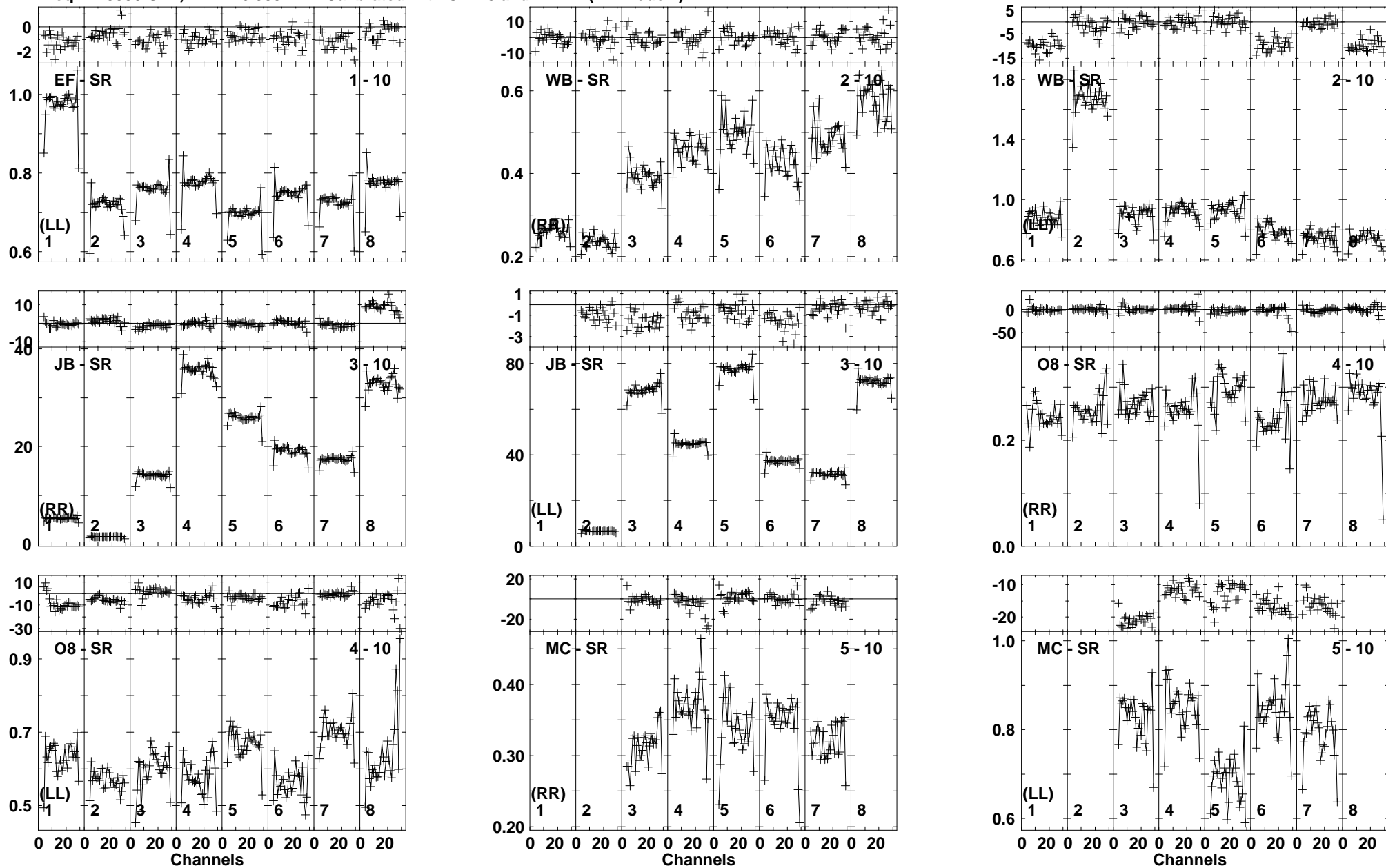


Lower frame: Milli Ampl Jy Top frame: Phas deg
Vector averaged cross-power spectrum Baseline: SR (10) - UR (12)
Timerange: 00/01:08:33 to 00/01:11:59

Plot file version 63 created 19-AUG-2016 17:32:14

J1642+2523 EM119D.UVDATA.1

Freq = 1.5950 GHz, Bw = 16.000 MH Calibrated with CL # 3 and BP # 1 (BP mode 1)

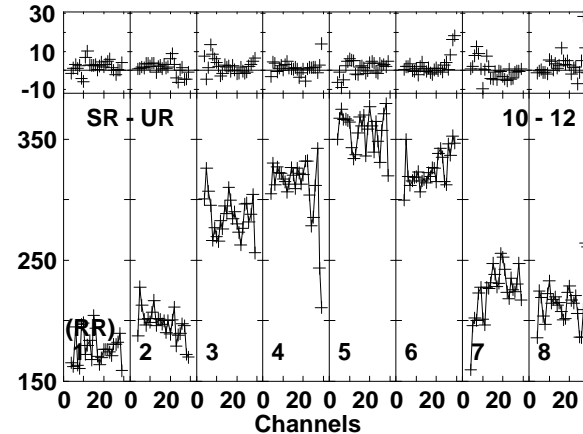
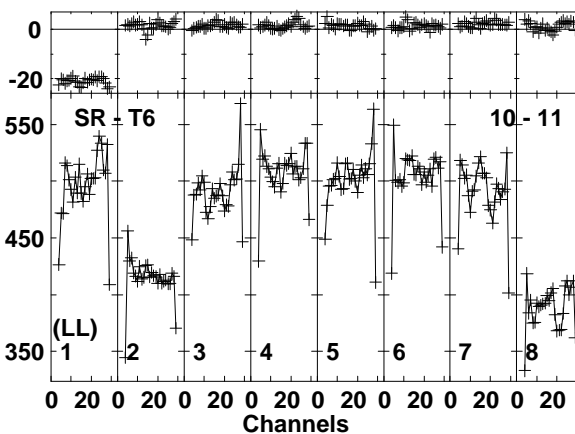
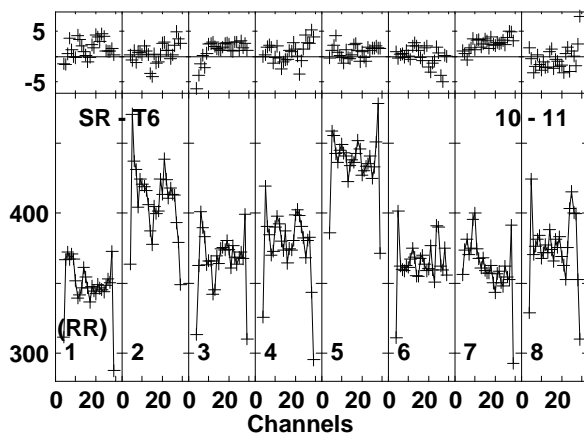
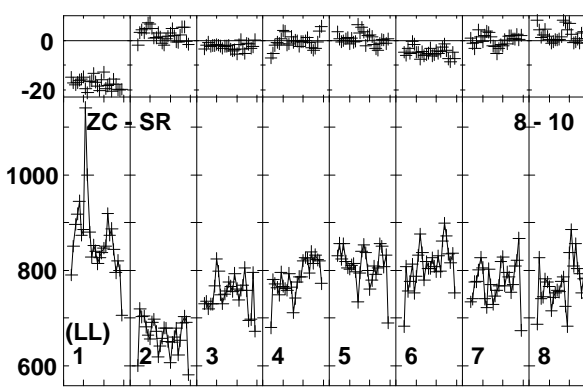
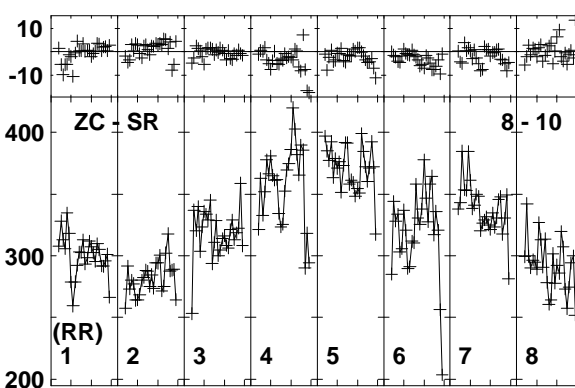
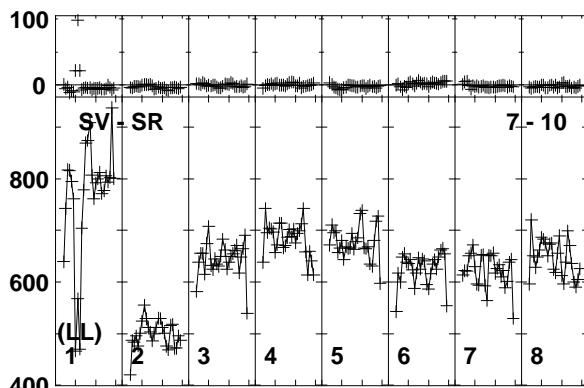
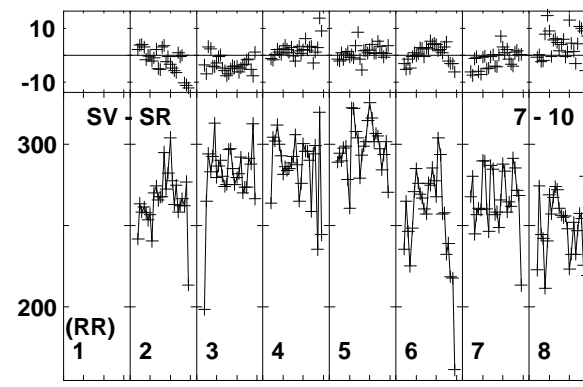
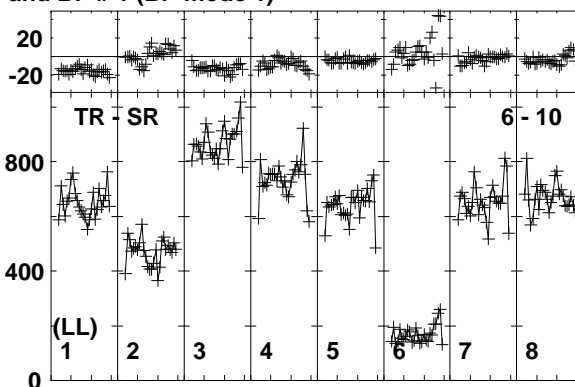
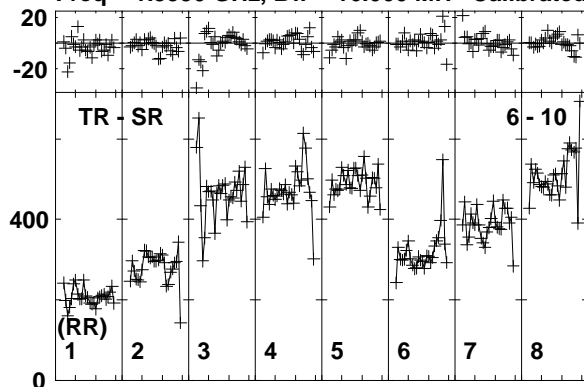


Lower frame: Ampl Jy Top frame: Phas deg
Vector averaged cross-power spectrum Baseline: EF (01) - SR (10)
Timerange: 00/01:12:08 to 00/01:13:30

Plot file version 64 created 19-AUG-2016 17:32:14

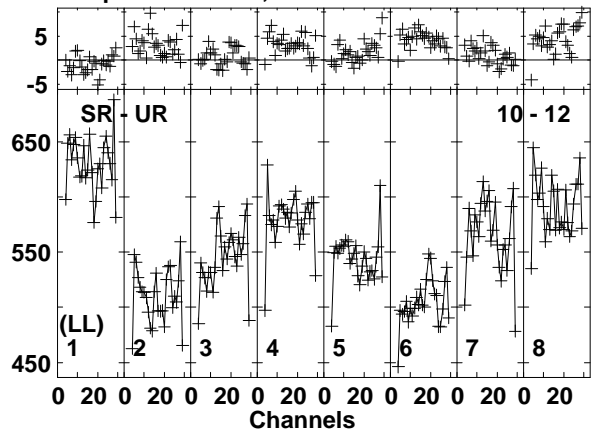
J1642+2523 EM119D.UVDATA.1

Freq = 1.5950 GHz, Bw = 16.000 MH Calibrated with CL # 3 and BP # 1 (BP mode 1)



Lower frame: Milli Ampl Jy Top frame: Phas deg
Vector averaged cross-power spectrum Baseline: TR (06) - SR (10)
Timerange: 00/01:12:08 to 00/01:13:30

Plot file version 65 created 19-AUG-2016 17:32:15
J1642+2523 EM119D.UVDATA.1
Freq = 1.5950 GHz, Bw = 16.000 MH Calibrated with CL # 3 and BP # 1 (BP mode 1)

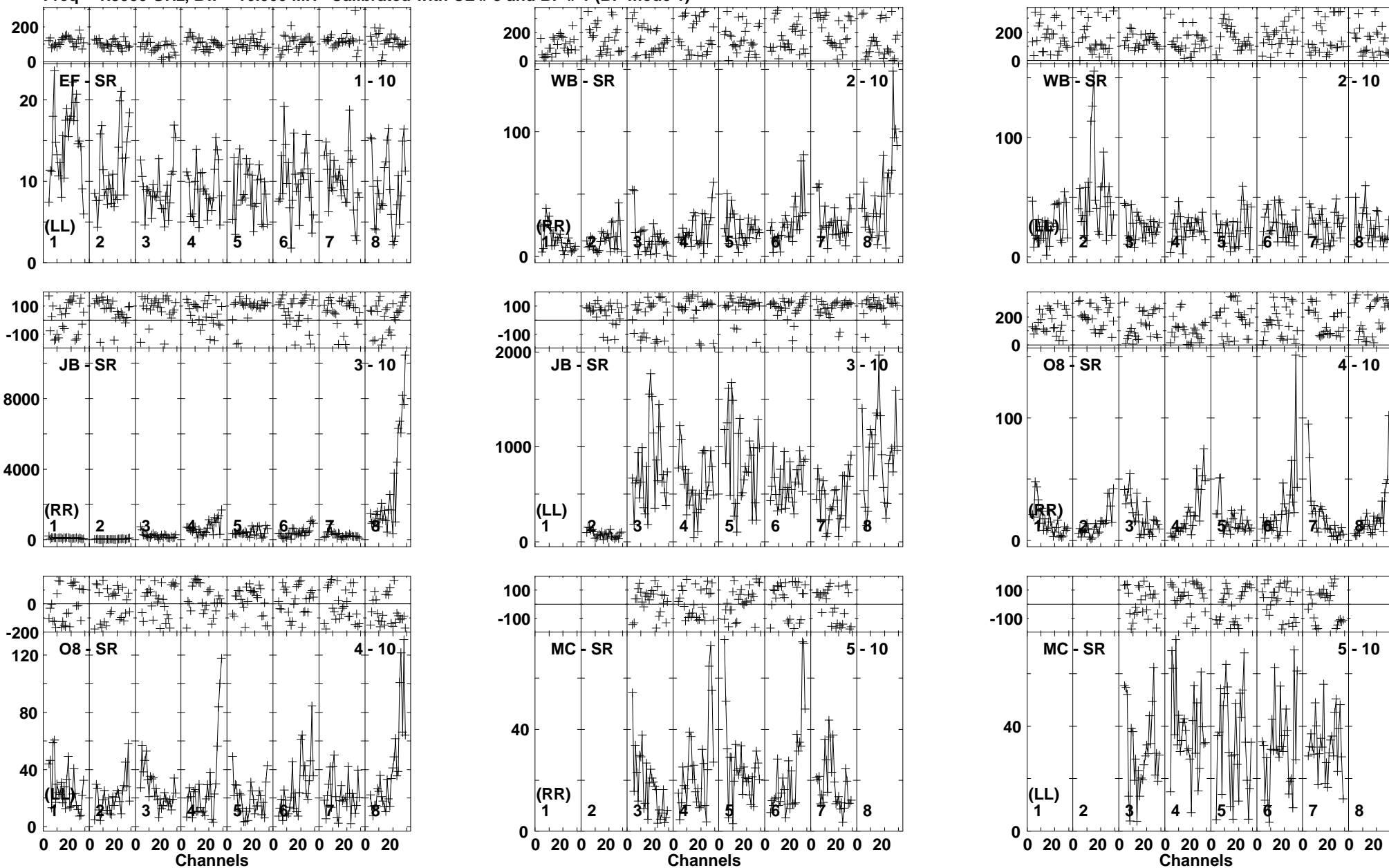


Lower frame: Milli Ampl Jy Top frame: Phas deg
Vector averaged cross-power spectrum Baseline: SR (10) - UR (12)
Timerange: 00/01:12:08 to 00/01:13:30

Plot file version 66 created 19-AUG-2016 17:32:15

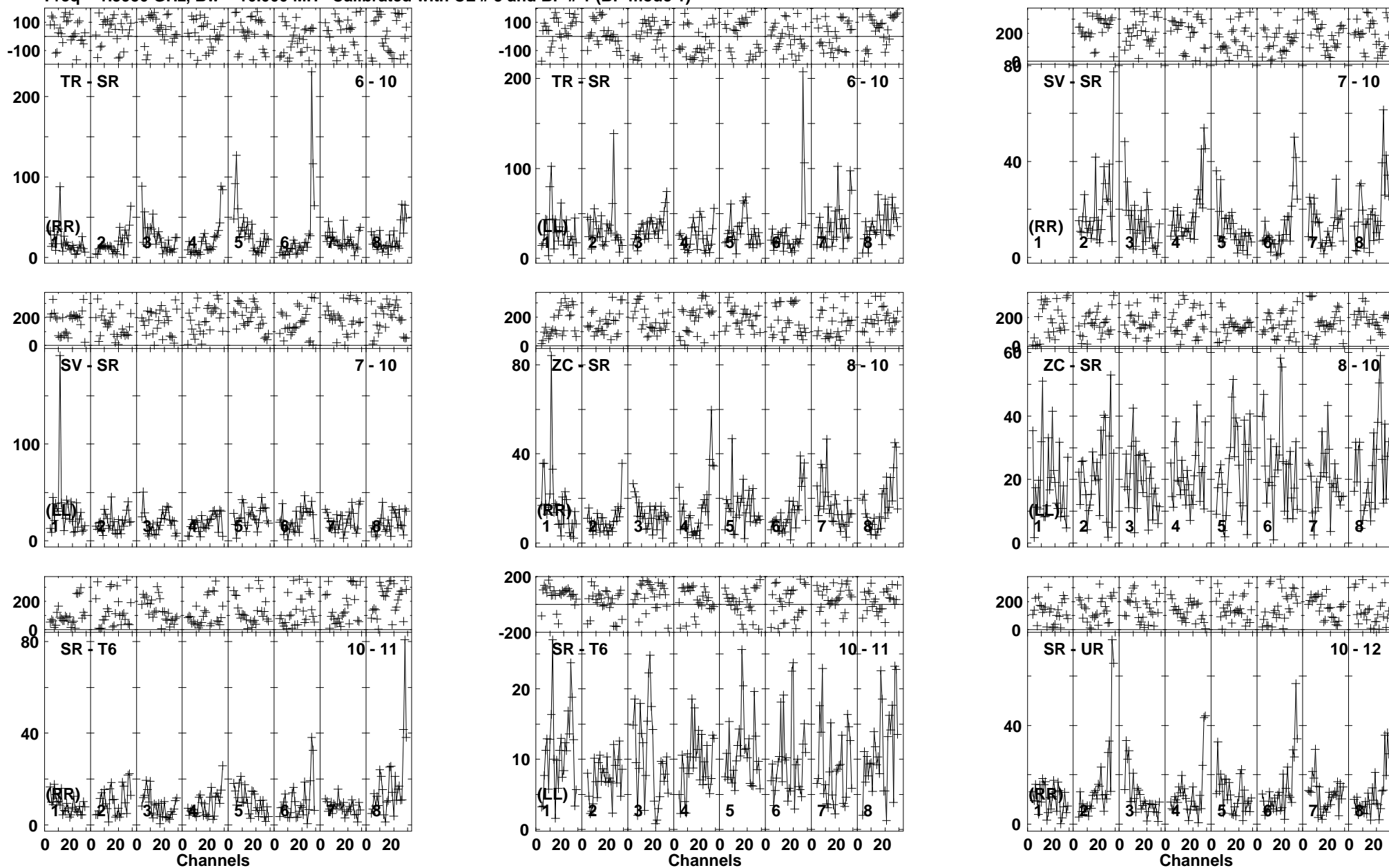
J1649+2635 EM119D.UVDATA.1

Freq = 1.5950 GHz, Bw = 16.000 MH Calibrated with CL # 3 and BP # 1 (BP mode 1)



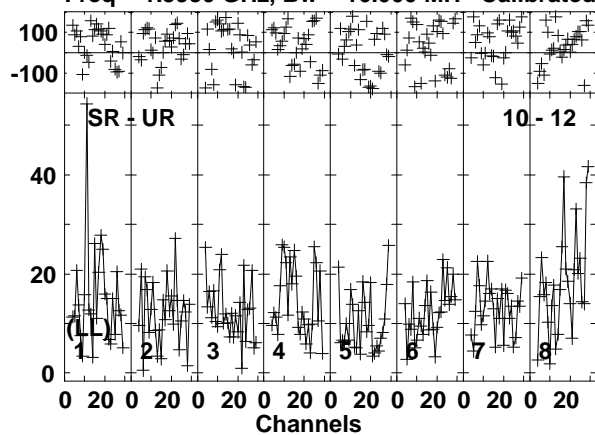
Lower frame: Milli Ampl Jy Top frame: Phas deg
Vector averaged cross-power spectrum Baseline: EF (01) - SR (10)
Timerange: 00/01:13:38 to 00/01:16:59

Plot file version 67 created 19-AUG-2016 17:32:15
 J1649+2635 EM119D.UVDATA.1
 Freq = 1.5950 GHz, Bw = 16.000 MH Calibrated with CL # 3 and BP # 1 (BP mode 1)



Lower frame: Milli Ampl Jy Top frame: Phas deg
 Vector averaged cross-power spectrum Baseline: TR (06) - SR (10)
 Timerange: 00/01:13:38 to 00/01:16:59

Plot file version 68 created 19-AUG-2016 17:32:16
J1649+2635 EM119D.UVDATA.1
Freq = 1.5950 GHz, Bw = 16.000 MH Calibrated with CL # 3 and BP # 1 (BP mode 1)

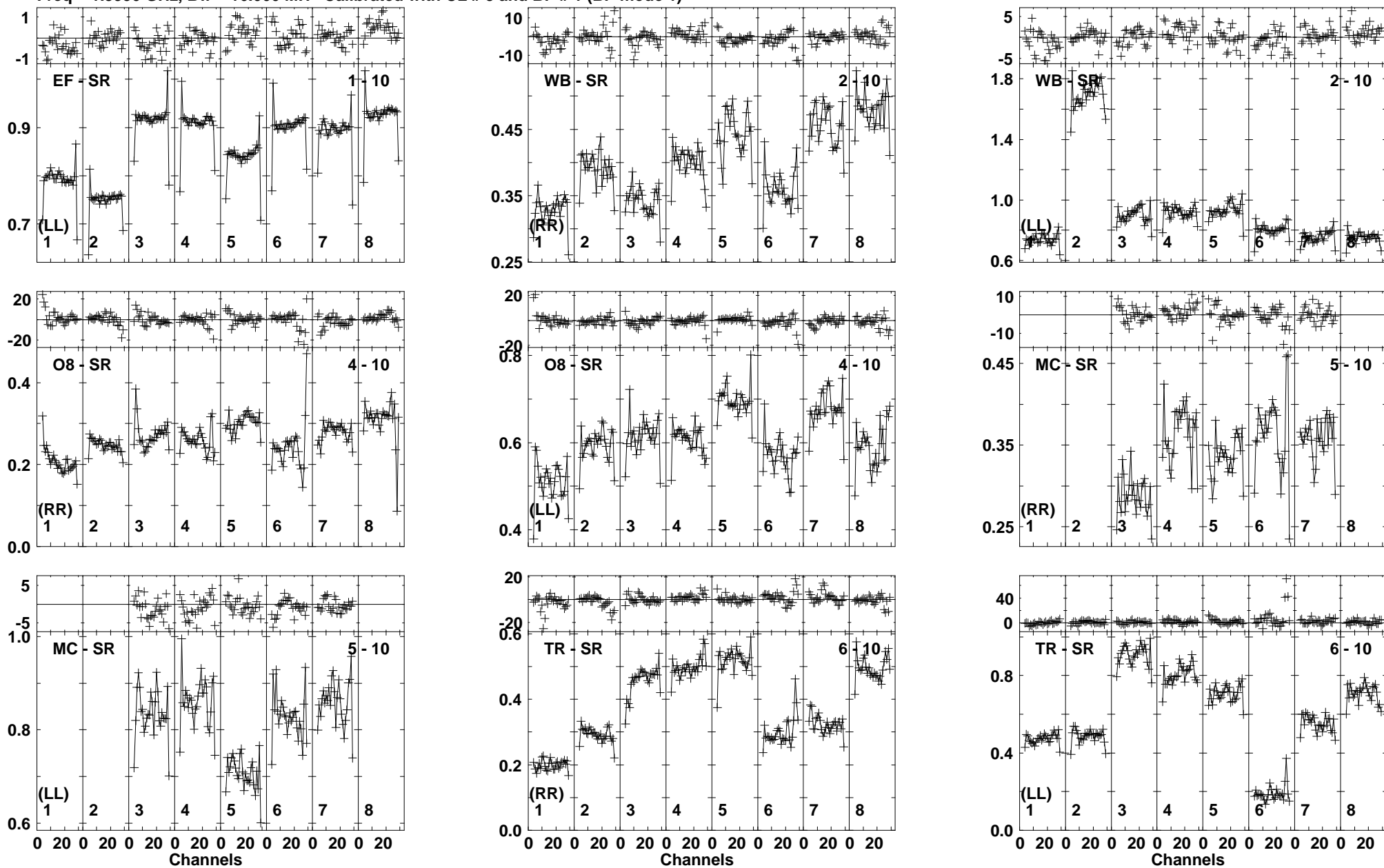


Lower frame: Milli Ampl Jy Top frame: Phas deg
Vector averaged cross-power spectrum Baseline: SR (10) - UR (12)
Timerange: 00/01:13:38 to 00/01:16:59

Plot file version 69 created 19-AUG-2016 17:32:16

J1642+2523 EM119D.UVDATA.1

Freq = 1.5950 GHz, Bw = 16.000 MH Calibrated with CL # 3 and BP # 1 (BP mode 1)

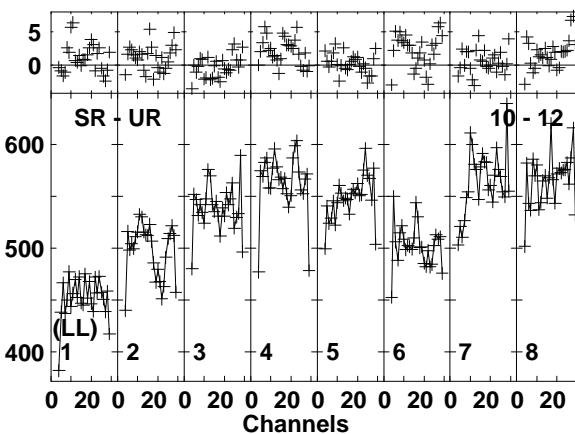
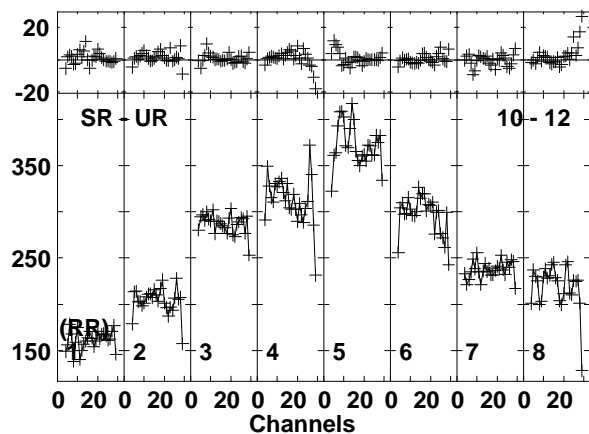
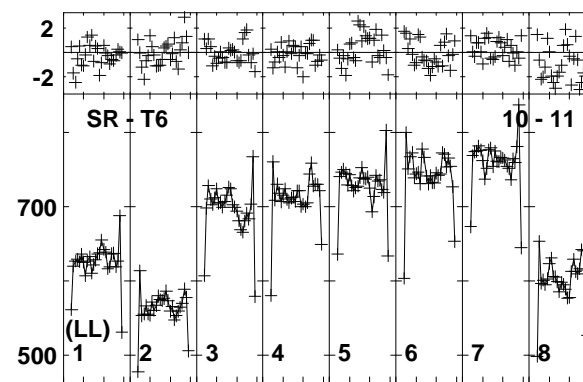
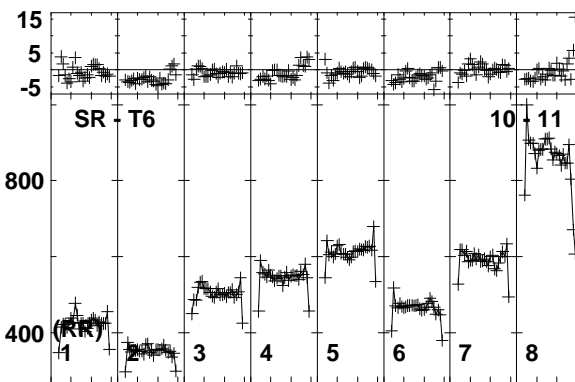
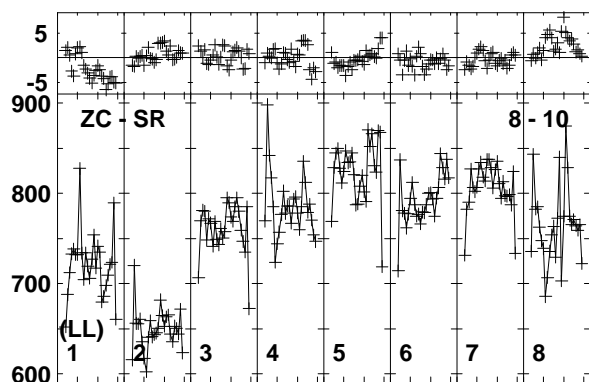
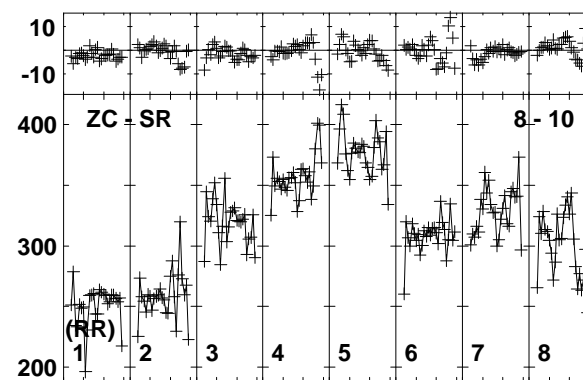
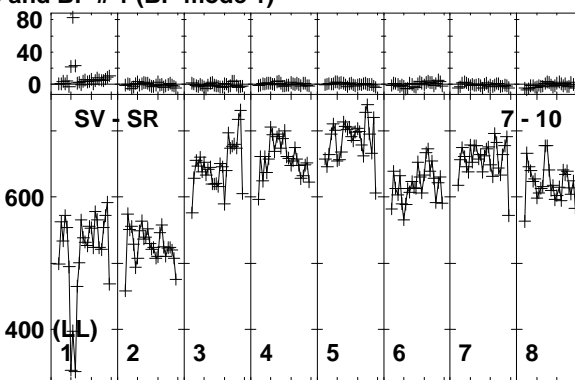
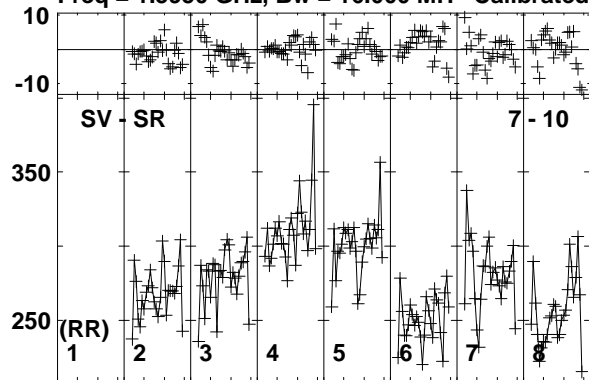


Lower frame: Ampl Jy Top frame: Phas deg
Vector averaged cross-power spectrum Baseline: EF (01) - SR (10)
Timerange: 00/01:18:00 to 00/01:19:30

Plot file version 70 created 19-AUG-2016 17:32:16

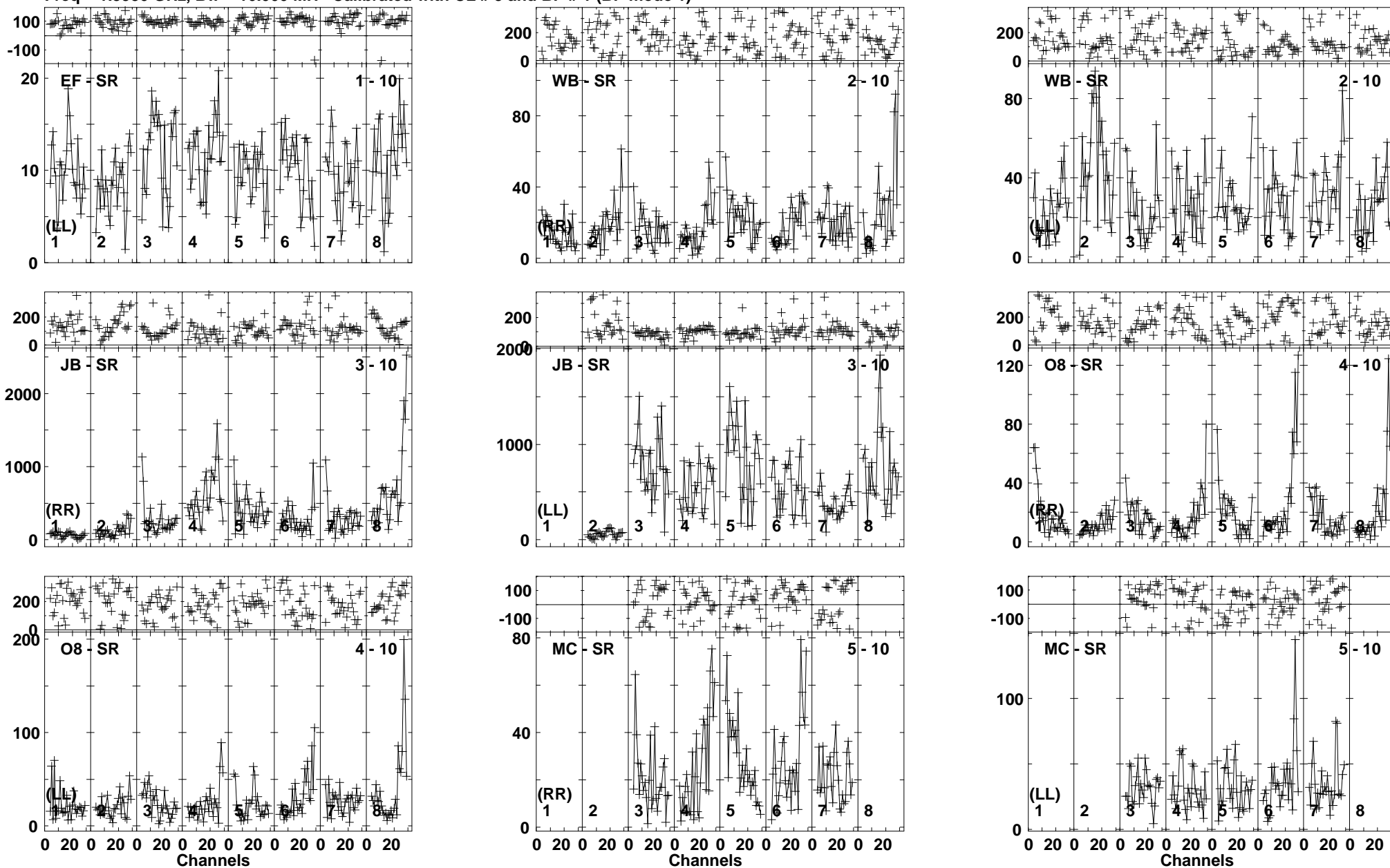
J1642+2523 EM119D.UVDATA.1

Freq = 1.5950 GHz, Bw = 16.000 MH Calibrated with CL # 3 and BP # 1 (BP mode 1)



Lower frame: Milli Ampl Jy Top frame: Phas deg
Vector averaged cross-power spectrum Baseline: SV (07) - SR (10)
Timerange: 00/01:18:00 to 00/01:19:30

Plot file version 71 created 19-AUG-2016 17:32:16
 J1649+2635 EM119D.UVDATA.1
 Freq = 1.5950 GHz, Bw = 16.000 MH Calibrated with CL # 3 and BP # 1 (BP mode 1)

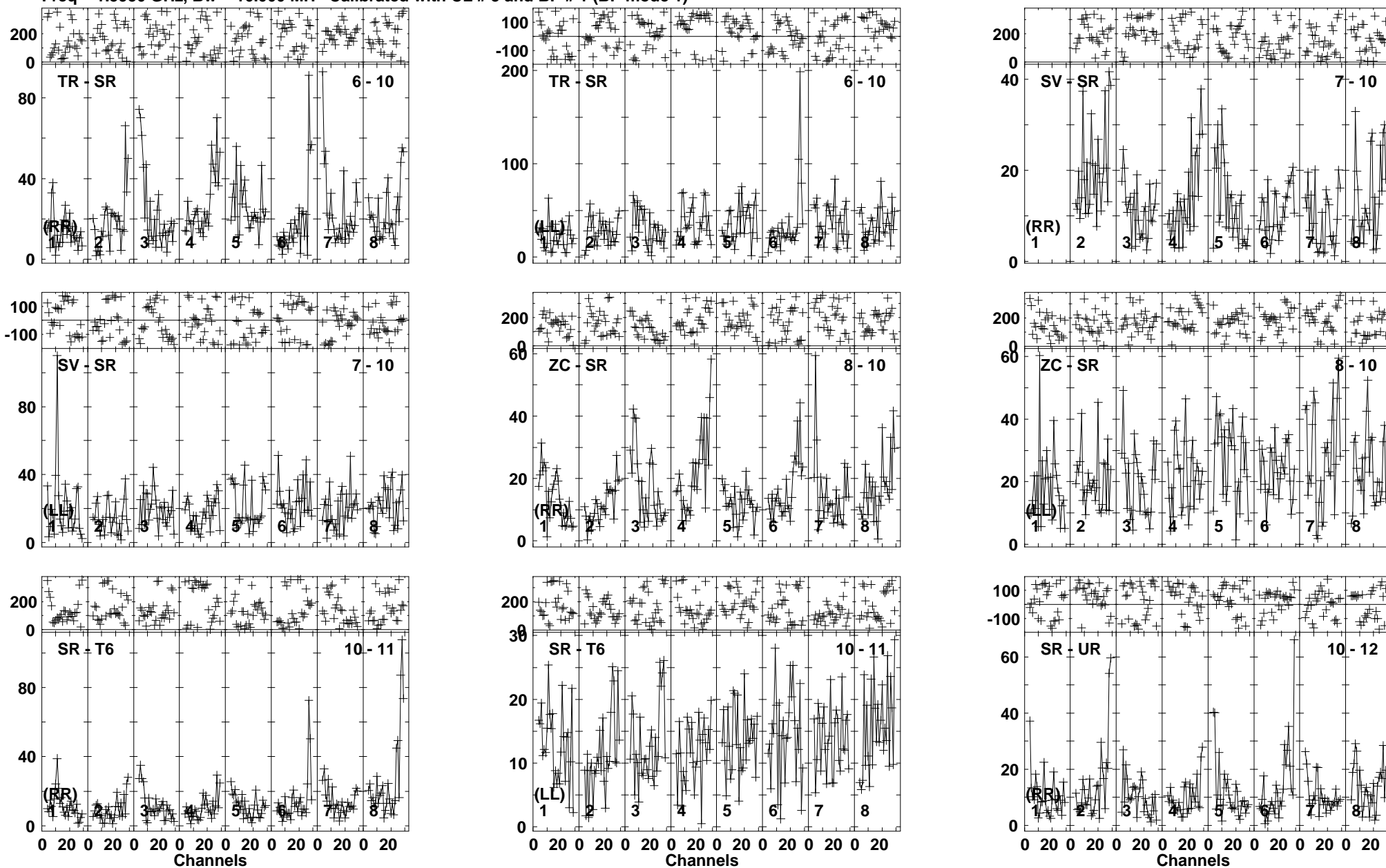


Lower frame: Milli Ampl Jy Top frame: Phas deg
 Vector averaged cross-power spectrum Baseline: EF (01) - SR (10)
 Timerange: 00/01:19:32 to 00/01:23:00

Plot file version 72 created 19-AUG-2016 17:32:17

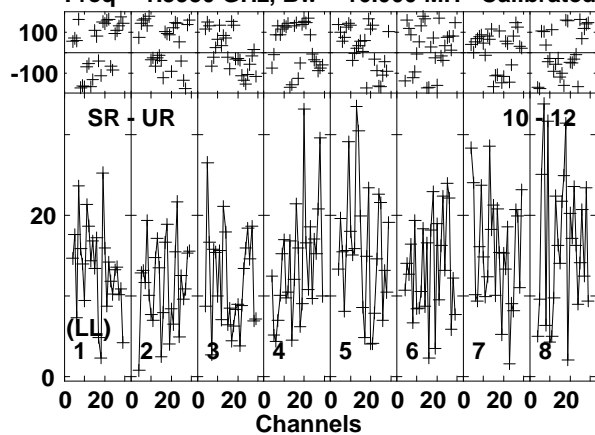
J1649+2635 EM119D.UVDATA.1

Freq = 1.5950 GHz, Bw = 16.000 MH Calibrated with CL # 3 and BP # 1 (BP mode 1)



Lower frame: Milli Ampl Jy Top frame: Phas deg
Vector averaged cross-power spectrum Baseline: TR (06) - SR (10)
Timerange: 00/01:19:32 to 00/01:23:00

Plot file version 73 created 19-AUG-2016 17:32:17
J1649+2635 EM119D.UVDATA.1
Freq = 1.5950 GHz, Bw = 16.000 MH Calibrated with CL # 3 and BP # 1 (BP mode 1)

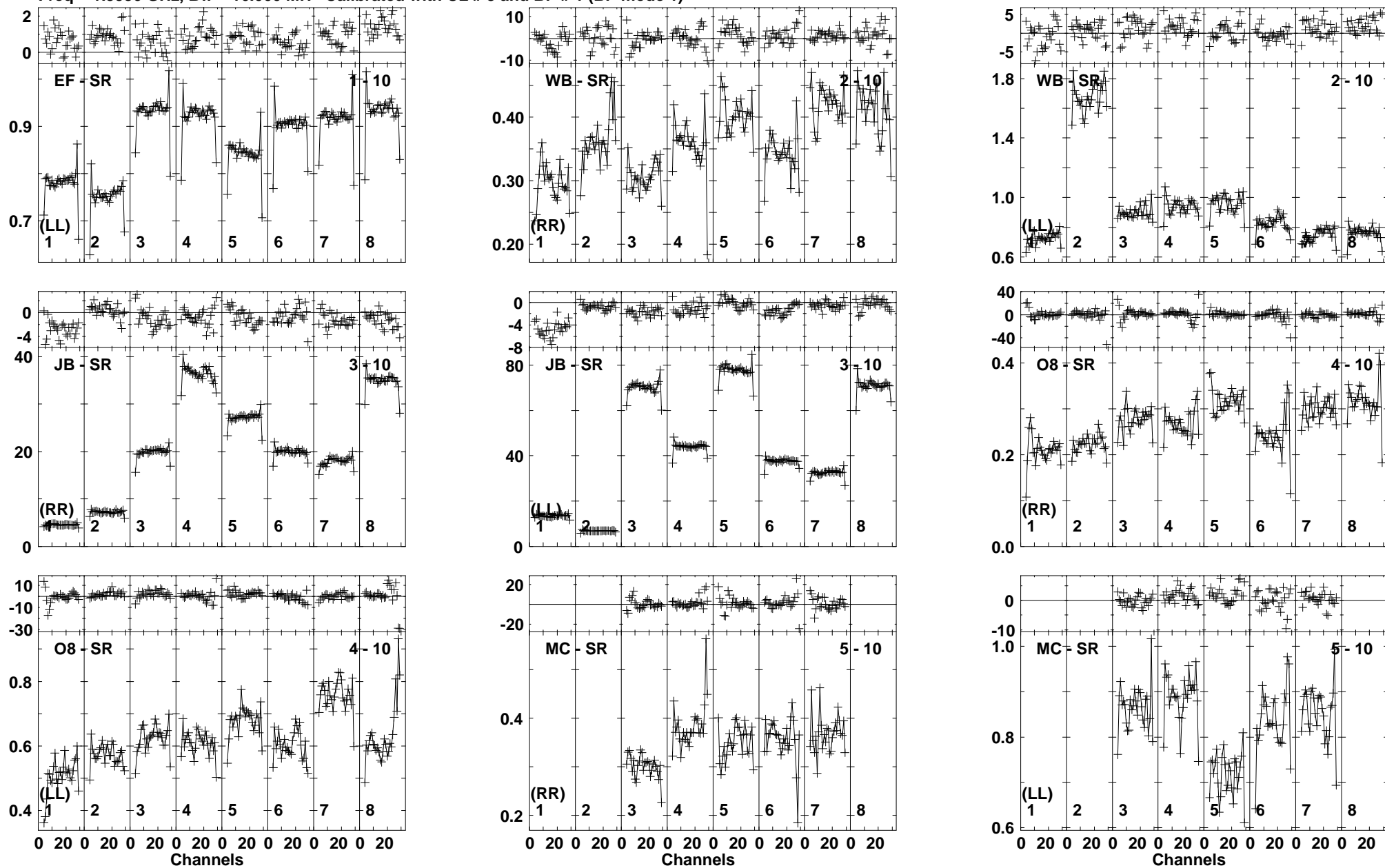


Lower frame: Milli Ampl Jy Top frame: Phas deg
Vector averaged cross-power spectrum Baseline: SR (10) - UR (12)
Timerange: 00/01:19:32 to 00/01:23:00

Plot file version 74 created 19-AUG-2016 17:32:17

J1642+2523 EM119D.UVDATA.1

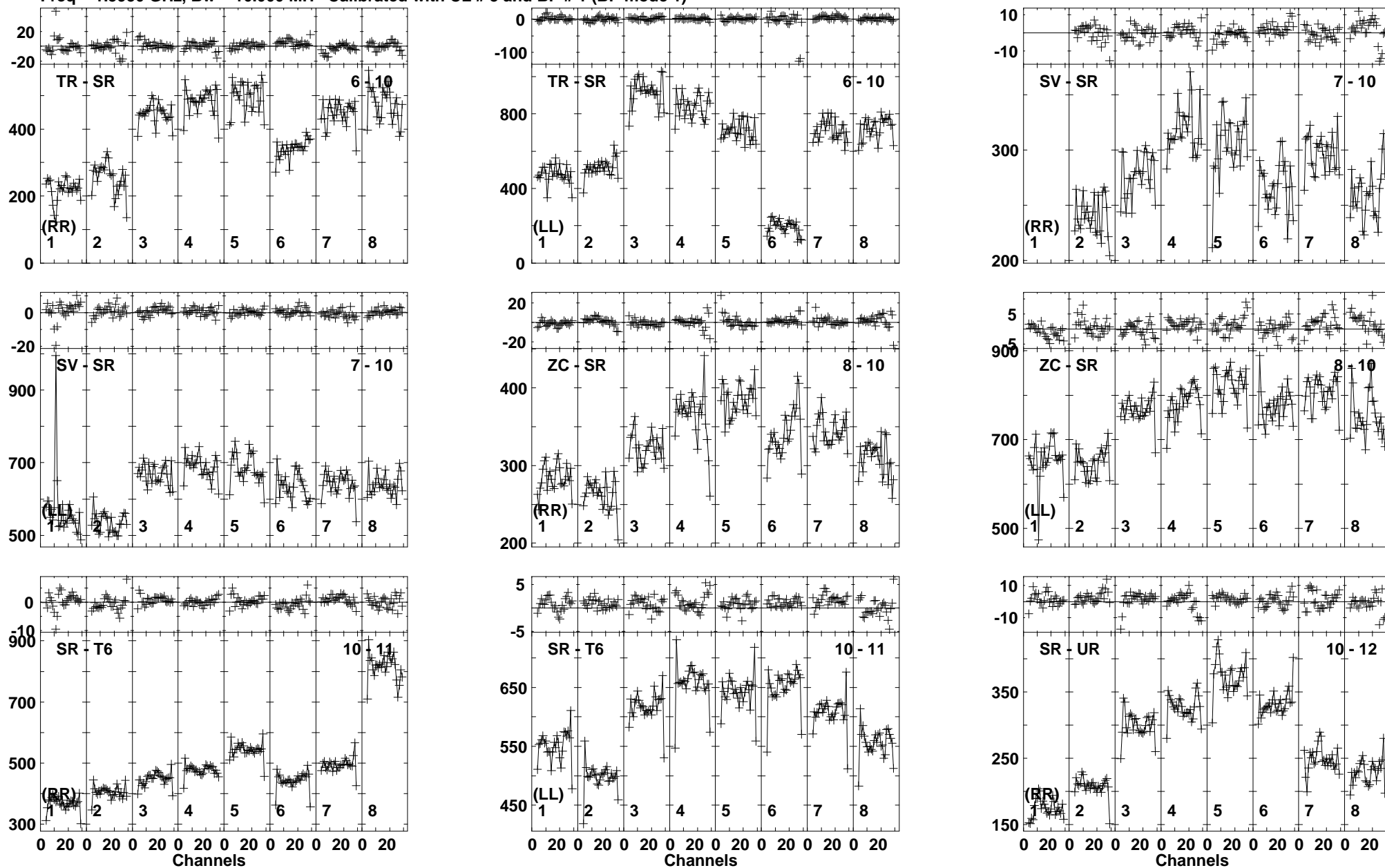
Freq = 1.5950 GHz, Bw = 16.000 MH Calibrated with CL # 3 and BP # 1 (BP mode 1)



Plot file version 75 created 19-AUG-2016 17:32:17

J1642+2523 EM119D.UVDATA.1

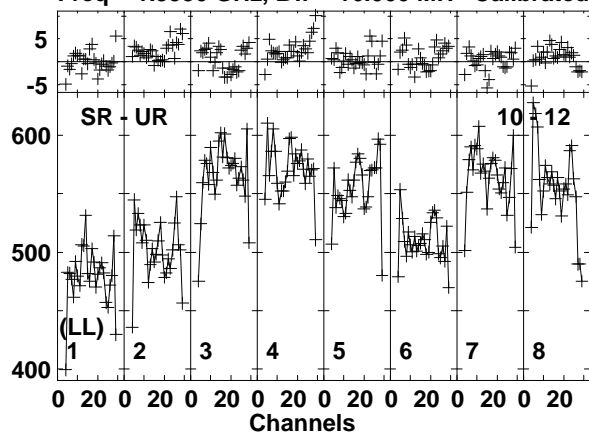
Freq = 1.5950 GHz, Bw = 16.000 MH Calibrated with CL # 3 and BP # 1 (BP mode 1)



Plot file version 76 created 19-AUG-2016 17:32:18

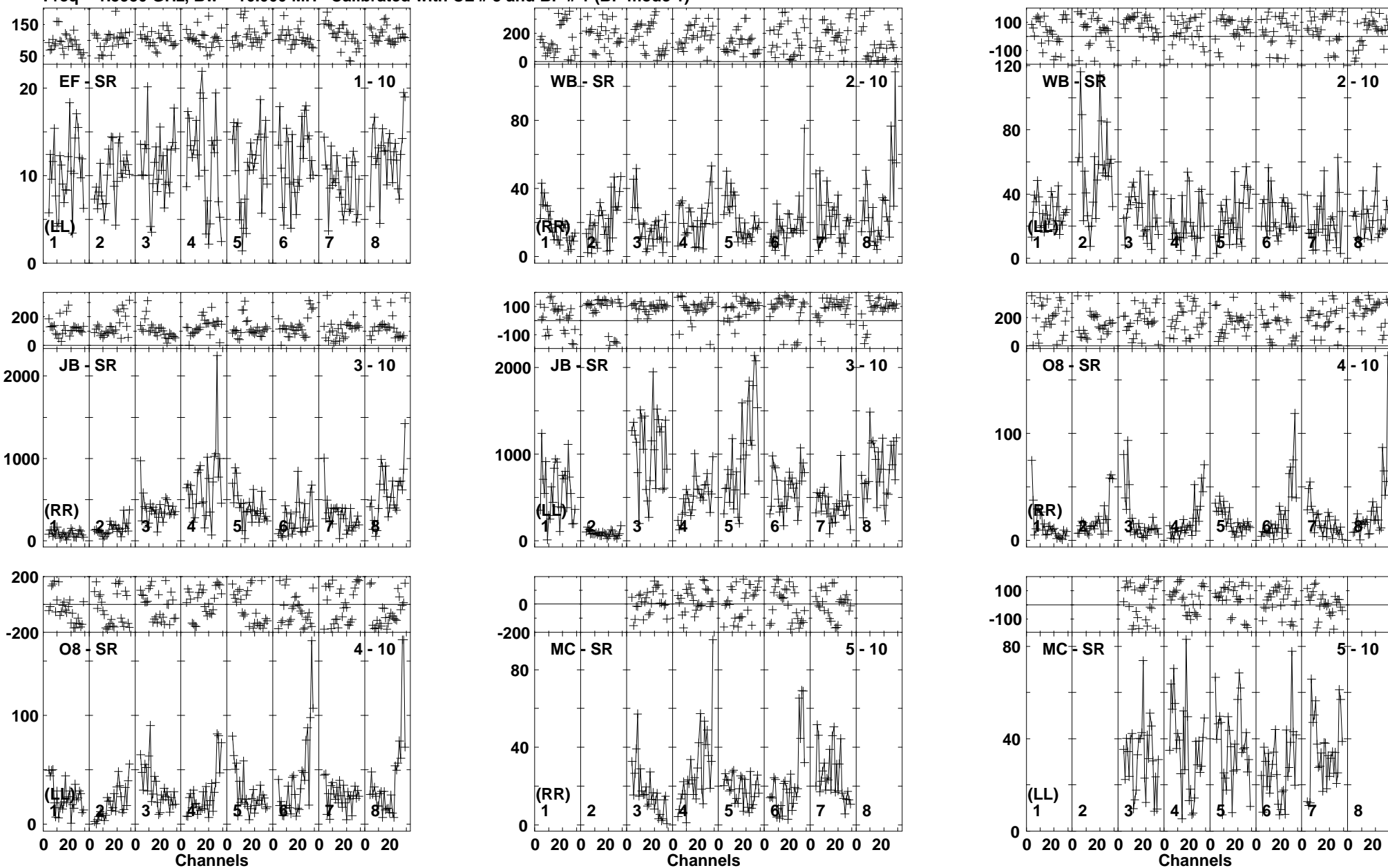
J1642+2523 EM119D.UVDATA.1

Freq = 1.5950 GHz, Bw = 16.000 MH Calibrated with CL # 3 and BP # 1 (BP mode 1)



Lower frame: Milli Ampl Jy Top frame: Phas deg
Vector averaged cross-power spectrum Baseline: SR (10) - UR (12)
Timerange: 00/01:23:08 to 00/01:24:29

Plot file version 77 created 19-AUG-2016 17:32:18
 J1649+2635 EM119D.UVDATA.1
 Freq = 1.5950 GHz, Bw = 16.000 MH Calibrated with CL # 3 and BP # 1 (BP mode 1)

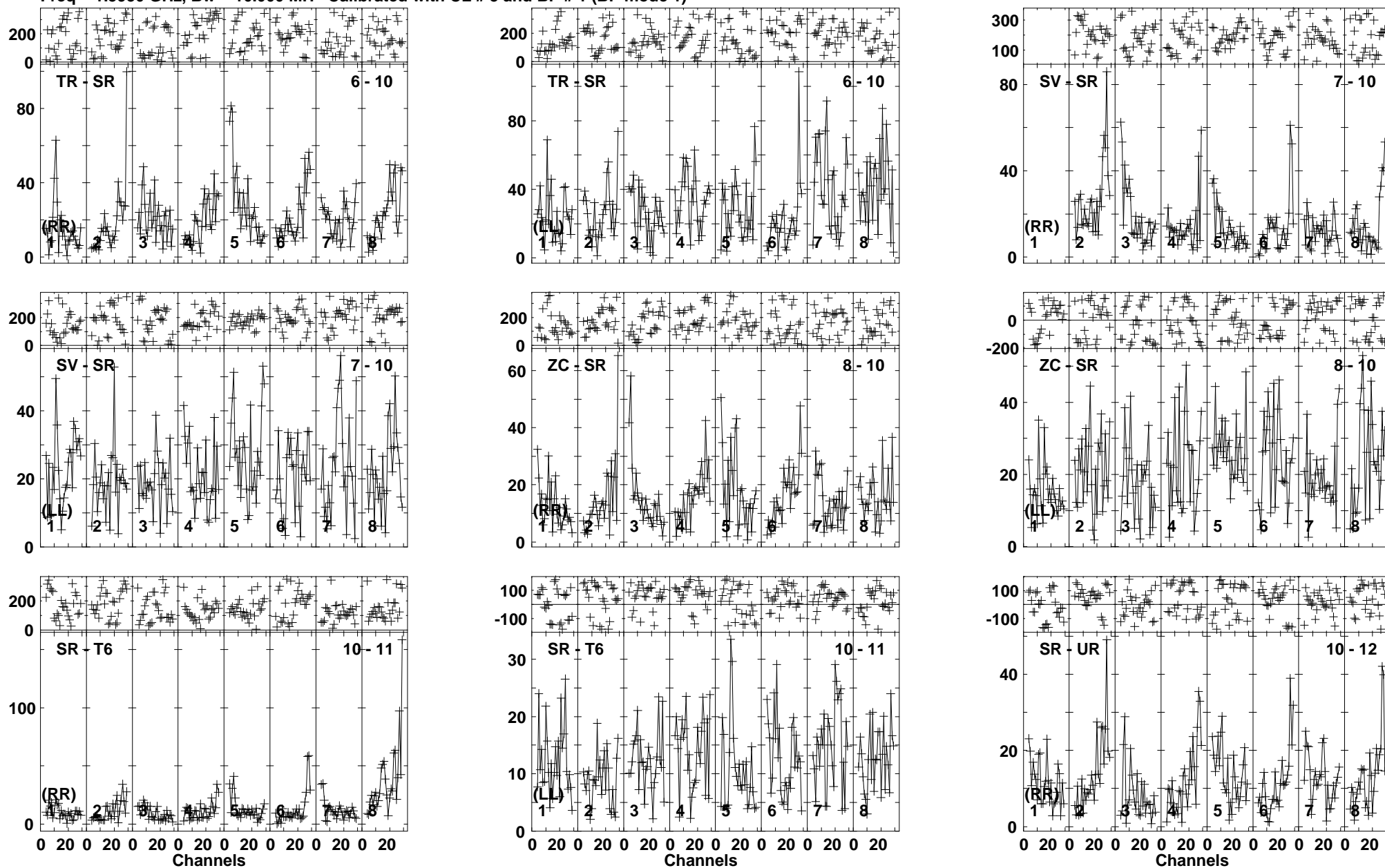


Lower frame: Milli Ampl Jy Top frame: Phas deg
 Vector averaged cross-power spectrum Baseline: EF (01) - SR (10)
 Timerange: 00/01:24:38 to 00/01:28:00

Plot file version 78 created 19-AUG-2016 17:32:18

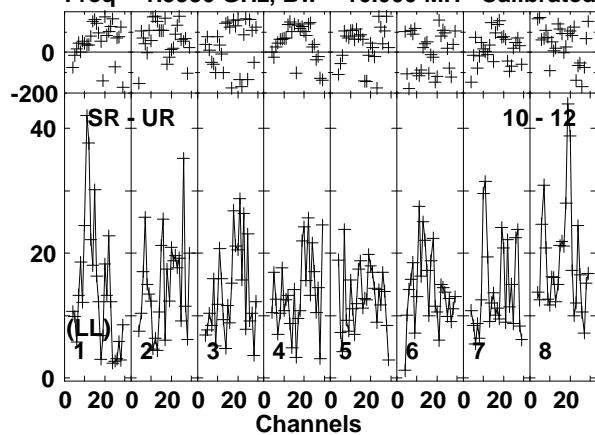
J1649+2635 EM119D.UVDATA.1

Freq = 1.5950 GHz, Bw = 16.000 MH Calibrated with CL # 3 and BP # 1 (BP mode 1)



Lower frame: Milli Ampl Jy Top frame: Phas deg
Vector averaged cross-power spectrum Baseline: TR (06) - SR (10)
Timerange: 00/01:24:38 to 00/01:28:00

Plot file version 79 created 19-AUG-2016 17:32:18
J1649+2635 EM119D.UVDATA.1
Freq = 1.5950 GHz, Bw = 16.000 MH Calibrated with CL # 3 and BP # 1 (BP mode 1)

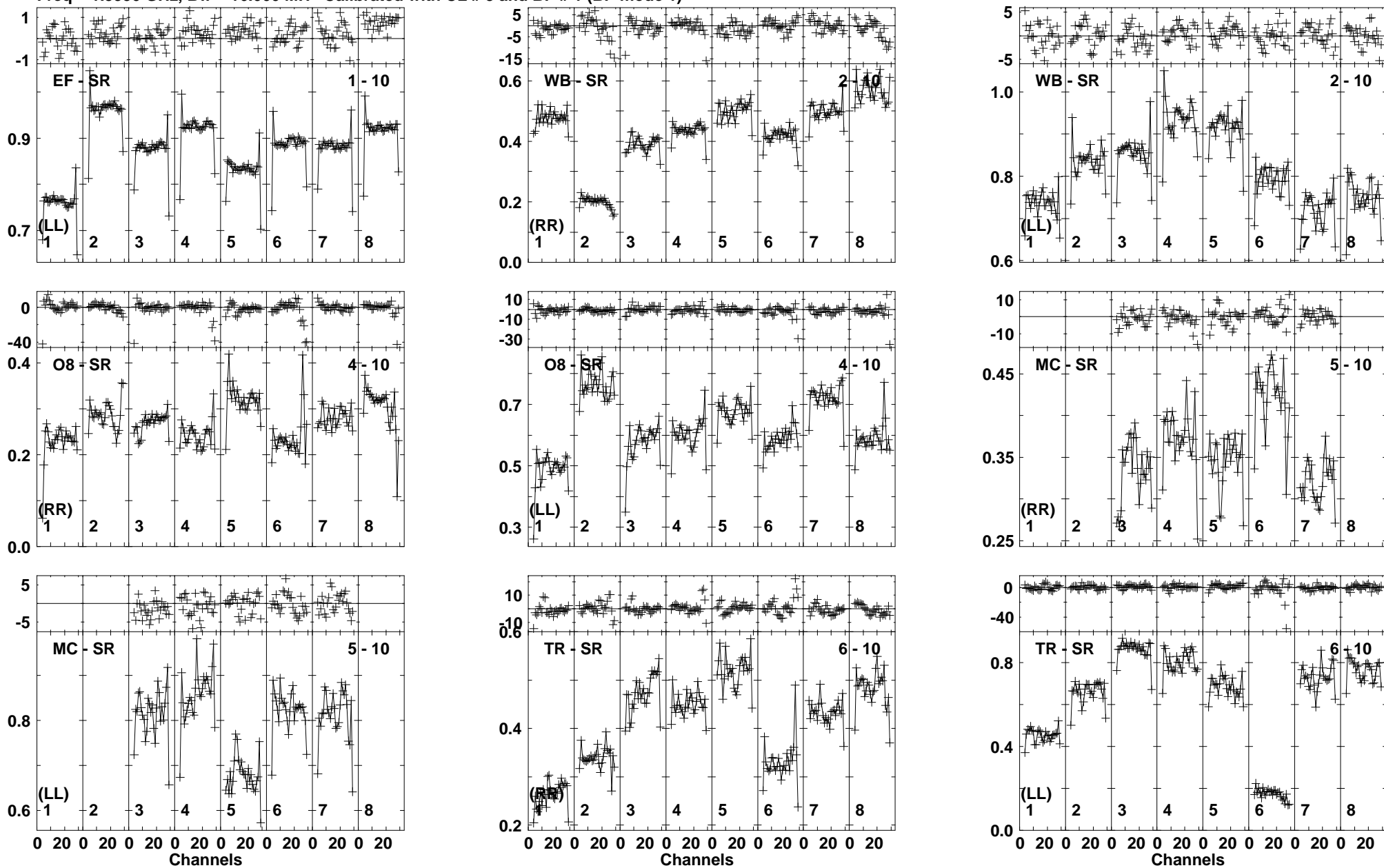


Lower frame: Milli Ampl Jy Top frame: Phas deg
Vector averaged cross-power spectrum Baseline: SR (10) - UR (12)
Timerange: 00/01:24:38 to 00/01:28:00

Plot file version 80 created 19-AUG-2016 17:32:19

J1642+2523 EM119D.UVDATA.1

Freq = 1.5950 GHz, Bw = 16.000 MH Calibrated with CL # 3 and BP # 1 (BP mode 1)

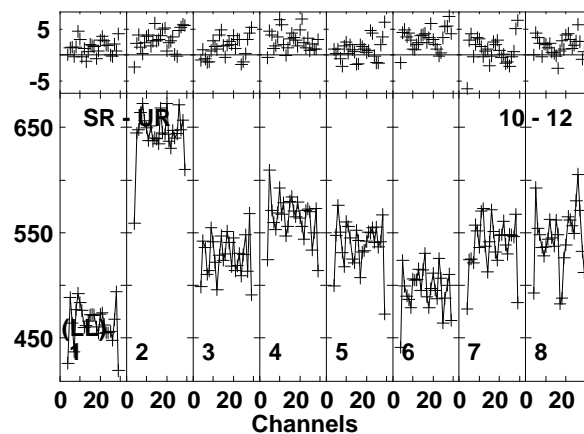
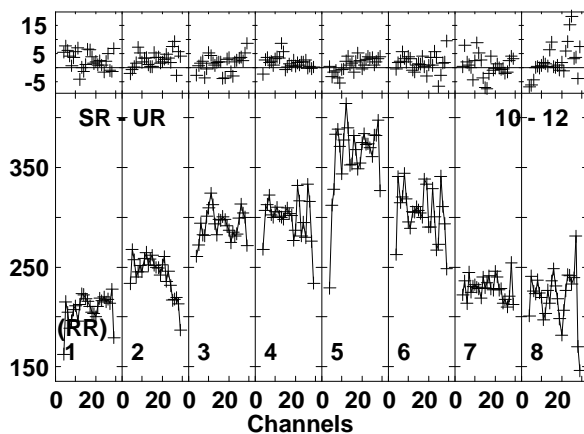
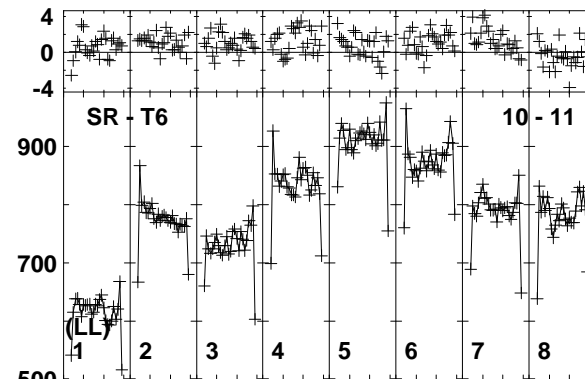
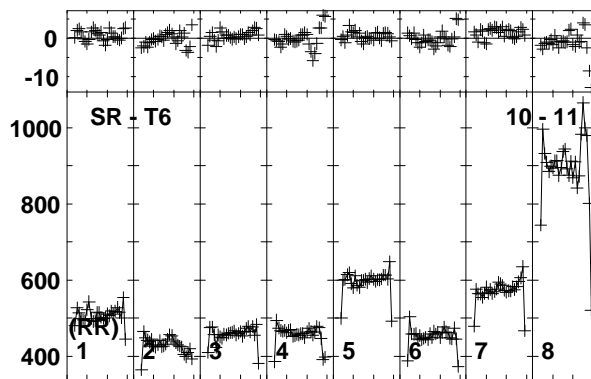
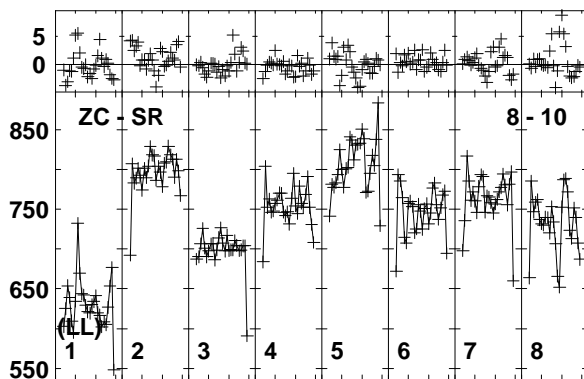
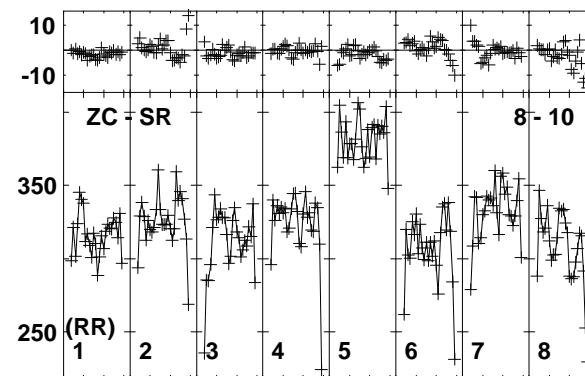
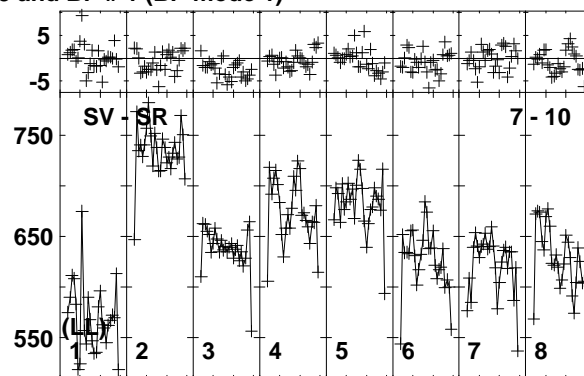
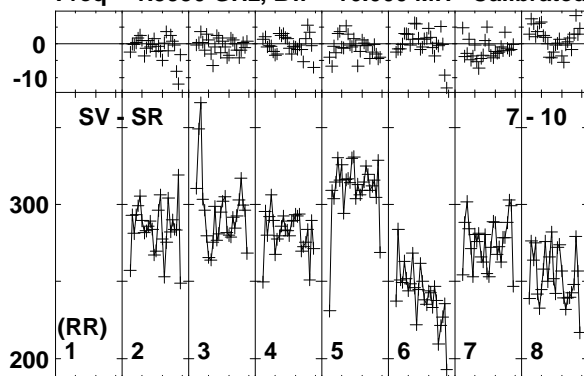


Lower frame: Ampl Jy Top frame: Phas deg
Vector averaged cross-power spectrum Baseline: EF (01) - SR (10)
Timerange: 00/01:29:00 to 00/01:30:30

Plot file version 81 created 19-AUG-2016 17:32:19

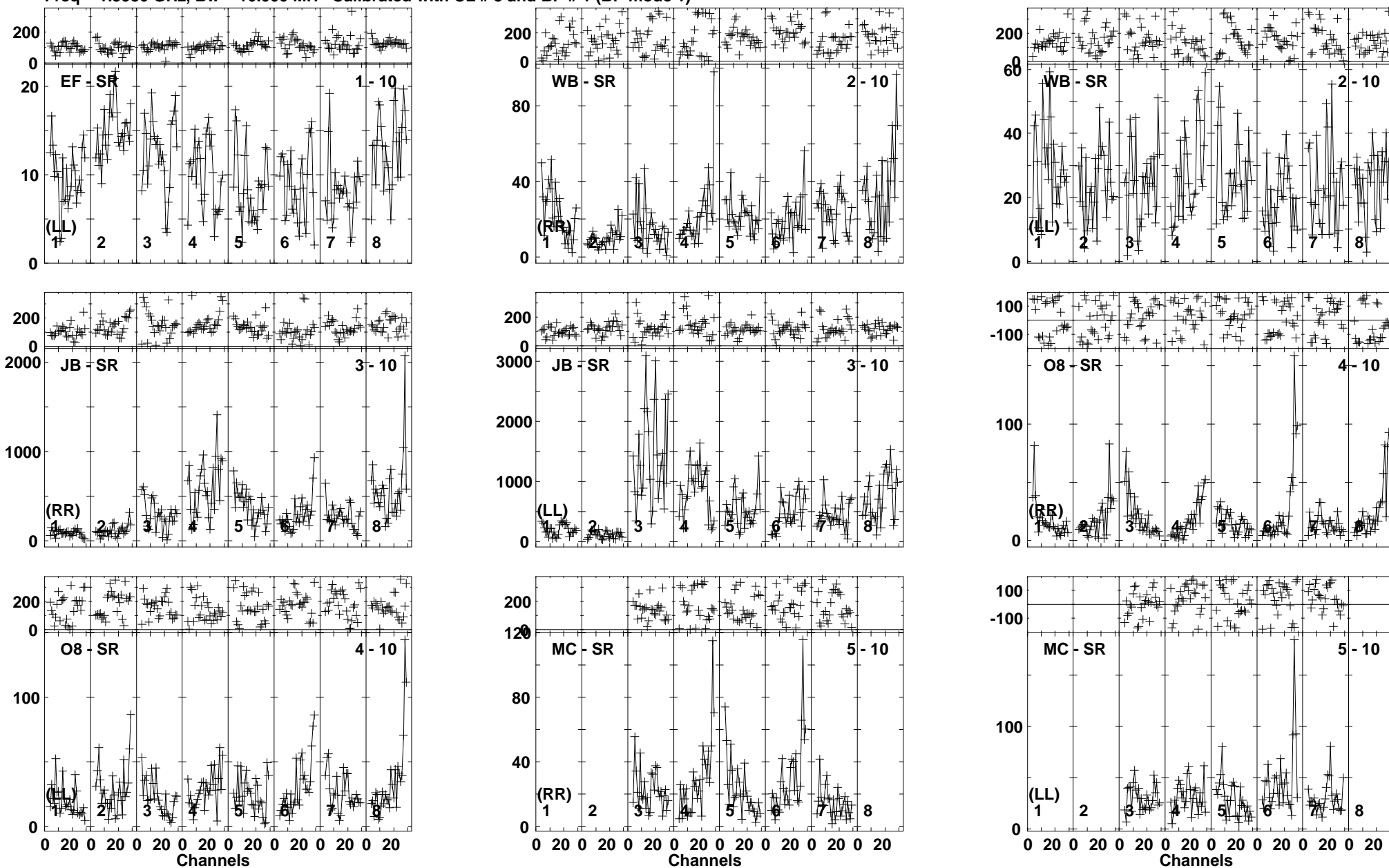
J1642+2523 EM119D.UVDATA.1

Freq = 1.5950 GHz, Bw = 16.000 MH Calibrated with CL # 3 and BP # 1 (BP mode 1)



Lower frame: Milli Ampl Jy Top frame: Phas deg
Vector averaged cross-power spectrum Baseline: SV (07) - SR (10)
Timerange: 00/01:29:00 to 00/01:30:30

Plot file version 82 created 19-AUG-2016 17:32:19
 J1649+2635 EM119D.UVDATA.1
 Freq = 1.5950 GHz, Bw = 16.000 MH Calibrated with CL # 3 and BP # 1 (BP mode 1)

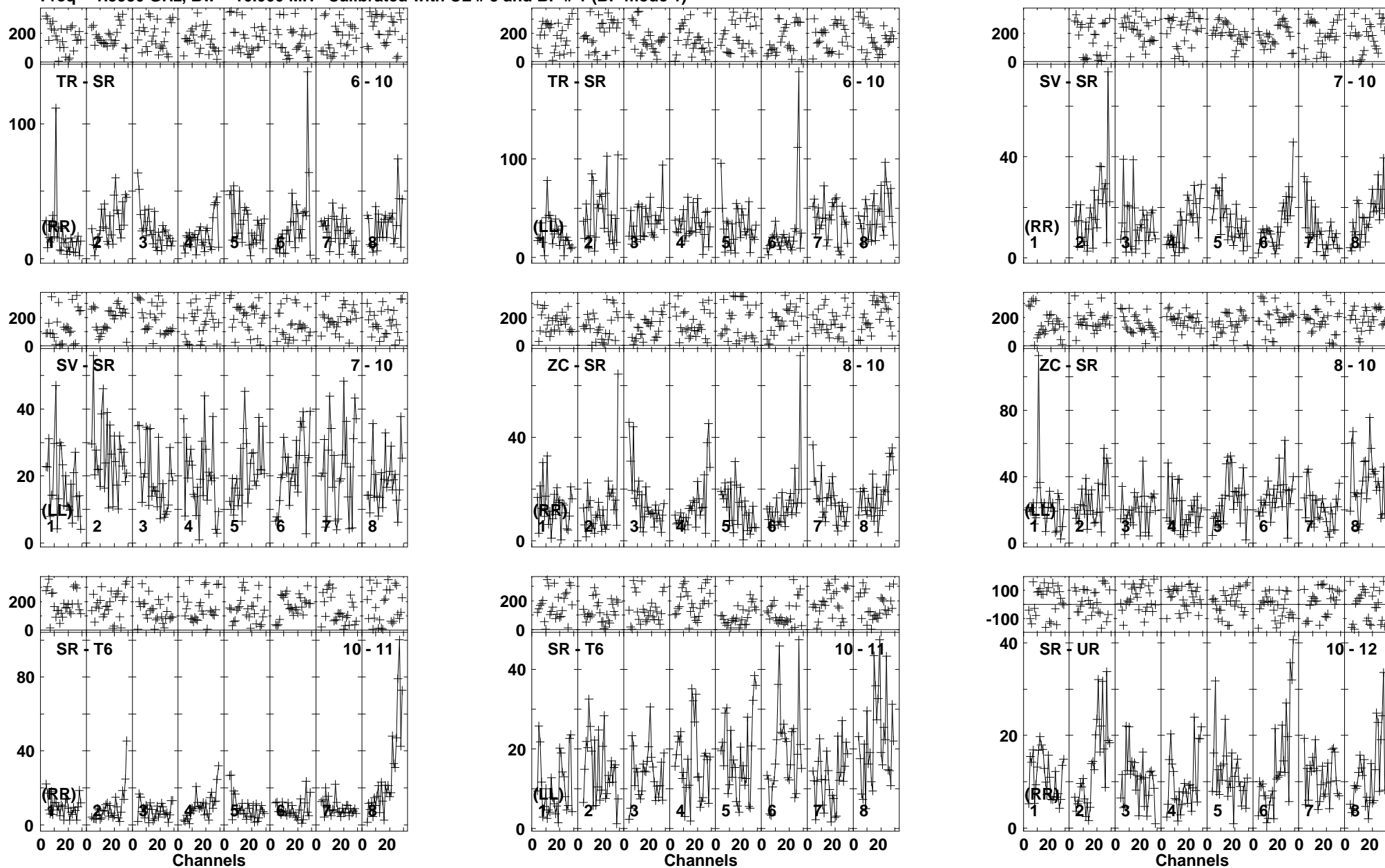


Lower frame: Milli Ampl Jy Top frame: Phas deg
 Vector averaged cross-power spectrum Baseline: EF (01) - SR (10)
 Timerange: 00/01:30:32 to 00/01:33:59

Plot file version 83 created 19-AUG-2016 17:32:20

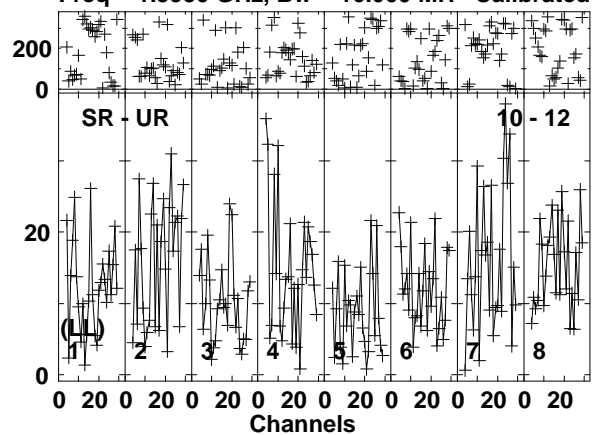
J1649+2635 EM119D.UVDATA.1

Freq = 1.5950 GHz, Bw = 16.000 MH Calibrated with CL # 3 and BP # 1 (BP mode 1)



Lower frame: Milli Ampl Jy Top frame: Phas deg
Vector averaged cross-power spectrum Baseline: TR (06) - SR (10)
Timerange: 00/01:30:32 to 00/01:33:59

Plot file version 84 created 19-AUG-2016 17:32:20
J1649+2635 EM119D.UVDATA.1
Freq = 1.5950 GHz, Bw = 16.000 MH Calibrated with CL # 3 and BP # 1 (BP mode 1)

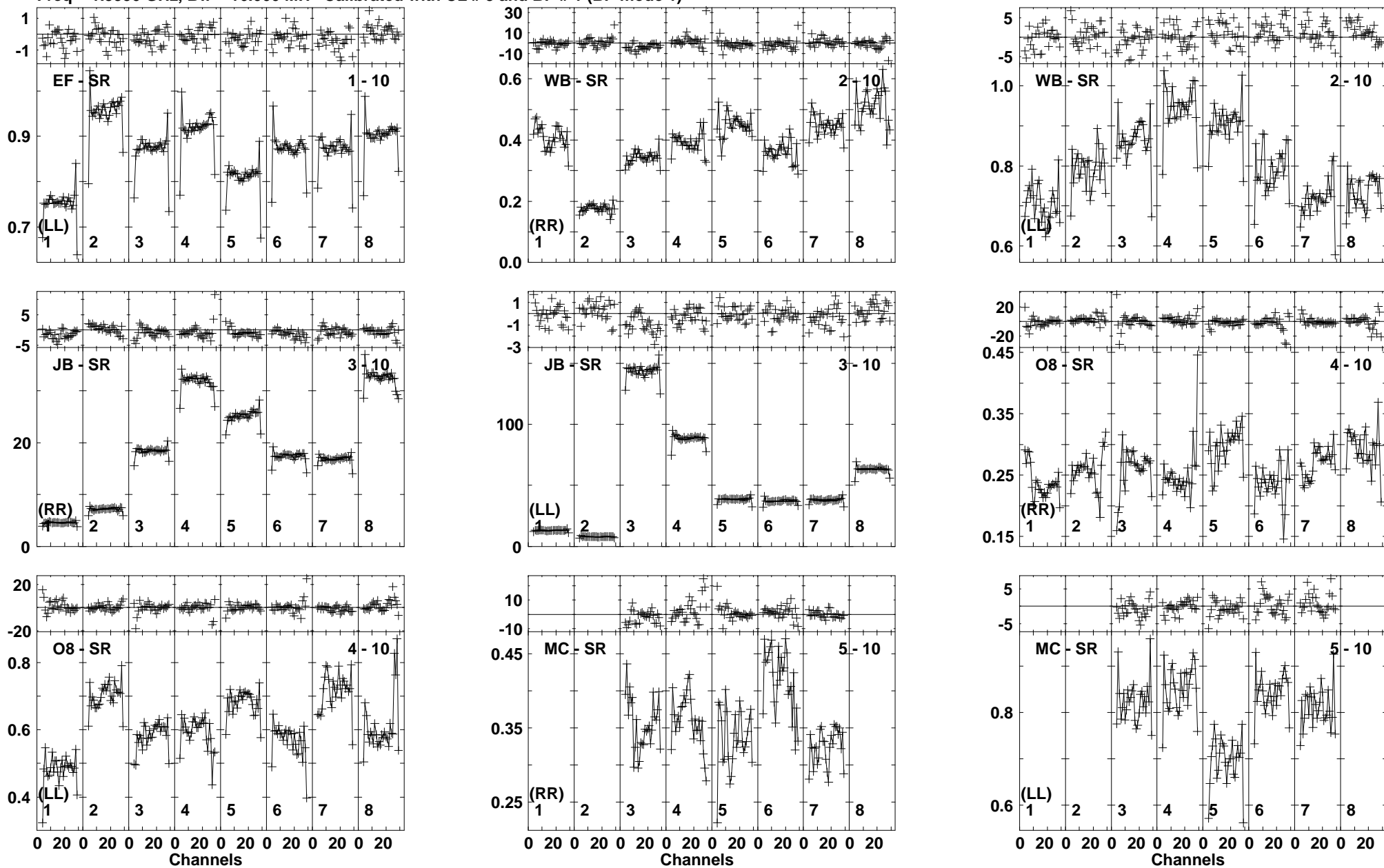


Lower frame: Milli Ampl Jy Top frame: Phas deg
Vector averaged cross-power spectrum Baseline: SR (10) - UR (12)
Timerange: 00/01:30:32 to 00/01:33:59

Plot file version 85 created 19-AUG-2016 17:32:20

J1642+2523 EM119D.UVDATA.1

Freq = 1.5950 GHz, Bw = 16.000 MH Calibrated with CL # 3 and BP # 1 (BP mode 1)

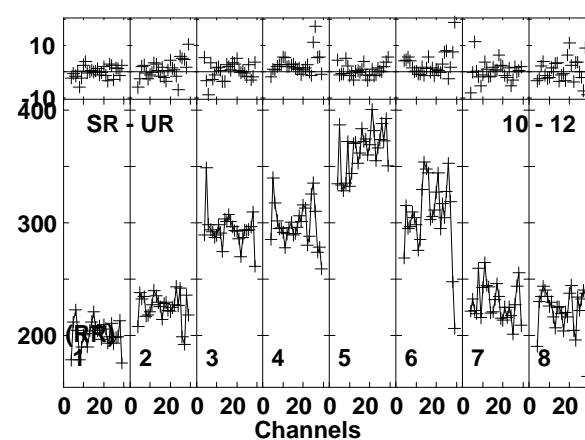
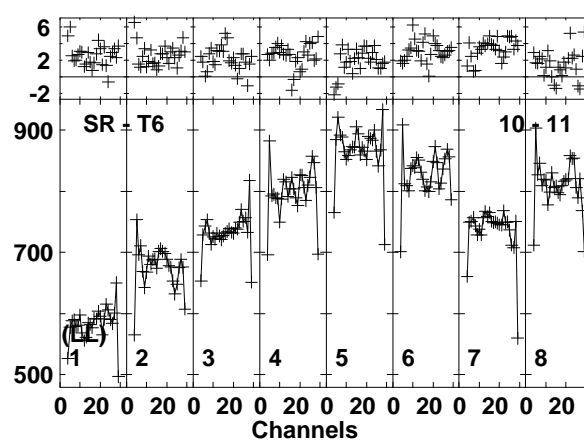
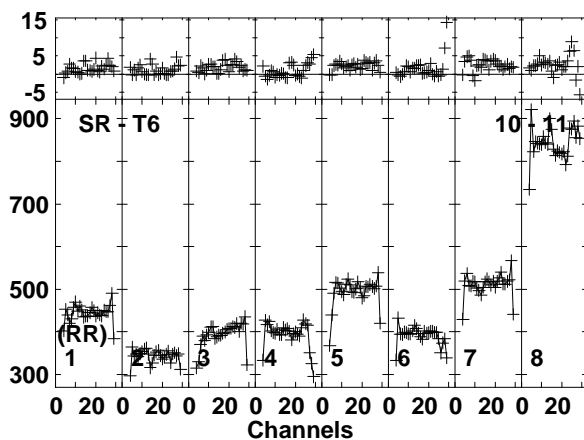
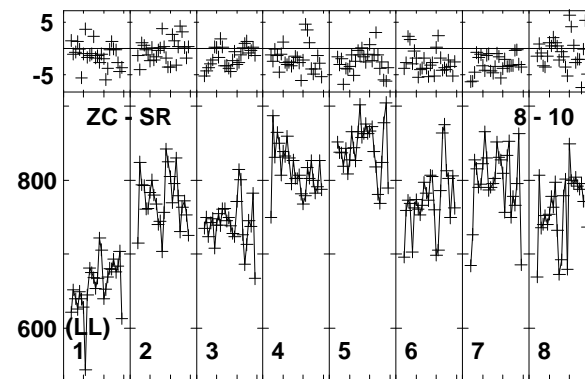
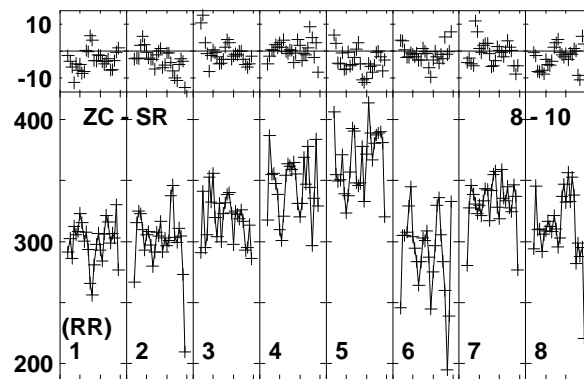
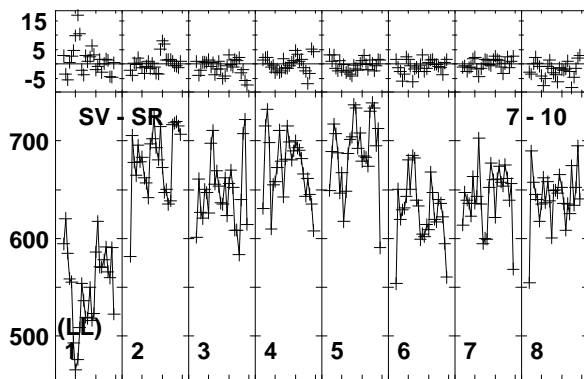
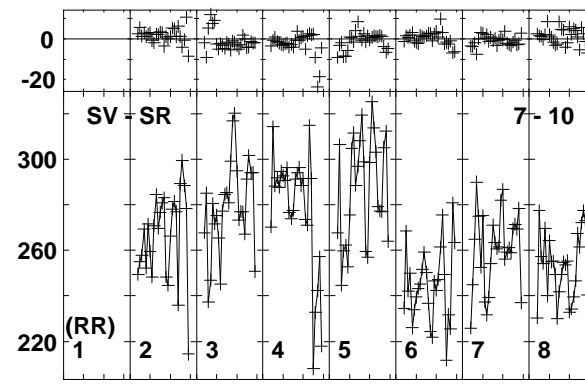
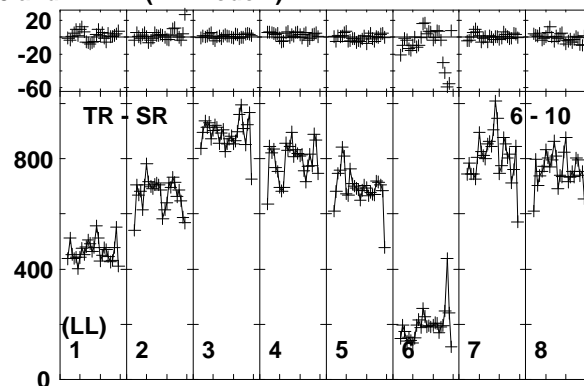
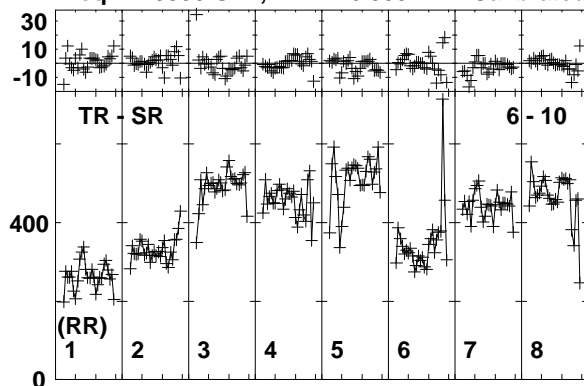


Lower frame: Ampl Jy Top frame: Phas deg
Vector averaged cross-power spectrum Baseline: EF (01) - SR (10)
Timerange: 00/01:34:08 to 00/01:35:29

Plot file version 86 created 19-AUG-2016 17:32:20

J1642+2523 EM119D.UVDATA.1

Freq = 1.5950 GHz, Bw = 16.000 MH Calibrated with CL # 3 and BP # 1 (BP mode 1)

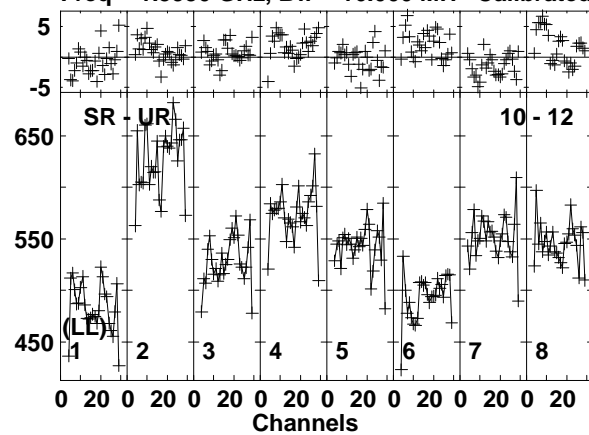


Lower frame: Milli Ampl Jy Top frame: Phas deg
Vector averaged cross-power spectrum Baseline: TR (06) - SR (10)
Timerange: 00/01:34:08 to 00/01:35:29

Plot file version 87 created 19-AUG-2016 17:32:21

J1642+2523 EM119D.UVDATA.1

Freq = 1.5950 GHz, Bw = 16.000 MH Calibrated with CL # 3 and BP # 1 (BP mode 1)

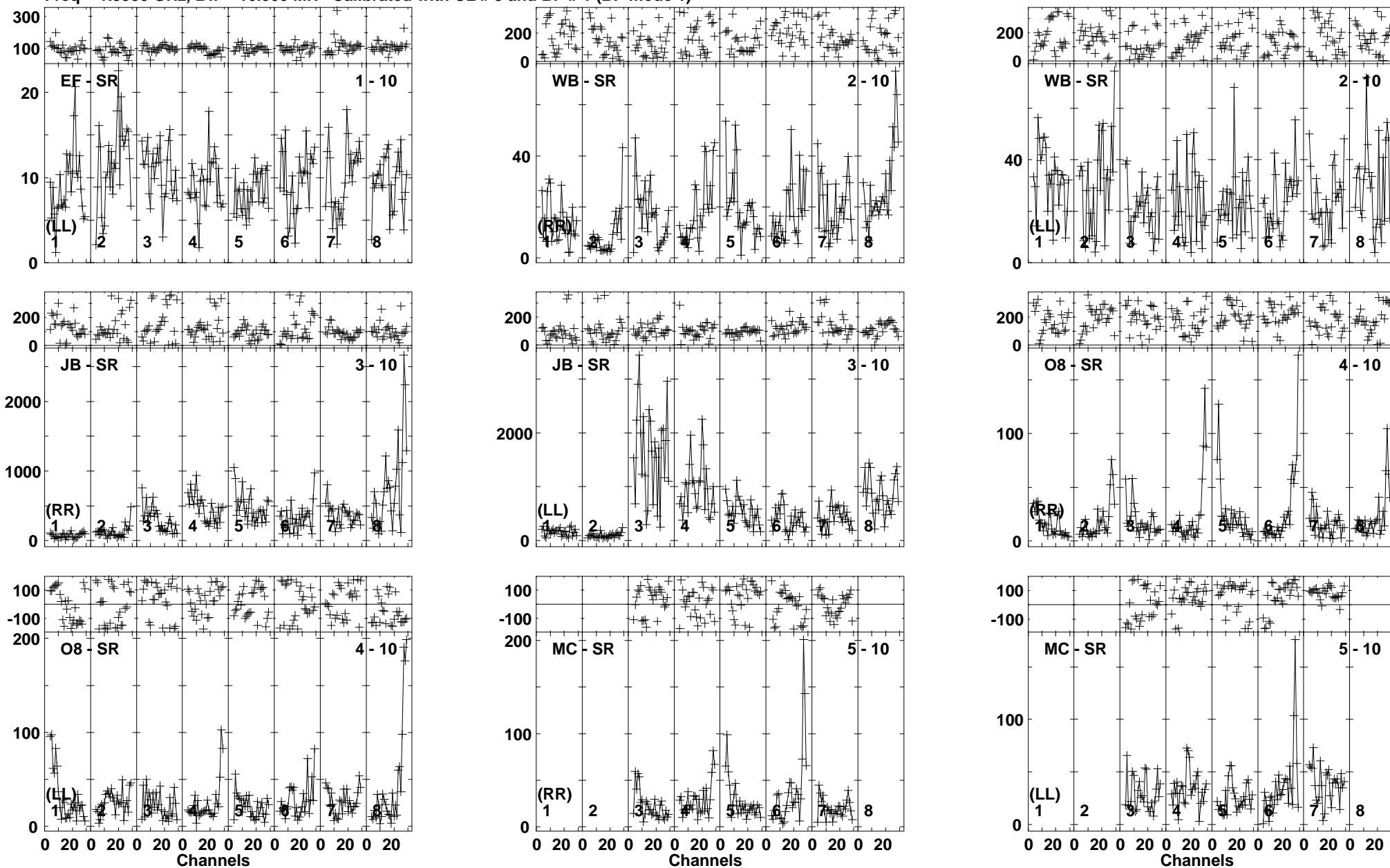


Lower frame: Milli Ampl Jy Top frame: Phas deg
Vector averaged cross-power spectrum Baseline: SR (10) - UR (12)
Timerange: 00/01:34:08 to 00/01:35:29

Plot file version 88 created 19-AUG-2016 17:32:21

J1649+2635 EM119D.UVDATA.1

Freq = 1.5950 GHz, Bw = 16.000 MH Calibrated with CL # 3 and BP # 1 (BP mode 1)

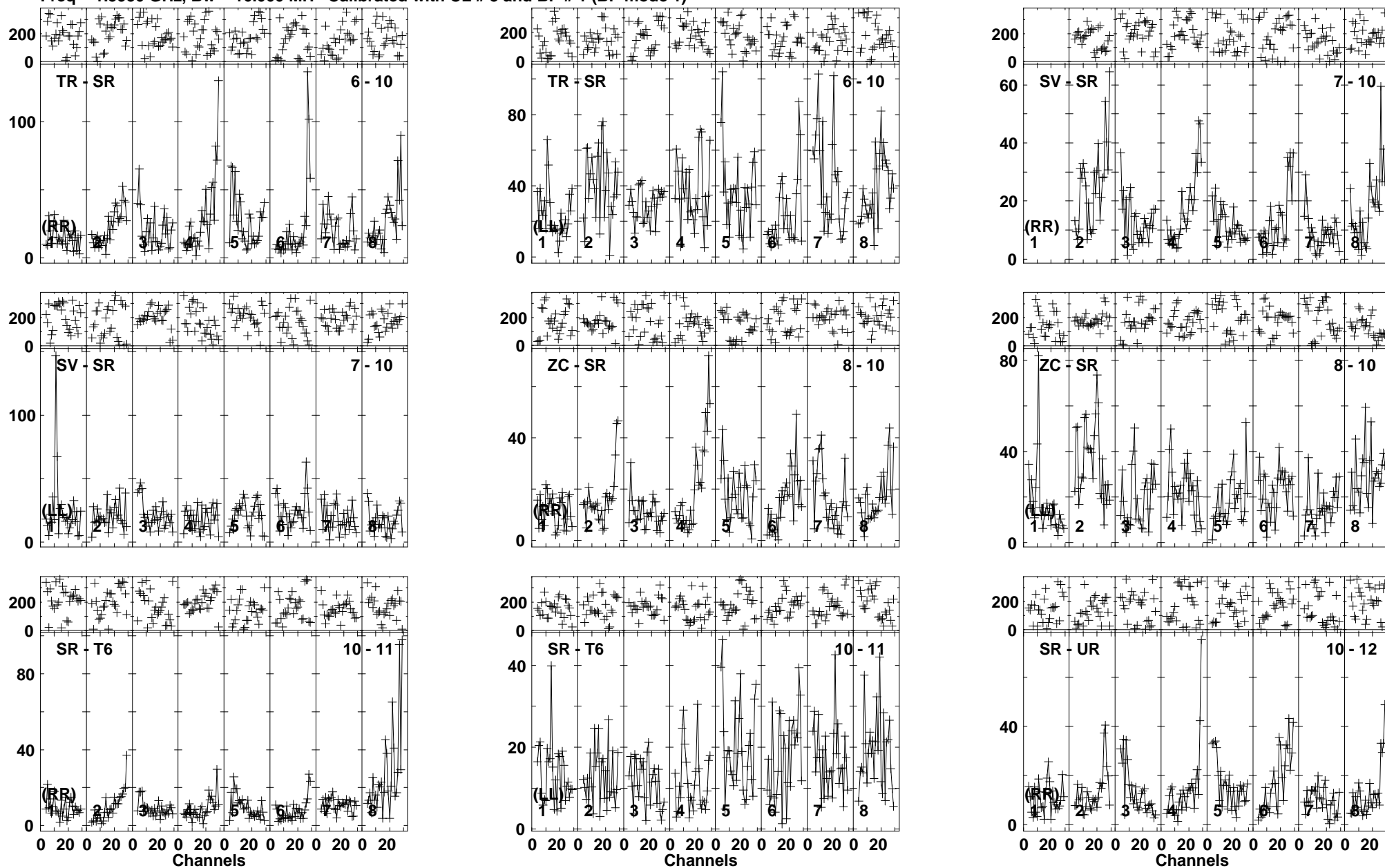


Lower frame: Milli Ampl Jy Top frame: Phas deg
Vector averaged cross-power spectrum Baseline: EF (01) - SR (10)
Timerange: 00/01:35:38 to 00/01:38:59

Plot file version 89 created 19-AUG-2016 17:32:21

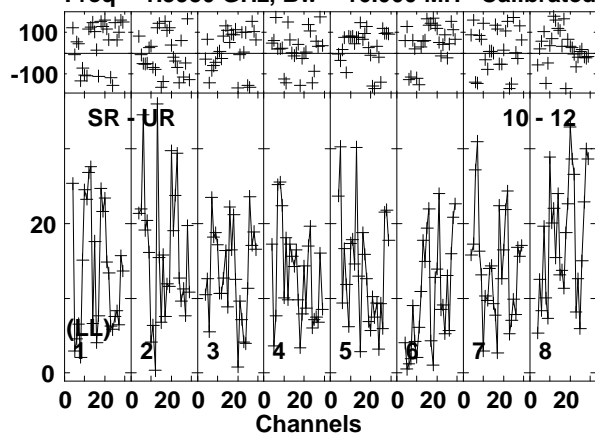
J1649+2635 EM119D.UVDATA.1

Freq = 1.5950 GHz, Bw = 16.000 MH Calibrated with CL # 3 and BP # 1 (BP mode 1)



Lower frame: Milli Ampl Jy Top frame: Phas deg
Vector averaged cross-power spectrum Baseline: TR (06) - SR (10)
Timerange: 00/01:35:38 to 00/01:38:59

Plot file version 90 created 19-AUG-2016 17:32:21
J1649+2635 EM119D.UVDATA.1
Freq = 1.5950 GHz, Bw = 16.000 MH Calibrated with CL # 3 and BP # 1 (BP mode 1)

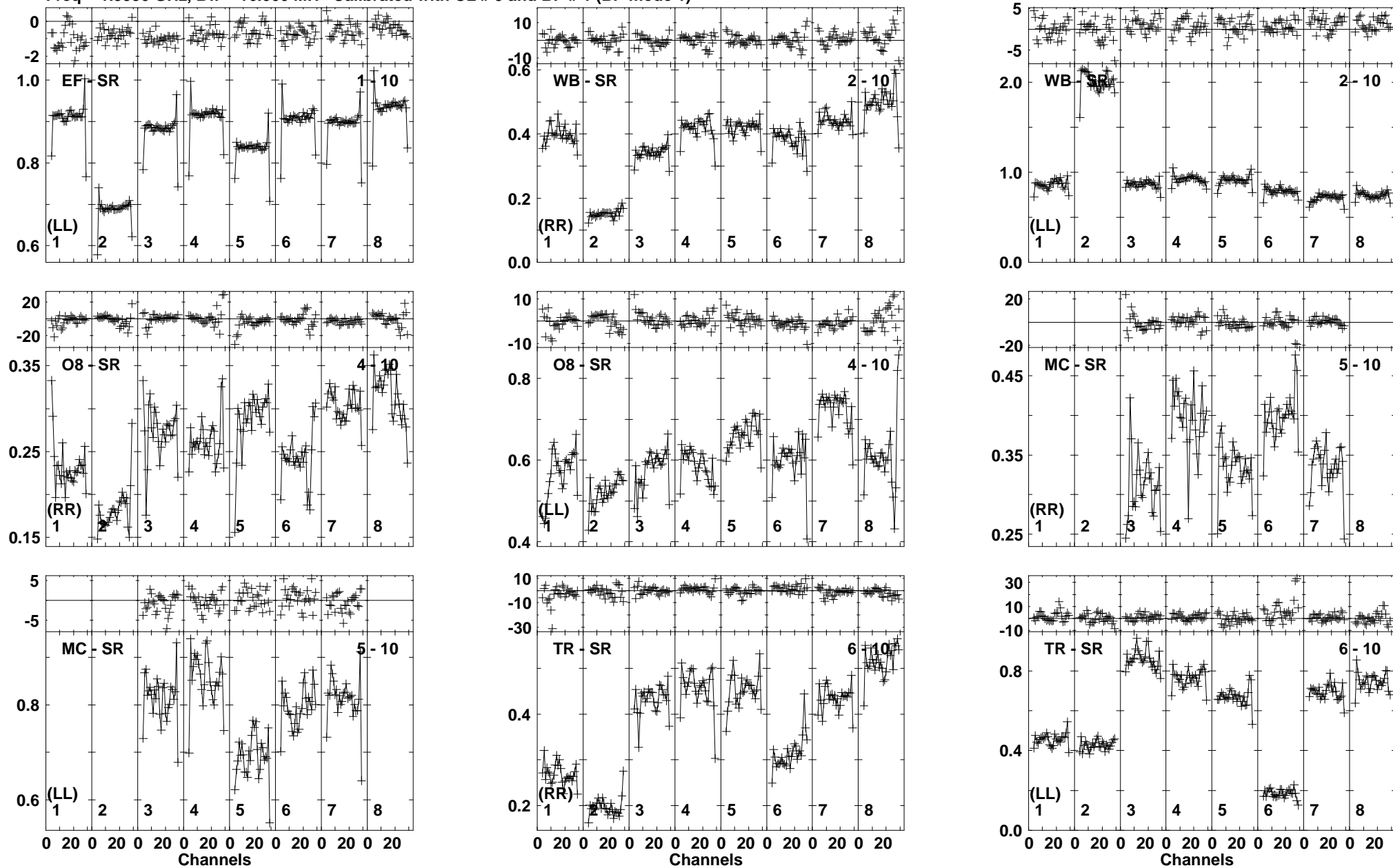


Lower frame: Milli Ampl Jy Top frame: Phas deg
Vector averaged cross-power spectrum Baseline: SR (10) - UR (12)
Timerange: 00/01:35:38 to 00/01:38:59

Plot file version 91 created 19-AUG-2016 17:32:21

J1642+2523 EM119D.UVDATA.1

Freq = 1.5950 GHz, Bw = 16.000 MH Calibrated with CL # 3 and BP # 1 (BP mode 1)

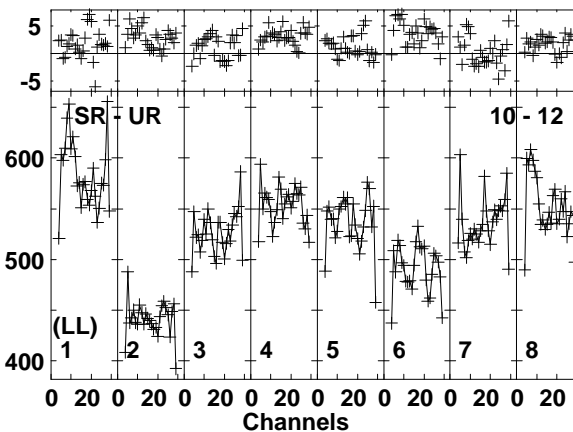
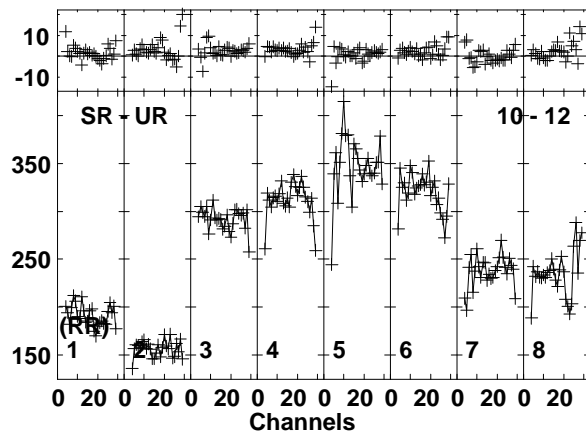
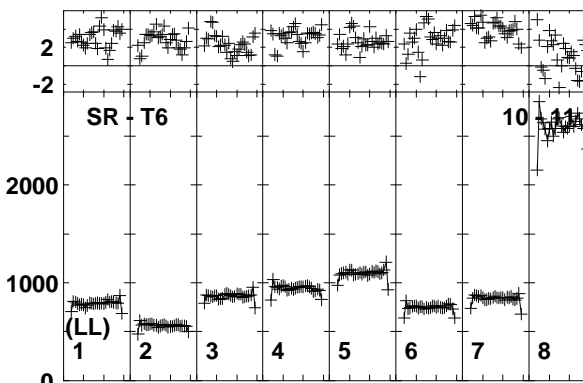
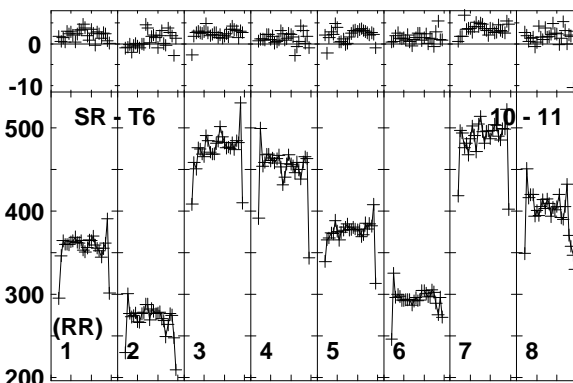
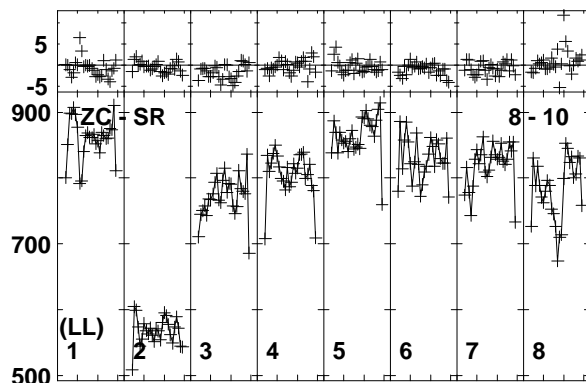
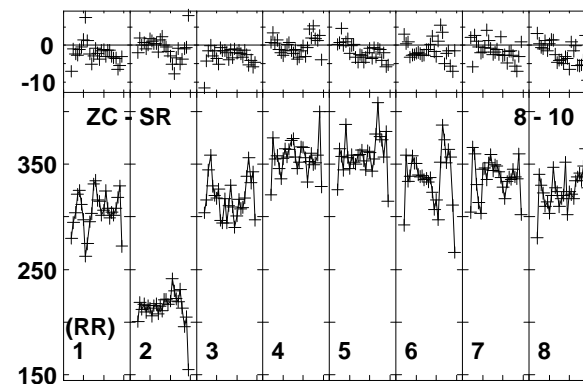
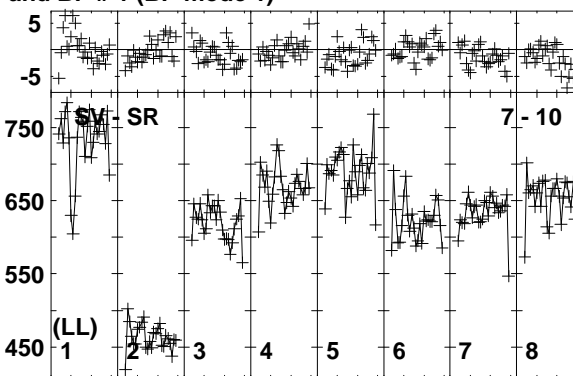
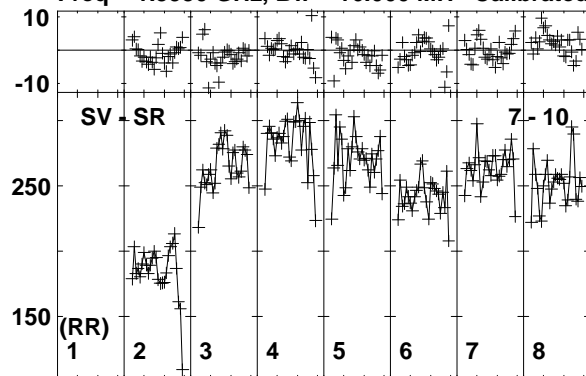


Lower frame: Ampl Jy Top frame: Phas deg
Vector averaged cross-power spectrum Baseline: EF (01) - SR (10)
Timerange: 00/01:40:00 to 00/01:41:29

Plot file version 92 created 19-AUG-2016 17:32:22

J1642+2523 EM119D.UVDATA.1

Freq = 1.5950 GHz, Bw = 16.000 MH Calibrated with CL # 3 and BP # 1 (BP mode 1)

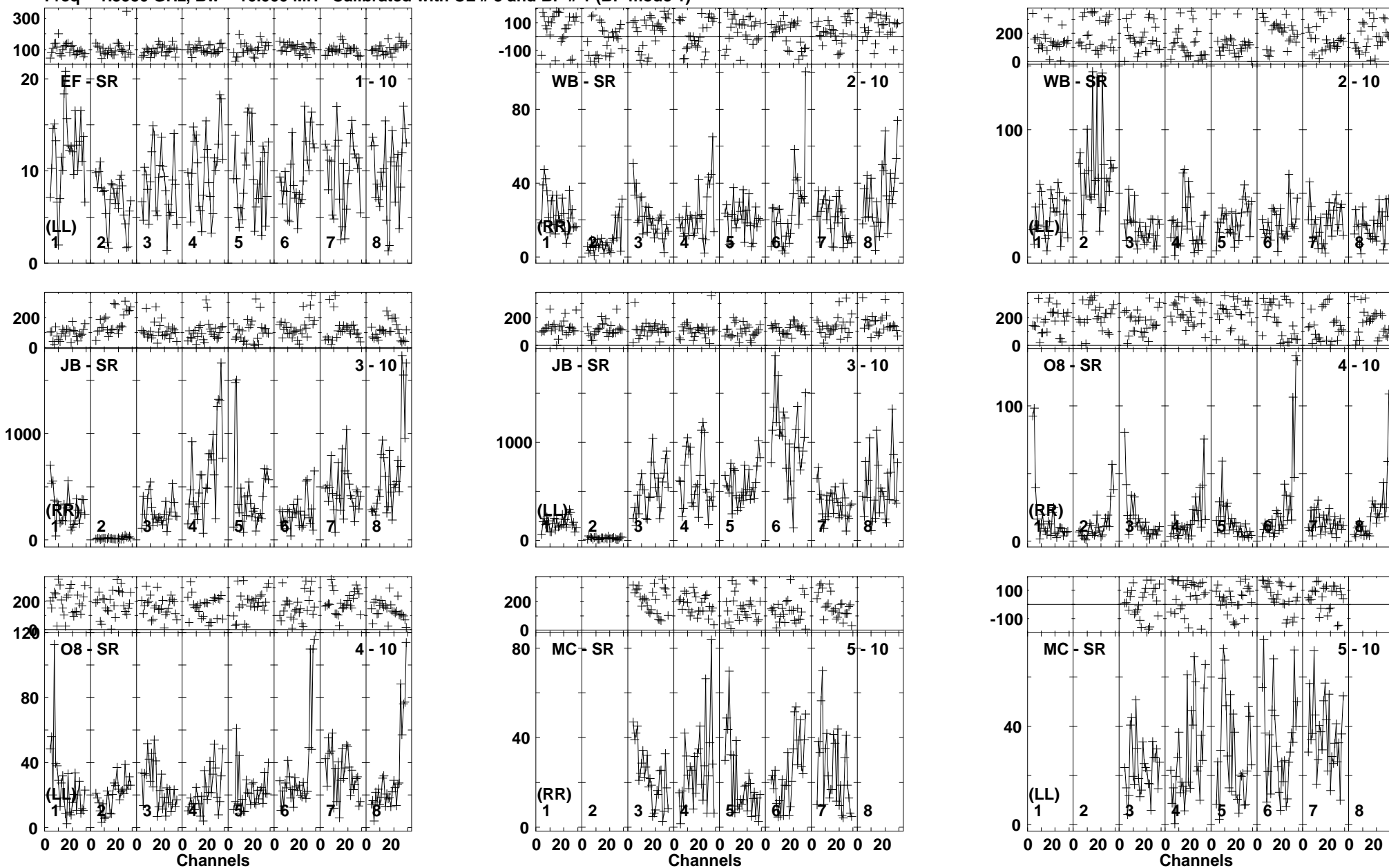


Lower frame: Milli Ampl Jy Top frame: Phas deg
Vector averaged cross-power spectrum Baseline: SV (07) - SR (10)
Timerange: 00/01:40:00 to 00/01:41:29

Plot file version 93 created 19-AUG-2016 17:32:22

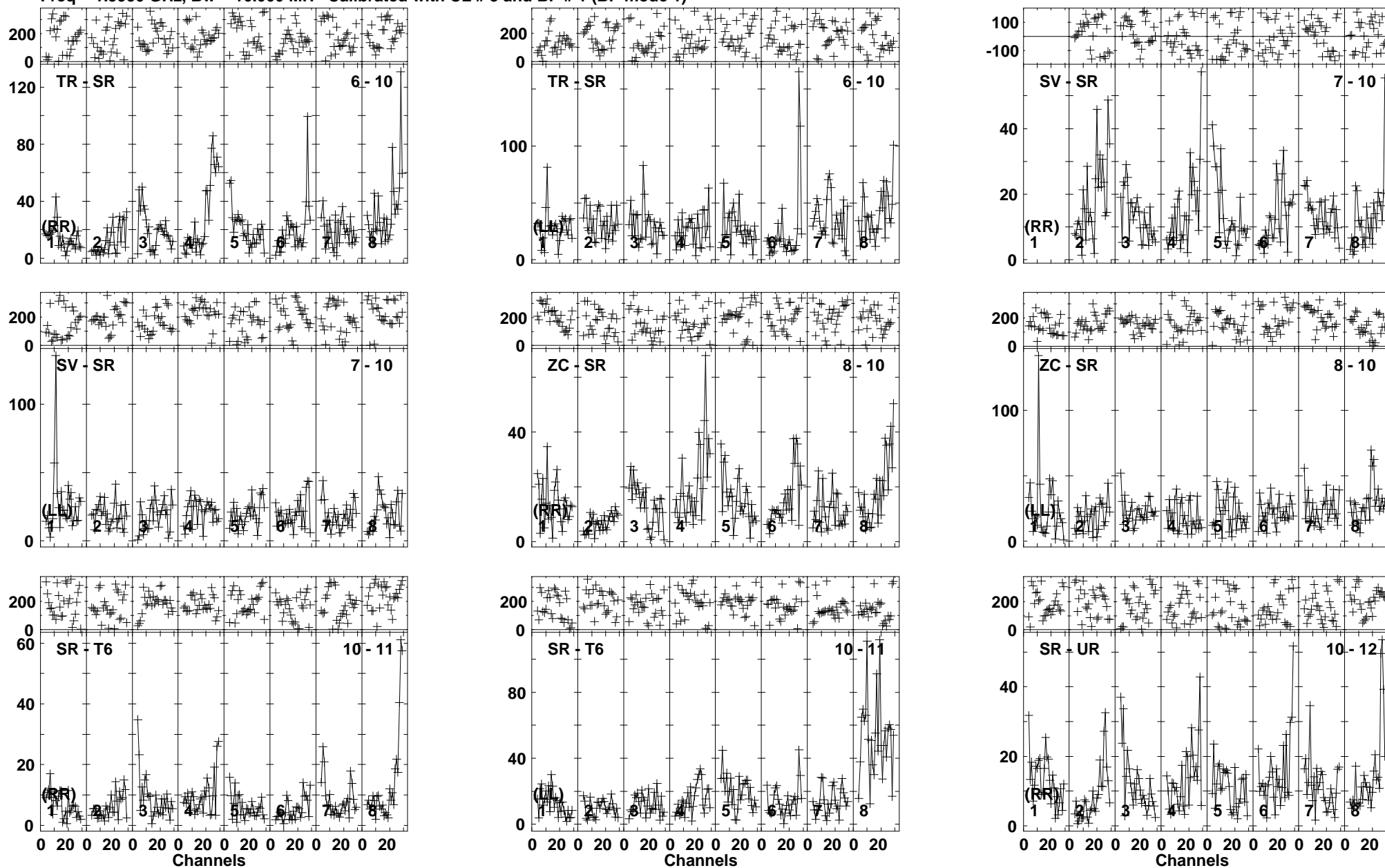
J1649+2635 EM119D.UVDATA.1

Freq = 1.5950 GHz, Bw = 16.000 MH Calibrated with CL # 3 and BP # 1 (BP mode 1)



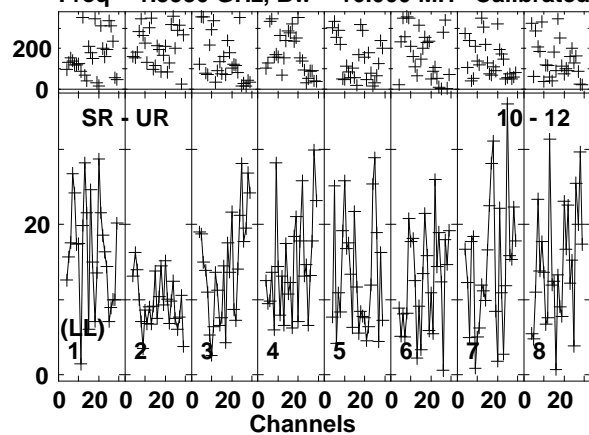
Lower frame: Milli Ampl Jy Top frame: Phas deg
Vector averaged cross-power spectrum Baseline: EF (01) - SR (10)
Timerange: 00/01:41:32 to 00/01:44:59

Plot file version 94 created 19-AUG-2016 17:32:22
 J1649+2635 EM119D.UVDATA.1
 Freq = 1.5950 GHz, Bw = 16.000 MH Calibrated with CL # 3 and BP # 1 (BP mode 1)



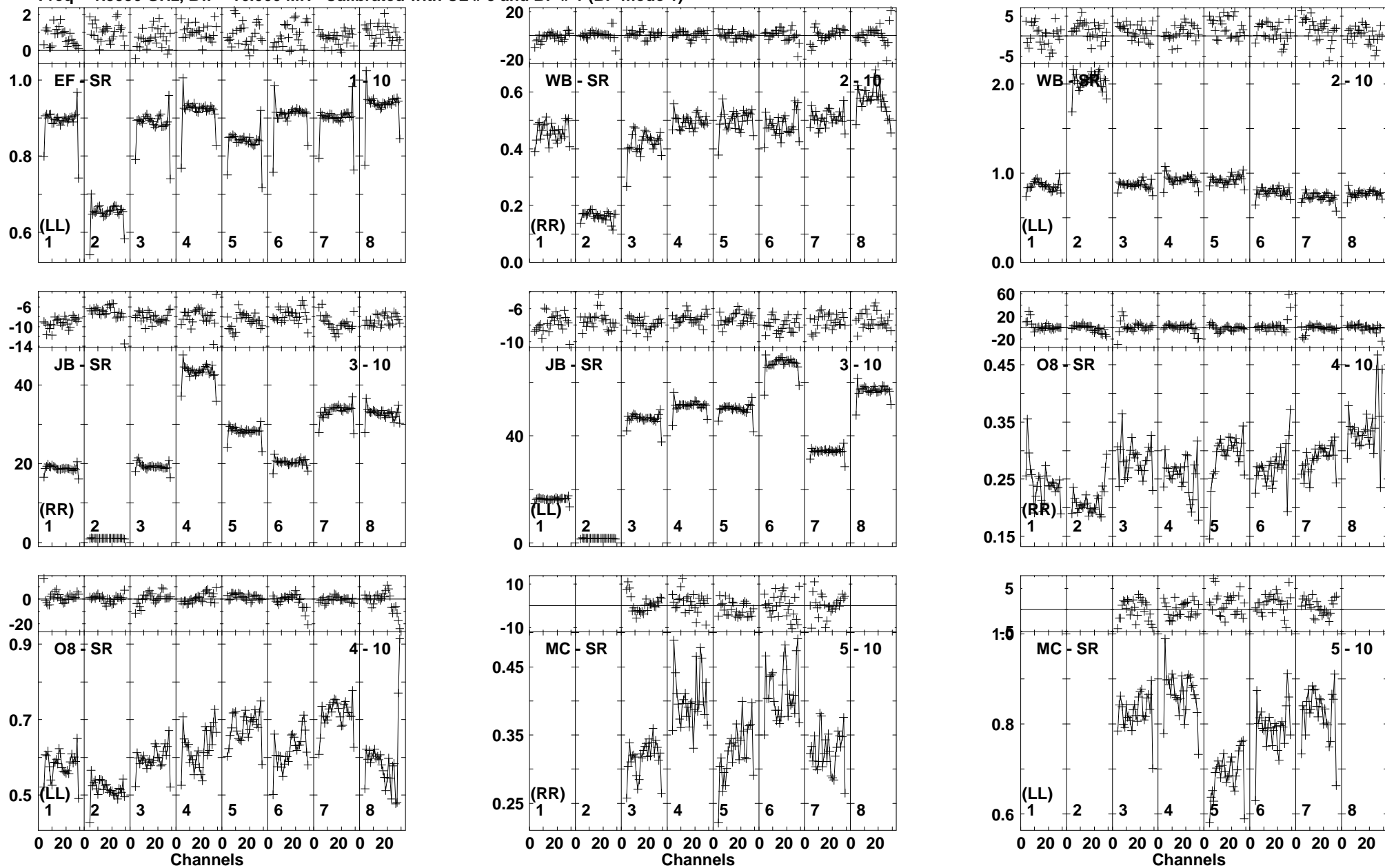
Lower frame: Milli Ampl Jy Top frame: Phas deg
 Vector averaged cross-power spectrum Baseline: TR (06) - SR (10)
 Timerange: 00/01:41:32 to 00/01:44:59

Plot file version 95 created 19-AUG-2016 17:32:23
J1649+2635 EM119D.UVDATA.1
Freq = 1.5950 GHz, Bw = 16.000 MH Calibrated with CL # 3 and BP # 1 (BP mode 1)



Lower frame: Milli Ampl Jy Top frame: Phas deg
Vector averaged cross-power spectrum Baseline: SR (10) - UR (12)
Timerange: 00/01:41:32 to 00/01:44:59

Plot file version 96 created 19-AUG-2016 17:32:23
 J1642+2523 EM119D.UVDATA.1
 Freq = 1.5950 GHz, Bw = 16.000 MH Calibrated with CL # 3 and BP # 1 (BP mode 1)

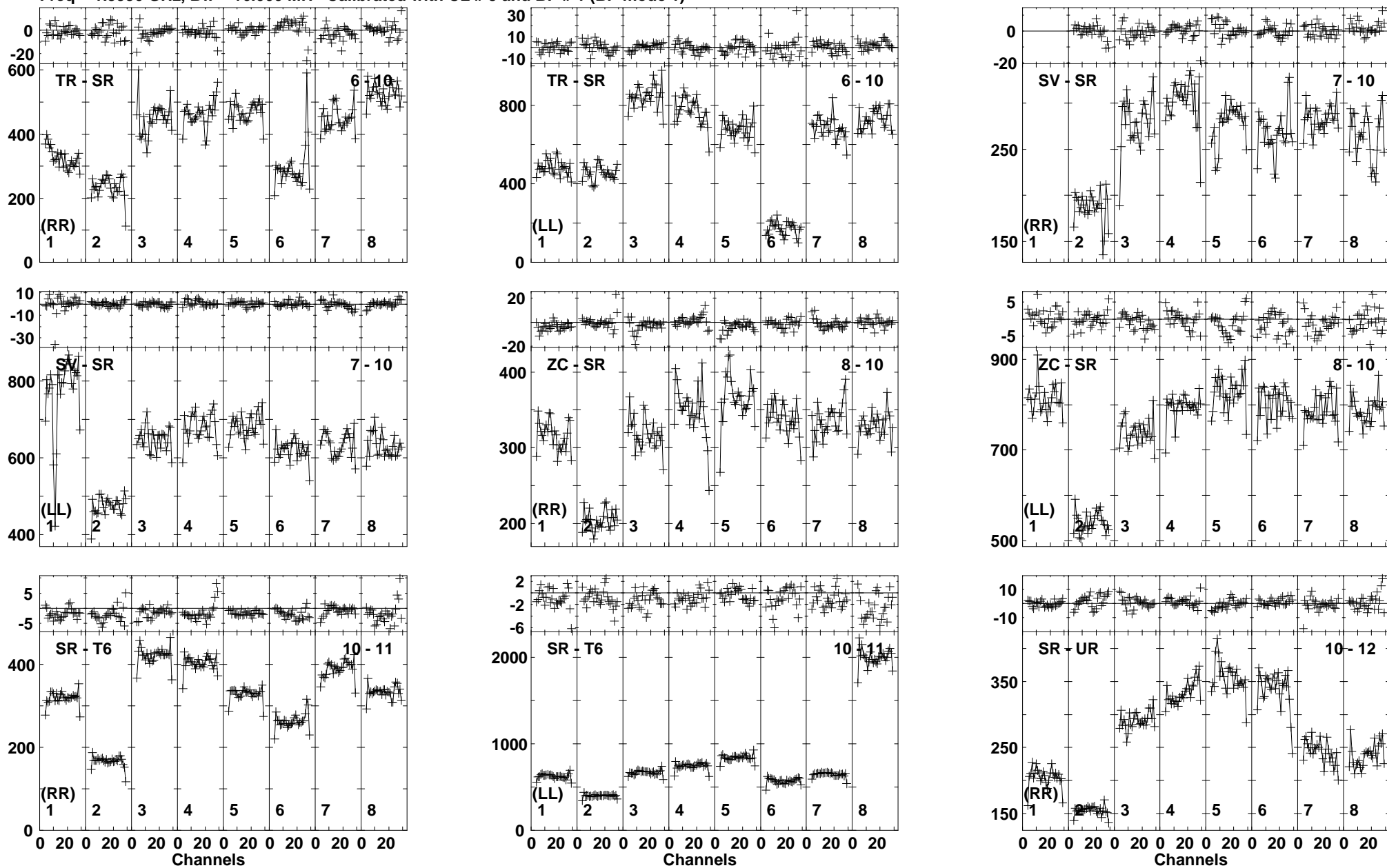


Lower frame: Ampl Jy Top frame: Phas deg
 Vector averaged cross-power spectrum Baseline: EF (01) - SR (10)
 Timerange: 00/01:45:08 to 00/01:46:30

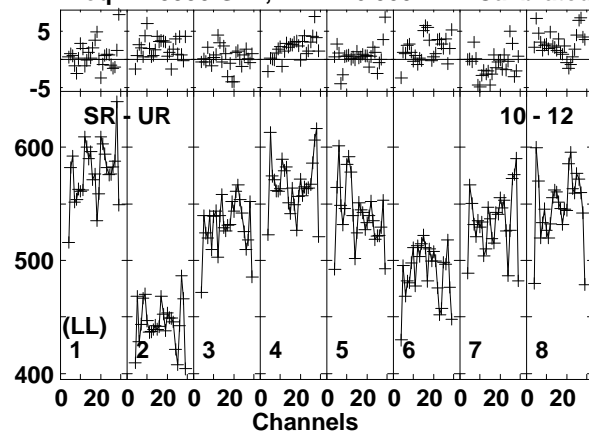
Plot file version 97 created 19-AUG-2016 17:32:23

J1642+2523 EM119D.UVDATA.1

Freq = 1.5950 GHz, Bw = 16.000 MH Calibrated with CL # 3 and BP # 1 (BP mode 1)



Plot file version 98 created 19-AUG-2016 17:32:24
J1642+2523 EM119D.UVDATA.1
Freq = 1.5950 GHz, Bw = 16.000 MH Calibrated with CL # 3 and BP # 1 (BP mode 1)

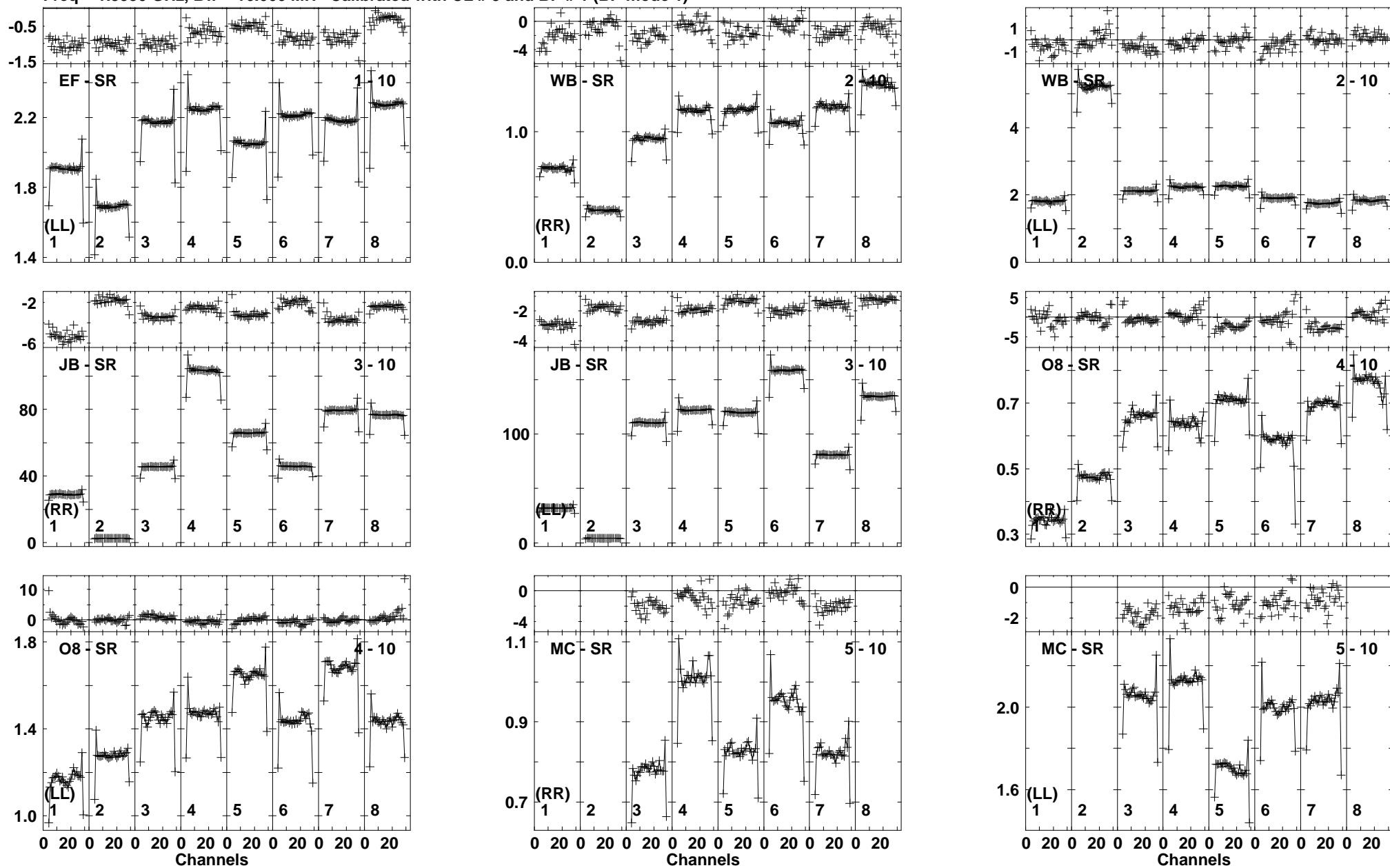


Lower frame: Milli Ampl Jy Top frame: Phas deg
Vector averaged cross-power spectrum Baseline: SR (10) - UR (12)
Timerange: 00/01:45:08 to 00/01:46:30

Plot file version 99 created 19-AUG-2016 17:32:24

NRAO512 EM119D.UVDATA.1

Freq = 1.5950 GHz, Bw = 16.000 MH Calibrated with CL # 3 and BP # 1 (BP mode 1)

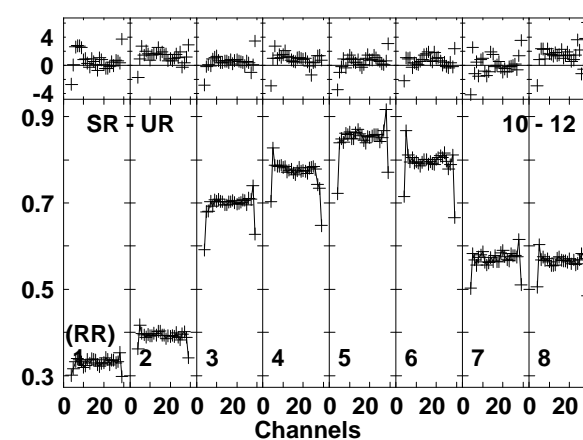
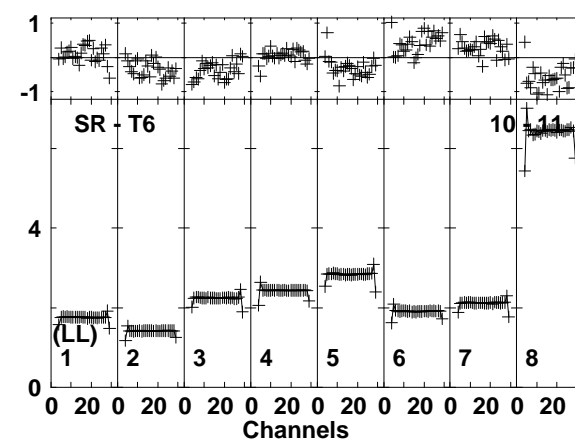
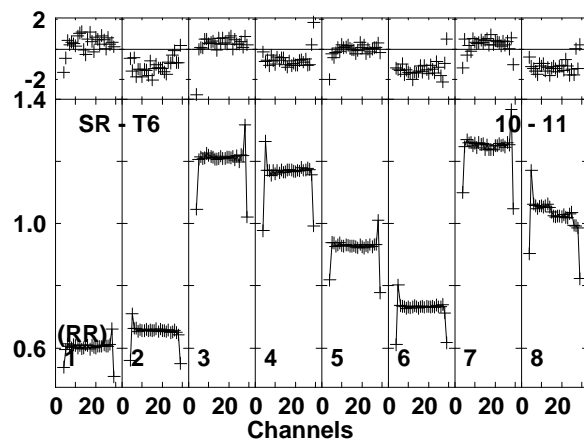
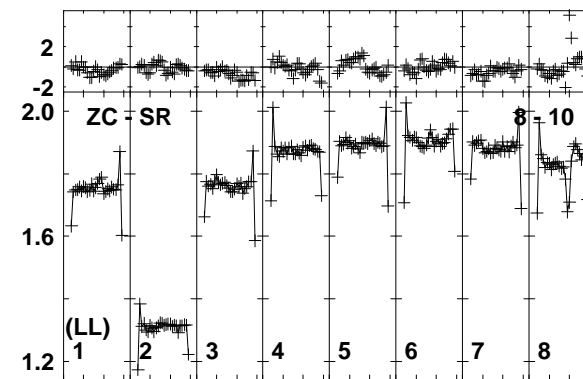
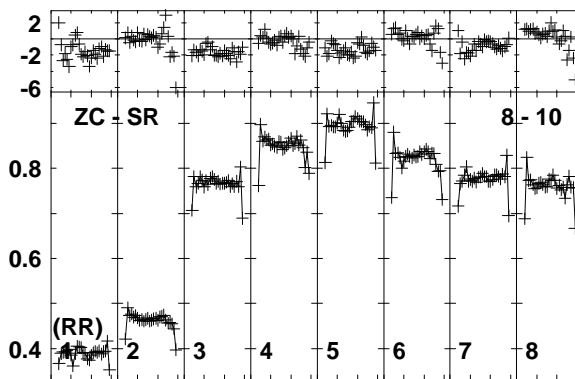
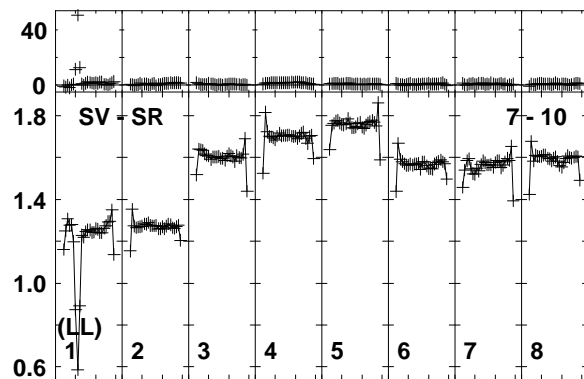
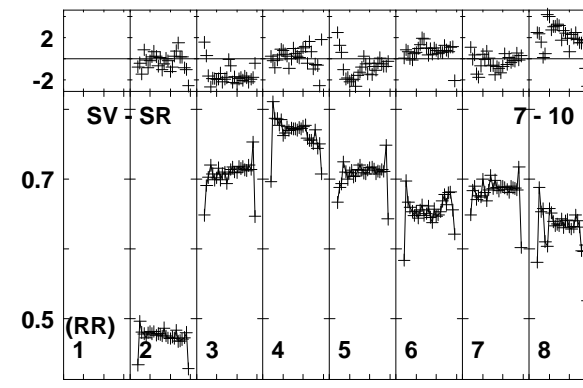
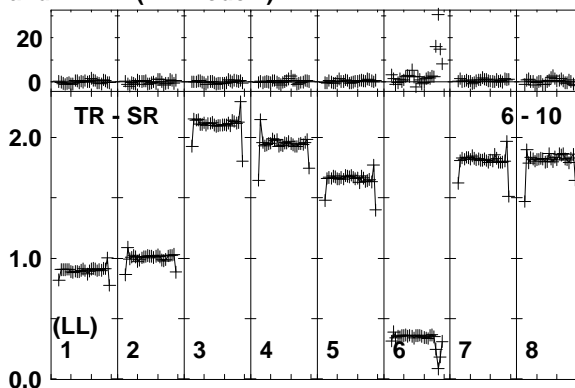
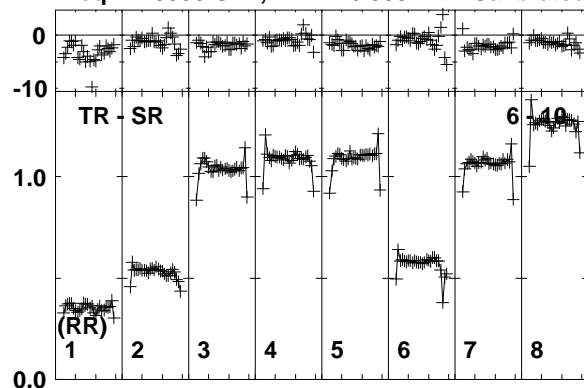


Lower frame: Ampl Jy Top frame: Phas deg
Vector averaged cross-power spectrum Baseline: EF (01) - SR (10)
Timerange: 00/01:47:01 to 00/01:52:00

Plot file version 100 created 19-AUG-2016 17:32:24

NRAO512 EM119D.UVDATA.1

Freq = 1.5950 GHz, Bw = 16.000 MH Calibrated with CL # 3 and BP # 1 (BP mode 1)

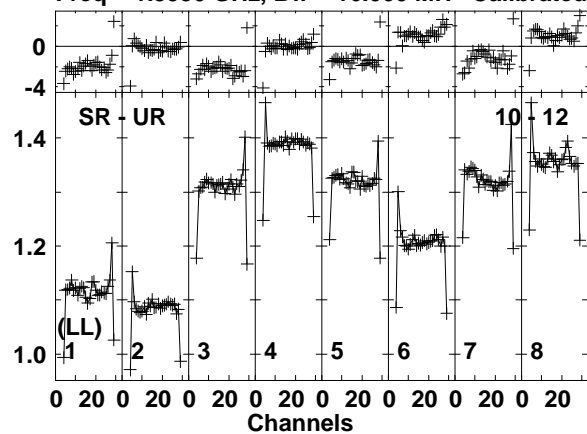


Lower frame: Ampl Jy Top frame: Phas deg
Vector averaged cross-power spectrum Baseline: TR (06) - SR (10)
Timerange: 00/01:47:01 to 00/01:52:00

Plot file version 101 created 19-AUG-2016 17:32:25

NRAO512 EM119D.UVDATA.1

Freq = 1.5950 GHz, Bw = 16.000 MH Calibrated with CL # 3 and BP # 1 (BP mode 1)



Lower frame: Ampl Jy Top frame: Phas deg

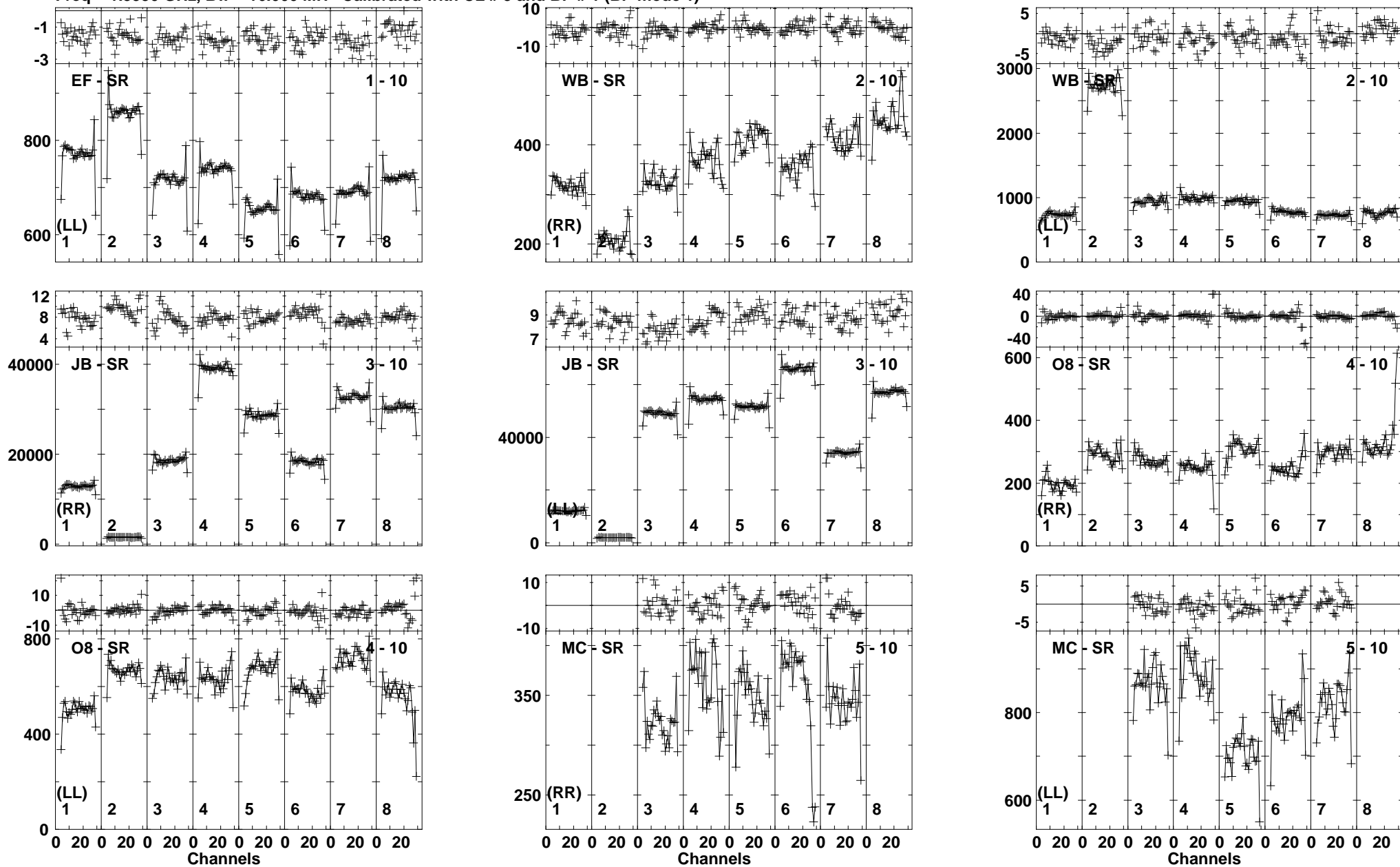
Vector averaged cross-power spectrum Baseline: SR (10) - UR (12)

Timerange: 00/01:47:01 to 00/01:52:00

Plot file version 102 created 19-AUG-2016 17:32:25

J1642+2523 EM119D.UVDATA.1

Freq = 1.5950 GHz, Bw = 16.000 MH Calibrated with CL # 3 and BP # 1 (BP mode 1)

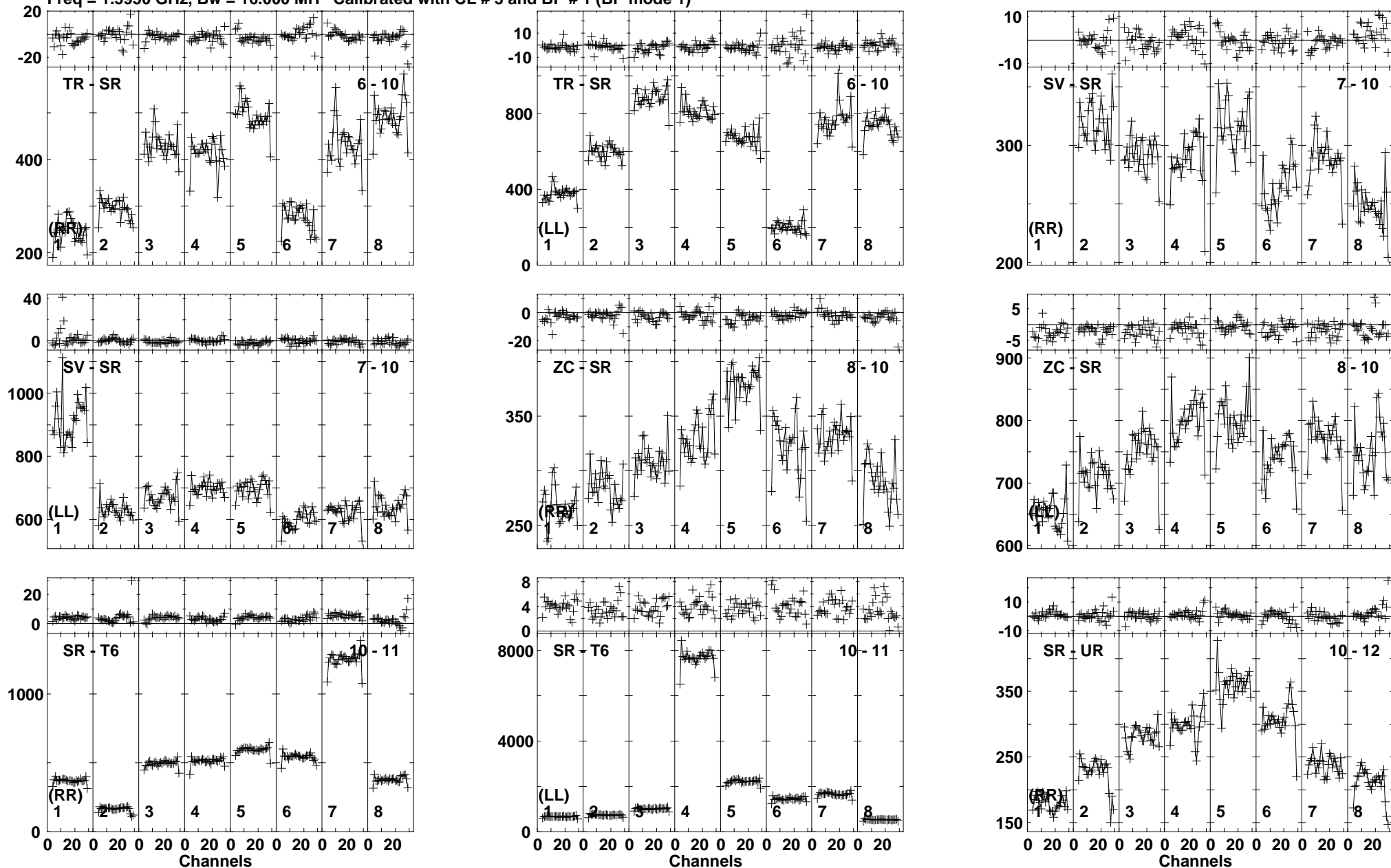


Lower frame: Milli Amp Jy Top frame: Phas deg
Vector averaged cross-power spectrum Baseline: EF (01) - SR (10)
Timerange: 00/01:53:00 to 00/01:54:29

Plot file version 103 created 19-AUG-2016 17:32:25

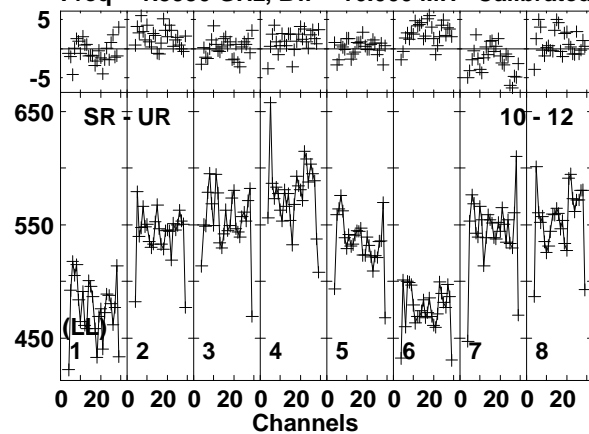
J1642+2523 EM119D.UVDATA.1

Freq = 1.5950 GHz, Bw = 16.000 MH Calibrated with CL # 3 and BP # 1 (BP mode 1)



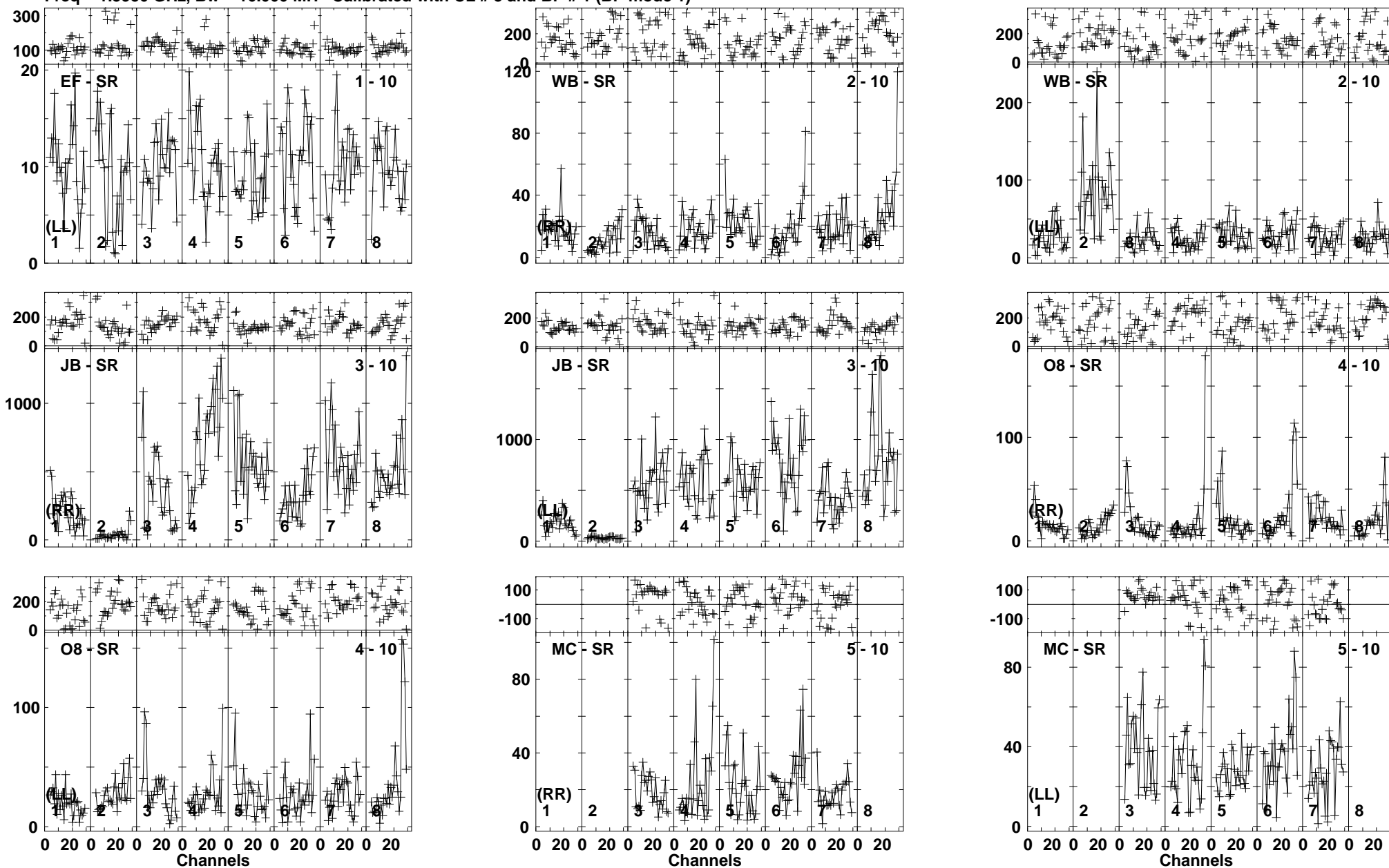
Lower frame: Milli Ampl Jy Top frame: Phas deg
Vector averaged cross-power spectrum Baseline: TR (06) - SR (10)
Timerange: 00/01:53:00 to 00/01:54:29

Plot file version 104 created 19-AUG-2016 17:32:25
J1642+2523 EM119D.UVDATA.1
Freq = 1.5950 GHz, Bw = 16.000 MH Calibrated with CL # 3 and BP # 1 (BP mode 1)



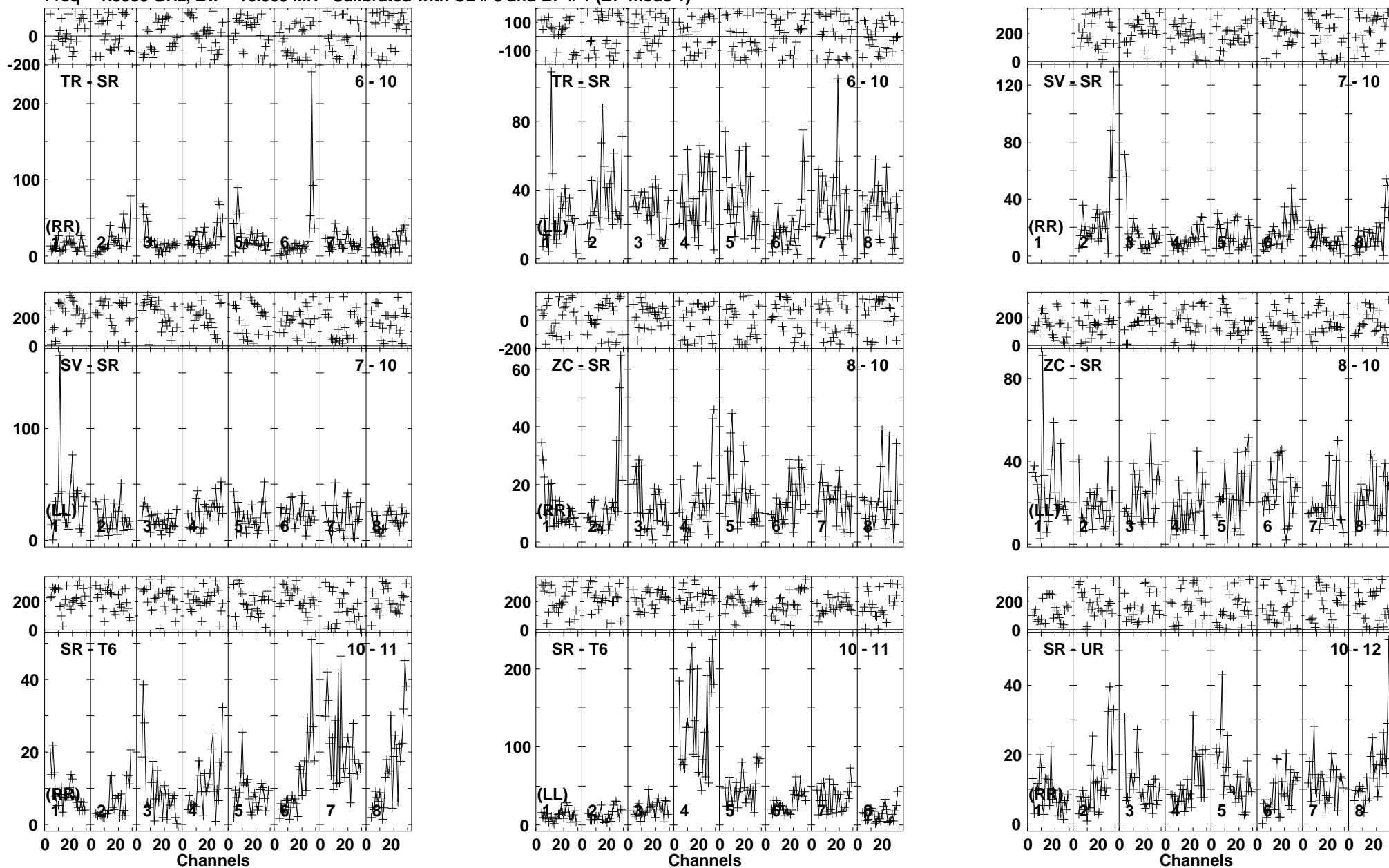
Lower frame: Milli Ampl Jy Top frame: Phas deg
Vector averaged cross-power spectrum Baseline: SR (10) - UR (12)
Timerange: 00/01:53:00 to 00/01:54:29

Plot file version 105 created 19-AUG-2016 17:32:25
 J1649+2635 EM119D.UVDATA.1
 Freq = 1.5950 GHz, Bw = 16.000 MH Calibrated with CL # 3 and BP # 1 (BP mode 1)



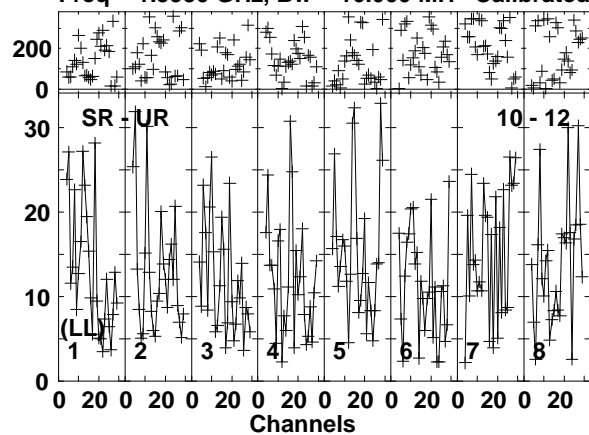
Lower frame: Milli Ampl Jy Top frame: Phas deg
 Vector averaged cross-power spectrum Baseline: EF (01) - SR (10)
 Timerange: 00/01:54:37 to 00/01:57:59

Plot file version 106 created 19-AUG-2016 17:32:26
 J1649+2635 EM119D.UVDATA.1
 Freq = 1.5950 GHz, Bw = 16.000 MH Calibrated with CL # 3 and BP # 1 (BP mode 1)



Lower frame: Milli Ampl Jy Top frame: Phas deg
 Vector averaged cross-power spectrum Baseline: TR (06) - SR (10)
 Timerange: 00/01:54:37 to 00/01:57:59

Plot file version 107 created 19-AUG-2016 17:32:26
J1649+2635 EM119D.UVDATA.1
Freq = 1.5950 GHz, Bw = 16.000 MH Calibrated with CL # 3 and BP # 1 (BP mode 1)

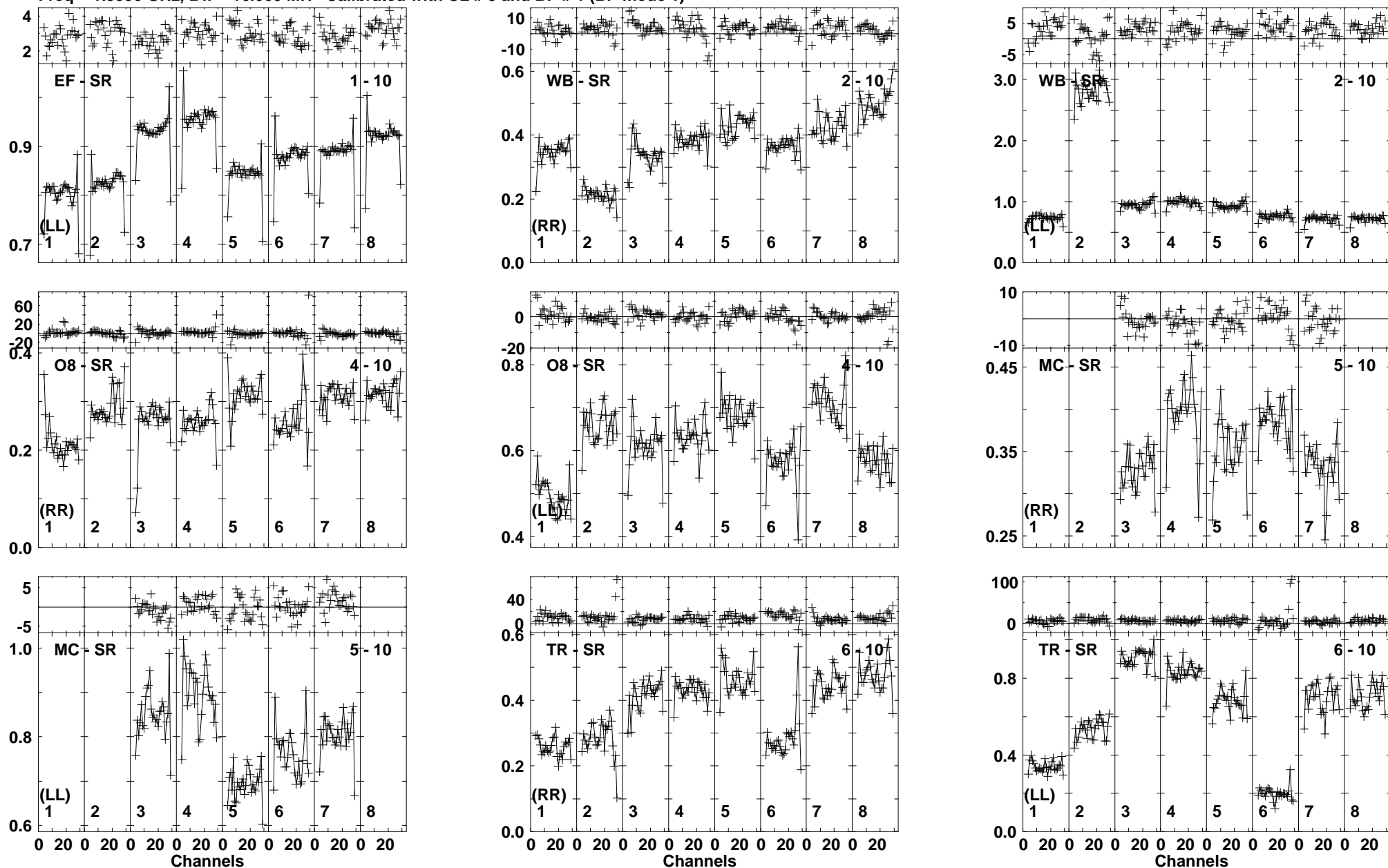


Lower frame: Milli Ampl Jy Top frame: Phas deg
Vector averaged cross-power spectrum Baseline: SR (10) - UR (12)
Timerange: 00/01:54:37 to 00/01:57:59

Plot file version 108 created 19-AUG-2016 17:32:26

J1642+2523 EM119D.UVDATA.1

Freq = 1.5950 GHz, Bw = 16.000 MH Calibrated with CL # 3 and BP # 1 (BP mode 1)

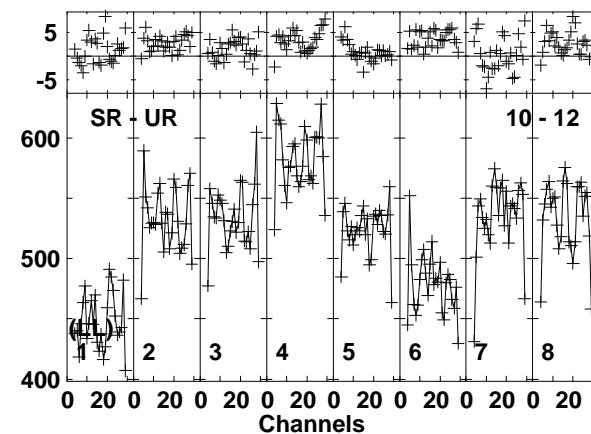
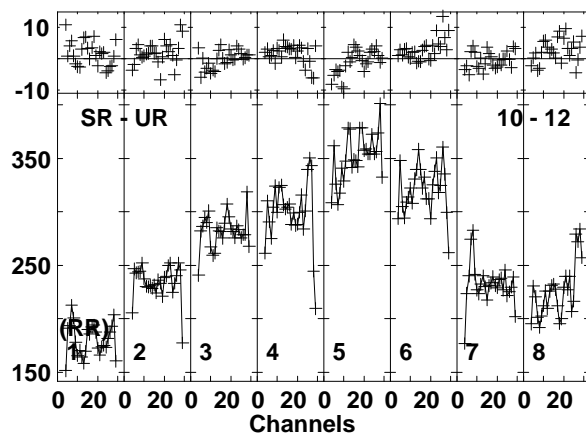
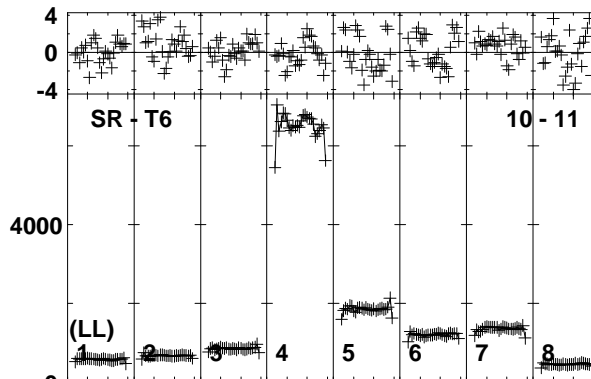
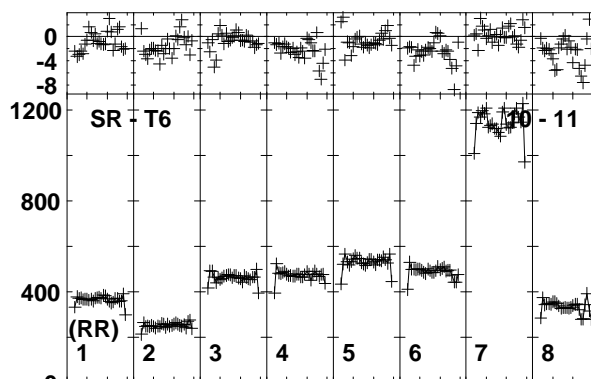
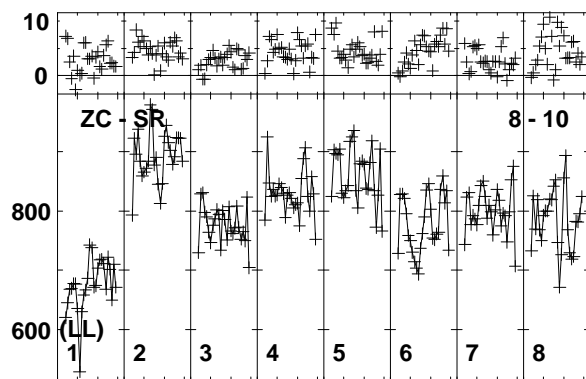
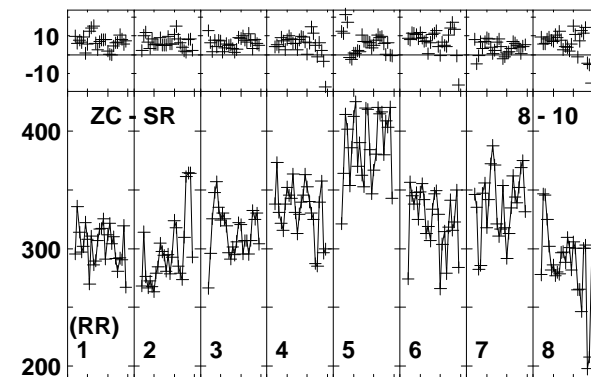
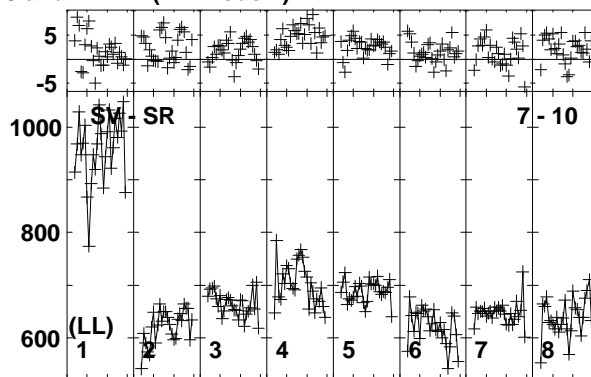
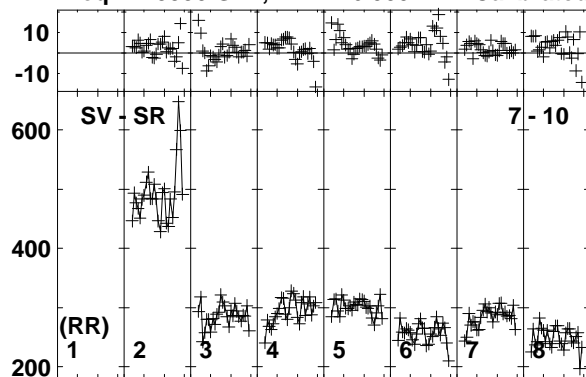


Lower frame: Ampl Jy Top frame: Phas deg
Vector averaged cross-power spectrum Baseline: EF (01) - SR (10)
Timerange: 00/01:58:08 to 00/01:59:30

Plot file version 109 created 19-AUG-2016 17:32:27

J1642+2523 EM119D.UVDATA.1

Freq = 1.5950 GHz, Bw = 16.000 MH Calibrated with CL # 3 and BP # 1 (BP mode 1)

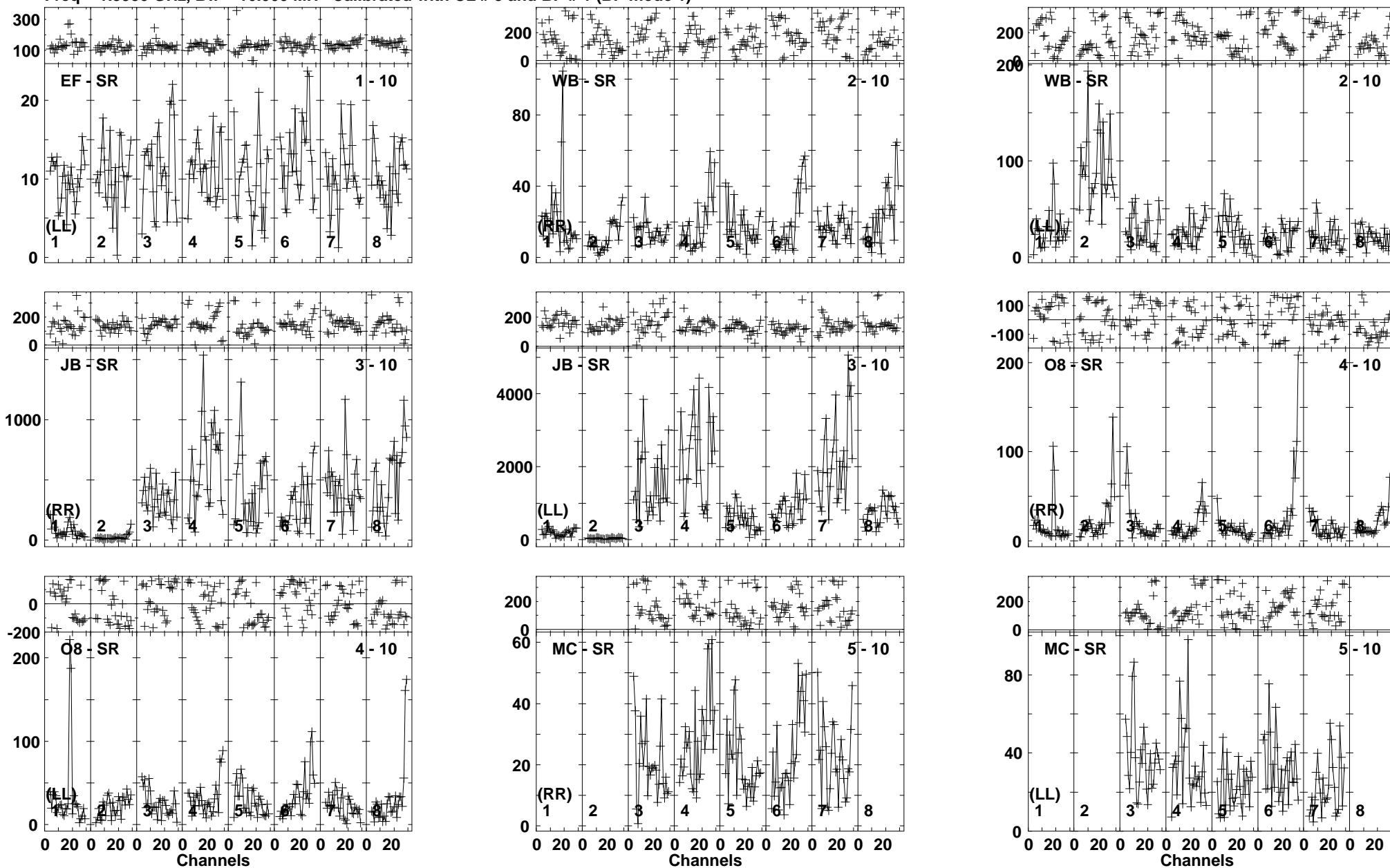


Lower frame: Milli Ampl Jy Top frame: Phas deg
Vector averaged cross-power spectrum Baseline: SV (07) - SR (10)
Timerange: 00/01:58:08 to 00/01:59:30

Plot file version 110 created 19-AUG-2016 17:32:27

J1649+2635 EM119D.UVDATA.1

Freq = 1.5950 GHz, Bw = 16.000 MH Calibrated with CL # 3 and BP # 1 (BP mode 1)

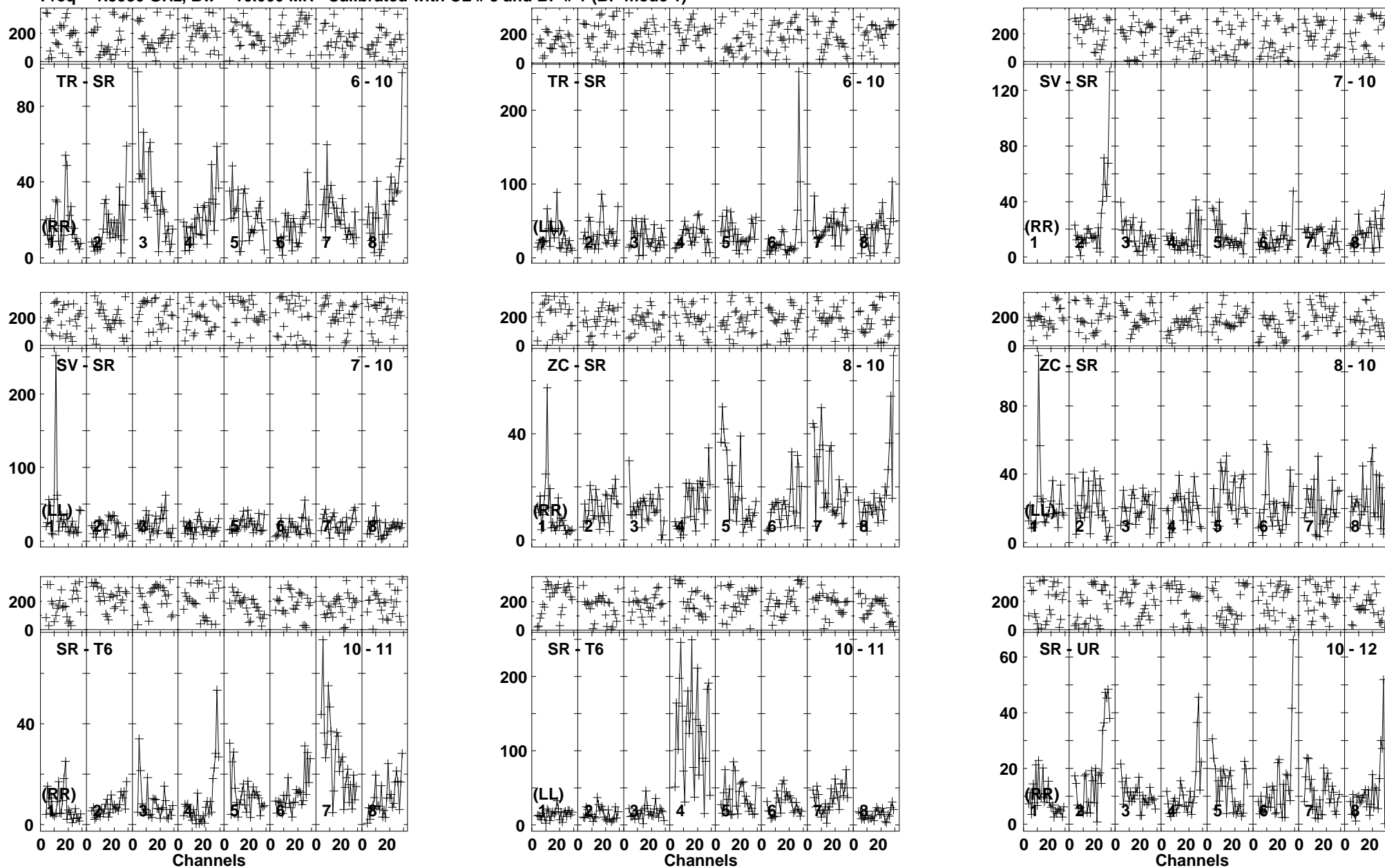


Lower frame: Milli Ampl Jy Top frame: Phas deg
Vector averaged cross-power spectrum Baseline: EF (01) - SR (10)
Timerange: 00/01:59:32 to 00/02:02:59

Plot file version 111 created 19-AUG-2016 17:32:27

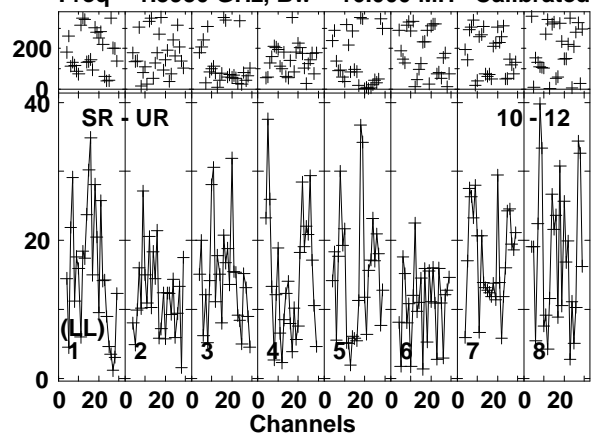
J1649+2635 EM119D.UVDATA.1

Freq = 1.5950 GHz, Bw = 16.000 MH Calibrated with CL # 3 and BP # 1 (BP mode 1)



Lower frame: Milli Ampl Jy Top frame: Phas deg
Vector averaged cross-power spectrum Baseline: TR (06) - SR (10)
Timerange: 00/01:59:32 to 00/02:02:59

Plot file version 112 created 19-AUG-2016 17:32:28
J1649+2635 EM119D.UVDATA.1
Freq = 1.5950 GHz, Bw = 16.000 MH Calibrated with CL # 3 and BP # 1 (BP mode 1)

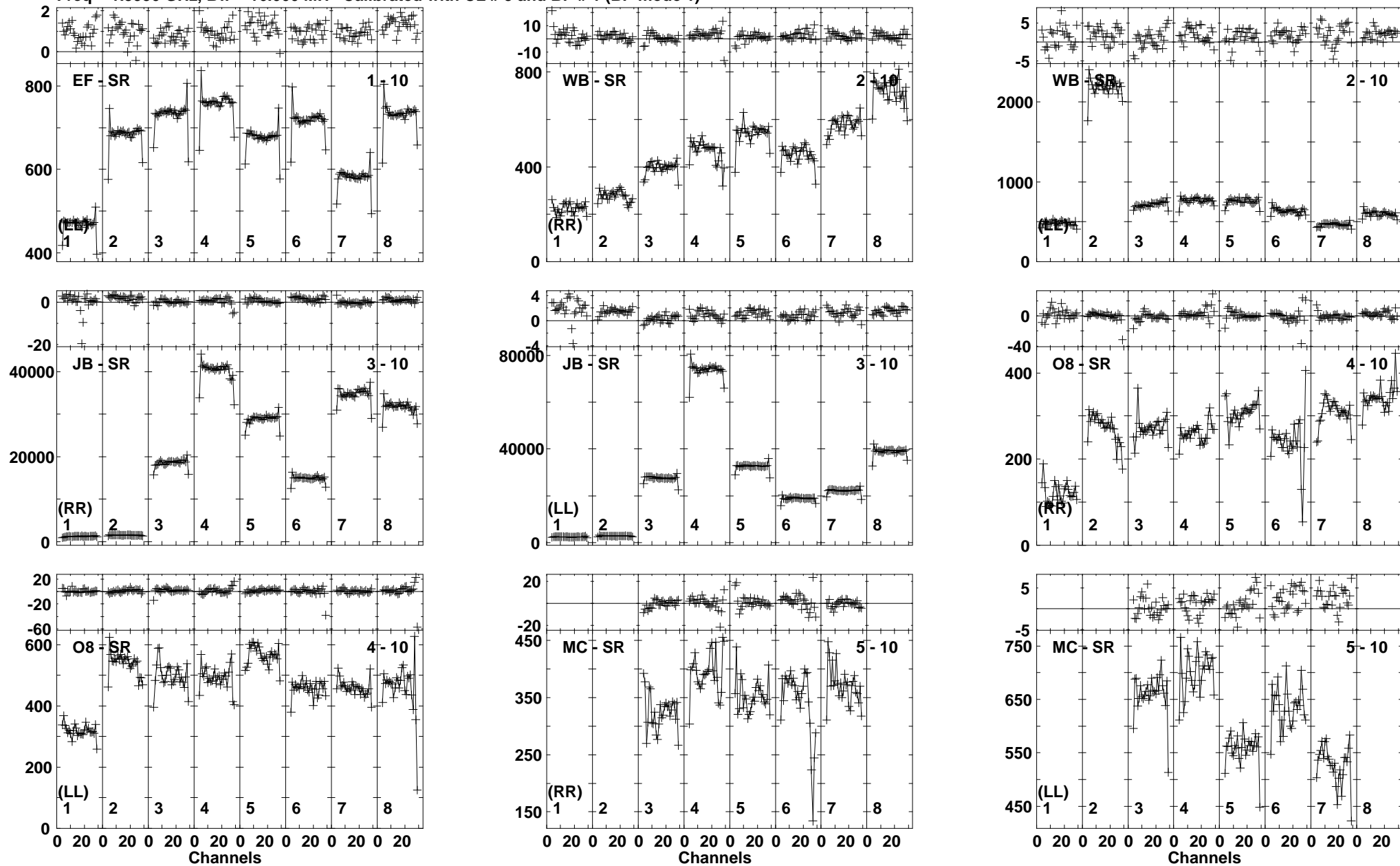


Lower frame: Milli Ampl Jy Top frame: Phas deg
Vector averaged cross-power spectrum Baseline: SR (10) - UR (12)
Timerange: 00/01:59:32 to 00/02:02:59

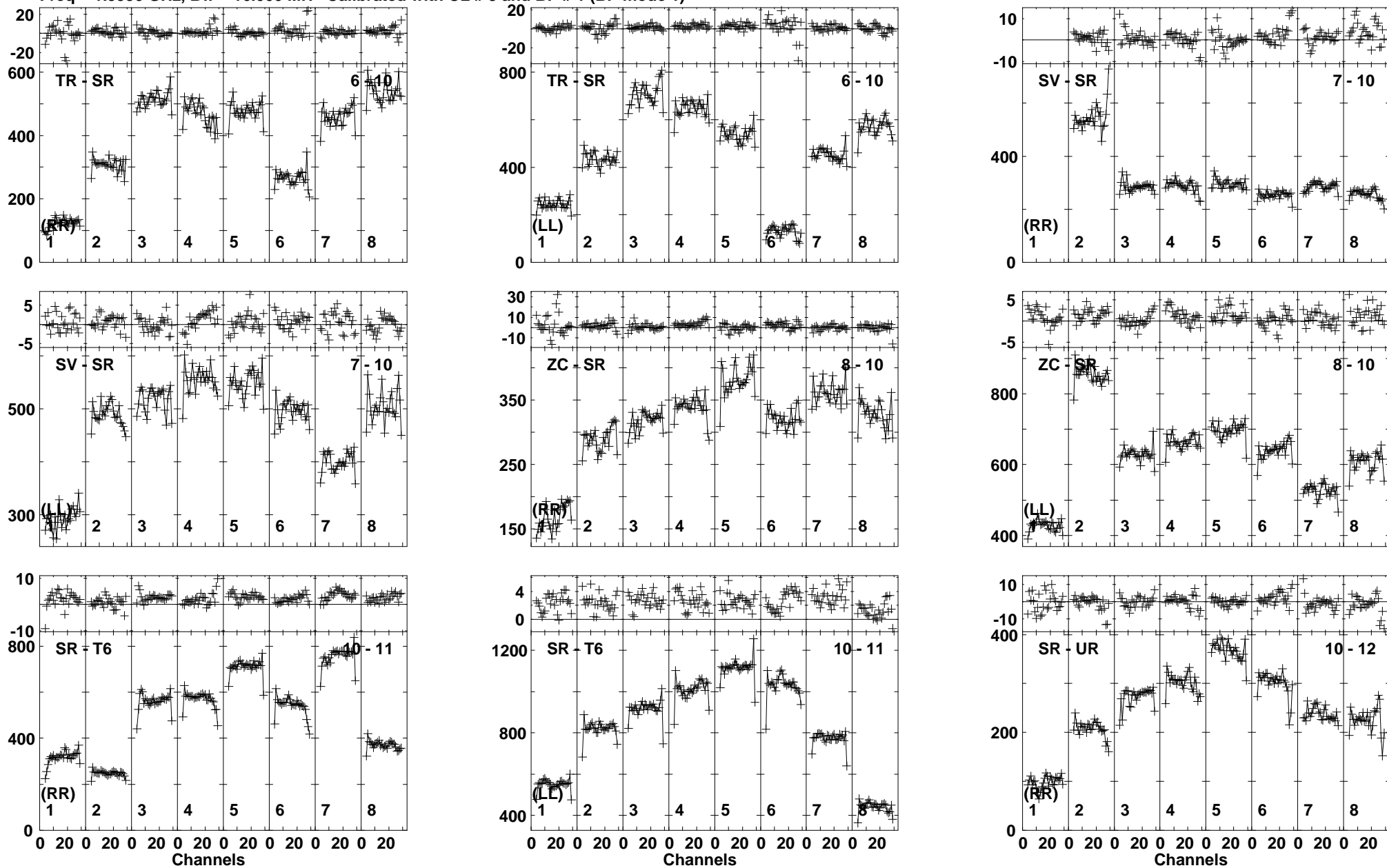
Plot file version 113 created 19-AUG-2016 17:32:28

J1642+2523 EM119D.UVDATA.1

Freq = 1.5950 GHz, Bw = 16.000 MH Calibrated with CL # 3 and BP # 1 (BP mode 1)

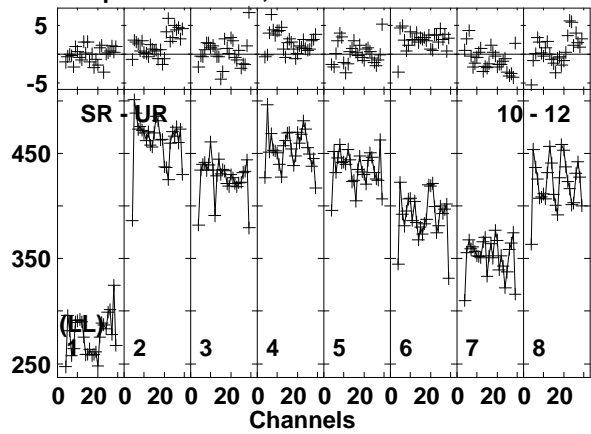


Plot file version 114 created 19-AUG-2016 17:32:28
 J1642+2523 EM119D.UVDATA.1
 Freq = 1.5950 GHz, Bw = 16.000 MH Calibrated with CL # 3 and BP # 1 (BP mode 1)



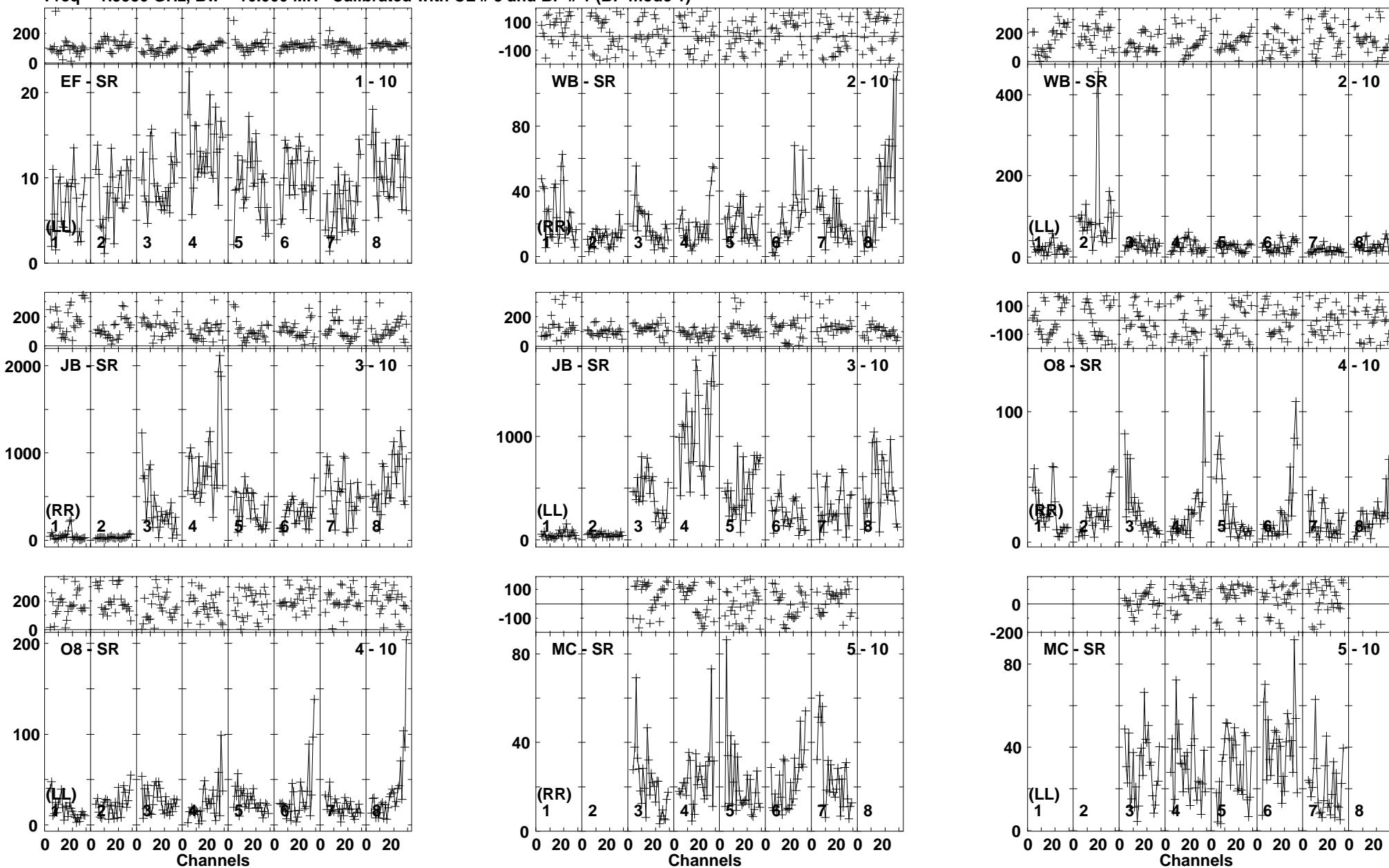
Lower frame: Milli Ampl Jy Top frame: Phas deg
 Vector averaged cross-power spectrum Baseline: TR (06) - SR (10)
 Timerange: 00/02:04:00 to 00/02:05:29

Plot file version 115 created 19-AUG-2016 17:32:28
J1642+2523 EM119D.UVDATA.1
Freq = 1.5950 GHz, Bw = 16.000 MH Calibrated with CL # 3 and BP # 1 (BP mode 1)



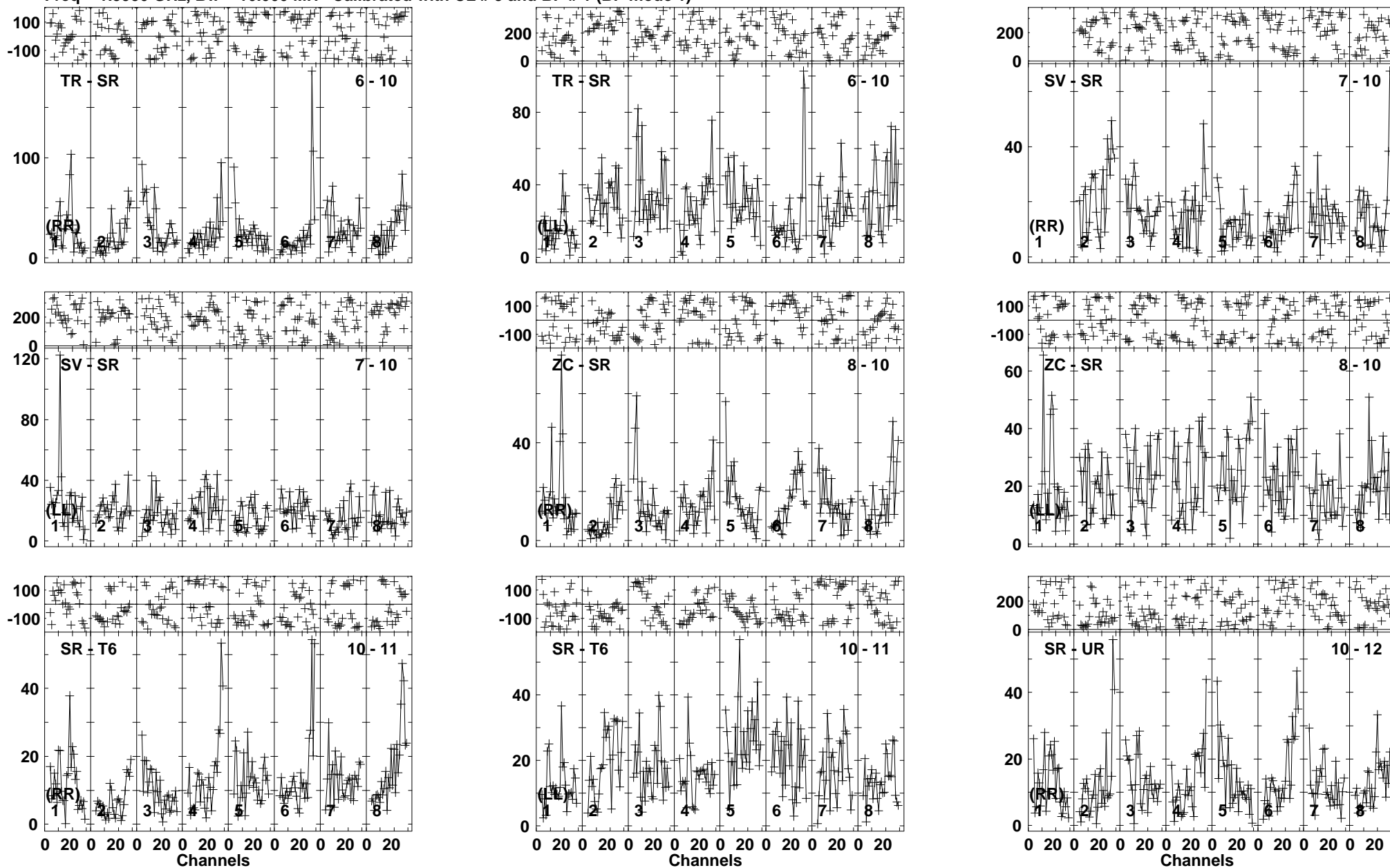
Lower frame: Milli Ampl Jy Top frame: Phas deg
Vector averaged cross-power spectrum Baseline: SR (10) - UR (12)
Timerange: 00/02:04:00 to 00/02:05:29

Plot file version 116 created 19-AUG-2016 17:32:28
 J1649+2635 EM119D.UVDATA.1
 Freq = 1.5950 GHz, Bw = 16.000 MH Calibrated with CL # 3 and BP # 1 (BP mode 1)



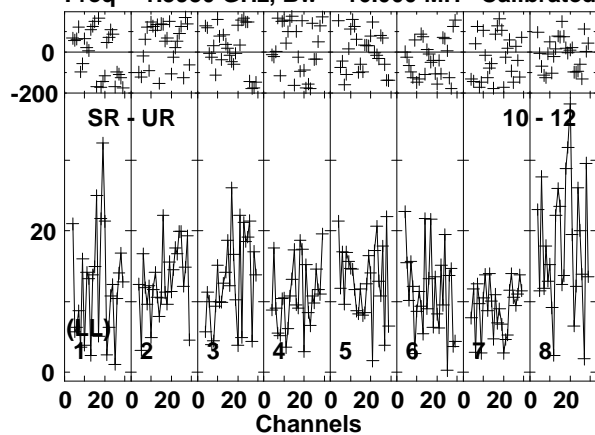
Lower frame: Milli Ampl Jy Top frame: Phas deg
 Vector averaged cross-power spectrum Baseline: EF (01) - SR (10)
 Timerange: 00/02:05:38 to 00/02:08:59

Plot file version 117 created 19-AUG-2016 17:32:29
 J1649+2635 EM119D.UVDATA.1
 Freq = 1.5950 GHz, Bw = 16.000 MH Calibrated with CL # 3 and BP # 1 (BP mode 1)



Lower frame: Milli Ampl Jy Top frame: Phas deg
 Vector averaged cross-power spectrum Baseline: TR (06) - SR (10)
 Timerange: 00/02:05:38 to 00/02:08:59

Plot file version 118 created 19-AUG-2016 17:32:29
J1649+2635 EM119D.UVDATA.1
Freq = 1.5950 GHz, Bw = 16.000 MH Calibrated with CL # 3 and BP # 1 (BP mode 1)

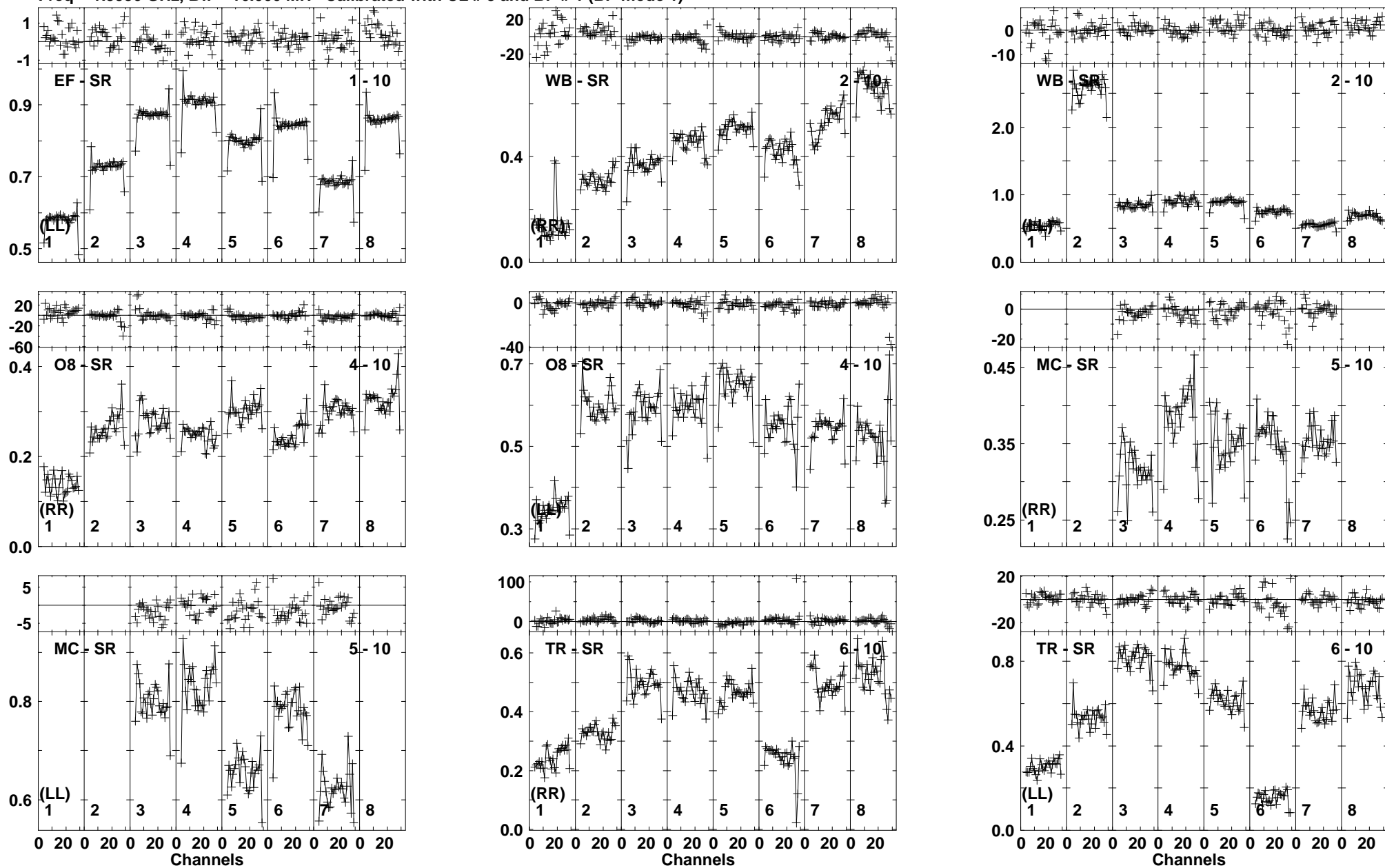


Lower frame: Milli Ampl Jy Top frame: Phas deg
Vector averaged cross-power spectrum Baseline: SR (10) - UR (12)
Timerange: 00/02:05:38 to 00/02:08:59

Plot file version 119 created 19-AUG-2016 17:32:29

J1642+2523 EM119D.UVDATA.1

Freq = 1.5950 GHz, Bw = 16.000 MH Calibrated with CL # 3 and BP # 1 (BP mode 1)

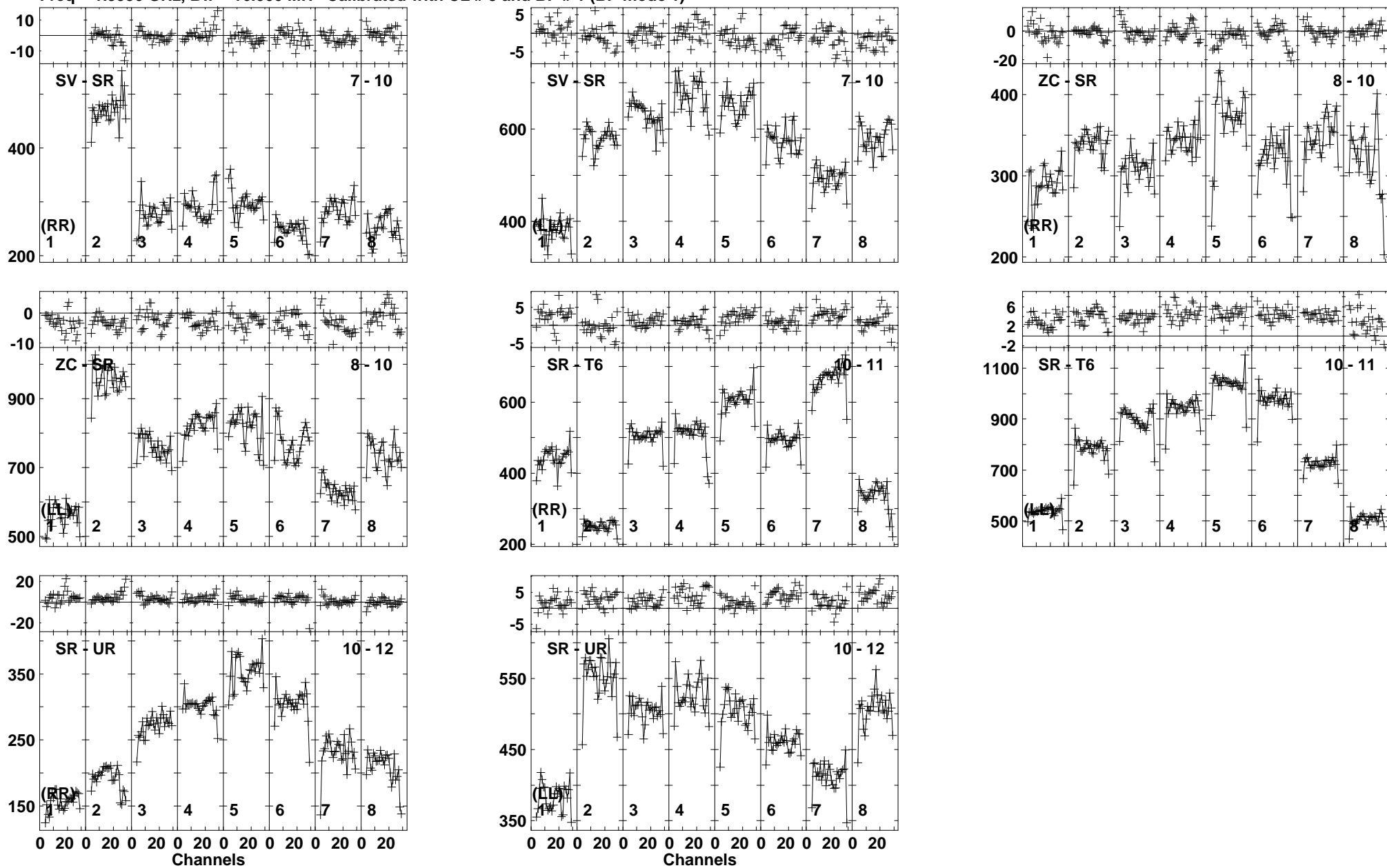


Lower frame: Ampl Jy Top frame: Phas deg
Vector averaged cross-power spectrum Baseline: EF (01) - SR (10)
Timerange: 00/02:09:08 to 00/02:10:30

Plot file version 120 created 19-AUG-2016 17:32:30

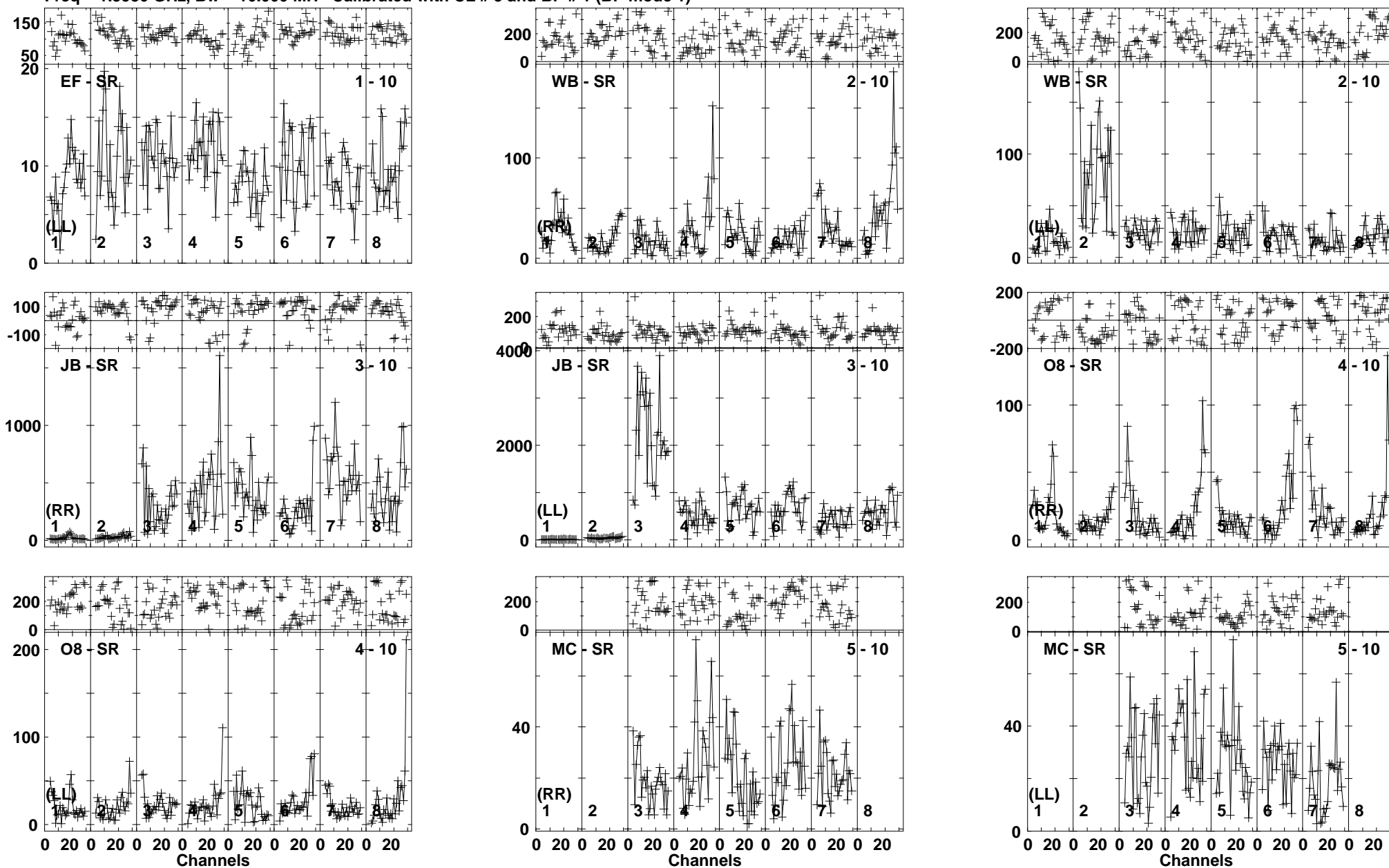
J1642+2523 EM119D.UVDATA.1

Freq = 1.5950 GHz, Bw = 16.000 MH Calibrated with CL # 3 and BP # 1 (BP mode 1)



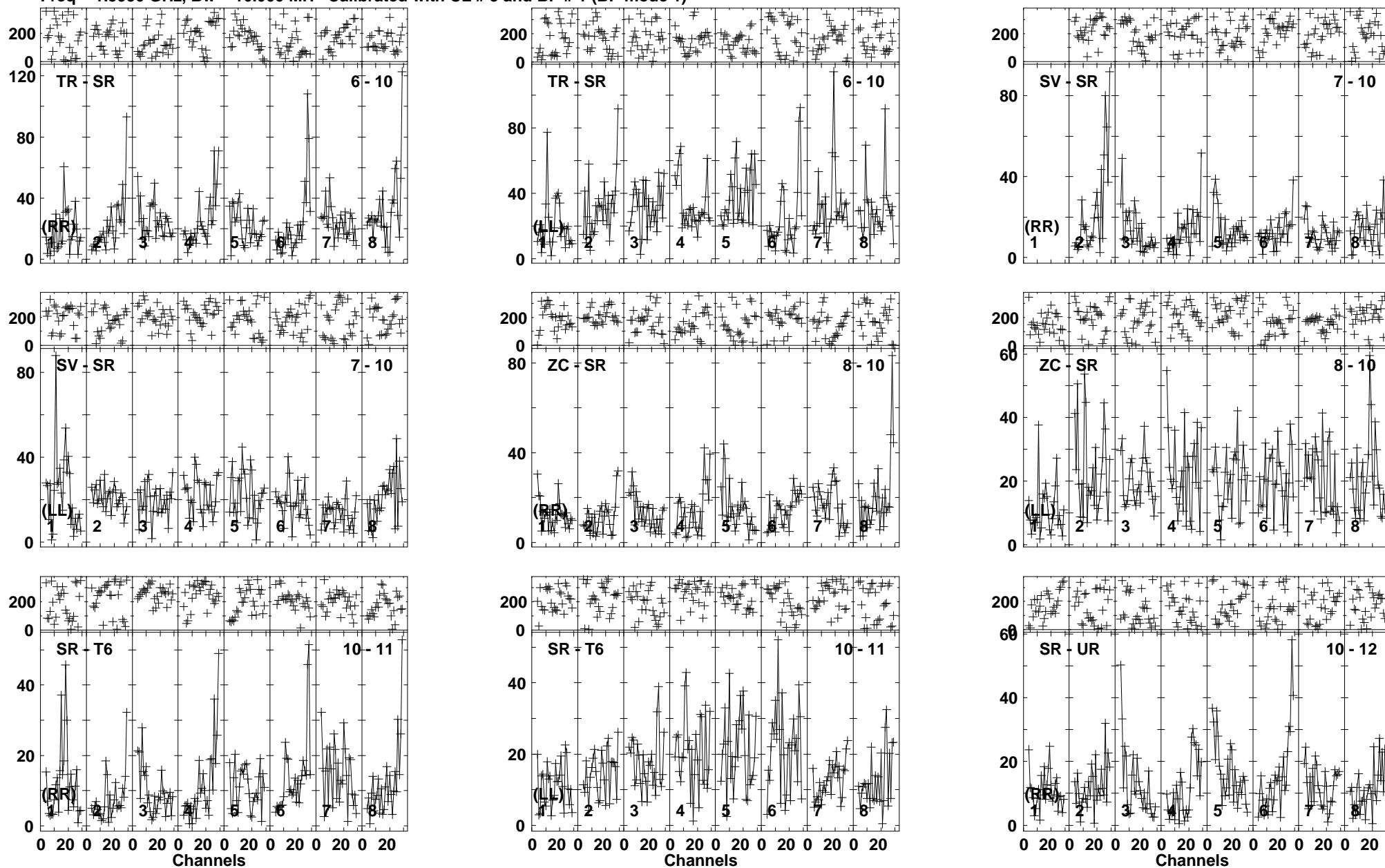
Lower frame: Milli Ampl Jy Top frame: Phas deg
Vector averaged cross-power spectrum Baseline: SV (07) - SR (10)
Timerange: 00/02:09:08 to 00/02:10:30

Plot file version 121 created 19-AUG-2016 17:32:30
 J1649+2635 EM119D.UVDATA.1
 Freq = 1.5950 GHz, Bw = 16.000 MH Calibrated with CL # 3 and BP # 1 (BP mode 1)



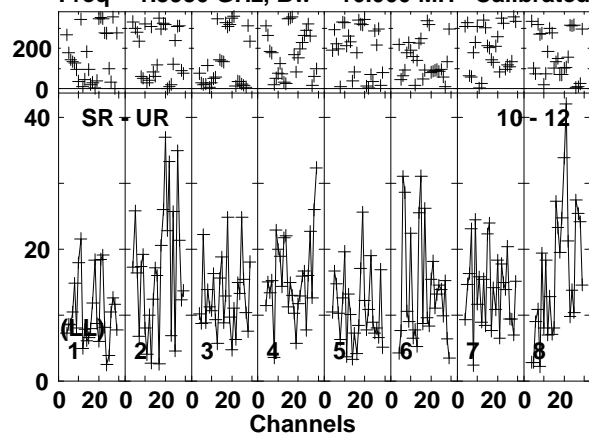
Lower frame: Milli Ampl Jy Top frame: Phas deg
 Vector averaged cross-power spectrum Baseline: EF (01) - SR (10)
 Timerange: 00/02:10:33 to 00/02:14:00

Plot file version 122 created 19-AUG-2016 17:32:30
 J1649+2635 EM119D.UVDATA.1
 Freq = 1.5950 GHz, Bw = 16.000 MH Calibrated with CL # 3 and BP # 1 (BP mode 1)



Lower frame: Milli Ampl Jy Top frame: Phas deg
 Vector averaged cross-power spectrum Baseline: TR (06) - SR (10)
 Timerange: 00/02:10:33 to 00/02:14:00

Plot file version 123 created 19-AUG-2016 17:32:31
J1649+2635 EM119D.UVDATA.1
Freq = 1.5950 GHz, Bw = 16.000 MH Calibrated with CL # 3 and BP # 1 (BP mode 1)

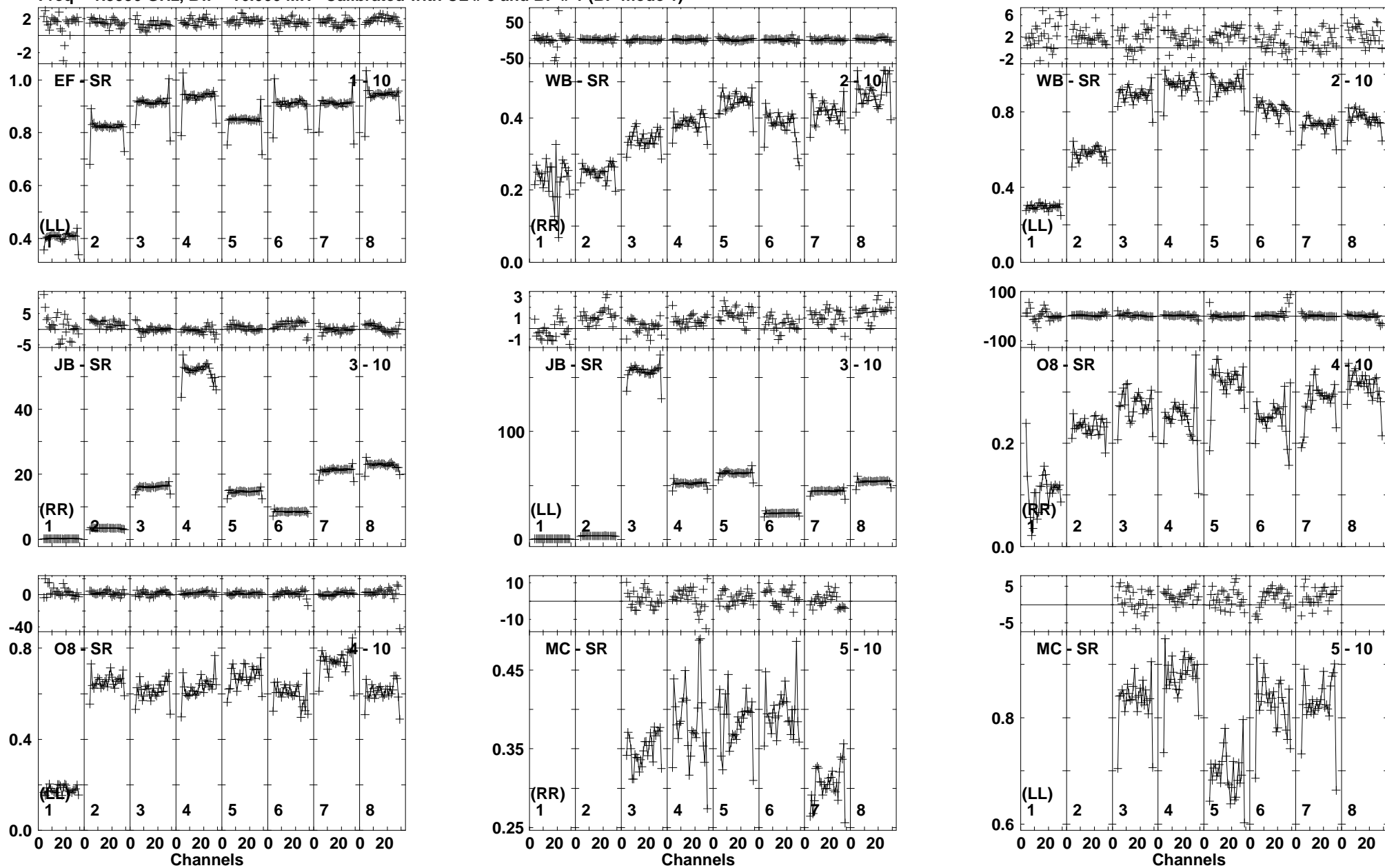


Lower frame: Milli Ampl Jy Top frame: Phas deg
Vector averaged cross-power spectrum Baseline: SR (10) - UR (12)
Timerange: 00/02:10:33 to 00/02:14:00

Plot file version 124 created 19-AUG-2016 17:32:31

J1642+2523 EM119D.UVDATA.1

Freq = 1.5950 GHz, Bw = 16.000 MH Calibrated with CL # 3 and BP # 1 (BP mode 1)

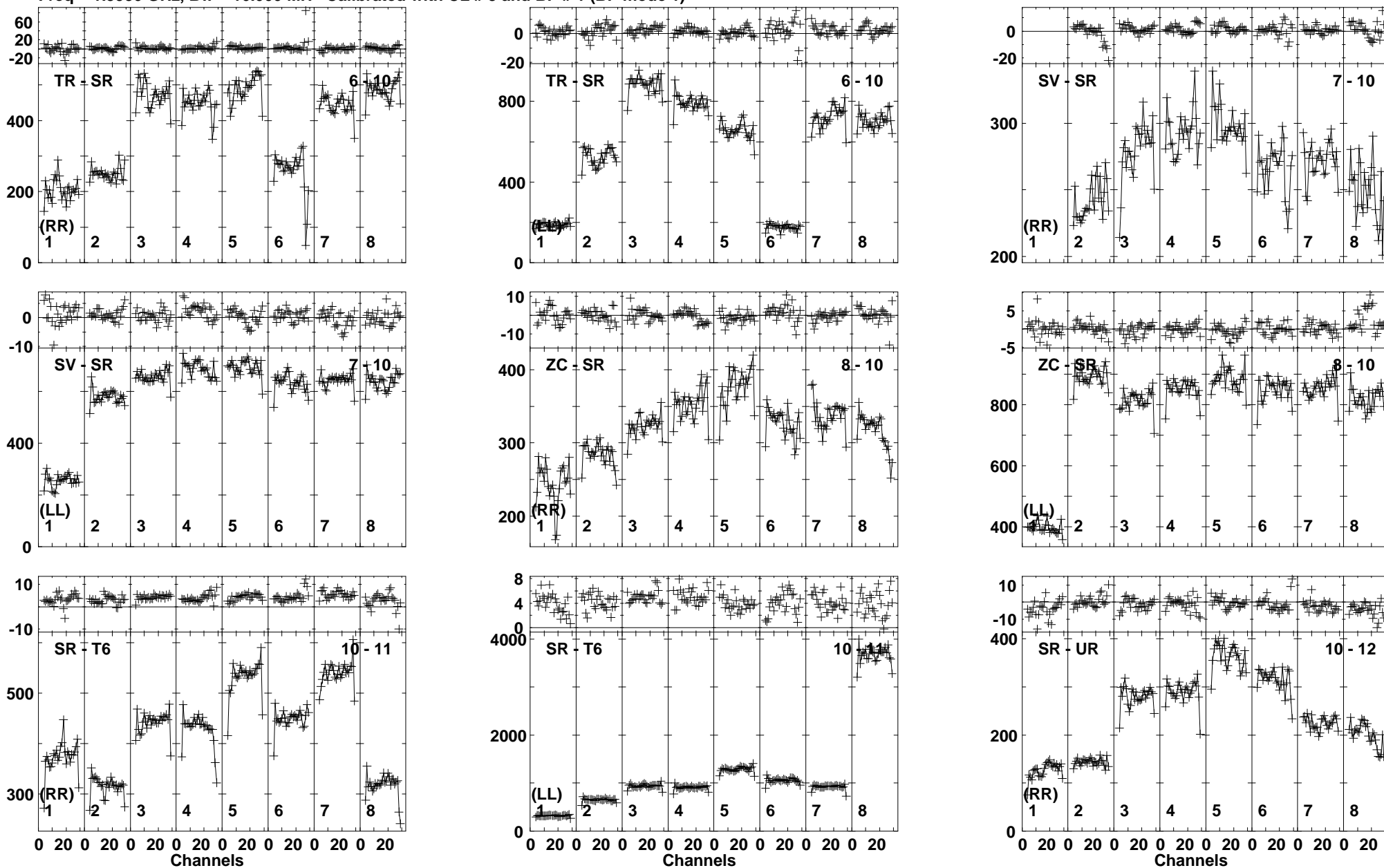


Lower frame: Ampl Jy Top frame: Phas deg
Vector averaged cross-power spectrum Baseline: EF (01) - SR (10)
Timerange: 00/02:15:01 to 00/02:16:29

Plot file version 125 created 19-AUG-2016 17:32:31

J1642+2523 EM119D.UVDATA.1

Freq = 1.5950 GHz, Bw = 16.000 MH Calibrated with CL # 3 and BP # 1 (BP mode 1)

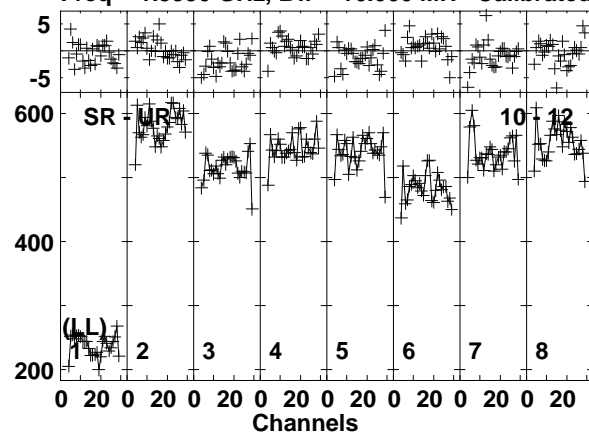


Lower frame: Milli Ampl Jy Top frame: Phas deg
Vector averaged cross-power spectrum Baseline: TR (06) - SR (10)
Timerange: 00/02:15:01 to 00/02:16:29

Plot file version 126 created 19-AUG-2016 17:32:31

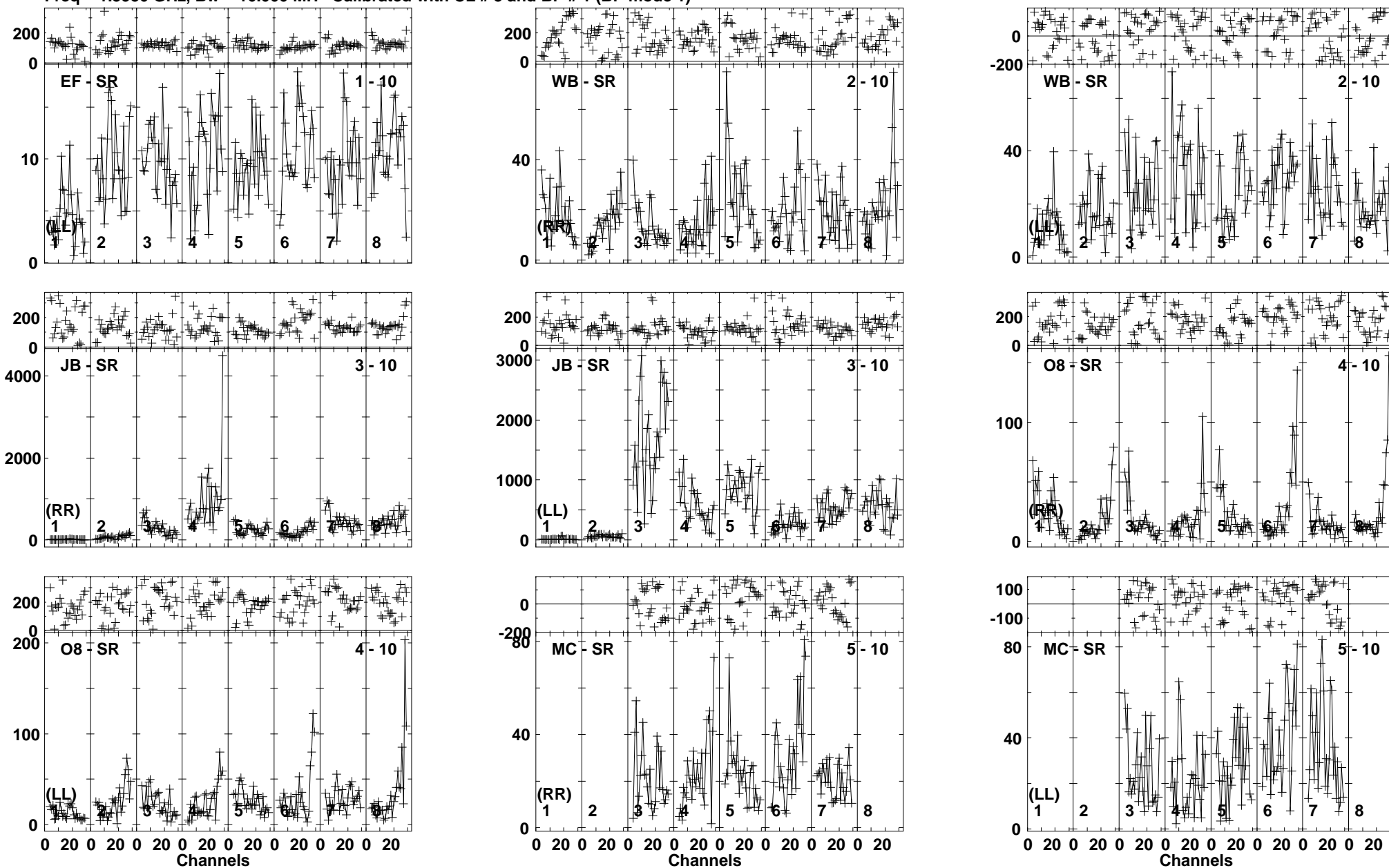
J1642+2523 EM119D.UVDATA.1

Freq = 1.5950 GHz, Bw = 16.000 MH Calibrated with CL # 3 and BP # 1 (BP mode 1)



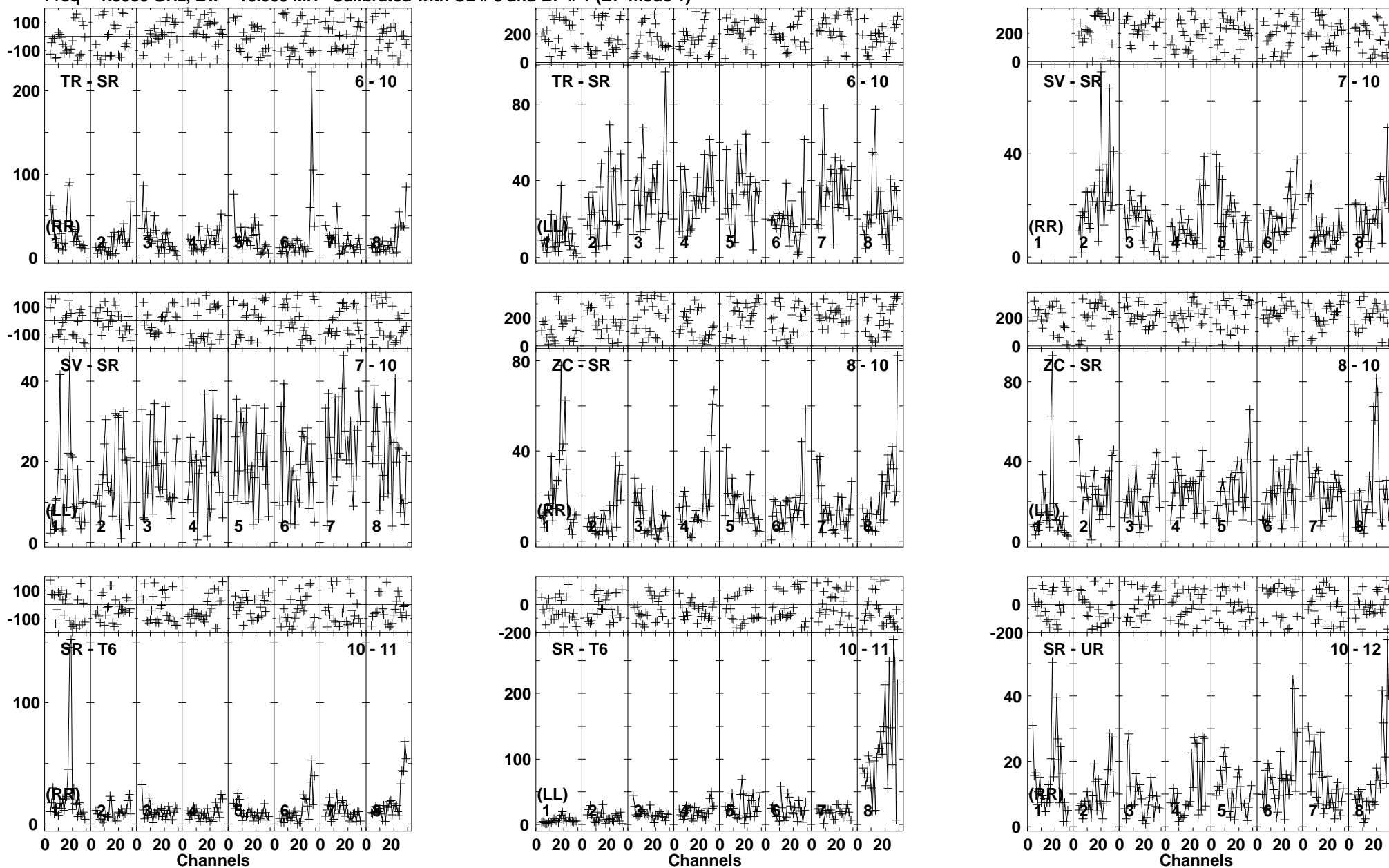
Lower frame: Milli Ampl Jy Top frame: Phas deg
Vector averaged cross-power spectrum Baseline: SR (10) - UR (12)
Timerange: 00/02:15:01 to 00/02:16:29

Plot file version 127 created 19-AUG-2016 17:32:31
 J1649+2635 EM119D.UVDATA.1
 Freq = 1.5950 GHz, Bw = 16.000 MH Calibrated with CL # 3 and BP # 1 (BP mode 1)



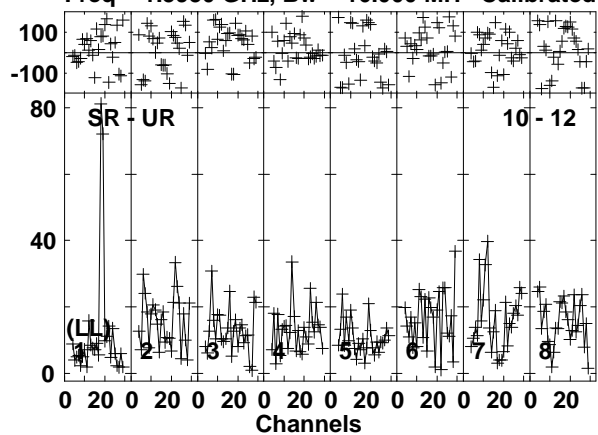
Lower frame: Milli Ampl Jy Top frame: Phas deg
 Vector averaged cross-power spectrum Baseline: EF (01) - SR (10)
 Timerange: 00/02:16:38 to 00/02:20:00

Plot file version 128 created 19-AUG-2016 17:32:32
 J1649+2635 EM119D.UVDATA.1
 Freq = 1.5950 GHz, Bw = 16.000 MH Calibrated with CL # 3 and BP # 1 (BP mode 1)



Lower frame: Milli Ampl Jy Top frame: Phas deg
 Vector averaged cross-power spectrum Baseline: TR (06) - SR (10)
 Timerange: 00/02:16:38 to 00/02:20:00

Plot file version 129 created 19-AUG-2016 17:32:32
J1649+2635 EM119D.UVDATA.1
Freq = 1.5950 GHz, Bw = 16.000 MH Calibrated with CL # 3 and BP # 1 (BP mode 1)

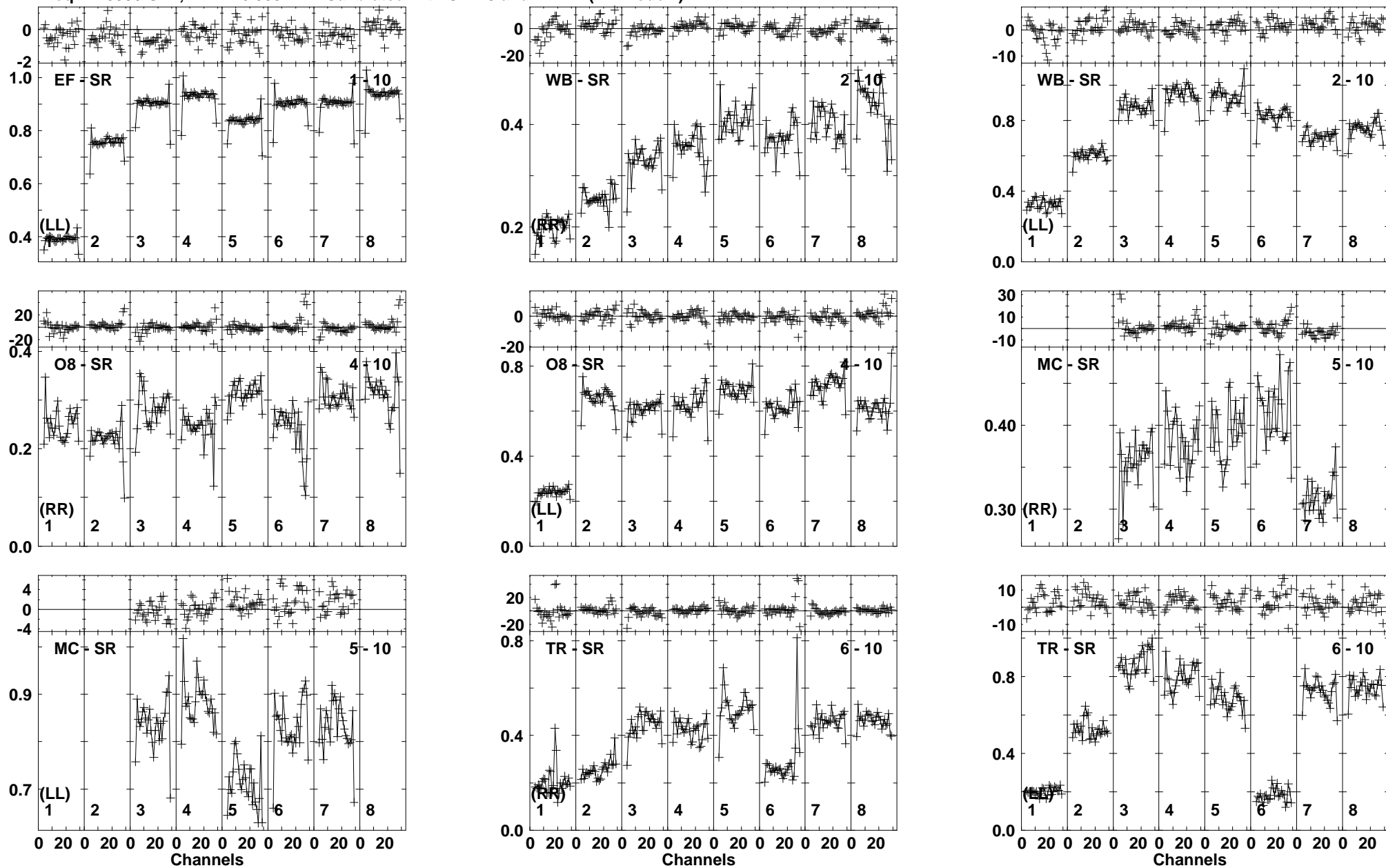


Lower frame: Milli Ampl Jy Top frame: Phas deg
Vector averaged cross-power spectrum Baseline: SR (10) - UR (12)
Timerange: 00/02:16:38 to 00/02:20:00

Plot file version 130 created 19-AUG-2016 17:32:32

J1642+2523 EM119D.UVDATA.1

Freq = 1.5950 GHz, Bw = 16.000 MH Calibrated with CL # 3 and BP # 1 (BP mode 1)

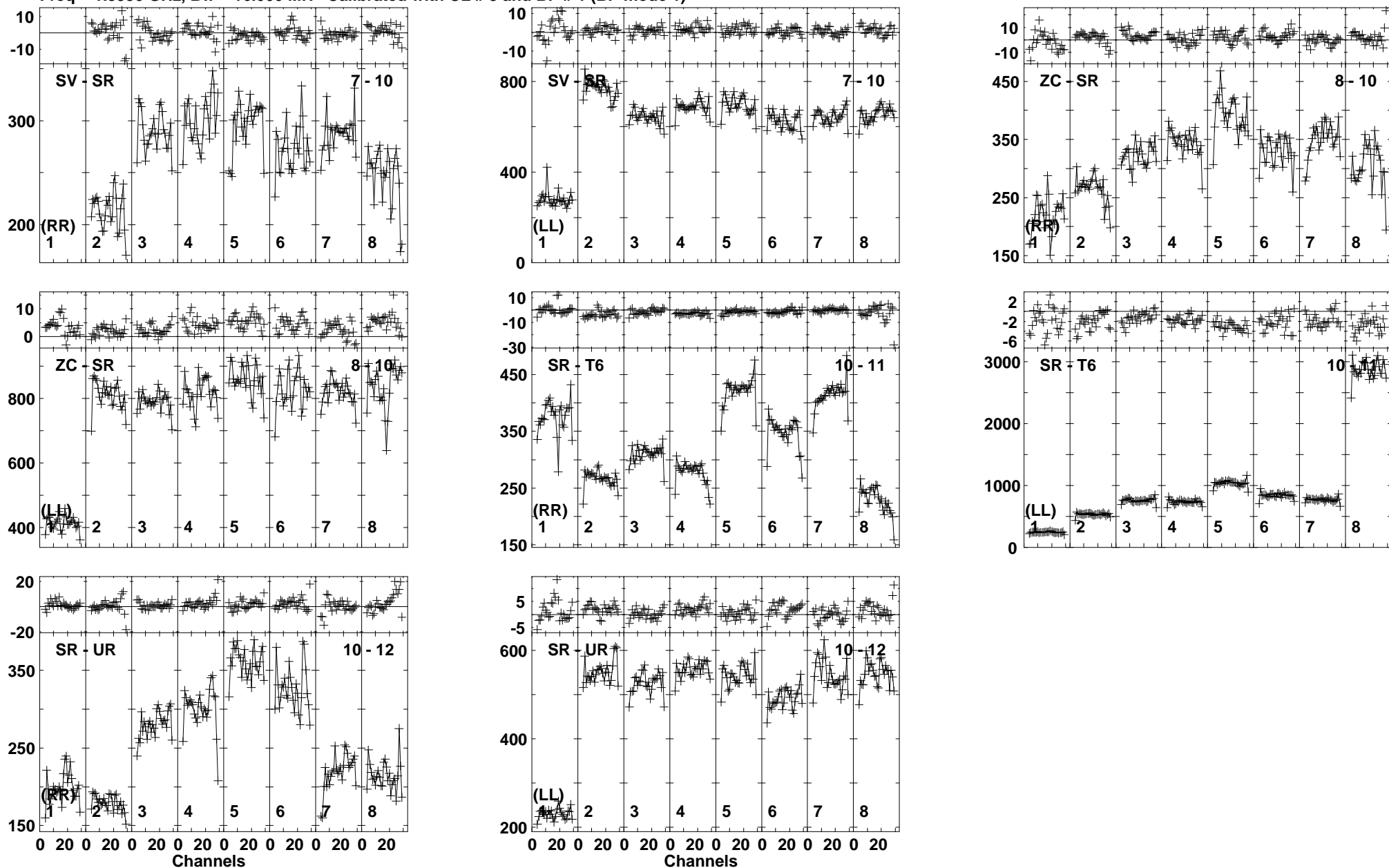


Lower frame: Ampl Jy Top frame: Phas deg
Vector averaged cross-power spectrum Baseline: EF (01) - SR (10)
Timerange: 00/02:20:08 to 00/02:21:29

Plot file version 131 created 19-AUG-2016 17:32:33

J1642+2523 EM119D.UVDATA.1

Freq = 1.5950 GHz, Bw = 16.000 MH Calibrated with CL # 3 and BP # 1 (BP mode 1)

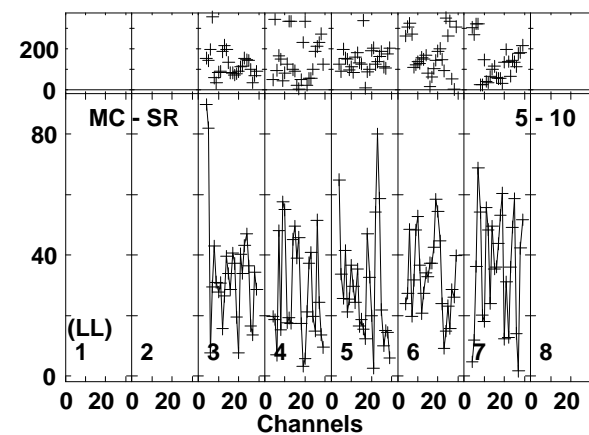
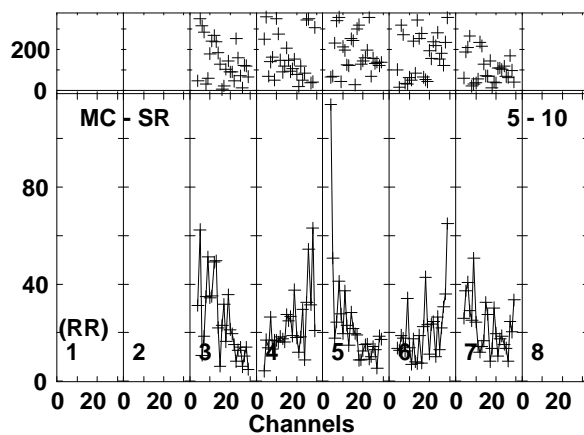
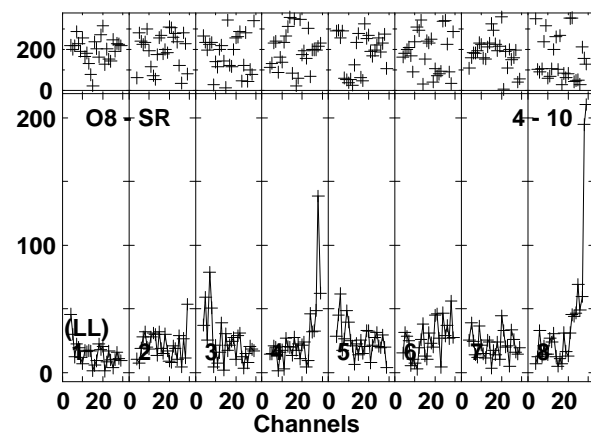
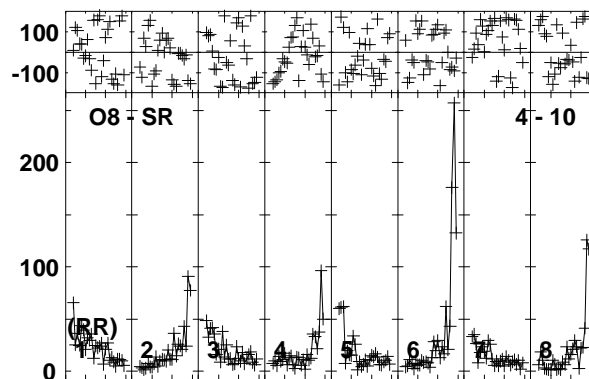
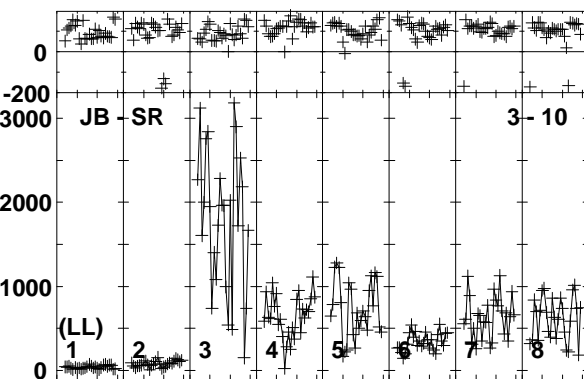
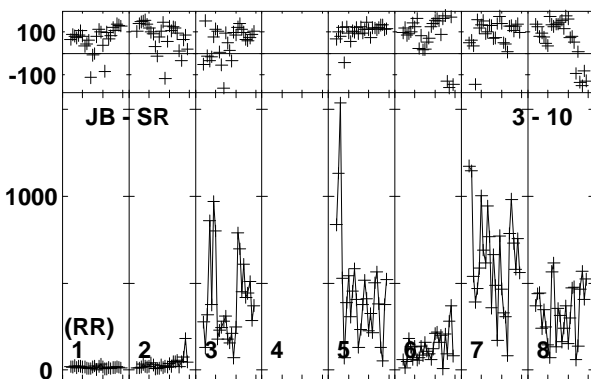
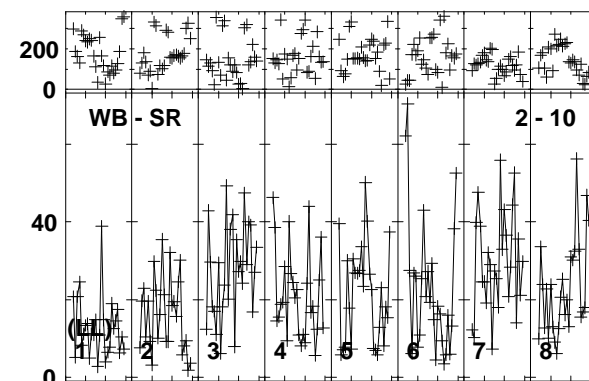
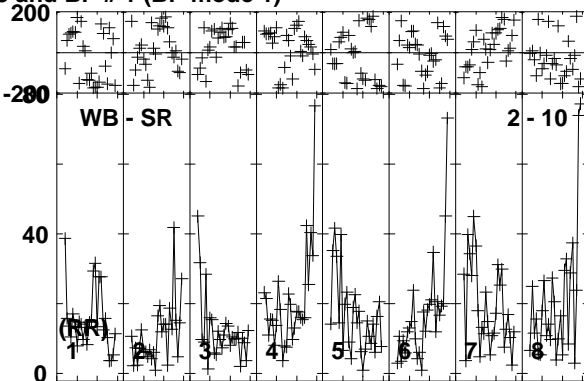
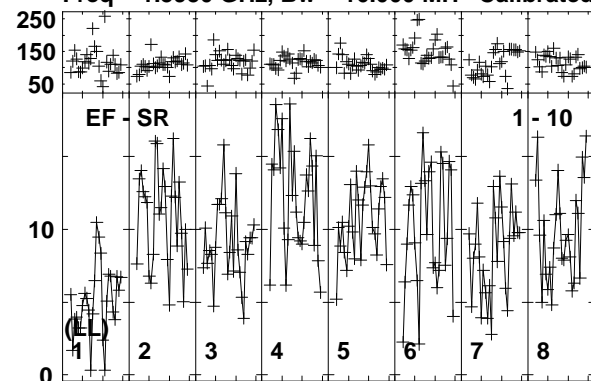


Lower frame: Milli Ampl Jy Top frame: Phas deg
Vector averaged cross-power spectrum Baseline: SV (07) - SR (10)
Timerange: 00/02:20:08 to 00/02:21:29

Plot file version 132 created 19-AUG-2016 17:32:33

J1649+2635 EM119D.UVDATA.1

Freq = 1.5950 GHz, Bw = 16.000 MH Calibrated with CL # 3 and BP # 1 (BP mode 1)

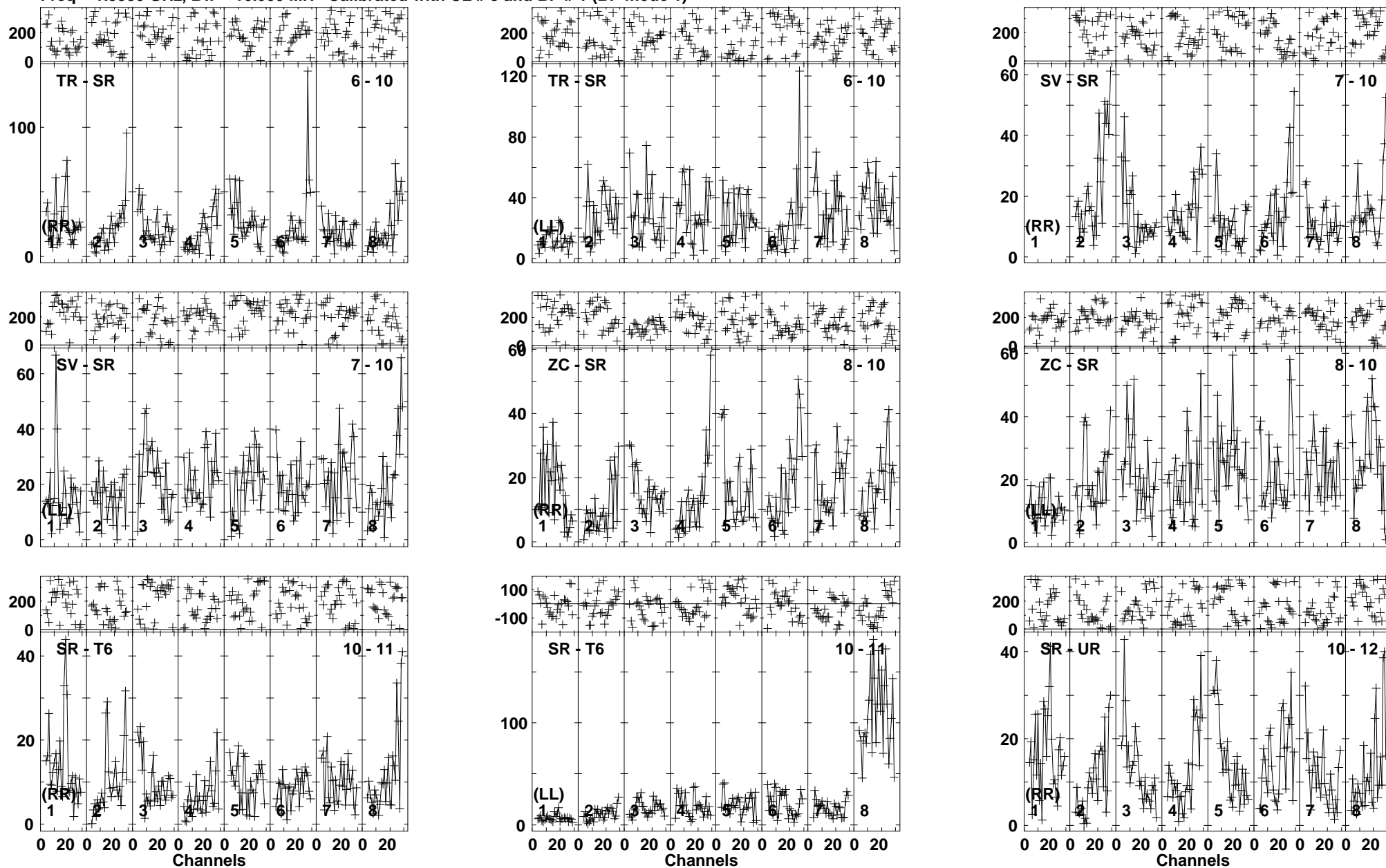


Lower frame: Milli Ampl Jy Top frame: Phas deg
Vector averaged cross-power spectrum Baseline: EF (01) - SR (10)
Timerange: 00/02:21:33 to 00/02:25:00

Plot file version 133 created 19-AUG-2016 17:32:33

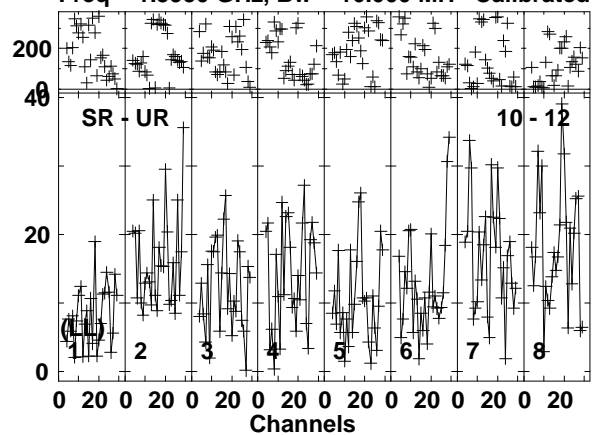
J1649+2635 EM119D.UVDATA.1

Freq = 1.5950 GHz, Bw = 16.000 MH Calibrated with CL # 3 and BP # 1 (BP mode 1)



Lower frame: Milli Ampl Jy Top frame: Phas deg
Vector averaged cross-power spectrum Baseline: TR (06) - SR (10)
Timerange: 00/02:21:33 to 00/02:25:00

Plot file version 134 created 19-AUG-2016 17:32:34
J1649+2635 EM119D.UVDATA.1
Freq = 1.5950 GHz, Bw = 16.000 MH Calibrated with CL # 3 and BP # 1 (BP mode 1)

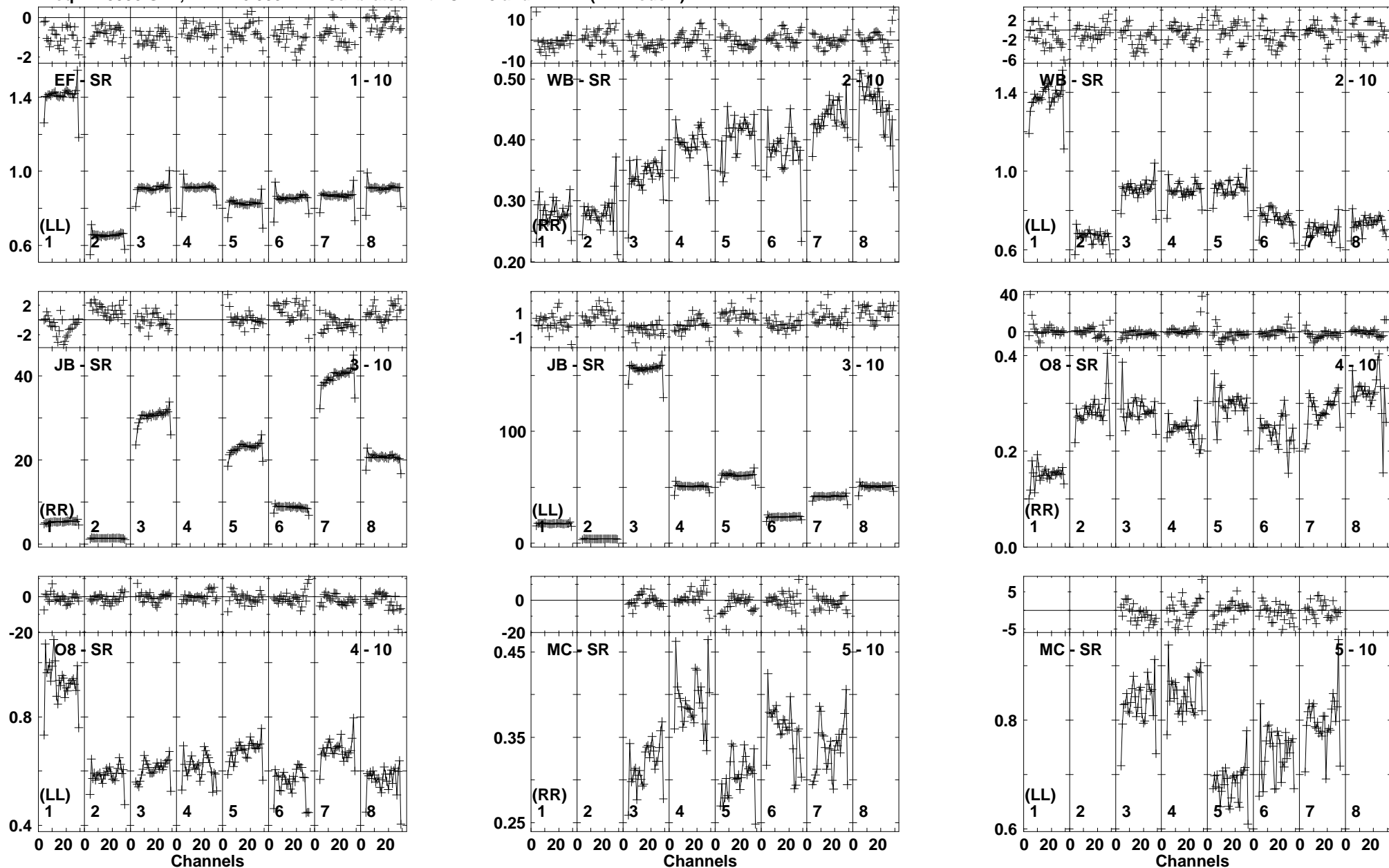


Lower frame: Milli Ampl Jy Top frame: Phas deg
Vector averaged cross-power spectrum Baseline: SR (10) - UR (12)
Timerange: 00/02:21:33 to 00/02:25:00

Plot file version 135 created 19-AUG-2016 17:32:34

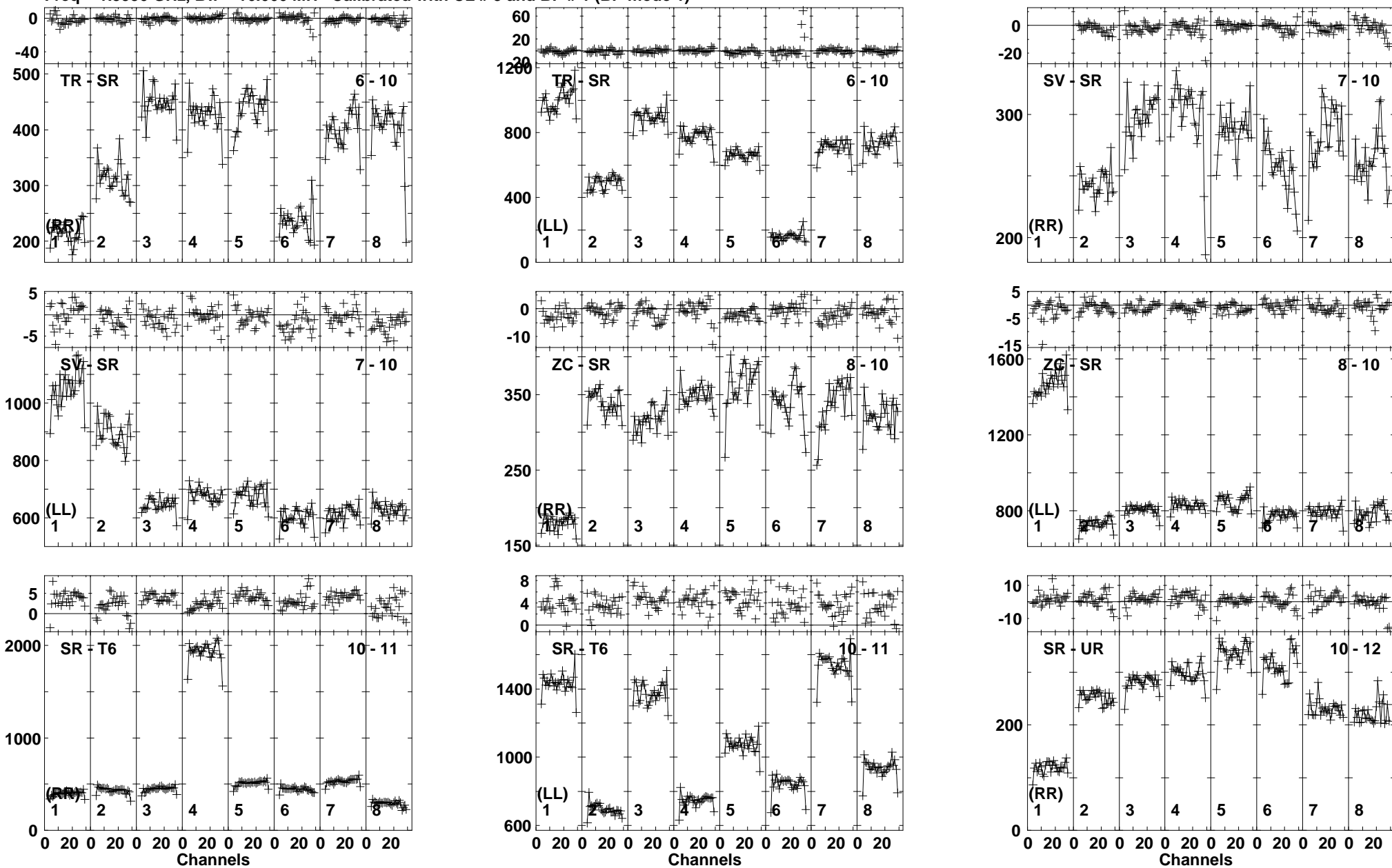
J1642+2523 EM119D.UVDATA.1

Freq = 1.5950 GHz, Bw = 16.000 MH Calibrated with CL # 3 and BP # 1 (BP mode 1)



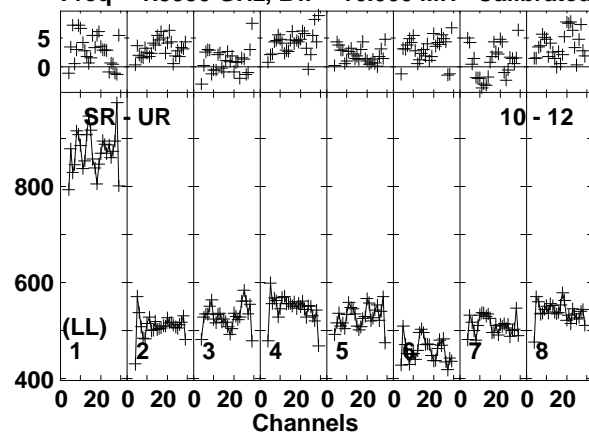
Lower frame: Ampl Jy Top frame: Phas deg
Vector averaged cross-power spectrum Baseline: EF (01) - SR (10)
Timerange: 00/02:26:01 to 00/02:27:30

Plot file version 136 created 19-AUG-2016 17:32:34
J1642+2523 EM119D.UVDATA.1
Freq = 1.5950 GHz, Bw = 16.000 MH Calibrated with CL # 3 and BP # 1 (BP mode 1)



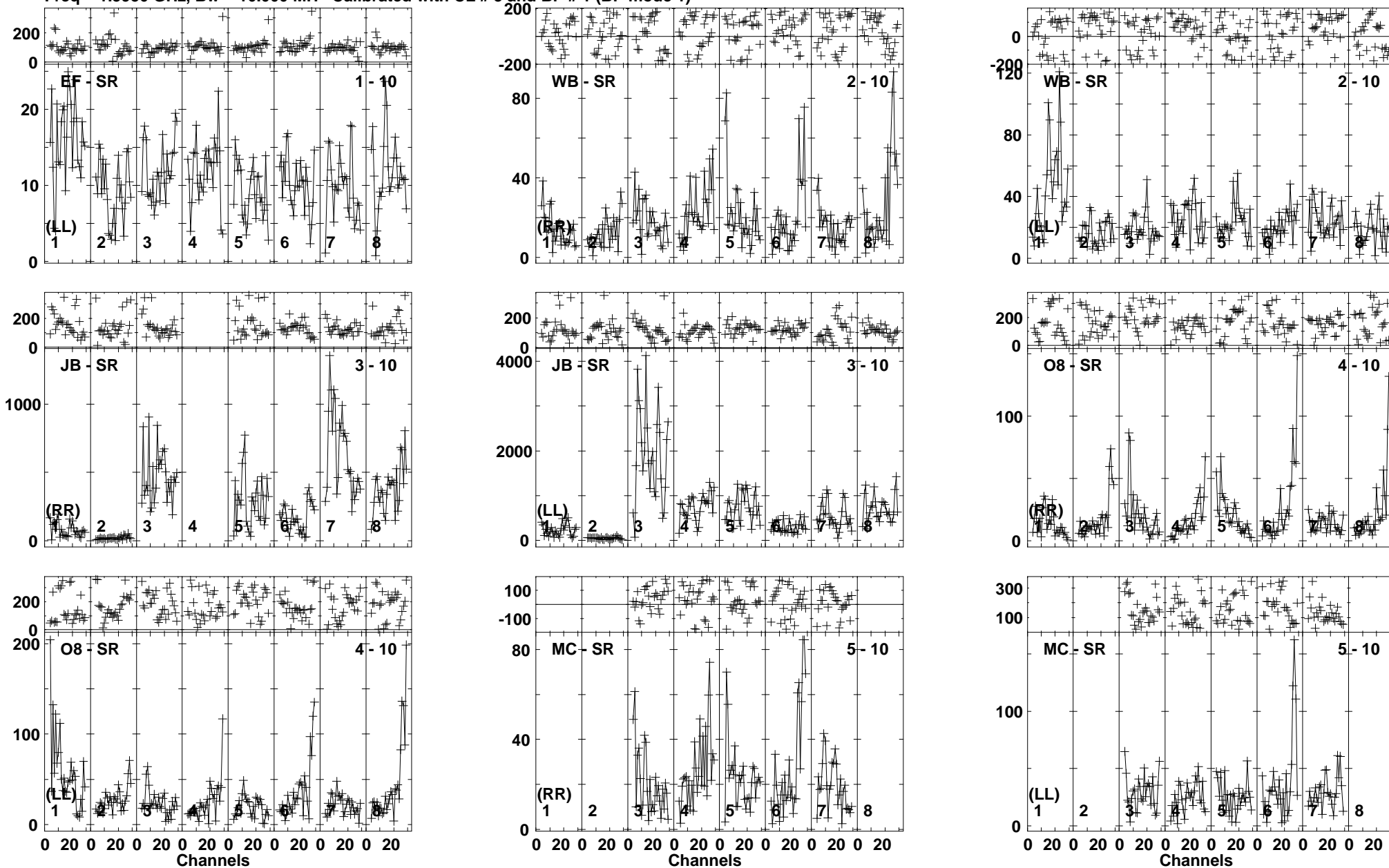
Lower frame: Milli Ampl Jy Top frame: Phas deg
Vector averaged cross-power spectrum Baseline: TR (06) - SR (10)
Timerange: 00/02:26:01 to 00/02:27:30

Plot file version 137 created 19-AUG-2016 17:32:34
J1642+2523 EM119D.UVDATA.1
Freq = 1.5950 GHz, Bw = 16.000 MH Calibrated with CL # 3 and BP # 1 (BP mode 1)



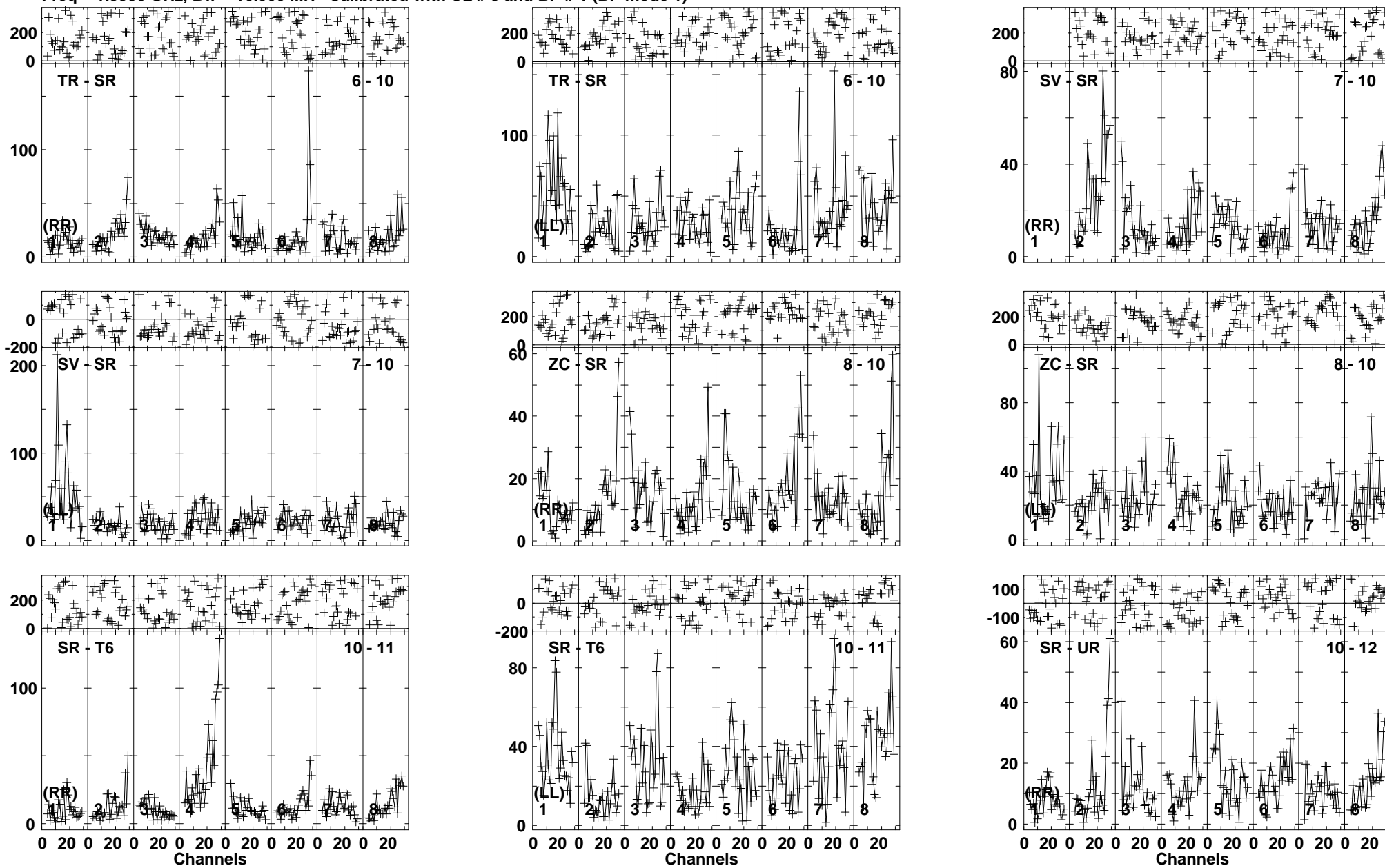
Lower frame: Milli Ampl Jy Top frame: Phas deg
Vector averaged cross-power spectrum Baseline: SR (10) - UR (12)
Timerange: 00/02:26:01 to 00/02:27:30

Plot file version 138 created 19-AUG-2016 17:32:34
 J1649+2635 EM119D.UVDATA.1
 Freq = 1.5950 GHz, Bw = 16.000 MH Calibrated with CL # 3 and BP # 1 (BP mode 1)



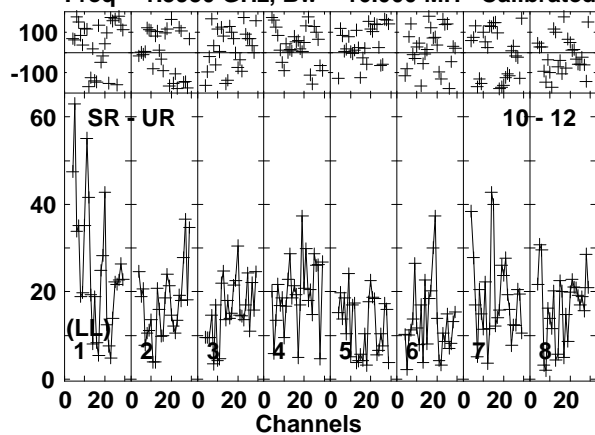
Lower frame: Milli Ampl Jy Top frame: Phas deg
 Vector averaged cross-power spectrum Baseline: EF (01) - SR (10)
 Timerange: 00/02:27:37 to 00/02:30:59

Plot file version 139 created 19-AUG-2016 17:32:35
 J1649+2635 EM119D.UVDATA.1
 Freq = 1.5950 GHz, Bw = 16.000 MH Calibrated with CL # 3 and BP # 1 (BP mode 1)



Lower frame: Milli Ampl Jy Top frame: Phas deg
 Vector averaged cross-power spectrum Baseline: TR (06) - SR (10)
 Timerange: 00/02:27:37 to 00/02:30:59

Plot file version 140 created 19-AUG-2016 17:32:35
J1649+2635 EM119D.UVDATA.1
Freq = 1.5950 GHz, Bw = 16.000 MH Calibrated with CL # 3 and BP # 1 (BP mode 1)

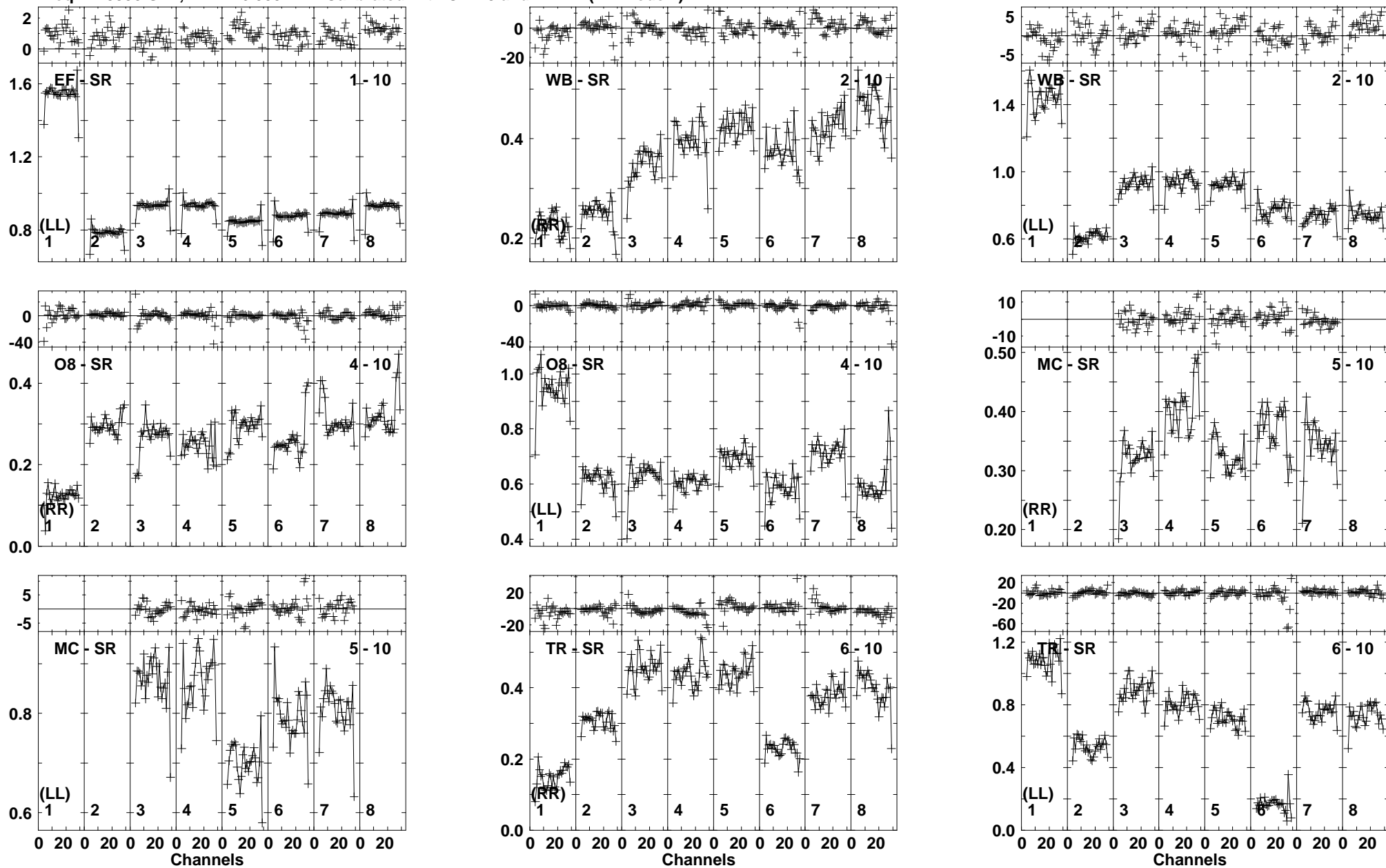


Lower frame: Milli Ampl Jy Top frame: Phas deg
Vector averaged cross-power spectrum Baseline: SR (10) - UR (12)
Timerange: 00/02:27:37 to 00/02:30:59

Plot file version 141 created 19-AUG-2016 17:32:35

J1642+2523 EM119D.UVDATA.1

Freq = 1.5950 GHz, Bw = 16.000 MH Calibrated with CL # 3 and BP # 1 (BP mode 1)

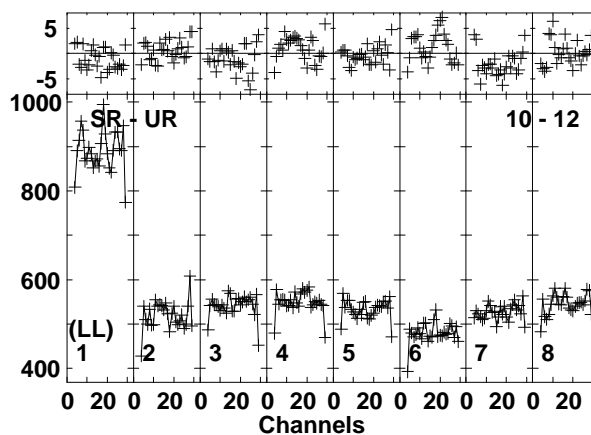
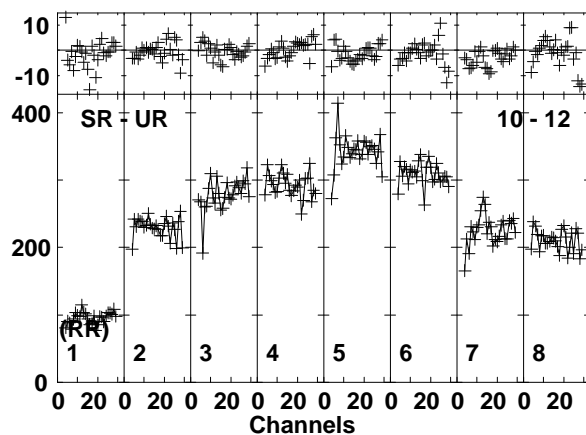
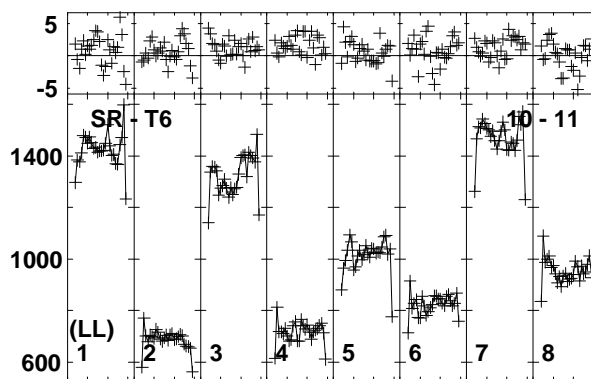
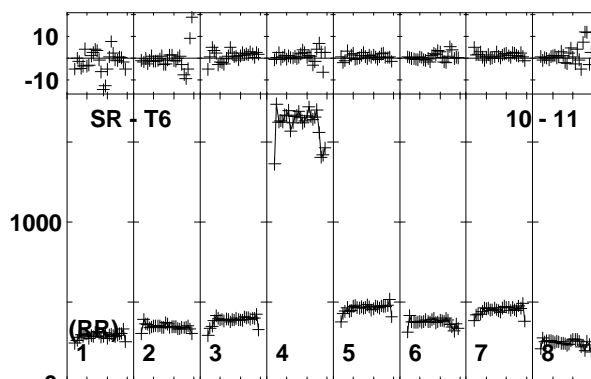
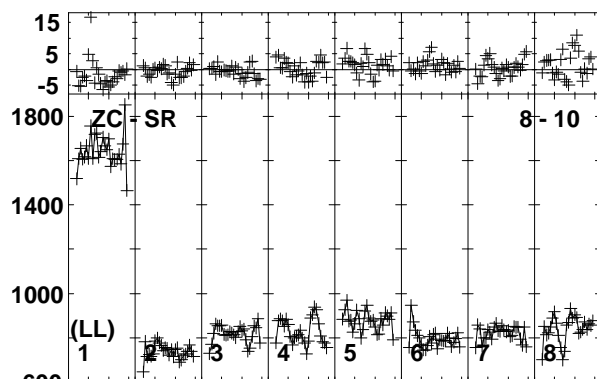
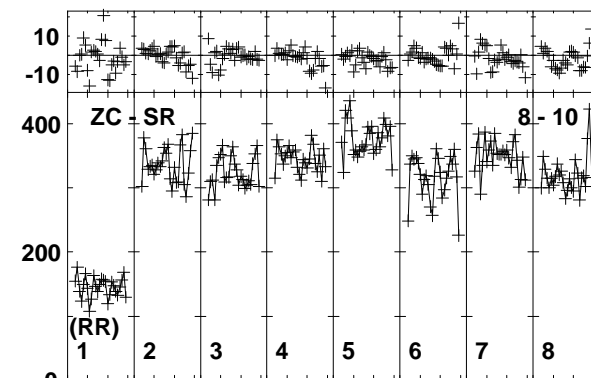
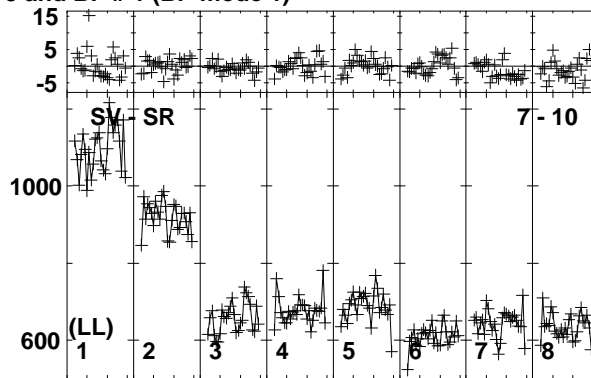
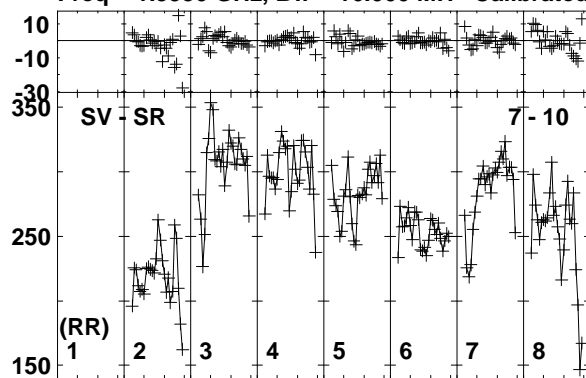


Lower frame: Ampl Jy Top frame: Phas deg
Vector averaged cross-power spectrum Baseline: EF (01) - SR (10)
Timerange: 00/02:31:07 to 00/02:32:29

Plot file version 142 created 19-AUG-2016 17:32:35

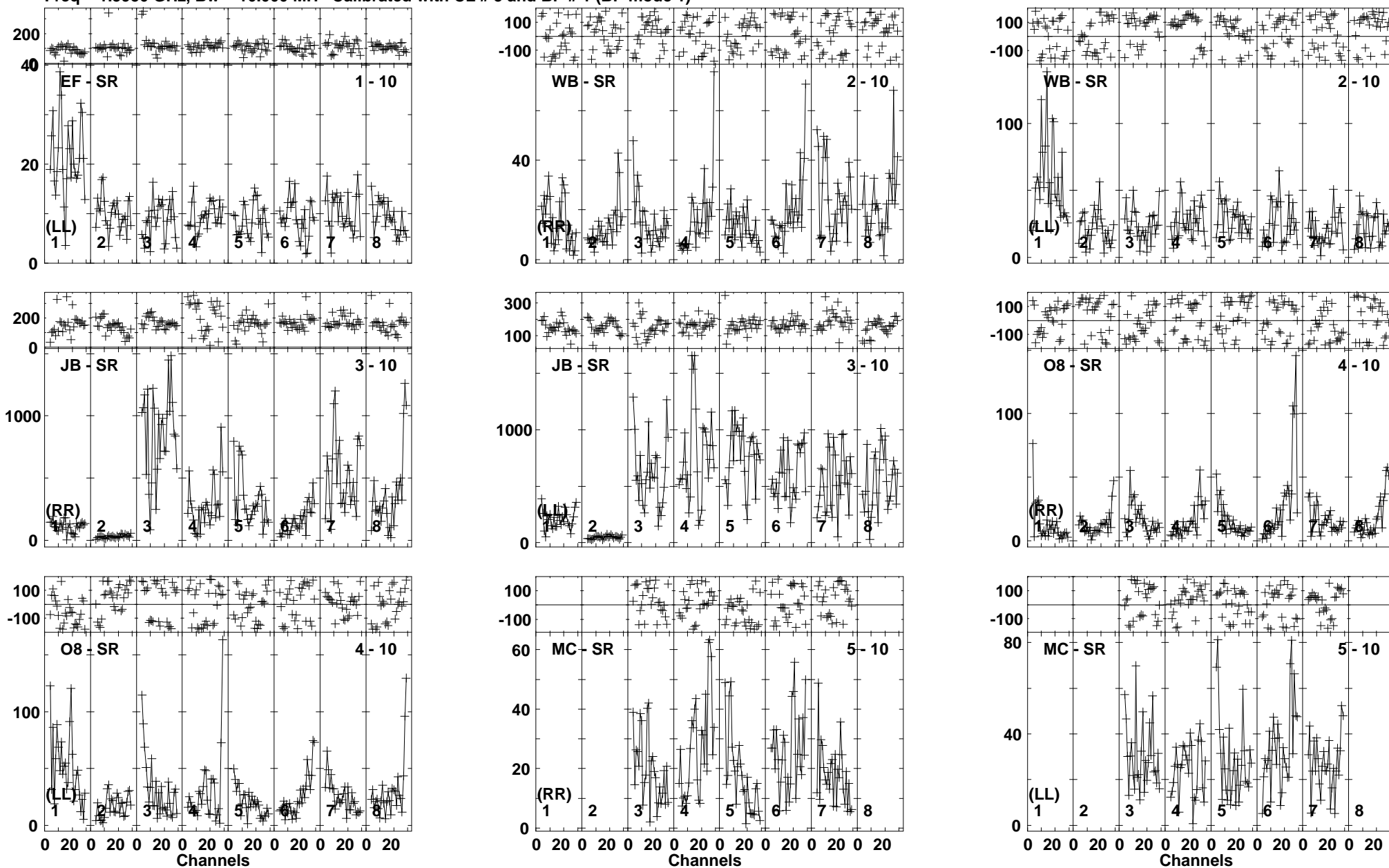
J1642+2523 EM119D.UVDATA.1

Freq = 1.5950 GHz, Bw = 16.000 MH Calibrated with CL # 3 and BP # 1 (BP mode 1)



Lower frame: Milli Ampl Jy Top frame: Phas deg
Vector averaged cross-power spectrum Baseline: SV (07) - SR (10)
Timerange: 00/02:31:07 to 00/02:32:29

Plot file version 143 created 19-AUG-2016 17:32:36
 J1649+2635 EM119D.UVDATA.1
 Freq = 1.5950 GHz, Bw = 16.000 MH Calibrated with CL # 3 and BP # 1 (BP mode 1)

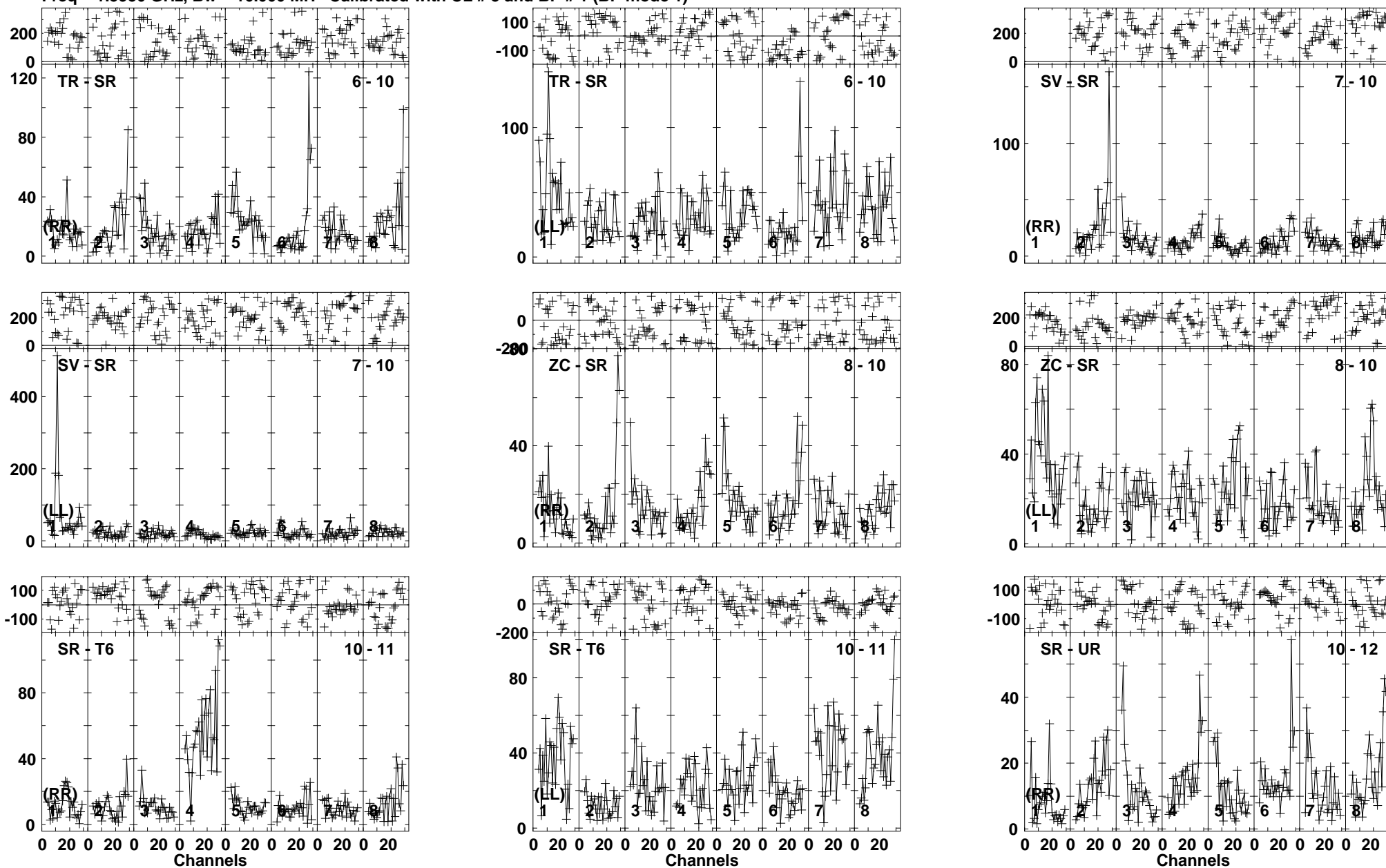


Lower frame: Milli Ampl Jy Top frame: Phas deg
 Vector averaged cross-power spectrum Baseline: EF (01) - SR (10)
 Timerange: 00/02:32:33 to 00/02:36:00

Plot file version 144 created 19-AUG-2016 17:32:36

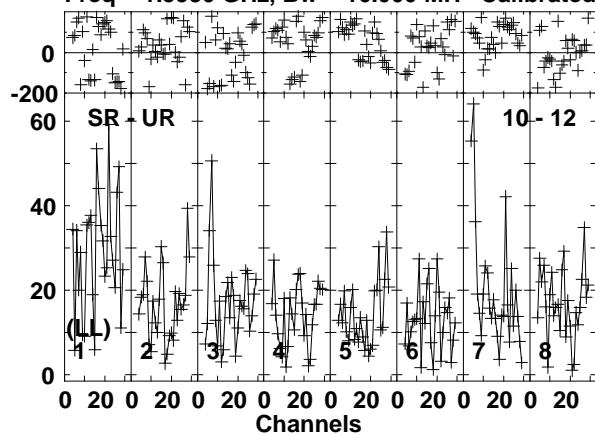
J1649+2635 EM119D.UVDATA.1

Freq = 1.5950 GHz, Bw = 16.000 MH Calibrated with CL # 3 and BP # 1 (BP mode 1)



Lower frame: Milli Ampl Jy Top frame: Phas deg
Vector averaged cross-power spectrum Baseline: TR (06) - SR (10)
Timerange: 00/02:32:33 to 00/02:36:00

Plot file version 145 created 19-AUG-2016 17:32:36
J1649+2635 EM119D.UVDATA.1
Freq = 1.5950 GHz, Bw = 16.000 MH Calibrated with CL # 3 and BP # 1 (BP mode 1)

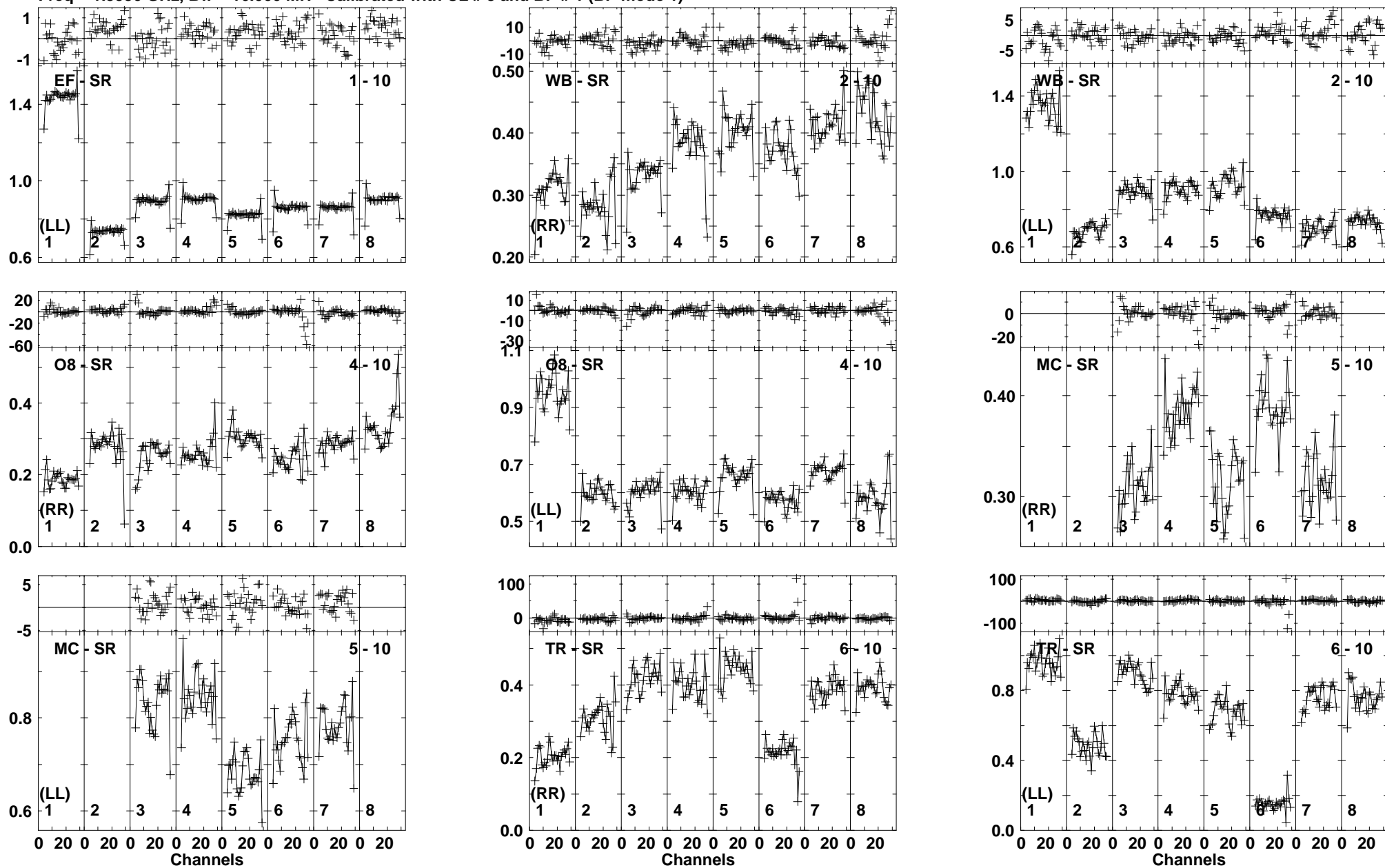


Lower frame: Milli Ampl Jy Top frame: Phas deg
Vector averaged cross-power spectrum Baseline: SR (10) - UR (12)
Timerange: 00/02:32:33 to 00/02:36:00

Plot file version 146 created 19-AUG-2016 17:32:36

J1642+2523 EM119D.UVDATA.1

Freq = 1.5950 GHz, Bw = 16.000 MH Calibrated with CL # 3 and BP # 1 (BP mode 1)

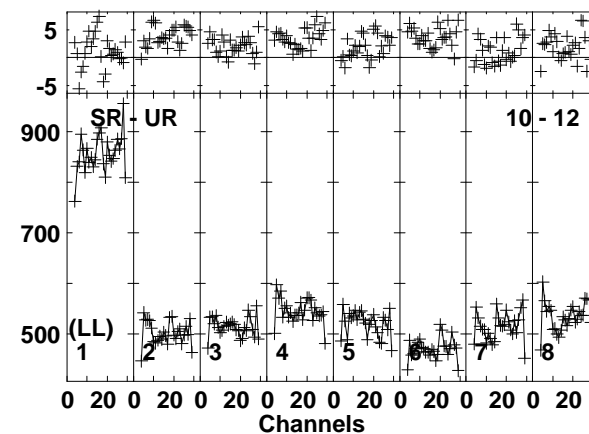
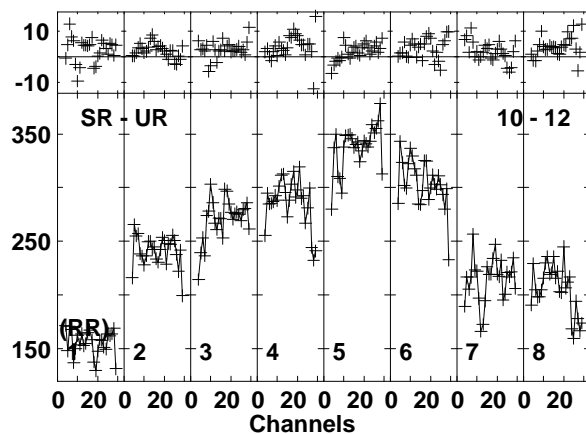
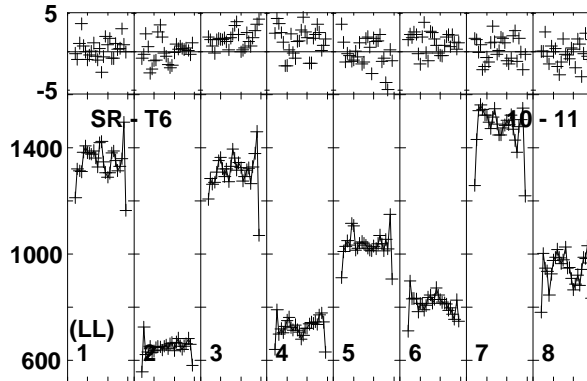
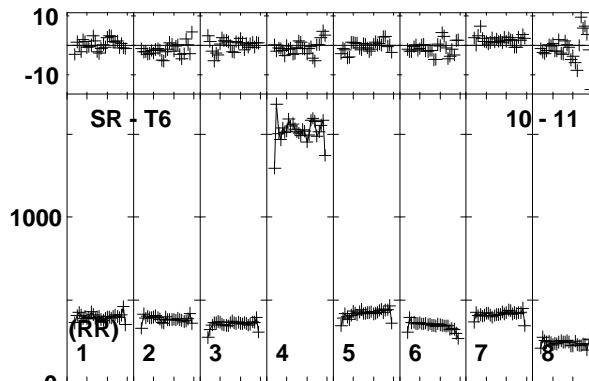
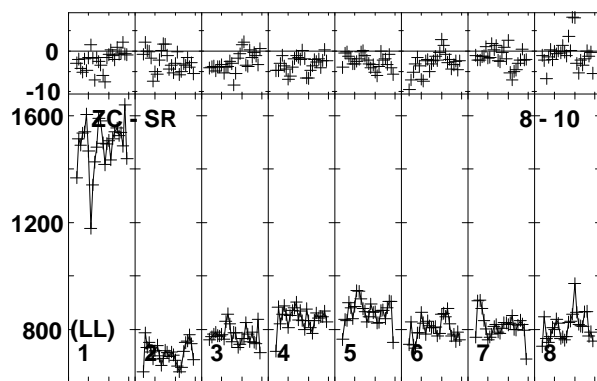
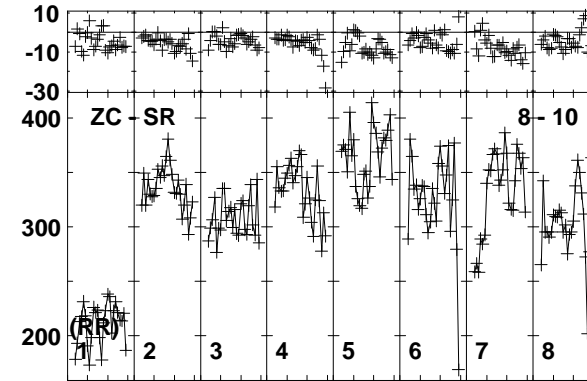
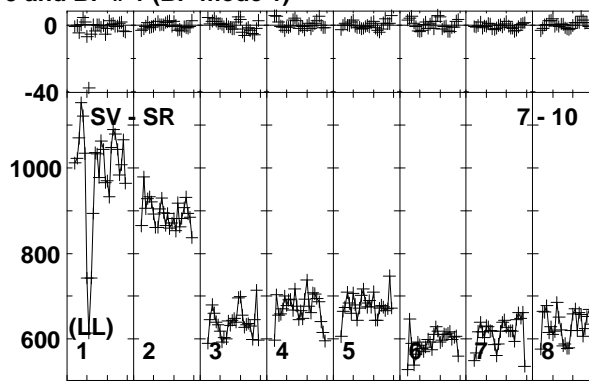
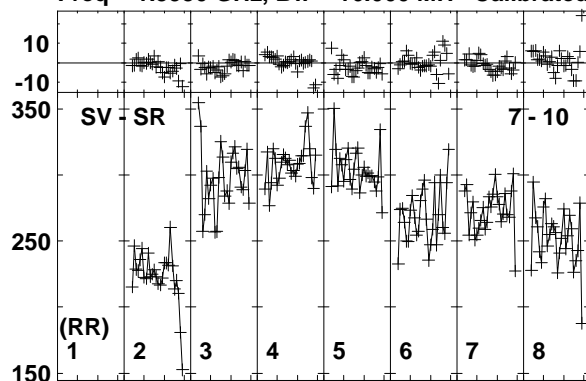


Lower frame: Ampl Jy Top frame: Phas deg
Vector averaged cross-power spectrum Baseline: EF (01) - SR (10)
Timerange: 00/02:36:08 to 00/02:37:29

Plot file version 147 created 19-AUG-2016 17:32:37

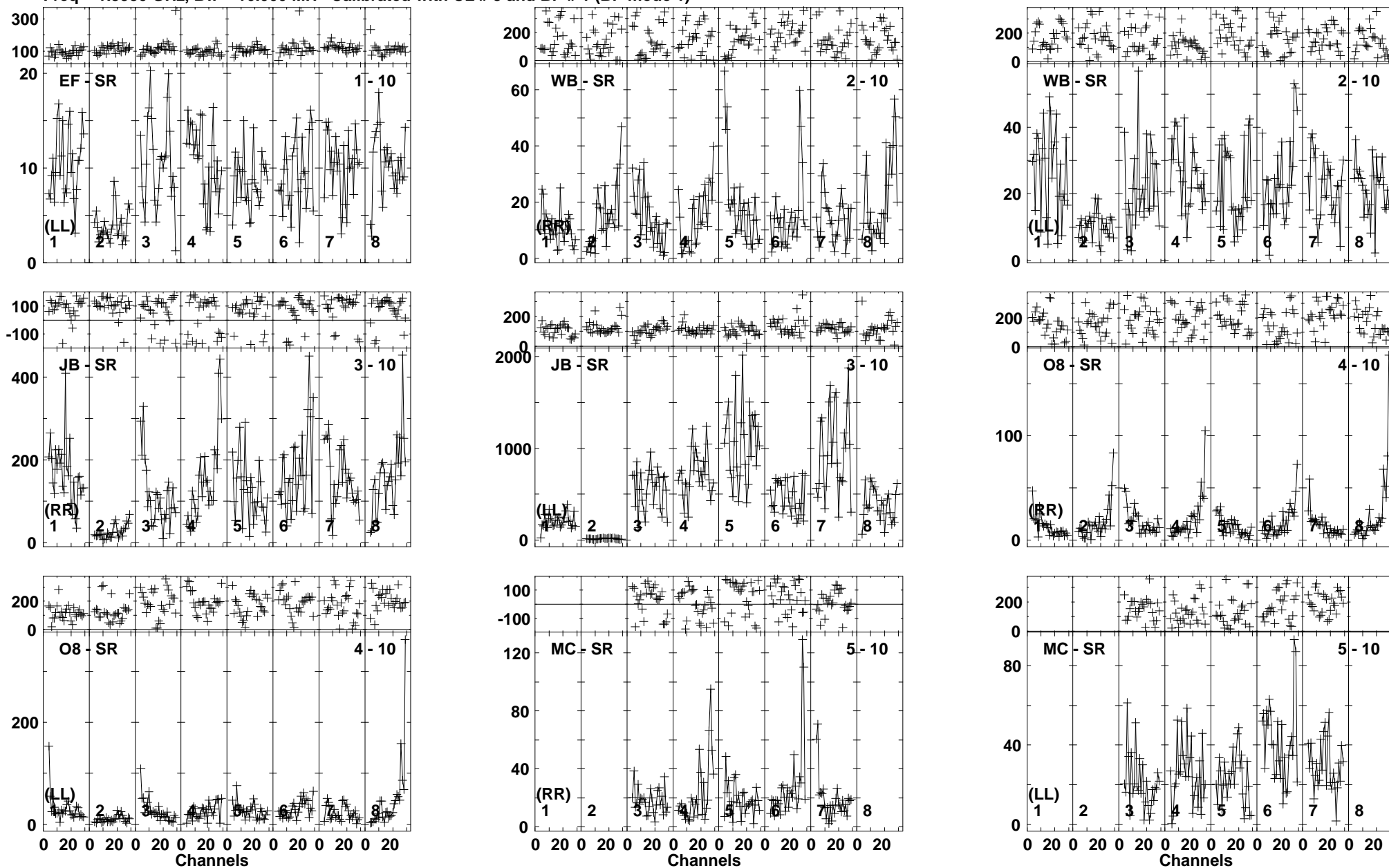
J1642+2523 EM119D.UVDATA.1

Freq = 1.5950 GHz, Bw = 16.000 MH Calibrated with CL # 3 and BP # 1 (BP mode 1)



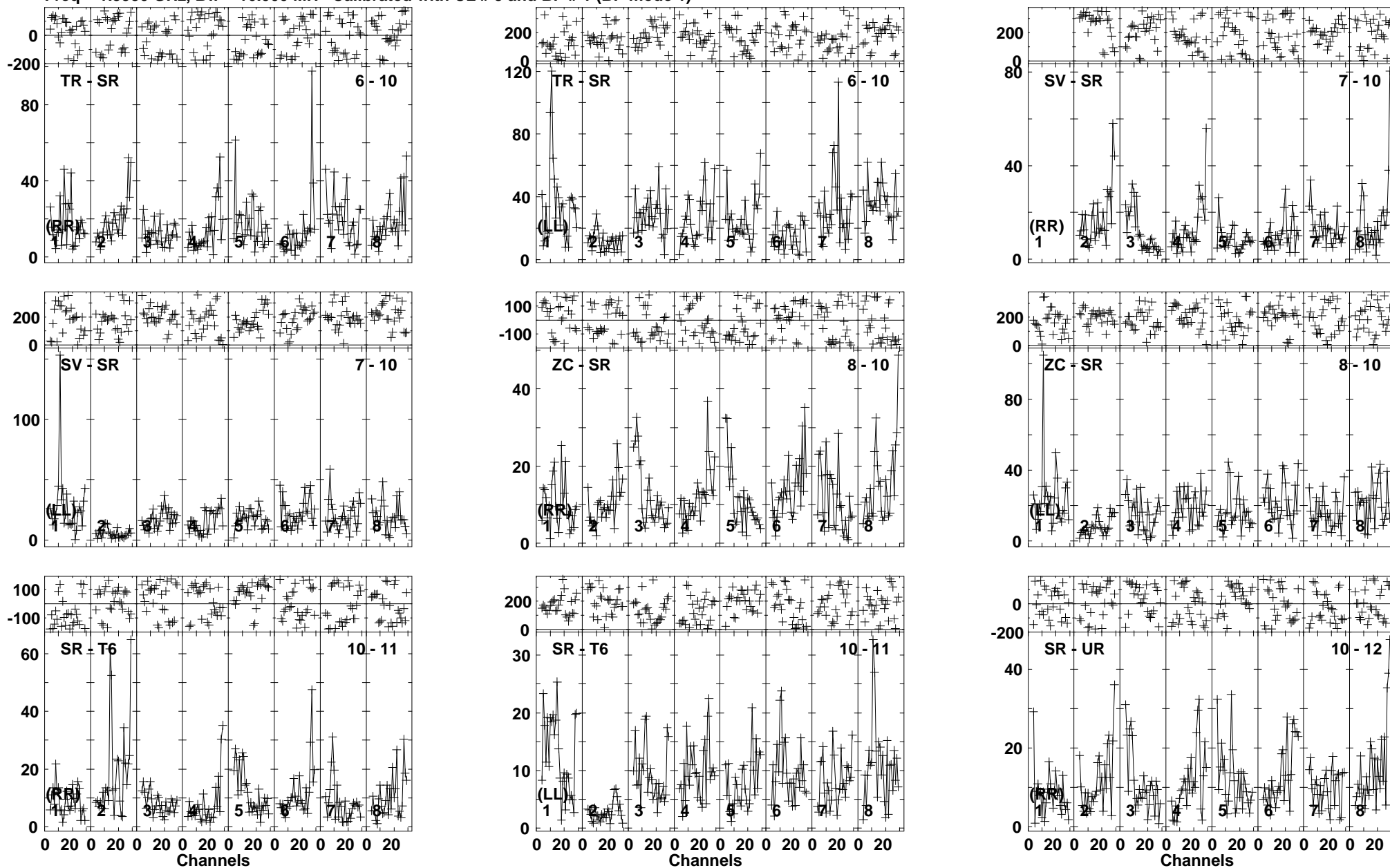
Lower frame: Milli Amp Jy Top frame: Phas deg
Vector averaged cross-power spectrum Baseline: SV (07) - SR (10)
Timerange: 00/02:36:08 to 00/02:37:29

Plot file version 148 created 19-AUG-2016 17:32:37
 J1649+2635 EM119D.UVDATA.1
 Freq = 1.5950 GHz, Bw = 16.000 MH Calibrated with CL # 3 and BP # 1 (BP mode 1)



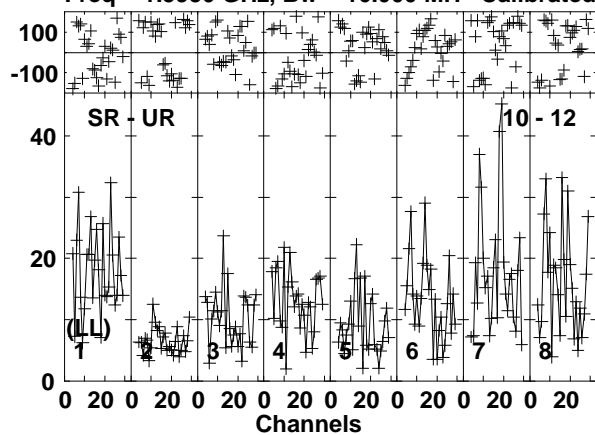
Lower frame: Milli Ampl Jy Top frame: Phas deg
 Vector averaged cross-power spectrum Baseline: EF (01) - SR (10)
 Timerange: 00/02:38:30 to 00/02:41:59

Plot file version 149 created 19-AUG-2016 17:32:37
 J1649+2635 EM119D.UVDATA.1
 Freq = 1.5950 GHz, Bw = 16.000 MH Calibrated with CL # 3 and BP # 1 (BP mode 1)



Lower frame: Milli Ampl Jy Top frame: Phas deg
 Vector averaged cross-power spectrum Baseline: TR (06) - SR (10)
 Timerange: 00/02:38:30 to 00/02:41:59

Plot file version 150 created 19-AUG-2016 17:32:38
J1649+2635 EM119D.UVDATA.1
Freq = 1.5950 GHz, Bw = 16.000 MH Calibrated with CL # 3 and BP # 1 (BP mode 1)

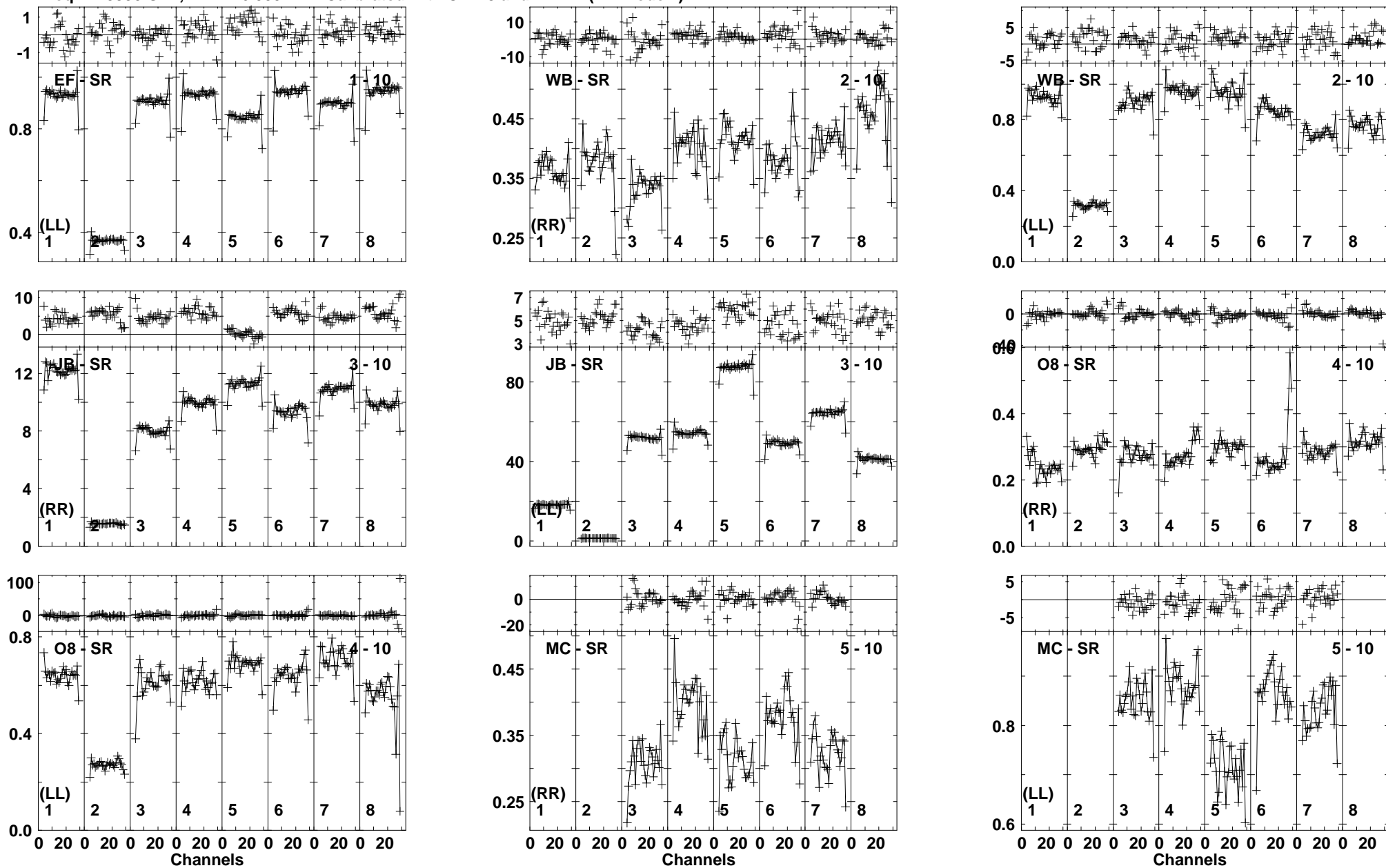


Lower frame: Milli Ampl Jy Top frame: Phas deg
Vector averaged cross-power spectrum Baseline: SR (10) - UR (12)
Timerange: 00/02:38:30 to 00/02:41:59

Plot file version 151 created 19-AUG-2016 17:32:38

J1642+2523 EM119D.UVDATA.1

Freq = 1.5950 GHz, Bw = 16.000 MH Calibrated with CL # 3 and BP # 1 (BP mode 1)

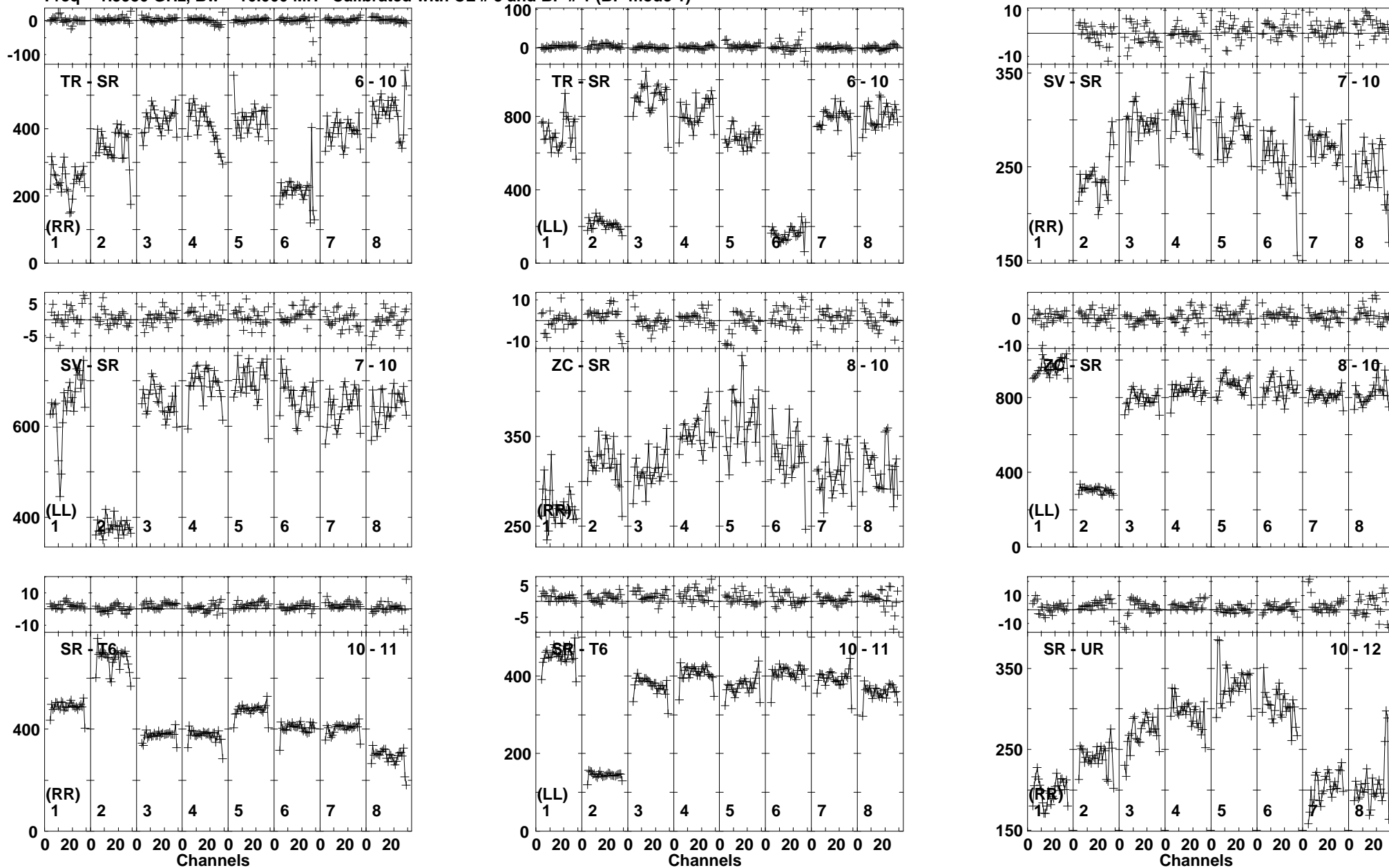


Lower frame: Ampl Jy Top frame: Phas deg
Vector averaged cross-power spectrum Baseline: EF (01) - SR (10)
Timerange: 00/02:42:07 to 00/02:43:30

Plot file version 152 created 19-AUG-2016 17:32:38

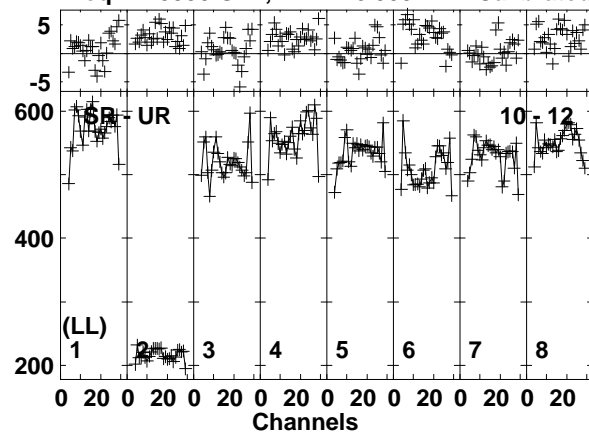
J1642+2523 EM119D.UVDATA.1

Freq = 1.5950 GHz, Bw = 16.000 MH Calibrated with CL # 3 and BP # 1 (BP mode 1)



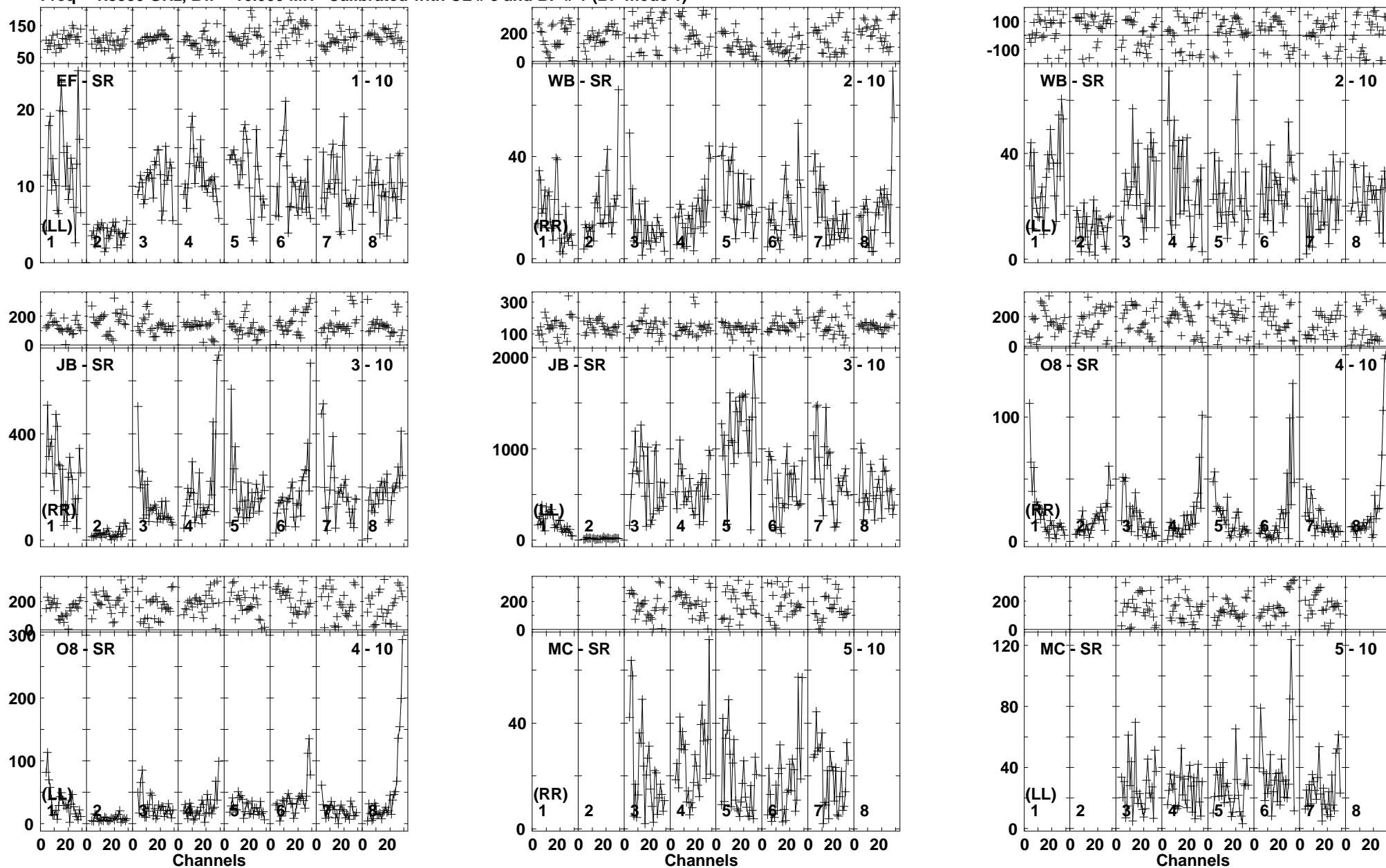
Lower frame: Milli Ampl Jy Top frame: Phas deg
Vector averaged cross-power spectrum Baseline: TR (06) - SR (10)
Timerange: 00/02:42:07 to 00/02:43:30

Plot file version 153 created 19-AUG-2016 17:32:38
J1642+2523 EM119D.UVDATA.1
Freq = 1.5950 GHz, Bw = 16.000 MH Calibrated with CL # 3 and BP # 1 (BP mode 1)



Lower frame: Milli Ampl Jy Top frame: Phas deg
Vector averaged cross-power spectrum Baseline: SR (10) - UR (12)
Timerange: 00/02:42:07 to 00/02:43:30

Plot file version 154 created 19-AUG-2016 17:32:38
 J1649+2635 EM119D.UVDATA.1
 Freq = 1.5950 GHz, Bw = 16.000 MH Calibrated with CL # 3 and BP # 1 (BP mode 1)

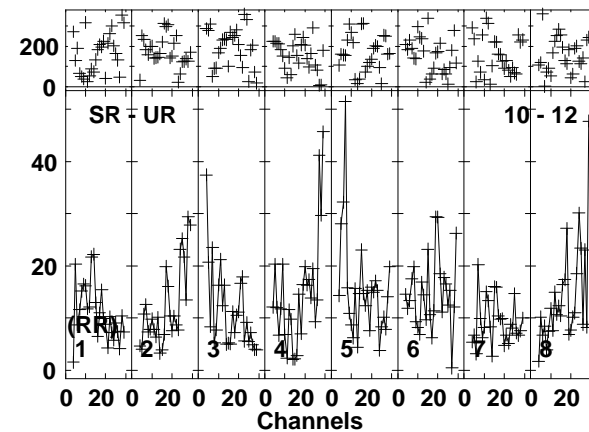
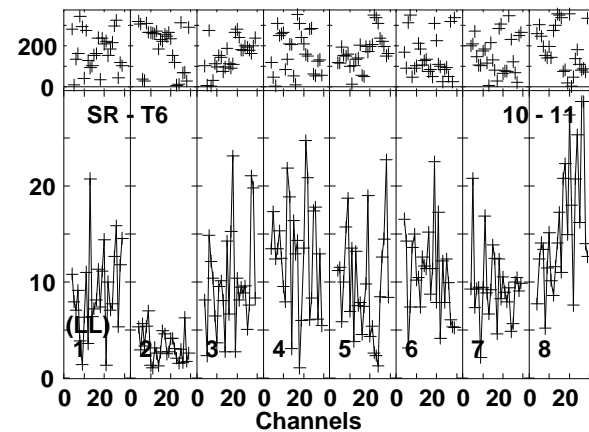
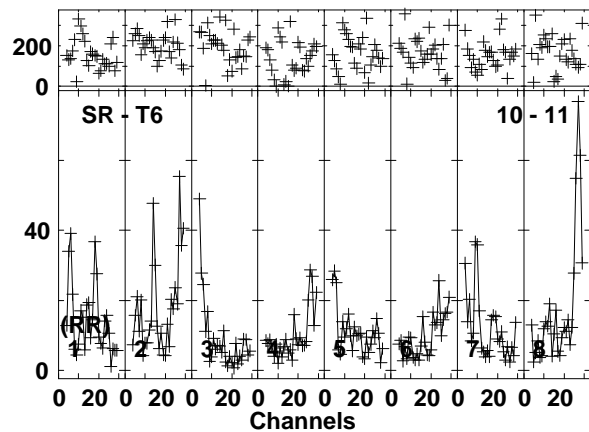
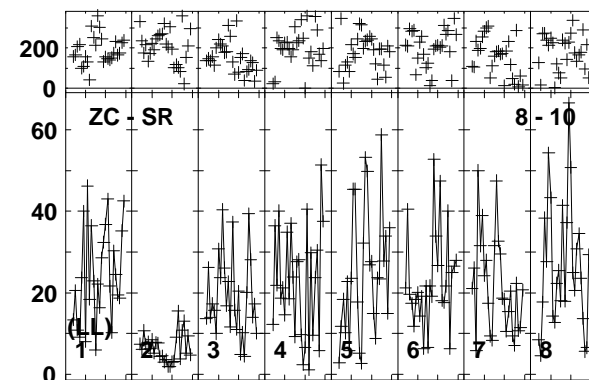
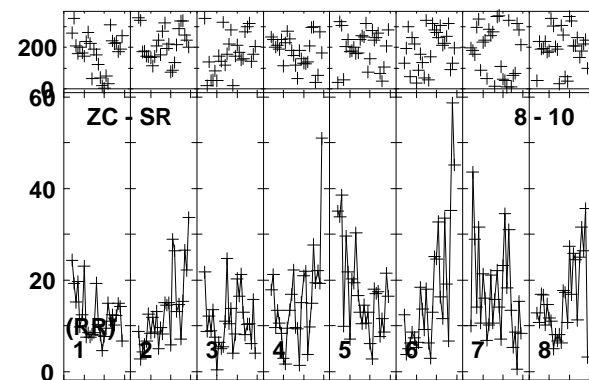
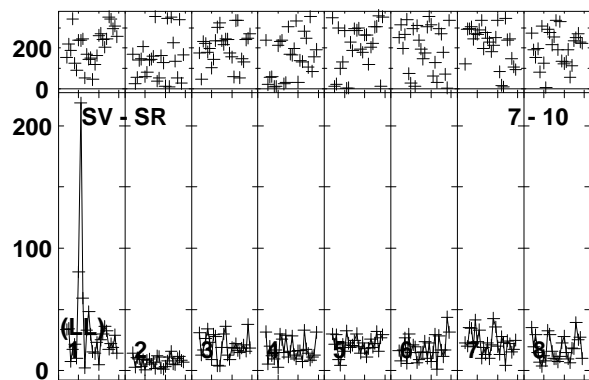
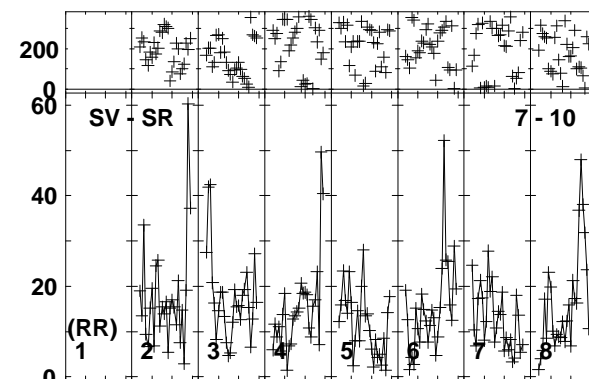
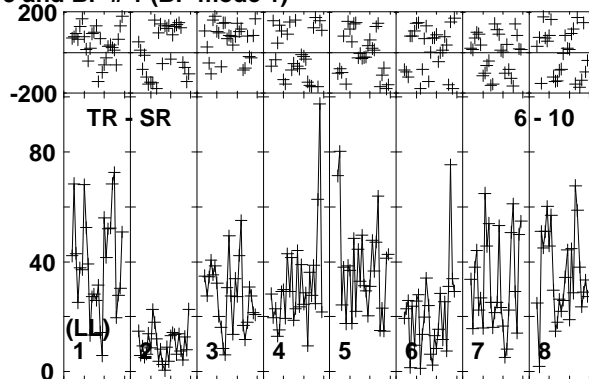
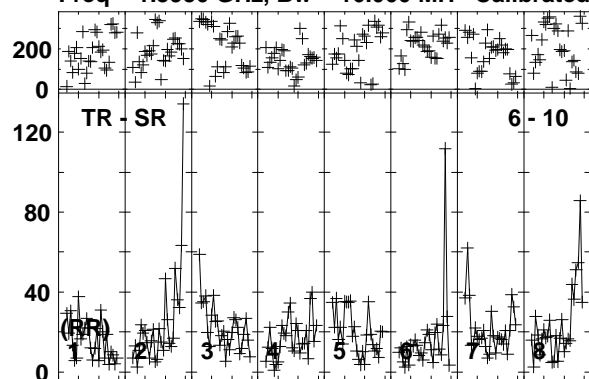


Lower frame: Milli Ampl Jy Top frame: Phas deg
 Vector averaged cross-power spectrum Baseline: EF (01) - SR (10)
 Timerange: 00/02:43:37 to 00/02:46:59

Plot file version 155 created 19-AUG-2016 17:32:39

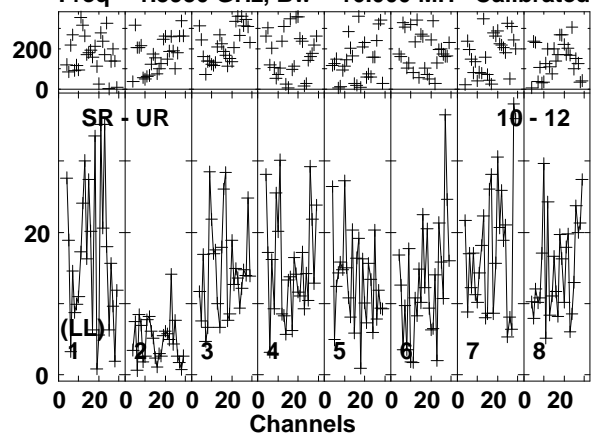
J1649+2635 EM119D.UVDATA.1

Freq = 1.5950 GHz, Bw = 16.000 MH Calibrated with CL # 3 and BP # 1 (BP mode 1)



Lower frame: Milli Ampl Jy Top frame: Phas deg
Vector averaged cross-power spectrum Baseline: TR (06) - SR (10)
Timerange: 00/02:43:37 to 00/02:46:59

Plot file version 156 created 19-AUG-2016 17:32:39
J1649+2635 EM119D.UVDATA.1
Freq = 1.5950 GHz, Bw = 16.000 MH Calibrated with CL # 3 and BP # 1 (BP mode 1)

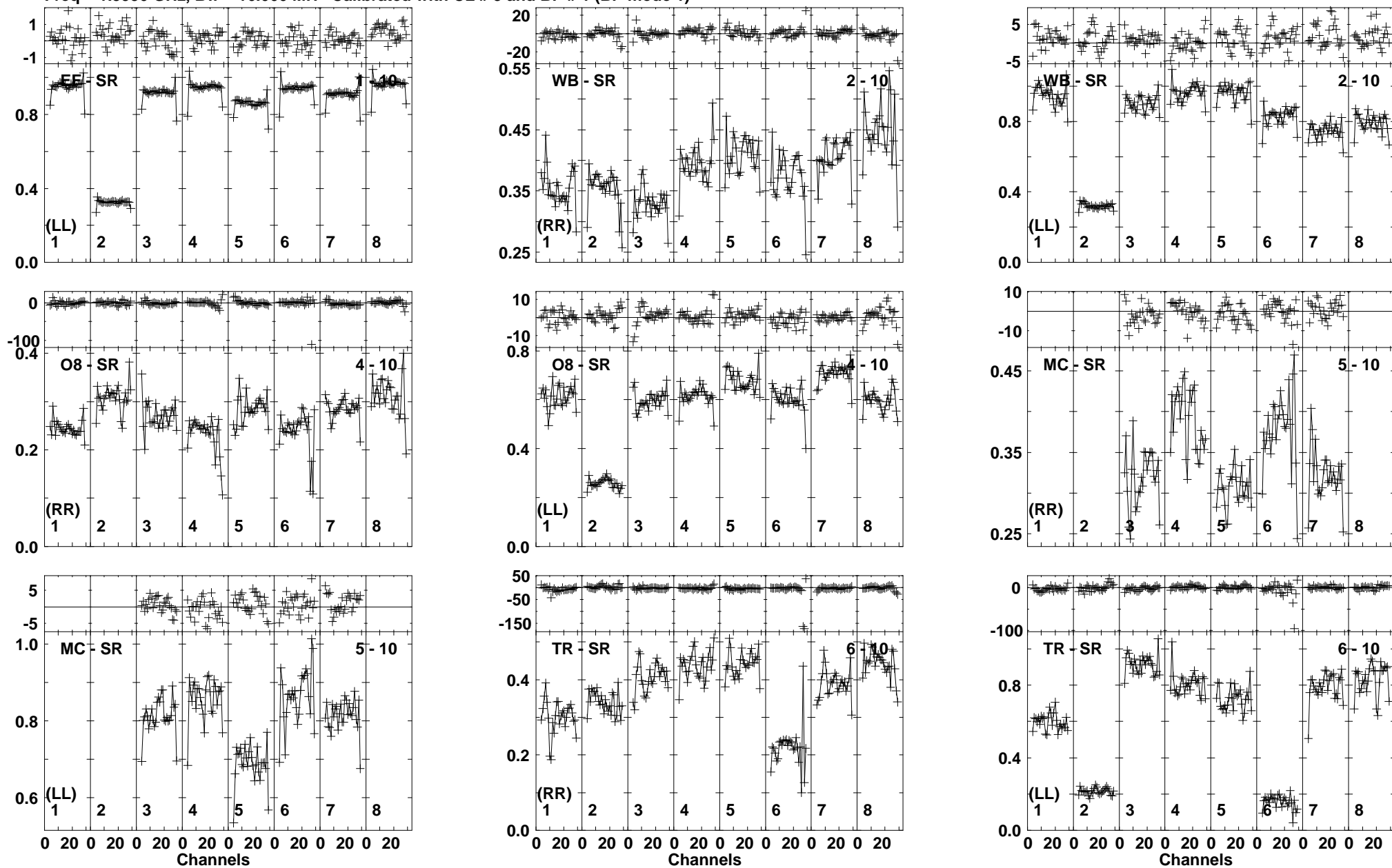


Lower frame: Milli Ampl Jy Top frame: Phas deg
Vector averaged cross-power spectrum Baseline: SR (10) - UR (12)
Timerange: 00/02:43:37 to 00/02:46:59

Plot file version 157 created 19-AUG-2016 17:32:39

J1642+2523 EM119D.UVDATA.1

Freq = 1.5950 GHz, Bw = 16.000 MH Calibrated with CL # 3 and BP # 1 (BP mode 1)

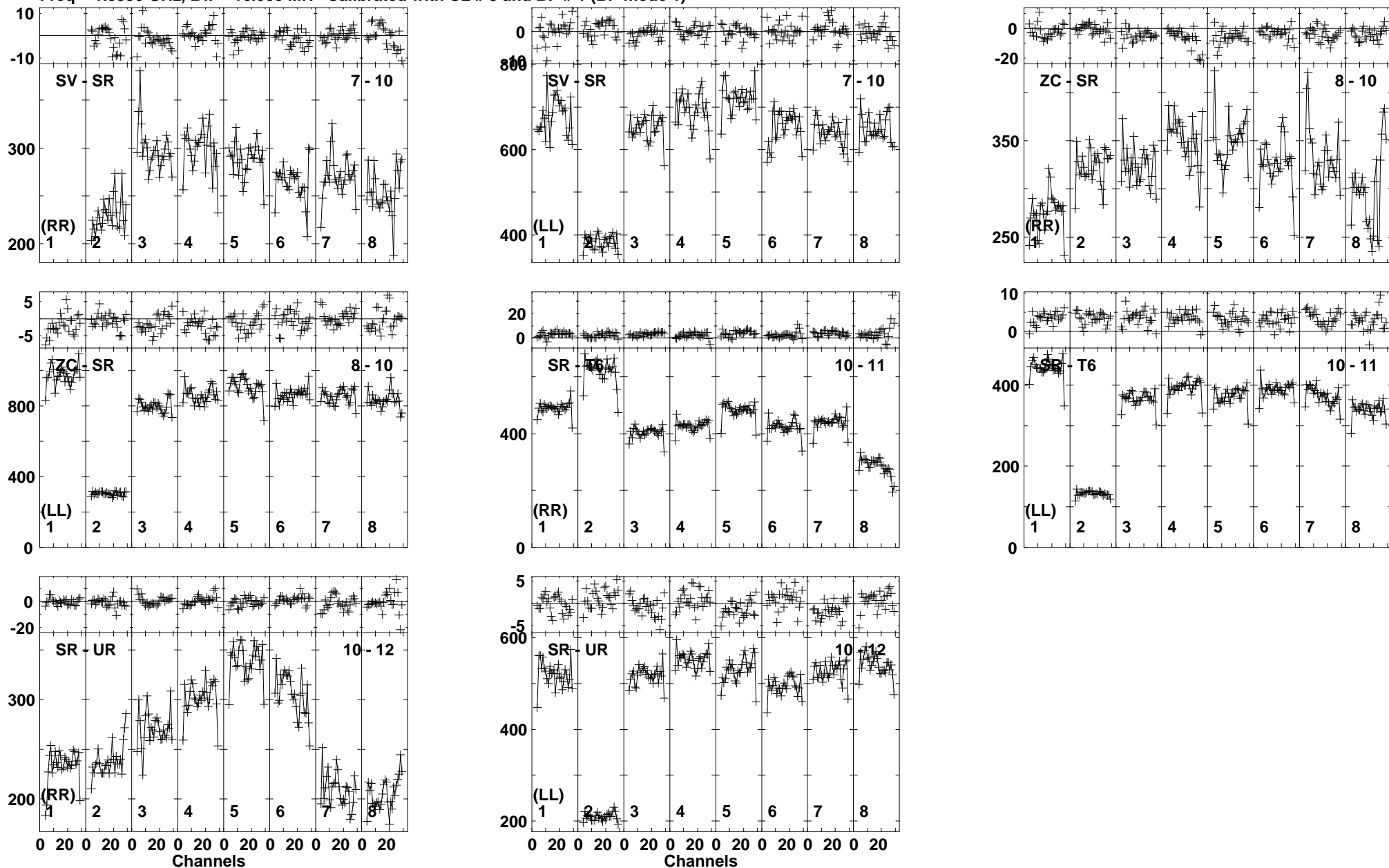


Lower frame: Ampl Jy Top frame: Phas deg
Vector averaged cross-power spectrum Baseline: EF (01) - SR (10)
Timerange: 00/02:47:07 to 00/02:48:30

Plot file version 158 created 19-AUG-2016 17:32:39

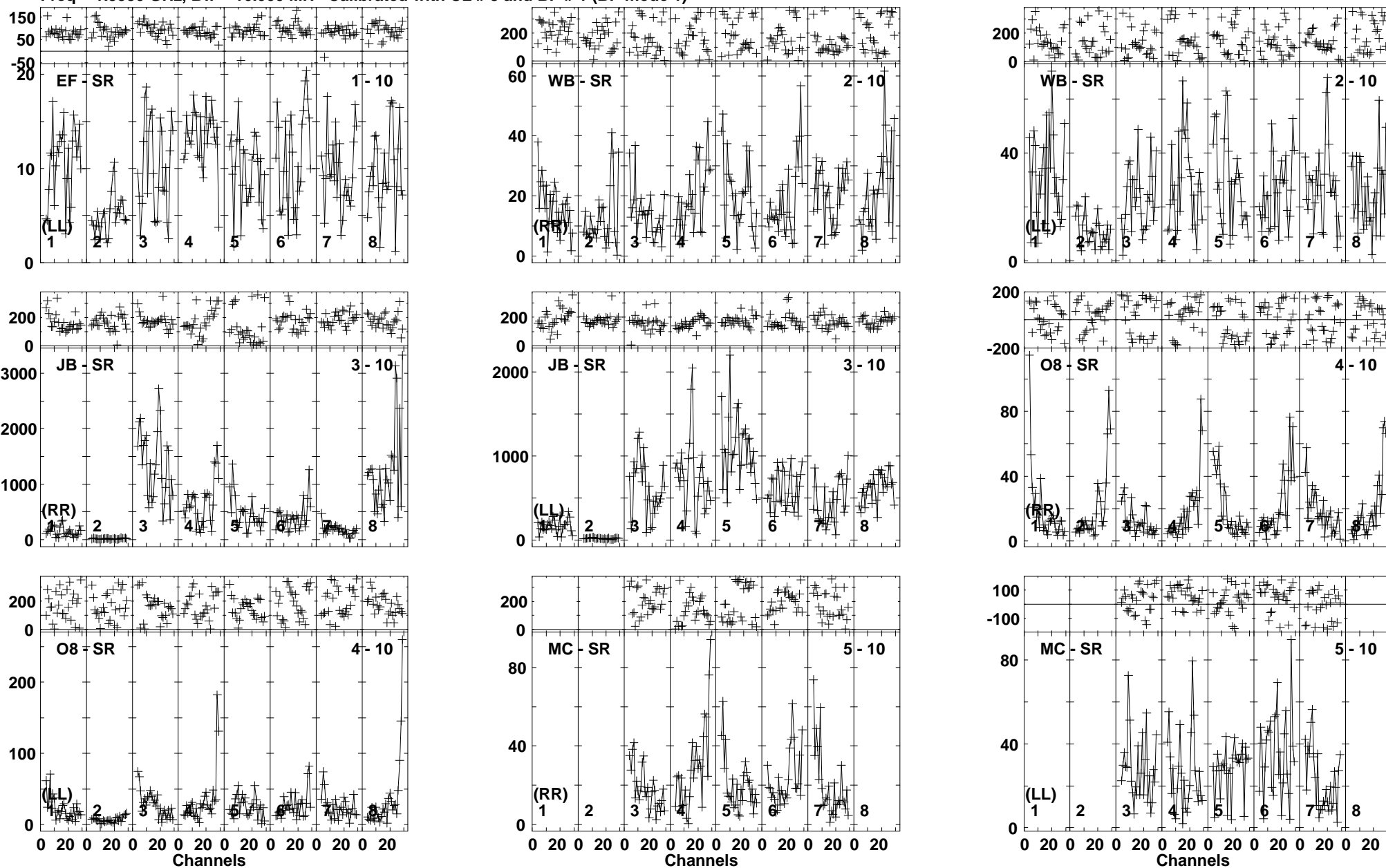
J1642+2523 EM119D.UVDATA.1

Freq = 1.5950 GHz, Bw = 16.000 MH Calibrated with CL # 3 and BP # 1 (BP mode 1)



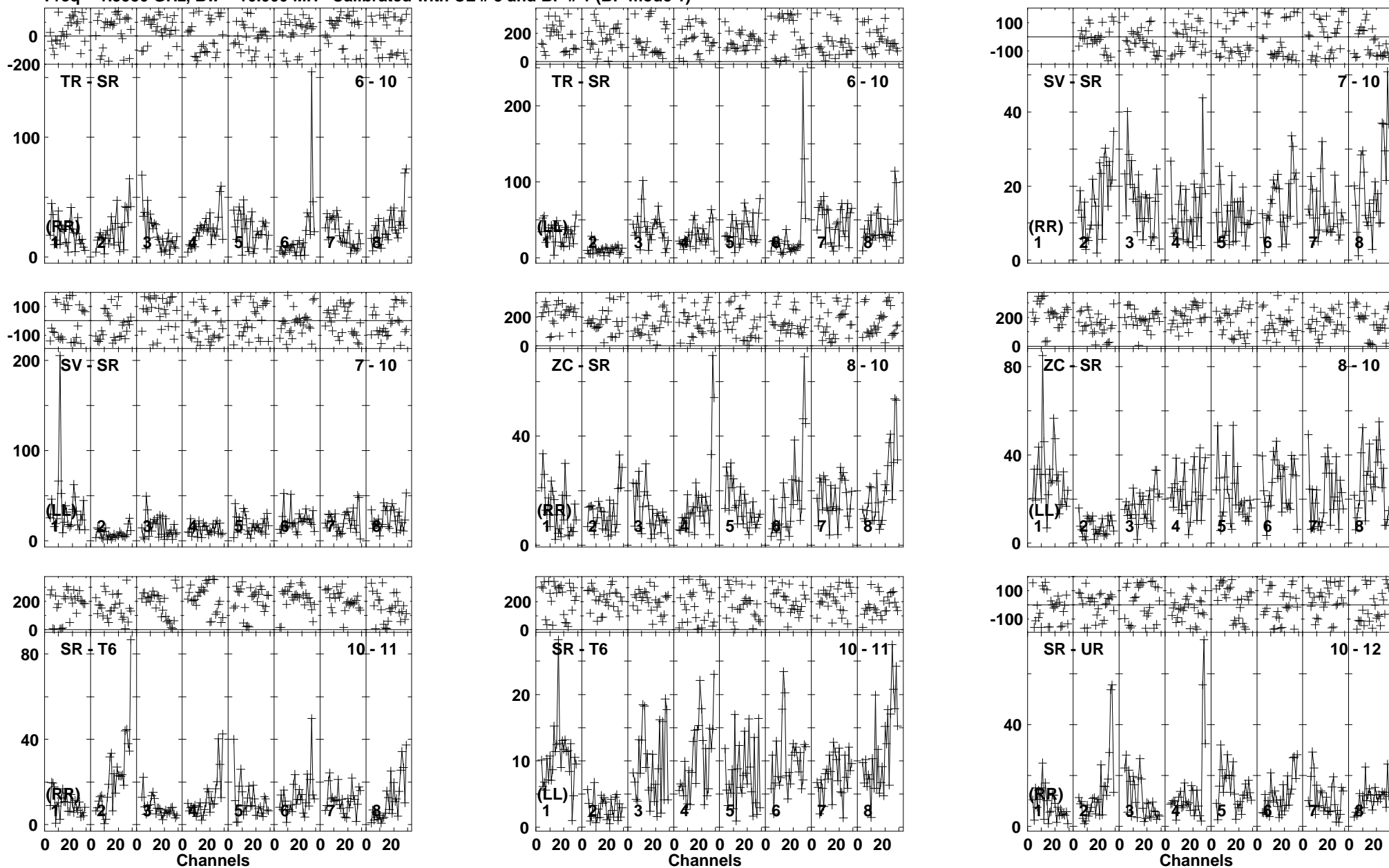
Lower frame: Milli Ampl Jy Top frame: Phas deg
Vector averaged cross-power spectrum Baseline: SV (07) - SR (10)
Timerange: 00/02:47:07 to 00/02:48:30

Plot file version 159 created 19-AUG-2016 17:32:40
 J1649+2635 EM119D.UVDATA.1
 Freq = 1.5950 GHz, Bw = 16.000 MH Calibrated with CL # 3 and BP # 1 (BP mode 1)



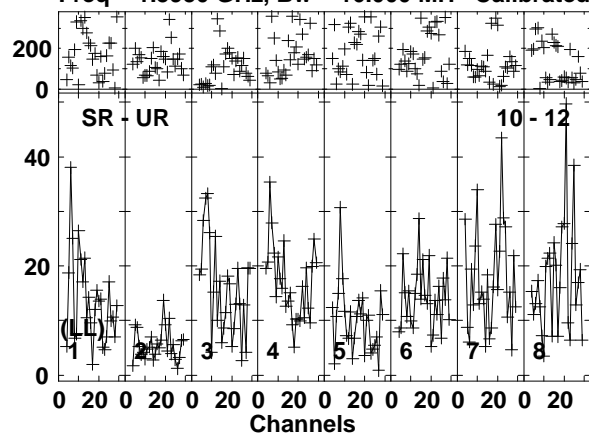
Lower frame: Milli Ampl Jy Top frame: Phas deg
 Vector averaged cross-power spectrum Baseline: EF (01) - SR (10)
 Timerange: 00/02:48:32 to 00/02:52:00

Plot file version 160 created 19-AUG-2016 17:32:40
 J1649+2635 EM119D.UVDATA.1
 Freq = 1.5950 GHz, Bw = 16.000 MH Calibrated with CL # 3 and BP # 1 (BP mode 1)



Lower frame: Milli Ampl Jy Top frame: Phas deg
 Vector averaged cross-power spectrum Baseline: TR (06) - SR (10)
 Timerange: 00:02:48:32 to 00:02:52:00

Plot file version 161 created 19-AUG-2016 17:32:40
J1649+2635 EM119D.UVDATA.1
Freq = 1.5950 GHz, Bw = 16.000 MH Calibrated with CL # 3 and BP # 1 (BP mode 1)

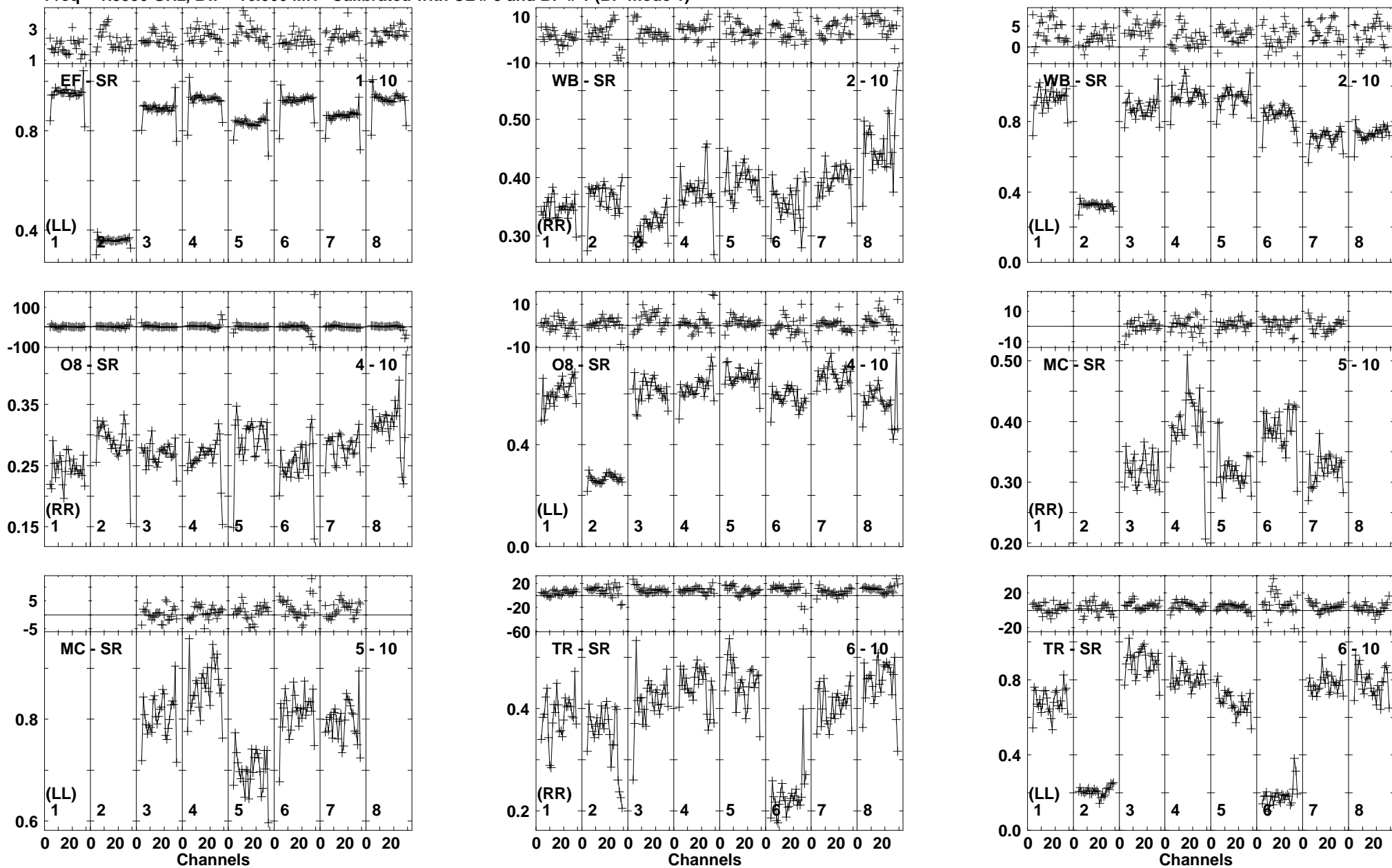


Lower frame: Milli Ampl Jy Top frame: Phas deg
Vector averaged cross-power spectrum Baseline: SR (10) - UR (12)
Timerange: 00/02:48:32 to 00/02:52:00

Plot file version 162 created 19-AUG-2016 17:32:41

J1642+2523 EM119D.UVDATA.1

Freq = 1.5950 GHz, Bw = 16.000 MH Calibrated with CL # 3 and BP # 1 (BP mode 1)

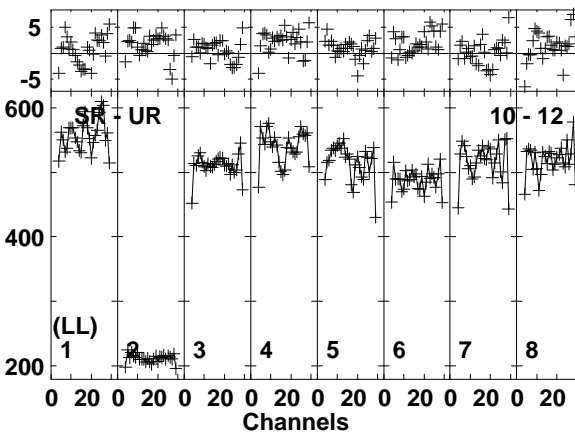
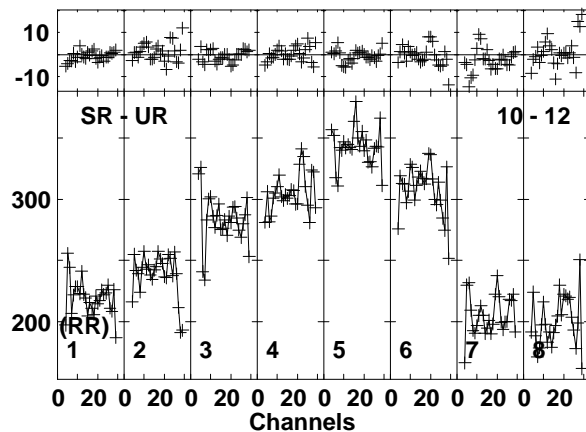
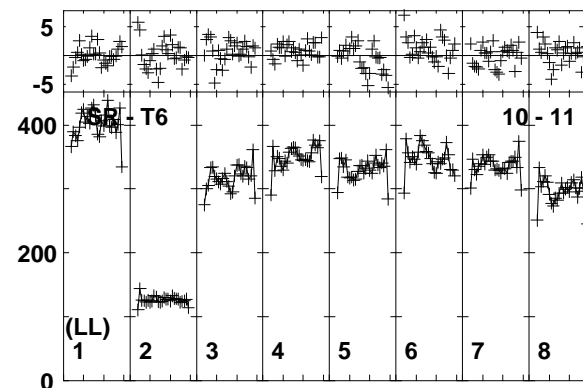
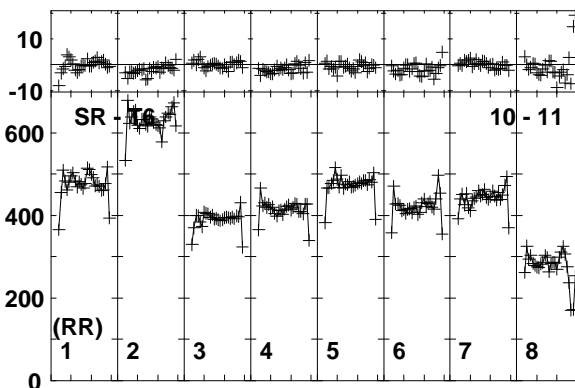
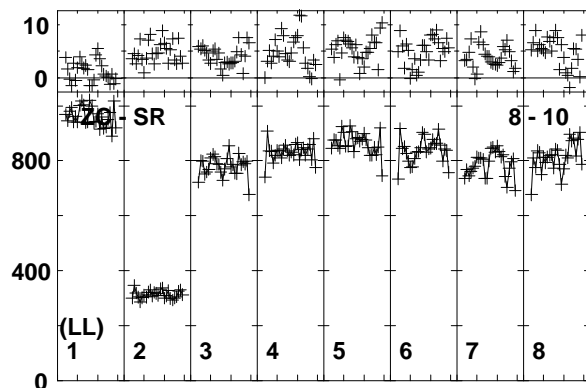
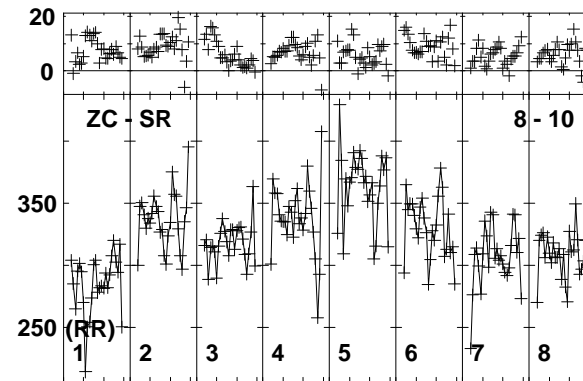
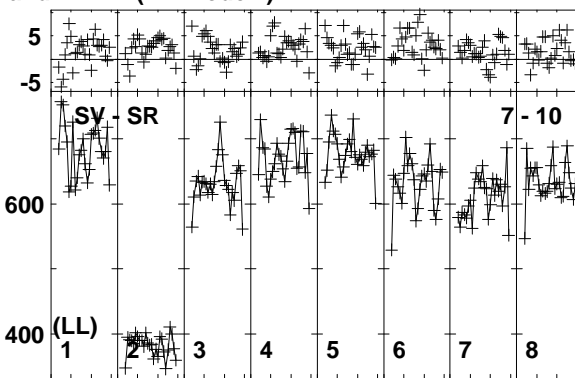
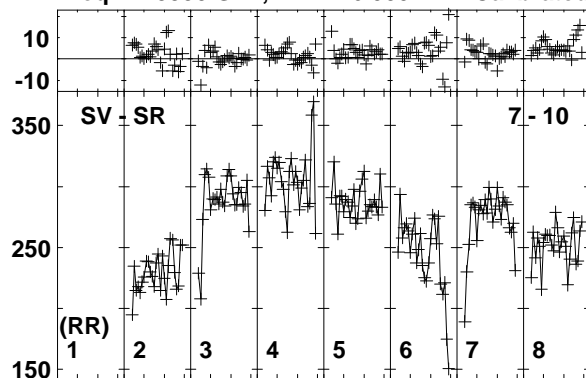


Lower frame: Ampl Jy Top frame: Phas deg
Vector averaged cross-power spectrum Baseline: EF (01) - SR (10)
Timerange: 00/02:52:08 to 00/02:53:29

Plot file version 163 created 19-AUG-2016 17:32:41

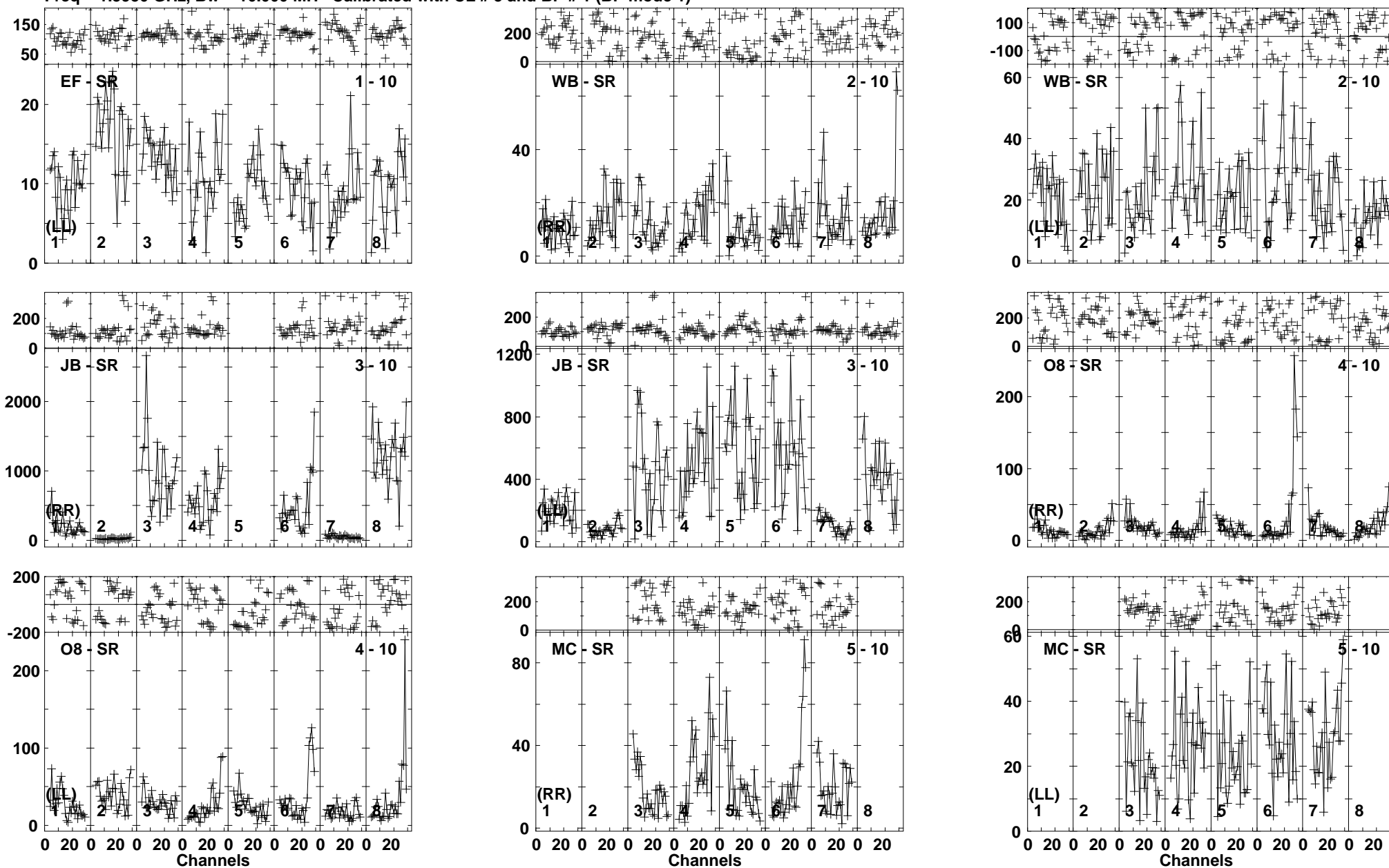
J1642+2523 EM119D.UVDATA.1

Freq = 1.5950 GHz, Bw = 16.000 MH Calibrated with CL # 3 and BP # 1 (BP mode 1)



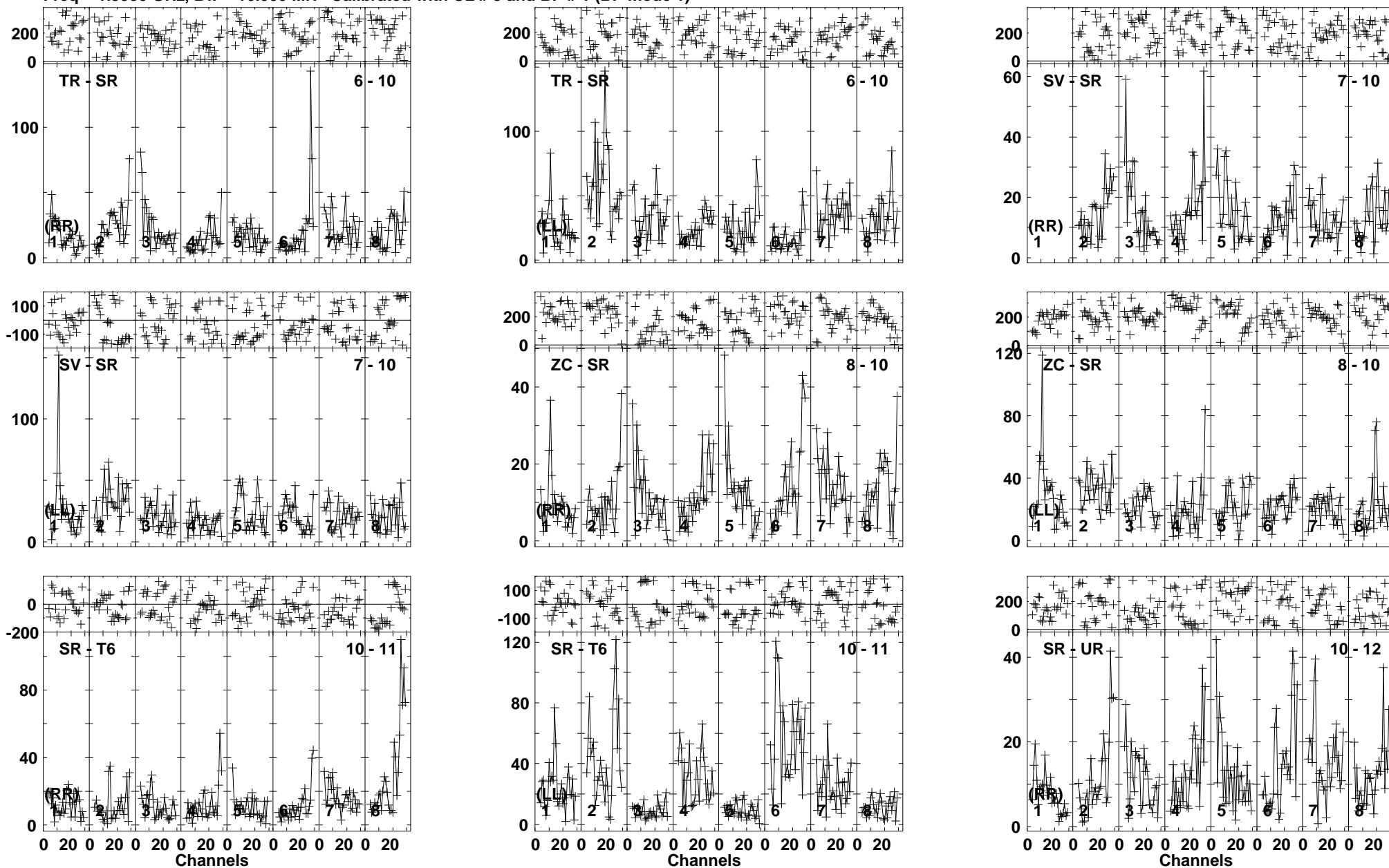
Lower frame: Milli Ampl Jy Top frame: Phas deg
Vector averaged cross-power spectrum Baseline: SV (07) - SR (10)
Timerange: 00/02:52:08 to 00/02:53:29

Plot file version 164 created 19-AUG-2016 17:32:41
 J1649+2635 EM119D.UVDATA.1
 Freq = 1.5950 GHz, Bw = 16.000 MH Calibrated with CL # 3 and BP # 1 (BP mode 1)



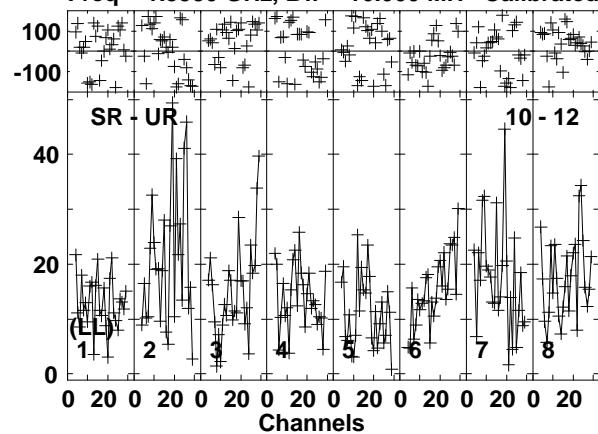
Lower frame: Milli Ampl Jy Top frame: Phas deg
 Vector averaged cross-power spectrum Baseline: EF (01) - SR (10)
 Timerange: 00/02:54:31 to 00/02:58:00

Plot file version 165 created 19-AUG-2016 17:32:42
 J1649+2635 EM119D.UVDATA.1
 Freq = 1.5950 GHz, Bw = 16.000 MH Calibrated with CL # 3 and BP # 1 (BP mode 1)



Lower frame: Milli Ampl Jy Top frame: Phas deg
 Vector averaged cross-power spectrum Baseline: TR (06) - SR (10)
 Timerange: 00/02:54:31 to 00/02:58:00

Plot file version 166 created 19-AUG-2016 17:32:42
J1649+2635 EM119D.UVDATA.1
Freq = 1.5950 GHz, Bw = 16.000 MH Calibrated with CL # 3 and BP # 1 (BP mode 1)

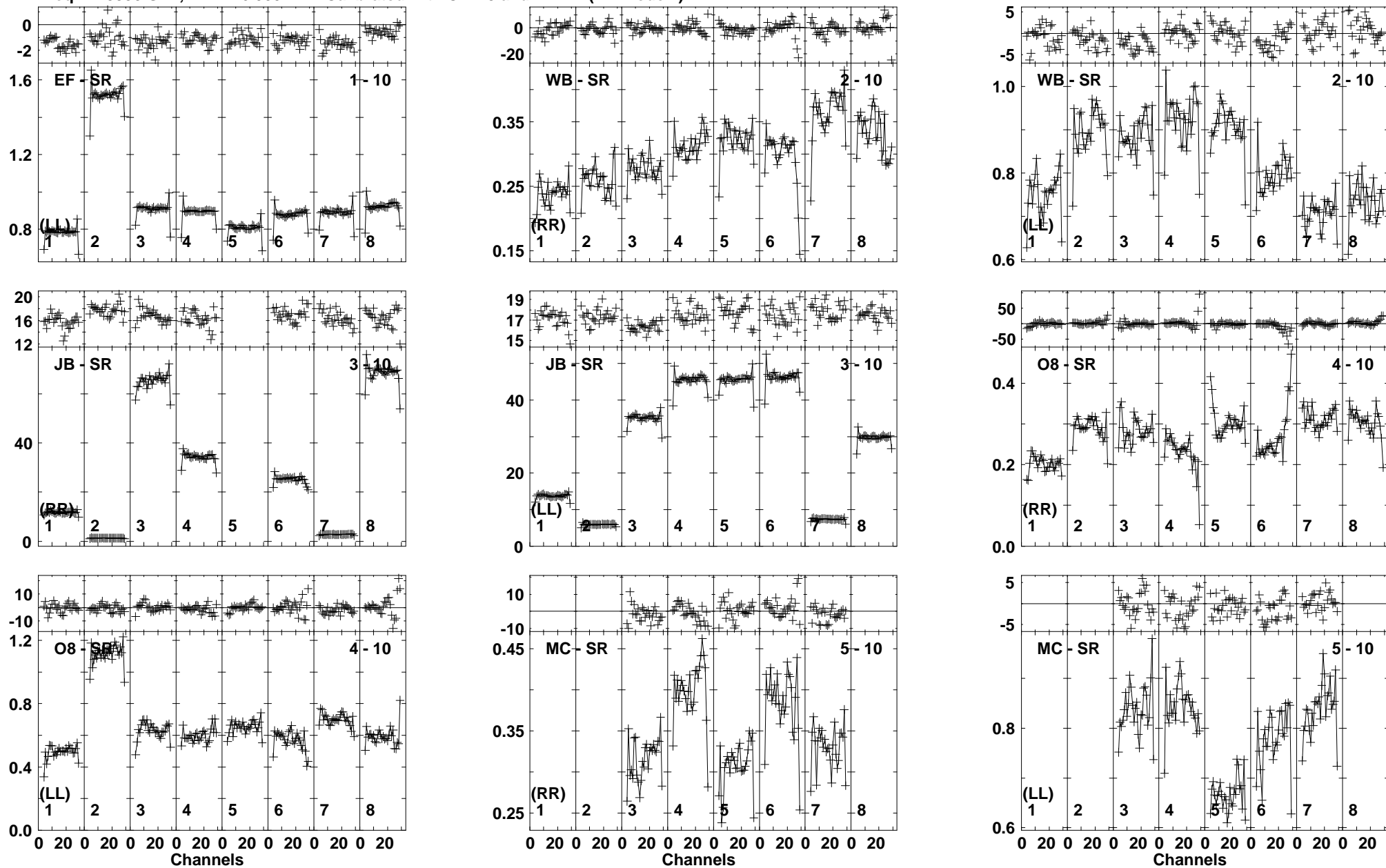


Lower frame: Milli Ampl Jy Top frame: Phas deg
Vector averaged cross-power spectrum Baseline: SR (10) - UR (12)
Timerange: 00/02:54:31 to 00/02:58:00

Plot file version 167 created 19-AUG-2016 17:32:42

J1642+2523 EM119D.UVDATA.1

Freq = 1.5950 GHz, Bw = 16.000 MH Calibrated with CL # 3 and BP # 1 (BP mode 1)

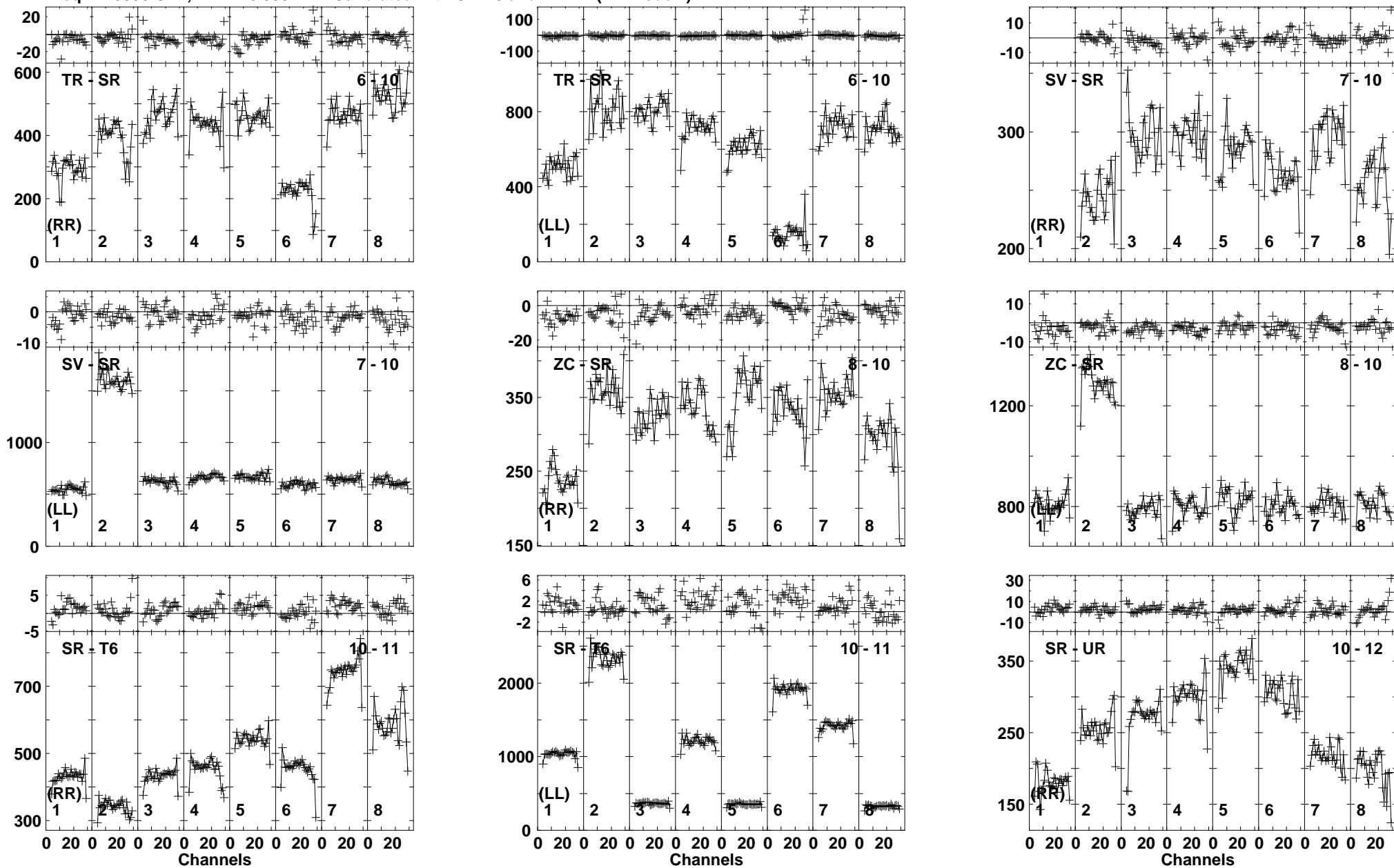


Lower frame: Ampl Jy Top frame: Phas deg
Vector averaged cross-power spectrum Baseline: EF (01) - SR (10)
Timerange: 00/02:58:07 to 00/02:59:30

Plot file version 168 created 19-AUG-2016 17:32:42

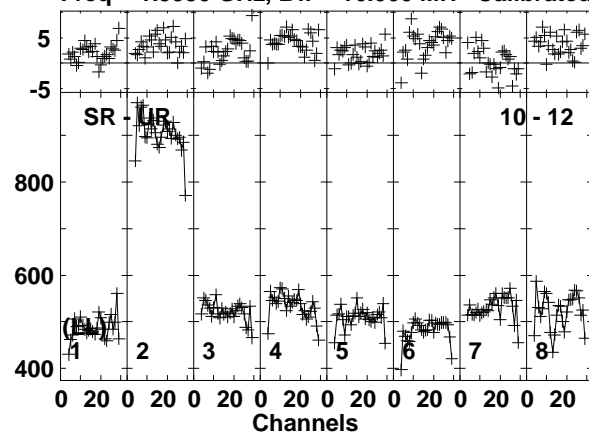
J1642+2523 EM119D.UVDATA.1

Freq = 1.5950 GHz, Bw = 16.000 MH Calibrated with CL # 3 and BP # 1 (BP mode 1)



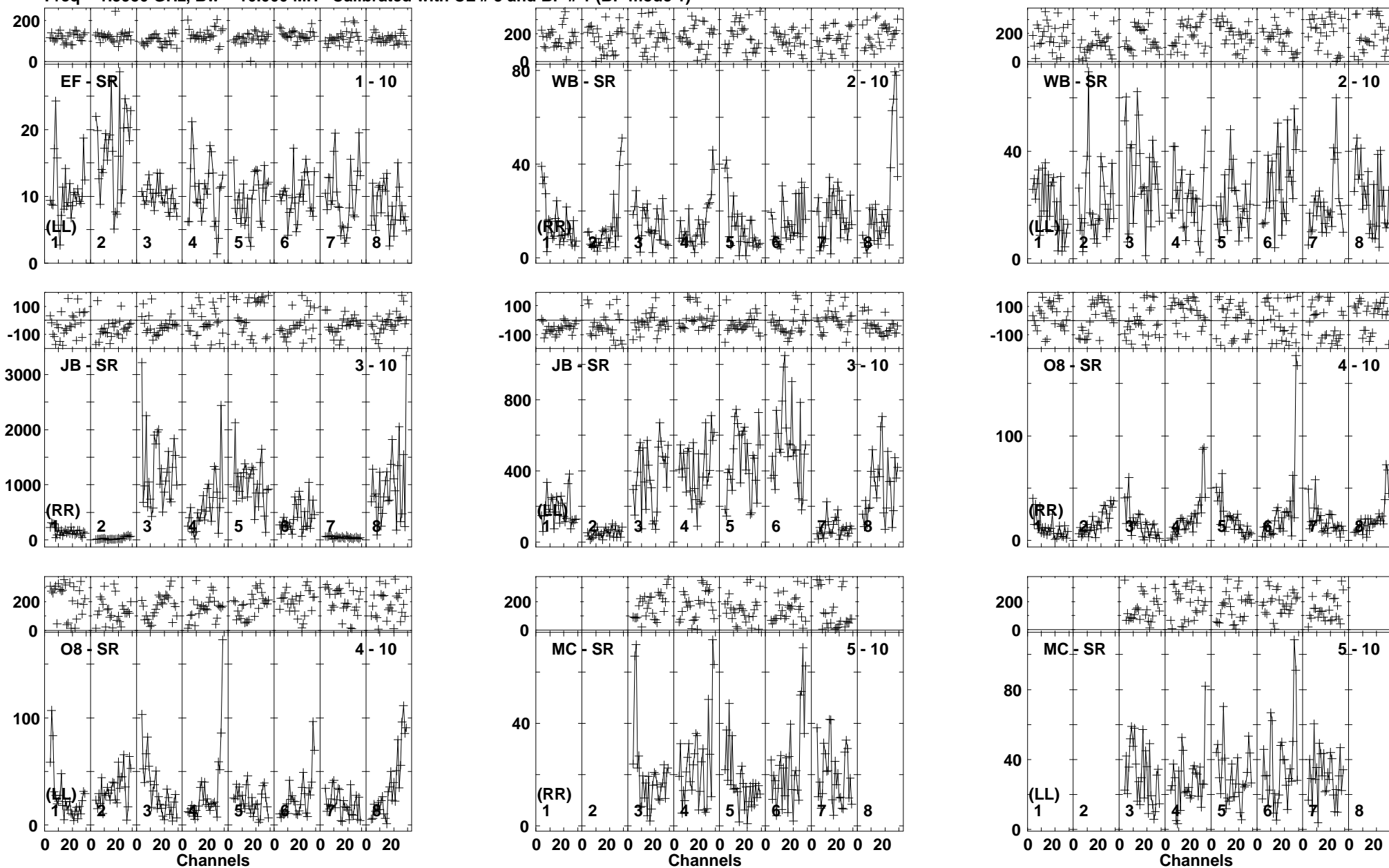
Lower frame: Milli Ampl Jy Top frame: Phas deg
Vector averaged cross-power spectrum Baseline: TR (06) - SR (10)
Timerange: 00/02:58:07 to 00/02:59:30

Plot file version 169 created 19-AUG-2016 17:32:42
J1642+2523 EM119D.UVDATA.1
Freq = 1.5950 GHz, Bw = 16.000 MH Calibrated with CL # 3 and BP # 1 (BP mode 1)



Lower frame: Milli Ampl Jy Top frame: Phas deg
Vector averaged cross-power spectrum Baseline: SR (10) - UR (12)
Timerange: 00/02:58:07 to 00/02:59:30

Plot file version 170 created 19-AUG-2016 17:32:43
 J1649+2635 EM119D.UVDATA.1
 Freq = 1.5950 GHz, Bw = 16.000 MH Calibrated with CL # 3 and BP # 1 (BP mode 1)

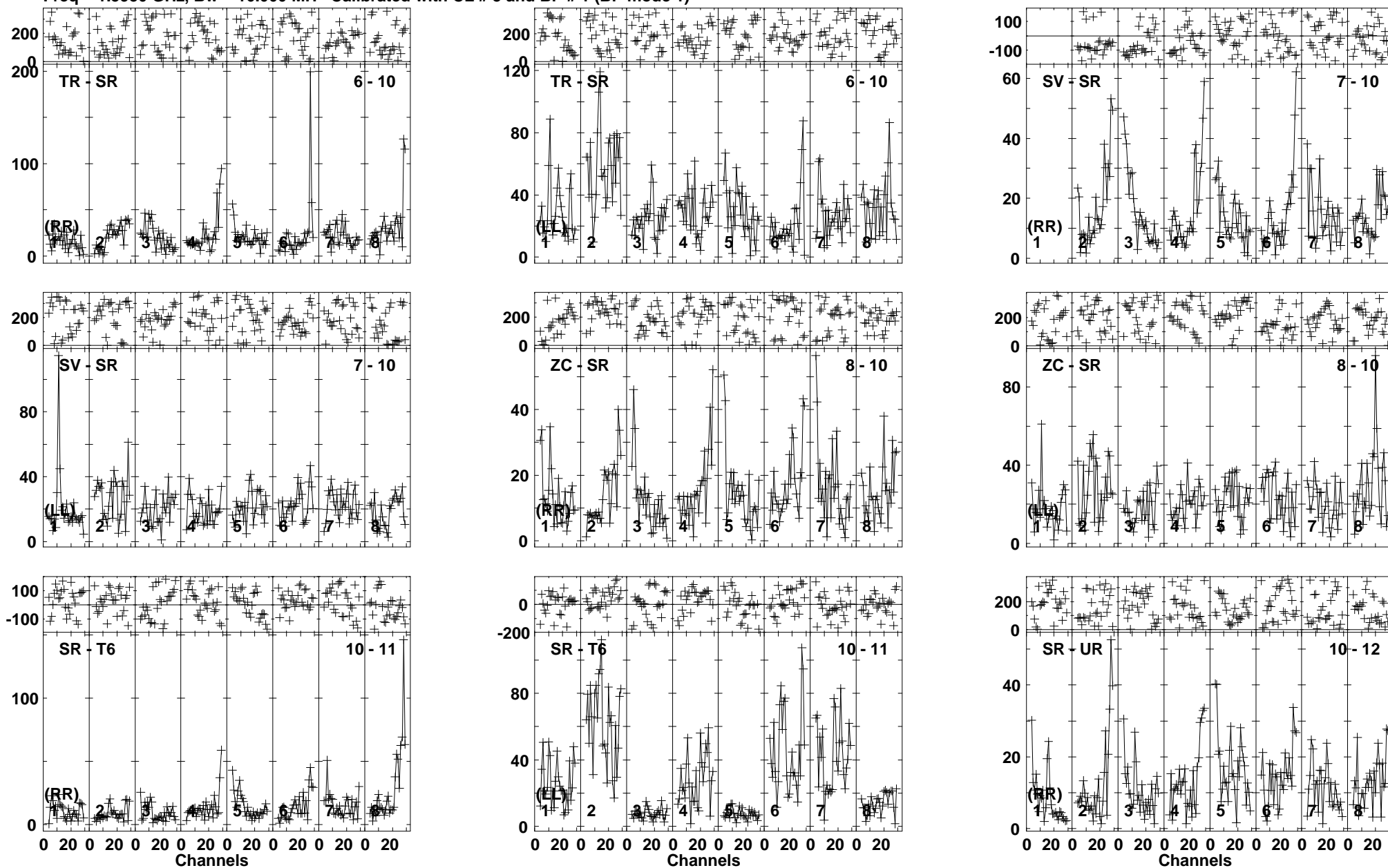


Lower frame: Milli Ampl Jy Top frame: Phas deg
 Vector averaged cross-power spectrum Baseline: EF (01) - SR (10)
 Timerange: 00/02:59:38 to 00/03:03:00

Plot file version 171 created 19-AUG-2016 17:32:43

J1649+2635 EM119D.UVDATA.1

Freq = 1.5950 GHz, Bw = 16.000 MH Calibrated with CL # 3 and BP # 1 (BP mode 1)

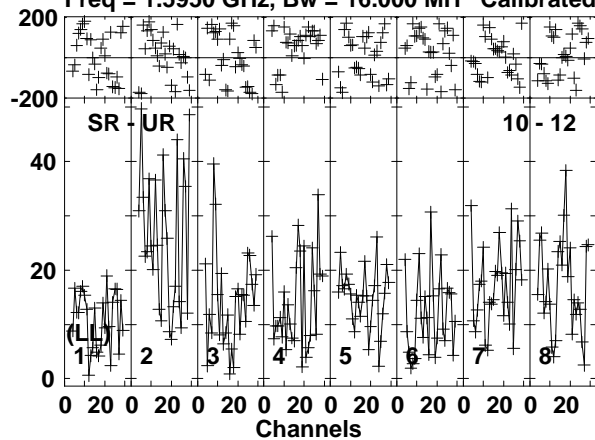


Lower frame: Milli Ampl Jy Top frame: Phas deg
Vector averaged cross-power spectrum Baseline: TR (06) - SR (10)
Timerange: 00/02:59:38 to 00/03:03:00

Plot file version 172 created 19-AUG-2016 17:32:43

J1649+2635 EM119D.UVDATA.1

Freq = 1.5950 GHz, Bw = 16.000 MH Calibrated with CL # 3 and BP # 1 (BP mode 1)

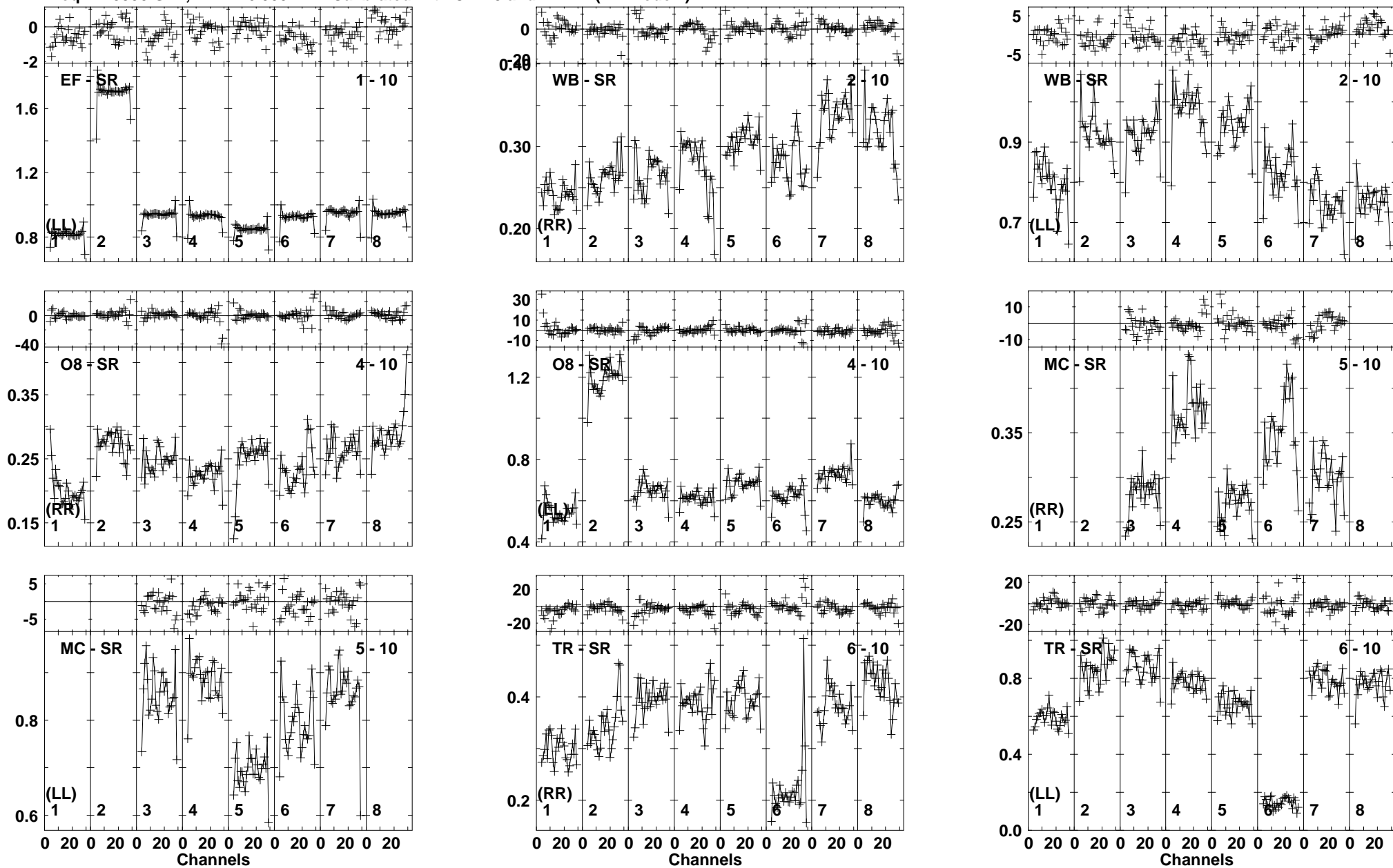


Lower frame: Milli Ampl Jy Top frame: Phas deg
Vector averaged cross-power spectrum Baseline: SR (10) - UR (12)
Timerange: 00/02:59:38 to 00/03:03:00

Plot file version 173 created 19-AUG-2016 17:32:43

J1642+2523 EM119D.UVDATA.1

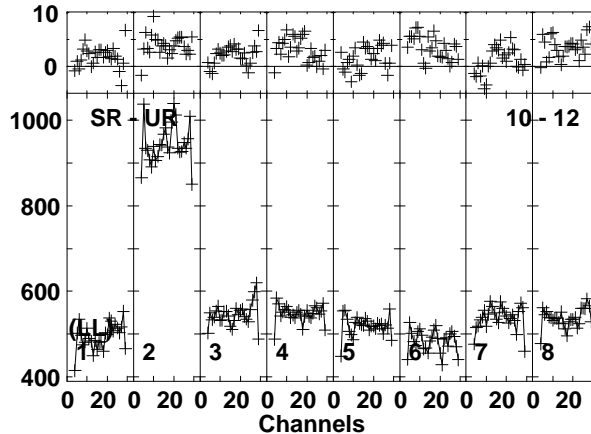
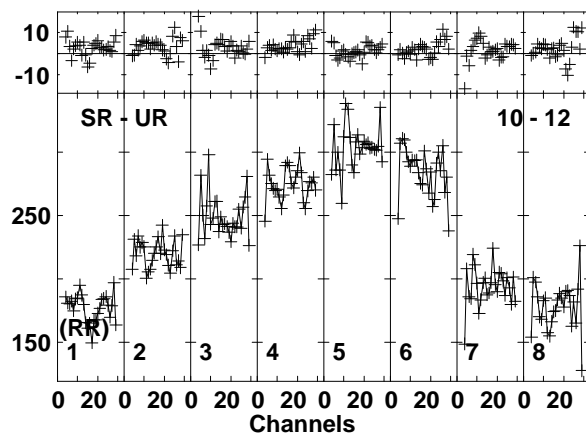
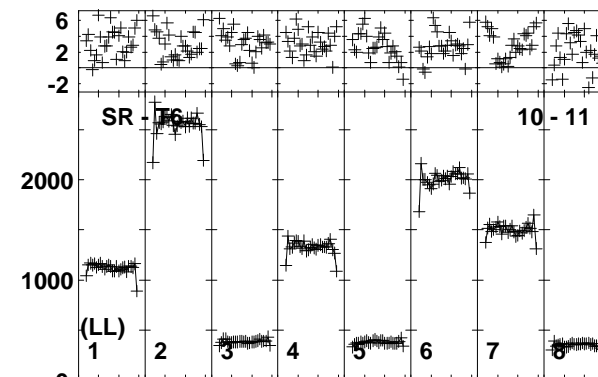
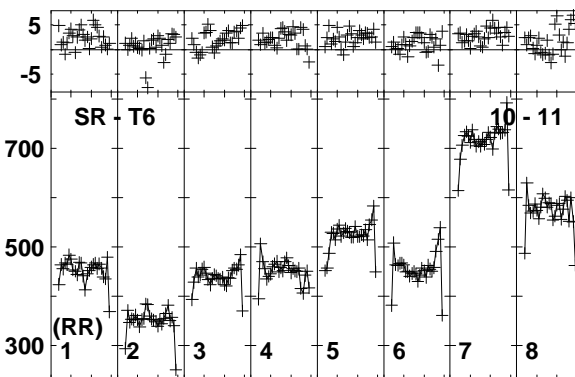
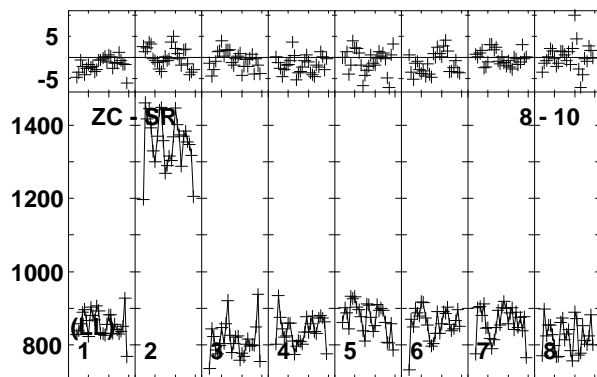
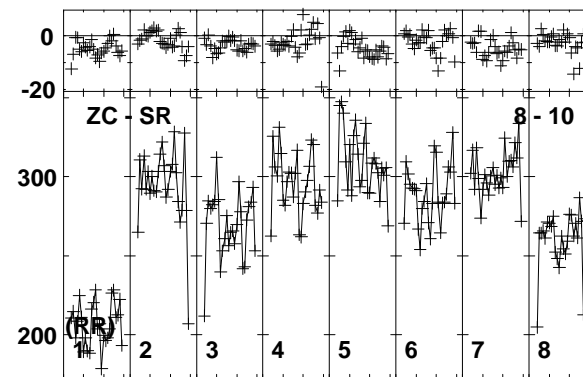
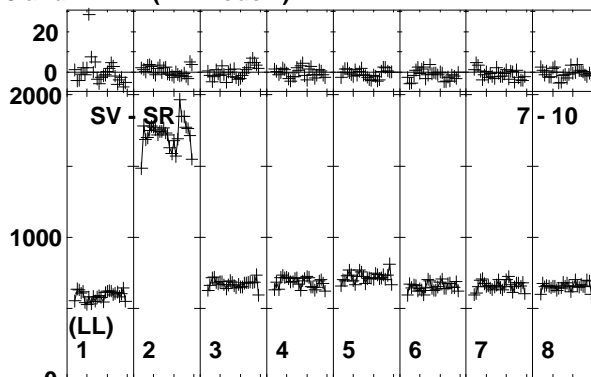
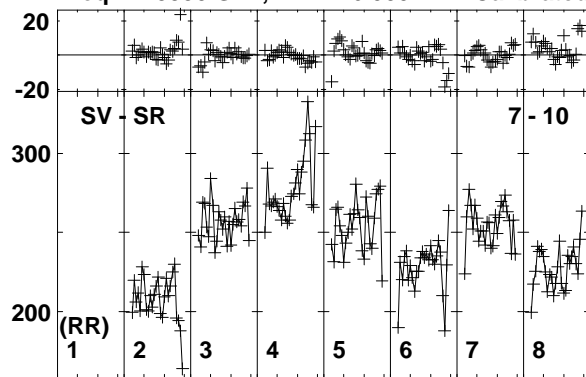
Freq = 1.5950 GHz, Bw = 16.000 MH Calibrated with CL # 3 and BP # 1 (BP mode 1)



Plot file version 174 created 19-AUG-2016 17:32:44

J1642+2523 EM119D.UVDATA.1

Freq = 1.5950 GHz, Bw = 16.000 MH Calibrated with CL # 3 and BP # 1 (BP mode 1)

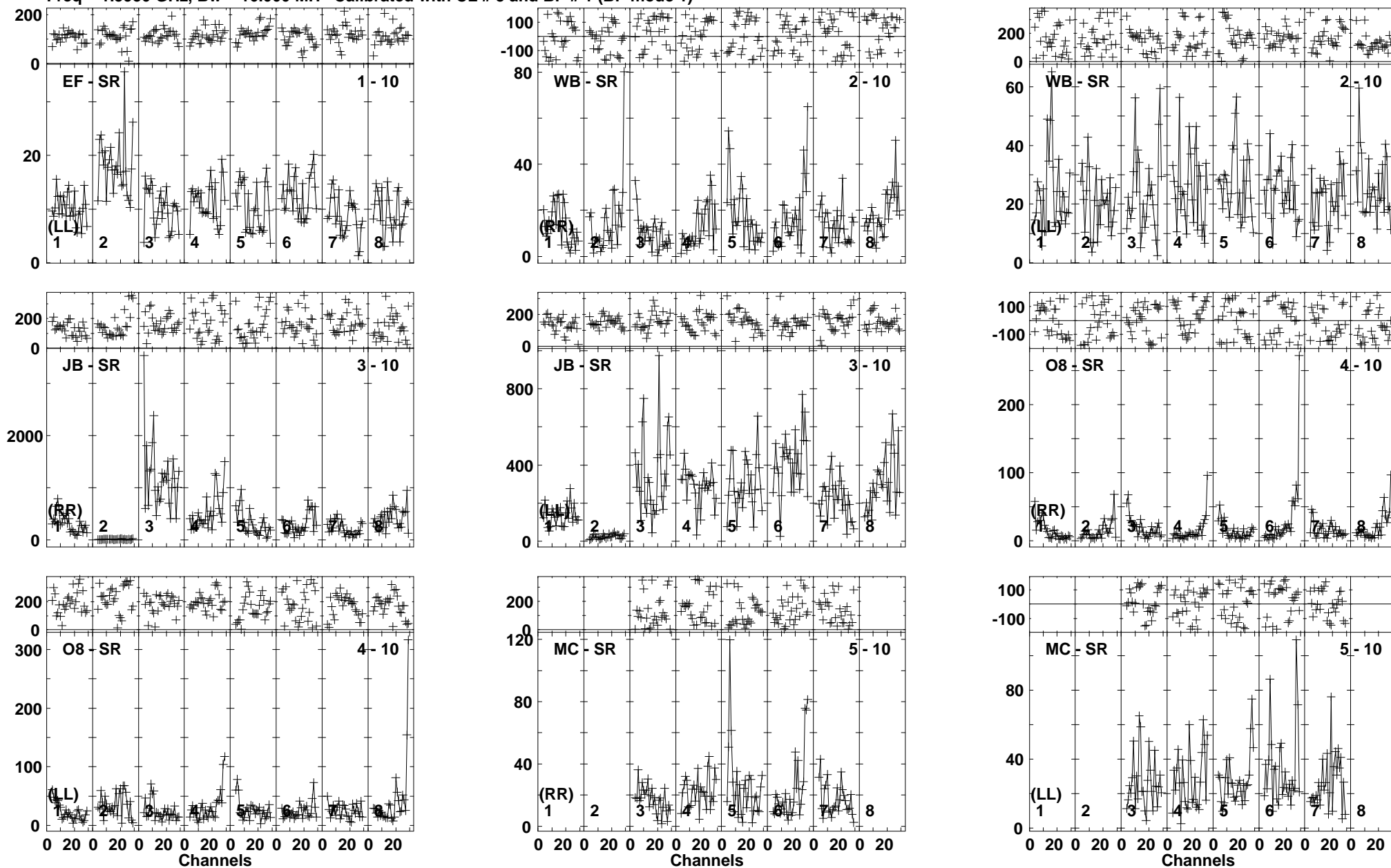


Lower frame: Milli Ampl Jy Top frame: Phas deg
Vector averaged cross-power spectrum Baseline: SV (07) - SR (10)
Timerange: 00/03:03:08 to 00/03:04:30

Plot file version 175 created 19-AUG-2016 17:32:44

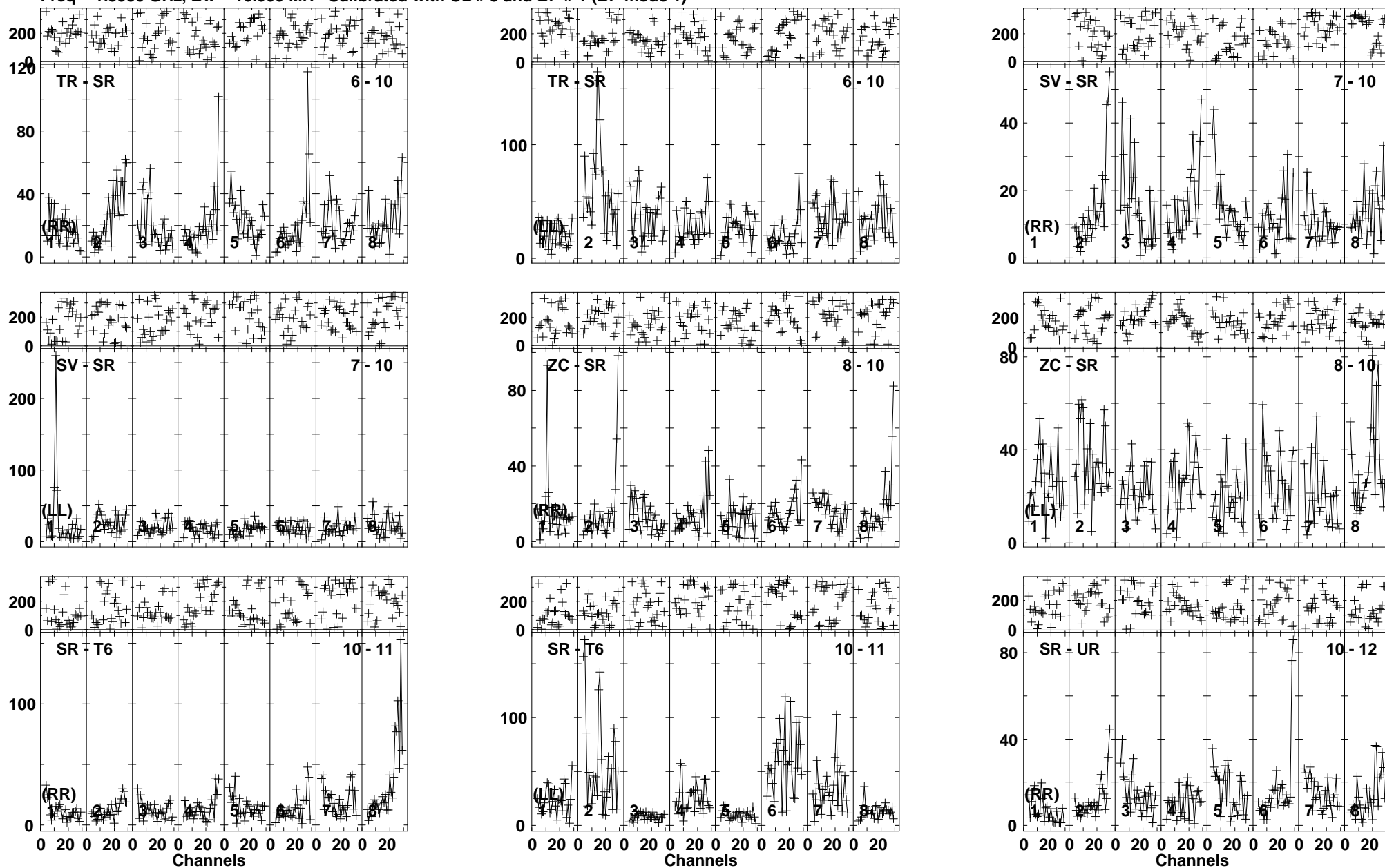
J1649+2635 EM119D.UVDATA.1

Freq = 1.5950 GHz, Bw = 16.000 MH Calibrated with CL # 3 and BP # 1 (BP mode 1)



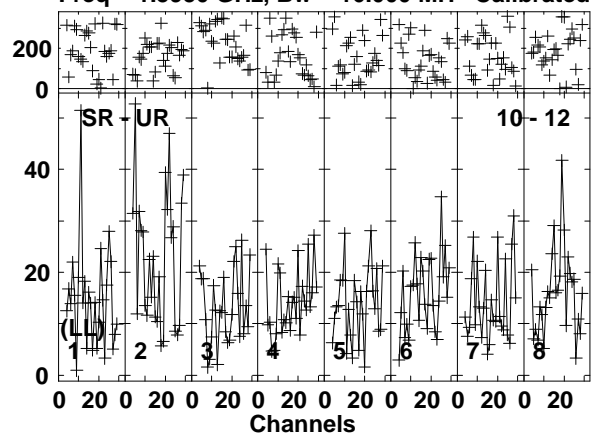
Lower frame: Milli Ampl Jy Top frame: Phas deg
Vector averaged cross-power spectrum Baseline: EF (01) - SR (10)
Timerange: 00/03:04:33 to 00/03:08:00

Plot file version 176 created 19-AUG-2016 17:32:44
 J1649+2635 EM119D.UVDATA.1
 Freq = 1.5950 GHz, Bw = 16.000 MH Calibrated with CL # 3 and BP # 1 (BP mode 1)



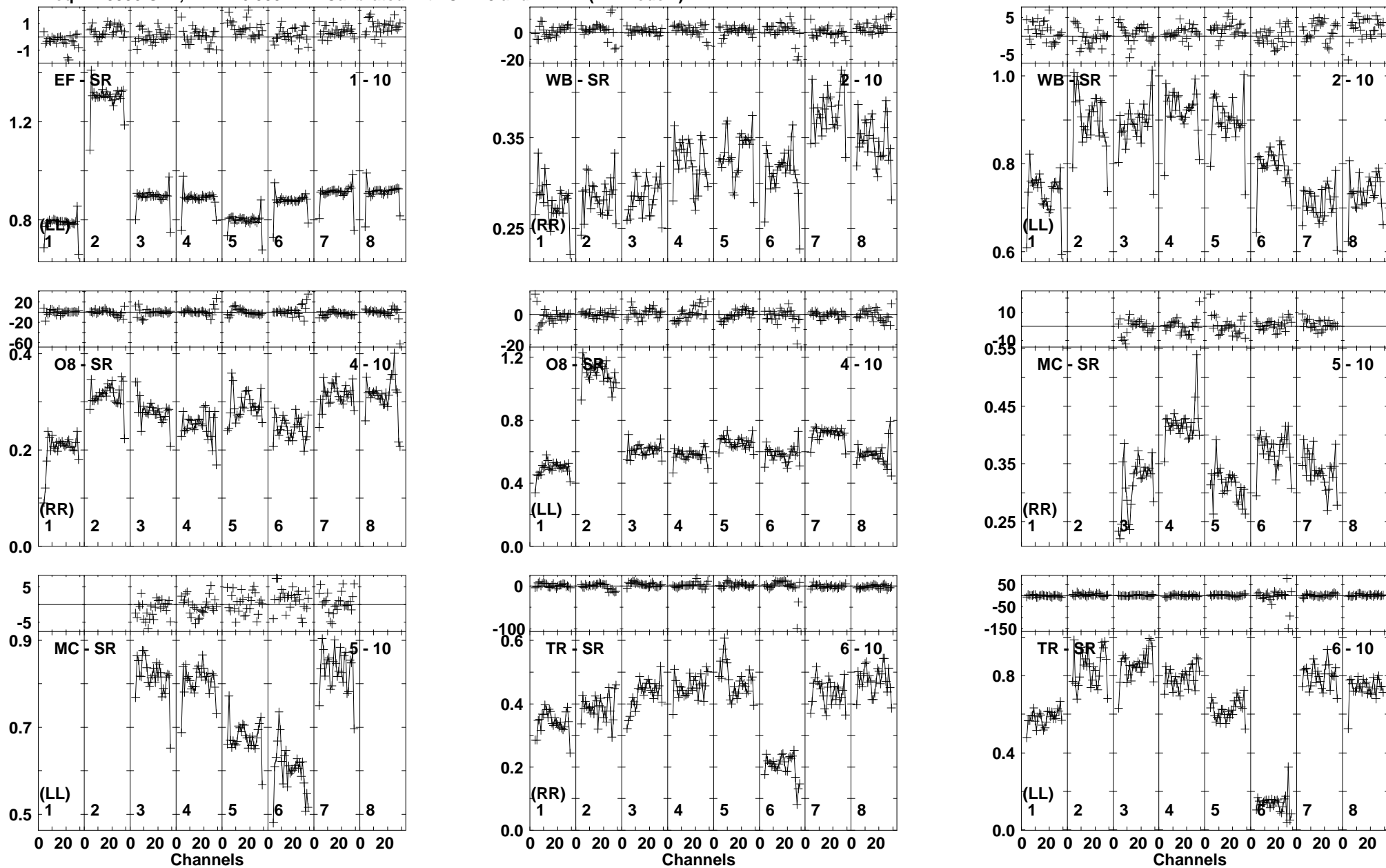
Lower frame: Milli Ampl Jy Top frame: Phas deg
 Vector averaged cross-power spectrum Baseline: TR (06) - SR (10)
 Timerange: 00/03:04:33 to 00/03:08:00

Plot file version 177 created 19-AUG-2016 17:32:45
J1649+2635 EM119D.UVDATA.1
Freq = 1.5950 GHz, Bw = 16.000 MH Calibrated with CL # 3 and BP # 1 (BP mode 1)



Lower frame: Milli Ampl Jy Top frame: Phas deg
Vector averaged cross-power spectrum Baseline: SR (10) - UR (12)
Timerange: 00/03:04:33 to 00/03:08:00

Plot file version 178 created 19-AUG-2016 17:32:45
 J1642+2523 EM119D.UVDATA.1
 Freq = 1.5950 GHz, Bw = 16.000 MH Calibrated with CL # 3 and BP # 1 (BP mode 1)

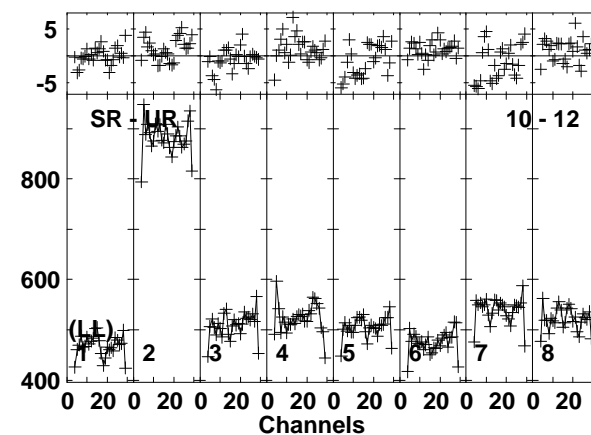
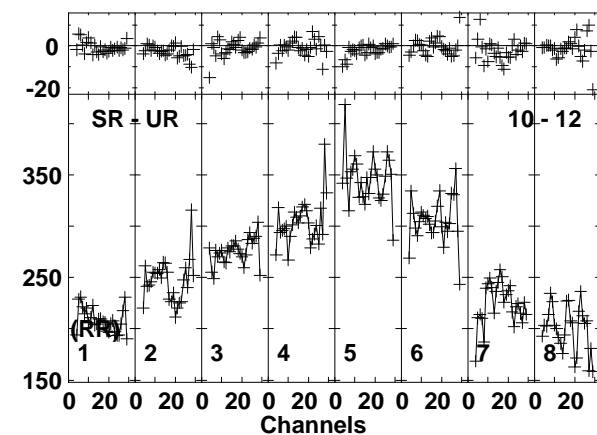
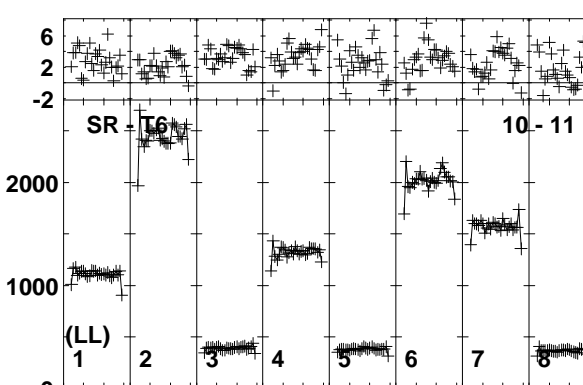
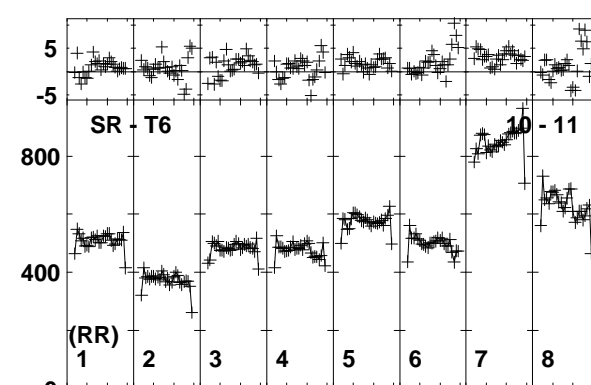
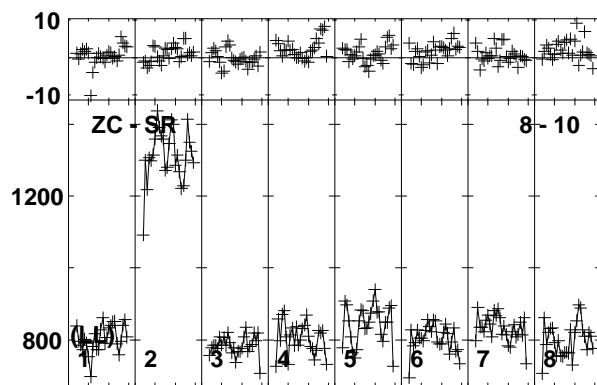
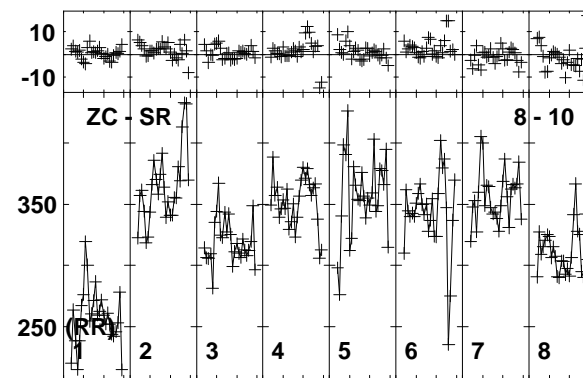
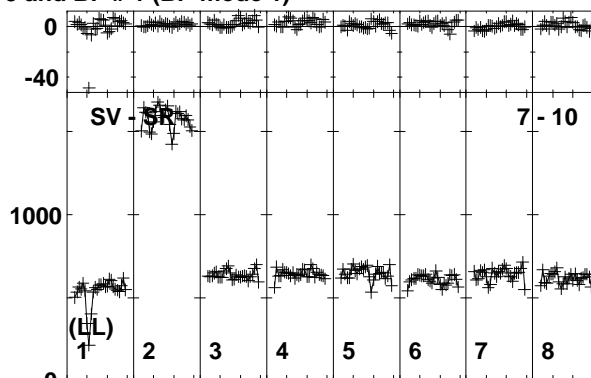
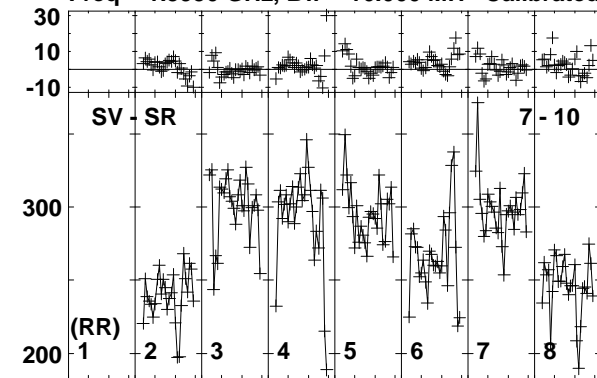


Lower frame: Ampl Jy Top frame: Phas deg
 Vector averaged cross-power spectrum Baseline: EF (01) - SR (10)
 Timerange: 00/03:08:07 to 00/03:09:30

Plot file version 179 created 19-AUG-2016 17:32:45

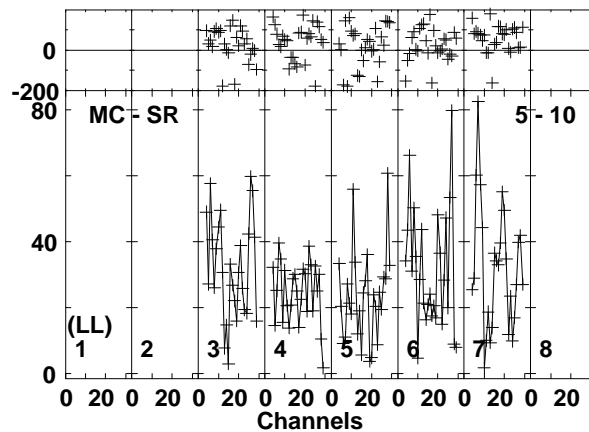
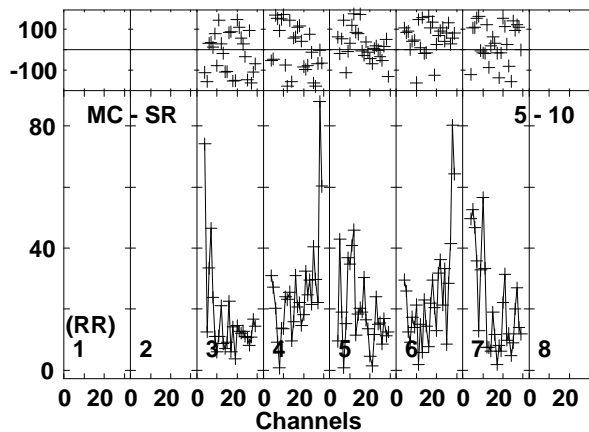
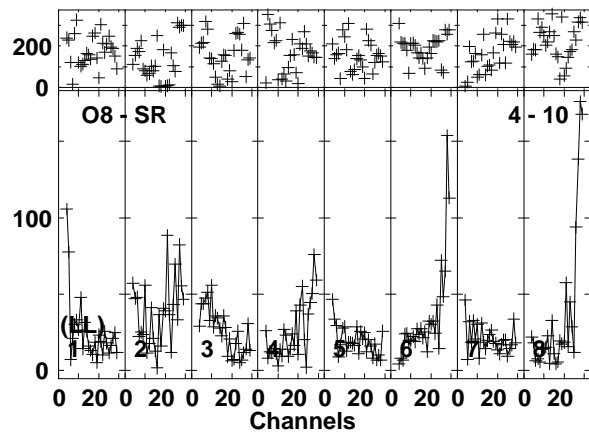
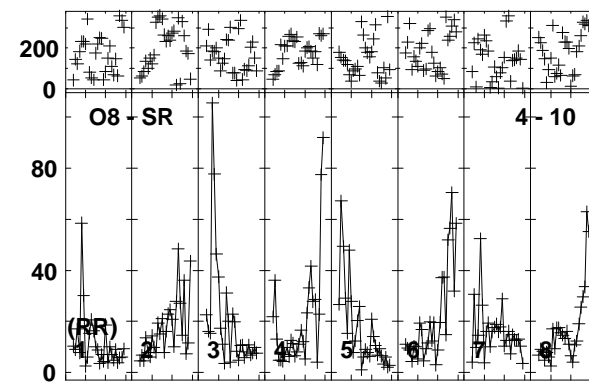
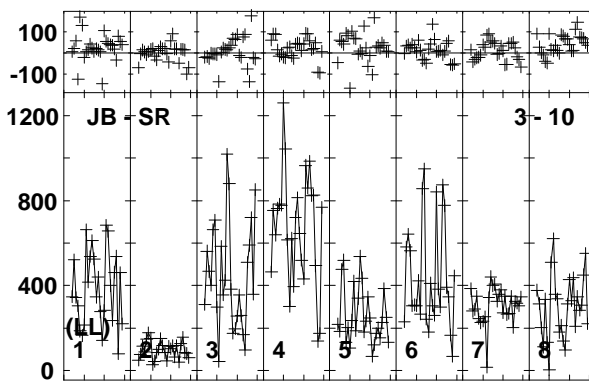
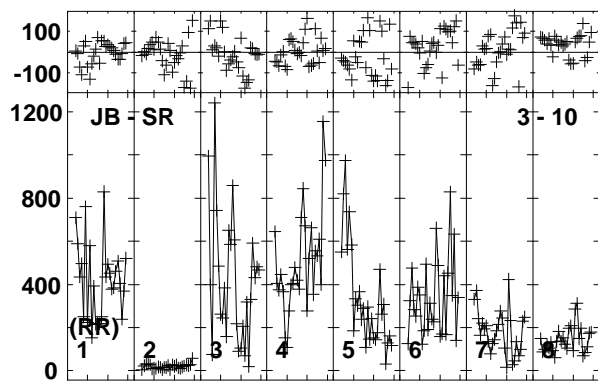
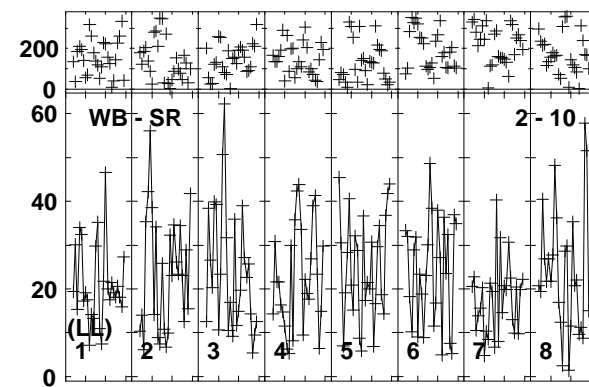
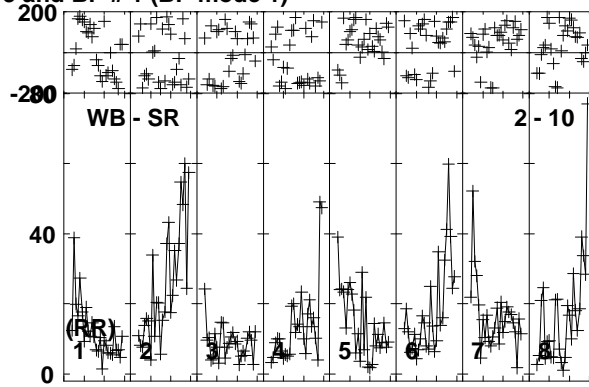
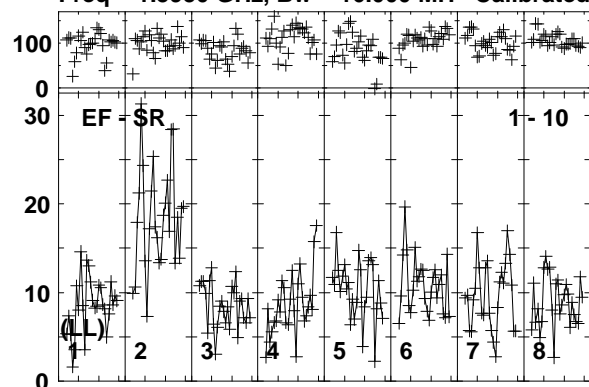
J1642+2523 EM119D.UVDATA.1

Freq = 1.5950 GHz, Bw = 16.000 MH Calibrated with CL # 3 and BP # 1 (BP mode 1)



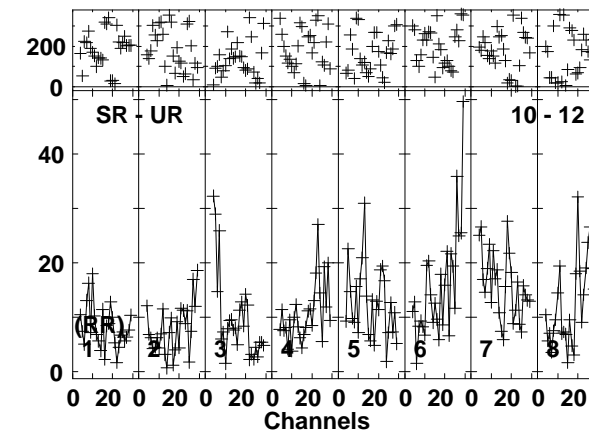
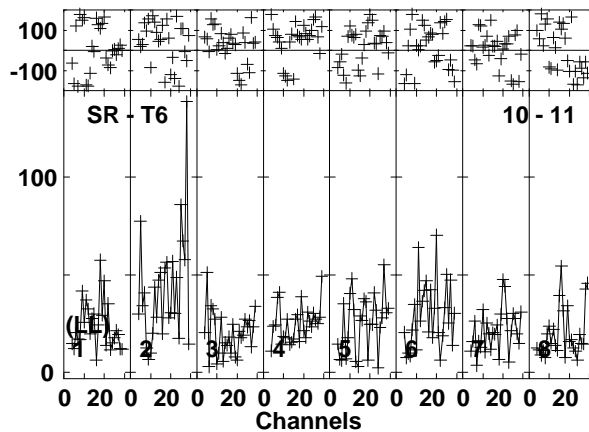
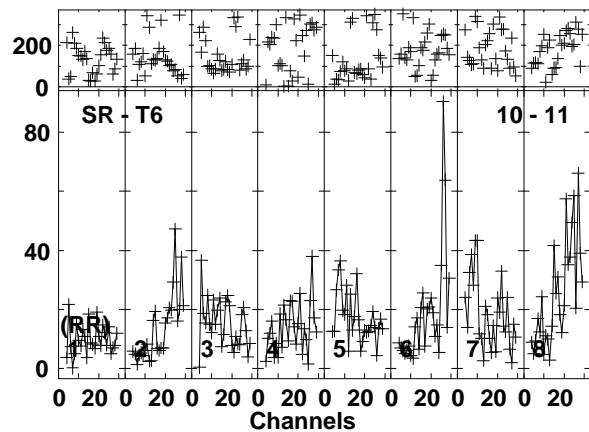
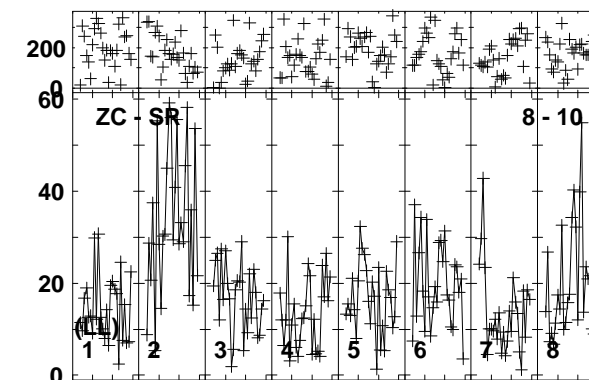
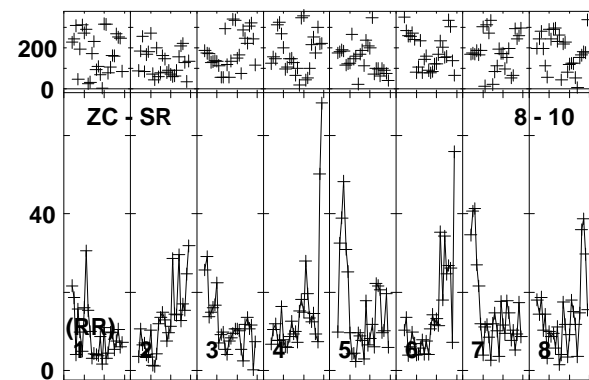
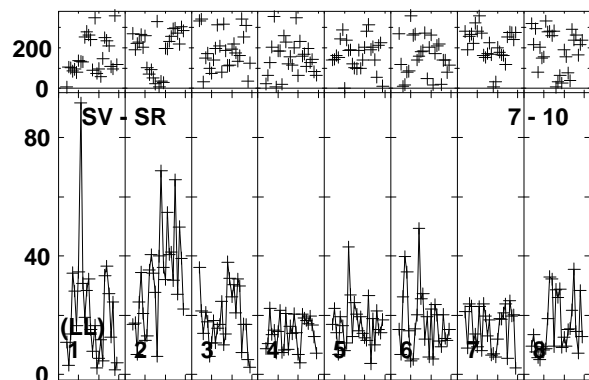
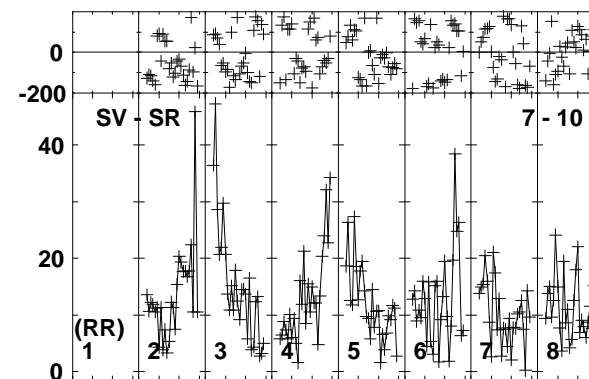
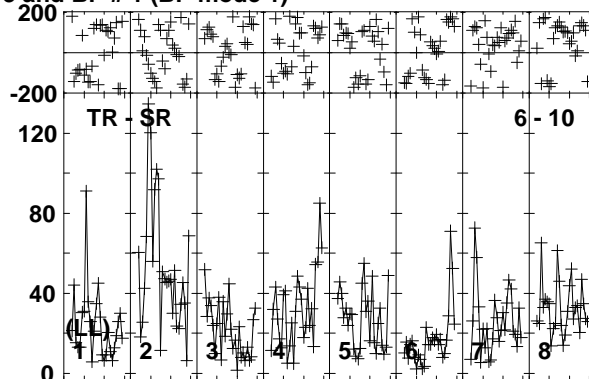
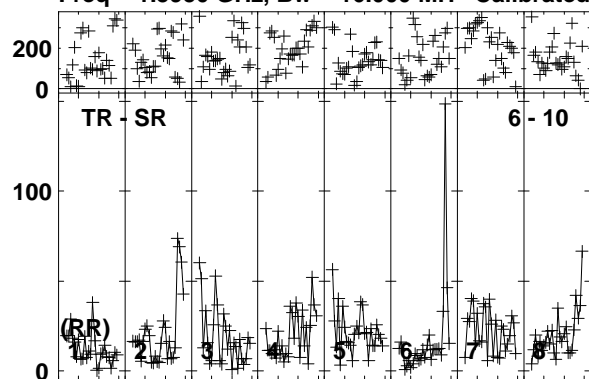
Lower frame: Milli Ampl Jy Top frame: Phas deg
Vector averaged cross-power spectrum Baseline: SV (07) - SR (10)
Timerange: 00/03:08:07 to 00/03:09:30

Plot file version 180 created 19-AUG-2016 17:32:45
 J1649+2635 EM119D.UVDATA.1
 Freq = 1.5950 GHz, Bw = 16.000 MH Calibrated with CL # 3 and BP # 1 (BP mode 1)



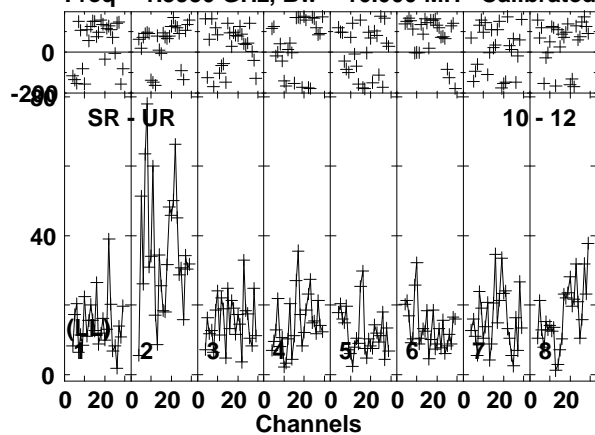
Lower frame: Milli Ampl Jy Top frame: Phas deg
 Vector averaged cross-power spectrum Baseline: EF (01) - SR (10)
 Timerange: 00/03:10:31 to 00/03:14:00

Plot file version 181 created 19-AUG-2016 17:32:46
 J1649+2635 EM119D.UVDATA.1
 Freq = 1.5950 GHz, Bw = 16.000 MH Calibrated with CL # 3 and BP # 1 (BP mode 1)



Lower frame: Milli Ampl Jy Top frame: Phas deg
 Vector averaged cross-power spectrum Baseline: TR (06) - SR (10)
 Timerange: 00/03:10:31 to 00/03:14:00

Plot file version 182 created 19-AUG-2016 17:32:46
J1649+2635 EM119D.UVDATA.1
Freq = 1.5950 GHz, Bw = 16.000 MH Calibrated with CL # 3 and BP # 1 (BP mode 1)

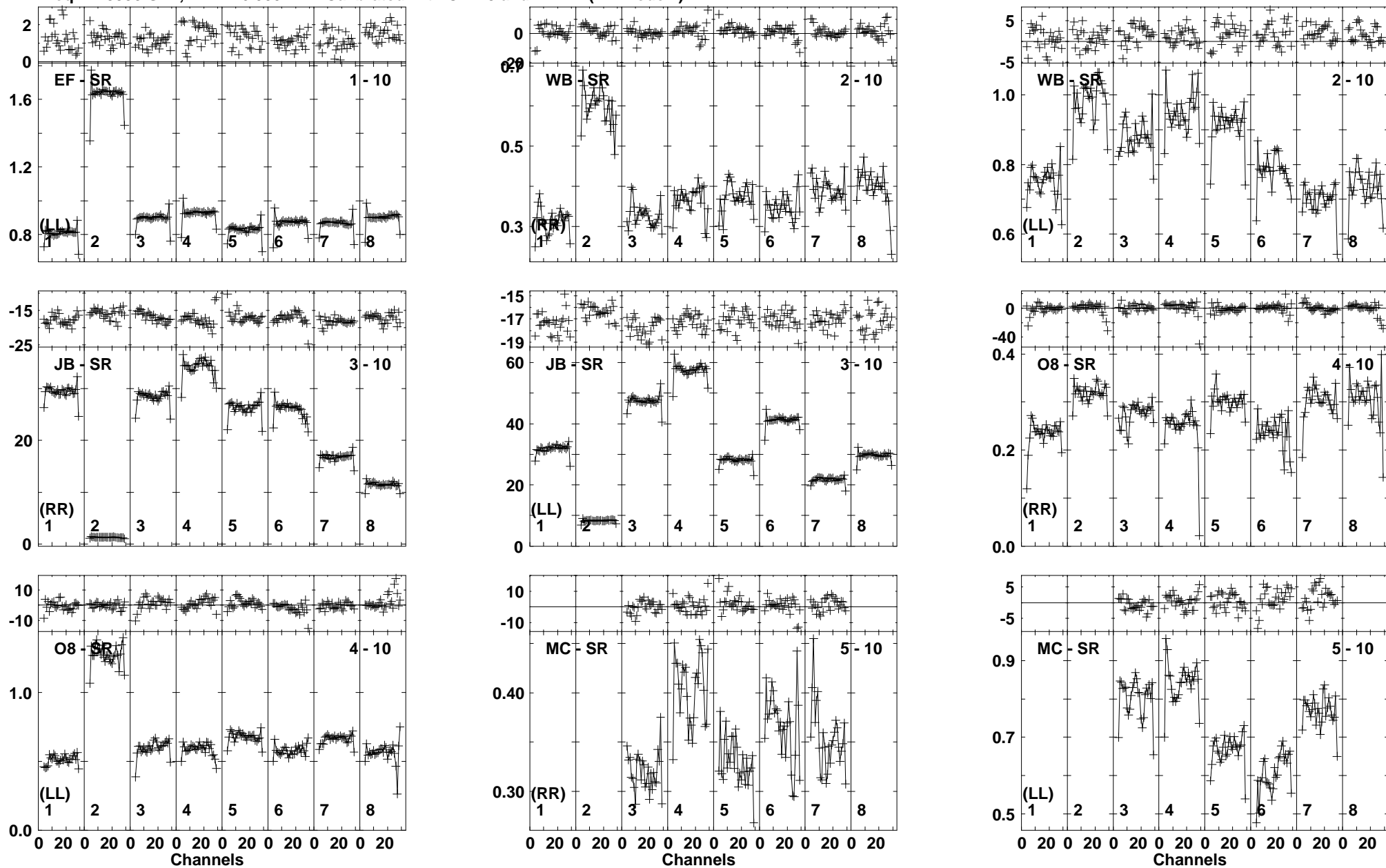


Lower frame: Milli Ampl Jy Top frame: Phas deg
Vector averaged cross-power spectrum Baseline: SR (10) - UR (12)
Timerange: 00/03:10:31 to 00/03:14:00

Plot file version 183 created 19-AUG-2016 17:32:46

J1642+2523 EM119D.UVDATA.1

Freq = 1.5950 GHz, Bw = 16.000 MH Calibrated with CL # 3 and BP # 1 (BP mode 1)

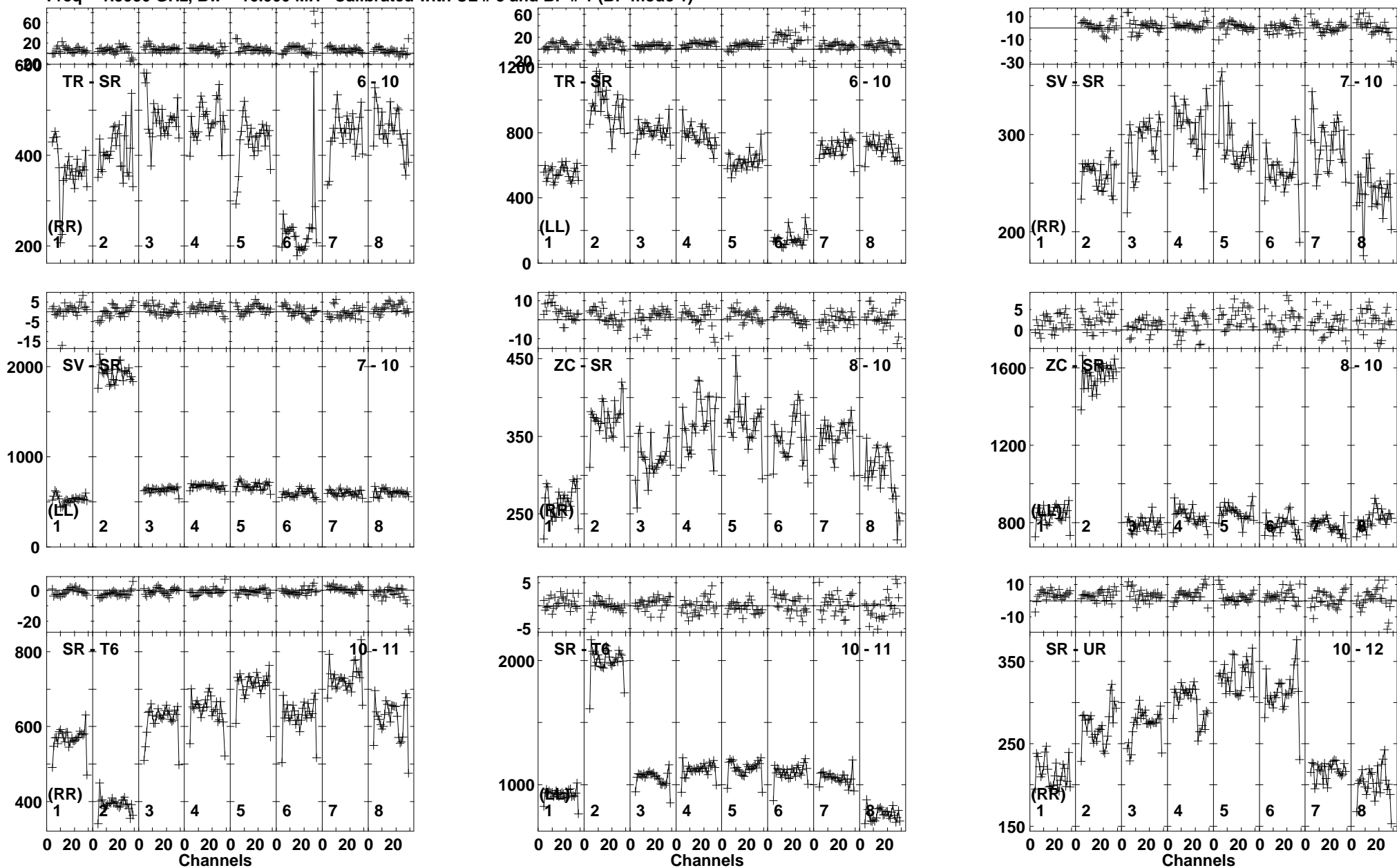


Lower frame: Ampl Jy Top frame: Phas deg
Vector averaged cross-power spectrum Baseline: EF (01) - SR (10)
Timerange: 00/03:14:07 to 00/03:15:30

Plot file version 184 created 19-AUG-2016 17:32:46

J1642+2523 EM119D.UVDATA.1

Freq = 1.5950 GHz, Bw = 16.000 MH Calibrated with CL # 3 and BP # 1 (BP mode 1)

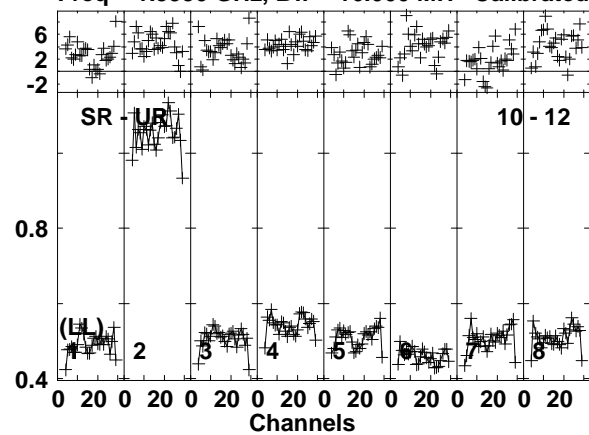


Lower frame: Milli Ampl Jy Top frame: Phas deg
Vector averaged cross-power spectrum Baseline: TR (06) - SR (10)
Timerange: 00/03:14:07 to 00/03:15:30

Plot file version 185 created 19-AUG-2016 17:32:47

J1642+2523 EM119D.UVDATA.1

Freq = 1.5950 GHz, Bw = 16.000 MH Calibrated with CL # 3 and BP # 1 (BP mode 1)

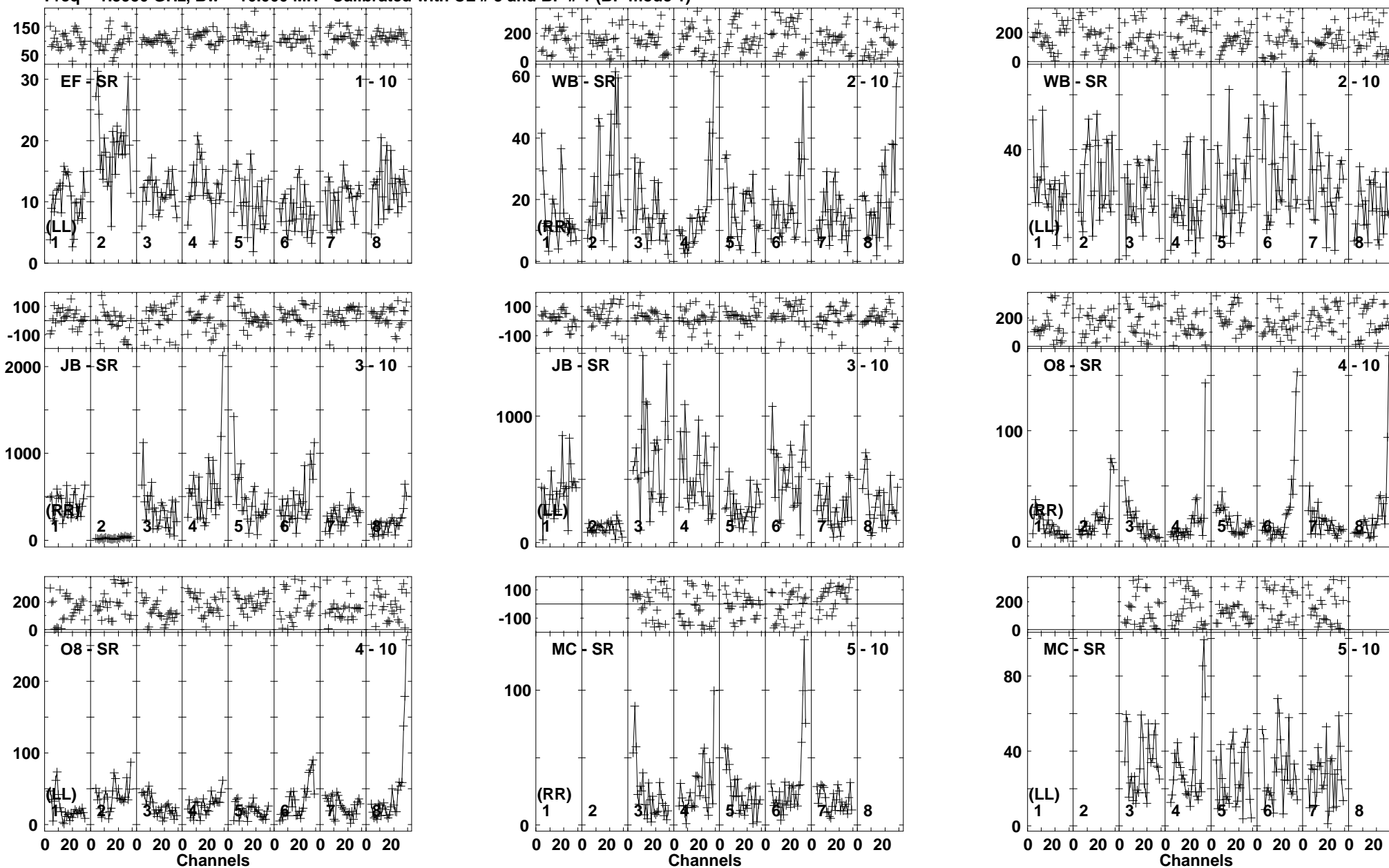


Lower frame: Ampl Jy Top frame: Phas deg

Vector averaged cross-power spectrum Baseline: SR (10) - UR (12)

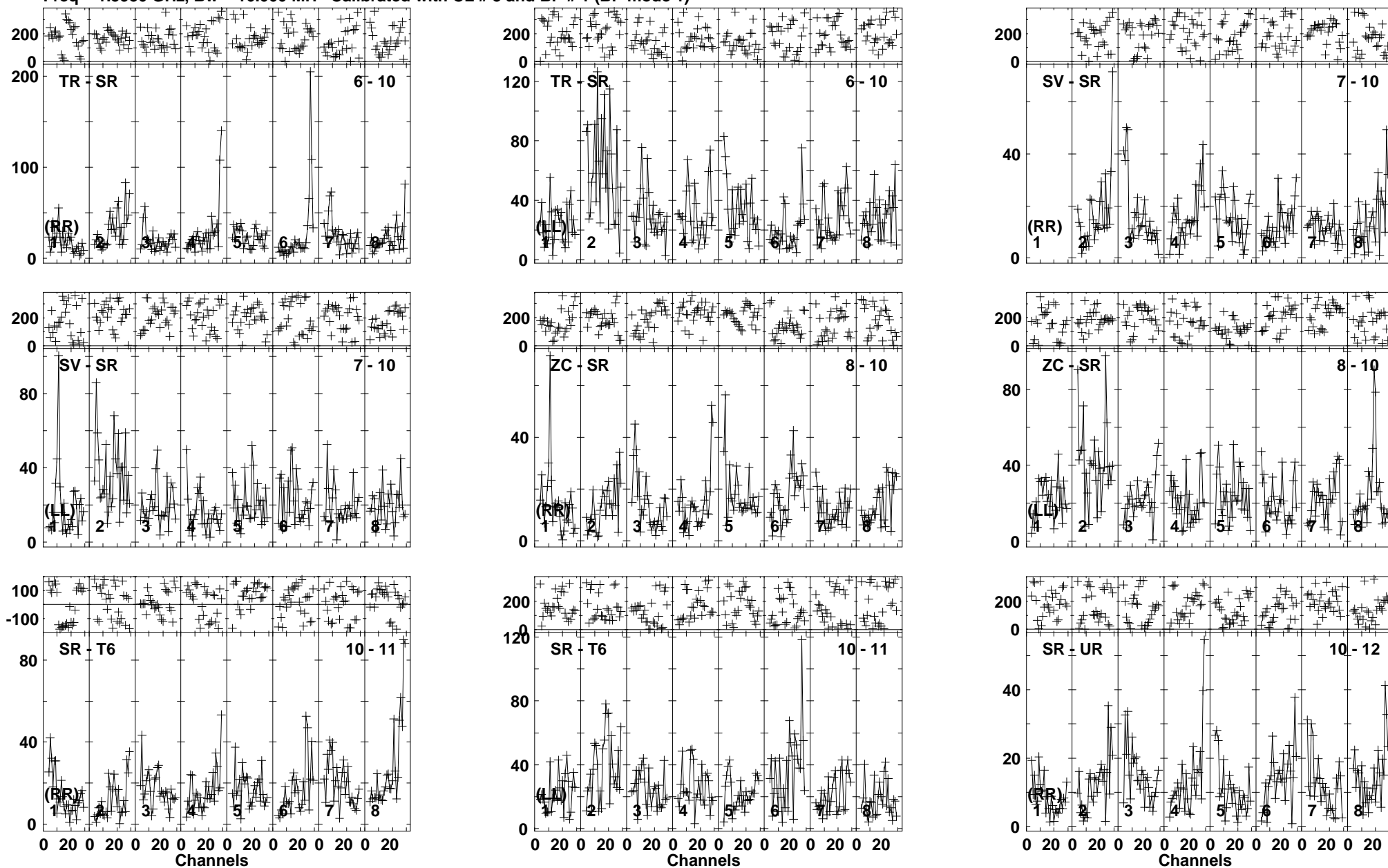
Timerange: 00/03:14:07 to 00/03:15:30

Plot file version 186 created 19-AUG-2016 17:32:47
 J1649+2635 EM119D.UVDATA.1
 Freq = 1.5950 GHz, Bw = 16.000 MH Calibrated with CL # 3 and BP # 1 (BP mode 1)



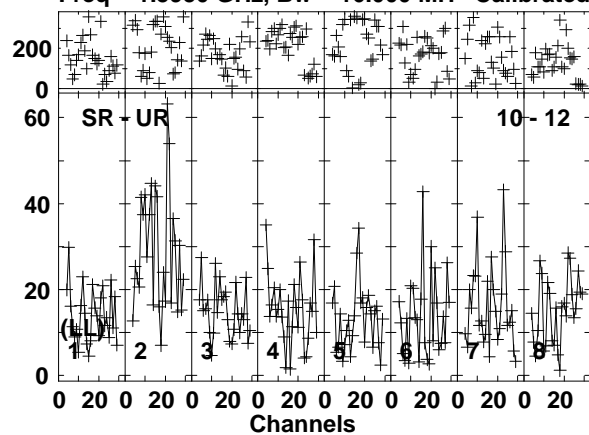
Lower frame: Milli Ampl Jy Top frame: Phas deg
 Vector averaged cross-power spectrum Baseline: EF (01) - SR (10)
 Timerange: 00/03:15:38 to 00/03:19:00

Plot file version 187 created 19-AUG-2016 17:32:47
 J1649+2635 EM119D.UVDATA.1
 Freq = 1.5950 GHz, Bw = 16.000 MH Calibrated with CL # 3 and BP # 1 (BP mode 1)



Lower frame: Milli Ampl Jy Top frame: Phas deg
 Vector averaged cross-power spectrum Baseline: TR (06) - SR (10)
 Timerange: 00/03:15:38 to 00/03:19:00

Plot file version 188 created 19-AUG-2016 17:32:47
J1649+2635 EM119D.UVDATA.1
Freq = 1.5950 GHz, Bw = 16.000 MH Calibrated with CL # 3 and BP # 1 (BP mode 1)

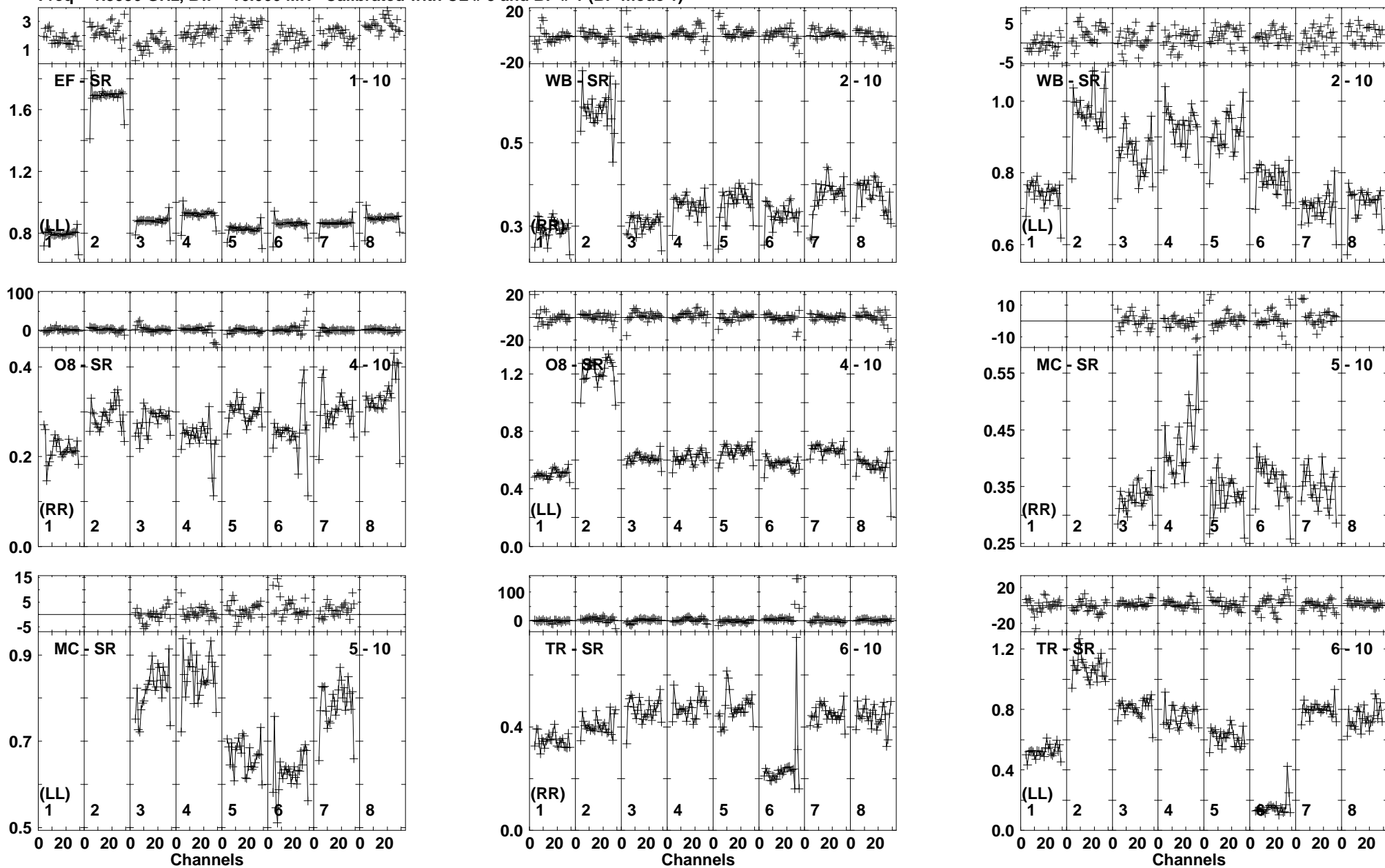


Lower frame: Milli Ampl Jy Top frame: Phas deg
Vector averaged cross-power spectrum Baseline: SR (10) - UR (12)
Timerange: 00/03:15:38 to 00/03:19:00

Plot file version 189 created 19-AUG-2016 17:32:47

J1642+2523 EM119D.UVDATA.1

Freq = 1.5950 GHz, Bw = 16.000 MH Calibrated with CL # 3 and BP # 1 (BP mode 1)

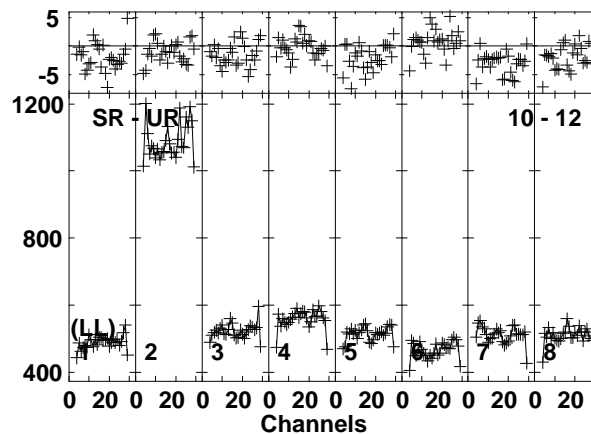
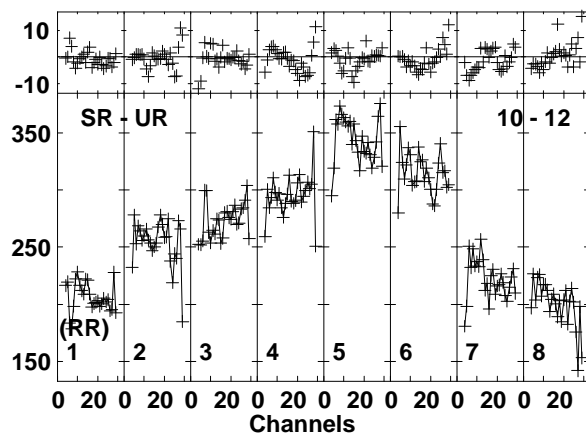
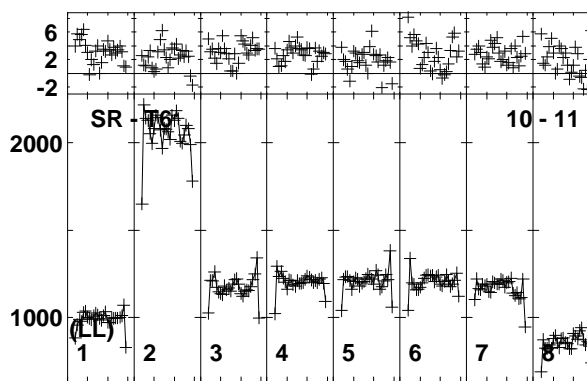
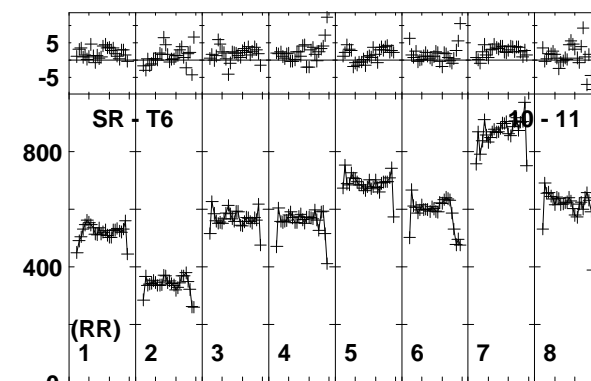
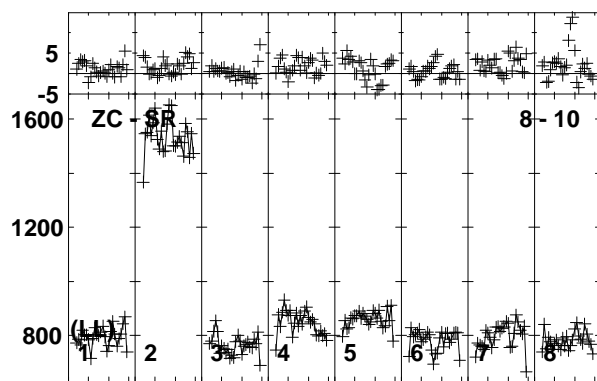
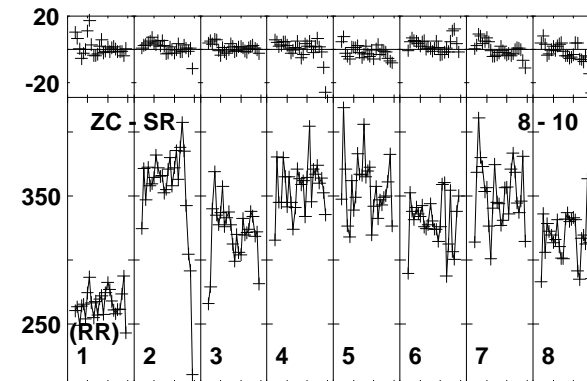
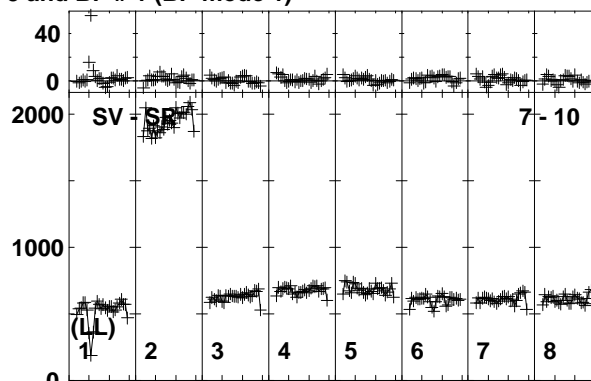
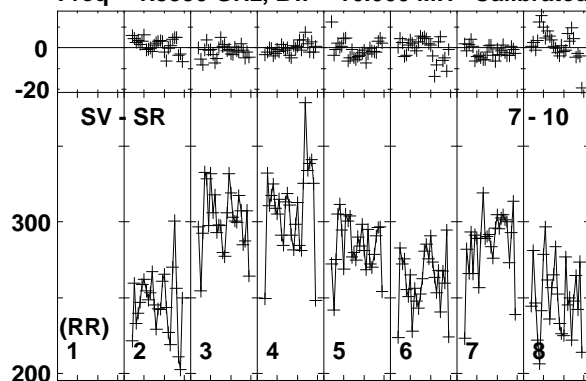


Lower frame: Ampl Jy Top frame: Phas deg
Vector averaged cross-power spectrum Baseline: EF (01) - SR (10)
Timerange: 00/03:19:08 to 00/03:20:30

Plot file version 190 created 19-AUG-2016 17:32:48

J1642+2523 EM119D.UVDATA.1

Freq = 1.5950 GHz, Bw = 16.000 MH Calibrated with CL # 3 and BP # 1 (BP mode 1)

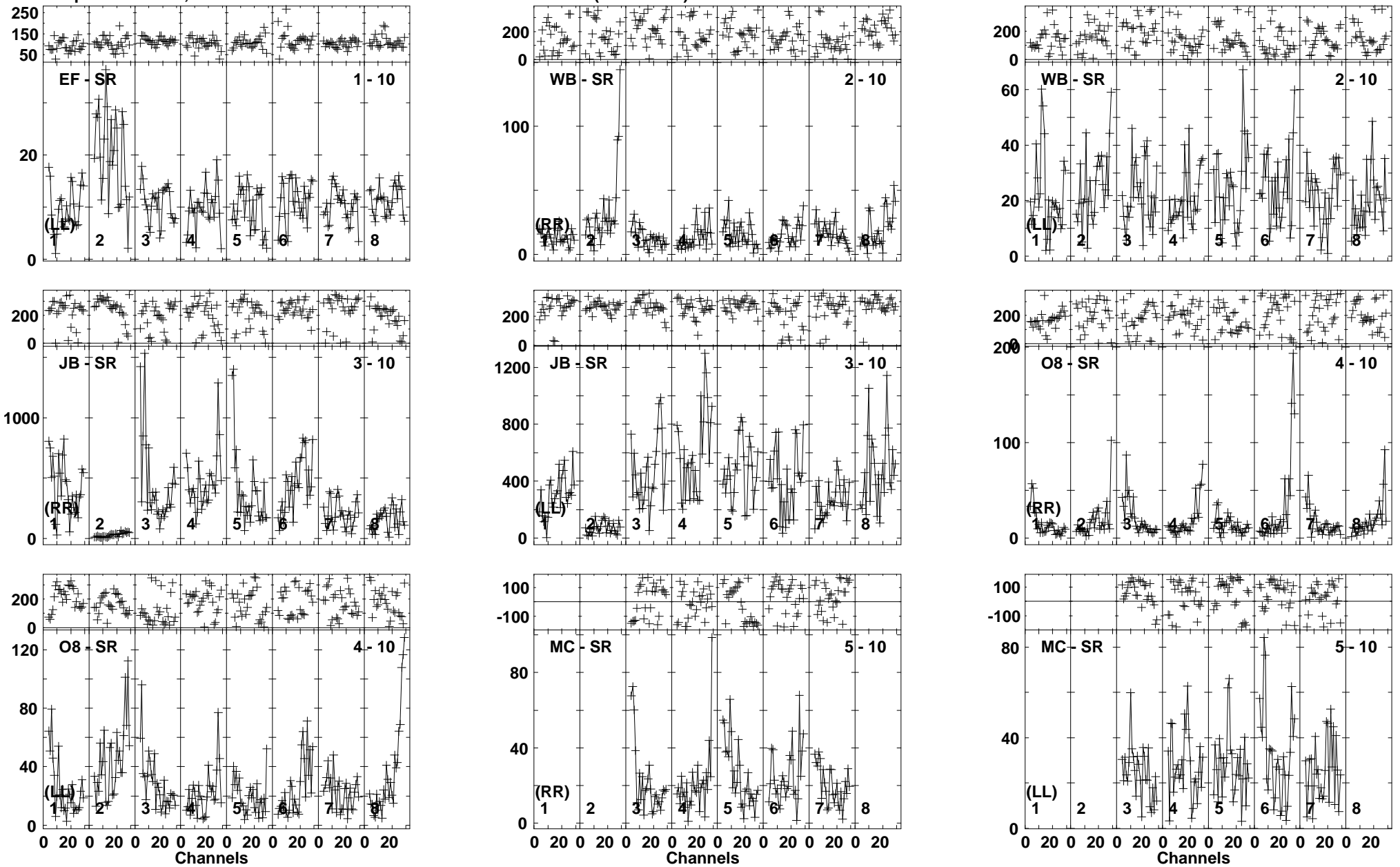


Lower frame: Milli Ampl Jy Top frame: Phas deg
Vector averaged cross-power spectrum Baseline: SV (07) - SR (10)
Timerange: 00/03:19:08 to 00/03:20:30

Plot file version 191 created 19-AUG-2016 17:32:48

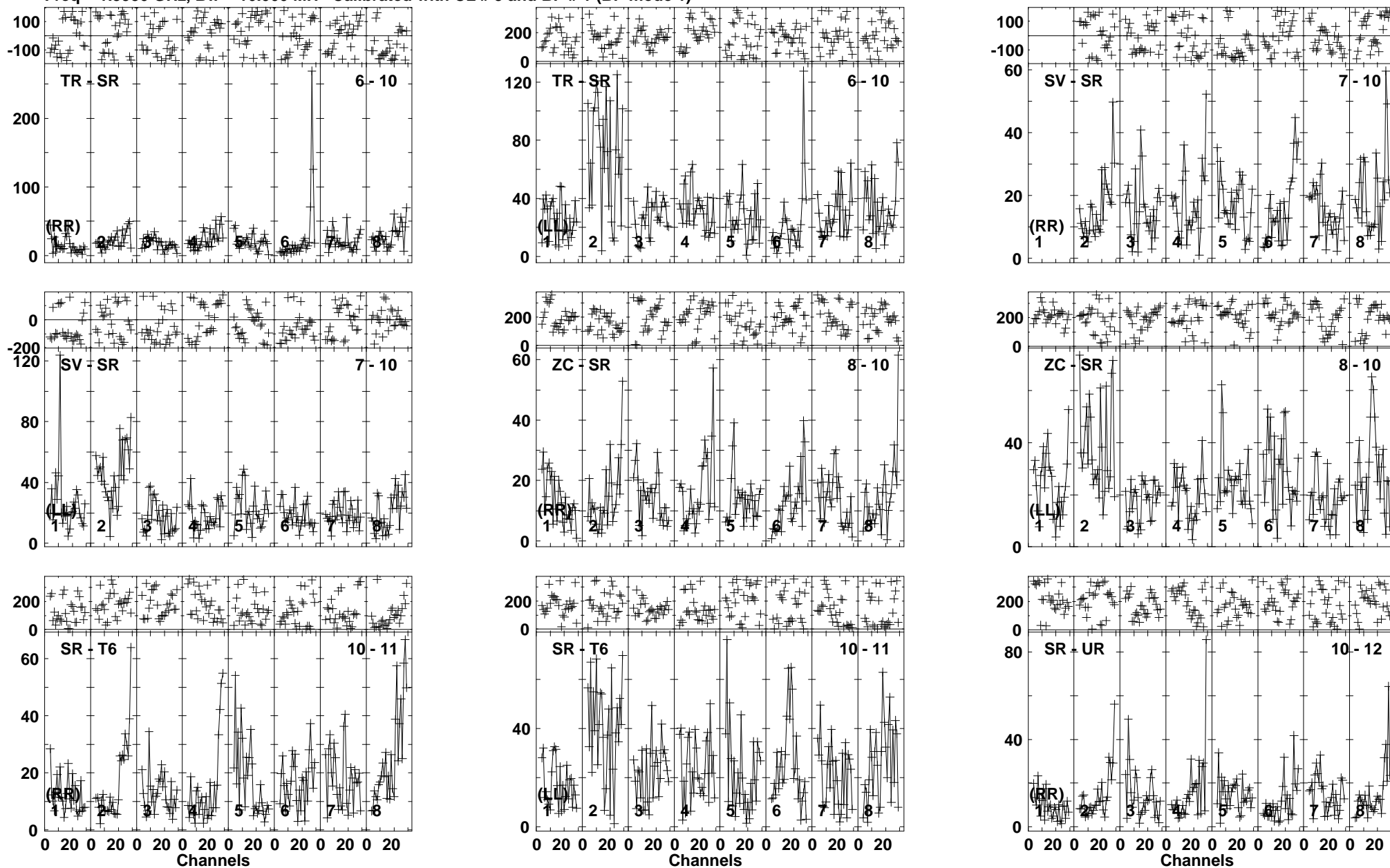
J1649+2635 EM119D.UVDATA.1

Freq = 1.5950 GHz, Bw = 16.000 MH Calibrated with CL # 3 and BP # 1 (BP mode 1)



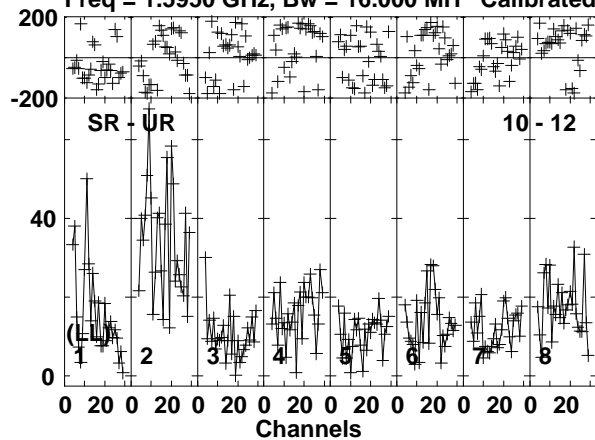
Lower frame: Milli Ampl Jy Top frame: Phas deg
Vector averaged cross-power spectrum Baseline: EF (01) - SR (10)
Timerange: 00/03:20:32 to 00/03:24:00

Plot file version 192 created 19-AUG-2016 17:32:48
 J1649+2635 EM119D.UVDATA.1
 Freq = 1.5950 GHz, Bw = 16.000 MH Calibrated with CL # 3 and BP # 1 (BP mode 1)



Lower frame: Milli Ampl Jy Top frame: Phas deg
 Vector averaged cross-power spectrum Baseline: TR (06) - SR (10)
 Timerange: 00/03:20:32 to 00/03:24:00

Plot file version 193 created 19-AUG-2016 17:32:49
J1649+2635 EM119D.UVDATA.1
Freq = 1.5950 GHz, Bw = 16.000 MH Calibrated with CL # 3 and BP # 1 (BP mode 1)

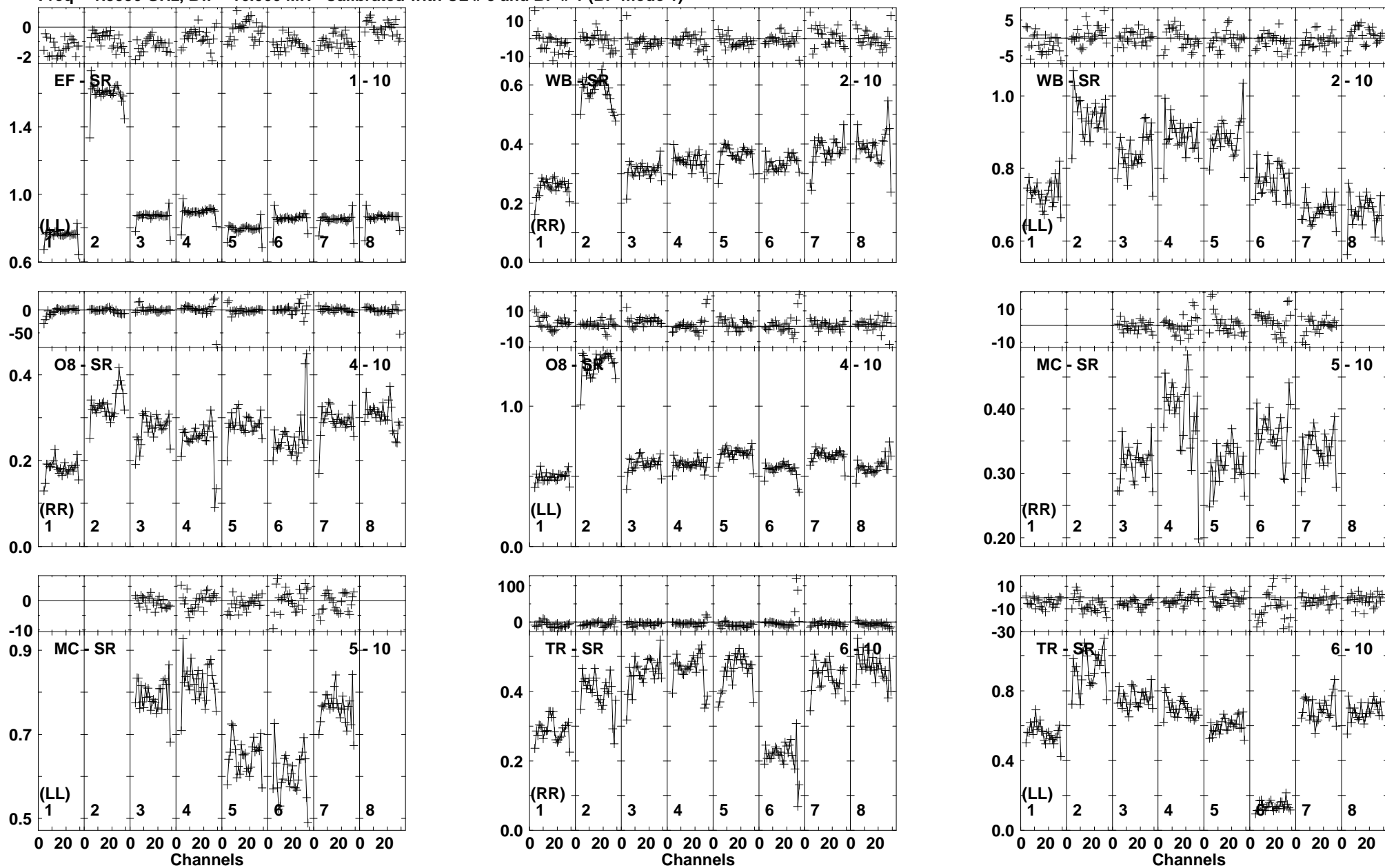


Lower frame: Milli Ampl Jy Top frame: Phas deg
Vector averaged cross-power spectrum Baseline: SR (10) - UR (12)
Timerange: 00/03:20:32 to 00/03:24:00

Plot file version 194 created 19-AUG-2016 17:32:49

J1642+2523 EM119D.UVDATA.1

Freq = 1.5950 GHz, Bw = 16.000 MH Calibrated with CL # 3 and BP # 1 (BP mode 1)

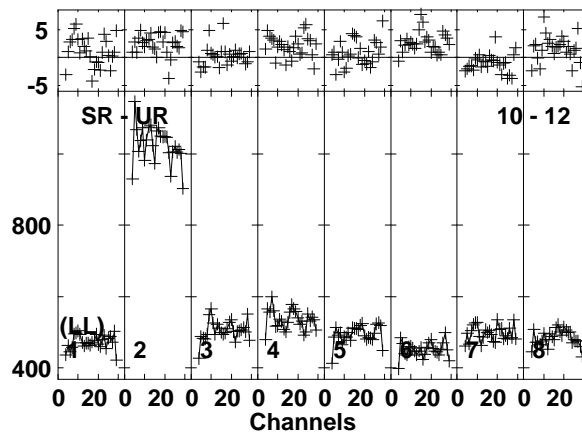
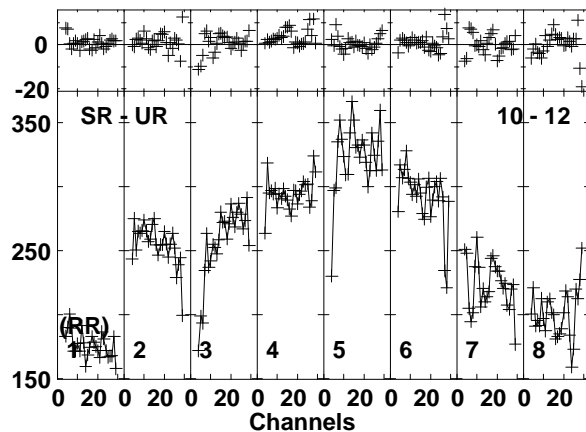
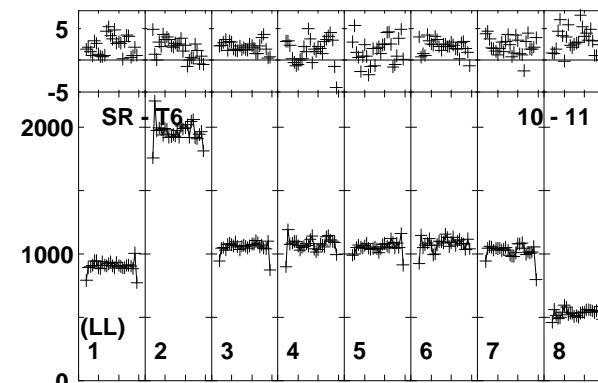
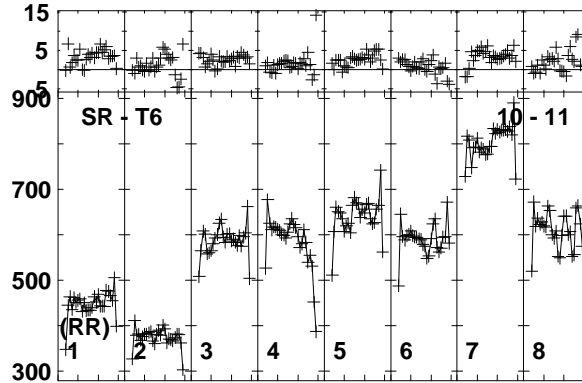
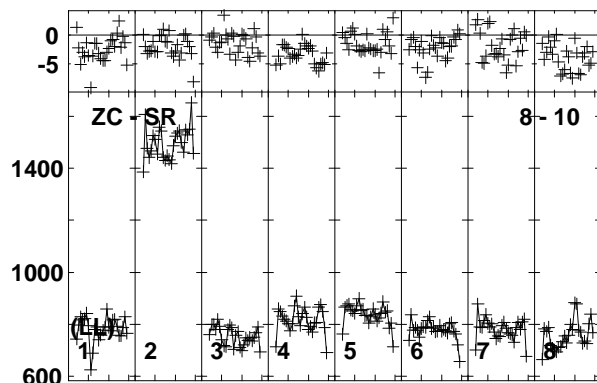
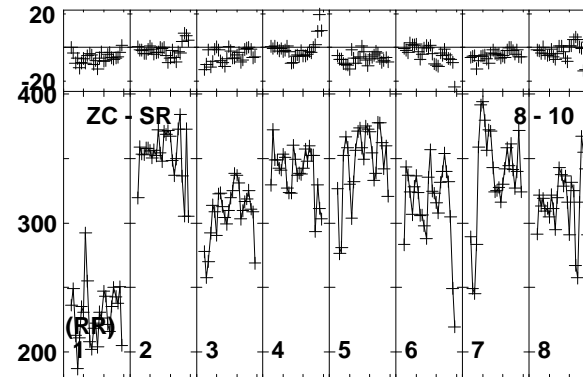
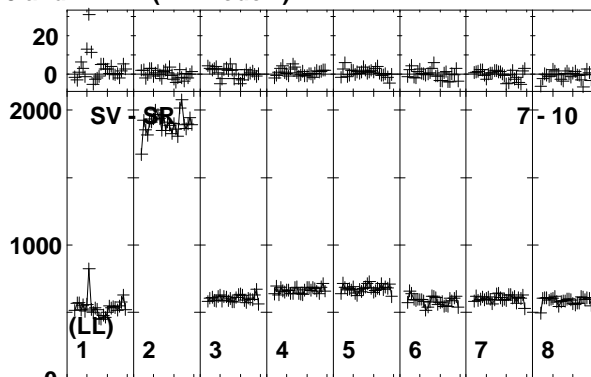
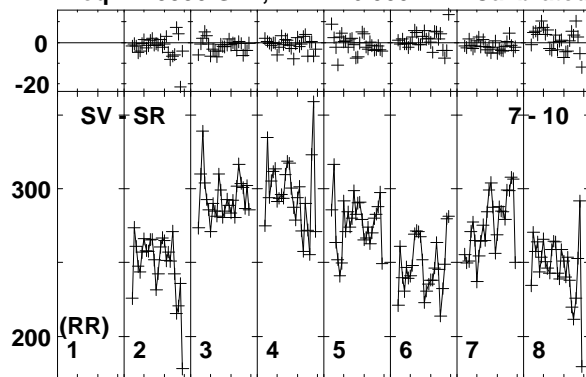


Lower frame: Ampl Jy Top frame: Phas deg
Vector averaged cross-power spectrum Baseline: EF (01) - SR (10)
Timerange: 00/03:24:07 to 00/03:25:30

Plot file version 195 created 19-AUG-2016 17:32:49

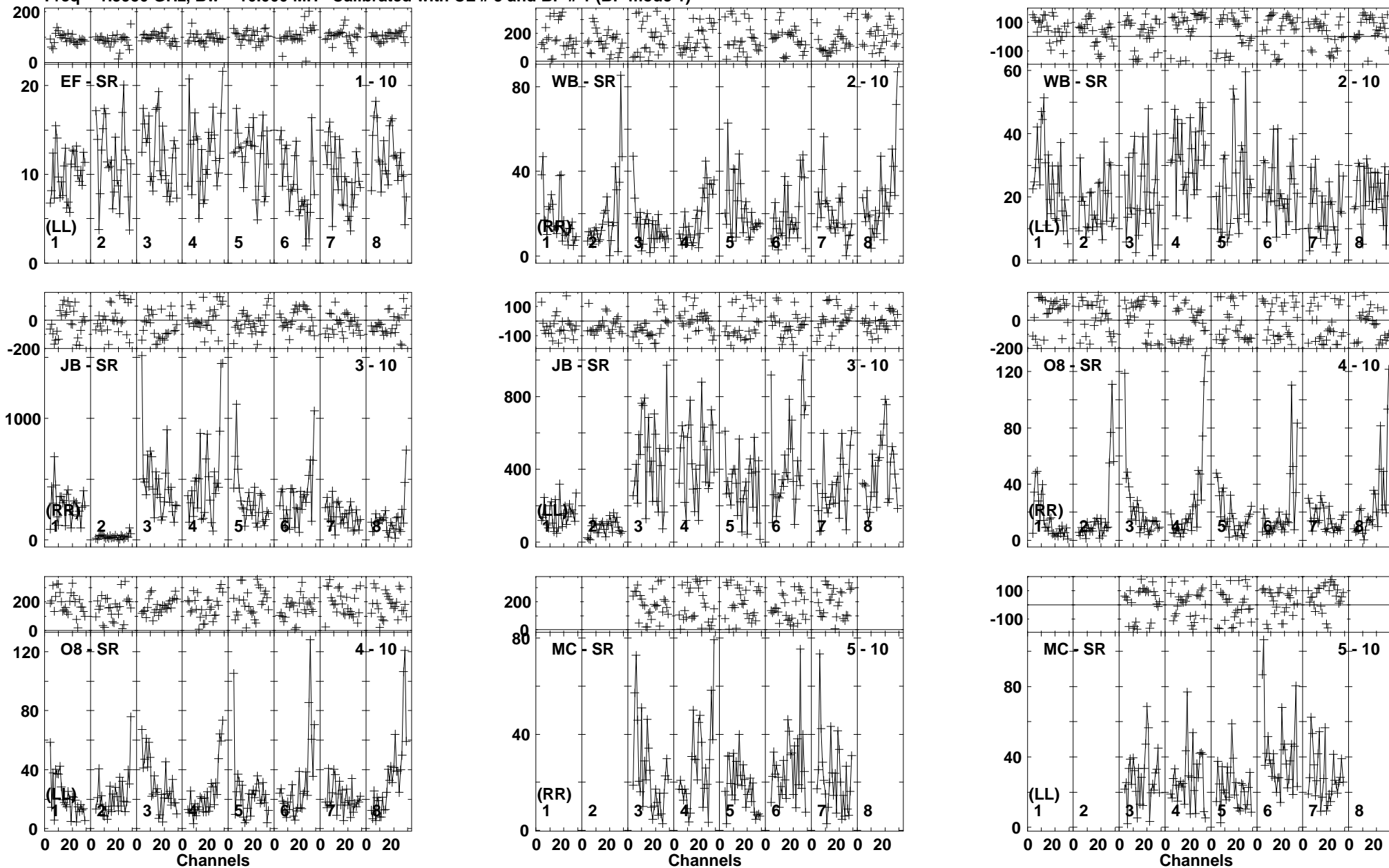
J1642+2523 EM119D.UVDATA.1

Freq = 1.5950 GHz, Bw = 16.000 MH Calibrated with CL # 3 and BP # 1 (BP mode 1)



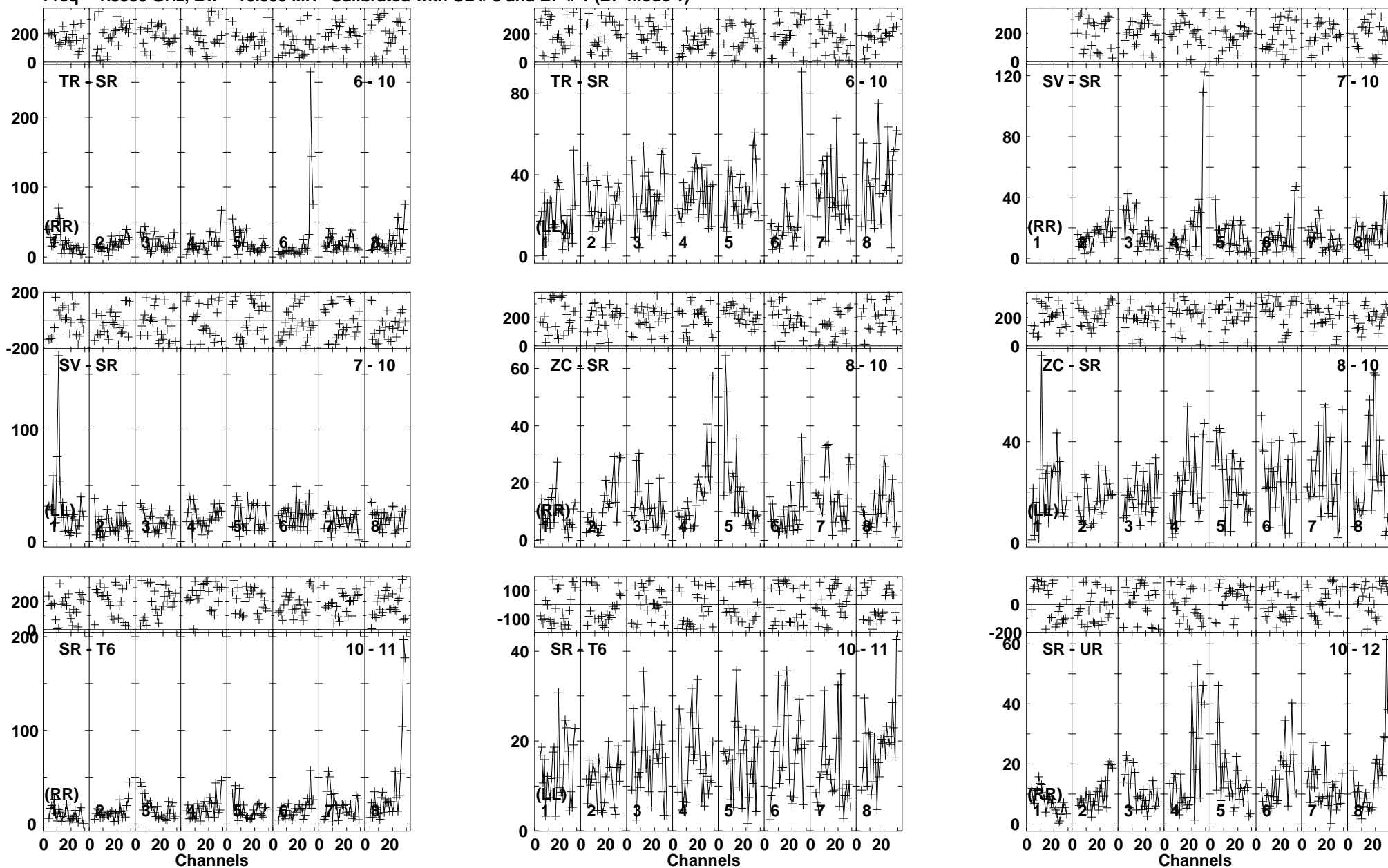
Lower frame: Milli Ampl Jy Top frame: Phas deg
Vector averaged cross-power spectrum Baseline: SV (07) - SR (10)
Timerange: 00/03:24:07 to 00/03:25:30

Plot file version 196 created 19-AUG-2016 17:32:49
 J1649+2635 EM119D.UVDATA.1
 Freq = 1.5950 GHz, Bw = 16.000 MH Calibrated with CL # 3 and BP # 1 (BP mode 1)



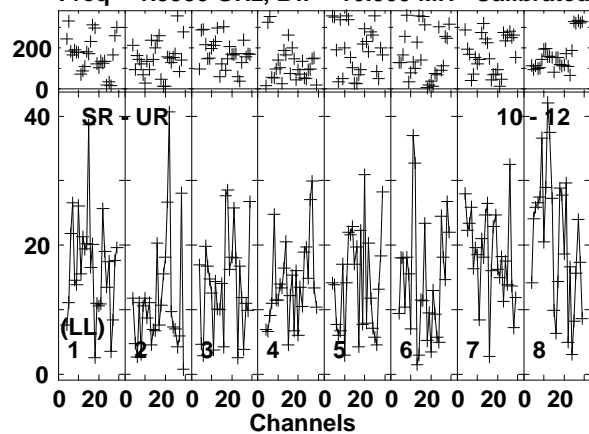
Lower frame: Milli Ampl Jy Top frame: Phas deg
 Vector averaged cross-power spectrum Baseline: EF (01) - SR (10)
 Timerange: 00/03:26:31 to 00/03:30:00

Plot file version 197 created 19-AUG-2016 17:32:50
 J1649+2635 EM119D.UVDATA.1
 Freq = 1.5950 GHz, Bw = 16.000 MH Calibrated with CL # 3 and BP # 1 (BP mode 1)



Lower frame: Milli Ampl Jy Top frame: Phas deg
 Vector averaged cross-power spectrum Baseline: TR (06) - SR (10)
 Timerange: 00/03:26:31 to 00/03:30:00

Plot file version 198 created 19-AUG-2016 17:32:50
J1649+2635 EM119D.UVDATA.1
Freq = 1.5950 GHz, Bw = 16.000 MH Calibrated with CL # 3 and BP # 1 (BP mode 1)

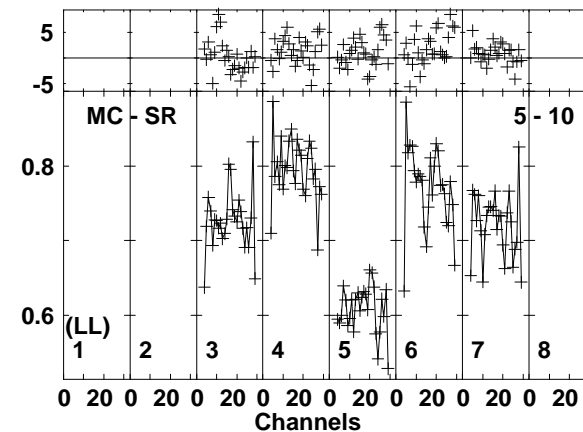
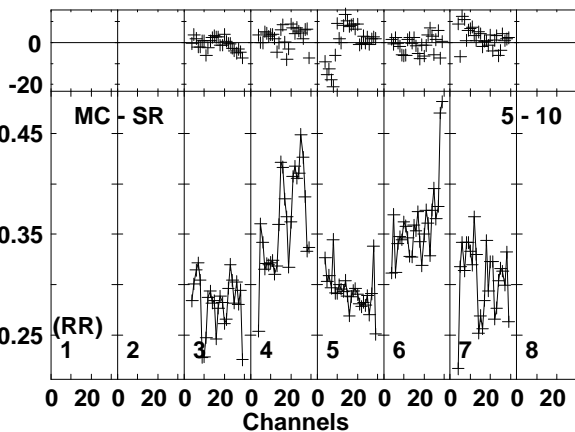
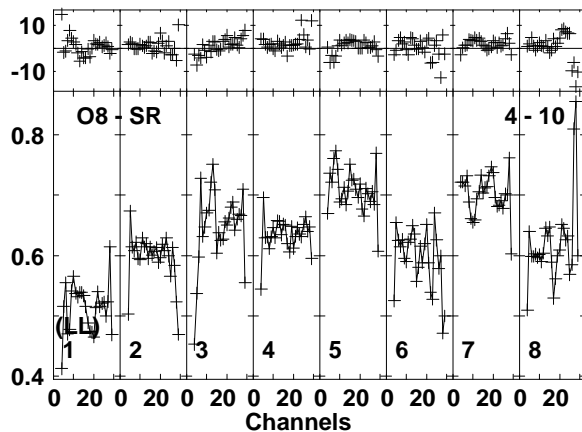
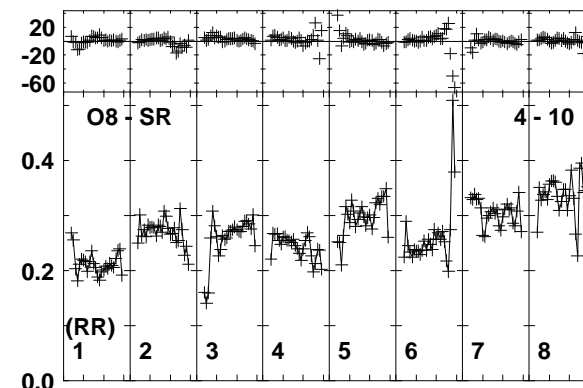
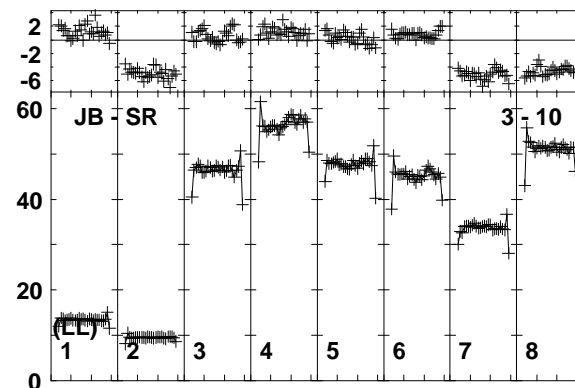
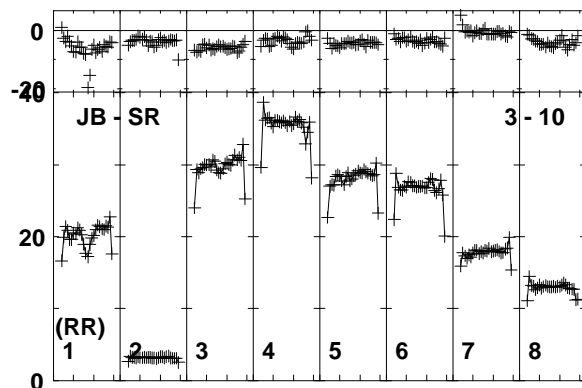
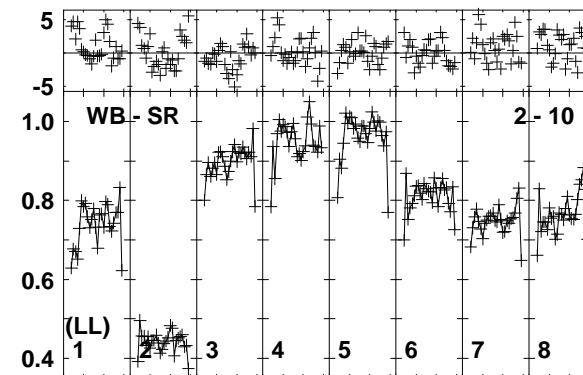
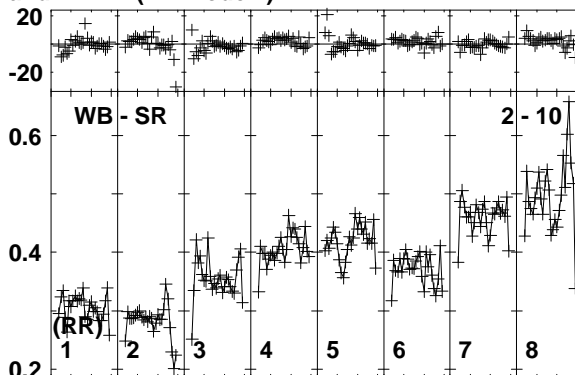
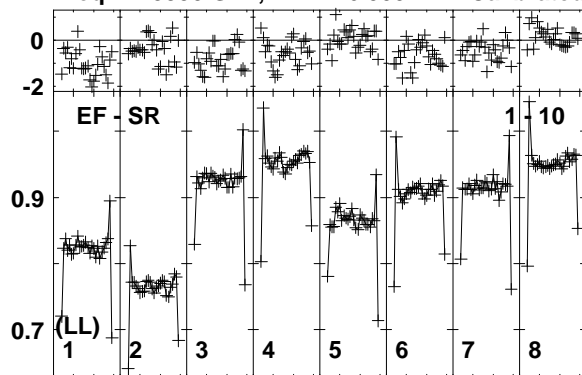


Lower frame: Milli Ampl Jy Top frame: Phas deg
Vector averaged cross-power spectrum Baseline: SR (10) - UR (12)
Timerange: 00/03:26:31 to 00/03:30:00

Plot file version 199 created 19-AUG-2016 17:32:50

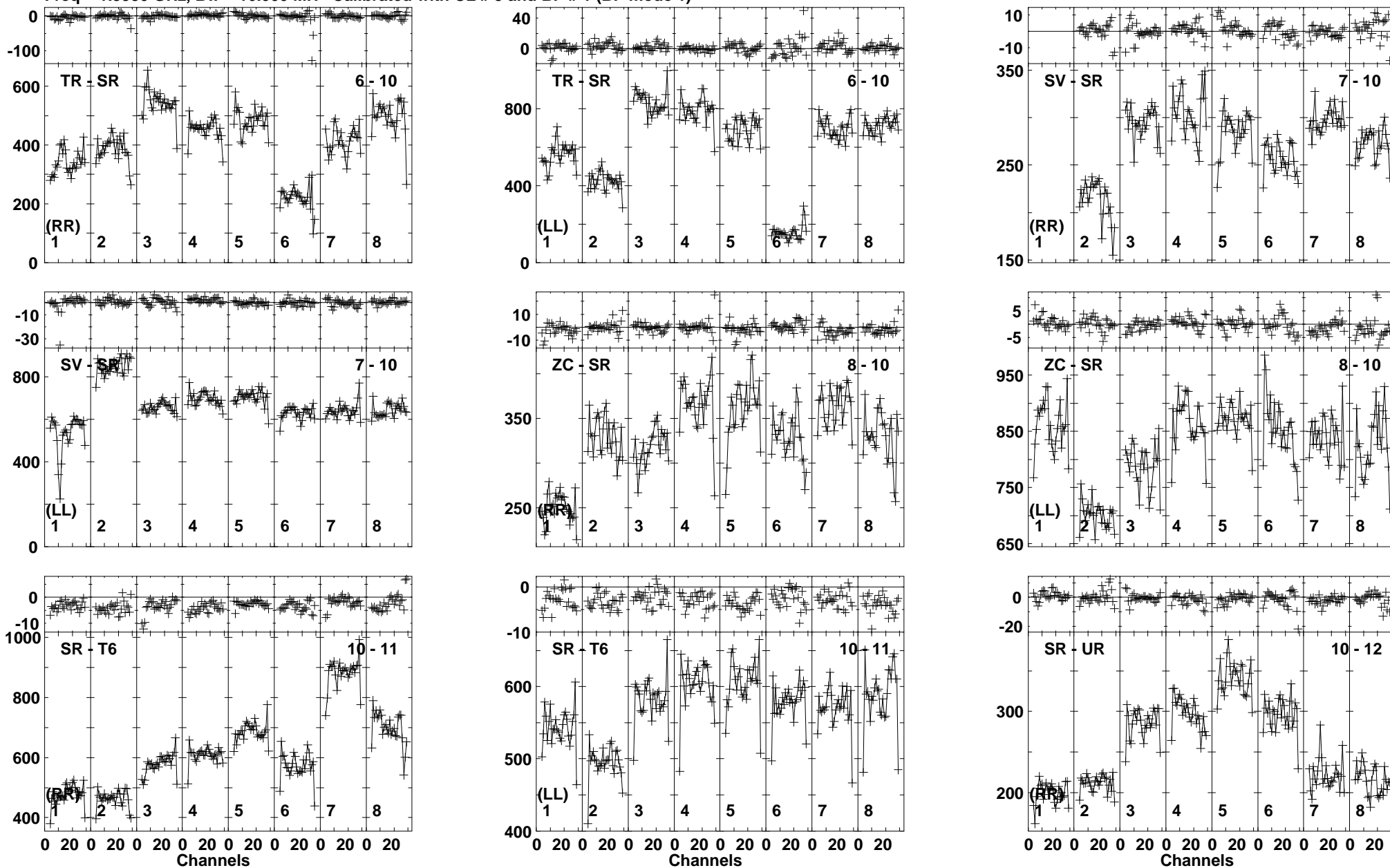
J1642+2523 EM119D.UVDATA.1

Freq = 1.5950 GHz, Bw = 16.000 MH Calibrated with CL # 3 and BP # 1 (BP mode 1)



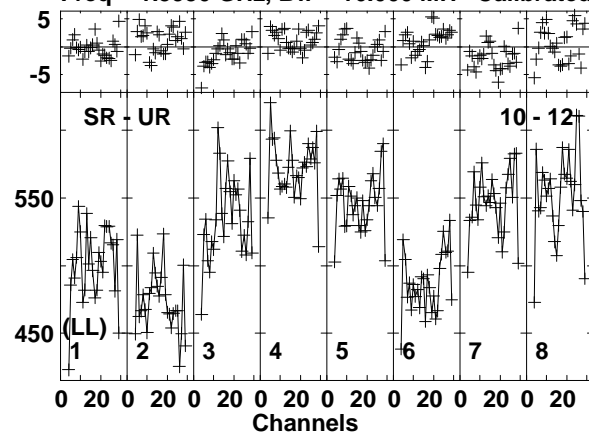
Lower frame: Ampl Jy Top frame: Phas deg
Vector averaged cross-power spectrum Baseline: EF (01) - SR (10)
Timerange: 00/03:30:07 to 00/03:31:29

Plot file version 200 created 19-AUG-2016 17:32:50
 J1642+2523 EM119D.UVDATA.1
 Freq = 1.5950 GHz, Bw = 16.000 MH Calibrated with CL # 3 and BP # 1 (BP mode 1)



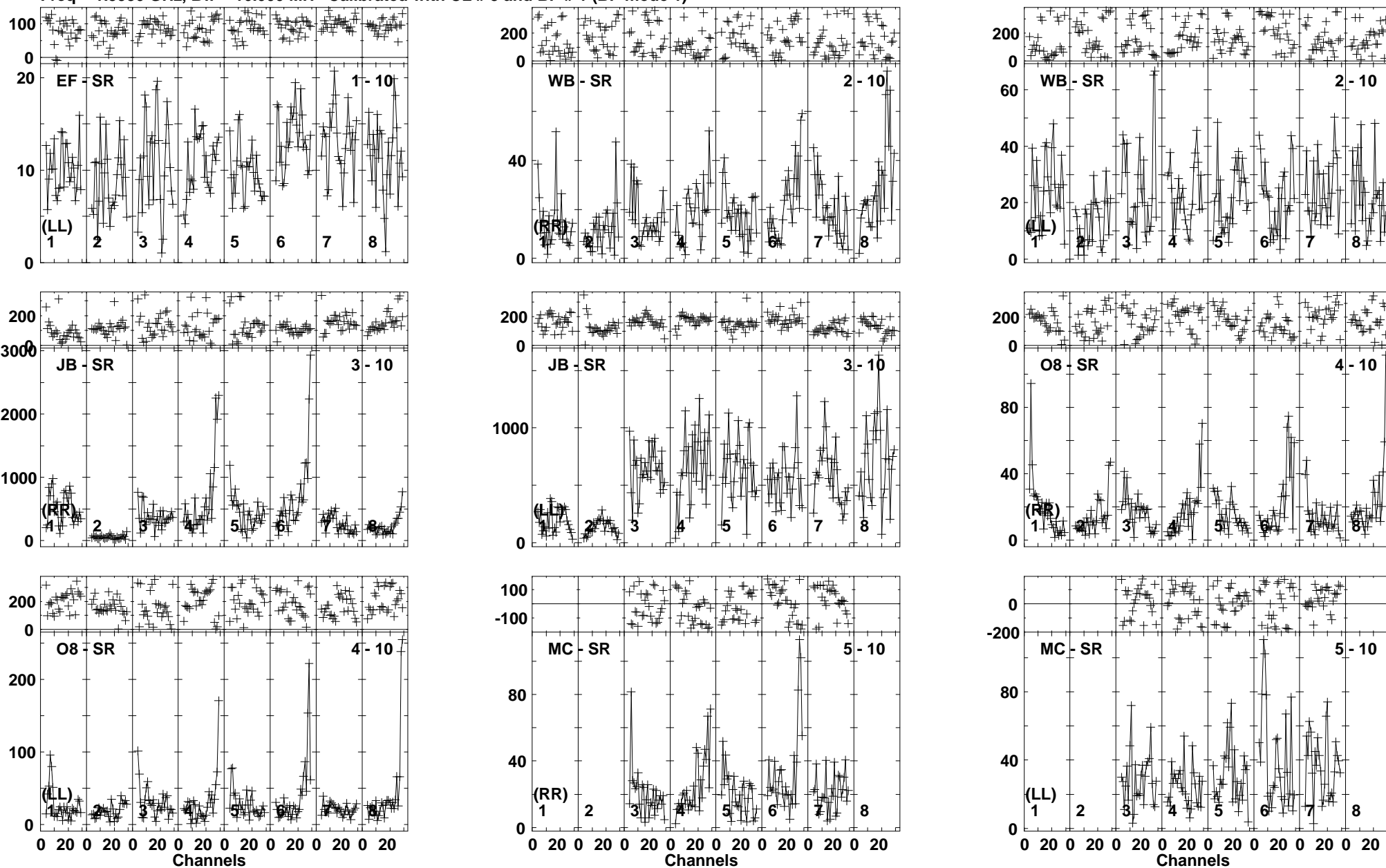
Lower frame: Milli Ampl Jy Top frame: Phas deg
 Vector averaged cross-power spectrum Baseline: TR (06) - SR (10)
 Timerange: 00/03:30:07 to 00/03:31:29

Plot file version 201 created 19-AUG-2016 17:32:51
J1642+2523 EM119D.UVDATA.1
Freq = 1.5950 GHz, Bw = 16.000 MH Calibrated with CL # 3 and BP # 1 (BP mode 1)



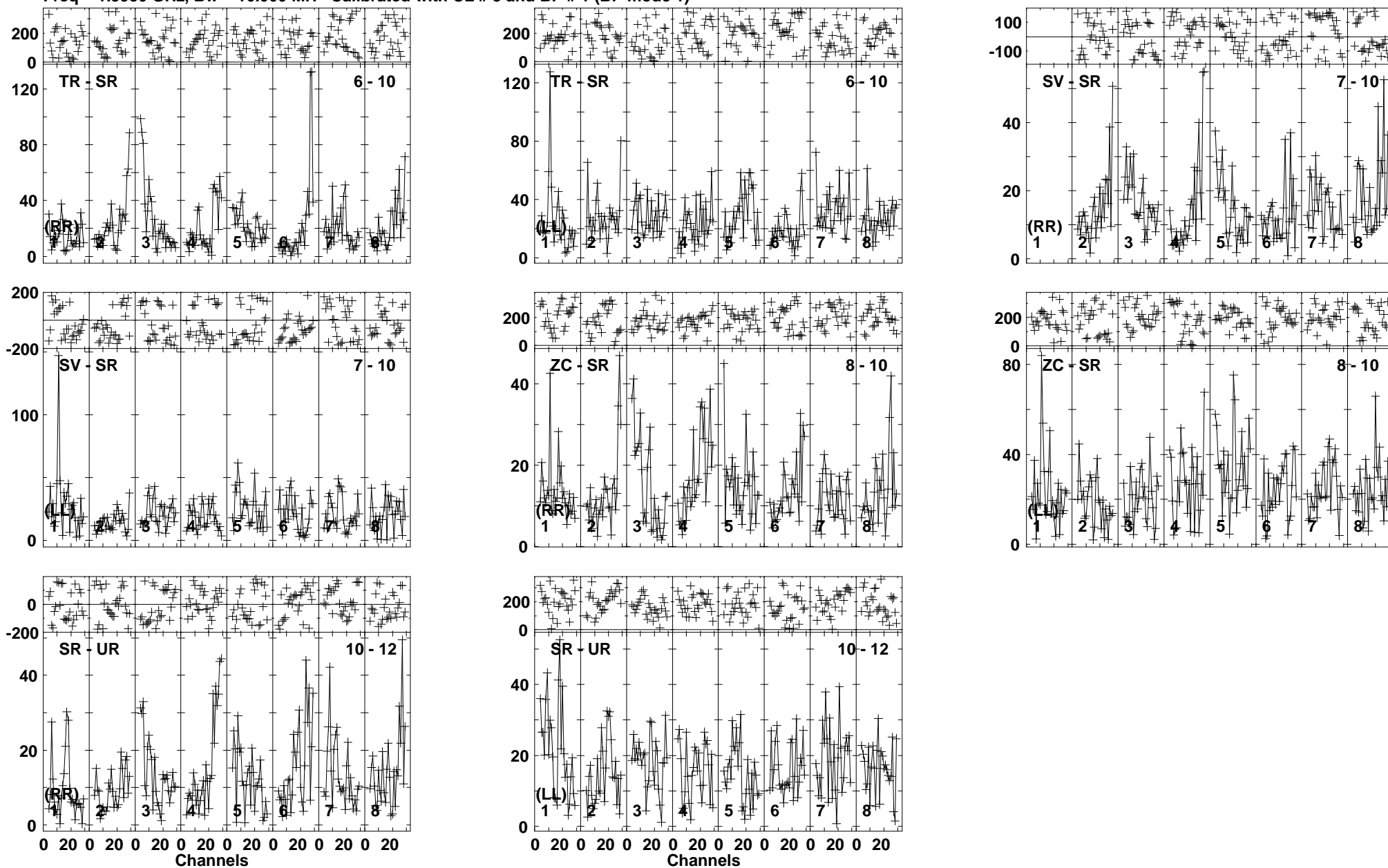
Lower frame: Milli Ampl Jy Top frame: Phas deg
Vector averaged cross-power spectrum Baseline: SR (10) - UR (12)
Timerange: 00/03:30:07 to 00/03:31:29

Plot file version 202 created 19-AUG-2016 17:32:51
 J1649+2635 EM119D.UVDATA.1
 Freq = 1.5950 GHz, Bw = 16.000 MH Calibrated with CL # 3 and BP # 1 (BP mode 1)



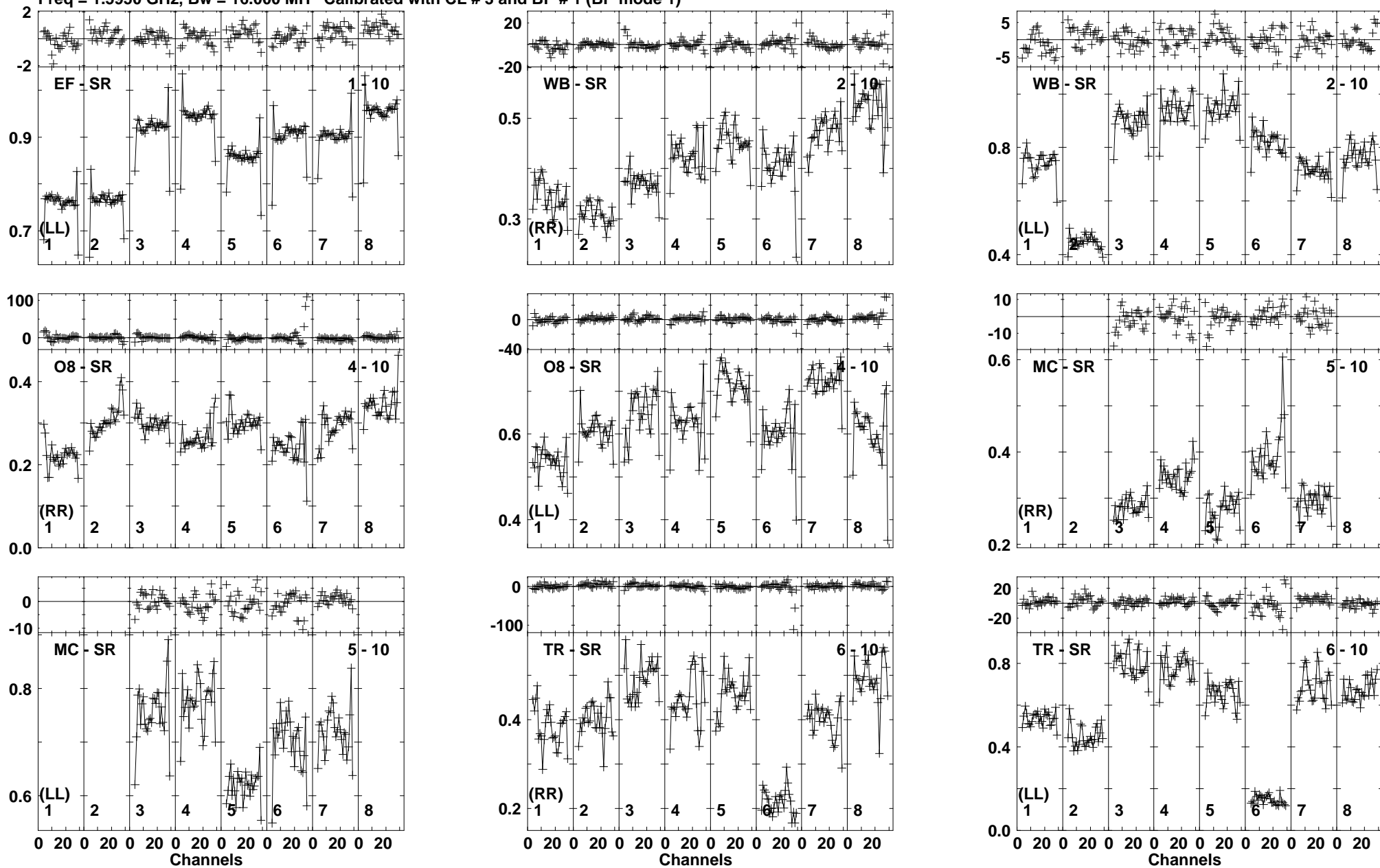
Lower frame: Milli Ampl Jy Top frame: Phas deg
 Vector averaged cross-power spectrum Baseline: EF (01) - SR (10)
 Timerange: 00/03:31:38 to 00/03:35:00

Plot file version 203 created 19-AUG-2016 17:32:51
 J1649+2635 EM119D.UVDATA.1
 Freq = 1.5950 GHz, Bw = 16.000 MH Calibrated with CL # 3 and BP # 1 (BP mode 1)



Lower frame: Milli Ampl Jy Top frame: Phas deg
 Vector averaged cross-power spectrum Baseline: TR (06) - SR (10)
 Timerange: 00/03:31:38 to 00/03:35:00

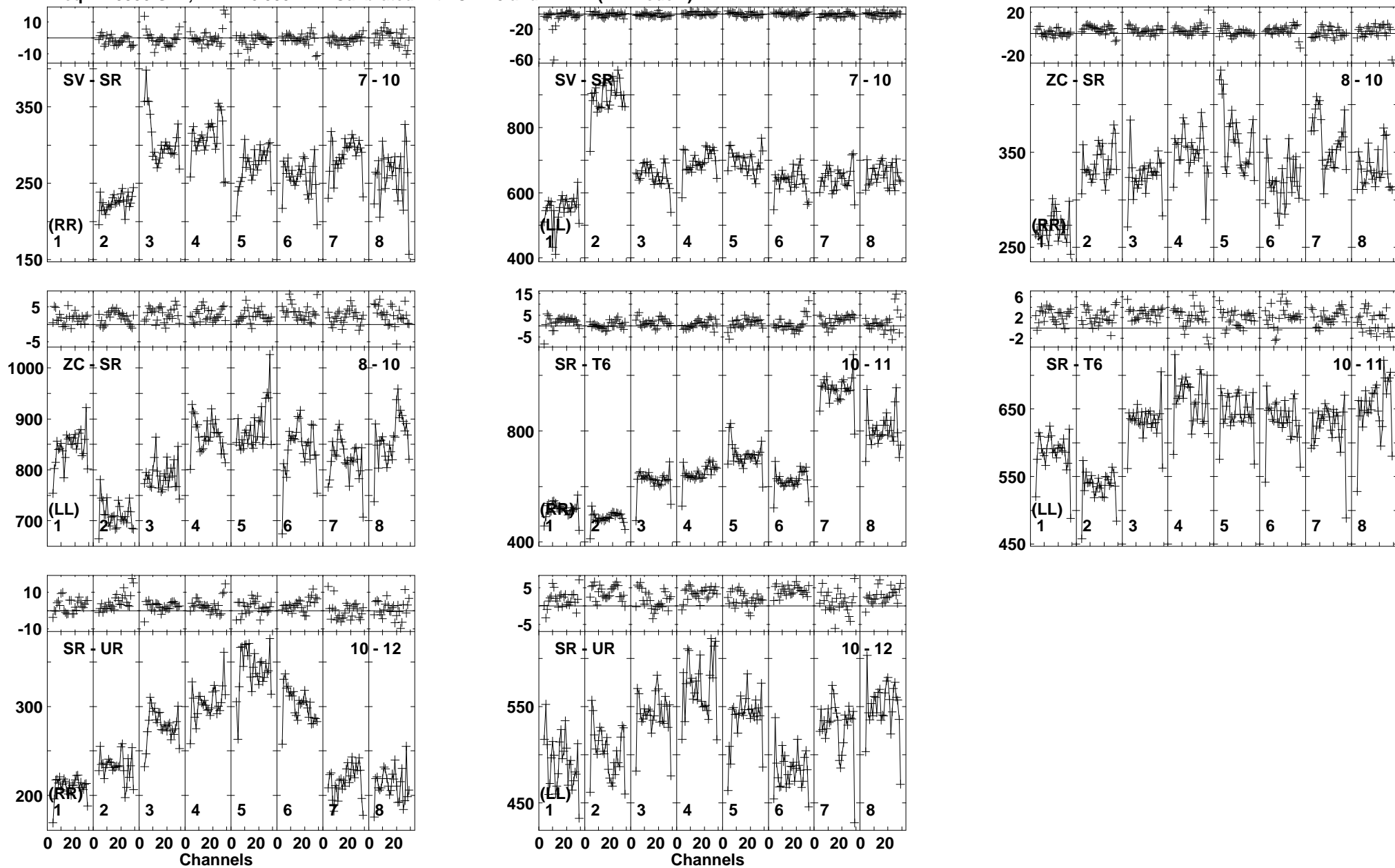
Plot file version 204 created 19-AUG-2016 17:32:52
 J1642+2523 EM119D.UVDATA.1
 Freq = 1.5950 GHz, Bw = 16.000 MH Calibrated with CL # 3 and BP # 1 (BP mode 1)



Plot file version 205 created 19-AUG-2016 17:32:52

J1642+2523 EM119D.UVDATA.1

Freq = 1.5950 GHz, Bw = 16.000 MH Calibrated with CL # 3 and BP # 1 (BP mode 1)

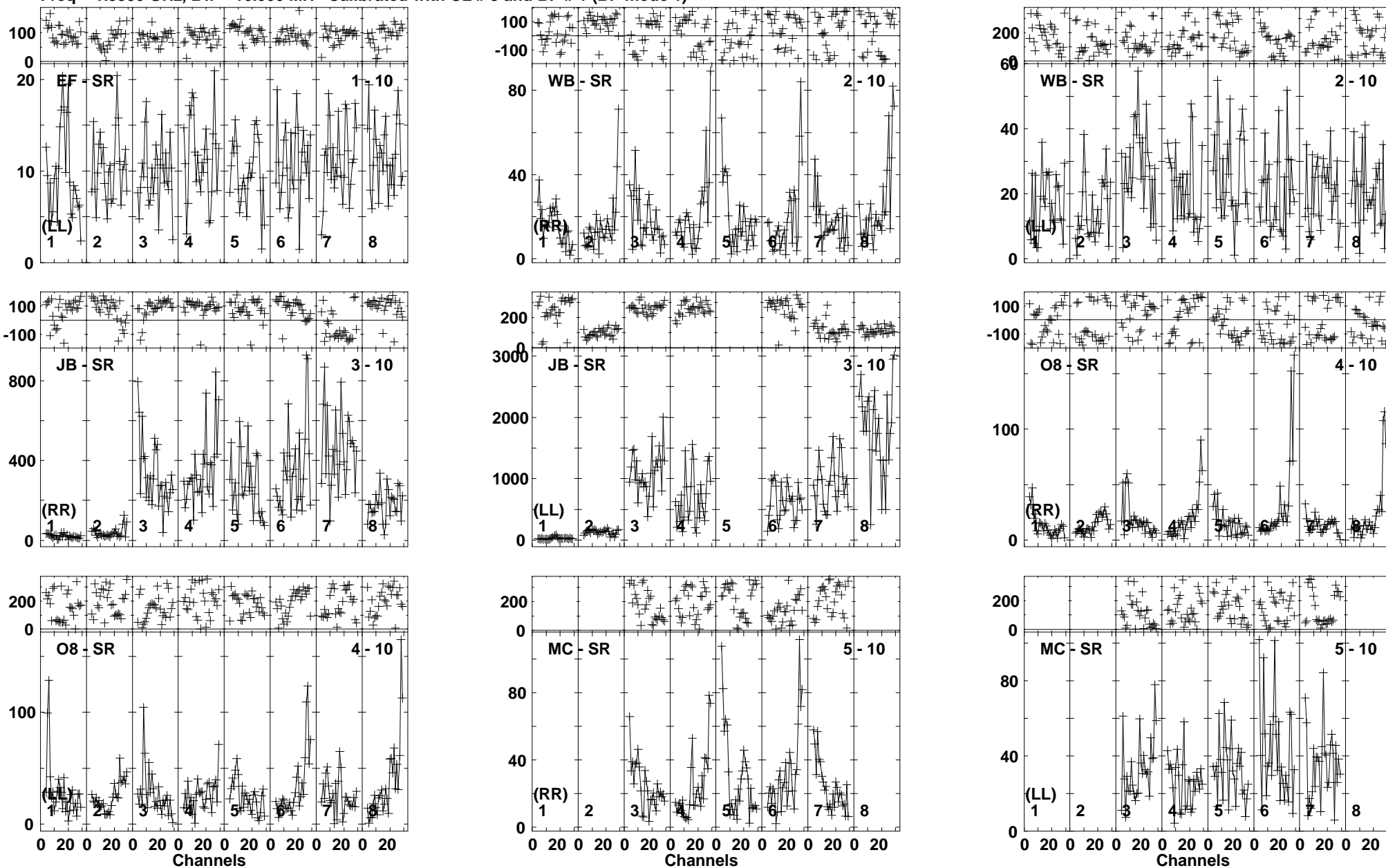


Lower frame: Milli Ampl Jy Top frame: Phas deg
Vector averaged cross-power spectrum Baseline: SV (07) - SR (10)
Timerange: 00/03:35:08 to 00/03:36:30

Plot file version 206 created 19-AUG-2016 17:32:52

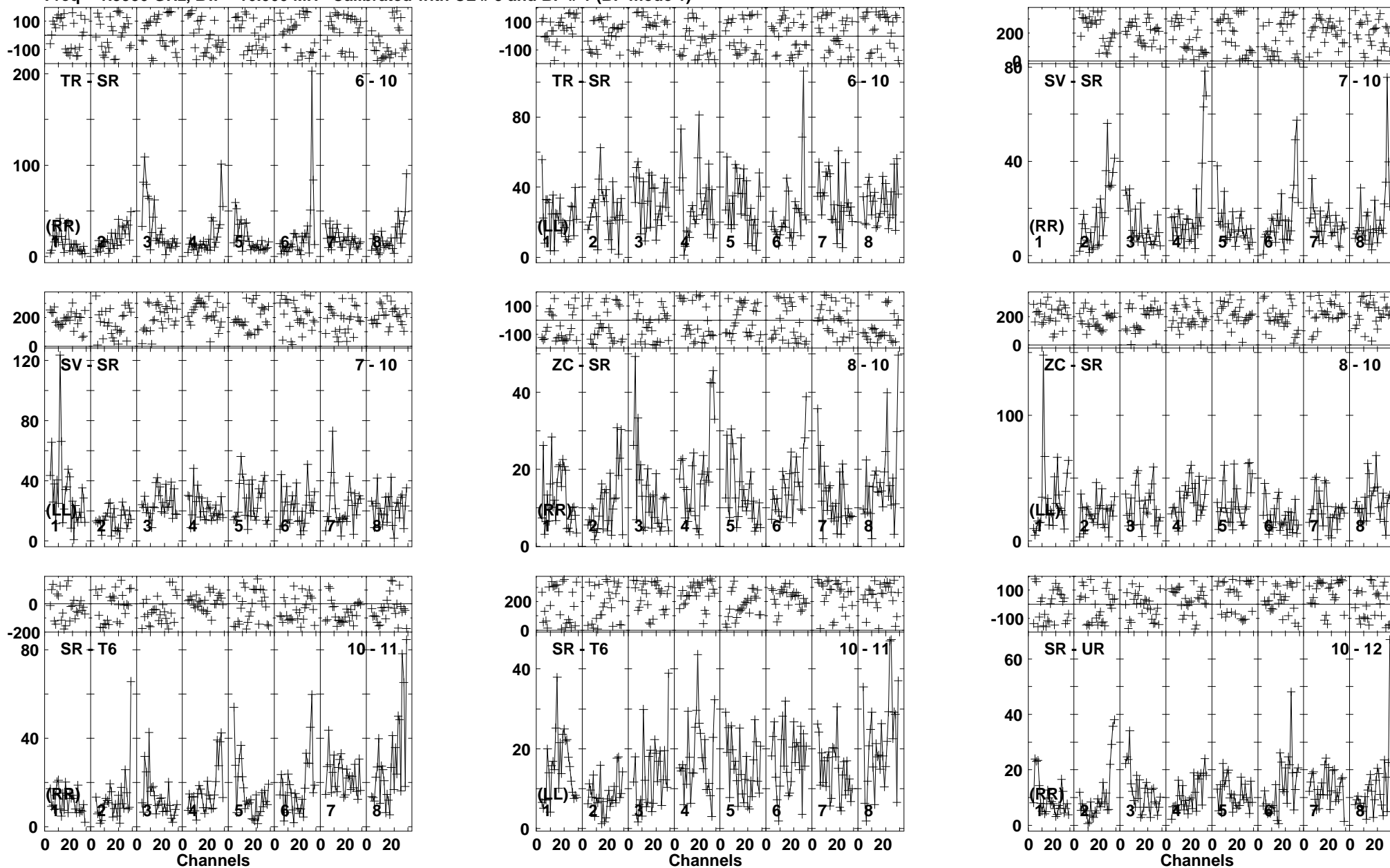
J1649+2635 EM119D.UVDATA.1

Freq = 1.5950 GHz, Bw = 16.000 MH Calibrated with CL # 3 and BP # 1 (BP mode 1)



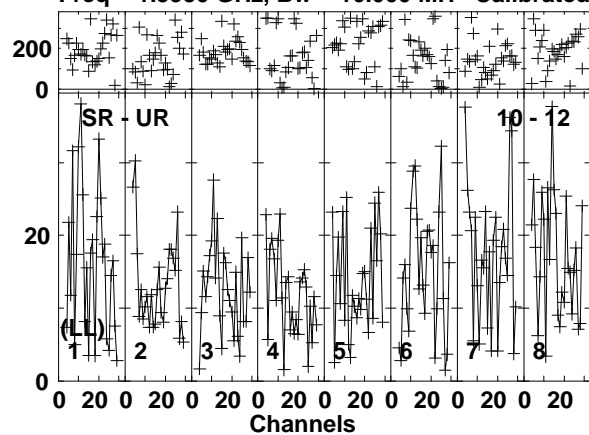
Lower frame: Milli Ampl Jy Top frame: Phas deg
Vector averaged cross-power spectrum Baseline: EF (01) - SR (10)
Timerange: 00/03:36:33 to 00/03:39:59

Plot file version 207 created 19-AUG-2016 17:32:53
 J1649+2635 EM119D.UVDATA.1
 Freq = 1.5950 GHz, Bw = 16.000 MH Calibrated with CL # 3 and BP # 1 (BP mode 1)



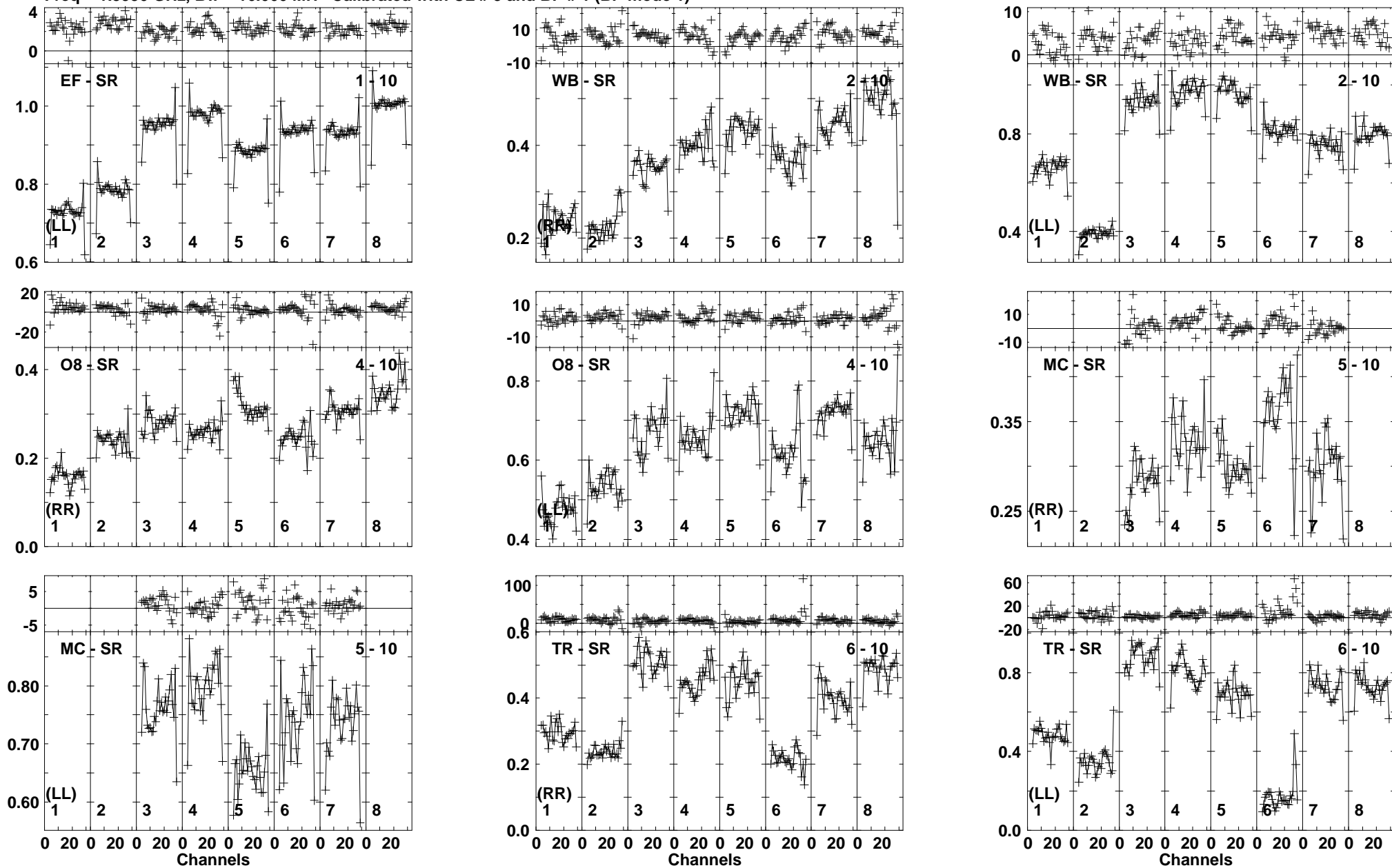
Lower frame: Milli Ampl Jy Top frame: Phas deg
 Vector averaged cross-power spectrum Baseline: TR (06) - SR (10)
 Timerange: 00/03:36:33 to 00/03:39:59

Plot file version 208 created 19-AUG-2016 17:32:53
J1649+2635 EM119D.UVDATA.1
Freq = 1.5950 GHz, Bw = 16.000 MH Calibrated with CL # 3 and BP # 1 (BP mode 1)



Lower frame: Milli Ampl Jy Top frame: Phas deg
Vector averaged cross-power spectrum Baseline: SR (10) - UR (12)
Timerange: 00/03:36:33 to 00/03:39:59

Plot file version 209 created 19-AUG-2016 17:32:53
 J1642+2523 EM119D.UVDATA.1
 Freq = 1.5950 GHz, Bw = 16.000 MH Calibrated with CL # 3 and BP # 1 (BP mode 1)

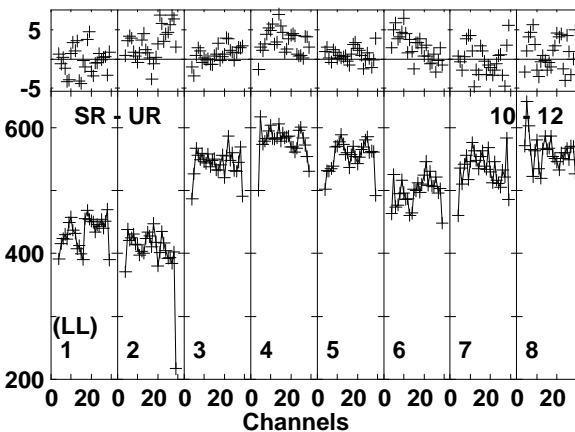
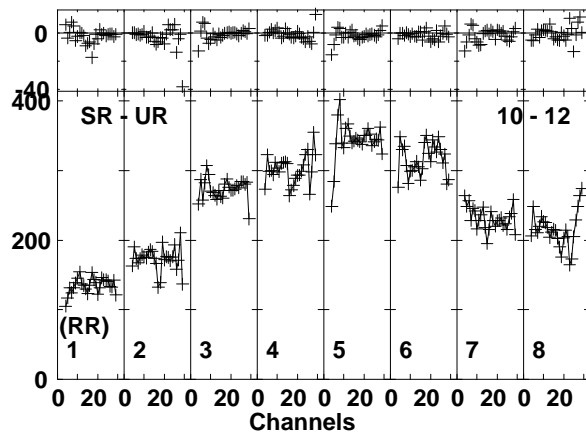
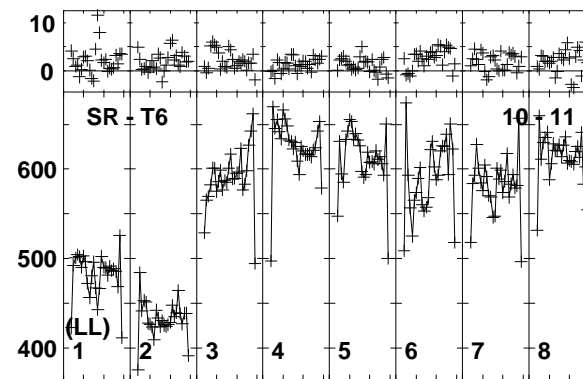
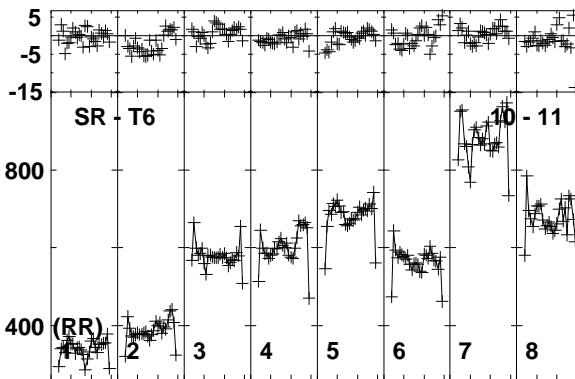
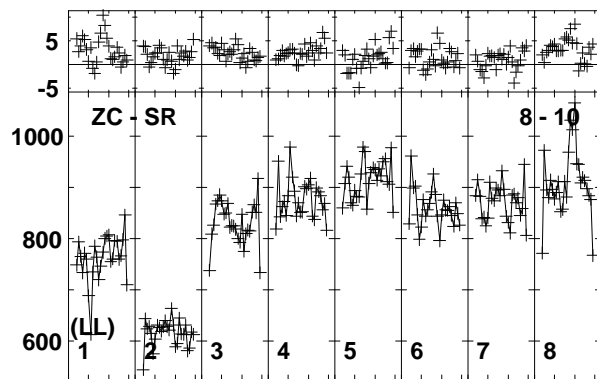
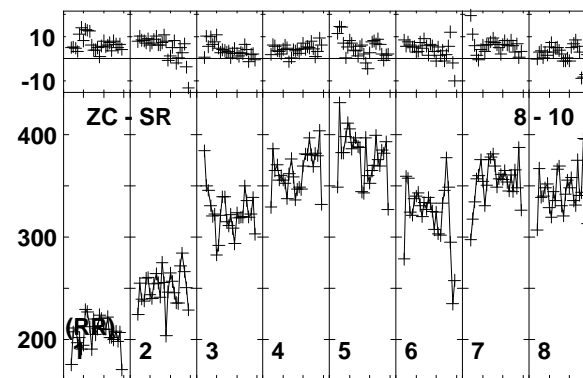
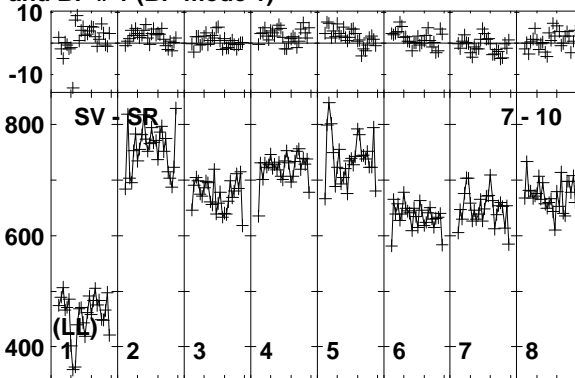
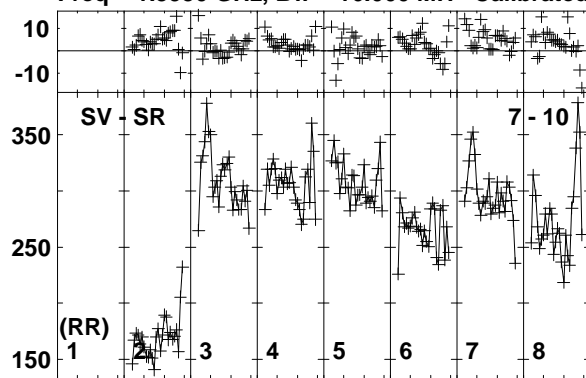


Lower frame: Ampl Jy Top frame: Phas deg
 Vector averaged cross-power spectrum Baseline: EF (01) - SR (10)
 Timerange: 00/03:40:07 to 00/03:41:30

Plot file version 210 created 19-AUG-2016 17:32:53

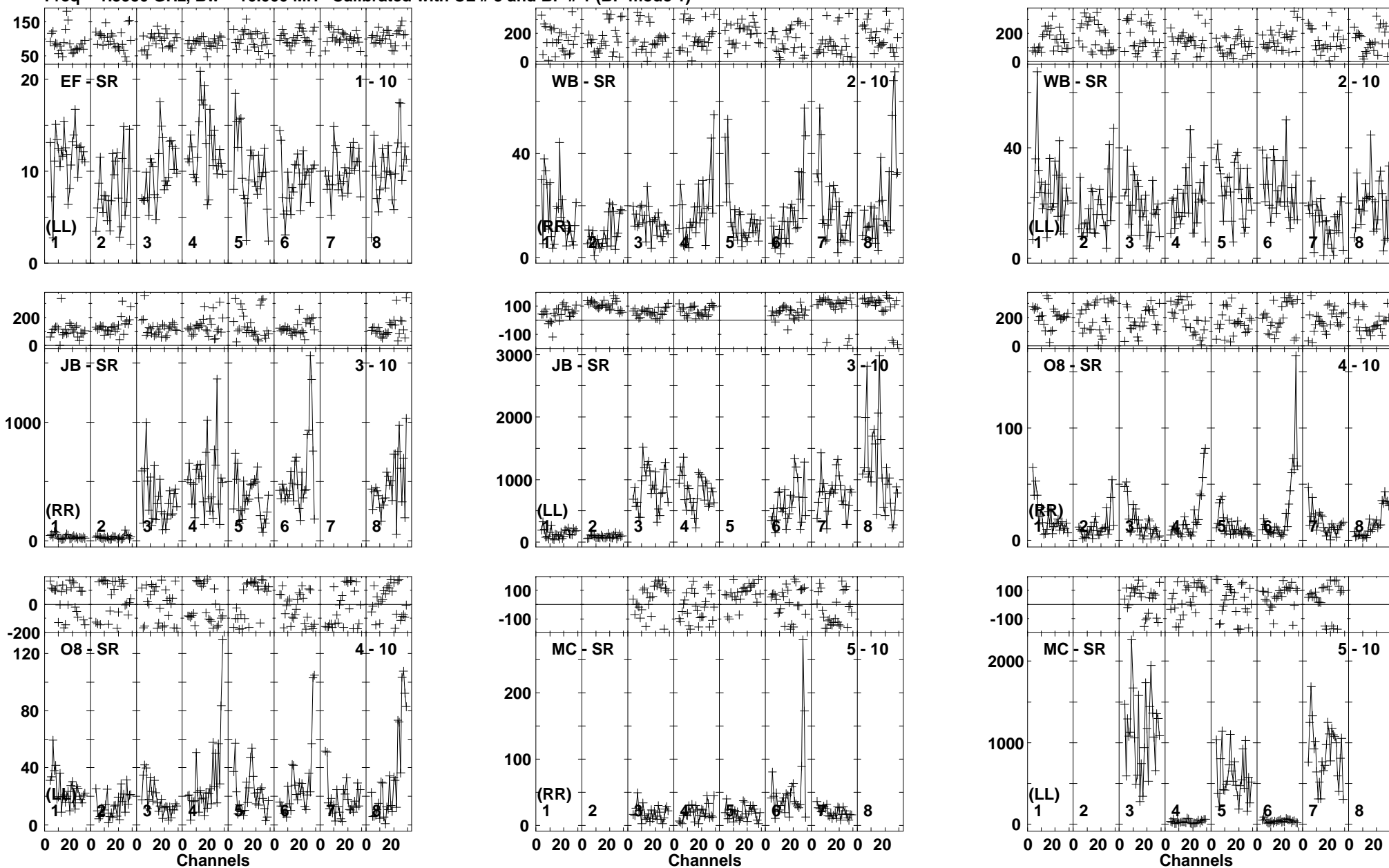
J1642+2523 EM119D.UVDATA.1

Freq = 1.5950 GHz, Bw = 16.000 MH Calibrated with CL # 3 and BP # 1 (BP mode 1)



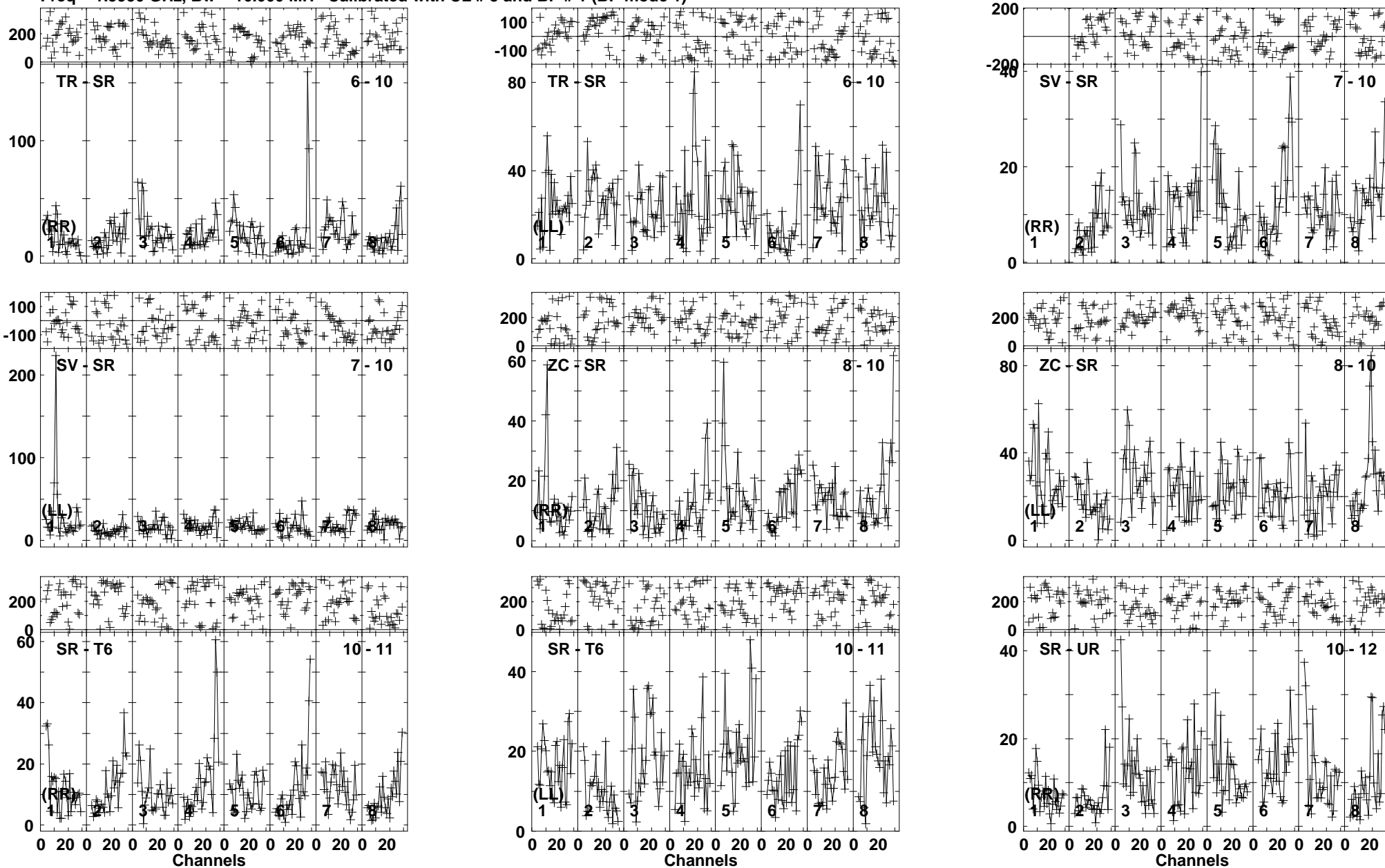
Lower frame: Milli Ampl Jy Top frame: Phas deg
Vector averaged cross-power spectrum Baseline: SV (07) - SR (10)
Timerange: 00/03:40:07 to 00/03:41:30

Plot file version 211 created 19-AUG-2016 17:32:54
 J1649+2635 EM119D.UVDATA.1
 Freq = 1.5950 GHz, Bw = 16.000 MH Calibrated with CL # 3 and BP # 1 (BP mode 1)



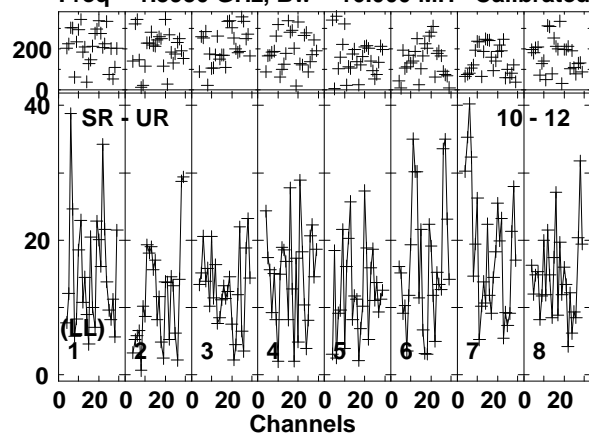
Lower frame: Milli Ampl Jy Top frame: Phas deg
 Vector averaged cross-power spectrum Baseline: EF (01) - SR (10)
 Timerange: 00/03:42:31 to 00/03:46:00

Plot file version 212 created 19-AUG-2016 17:32:54
 J1649+2635 EM119D.UVDATA.1
 Freq = 1.5950 GHz, Bw = 16.000 MH Calibrated with CL # 3 and BP # 1 (BP mode 1)



Lower frame: Milli Ampl Jy Top frame: Phas deg
 Vector averaged cross-power spectrum Baseline: TR (06) - SR (10)
 Timerange: 00/03:42:31 to 00/03:46:00

Plot file version 213 created 19-AUG-2016 17:32:54
J1649+2635 EM119D.UVDATA.1
Freq = 1.5950 GHz, Bw = 16.000 MH Calibrated with CL # 3 and BP # 1 (BP mode 1)

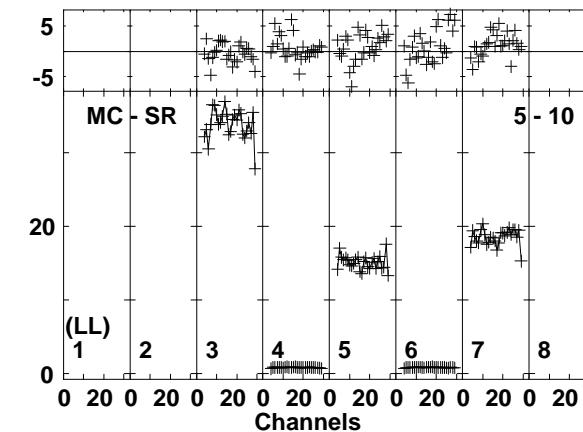
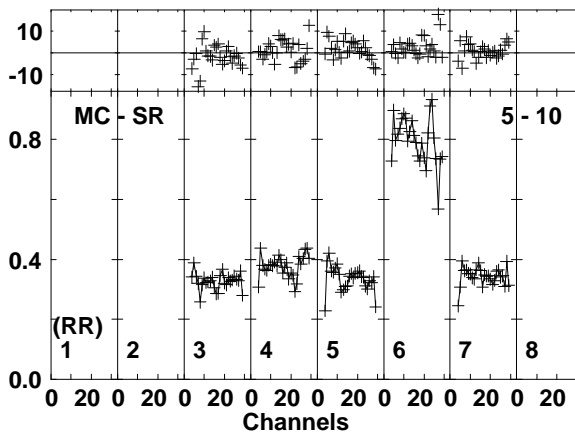
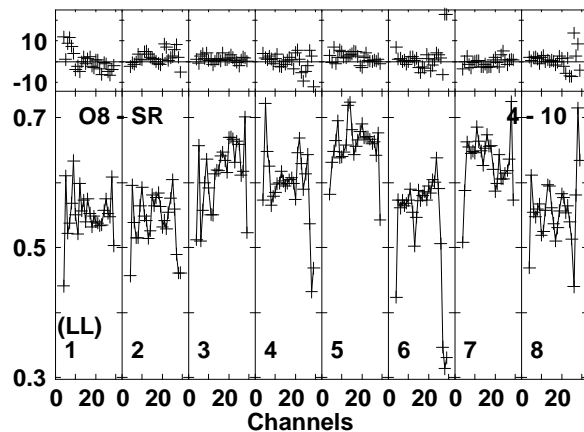
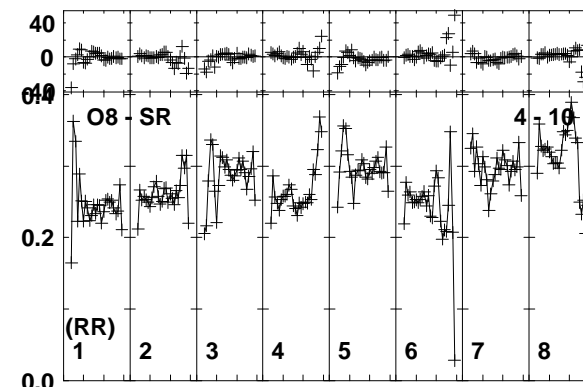
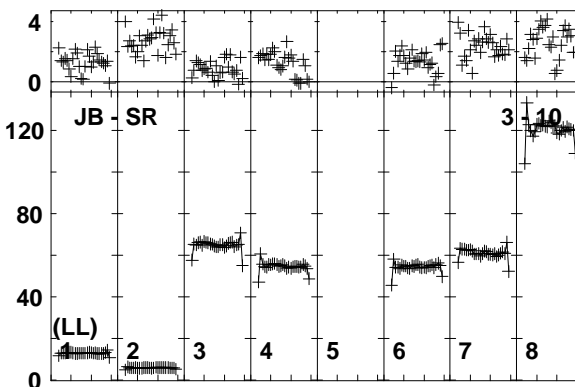
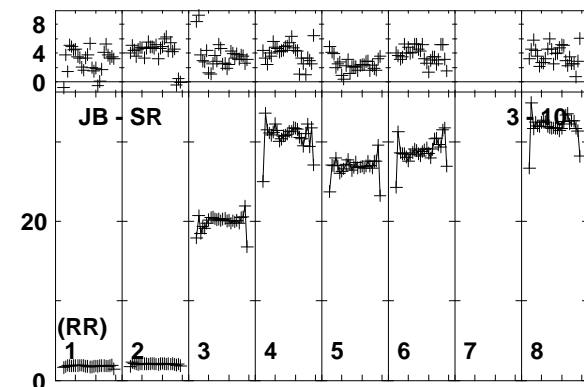
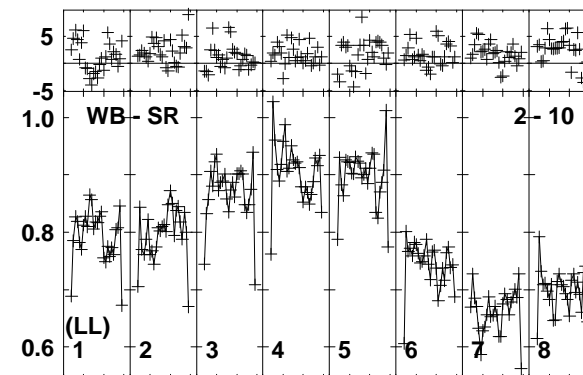
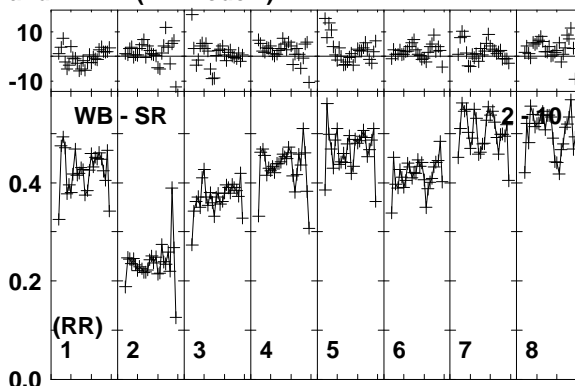
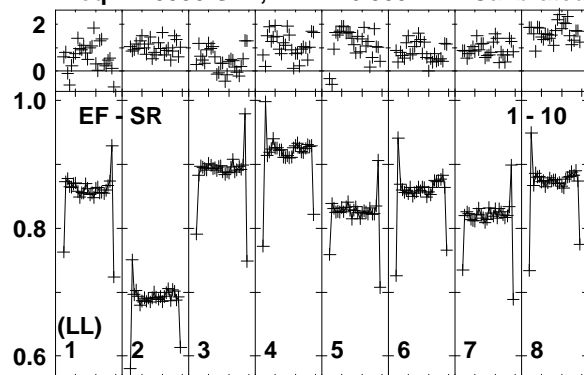


Lower frame: Milli Ampl Jy Top frame: Phas deg
Vector averaged cross-power spectrum Baseline: SR (10) - UR (12)
Timerange: 00/03:42:31 to 00/03:46:00

Plot file version 214 created 19-AUG-2016 17:32:54

J1642+2523 EM119D.UVDATA.1

Freq = 1.5950 GHz, Bw = 16.000 MH Calibrated with CL # 3 and BP # 1 (BP mode 1)

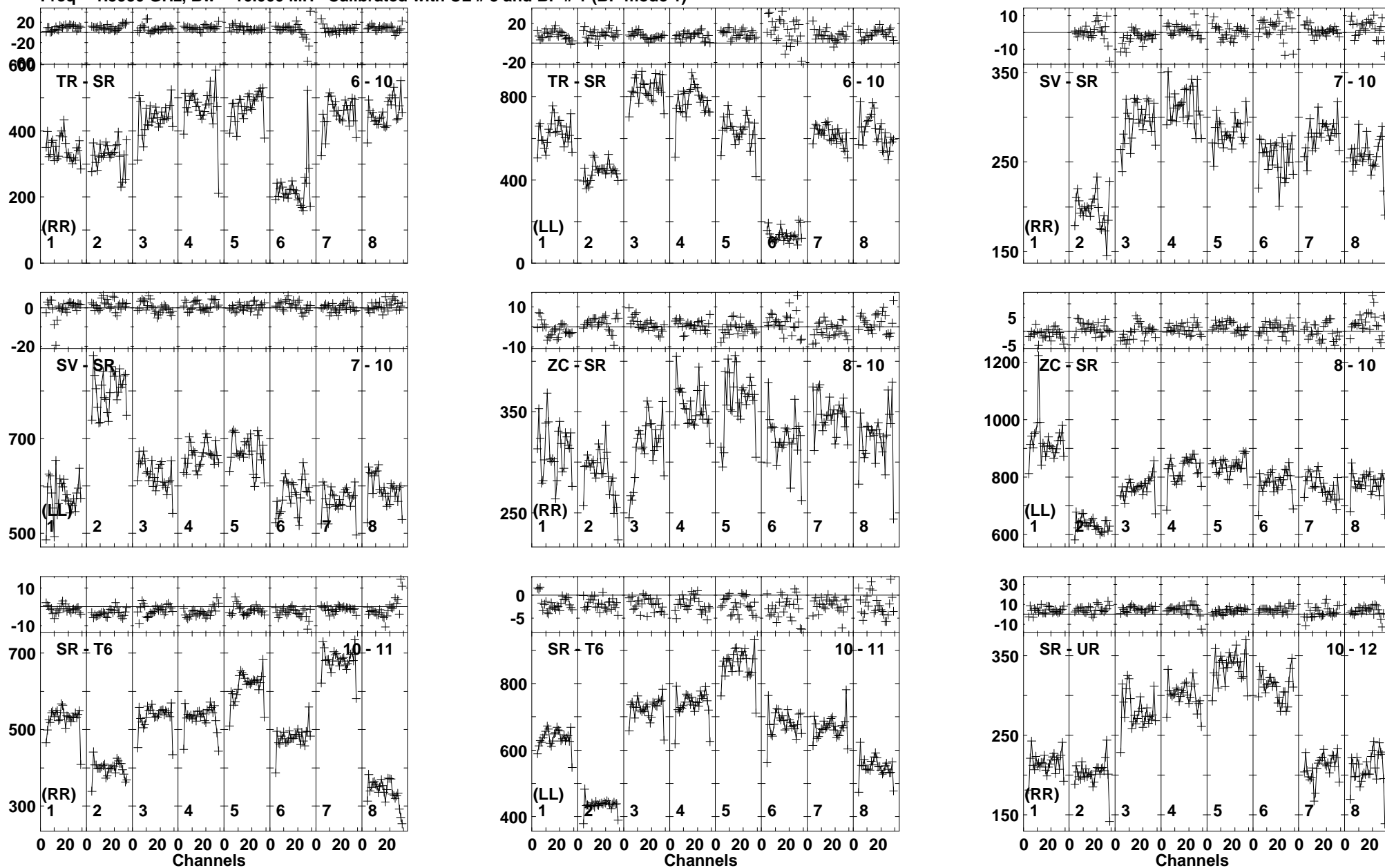


Lower frame: Ampl Jy Top frame: Phas deg
Vector averaged cross-power spectrum Baseline: EF (01) - SR (10)
Timerange: 00/03:46:07 to 00/03:47:29

Plot file version 215 created 19-AUG-2016 17:32:55

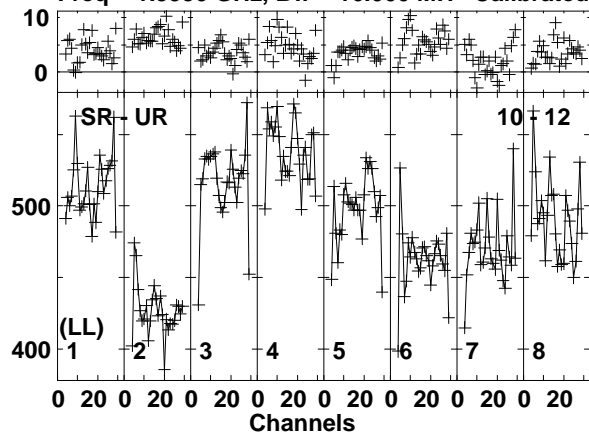
J1642+2523 EM119D.UVDATA.1

Freq = 1.5950 GHz, Bw = 16.000 MH Calibrated with CL # 3 and BP # 1 (BP mode 1)



Lower frame: Milli Ampl Jy Top frame: Phas deg
Vector averaged cross-power spectrum Baseline: TR (06) - SR (10)
Timerange: 00/03:46:07 to 00/03:47:29

Plot file version 216 created 19-AUG-2016 17:32:55
J1642+2523 EM119D.UVDATA.1
Freq = 1.5950 GHz, Bw = 16.000 MH Calibrated with CL # 3 and BP # 1 (BP mode 1)

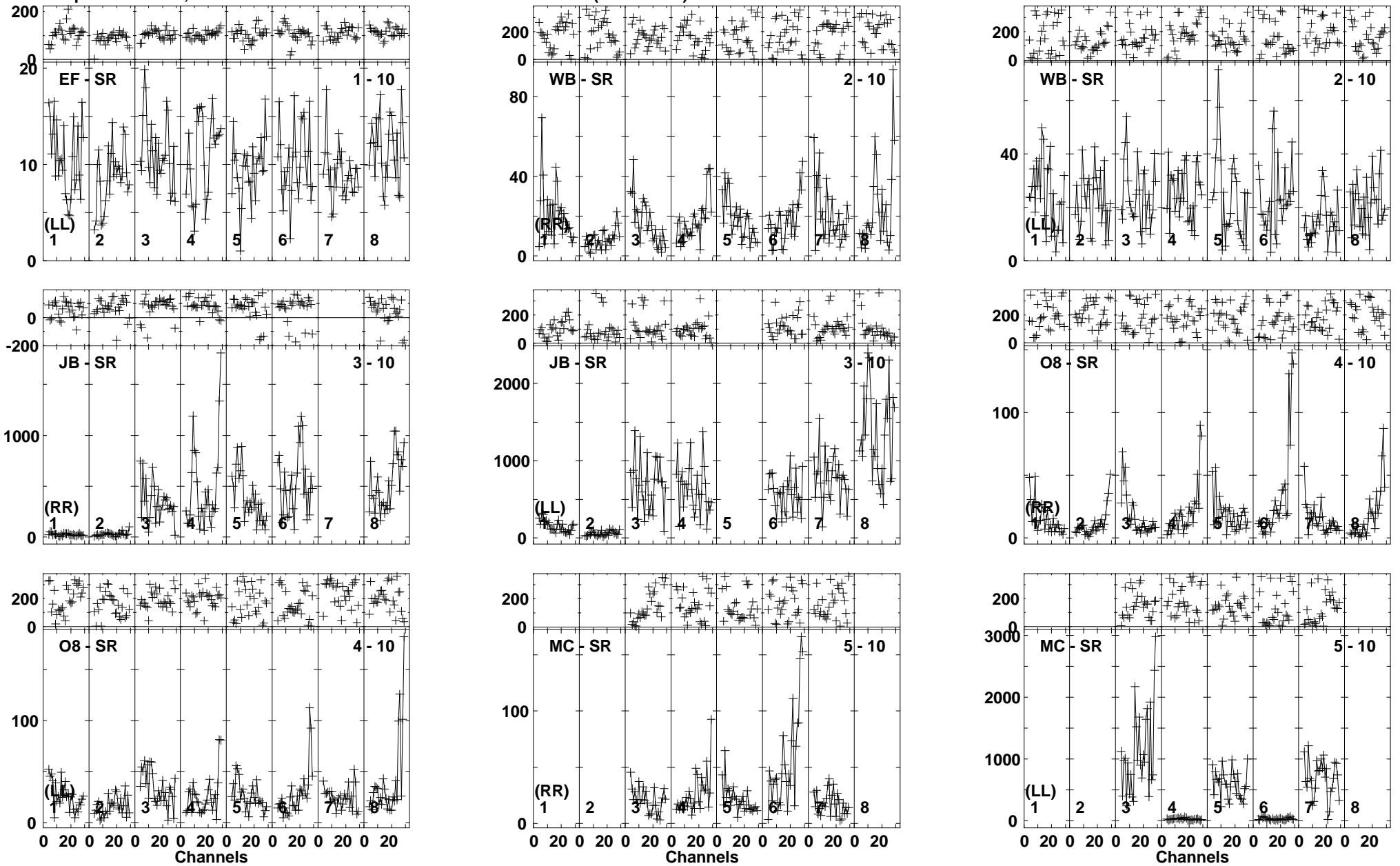


Lower frame: Milli Ampl Jy Top frame: Phas deg
Vector averaged cross-power spectrum Baseline: SR (10) - UR (12)
Timerange: 00/03:46:07 to 00/03:47:29

Plot file version 217 created 19-AUG-2016 17:32:55

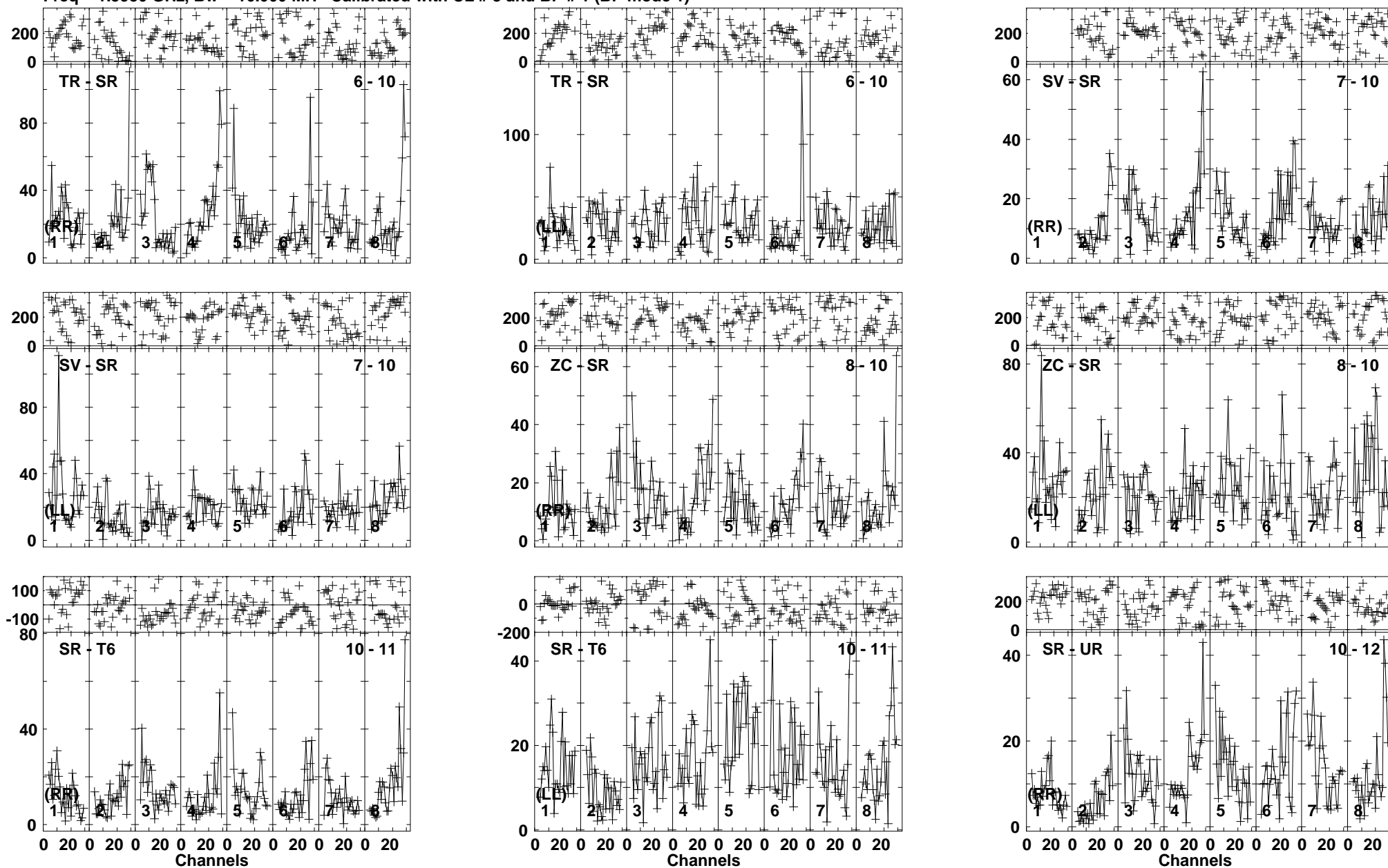
J1649+2635 EM119D.UVDATA.1

Freq = 1.5950 GHz, Bw = 16.000 MH Calibrated with CL # 3 and BP # 1 (BP mode 1)



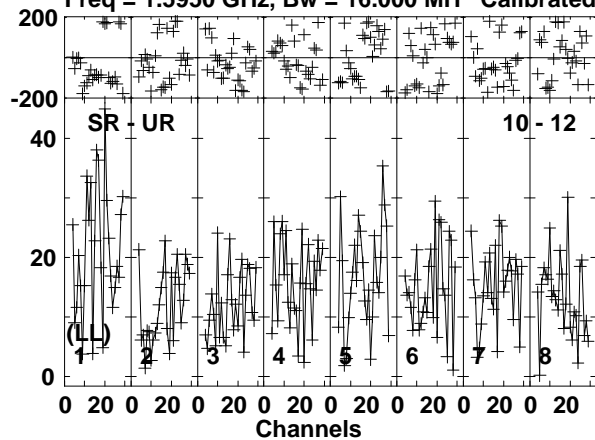
Lower frame: Milli Ampl Jy Top frame: Phas deg
Vector averaged cross-power spectrum Baseline: EF (01) - SR (10)
Timerange: 00/03:47:38 to 00/03:51:00

Plot file version 218 created 19-AUG-2016 17:32:55
 J1649+2635 EM119D.UVDATA.1
 Freq = 1.5950 GHz, Bw = 16.000 MH Calibrated with CL # 3 and BP # 1 (BP mode 1)



Lower frame: Milli Ampl Jy Top frame: Phas deg
 Vector averaged cross-power spectrum Baseline: TR (06) - SR (10)
 Timerange: 00/03:47:38 to 00/03:51:00

Plot file version 219 created 19-AUG-2016 17:32:56
J1649+2635 EM119D.UVDATA.1
Freq = 1.5950 GHz, Bw = 16.000 MH Calibrated with CL # 3 and BP # 1 (BP mode 1)

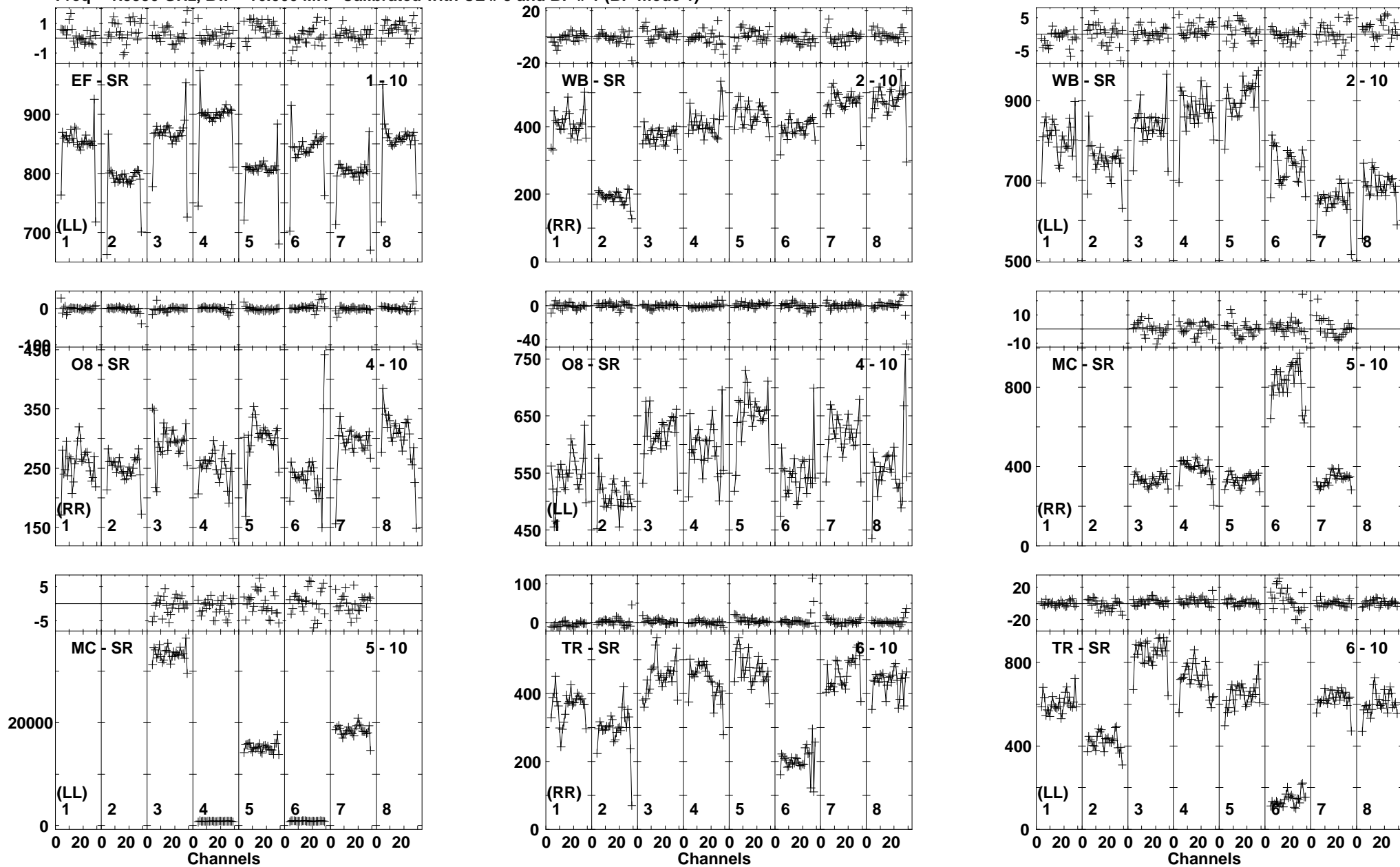


Lower frame: Milli Ampl Jy Top frame: Phas deg
Vector averaged cross-power spectrum Baseline: SR (10) - UR (12)
Timerange: 00/03:47:38 to 00/03:51:00

Plot file version 220 created 19-AUG-2016 17:32:56

J1642+2523 EM119D.UVDATA.1

Freq = 1.5950 GHz, Bw = 16.000 MH Calibrated with CL # 3 and BP # 1 (BP mode 1)

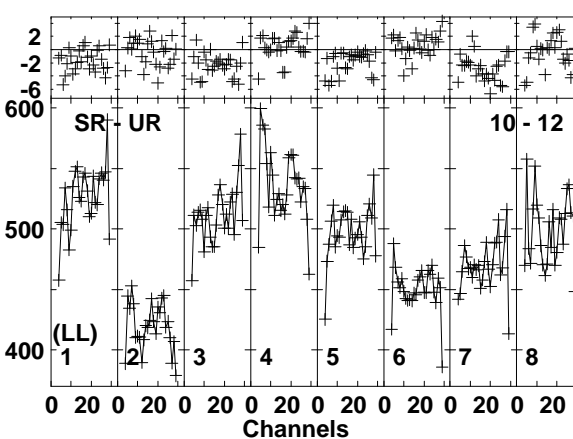
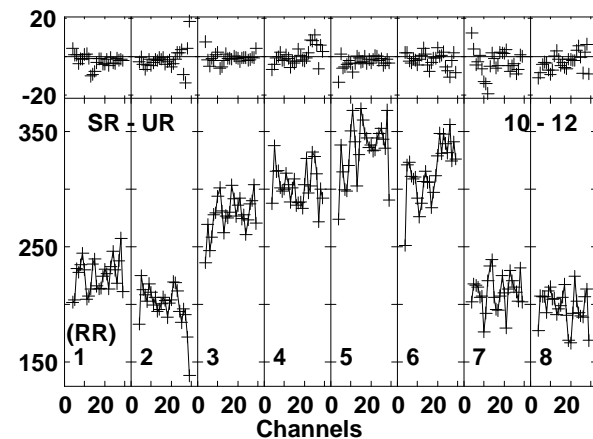
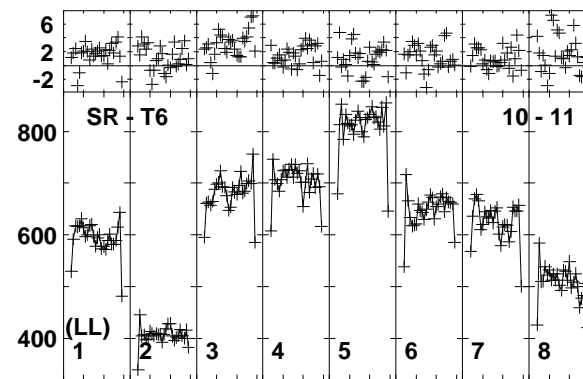
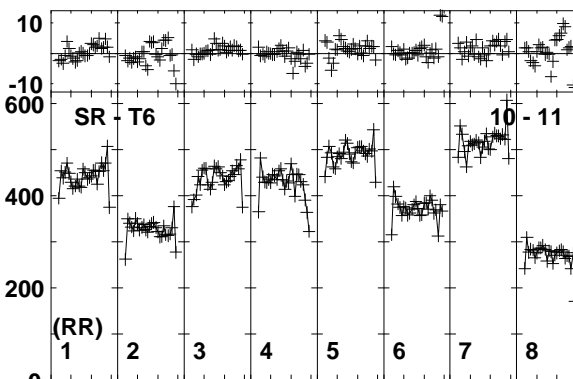
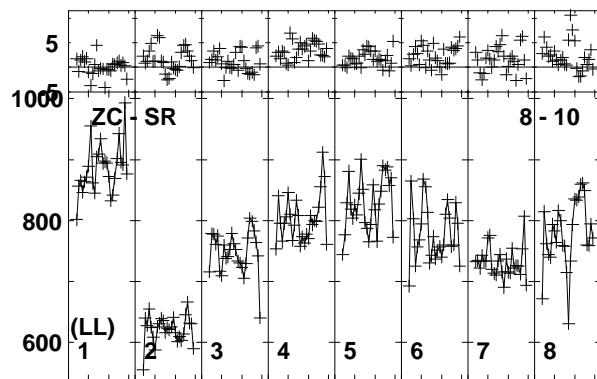
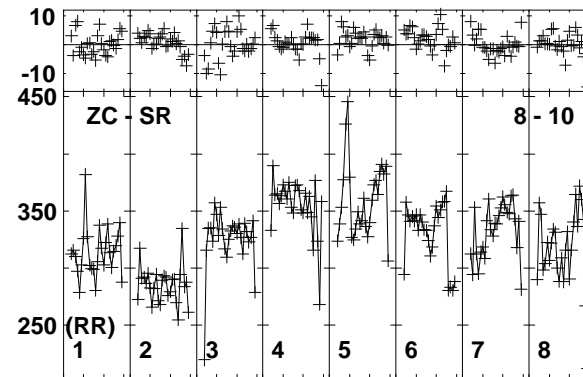
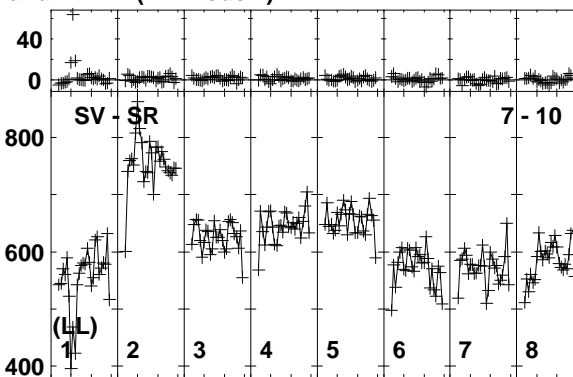
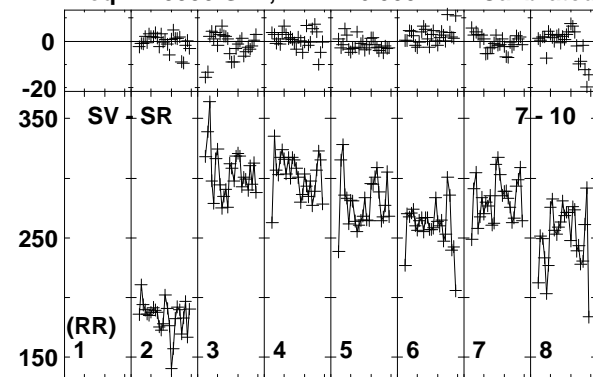


Lower frame: Milli Ampl Jy Top frame: Phas deg
Vector averaged cross-power spectrum Baseline: EF (01) - SR (10)
Timerange: 00/03:51:08 to 00/03:52:30

Plot file version 221 created 19-AUG-2016 17:32:56

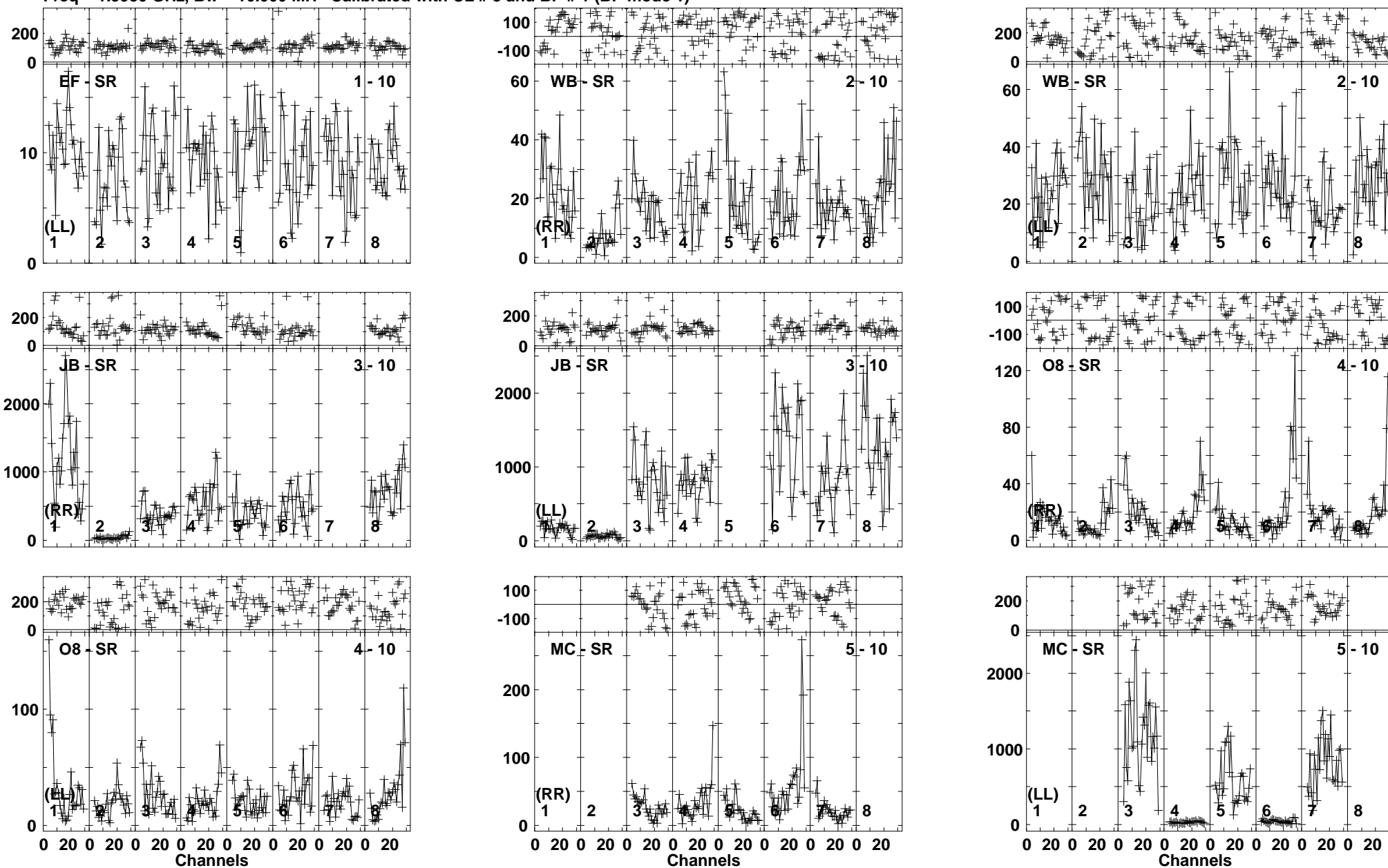
J1642+2523 EM119D.UVDATA.1

Freq = 1.5950 GHz, Bw = 16.000 MH Calibrated with CL # 3 and BP # 1 (BP mode 1)



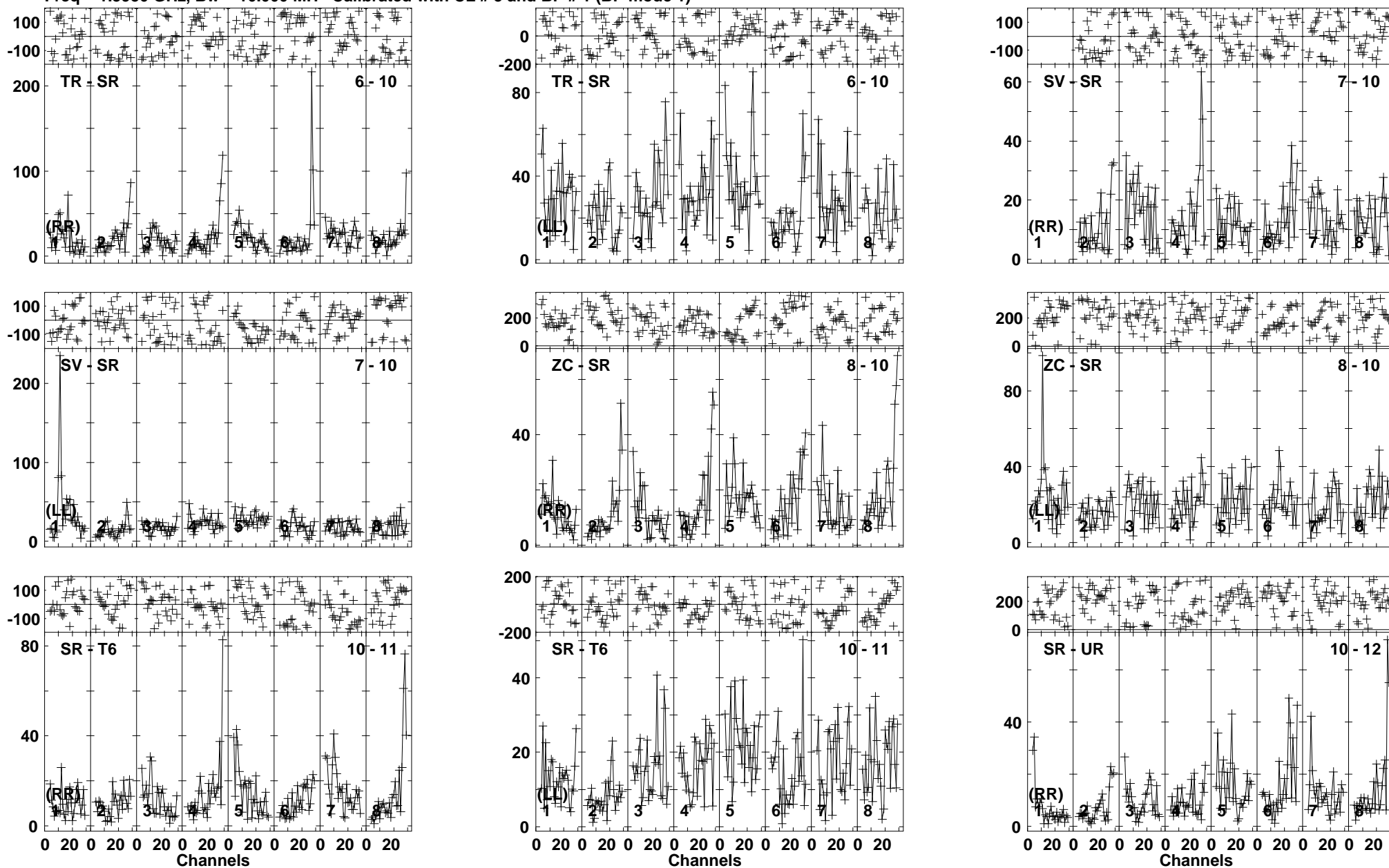
Lower frame: Milli Amp Jy Top frame: Phas deg
Vector averaged cross-power spectrum Baseline: SV (07) - SR (10)
Timerange: 00/03:51:08 to 00/03:52:30

Plot file version 222 created 19-AUG-2016 17:32:56
 J1649+2635 EM119D.UVDATA.1
 Freq = 1.5950 GHz, Bw = 16.000 MH Calibrated with CL # 3 and BP # 1 (BP mode 1)



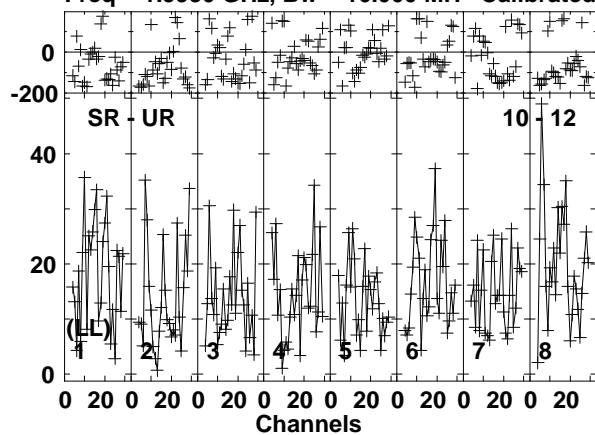
Lower frame: Milli Ampl Jy Top frame: Phas deg
 Vector averaged cross-power spectrum Baseline: EF (01) - SR (10)
 Timerange: 00/03:52:32 to 00/03:56:00

Plot file version 223 created 19-AUG-2016 17:32:57
 J1649+2635 EM119D.UVDATA.1
 Freq = 1.5950 GHz, Bw = 16.000 MH Calibrated with CL # 3 and BP # 1 (BP mode 1)



Lower frame: Milli Ampl Jy Top frame: Phas deg
 Vector averaged cross-power spectrum Baseline: TR (06) - SR (10)
 Timerange: 00/03:52:32 to 00/03:56:00

Plot file version 224 created 19-AUG-2016 17:32:57
J1649+2635 EM119D.UVDATA.1
Freq = 1.5950 GHz, Bw = 16.000 MH Calibrated with CL # 3 and BP # 1 (BP mode 1)

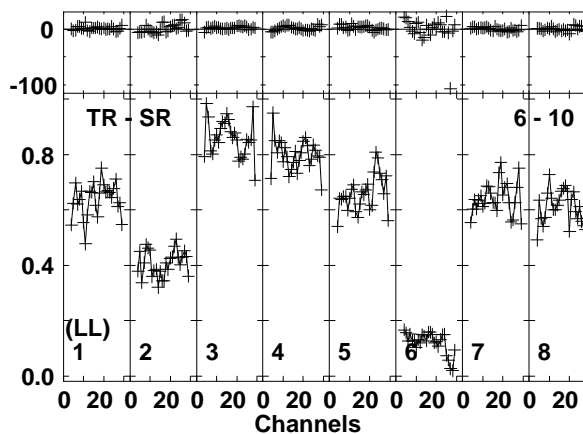
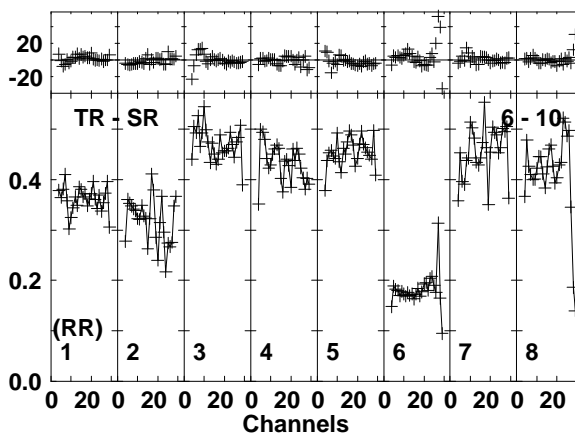
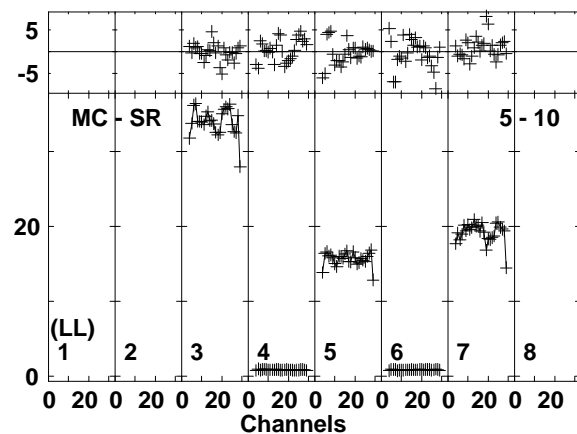
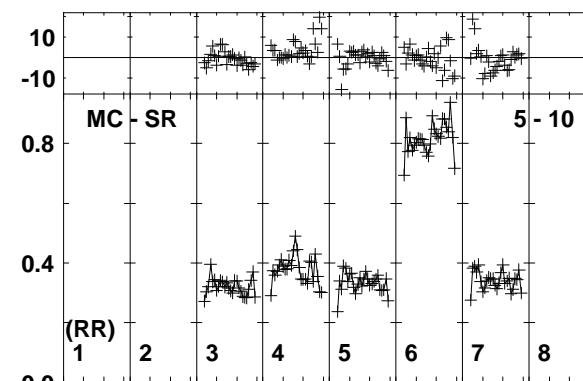
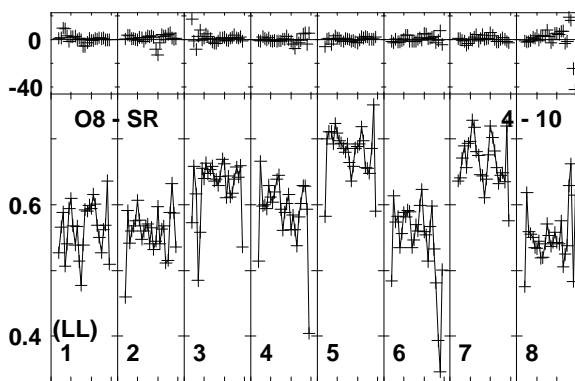
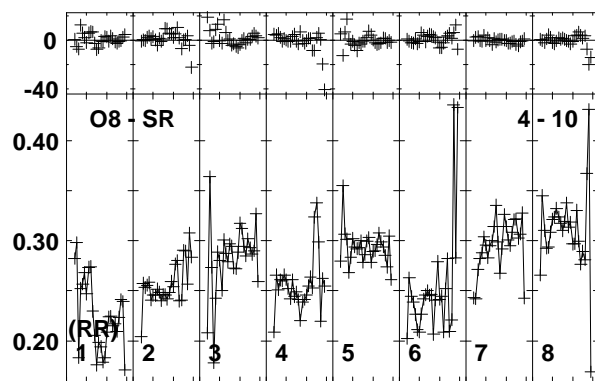
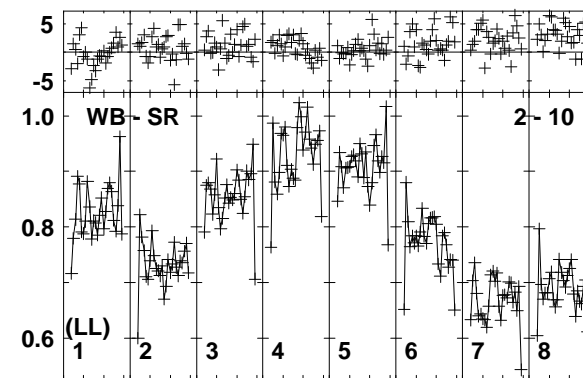
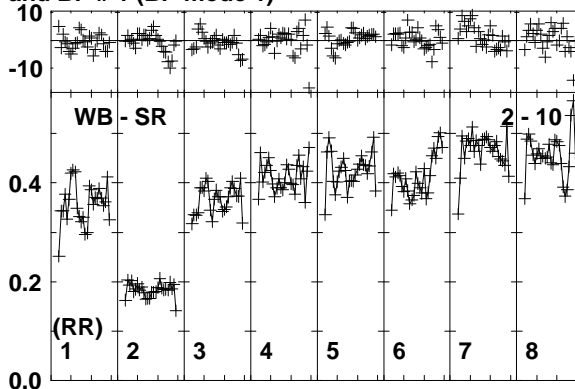
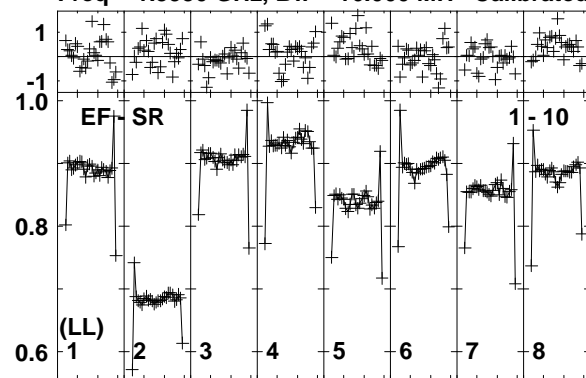


Lower frame: Milli Ampl Jy Top frame: Phas deg
Vector averaged cross-power spectrum Baseline: SR (10) - UR (12)
Timerange: 00/03:52:32 to 00/03:56:00

Plot file version 225 created 19-AUG-2016 17:32:57

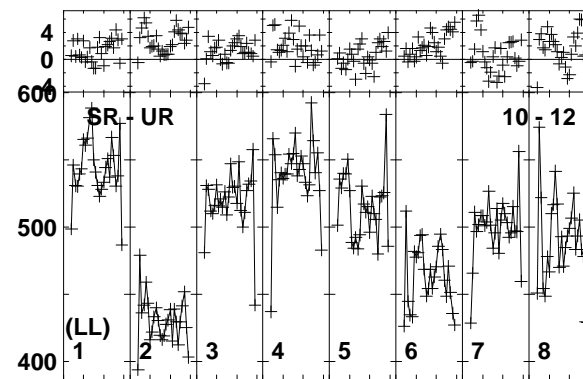
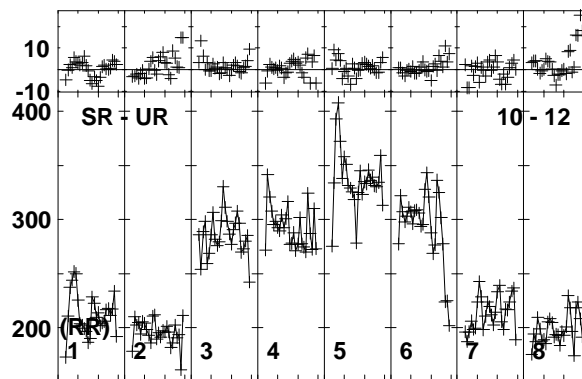
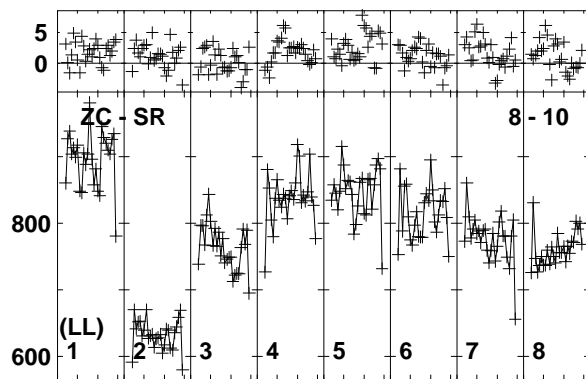
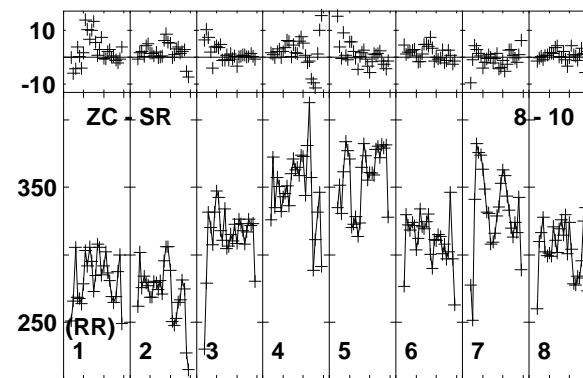
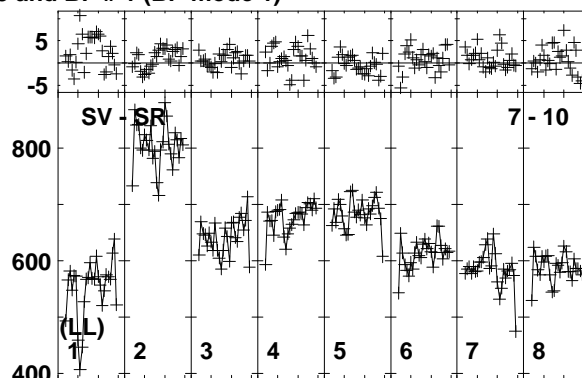
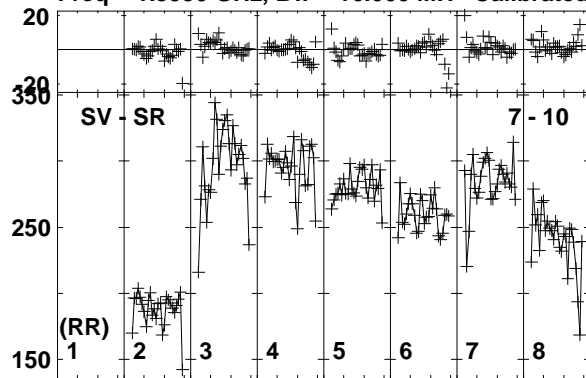
J1642+2523 EM119D.UVDATA.1

Freq = 1.5950 GHz, Bw = 16.000 MH Calibrated with CL # 3 and BP # 1 (BP mode 1)



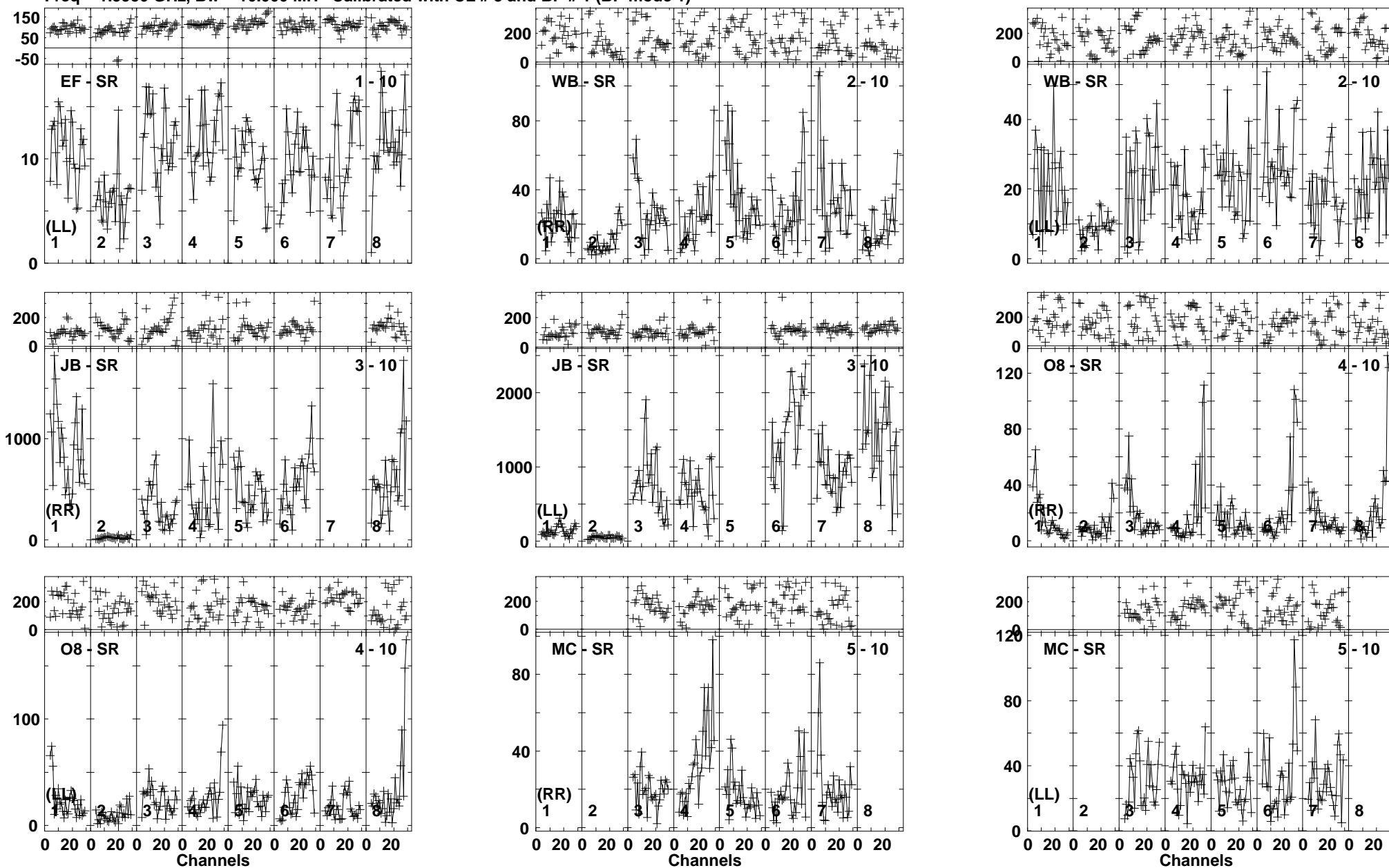
Lower frame: Ampl Jy Top frame: Phas deg
Vector averaged cross-power spectrum Baseline: EF (01) - SR (10)
Timerange: 00/03:56:07 to 00/03:57:30

Plot file version 226 created 19-AUG-2016 17:32:58
 J1642+2523 EM119D.UVDATA.1
 Freq = 1.5950 GHz, Bw = 16.000 MH Calibrated with CL # 3 and BP # 1 (BP mode 1)



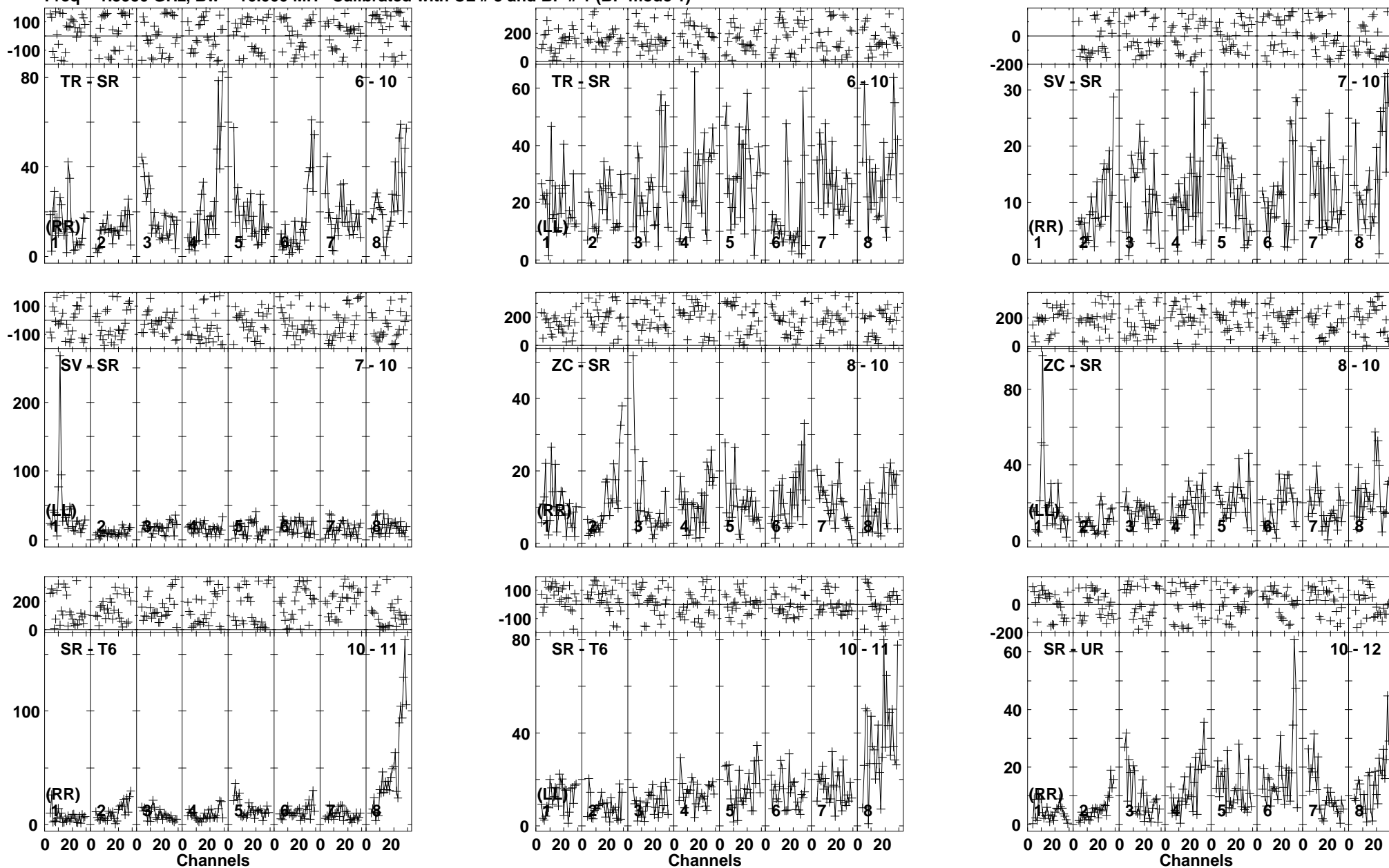
Lower frame: Milli Ampl Jy Top frame: Phas deg
 Vector averaged cross-power spectrum Baseline: SV (07) - SR (10)
 Timerange: 00/03:56:07 to 00/03:57:30

Plot file version 227 created 19-AUG-2016 17:32:58
 J1649+2635 EM119D.UVDATA.1
 Freq = 1.5950 GHz, Bw = 16.000 MH Calibrated with CL # 3 and BP # 1 (BP mode 1)



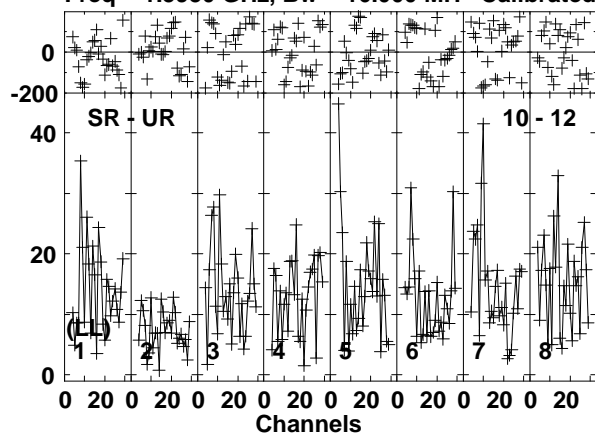
Lower frame: Milli Ampl Jy Top frame: Phas deg
 Vector averaged cross-power spectrum Baseline: EF (01) - SR (10)
 Timerange: 00/03:58:31 to 00/04:02:00

Plot file version 228 created 19-AUG-2016 17:32:58
 J1649+2635 EM119D.UVDATA.1
 Freq = 1.5950 GHz, Bw = 16.000 MH Calibrated with CL # 3 and BP # 1 (BP mode 1)



Lower frame: Milli Ampl Jy Top frame: Phas deg
 Vector averaged cross-power spectrum Baseline: TR (06) - SR (10)
 Timerange: 00/03:58:31 to 00/04:02:00

Plot file version 229 created 19-AUG-2016 17:32:59
J1649+2635 EM119D.UVDATA.1
Freq = 1.5950 GHz, Bw = 16.000 MH Calibrated with CL # 3 and BP # 1 (BP mode 1)

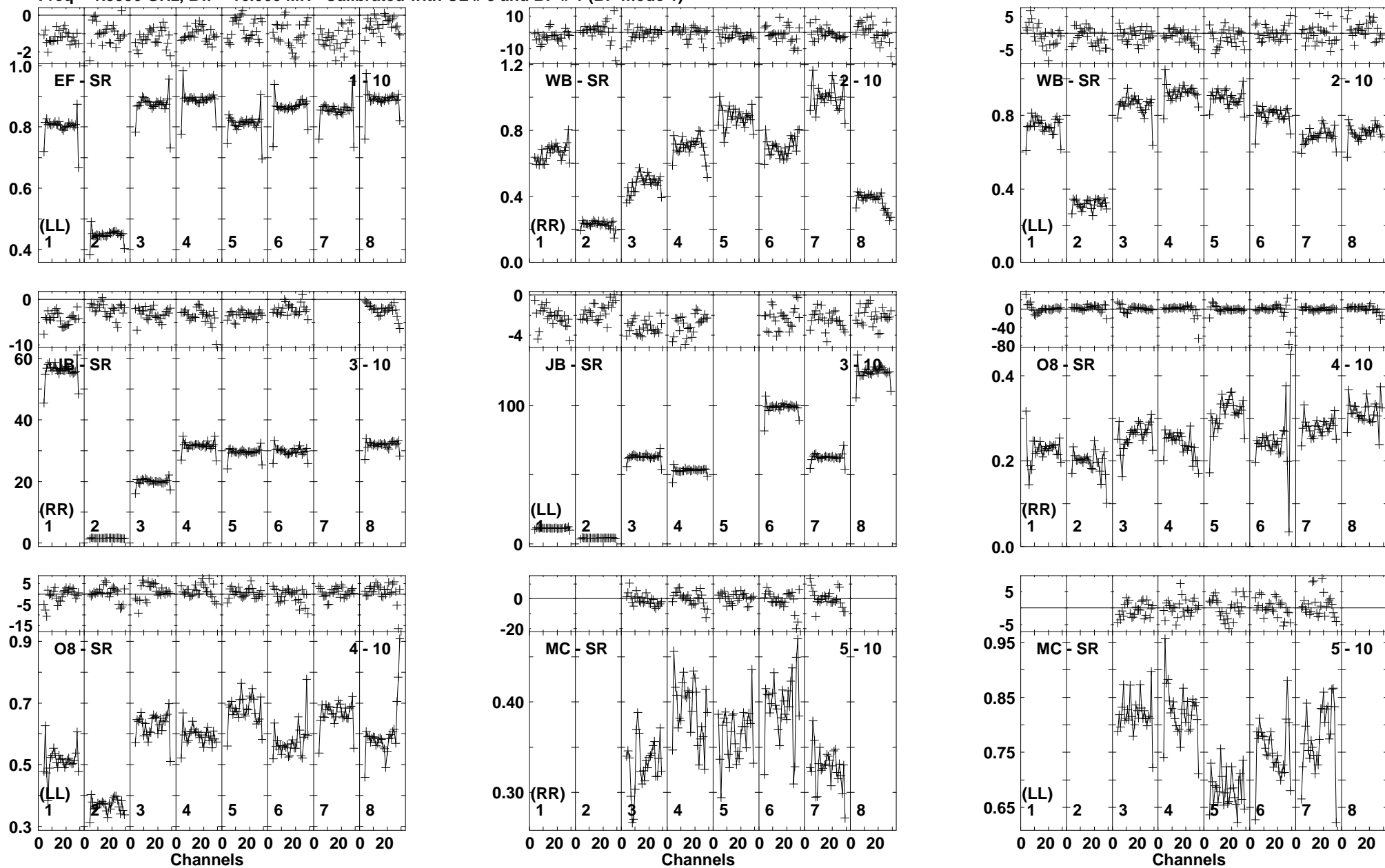


Lower frame: Milli Ampl Jy Top frame: Phas deg
Vector averaged cross-power spectrum Baseline: SR (10) - UR (12)
Timerange: 00/03:58:31 to 00/04:02:00

Plot file version 230 created 19-AUG-2016 17:32:59

J1642+2523 EM119D.UVDATA.1

Freq = 1.5950 GHz, Bw = 16.000 MH Calibrated with CL # 3 and BP # 1 (BP mode 1)

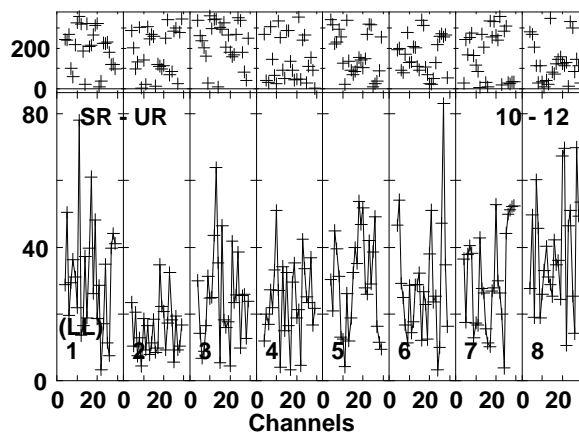
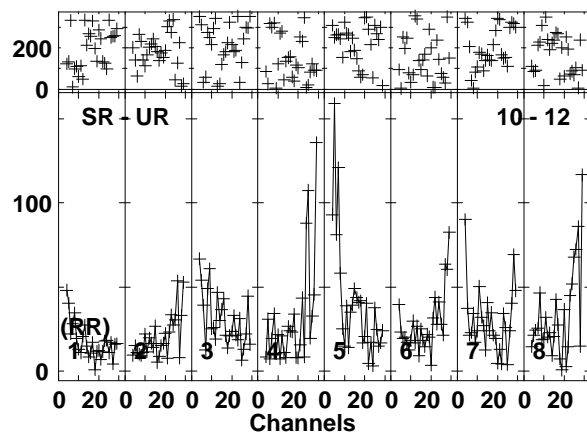
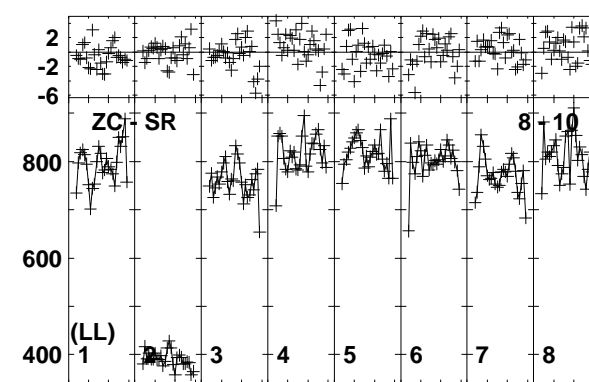
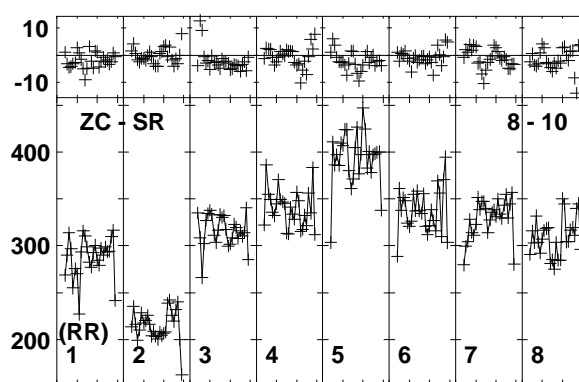
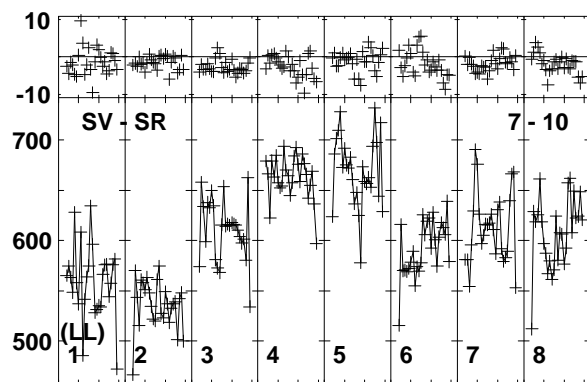
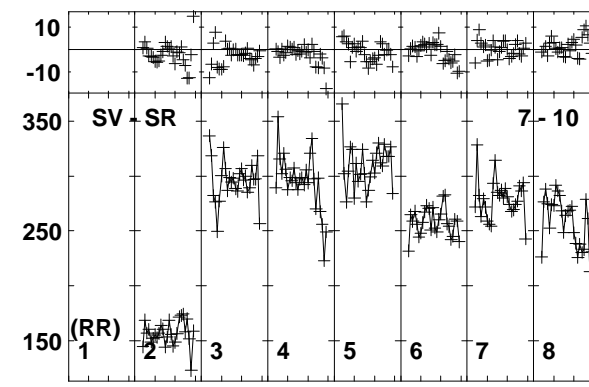
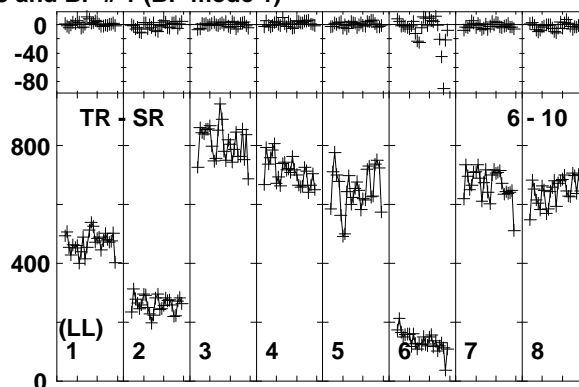
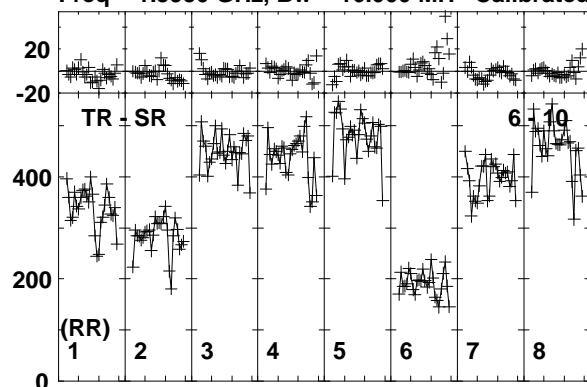


Lower frame: Ampl Jy Top frame: Phas deg
Vector averaged cross-power spectrum Baseline: EF (01) - SR (10)
Timerange: 00/04:02:07 to 00/04:03:29

Plot file version 231 created 19-AUG-2016 17:32:59

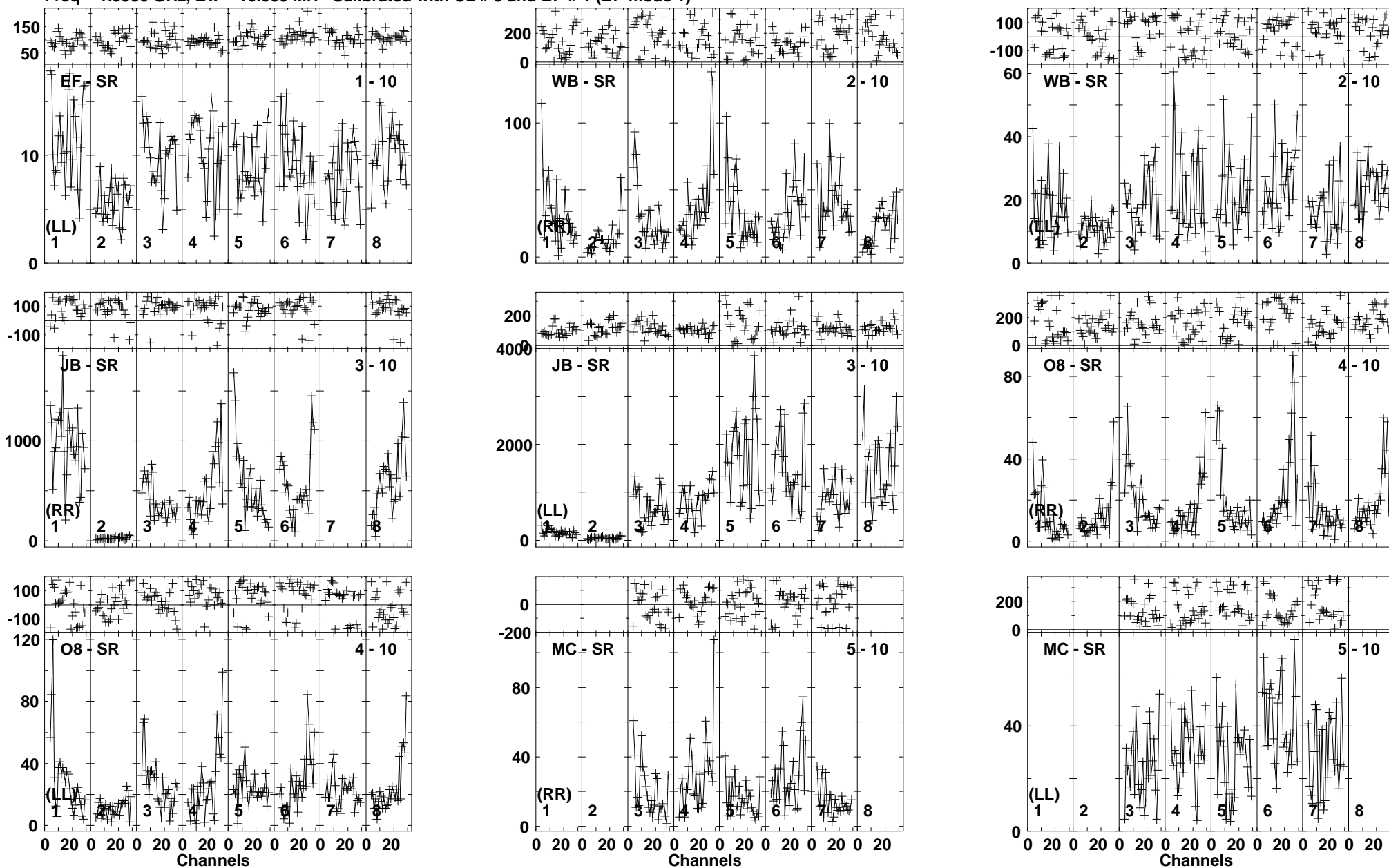
J1642+2523 EM119D.UVDATA.1

Freq = 1.5950 GHz, Bw = 16.000 MH Calibrated with CL # 3 and BP # 1 (BP mode 1)



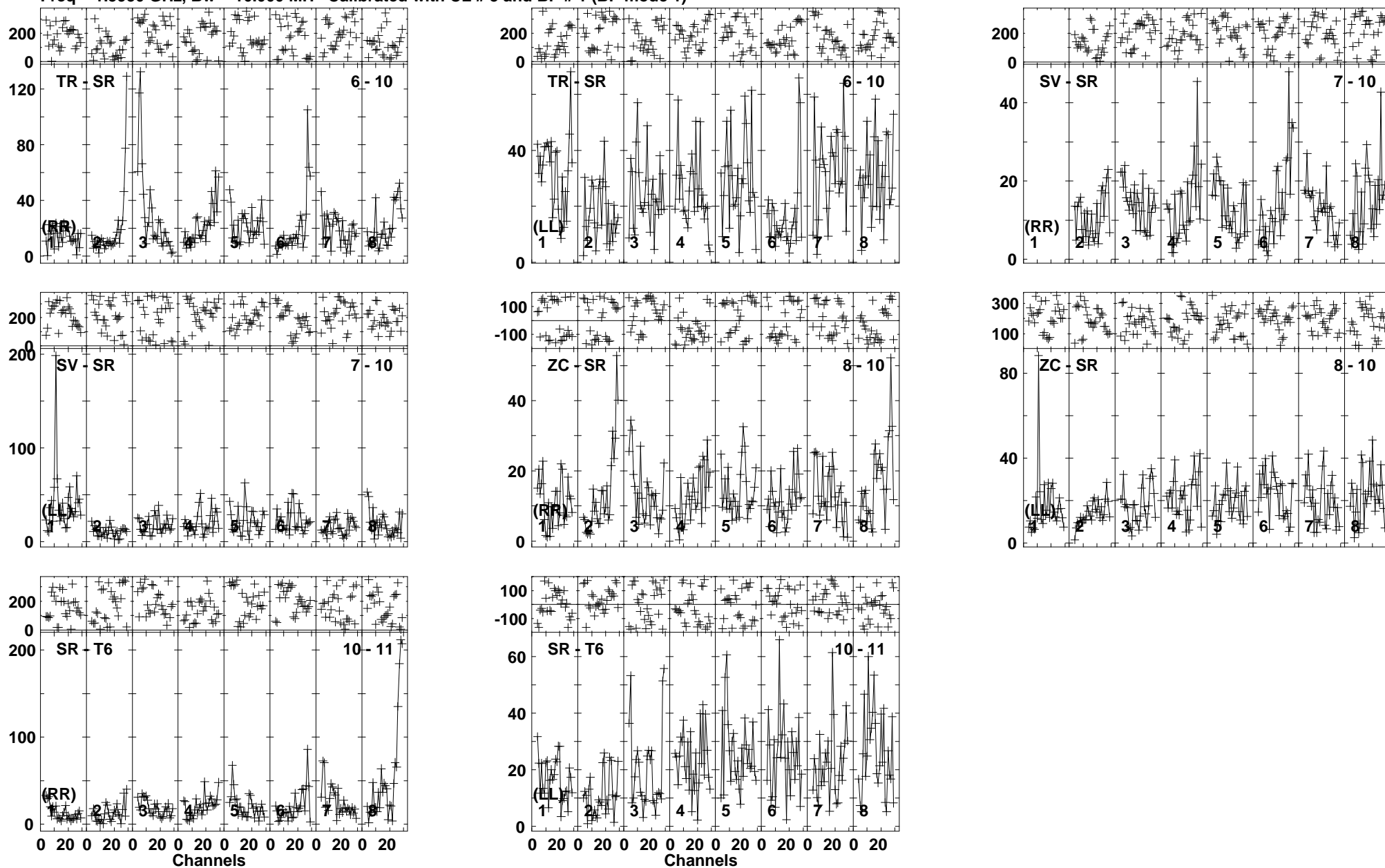
Lower frame: Milli Ampl Jy Top frame: Phas deg
Vector averaged cross-power spectrum Baseline: TR (06) - SR (10)
Timerange: 00/04:02:07 to 00/04:03:29

Plot file version 232 created 19-AUG-2016 17:32:59
 J1649+2635 EM119D.UVDATA.1
 Freq = 1.5950 GHz, Bw = 16.000 MH Calibrated with CL # 3 and BP # 1 (BP mode 1)



Lower frame: Milli Ampl Jy Top frame: Phas deg
 Vector averaged cross-power spectrum Baseline: EF (01) - SR (10)
 Timerange: 00/04:03:32 to 00/04:06:59

Plot file version 233 created 19-AUG-2016 17:33:00
 J1649+2635 EM119D.UVDATA.1
 Freq = 1.5950 GHz, Bw = 16.000 MH Calibrated with CL # 3 and BP # 1 (BP mode 1)

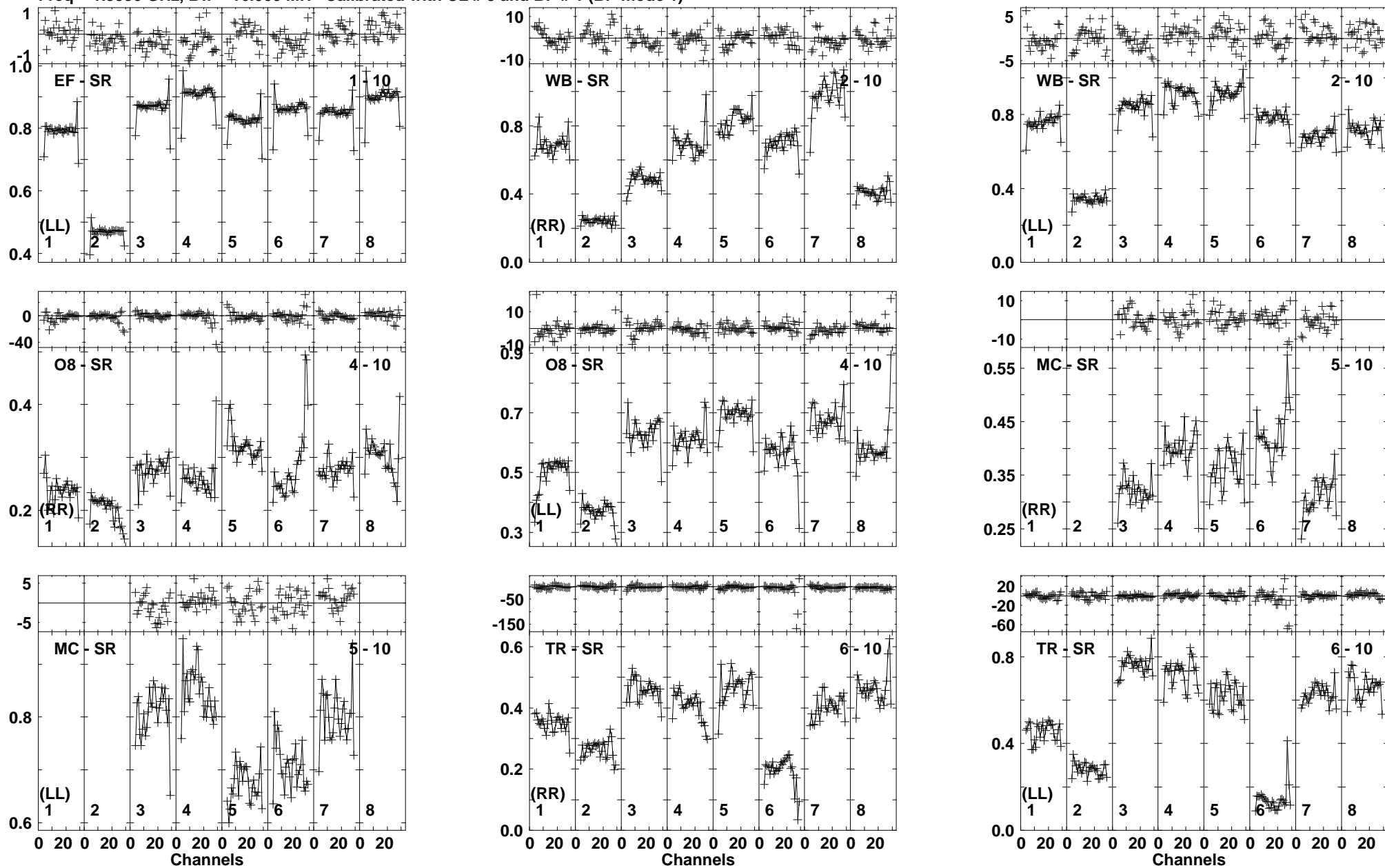


Lower frame: Milli Ampl Jy Top frame: Phas deg
 Vector averaged cross-power spectrum Baseline: TR (06) - SR (10)
 Timerange: 00/04:03:32 to 00/04:06:59

Plot file version 234 created 19-AUG-2016 17:33:00

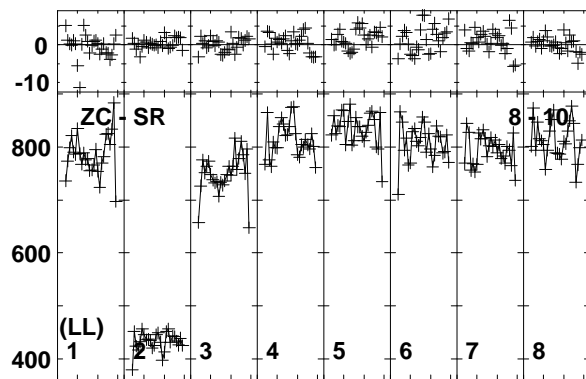
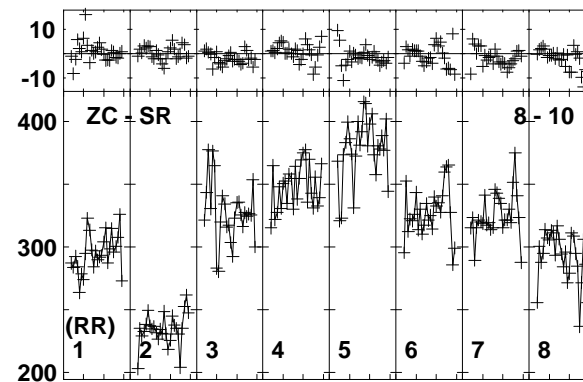
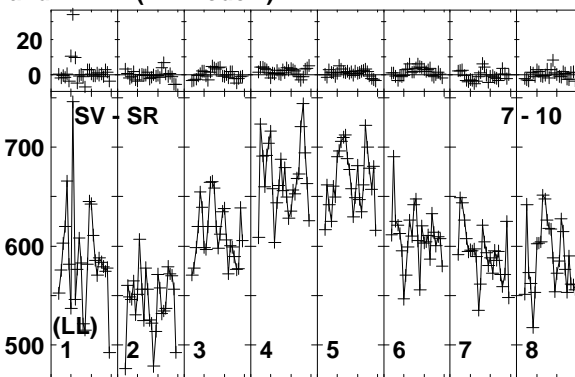
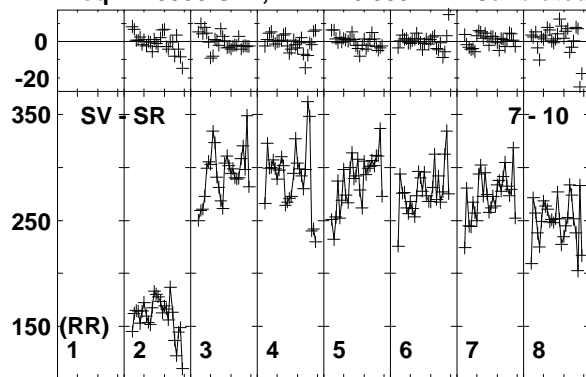
J1642+2523 EM119D.UVDATA.1

Freq = 1.5950 GHz, Bw = 16.000 MH Calibrated with CL # 3 and BP # 1 (BP mode 1)



Lower frame: Ampl Jy Top frame: Phas deg
Vector averaged cross-power spectrum Baseline: EF (01) - SR (10)
Timerange: 00/04:07:08 to 00/04:08:30

Plot file version 235 created 19-AUG-2016 17:33:00
 J1642+2523 EM119D.UVDATA.1
 Freq = 1.5950 GHz, Bw = 16.000 MH Calibrated with CL # 3 and BP # 1 (BP mode 1)

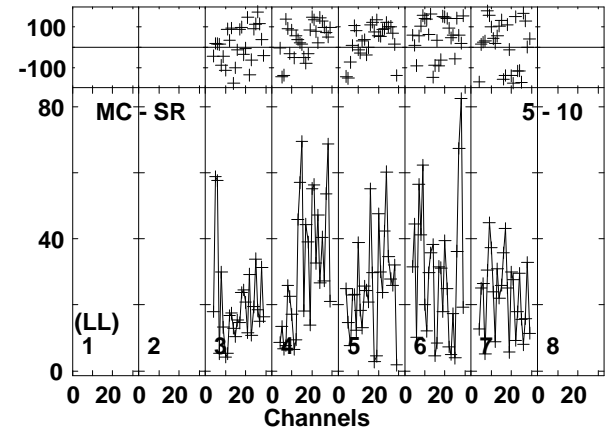
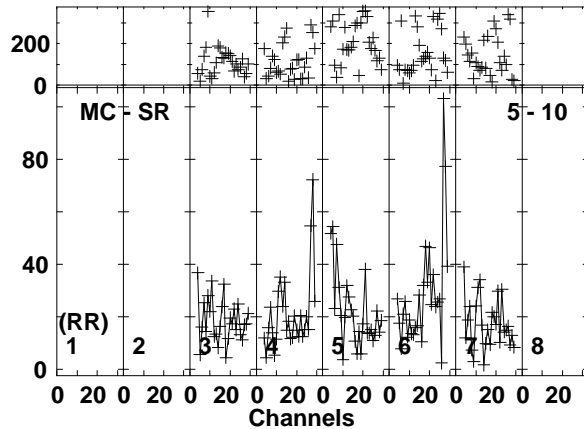
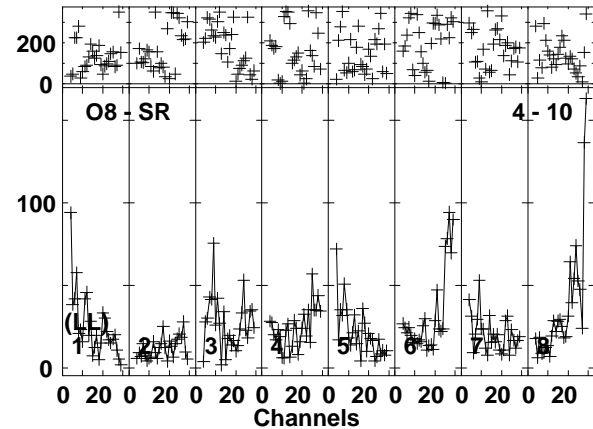
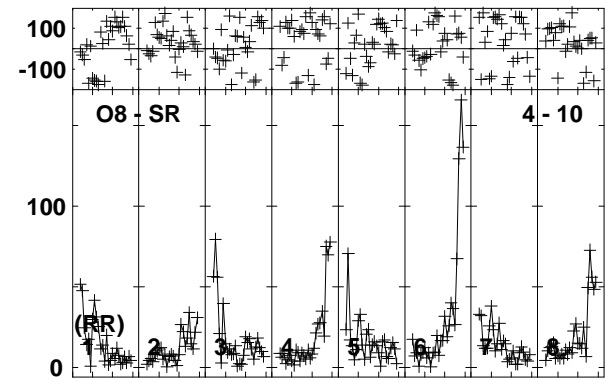
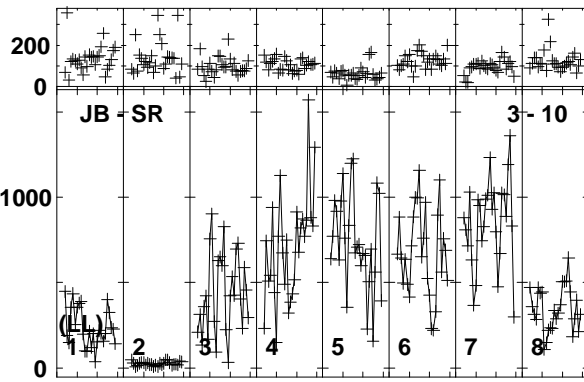
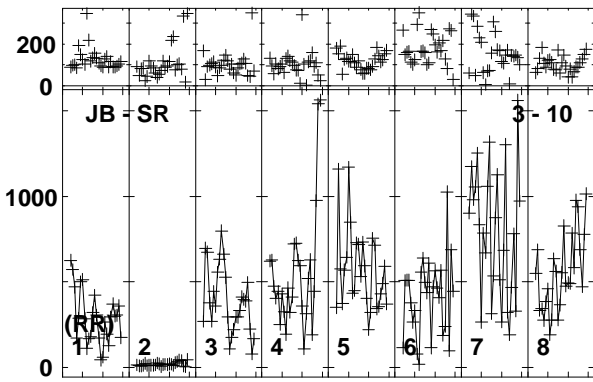
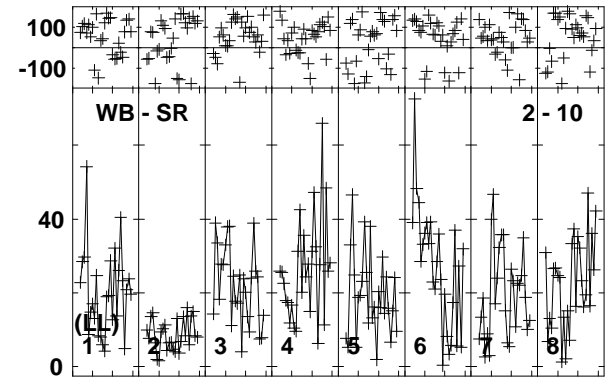
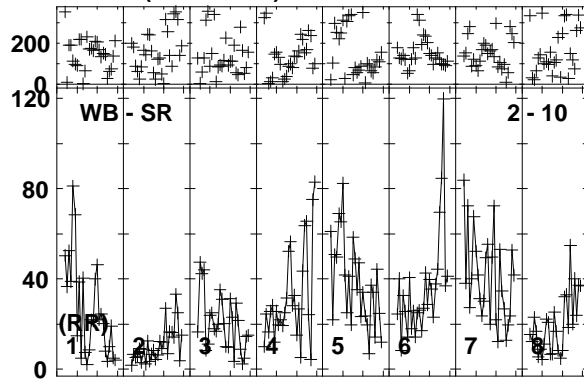
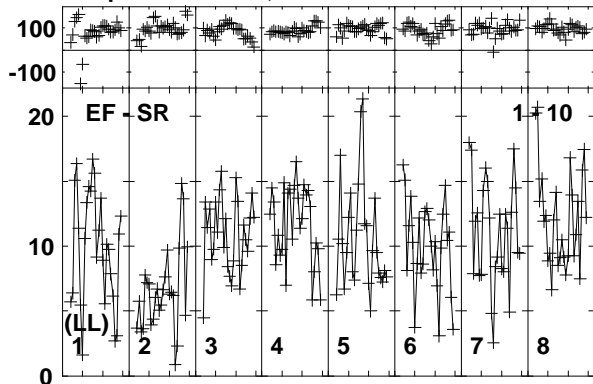


Lower frame: Milli Ampl Jy Top frame: Phas deg
 Vector averaged cross-power spectrum Baseline: SV (07) - SR (10)
 Timerange: 00/04:07:08 to 00/04:08:30

Plot file version 236 created 19-AUG-2016 17:33:01

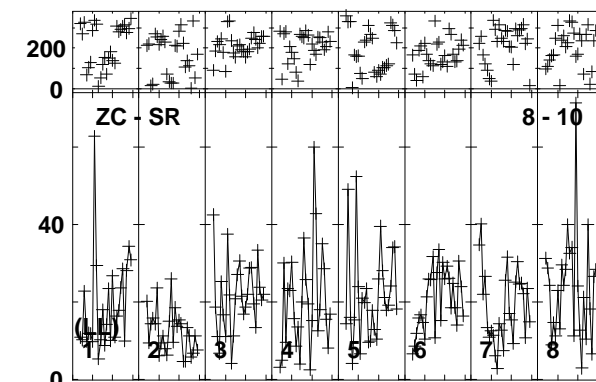
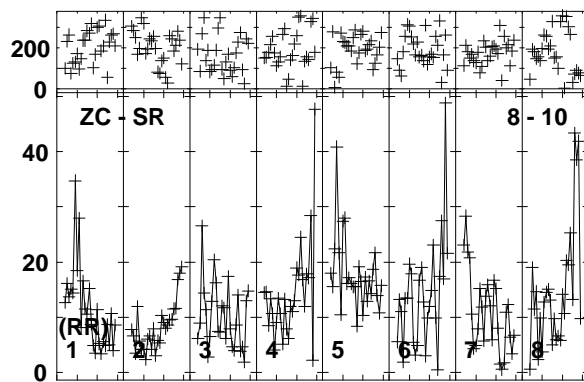
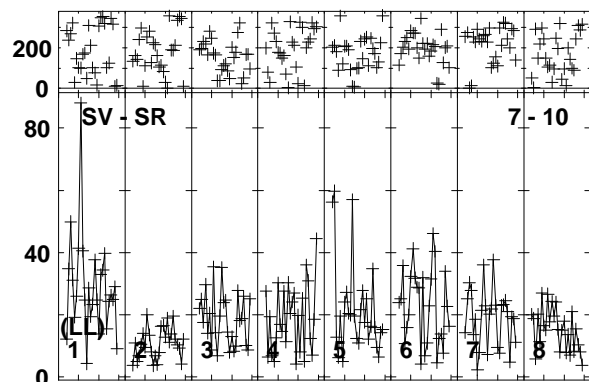
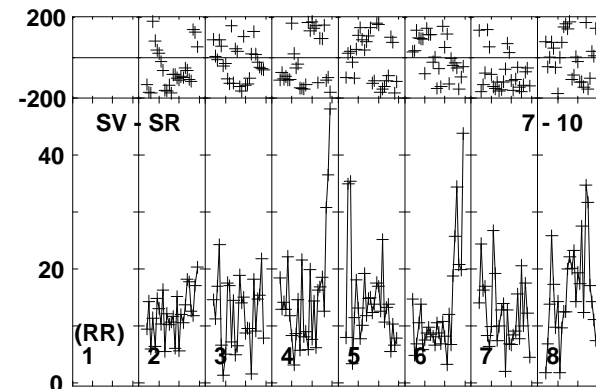
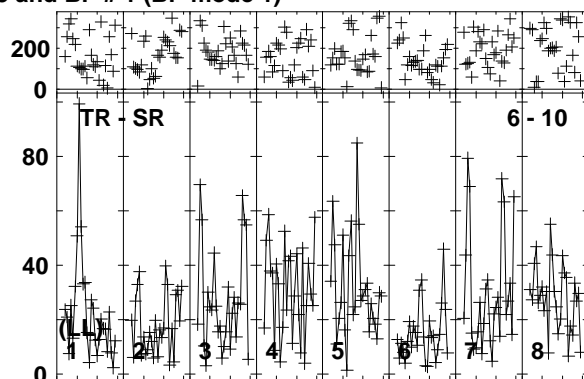
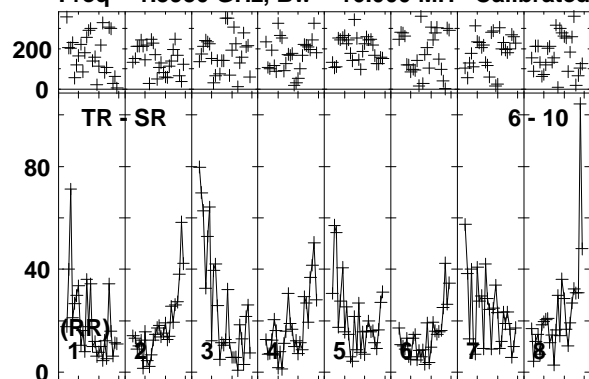
J1649+2635 EM119D.UVDATA.1

Freq = 1.5950 GHz, Bw = 16.000 MH Calibrated with CL # 3 and BP # 1 (BP mode 1)



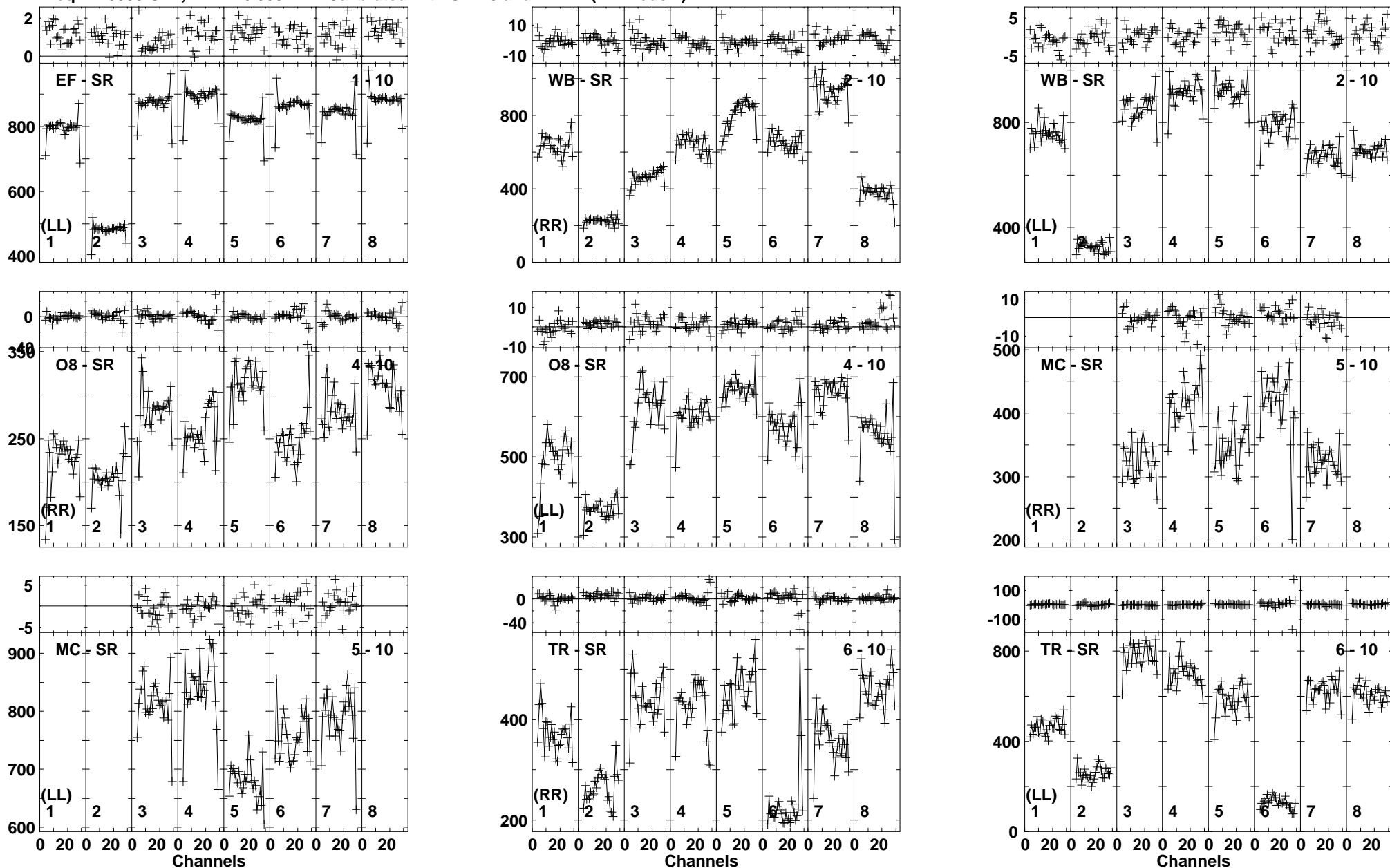
Lower frame: Milli Ampl Jy Top frame: Phas deg
Vector averaged cross-power spectrum Baseline: EF (01) - SR (10)
Timerange: 00/04:08:33 to 00/04:11:59

Plot file version 237 created 19-AUG-2016 17:33:01
 J1649+2635 EM119D.UVDATA.1
 Freq = 1.5950 GHz, Bw = 16.000 MH Calibrated with CL # 3 and BP # 1 (BP mode 1)



Lower frame: Milli Ampl Jy Top frame: Phas deg
 Vector averaged cross-power spectrum Baseline: TR (06) - SR (10)
 Timerange: 00/04:08:33 to 00/04:11:59

Plot file version 238 created 19-AUG-2016 17:33:01
 J1642+2523 EM119D.UVDATA.1
 Freq = 1.5950 GHz, Bw = 16.000 MH Calibrated with CL # 3 and BP # 1 (BP mode 1)

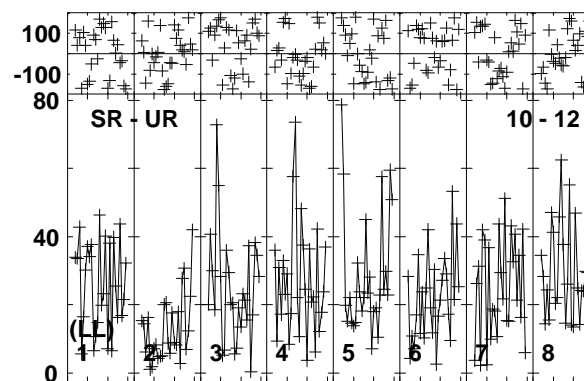
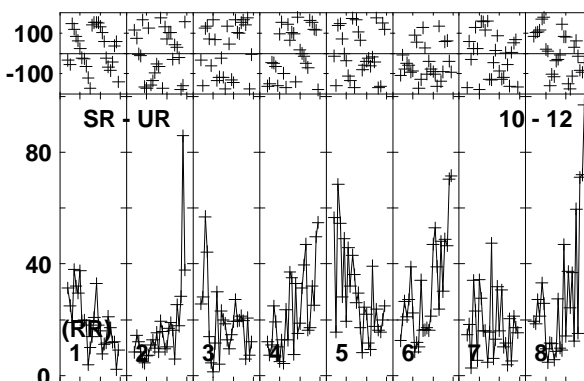
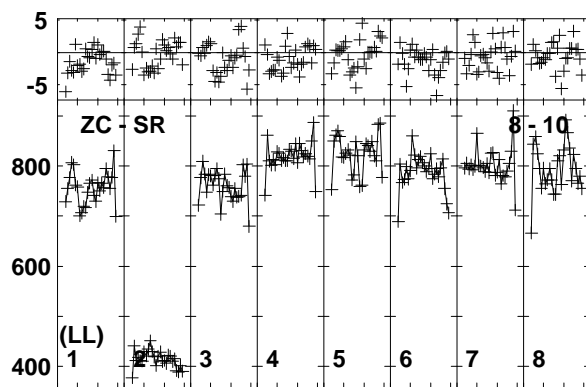
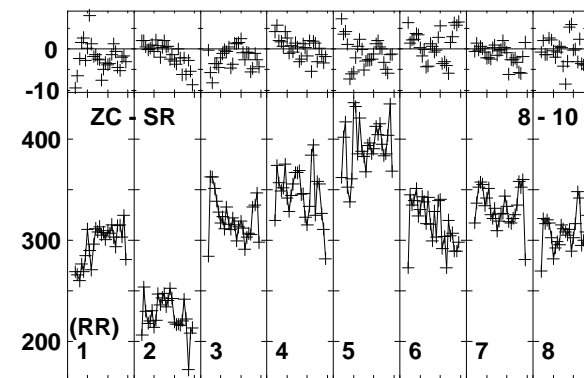
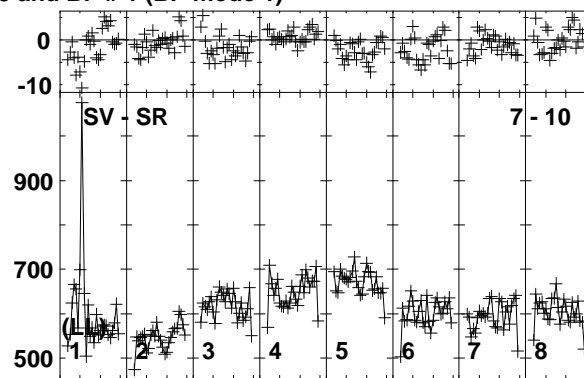
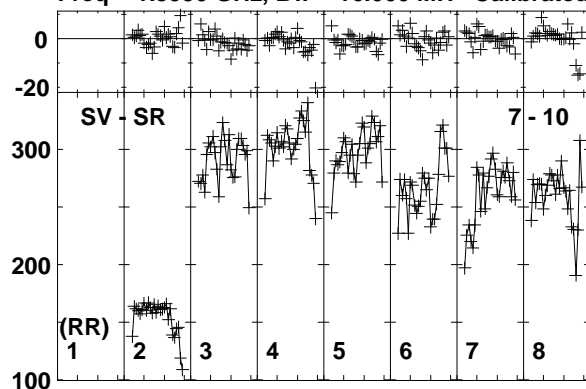


Lower frame: Milli Ampl Jy Top frame: Phas deg
 Vector averaged cross-power spectrum Baseline: EF (01) - SR (10)
 Timerange: 00/04:12:07 to 00/04:13:30

Plot file version 239 created 19-AUG-2016 17:33:02

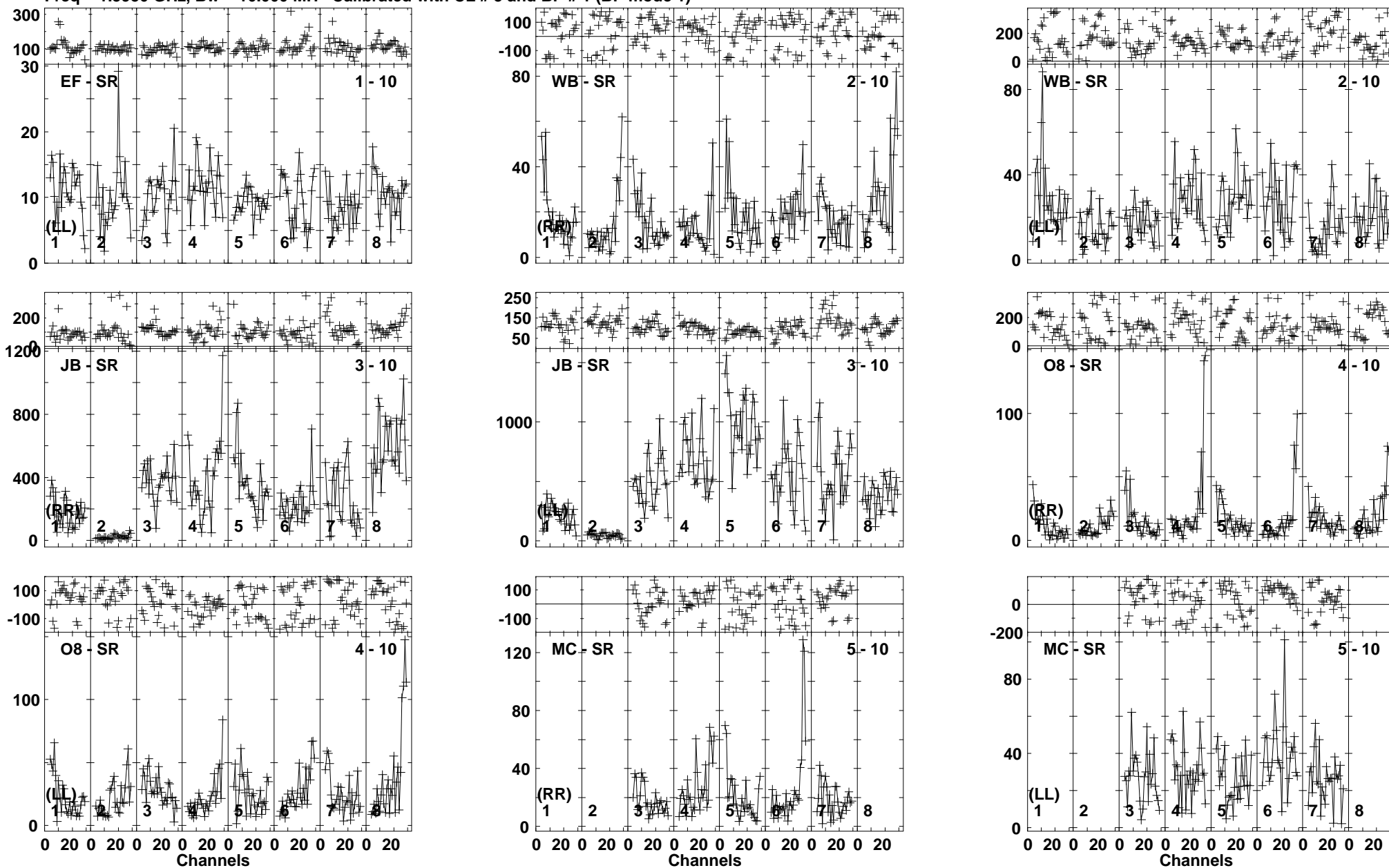
J1642+2523 EM119D.UVDATA.1

Freq = 1.5950 GHz, Bw = 16.000 MH Calibrated with CL # 3 and BP # 1 (BP mode 1)




Lower frame: Milli Ampl Jy Top frame: Phas deg
Vector averaged cross-power spectrum Baseline: SV (07) - SR (10)
Timerange: 00/04:12:07 to 00/04:13:30

Plot file version 240 created 19-AUG-2016 17:33:02
 J1649+2635 EM119D.UVDATA.1
 Freq = 1.5950 GHz, Bw = 16.000 MH Calibrated with CL # 3 and BP # 1 (BP mode 1)



Lower frame: Milli Ampl Jy Top frame: Phas deg
 Vector averaged cross-power spectrum Baseline: EF (01) - SR (10)
 Timerange: 00/04:14:30 to 00/04:18:00

Plot file version 241 created 19-AUG-2016 17:33:02
 J1649+2635 EM119D.UVDATA.1
 Freq = 1.5950 GHz, Bw = 16.000 MH Calibrated with CL # 3 and BP # 1 (BP mode 1)

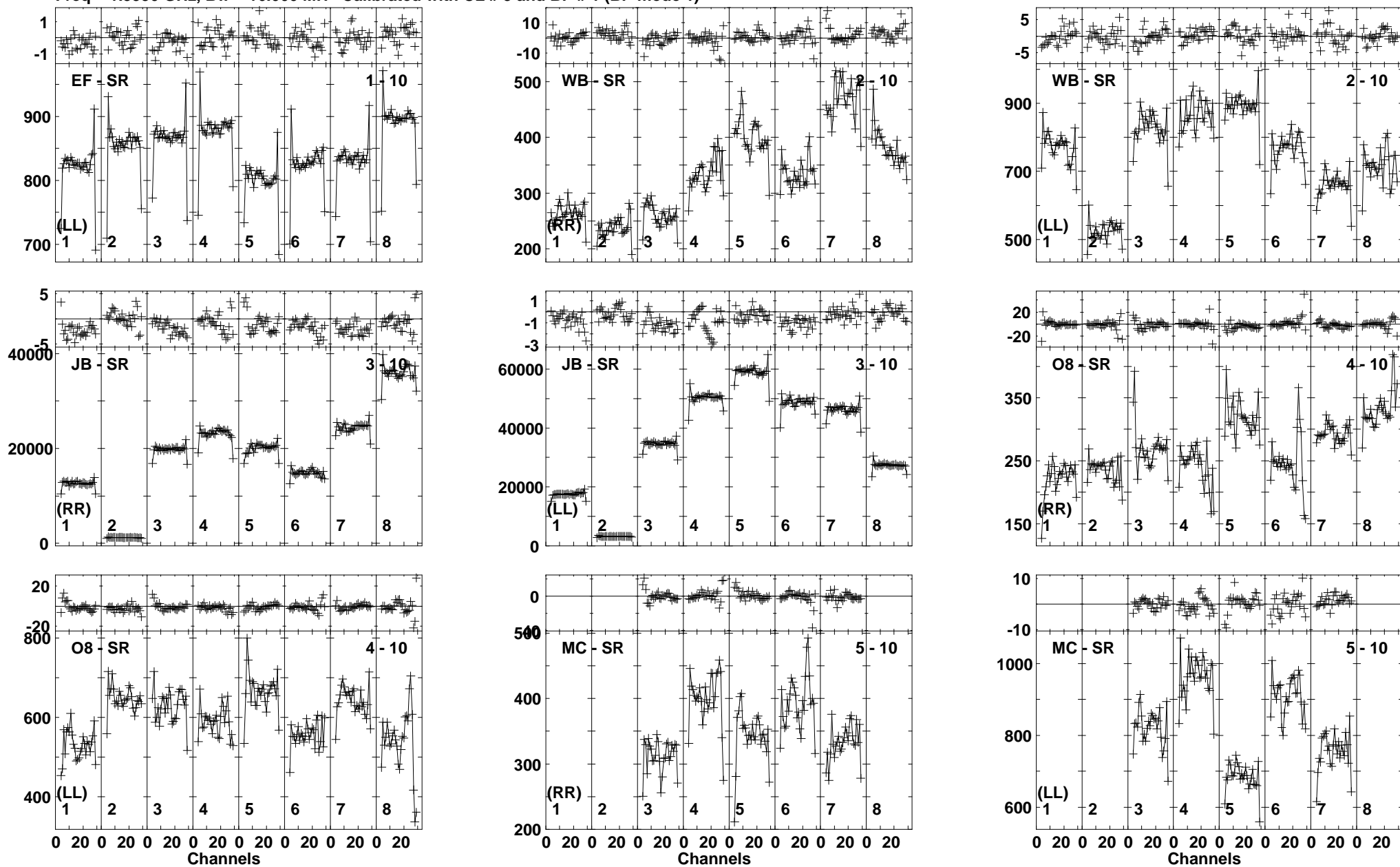


Lower frame: Milli Ampl Jy Top frame: Phas deg
 Vector averaged cross-power spectrum Baseline: TR (06) - SR (10)
 Timerange: 00/04:14:30 to 00/04:18:00

Plot file version 242 created 19-AUG-2016 17:33:03

J1642+2523 EM119D.UVDATA.1

Freq = 1.5950 GHz, Bw = 16.000 MH Calibrated with CL # 3 and BP # 1 (BP mode 1)

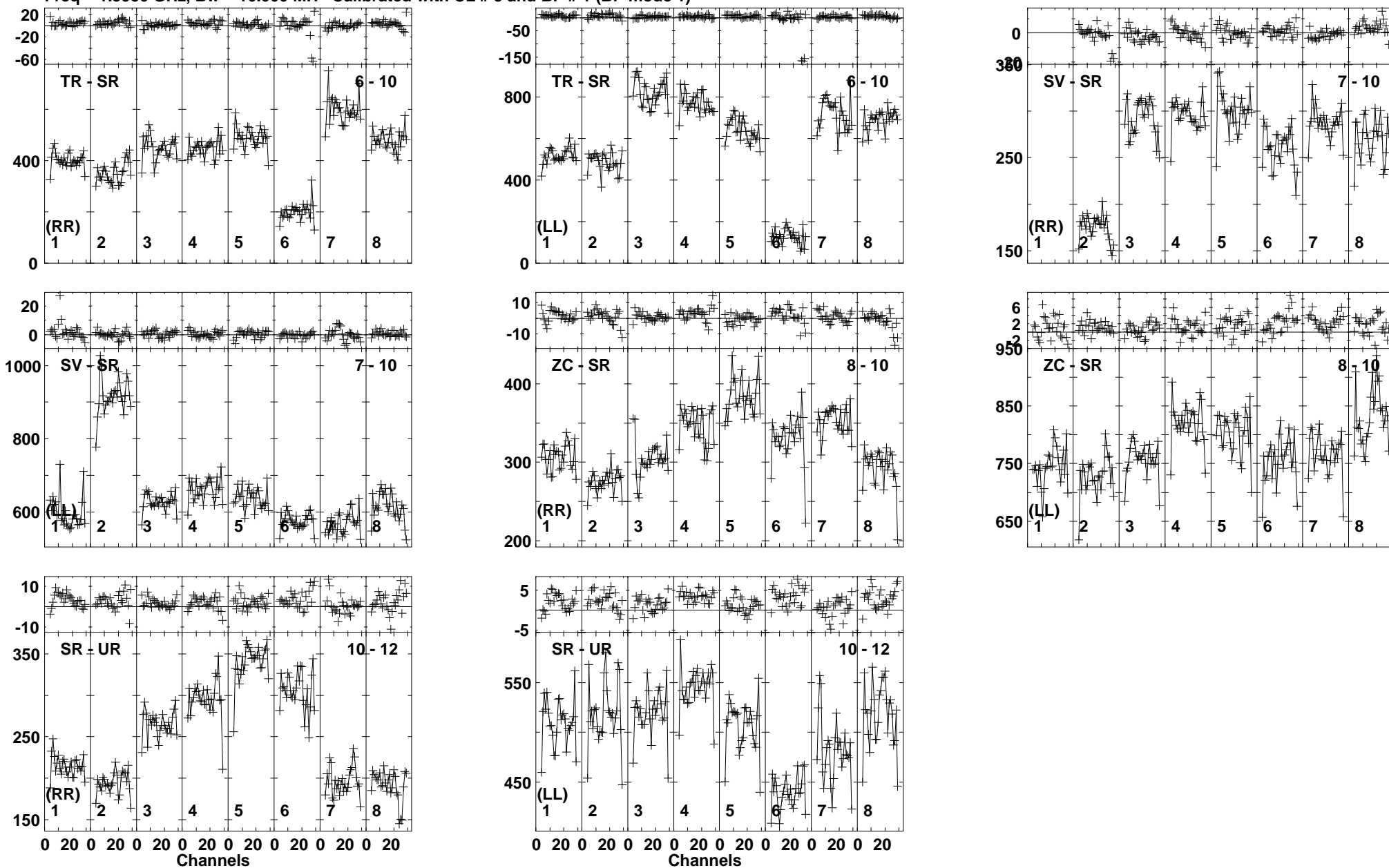


Lower frame: Milli Ampl Jy Top frame: Phas deg
Vector averaged cross-power spectrum Baseline: EF (01) - SR (10)
Timerange: 00/04:18:07 to 00/04:19:29

Plot file version 243 created 19-AUG-2016 17:33:03

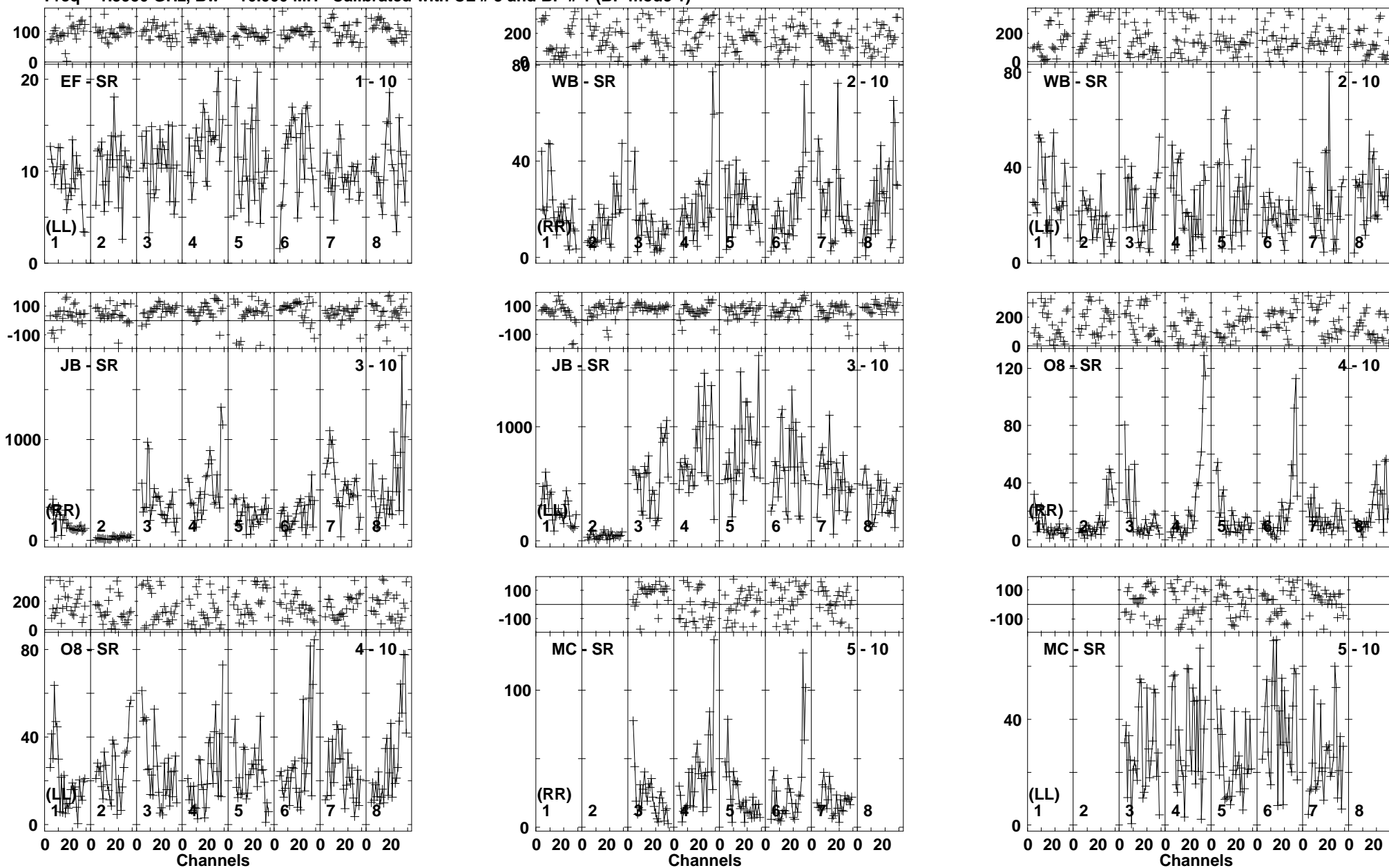
J1642+2523 EM119D.UVDATA.1

Freq = 1.5950 GHz, Bw = 16.000 MH Calibrated with CL # 3 and BP # 1 (BP mode 1)




Lower frame: Milli Ampl Jy Top frame: Phas deg
Vector averaged cross-power spectrum Baseline: TR (06) - SR (10)
Timerange: 00/04:18:07 to 00/04:19:29

Plot file version 244 created 19-AUG-2016 17:33:03
 J1649+2635 EM119D.UVDATA.1
 Freq = 1.5950 GHz, Bw = 16.000 MH Calibrated with CL # 3 and BP # 1 (BP mode 1)



Lower frame: Milli Ampl Jy Top frame: Phas deg
 Vector averaged cross-power spectrum Baseline: EF (01) - SR (10)
 Timerange: 00/04:19:38 to 00/04:23:00

Plot file version 245 created 19-AUG-2016 17:33:04
 J1649+2635 EM119D.UVDATA.1
 Freq = 1.5950 GHz, Bw = 16.000 MH Calibrated with CL # 3 and BP # 1 (BP mode 1)

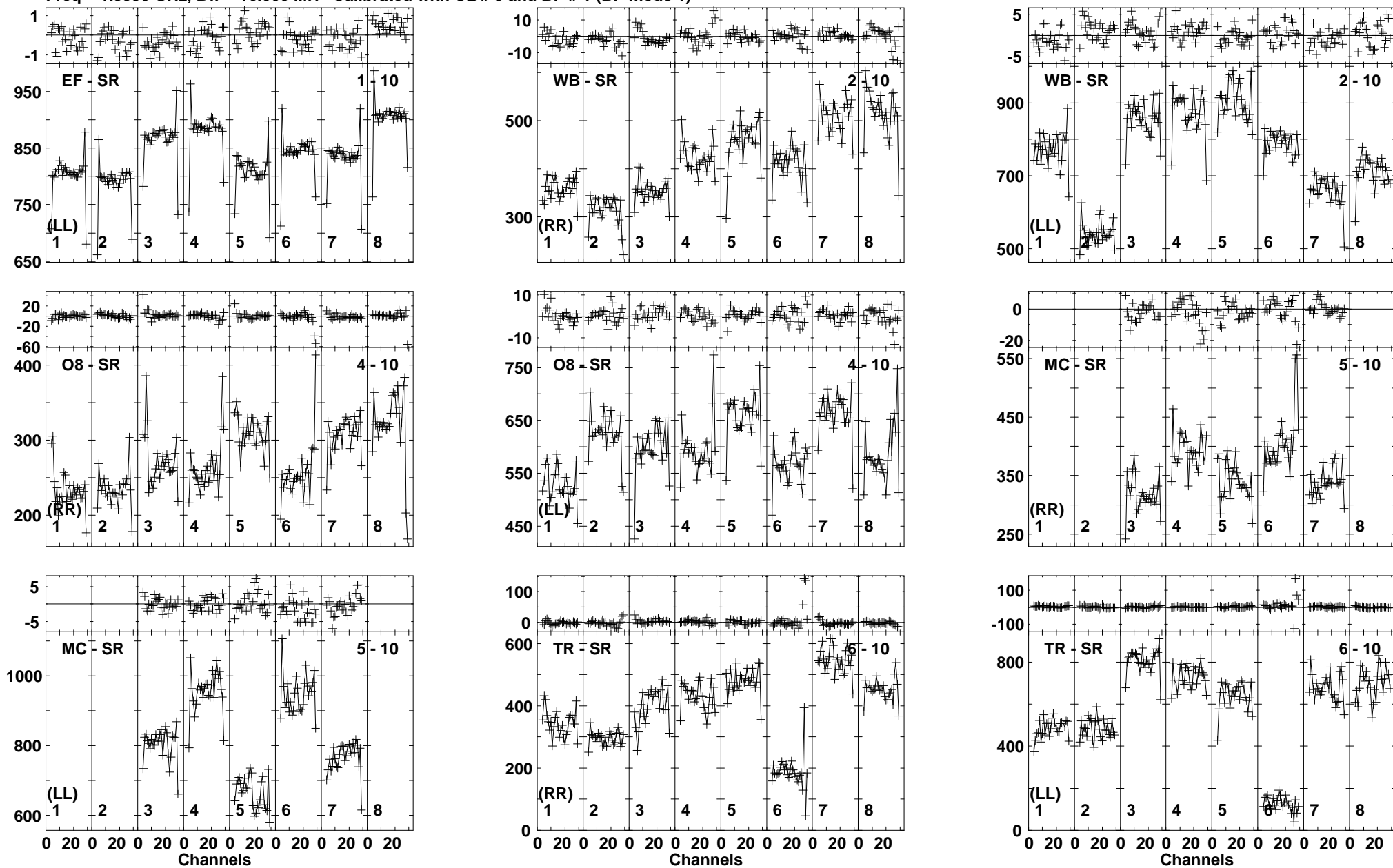


Lower frame: Milli Ampl Jy Top frame: Phas deg
 Vector averaged cross-power spectrum Baseline: TR (06) - SR (10)
 Timerange: 00/04:19:38 to 00/04:23:00

Plot file version 246 created 19-AUG-2016 17:33:04

J1642+2523 EM119D.UVDATA.1

Freq = 1.5950 GHz, Bw = 16.000 MH Calibrated with CL # 3 and BP # 1 (BP mode 1)

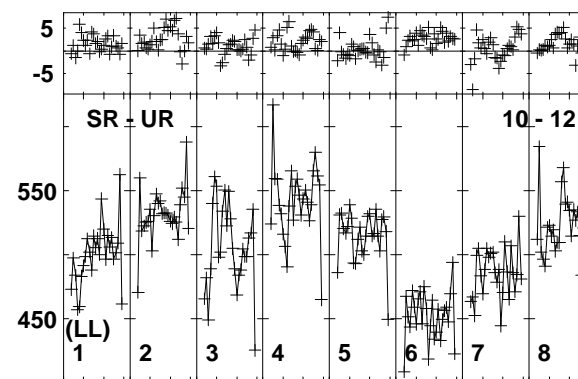
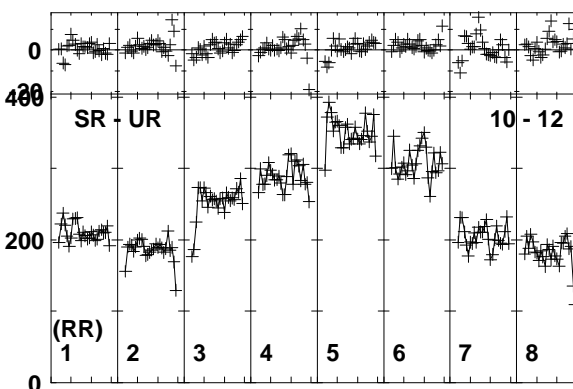
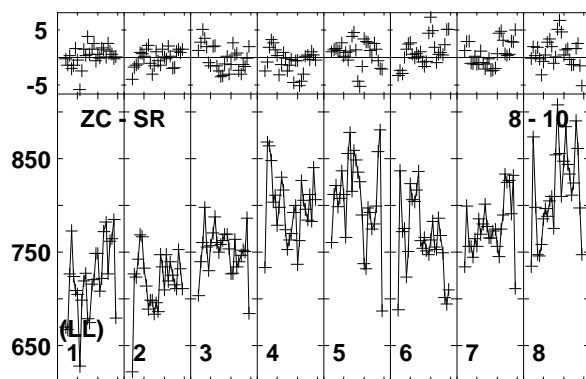
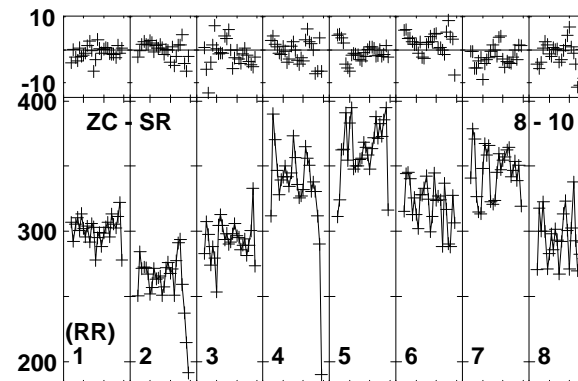
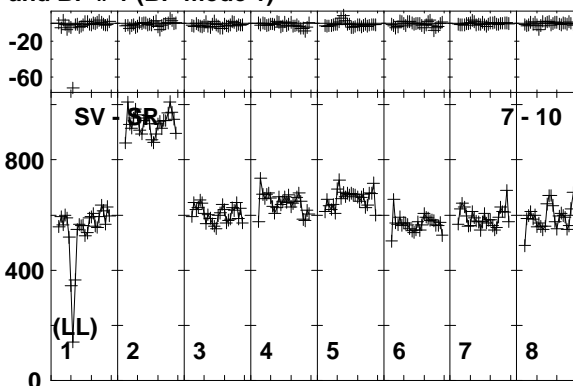
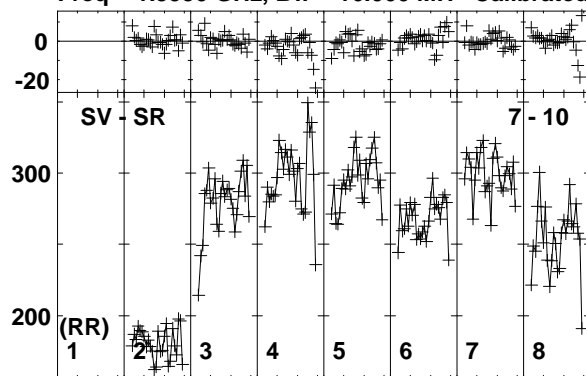


Lower frame: Milli Ampl Jy Top frame: Phas deg
Vector averaged cross-power spectrum Baseline: EF (01) - SR (10)
Timerange: 00/04:23:08 to 00/04:24:30

Plot file version 247 created 19-AUG-2016 17:33:04

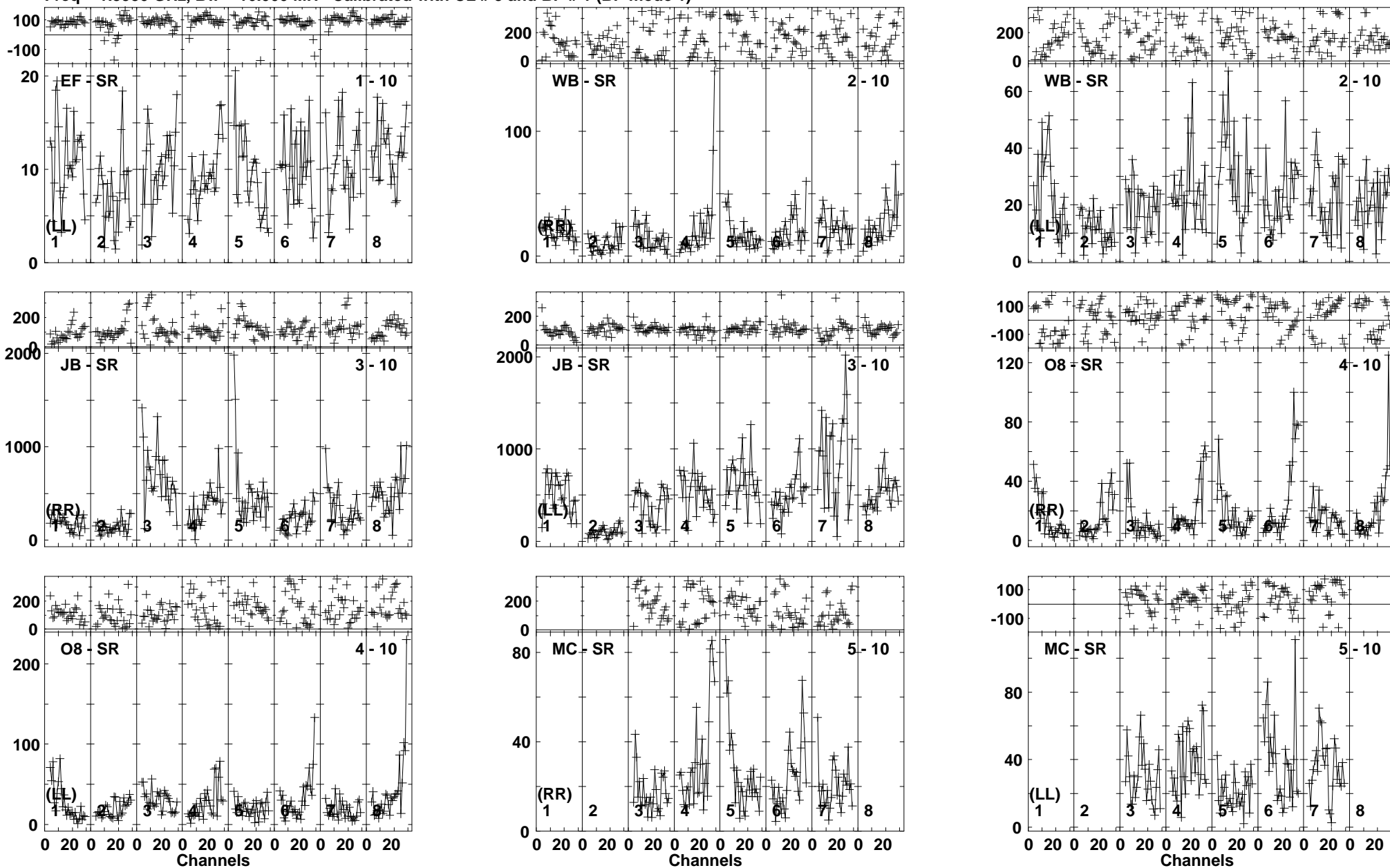
J1642+2523 EM119D.UVDATA.1

Freq = 1.5950 GHz, Bw = 16.000 MH Calibrated with CL # 3 and BP # 1 (BP mode 1)



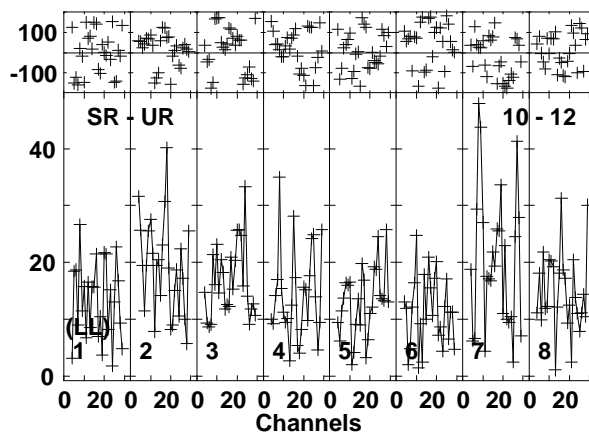
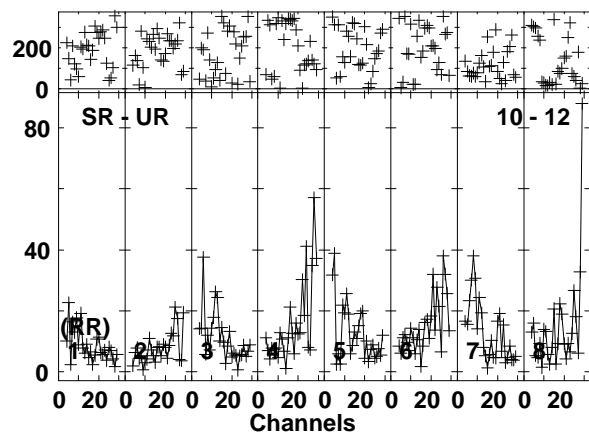
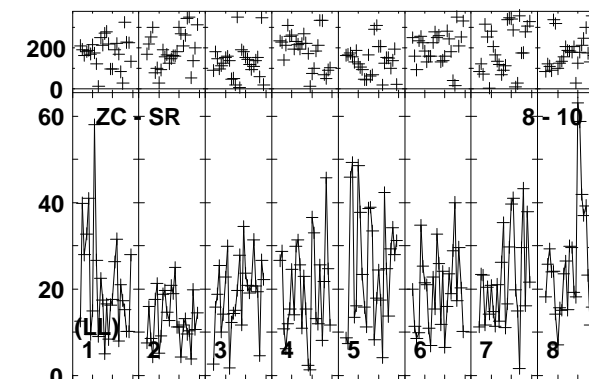
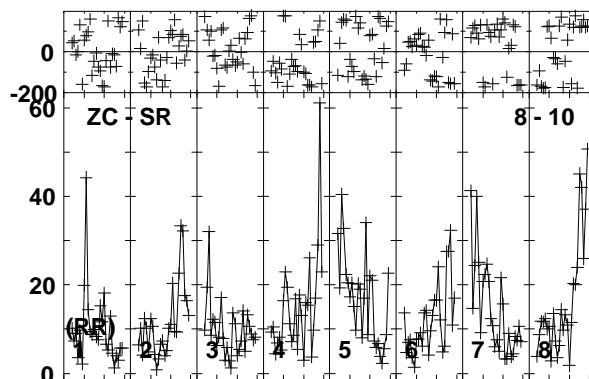
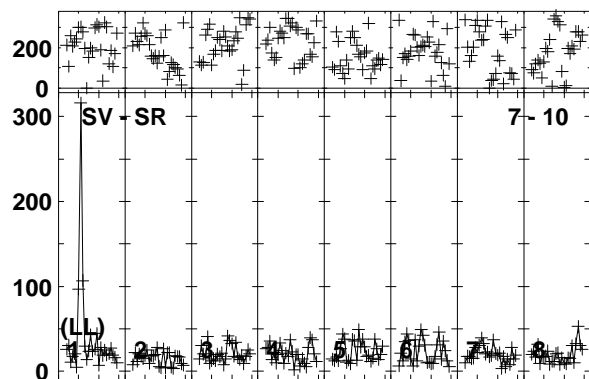
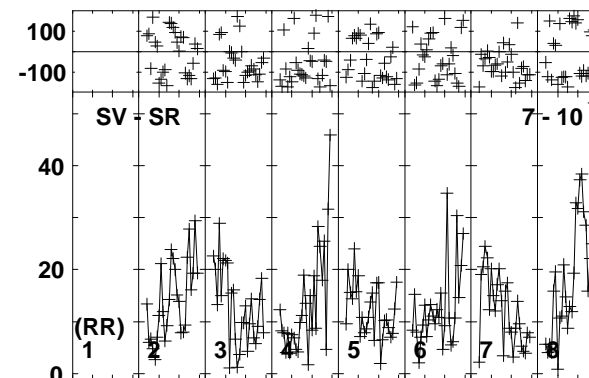
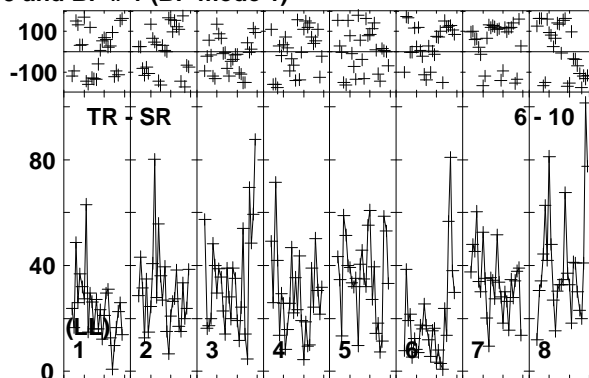
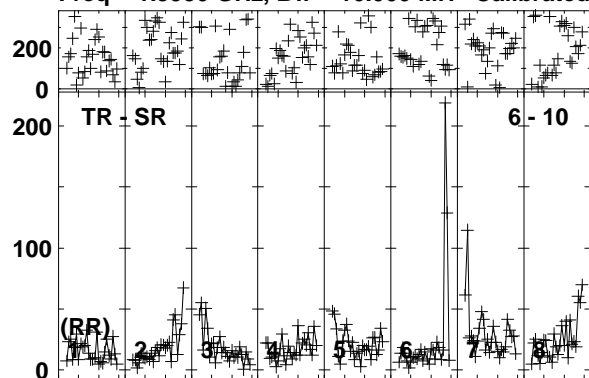
Lower frame: Milli Ampl Jy Top frame: Phas deg
Vector averaged cross-power spectrum Baseline: SV (07) - SR (10)
Timerange: 00/04:23:08 to 00/04:24:30

Plot file version 248 created 19-AUG-2016 17:33:05
 J1649+2635 EM119D.UVDATA.1
 Freq = 1.5950 GHz, Bw = 16.000 MH Calibrated with CL # 3 and BP # 1 (BP mode 1)



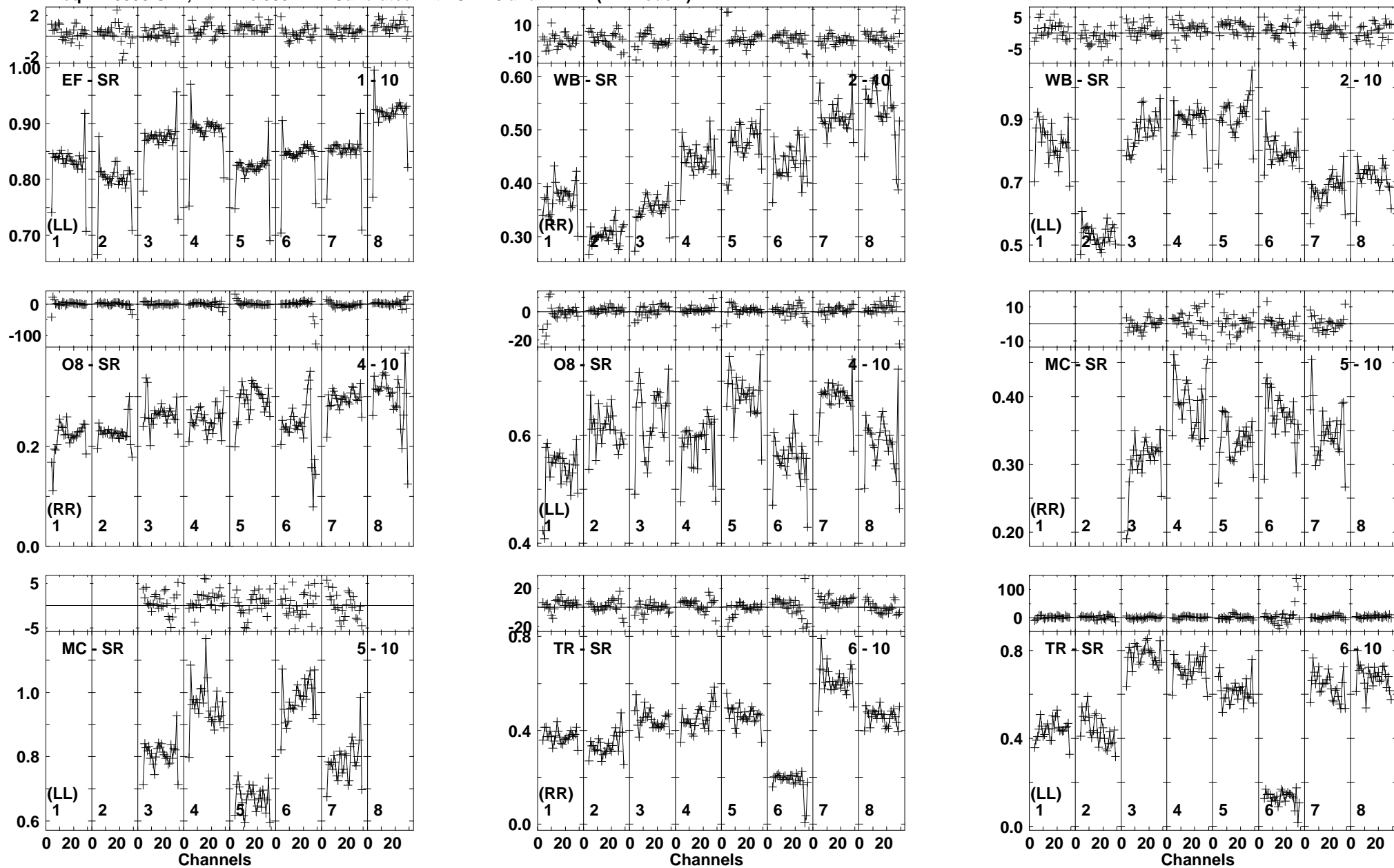
Lower frame: Milli Ampl Jy Top frame: Phas deg
 Vector averaged cross-power spectrum Baseline: EF (01) - SR (10)
 Timerange: 00/04:24:32 to 00/04:28:00

Plot file version 249 created 19-AUG-2016 17:33:05
 J1649+2635 EM119D.UVDATA.1
 Freq = 1.5950 GHz, Bw = 16.000 MH Calibrated with CL # 3 and BP # 1 (BP mode 1)



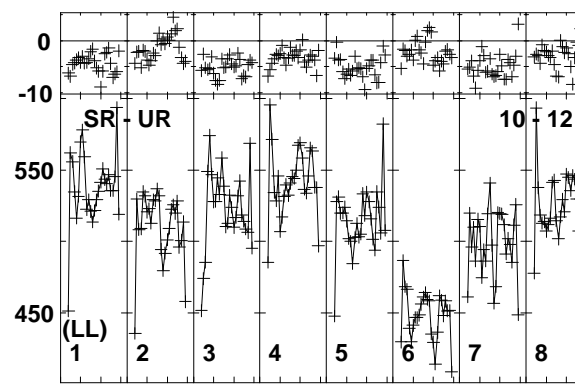
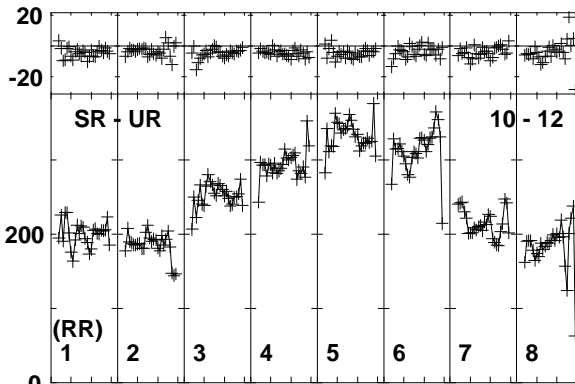
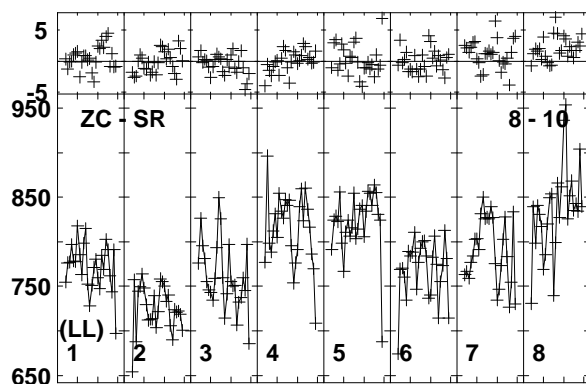
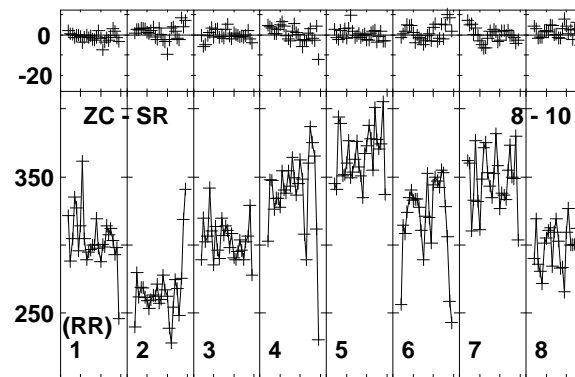
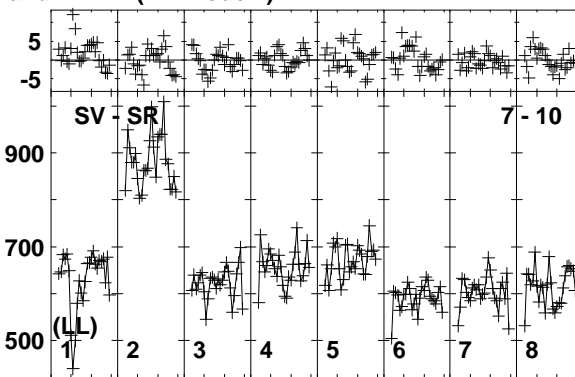
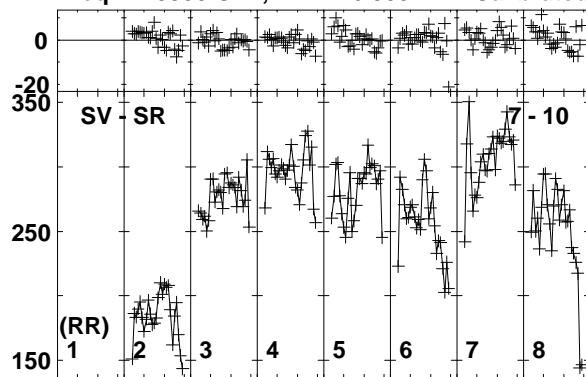
Lower frame: Milli Ampl Jy Top frame: Phas deg
 Vector averaged cross-power spectrum Baseline: TR (06) - SR (10)
 Timerange: 00/04:24:32 to 00/04:28:00

Plot file version 250 created 19-AUG-2016 17:33:05
 J1642+2523 EM119D.UVDATA.1
 Freq = 1.5950 GHz, Bw = 16.000 MH Calibrated with CL # 3 and BP # 1 (BP mode 1)



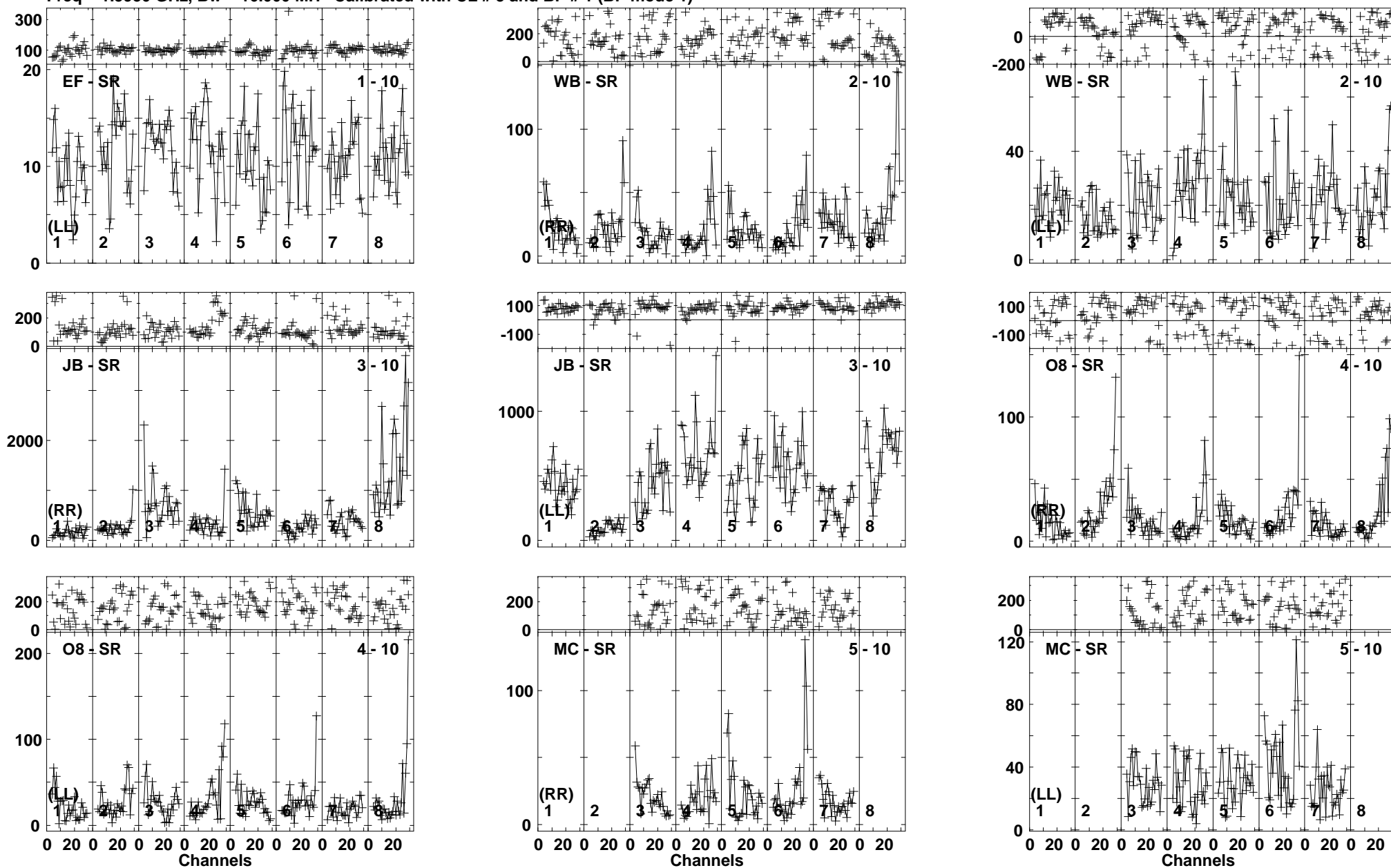
Lower frame: Ampl Jy Top frame: Phas deg
 Vector averaged cross-power spectrum Baseline: EF (01) - SR (10)
 Timerange: 00/04:28:08 to 00/04:29:29

Plot file version 251 created 19-AUG-2016 17:33:06
 J1642+2523 EM119D.UVDATA.1
 Freq = 1.5950 GHz, Bw = 16.000 MH Calibrated with CL # 3 and BP # 1 (BP mode 1)



Lower frame: Milli Ampl Jy Top frame: Phas deg
 Vector averaged cross-power spectrum Baseline: SV (07) - SR (10)
 Timerange: 00/04:28:08 to 00/04:29:29

Plot file version 252 created 19-AUG-2016 17:33:06
 J1649+2635 EM119D.UVDATA.1
 Freq = 1.5950 GHz, Bw = 16.000 MH Calibrated with CL # 3 and BP # 1 (BP mode 1)

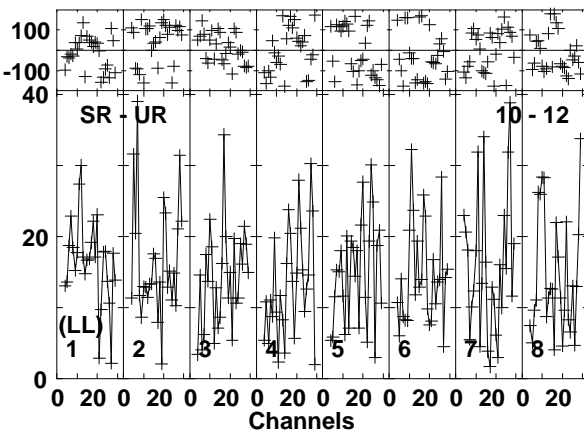
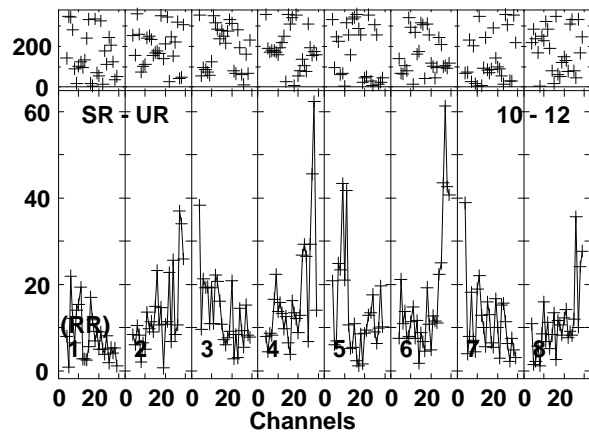
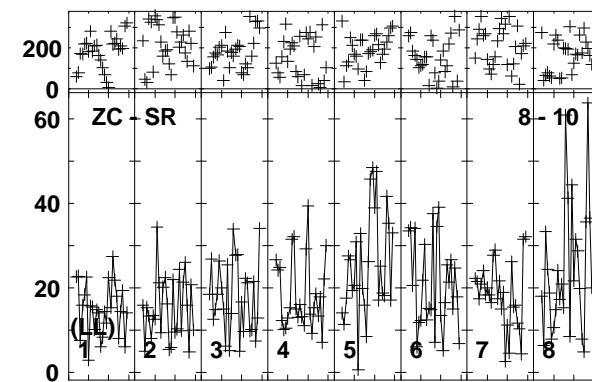
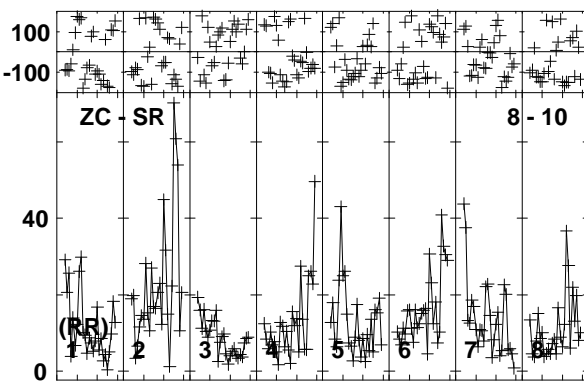
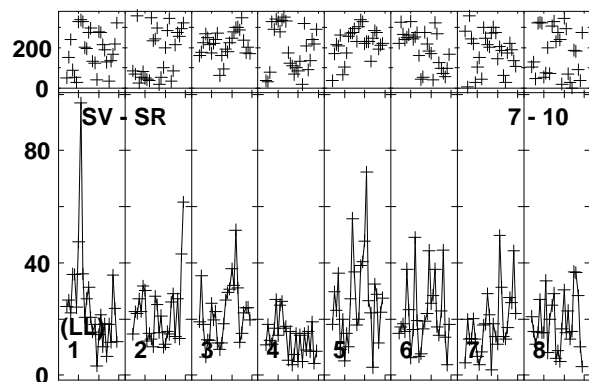
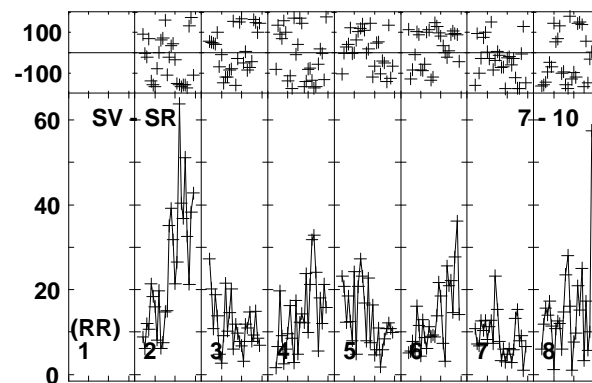
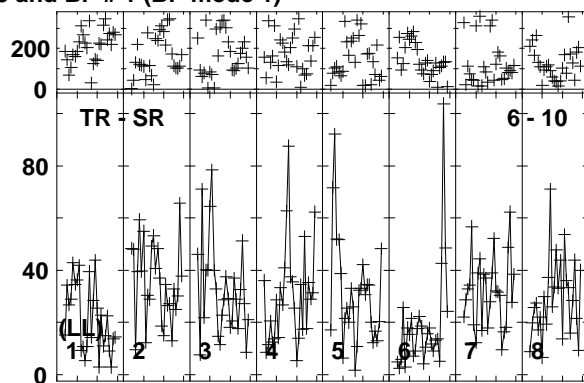
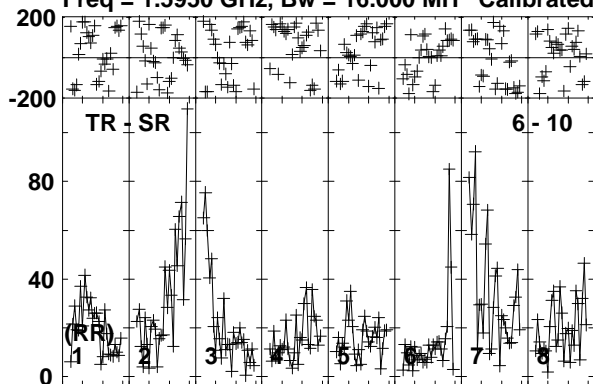


Lower frame: Milli Ampl Jy Top frame: Phas deg
 Vector averaged cross-power spectrum Baseline: EF (01) - SR (10)
 Timerange: 00/04:30:31 to 00/04:34:00

Plot file version 253 created 19-AUG-2016 17:33:06

J1649+2635 EM119D.UVDATA.1

Freq = 1.5950 GHz, Bw = 16.000 MH Calibrated with CL # 3 and BP # 1 (BP mode 1)

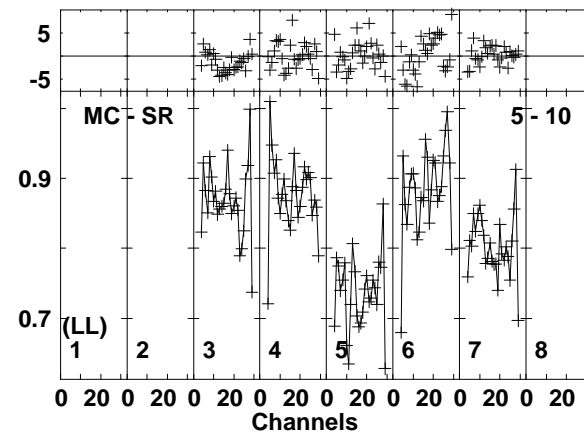
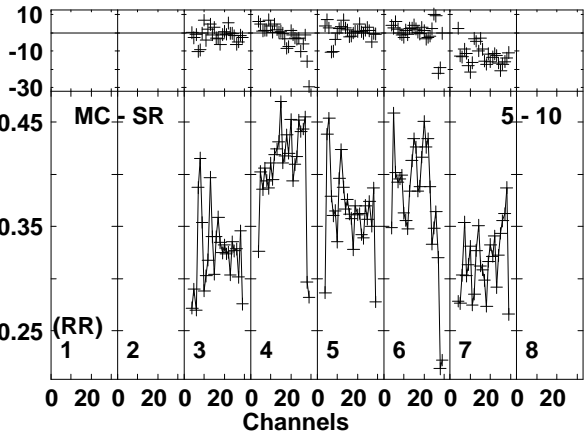
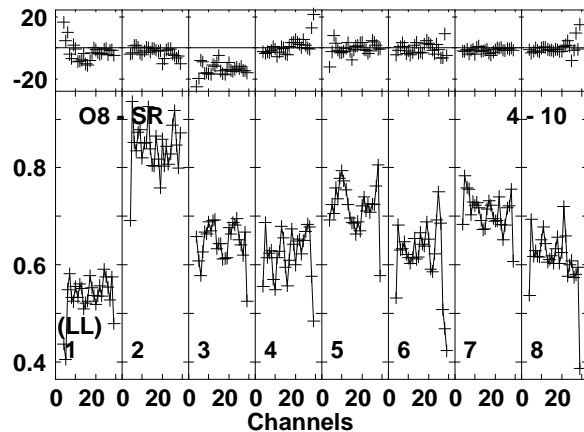
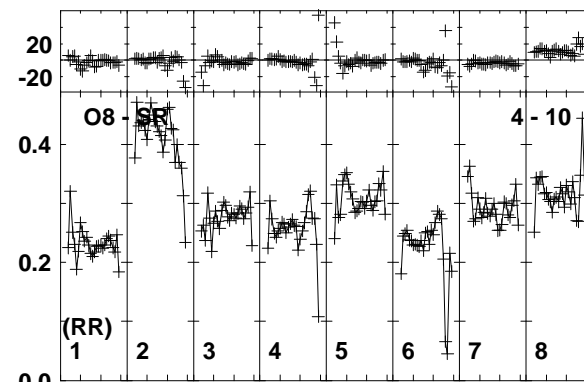
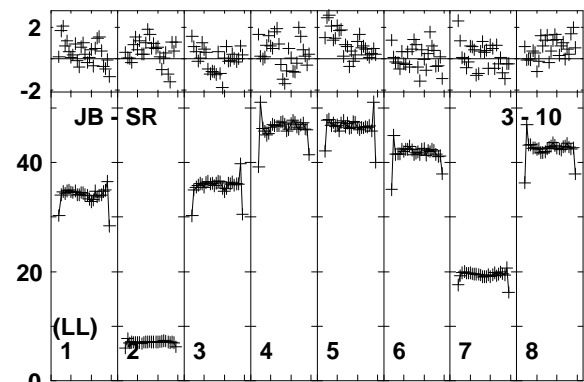
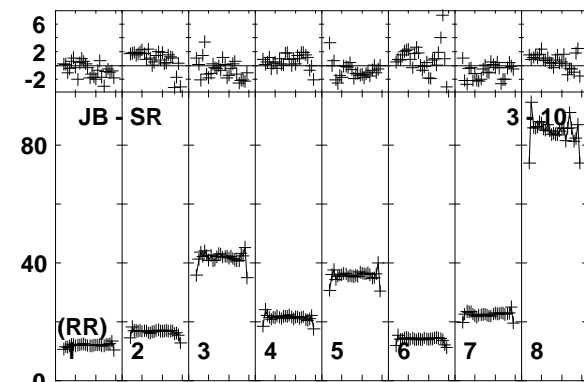
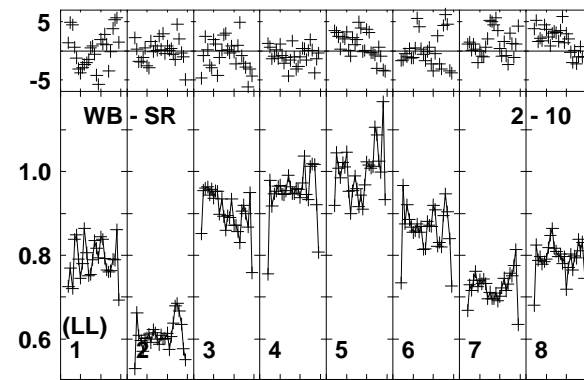
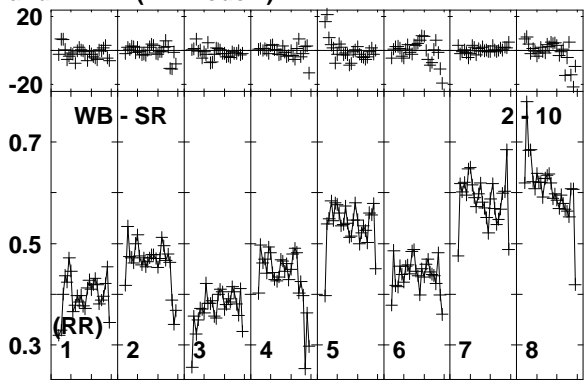
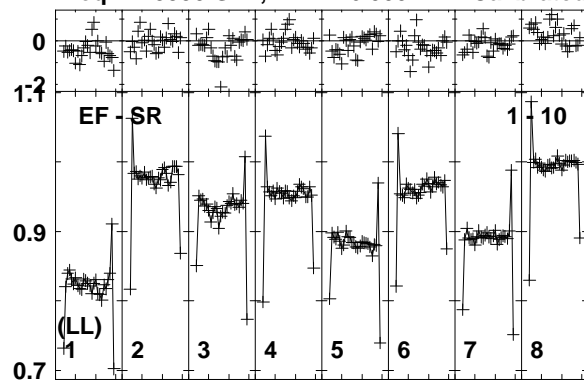


Lower frame: Milli Ampl Jy Top frame: Phas deg
Vector averaged cross-power spectrum Baseline: TR (06) - SR (10)
Timerange: 00/04:30:31 to 00/04:34:00

Plot file version 254 created 19-AUG-2016 17:33:07

J1642+2523 EM119D.UVDATA.1

Freq = 1.5950 GHz, Bw = 16.000 MH Calibrated with CL # 3 and BP # 1 (BP mode 1)

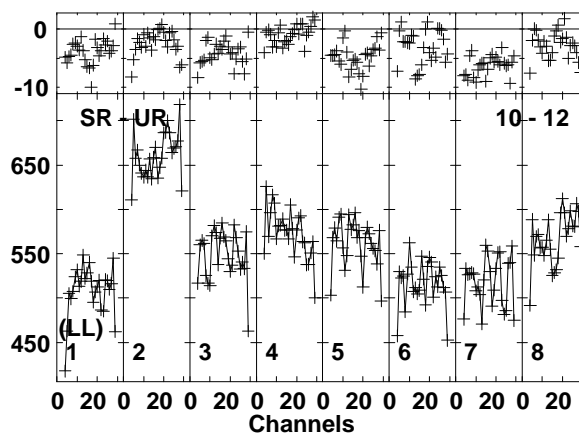
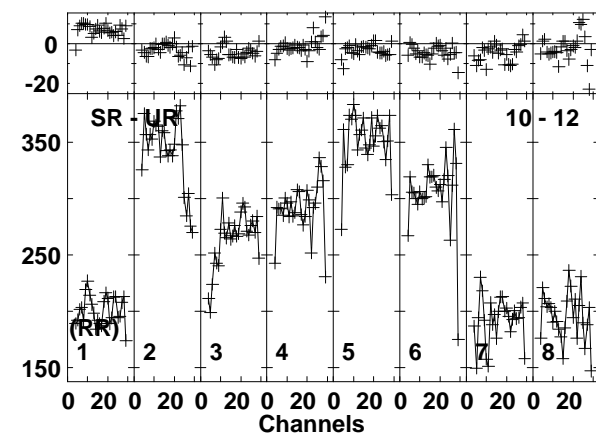
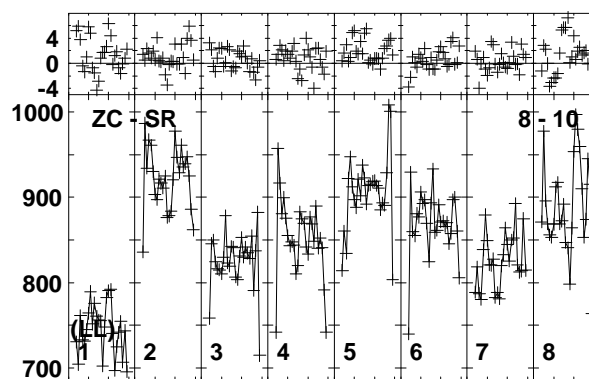
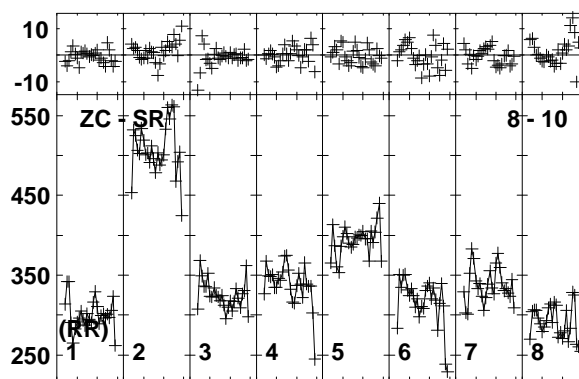
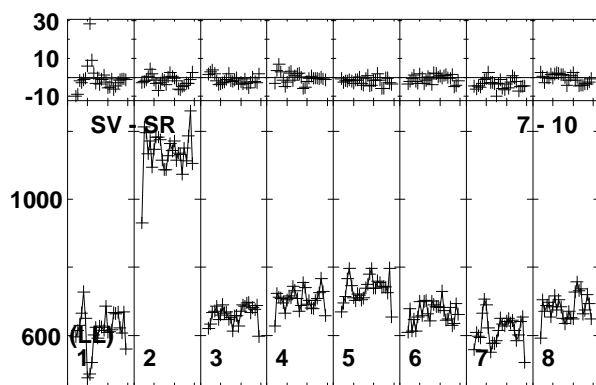
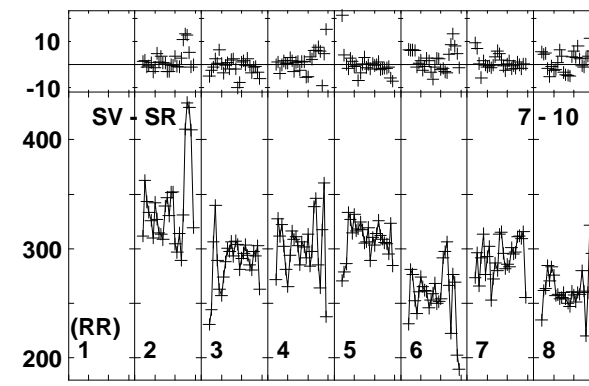
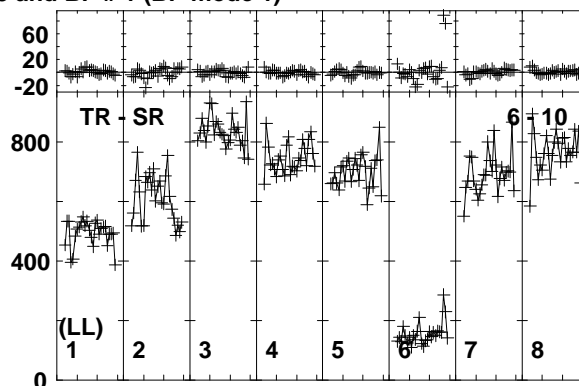
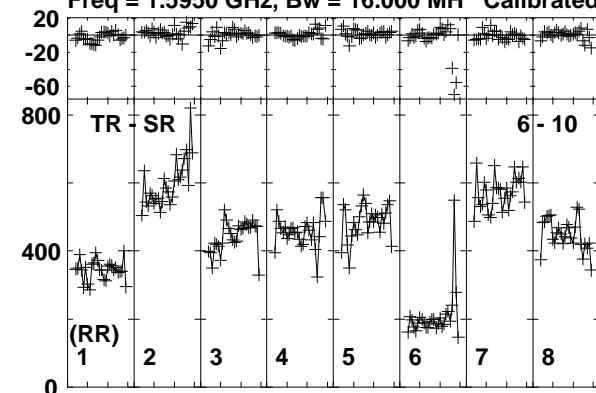


Lower frame: Ampl Jy Top frame: Phas deg
Vector averaged cross-power spectrum Baseline: EF (01) - SR (10)
Timerange: 00/04:34:07 to 00/04:35:30

Plot file version 255 created 19-AUG-2016 17:33:07

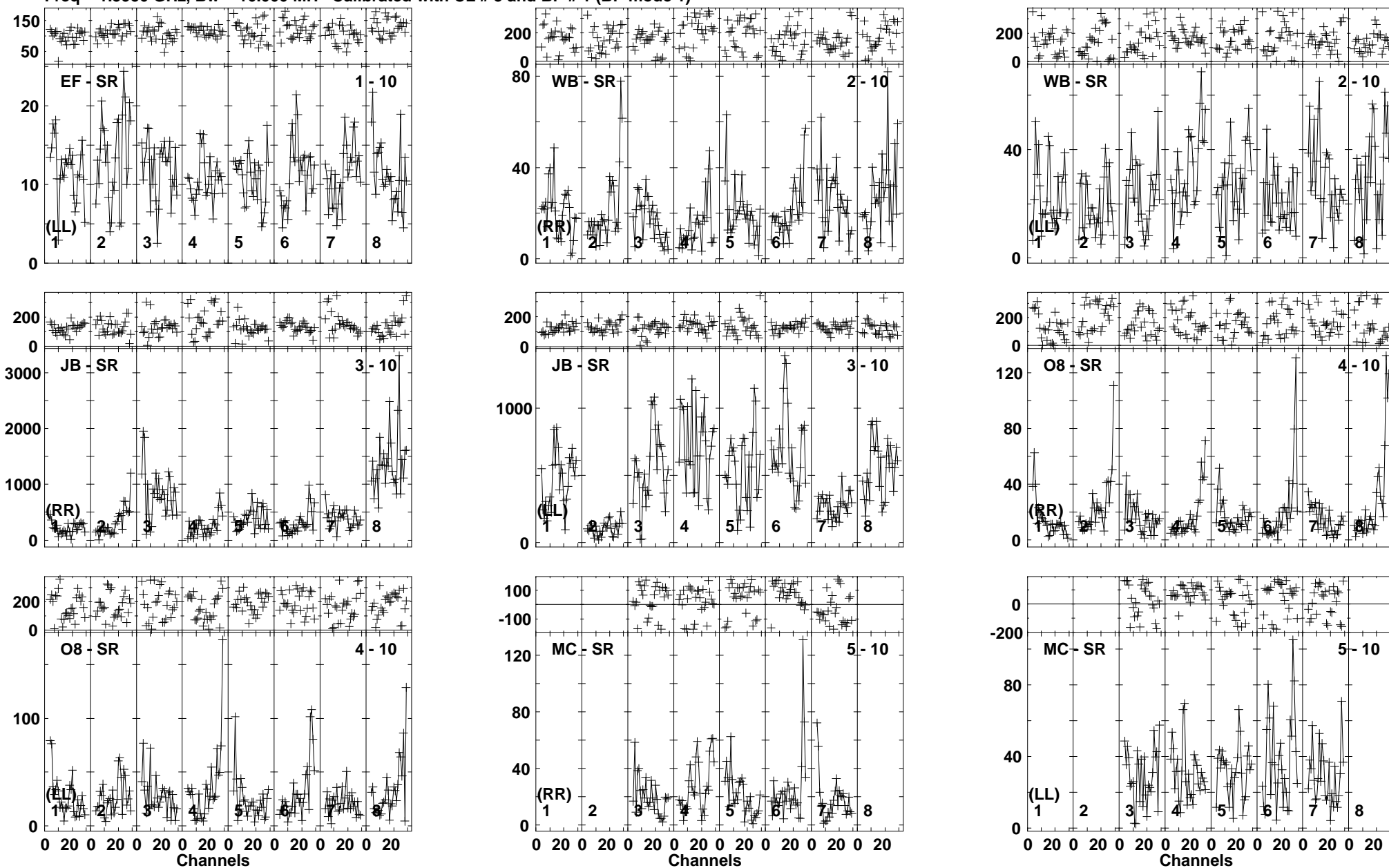
J1642+2523 EM119D.UVDATA.1

Freq = 1.5950 GHz, Bw = 16.000 MH Calibrated with CL # 3 and BP # 1 (BP mode 1)



Lower frame: Milli Ampl Jy Top frame: Phas deg
Vector averaged cross-power spectrum Baseline: TR (06) - SR (10)
Timerange: 00/04:34:07 to 00/04:35:30

Plot file version 256 created 19-AUG-2016 17:33:07
 J1649+2635 EM119D.UVDATA.1
 Freq = 1.5950 GHz, Bw = 16.000 MH Calibrated with CL # 3 and BP # 1 (BP mode 1)

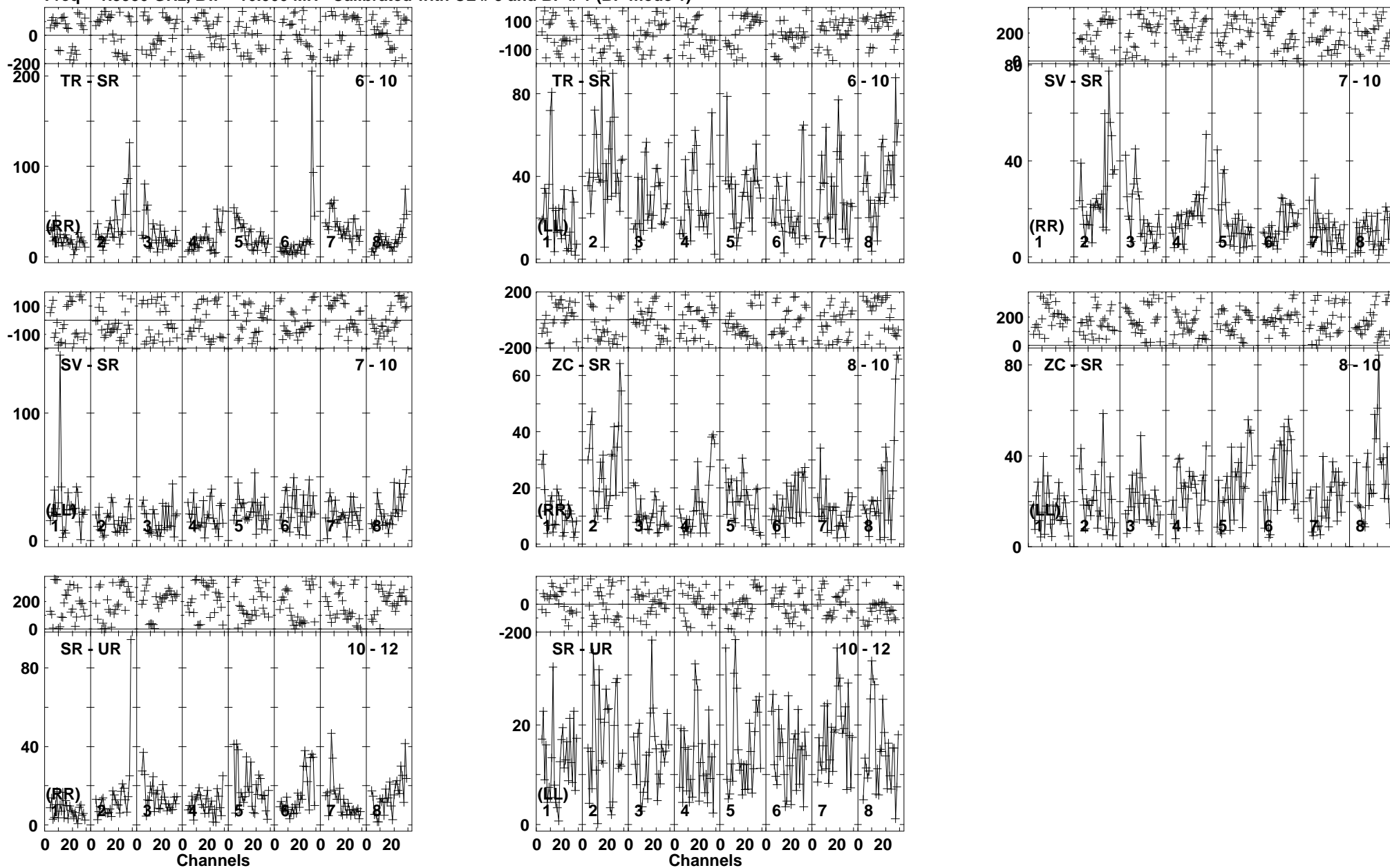


Lower frame: Milli Ampl Jy Top frame: Phas deg
 Vector averaged cross-power spectrum Baseline: EF (01) - SR (10)
 Timerange: 00/04:35:38 to 00/04:39:00

Plot file version 257 created 19-AUG-2016 17:33:08

J1649+2635 EM119D.UVDATA.1

Freq = 1.5950 GHz, Bw = 16.000 MH Calibrated with CL # 3 and BP # 1 (BP mode 1)

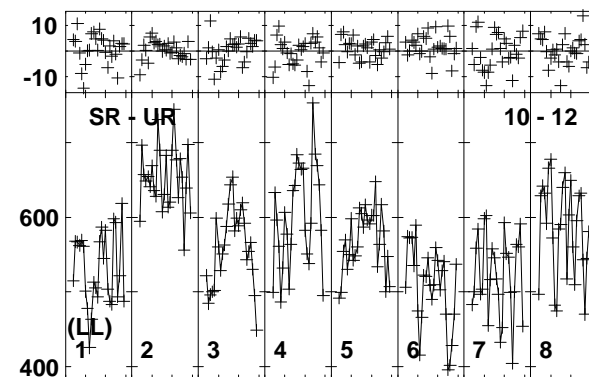
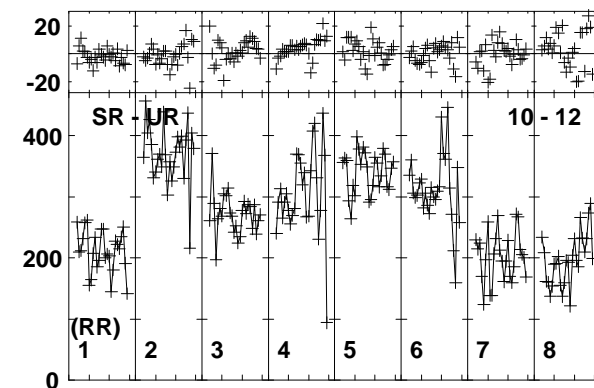
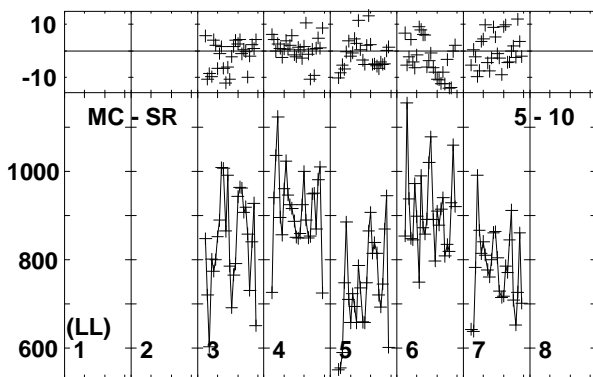
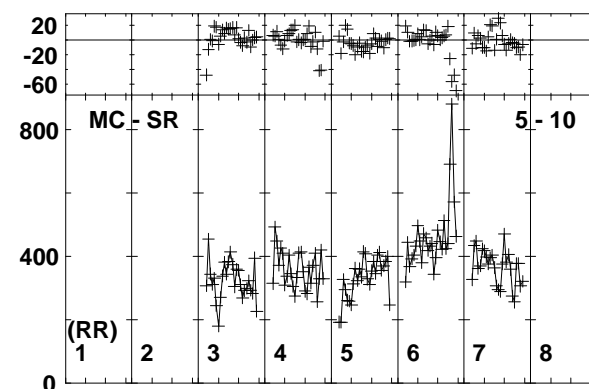
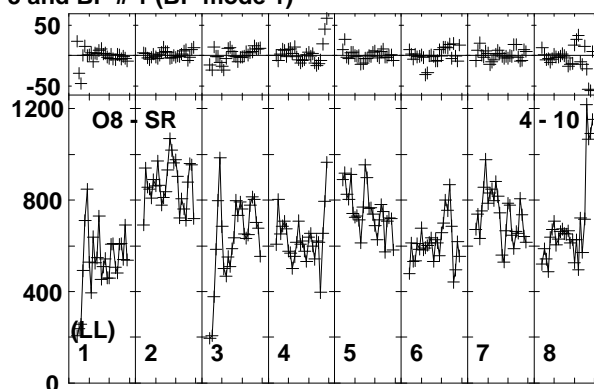
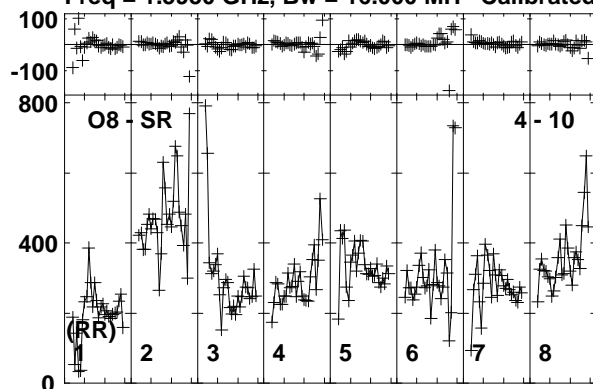


Lower frame: Milli Ampl Jy Top frame: Phas deg
Vector averaged cross-power spectrum Baseline: TR (06) - SR (10)
Timerange: 00/04:35:38 to 00/04:39:00

Plot file version 258 created 19-AUG-2016 17:33:08

J1642+2523 EM119D.UVDATA.1

Freq = 1.5950 GHz, Bw = 16.000 MH Calibrated with CL # 3 and BP # 1 (BP mode 1)



Lower frame: Milli Ampl Jy Top frame: Phas deg
Vector averaged cross-power spectrum Baseline: O8 (04) - SR (10)
Timerange: 00/04:39:08 to 00/04:39:25