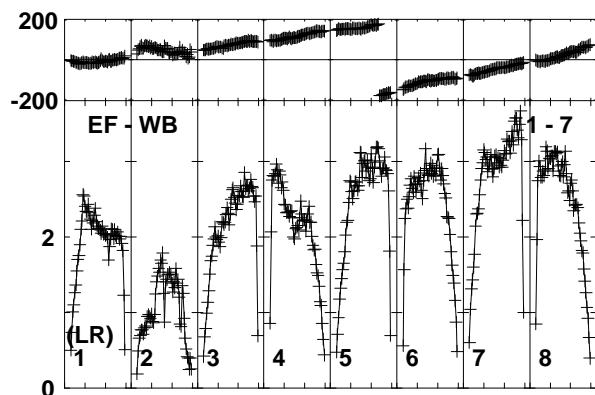
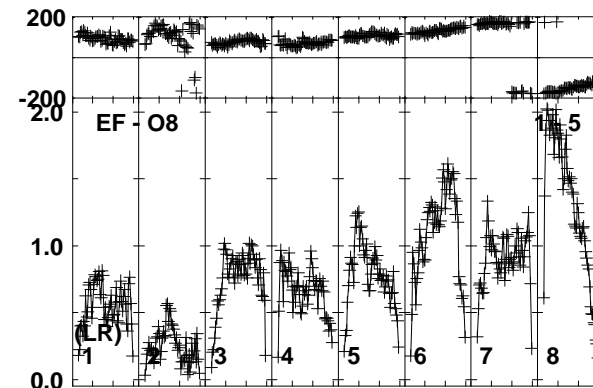
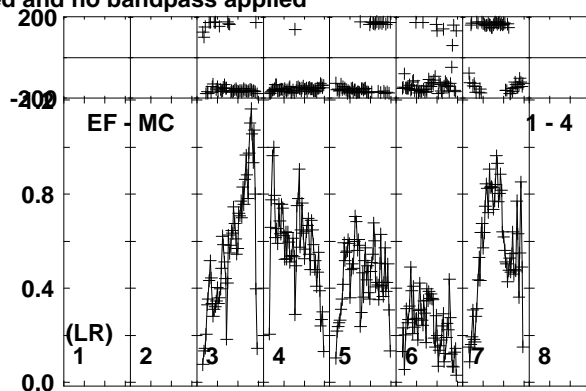
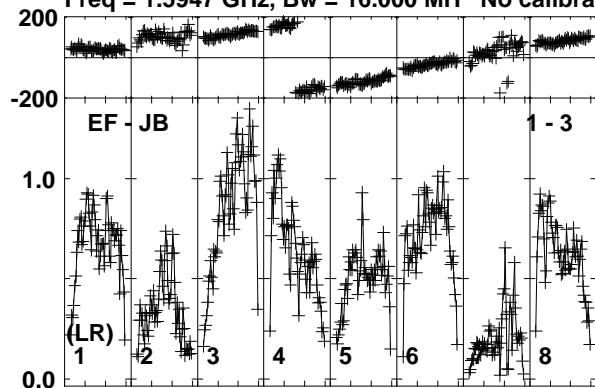


Plot file version 1 created 02-DEC-2015 19:32:48  
1044+719 EM120.UVDATA.1

Freq = 1.5947 GHz, Bw = 16.000 MH No calibration applied and no bandpass applied

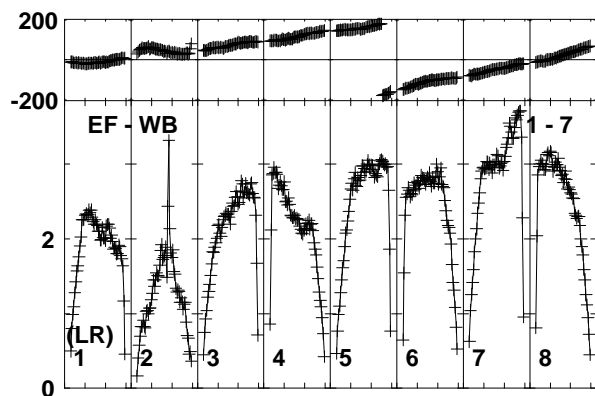
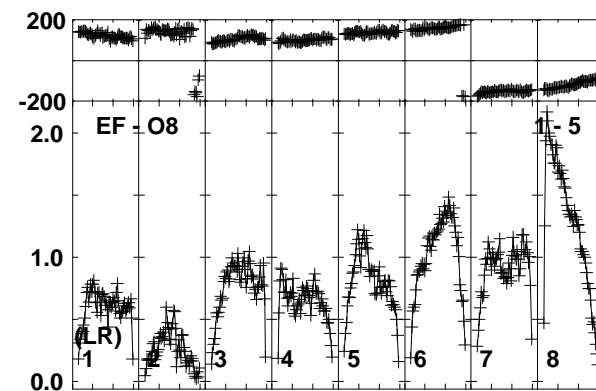
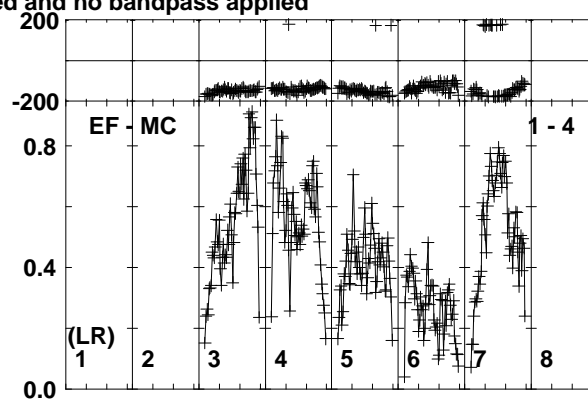
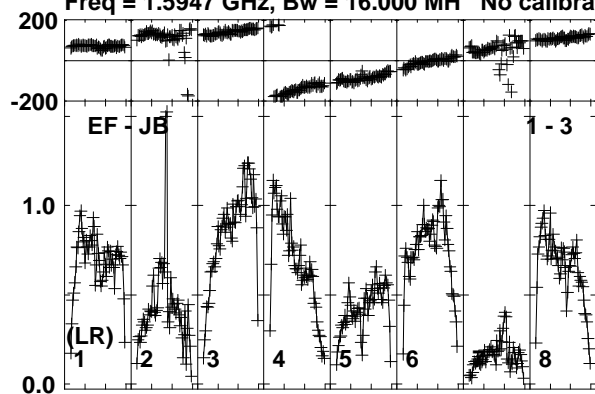


Lower frame: Milli Ampl Jy Top frame: Phas deg  
Vector averaged cross-power spectrum Baseline: EF (01) - JB (03)  
Timerange: 00/00:01:43 to 00/00:03:59

Plot file version 2 created 02-DEC-2015 19:32:48

1044+719 EM120.UVDATA.1

Freq = 1.5947 GHz, Bw = 16.000 MH No calibration applied and no bandpass applied

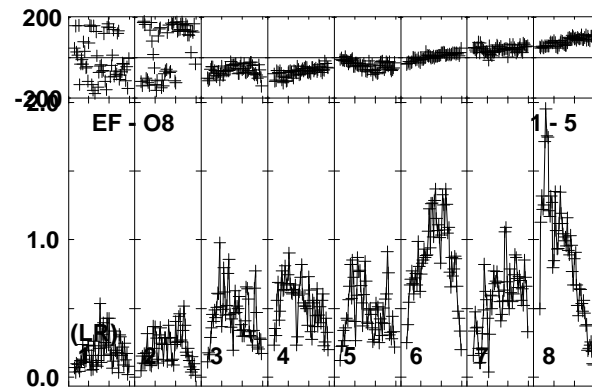
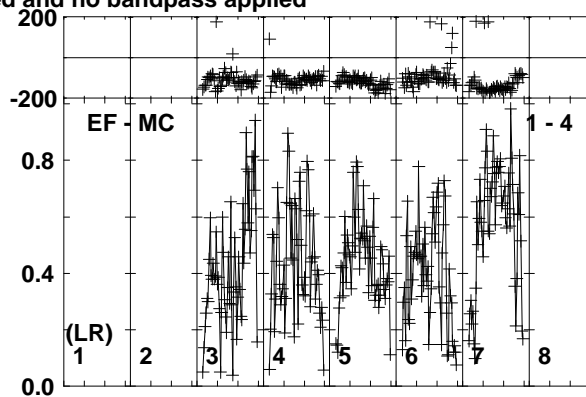
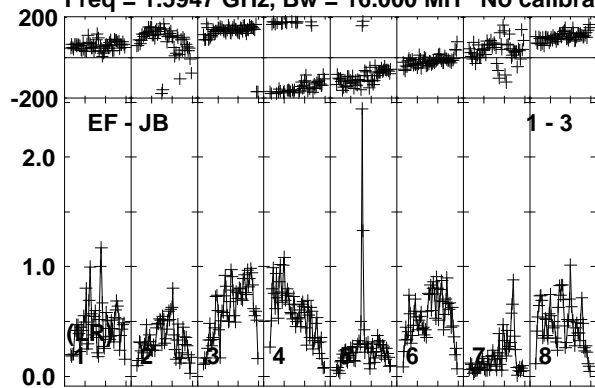


Lower frame: Milli Ampl Jy Top frame: Phas deg  
Vector averaged cross-power spectrum Baseline: EF (01) - JB (03)  
Timerange: 00/00:04:41 to 00/00:09:59

Plot file version 3 created 02-DEC-2015 19:32:48

J1128+5925 EM120.UVDATA.1

Freq = 1.5947 GHz, Bw = 16.000 MH No calibration applied and no bandpass applied

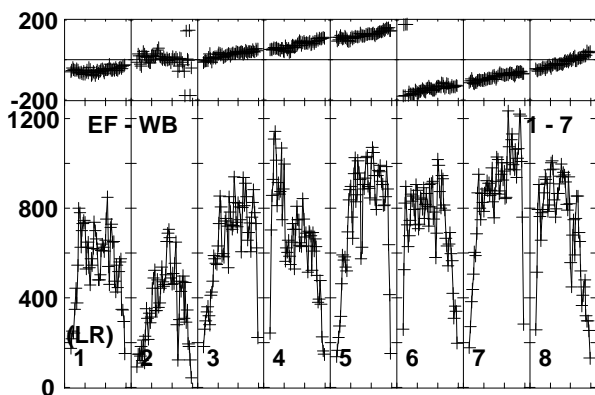
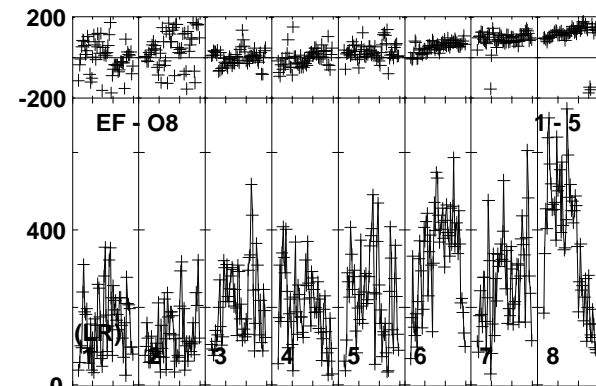
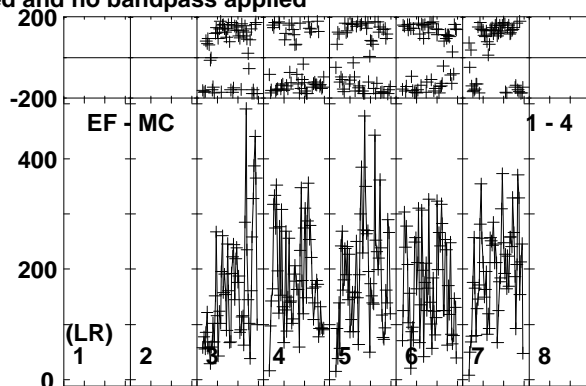
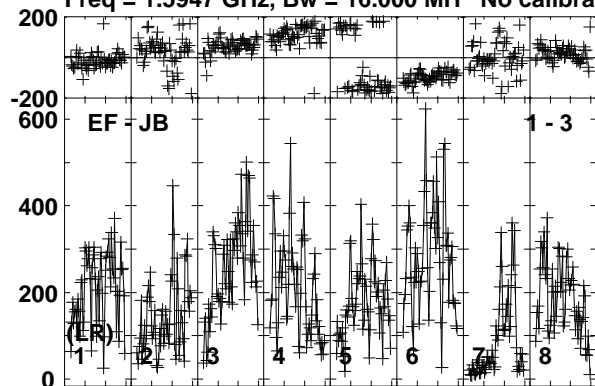


Lower frame: Milli Ampl Jy Top frame: Phas deg  
Vector averaged cross-power spectrum Baseline: EF (01) - JB (03)  
Timerange: 00/00:11:21 to 00/00:12:39

Plot file version 4 created 02-DEC-2015 19:32:48

J1058+5628 EM120.UVDATA.1

Freq = 1.5947 GHz, Bw = 16.000 MH No calibration applied and no bandpass applied

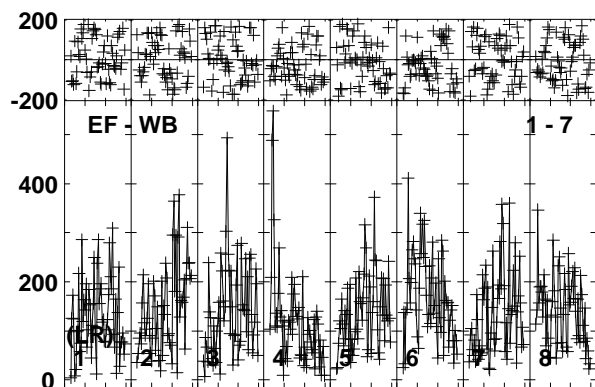
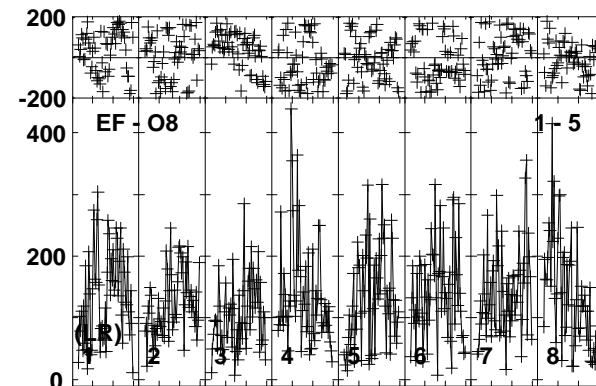
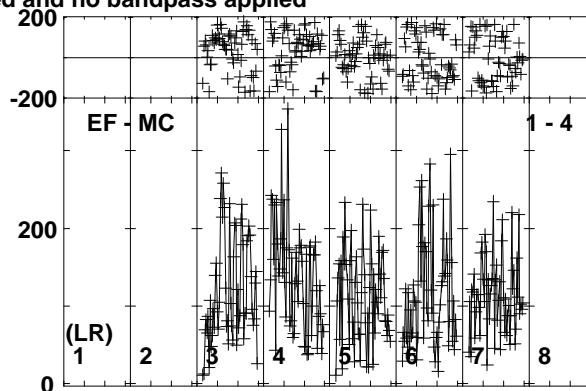
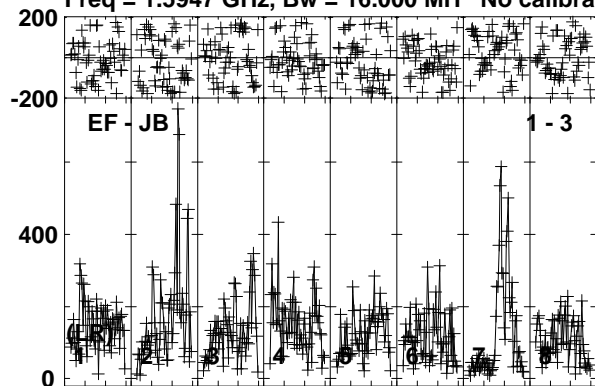


Lower frame: Micro Ampl Jy Top frame: Phas deg  
Vector averaged cross-power spectrum Baseline: EF (01) - JB (03)  
Timerange: 00/00:13:41 to 00/00:16:39

Plot file version 5 created 02-DEC-2015 19:32:48

LH USS1 EM120.UVDATA.1

Freq = 1.5947 GHz, Bw = 16.000 MH No calibration applied and no bandpass applied

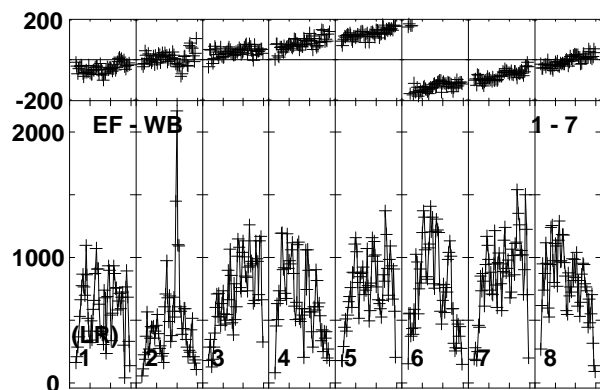
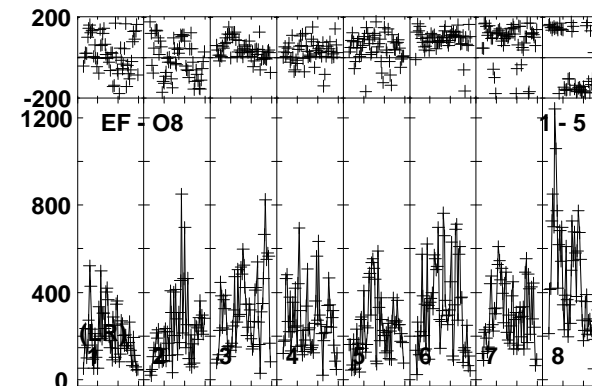
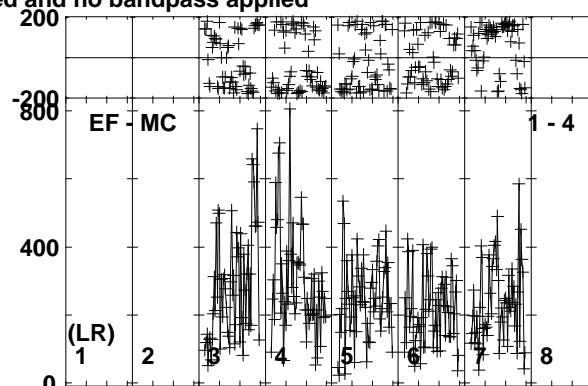
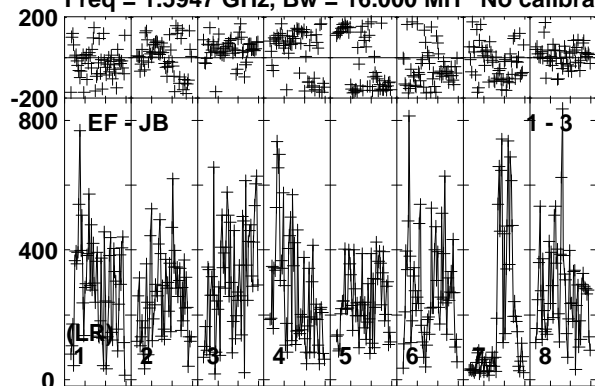


Lower frame: Micro Ampl Jy Top frame: Phas deg  
Vector averaged cross-power spectrum Baseline: EF (01) - JB (03)  
Timerange: 00/00:16:41 to 00/00:19:59

Plot file version 6 created 02-DEC-2015 19:32:48

J1058+5628 EM120.UVDATA.1

Freq = 1.5947 GHz, Bw = 16.000 MH No calibration applied and no bandpass applied

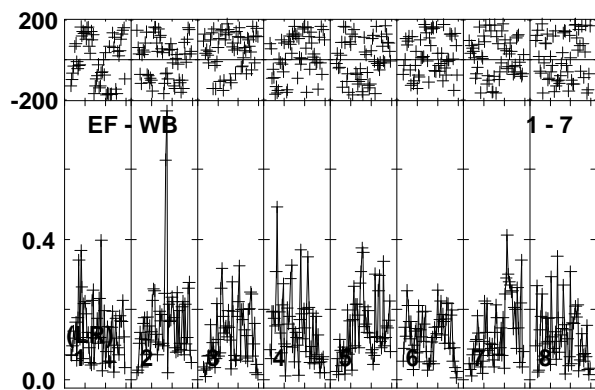
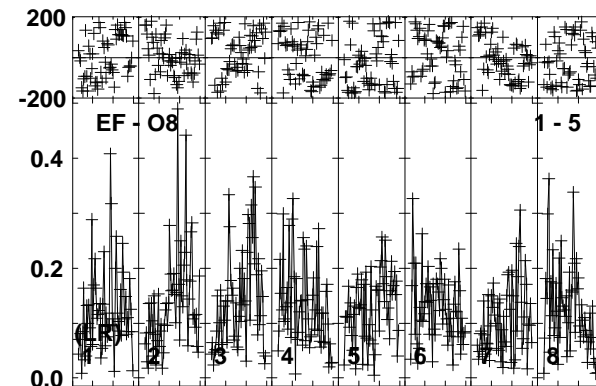
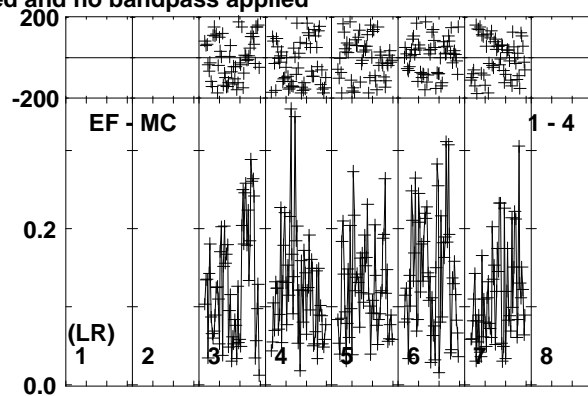
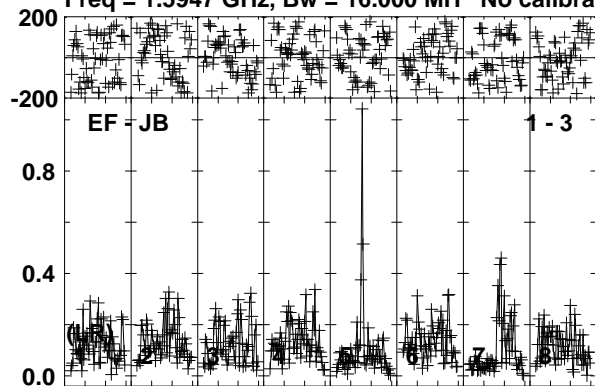


Lower frame: Micro Ampl Jy Top frame: Phas deg  
Vector averaged cross-power spectrum Baseline: EF (01) - JB (03)  
Timerange: 00/00:20:01 to 00/00:21:29

Plot file version 7 created 02-DEC-2015 19:32:49

LH USS1 EM120.UVDATA.1

Freq = 1.5947 GHz, Bw = 16.000 MH No calibration applied and no bandpass applied

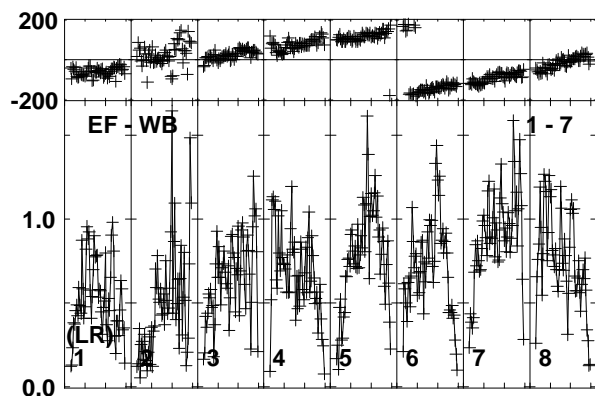
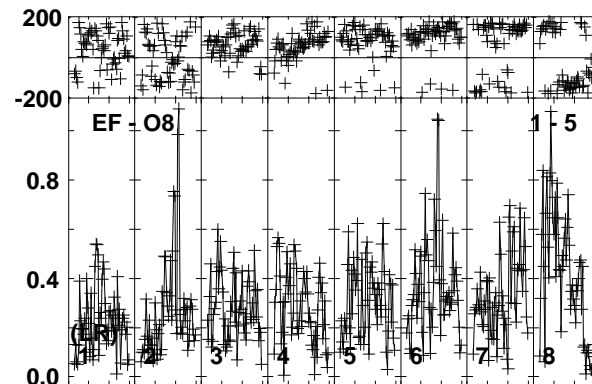
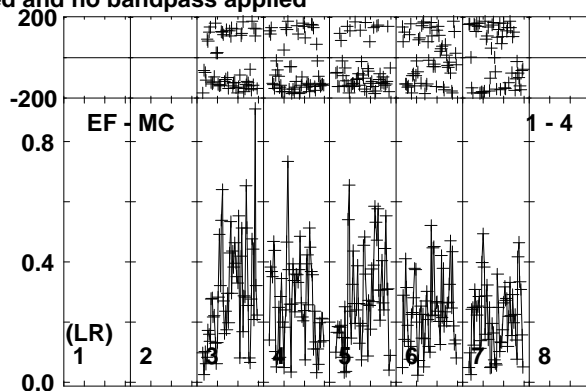
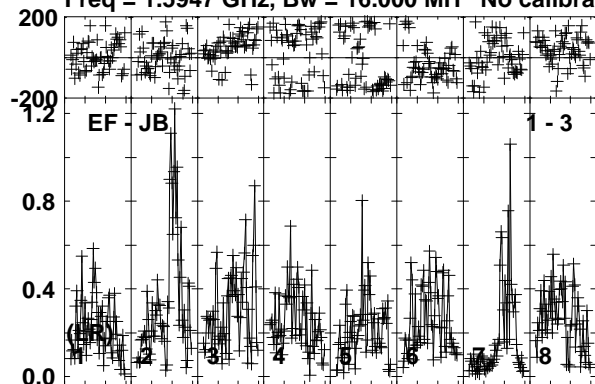


Lower frame: Milli Ampl Jy Top frame: Phas deg  
Vector averaged cross-power spectrum Baseline: EF (01) - JB (03)  
Timerange: 00/00:21:31 to 00/00:24:49

Plot file version 8 created 02-DEC-2015 19:32:49

J1058+5628 EM120.UVDATA.1

Freq = 1.5947 GHz, Bw = 16.000 MH No calibration applied and no bandpass applied



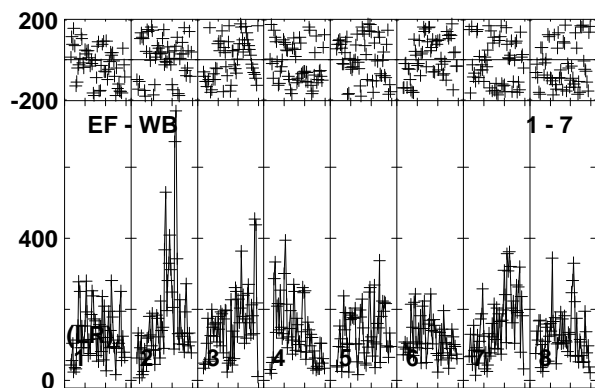
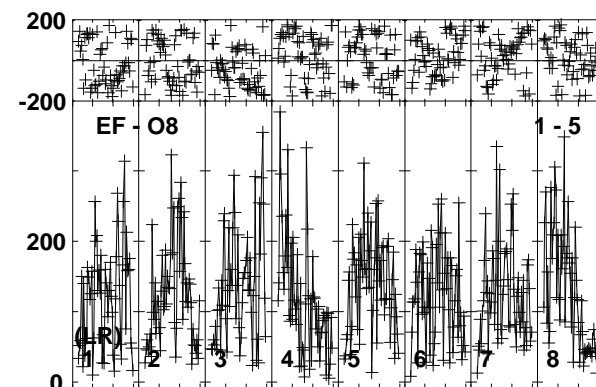
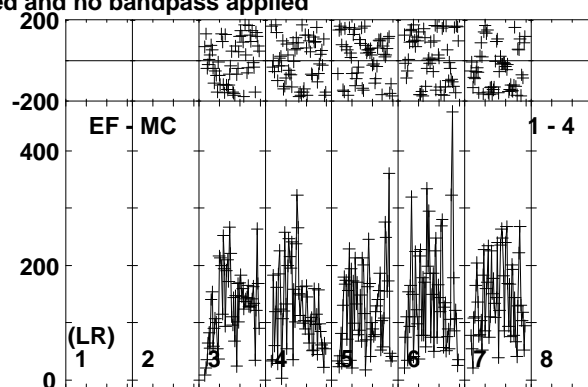
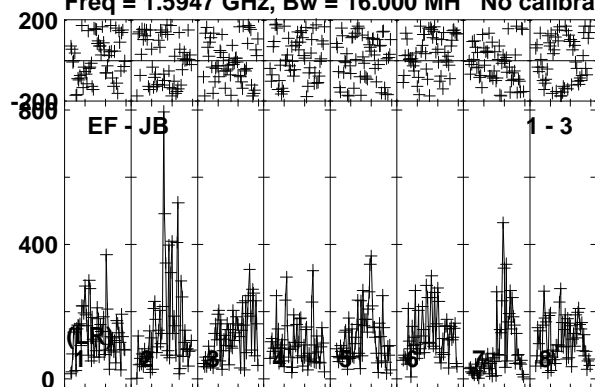
Lower frame: Milli Ampl Jy Top frame: Phas deg  
Vector averaged cross-power spectrum Baseline: EF (01) - JB (03)  
Timerange: 00/00:25:41 to 00/00:26:39



Plot file version 9 created 02-DEC-2015 19:32:49

LH USS1 EM120.UVDATA.1

Freq = 1.5947 GHz, Bw = 16.000 MH No calibration applied and no bandpass applied

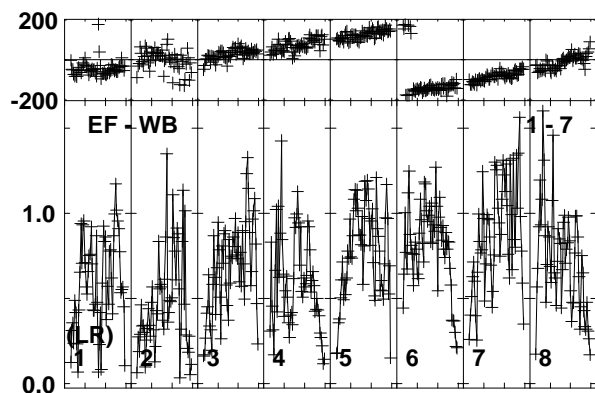
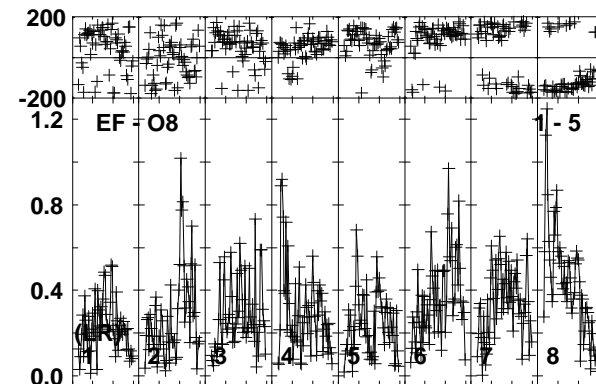
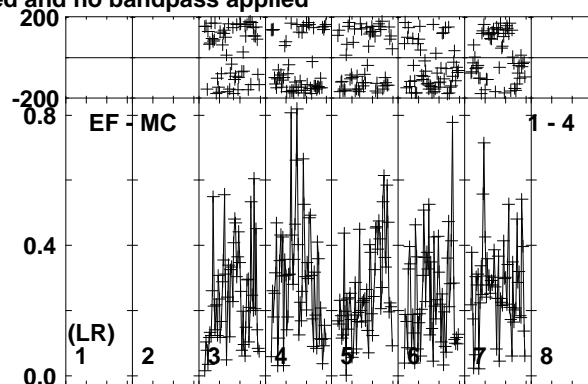
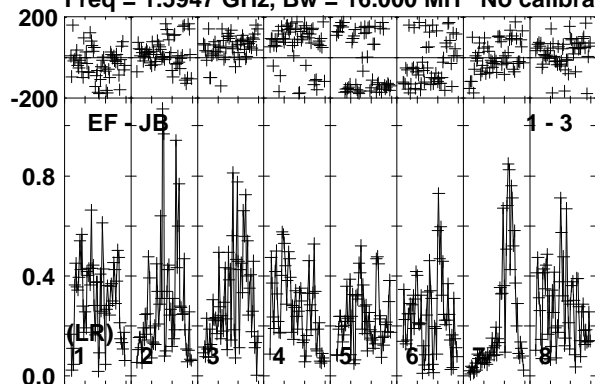


Lower frame: Micro Ampl Jy Top frame: Phas deg  
Vector averaged cross-power spectrum Baseline: EF (01) - JB (03)  
Timerange: 00/00:26:41 to 00/00:29:59

Plot file version 10 created 02-DEC-2015 19:32:49

J1058+5628 EM120.UVDATA.1

Freq = 1.5947 GHz, Bw = 16.000 MH No calibration applied and no bandpass applied

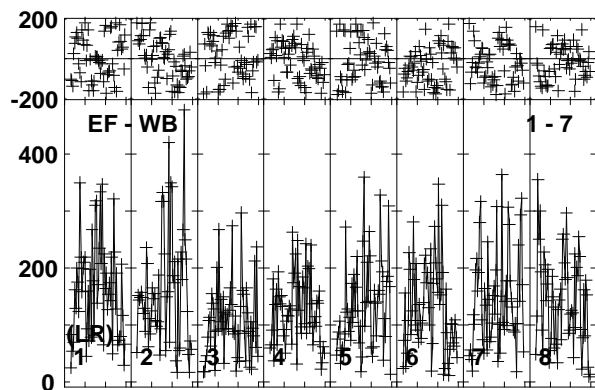
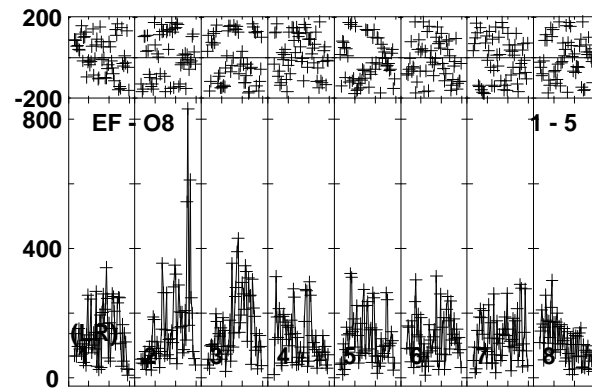
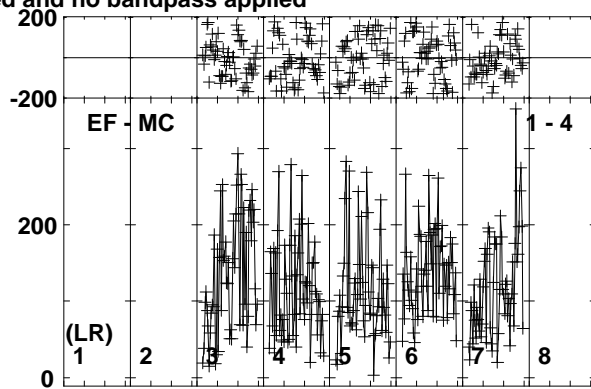
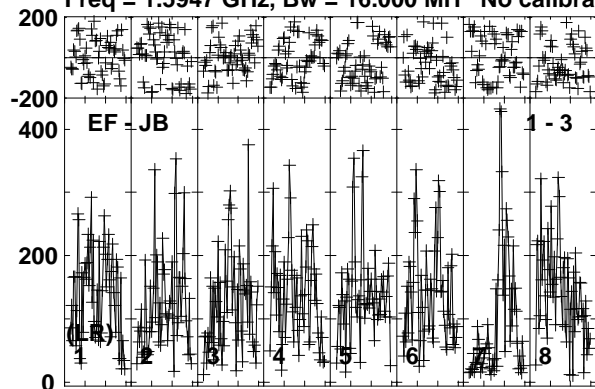


Lower frame: Milli Ampl Jy Top frame: Phas deg  
Vector averaged cross-power spectrum Baseline: EF (01) - JB (03)  
Timerange: 00/00:30:01 to 00/00:31:29

Plot file version 11 created 02-DEC-2015 19:32:49

LH USS1 EM120.UVDATA.1

Freq = 1.5947 GHz, Bw = 16.000 MH No calibration applied and no bandpass applied

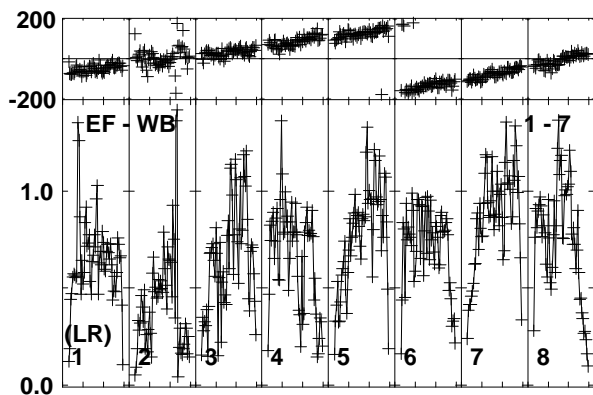
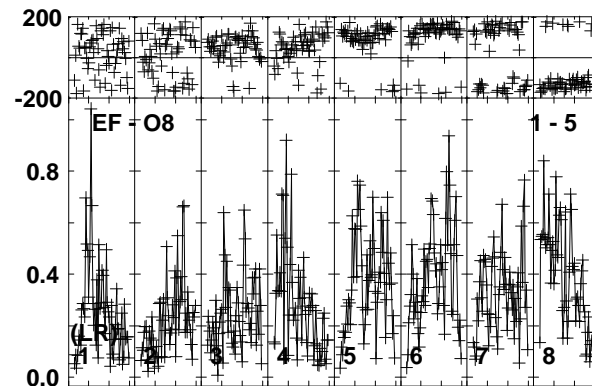
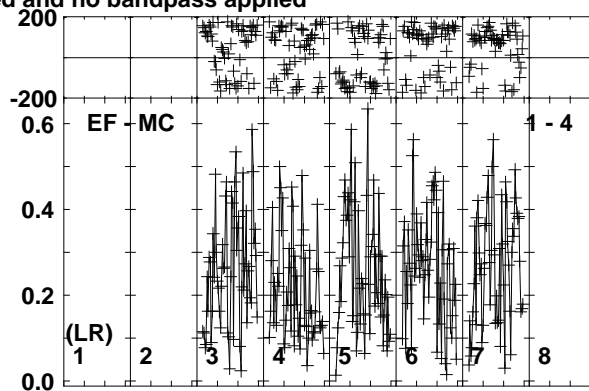
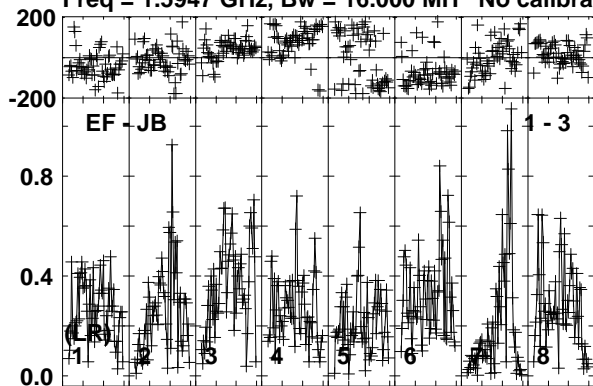


Lower frame: Micro Ampl Jy Top frame: Phas deg  
Vector averaged cross-power spectrum Baseline: EF (01) - JB (03)  
Timerange: 00/00:31:31 to 00/00:34:49

Plot file version 12 created 02-DEC-2015 19:32:49

J1058+5628 EM120.UVDATA.1

Freq = 1.5947 GHz, Bw = 16.000 MH No calibration applied and no bandpass applied

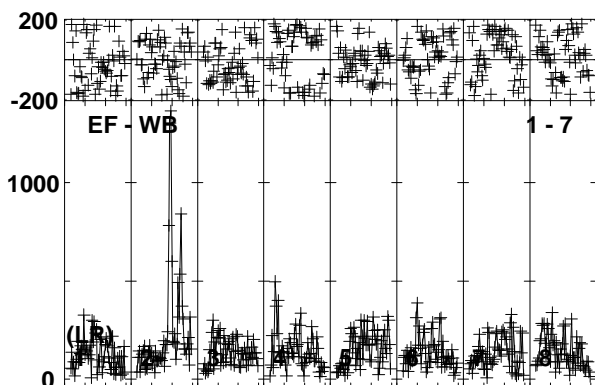
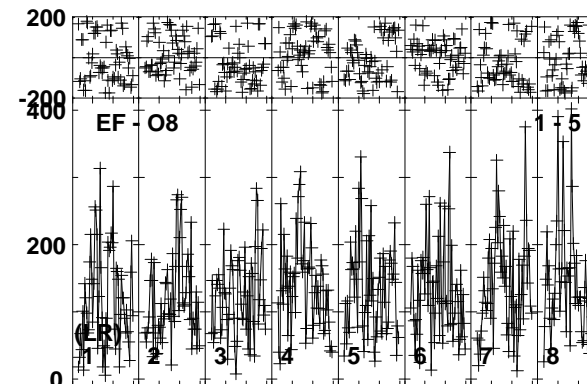
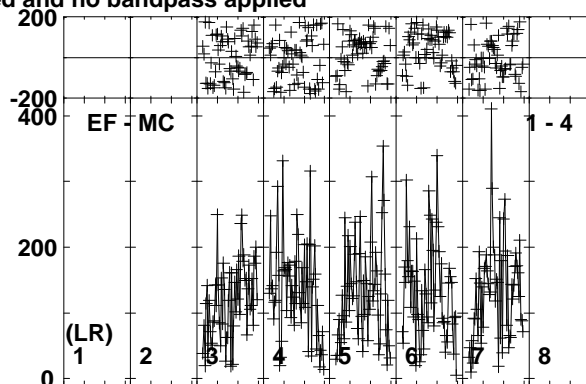
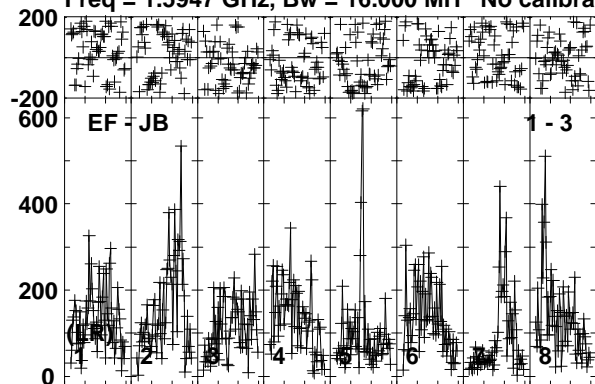


Lower frame: Milli Ampl Jy Top frame: Phas deg  
Vector averaged cross-power spectrum Baseline: EF (01) - JB (03)  
Timerange: 00/00:35:41 to 00/00:36:39

Plot file version 13 created 02-DEC-2015 19:32:49

LH USS1 EM120.UVDATA.1

Freq = 1.5947 GHz, Bw = 16.000 MH No calibration applied and no bandpass applied

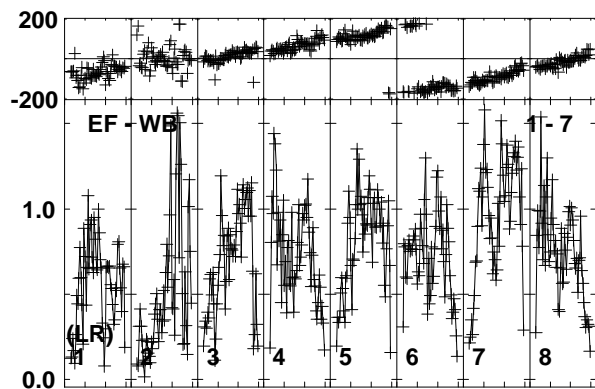
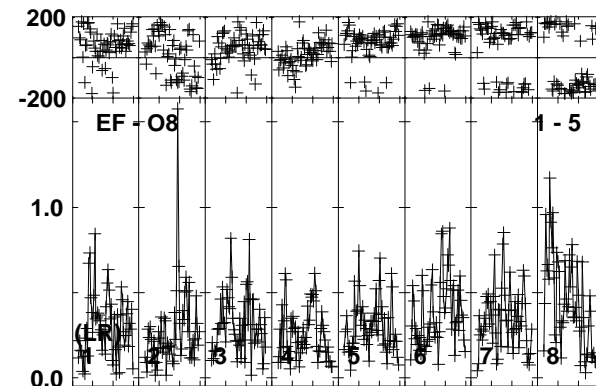
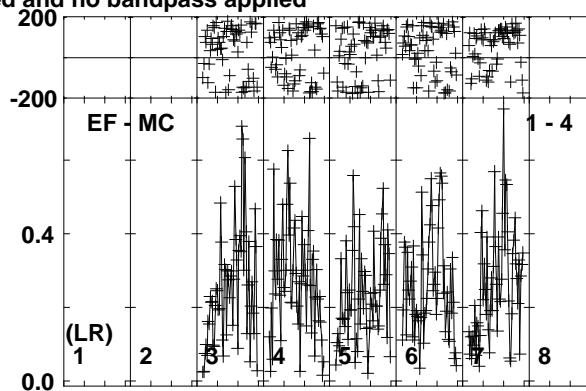
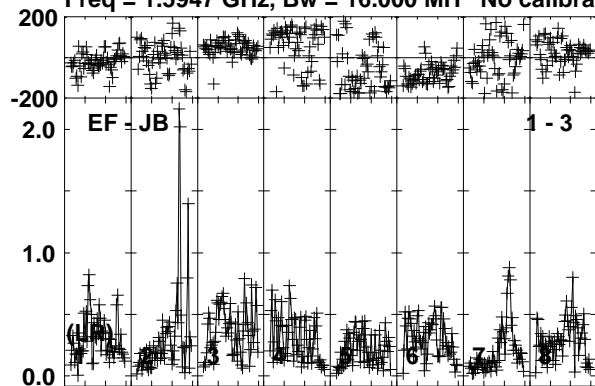


Lower frame: Micro Ampl Jy Top frame: Phas deg  
Vector averaged cross-power spectrum Baseline: EF (01) - JB (03)  
Timerange: 00/00:36:41 to 00/00:39:59

Plot file version 14 created 02-DEC-2015 19:32:49

J1058+5628 EM120.UVDATA.1

Freq = 1.5947 GHz, Bw = 16.000 MH No calibration applied and no bandpass applied

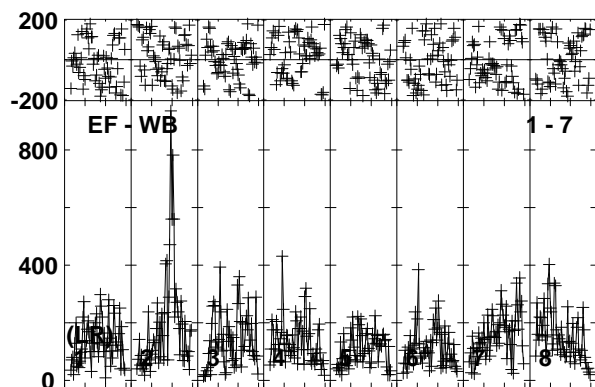
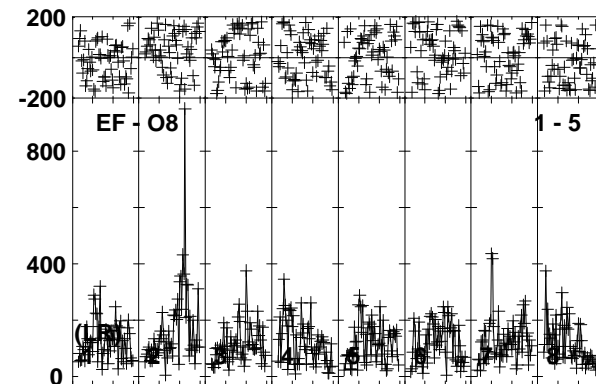
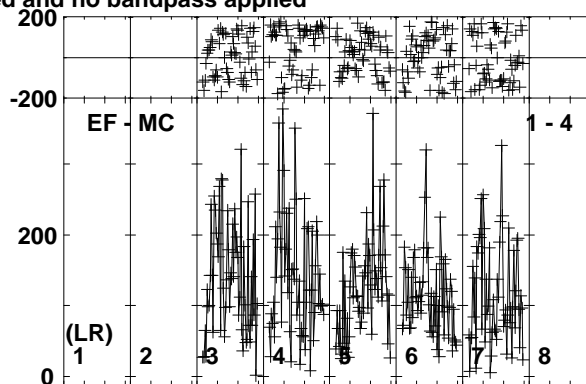
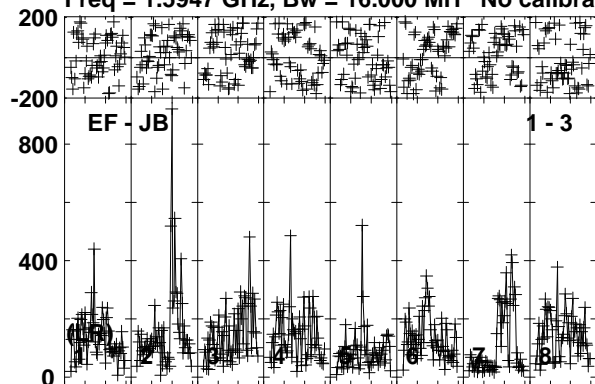


Lower frame: Milli Ampl Jy Top frame: Phas deg  
Vector averaged cross-power spectrum Baseline: EF (01) - JB (03)  
Timerange: 00/00:40:01 to 00/00:41:29

Plot file version 15 created 02-DEC-2015 19:32:49

LH USS1 EM120.UVDATA.1

Freq = 1.5947 GHz, Bw = 16.000 MH No calibration applied and no bandpass applied

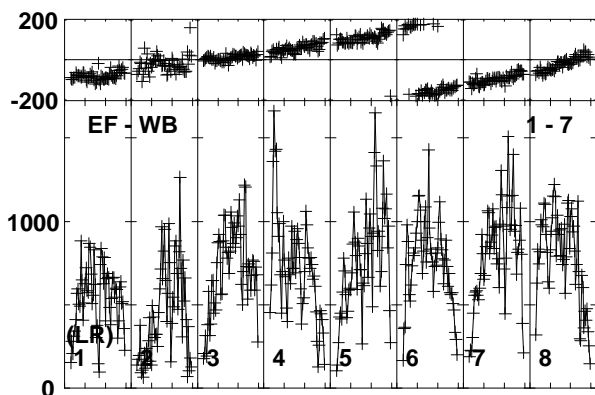
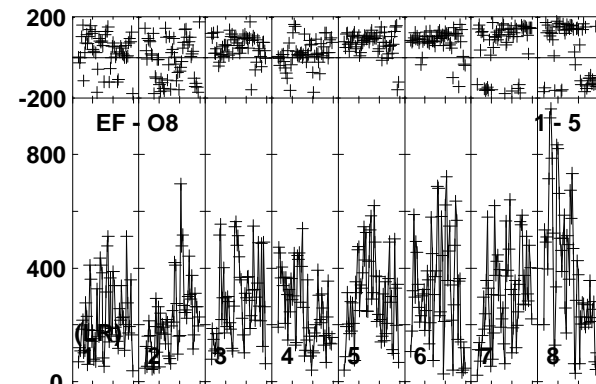
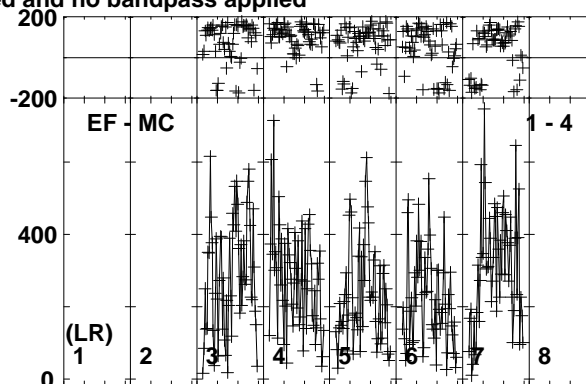
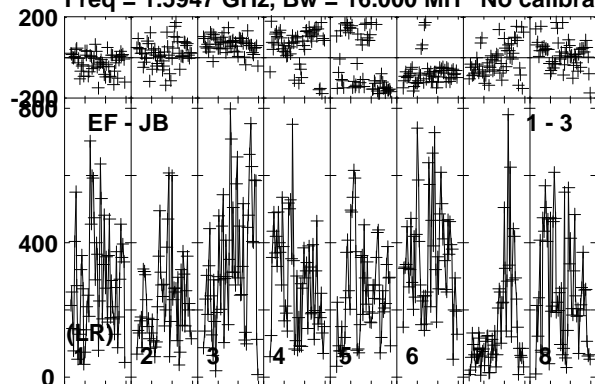


Lower frame: Micro Ampl Jy Top frame: Phas deg  
Vector averaged cross-power spectrum Baseline: EF (01) - JB (03)  
Timerange: 00/00:41:31 to 00/00:44:49

Plot file version 16 created 02-DEC-2015 19:32:49

J1058+5628 EM120.UVDATA.1

Freq = 1.5947 GHz, Bw = 16.000 MH No calibration applied and no bandpass applied



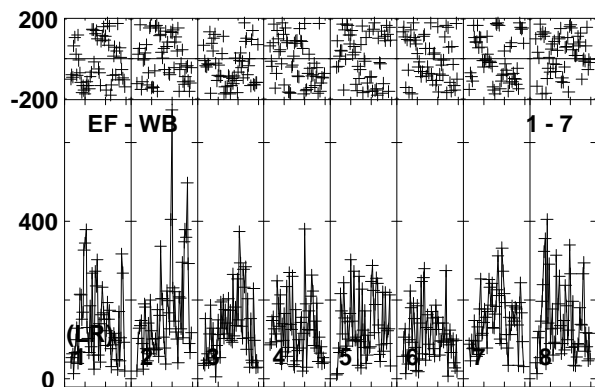
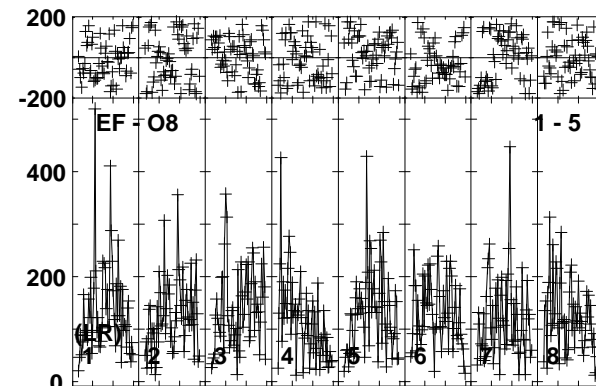
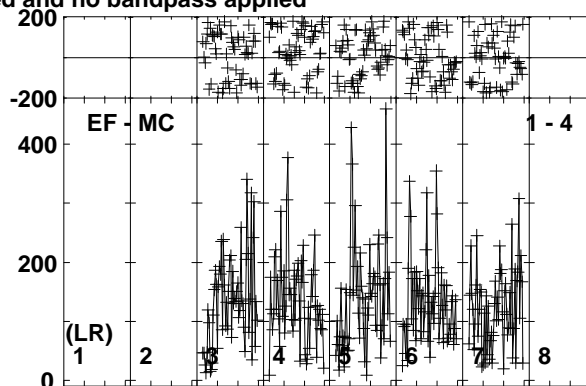
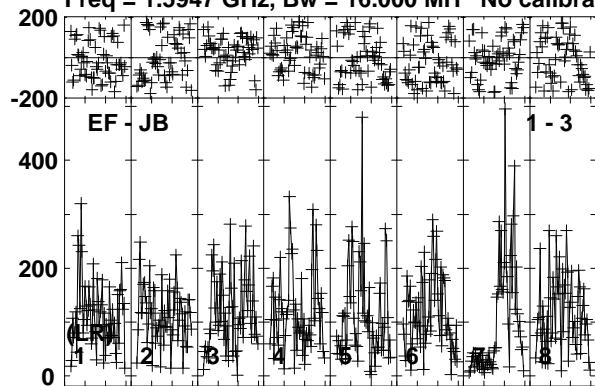
Lower frame: Micro Ampl Jy Top frame: Phas deg  
Vector averaged cross-power spectrum Baseline: EF (01) - JB (03)  
Timerange: 00/00:45:41 to 00/00:46:39



Plot file version 17 created 02-DEC-2015 19:32:49

LH USS1 EM120.UVDATA.1

Freq = 1.5947 GHz, Bw = 16.000 MH No calibration applied and no bandpass applied

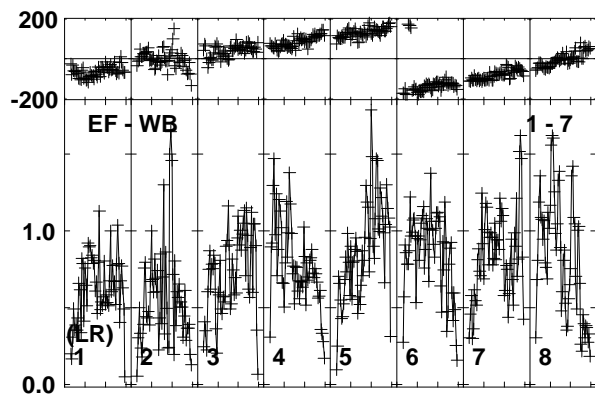
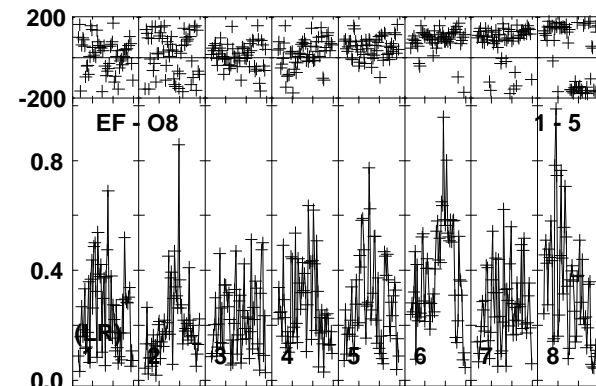
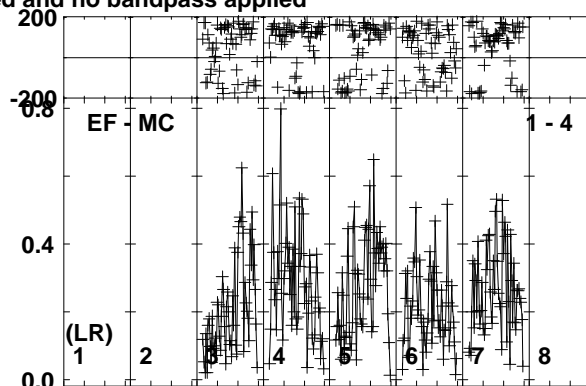
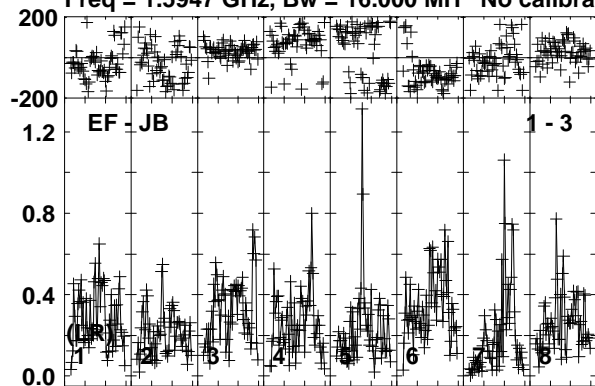


Lower frame: Micro Ampl Jy Top frame: Phas deg  
Vector averaged cross-power spectrum Baseline: EF (01) - JB (03)  
Timerange: 00/00:46:41 to 00/00:49:59

Plot file version 18 created 02-DEC-2015 19:32:50

J1058+5628 EM120.UVDATA.1

Freq = 1.5947 GHz, Bw = 16.000 MH No calibration applied and no bandpass applied

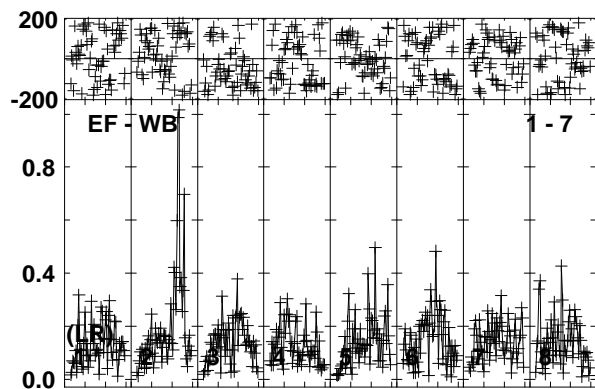
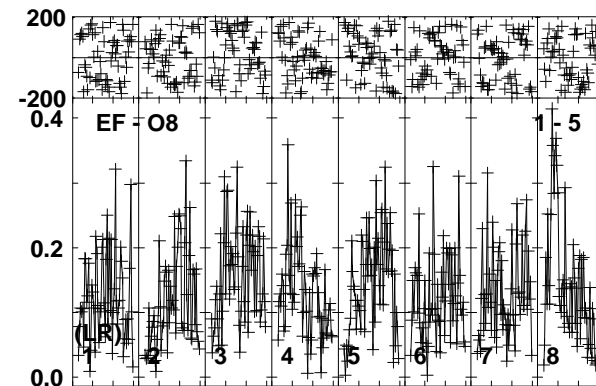
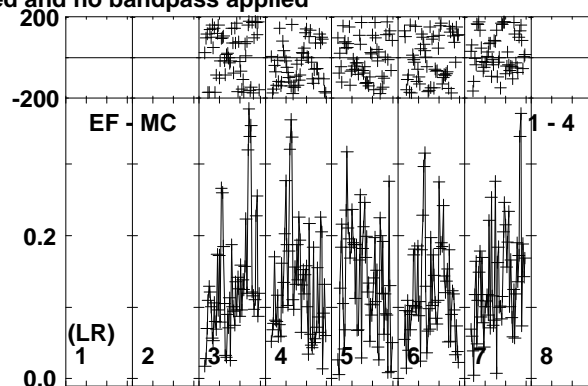
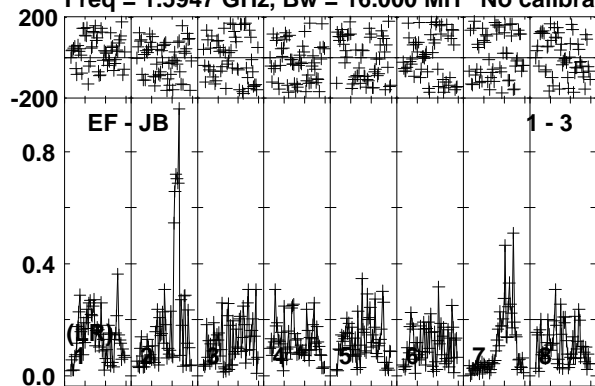


Lower frame: Milli Ampl Jy Top frame: Phas deg  
Vector averaged cross-power spectrum Baseline: EF (01) - JB (03)  
Timerange: 00/00:50:01 to 00/00:51:29

Plot file version 19 created 02-DEC-2015 19:32:50

LH USS1 EM120.UVDATA.1

Freq = 1.5947 GHz, Bw = 16.000 MH No calibration applied and no bandpass applied

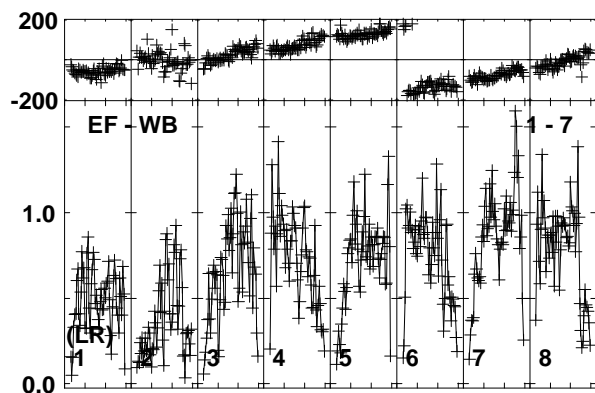
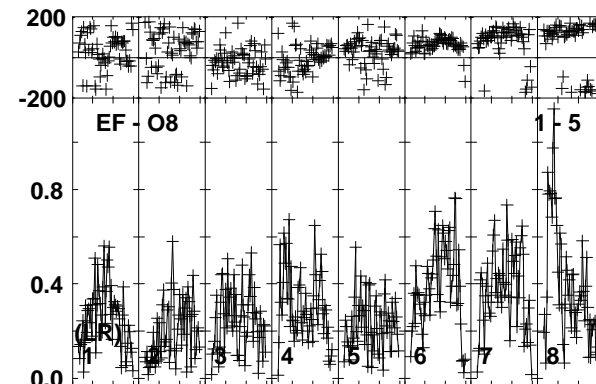
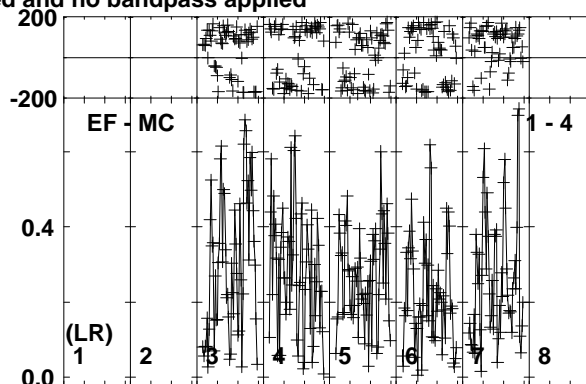
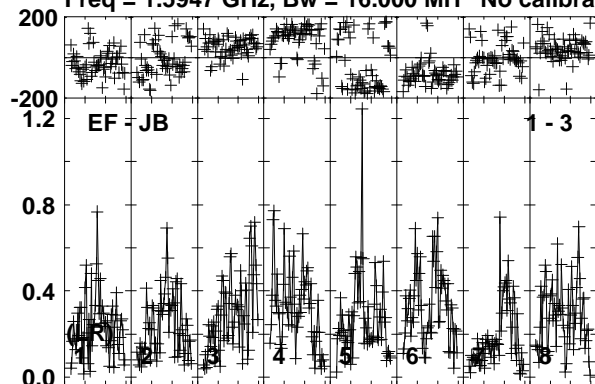


Lower frame: Milli Ampl Jy Top frame: Phas deg  
Vector averaged cross-power spectrum Baseline: EF (01) - JB (03)  
Timerange: 00/00:51:31 to 00/00:54:49

Plot file version 20 created 02-DEC-2015 19:32:50

J1058+5628 EM120.UVDATA.1

Freq = 1.5947 GHz, Bw = 16.000 MH No calibration applied and no bandpass applied

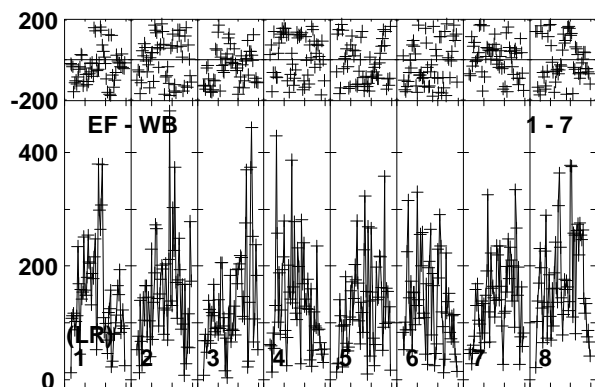
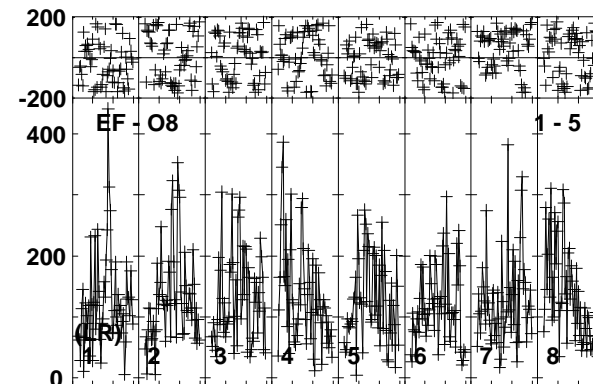
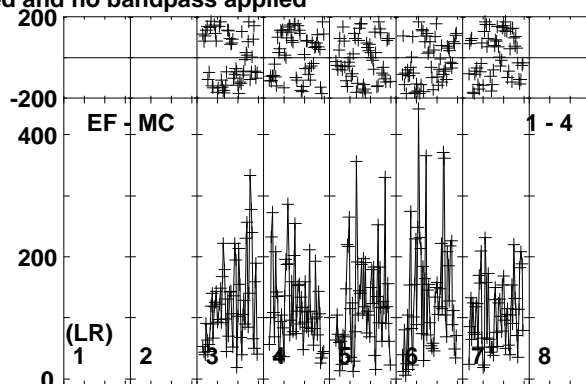
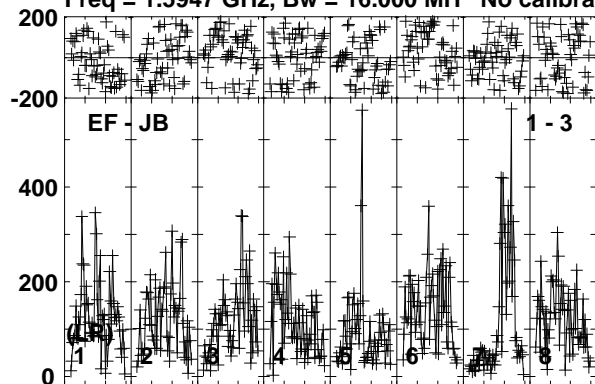


Lower frame: Milli Ampl Jy Top frame: Phas deg  
Vector averaged cross-power spectrum Baseline: EF (01) - JB (03)  
Timerange: 00/00:55:41 to 00/00:56:39

Plot file version 21 created 02-DEC-2015 19:32:50

LH USS1 EM120.UVDATA.1

Freq = 1.5947 GHz, Bw = 16.000 MH No calibration applied and no bandpass applied

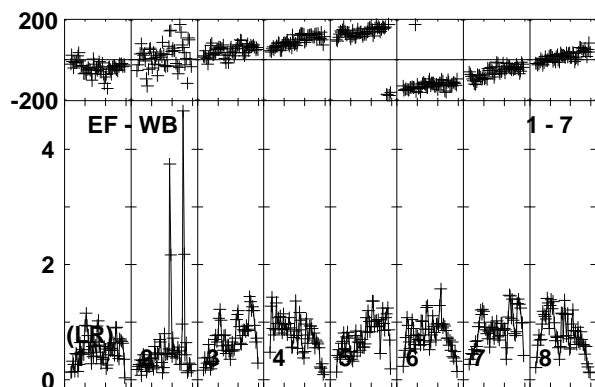
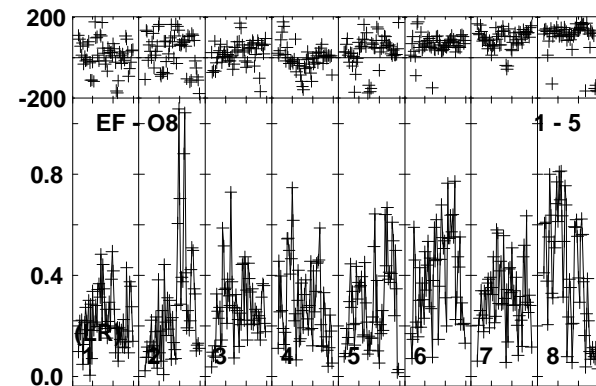
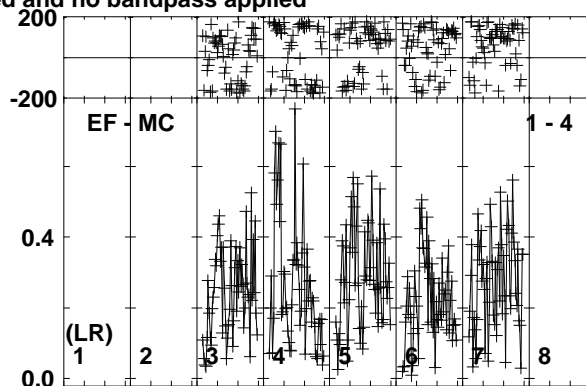
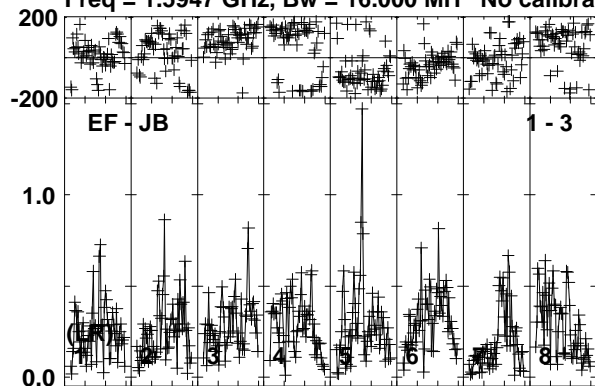


Lower frame: Micro Ampl Jy Top frame: Phas deg  
Vector averaged cross-power spectrum Baseline: EF (01) - JB (03)  
Timerange: 00/00:56:41 to 00/00:59:59

Plot file version 22 created 02-DEC-2015 19:32:50

J1058+5628 EM120.UVDATA.1

Freq = 1.5947 GHz, Bw = 16.000 MH No calibration applied and no bandpass applied

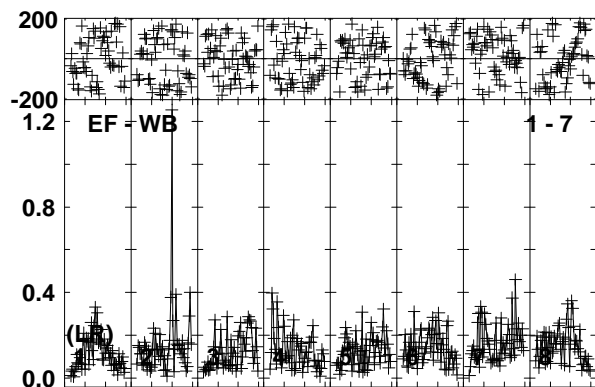
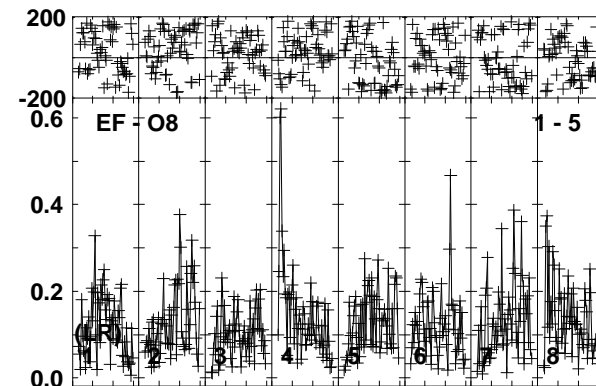
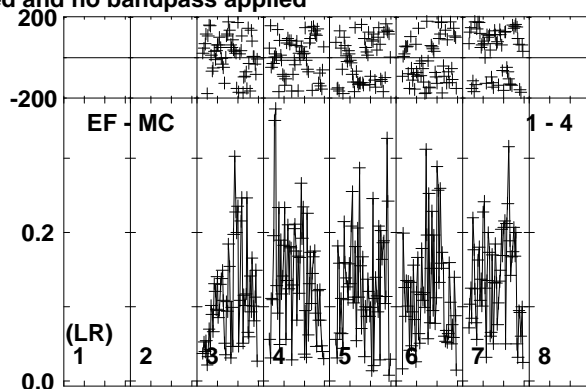
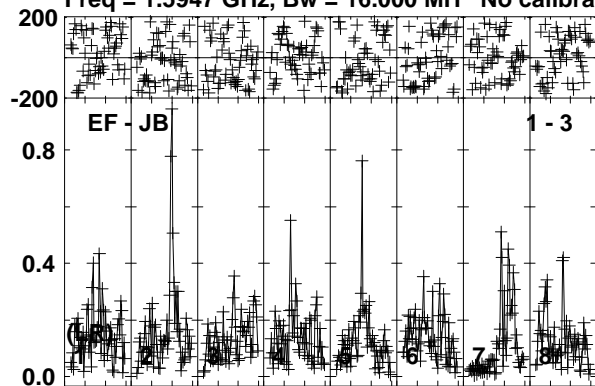


Lower frame: Milli Ampl Jy Top frame: Phas deg  
Vector averaged cross-power spectrum Baseline: EF (01) - JB (03)  
Timerange: 00/01:00:01 to 00/01:01:29

Plot file version 23 created 02-DEC-2015 19:32:50

LH USS1 EM120.UVDATA.1

Freq = 1.5947 GHz, Bw = 16.000 MH No calibration applied and no bandpass applied

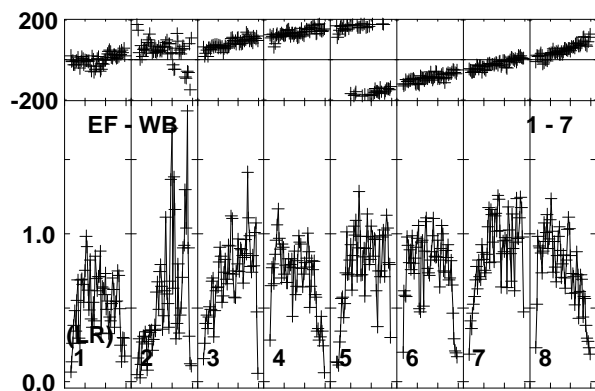
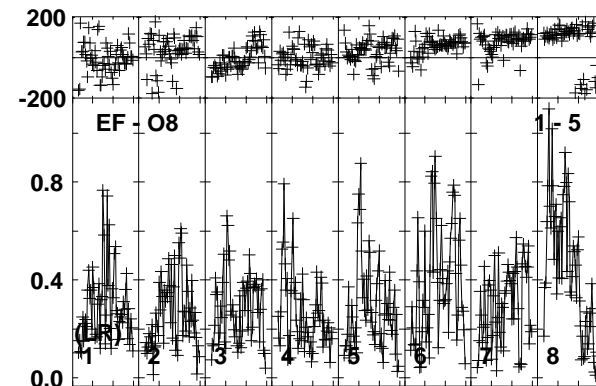
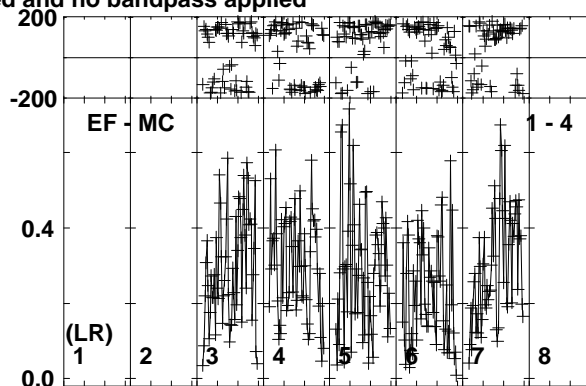
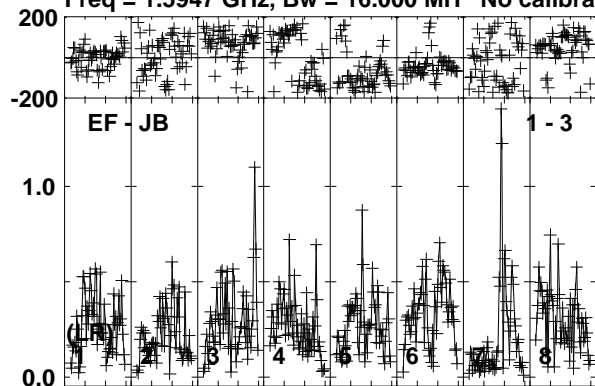


Lower frame: Milli Ampl Jy Top frame: Phas deg  
Vector averaged cross-power spectrum Baseline: EF (01) - JB (03)  
Timerange: 00/01:01:31 to 00/01:04:49

Plot file version 24 created 02-DEC-2015 19:32:50

J1058+5628 EM120.UVDATA.1

Freq = 1.5947 GHz, Bw = 16.000 MH No calibration applied and no bandpass applied



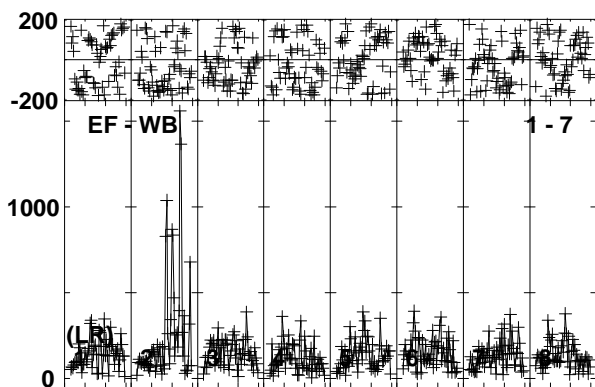
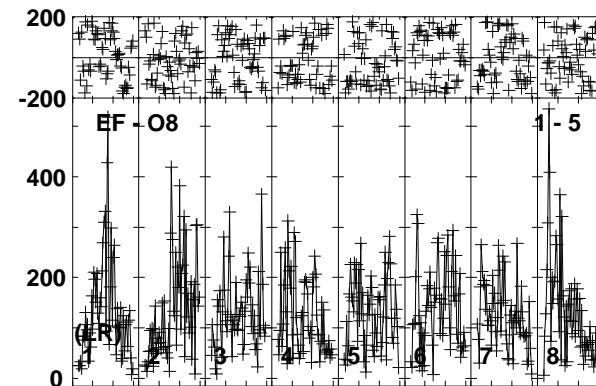
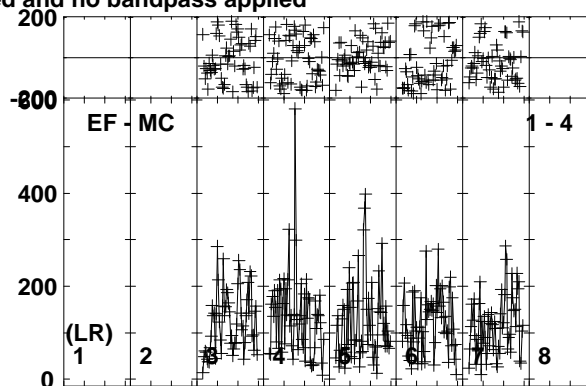
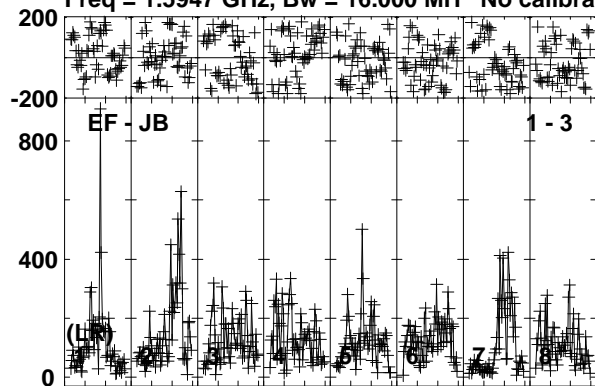
Lower frame: Milli Ampl Jy Top frame: Phas deg  
Vector averaged cross-power spectrum Baseline: EF (01) - JB (03)  
Timerange: 00/01:05:41 to 00/01:06:39



Plot file version 25 created 02-DEC-2015 19:32:50

LH USS1 EM120.UVDATA.1

Freq = 1.5947 GHz, Bw = 16.000 MH No calibration applied and no bandpass applied

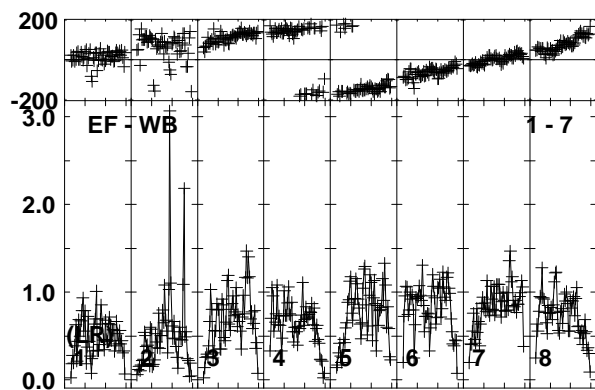
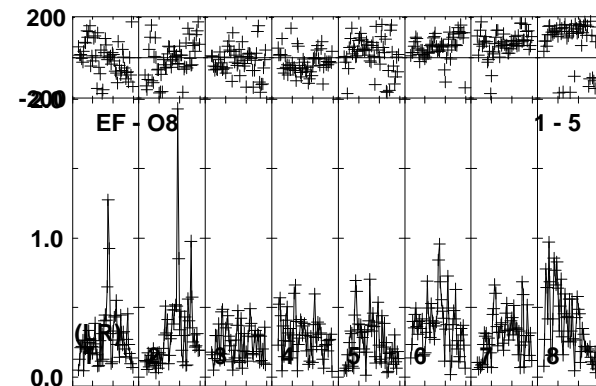
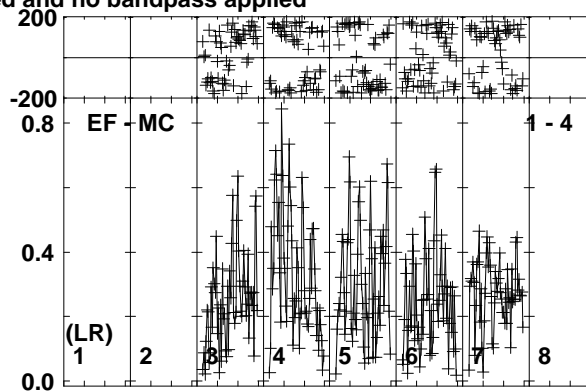
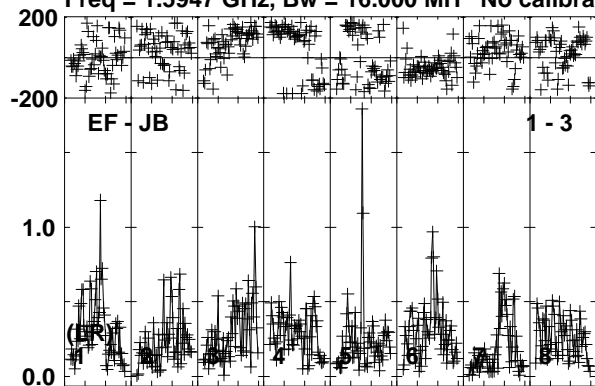


Lower frame: Micro Ampl Jy Top frame: Phas deg  
Vector averaged cross-power spectrum Baseline: EF (01) - JB (03)  
Timerange: 00/01:06:41 to 00/01:09:59

Plot file version 26 created 02-DEC-2015 19:32:50

J1058+5628 EM120.UVDATA.1

Freq = 1.5947 GHz, Bw = 16.000 MH No calibration applied and no bandpass applied

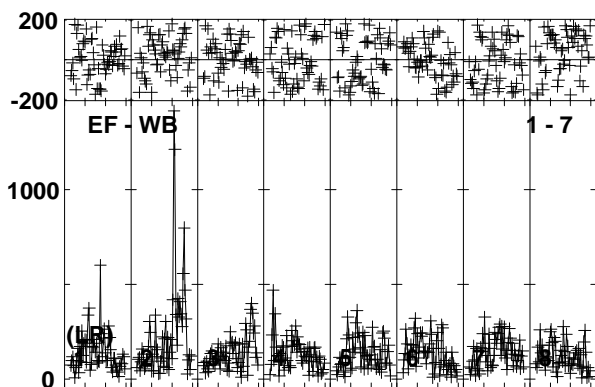
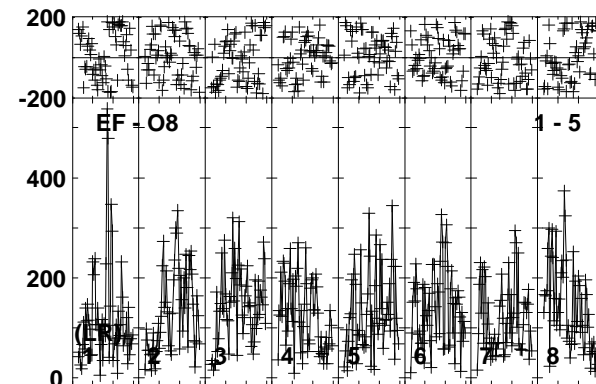
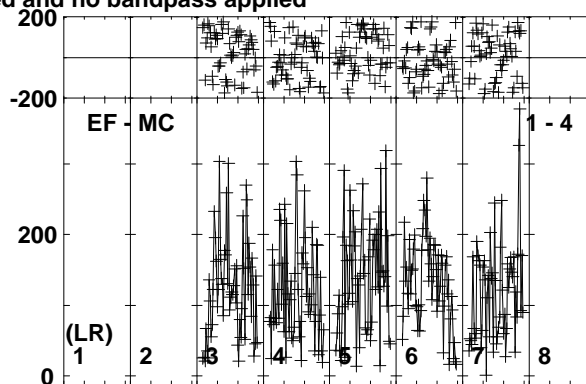
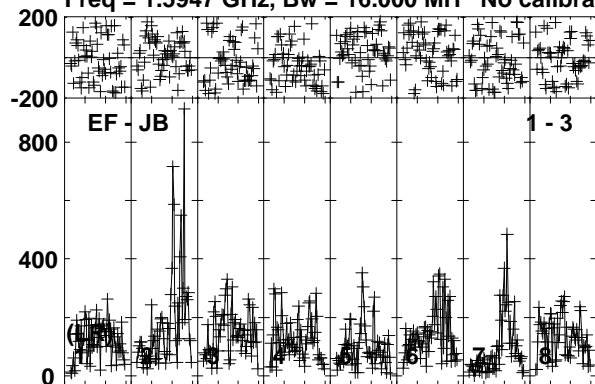


Lower frame: Milli Ampl Jy Top frame: Phas deg  
Vector averaged cross-power spectrum Baseline: EF (01) - JB (03)  
Timerange: 00/01:10:01 to 00/01:11:29

Plot file version 27 created 02-DEC-2015 19:32:51

LH USS1 EM120.UVDATA.1

Freq = 1.5947 GHz, Bw = 16.000 MH No calibration applied and no bandpass applied

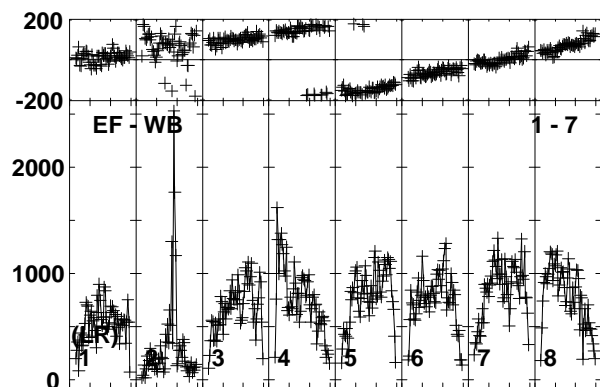
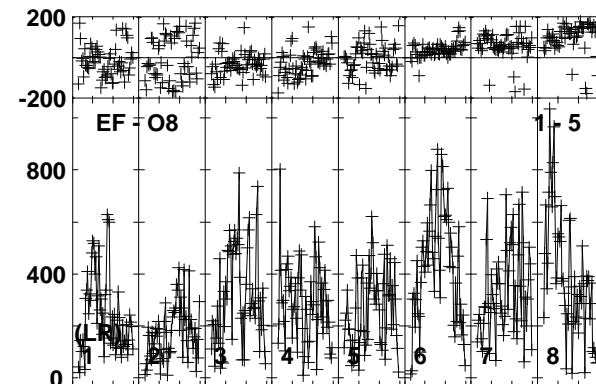
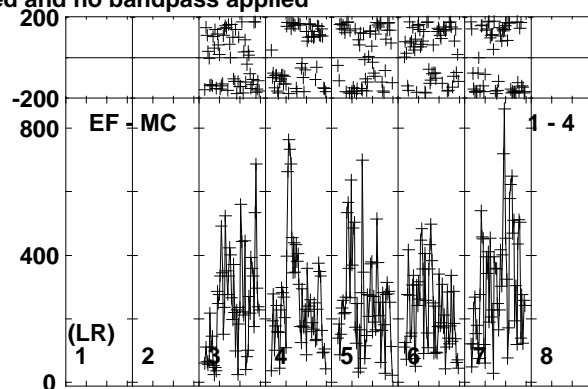
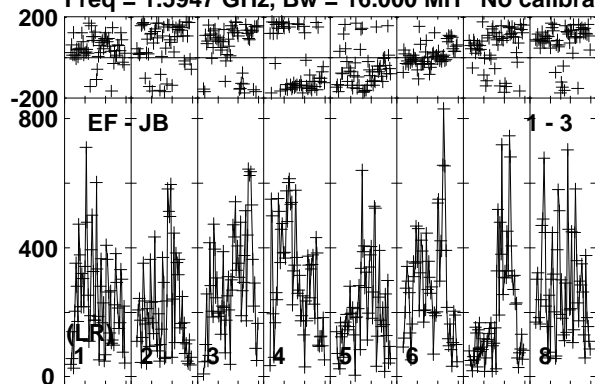


Lower frame: Micro Ampl Jy Top frame: Phas deg  
Vector averaged cross-power spectrum Baseline: EF (01) - JB (03)  
Timerange: 00/01:11:31 to 00/01:14:49

Plot file version 28 created 02-DEC-2015 19:32:51

J1058+5628 EM120.UVDATA.1

Freq = 1.5947 GHz, Bw = 16.000 MH No calibration applied and no bandpass applied

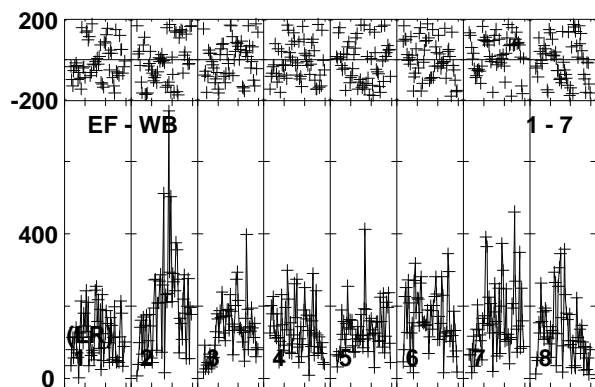
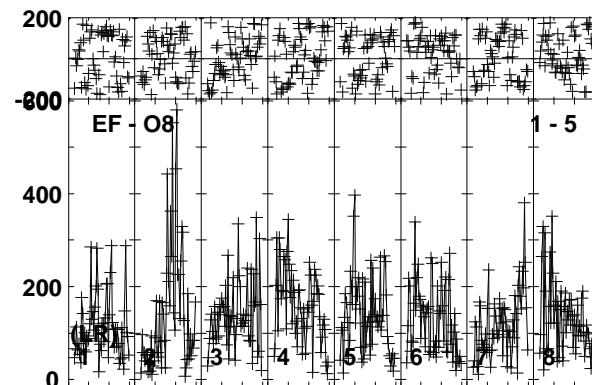
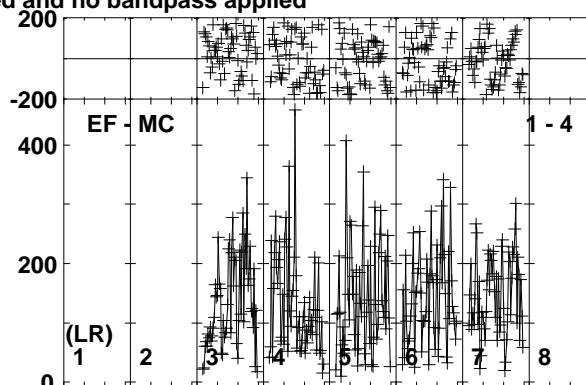
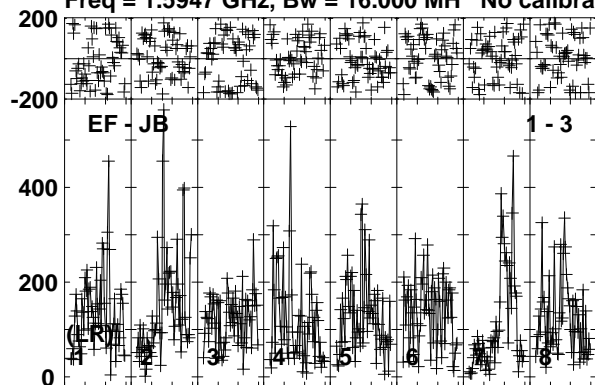


Lower frame: Micro Ampl Jy Top frame: Phas deg  
Vector averaged cross-power spectrum Baseline: EF (01) - JB (03)  
Timerange: 00/01:15:41 to 00/01:16:39

Plot file version 29 created 02-DEC-2015 19:32:51

LH USS1 EM120.UVDATA.1

Freq = 1.5947 GHz, Bw = 16.000 MH No calibration applied and no bandpass applied

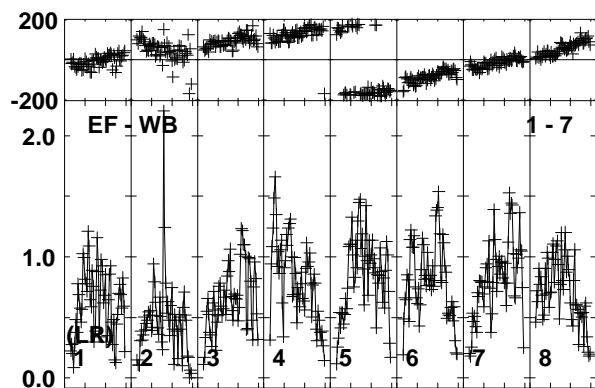
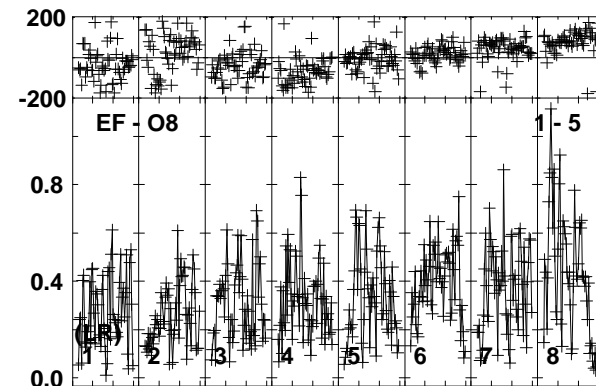
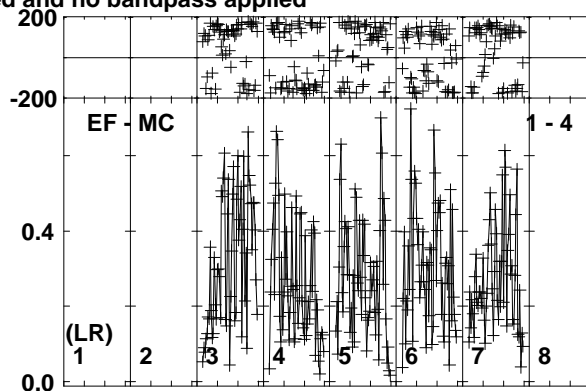
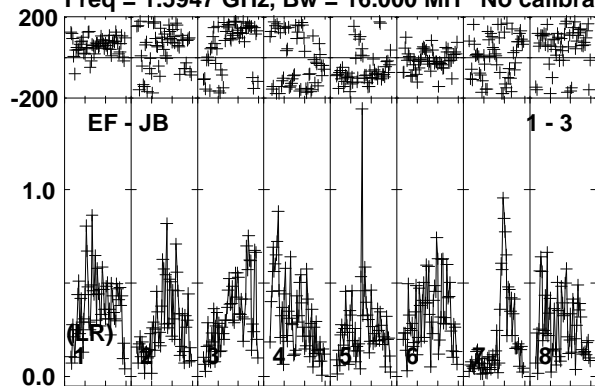


Lower frame: Micro Ampl Jy Top frame: Phas deg  
Vector averaged cross-power spectrum Baseline: EF (01) - JB (03)  
Timerange: 00/01:16:41 to 00/01:19:59

Plot file version 30 created 02-DEC-2015 19:32:51

J1058+5628 EM120.UVDATA.1

Freq = 1.5947 GHz, Bw = 16.000 MH No calibration applied and no bandpass applied

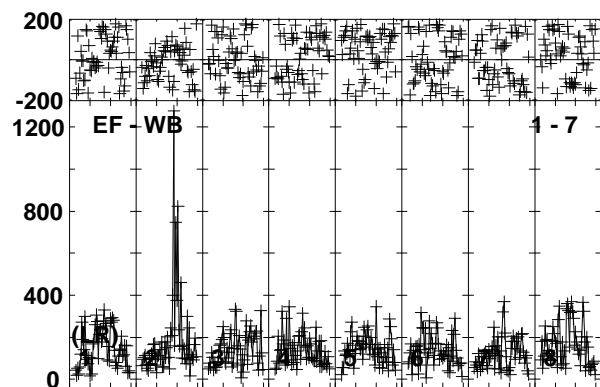
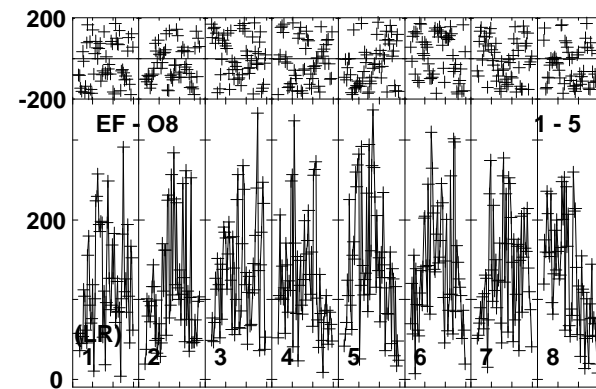
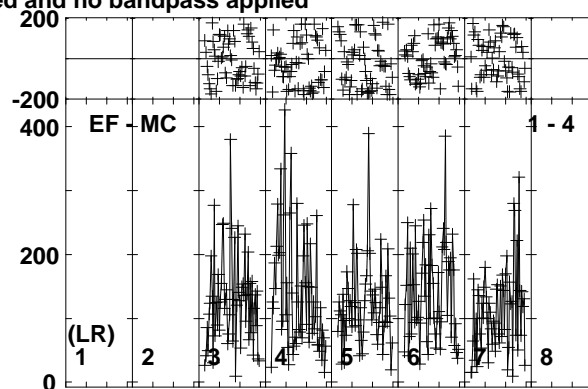
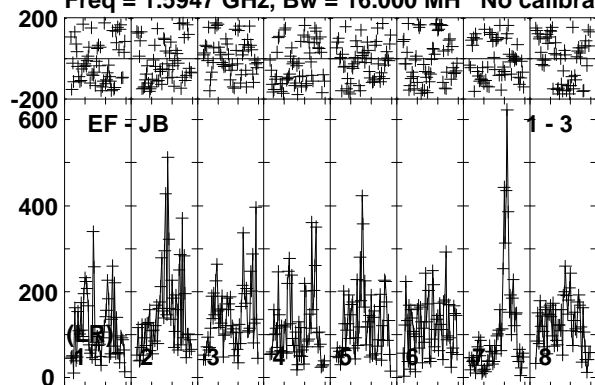


Lower frame: Milli Ampl Jy Top frame: Phas deg  
Vector averaged cross-power spectrum Baseline: EF (01) - JB (03)  
Timerange: 00/01:20:01 to 00/01:21:29

Plot file version 31 created 02-DEC-2015 19:32:51

LH USS1 EM120.UVDATA.1

Freq = 1.5947 GHz, Bw = 16.000 MH No calibration applied and no bandpass applied

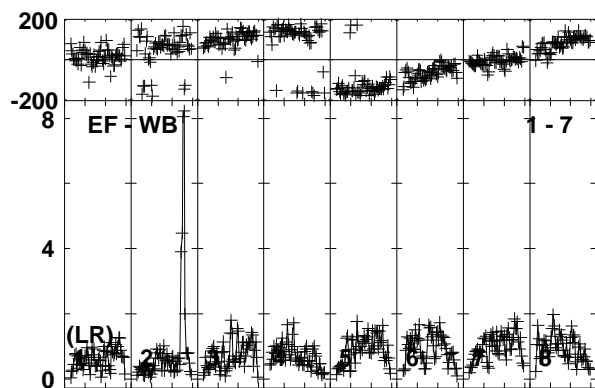
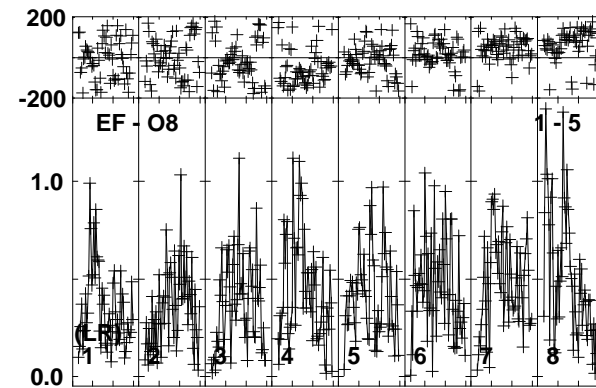
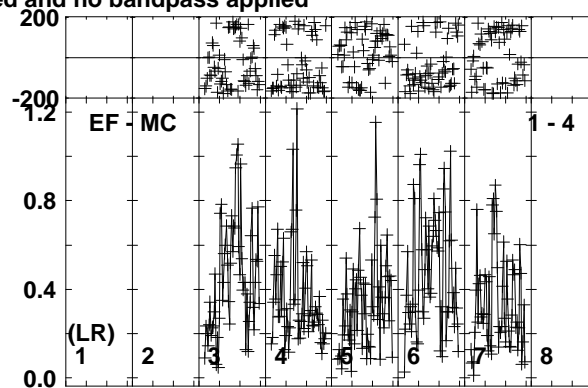
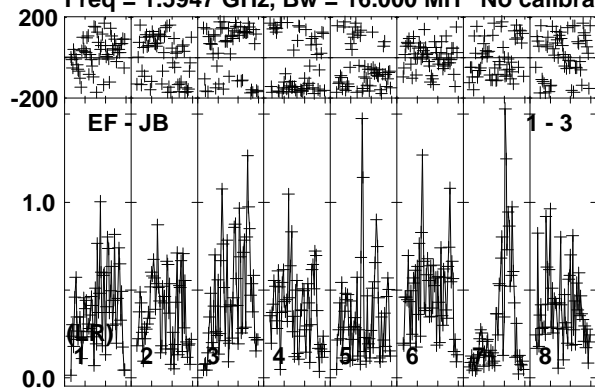


Lower frame: Micro Ampl Jy Top frame: Phas deg  
Vector averaged cross-power spectrum Baseline: EF (01) - JB (03)  
Timerange: 00/01:21:31 to 00/01:24:49

Plot file version 32 created 02-DEC-2015 19:32:51

J1058+5628 EM120.UVDATA.1

Freq = 1.5947 GHz, Bw = 16.000 MH No calibration applied and no bandpass applied



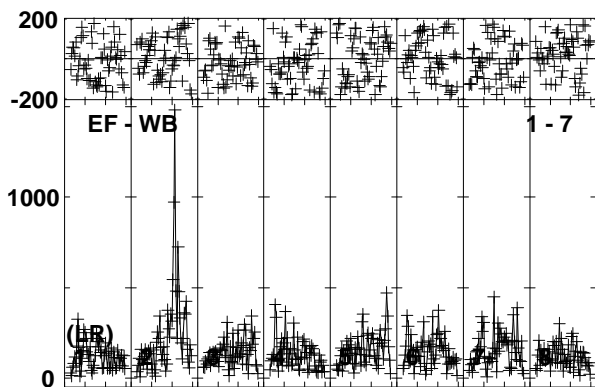
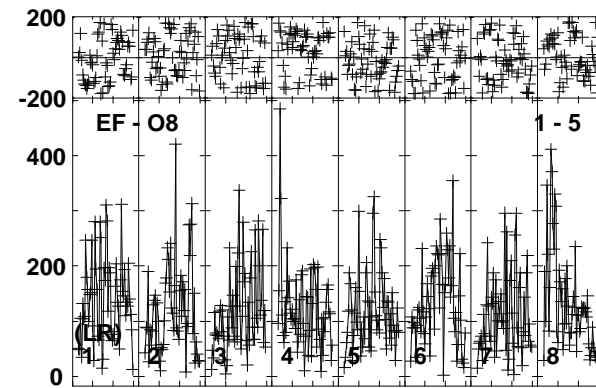
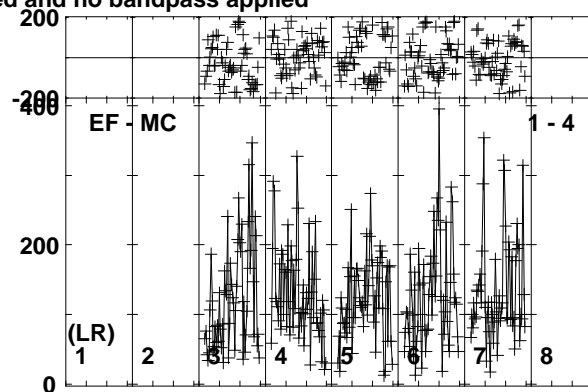
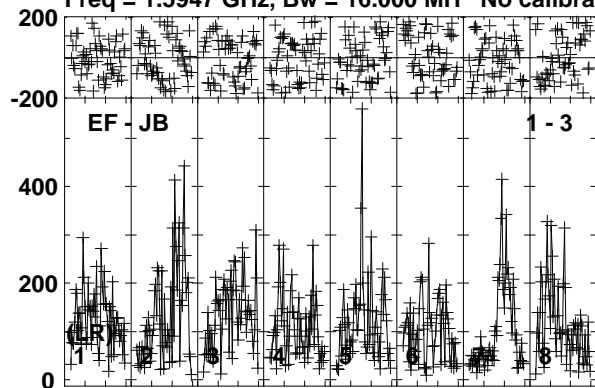
Lower frame: Milli Ampl Jy Top frame: Phas deg  
Vector averaged cross-power spectrum Baseline: EF (01) - JB (03)  
Timerange: 00/01:25:41 to 00/01:26:39



Plot file version 33 created 02-DEC-2015 19:32:51

LH USS1 EM120.UVDATA.1

Freq = 1.5947 GHz, Bw = 16.000 MH No calibration applied and no bandpass applied

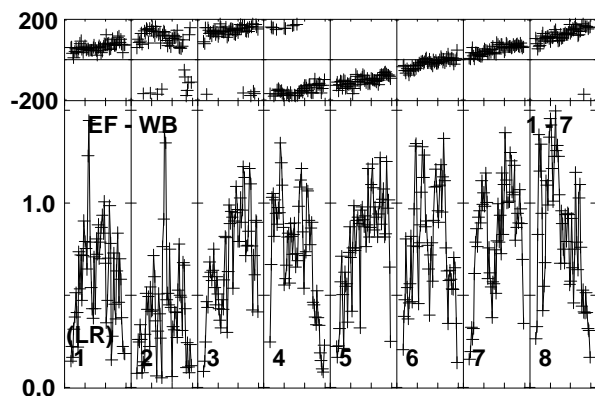
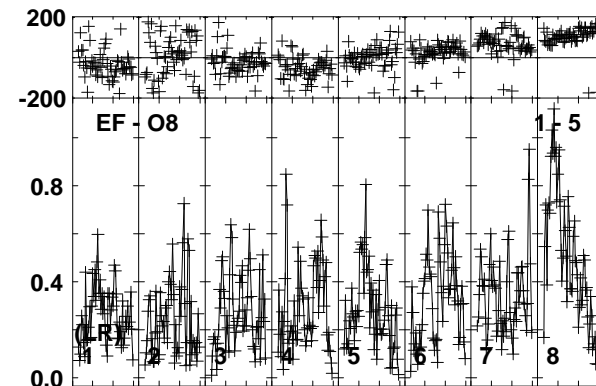
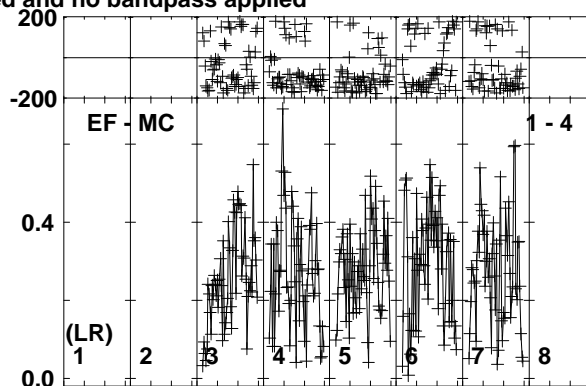
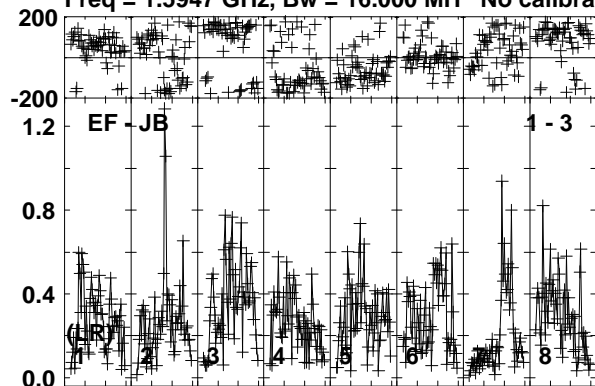


Lower frame: Micro Ampl Jy Top frame: Phas deg  
Vector averaged cross-power spectrum Baseline: EF (01) - JB (03)  
Timerange: 00/01:26:41 to 00/01:29:59

Plot file version 34 created 02-DEC-2015 19:32:51

J1058+5628 EM120.UVDATA.1

Freq = 1.5947 GHz, Bw = 16.000 MH No calibration applied and no bandpass applied

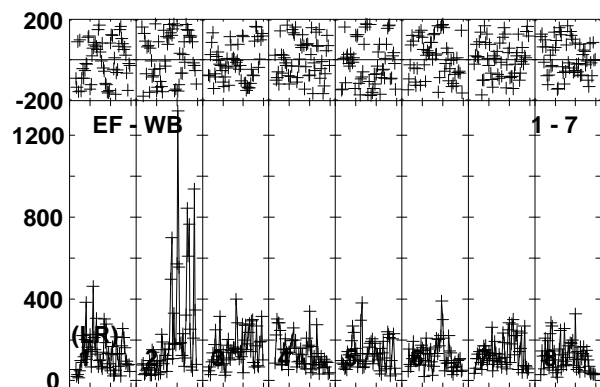
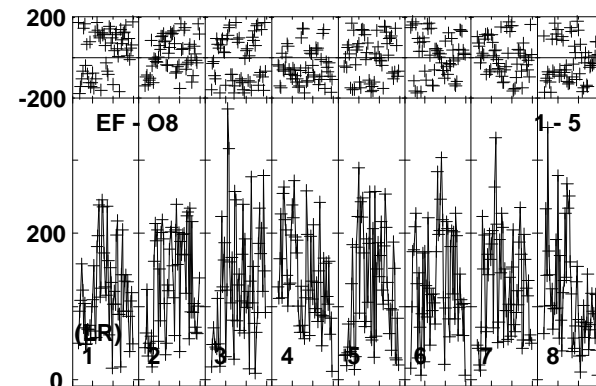
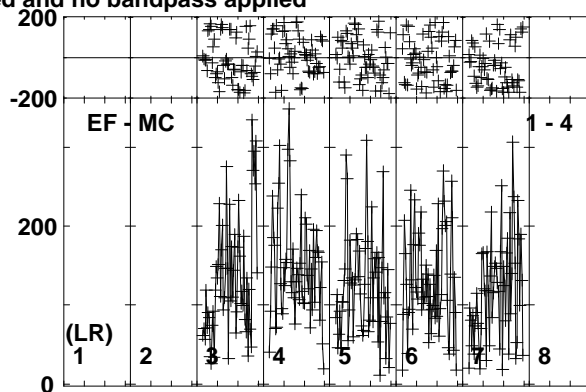
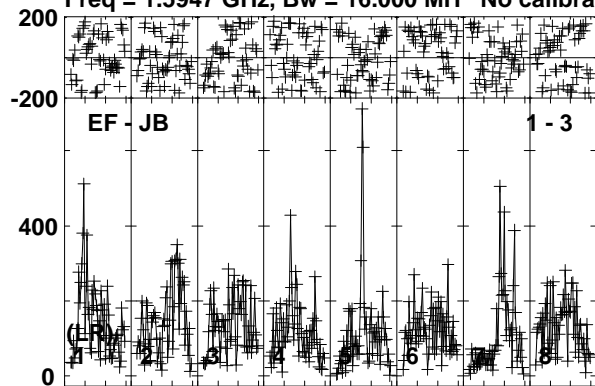


Lower frame: Milli Ampl Jy Top frame: Phas deg  
Vector averaged cross-power spectrum Baseline: EF (01) - JB (03)  
Timerange: 00/01:30:01 to 00/01:31:29

Plot file version 35 created 02-DEC-2015 19:32:51

LH USS1 EM120.UVDATA.1

Freq = 1.5947 GHz, Bw = 16.000 MH No calibration applied and no bandpass applied

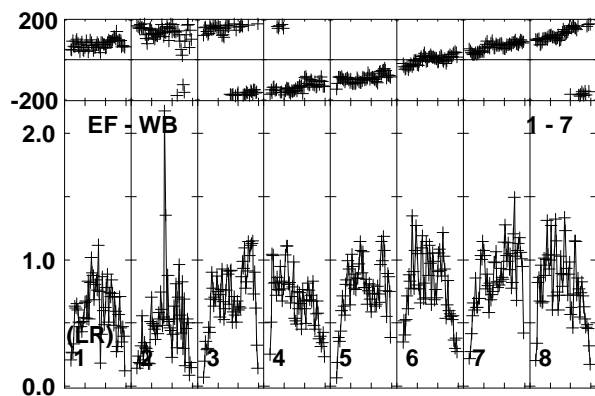
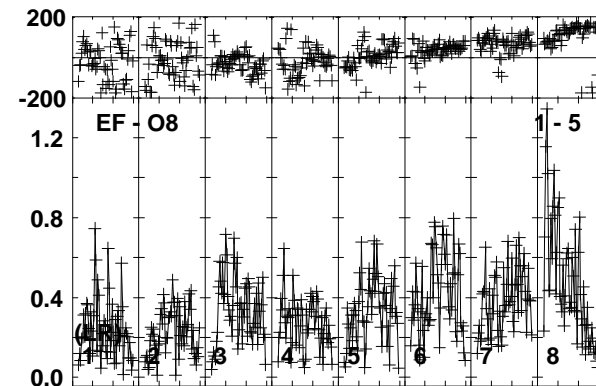
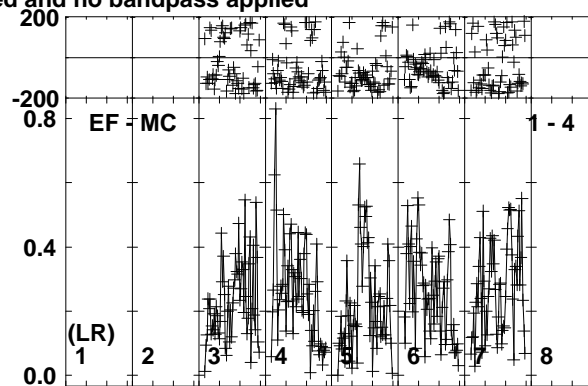
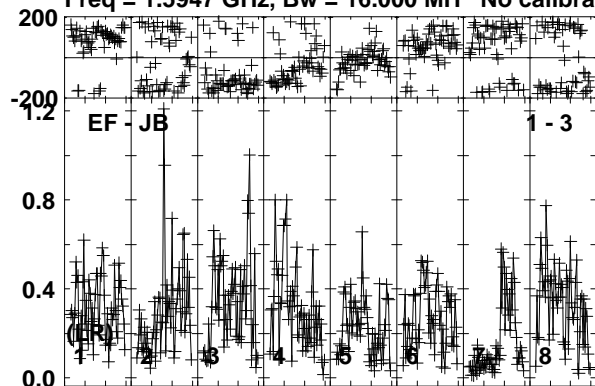


Lower frame: Micro Ampl Jy Top frame: Phas deg  
Vector averaged cross-power spectrum Baseline: EF (01) - JB (03)  
Timerange: 00/01:31:31 to 00/01:34:49

Plot file version 36 created 02-DEC-2015 19:32:51

J1058+5628 EM120.UVDATA.1

Freq = 1.5947 GHz, Bw = 16.000 MH No calibration applied and no bandpass applied

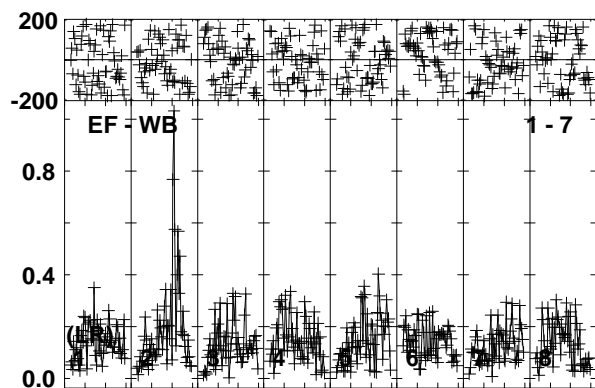
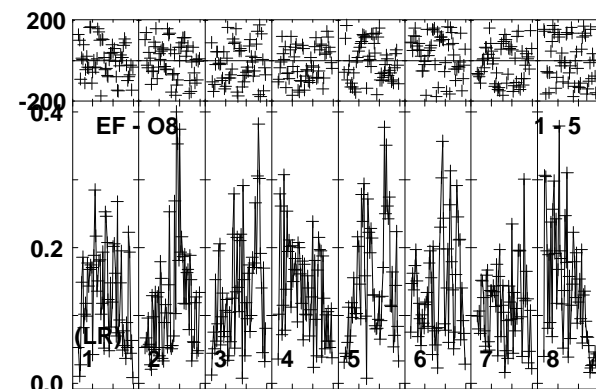
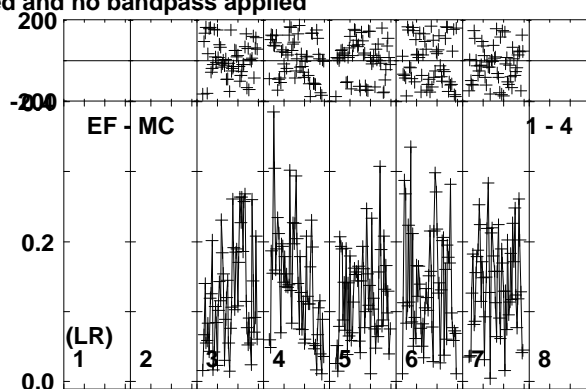
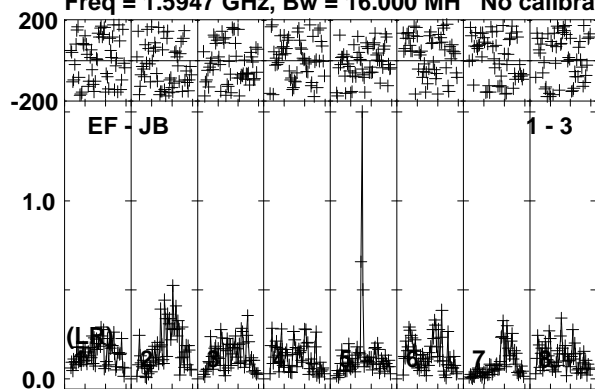


Lower frame: Milli Ampl Jy Top frame: Phas deg  
Vector averaged cross-power spectrum Baseline: EF (01) - JB (03)  
Timerange: 00/01:35:41 to 00/01:36:39

Plot file version 37 created 02-DEC-2015 19:32:51

LH USS1 EM120.UVDATA.1

Freq = 1.5947 GHz, Bw = 16.000 MH No calibration applied and no bandpass applied

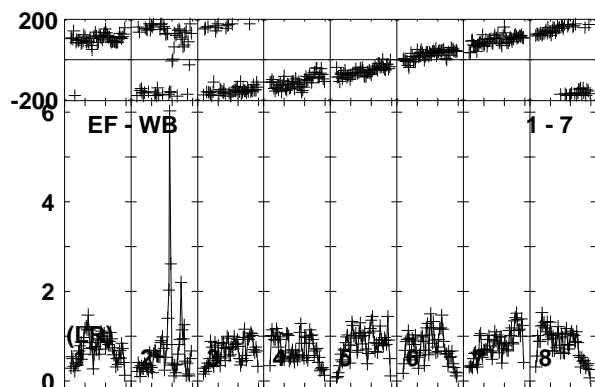
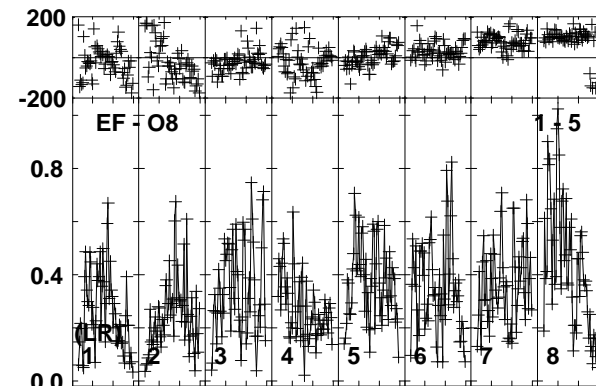
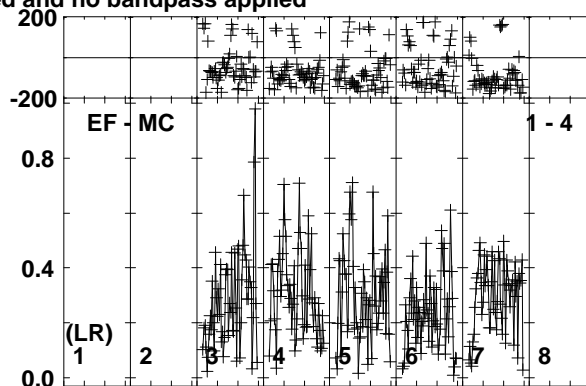
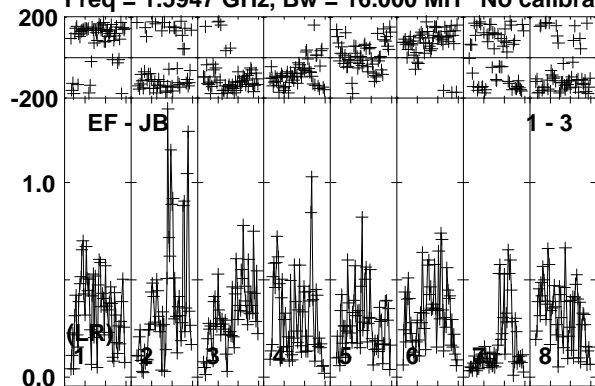


Lower frame: Milli Ampl Jy Top frame: Phas deg  
Vector averaged cross-power spectrum Baseline: EF (01) - JB (03)  
Timerange: 00/01:36:41 to 00/01:39:59

Plot file version 38 created 02-DEC-2015 19:32:52

J1058+5628 EM120.UVDATA.1

Freq = 1.5947 GHz, Bw = 16.000 MH No calibration applied and no bandpass applied

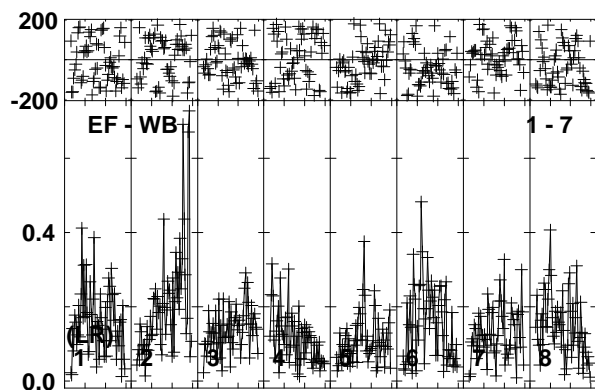
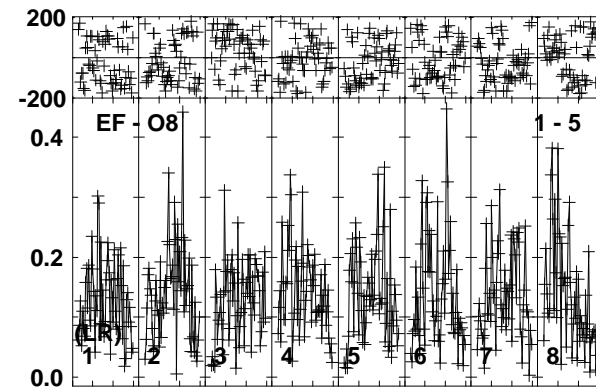
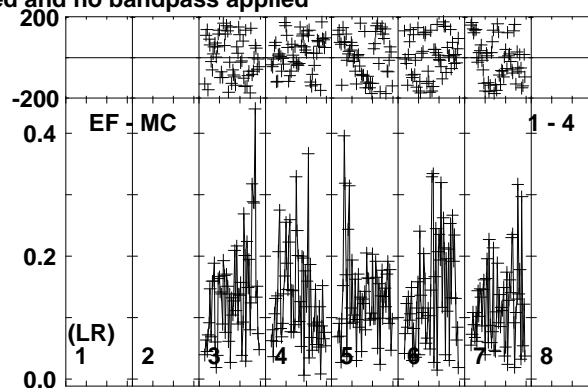
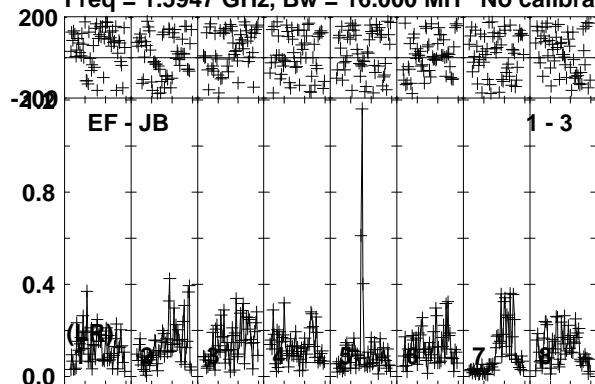


Lower frame: Milli Ampl Jy Top frame: Phas deg  
Vector averaged cross-power spectrum Baseline: EF (01) - JB (03)  
Timerange: 00/01:40:01 to 00/01:41:29

Plot file version 39 created 02-DEC-2015 19:32:52

LH USS1 EM120.UVDATA.1

Freq = 1.5947 GHz, Bw = 16.000 MH No calibration applied and no bandpass applied

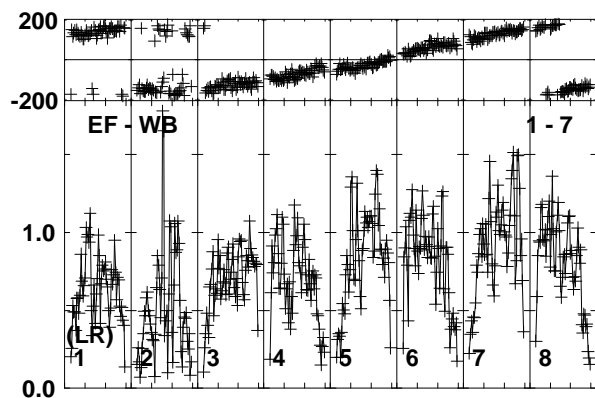
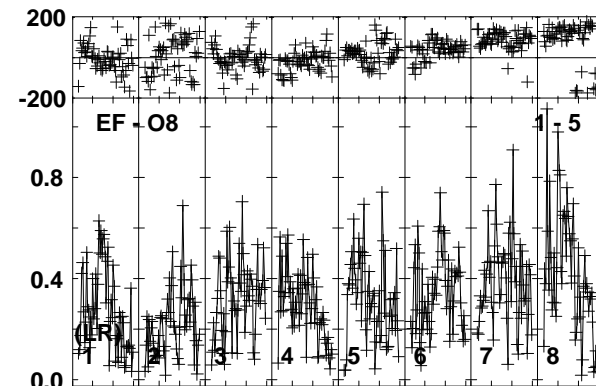
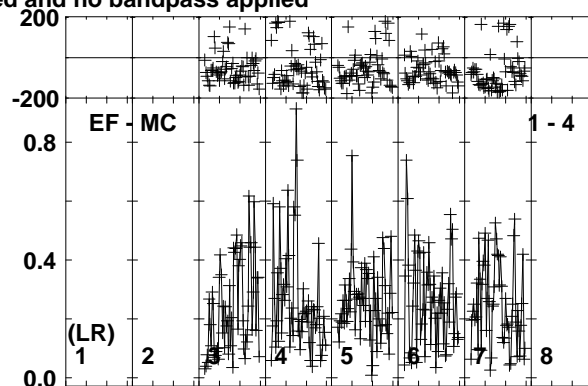
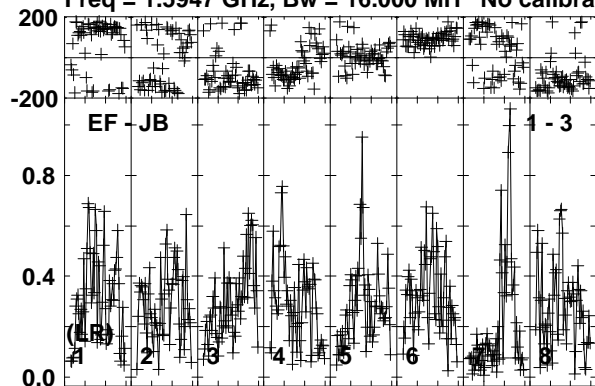


Lower frame: Milli Ampl Jy Top frame: Phas deg  
Vector averaged cross-power spectrum Baseline: EF (01) - JB (03)  
Timerange: 00/01:41:31 to 00/01:44:49

Plot file version 40 created 02-DEC-2015 19:32:52

J1058+5628 EM120.UVDATA.1

Freq = 1.5947 GHz, Bw = 16.000 MH No calibration applied and no bandpass applied



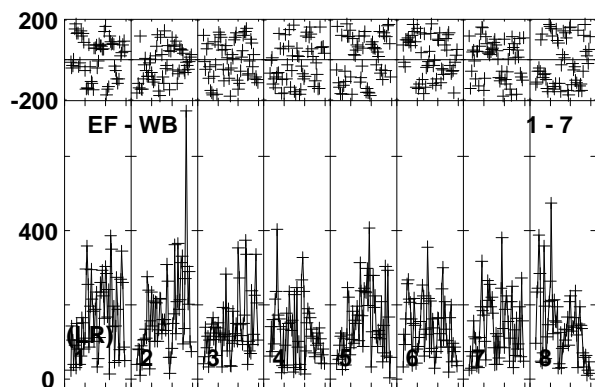
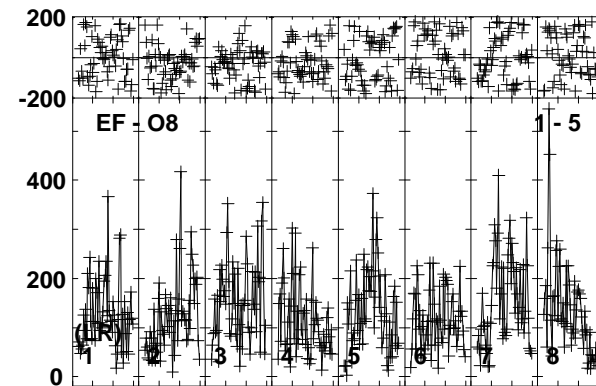
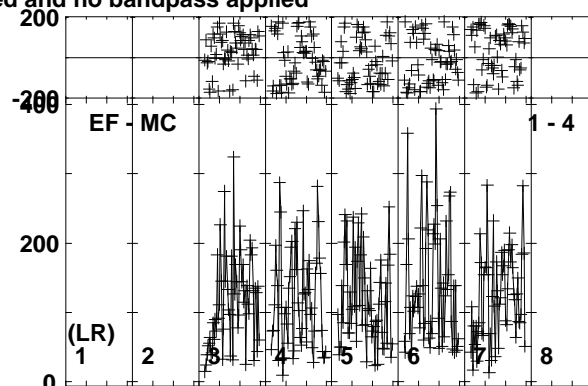
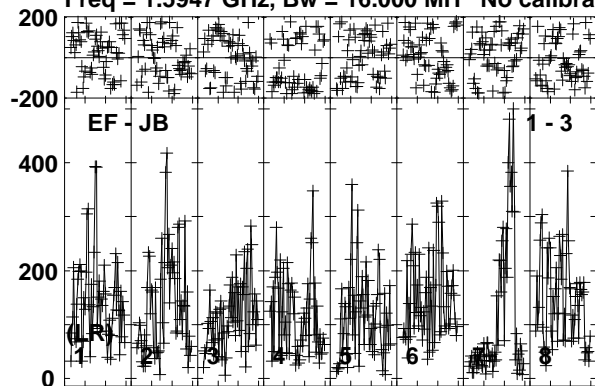
Lower frame: Milli Ampl Jy Top frame: Phas deg  
Vector averaged cross-power spectrum Baseline: EF (01) - JB (03)  
Timerange: 00/01:45:41 to 00/01:46:39



Plot file version 41 created 02-DEC-2015 19:32:52

LH USS1 EM120.UVDATA.1

Freq = 1.5947 GHz, Bw = 16.000 MH No calibration applied and no bandpass applied

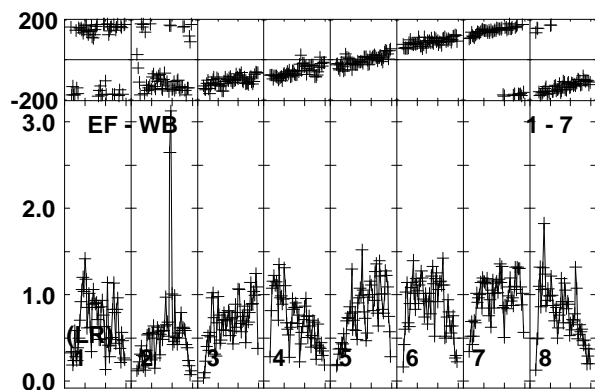
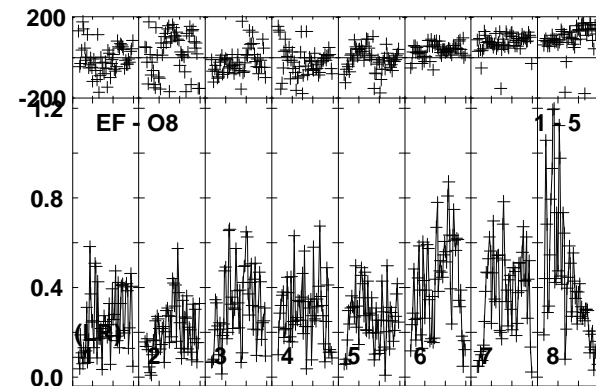
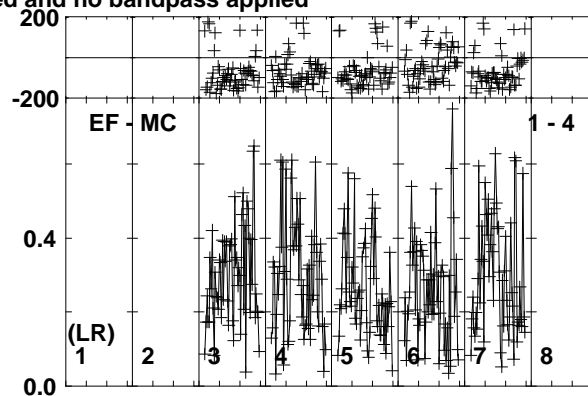
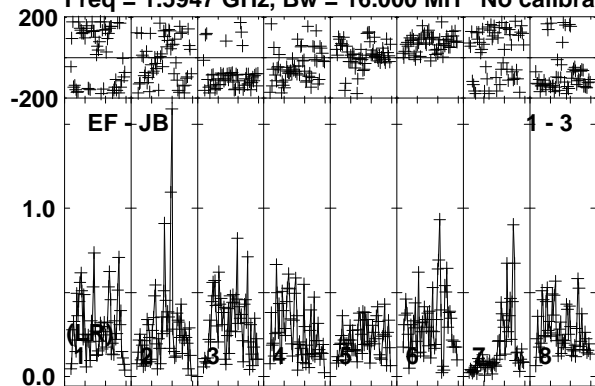


Lower frame: Micro Ampl Jy Top frame: Phas deg  
Vector averaged cross-power spectrum Baseline: EF (01) - JB (03)  
Timerange: 00/01:46:41 to 00/01:49:59

Plot file version 42 created 02-DEC-2015 19:32:52

J1058+5628 EM120.UVDATA.1

Freq = 1.5947 GHz, Bw = 16.000 MH No calibration applied and no bandpass applied

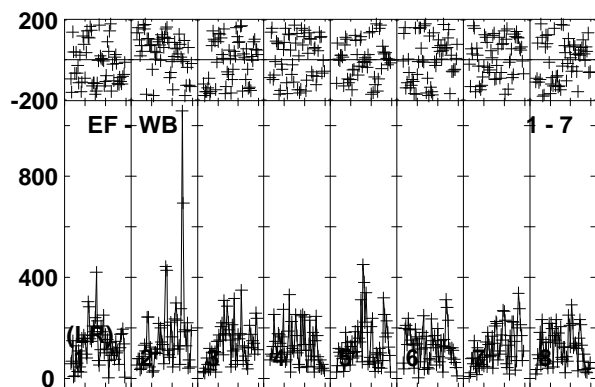
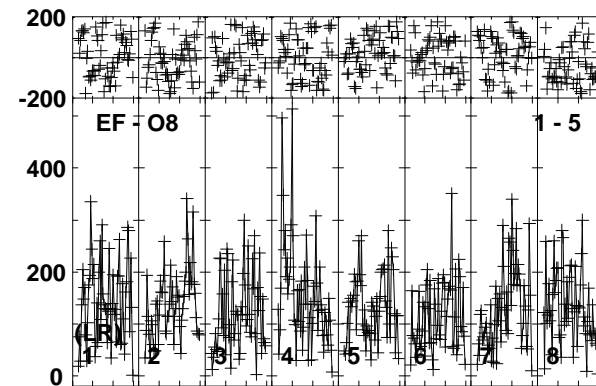
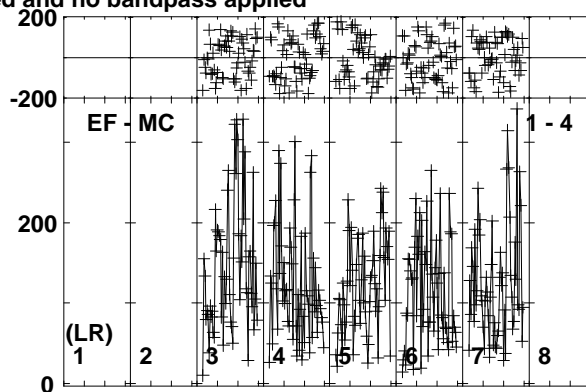
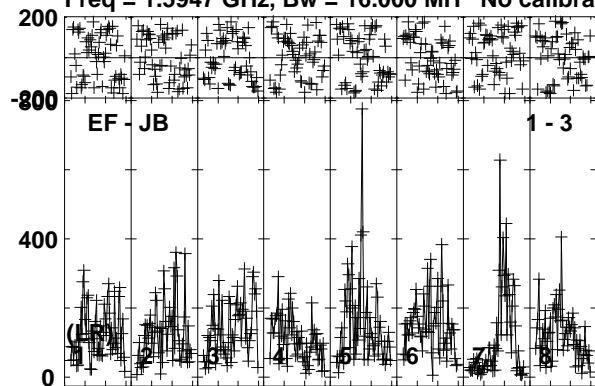


Lower frame: Milli Ampl Jy Top frame: Phas deg  
Vector averaged cross-power spectrum Baseline: EF (01) - JB (03)  
Timerange: 00/01:50:01 to 00/01:51:29

Plot file version 43 created 02-DEC-2015 19:32:52

LH USS1 EM120.UVDATA.1

Freq = 1.5947 GHz, Bw = 16.000 MH No calibration applied and no bandpass applied

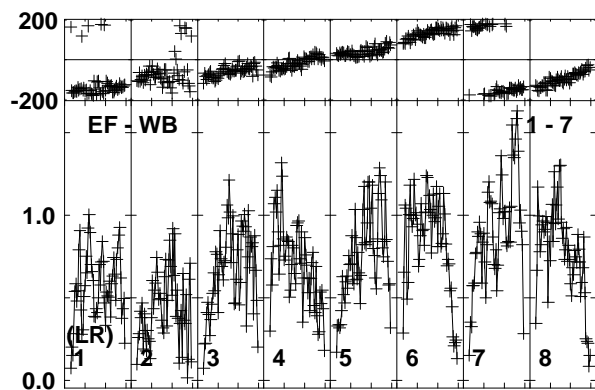
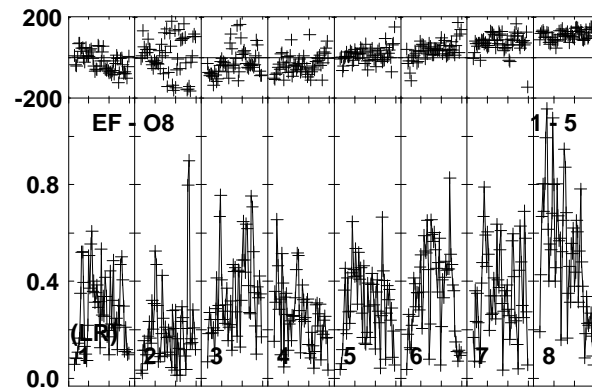
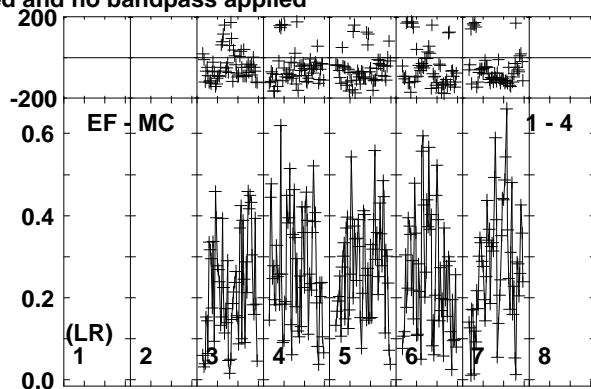
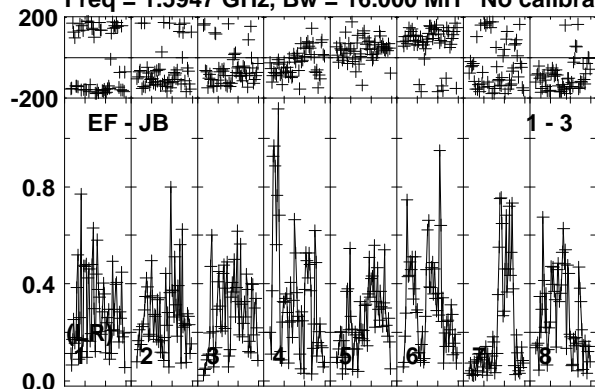


Lower frame: Micro Ampl Jy Top frame: Phas deg  
Vector averaged cross-power spectrum Baseline: EF (01) - JB (03)  
Timerange: 00/01:51:31 to 00/01:54:49

Plot file version 44 created 02-DEC-2015 19:32:52

J1058+5628 EM120.UVDATA.1

Freq = 1.5947 GHz, Bw = 16.000 MH No calibration applied and no bandpass applied

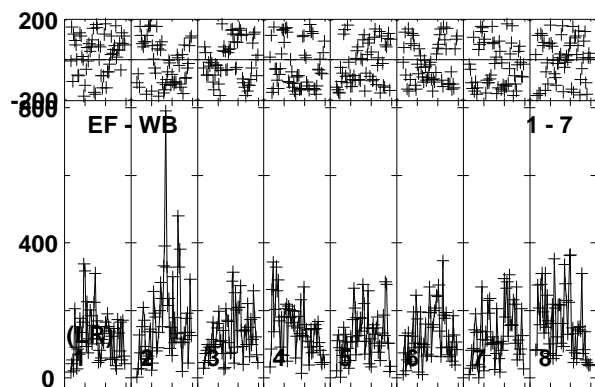
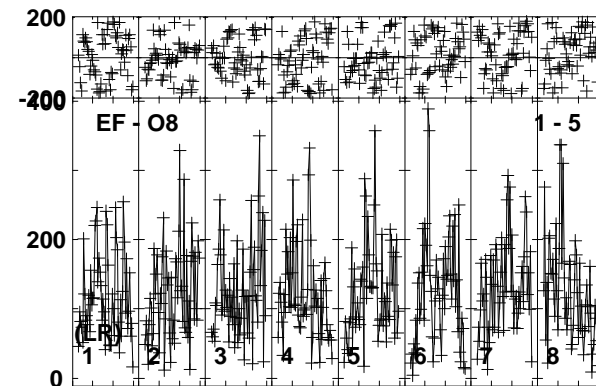
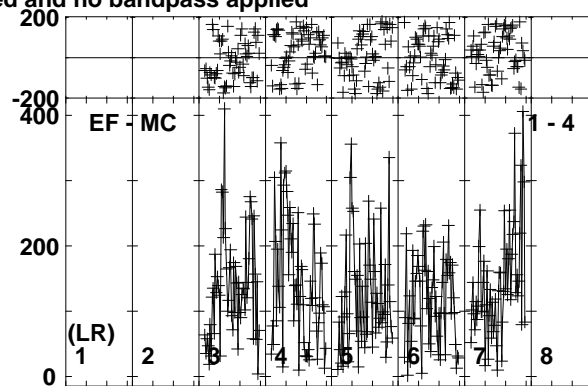
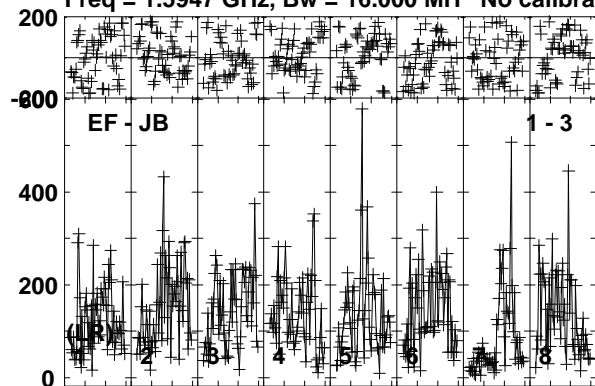


Lower frame: Milli Ampl Jy Top frame: Phas deg  
Vector averaged cross-power spectrum Baseline: EF (01) - JB (03)  
Timerange: 00/01:55:41 to 00/01:56:39

Plot file version 45 created 02-DEC-2015 19:32:52

LH USS1 EM120.UVDATA.1

Freq = 1.5947 GHz, Bw = 16.000 MH No calibration applied and no bandpass applied

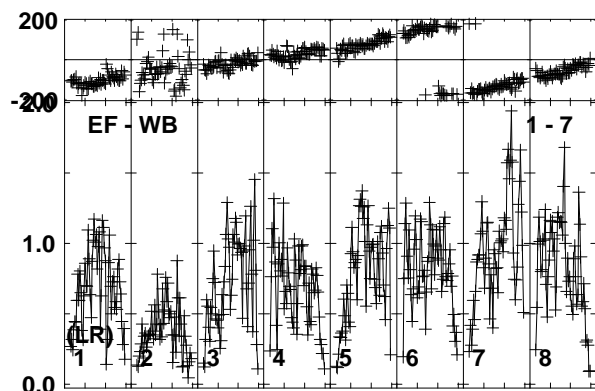
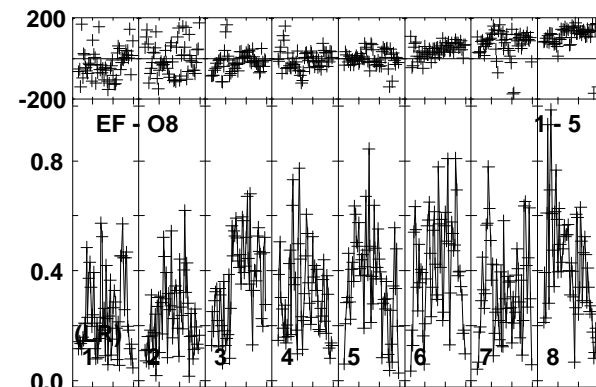
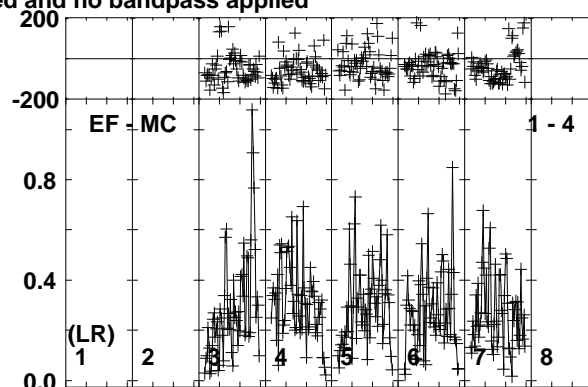
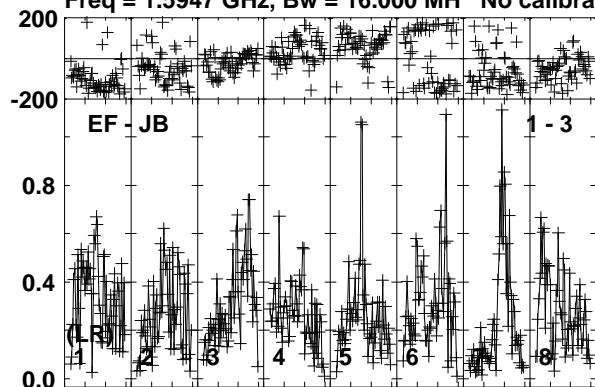


Lower frame: Micro Ampl Jy Top frame: Phas deg  
Vector averaged cross-power spectrum Baseline: EF (01) - JB (03)  
Timerange: 00/01:56:41 to 00/01:59:59

Plot file version 46 created 02-DEC-2015 19:32:52

J1058+5628 EM120.UVDATA.1

Freq = 1.5947 GHz, Bw = 16.000 MH No calibration applied and no bandpass applied

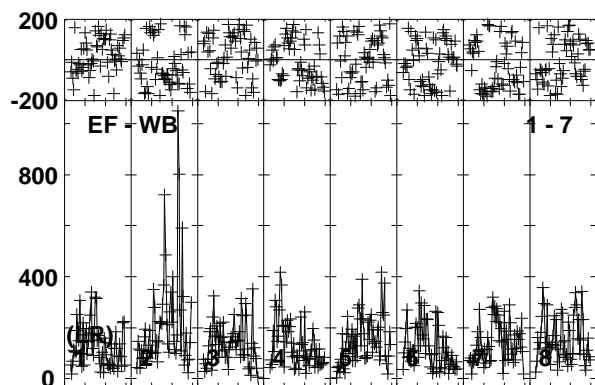
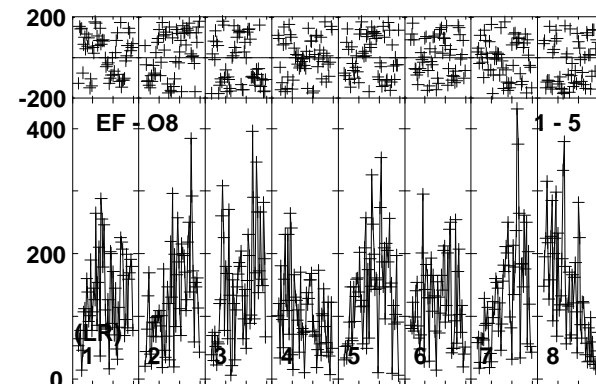
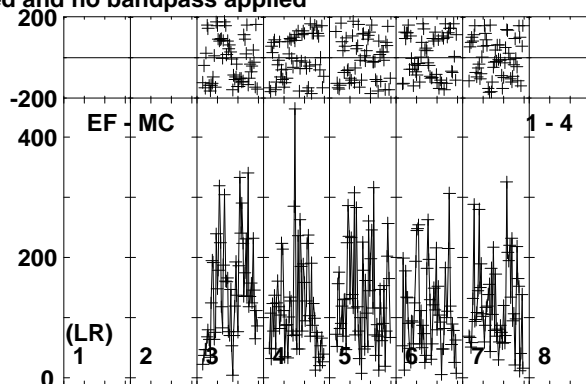
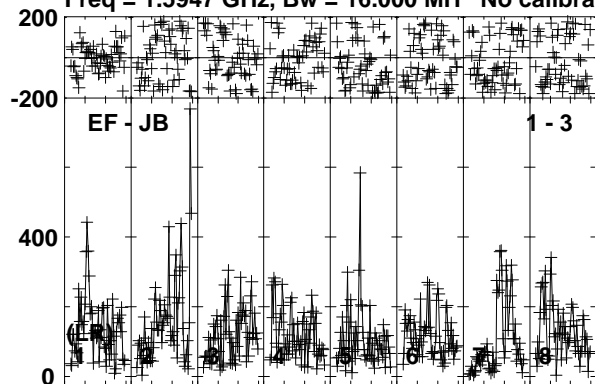


Lower frame: Milli Ampl Jy Top frame: Phas deg  
Vector averaged cross-power spectrum Baseline: EF (01) - JB (03)  
Timerange: 00/02:00:01 to 00/02:01:29

Plot file version 47 created 02-DEC-2015 19:32:52

LH USS1 EM120.UVDATA.1

Freq = 1.5947 GHz, Bw = 16.000 MH No calibration applied and no bandpass applied

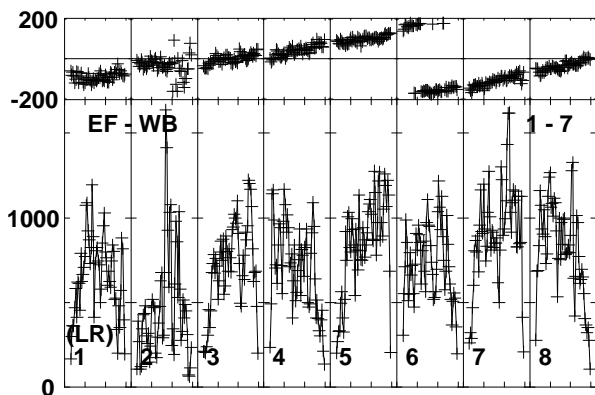
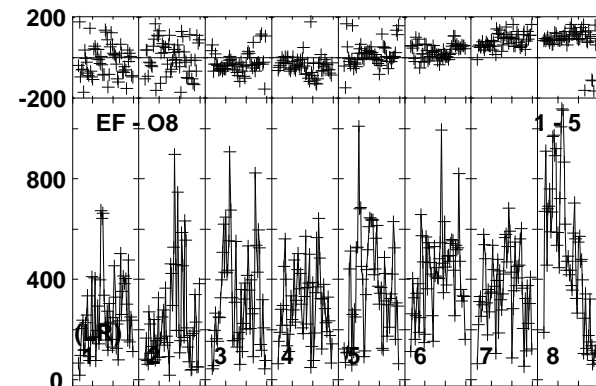
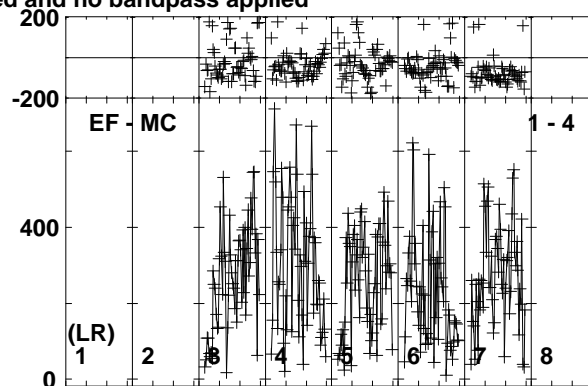
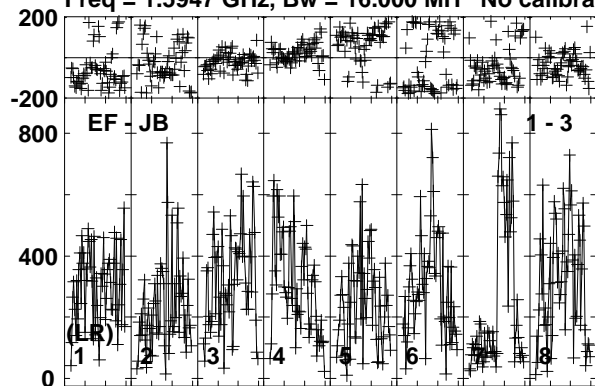


Lower frame: Micro Ampl Jy Top frame: Phas deg  
Vector averaged cross-power spectrum Baseline: EF (01) - JB (03)  
Timerange: 00/02:01:31 to 00/02:04:49

Plot file version 48 created 02-DEC-2015 19:32:53

J1058+5628 EM120.UVDATA.1

Freq = 1.5947 GHz, Bw = 16.000 MH No calibration applied and no bandpass applied



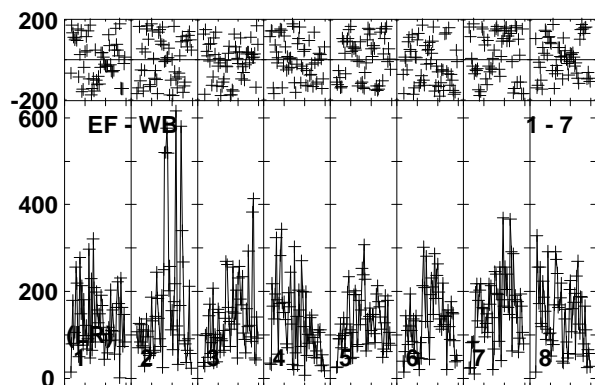
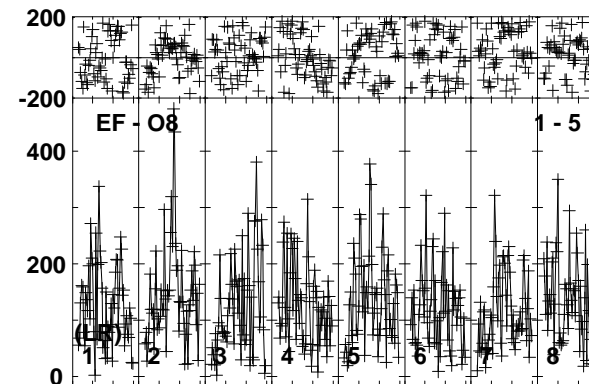
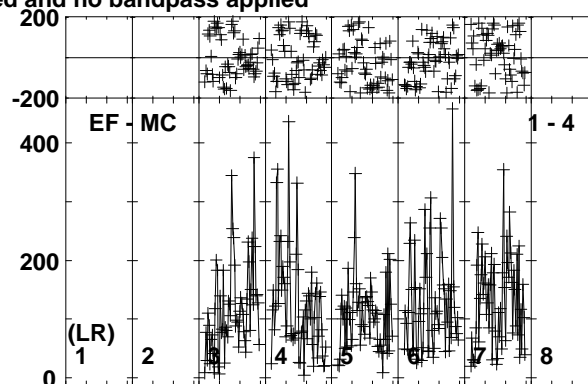
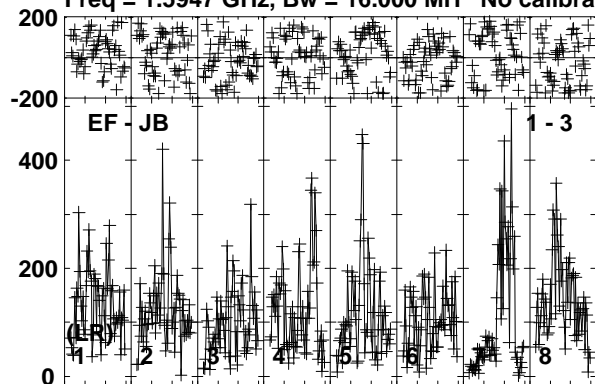
Lower frame: Micro Ampl Jy Top frame: Phas deg  
Vector averaged cross-power spectrum Baseline: EF (01) - JB (03)  
Timerange: 00/02:05:41 to 00/02:06:39



Plot file version 49 created 02-DEC-2015 19:32:53

LH USS1 EM120.UVDATA.1

Freq = 1.5947 GHz, Bw = 16.000 MH No calibration applied and no bandpass applied

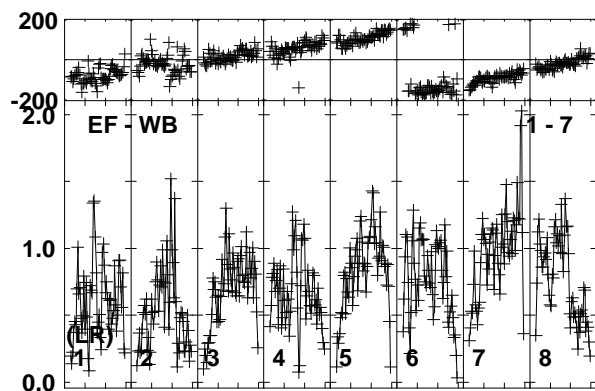
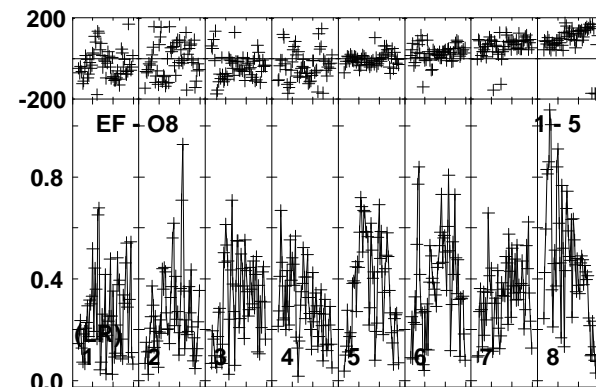
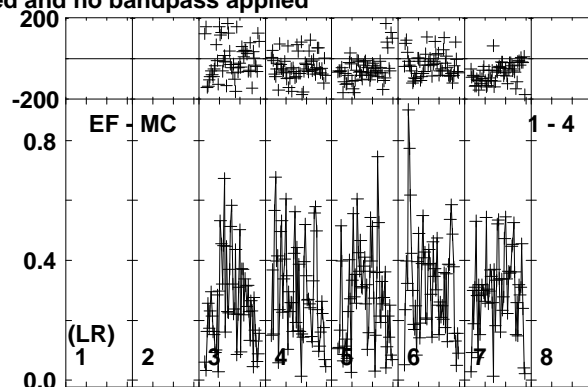
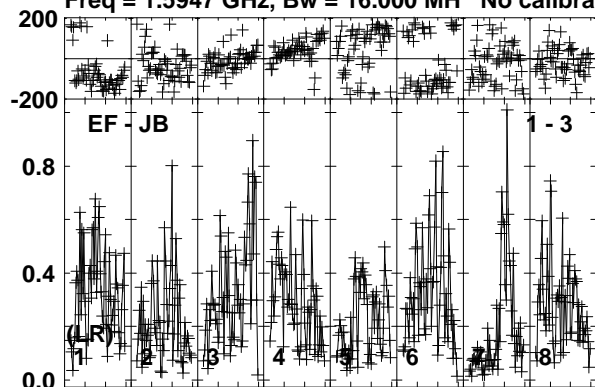


Lower frame: Micro Ampl Jy Top frame: Phas deg  
Vector averaged cross-power spectrum Baseline: EF (01) - JB (03)  
Timerange: 00/02:06:41 to 00/02:09:59

Plot file version 50 created 02-DEC-2015 19:32:53

J1058+5628 EM120.UVDATA.1

Freq = 1.5947 GHz, Bw = 16.000 MH No calibration applied and no bandpass applied

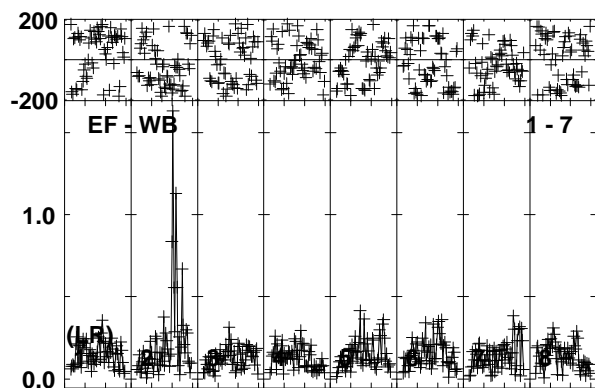
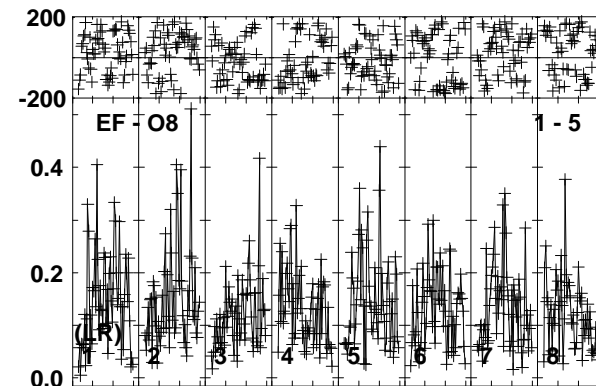
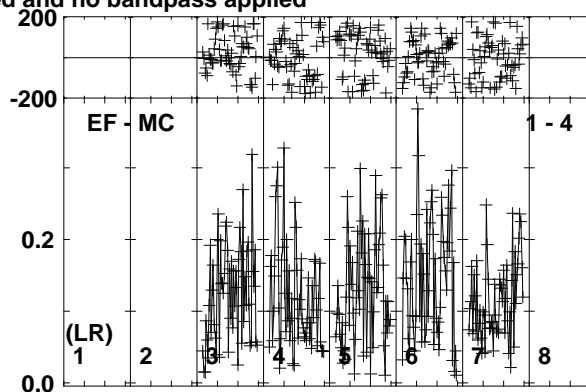
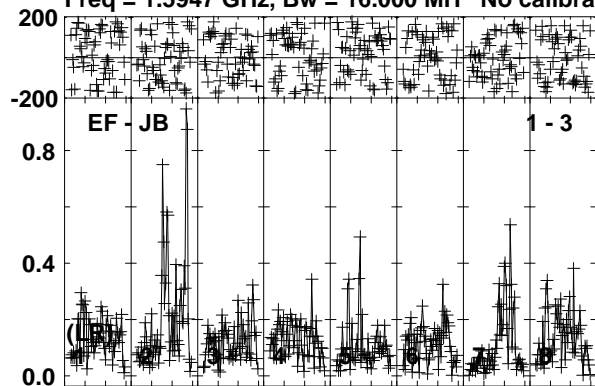


Lower frame: Milli Ampl Jy Top frame: Phas deg  
Vector averaged cross-power spectrum Baseline: EF (01) - JB (03)  
Timerange: 00/02:10:01 to 00/02:11:29

Plot file version 51 created 02-DEC-2015 19:32:53

LH USS1 EM120.UVDATA.1

Freq = 1.5947 GHz, Bw = 16.000 MH No calibration applied and no bandpass applied

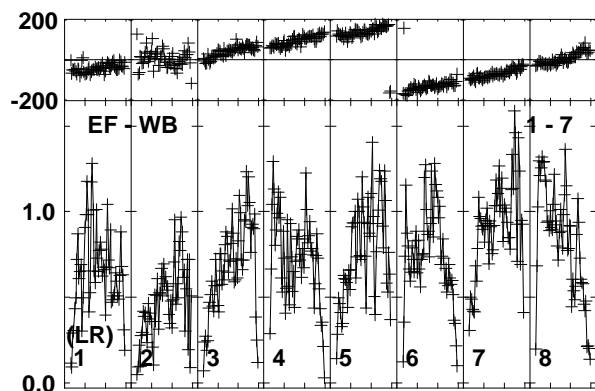
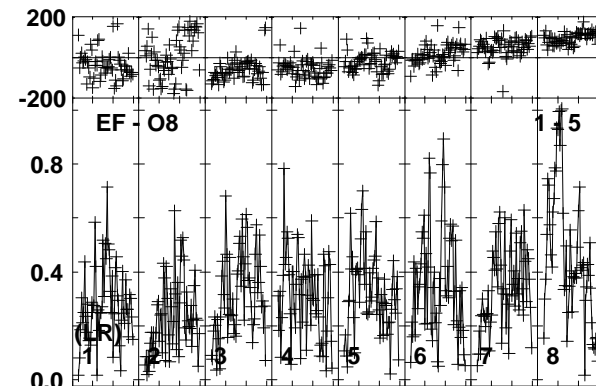
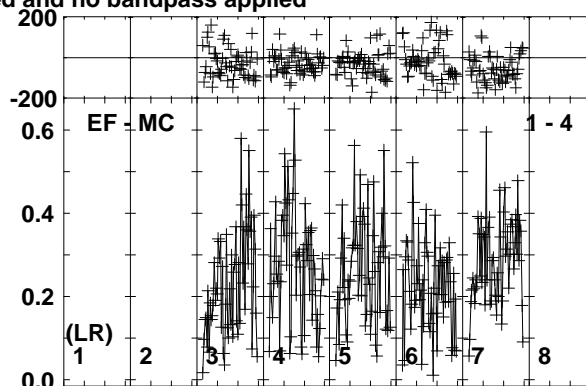
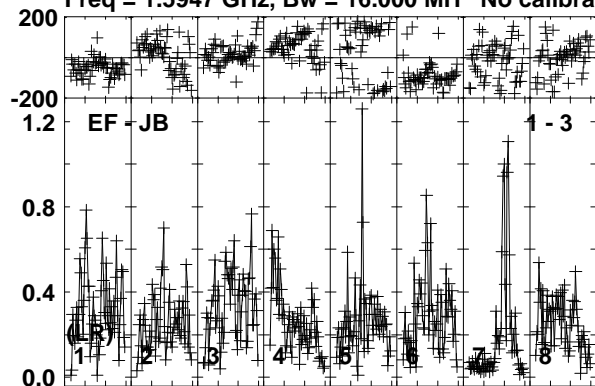


Lower frame: Milli Ampl Jy Top frame: Phas deg  
Vector averaged cross-power spectrum Baseline: EF (01) - JB (03)  
Timerange: 00/02:11:31 to 00/02:14:49

Plot file version 52 created 02-DEC-2015 19:32:53

J1058+5628 EM120.UVDATA.1

Freq = 1.5947 GHz, Bw = 16.000 MH No calibration applied and no bandpass applied

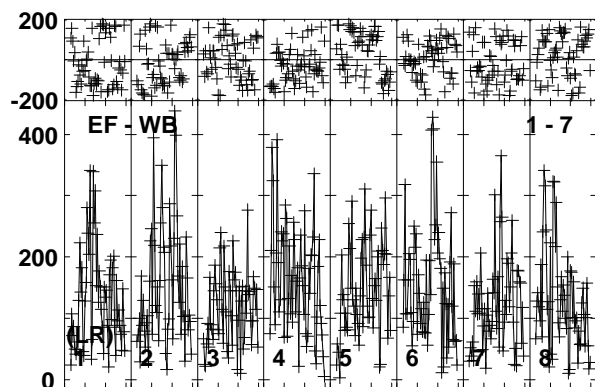
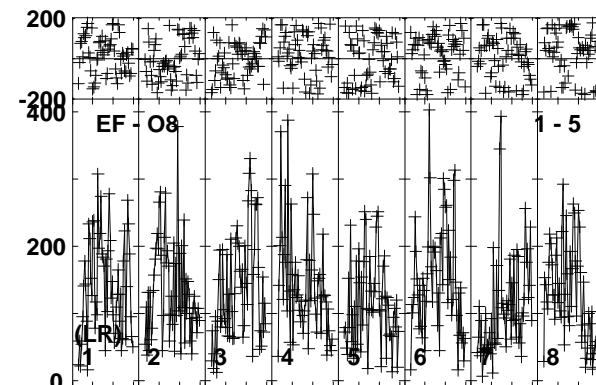
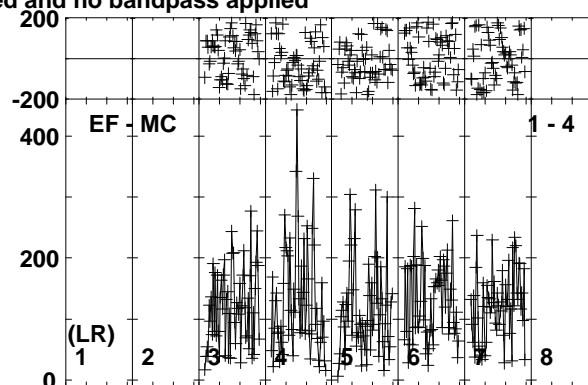
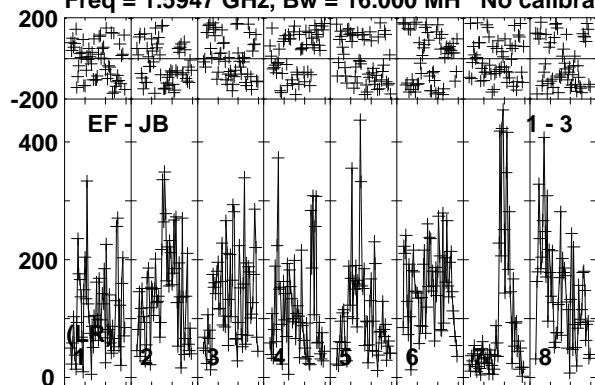


Lower frame: Milli Ampl Jy Top frame: Phas deg  
Vector averaged cross-power spectrum Baseline: EF (01) - JB (03)  
Timerange: 00/02:15:41 to 00/02:16:39

Plot file version 53 created 02-DEC-2015 19:32:53

LH USS1 EM120.UVDATA.1

Freq = 1.5947 GHz, Bw = 16.000 MH No calibration applied and no bandpass applied

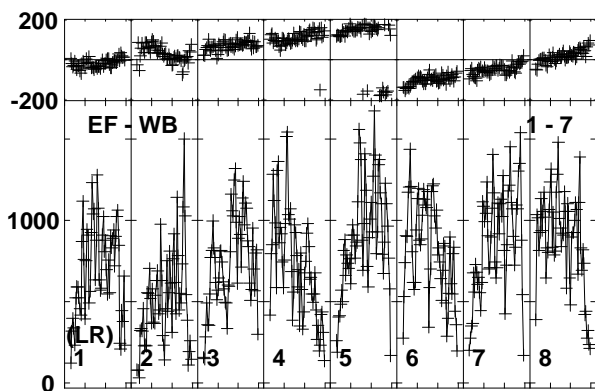
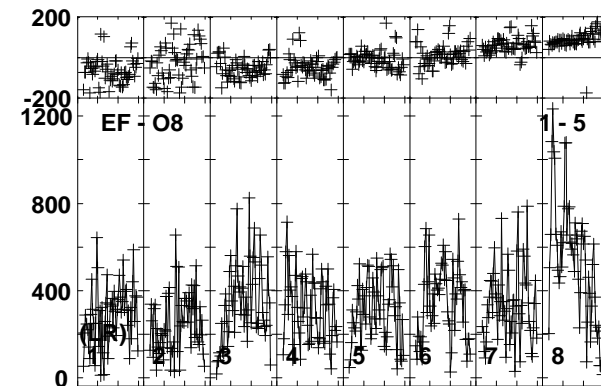
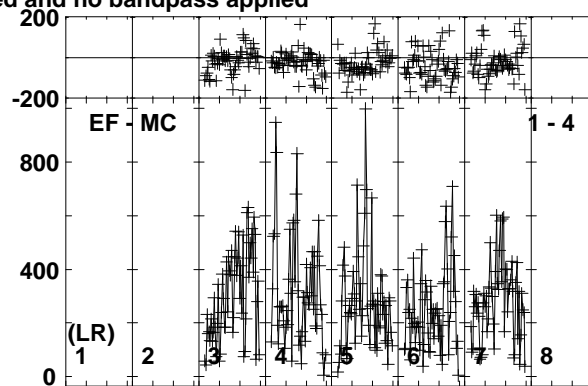
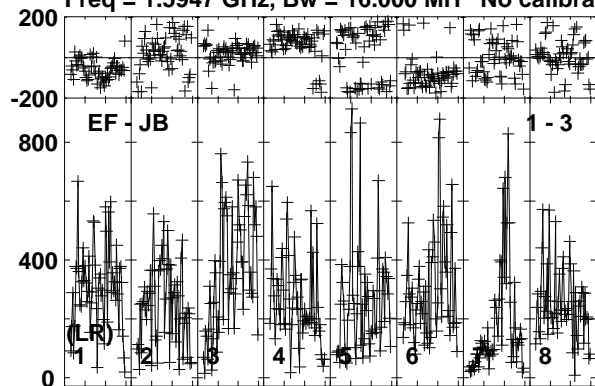


Lower frame: Micro Ampl Jy Top frame: Phas deg  
Vector averaged cross-power spectrum Baseline: EF (01) - JB (03)  
Timerange: 00/02:16:41 to 00/02:19:59

Plot file version 54 created 02-DEC-2015 19:32:53

J1058+5628 EM120.UVDATA.1

Freq = 1.5947 GHz, Bw = 16.000 MH No calibration applied and no bandpass applied

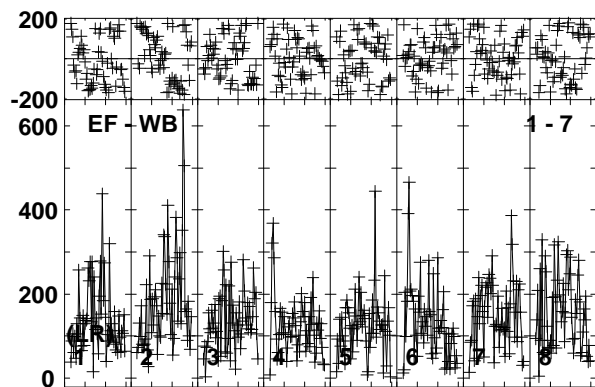
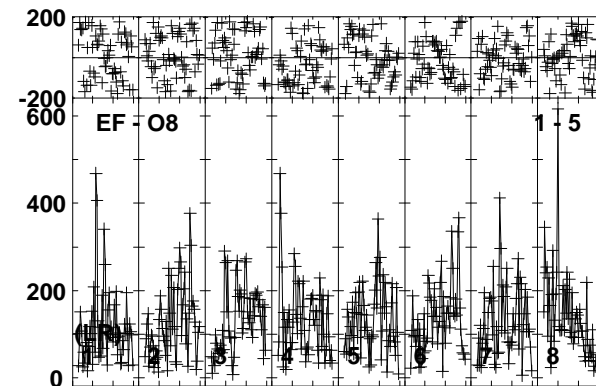
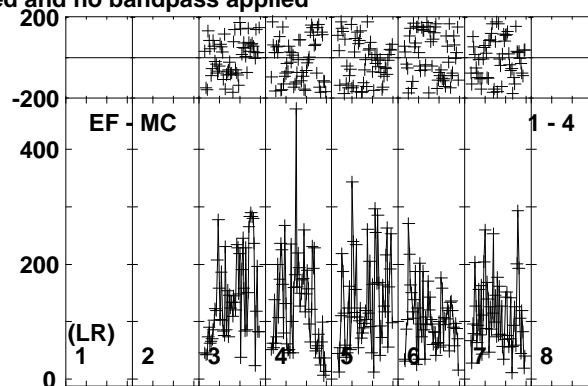
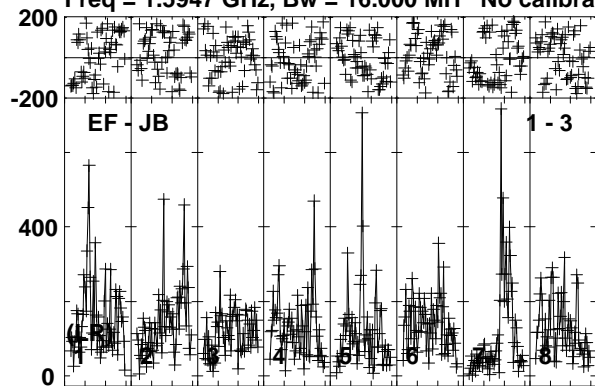


Lower frame: Micro Ampl Jy Top frame: Phas deg  
Vector averaged cross-power spectrum Baseline: EF (01) - JB (03)  
Timerange: 00/02:20:01 to 00/02:21:29

Plot file version 55 created 02-DEC-2015 19:32:53

LH USS1 EM120.UVDATA.1

Freq = 1.5947 GHz, Bw = 16.000 MH No calibration applied and no bandpass applied

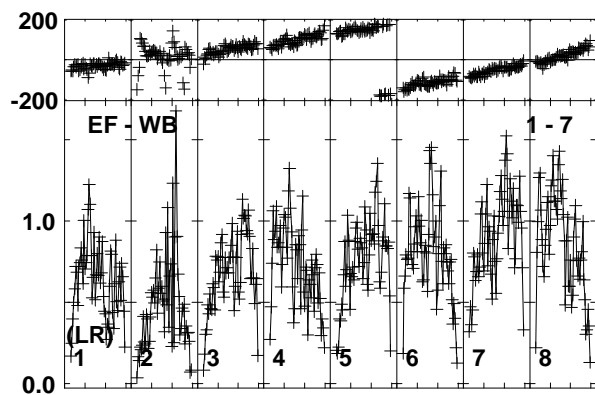
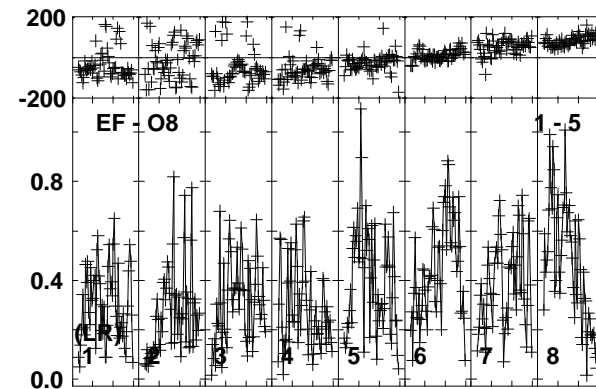
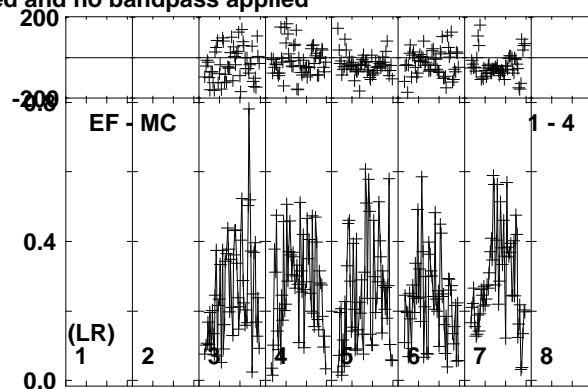
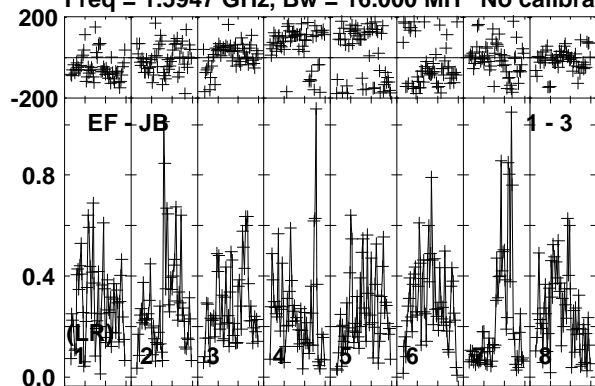


Lower frame: Micro Ampl Jy Top frame: Phas deg  
Vector averaged cross-power spectrum Baseline: EF (01) - JB (03)  
Timerange: 00/02:21:31 to 00/02:24:49

Plot file version 56 created 02-DEC-2015 19:32:53

J1058+5628 EM120.UVDATA.1

Freq = 1.5947 GHz, Bw = 16.000 MH No calibration applied and no bandpass applied



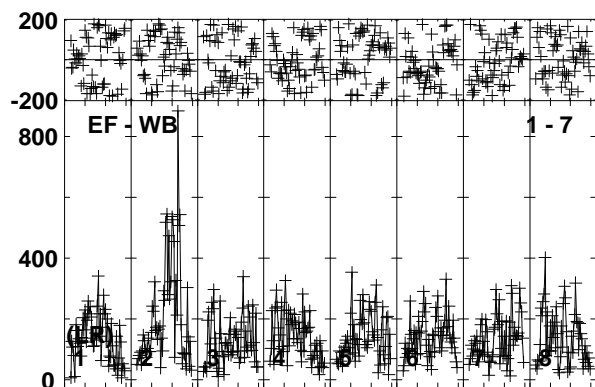
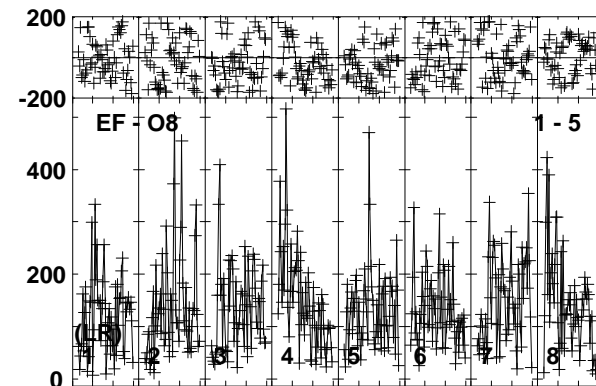
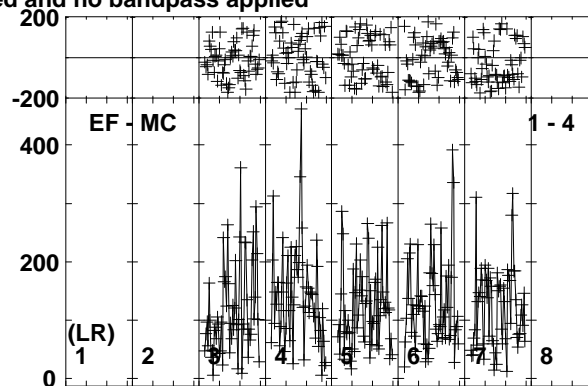
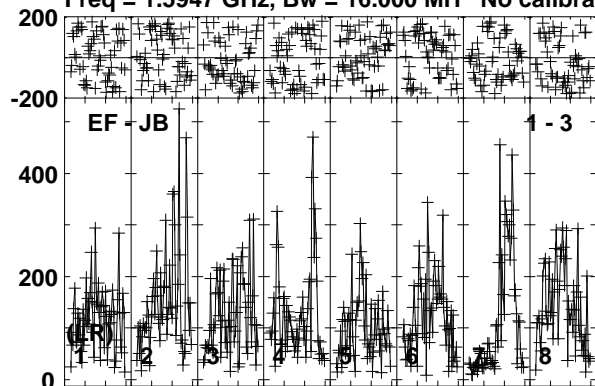
Lower frame: Milli Ampl Jy Top frame: Phas deg  
Vector averaged cross-power spectrum Baseline: EF (01) - JB (03)  
Timerange: 00/02:25:41 to 00/02:26:39



Plot file version 57 created 02-DEC-2015 19:32:53

LH USS1 EM120.UVDATA.1

Freq = 1.5947 GHz, Bw = 16.000 MH No calibration applied and no bandpass applied

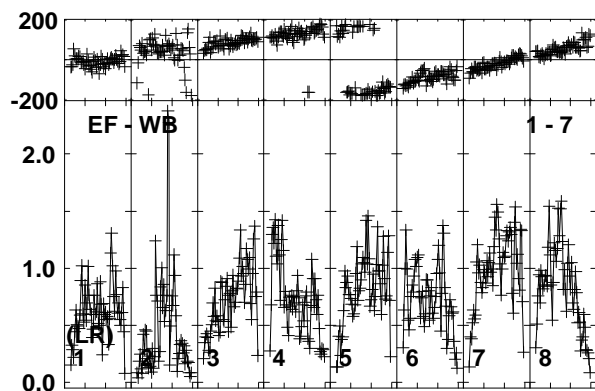
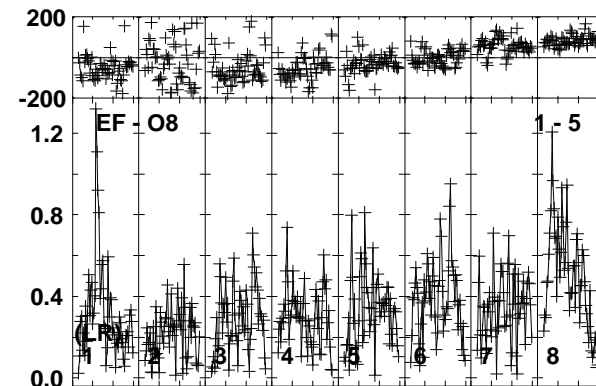
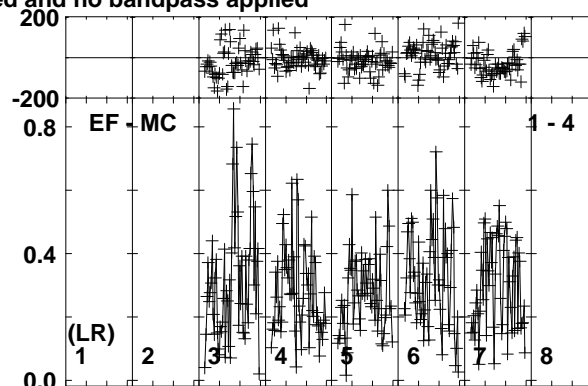
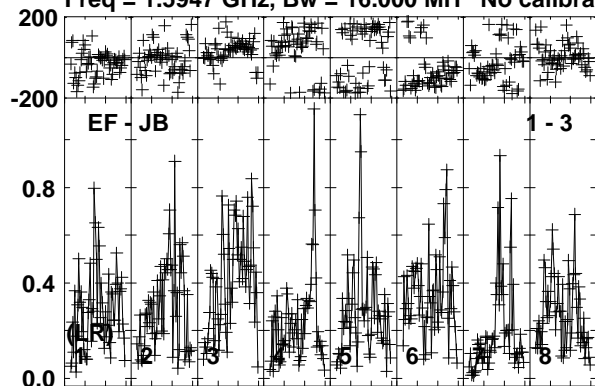


Lower frame: Micro Ampl Jy Top frame: Phas deg  
Vector averaged cross-power spectrum Baseline: EF (01) - JB (03)  
Timerange: 00/02:26:41 to 00/02:29:59

Plot file version 58 created 02-DEC-2015 19:32:53

J1058+5628 EM120.UVDATA.1

Freq = 1.5947 GHz, Bw = 16.000 MH No calibration applied and no bandpass applied

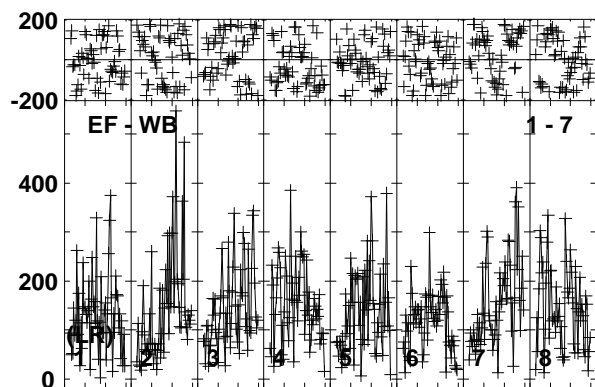
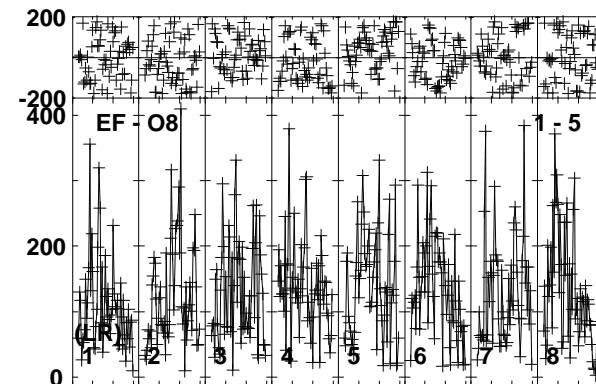
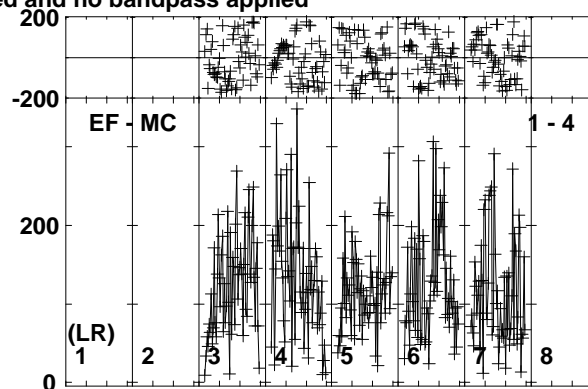
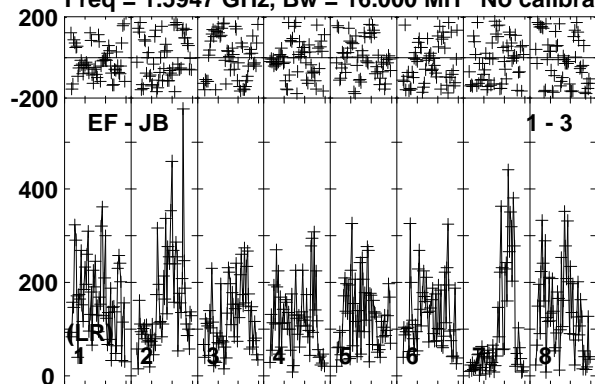


Lower frame: Milli Ampl Jy Top frame: Phas deg  
Vector averaged cross-power spectrum Baseline: EF (01) - JB (03)  
Timerange: 00/02:30:01 to 00/02:31:29

Plot file version 59 created 02-DEC-2015 19:32:54

LH USS1 EM120.UVDATA.1

Freq = 1.5947 GHz, Bw = 16.000 MH No calibration applied and no bandpass applied

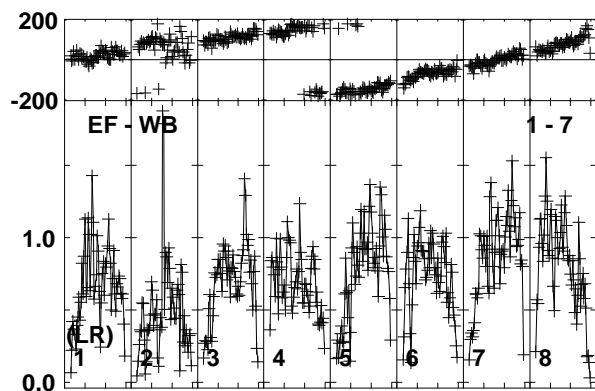
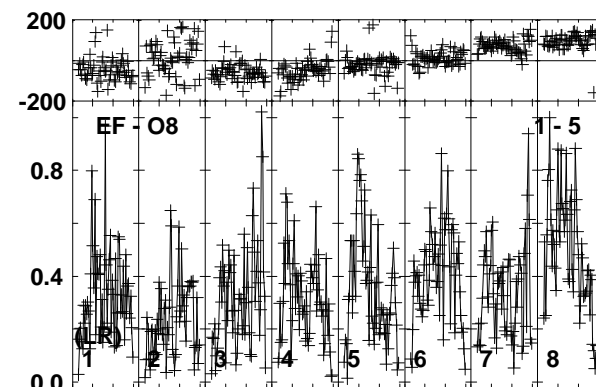
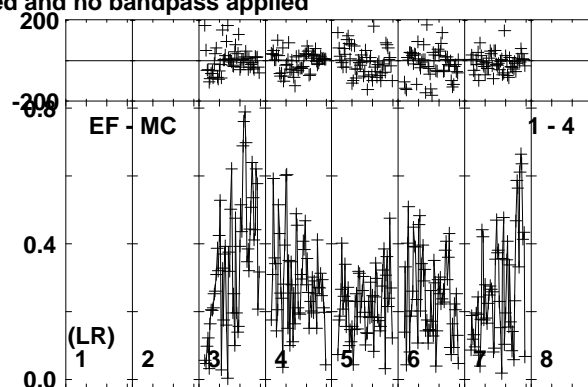
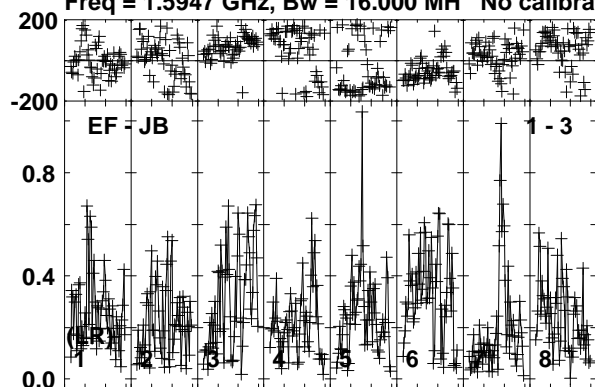


Lower frame: Micro Ampl Jy Top frame: Phas deg  
Vector averaged cross-power spectrum Baseline: EF (01) - JB (03)  
Timerange: 00/02:31:31 to 00/02:34:49

Plot file version 60 created 02-DEC-2015 19:32:54

J1058+5628 EM120.UVDATA.1

Freq = 1.5947 GHz, Bw = 16.000 MH No calibration applied and no bandpass applied

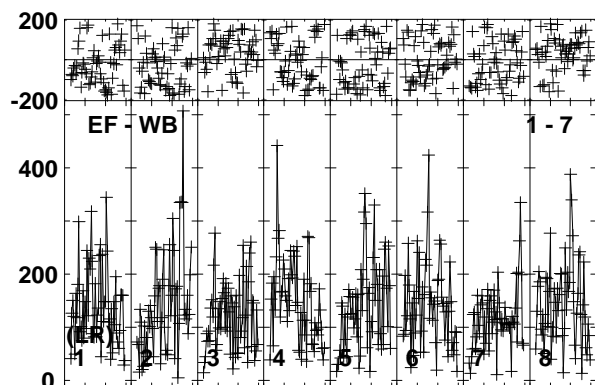
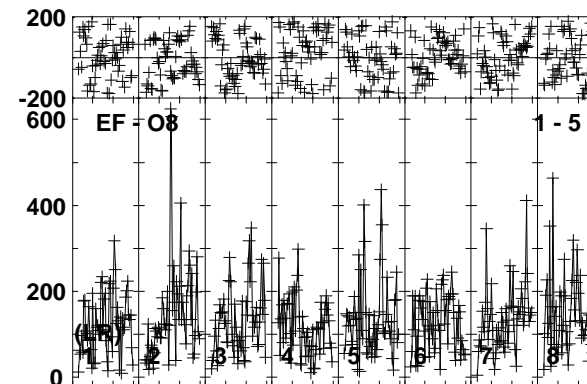
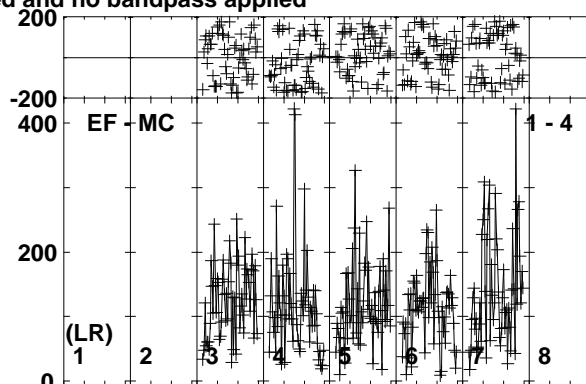
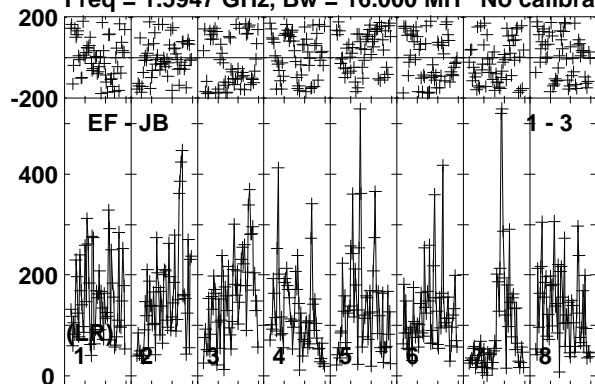


Lower frame: Milli Ampl Jy Top frame: Phas deg  
Vector averaged cross-power spectrum Baseline: EF (01) - JB (03)  
Timerange: 00/02:35:41 to 00/02:36:39

Plot file version 61 created 02-DEC-2015 19:32:54

LH USS1 EM120.UVDATA.1

Freq = 1.5947 GHz, Bw = 16.000 MH No calibration applied and no bandpass applied

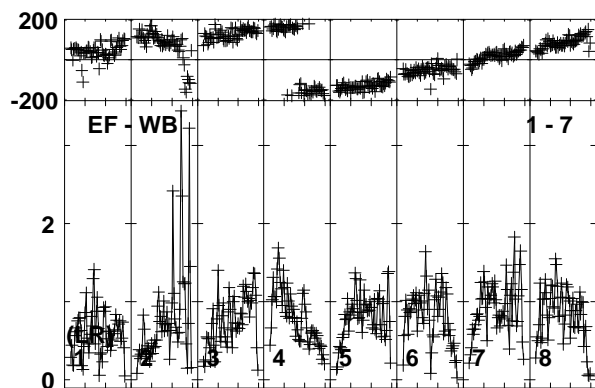
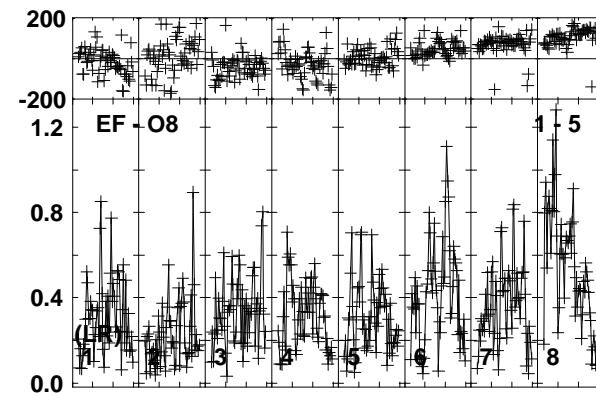
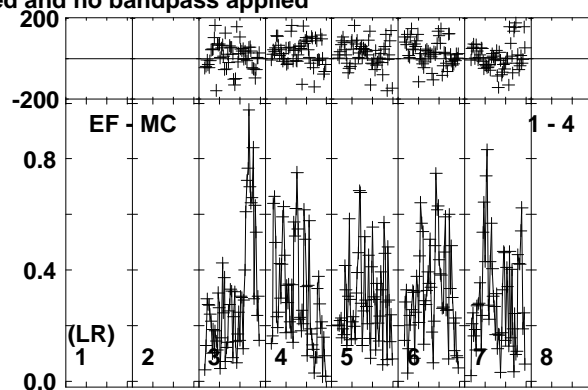
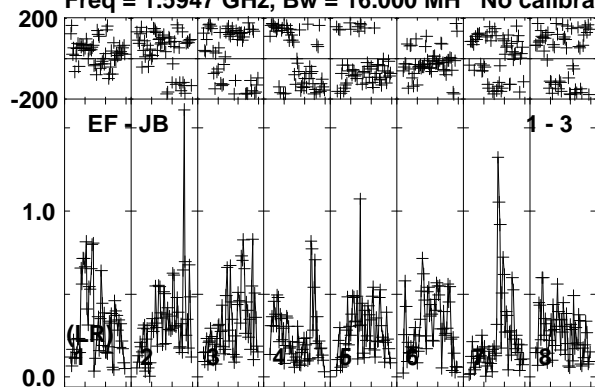


Lower frame: Micro Ampl Jy Top frame: Phas deg  
Vector averaged cross-power spectrum Baseline: EF (01) - JB (03)  
Timerange: 00/02:36:41 to 00/02:39:59

Plot file version 62 created 02-DEC-2015 19:32:54

J1058+5628 EM120.UVDATA.1

Freq = 1.5947 GHz, Bw = 16.000 MH No calibration applied and no bandpass applied

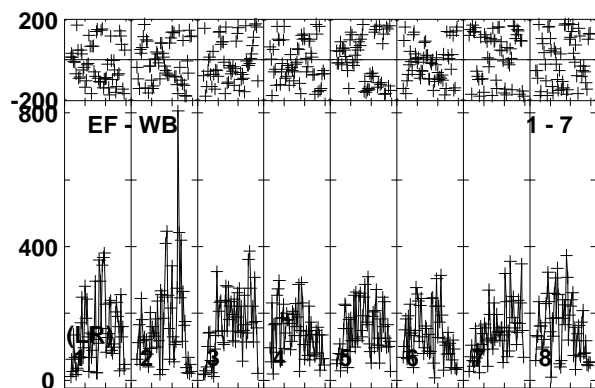
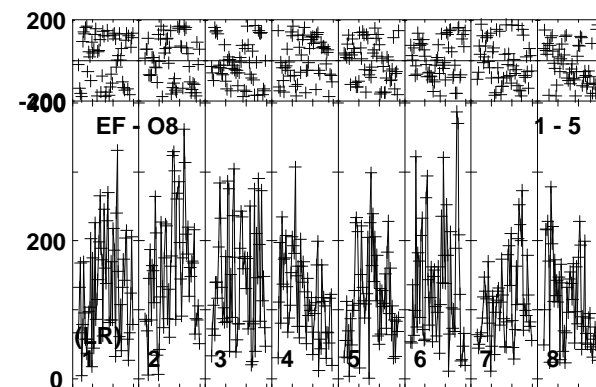
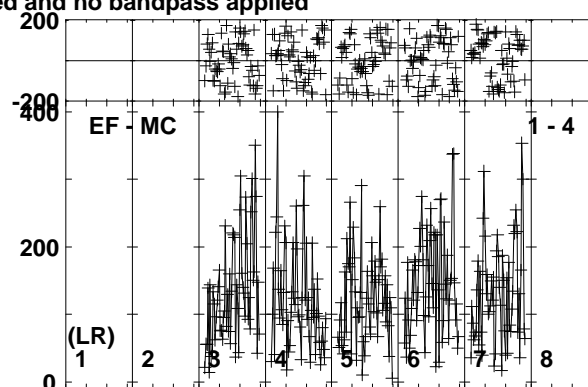
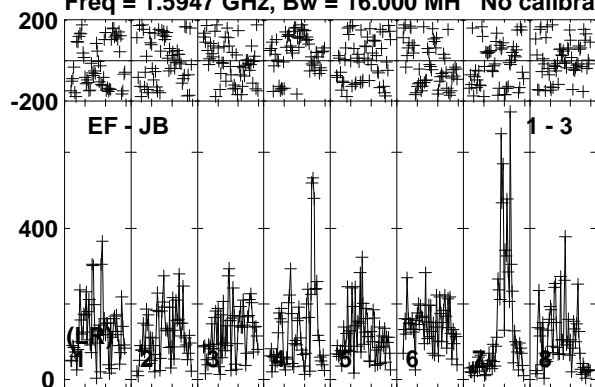


Lower frame: Milli Ampl Jy Top frame: Phas deg  
Vector averaged cross-power spectrum Baseline: EF (01) - JB (03)  
Timerange: 00/02:40:01 to 00/02:41:29

Plot file version 63 created 02-DEC-2015 19:32:54

LH USS1 EM120.UVDATA.1

Freq = 1.5947 GHz, Bw = 16.000 MH No calibration applied and no bandpass applied

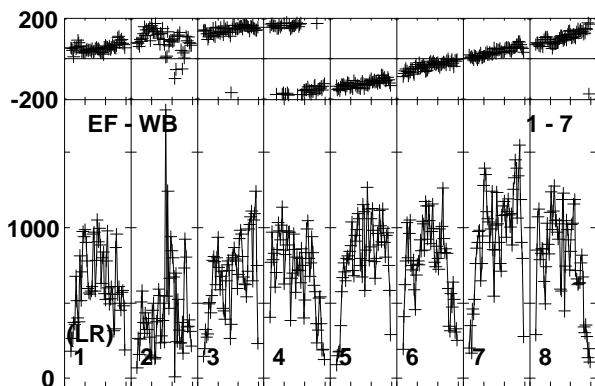
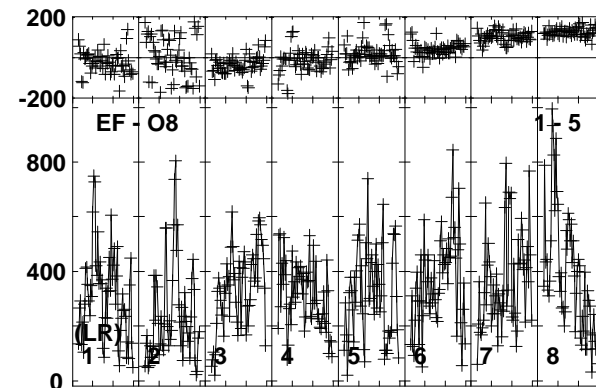
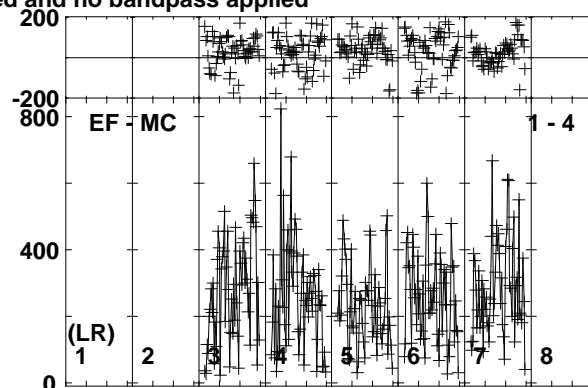
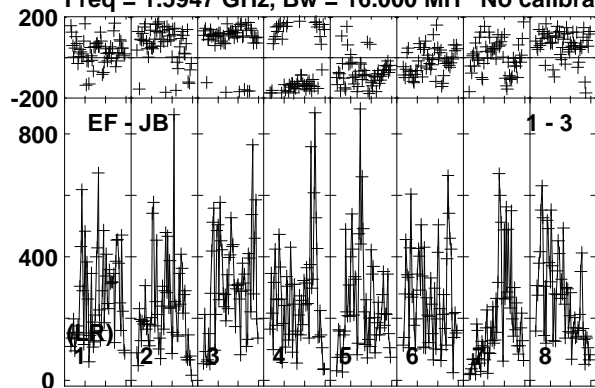


Lower frame: Micro Ampl Jy Top frame: Phas deg  
Vector averaged cross-power spectrum Baseline: EF (01) - JB (03)  
Timerange: 00/02:41:31 to 00/02:44:49

Plot file version 64 created 02-DEC-2015 19:32:54

J1058+5628 EM120.UVDATA.1

Freq = 1.5947 GHz, Bw = 16.000 MH No calibration applied and no bandpass applied



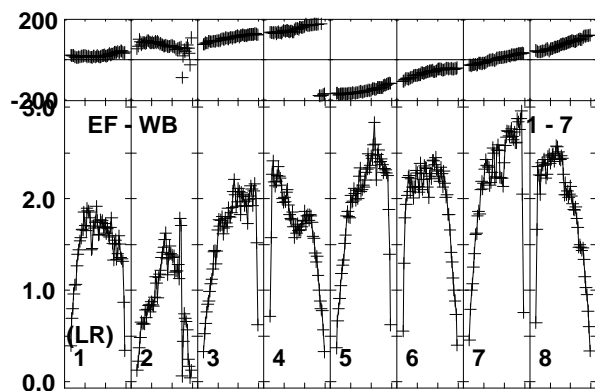
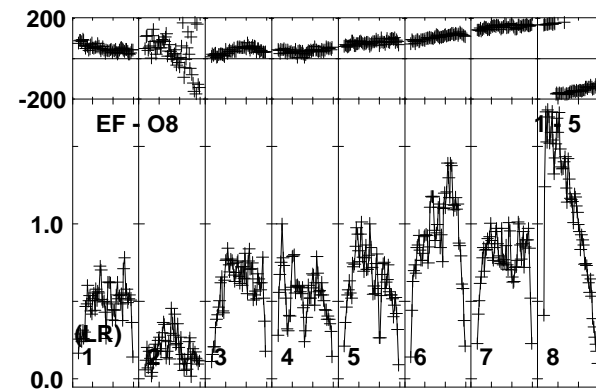
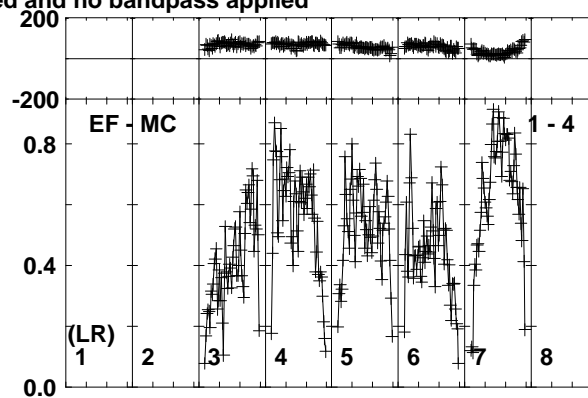
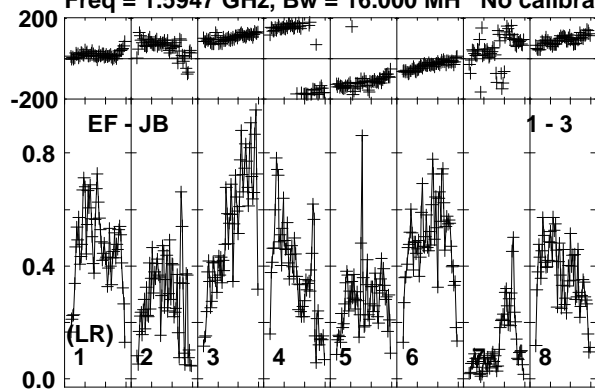
Lower frame: Micro Ampl Jy Top frame: Phas deg  
Vector averaged cross-power spectrum Baseline: EF (01) - JB (03)  
Timerange: 00/02:45:41 to 00/02:46:39



Plot file version 65 created 02-DEC-2015 19:32:54

J1128+5925 EM120.UVDATA.1

Freq = 1.5947 GHz, Bw = 16.000 MH No calibration applied and no bandpass applied

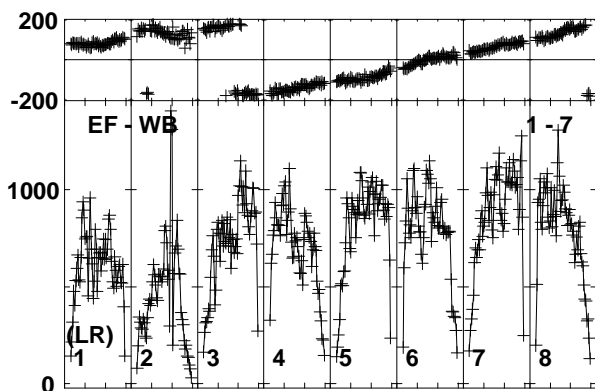
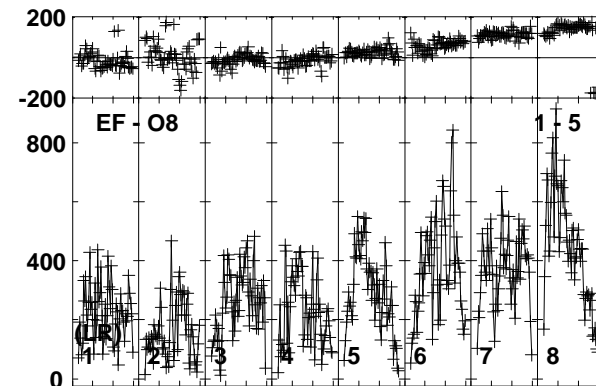
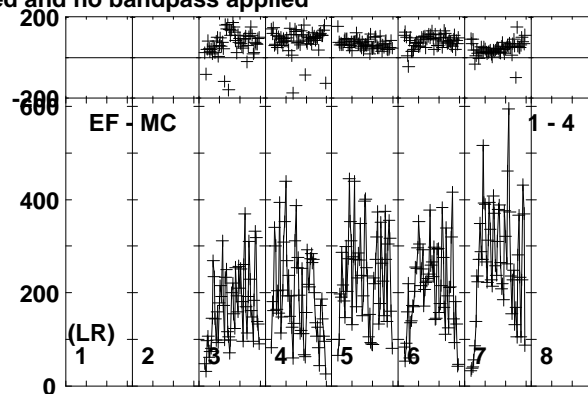
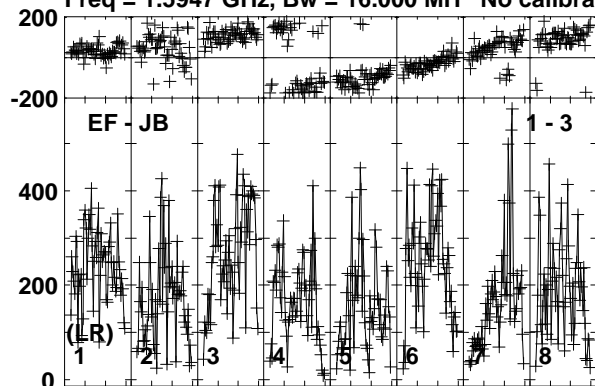


Lower frame: Milli Ampl Jy Top frame: Phas deg  
Vector averaged cross-power spectrum Baseline: EF (01) - JB (03)  
Timerange: 00/02:47:41 to 00/02:50:39

Plot file version 66 created 02-DEC-2015 19:32:54

J1058+5628 EM120.UVDATA.1

Freq = 1.5947 GHz, Bw = 16.000 MH No calibration applied and no bandpass applied

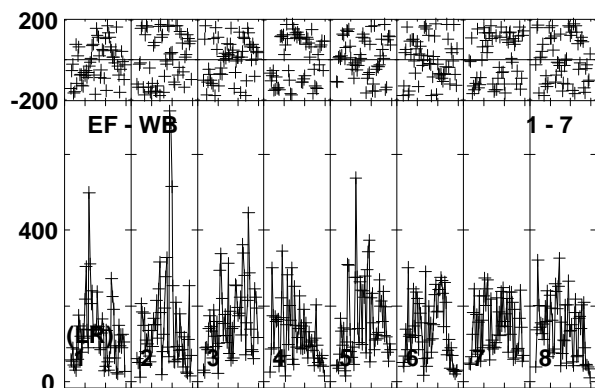
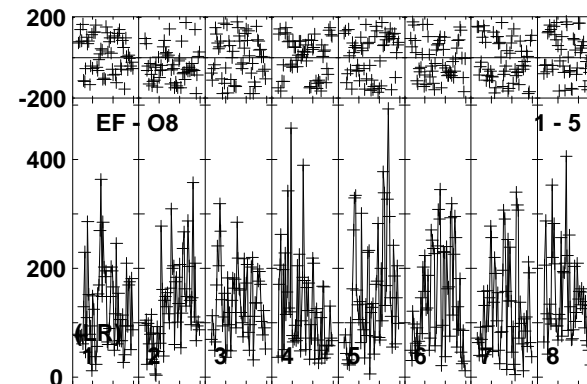
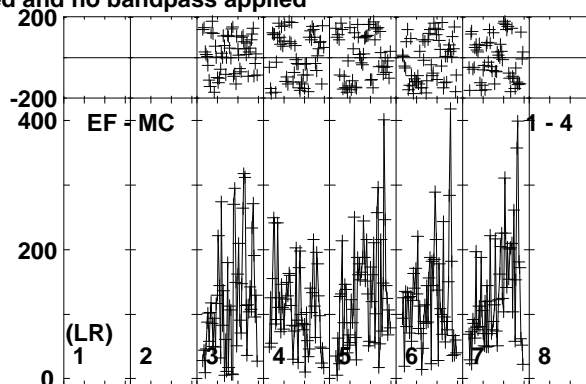
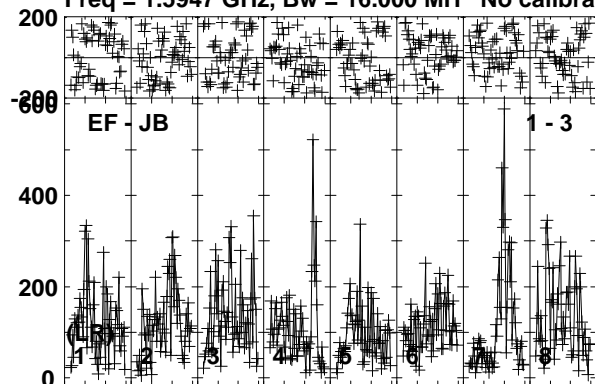


Lower frame: Micro Ampl Jy Top frame: Phas deg  
Vector averaged cross-power spectrum Baseline: EF (01) - JB (03)  
Timerange: 00/02:51:41 to 00/02:54:39

Plot file version 67 created 02-DEC-2015 19:32:54

LH USS1 EM120.UVDATA.1

Freq = 1.5947 GHz, Bw = 16.000 MH No calibration applied and no bandpass applied

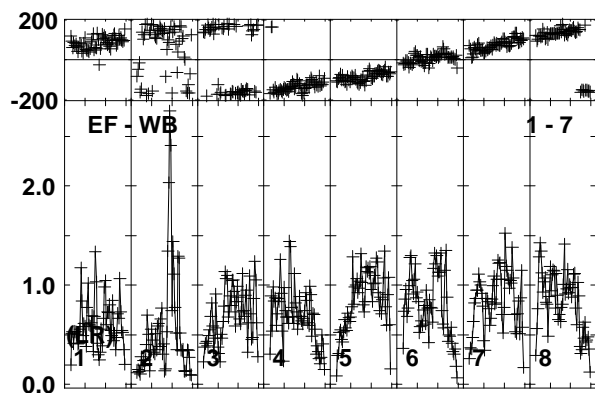
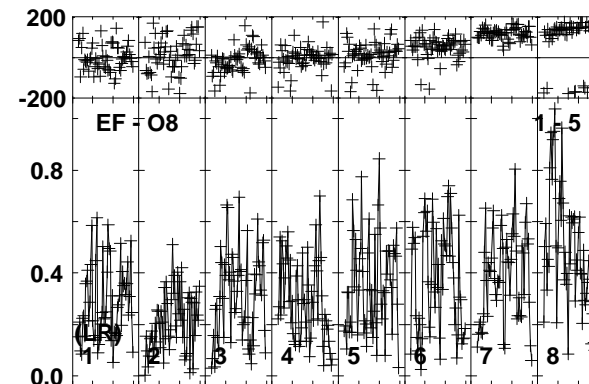
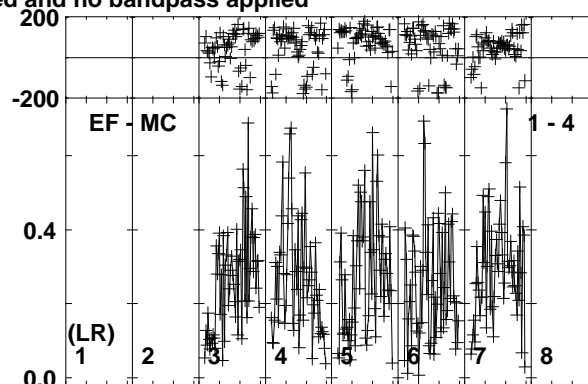
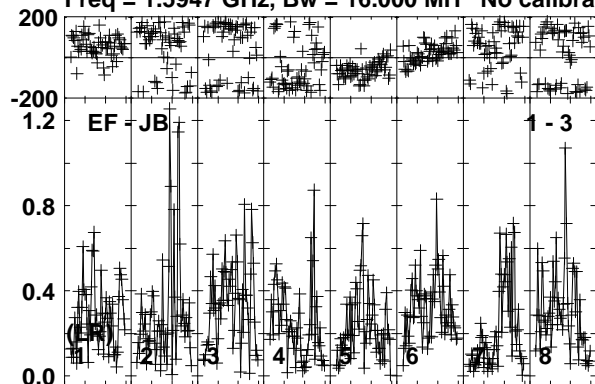


Lower frame: Micro Ampl Jy Top frame: Phas deg  
Vector averaged cross-power spectrum Baseline: EF (01) - JB (03)  
Timerange: 00/02:54:41 to 00/02:57:59

Plot file version 68 created 02-DEC-2015 19:32:54

J1058+5628 EM120.UVDATA.1

Freq = 1.5947 GHz, Bw = 16.000 MH No calibration applied and no bandpass applied

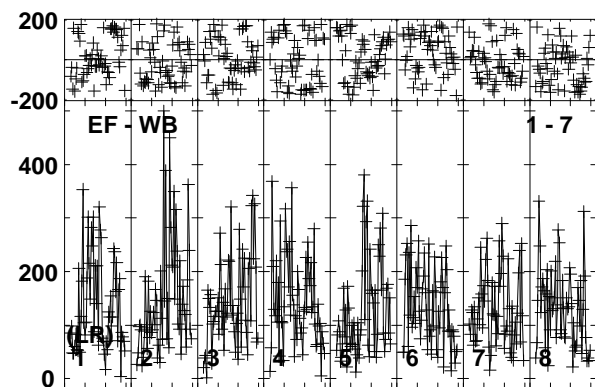
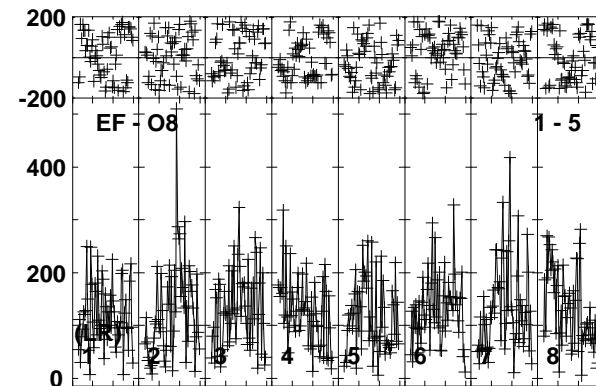
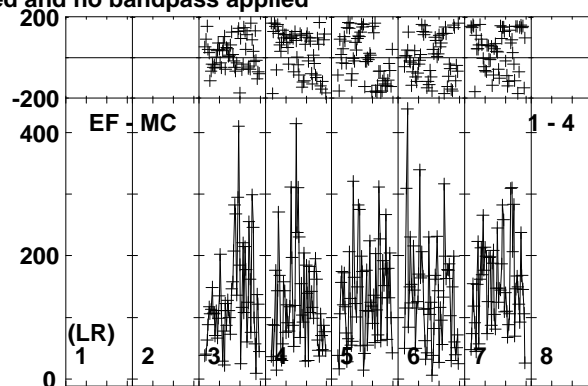
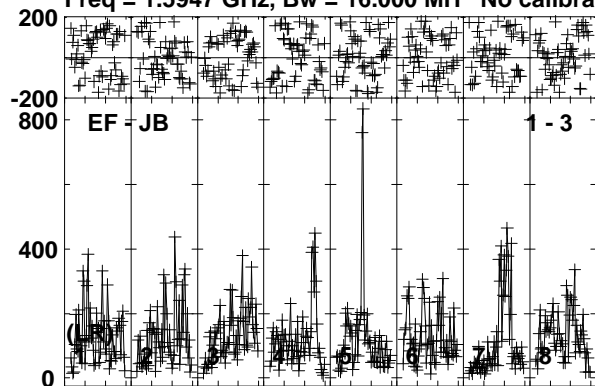


Lower frame: Milli Ampl Jy Top frame: Phas deg  
Vector averaged cross-power spectrum Baseline: EF (01) - JB (03)  
Timerange: 00/02:58:01 to 00/02:59:29

Plot file version 69 created 02-DEC-2015 19:32:54

LH USS1 EM120.UVDATA.1

Freq = 1.5947 GHz, Bw = 16.000 MH No calibration applied and no bandpass applied

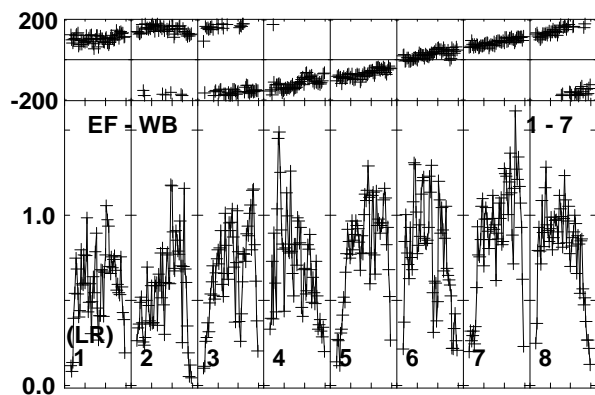
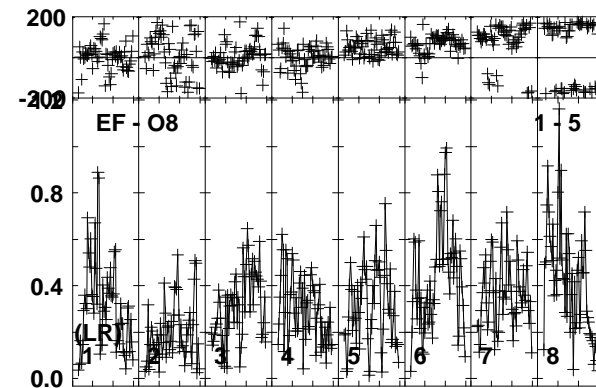
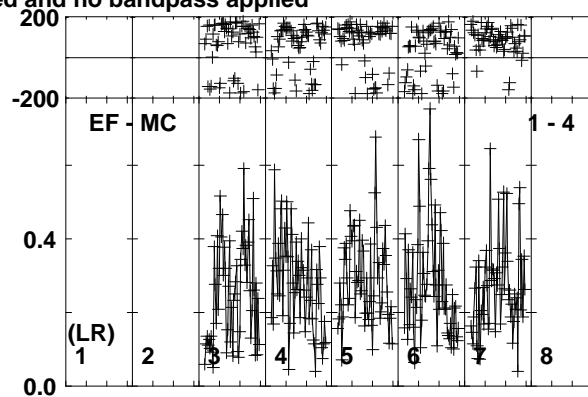
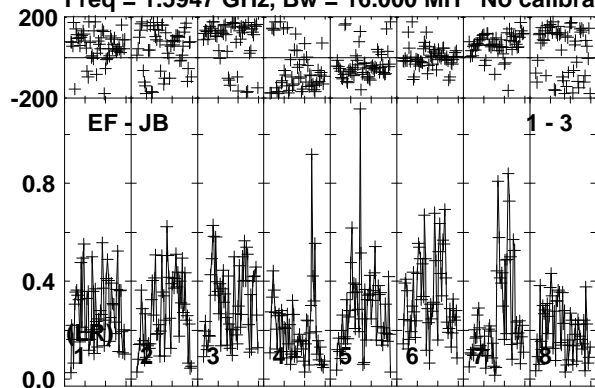


Lower frame: Micro Ampl Jy Top frame: Phas deg  
Vector averaged cross-power spectrum Baseline: EF (01) - JB (03)  
Timerange: 00/02:59:31 to 00/03:02:49

Plot file version 70 created 02-DEC-2015 19:32:55

J1058+5628 EM120.UVDATA.1

Freq = 1.5947 GHz, Bw = 16.000 MH No calibration applied and no bandpass applied

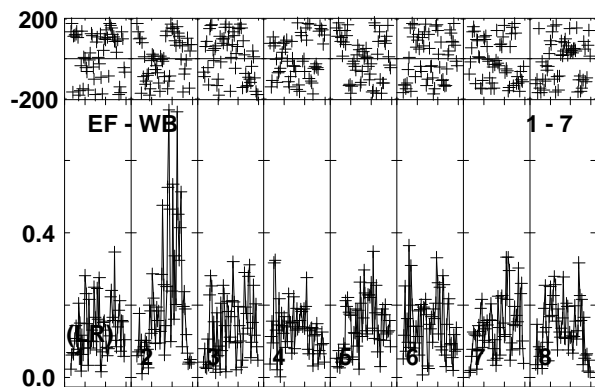
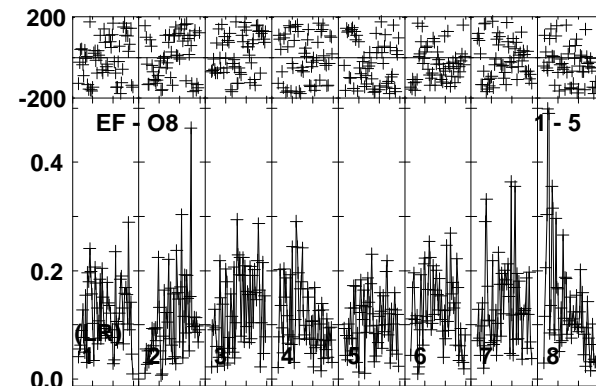
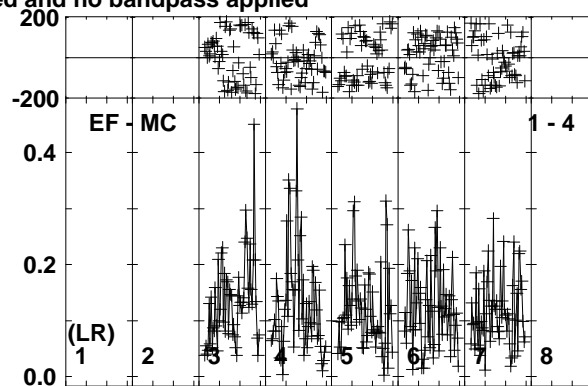
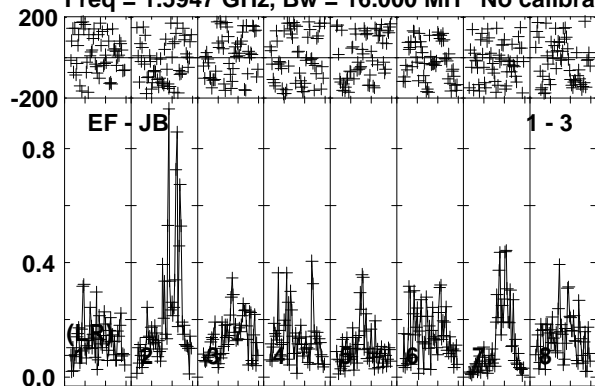


Lower frame: Milli Ampl Jy Top frame: Phas deg  
Vector averaged cross-power spectrum Baseline: EF (01) - JB (03)  
Timerange: 00/03:03:41 to 00/03:04:39

Plot file version 71 created 02-DEC-2015 19:32:55

LH USS1 EM120.UVDATA.1

Freq = 1.5947 GHz, Bw = 16.000 MH No calibration applied and no bandpass applied

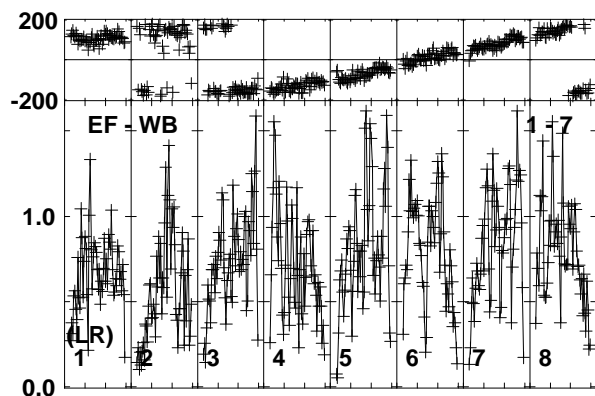
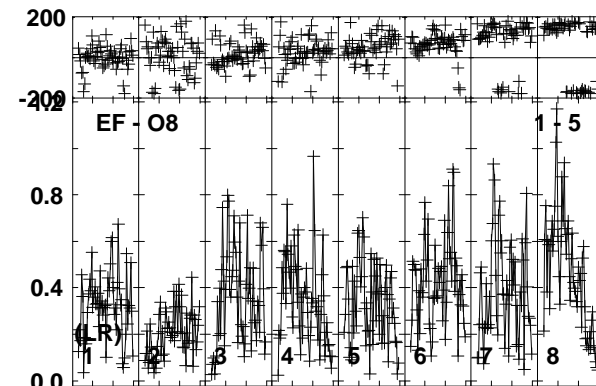
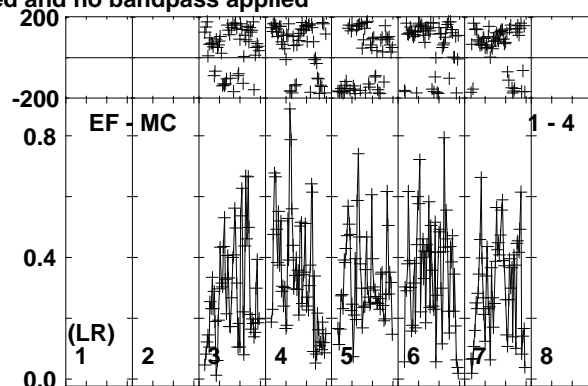
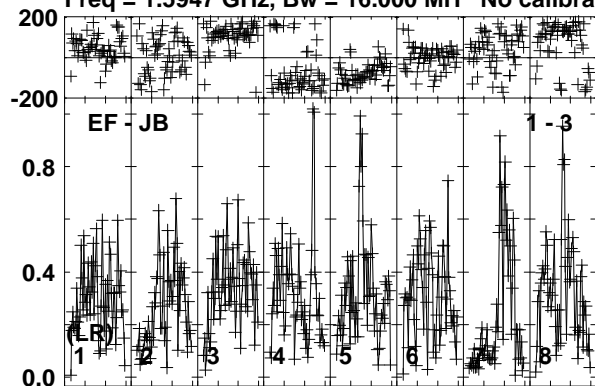


Lower frame: Milli Ampl Jy Top frame: Phas deg  
Vector averaged cross-power spectrum Baseline: EF (01) - JB (03)  
Timerange: 00/03:04:41 to 00/03:07:59

Plot file version 72 created 02-DEC-2015 19:32:55

J1058+5628 EM120.UVDATA.1

Freq = 1.5947 GHz, Bw = 16.000 MH No calibration applied and no bandpass applied



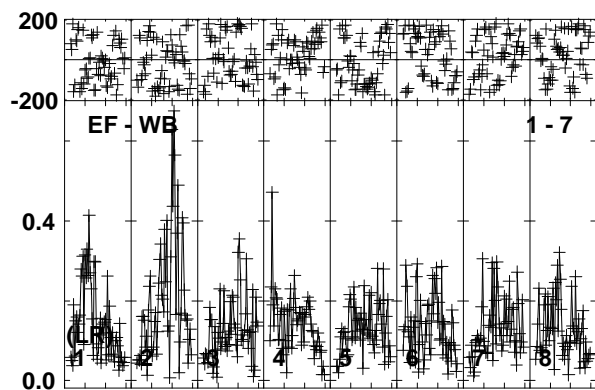
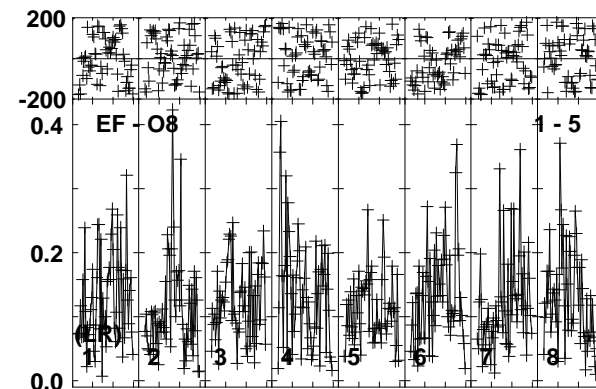
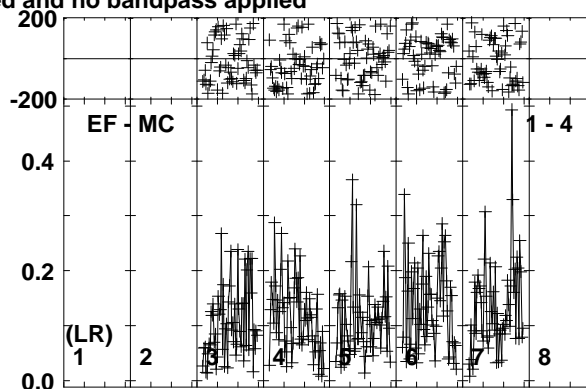
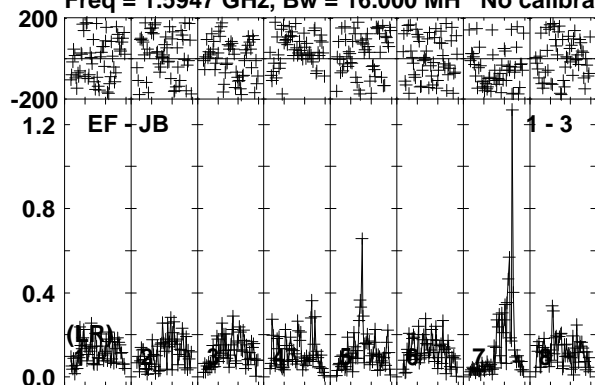
Lower frame: Milli Ampl Jy Top frame: Phas deg  
Vector averaged cross-power spectrum Baseline: EF (01) - JB (03)  
Timerange: 00/03:08:01 to 00/03:09:29



Plot file version 73 created 02-DEC-2015 19:32:55

LH USS1 EM120.UVDATA.1

Freq = 1.5947 GHz, Bw = 16.000 MH No calibration applied and no bandpass applied

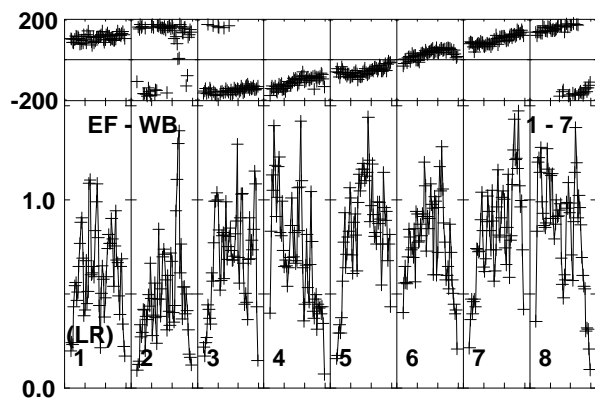
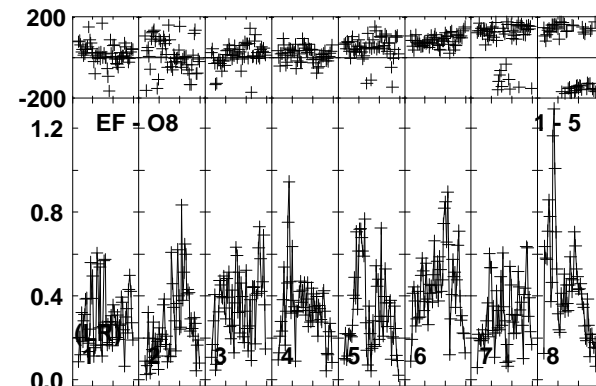
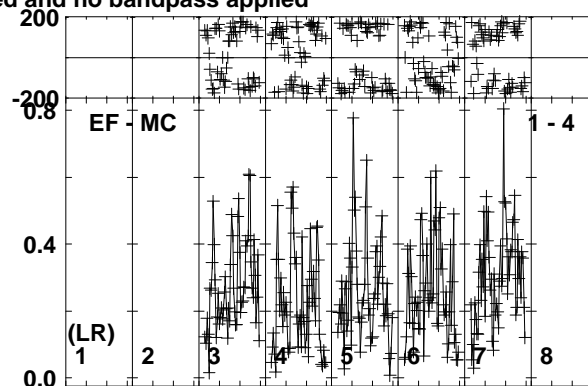
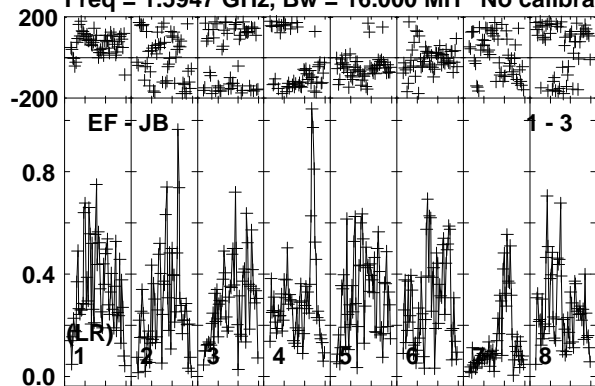


Lower frame: Milli Ampl Jy Top frame: Phas deg  
Vector averaged cross-power spectrum Baseline: EF (01) - JB (03)  
Timerange: 00/03:09:31 to 00/03:12:49

Plot file version 74 created 02-DEC-2015 19:32:55

J1058+5628 EM120.UVDATA.1

Freq = 1.5947 GHz, Bw = 16.000 MH No calibration applied and no bandpass applied

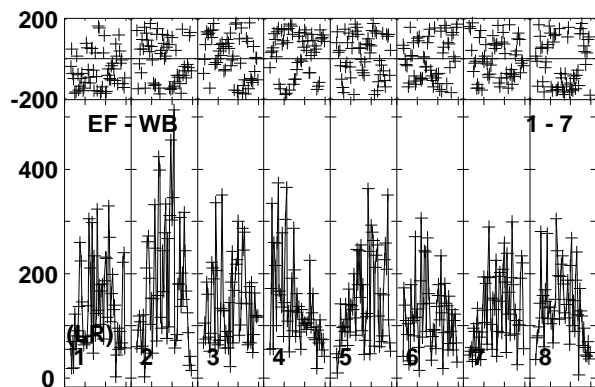
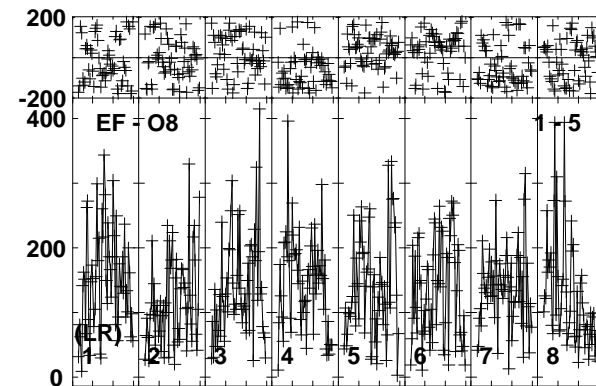
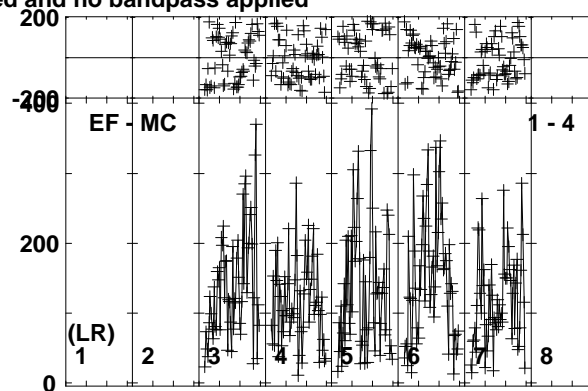
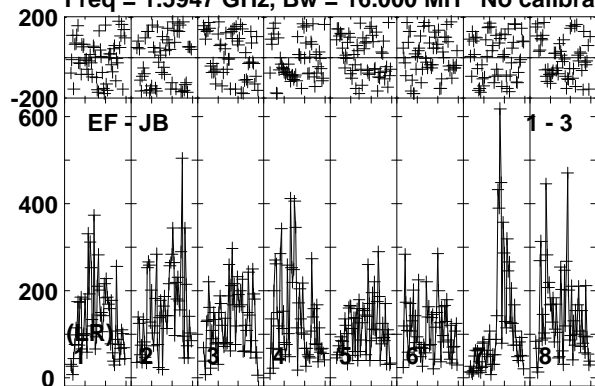


Lower frame: Milli Ampl Jy Top frame: Phas deg  
Vector averaged cross-power spectrum Baseline: EF (01) - JB (03)  
Timerange: 00/03:13:41 to 00/03:14:39

Plot file version 75 created 02-DEC-2015 19:32:55

LH USS1 EM120.UVDATA.1

Freq = 1.5947 GHz, Bw = 16.000 MH No calibration applied and no bandpass applied

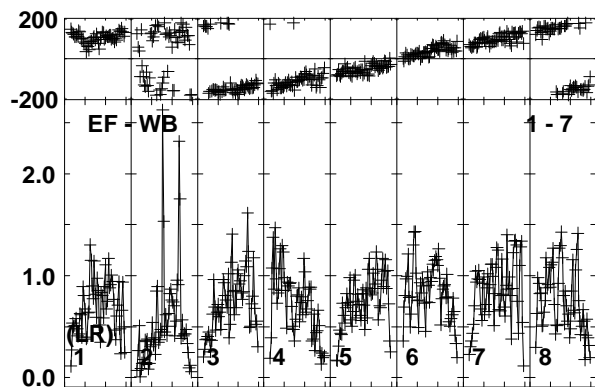
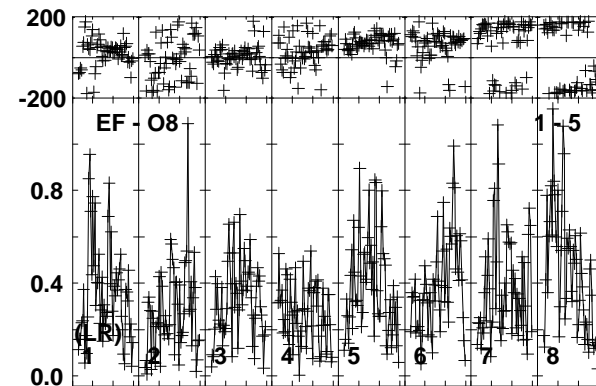
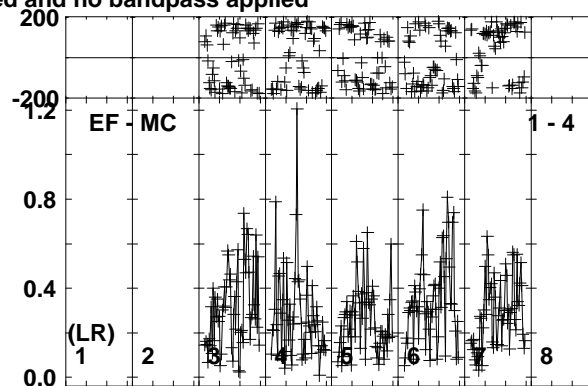
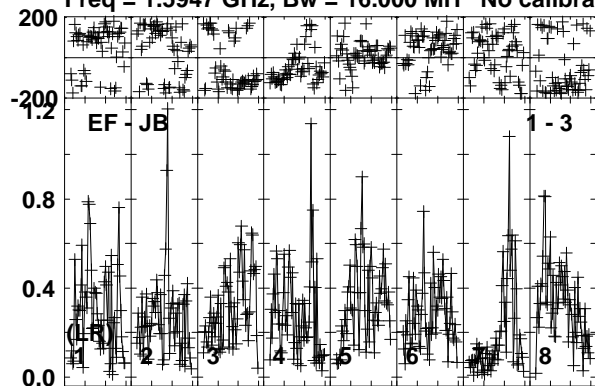


Lower frame: Micro Ampl Jy Top frame: Phas deg  
Vector averaged cross-power spectrum Baseline: EF (01) - JB (03)  
Timerange: 00/03:14:41 to 00/03:17:59

Plot file version 76 created 02-DEC-2015 19:32:55

J1058+5628 EM120.UVDATA.1

Freq = 1.5947 GHz, Bw = 16.000 MH No calibration applied and no bandpass applied

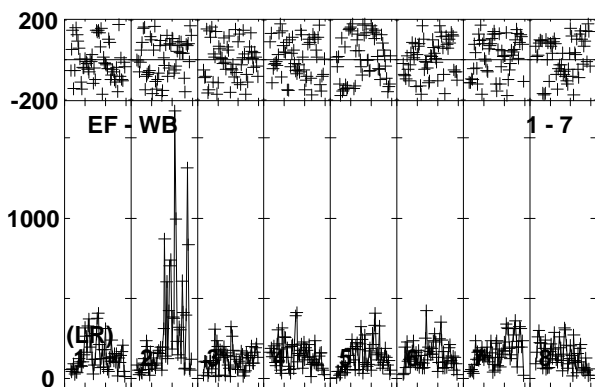
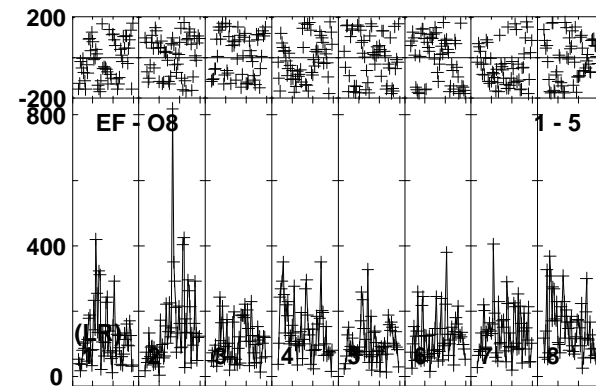
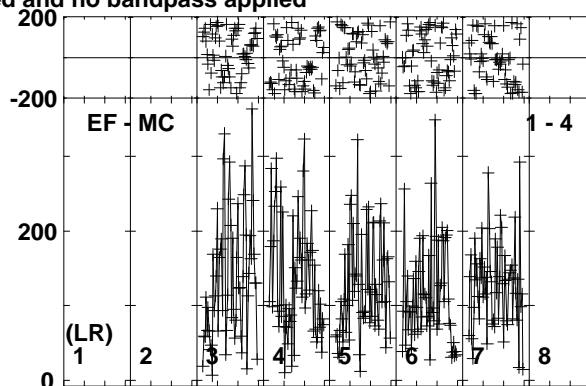
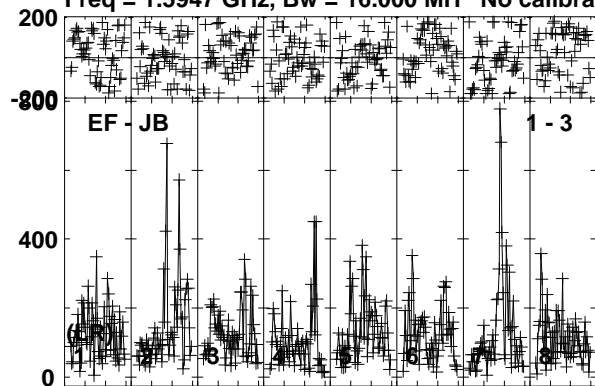


Lower frame: Milli Ampl Jy Top frame: Phas deg  
Vector averaged cross-power spectrum Baseline: EF (01) - JB (03)  
Timerange: 00/03:18:01 to 00/03:19:29

Plot file version 77 created 02-DEC-2015 19:32:55

LH USS1 EM120.UVDATA.1

Freq = 1.5947 GHz, Bw = 16.000 MH No calibration applied and no bandpass applied

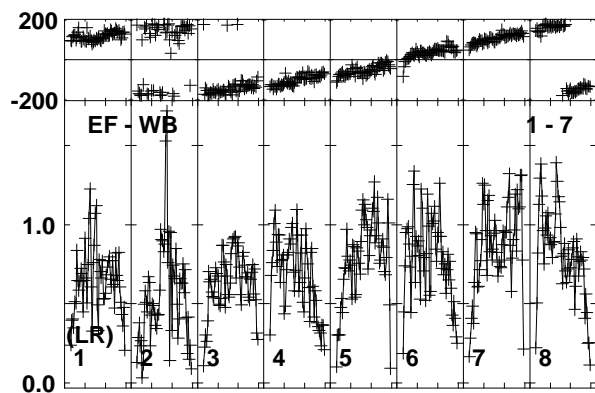
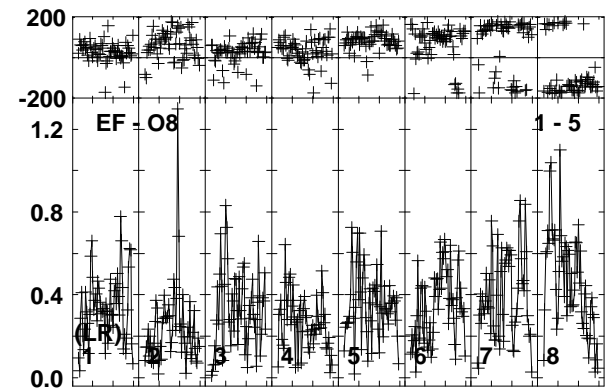
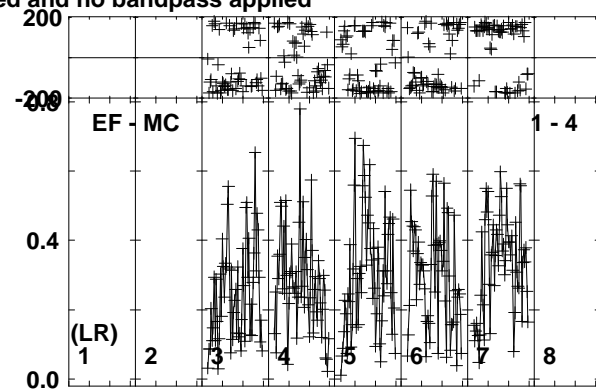
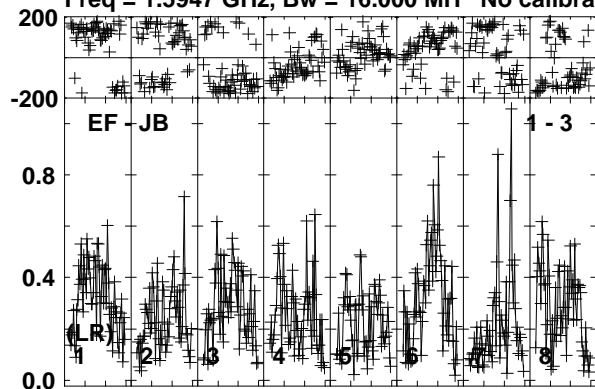


Lower frame: Micro Ampl Jy Top frame: Phas deg  
Vector averaged cross-power spectrum Baseline: EF (01) - JB (03)  
Timerange: 00/03:19:31 to 00/03:22:49

Plot file version 78 created 02-DEC-2015 19:32:55

J1058+5628 EM120.UVDATA.1

Freq = 1.5947 GHz, Bw = 16.000 MH No calibration applied and no bandpass applied

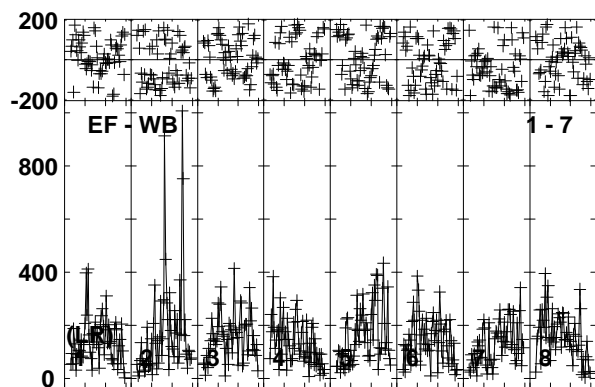
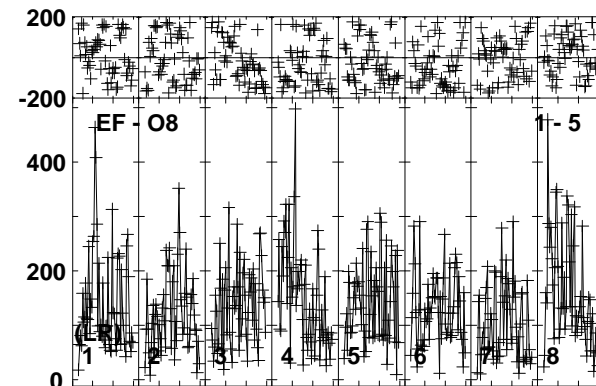
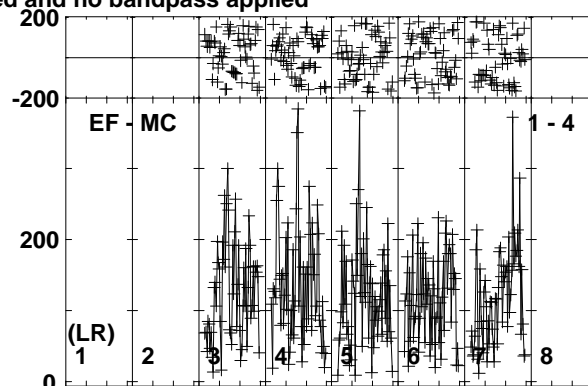
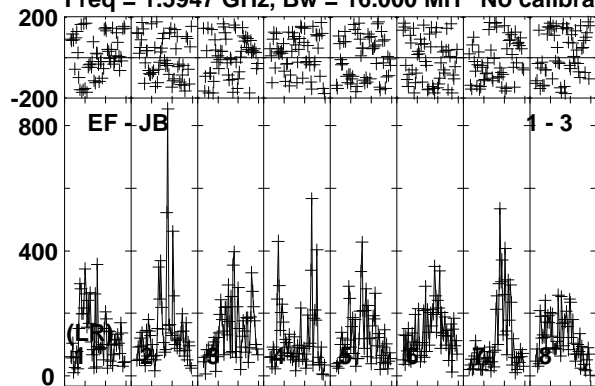


Lower frame: Milli Ampl Jy Top frame: Phas deg  
Vector averaged cross-power spectrum Baseline: EF (01) - JB (03)  
Timerange: 00/03:23:41 to 00/03:24:39

Plot file version 79 created 02-DEC-2015 19:32:55

LH USS1 EM120.UVDATA.1

Freq = 1.5947 GHz, Bw = 16.000 MH No calibration applied and no bandpass applied

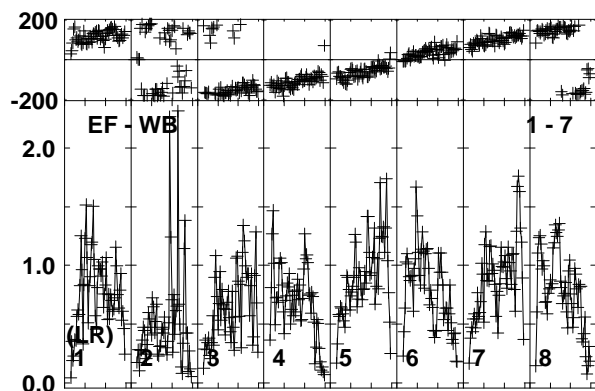
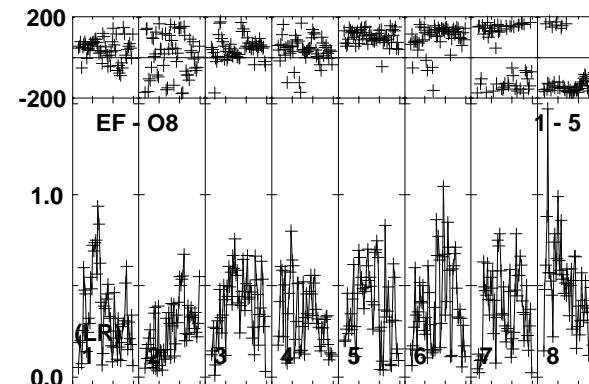
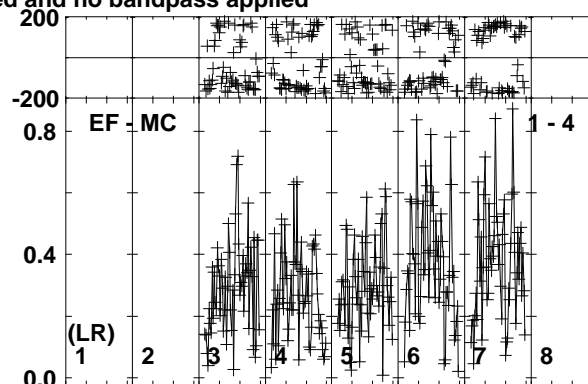
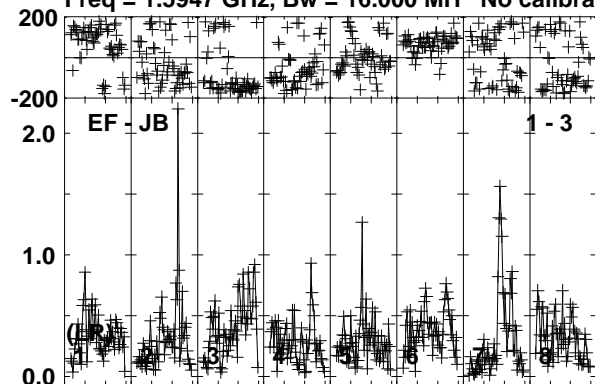


Lower frame: Micro Ampl Jy Top frame: Phas deg  
Vector averaged cross-power spectrum Baseline: EF (01) - JB (03)  
Timerange: 00/03:24:41 to 00/03:27:59

Plot file version 80 created 02-DEC-2015 19:32:55

J1058+5628 EM120.UVDATA.1

Freq = 1.5947 GHz, Bw = 16.000 MH No calibration applied and no bandpass applied



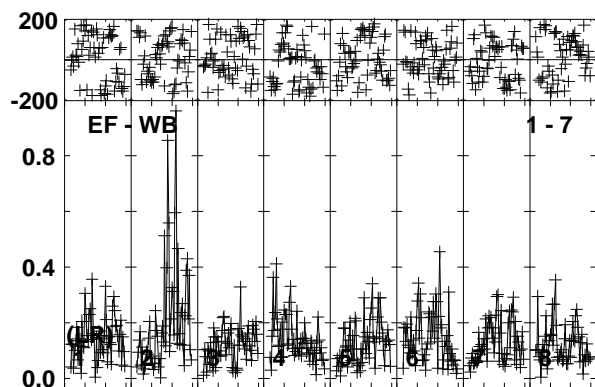
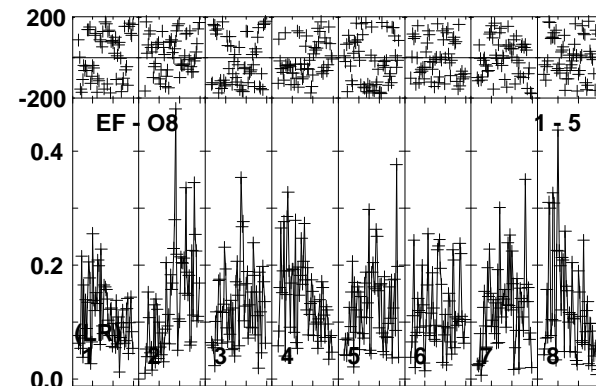
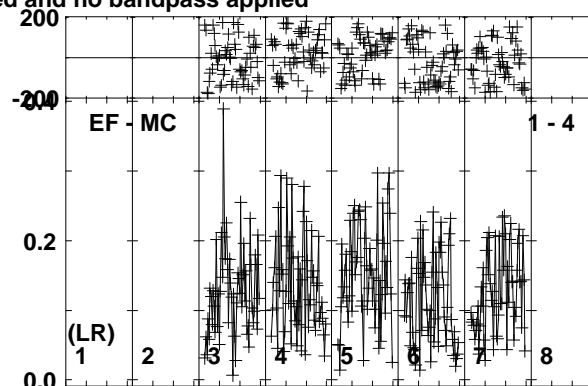
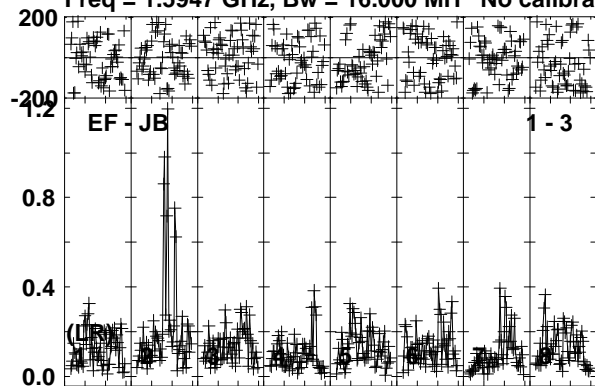
Lower frame: Milli Ampl Jy Top frame: Phas deg  
Vector averaged cross-power spectrum Baseline: EF (01) - JB (03)  
Timerange: 00/03:28:01 to 00/03:29:29



Plot file version 81 created 02-DEC-2015 19:32:56

LH USS1 EM120.UVDATA.1

Freq = 1.5947 GHz, Bw = 16.000 MH No calibration applied and no bandpass applied

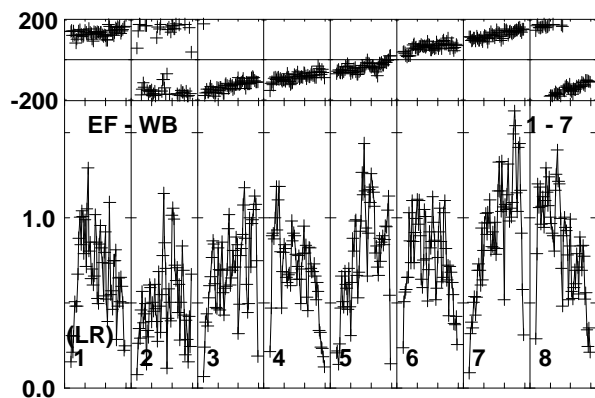
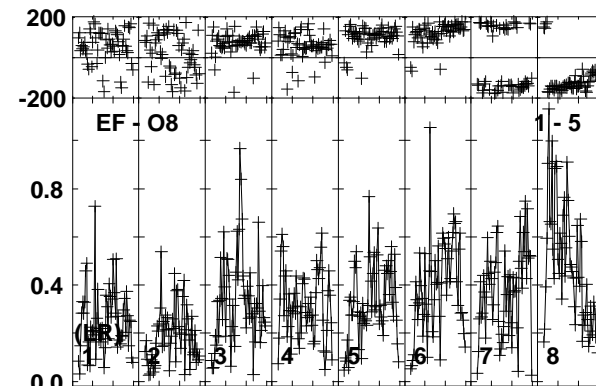
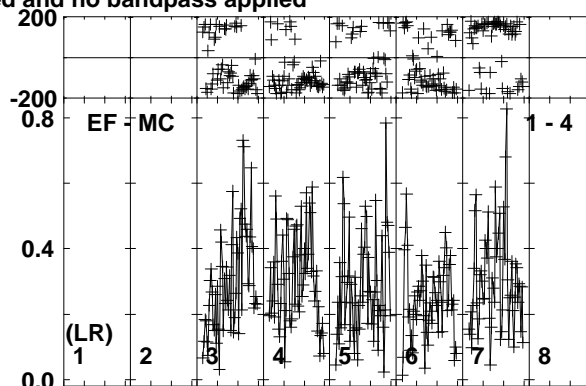
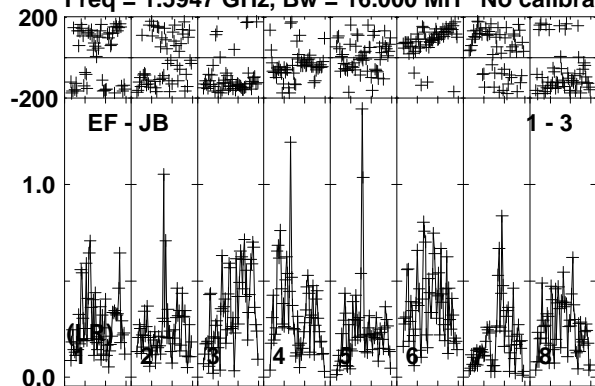


Lower frame: Milli Ampl Jy Top frame: Phas deg  
Vector averaged cross-power spectrum Baseline: EF (01) - JB (03)  
Timerange: 00/03:29:31 to 00/03:32:49

Plot file version 82 created 02-DEC-2015 19:32:56

J1058+5628 EM120.UVDATA.1

Freq = 1.5947 GHz, Bw = 16.000 MH No calibration applied and no bandpass applied

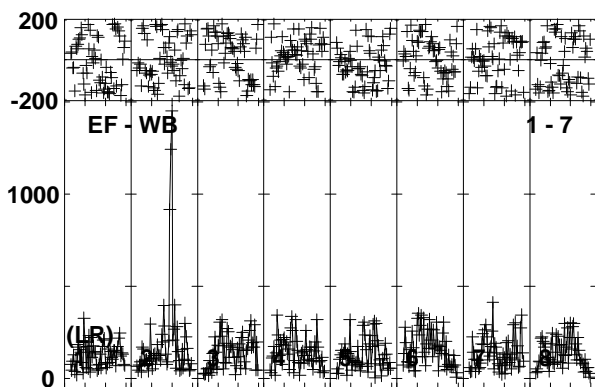
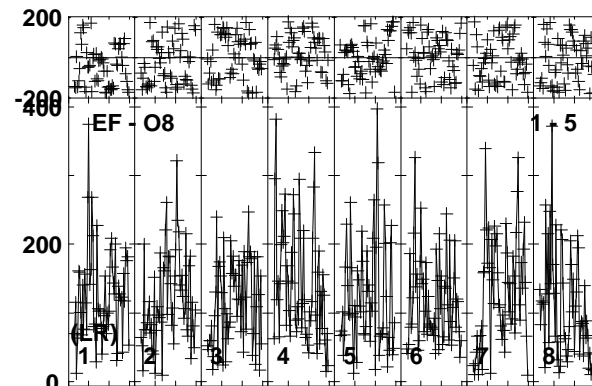
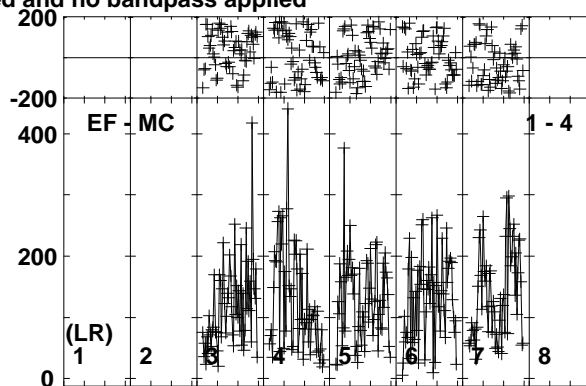
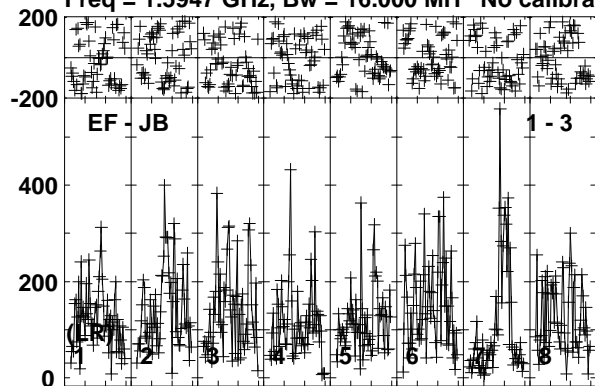


Lower frame: Milli Ampl Jy Top frame: Phas deg  
Vector averaged cross-power spectrum Baseline: EF (01) - JB (03)  
Timerange: 00/03:33:41 to 00/03:34:39

Plot file version 83 created 02-DEC-2015 19:32:56

LH USS1 EM120.UVDATA.1

Freq = 1.5947 GHz, Bw = 16.000 MH No calibration applied and no bandpass applied

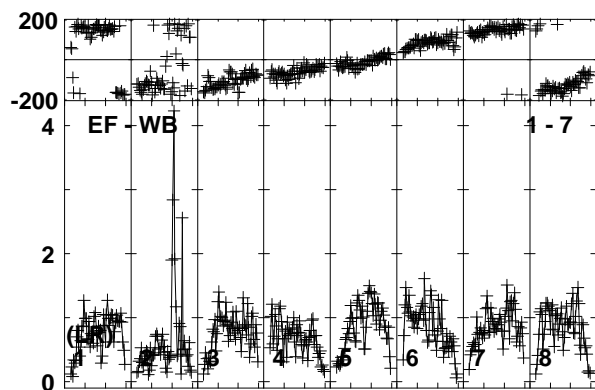
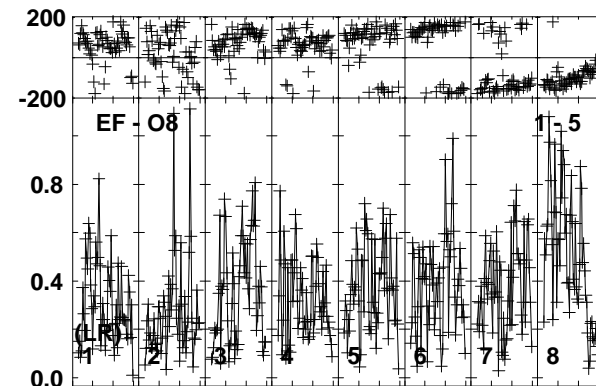
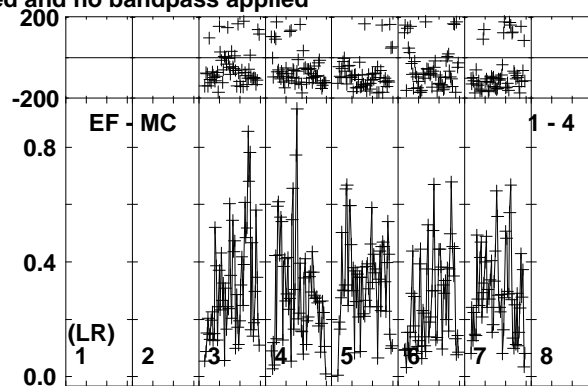
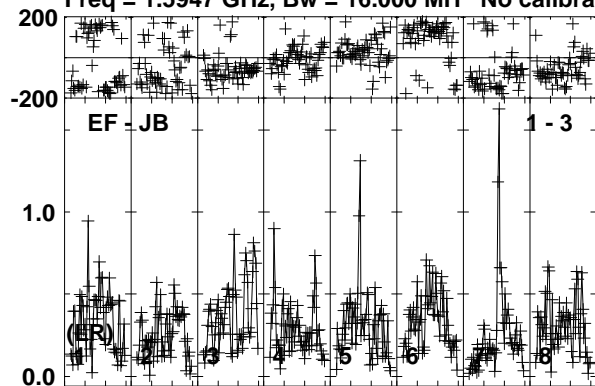


Lower frame: Micro Ampl Jy Top frame: Phas deg  
Vector averaged cross-power spectrum Baseline: EF (01) - JB (03)  
Timerange: 00/03:34:41 to 00/03:37:59

Plot file version 84 created 02-DEC-2015 19:32:56

J1058+5628 EM120.UVDATA.1

Freq = 1.5947 GHz, Bw = 16.000 MH No calibration applied and no bandpass applied

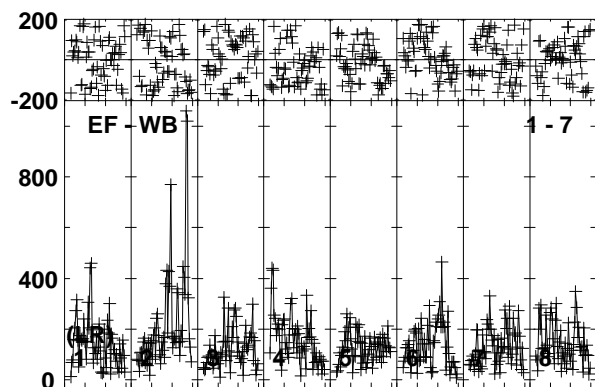
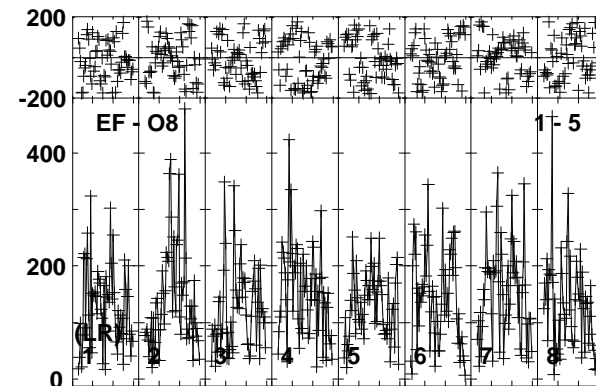
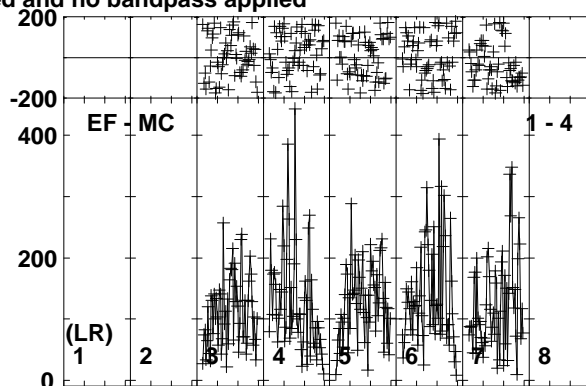
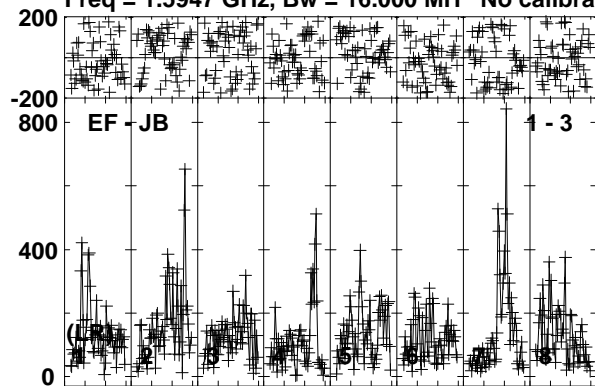


Lower frame: Milli Ampl Jy Top frame: Phas deg  
Vector averaged cross-power spectrum Baseline: EF (01) - JB (03)  
Timerange: 00/03:38:01 to 00/03:39:29

Plot file version 85 created 02-DEC-2015 19:32:56

LH USS1 EM120.UVDATA.1

Freq = 1.5947 GHz, Bw = 16.000 MH No calibration applied and no bandpass applied

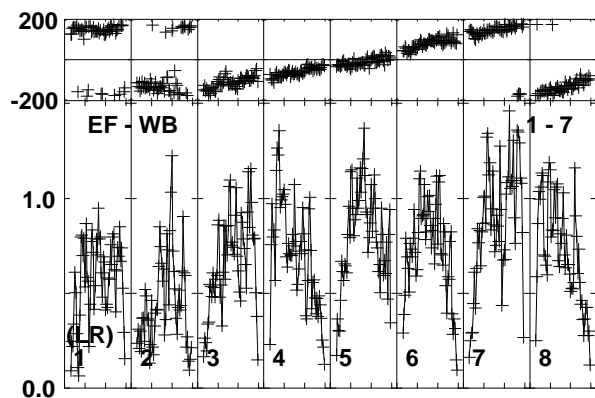
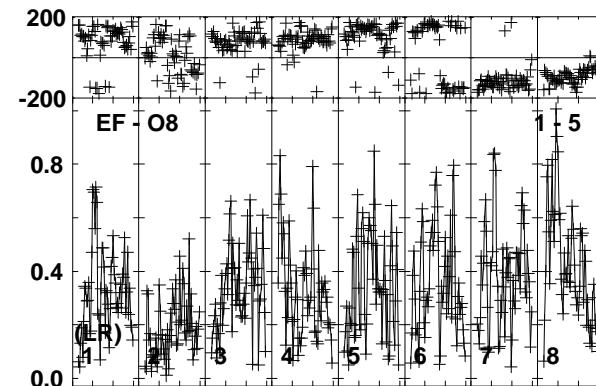
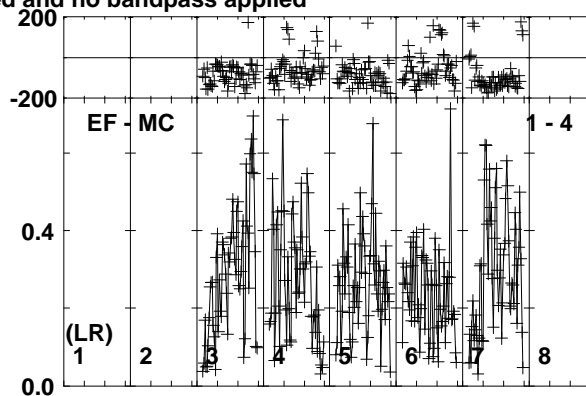
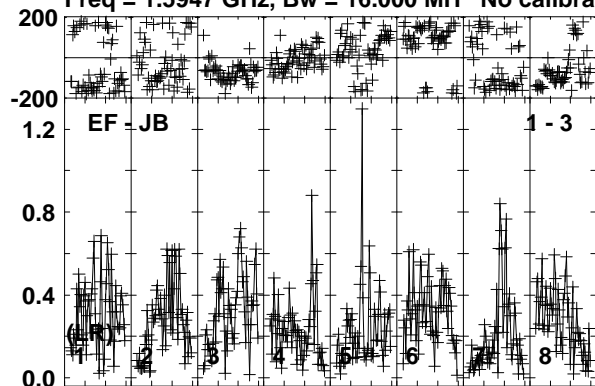


Lower frame: Micro Ampl Jy Top frame: Phas deg  
Vector averaged cross-power spectrum Baseline: EF (01) - JB (03)  
Timerange: 00/03:39:31 to 00/03:42:49

Plot file version 86 created 02-DEC-2015 19:32:56

J1058+5628 EM120.UVDATA.1

Freq = 1.5947 GHz, Bw = 16.000 MH No calibration applied and no bandpass applied

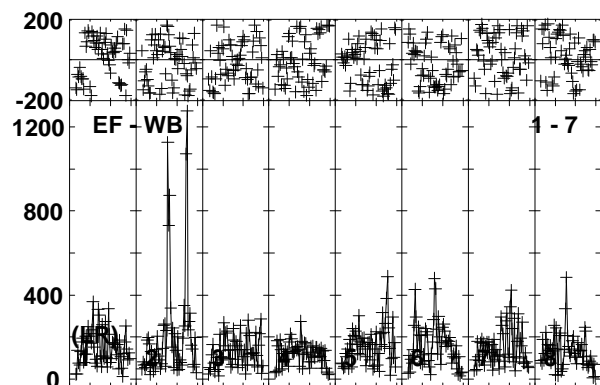
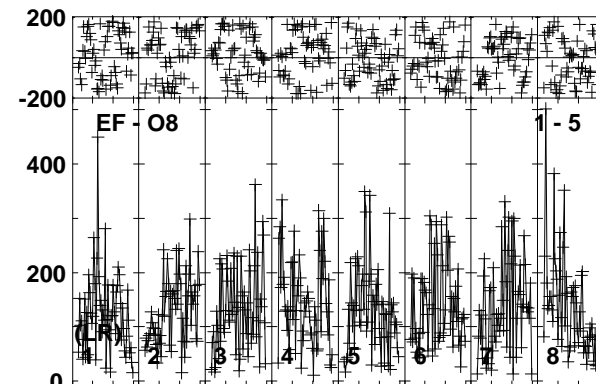
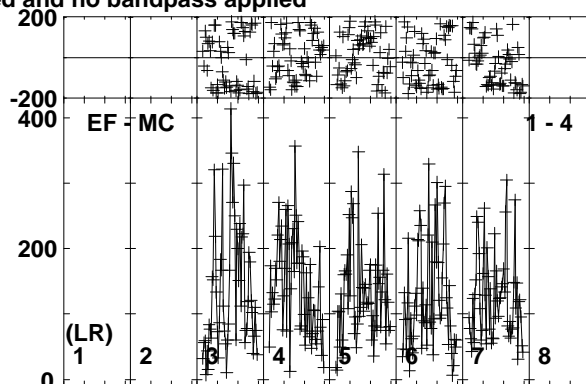
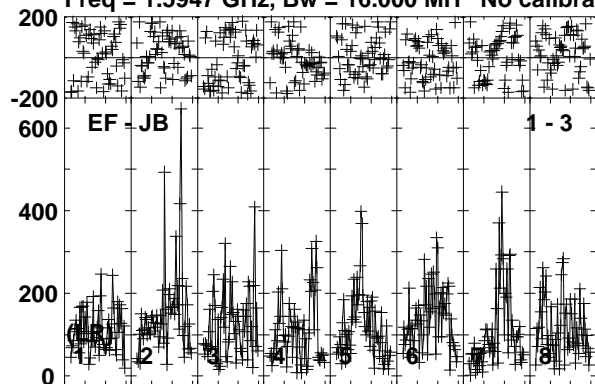


Lower frame: Milli Ampl Jy Top frame: Phas deg  
Vector averaged cross-power spectrum Baseline: EF (01) - JB (03)  
Timerange: 00/03:43:41 to 00/03:44:39

Plot file version 87 created 02-DEC-2015 19:32:56

LH USS1 EM120.UVDATA.1

Freq = 1.5947 GHz, Bw = 16.000 MH No calibration applied and no bandpass applied

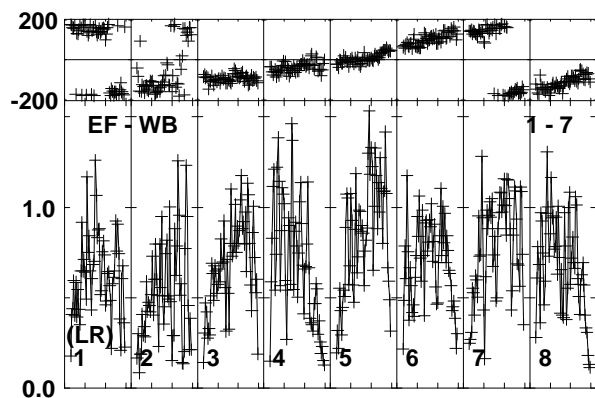
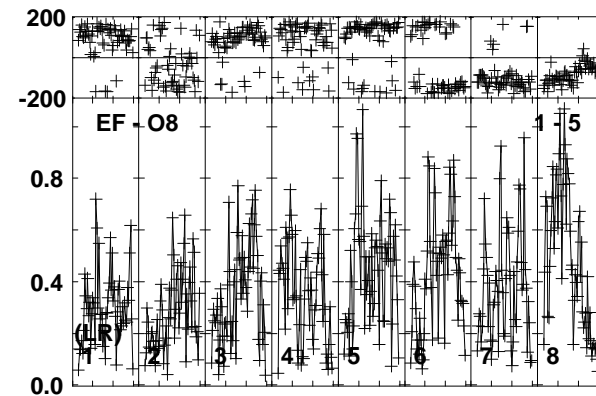
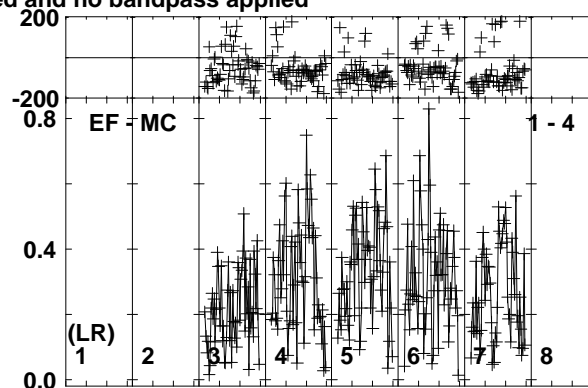
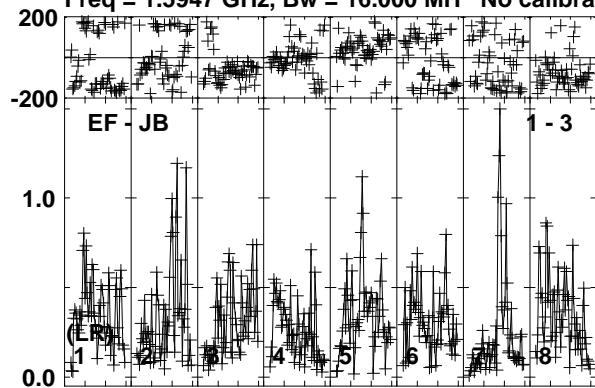


Lower frame: Micro Ampl Jy Top frame: Phas deg  
Vector averaged cross-power spectrum Baseline: EF (01) - JB (03)  
Timerange: 00/03:44:41 to 00/03:47:59

Plot file version 88 created 02-DEC-2015 19:32:56

J1058+5628 EM120.UVDATA.1

Freq = 1.5947 GHz, Bw = 16.000 MH No calibration applied and no bandpass applied



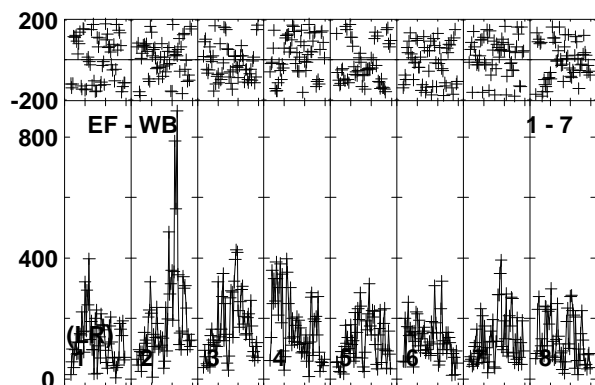
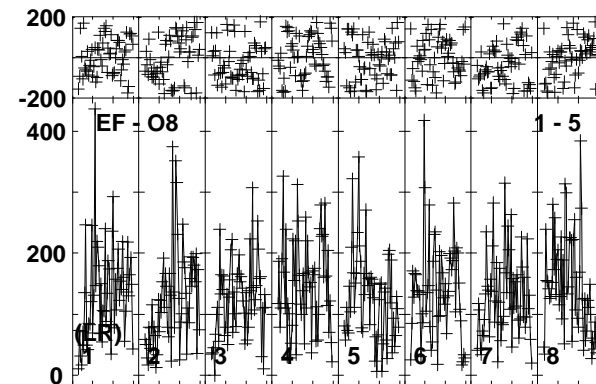
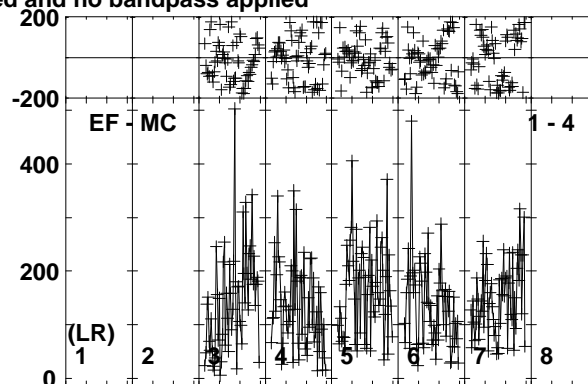
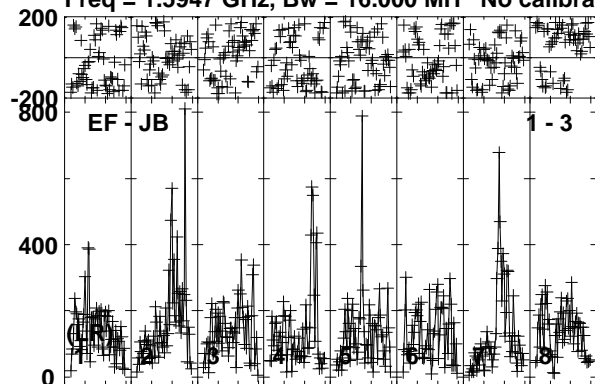
Lower frame: Milli Ampl Jy Top frame: Phas deg  
Vector averaged cross-power spectrum Baseline: EF (01) - JB (03)  
Timerange: 00/03:48:01 to 00/03:49:29



Plot file version 89 created 02-DEC-2015 19:32:56

LH USS1 EM120.UVDATA.1

Freq = 1.5947 GHz, Bw = 16.000 MH No calibration applied and no bandpass applied

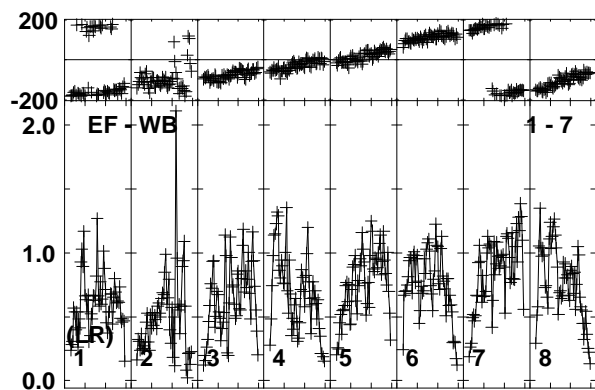
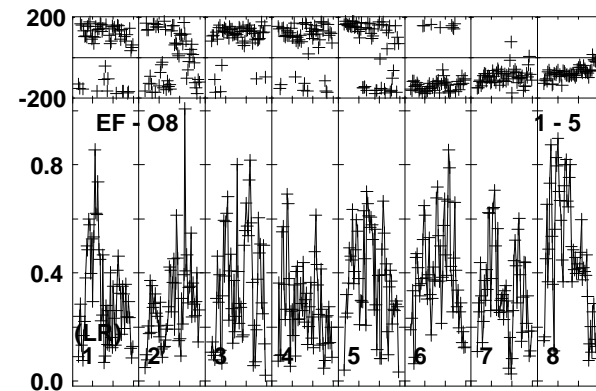
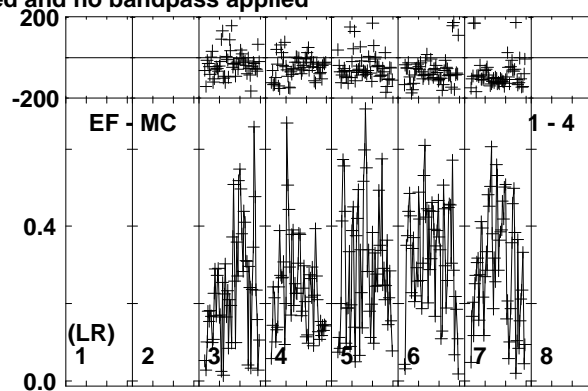
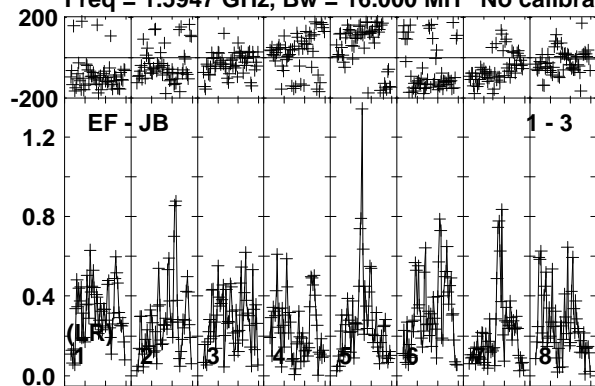


Lower frame: Micro Ampl Jy Top frame: Phas deg  
Vector averaged cross-power spectrum Baseline: EF (01) - JB (03)  
Timerange: 00/03:49:31 to 00/03:52:49

Plot file version 90 created 02-DEC-2015 19:32:56

J1058+5628 EM120.UVDATA.1

Freq = 1.5947 GHz, Bw = 16.000 MH No calibration applied and no bandpass applied

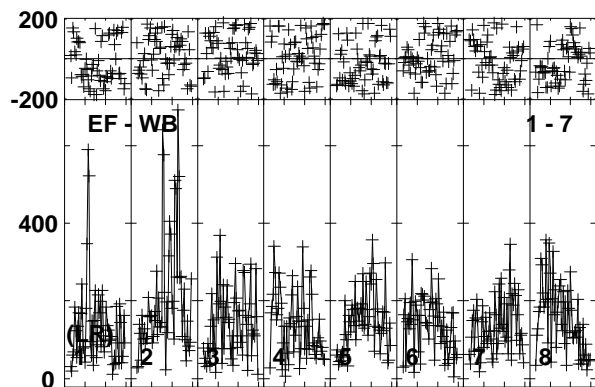
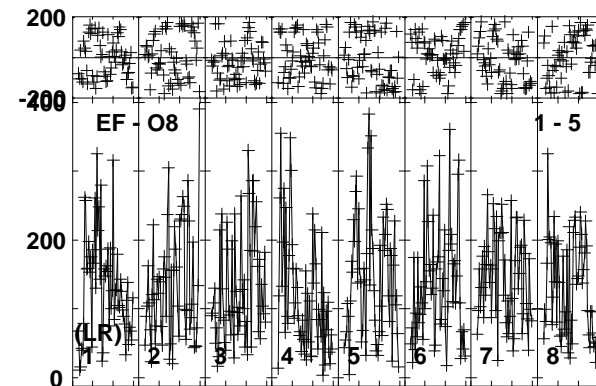
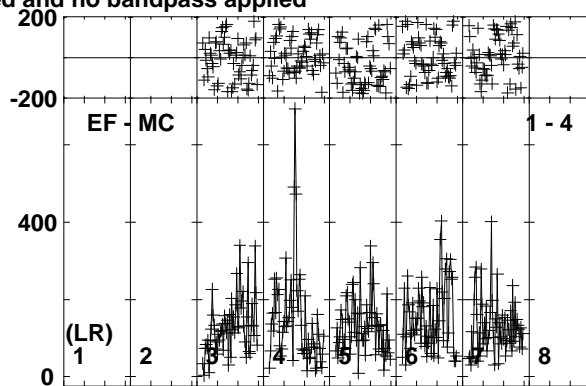
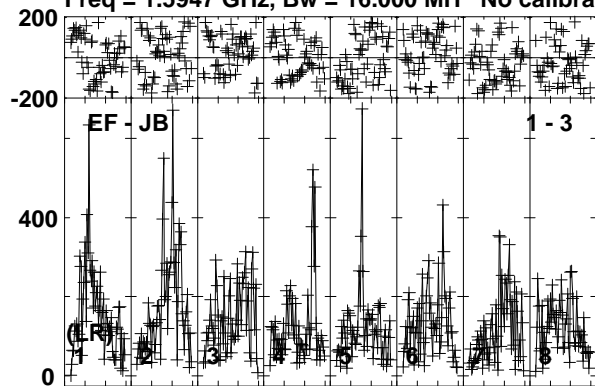


Lower frame: Milli Ampl Jy Top frame: Phas deg  
Vector averaged cross-power spectrum Baseline: EF (01) - JB (03)  
Timerange: 00/03:53:51 to 00/03:54:49

Plot file version 91 created 02-DEC-2015 19:32:57

LH USS1 EM120.UVDATA.1

Freq = 1.5947 GHz, Bw = 16.000 MH No calibration applied and no bandpass applied

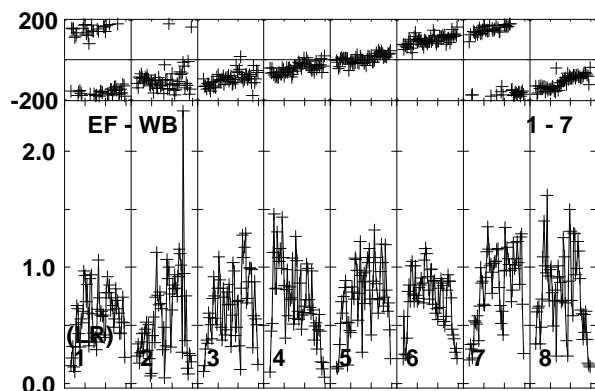
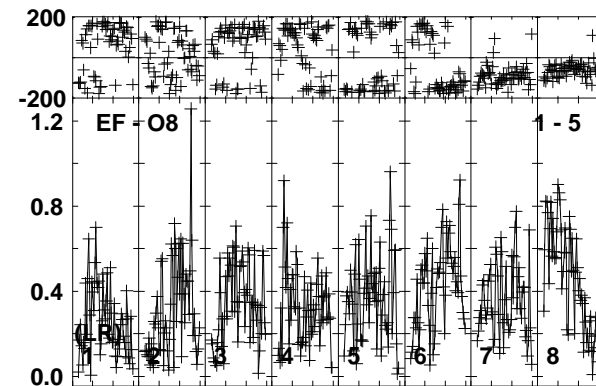
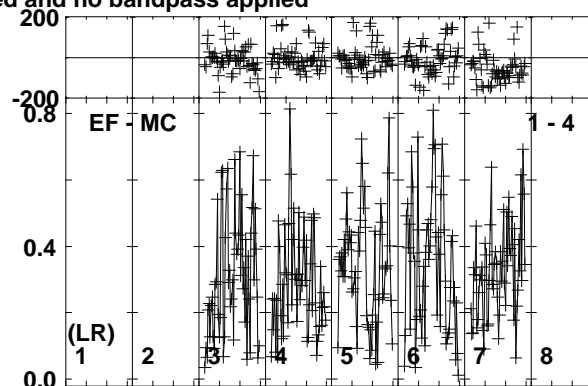
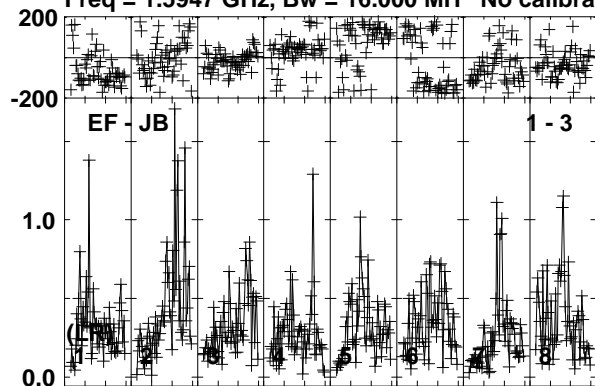


Lower frame: Micro Ampl Jy Top frame: Phas deg  
Vector averaged cross-power spectrum Baseline: EF (01) - JB (03)  
Timerange: 00/03:54:51 to 00/03:58:09

Plot file version 92 created 02-DEC-2015 19:32:57

J1058+5628 EM120.UVDATA.1

Freq = 1.5947 GHz, Bw = 16.000 MH No calibration applied and no bandpass applied

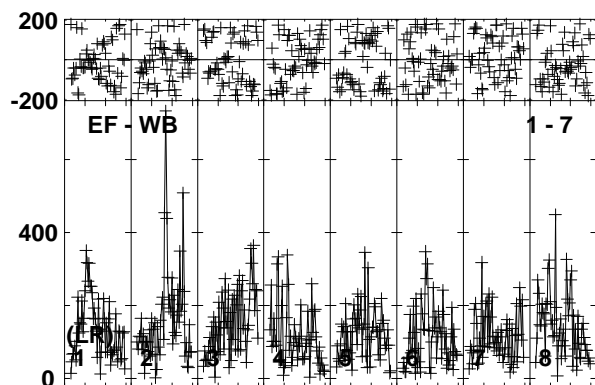
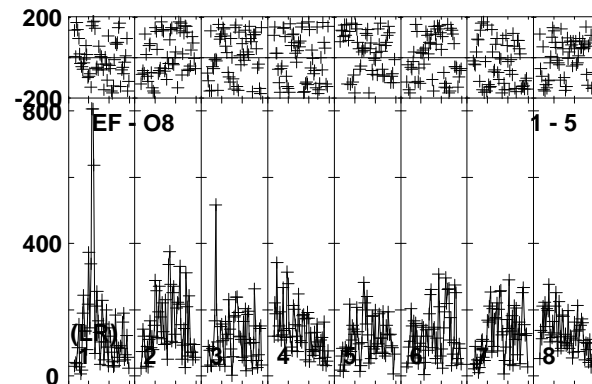
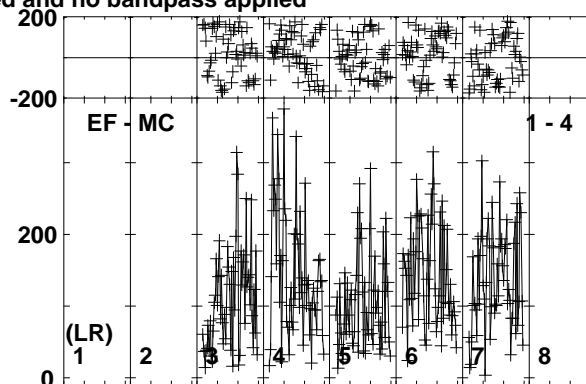
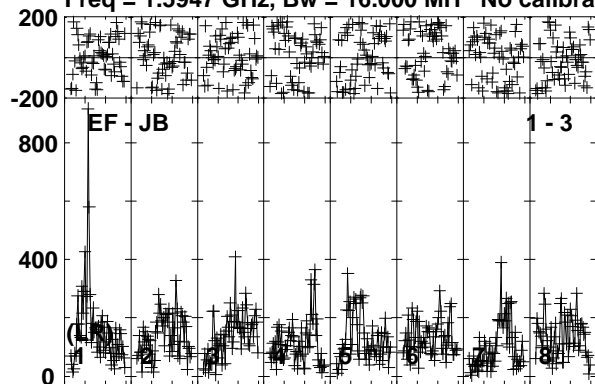


Lower frame: Milli Ampl Jy Top frame: Phas deg  
Vector averaged cross-power spectrum Baseline: EF (01) - JB (03)  
Timerange: 00/03:58:11 to 00/03:59:39

Plot file version 93 created 02-DEC-2015 19:32:57

LH USS1 EM120.UVDATA.1

Freq = 1.5947 GHz, Bw = 16.000 MH No calibration applied and no bandpass applied

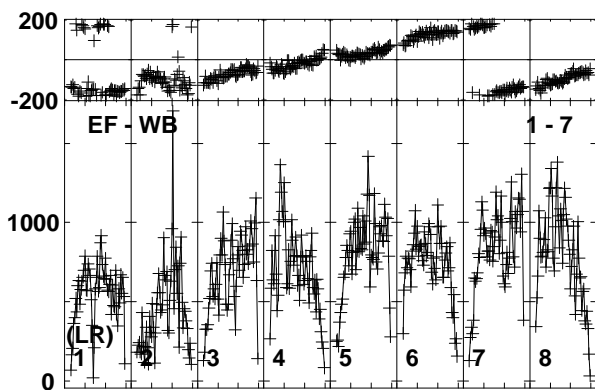
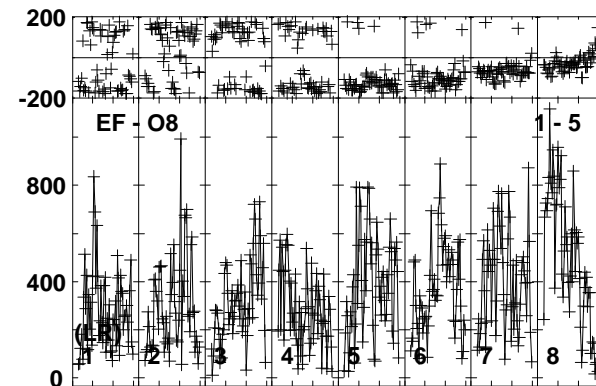
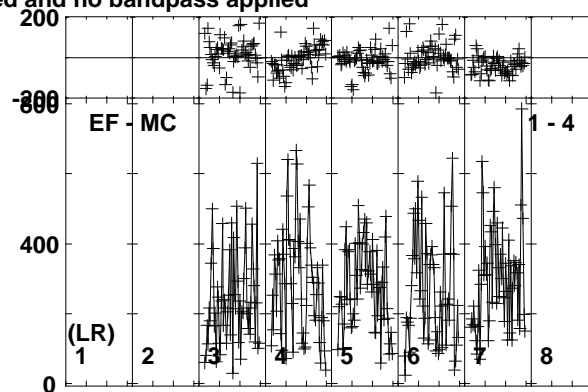
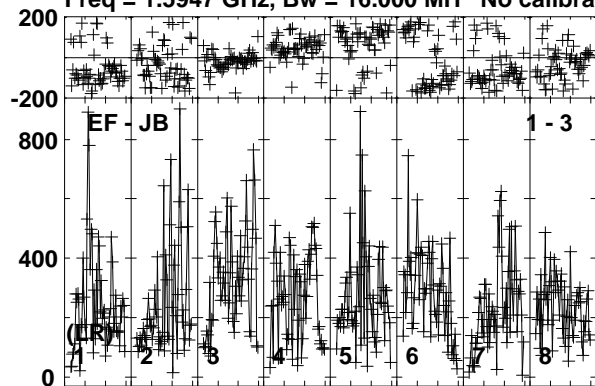


Lower frame: Micro Ampl Jy Top frame: Phas deg  
Vector averaged cross-power spectrum Baseline: EF (01) - JB (03)  
Timerange: 00/03:59:41 to 00/04:02:59

Plot file version 94 created 02-DEC-2015 19:32:57

J1058+5628 EM120.UVDATA.1

Freq = 1.5947 GHz, Bw = 16.000 MH No calibration applied and no bandpass applied

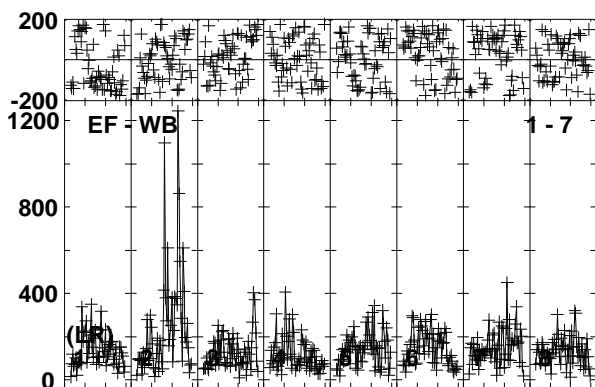
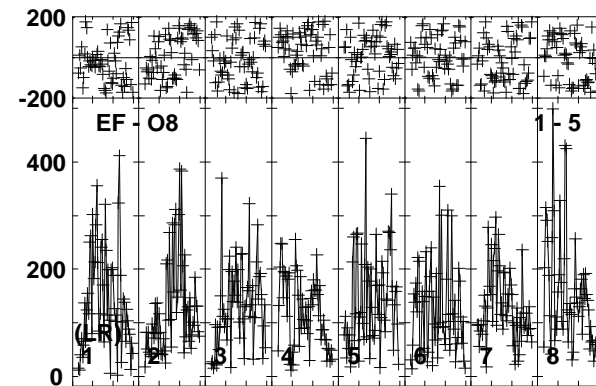
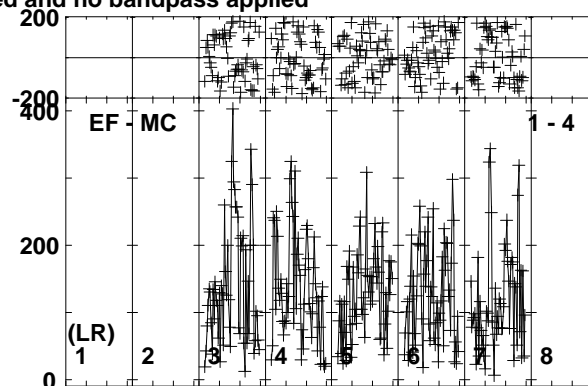
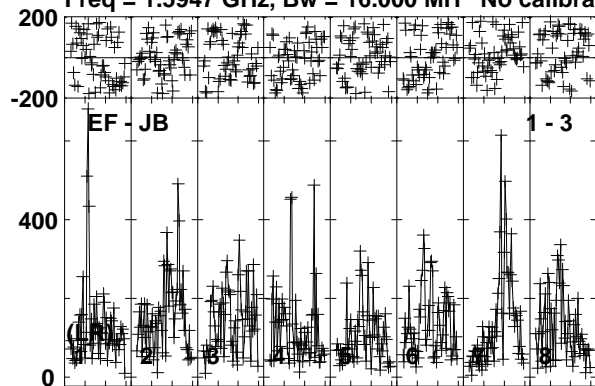


Lower frame: Micro Ampl Jy Top frame: Phas deg  
Vector averaged cross-power spectrum Baseline: EF (01) - JB (03)  
Timerange: 00/04:04:01 to 00/04:04:59

Plot file version 95 created 02-DEC-2015 19:32:57

LH USS1 EM120.UVDATA.1

Freq = 1.5947 GHz, Bw = 16.000 MH No calibration applied and no bandpass applied

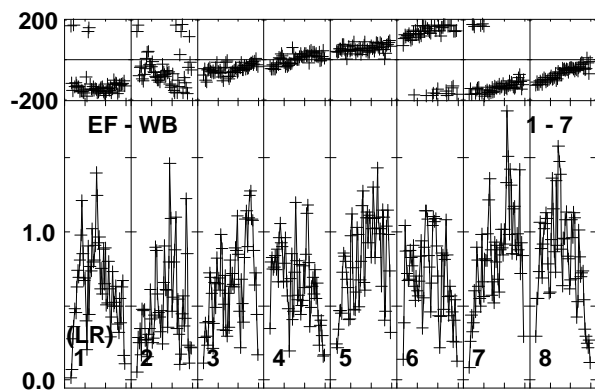
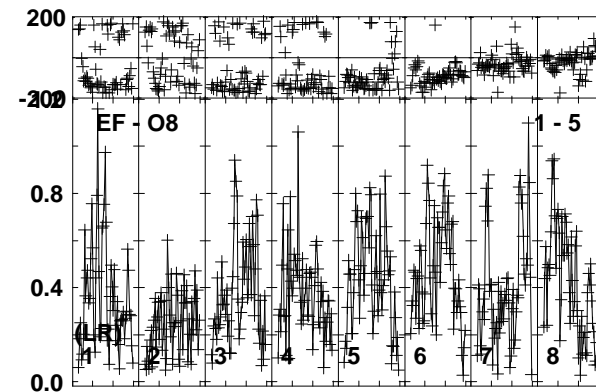
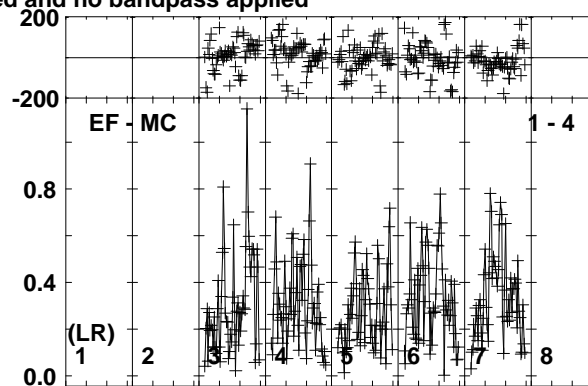
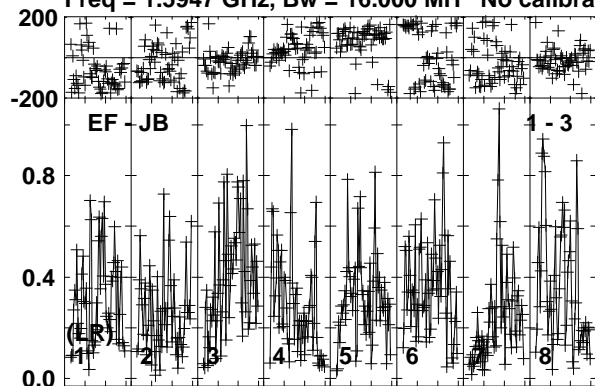


Lower frame: Micro Ampl Jy Top frame: Phas deg  
Vector averaged cross-power spectrum Baseline: EF (01) - JB (03)  
Timerange: 00/04:05:01 to 00/04:08:19

Plot file version 96 created 02-DEC-2015 19:32:57

J1058+5628 EM120.UVDATA.1

Freq = 1.5947 GHz, Bw = 16.000 MH No calibration applied and no bandpass applied



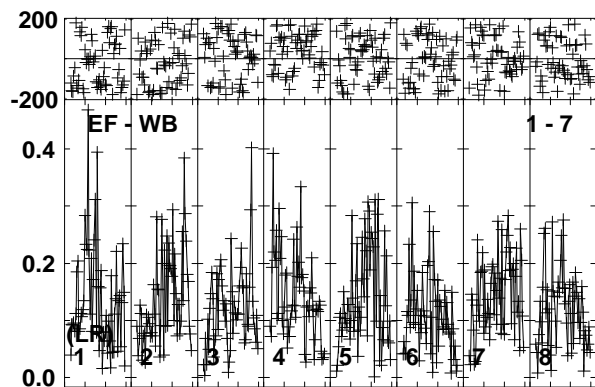
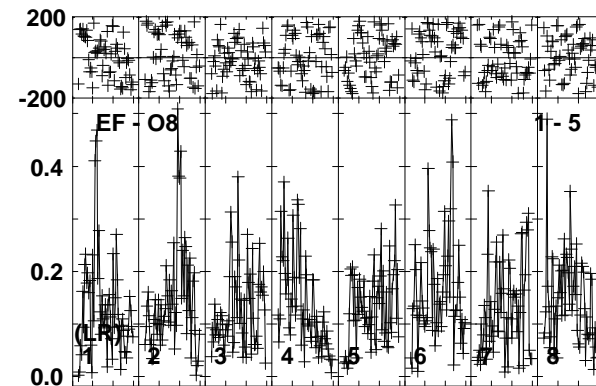
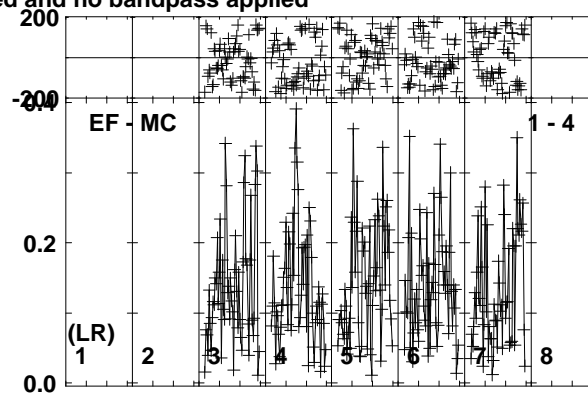
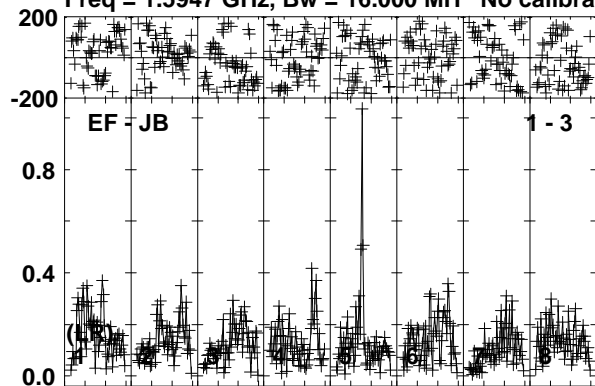
Lower frame: Milli Ampl Jy Top frame: Phas deg  
Vector averaged cross-power spectrum Baseline: EF (01) - JB (03)  
Timerange: 00/04:08:21 to 00/04:09:49



Plot file version 97 created 02-DEC-2015 19:32:57

LH USS1 EM120.UVDATA.1

Freq = 1.5947 GHz, Bw = 16.000 MH No calibration applied and no bandpass applied

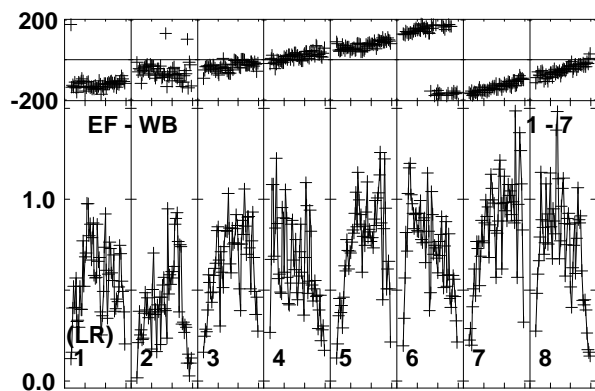
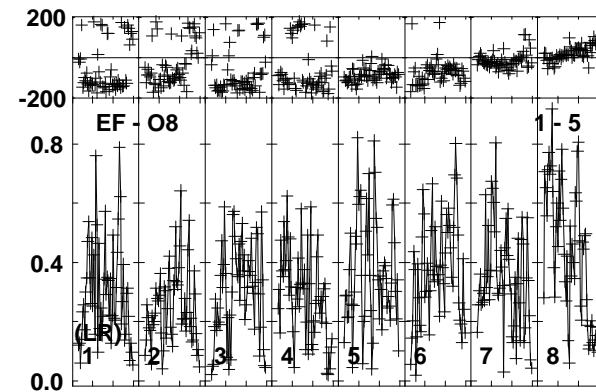
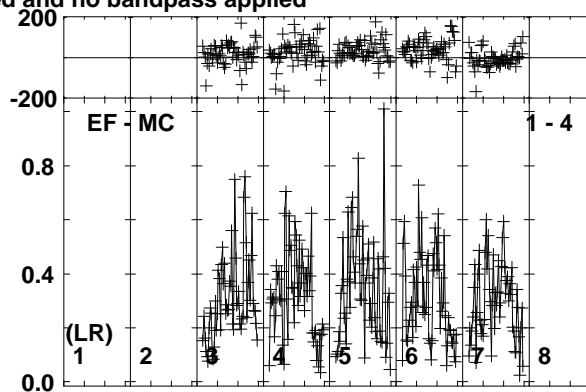
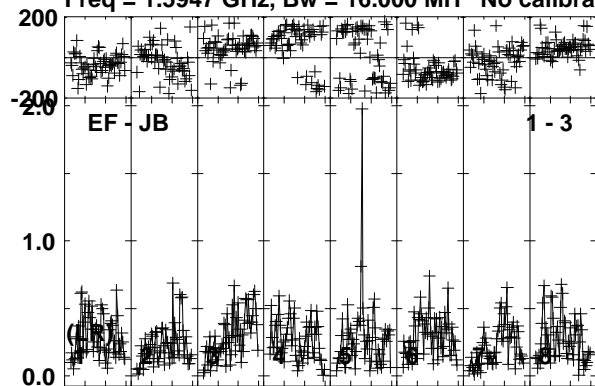


Lower frame: Milli Ampl Jy Top frame: Phas deg  
Vector averaged cross-power spectrum Baseline: EF (01) - JB (03)  
Timerange: 00/04:09:51 to 00/04:13:09

Plot file version 98 created 02-DEC-2015 19:32:57

J1058+5628 EM120.UVDATA.1

Freq = 1.5947 GHz, Bw = 16.000 MH No calibration applied and no bandpass applied

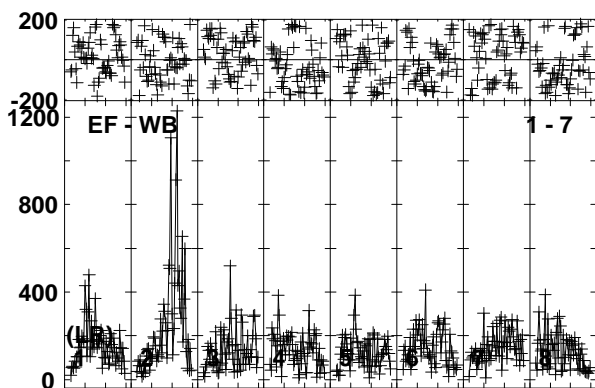
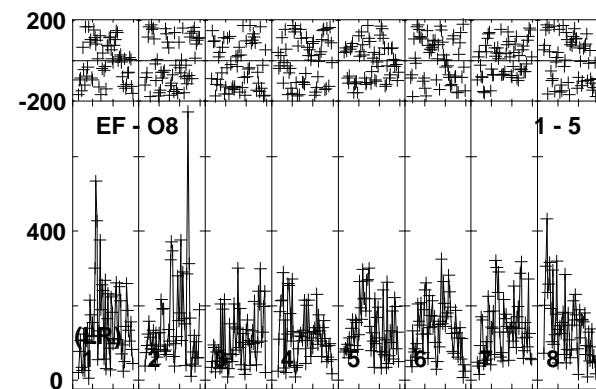
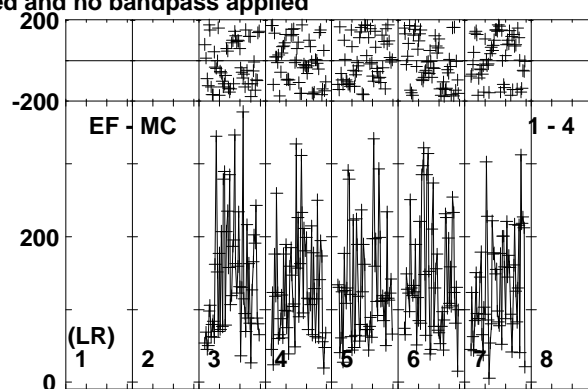
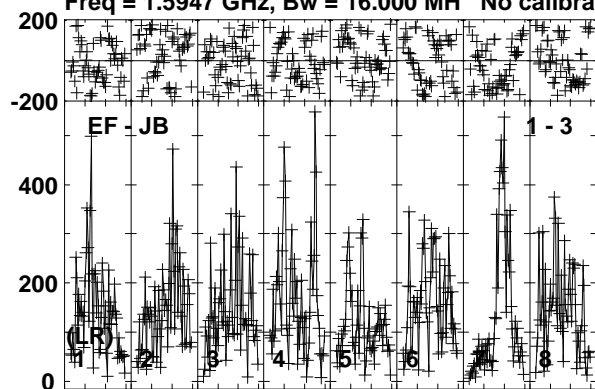


Lower frame: Milli Ampl Jy Top frame: Phas deg  
Vector averaged cross-power spectrum Baseline: EF (01) - JB (03)  
Timerange: 00/04:14:11 to 00/04:15:09

Plot file version 99 created 02-DEC-2015 19:32:57

LH USS1 EM120.UVDATA.1

Freq = 1.5947 GHz, Bw = 16.000 MH No calibration applied and no bandpass applied

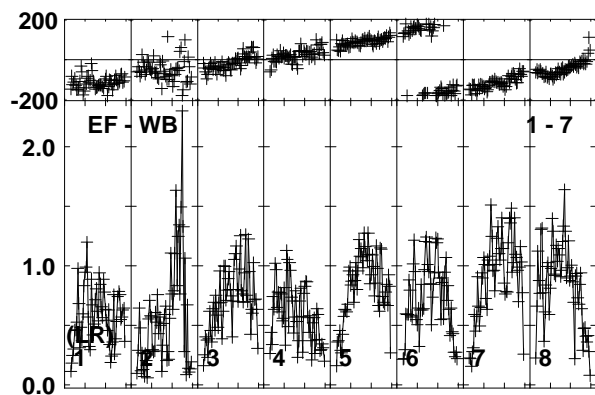
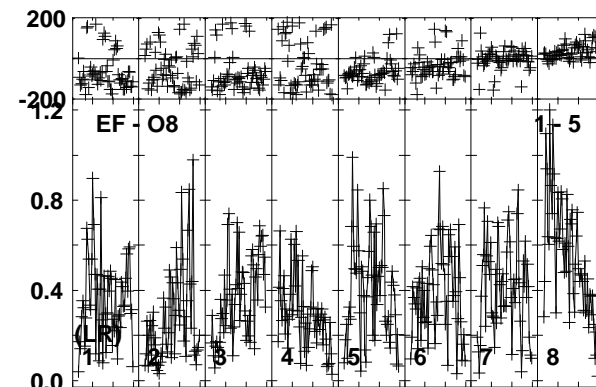
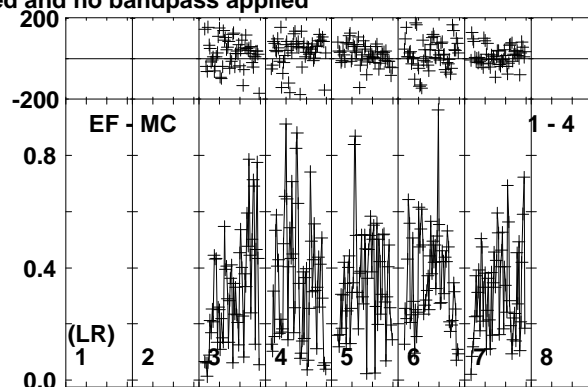
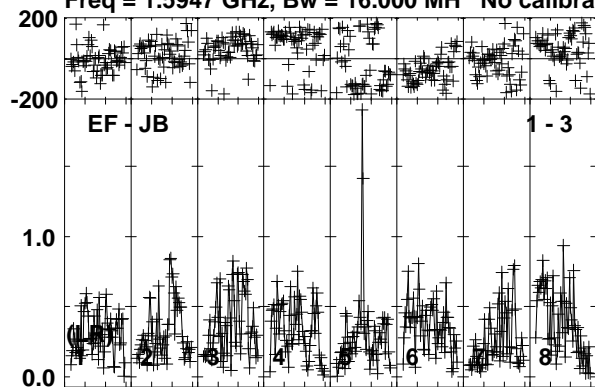


Lower frame: Micro Ampl Jy Top frame: Phas deg  
Vector averaged cross-power spectrum Baseline: EF (01) - JB (03)  
Timerange: 00/04:15:11 to 00/04:18:29

Plot file version 100 created 02-DEC-2015 19:32:57

J1058+5628 EM120.UVDATA.1

Freq = 1.5947 GHz, Bw = 16.000 MH No calibration applied and no bandpass applied

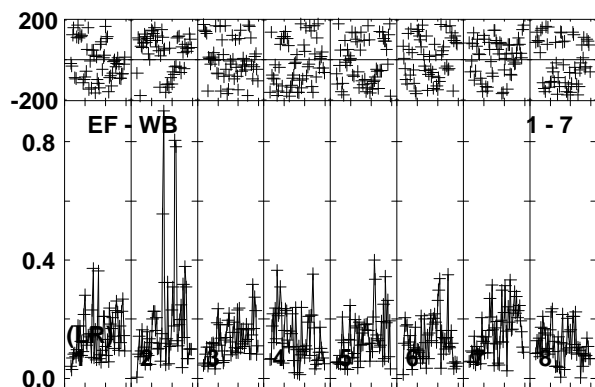
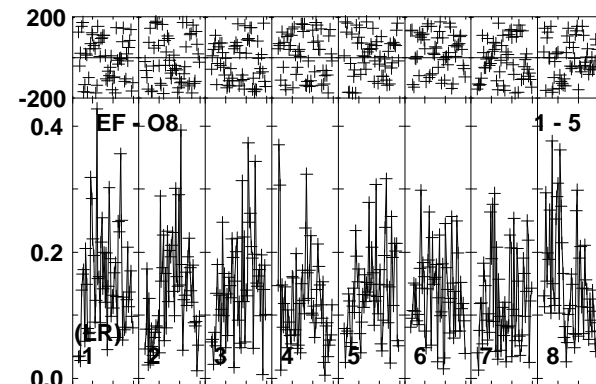
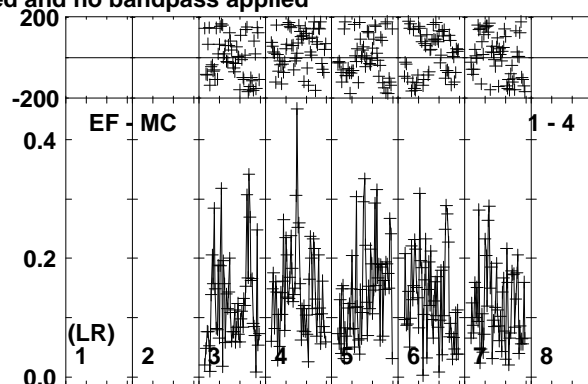
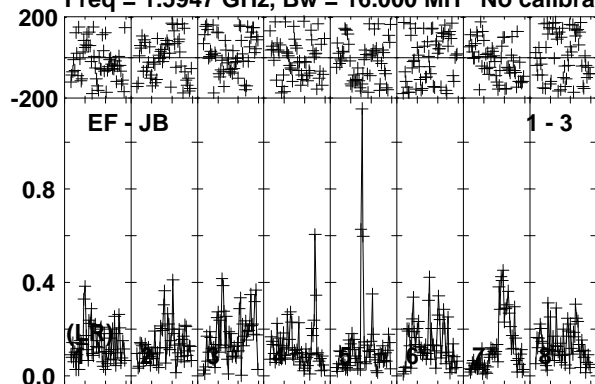


Lower frame: Milli Ampl Jy Top frame: Phas deg  
Vector averaged cross-power spectrum Baseline: EF (01) - JB (03)  
Timerange: 00/04:18:31 to 00/04:19:59

Plot file version 101 created 02-DEC-2015 19:32:58

LH USS1 EM120.UVDATA.1

Freq = 1.5947 GHz, Bw = 16.000 MH No calibration applied and no bandpass applied

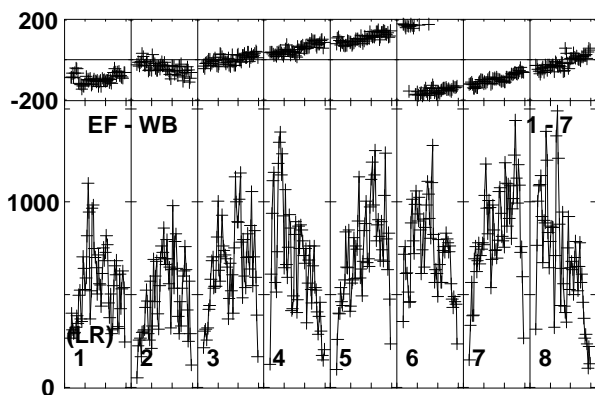
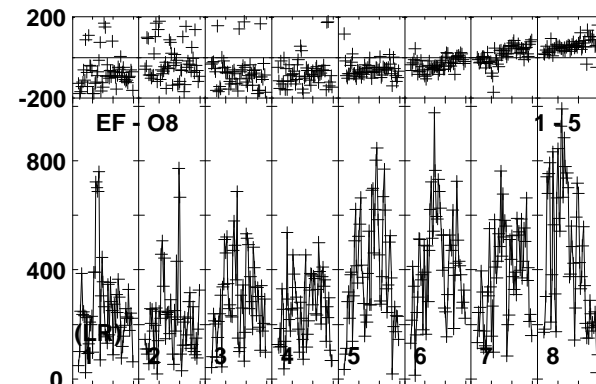
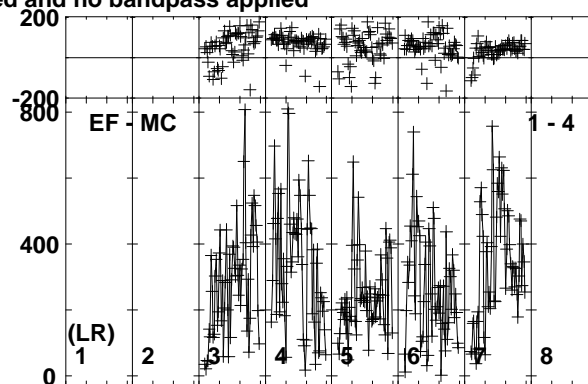
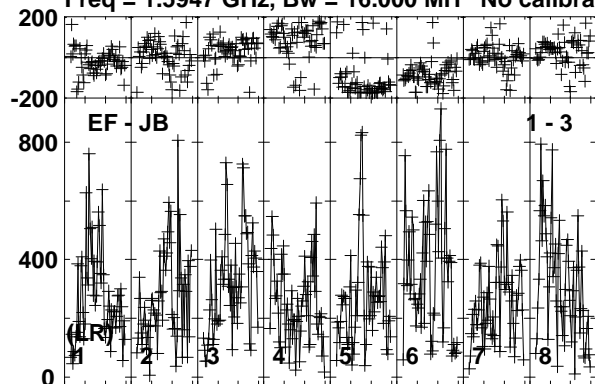


Lower frame: Milli Ampl Jy Top frame: Phas deg  
Vector averaged cross-power spectrum Baseline: EF (01) - JB (03)  
Timerange: 00/04:20:01 to 00/04:23:19

Plot file version 102 created 02-DEC-2015 19:32:58

J1058+5628 EM120.UVDATA.1

Freq = 1.5947 GHz, Bw = 16.000 MH No calibration applied and no bandpass applied

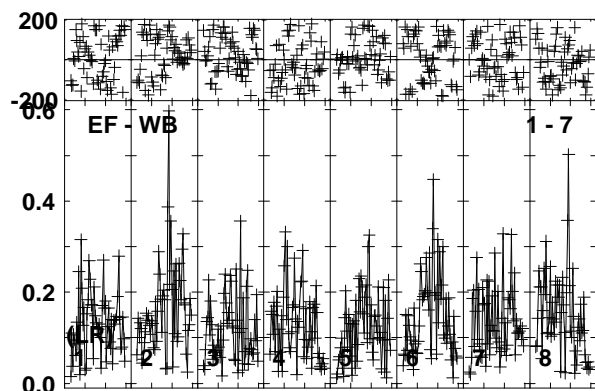
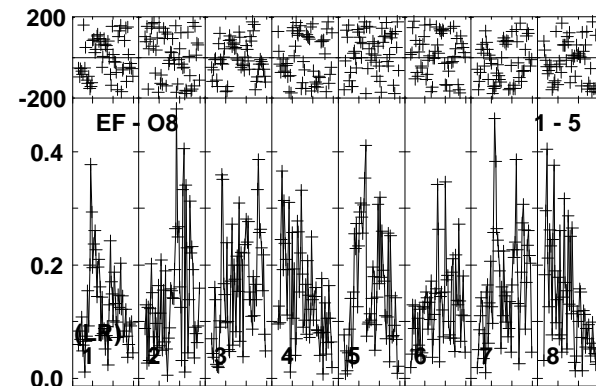
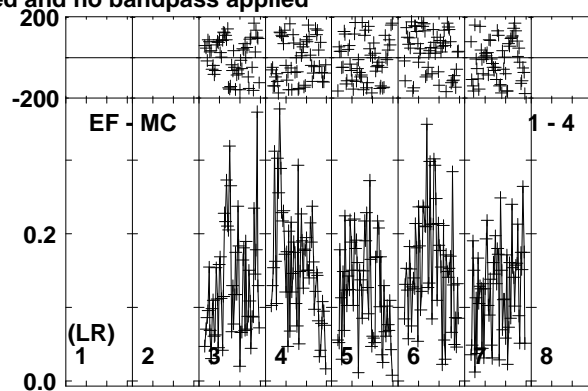
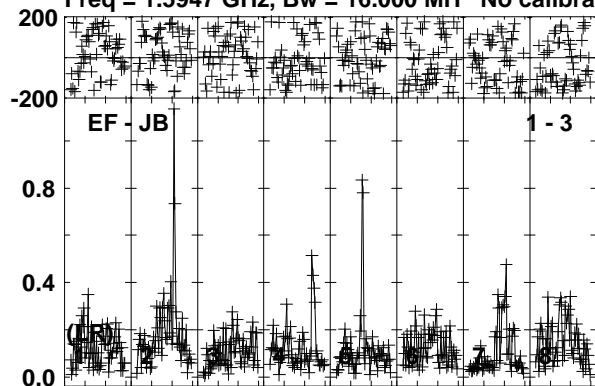


Lower frame: Micro Ampl Jy Top frame: Phas deg  
Vector averaged cross-power spectrum Baseline: EF (01) - JB (03)  
Timerange: 00/04:24:21 to 00/04:25:19

Plot file version 103 created 02-DEC-2015 19:32:58

LH USS1 EM120.UVDATA.1

Freq = 1.5947 GHz, Bw = 16.000 MH No calibration applied and no bandpass applied

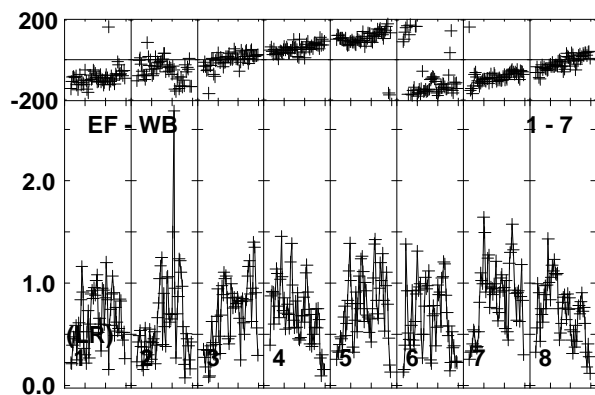
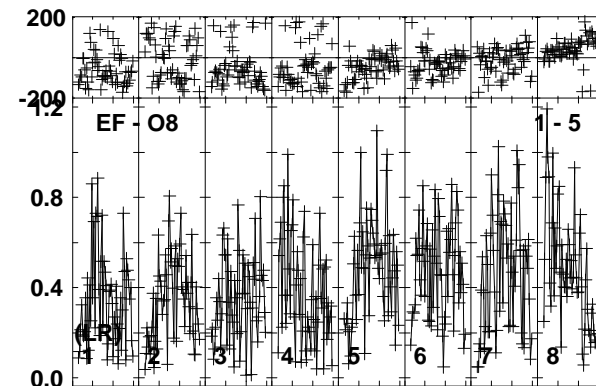
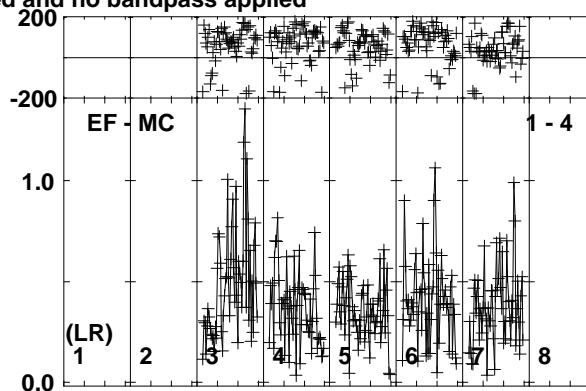
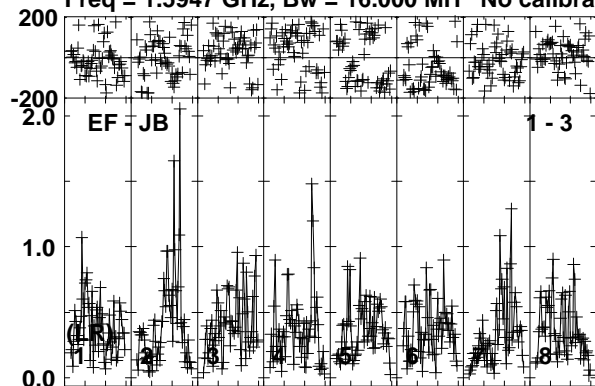


Lower frame: Milli Ampl Jy Top frame: Phas deg  
Vector averaged cross-power spectrum Baseline: EF (01) - JB (03)  
Timerange: 00/04:25:21 to 00/04:28:39

Plot file version 104 created 02-DEC-2015 19:32:58

J1058+5628 EM120.UVDATA.1

Freq = 1.5947 GHz, Bw = 16.000 MH No calibration applied and no bandpass applied



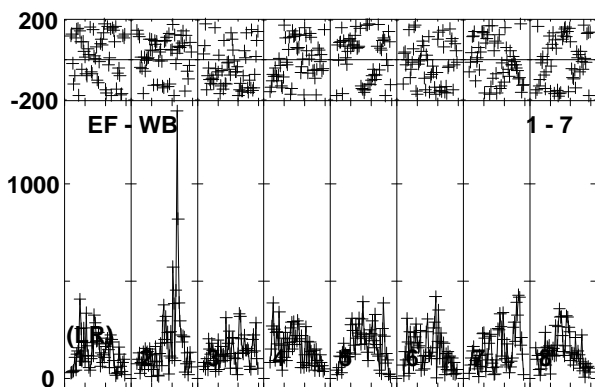
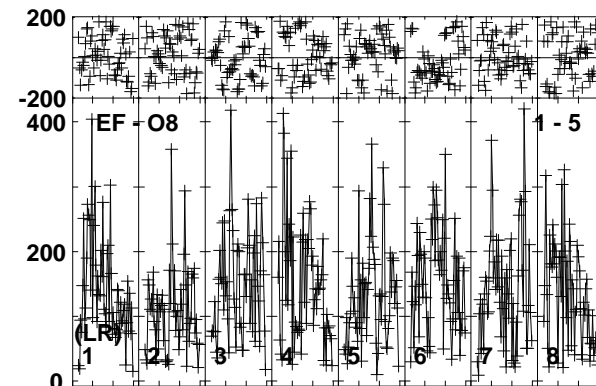
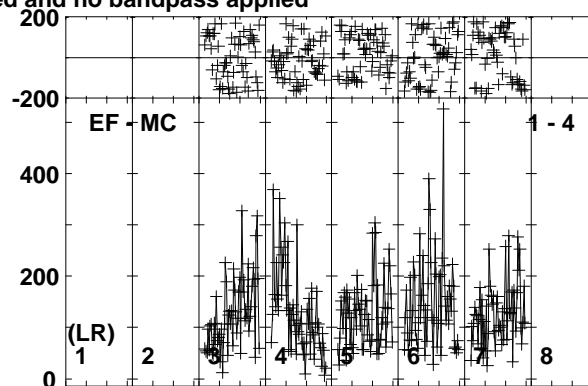
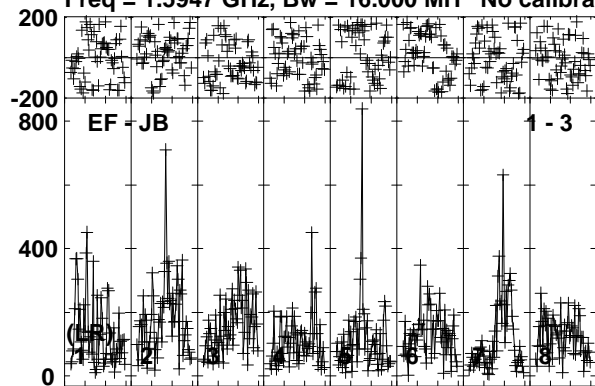
Lower frame: Milli Ampl Jy Top frame: Phas deg  
Vector averaged cross-power spectrum Baseline: EF (01) - JB (03)  
Timerange: 00/04:28:41 to 00/04:30:09



Plot file version 105 created 02-DEC-2015 19:32:58

LH USS1 EM120.UVDATA.1

Freq = 1.5947 GHz, Bw = 16.000 MH No calibration applied and no bandpass applied

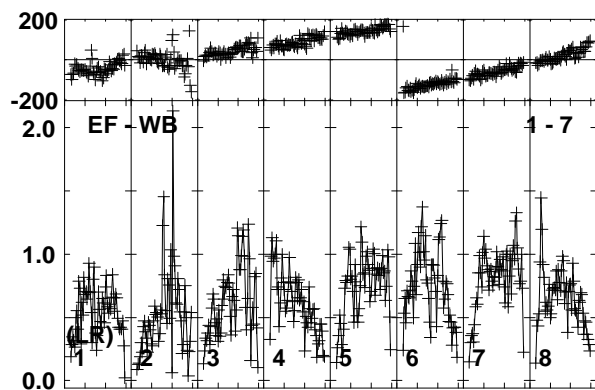
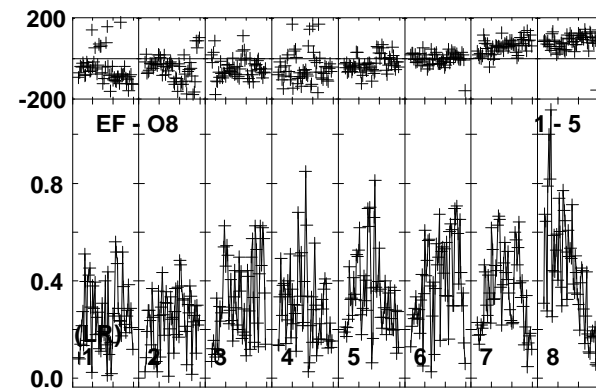
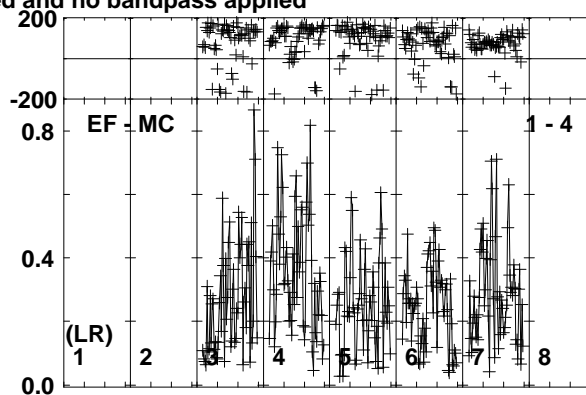
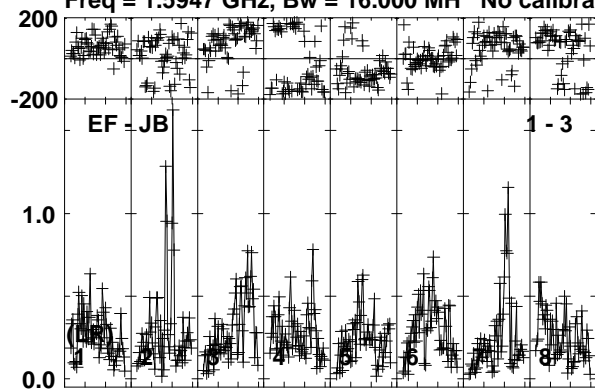


Lower frame: Micro Ampl Jy Top frame: Phas deg  
Vector averaged cross-power spectrum Baseline: EF (01) - JB (03)  
Timerange: 00/04:30:11 to 00/04:33:29

Plot file version 106 created 02-DEC-2015 19:32:58

J1058+5628 EM120.UVDATA.1

Freq = 1.5947 GHz, Bw = 16.000 MH No calibration applied and no bandpass applied

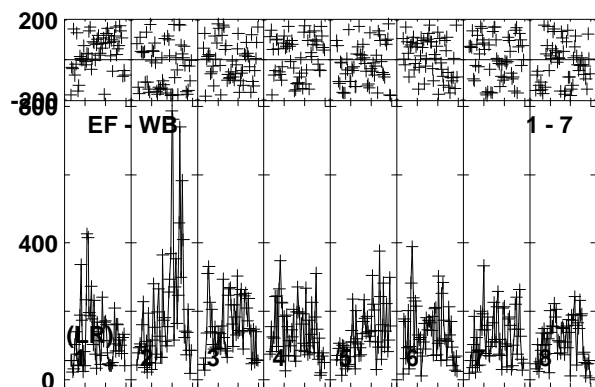
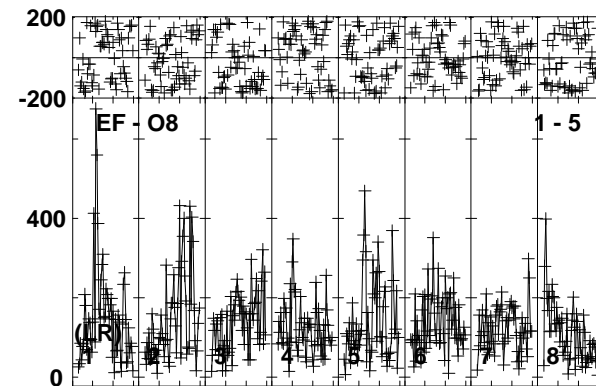
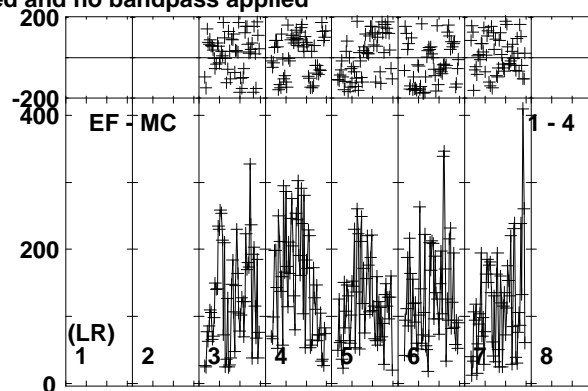
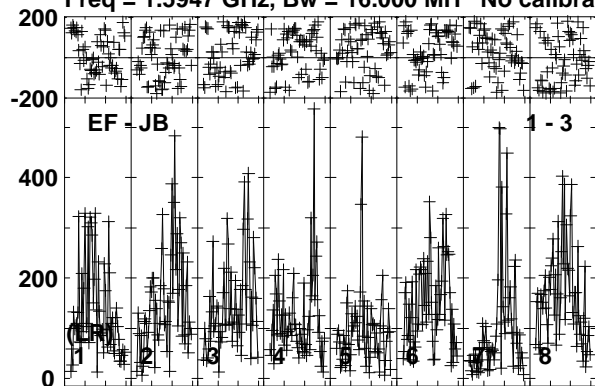


Lower frame: Milli Ampl Jy Top frame: Phas deg  
Vector averaged cross-power spectrum Baseline: EF (01) - JB (03)  
Timerange: 00/04:34:31 to 00/04:35:29

Plot file version 107 created 02-DEC-2015 19:32:58

LH USS1 EM120.UVDATA.1

Freq = 1.5947 GHz, Bw = 16.000 MH No calibration applied and no bandpass applied

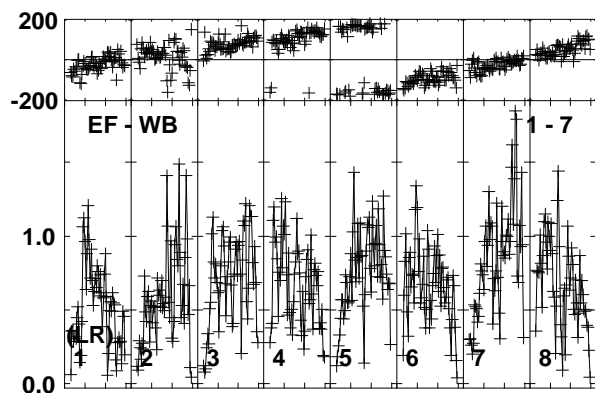
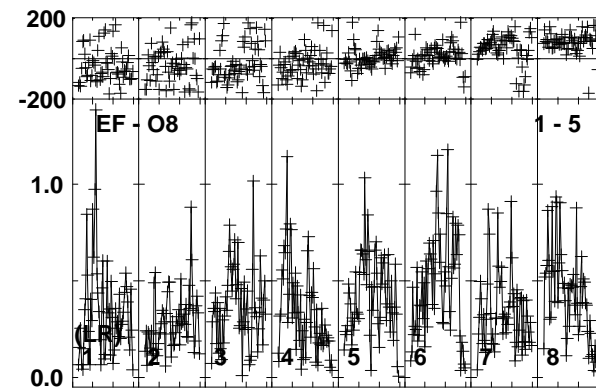
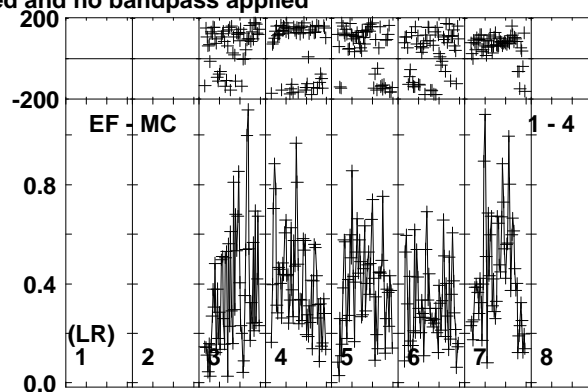
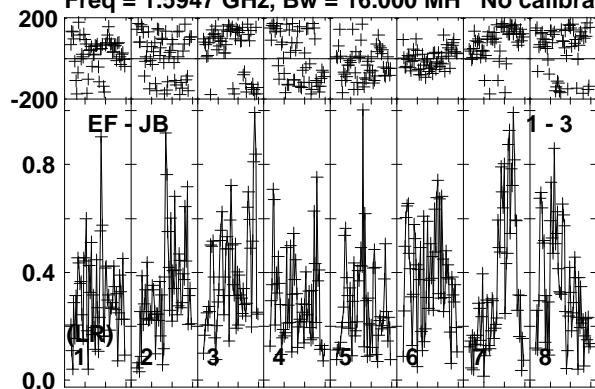


Lower frame: Micro Ampl Jy Top frame: Phas deg  
Vector averaged cross-power spectrum Baseline: EF (01) - JB (03)  
Timerange: 00/04:35:31 to 00/04:38:49

Plot file version 108 created 02-DEC-2015 19:32:58

J1058+5628 EM120.UVDATA.1

Freq = 1.5947 GHz, Bw = 16.000 MH No calibration applied and no bandpass applied

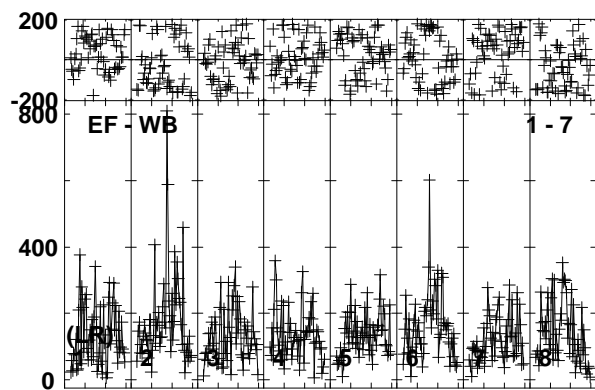
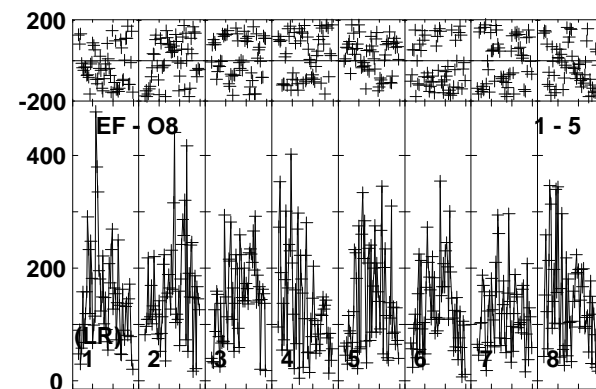
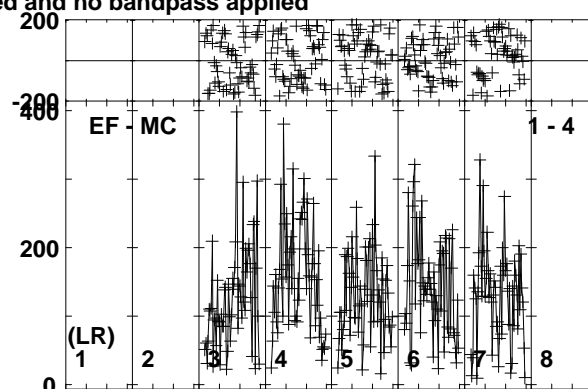
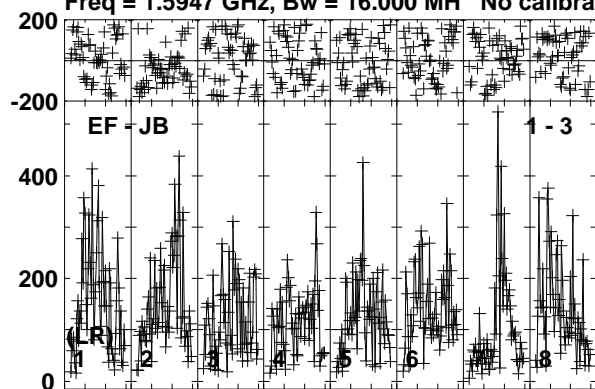


Lower frame: Milli Ampl Jy Top frame: Phas deg  
Vector averaged cross-power spectrum Baseline: EF (01) - JB (03)  
Timerange: 00/04:38:51 to 00/04:40:19

Plot file version 109 created 02-DEC-2015 19:32:58

LH USS1 EM120.UVDATA.1

Freq = 1.5947 GHz, Bw = 16.000 MH No calibration applied and no bandpass applied

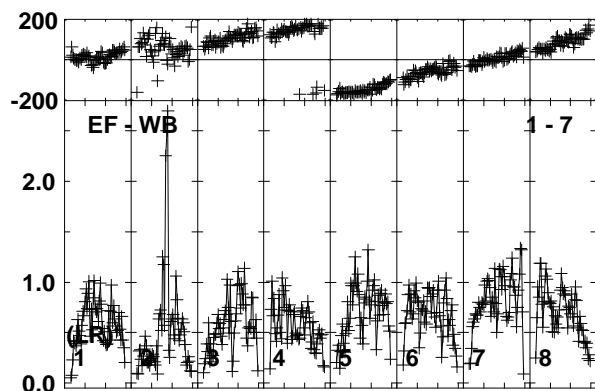
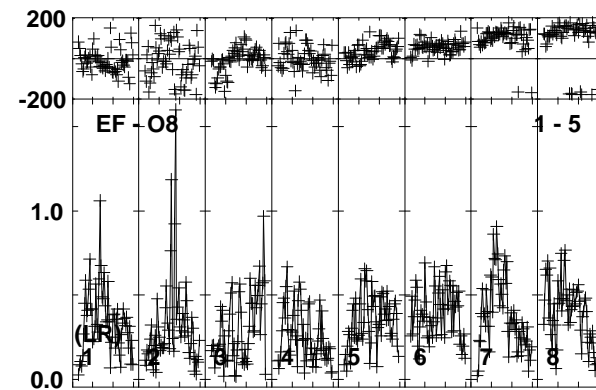
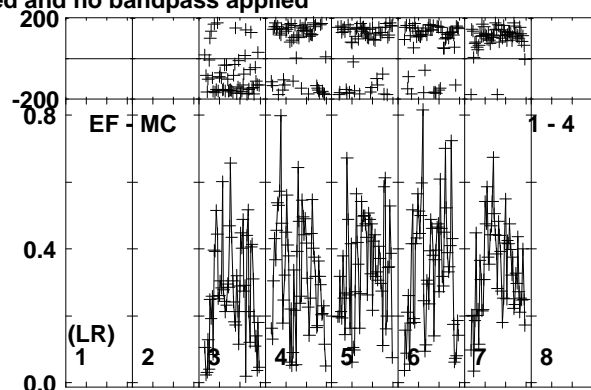
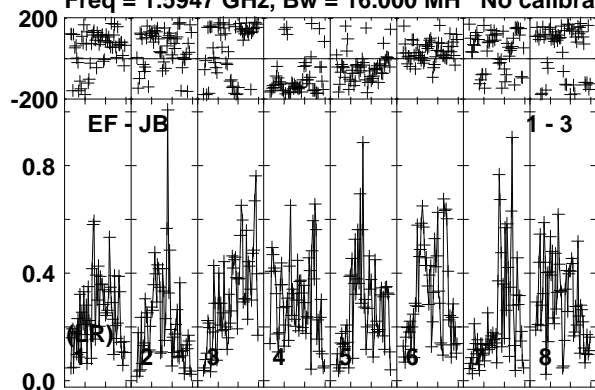


Lower frame: Micro Ampl Jy Top frame: Phas deg  
Vector averaged cross-power spectrum Baseline: EF (01) - JB (03)  
Timerange: 00/04:40:21 to 00/04:43:39

Plot file version 110 created 02-DEC-2015 19:32:58

J1058+5628 EM120.UVDATA.1

Freq = 1.5947 GHz, Bw = 16.000 MH No calibration applied and no bandpass applied

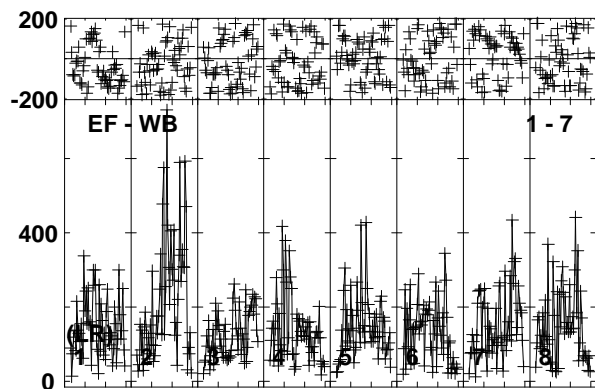
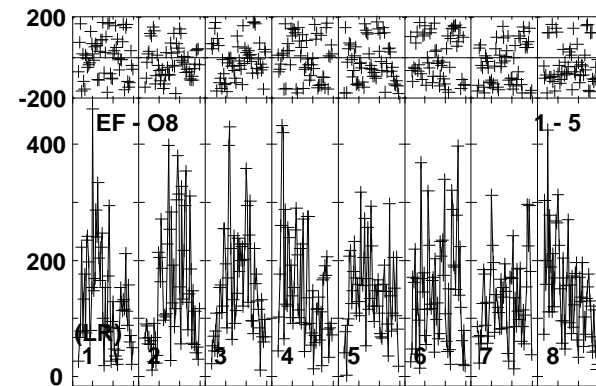
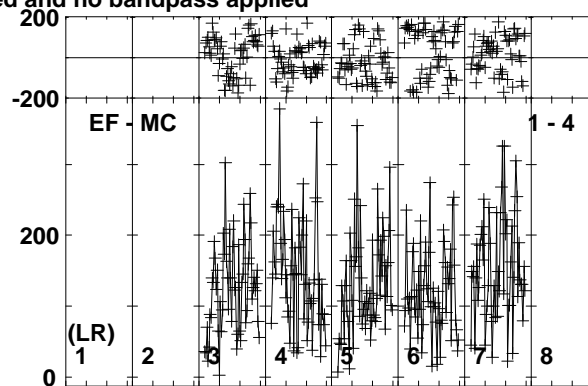
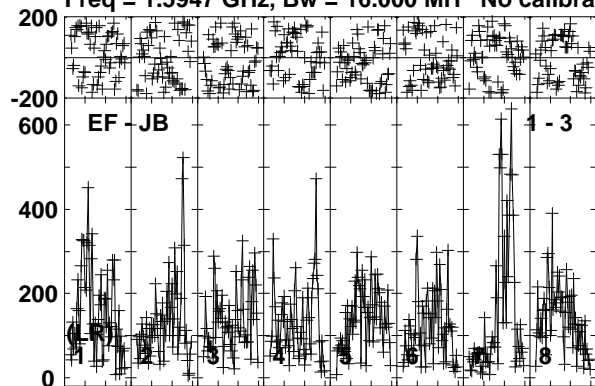


Lower frame: Milli Ampl Jy Top frame: Phas deg  
Vector averaged cross-power spectrum Baseline: EF (01) - JB (03)  
Timerange: 00/04:44:41 to 00/04:45:39

Plot file version 111 created 02-DEC-2015 19:32:58

LH USS1 EM120.UVDATA.1

Freq = 1.5947 GHz, Bw = 16.000 MH No calibration applied and no bandpass applied

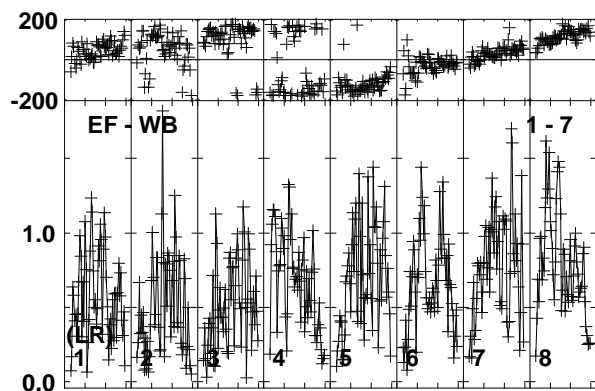
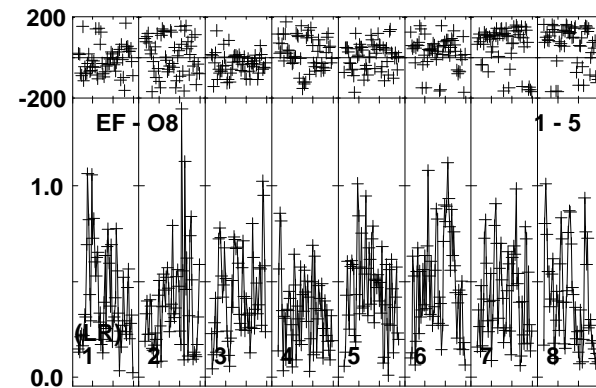
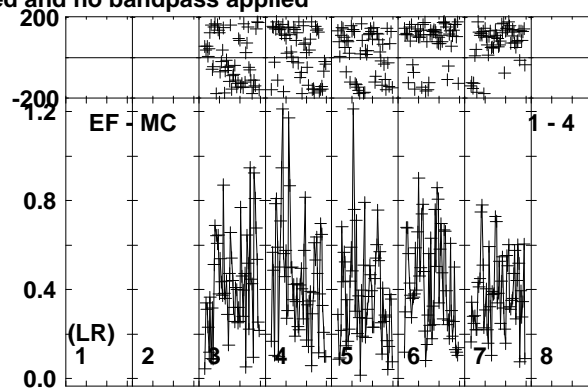
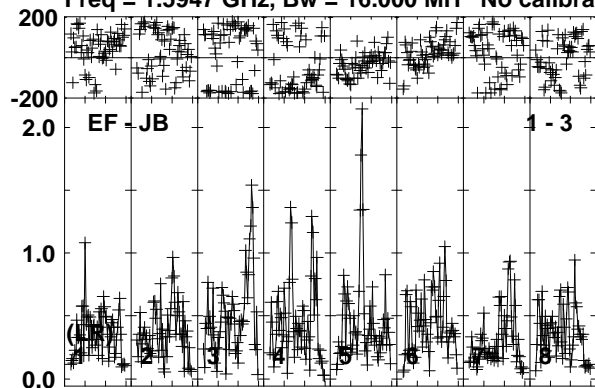


Lower frame: Micro Ampl Jy Top frame: Phas deg  
Vector averaged cross-power spectrum Baseline: EF (01) - JB (03)  
Timerange: 00/04:45:41 to 00/04:48:59

Plot file version 112 created 02-DEC-2015 19:32:59

J1058+5628 EM120.UVDATA.1

Freq = 1.5947 GHz, Bw = 16.000 MH No calibration applied and no bandpass applied



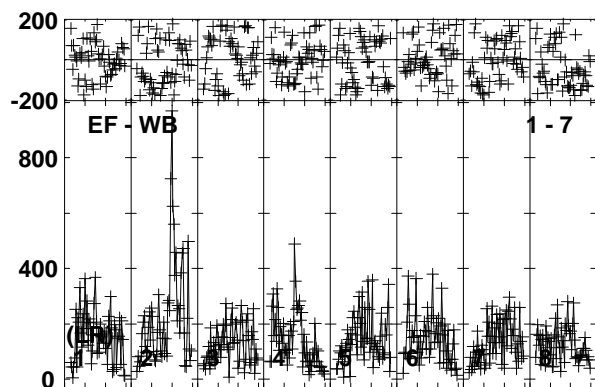
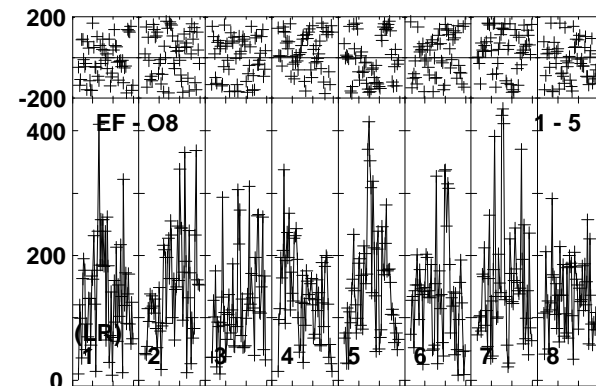
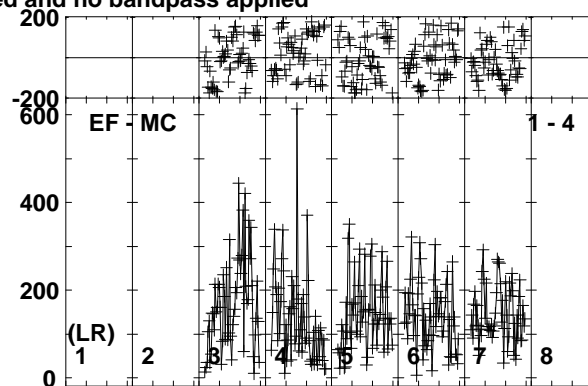
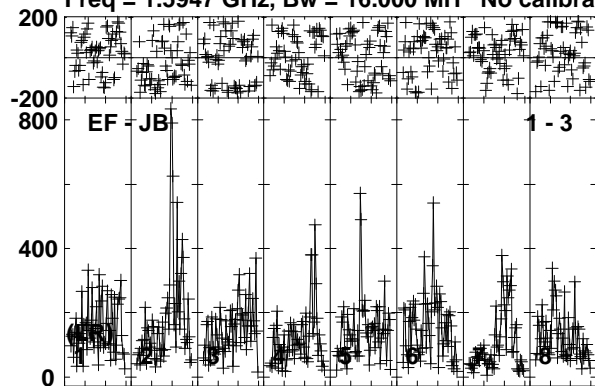
Lower frame: Milli Ampl Jy Top frame: Phas deg  
Vector averaged cross-power spectrum Baseline: EF (01) - JB (03)  
Timerange: 00/04:49:01 to 00/04:50:29



Plot file version 113 created 02-DEC-2015 19:32:59

LH USS1 EM120.UVDATA.1

Freq = 1.5947 GHz, Bw = 16.000 MH No calibration applied and no bandpass applied

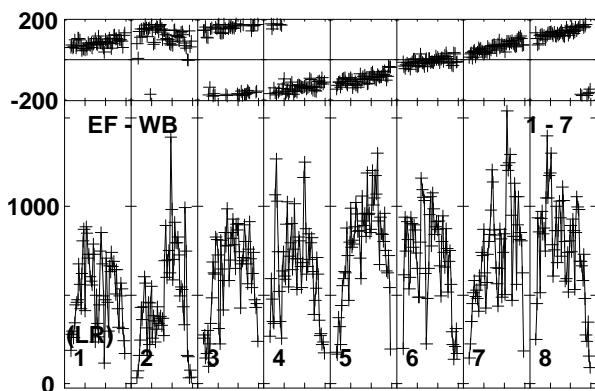
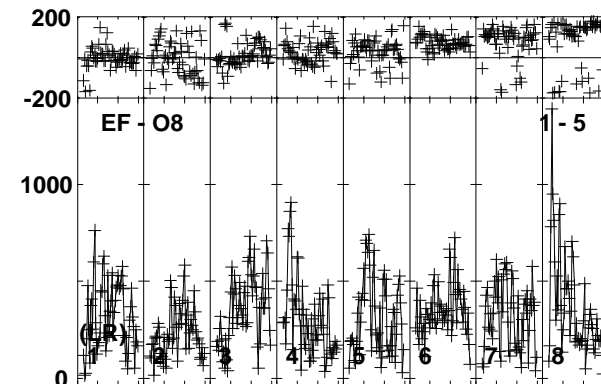
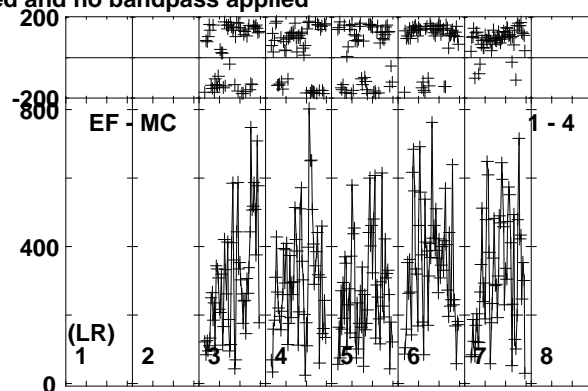
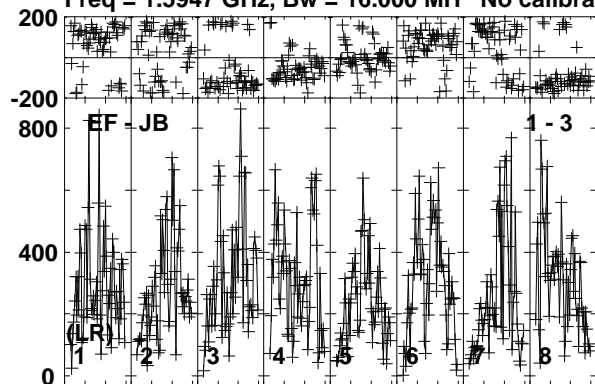


Lower frame: Micro Ampl Jy Top frame: Phas deg  
Vector averaged cross-power spectrum Baseline: EF (01) - JB (03)  
Timerange: 00/04:50:31 to 00/04:53:49

Plot file version 114 created 02-DEC-2015 19:32:59

J1058+5628 EM120.UVDATA.1

Freq = 1.5947 GHz, Bw = 16.000 MH No calibration applied and no bandpass applied

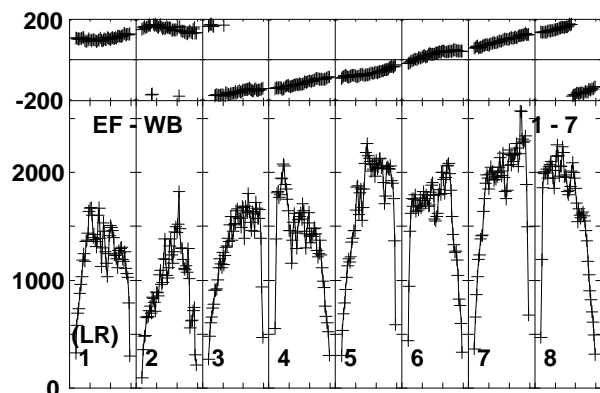
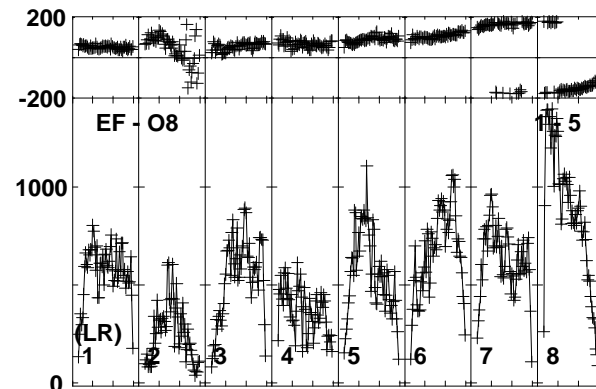
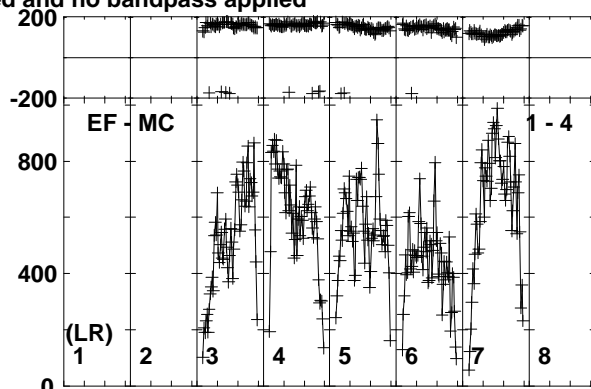
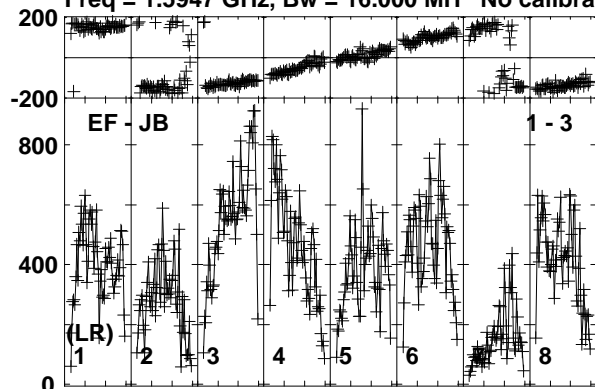


Lower frame: Micro Ampl Jy Top frame: Phas deg  
Vector averaged cross-power spectrum Baseline: EF (01) - JB (03)  
Timerange: 00/04:54:51 to 00/04:55:49

Plot file version 115 created 02-DEC-2015 19:32:59

J1128+5925 EM120.UVDATA.1

Freq = 1.5947 GHz, Bw = 16.000 MH No calibration applied and no bandpass applied



Lower frame: Micro Ampl Jy Top frame: Phas deg  
Vector averaged cross-power spectrum Baseline: EF (01) - JB (03)  
Timerange: 00/04:57:01 to 00/04:59:59