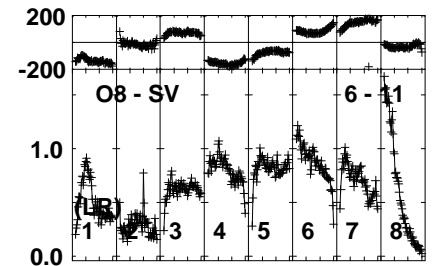
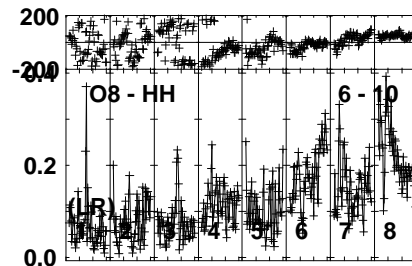
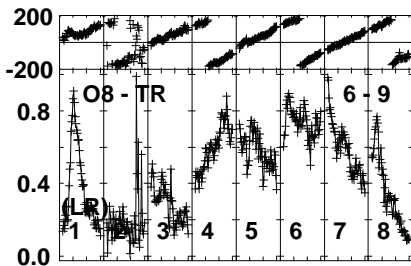
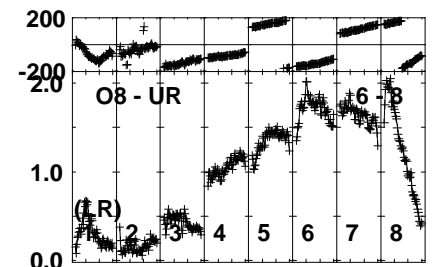
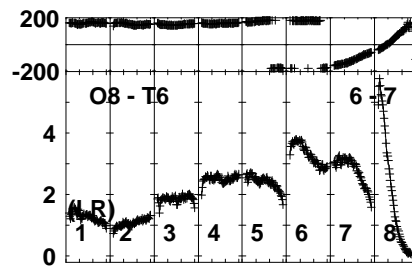
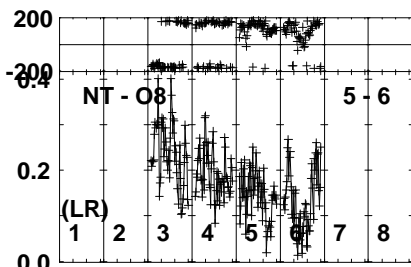
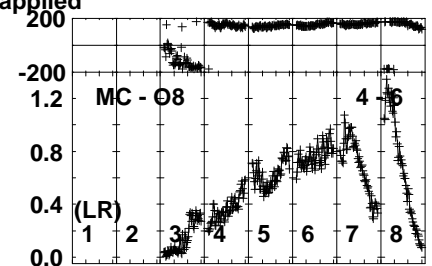
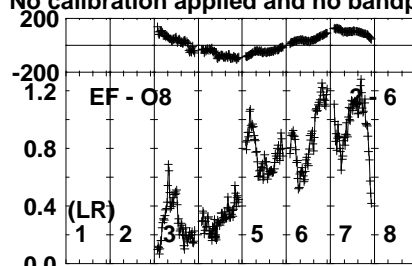
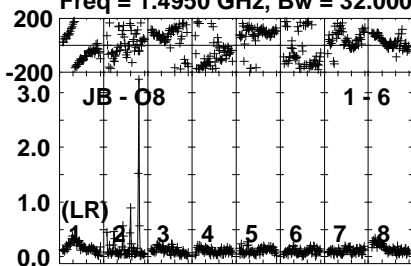


Plot file version 1 created 03-MAR-2022 16:26:21

J1743-0350 EM131F.UVDATA.1

Freq = 1.4950 GHz, Bw = 32.000 MH

No calibration applied and no bandpass applied



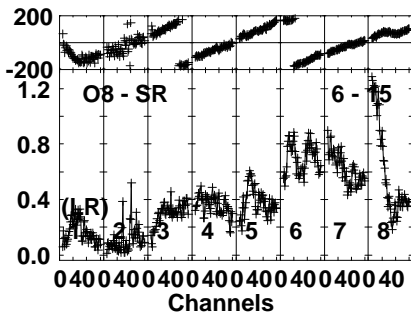
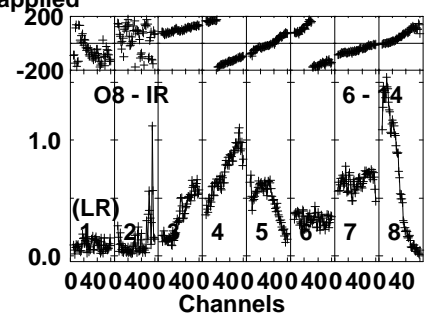
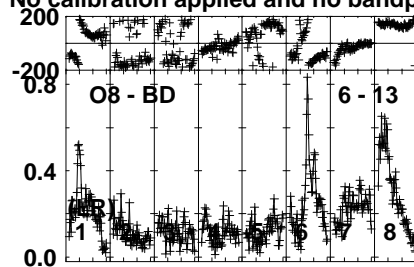
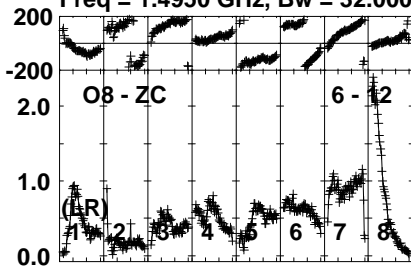
Lower frame: Milli Ampl Jy Top frame: Phas deg
Vector averaged cross-power spectrum Several baselines displayed
Timerange: 00/10:00:01 to 00/10:03:59

Plot file version 2 created 03-MAR-2022 16:26:22

J1743-0350 EM131F.UVDATA.1

Freq = 1.4950 GHz, Bw = 32.000 MH

No calibration applied and no bandpass applied



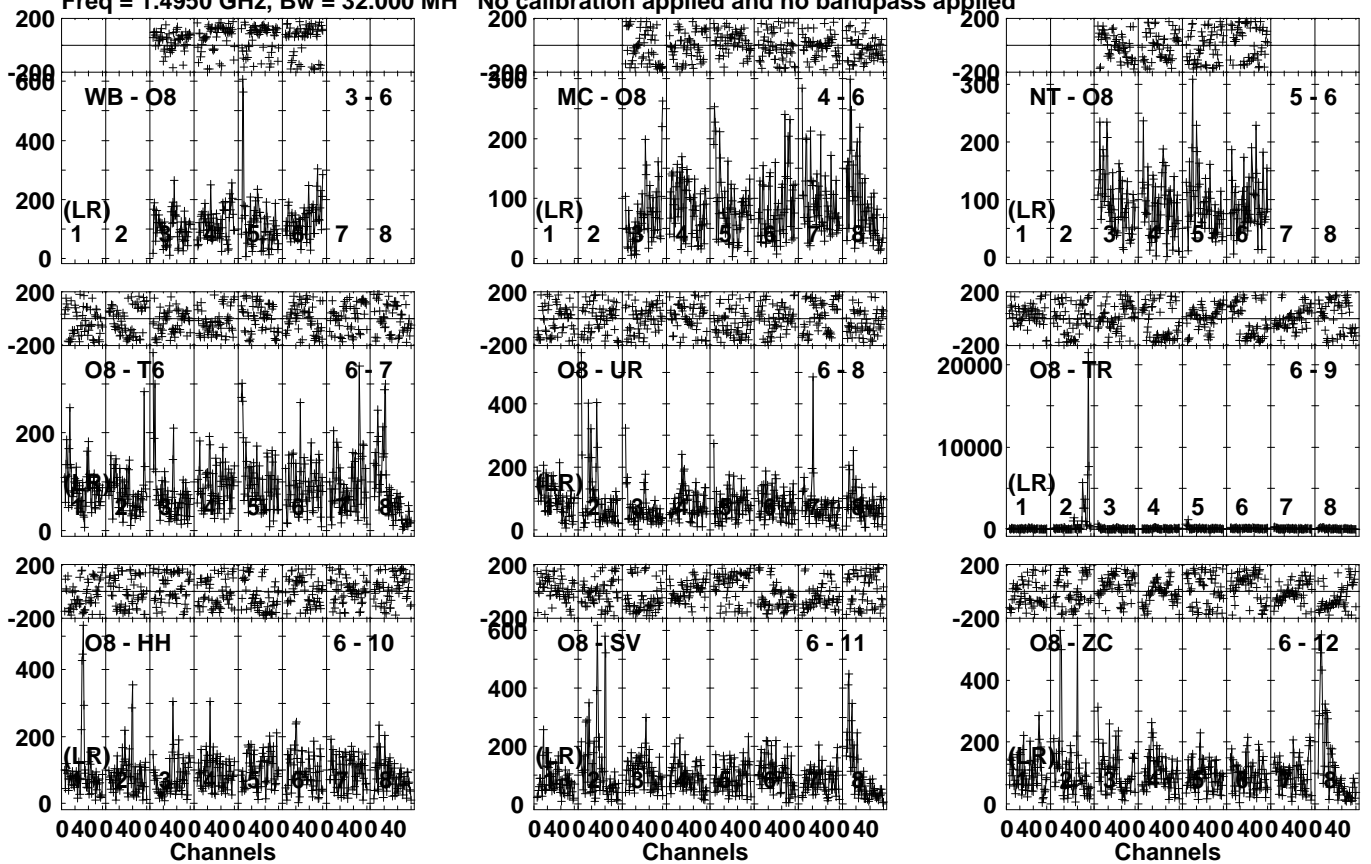
Lower frame: Milli Ampl Jy Top frame: Phas deg
Vector averaged cross-power spectrum Several baselines displayed
Timerange: 00/10:00:01 to 00/10:03:59

Plot file version 3 created 03-MAR-2022 16:26:26

J1825-0737 EM131F.UVDATA.1

Freq = 1.4950 GHz, Bw = 32.000 MH

No calibration applied and no bandpass applied



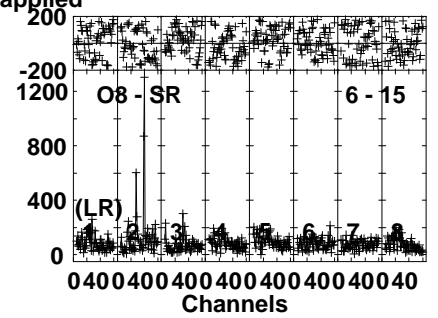
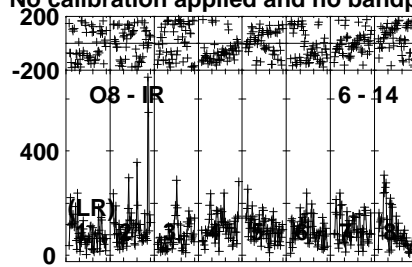
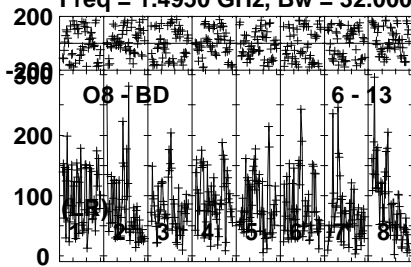
Lower frame: Micro Ampl Jy Top frame: Phas deg
Vector averaged cross-power spectrum Several baselines displayed
Timerange: 00/10:31:51 to 00/10:34:19

Plot file version 4 created 03-MAR-2022 16:26:26

J1825-0737 EM131F.UVDATA.1

Freq = 1.4950 GHz, Bw = 32.000 MH

No calibration applied and no bandpass applied

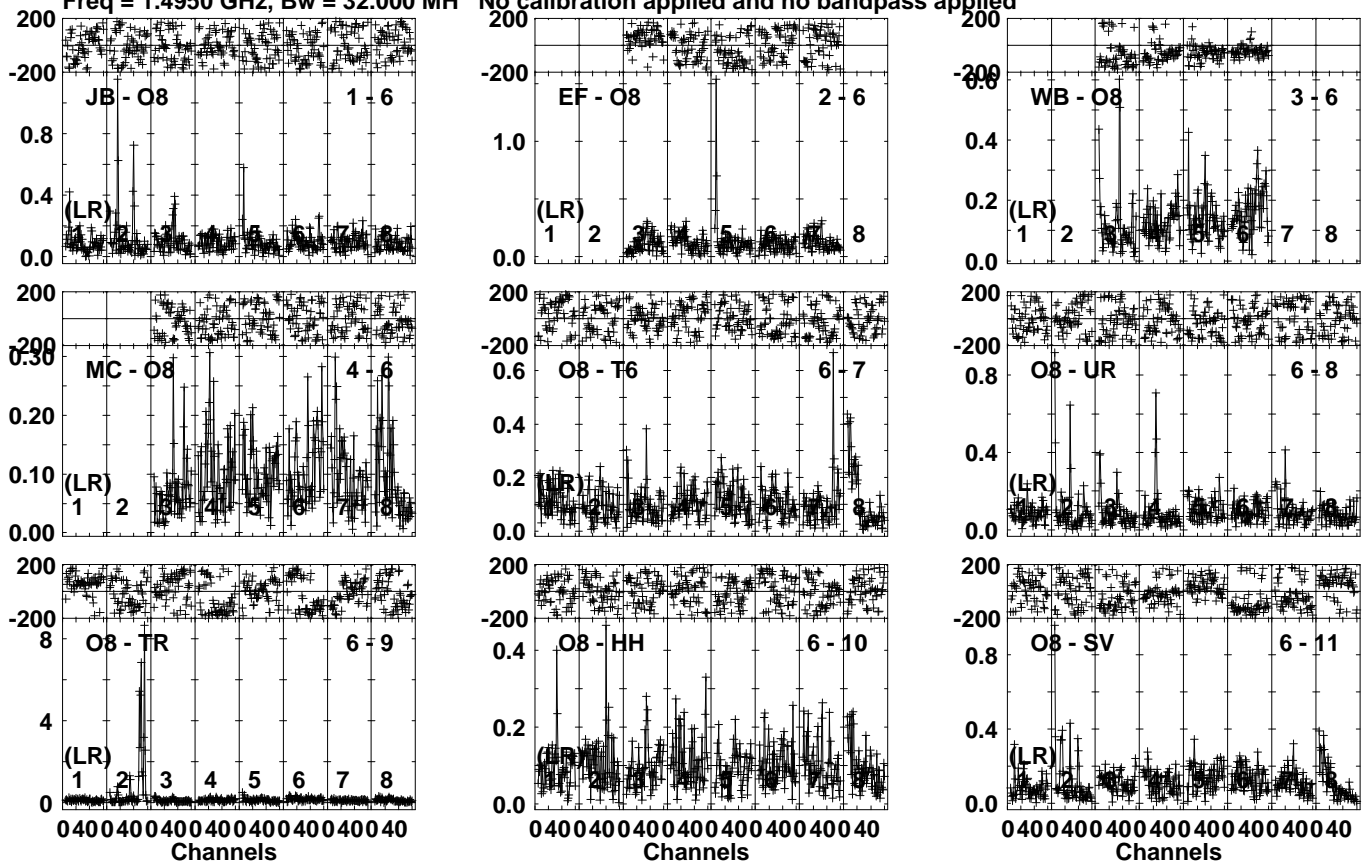


Lower frame: Micro Ampl Jy Top frame: Phas deg
Vector averaged cross-power spectrum Several baselines displayed
Timerange: 00/10:31:51 to 00/10:34:19

Plot file version 5 created 03-MAR-2022 16:26:27

J1825-0737 EM131F.UVDATA.1

Freq = 1.4950 GHz, Bw = 32.000 MH No calibration applied and no bandpass applied

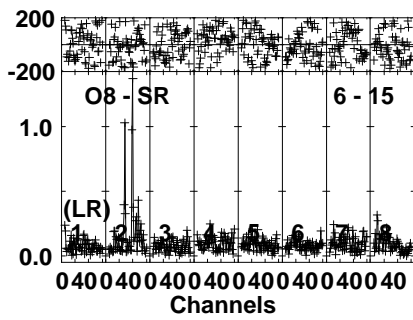
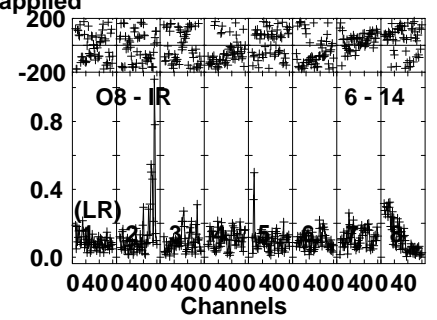
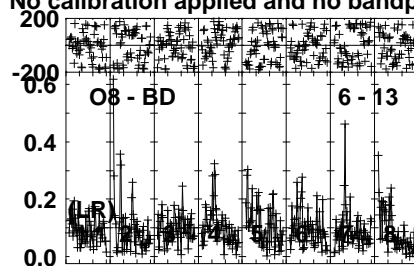
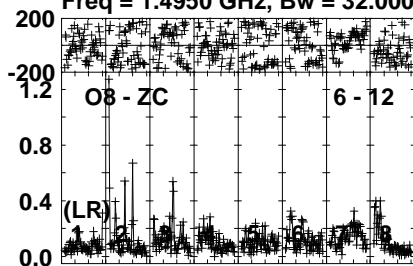


Lower frame: Milli Ampl Jy Top frame: Phas deg
Vector averaged cross-power spectrum Several baselines displayed
Timerange: 00/10:38:21 to 00/10:40:49

Plot file version 6 created 03-MAR-2022 16:26:27

J1825-0737 EM131F.UVDATA.1

Freq = 1.4950 GHz, Bw = 32.000 MH No calibration applied and no bandpass applied

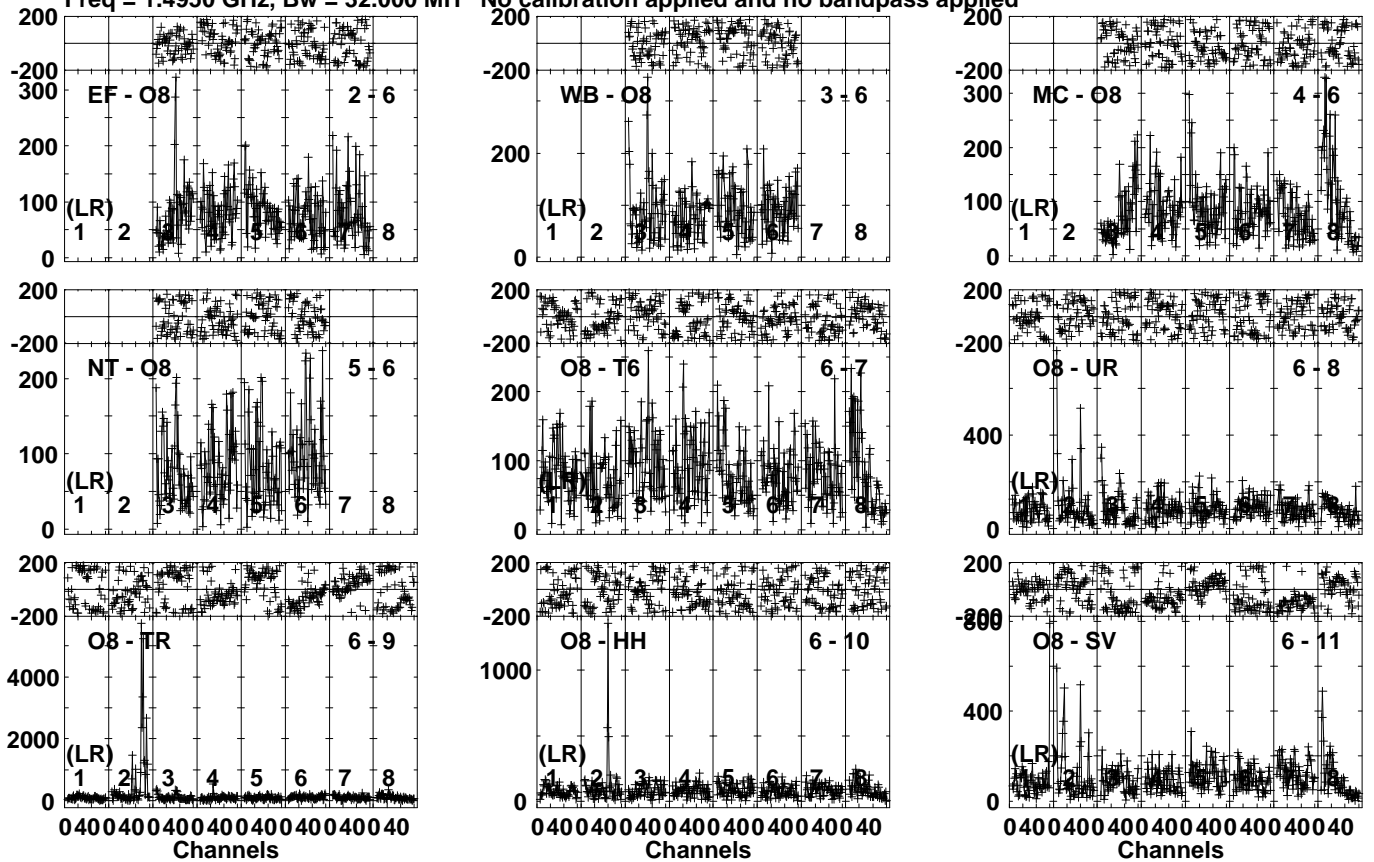


Lower frame: Milli Ampl Jy Top frame: Phas deg
Vector averaged cross-power spectrum Several baselines displayed
Timerange: 00/10:38:21 to 00/10:40:49

Plot file version 7 created 03-MAR-2022 16:26:28

J1825-0737 EM131F.UVDATA.1

Freq = 1.4950 GHz, Bw = 32.000 MH No calibration applied and no bandpass applied

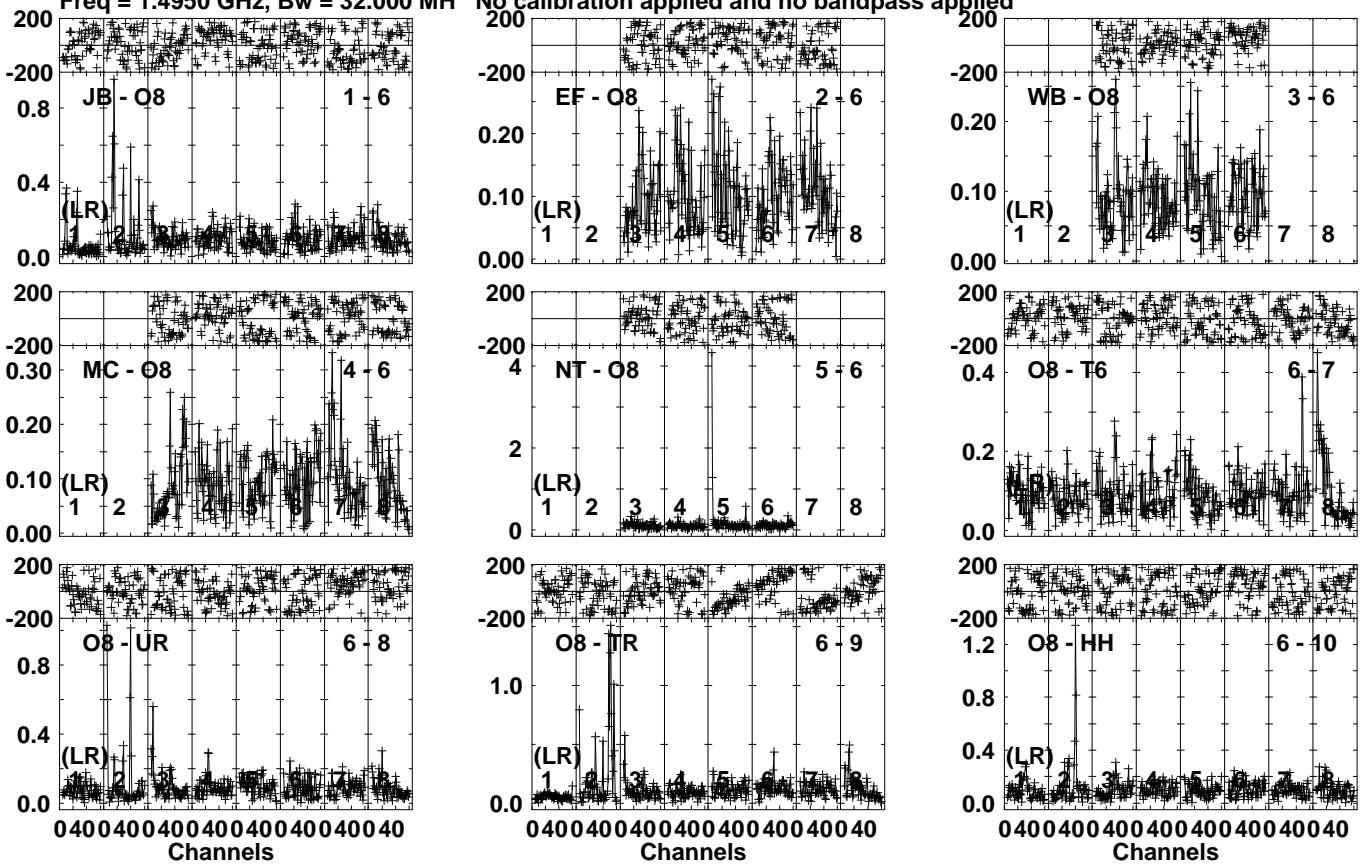


Lower frame: Micro Ampl Jy Top frame: Phas deg
Vector averaged cross-power spectrum Several baselines displayed
Timerange: 00/10:45:31 to 00/10:47:59

Plot file version 9 created 03-MAR-2022 16:26:29

J1825-0737 EM131F.UVDATA.1

Freq = 1.4950 GHz, Bw = 32.000 MH No calibration applied and no bandpass applied

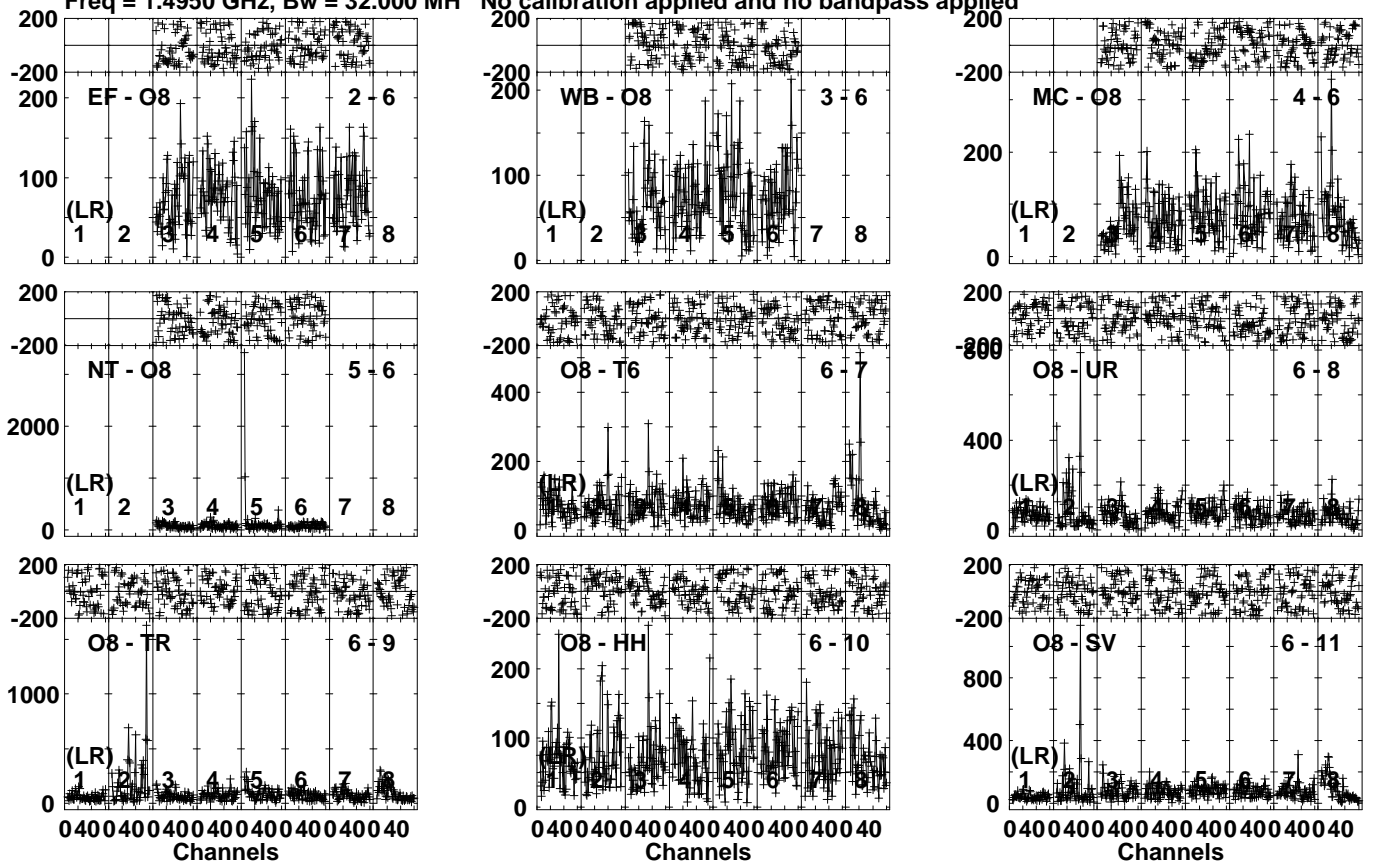


Lower frame: Milli Ampl Jy Top frame: Phas deg
Vector averaged cross-power spectrum Several baselines displayed
Timerange: 00/10:52:01 to 00/10:54:29

Plot file version 11 created 03-MAR-2022 16:26:30

HD167971 EM131F.UVDATA.1

Freq = 1.4950 GHz, Bw = 32.000 MH No calibration applied and no bandpass applied



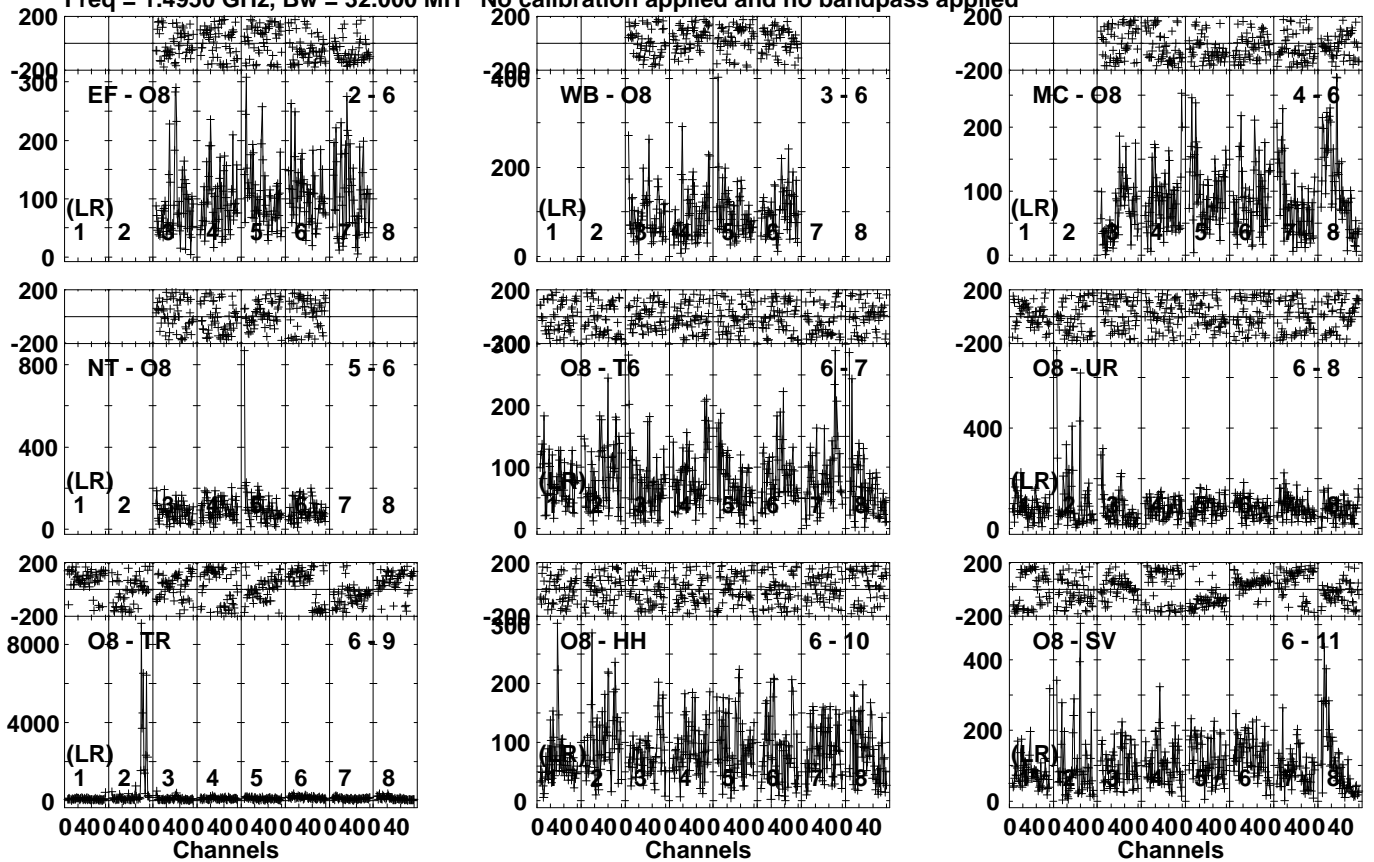
Lower frame: Micro Ampl Jy Top frame: Phas deg
Vector averaged cross-power spectrum Several baselines displayed
Timerange: 00/10:54:31 to 00/10:58:29

Plot file version 13 created 03-MAR-2022 16:26:30

J1825-0737 EM131F.UVDATA.1

Freq = 1.4950 GHz, Bw = 32.000 MH

No calibration applied and no bandpass applied



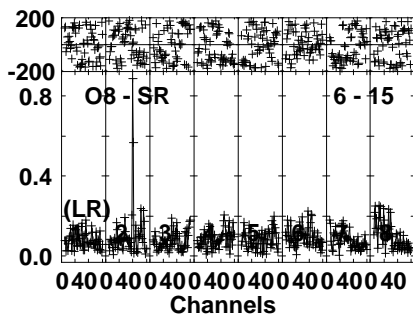
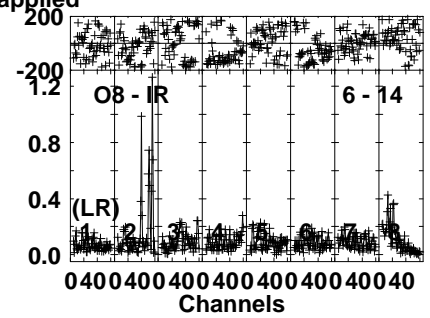
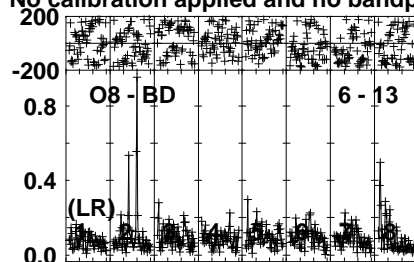
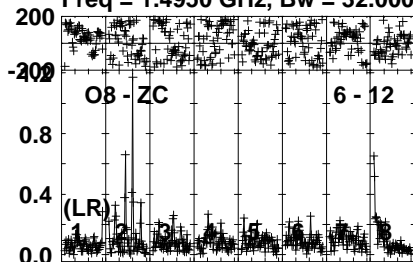
Lower frame: Micro Ampl Jy Top frame: Phas deg
Vector averaged cross-power spectrum Several baselines displayed
Timerange: 00/10:59:11 to 00/11:01:39

Plot file version 14 created 03-MAR-2022 16:26:31

J1825-0737 EM131F.UVDATA.1

Freq = 1.4950 GHz, Bw = 32.000 MH

No calibration applied and no bandpass applied



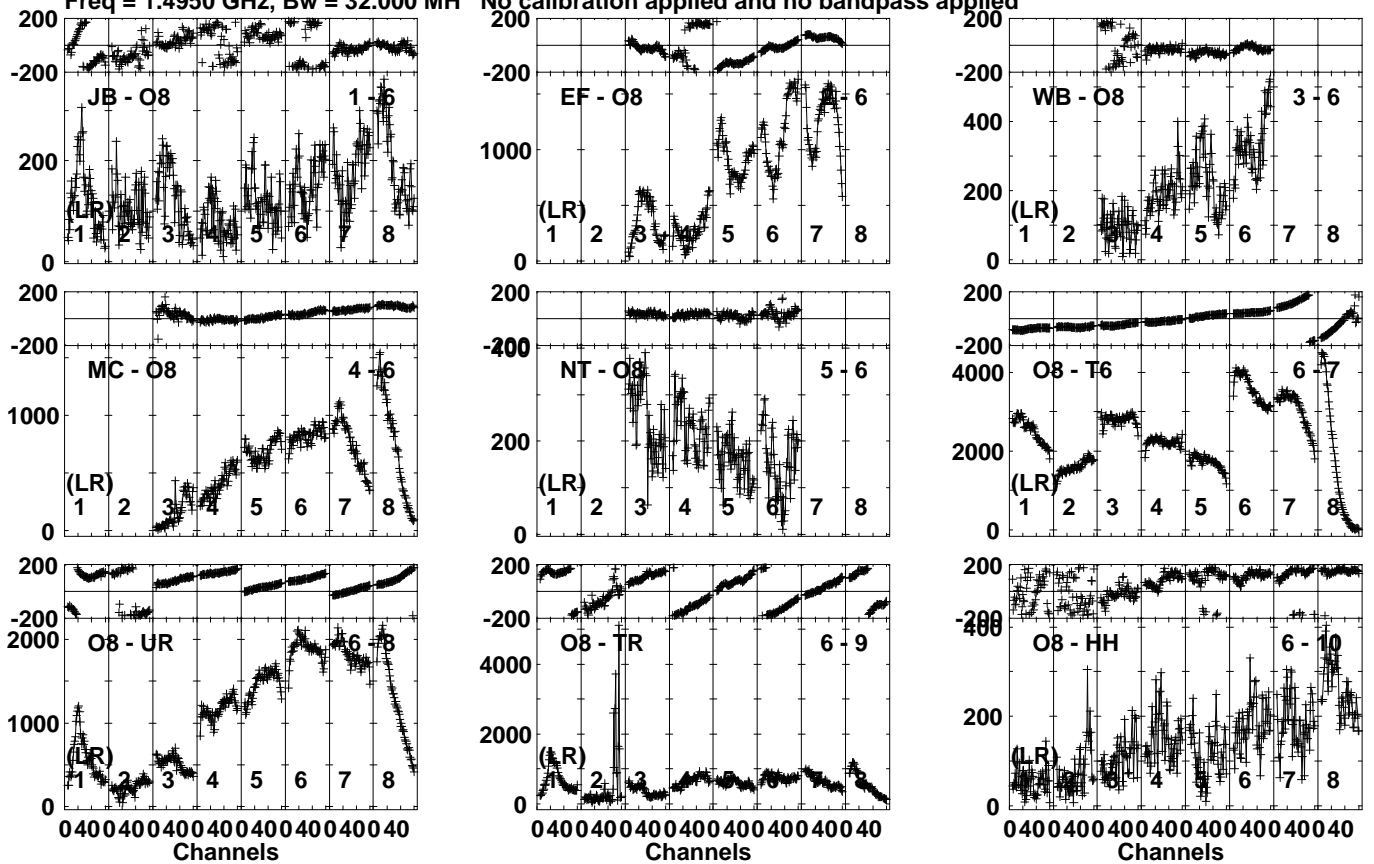
Lower frame: Milli Ampl Jy Top frame: Phas deg
Vector averaged cross-power spectrum Several baselines displayed
Timerange: 00/10:59:11 to 00/11:01:39

Plot file version 15 created 03-MAR-2022 16:26:31

J1743-0350 EM131F.UVDATA.1

Freq = 1.4950 GHz, Bw = 32.000 MH

No calibration applied and no bandpass applied



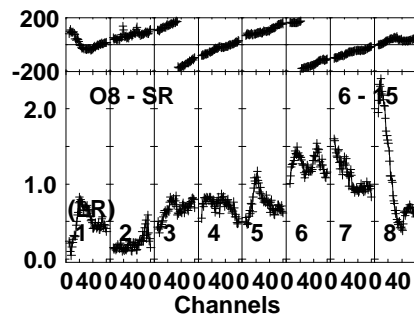
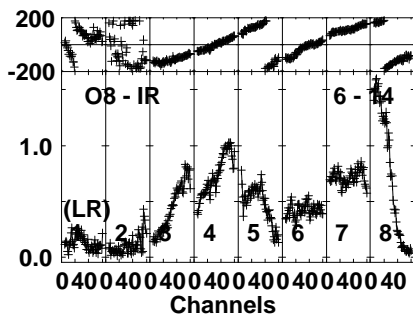
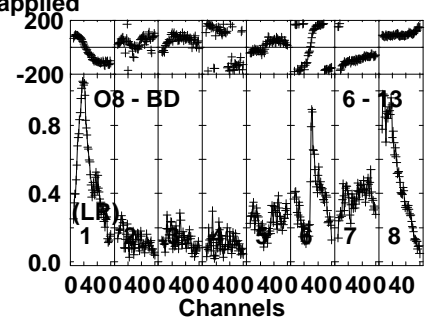
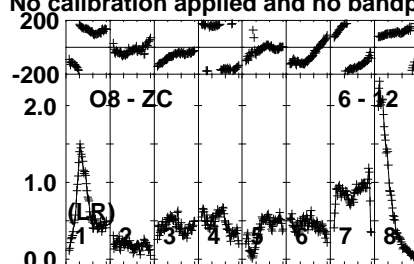
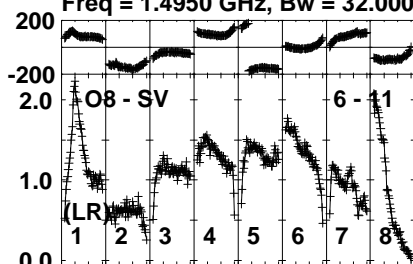
Lower frame: Micro Ampl Jy Top frame: Phas deg
Vector averaged cross-power spectrum Several baselines displayed
Timerange: 00/11:01:41 to 00/11:06:59

Plot file version 16 created 03-MAR-2022 16:26:32

J1743-0350 EM131F.UVDATA.1

Freq = 1.4950 GHz, Bw = 32.000 MH

No calibration applied and no bandpass applied



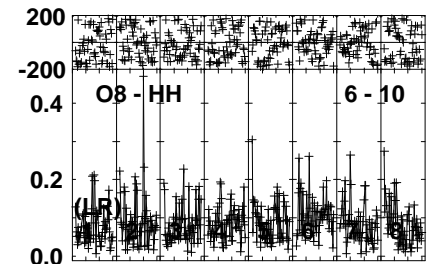
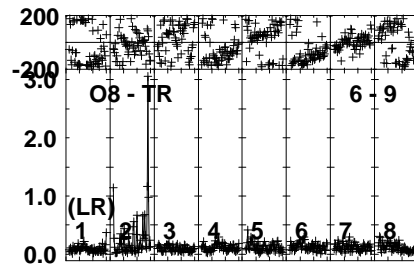
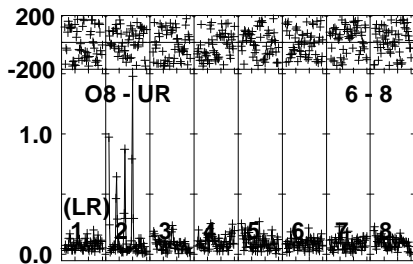
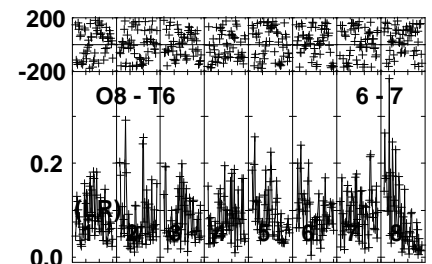
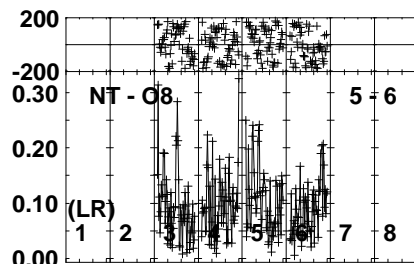
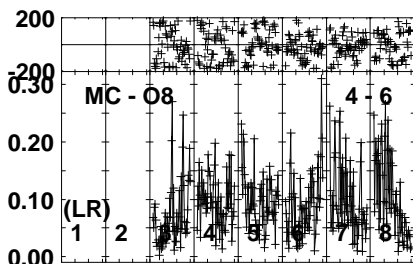
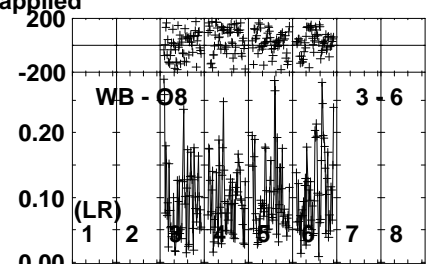
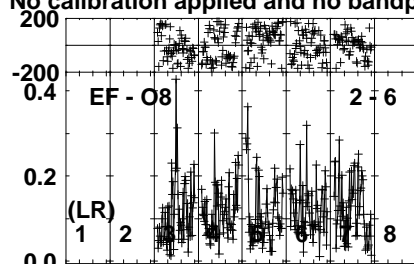
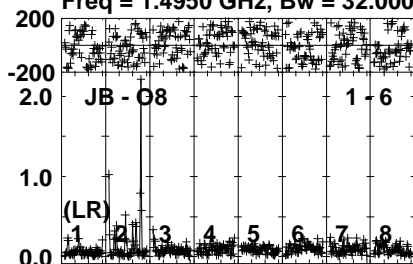
Lower frame: Milli Ampl Jy Top frame: Phas deg
Vector averaged cross-power spectrum Several baselines displayed
Timerange: 00/11:01:41 to 00/11:06:59

Plot file version 17 created 03-MAR-2022 16:26:32

J1825-0737 EM131F.UVDATA.1

Freq = 1.4950 GHz, Bw = 32.000 MH

No calibration applied and no bandpass applied



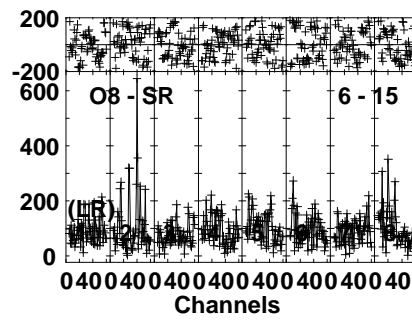
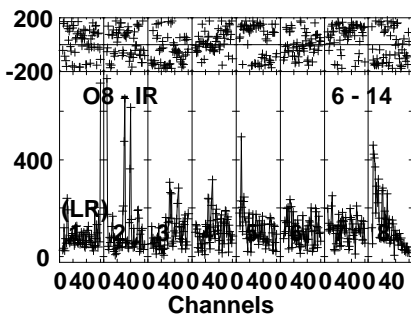
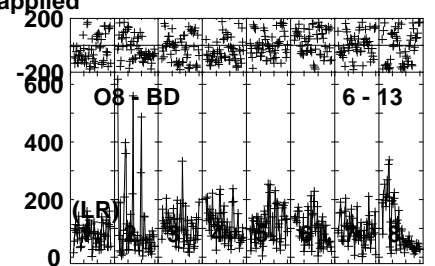
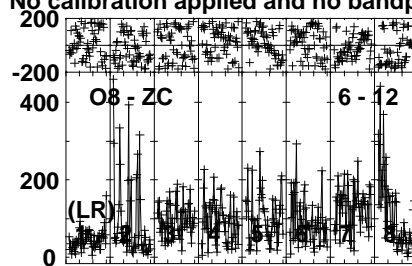
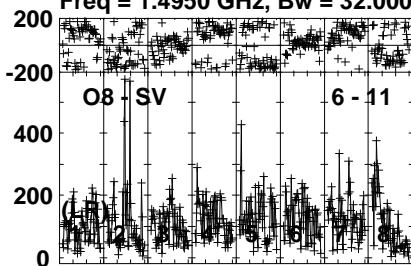
Lower frame: Milli Ampl Jy Top frame: Phas deg
Vector averaged cross-power spectrum Several baselines displayed
Timerange: 00/11:08:01 to 00/11:09:59

Plot file version 18 created 03-MAR-2022 16:26:33

J1825-0737 EM131F.UVDATA.1

Freq = 1.4950 GHz, Bw = 32.000 MH

No calibration applied and no bandpass applied



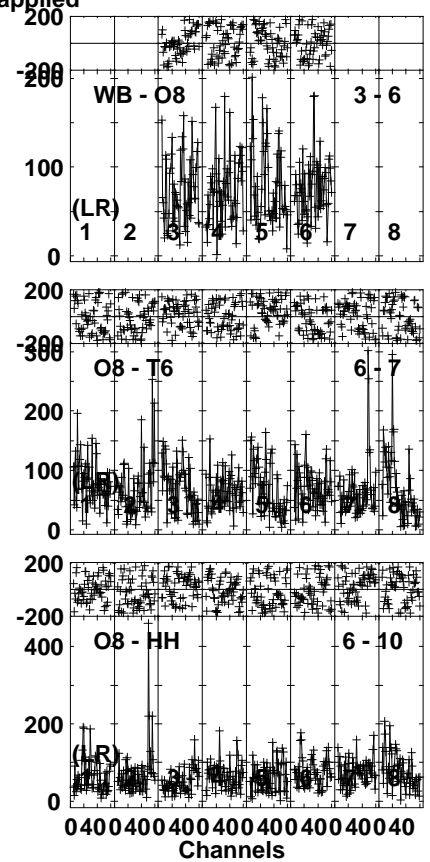
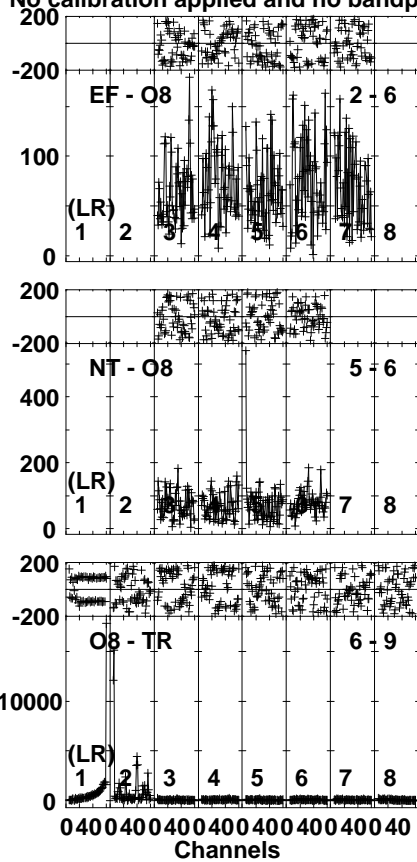
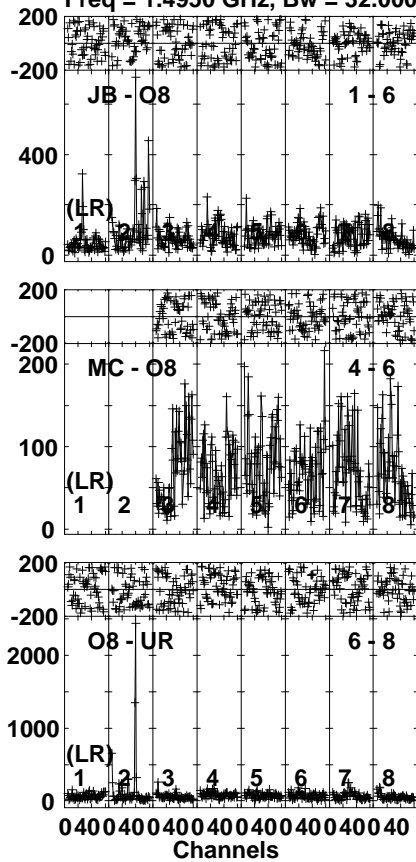
Lower frame: Micro Ampl Jy Top frame: Phas deg
Vector averaged cross-power spectrum Several baselines displayed
Timerange: 00/11:08:01 to 00/11:09:59

Plot file version 19 created 03-MAR-2022 16:26:33

HD168112 EM131F.UVDATA.1

Freq = 1.4950 GHz, Bw = 32.000 MH

No calibration applied and no bandpass applied



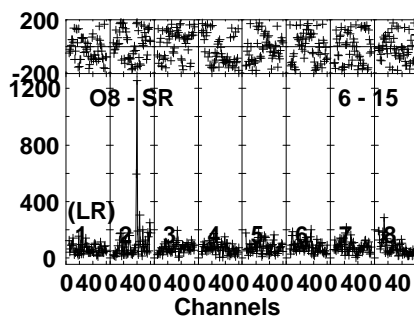
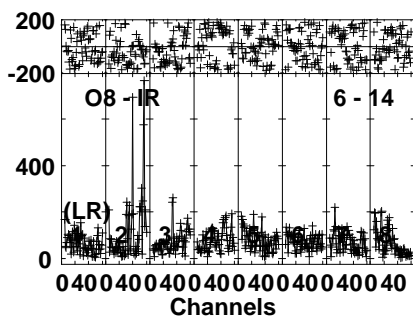
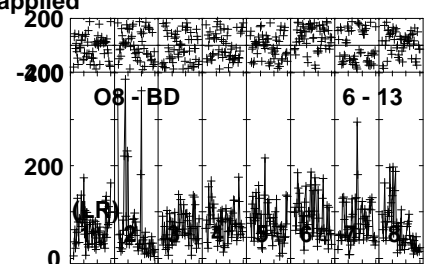
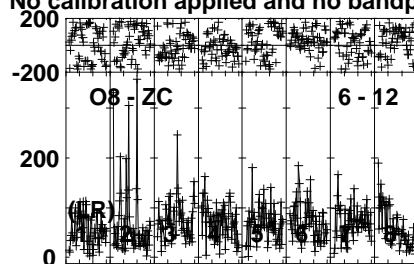
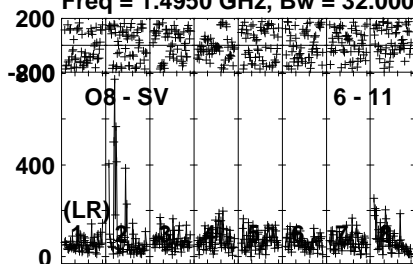
Lower frame: Micro Ampl Jy Top frame: Phas deg
Vector averaged cross-power spectrum Several baselines displayed
Timerange: 00/11:10:01 to 00/11:13:59

Plot file version 20 created 03-MAR-2022 16:26:34

HD168112 EM131F.UVDATA.1

Freq = 1.4950 GHz, Bw = 32.000 MH

No calibration applied and no bandpass applied

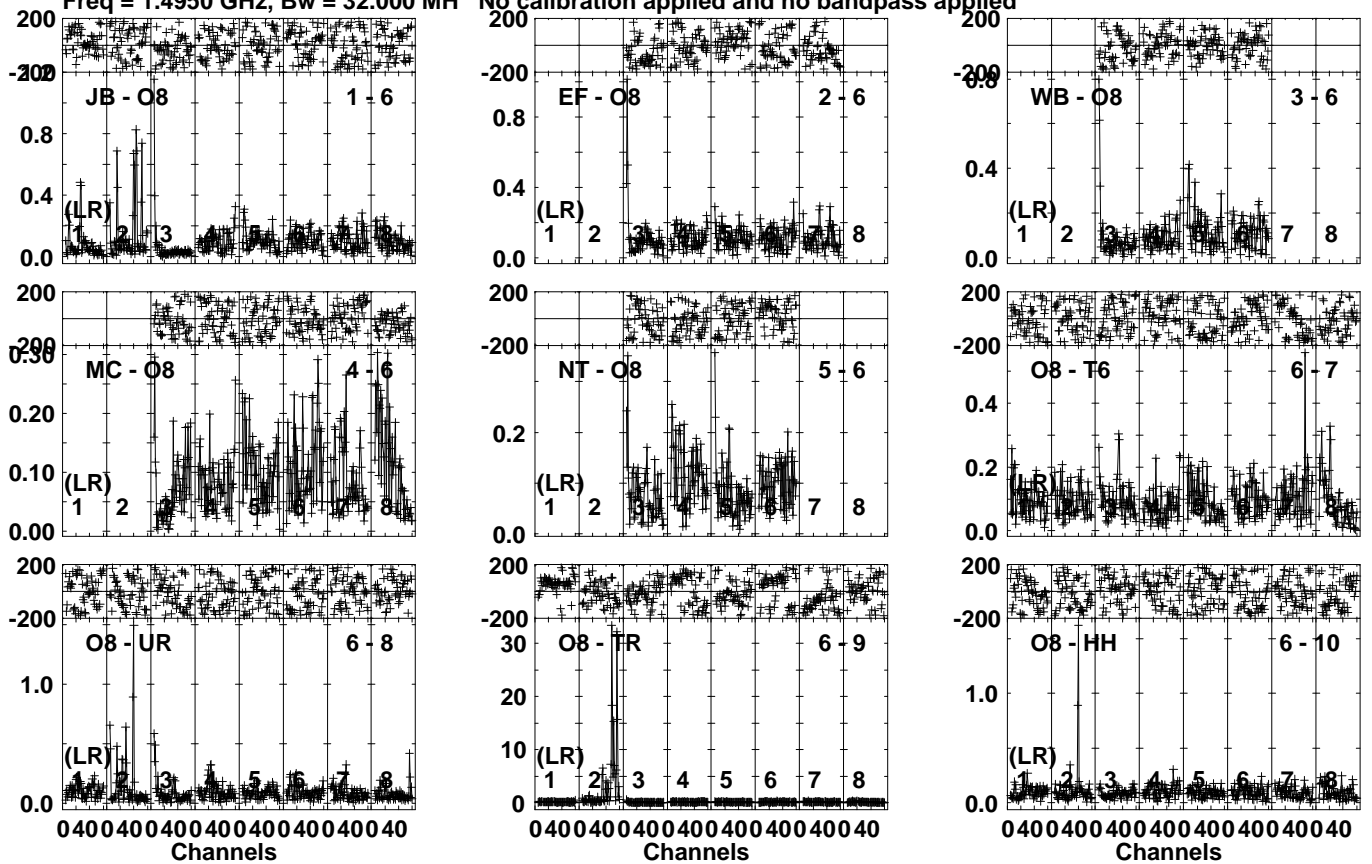


Lower frame: Micro Ampl Jy Top frame: Phas deg
Vector averaged cross-power spectrum Several baselines displayed
Timerange: 00/11:10:01 to 00/11:13:59

Plot file version 21 created 03-MAR-2022 16:26:34

J1825-0737 EM131F.UVDATA.1

Freq = 1.4950 GHz, Bw = 32.000 MH No calibration applied and no bandpass applied



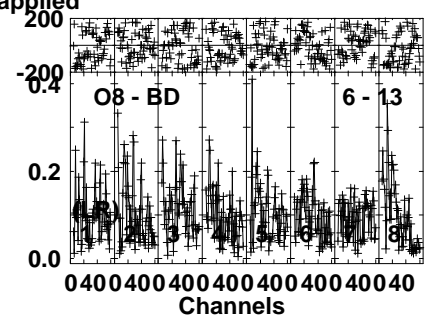
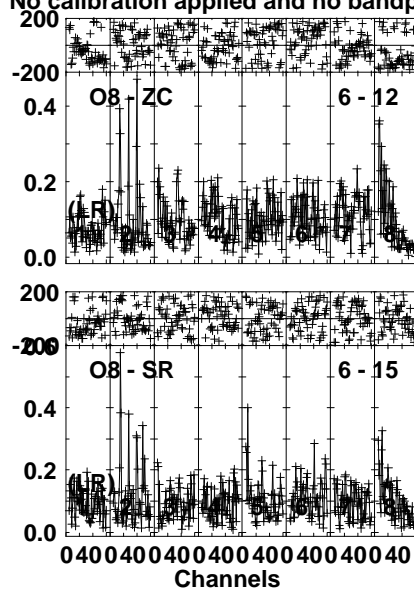
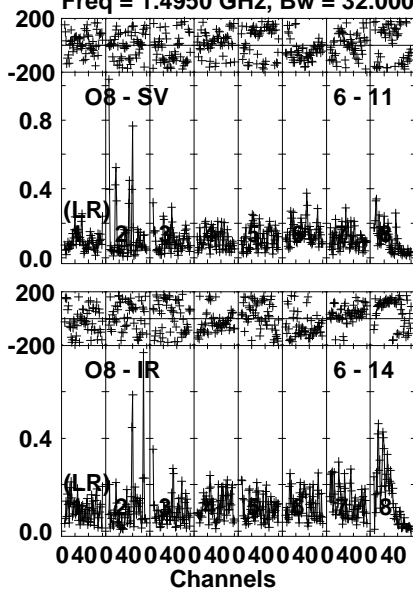
Lower frame: Milli Ampl Jy Top frame: Phas deg
Vector averaged cross-power spectrum Several baselines displayed
Timerange: 00/11:14:01 to 00/11:16:29

Plot file version 22 created 03-MAR-2022 16:26:34

J1825-0737 EM131F.UVDATA.1

Freq = 1.4950 GHz, Bw = 32.000 MH

No calibration applied and no bandpass applied

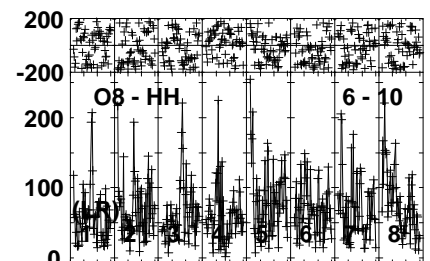

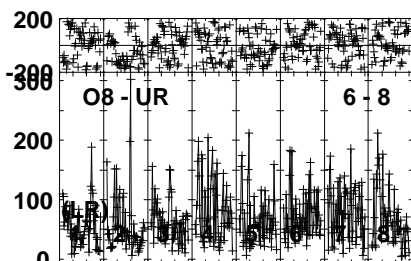
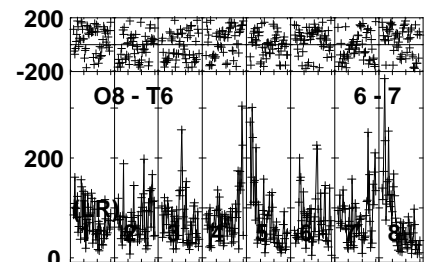
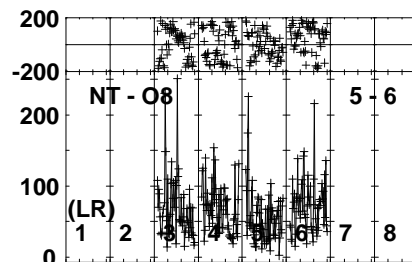
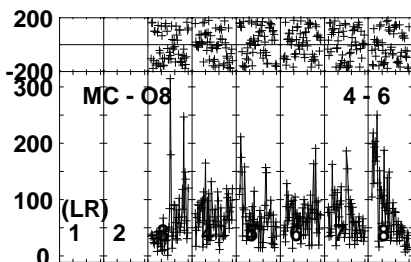
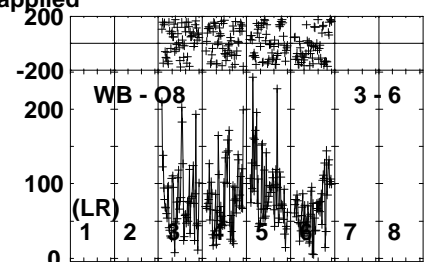
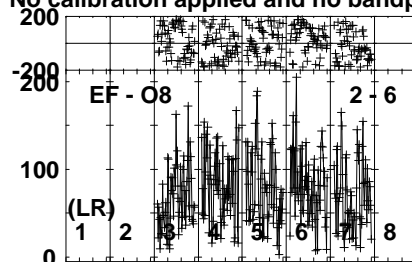
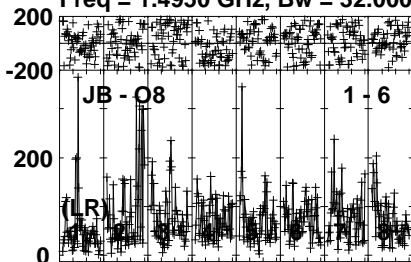


Lower frame: Milli Ampl Jy Top frame: Phas deg
Vector averaged cross-power spectrum Several baselines displayed
Timerange: 00/11:14:01 to 00/11:16:29

Plot file version 23 created 03-MAR-2022 16:26:35

HD167971 EM131F.UVDATA.1

Freq = 1.4950 GHz, Bw = 32.000 MH No calibration applied and no bandpass applied

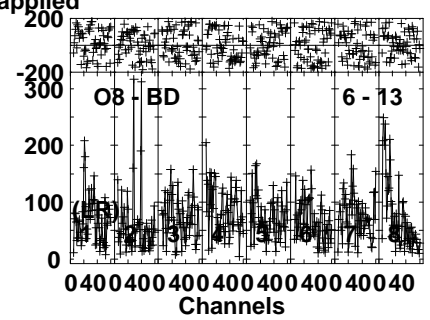
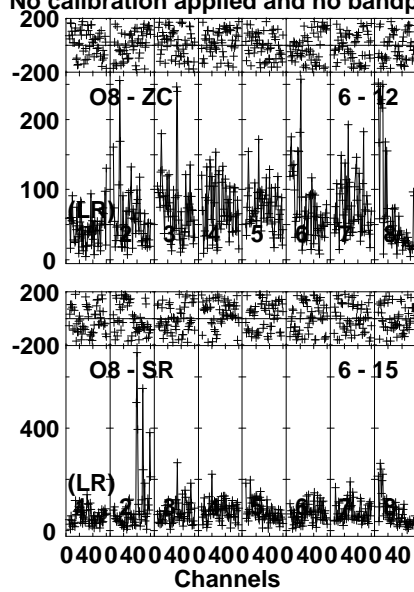
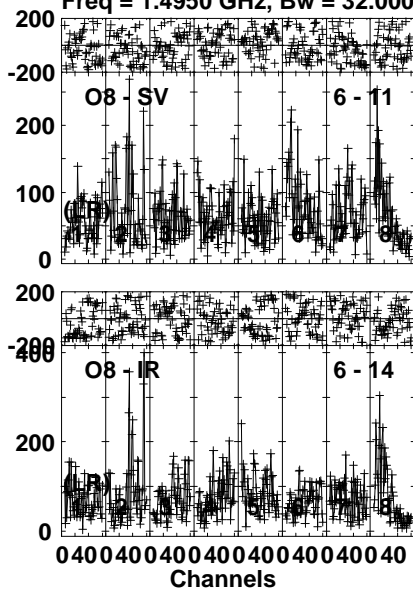


Lower frame: Micro Ampl Jy Top frame: Phas deg
Vector averaged cross-power spectrum Several baselines displayed
Timerange: 00/11:16:31 to 00/11:20:29

Plot file version 24 created 03-MAR-2022 16:26:35

HD167971 EM131F.UVDATA.1

Freq = 1.4950 GHz, Bw = 32.000 MH No calibration applied and no bandpass applied

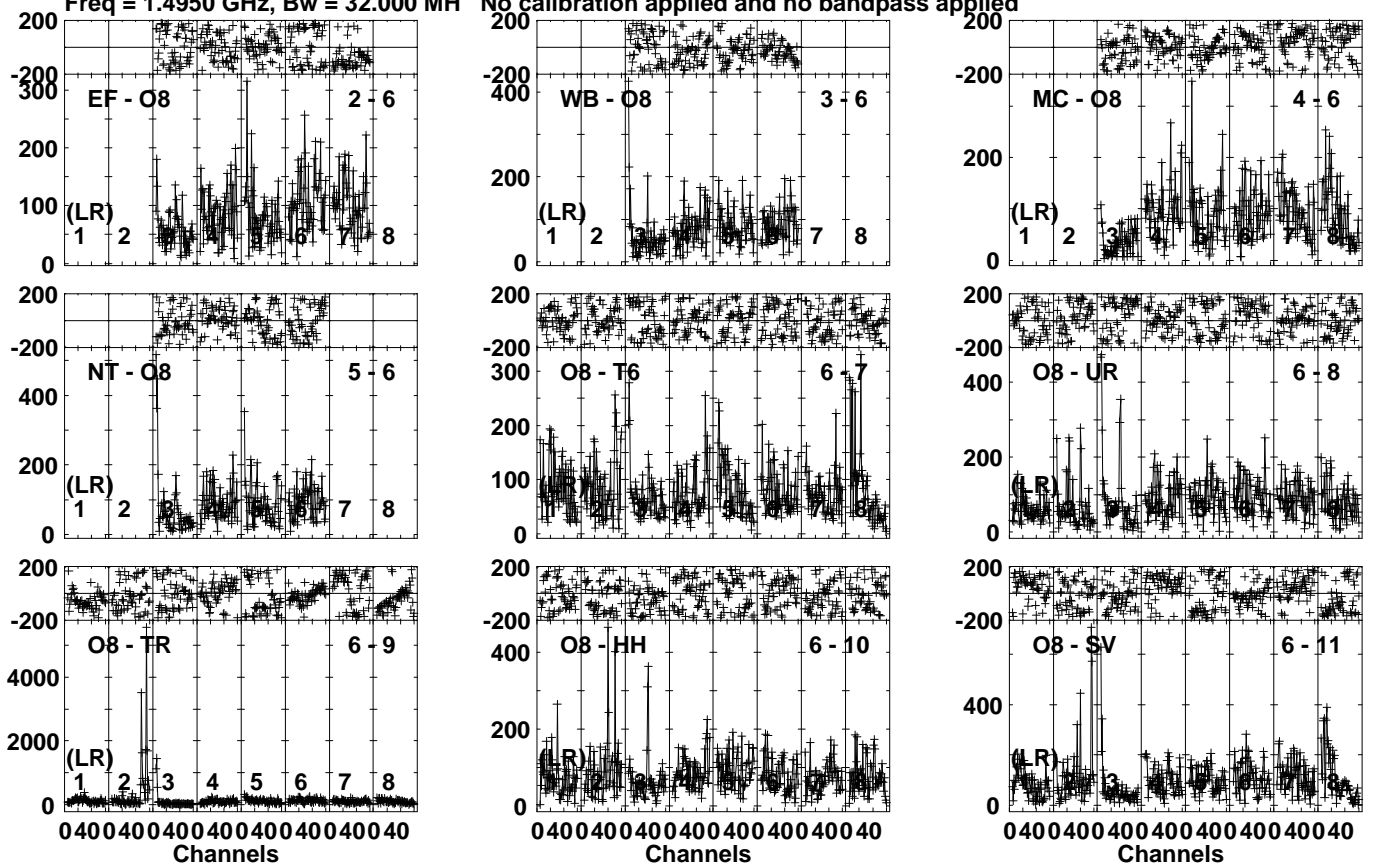


Lower frame: Micro Ampl Jy Top frame: Phas deg
Vector averaged cross-power spectrum Several baselines displayed
Timerange: 00/11:16:31 to 00/11:20:29

Plot file version 25 created 03-MAR-2022 16:26:36

J1825-0737 EM131F.UVDATA.1

Freq = 1.4950 GHz, Bw = 32.000 MH No calibration applied and no bandpass applied



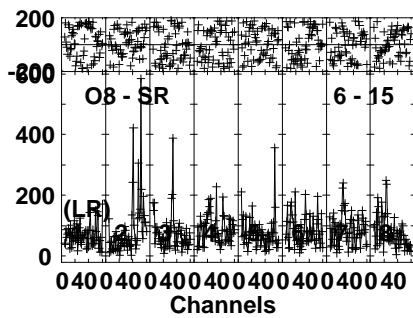
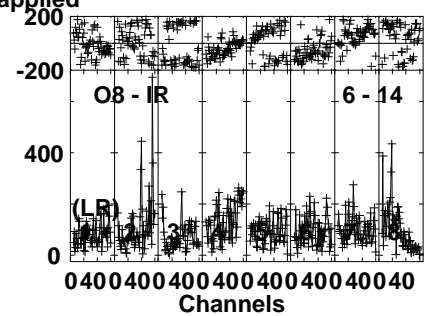
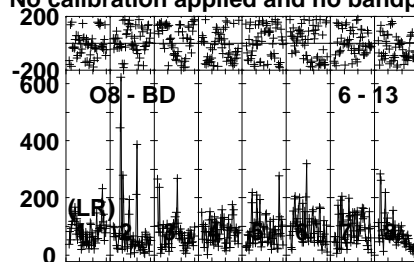
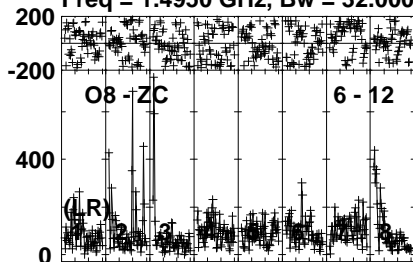
Lower frame: Micro Ampl Jy Top frame: Phas deg
Vector averaged cross-power spectrum Several baselines displayed
Timerange: 00/11:21:11 to 00/11:23:39

Plot file version 26 created 03-MAR-2022 16:26:36

J1825-0737 EM131F.UVDATA.1

Freq = 1.4950 GHz, Bw = 32.000 MH

No calibration applied and no bandpass applied



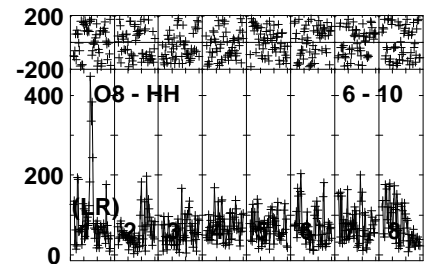
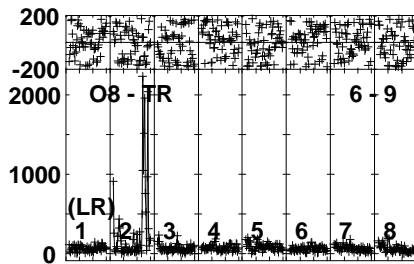
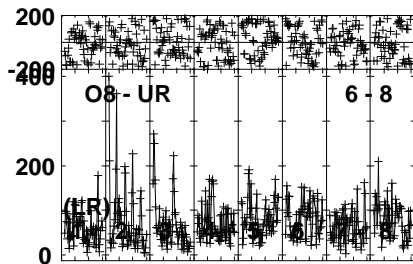
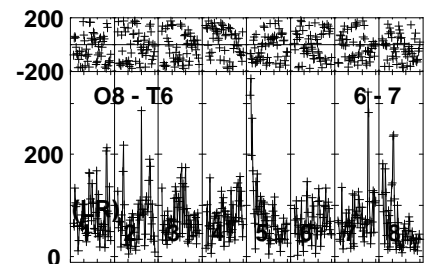
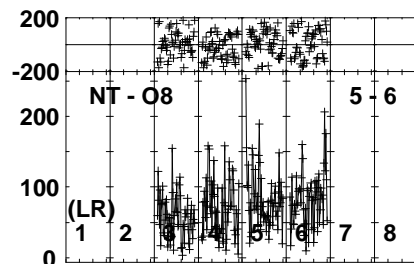
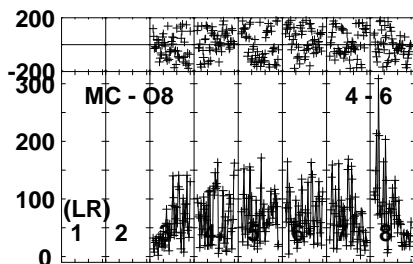
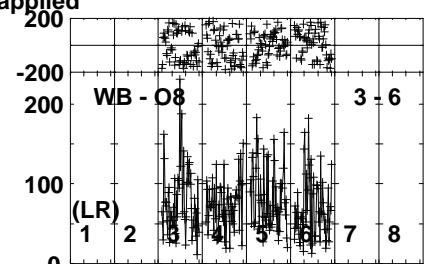
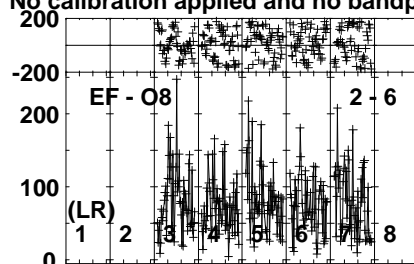
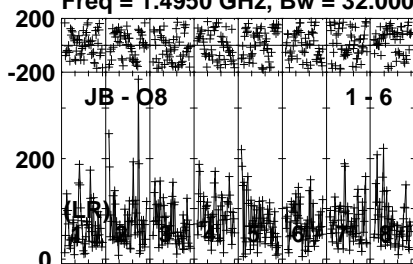
Lower frame: Micro Ampl Jy Top frame: Phas deg
Vector averaged cross-power spectrum Several baselines displayed
Timerange: 00/11:21:11 to 00/11:23:39

Plot file version 27 created 03-MAR-2022 16:26:36

HD168112 EM131F.UVDATA.1

Freq = 1.4950 GHz, Bw = 32.000 MH

No calibration applied and no bandpass applied



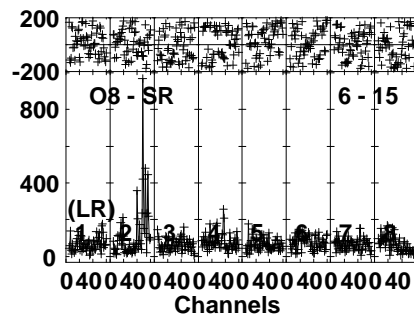
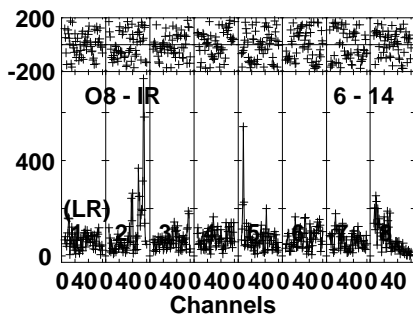
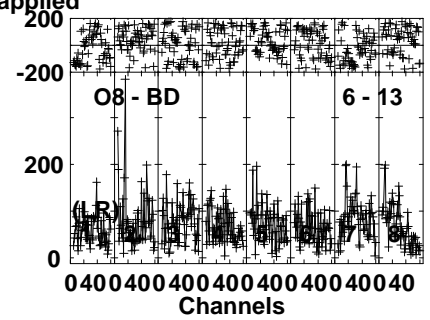
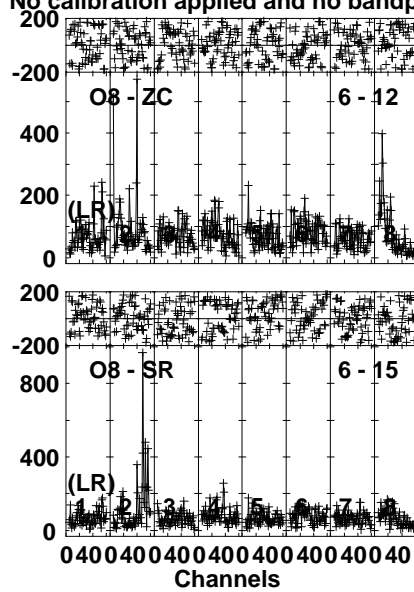
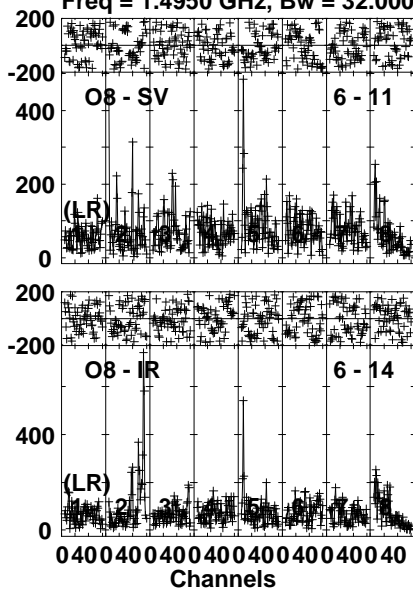
Lower frame: Micro Ampl Jy Top frame: Phas deg
Vector averaged cross-power spectrum Several baselines displayed
Timerange: 00/11:23:41 to 00/11:27:39

Plot file version 28 created 03-MAR-2022 16:26:37

HD168112 EM131F.UVDATA.1

Freq = 1.4950 GHz, Bw = 32.000 MH

No calibration applied and no bandpass applied



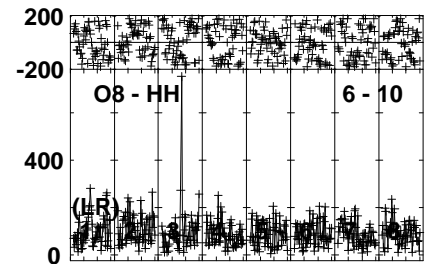
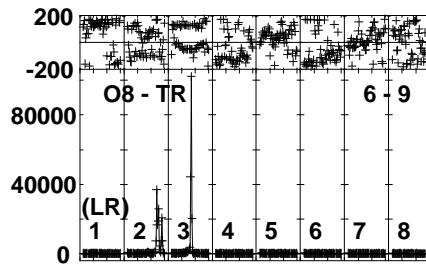
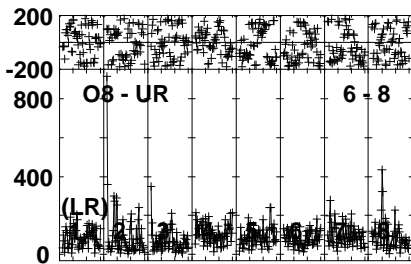
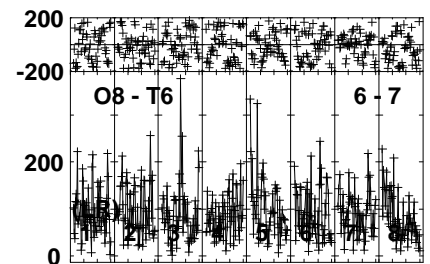
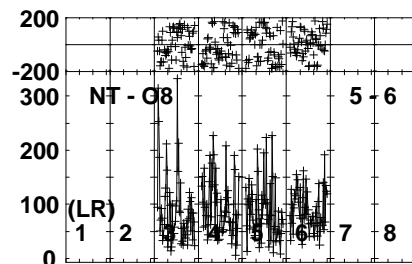
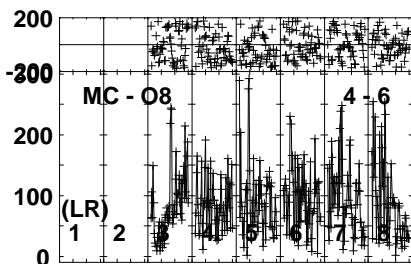
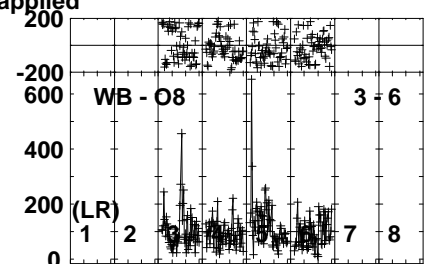
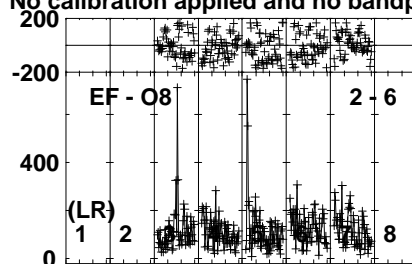
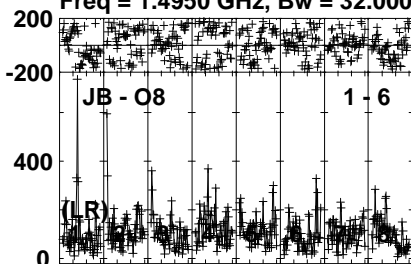
Lower frame: Micro Ampl Jy Top frame: Phas deg
Vector averaged cross-power spectrum Several baselines displayed
Timerange: 00/11:23:41 to 00/11:27:39

Plot file version 29 created 03-MAR-2022 16:26:37

J1825-0737 EM131F.UVDATA.1

Freq = 1.4950 GHz, Bw = 32.000 MH

No calibration applied and no bandpass applied



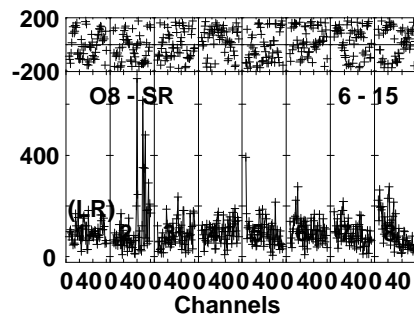
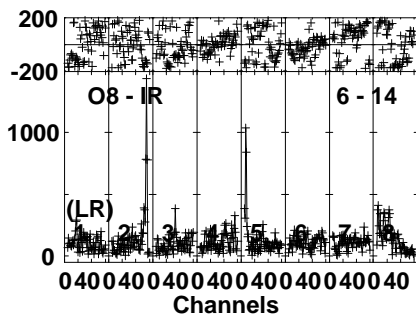
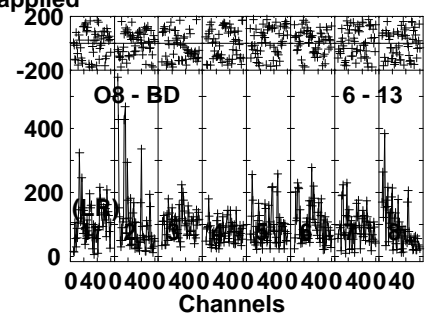
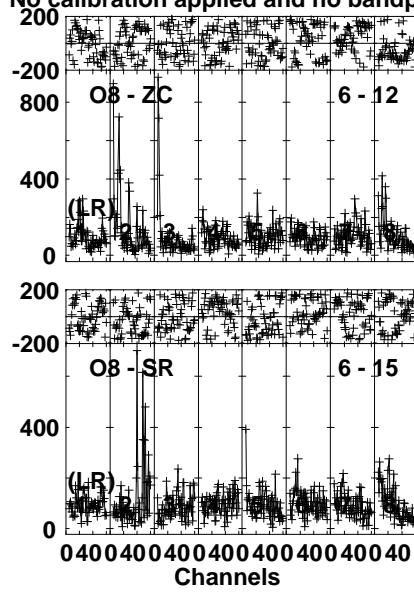
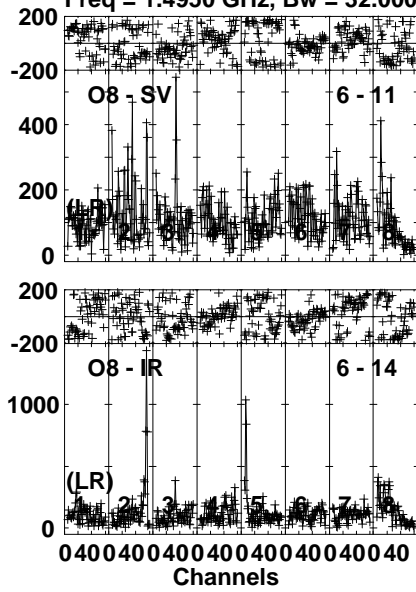
Lower frame: Micro Ampl Jy Top frame: Phas deg
Vector averaged cross-power spectrum Several baselines displayed
Timerange: 00/11:27:41 to 00/11:30:09

Plot file version 30 created 03-MAR-2022 16:26:38

J1825-0737 EM131F.UVDATA.1

Freq = 1.4950 GHz, Bw = 32.000 MH

No calibration applied and no bandpass applied

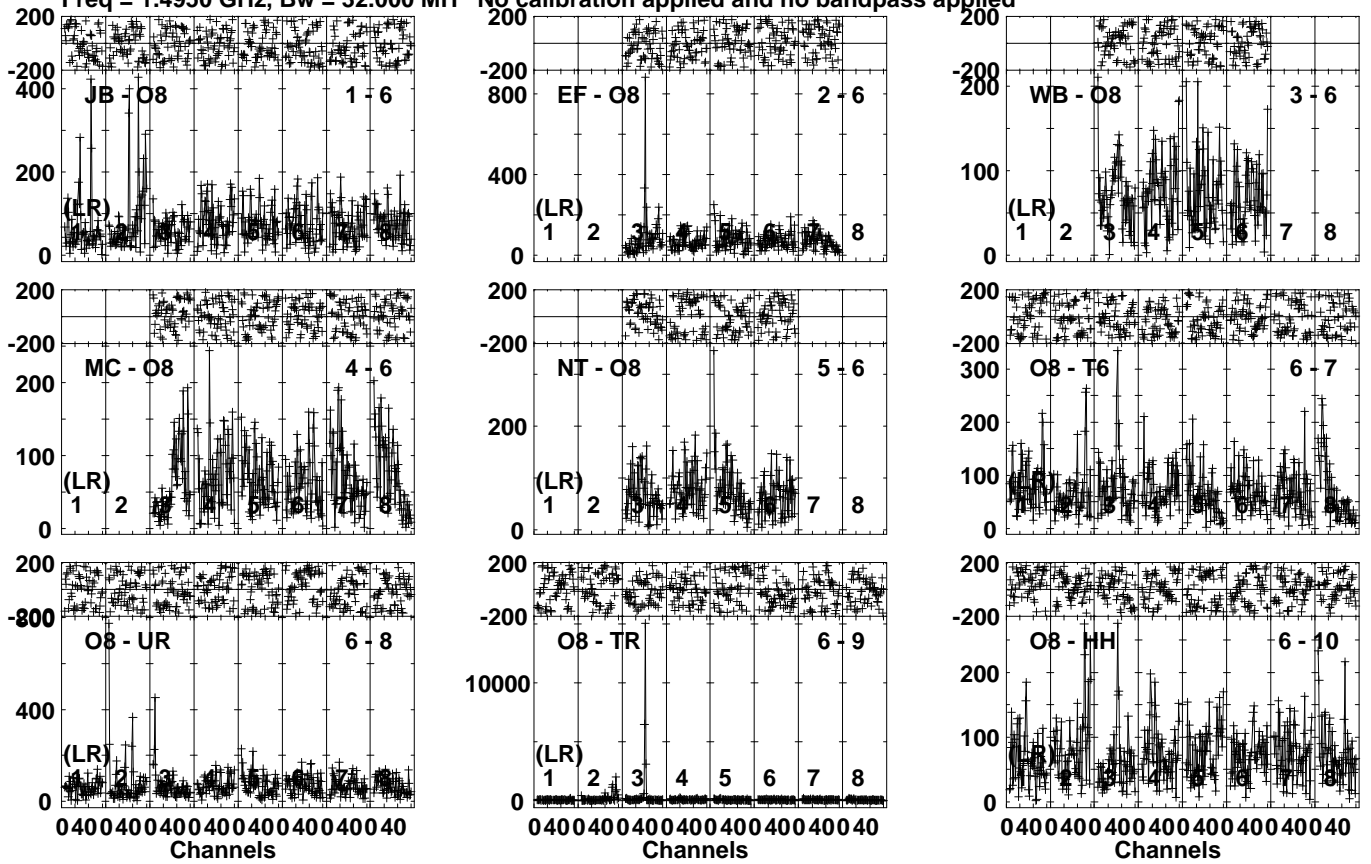


Lower frame: Micro Ampl Jy Top frame: Phas deg
Vector averaged cross-power spectrum Several baselines displayed
Timerange: 00/11:27:41 to 00/11:30:09

Plot file version 31 created 03-MAR-2022 16:26:38

HD167971 EM131F.UVDATA.1

Freq = 1.4950 GHz, Bw = 32.000 MH No calibration applied and no bandpass applied

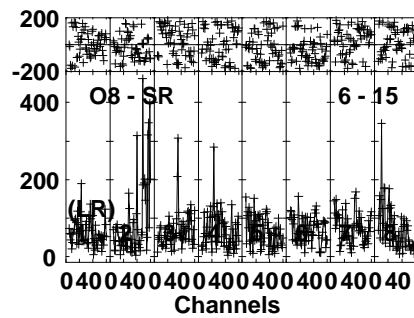
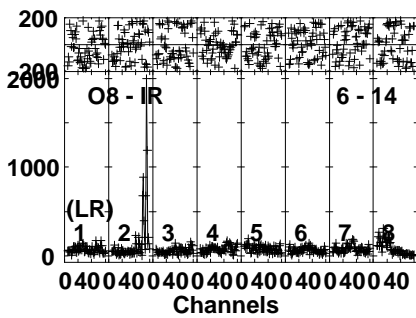
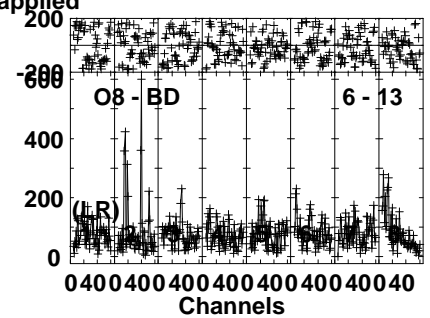
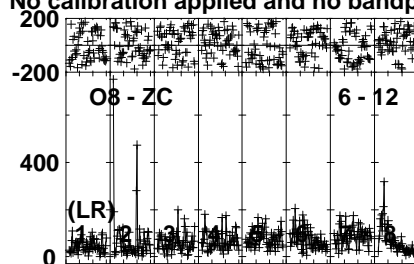
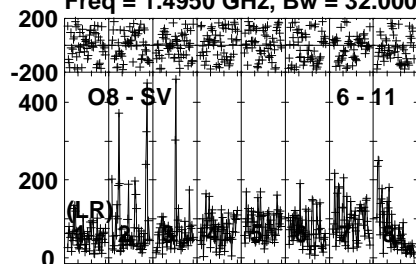


Lower frame: Micro Ampl Jy Top frame: Phas deg
Vector averaged cross-power spectrum Several baselines displayed
Timerange: 00/11:30:11 to 00/11:34:09

Plot file version 32 created 03-MAR-2022 16:26:39

HD167971 EM131F.UVDATA.1

Freq = 1.4950 GHz, Bw = 32.000 MH No calibration applied and no bandpass applied



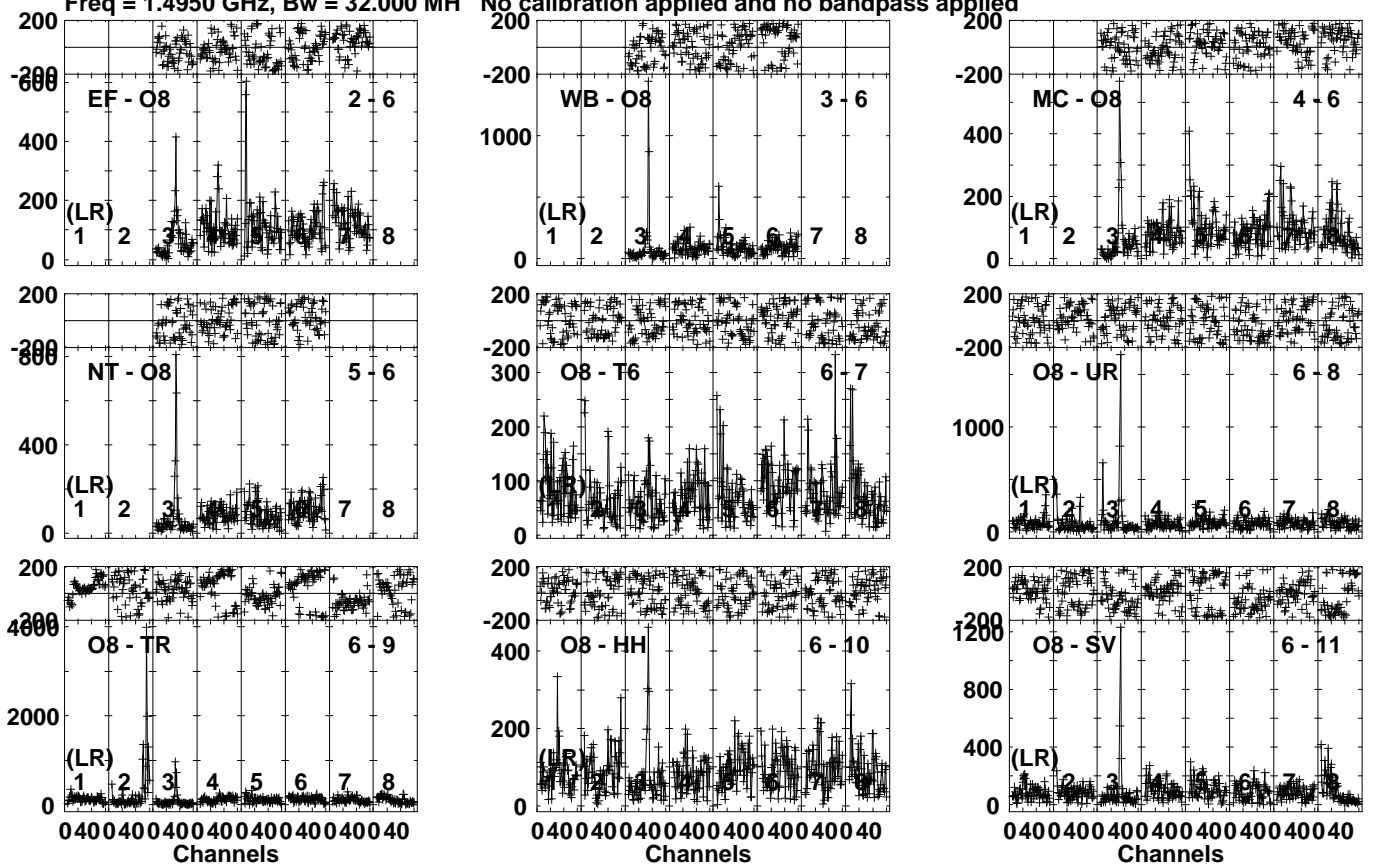
Lower frame: Micro Ampl Jy Top frame: Phas deg
Vector averaged cross-power spectrum Several baselines displayed
Timerange: 00/11:30:11 to 00/11:34:09

Plot file version 33 created 03-MAR-2022 16:26:39

J1825-0737 EM131F.UVDATA.1

Freq = 1.4950 GHz, Bw = 32.000 MH

No calibration applied and no bandpass applied

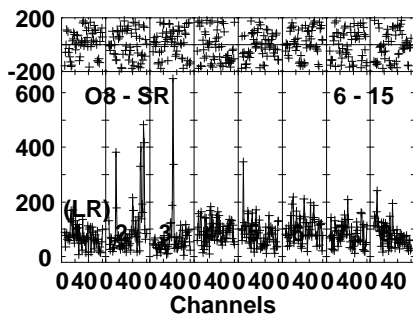
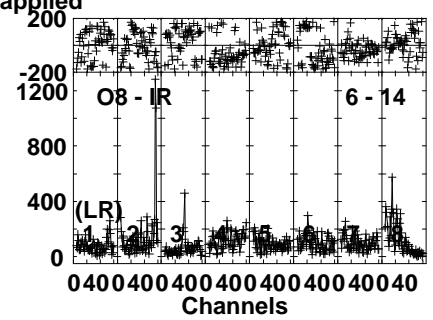
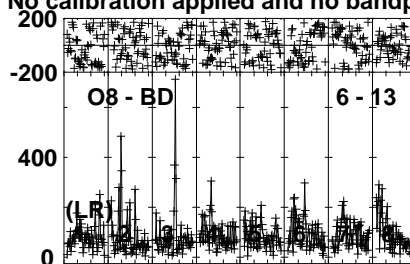
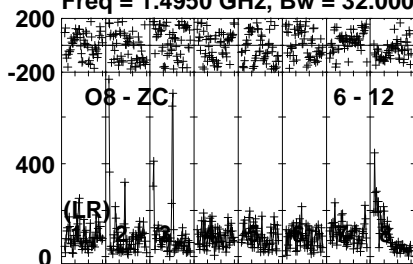


Lower frame: Micro Ampl Jy Top frame: Phas deg
Vector averaged cross-power spectrum Several baselines displayed
Timerange: 00/11:34:51 to 00/11:37:19

Plot file version 34 created 03-MAR-2022 16:26:39

J1825-0737 EM131F.UVDATA.1

Freq = 1.4950 GHz, Bw = 32.000 MH No calibration applied and no bandpass applied



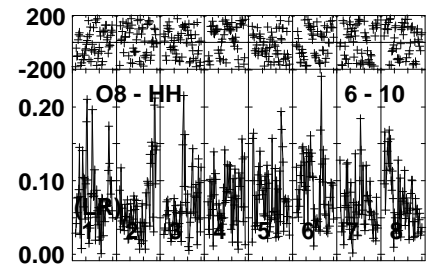
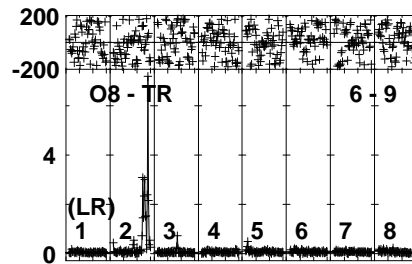
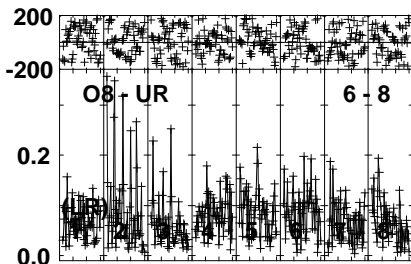
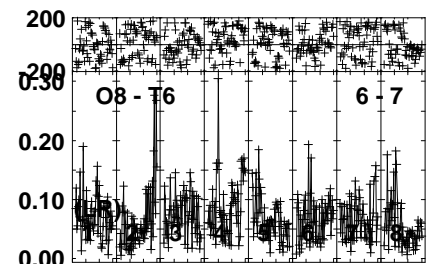
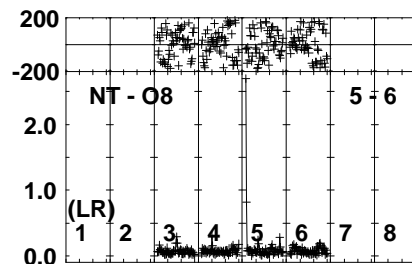
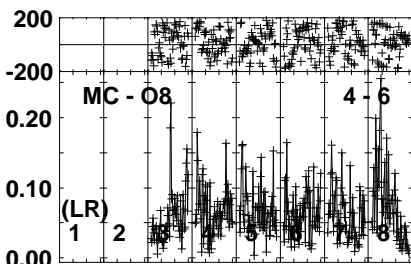
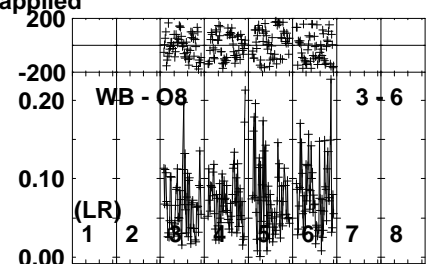
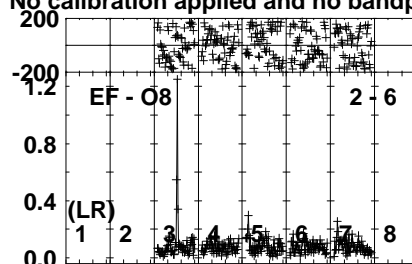
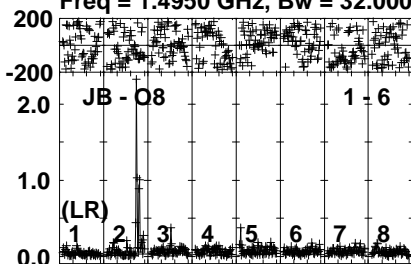
Lower frame: Micro Ampl Jy Top frame: Phas deg
Vector averaged cross-power spectrum Several baselines displayed
Timerange: 00/11:34:51 to 00/11:37:19

Plot file version 35 created 03-MAR-2022 16:26:40

HD168112 EM131F.UVDATA.1

Freq = 1.4950 GHz, Bw = 32.000 MH

No calibration applied and no bandpass applied

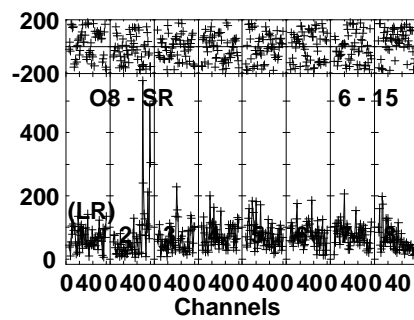
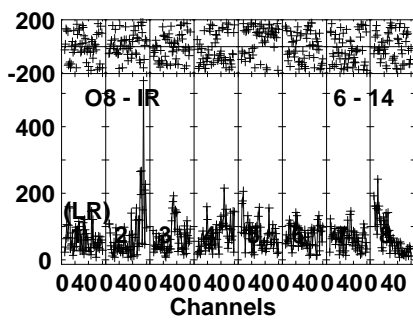
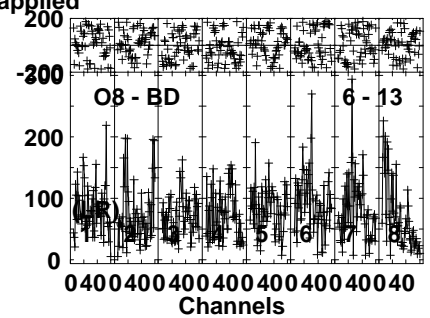
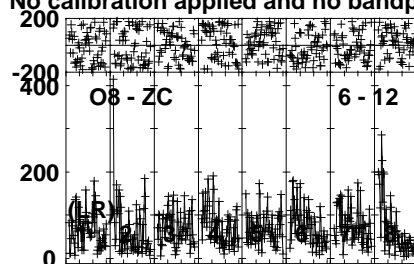
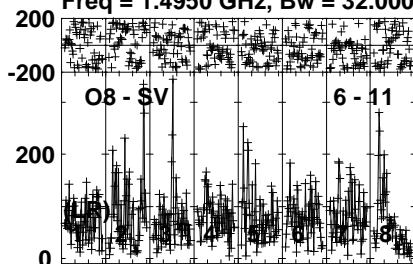


Lower frame: Milli Ampl Jy Top frame: Phas deg
Vector averaged cross-power spectrum Several baselines displayed
Timerange: 00/11:37:21 to 00/11:41:19

Plot file version 36 created 03-MAR-2022 16:26:40

HD168112 EM131F.UVDATA.1

Freq = 1.4950 GHz, Bw = 32.000 MH No calibration applied and no bandpass applied



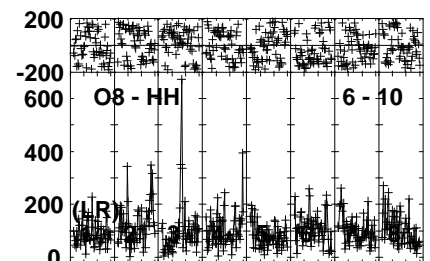
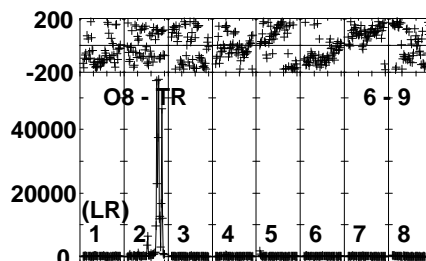
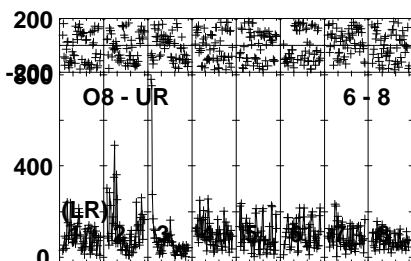
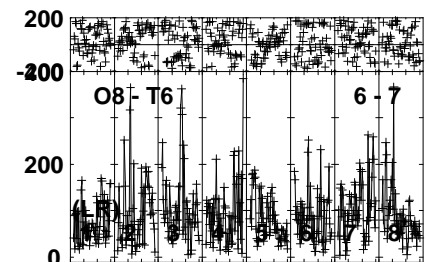
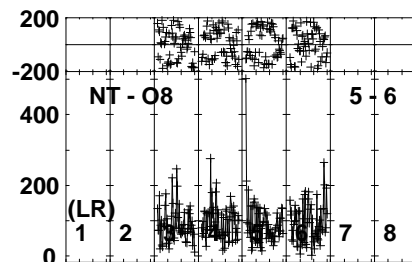
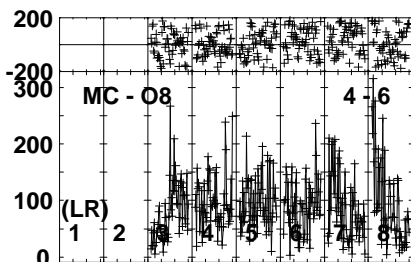
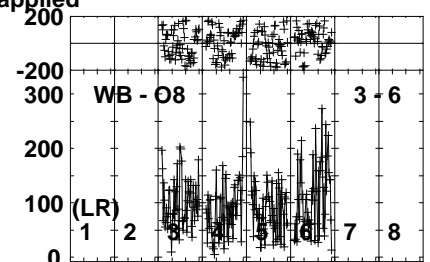
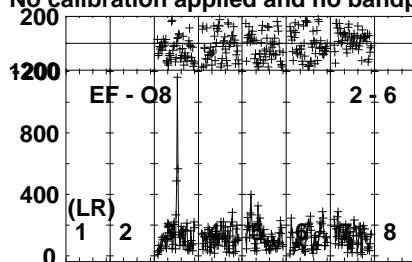
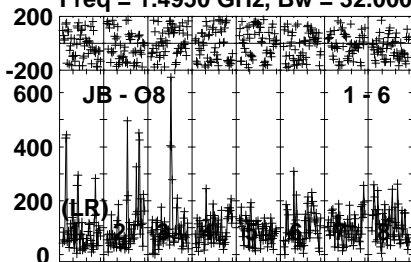
Lower frame: Micro Ampl Jy Top frame: Phas deg
Vector averaged cross-power spectrum Several baselines displayed
Timerange: 00/11:37:21 to 00/11:41:19

Plot file version 37 created 03-MAR-2022 16:26:41

J1825-0737 EM131F.UVDATA.1

Freq = 1.4950 GHz, Bw = 32.000 MH

No calibration applied and no bandpass applied



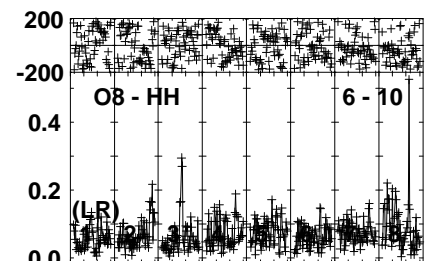
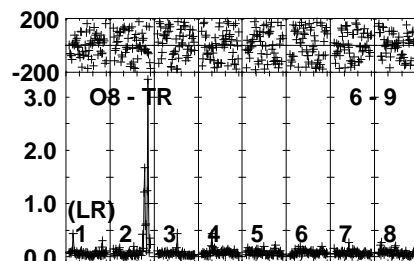
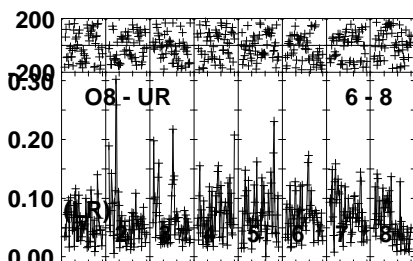
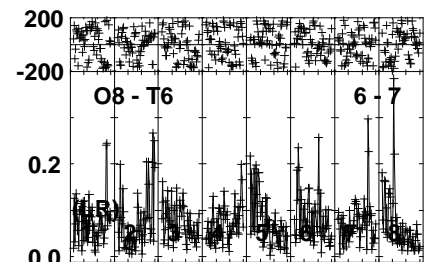
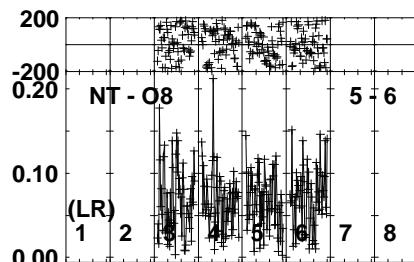
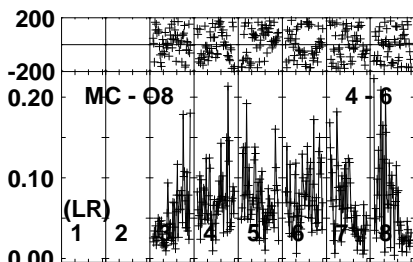
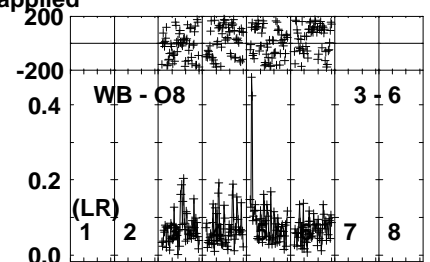
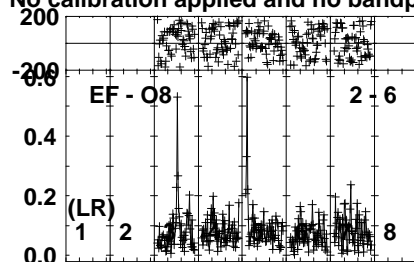
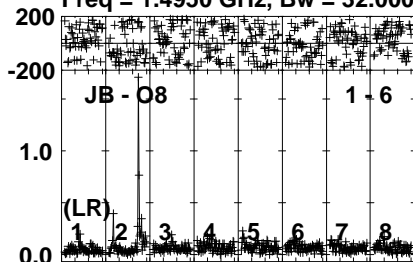
Lower frame: Micro Ampl Jy Top frame: Phas deg
Vector averaged cross-power spectrum Several baselines displayed
Timerange: 00/11:41:21 to 00/11:43:49

Plot file version 39 created 03-MAR-2022 16:26:41

HD167971 EM131F.UVDATA.1

Freq = 1.4950 GHz, Bw = 32.000 MH

No calibration applied and no bandpass applied



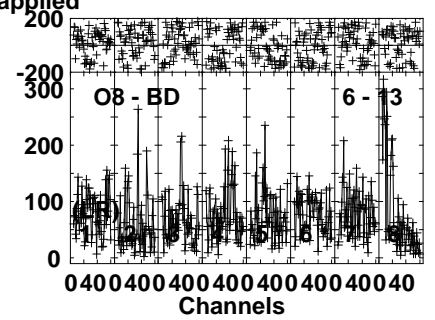
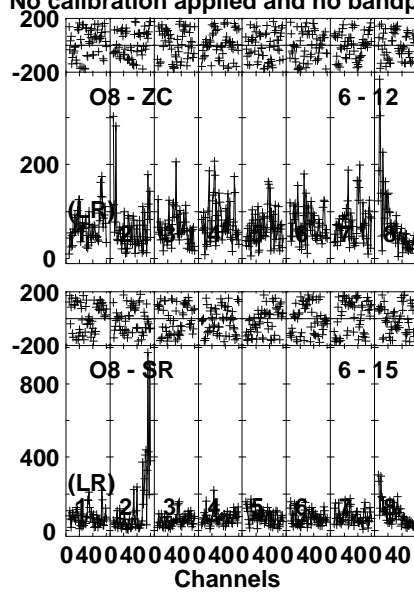
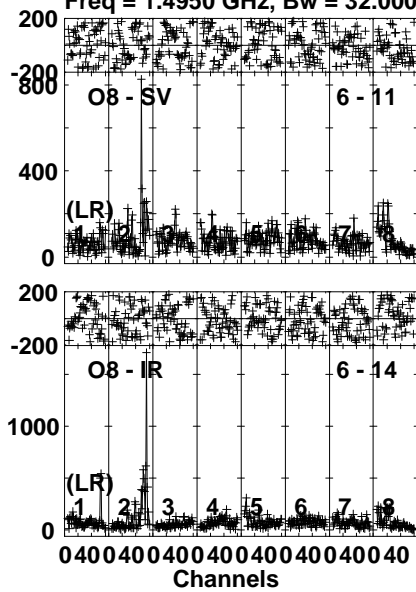
Lower frame: Milli Ampl Jy Top frame: Phas deg
Vector averaged cross-power spectrum Several baselines displayed
Timerange: 00/11:43:51 to 00/11:47:49

Plot file version 40 created 03-MAR-2022 16:26:42

HD167971 EM131F.UVDATA.1

Freq = 1.4950 GHz, Bw = 32.000 MH

No calibration applied and no bandpass applied



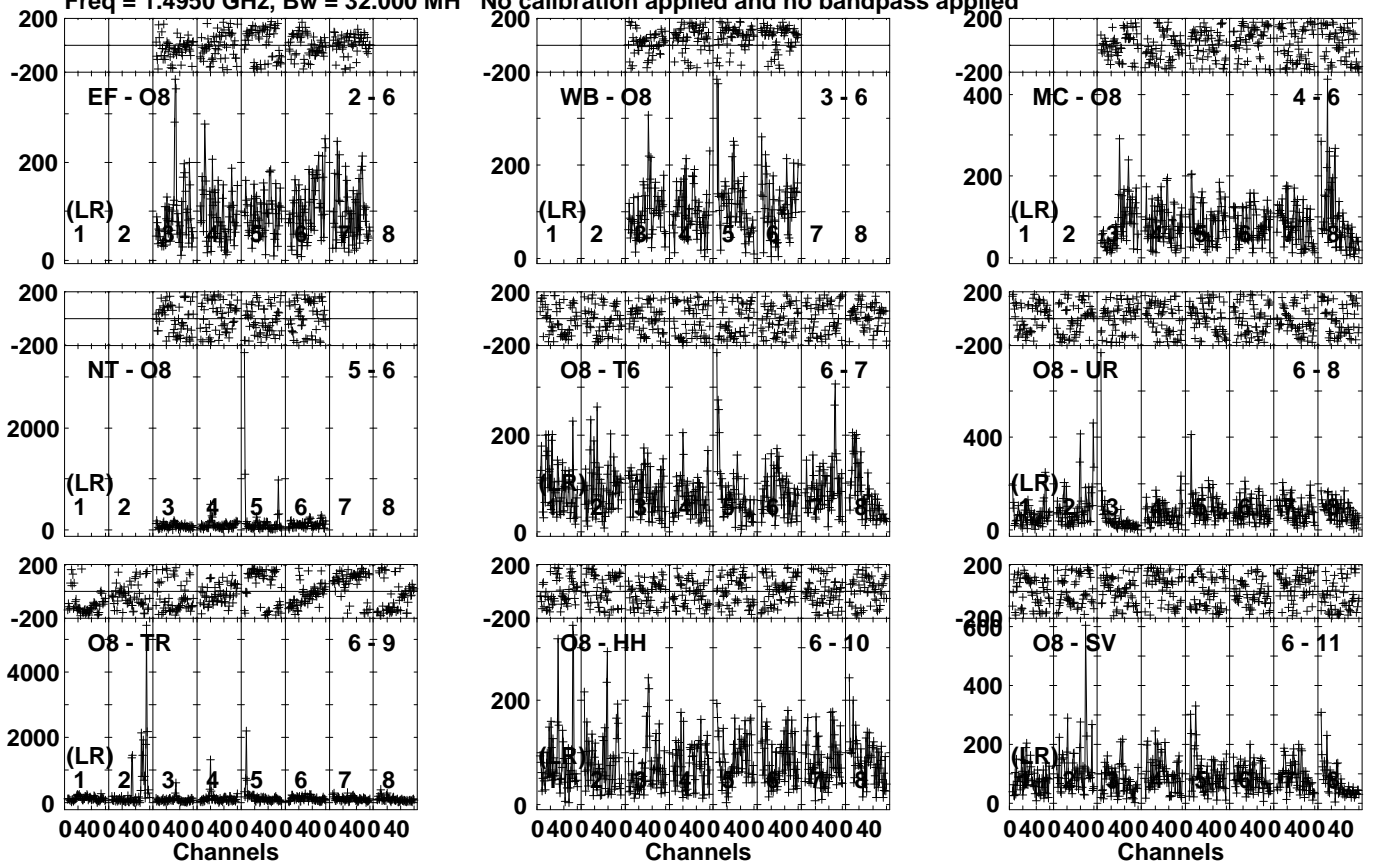
Lower frame: Micro Ampl Jy Top frame: Phas deg
Vector averaged cross-power spectrum Several baselines displayed
Timerange: 00/11:43:51 to 00/11:47:49

Plot file version 41 created 03-MAR-2022 16:26:42

J1825-0737 EM131F.UVDATA.1

Freq = 1.4950 GHz, Bw = 32.000 MH

No calibration applied and no bandpass applied

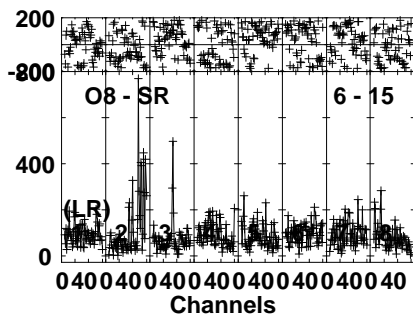
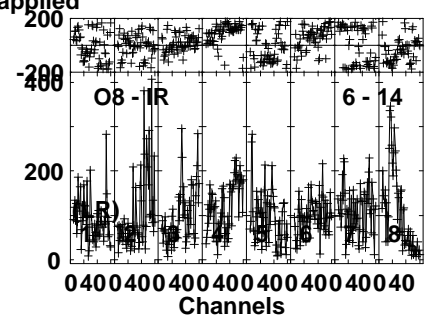
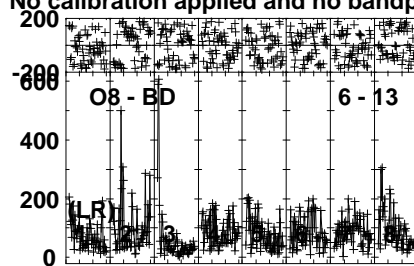
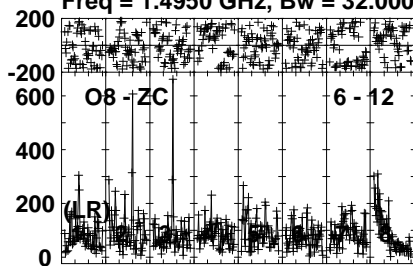


Lower frame: Micro Ampl Jy Top frame: Phas deg
Vector averaged cross-power spectrum Several baselines displayed
Timerange: 00/11:48:31 to 00/11:50:59

Plot file version 42 created 03-MAR-2022 16:26:43

J1825-0737 EM131F.UVDATA.1

Freq = 1.4950 GHz, Bw = 32.000 MH No calibration applied and no bandpass applied

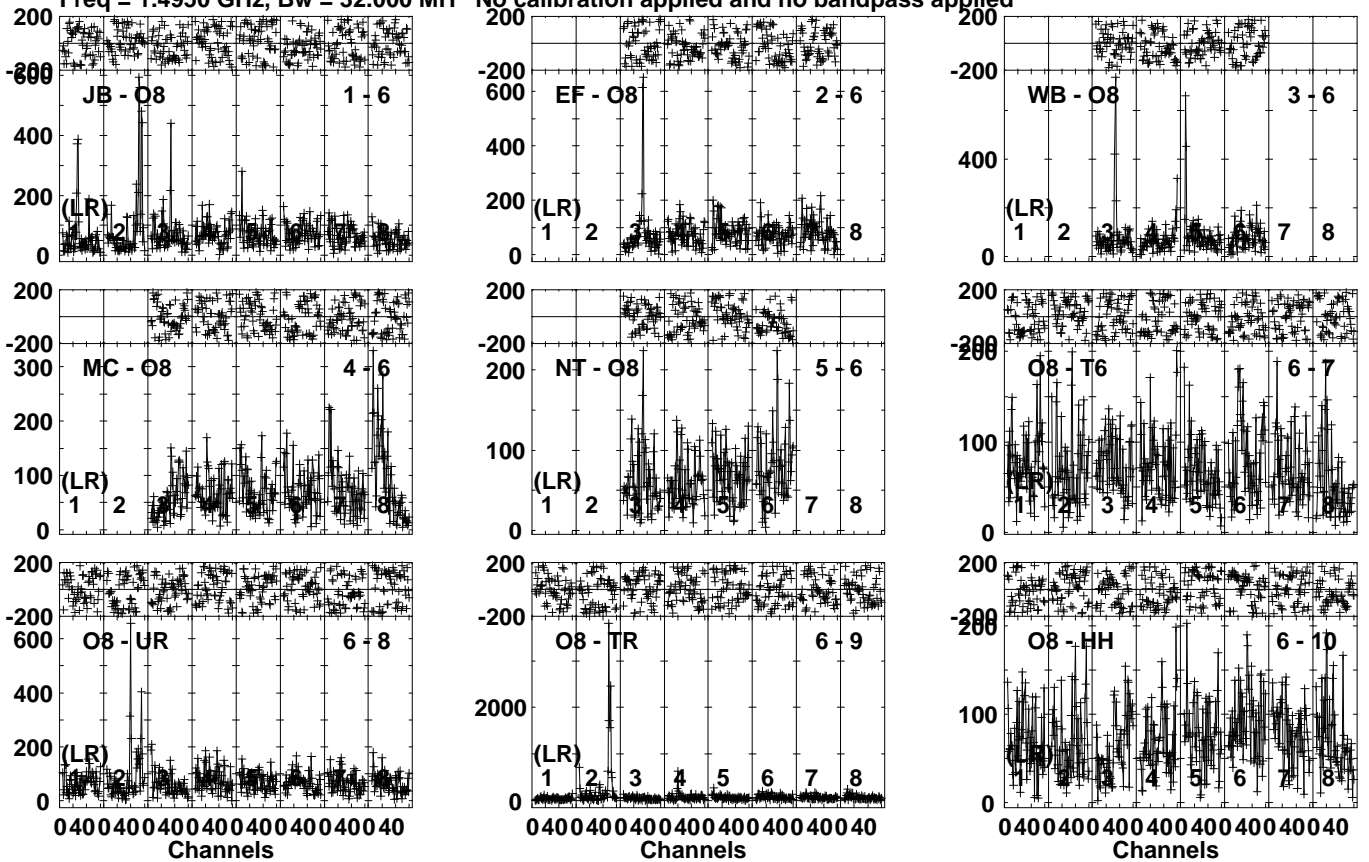


Lower frame: Micro Ampl Jy Top frame: Phas deg
Vector averaged cross-power spectrum Several baselines displayed
Timerange: 00/11:48:31 to 00/11:50:59

Plot file version 43 created 03-MAR-2022 16:26:43

HD168112 EM131F.UVDATA.1

Freq = 1.4950 GHz, Bw = 32.000 MH No calibration applied and no bandpass applied



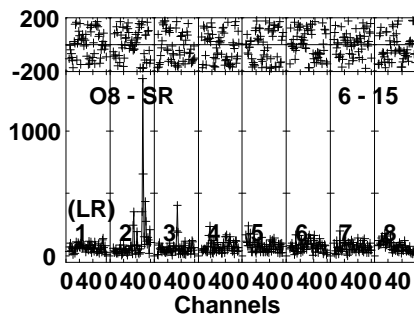
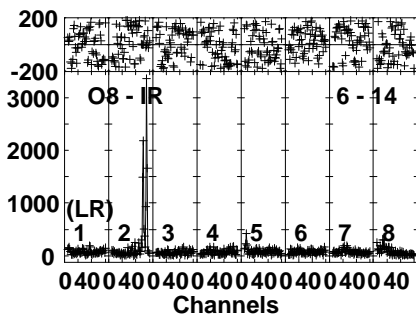
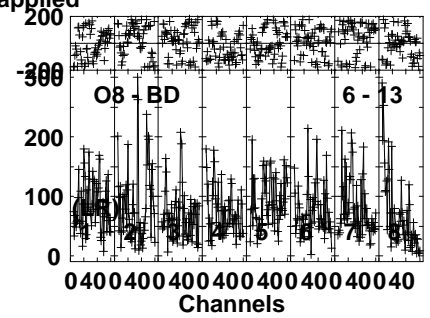
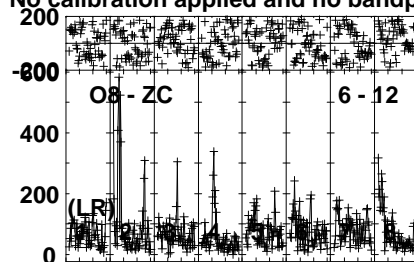
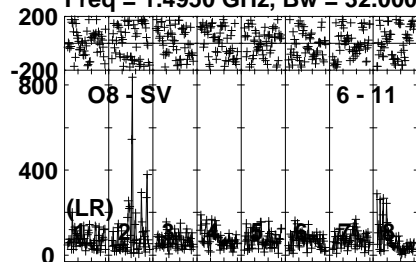
Lower frame: Micro Ampl Jy Top frame: Phas deg
Vector averaged cross-power spectrum Several baselines displayed
Timerange: 00/11:51:01 to 00/11:54:59

Plot file version 44 created 03-MAR-2022 16:26:44

HD168112 EM131F.UVDATA.1

Freq = 1.4950 GHz, Bw = 32.000 MH

No calibration applied and no bandpass applied



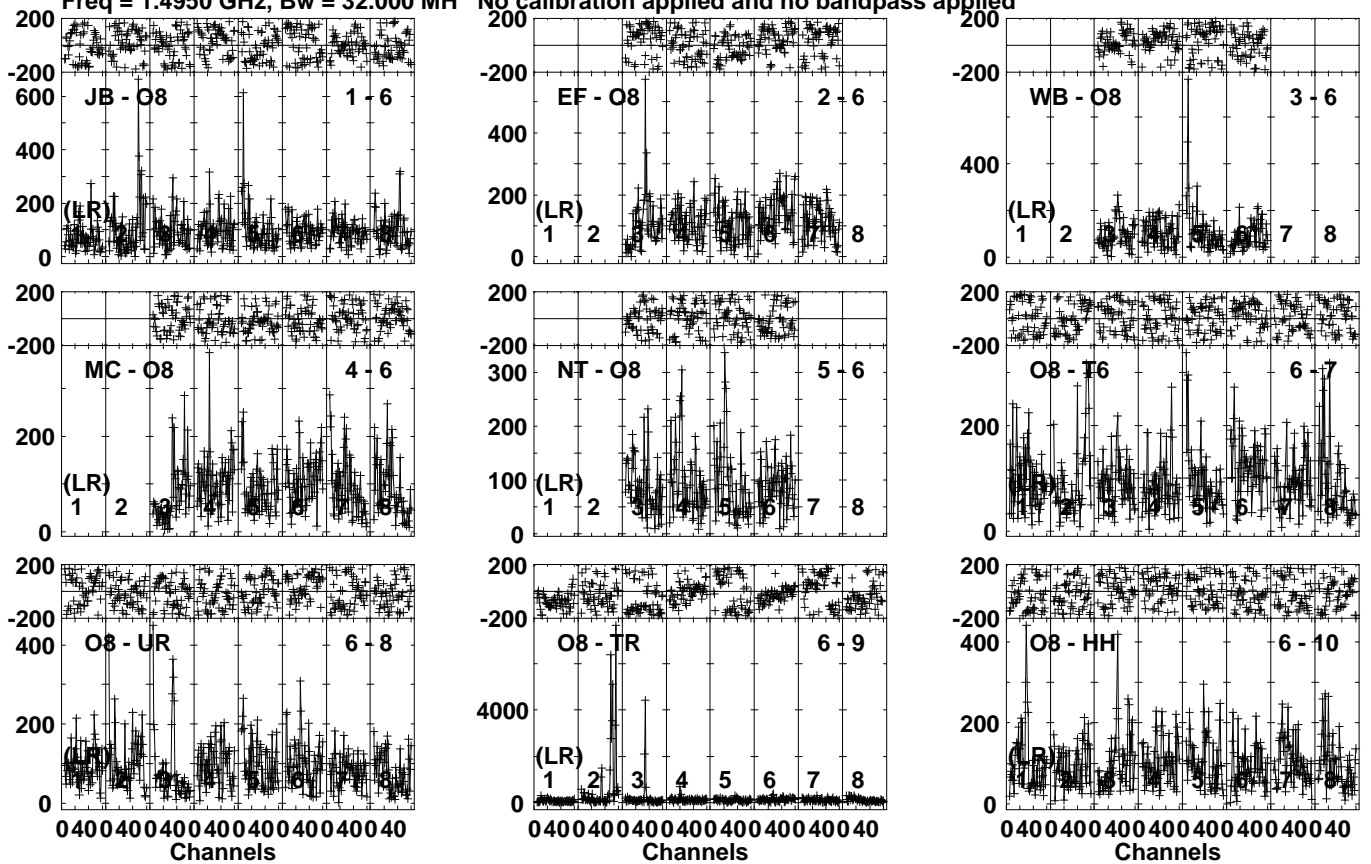
Lower frame: Micro Ampl Jy Top frame: Phas deg
Vector averaged cross-power spectrum Several baselines displayed
Timerange: 00/11:51:01 to 00/11:54:59

Plot file version 45 created 03-MAR-2022 16:26:44

J1825-0737 EM131F.UVDATA.1

Freq = 1.4950 GHz, Bw = 32.000 MH

No calibration applied and no bandpass applied

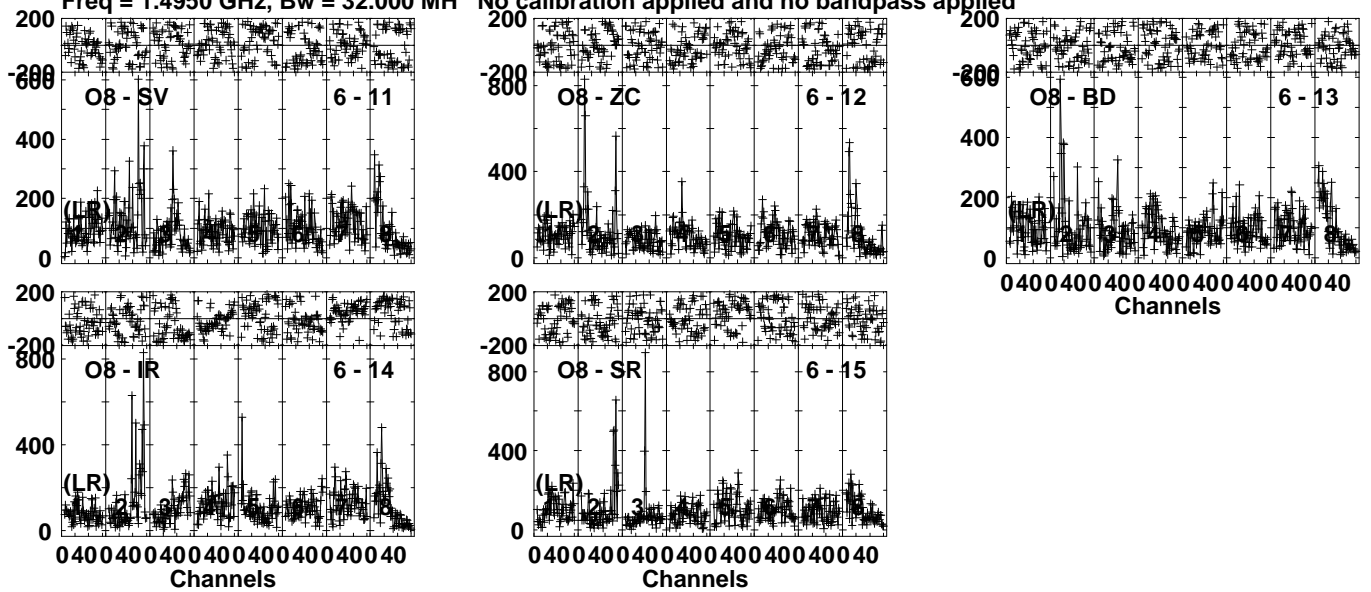


Lower frame: Micro Ampl Jy Top frame: Phas deg
Vector averaged cross-power spectrum Several baselines displayed
Timerange: 00/11:55:01 to 00/11:57:29

Plot file version 46 created 03-MAR-2022 16:26:44

J1825-0737 EM131F.UVDATA.1

Freq = 1.4950 GHz, Bw = 32.000 MH No calibration applied and no bandpass applied

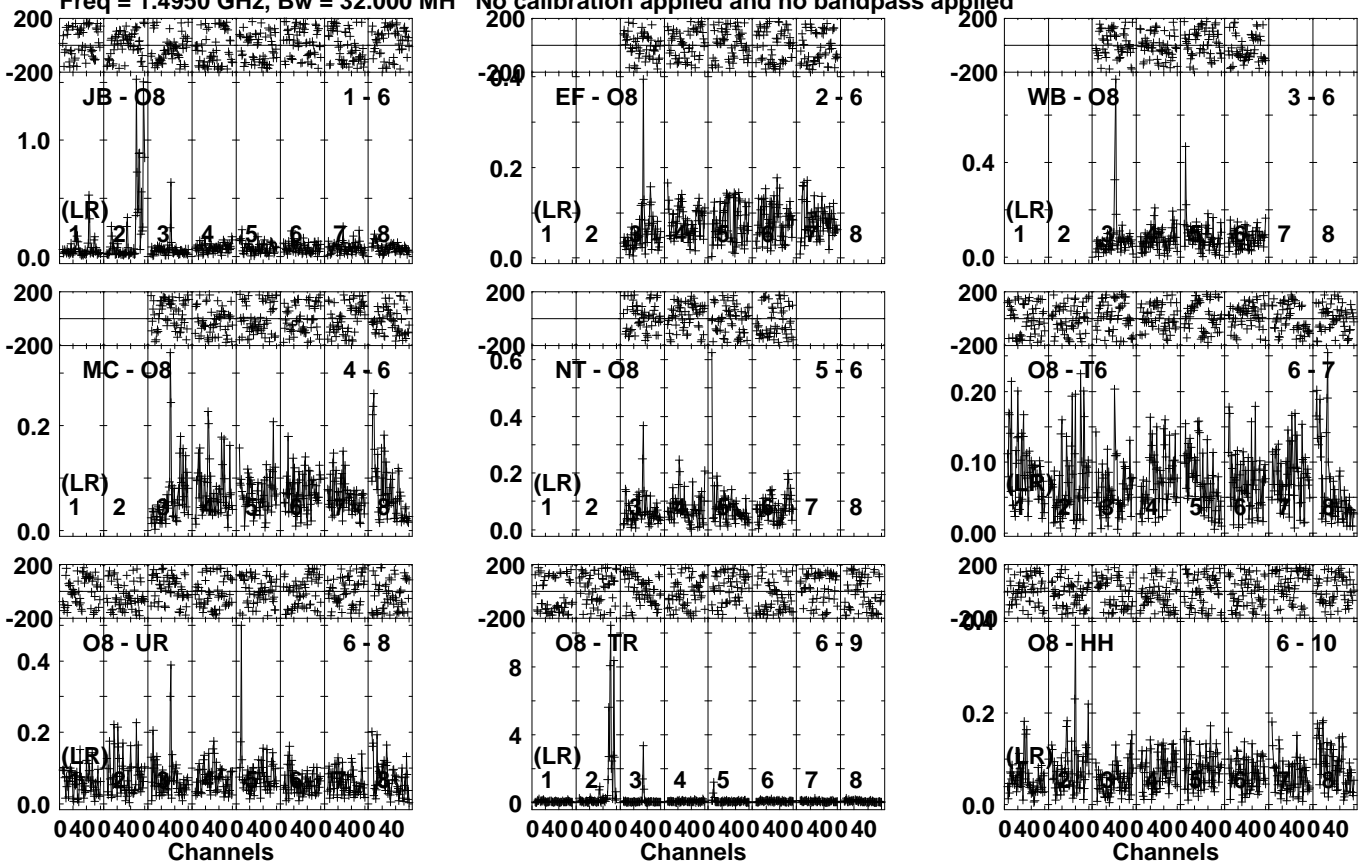


Lower frame: Micro Ampl Jy Top frame: Phas deg
Vector averaged cross-power spectrum Several baselines displayed
Timerange: 00/11:55:01 to 00/11:57:29

Plot file version 47 created 03-MAR-2022 16:26:45

HD167971 EM131F.UVDATA.1

Freq = 1.4950 GHz, Bw = 32.000 MH No calibration applied and no bandpass applied



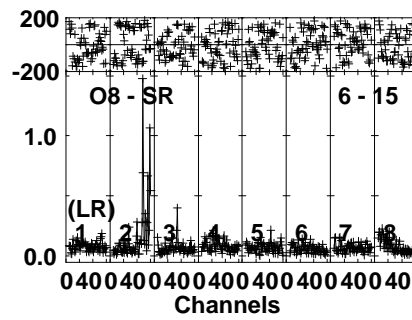
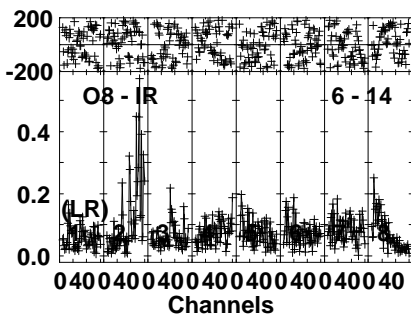
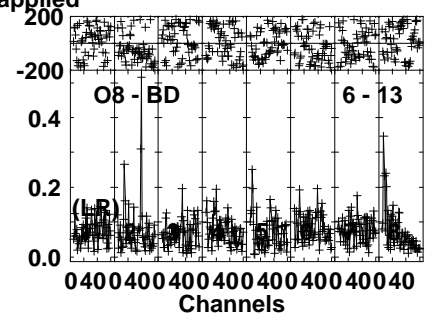
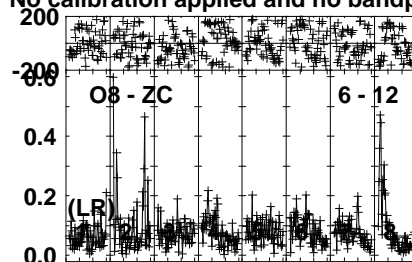
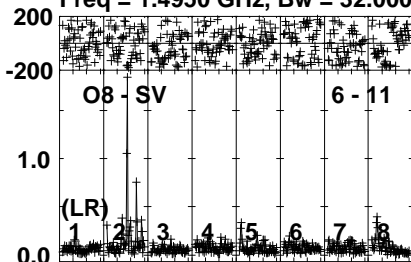
Lower frame: Milli Ampl Jy Top frame: Phas deg
Vector averaged cross-power spectrum Several baselines displayed
Timerange: 00/11:57:31 to 00/12:01:29

Plot file version 48 created 03-MAR-2022 16:26:45

HD167971 EM131F.UVDATA.1

Freq = 1.4950 GHz, Bw = 32.000 MH

No calibration applied and no bandpass applied



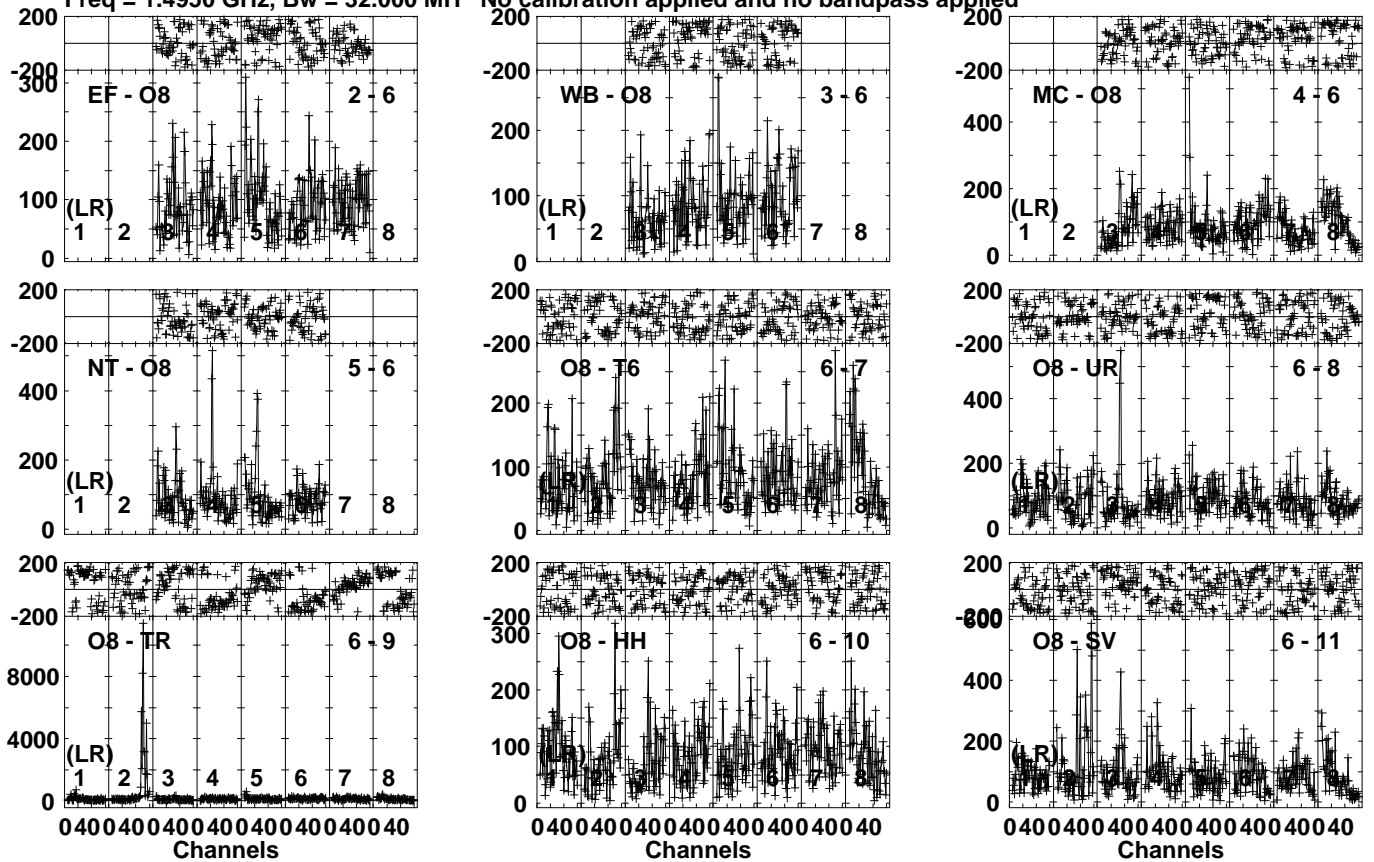
Lower frame: Milli Ampl Jy Top frame: Phas deg
Vector averaged cross-power spectrum Several baselines displayed
Timerange: 00/11:57:31 to 00/12:01:29

Plot file version 49 created 03-MAR-2022 16:26:46

J1825-0737 EM131F.UVDATA.1

Freq = 1.4950 GHz, Bw = 32.000 MH

No calibration applied and no bandpass applied



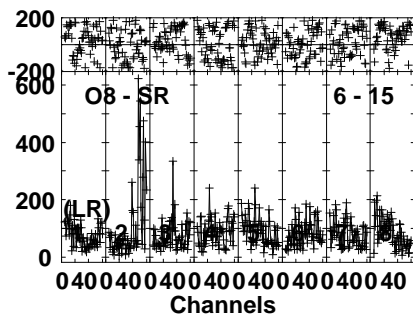
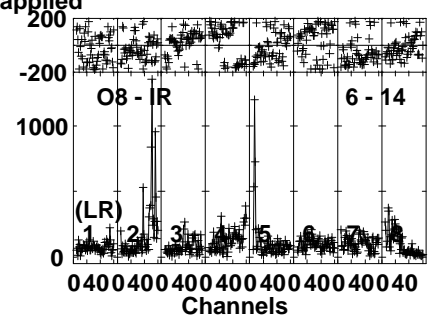
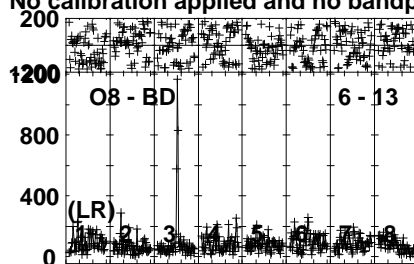
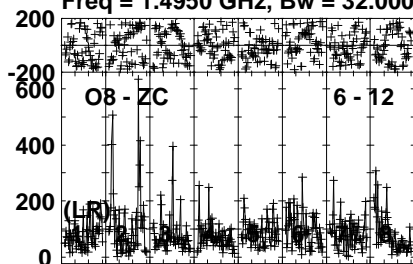
Lower frame: Micro Ampl Jy Top frame: Phas deg
Vector averaged cross-power spectrum Several baselines displayed
Timerange: 00/12:02:11 to 00/12:04:39

Plot file version 50 created 03-MAR-2022 16:26:46

J1825-0737 EM131F.UVDATA.1

Freq = 1.4950 GHz, Bw = 32.000 MH

No calibration applied and no bandpass applied



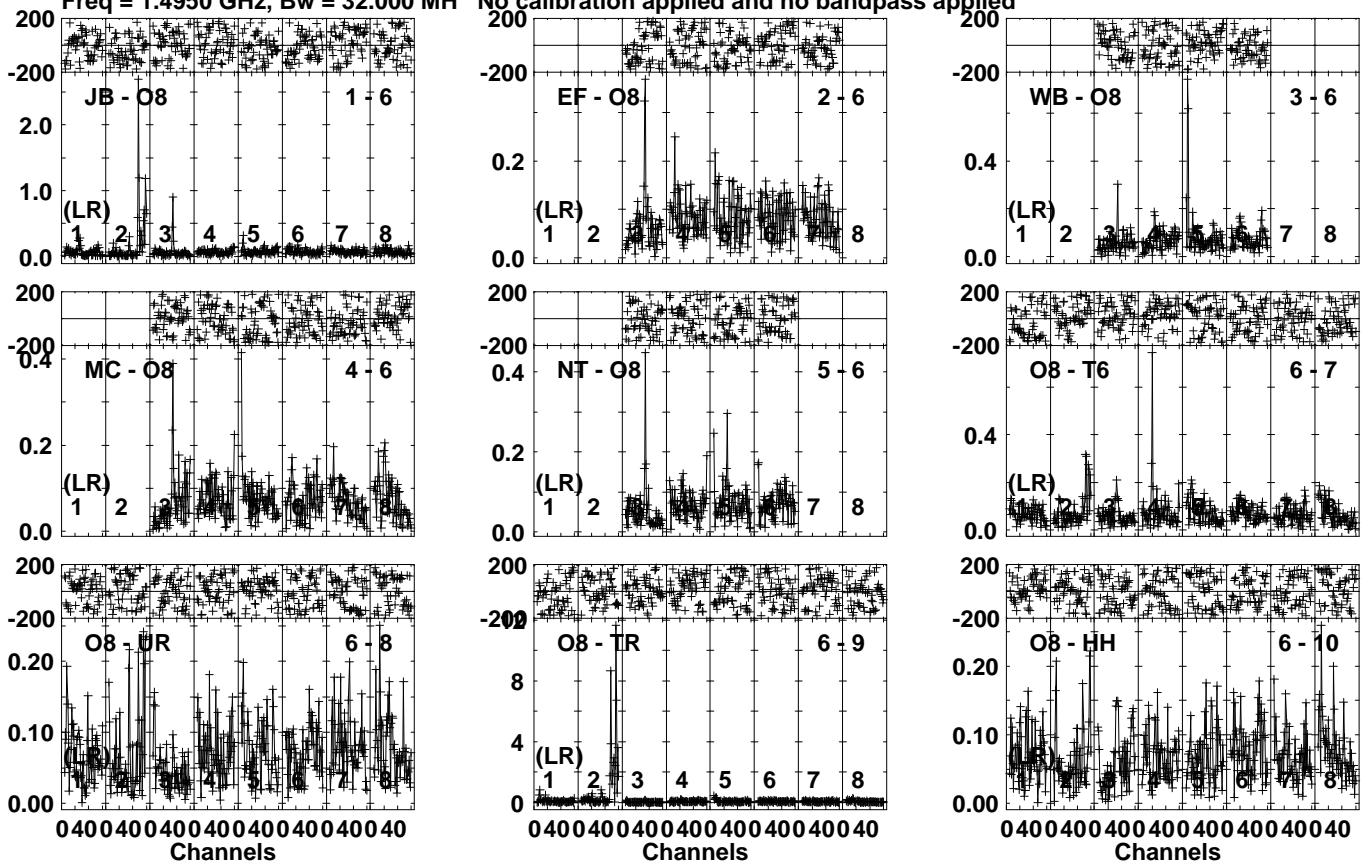
Lower frame: Micro Ampl Jy Top frame: Phas deg
Vector averaged cross-power spectrum Several baselines displayed
Timerange: 00/12:02:11 to 00/12:04:39

Plot file version 51 created 03-MAR-2022 16:26:46

HD168112 EM131F.UVDATA.1

Freq = 1.4950 GHz, Bw = 32.000 MH

No calibration applied and no bandpass applied

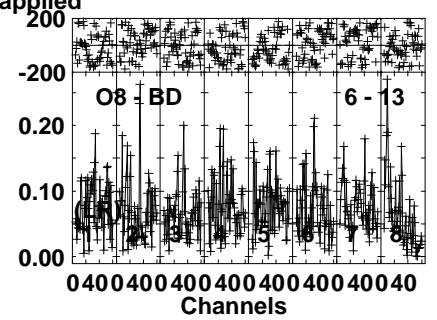
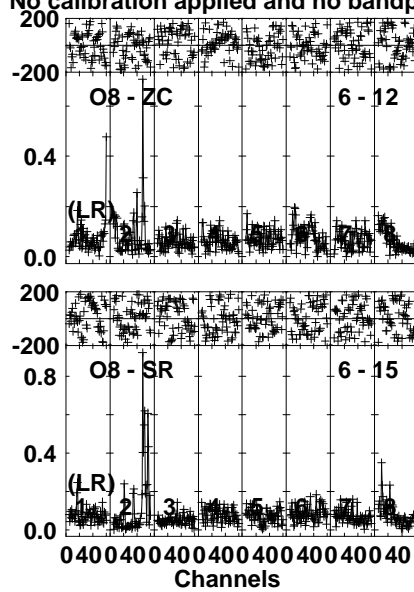
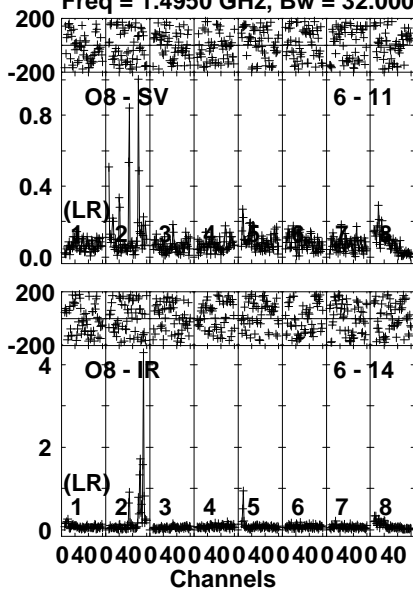


Lower frame: Milli Ampl Jy Top frame: Phas deg
Vector averaged cross-power spectrum Several baselines displayed
Timerange: 00/12:04:41 to 00/12:08:39

Plot file version 52 created 03-MAR-2022 16:26:47

HD168112 EM131F.UVDATA.1

Freq = 1.4950 GHz, Bw = 32.000 MH No calibration applied and no bandpass applied



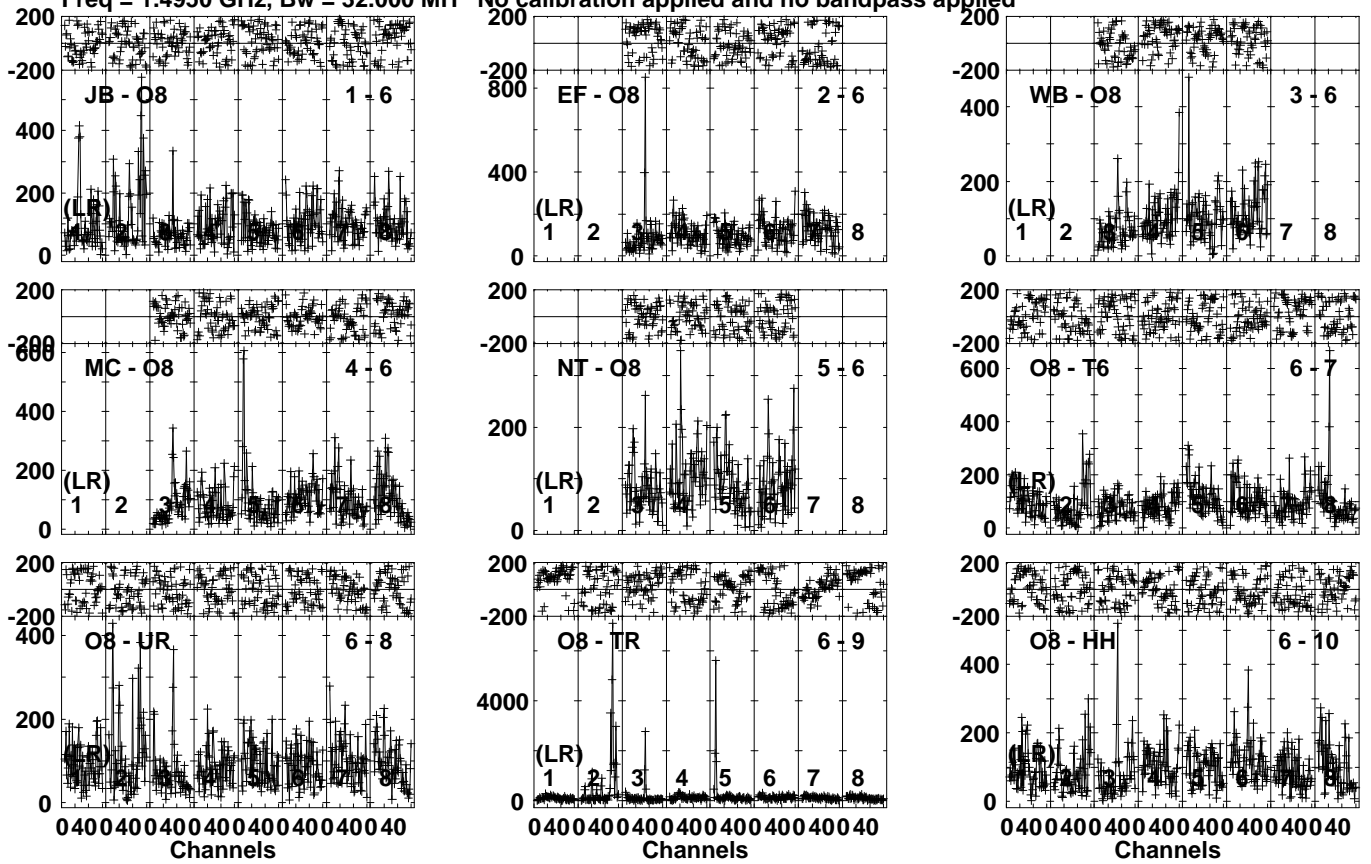
Lower frame: Milli Ampl Jy Top frame: Phas deg
Vector averaged cross-power spectrum Several baselines displayed
Timerange: 00/12:04:41 to 00/12:08:39

Plot file version 53 created 03-MAR-2022 16:26:47

J1825-0737 EM131F.UVDATA.1

Freq = 1.4950 GHz, Bw = 32.000 MH

No calibration applied and no bandpass applied

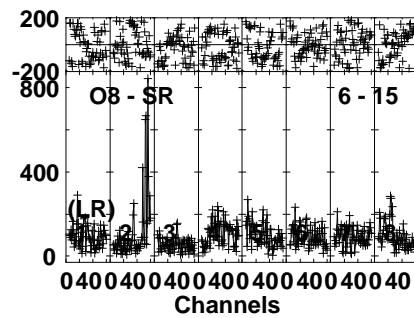
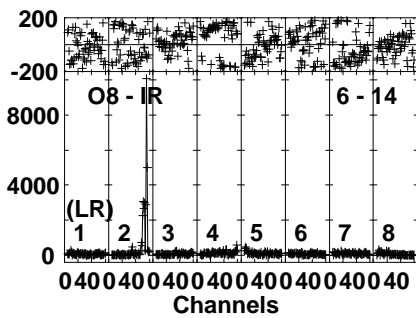
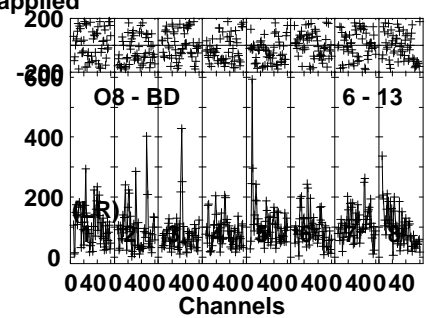
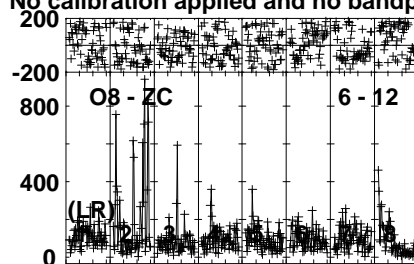
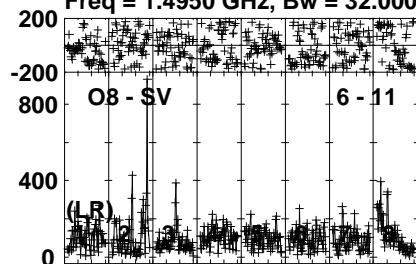


Lower frame: Micro Ampl Jy Top frame: Phas deg
Vector averaged cross-power spectrum Several baselines displayed
Timerange: 00/12:08:41 to 00/12:11:09

Plot file version 54 created 03-MAR-2022 16:26:48

J1825-0737 EM131F.UVDATA.1

Freq = 1.4950 GHz, Bw = 32.000 MH No calibration applied and no bandpass applied



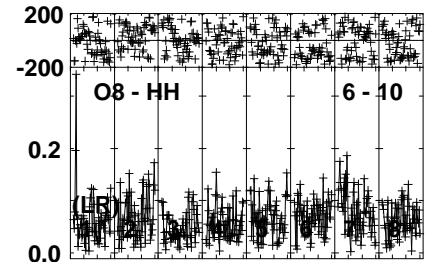
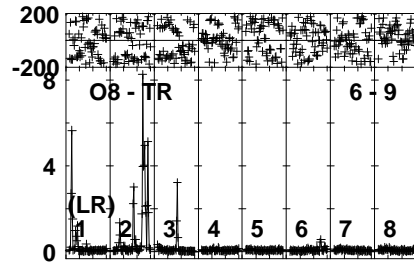
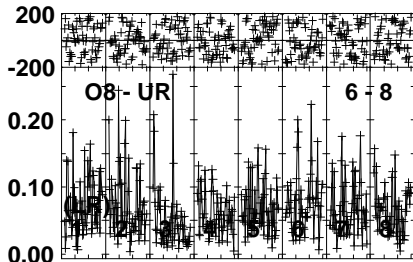
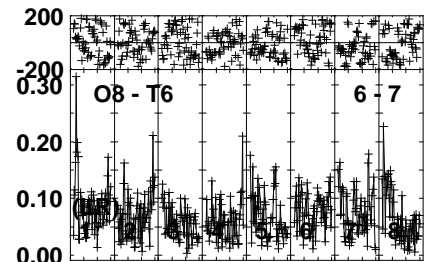
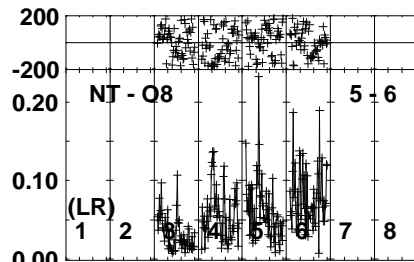
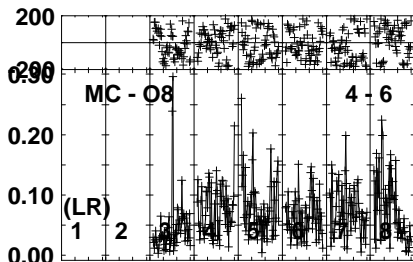
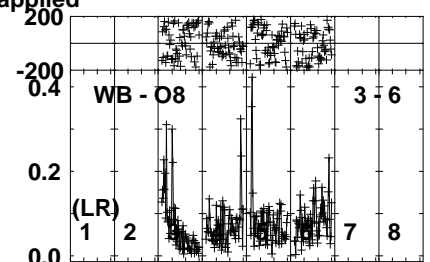
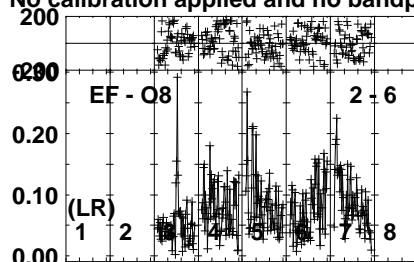
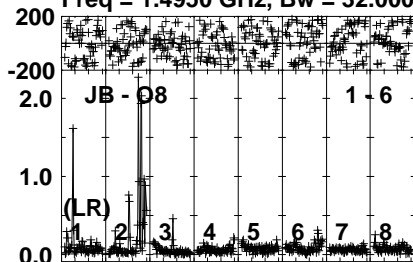
Lower frame: Micro Ampl Jy Top frame: Phas deg
Vector averaged cross-power spectrum Several baselines displayed
Timerange: 00/12:08:41 to 00/12:11:09

Plot file version 55 created 03-MAR-2022 16:26:48

HD167971 EM131F.UVDATA.1

Freq = 1.4950 GHz, Bw = 32.000 MH

No calibration applied and no bandpass applied

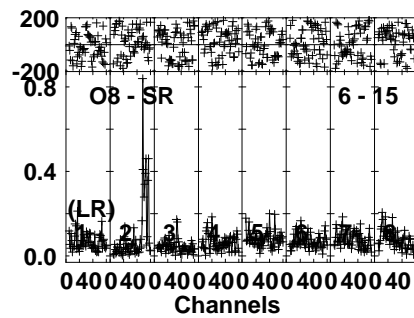
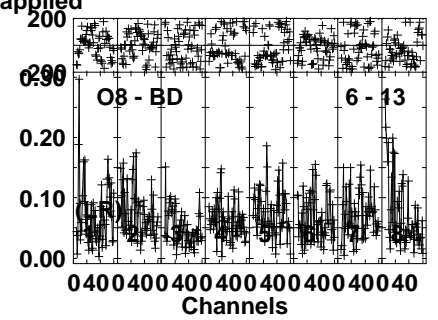
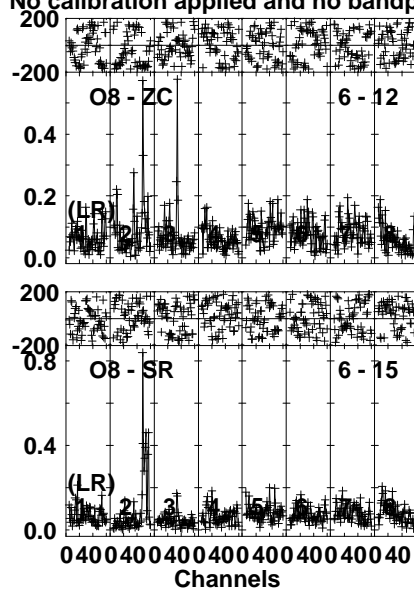
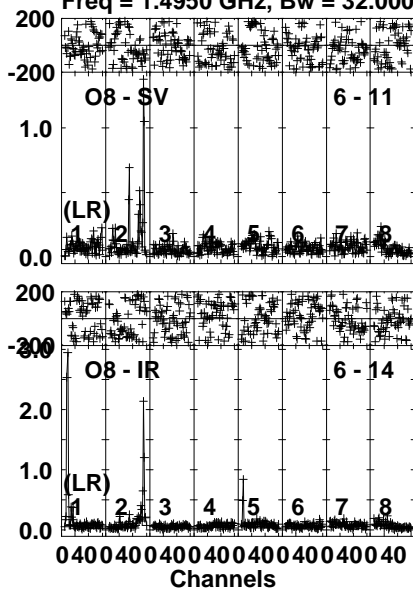


Lower frame: Milli Ampl Jy Top frame: Phas deg
Vector averaged cross-power spectrum Several baselines displayed
Timerange: 00/12:11:11 to 00/12:15:09

Plot file version 56 created 03-MAR-2022 16:26:49

HD167971 EM131F.UVDATA.1

Freq = 1.4950 GHz, Bw = 32.000 MH No calibration applied and no bandpass applied



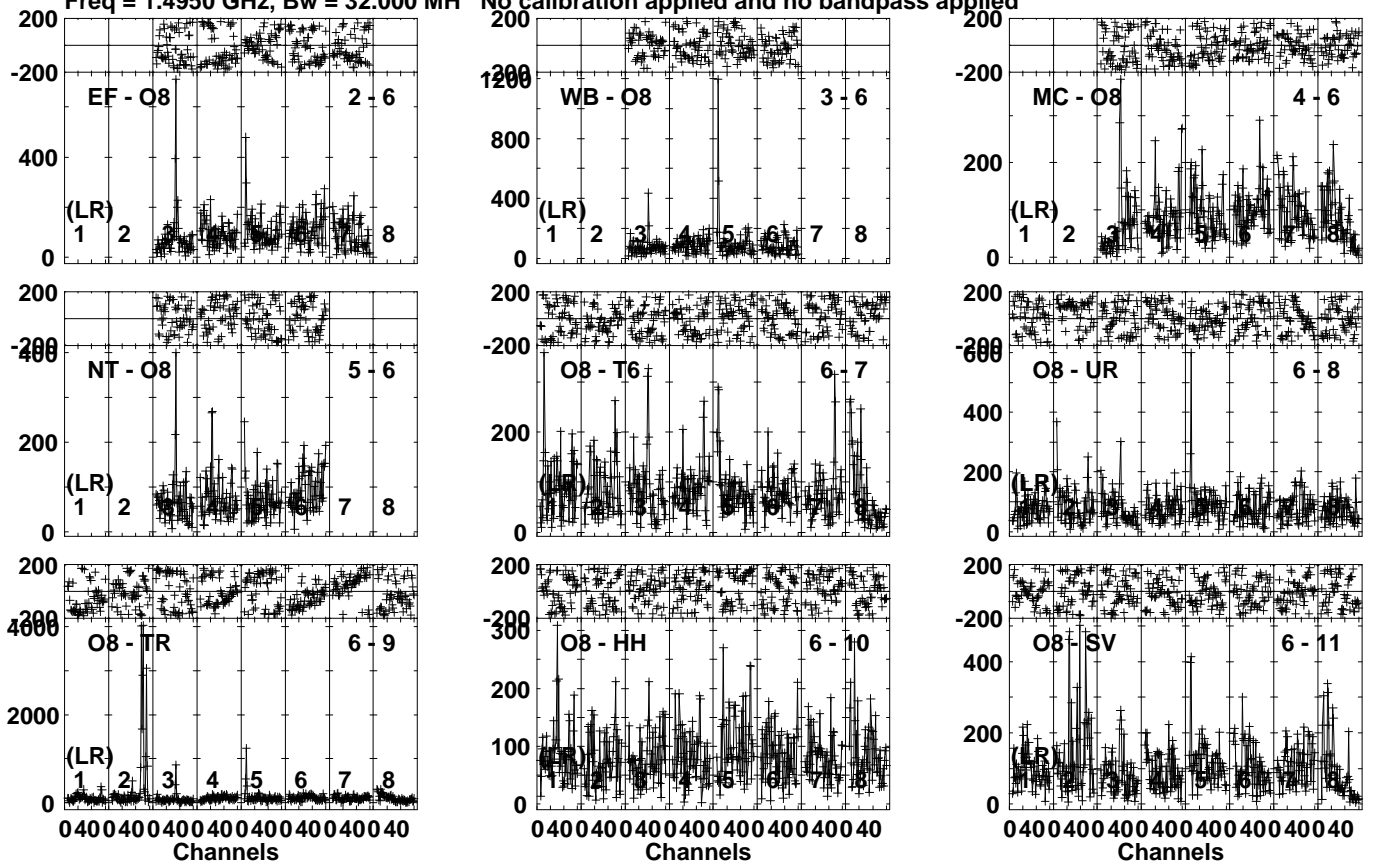
Lower frame: Milli Ampl Jy Top frame: Phas deg
Vector averaged cross-power spectrum Several baselines displayed
Timerange: 00/12:11:11 to 00/12:15:09

Plot file version 57 created 03-MAR-2022 16:26:49

J1825-0737 EM131F.UVDATA.1

Freq = 1.4950 GHz, Bw = 32.000 MH

No calibration applied and no bandpass applied

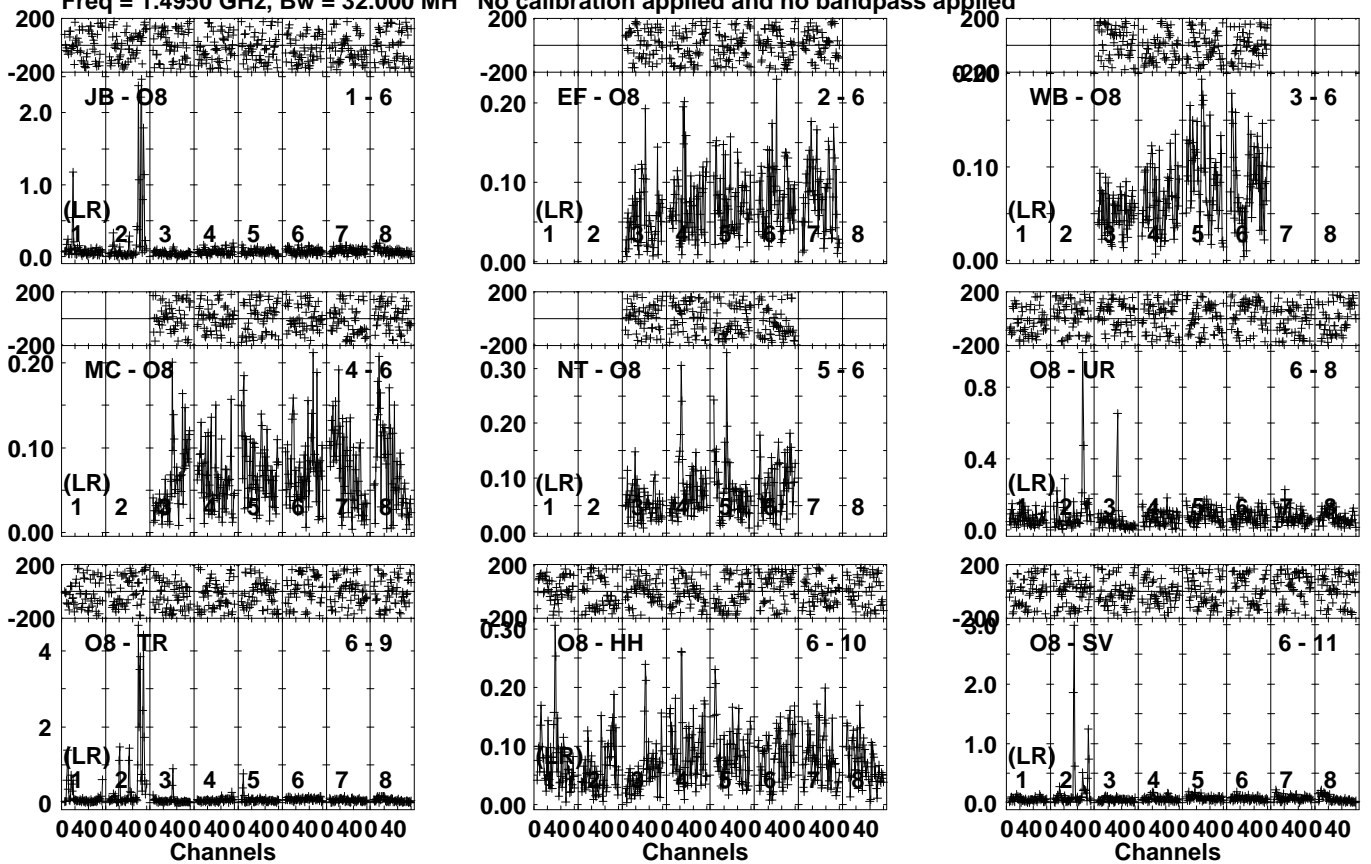


Lower frame: Micro Ampl Jy Top frame: Phas deg
Vector averaged cross-power spectrum Several baselines displayed
Timerange: 00/12:15:51 to 00/12:18:19

Plot file version 59 created 03-MAR-2022 16:26:50

HD168112 EM131F.UVDATA.1

Freq = 1.4950 GHz, Bw = 32.000 MH No calibration applied and no bandpass applied

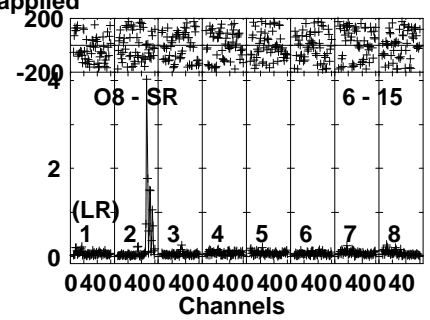
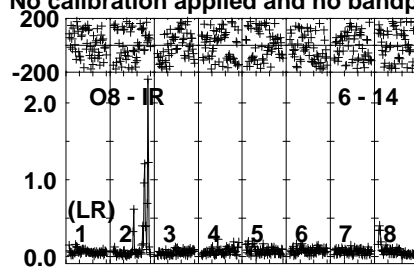
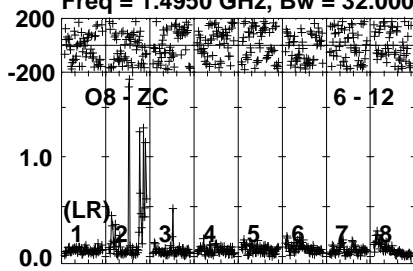


Lower frame: Milli Ampl Jy Top frame: Phas deg
Vector averaged cross-power spectrum Several baselines displayed
Timerange: 00/12:18:21 to 00/12:22:19

Plot file version 60 created 03-MAR-2022 16:26:50

HD168112 EM131F.UVDATA.1

Freq = 1.4950 GHz, Bw = 32.000 MH No calibration applied and no bandpass applied

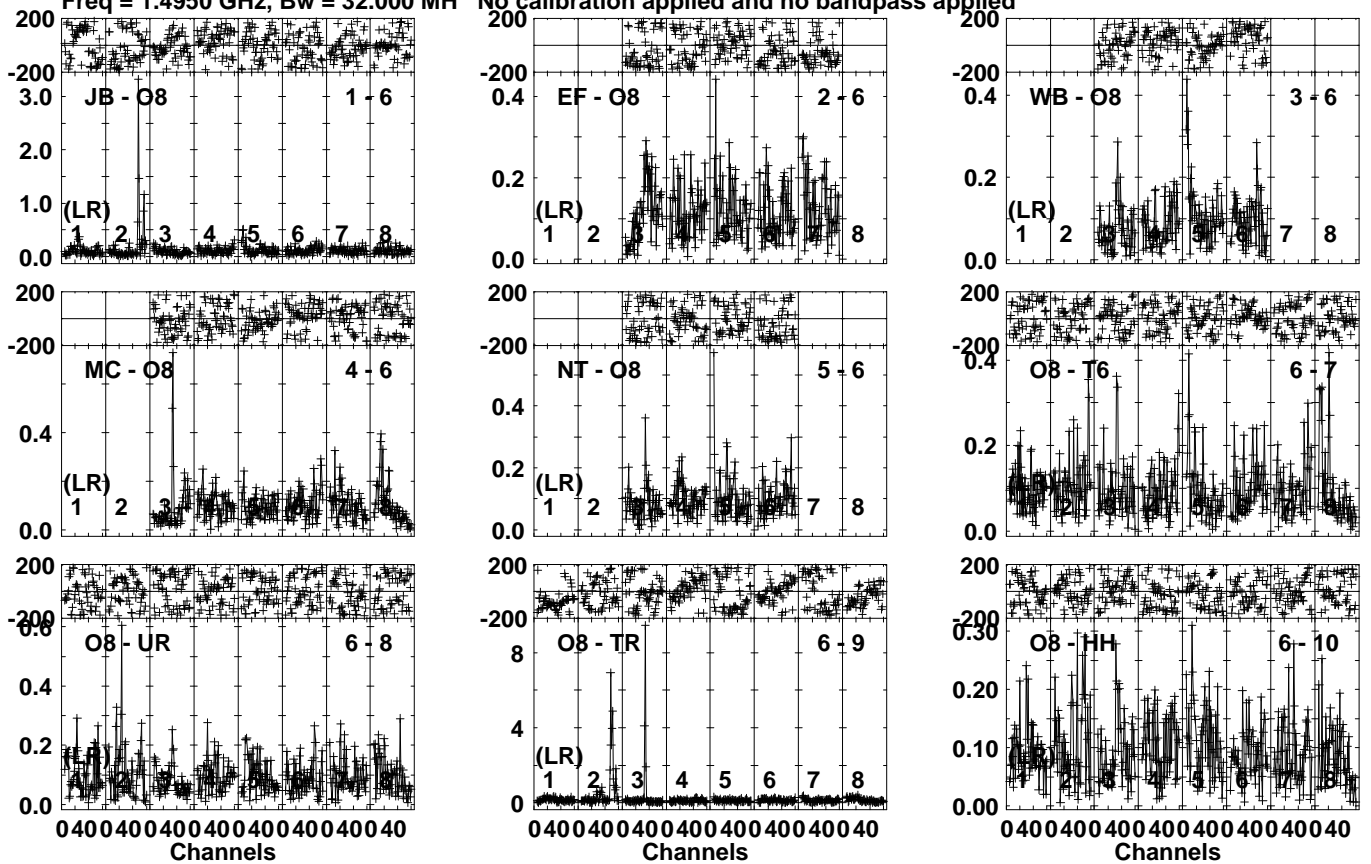


Lower frame: Milli Ampl Jy Top frame: Phas deg
Vector averaged cross-power spectrum Several baselines displayed
Timerange: 00/12:18:21 to 00/12:22:19

Plot file version 61 created 03-MAR-2022 16:26:51

J1825-0737 EM131F.UVDATA.1

Freq = 1.4950 GHz, Bw = 32.000 MH No calibration applied and no bandpass applied



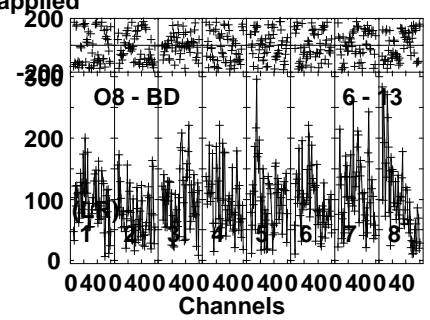
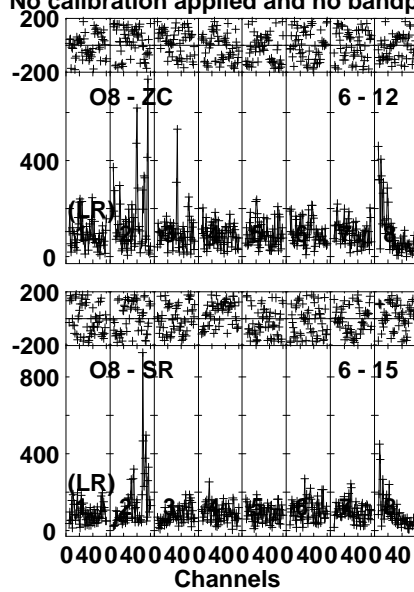
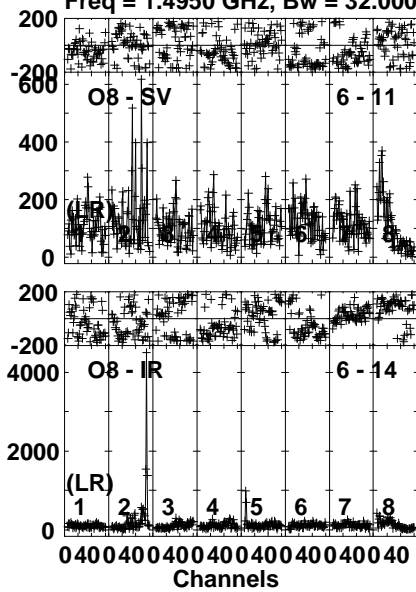
Lower frame: Milli Ampl Jy Top frame: Phas deg
Vector averaged cross-power spectrum Several baselines displayed
Timerange: 00/12:22:21 to 00/12:24:49

Plot file version 62 created 03-MAR-2022 16:26:51

J1825-0737 EM131F.UVDATA.1

Freq = 1.4950 GHz, Bw = 32.000 MH

No calibration applied and no bandpass applied



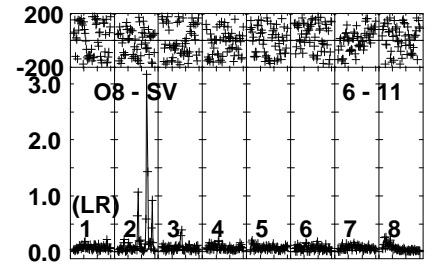
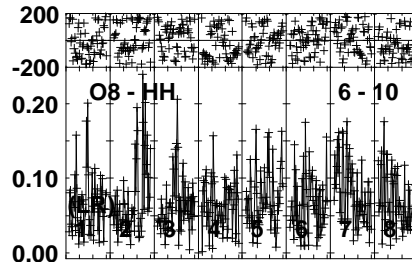
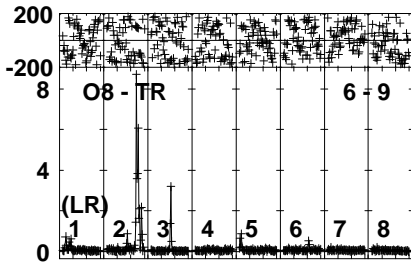
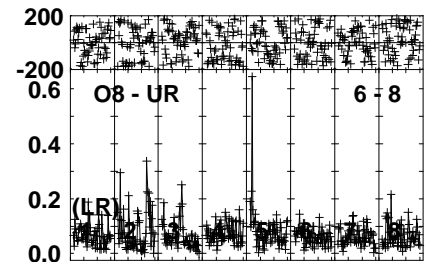
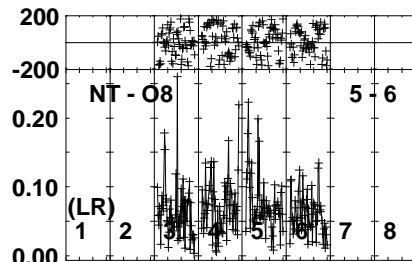
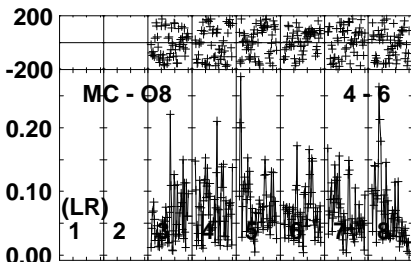
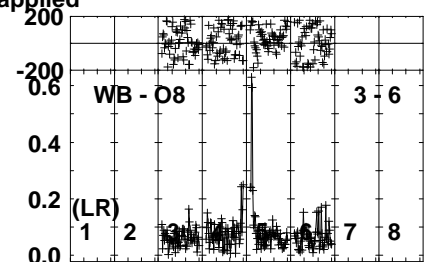
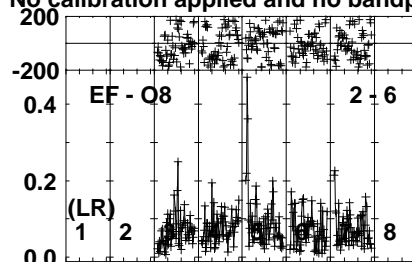
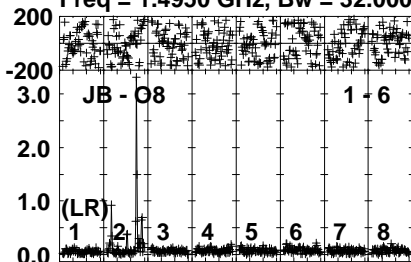
Lower frame: Micro Ampl Jy Top frame: Phas deg
Vector averaged cross-power spectrum Several baselines displayed
Timerange: 00/12:22:21 to 00/12:24:49

Plot file version 63 created 03-MAR-2022 16:26:51

HD167971 EM131F.UVDATA.1

Freq = 1.4950 GHz, Bw = 32.000 MH

No calibration applied and no bandpass applied



Lower frame: Milli Ampl Jy Top frame: Phas deg

Vector averaged cross-power spectrum Several baselines displayed

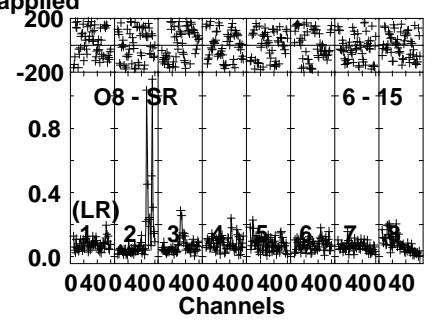
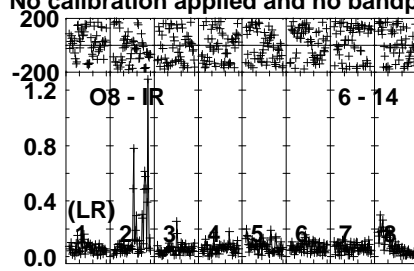
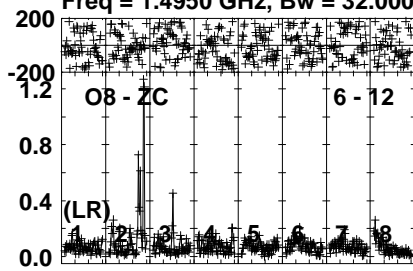
Timerange: 00/12:24:51 to 00/12:28:49

Plot file version 64 created 03-MAR-2022 16:26:52

HD167971 EM131F.UVDATA.1

Freq = 1.4950 GHz, Bw = 32.000 MH

No calibration applied and no bandpass applied



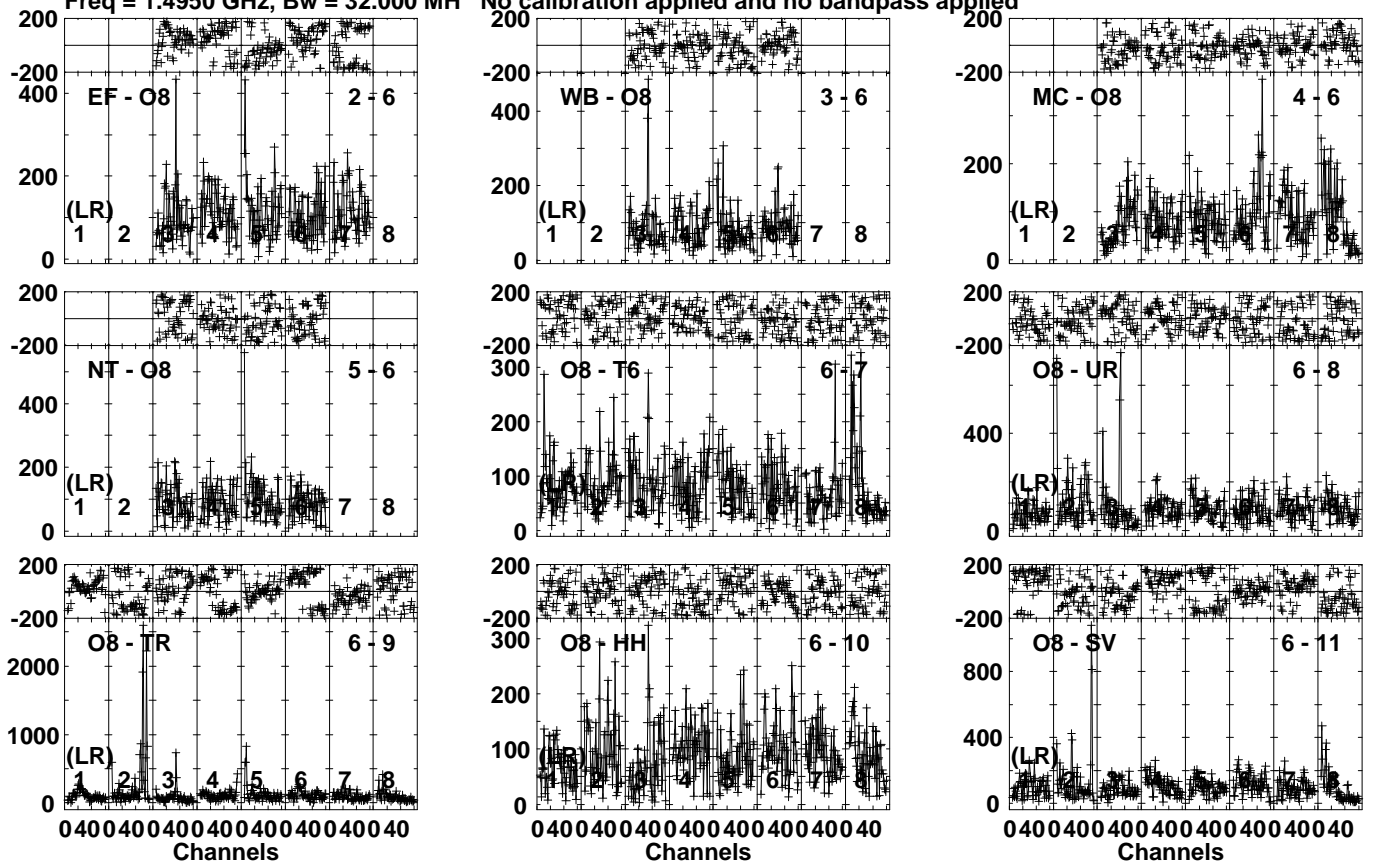
Lower frame: Milli Ampl Jy Top frame: Phas deg
Vector averaged cross-power spectrum Several baselines displayed
Timerange: 00/12:24:51 to 00/12:28:49

Plot file version 65 created 03-MAR-2022 16:26:52

J1825-0737 EM131F.UVDATA.1

Freq = 1.4950 GHz, Bw = 32.000 MH

No calibration applied and no bandpass applied



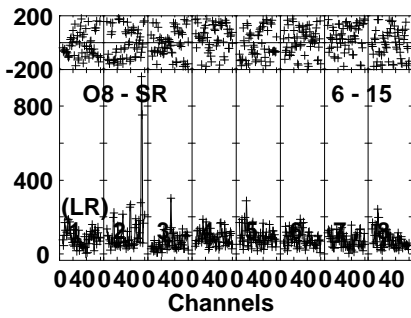
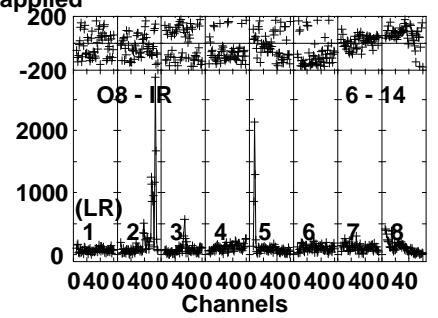
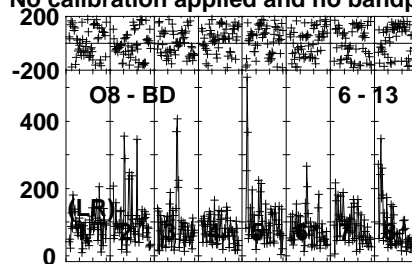
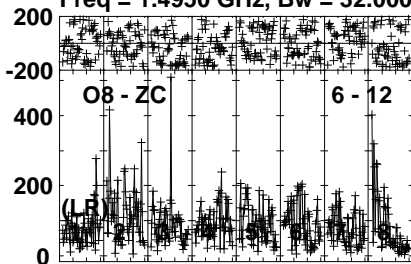
Lower frame: Micro Ampl Jy Top frame: Phas deg
Vector averaged cross-power spectrum Several baselines displayed
Timerange: 00/12:29:31 to 00/12:31:59

Plot file version 66 created 03-MAR-2022 16:26:52

J1825-0737 EM131F.UVDATA.1

Freq = 1.4950 GHz, Bw = 32.000 MH

No calibration applied and no bandpass applied



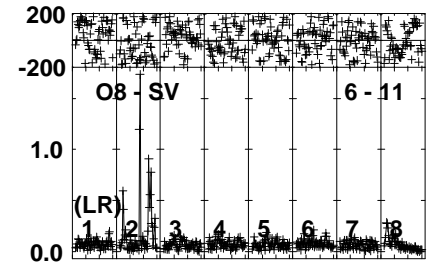
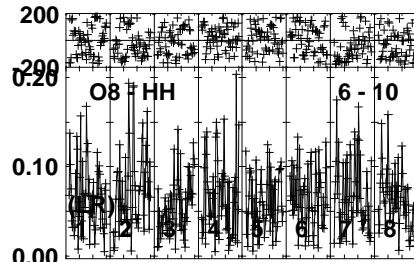
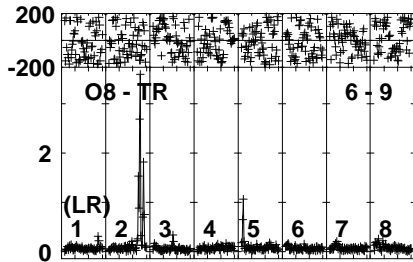
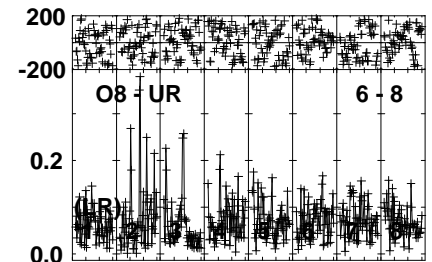
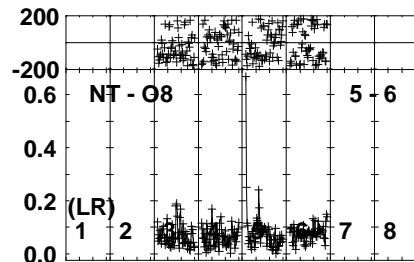
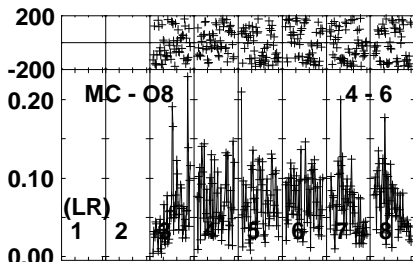
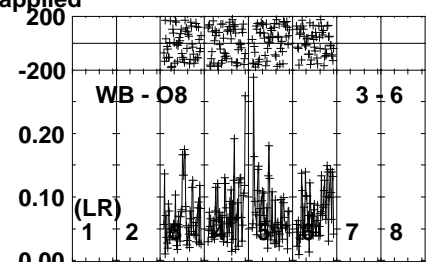
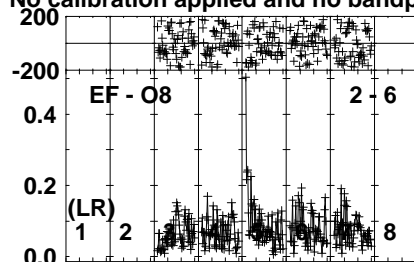
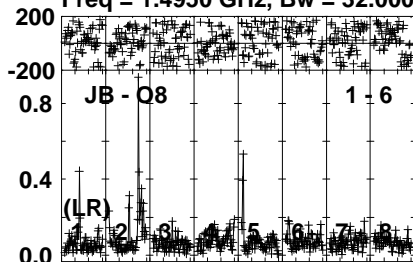
Lower frame: Micro Ampl Jy Top frame: Phas deg
Vector averaged cross-power spectrum Several baselines displayed
Timerange: 00/12:29:31 to 00/12:31:59

Plot file version 67 created 03-MAR-2022 16:26:53

HD168112 EM131F.UVDATA.1

Freq = 1.4950 GHz, Bw = 32.000 MH

No calibration applied and no bandpass applied



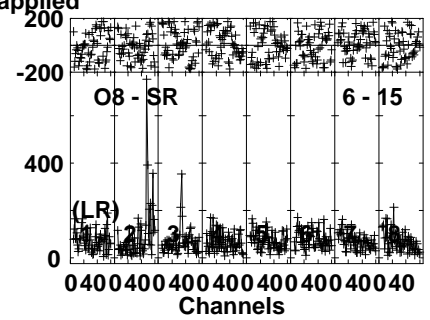
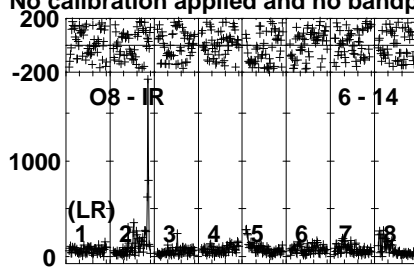
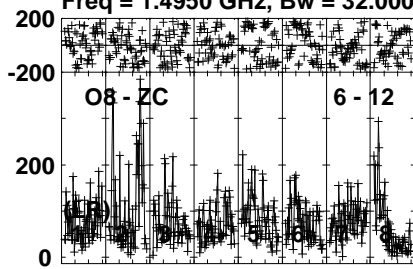
Lower frame: Milli Ampl Jy Top frame: Phas deg
Vector averaged cross-power spectrum Several baselines displayed
Timerange: 00/12:32:01 to 00/12:35:59

Plot file version 68 created 03-MAR-2022 16:26:53

HD168112 EM131F.UVDATA.1

Freq = 1.4950 GHz, Bw = 32.000 MH

No calibration applied and no bandpass applied

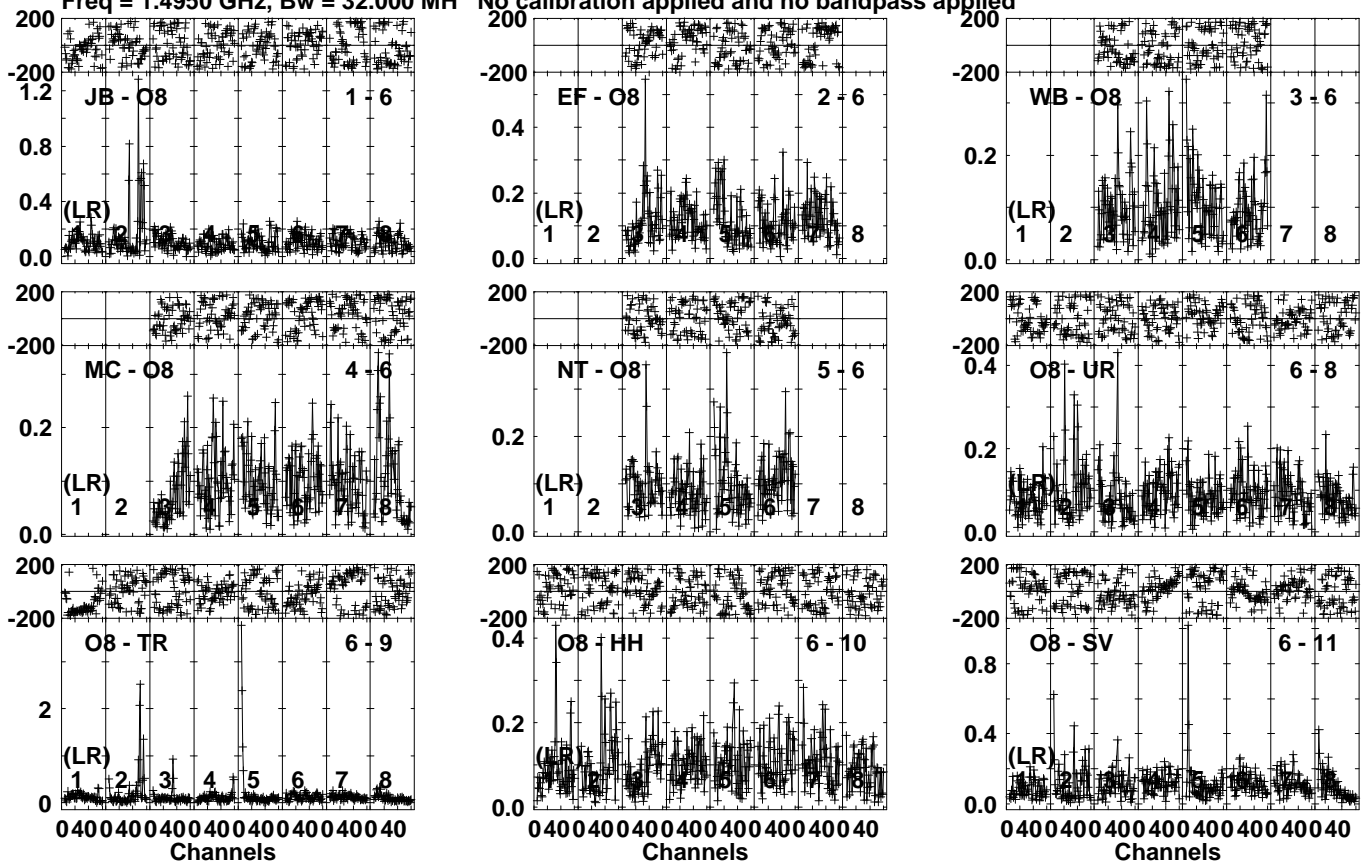


Lower frame: Micro Ampl Jy Top frame: Phas deg
Vector averaged cross-power spectrum Several baselines displayed
Timerange: 00/12:32:01 to 00/12:35:59

Plot file version 69 created 03-MAR-2022 16:26:53

J1825-0737 EM131F.UVDATA.1

Freq = 1.4950 GHz, Bw = 32.000 MH No calibration applied and no bandpass applied



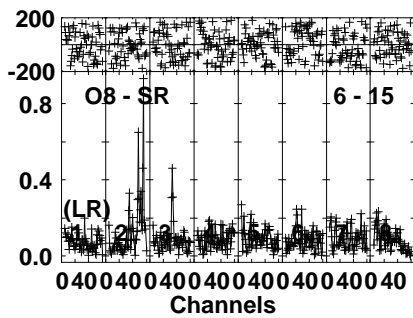
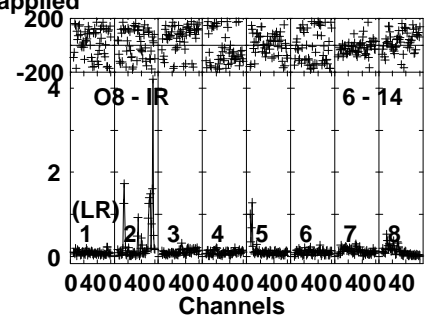
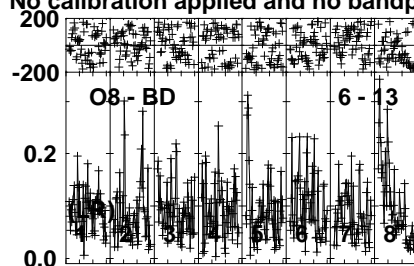
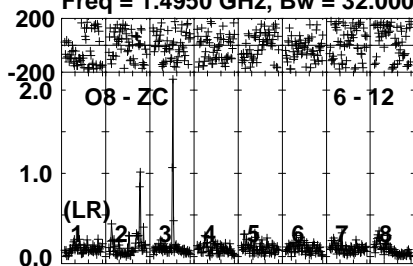
Lower frame: Milli Ampl Jy Top frame: Phas deg
Vector averaged cross-power spectrum Several baselines displayed
Timerange: 00/12:36:01 to 00/12:38:29

Plot file version 70 created 03-MAR-2022 16:26:54

J1825-0737 EM131F.UVDATA.1

Freq = 1.4950 GHz, Bw = 32.000 MH

No calibration applied and no bandpass applied

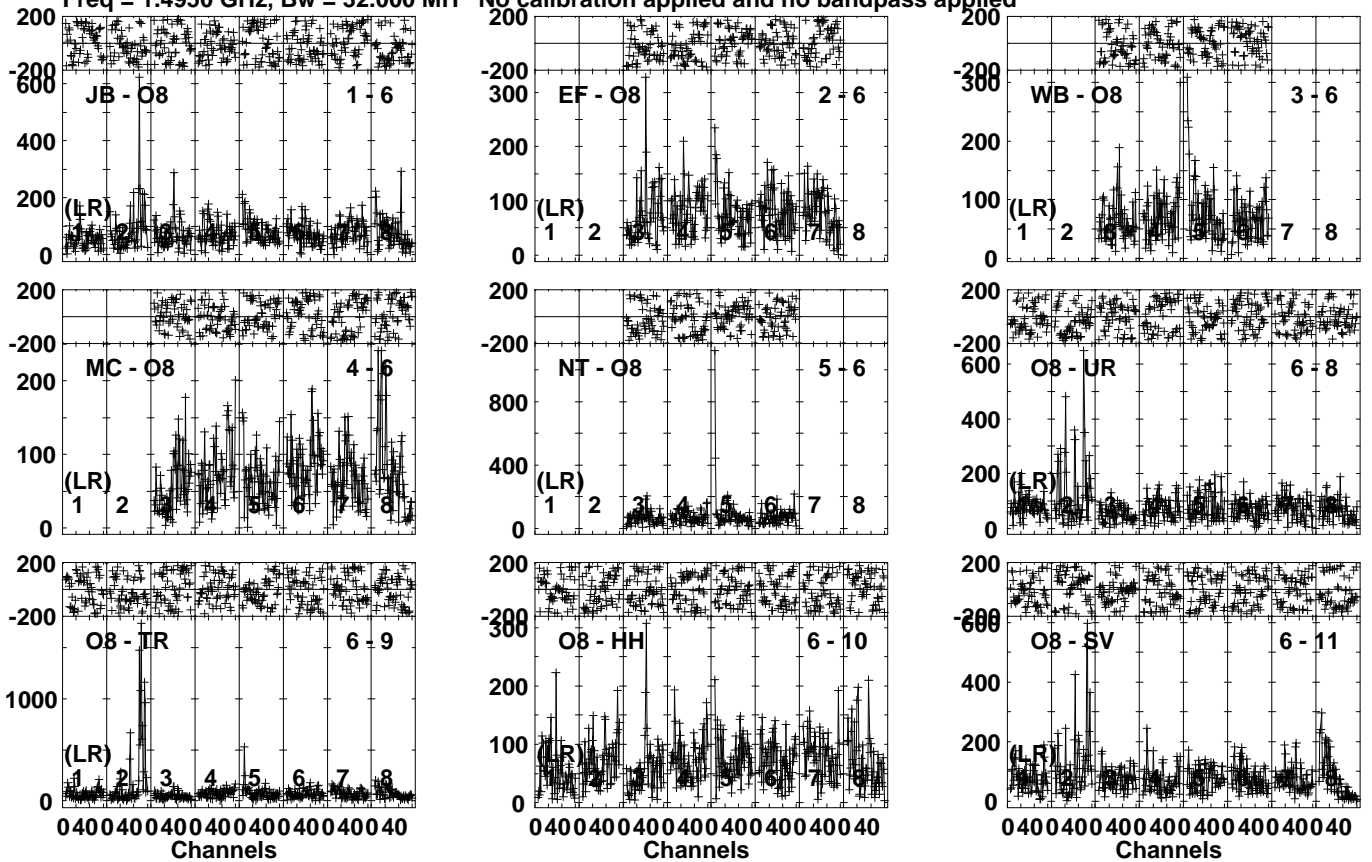


Lower frame: Milli Ampl Jy Top frame: Phas deg
Vector averaged cross-power spectrum Several baselines displayed
Timerange: 00/12:36:01 to 00/12:38:29

Plot file version 71 created 03-MAR-2022 16:26:54

HD167971 EM131F.UVDATA.1

Freq = 1.4950 GHz, Bw = 32.000 MH No calibration applied and no bandpass applied



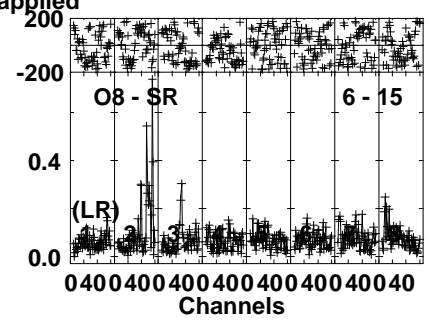
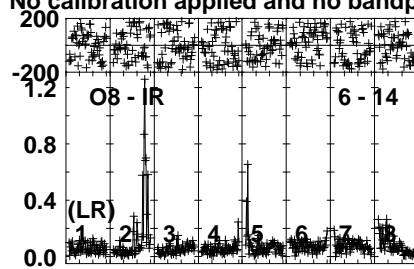
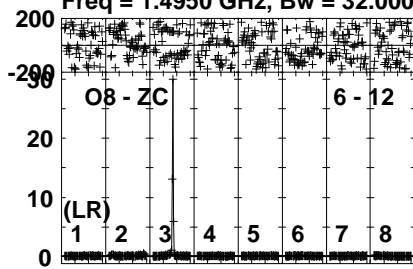
Lower frame: Micro Ampl Jy Top frame: Phas deg
Vector averaged cross-power spectrum Several baselines displayed
Timerange: 00/12:38:31 to 00/12:42:29

Plot file version 72 created 03-MAR-2022 16:26:55

HD167971 EM131F.UVDATA.1

Freq = 1.4950 GHz, Bw = 32.000 MH

No calibration applied and no bandpass applied

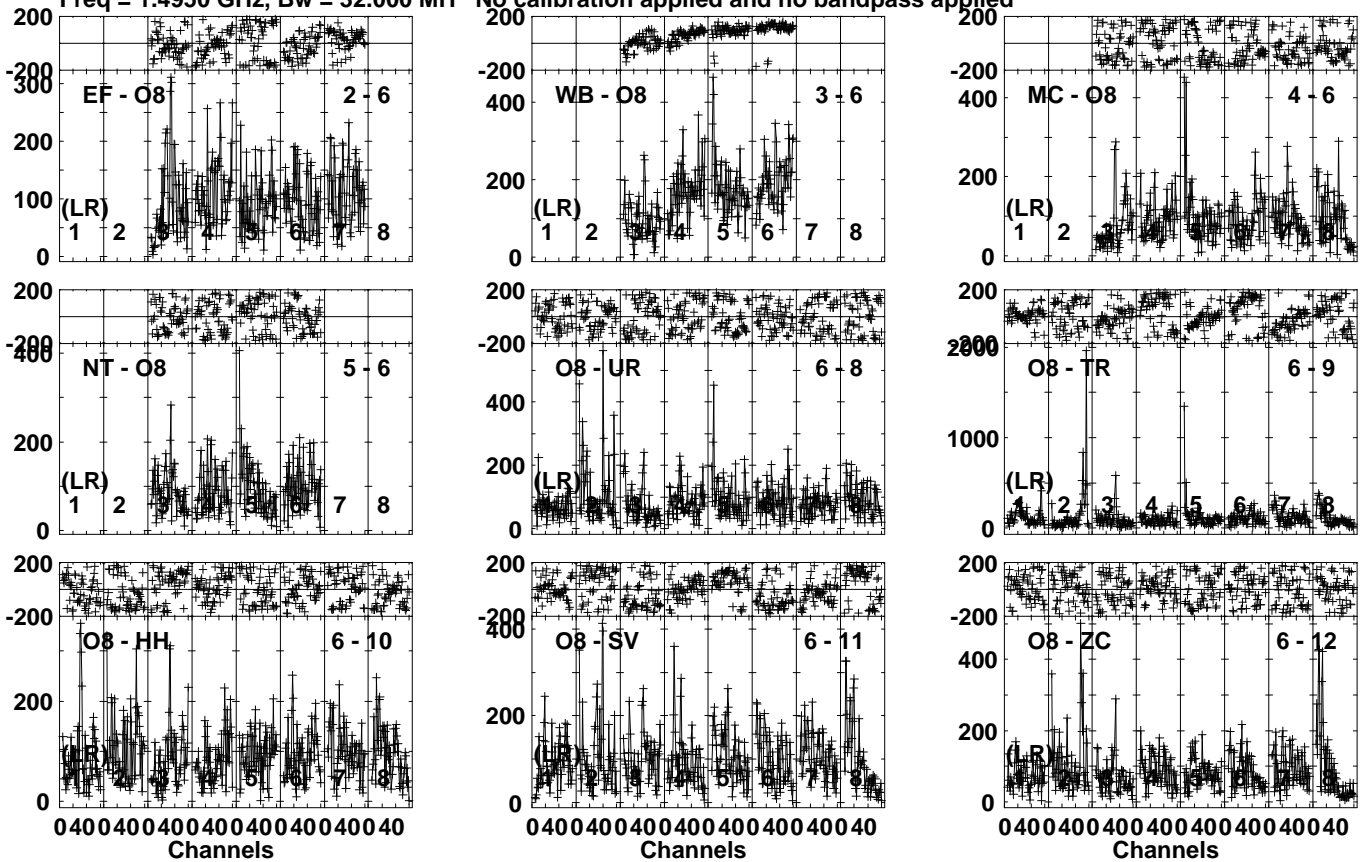


Lower frame: Milli Ampl Jy Top frame: Phas deg
Vector averaged cross-power spectrum Several baselines displayed
Timerange: 00/12:38:31 to 00/12:42:29

Plot file version 73 created 03-MAR-2022 16:26:55

J1825-0737 EM131F.UVDATA.1

Freq = 1.4950 GHz, Bw = 32.000 MH No calibration applied and no bandpass applied



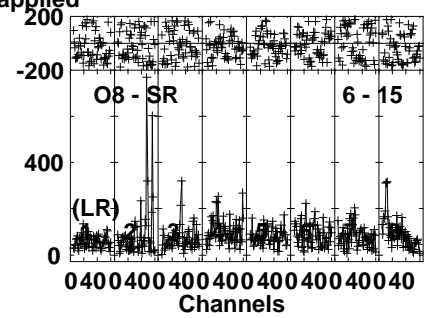
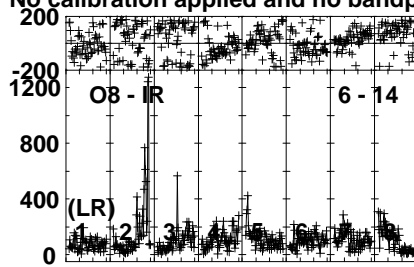
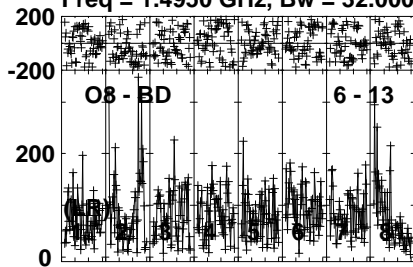
Lower frame: Micro Ampl Jy Top frame: Phas deg
Vector averaged cross-power spectrum Several baselines displayed
Timerange: 00/12:43:11 to 00/12:45:39

Plot file version 74 created 03-MAR-2022 16:26:55

J1825-0737 EM131F.UVDATA.1

Freq = 1.4950 GHz, Bw = 32.000 MH

No calibration applied and no bandpass applied



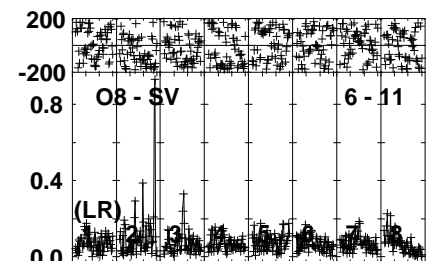
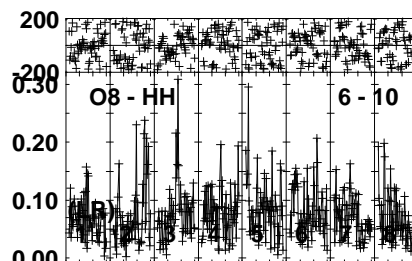
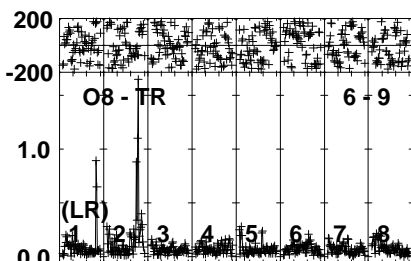
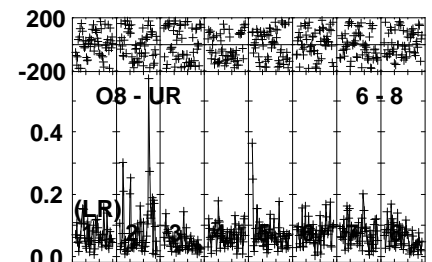
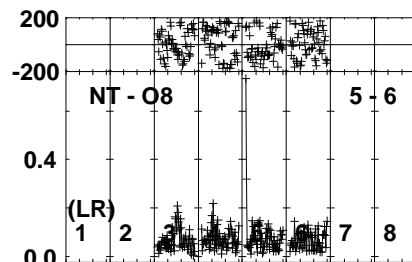
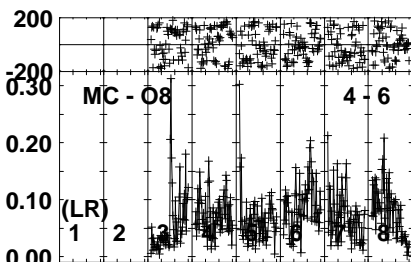
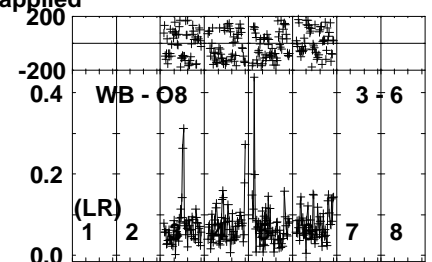
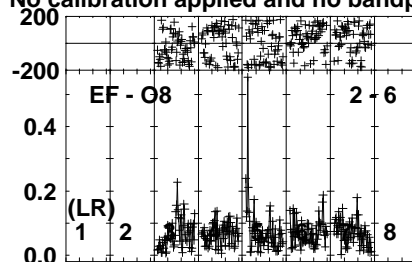
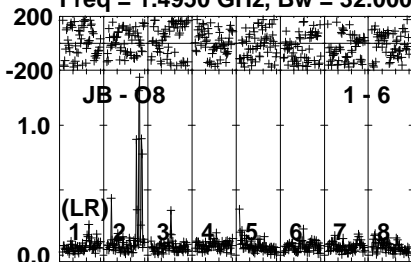
Lower frame: Micro Ampl Jy Top frame: Phas deg
Vector averaged cross-power spectrum Several baselines displayed
Timerange: 00/12:43:11 to 00/12:45:39

Plot file version 75 created 03-MAR-2022 16:26:55

HD168112 EM131F.UVDATA.1

Freq = 1.4950 GHz, Bw = 32.000 MH

No calibration applied and no bandpass applied



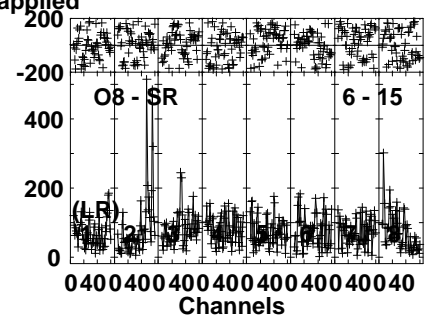

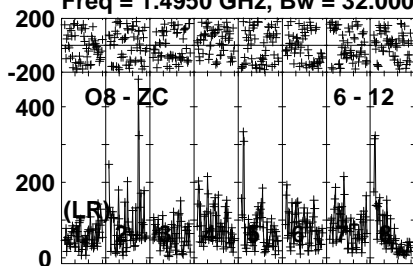
Lower frame: Milli Ampl Jy Top frame: Phas deg
Vector averaged cross-power spectrum Several baselines displayed
Timerange: 00/12:45:41 to 00/12:49:39

Plot file version 76 created 03-MAR-2022 16:26:56

HD168112 EM131F.UVDATA.1

Freq = 1.4950 GHz, Bw = 32.000 MH

No calibration applied and no bandpass applied



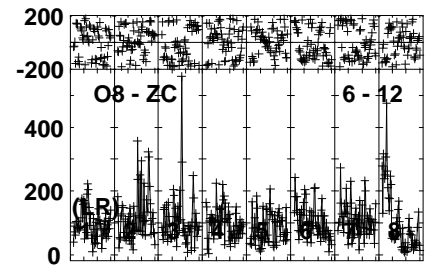
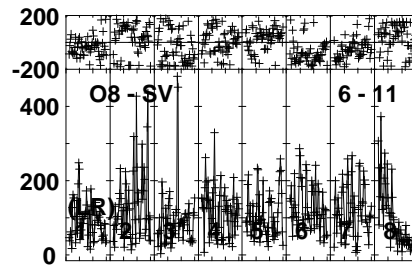
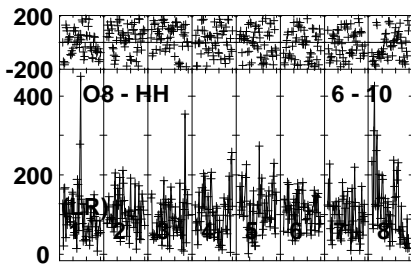
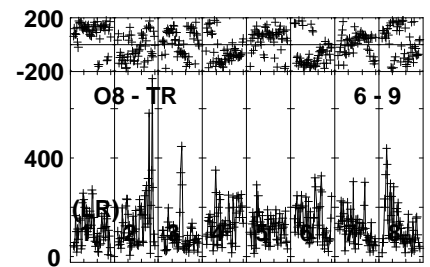
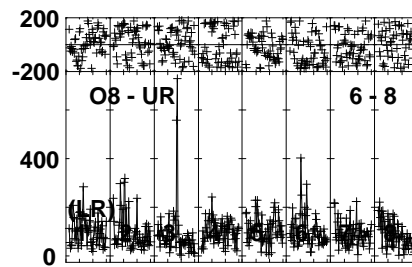
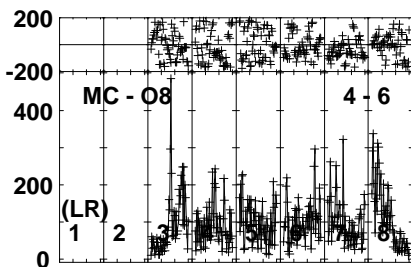
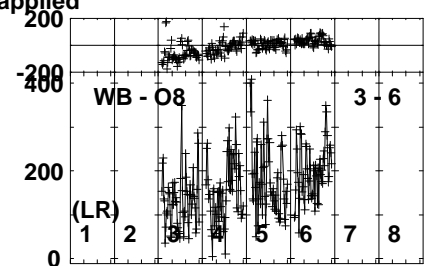
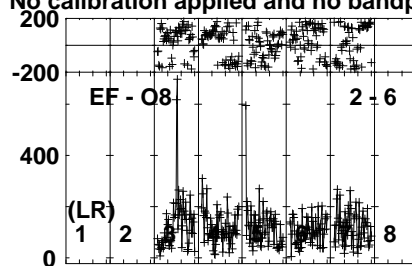
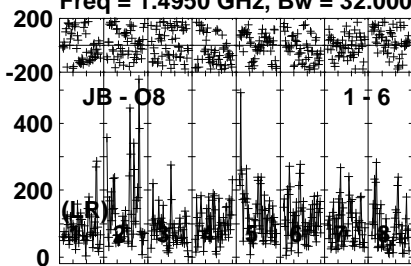
Lower frame: Micro Ampl Jy Top frame: Phas deg
Vector averaged cross-power spectrum Several baselines displayed
Timerange: 00/12:45:41 to 00/12:49:39

Plot file version 77 created 03-MAR-2022 16:26:56

J1825-0737 EM131F.UVDATA.1

Freq = 1.4950 GHz, Bw = 32.000 MH

No calibration applied and no bandpass applied



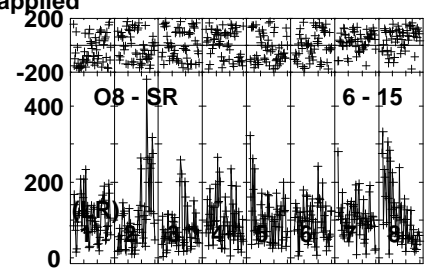
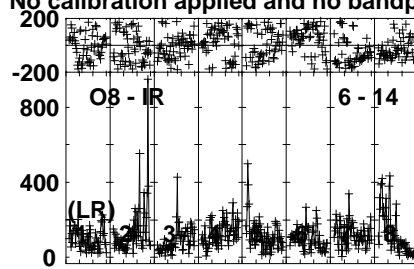
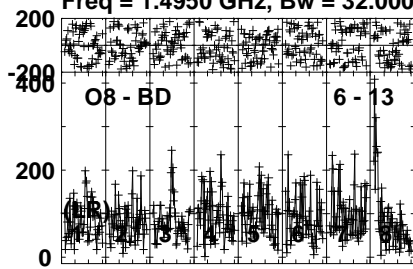
Lower frame: Micro Ampl Jy Top frame: Phas deg
Vector averaged cross-power spectrum Several baselines displayed
Timerange: 00/12:49:41 to 00/12:52:09

Plot file version 78 created 03-MAR-2022 16:26:57

J1825-0737 EM131F.UVDATA.1

Freq = 1.4950 GHz, Bw = 32.000 MH

No calibration applied and no bandpass applied



040040040040040040040040
Channels

Lower frame: Micro Ampl Jy Top frame: Phas deg

Vector averaged cross-power spectrum Several baselines displayed

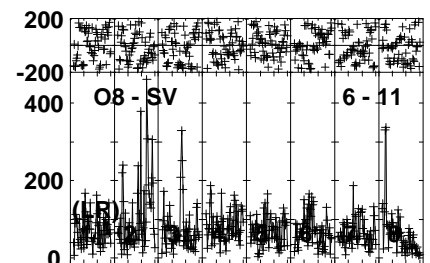
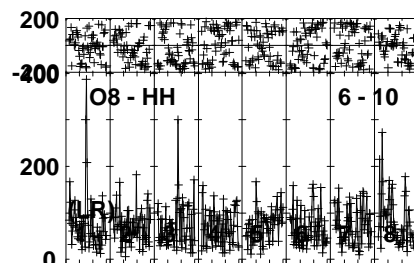
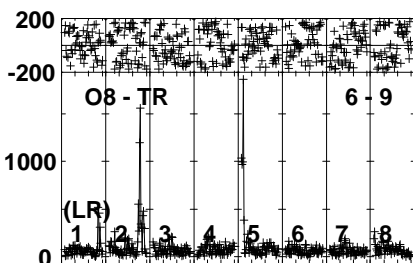
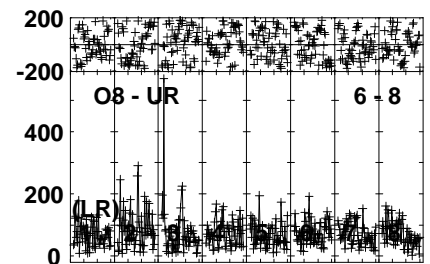
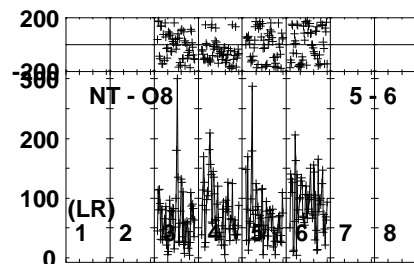
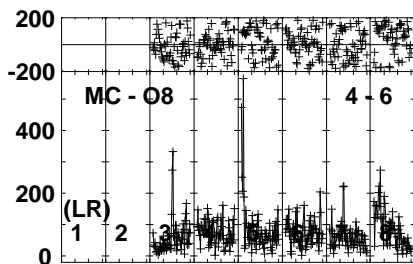
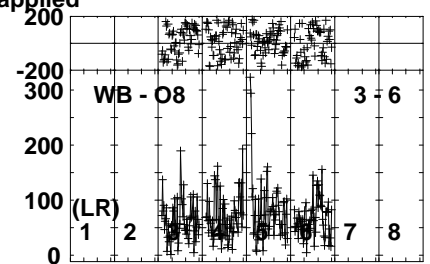
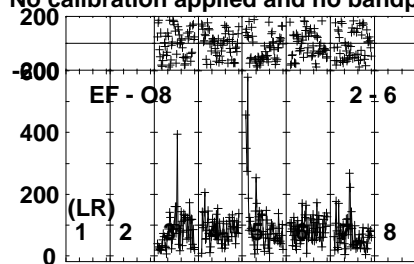
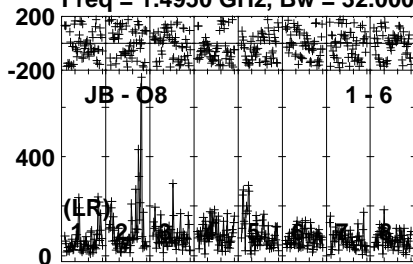
Timerange: 00/12:49:41 to 00/12:52:09

Plot file version 79 created 03-MAR-2022 16:26:57

HD167971 EM131F.UVDATA.1

Freq = 1.4950 GHz, Bw = 32.000 MH

No calibration applied and no bandpass applied



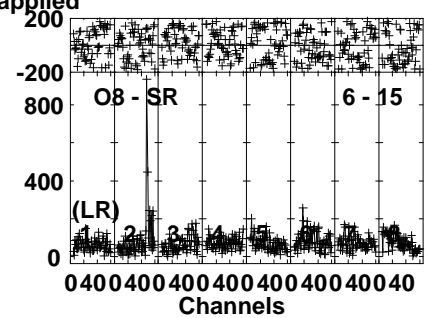
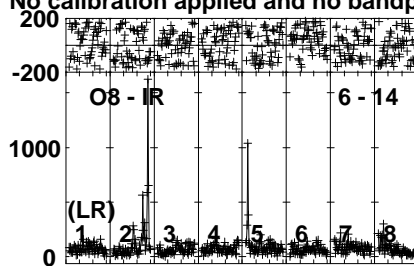
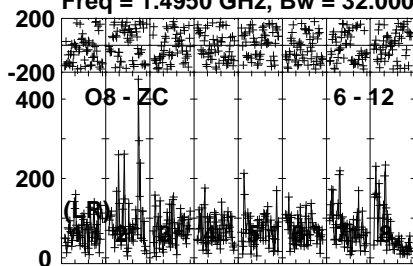
Lower frame: Micro Ampl Jy Top frame: Phas deg
Vector averaged cross-power spectrum Several baselines displayed
Timerange: 00/12:52:11 to 00/12:56:09

Plot file version 80 created 03-MAR-2022 16:26:57

HD167971 EM131F.UVDATA.1

Freq = 1.4950 GHz, Bw = 32.000 MH

No calibration applied and no bandpass applied



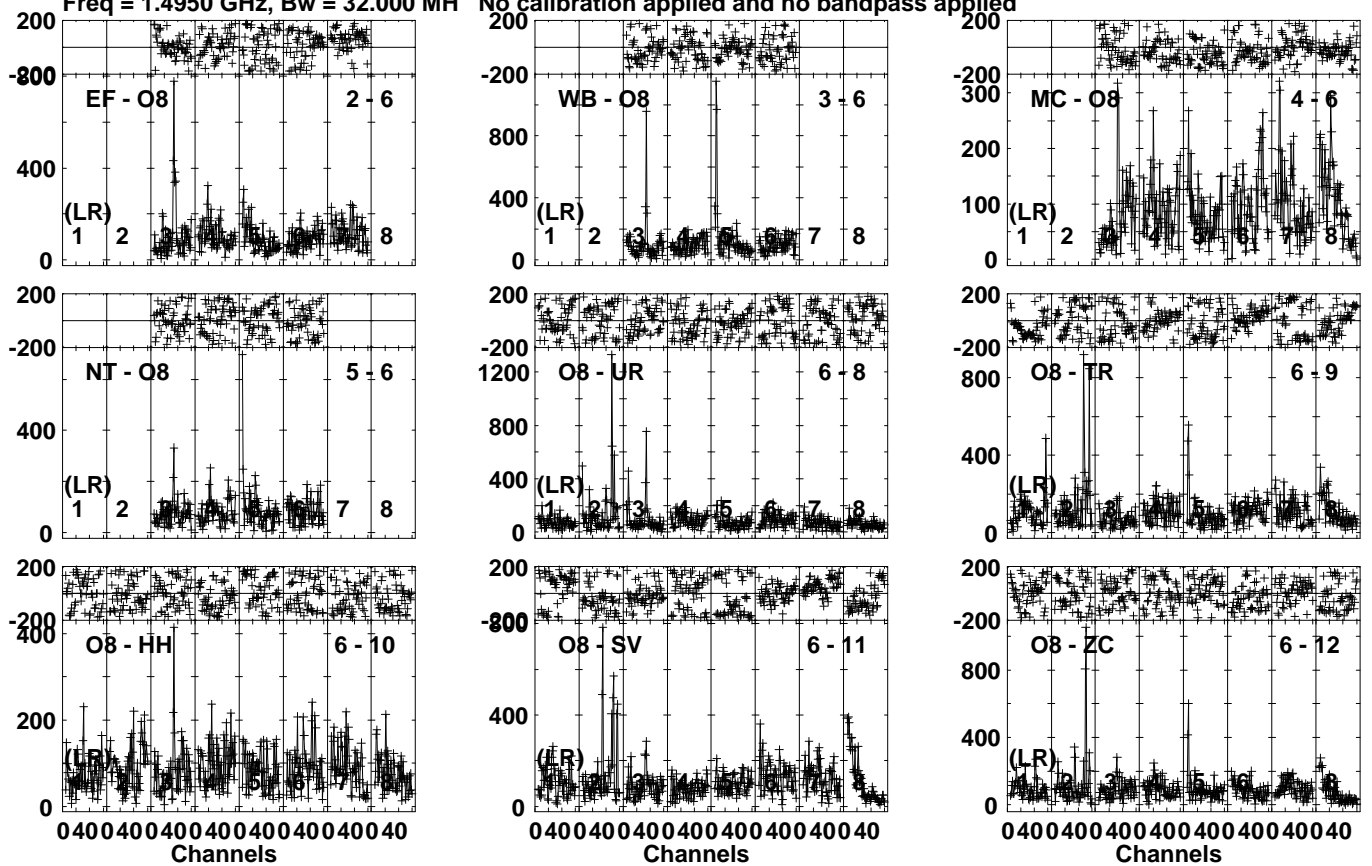
Lower frame: Micro Ampl Jy Top frame: Phas deg
Vector averaged cross-power spectrum Several baselines displayed
Timerange: 00/12:52:11 to 00/12:56:09

Plot file version 81 created 03-MAR-2022 16:26:58

J1825-0737 EM131F.UVDATA.1

Freq = 1.4950 GHz, Bw = 32.000 MH

No calibration applied and no bandpass applied

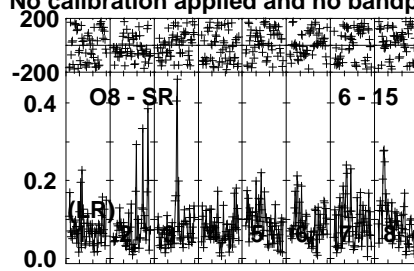
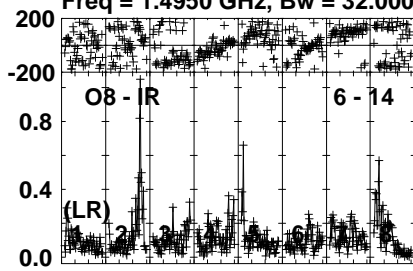


Lower frame: Micro Ampl Jy Top frame: Phas deg
Vector averaged cross-power spectrum Several baselines displayed
Timerange: 00/12:56:51 to 00/12:59:19

Plot file version 82 created 03-MAR-2022 16:26:58

J1825-0737 EM131F.UVDATA.1

Freq = 1.4950 GHz, Bw = 32.000 MH No calibration applied and no bandpass applied

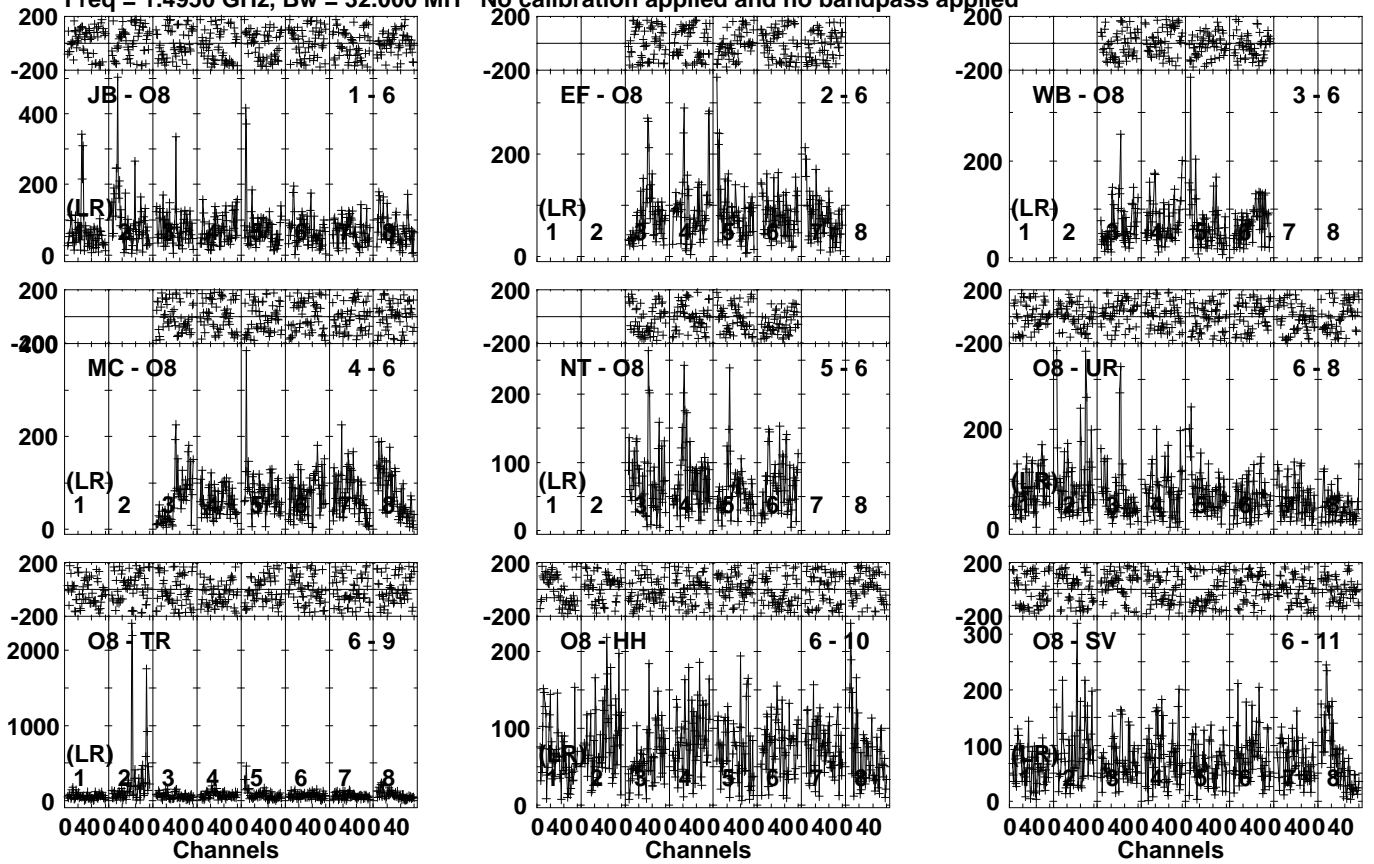


Lower frame: Milli Ampl Jy Top frame: Phas deg
Vector averaged cross-power spectrum Several baselines displayed
Timerange: 00/12:56:51 to 00/12:59:19

Plot file version 83 created 03-MAR-2022 16:26:58

HD168112 EM131F.UVDATA.1

Freq = 1.4950 GHz, Bw = 32.000 MH No calibration applied and no bandpass applied

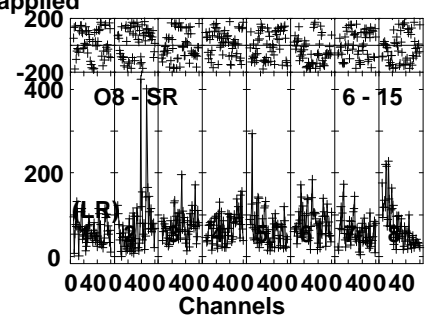
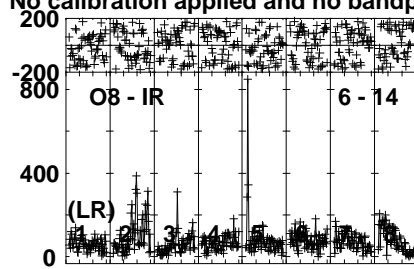
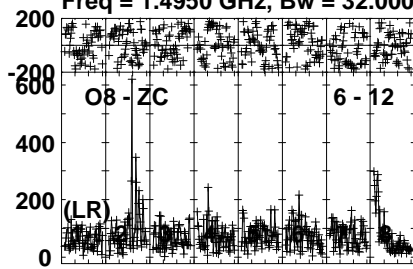


Lower frame: Micro Ampl Jy Top frame: Phas deg
Vector averaged cross-power spectrum Several baselines displayed
Timerange: 00/12:59:21 to 00/13:03:19

Plot file version 84 created 03-MAR-2022 16:26:59

HD168112 EM131F.UVDATA.1

Freq = 1.4950 GHz, Bw = 32.000 MH No calibration applied and no bandpass applied



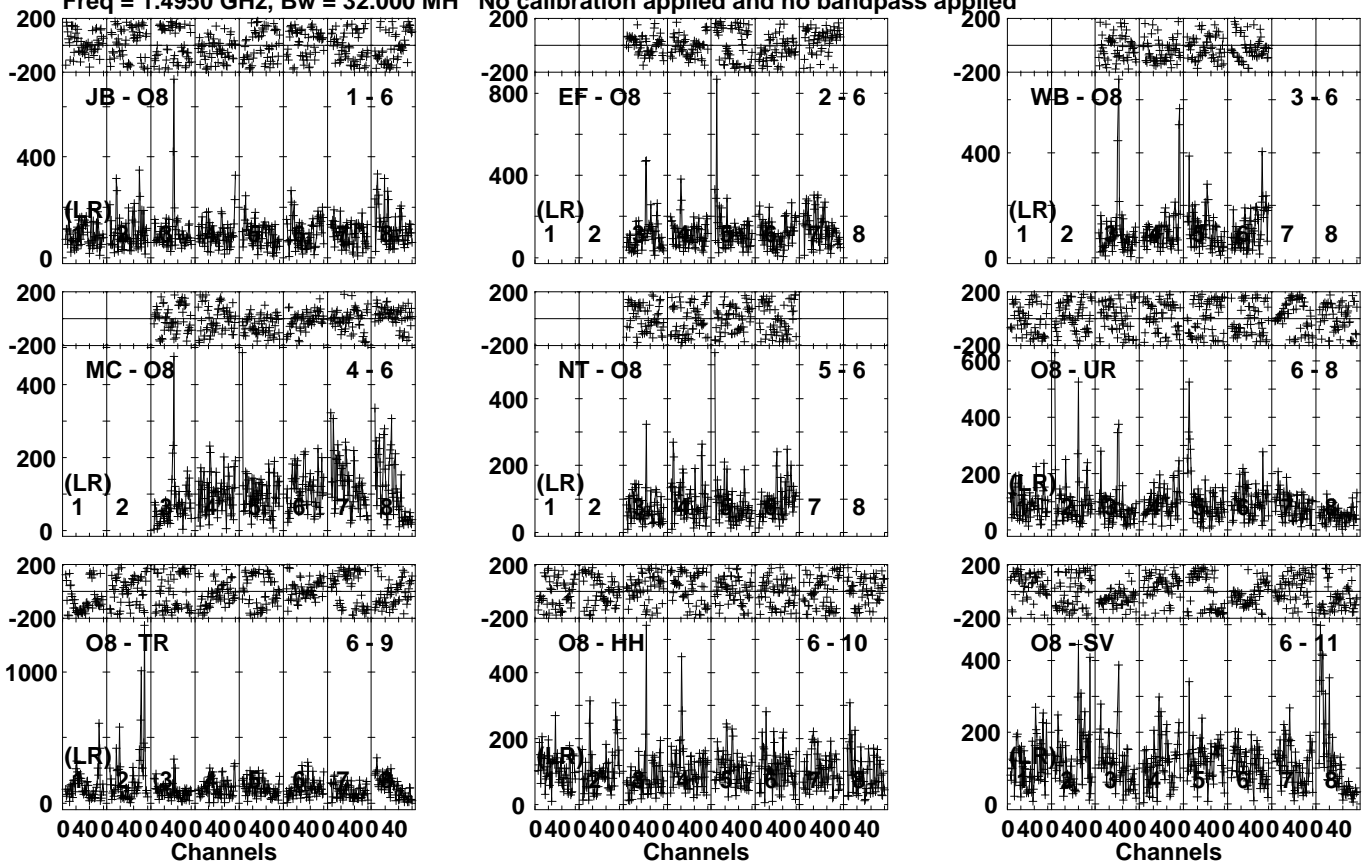
Lower frame: Micro Ampl Jy Top frame: Phas deg
Vector averaged cross-power spectrum Several baselines displayed
Timerange: 00/12:59:21 to 00/13:03:19

Plot file version 85 created 03-MAR-2022 16:26:59

J1825-0737 EM131F.UVDATA.1

Freq = 1.4950 GHz, Bw = 32.000 MH

No calibration applied and no bandpass applied



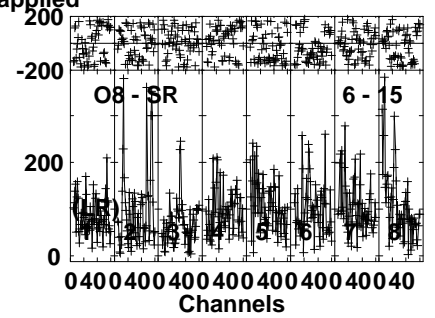
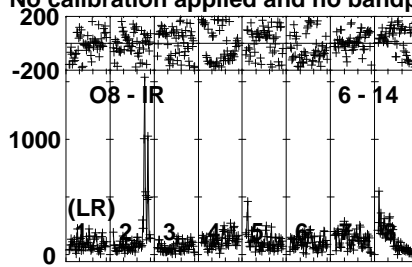
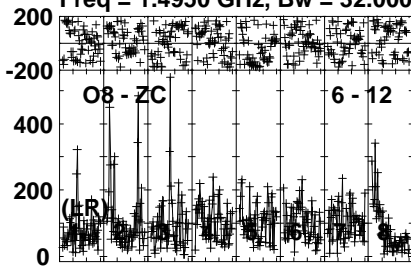
Lower frame: Micro Ampl Jy Top frame: Phas deg
Vector averaged cross-power spectrum Several baselines displayed
Timerange: 00/13:03:21 to 00/13:05:49

Plot file version 86 created 03-MAR-2022 16:26:59

J1825-0737 EM131F.UVDATA.1

Freq = 1.4950 GHz, Bw = 32.000 MH

No calibration applied and no bandpass applied

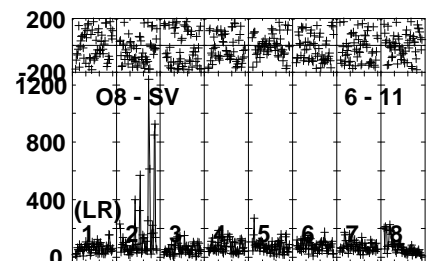
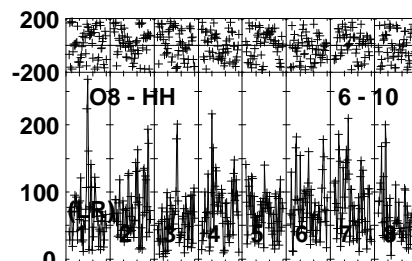
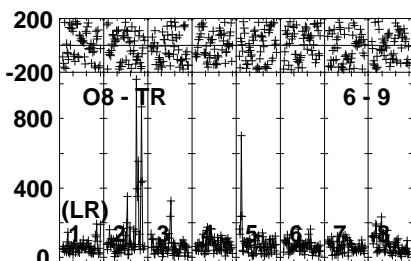
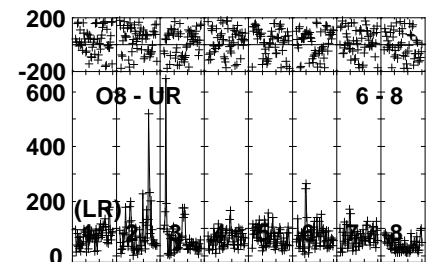
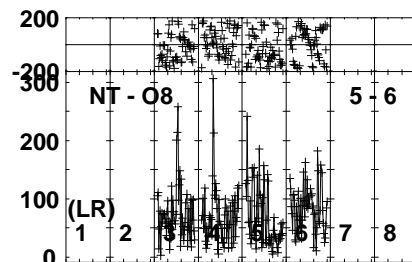
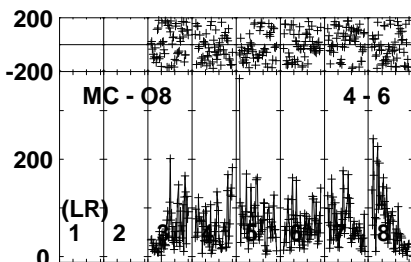
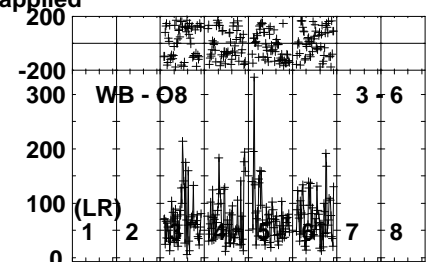
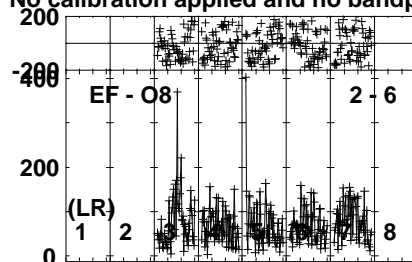
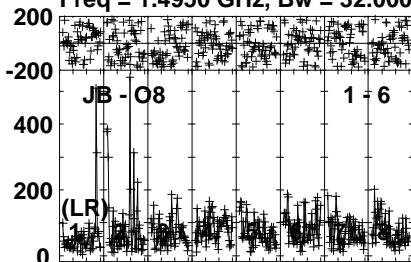


Lower frame: Micro Ampl Jy Top frame: Phas deg
Vector averaged cross-power spectrum Several baselines displayed
Timerange: 00/13:03:21 to 00/13:05:49

Plot file version 87 created 03-MAR-2022 16:26:59

HD167971 EM131F.UVDATA.1

Freq = 1.4950 GHz, Bw = 32.000 MH No calibration applied and no bandpass applied

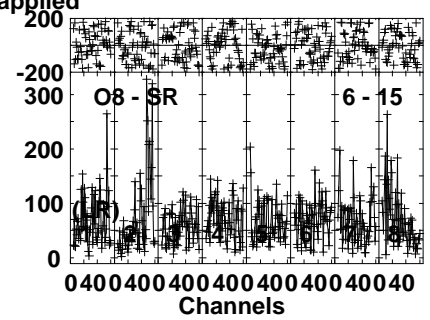
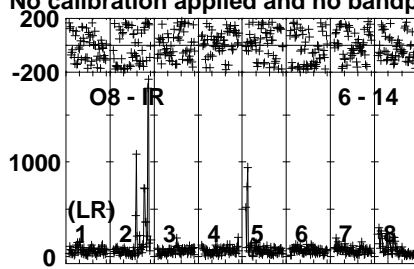
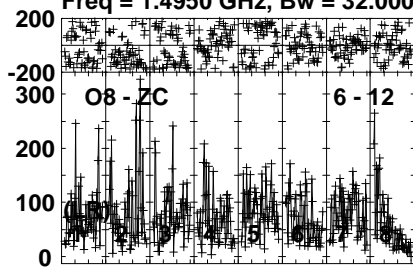


Lower frame: Micro Ampl Jy Top frame: Phas deg
Vector averaged cross-power spectrum Several baselines displayed
Timerange: 00/13:05:51 to 00/13:09:49

Plot file version 88 created 03-MAR-2022 16:27:00

HD167971 EM131F.UVDATA.1

Freq = 1.4950 GHz, Bw = 32.000 MH No calibration applied and no bandpass applied



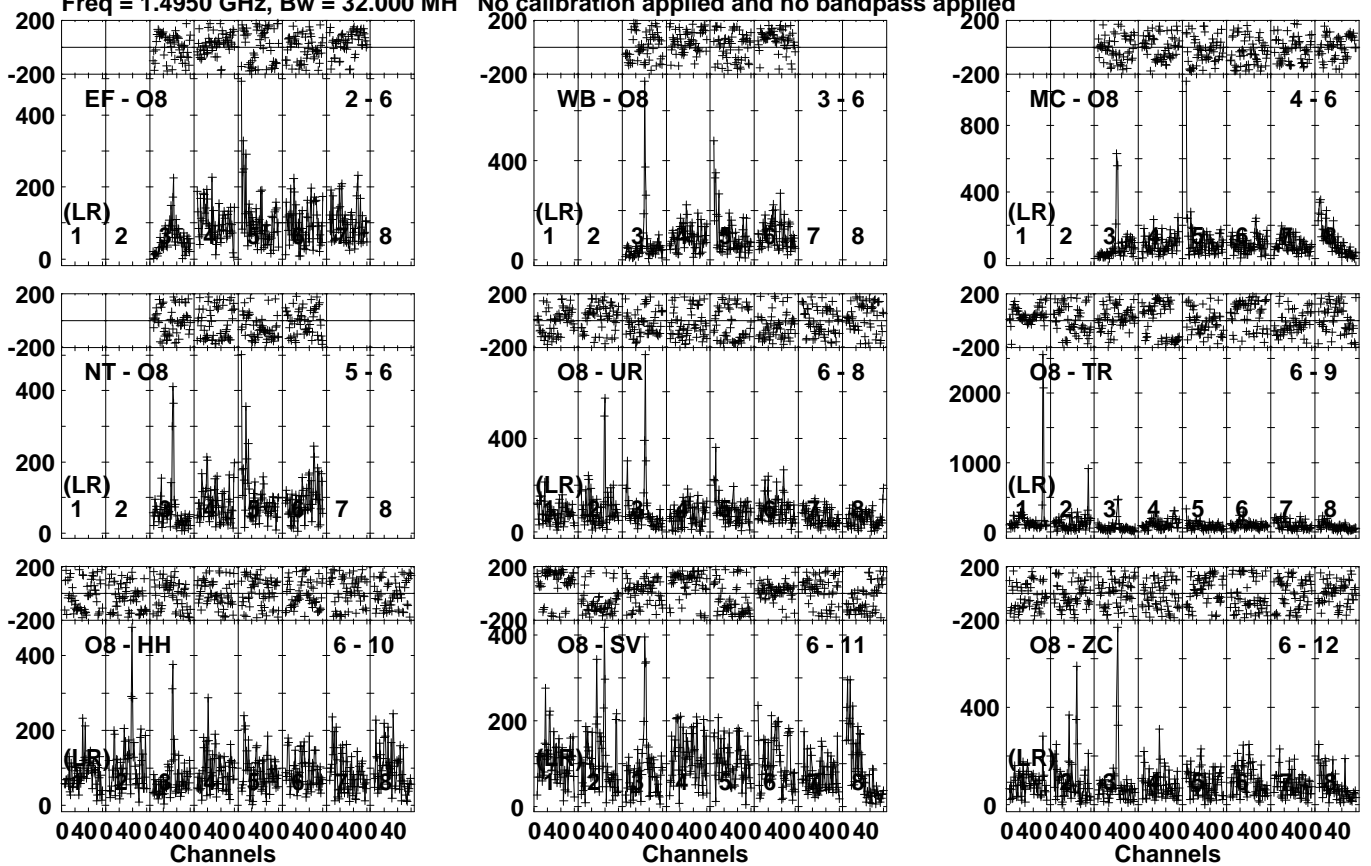
Lower frame: Micro Ampl Jy Top frame: Phas deg
Vector averaged cross-power spectrum Several baselines displayed
Timerange: 00/13:05:51 to 00/13:09:49

Plot file version 89 created 03-MAR-2022 16:27:00

J1825-0737 EM131F.UVDATA.1

Freq = 1.4950 GHz, Bw = 32.000 MH

No calibration applied and no bandpass applied



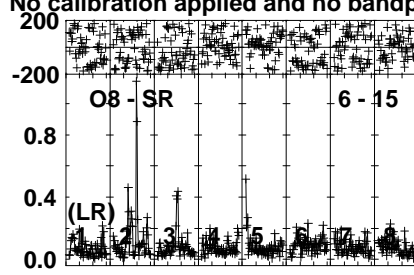
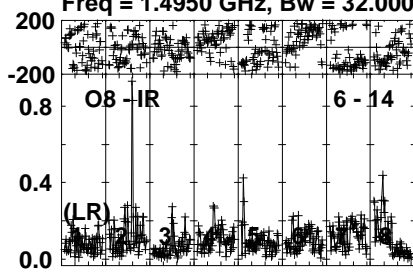
Lower frame: Micro Ampl Jy Top frame: Phas deg
Vector averaged cross-power spectrum Several baselines displayed
Timerange: 00/13:10:31 to 00/13:12:59

Plot file version 90 created 03-MAR-2022 16:27:01

J1825-0737 EM131F.UVDATA.1

Freq = 1.4950 GHz, Bw = 32.000 MH

No calibration applied and no bandpass applied



Lower frame: Milli Ampl Jy Top frame: Phas deg

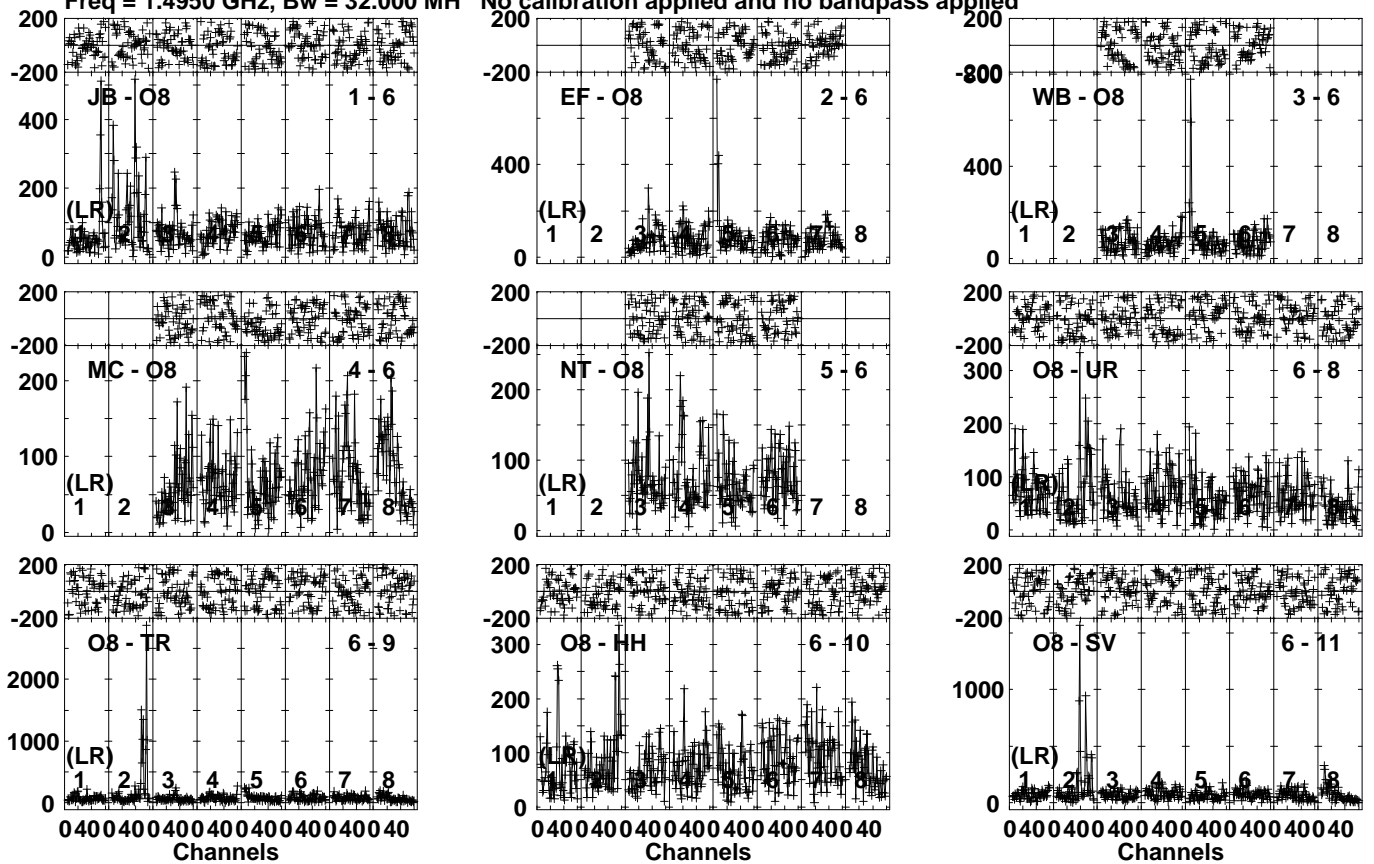
Vector averaged cross-power spectrum Several baselines displayed

Timerange: 00/13:10:31 to 00/13:12:59

Plot file version 91 created 03-MAR-2022 16:27:01

HD168112 EM131F.UVDATA.1

Freq = 1.4950 GHz, Bw = 32.000 MH No calibration applied and no bandpass applied



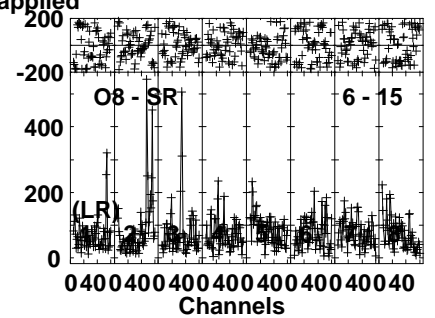
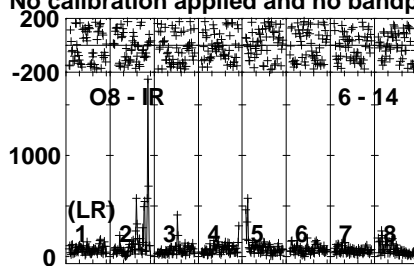
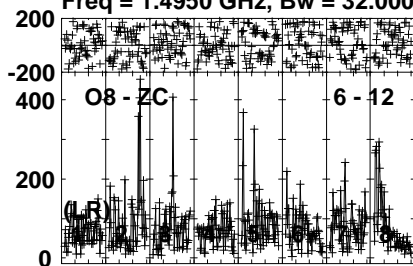
Lower frame: Micro Ampl Jy Top frame: Phas deg
Vector averaged cross-power spectrum Several baselines displayed
Timerange: 00/13:13:01 to 00/13:16:59

Plot file version 92 created 03-MAR-2022 16:27:01

HD168112 EM131F.UVDATA.1

Freq = 1.4950 GHz, Bw = 32.000 MH

No calibration applied and no bandpass applied



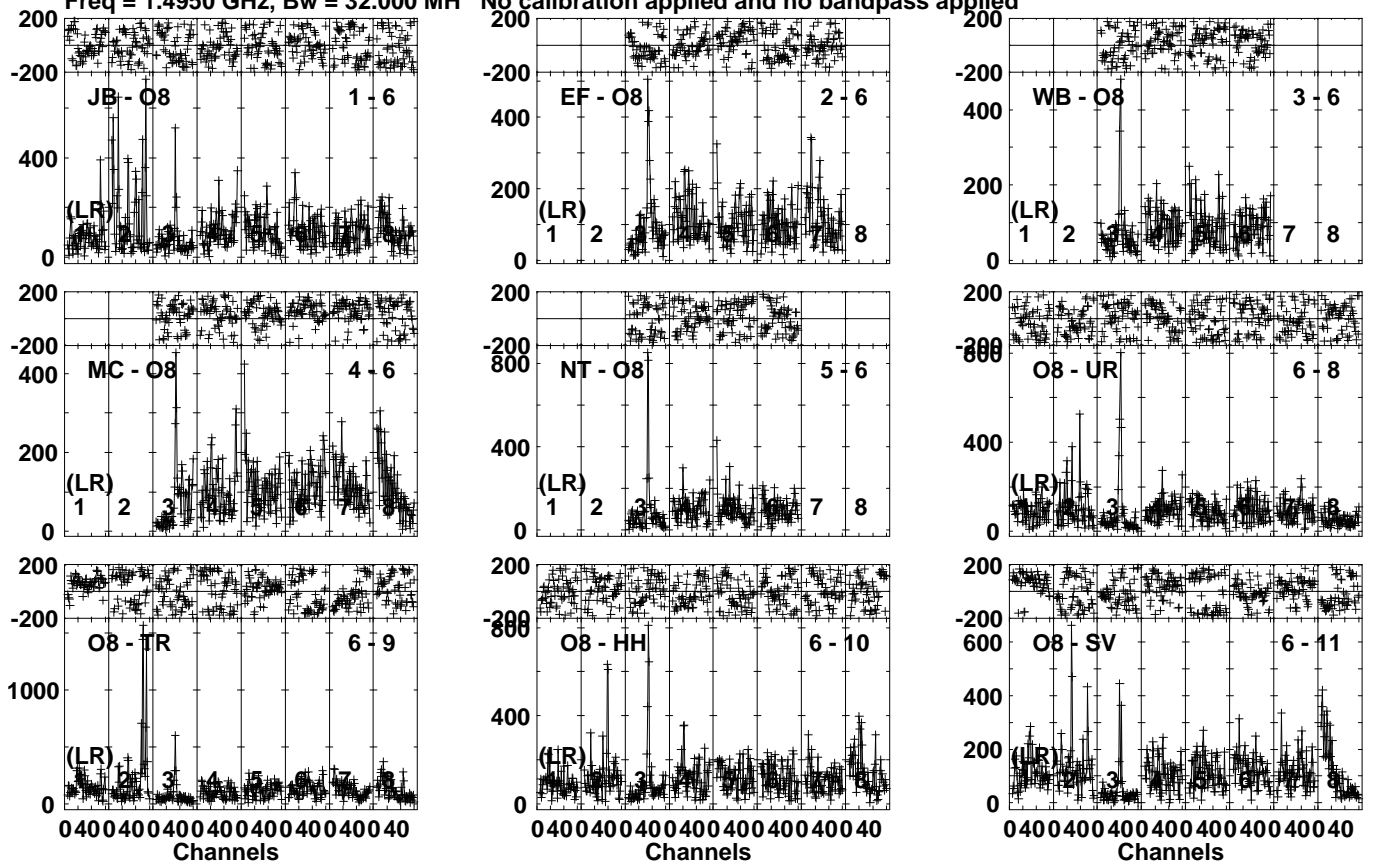
Lower frame: Micro Ampl Jy Top frame: Phas deg
Vector averaged cross-power spectrum Several baselines displayed
Timerange: 00/13:13:01 to 00/13:16:59

Plot file version 93 created 03-MAR-2022 16:27:01

J1825-0737 EM131F.UVDATA.1

Freq = 1.4950 GHz, Bw = 32.000 MH

No calibration applied and no bandpass applied



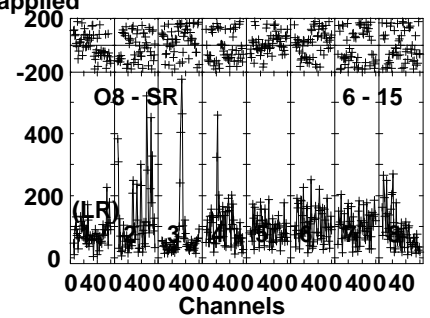
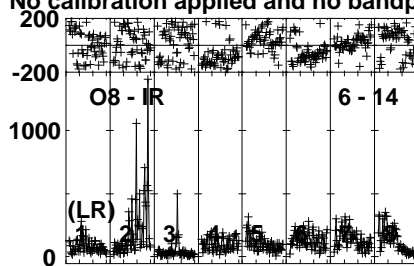
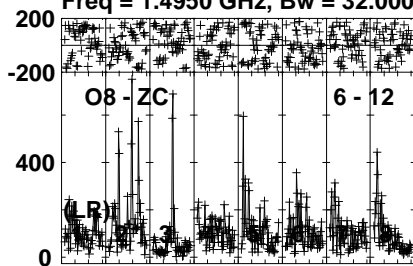
Lower frame: Micro Ampl Jy Top frame: Phas deg
Vector averaged cross-power spectrum Several baselines displayed
Timerange: 00/13:17:01 to 00/13:19:29

Plot file version 94 created 03-MAR-2022 16:27:02

J1825-0737 EM131F.UVDATA.1

Freq = 1.4950 GHz, Bw = 32.000 MH

No calibration applied and no bandpass applied



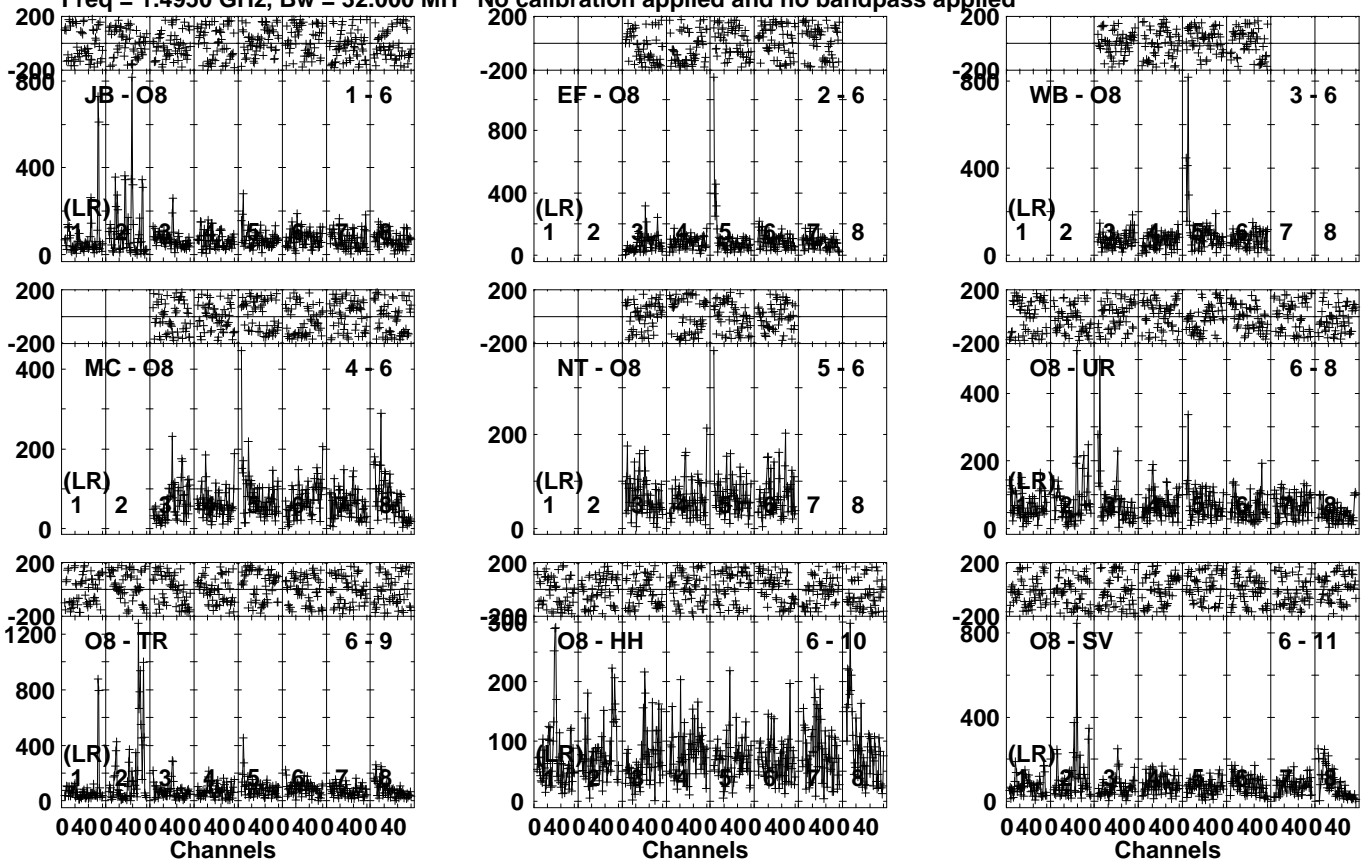
Lower frame: Micro Ampl Jy Top frame: Phas deg
Vector averaged cross-power spectrum Several baselines displayed
Timerange: 00/13:17:01 to 00/13:19:29

Plot file version 95 created 03-MAR-2022 16:27:02

HD167971 EM131F.UVDATA.1

Freq = 1.4950 GHz, Bw = 32.000 MH

No calibration applied and no bandpass applied



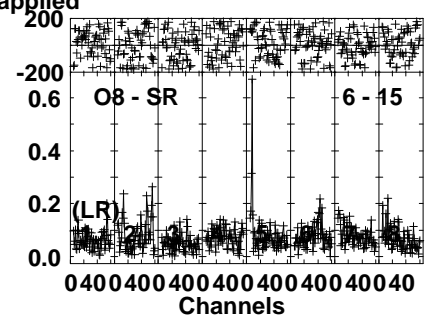
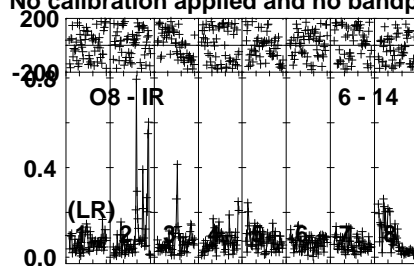
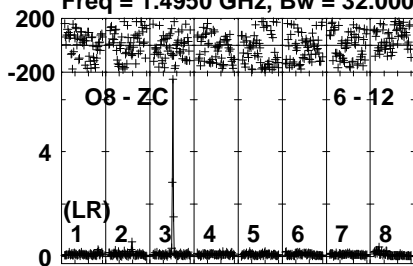
Lower frame: Micro Ampl Jy Top frame: Phas deg
Vector averaged cross-power spectrum Several baselines displayed
Timerange: 00/13:19:31 to 00/13:23:29

Plot file version 96 created 03-MAR-2022 16:27:03

HD167971 EM131F.UVDATA.1

Freq = 1.4950 GHz, Bw = 32.000 MH

No calibration applied and no bandpass applied

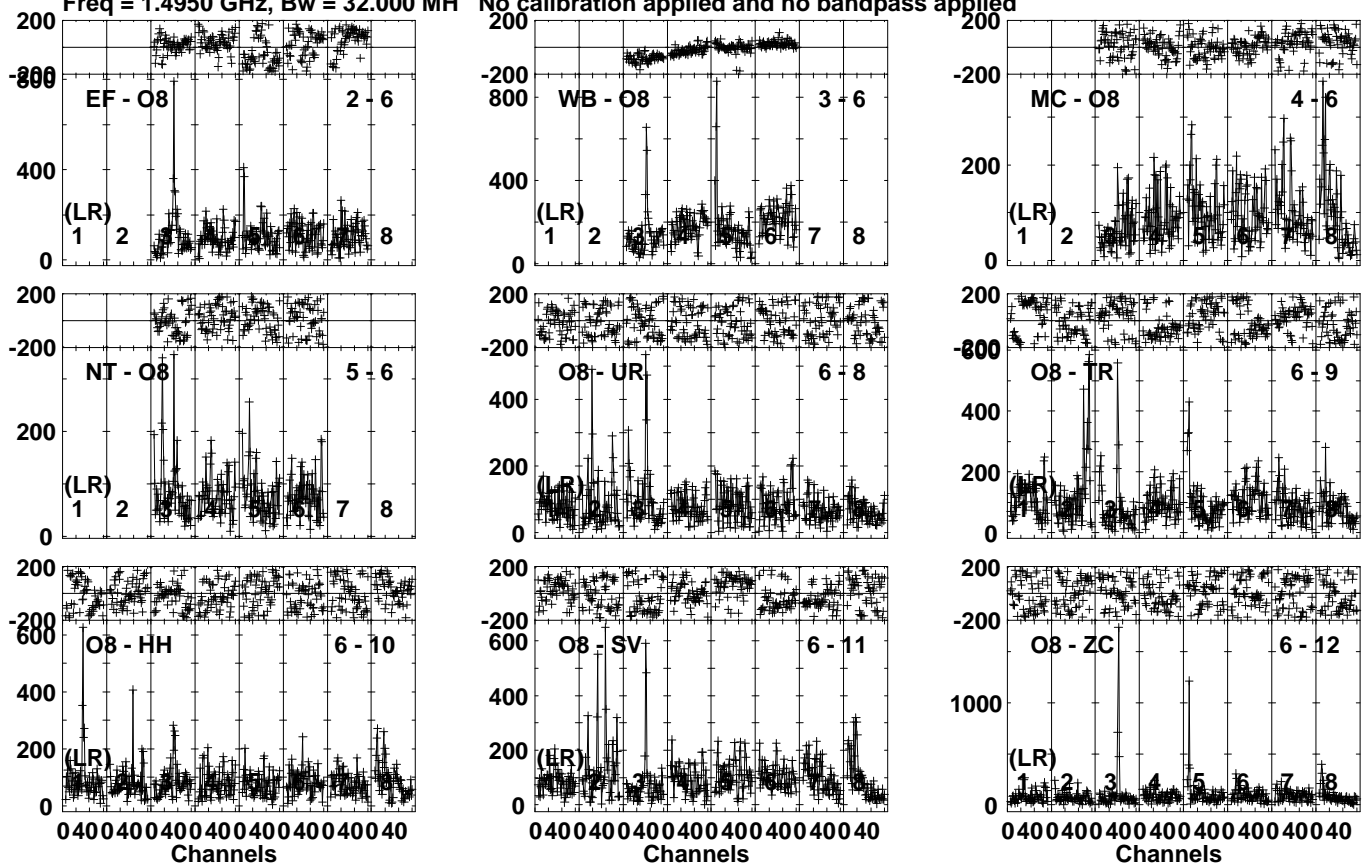


Lower frame: Milli Ampl Jy Top frame: Phas deg
Vector averaged cross-power spectrum Several baselines displayed
Timerange: 00/13:19:31 to 00/13:23:29

Plot file version 97 created 03-MAR-2022 16:27:03

J1825-0737 EM131F.UVDATA.1

Freq = 1.4950 GHz, Bw = 32.000 MH No calibration applied and no bandpass applied

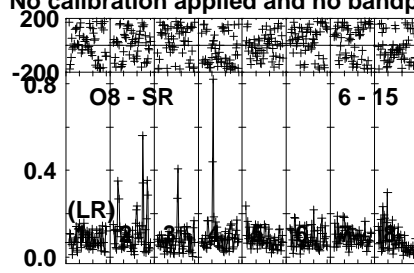
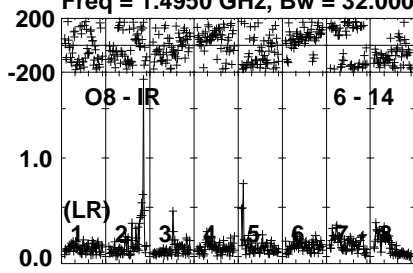


Lower frame: Micro Ampl Jy Top frame: Phas deg
Vector averaged cross-power spectrum Several baselines displayed
Timerange: 00/13:24:11 to 00/13:26:39

Plot file version 98 created 03-MAR-2022 16:27:03

J1825-0737 EM131F.UVDATA.1

Freq = 1.4950 GHz, Bw = 32.000 MH No calibration applied and no bandpass applied

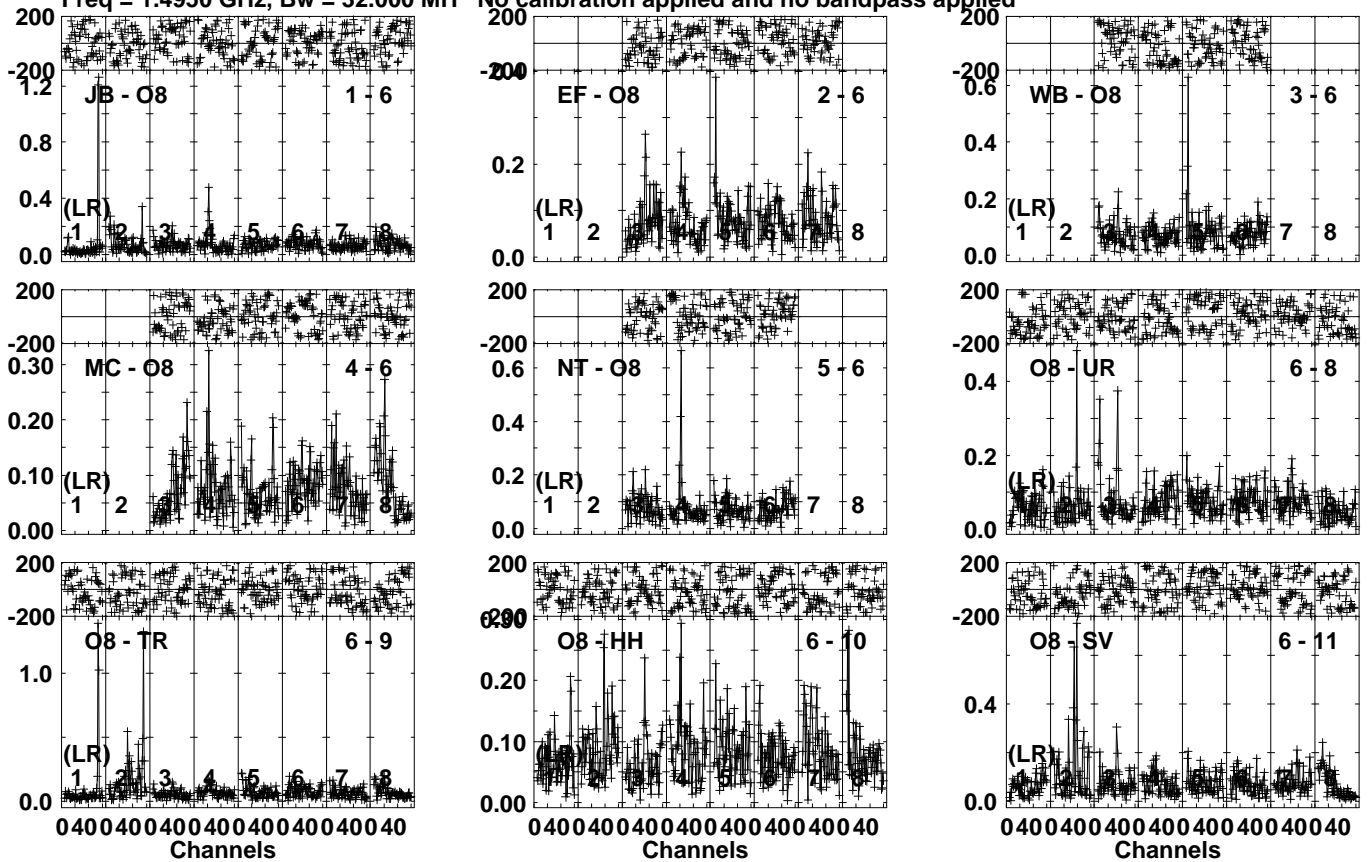


Lower frame: Milli Ampl Jy Top frame: Phas deg
Vector averaged cross-power spectrum Several baselines displayed
Timerange: 00/13:24:11 to 00/13:26:39

Plot file version 99 created 03-MAR-2022 16:27:03

HD168112 EM131F.UVDATA.1

Freq = 1.4950 GHz, Bw = 32.000 MH No calibration applied and no bandpass applied



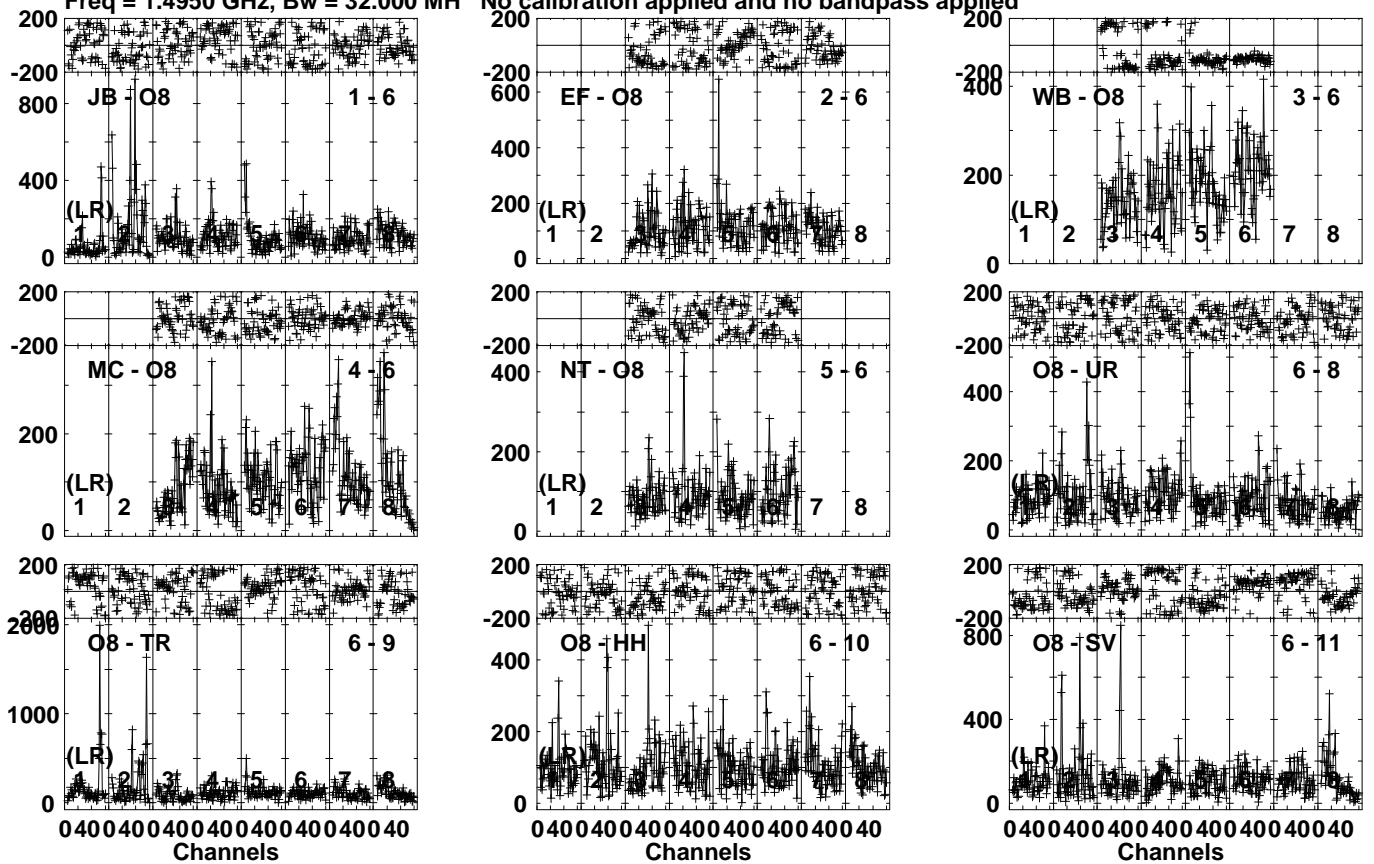
Lower frame: Milli Ampl Jy Top frame: Phas deg
Vector averaged cross-power spectrum Several baselines displayed
Timerange: 00/13:26:41 to 00/13:30:39

Plot file version 101 created 03-MAR-2022 16:27:04

J1825-0737 EM131F.UVDATA.1

Freq = 1.4950 GHz, Bw = 32.000 MH

No calibration applied and no bandpass applied



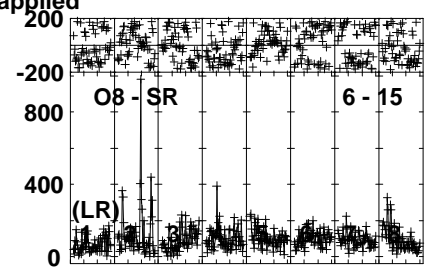
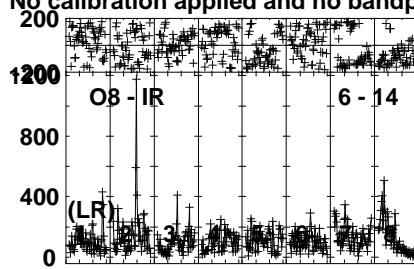
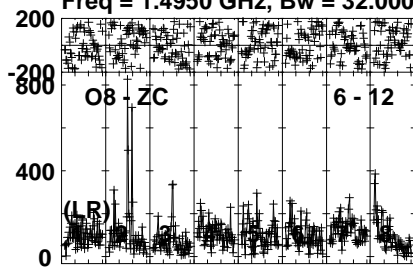
Lower frame: Micro Ampl Jy Top frame: Phas deg
Vector averaged cross-power spectrum Several baselines displayed
Timerange: 00/13:30:41 to 00/13:33:09

Plot file version 102 created 03-MAR-2022 16:27:05

J1825-0737 EM131F.UVDATA.1

Freq = 1.4950 GHz, Bw = 32.000 MH

No calibration applied and no bandpass applied



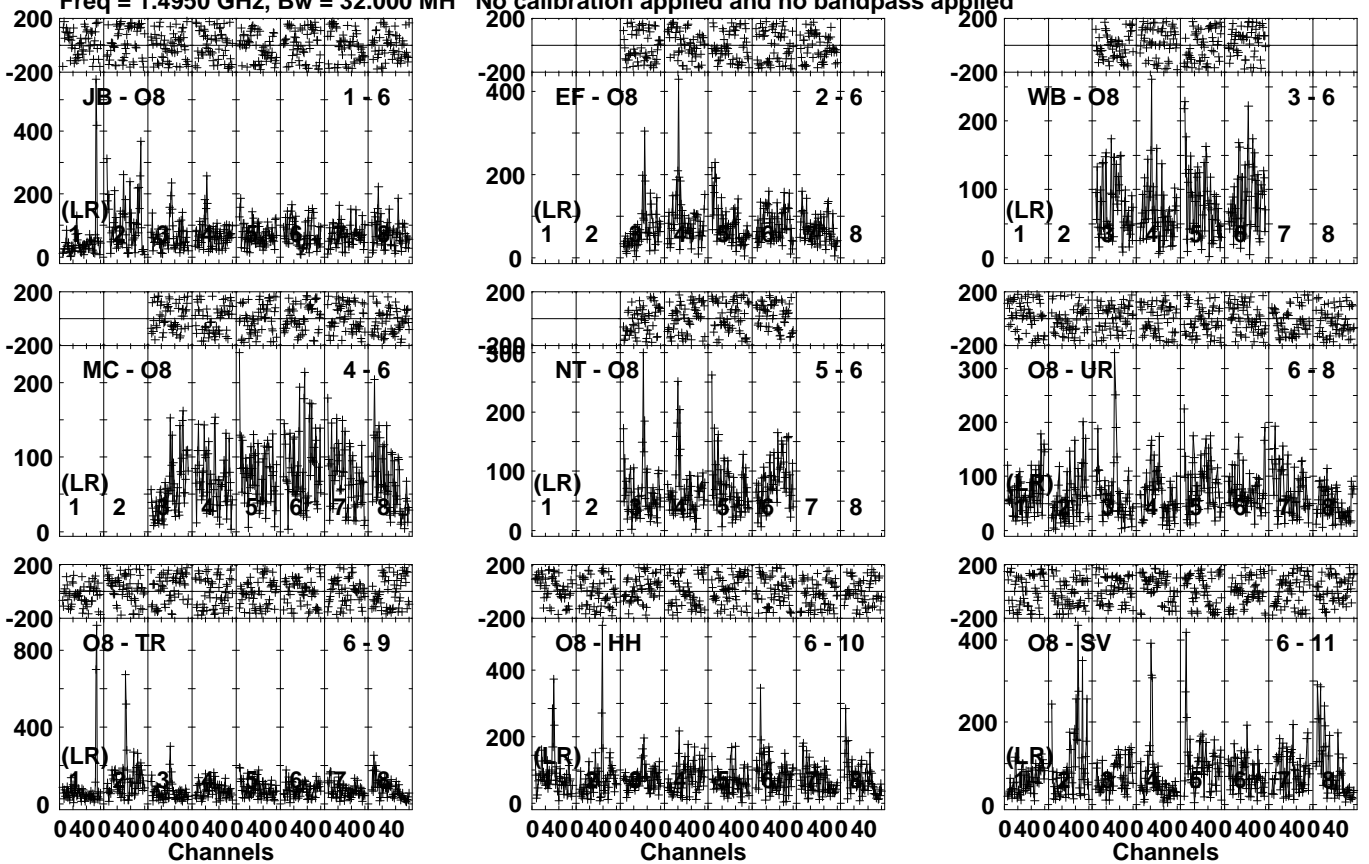
040040040040040040040040
Channels

Lower frame: Micro Ampl Jy Top frame: Phas deg
Vector averaged cross-power spectrum Several baselines displayed
Timerange: 00/13:30:41 to 00/13:33:09

Plot file version 103 created 03-MAR-2022 16:27:05

HD167971 EM131F.UVDATA.1

Freq = 1.4950 GHz, Bw = 32.000 MH No calibration applied and no bandpass applied



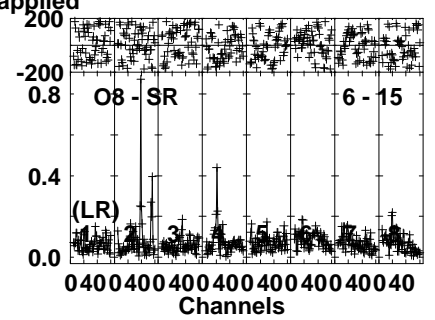
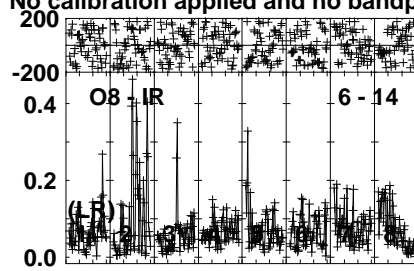
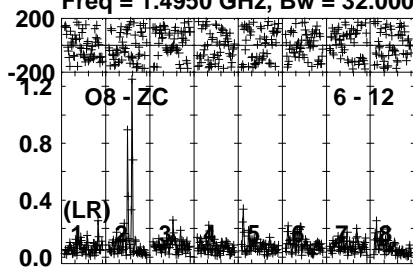
Lower frame: Micro Ampl Jy Top frame: Phas deg
Vector averaged cross-power spectrum Several baselines displayed
Timerange: 00/13:33:11 to 00/13:37:09

Plot file version 104 created 03-MAR-2022 16:27:05

HD167971 EM131F.UVDATA.1

Freq = 1.4950 GHz, Bw = 32.000 MH

No calibration applied and no bandpass applied



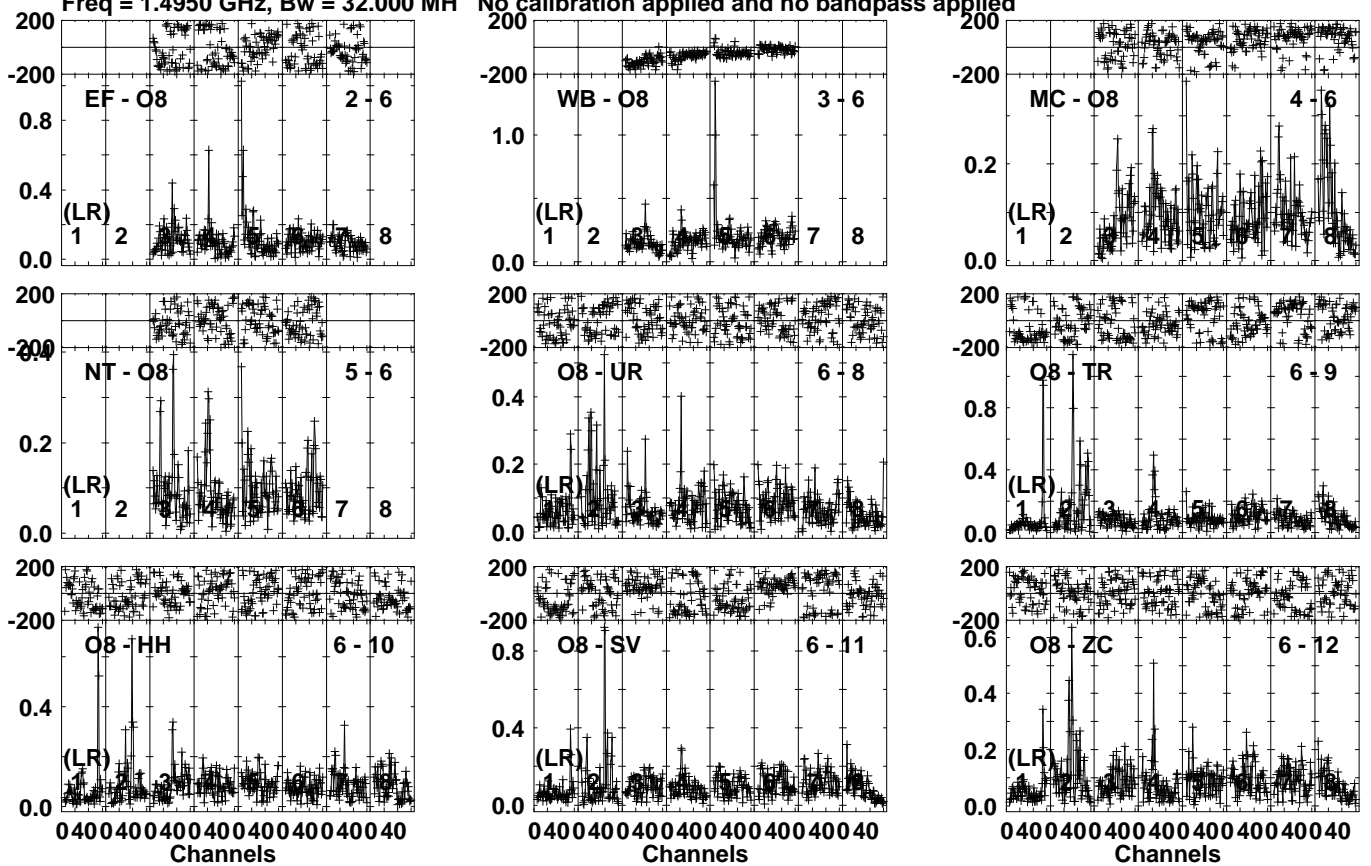
Lower frame: Milli Ampl Jy Top frame: Phas deg
Vector averaged cross-power spectrum Several baselines displayed
Timerange: 00/13:33:11 to 00/13:37:09

Plot file version 105 created 03-MAR-2022 16:27:05

J1825-0737 EM131F.UVDATA.1

Freq = 1.4950 GHz, Bw = 32.000 MH

No calibration applied and no bandpass applied



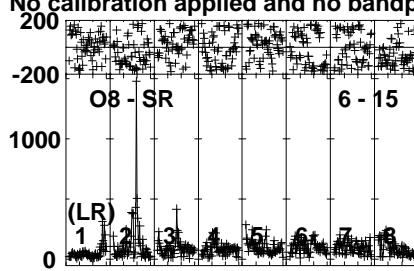
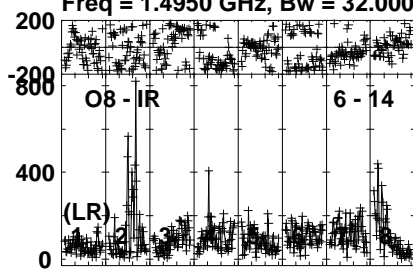
Lower frame: Milli Ampl Jy Top frame: Phas deg
Vector averaged cross-power spectrum Several baselines displayed
Timerange: 00/13:37:51 to 00/13:40:19

Plot file version 106 created 03-MAR-2022 16:27:06

J1825-0737 EM131F.UVDATA.1

Freq = 1.4950 GHz, Bw = 32.000 MH

No calibration applied and no bandpass applied

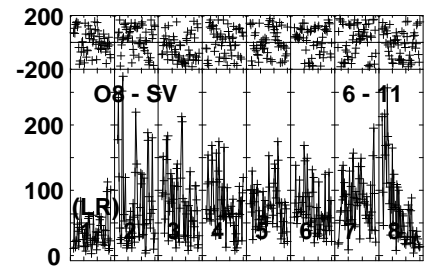
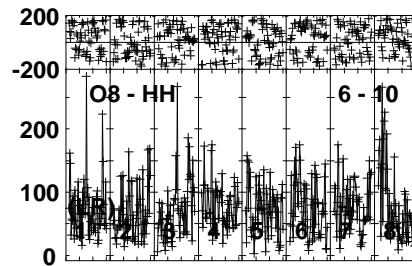
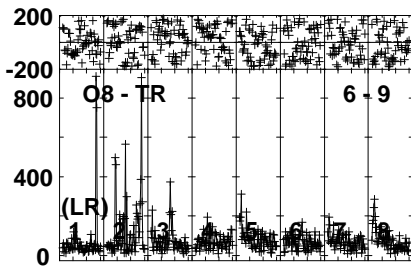
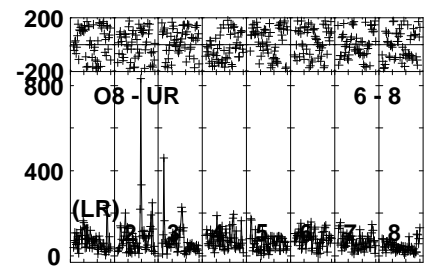
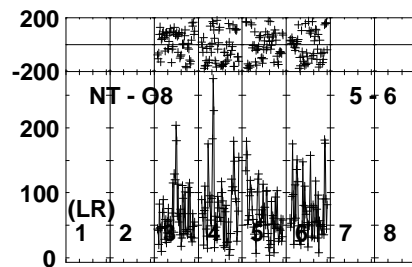
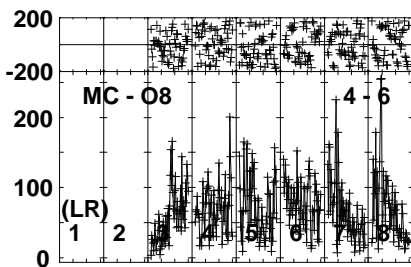
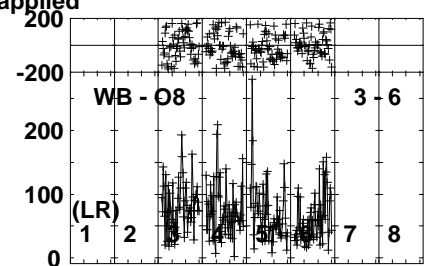
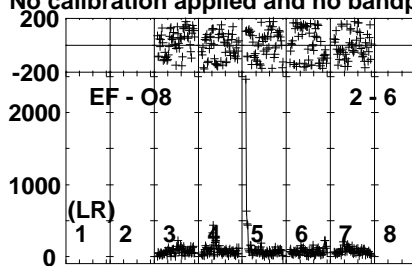
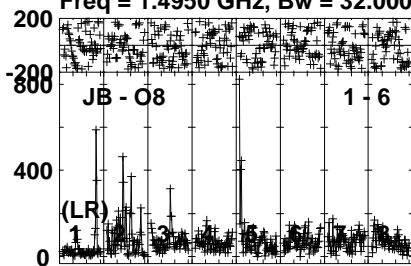


Lower frame: Micro Ampl Jy Top frame: Phas deg
Vector averaged cross-power spectrum Several baselines displayed
Timerange: 00/13:37:51 to 00/13:40:19

Plot file version 107 created 03-MAR-2022 16:27:06

HD168112 EM131F.UVDATA.1

Freq = 1.4950 GHz, Bw = 32.000 MH No calibration applied and no bandpass applied



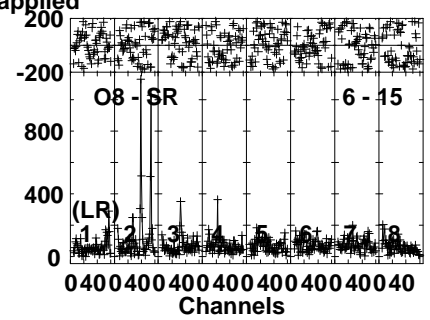
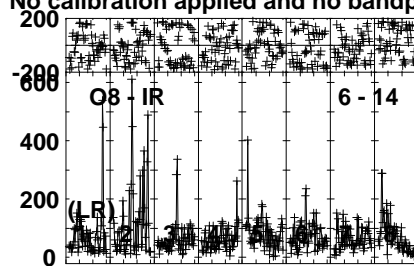
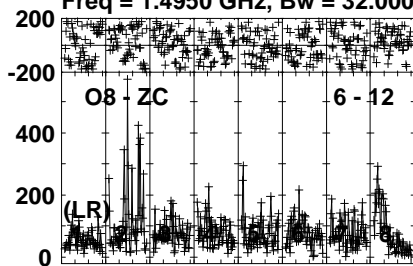
Lower frame: Micro Ampl Jy Top frame: Phas deg
Vector averaged cross-power spectrum Several baselines displayed
Timerange: 00/13:40:21 to 00/13:44:19

Plot file version 108 created 03-MAR-2022 16:27:07

HD168112 EM131F.UVDATA.1

Freq = 1.4950 GHz, Bw = 32.000 MH

No calibration applied and no bandpass applied



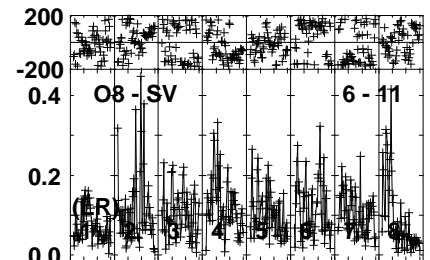
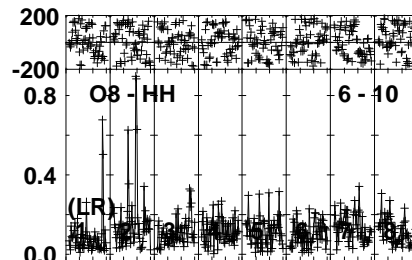
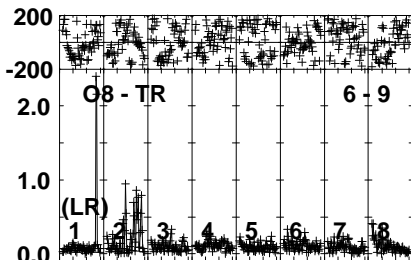

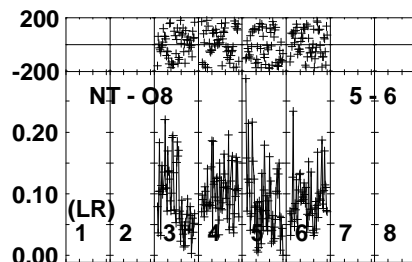
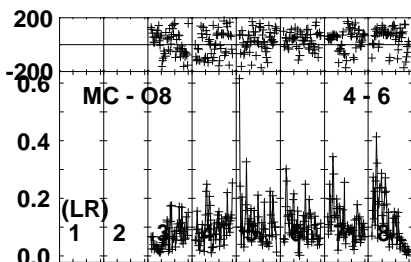
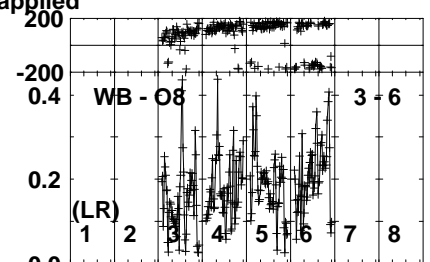
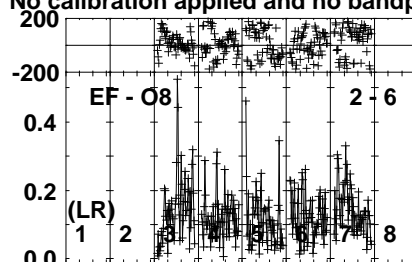
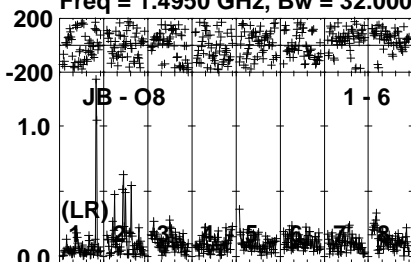
Lower frame: Micro Ampl Jy Top frame: Phas deg
Vector averaged cross-power spectrum Several baselines displayed
Timerange: 00/13:40:21 to 00/13:44:19

Plot file version 109 created 03-MAR-2022 16:27:07

J1825-0737 EM131F.UVDATA.1

Freq = 1.4950 GHz, Bw = 32.000 MH

No calibration applied and no bandpass applied

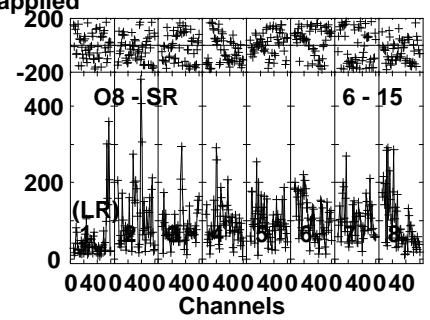
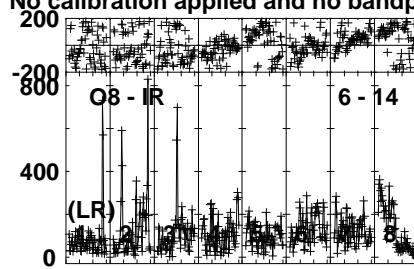
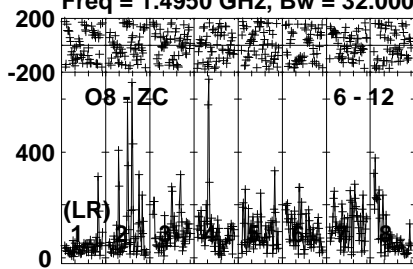


Lower frame: Milli Ampl Jy Top frame: Phas deg
Vector averaged cross-power spectrum Several baselines displayed
Timerange: 00/13:44:21 to 00/13:46:49

Plot file version 110 created 03-MAR-2022 16:27:07

J1825-0737 EM131F.UVDATA.1

Freq = 1.4950 GHz, Bw = 32.000 MH No calibration applied and no bandpass applied

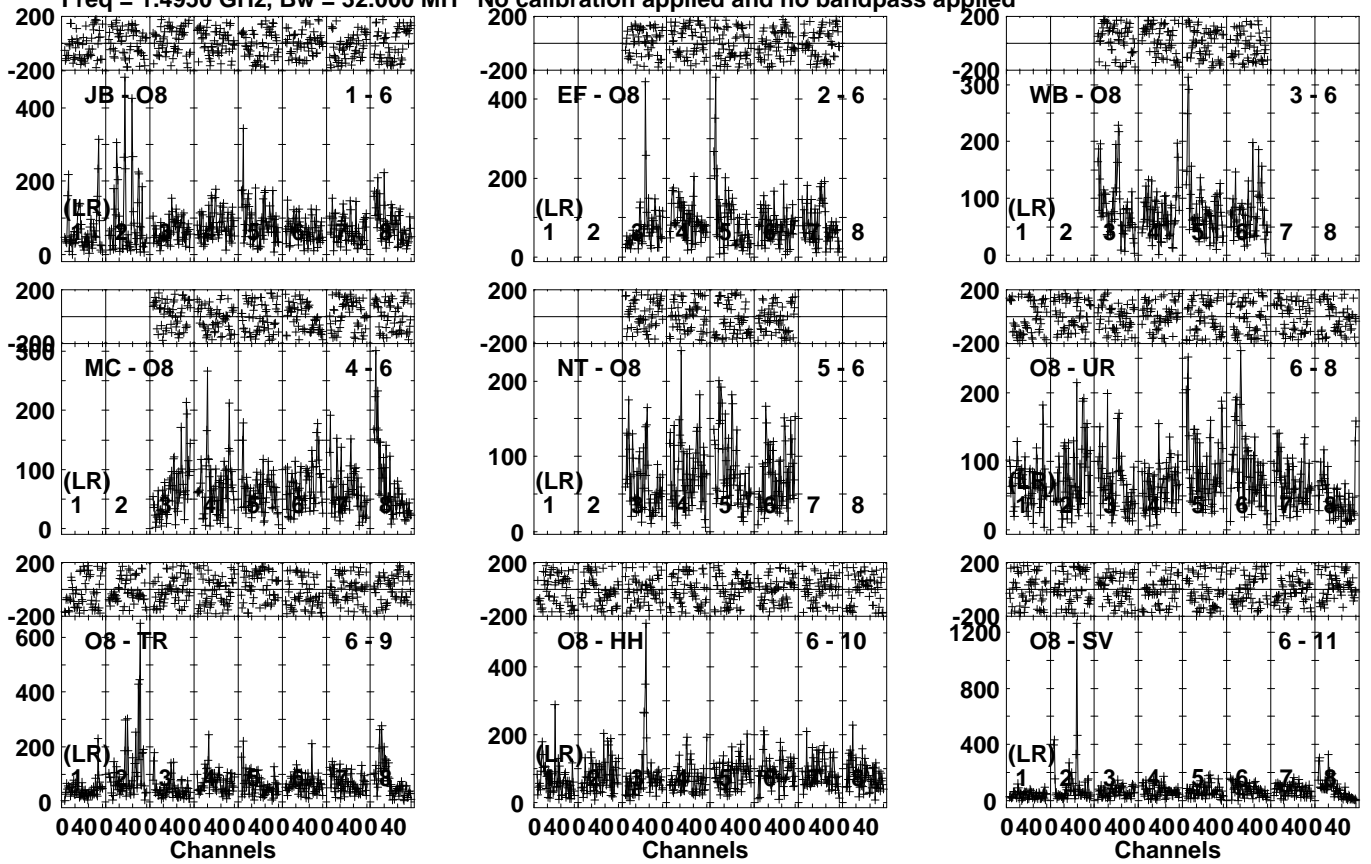


Lower frame: Micro Ampl Jy Top frame: Phas deg
Vector averaged cross-power spectrum Several baselines displayed
Timerange: 00/13:44:21 to 00/13:46:49

Plot file version 111 created 03-MAR-2022 16:27:07

HD167971 EM131F.UVDATA.1

Freq = 1.4950 GHz, Bw = 32.000 MH No calibration applied and no bandpass applied



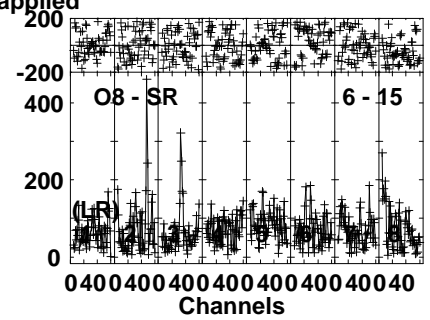
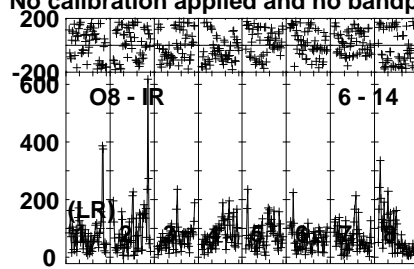
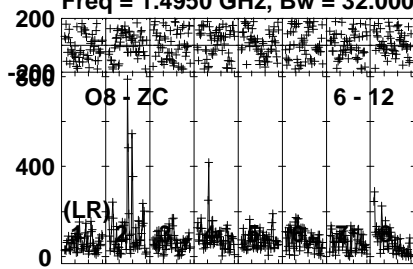
Lower frame: Micro Ampl Jy Top frame: Phas deg
Vector averaged cross-power spectrum Several baselines displayed
Timerange: 00/13:46:51 to 00/13:50:49

Plot file version 112 created 03-MAR-2022 16:27:08

HD167971 EM131F.UVDATA.1

Freq = 1.4950 GHz, Bw = 32.000 MH

No calibration applied and no bandpass applied



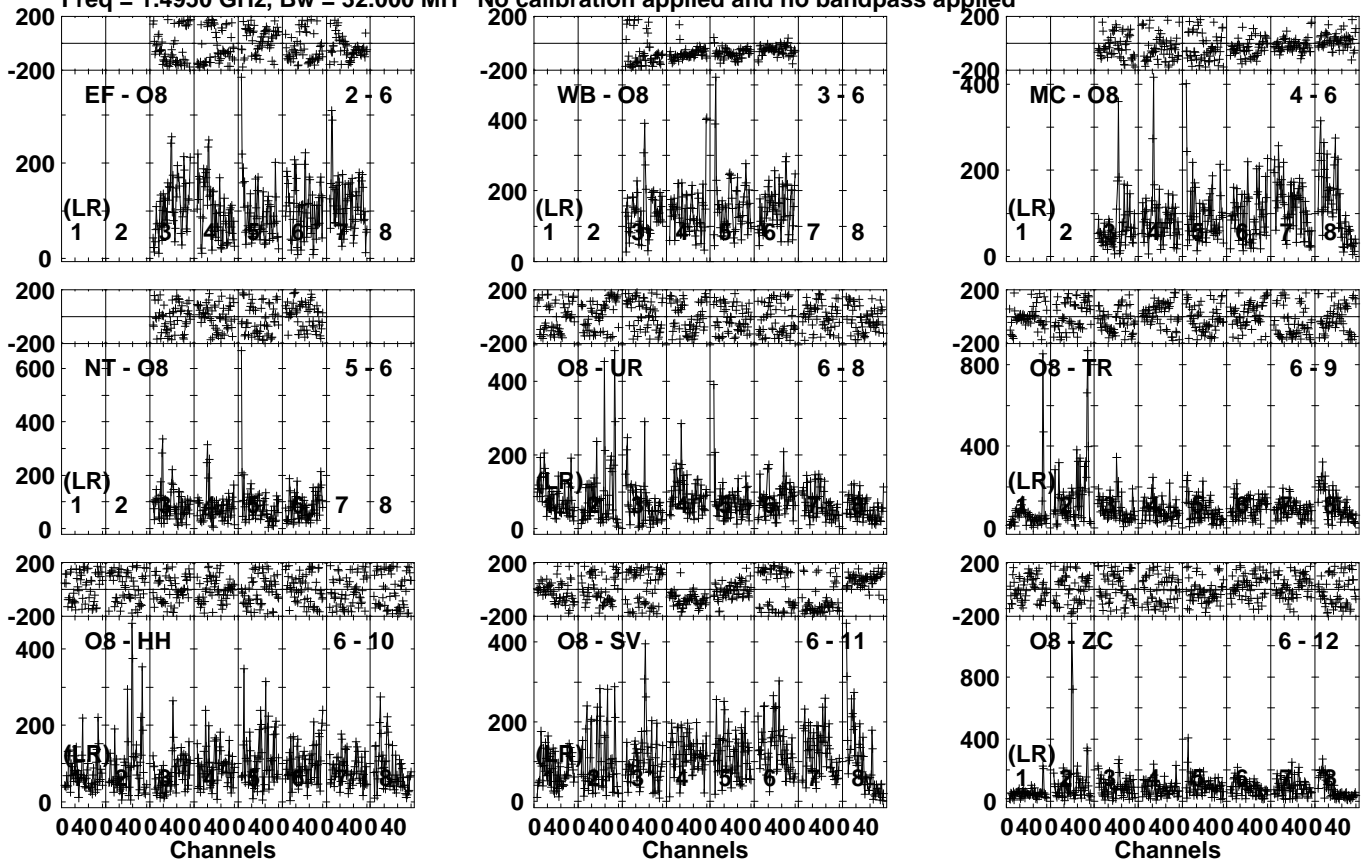
Lower frame: Micro Ampl Jy Top frame: Phas deg
Vector averaged cross-power spectrum Several baselines displayed
Timerange: 00/13:46:51 to 00/13:50:49

Plot file version 113 created 03-MAR-2022 16:27:08

J1825-0737 EM131F.UVDATA.1

Freq = 1.4950 GHz, Bw = 32.000 MH

No calibration applied and no bandpass applied

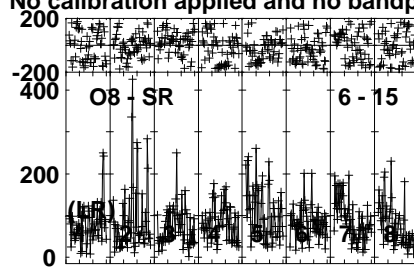
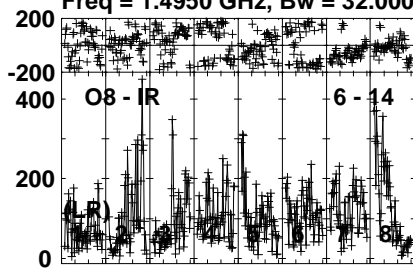


Lower frame: Micro Ampl Jy Top frame: Phas deg
Vector averaged cross-power spectrum Several baselines displayed
Timerange: 00/13:51:31 to 00/13:53:59

Plot file version 114 created 03-MAR-2022 16:27:09

J1825-0737 EM131F.UVDATA.1

Freq = 1.4950 GHz, Bw = 32.000 MH No calibration applied and no bandpass applied



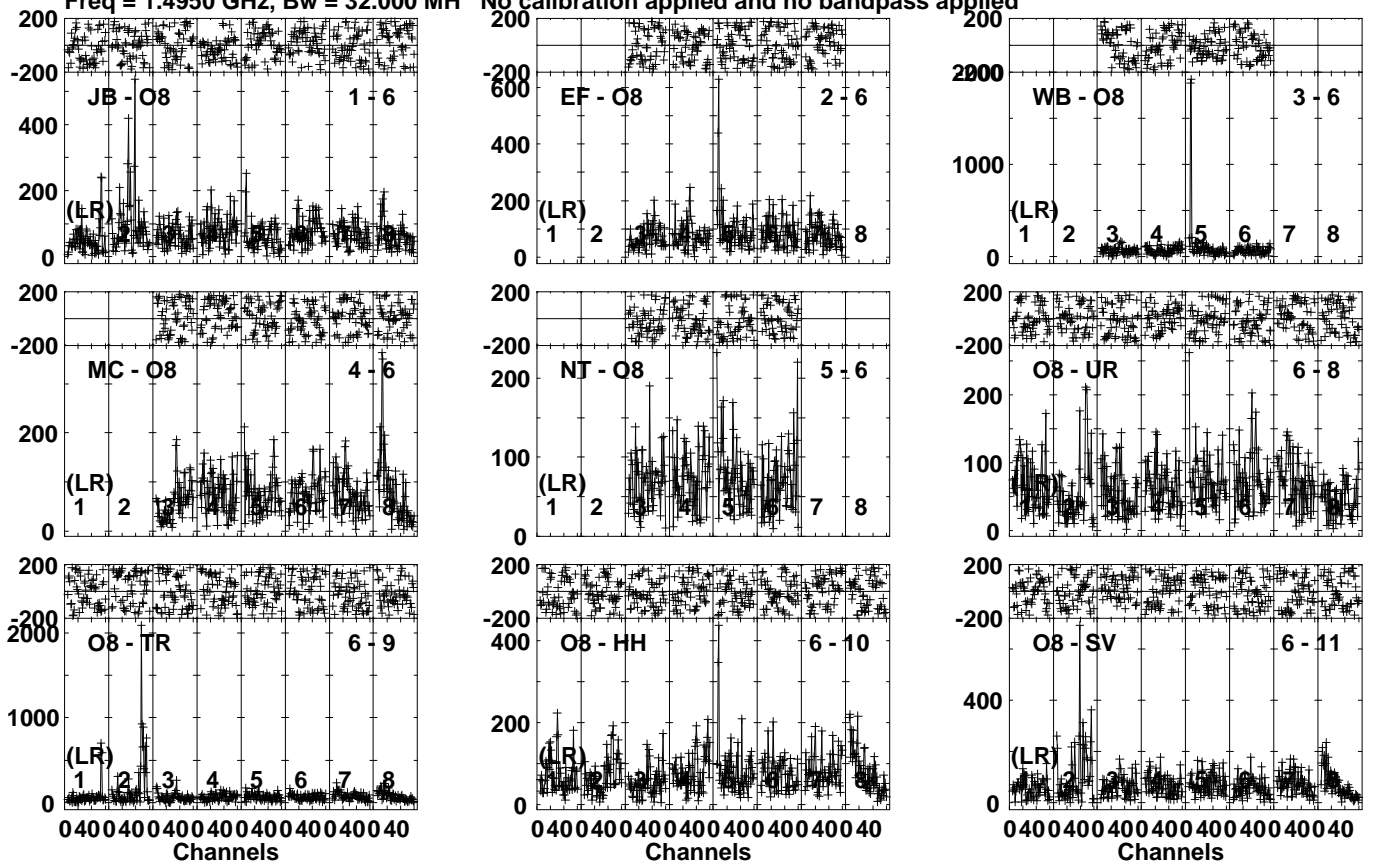
Lower frame: Micro Ampl Jy Top frame: Phas deg
Vector averaged cross-power spectrum Several baselines displayed
Timerange: 00/13:51:31 to 00/13:53:59

Plot file version 115 created 03-MAR-2022 16:27:09

HD168112 EM131F.UVDATA.1

Freq = 1.4950 GHz, Bw = 32.000 MH

No calibration applied and no bandpass applied

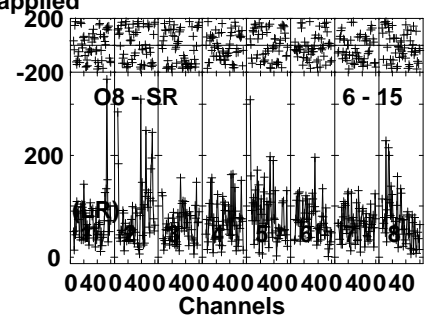
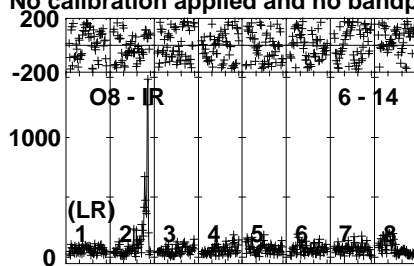
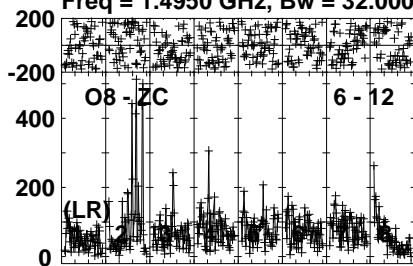


Lower frame: Micro Ampl Jy Top frame: Phas deg
Vector averaged cross-power spectrum Several baselines displayed
Timerange: 00/13:54:01 to 00/13:57:59

Plot file version 116 created 03-MAR-2022 16:27:09

HD168112 EM131F.UVDATA.1

Freq = 1.4950 GHz, Bw = 32.000 MH No calibration applied and no bandpass applied



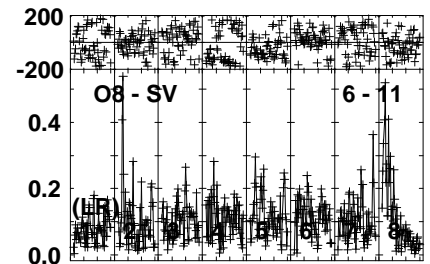
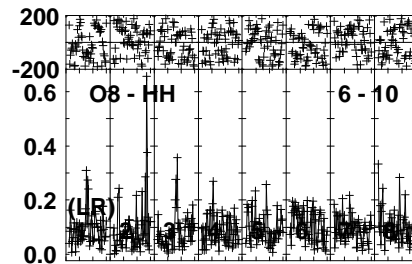
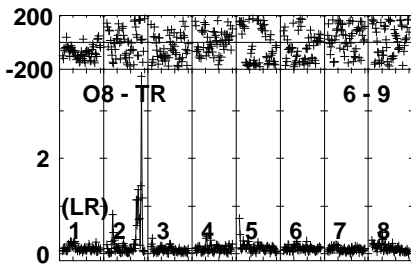
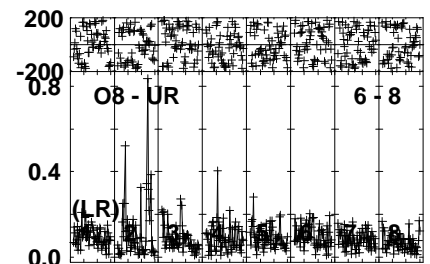
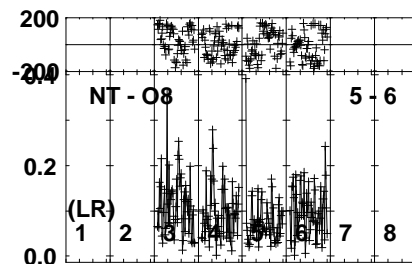
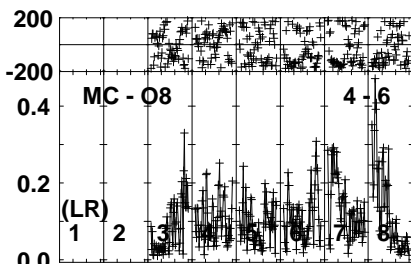
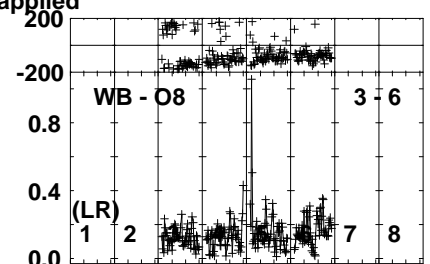
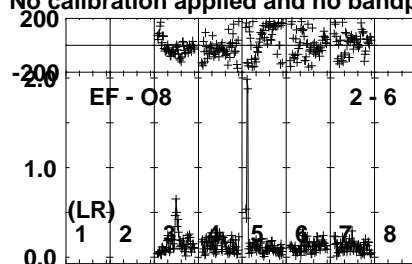
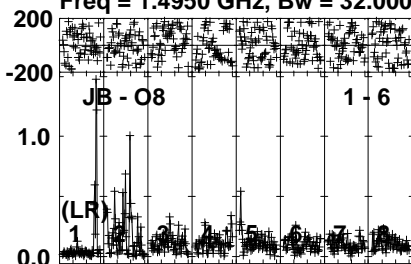
Lower frame: Micro Ampl Jy Top frame: Phas deg
Vector averaged cross-power spectrum Several baselines displayed
Timerange: 00/13:54:01 to 00/13:57:59

Plot file version 117 created 03-MAR-2022 16:27:09

J1825-0737 EM131F.UVDATA.1

Freq = 1.4950 GHz, Bw = 32.000 MH

No calibration applied and no bandpass applied

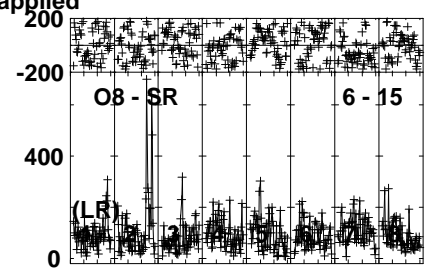
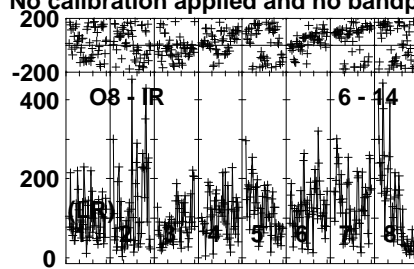
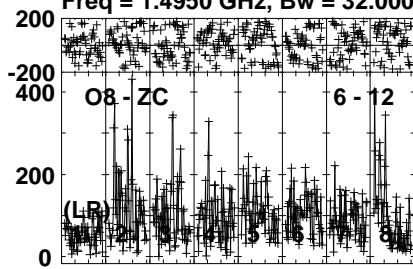


Lower frame: Milli Ampl Jy Top frame: Phas deg
Vector averaged cross-power spectrum Several baselines displayed
Timerange: 00/13:58:01 to 00/14:00:29

Plot file version 118 created 03-MAR-2022 16:27:10

J1825-0737 EM131F.UVDATA.1

Freq = 1.4950 GHz, Bw = 32.000 MH No calibration applied and no bandpass applied



040040040040040040040040
Channels

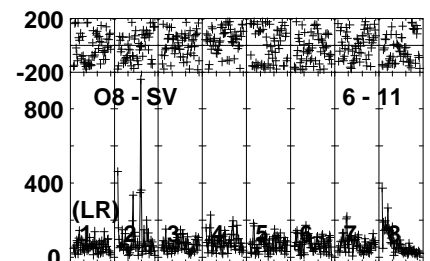
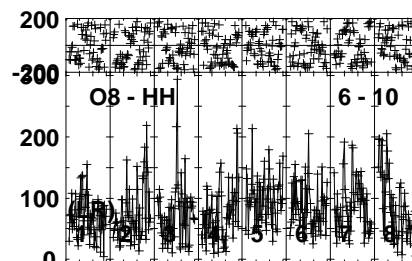
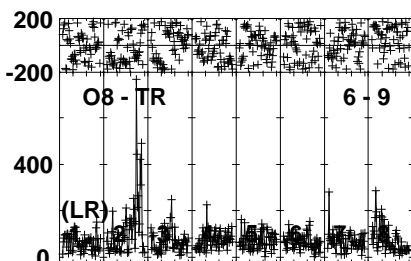
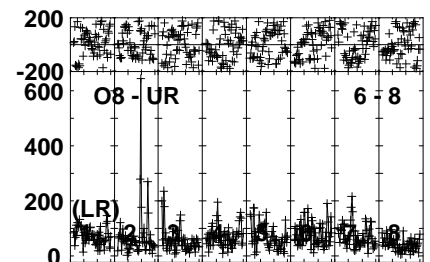
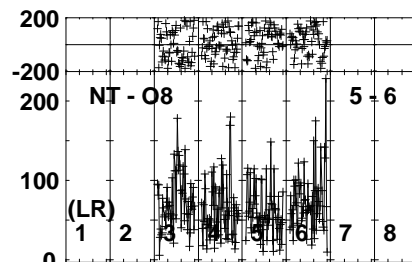
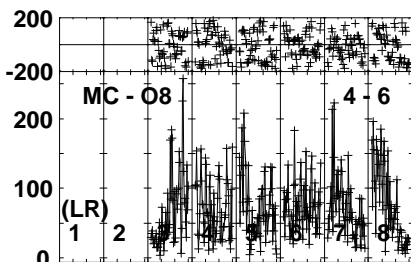
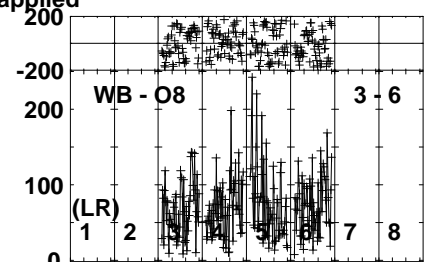
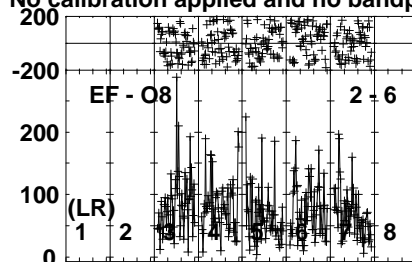
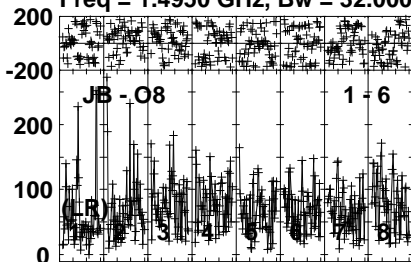
Lower frame: Micro Ampl Jy Top frame: Phas deg
Vector averaged cross-power spectrum Several baselines displayed
Timerange: 00/13:58:01 to 00/14:00:29

Plot file version 119 created 03-MAR-2022 16:27:10

HD167971 EM131F.UVDATA.1

Freq = 1.4950 GHz, Bw = 32.000 MH

No calibration applied and no bandpass applied



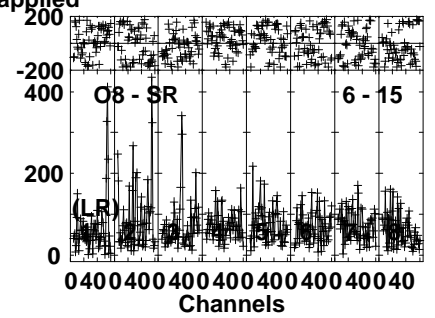
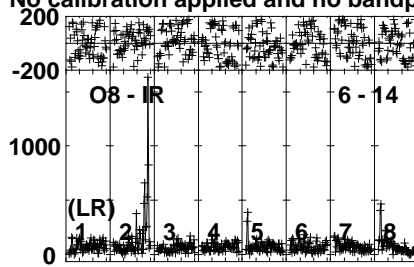
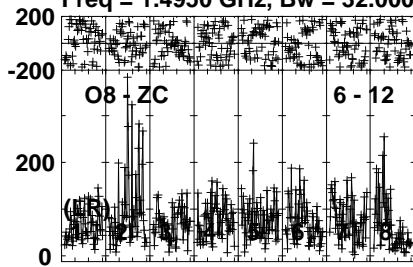
Lower frame: Micro Ampl Jy Top frame: Phas deg
Vector averaged cross-power spectrum Several baselines displayed
Timerange: 00/14:00:31 to 00/14:04:29

Plot file version 120 created 03-MAR-2022 16:27:10

HD167971 EM131F.UVDATA.1

Freq = 1.4950 GHz, Bw = 32.000 MH

No calibration applied and no bandpass applied



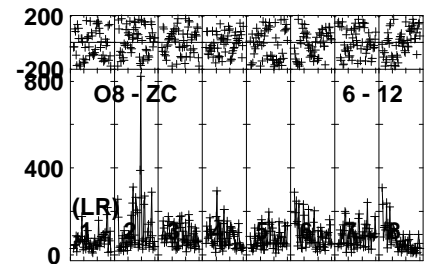
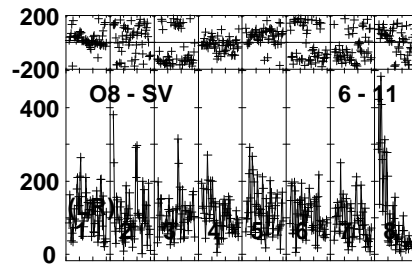
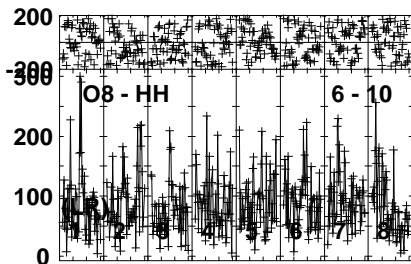
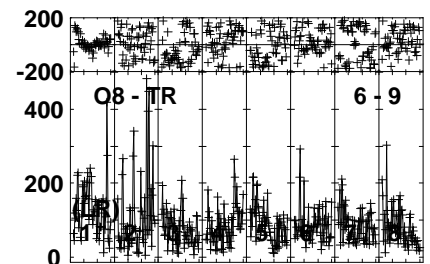
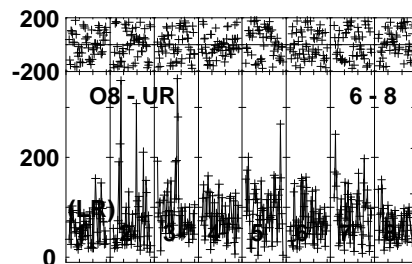
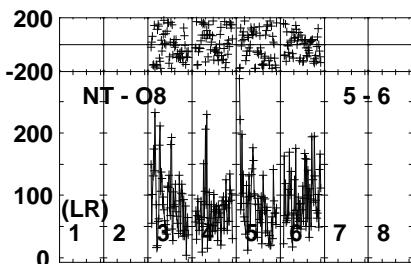
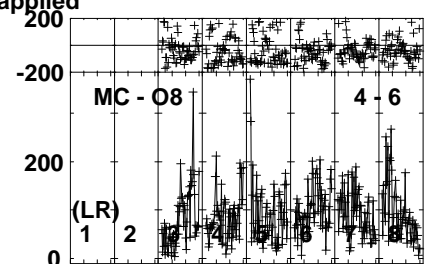
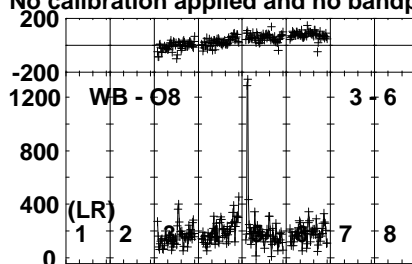
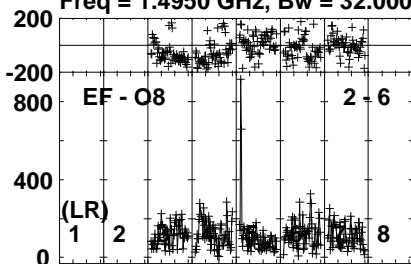
Lower frame: Micro Ampl Jy Top frame: Phas deg
Vector averaged cross-power spectrum Several baselines displayed
Timerange: 00/14:00:31 to 00/14:04:29

Plot file version 121 created 03-MAR-2022 16:27:11

J1825-0737 EM131F.UVDATA.1

Freq = 1.4950 GHz, Bw = 32.000 MH

No calibration applied and no bandpass applied

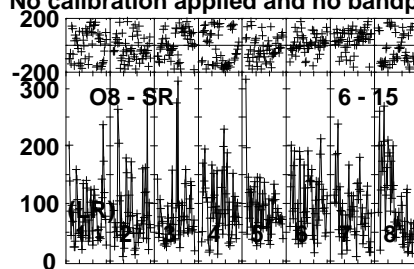
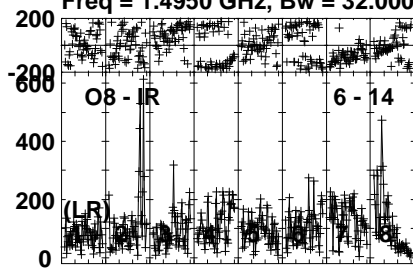


Lower frame: Micro Ampl Jy Top frame: Phas deg
Vector averaged cross-power spectrum Several baselines displayed
Timerange: 00/14:05:11 to 00/14:07:39

Plot file version 122 created 03-MAR-2022 16:27:11

J1825-0737 EM131F.UVDATA.1

Freq = 1.4950 GHz, Bw = 32.000 MH No calibration applied and no bandpass applied



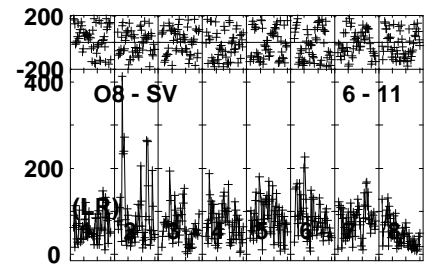
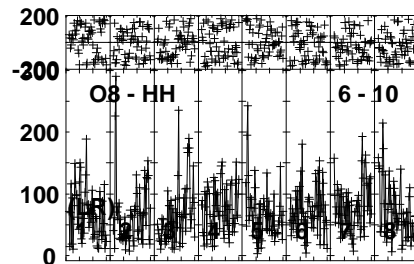
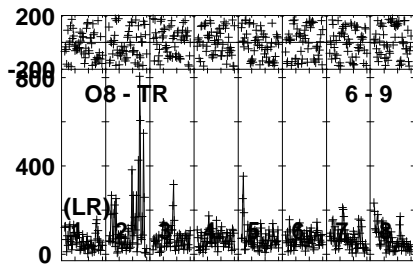
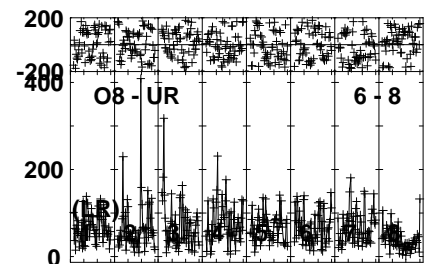
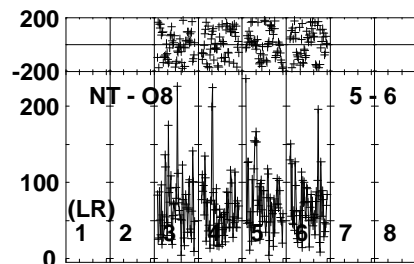
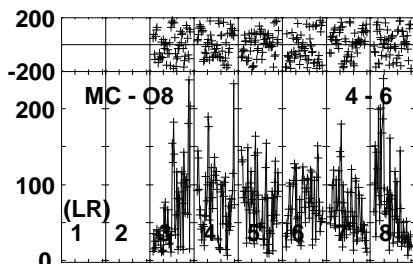
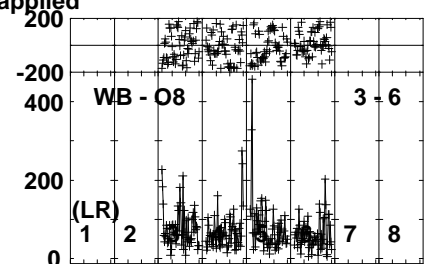
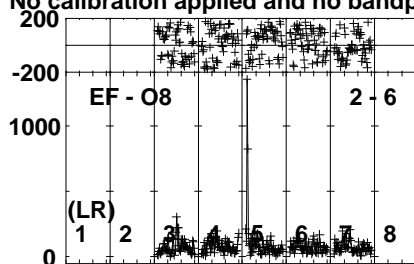
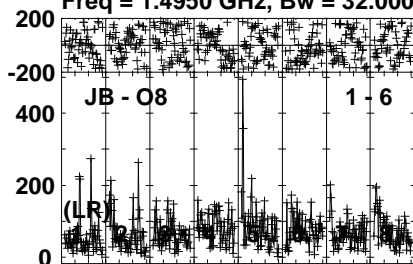
Lower frame: Micro Ampl Jy Top frame: Phas deg
Vector averaged cross-power spectrum Several baselines displayed
Timerange: 00/14:05:11 to 00/14:07:39

Plot file version 123 created 03-MAR-2022 16:27:11

HD168112 EM131F.UVDATA.1

Freq = 1.4950 GHz, Bw = 32.000 MH

No calibration applied and no bandpass applied

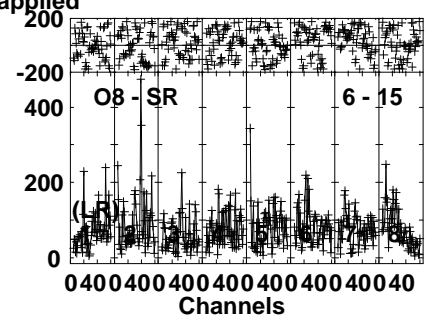
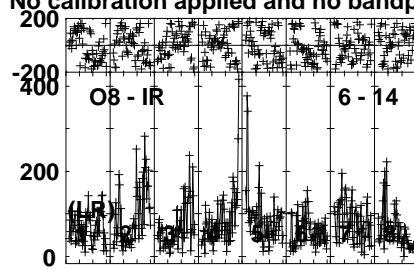
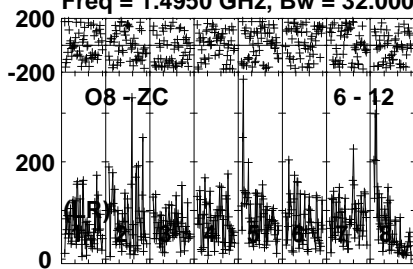


Lower frame: Micro Ampl Jy Top frame: Phas deg
Vector averaged cross-power spectrum Several baselines displayed
Timerange: 00/14:07:41 to 00/14:11:39

Plot file version 124 created 03-MAR-2022 16:27:12

HD168112 EM131F.UVDATA.1

Freq = 1.4950 GHz, Bw = 32.000 MH No calibration applied and no bandpass applied



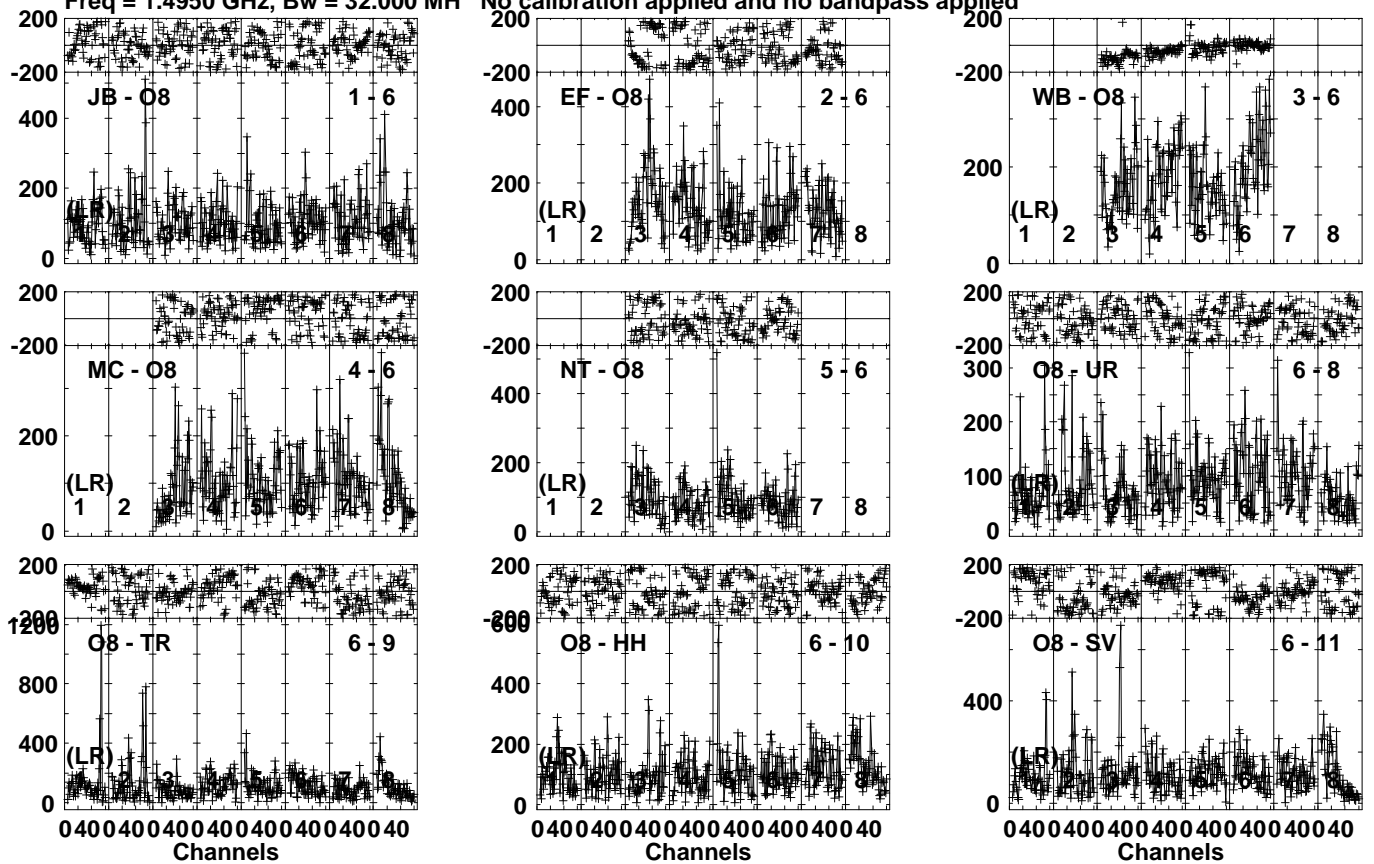
Lower frame: Micro Ampl Jy Top frame: Phas deg
Vector averaged cross-power spectrum Several baselines displayed
Timerange: 00/14:07:41 to 00/14:11:39

Plot file version 125 created 03-MAR-2022 16:27:12

J1825-0737 EM131F.UVDATA.1

Freq = 1.4950 GHz, Bw = 32.000 MH

No calibration applied and no bandpass applied



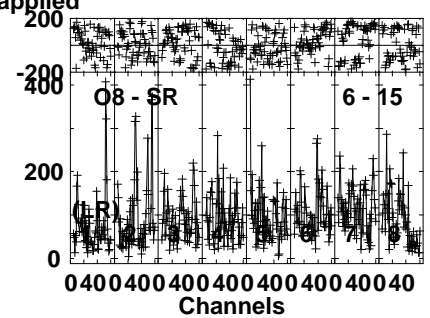
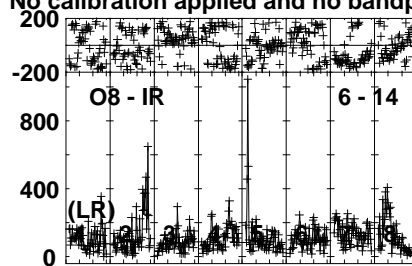
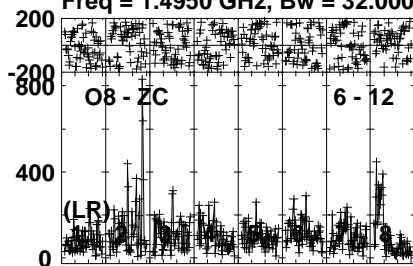
Lower frame: Micro Ampl Jy Top frame: Phas deg
Vector averaged cross-power spectrum Several baselines displayed
Timerange: 00/14:11:41 to 00/14:14:09

Plot file version 126 created 03-MAR-2022 16:27:12

J1825-0737 EM131F.UVDATA.1

Freq = 1.4950 GHz, Bw = 32.000 MH

No calibration applied and no bandpass applied

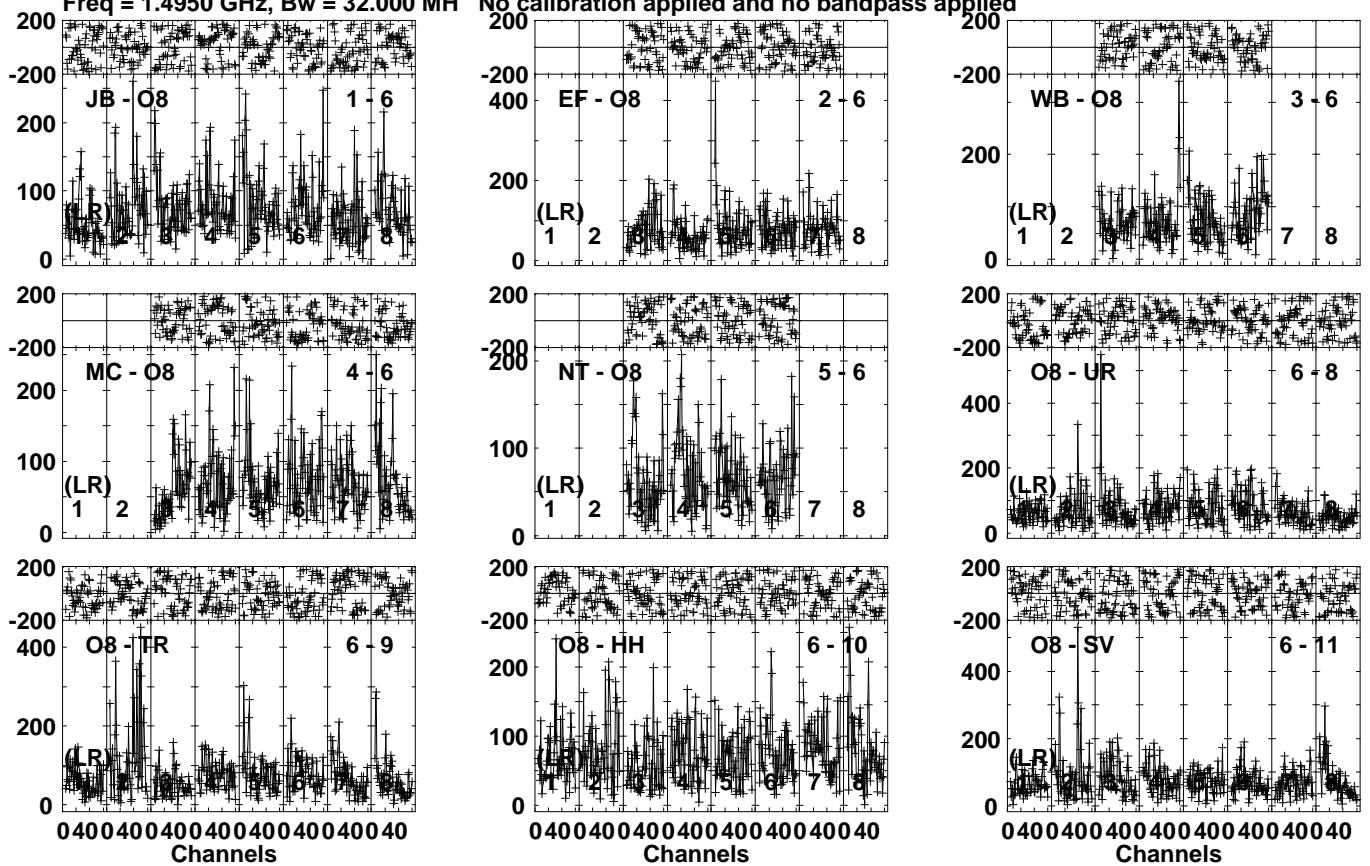


Lower frame: Micro Ampl Jy Top frame: Phas deg
Vector averaged cross-power spectrum Several baselines displayed
Timerange: 00/14:11:41 to 00/14:14:09

Plot file version 127 created 03-MAR-2022 16:27:13

HD167971 EM131F.UVDATA.1

Freq = 1.4950 GHz, Bw = 32.000 MH No calibration applied and no bandpass applied

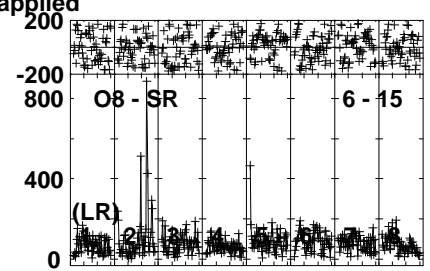
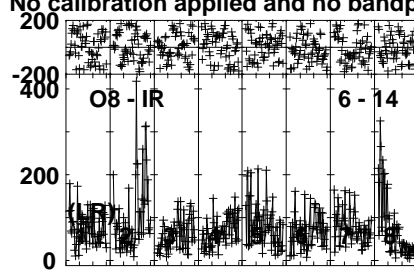
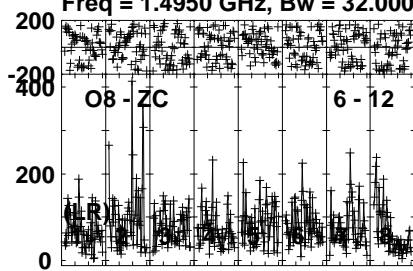


Lower frame: Micro Ampl Jy Top frame: Phas deg
Vector averaged cross-power spectrum Several baselines displayed
Timerange: 00/14:14:11 to 00/14:18:09

Plot file version 128 created 03-MAR-2022 16:27:13

HD167971 EM131F.UVDATA.1

Freq = 1.4950 GHz, Bw = 32.000 MH No calibration applied and no bandpass applied



040040040040040040040040
Channels

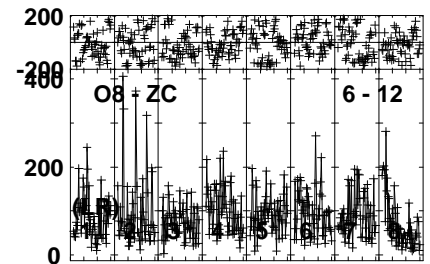
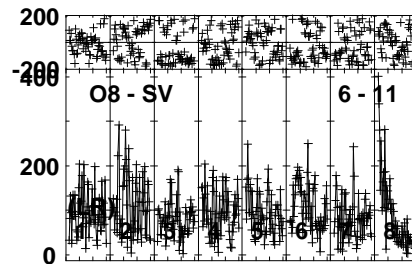
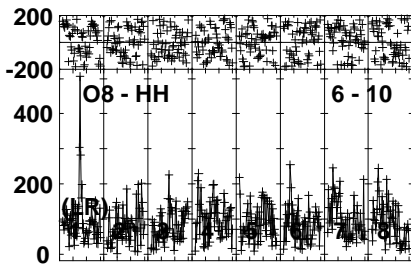
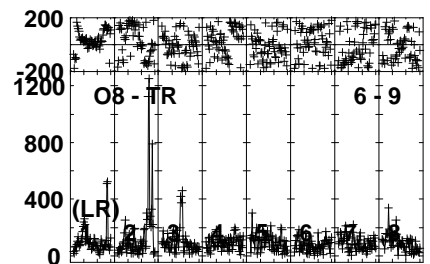
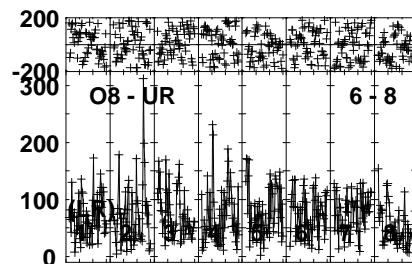
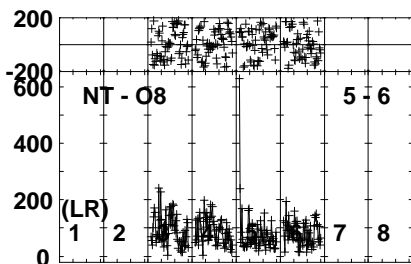
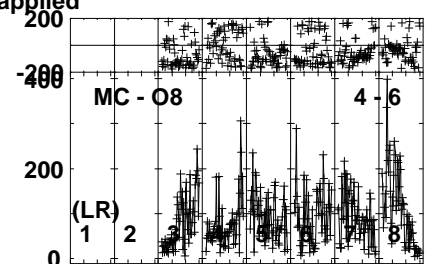
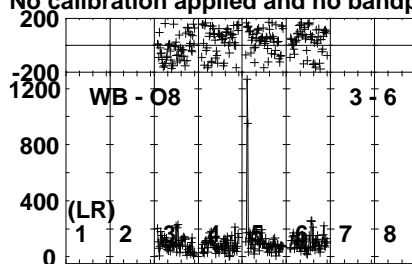
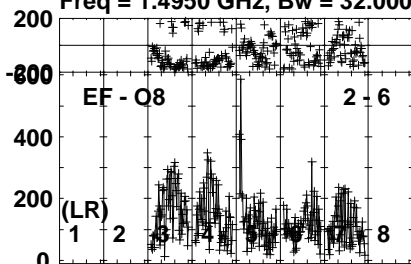
Lower frame: Micro Ampl Jy Top frame: Phas deg
Vector averaged cross-power spectrum Several baselines displayed
Timerange: 00/14:14:11 to 00/14:18:09

Plot file version 129 created 03-MAR-2022 16:27:13

J1825-0737 EM131F.UVDATA.1

Freq = 1.4950 GHz, Bw = 32.000 MH

No calibration applied and no bandpass applied



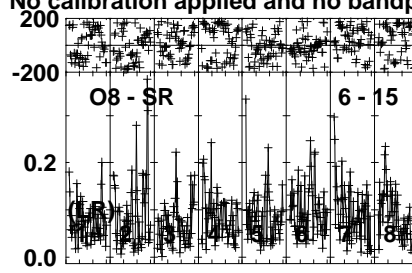
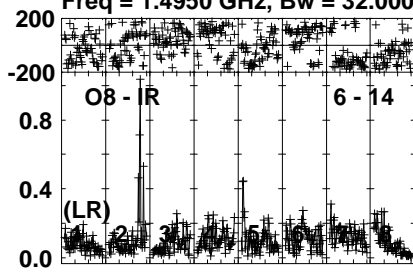
Lower frame: Micro Ampl Jy Top frame: Phas deg
Vector averaged cross-power spectrum Several baselines displayed
Timerange: 00/14:18:51 to 00/14:21:19

Plot file version 130 created 03-MAR-2022 16:27:14

J1825-0737 EM131F.UVDATA.1

Freq = 1.4950 GHz, Bw = 32.000 MH

No calibration applied and no bandpass applied



Lower frame: Milli Ampl Jy Top frame: Phas deg

Vector averaged cross-power spectrum Several baselines displayed

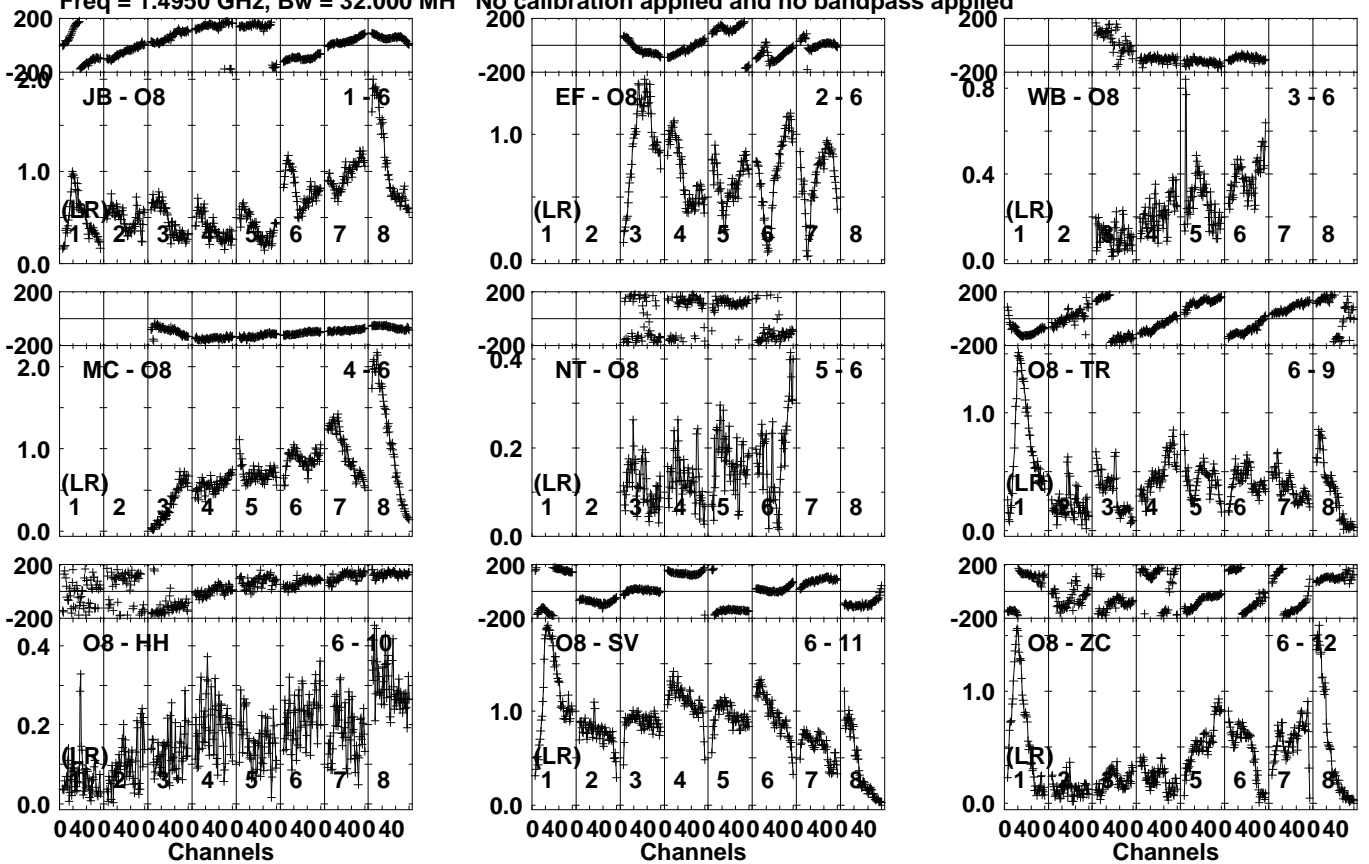
Timerange: 00/14:18:51 to 00/14:21:19

Plot file version 131 created 03-MAR-2022 16:27:14

J1743-0350 EM131F.UVDATA.1

Freq = 1.4950 GHz, Bw = 32.000 MH

No calibration applied and no bandpass applied



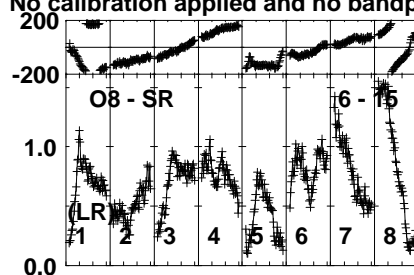
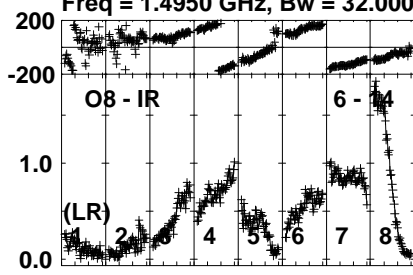
Lower frame: Milli Ampl Jy Top frame: Phas deg
Vector averaged cross-power spectrum Several baselines displayed
Timerange: 00/14:21:21 to 00/14:25:19

Plot file version 132 created 03-MAR-2022 16:27:14

J1743-0350 EM131F.UVDATA.1

Freq = 1.4950 GHz, Bw = 32.000 MH

No calibration applied and no bandpass applied



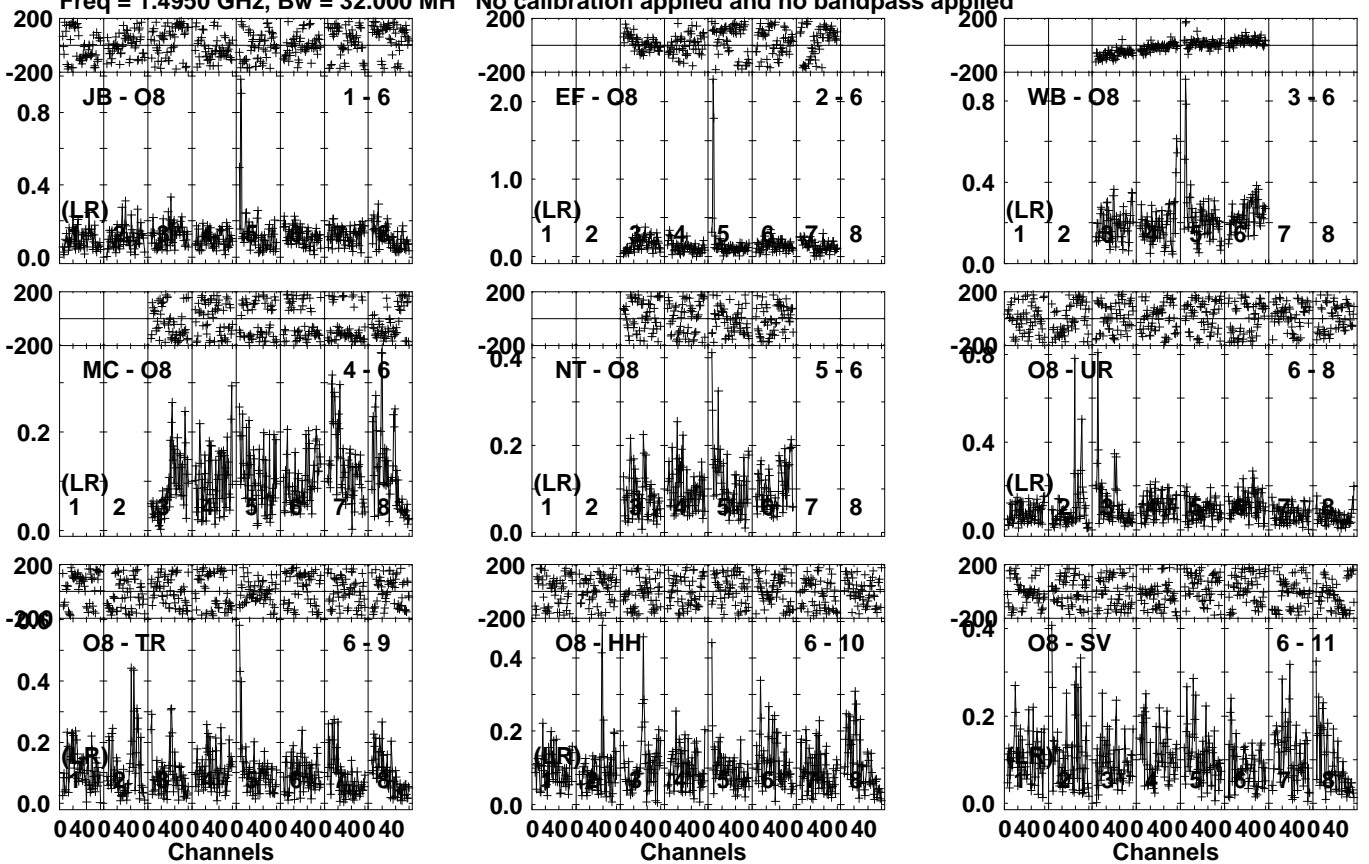
Lower frame: Milli Ampl Jy Top frame: Phas deg
Vector averaged cross-power spectrum Several baselines displayed
Timerange: 00/14:21:21 to 00/14:25:19

Plot file version 133 created 03-MAR-2022 16:27:14

J1825-0737 EM131F.UVDATA.1

Freq = 1.4950 GHz, Bw = 32.000 MH

No calibration applied and no bandpass applied



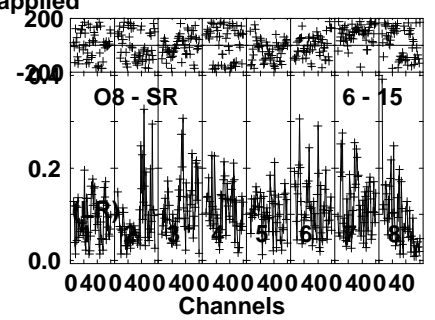
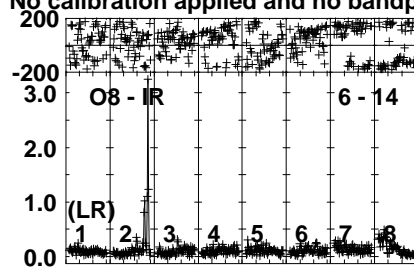
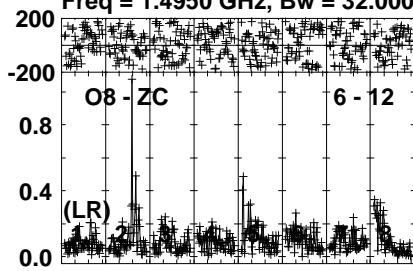
Lower frame: Milli Ampl Jy Top frame: Phas deg
Vector averaged cross-power spectrum Several baselines displayed
Timerange: 00/14:26:21 to 00/14:28:19

Plot file version 134 created 03-MAR-2022 16:27:15

J1825-0737 EM131F.UVDATA.1

Freq = 1.4950 GHz, Bw = 32.000 MH

No calibration applied and no bandpass applied

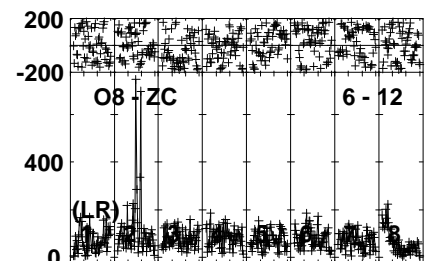
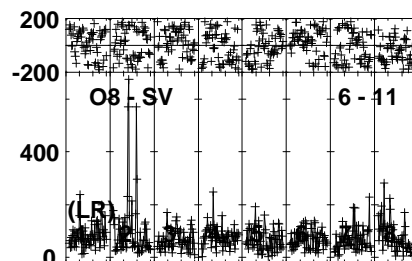
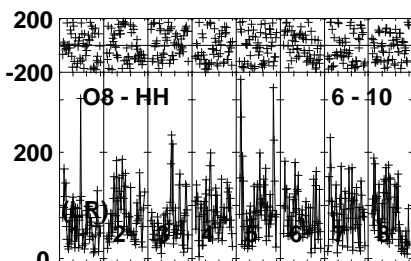
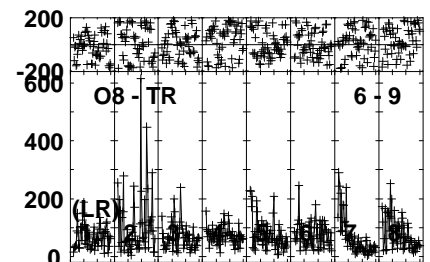
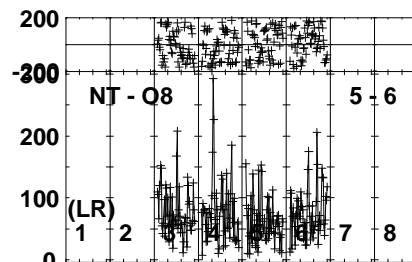
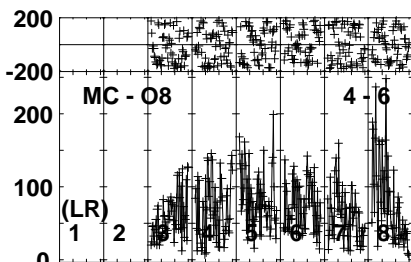
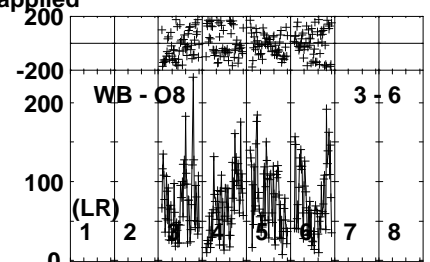
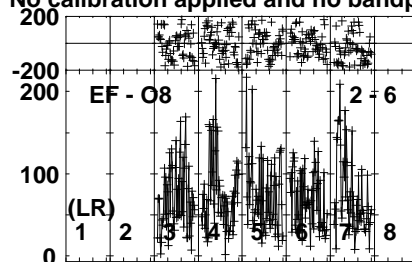
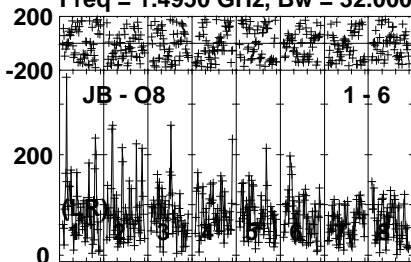


Lower frame: Milli Ampl Jy Top frame: Phas deg
Vector averaged cross-power spectrum Several baselines displayed
Timerange: 00/14:26:21 to 00/14:28:19

Plot file version 135 created 03-MAR-2022 16:27:15

HD168112 EM131F.UVDATA.1

Freq = 1.4950 GHz, Bw = 32.000 MH No calibration applied and no bandpass applied

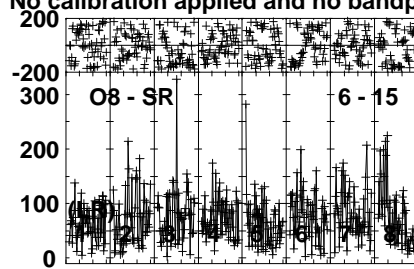
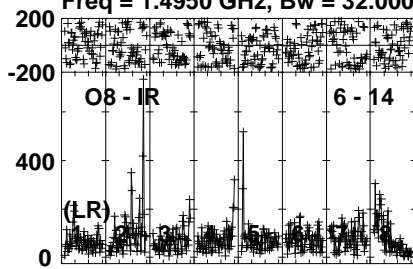


Lower frame: Micro Ampl Jy Top frame: Phas deg
Vector averaged cross-power spectrum Several baselines displayed
Timerange: 00/14:28:21 to 00/14:32:19

Plot file version 136 created 03-MAR-2022 16:27:15

HD168112 EM131F.UVDATA.1

Freq = 1.4950 GHz, Bw = 32.000 MH No calibration applied and no bandpass applied

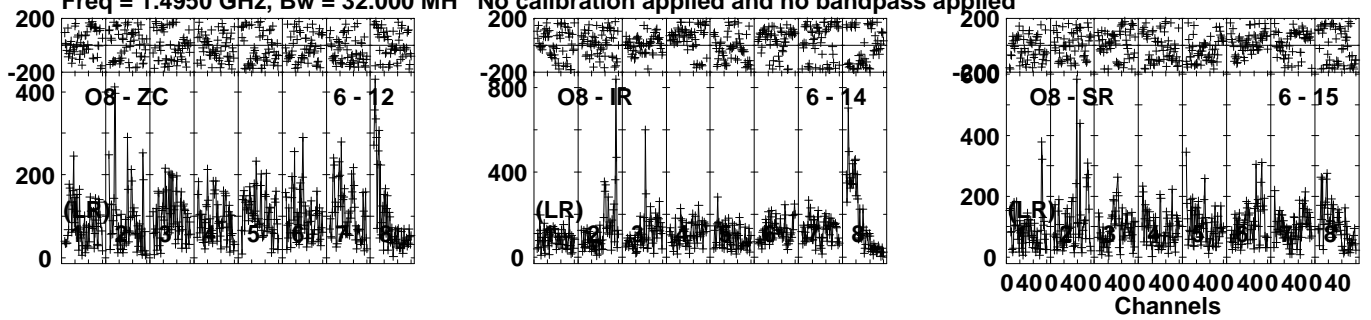


Lower frame: Micro Ampl Jy Top frame: Phas deg
Vector averaged cross-power spectrum Several baselines displayed
Timerange: 00/14:28:21 to 00/14:32:19

Plot file version 138 created 03-MAR-2022 16:27:16

J1825-0737 EM131F.UVDATA.1

Freq = 1.4950 GHz, Bw = 32.000 MH No calibration applied and no bandpass applied

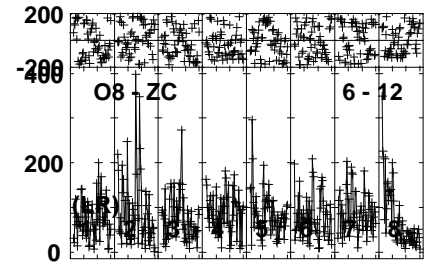
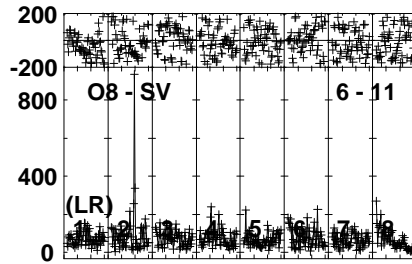
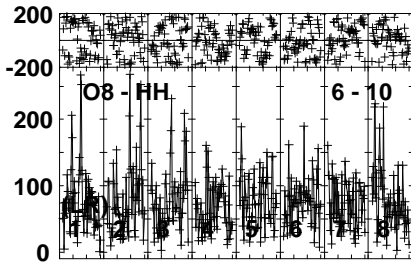
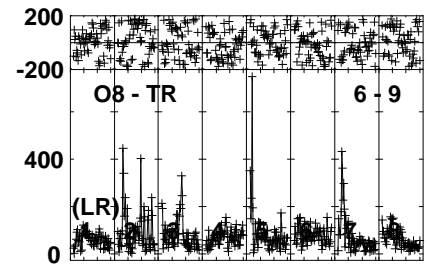
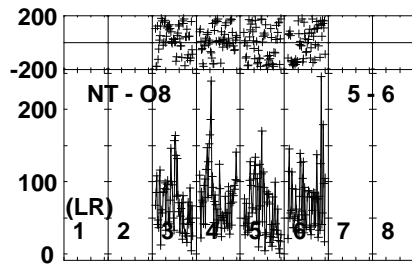
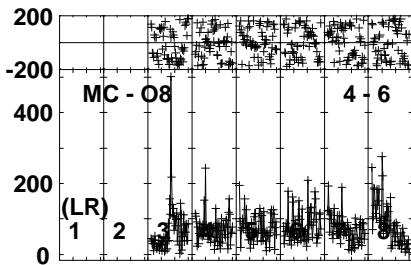
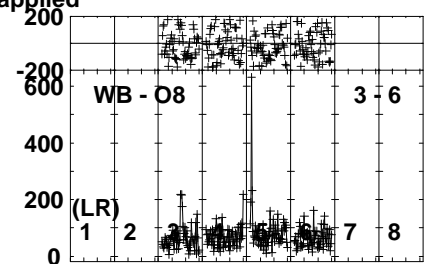
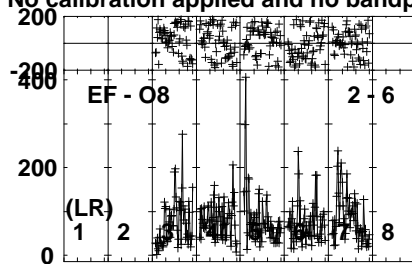
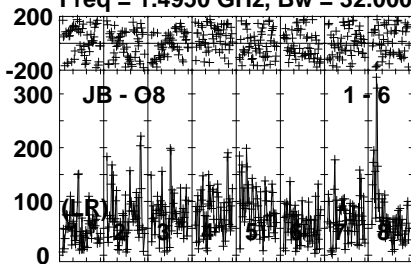


Lower frame: Micro Ampl Jy Top frame: Phas deg
Vector averaged cross-power spectrum Several baselines displayed
Timerange: 00/14:32:21 to 00/14:34:49

Plot file version 139 created 03-MAR-2022 16:27:16

HD167971 EM131F.UVDATA.1

Freq = 1.4950 GHz, Bw = 32.000 MH No calibration applied and no bandpass applied



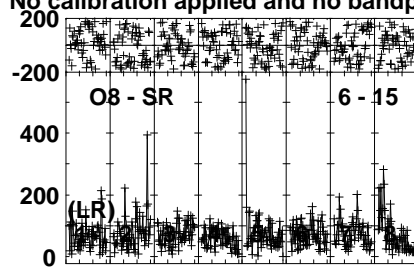
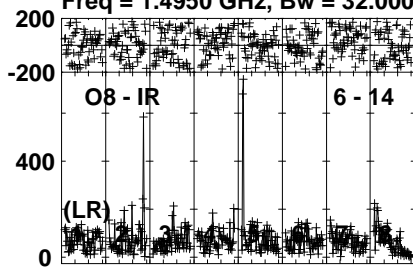
Lower frame: Micro Ampl Jy Top frame: Phas deg
Vector averaged cross-power spectrum Several baselines displayed
Timerange: 00/14:34:51 to 00/14:38:49

Plot file version 140 created 03-MAR-2022 16:27:17

HD167971 EM131F.UVDATA.1

Freq = 1.4950 GHz, Bw = 32.000 MH

No calibration applied and no bandpass applied



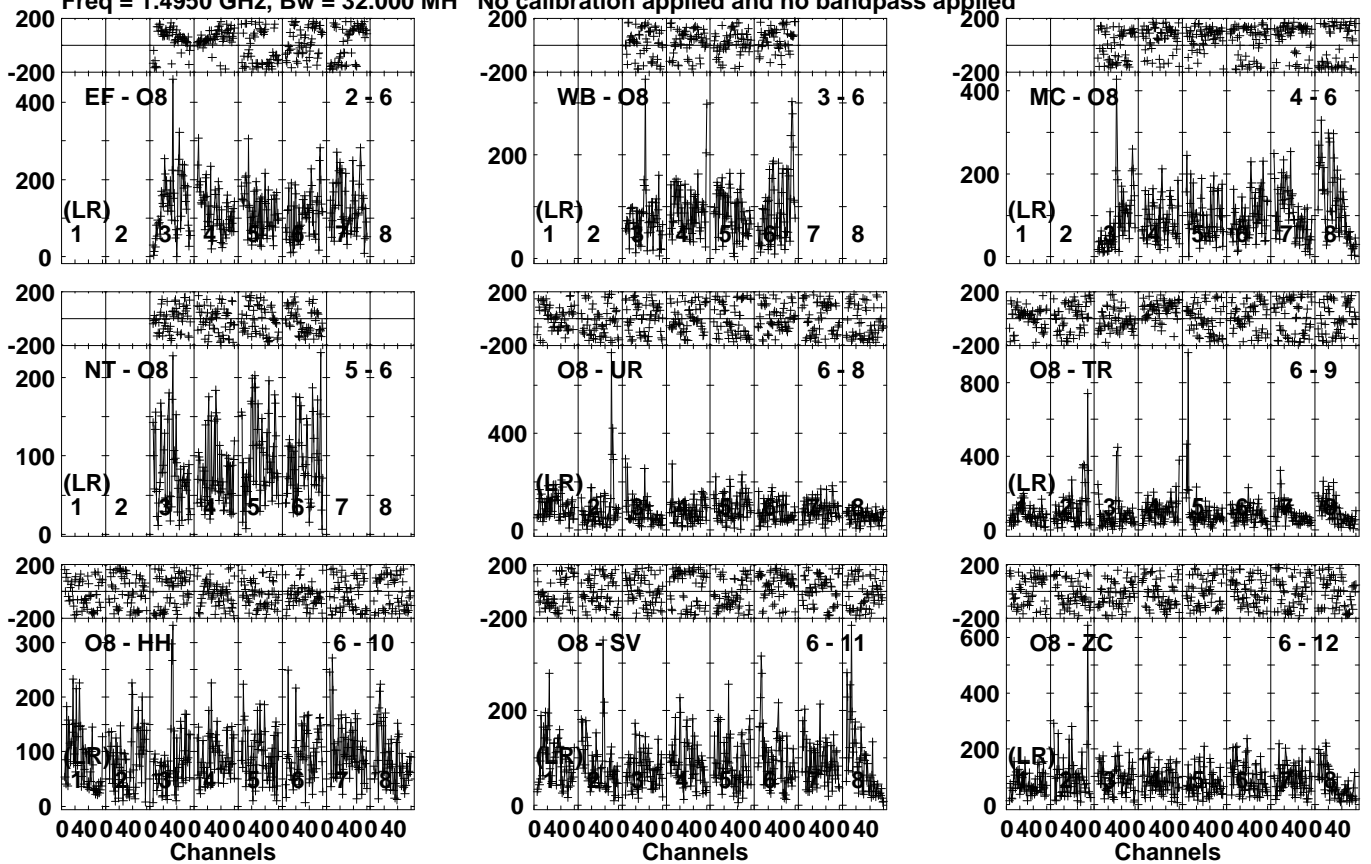
Lower frame: Micro Ampl Jy Top frame: Phas deg
Vector averaged cross-power spectrum Several baselines displayed
Timerange: 00/14:34:51 to 00/14:38:49

Plot file version 141 created 03-MAR-2022 16:27:17

J1825-0737 EM131F.UVDATA.1

Freq = 1.4950 GHz, Bw = 32.000 MH

No calibration applied and no bandpass applied



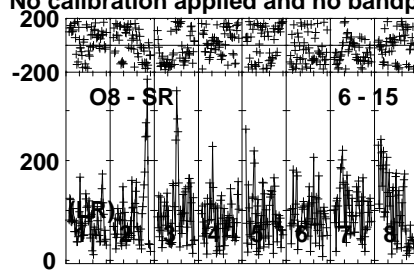
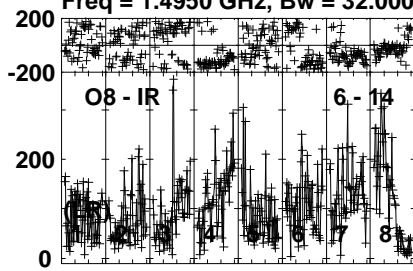
Lower frame: Micro Ampl Jy Top frame: Phas deg
Vector averaged cross-power spectrum Several baselines displayed
Timerange: 00/14:39:31 to 00/14:41:59

Plot file version 142 created 03-MAR-2022 16:27:17

J1825-0737 EM131F.UVDATA.1

Freq = 1.4950 GHz, Bw = 32.000 MH

No calibration applied and no bandpass applied



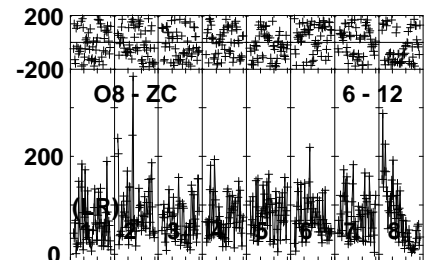
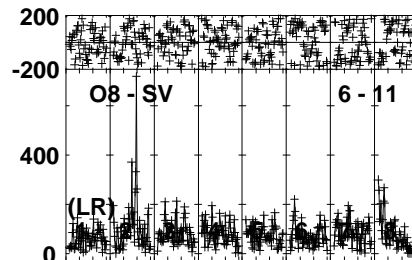
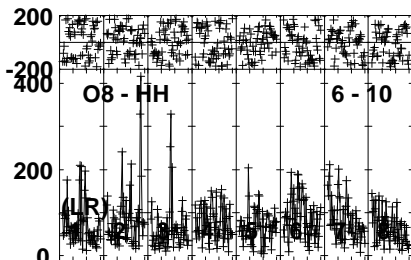
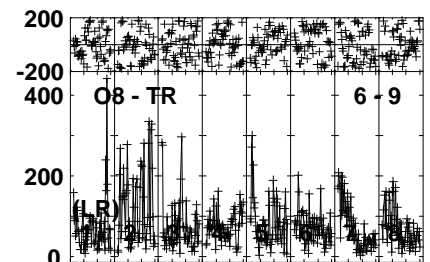
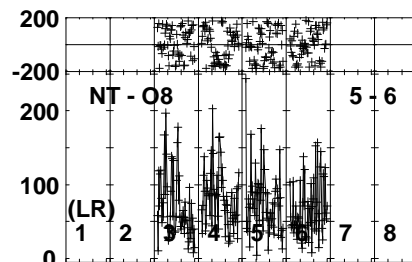
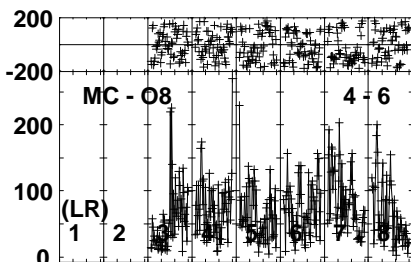
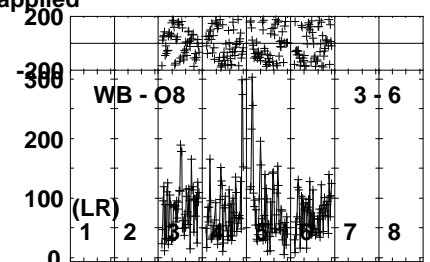
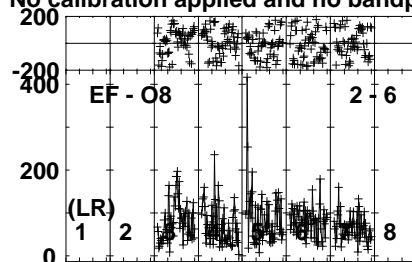
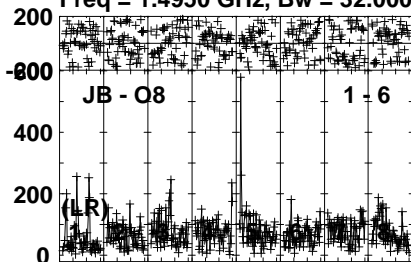
Lower frame: Micro Ampl Jy Top frame: Phas deg
Vector averaged cross-power spectrum Several baselines displayed
Timerange: 00/14:39:31 to 00/14:41:59

Plot file version 143 created 03-MAR-2022 16:27:17

HD168112 EM131F.UVDATA.1

Freq = 1.4950 GHz, Bw = 32.000 MH

No calibration applied and no bandpass applied

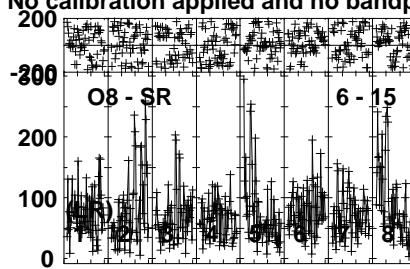
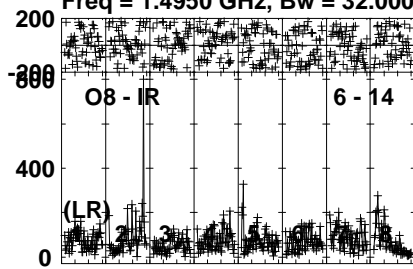


Lower frame: Micro Ampl Jy Top frame: Phas deg
Vector averaged cross-power spectrum Several baselines displayed
Timerange: 00/14:42:01 to 00/14:45:59

Plot file version 144 created 03-MAR-2022 16:27:18

HD168112 EM131F.UVDATA.1

Freq = 1.4950 GHz, Bw = 32.000 MH No calibration applied and no bandpass applied



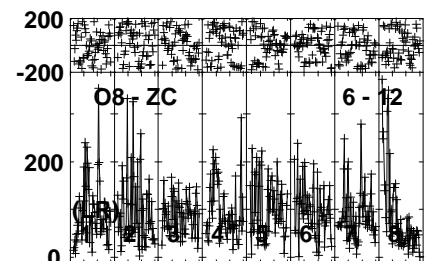
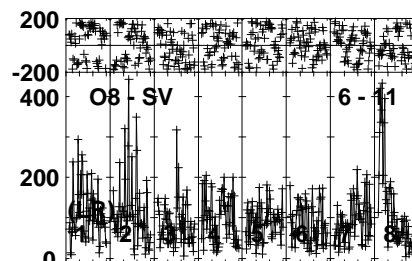
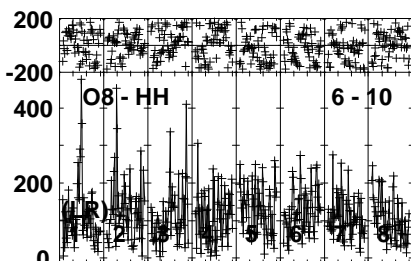
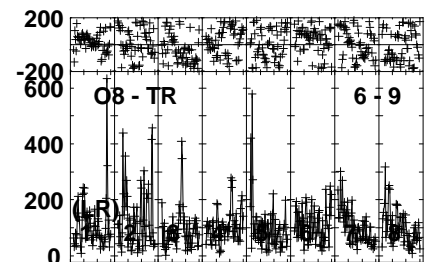
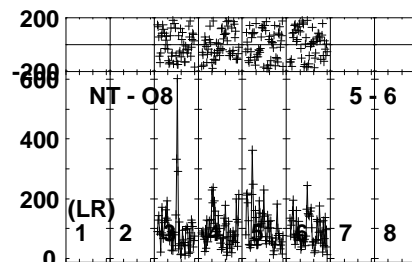
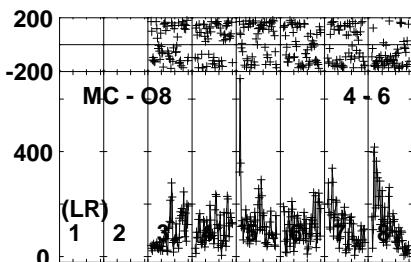
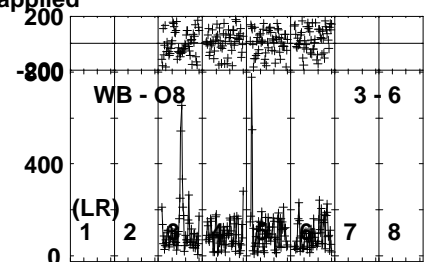
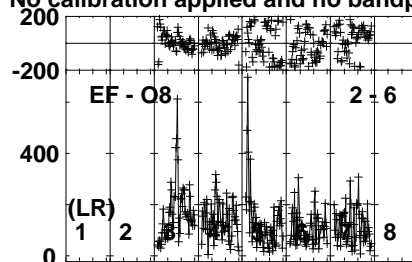
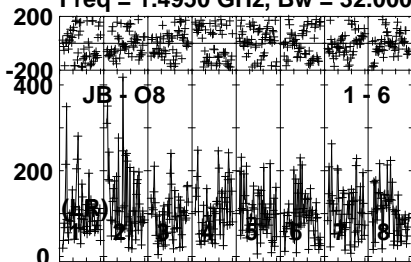
Lower frame: Micro Ampl Jy Top frame: Phas deg
Vector averaged cross-power spectrum Several baselines displayed
Timerange: 00/14:42:01 to 00/14:45:59

Plot file version 145 created 03-MAR-2022 16:27:18

J1825-0737 EM131F.UVDATA.1

Freq = 1.4950 GHz, Bw = 32.000 MH

No calibration applied and no bandpass applied



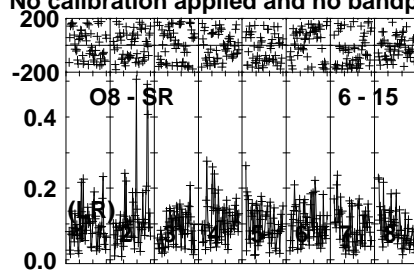
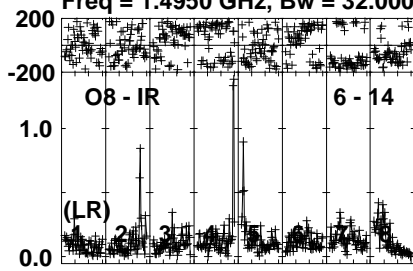
Lower frame: Micro Ampl Jy Top frame: Phas deg
Vector averaged cross-power spectrum Several baselines displayed
Timerange: 00/14:46:01 to 00/14:48:29

Plot file version 146 created 03-MAR-2022 16:27:18

J1825-0737 EM131F.UVDATA.1

Freq = 1.4950 GHz, Bw = 32.000 MH

No calibration applied and no bandpass applied



Lower frame: Milli Ampl Jy Top frame: Phas deg

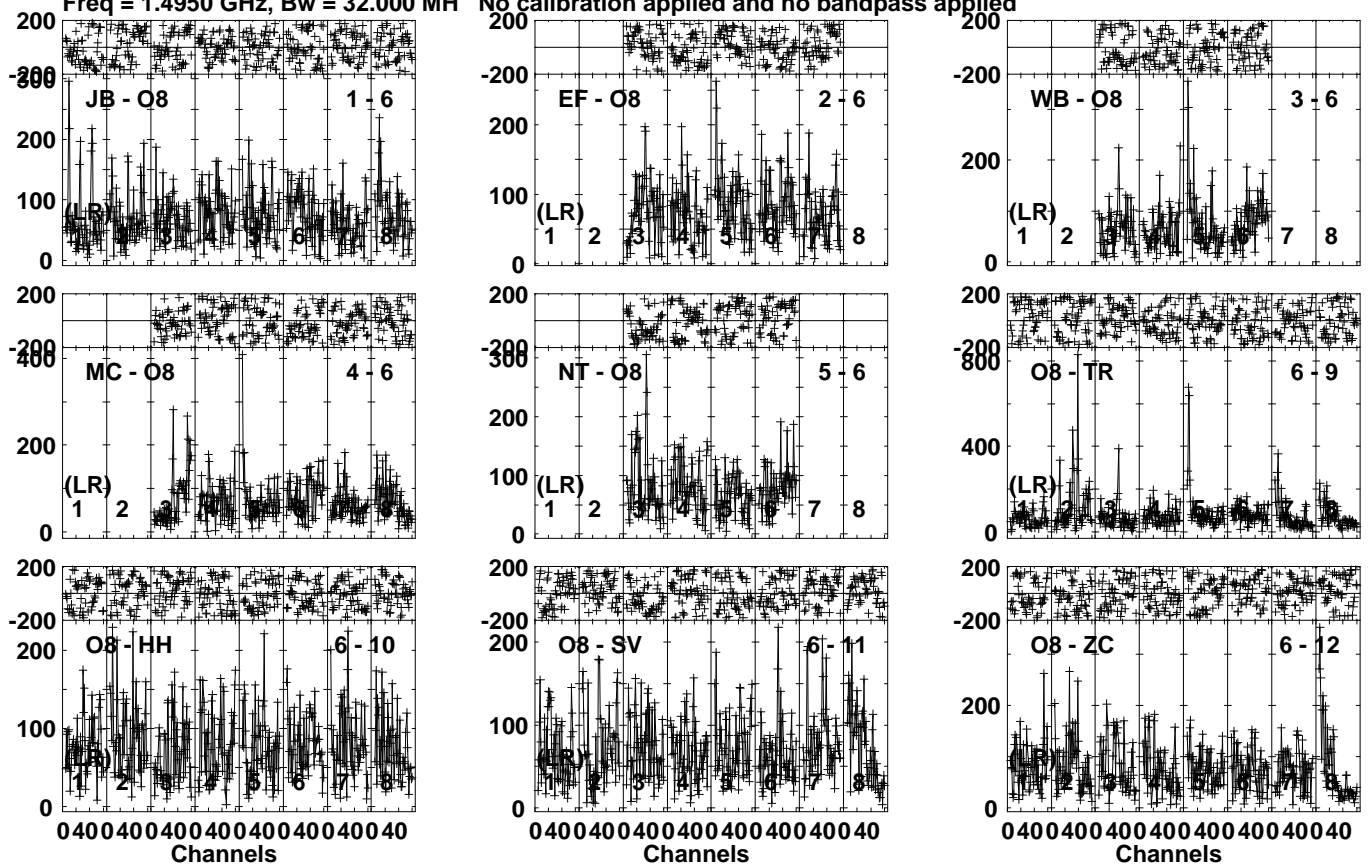
Vector averaged cross-power spectrum Several baselines displayed

Timerange: 00/14:46:01 to 00/14:48:29

Plot file version 147 created 03-MAR-2022 16:27:18

HD167971 EM131F.UVDATA.1

Freq = 1.4950 GHz, Bw = 32.000 MH No calibration applied and no bandpass applied

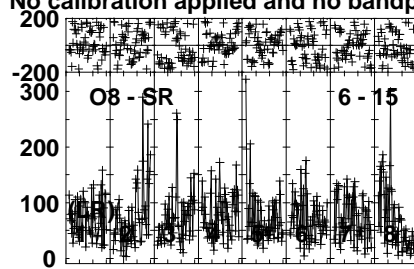
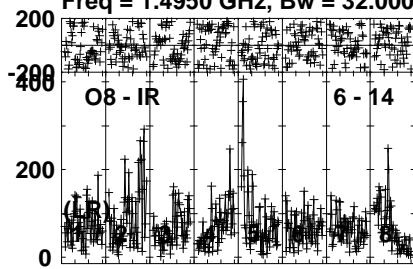


Lower frame: Micro Ampl Jy Top frame: Phas deg
Vector averaged cross-power spectrum Several baselines displayed
Timerange: 00/14:48:31 to 00/14:52:29

Plot file version 148 created 03-MAR-2022 16:27:19

HD167971 EM131F.UVDATA.1

Freq = 1.4950 GHz, Bw = 32.000 MH No calibration applied and no bandpass applied



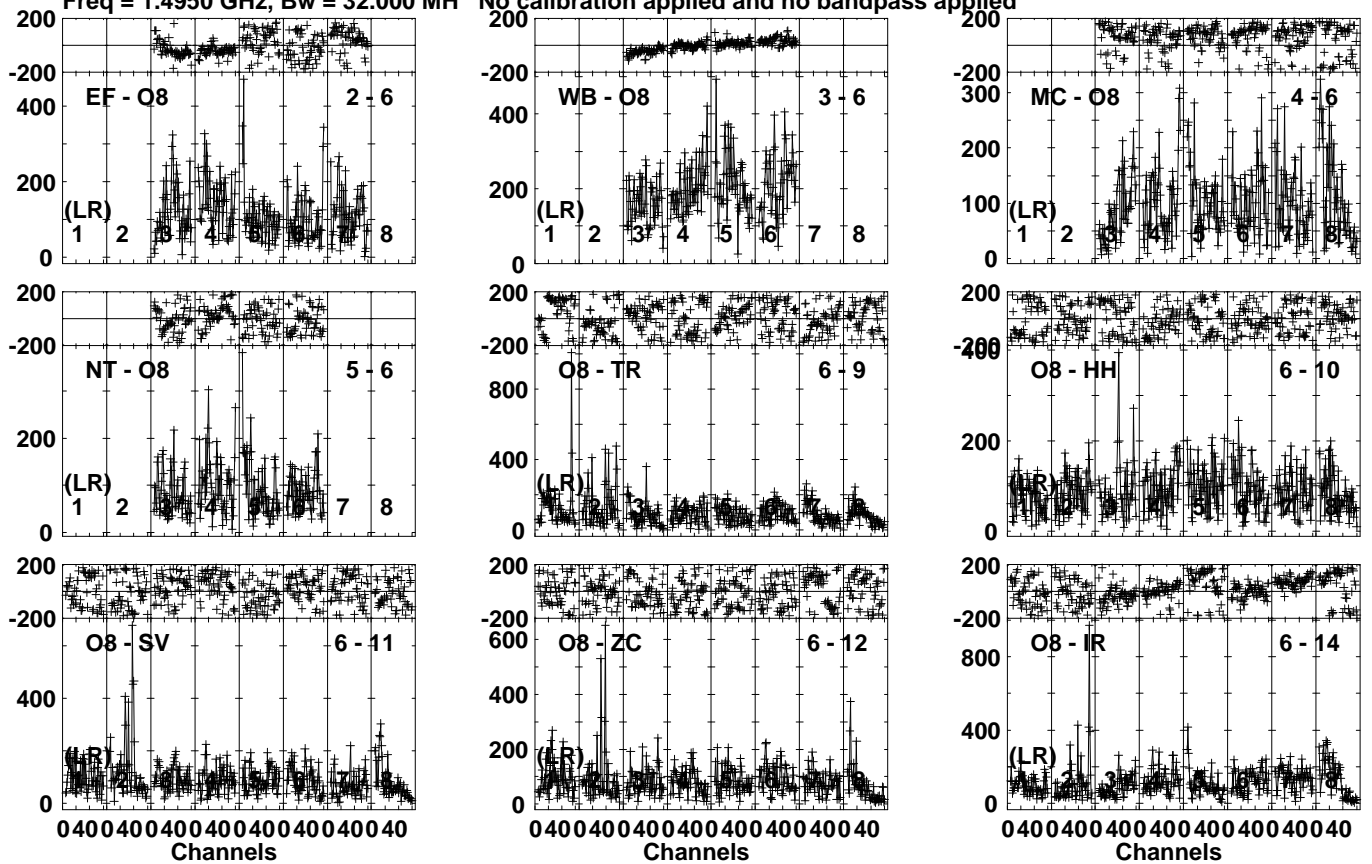
Lower frame: Micro Ampl Jy Top frame: Phas deg
Vector averaged cross-power spectrum Several baselines displayed
Timerange: 00/14:48:31 to 00/14:52:29

Plot file version 149 created 03-MAR-2022 16:27:19

J1825-0737 EM131F.UVDATA.1

Freq = 1.4950 GHz, Bw = 32.000 MH

No calibration applied and no bandpass applied

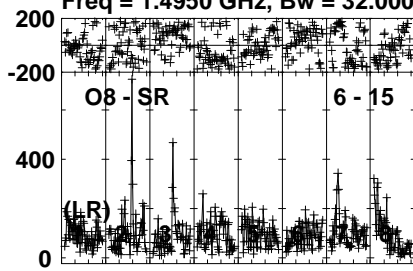


Lower frame: Micro Ampl Jy Top frame: Phas deg
Vector averaged cross-power spectrum Several baselines displayed
Timerange: 00/14:53:11 to 00/14:55:39

Plot file version 150 created 03-MAR-2022 16:27:20

J1825-0737 EM131F.UVDATA.1

Freq = 1.4950 GHz, Bw = 32.000 MH No calibration applied and no bandpass applied



Lower frame: Micro Ampl Jy Top frame: Phas deg

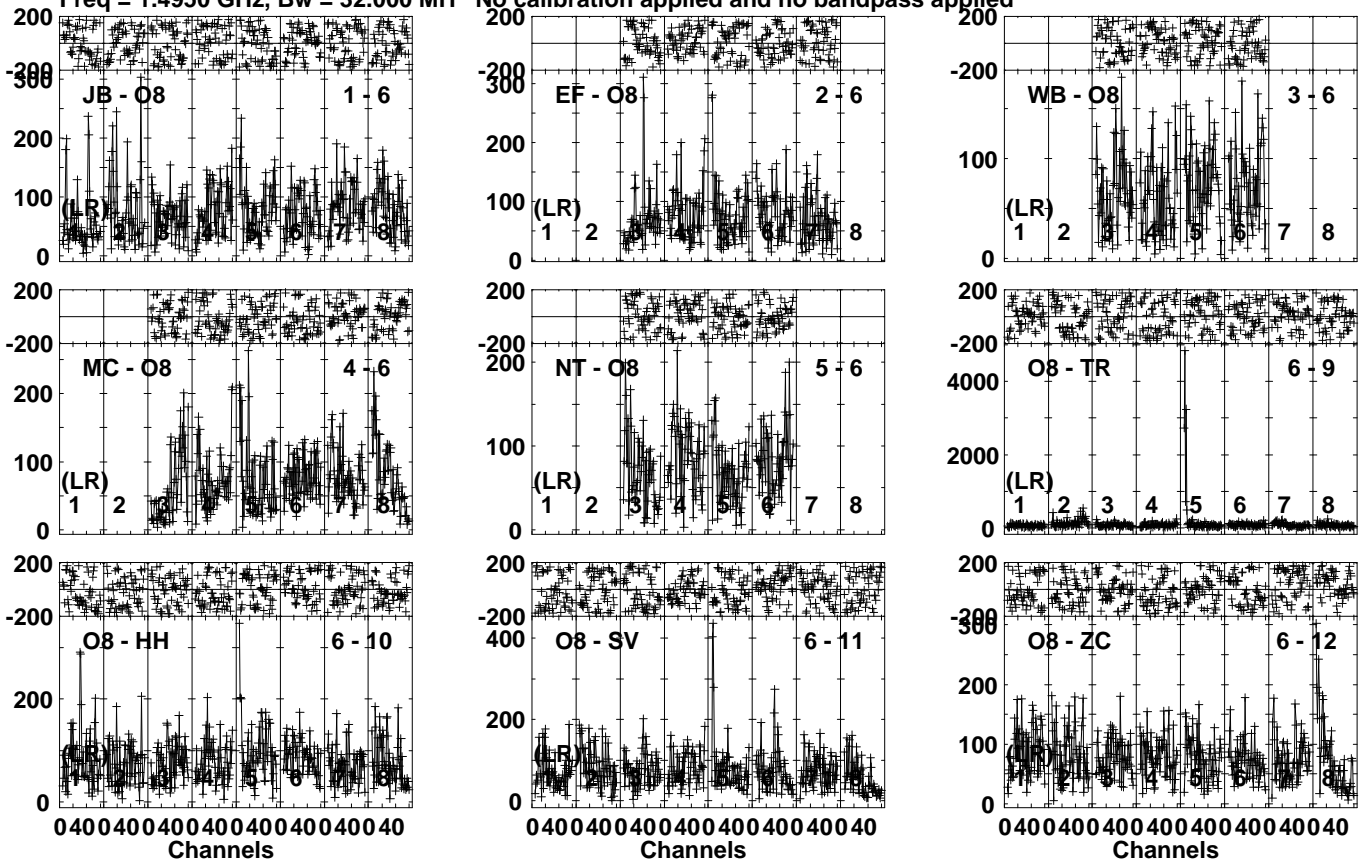
Vector averaged cross-power spectrum Several baselines displayed

Timerange: 00/14:53:11 to 00/14:55:39

Plot file version 151 created 03-MAR-2022 16:27:20

HD168112 EM131F.UVDATA.1

Freq = 1.4950 GHz, Bw = 32.000 MH No calibration applied and no bandpass applied

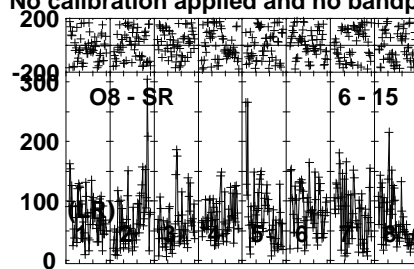
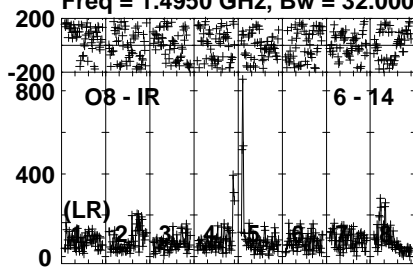


Lower frame: Micro Ampl Jy Top frame: Phas deg
Vector averaged cross-power spectrum Several baselines displayed
Timerange: 00/14:55:41 to 00/14:59:39

Plot file version 152 created 03-MAR-2022 16:27:20

HD168112 EM131F.UVDATA.1

Freq = 1.4950 GHz, Bw = 32.000 MH No calibration applied and no bandpass applied

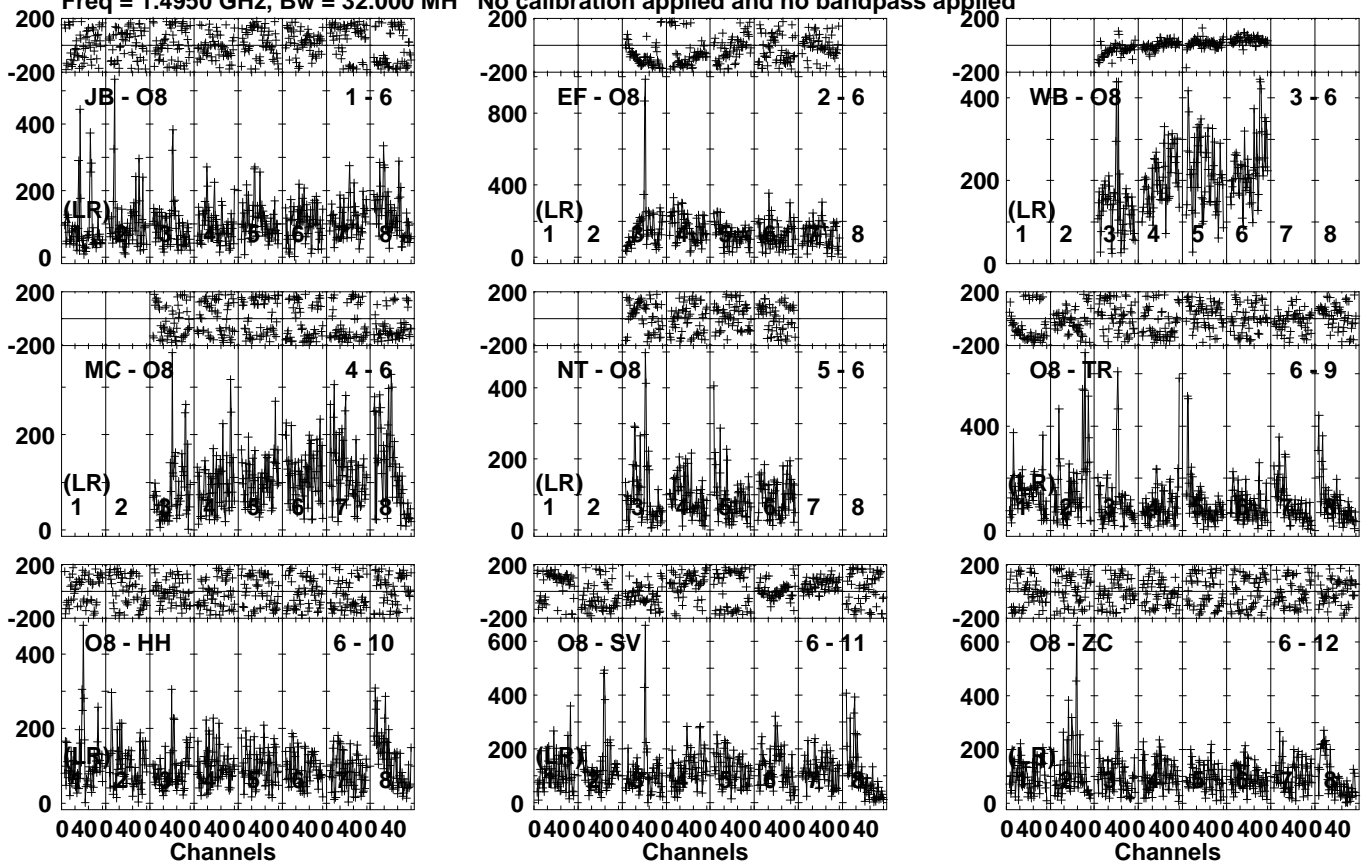


Lower frame: Micro Ampl Jy Top frame: Phas deg
Vector averaged cross-power spectrum Several baselines displayed
Timerange: 00/14:55:41 to 00/14:59:39

Plot file version 153 created 03-MAR-2022 16:27:20

J1825-0737 EM131F.UVDATA.1

Freq = 1.4950 GHz, Bw = 32.000 MH No calibration applied and no bandpass applied



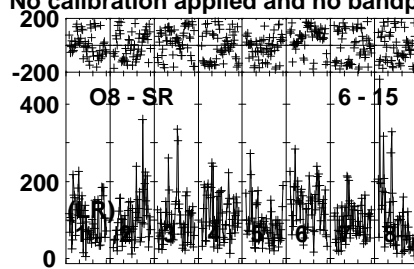
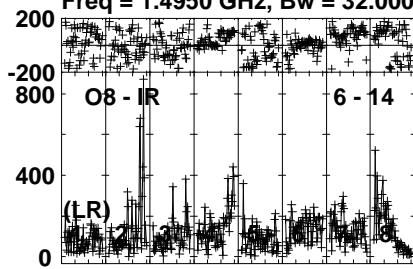
Lower frame: Micro Ampl Jy Top frame: Phas deg
Vector averaged cross-power spectrum Several baselines displayed
Timerange: 00/14:59:41 to 00/15:02:09

Plot file version 154 created 03-MAR-2022 16:27:21

J1825-0737 EM131F.UVDATA.1

Freq = 1.4950 GHz, Bw = 32.000 MH

No calibration applied and no bandpass applied

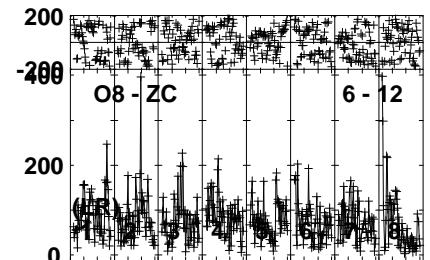
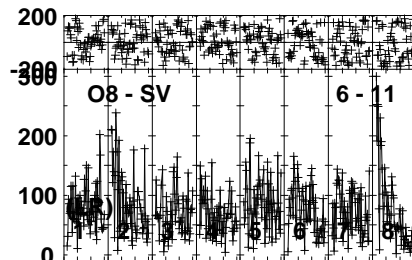
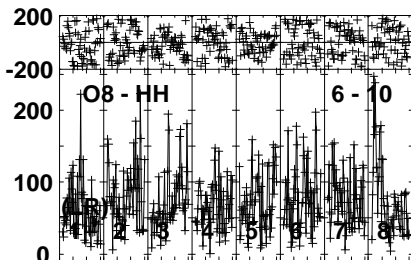
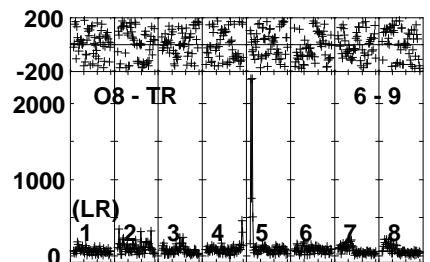
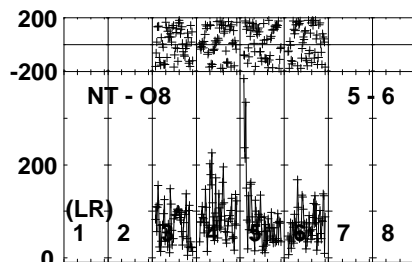
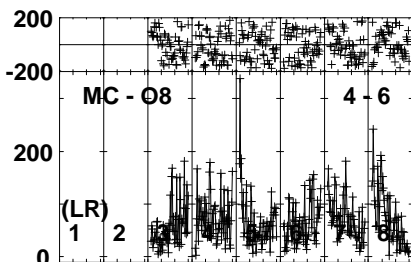
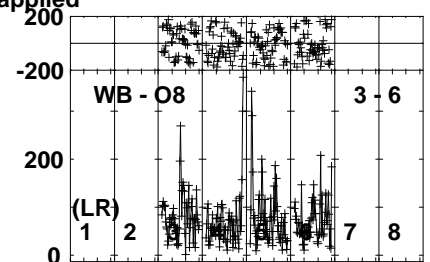
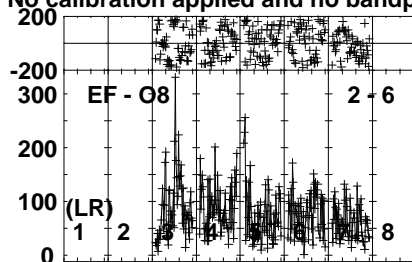
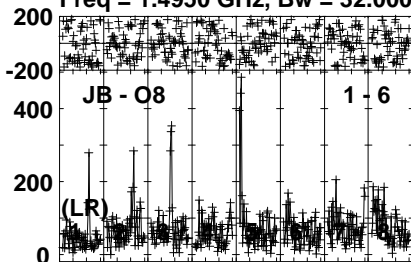


Lower frame: Micro Ampl Jy Top frame: Phas deg
Vector averaged cross-power spectrum Several baselines displayed
Timerange: 00/14:59:41 to 00/15:02:09

Plot file version 155 created 03-MAR-2022 16:27:21

HD167971 EM131F.UVDATA.1

Freq = 1.4950 GHz, Bw = 32.000 MH No calibration applied and no bandpass applied



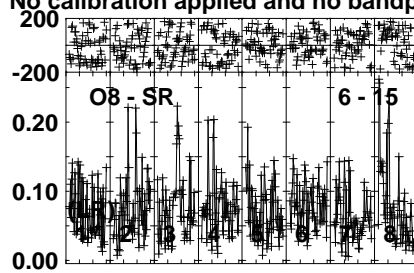
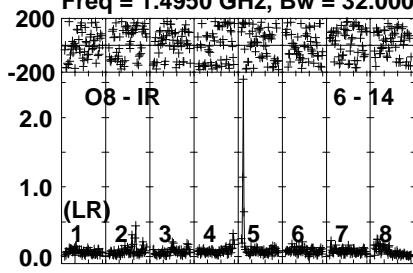
Lower frame: Micro Ampl Jy Top frame: Phas deg
Vector averaged cross-power spectrum Several baselines displayed
Timerange: 00/15:02:11 to 00/15:06:09

Plot file version 156 created 03-MAR-2022 16:27:21

HD167971 EM131F.UVDATA.1

Freq = 1.4950 GHz, Bw = 32.000 MH

No calibration applied and no bandpass applied



Lower frame: Milli Ampl Jy Top frame: Phas deg

Vector averaged cross-power spectrum Several baselines displayed

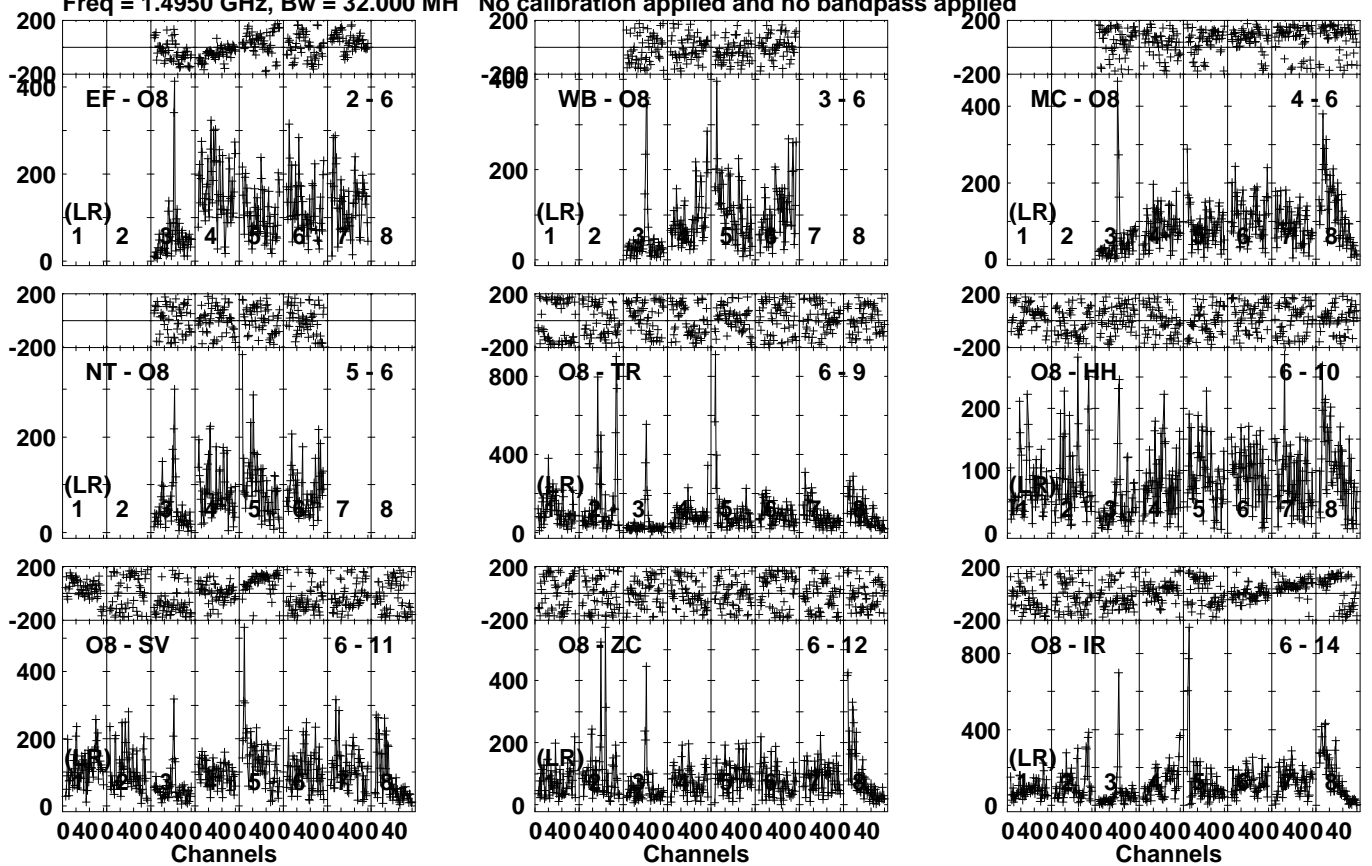
Timerange: 00/15:02:11 to 00/15:06:09

Plot file version 157 created 03-MAR-2022 16:27:21

J1825-0737 EM131F.UVDATA.1

Freq = 1.4950 GHz, Bw = 32.000 MH

No calibration applied and no bandpass applied

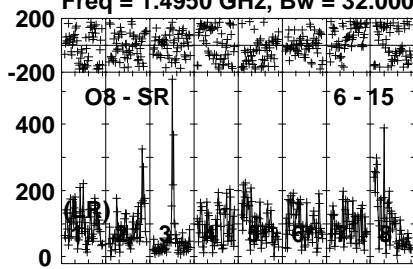


Lower frame: Micro Ampl Jy Top frame: Phas deg
Vector averaged cross-power spectrum Several baselines displayed
Timerange: 00/15:06:51 to 00/15:09:19

Plot file version 158 created 03-MAR-2022 16:27:22

J1825-0737 EM131F.UVDATA.1

Freq = 1.4950 GHz, Bw = 32.000 MH No calibration applied and no bandpass applied



Lower frame: Micro Ampl Jy Top frame: Phas deg

Vector averaged cross-power spectrum Several baselines displayed

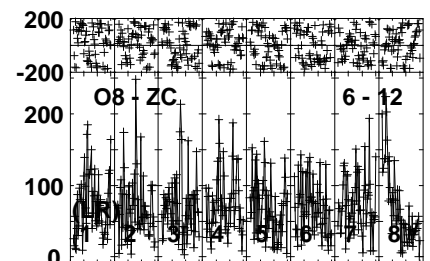
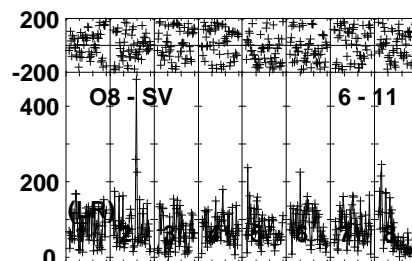
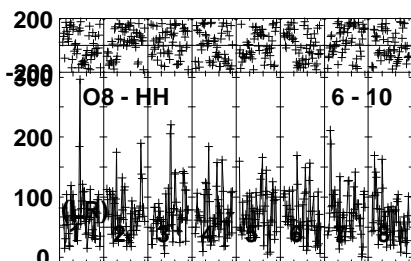
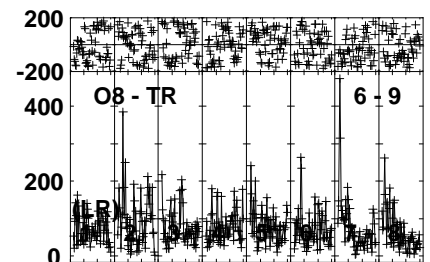
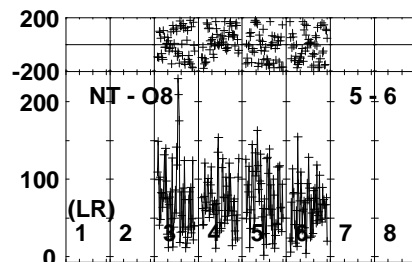
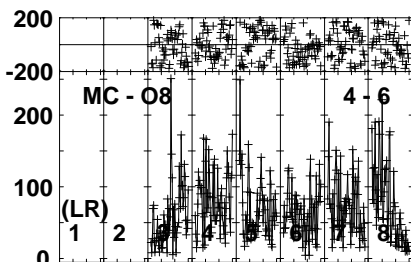
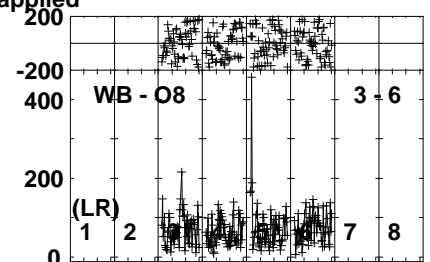
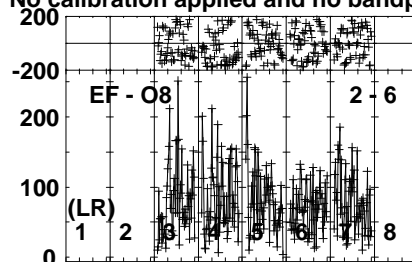
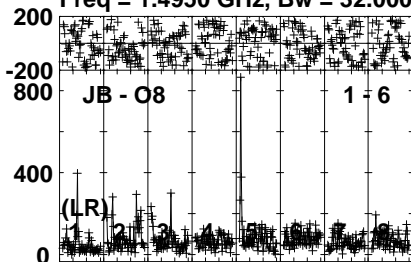
Timerange: 00/15:06:51 to 00/15:09:19

Plot file version 159 created 03-MAR-2022 16:27:22

HD168112 EM131F.UVDATA.1

Freq = 1.4950 GHz, Bw = 32.000 MH

No calibration applied and no bandpass applied



040040040040040040040040

Channels

040040040040040040040040

Channels

040040040040040040040040

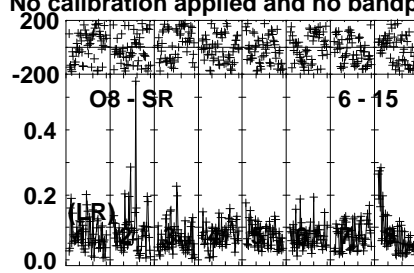
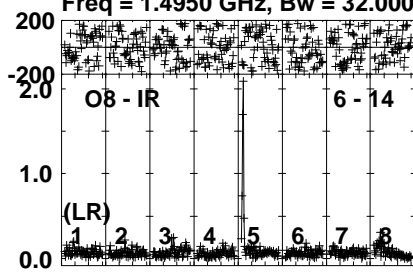
Channels

Lower frame: Micro Ampl Jy Top frame: Phas deg
Vector averaged cross-power spectrum Several baselines displayed
Timerange: 00/15:09:21 to 00/15:13:19

Plot file version 160 created 03-MAR-2022 16:27:22

HD168112 EM131F.UVDATA.1

Freq = 1.4950 GHz, Bw = 32.000 MH No calibration applied and no bandpass applied

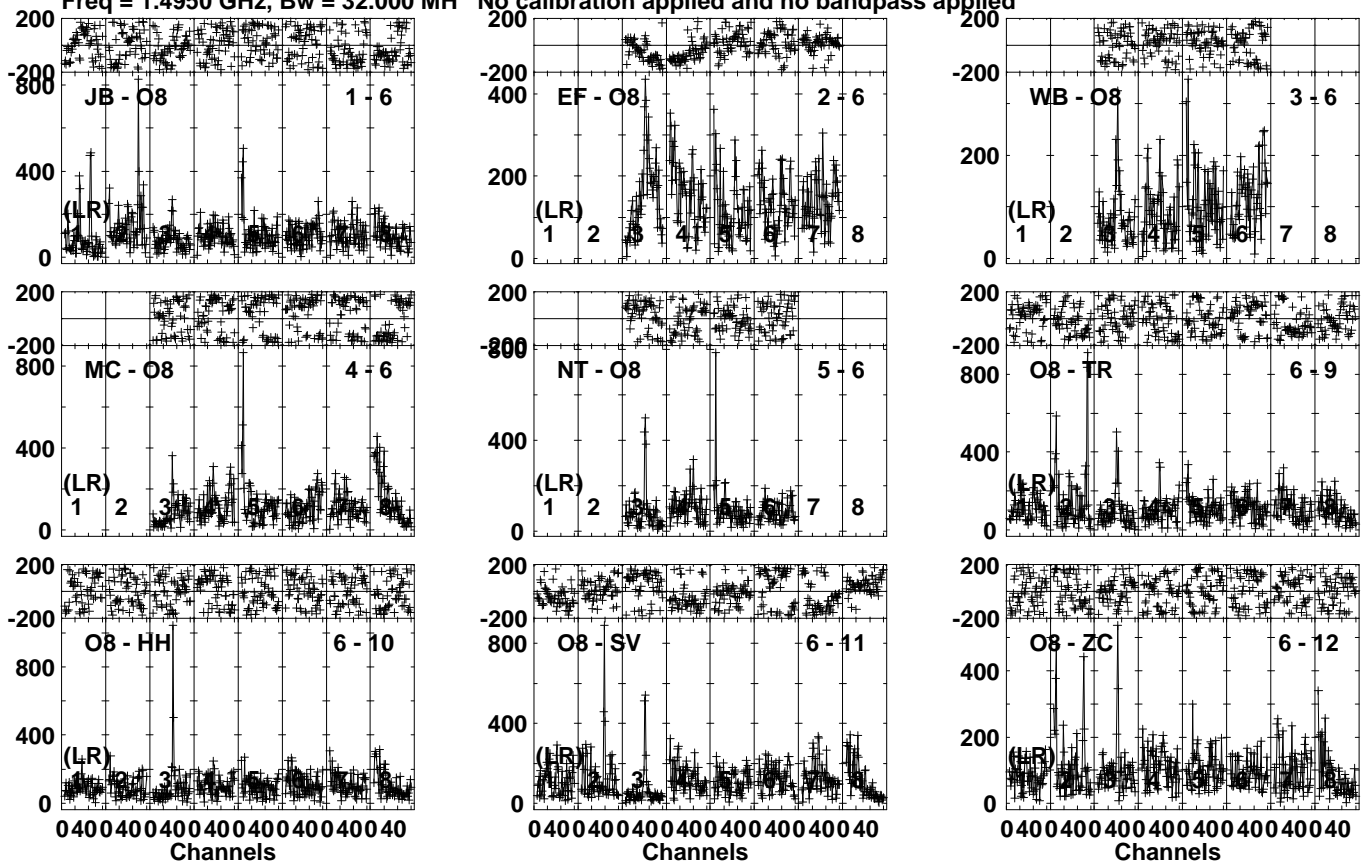


Lower frame: Milli Ampl Jy Top frame: Phas deg
Vector averaged cross-power spectrum Several baselines displayed
Timerange: 00/15:09:21 to 00/15:13:19

Plot file version 161 created 03-MAR-2022 16:27:23

J1825-0737 EM131F.UVDATA.1

Freq = 1.4950 GHz, Bw = 32.000 MH No calibration applied and no bandpass applied

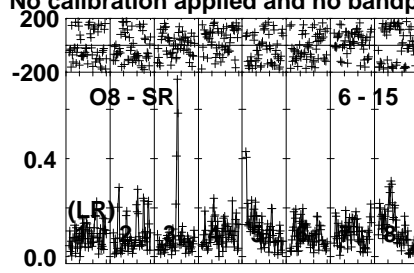
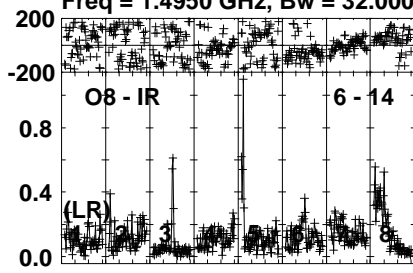


Lower frame: Micro Ampl Jy Top frame: Phas deg
Vector averaged cross-power spectrum Several baselines displayed
Timerange: 00/15:13:21 to 00/15:15:49

Plot file version 162 created 03-MAR-2022 16:27:23

J1825-0737 EM131F.UVDATA.1

Freq = 1.4950 GHz, Bw = 32.000 MH No calibration applied and no bandpass applied

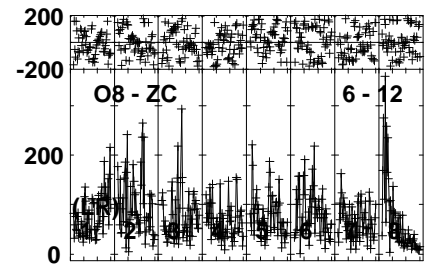
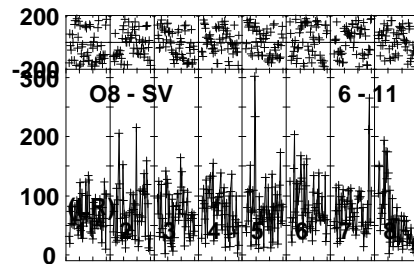
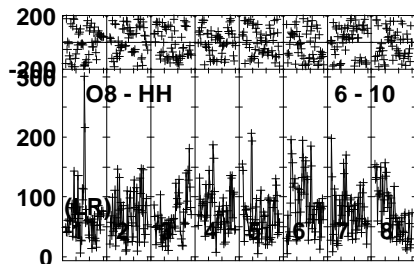
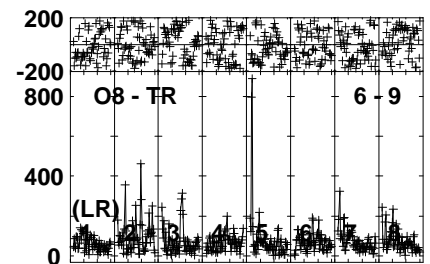
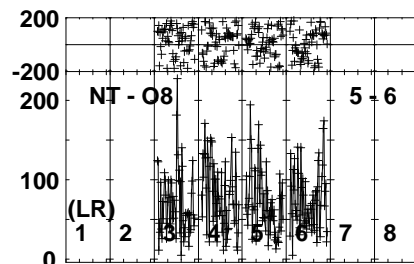
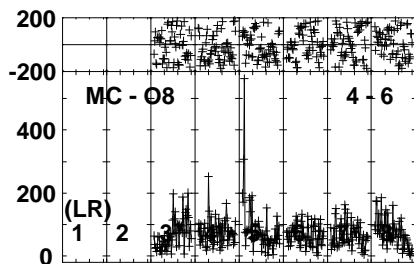
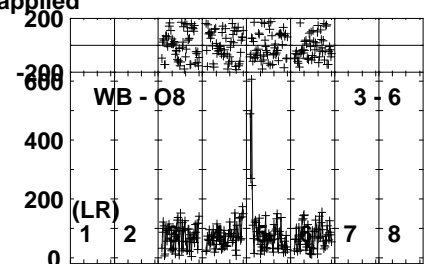
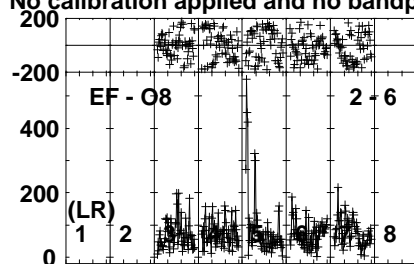
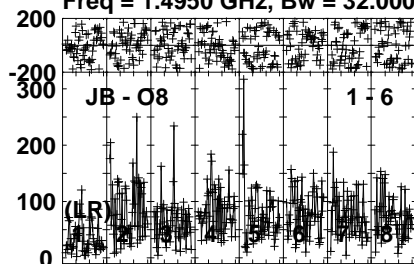


Lower frame: Milli Ampl Jy Top frame: Phas deg
Vector averaged cross-power spectrum Several baselines displayed
Timerange: 00/15:13:21 to 00/15:15:49

Plot file version 163 created 03-MAR-2022 16:27:23

HD167971 EM131F.UVDATA.1

Freq = 1.4950 GHz, Bw = 32.000 MH No calibration applied and no bandpass applied

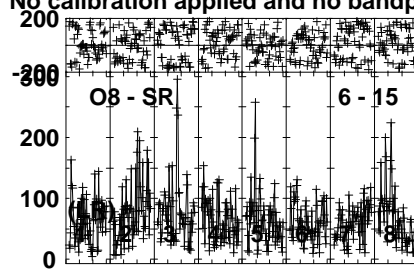
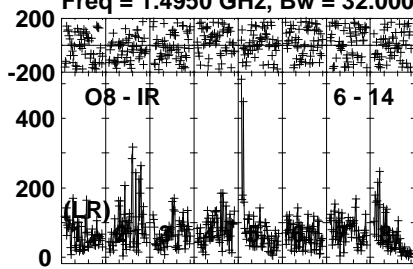


Lower frame: Micro Ampl Jy Top frame: Phas deg
Vector averaged cross-power spectrum Several baselines displayed
Timerange: 00/15:15:51 to 00/15:19:49

Plot file version 164 created 03-MAR-2022 16:27:24

HD167971 EM131F.UVDATA.1

Freq = 1.4950 GHz, Bw = 32.000 MH No calibration applied and no bandpass applied



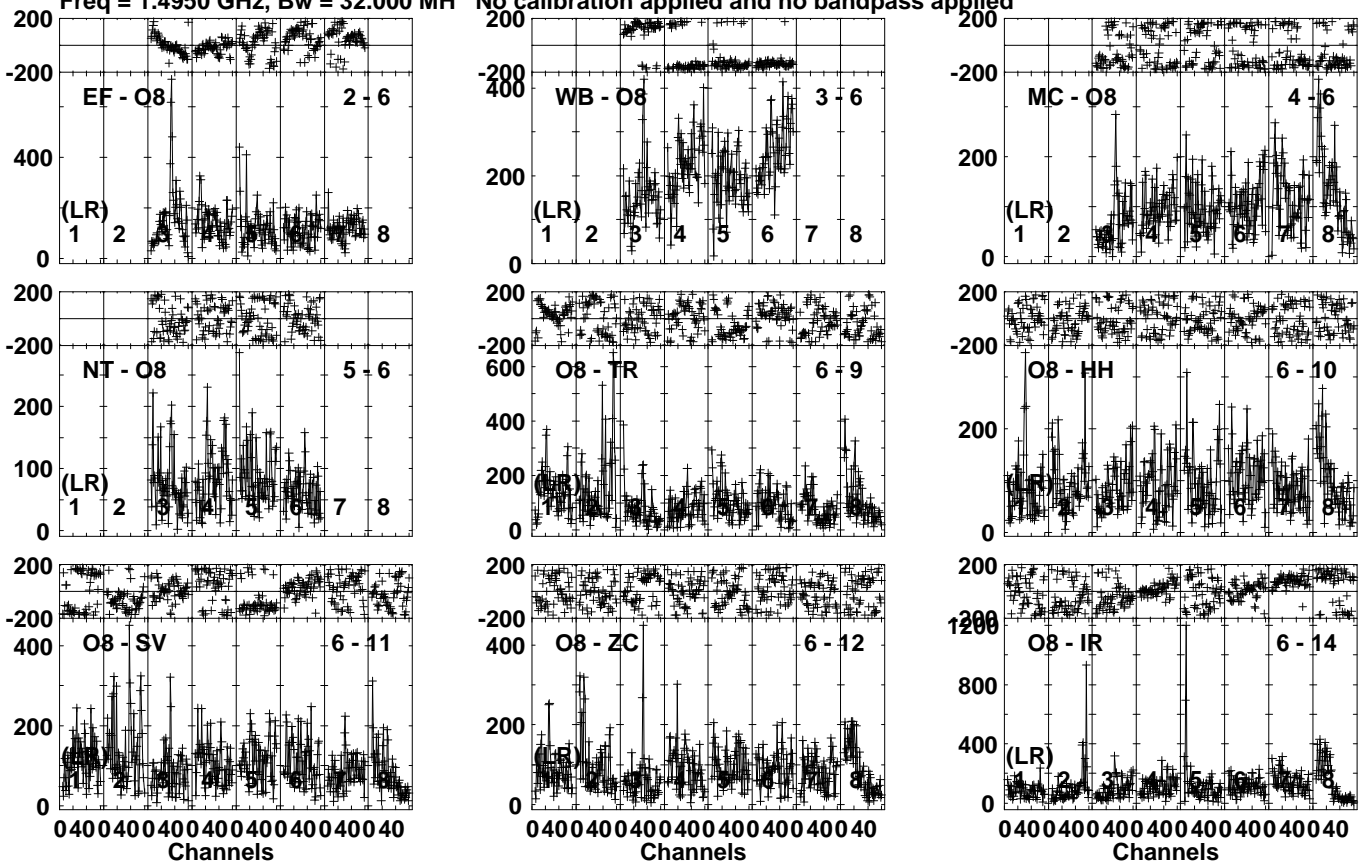
Lower frame: Micro Ampl Jy Top frame: Phas deg
Vector averaged cross-power spectrum Several baselines displayed
Timerange: 00/15:15:51 to 00/15:19:49

Plot file version 165 created 03-MAR-2022 16:27:24

J1825-0737 EM131F.UVDATA.1

Freq = 1.4950 GHz, Bw = 32.000 MH

No calibration applied and no bandpass applied

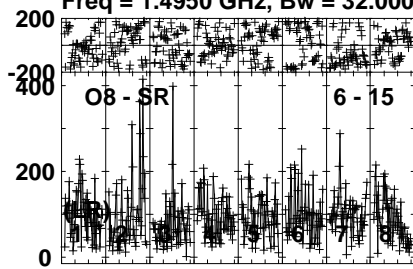


Lower frame: Micro Ampl Jy Top frame: Phas deg
Vector averaged cross-power spectrum Several baselines displayed
Timerange: 00/15:20:31 to 00/15:22:59

Plot file version 166 created 03-MAR-2022 16:27:24

J1825-0737 EM131F.UVDATA.1

Freq = 1.4950 GHz, Bw = 32.000 MH No calibration applied and no bandpass applied



Lower frame: Micro Ampl Jy Top frame: Phas deg

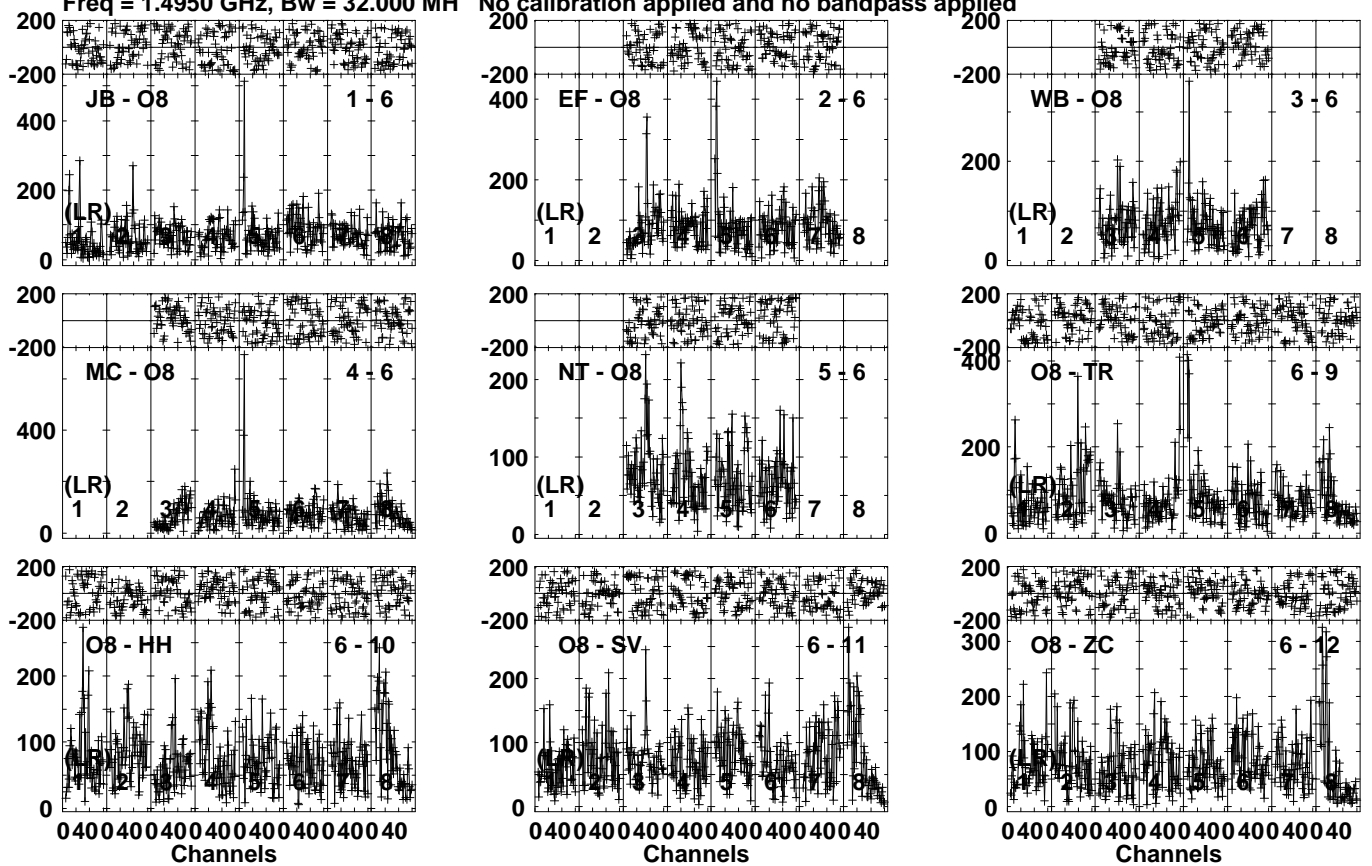
Vector averaged cross-power spectrum Several baselines displayed

Timerange: 00/15:20:31 to 00/15:22:59

Plot file version 167 created 03-MAR-2022 16:27:24

HD168112 EM131F.UVDATA.1

Freq = 1.4950 GHz, Bw = 32.000 MH No calibration applied and no bandpass applied



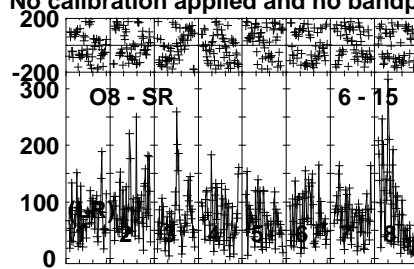
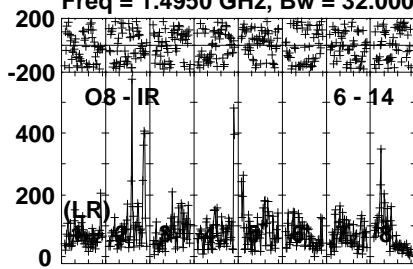
Lower frame: Micro Ampl Jy Top frame: Phas deg
Vector averaged cross-power spectrum Several baselines displayed
Timerange: 00/15:23:01 to 00/15:26:59

Plot file version 168 created 03-MAR-2022 16:27:25

HD168112 EM131F.UVDATA.1

Freq = 1.4950 GHz, Bw = 32.000 MH

No calibration applied and no bandpass applied



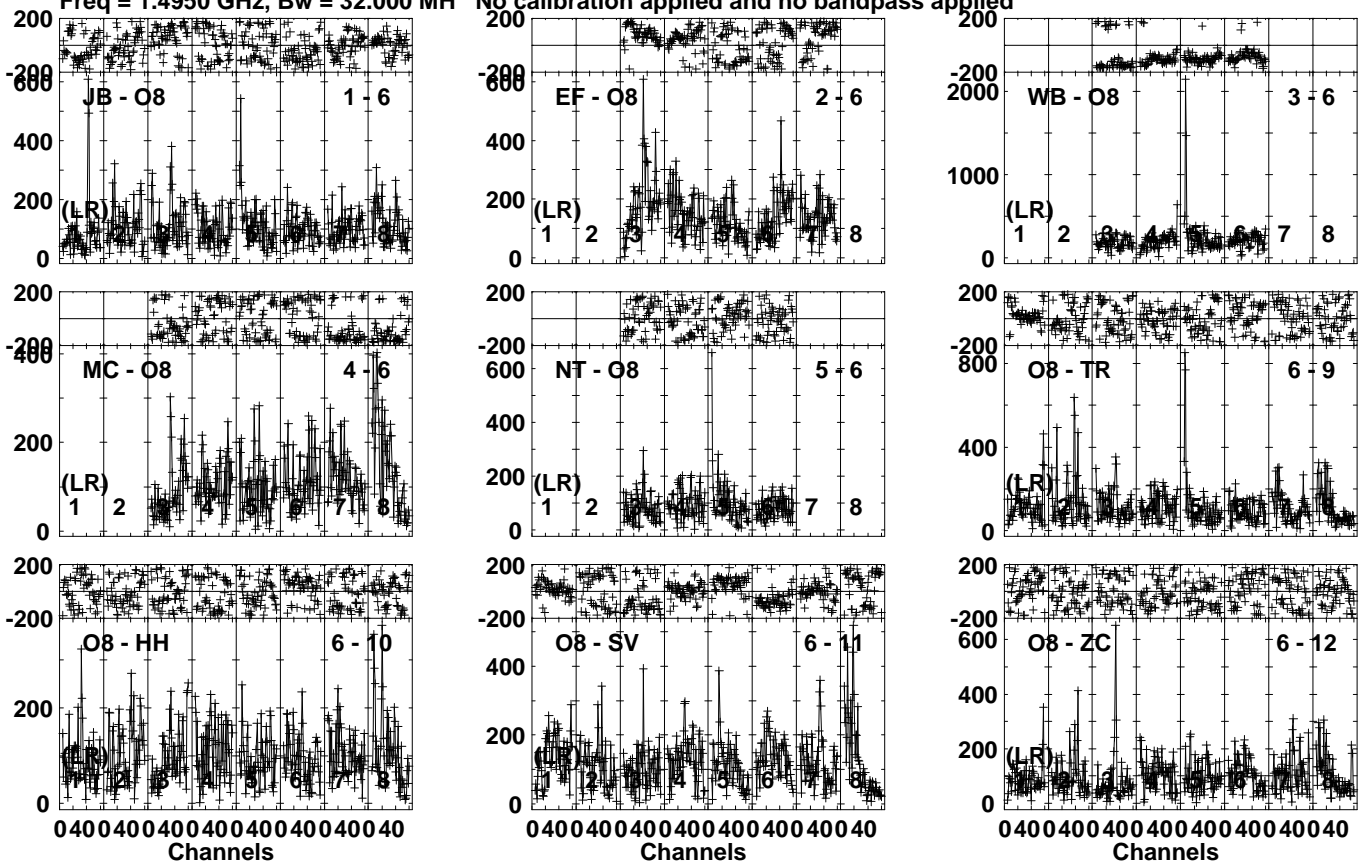
Lower frame: Micro Ampl Jy Top frame: Phas deg
Vector averaged cross-power spectrum Several baselines displayed
Timerange: 00/15:23:01 to 00/15:26:59

Plot file version 169 created 03-MAR-2022 16:27:25

J1825-0737 EM131F.UVDATA.1

Freq = 1.4950 GHz, Bw = 32.000 MH

No calibration applied and no bandpass applied



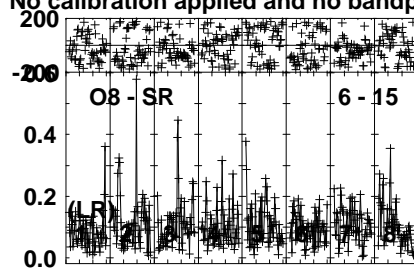
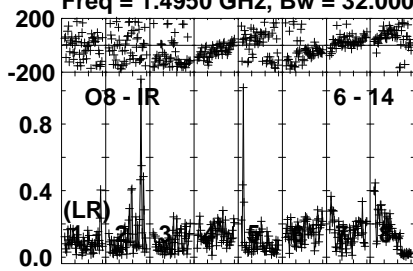
Lower frame: Micro Ampl Jy Top frame: Phas deg
Vector averaged cross-power spectrum Several baselines displayed
Timerange: 00/15:27:01 to 00/15:29:29

Plot file version 170 created 03-MAR-2022 16:27:25

J1825-0737 EM131F.UVDATA.1

Freq = 1.4950 GHz, Bw = 32.000 MH

No calibration applied and no bandpass applied



Lower frame: Milli Ampl Jy Top frame: Phas deg

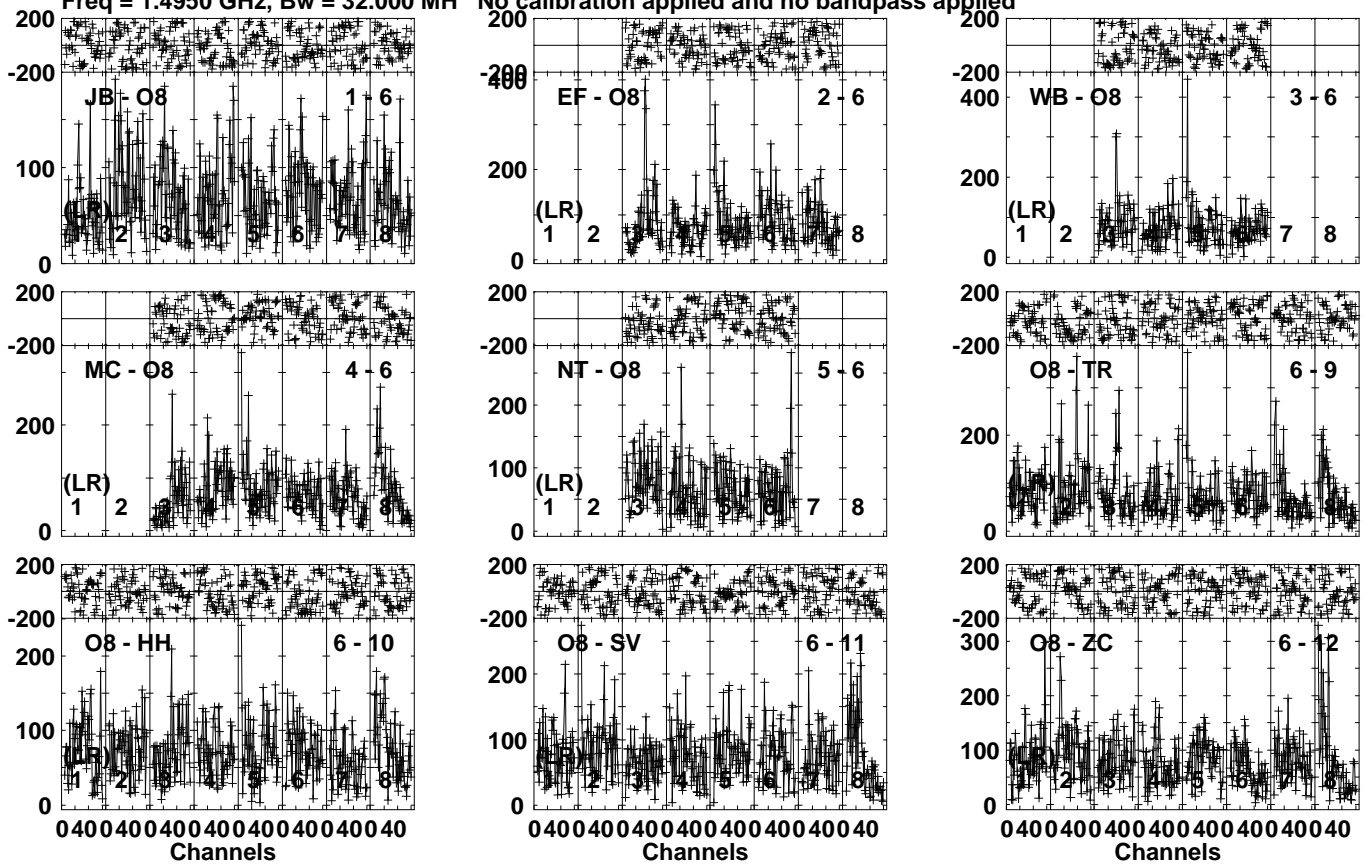
Vector averaged cross-power spectrum Several baselines displayed

Timerange: 00/15:27:01 to 00/15:29:29

Plot file version 171 created 03-MAR-2022 16:27:25

HD167971 EM131F.UVDATA.1

Freq = 1.4950 GHz, Bw = 32.000 MH No calibration applied and no bandpass applied



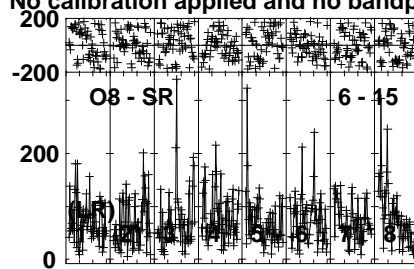
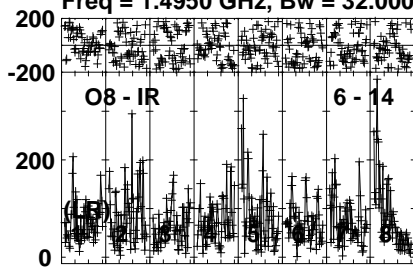
Lower frame: Micro Ampl Jy Top frame: Phas deg
Vector averaged cross-power spectrum Several baselines displayed
Timerange: 00/15:29:31 to 00/15:33:29

Plot file version 172 created 03-MAR-2022 16:27:26

HD167971 EM131F.UVDATA.1

Freq = 1.4950 GHz, Bw = 32.000 MH

No calibration applied and no bandpass applied



Lower frame: Micro Ampl Jy Top frame: Phas deg

Vector averaged cross-power spectrum Several baselines displayed

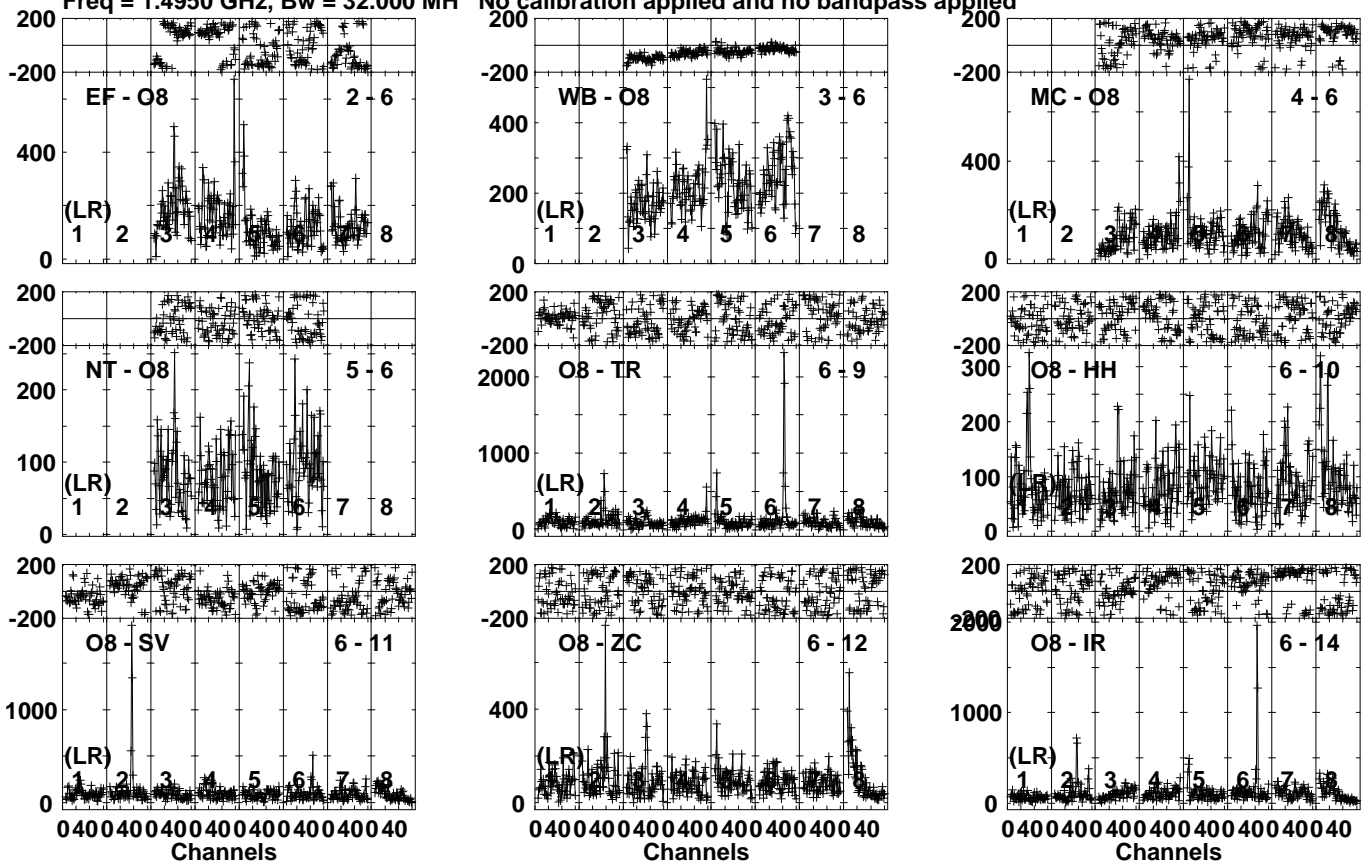
Timerange: 00/15:29:31 to 00/15:33:29

Plot file version 173 created 03-MAR-2022 16:27:26

J1825-0737 EM131F.UVDATA.1

Freq = 1.4950 GHz, Bw = 32.000 MH

No calibration applied and no bandpass applied

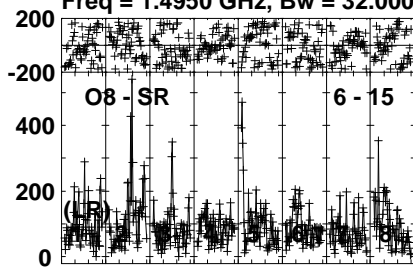


Lower frame: Micro Ampl Jy Top frame: Phas deg
Vector averaged cross-power spectrum Several baselines displayed
Timerange: 00/15:34:11 to 00/15:36:39

Plot file version 174 created 03-MAR-2022 16:27:27

J1825-0737 EM131F.UVDATA.1

Freq = 1.4950 GHz, Bw = 32.000 MH No calibration applied and no bandpass applied

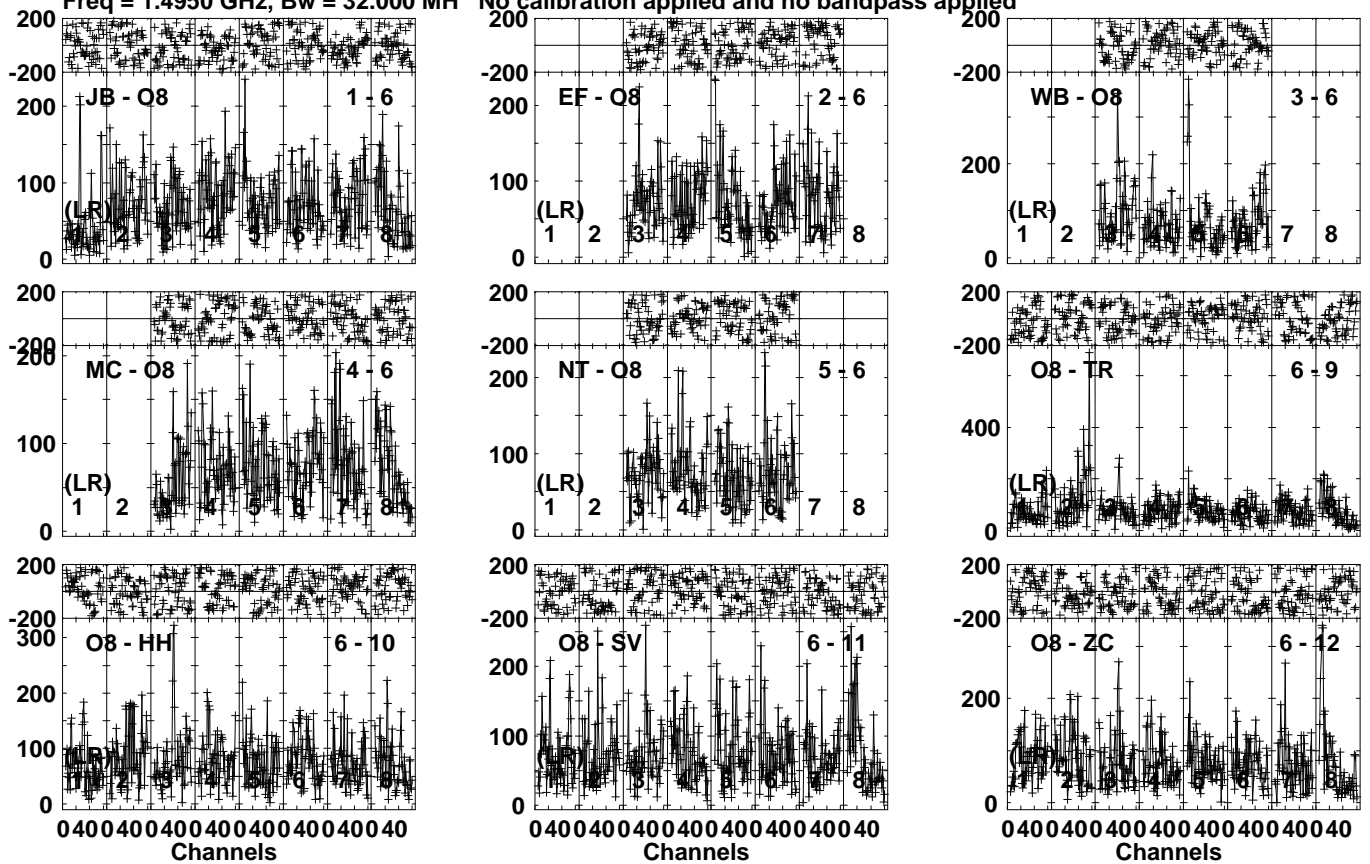


Lower frame: Micro Ampl Jy Top frame: Phas deg
Vector averaged cross-power spectrum Several baselines displayed
Timerange: 00/15:34:11 to 00/15:36:39

Plot file version 175 created 03-MAR-2022 16:27:27

HD168112 EM131F.UVDATA.1

Freq = 1.4950 GHz, Bw = 32.000 MH No calibration applied and no bandpass applied



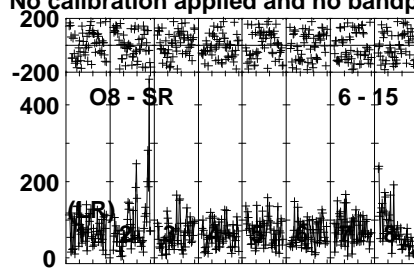
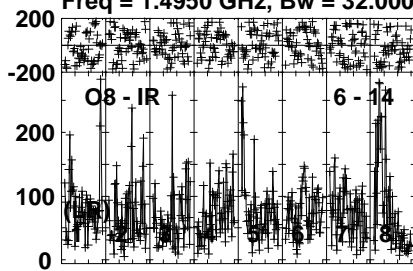
Lower frame: Micro Ampl Jy Top frame: Phas deg
Vector averaged cross-power spectrum Several baselines displayed
Timerange: 00/15:36:41 to 00/15:40:39

Plot file version 176 created 03-MAR-2022 16:27:27

HD168112 EM131F.UVDATA.1

Freq = 1.4950 GHz, Bw = 32.000 MH

No calibration applied and no bandpass applied



Lower frame: Micro Ampl Jy Top frame: Phas deg

Vector averaged cross-power spectrum Several baselines displayed

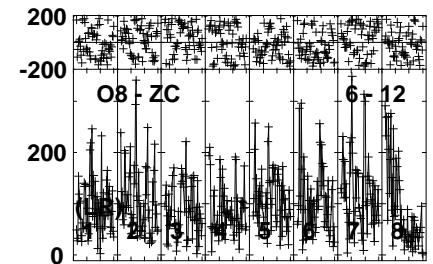
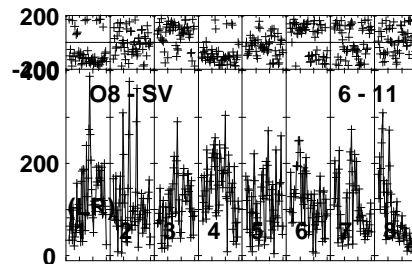
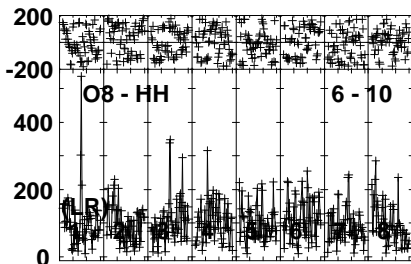
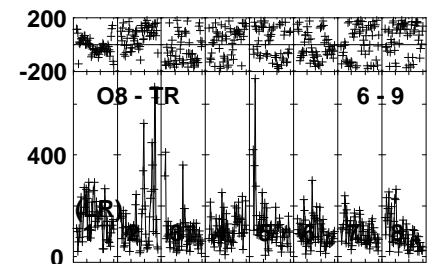
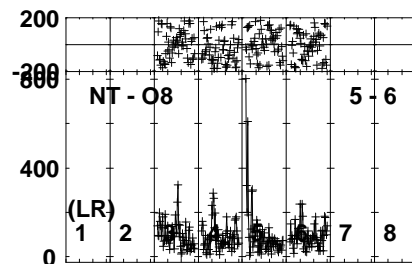
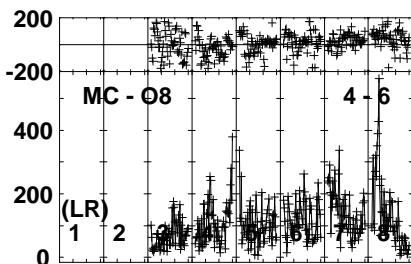
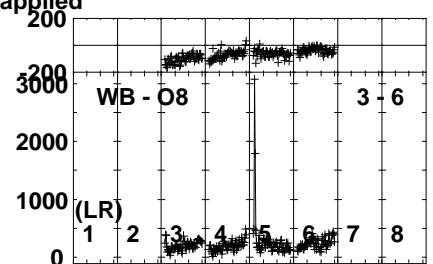
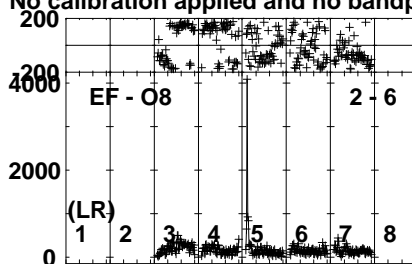
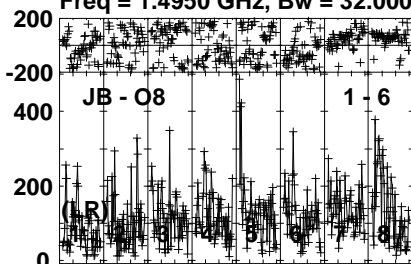
Timerange: 00/15:36:41 to 00/15:40:39

Plot file version 177 created 03-MAR-2022 16:27:27

J1825-0737 EM131F.UVDATA.1

Freq = 1.4950 GHz, Bw = 32.000 MH

No calibration applied and no bandpass applied



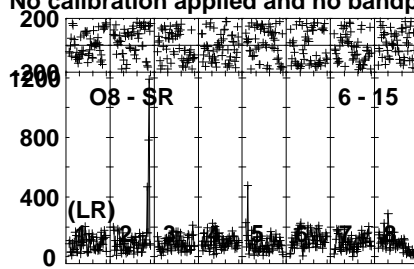
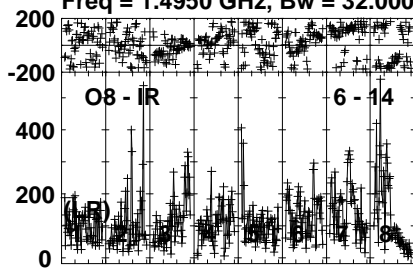
Lower frame: Micro Ampl Jy Top frame: Phas deg
Vector averaged cross-power spectrum Several baselines displayed
Timerange: 00/15:40:41 to 00/15:43:09

Plot file version 178 created 03-MAR-2022 16:27:28

J1825-0737 EM131F.UVDATA.1

Freq = 1.4950 GHz, Bw = 32.000 MH

No calibration applied and no bandpass applied

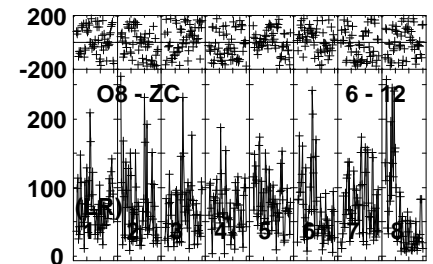
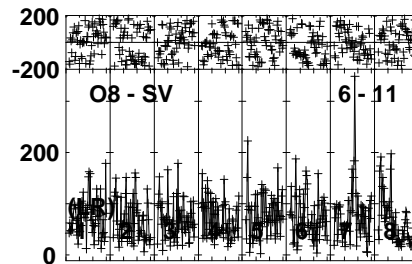
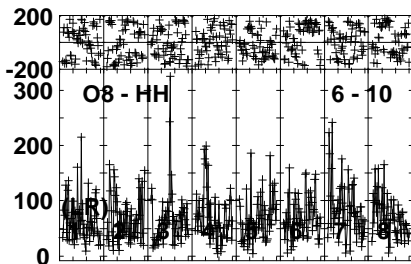
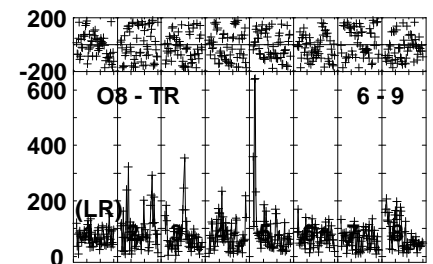
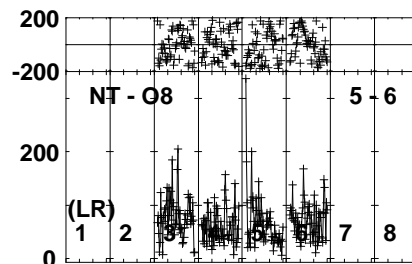
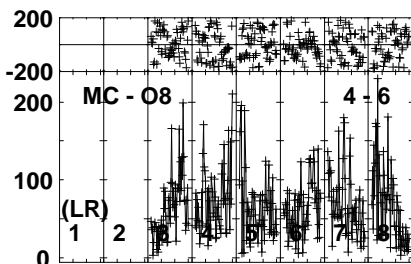
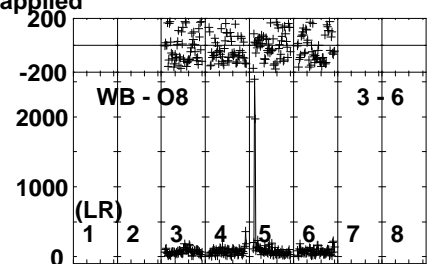
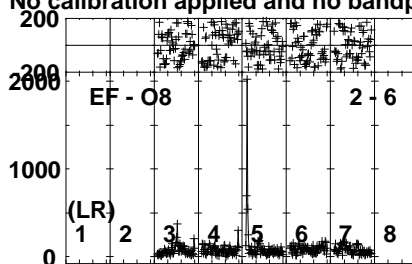
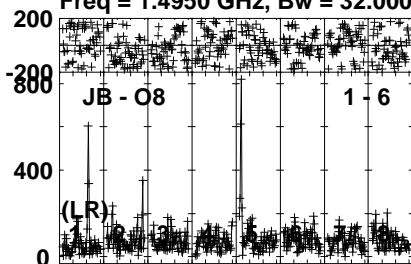


Lower frame: Micro Ampl Jy Top frame: Phas deg
Vector averaged cross-power spectrum Several baselines displayed
Timerange: 00/15:40:41 to 00/15:43:09

Plot file version 179 created 03-MAR-2022 16:27:28

HD167971 EM131F.UVDATA.1

Freq = 1.4950 GHz, Bw = 32.000 MH No calibration applied and no bandpass applied



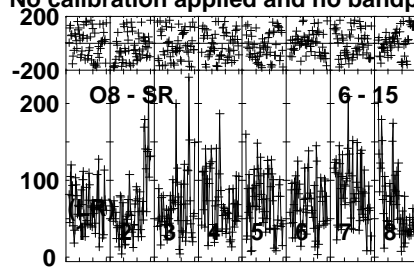
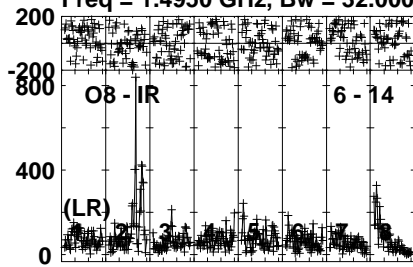
Lower frame: Micro Ampl Jy Top frame: Phas deg
Vector averaged cross-power spectrum Several baselines displayed
Timerange: 00/15:43:11 to 00/15:47:09

Plot file version 180 created 03-MAR-2022 16:27:28

HD167971 EM131F.UVDATA.1

Freq = 1.4950 GHz, Bw = 32.000 MH

No calibration applied and no bandpass applied



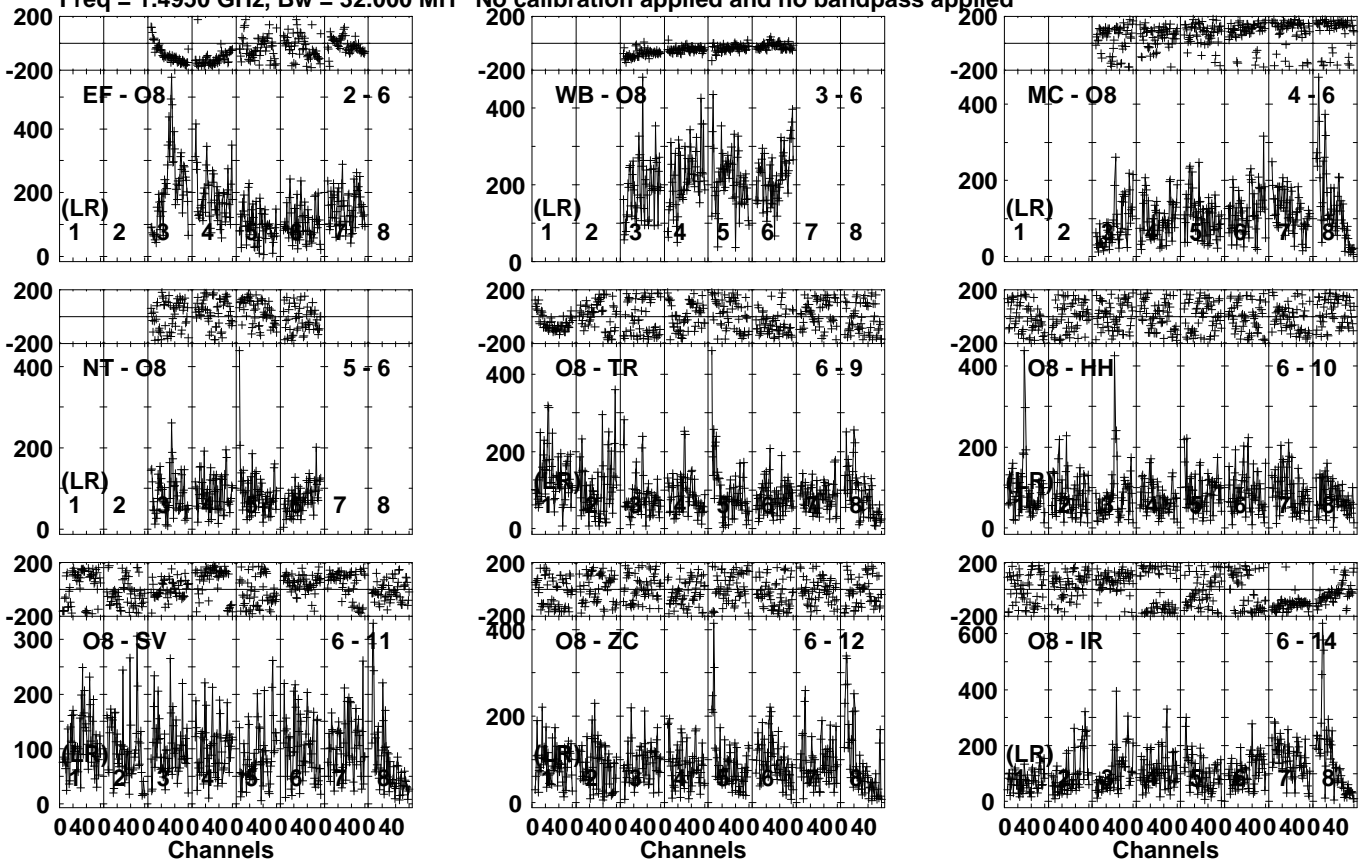
Lower frame: Micro Ampl Jy Top frame: Phas deg
Vector averaged cross-power spectrum Several baselines displayed
Timerange: 00/15:43:11 to 00/15:47:09

Plot file version 181 created 03-MAR-2022 16:27:28

J1825-0737 EM131F.UVDATA.1

Freq = 1.4950 GHz, Bw = 32.000 MH

No calibration applied and no bandpass applied

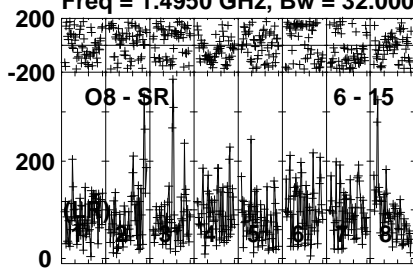


Lower frame: Micro Ampl Jy Top frame: Phas deg
Vector averaged cross-power spectrum Several baselines displayed
Timerange: 00/15:47:51 to 00/15:50:19

Plot file version 182 created 03-MAR-2022 16:27:29

J1825-0737 EM131F.UVDATA.1

Freq = 1.4950 GHz, Bw = 32.000 MH No calibration applied and no bandpass applied



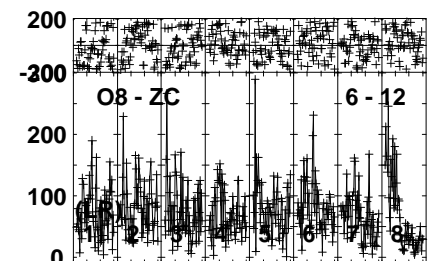
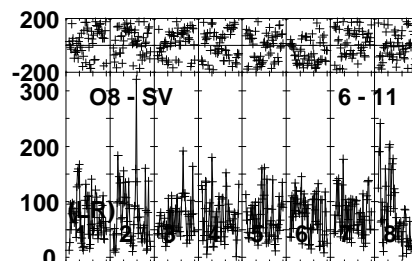
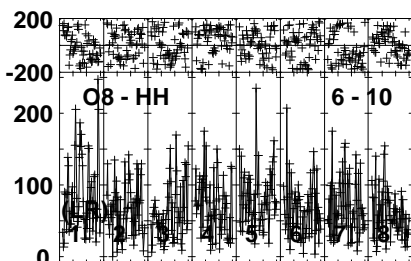
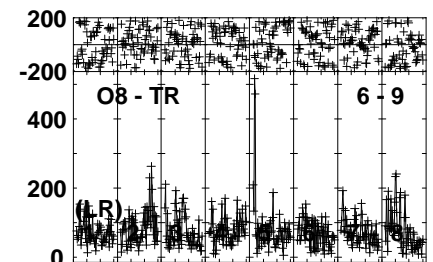
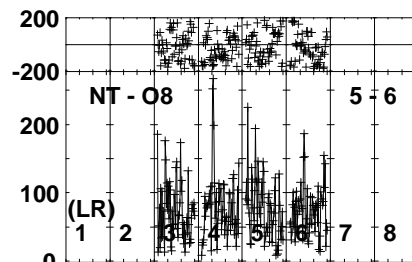
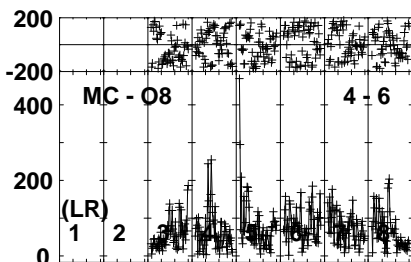
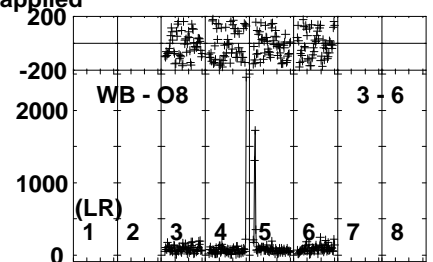
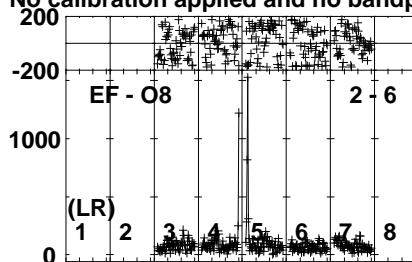
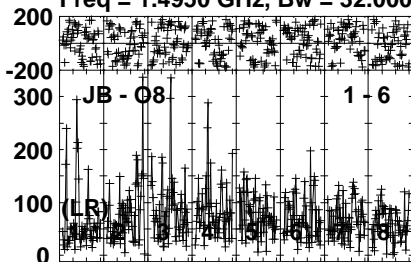
Lower frame: Micro Ampl Jy Top frame: Phas deg
Vector averaged cross-power spectrum Several baselines displayed
Timerange: 00/15:47:51 to 00/15:50:19

Plot file version 183 created 03-MAR-2022 16:27:29

HD168112 EM131F.UVDATA.1

Freq = 1.4950 GHz, Bw = 32.000 MH

No calibration applied and no bandpass applied



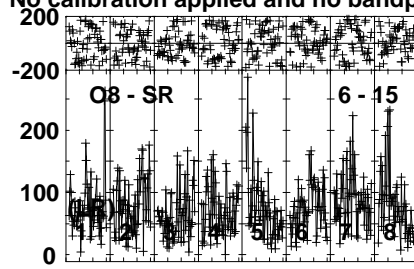
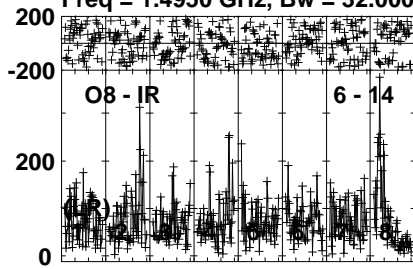
Lower frame: Micro Ampl Jy Top frame: Phas deg
Vector averaged cross-power spectrum Several baselines displayed
Timerange: 00/15:50:21 to 00/15:54:19

Plot file version 184 created 03-MAR-2022 16:27:29

HD168112 EM131F.UVDATA.1

Freq = 1.4950 GHz, Bw = 32.000 MH

No calibration applied and no bandpass applied



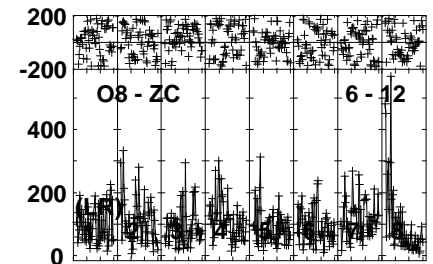
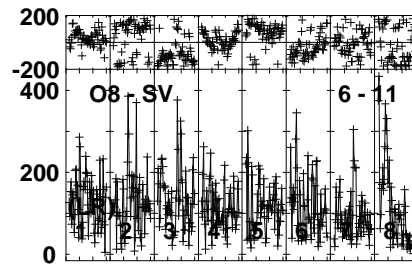
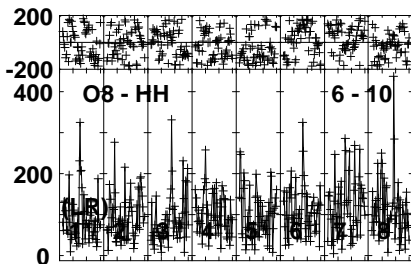
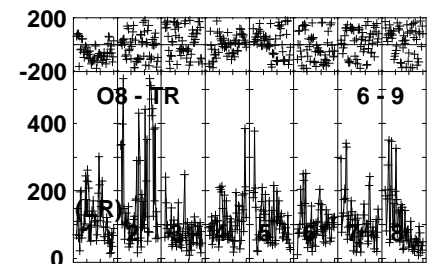
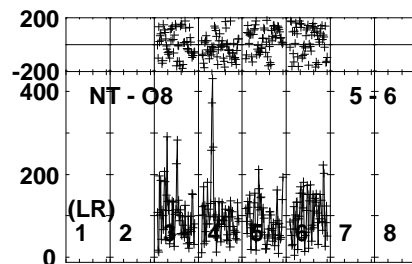
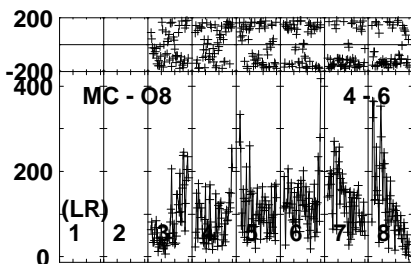
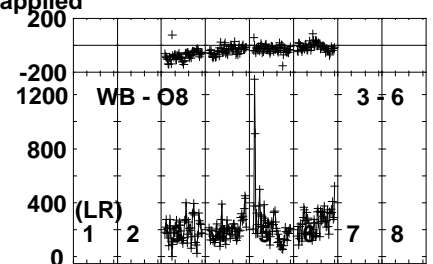
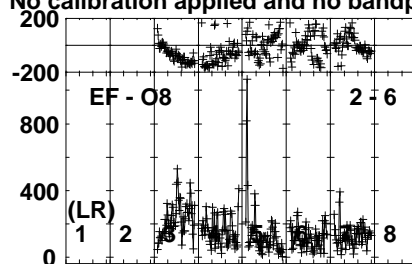
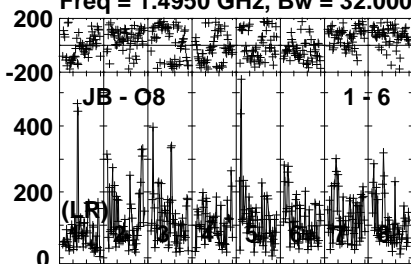
Lower frame: Micro Ampl Jy Top frame: Phas deg
Vector averaged cross-power spectrum Several baselines displayed
Timerange: 00/15:50:21 to 00/15:54:19

Plot file version 185 created 03-MAR-2022 16:27:30

J1825-0737 EM131F.UVDATA.1

Freq = 1.4950 GHz, Bw = 32.000 MH

No calibration applied and no bandpass applied

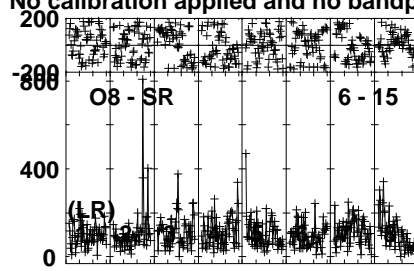
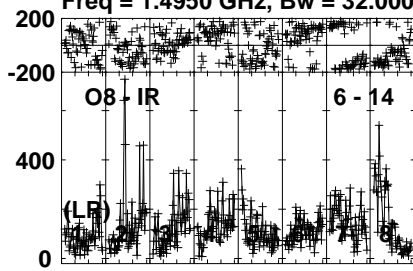


Lower frame: Micro Ampl Jy Top frame: Phas deg
Vector averaged cross-power spectrum Several baselines displayed
Timerange: 00/15:54:21 to 00/15:56:49

Plot file version 186 created 03-MAR-2022 16:27:30

J1825-0737 EM131F.UVDATA.1

Freq = 1.4950 GHz, Bw = 32.000 MH No calibration applied and no bandpass applied



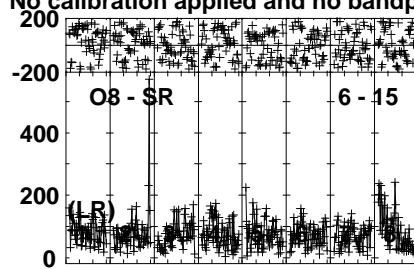
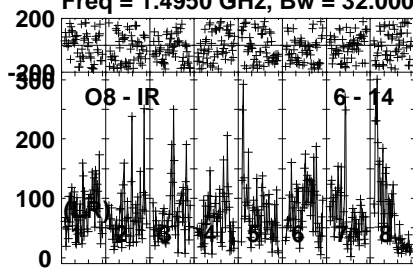
Lower frame: Micro Ampl Jy Top frame: Phas deg
Vector averaged cross-power spectrum Several baselines displayed
Timerange: 00/15:54:21 to 00/15:56:49

Plot file version 188 created 03-MAR-2022 16:27:31

HD167971 EM131F.UVDATA.1

Freq = 1.4950 GHz, Bw = 32.000 MH

No calibration applied and no bandpass applied



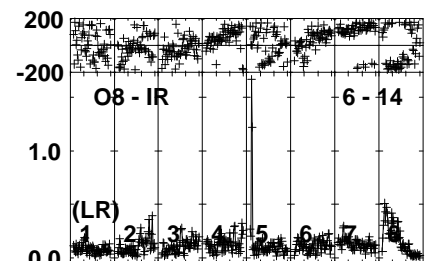
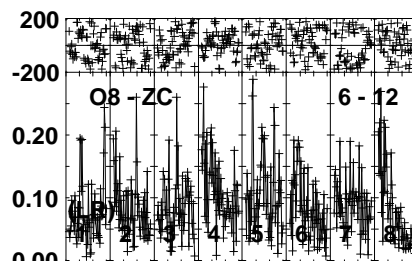
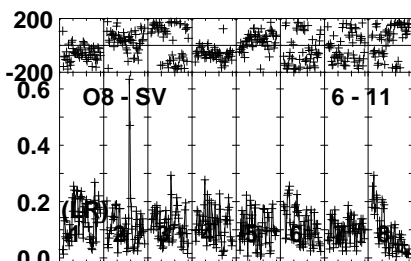
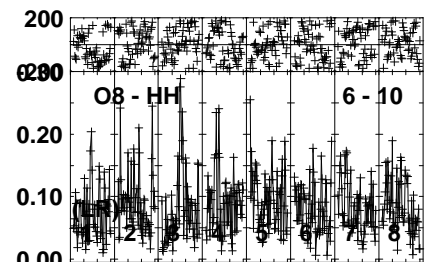
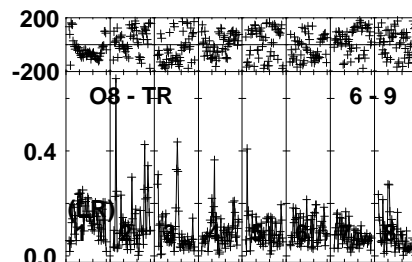
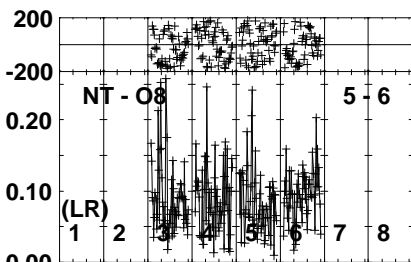
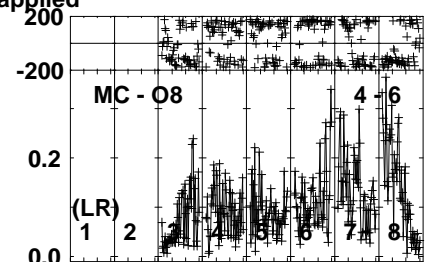
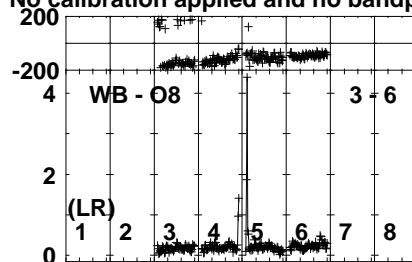
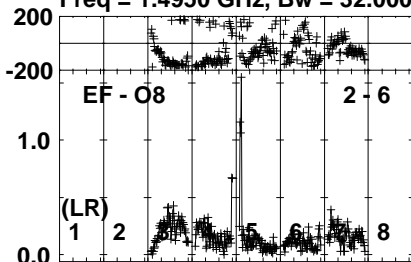
Lower frame: Micro Ampl Jy Top frame: Phas deg
Vector averaged cross-power spectrum Several baselines displayed
Timerange: 00/15:56:51 to 00/16:00:49

Plot file version 189 created 03-MAR-2022 16:27:31

J1825-0737 EM131F.UVDATA.1

Freq = 1.4950 GHz, Bw = 32.000 MH

No calibration applied and no bandpass applied

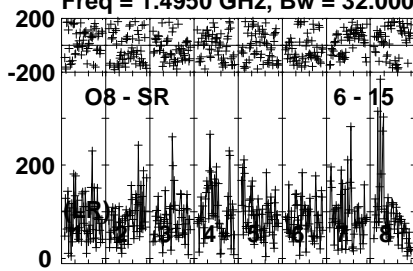


Lower frame: Milli Ampl Jy Top frame: Phas deg
Vector averaged cross-power spectrum Several baselines displayed
Timerange: 00/16:01:31 to 00/16:03:59

Plot file version 190 created 03-MAR-2022 16:27:31

J1825-0737 EM131F.UVDATA.1

Freq = 1.4950 GHz, Bw = 32.000 MH No calibration applied and no bandpass applied



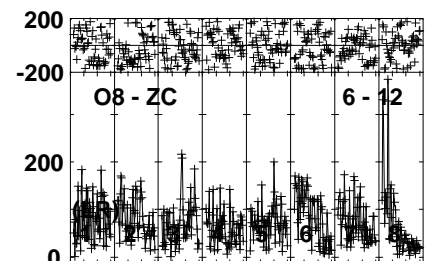
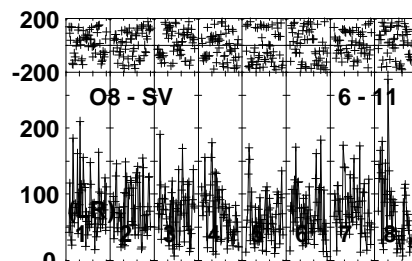
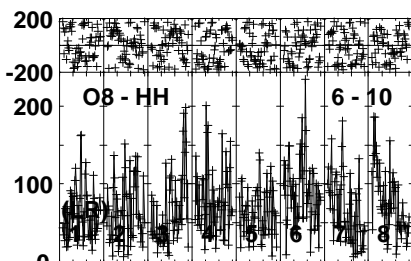
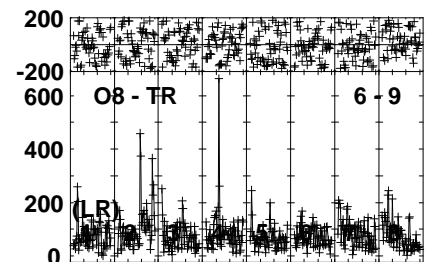
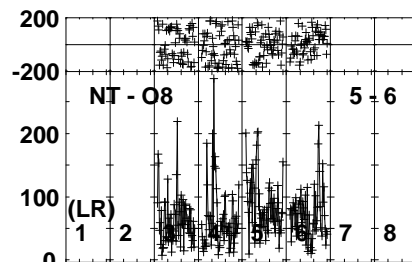
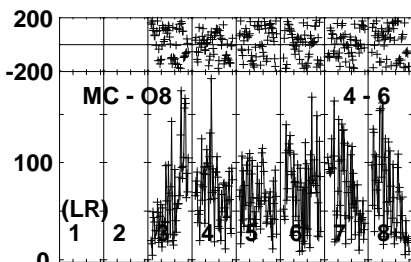
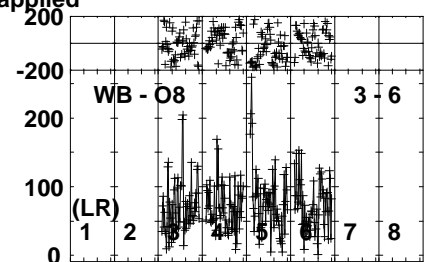
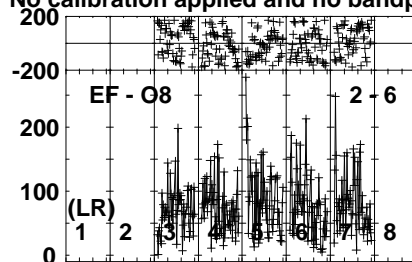
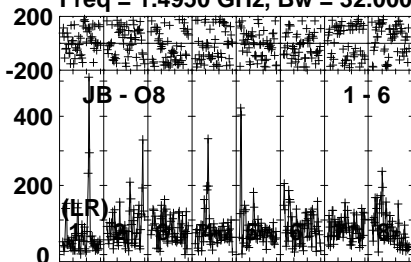
Lower frame: Micro Ampl Jy Top frame: Phas deg
Vector averaged cross-power spectrum Several baselines displayed
Timerange: 00/16:01:31 to 00/16:03:59

Plot file version 191 created 03-MAR-2022 16:27:31

HD168112 EM131F.UVDATA.1

Freq = 1.4950 GHz, Bw = 32.000 MH

No calibration applied and no bandpass applied



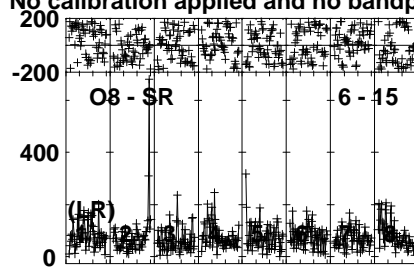
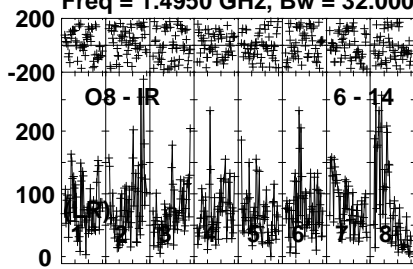
Lower frame: Micro Ampl Jy Top frame: Phas deg
Vector averaged cross-power spectrum Several baselines displayed
Timerange: 00/16:04:01 to 00/16:07:59

Plot file version 192 created 03-MAR-2022 16:27:32

HD168112 EM131F.UVDATA.1

Freq = 1.4950 GHz, Bw = 32.000 MH

No calibration applied and no bandpass applied



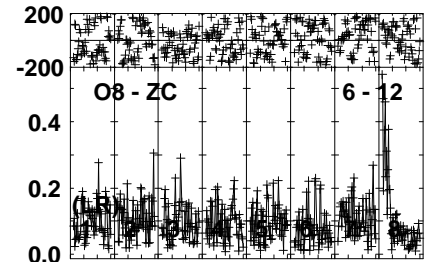
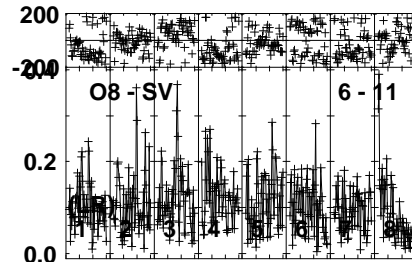
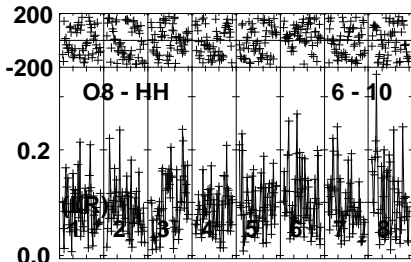
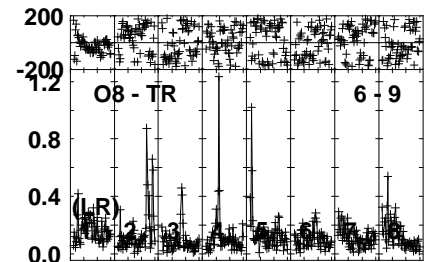
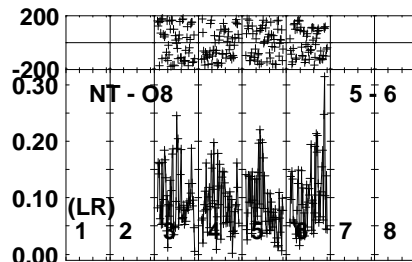
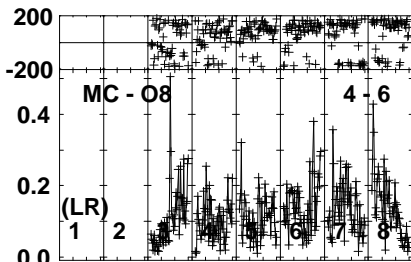
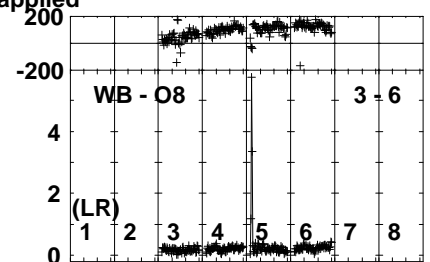
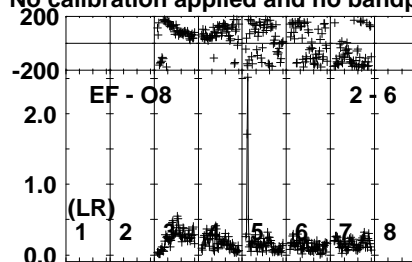
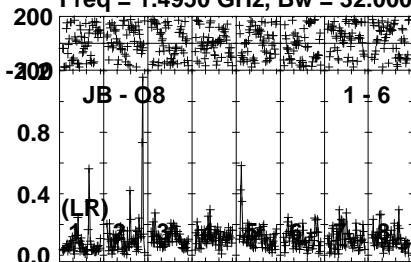
Lower frame: Micro Ampl Jy Top frame: Phas deg
Vector averaged cross-power spectrum Several baselines displayed
Timerange: 00/16:04:01 to 00/16:07:59

Plot file version 193 created 03-MAR-2022 16:27:32

J1825-0737 EM131F.UVDATA.1

Freq = 1.4950 GHz, Bw = 32.000 MH

No calibration applied and no bandpass applied



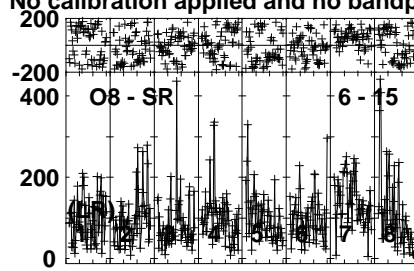
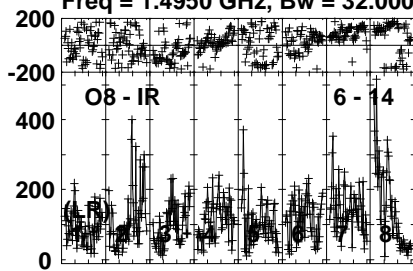
Lower frame: Milli Ampl Jy Top frame: Phas deg
Vector averaged cross-power spectrum Several baselines displayed
Timerange: 00/16:08:01 to 00/16:10:29

Plot file version 194 created 03-MAR-2022 16:27:32

J1825-0737 EM131F.UVDATA.1

Freq = 1.4950 GHz, Bw = 32.000 MH

No calibration applied and no bandpass applied



Lower frame: Micro Ampl Jy Top frame: Phas deg

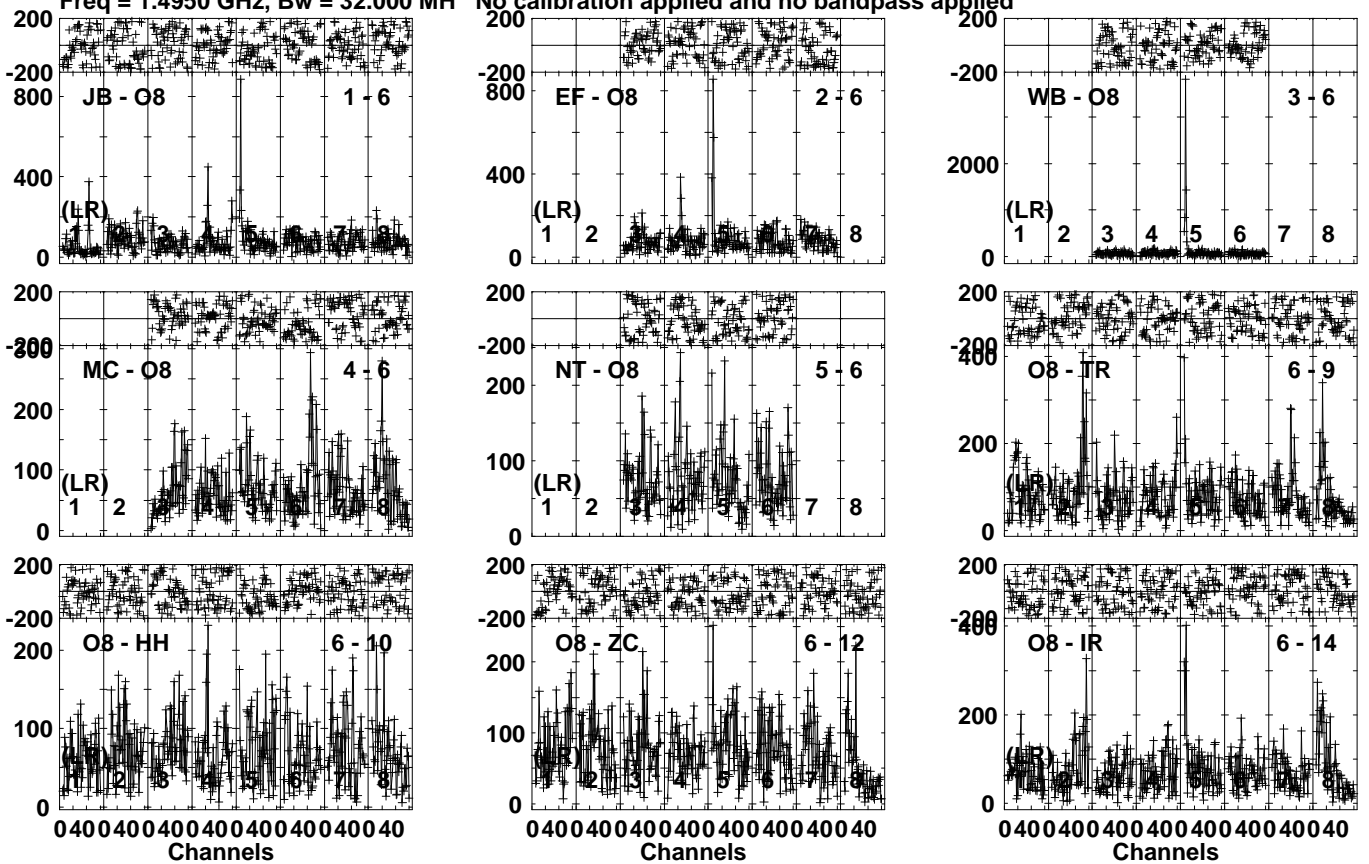
Vector averaged cross-power spectrum Several baselines displayed

Timerange: 00/16:08:01 to 00/16:10:29

Plot file version 195 created 03-MAR-2022 16:27:32

HD167971 EM131F.UVDATA.1

Freq = 1.4950 GHz, Bw = 32.000 MH No calibration applied and no bandpass applied

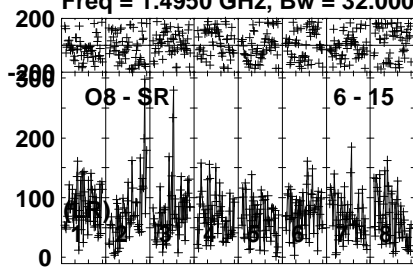


Lower frame: Micro Ampl Jy Top frame: Phas deg
Vector averaged cross-power spectrum Several baselines displayed
Timerange: 00/16:10:31 to 00/16:14:29

Plot file version 196 created 03-MAR-2022 16:27:33

HD167971 EM131F.UVDATA.1

Freq = 1.4950 GHz, Bw = 32.000 MH No calibration applied and no bandpass applied



Lower frame: Micro Ampl Jy Top frame: Phas deg

Vector averaged cross-power spectrum Several baselines displayed

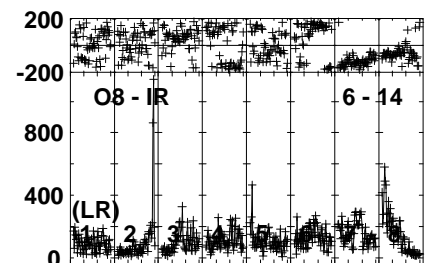
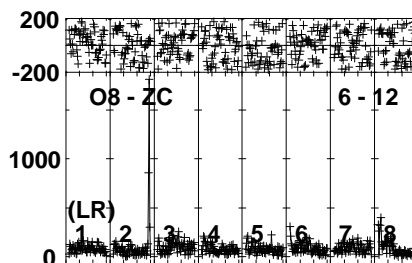
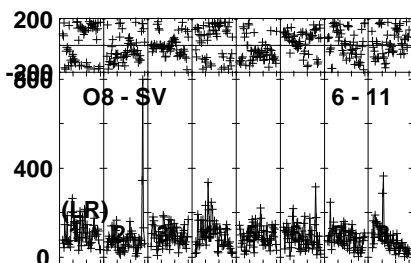
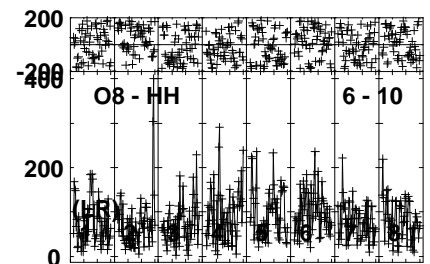
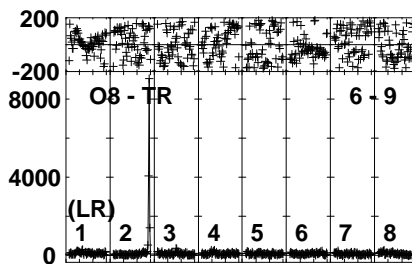
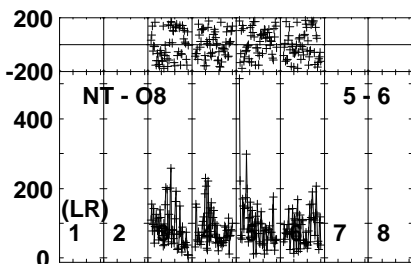
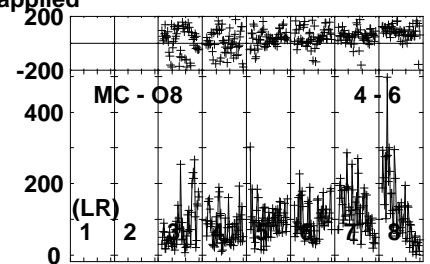
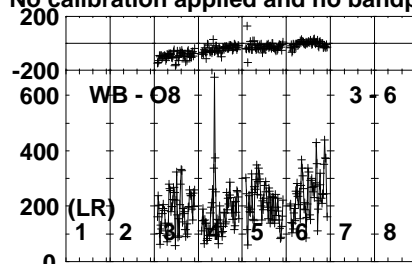
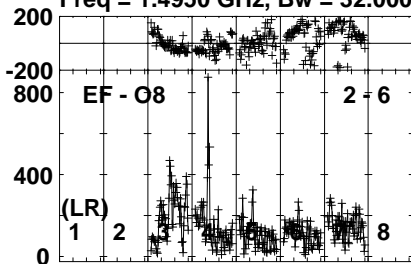
Timerange: 00/16:10:31 to 00/16:14:29

Plot file version 197 created 03-MAR-2022 16:27:33

J1825-0737 EM131F.UVDATA.1

Freq = 1.4950 GHz, Bw = 32.000 MH

No calibration applied and no bandpass applied

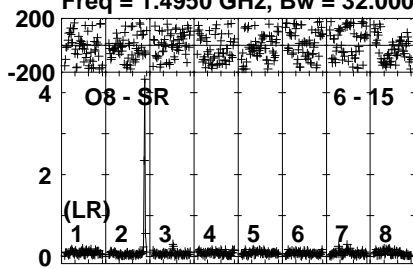


Lower frame: Micro Ampl Jy Top frame: Phas deg
Vector averaged cross-power spectrum Several baselines displayed
Timerange: 00/16:15:11 to 00/16:17:39

Plot file version 198 created 03-MAR-2022 16:27:33

J1825-0737 EM131F.UVDATA.1

Freq = 1.4950 GHz, Bw = 32.000 MH No calibration applied and no bandpass applied



Lower frame: Milli Ampl Jy Top frame: Phas deg

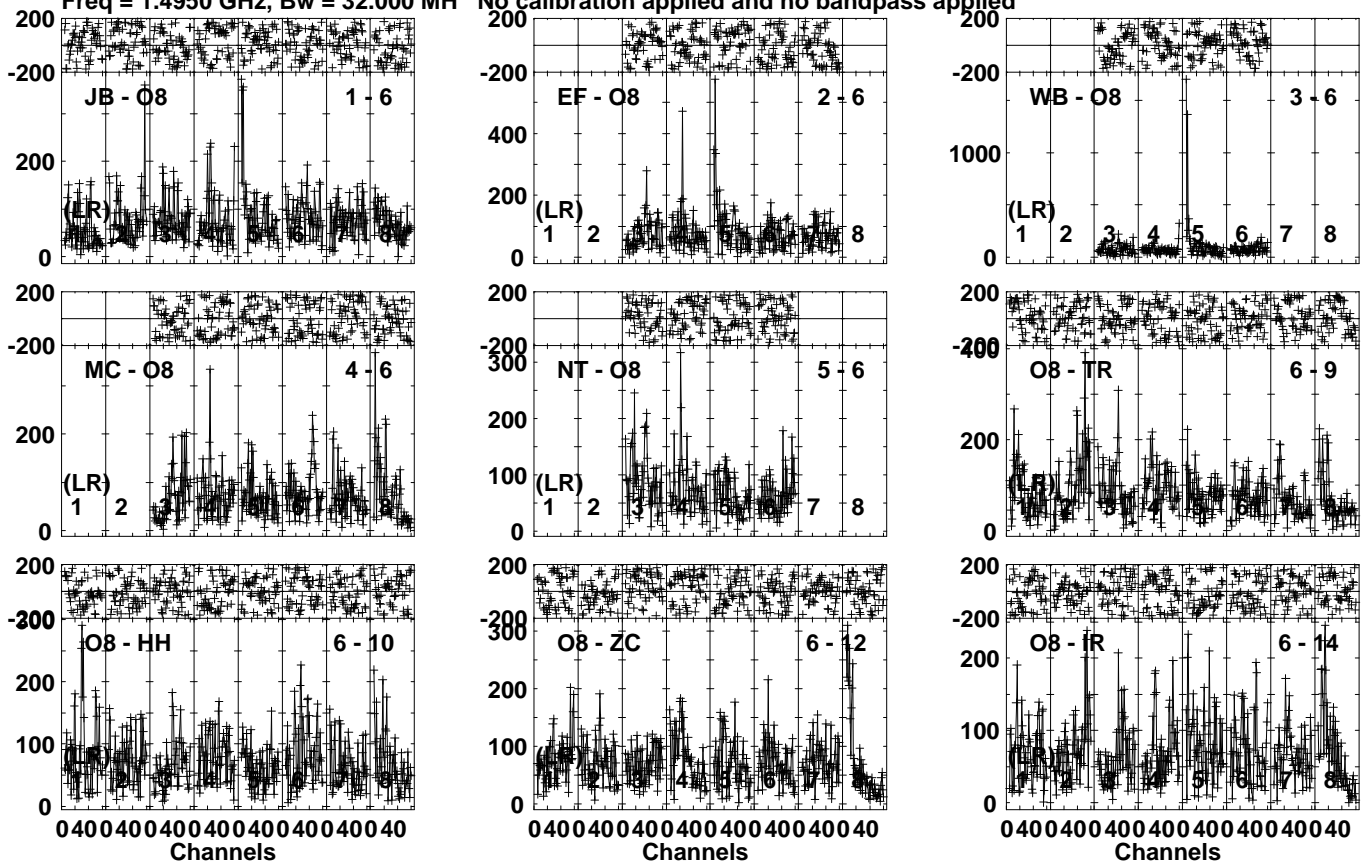
Vector averaged cross-power spectrum Several baselines displayed

Timerange: 00/16:15:11 to 00/16:17:39

Plot file version 199 created 03-MAR-2022 16:27:33

HD168112 EM131F.UVDATA.1

Freq = 1.4950 GHz, Bw = 32.000 MH No calibration applied and no bandpass applied

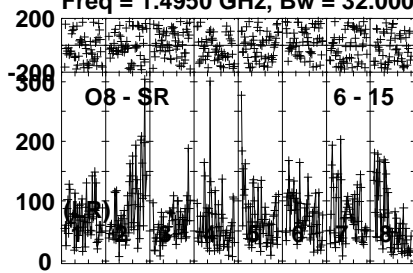


Lower frame: Micro Ampl Jy Top frame: Phas deg
Vector averaged cross-power spectrum Several baselines displayed
Timerange: 00/16:17:41 to 00/16:21:39

Plot file version 200 created 03-MAR-2022 16:27:34

HD168112 EM131F.UVDATA.1

Freq = 1.4950 GHz, Bw = 32.000 MH No calibration applied and no bandpass applied

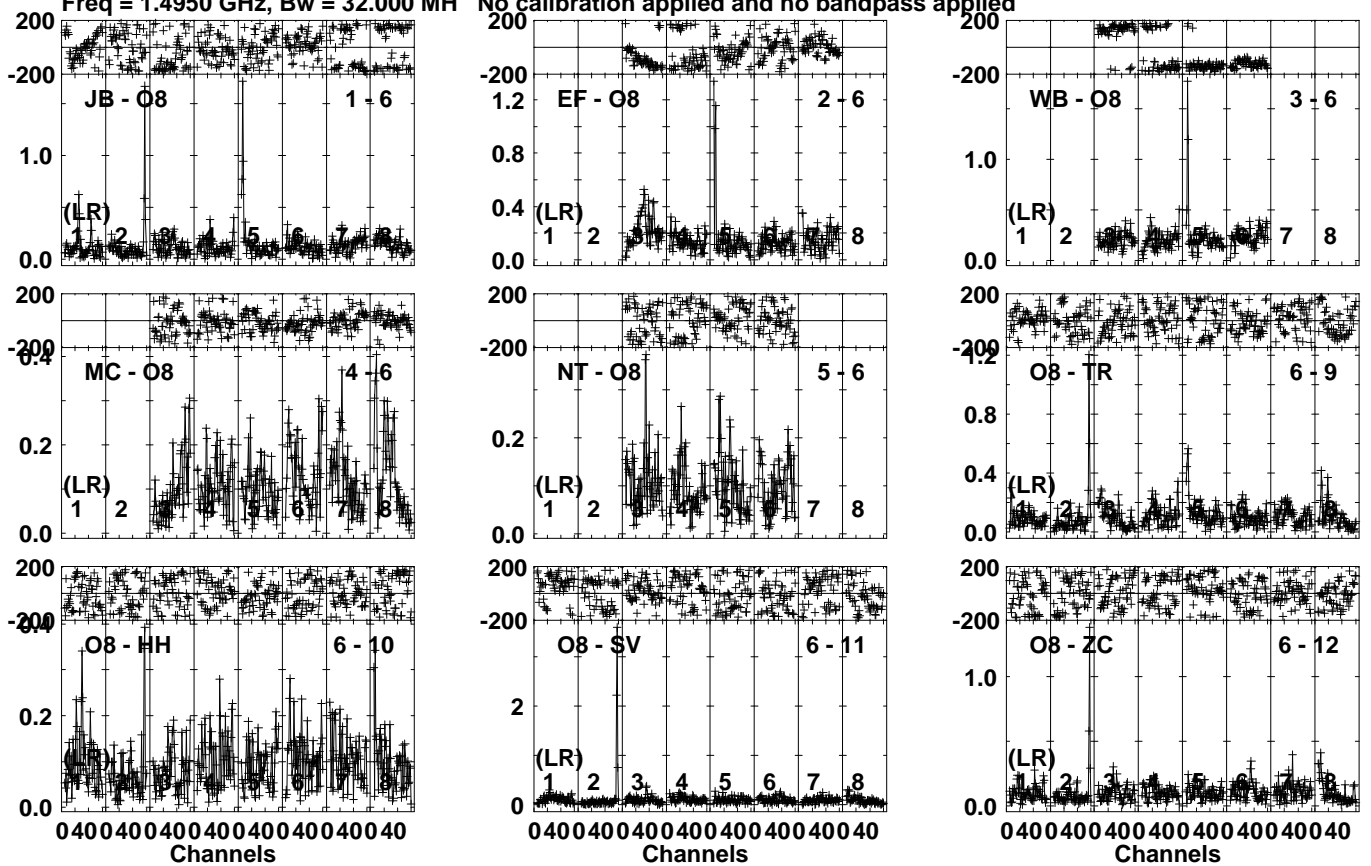


Lower frame: Micro Ampl Jy Top frame: Phas deg
Vector averaged cross-power spectrum Several baselines displayed
Timerange: 00/16:17:41 to 00/16:21:39

Plot file version 201 created 03-MAR-2022 16:27:34

J1825-0737 EM131F.UVDATA.1

Freq = 1.4950 GHz, Bw = 32.000 MH No calibration applied and no bandpass applied



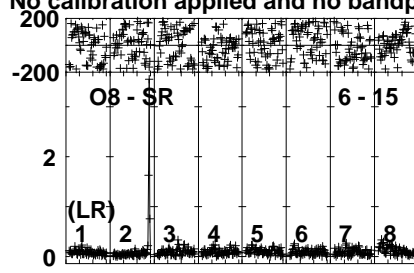
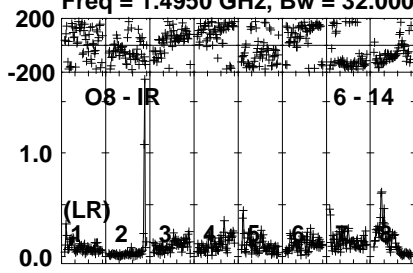
Lower frame: Milli Ampl Jy Top frame: Phas deg
Vector averaged cross-power spectrum Several baselines displayed
Timerange: 00/16:21:41 to 00/16:24:09

Plot file version 202 created 03-MAR-2022 16:27:34

J1825-0737 EM131F.UVDATA.1

Freq = 1.4950 GHz, Bw = 32.000 MH

No calibration applied and no bandpass applied

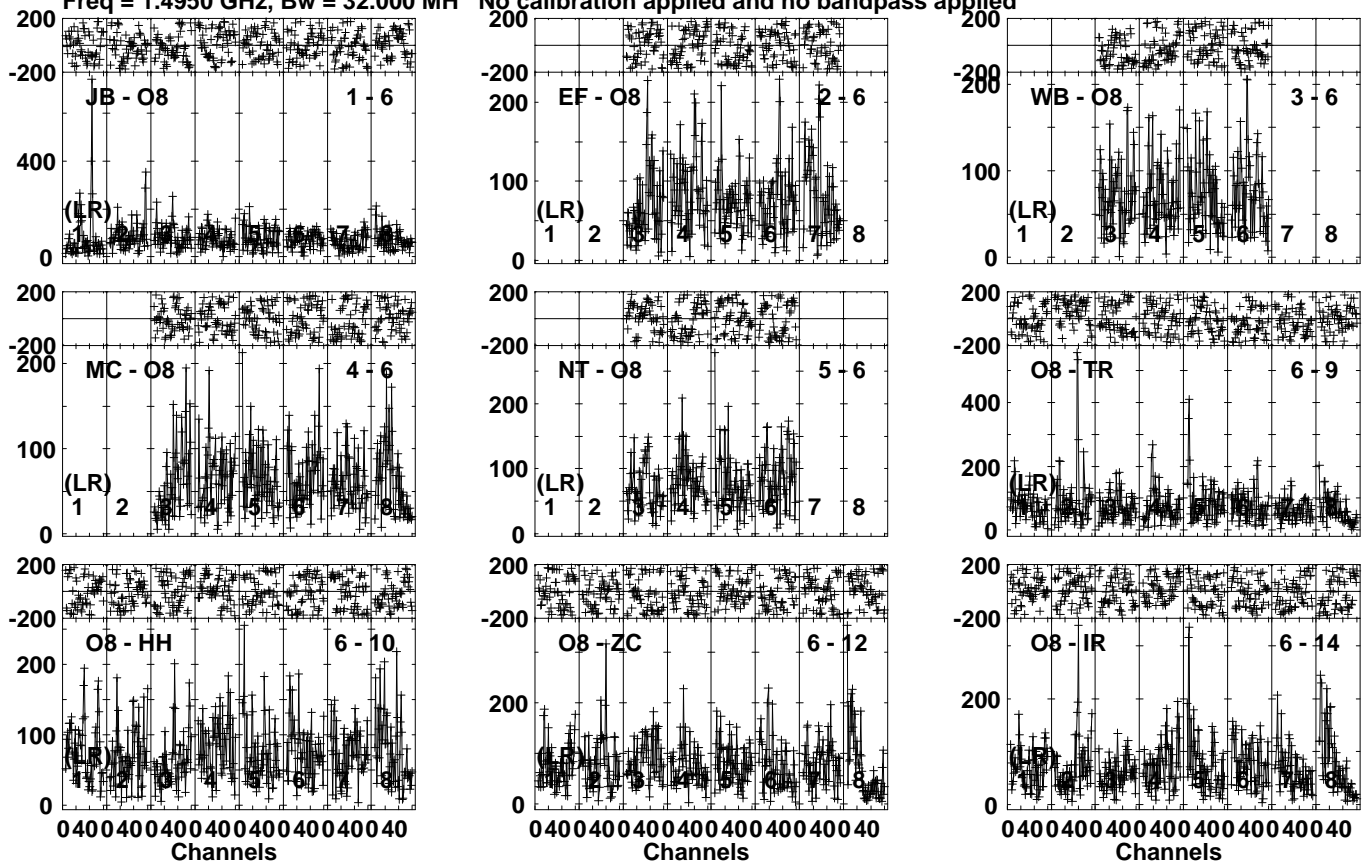


Lower frame: Milli Ampl Jy Top frame: Phas deg
Vector averaged cross-power spectrum Several baselines displayed
Timerange: 00/16:21:41 to 00/16:24:09

Plot file version 203 created 03-MAR-2022 16:27:34

HD167971 EM131F.UVDATA.1

Freq = 1.4950 GHz, Bw = 32.000 MH No calibration applied and no bandpass applied

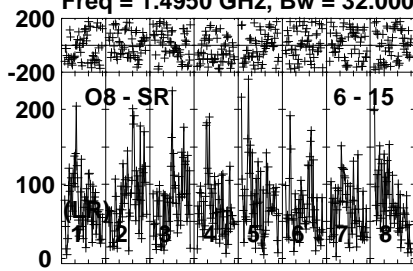


Lower frame: Micro Ampl Jy Top frame: Phas deg
Vector averaged cross-power spectrum Several baselines displayed
Timerange: 00/16:24:11 to 00/16:28:09

Plot file version 204 created 03-MAR-2022 16:27:35

HD167971 EM131F.UVDATA.1

Freq = 1.4950 GHz, Bw = 32.000 MH No calibration applied and no bandpass applied



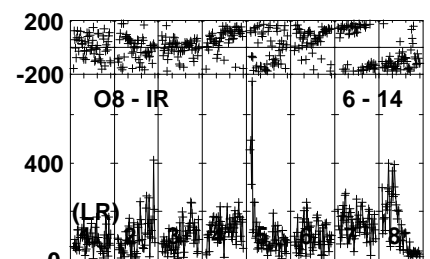
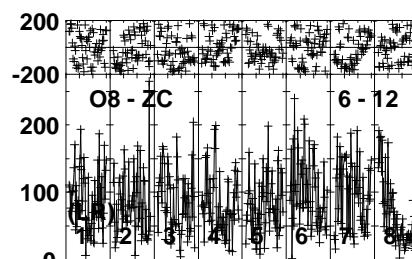
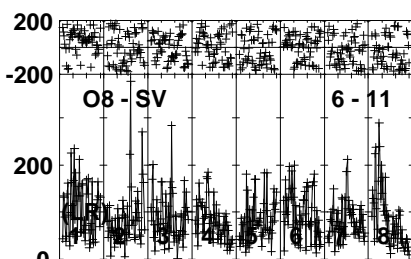
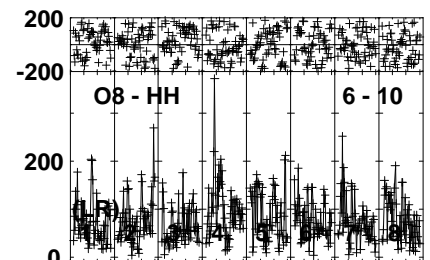
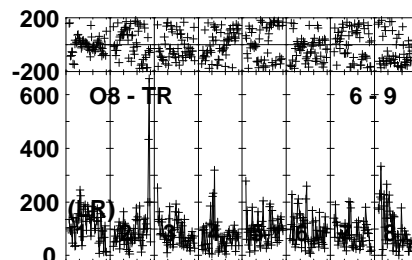
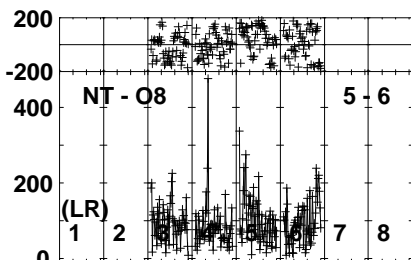
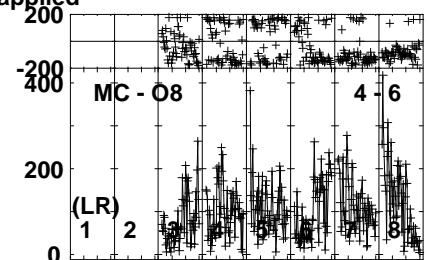
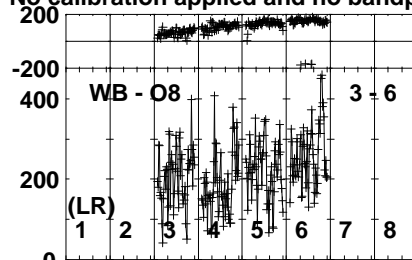
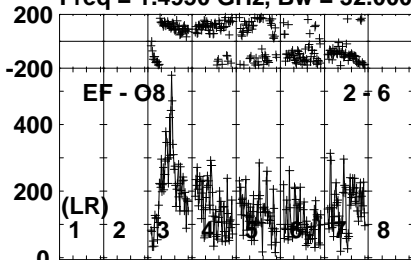
Lower frame: Micro Ampl Jy Top frame: Phas deg
Vector averaged cross-power spectrum Several baselines displayed
Timerange: 00/16:24:11 to 00/16:28:09

Plot file version 205 created 03-MAR-2022 16:27:35

J1825-0737 EM131F.UVDATA.1

Freq = 1.4950 GHz, Bw = 32.000 MH

No calibration applied and no bandpass applied

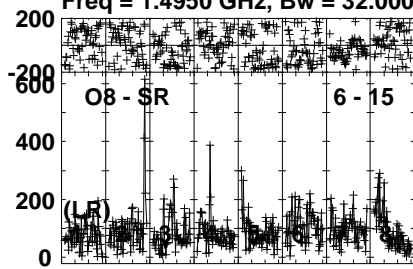


Lower frame: Micro Ampl Jy Top frame: Phas deg
Vector averaged cross-power spectrum Several baselines displayed
Timerange: 00/16:28:51 to 00/16:31:19

Plot file version 206 created 03-MAR-2022 16:27:35

J1825-0737 EM131F.UVDATA.1

Freq = 1.4950 GHz, Bw = 32.000 MH No calibration applied and no bandpass applied



Lower frame: Micro Ampl Jy Top frame: Phas deg

Vector averaged cross-power spectrum Several baselines displayed

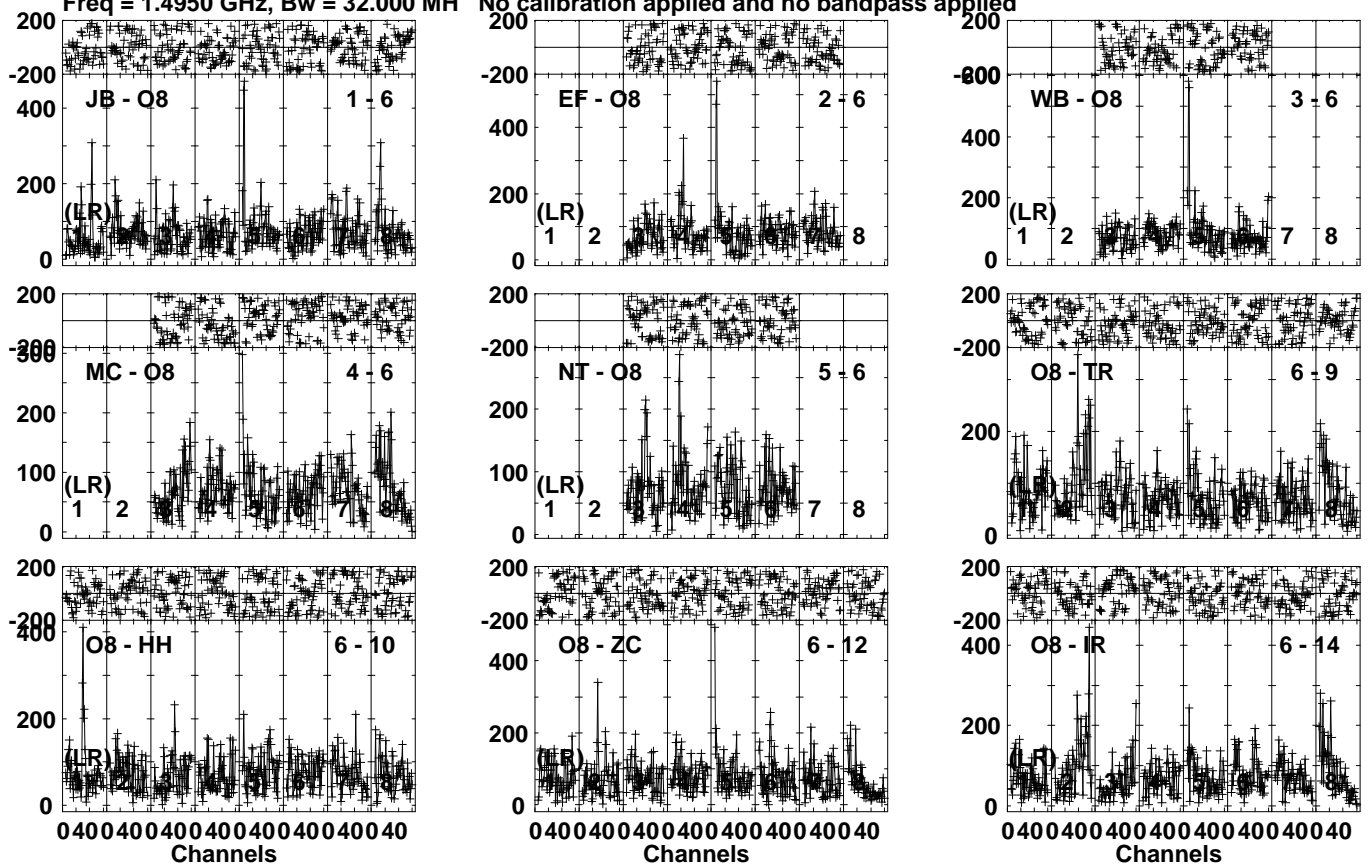
Timerange: 00/16:28:51 to 00/16:31:19

Plot file version 207 created 03-MAR-2022 16:27:35

HD168112 EM131F.UVDATA.1

Freq = 1.4950 GHz, Bw = 32.000 MH

No calibration applied and no bandpass applied

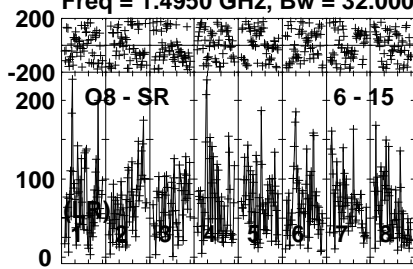


Lower frame: Micro Ampl Jy Top frame: Phas deg
Vector averaged cross-power spectrum Several baselines displayed
Timerange: 00/16:31:21 to 00/16:35:19

Plot file version 208 created 03-MAR-2022 16:27:36

HD168112 EM131F.UVDATA.1

Freq = 1.4950 GHz, Bw = 32.000 MH No calibration applied and no bandpass applied



Lower frame: Micro Ampl Jy Top frame: Phas deg

Vector averaged cross-power spectrum Several baselines displayed

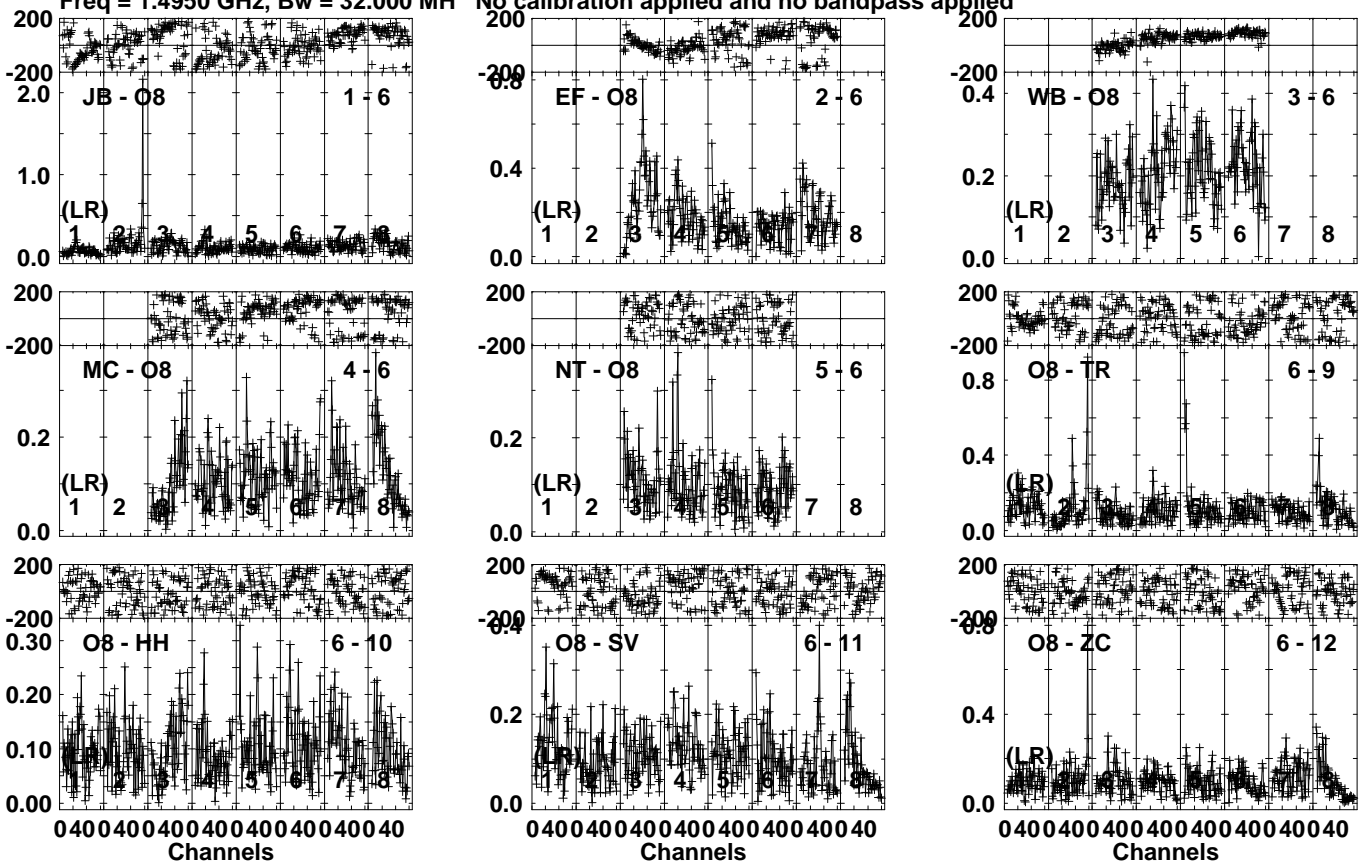
Timerange: 00/16:31:21 to 00/16:35:19

Plot file version 209 created 03-MAR-2022 16:27:36

J1825-0737 EM131F.UVDATA.1

Freq = 1.4950 GHz, Bw = 32.000 MH

No calibration applied and no bandpass applied



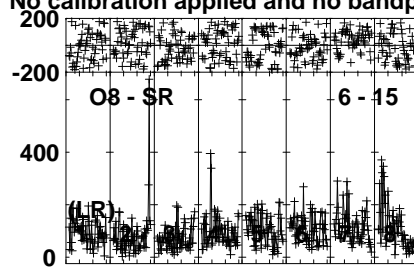
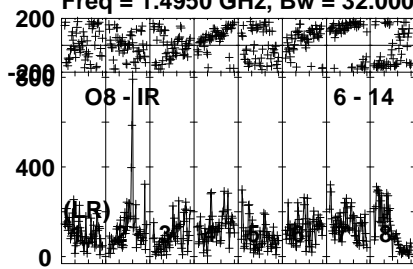
Lower frame: Milli Ampl Jy Top frame: Phas deg
Vector averaged cross-power spectrum Several baselines displayed
Timerange: 00/16:35:21 to 00/16:37:49

Plot file version 210 created 03-MAR-2022 16:27:36

J1825-0737 EM131F.UVDATA.1

Freq = 1.4950 GHz, Bw = 32.000 MH

No calibration applied and no bandpass applied

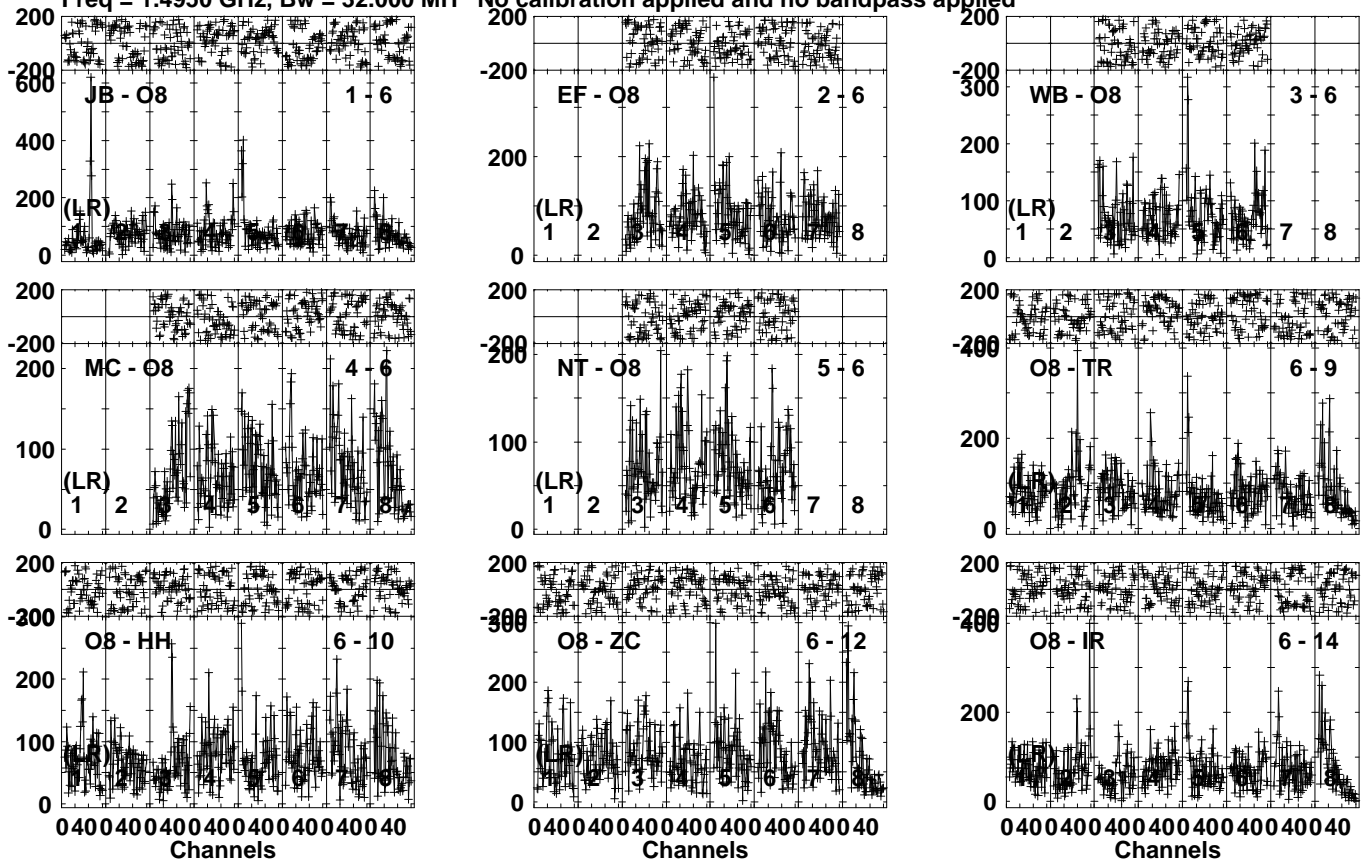


Lower frame: Micro Ampl Jy Top frame: Phas deg
Vector averaged cross-power spectrum Several baselines displayed
Timerange: 00/16:35:21 to 00/16:37:49

Plot file version 211 created 03-MAR-2022 16:27:36

HD167971 EM131F.UVDATA.1

Freq = 1.4950 GHz, Bw = 32.000 MH No calibration applied and no bandpass applied

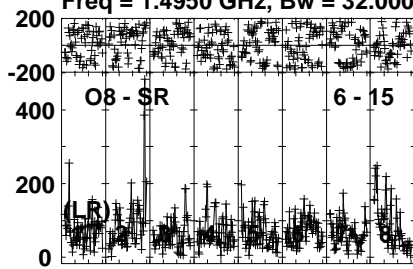


Lower frame: Micro Ampl Jy Top frame: Phas deg
Vector averaged cross-power spectrum Several baselines displayed
Timerange: 00/16:37:51 to 00/16:41:49

Plot file version 212 created 03-MAR-2022 16:27:37

HD167971 EM131F.UVDATA.1

Freq = 1.4950 GHz, Bw = 32.000 MH No calibration applied and no bandpass applied



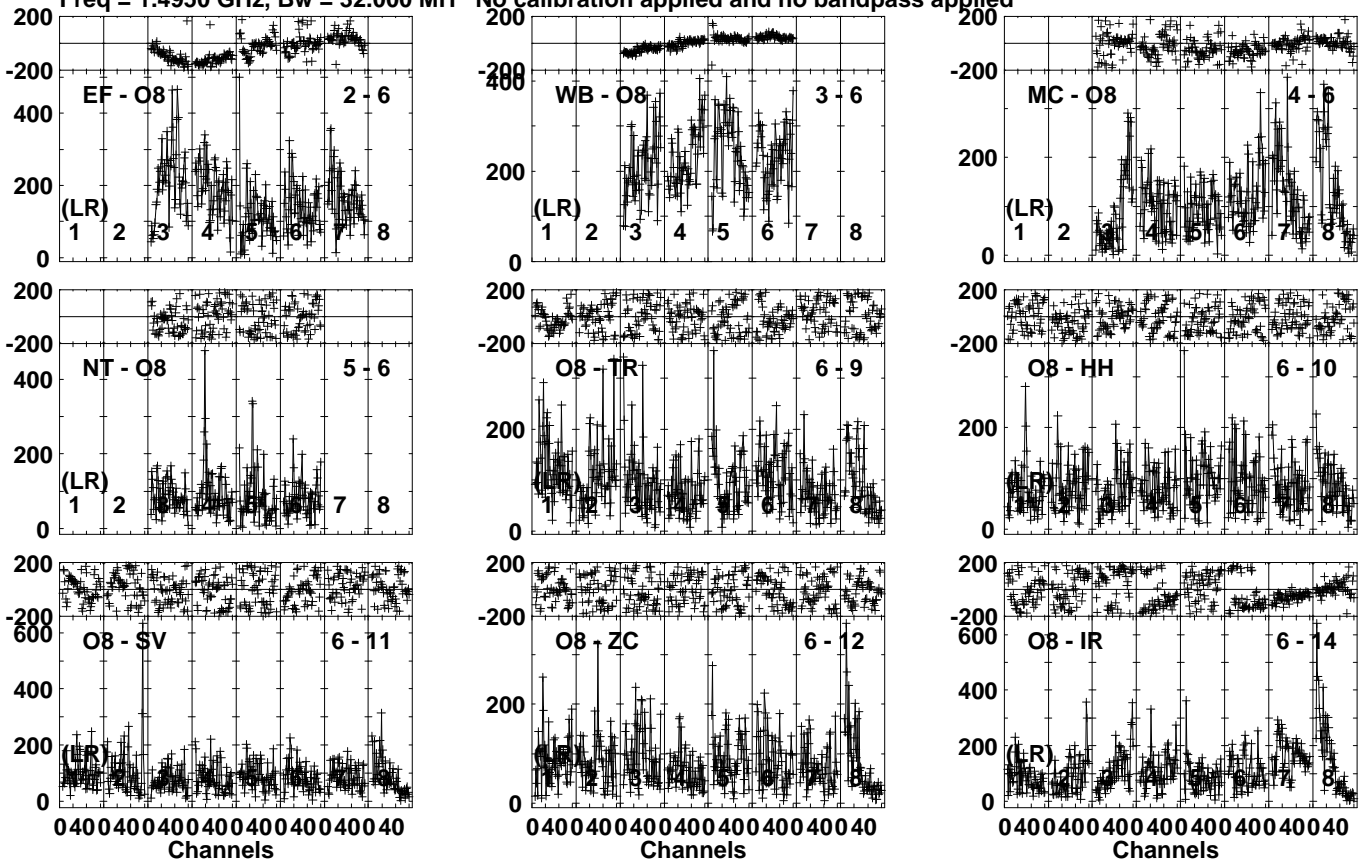
Lower frame: Micro Ampl Jy Top frame: Phas deg
Vector averaged cross-power spectrum Several baselines displayed
Timerange: 00/16:37:51 to 00/16:41:49

Plot file version 213 created 03-MAR-2022 16:27:37

J1825-0737 EM131F.UVDATA.1

Freq = 1.4950 GHz, Bw = 32.000 MH

No calibration applied and no bandpass applied

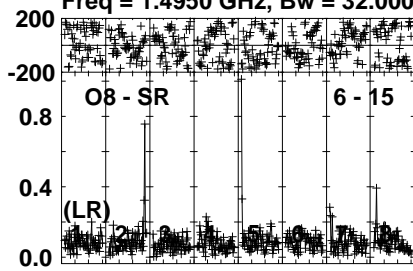


Lower frame: Micro Ampl Jy Top frame: Phas deg
Vector averaged cross-power spectrum Several baselines displayed
Timerange: 00/16:42:31 to 00/16:44:59

Plot file version 214 created 03-MAR-2022 16:27:37

J1825-0737 EM131F.UVDATA.1

Freq = 1.4950 GHz, Bw = 32.000 MH No calibration applied and no bandpass applied



Lower frame: Milli Ampl Jy Top frame: Phas deg

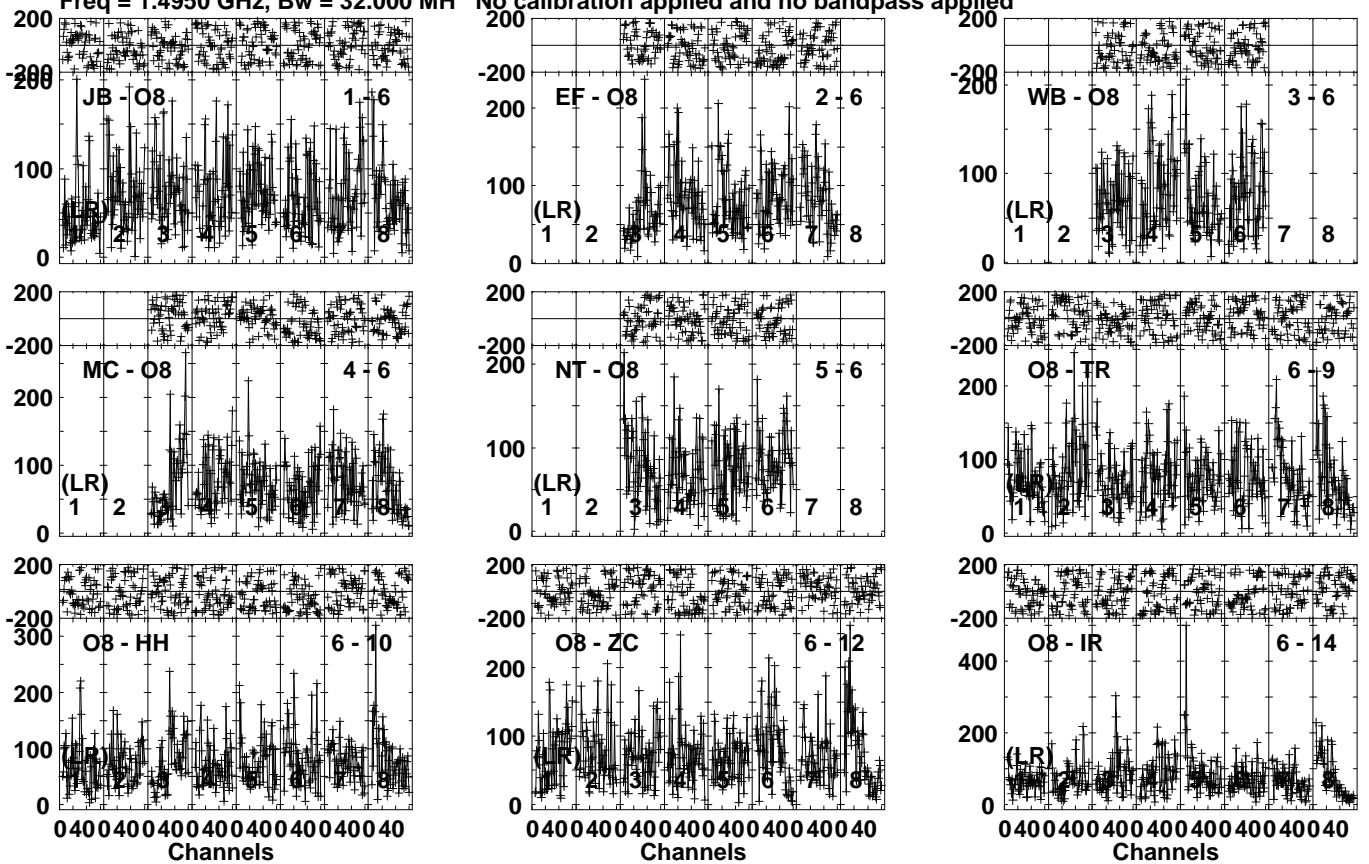
Vector averaged cross-power spectrum Several baselines displayed

Timerange: 00/16:42:31 to 00/16:44:59

Plot file version 215 created 03-MAR-2022 16:27:38

HD168112 EM131F.UVDATA.1

Freq = 1.4950 GHz, Bw = 32.000 MH No calibration applied and no bandpass applied

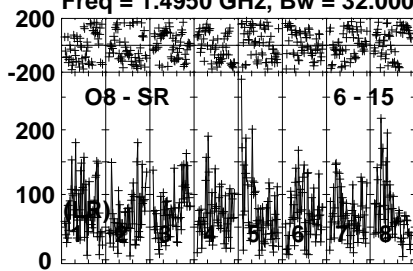


Lower frame: Micro Ampl Jy Top frame: Phas deg
Vector averaged cross-power spectrum Several baselines displayed
Timerange: 00/16:45:01 to 00/16:48:59

Plot file version 216 created 03-MAR-2022 16:27:38

HD168112 EM131F.UVDATA.1

Freq = 1.4950 GHz, Bw = 32.000 MH No calibration applied and no bandpass applied



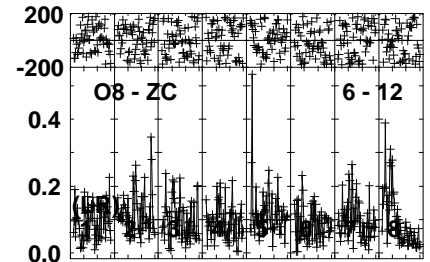
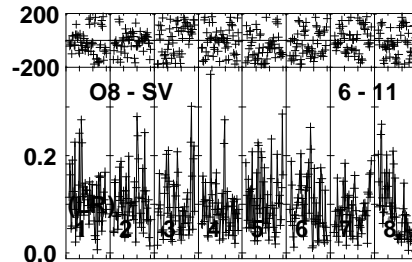
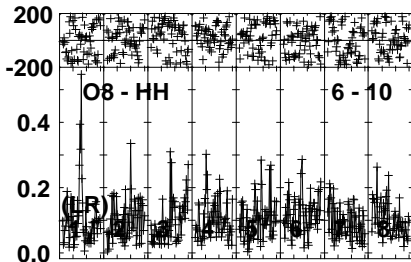
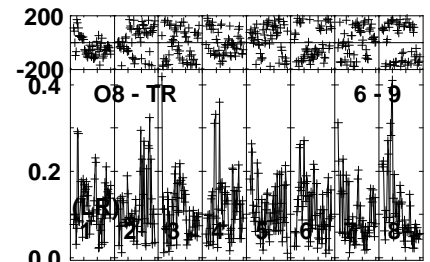
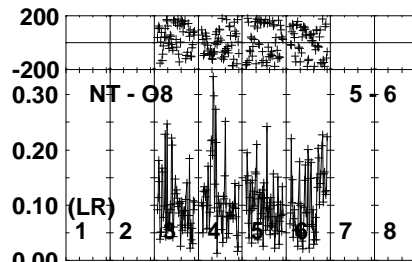
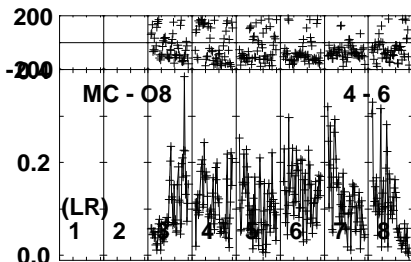
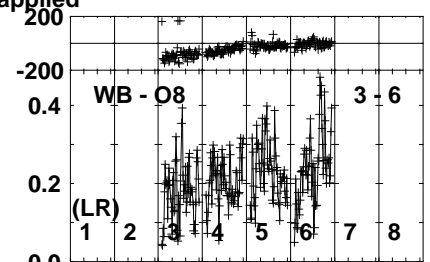
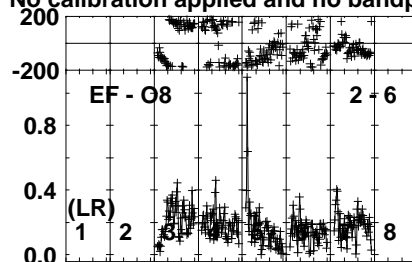
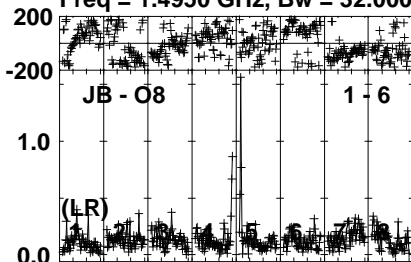
Lower frame: Micro Ampl Jy Top frame: Phas deg
Vector averaged cross-power spectrum Several baselines displayed
Timerange: 00/16:45:01 to 00/16:48:59

Plot file version 217 created 03-MAR-2022 16:27:38

J1825-0737 EM131F.UVDATA.1

Freq = 1.4950 GHz, Bw = 32.000 MH

No calibration applied and no bandpass applied



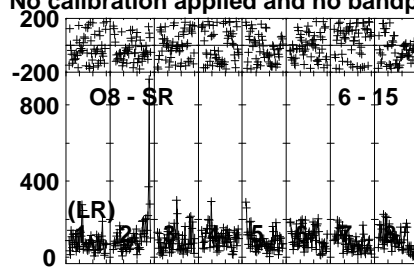
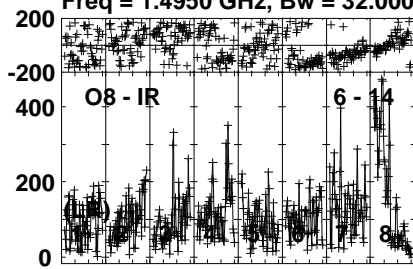
Lower frame: Milli Ampl Jy Top frame: Phas deg
Vector averaged cross-power spectrum Several baselines displayed
Timerange: 00/16:49:01 to 00/16:51:29

Plot file version 218 created 03-MAR-2022 16:27:39

J1825-0737 EM131F.UVDATA.1

Freq = 1.4950 GHz, Bw = 32.000 MH

No calibration applied and no bandpass applied

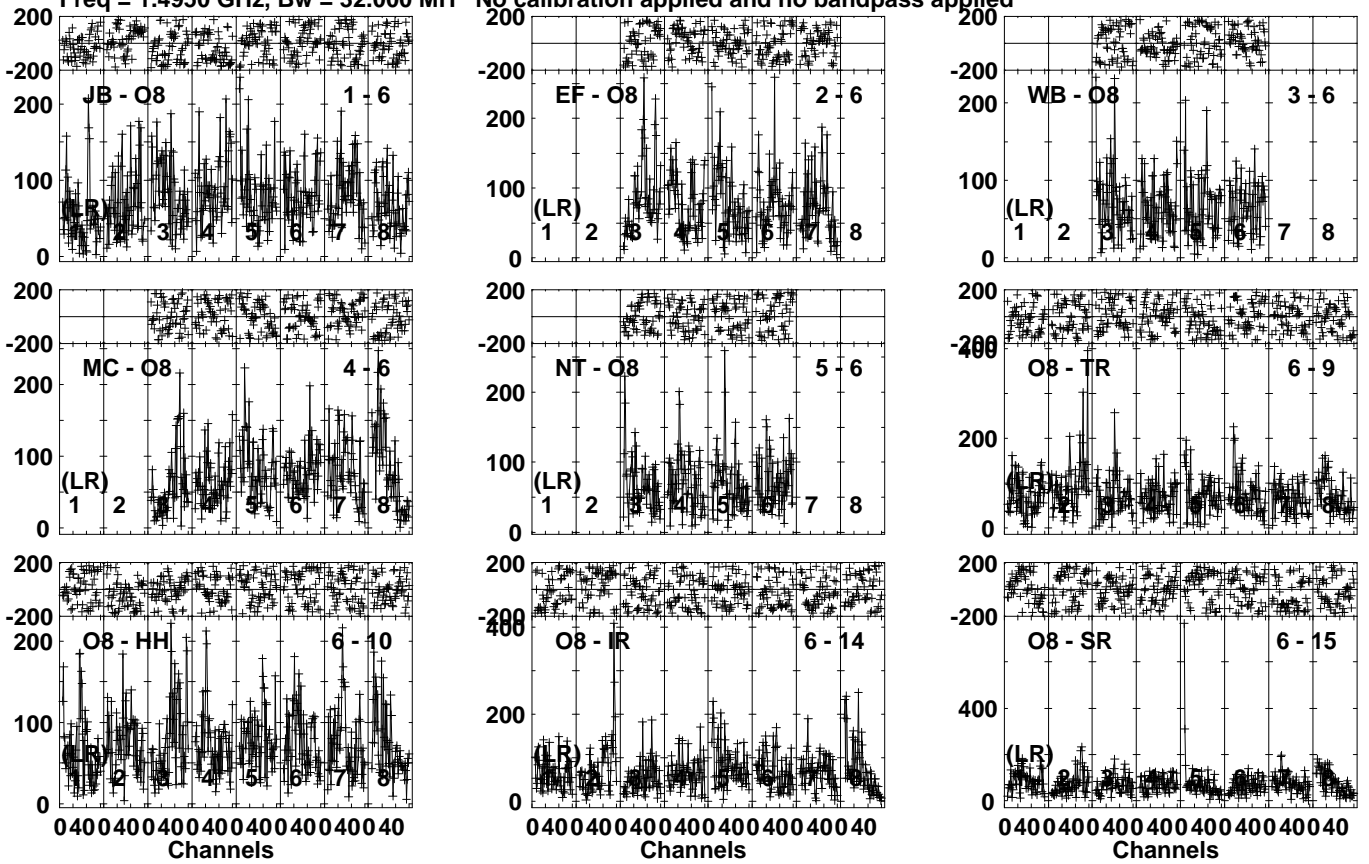


Lower frame: Micro Ampl Jy Top frame: Phas deg
Vector averaged cross-power spectrum Several baselines displayed
Timerange: 00/16:49:01 to 00/16:51:29

Plot file version 219 created 03-MAR-2022 16:27:39

HD167971 EM131F.UVDATA.1

Freq = 1.4950 GHz, Bw = 32.000 MH No calibration applied and no bandpass applied



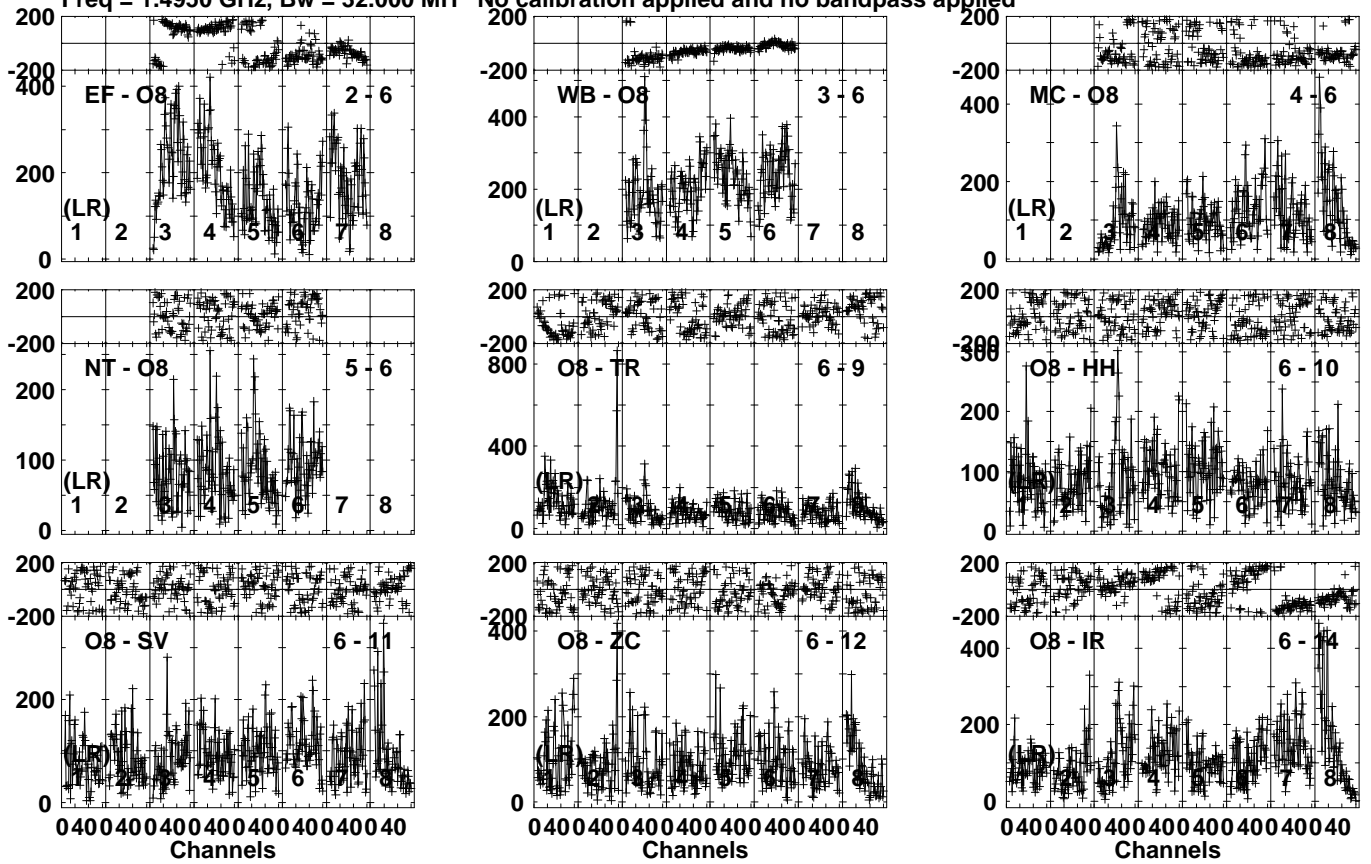
Lower frame: Micro Ampl Jy Top frame: Phas deg
Vector averaged cross-power spectrum Several baselines displayed
Timerange: 00/16:51:31 to 00/16:55:29

Plot file version 220 created 03-MAR-2022 16:27:39

J1825-0737 EM131F.UVDATA.1

Freq = 1.4950 GHz, Bw = 32.000 MH

No calibration applied and no bandpass applied

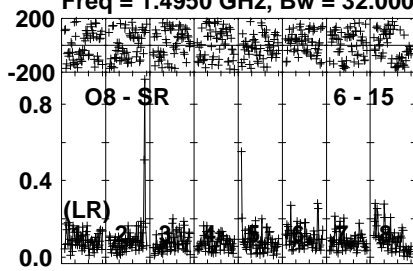


Lower frame: Micro Ampl Jy Top frame: Phas deg
Vector averaged cross-power spectrum Several baselines displayed
Timerange: 00/16:56:11 to 00/16:58:39

Plot file version 221 created 03-MAR-2022 16:27:39

J1825-0737 EM131F.UVDATA.1

Freq = 1.4950 GHz, Bw = 32.000 MH No calibration applied and no bandpass applied



Lower frame: Milli Ampl Jy Top frame: Phas deg

Vector averaged cross-power spectrum Several baselines displayed

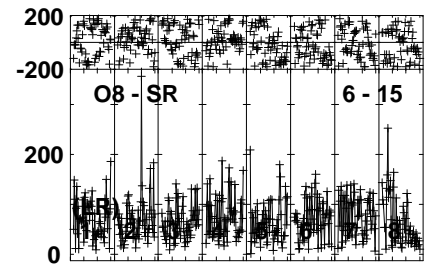
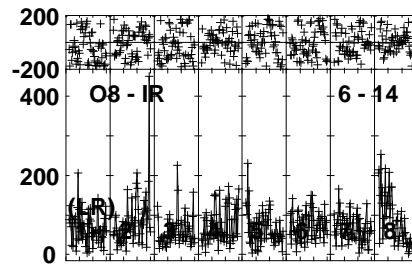
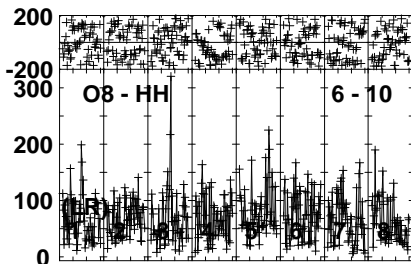
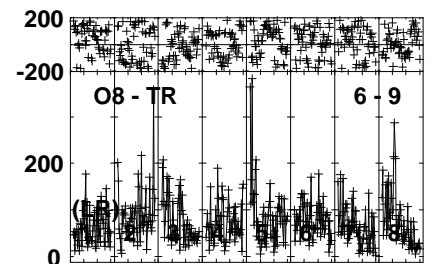
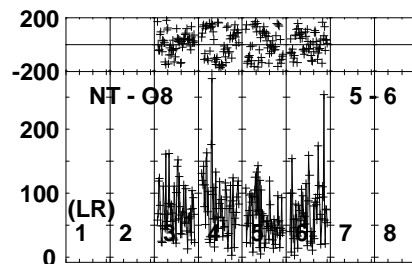
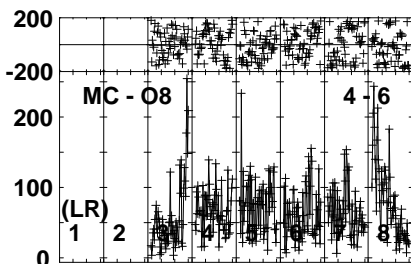
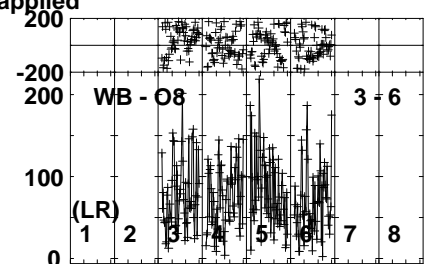
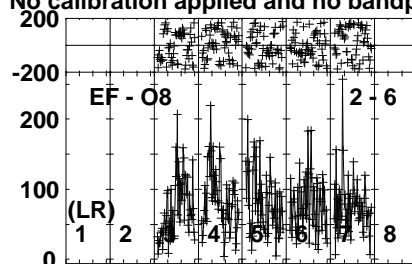
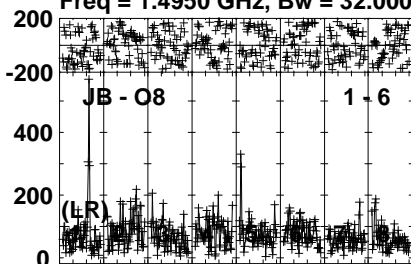
Timerange: 00/16:56:11 to 00/16:58:39

Plot file version 222 created 03-MAR-2022 16:27:40

HD168112 EM131F.UVDATA.1

Freq = 1.4950 GHz, Bw = 32.000 MH

No calibration applied and no bandpass applied



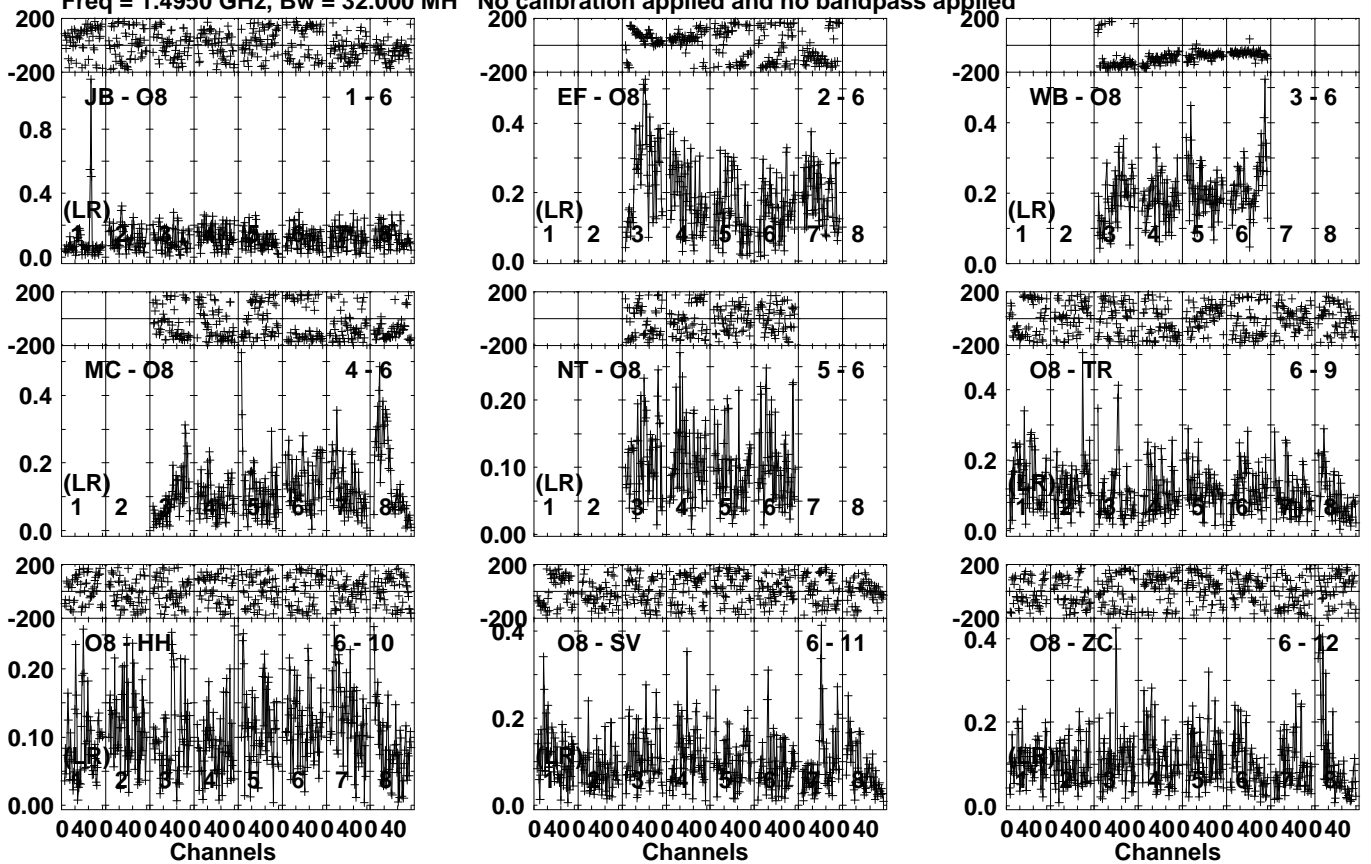
Lower frame: Micro Ampl Jy Top frame: Phas deg
Vector averaged cross-power spectrum Several baselines displayed
Timerange: 00/16:58:41 to 00/17:02:39

Plot file version 223 created 03-MAR-2022 16:27:40

J1825-0737 EM131F.UVDATA.1

Freq = 1.4950 GHz, Bw = 32.000 MH

No calibration applied and no bandpass applied

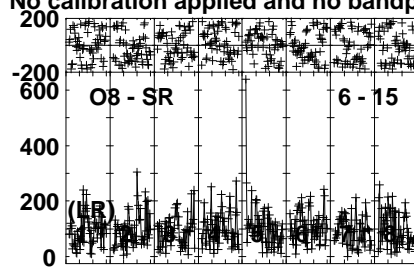
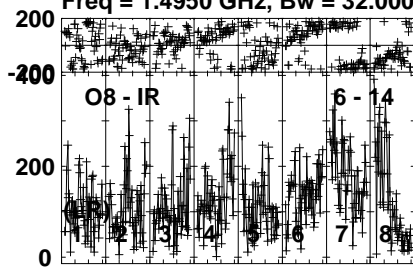


Lower frame: Milli Ampl Jy Top frame: Phas deg
Vector averaged cross-power spectrum Several baselines displayed
Timerange: 00/17:02:41 to 00/17:05:09

Plot file version 224 created 03-MAR-2022 16:27:40

J1825-0737 EM131F.UVDATA.1

Freq = 1.4950 GHz, Bw = 32.000 MH No calibration applied and no bandpass applied

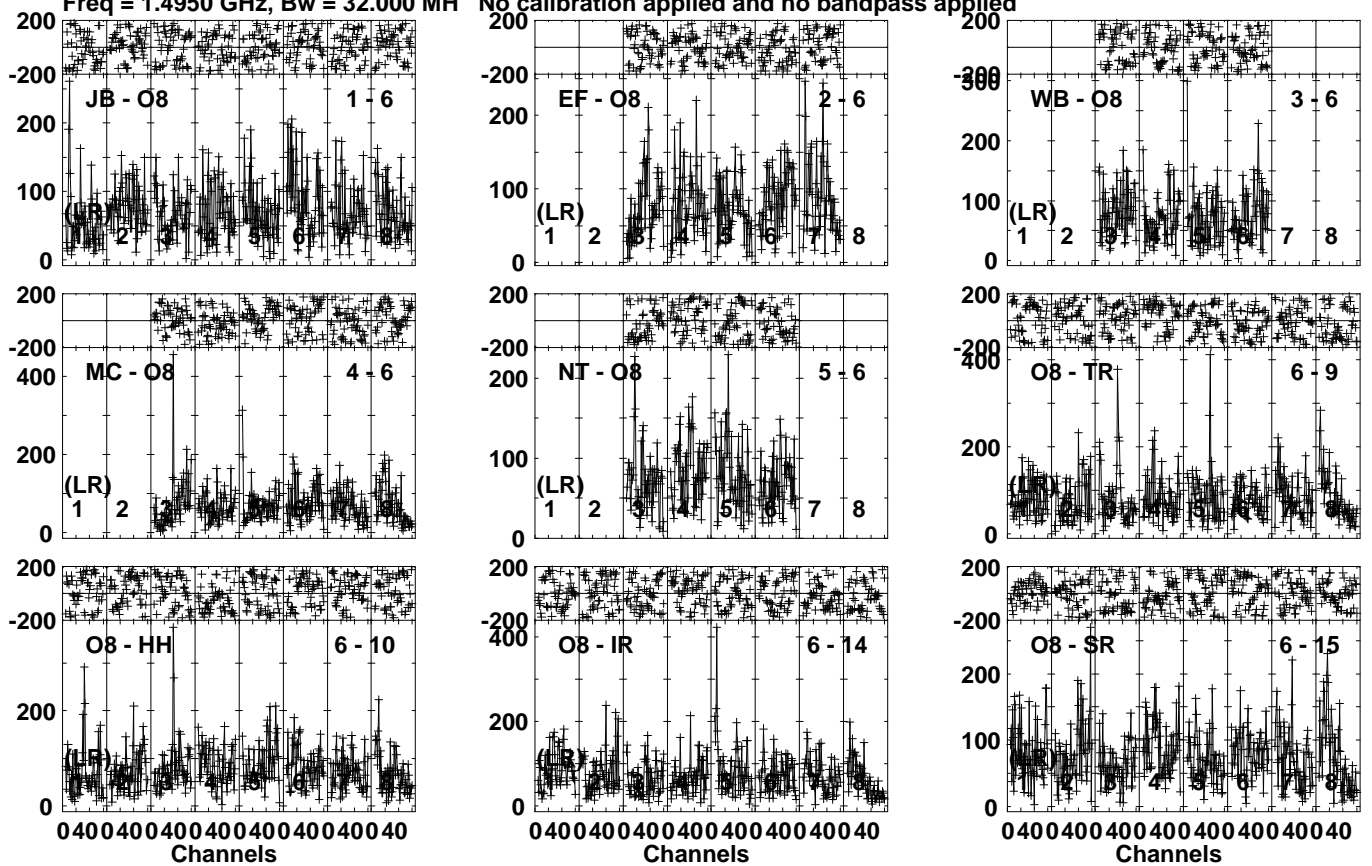


Lower frame: Micro Ampl Jy Top frame: Phas deg
Vector averaged cross-power spectrum Several baselines displayed
Timerange: 00/17:02:41 to 00/17:05:09

Plot file version 225 created 03-MAR-2022 16:27:41

HD167971 EM131F.UVDATA.1

Freq = 1.4950 GHz, Bw = 32.000 MH No calibration applied and no bandpass applied



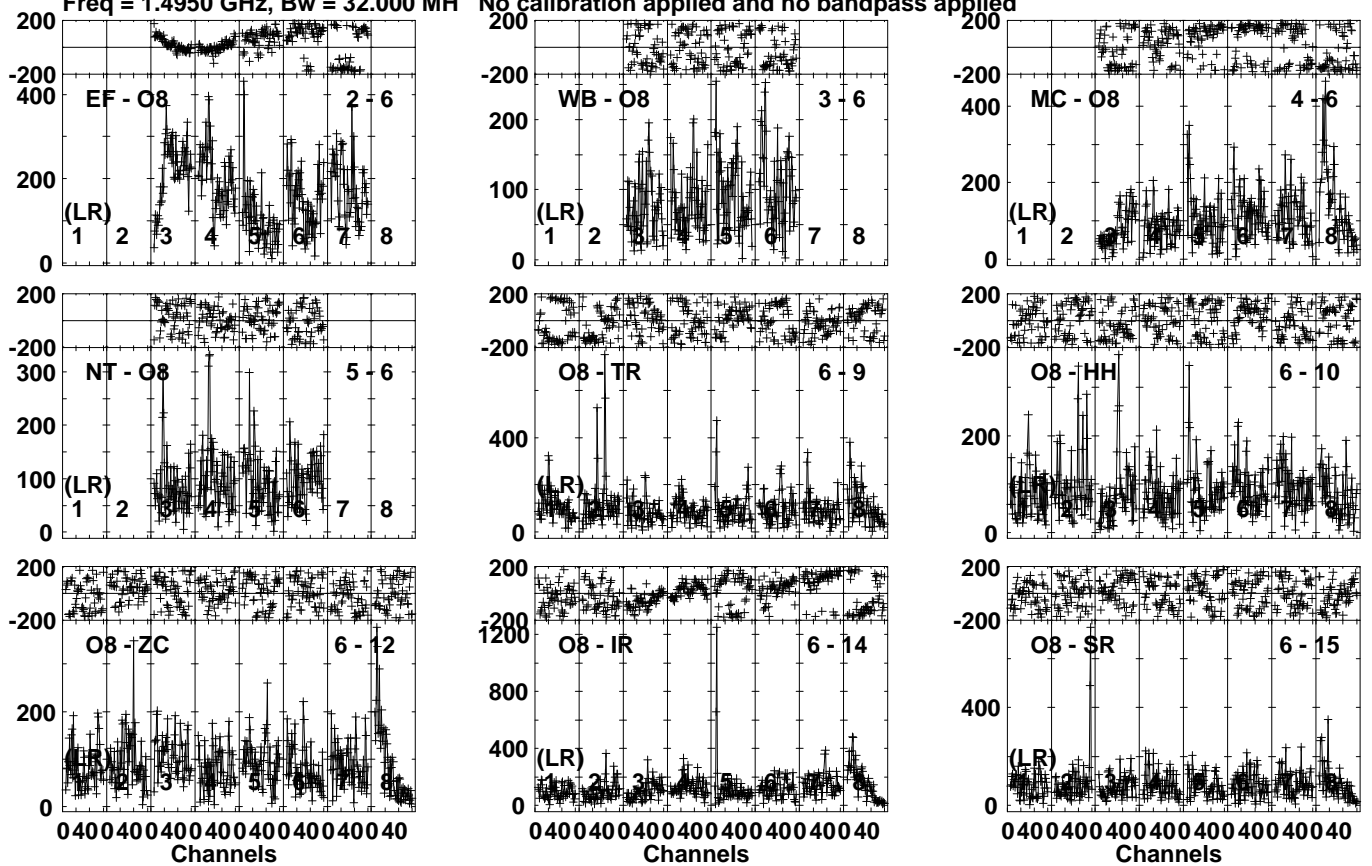
Lower frame: Micro Ampl Jy Top frame: Phas deg
Vector averaged cross-power spectrum Several baselines displayed
Timerange: 00/17:05:11 to 00/17:09:09

Plot file version 226 created 03-MAR-2022 16:27:41

J1825-0737 EM131F.UVDATA.1

Freq = 1.4950 GHz, Bw = 32.000 MH

No calibration applied and no bandpass applied

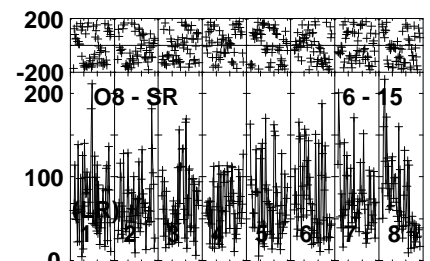
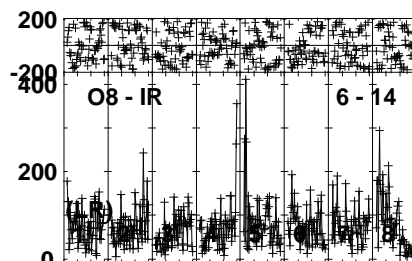
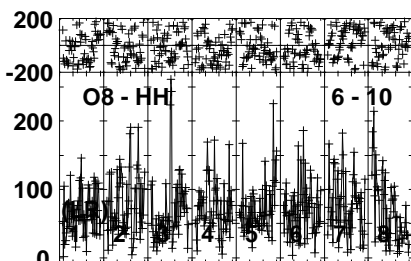
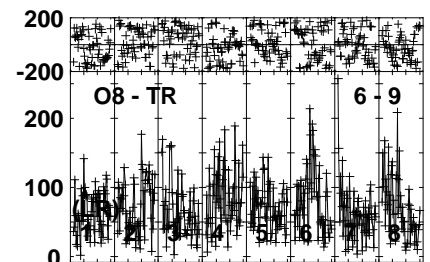
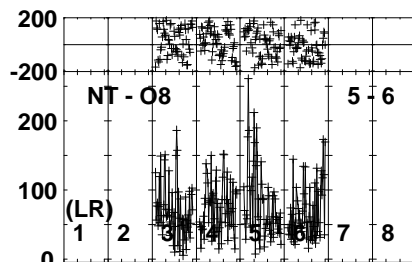
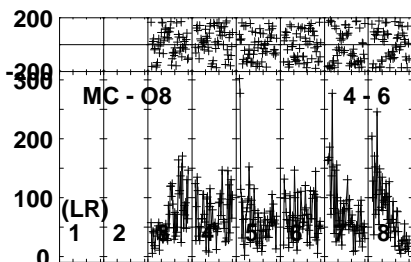
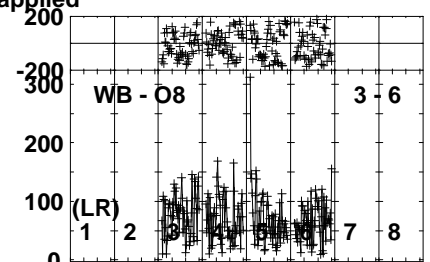
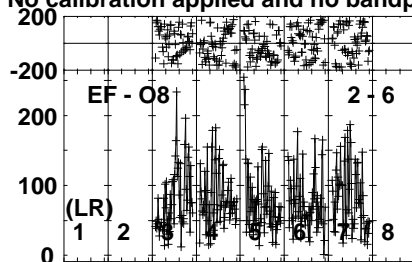
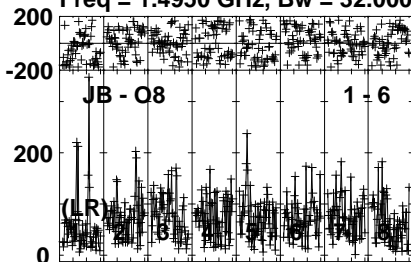


Lower frame: Micro Ampl Jy Top frame: Phas deg
Vector averaged cross-power spectrum Several baselines displayed
Timerange: 00/17:09:51 to 00/17:12:19

Plot file version 227 created 03-MAR-2022 16:27:41

HD168112 EM131F.UVDATA.1

Freq = 1.4950 GHz, Bw = 32.000 MH No calibration applied and no bandpass applied



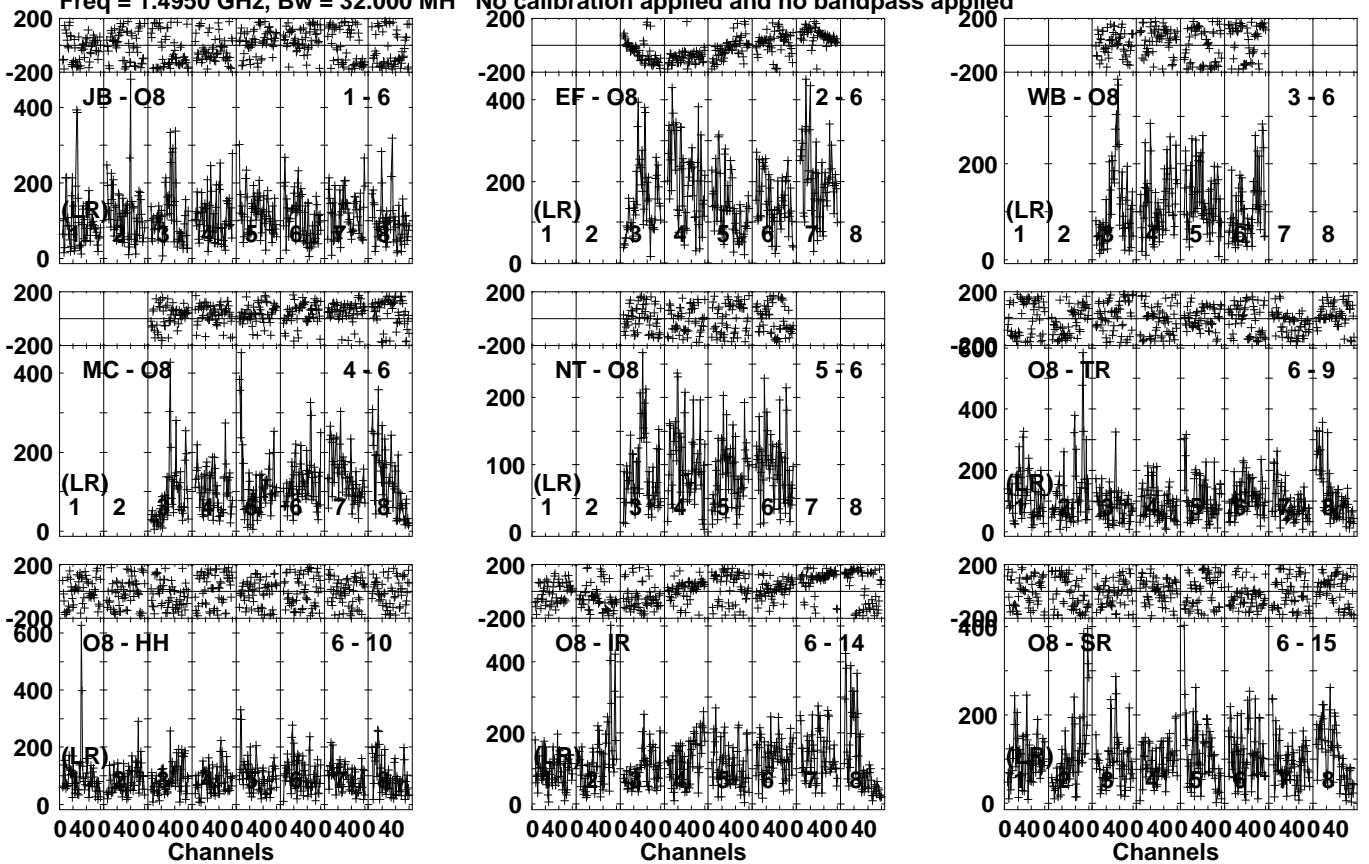
Lower frame: Micro Ampl Jy Top frame: Phas deg
Vector averaged cross-power spectrum Several baselines displayed
Timerange: 00/17:12:21 to 00/17:16:19

Plot file version 228 created 03-MAR-2022 16:27:42

J1825-0737 EM131F.UVDATA.1

Freq = 1.4950 GHz, Bw = 32.000 MH

No calibration applied and no bandpass applied

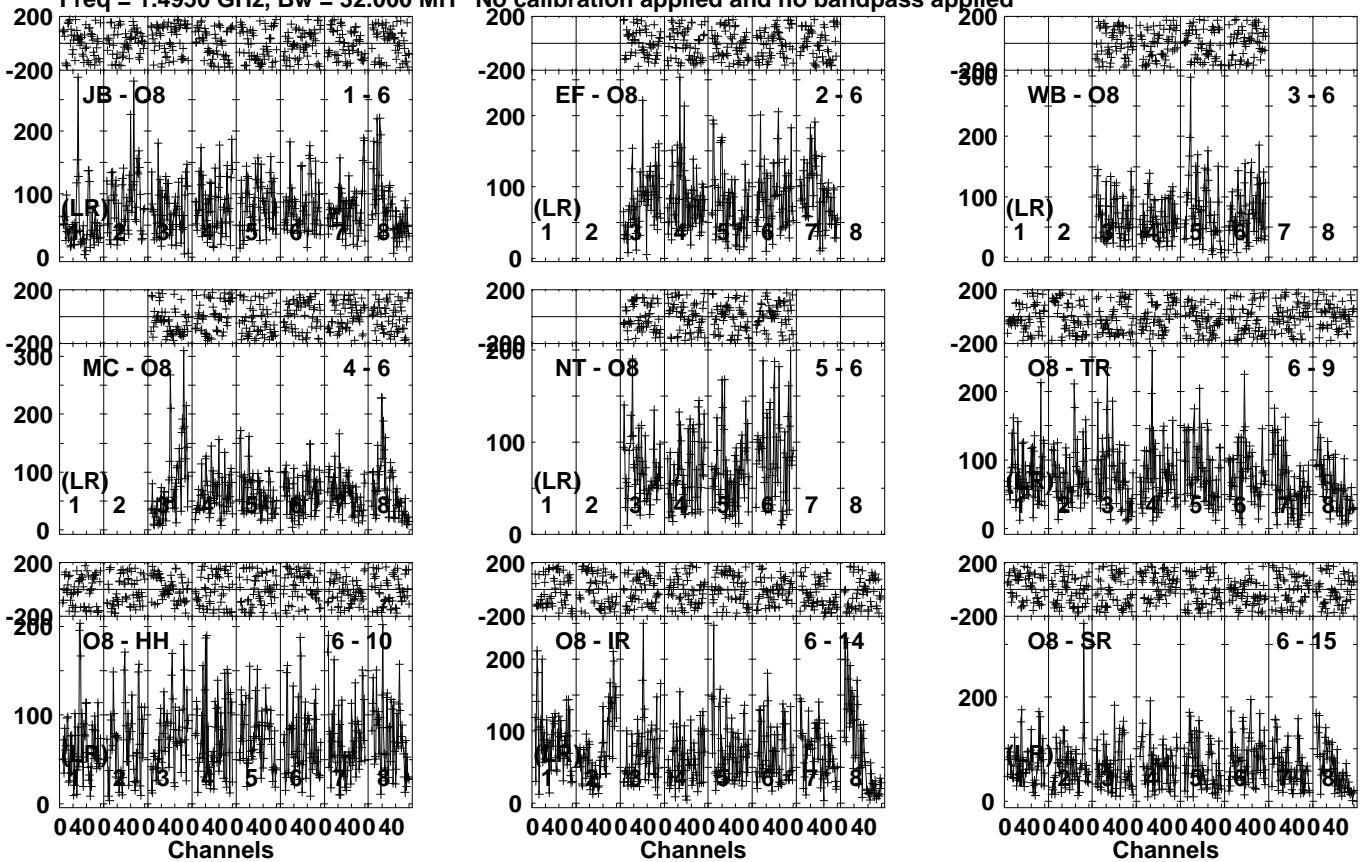


Lower frame: Micro Ampl Jy Top frame: Phas deg
Vector averaged cross-power spectrum Several baselines displayed
Timerange: 00/17:16:21 to 00/17:18:49

Plot file version 229 created 03-MAR-2022 16:27:42

HD167971 EM131F.UVDATA.1

Freq = 1.4950 GHz, Bw = 32.000 MH No calibration applied and no bandpass applied



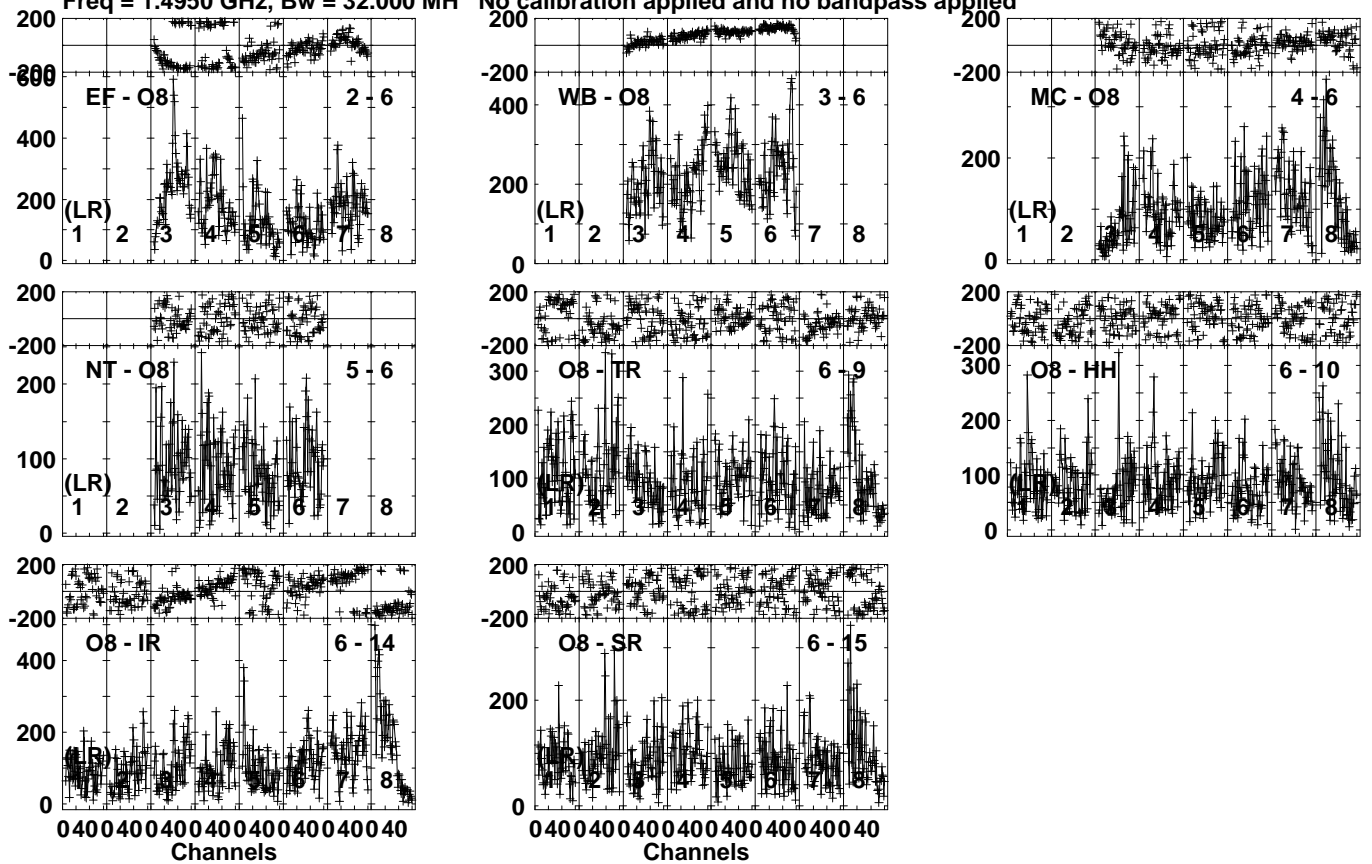
Lower frame: Micro Ampl Jy Top frame: Phas deg
Vector averaged cross-power spectrum Several baselines displayed
Timerange: 00/17:18:51 to 00/17:22:49

Plot file version 230 created 03-MAR-2022 16:27:43

J1825-0737 EM131F.UVDATA.1

Freq = 1.4950 GHz, Bw = 32.000 MH

No calibration applied and no bandpass applied

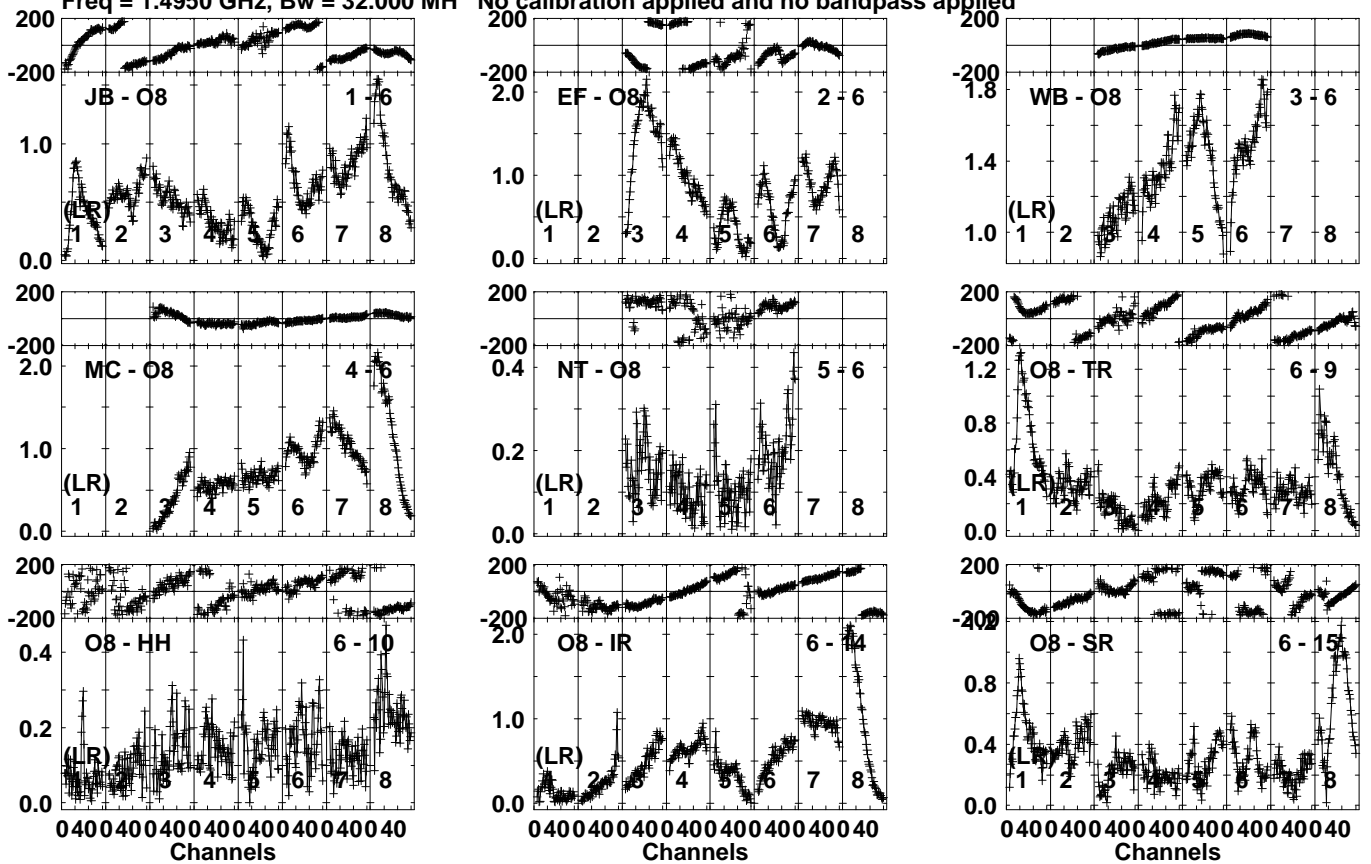


Lower frame: Micro Ampl Jy Top frame: Phas deg
Vector averaged cross-power spectrum Several baselines displayed
Timerange: 00/17:23:31 to 00/17:25:59

Plot file version 231 created 03-MAR-2022 16:27:43

J1743-0350 EM131F.UVDATA.1

Freq = 1.4950 GHz, Bw = 32.000 MH No calibration applied and no bandpass applied



Lower frame: Milli Ampl Jy Top frame: Phas deg
Vector averaged cross-power spectrum Several baselines displayed
Timerange: 00/17:26:01 to 00/17:29:59