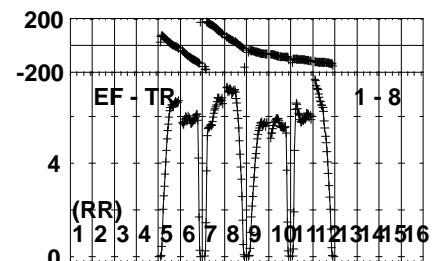
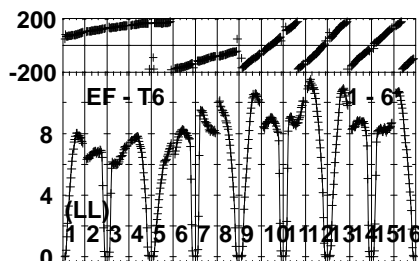
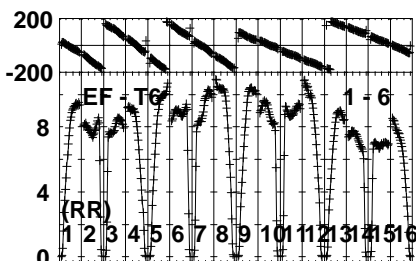
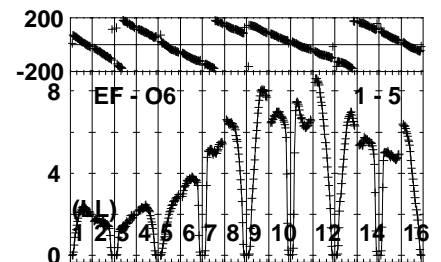
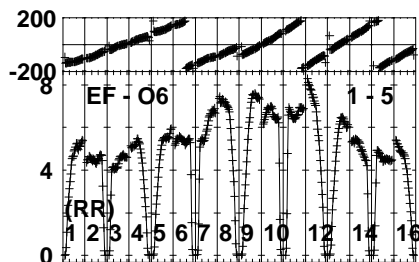
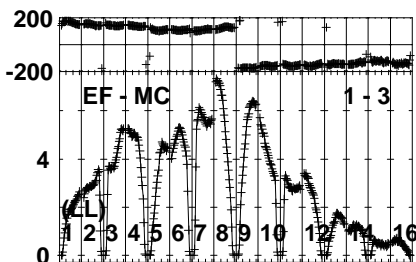
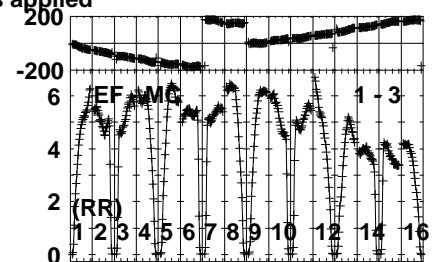
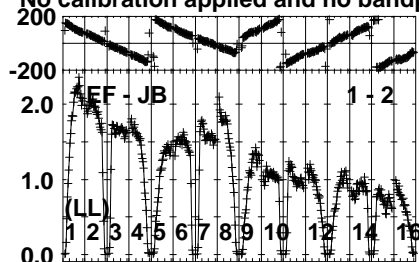
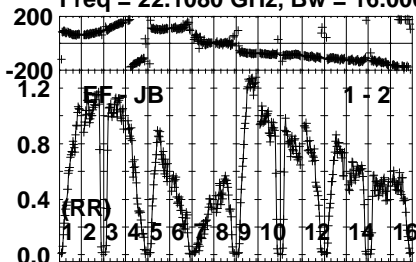


Plot file version 1 created 04-APR-2022 10:36:10

J0102+5824 EM132A.UVDATA.1

Freq = 22.1080 GHz, Bw = 16.000 MH

No calibration applied and no bandpass applied



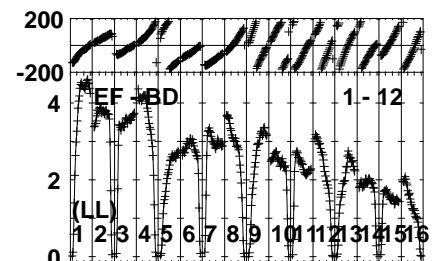
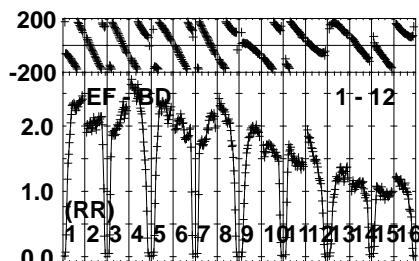
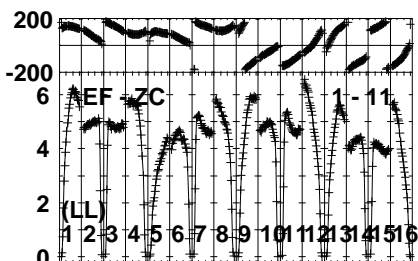
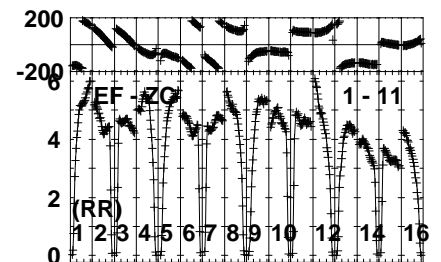
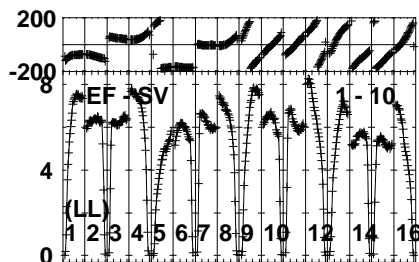
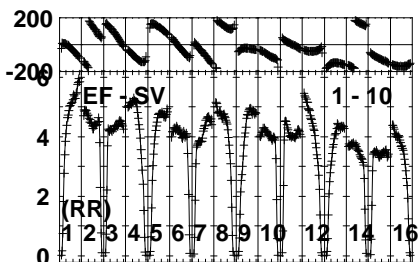
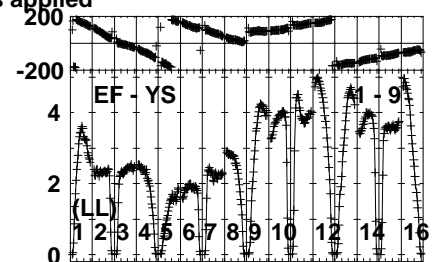
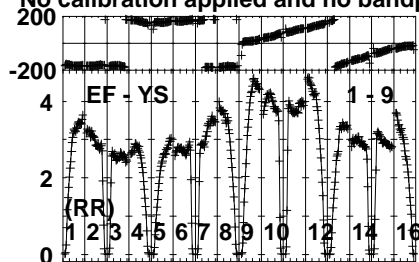
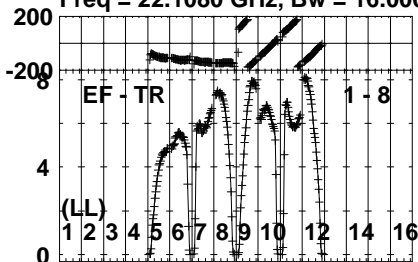
Lower frame: Milli Ampl Jy Top frame: Phas deg
Vector averaged cross-power spectrum Several baselines displayed
Timerange: 00/05:30:01 to 00/05:34:59

Plot file version 2 created 04-APR-2022 10:36:10

J0102+5824 EM132A.UVDATA.1

Freq = 22.1080 GHz, Bw = 16.000 MH

No calibration applied and no bandpass applied



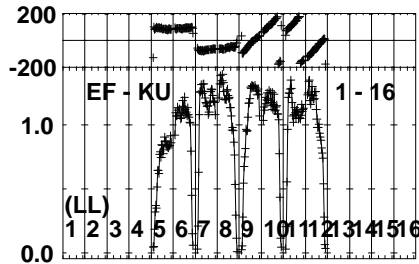
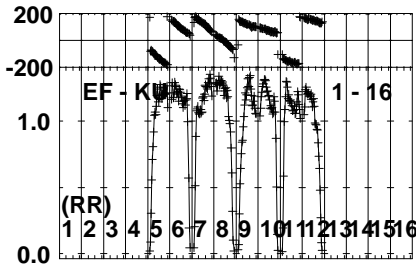
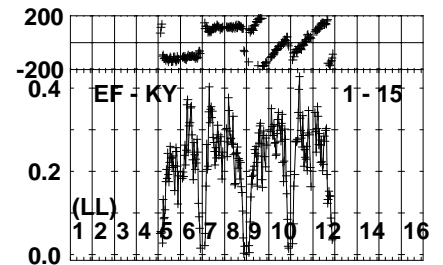
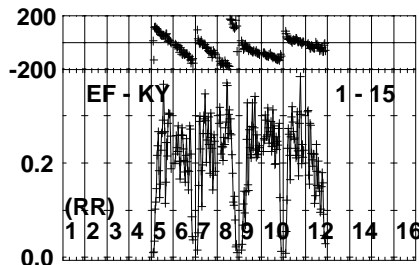
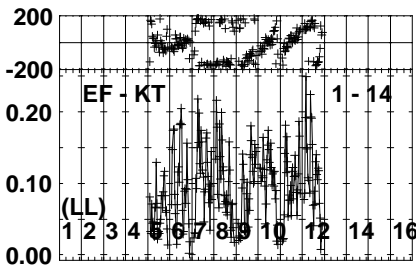
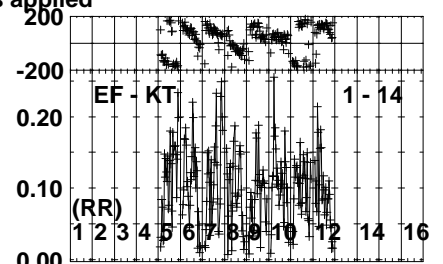
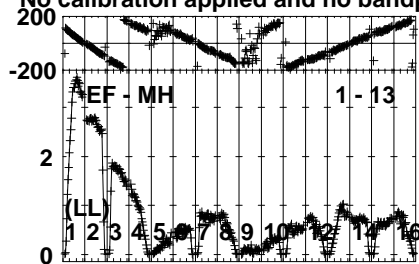
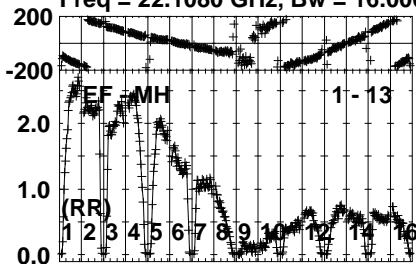
Lower frame: Milli Ampl Jy Top frame: Phas deg
Vector averaged cross-power spectrum Several baselines displayed
Timerange: 00/05:30:01 to 00/05:34:59

Plot file version 3 created 04-APR-2022 10:36:10

J0102+5824 EM132A.UVDATA.1

Freq = 22.1080 GHz, Bw = 16.000 MH

No calibration applied and no bandpass applied



0 0 0 0 0 0 0 0 0 0 0 0 0 0 0 0
Channels

0 0 0 0 0 0 0 0 0 0 0 0 0 0 0 0
Channels

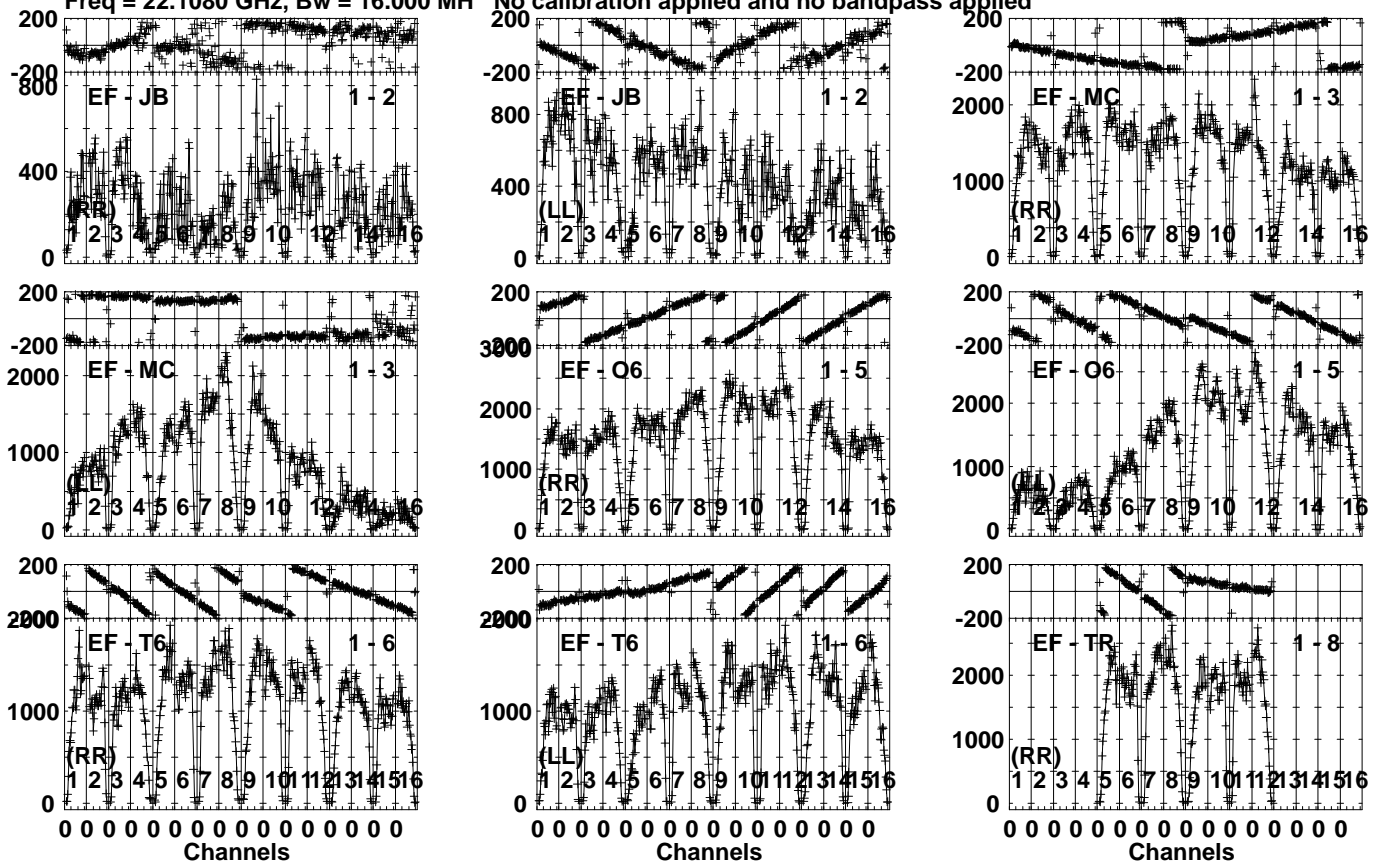
Lower frame: Milli Ampl Jy Top frame: Phas deg
Vector averaged cross-power spectrum Several baselines displayed
Timerange: 00/05:30:01 to 00/05:34:59

Plot file version 4 created 04-APR-2022 10:36:11

J0244+6228 EM132A.UVDATA.1

Freq = 22.1080 GHz, Bw = 16.000 MH

No calibration applied and no bandpass applied



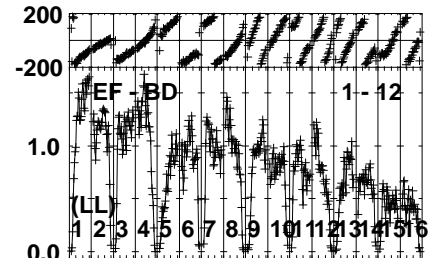
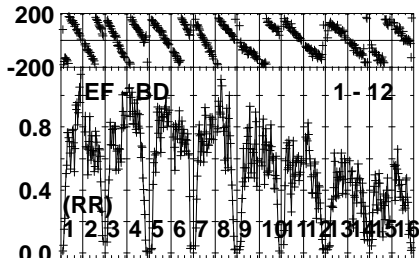
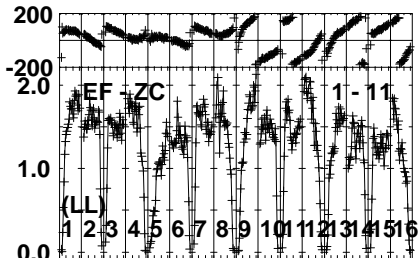
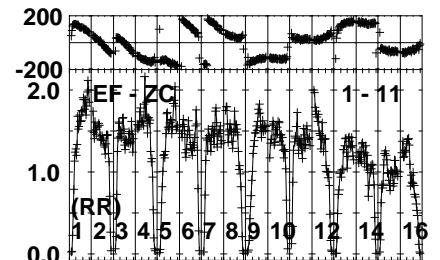
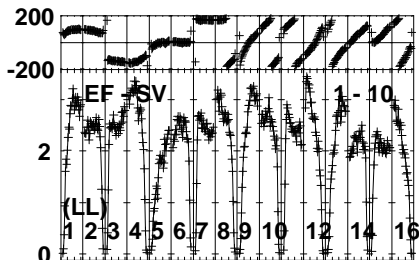
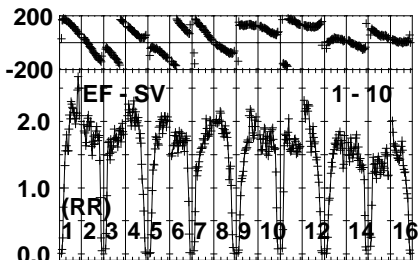
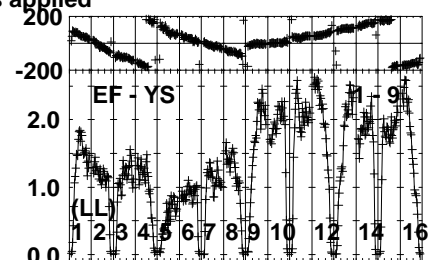
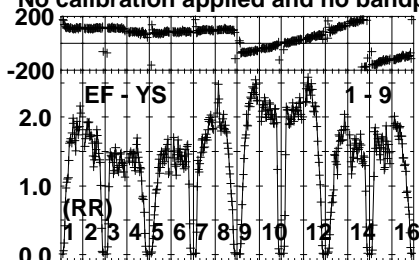
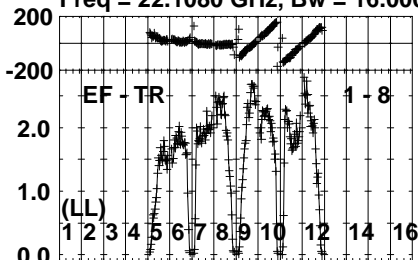
Lower frame: Micro Ampl Jy Top frame: Phas deg
Vector averaged cross-power spectrum Several baselines displayed
Timerange: 00/05:36:21 to 00/05:37:19

Plot file version 5 created 04-APR-2022 10:36:11

J0244+6228 EM132A.UVDATA.1

Freq = 22.1080 GHz, Bw = 16.000 MH

No calibration applied and no bandpass applied



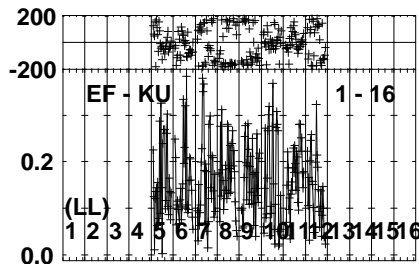
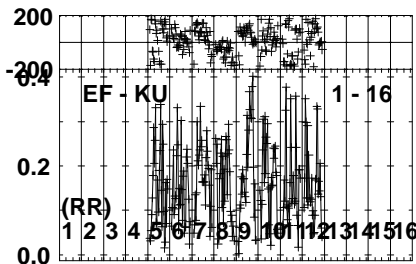
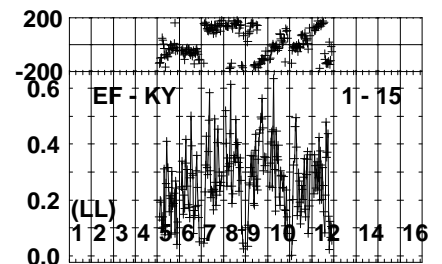
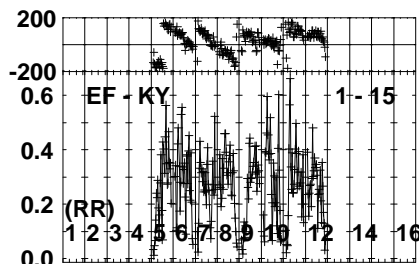
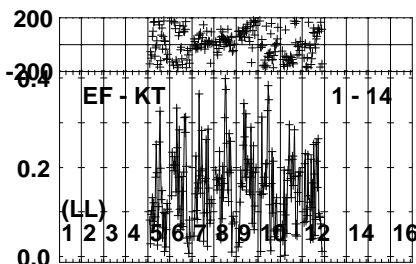
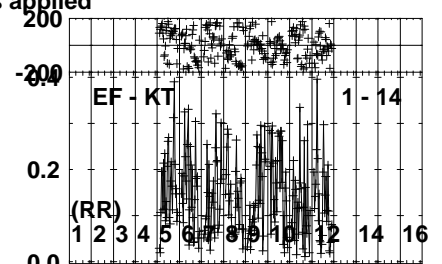
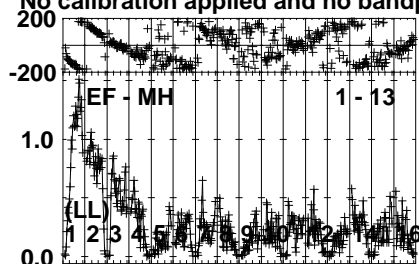
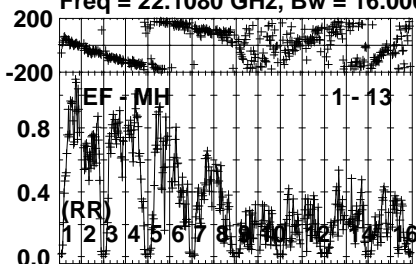
Lower frame: Milli Ampl Jy Top frame: Phas deg
Vector averaged cross-power spectrum Several baselines displayed
Timerange: 00/05:36:21 to 00/05:37:19

Plot file version 6 created 04-APR-2022 10:36:11

J0244+6228 EM132A.UVDATA.1

Freq = 22.1080 GHz, Bw = 16.000 MH

No calibration applied and no bandpass applied



0 0 0 0 0 0 0 0 0 0 0 0 0 0 0 0
Channels

0 0 0 0 0 0 0 0 0 0 0 0 0 0 0 0
Channels

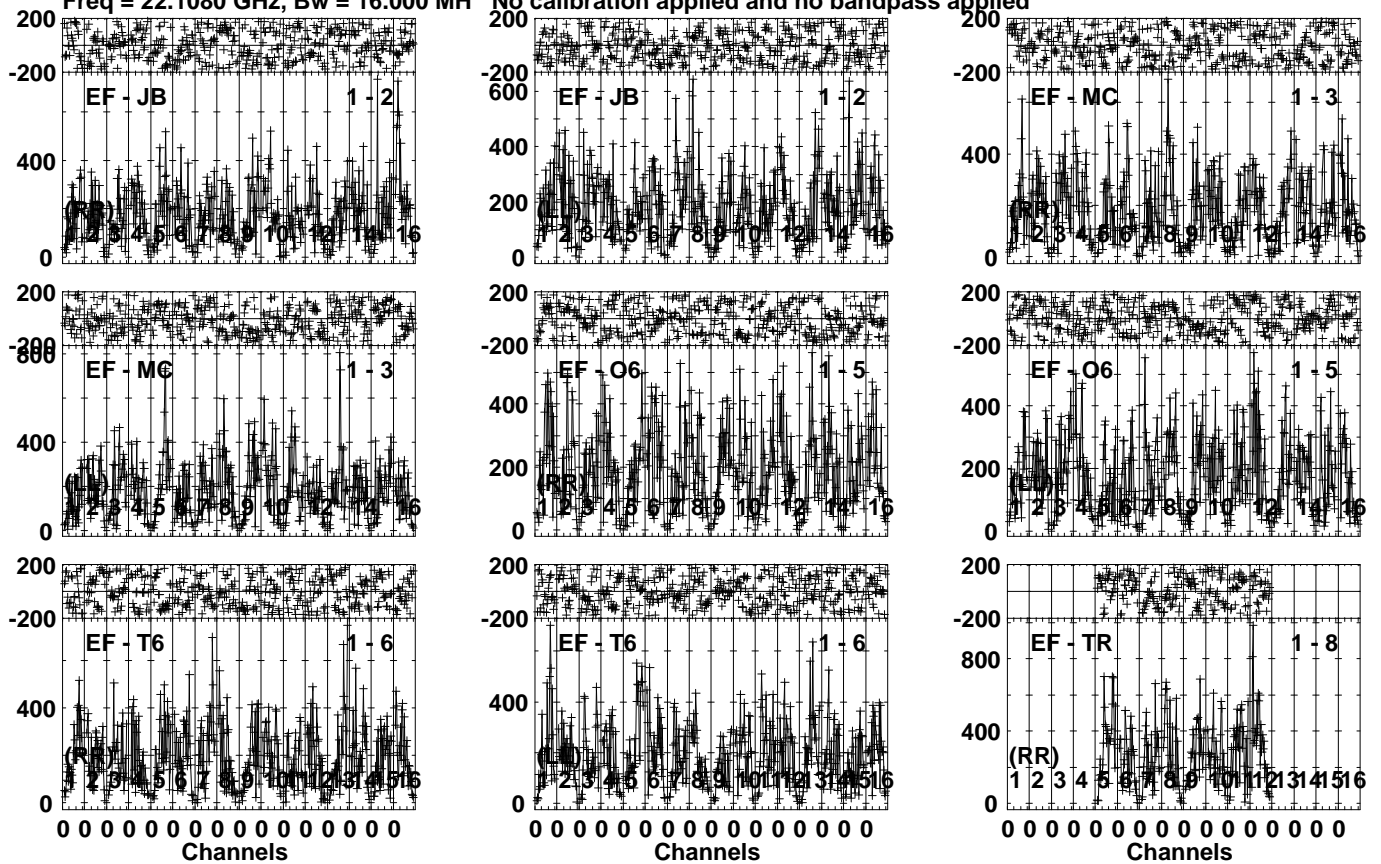
Lower frame: Milli Ampl Jy Top frame: Phas deg
Vector averaged cross-power spectrum Several baselines displayed
Timerange: 00/05:36:21 to 00/05:37:19

Plot file version 7 created 04-APR-2022 10:36:11

LSI61303 EM132A.UVDATA.1

Freq = 22.1080 GHz, Bw = 16.000 MH

No calibration applied and no bandpass applied



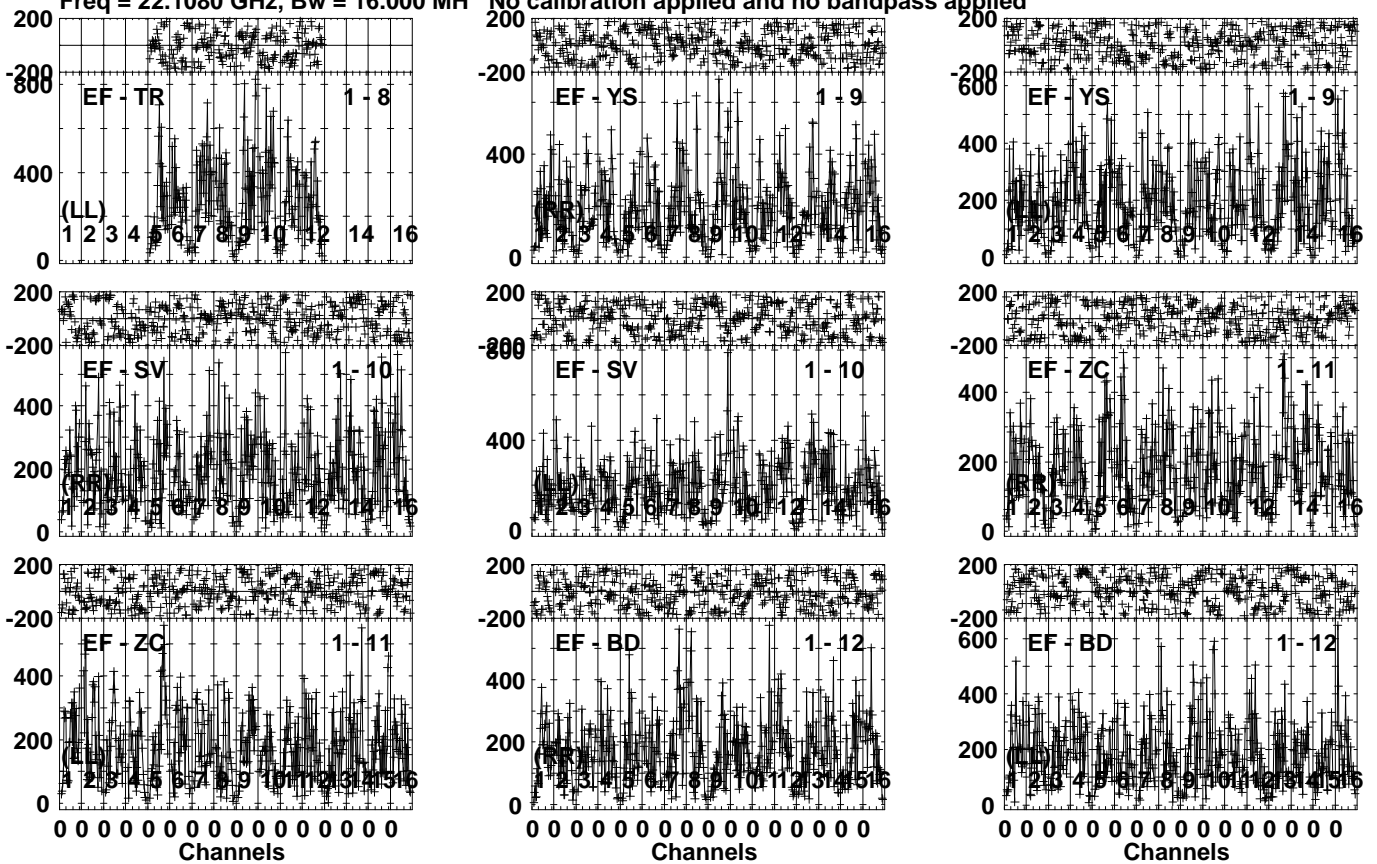
Lower frame: Micro Ampl Jy Top frame: Phas deg
Vector averaged cross-power spectrum Several baselines displayed
Timerange: 00/05:37:21 to 00/05:38:29

Plot file version 8 created 04-APR-2022 10:36:11

LSI61303 EM132A.UVDATA.1

Freq = 22.1080 GHz, Bw = 16.000 MH

No calibration applied and no bandpass applied



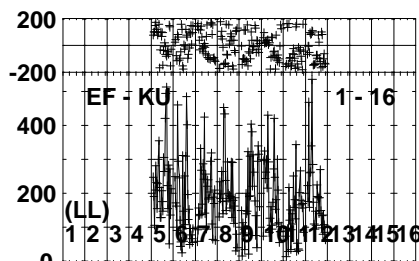
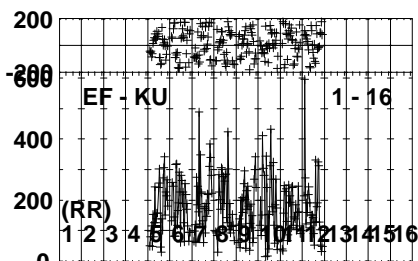
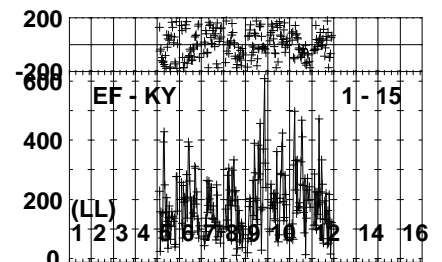
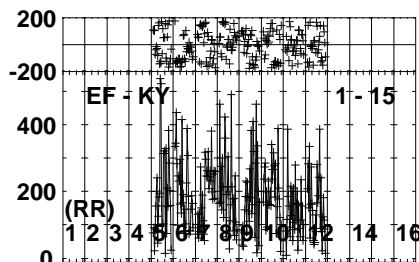
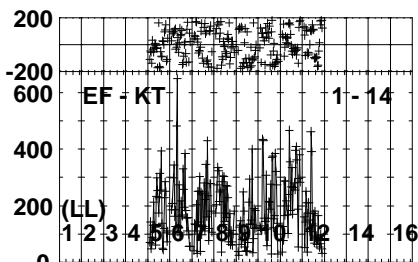
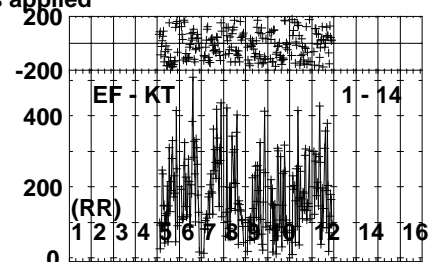
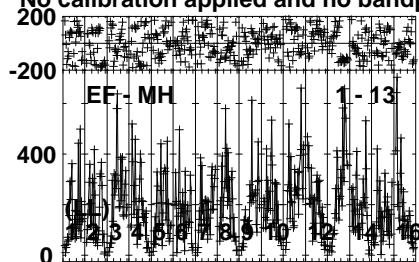
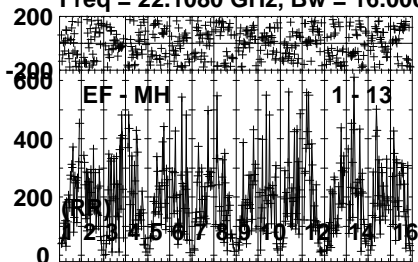
Lower frame: Micro Ampl Jy Top frame: Phas deg
Vector averaged cross-power spectrum Several baselines displayed
Timerange: 00/05:37:21 to 00/05:38:29

Plot file version 9 created 04-APR-2022 10:36:11

LSI61303 EM132A.UVDATA.1

Freq = 22.1080 GHz, Bw = 16.000 MH

No calibration applied and no bandpass applied



0 0 0 0 0 0 0 0 0 0 0 0 0 0 0 0

Channels Lower frame: Micro Ampl Jy Top frame: Phas deg

Vector averaged cross-power spectrum Several baselines displayed

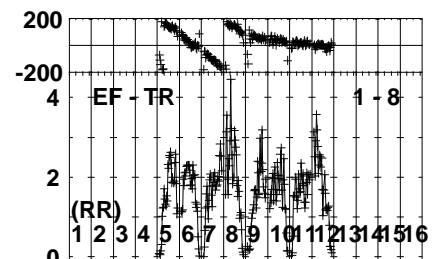
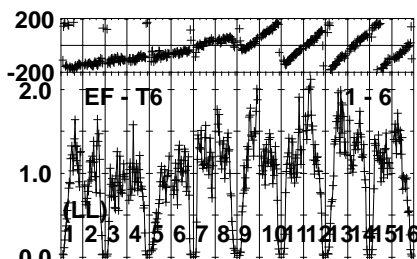
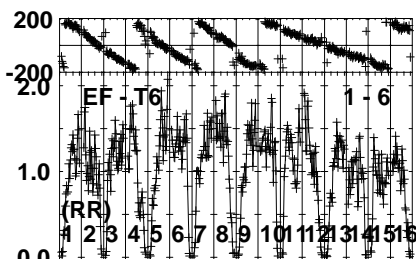
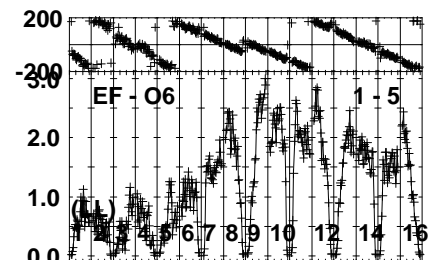
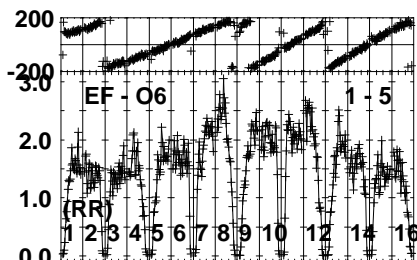
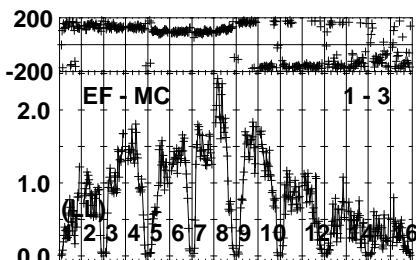
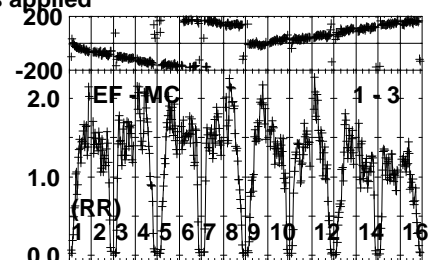
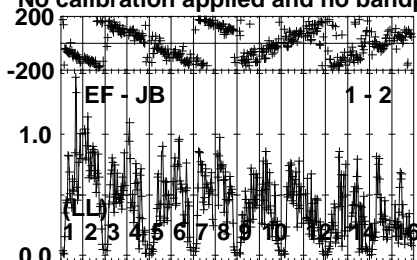
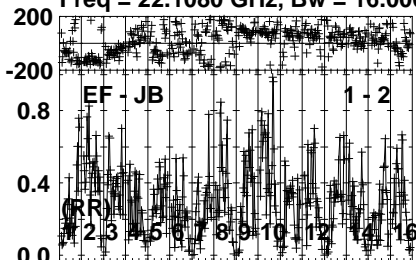
Timerange: 00/05:37:21 to 00/05:38:29

Plot file version 10 created 04-APR-2022 10:36:11

J0244+6228 EM132A.UVDATA.1

Freq = 22.1080 GHz, Bw = 16.000 MH

No calibration applied and no bandpass applied



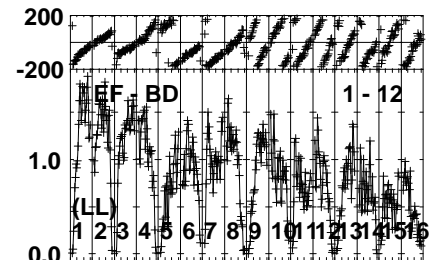
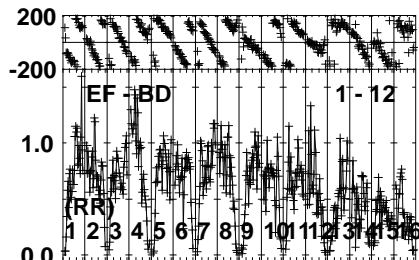
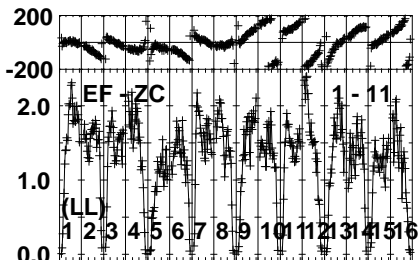
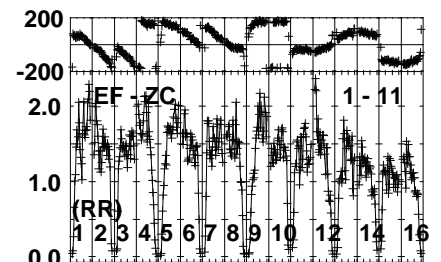
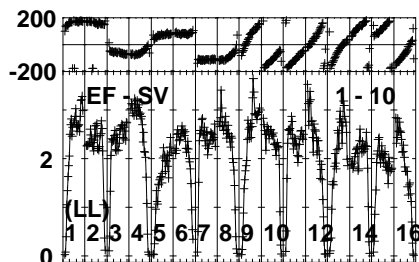
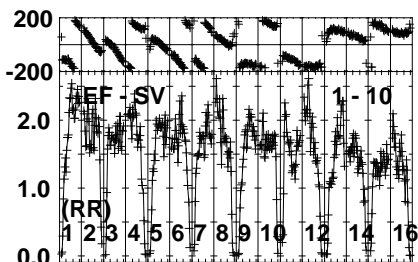
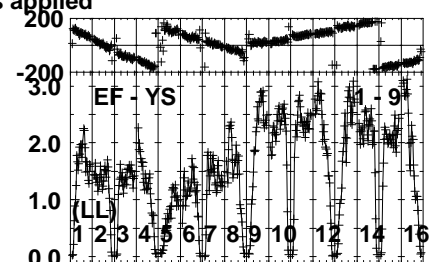
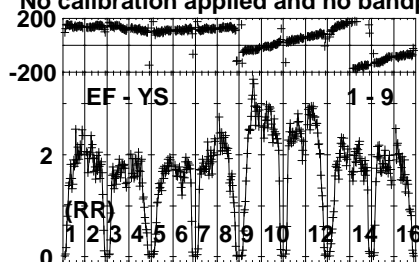
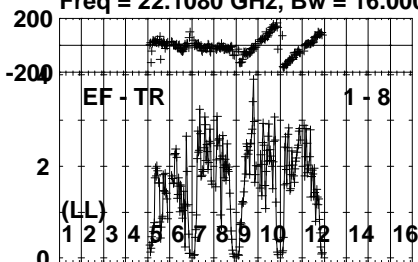
Lower frame: Milli Ampl Jy Top frame: Phas deg
Vector averaged cross-power spectrum Several baselines displayed
Timerange: 00/05:38:31 to 00/05:39:29

Plot file version 11 created 04-APR-2022 10:36:11

J0244+6228 EM132A.UVDATA.1

Freq = 22.1080 GHz, Bw = 16.000 MH

No calibration applied and no bandpass applied



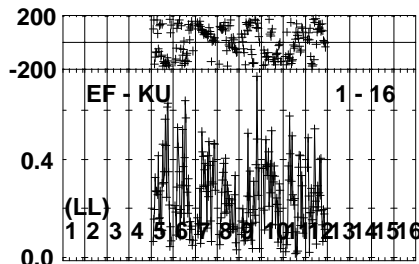
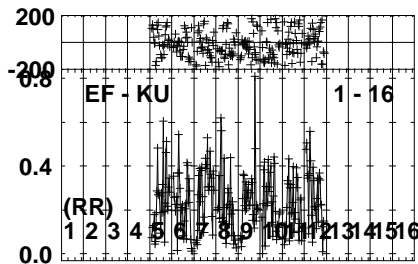
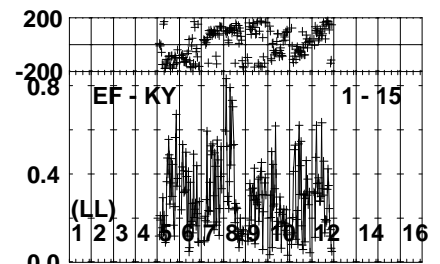
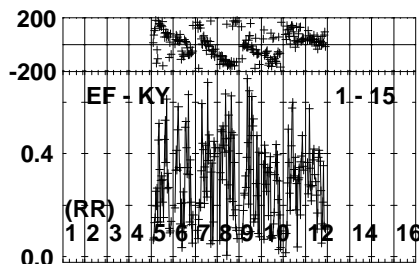
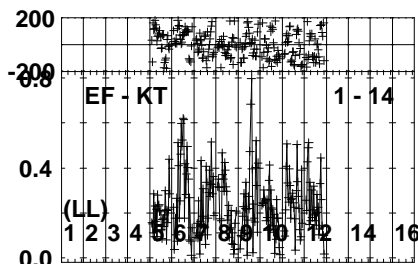
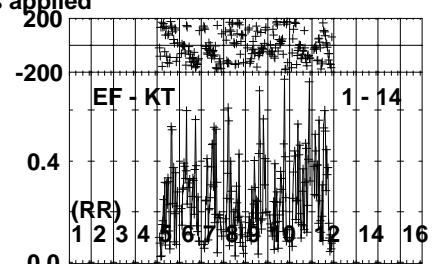
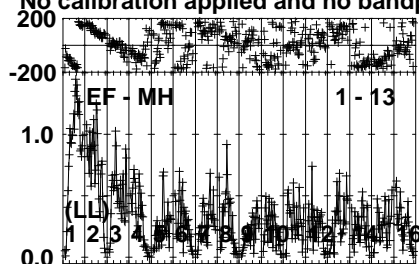
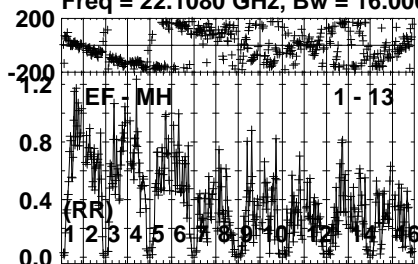
Lower frame: Milli Ampl Jy Top frame: Phas deg
Vector averaged cross-power spectrum Several baselines displayed
Timerange: 00/05:38:31 to 00/05:39:29

Plot file version 12 created 04-APR-2022 10:36:11

J0244+6228 EM132A.UVDATA.1

Freq = 22.1080 GHz, Bw = 16.000 MH

No calibration applied and no bandpass applied



0 0 0 0 0 0 0 0 0 0 0 0 0 0 0 0

0 0 0 0 0 0 0 0 0 0 0 0 0 0 0 0

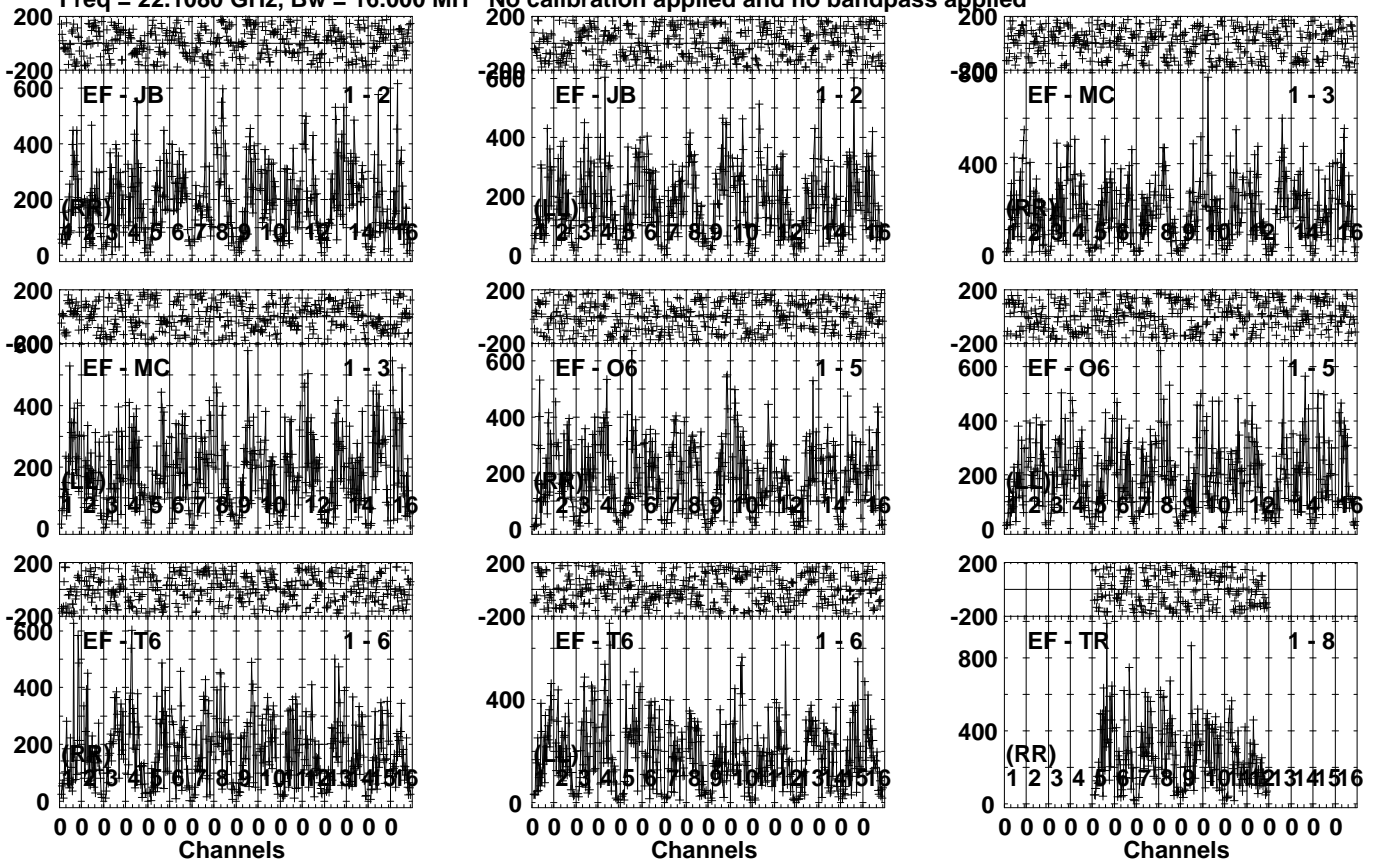
Lower frame: Milli Ampl Jy Top frame: Phas deg
Vector averaged cross-power spectrum Several baselines displayed
Timerange: 00/05:38:31 to 00/05:39:29

Plot file version 13 created 04-APR-2022 10:36:11

LSI61303 EM132A.UVDATA.1

Freq = 22.1080 GHz, Bw = 16.000 MH

No calibration applied and no bandpass applied



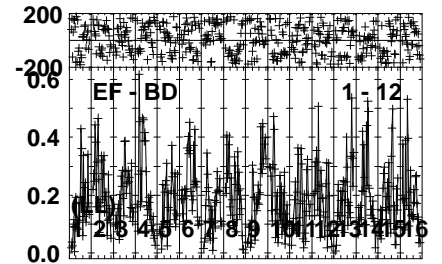
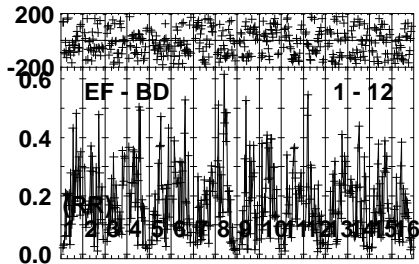
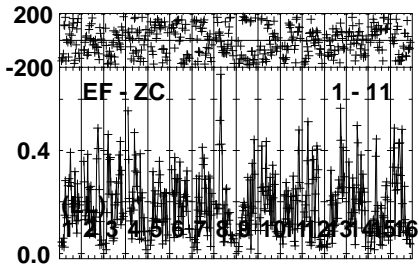
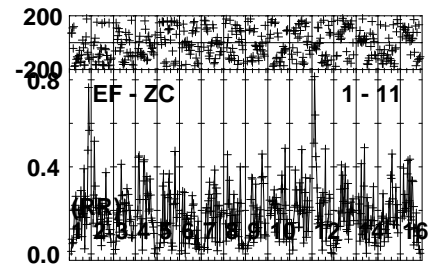
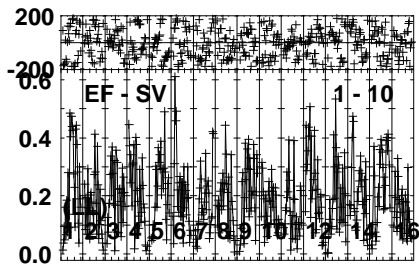
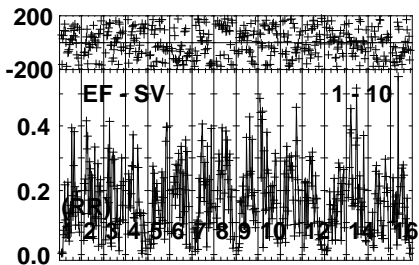
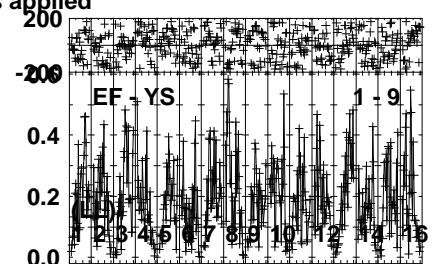
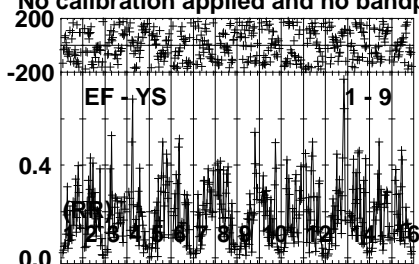
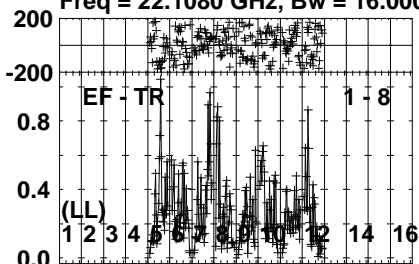
Lower frame: Micro Ampl Jy Top frame: Phas deg
Vector averaged cross-power spectrum Several baselines displayed
Timerange: 00/05:39:31 to 00/05:40:39

Plot file version 14 created 04-APR-2022 10:36:11

LSI61303 EM132A.UVDATA.1

Freq = 22.1080 GHz, Bw = 16.000 MH

No calibration applied and no bandpass applied



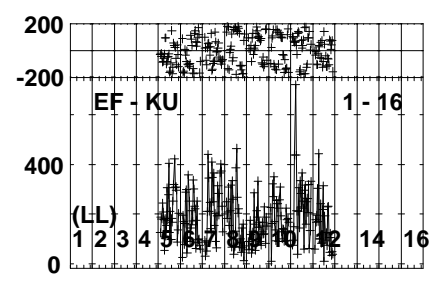
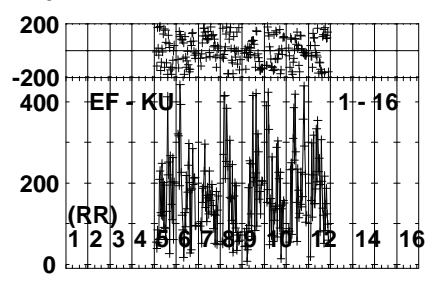
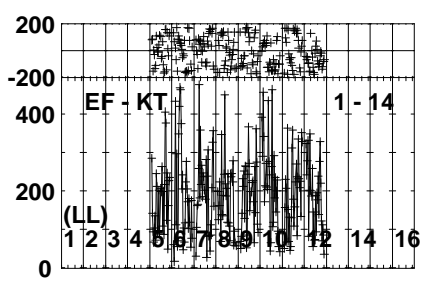
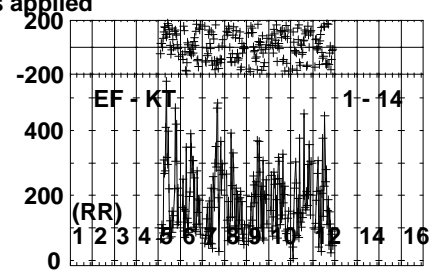
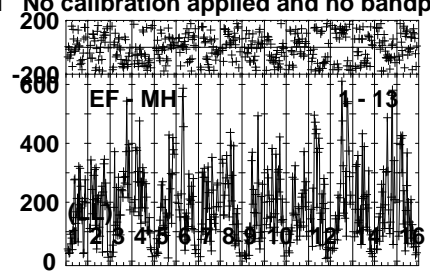
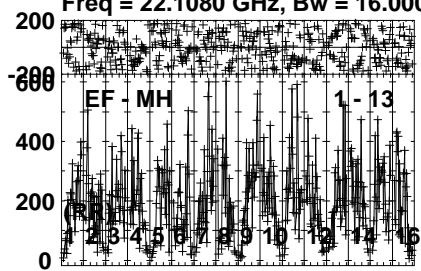
Lower frame: Milli Ampl Jy Top frame: Phas deg
Vector averaged cross-power spectrum Several baselines displayed
Timerange: 00/05:39:31 to 00/05:40:39

Plot file version 15 created 04-APR-2022 10:36:12

LSI61303 EM132A.UVDATA.1

Freq = 22.1080 GHz, Bw = 16.000 MH

No calibration applied and no bandpass applied



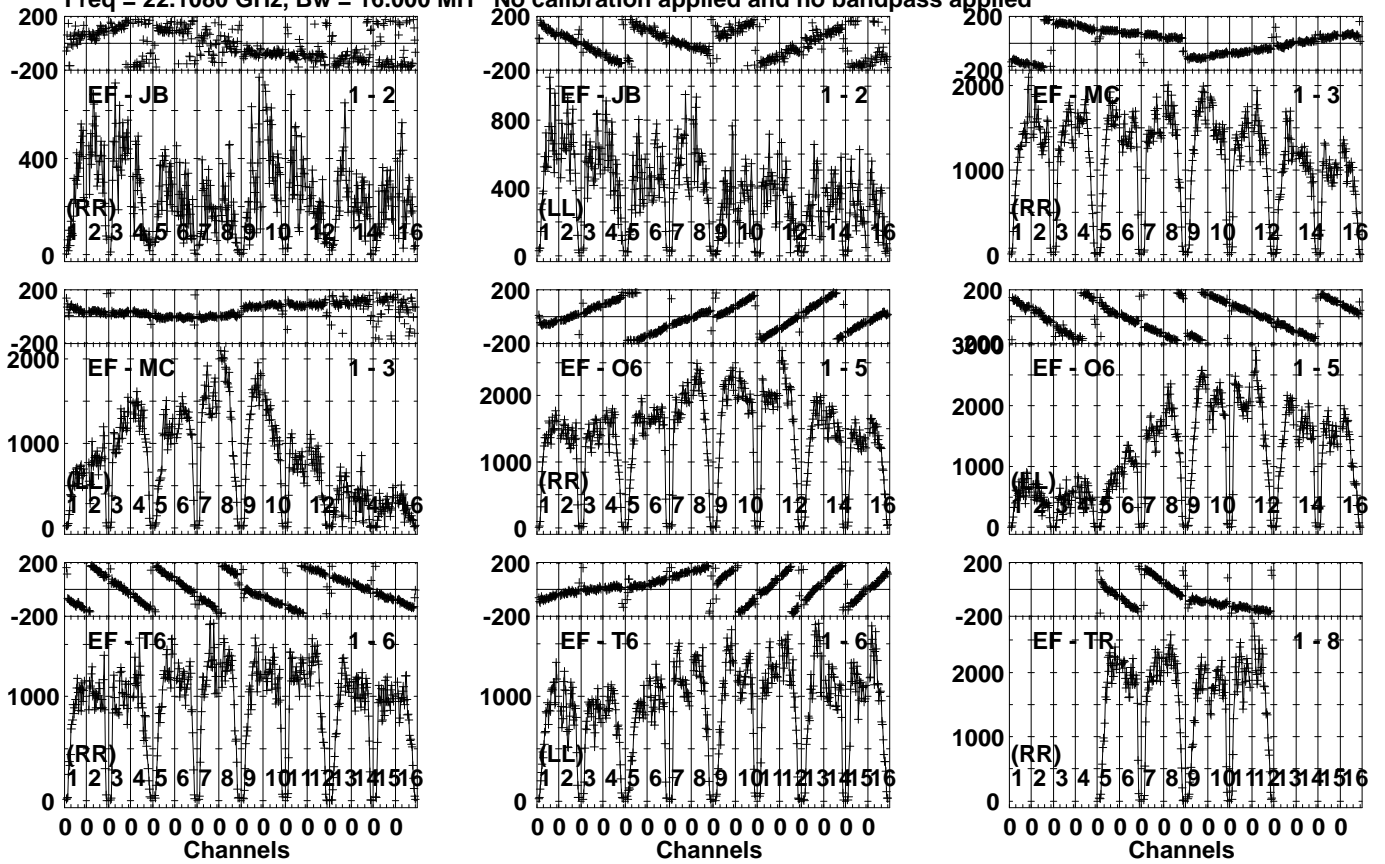
Lower frame: Micro Ampl Jy Top frame: Phas deg
Vector averaged cross-power spectrum Several baselines displayed
Timerange: 00/05:39:31 to 00/05:40:39

Plot file version 16 created 04-APR-2022 10:36:12

J0244+6228 EM132A.UVDATA.1

Freq = 22.1080 GHz, Bw = 16.000 MH

No calibration applied and no bandpass applied



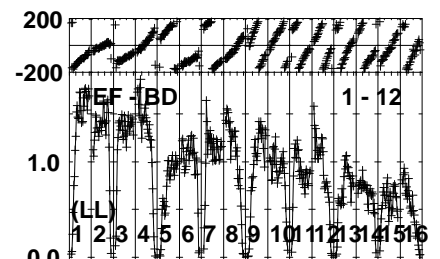
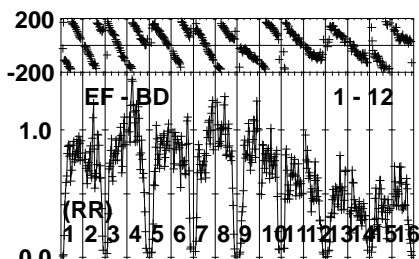
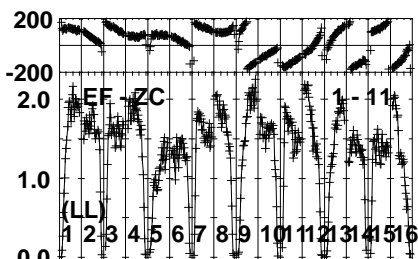
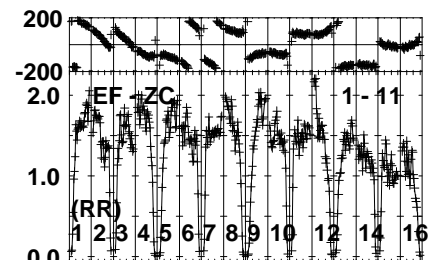
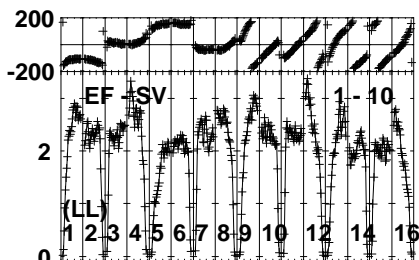
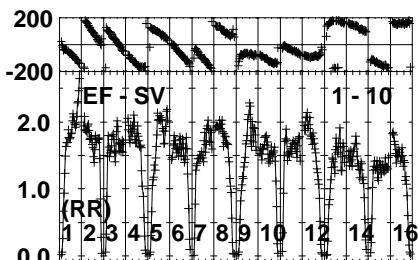
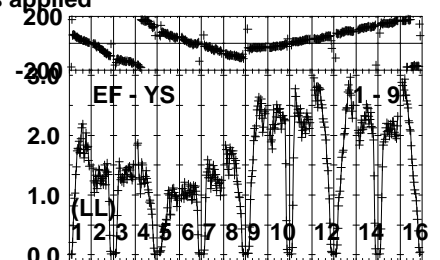
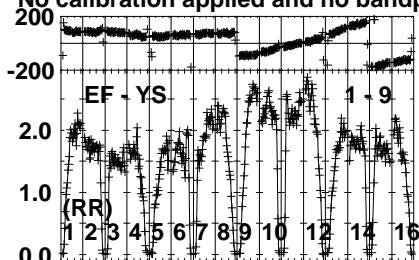
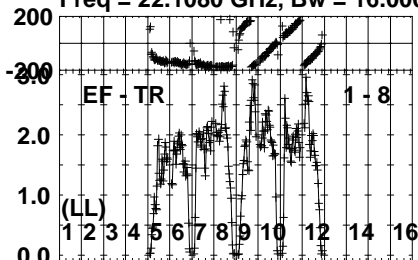
Lower frame: Micro Ampl Jy Top frame: Phas deg
Vector averaged cross-power spectrum Several baselines displayed
Timerange: 00/05:41:11 to 00/05:42:09

Plot file version 17 created 04-APR-2022 10:36:12

J0244+6228 EM132A.UVDATA.1

Freq = 22.1080 GHz, Bw = 16.000 MH

No calibration applied and no bandpass applied



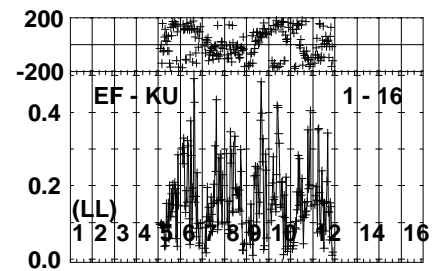
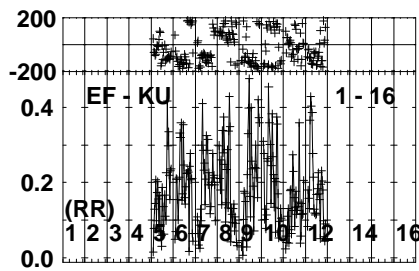
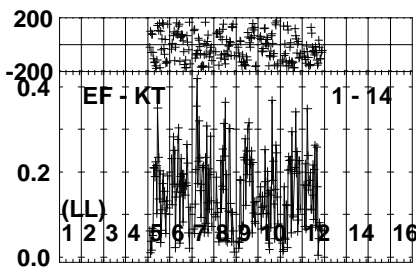
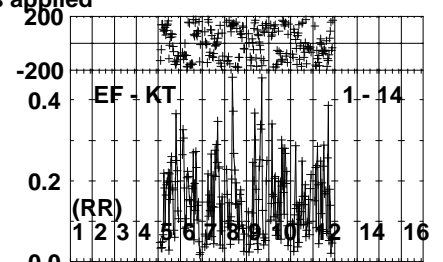
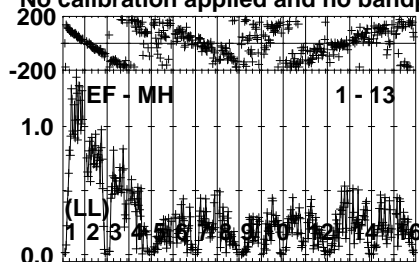
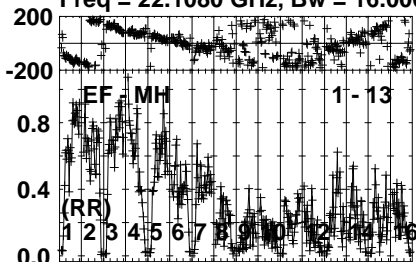
Lower frame: Milli Ampl Jy Top frame: Phas deg
Vector averaged cross-power spectrum Several baselines displayed
Timerange: 00/05:41:11 to 00/05:42:09

Plot file version 18 created 04-APR-2022 10:36:12

J0244+6228 EM132A.UVDATA.1

Freq = 22.1080 GHz, Bw = 16.000 MH

No calibration applied and no bandpass applied



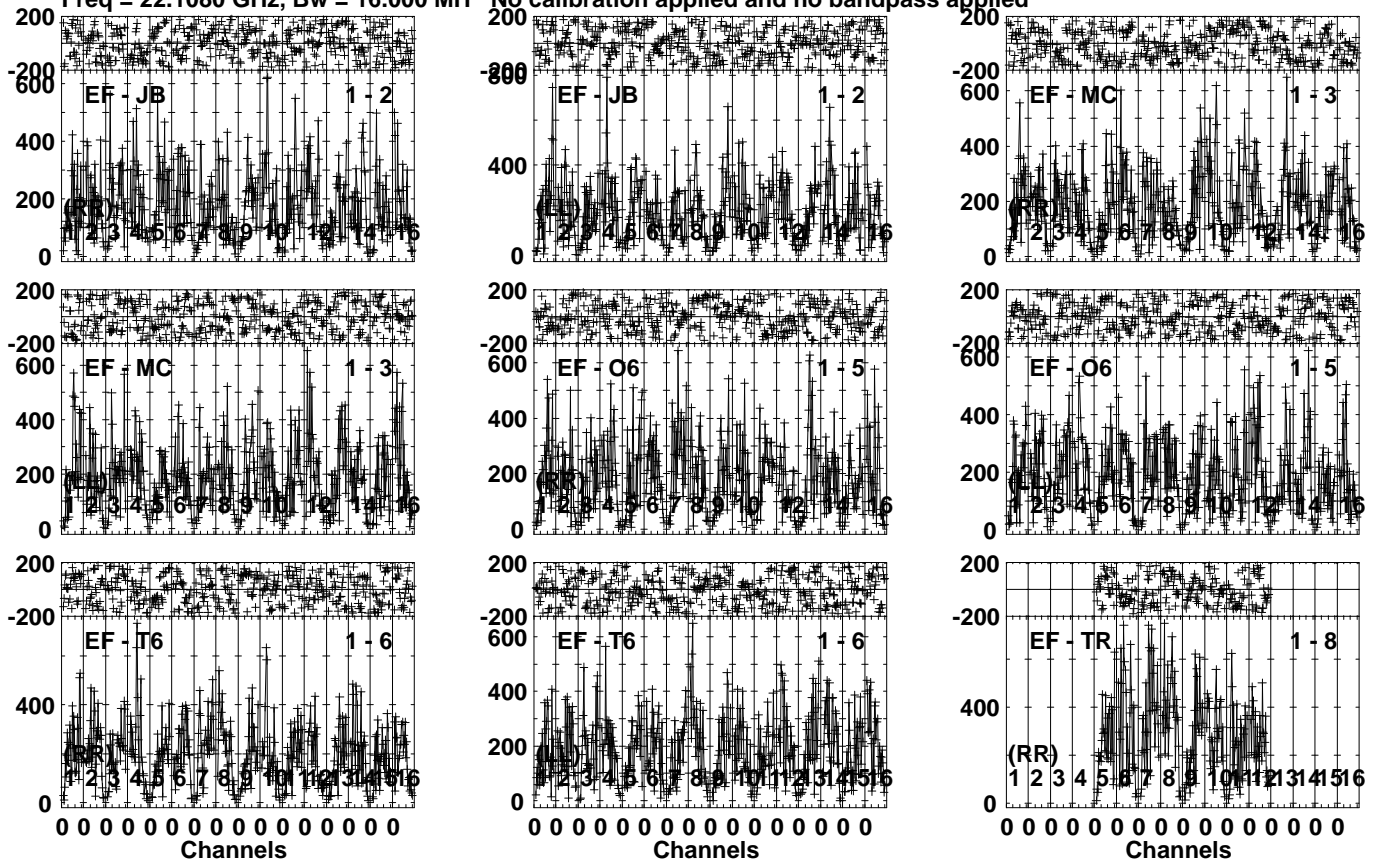
Lower frame: Milli Ampl Jy Top frame: Phas deg
Vector averaged cross-power spectrum Several baselines displayed
Timerange: 00/05:41:11 to 00/05:42:09

Plot file version 19 created 04-APR-2022 10:36:12

LSI61303 EM132A.UVDATA.1

Freq = 22.1080 GHz, Bw = 16.000 MH

No calibration applied and no bandpass applied



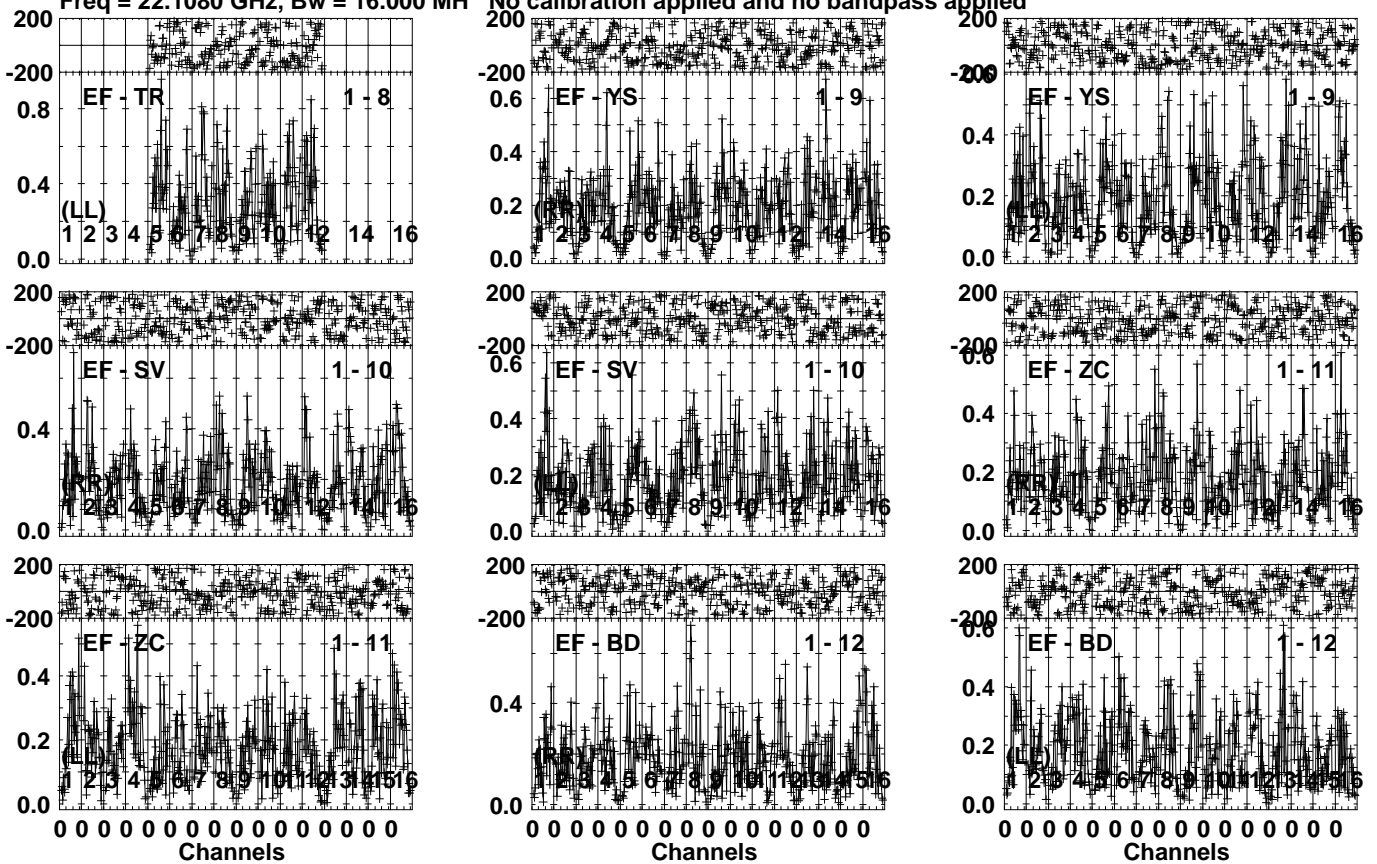
Lower frame: Micro Ampl Jy Top frame: Phas deg
Vector averaged cross-power spectrum Several baselines displayed
Timerange: 00/05:42:11 to 00/05:43:19

Plot file version 20 created 04-APR-2022 10:36:12

LSI61303 EM132A.UVDATA.1

Freq = 22.1080 GHz, Bw = 16.000 MH

No calibration applied and no bandpass applied



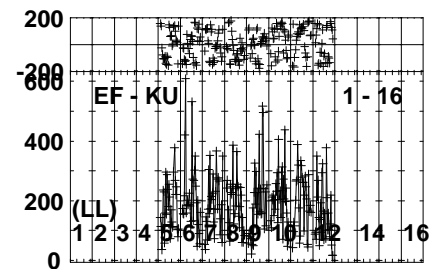
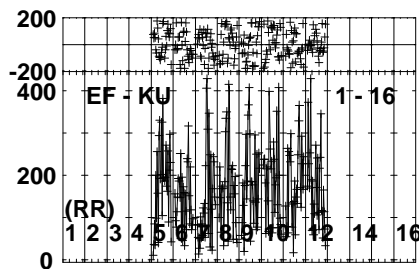
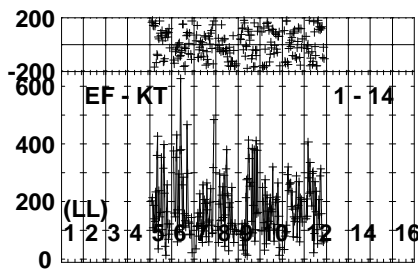
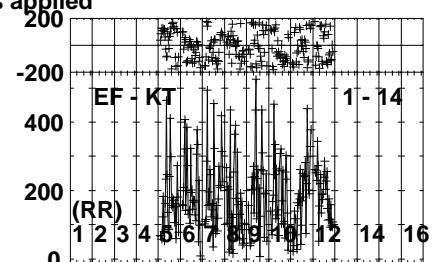
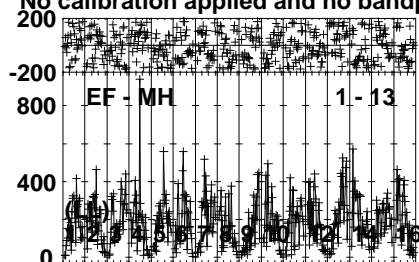
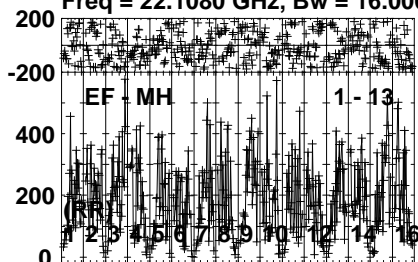
Lower frame: Milli Ampl Jy Top frame: Phas deg
Vector averaged cross-power spectrum Several baselines displayed
Timerange: 00/05:42:11 to 00/05:43:19

Plot file version 21 created 04-APR-2022 10:36:12

LSI61303 EM132A.UVDATA.1

Freq = 22.1080 GHz, Bw = 16.000 MH

No calibration applied and no bandpass applied



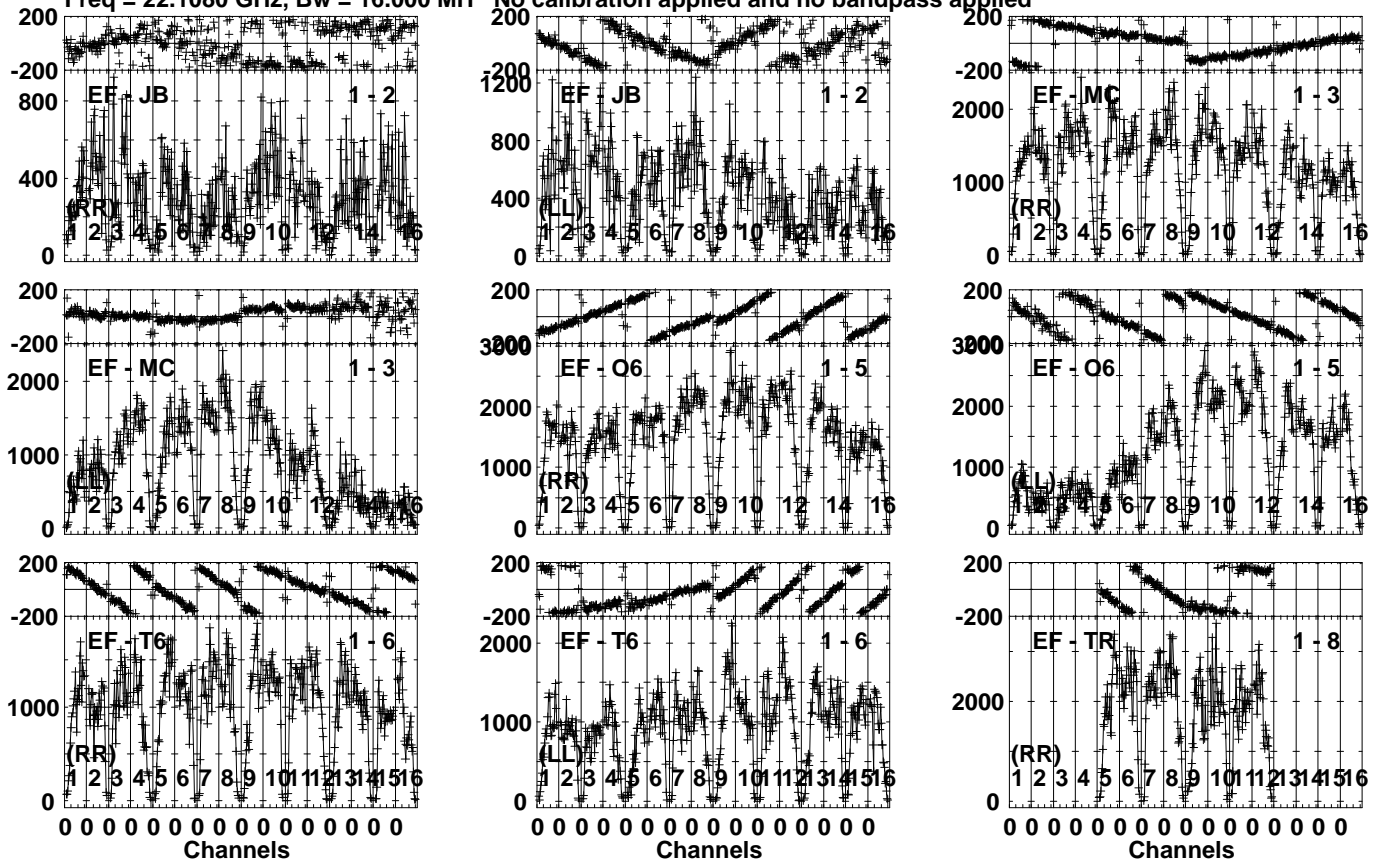
Lower frame: Micro Ampl Jy Top frame: Phas deg
Vector averaged cross-power spectrum Several baselines displayed
Timerange: 00/05:42:11 to 00/05:43:19

Plot file version 22 created 04-APR-2022 10:36:12

J0244+6228 EM132A.UVDATA.1

Freq = 22.1080 GHz, Bw = 16.000 MH

No calibration applied and no bandpass applied



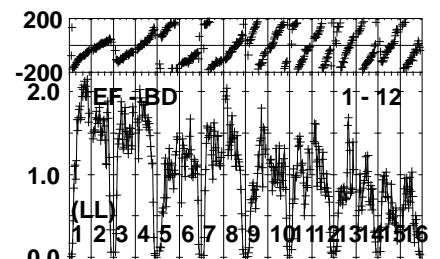
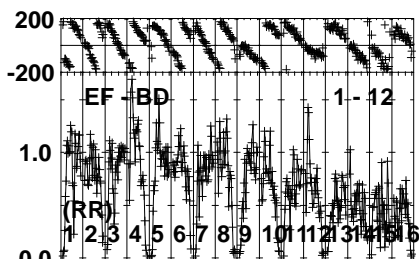
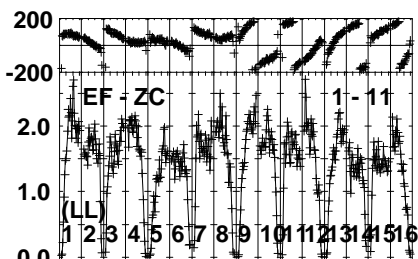
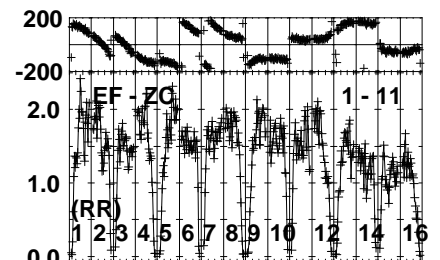
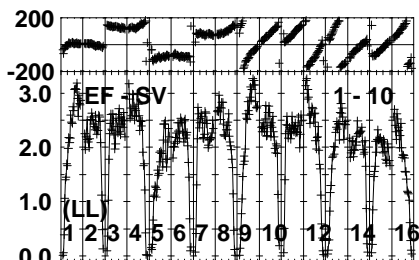
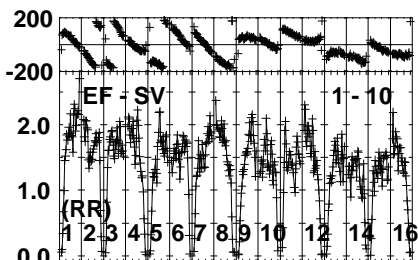
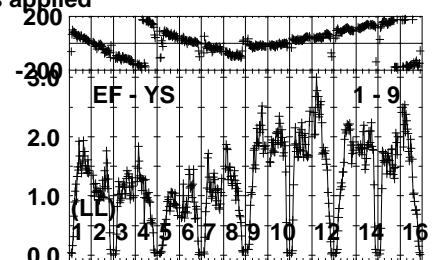
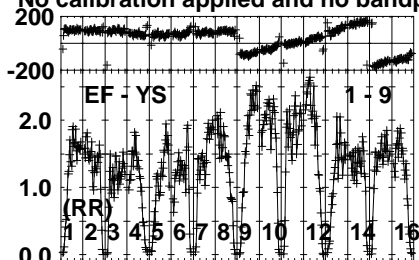
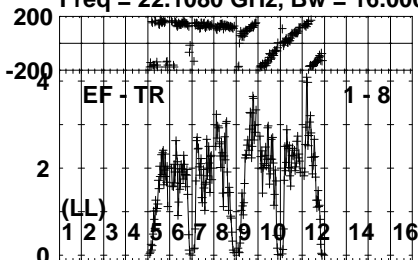
Lower frame: Micro Ampl Jy Top frame: Phas deg
Vector averaged cross-power spectrum Several baselines displayed
Timerange: 00/05:43:21 to 00/05:44:19

Plot file version 23 created 04-APR-2022 10:36:12

J0244+6228 EM132A.UVDATA.1

Freq = 22.1080 GHz, Bw = 16.000 MH

No calibration applied and no bandpass applied



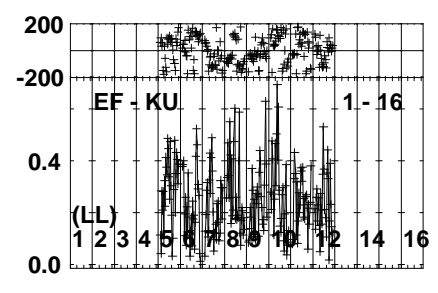
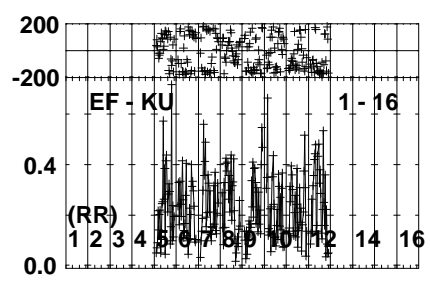
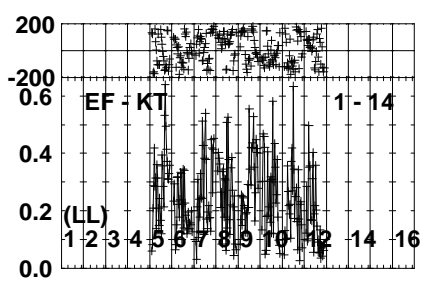
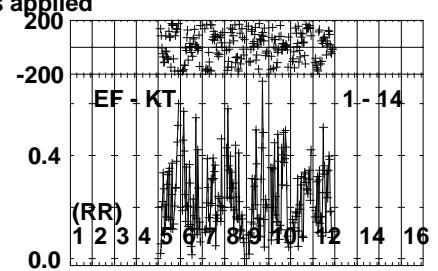
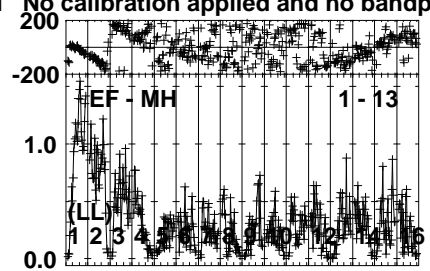
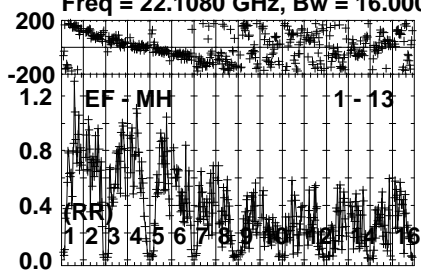
Lower frame: Milli Ampl Jy Top frame: Phas deg
Vector averaged cross-power spectrum Several baselines displayed
Timerange: 00/05:43:21 to 00/05:44:19

Plot file version 24 created 04-APR-2022 10:36:12

J0244+6228 EM132A.UVDATA.1

Freq = 22.1080 GHz, Bw = 16.000 MH

No calibration applied and no bandpass applied



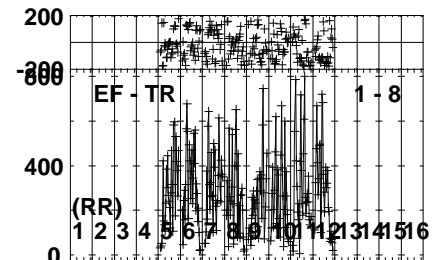
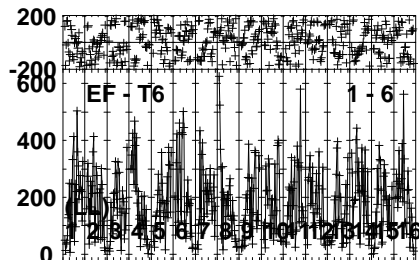
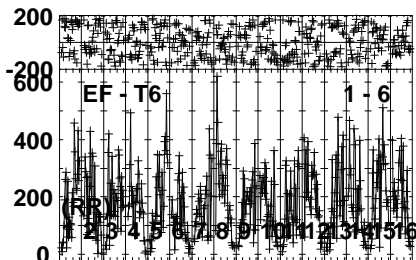
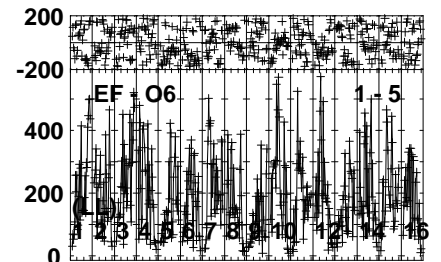
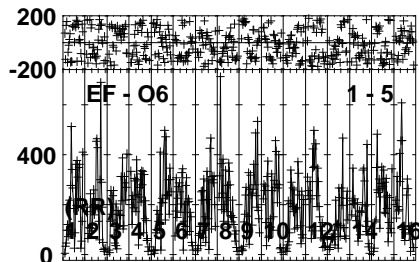
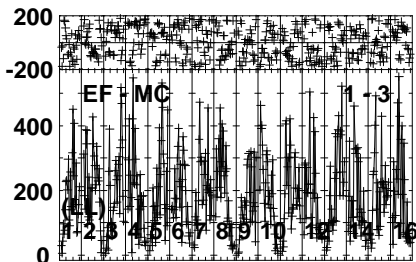
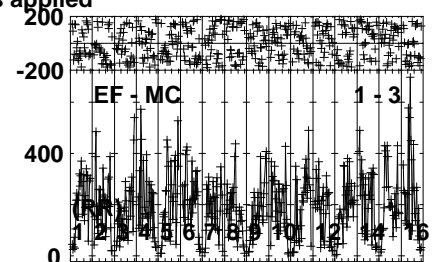
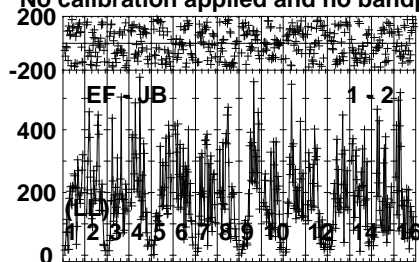
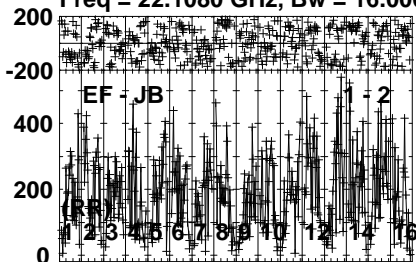
Lower frame: Milli Ampl Jy Top frame: Phas deg
Vector averaged cross-power spectrum Several baselines displayed
Timerange: 00/05:43:21 to 00/05:44:19

Plot file version 25 created 04-APR-2022 10:36:12

LSI61303 EM132A.UVDATA.1

Freq = 22.1080 GHz, Bw = 16.000 MH

No calibration applied and no bandpass applied



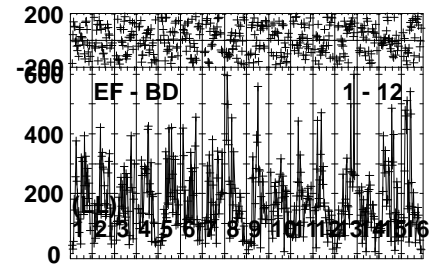
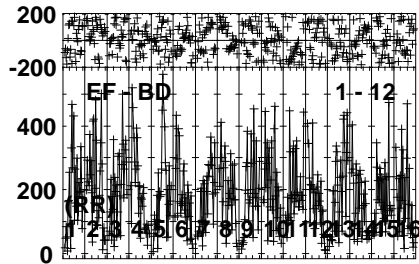
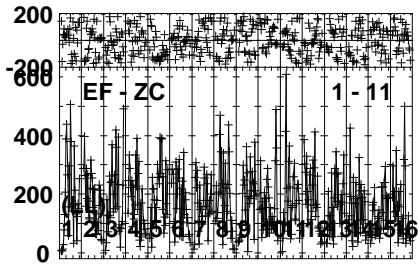
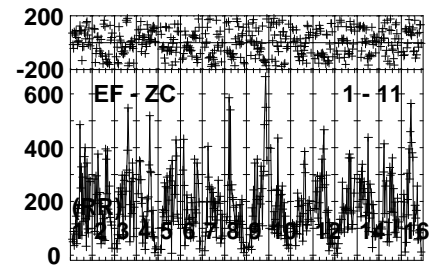
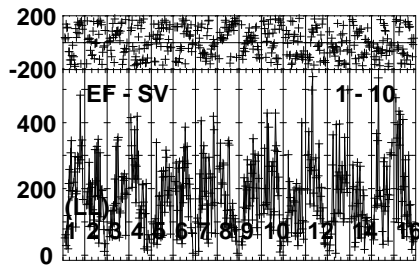
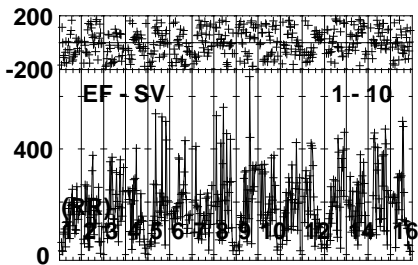
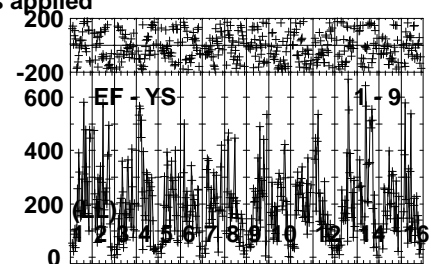
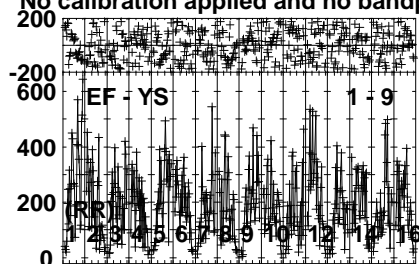
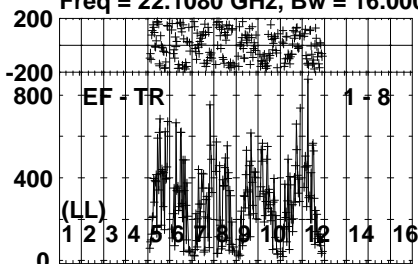
Lower frame: Micro Ampl Jy Top frame: Phas deg
Vector averaged cross-power spectrum Several baselines displayed
Timerange: 00/05:44:21 to 00/05:45:29

Plot file version 26 created 04-APR-2022 10:36:12

LSI61303 EM132A.UVDATA.1

Freq = 22.1080 GHz, Bw = 16.000 MH

No calibration applied and no bandpass applied



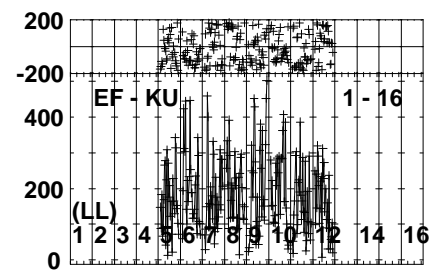
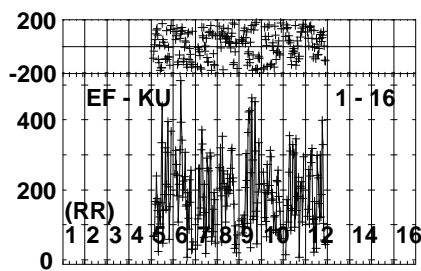
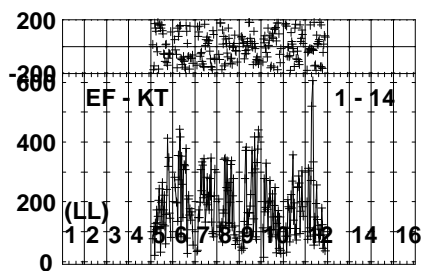
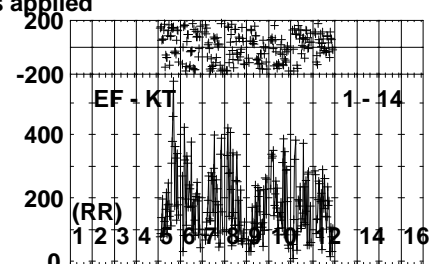
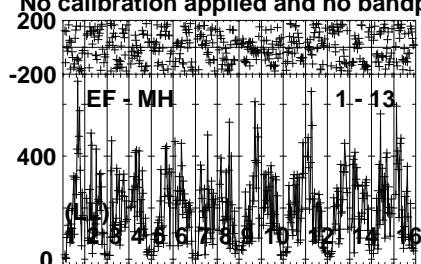
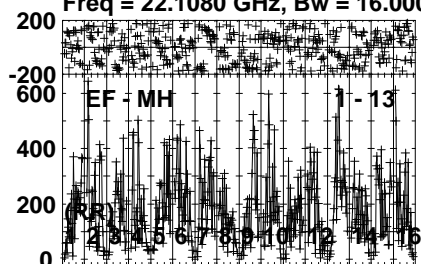
Lower frame: Micro Ampl Jy Top frame: Phas deg
Vector averaged cross-power spectrum Several baselines displayed
Timerange: 00/05:44:21 to 00/05:45:29

Plot file version 27 created 04-APR-2022 10:36:12

LSI61303 EM132A.UVDATA.1

Freq = 22.1080 GHz, Bw = 16.000 MH

No calibration applied and no bandpass applied



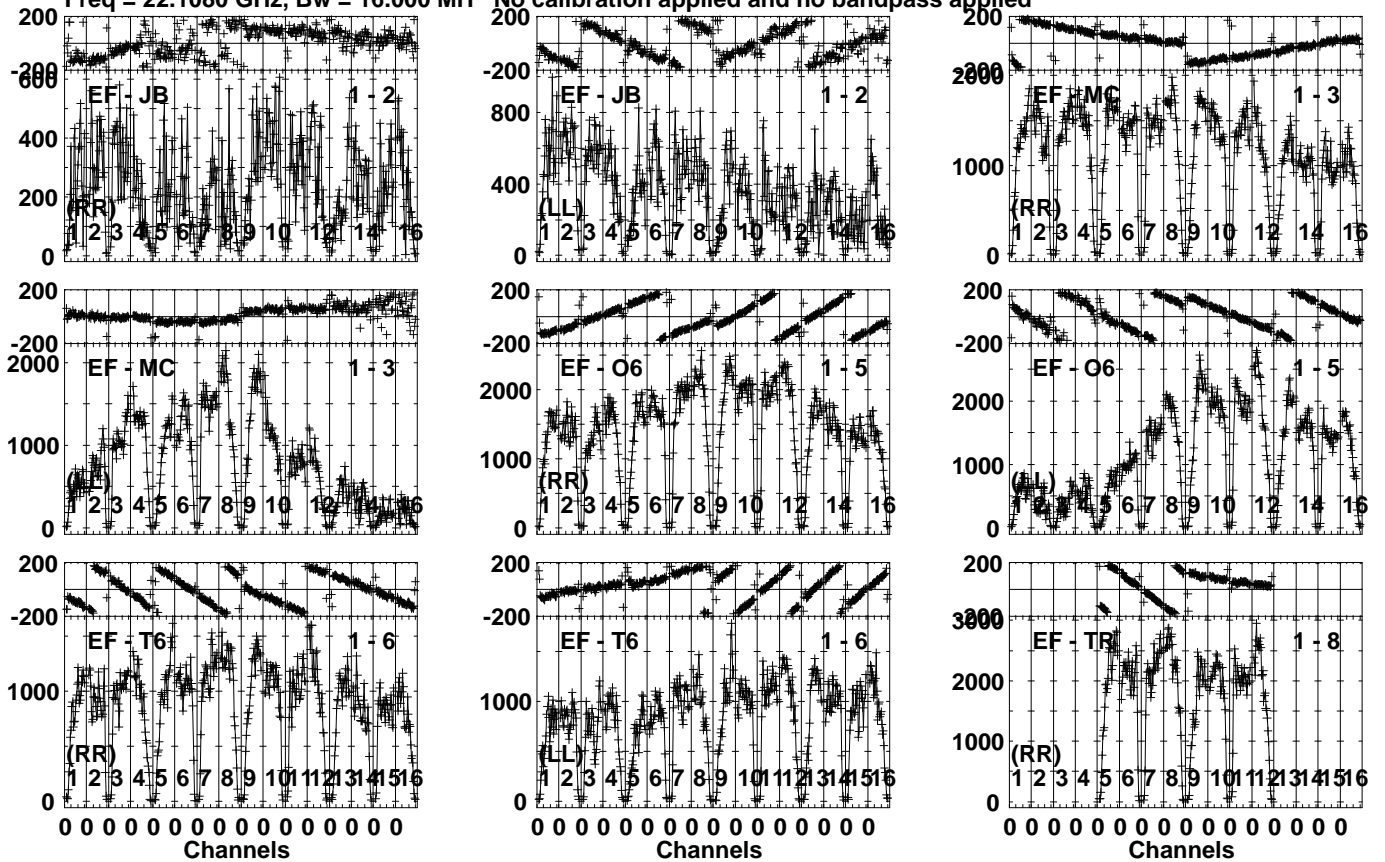
Lower frame: Micro Ampl Jy Top frame: Phas deg
Vector averaged cross-power spectrum Several baselines displayed
Timerange: 00/05:44:21 to 00/05:45:29

Plot file version 28 created 04-APR-2022 10:36:13

J0244+6228 EM132A.UVDATA.1

Freq = 22.1080 GHz, Bw = 16.000 MH

No calibration applied and no bandpass applied



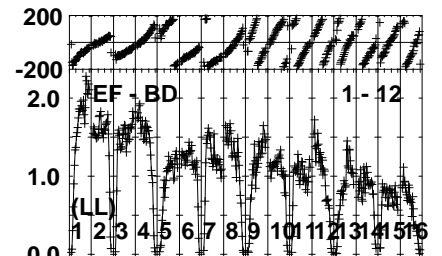
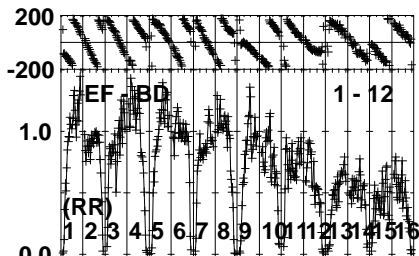
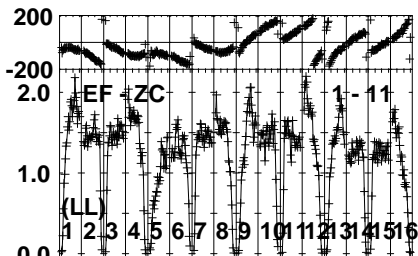
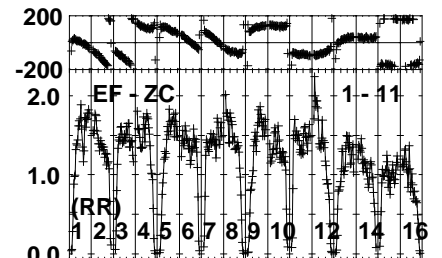
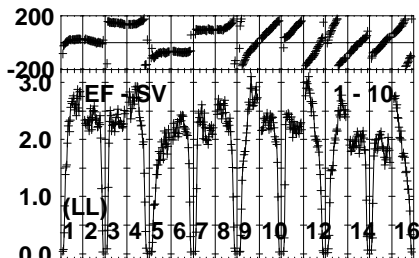
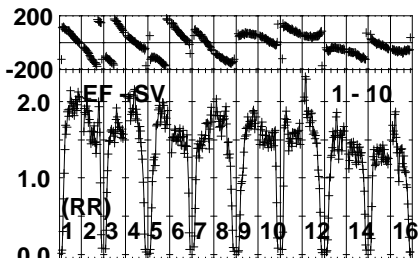
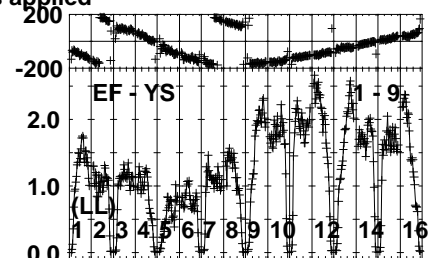
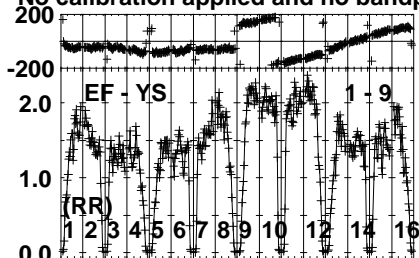
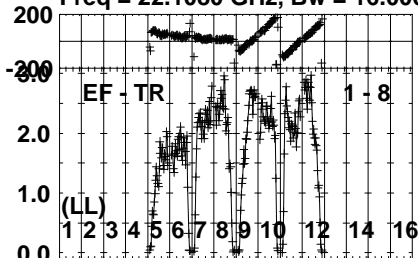
Lower frame: Micro Ampl Jy Top frame: Phas deg
Vector averaged cross-power spectrum Several baselines displayed
Timerange: 00/05:46:01 to 00/05:46:59

Plot file version 29 created 04-APR-2022 10:36:13

J0244+6228 EM132A.UVDATA.1

Freq = 22.1080 GHz, Bw = 16.000 MH

No calibration applied and no bandpass applied



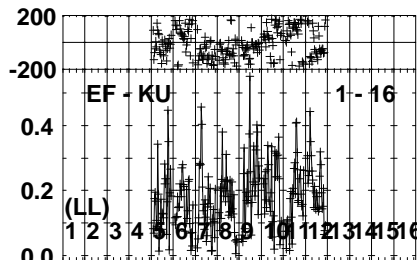
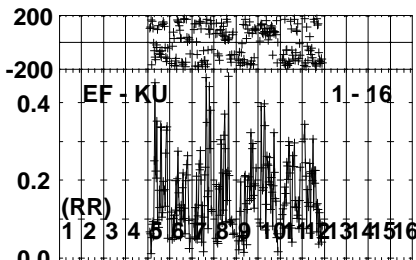
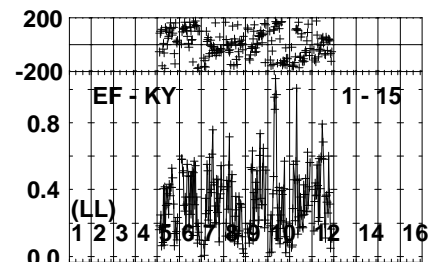
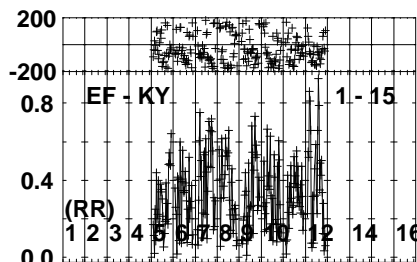
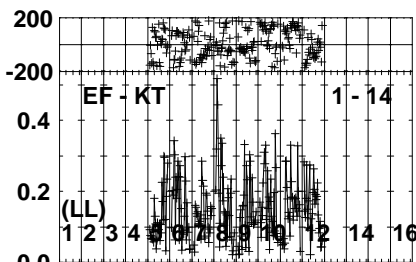
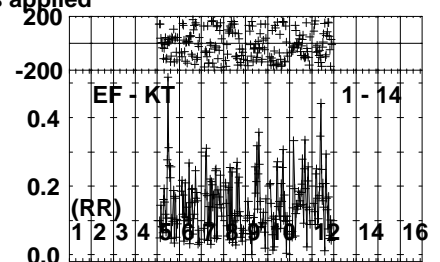
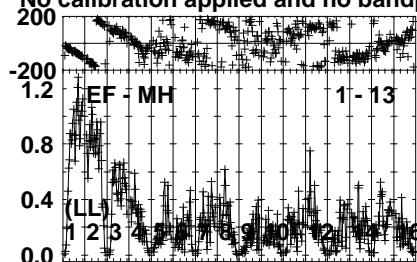
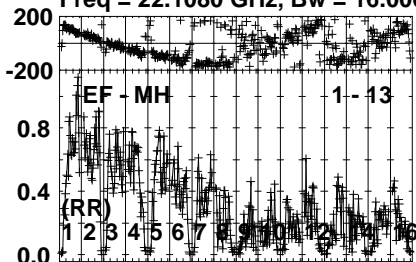
Lower frame: Milli Ampl Jy Top frame: Phas deg
Vector averaged cross-power spectrum Several baselines displayed
Timerange: 00/05:46:01 to 00/05:46:59

Plot file version 30 created 04-APR-2022 10:36:13

J0244+6228 EM132A.UVDATA.1

Freq = 22.1080 GHz, Bw = 16.000 MH

No calibration applied and no bandpass applied



0 0 0 0 0 0 0 0 0 0 0 0 0 0 0 0

0 0 0 0 0 0 0 0 0 0 0 0 0 0 0 0

Channels

Channels

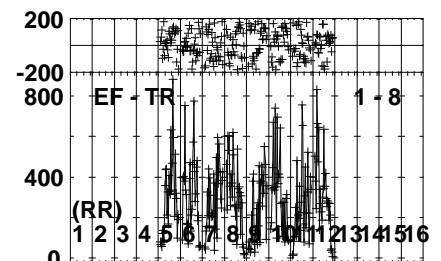
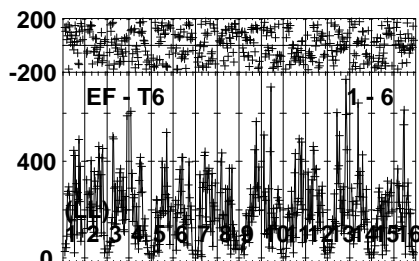
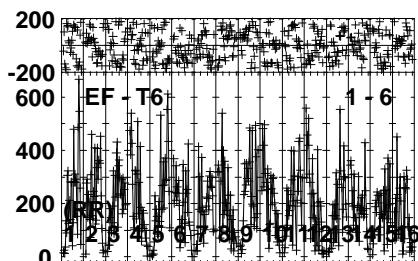
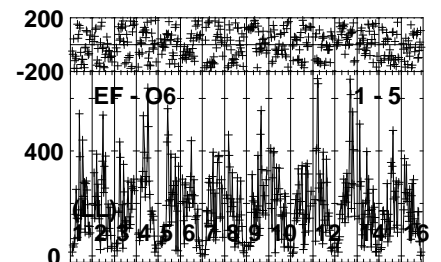
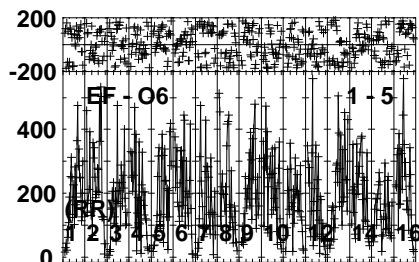
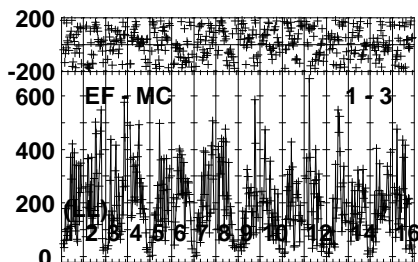
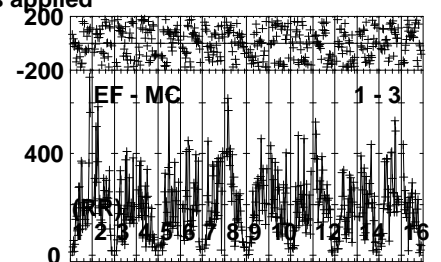
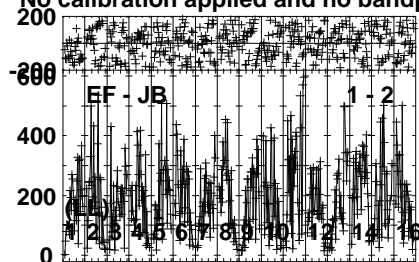
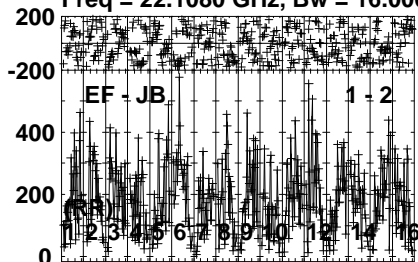
Lower frame: Milli Ampl Jy Top frame: Phas deg
Vector averaged cross-power spectrum Several baselines displayed
Timerange: 00/05:46:01 to 00/05:46:59

Plot file version 31 created 04-APR-2022 10:36:13

LSI61303 EM132A.UVDATA.1

Freq = 22.1080 GHz, Bw = 16.000 MH

No calibration applied and no bandpass applied



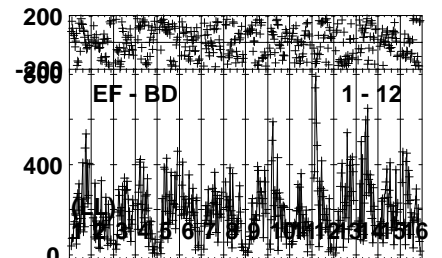
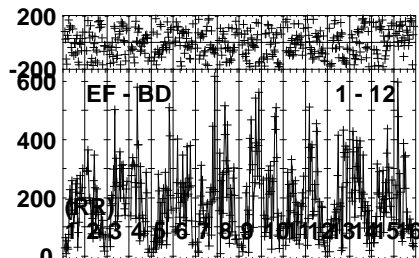
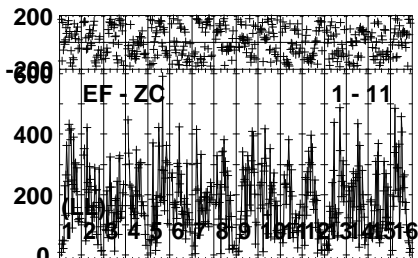
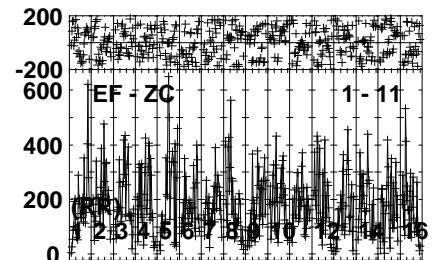
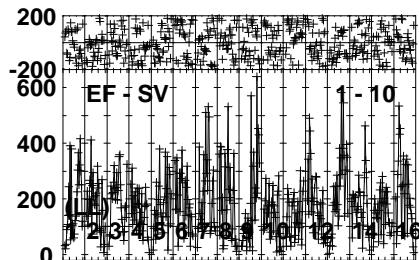
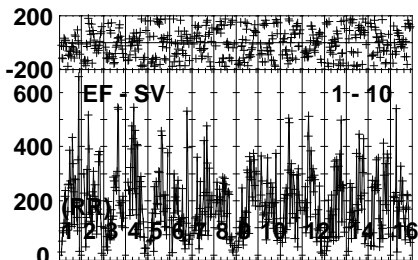
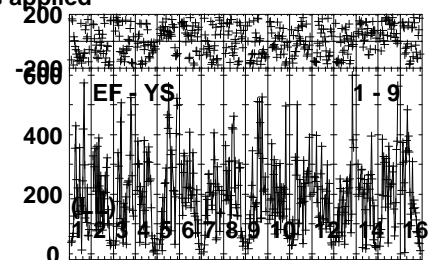
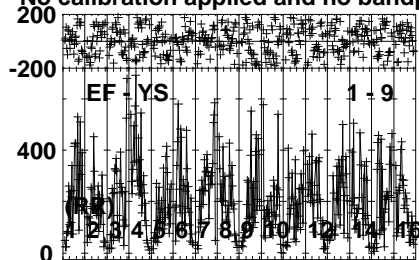
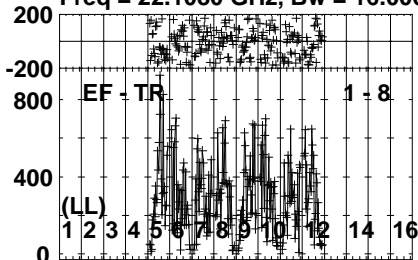
Lower frame: Micro Ampl Jy Top frame: Phas deg
Vector averaged cross-power spectrum Several baselines displayed
Timerange: 00/05:47:01 to 00/05:48:09

Plot file version 32 created 04-APR-2022 10:36:13

LSI61303 EM132A.UVDATA.1

Freq = 22.1080 GHz, Bw = 16.000 MH

No calibration applied and no bandpass applied



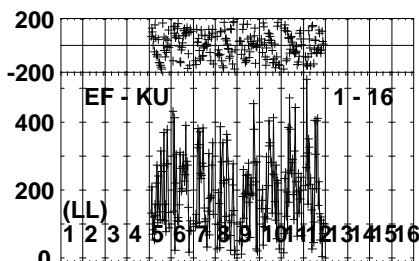
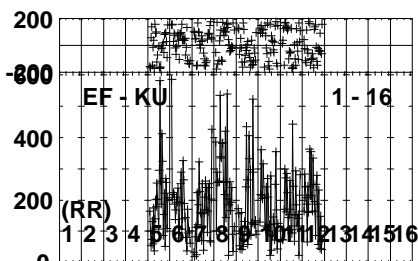
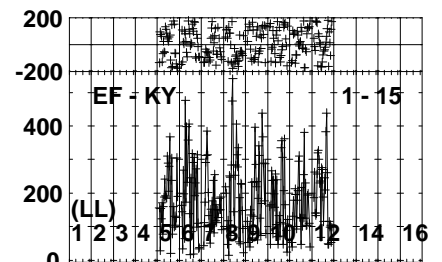
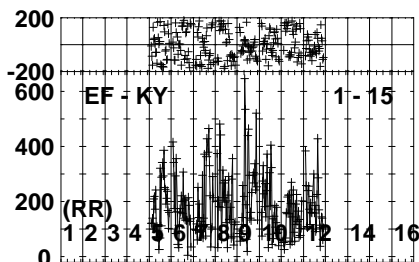
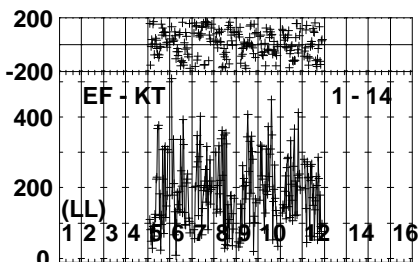
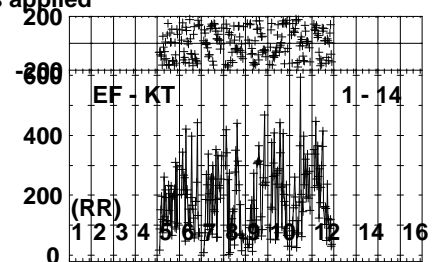
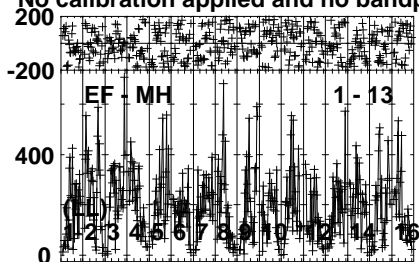
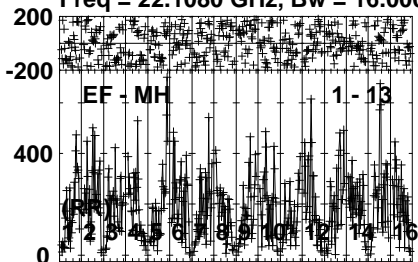
Lower frame: Micro Ampl Jy Top frame: Phas deg
Vector averaged cross-power spectrum Several baselines displayed
Timerange: 00/05:47:01 to 00/05:48:09

Plot file version 33 created 04-APR-2022 10:36:13

LSI61303 EM132A.UVDATA.1

Freq = 22.1080 GHz, Bw = 16.000 MH

No calibration applied and no bandpass applied



0 0 0 0 0 0 0 0 0 0 0 0 0 0 0 0

0 0 0 0 0 0 0 0 0 0 0 0 0 0 0 0

Channels

Channels

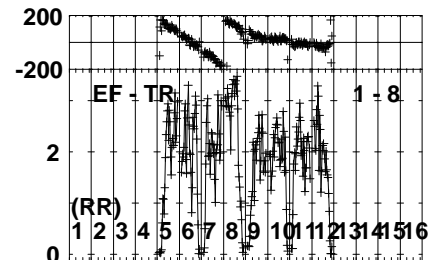
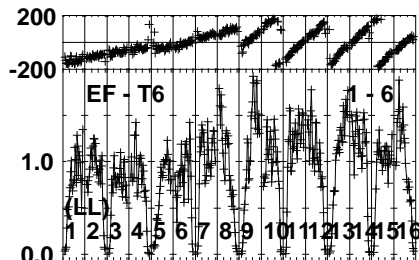
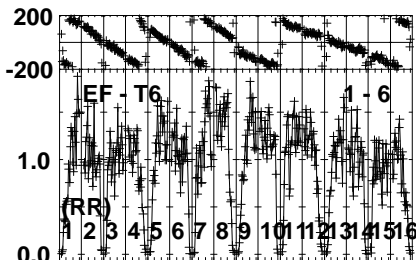
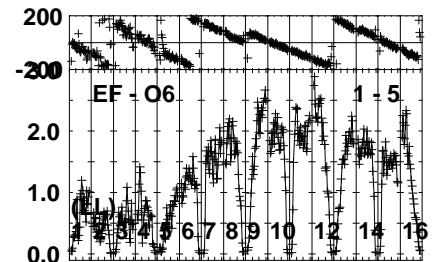
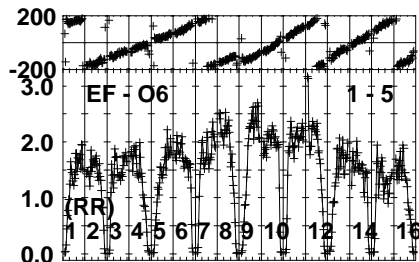
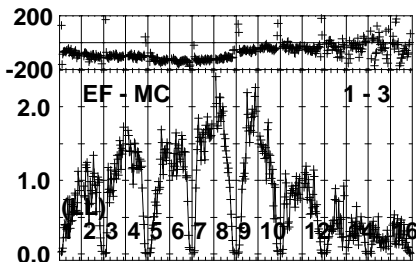
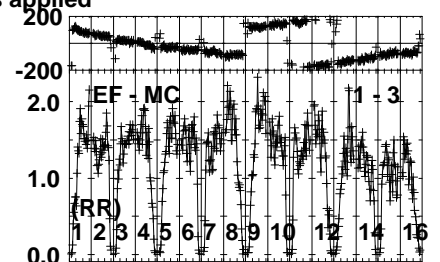
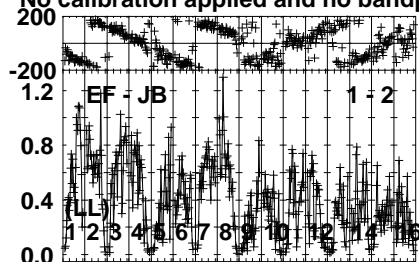
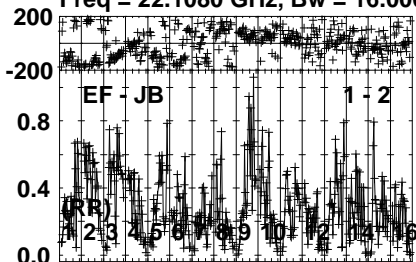
Lower frame: Micro Ampl Jy Top frame: Phas deg
Vector averaged cross-power spectrum Several baselines displayed
Timerange: 00/05:47:01 to 00/05:48:09

Plot file version 34 created 04-APR-2022 10:36:13

J0244+6228 EM132A.UVDATA.1

Freq = 22.1080 GHz, Bw = 16.000 MH

No calibration applied and no bandpass applied



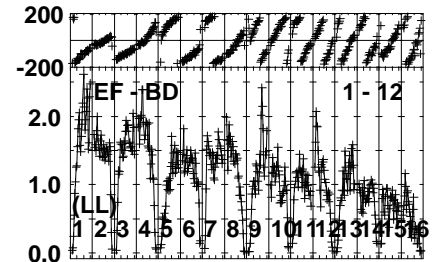
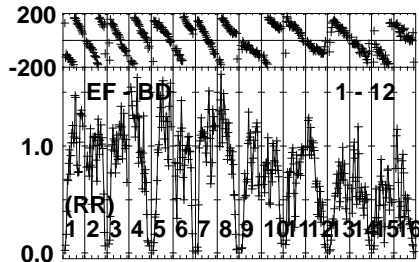
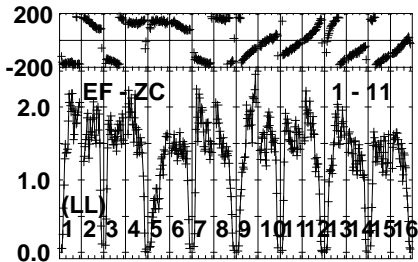
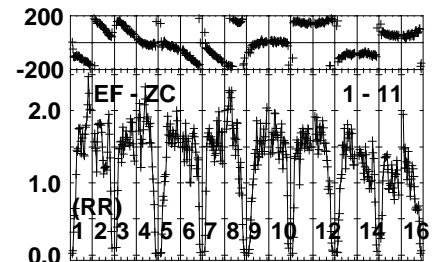
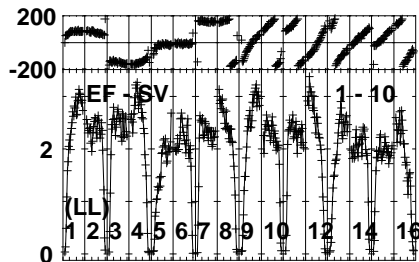
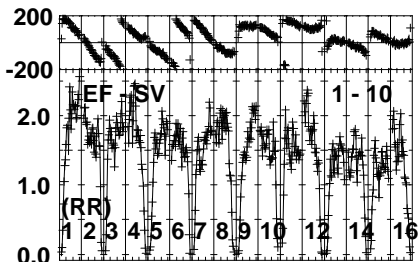
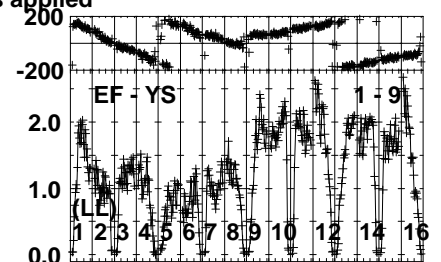
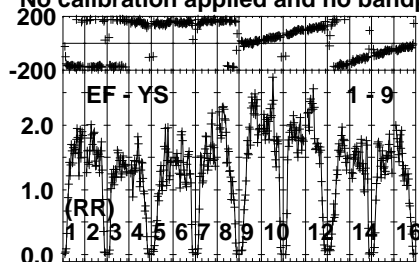
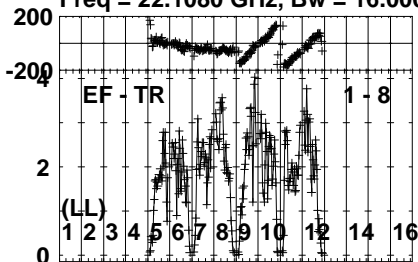
Lower frame: Milli Ampl Jy Top frame: Phas deg
Vector averaged cross-power spectrum Several baselines displayed
Timerange: 00/05:48:11 to 00/05:49:09

Plot file version 35 created 04-APR-2022 10:36:13

J0244+6228 EM132A.UVDATA.1

Freq = 22.1080 GHz, Bw = 16.000 MH

No calibration applied and no bandpass applied



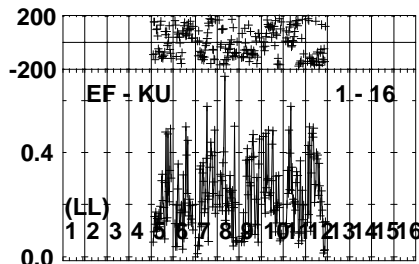
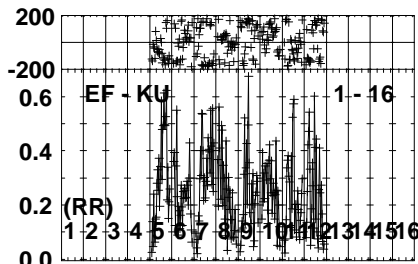
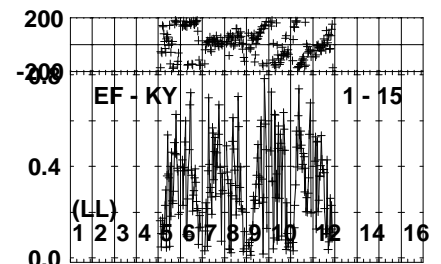
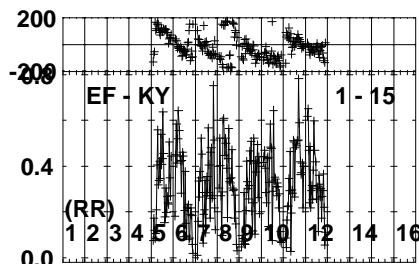
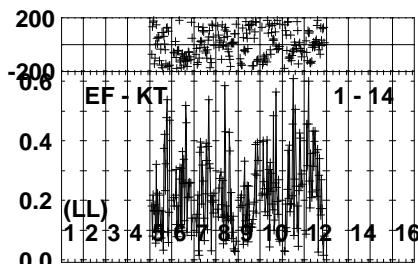
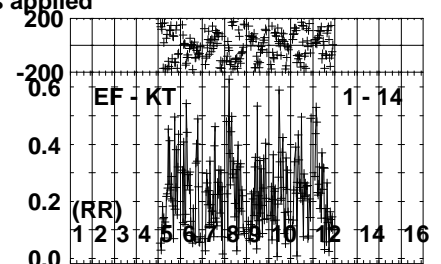
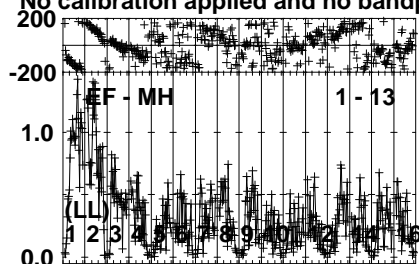
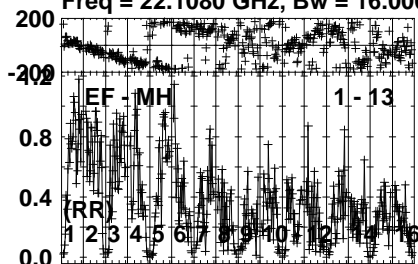
Lower frame: Milli Ampl Jy Top frame: Phas deg
Vector averaged cross-power spectrum Several baselines displayed
Timerange: 00/05:48:11 to 00/05:49:09

Plot file version 36 created 04-APR-2022 10:36:13

J0244+6228 EM132A.UVDATA.1

Freq = 22.1080 GHz, Bw = 16.000 MH

No calibration applied and no bandpass applied



0 0 0 0 0 0 0 0 0 0 0 0 0 0 0 0
Channels

0 0 0 0 0 0 0 0 0 0 0 0 0 0 0 0
Channels

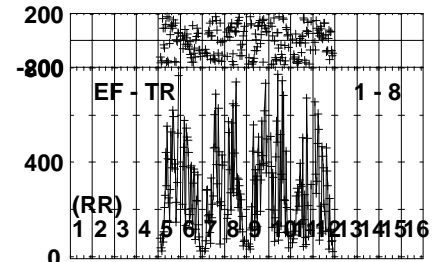
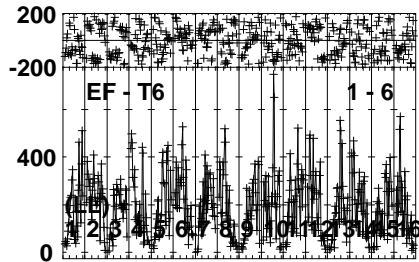
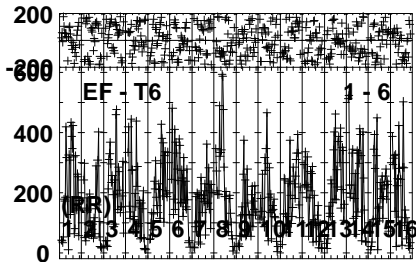
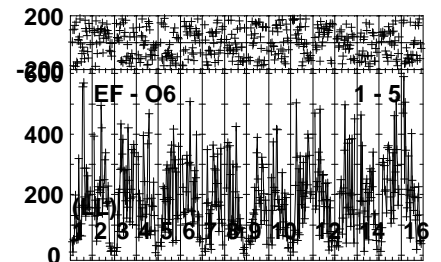
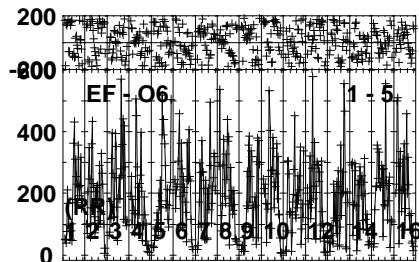
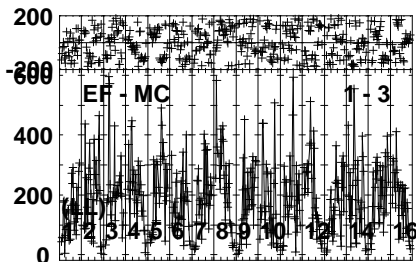
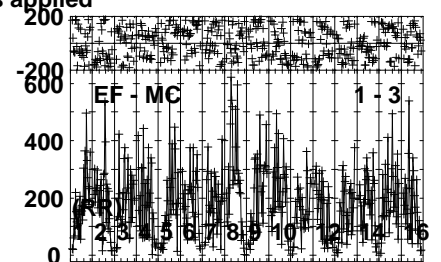
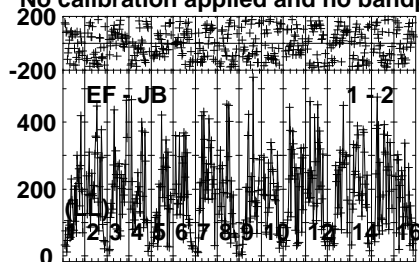
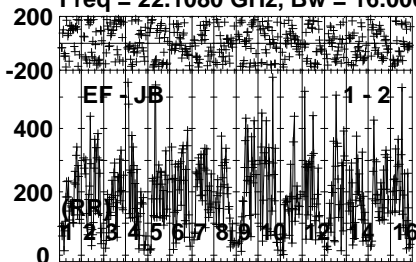
Lower frame: Milli Ampl Jy Top frame: Phas deg
Vector averaged cross-power spectrum Several baselines displayed
Timerange: 00/05:48:11 to 00/05:49:09

Plot file version 37 created 04-APR-2022 10:36:13

LSI61303 EM132A.UVDATA.1

Freq = 22.1080 GHz, Bw = 16.000 MH

No calibration applied and no bandpass applied



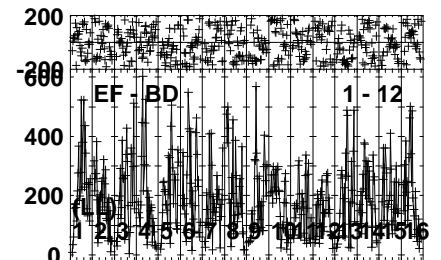
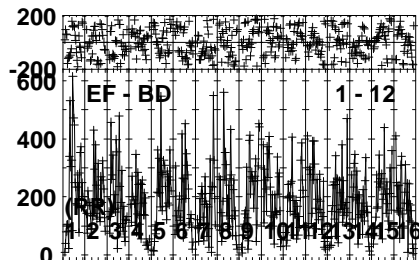
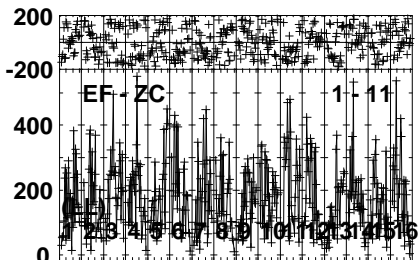
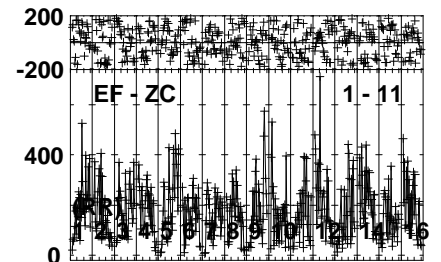
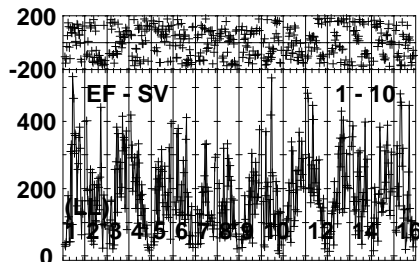
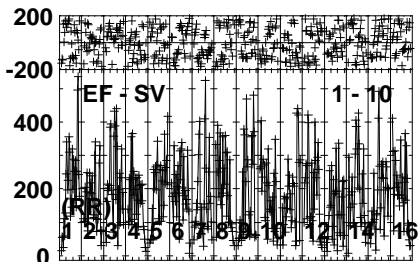
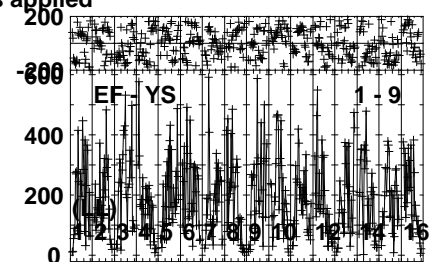
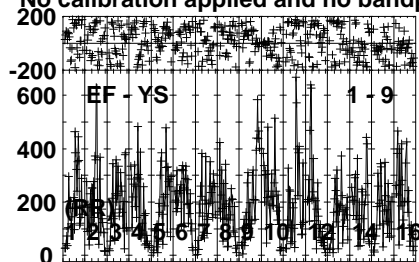
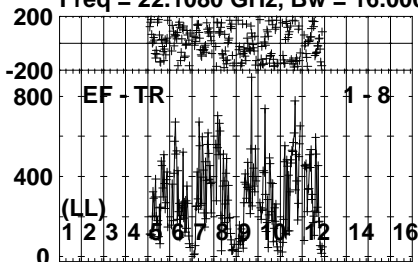
Lower frame: Micro Ampl Jy Top frame: Phas deg
Vector averaged cross-power spectrum Several baselines displayed
Timerange: 00/05:49:11 to 00/05:50:19

Plot file version 38 created 04-APR-2022 10:36:13

LSI61303 EM132A.UVDATA.1

Freq = 22.1080 GHz, Bw = 16.000 MH

No calibration applied and no bandpass applied



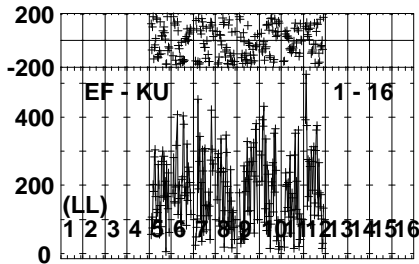
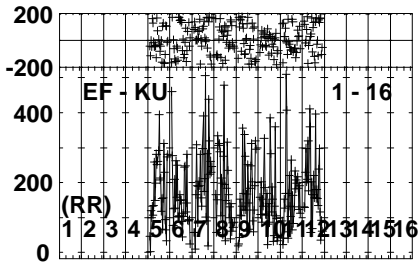
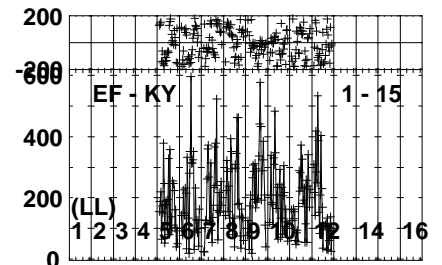
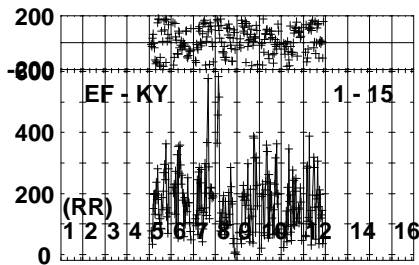
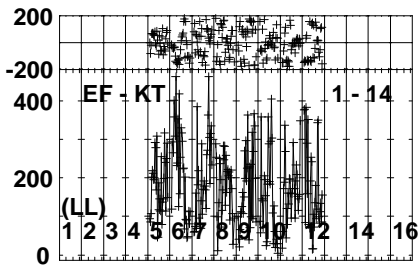
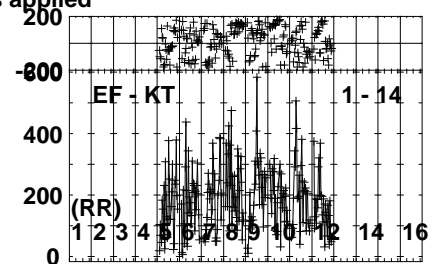
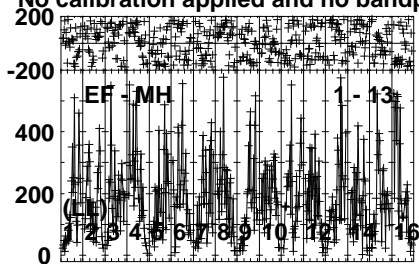
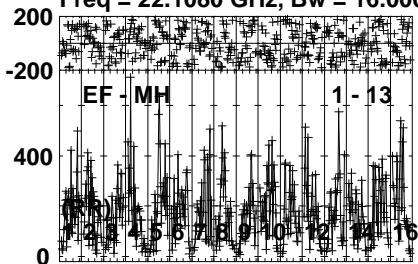
Lower frame: Micro Ampl Jy Top frame: Phas deg
Vector averaged cross-power spectrum Several baselines displayed
Timerange: 00/05:49:11 to 00/05:50:19

Plot file version 39 created 04-APR-2022 10:36:13

LSI61303 EM132A.UVDATA.1

Freq = 22.1080 GHz, Bw = 16.000 MH

No calibration applied and no bandpass applied



0 0 0 0 0 0 0 0 0 0 0 0 0 0 0 0

0 0 0 0 0 0 0 0 0 0 0 0 0 0 0 0

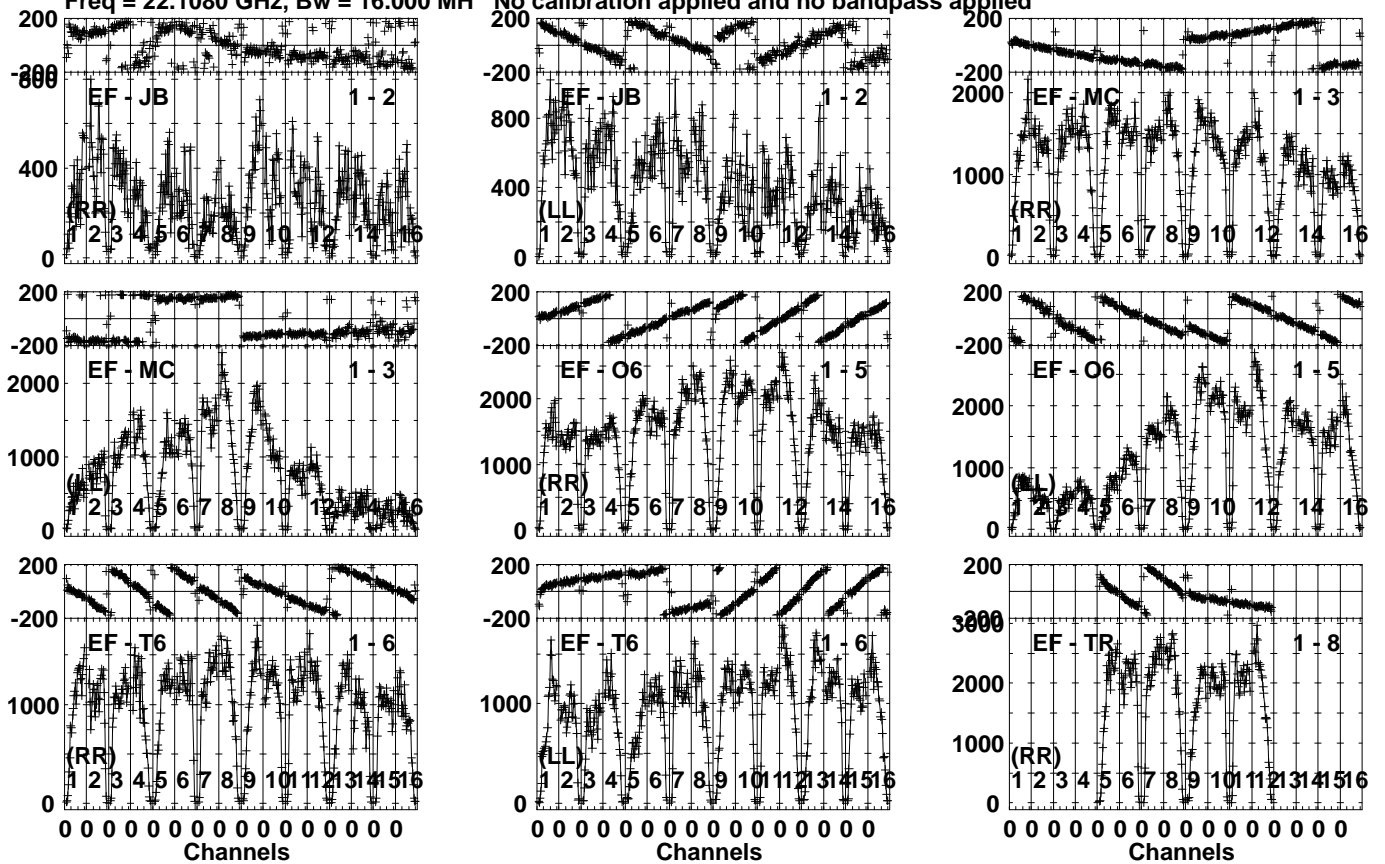
Lower frame: Micro Ampl Jy Top frame: Phas deg
Vector averaged cross-power spectrum Several baselines displayed
Timerange: 00/05:49:11 to 00/05:50:19

Plot file version 40 created 04-APR-2022 10:36:14

J0244+6228 EM132A.UVDATA.1

Freq = 22.1080 GHz, Bw = 16.000 MH

No calibration applied and no bandpass applied



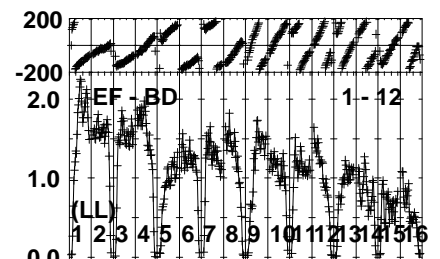
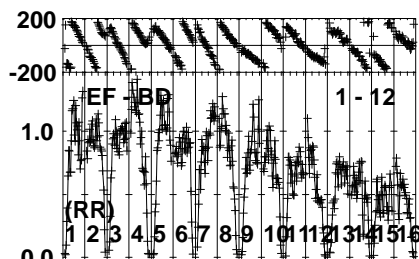
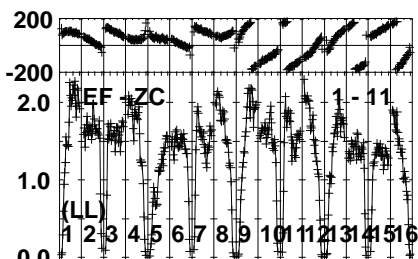
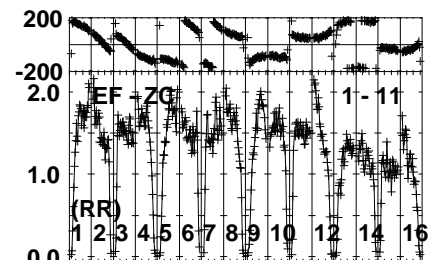
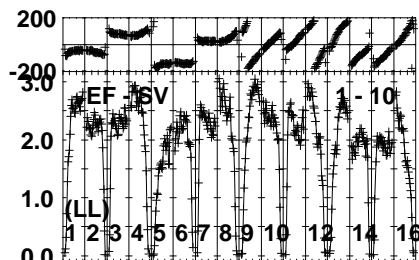
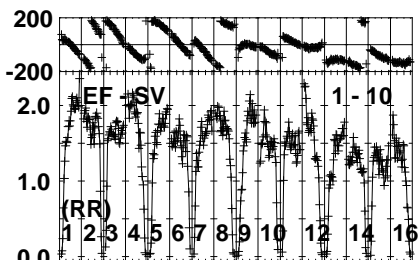
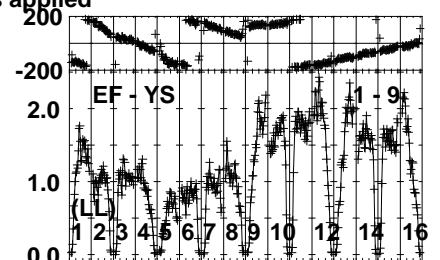
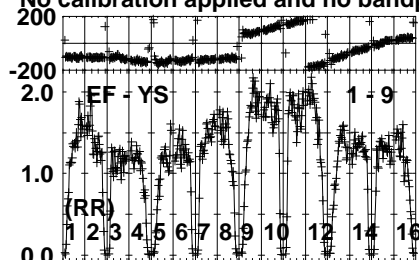
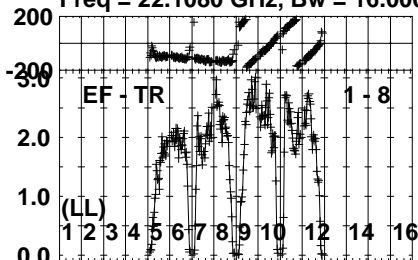
Lower frame: Micro Ampl Jy Top frame: Phas deg
Vector averaged cross-power spectrum Several baselines displayed
Timerange: 00/05:50:51 to 00/05:51:49

Plot file version 41 created 04-APR-2022 10:36:14

J0244+6228 EM132A.UVDATA.1

Freq = 22.1080 GHz, Bw = 16.000 MH

No calibration applied and no bandpass applied



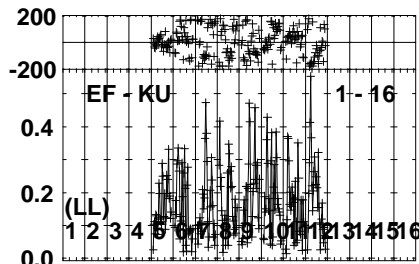
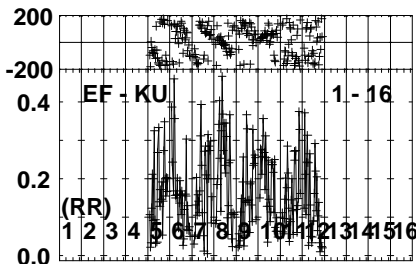
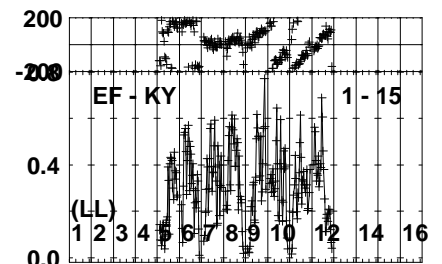
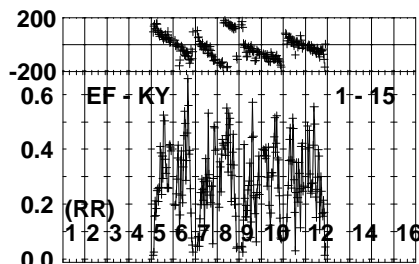
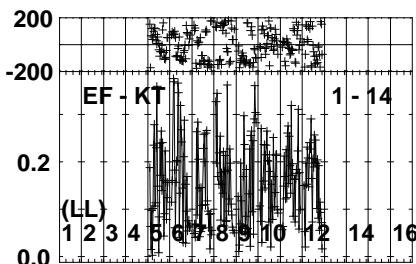
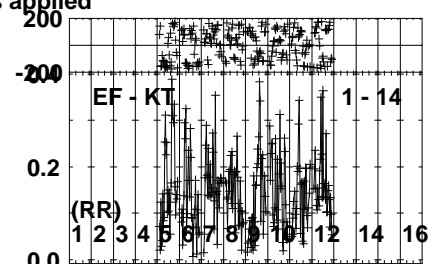
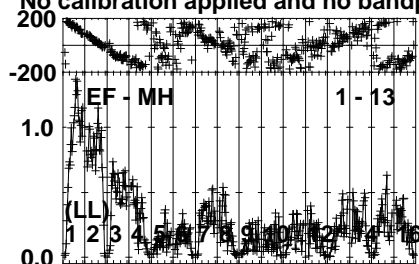
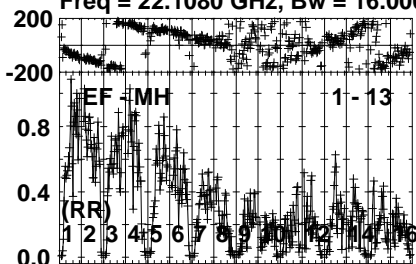
Lower frame: Milli Ampl Jy Top frame: Phas deg
Vector averaged cross-power spectrum Several baselines displayed
Timerange: 00/05:50:51 to 00/05:51:49

Plot file version 42 created 04-APR-2022 10:36:14

J0244+6228 EM132A.UVDATA.1

Freq = 22.1080 GHz, Bw = 16.000 MH

No calibration applied and no bandpass applied



0 0 0 0 0 0 0 0 0 0 0 0 0 0 0 0

0 0 0 0 0 0 0 0 0 0 0 0 0 0 0 0

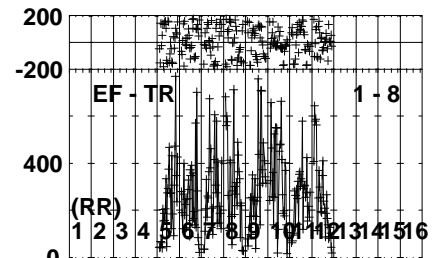
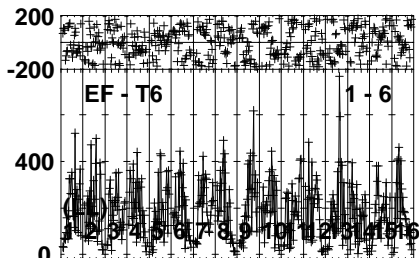
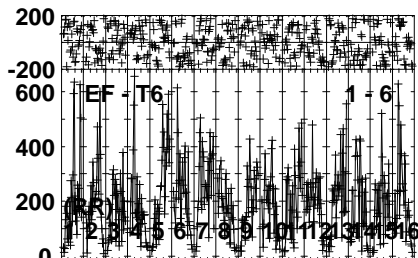
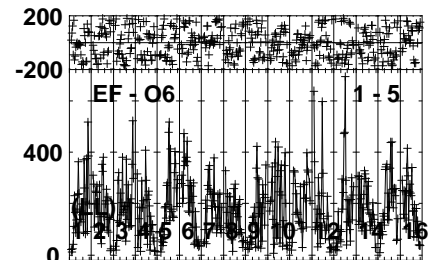
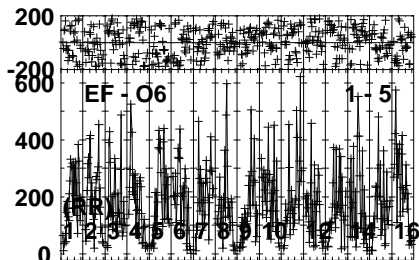
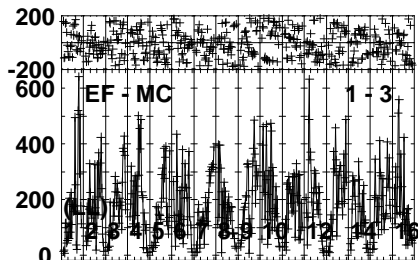
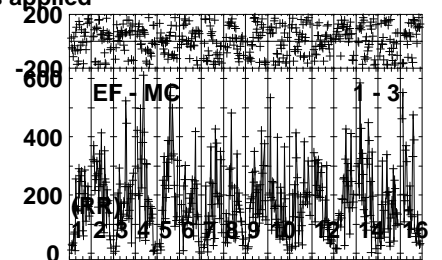
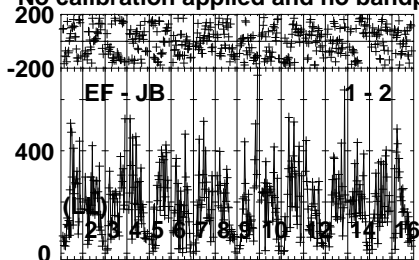
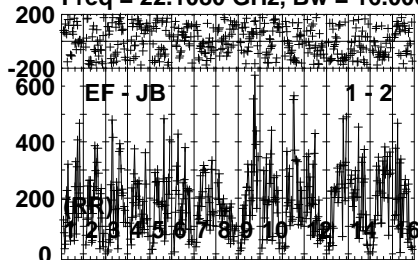
Lower frame: Milli Ampl Jy Top frame: Phas deg
Vector averaged cross-power spectrum Several baselines displayed
Timerange: 00/05:50:51 to 00/05:51:49

Plot file version 43 created 04-APR-2022 10:36:14

LSI61303 EM132A.UVDATA.1

Freq = 22.1080 GHz, Bw = 16.000 MH

No calibration applied and no bandpass applied



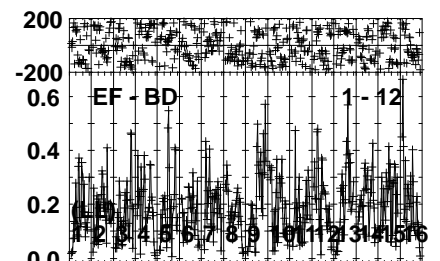
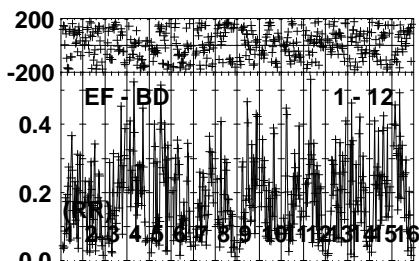
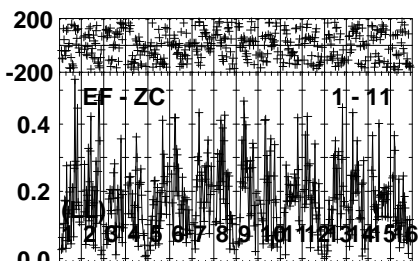
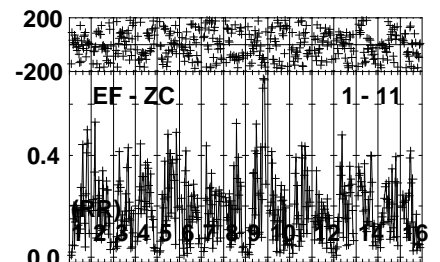
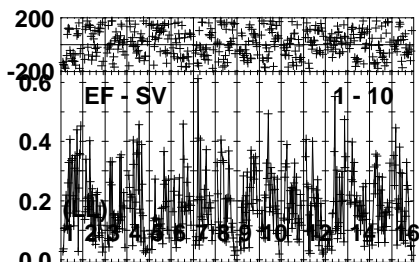
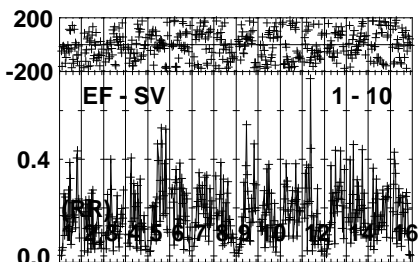
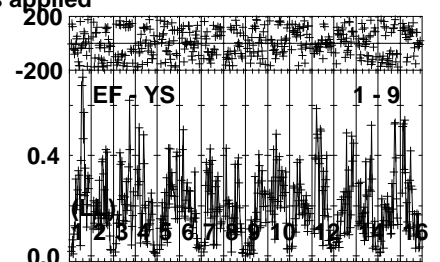
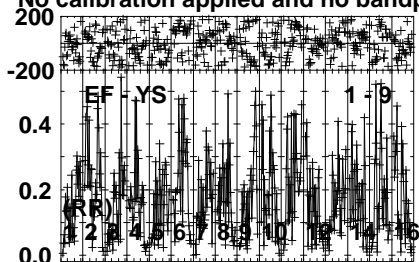
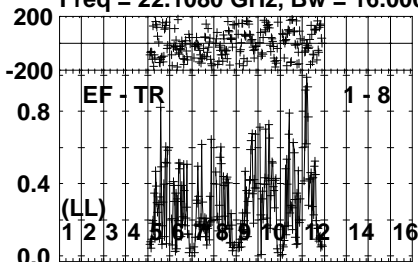
Lower frame: Micro Ampl Jy Top frame: Phas deg
Vector averaged cross-power spectrum Several baselines displayed
Timerange: 00/05:51:51 to 00/05:52:59

Plot file version 44 created 04-APR-2022 10:36:14

LSI61303 EM132A.UVDATA.1

Freq = 22.1080 GHz, Bw = 16.000 MH

No calibration applied and no bandpass applied



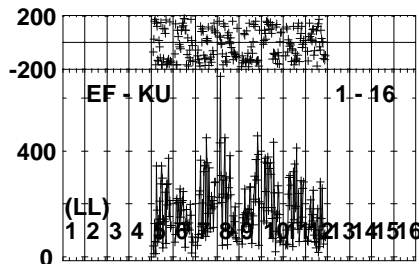
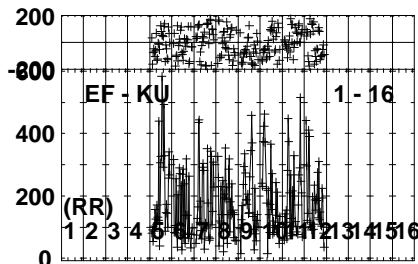
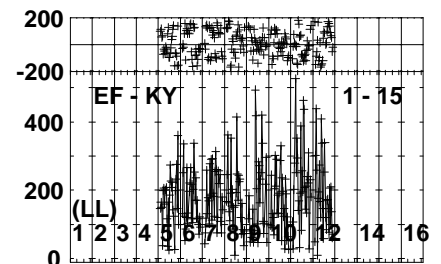
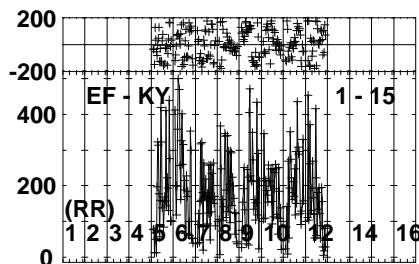
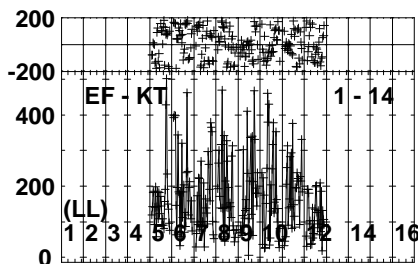
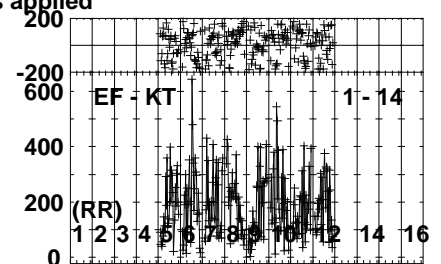
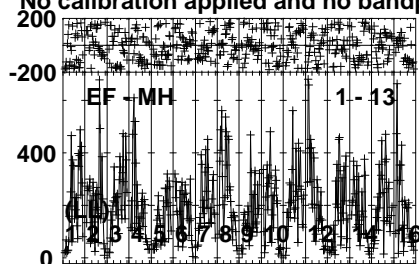
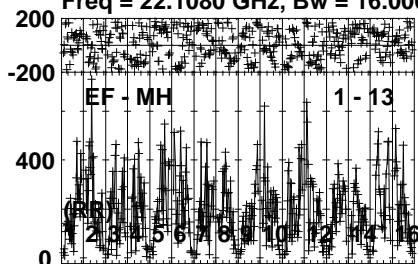
Lower frame: Milli Ampl Jy Top frame: Phas deg
Vector averaged cross-power spectrum Several baselines displayed
Timerange: 00/05:51:51 to 00/05:52:59

Plot file version 45 created 04-APR-2022 10:36:14

LSI61303 EM132A.UVDATA.1

Freq = 22.1080 GHz, Bw = 16.000 MH

No calibration applied and no bandpass applied



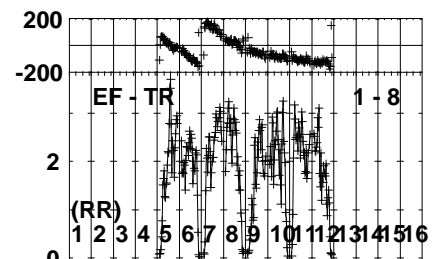
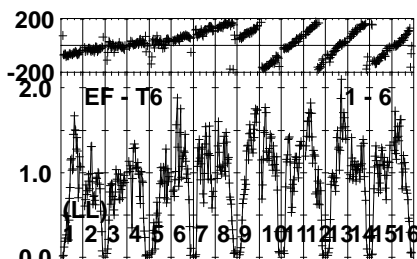
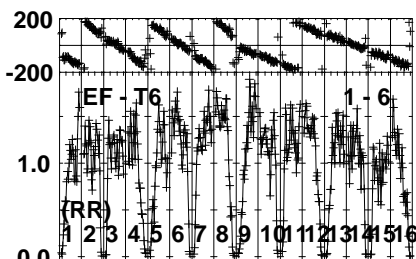
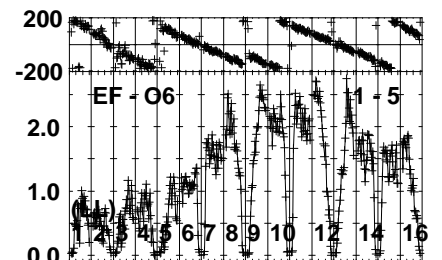
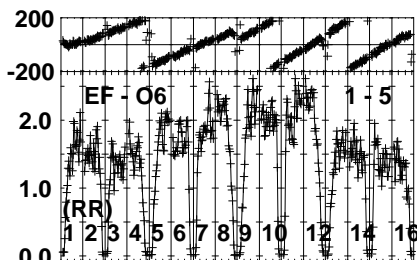
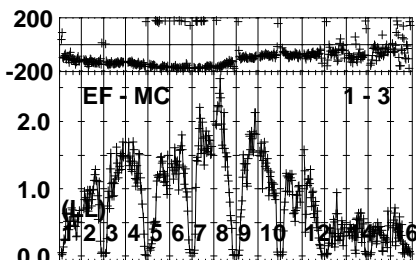
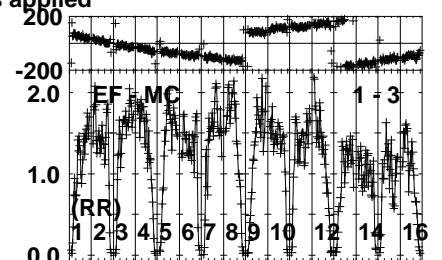
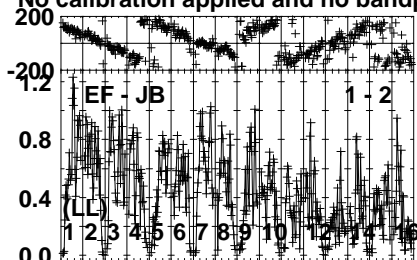
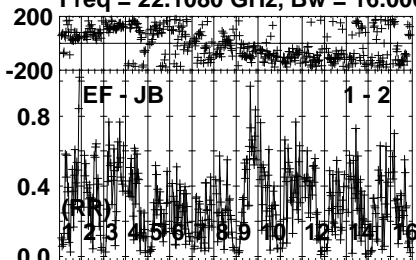
Lower frame: Micro Ampl Jy Top frame: Phas deg
Vector averaged cross-power spectrum Several baselines displayed
Timerange: 00/05:51:51 to 00/05:52:59

Plot file version 46 created 04-APR-2022 10:36:14

J0244+6228 EM132A.UVDATA.1

Freq = 22.1080 GHz, Bw = 16.000 MH

No calibration applied and no bandpass applied



0 0 0 0 0 0 0 0 0 0 0 0 0 0 0 0
Channels

0 0 0 0 0 0 0 0 0 0 0 0 0 0 0 0
Channels

0 0 0 0 0 0 0 0 0 0 0 0 0 0 0 0
Channels

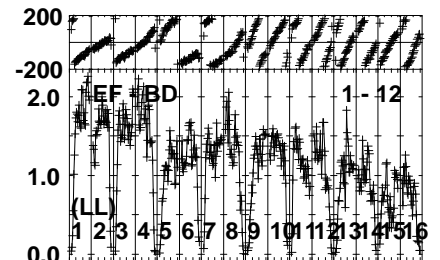
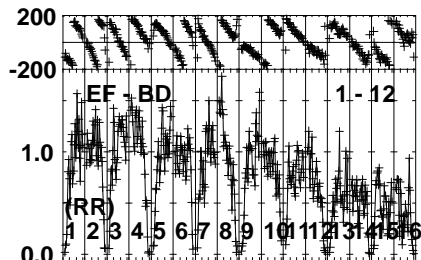
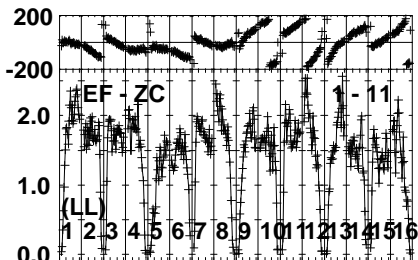
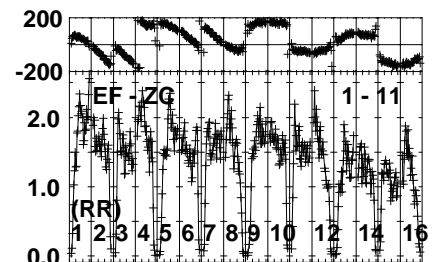
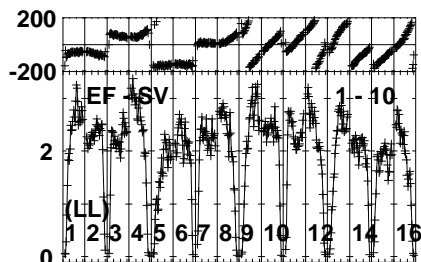
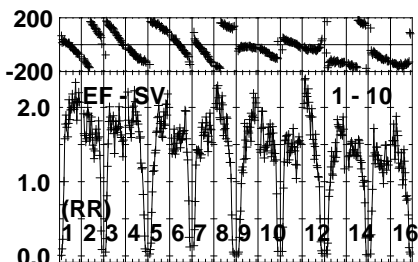
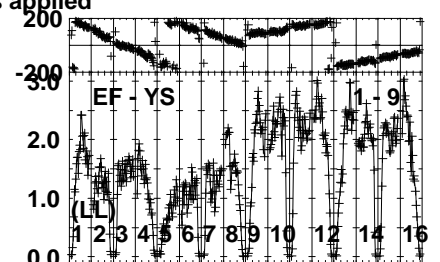
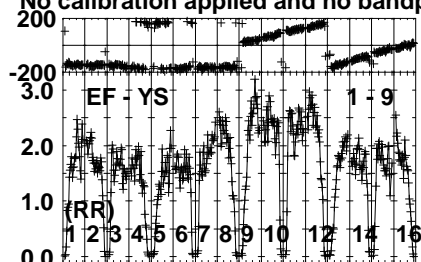
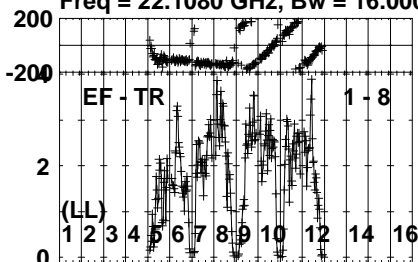
Lower frame: Milli Ampl Jy Top frame: Phas deg
Vector averaged cross-power spectrum Several baselines displayed
Timerange: 00/05:53:01 to 00/05:53:59

Plot file version 47 created 04-APR-2022 10:36:14

J0244+6228 EM132A.UVDATA.1

Freq = 22.1080 GHz, Bw = 16.000 MH

No calibration applied and no bandpass applied



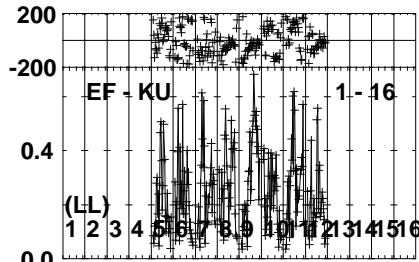
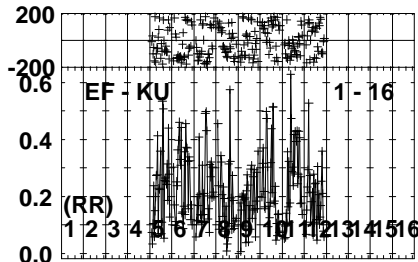
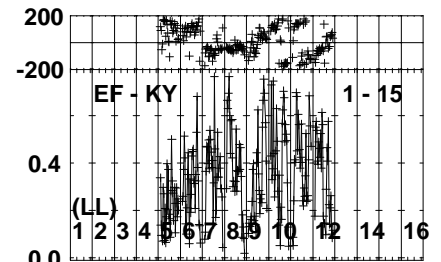
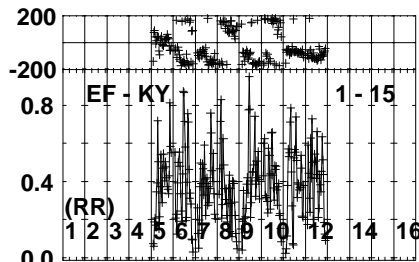
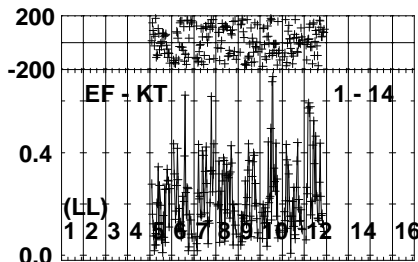
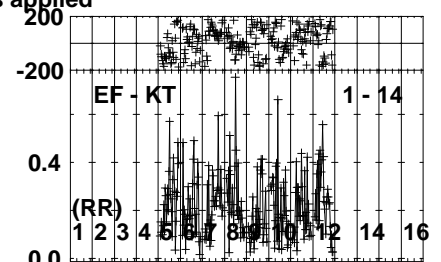
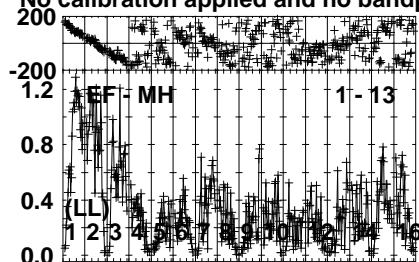
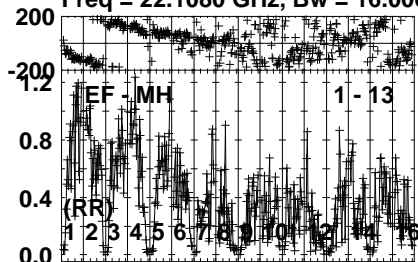
Lower frame: Milli Ampl Jy Top frame: Phas deg
Vector averaged cross-power spectrum Several baselines displayed
Timerange: 00/05:53:01 to 00/05:53:59

Plot file version 48 created 04-APR-2022 10:36:14

J0244+6228 EM132A.UVDATA.1

Freq = 22.1080 GHz, Bw = 16.000 MH

No calibration applied and no bandpass applied



0 0 0 0 0 0 0 0 0 0 0 0 0 0 0 0

0 0 0 0 0 0 0 0 0 0 0 0 0 0 0 0

Channels

Channels

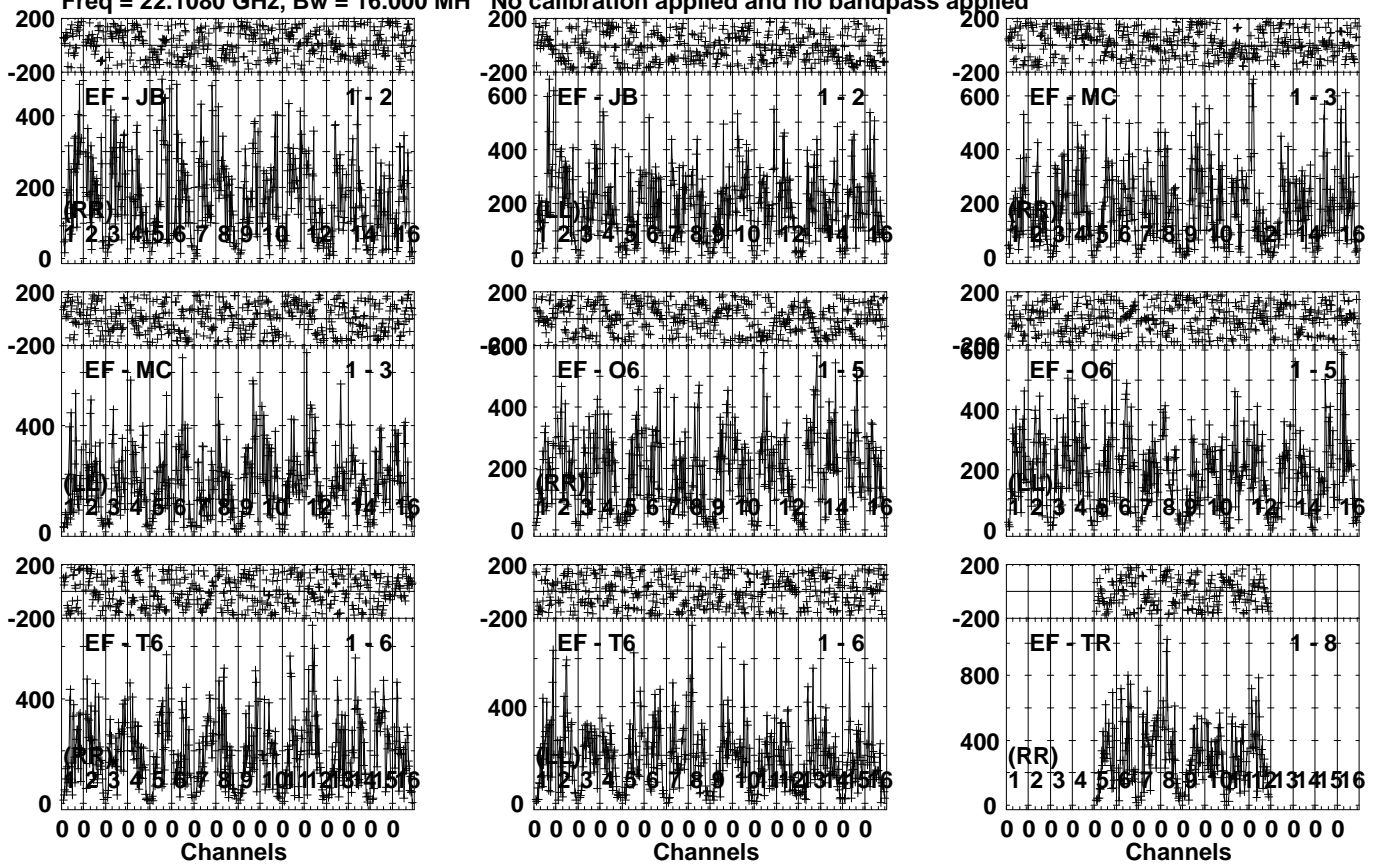
Lower frame: Milli Ampl Jy Top frame: Phas deg
Vector averaged cross-power spectrum Several baselines displayed
Timerange: 00/05:53:01 to 00/05:53:59

Plot file version 49 created 04-APR-2022 10:36:14

LSI61303 EM132A.UVDATA.1

Freq = 22.1080 GHz, Bw = 16.000 MH

No calibration applied and no bandpass applied



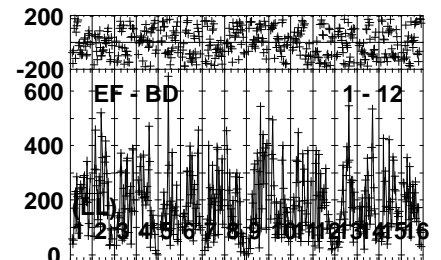
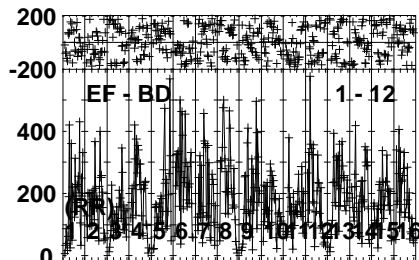
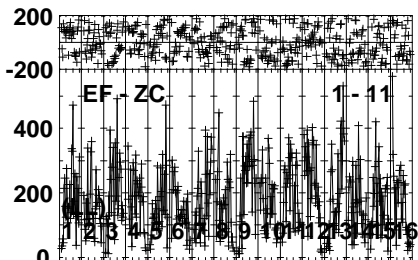
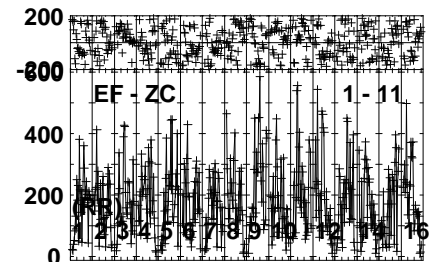
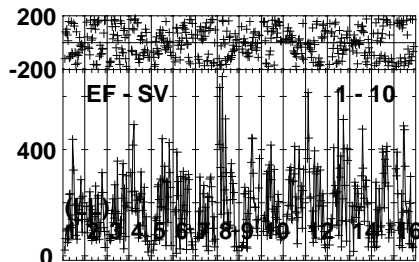
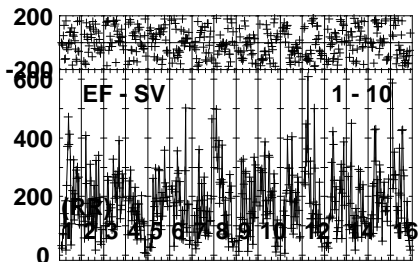
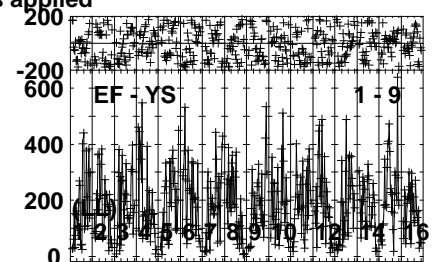
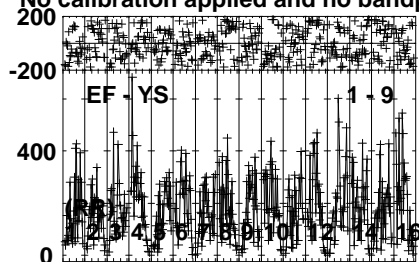
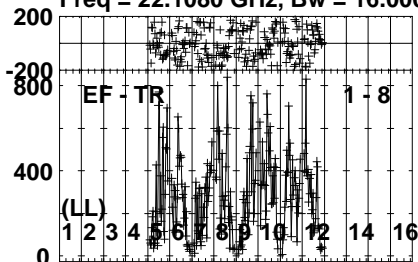
Lower frame: Micro Ampl Jy Top frame: Phas deg
Vector averaged cross-power spectrum Several baselines displayed
Timerange: 00/05:54:01 to 00/05:55:09

Plot file version 50 created 04-APR-2022 10:36:14

LSI61303 EM132A.UVDATA.1

Freq = 22.1080 GHz, Bw = 16.000 MH

No calibration applied and no bandpass applied



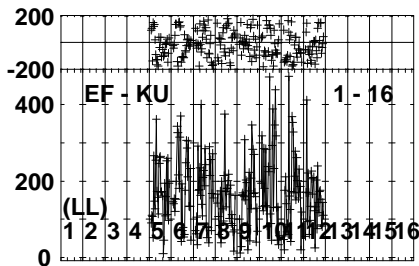
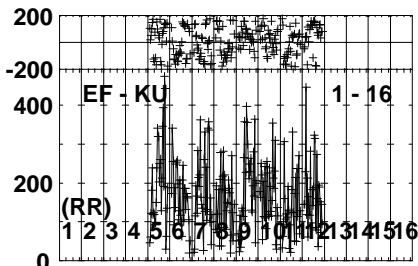
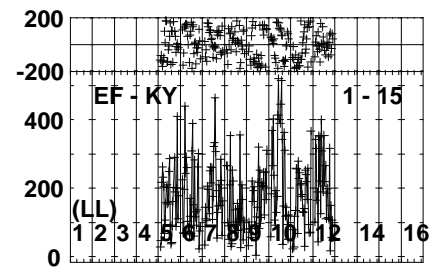
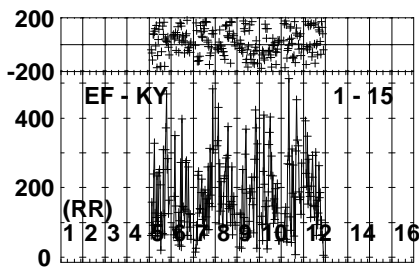
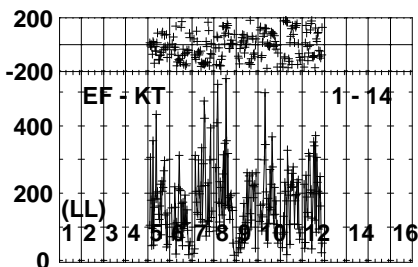
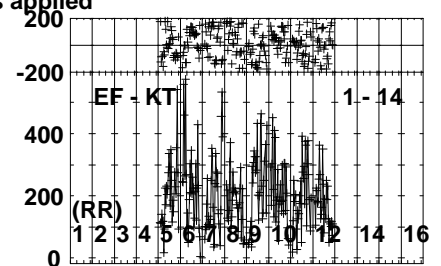
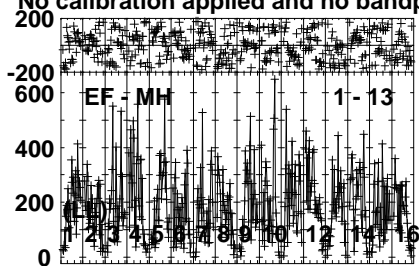
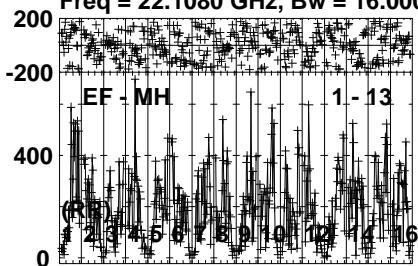
Lower frame: Micro Ampl Jy Top frame: Phas deg
Vector averaged cross-power spectrum Several baselines displayed
Timerange: 00/05:54:01 to 00/05:55:09

Plot file version 51 created 04-APR-2022 10:36:14

LSI61303 EM132A.UVDATA.1

Freq = 22.1080 GHz, Bw = 16.000 MH

No calibration applied and no bandpass applied



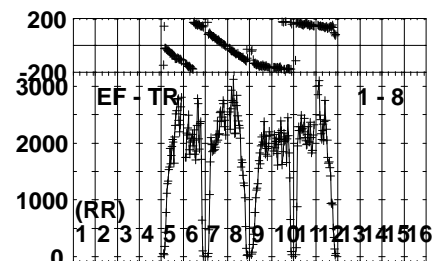
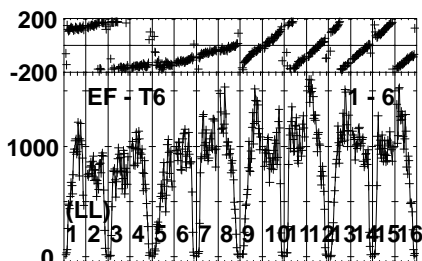
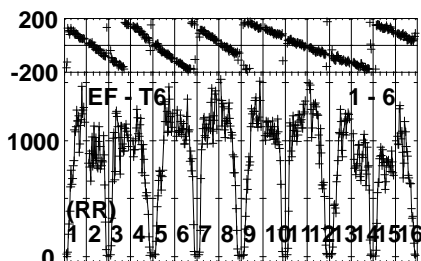
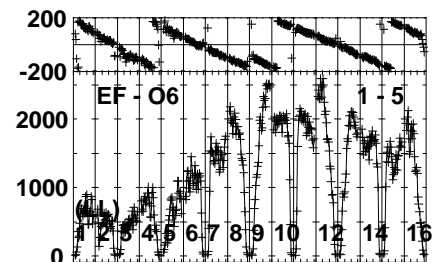
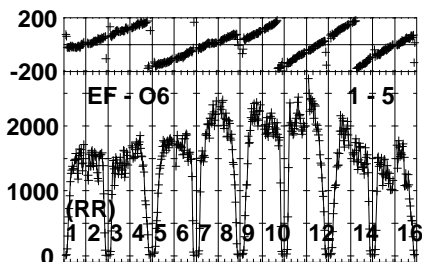
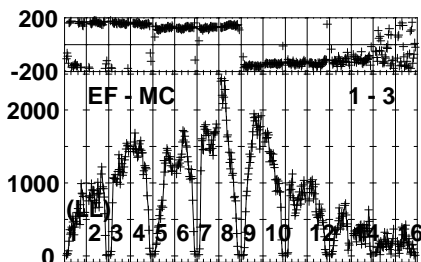
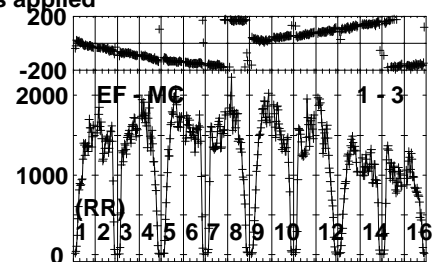
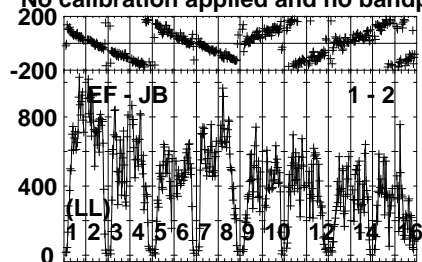
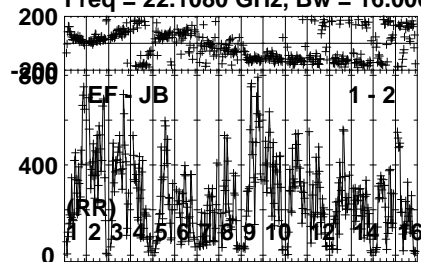
Lower frame: Micro Ampl Jy Top frame: Phas deg
Vector averaged cross-power spectrum Several baselines displayed
Timerange: 00/05:54:01 to 00/05:55:09

Plot file version 52 created 04-APR-2022 10:36:15

J0244+6228 EM132A.UVDATA.1

Freq = 22.1080 GHz, Bw = 16.000 MH

No calibration applied and no bandpass applied



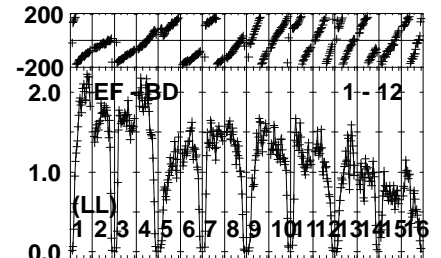
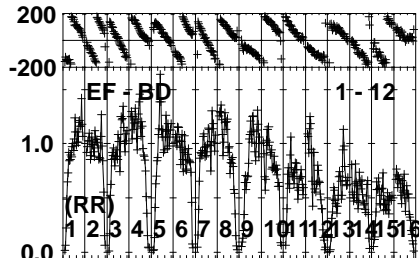
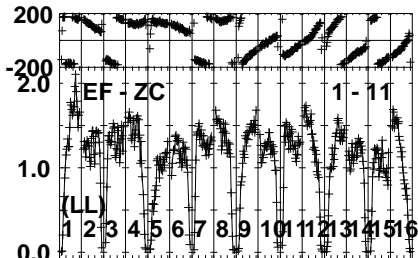
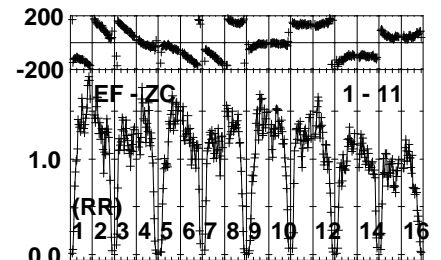
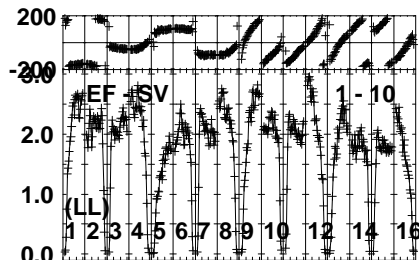
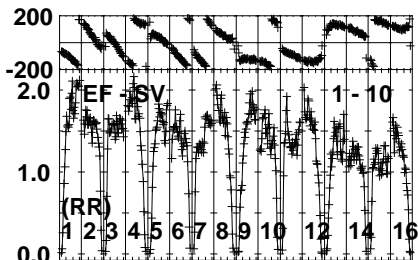
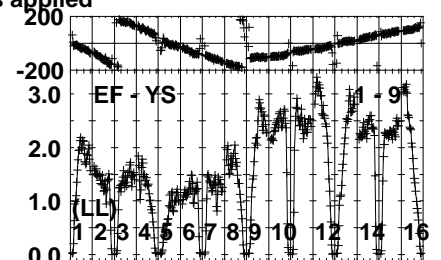
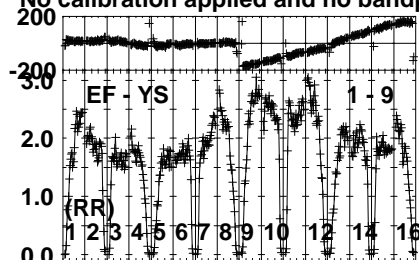
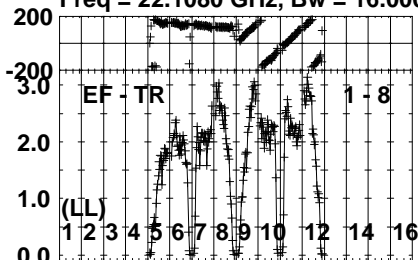
Lower frame: Micro Ampl Jy Top frame: Phas deg
Vector averaged cross-power spectrum Several baselines displayed
Timerange: 00/05:55:41 to 00/05:56:39

Plot file version 53 created 04-APR-2022 10:36:15

J0244+6228 EM132A.UVDATA.1

Freq = 22.1080 GHz, Bw = 16.000 MH

No calibration applied and no bandpass applied



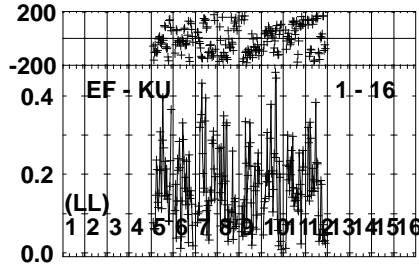
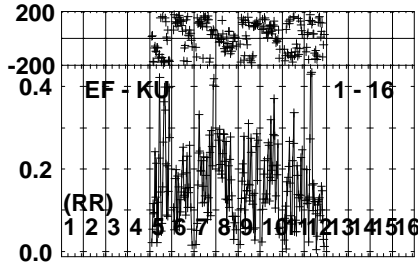
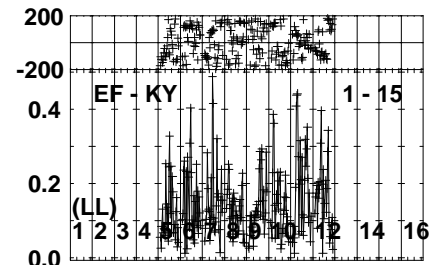
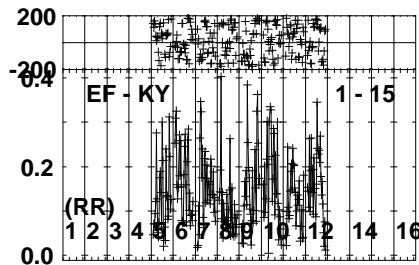
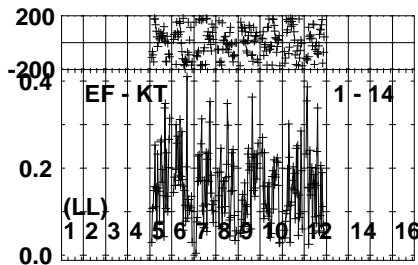
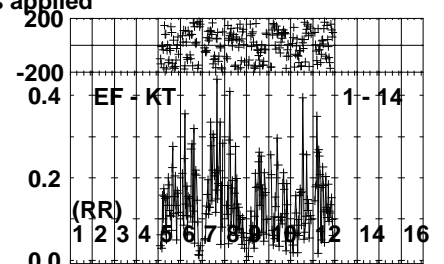
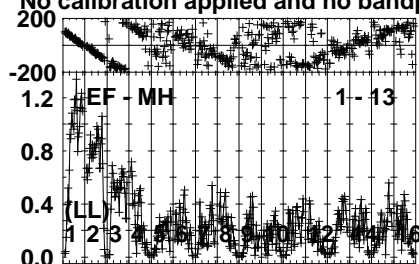
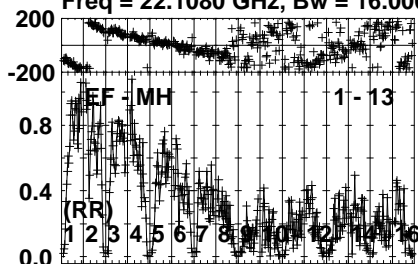
Lower frame: Milli Ampl Jy Top frame: Phas deg
Vector averaged cross-power spectrum Several baselines displayed
Timerange: 00/05:55:41 to 00/05:56:39

Plot file version 54 created 04-APR-2022 10:36:15

J0244+6228 EM132A.UVDATA.1

Freq = 22.1080 GHz, Bw = 16.000 MH

No calibration applied and no bandpass applied



0 0 0 0 0 0 0 0 0 0 0 0 0 0 0 0
Channels

0 0 0 0 0 0 0 0 0 0 0 0 0 0 0 0
Channels

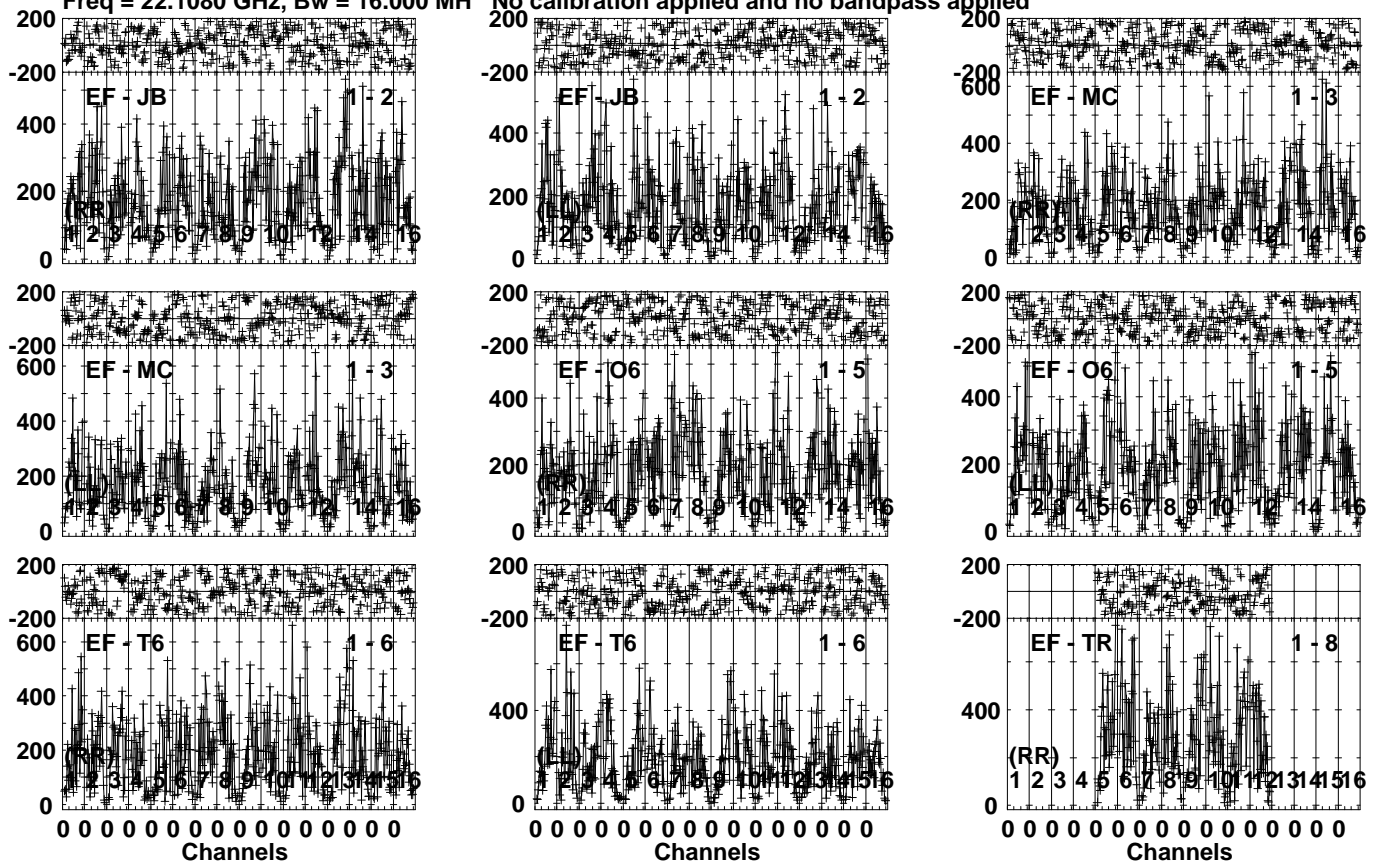
Lower frame: Milli Ampl Jy Top frame: Phas deg
Vector averaged cross-power spectrum Several baselines displayed
Timerange: 00/05:55:41 to 00/05:56:39

Plot file version 55 created 04-APR-2022 10:36:15

LSI61303 EM132A.UVDATA.1

Freq = 22.1080 GHz, Bw = 16.000 MH

No calibration applied and no bandpass applied



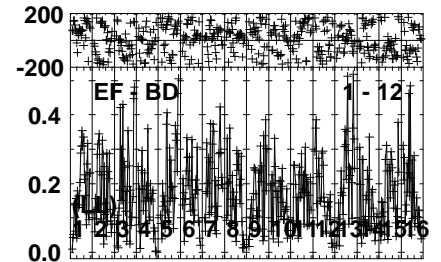
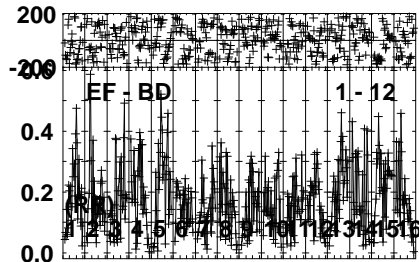
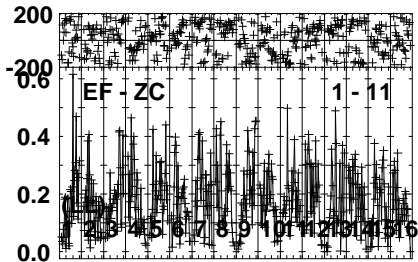
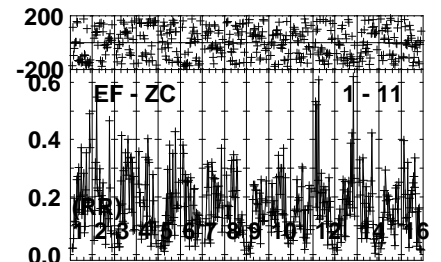
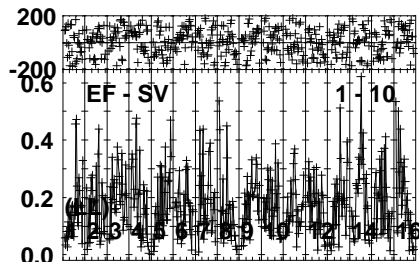
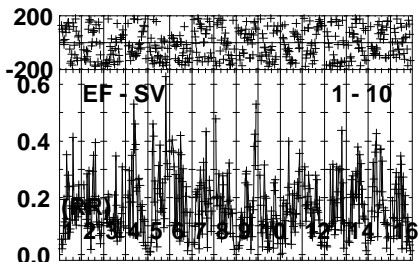
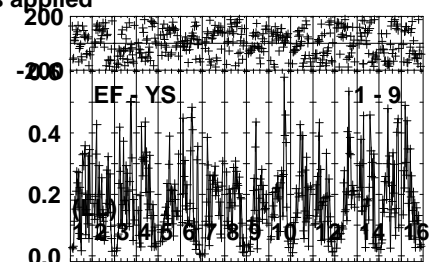
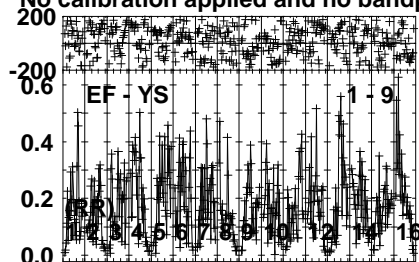
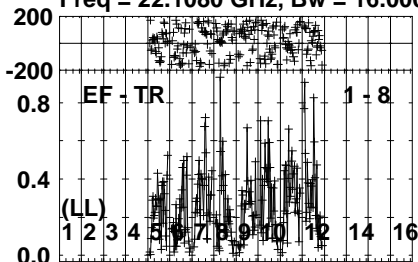
Lower frame: Micro Ampl Jy Top frame: Phas deg
Vector averaged cross-power spectrum Several baselines displayed
Timerange: 00/05:56:41 to 00/05:57:49

Plot file version 56 created 04-APR-2022 10:36:15

LSI61303 EM132A.UVDATA.1

Freq = 22.1080 GHz, Bw = 16.000 MH

No calibration applied and no bandpass applied



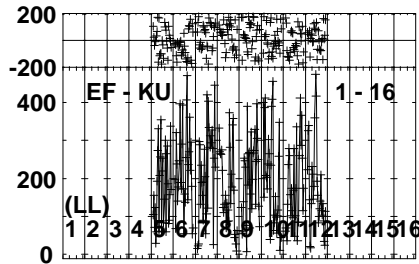
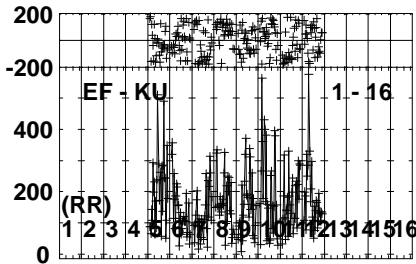
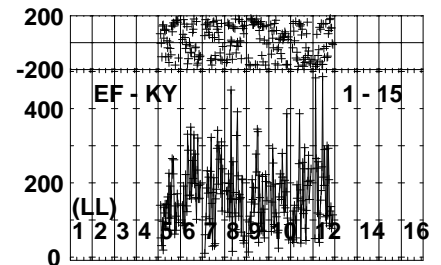
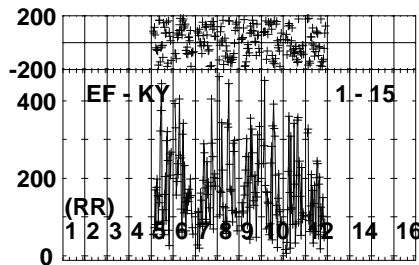
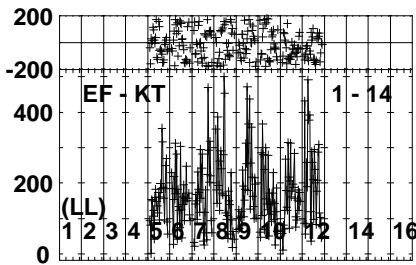
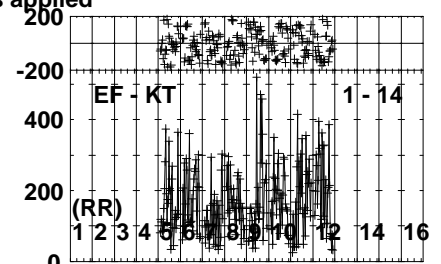
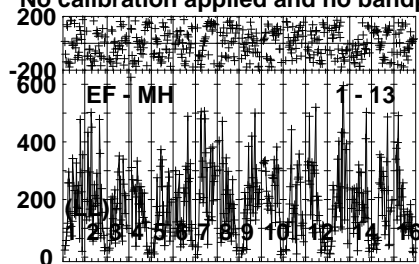
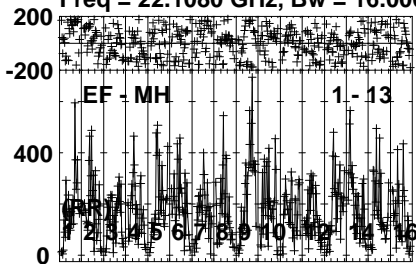
Lower frame: Milli Ampl Jy Top frame: Phas deg
Vector averaged cross-power spectrum Several baselines displayed
Timerange: 00/05:56:41 to 00/05:57:49

Plot file version 57 created 04-APR-2022 10:36:15

LSI61303 EM132A.UVDATA.1

Freq = 22.1080 GHz, Bw = 16.000 MH

No calibration applied and no bandpass applied



0 0 0 0 0 0 0 0 0 0 0 0 0 0 0 0

0 0 0 0 0 0 0 0 0 0 0 0 0 0 0 0

Channels

Channels

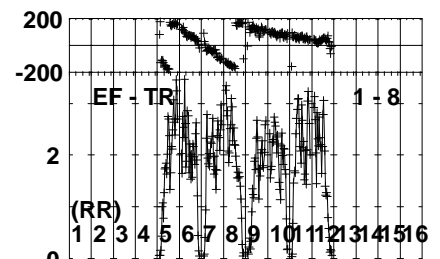
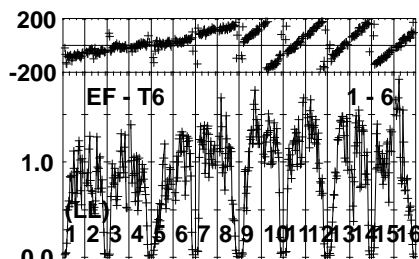
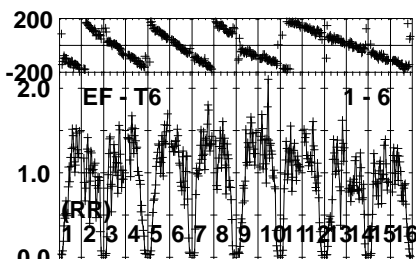
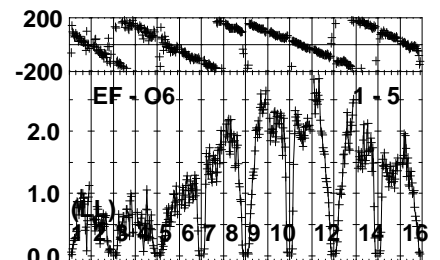
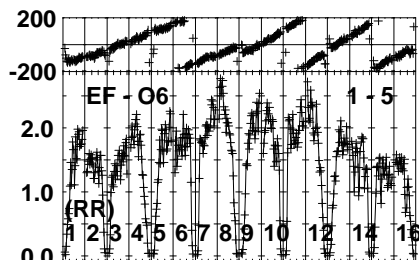
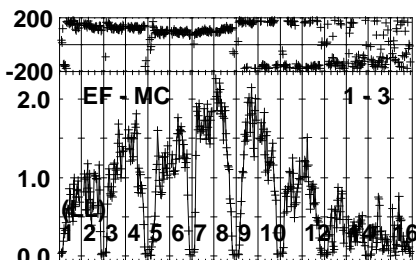
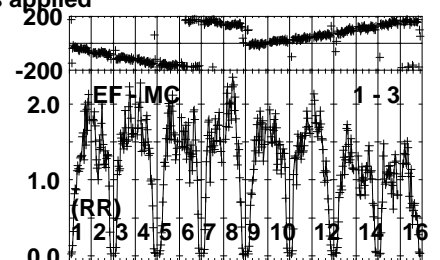
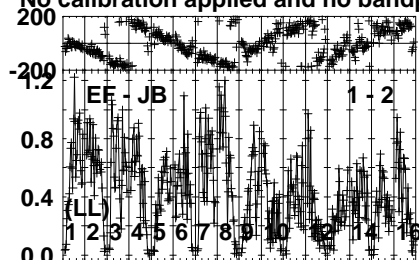
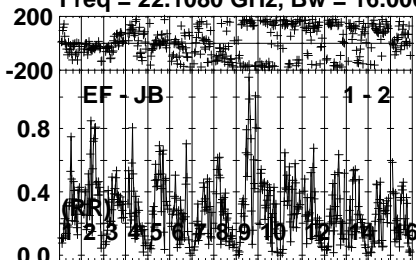
Lower frame: Micro Ampl Jy Top frame: Phas deg
Vector averaged cross-power spectrum Several baselines displayed
Timerange: 00/05:56:41 to 00/05:57:49

Plot file version 58 created 04-APR-2022 10:36:15

J0244+6228 EM132A.UVDATA.1

Freq = 22.1080 GHz, Bw = 16.000 MH

No calibration applied and no bandpass applied



0 0 0 0 0 0 0 0 0 0 0 0 0 0 0 0
Channels

0 0 0 0 0 0 0 0 0 0 0 0 0 0 0 0
Channels

0 0 0 0 0 0 0 0 0 0 0 0 0 0 0 0
Channels

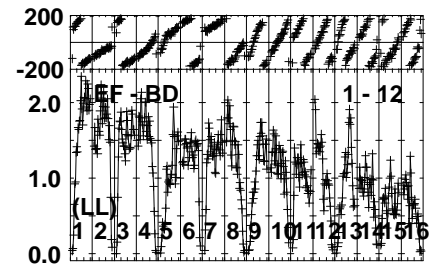
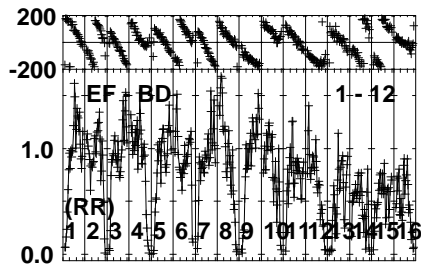
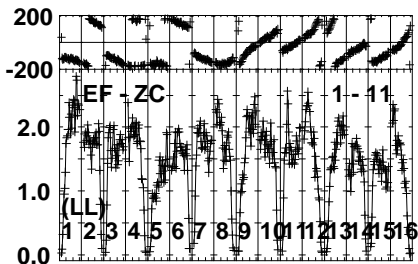
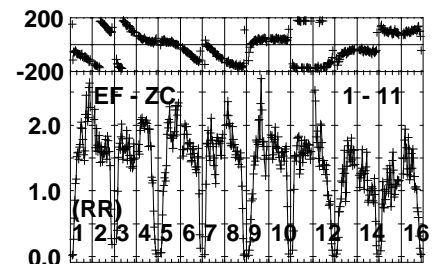
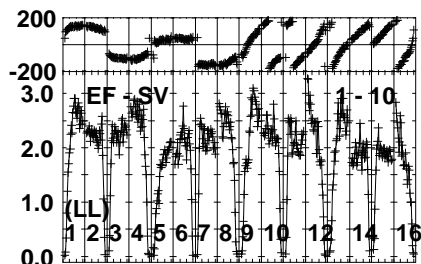
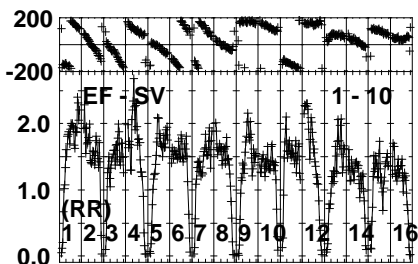
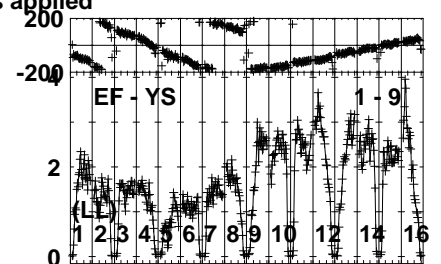
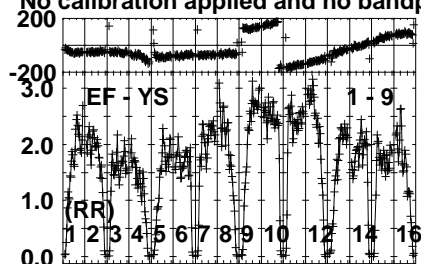
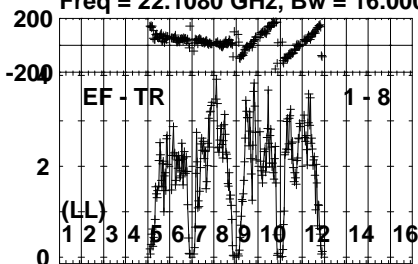
Lower frame: Milli Ampl Jy Top frame: Phas deg
Vector averaged cross-power spectrum Several baselines displayed
Timerange: 00/05:57:51 to 00/05:58:49

Plot file version 59 created 04-APR-2022 10:36:15

J0244+6228 EM132A.UVDATA.1

Freq = 22.1080 GHz, Bw = 16.000 MH

No calibration applied and no bandpass applied



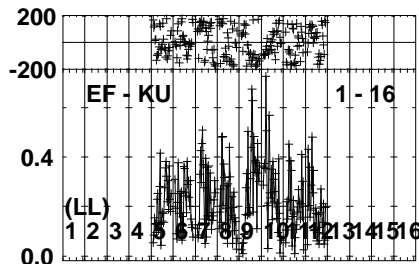
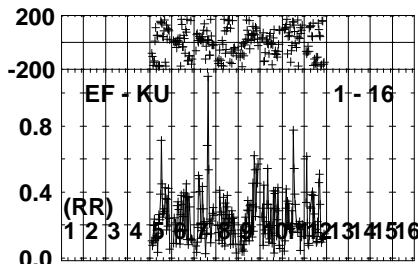
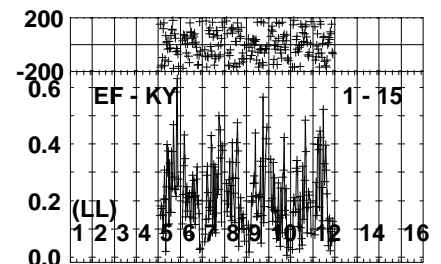
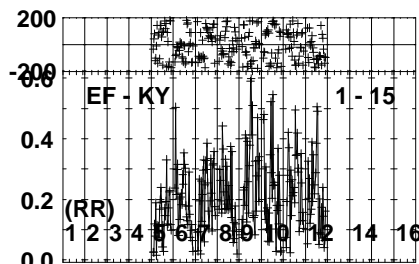
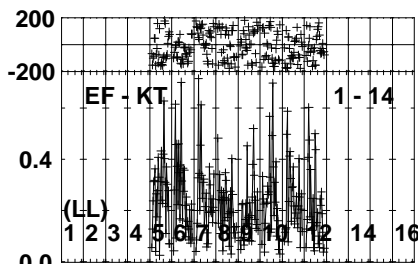
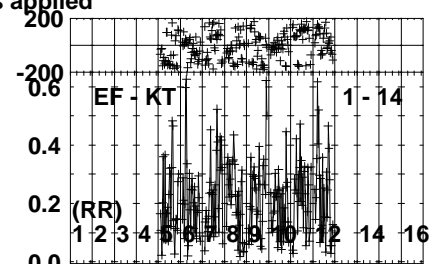
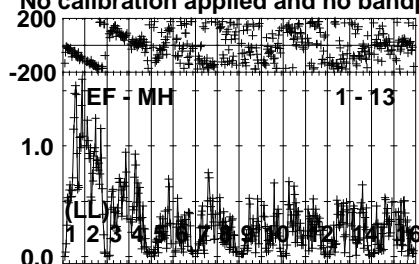
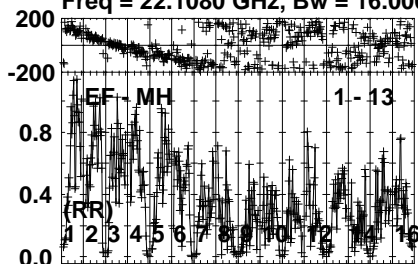
Lower frame: Milli Ampl Jy Top frame: Phas deg
Vector averaged cross-power spectrum Several baselines displayed
Timerange: 00/05:57:51 to 00/05:58:49

Plot file version 60 created 04-APR-2022 10:36:15

J0244+6228 EM132A.UVDATA.1

Freq = 22.1080 GHz, Bw = 16.000 MH

No calibration applied and no bandpass applied



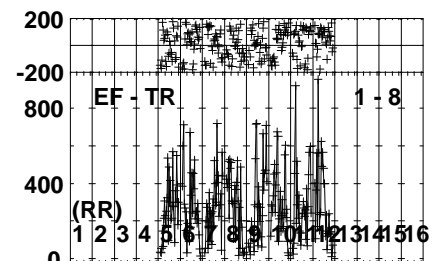
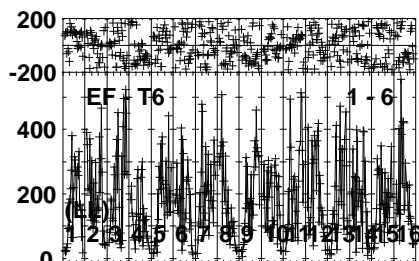
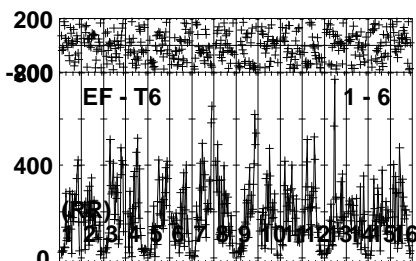
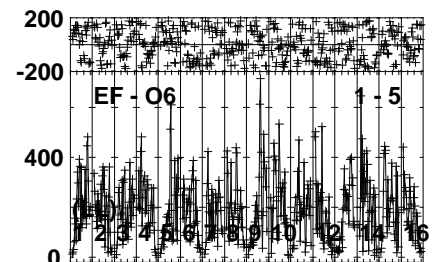
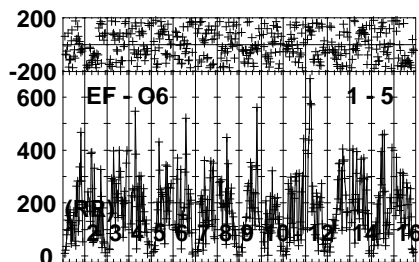
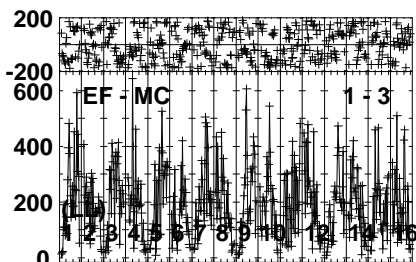
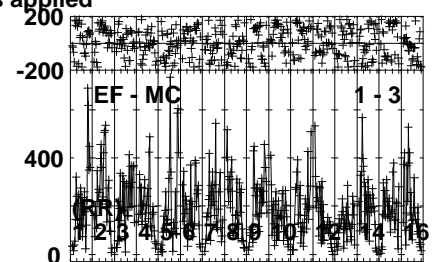
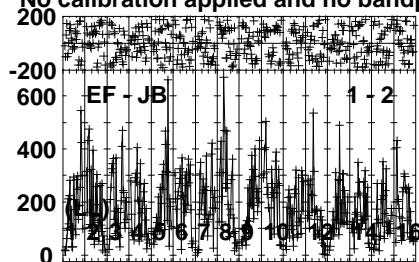
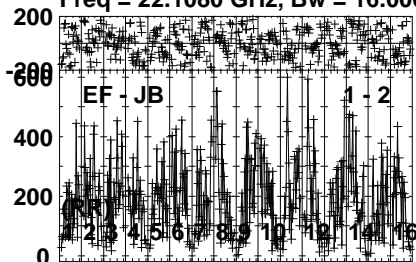
Lower frame: Milli Ampl Jy Top frame: Phas deg
Vector averaged cross-power spectrum Several baselines displayed
Timerange: 00/05:57:51 to 00/05:58:49

Plot file version 61 created 04-APR-2022 10:36:15

LSI61303 EM132A.UVDATA.1

Freq = 22.1080 GHz, Bw = 16.000 MH

No calibration applied and no bandpass applied



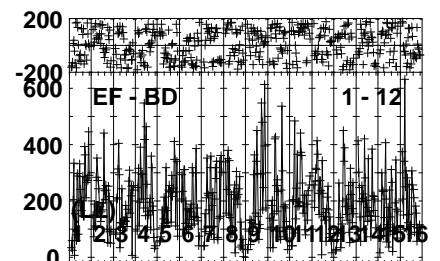
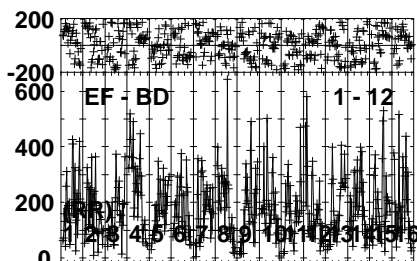
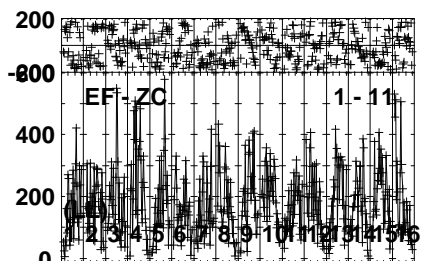
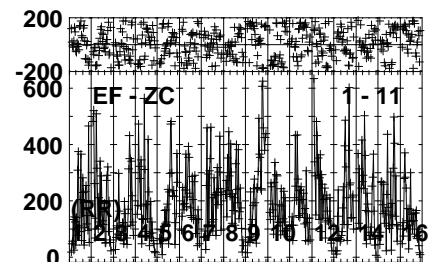
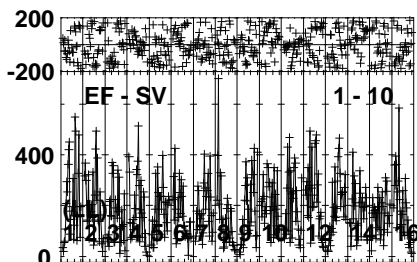
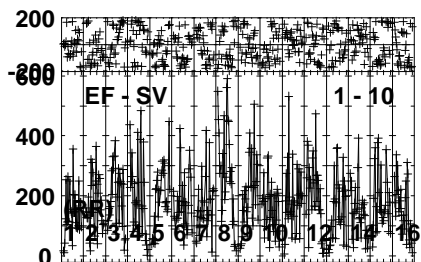
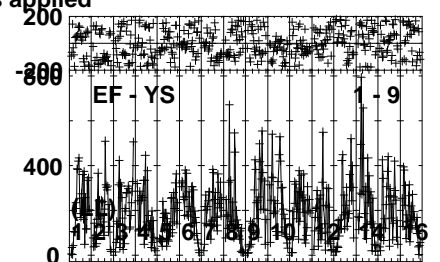
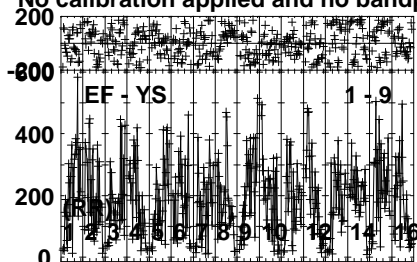
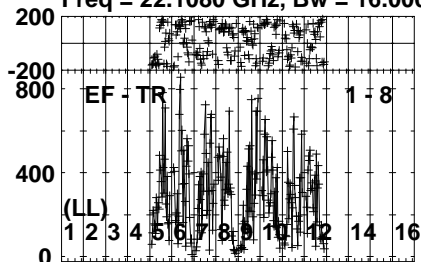
Lower frame: Micro Ampl Jy Top frame: Phas deg
Vector averaged cross-power spectrum Several baselines displayed
Timerange: 00/05:58:51 to 00/05:59:59

Plot file version 62 created 04-APR-2022 10:36:15

LSI61303 EM132A.UVDATA.1

Freq = 22.1080 GHz, Bw = 16.000 MH

No calibration applied and no bandpass applied



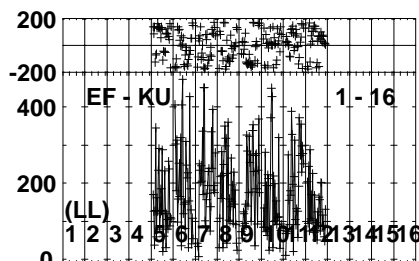
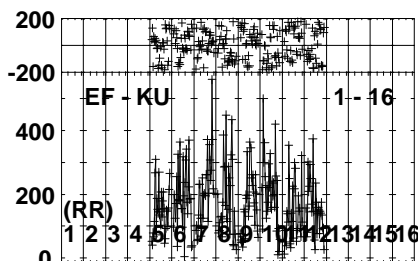
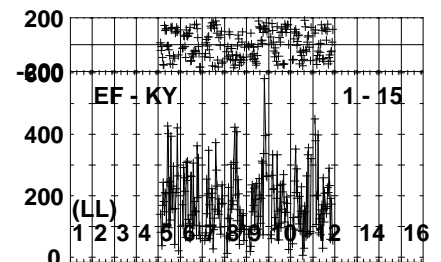
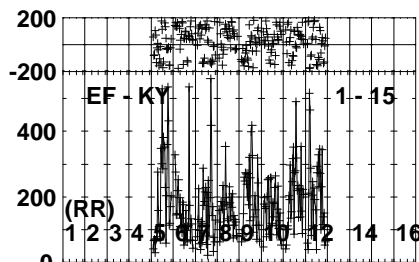
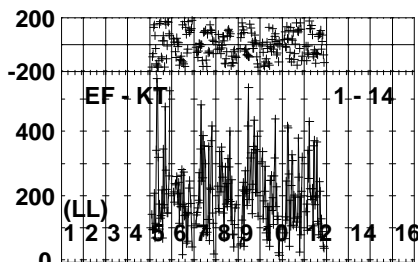
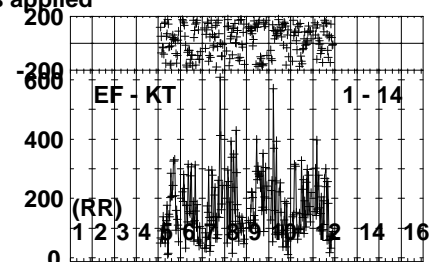
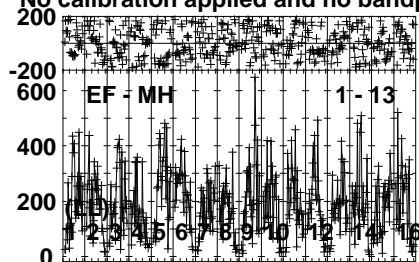
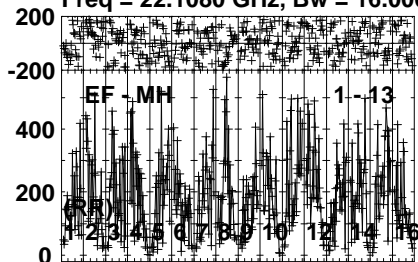
Lower frame: Micro Ampl Jy Top frame: Phas deg
Vector averaged cross-power spectrum Several baselines displayed
Timerange: 00/05:58:51 to 00/05:59:59

Plot file version 63 created 04-APR-2022 10:36:16

LSI61303 EM132A.UVDATA.1

Freq = 22.1080 GHz, Bw = 16.000 MH

No calibration applied and no bandpass applied



0 0 0 0 0 0 0 0 0 0 0 0 0 0 0 0

0 0 0 0 0 0 0 0 0 0 0 0 0 0 0 0

Channels

Channels

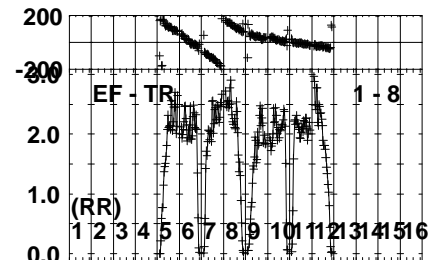
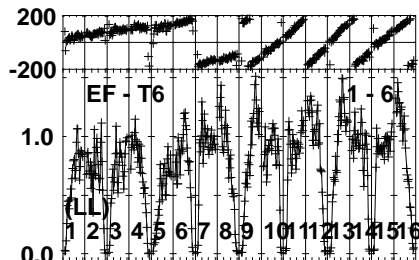
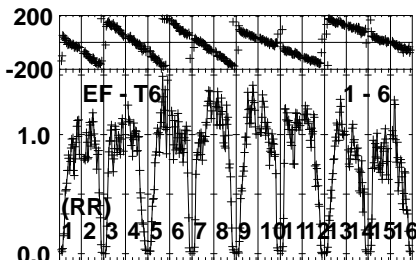
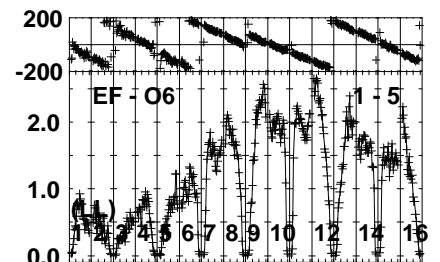
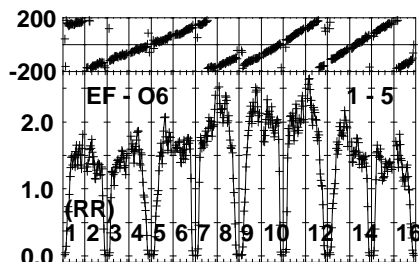
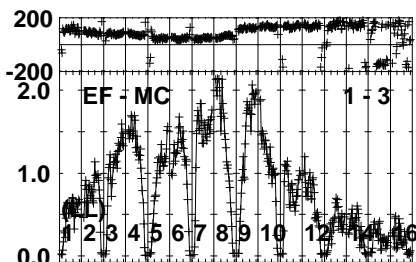
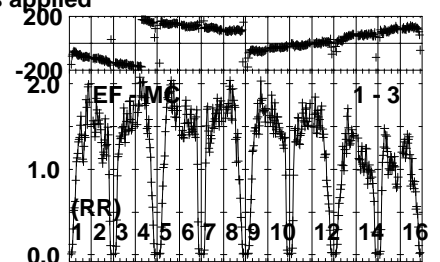
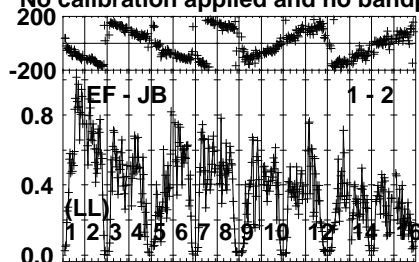
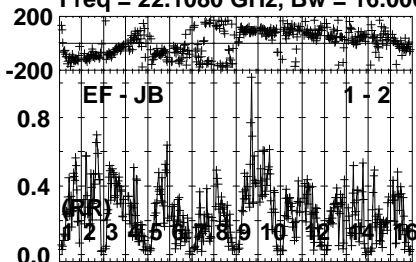
Lower frame: Micro Ampl Jy Top frame: Phas deg
Vector averaged cross-power spectrum Several baselines displayed
Timerange: 00/05:58:51 to 00/05:59:59

Plot file version 64 created 04-APR-2022 10:36:16

J0244+6228 EM132A.UVDATA.1

Freq = 22.1080 GHz, Bw = 16.000 MH

No calibration applied and no bandpass applied



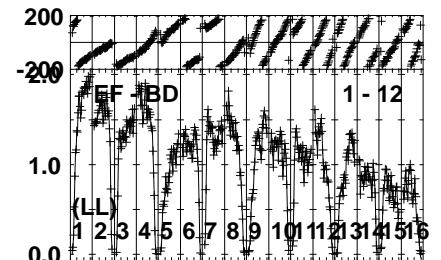
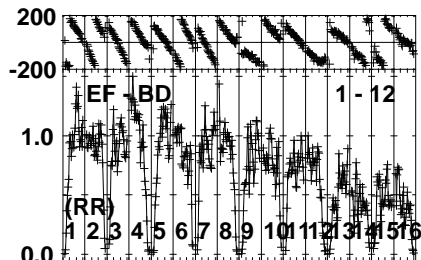
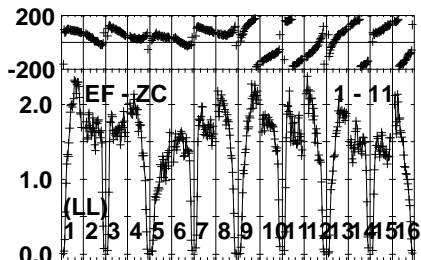
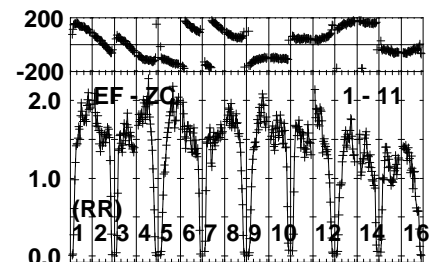
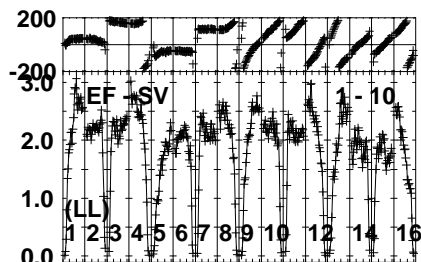
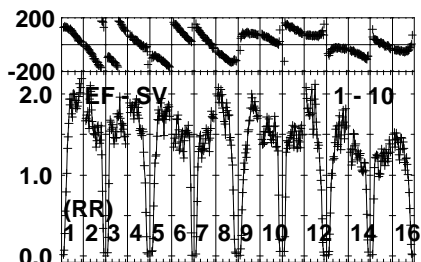
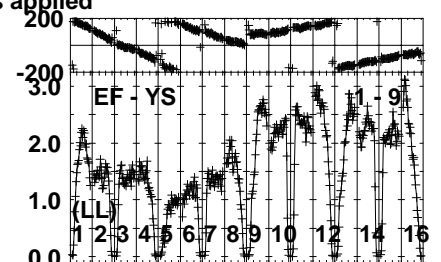
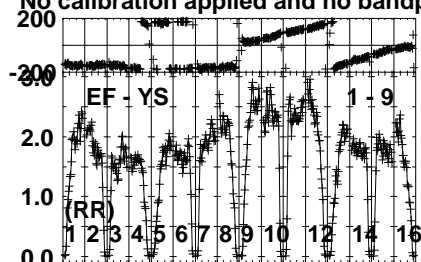
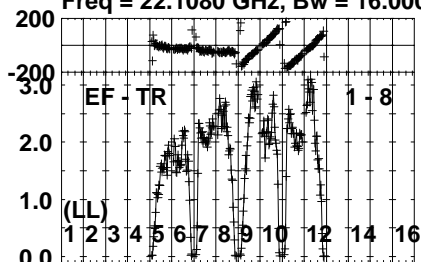
Lower frame: Milli Ampl Jy Top frame: Phas deg
Vector averaged cross-power spectrum Several baselines displayed
Timerange: 00/06:00:31 to 00/06:01:29

Plot file version 65 created 04-APR-2022 10:36:16

J0244+6228 EM132A.UVDATA.1

Freq = 22.1080 GHz, Bw = 16.000 MH

No calibration applied and no bandpass applied



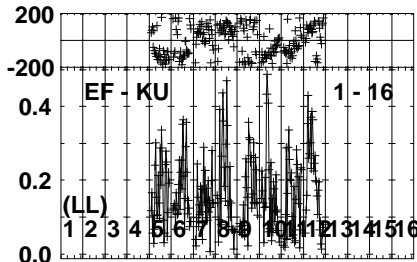
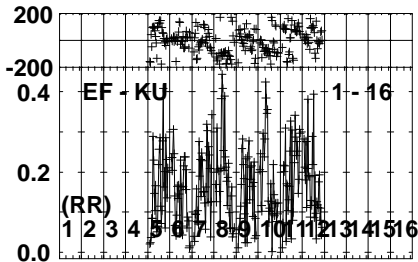
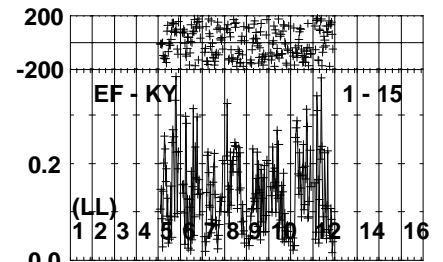
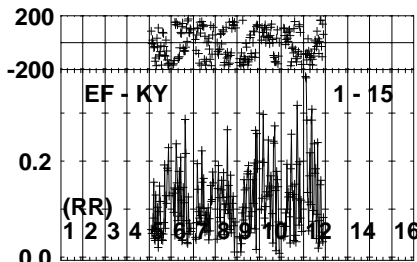
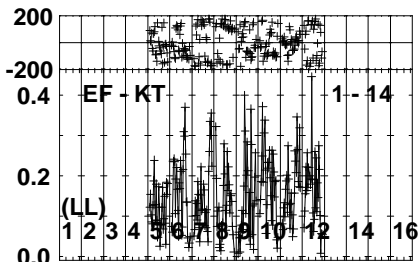
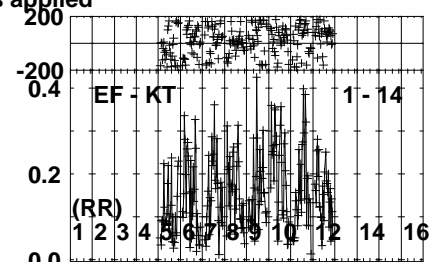
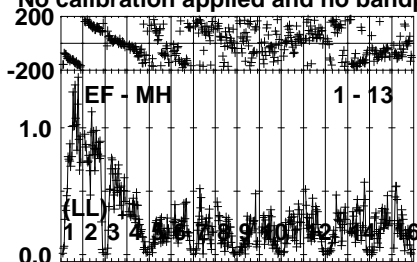
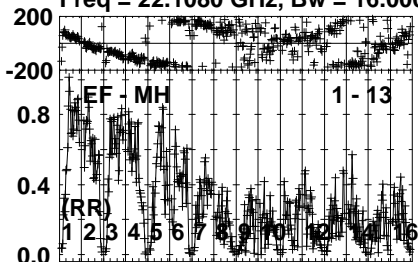
Lower frame: Milli Ampl Jy Top frame: Phas deg
Vector averaged cross-power spectrum Several baselines displayed
Timerange: 00/06:00:31 to 00/06:01:29

Plot file version 66 created 04-APR-2022 10:36:16

J0244+6228 EM132A.UVDATA.1

Freq = 22.1080 GHz, Bw = 16.000 MH

No calibration applied and no bandpass applied



0 0 0 0 0 0 0 0 0 0 0 0 0 0 0 0
Channels

0 0 0 0 0 0 0 0 0 0 0 0 0 0 0 0
Channels

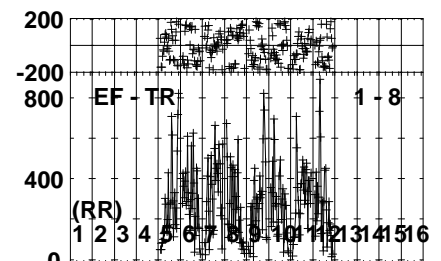
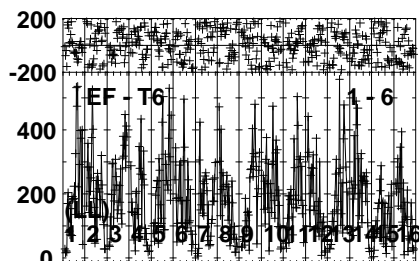
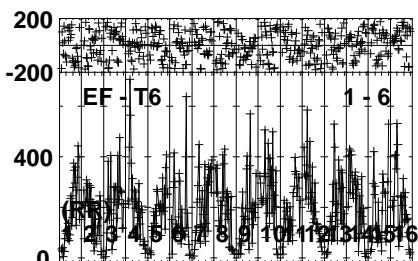
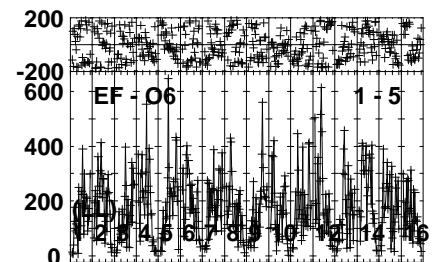
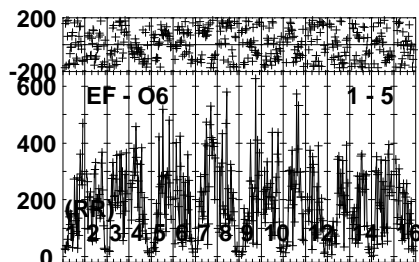
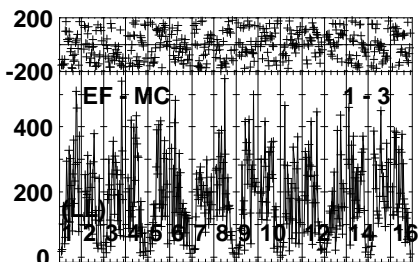
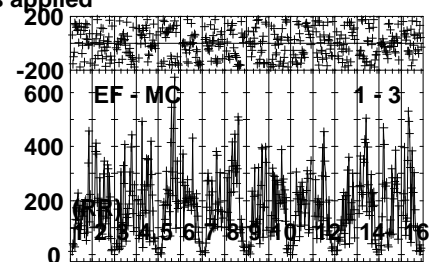
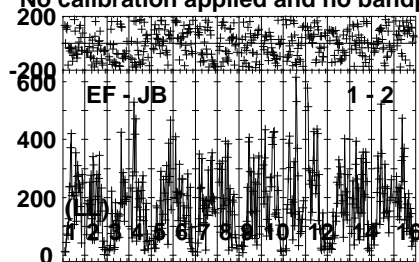
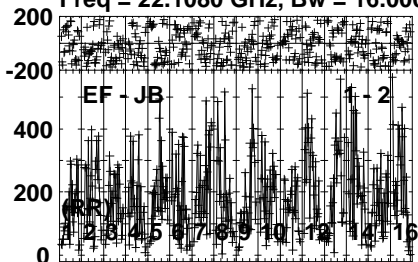
Lower frame: Milli Ampl Jy Top frame: Phas deg
Vector averaged cross-power spectrum Several baselines displayed
Timerange: 00/06:00:31 to 00/06:01:29

Plot file version 67 created 04-APR-2022 10:36:16

LSI61303 EM132A.UVDATA.1

Freq = 22.1080 GHz, Bw = 16.000 MH

No calibration applied and no bandpass applied



0 0 0 0 0 0 0 0 0 0 0 0 0 0 0 0

Lower frame: Micro Ampl Jy Top frame: Phas deg

Vector averaged cross-power spectrum Several baselines displayed

Timerange: 00/06:01:31 to 00/06:02:39

Channels

Channels

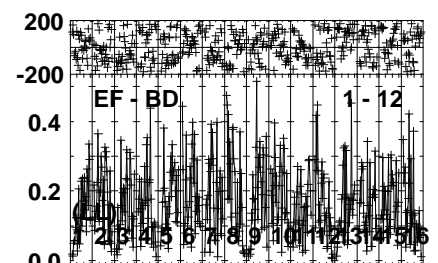
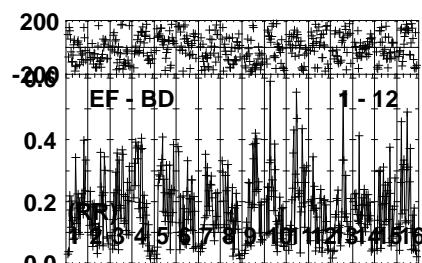
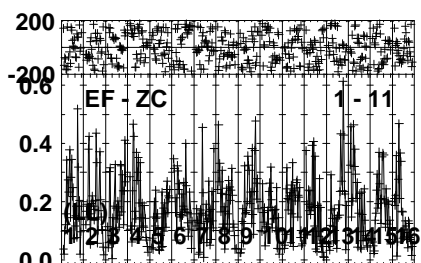
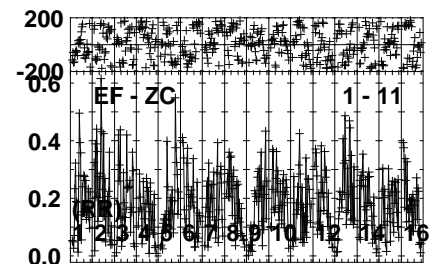
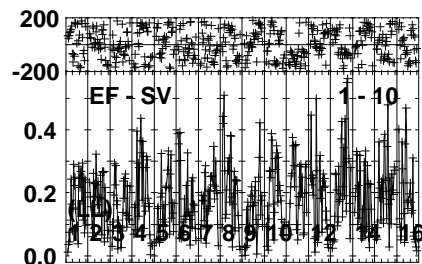
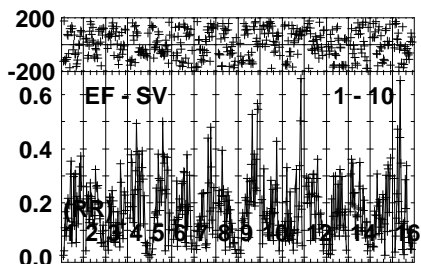
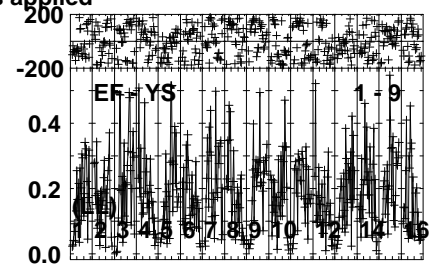
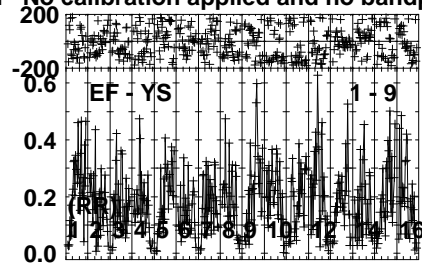
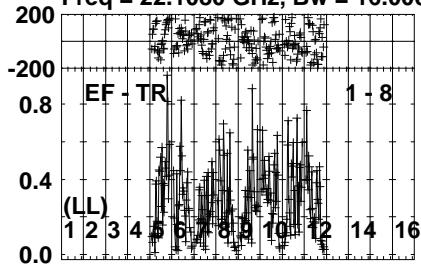
Channels

Plot file version 68 created 04-APR-2022 10:36:16

LSI61303 EM132A.UVDATA.1

Freq = 22.1080 GHz, Bw = 16.000 MH

No calibration applied and no bandpass applied



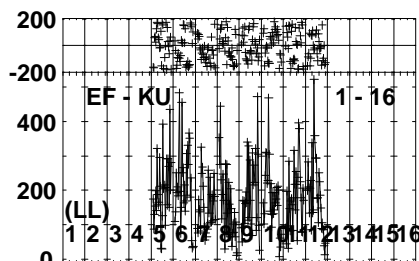
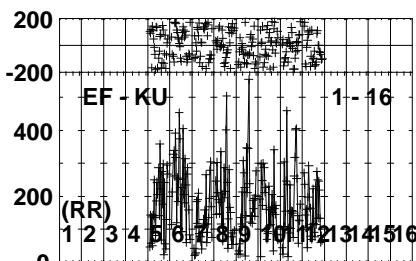
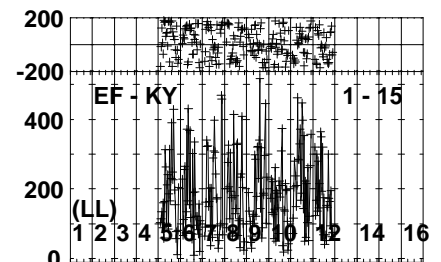
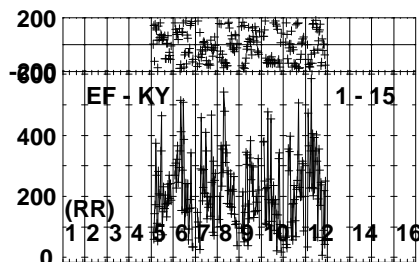
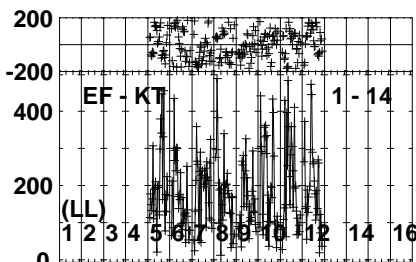
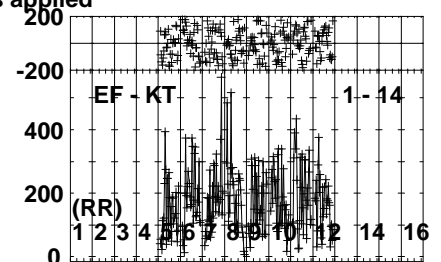
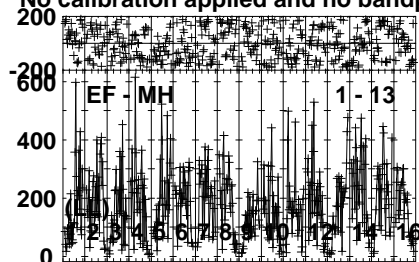
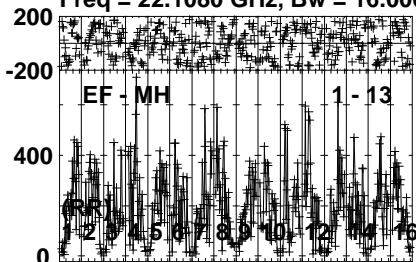
Lower frame: Milli Ampl Jy Top frame: Phas deg
Vector averaged cross-power spectrum Several baselines displayed
Timerange: 00/06:01:31 to 00/06:02:39

Plot file version 69 created 04-APR-2022 10:36:16

LSI61303 EM132A.UVDATA.1

Freq = 22.1080 GHz, Bw = 16.000 MH

No calibration applied and no bandpass applied



0 0 0 0 0 0 0 0 0 0 0 0 0 0 0 0
Channels

0 0 0 0 0 0 0 0 0 0 0 0 0 0 0 0
Channels

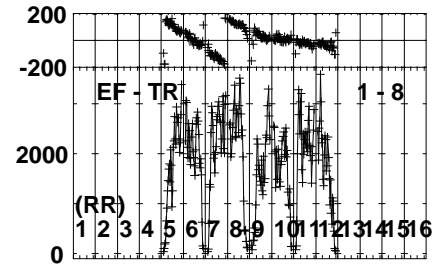
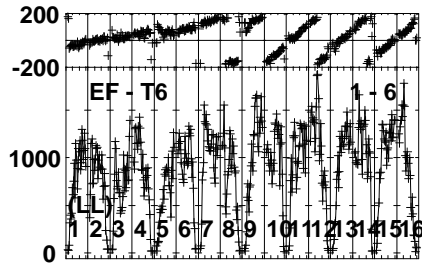
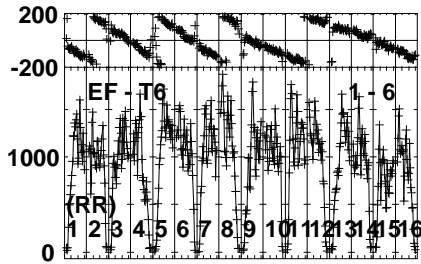
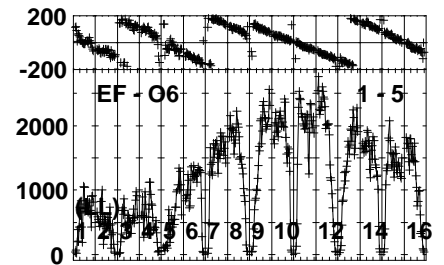
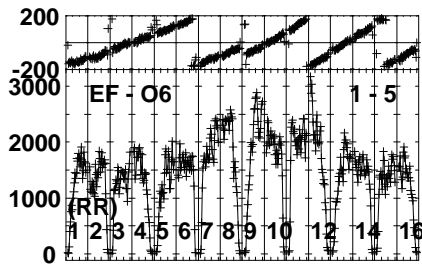
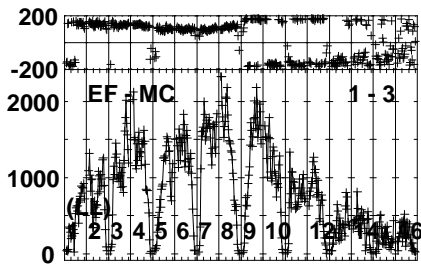
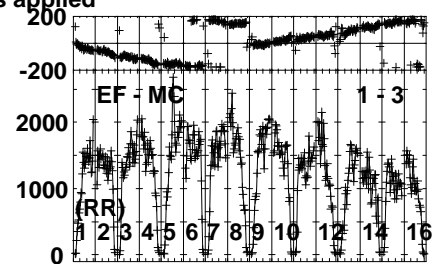
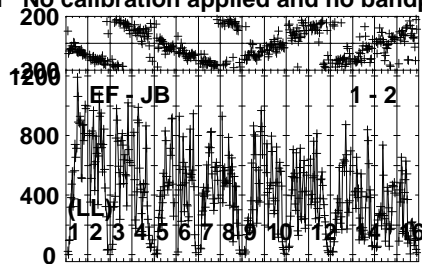
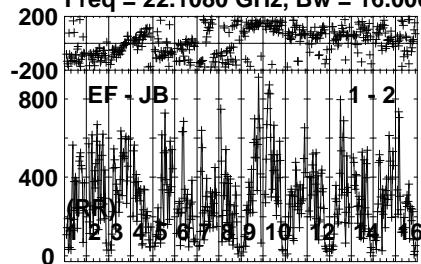
Lower frame: Micro Ampl Jy Top frame: Phas deg
Vector averaged cross-power spectrum Several baselines displayed
Timerange: 00/06:01:31 to 00/06:02:39

Plot file version 70 created 04-APR-2022 10:36:16

J0244+6228 EM132A.UVDATA.1

Freq = 22.1080 GHz, Bw = 16.000 MH

No calibration applied and no bandpass applied



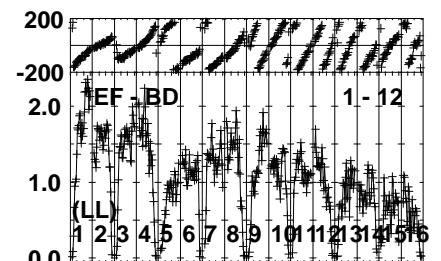
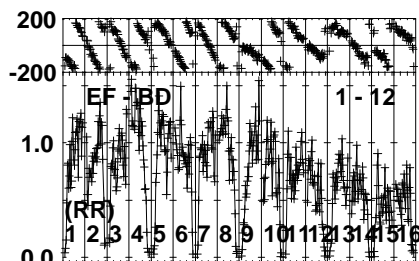
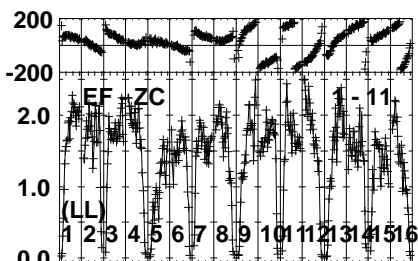
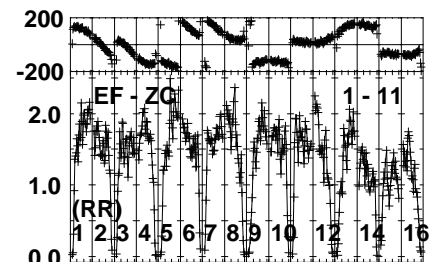
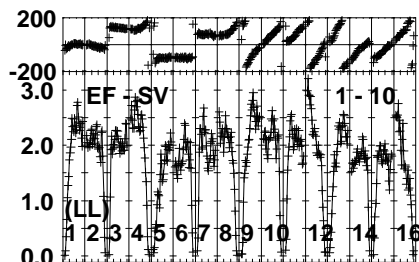
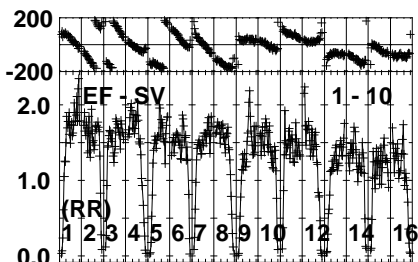
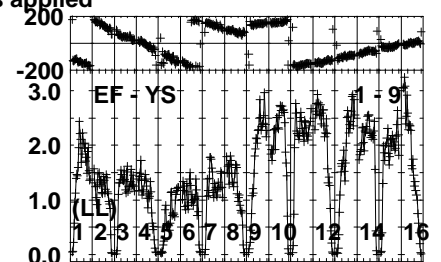
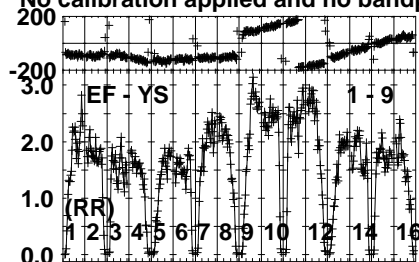
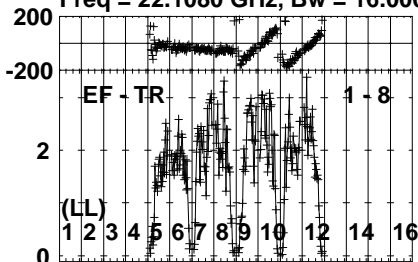
Lower frame: Micro Ampl Jy Top frame: Phas deg
Vector averaged cross-power spectrum Several baselines displayed
Timerange: 00/06:02:41 to 00/06:03:39

Plot file version 71 created 04-APR-2022 10:36:16

J0244+6228 EM132A.UVDATA.1

Freq = 22.1080 GHz, Bw = 16.000 MH

No calibration applied and no bandpass applied



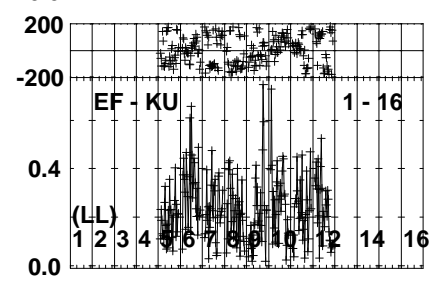
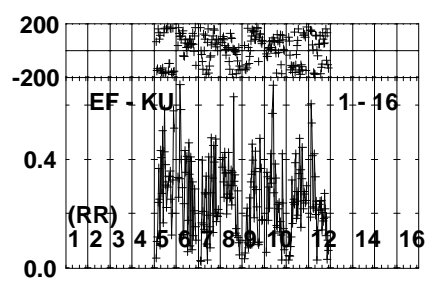
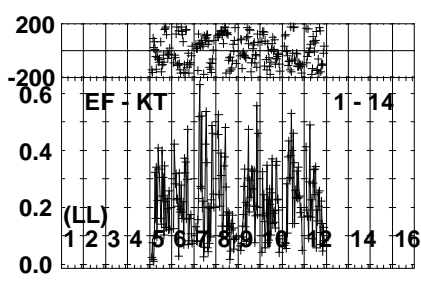
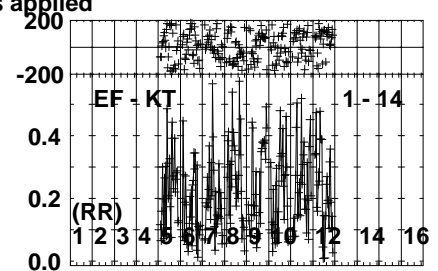
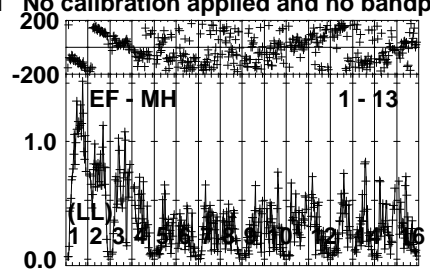
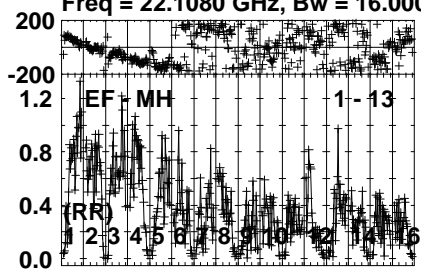
Lower frame: Milli Ampl Jy Top frame: Phas deg
Vector averaged cross-power spectrum Several baselines displayed
Timerange: 00/06:02:41 to 00/06:03:39

Plot file version 72 created 04-APR-2022 10:36:16

J0244+6228 EM132A.UVDATA.1

Freq = 22.1080 GHz, Bw = 16.000 MH

No calibration applied and no bandpass applied



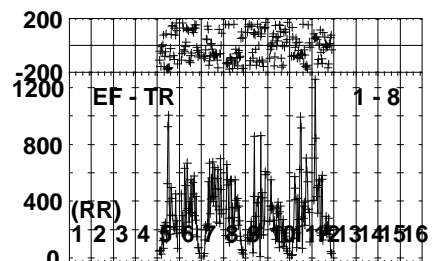
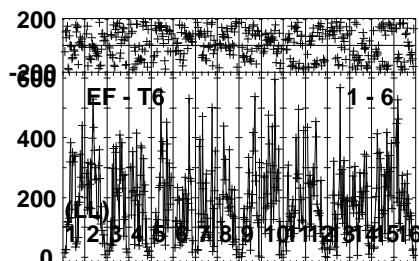
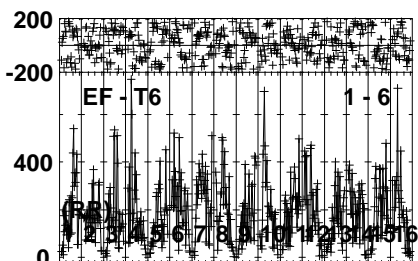
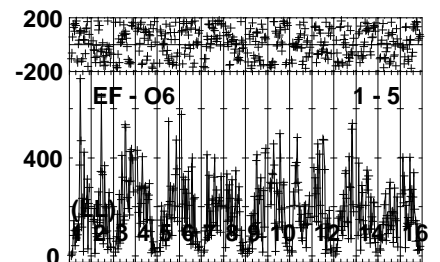
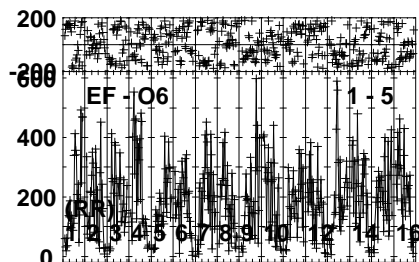
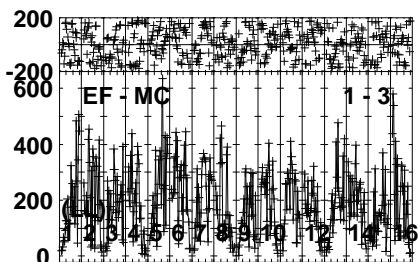
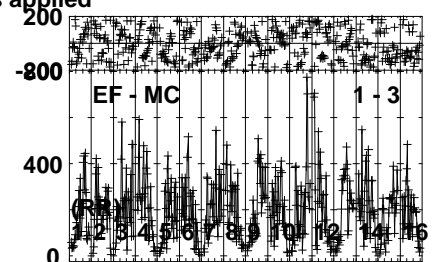
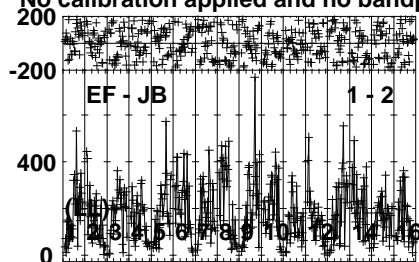
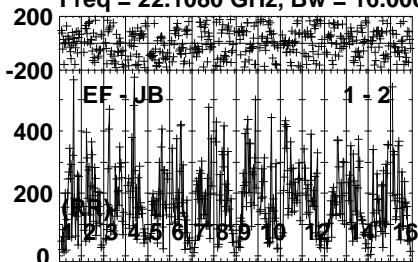
Lower frame: Milli Ampl Jy Top frame: Phas deg
Vector averaged cross-power spectrum Several baselines displayed
Timerange: 00/06:02:41 to 00/06:03:39

Plot file version 73 created 04-APR-2022 10:36:16

LSI61303 EM132A.UVDATA.1

Freq = 22.1080 GHz, Bw = 16.000 MH

No calibration applied and no bandpass applied



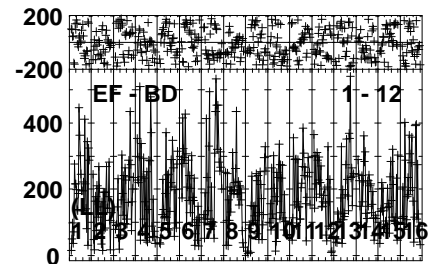
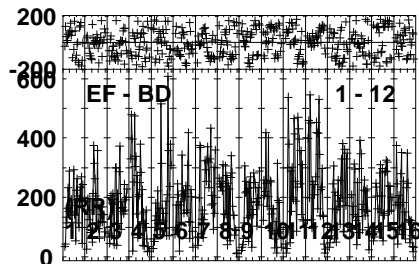
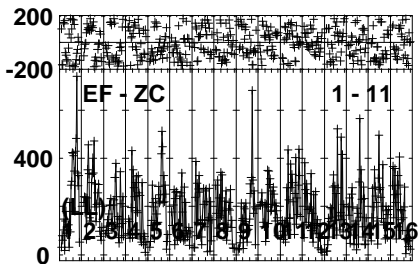
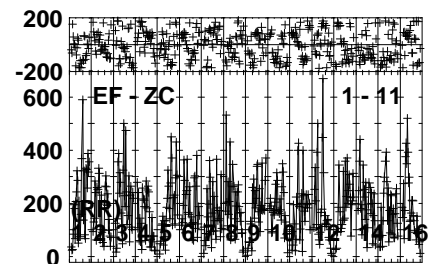
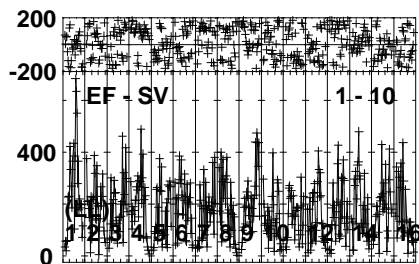
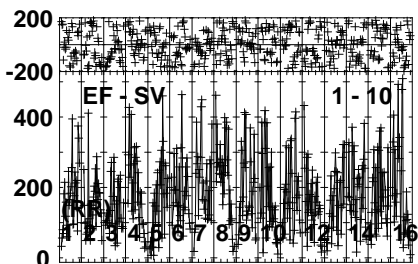
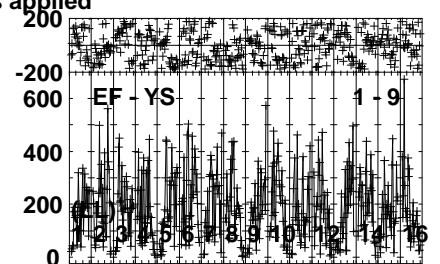
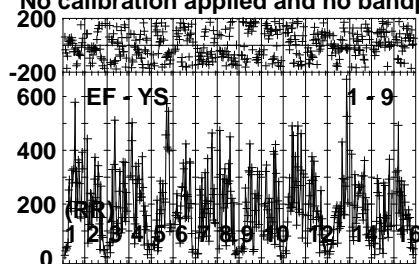
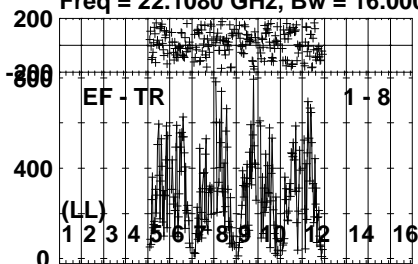
Lower frame: Micro Ampl Jy Top frame: Phas deg
Vector averaged cross-power spectrum Several baselines displayed
Timerange: 00/06:03:41 to 00/06:04:49

Plot file version 74 created 04-APR-2022 10:36:16

LSI61303 EM132A.UVDATA.1

Freq = 22.1080 GHz, Bw = 16.000 MH

No calibration applied and no bandpass applied



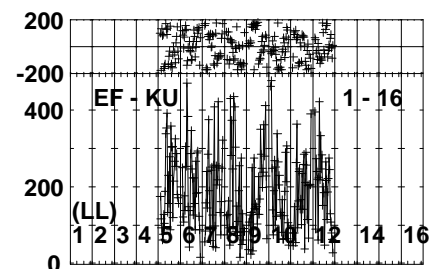
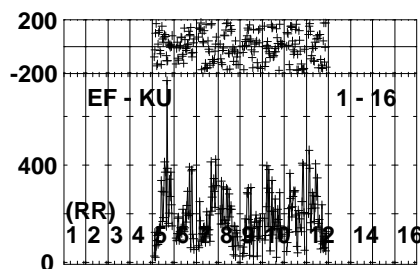
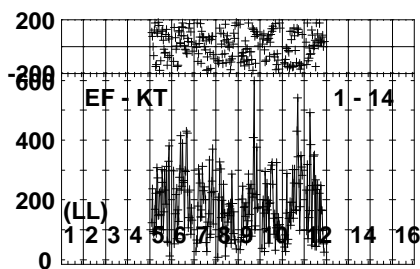
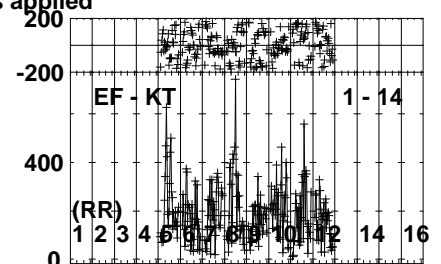
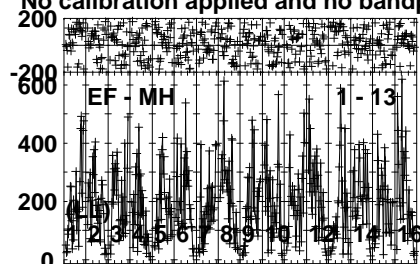
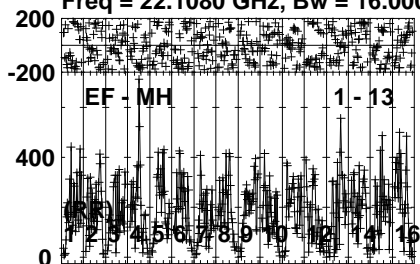
Lower frame: Micro Ampl Jy Top frame: Phas deg
Vector averaged cross-power spectrum Several baselines displayed
Timerange: 00/06:03:41 to 00/06:04:49

Plot file version 75 created 04-APR-2022 10:36:17

LSI61303 EM132A.UVDATA.1

Freq = 22.1080 GHz, Bw = 16.000 MH

No calibration applied and no bandpass applied



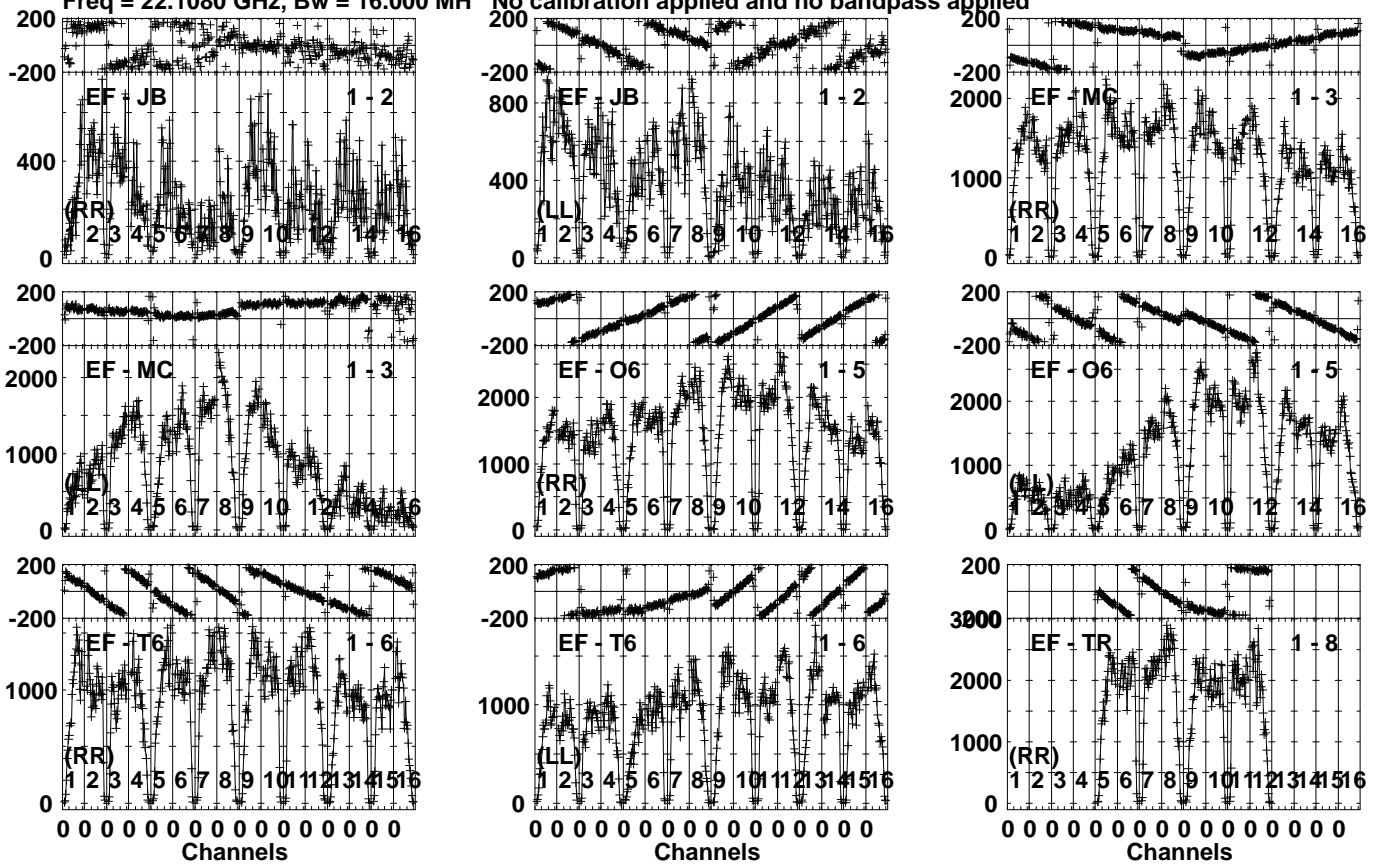
Lower frame: Micro Ampl Jy Top frame: Phas deg
Vector averaged cross-power spectrum Several baselines displayed
Timerange: 00/06:03:41 to 00/06:04:49

Plot file version 76 created 04-APR-2022 10:36:17

J0244+6228 EM132A.UVDATA.1

Freq = 22.1080 GHz, Bw = 16.000 MH

No calibration applied and no bandpass applied



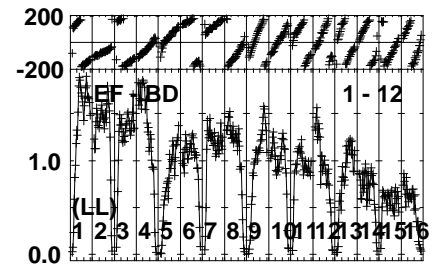
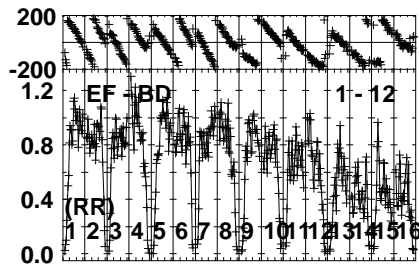
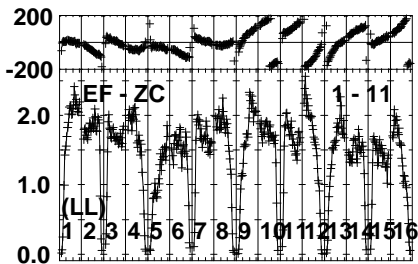
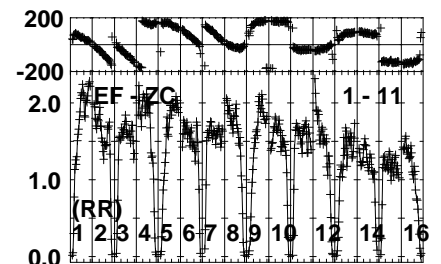
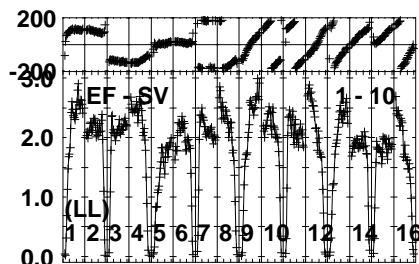
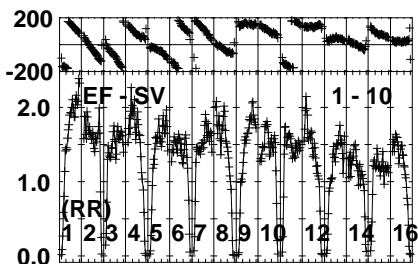
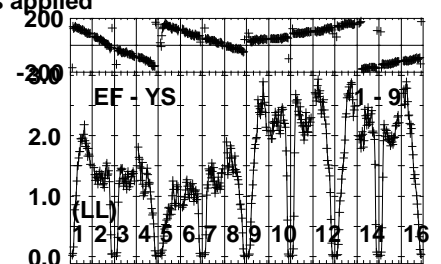
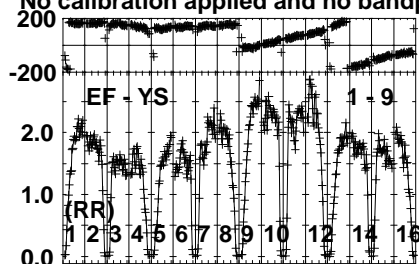
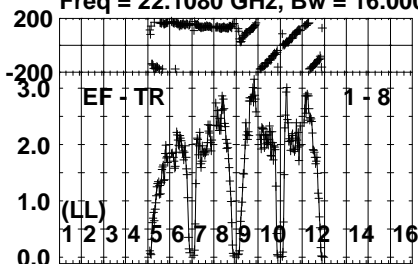
Lower frame: Micro Ampl Jy Top frame: Phas deg
Vector averaged cross-power spectrum Several baselines displayed
Timerange: 00/06:05:21 to 00/06:06:19

Plot file version 77 created 04-APR-2022 10:36:17

J0244+6228 EM132A.UVDATA.1

Freq = 22.1080 GHz, Bw = 16.000 MH

No calibration applied and no bandpass applied



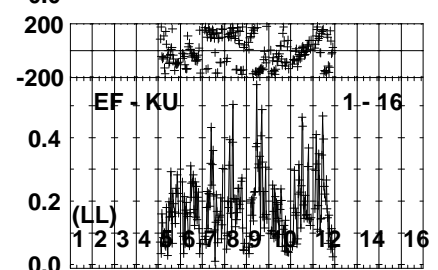
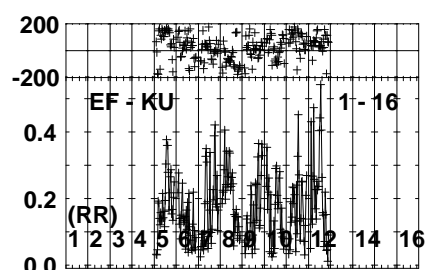
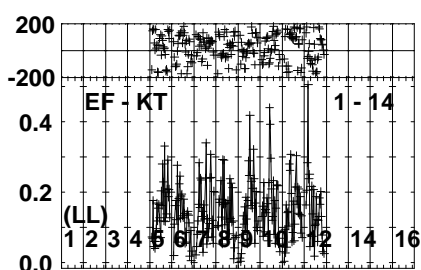
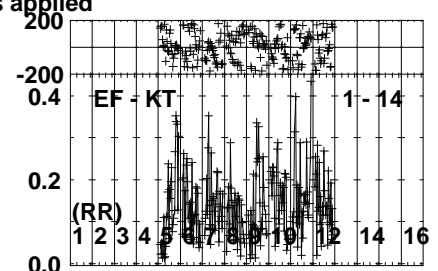
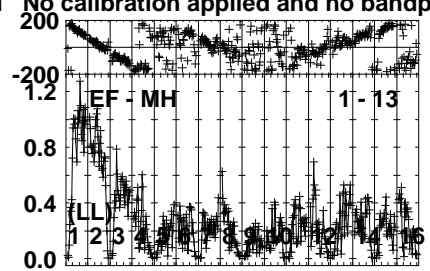
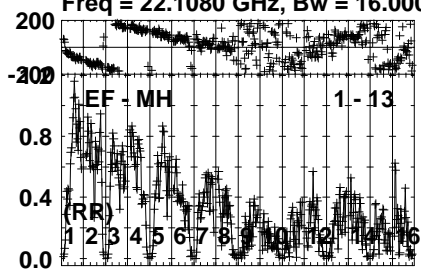
Lower frame: Milli Ampl Jy Top frame: Phas deg
Vector averaged cross-power spectrum Several baselines displayed
Timerange: 00/06:05:21 to 00/06:06:19

Plot file version 78 created 04-APR-2022 10:36:17

J0244+6228 EM132A.UVDATA.1

Freq = 22.1080 GHz, Bw = 16.000 MH

No calibration applied and no bandpass applied



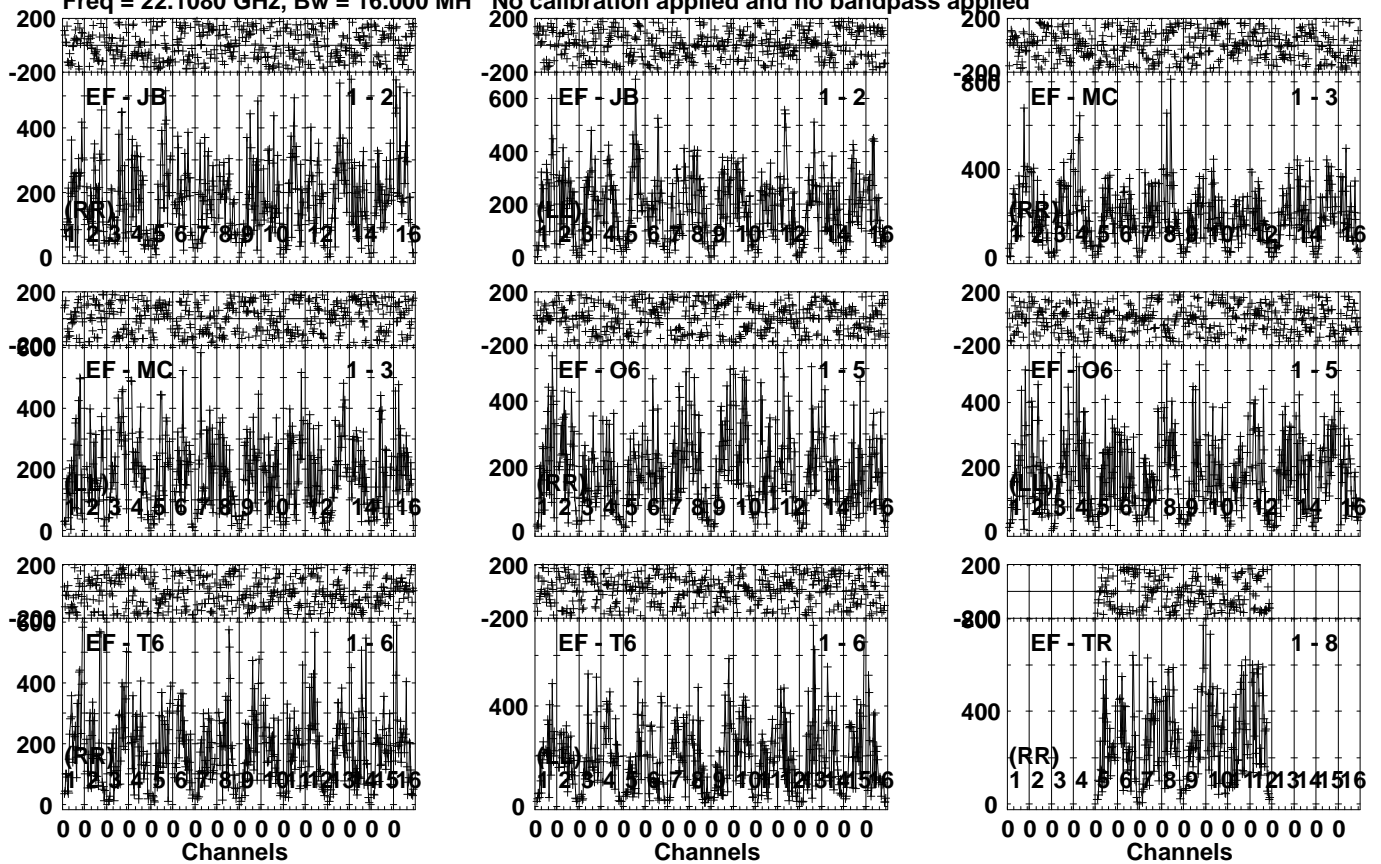
Lower frame: Milli Ampl Jy Top frame: Phas deg
Vector averaged cross-power spectrum Several baselines displayed
Timerange: 00/06:05:21 to 00/06:06:19

Plot file version 79 created 04-APR-2022 10:36:17

LSI61303 EM132A.UVDATA.1

Freq = 22.1080 GHz, Bw = 16.000 MH

No calibration applied and no bandpass applied



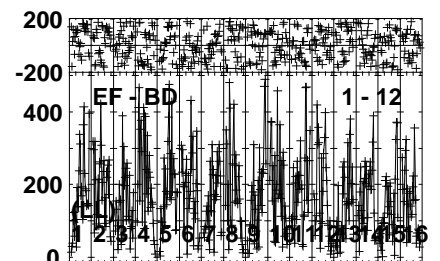
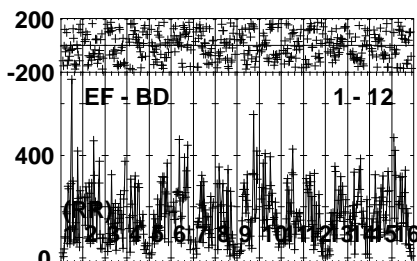
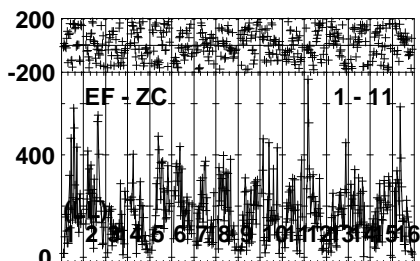
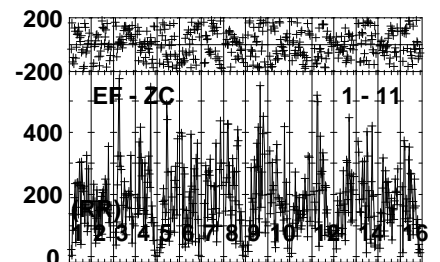
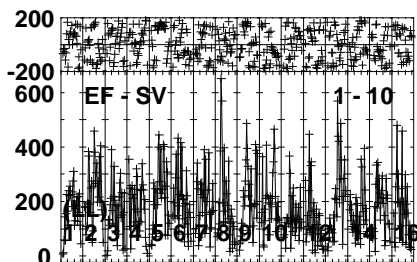
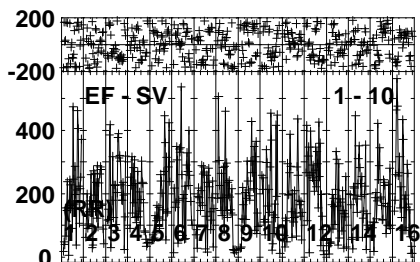
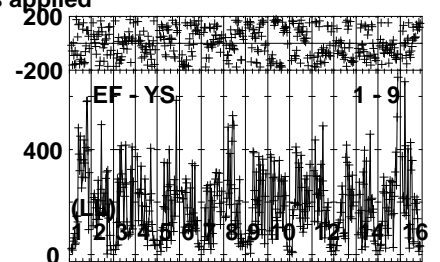
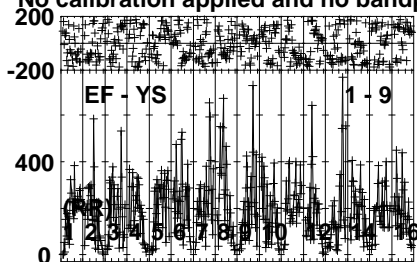
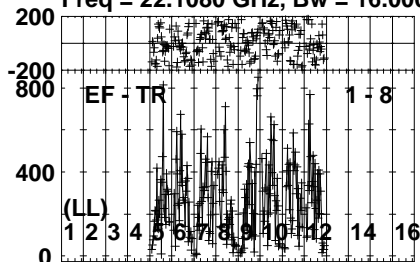
Lower frame: Micro Ampl Jy Top frame: Phas deg
Vector averaged cross-power spectrum Several baselines displayed
Timerange: 00/06:06:21 to 00/06:07:29

Plot file version 80 created 04-APR-2022 10:36:17

LSI61303 EM132A.UVDATA.1

Freq = 22.1080 GHz, Bw = 16.000 MH

No calibration applied and no bandpass applied



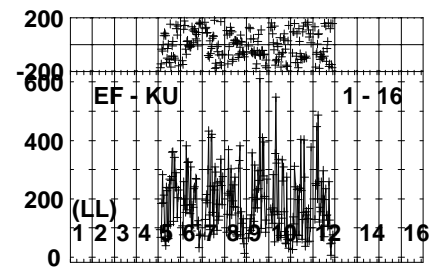
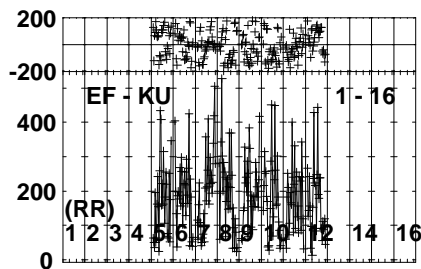
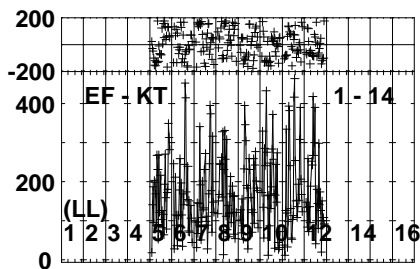
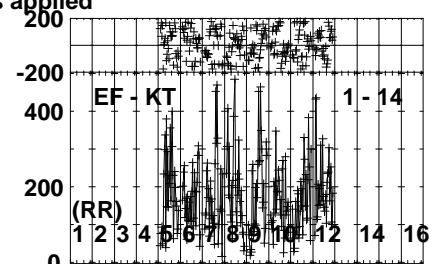
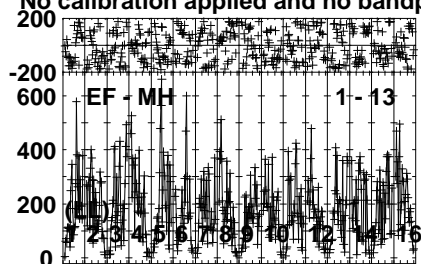
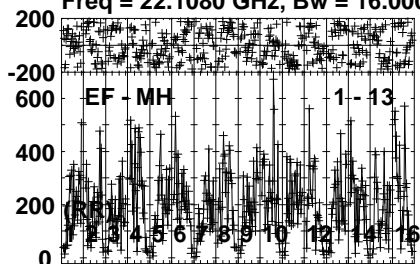
Lower frame: Micro Ampl Jy Top frame: Phas deg
Vector averaged cross-power spectrum Several baselines displayed
Timerange: 00/06:06:21 to 00/06:07:29

Plot file version 81 created 04-APR-2022 10:36:17

LSI61303 EM132A.UVDATA.1

Freq = 22.1080 GHz, Bw = 16.000 MH

No calibration applied and no bandpass applied



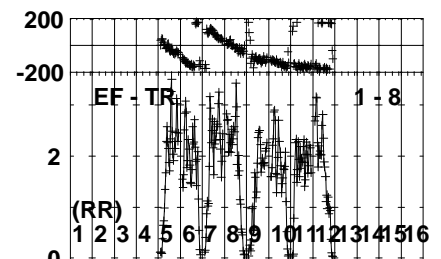
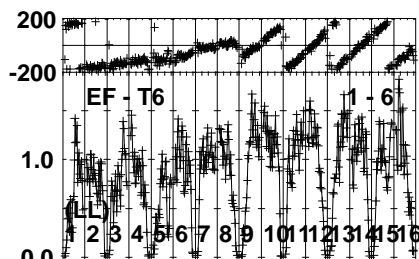
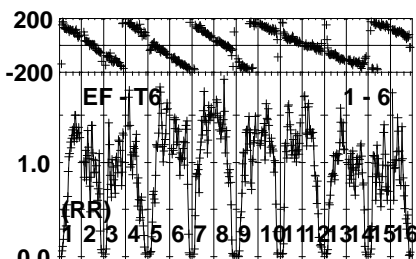
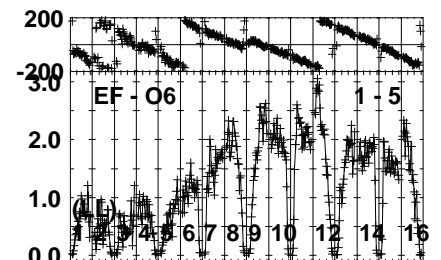
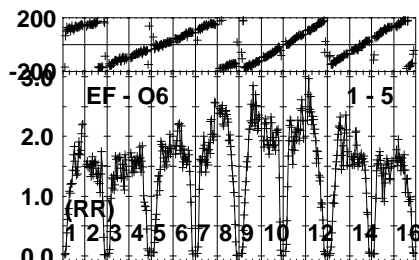
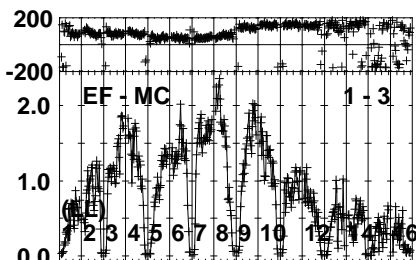
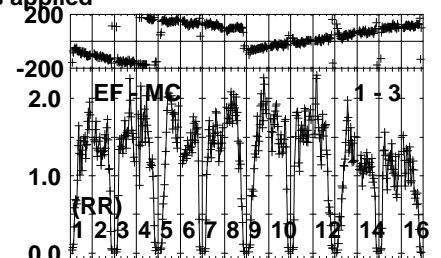
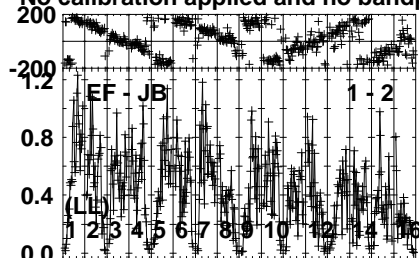
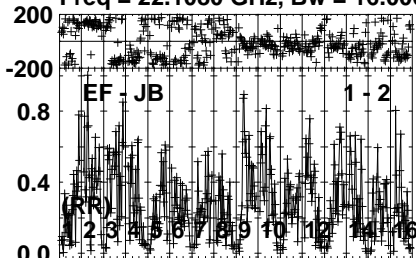
Lower frame: Micro Ampl Jy Top frame: Phas deg
Vector averaged cross-power spectrum Several baselines displayed
Timerange: 00/06:06:21 to 00/06:07:29

Plot file version 82 created 04-APR-2022 10:36:17

J0244+6228 EM132A.UVDATA.1

Freq = 22.1080 GHz, Bw = 16.000 MH

No calibration applied and no bandpass applied



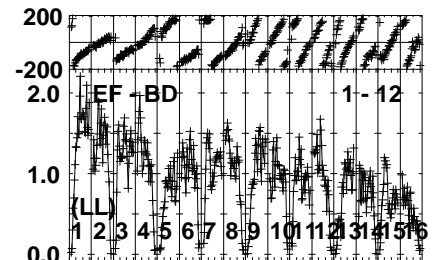
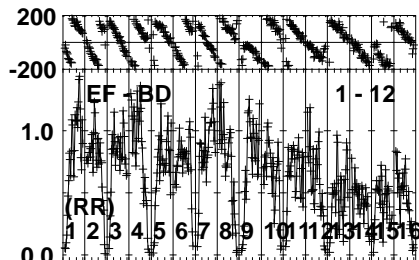
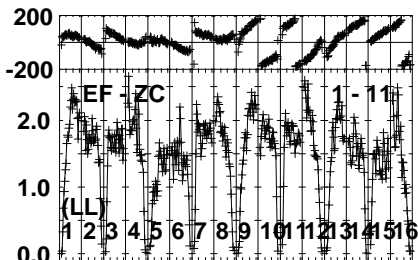
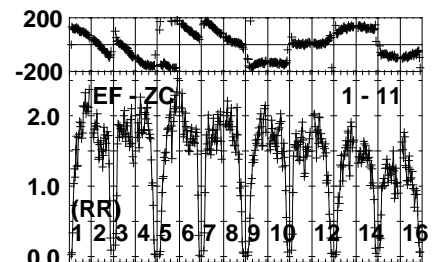
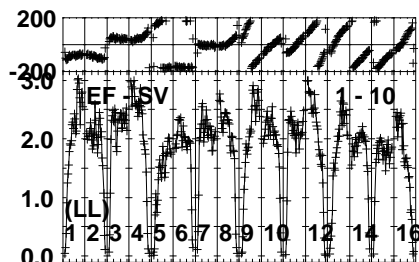
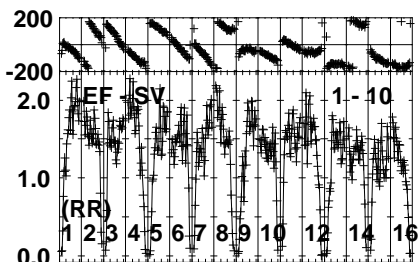
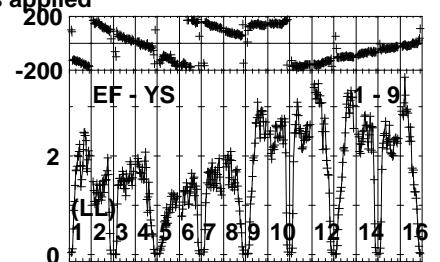
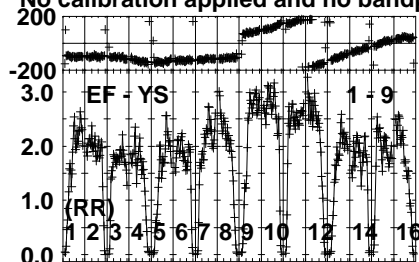
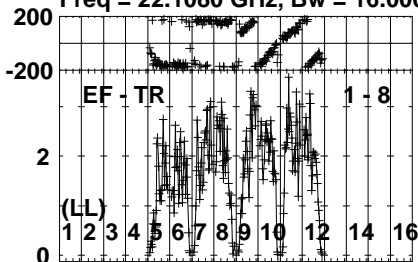
Lower frame: Milli Ampl Jy Top frame: Phas deg
Vector averaged cross-power spectrum Several baselines displayed
Timerange: 00/06:07:31 to 00/06:08:29

Plot file version 83 created 04-APR-2022 10:36:17

J0244+6228 EM132A.UVDATA.1

Freq = 22.1080 GHz, Bw = 16.000 MH

No calibration applied and no bandpass applied



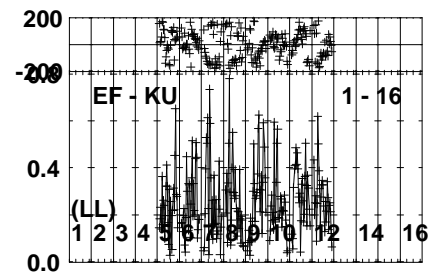
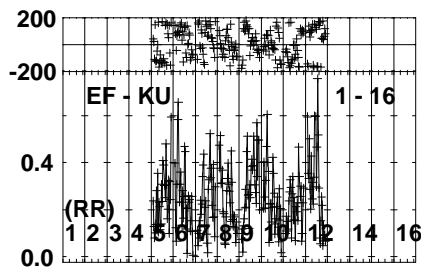
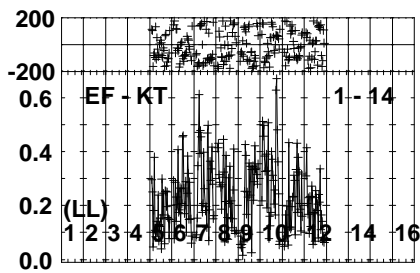
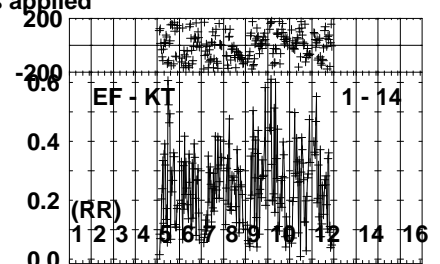
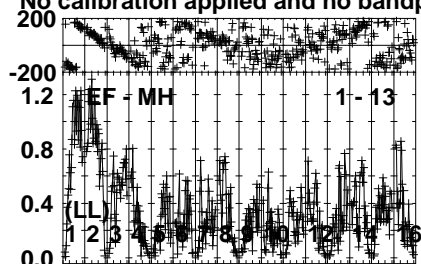
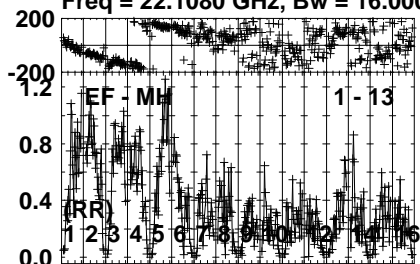
Lower frame: Milli Ampl Jy Top frame: Phas deg
Vector averaged cross-power spectrum Several baselines displayed
Timerange: 00/06:07:31 to 00/06:08:29

Plot file version 84 created 04-APR-2022 10:36:17

J0244+6228 EM132A.UVDATA.1

Freq = 22.1080 GHz, Bw = 16.000 MH

No calibration applied and no bandpass applied



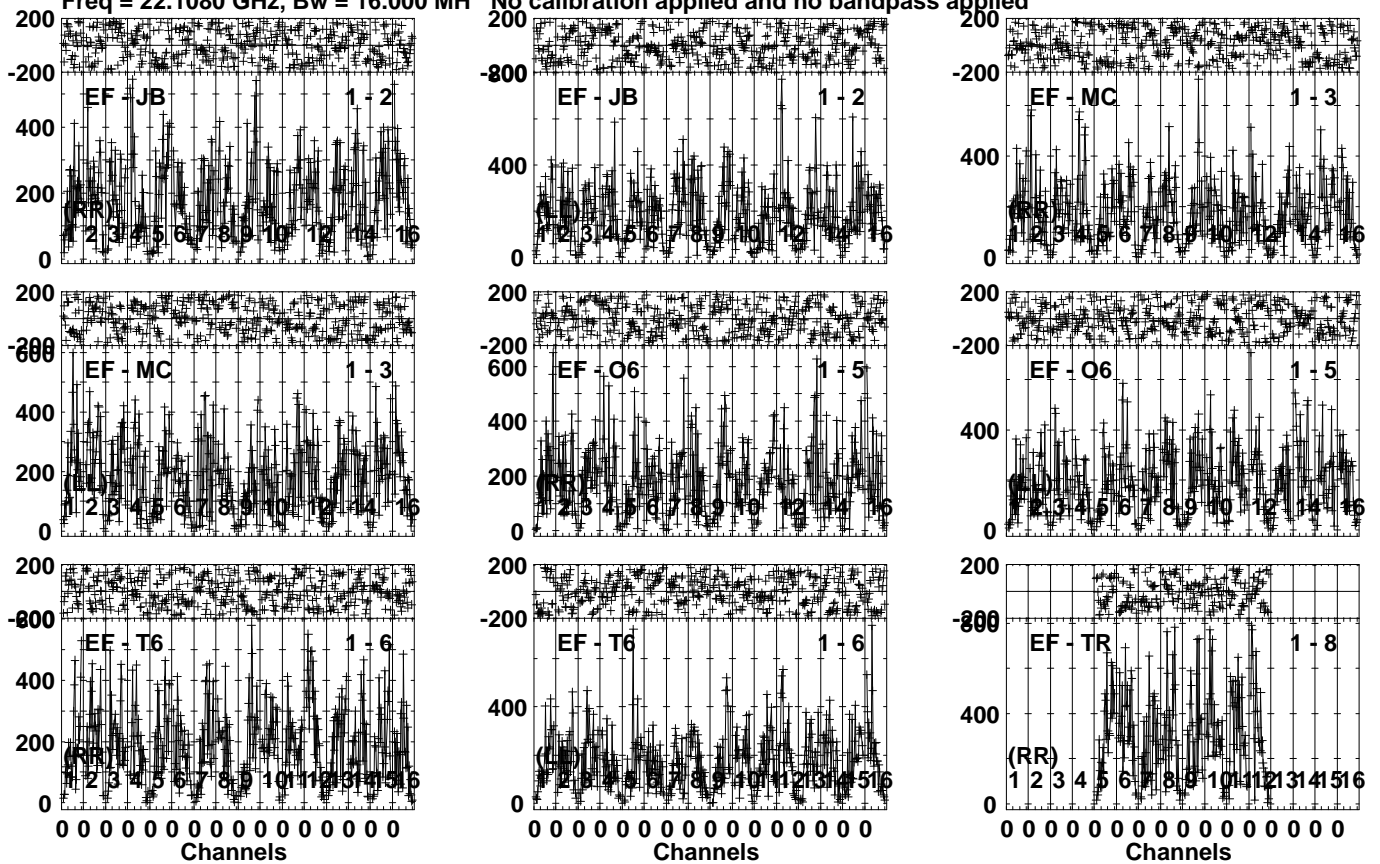
Lower frame: Milli Ampl Jy Top frame: Phas deg
Vector averaged cross-power spectrum Several baselines displayed
Timerange: 00/06:07:31 to 00/06:08:29

Plot file version 85 created 04-APR-2022 10:36:17

LSI61303 EM132A.UVDATA.1

Freq = 22.1080 GHz, Bw = 16.000 MH

No calibration applied and no bandpass applied



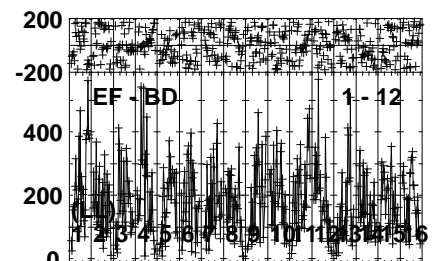
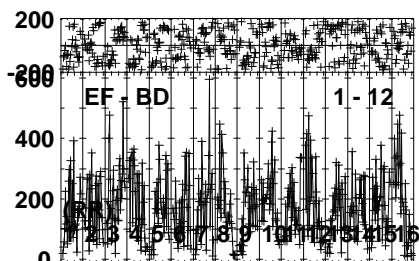
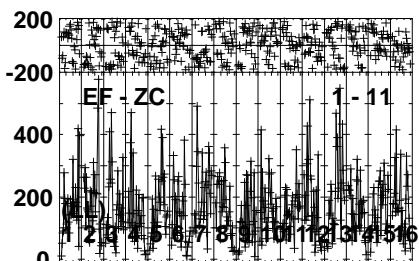
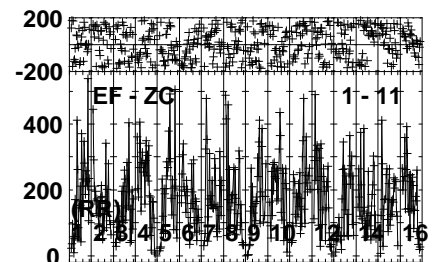
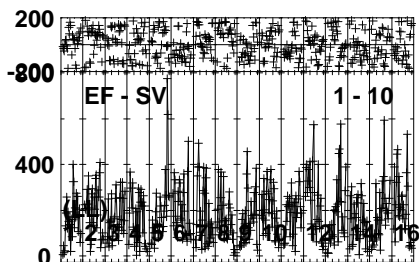
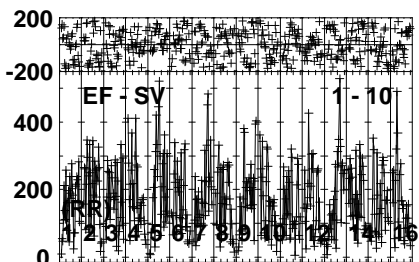
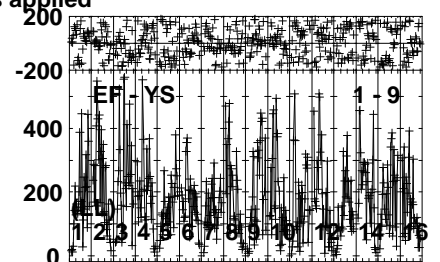
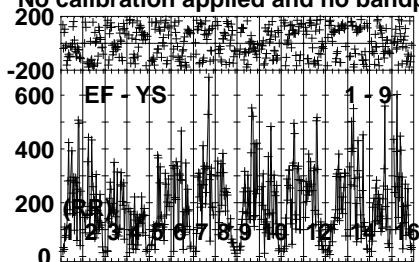
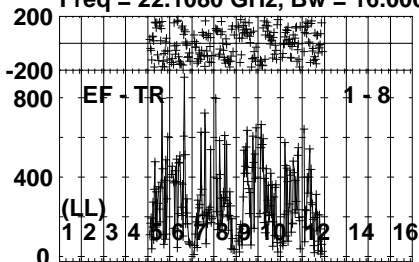
Lower frame: Micro Ampl Jy Top frame: Phas deg
Vector averaged cross-power spectrum Several baselines displayed
Timerange: 00/06:08:31 to 00/06:09:39

Plot file version 86 created 04-APR-2022 10:36:17

LSI61303 EM132A.UVDATA.1

Freq = 22.1080 GHz, Bw = 16.000 MH

No calibration applied and no bandpass applied



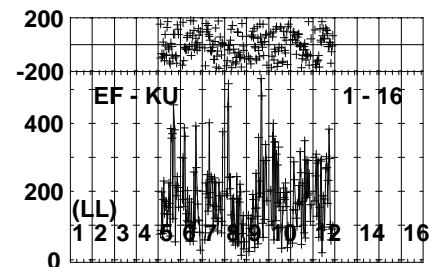
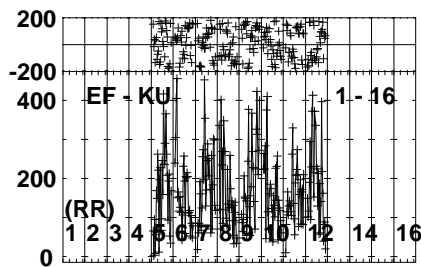
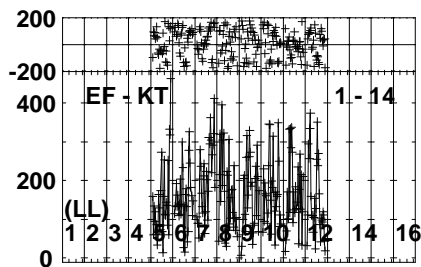
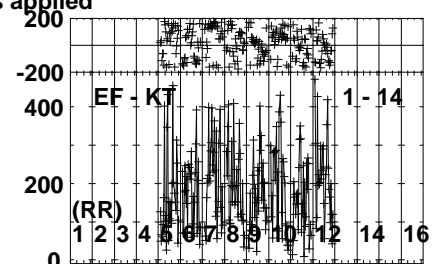
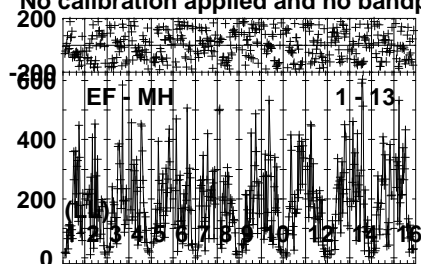
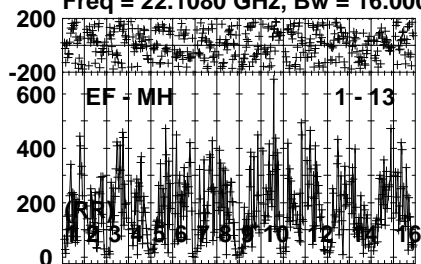
Lower frame: Micro Ampl Jy Top frame: Phas deg
Vector averaged cross-power spectrum Several baselines displayed
Timerange: 00/06:08:31 to 00/06:09:39

Plot file version 87 created 04-APR-2022 10:36:18

LSI61303 EM132A.UVDATA.1

Freq = 22.1080 GHz, Bw = 16.000 MH

No calibration applied and no bandpass applied



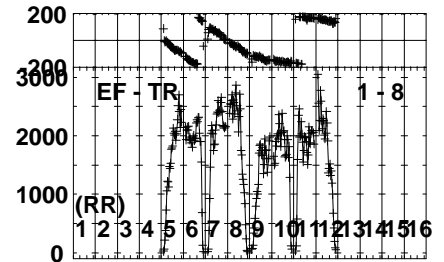
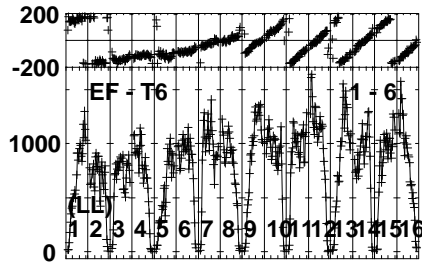
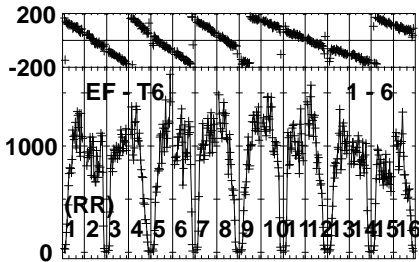
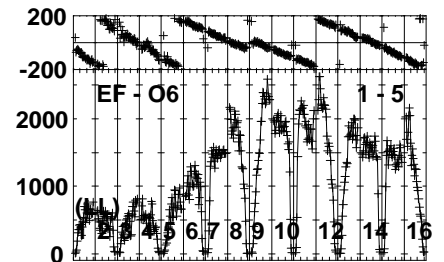
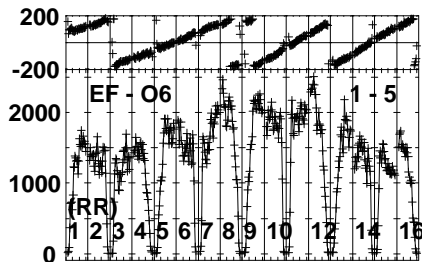
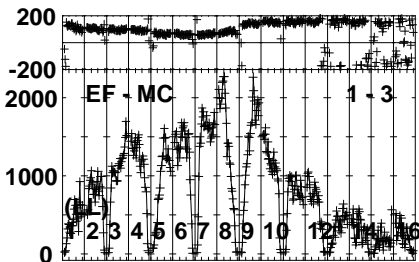
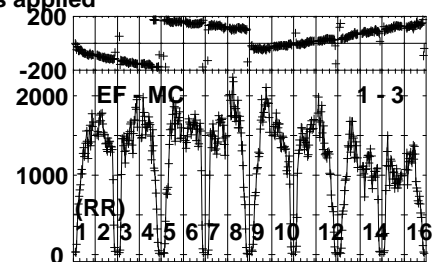
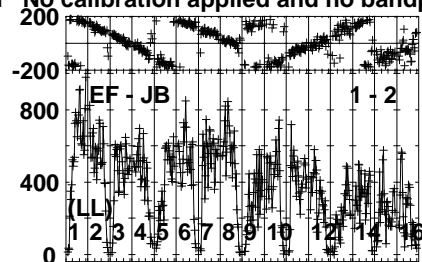
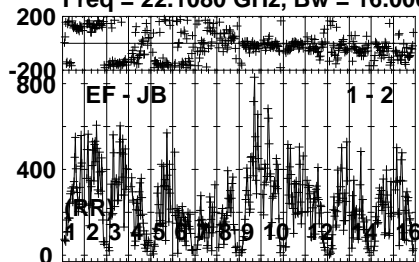
Lower frame: Micro Ampl Jy Top frame: Phas deg
Vector averaged cross-power spectrum Several baselines displayed
Timerange: 00/06:08:31 to 00/06:09:39

Plot file version 88 created 04-APR-2022 10:36:18

J0244+6228 EM132A.UVDATA.1

Freq = 22.1080 GHz, Bw = 16.000 MH

No calibration applied and no bandpass applied



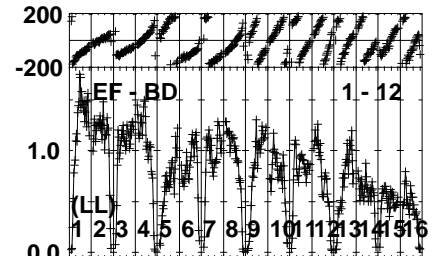
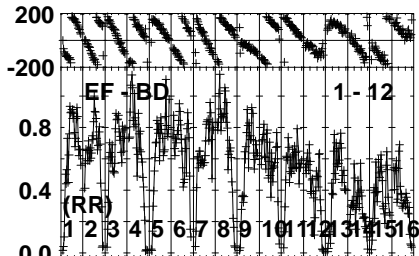
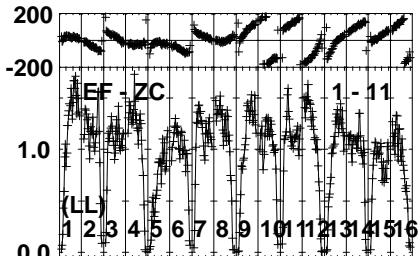
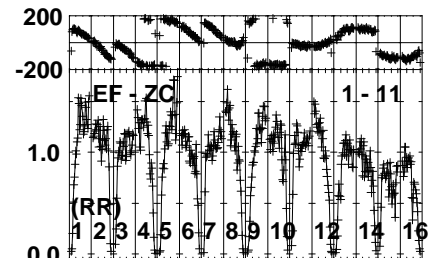
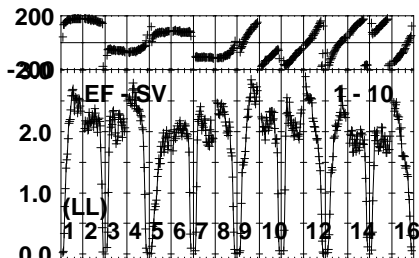
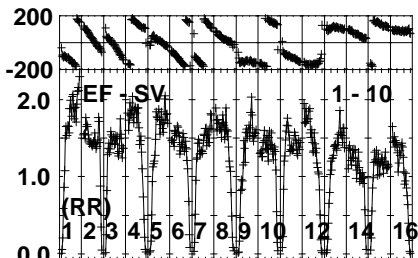
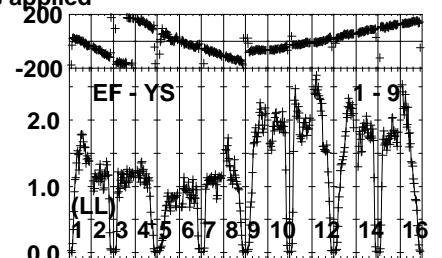
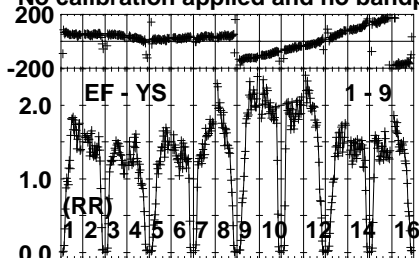
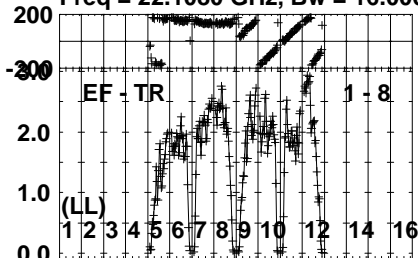
Lower frame: Micro Ampl Jy Top frame: Phas deg
Vector averaged cross-power spectrum Several baselines displayed
Timerange: 00/06:10:11 to 00/06:11:09

Plot file version 89 created 04-APR-2022 10:36:18

J0244+6228 EM132A.UVDATA.1

Freq = 22.1080 GHz, Bw = 16.000 MH

No calibration applied and no bandpass applied



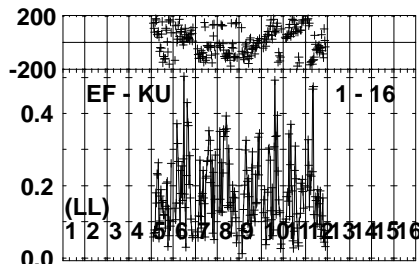
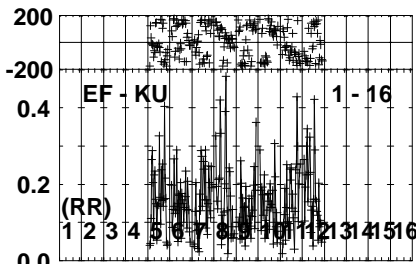
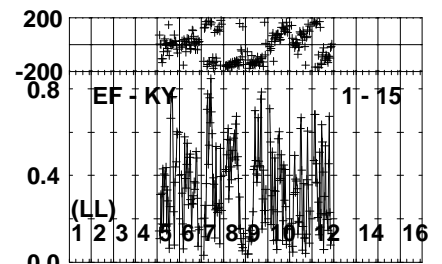
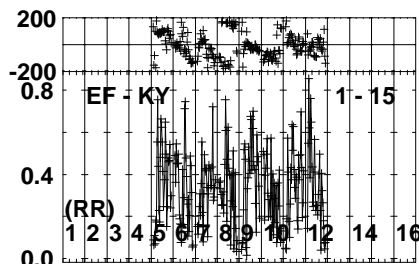
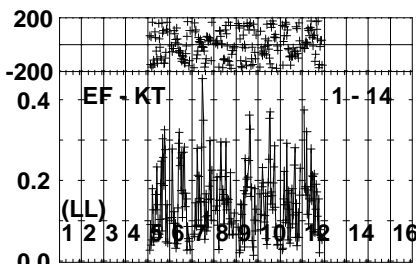
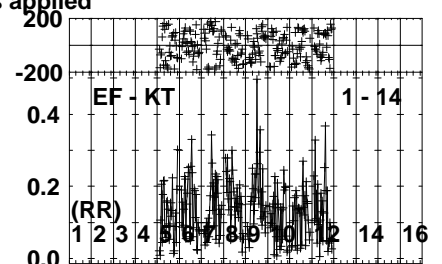
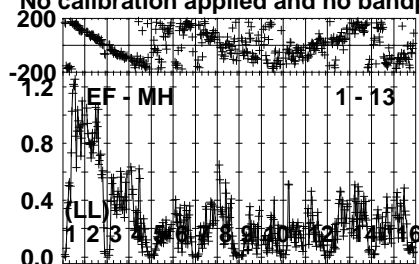
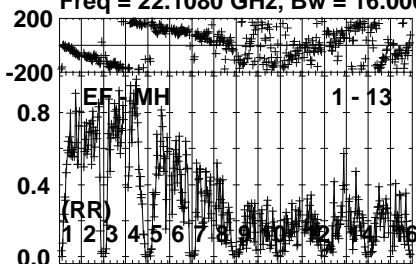
Lower frame: Milli Ampl Jy Top frame: Phas deg
Vector averaged cross-power spectrum Several baselines displayed
Timerange: 00/06:10:11 to 00/06:11:09

Plot file version 90 created 04-APR-2022 10:36:18

J0244+6228 EM132A.UVDATA.1

Freq = 22.1080 GHz, Bw = 16.000 MH

No calibration applied and no bandpass applied



0 0 0 0 0 0 0 0 0 0 0 0 0 0 0 0
Channels

0 0 0 0 0 0 0 0 0 0 0 0 0 0 0 0
Channels

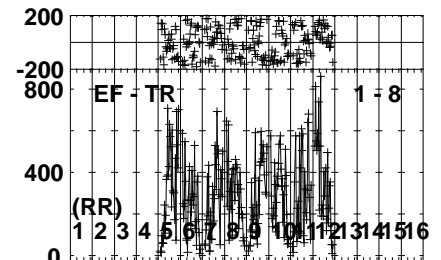
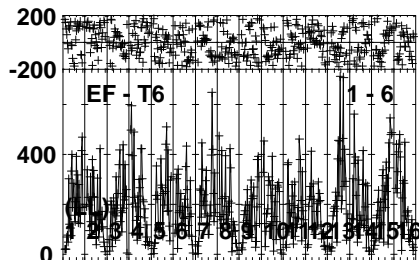
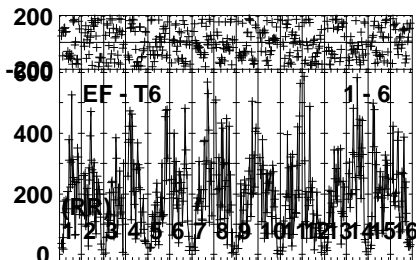
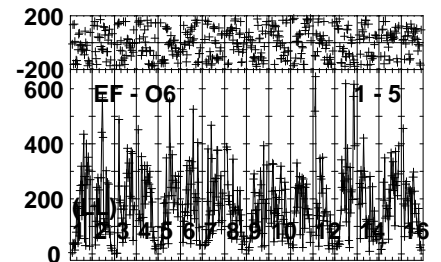
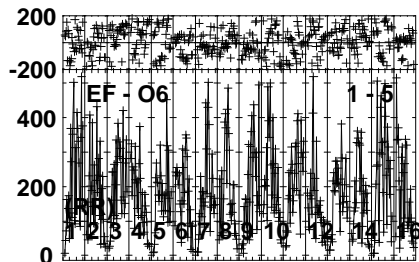
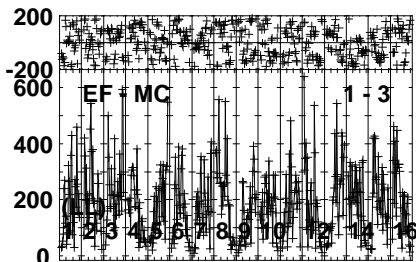
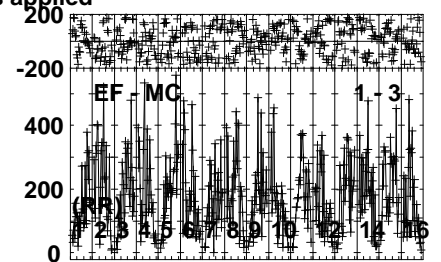
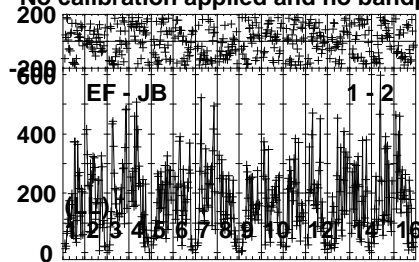
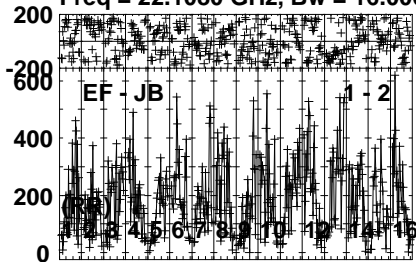
Lower frame: Milli Ampl Jy Top frame: Phas deg
Vector averaged cross-power spectrum Several baselines displayed
Timerange: 00/06:10:11 to 00/06:11:09

Plot file version 91 created 04-APR-2022 10:36:18

LSI61303 EM132A.UVDATA.1

Freq = 22.1080 GHz, Bw = 16.000 MH

No calibration applied and no bandpass applied



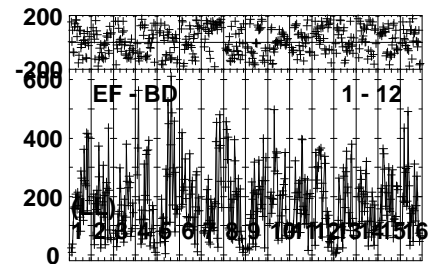
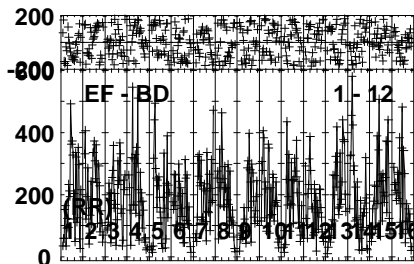
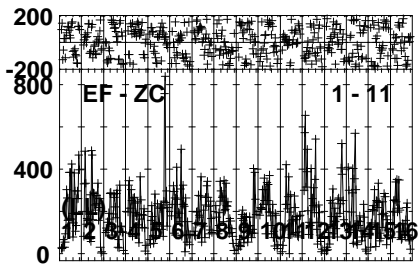
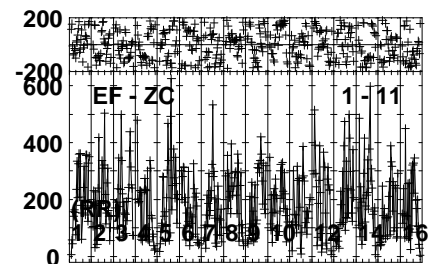
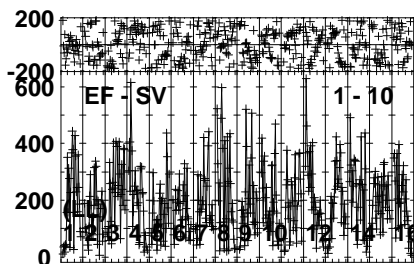
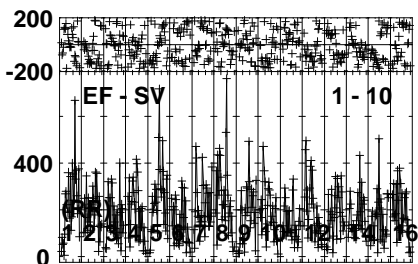
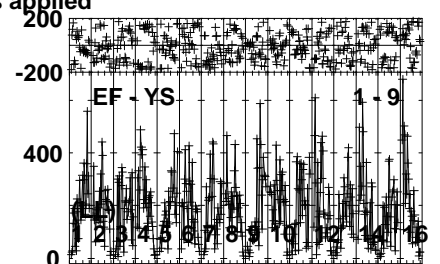
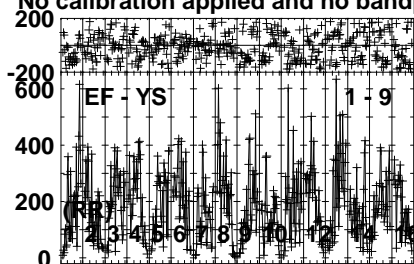
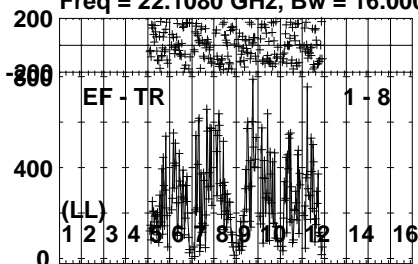
Lower frame: Micro Ampl Jy Top frame: Phas deg
Vector averaged cross-power spectrum Several baselines displayed
Timerange: 00/06:11:11 to 00/06:12:19

Plot file version 92 created 04-APR-2022 10:36:18

LSI61303 EM132A.UVDATA.1

Freq = 22.1080 GHz, Bw = 16.000 MH

No calibration applied and no bandpass applied



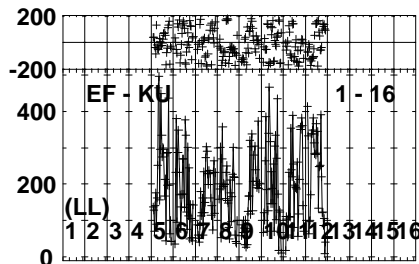
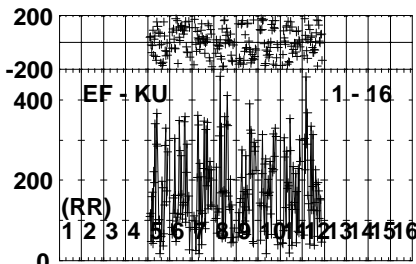
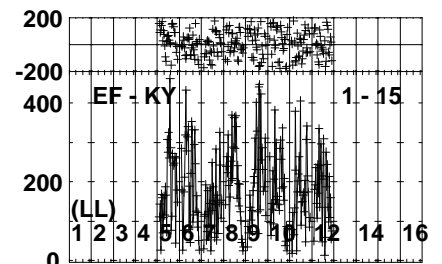
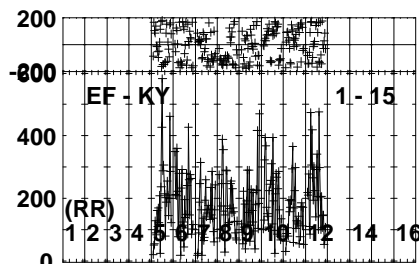
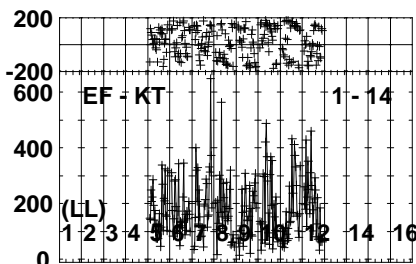
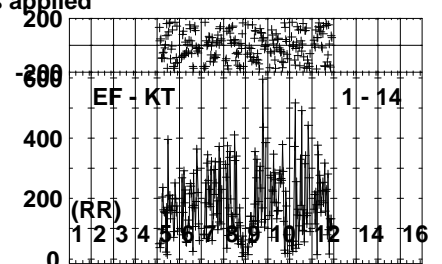
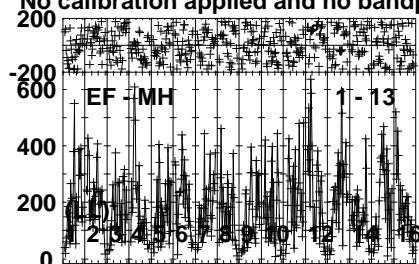
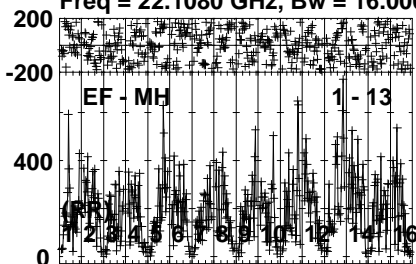
Lower frame: Micro Ampl Jy Top frame: Phas deg
Vector averaged cross-power spectrum Several baselines displayed
Timerange: 00/06:11:11 to 00/06:12:19

Plot file version 93 created 04-APR-2022 10:36:18

LSI61303 EM132A.UVDATA.1

Freq = 22.1080 GHz, Bw = 16.000 MH

No calibration applied and no bandpass applied



0 0 0 0 0 0 0 0 0 0 0 0 0 0 0 0
Channels

0 0 0 0 0 0 0 0 0 0 0 0 0 0 0 0
Channels

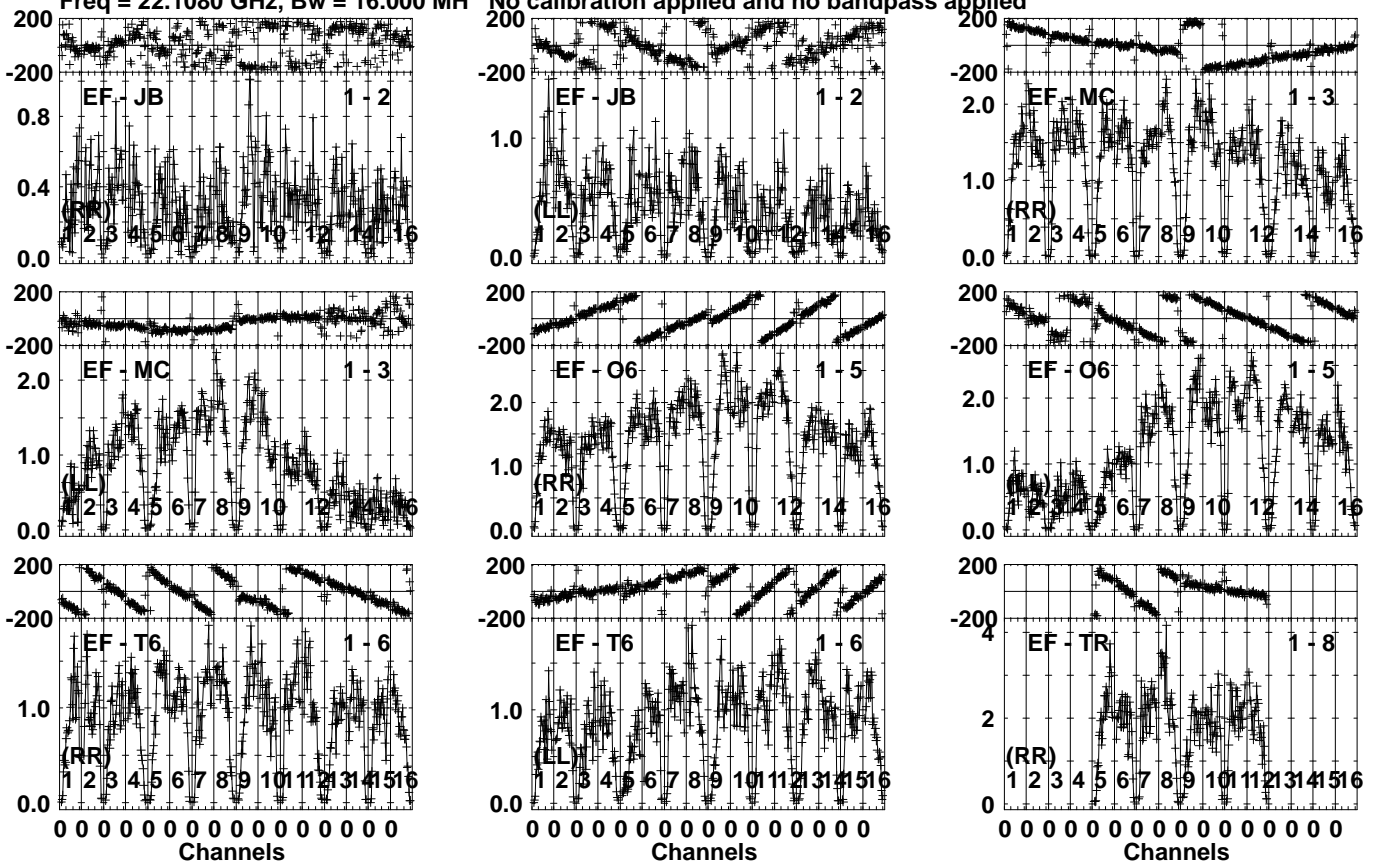
Lower frame: Micro Ampl Jy Top frame: Phas deg
Vector averaged cross-power spectrum Several baselines displayed
Timerange: 00/06:11:11 to 00/06:12:19

Plot file version 94 created 04-APR-2022 10:36:18

J0244+6228 EM132A.UVDATA.1

Freq = 22.1080 GHz, Bw = 16.000 MH

No calibration applied and no bandpass applied



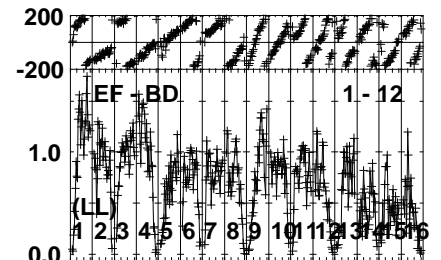
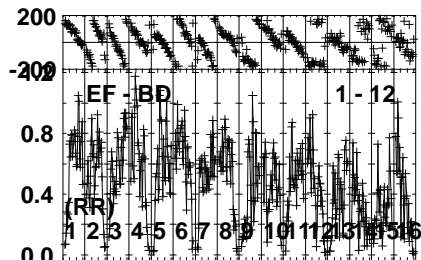
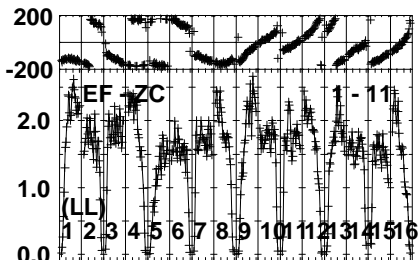
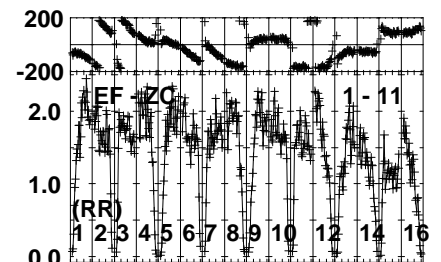
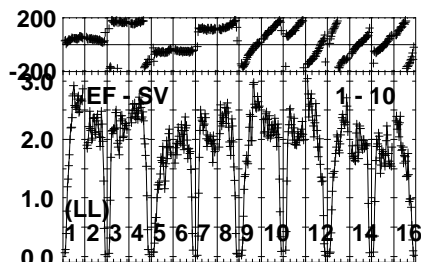
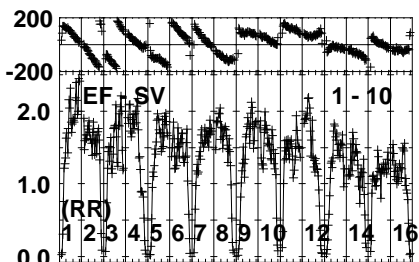
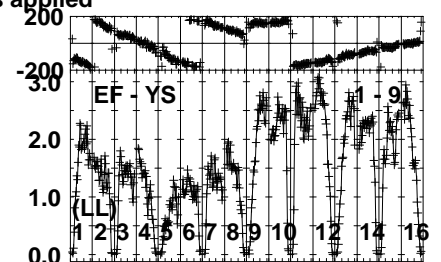
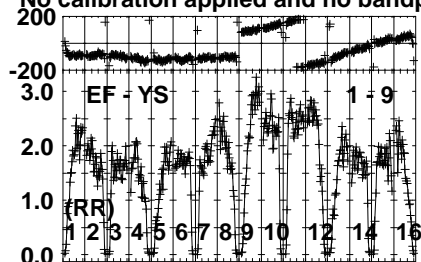
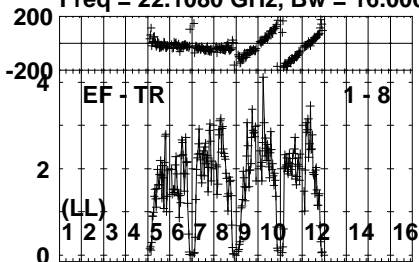
Lower frame: Milli Ampl Jy Top frame: Phas deg
Vector averaged cross-power spectrum Several baselines displayed
Timerange: 00/06:12:21 to 00/06:13:19

Plot file version 95 created 04-APR-2022 10:36:18

J0244+6228 EM132A.UVDATA.1

Freq = 22.1080 GHz, Bw = 16.000 MH

No calibration applied and no bandpass applied



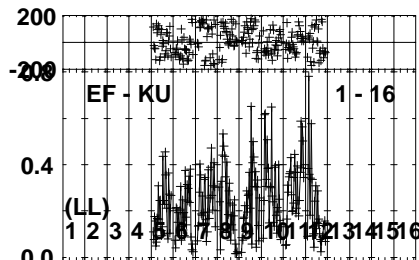
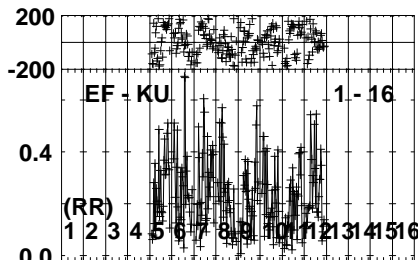
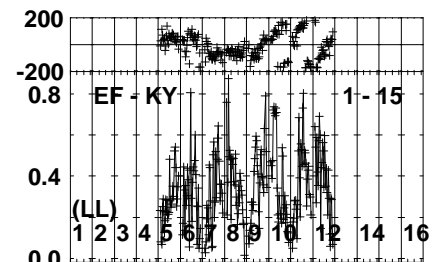
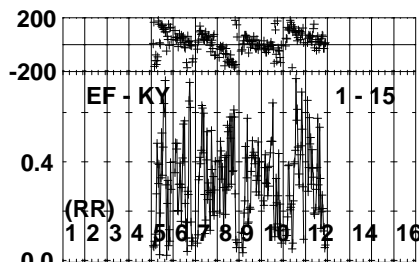
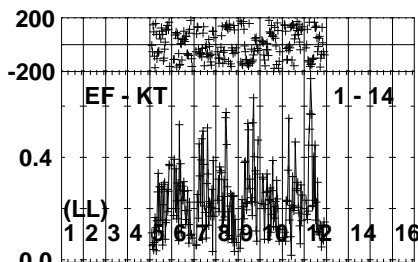
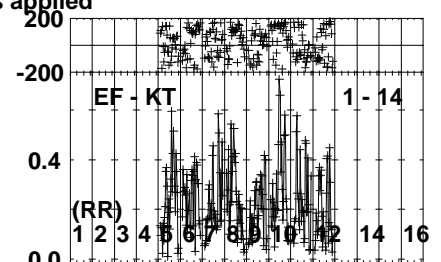
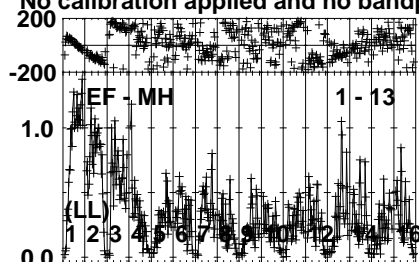
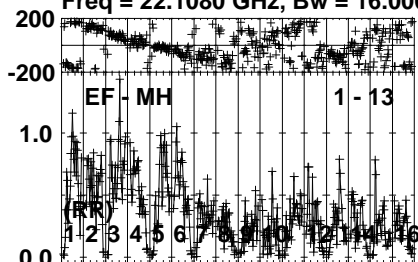
Lower frame: Milli Ampl Jy Top frame: Phas deg
Vector averaged cross-power spectrum Several baselines displayed
Timerange: 00/06:12:21 to 00/06:13:19

Plot file version 96 created 04-APR-2022 10:36:18

J0244+6228 EM132A.UVDATA.1

Freq = 22.1080 GHz, Bw = 16.000 MH

No calibration applied and no bandpass applied



0 0 0 0 0 0 0 0 0 0 0 0 0 0 0 0

0 0 0 0 0 0 0 0 0 0 0 0 0 0 0 0

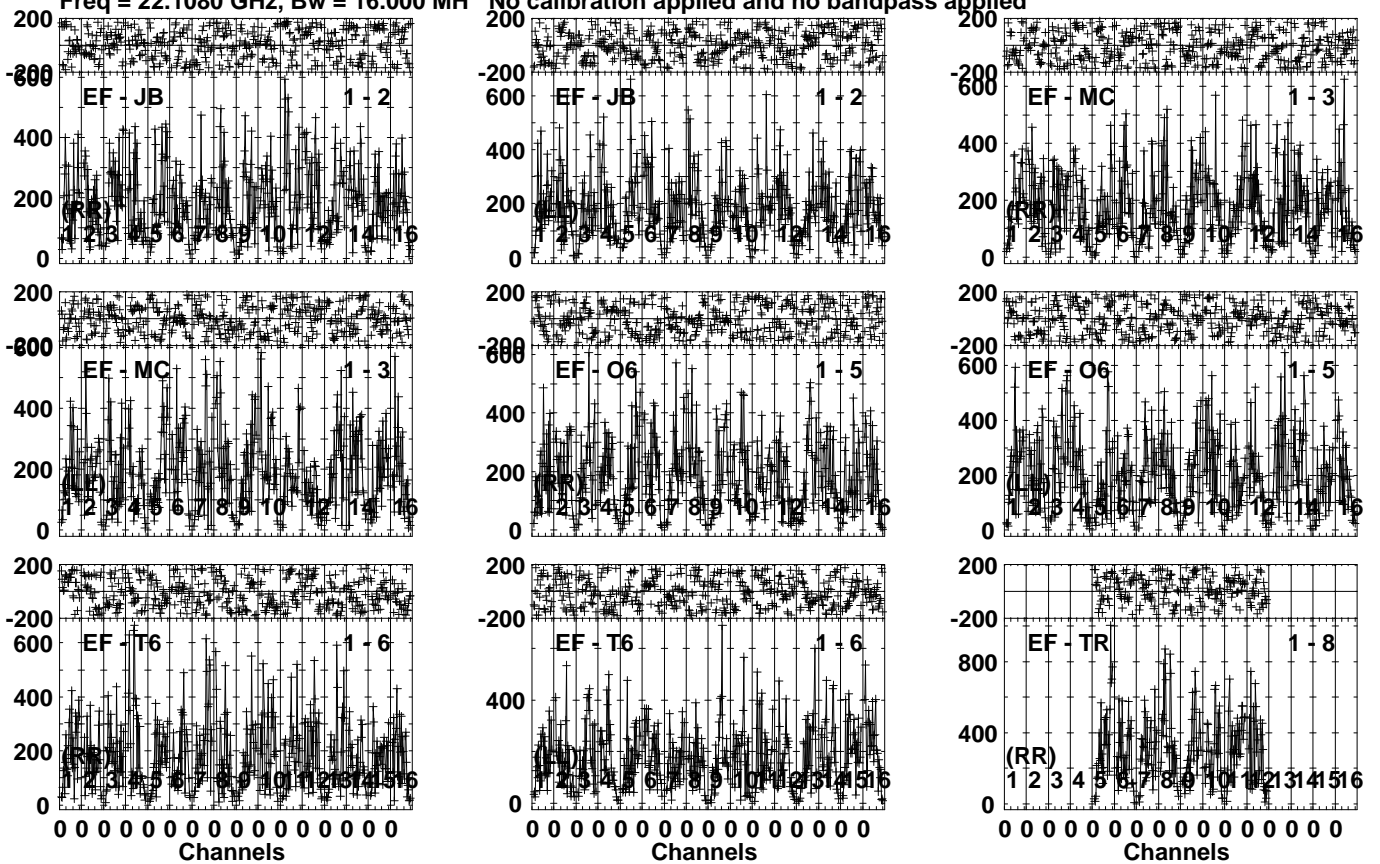
Lower frame: Milli Ampl Jy Top frame: Phas deg
Vector averaged cross-power spectrum Several baselines displayed
Timerange: 00/06:12:21 to 00/06:13:19

Plot file version 97 created 04-APR-2022 10:36:18

LSI61303 EM132A.UVDATA.1

Freq = 22.1080 GHz, Bw = 16.000 MH

No calibration applied and no bandpass applied



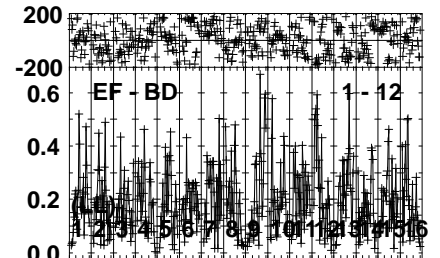
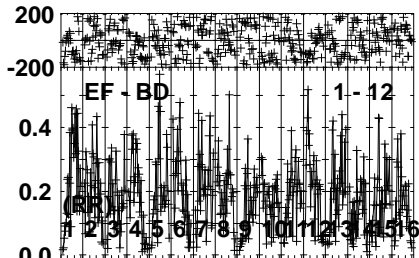
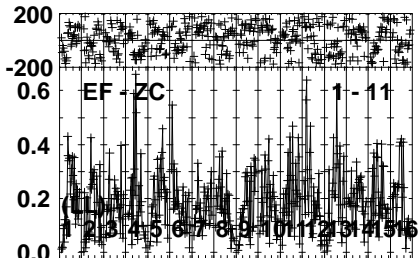
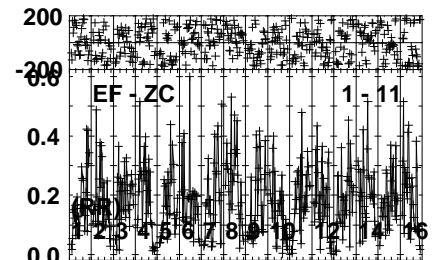
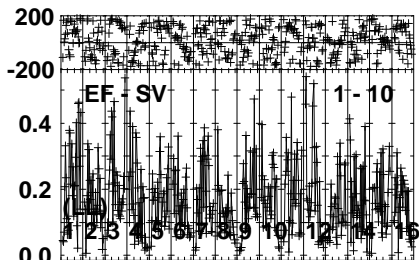
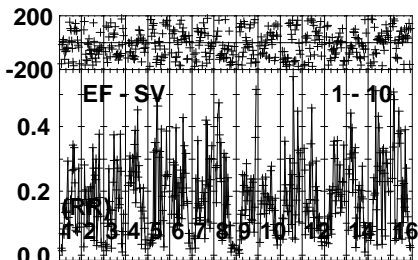
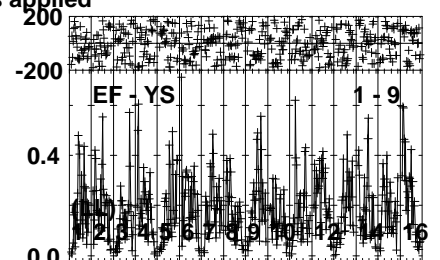
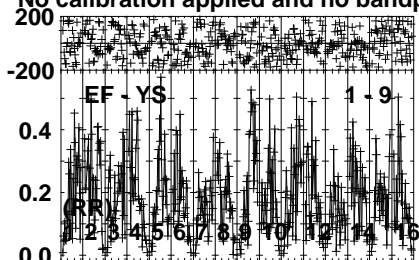
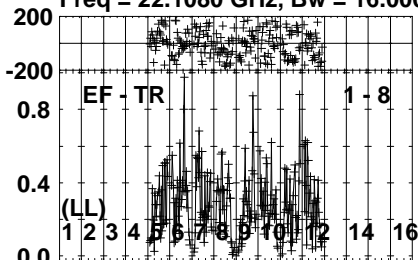
Lower frame: Micro Ampl Jy Top frame: Phas deg
Vector averaged cross-power spectrum Several baselines displayed
Timerange: 00/06:13:21 to 00/06:14:29

Plot file version 98 created 04-APR-2022 10:36:18

LSI61303 EM132A.UVDATA.1

Freq = 22.1080 GHz, Bw = 16.000 MH

No calibration applied and no bandpass applied



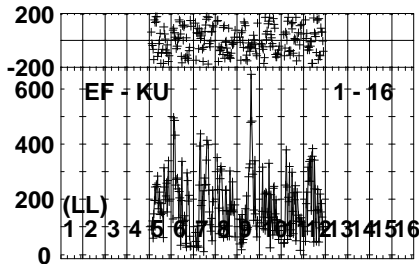
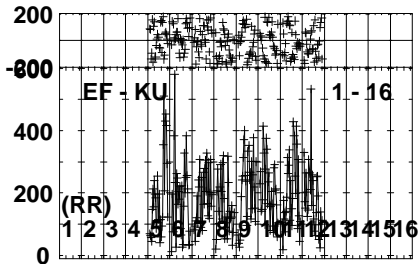
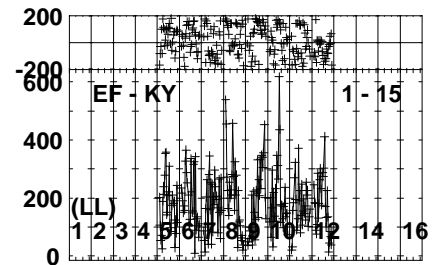
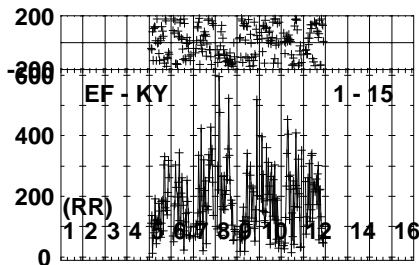
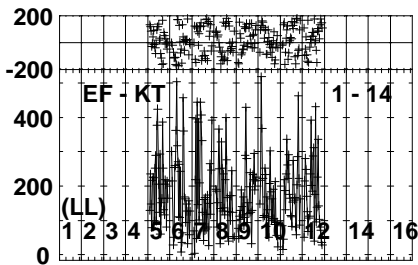
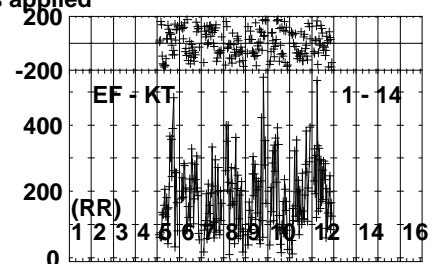
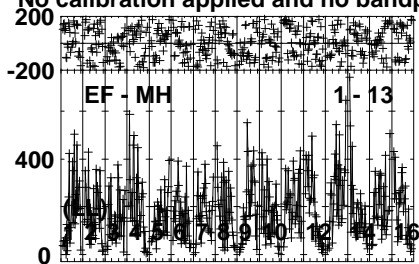
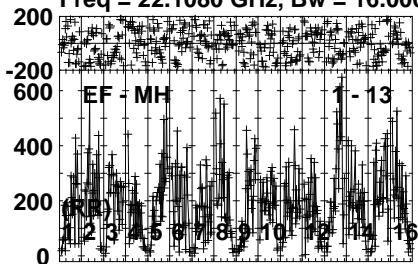
Lower frame: Milli Ampl Jy Top frame: Phas deg
Vector averaged cross-power spectrum Several baselines displayed
Timerange: 00/06:13:21 to 00/06:14:29

Plot file version 99 created 04-APR-2022 10:36:19

LSI61303 EM132A.UVDATA.1

Freq = 22.1080 GHz, Bw = 16.000 MH

No calibration applied and no bandpass applied



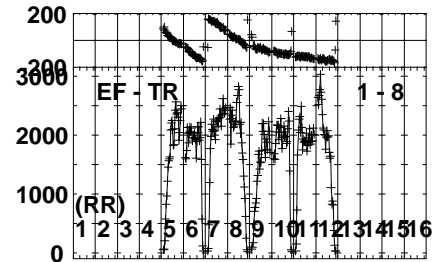
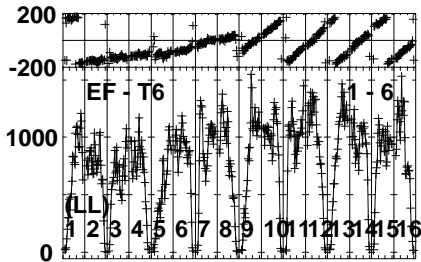
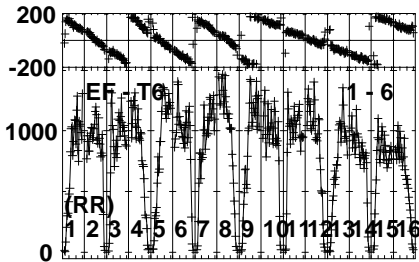
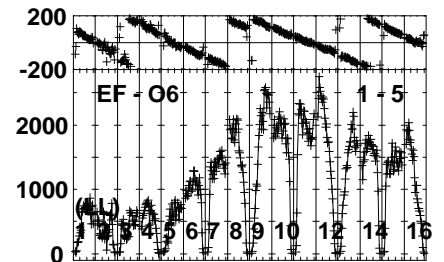
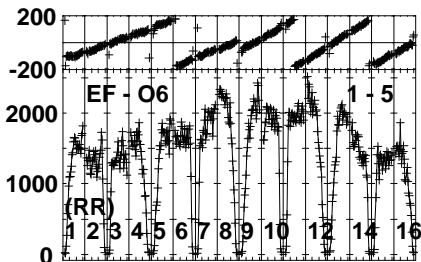
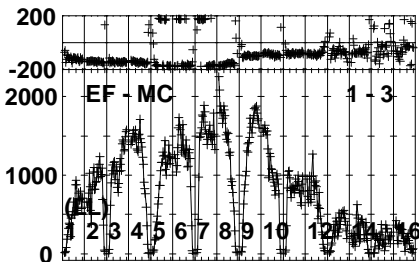
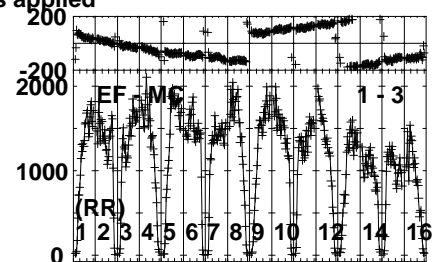
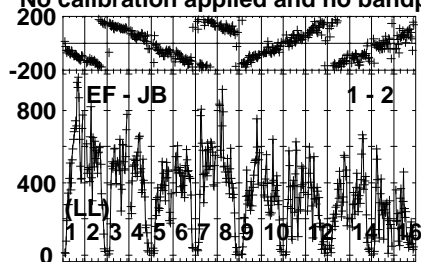
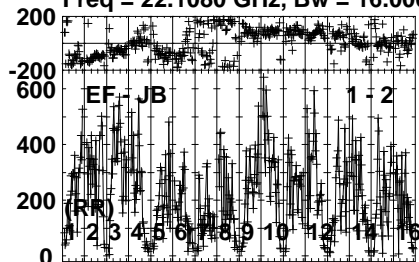
Lower frame: Micro Ampl Jy Top frame: Phas deg
Vector averaged cross-power spectrum Several baselines displayed
Timerange: 00/06:13:21 to 00/06:14:29

Plot file version 100 created 04-APR-2022 10:36:19

J0244+6228 EM132A.UVDATA.1

Freq = 22.1080 GHz, Bw = 16.000 MH

No calibration applied and no bandpass applied



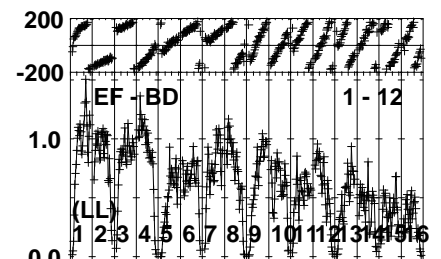
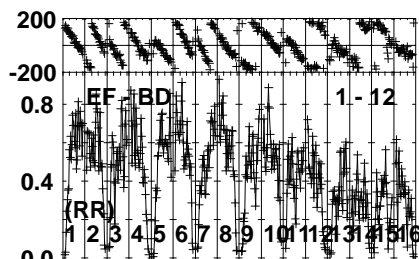
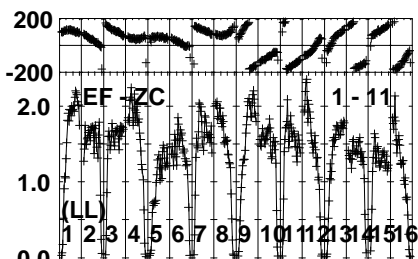
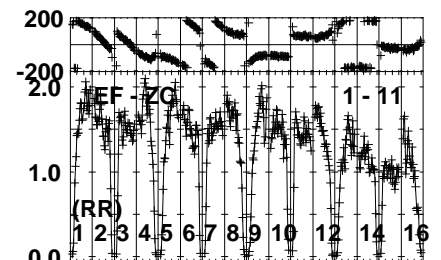
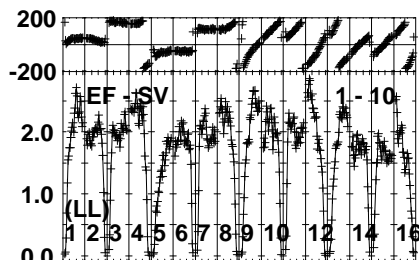
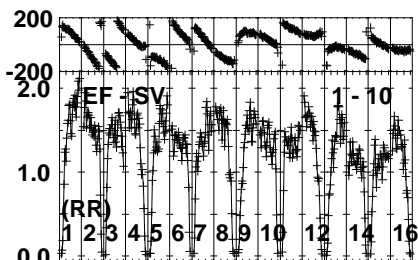
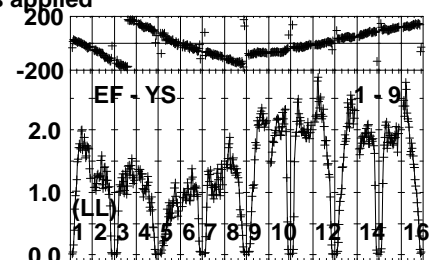
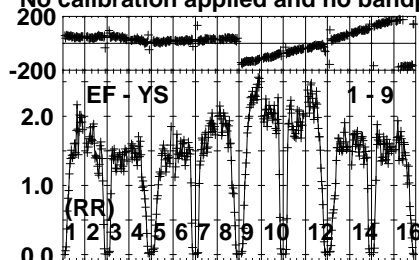
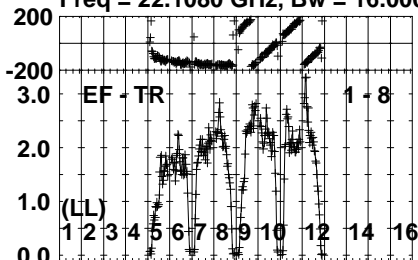
Lower frame: Micro Ampl Jy Top frame: Phas deg
Vector averaged cross-power spectrum Several baselines displayed
Timerange: 00/06:15:01 to 00/06:15:59

Plot file version 101 created 04-APR-2022 10:36:19

J0244+6228 EM132A.UVDATA.1

Freq = 22.1080 GHz, Bw = 16.000 MH

No calibration applied and no bandpass applied



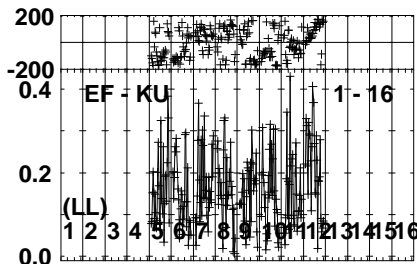
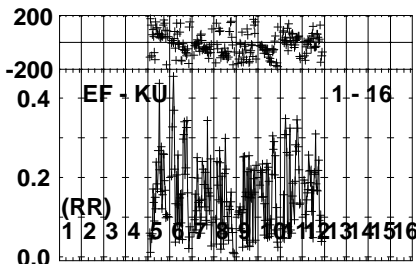
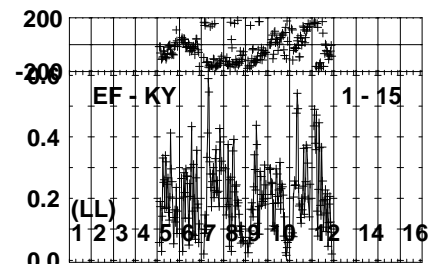
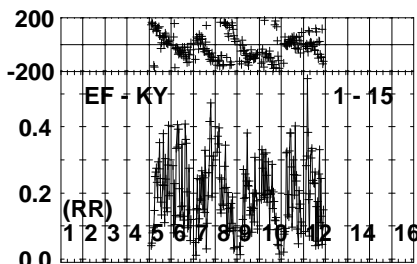
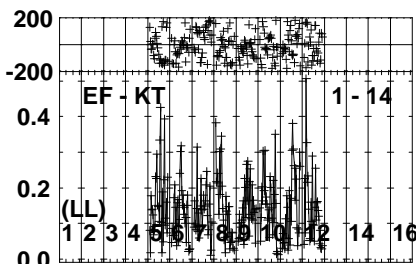
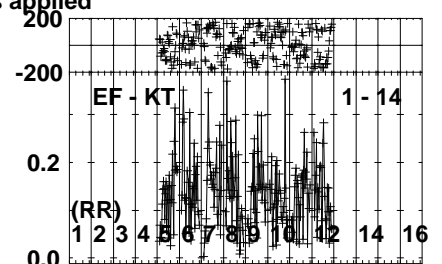
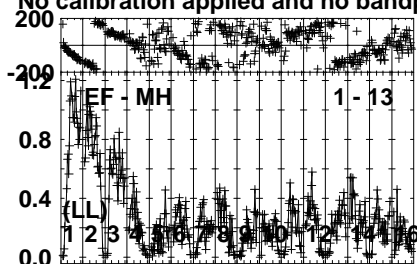
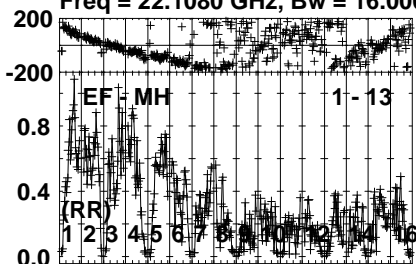
Lower frame: Milli Ampl Jy Top frame: Phas deg
Vector averaged cross-power spectrum Several baselines displayed
Timerange: 00/06:15:01 to 00/06:15:59

Plot file version 102 created 04-APR-2022 10:36:19

J0244+6228 EM132A.UVDATA.1

Freq = 22.1080 GHz, Bw = 16.000 MH

No calibration applied and no bandpass applied



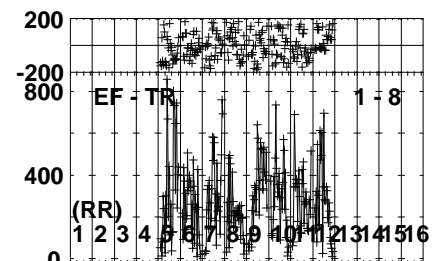
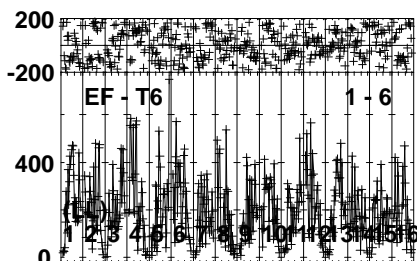
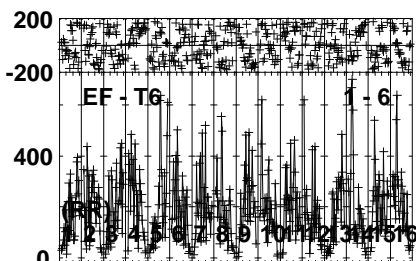
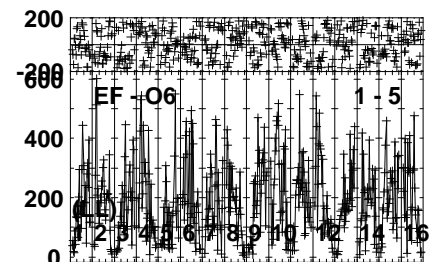
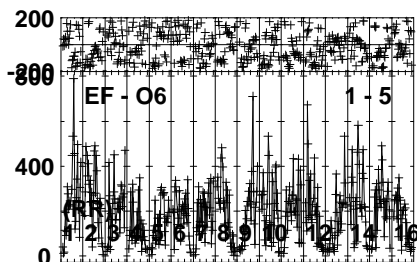
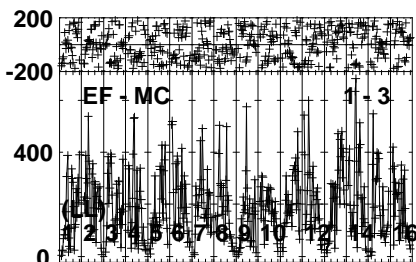
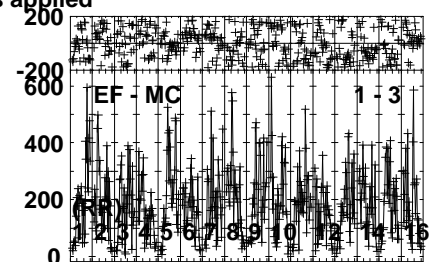
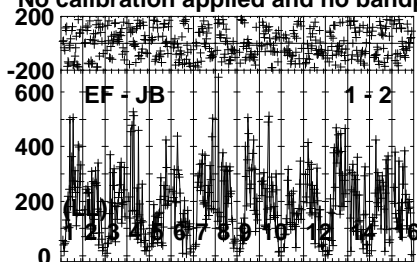
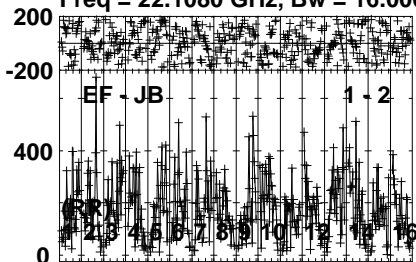
Lower frame: Milli Ampl Jy Top frame: Phas deg
Vector averaged cross-power spectrum Several baselines displayed
Timerange: 00/06:15:01 to 00/06:15:59

Plot file version 103 created 04-APR-2022 10:36:19

LSI61303 EM132A.UVDATA.1

Freq = 22.1080 GHz, Bw = 16.000 MH

No calibration applied and no bandpass applied



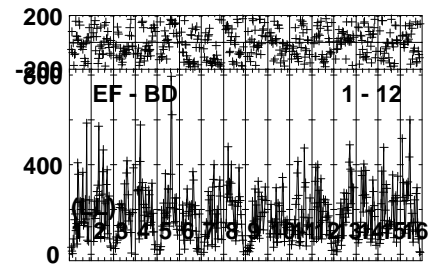
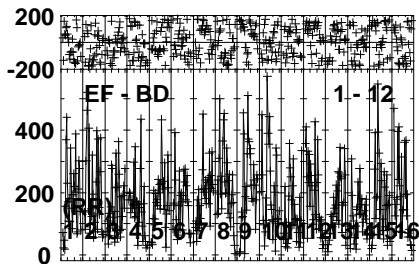
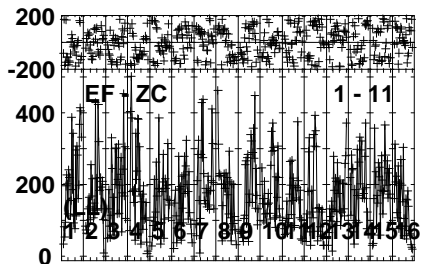
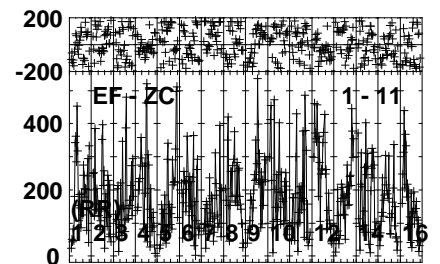
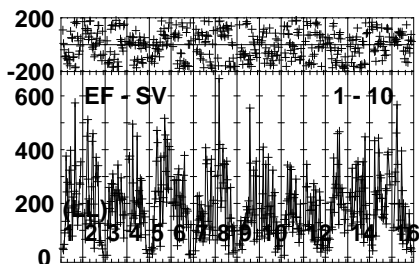
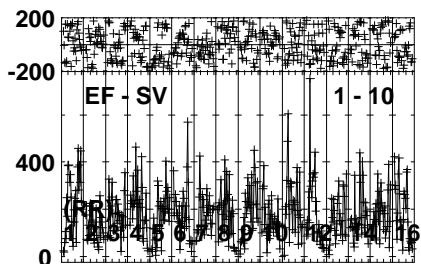
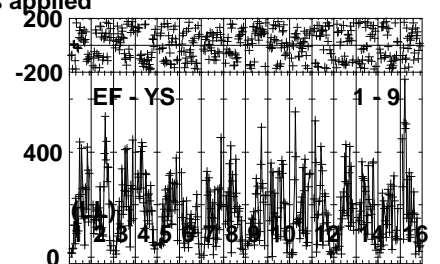
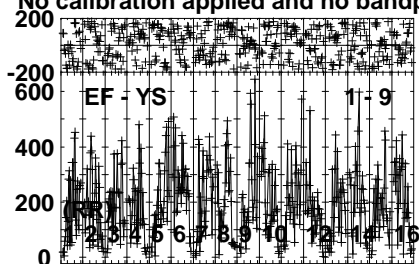
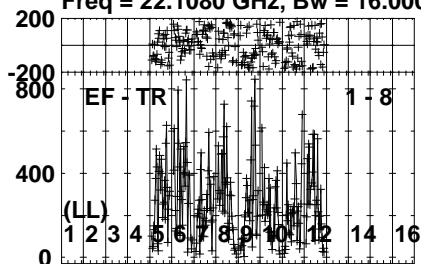
Lower frame: Micro Ampl Jy Top frame: Phas deg
Vector averaged cross-power spectrum Several baselines displayed
Timerange: 00/06:16:01 to 00/06:17:09

Plot file version 104 created 04-APR-2022 10:36:19

LSI61303 EM132A.UVDATA.1

Freq = 22.1080 GHz, Bw = 16.000 MH

No calibration applied and no bandpass applied



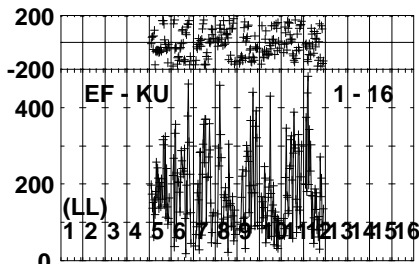
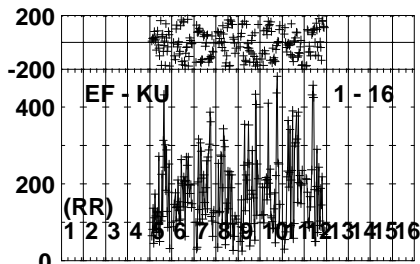
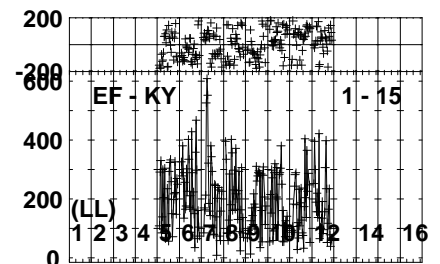
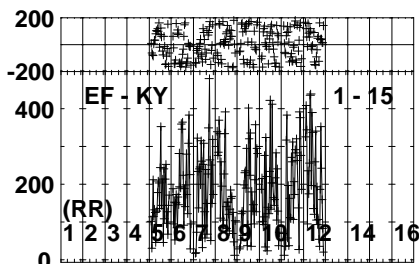
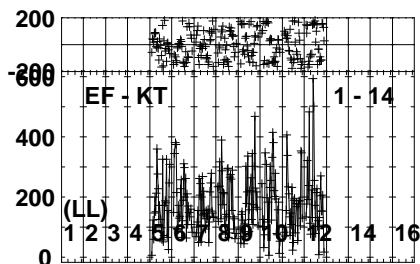
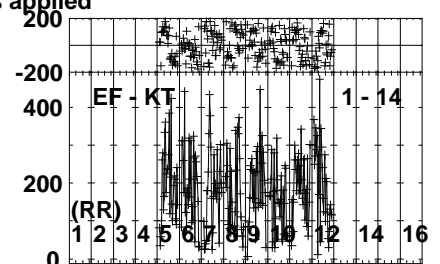
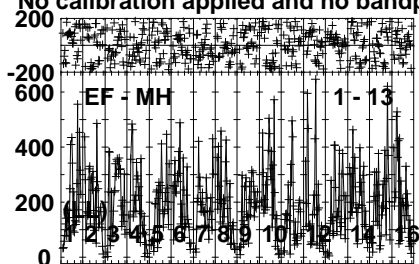
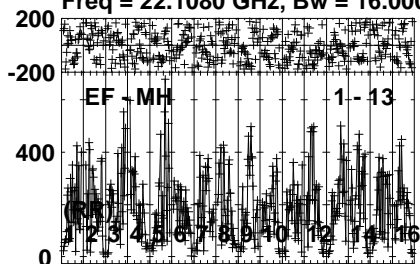
Lower frame: Micro Ampl Jy Top frame: Phas deg
Vector averaged cross-power spectrum Several baselines displayed
Timerange: 00/06:16:01 to 00/06:17:09

Plot file version 105 created 04-APR-2022 10:36:19

LSI61303 EM132A.UVDATA.1

Freq = 22.1080 GHz, Bw = 16.000 MH

No calibration applied and no bandpass applied



0 0 0 0 0 0 0 0 0 0 0 0 0 0 0 0

0 0 0 0 0 0 0 0 0 0 0 0 0 0 0 0

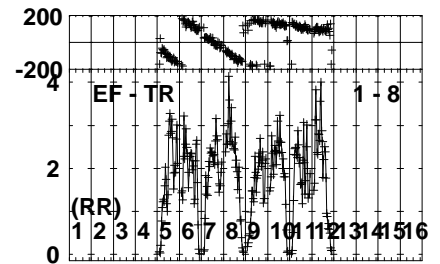
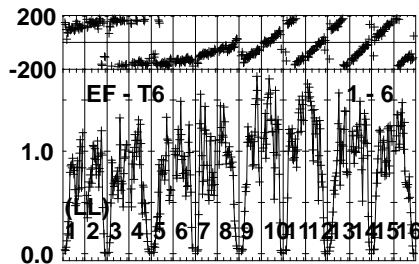
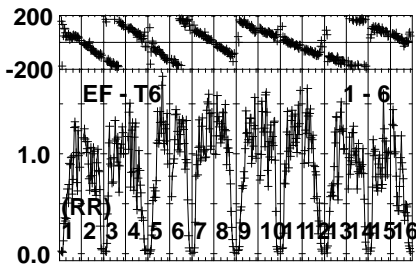
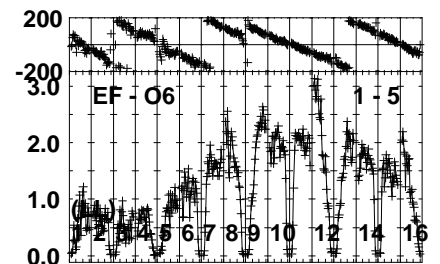
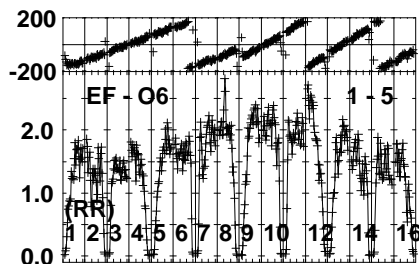
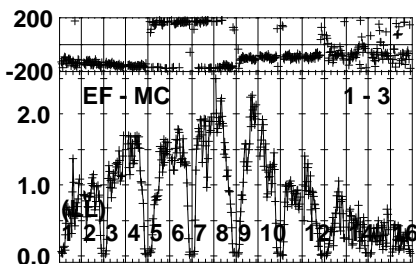
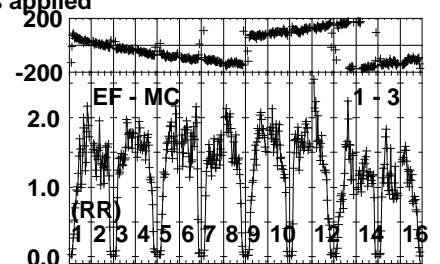
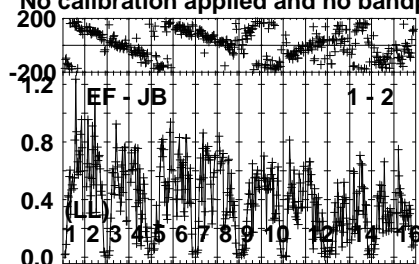
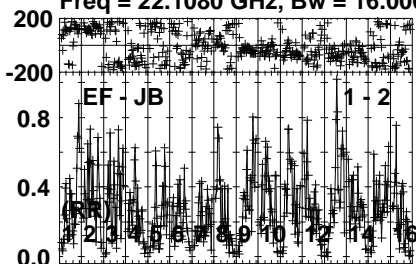
Lower frame: Micro Ampl Jy Top frame: Phas deg
Vector averaged cross-power spectrum Several baselines displayed
Timerange: 00/06:16:01 to 00/06:17:09

Plot file version 106 created 04-APR-2022 10:36:19

J0244+6228 EM132A.UVDATA.1

Freq = 22.1080 GHz, Bw = 16.000 MH

No calibration applied and no bandpass applied



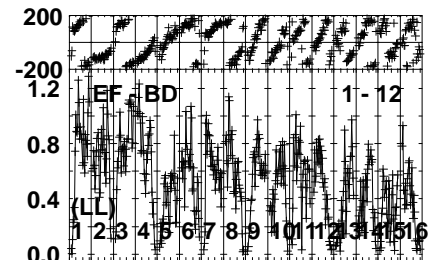
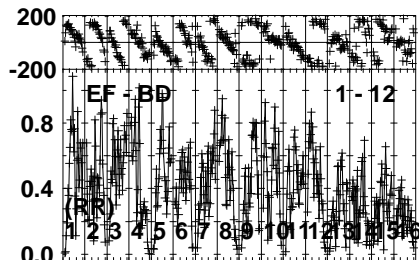
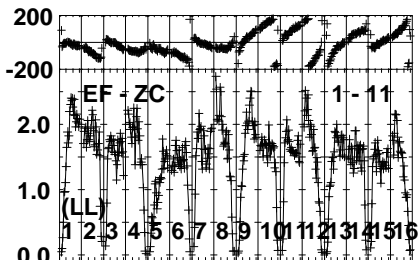
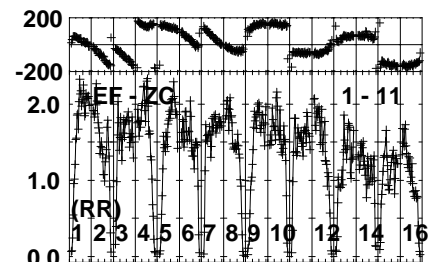
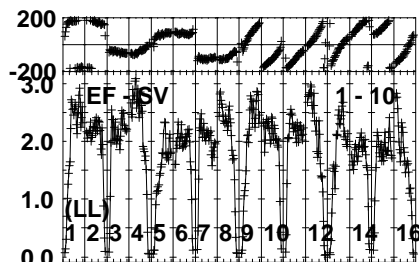
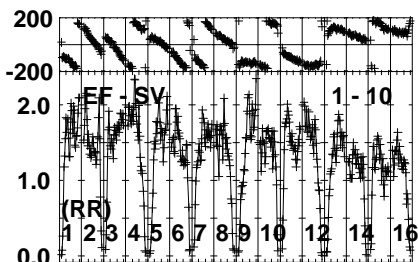
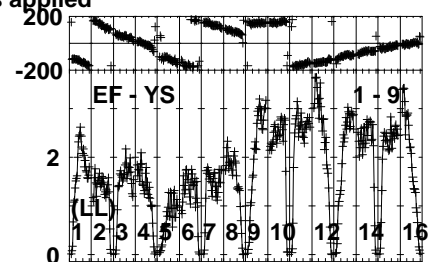
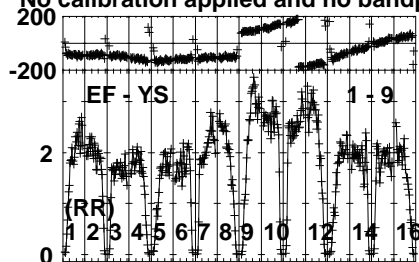
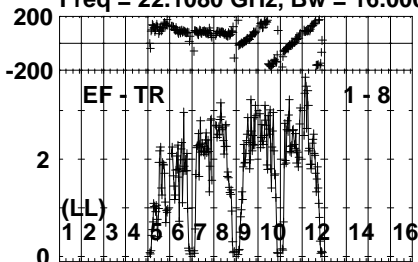
Lower frame: Milli Ampl Jy Top frame: Phas deg
Vector averaged cross-power spectrum Several baselines displayed
Timerange: 00/06:17:11 to 00/06:18:09

Plot file version 107 created 04-APR-2022 10:36:19

J0244+6228 EM132A.UVDATA.1

Freq = 22.1080 GHz, Bw = 16.000 MH

No calibration applied and no bandpass applied



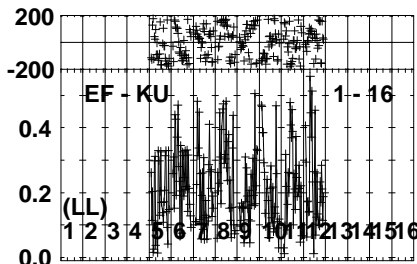
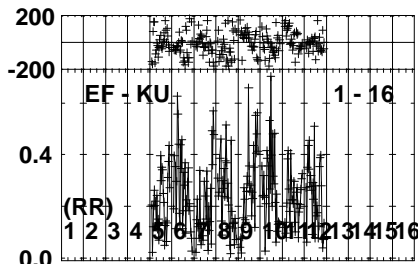
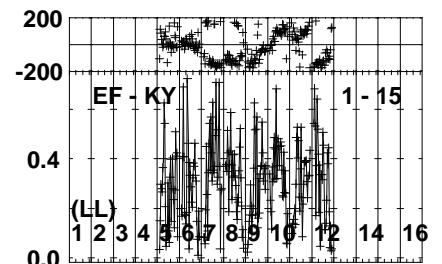
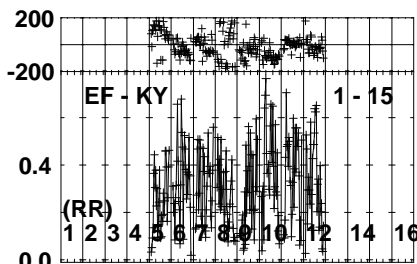
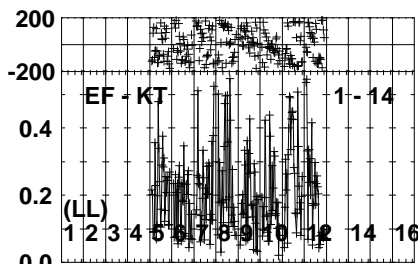
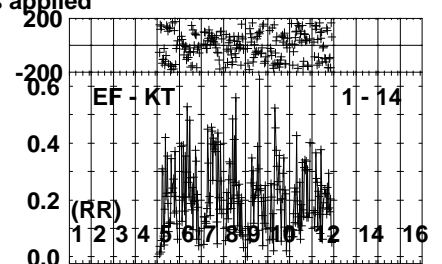
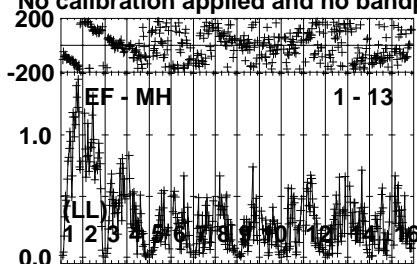
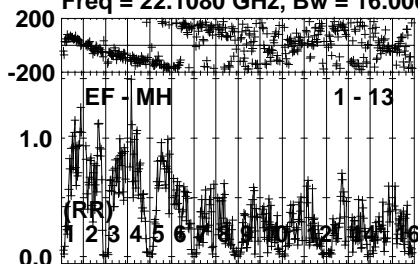
Lower frame: Milli Ampl Jy Top frame: Phas deg
Vector averaged cross-power spectrum Several baselines displayed
Timerange: 00/06:17:11 to 00/06:18:09

Plot file version 108 created 04-APR-2022 10:36:19

J0244+6228 EM132A.UVDATA.1

Freq = 22.1080 GHz, Bw = 16.000 MH

No calibration applied and no bandpass applied



0 0 0 0 0 0 0 0 0 0 0 0 0 0 0 0

0 0 0 0 0 0 0 0 0 0 0 0 0 0 0 0

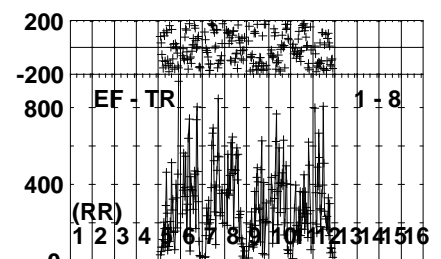
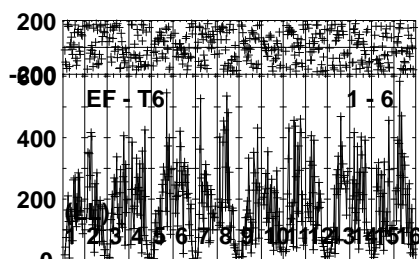
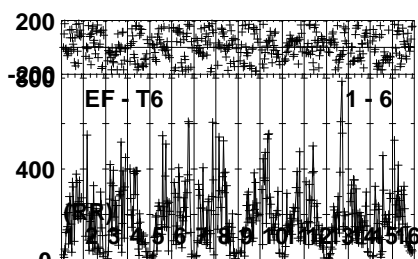
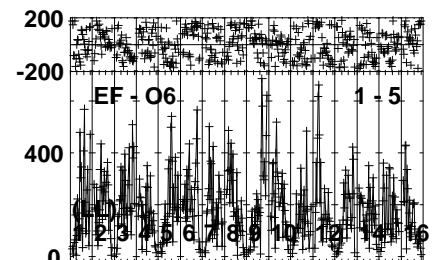
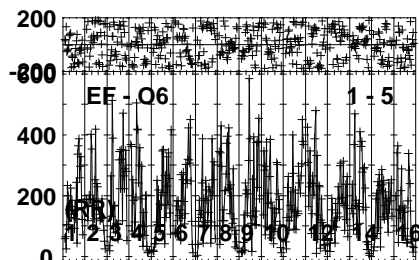
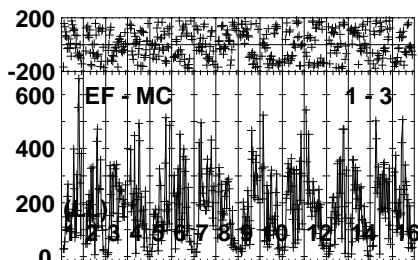
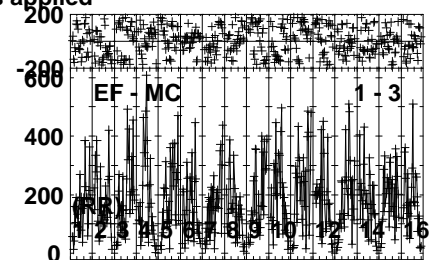
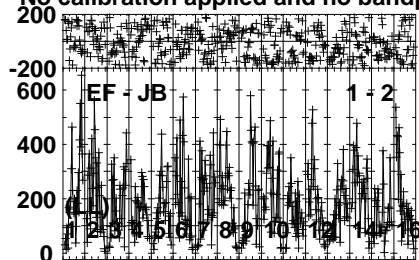
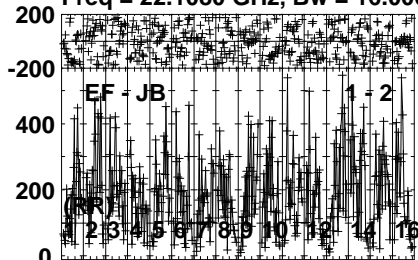
Channels Channels
Lower frame: Milli Ampl Jy Top frame: Phas deg
Vector averaged cross-power spectrum Several baselines displayed
Timerange: 00/06:17:11 to 00/06:18:09

Plot file version 109 created 04-APR-2022 10:36:19

LSI61303 EM132A.UVDATA.1

Freq = 22.1080 GHz, Bw = 16.000 MH

No calibration applied and no bandpass applied



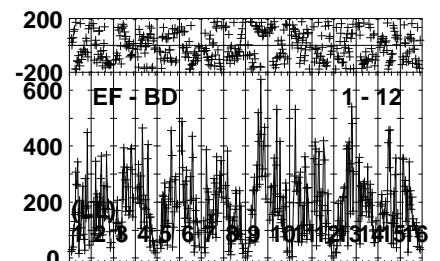
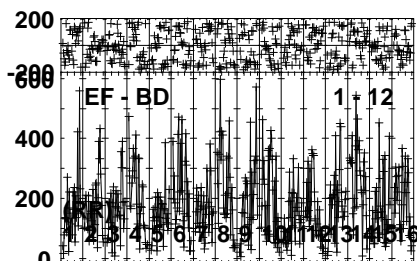
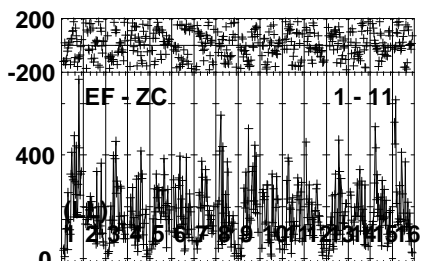
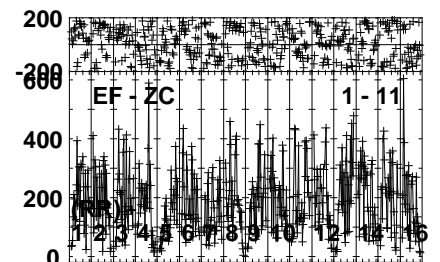
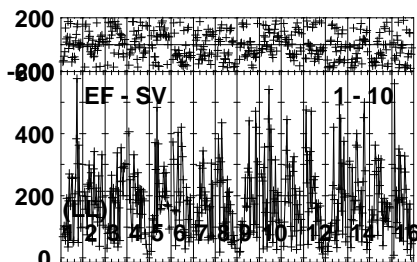
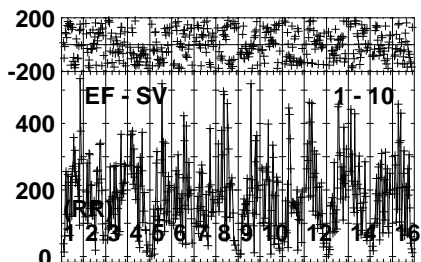
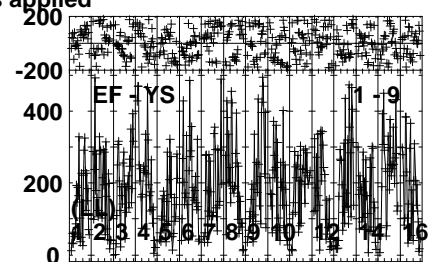
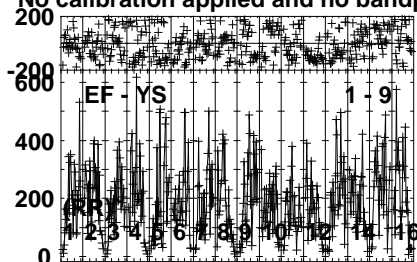
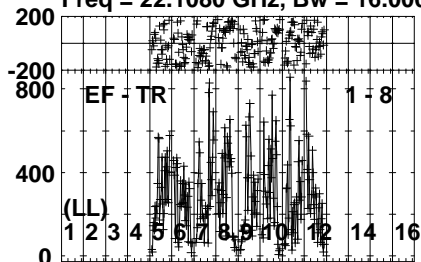
Lower frame: Micro Ampl Jy Top frame: Phas deg
Vector averaged cross-power spectrum Several baselines displayed
Timerange: 00/06:18:11 to 00/06:19:19

Plot file version 110 created 04-APR-2022 10:36:19

LSI61303 EM132A.UVDATA.1

Freq = 22.1080 GHz, Bw = 16.000 MH

No calibration applied and no bandpass applied



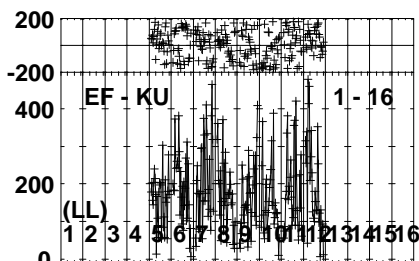
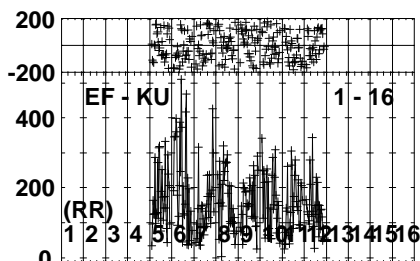
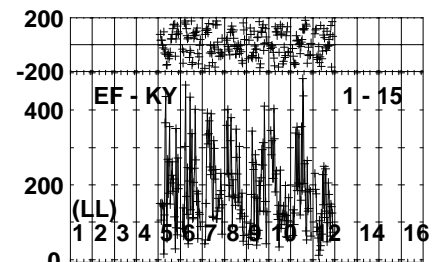
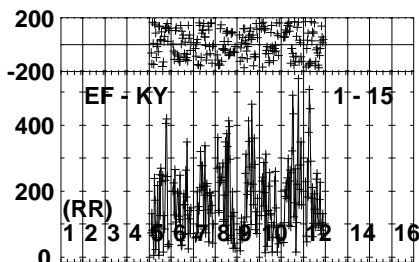
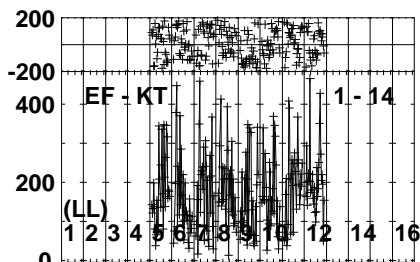
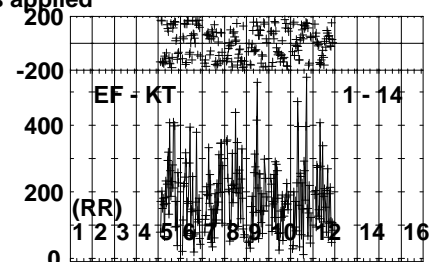
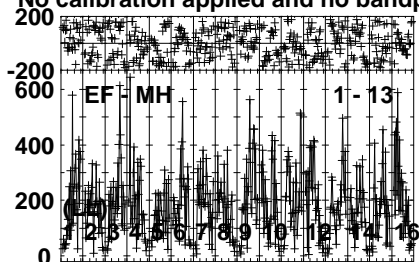
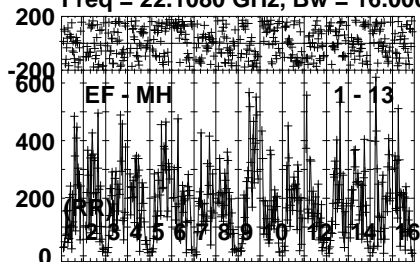
Lower frame: Micro Ampl Jy Top frame: Phas deg
Vector averaged cross-power spectrum Several baselines displayed
Timerange: 00/06:18:11 to 00/06:19:19

Plot file version 111 created 04-APR-2022 10:36:20

LSI61303 EM132A.UVDATA.1

Freq = 22.1080 GHz, Bw = 16.000 MH

No calibration applied and no bandpass applied



0 0 0 0 0 0 0 0 0 0 0 0 0 0 0 0

0 0 0 0 0 0 0 0 0 0 0 0 0 0 0 0

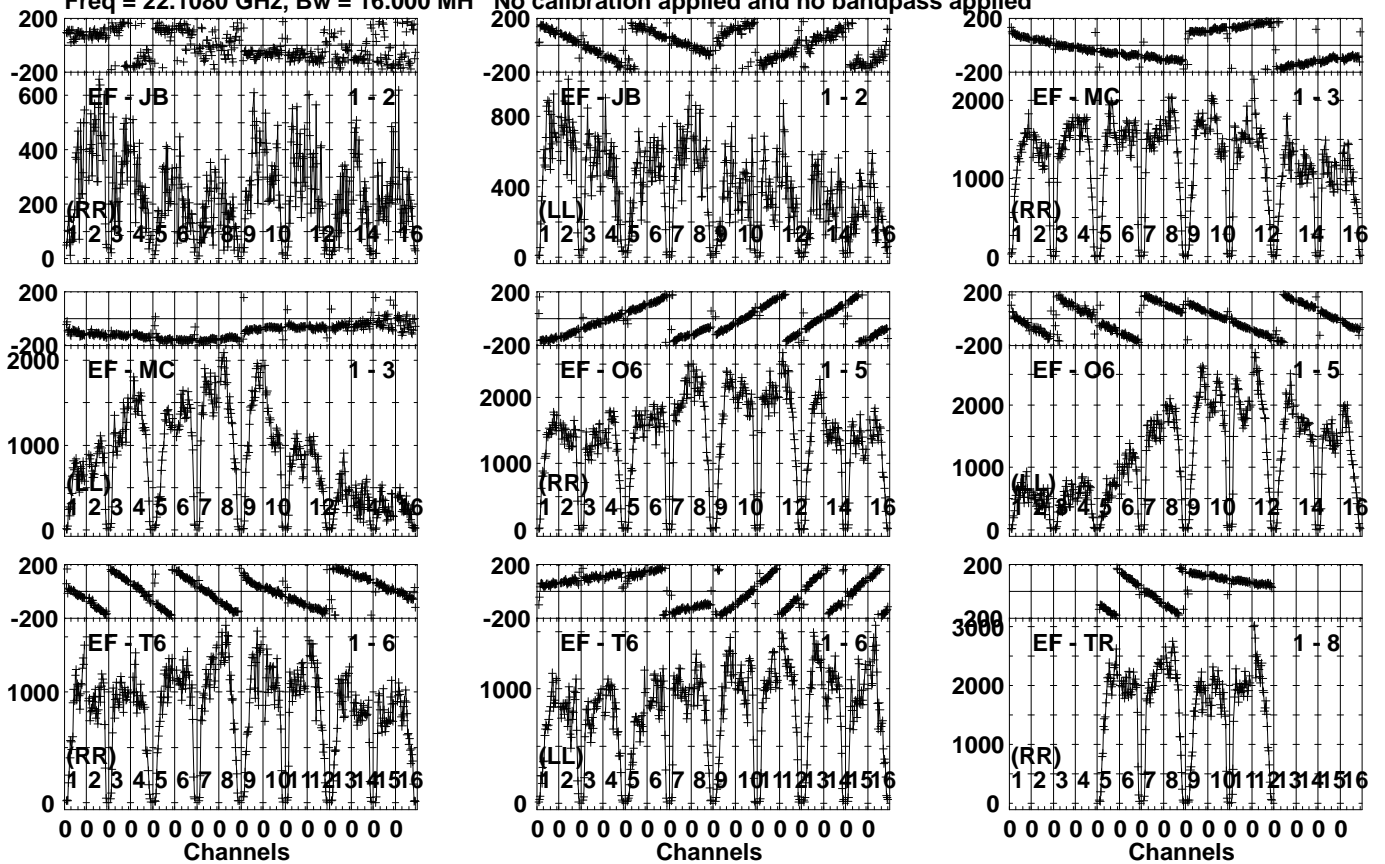
Lower frame: Micro Ampl Jy Top frame: Phas deg
Vector averaged cross-power spectrum Several baselines displayed
Timerange: 00/06:18:11 to 00/06:19:19

Plot file version 112 created 04-APR-2022 10:36:20

J0244+6228 EM132A.UVDATA.1

Freq = 22.1080 GHz, Bw = 16.000 MH

No calibration applied and no bandpass applied



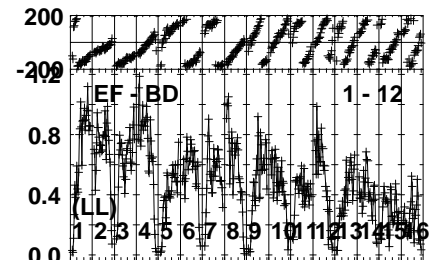
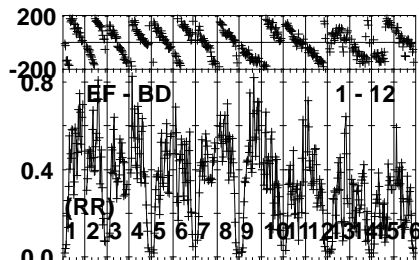
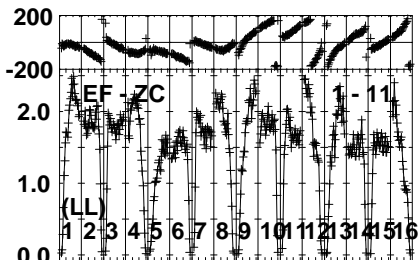
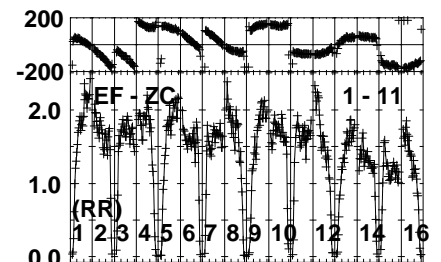
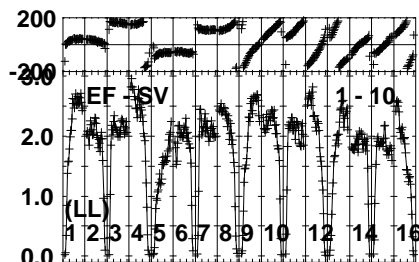
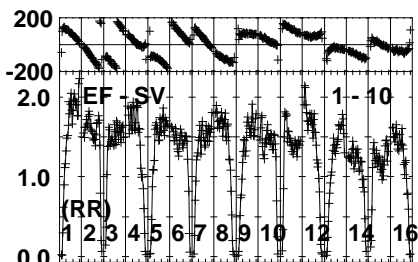
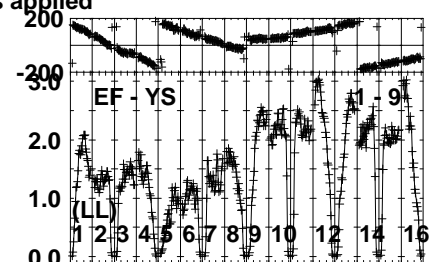
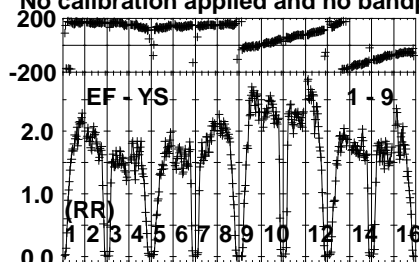
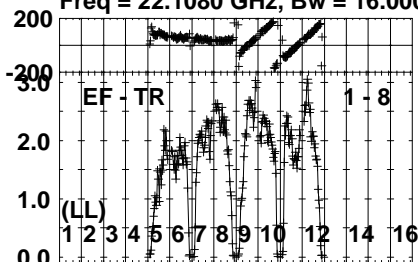
Lower frame: Micro Ampl Jy Top frame: Phas deg
Vector averaged cross-power spectrum Several baselines displayed
Timerange: 00/06:19:51 to 00/06:20:49

Plot file version 113 created 04-APR-2022 10:36:20

J0244+6228 EM132A.UVDATA.1

Freq = 22.1080 GHz, Bw = 16.000 MH

No calibration applied and no bandpass applied



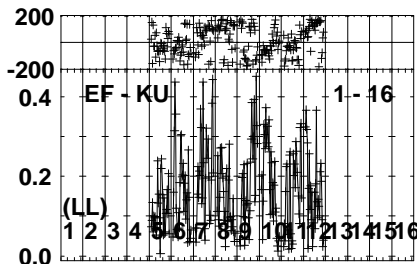
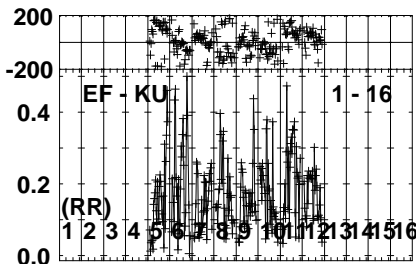
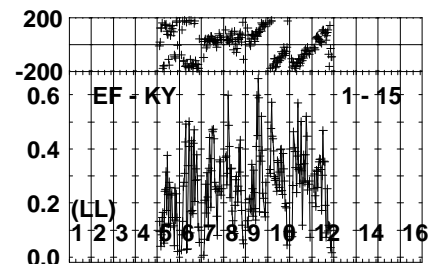
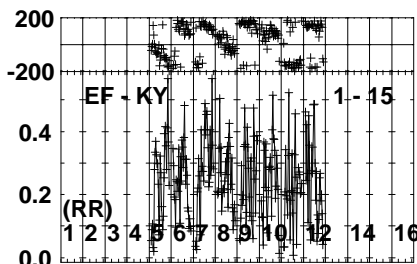
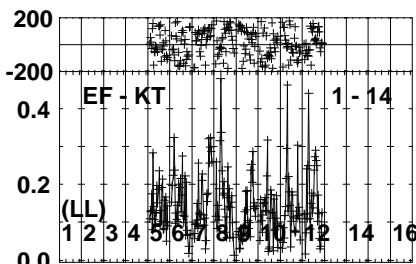
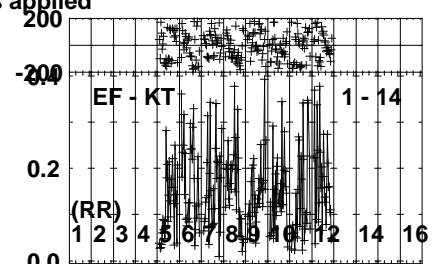
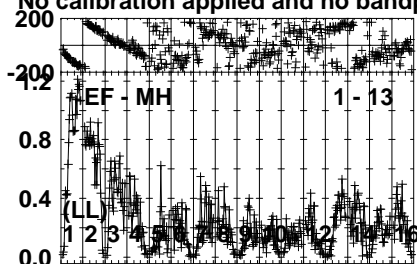
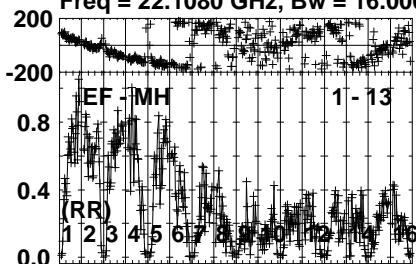
Lower frame: Milli Ampl Jy Top frame: Phas deg
Vector averaged cross-power spectrum Several baselines displayed
Timerange: 00/06:19:51 to 00/06:20:49

Plot file version 114 created 04-APR-2022 10:36:20

J0244+6228 EM132A.UVDATA.1

Freq = 22.1080 GHz, Bw = 16.000 MH

No calibration applied and no bandpass applied



0 0 0 0 0 0 0 0 0 0 0 0 0 0 0 0
Channels

0 0 0 0 0 0 0 0 0 0 0 0 0 0 0 0
Channels

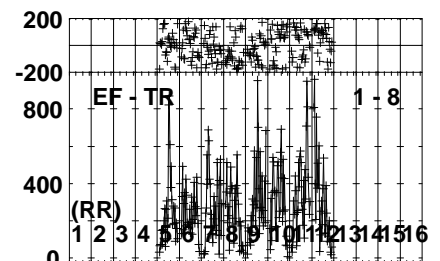
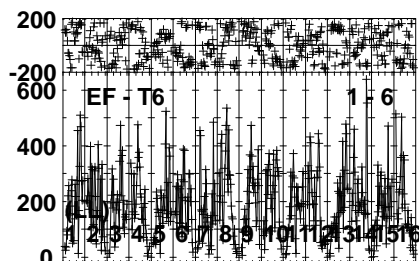
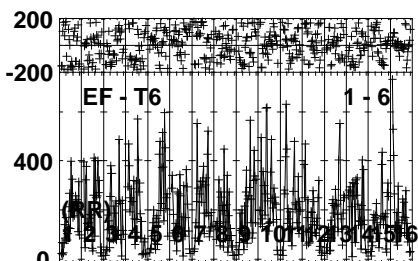
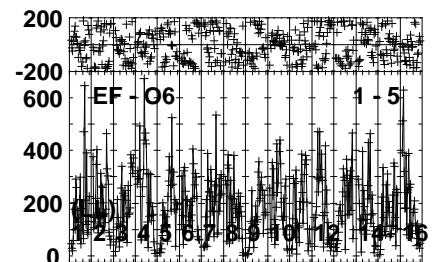
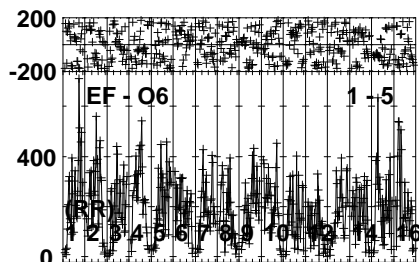
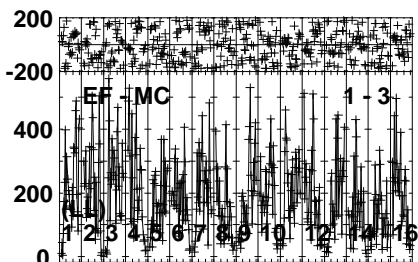
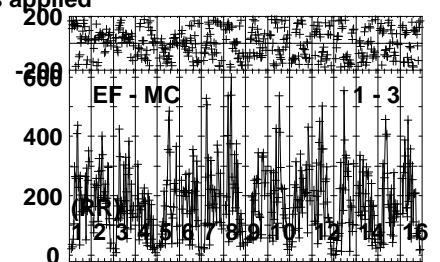
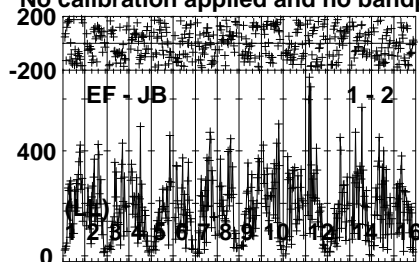
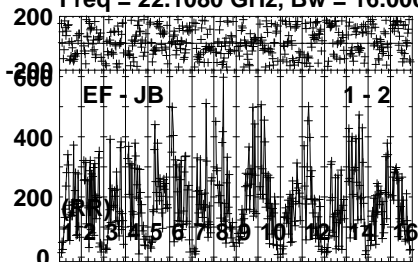
Lower frame: Milli Ampl Jy Top frame: Phas deg
Vector averaged cross-power spectrum Several baselines displayed
Timerange: 00/06:19:51 to 00/06:20:49

Plot file version 115 created 04-APR-2022 10:36:20

LSI61303 EM132A.UVDATA.1

Freq = 22.1080 GHz, Bw = 16.000 MH

No calibration applied and no bandpass applied



0 0 0 0 0 0 0 0 0 0 0 0 0 0 0 0
Channels

0 0 0 0 0 0 0 0 0 0 0 0 0 0 0 0
Channels

0 0 0 0 0 0 0 0 0 0 0 0 0 0 0 0
Channels

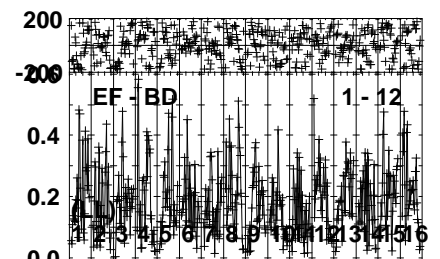
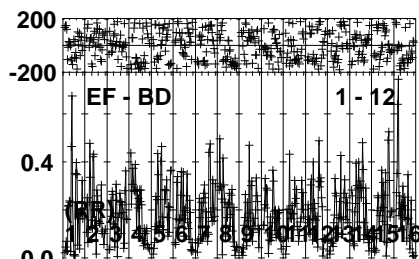
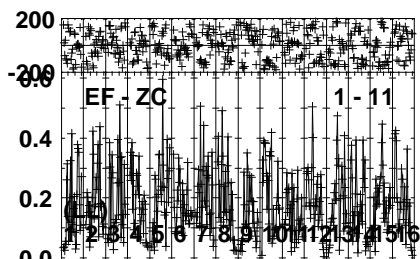
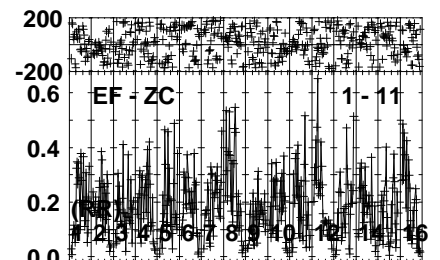
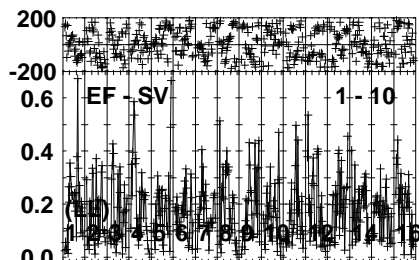
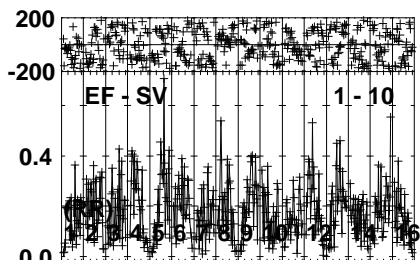
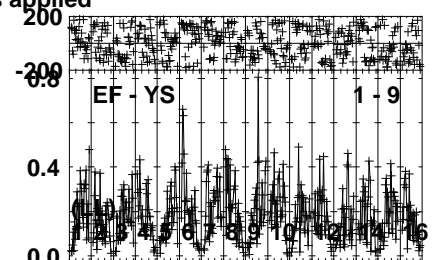
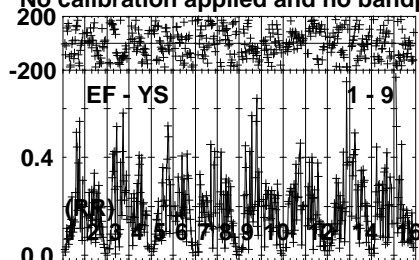
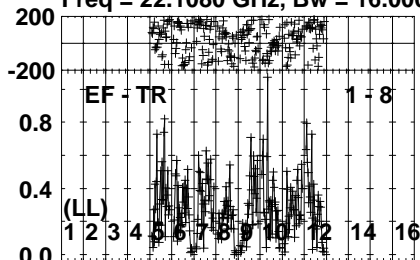
Lower frame: Micro Ampl Jy Top frame: Phas deg
Vector averaged cross-power spectrum Several baselines displayed
Timerange: 00/06:20:51 to 00/06:21:59

Plot file version 116 created 04-APR-2022 10:36:20

LSI61303 EM132A.UVDATA.1

Freq = 22.1080 GHz, Bw = 16.000 MH

No calibration applied and no bandpass applied



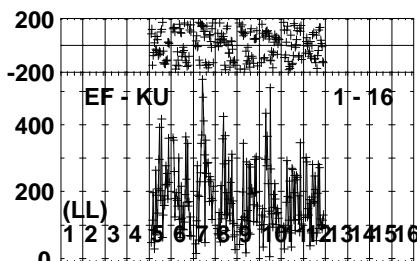
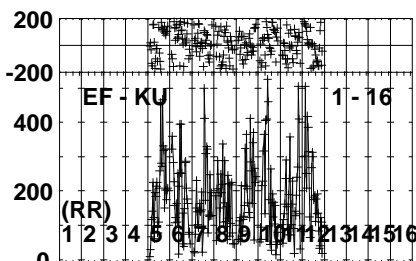
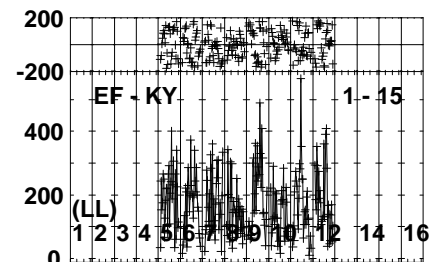
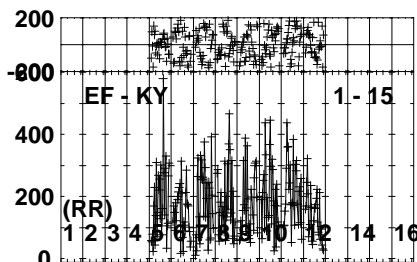
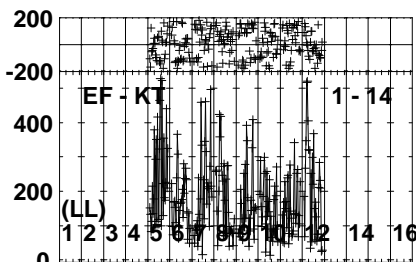
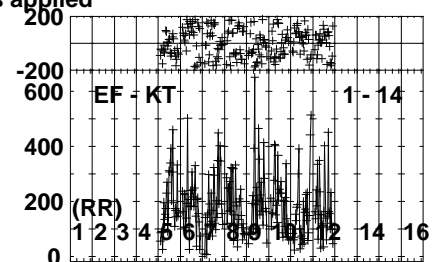
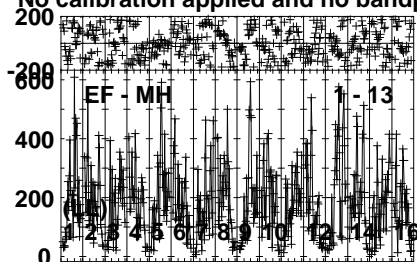
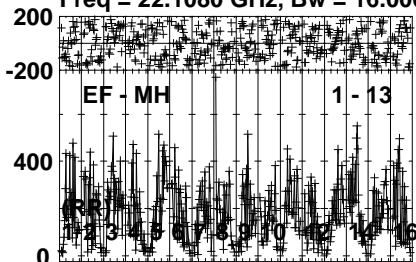
Lower frame: Milli Ampl Jy Top frame: Phas deg
Vector averaged cross-power spectrum Several baselines displayed
Timerange: 00/06:20:51 to 00/06:21:59

Plot file version 117 created 04-APR-2022 10:36:20

LSI61303 EM132A.UVDATA.1

Freq = 22.1080 GHz, Bw = 16.000 MH

No calibration applied and no bandpass applied



0 0 0 0 0 0 0 0 0 0 0 0 0 0 0 0

0 0 0 0 0 0 0 0 0 0 0 0 0 0 0 0

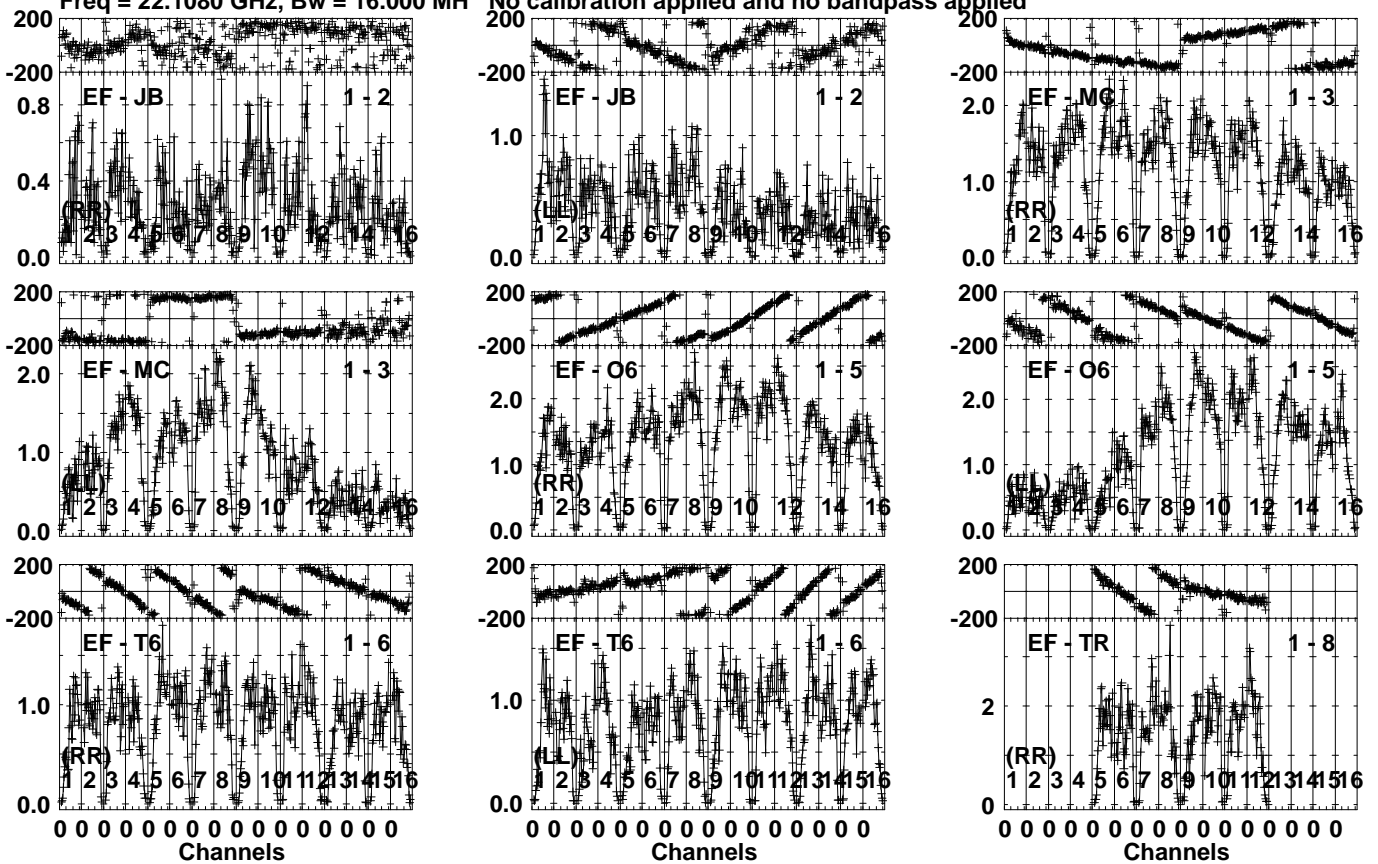
Channels Channels
Lower frame: Micro Ampl Jy Top frame: Phas deg
Vector averaged cross-power spectrum Several baselines displayed
Timerange: 00/06:20:51 to 00/06:21:59

Plot file version 118 created 04-APR-2022 10:36:20

J0244+6228 EM132A.UVDATA.1

Freq = 22.1080 GHz, Bw = 16.000 MH

No calibration applied and no bandpass applied



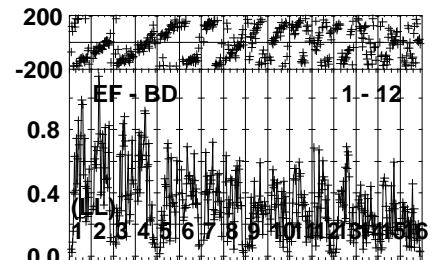
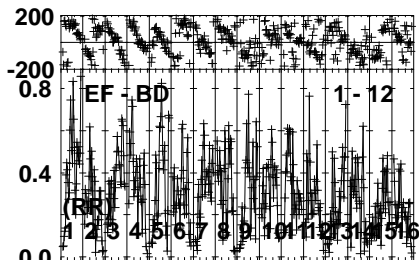
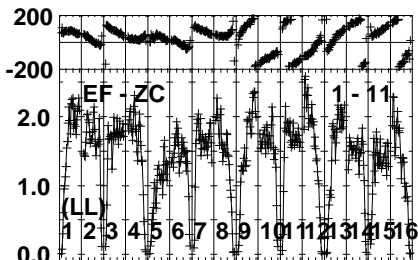
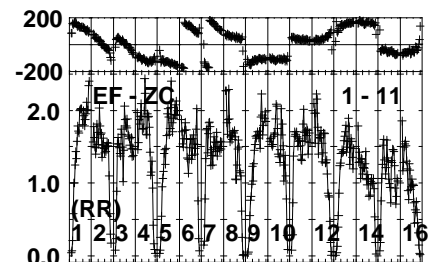
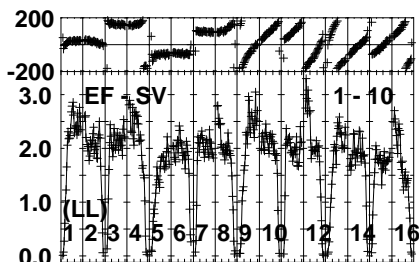
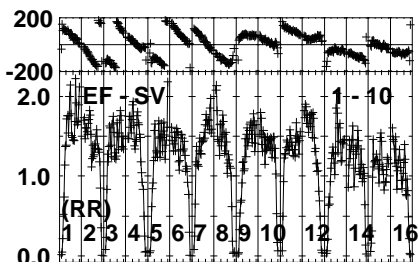
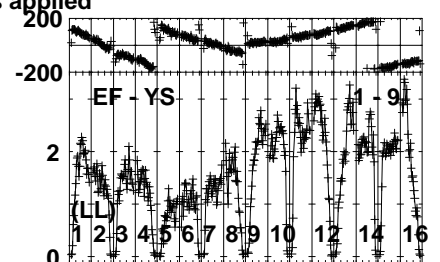
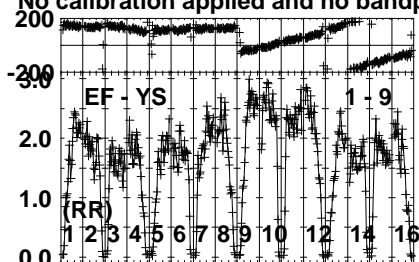
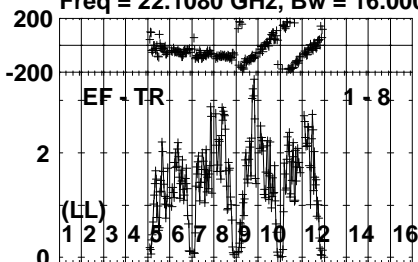
Lower frame: Milli Ampl Jy Top frame: Phas deg
Vector averaged cross-power spectrum Several baselines displayed
Timerange: 00/06:22:01 to 00/06:22:59

Plot file version 119 created 04-APR-2022 10:36:20

J0244+6228 EM132A.UVDATA.1

Freq = 22.1080 GHz, Bw = 16.000 MH

No calibration applied and no bandpass applied



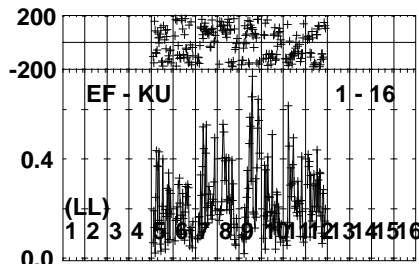
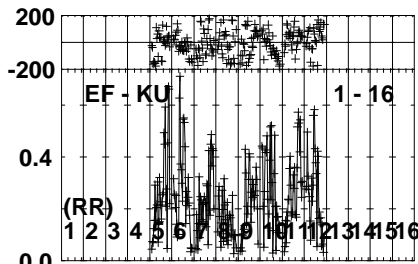
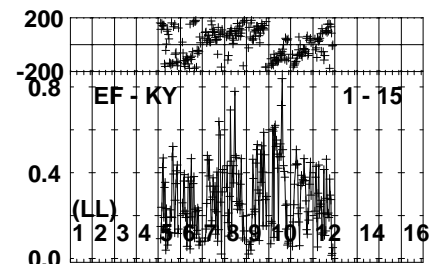
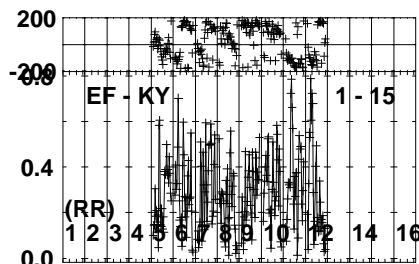
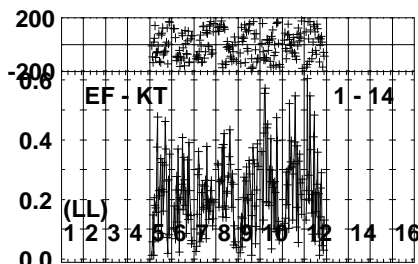
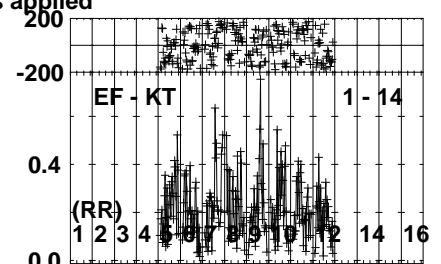
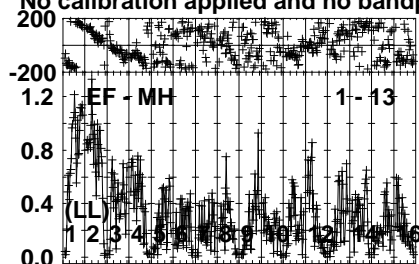
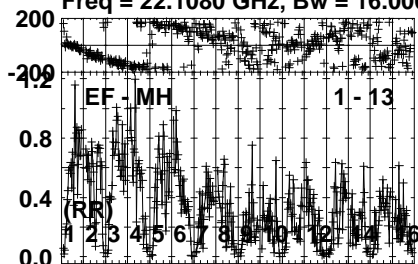
Lower frame: Milli Ampl Jy Top frame: Phas deg
Vector averaged cross-power spectrum Several baselines displayed
Timerange: 00/06:22:01 to 00/06:22:59

Plot file version 120 created 04-APR-2022 10:36:20

J0244+6228 EM132A.UVDATA.1

Freq = 22.1080 GHz, Bw = 16.000 MH

No calibration applied and no bandpass applied



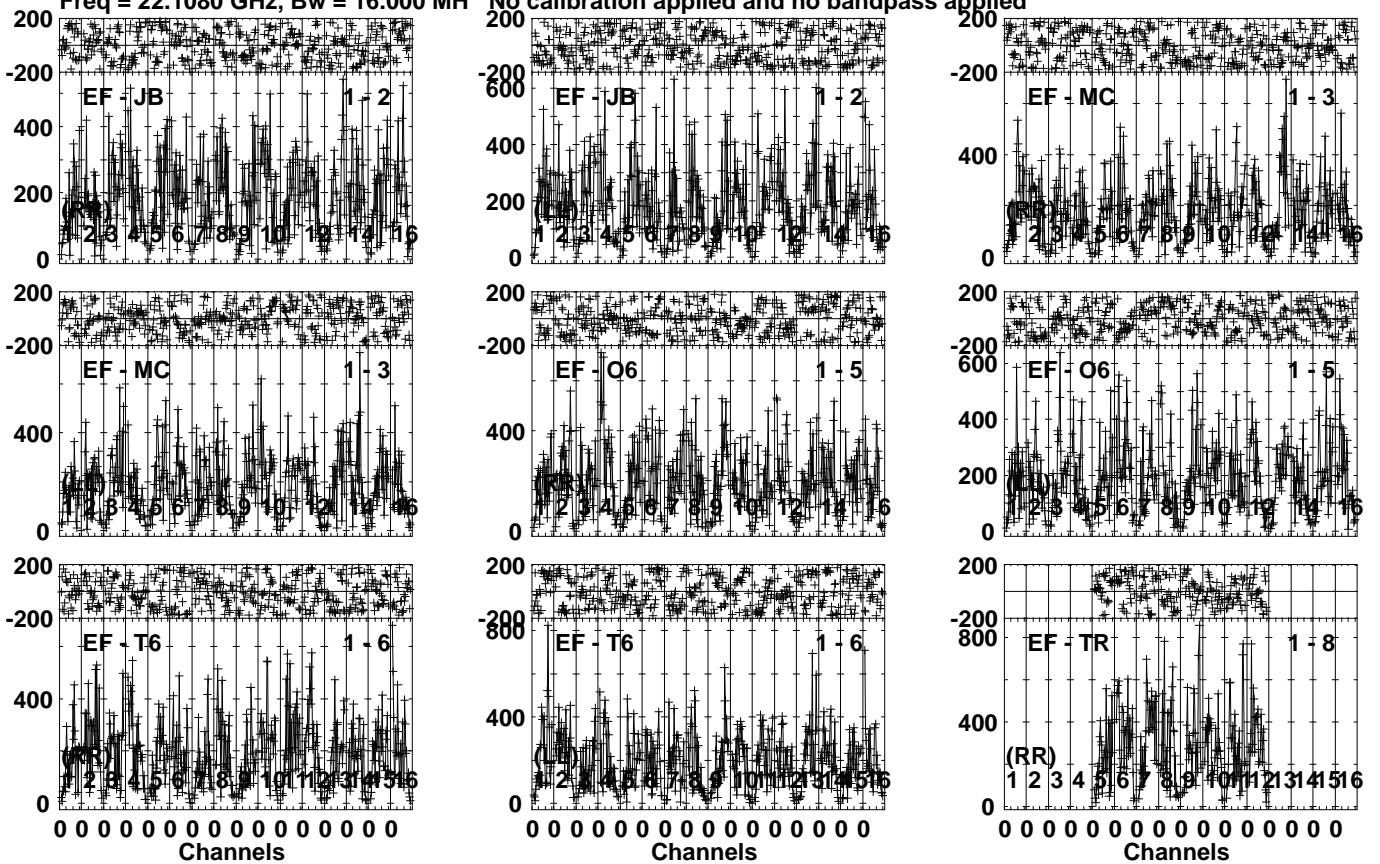
Lower frame: Milli Ampl Jy Top frame: Phas deg
Vector averaged cross-power spectrum Several baselines displayed
Timerange: 00/06:22:01 to 00/06:22:59

Plot file version 121 created 04-APR-2022 10:36:20

LSI61303 EM132A.UVDATA.1

Freq = 22.1080 GHz, Bw = 16.000 MH

No calibration applied and no bandpass applied



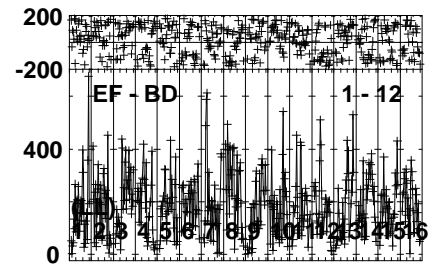
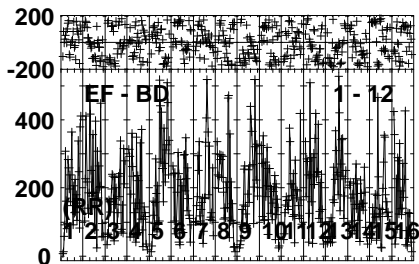
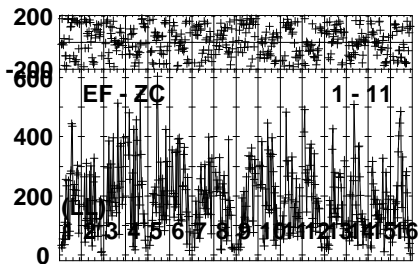
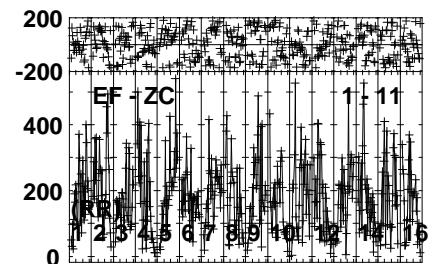
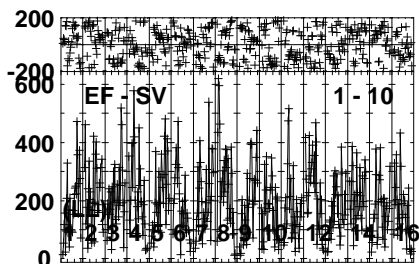
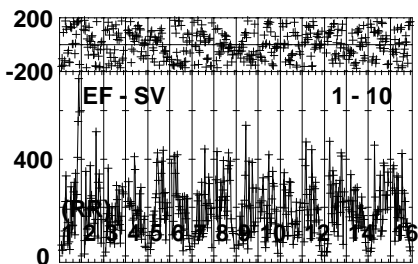
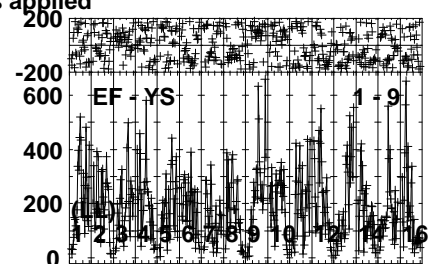
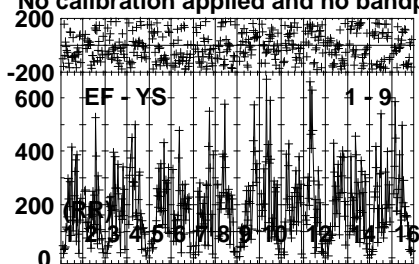
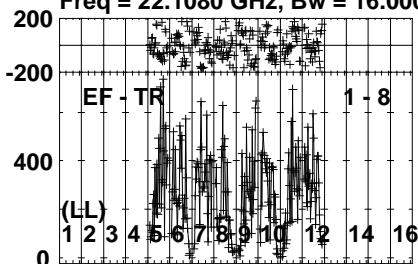
Lower frame: Micro Ampl Jy Top frame: Phas deg
Vector averaged cross-power spectrum Several baselines displayed
Timerange: 00/06:23:01 to 00/06:24:09

Plot file version 122 created 04-APR-2022 10:36:21

LSI61303 EM132A.UVDATA.1

Freq = 22.1080 GHz, Bw = 16.000 MH

No calibration applied and no bandpass applied



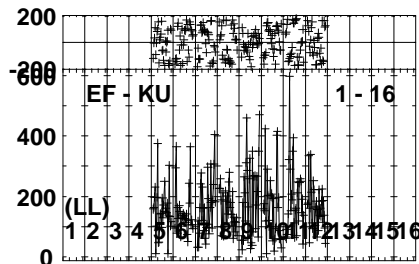
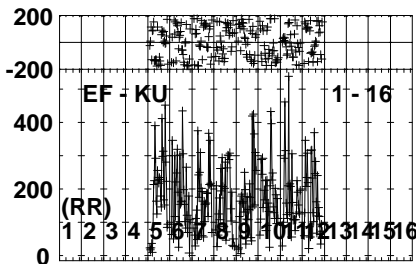
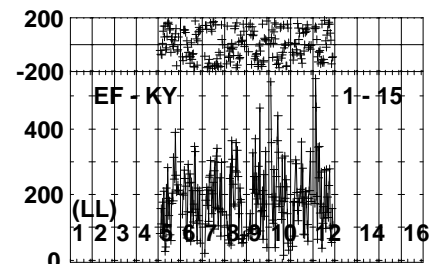
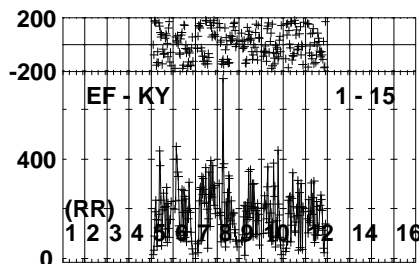
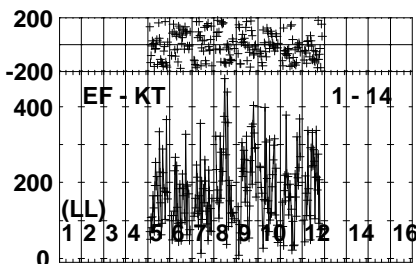
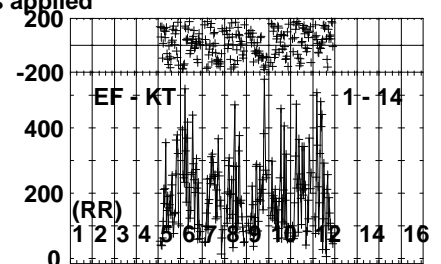
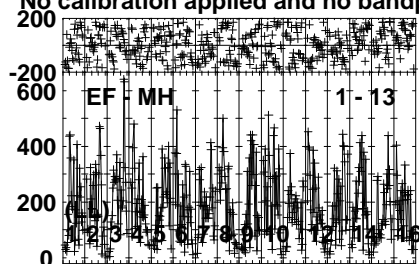
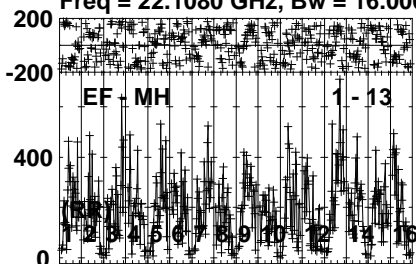
Lower frame: Micro Ampl Jy Top frame: Phas deg
Vector averaged cross-power spectrum Several baselines displayed
Timerange: 00/06:23:01 to 00/06:24:09

Plot file version 123 created 04-APR-2022 10:36:21

LSI61303 EM132A.UVDATA.1

Freq = 22.1080 GHz, Bw = 16.000 MH

No calibration applied and no bandpass applied



0 0 0 0 0 0 0 0 0 0 0 0 0 0 0 0

0 0 0 0 0 0 0 0 0 0 0 0 0 0 0 0

Channels

Channels

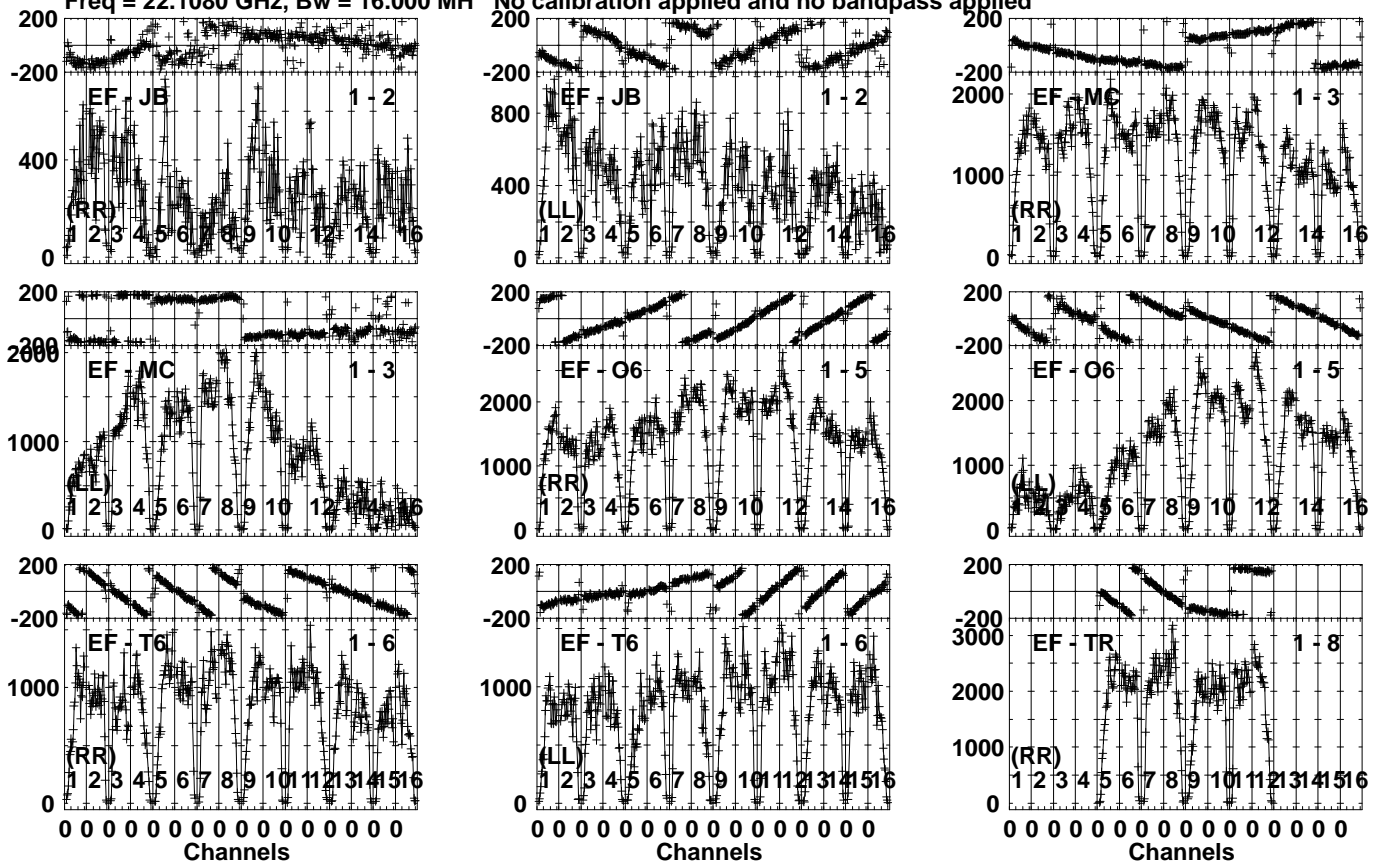
Lower frame: Micro Ampl Jy Top frame: Phas deg
Vector averaged cross-power spectrum Several baselines displayed
Timerange: 00/06:23:01 to 00/06:24:09

Plot file version 124 created 04-APR-2022 10:36:21

J0244+6228 EM132A.UVDATA.1

Freq = 22.1080 GHz, Bw = 16.000 MH

No calibration applied and no bandpass applied



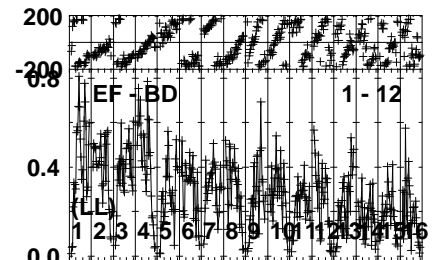
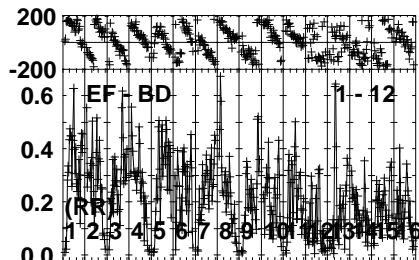
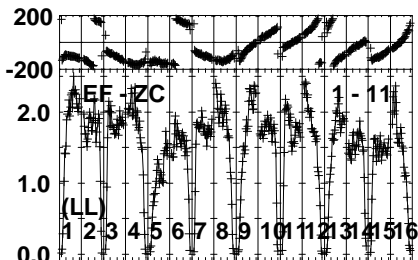
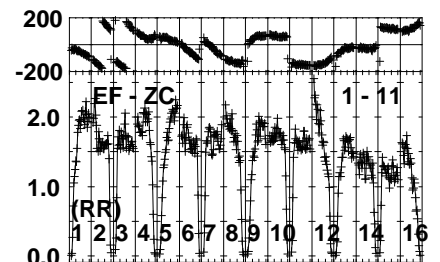
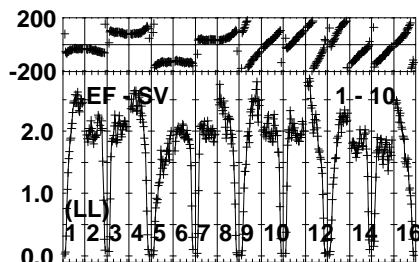
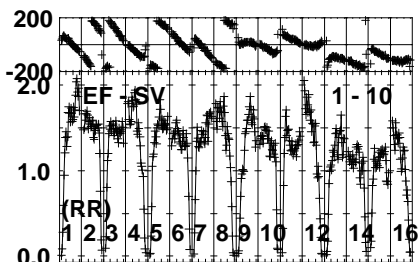
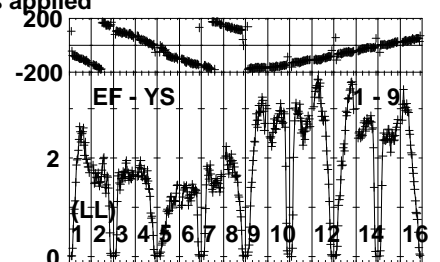
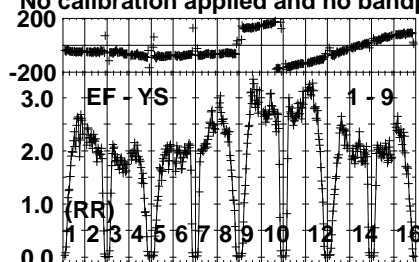
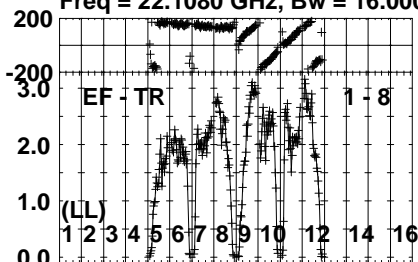
Lower frame: Micro Ampl Jy Top frame: Phas deg
Vector averaged cross-power spectrum Several baselines displayed
Timerange: 00/06:24:41 to 00/06:25:39

Plot file version 125 created 04-APR-2022 10:36:21

J0244+6228 EM132A.UVDATA.1

Freq = 22.1080 GHz, Bw = 16.000 MH

No calibration applied and no bandpass applied



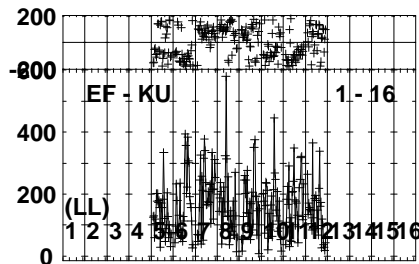
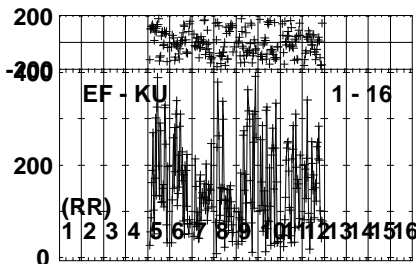
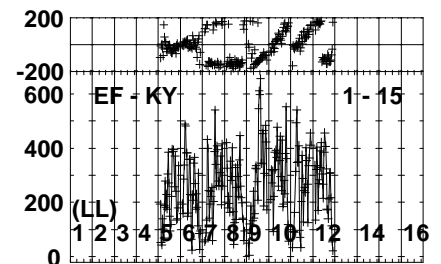
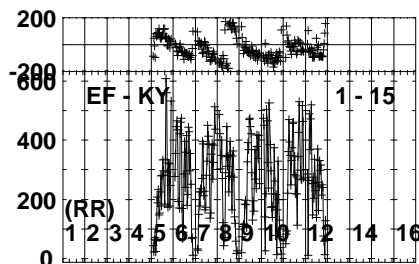
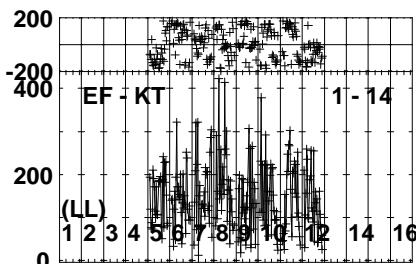
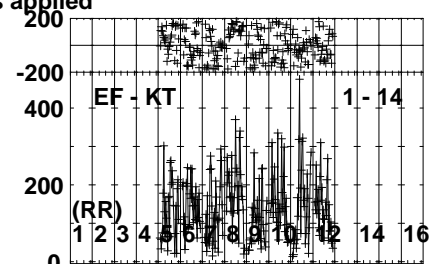
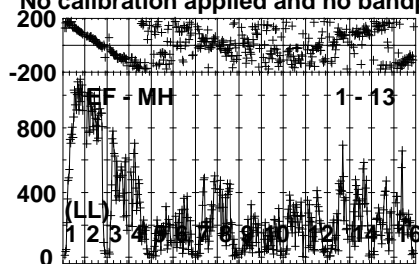
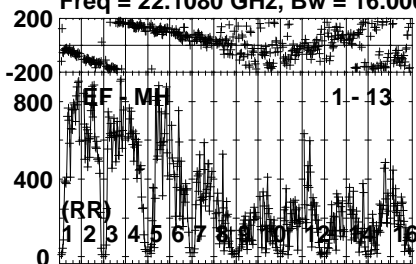
Lower frame: Milli Ampl Jy Top frame: Phas deg
Vector averaged cross-power spectrum Several baselines displayed
Timerange: 00/06:24:41 to 00/06:25:39

Plot file version 126 created 04-APR-2022 10:36:21

J0244+6228 EM132A.UVDATA.1

Freq = 22.1080 GHz, Bw = 16.000 MH

No calibration applied and no bandpass applied



0 0 0 0 0 0 0 0 0 0 0 0 0 0 0 0

Channels

0 0 0 0 0 0 0 0 0 0 0 0 0 0 0 0

Channels

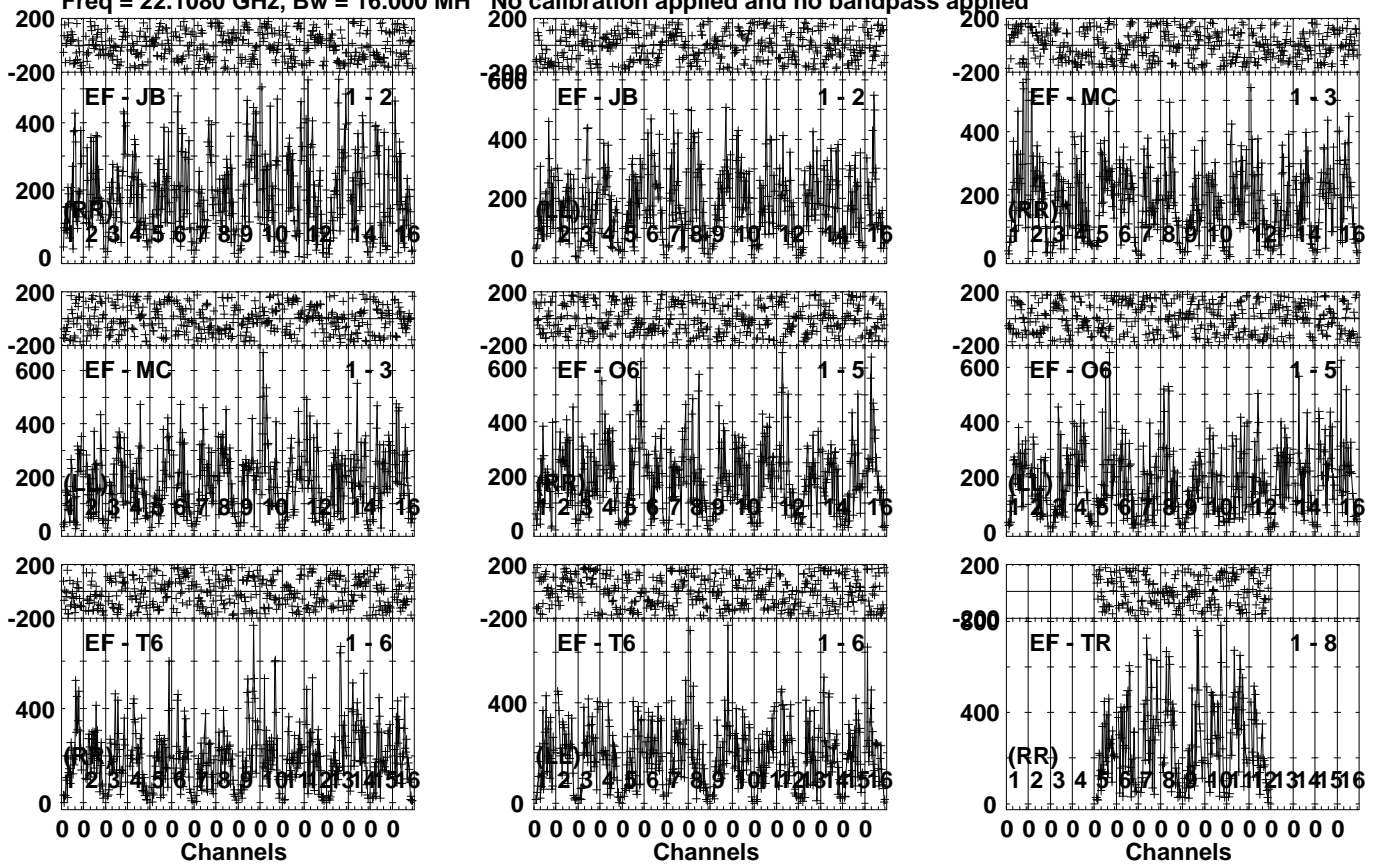
Lower frame: Micro Ampl Jy Top frame: Phas deg
Vector averaged cross-power spectrum Several baselines displayed
Timerange: 00/06:24:41 to 00/06:25:39

Plot file version 127 created 04-APR-2022 10:36:21

LSI61303 EM132A.UVDATA.1

Freq = 22.1080 GHz, Bw = 16.000 MH

No calibration applied and no bandpass applied



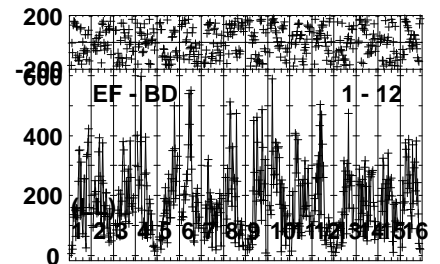
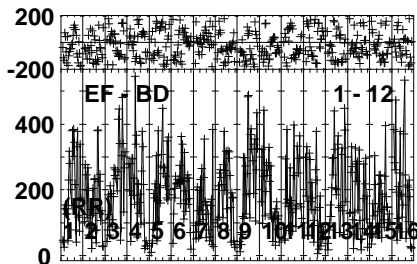
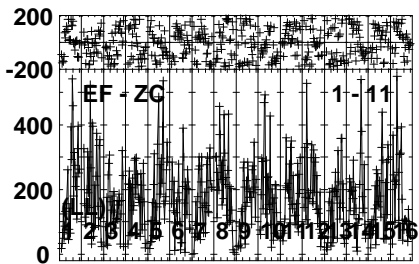
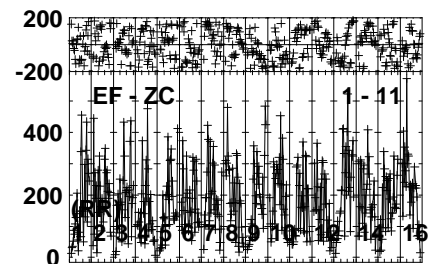
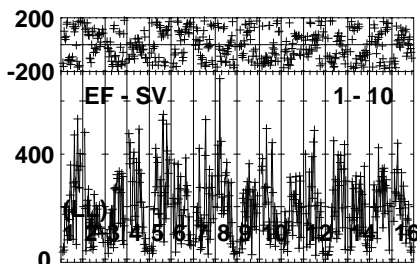
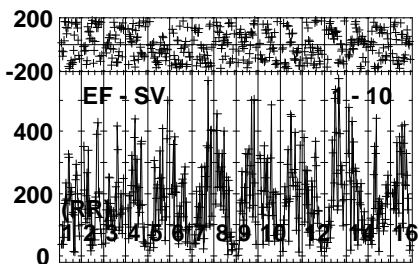
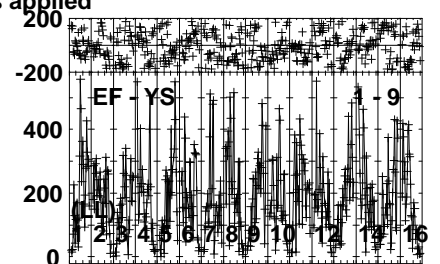
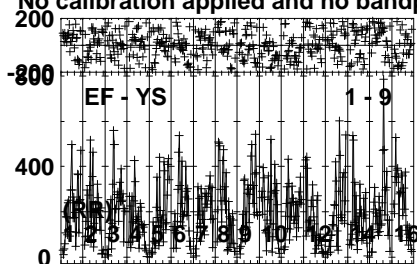
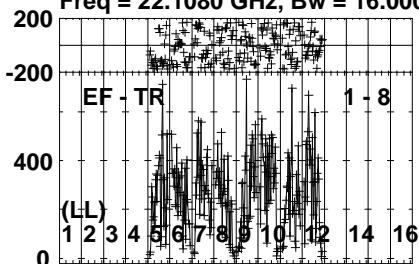
Lower frame: Micro Ampl Jy Top frame: Phas deg
Vector averaged cross-power spectrum Several baselines displayed
Timerange: 00/06:25:41 to 00/06:26:49

Plot file version 128 created 04-APR-2022 10:36:21

LSI61303 EM132A.UVDATA.1

Freq = 22.1080 GHz, Bw = 16.000 MH

No calibration applied and no bandpass applied



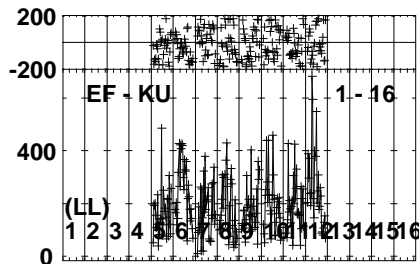
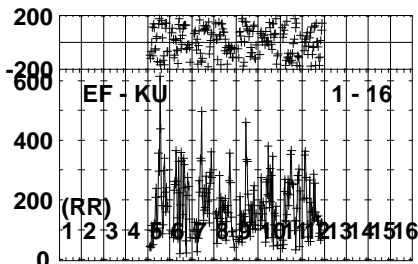
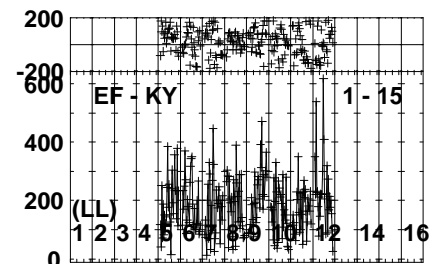
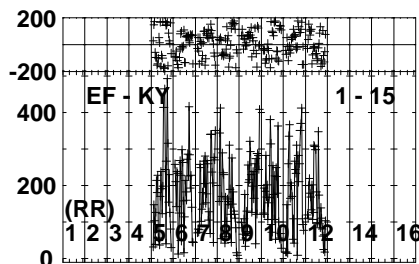
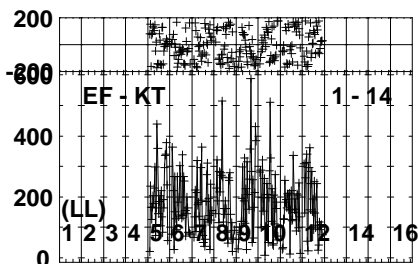
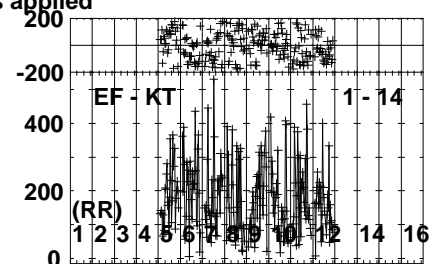
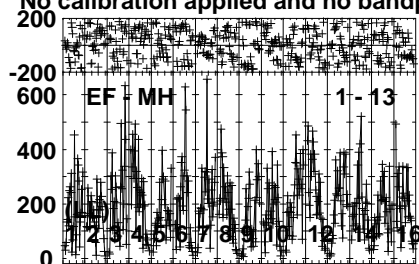
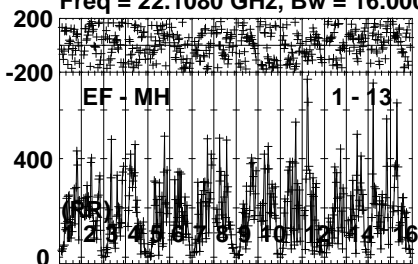
Lower frame: Micro Ampl Jy Top frame: Phas deg
Vector averaged cross-power spectrum Several baselines displayed
Timerange: 00/06:25:41 to 00/06:26:49

Plot file version 129 created 04-APR-2022 10:36:21

LSI61303 EM132A.UVDATA.1

Freq = 22.1080 GHz, Bw = 16.000 MH

No calibration applied and no bandpass applied



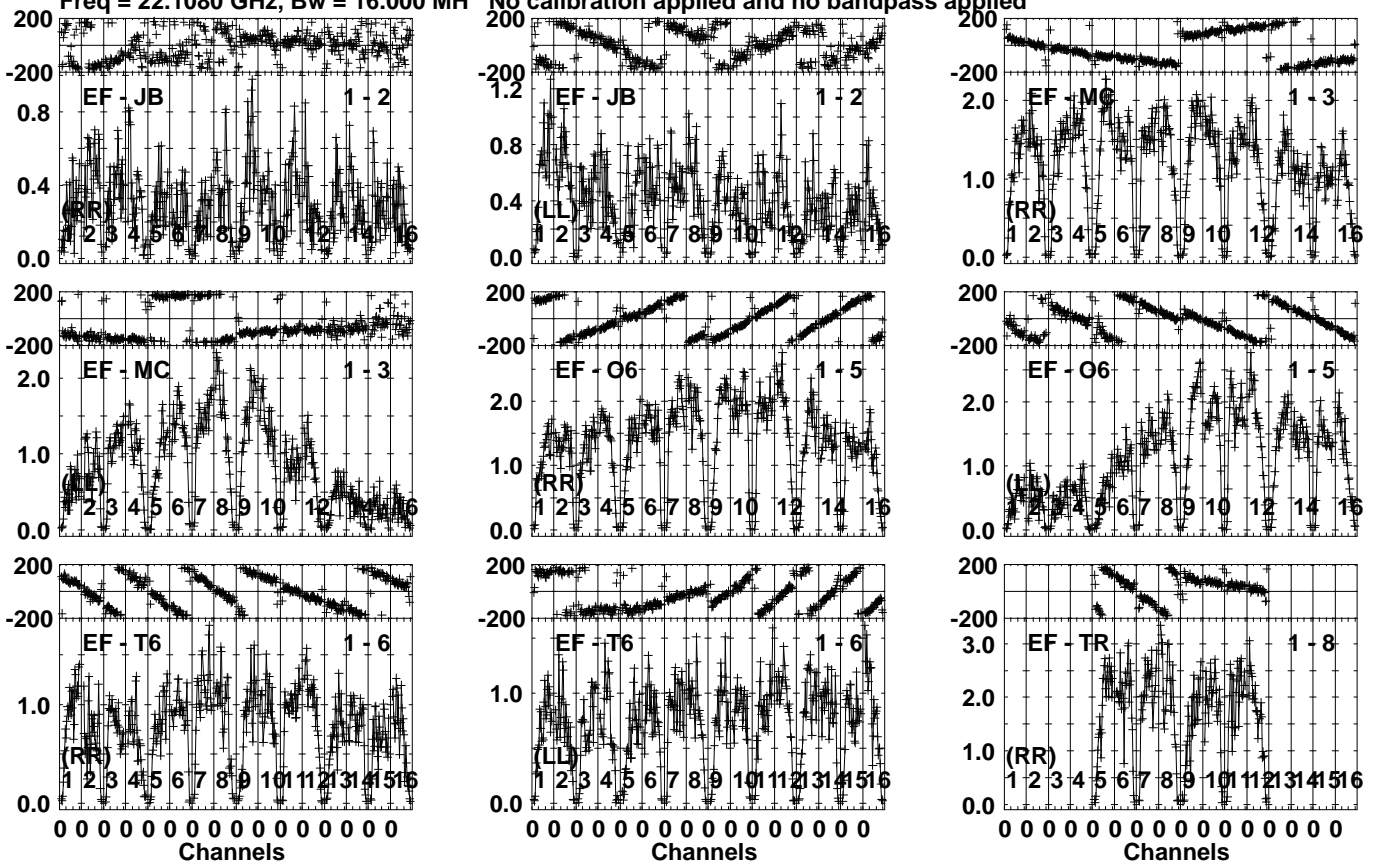
Lower frame: Micro Ampl Jy Top frame: Phas deg
Vector averaged cross-power spectrum Several baselines displayed
Timerange: 00/06:25:41 to 00/06:26:49

Plot file version 130 created 04-APR-2022 10:36:21

J0244+6228 EM132A.UVDATA.1

Freq = 22.1080 GHz, Bw = 16.000 MH

No calibration applied and no bandpass applied



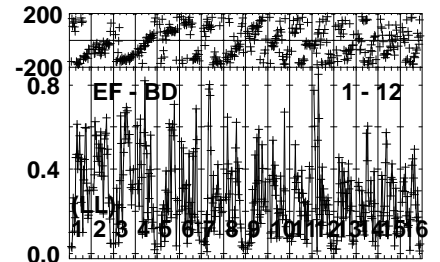
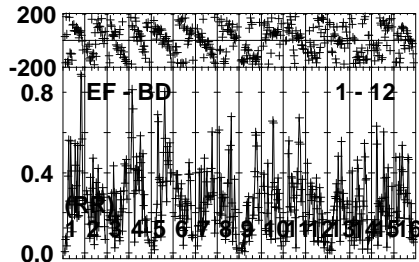
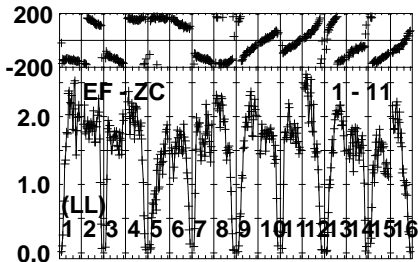
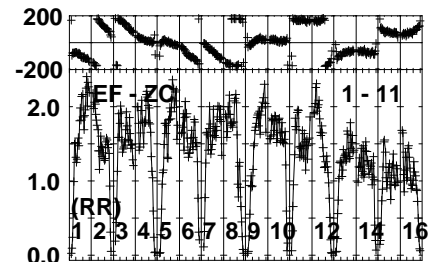
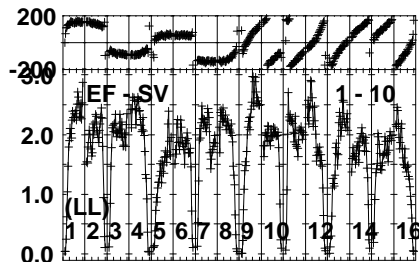
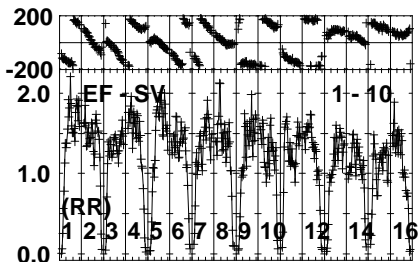
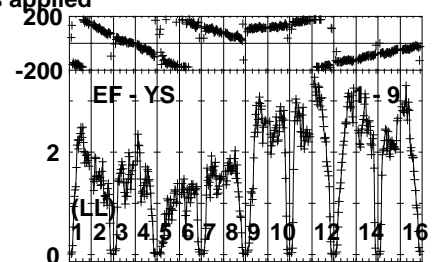
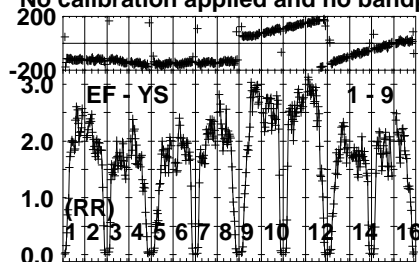
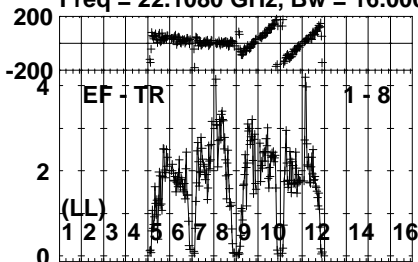
Lower frame: Milli Ampl Jy Top frame: Phas deg
Vector averaged cross-power spectrum Several baselines displayed
Timerange: 00/06:26:51 to 00/06:27:49

Plot file version 131 created 04-APR-2022 10:36:21

J0244+6228 EM132A.UVDATA.1

Freq = 22.1080 GHz, Bw = 16.000 MH

No calibration applied and no bandpass applied



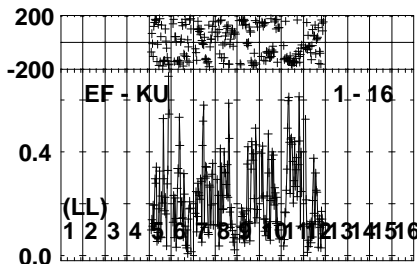
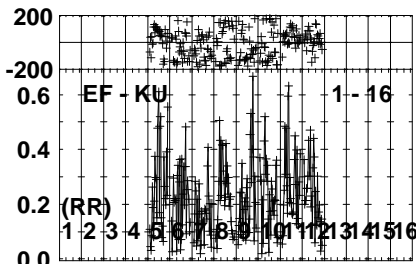
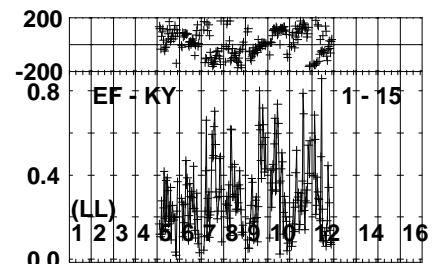
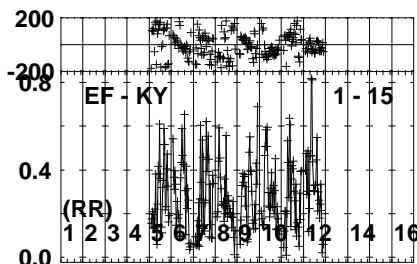
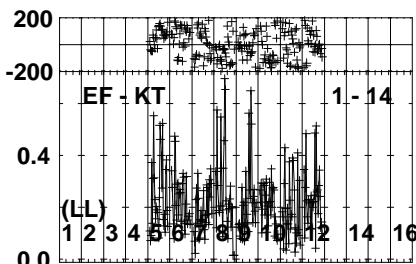
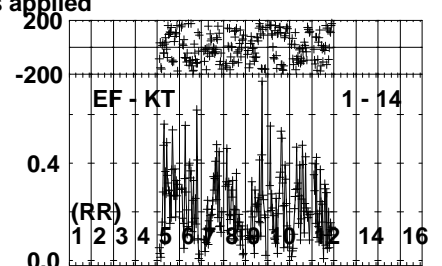
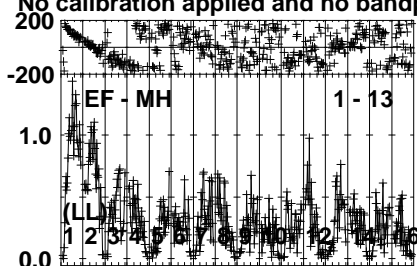
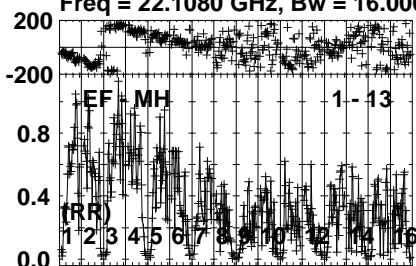
Lower frame: Milli Ampl Jy Top frame: Phas deg
Vector averaged cross-power spectrum Several baselines displayed
Timerange: 00/06:26:51 to 00/06:27:49

Plot file version 132 created 04-APR-2022 10:36:21

J0244+6228 EM132A.UVDATA.1

Freq = 22.1080 GHz, Bw = 16.000 MH

No calibration applied and no bandpass applied



0 0 0 0 0 0 0 0 0 0 0 0 0 0 0 0
Channels

0 0 0 0 0 0 0 0 0 0 0 0 0 0 0 0
Channels

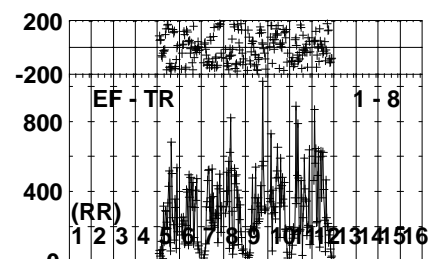
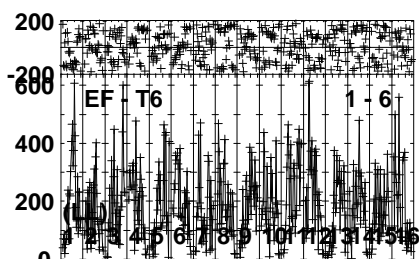
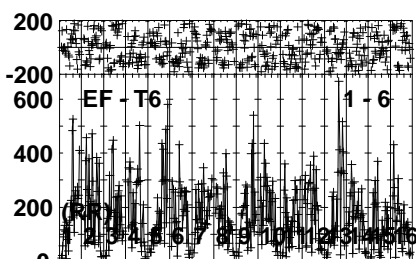
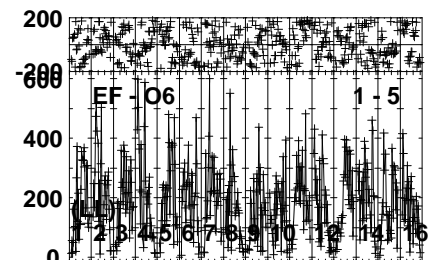
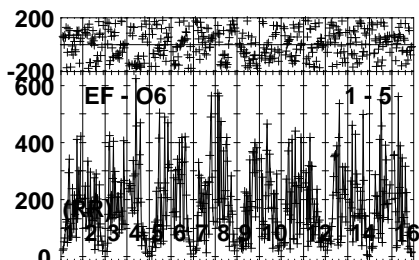
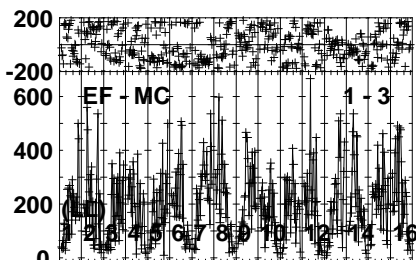
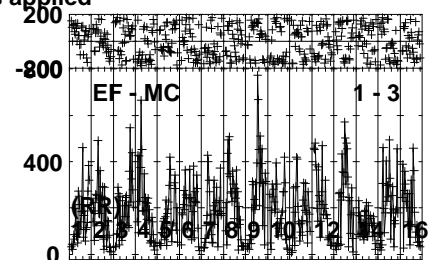
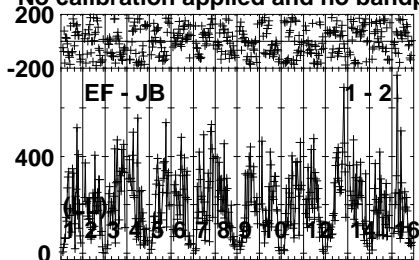
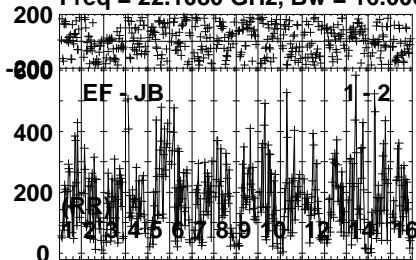
Lower frame: Milli Ampl Jy Top frame: Phas deg
Vector averaged cross-power spectrum Several baselines displayed
Timerange: 00/06:26:51 to 00/06:27:49

Plot file version 133 created 04-APR-2022 10:36:22

LSI61303 EM132A.UVDATA.1

Freq = 22.1080 GHz, Bw = 16.000 MH

No calibration applied and no bandpass applied



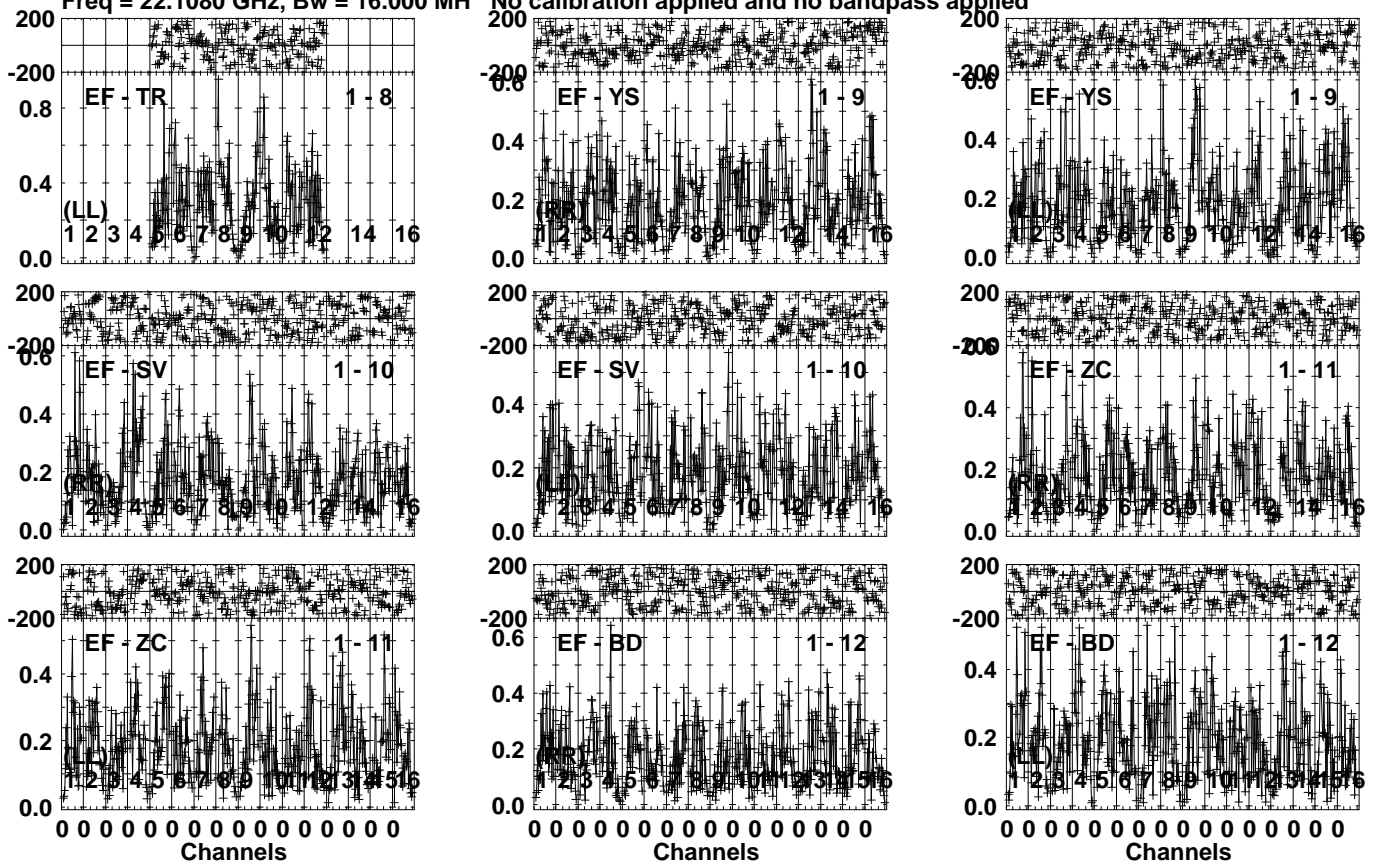
Lower frame: Micro Ampl Jy Top frame: Phas deg
Vector averaged cross-power spectrum Several baselines displayed
Timerange: 00/06:27:51 to 00/06:28:59

Plot file version 134 created 04-APR-2022 10:36:22

LSI61303 EM132A.UVDATA.1

Freq = 22.1080 GHz, Bw = 16.000 MH

No calibration applied and no bandpass applied



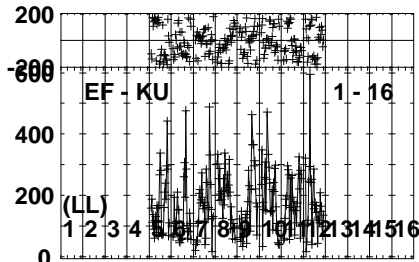
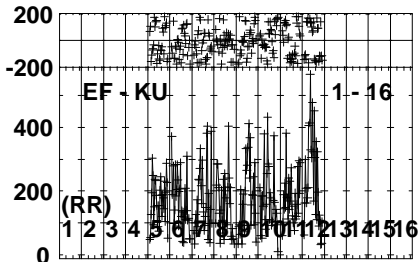
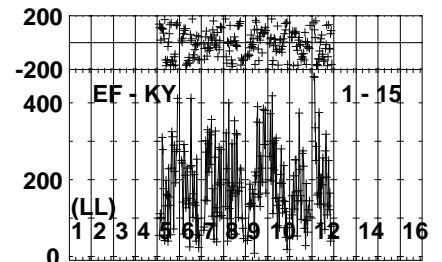
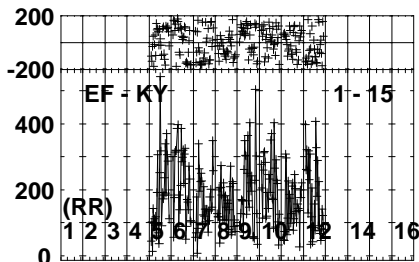
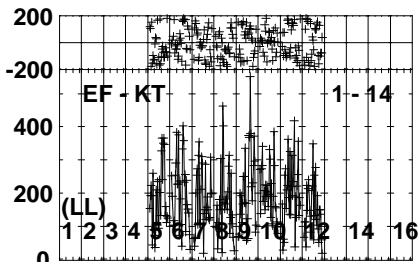
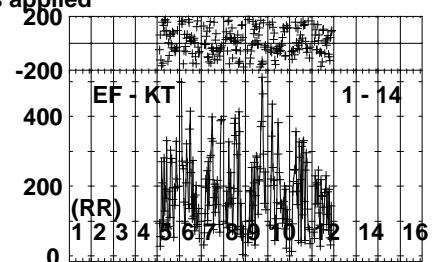
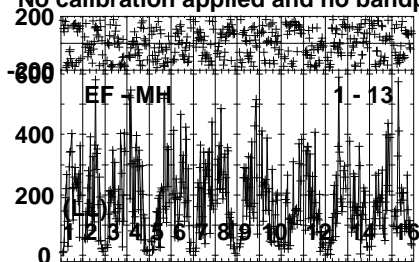
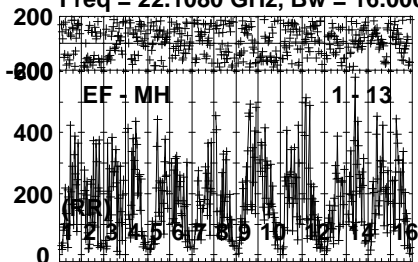
Lower frame: Milli Ampl Jy Top frame: Phas deg
Vector averaged cross-power spectrum Several baselines displayed
Timerange: 00/06:27:51 to 00/06:28:59

Plot file version 135 created 04-APR-2022 10:36:22

LSI61303 EM132A.UVDATA.1

Freq = 22.1080 GHz, Bw = 16.000 MH

No calibration applied and no bandpass applied



0 0 0 0 0 0 0 0 0 0 0 0 0 0 0 0

0 0 0 0 0 0 0 0 0 0 0 0 0 0 0 0

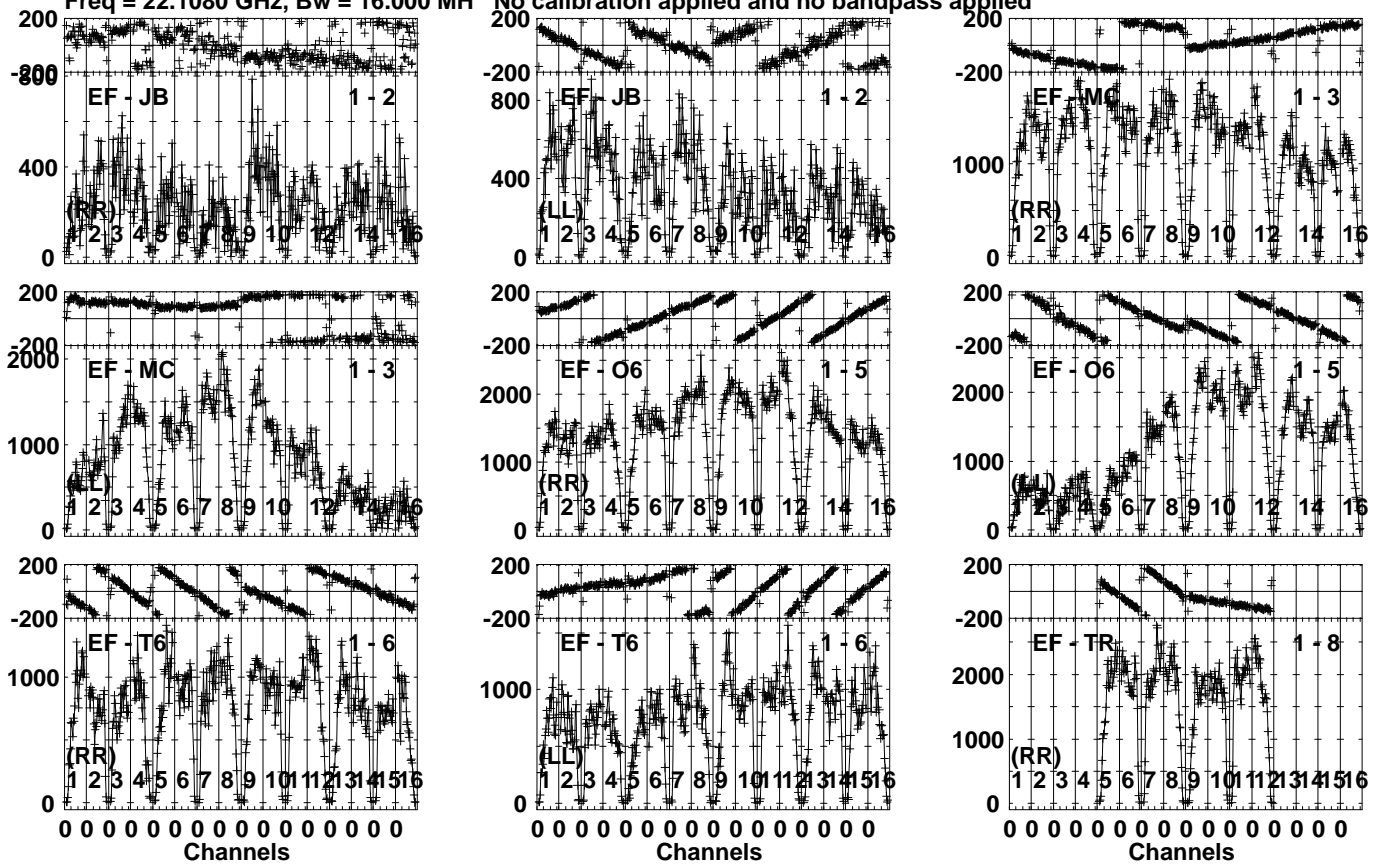
Lower frame: Micro Ampl Jy Top frame: Phas deg
Vector averaged cross-power spectrum Several baselines displayed
Timerange: 00/06:27:51 to 00/06:28:59

Plot file version 136 created 04-APR-2022 10:36:22

J0244+6228 EM132A.UVDATA.1

Freq = 22.1080 GHz, Bw = 16.000 MH

No calibration applied and no bandpass applied



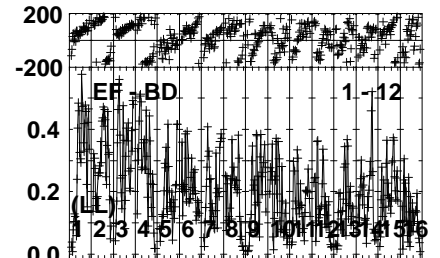
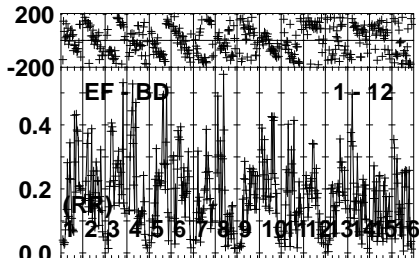
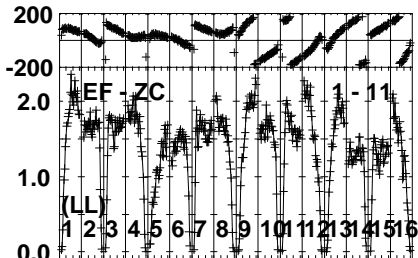
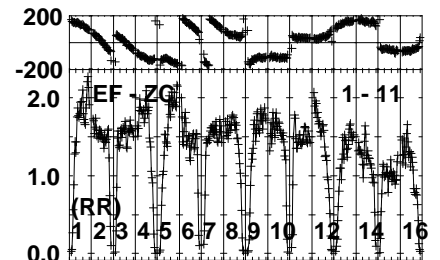
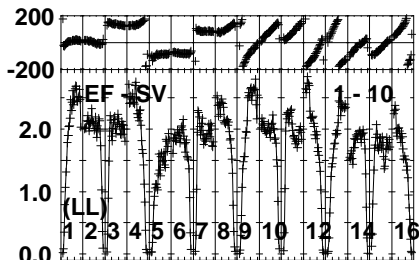
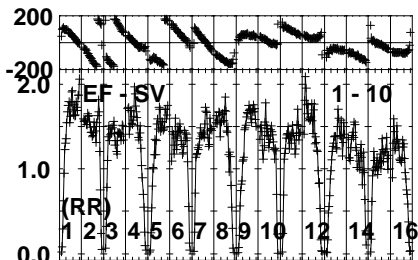
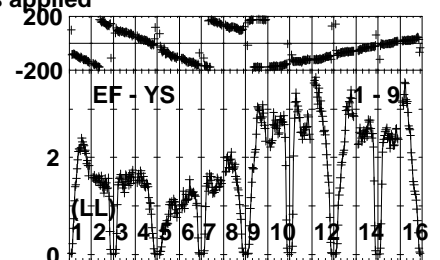
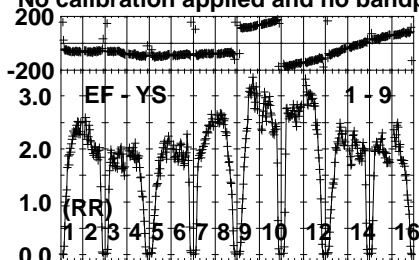
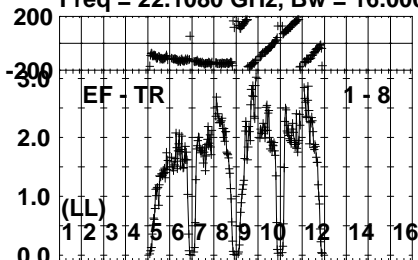
Lower frame: Micro Ampl Jy Top frame: Phas deg
Vector averaged cross-power spectrum Several baselines displayed
Timerange: 00/06:29:31 to 00/06:30:29

Plot file version 137 created 04-APR-2022 10:36:22

J0244+6228 EM132A.UVDATA.1

Freq = 22.1080 GHz, Bw = 16.000 MH

No calibration applied and no bandpass applied



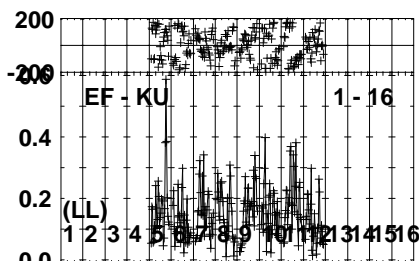
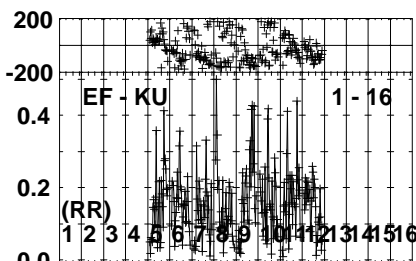
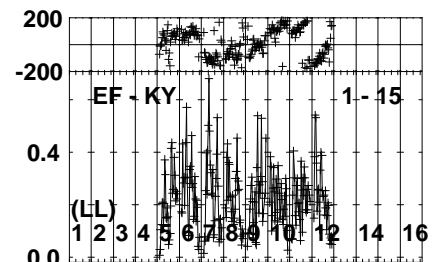
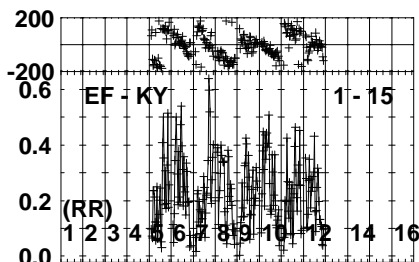
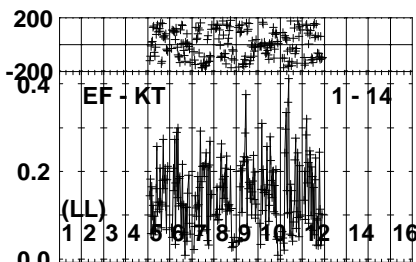
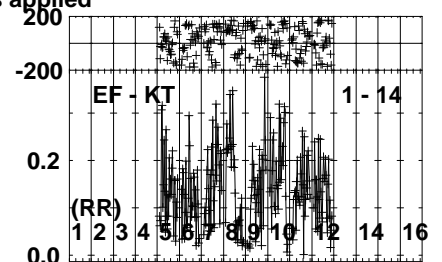
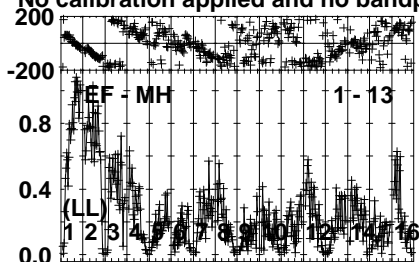
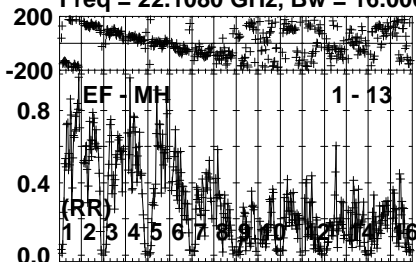
Lower frame: Milli Ampl Jy Top frame: Phas deg
Vector averaged cross-power spectrum Several baselines displayed
Timerange: 00/06:29:31 to 00/06:30:29

Plot file version 138 created 04-APR-2022 10:36:22

J0244+6228 EM132A.UVDATA.1

Freq = 22.1080 GHz, Bw = 16.000 MH

No calibration applied and no bandpass applied



0 0 0 0 0 0 0 0 0 0 0 0 0 0 0 0

0 0 0 0 0 0 0 0 0 0 0 0 0 0 0 0

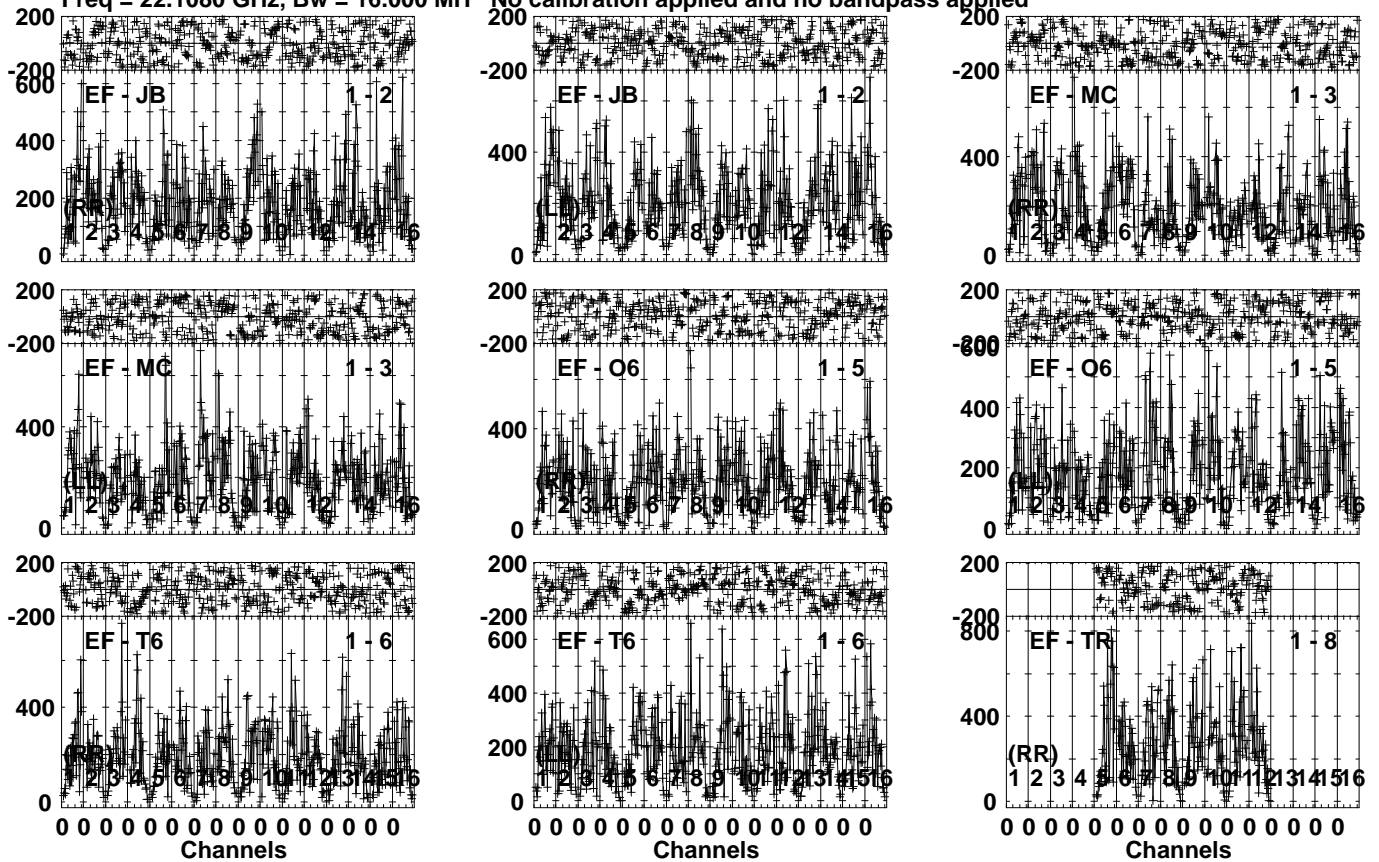
Lower frame: Milli Ampl Jy Top frame: Phas deg
Vector averaged cross-power spectrum Several baselines displayed
Timerange: 00/06:29:31 to 00/06:30:29

Plot file version 139 created 04-APR-2022 10:36:22

LSI61303 EM132A.UVDATA.1

Freq = 22.1080 GHz, Bw = 16.000 MH

No calibration applied and no bandpass applied



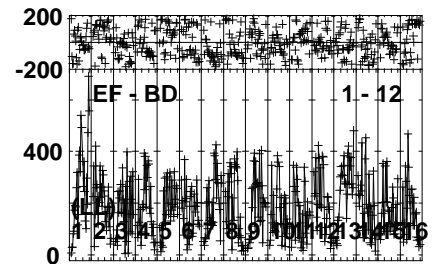
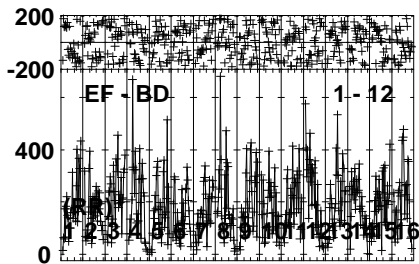
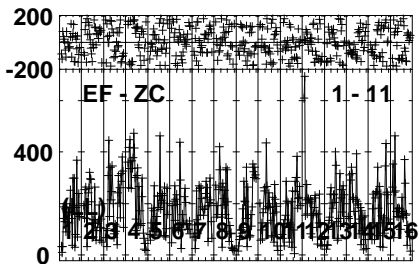
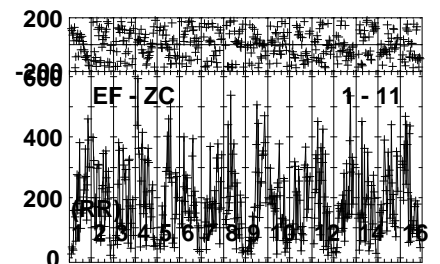
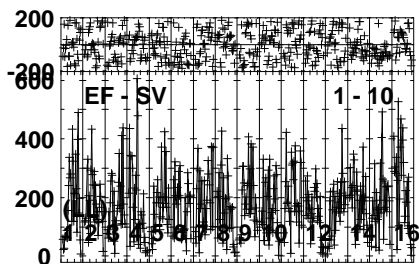
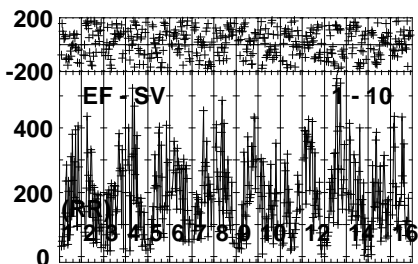
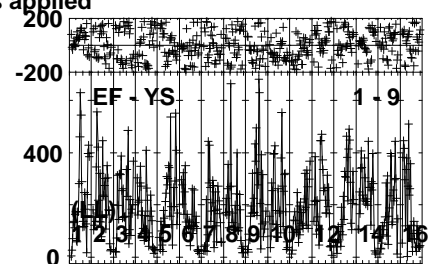
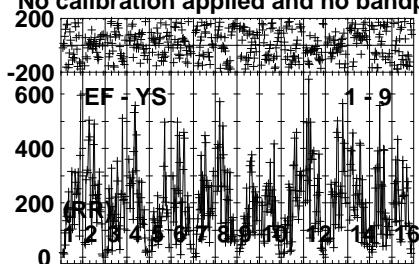
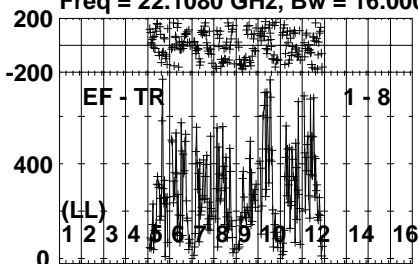
Lower frame: Micro Ampl Jy Top frame: Phas deg
Vector averaged cross-power spectrum Several baselines displayed
Timerange: 00/06:30:31 to 00/06:31:39

Plot file version 140 created 04-APR-2022 10:36:22

LSI61303 EM132A.UVDATA.1

Freq = 22.1080 GHz, Bw = 16.000 MH

No calibration applied and no bandpass applied



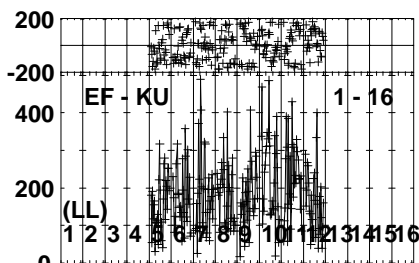
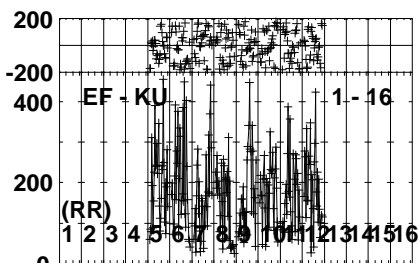
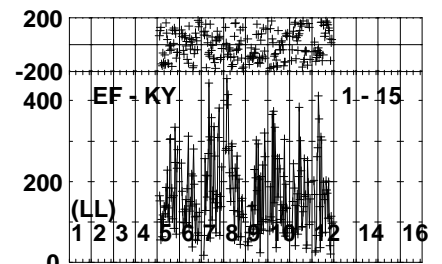
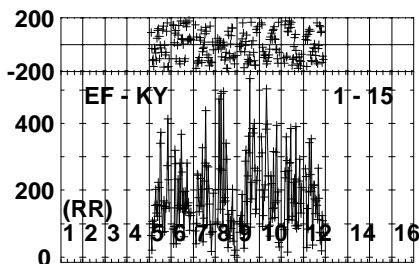
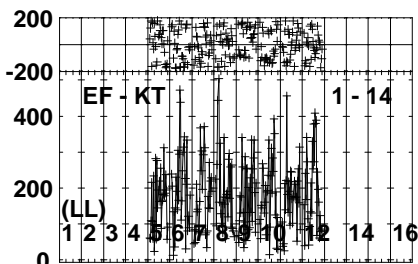
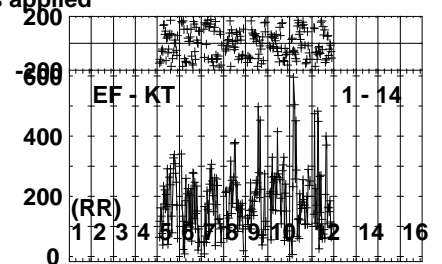
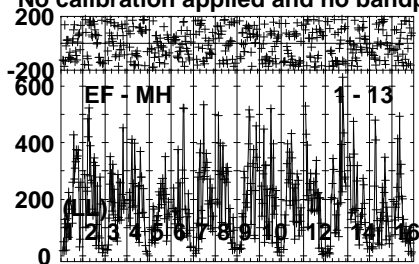
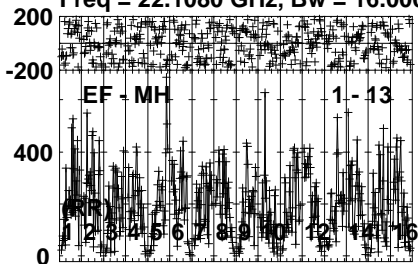
Lower frame: Micro Ampl Jy Top frame: Phas deg
Vector averaged cross-power spectrum Several baselines displayed
Timerange: 00/06:30:31 to 00/06:31:39

Plot file version 141 created 04-APR-2022 10:36:22

LSI61303 EM132A.UVDATA.1

Freq = 22.1080 GHz, Bw = 16.000 MH

No calibration applied and no bandpass applied



0 0 0 0 0 0 0 0 0 0 0 0 0 0 0 0

Channels

0 0 0 0 0 0 0 0 0 0 0 0 0 0 0 0

Channels

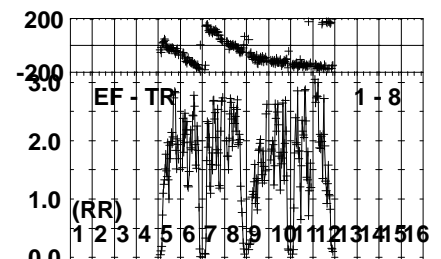
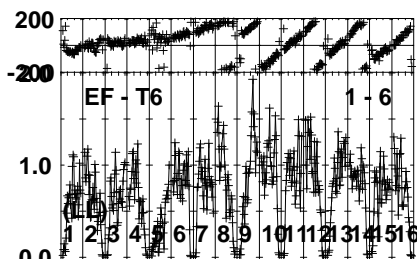
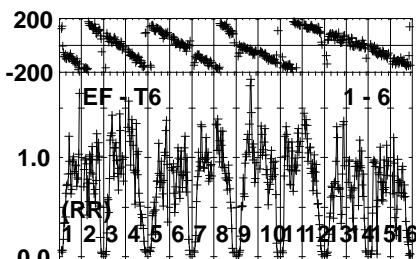
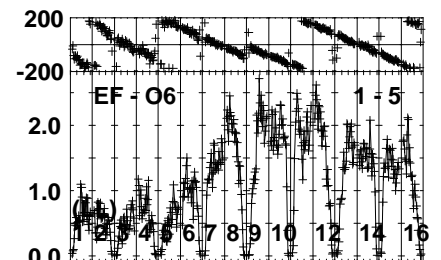
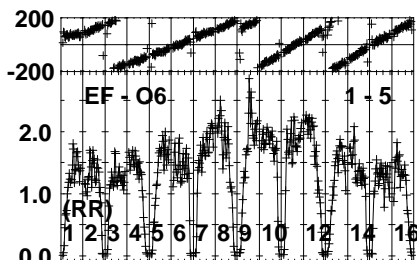
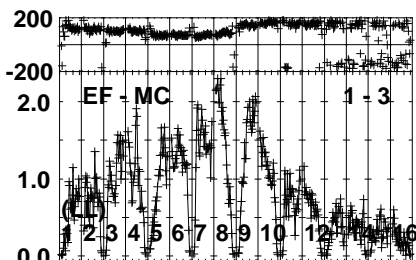
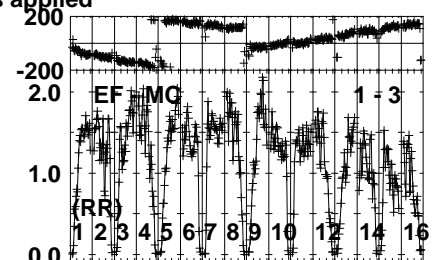
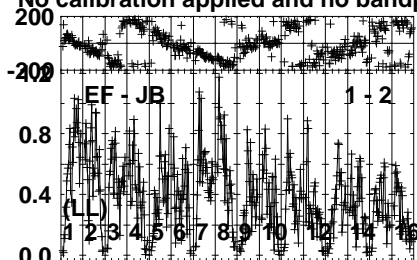
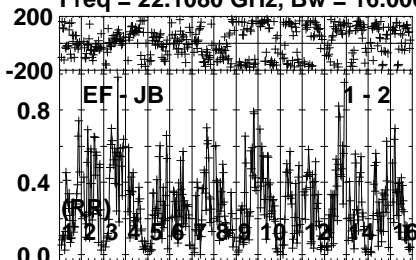
Lower frame: Micro Ampl Jy Top frame: Phas deg
Vector averaged cross-power spectrum Several baselines displayed
Timerange: 00/06:30:31 to 00/06:31:39

Plot file version 142 created 04-APR-2022 10:36:22

J0244+6228 EM132A.UVDATA.1

Freq = 22.1080 GHz, Bw = 16.000 MH

No calibration applied and no bandpass applied



0 0 0 0 0 0 0 0 0 0 0 0 0 0 0 0
Channels

0 0 0 0 0 0 0 0 0 0 0 0 0 0 0 0
Channels

0 0 0 0 0 0 0 0 0 0 0 0 0 0 0 0
Channels

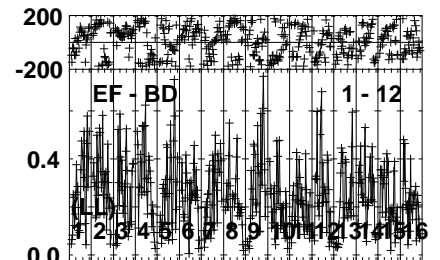
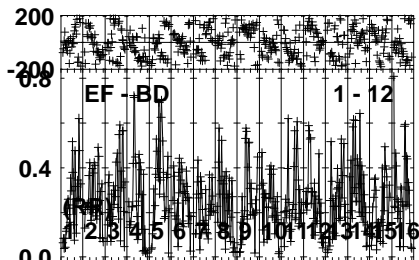
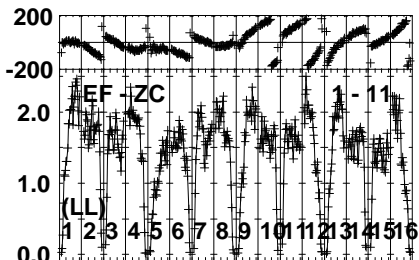
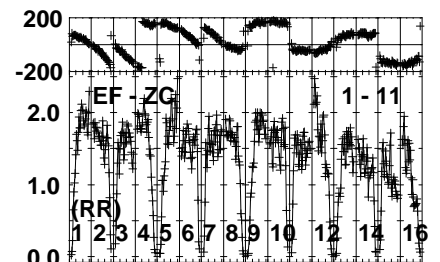
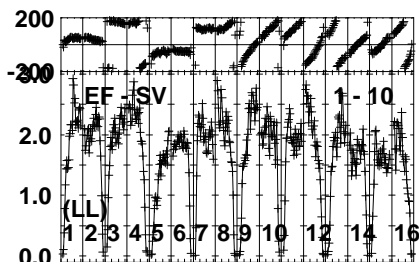
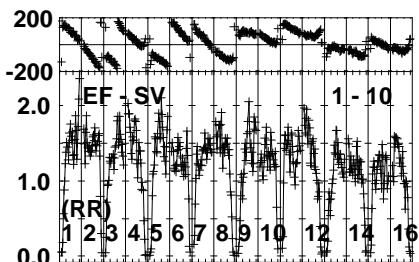
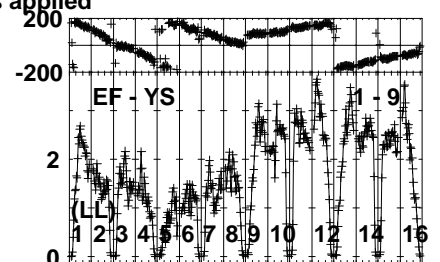
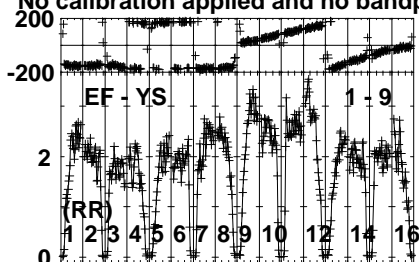
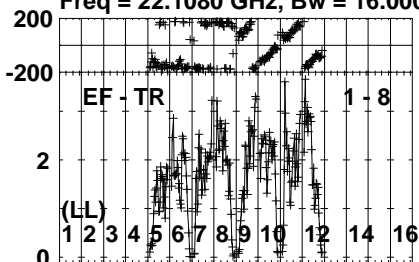
Lower frame: Milli Ampl Jy Top frame: Phas deg
Vector averaged cross-power spectrum Several baselines displayed
Timerange: 00/06:31:41 to 00/06:32:39

Plot file version 143 created 04-APR-2022 10:36:22

J0244+6228 EM132A.UVDATA.1

Freq = 22.1080 GHz, Bw = 16.000 MH

No calibration applied and no bandpass applied



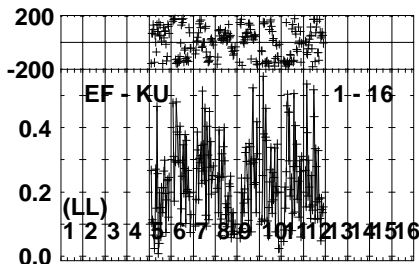
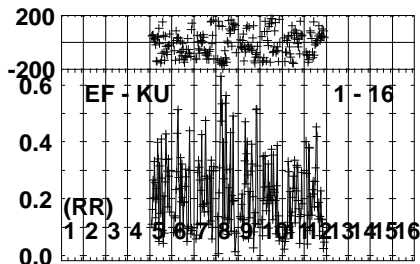
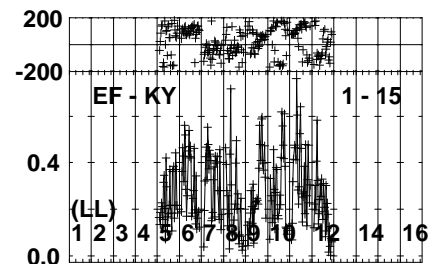
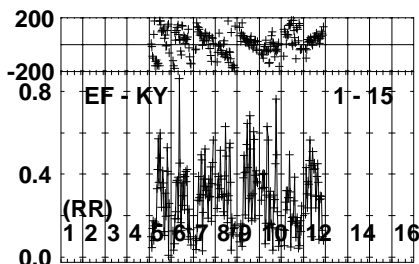
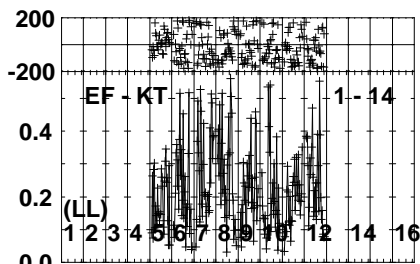
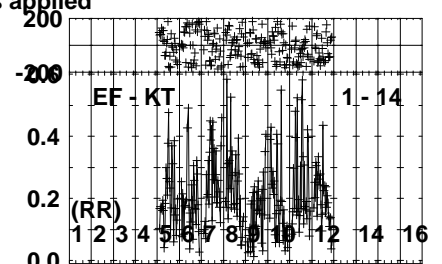
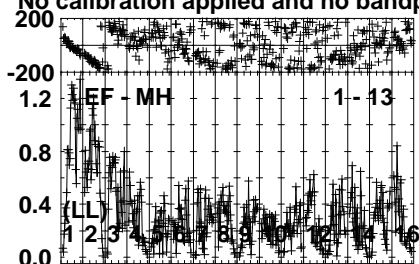
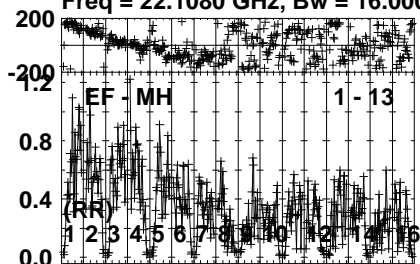
Lower frame: Milli Ampl Jy Top frame: Phas deg
Vector averaged cross-power spectrum Several baselines displayed
Timerange: 00/06:31:41 to 00/06:32:39

Plot file version 144 created 04-APR-2022 10:36:22

J0244+6228 EM132A.UVDATA.1

Freq = 22.1080 GHz, Bw = 16.000 MH

No calibration applied and no bandpass applied



0 0 0 0 0 0 0 0 0 0 0 0 0 0 0 0
Channels

0 0 0 0 0 0 0 0 0 0 0 0 0 0 0 0
Channels

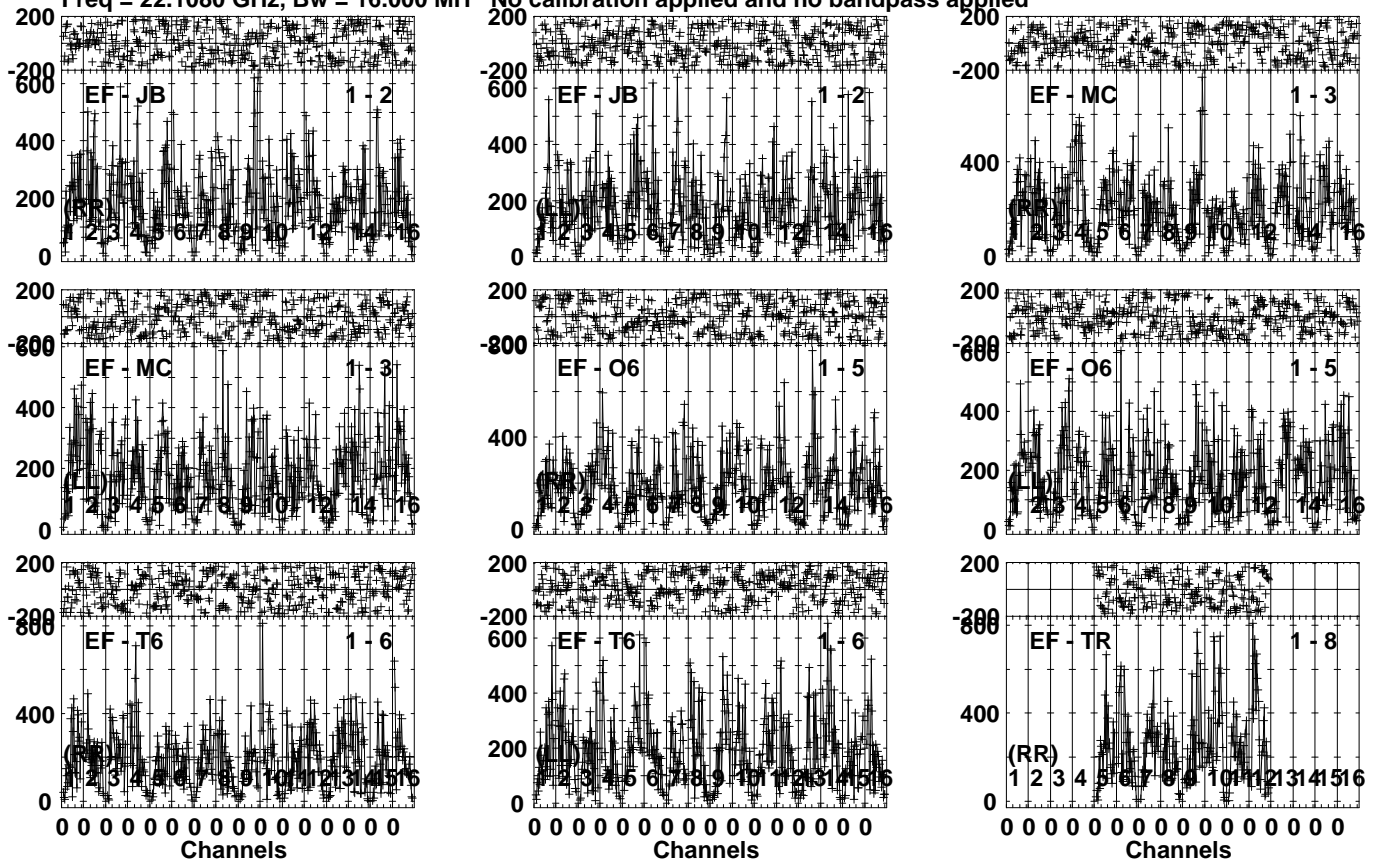
Lower frame: Milli Ampl Jy Top frame: Phas deg
Vector averaged cross-power spectrum Several baselines displayed
Timerange: 00/06:31:41 to 00/06:32:39

Plot file version 145 created 04-APR-2022 10:36:22

LSI61303 EM132A.UVDATA.1

Freq = 22.1080 GHz, Bw = 16.000 MH

No calibration applied and no bandpass applied



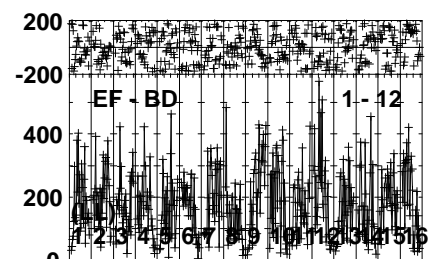
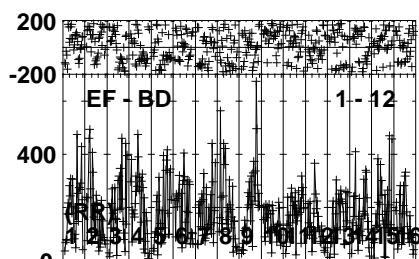
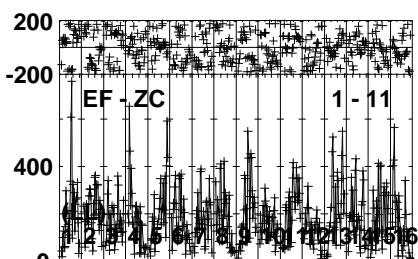
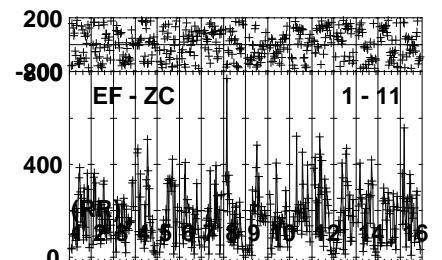
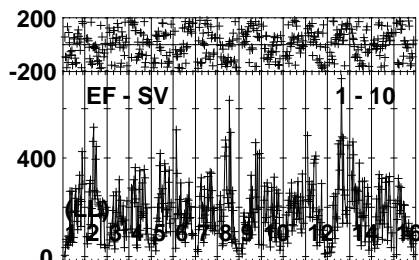
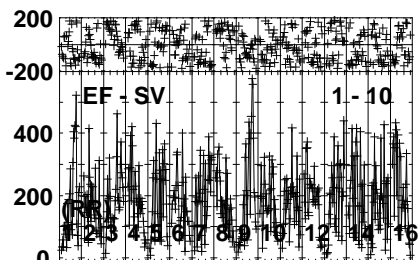
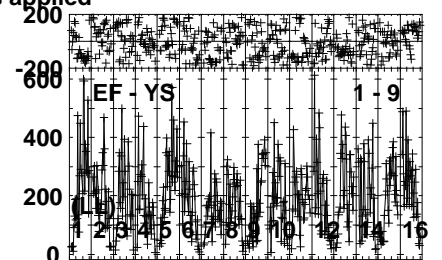
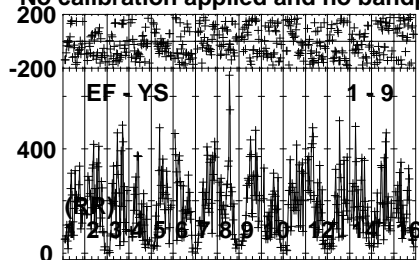
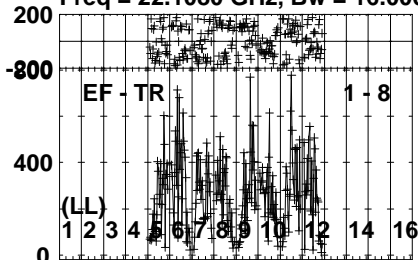
Lower frame: Micro Ampl Jy Top frame: Phas deg
Vector averaged cross-power spectrum Several baselines displayed
Timerange: 00/06:32:41 to 00/06:33:49

Plot file version 146 created 04-APR-2022 10:36:23

LSI61303 EM132A.UVDATA.1

Freq = 22.1080 GHz, Bw = 16.000 MH

No calibration applied and no bandpass applied



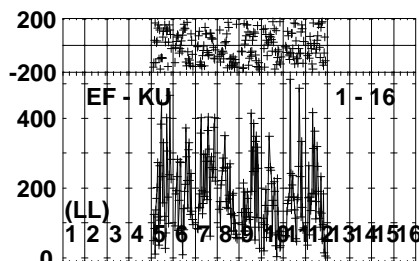
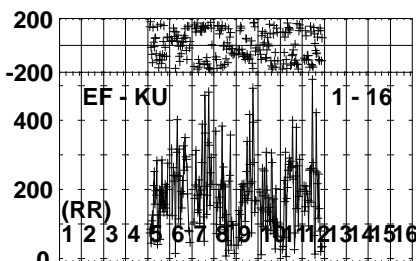
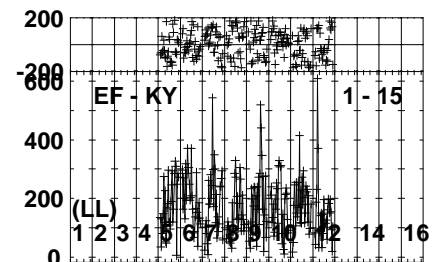
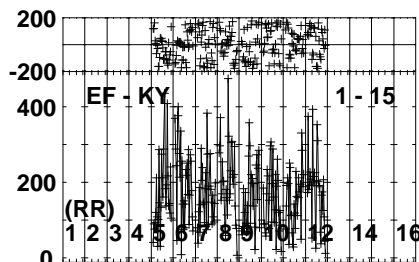
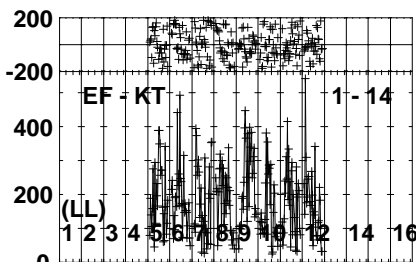
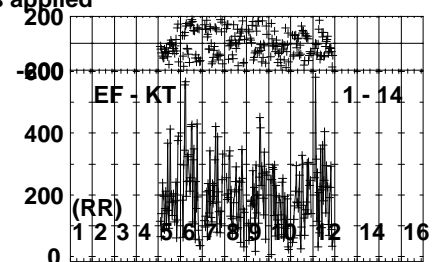
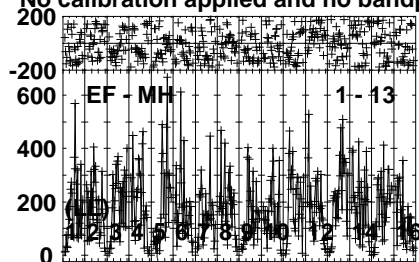
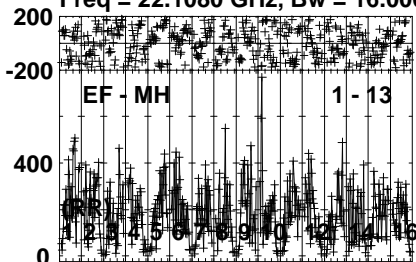
Lower frame: Micro Ampl Jy Top frame: Phas deg
Vector averaged cross-power spectrum Several baselines displayed
Timerange: 00/06:32:41 to 00/06:33:49

Plot file version 147 created 04-APR-2022 10:36:23

LSI61303 EM132A.UVDATA.1

Freq = 22.1080 GHz, Bw = 16.000 MH

No calibration applied and no bandpass applied



0 0 0 0 0 0 0 0 0 0 0 0 0 0 0 0

0 0 0 0 0 0 0 0 0 0 0 0 0 0 0 0

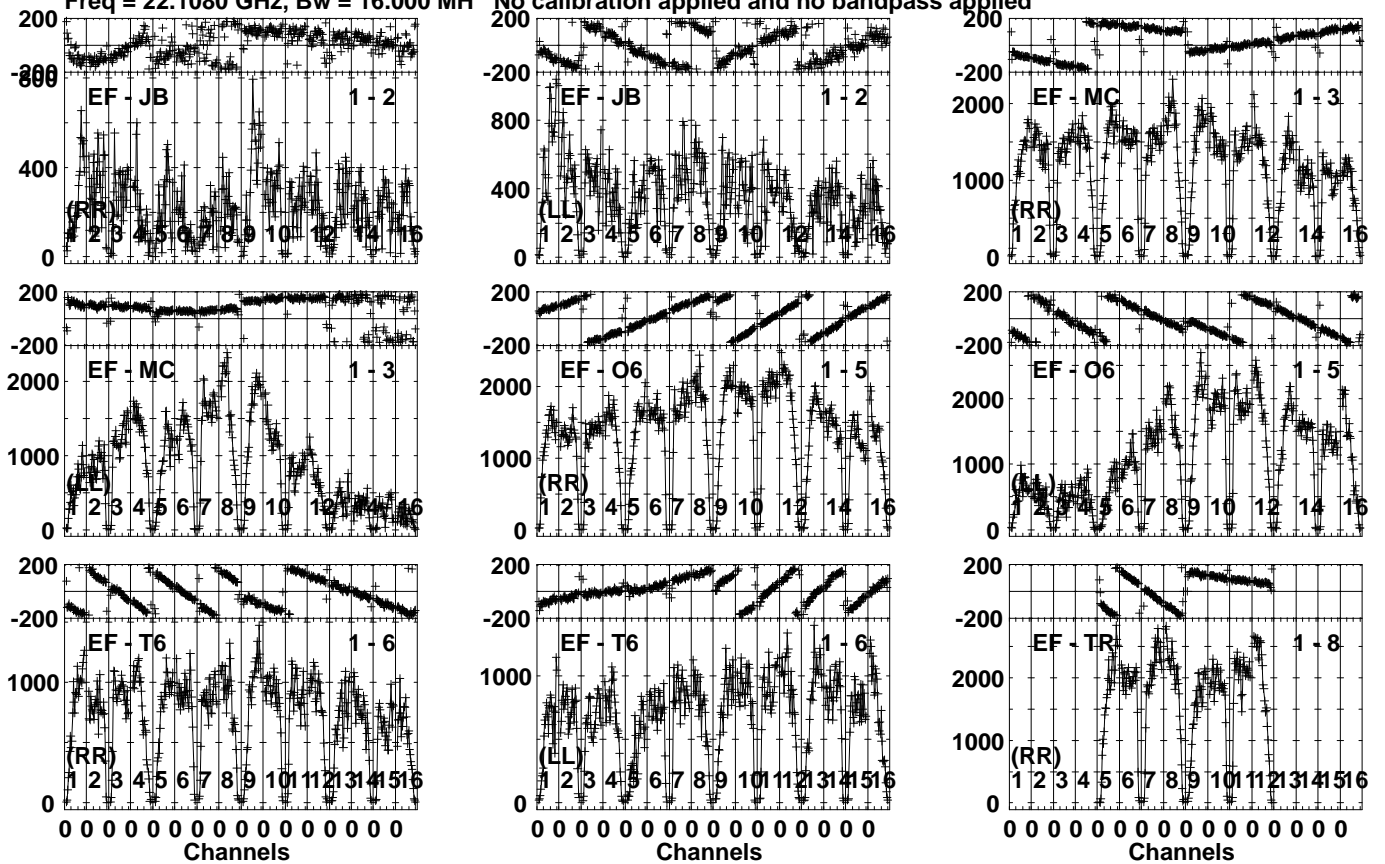
Lower frame: Micro Ampl Jy Top frame: Phas deg
Vector averaged cross-power spectrum Several baselines displayed
Timerange: 00/06:32:41 to 00/06:33:49

Plot file version 148 created 04-APR-2022 10:36:23

J0244+6228 EM132A.UVDATA.1

Freq = 22.1080 GHz, Bw = 16.000 MH

No calibration applied and no bandpass applied



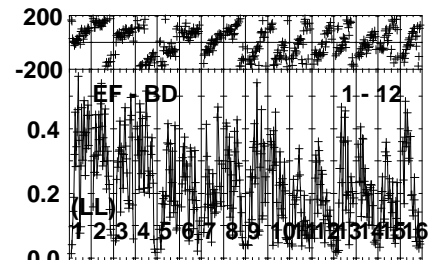
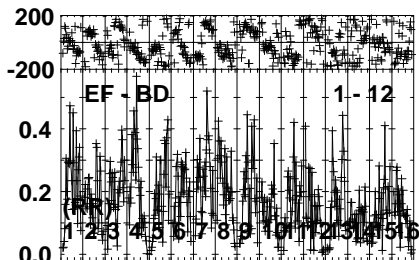
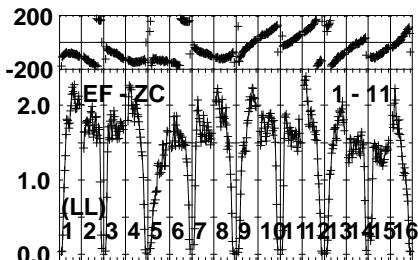
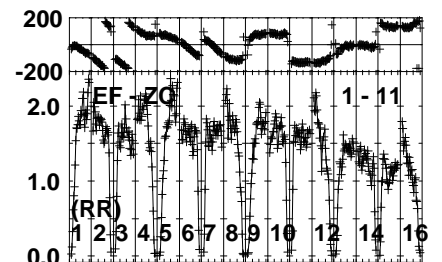
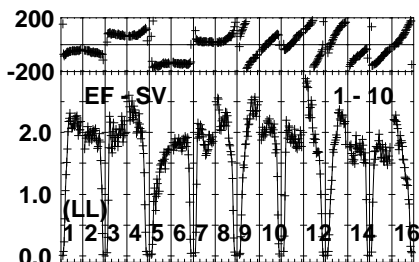
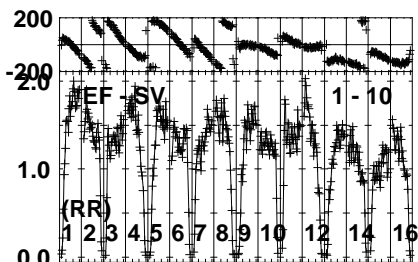
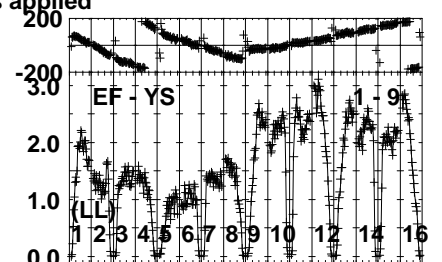
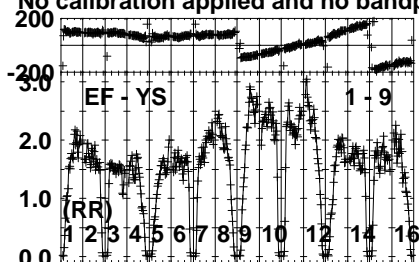
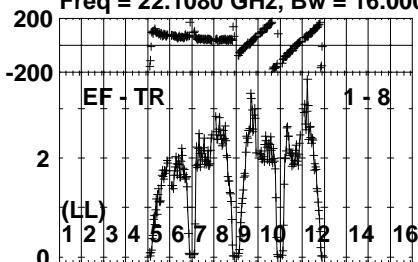
Lower frame: Micro Ampl Jy Top frame: Phas deg
Vector averaged cross-power spectrum Several baselines displayed
Timerange: 00:06:34:21 to 00:06:35:19

Plot file version 149 created 04-APR-2022 10:36:23

J0244+6228 EM132A.UVDATA.1

Freq = 22.1080 GHz, Bw = 16.000 MH

No calibration applied and no bandpass applied



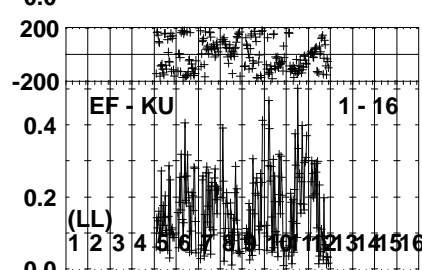
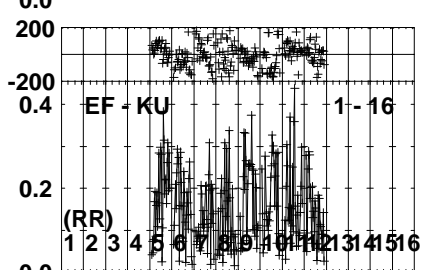
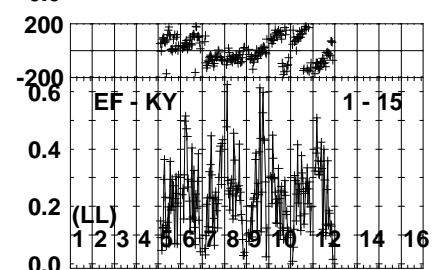
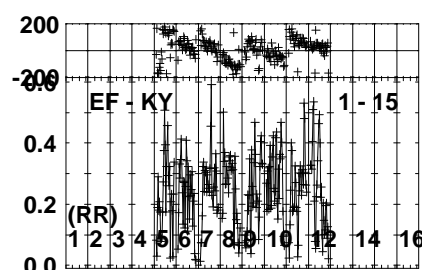
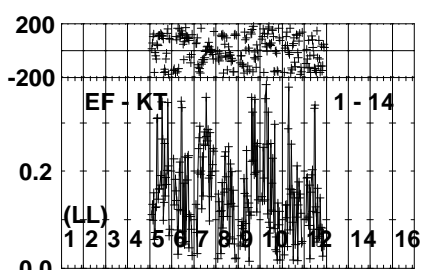
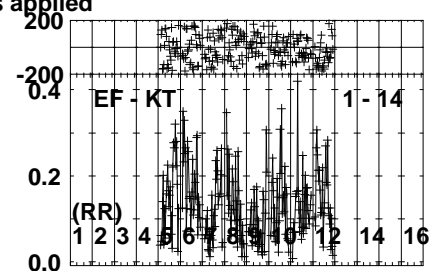
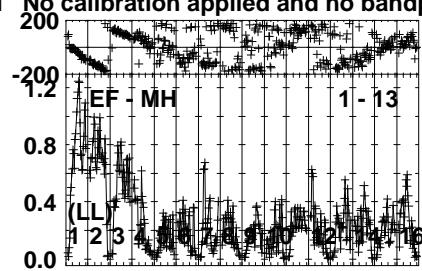
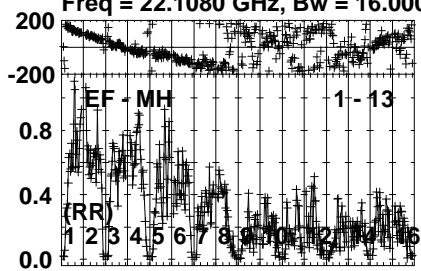
Lower frame: Milli Ampl Jy Top frame: Phas deg
Vector averaged cross-power spectrum Several baselines displayed
Timerange: 00/06:34:21 to 00/06:35:19

Plot file version 150 created 04-APR-2022 10:36:23

J0244+6228 EM132A.UVDATA.1

Freq = 22.1080 GHz, Bw = 16.000 MH

No calibration applied and no bandpass applied



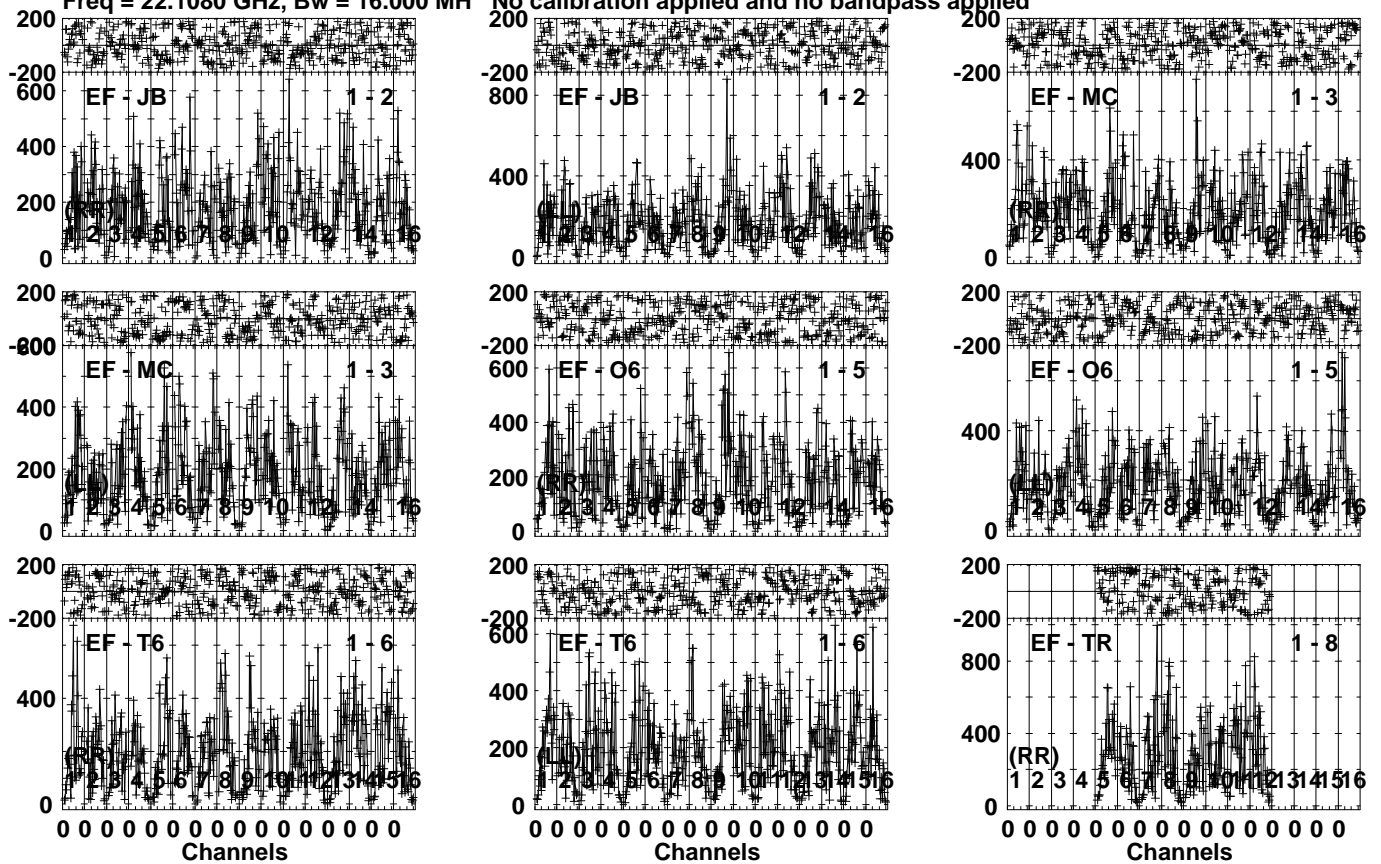
0 0 0 0 0 0 0 0 0 0 0 0 0 0 0 0
Channels
Lower frame: Milli Ampl Jy Top frame: Phas deg
Vector averaged cross-power spectrum Several baselines displayed
Timerange: 00/06:34:21 to 00/06:35:19

Plot file version 151 created 04-APR-2022 10:36:23

LSI61303 EM132A.UVDATA.1

Freq = 22.1080 GHz, Bw = 16.000 MH

No calibration applied and no bandpass applied



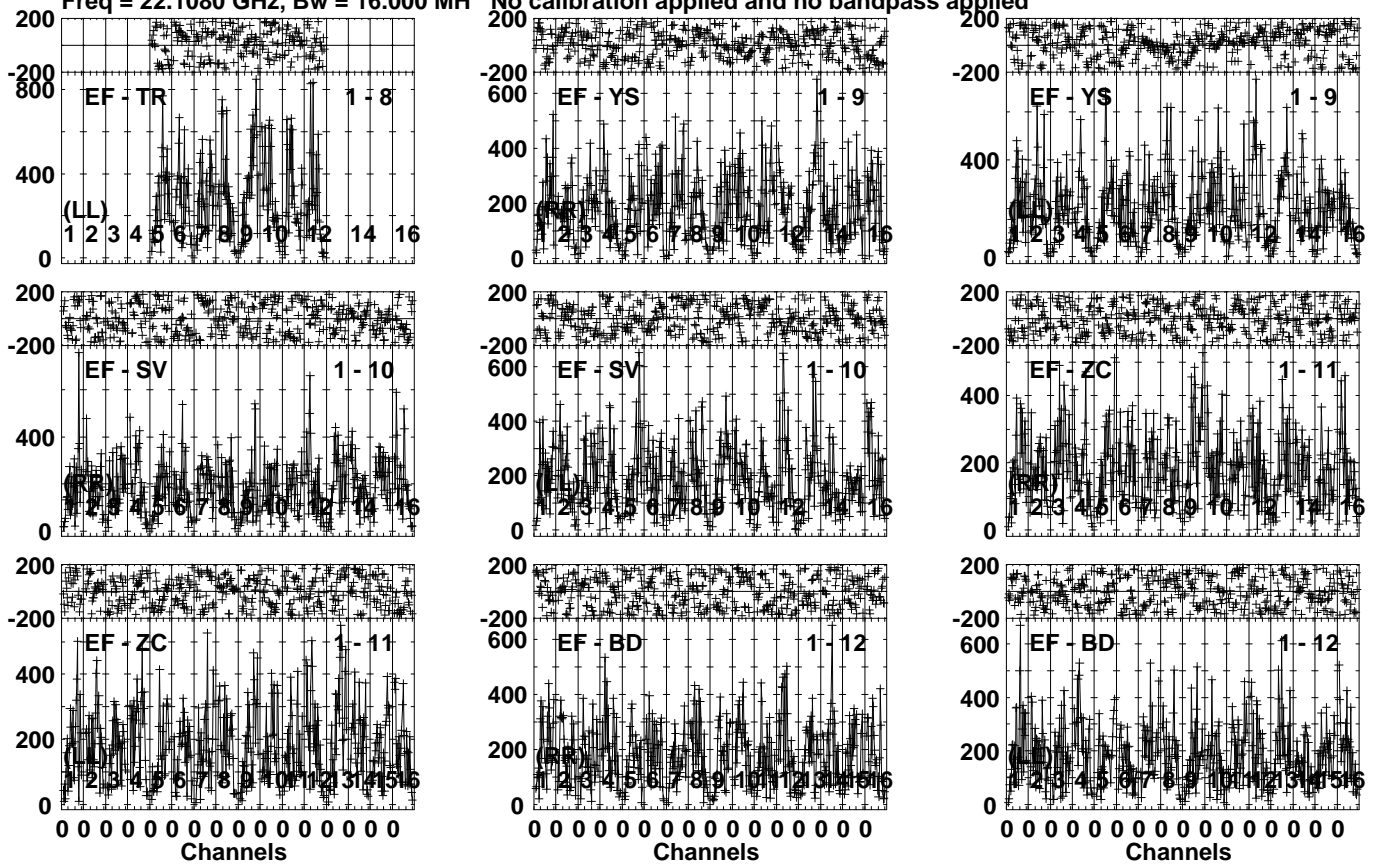
Lower frame: Micro Ampl Jy Top frame: Phas deg
Vector averaged cross-power spectrum Several baselines displayed
Timerange: 00/06:35:21 to 00/06:36:29

Plot file version 152 created 04-APR-2022 10:36:23

LSI61303 EM132A.UVDATA.1

Freq = 22.1080 GHz, Bw = 16.000 MH

No calibration applied and no bandpass applied



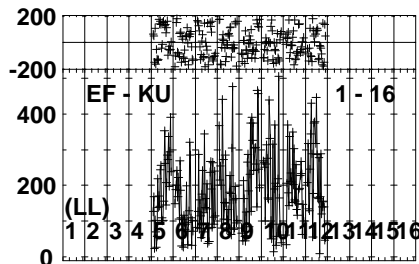
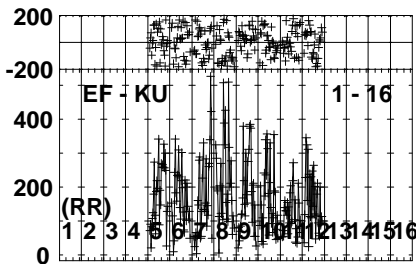
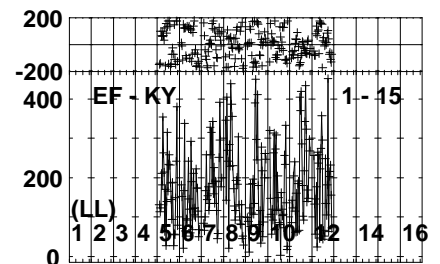
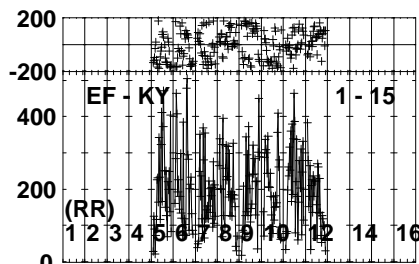
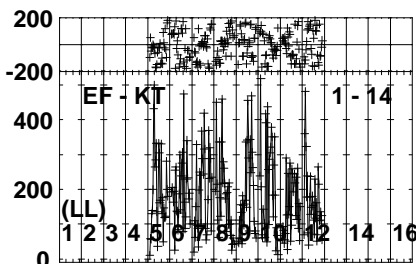
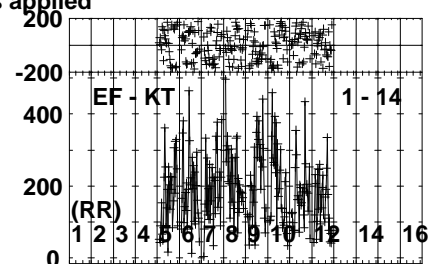
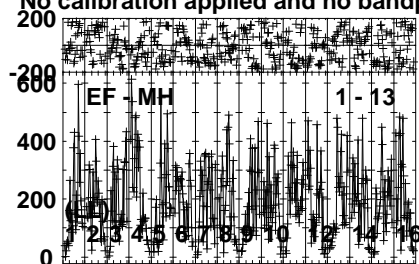
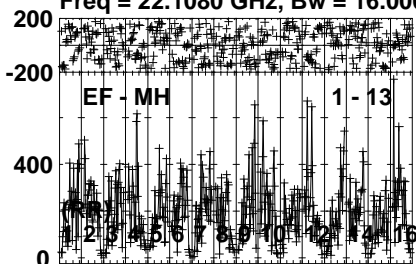
Lower frame: Micro Ampl Jy Top frame: Phas deg
Vector averaged cross-power spectrum Several baselines displayed
Timerange: 00/06:35:21 to 00/06:36:29

Plot file version 153 created 04-APR-2022 10:36:23

LSI61303 EM132A.UVDATA.1

Freq = 22.1080 GHz, Bw = 16.000 MH

No calibration applied and no bandpass applied



0 0 0 0 0 0 0 0 0 0 0 0 0 0 0 0

0 0 0 0 0 0 0 0 0 0 0 0 0 0 0 0

Channels

Channels

Lower frame: Micro Ampl Jy Top frame: Phas deg

Vector averaged cross-power spectrum Several baselines displayed

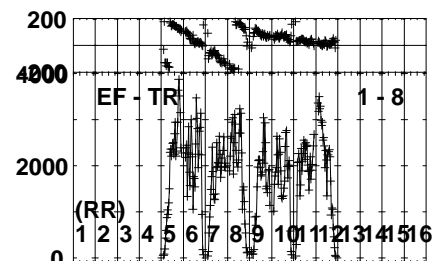
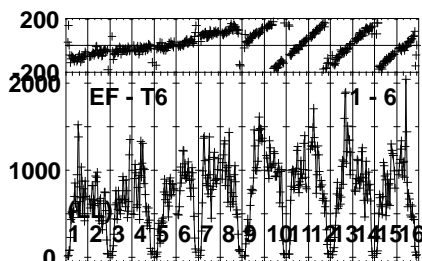
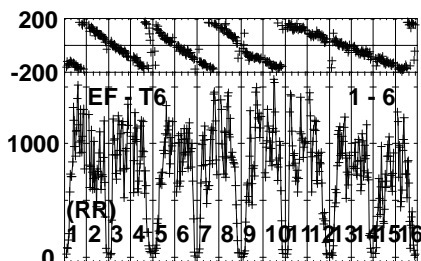
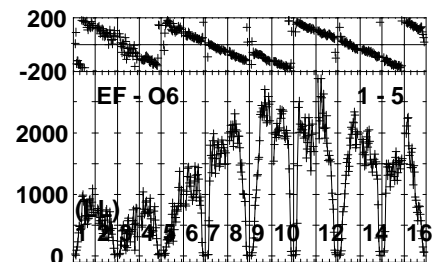
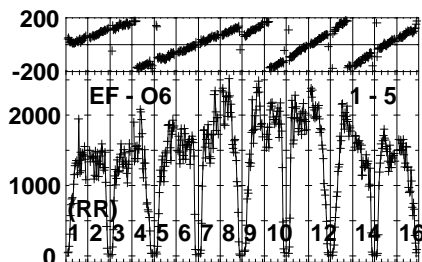
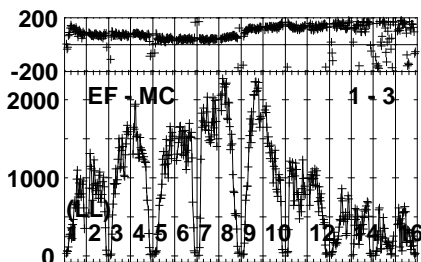
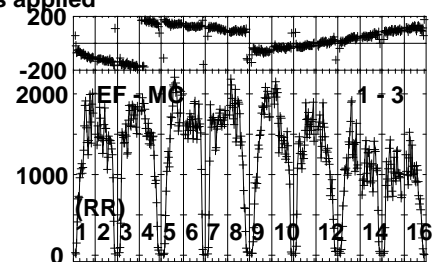
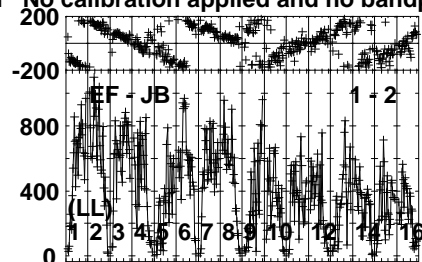
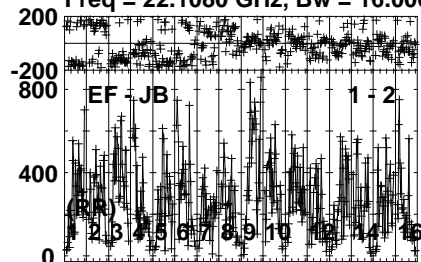
Timerange: 00/06:35:21 to 00/06:36:29

Plot file version 154 created 04-APR-2022 10:36:23

J0244+6228 EM132A.UVDATA.1

Freq = 22.1080 GHz, Bw = 16.000 MH

No calibration applied and no bandpass applied



0 0 0 0 0 0 0 0 0 0 0 0 0 0 0 0
Channels

0 0 0 0 0 0 0 0 0 0 0 0 0 0 0 0
Channels

0 0 0 0 0 0 0 0 0 0 0 0 0 0 0 0
Channels

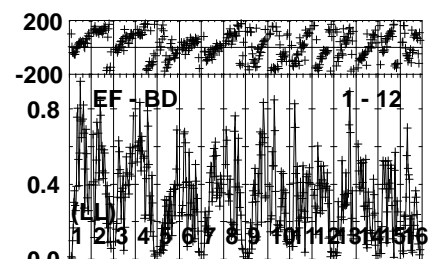
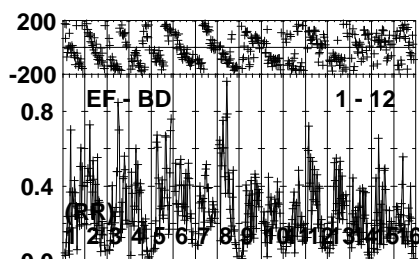
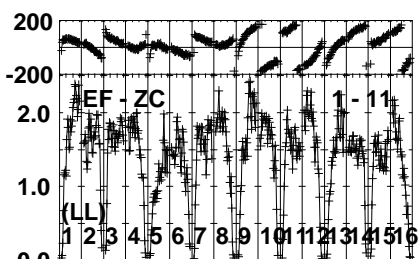
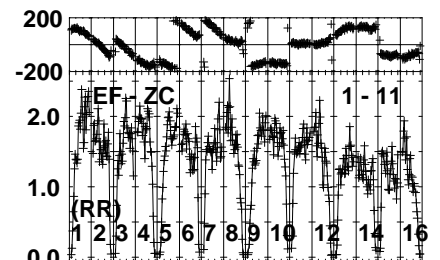
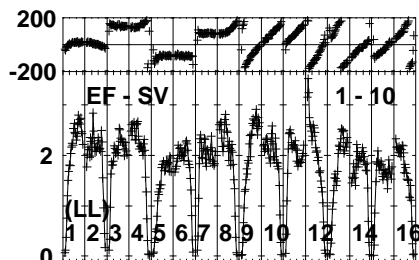
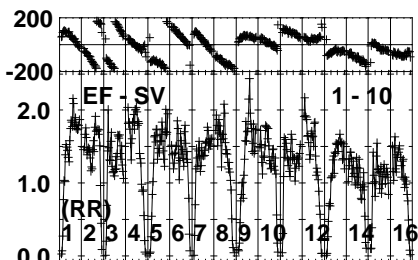
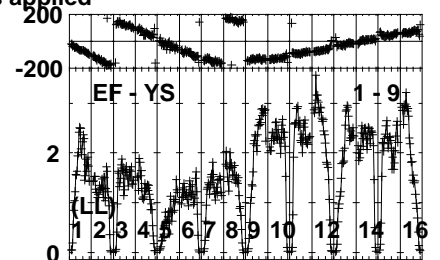
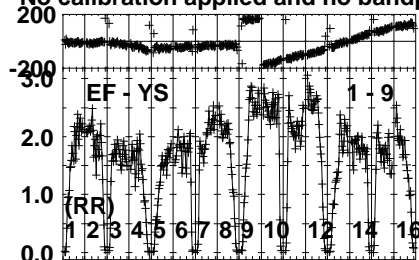
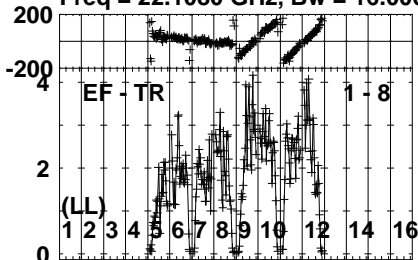
Lower frame: Micro Ampl Jy Top frame: Phas deg
Vector averaged cross-power spectrum Several baselines displayed
Timerange: 00/06:36:31 to 00/06:37:29

Plot file version 155 created 04-APR-2022 10:36:23

J0244+6228 EM132A.UVDATA.1

Freq = 22.1080 GHz, Bw = 16.000 MH

No calibration applied and no bandpass applied



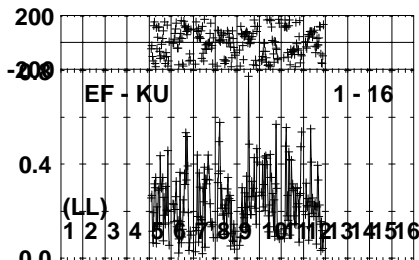
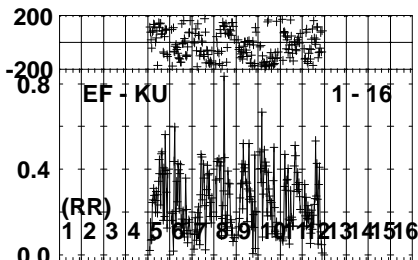
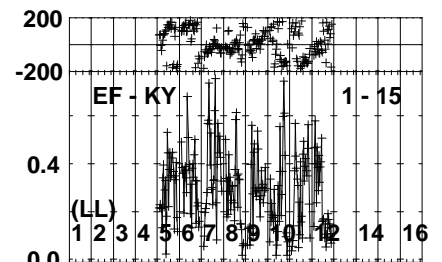
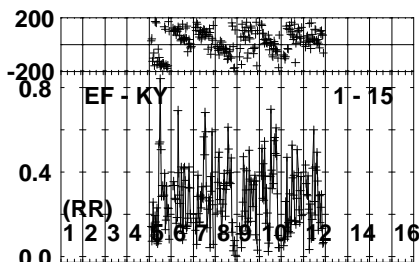
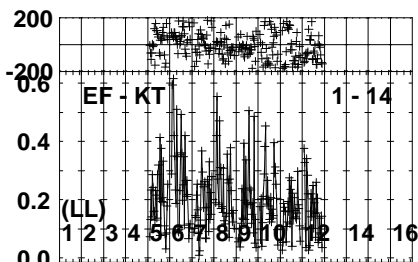
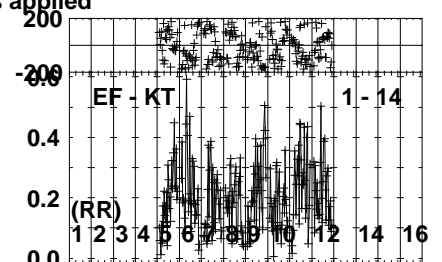
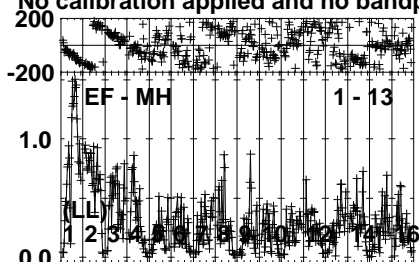
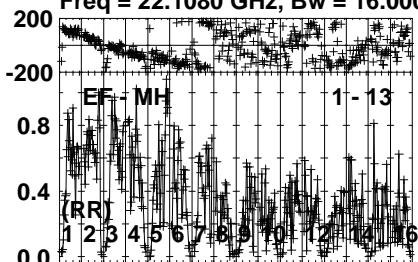
Lower frame: Milli Ampl Jy Top frame: Phas deg
Vector averaged cross-power spectrum Several baselines displayed
Timerange: 00/06:36:31 to 00/06:37:29

Plot file version 156 created 04-APR-2022 10:36:23

J0244+6228 EM132A.UVDATA.1

Freq = 22.1080 GHz, Bw = 16.000 MH

No calibration applied and no bandpass applied



0 0 0 0 0 0 0 0 0 0 0 0 0 0 0 0
Channels

0 0 0 0 0 0 0 0 0 0 0 0 0 0 0 0
Channels

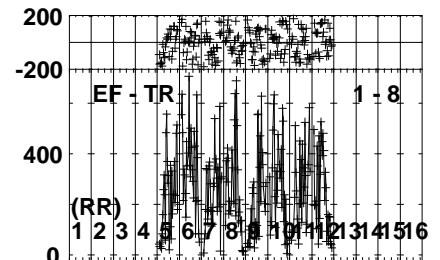
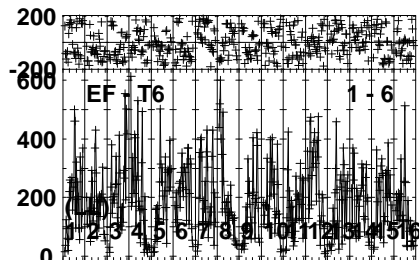
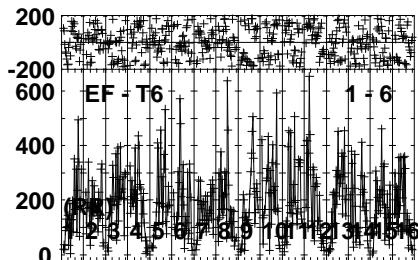
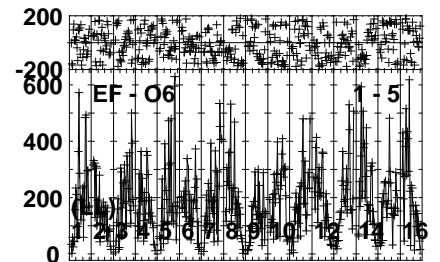
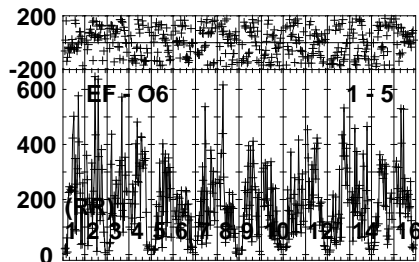
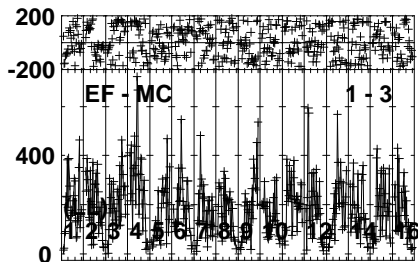
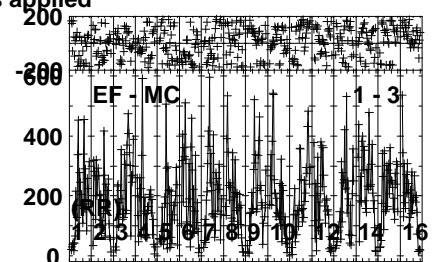
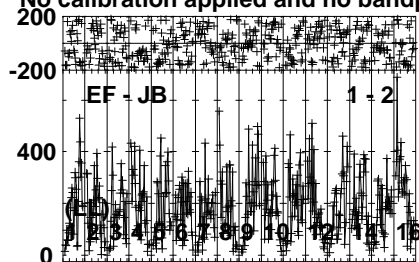
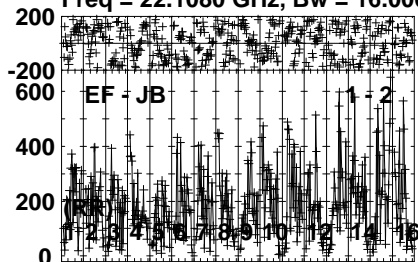
Lower frame: Milli Ampl Jy Top frame: Phas deg
Vector averaged cross-power spectrum Several baselines displayed
Timerange: 00/06:36:31 to 00/06:37:29

Plot file version 157 created 04-APR-2022 10:36:23

LSI61303 EM132A.UVDATA.1

Freq = 22.1080 GHz, Bw = 16.000 MH

No calibration applied and no bandpass applied



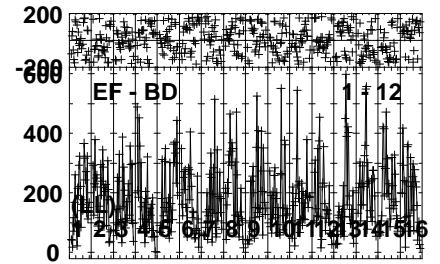
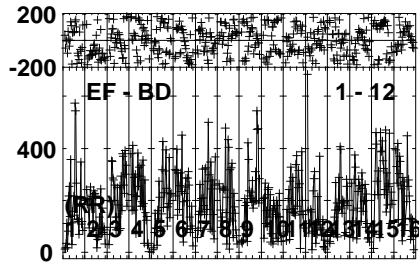
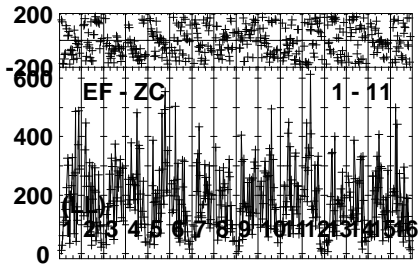
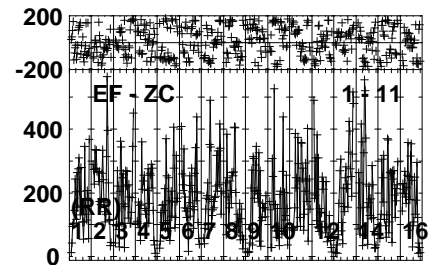
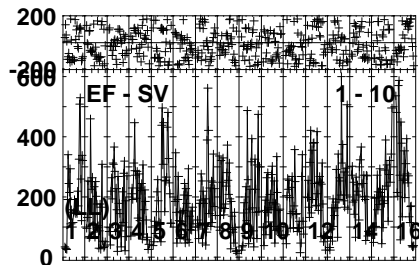
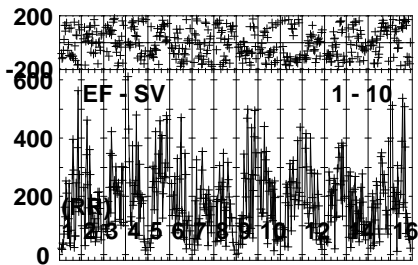
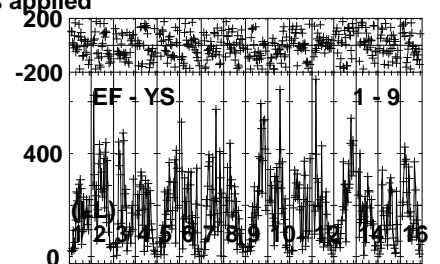
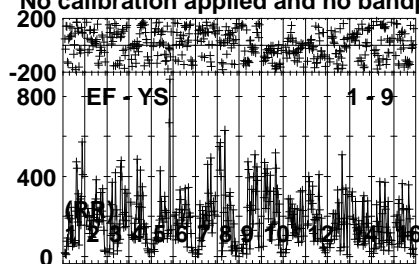
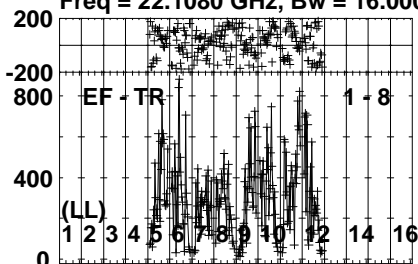
Lower frame: Micro Ampl Jy Top frame: Phas deg
Vector averaged cross-power spectrum Several baselines displayed
Timerange: 00/06:37:31 to 00/06:38:39

Plot file version 158 created 04-APR-2022 10:36:23

LSI61303 EM132A.UVDATA.1

Freq = 22.1080 GHz, Bw = 16.000 MH

No calibration applied and no bandpass applied



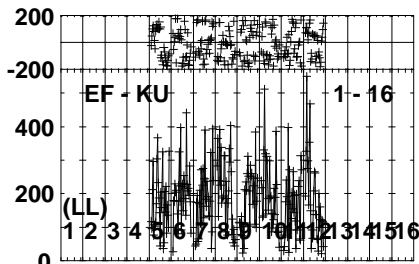
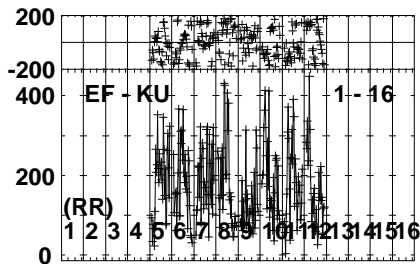
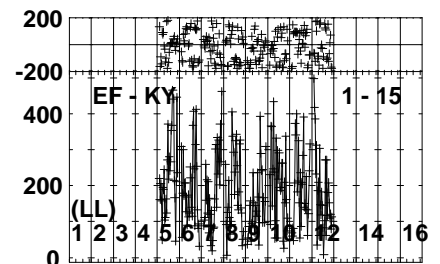
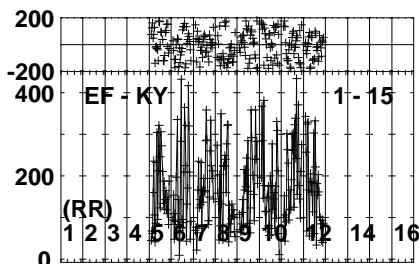
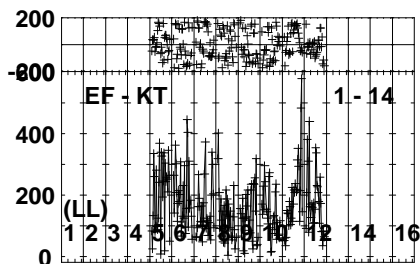
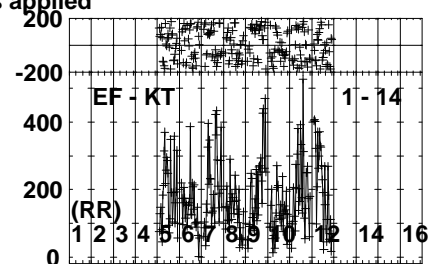
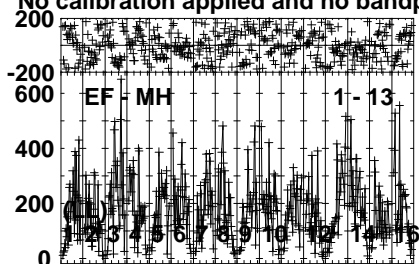
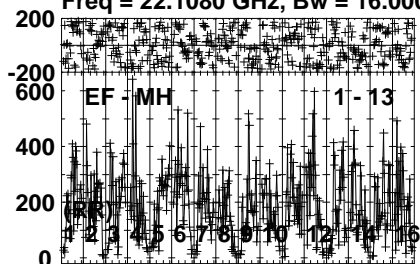
Lower frame: Micro Ampl Jy Top frame: Phas deg
Vector averaged cross-power spectrum Several baselines displayed
Timerange: 00/06:37:31 to 00/06:38:39

Plot file version 159 created 04-APR-2022 10:36:24

LSI61303 EM132A.UVDATA.1

Freq = 22.1080 GHz, Bw = 16.000 MH

No calibration applied and no bandpass applied



0 0 0 0 0 0 0 0 0 0 0 0 0 0 0 0

0 0 0 0 0 0 0 0 0 0 0 0 0 0 0 0

Channels

Channels

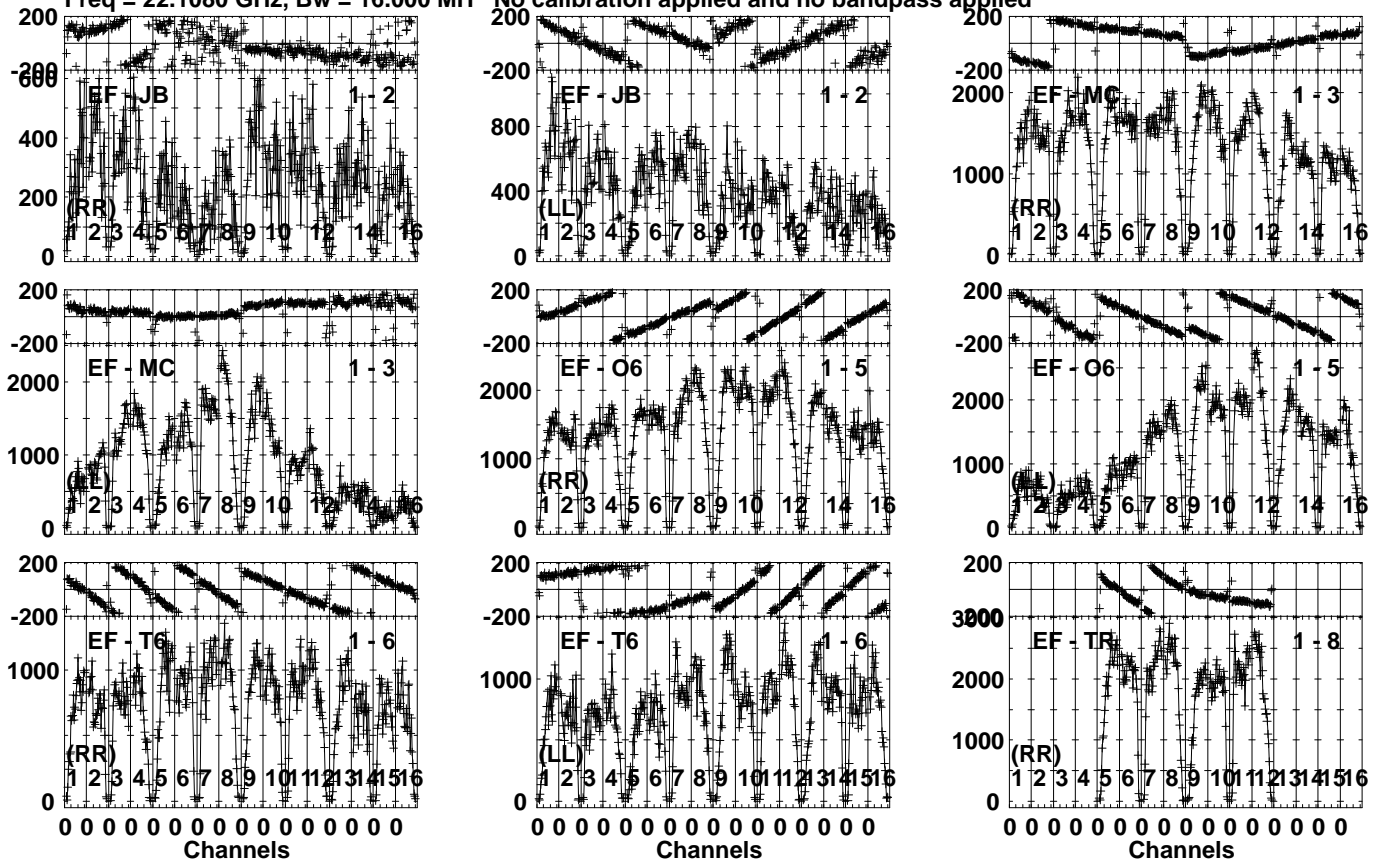
Lower frame: Micro Ampl Jy Top frame: Phas deg
Vector averaged cross-power spectrum Several baselines displayed
Timerange: 00/06:37:31 to 00/06:38:39

Plot file version 160 created 04-APR-2022 10:36:24

J0244+6228 EM132A.UVDATA.1

Freq = 22.1080 GHz, Bw = 16.000 MH

No calibration applied and no bandpass applied



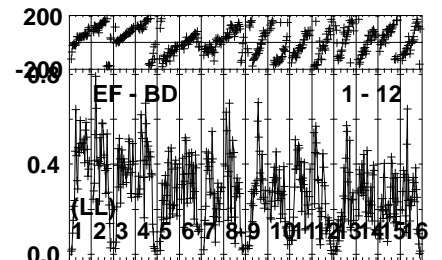
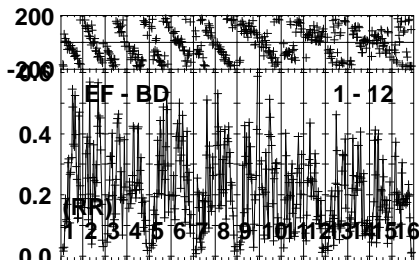
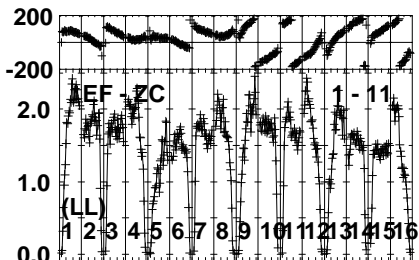
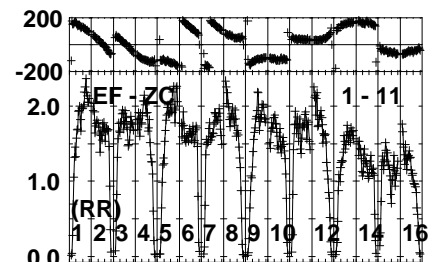
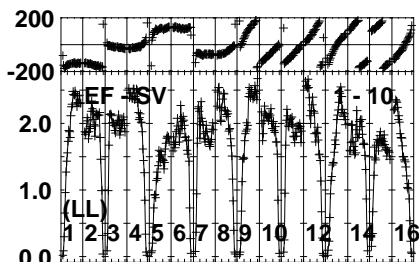
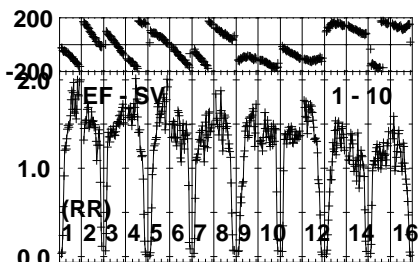
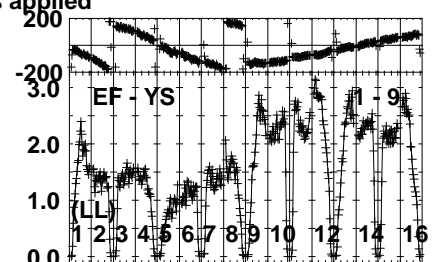
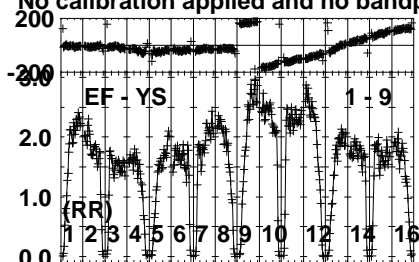
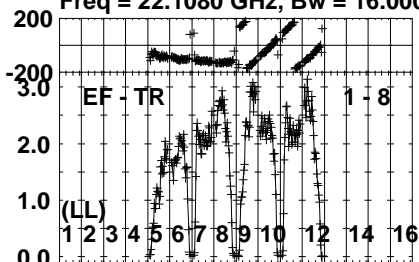
Lower frame: Micro Ampl Jy Top frame: Phas deg
Vector averaged cross-power spectrum Several baselines displayed
Timerange: 00/06:39:11 to 00/06:40:09

Plot file version 161 created 04-APR-2022 10:36:24

J0244+6228 EM132A.UVDATA.1

Freq = 22.1080 GHz, Bw = 16.000 MH

No calibration applied and no bandpass applied



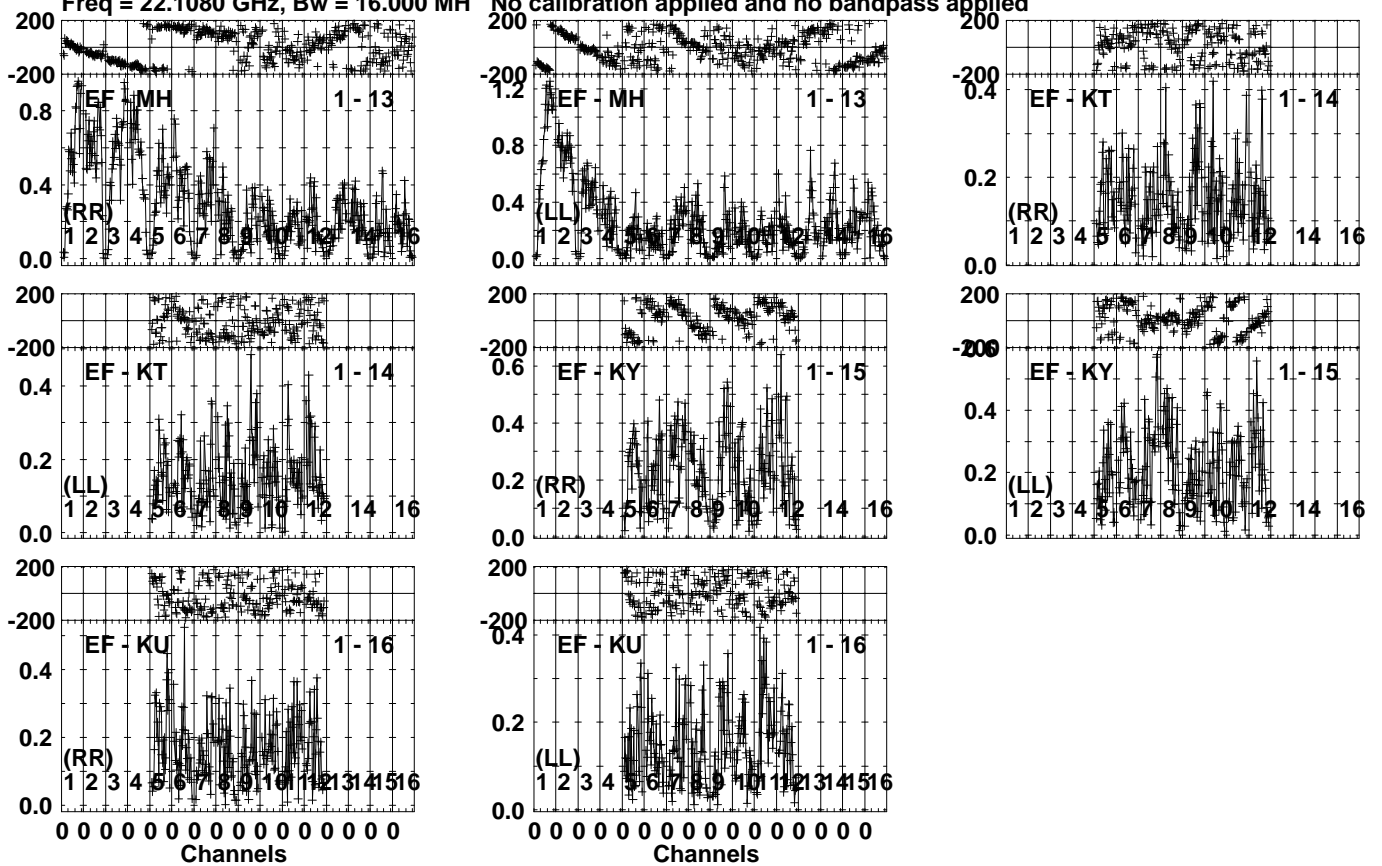
Lower frame: Milli Ampl Jy Top frame: Phas deg
Vector averaged cross-power spectrum Several baselines displayed
Timerange: 00/06:39:11 to 00/06:40:09

Plot file version 162 created 04-APR-2022 10:36:24

J0244+6228 EM132A.UVDATA.1

Freq = 22.1080 GHz, Bw = 16.000 MH

No calibration applied and no bandpass applied



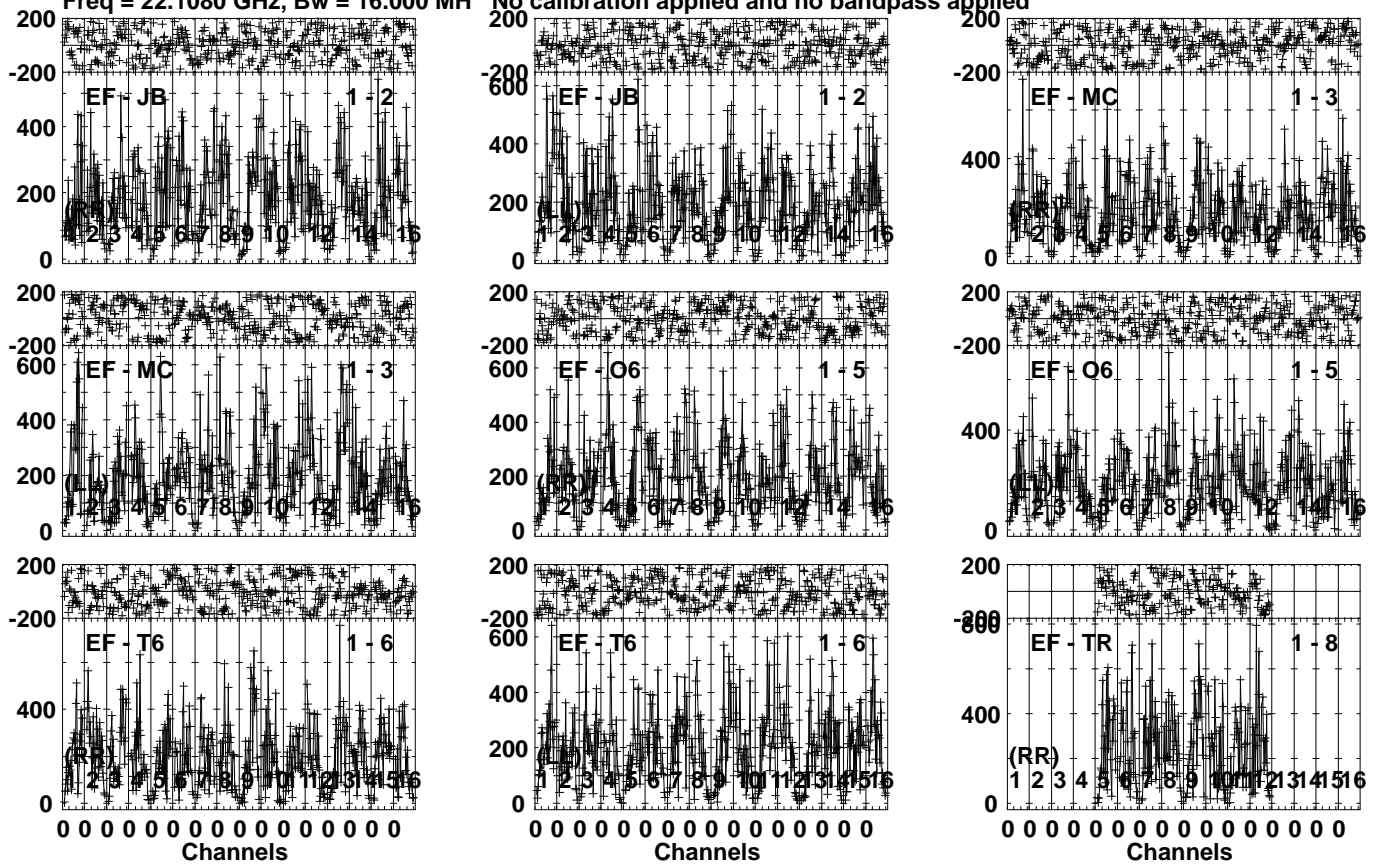
Lower frame: Milli Ampl Jy Top frame: Phas deg
Vector averaged cross-power spectrum Several baselines displayed
Timerange: 00/06:39:11 to 00/06:40:09

Plot file version 163 created 04-APR-2022 10:36:24

LSI61303 EM132A.UVDATA.1

Freq = 22.1080 GHz, Bw = 16.000 MH

No calibration applied and no bandpass applied



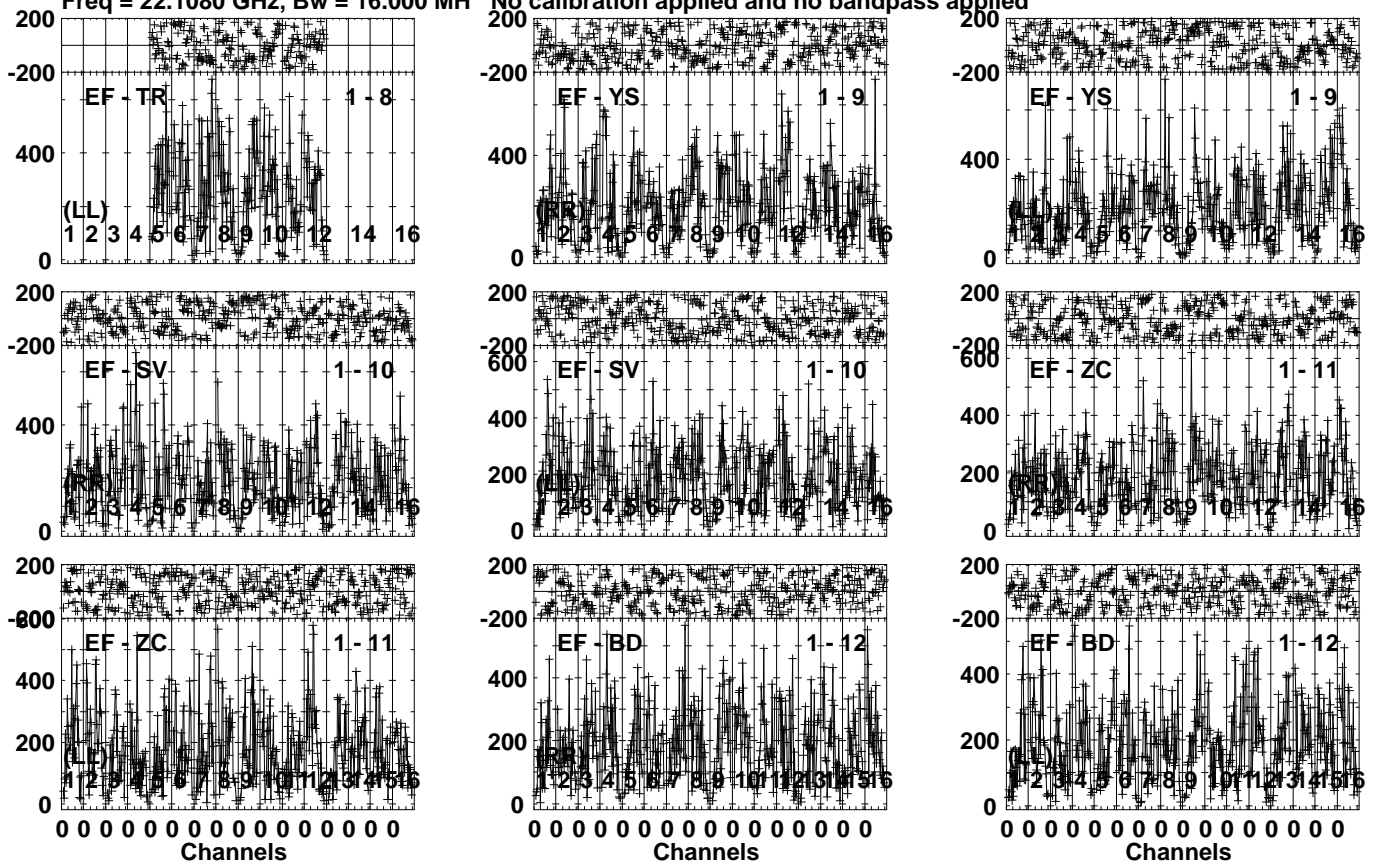
Lower frame: Micro Ampl Jy Top frame: Phas deg
Vector averaged cross-power spectrum Several baselines displayed
Timerange: 00/06:40:11 to 00/06:41:19

Plot file version 164 created 04-APR-2022 10:36:24

LSI61303 EM132A.UVDATA.1

Freq = 22.1080 GHz, Bw = 16.000 MH

No calibration applied and no bandpass applied



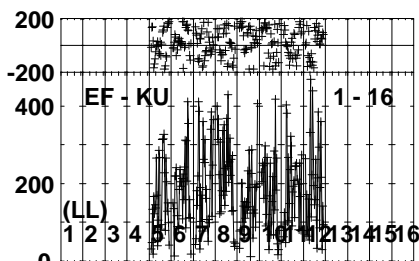
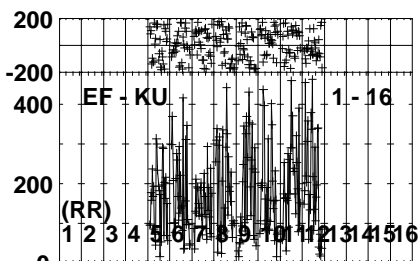
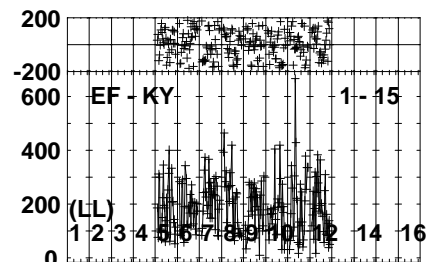
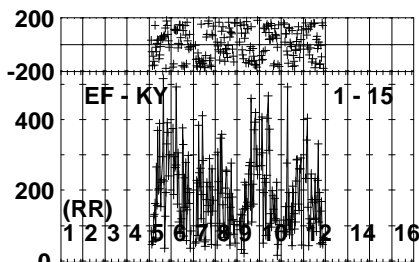
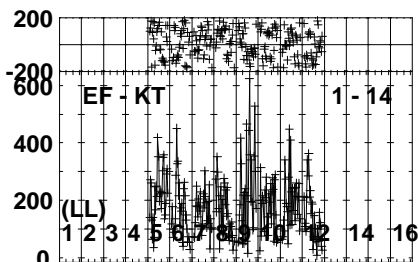
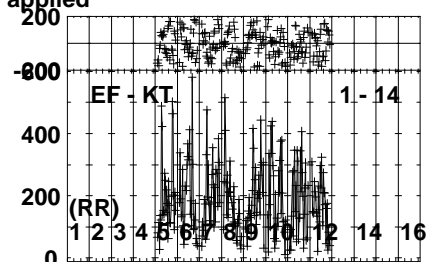
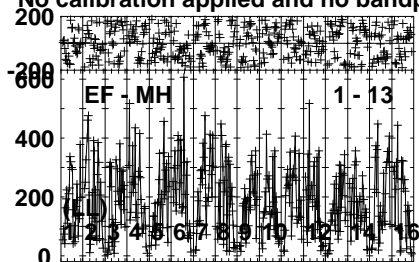
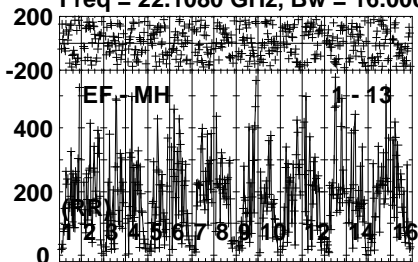
Lower frame: Micro Ampl Jy Top frame: Phas deg
Vector averaged cross-power spectrum Several baselines displayed
Timerange: 00/06:40:11 to 00/06:41:19

Plot file version 165 created 04-APR-2022 10:36:24

LSI61303 EM132A.UVDATA.1

Freq = 22.1080 GHz, Bw = 16.000 MH

No calibration applied and no bandpass applied



0 0 0 0 0 0 0 0 0 0 0 0 0 0 0 0

Channels

0 0 0 0 0 0 0 0 0 0 0 0 0 0 0 0

Channels

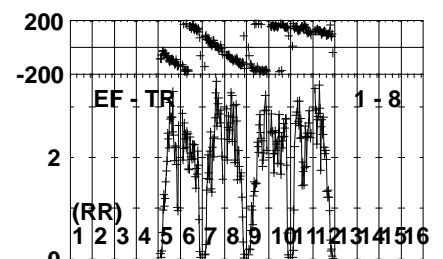
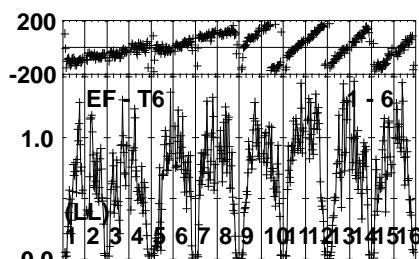
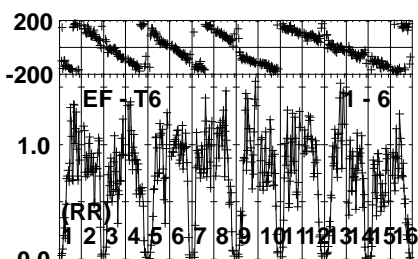
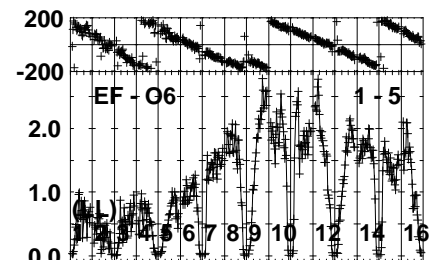
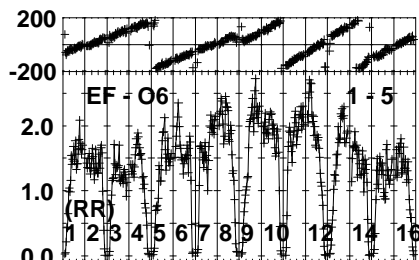
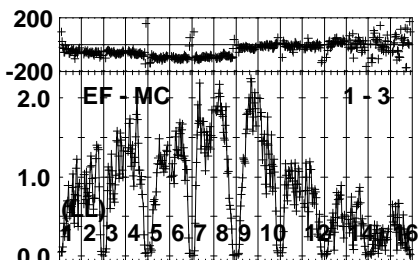
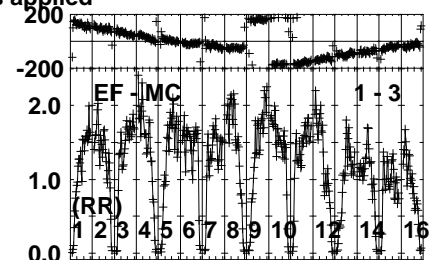
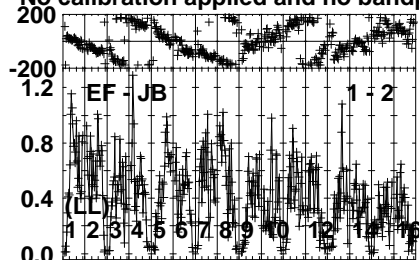
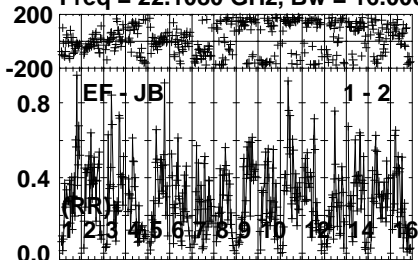
Lower frame: Micro Ampl Jy Top frame: Phas deg
Vector averaged cross-power spectrum Several baselines displayed
Timerange: 00/06:40:11 to 00/06:41:19

Plot file version 166 created 04-APR-2022 10:36:24

J0244+6228 EM132A.UVDATA.1

Freq = 22.1080 GHz, Bw = 16.000 MH

No calibration applied and no bandpass applied



Lower frame: Milli Ampl Jy Top frame: Phas deg

Vector averaged cross-power spectrum Several baselines displayed

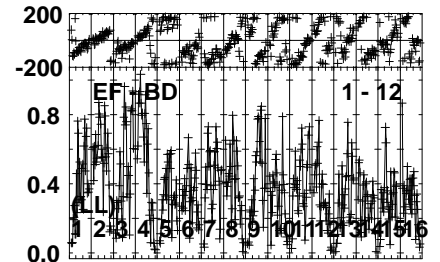
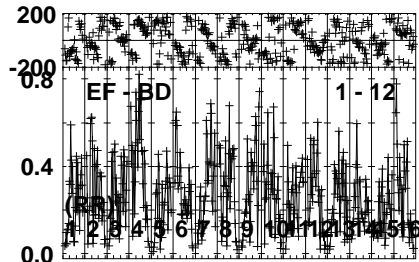
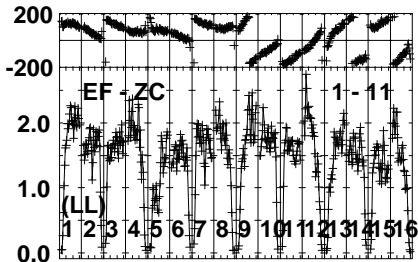
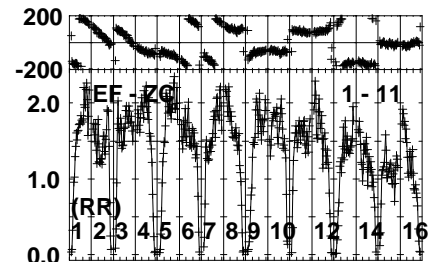
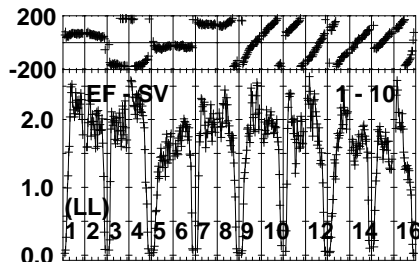
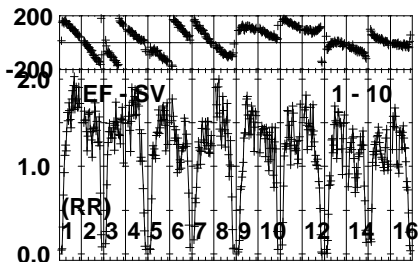
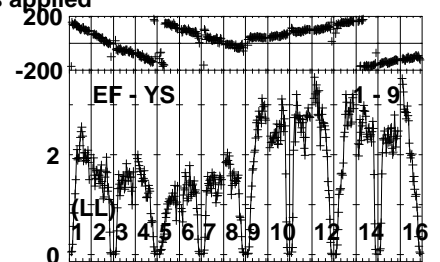
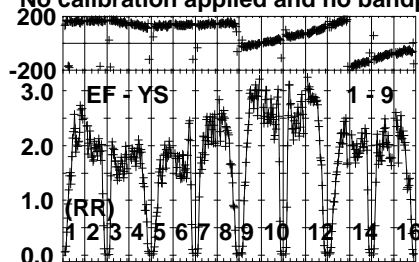
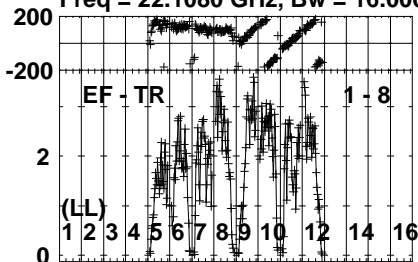
Timerange: 00/06:41:21 to 00/06:42:19

Plot file version 167 created 04-APR-2022 10:36:24

J0244+6228 EM132A.UVDATA.1

Freq = 22.1080 GHz, Bw = 16.000 MH

No calibration applied and no bandpass applied



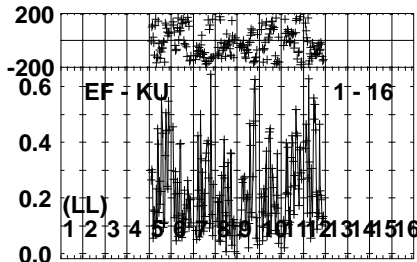
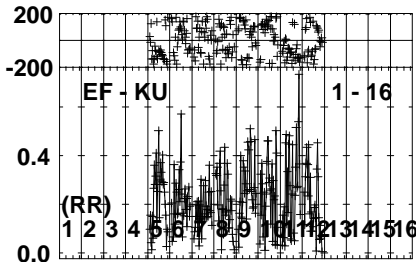
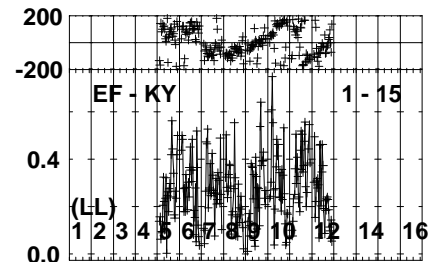
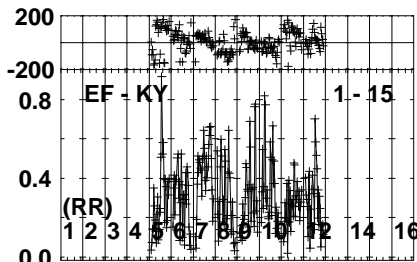
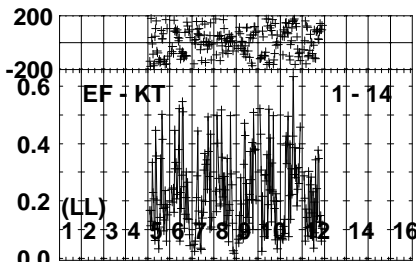
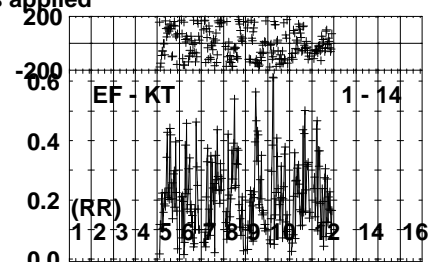
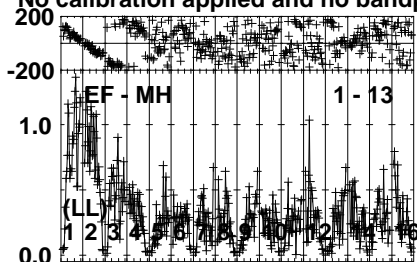
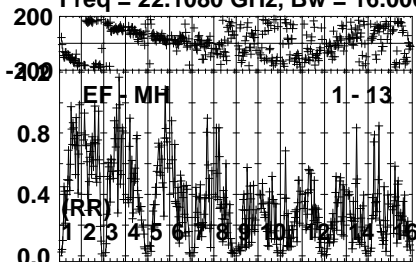
Lower frame: Milli Ampl Jy Top frame: Phas deg
Vector averaged cross-power spectrum Several baselines displayed
Timerange: 00/06:41:21 to 00/06:42:19

Plot file version 168 created 04-APR-2022 10:36:24

J0244+6228 EM132A.UVDATA.1

Freq = 22.1080 GHz, Bw = 16.000 MH

No calibration applied and no bandpass applied



0 0 0 0 0 0 0 0 0 0 0 0 0 0 0 0

0 0 0 0 0 0 0 0 0 0 0 0 0 0 0 0

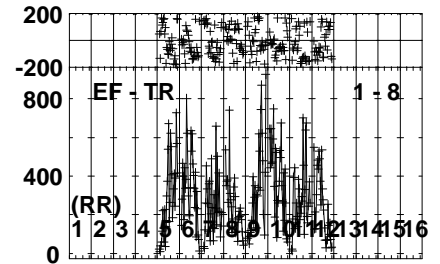
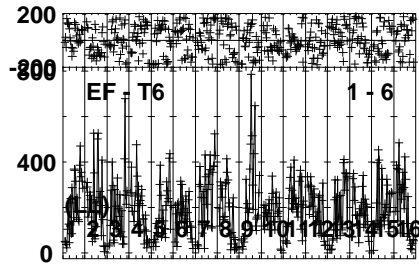
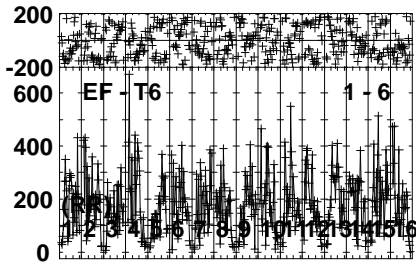
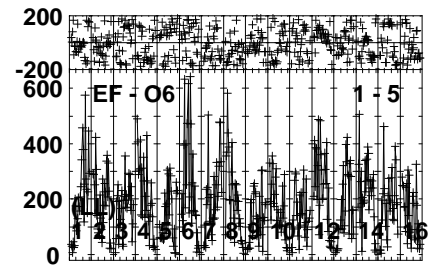
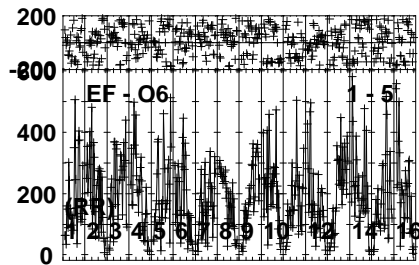
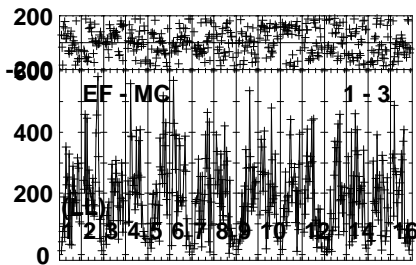
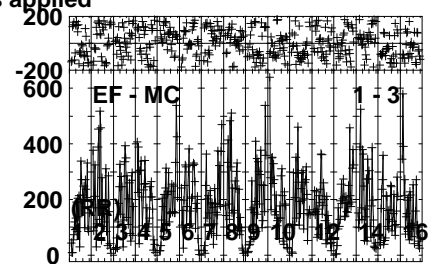
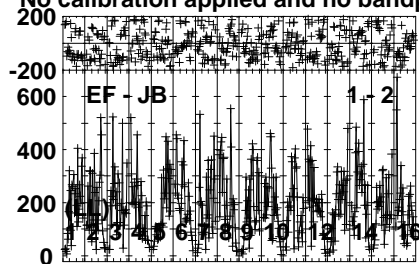
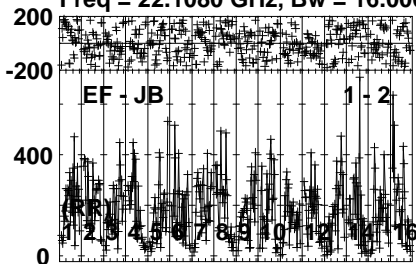
Channels Channels
Lower frame: Milli Ampl Jy Top frame: Phas deg
Vector averaged cross-power spectrum Several baselines displayed
Timerange: 00/06:41:21 to 00/06:42:19

Plot file version 169 created 04-APR-2022 10:36:24

LSI61303 EM132A.UVDATA.1

Freq = 22.1080 GHz, Bw = 16.000 MH

No calibration applied and no bandpass applied



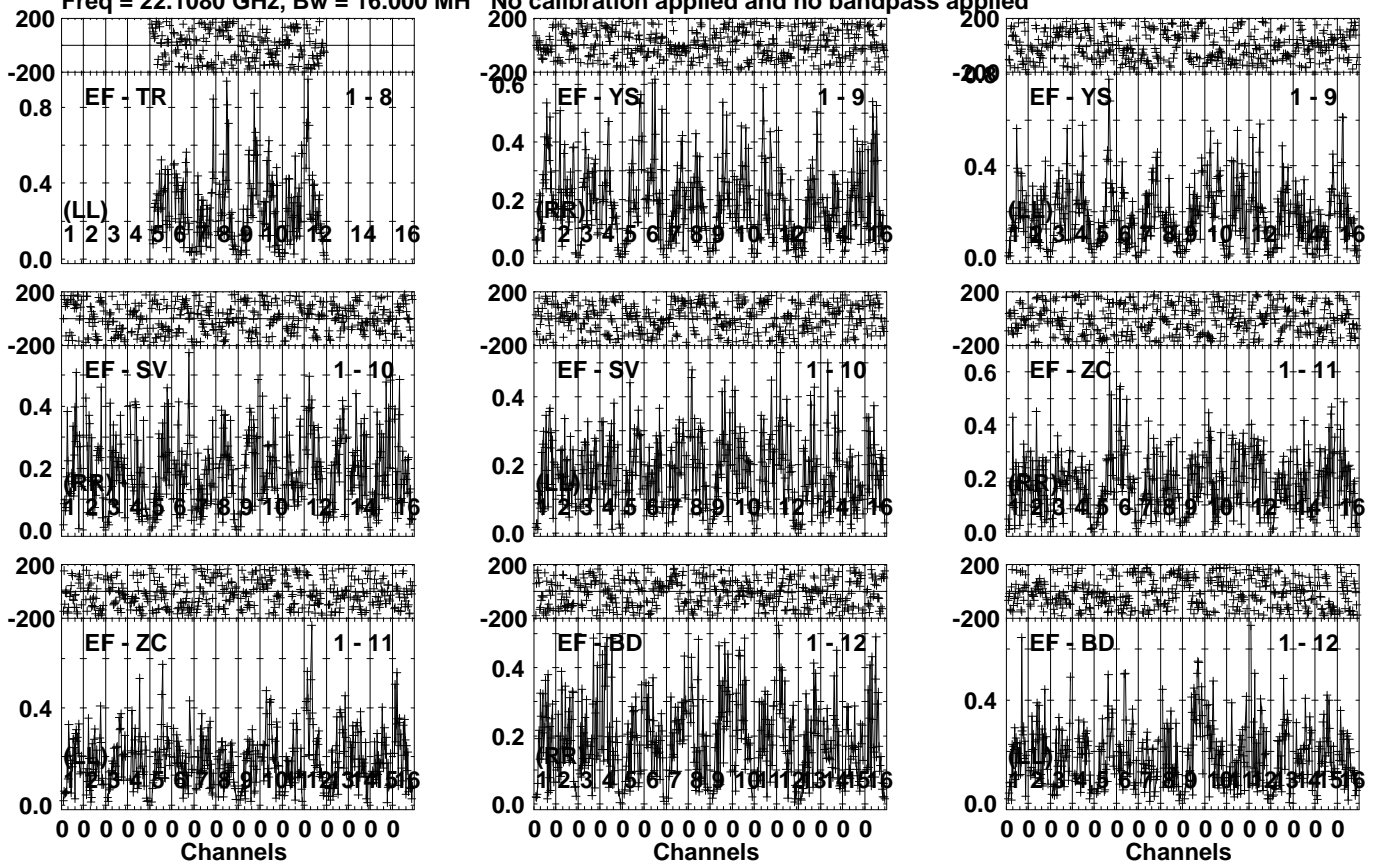
Lower frame: Micro Ampl Jy Top frame: Phas deg
Vector averaged cross-power spectrum Several baselines displayed
Timerange: 00/06:42:21 to 00/06:43:29

Plot file version 170 created 04-APR-2022 10:36:24

LSI61303 EM132A.UVDATA.1

Freq = 22.1080 GHz, Bw = 16.000 MH

No calibration applied and no bandpass applied



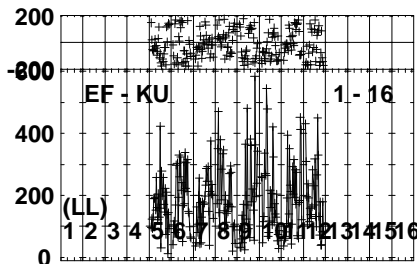
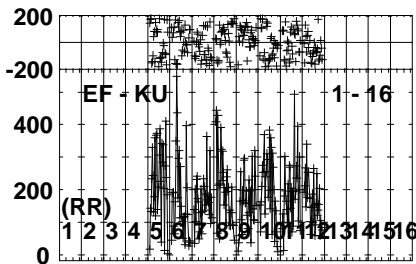
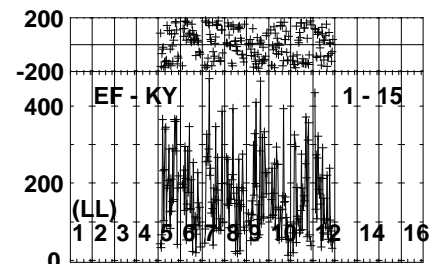
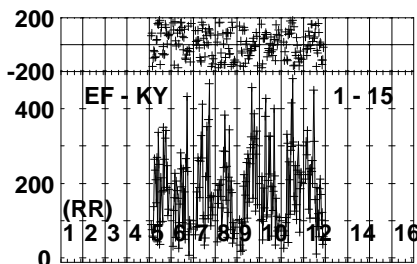
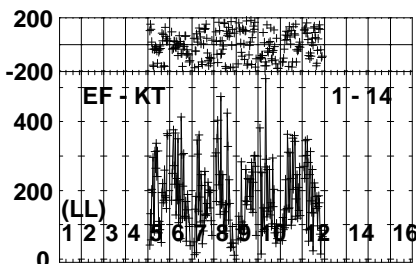
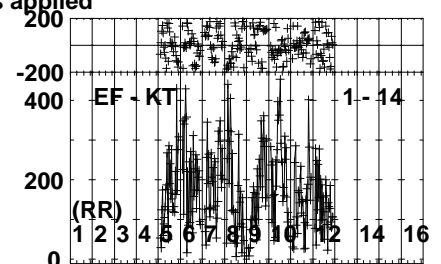
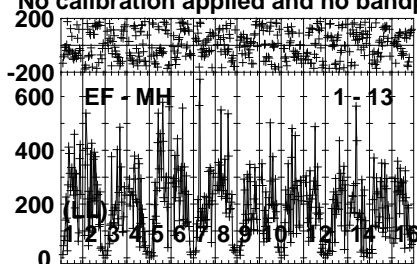
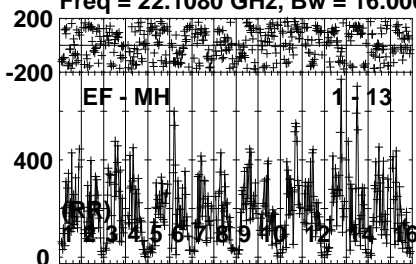
Lower frame: Milli Ampl Jy Top frame: Phas deg
Vector averaged cross-power spectrum Several baselines displayed
Timerange: 00/06:42:21 to 00/06:43:29

Plot file version 171 created 04-APR-2022 10:36:24

LSI61303 EM132A.UVDATA.1

Freq = 22.1080 GHz, Bw = 16.000 MH

No calibration applied and no bandpass applied



0 0 0 0 0 0 0 0 0 0 0 0 0 0 0 0

0 0 0 0 0 0 0 0 0 0 0 0 0 0 0 0

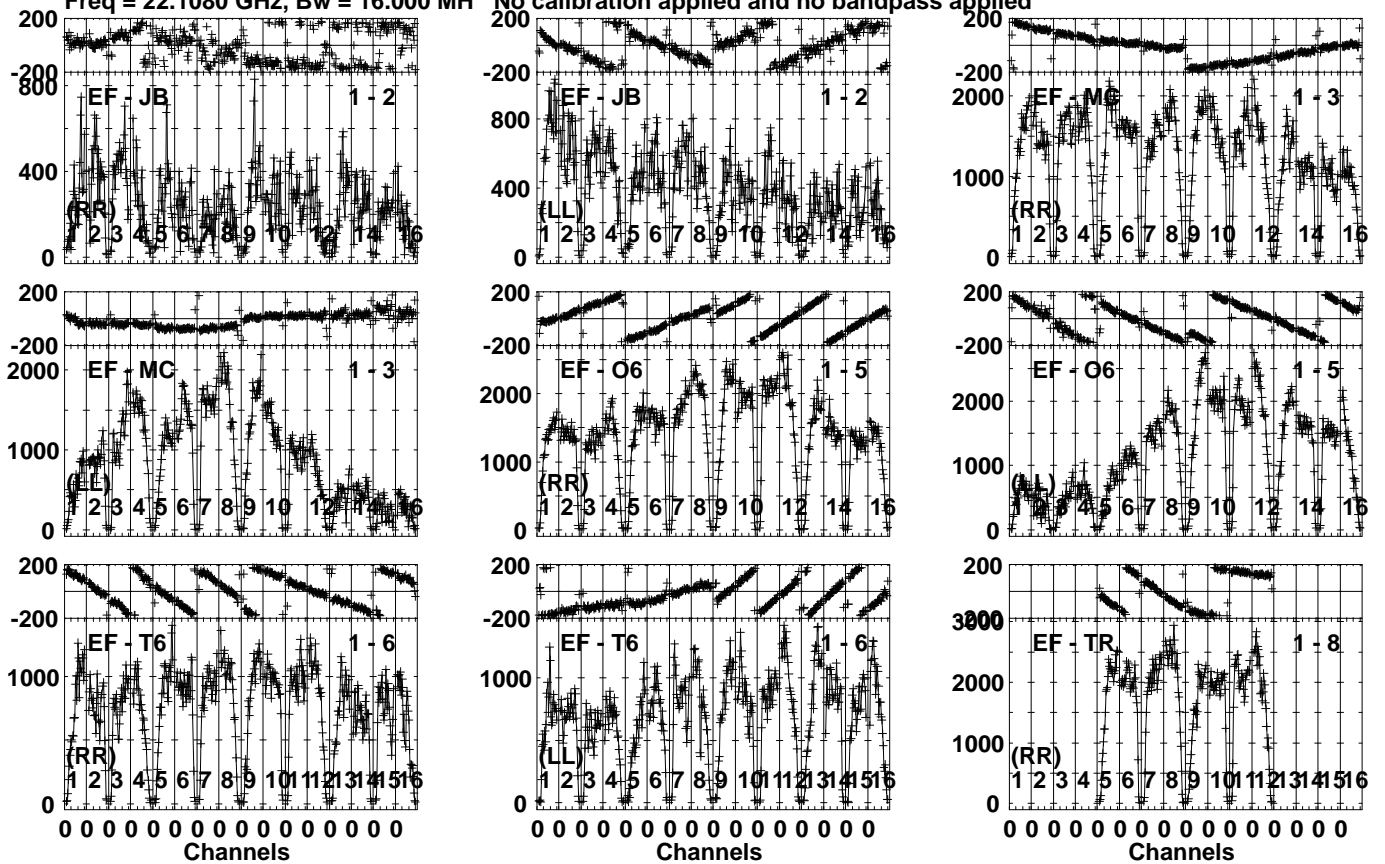
Lower frame: Micro Ampl Jy Top frame: Phas deg
Vector averaged cross-power spectrum Several baselines displayed
Timerange: 00/06:42:21 to 00/06:43:29

Plot file version 172 created 04-APR-2022 10:36:25

J0244+6228 EM132A.UVDATA.1

Freq = 22.1080 GHz, Bw = 16.000 MH

No calibration applied and no bandpass applied



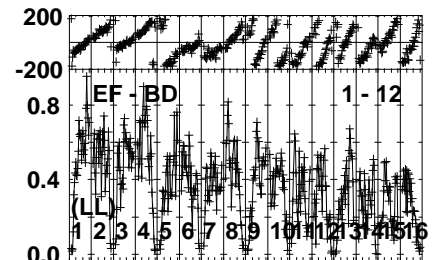
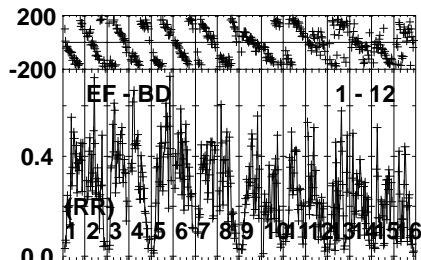
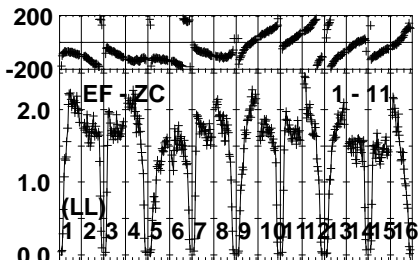
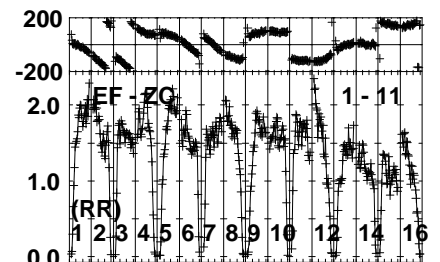
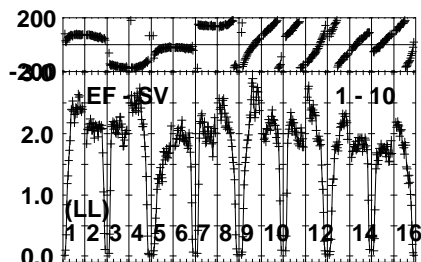
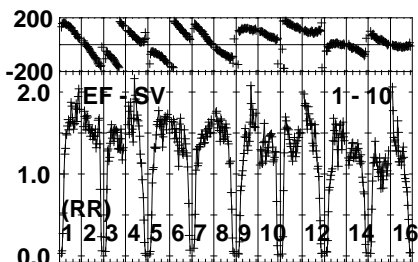
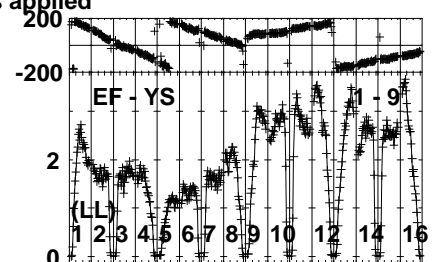
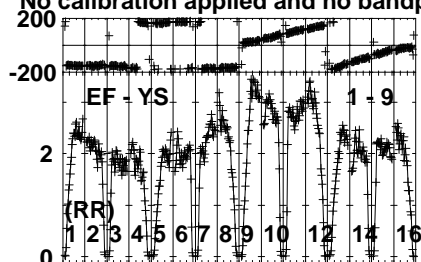
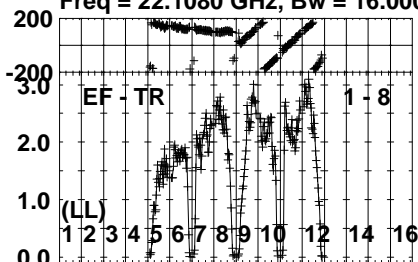
Lower frame: Micro Ampl Jy Top frame: Phas deg
Vector averaged cross-power spectrum Several baselines displayed
Timerange: 00/06:44:01 to 00/06:44:59

Plot file version 173 created 04-APR-2022 10:36:25

J0244+6228 EM132A.UVDATA.1

Freq = 22.1080 GHz, Bw = 16.000 MH

No calibration applied and no bandpass applied



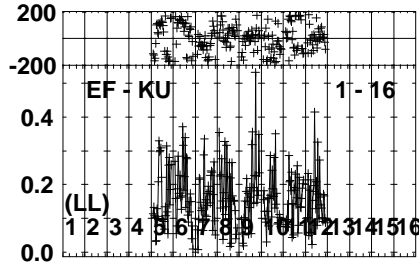
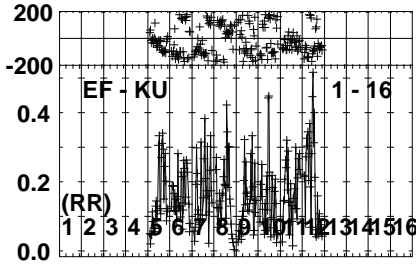
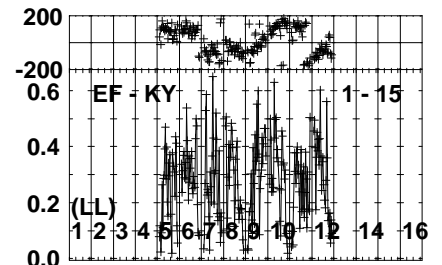
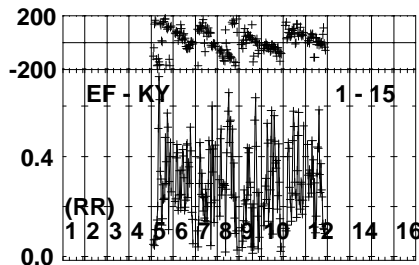
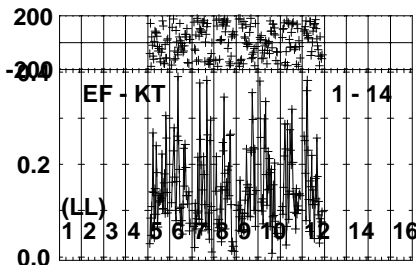
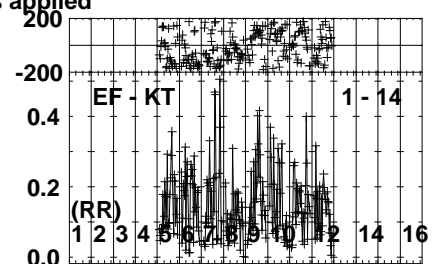
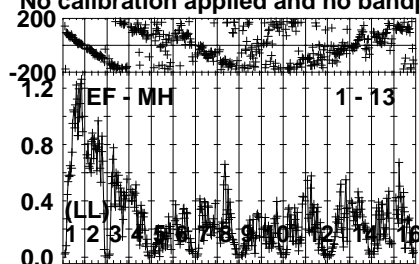
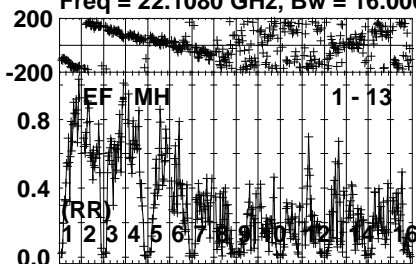
Lower frame: Milli Ampl Jy Top frame: Phas deg
Vector averaged cross-power spectrum Several baselines displayed
Timerange: 00/06:44:01 to 00/06:44:59

Plot file version 174 created 04-APR-2022 10:36:25

J0244+6228 EM132A.UVDATA.1

Freq = 22.1080 GHz, Bw = 16.000 MH

No calibration applied and no bandpass applied



0 0 0 0 0 0 0 0 0 0 0 0 0 0 0 0

0 0 0 0 0 0 0 0 0 0 0 0 0 0 0 0

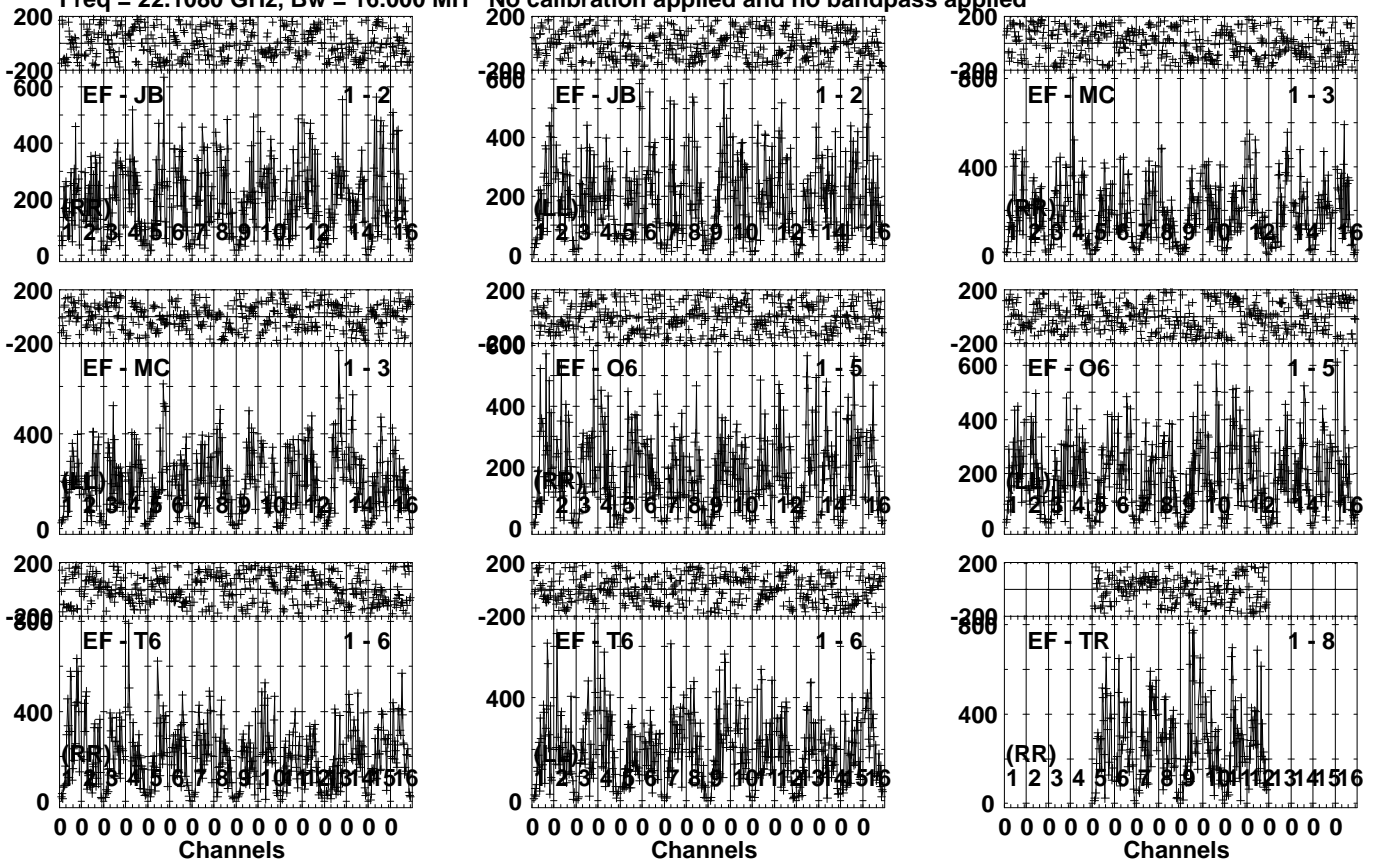
Channels Channels
Lower frame: Milli Ampl Jy Top frame: Phas deg
Vector averaged cross-power spectrum Several baselines displayed
Timerange: 00/06:44:01 to 00/06:44:59

Plot file version 175 created 04-APR-2022 10:36:25

LSI61303 EM132A.UVDATA.1

Freq = 22.1080 GHz, Bw = 16.000 MH

No calibration applied and no bandpass applied



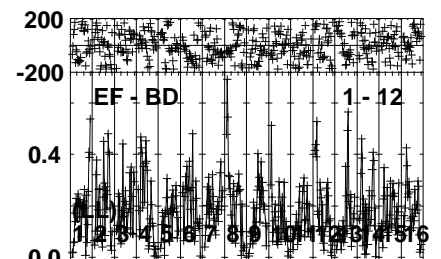
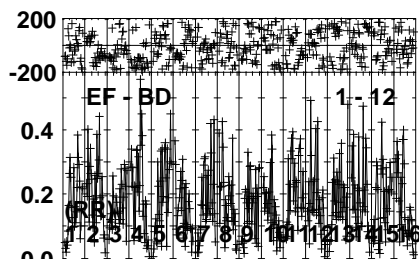
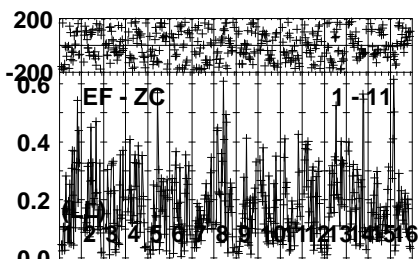
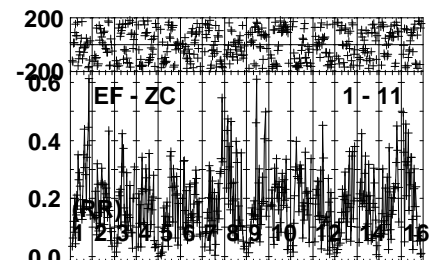
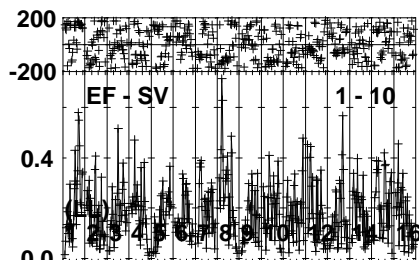
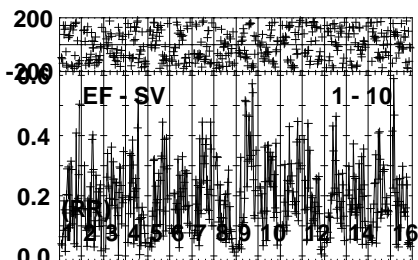
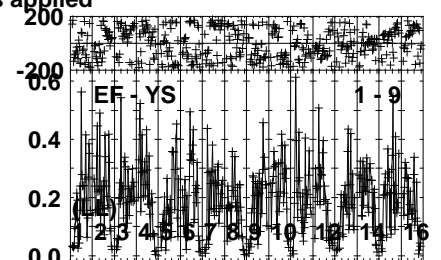
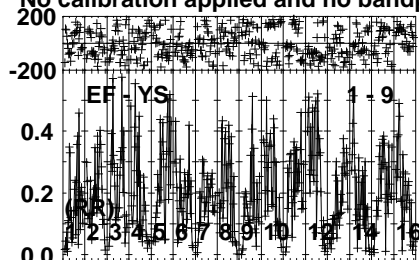
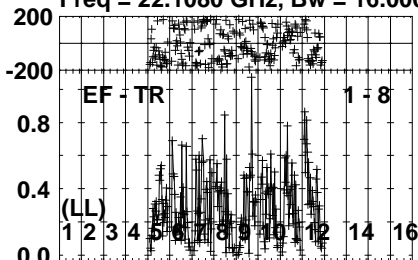
Lower frame: Micro Ampl Jy Top frame: Phas deg
Vector averaged cross-power spectrum Several baselines displayed
Timerange: 00/06:45:01 to 00/06:46:09

Plot file version 176 created 04-APR-2022 10:36:25

LSI61303 EM132A.UVDATA.1

Freq = 22.1080 GHz, Bw = 16.000 MH

No calibration applied and no bandpass applied



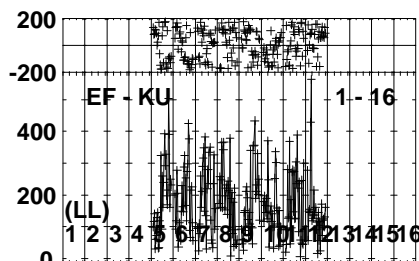
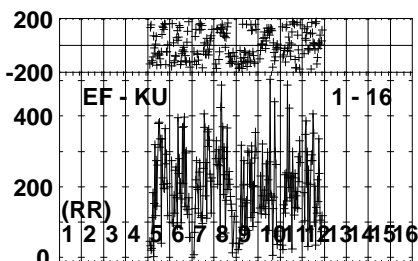
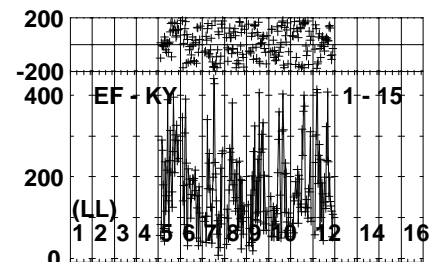
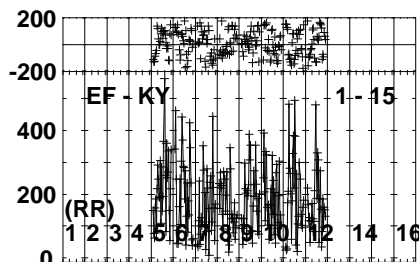
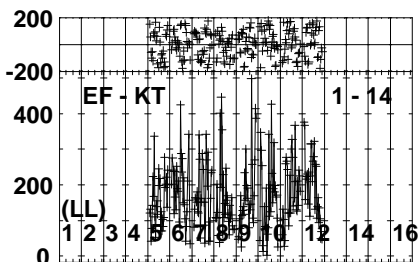
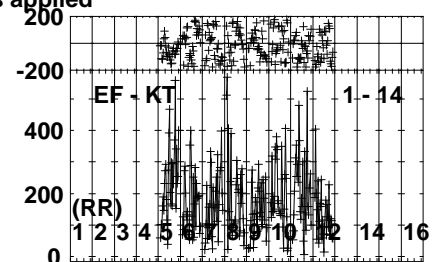
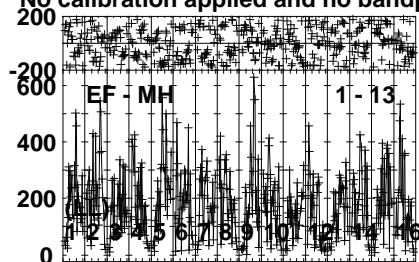
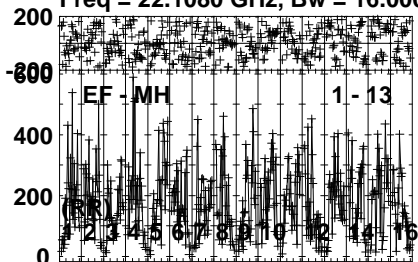
Lower frame: Milli Ampl Jy Top frame: Phas deg
Vector averaged cross-power spectrum Several baselines displayed
Timerange: 00/06:45:01 to 00/06:46:09

Plot file version 177 created 04-APR-2022 10:36:25

LSI61303 EM132A.UVDATA.1

Freq = 22.1080 GHz, Bw = 16.000 MH

No calibration applied and no bandpass applied



0 0 0 0 0 0 0 0 0 0 0 0 0 0 0 0

Channels

0 0 0 0 0 0 0 0 0 0 0 0 0 0 0 0

Channels

Lower frame: Micro Ampl Jy Top frame: Phas deg

Vector averaged cross-power spectrum Several baselines displayed

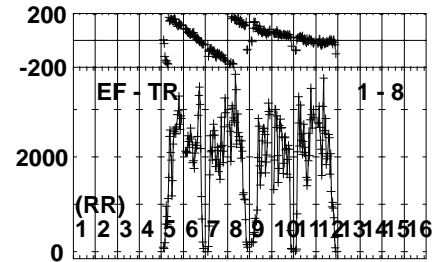
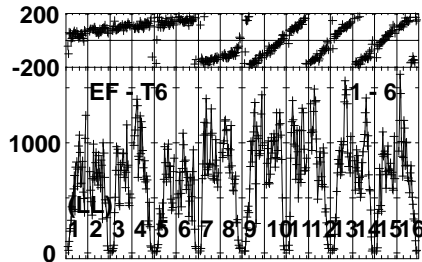
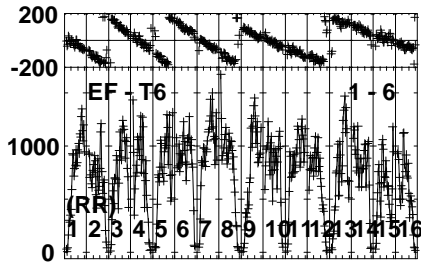
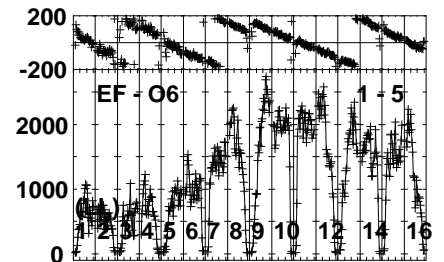
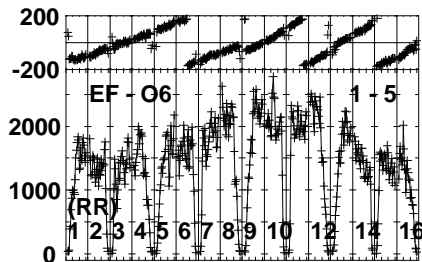
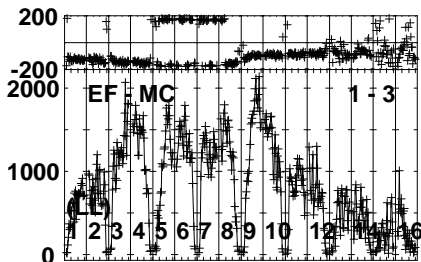
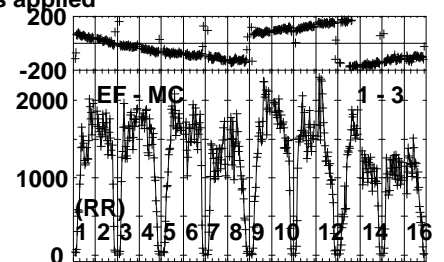
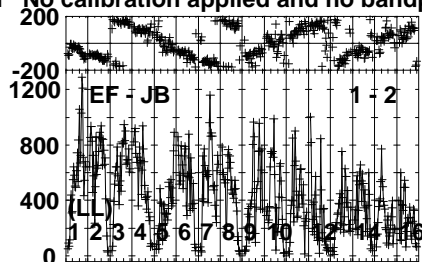
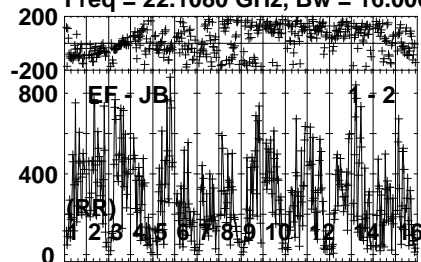
Timerange: 00/06:45:01 to 00/06:46:09

Plot file version 178 created 04-APR-2022 10:36:25

J0244+6228 EM132A.UVDATA.1

Freq = 22.1080 GHz, Bw = 16.000 MH

No calibration applied and no bandpass applied



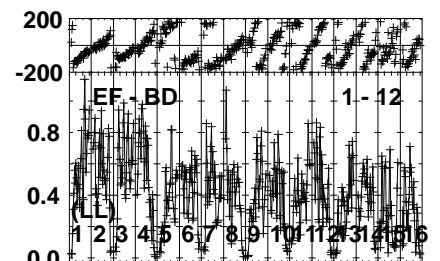
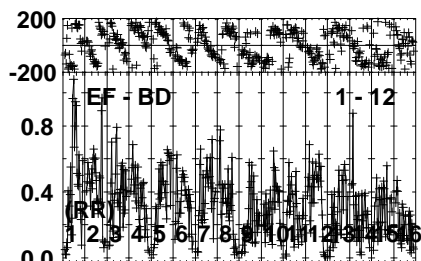
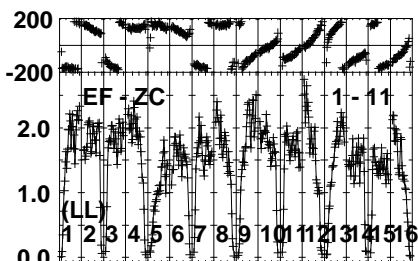
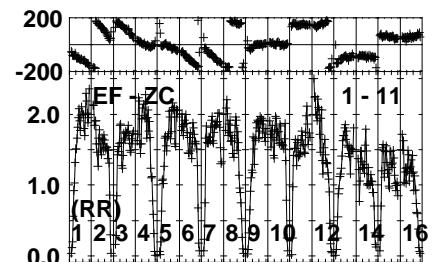
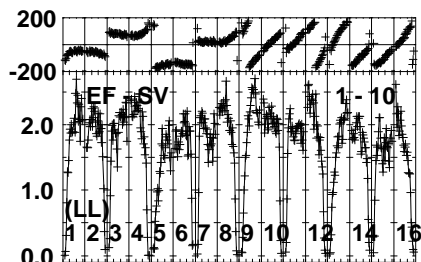
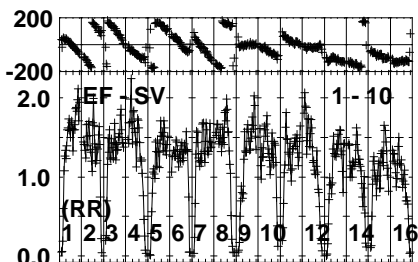
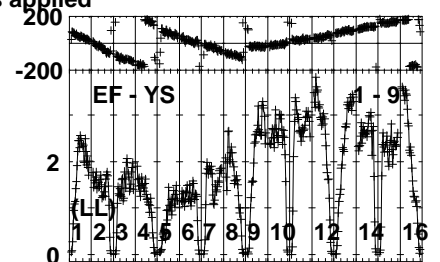
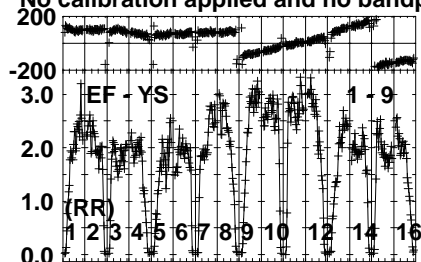
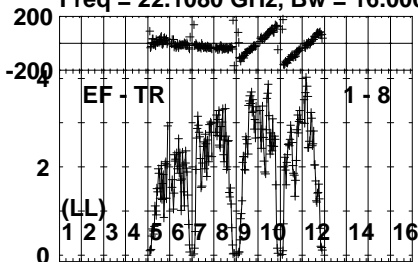
Lower frame: Micro Ampl Jy Top frame: Phas deg
Vector averaged cross-power spectrum Several baselines displayed
Timerange: 00/06:46:11 to 00/06:47:09

Plot file version 179 created 04-APR-2022 10:36:25

J0244+6228 EM132A.UVDATA.1

Freq = 22.1080 GHz, Bw = 16.000 MH

No calibration applied and no bandpass applied



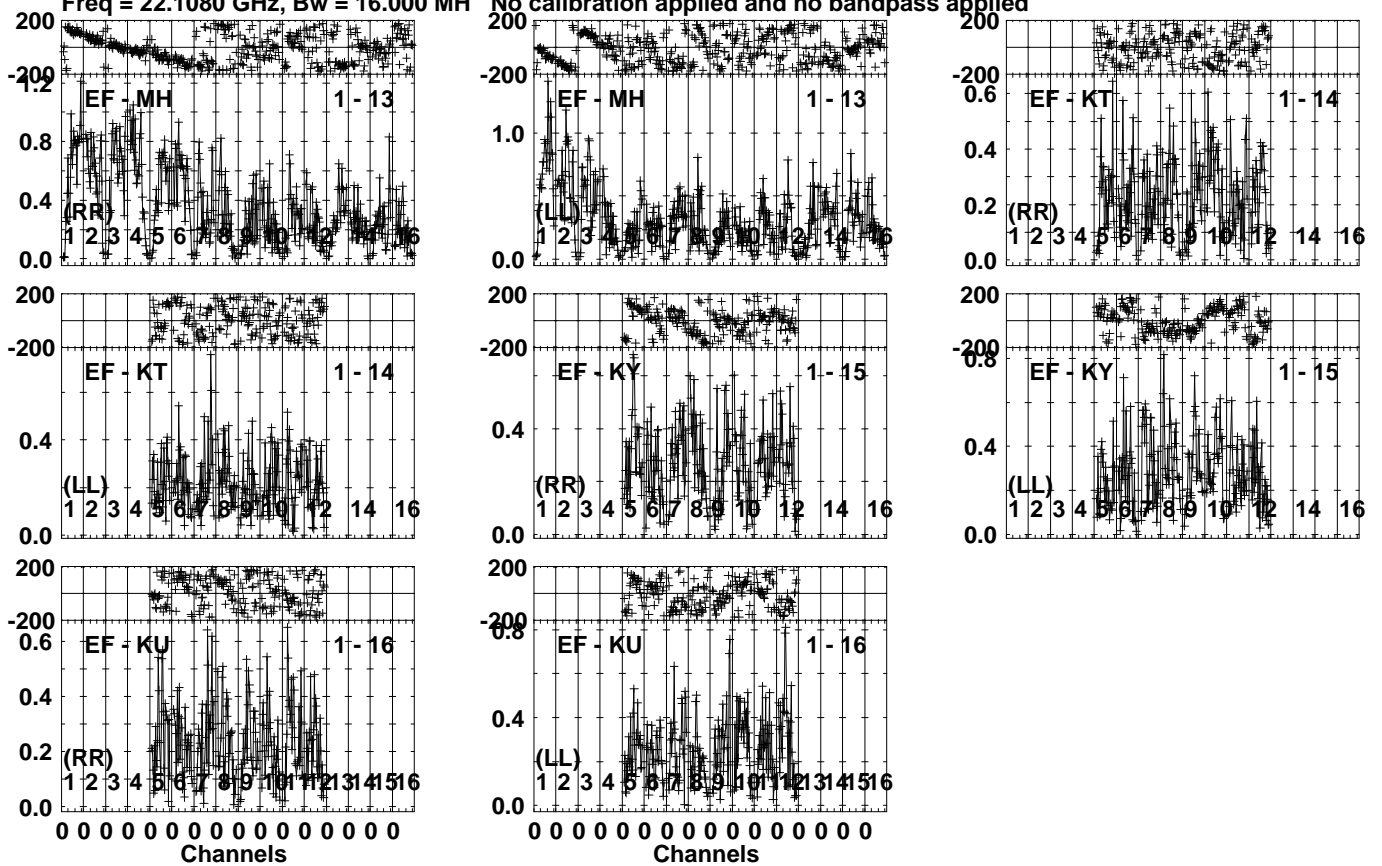
Lower frame: Milli Ampl Jy Top frame: Phas deg
Vector averaged cross-power spectrum Several baselines displayed
Timerange: 00/06:46:11 to 00/06:47:09

Plot file version 180 created 04-APR-2022 10:36:25

J0244+6228 EM132A.UVDATA.1

Freq = 22.1080 GHz, Bw = 16.000 MH

No calibration applied and no bandpass applied



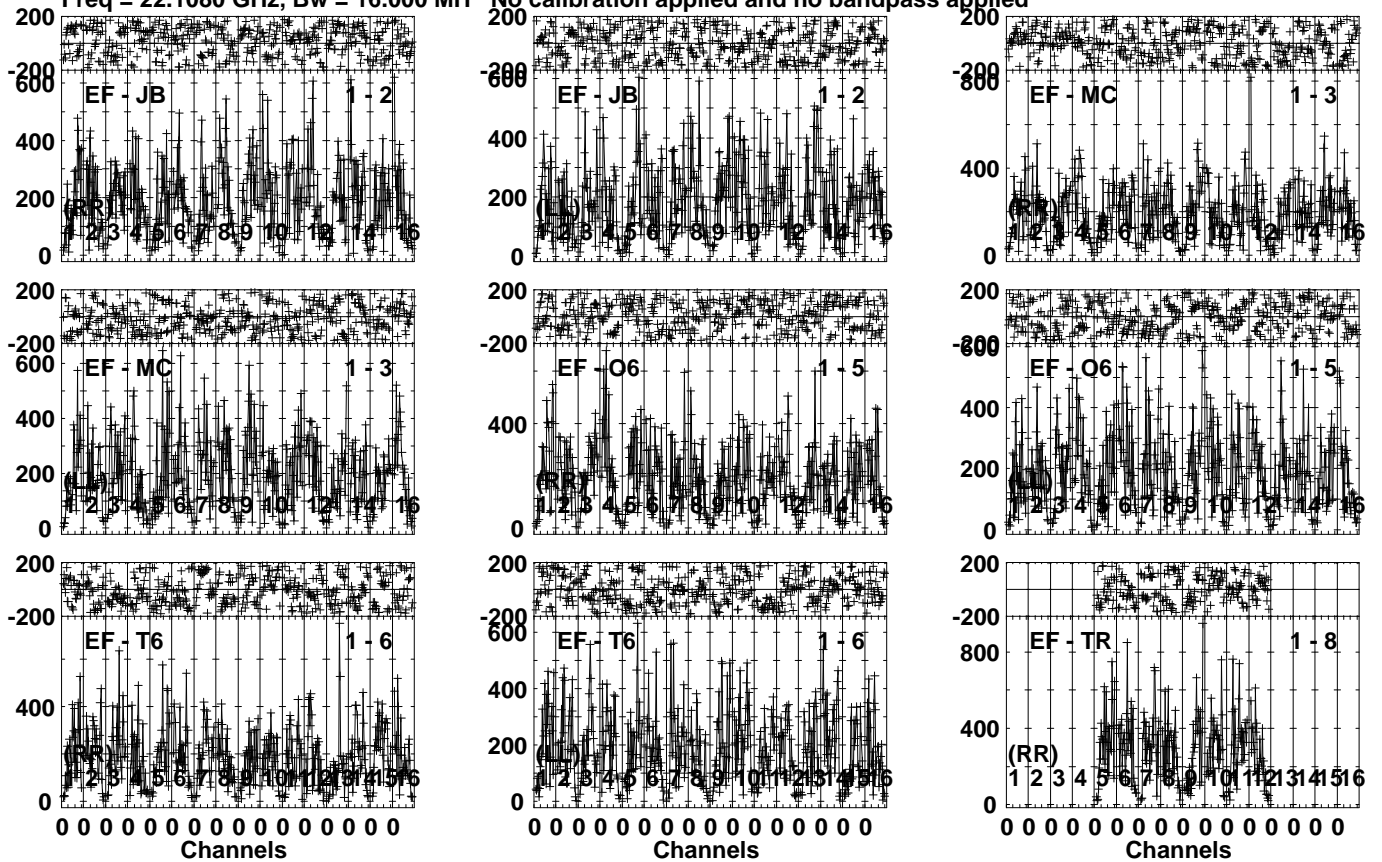
Lower frame: Milli Ampl Jy Top frame: Phas deg
Vector averaged cross-power spectrum Several baselines displayed
Timerange: 00/06:46:11 to 00/06:47:09

Plot file version 181 created 04-APR-2022 10:36:25

LSI61303 EM132A.UVDATA.1

Freq = 22.1080 GHz, Bw = 16.000 MH

No calibration applied and no bandpass applied



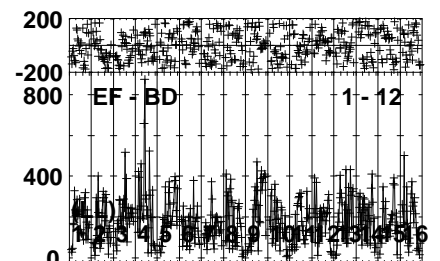
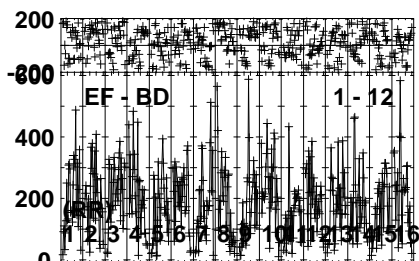
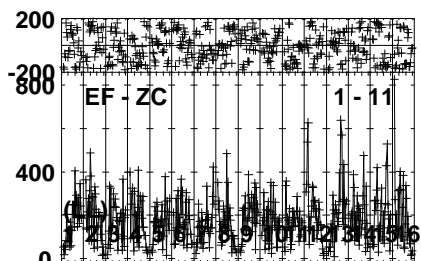
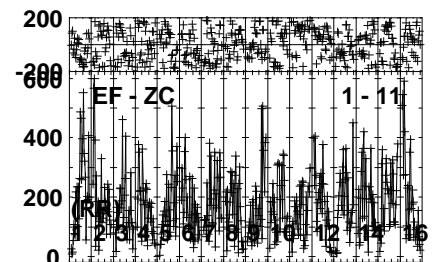
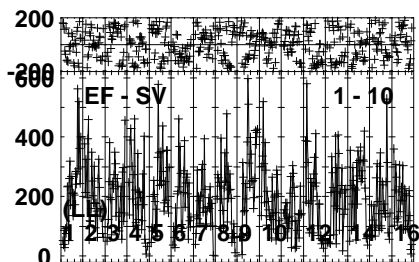
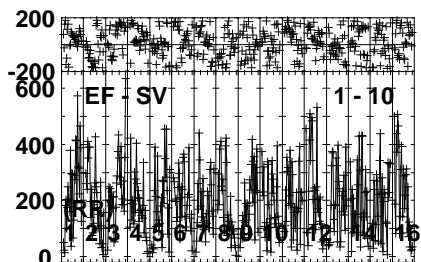
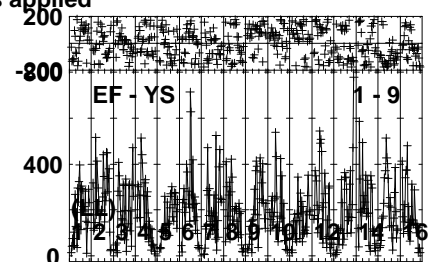
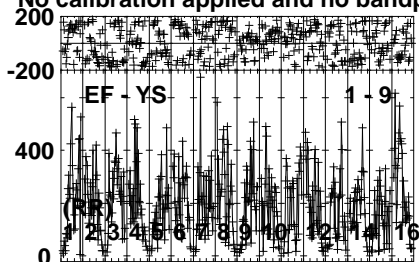
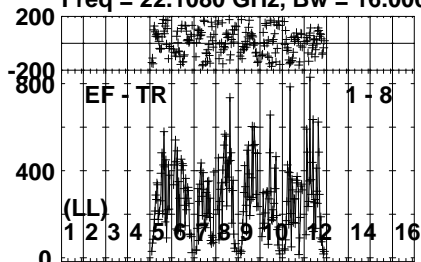
Lower frame: Micro Ampl Jy Top frame: Phas deg
Vector averaged cross-power spectrum Several baselines displayed
Timerange: 00/06:47:11 to 00/06:48:19

Plot file version 182 created 04-APR-2022 10:36:25

LSI61303 EM132A.UVDATA.1

Freq = 22.1080 GHz, Bw = 16.000 MH

No calibration applied and no bandpass applied



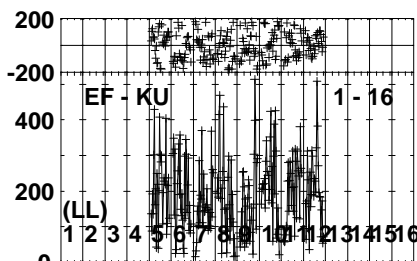
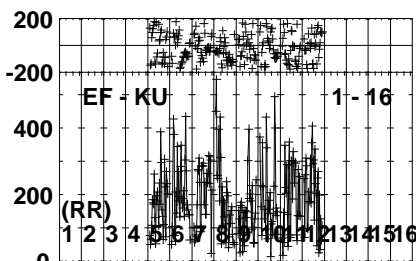
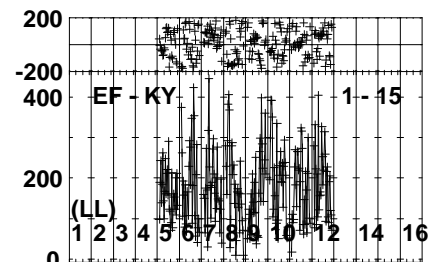
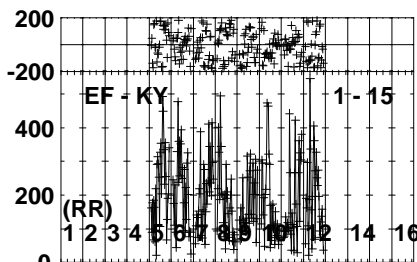
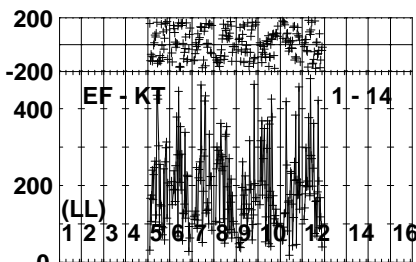
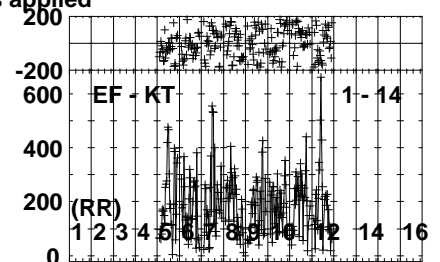
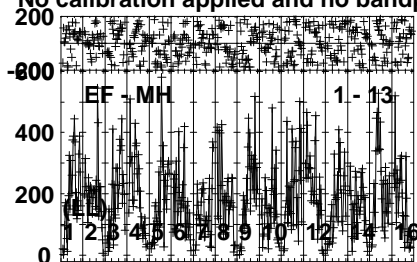
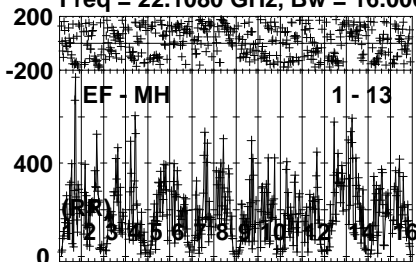
Lower frame: Micro Ampl Jy Top frame: Phas deg
Vector averaged cross-power spectrum Several baselines displayed
Timerange: 00/06:47:11 to 00/06:48:19

Plot file version 183 created 04-APR-2022 10:36:26

LSI61303 EM132A.UVDATA.1

Freq = 22.1080 GHz, Bw = 16.000 MH

No calibration applied and no bandpass applied



0 0 0 0 0 0 0 0 0 0 0 0 0 0 0 0

0 0 0 0 0 0 0 0 0 0 0 0 0 0 0 0

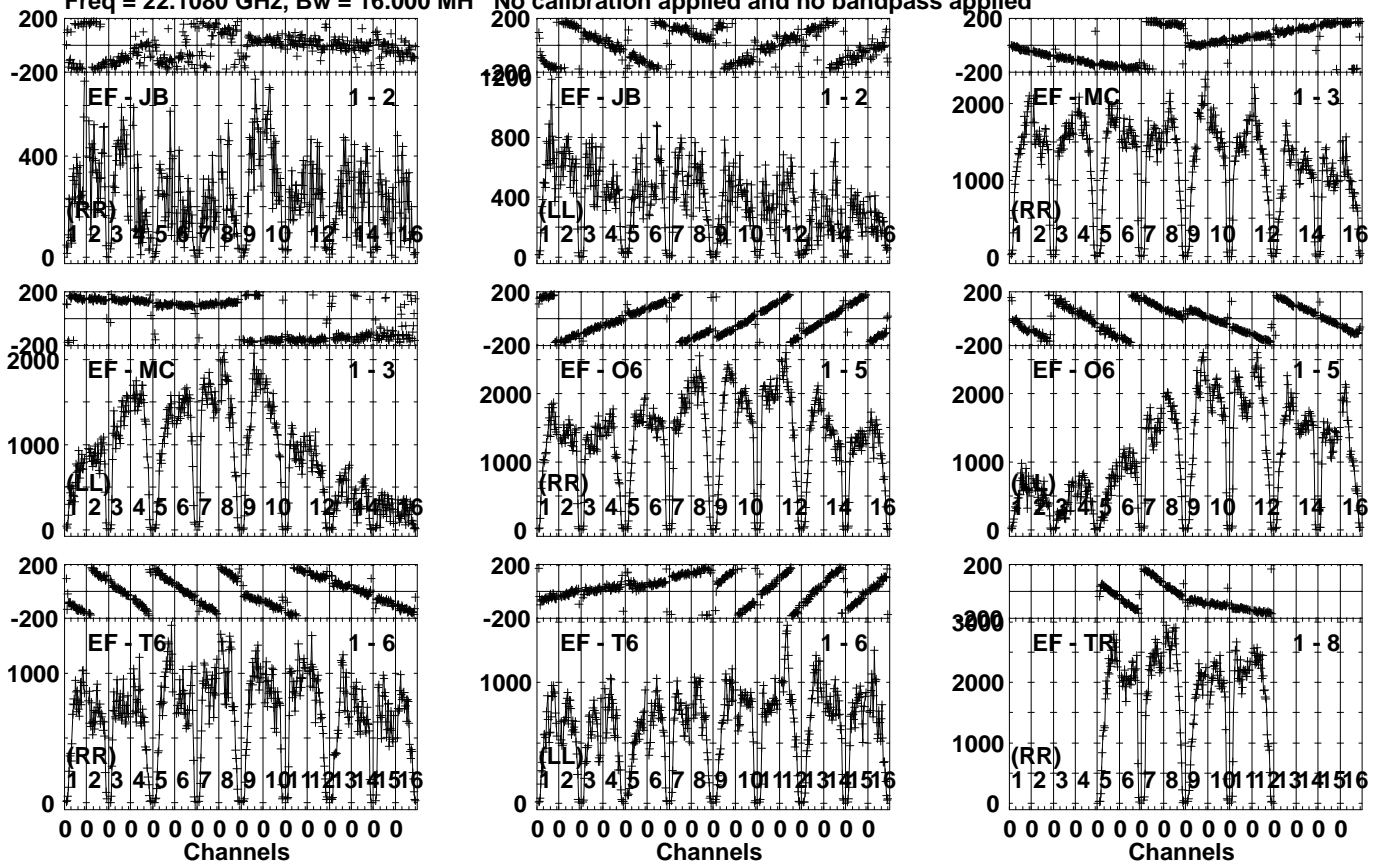
Lower frame: Micro Ampl Jy Top frame: Phas deg
Vector averaged cross-power spectrum Several baselines displayed
Timerange: 00/06:47:11 to 00/06:48:19

Plot file version 184 created 04-APR-2022 10:36:26

J0244+6228 EM132A.UVDATA.1

Freq = 22.1080 GHz, Bw = 16.000 MH

No calibration applied and no bandpass applied



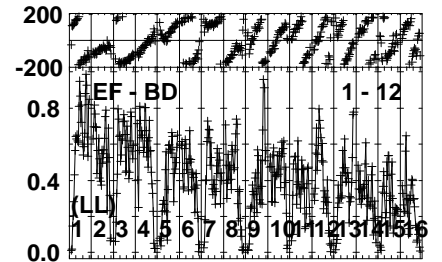
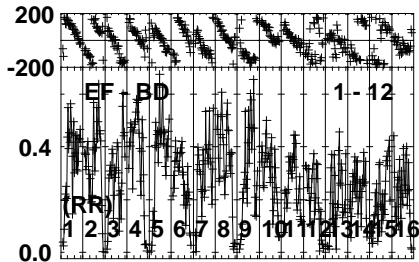
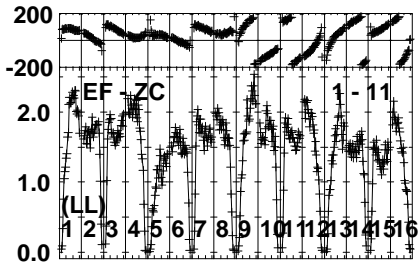
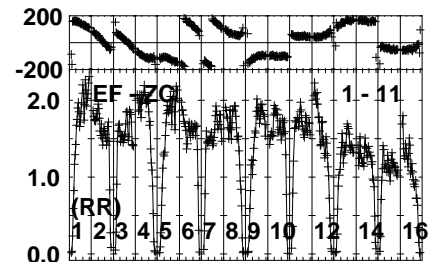
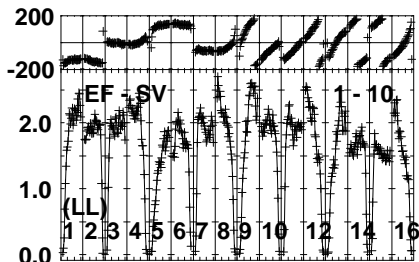
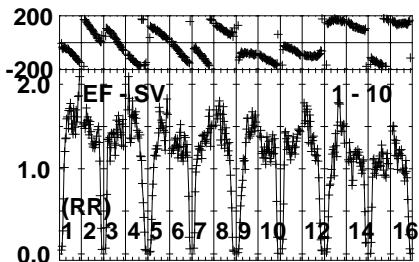
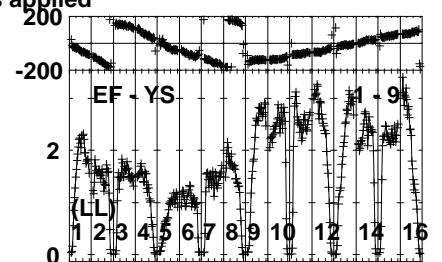
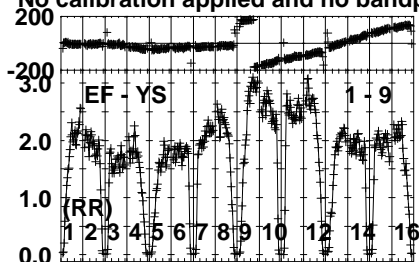
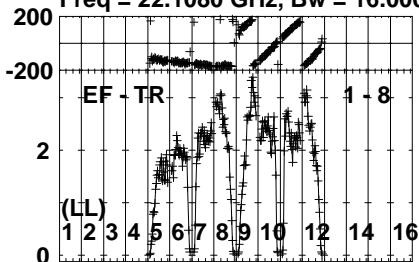
Lower frame: Micro Ampl Jy Top frame: Phas deg
Vector averaged cross-power spectrum Several baselines displayed
Timerange: 00/06:48:51 to 00/06:49:49

Plot file version 185 created 04-APR-2022 10:36:26

J0244+6228 EM132A.UVDATA.1

Freq = 22.1080 GHz, Bw = 16.000 MH

No calibration applied and no bandpass applied



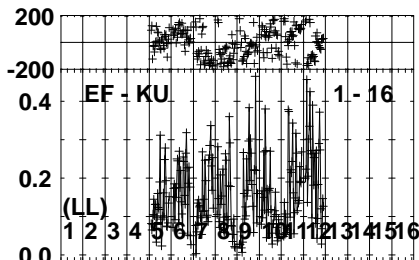
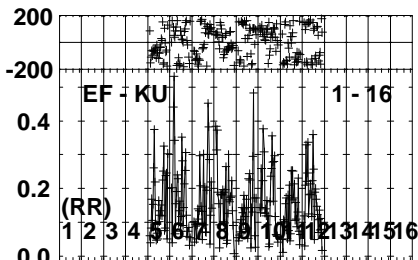
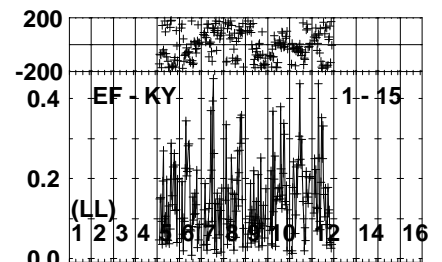
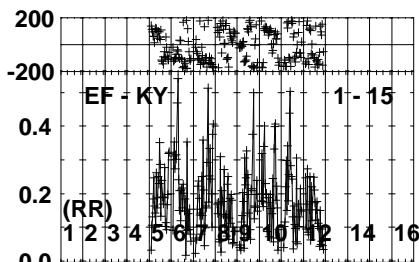
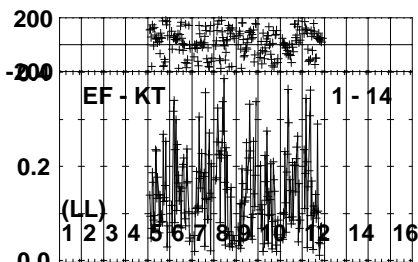
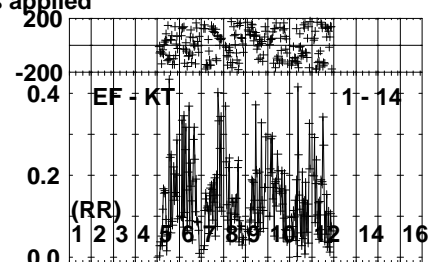
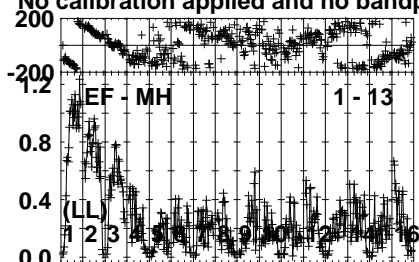
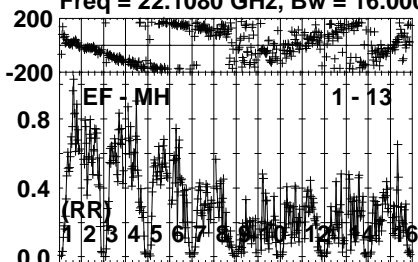
Lower frame: Milli Ampl Jy Top frame: Phas deg
Vector averaged cross-power spectrum Several baselines displayed
Timerange: 00/06:48:51 to 00/06:49:49

Plot file version 186 created 04-APR-2022 10:36:26

J0244+6228 EM132A.UVDATA.1

Freq = 22.1080 GHz, Bw = 16.000 MH

No calibration applied and no bandpass applied



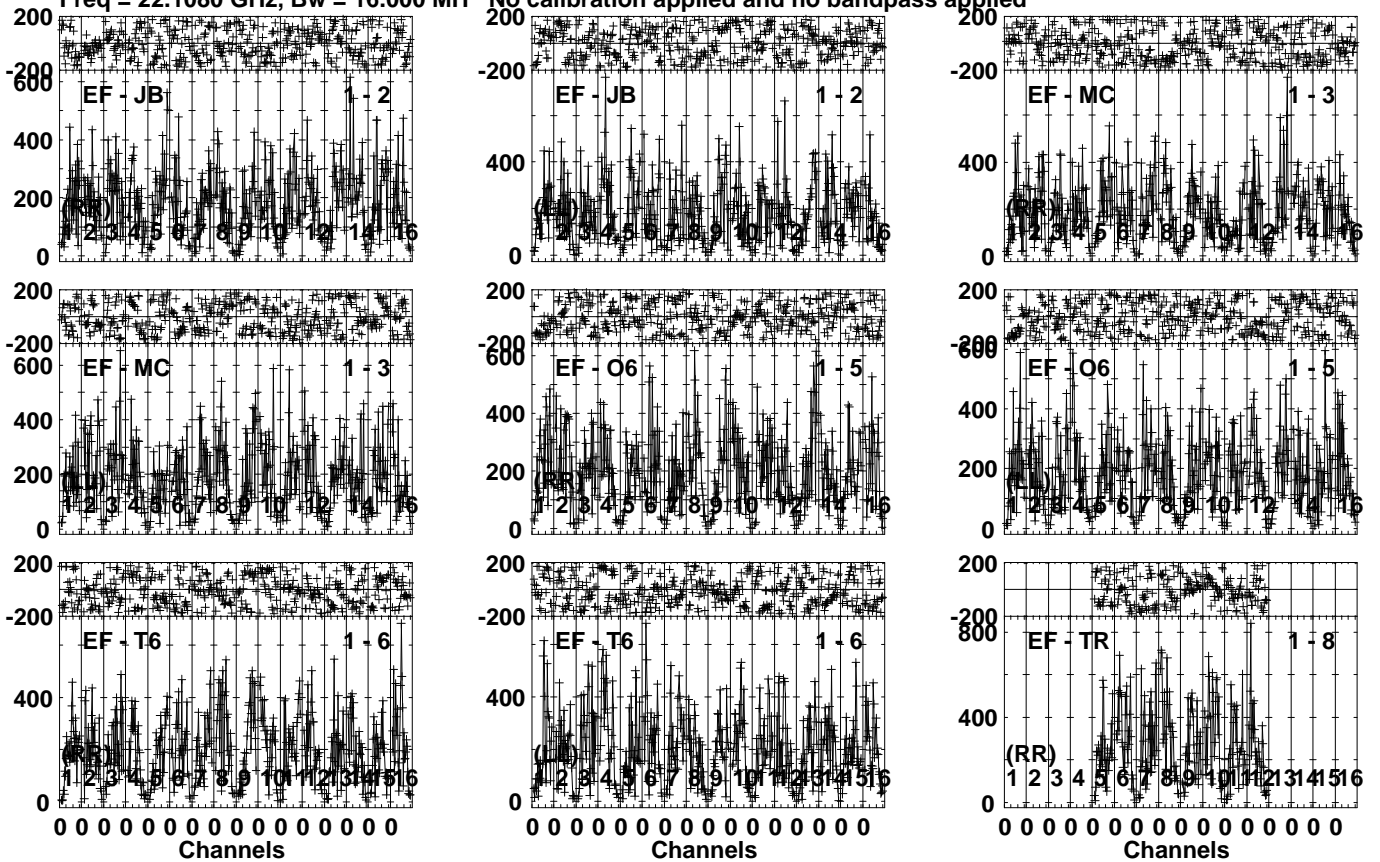
0 0 0 0 0 0 0 0 0 0 0 0 0 0 0 0
Channels
Lower frame: Milli Ampl Jy Top frame: Phas deg
Vector averaged cross-power spectrum Several baselines displayed
Timerange: 00/06:48:51 to 00/06:49:49

Plot file version 187 created 04-APR-2022 10:36:26

LSI61303 EM132A.UVDATA.1

Freq = 22.1080 GHz, Bw = 16.000 MH

No calibration applied and no bandpass applied



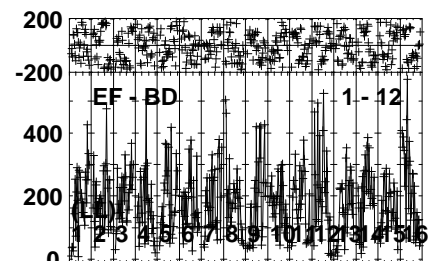
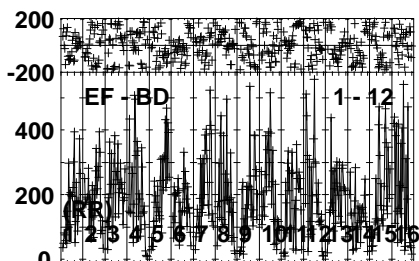
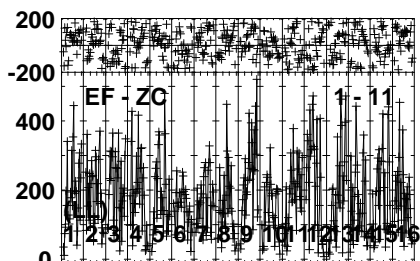
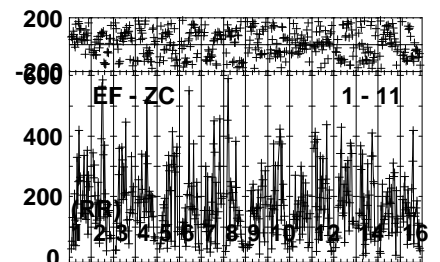
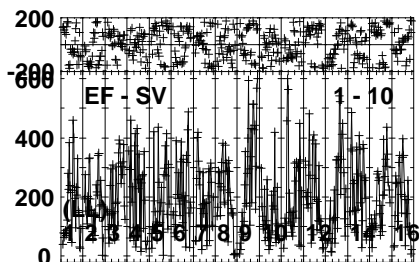
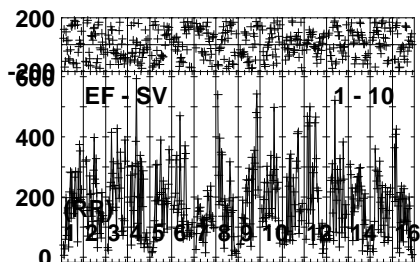
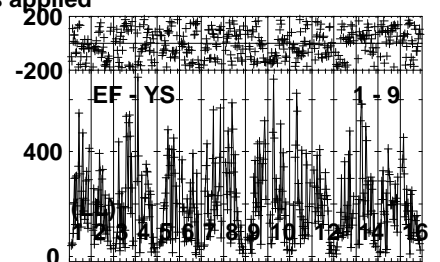
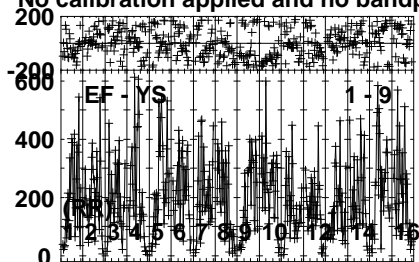
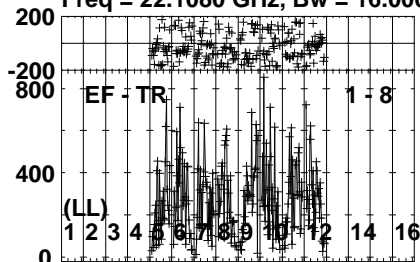
Lower frame: Micro Ampl Jy Top frame: Phas deg
Vector averaged cross-power spectrum Several baselines displayed
Timerange: 00/06:49:51 to 00/06:50:59

Plot file version 188 created 04-APR-2022 10:36:26

LSI61303 EM132A.UVDATA.1

Freq = 22.1080 GHz, Bw = 16.000 MH

No calibration applied and no bandpass applied



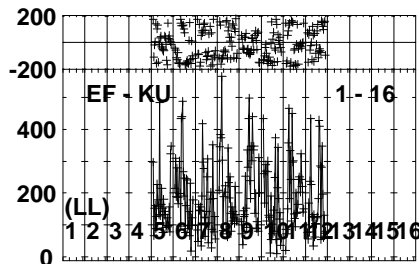
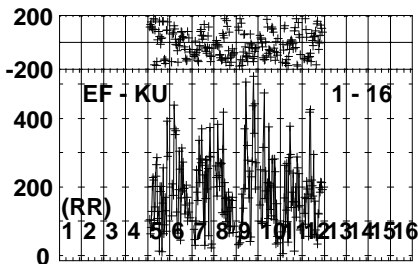
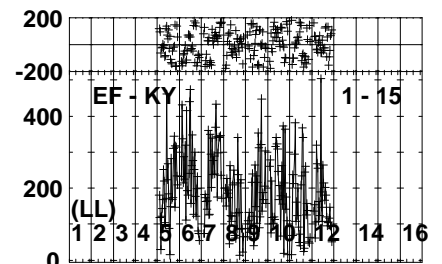
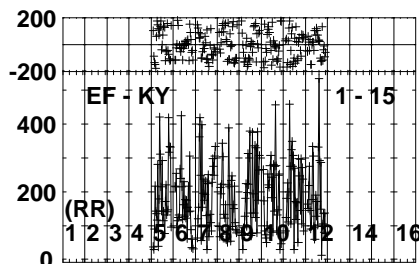
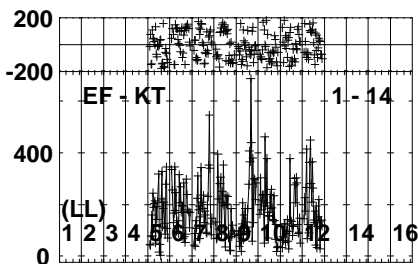
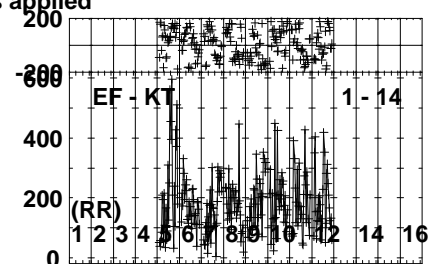
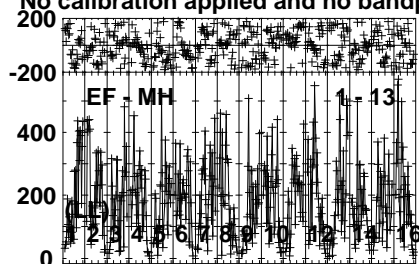
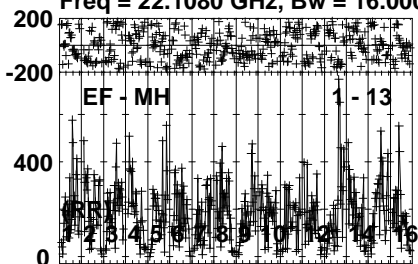
Lower frame: Micro Ampl Jy Top frame: Phas deg
Vector averaged cross-power spectrum Several baselines displayed
Timerange: 00/06:49:51 to 00/06:50:59

Plot file version 189 created 04-APR-2022 10:36:26

LSI61303 EM132A.UVDATA.1

Freq = 22.1080 GHz, Bw = 16.000 MH

No calibration applied and no bandpass applied



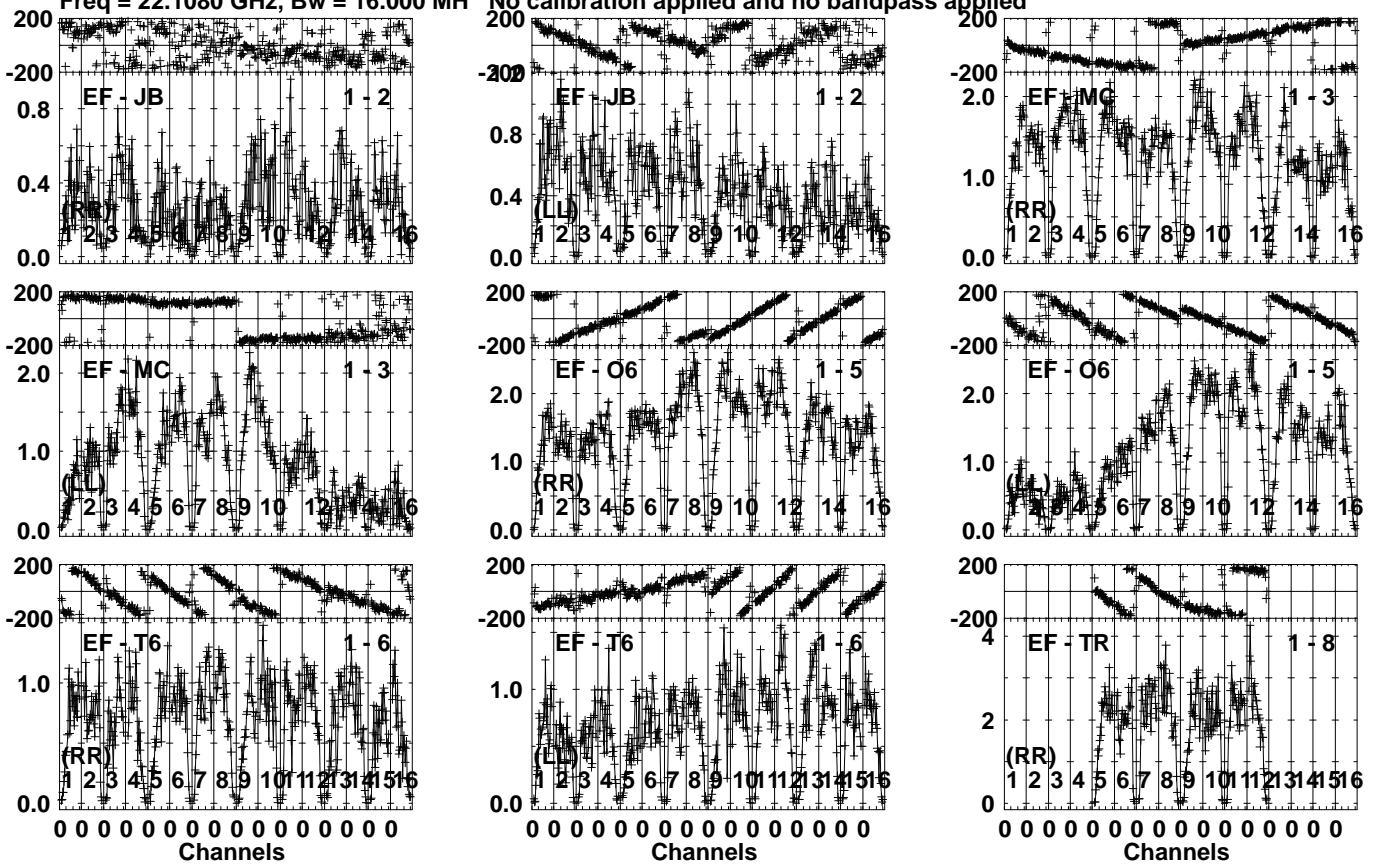
Lower frame: Micro Ampl Jy Top frame: Phas deg
Vector averaged cross-power spectrum Several baselines displayed
Timerange: 00/06:49:51 to 00/06:50:59

Plot file version 190 created 04-APR-2022 10:36:26

J0244+6228 EM132A.UVDATA.1

Freq = 22.1080 GHz, Bw = 16.000 MH

No calibration applied and no bandpass applied



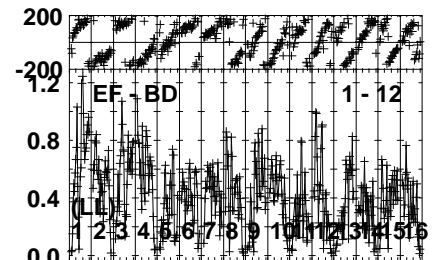
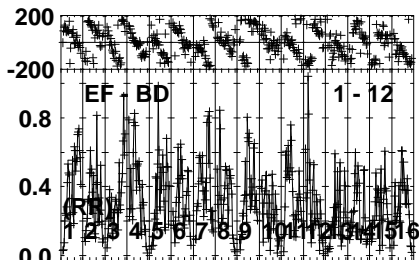
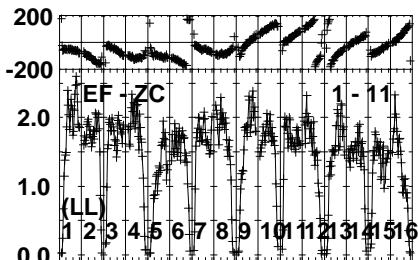
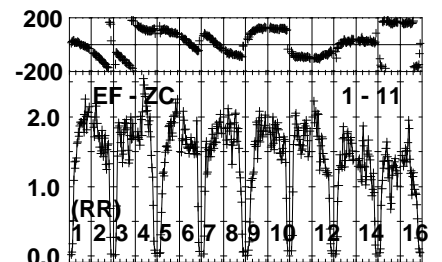
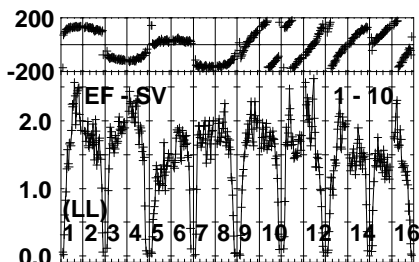
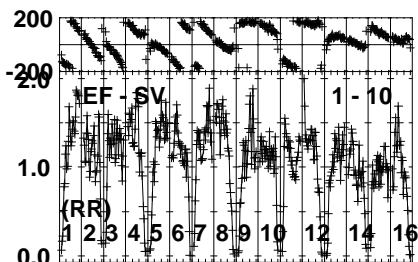
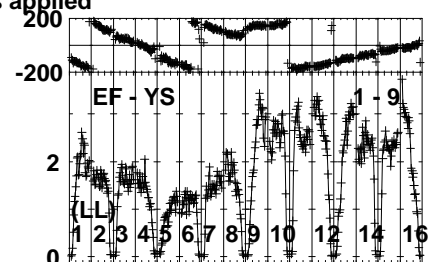
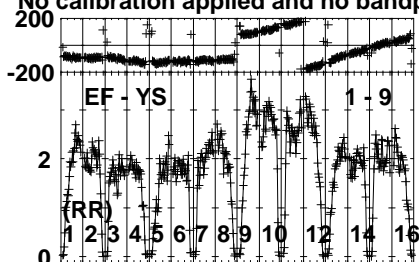
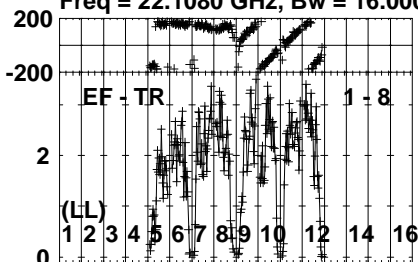
Lower frame: Milli Ampl Jy Top frame: Phas deg
Vector averaged cross-power spectrum Several baselines displayed
Timerange: 00/06:51:01 to 00/06:51:59

Plot file version 191 created 04-APR-2022 10:36:26

J0244+6228 EM132A.UVDATA.1

Freq = 22.1080 GHz, Bw = 16.000 MH

No calibration applied and no bandpass applied



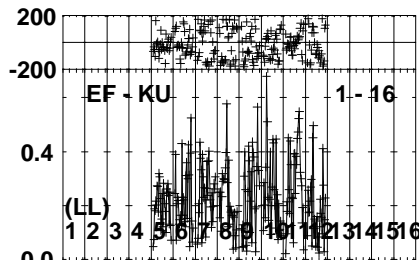
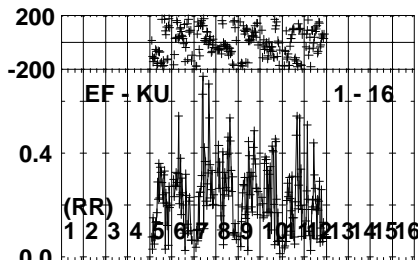
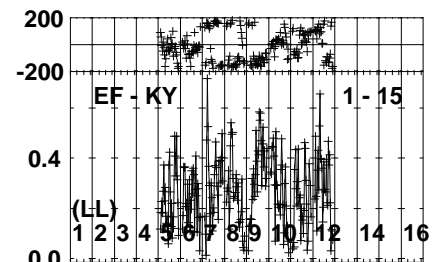
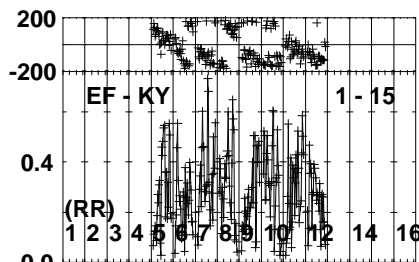
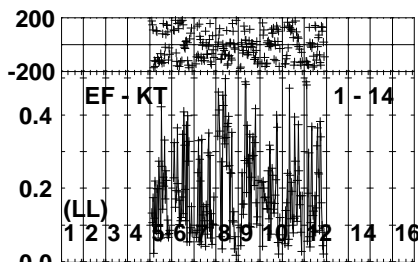
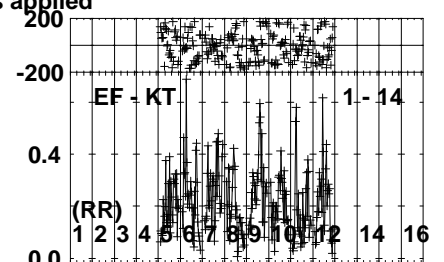
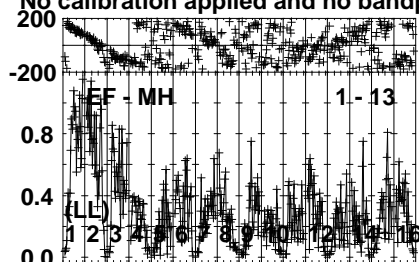
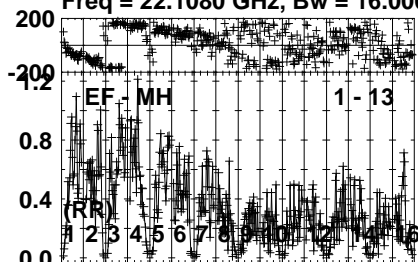
Lower frame: Milli Ampl Jy Top frame: Phas deg
Vector averaged cross-power spectrum Several baselines displayed
Timerange: 00/06:51:01 to 00/06:51:59

Plot file version 192 created 04-APR-2022 10:36:26

J0244+6228 EM132A.UVDATA.1

Freq = 22.1080 GHz, Bw = 16.000 MH

No calibration applied and no bandpass applied



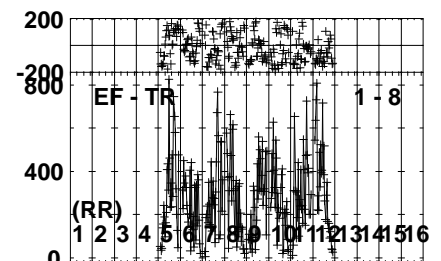
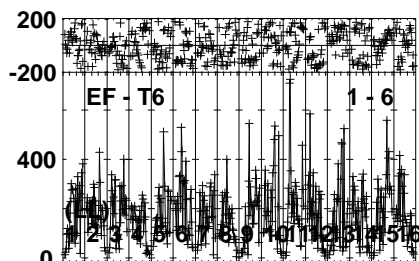
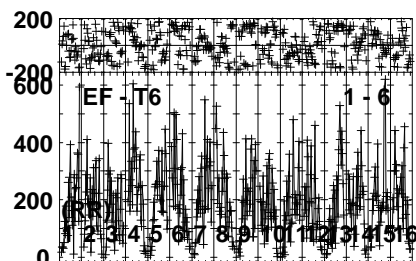
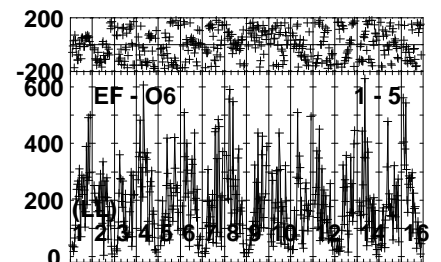
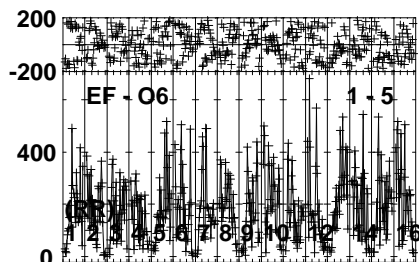
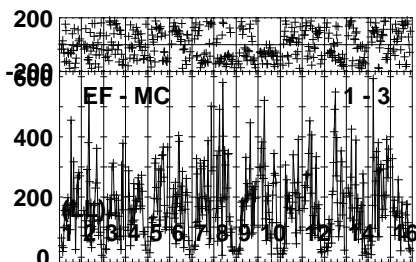
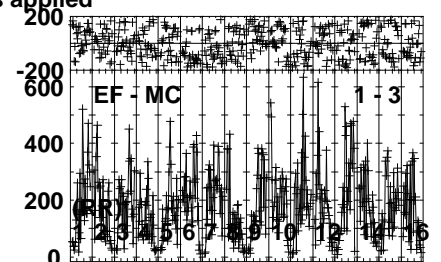
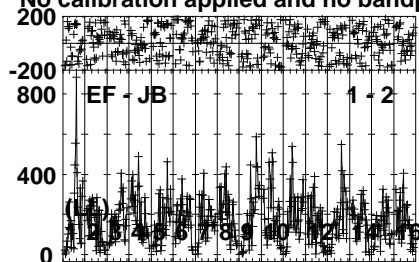
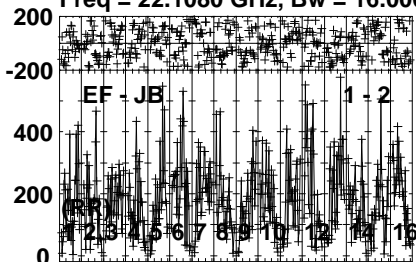
Lower frame: Milli Ampl Jy Top frame: Phas deg
Vector averaged cross-power spectrum Several baselines displayed
Timerange: 00/06:51:01 to 00/06:51:59

Plot file version 193 created 04-APR-2022 10:36:26

LSI61303 EM132A.UVDATA.1

Freq = 22.1080 GHz, Bw = 16.000 MH

No calibration applied and no bandpass applied



0 0 0 0 0 0 0 0 0 0 0 0 0 0 0 0

Lower frame: Micro Ampl Jy Top frame: Phas deg

Vector averaged cross-power spectrum Several baselines displayed

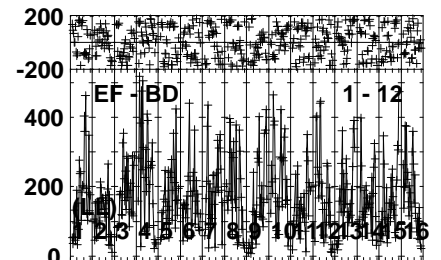
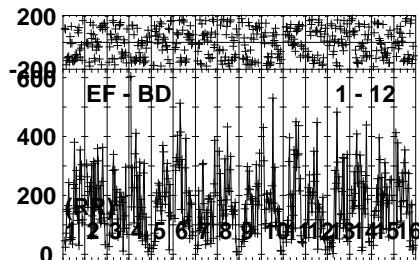
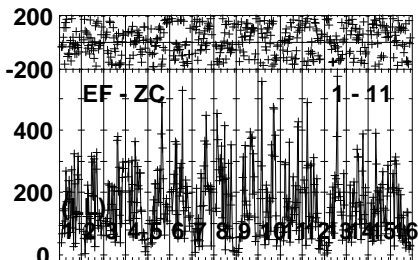
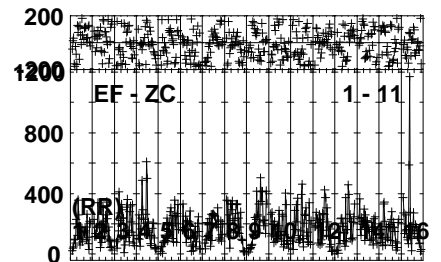
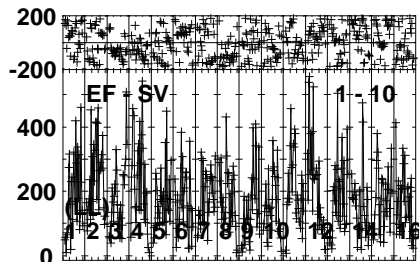
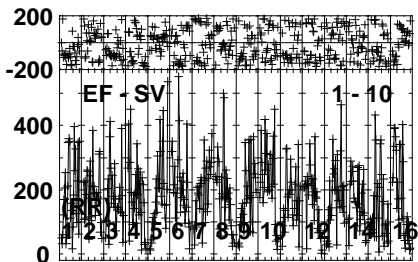
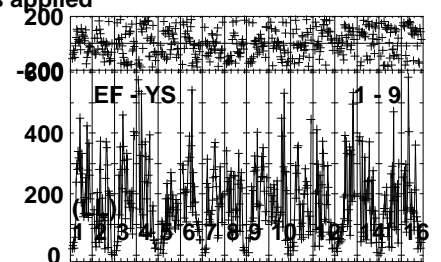
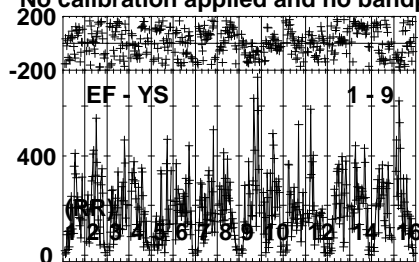
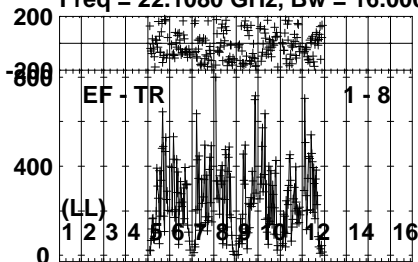
Timerange: 00/06:52:01 to 00/06:53:09

Plot file version 194 created 04-APR-2022 10:36:27

LSI61303 EM132A.UVDATA.1

Freq = 22.1080 GHz, Bw = 16.000 MH

No calibration applied and no bandpass applied



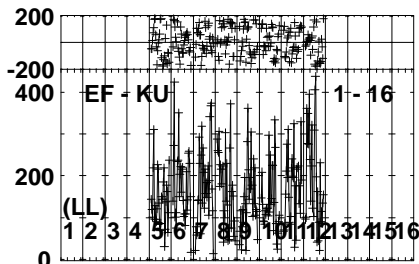
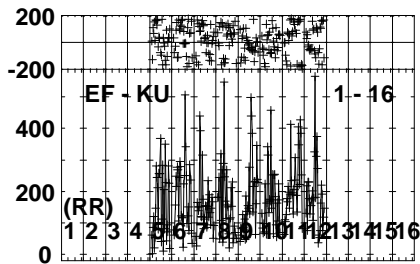
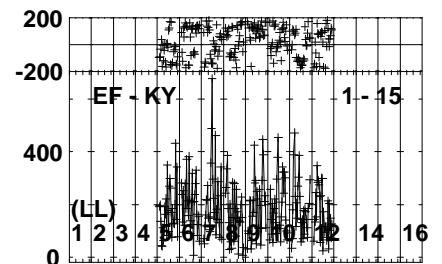
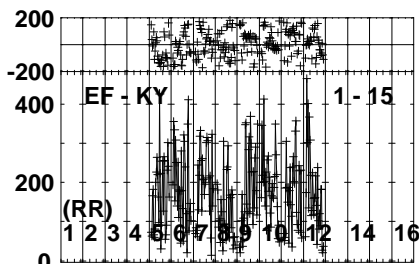
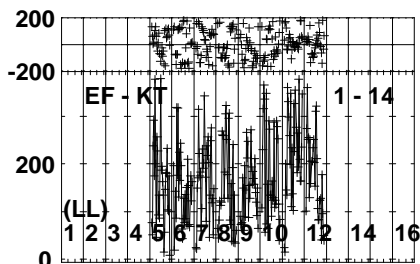
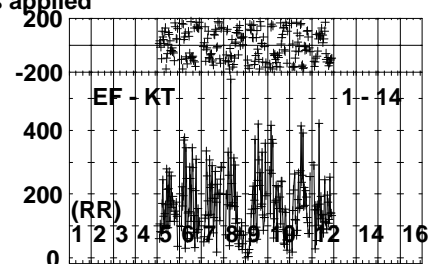
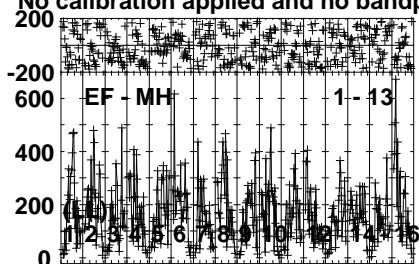
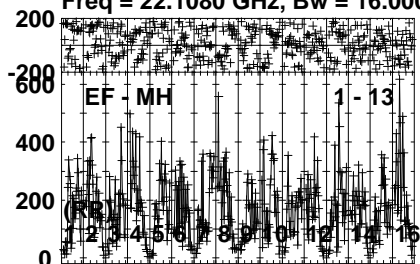
Lower frame: Micro Ampl Jy Top frame: Phas deg
Vector averaged cross-power spectrum Several baselines displayed
Timerange: 00/06:52:01 to 00/06:53:09

Plot file version 195 created 04-APR-2022 10:36:27

LSI61303 EM132A.UVDATA.1

Freq = 22.1080 GHz, Bw = 16.000 MH

No calibration applied and no bandpass applied



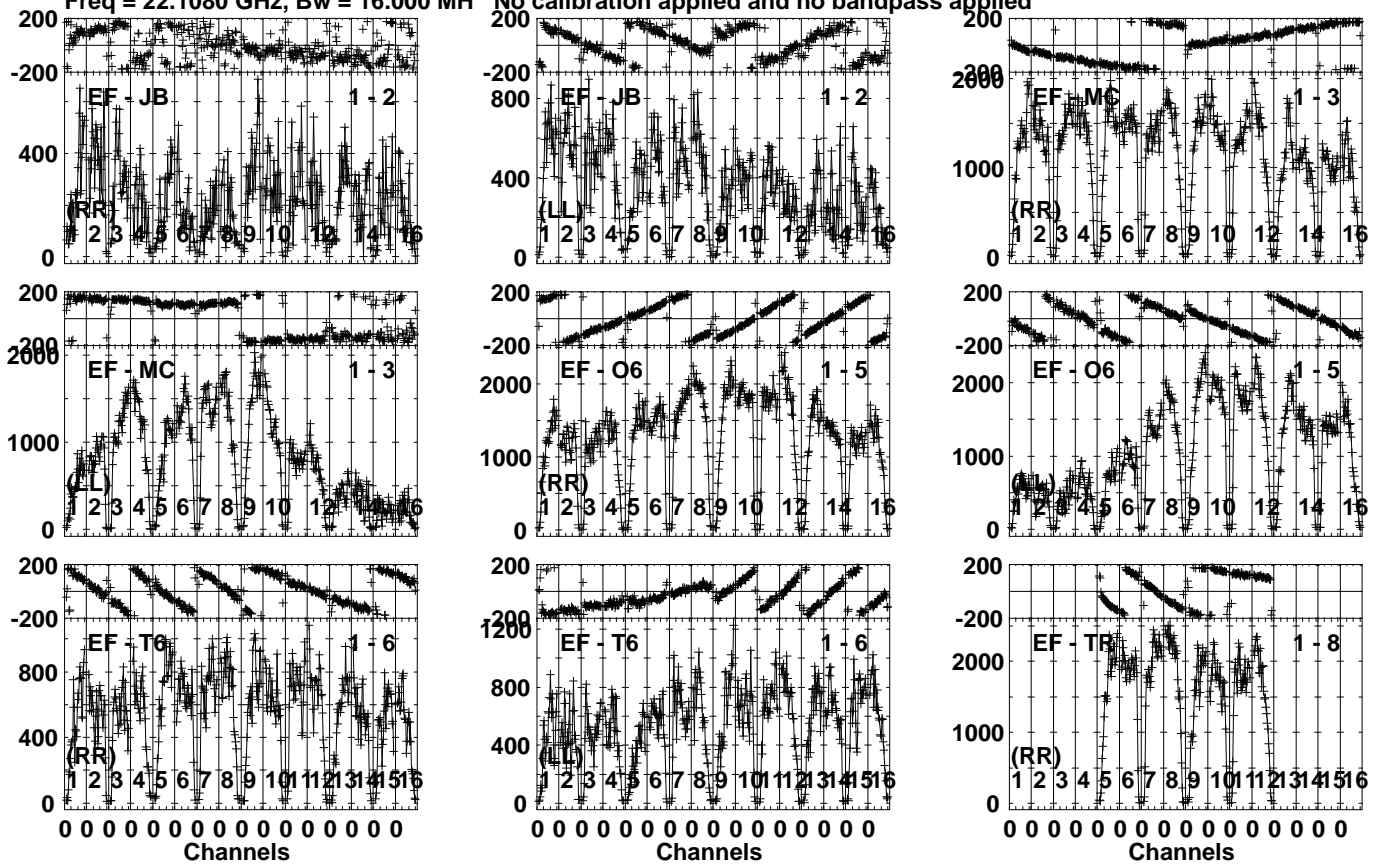
Lower frame: Micro Ampl Jy Top frame: Phas deg
Vector averaged cross-power spectrum Several baselines displayed
Timerange: 00/06:52:01 to 00/06:53:09

Plot file version 196 created 04-APR-2022 10:36:27

J0244+6228 EM132A.UVDATA.1

Freq = 22.1080 GHz, Bw = 16.000 MH

No calibration applied and no bandpass applied



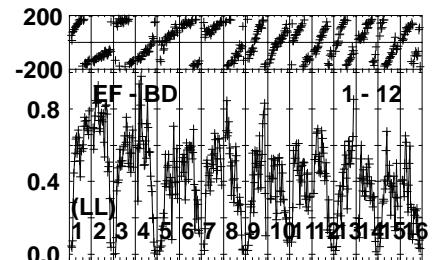
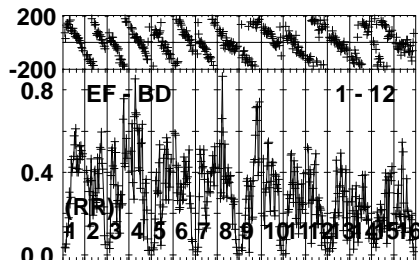
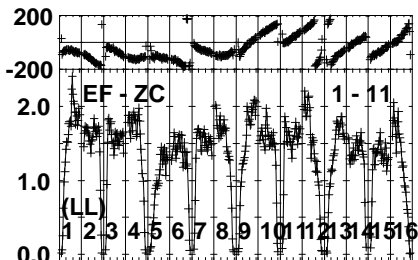
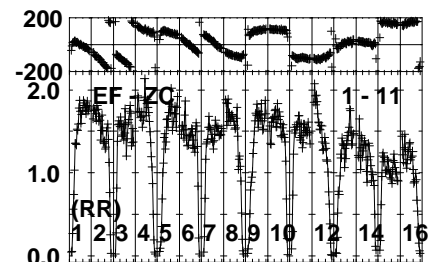
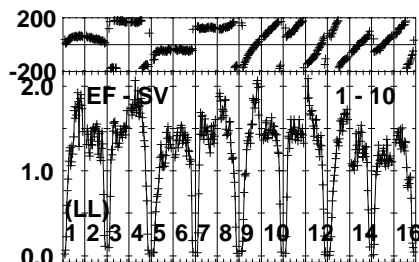
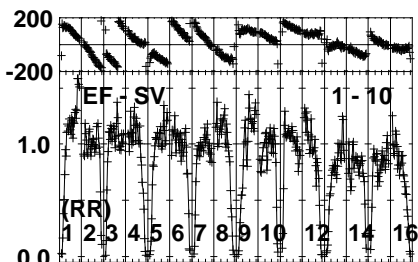
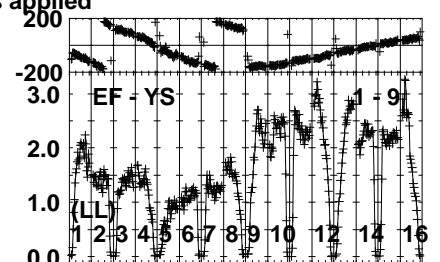
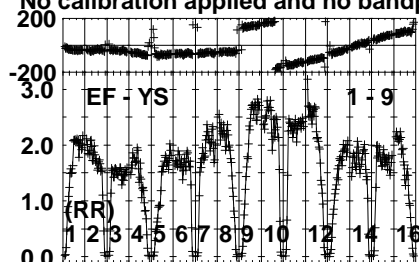
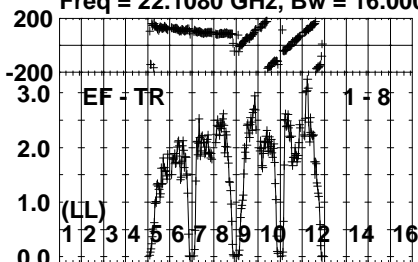
Lower frame: Micro Ampl Jy Top frame: Phas deg
Vector averaged cross-power spectrum Several baselines displayed
Timerange: 00/06:53:41 to 00/06:54:39

Plot file version 197 created 04-APR-2022 10:36:27

J0244+6228 EM132A.UVDATA.1

Freq = 22.1080 GHz, Bw = 16.000 MH

No calibration applied and no bandpass applied



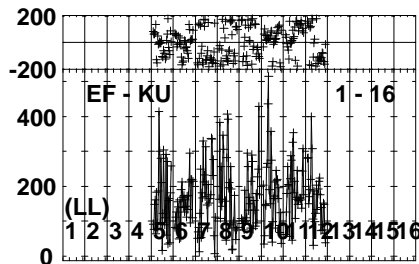
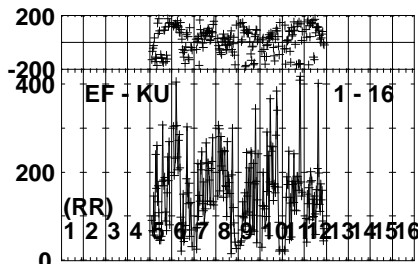
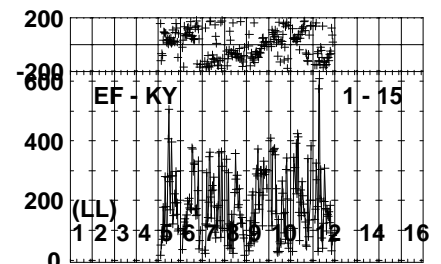
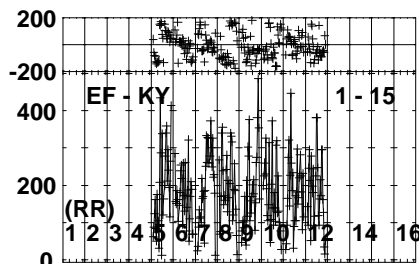
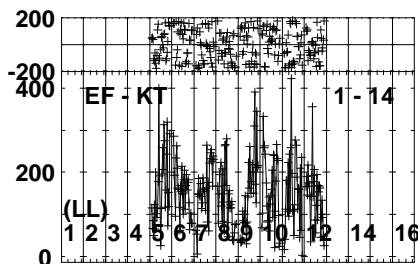
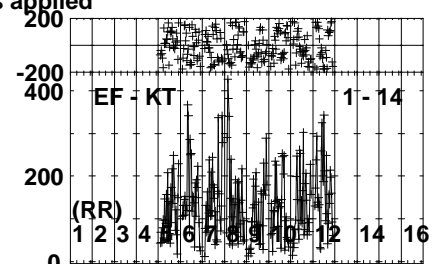
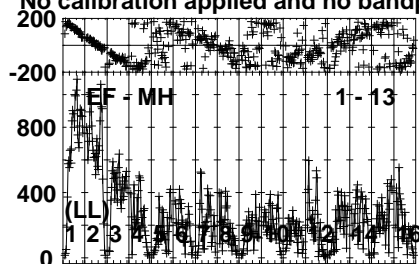
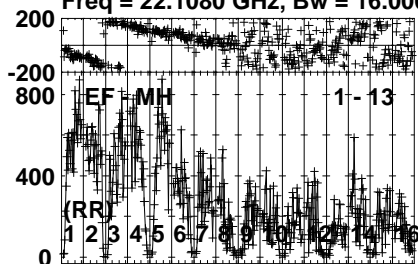
Lower frame: Milli Ampl Jy Top frame: Phas deg
Vector averaged cross-power spectrum Several baselines displayed
Timerange: 00/06:53:41 to 00/06:54:39

Plot file version 198 created 04-APR-2022 10:36:27

J0244+6228 EM132A.UVDATA.1

Freq = 22.1080 GHz, Bw = 16.000 MH

No calibration applied and no bandpass applied



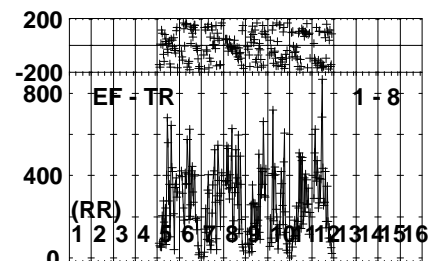
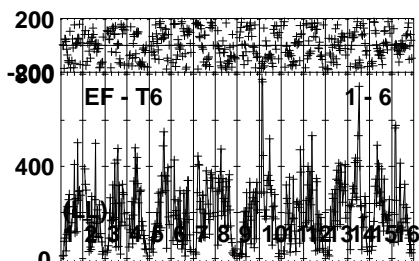
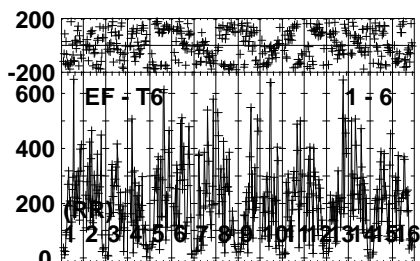
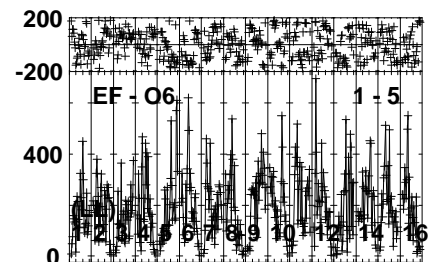
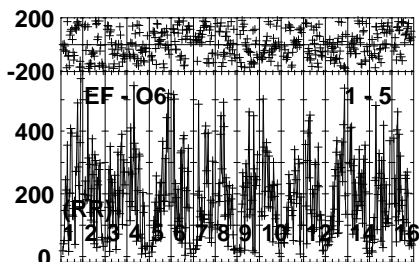
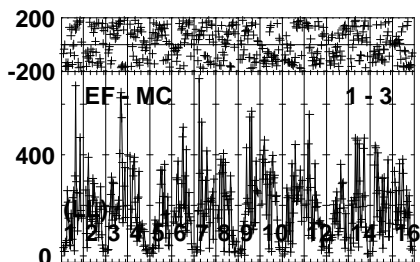
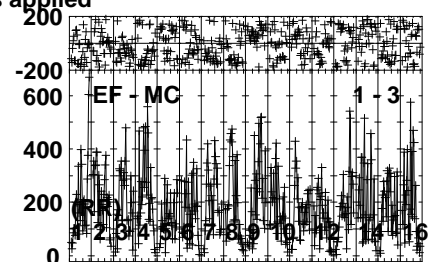
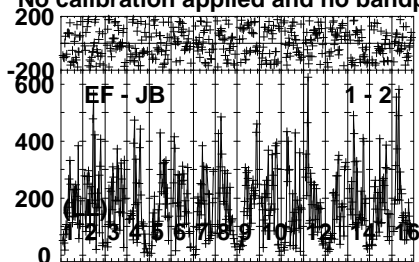
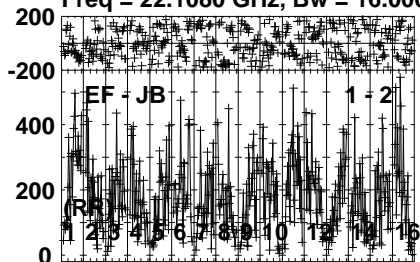
Lower frame: Micro Ampl Jy Top frame: Phas deg
Vector averaged cross-power spectrum Several baselines displayed
Timerange: 00/06:53:41 to 00/06:54:39

Plot file version 199 created 04-APR-2022 10:36:27

LSI61303 EM132A.UVDATA.1

Freq = 22.1080 GHz, Bw = 16.000 MH

No calibration applied and no bandpass applied



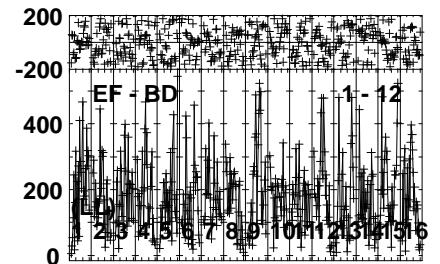
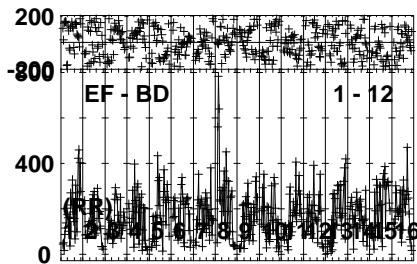
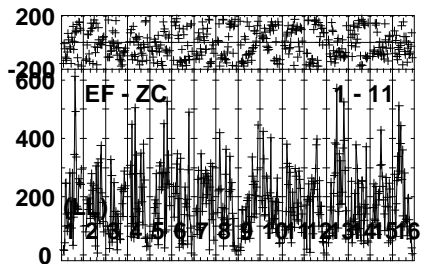
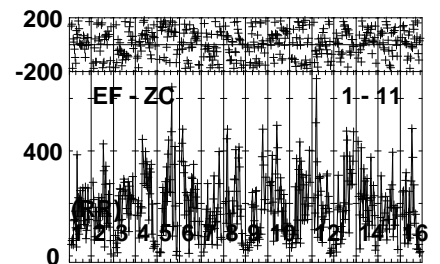
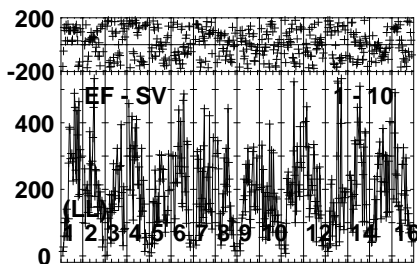
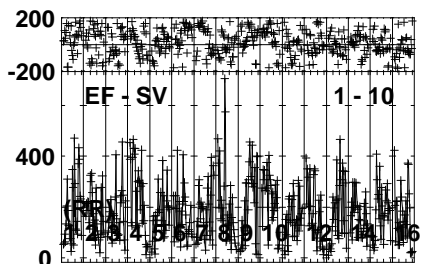
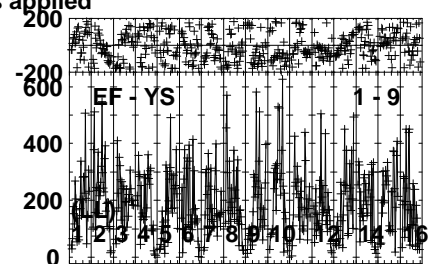
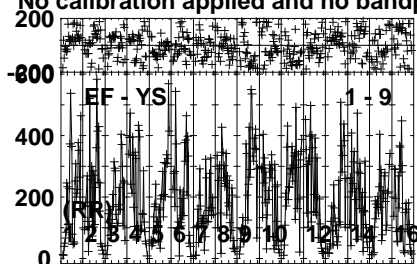
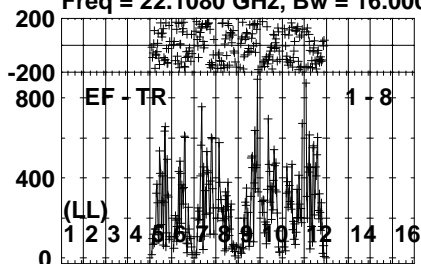
Lower frame: Micro Ampl Jy Top frame: Phas deg
Vector averaged cross-power spectrum Several baselines displayed
Timerange: 00/06:54:41 to 00/06:55:49

Plot file version 200 created 04-APR-2022 10:36:27

LSI61303 EM132A.UVDATA.1

Freq = 22.1080 GHz, Bw = 16.000 MH

No calibration applied and no bandpass applied



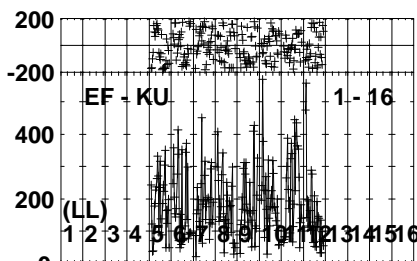
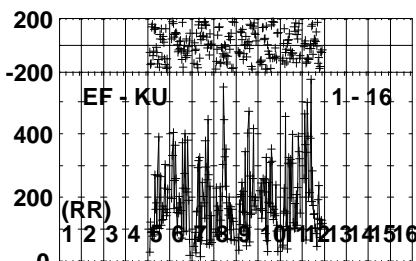
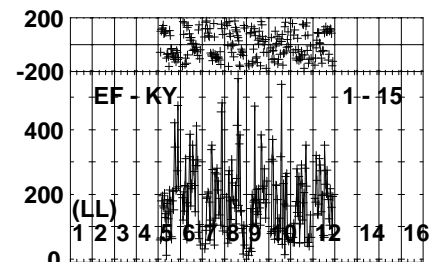
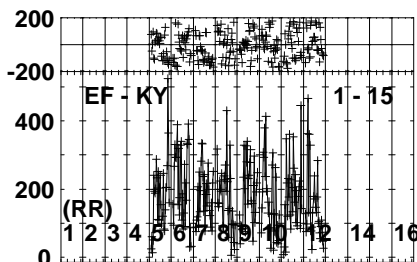
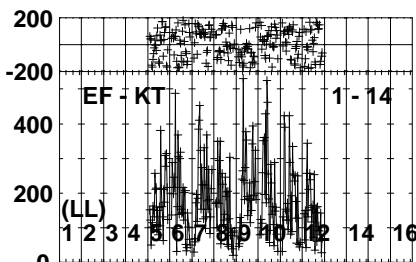
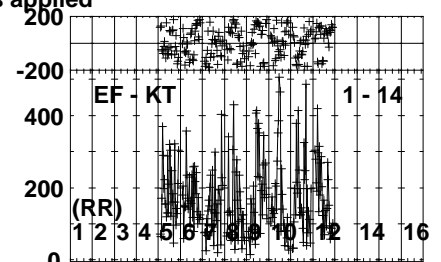
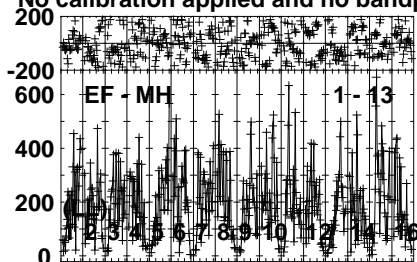
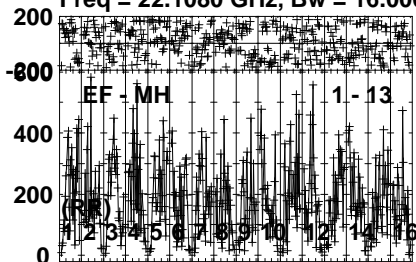
Lower frame: Micro Ampl Jy Top frame: Phas deg
Vector averaged cross-power spectrum Several baselines displayed
Timerange: 00/06:54:41 to 00/06:55:49

Plot file version 201 created 04-APR-2022 10:36:27

LSI61303 EM132A.UVDATA.1

Freq = 22.1080 GHz, Bw = 16.000 MH

No calibration applied and no bandpass applied



0 0 0 0 0 0 0 0 0 0 0 0 0 0 0 0
Channels

0 0 0 0 0 0 0 0 0 0 0 0 0 0 0 0
Channels

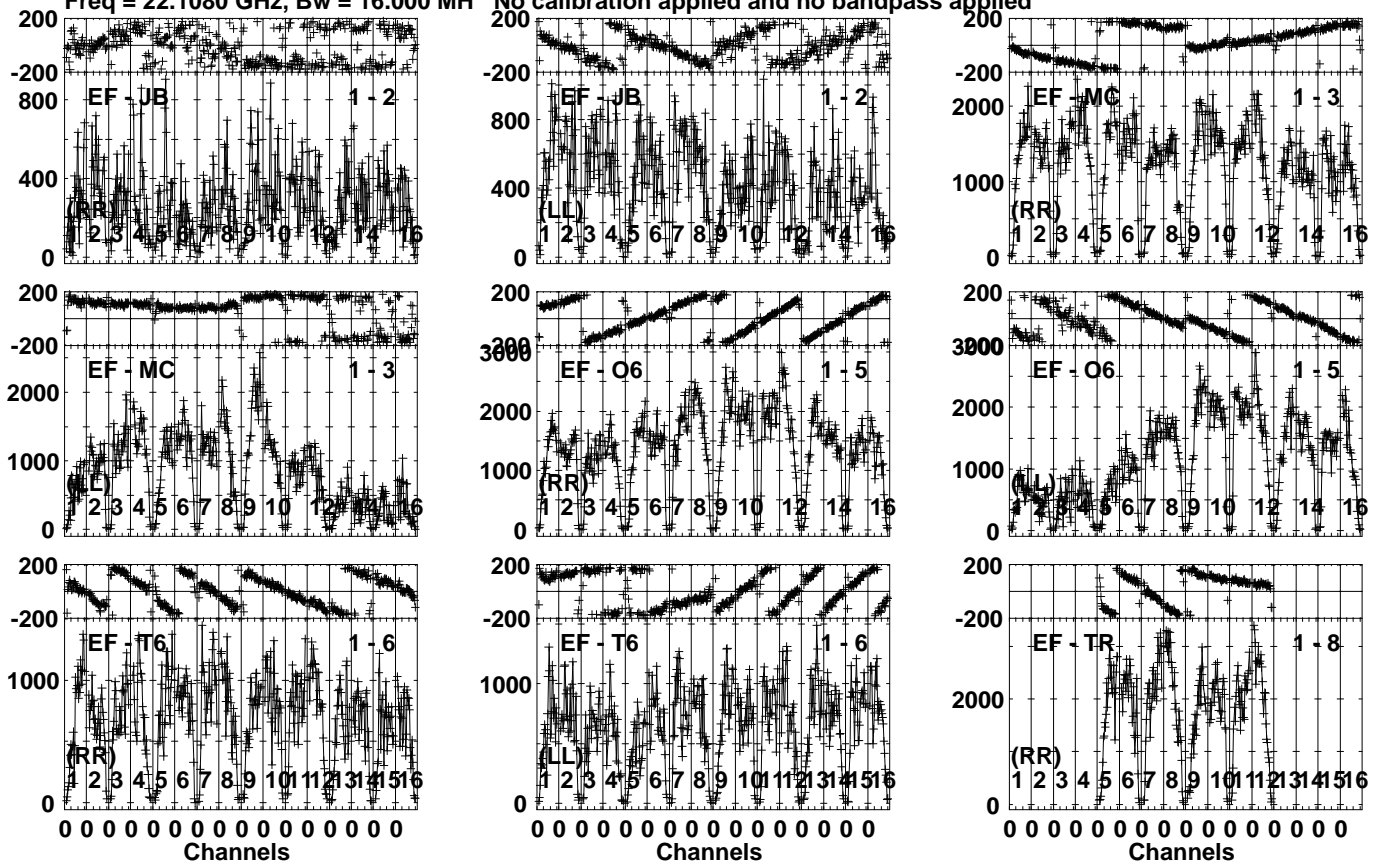
Lower frame: Micro Ampl Jy Top frame: Phas deg
Vector averaged cross-power spectrum Several baselines displayed
Timerange: 00/06:54:41 to 00/06:55:49

Plot file version 202 created 04-APR-2022 10:36:27

J0244+6228 EM132A.UVDATA.1

Freq = 22.1080 GHz, Bw = 16.000 MH

No calibration applied and no bandpass applied



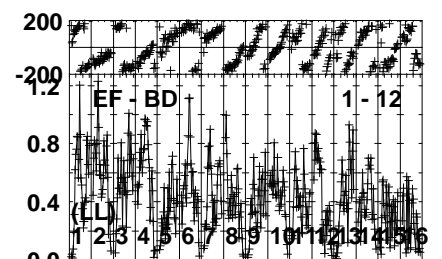
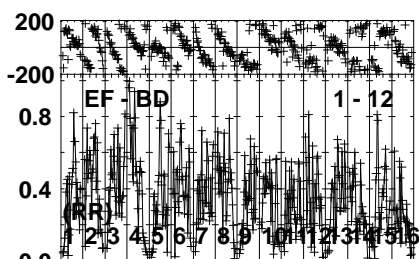
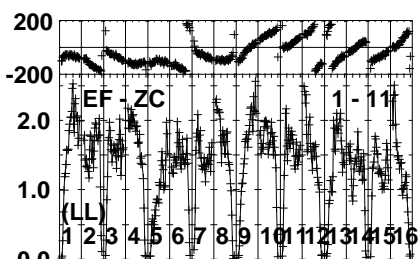
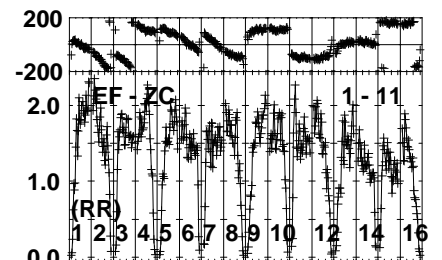
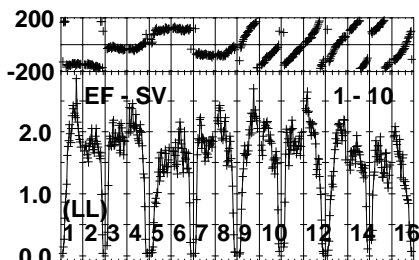
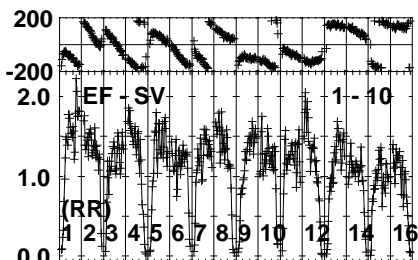
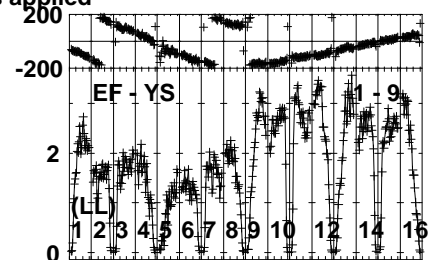
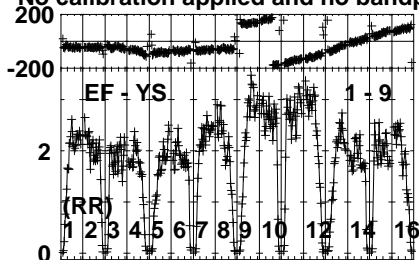
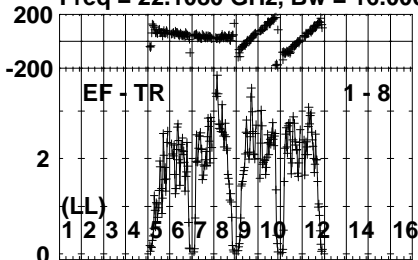
Lower frame: Micro Ampl Jy Top frame: Phas deg
Vector averaged cross-power spectrum Several baselines displayed
Timerange: 00/06:55:51 to 00/06:56:49

Plot file version 203 created 04-APR-2022 10:36:27

J0244+6228 EM132A.UVDATA.1

Freq = 22.1080 GHz, Bw = 16.000 MH

No calibration applied and no bandpass applied



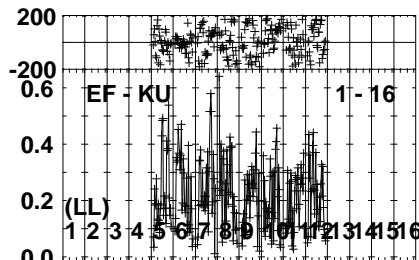
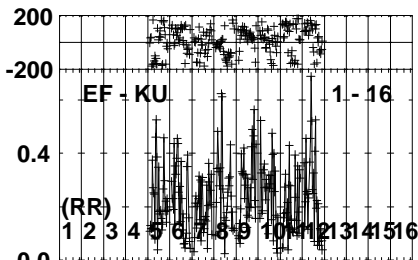
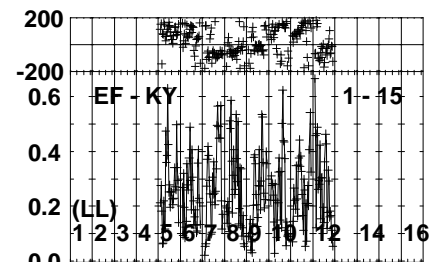
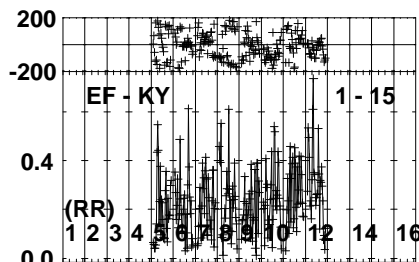
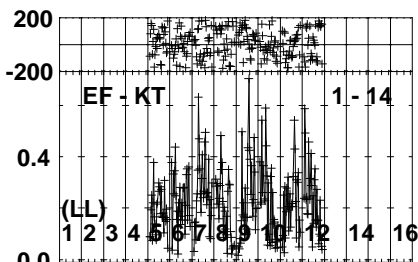
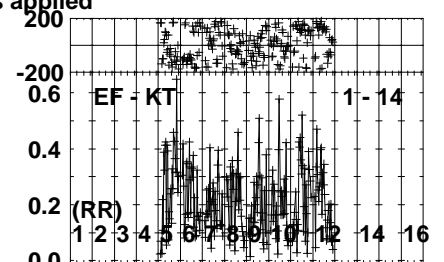
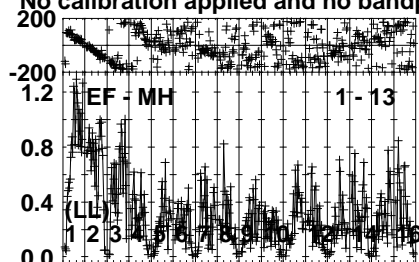
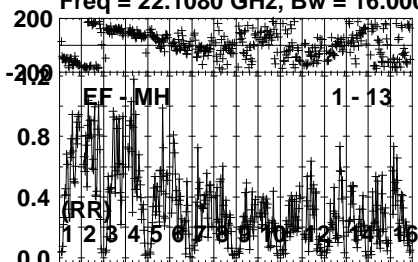
Lower frame: Milli Ampl Jy Top frame: Phas deg
Vector averaged cross-power spectrum Several baselines displayed
Timerange: 00/06:55:51 to 00/06:56:49

Plot file version 204 created 04-APR-2022 10:36:27

J0244+6228 EM132A.UVDATA.1

Freq = 22.1080 GHz, Bw = 16.000 MH

No calibration applied and no bandpass applied



0 0 0 0 0 0 0 0 0 0 0 0 0 0 0 0
Channels

0 0 0 0 0 0 0 0 0 0 0 0 0 0 0 0
Channels

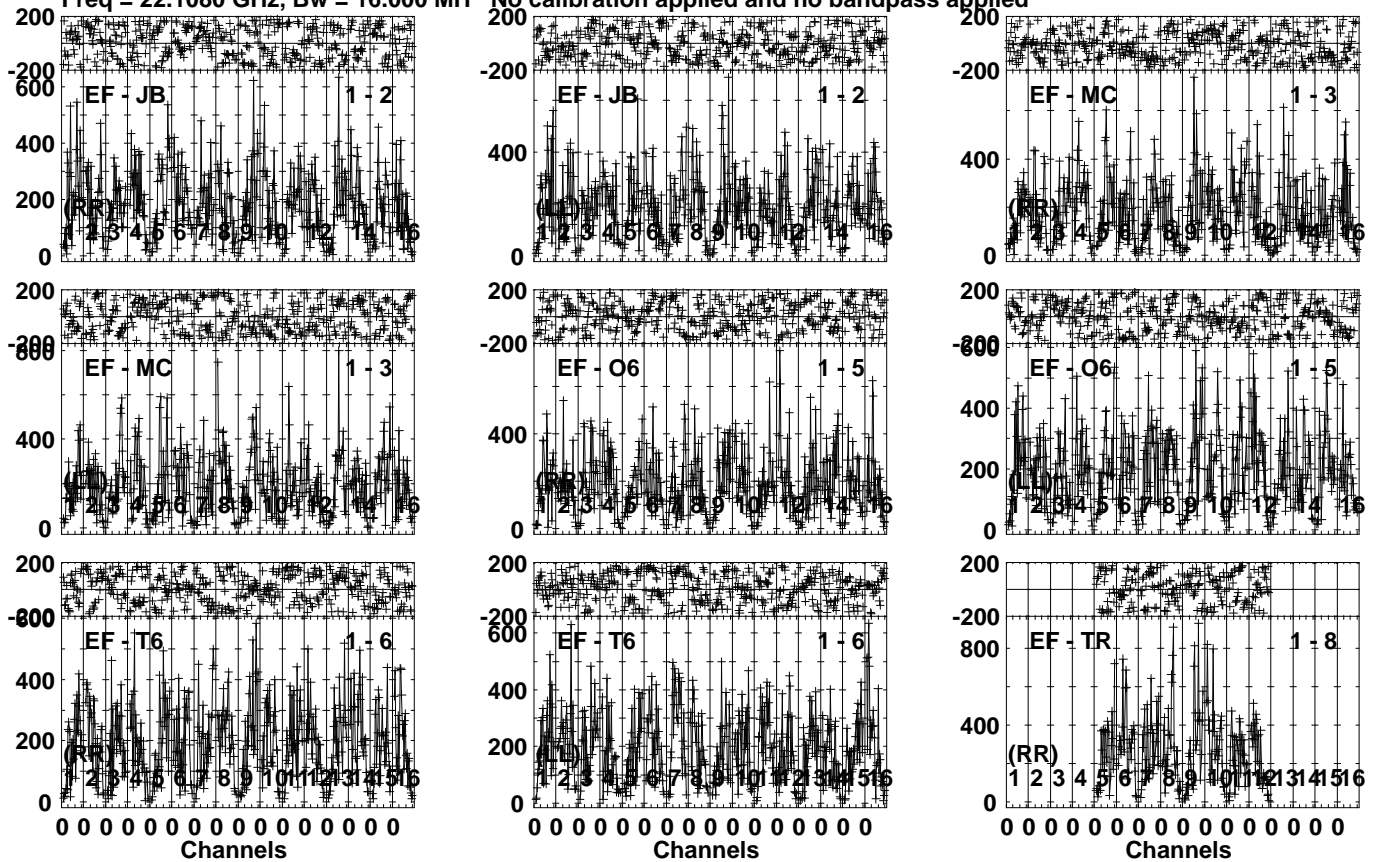
Lower frame: Milli Ampl Jy Top frame: Phas deg
Vector averaged cross-power spectrum Several baselines displayed
Timerange: 00/06:55:51 to 00/06:56:49

Plot file version 205 created 04-APR-2022 10:36:27

LSI61303 EM132A.UVDATA.1

Freq = 22.1080 GHz, Bw = 16.000 MH

No calibration applied and no bandpass applied



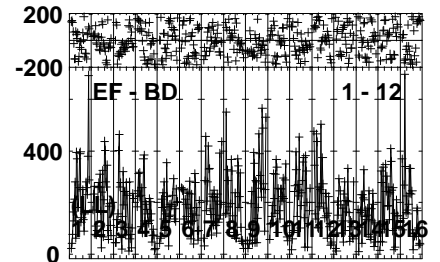
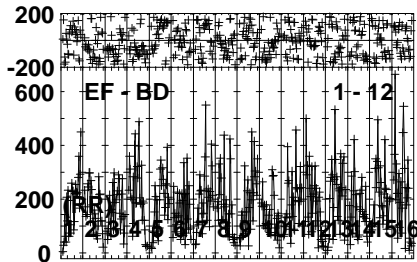
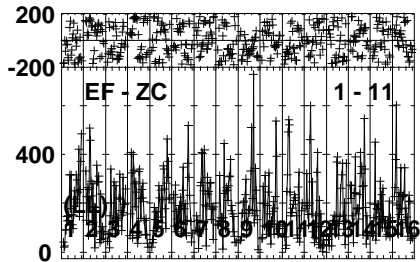
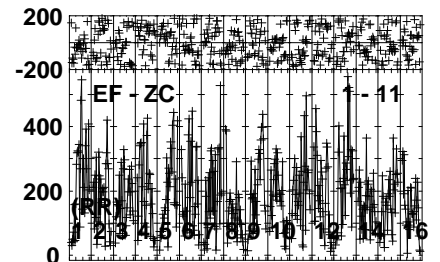
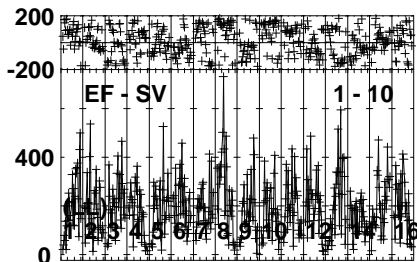
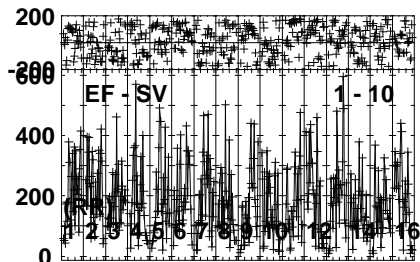
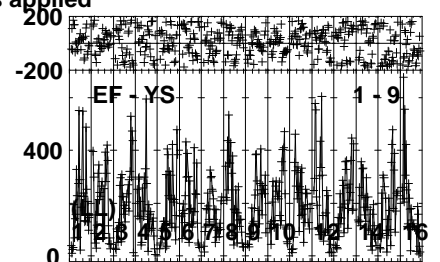
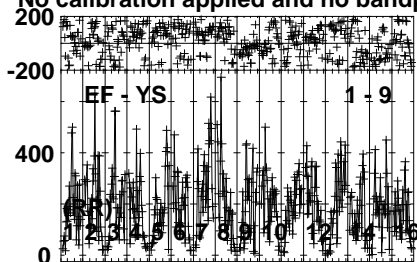
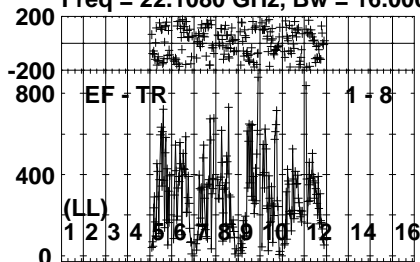
Lower frame: Micro Ampl Jy Top frame: Phas deg
Vector averaged cross-power spectrum Several baselines displayed
Timerange: 00/06:56:51 to 00/06:57:59

Plot file version 206 created 04-APR-2022 10:36:28

LSI61303 EM132A.UVDATA.1

Freq = 22.1080 GHz, Bw = 16.000 MH

No calibration applied and no bandpass applied



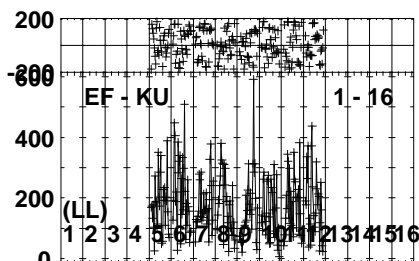
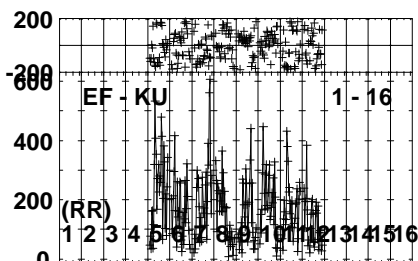
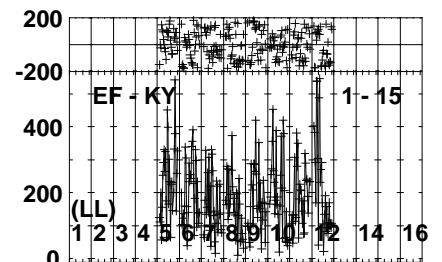
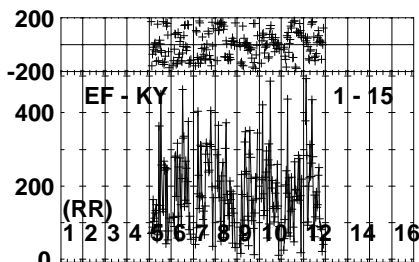
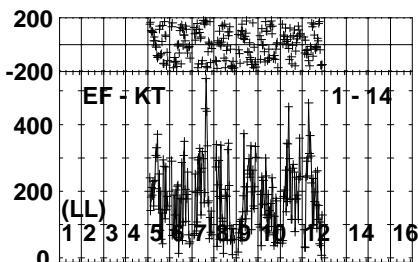
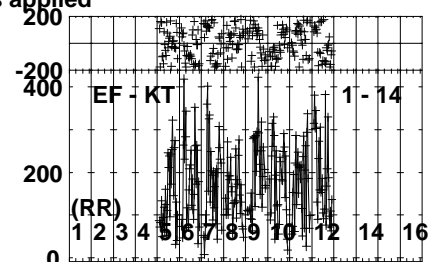
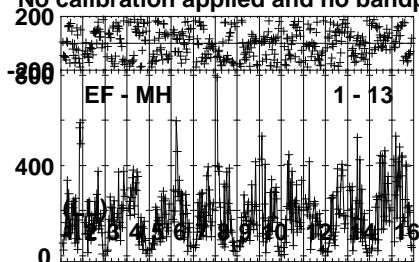
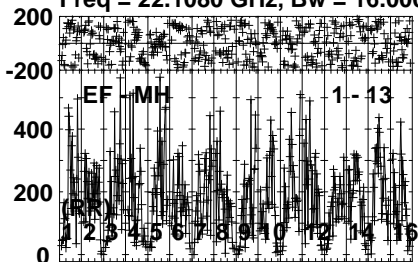
Lower frame: Micro Ampl Jy Top frame: Phas deg
Vector averaged cross-power spectrum Several baselines displayed
Timerange: 00/06:56:51 to 00/06:57:59

Plot file version 207 created 04-APR-2022 10:36:28

LSI61303 EM132A.UVDATA.1

Freq = 22.1080 GHz, Bw = 16.000 MH

No calibration applied and no bandpass applied



0 0 0 0 0 0 0 0 0 0 0 0 0 0 0 0

0 0 0 0 0 0 0 0 0 0 0 0 0 0 0 0

Channels

Channels

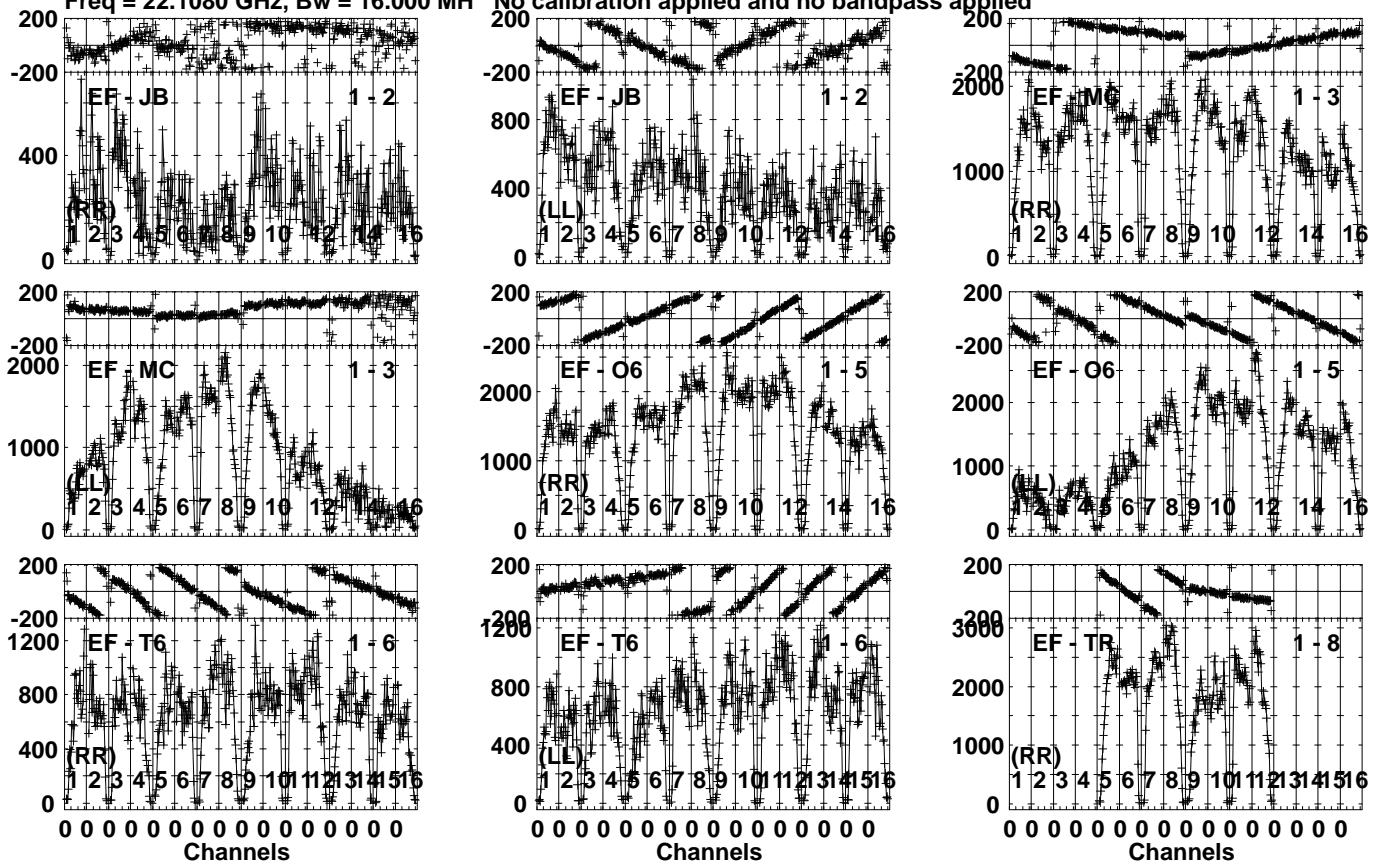
Lower frame: Micro Ampl Jy Top frame: Phas deg
Vector averaged cross-power spectrum Several baselines displayed
Timerange: 00/06:56:51 to 00/06:57:59

Plot file version 208 created 04-APR-2022 10:36:28

J0244+6228 EM132A.UVDATA.1

Freq = 22.1080 GHz, Bw = 16.000 MH

No calibration applied and no bandpass applied



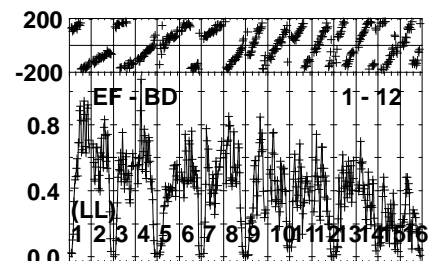
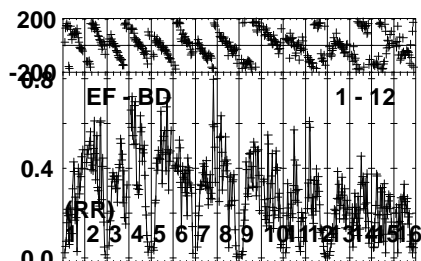
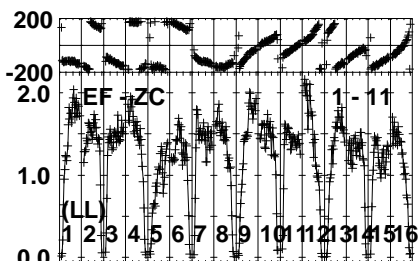
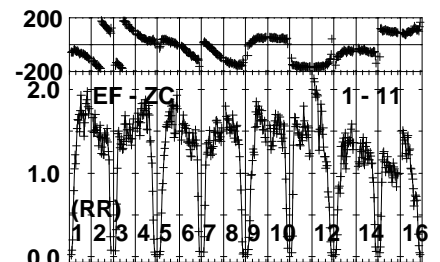
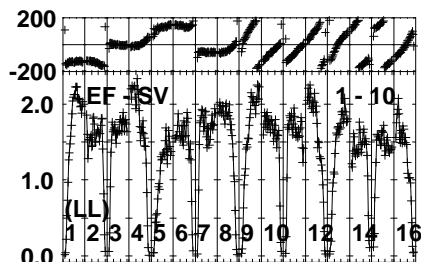
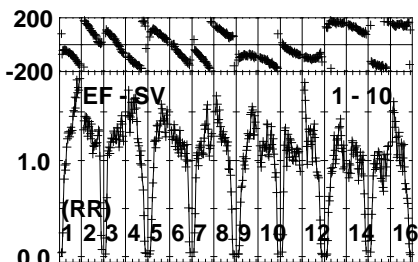
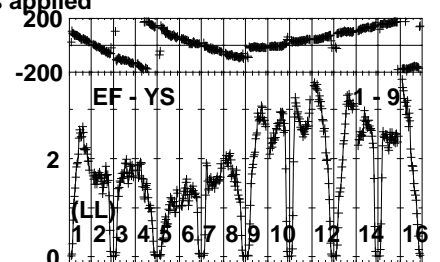
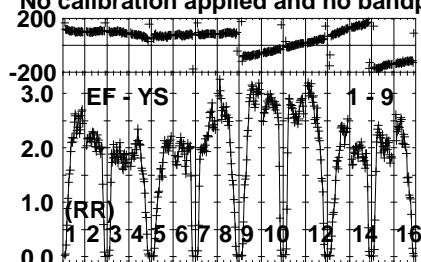
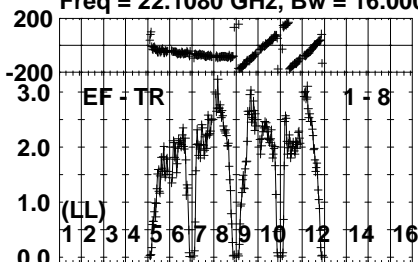
Lower frame: Micro Ampl Jy Top frame: Phas deg
Vector averaged cross-power spectrum Several baselines displayed
Timerange: 00/06:58:31 to 00/06:59:29

Plot file version 209 created 04-APR-2022 10:36:28

J0244+6228 EM132A.UVDATA.1

Freq = 22.1080 GHz, Bw = 16.000 MH

No calibration applied and no bandpass applied



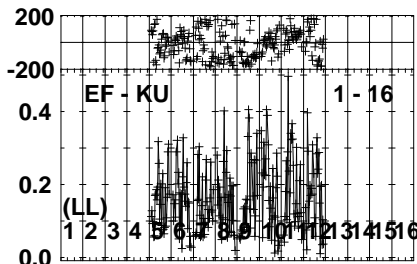
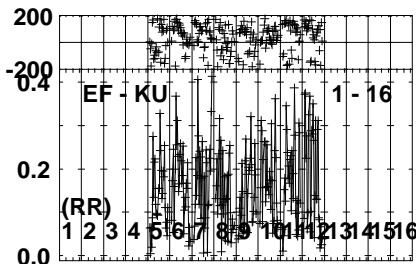
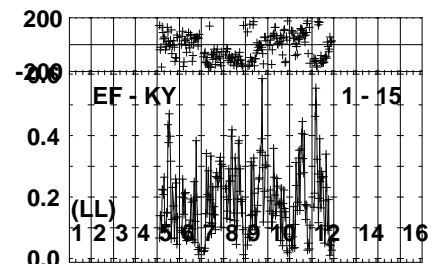
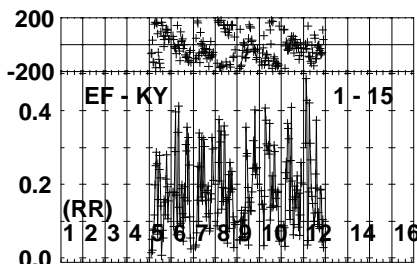
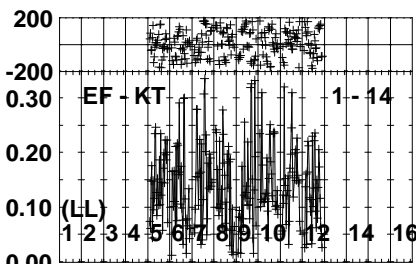
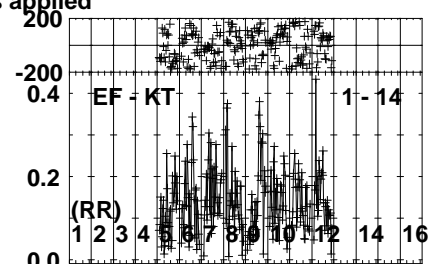
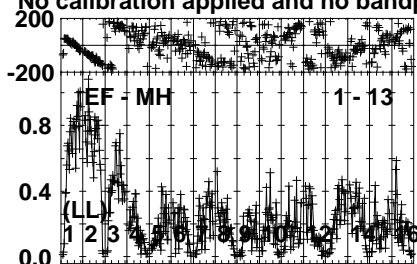
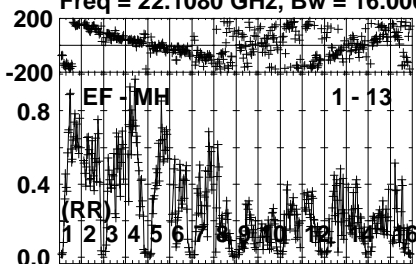
Lower frame: Milli Ampl Jy Top frame: Phas deg
Vector averaged cross-power spectrum Several baselines displayed
Timerange: 00/06:58:31 to 00/06:59:29

Plot file version 210 created 04-APR-2022 10:36:28

J0244+6228 EM132A.UVDATA.1

Freq = 22.1080 GHz, Bw = 16.000 MH

No calibration applied and no bandpass applied



0 0 0 0 0 0 0 0 0 0 0 0 0 0 0 0

0 0 0 0 0 0 0 0 0 0 0 0 0 0 0 0

Channels

Channels

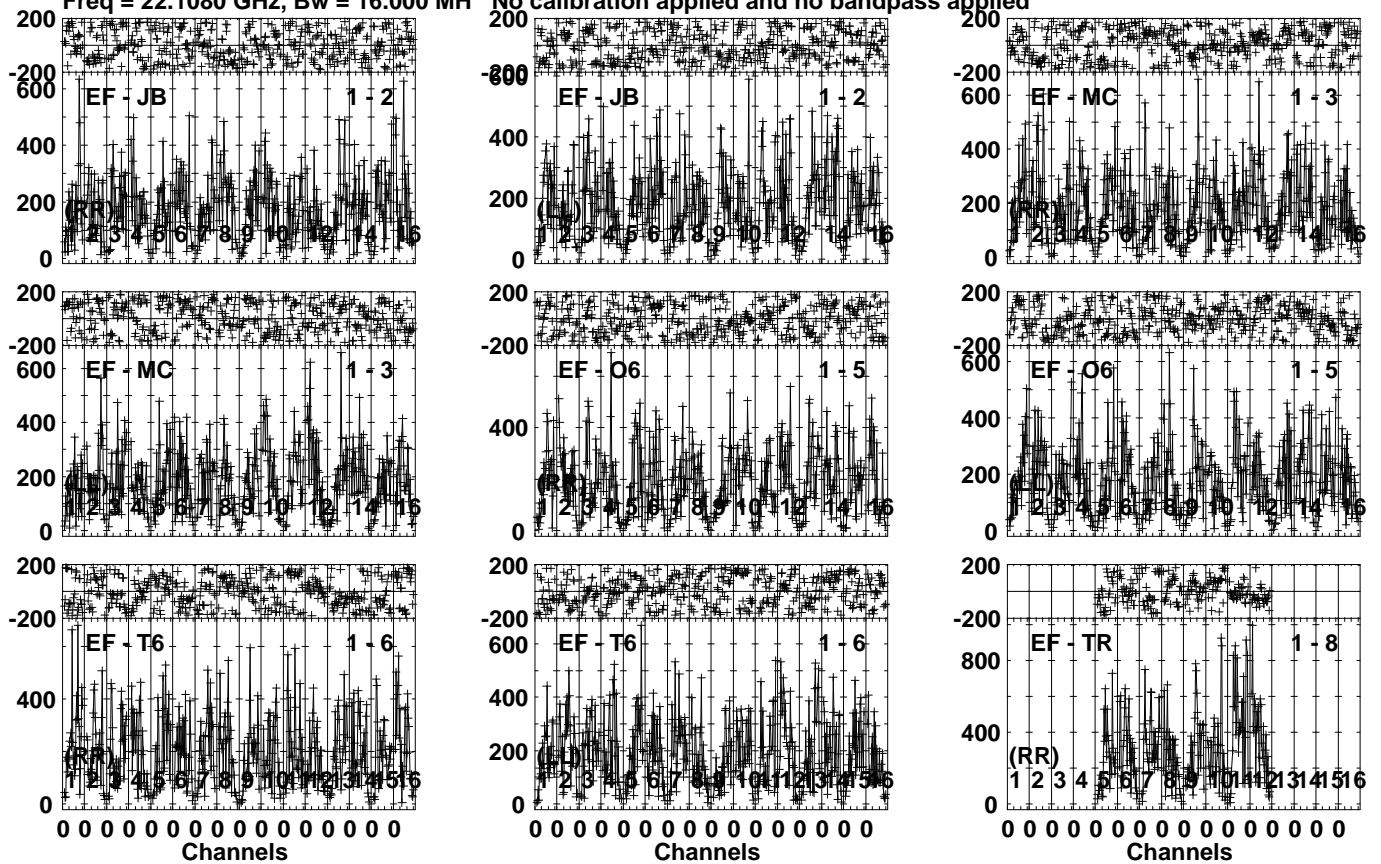
Lower frame: Milli Ampl Jy Top frame: Phas deg
Vector averaged cross-power spectrum Several baselines displayed
Timerange: 00/06:58:31 to 00/06:59:29

Plot file version 211 created 04-APR-2022 10:36:28

LSI61303 EM132A.UVDATA.1

Freq = 22.1080 GHz, Bw = 16.000 MH

No calibration applied and no bandpass applied



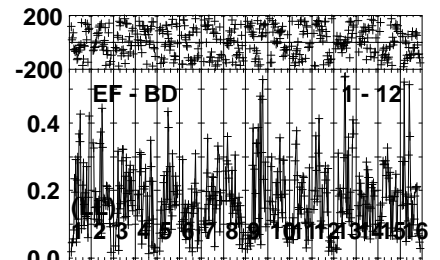
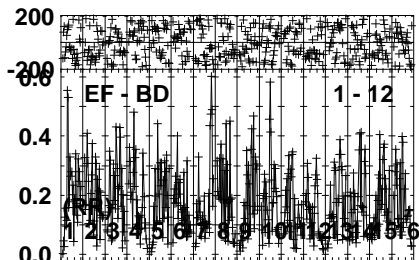
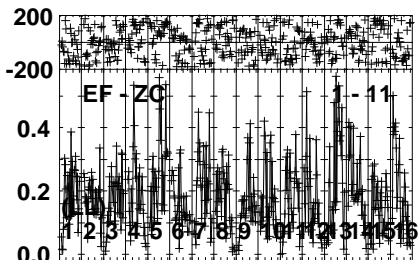
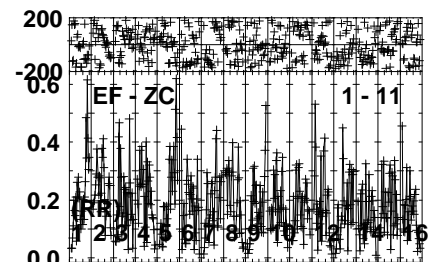
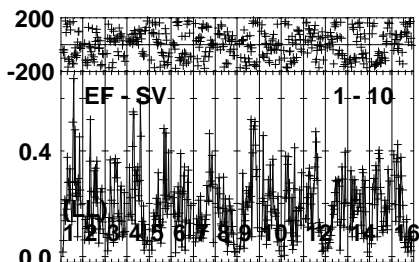
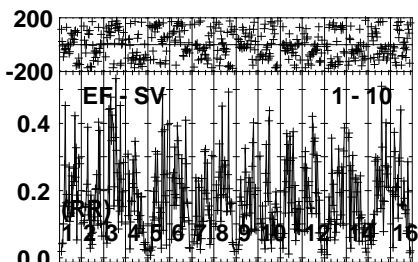
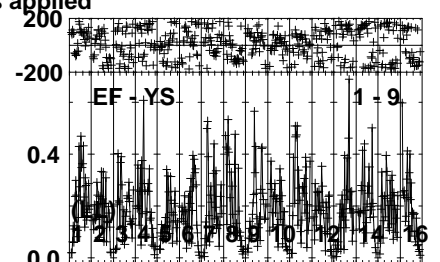
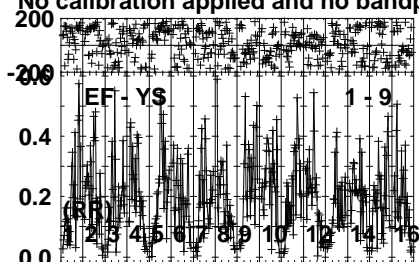
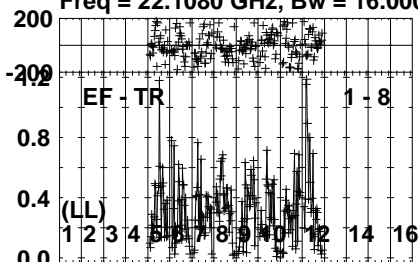
Lower frame: Micro Ampl Jy Top frame: Phas deg
Vector averaged cross-power spectrum Several baselines displayed
Timerange: 00/06:59:31 to 00/07:00:39

Plot file version 212 created 04-APR-2022 10:36:28

LSI61303 EM132A.UVDATA.1

Freq = 22.1080 GHz, Bw = 16.000 MH

No calibration applied and no bandpass applied



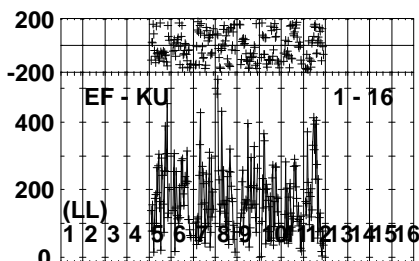
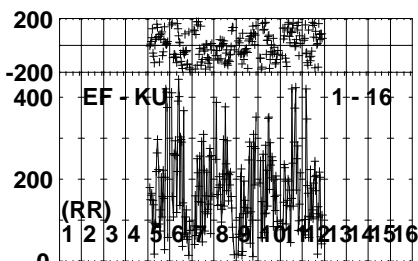
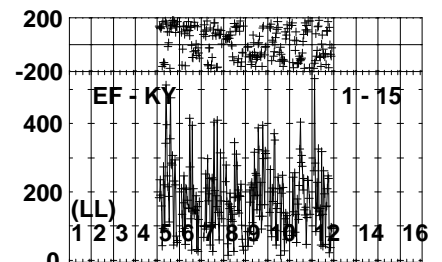
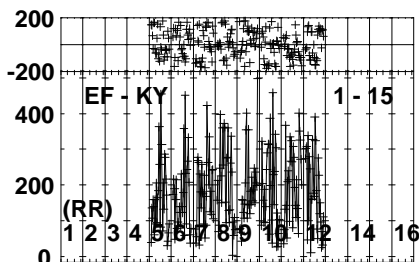
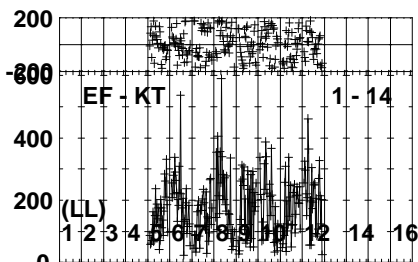
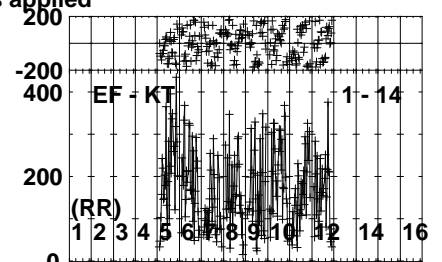
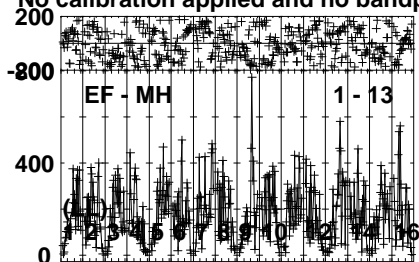
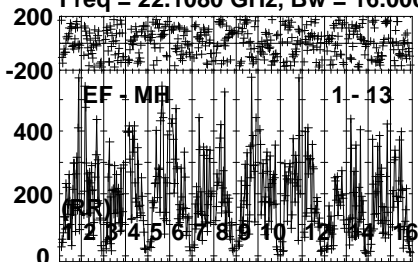
Lower frame: Milli Ampl Jy Top frame: Phas deg
Vector averaged cross-power spectrum Several baselines displayed
Timerange: 00/06:59:31 to 00/07:00:39

Plot file version 213 created 04-APR-2022 10:36:28

LSI61303 EM132A.UVDATA.1

Freq = 22.1080 GHz, Bw = 16.000 MH

No calibration applied and no bandpass applied



0 0 0 0 0 0 0 0 0 0 0 0 0 0 0 0

0 0 0 0 0 0 0 0 0 0 0 0 0 0 0 0

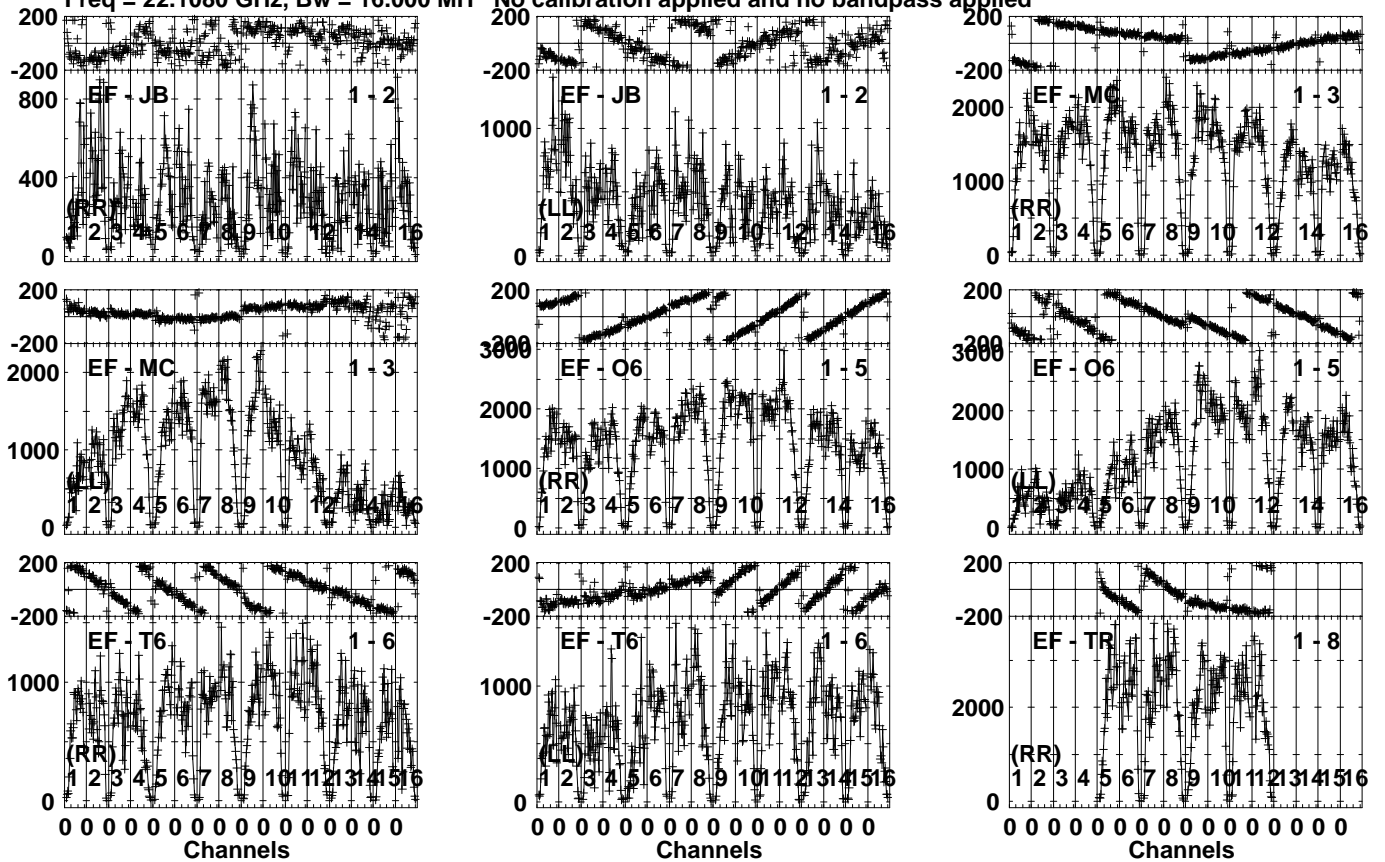
Lower frame: Micro Ampl Jy Top frame: Phas deg
Vector averaged cross-power spectrum Several baselines displayed
Timerange: 00/06:59:31 to 00/07:00:39

Plot file version 214 created 04-APR-2022 10:36:28

J0244+6228 EM132A.UVDATA.1

Freq = 22.1080 GHz, Bw = 16.000 MH

No calibration applied and no bandpass applied



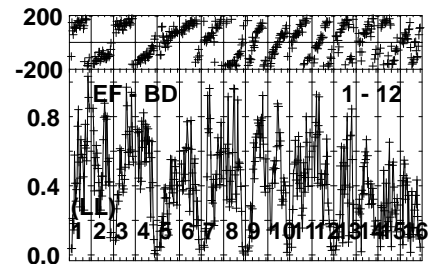
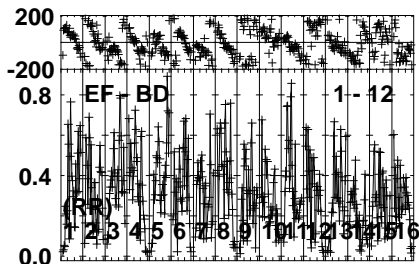
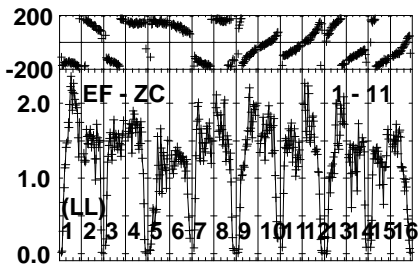
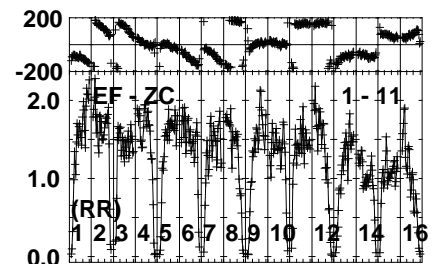
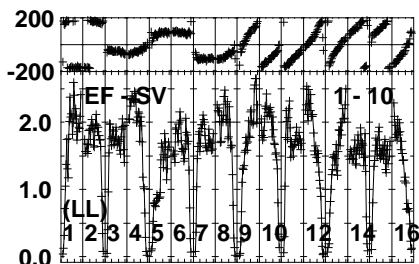
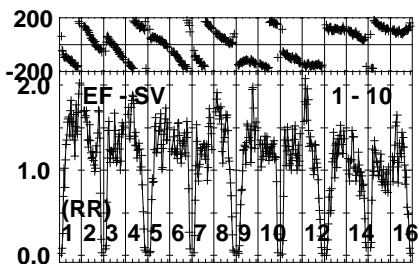
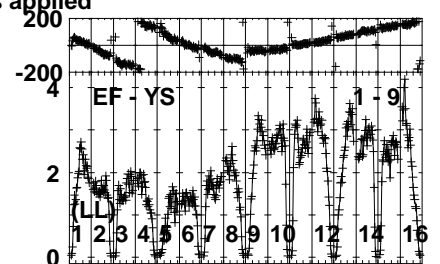
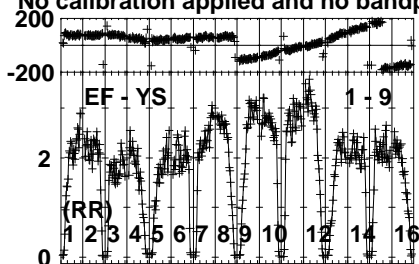
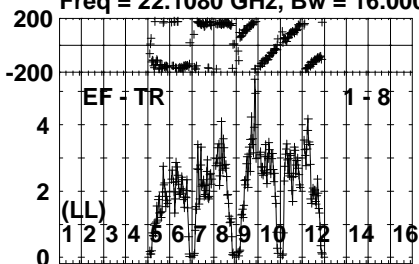
Lower frame: Micro Ampl Jy Top frame: Phas deg
Vector averaged cross-power spectrum Several baselines displayed
Timerange: 00/07:00:41 to 00/07:01:39

Plot file version 215 created 04-APR-2022 10:36:28

J0244+6228 EM132A.UVDATA.1

Freq = 22.1080 GHz, Bw = 16.000 MH

No calibration applied and no bandpass applied



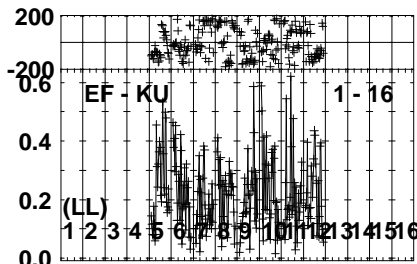
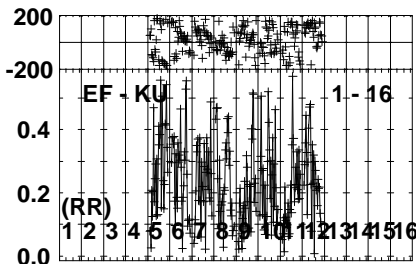
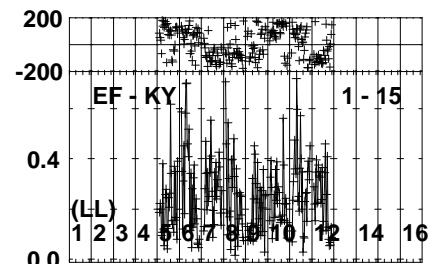
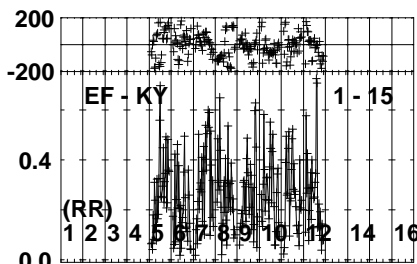
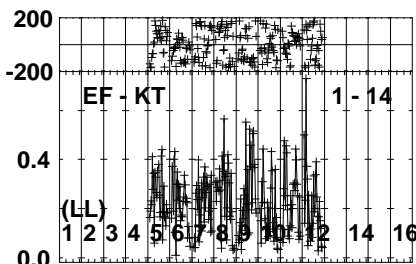
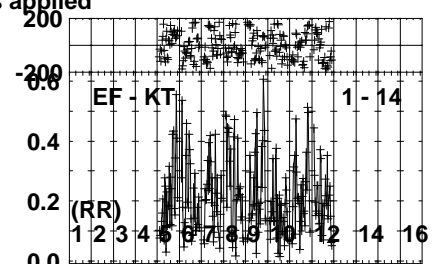
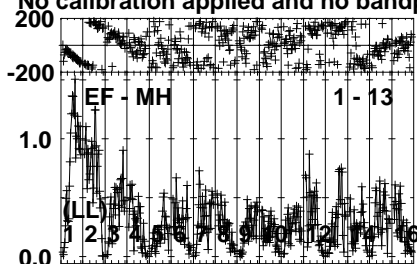
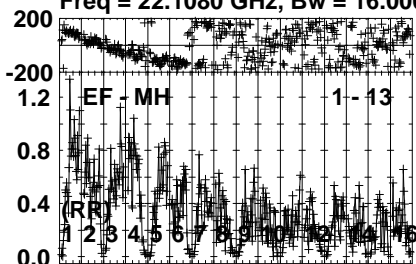
Lower frame: Milli Ampl Jy Top frame: Phas deg
Vector averaged cross-power spectrum Several baselines displayed
Timerange: 00/07:00:41 to 00/07:01:39

Plot file version 216 created 04-APR-2022 10:36:28

J0244+6228 EM132A.UVDATA.1

Freq = 22.1080 GHz, Bw = 16.000 MH

No calibration applied and no bandpass applied



0 0 0 0 0 0 0 0 0 0 0 0 0 0 0 0

0 0 0 0 0 0 0 0 0 0 0 0 0 0 0 0

Channels

Channels

Lower frame: Milli Ampl Jy Top frame: Phas deg

Vector averaged cross-power spectrum Several baselines displayed

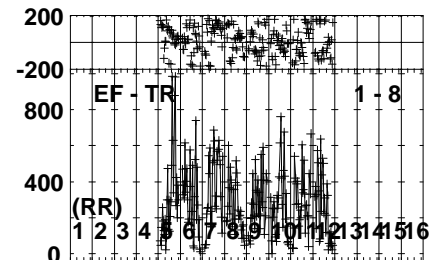
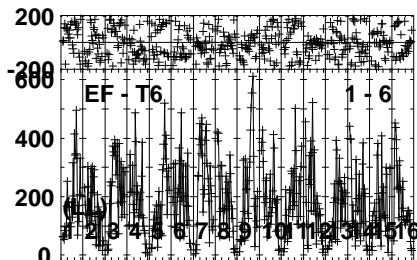
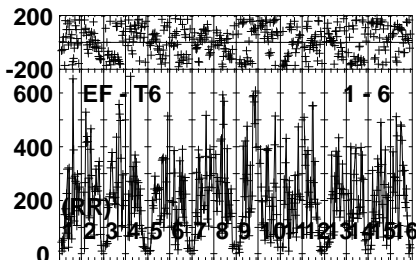
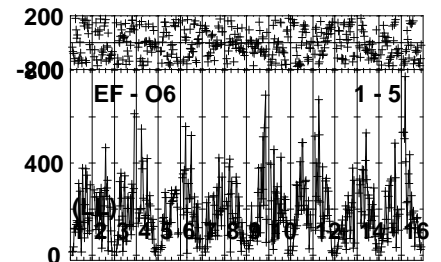
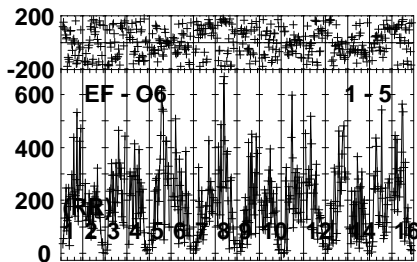
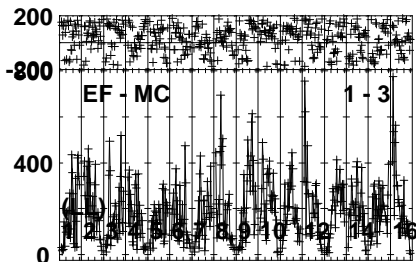
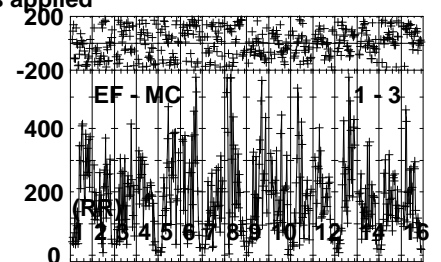
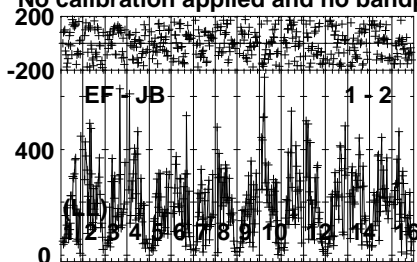
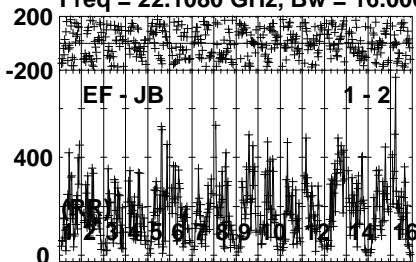
Timerange: 00/07:00:41 to 00/07:01:39

Plot file version 217 created 04-APR-2022 10:36:28

LSI61303 EM132A.UVDATA.1

Freq = 22.1080 GHz, Bw = 16.000 MH

No calibration applied and no bandpass applied



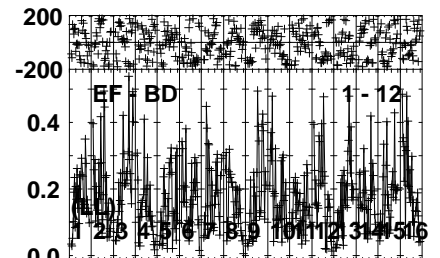
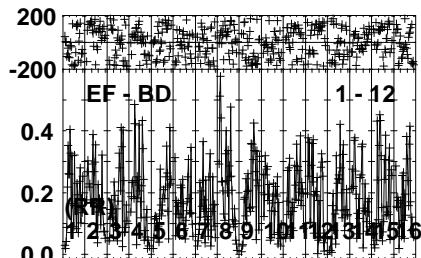
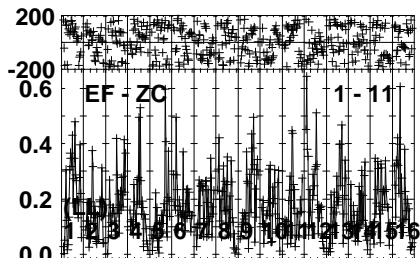
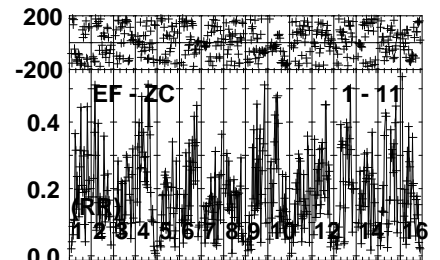
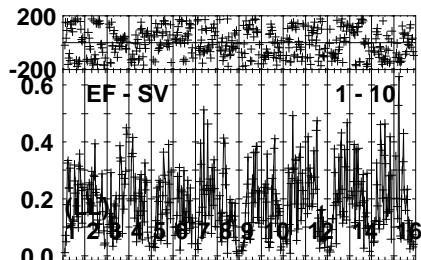
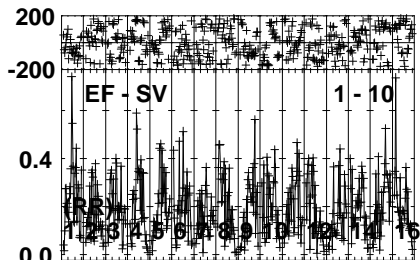
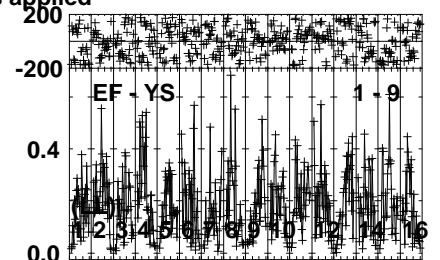
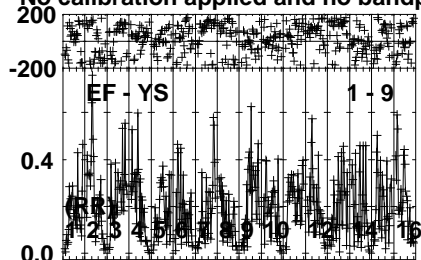
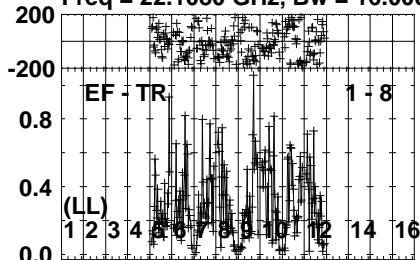
Lower frame: Micro Ampl Jy Top frame: Phas deg
Vector averaged cross-power spectrum Several baselines displayed
Timerange: 00/07:01:41 to 00/07:02:49

Plot file version 218 created 04-APR-2022 10:36:29

LSI61303 EM132A.UVDATA.1

Freq = 22.1080 GHz, Bw = 16.000 MH

No calibration applied and no bandpass applied



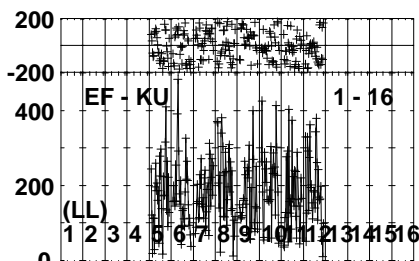
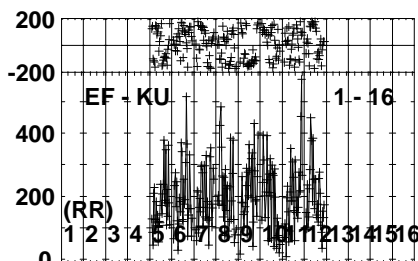
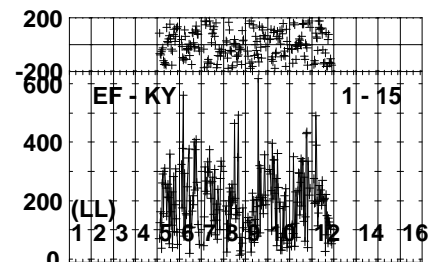
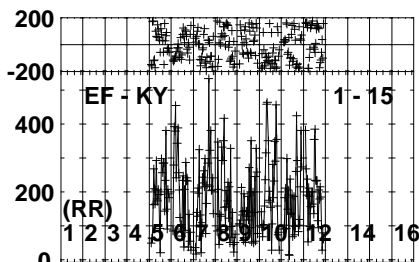
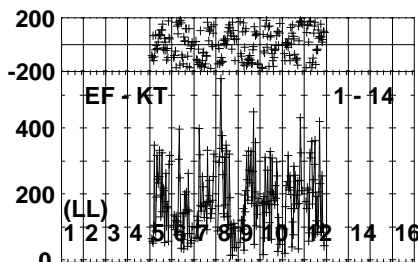
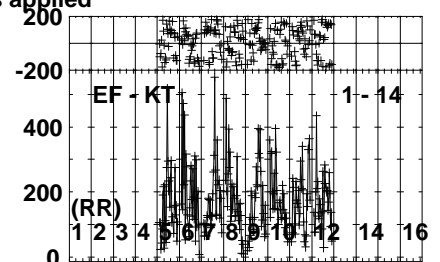
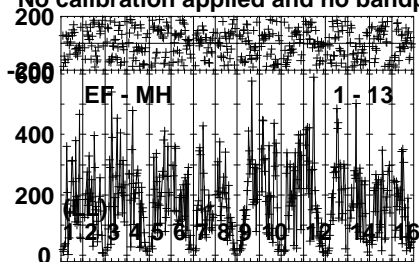
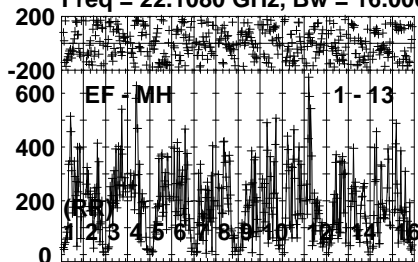
Lower frame: Milli Ampl Jy Top frame: Phas deg
Vector averaged cross-power spectrum Several baselines displayed
Timerange: 00/07:01:41 to 00/07:02:49

Plot file version 219 created 04-APR-2022 10:36:29

LSI61303 EM132A.UVDATA.1

Freq = 22.1080 GHz, Bw = 16.000 MH

No calibration applied and no bandpass applied



0 0 0 0 0 0 0 0 0 0 0 0 0 0 0 0

0 0 0 0 0 0 0 0 0 0 0 0 0 0 0 0

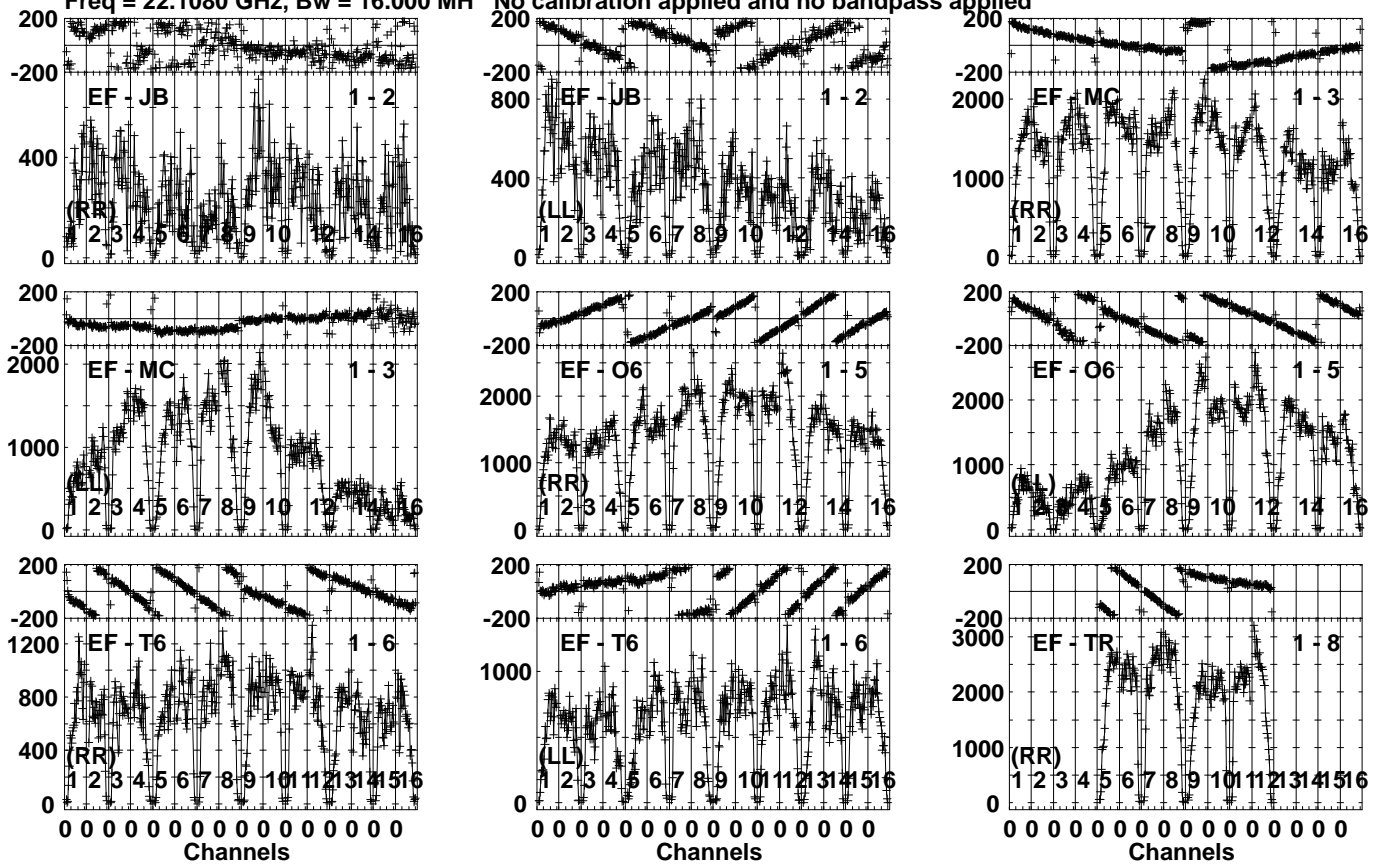
Lower frame: Micro Ampl Jy Top frame: Phas deg
Vector averaged cross-power spectrum Several baselines displayed
Timerange: 00/07:01:41 to 00/07:02:49

Plot file version 220 created 04-APR-2022 10:36:29

J0244+6228 EM132A.UVDATA.1

Freq = 22.1080 GHz, Bw = 16.000 MH

No calibration applied and no bandpass applied



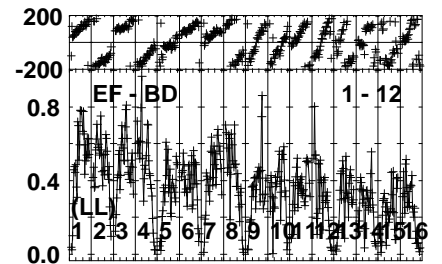
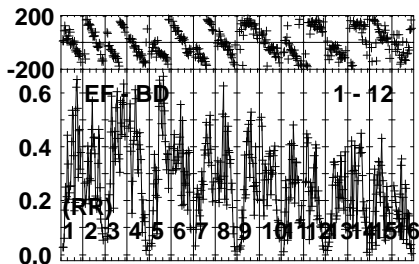
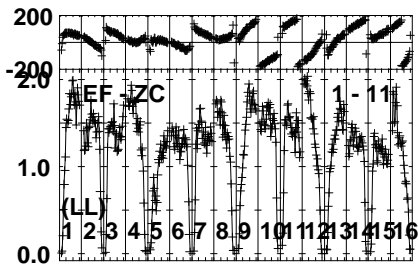
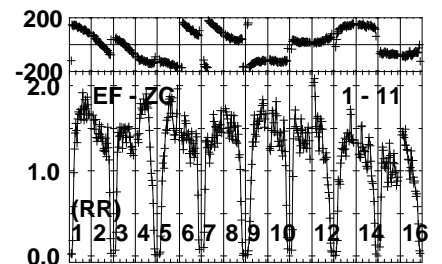
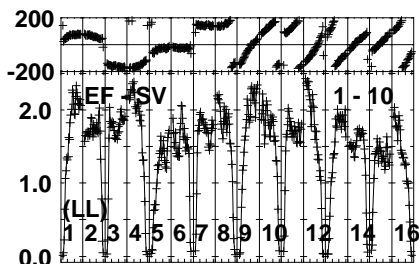
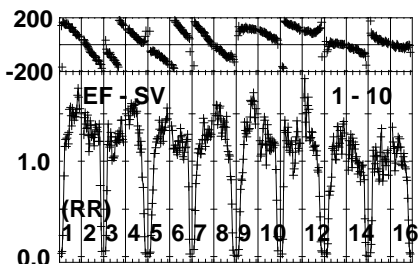
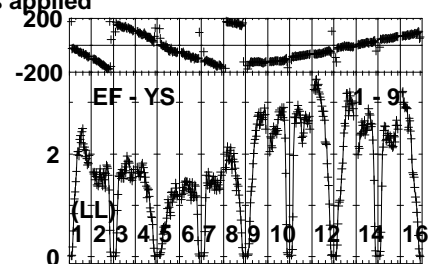
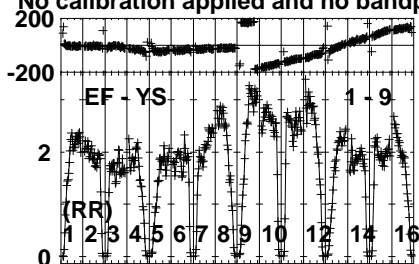
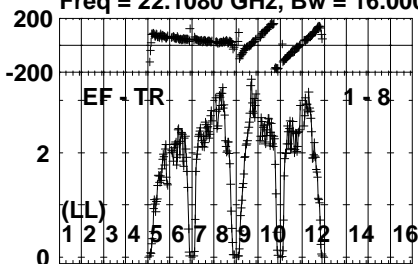
Lower frame: Micro Ampl Jy Top frame: Phas deg
 Vector averaged cross-power spectrum Several baselines displayed
 Timerange: 00/07:03:21 to 00/07:04:19

Plot file version 221 created 04-APR-2022 10:36:29

J0244+6228 EM132A.UVDATA.1

Freq = 22.1080 GHz, Bw = 16.000 MH

No calibration applied and no bandpass applied



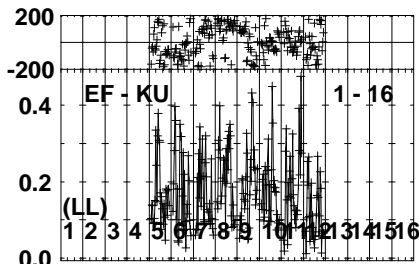
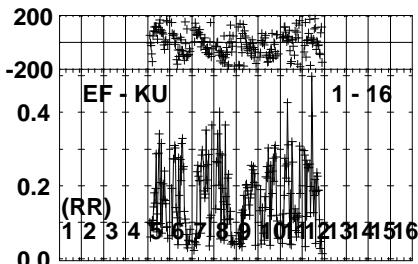
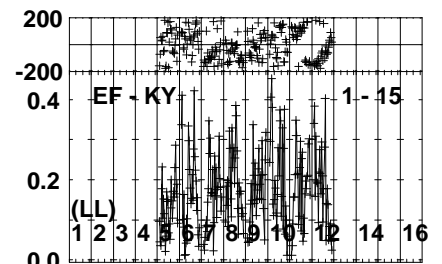
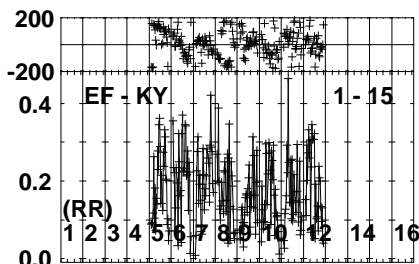
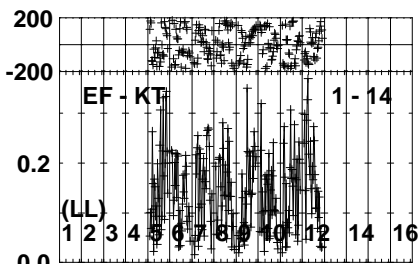
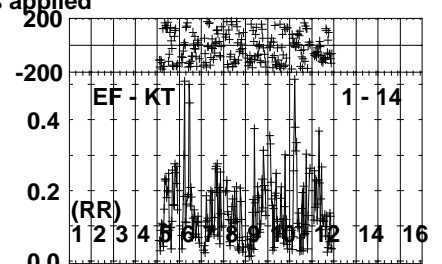
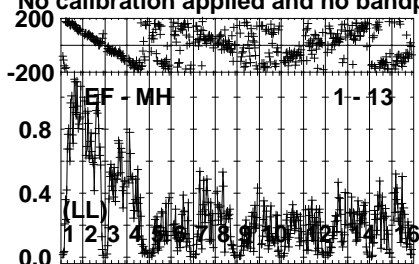
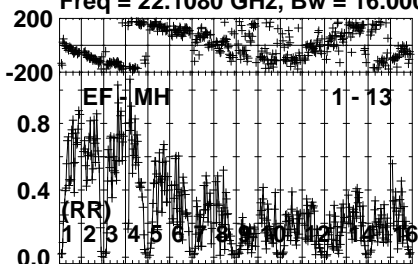
Lower frame: Milli Ampl Jy Top frame: Phas deg
Vector averaged cross-power spectrum Several baselines displayed
Timerange: 00/07:03:21 to 00/07:04:19

Plot file version 222 created 04-APR-2022 10:36:29

J0244+6228 EM132A.UVDATA.1

Freq = 22.1080 GHz, Bw = 16.000 MH

No calibration applied and no bandpass applied



0 0 0 0 0 0 0 0 0 0 0 0 0 0 0 0

0 0 0 0 0 0 0 0 0 0 0 0 0 0 0 0

Channels

Channels

Lower frame: Milli Ampl Jy Top frame: Phas deg

Vector averaged cross-power spectrum Several baselines displayed

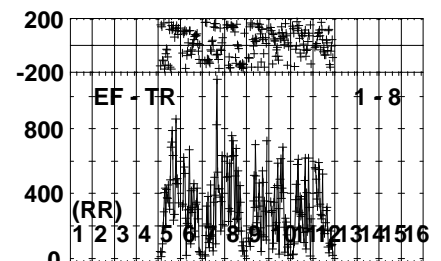
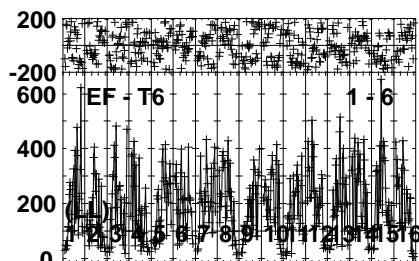
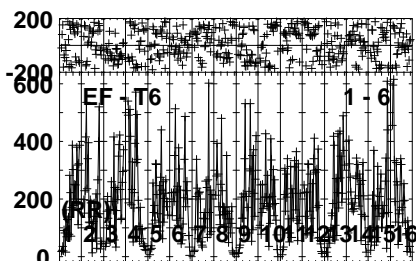
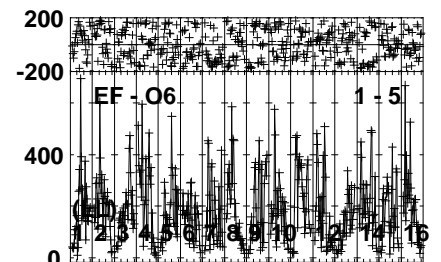
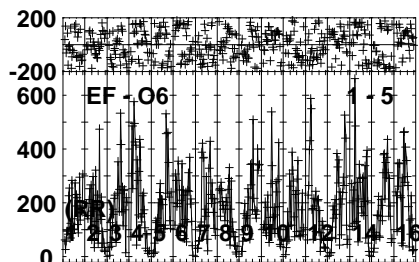
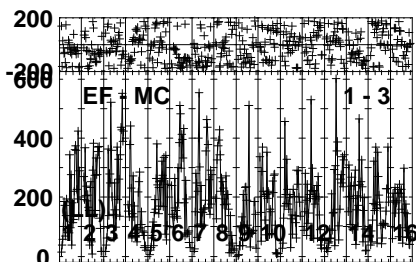
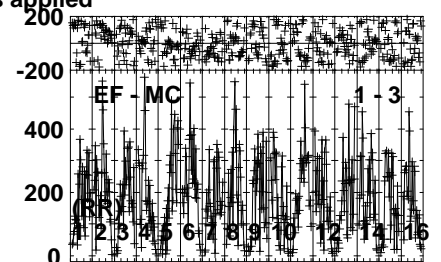
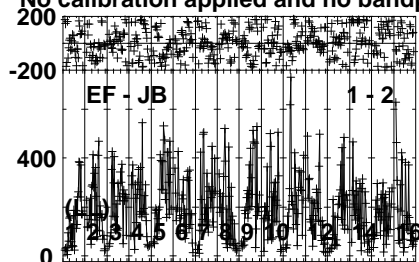
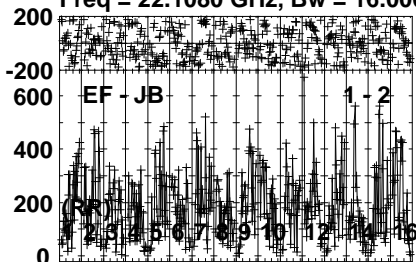
Timerange: 00/07:03:21 to 00/07:04:19

Plot file version 223 created 04-APR-2022 10:36:29

LSI61303 EM132A.UVDATA.1

Freq = 22.1080 GHz, Bw = 16.000 MH

No calibration applied and no bandpass applied



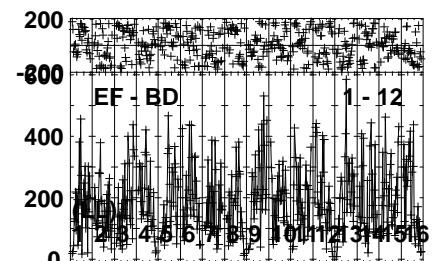
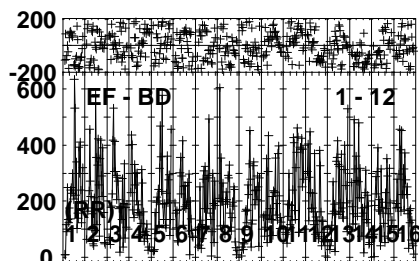
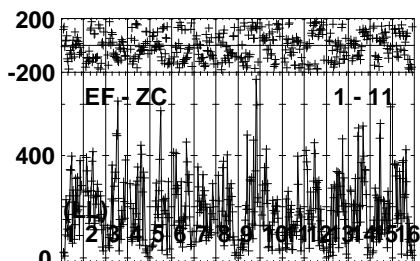
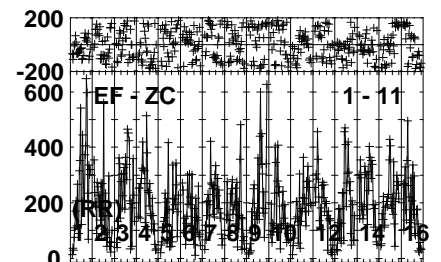
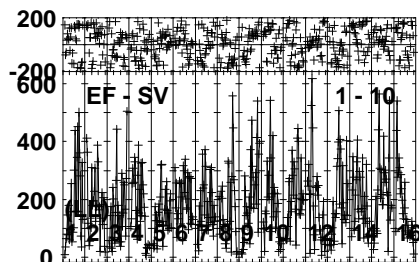
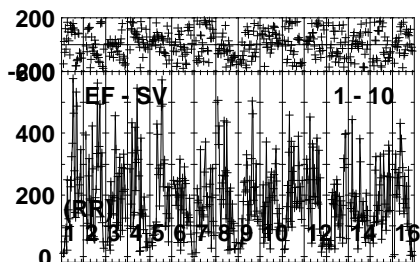
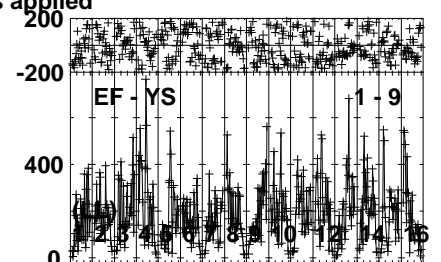
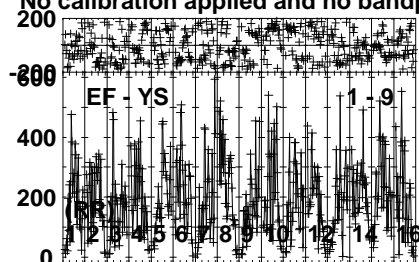
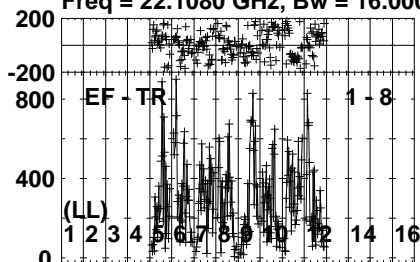
Lower frame: Micro Ampl Jy Top frame: Phas deg
Vector averaged cross-power spectrum Several baselines displayed
Timerange: 00/07:04:21 to 00/07:05:29

Plot file version 224 created 04-APR-2022 10:36:29

LSI61303 EM132A.UVDATA.1

Freq = 22.1080 GHz, Bw = 16.000 MH

No calibration applied and no bandpass applied



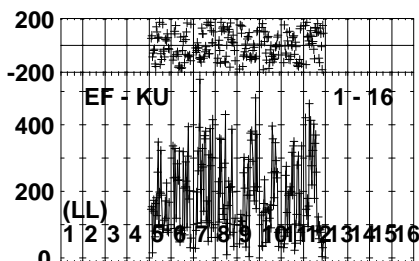
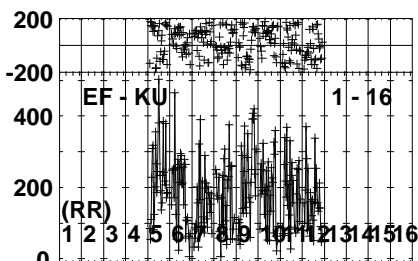
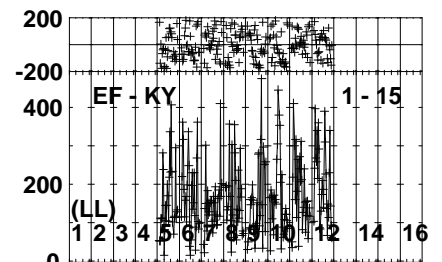
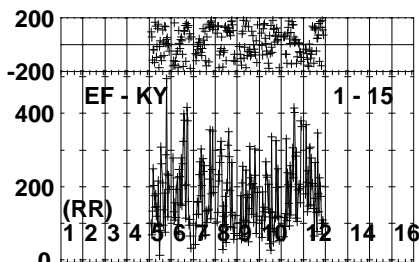
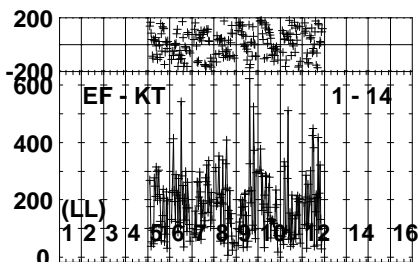
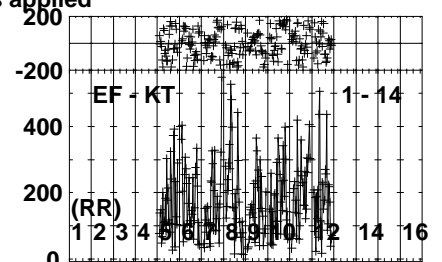
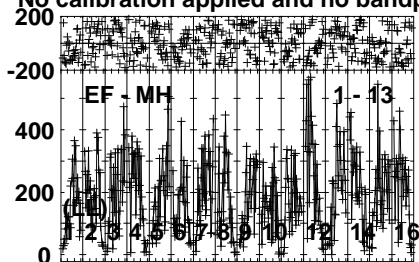
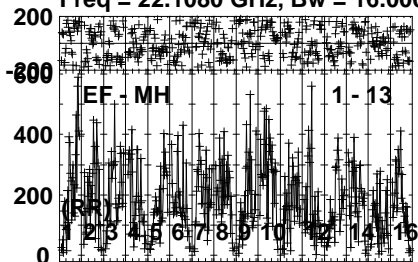
Lower frame: Micro Ampl Jy Top frame: Phas deg
Vector averaged cross-power spectrum Several baselines displayed
Timerange: 00/07:04:21 to 00/07:05:29

Plot file version 225 created 04-APR-2022 10:36:29

LSI61303 EM132A.UVDATA.1

Freq = 22.1080 GHz, Bw = 16.000 MH

No calibration applied and no bandpass applied



0 0 0 0 0 0 0 0 0 0 0 0 0 0 0 0

0 0 0 0 0 0 0 0 0 0 0 0 0 0 0 0

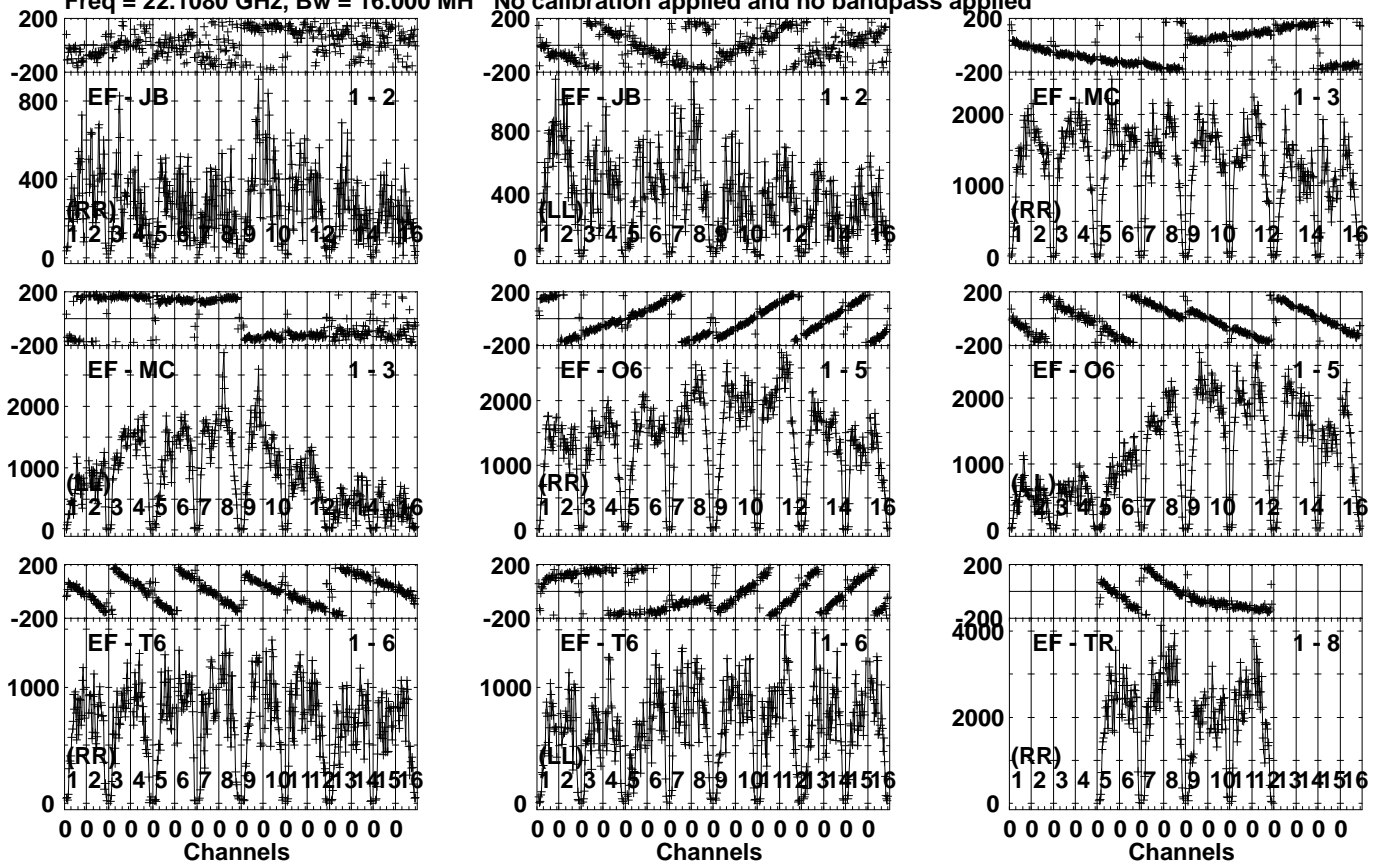
Lower frame: Micro Ampl Jy Top frame: Phas deg
Vector averaged cross-power spectrum Several baselines displayed
Timerange: 00/07:04:21 to 00/07:05:29

Plot file version 226 created 04-APR-2022 10:36:29

J0244+6228 EM132A.UVDATA.1

Freq = 22.1080 GHz, Bw = 16.000 MH

No calibration applied and no bandpass applied



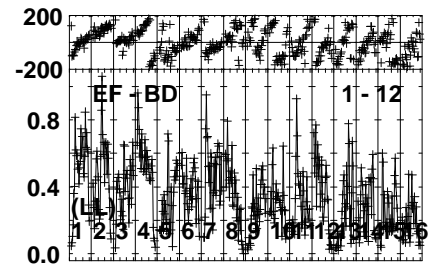
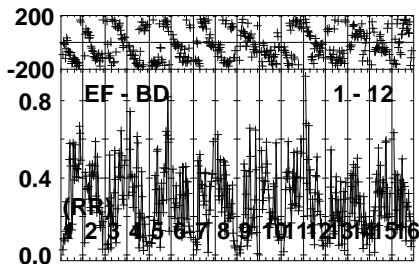
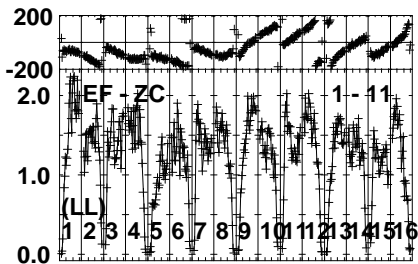
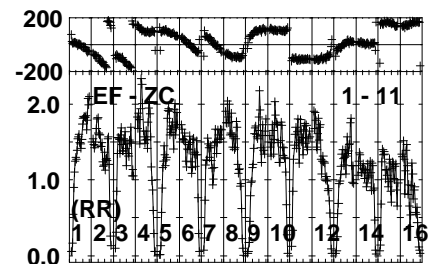
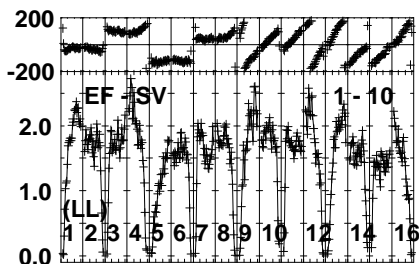
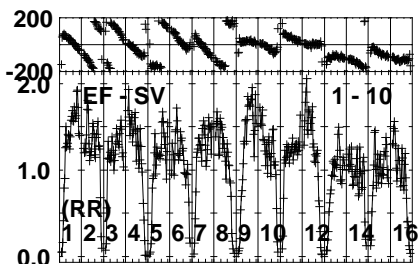
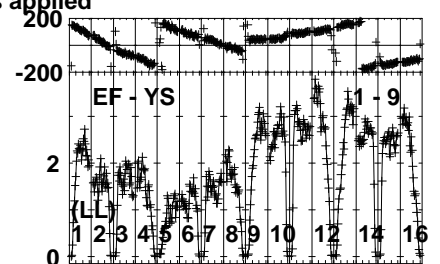
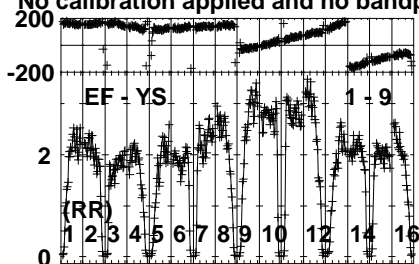
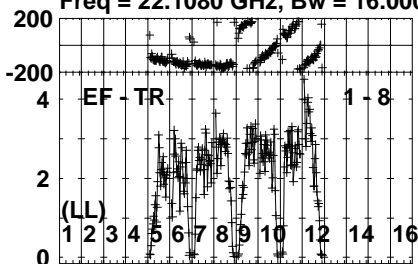
Lower frame: Micro Ampl Jy Top frame: Phas deg
Vector averaged cross-power spectrum Several baselines displayed
Timerange: 00/07:05:31 to 00/07:06:29

Plot file version 227 created 04-APR-2022 10:36:29

J0244+6228 EM132A.UVDATA.1

Freq = 22.1080 GHz, Bw = 16.000 MH

No calibration applied and no bandpass applied



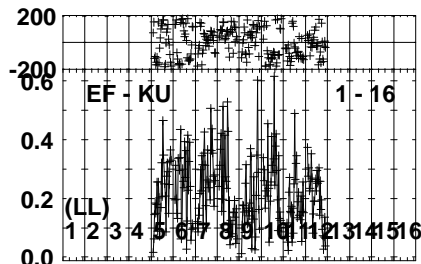
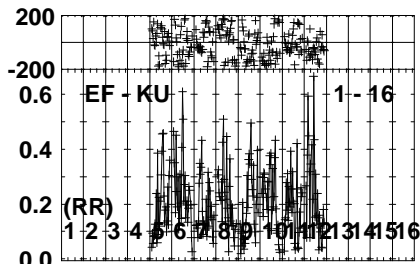
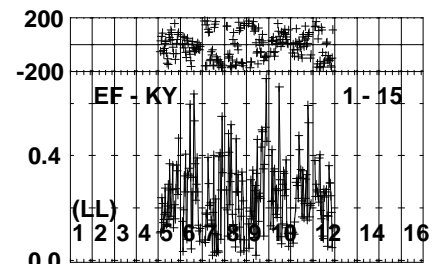
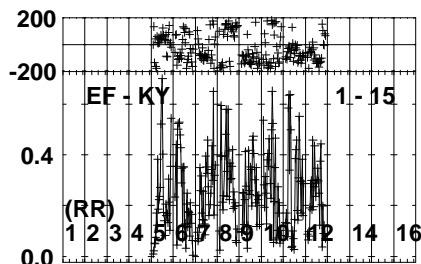
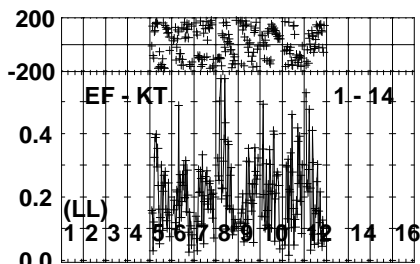
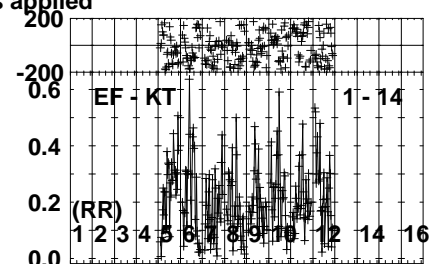
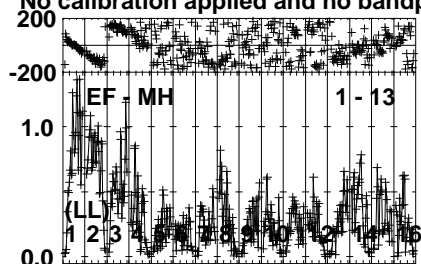
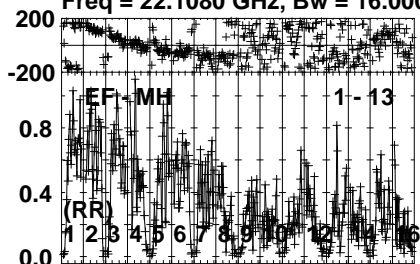
Lower frame: Milli Ampl Jy Top frame: Phas deg
Vector averaged cross-power spectrum Several baselines displayed
Timerange: 00/07:05:31 to 00/07:06:29

Plot file version 228 created 04-APR-2022 10:36:29

J0244+6228 EM132A.UVDATA.1

Freq = 22.1080 GHz, Bw = 16.000 MH

No calibration applied and no bandpass applied



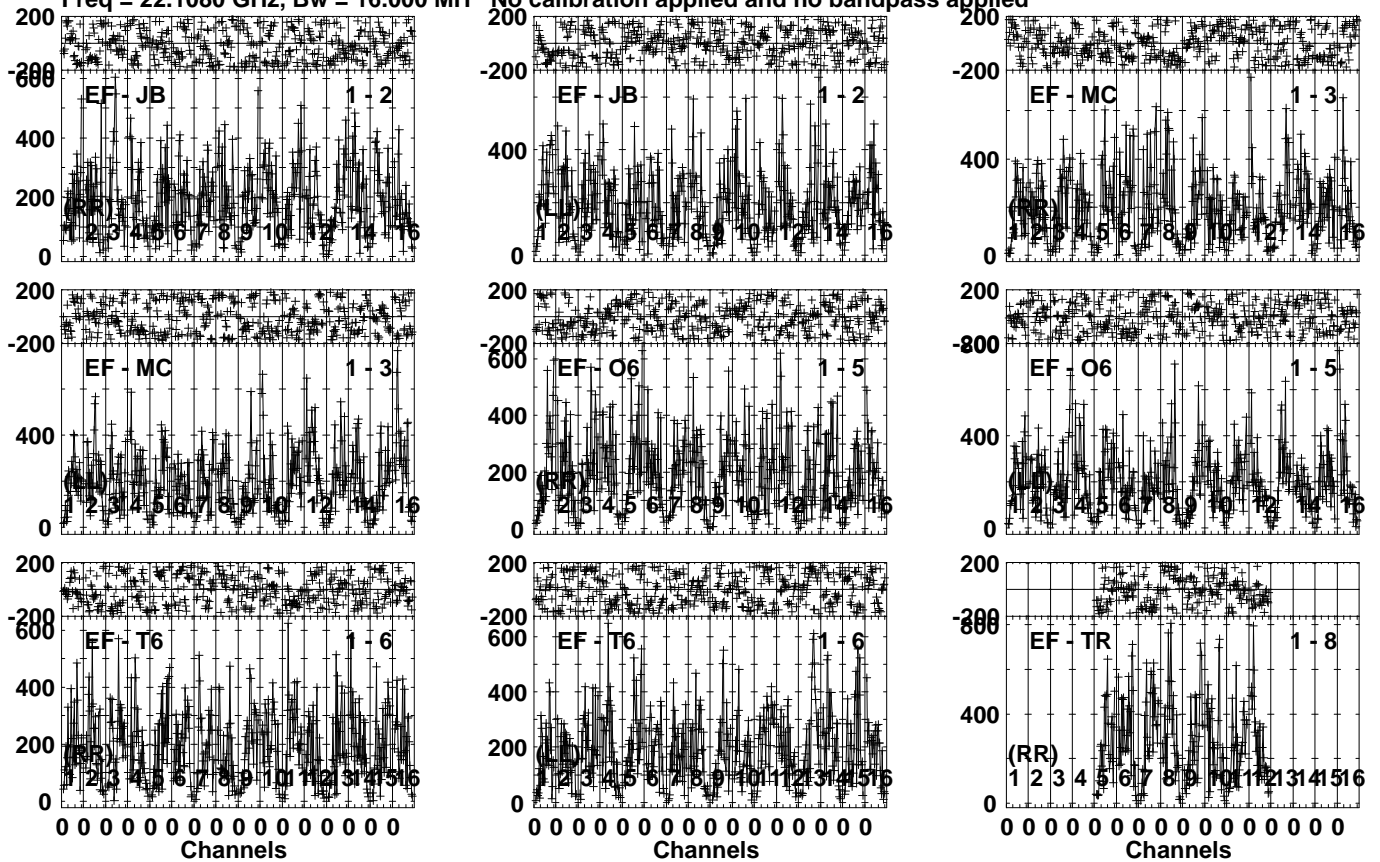
Lower frame: Milli Ampl Jy Top frame: Phas deg
Vector averaged cross-power spectrum Several baselines displayed
Timerange: 00/07:05:31 to 00/07:06:29

Plot file version 229 created 04-APR-2022 10:36:30

LSI61303 EM132A.UVDATA.1

Freq = 22.1080 GHz, Bw = 16.000 MH

No calibration applied and no bandpass applied



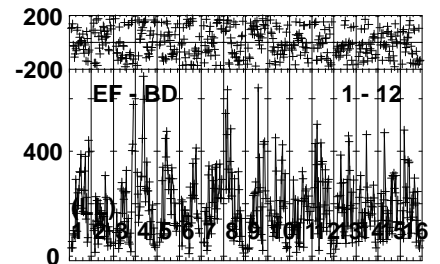
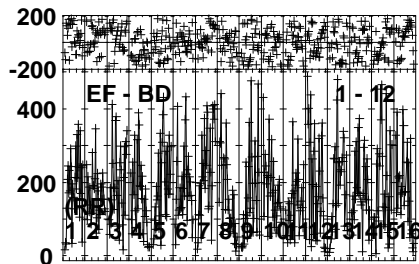
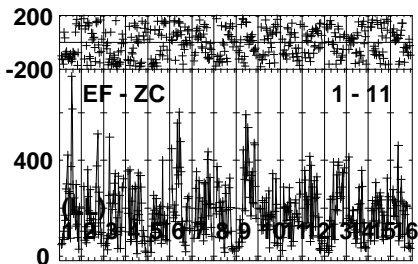
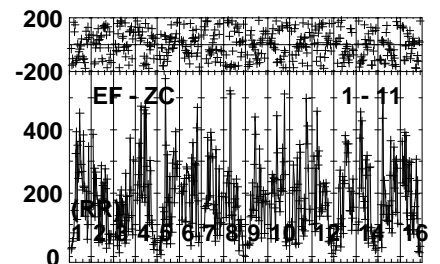
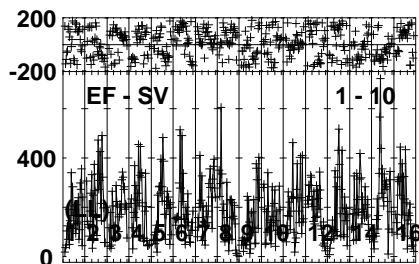
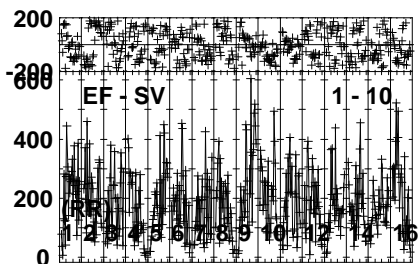
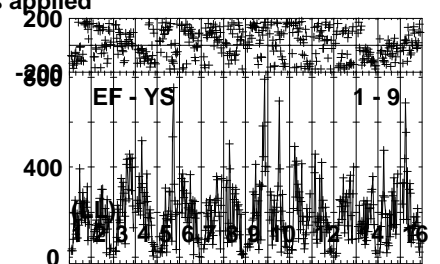
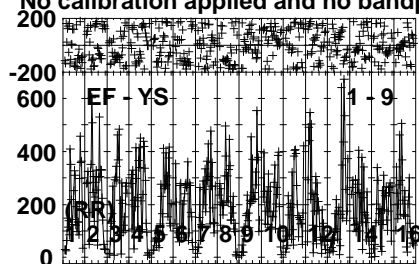
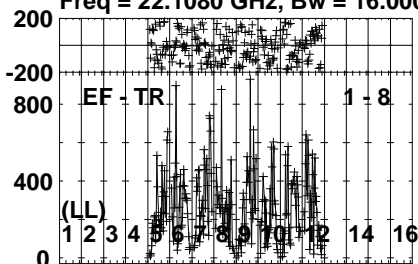
Lower frame: Micro Ampl Jy Top frame: Phas deg
Vector averaged cross-power spectrum Several baselines displayed
Timerange: 00/07:06:31 to 00/07:07:39

Plot file version 230 created 04-APR-2022 10:36:30

LSI61303 EM132A.UVDATA.1

Freq = 22.1080 GHz, Bw = 16.000 MH

No calibration applied and no bandpass applied



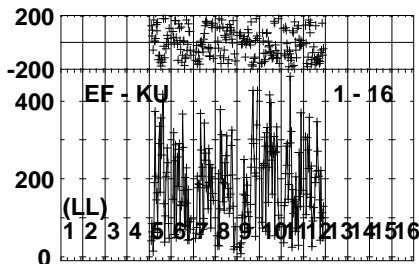
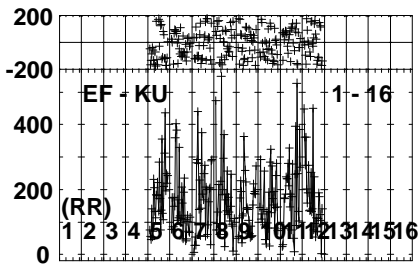
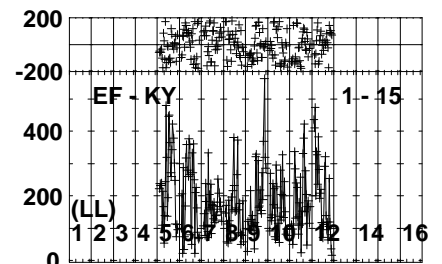
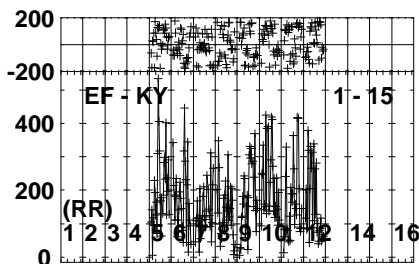
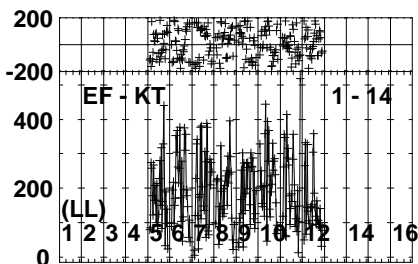
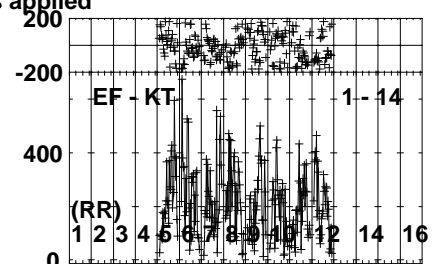
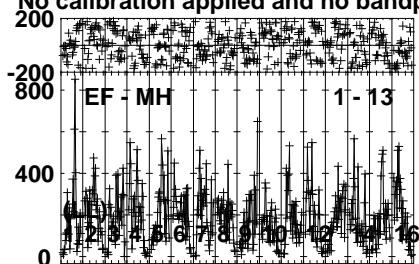
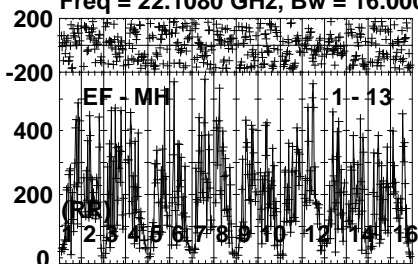
Lower frame: Micro Ampl Jy Top frame: Phas deg
Vector averaged cross-power spectrum Several baselines displayed
Timerange: 00/07:06:31 to 00/07:07:39

Plot file version 231 created 04-APR-2022 10:36:30

LSI61303 EM132A.UVDATA.1

Freq = 22.1080 GHz, Bw = 16.000 MH

No calibration applied and no bandpass applied



0 0 0 0 0 0 0 0 0 0 0 0 0 0 0 0

0 0 0 0 0 0 0 0 0 0 0 0 0 0 0 0

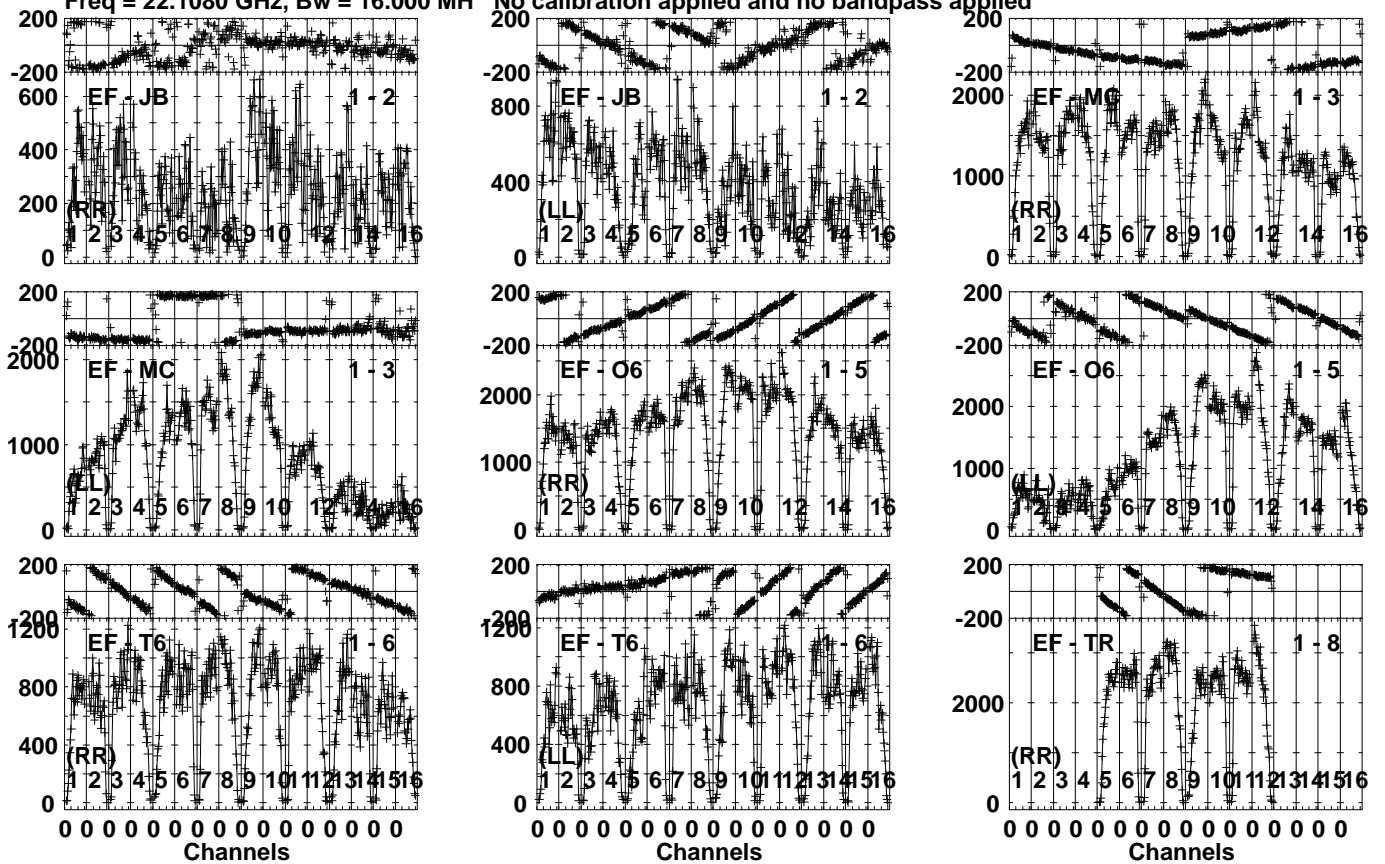
Lower frame: Micro Ampl Jy Top frame: Phas deg
Vector averaged cross-power spectrum Several baselines displayed
Timerange: 00/07:06:31 to 00/07:07:39

Plot file version 232 created 04-APR-2022 10:36:30

J0244+6228 EM132A.UVDATA.1

Freq = 22.1080 GHz, Bw = 16.000 MH

No calibration applied and no bandpass applied



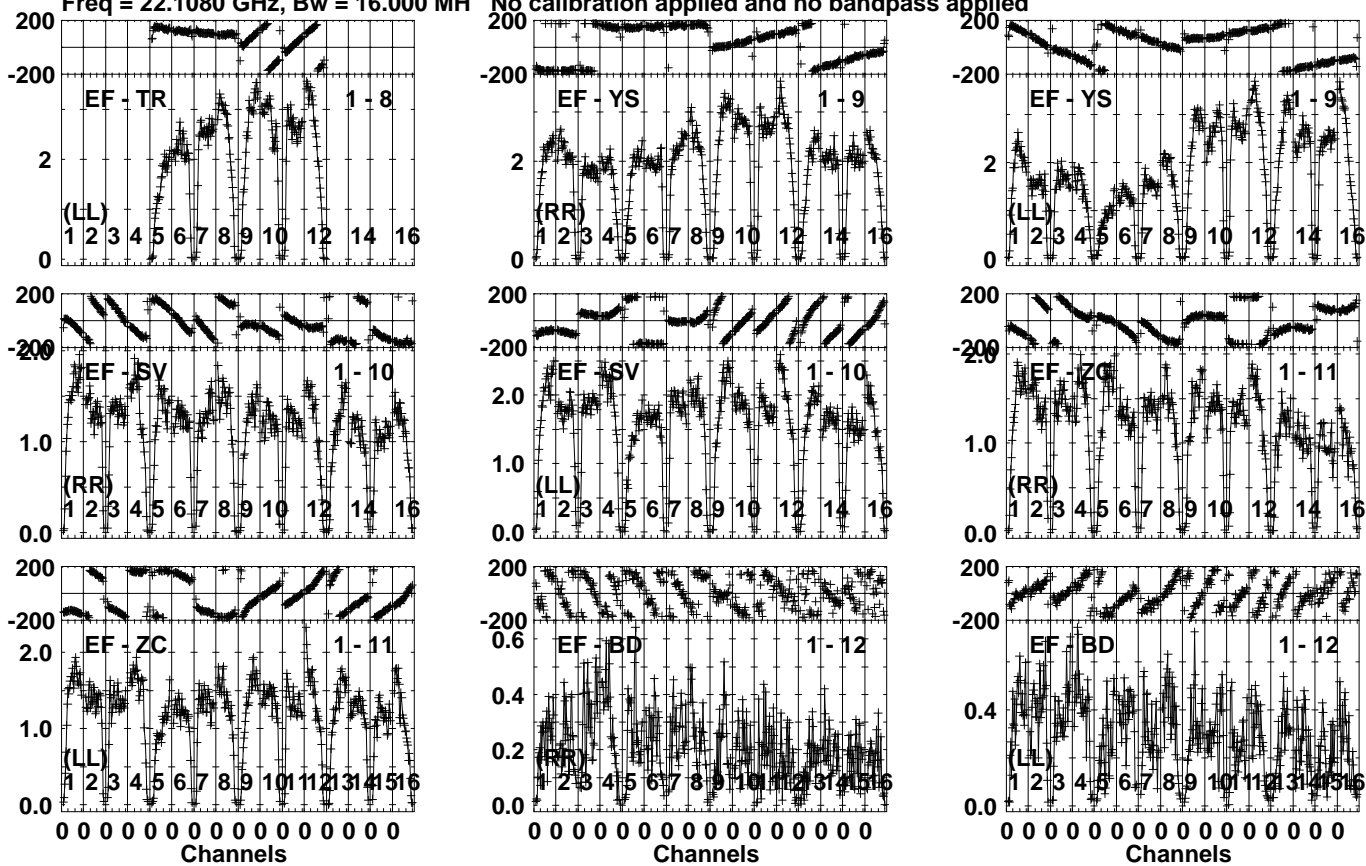
Lower frame: Micro Ampl Jy Top frame: Phas deg
Vector averaged cross-power spectrum Several baselines displayed
Timerange: 00/07:08:11 to 00/07:09:09

Plot file version 233 created 04-APR-2022 10:36:30

J0244+6228 EM132A.UVDATA.1

Freq = 22.1080 GHz, Bw = 16.000 MH

No calibration applied and no bandpass applied



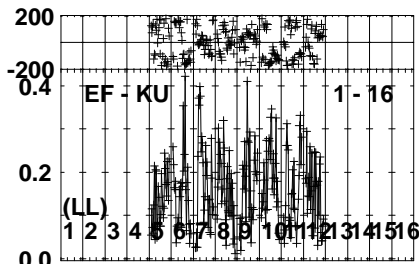
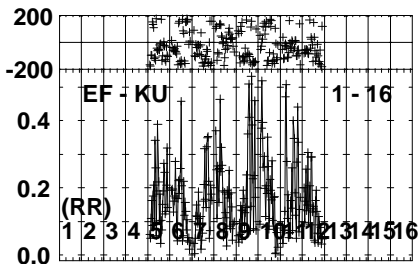
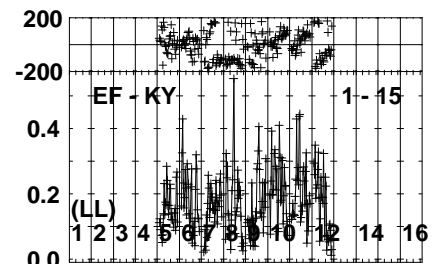
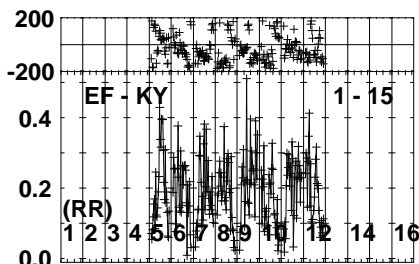
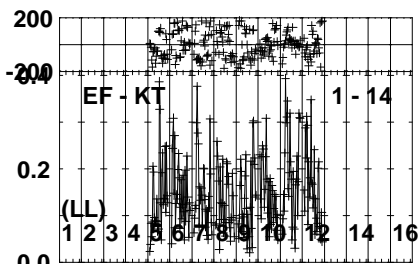
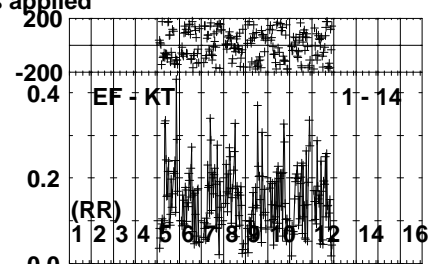
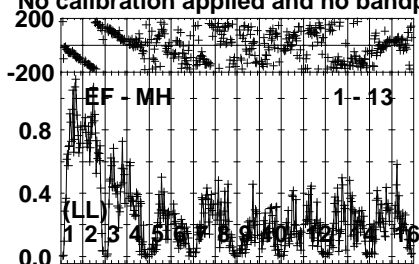
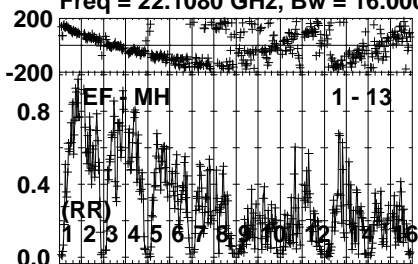
Lower frame: Milli Ampl Jy Top frame: Phas deg
Vector averaged cross-power spectrum Several baselines displayed
Timerange: 00/07:08:11 to 00/07:09:09

Plot file version 234 created 04-APR-2022 10:36:30

J0244+6228 EM132A.UVDATA.1

Freq = 22.1080 GHz, Bw = 16.000 MH

No calibration applied and no bandpass applied



0 0 0 0 0 0 0 0 0 0 0 0 0 0 0 0

0 0 0 0 0 0 0 0 0 0 0 0 0 0 0 0

Channels

Channels

Lower frame: Milli Ampl Jy Top frame: Phas deg

Vector averaged cross-power spectrum Several baselines displayed

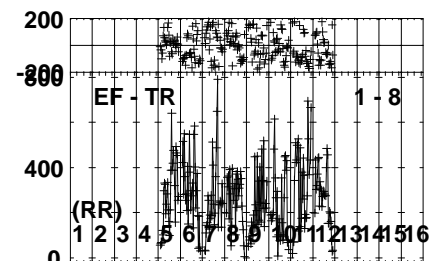
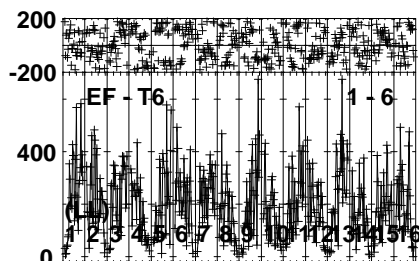
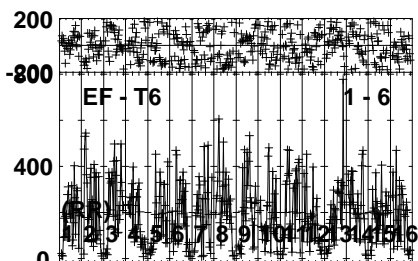
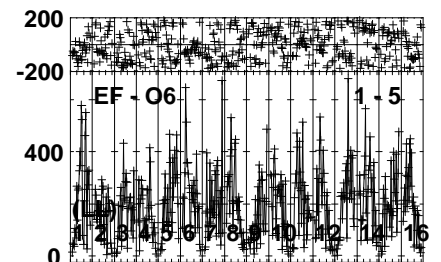
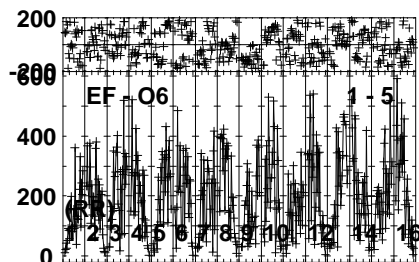
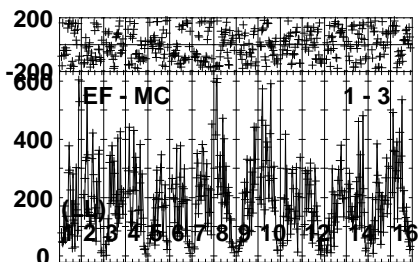
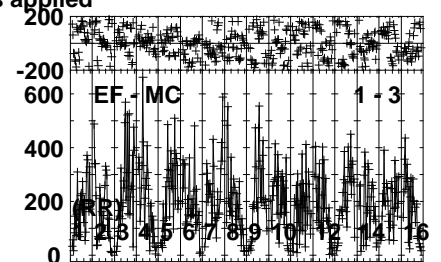
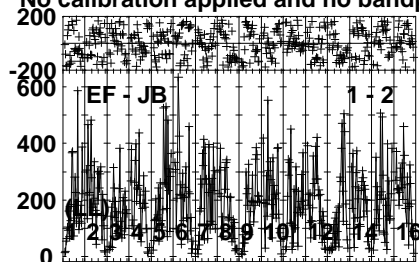
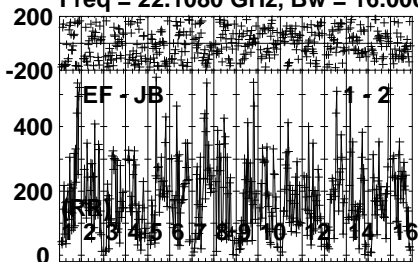
Timerange: 00/07:08:11 to 00/07:09:09

Plot file version 235 created 04-APR-2022 10:36:30

LSI61303 EM132A.UVDATA.1

Freq = 22.1080 GHz, Bw = 16.000 MH

No calibration applied and no bandpass applied



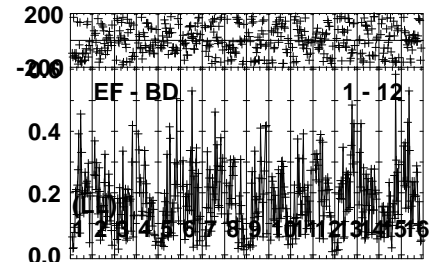
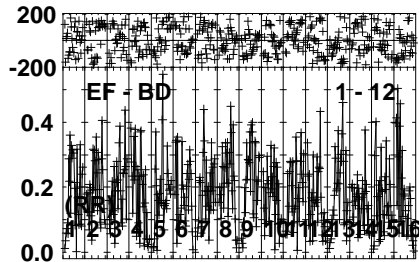
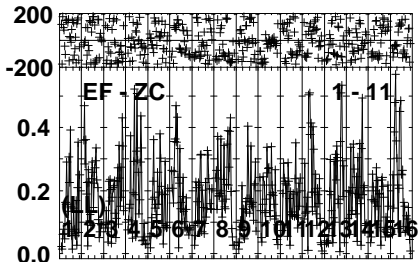
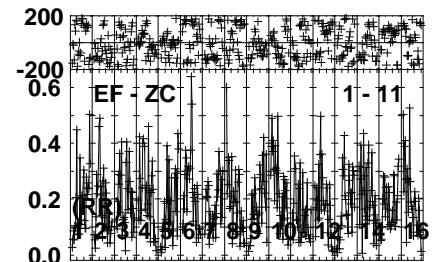
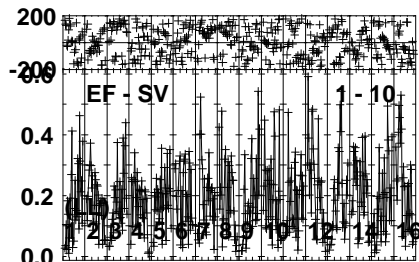
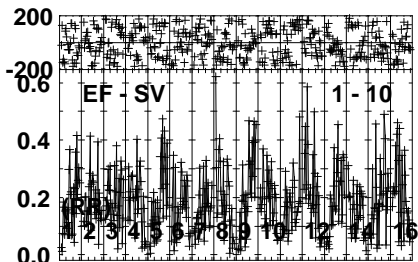
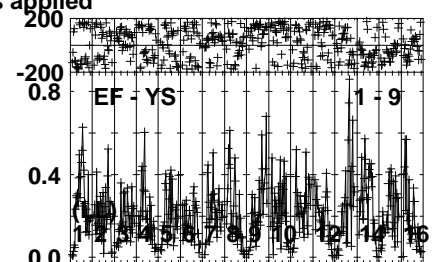
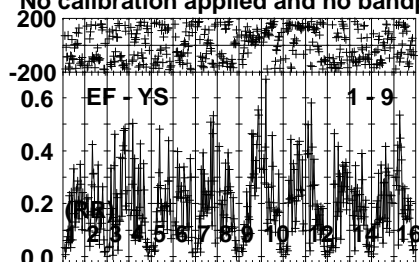
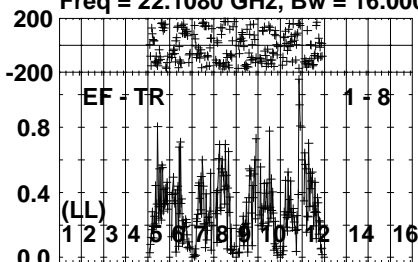
Lower frame: Micro Ampl Jy Top frame: Phas deg
Vector averaged cross-power spectrum Several baselines displayed
Timerange: 00/07:09:11 to 00/07:10:19

Plot file version 236 created 04-APR-2022 10:36:30

LSI61303 EM132A.UVDATA.1

Freq = 22.1080 GHz, Bw = 16.000 MH

No calibration applied and no bandpass applied



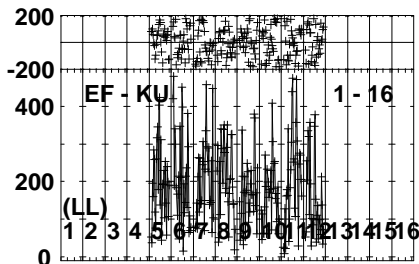
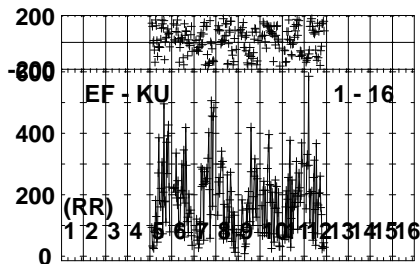
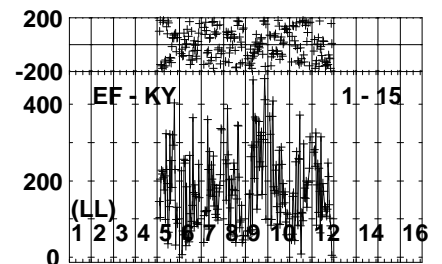
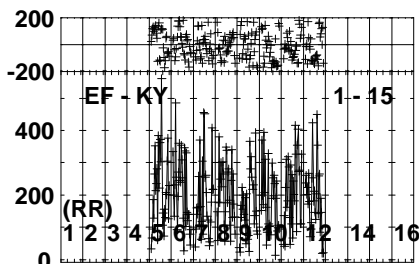
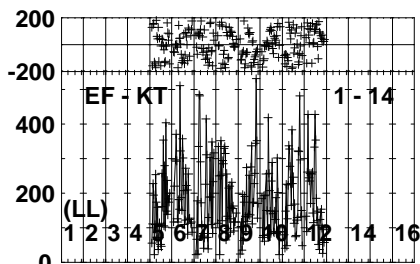
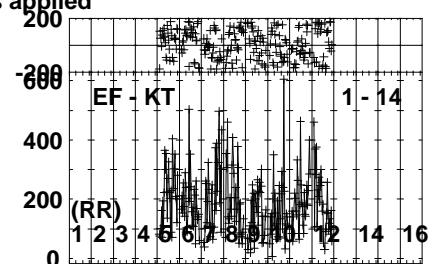
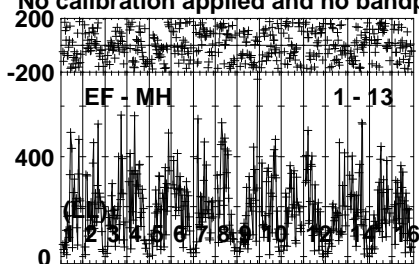
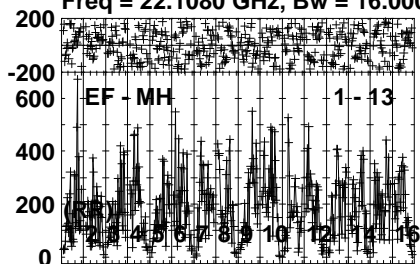
Lower frame: Milli Ampl Jy Top frame: Phas deg
Vector averaged cross-power spectrum Several baselines displayed
Timerange: 00/07:09:11 to 00/07:10:19

Plot file version 237 created 04-APR-2022 10:36:30

LSI61303 EM132A.UVDATA.1

Freq = 22.1080 GHz, Bw = 16.000 MH

No calibration applied and no bandpass applied



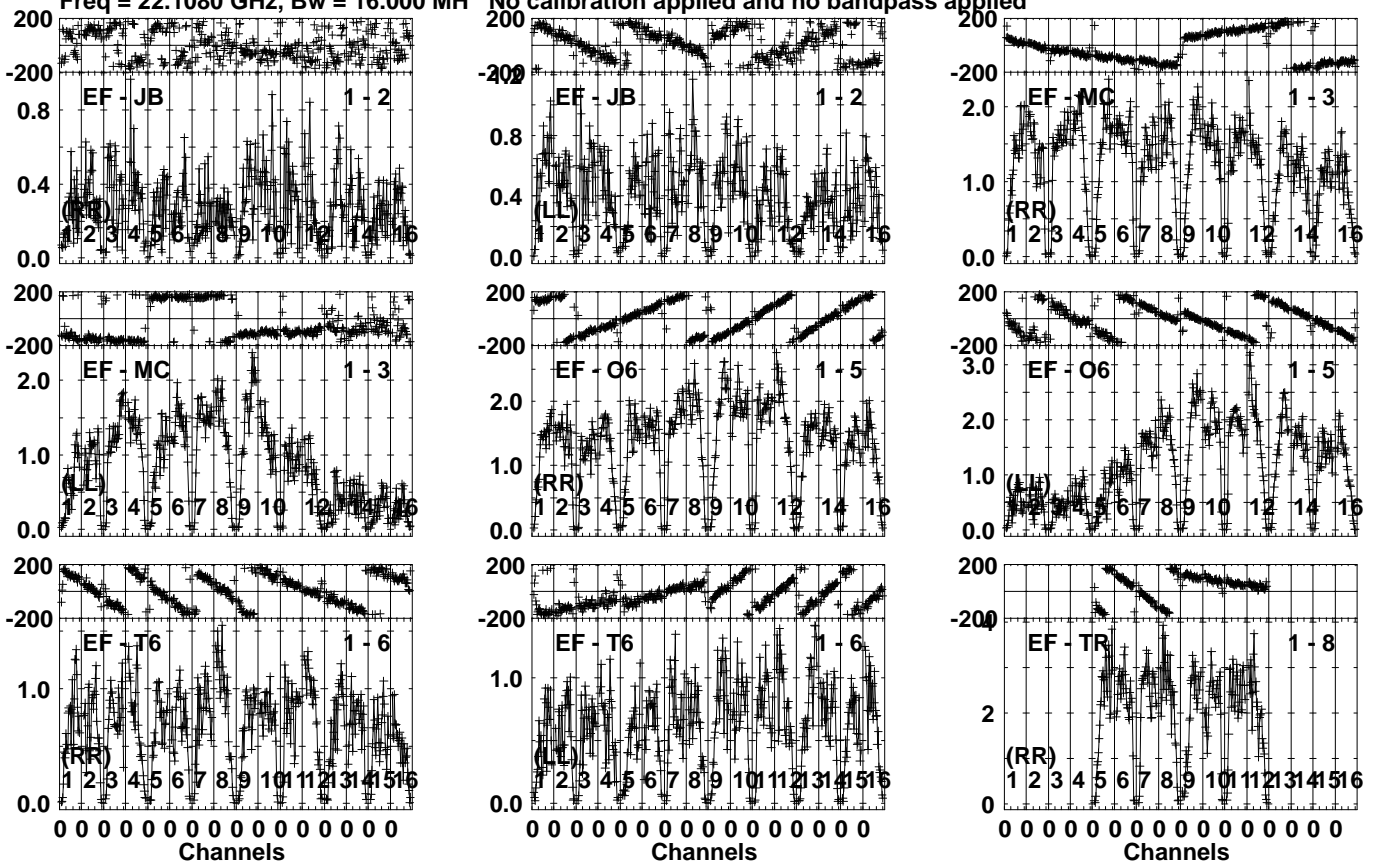
Lower frame: Micro Ampl Jy Top frame: Phas deg
Vector averaged cross-power spectrum Several baselines displayed
Timerange: 00/07:09:11 to 00/07:10:19

Plot file version 238 created 04-APR-2022 10:36:30

J0244+6228 EM132A.UVDATA.1

Freq = 22.1080 GHz, Bw = 16.000 MH

No calibration applied and no bandpass applied



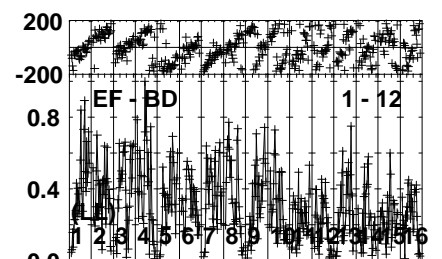
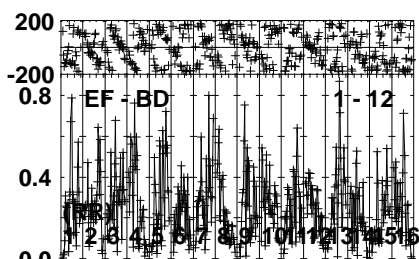
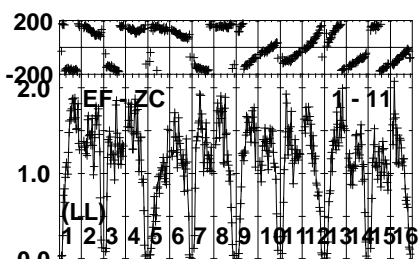
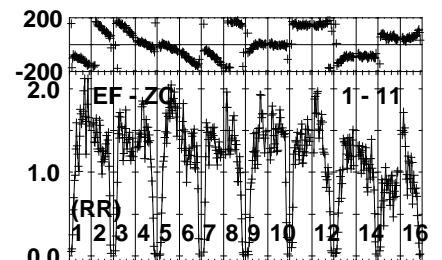
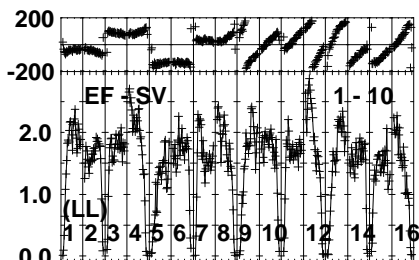
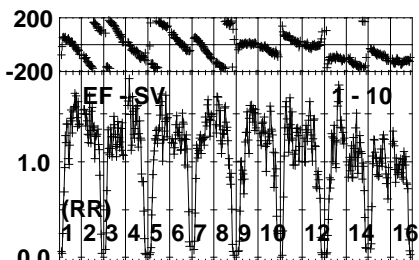
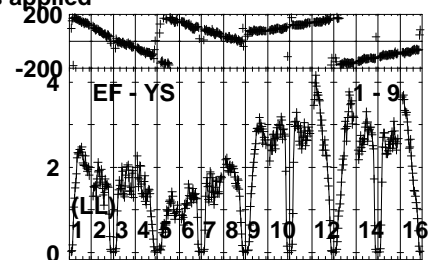
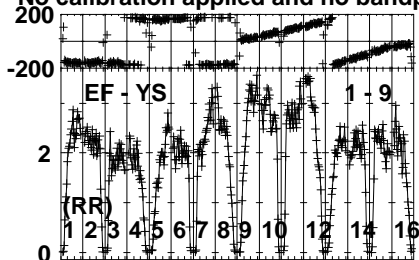
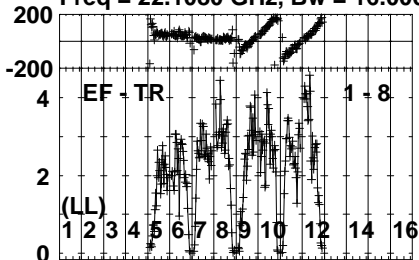
Lower frame: Milli Ampl Jy Top frame: Phas deg
Vector averaged cross-power spectrum Several baselines displayed
Timerange: 00/07:10:21 to 00/07:11:19

Plot file version 239 created 04-APR-2022 10:36:30

J0244+6228 EM132A.UVDATA.1

Freq = 22.1080 GHz, Bw = 16.000 MH

No calibration applied and no bandpass applied



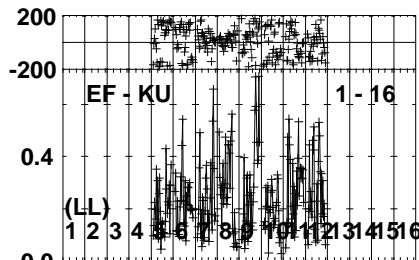
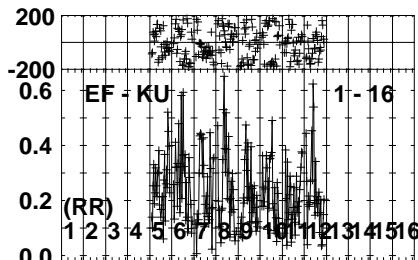
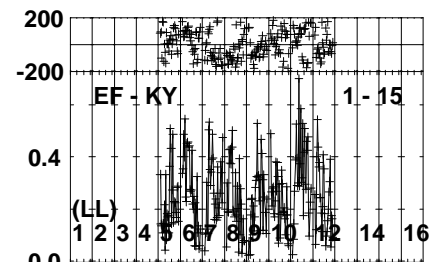
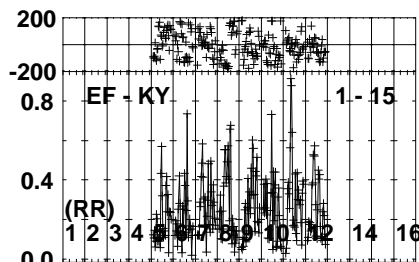
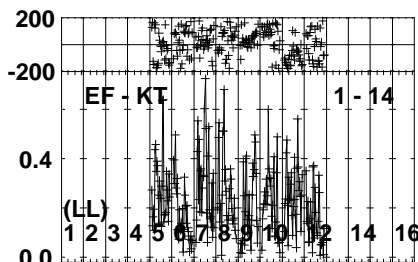
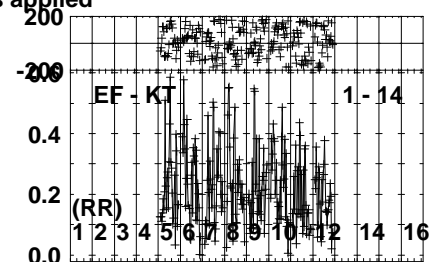
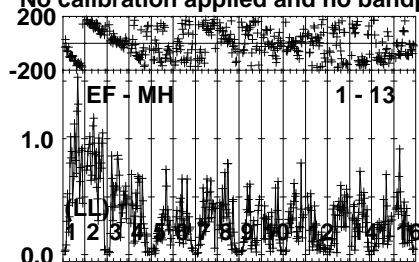
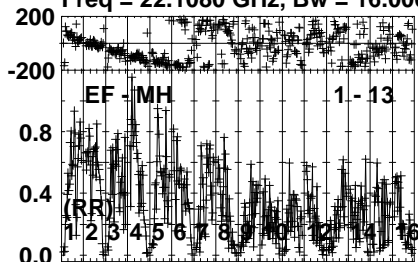
Lower frame: Milli Ampl Jy Top frame: Phas deg
Vector averaged cross-power spectrum Several baselines displayed
Timerange: 00:07:10:21 to 00:07:11:19

Plot file version 240 created 04-APR-2022 10:36:31

J0244+6228 EM132A.UVDATA.1

Freq = 22.1080 GHz, Bw = 16.000 MH

No calibration applied and no bandpass applied



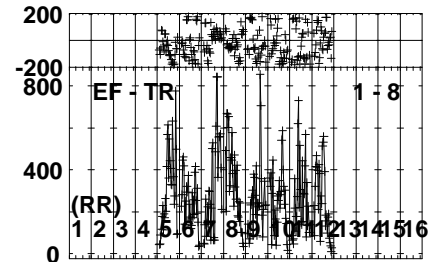
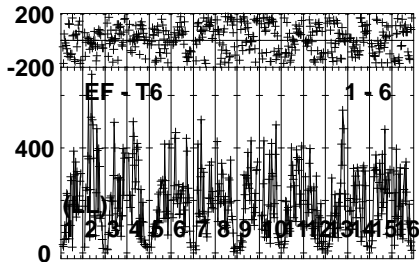
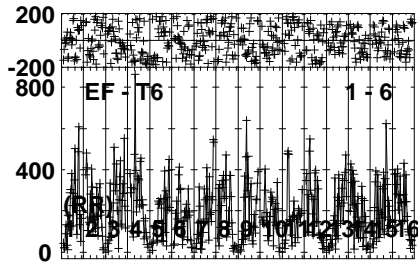
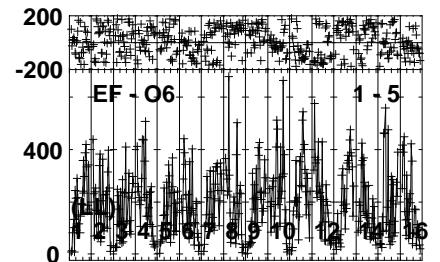
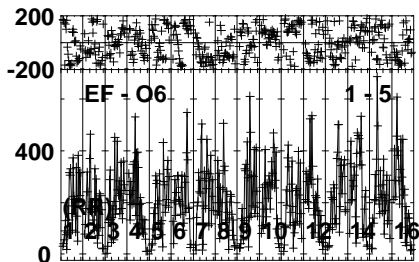
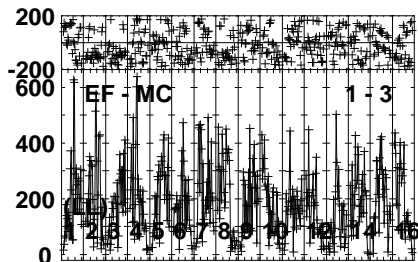
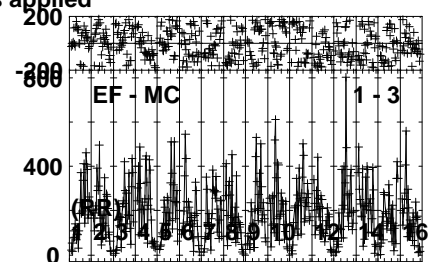
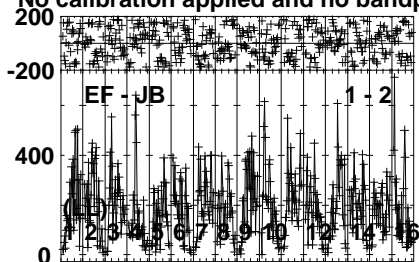
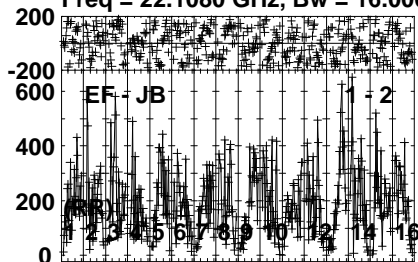
Lower frame: Milli Ampl Jy Top frame: Phas deg
Vector averaged cross-power spectrum Several baselines displayed
Timerange: 00/07:10:21 to 00/07:11:19

Plot file version 241 created 04-APR-2022 10:36:31

LSI61303 EM132A.UVDATA.1

Freq = 22.1080 GHz, Bw = 16.000 MH

No calibration applied and no bandpass applied



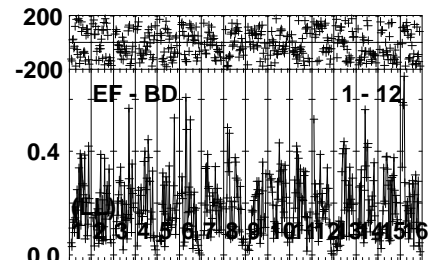
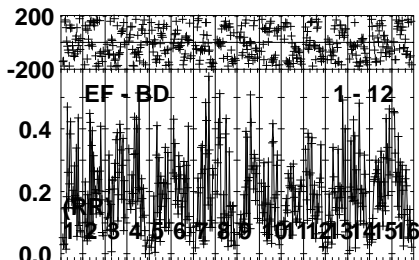
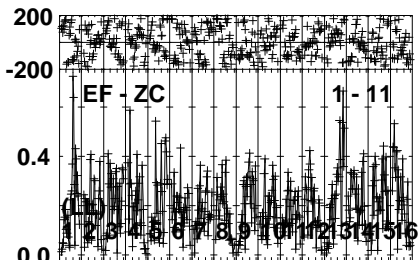
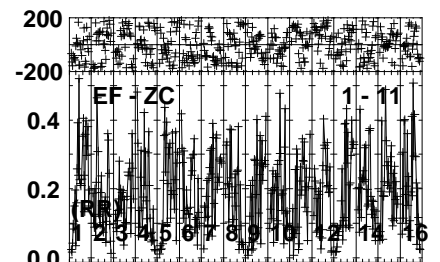
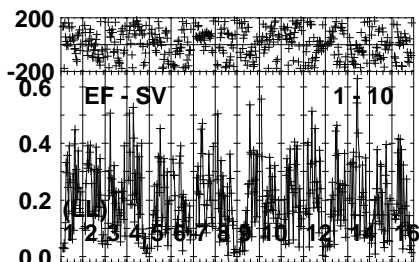
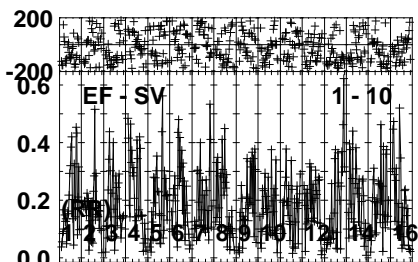
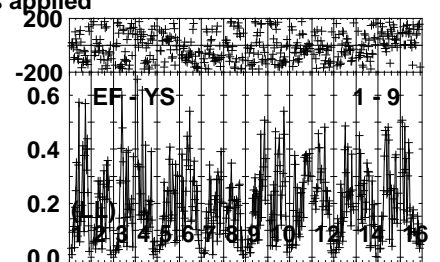
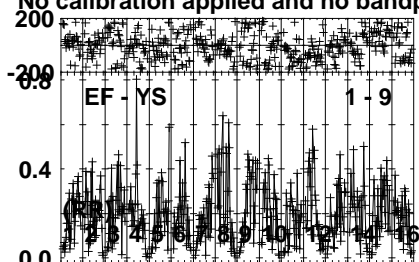
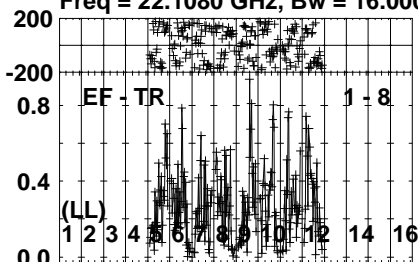
Lower frame: Micro Ampl Jy Top frame: Phas deg
Vector averaged cross-power spectrum Several baselines displayed
Timerange: 00/07:11:21 to 00/07:12:29

Plot file version 242 created 04-APR-2022 10:36:31

LSI61303 EM132A.UVDATA.1

Freq = 22.1080 GHz, Bw = 16.000 MH

No calibration applied and no bandpass applied



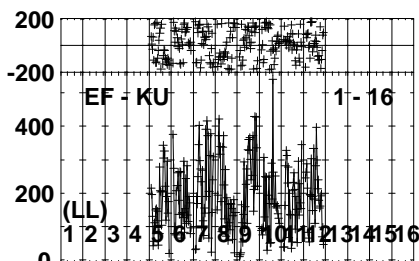
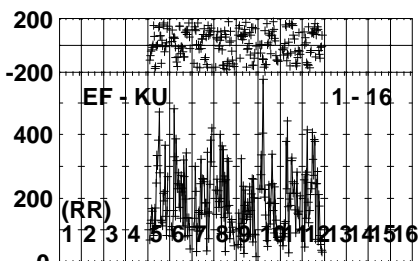
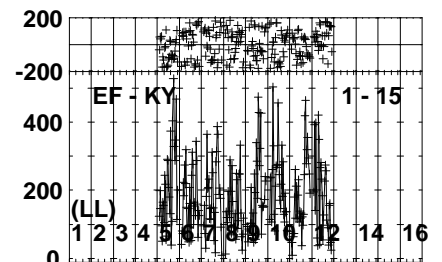
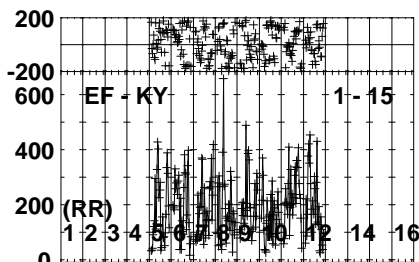
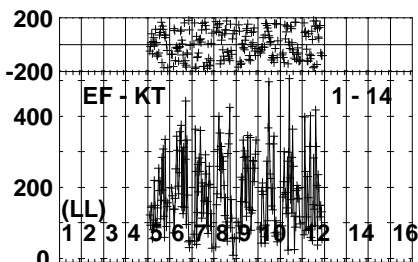
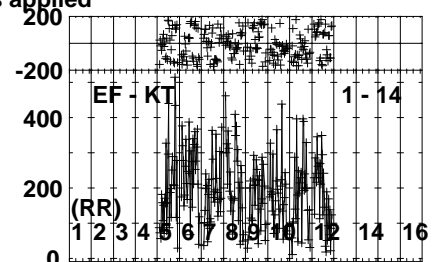
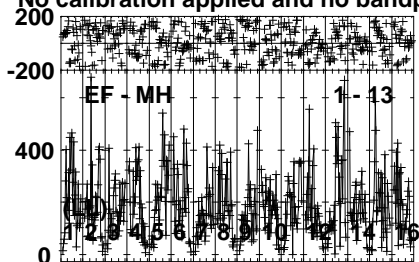
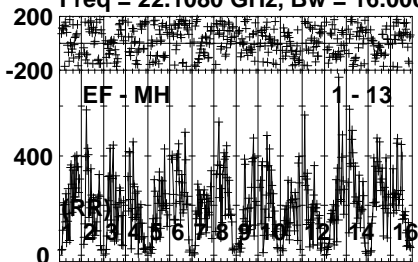
Lower frame: Milli Ampl Jy Top frame: Phas deg
Vector averaged cross-power spectrum Several baselines displayed
Timerange: 00/07:11:21 to 00/07:12:29

Plot file version 243 created 04-APR-2022 10:36:31

LSI61303 EM132A.UVDATA.1

Freq = 22.1080 GHz, Bw = 16.000 MH

No calibration applied and no bandpass applied



0 0 0 0 0 0 0 0 0 0 0 0 0 0 0 0

Channels

0 0 0 0 0 0 0 0 0 0 0 0 0 0 0 0

Channels

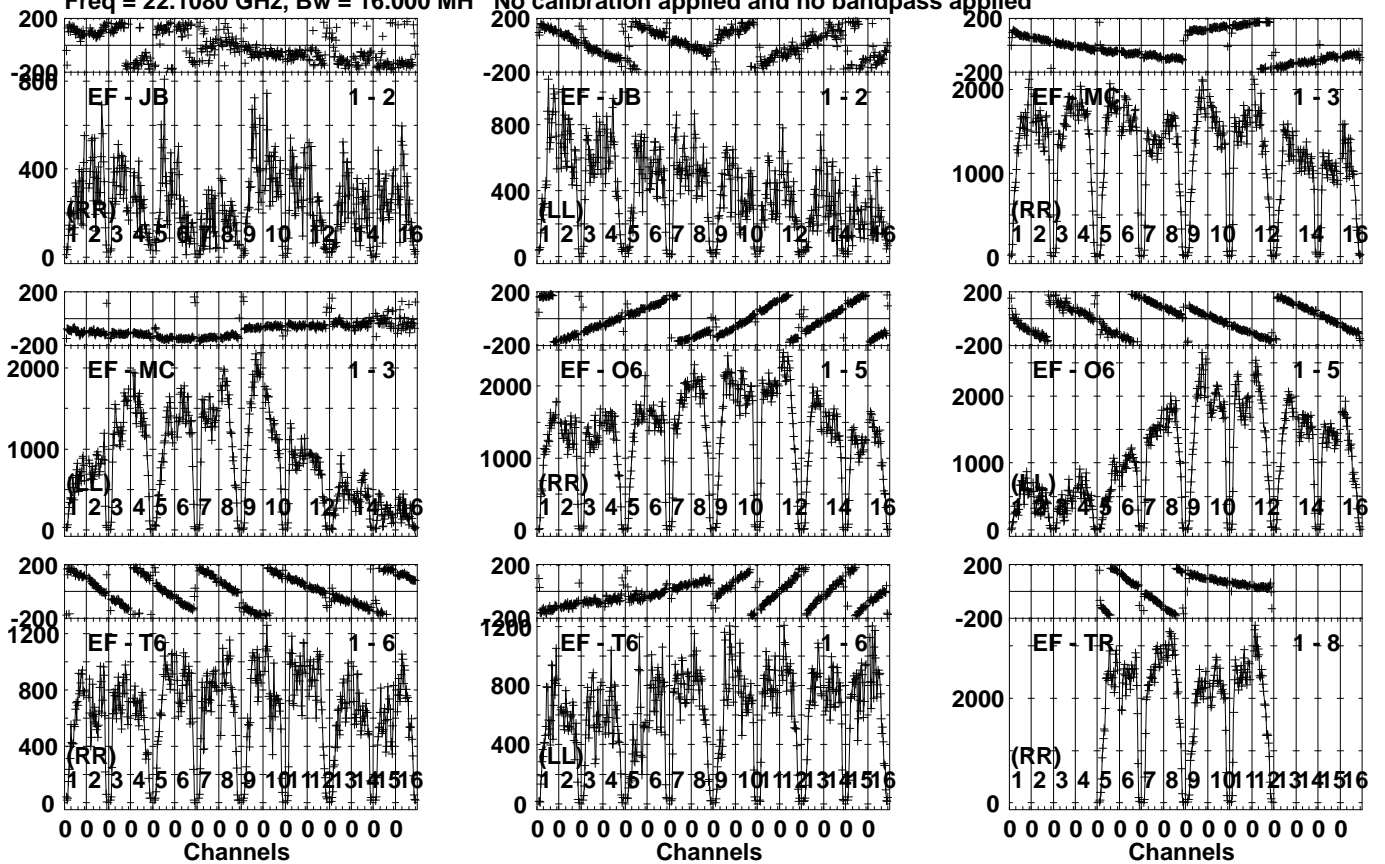
Lower frame: Micro Ampl Jy Top frame: Phas deg
Vector averaged cross-power spectrum Several baselines displayed
Timerange: 00/07:11:21 to 00/07:12:29

Plot file version 244 created 04-APR-2022 10:36:31

J0244+6228 EM132A.UVDATA.1

Freq = 22.1080 GHz, Bw = 16.000 MH

No calibration applied and no bandpass applied



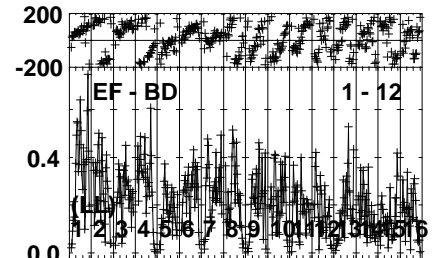
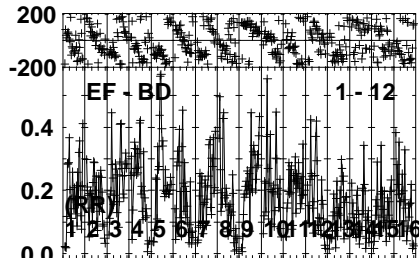
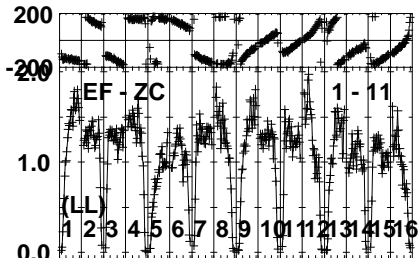
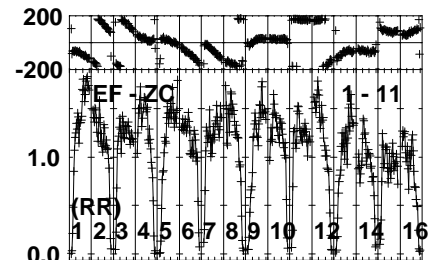
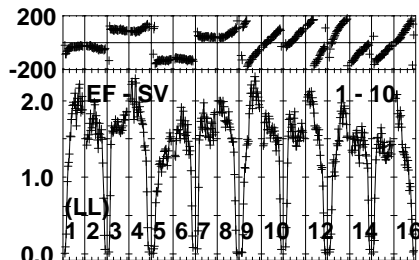
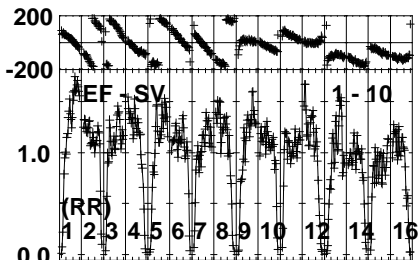
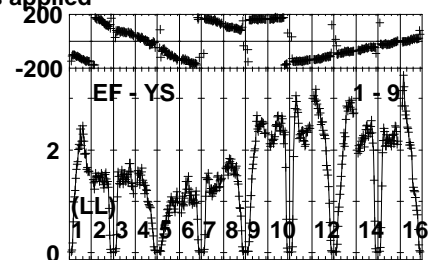
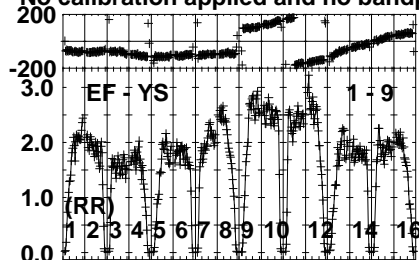
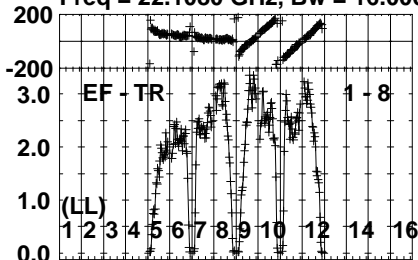
Lower frame: Micro Ampl Jy Top frame: Phas deg
Vector averaged cross-power spectrum Several baselines displayed
Timerange: 00/07:13:01 to 00/07:13:59

Plot file version 245 created 04-APR-2022 10:36:31

J0244+6228 EM132A.UVDATA.1

Freq = 22.1080 GHz, Bw = 16.000 MH

No calibration applied and no bandpass applied



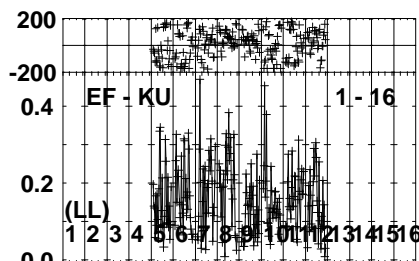
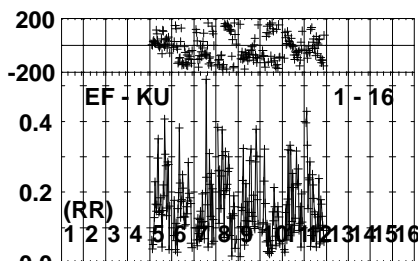
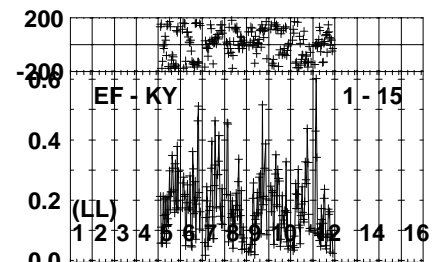
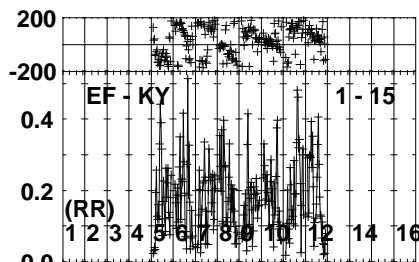
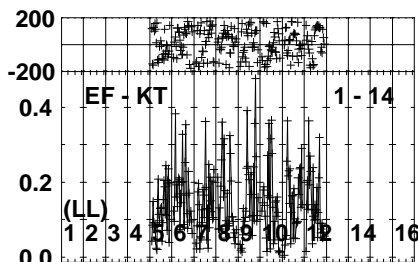
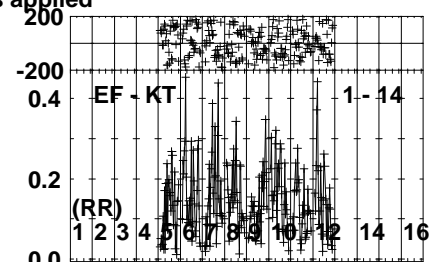
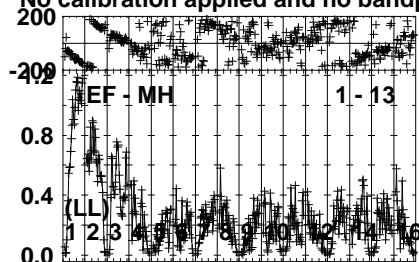
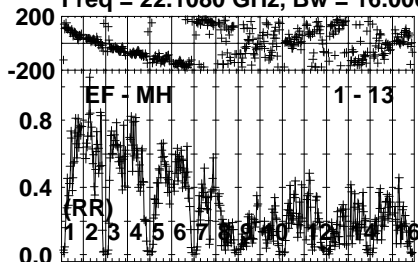
Lower frame: Milli Ampl Jy Top frame: Phas deg
Vector averaged cross-power spectrum Several baselines displayed
Timerange: 00/07:13:01 to 00/07:13:59

Plot file version 246 created 04-APR-2022 10:36:31

J0244+6228 EM132A.UVDATA.1

Freq = 22.1080 GHz, Bw = 16.000 MH

No calibration applied and no bandpass applied



0 0 0 0 0 0 0 0 0 0 0 0 0 0 0 0

0 0 0 0 0 0 0 0 0 0 0 0 0 0 0 0

Channels

Channels

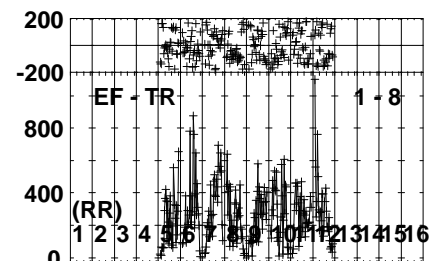
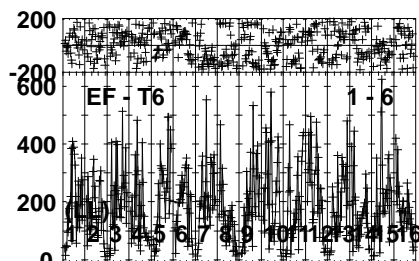
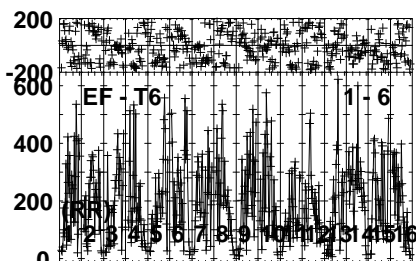
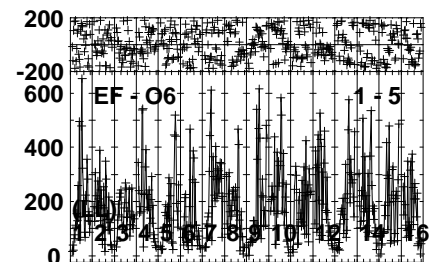
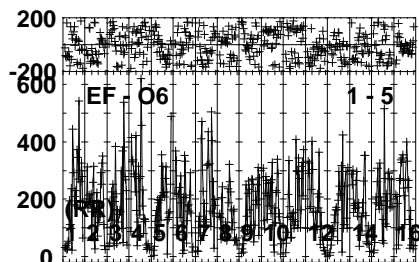
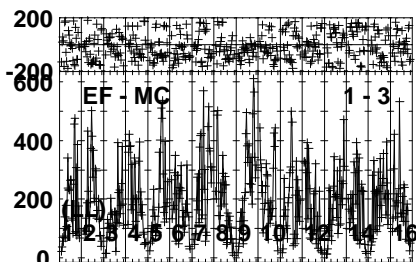
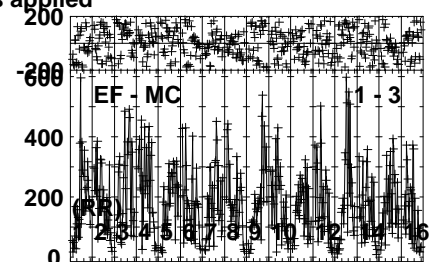
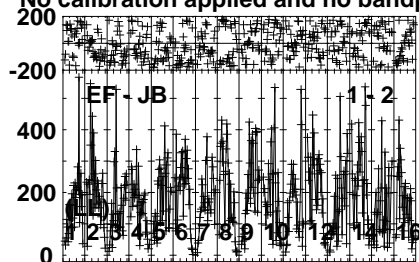
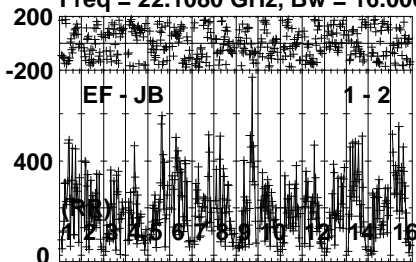
Lower frame: Milli Ampl Jy Top frame: Phas deg
Vector averaged cross-power spectrum Several baselines displayed
Timerange: 00/07:13:01 to 00/07:13:59

Plot file version 247 created 04-APR-2022 10:36:31

LSI61303 EM132A.UVDATA.1

Freq = 22.1080 GHz, Bw = 16.000 MH

No calibration applied and no bandpass applied



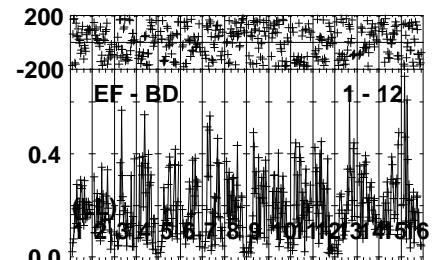
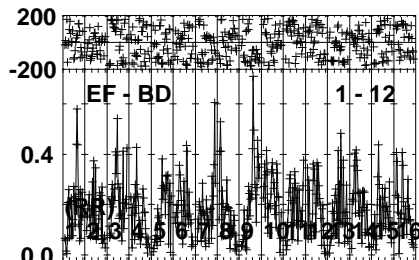
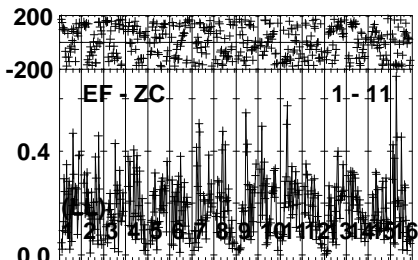
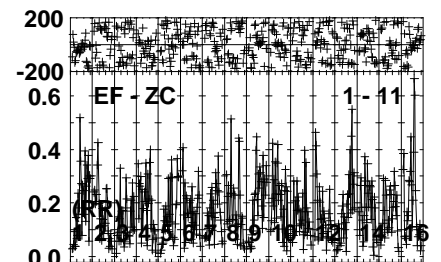
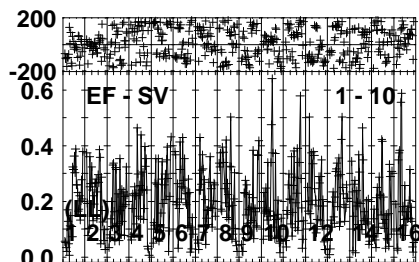
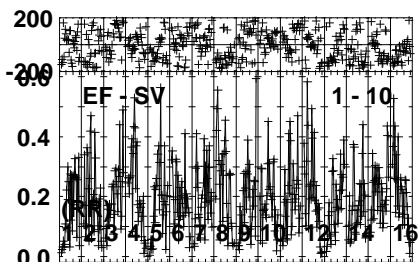
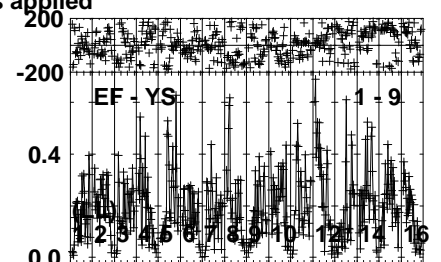
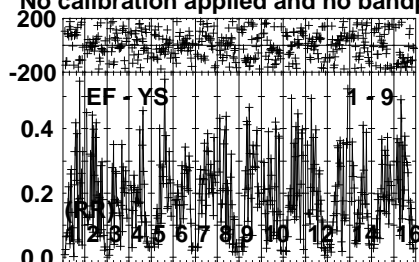
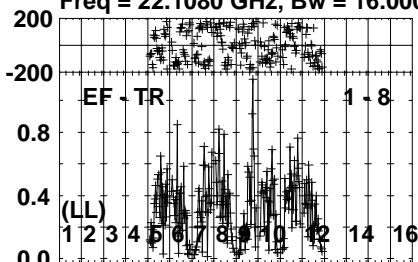
Lower frame: Micro Ampl Jy Top frame: Phas deg
Vector averaged cross-power spectrum Several baselines displayed
Timerange: 00/07:14:01 to 00/07:15:09

Plot file version 248 created 04-APR-2022 10:36:31

LSI61303 EM132A.UVDATA.1

Freq = 22.1080 GHz, Bw = 16.000 MH

No calibration applied and no bandpass applied



Lower frame: Milli Ampl Jy Top frame: Phas deg

Vector averaged cross-power spectrum Several baselines displayed

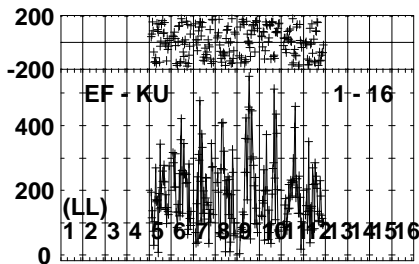
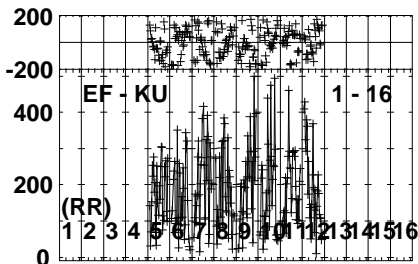
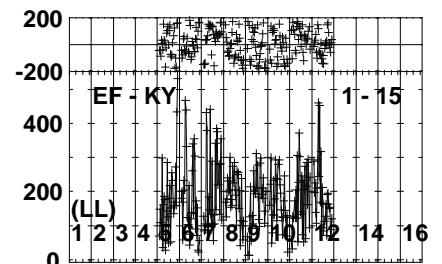
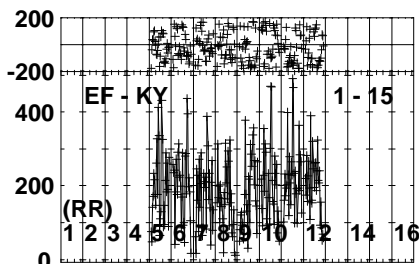
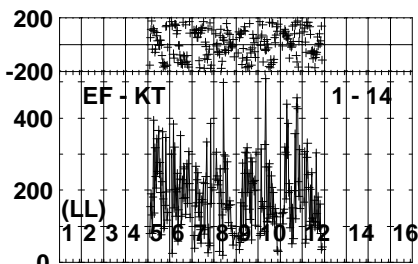
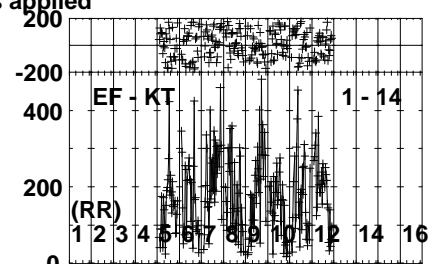
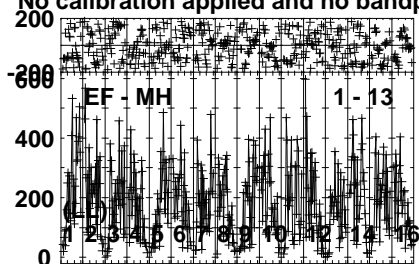
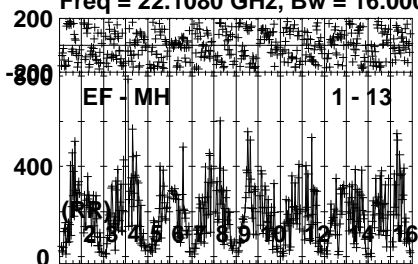
Timerange: 00/07:14:01 to 00/07:15:09

Plot file version 249 created 04-APR-2022 10:36:31

LSI61303 EM132A.UVDATA.1

Freq = 22.1080 GHz, Bw = 16.000 MH

No calibration applied and no bandpass applied



0 0 0 0 0 0 0 0 0 0 0 0 0 0 0 0

0 0 0 0 0 0 0 0 0 0 0 0 0 0 0 0

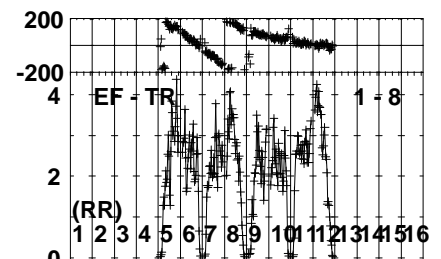
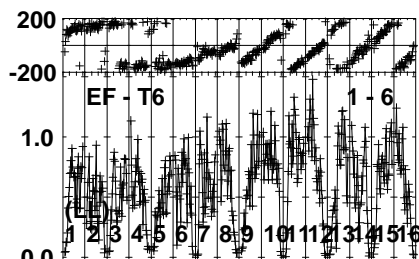
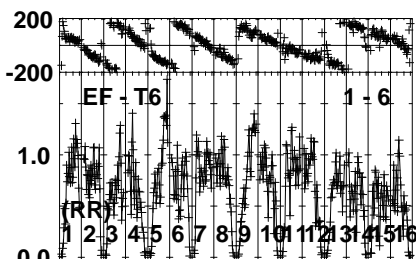
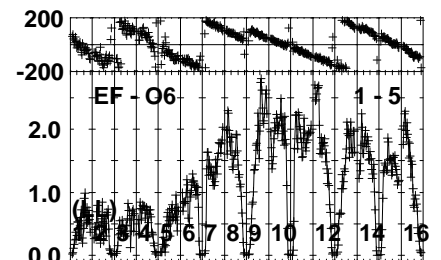
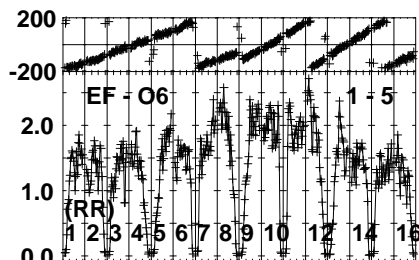
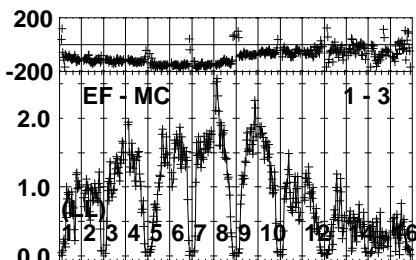
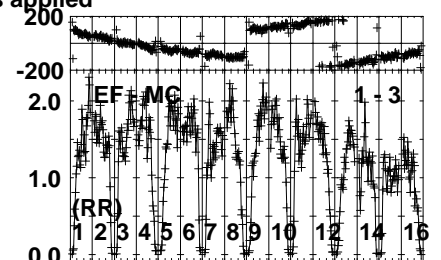
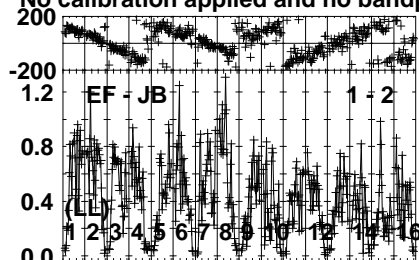
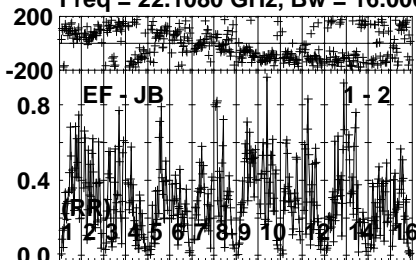
Lower frame: Micro Ampl Jy Top frame: Phas deg
Vector averaged cross-power spectrum Several baselines displayed
Timerange: 00/07:14:01 to 00/07:15:09

Plot file version 250 created 04-APR-2022 10:36:31

J0244+6228 EM132A.UVDATA.1

Freq = 22.1080 GHz, Bw = 16.000 MH

No calibration applied and no bandpass applied



0 0 0 0 0 0 0 0 0 0 0 0 0 0 0 0
Channels

0 0 0 0 0 0 0 0 0 0 0 0 0 0 0 0
Channels

0 0 0 0 0 0 0 0 0 0 0 0 0 0 0 0
Channels

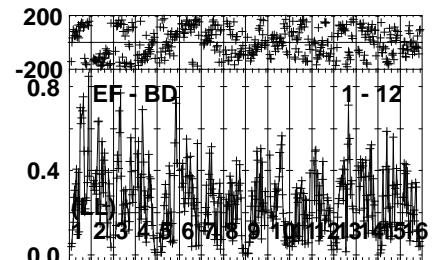
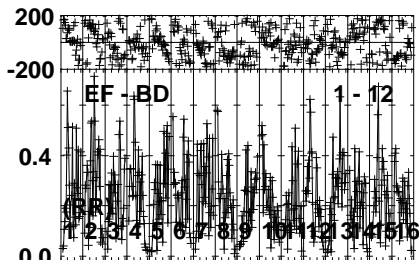
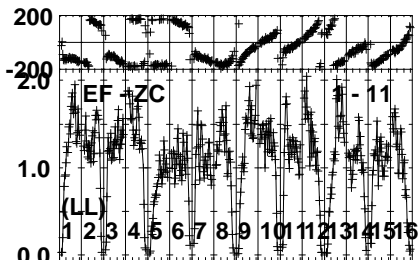
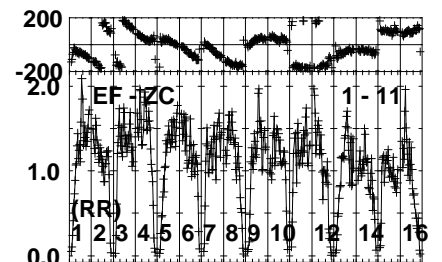
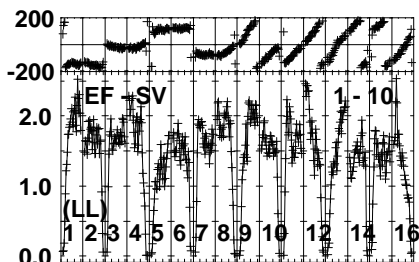
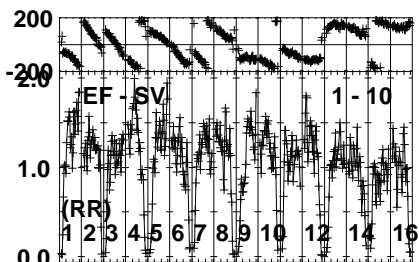
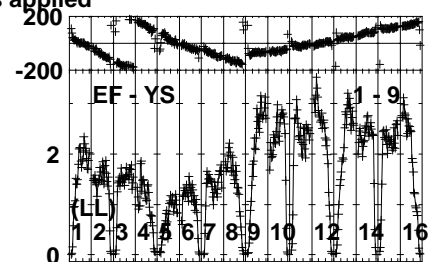
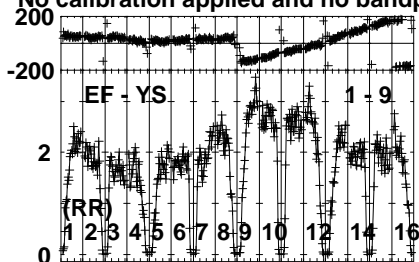
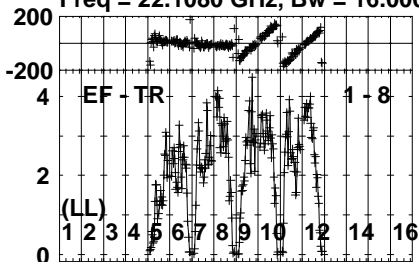
Lower frame: Milli Ampl Jy Top frame: Phas deg
Vector averaged cross-power spectrum Several baselines displayed
Timerange: 00/07:15:11 to 00/07:16:09

Plot file version 251 created 04-APR-2022 10:36:32

J0244+6228 EM132A.UVDATA.1

Freq = 22.1080 GHz, Bw = 16.000 MH

No calibration applied and no bandpass applied



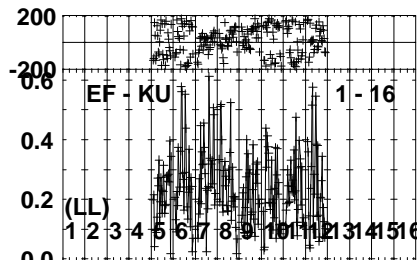
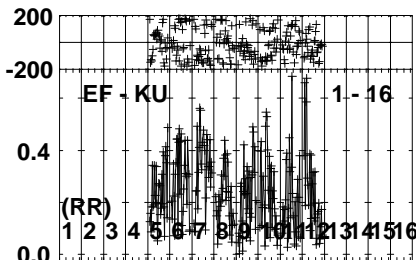
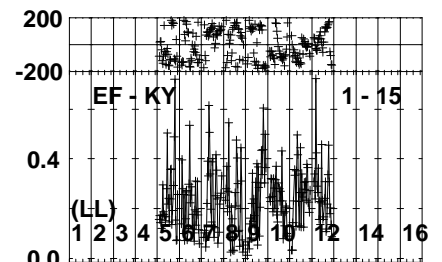
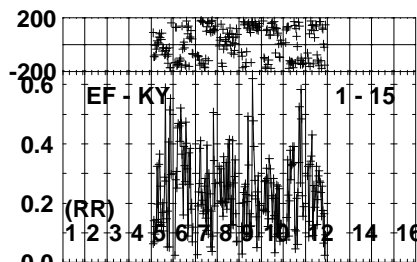
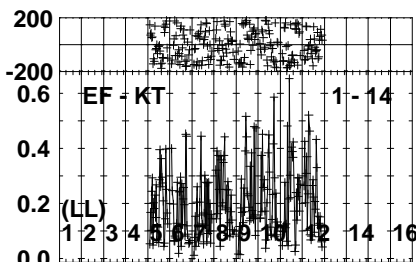
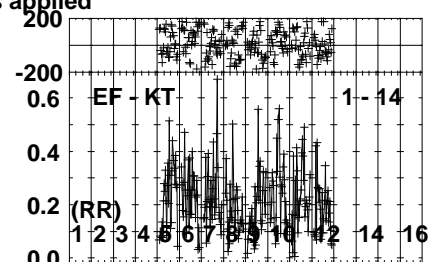
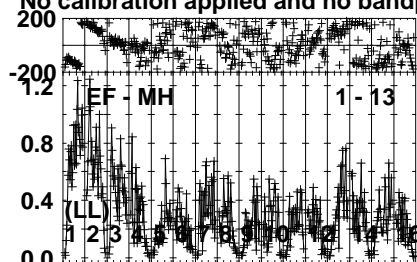
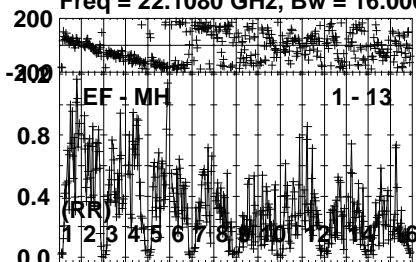
Lower frame: Milli Ampl Jy Top frame: Phas deg
Vector averaged cross-power spectrum Several baselines displayed
Timerange: 00/07:15:11 to 00/07:16:09

Plot file version 252 created 04-APR-2022 10:36:32

J0244+6228 EM132A.UVDATA.1

Freq = 22.1080 GHz, Bw = 16.000 MH

No calibration applied and no bandpass applied



0 0 0 0 0 0 0 0 0 0 0 0 0 0 0 0

Lower frame: Milli Ampl Jy Top frame: Phas deg

Vector averaged cross-power spectrum Several baselines displayed

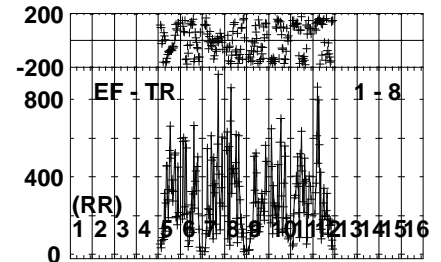
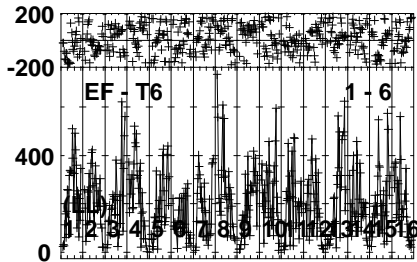
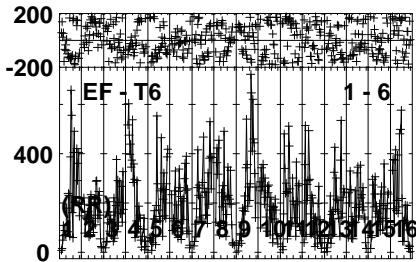
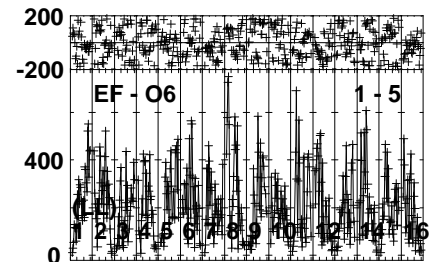
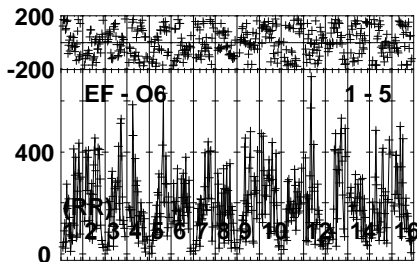
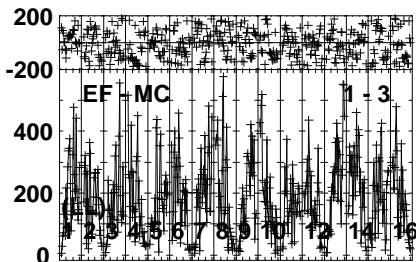
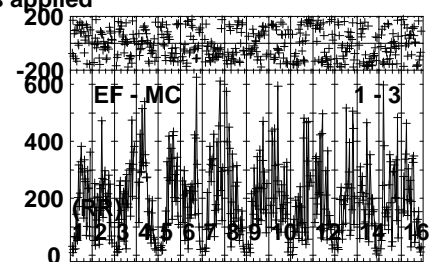
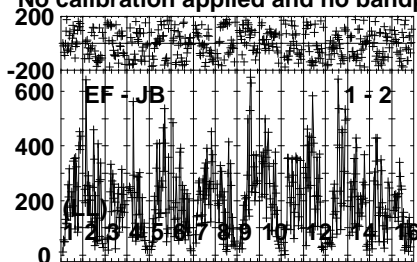
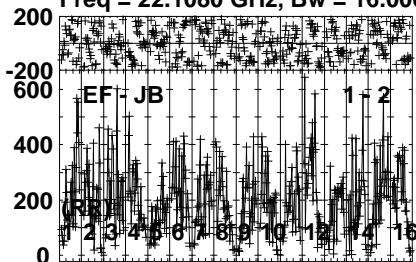
Timerange: 00/07:15:11 to 00/07:16:09

Plot file version 253 created 04-APR-2022 10:36:32

LSI61303 EM132A.UVDATA.1

Freq = 22.1080 GHz, Bw = 16.000 MH

No calibration applied and no bandpass applied



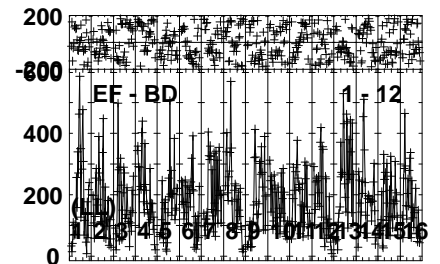
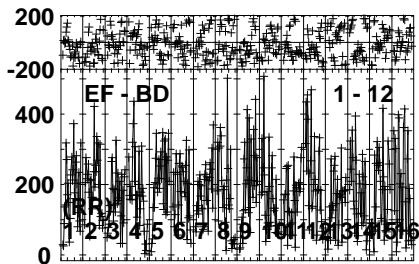
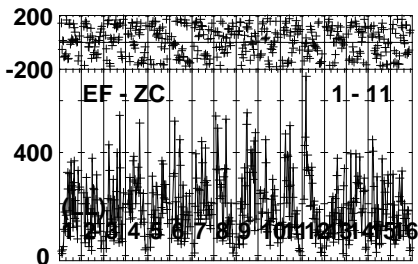
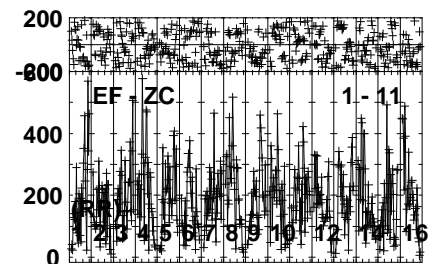
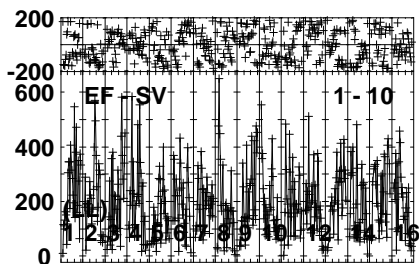
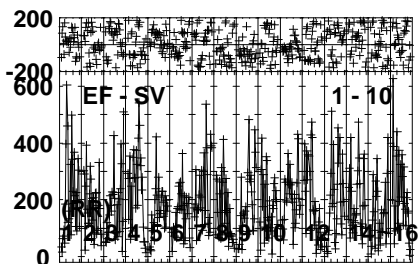
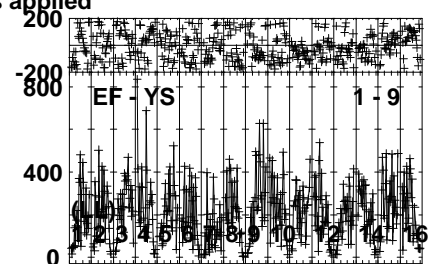
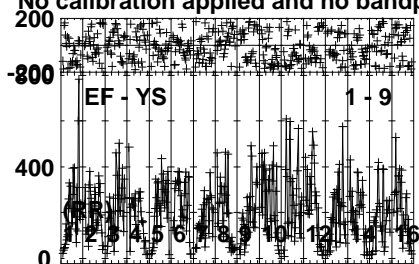
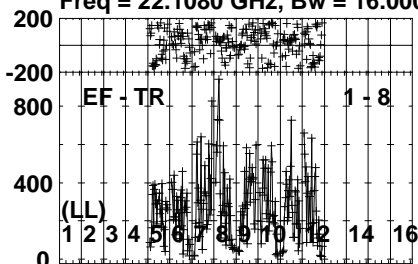
Lower frame: Micro Ampl Jy Top frame: Phas deg
Vector averaged cross-power spectrum Several baselines displayed
Timerange: 00/07:16:11 to 00/07:17:19

Plot file version 254 created 04-APR-2022 10:36:32

LSI61303 EM132A.UVDATA.1

Freq = 22.1080 GHz, Bw = 16.000 MH

No calibration applied and no bandpass applied



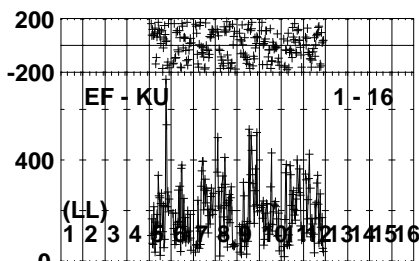
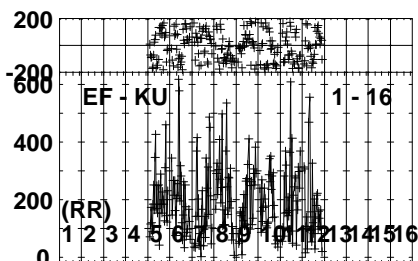
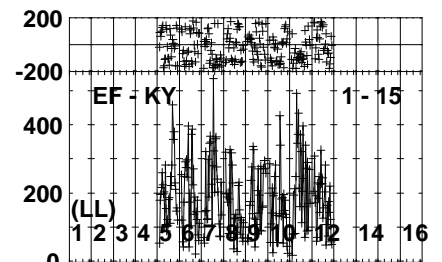
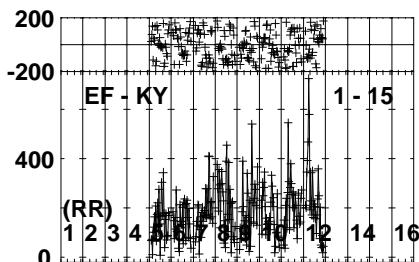
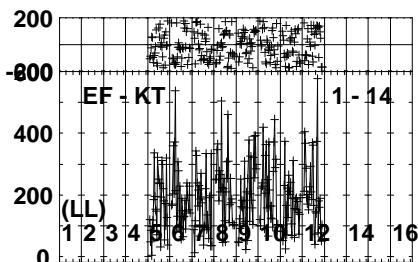
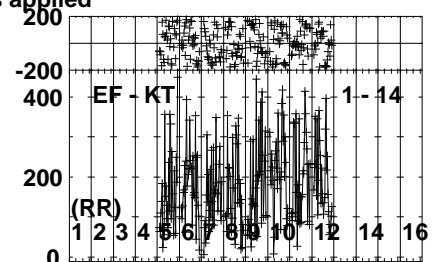
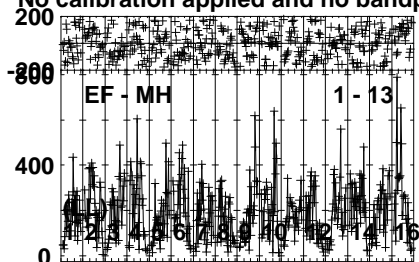
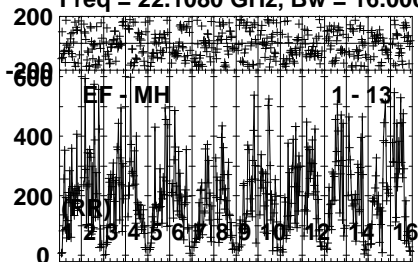
Lower frame: Micro Ampl Jy Top frame: Phas deg
Vector averaged cross-power spectrum Several baselines displayed
Timerange: 00/07:16:11 to 00/07:17:19

Plot file version 255 created 04-APR-2022 10:36:32

LSI61303 EM132A.UVDATA.1

Freq = 22.1080 GHz, Bw = 16.000 MH

No calibration applied and no bandpass applied



0 0 0 0 0 0 0 0 0 0 0 0 0 0 0 0

Channels

0 0 0 0 0 0 0 0 0 0 0 0 0 0 0 0

Channels

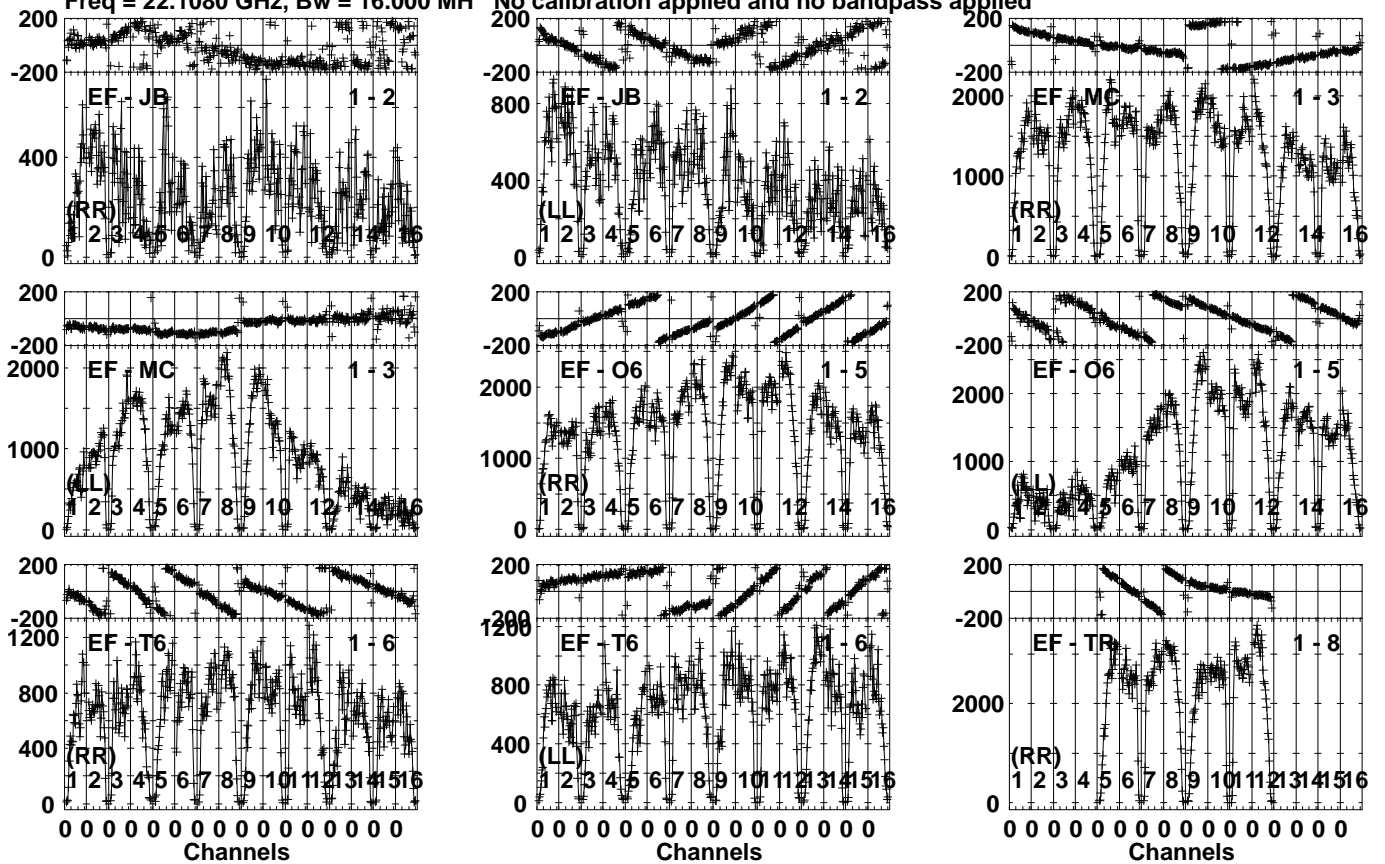
Lower frame: Micro Ampl Jy Top frame: Phas deg
Vector averaged cross-power spectrum Several baselines displayed
Timerange: 00/07:16:11 to 00/07:17:19

Plot file version 256 created 04-APR-2022 10:36:32

J0244+6228 EM132A.UVDATA.1

Freq = 22.1080 GHz, Bw = 16.000 MH

No calibration applied and no bandpass applied



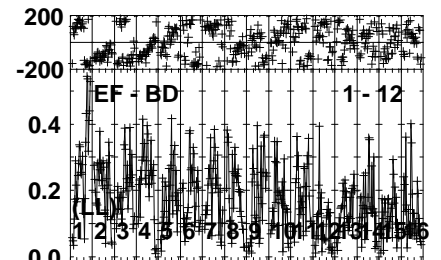
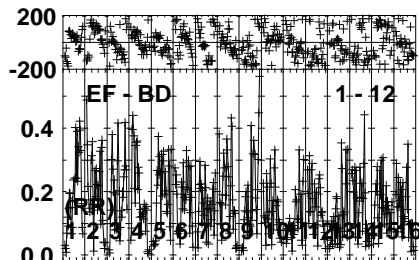
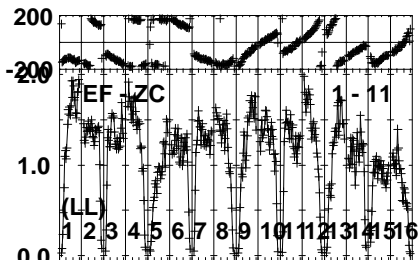
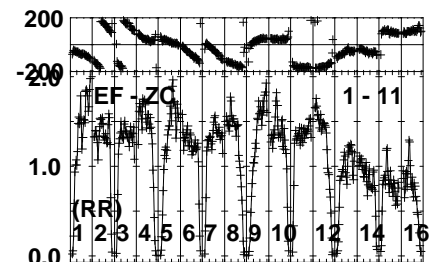
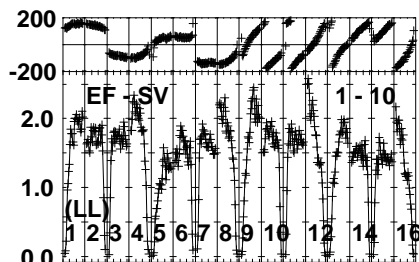
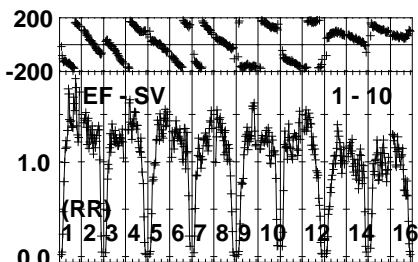
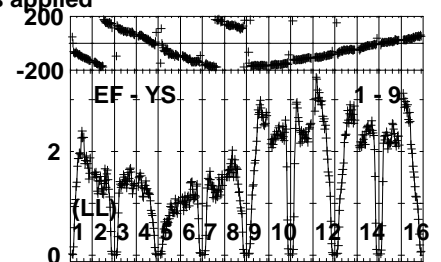
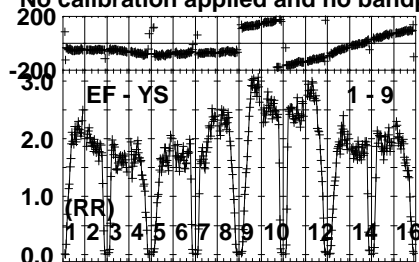
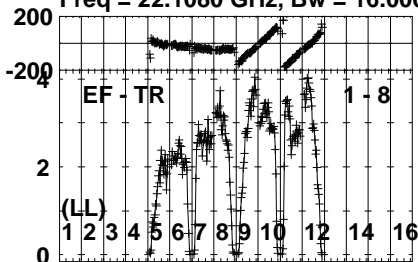
Lower frame: Micro Ampl Jy Top frame: Phas deg
Vector averaged cross-power spectrum Several baselines displayed
Timerange: 00/07:17:51 to 00/07:18:49

Plot file version 257 created 04-APR-2022 10:36:32

J0244+6228 EM132A.UVDATA.1

Freq = 22.1080 GHz, Bw = 16.000 MH

No calibration applied and no bandpass applied



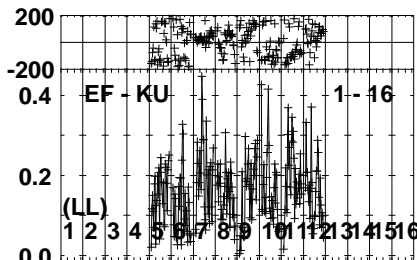
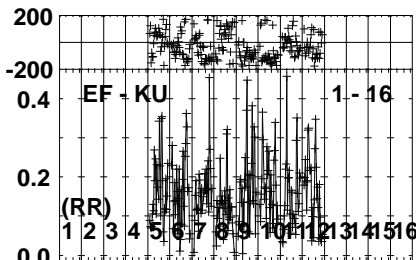
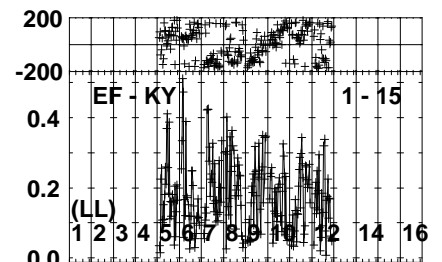
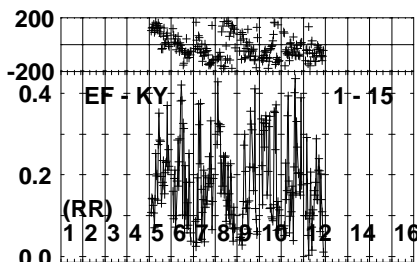
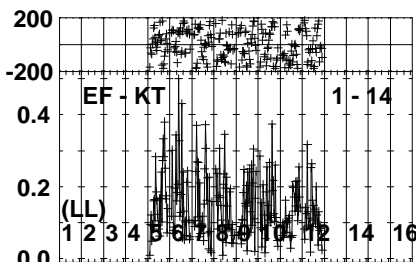
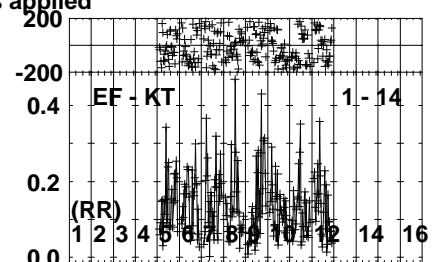
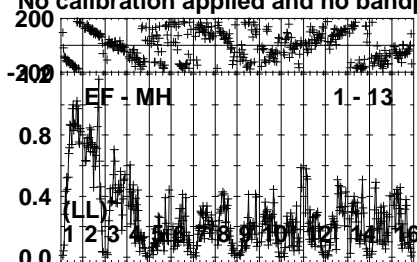
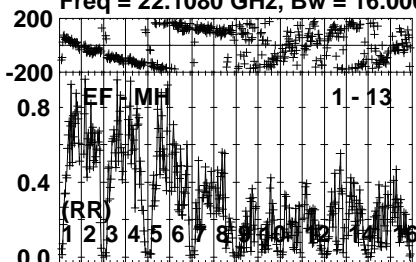
Lower frame: Milli Ampl Jy Top frame: Phas deg
Vector averaged cross-power spectrum Several baselines displayed
Timerange: 00/07:17:51 to 00/07:18:49

Plot file version 258 created 04-APR-2022 10:36:32

J0244+6228 EM132A.UVDATA.1

Freq = 22.1080 GHz, Bw = 16.000 MH

No calibration applied and no bandpass applied



0 0 0 0 0 0 0 0 0 0 0 0 0 0 0 0

Lower frame: Milli Ampl Jy Top frame: Phas deg

Vector averaged cross-power spectrum Several baselines displayed

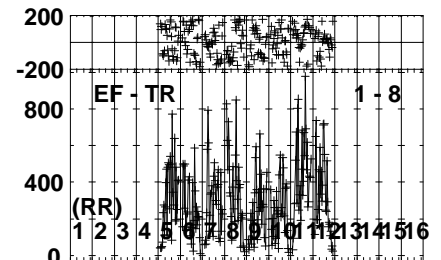
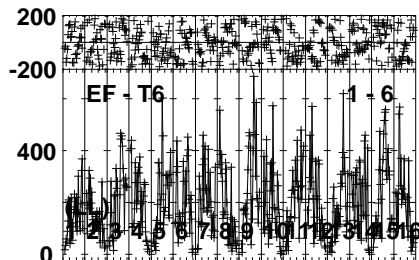
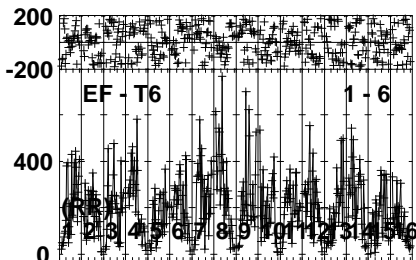
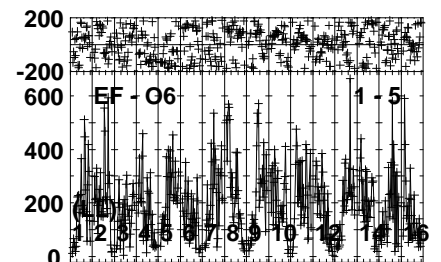
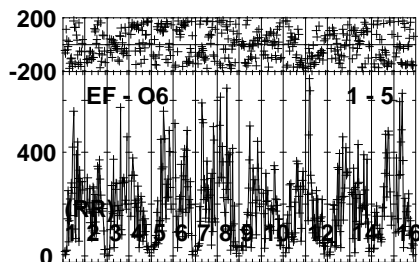
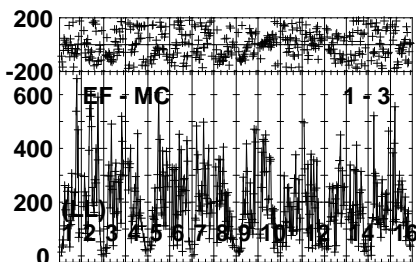
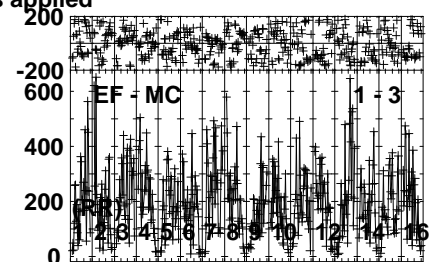
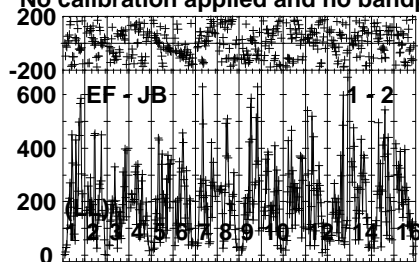
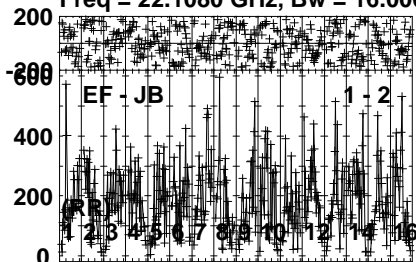
Timerange: 00/07:17:51 to 00/07:18:49

Plot file version 259 created 04-APR-2022 10:36:32

LSI61303 EM132A.UVDATA.1

Freq = 22.1080 GHz, Bw = 16.000 MH

No calibration applied and no bandpass applied



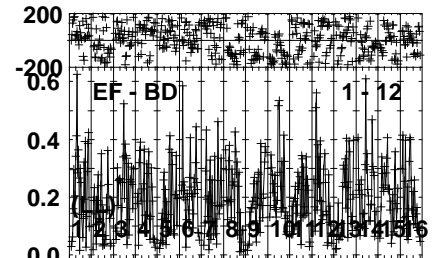
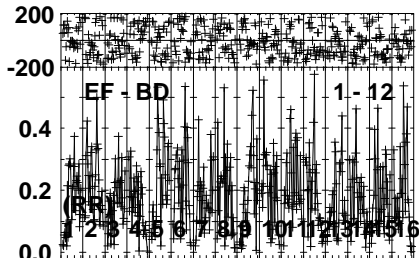
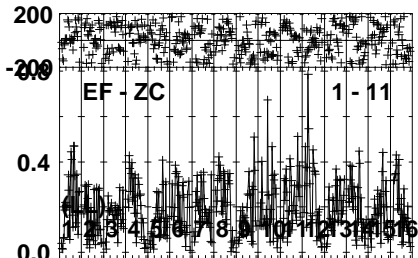
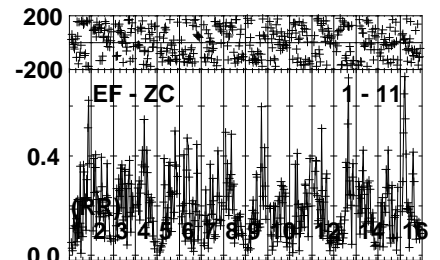
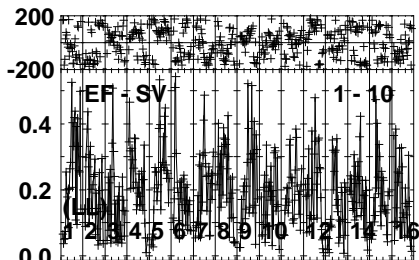
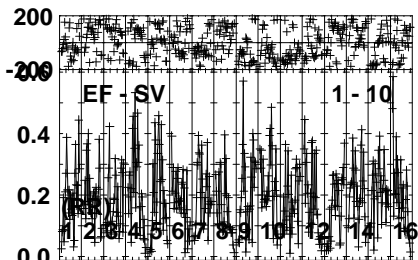
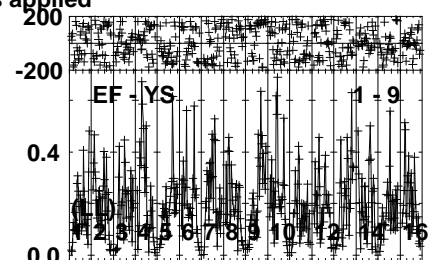
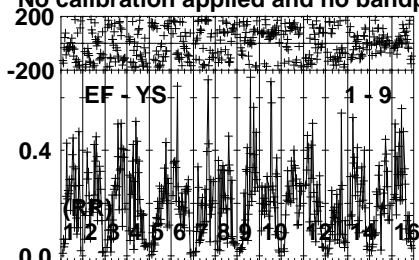
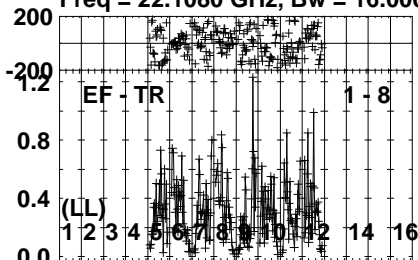
Lower frame: Micro Ampl Jy Top frame: Phas deg
Vector averaged cross-power spectrum Several baselines displayed
Timerange: 00/07:18:51 to 00/07:19:59

Plot file version 260 created 04-APR-2022 10:36:32

LSI61303 EM132A.UVDATA.1

Freq = 22.1080 GHz, Bw = 16.000 MH

No calibration applied and no bandpass applied



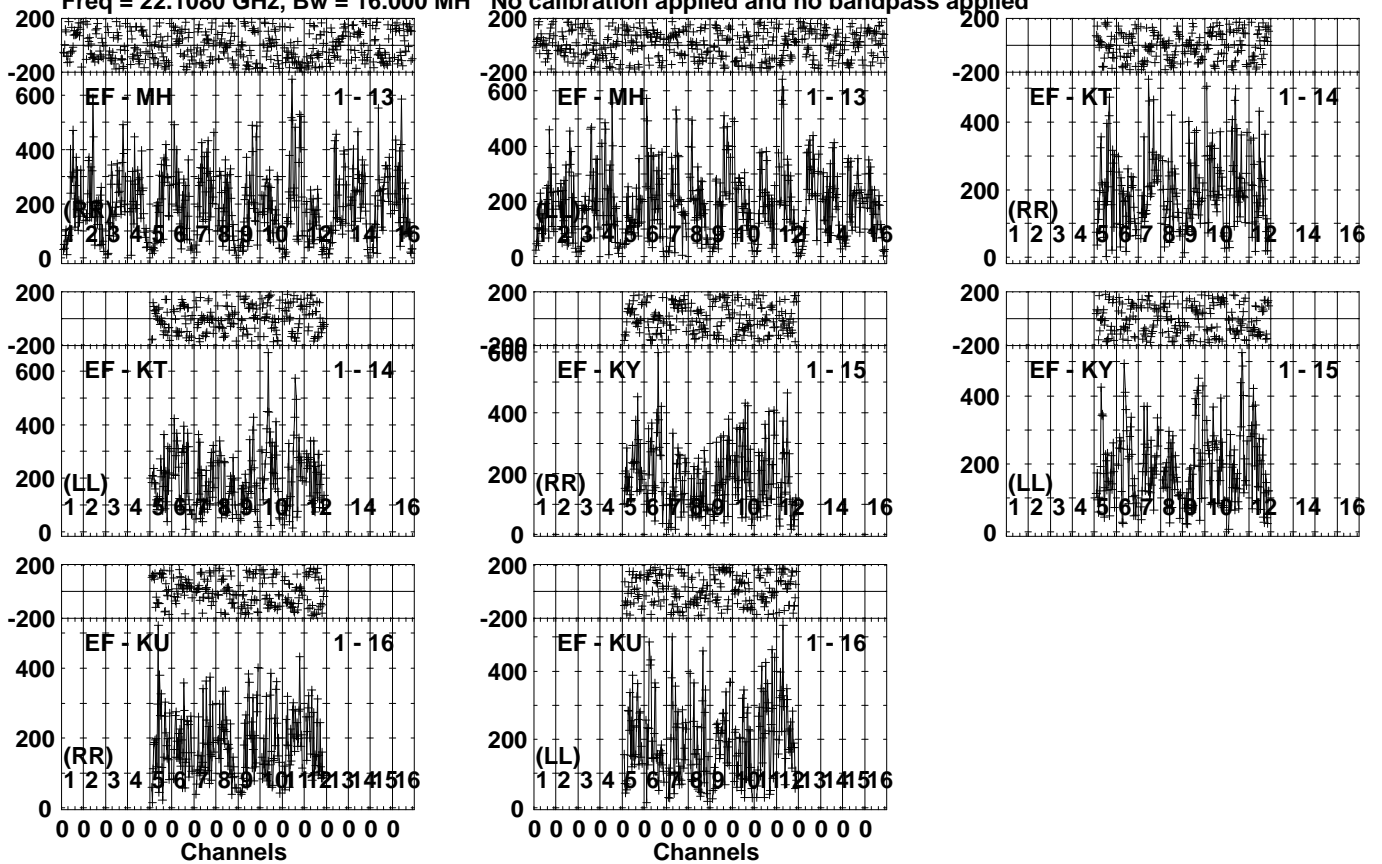
Lower frame: Milli Ampl Jy Top frame: Phas deg
Vector averaged cross-power spectrum Several baselines displayed
Timerange: 00/07:18:51 to 00/07:19:59

Plot file version 261 created 04-APR-2022 10:36:32

LSI61303 EM132A.UVDATA.1

Freq = 22.1080 GHz, Bw = 16.000 MH

No calibration applied and no bandpass applied



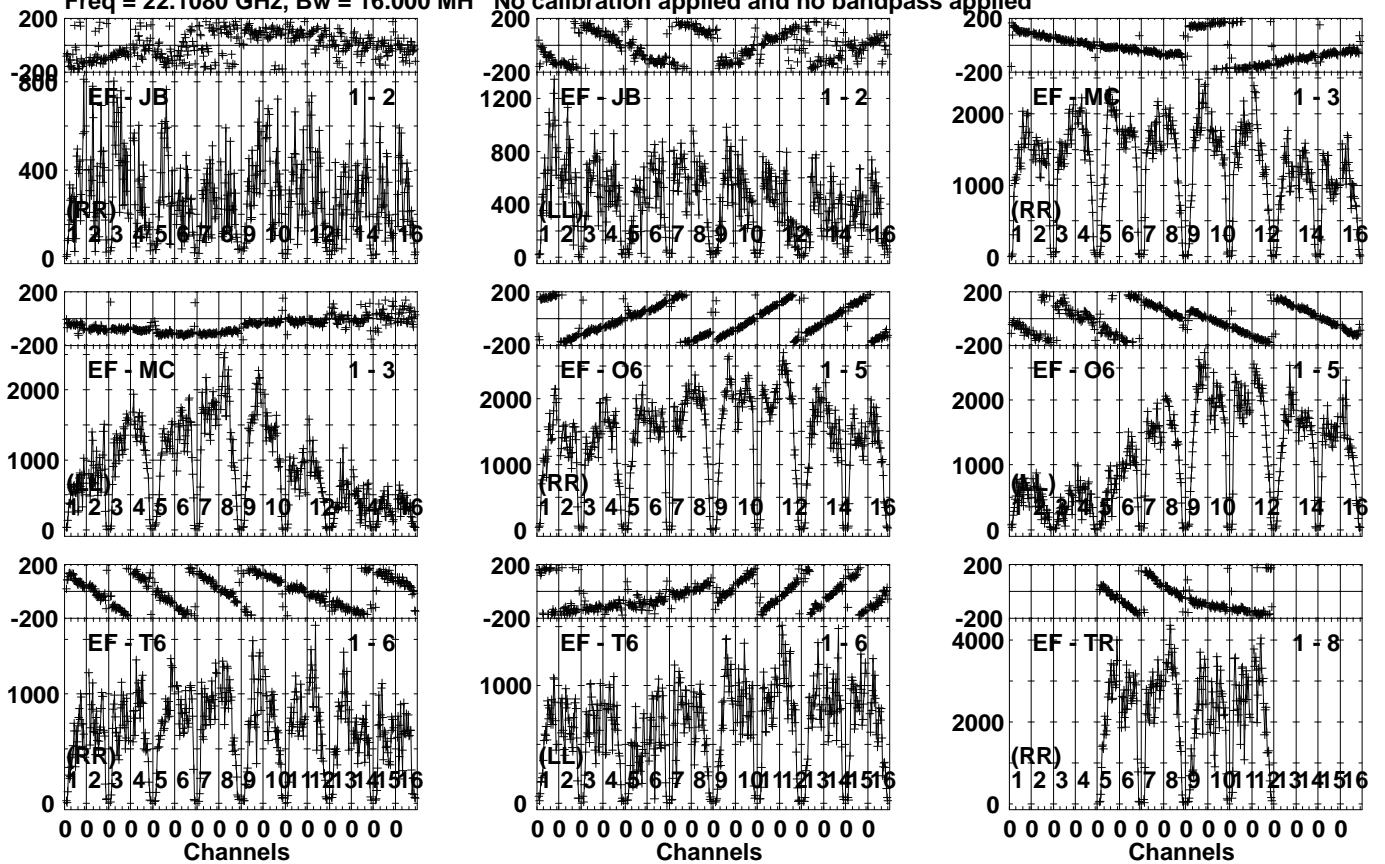
Lower frame: Micro Ampl Jy Top frame: Phas deg
Vector averaged cross-power spectrum Several baselines displayed
Timerange: 00/07:18:51 to 00/07:19:59

Plot file version 262 created 04-APR-2022 10:36:33

J0244+6228 EM132A.UVDATA.1

Freq = 22.1080 GHz, Bw = 16.000 MH

No calibration applied and no bandpass applied



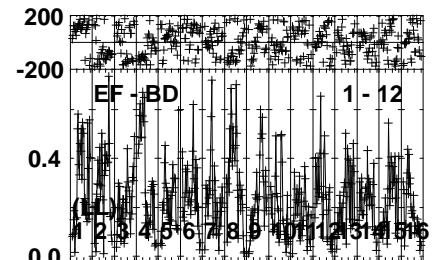
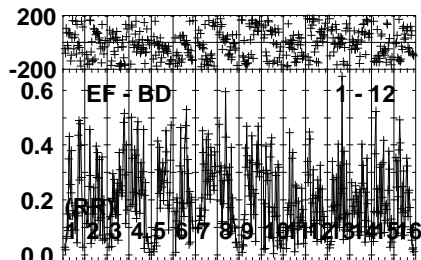
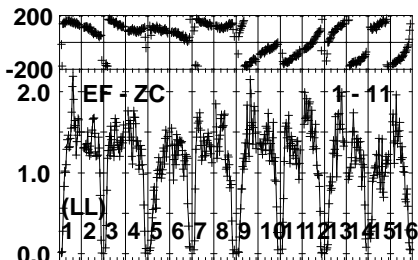
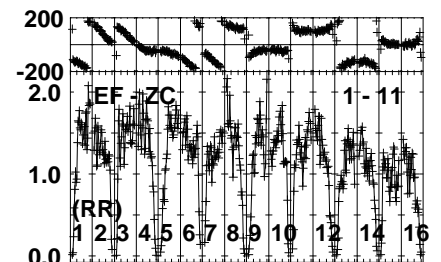
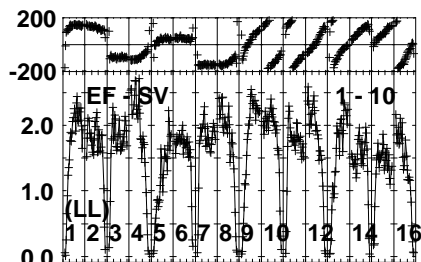
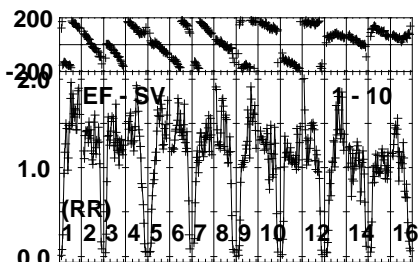
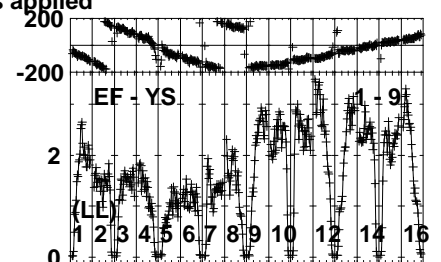
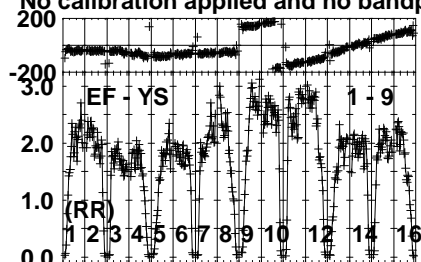
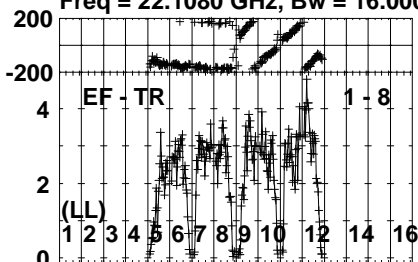
Lower frame: Micro Ampl Jy Top frame: Phas deg
Vector averaged cross-power spectrum Several baselines displayed
Timerange: 00/07:20:01 to 00/07:20:59

Plot file version 263 created 04-APR-2022 10:36:33

J0244+6228 EM132A.UVDATA.1

Freq = 22.1080 GHz, Bw = 16.000 MH

No calibration applied and no bandpass applied



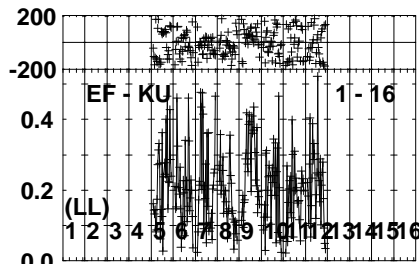
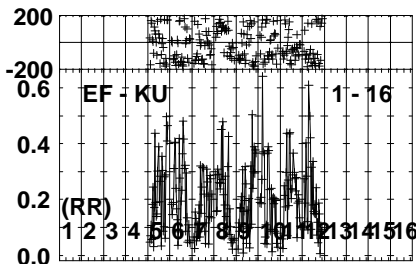
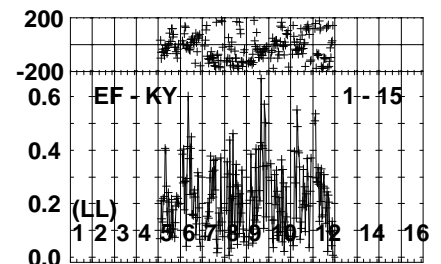
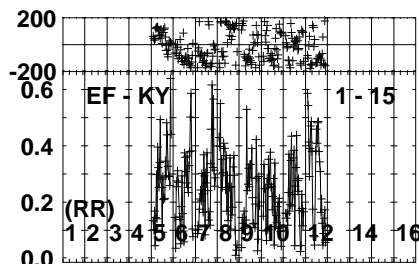
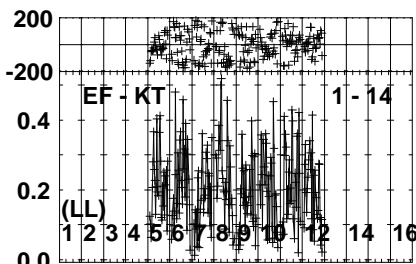
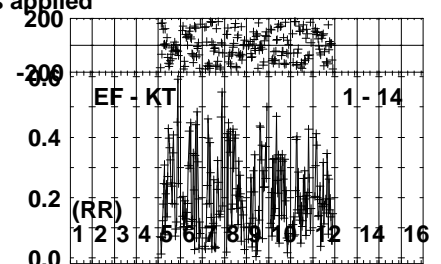
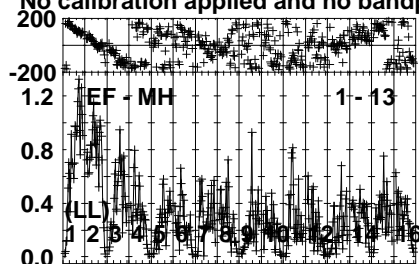
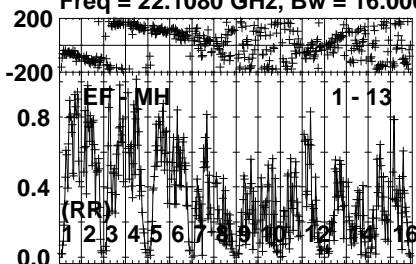
Lower frame: Milli Ampl Jy Top frame: Phas deg
Vector averaged cross-power spectrum Several baselines displayed
Timerange: 00/07:20:01 to 00/07:20:59

Plot file version 264 created 04-APR-2022 10:36:33

J0244+6228 EM132A.UVDATA.1

Freq = 22.1080 GHz, Bw = 16.000 MH

No calibration applied and no bandpass applied



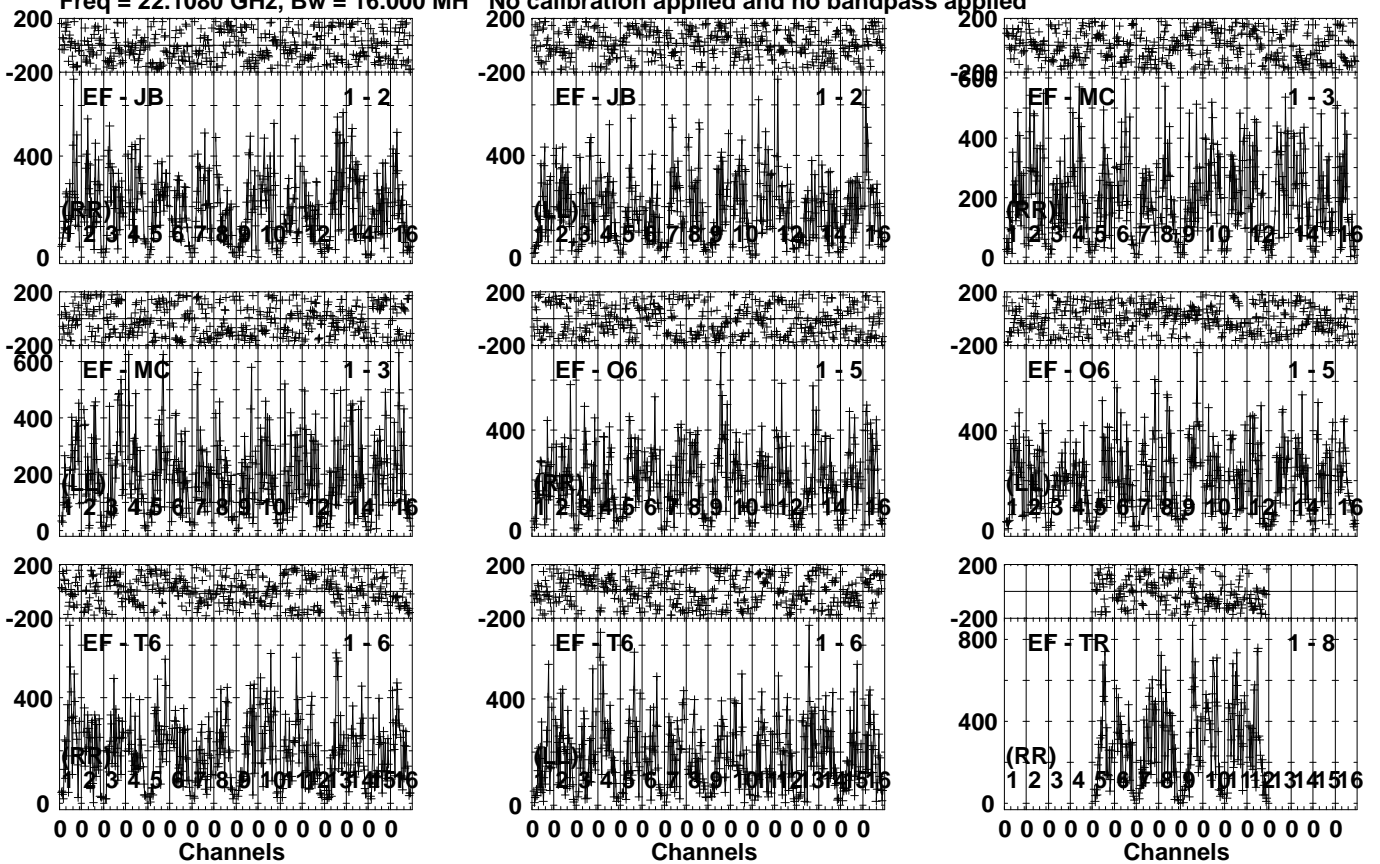
Lower frame: Milli Ampl Jy Top frame: Phas deg
Vector averaged cross-power spectrum Several baselines displayed
Timerange: 00/07:20:01 to 00/07:20:59

Plot file version 265 created 04-APR-2022 10:36:33

LSI61303 EM132A.UVDATA.1

Freq = 22.1080 GHz, Bw = 16.000 MH

No calibration applied and no bandpass applied



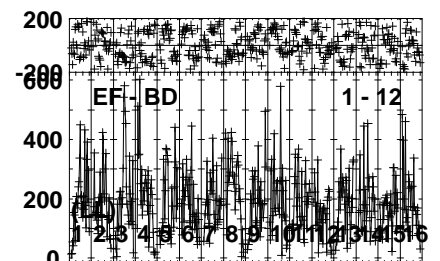
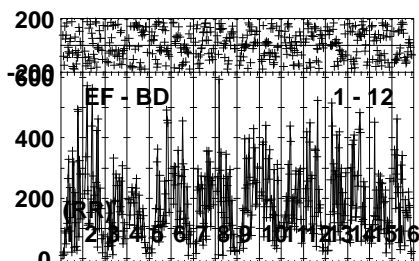
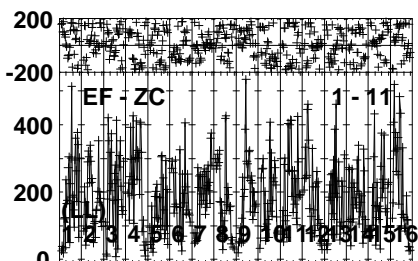
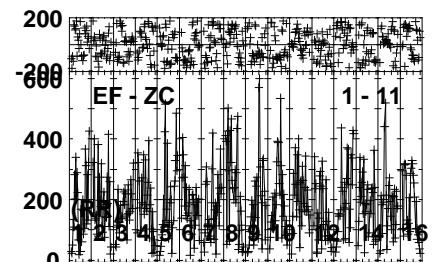
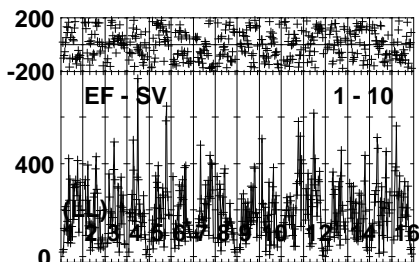
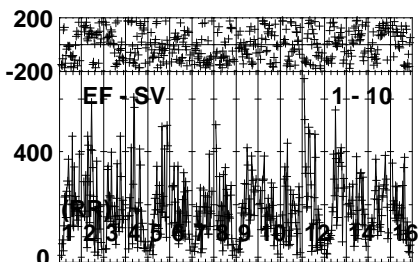
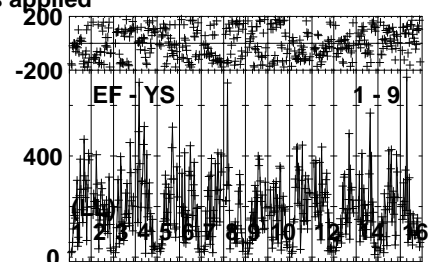
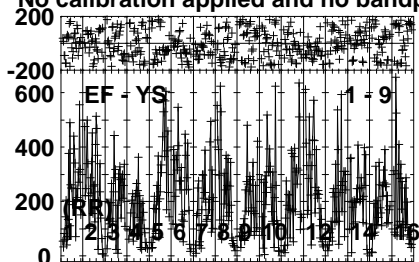
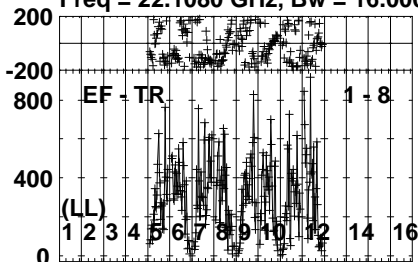
Lower frame: Micro Ampl Jy Top frame: Phas deg
Vector averaged cross-power spectrum Several baselines displayed
Timerange: 00/07:21:01 to 00/07:22:09

Plot file version 266 created 04-APR-2022 10:36:33

LSI61303 EM132A.UVDATA.1

Freq = 22.1080 GHz, Bw = 16.000 MH

No calibration applied and no bandpass applied



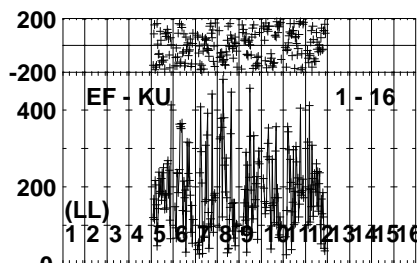
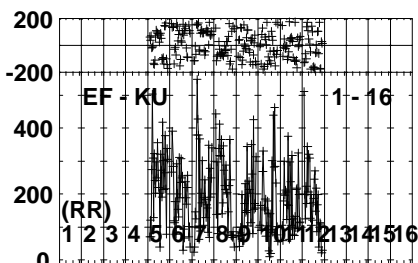
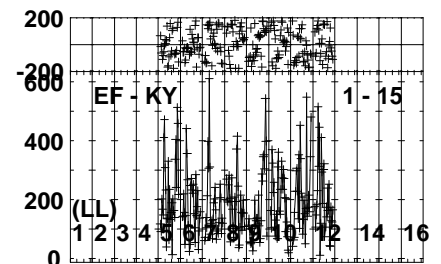
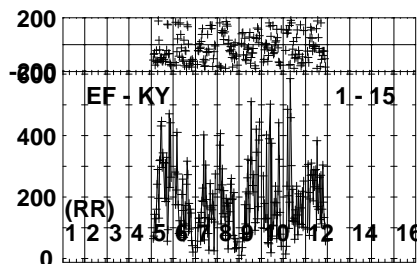
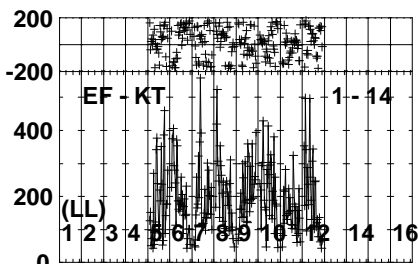
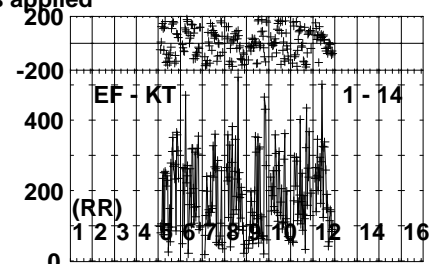
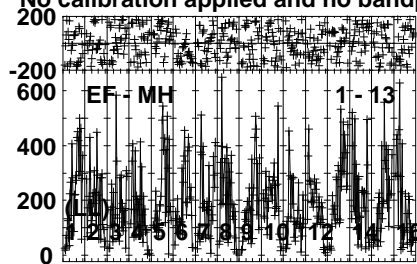
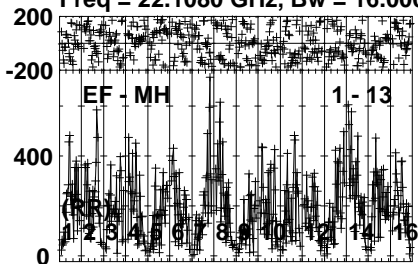
Lower frame: Micro Ampl Jy Top frame: Phas deg
Vector averaged cross-power spectrum Several baselines displayed
Timerange: 00/07:21:01 to 00/07:22:09

Plot file version 267 created 04-APR-2022 10:36:33

LSI61303 EM132A.UVDATA.1

Freq = 22.1080 GHz, Bw = 16.000 MH

No calibration applied and no bandpass applied



0 0 0 0 0 0 0 0 0 0 0 0 0 0 0 0

0 0 0 0 0 0 0 0 0 0 0 0 0 0 0 0

Channels

Channels

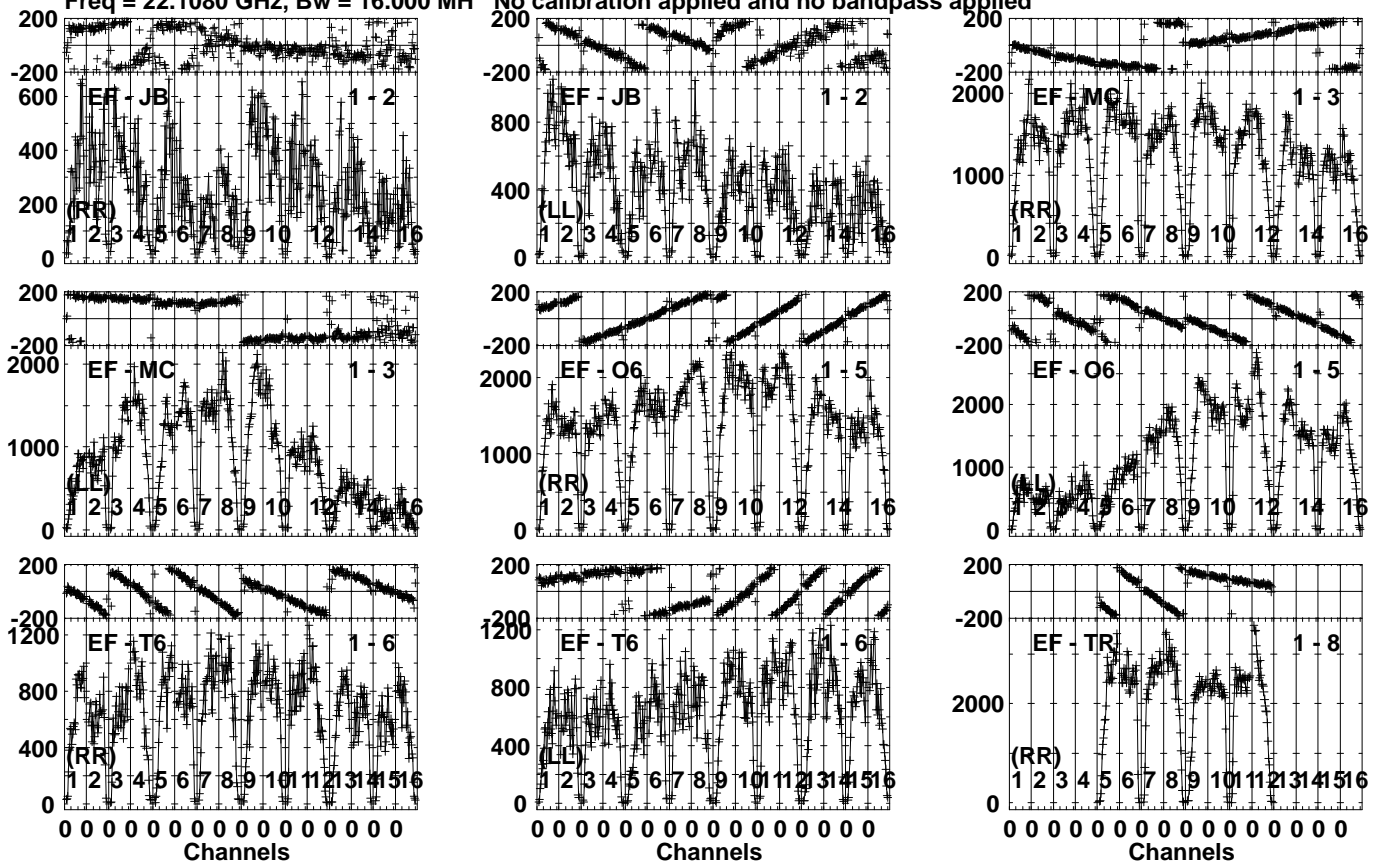
Lower frame: Micro Ampl Jy Top frame: Phas deg
Vector averaged cross-power spectrum Several baselines displayed
Timerange: 00/07:21:01 to 00/07:22:09

Plot file version 268 created 04-APR-2022 10:36:33

J0244+6228 EM132A.UVDATA.1

Freq = 22.1080 GHz, Bw = 16.000 MH

No calibration applied and no bandpass applied



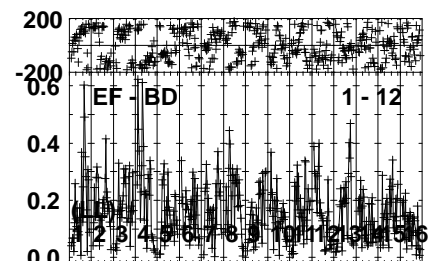
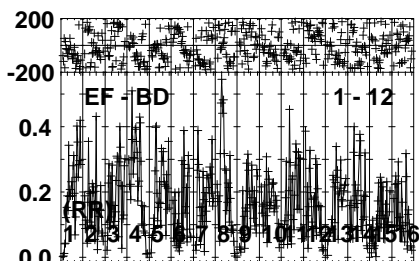
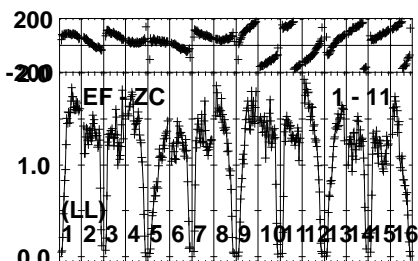
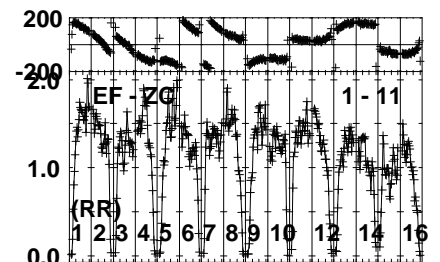
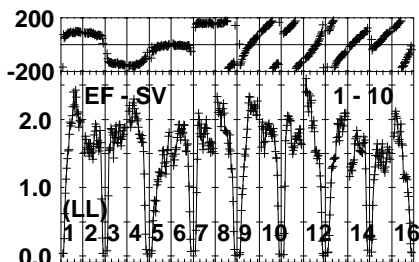
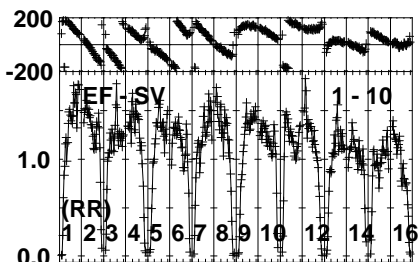
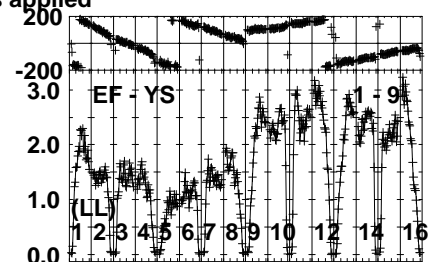
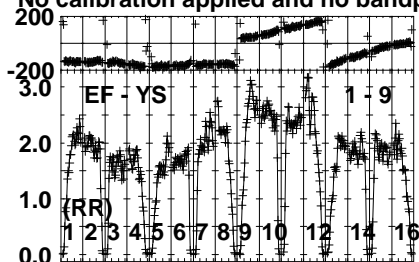
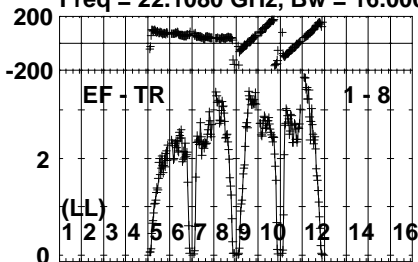
Lower frame: Micro Ampl Jy Top frame: Phas deg
Vector averaged cross-power spectrum Several baselines displayed
Timerange: 00/07:22:41 to 00/07:23:39

Plot file version 269 created 04-APR-2022 10:36:33

J0244+6228 EM132A.UVDATA.1

Freq = 22.1080 GHz, Bw = 16.000 MH

No calibration applied and no bandpass applied



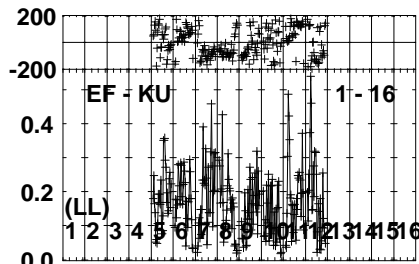
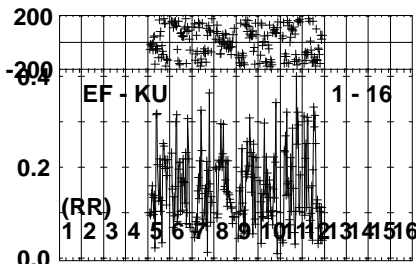
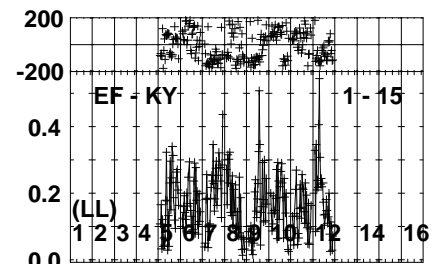
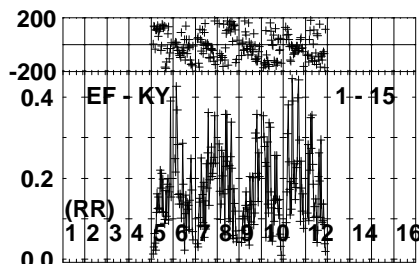
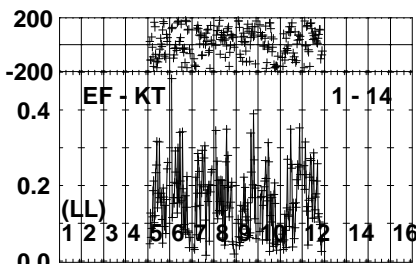
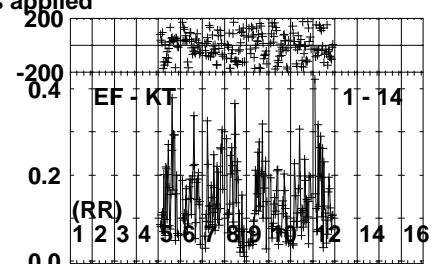
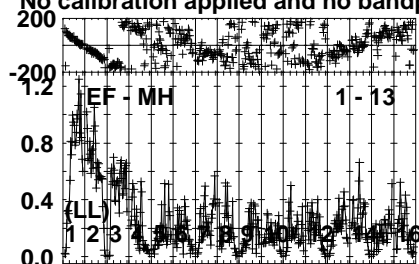
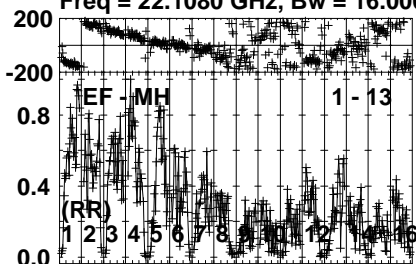
Lower frame: Milli Ampl Jy Top frame: Phas deg
Vector averaged cross-power spectrum Several baselines displayed
Timerange: 00/07:22:41 to 00/07:23:39

Plot file version 270 created 04-APR-2022 10:36:33

J0244+6228 EM132A.UVDATA.1

Freq = 22.1080 GHz, Bw = 16.000 MH

No calibration applied and no bandpass applied



0 0 0 0 0 0 0 0 0 0 0 0 0 0 0 0

0 0 0 0 0 0 0 0 0 0 0 0 0 0 0 0

Channels

Channels

Lower frame: Milli Ampl Jy Top frame: Phas deg

Vector averaged cross-power spectrum Several baselines displayed

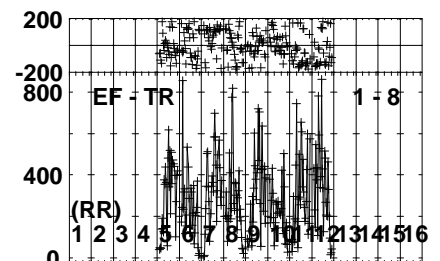
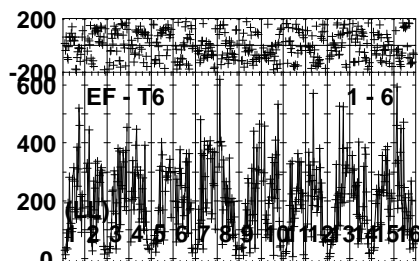
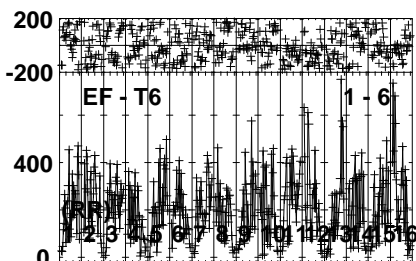
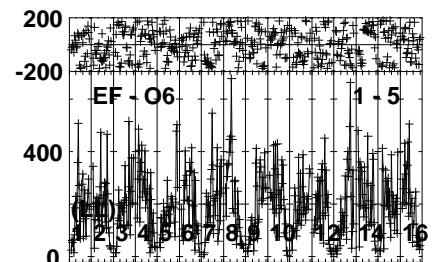
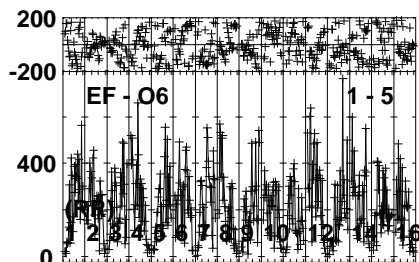
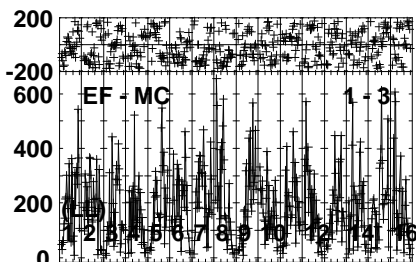
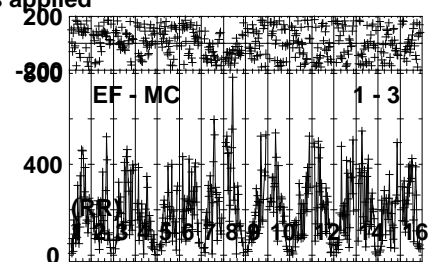
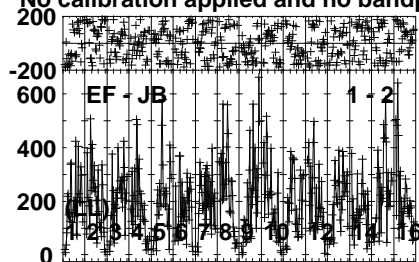
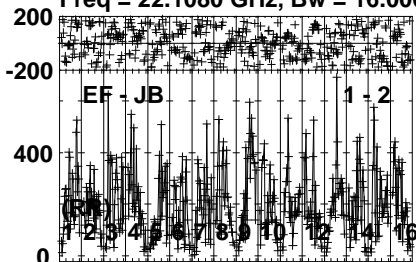
Timerange: 00/07:22:41 to 00/07:23:39

Plot file version 271 created 04-APR-2022 10:36:33

LSI61303 EM132A.UVDATA.1

Freq = 22.1080 GHz, Bw = 16.000 MH

No calibration applied and no bandpass applied



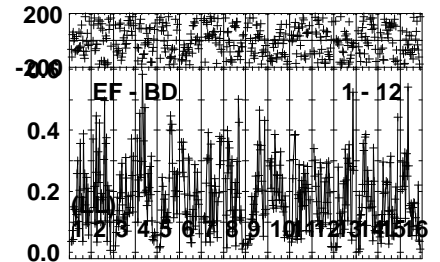
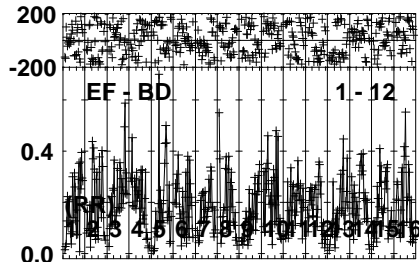
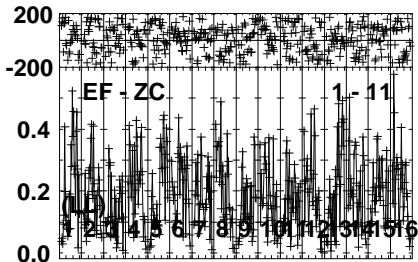
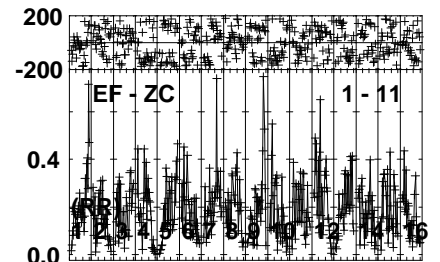
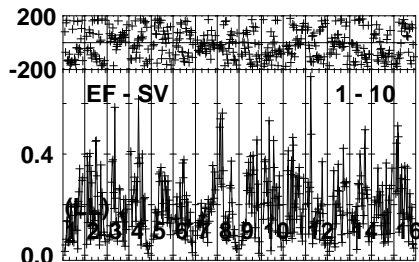
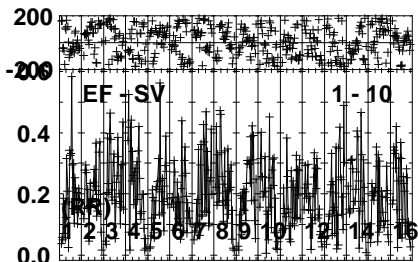
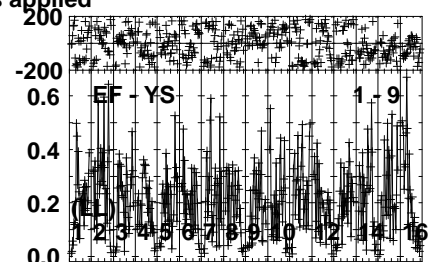
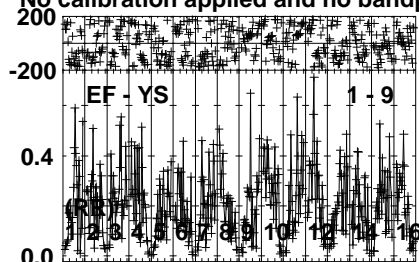
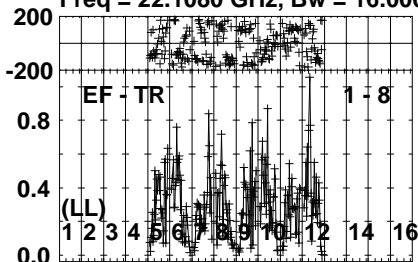
Lower frame: Micro Ampl Jy Top frame: Phas deg
Vector averaged cross-power spectrum Several baselines displayed
Timerange: 00/07:23:41 to 00/07:24:49

Plot file version 272 created 04-APR-2022 10:36:33

LSI61303 EM132A.UVDATA.1

Freq = 22.1080 GHz, Bw = 16.000 MH

No calibration applied and no bandpass applied



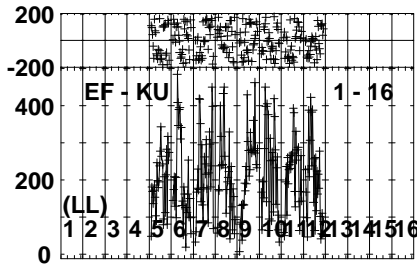
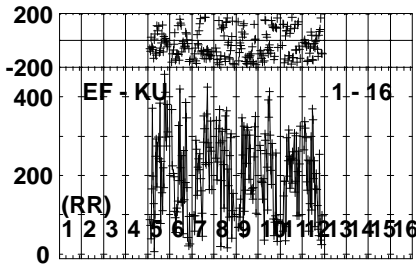
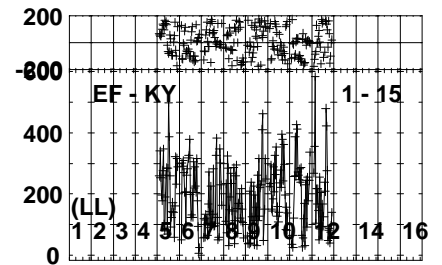
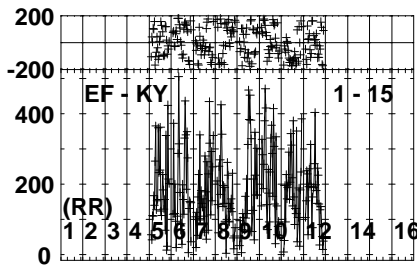
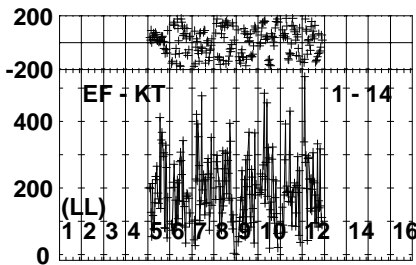
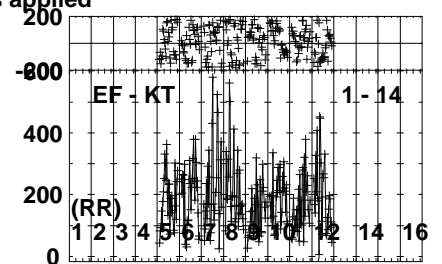
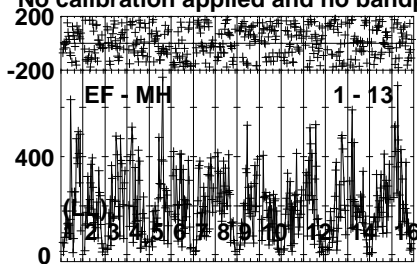
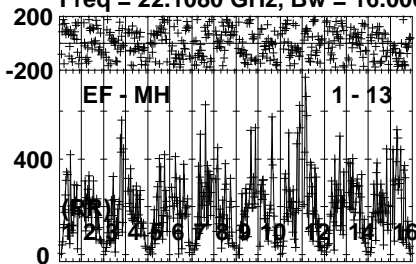
Lower frame: Milli Ampl Jy Top frame: Phas deg
Vector averaged cross-power spectrum Several baselines displayed
Timerange: 00/07:23:41 to 00/07:24:49

Plot file version 273 created 04-APR-2022 10:36:34

LSI61303 EM132A.UVDATA.1

Freq = 22.1080 GHz, Bw = 16.000 MH

No calibration applied and no bandpass applied



0 0 0 0 0 0 0 0 0 0 0 0 0 0 0 0

0 0 0 0 0 0 0 0 0 0 0 0 0 0 0 0

Channels

Channels

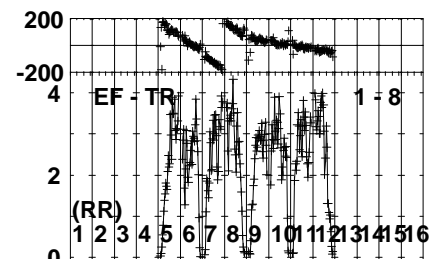
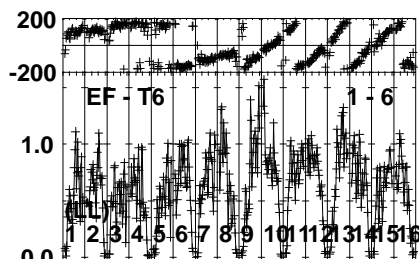
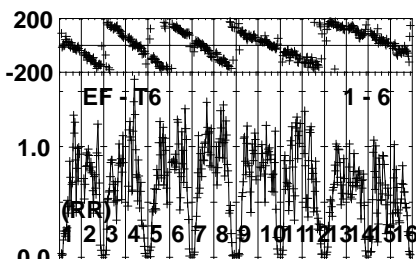
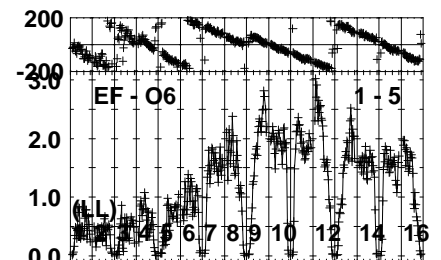
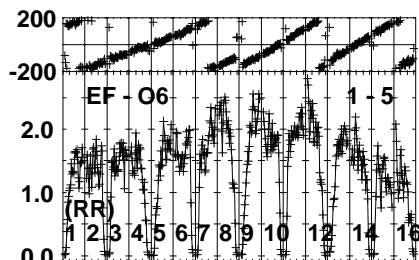
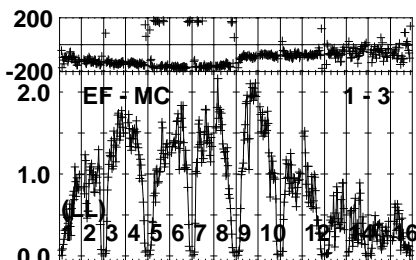
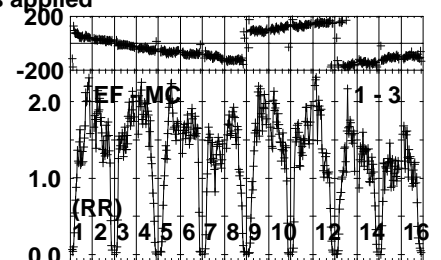
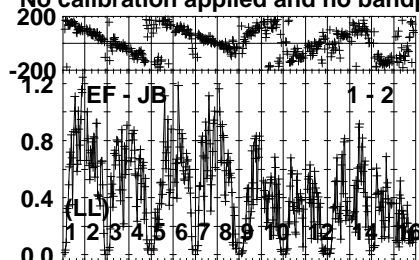
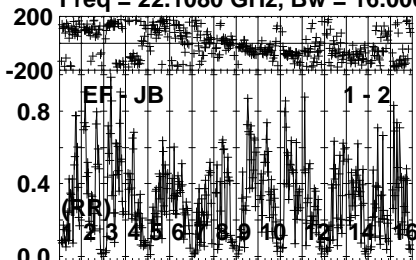
Lower frame: Micro Ampl Jy Top frame: Phas deg
Vector averaged cross-power spectrum Several baselines displayed
Timerange: 00/07:23:41 to 00/07:24:49

Plot file version 274 created 04-APR-2022 10:36:34

J0244+6228 EM132A.UVDATA.1

Freq = 22.1080 GHz, Bw = 16.000 MH

No calibration applied and no bandpass applied



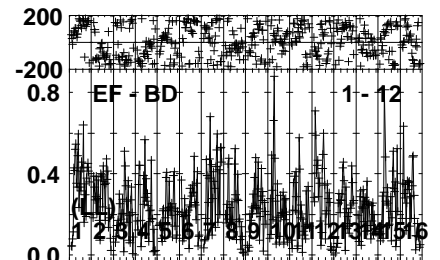
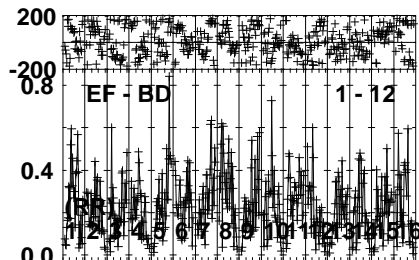
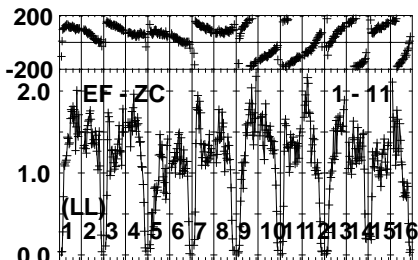
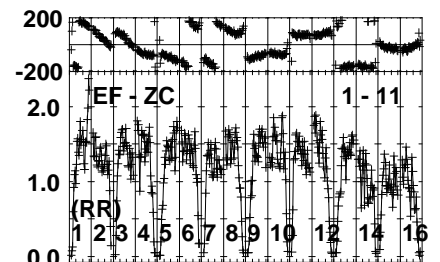
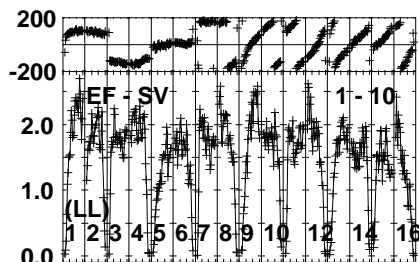
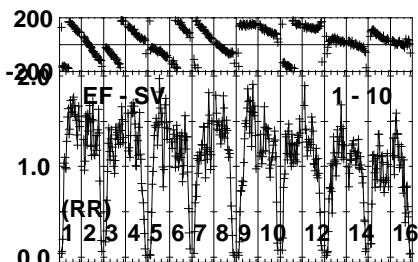
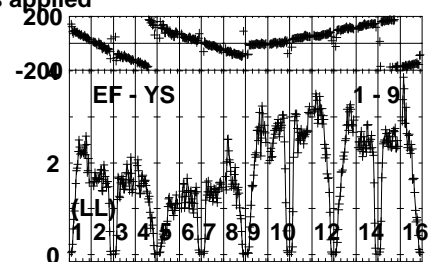
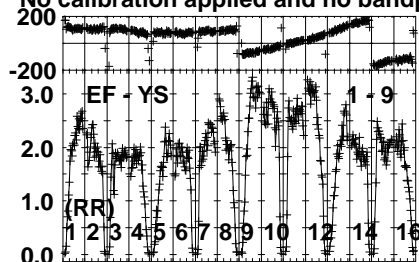
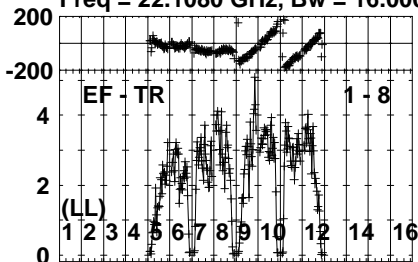
Lower frame: Milli Ampl Jy Top frame: Phas deg
Vector averaged cross-power spectrum Several baselines displayed
Timerange: 00/07:24:51 to 00/07:25:49

Plot file version 275 created 04-APR-2022 10:36:34

J0244+6228 EM132A.UVDATA.1

Freq = 22.1080 GHz, Bw = 16.000 MH

No calibration applied and no bandpass applied



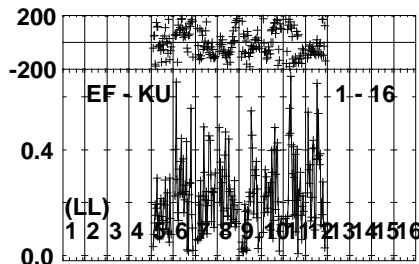
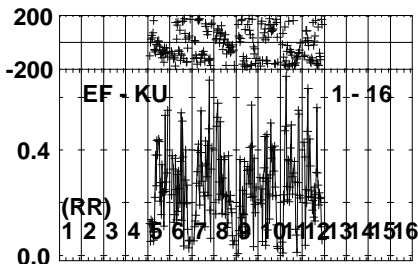
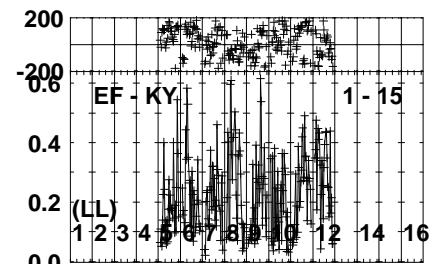
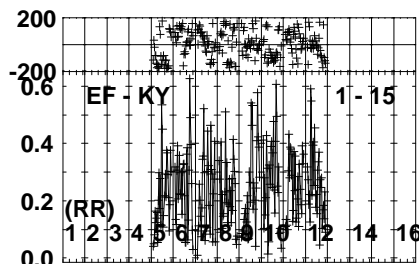
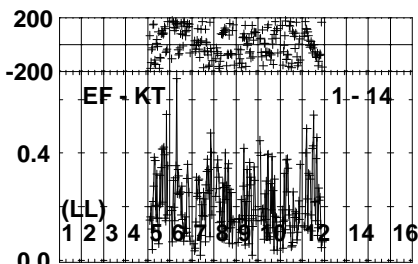
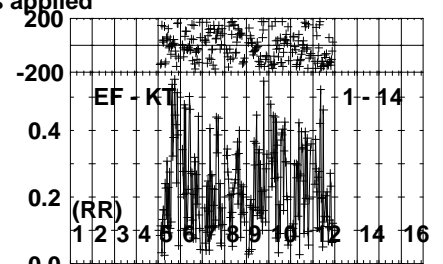
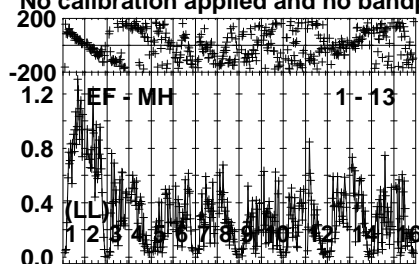
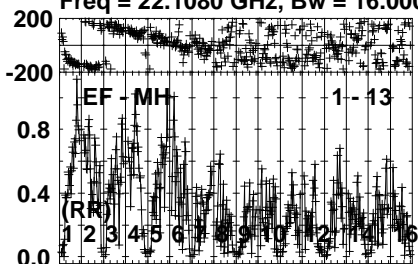
Lower frame: Milli Ampl Jy Top frame: Phas deg
Vector averaged cross-power spectrum Several baselines displayed
Timerange: 00/07:24:51 to 00/07:25:49

Plot file version 276 created 04-APR-2022 10:36:34

J0244+6228 EM132A.UVDATA.1

Freq = 22.1080 GHz, Bw = 16.000 MH

No calibration applied and no bandpass applied



0 0 0 0 0 0 0 0 0 0 0 0 0 0 0 0

0 0 0 0 0 0 0 0 0 0 0 0 0 0 0 0

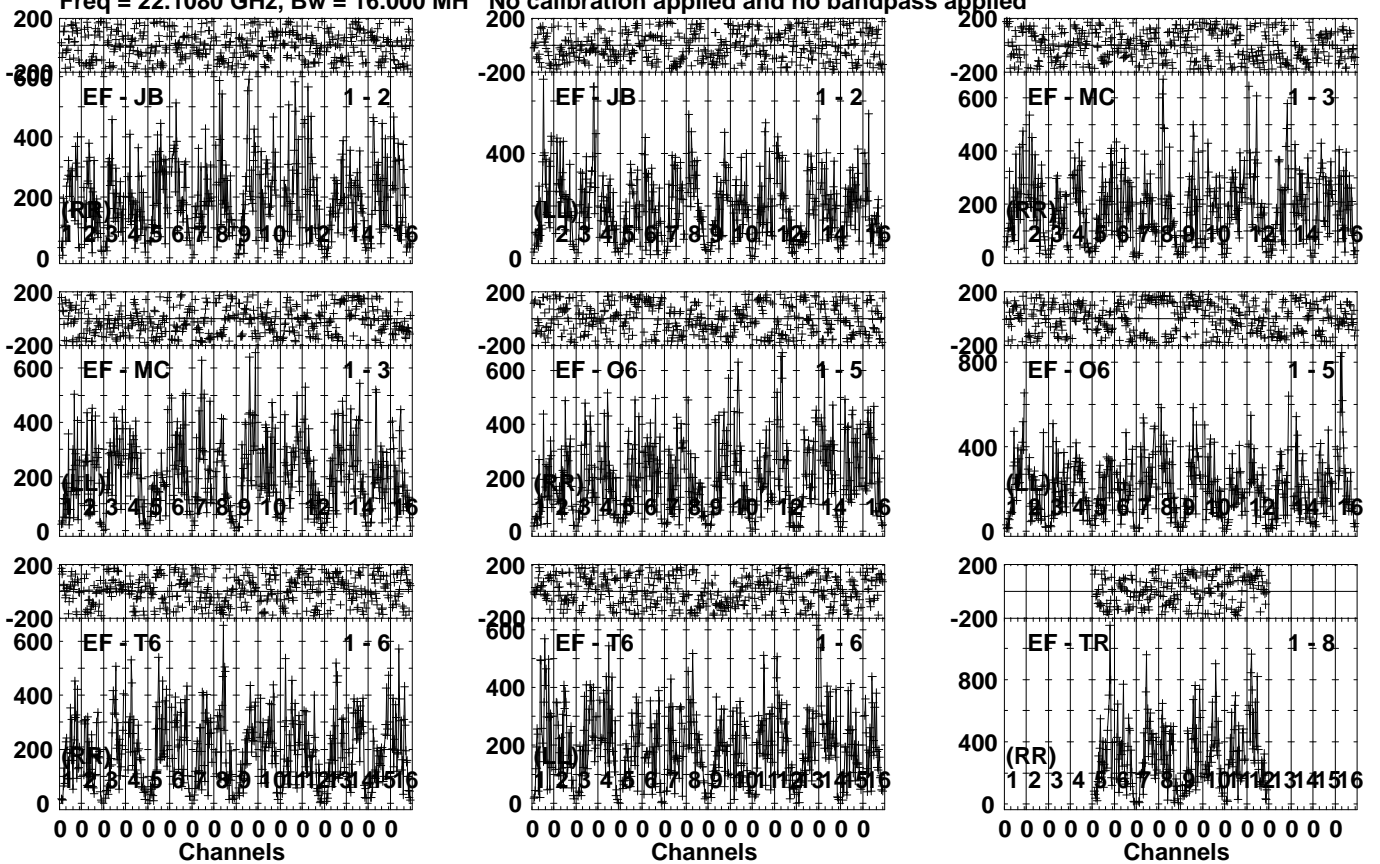
Lower frame: Milli Ampl Jy Top frame: Phas deg
Vector averaged cross-power spectrum Several baselines displayed
Timerange: 00/07:24:51 to 00/07:25:49

Plot file version 277 created 04-APR-2022 10:36:34

LSI61303 EM132A.UVDATA.1

Freq = 22.1080 GHz, Bw = 16.000 MH

No calibration applied and no bandpass applied



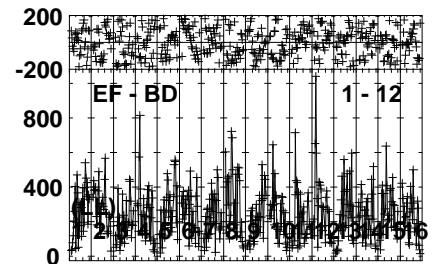
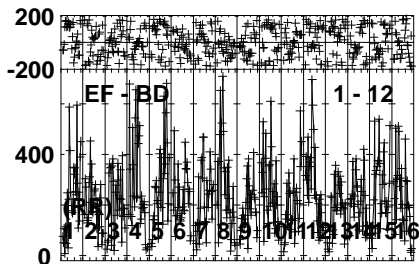
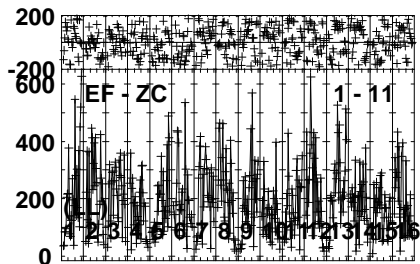
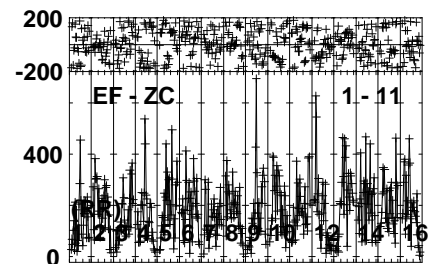
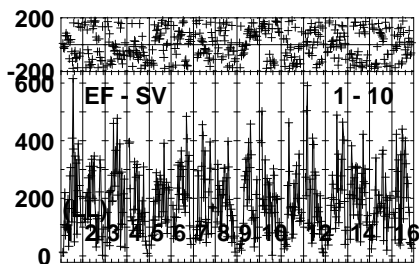
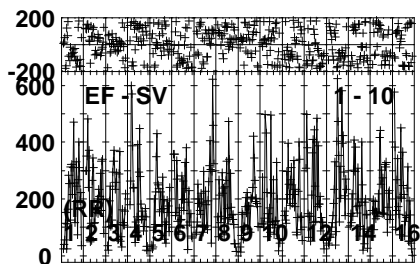
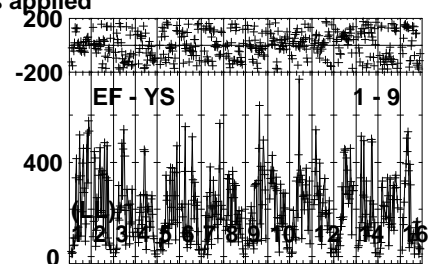
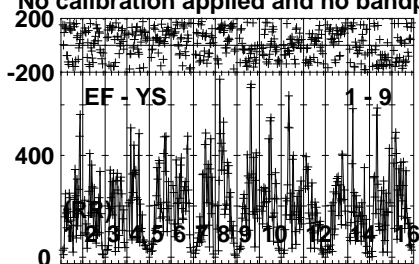
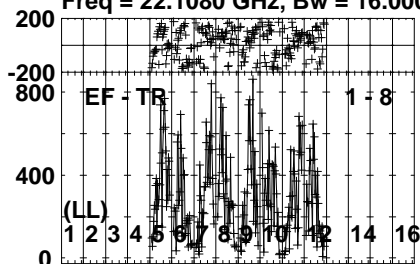
Lower frame: Micro Ampl Jy Top frame: Phas deg
Vector averaged cross-power spectrum Several baselines displayed
Timerange: 00/07:25:51 to 00/07:26:59

Plot file version 278 created 04-APR-2022 10:36:34

LSI61303 EM132A.UVDATA.1

Freq = 22.1080 GHz, Bw = 16.000 MH

No calibration applied and no bandpass applied



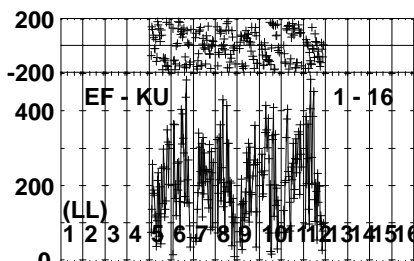
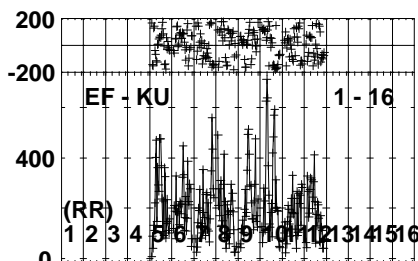
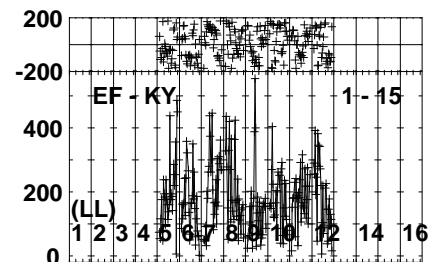
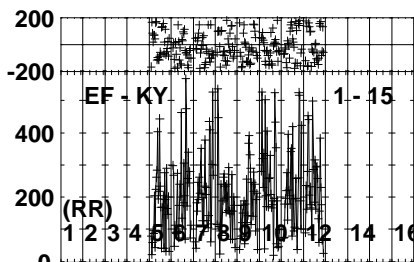
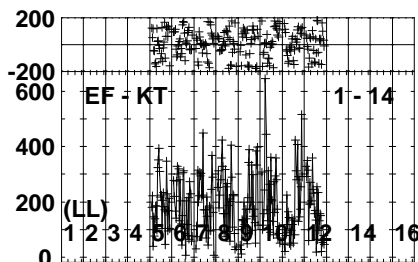
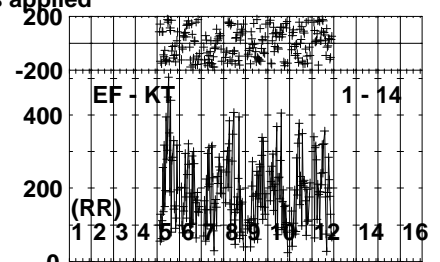
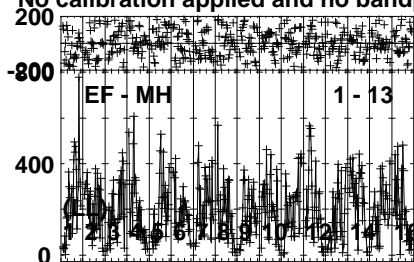
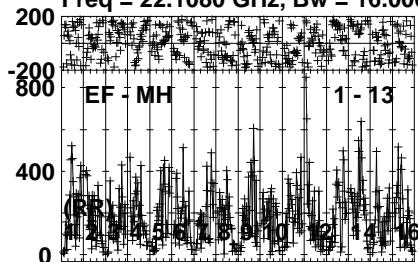
Lower frame: Micro Ampl Jy Top frame: Phas deg
Vector averaged cross-power spectrum Several baselines displayed
Timerange: 00/07:25:51 to 00/07:26:59

Plot file version 279 created 04-APR-2022 10:36:34

LSI61303 EM132A.UVDATA.1

Freq = 22.1080 GHz, Bw = 16.000 MH

No calibration applied and no bandpass applied



0 0 0 0 0 0 0 0 0 0 0 0 0 0 0 0

0 0 0 0 0 0 0 0 0 0 0 0 0 0 0 0

Channels

Channels

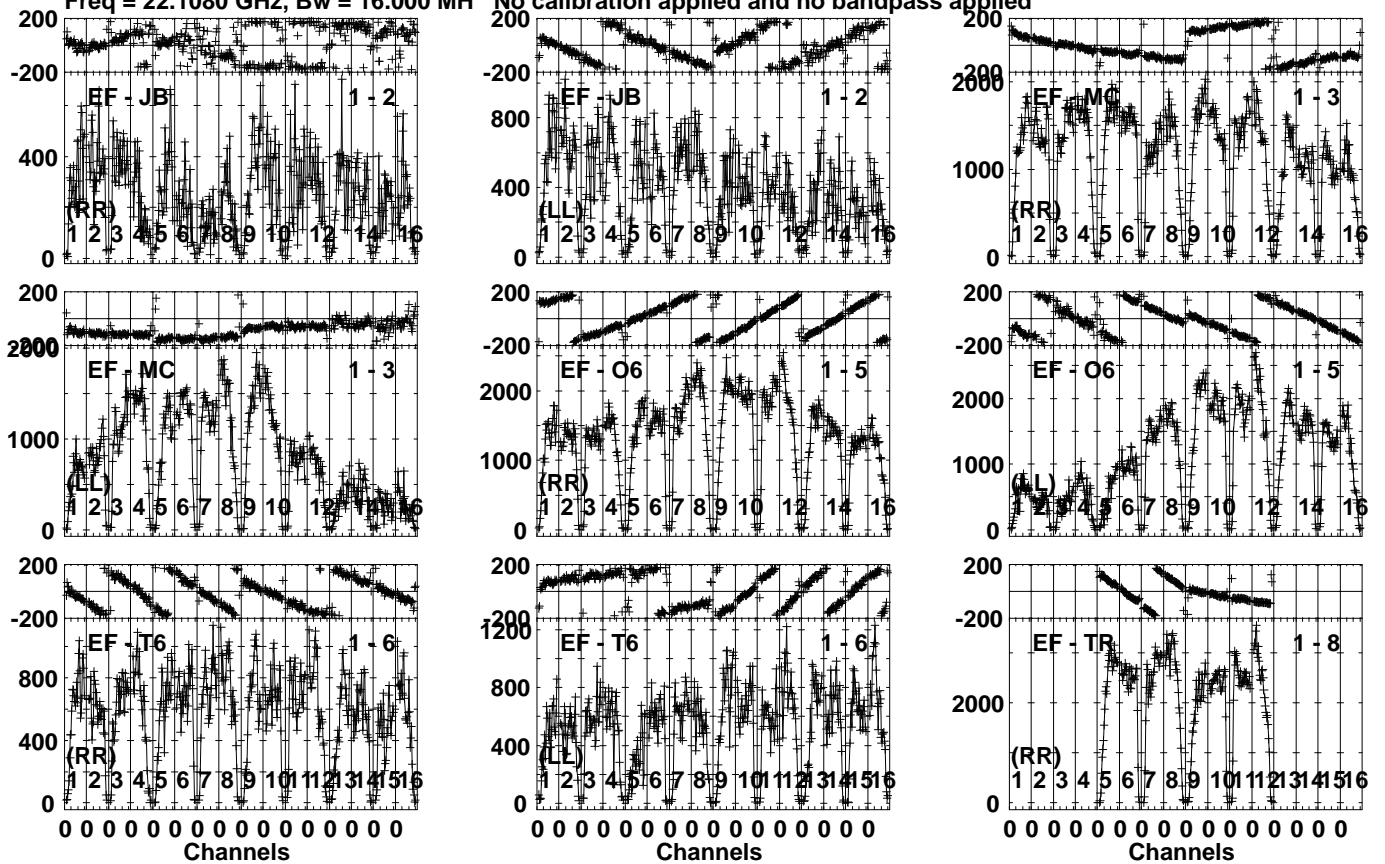
Lower frame: Micro Ampl Jy Top frame: Phas deg
Vector averaged cross-power spectrum Several baselines displayed
Timerange: 00/07:25:51 to 00/07:26:59

Plot file version 280 created 04-APR-2022 10:36:34

J0244+6228 EM132A.UVDATA.1

Freq = 22.1080 GHz, Bw = 16.000 MH

No calibration applied and no bandpass applied



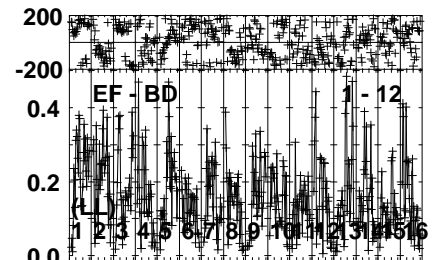
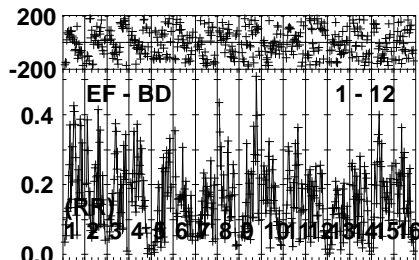
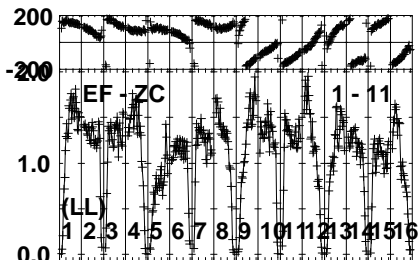
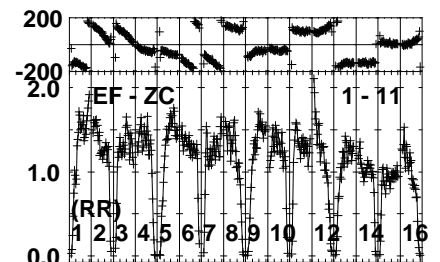
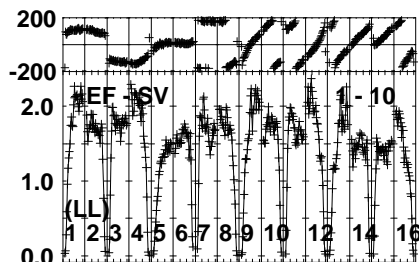
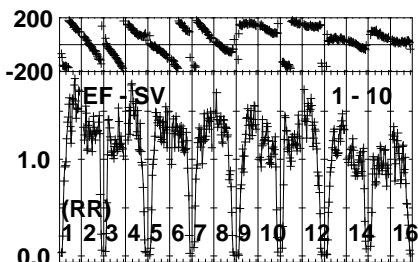
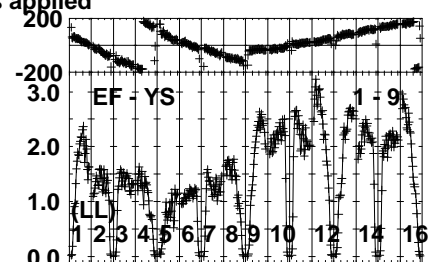
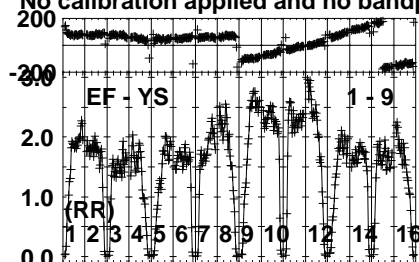
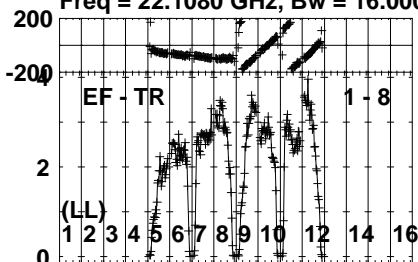
Lower frame: Micro Ampl Jy Top frame: Phas deg
 Vector averaged cross-power spectrum Several baselines displayed
 Timerange: 00/07:27:31 to 00/07:28:29

Plot file version 281 created 04-APR-2022 10:36:34

J0244+6228 EM132A.UVDATA.1

Freq = 22.1080 GHz, Bw = 16.000 MH

No calibration applied and no bandpass applied



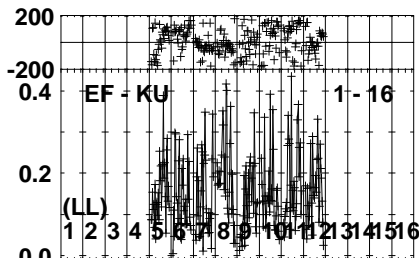
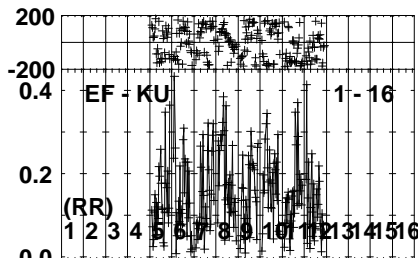
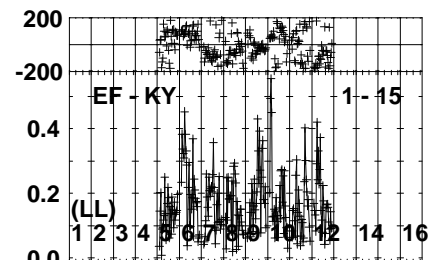
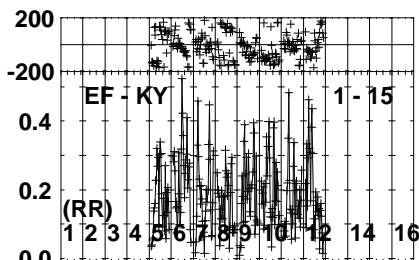
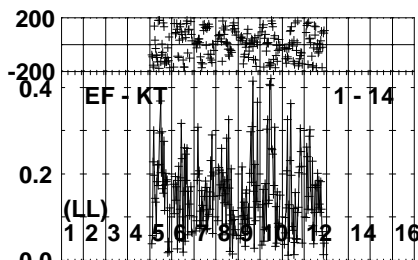
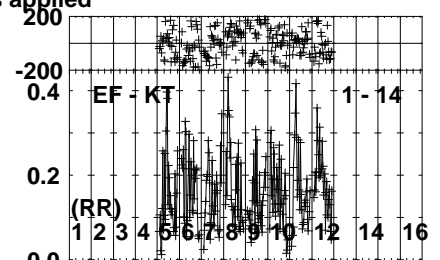
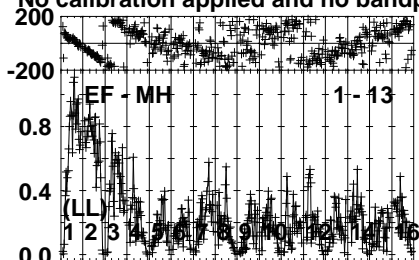
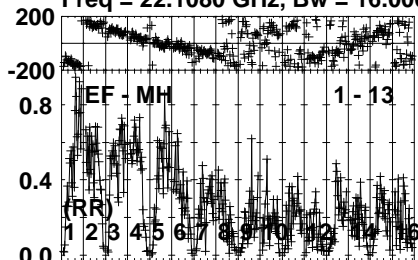
Lower frame: Milli Ampl Jy Top frame: Phas deg
Vector averaged cross-power spectrum Several baselines displayed
Timerange: 00/07:27:31 to 00/07:28:29

Plot file version 282 created 04-APR-2022 10:36:34

J0244+6228 EM132A.UVDATA.1

Freq = 22.1080 GHz, Bw = 16.000 MH

No calibration applied and no bandpass applied



0 0 0 0 0 0 0 0 0 0 0 0 0 0 0 0

0 0 0 0 0 0 0 0 0 0 0 0 0 0 0 0

Channels

Channels

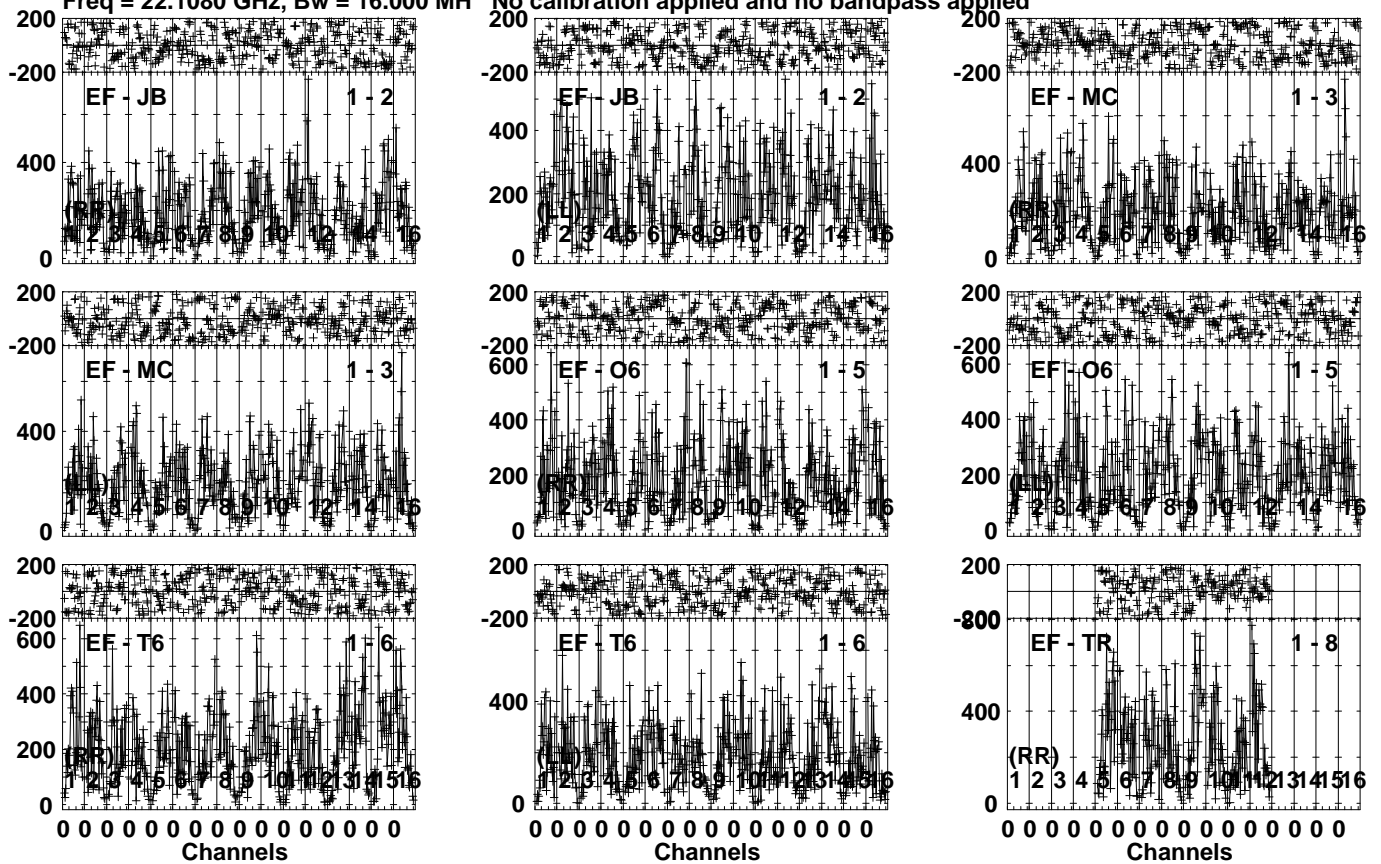
Lower frame: Milli Ampl Jy Top frame: Phas deg
Vector averaged cross-power spectrum Several baselines displayed
Timerange: 00/07:27:31 to 00/07:28:29

Plot file version 283 created 04-APR-2022 10:36:34

LSI61303 EM132A.UVDATA.1

Freq = 22.1080 GHz, Bw = 16.000 MH

No calibration applied and no bandpass applied



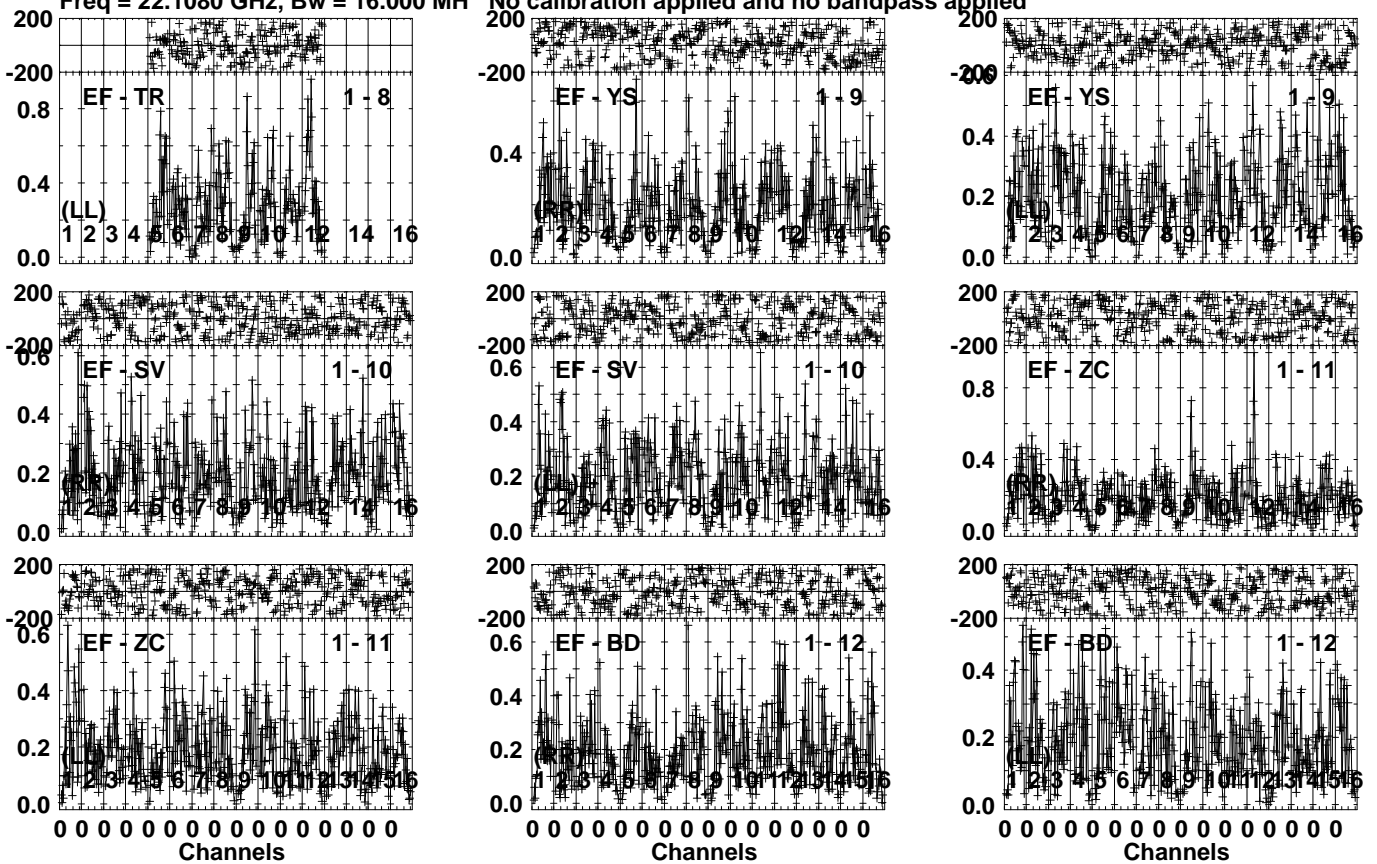
Lower frame: Micro Ampl Jy Top frame: Phas deg
Vector averaged cross-power spectrum Several baselines displayed
Timerange: 00/07:28:31 to 00/07:29:39

Plot file version 284 created 04-APR-2022 10:36:34

LSI61303 EM132A.UVDATA.1

Freq = 22.1080 GHz, Bw = 16.000 MH

No calibration applied and no bandpass applied



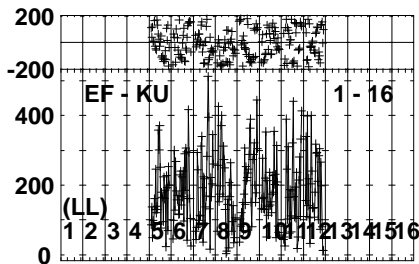
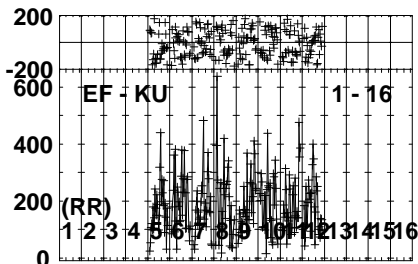
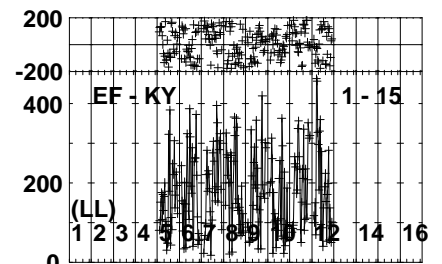
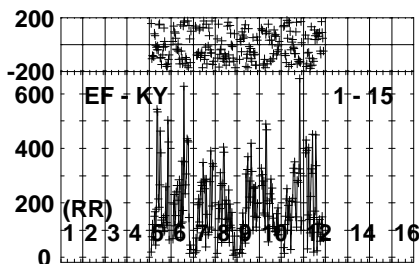
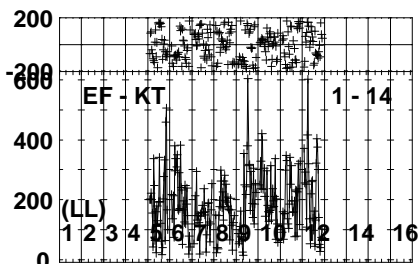
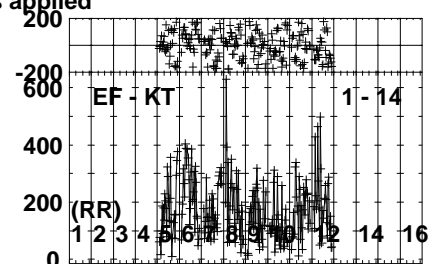
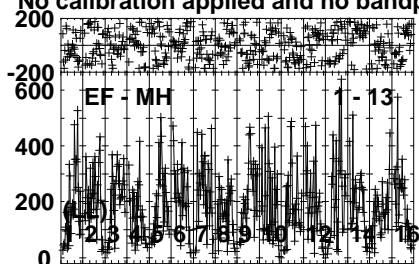
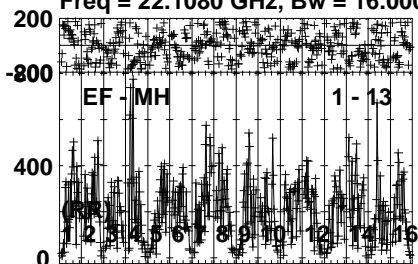
Lower frame: Milli Ampl Jy Top frame: Phas deg
Vector averaged cross-power spectrum Several baselines displayed
Timerange: 00/07:28:31 to 00/07:29:39

Plot file version 285 created 04-APR-2022 10:36:34

LSI61303 EM132A.UVDATA.1

Freq = 22.1080 GHz, Bw = 16.000 MH

No calibration applied and no bandpass applied



0 0 0 0 0 0 0 0 0 0 0 0 0 0 0 0

0 0 0 0 0 0 0 0 0 0 0 0 0 0 0 0

Channels

Channels

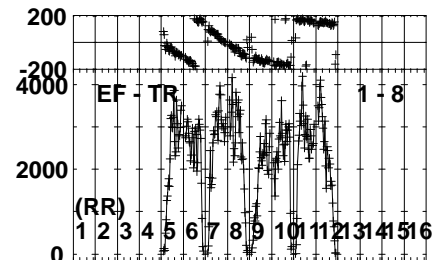
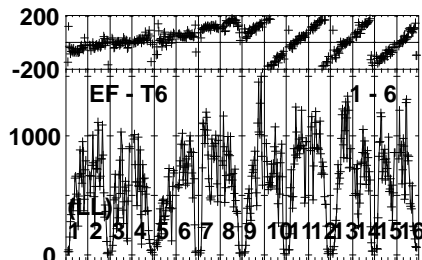
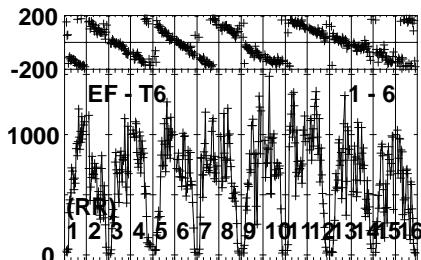
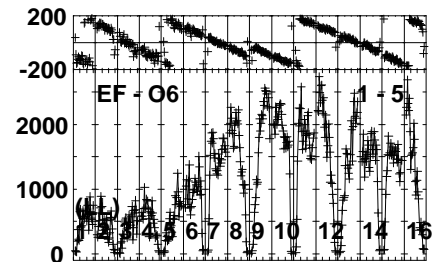
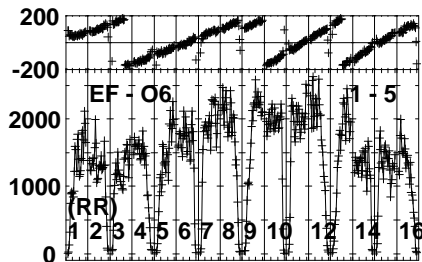
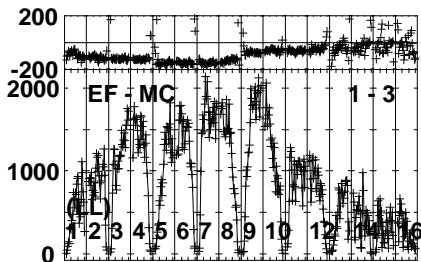
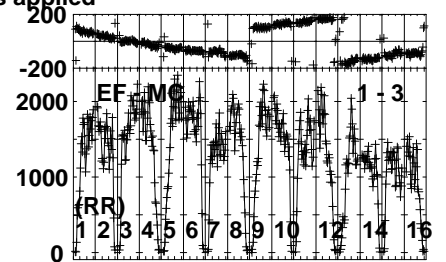
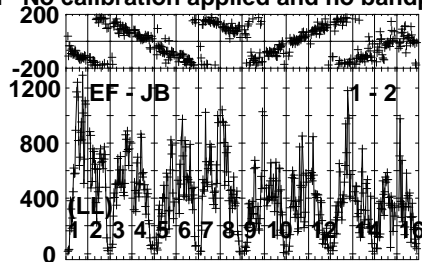
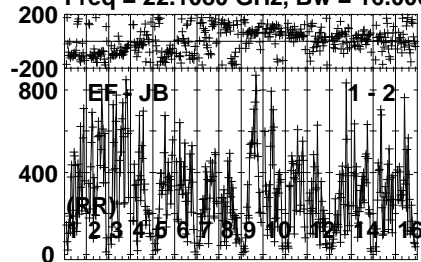
Lower frame: Micro Ampl Jy Top frame: Phas deg
Vector averaged cross-power spectrum Several baselines displayed
Timerange: 00/07:28:31 to 00/07:29:39

Plot file version 286 created 04-APR-2022 10:36:35

J0244+6228 EM132A.UVDATA.1

Freq = 22.1080 GHz, Bw = 16.000 MH

No calibration applied and no bandpass applied



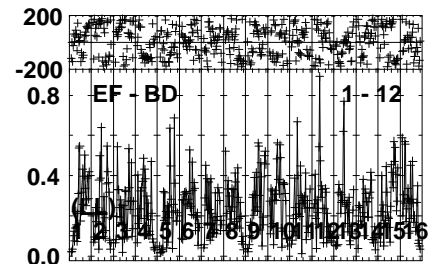
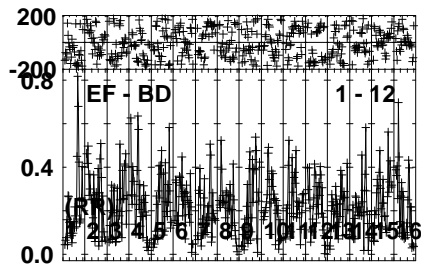
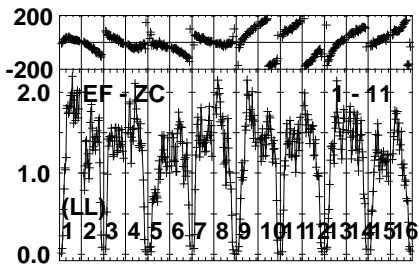
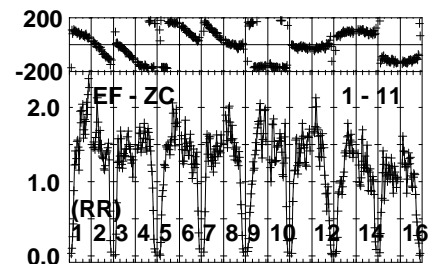
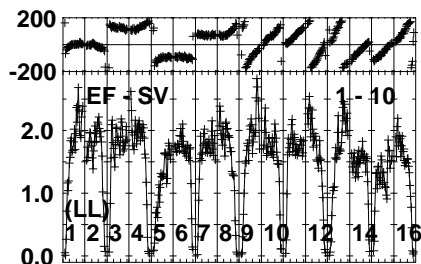
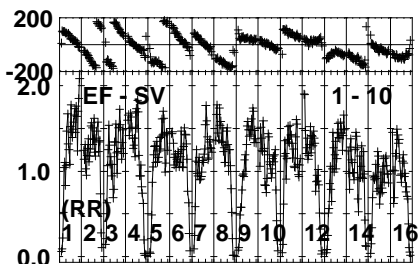
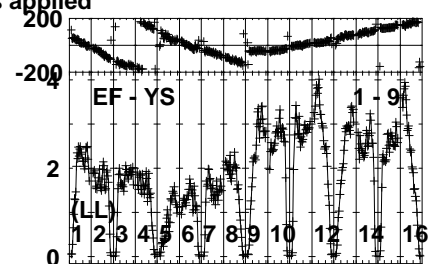
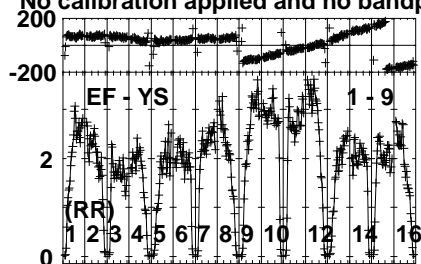
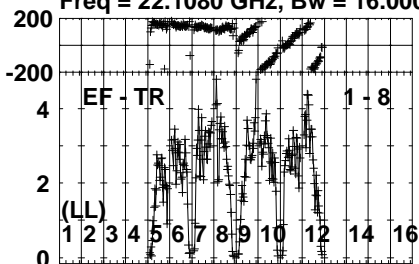
Lower frame: Micro Ampl Jy Top frame: Phas deg
Vector averaged cross-power spectrum Several baselines displayed
Timerange: 00/07:29:41 to 00/07:30:39

Plot file version 287 created 04-APR-2022 10:36:35

J0244+6228 EM132A.UVDATA.1

Freq = 22.1080 GHz, Bw = 16.000 MH

No calibration applied and no bandpass applied



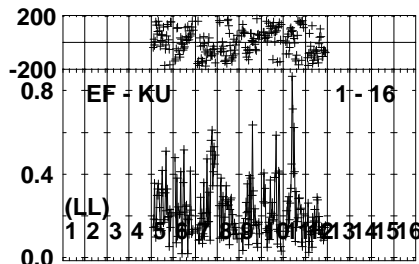
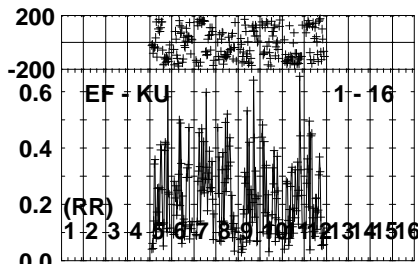
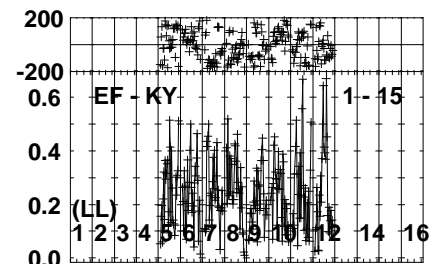
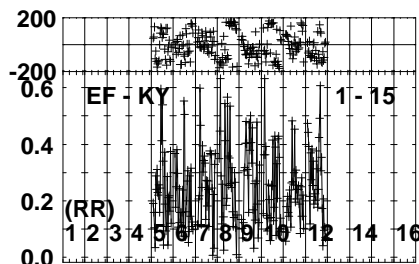
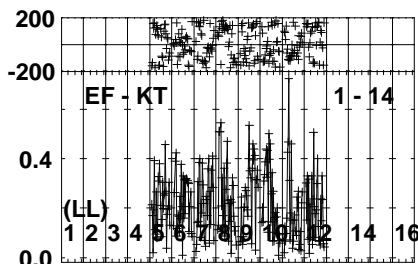
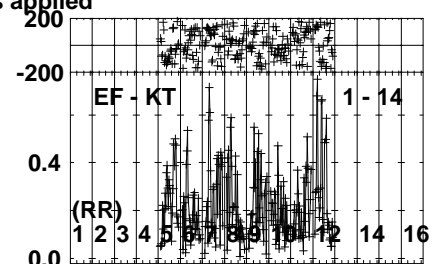
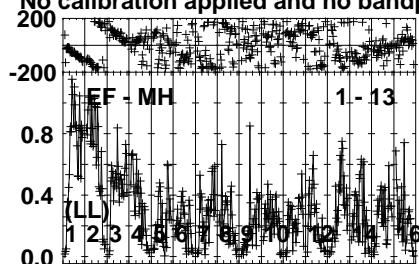
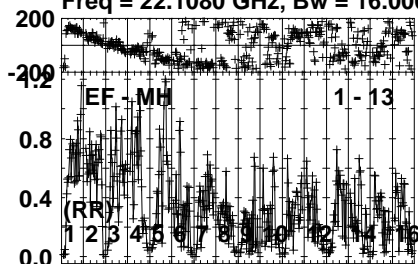
Lower frame: Milli Ampl Jy Top frame: Phas deg
Vector averaged cross-power spectrum Several baselines displayed
Timerange: 00/07:29:41 to 00/07:30:39

Plot file version 288 created 04-APR-2022 10:36:35

J0244+6228 EM132A.UVDATA.1

Freq = 22.1080 GHz, Bw = 16.000 MH

No calibration applied and no bandpass applied



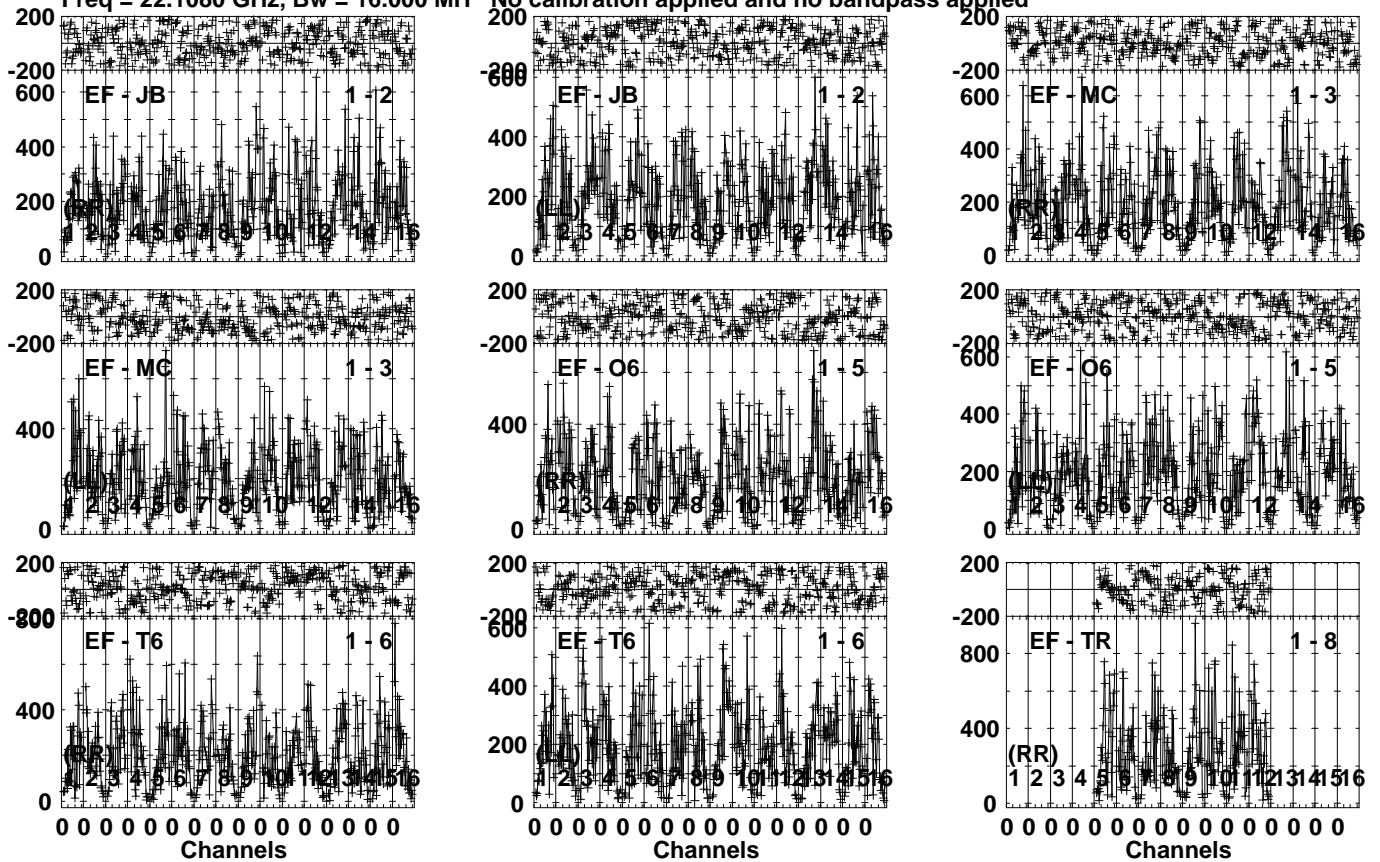
Lower frame: Milli Ampl Jy Top frame: Phas deg
Vector averaged cross-power spectrum Several baselines displayed
Timerange: 00/07:29:41 to 00/07:30:39

Plot file version 289 created 04-APR-2022 10:36:35

LSI61303 EM132A.UVDATA.1

Freq = 22.1080 GHz, Bw = 16.000 MH

No calibration applied and no bandpass applied



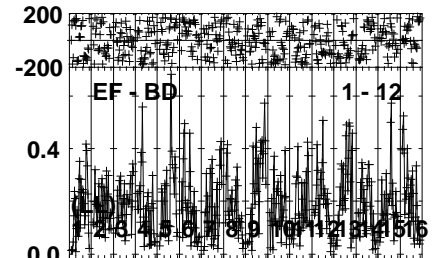
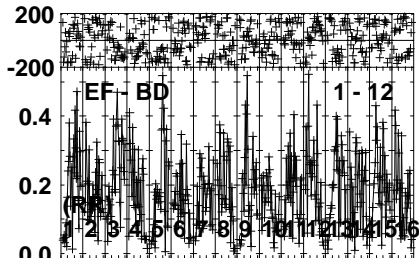
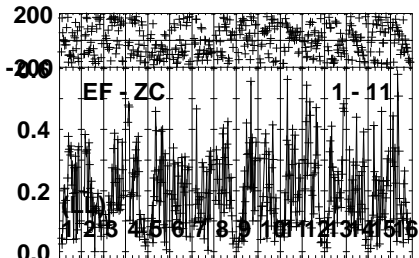
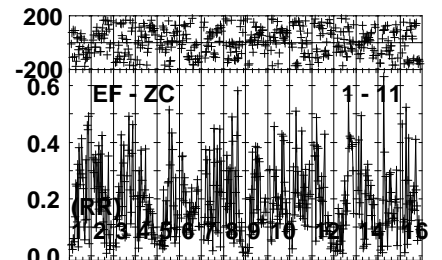
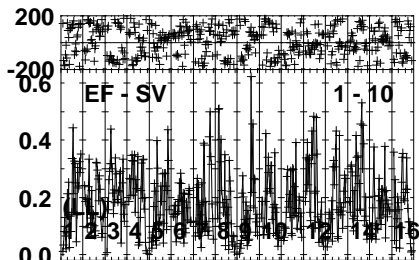
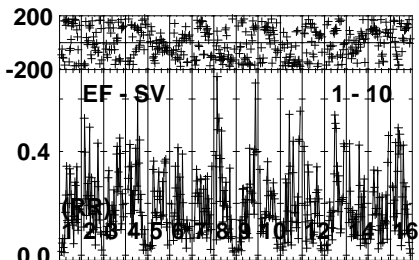
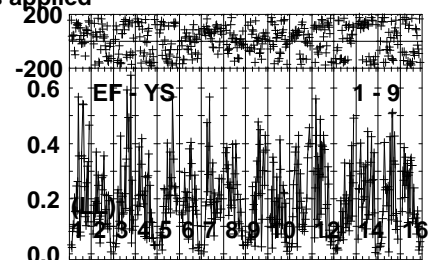
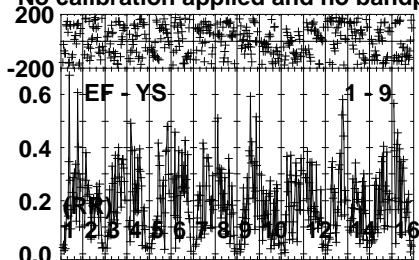
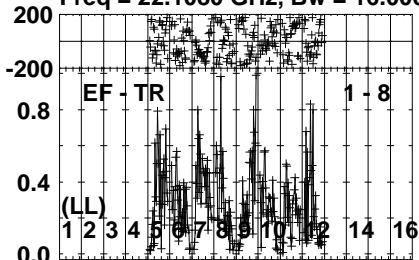
Lower frame: Micro Ampl Jy Top frame: Phas deg
Vector averaged cross-power spectrum Several baselines displayed
Timerange: 00/07:30:41 to 00/07:31:49

Plot file version 290 created 04-APR-2022 10:36:35

LSI61303 EM132A.UVDATA.1

Freq = 22.1080 GHz, Bw = 16.000 MH

No calibration applied and no bandpass applied



0 0 0 0 0 0 0 0 0 0 0 0 0 0 0 0
Channels

0 0 0 0 0 0 0 0 0 0 0 0 0 0 0 0
Channels

0 0 0 0 0 0 0 0 0 0 0 0 0 0 0 0
Channels

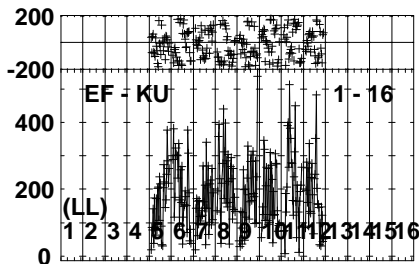
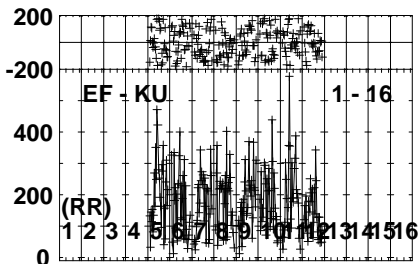
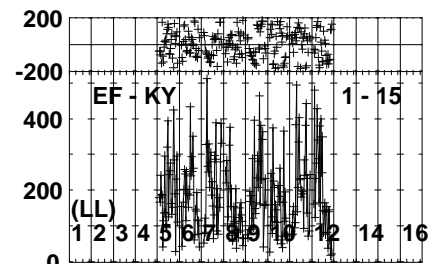
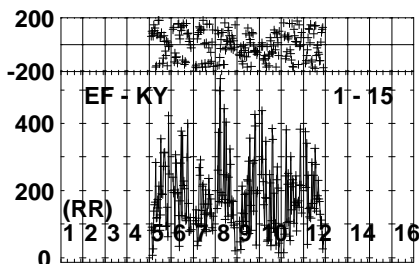
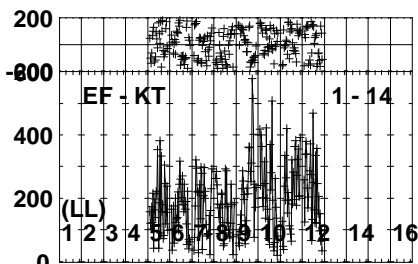
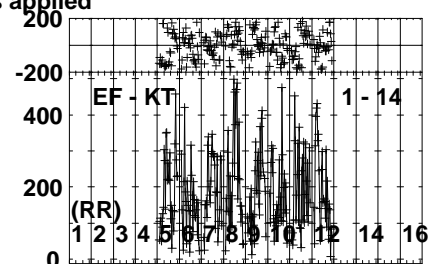
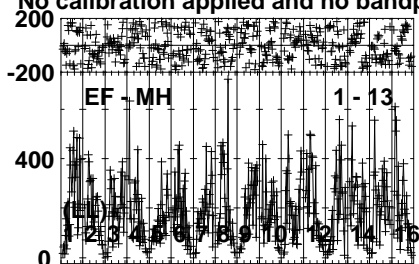
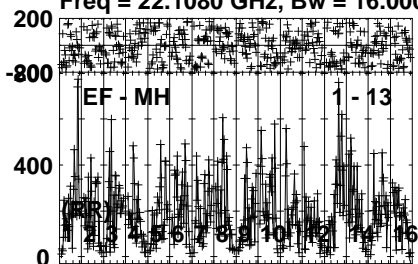
Lower frame: Milli Ampl Jy Top frame: Phas deg
Vector averaged cross-power spectrum Several baselines displayed
Timerange: 00/07:30:41 to 00/07:31:49

Plot file version 291 created 04-APR-2022 10:36:35

LSI61303 EM132A.UVDATA.1

Freq = 22.1080 GHz, Bw = 16.000 MH

No calibration applied and no bandpass applied



0 0 0 0 0 0 0 0 0 0 0 0 0 0 0 0

0 0 0 0 0 0 0 0 0 0 0 0 0 0 0 0

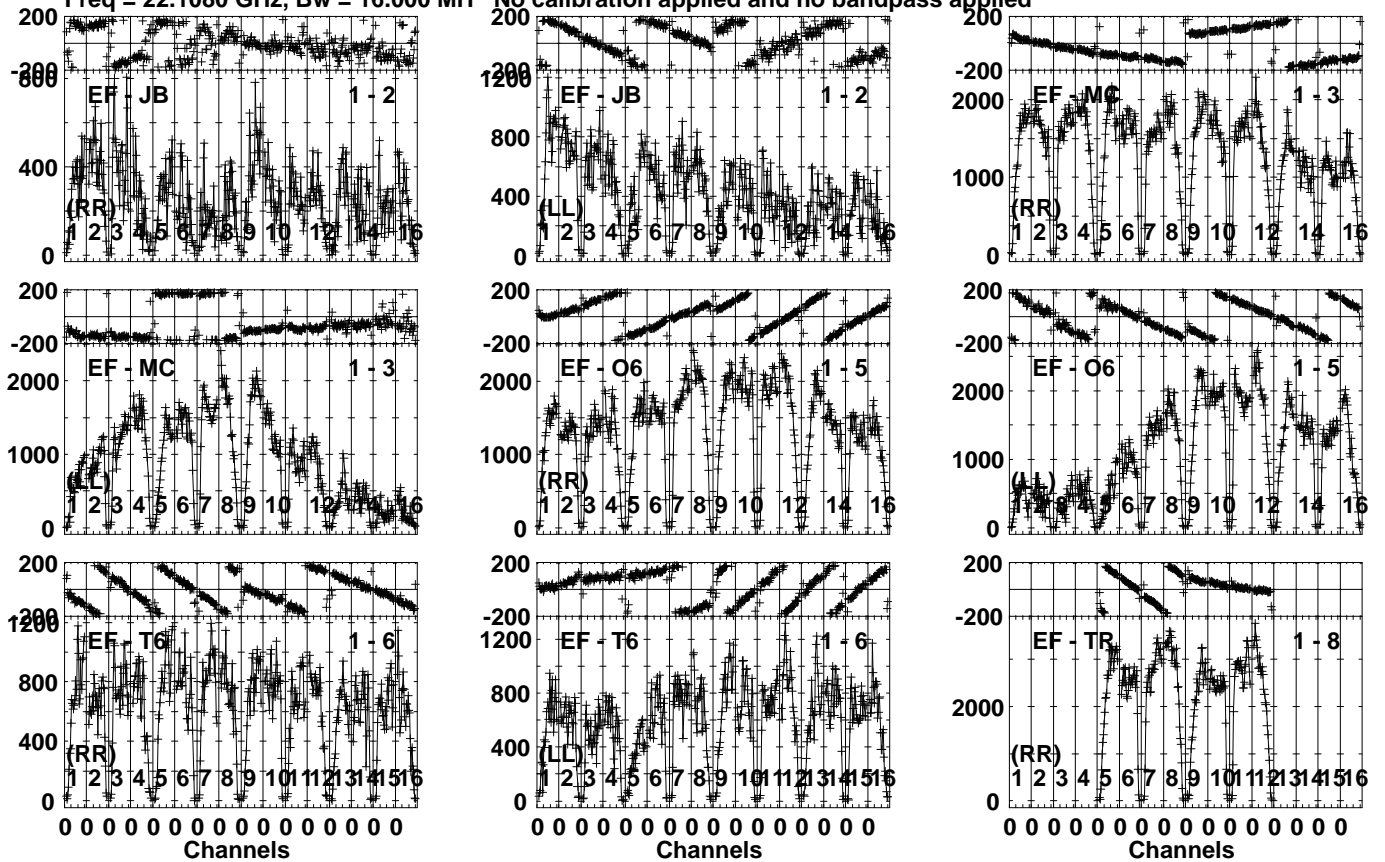
Lower frame: Micro Ampl Jy Top frame: Phas deg
Vector averaged cross-power spectrum Several baselines displayed
Timerange: 00/07:30:41 to 00/07:31:49

Plot file version 292 created 04-APR-2022 10:36:35

J0244+6228 EM132A.UVDATA.1

Freq = 22.1080 GHz, Bw = 16.000 MH

No calibration applied and no bandpass applied



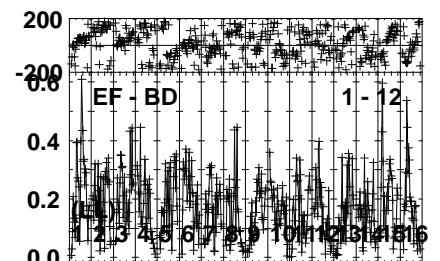
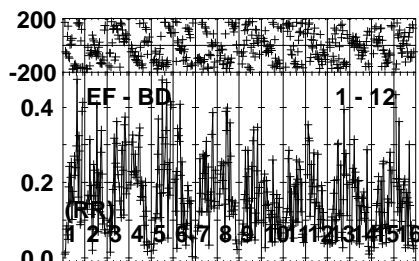
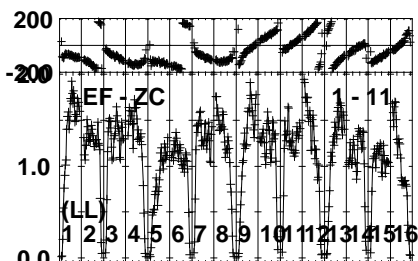
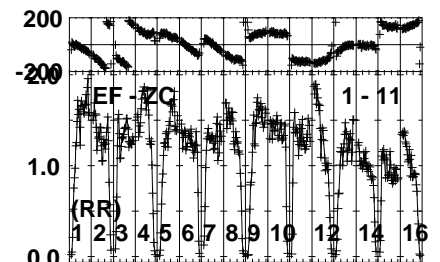
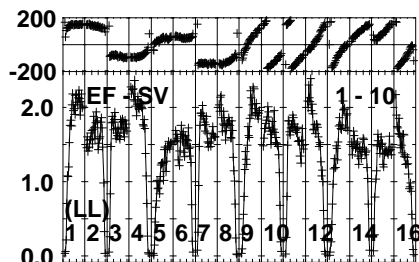
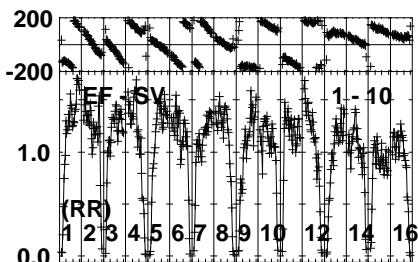
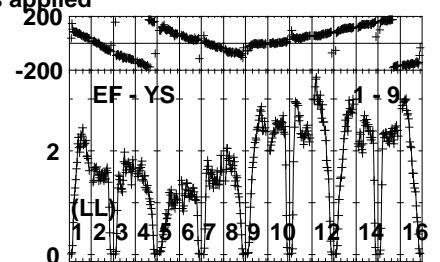
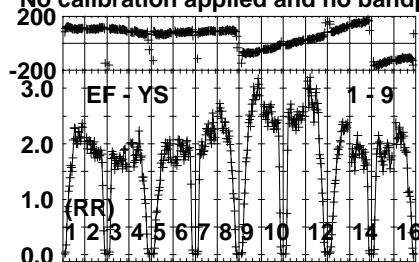
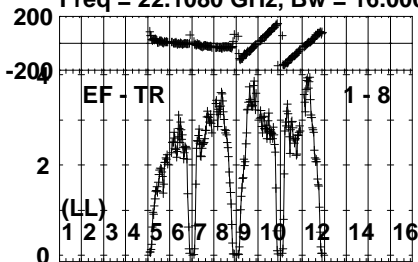
Lower frame: Micro Ampl Jy Top frame: Phas deg
Vector averaged cross-power spectrum Several baselines displayed
Timerange: 00/07:32:21 to 00/07:33:19

Plot file version 293 created 04-APR-2022 10:36:35

J0244+6228 EM132A.UVDATA.1

Freq = 22.1080 GHz, Bw = 16.000 MH

No calibration applied and no bandpass applied



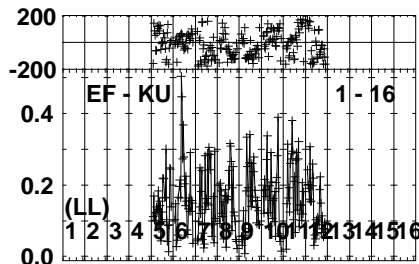
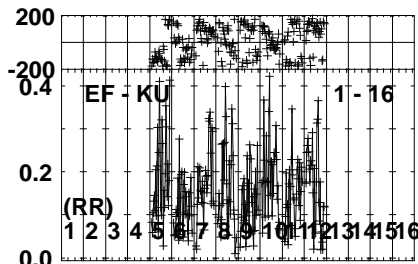
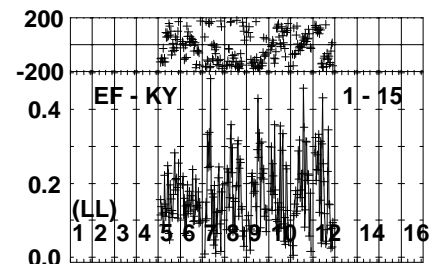
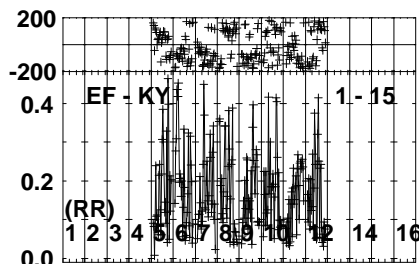
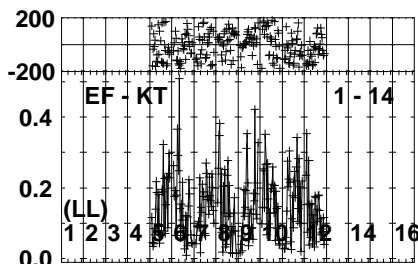
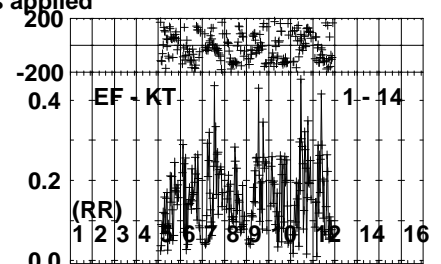
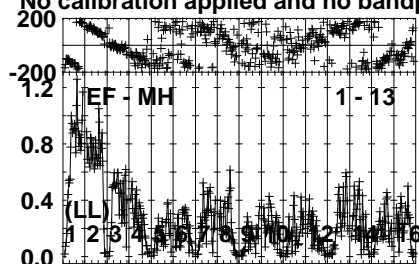
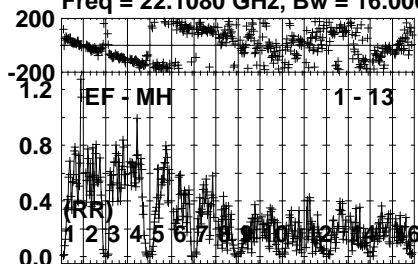
Lower frame: Milli Ampl Jy Top frame: Phas deg
Vector averaged cross-power spectrum Several baselines displayed
Timerange: 00/07:32:21 to 00/07:33:19

Plot file version 294 created 04-APR-2022 10:36:35

J0244+6228 EM132A.UVDATA.1

Freq = 22.1080 GHz, Bw = 16.000 MH

No calibration applied and no bandpass applied



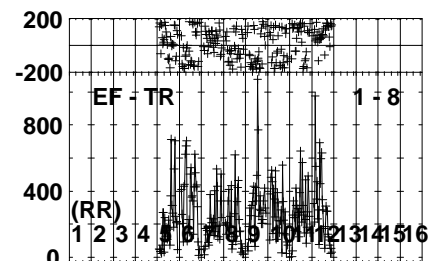
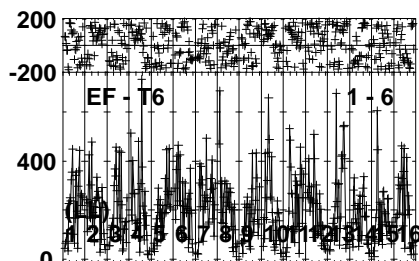
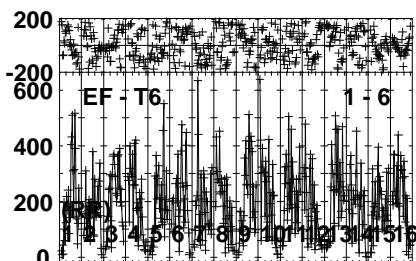
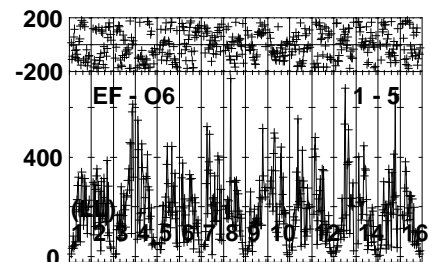
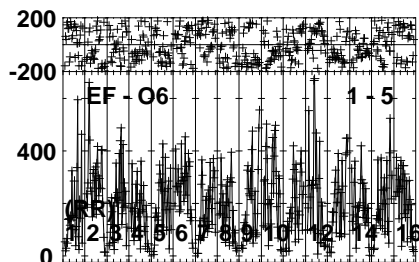
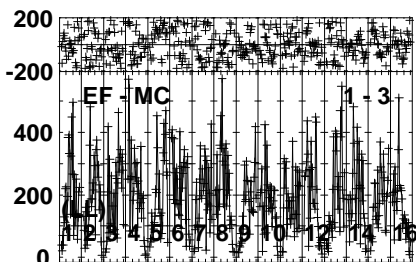
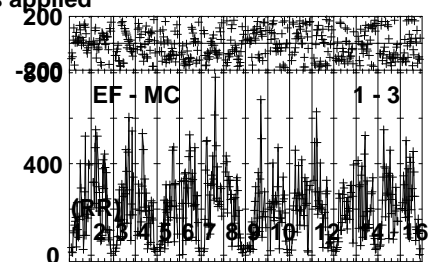
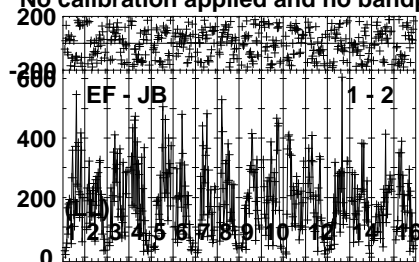
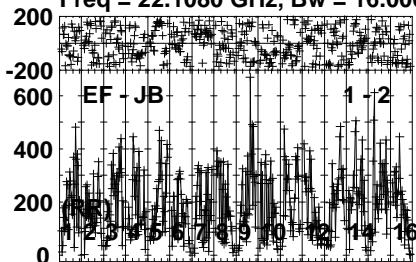
Lower frame: Milli Ampl Jy Top frame: Phas deg
Vector averaged cross-power spectrum Several baselines displayed
Timerange: 00/07:32:21 to 00/07:33:19

Plot file version 295 created 04-APR-2022 10:36:35

LSI61303 EM132A.UVDATA.1

Freq = 22.1080 GHz, Bw = 16.000 MH

No calibration applied and no bandpass applied



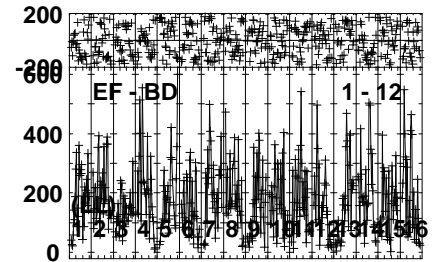
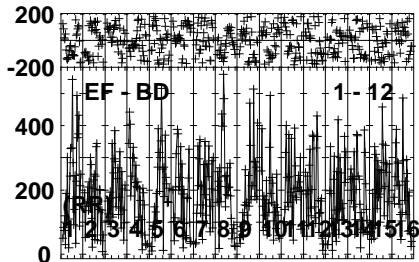
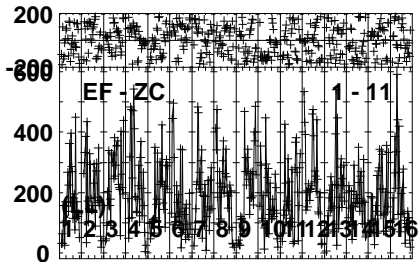
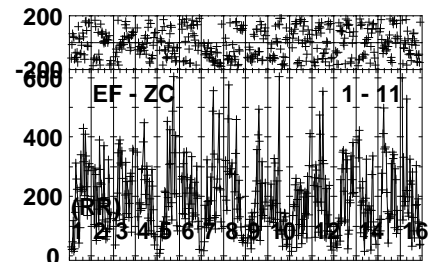
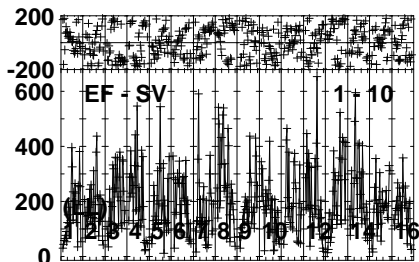
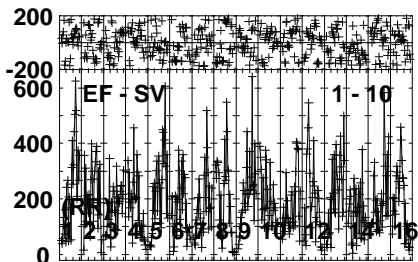
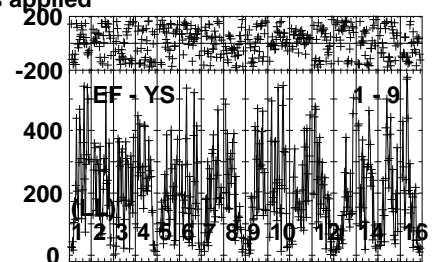
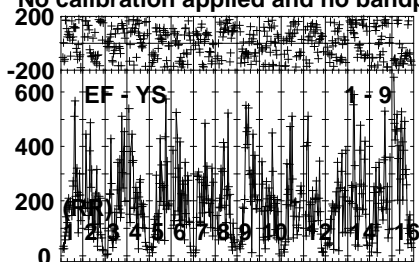
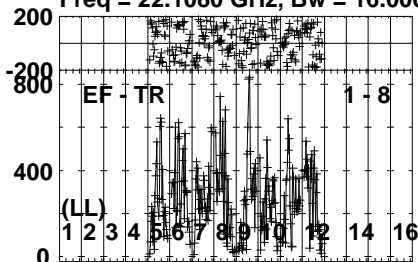
Lower frame: Micro Ampl Jy Top frame: Phas deg
Vector averaged cross-power spectrum Several baselines displayed
Timerange: 00/07:33:21 to 00/07:34:29

Plot file version 296 created 04-APR-2022 10:36:36

LSI61303 EM132A.UVDATA.1

Freq = 22.1080 GHz, Bw = 16.000 MH

No calibration applied and no bandpass applied



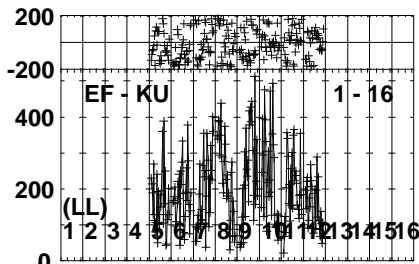
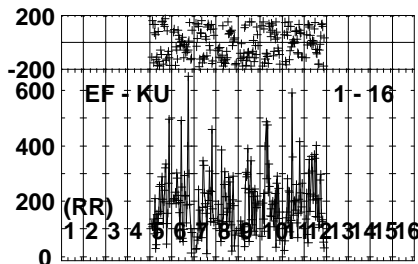
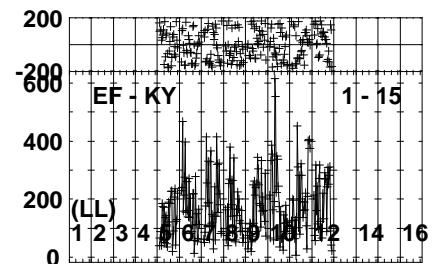
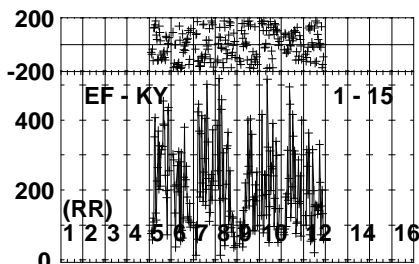
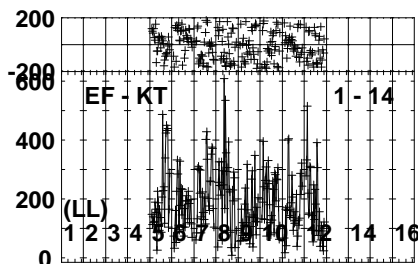
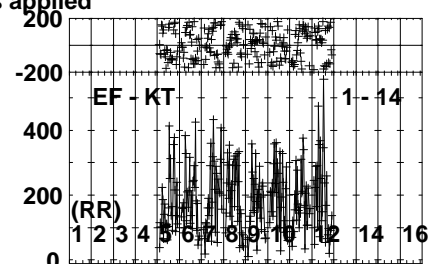
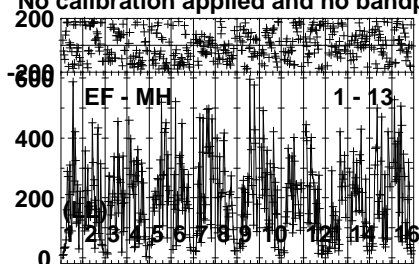
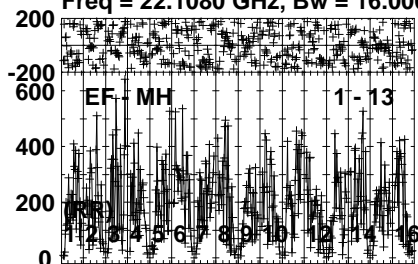
Lower frame: Micro Ampl Jy Top frame: Phas deg
Vector averaged cross-power spectrum Several baselines displayed
Timerange: 00/07:33:21 to 00/07:34:29

Plot file version 297 created 04-APR-2022 10:36:36

LSI61303 EM132A.UVDATA.1

Freq = 22.1080 GHz, Bw = 16.000 MH

No calibration applied and no bandpass applied



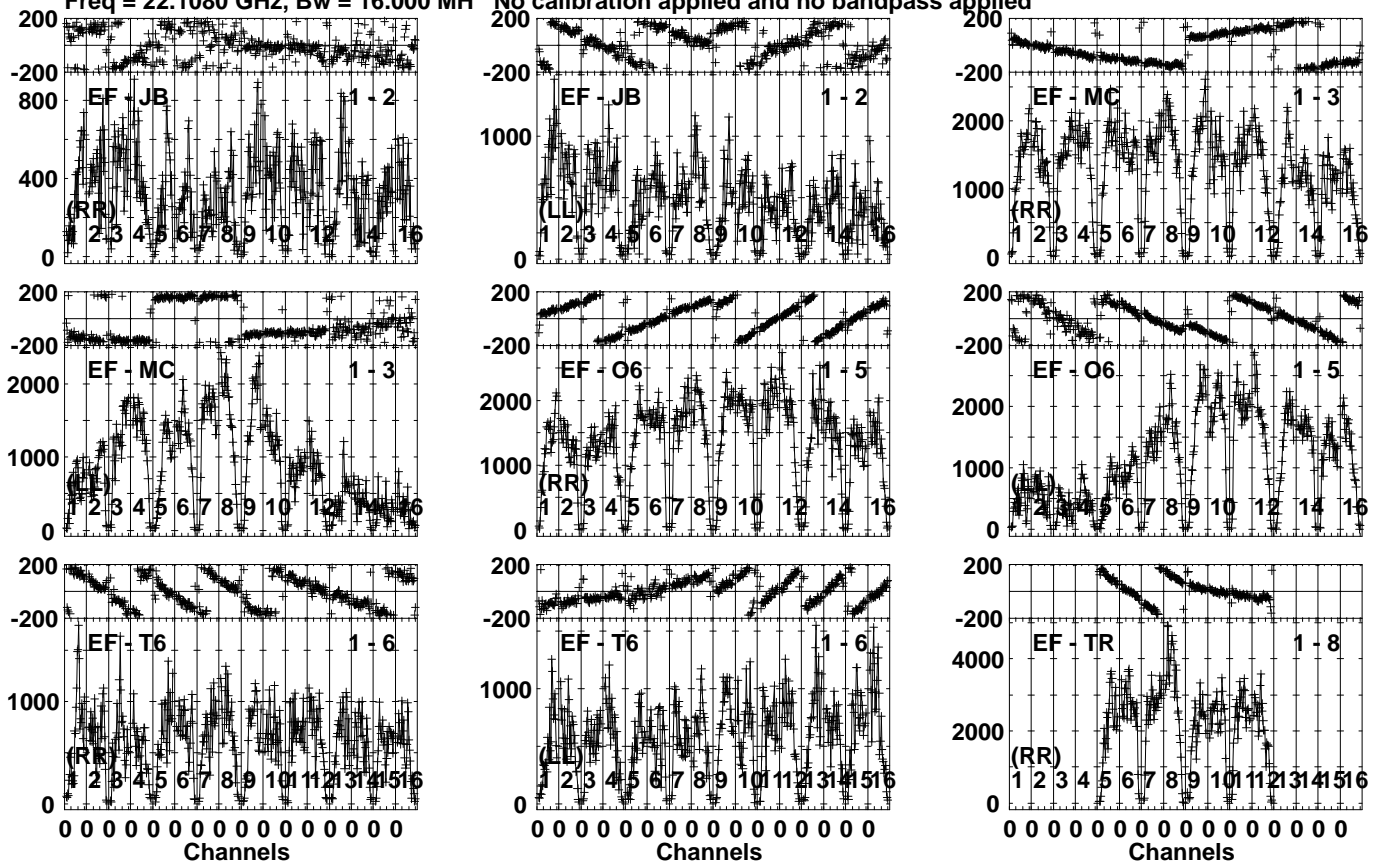
Lower frame: Micro Ampl Jy Top frame: Phas deg
Vector averaged cross-power spectrum Several baselines displayed
Timerange: 00/07:33:21 to 00/07:34:29

Plot file version 298 created 04-APR-2022 10:36:36

J0244+6228 EM132A.UVDATA.1

Freq = 22.1080 GHz, Bw = 16.000 MH

No calibration applied and no bandpass applied



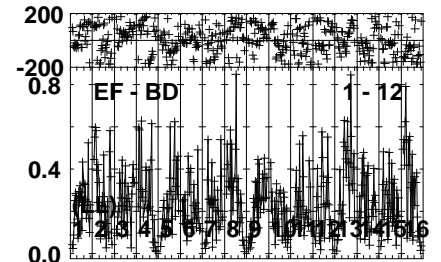
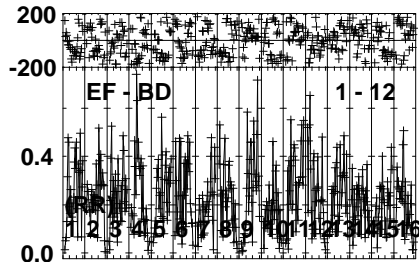
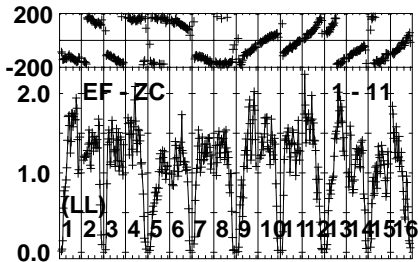
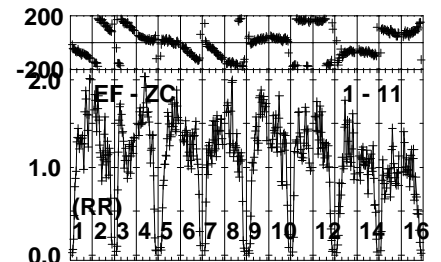
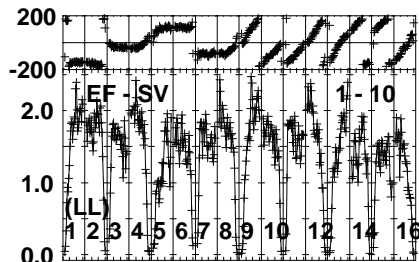
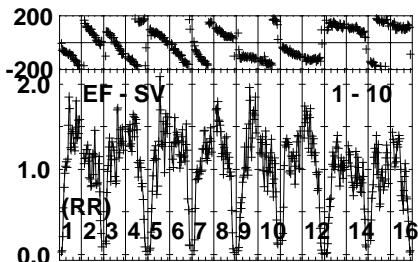
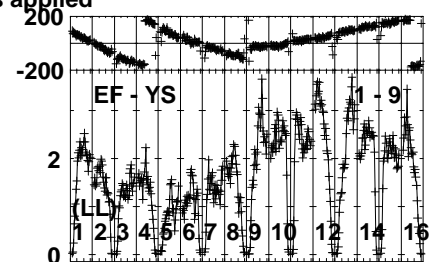
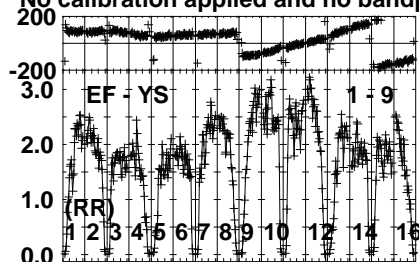
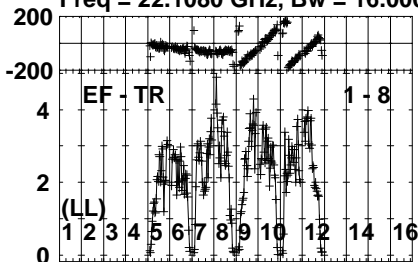
Lower frame: Micro Ampl Jy Top frame: Phas deg
Vector averaged cross-power spectrum Several baselines displayed
Timerange: 00/07:34:31 to 00/07:35:29

Plot file version 299 created 04-APR-2022 10:36:36

J0244+6228 EM132A.UVDATA.1

Freq = 22.1080 GHz, Bw = 16.000 MH

No calibration applied and no bandpass applied



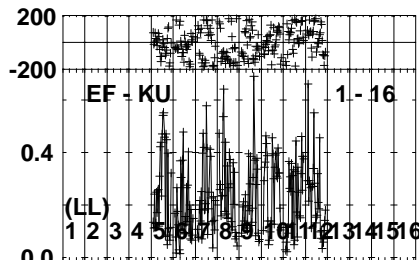
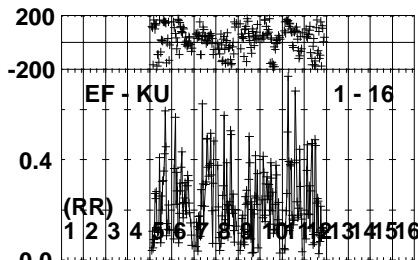
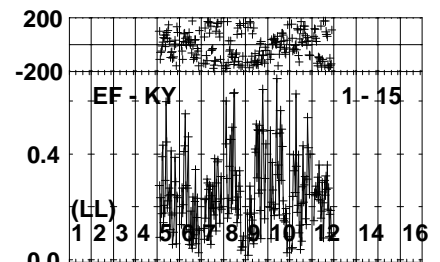
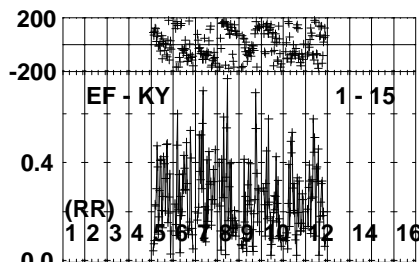
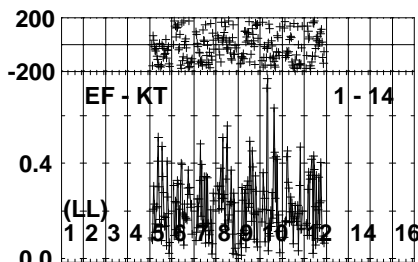
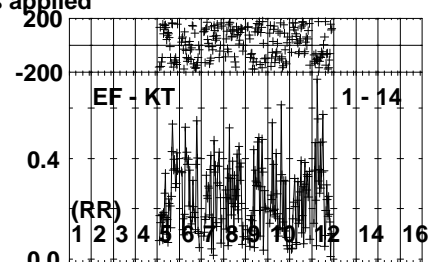
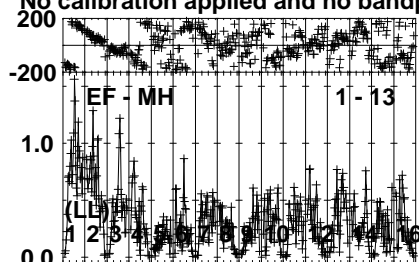
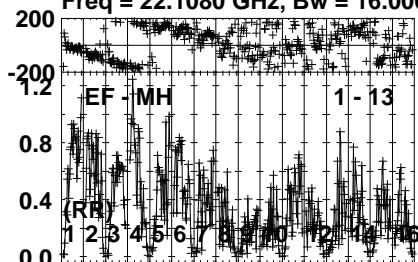
Lower frame: Milli Ampl Jy Top frame: Phas deg
Vector averaged cross-power spectrum Several baselines displayed
Timerange: 00/07:34:31 to 00/07:35:29

Plot file version 300 created 04-APR-2022 10:36:36

J0244+6228 EM132A.UVDATA.1

Freq = 22.1080 GHz, Bw = 16.000 MH

No calibration applied and no bandpass applied



0 0 0 0 0 0 0 0 0 0 0 0 0 0 0 0

0 0 0 0 0 0 0 0 0 0 0 0 0 0 0 0

Channels

Channels

Lower frame: Milli Ampl Jy Top frame: Phas deg

Vector averaged cross-power spectrum Several baselines displayed

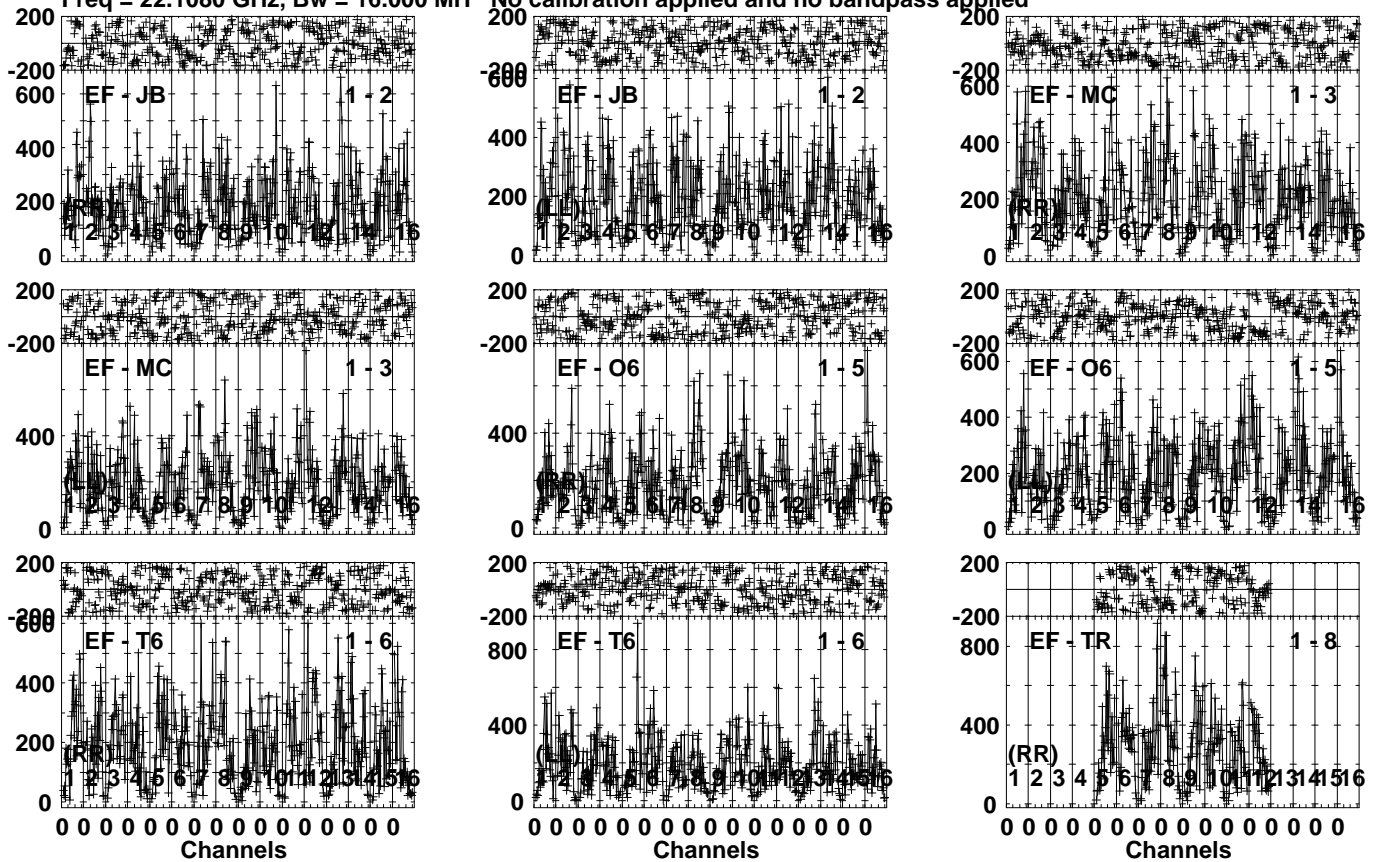
Timerange: 00/07:34:31 to 00/07:35:29

Plot file version 301 created 04-APR-2022 10:36:36

LSI61303 EM132A.UVDATA.1

Freq = 22.1080 GHz, Bw = 16.000 MH

No calibration applied and no bandpass applied



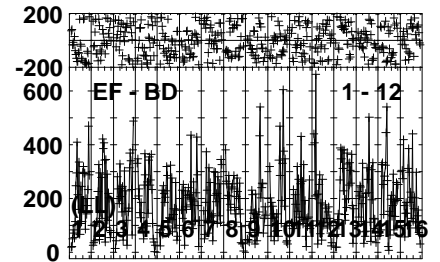
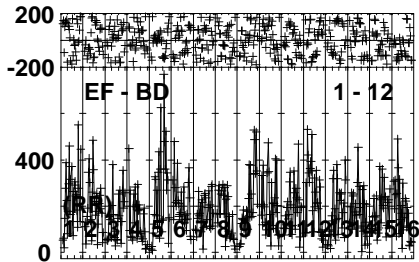
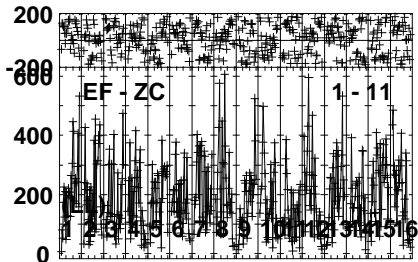
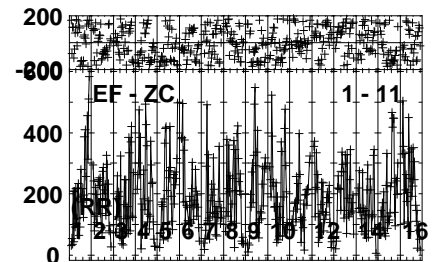
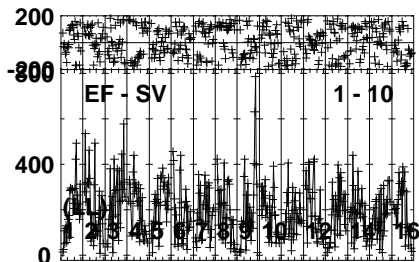
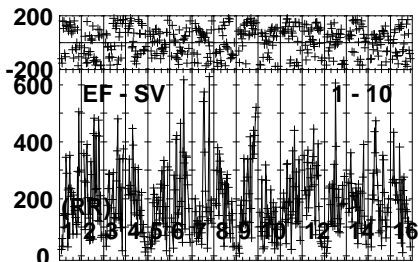
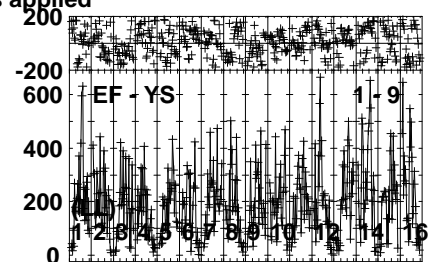
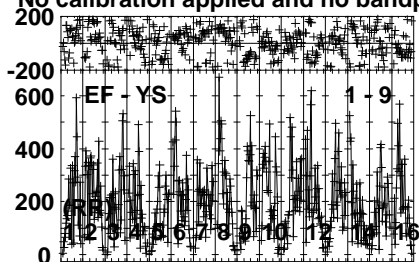
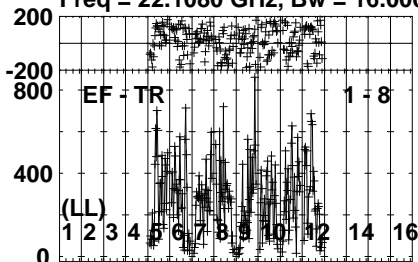
Lower frame: Micro Ampl Jy Top frame: Phas deg
Vector averaged cross-power spectrum Several baselines displayed
Timerange: 00/07:35:31 to 00/07:36:39

Plot file version 302 created 04-APR-2022 10:36:36

LSI61303 EM132A.UVDATA.1

Freq = 22.1080 GHz, Bw = 16.000 MH

No calibration applied and no bandpass applied



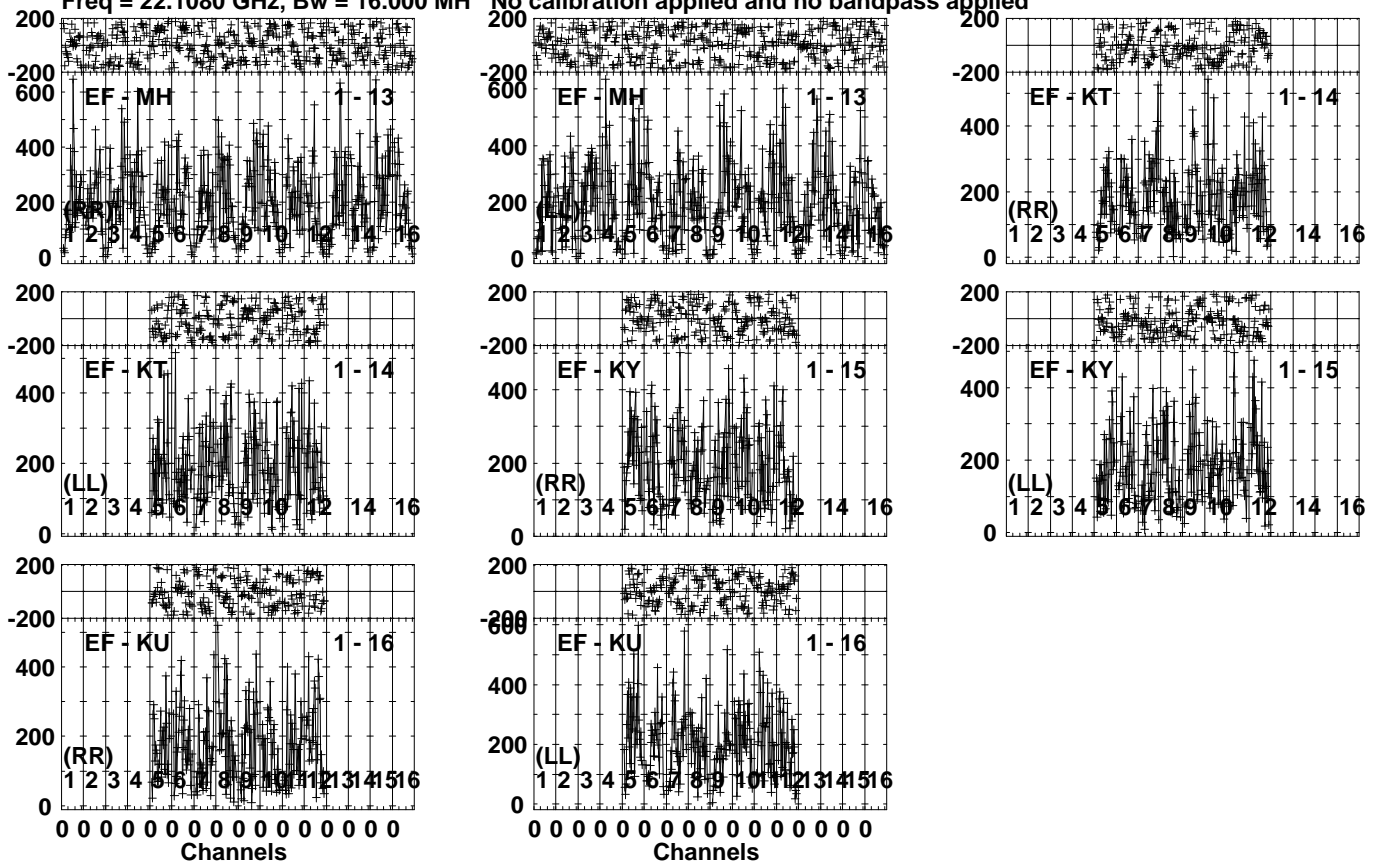
Lower frame: Micro Ampl Jy Top frame: Phas deg
Vector averaged cross-power spectrum Several baselines displayed
Timerange: 00/07:35:31 to 00/07:36:39

Plot file version 303 created 04-APR-2022 10:36:36

LSI61303 EM132A.UVDATA.1

Freq = 22.1080 GHz, Bw = 16.000 MH

No calibration applied and no bandpass applied



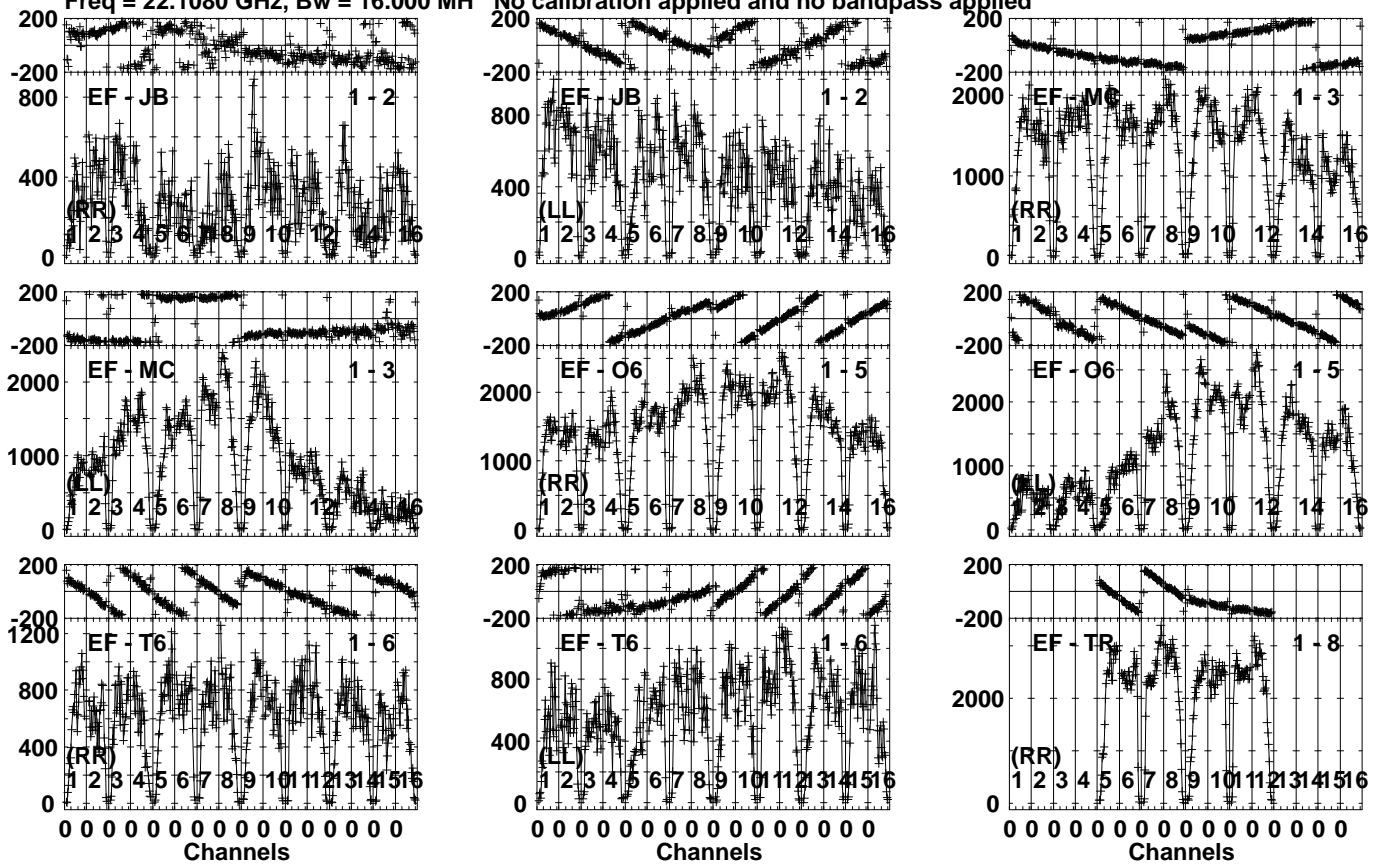
Lower frame: Micro Ampl Jy Top frame: Phas deg
Vector averaged cross-power spectrum Several baselines displayed
Timerange: 00/07:35:31 to 00/07:36:39

Plot file version 304 created 04-APR-2022 10:36:36

J0244+6228 EM132A.UVDATA.1

Freq = 22.1080 GHz, Bw = 16.000 MH

No calibration applied and no bandpass applied



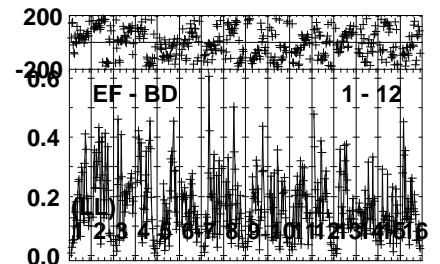
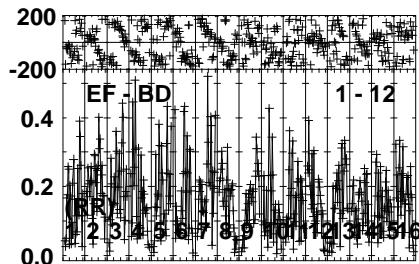
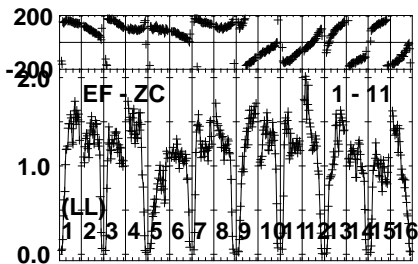
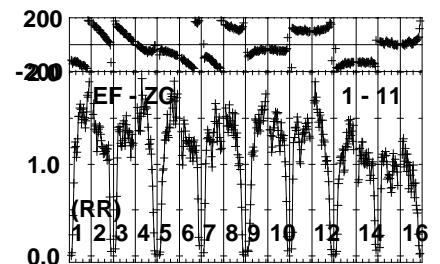
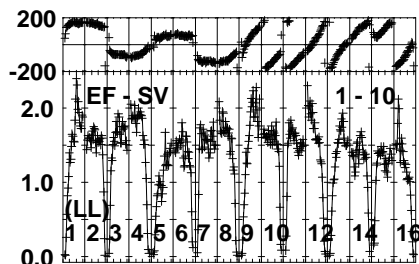
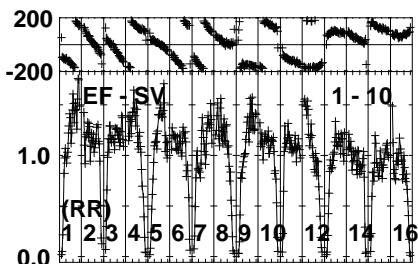
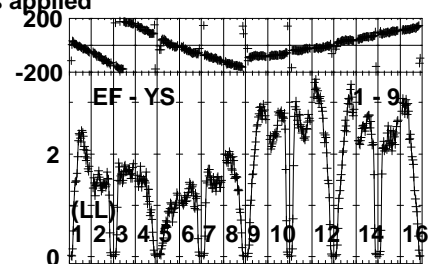
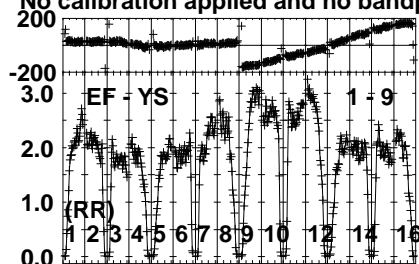
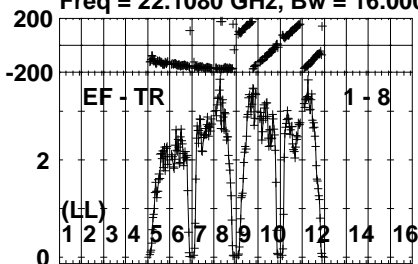
Lower frame: Micro Ampl Jy Top frame: Phas deg
Vector averaged cross-power spectrum Several baselines displayed
Timerange: 00/07:37:11 to 00/07:38:09

Plot file version 305 created 04-APR-2022 10:36:36

J0244+6228 EM132A.UVDATA.1

Freq = 22.1080 GHz, Bw = 16.000 MH

No calibration applied and no bandpass applied



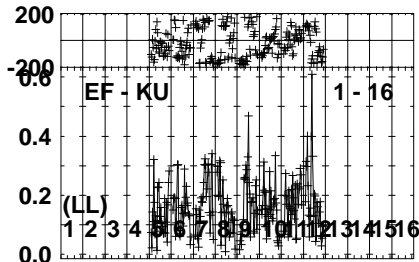
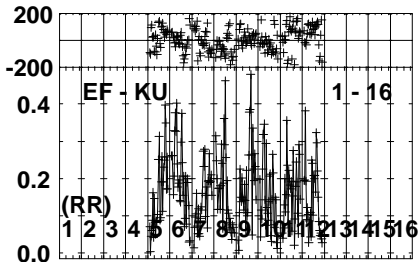
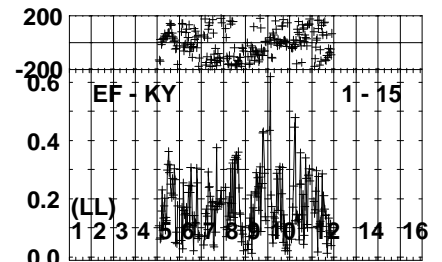
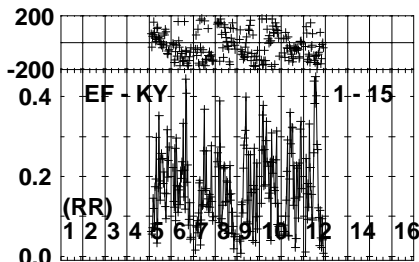
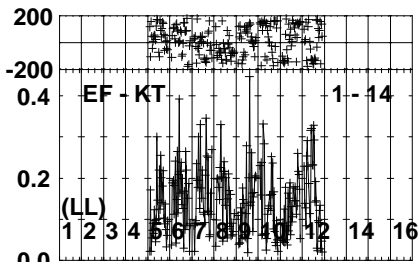
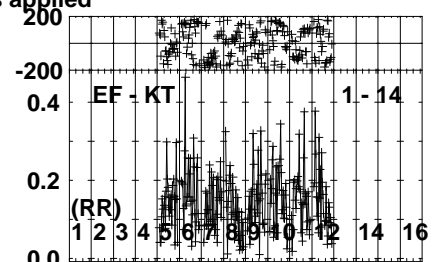
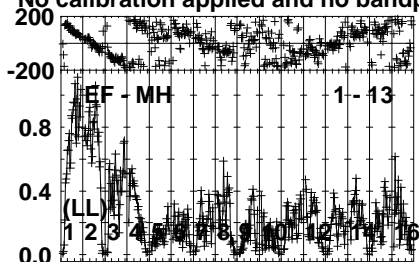
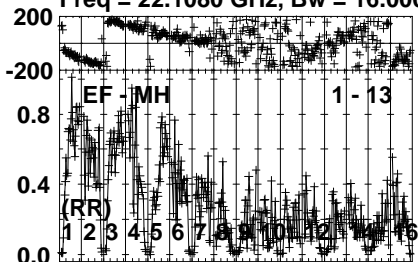
Lower frame: Milli Ampl Jy Top frame: Phas deg
Vector averaged cross-power spectrum Several baselines displayed
Timerange: 00/07:37:11 to 00/07:38:09

Plot file version 306 created 04-APR-2022 10:36:36

J0244+6228 EM132A.UVDATA.1

Freq = 22.1080 GHz, Bw = 16.000 MH

No calibration applied and no bandpass applied



0 0 0 0 0 0 0 0 0 0 0 0 0 0 0 0

0 0 0 0 0 0 0 0 0 0 0 0 0 0 0 0

Channels

Channels

Lower frame: Milli Ampl Jy Top frame: Phas deg

Vector averaged cross-power spectrum Several baselines displayed

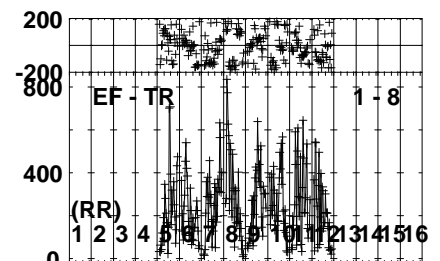
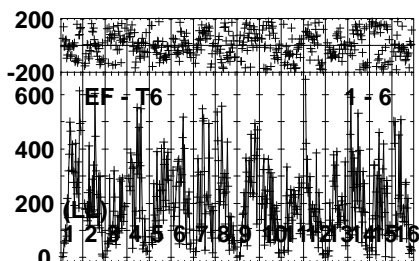
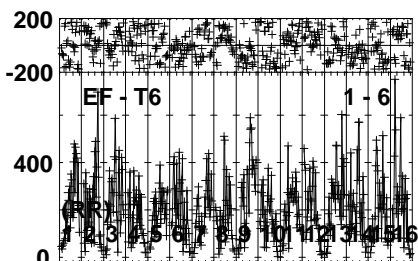
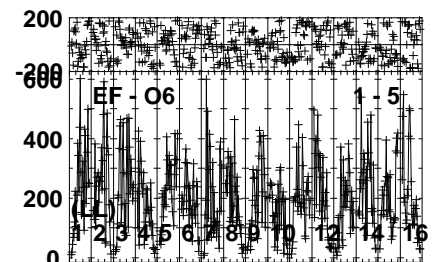
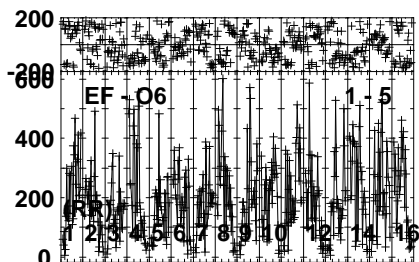
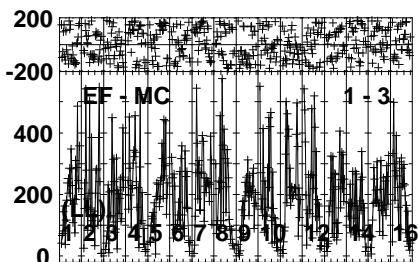
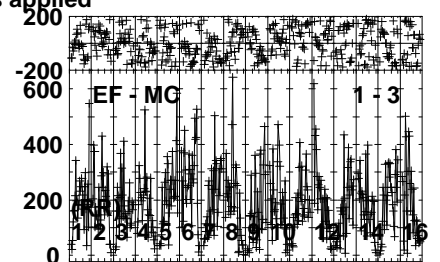
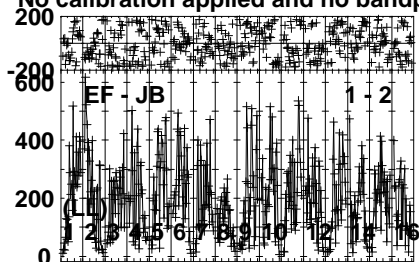
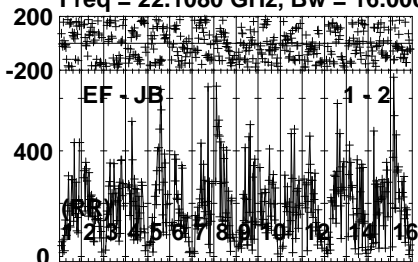
Timerange: 00/07:37:11 to 00/07:38:09

Plot file version 307 created 04-APR-2022 10:36:36

LSI61303 EM132A.UVDATA.1

Freq = 22.1080 GHz, Bw = 16.000 MH

No calibration applied and no bandpass applied



0 0 0 0 0 0 0 0 0 0 0 0 0 0 0 0

Channels Lower frame: Micro Ampl Jy Top frame: Phas deg

Vector averaged cross-power spectrum Several baselines displayed

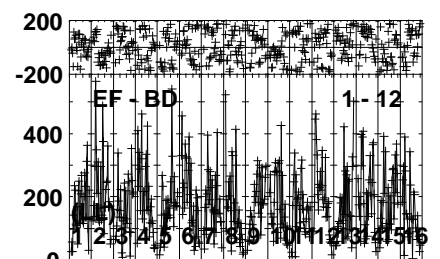
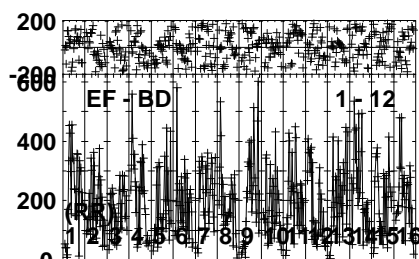
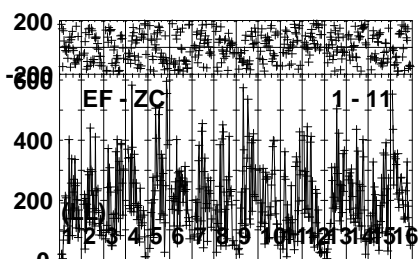
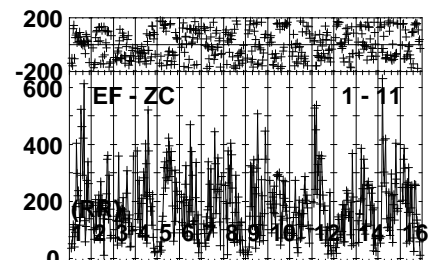
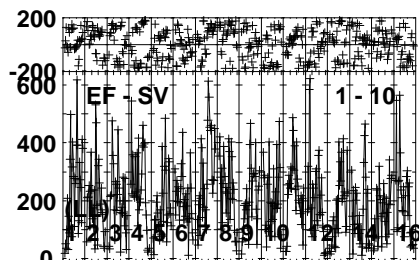
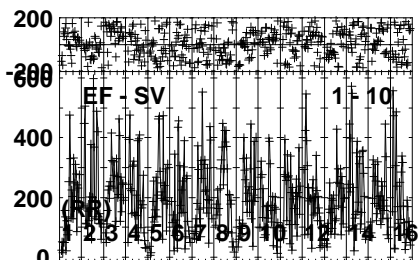
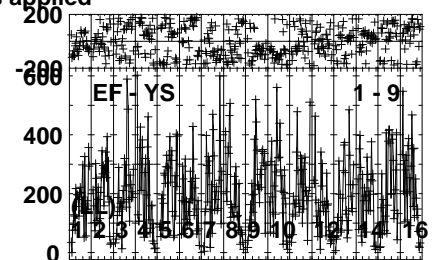
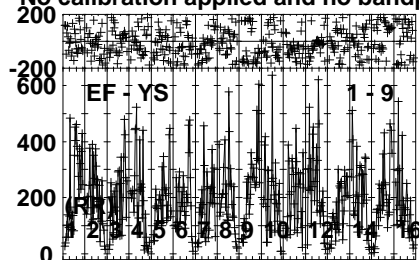
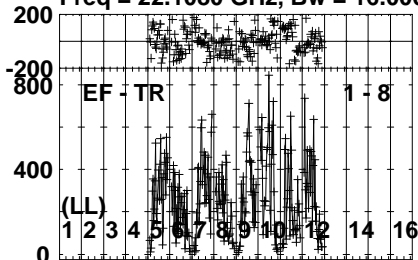
Timerange: 00/07:38:11 to 00/07:39:19

Plot file version 308 created 04-APR-2022 10:36:37

LSI61303 EM132A.UVDATA.1

Freq = 22.1080 GHz, Bw = 16.000 MH

No calibration applied and no bandpass applied



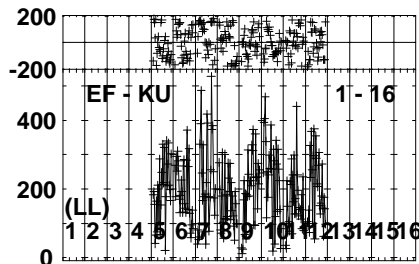
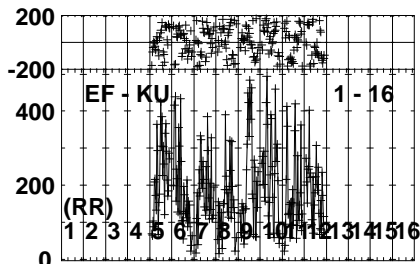
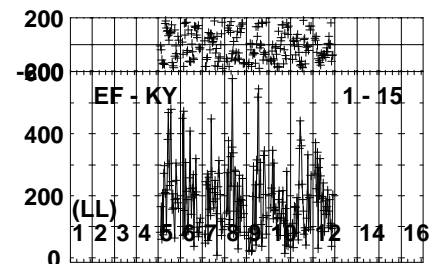
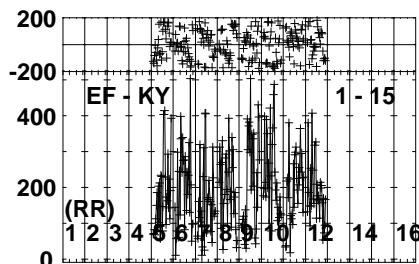
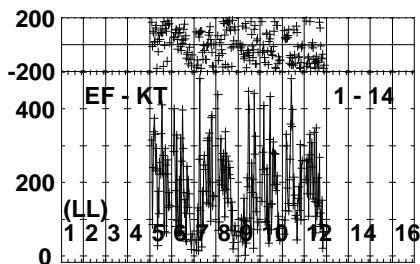
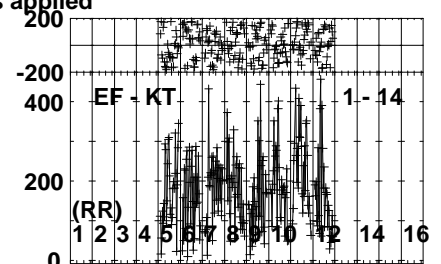
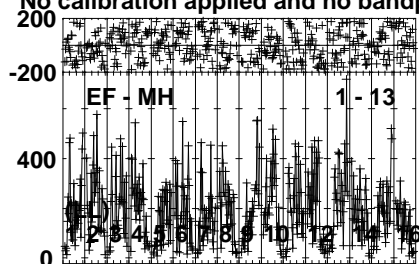
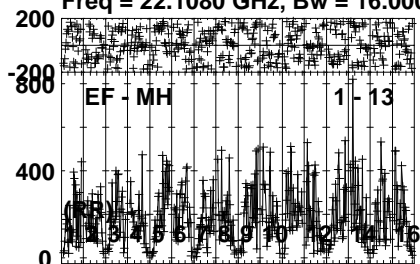
Lower frame: Micro Ampl Jy Top frame: Phas deg
Vector averaged cross-power spectrum Several baselines displayed
Timerange: 00/07:38:11 to 00/07:39:19

Plot file version 309 created 04-APR-2022 10:36:37

LSI61303 EM132A.UVDATA.1

Freq = 22.1080 GHz, Bw = 16.000 MH

No calibration applied and no bandpass applied



0 0 0 0 0 0 0 0 0 0 0 0 0 0 0 0

0 0 0 0 0 0 0 0 0 0 0 0 0 0 0 0

Channels

Channels

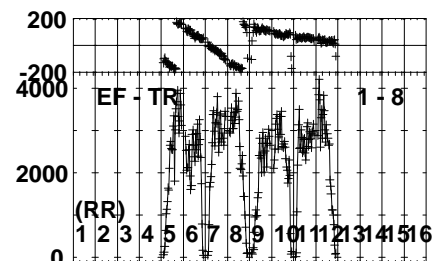
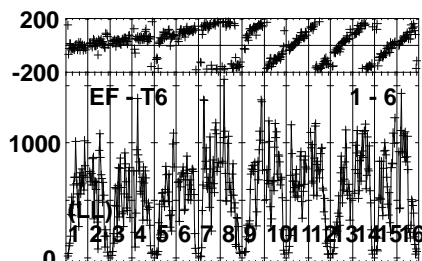
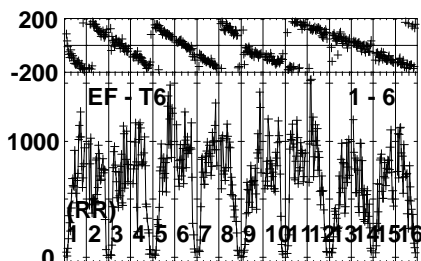
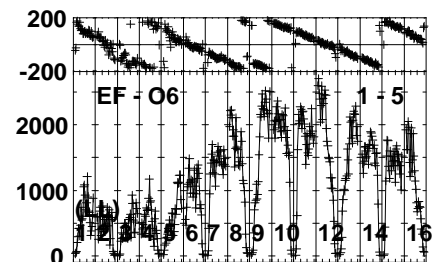
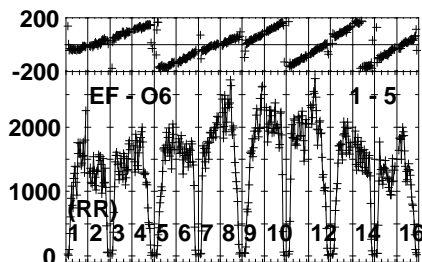
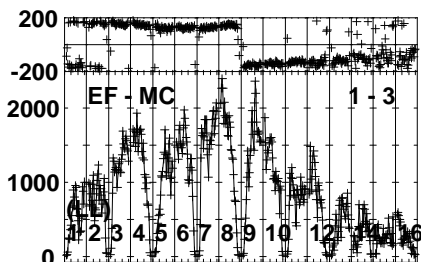
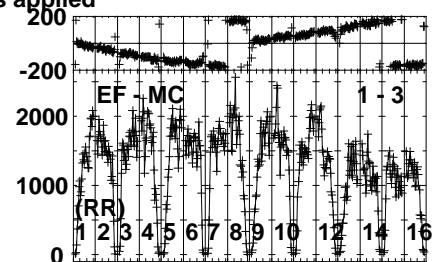
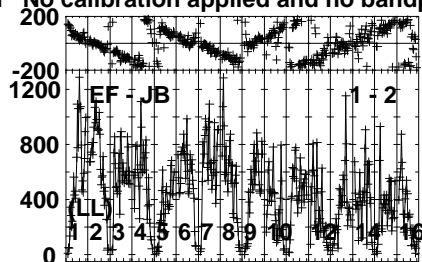
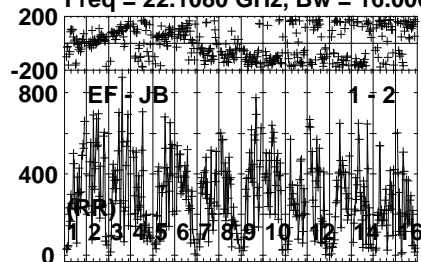
Lower frame: Micro Ampl Jy Top frame: Phas deg
Vector averaged cross-power spectrum Several baselines displayed
Timerange: 00/07:38:11 to 00/07:39:19

Plot file version 310 created 04-APR-2022 10:36:37

J0244+6228 EM132A.UVDATA.1

Freq = 22.1080 GHz, Bw = 16.000 MH

No calibration applied and no bandpass applied



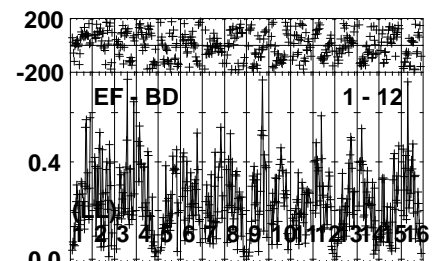
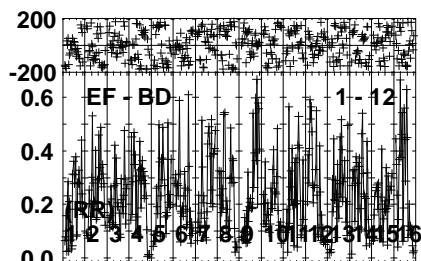
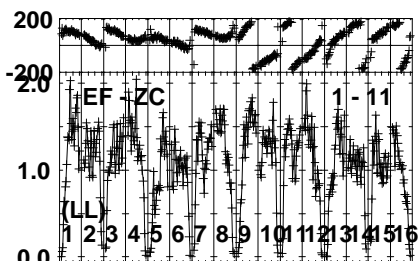
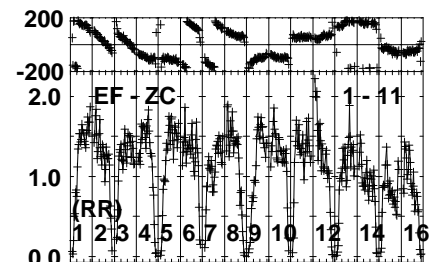
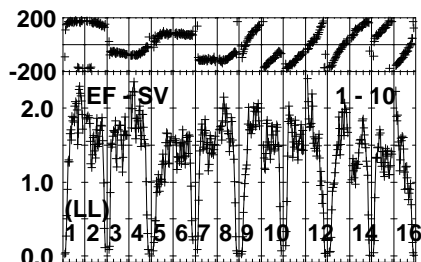
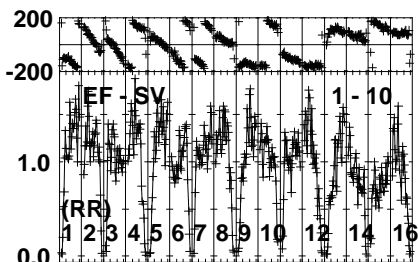
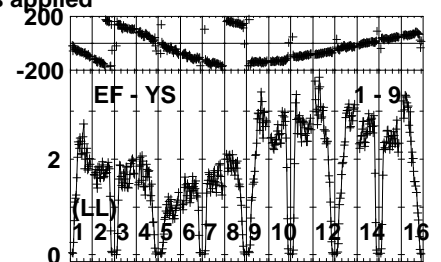
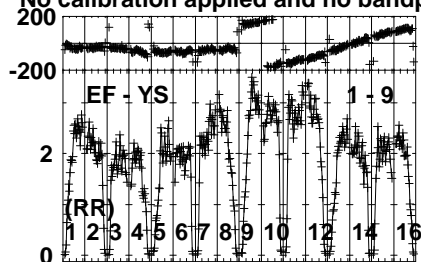
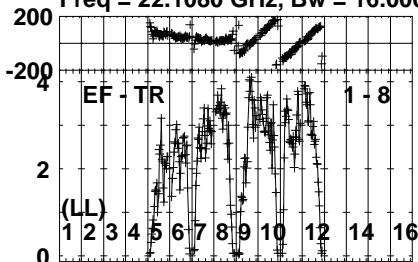
Lower frame: Micro Ampl Jy Top frame: Phas deg
Vector averaged cross-power spectrum Several baselines displayed
Timerange: 00/07:39:21 to 00/07:40:19

Plot file version 311 created 04-APR-2022 10:36:37

J0244+6228 EM132A.UVDATA.1

Freq = 22.1080 GHz, Bw = 16.000 MH

No calibration applied and no bandpass applied



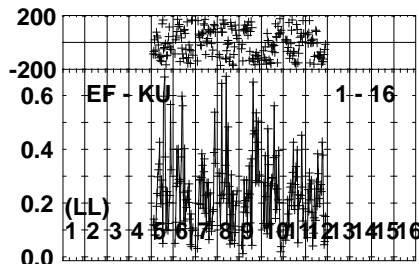
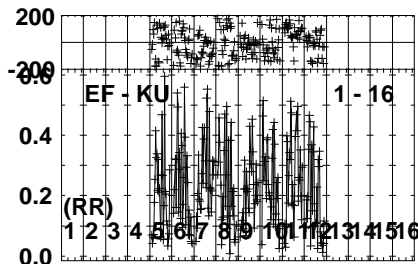
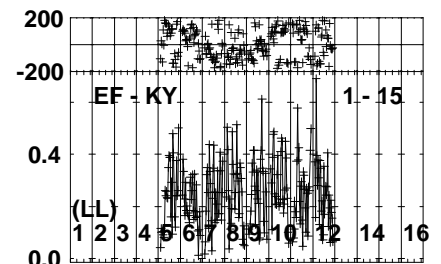
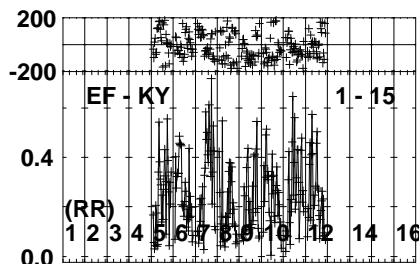
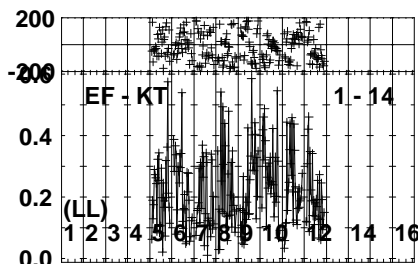
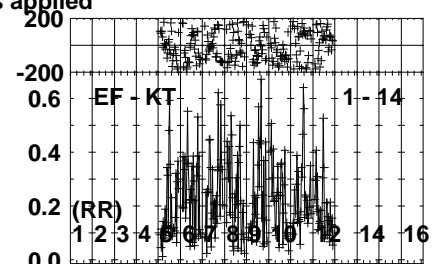
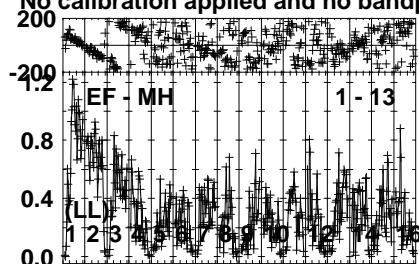
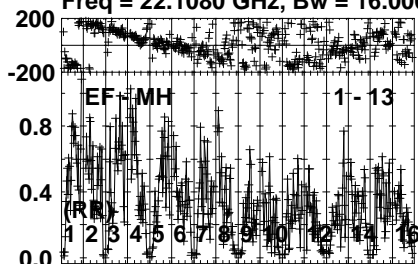
Lower frame: Milli Ampl Jy Top frame: Phas deg
Vector averaged cross-power spectrum Several baselines displayed
Timerange: 00/07:39:21 to 00/07:40:19

Plot file version 312 created 04-APR-2022 10:36:37

J0244+6228 EM132A.UVDATA.1

Freq = 22.1080 GHz, Bw = 16.000 MH

No calibration applied and no bandpass applied



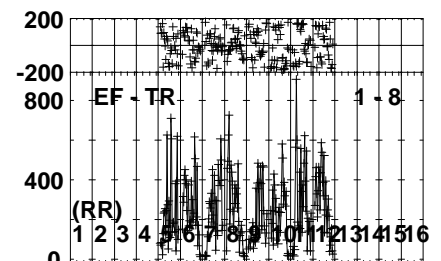
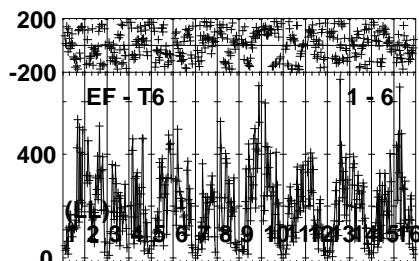
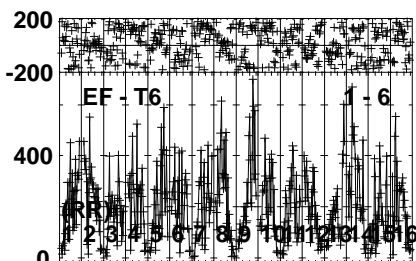
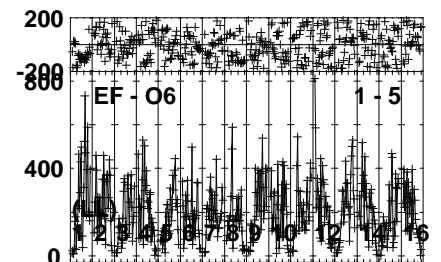
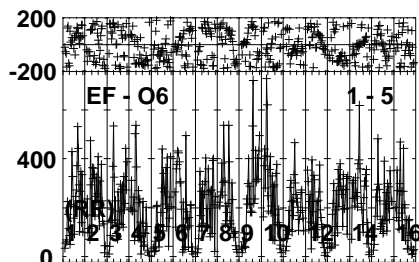
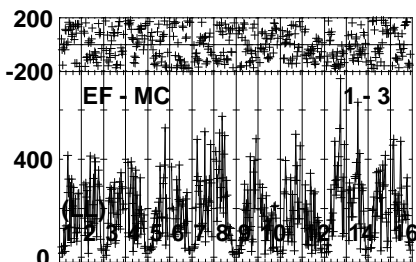
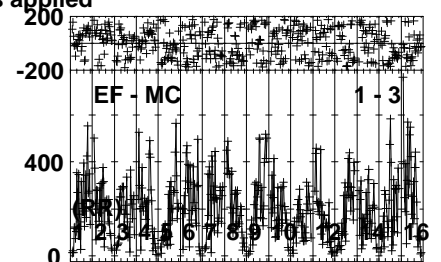
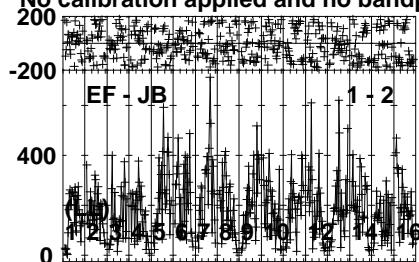
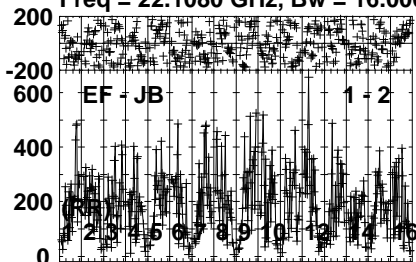
0 0 0 0 0 0 0 0 0 0 0 0 0 0 0 0
Channels
Lower frame: Milli Ampl Jy Top frame: Phas deg
Vector averaged cross-power spectrum Several baselines displayed
Timerange: 00/07:39:21 to 00/07:40:19

Plot file version 313 created 04-APR-2022 10:36:37

LSI61303 EM132A.UVDATA.1

Freq = 22.1080 GHz, Bw = 16.000 MH

No calibration applied and no bandpass applied



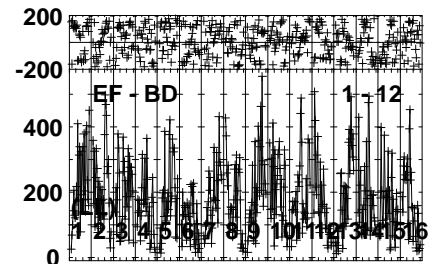
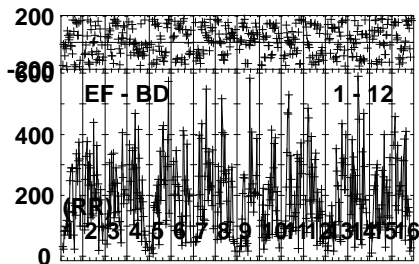
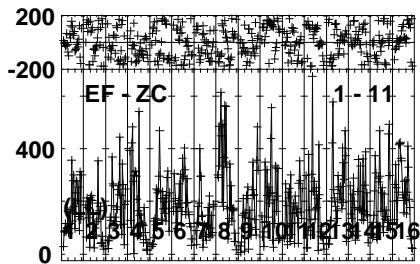
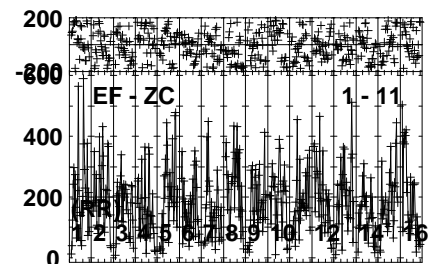
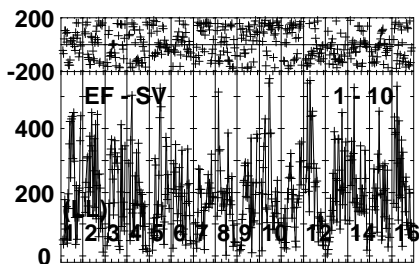
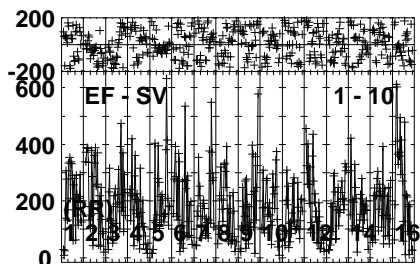
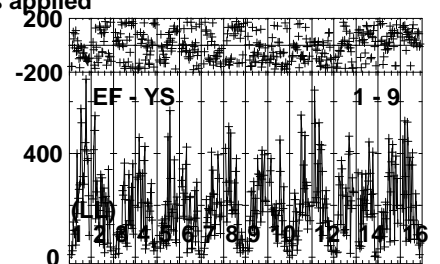
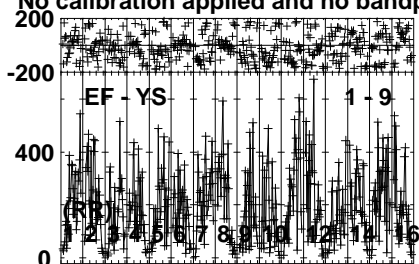
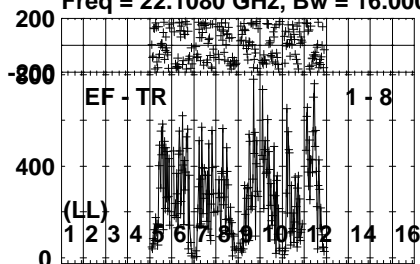
Lower frame: Micro Ampl Jy Top frame: Phas deg
Vector averaged cross-power spectrum Several baselines displayed
Timerange: 00/07:40:21 to 00/07:41:29

Plot file version 314 created 04-APR-2022 10:36:37

LSI61303 EM132A.UVDATA.1

Freq = 22.1080 GHz, Bw = 16.000 MH

No calibration applied and no bandpass applied



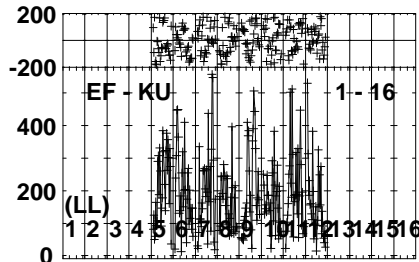
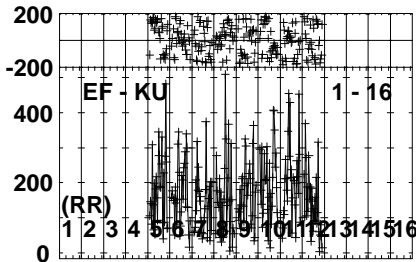
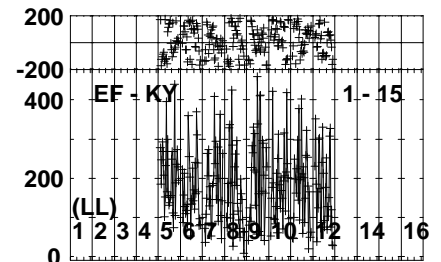
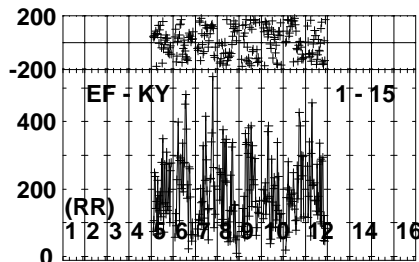
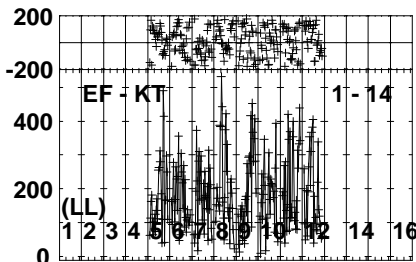
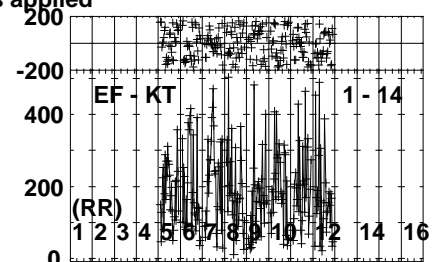
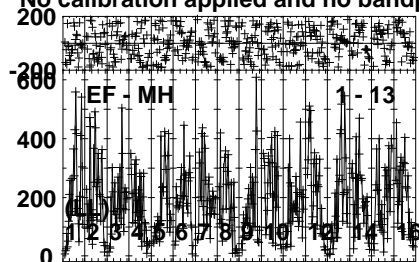
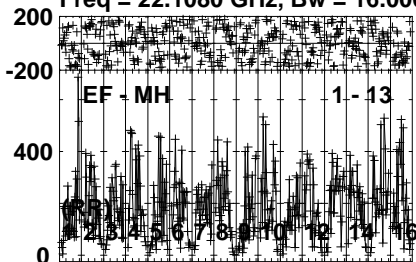
Lower frame: Micro Ampl Jy Top frame: Phas deg
Vector averaged cross-power spectrum Several baselines displayed
Timerange: 00/07:40:21 to 00/07:41:29

Plot file version 315 created 04-APR-2022 10:36:37

LSI61303 EM132A.UVDATA.1

Freq = 22.1080 GHz, Bw = 16.000 MH

No calibration applied and no bandpass applied



0 0 0 0 0 0 0 0 0 0 0 0 0 0 0 0

0 0 0 0 0 0 0 0 0 0 0 0 0 0 0 0

Channels

Channels

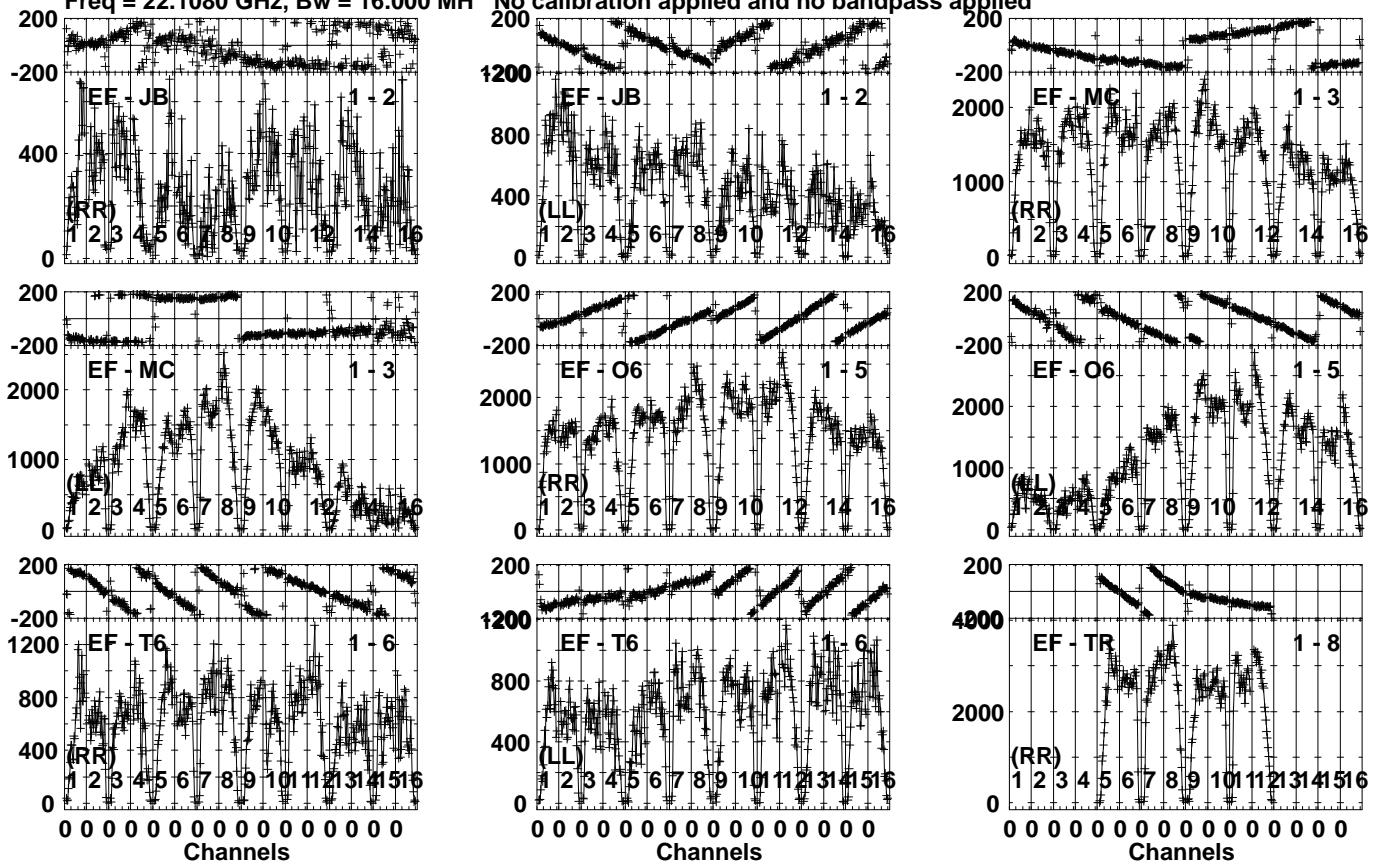
Lower frame: Micro Ampl Jy Top frame: Phas deg
Vector averaged cross-power spectrum Several baselines displayed
Timerange: 00/07:40:21 to 00/07:41:29

Plot file version 316 created 04-APR-2022 10:36:37

J0244+6228 EM132A.UVDATA.1

Freq = 22.1080 GHz, Bw = 16.000 MH

No calibration applied and no bandpass applied



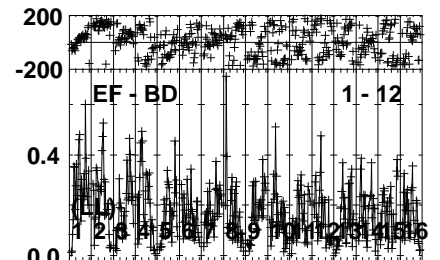
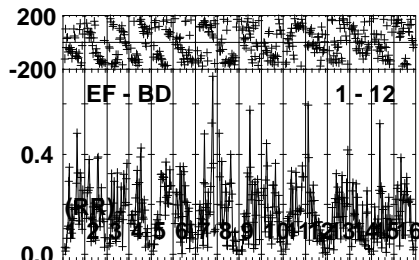
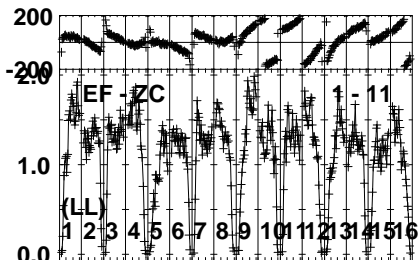
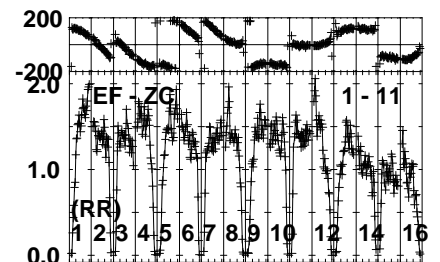
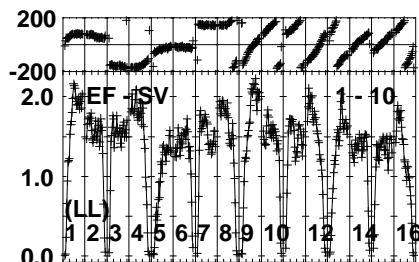
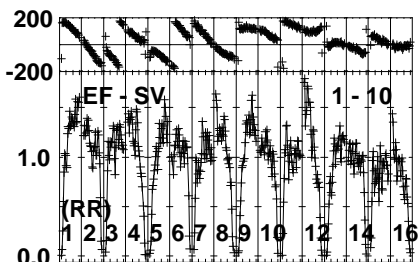
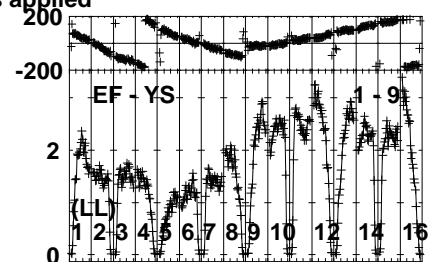
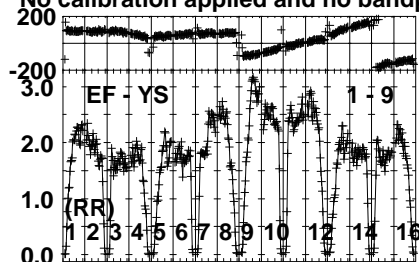
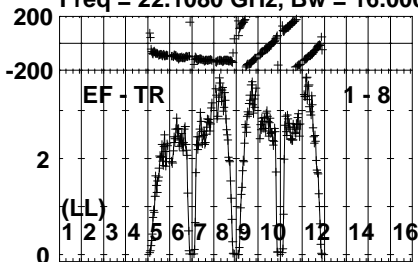
Lower frame: Micro Ampl Jy Top frame: Phas deg
Vector averaged cross-power spectrum Several baselines displayed
Timerange: 00/07:42:01 to 00/07:42:59

Plot file version 317 created 04-APR-2022 10:36:37

J0244+6228 EM132A.UVDATA.1

Freq = 22.1080 GHz, Bw = 16.000 MH

No calibration applied and no bandpass applied



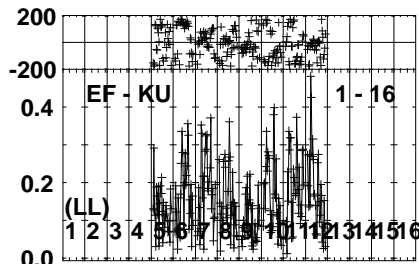
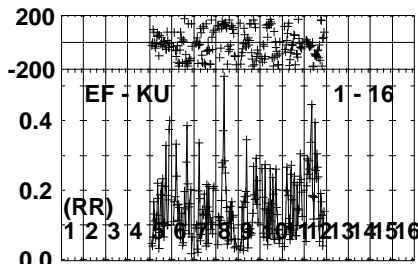
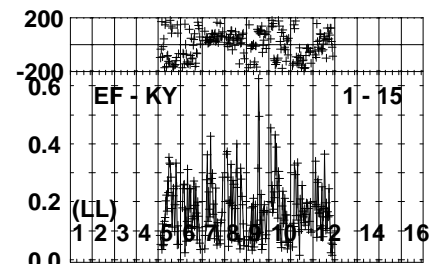
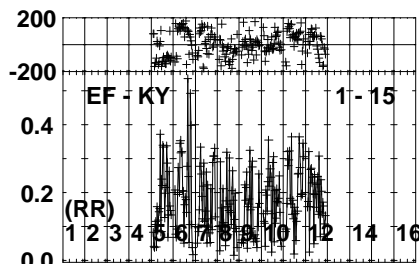
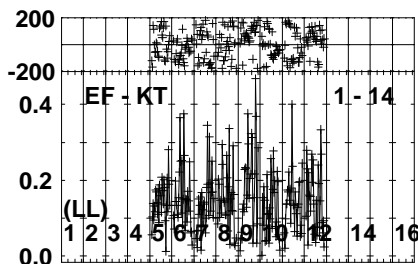
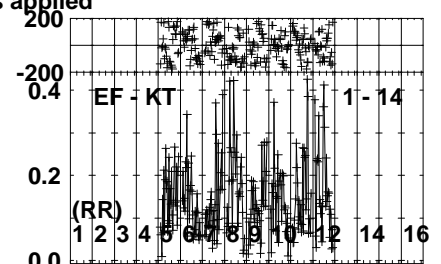
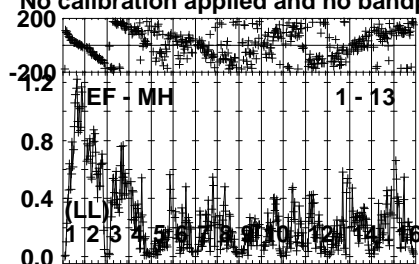
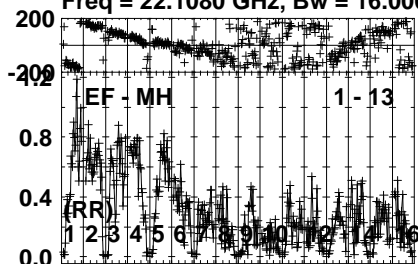
Lower frame: Milli Ampl Jy Top frame: Phas deg
Vector averaged cross-power spectrum Several baselines displayed
Timerange: 00/07:42:01 to 00/07:42:59

Plot file version 318 created 04-APR-2022 10:36:38

J0244+6228 EM132A.UVDATA.1

Freq = 22.1080 GHz, Bw = 16.000 MH

No calibration applied and no bandpass applied



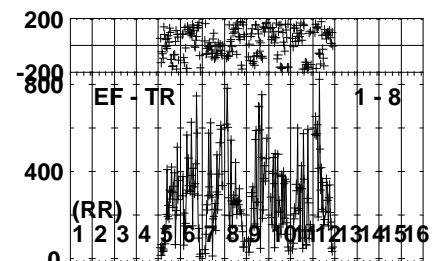
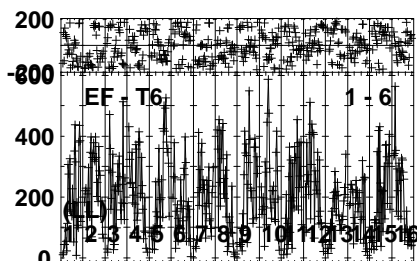
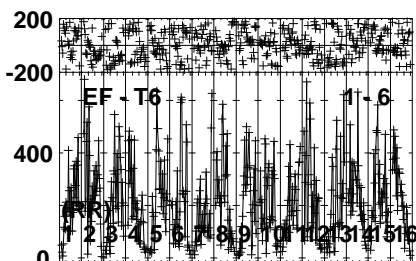
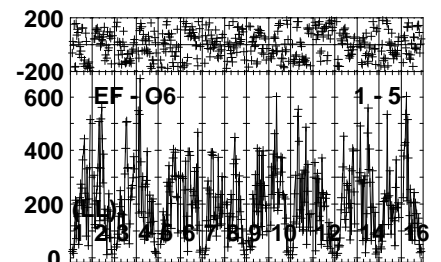
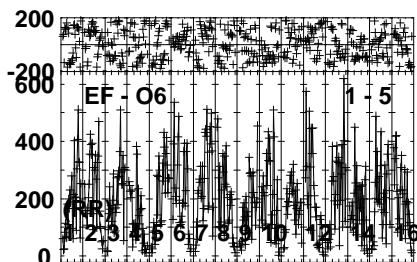
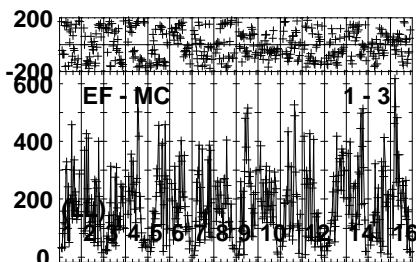
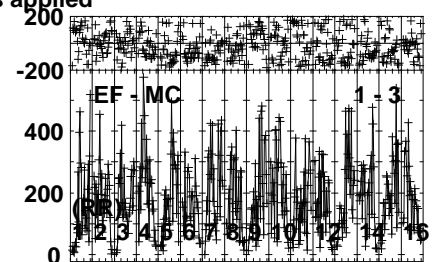
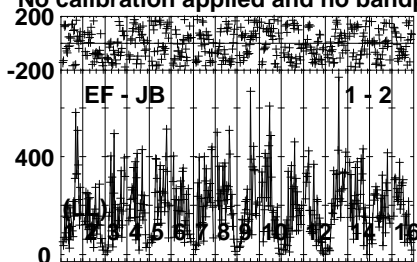
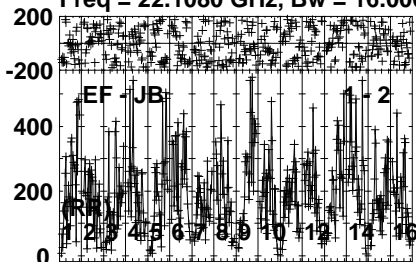
Lower frame: Milli Ampl Jy Top frame: Phas deg
Vector averaged cross-power spectrum Several baselines displayed
Timerange: 00/07:42:01 to 00/07:42:59

Plot file version 319 created 04-APR-2022 10:36:38

LSI61303 EM132A.UVDATA.1

Freq = 22.1080 GHz, Bw = 16.000 MH

No calibration applied and no bandpass applied



0 0 0 0 0 0 0 0 0 0 0 0 0 0 0 0

Lower frame: Micro Ampl Jy Top frame: Phas deg
Vector averaged cross-power spectrum Several baselines displayed
Timerange: 00/07:43:01 to 00/07:44:09

0 0 0 0 0 0 0 0 0 0 0 0 0 0 0 0

0 0 0 0 0 0 0 0 0 0 0 0 0 0 0 0

Channels

Channels

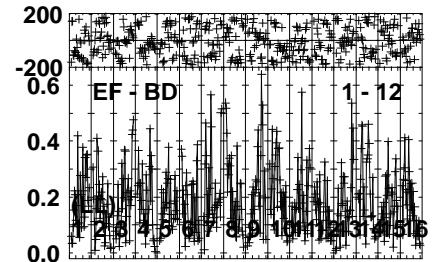
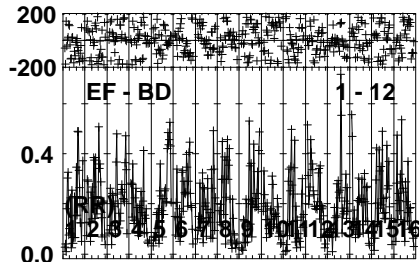
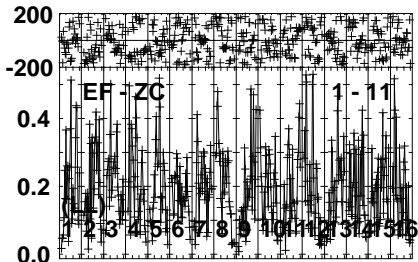
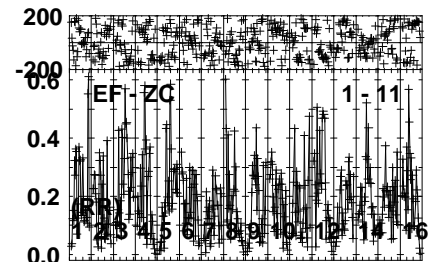
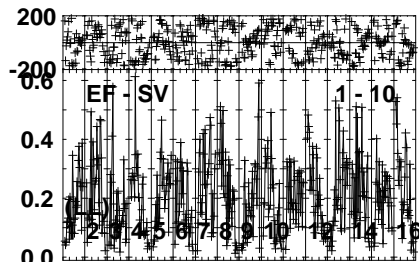
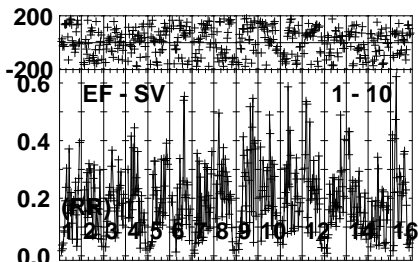
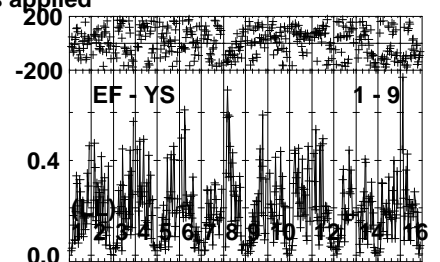
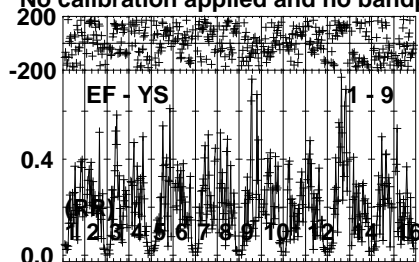
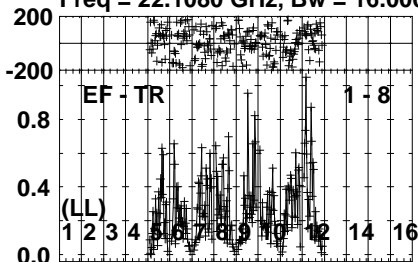
Channels

Plot file version 320 created 04-APR-2022 10:36:38

LSI61303 EM132A.UVDATA.1

Freq = 22.1080 GHz, Bw = 16.000 MH

No calibration applied and no bandpass applied



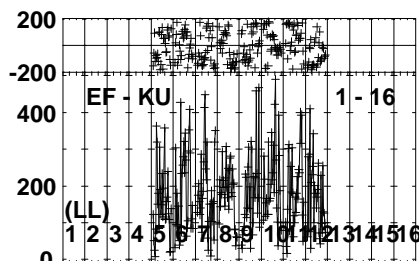
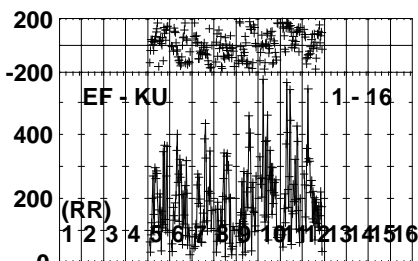
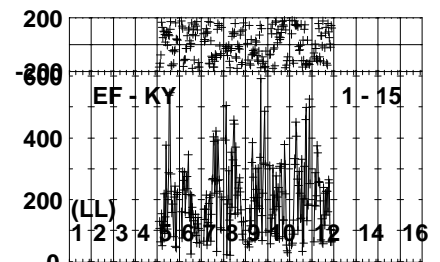
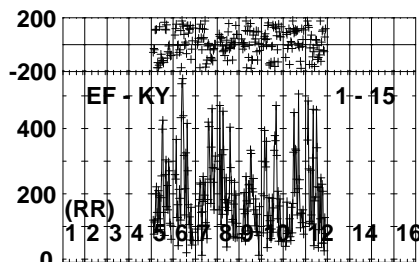
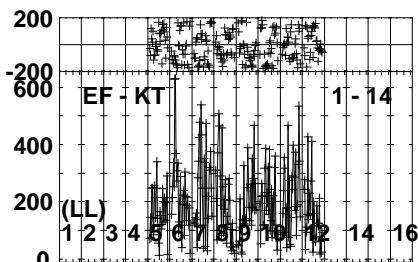
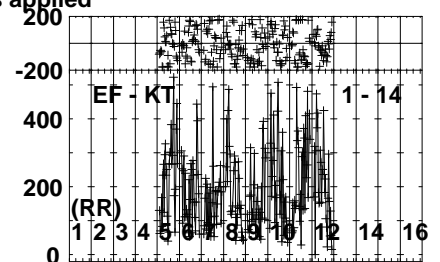
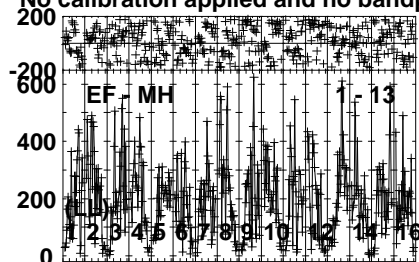
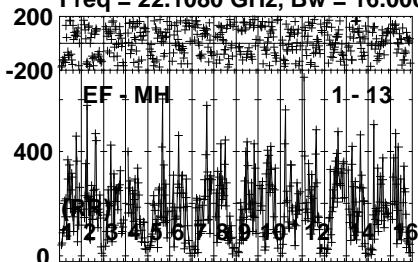
Lower frame: Milli Ampl Jy Top frame: Phas deg
Vector averaged cross-power spectrum Several baselines displayed
Timerange: 00/07:43:01 to 00/07:44:09

Plot file version 321 created 04-APR-2022 10:36:38

LSI61303 EM132A.UVDATA.1

Freq = 22.1080 GHz, Bw = 16.000 MH

No calibration applied and no bandpass applied



0 0 0 0 0 0 0 0 0 0 0 0 0 0 0 0

Channels

0 0 0 0 0 0 0 0 0 0 0 0 0 0 0 0

Channels

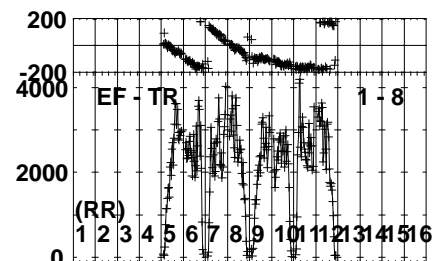
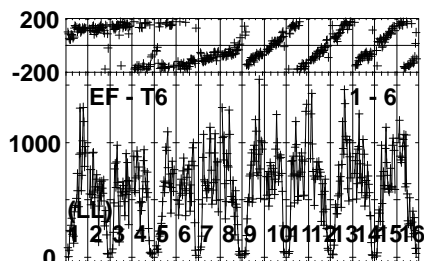
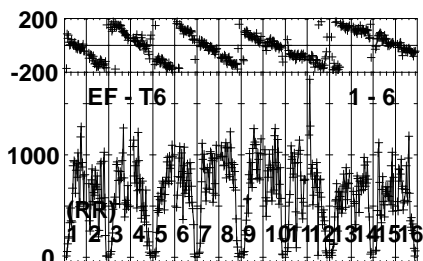
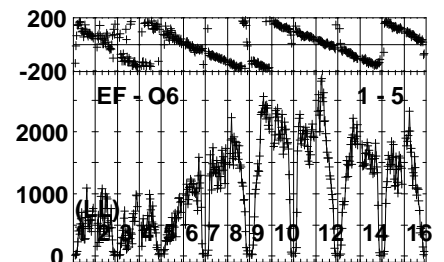
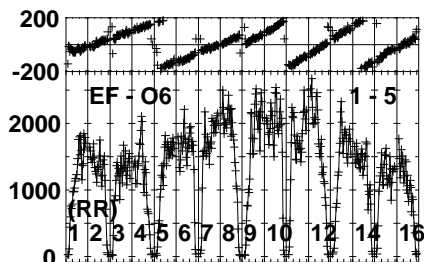
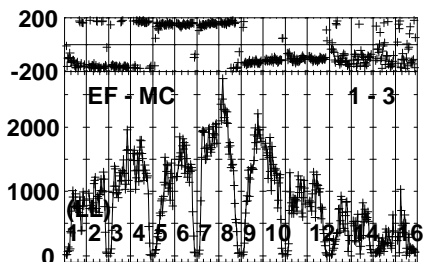
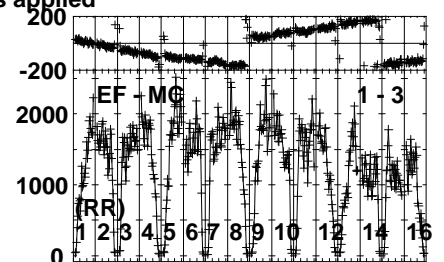
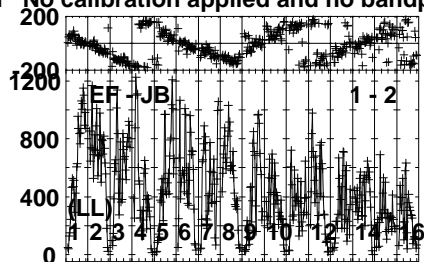
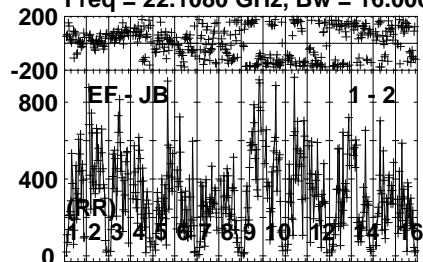
Lower frame: Micro Ampl Jy Top frame: Phas deg
Vector averaged cross-power spectrum Several baselines displayed
Timerange: 00/07:43:01 to 00/07:44:09

Plot file version 322 created 04-APR-2022 10:36:38

J0244+6228 EM132A.UVDATA.1

Freq = 22.1080 GHz, Bw = 16.000 MH

No calibration applied and no bandpass applied



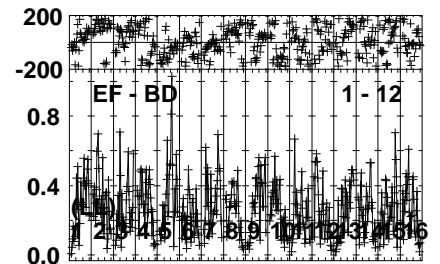
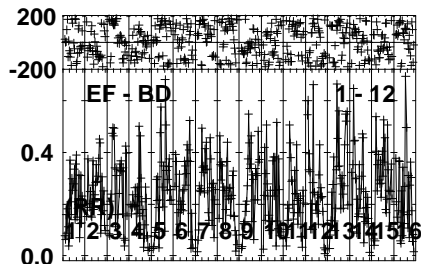
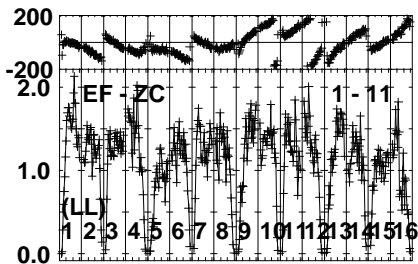
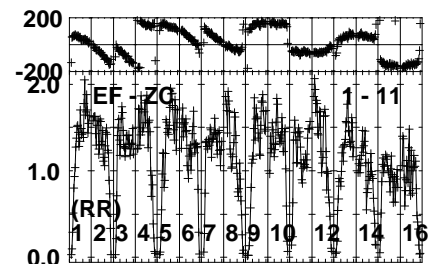
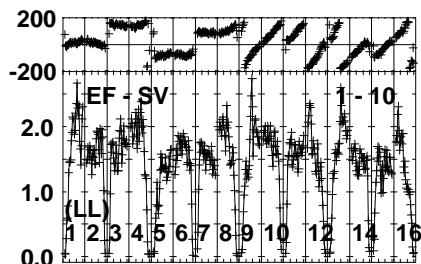
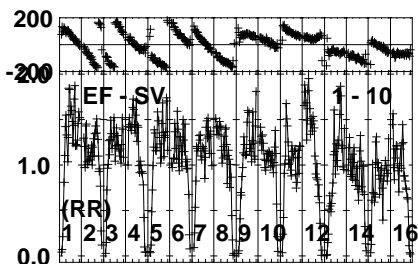
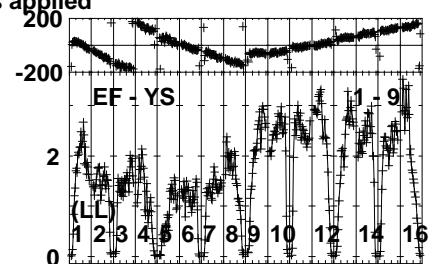
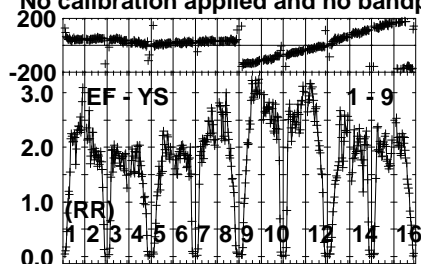
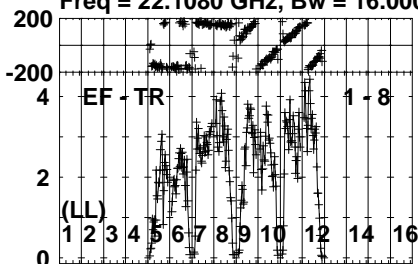
Lower frame: Micro Ampl Jy Top frame: Phas deg
Vector averaged cross-power spectrum Several baselines displayed
Timerange: 00/07:44:11 to 00/07:45:09

Plot file version 323 created 04-APR-2022 10:36:38

J0244+6228 EM132A.UVDATA.1

Freq = 22.1080 GHz, Bw = 16.000 MH

No calibration applied and no bandpass applied



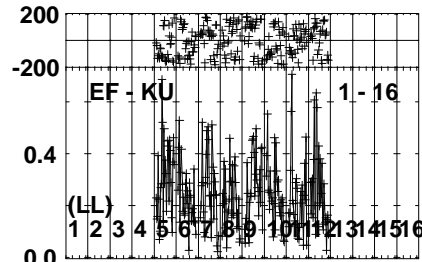
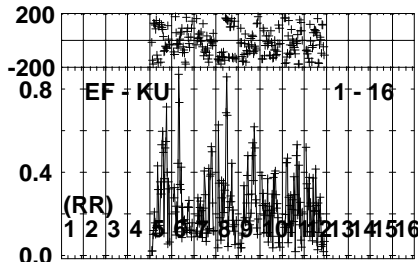
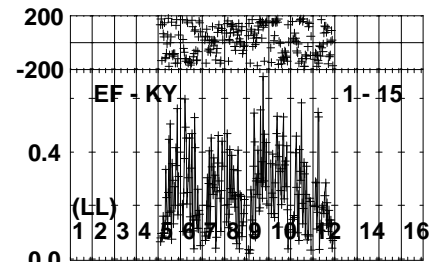
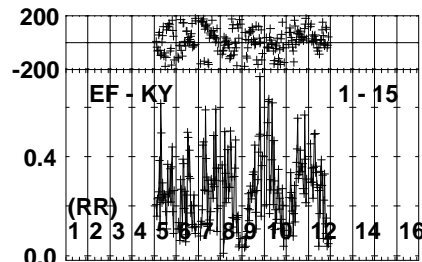
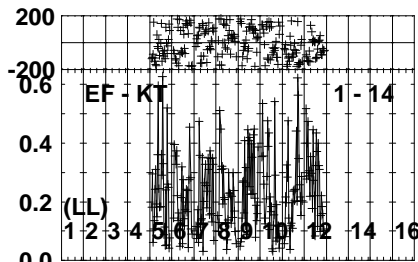
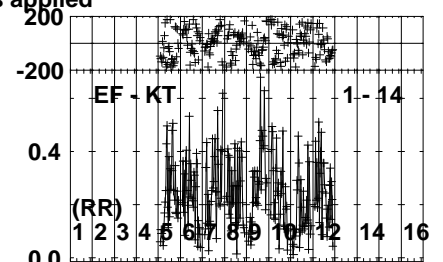
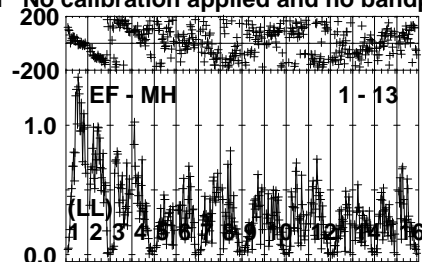
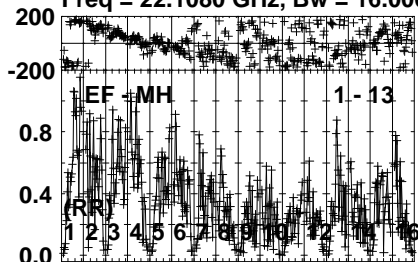
Lower frame: Milli Ampl Jy Top frame: Phas deg
Vector averaged cross-power spectrum Several baselines displayed
Timerange: 00/07:44:11 to 00/07:45:09

Plot file version 324 created 04-APR-2022 10:36:38

J0244+6228 EM132A.UVDATA.1

Freq = 22.1080 GHz, Bw = 16.000 MH

No calibration applied and no bandpass applied



0 0 0 0 0 0 0 0 0 0 0 0 0 0 0 0
Channels

0 0 0 0 0 0 0 0 0 0 0 0 0 0 0 0
Channels

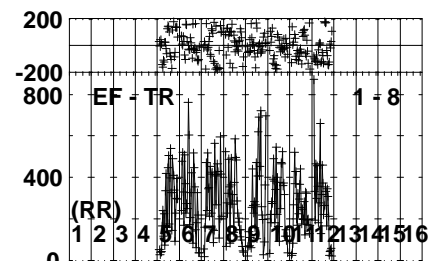
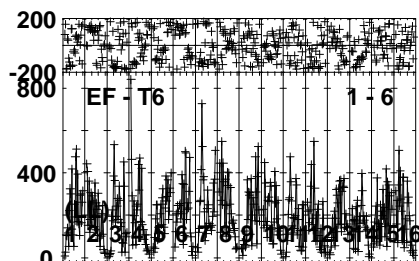
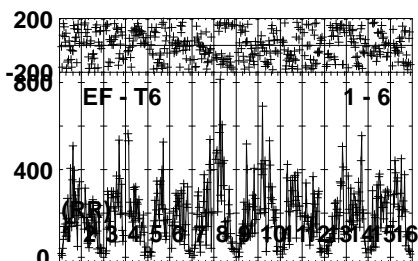
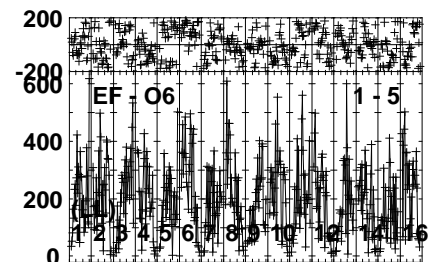
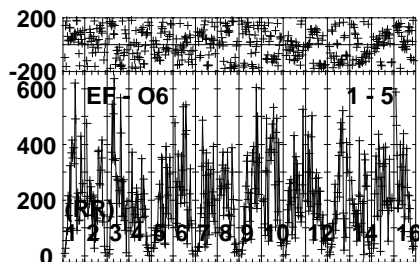
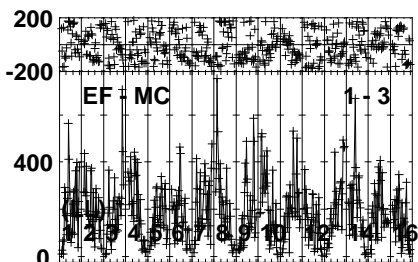
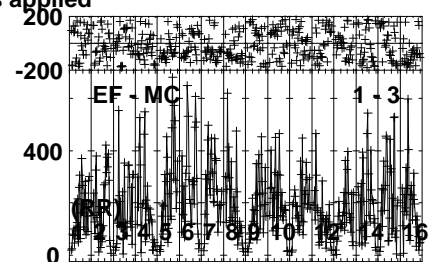
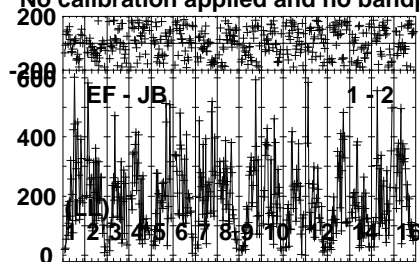
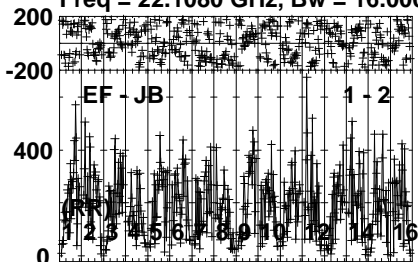
Lower frame: Milli Ampl Jy Top frame: Phas deg
Vector averaged cross-power spectrum Several baselines displayed
Timerange: 00/07:44:11 to 00/07:45:09

Plot file version 325 created 04-APR-2022 10:36:38

LSI61303 EM132A.UVDATA.1

Freq = 22.1080 GHz, Bw = 16.000 MH

No calibration applied and no bandpass applied



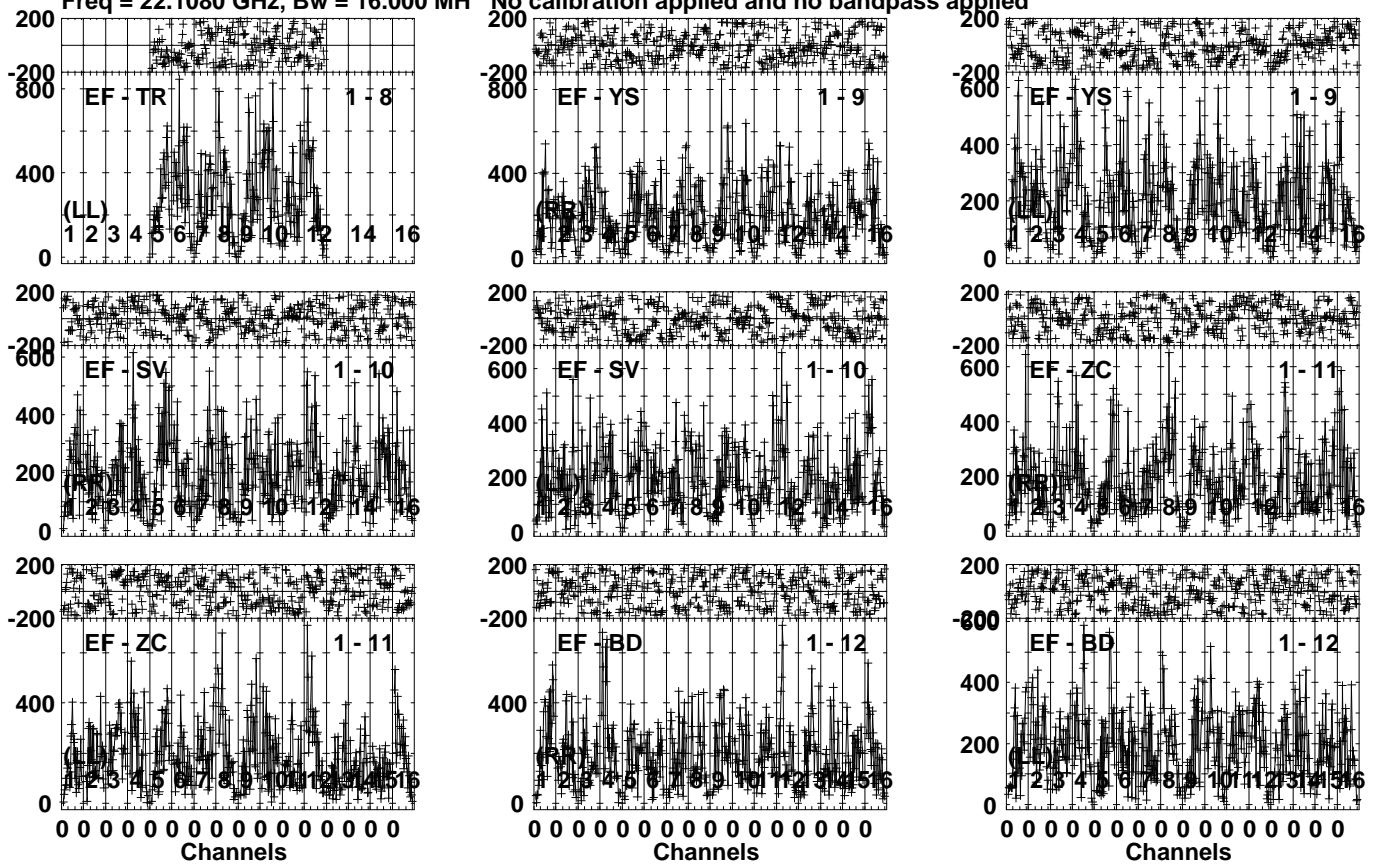
Lower frame: Micro Ampl Jy Top frame: Phas deg
Vector averaged cross-power spectrum Several baselines displayed
Timerange: 00/07:45:11 to 00/07:46:19

Plot file version 326 created 04-APR-2022 10:36:38

LSI61303 EM132A.UVDATA.1

Freq = 22.1080 GHz, Bw = 16.000 MH

No calibration applied and no bandpass applied



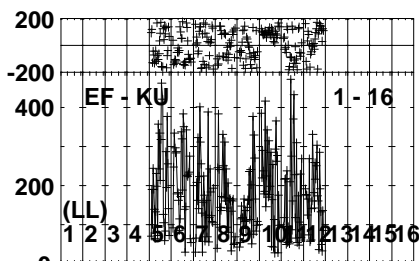
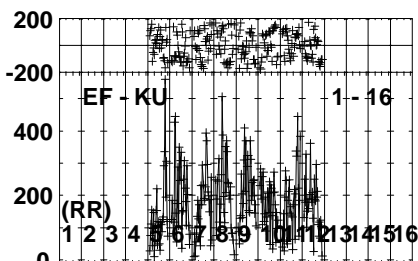
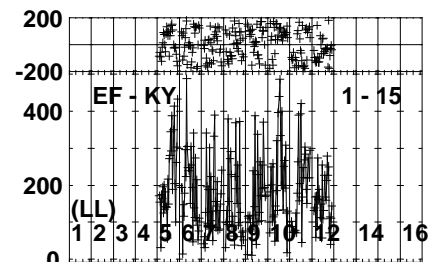
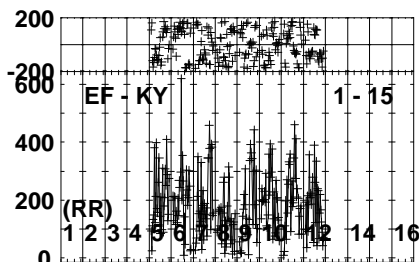
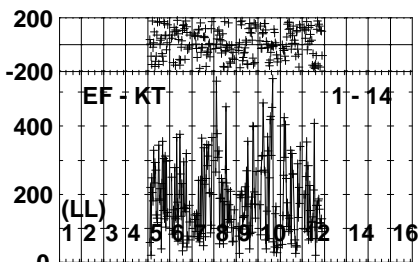
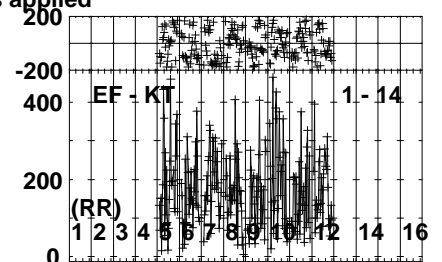
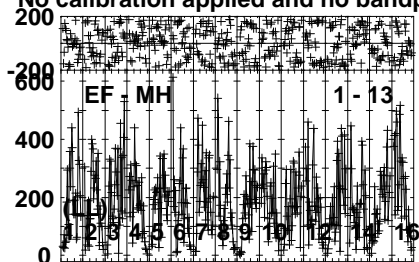
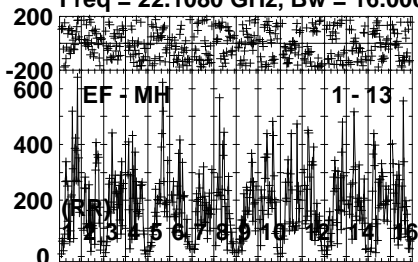
Lower frame: Micro Ampl Jy Top frame: Phas deg
Vector averaged cross-power spectrum Several baselines displayed
Timerange: 00/07:45:11 to 00/07:46:19

Plot file version 327 created 04-APR-2022 10:36:38

LSI61303 EM132A.UVDATA.1

Freq = 22.1080 GHz, Bw = 16.000 MH

No calibration applied and no bandpass applied



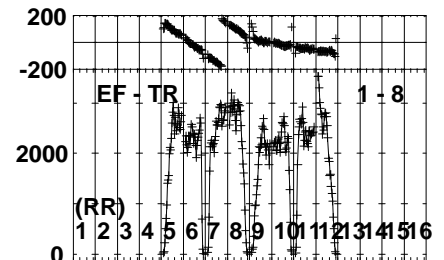
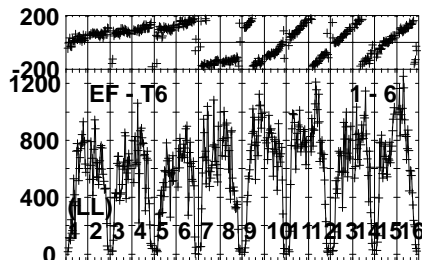
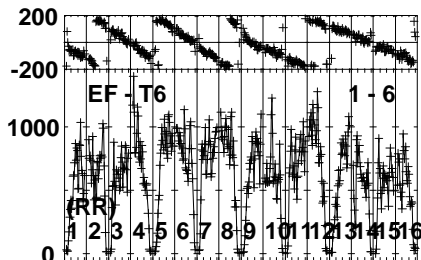
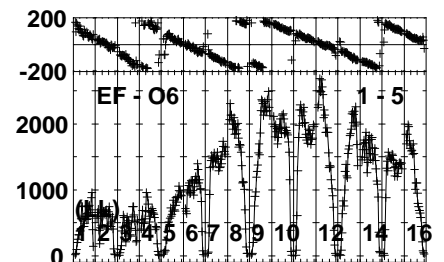
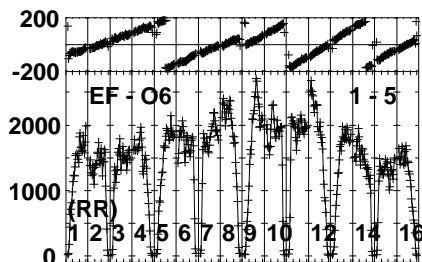
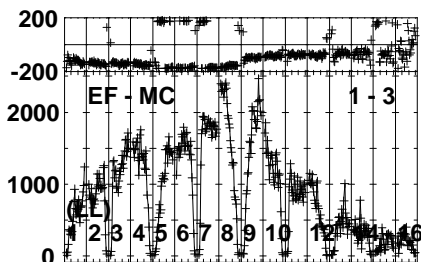
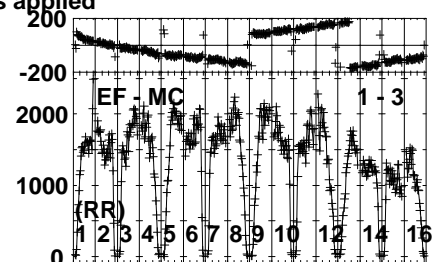
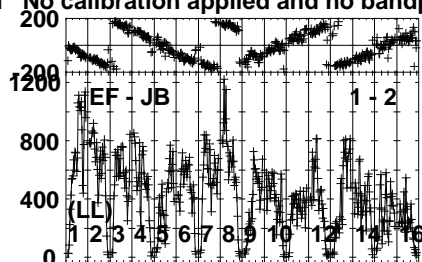
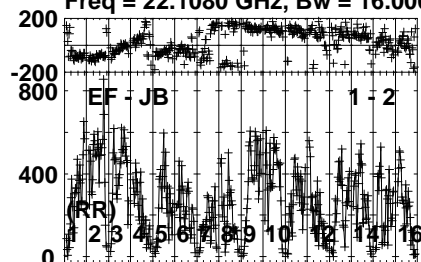
Lower frame: Micro Ampl Jy Top frame: Phas deg
Vector averaged cross-power spectrum Several baselines displayed
Timerange: 00/07:45:11 to 00/07:46:19

Plot file version 328 created 04-APR-2022 10:36:38

J0244+6228 EM132A.UVDATA.1

Freq = 22.1080 GHz, Bw = 16.000 MH

No calibration applied and no bandpass applied



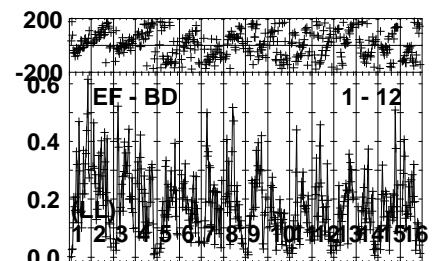
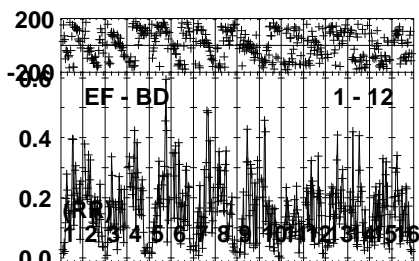
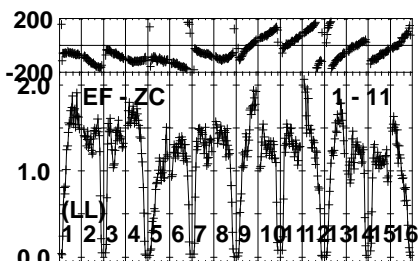
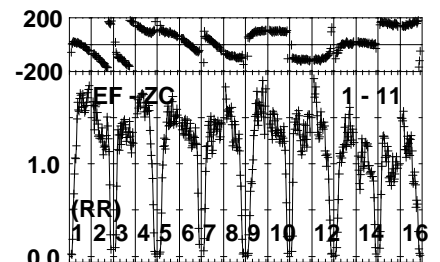
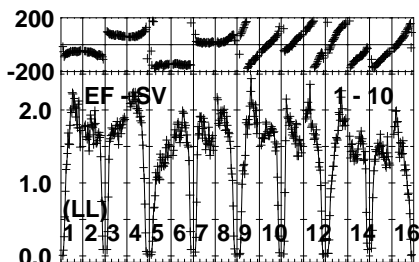
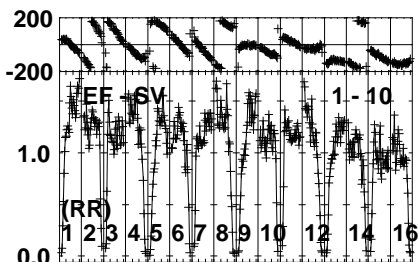
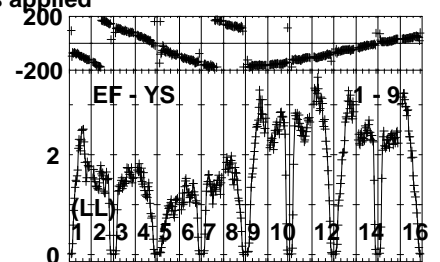
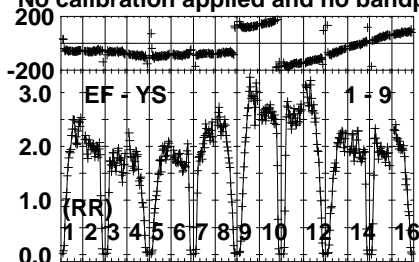
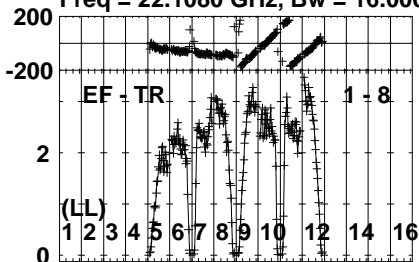
Lower frame: Micro Ampl Jy Top frame: Phas deg
Vector averaged cross-power spectrum Several baselines displayed
Timerange: 00/07:46:51 to 00/07:47:49

Plot file version 329 created 04-APR-2022 10:36:38

J0244+6228 EM132A.UVDATA.1

Freq = 22.1080 GHz, Bw = 16.000 MH

No calibration applied and no bandpass applied



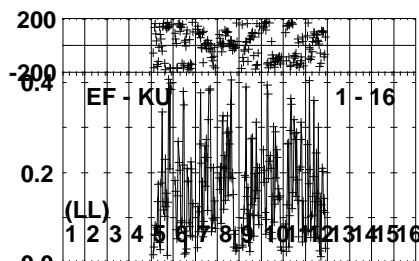
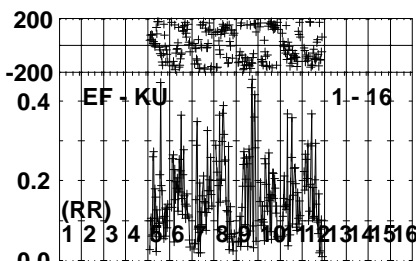
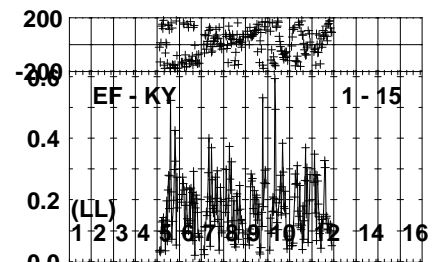
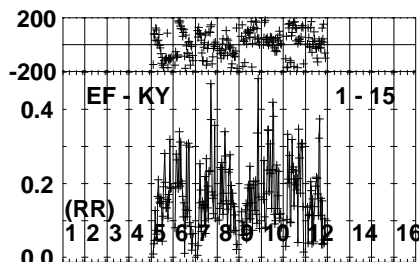
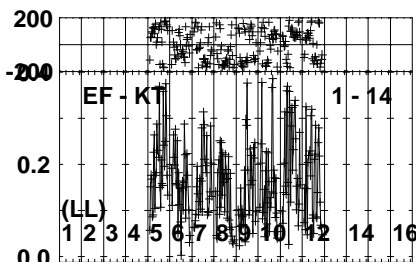
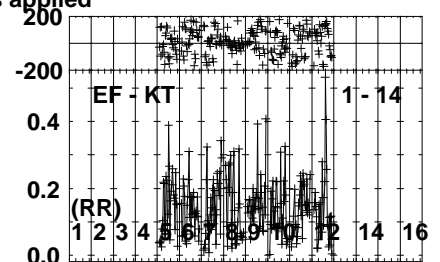
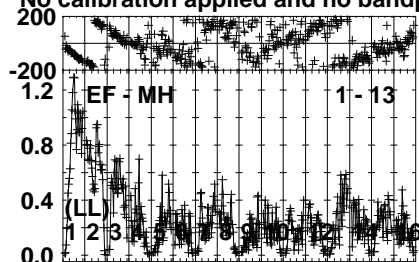
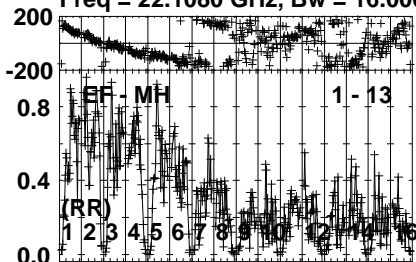
Lower frame: Milli Ampl Jy Top frame: Phas deg
Vector averaged cross-power spectrum Several baselines displayed
Timerange: 00/07:46:51 to 00/07:47:49

Plot file version 330 created 04-APR-2022 10:36:39

J0244+6228 EM132A.UVDATA.1

Freq = 22.1080 GHz, Bw = 16.000 MH

No calibration applied and no bandpass applied



0 0 0 0 0 0 0 0 0 0 0 0 0 0 0 0
Channels

0 0 0 0 0 0 0 0 0 0 0 0 0 0 0 0
Channels

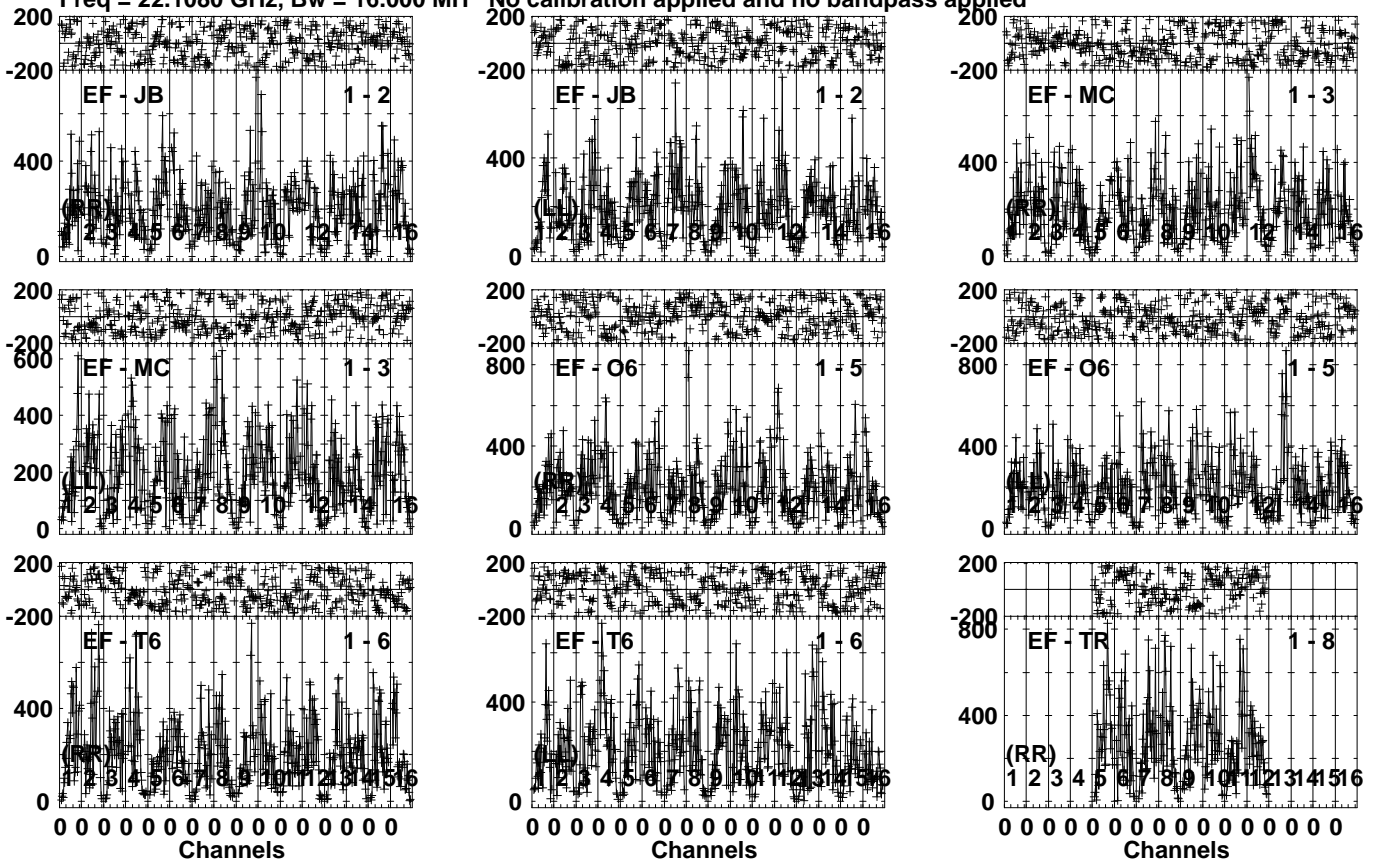
Lower frame: Milli Ampl Jy Top frame: Phas deg
Vector averaged cross-power spectrum Several baselines displayed
Timerange: 00/07:46:51 to 00/07:47:49

Plot file version 331 created 04-APR-2022 10:36:39

LSI61303 EM132A.UVDATA.1

Freq = 22.1080 GHz, Bw = 16.000 MH

No calibration applied and no bandpass applied



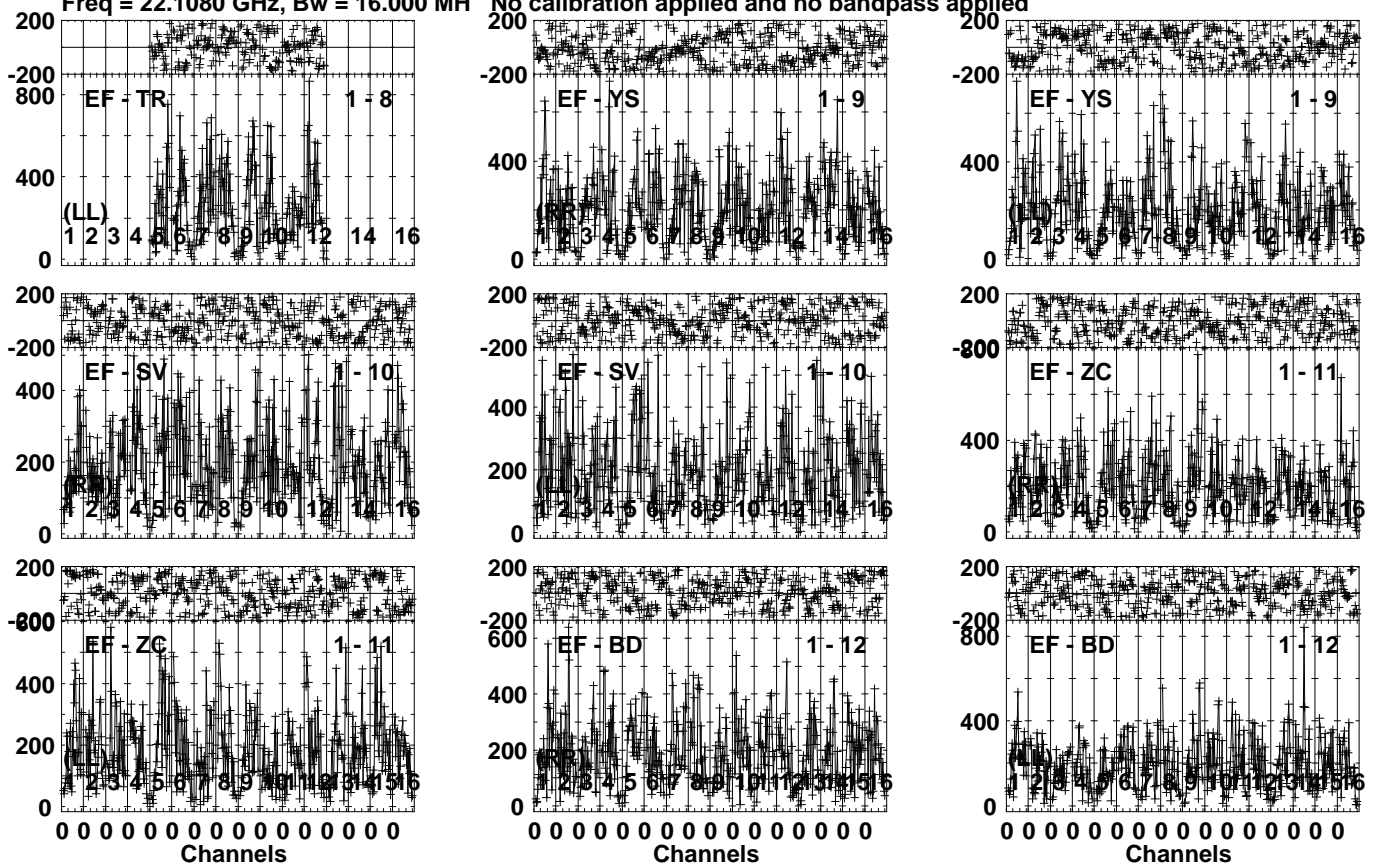
Lower frame: Micro Ampl Jy Top frame: Phas deg
Vector averaged cross-power spectrum Several baselines displayed
Timerange: 00/07:47:51 to 00/07:48:59

Plot file version 332 created 04-APR-2022 10:36:39

LSI61303 EM132A.UVDATA.1

Freq = 22.1080 GHz, Bw = 16.000 MH

No calibration applied and no bandpass applied



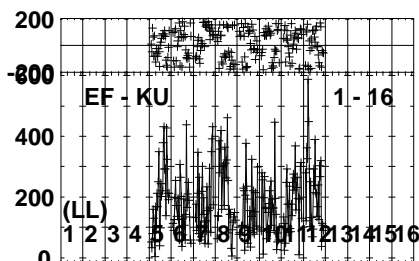
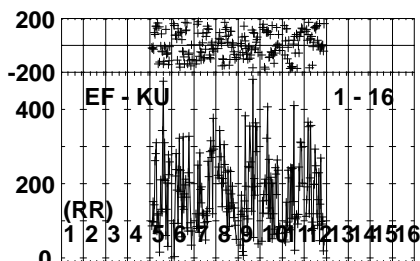
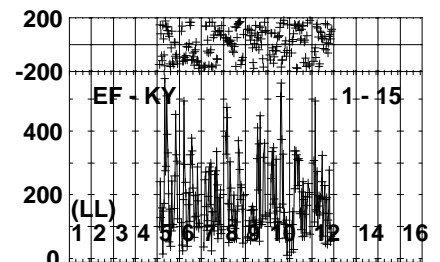
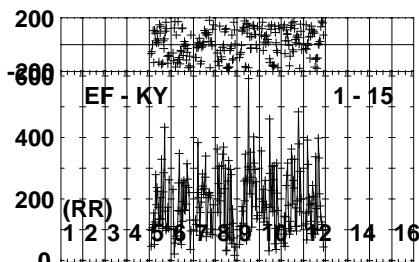
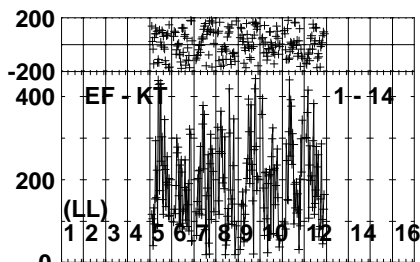
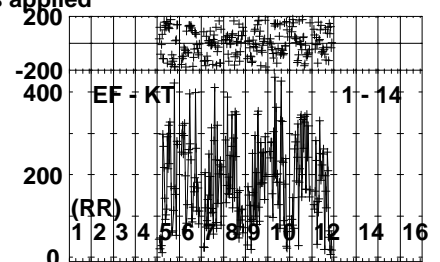
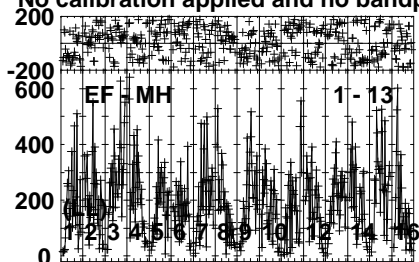
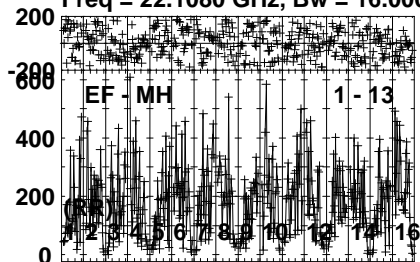
Lower frame: Micro Ampl Jy Top frame: Phas deg
Vector averaged cross-power spectrum Several baselines displayed
Timerange: 00/07:47:51 to 00/07:48:59

Plot file version 333 created 04-APR-2022 10:36:39

LSI61303 EM132A.UVDATA.1

Freq = 22.1080 GHz, Bw = 16.000 MH

No calibration applied and no bandpass applied



0 0 0 0 0 0 0 0 0 0 0 0 0 0 0 0

Channels Lower frame: Micro Ampl Jy Top frame: Phas deg

Vector averaged cross-power spectrum Several baselines displayed

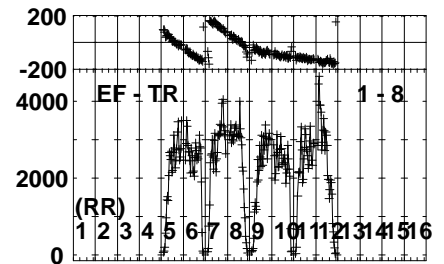
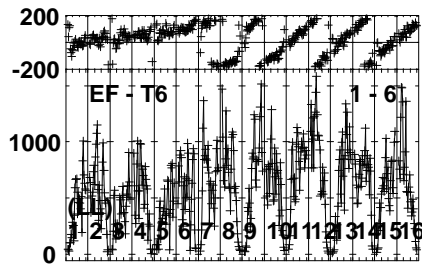
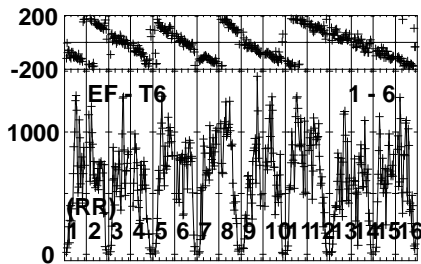
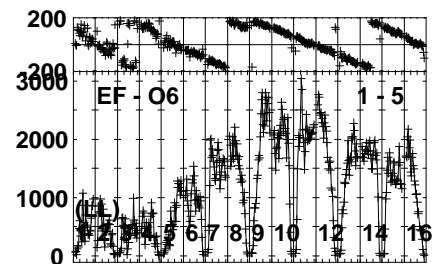
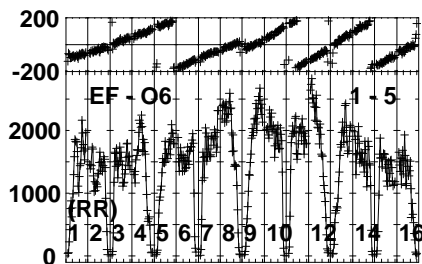
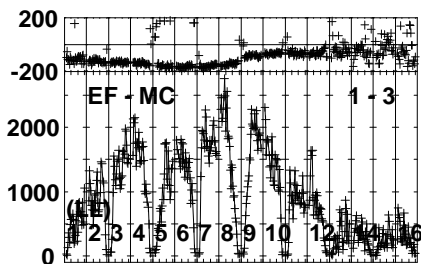
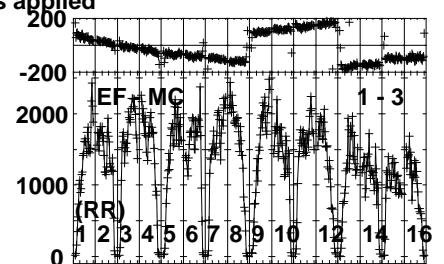
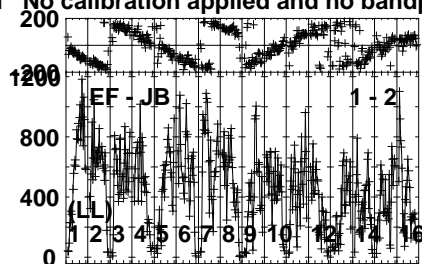
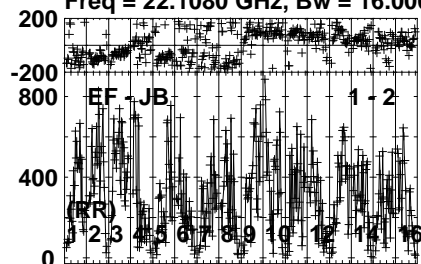
Timerange: 00/07:47:51 to 00/07:48:59

Plot file version 334 created 04-APR-2022 10:36:39

J0244+6228 EM132A.UVDATA.1

Freq = 22.1080 GHz, Bw = 16.000 MH

No calibration applied and no bandpass applied



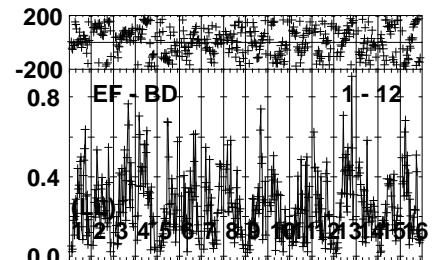
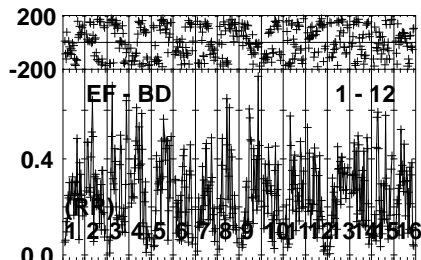
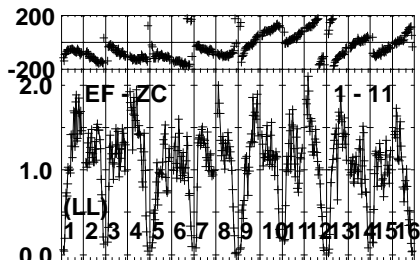
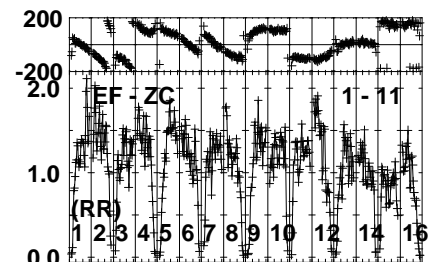
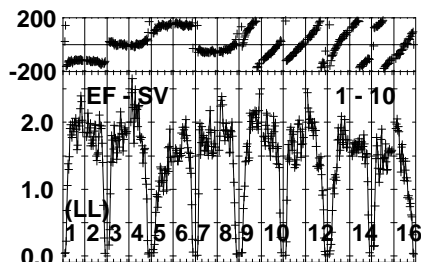
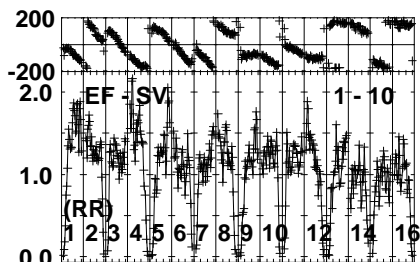
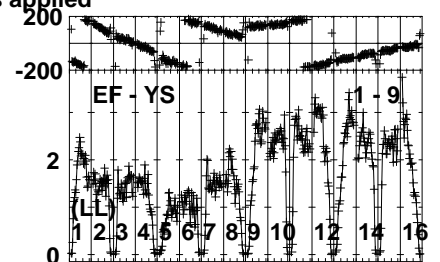
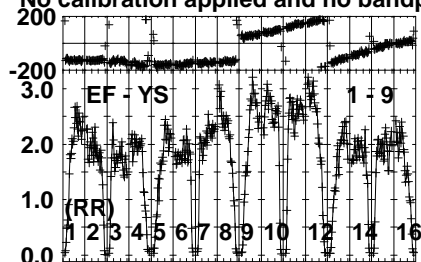
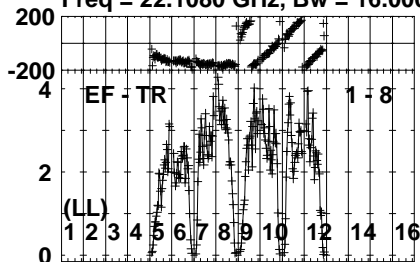
Lower frame: Micro Ampl Jy Top frame: Phas deg
Vector averaged cross-power spectrum Several baselines displayed
Timerange: 00/07:49:01 to 00/07:49:59

Plot file version 335 created 04-APR-2022 10:36:39

J0244+6228 EM132A.UVDATA.1

Freq = 22.1080 GHz, Bw = 16.000 MH

No calibration applied and no bandpass applied



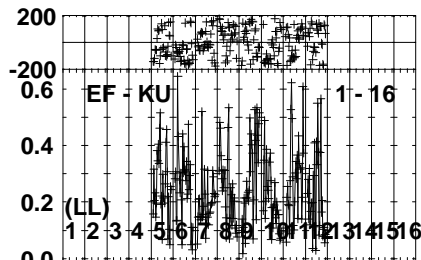
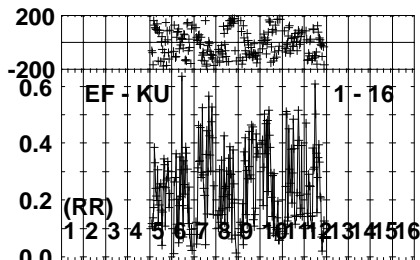
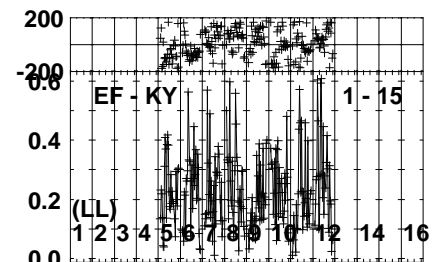
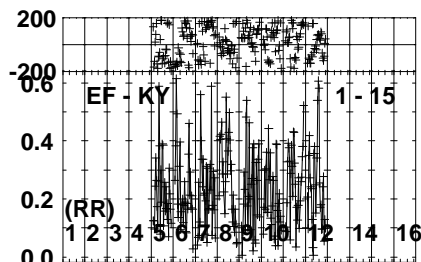
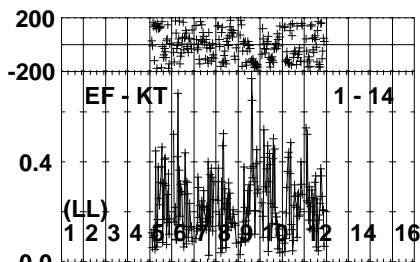
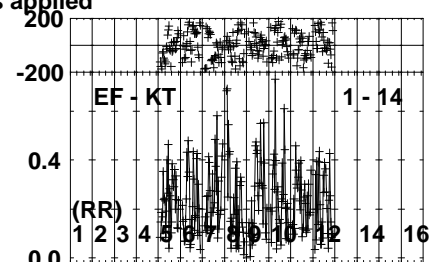
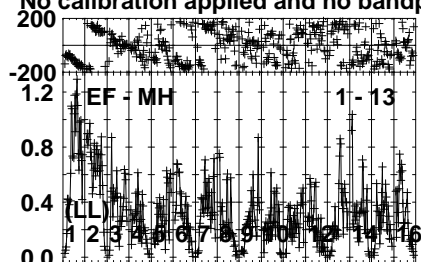
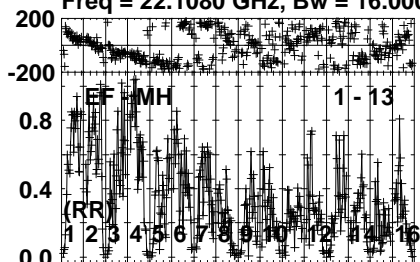
Lower frame: Milli Ampl Jy Top frame: Phas deg
Vector averaged cross-power spectrum Several baselines displayed
Timerange: 00/07:49:01 to 00/07:49:59

Plot file version 336 created 04-APR-2022 10:36:39

J0244+6228 EM132A.UVDATA.1

Freq = 22.1080 GHz, Bw = 16.000 MH

No calibration applied and no bandpass applied



0 0 0 0 0 0 0 0 0 0 0 0 0 0 0 0
Channels

0 0 0 0 0 0 0 0 0 0 0 0 0 0 0 0
Channels

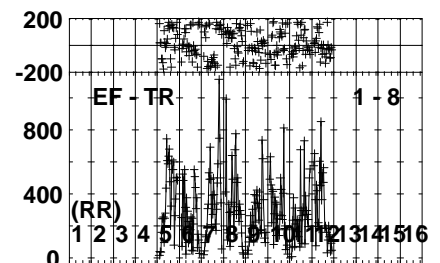
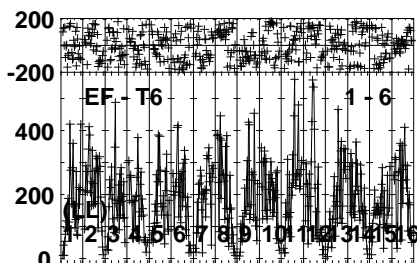
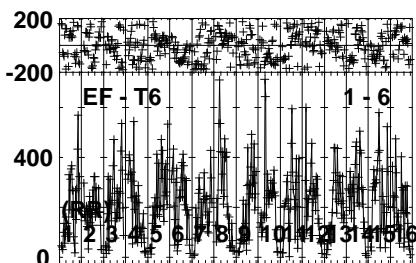
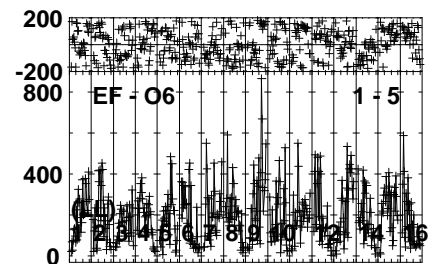
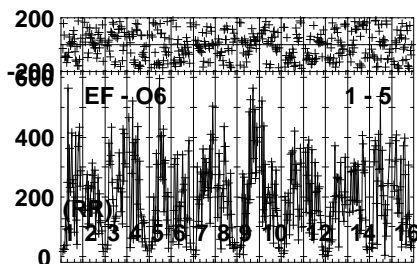
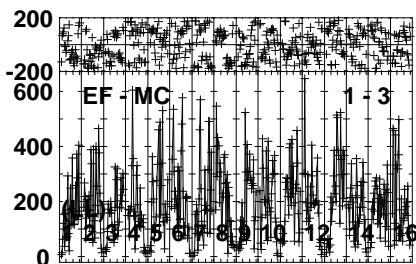
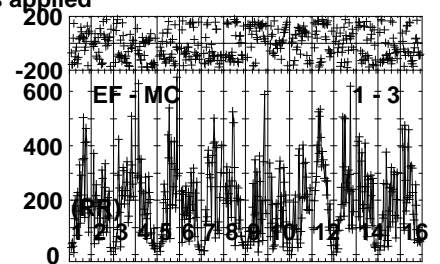
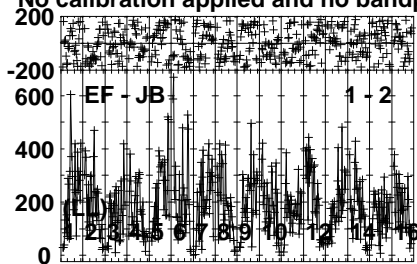
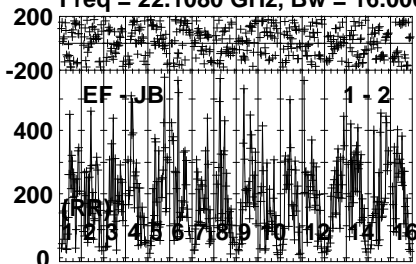
Lower frame: Milli Ampl Jy Top frame: Phas deg
Vector averaged cross-power spectrum Several baselines displayed
Timerange: 00/07:49:01 to 00/07:49:59

Plot file version 337 created 04-APR-2022 10:36:39

LSI61303 EM132A.UVDATA.1

Freq = 22.1080 GHz, Bw = 16.000 MH

No calibration applied and no bandpass applied



0 0 0 0 0 0 0 0 0 0 0 0 0 0 0 0
Channels

0 0 0 0 0 0 0 0 0 0 0 0 0 0 0 0
Channels

0 0 0 0 0 0 0 0 0 0 0 0 0 0 0 0
Channels

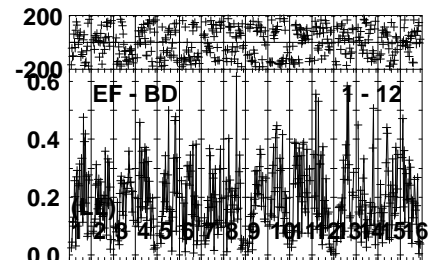
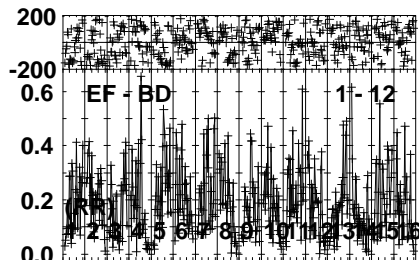
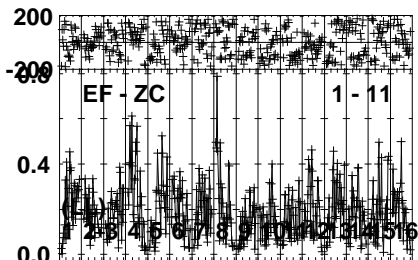
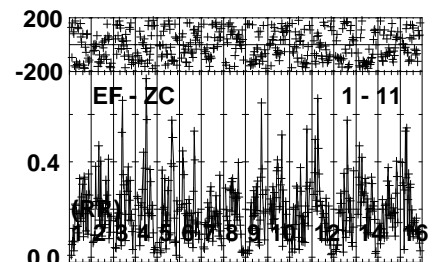
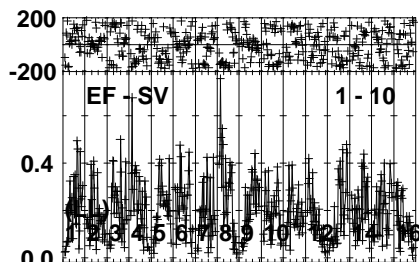
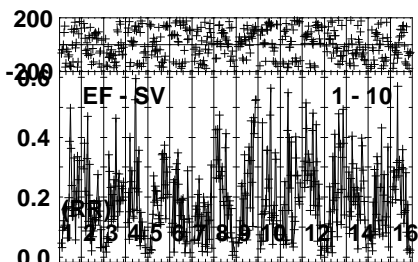
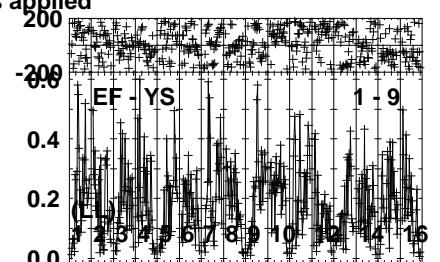
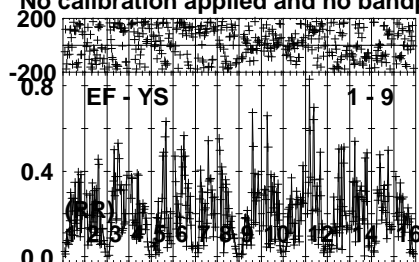
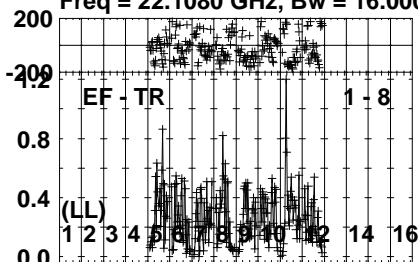
Lower frame: Micro Ampl Jy Top frame: Phas deg
Vector averaged cross-power spectrum Several baselines displayed
Timerange: 00/07:50:01 to 00/07:51:09

Plot file version 338 created 04-APR-2022 10:36:39

LSI61303 EM132A.UVDATA.1

Freq = 22.1080 GHz, Bw = 16.000 MH

No calibration applied and no bandpass applied



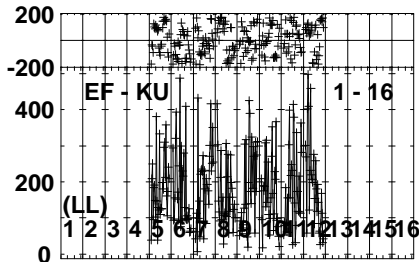
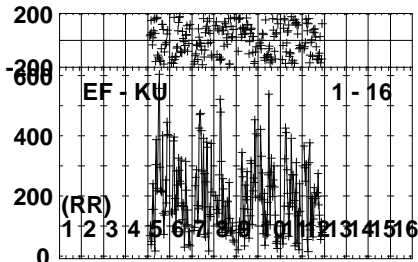
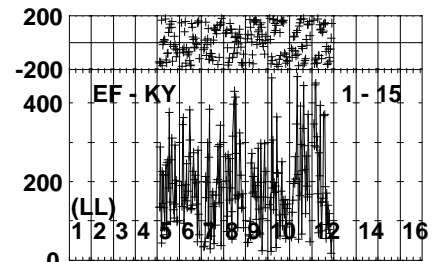
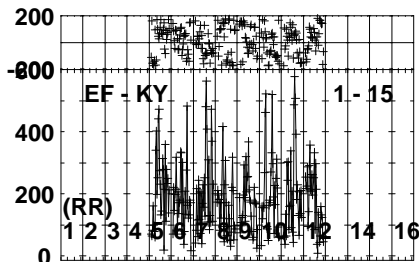
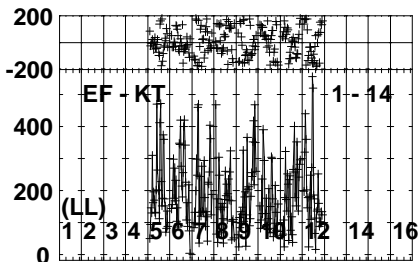
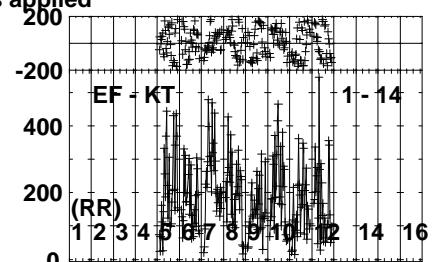
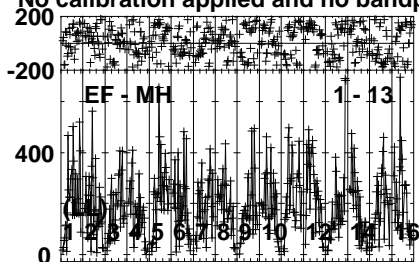
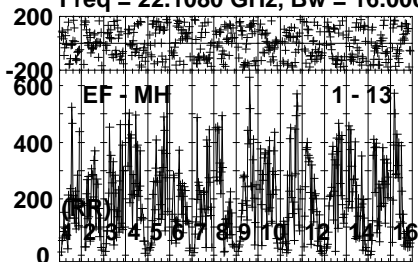
Lower frame: Milli Ampl Jy Top frame: Phas deg
Vector averaged cross-power spectrum Several baselines displayed
Timerange: 00/07:50:01 to 00/07:51:09

Plot file version 339 created 04-APR-2022 10:36:39

LSI61303 EM132A.UVDATA.1

Freq = 22.1080 GHz, Bw = 16.000 MH

No calibration applied and no bandpass applied



0 0 0 0 0 0 0 0 0 0 0 0 0 0 0 0
Channels

0 0 0 0 0 0 0 0 0 0 0 0 0 0 0 0
Channels

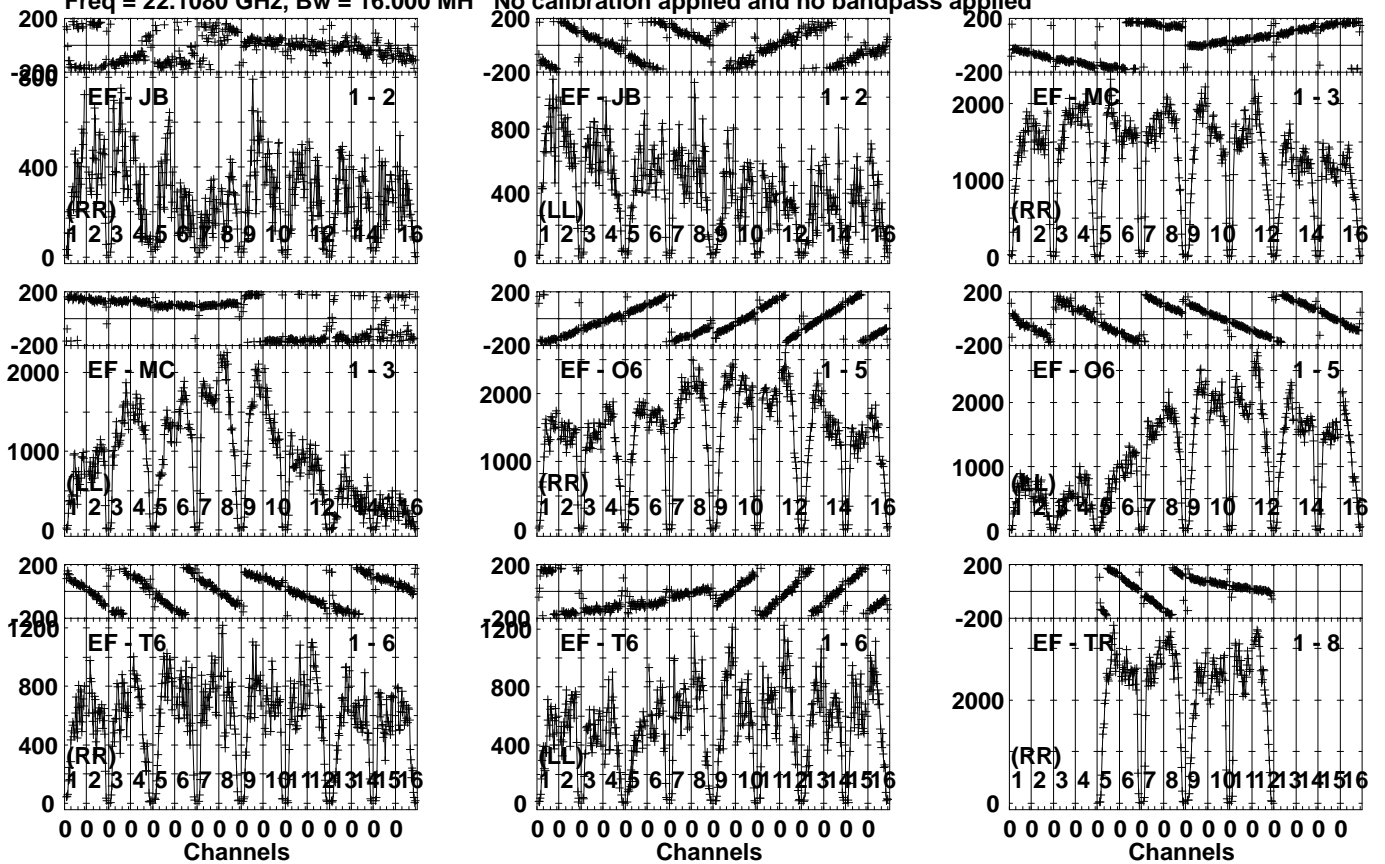
Lower frame: Micro Ampl Jy Top frame: Phas deg
Vector averaged cross-power spectrum Several baselines displayed
Timerange: 00/07:50:01 to 00/07:51:09

Plot file version 340 created 04-APR-2022 10:36:39

J0244+6228 EM132A.UVDATA.1

Freq = 22.1080 GHz, Bw = 16.000 MH

No calibration applied and no bandpass applied



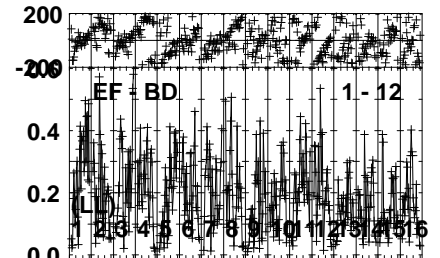
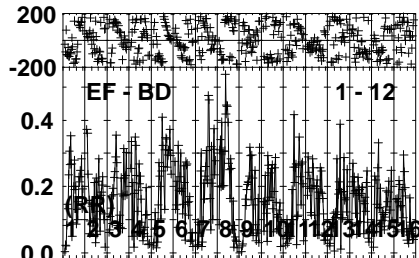
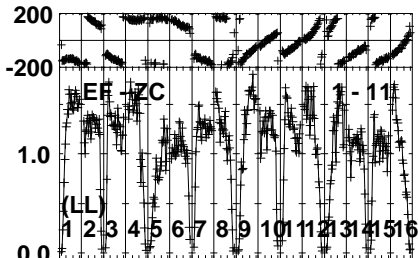
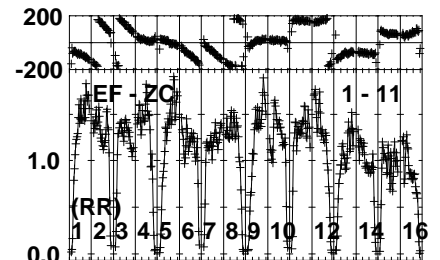
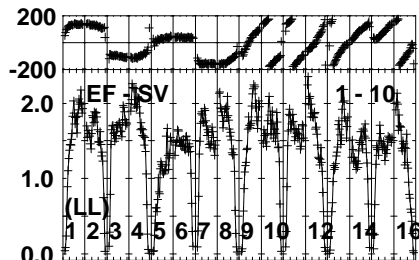
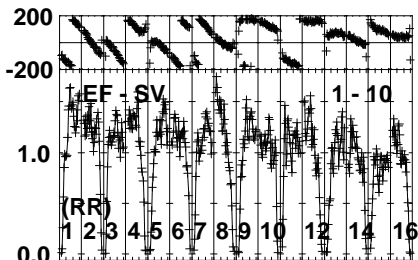
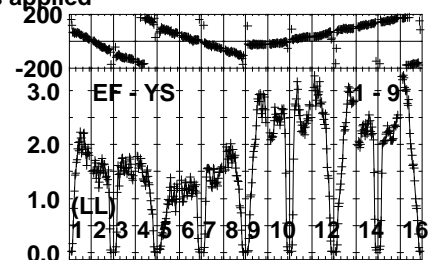
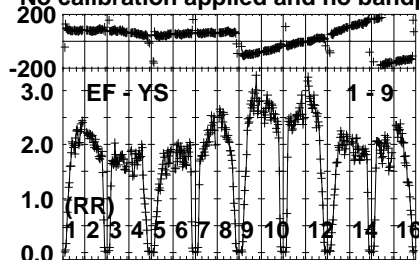
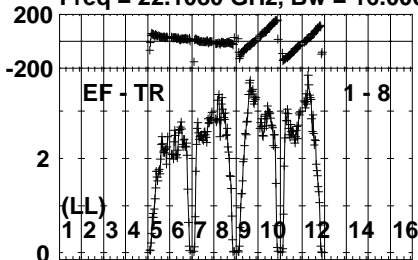
Lower frame: Micro Ampl Jy Top frame: Phas deg
Vector averaged cross-power spectrum Several baselines displayed
Timerange: 00/07:51:41 to 00/07:52:39

Plot file version 341 created 04-APR-2022 10:36:40

J0244+6228 EM132A.UVDATA.1

Freq = 22.1080 GHz, Bw = 16.000 MH

No calibration applied and no bandpass applied



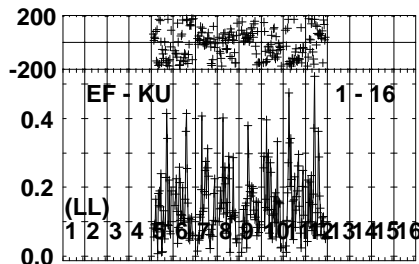
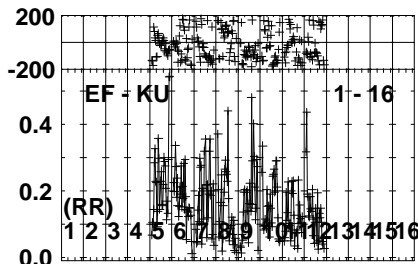
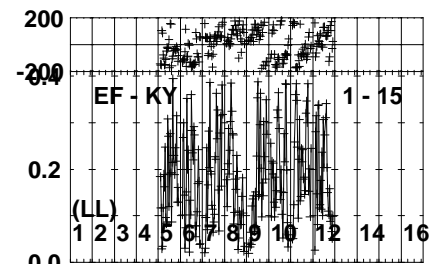
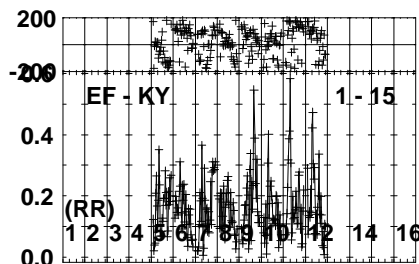
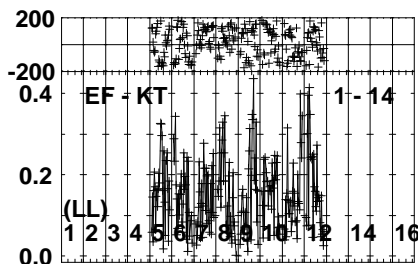
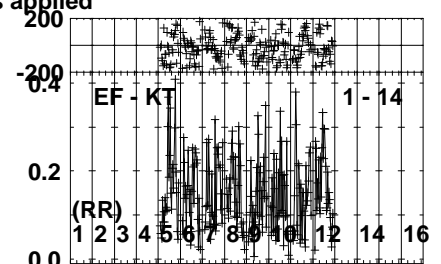
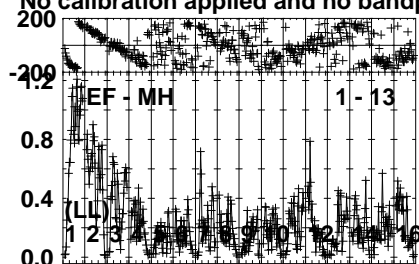
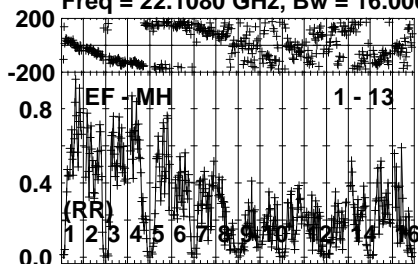
Lower frame: Milli Ampl Jy Top frame: Phas deg
Vector averaged cross-power spectrum Several baselines displayed
Timerange: 00/07:51:41 to 00/07:52:39

Plot file version 342 created 04-APR-2022 10:36:40

J0244+6228 EM132A.UVDATA.1

Freq = 22.1080 GHz, Bw = 16.000 MH

No calibration applied and no bandpass applied



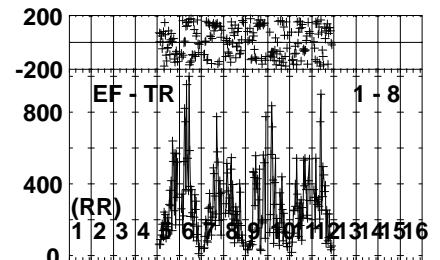
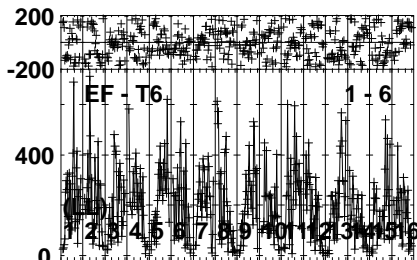
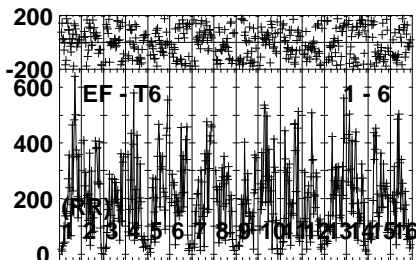
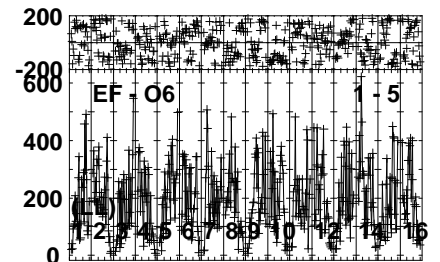
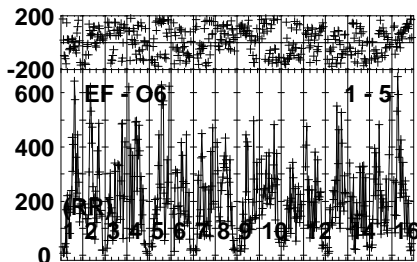
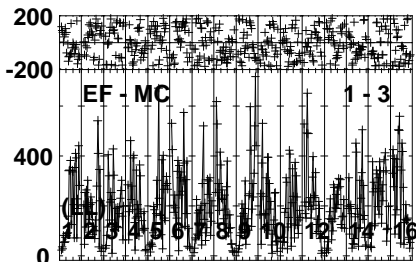
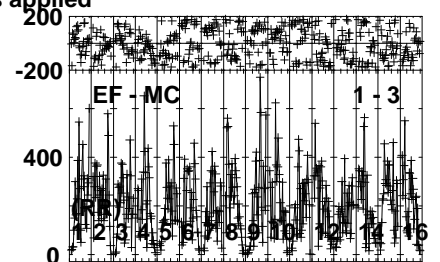
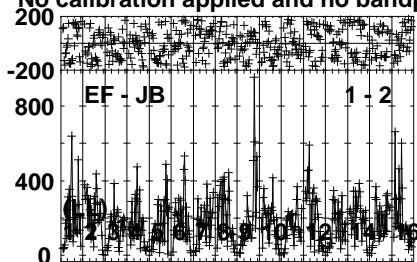
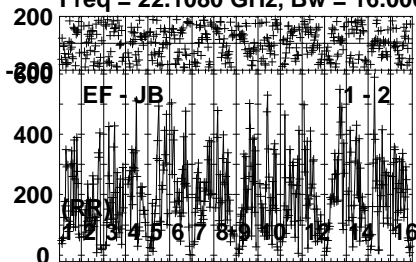
Lower frame: Milli Ampl Jy Top frame: Phas deg
Vector averaged cross-power spectrum Several baselines displayed
Timerange: 00/07:51:41 to 00/07:52:39

Plot file version 343 created 04-APR-2022 10:36:40

LSI61303 EM132A.UVDATA.1

Freq = 22.1080 GHz, Bw = 16.000 MH

No calibration applied and no bandpass applied



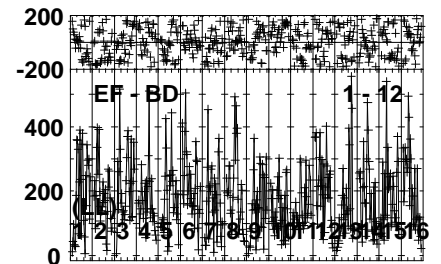
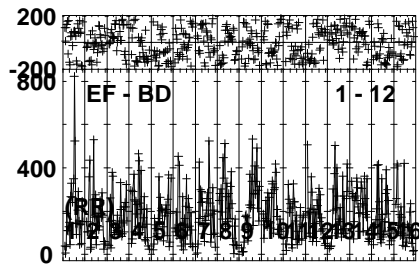
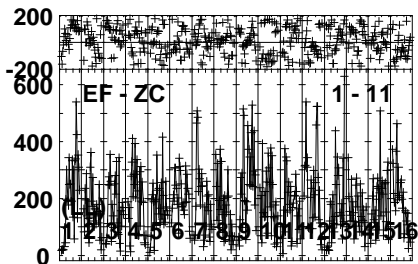
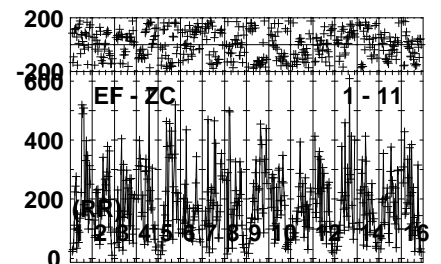
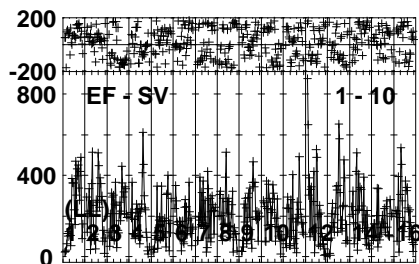
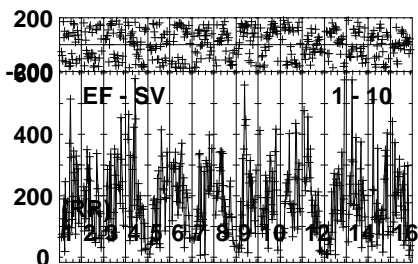
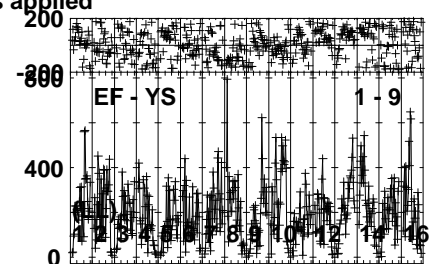
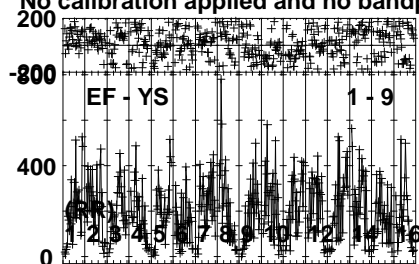
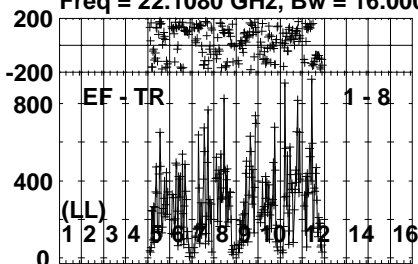
Lower frame: Micro Ampl Jy Top frame: Phas deg
Vector averaged cross-power spectrum Several baselines displayed
Timerange: 00/07:52:41 to 00/07:53:49

Plot file version 344 created 04-APR-2022 10:36:40

LSI61303 EM132A.UVDATA.1

Freq = 22.1080 GHz, Bw = 16.000 MH

No calibration applied and no bandpass applied



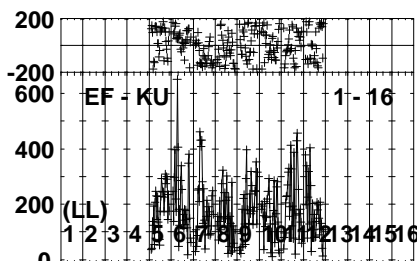
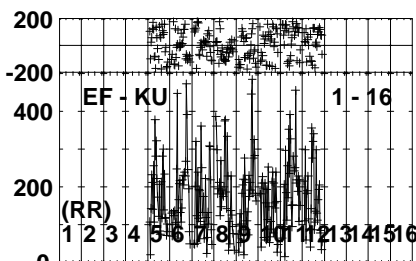
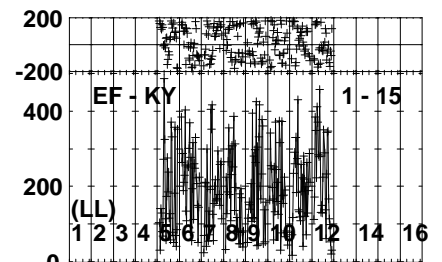
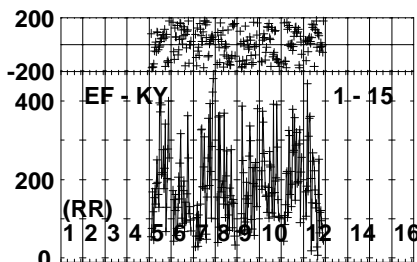
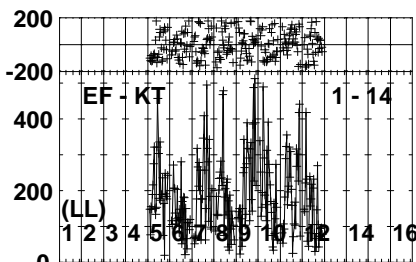
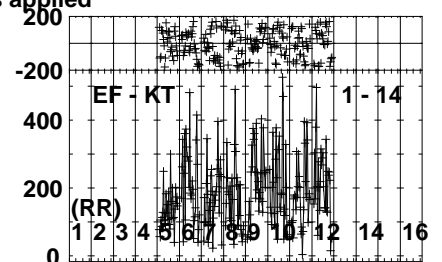
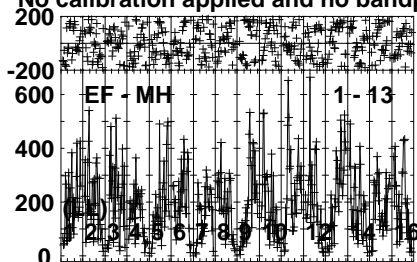
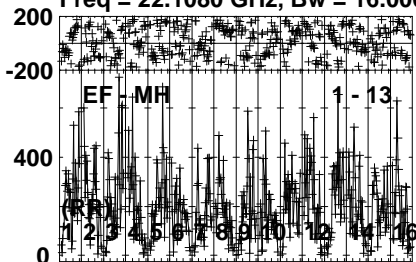
Lower frame: Micro Ampl Jy Top frame: Phas deg
Vector averaged cross-power spectrum Several baselines displayed
Timerange: 00/07:52:41 to 00/07:53:49

Plot file version 345 created 04-APR-2022 10:36:40

LSI61303 EM132A.UVDATA.1

Freq = 22.1080 GHz, Bw = 16.000 MH

No calibration applied and no bandpass applied



0 0 0 0 0 0 0 0 0 0 0 0 0 0 0 0

0 0 0 0 0 0 0 0 0 0 0 0 0 0 0 0

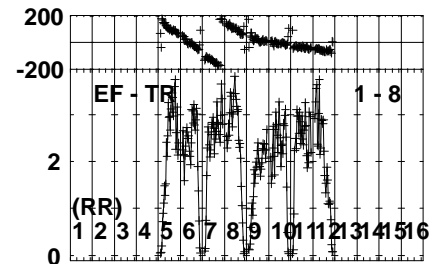
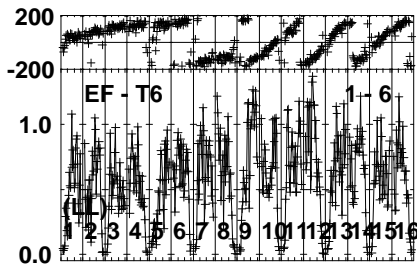
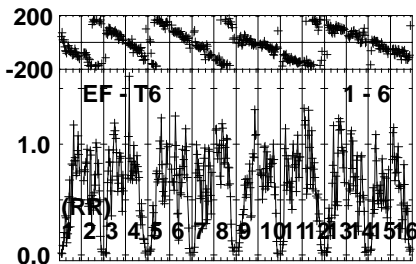
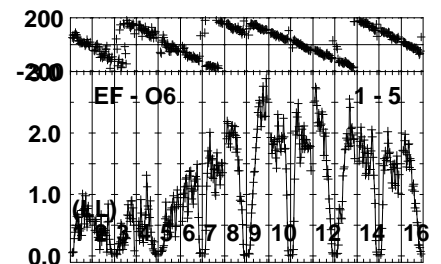
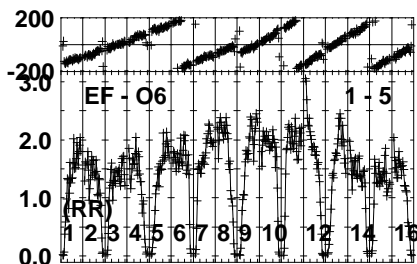
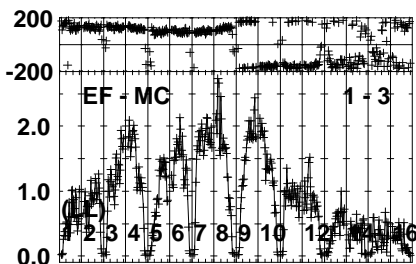
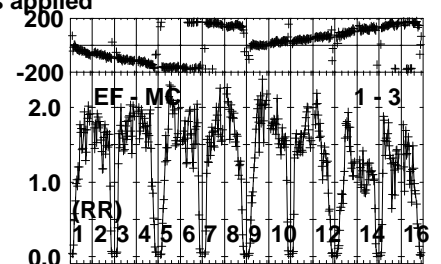
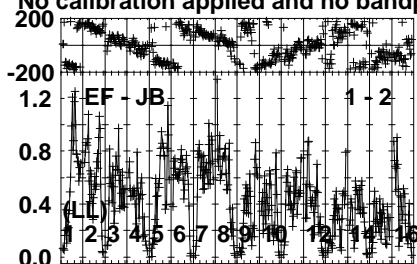
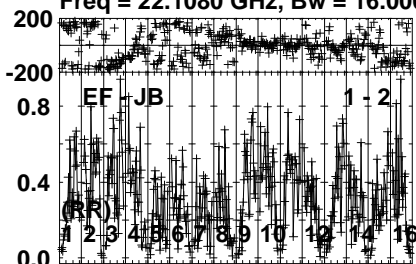
Lower frame: Micro Ampl Jy Top frame: Phas deg
Vector averaged cross-power spectrum Several baselines displayed
Timerange: 00/07:52:41 to 00/07:53:49

Plot file version 346 created 04-APR-2022 10:36:40

J0244+6228 EM132A.UVDATA.1

Freq = 22.1080 GHz, Bw = 16.000 MH

No calibration applied and no bandpass applied



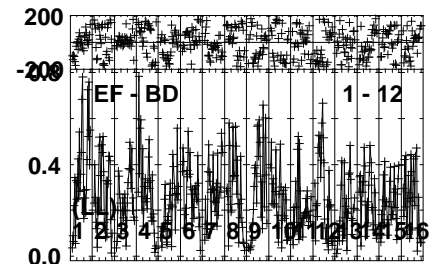
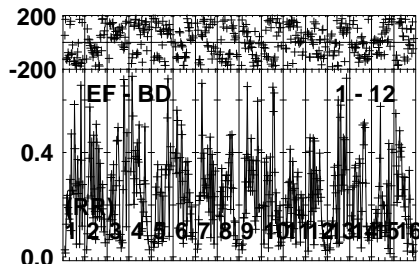
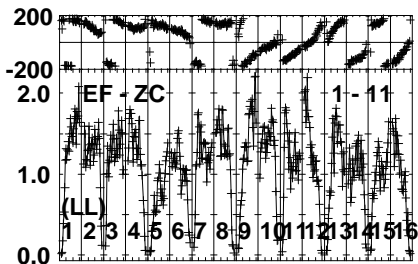
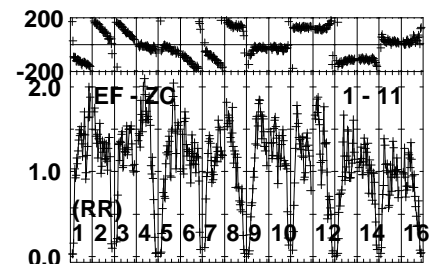
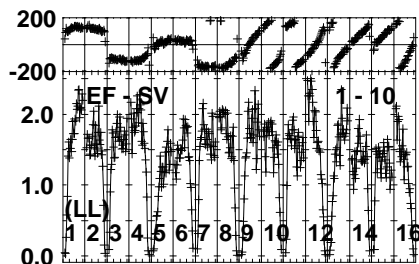
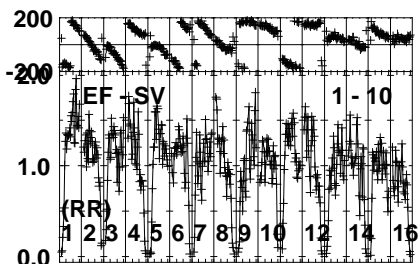
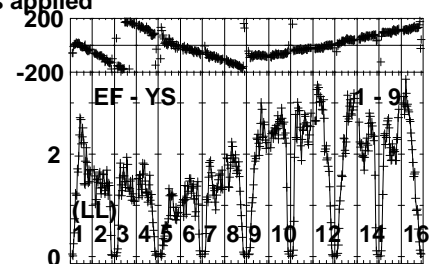
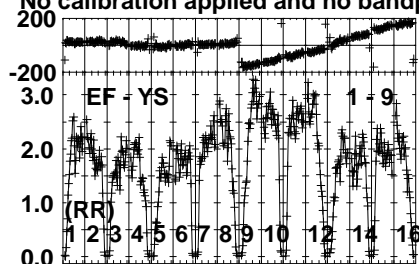
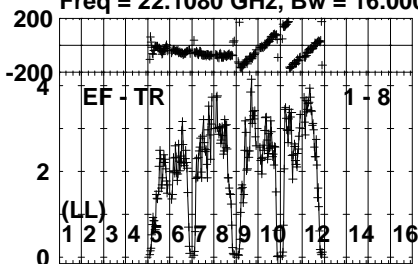
Lower frame: Milli Ampl Jy Top frame: Phas deg
Vector averaged cross-power spectrum Several baselines displayed
Timerange: 00/07:53:51 to 00/07:54:49

Plot file version 347 created 04-APR-2022 10:36:40

J0244+6228 EM132A.UVDATA.1

Freq = 22.1080 GHz, Bw = 16.000 MH

No calibration applied and no bandpass applied



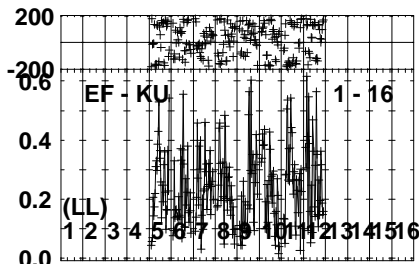
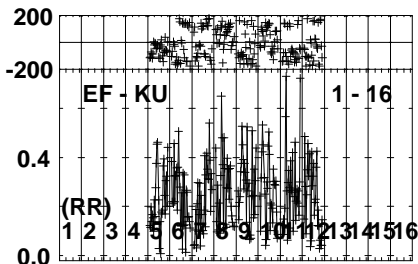
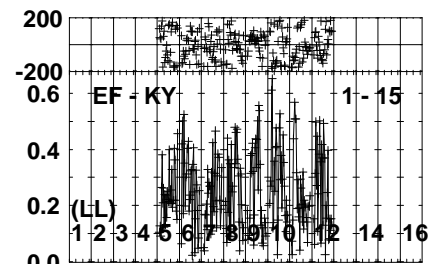
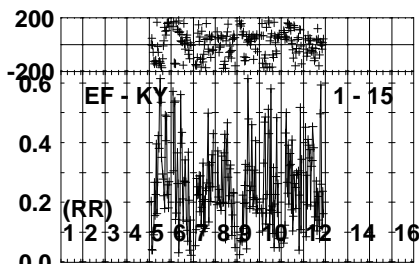
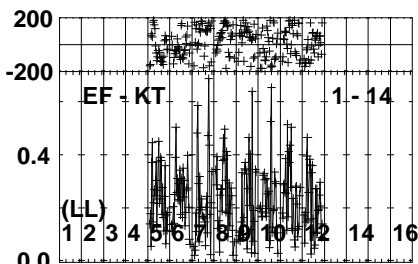
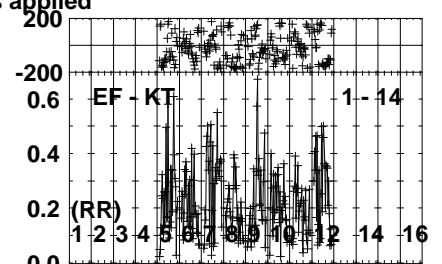
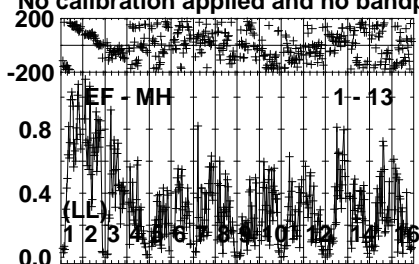
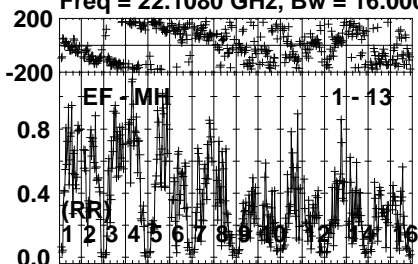
Lower frame: Milli Ampl Jy Top frame: Phas deg
Vector averaged cross-power spectrum Several baselines displayed
Timerange: 00/07:53:51 to 00/07:54:49

Plot file version 348 created 04-APR-2022 10:36:40

J0244+6228 EM132A.UVDATA.1

Freq = 22.1080 GHz, Bw = 16.000 MH

No calibration applied and no bandpass applied



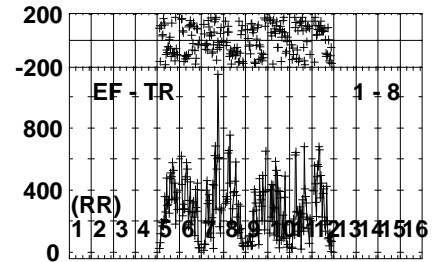
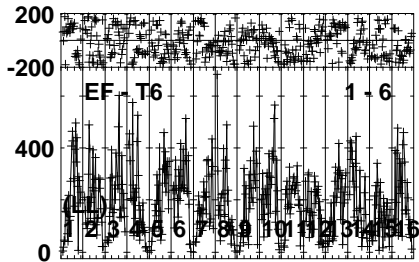
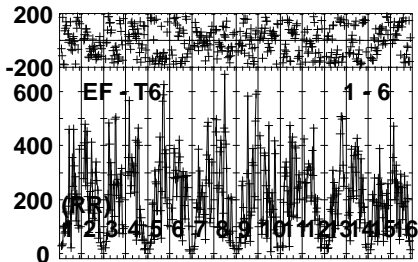
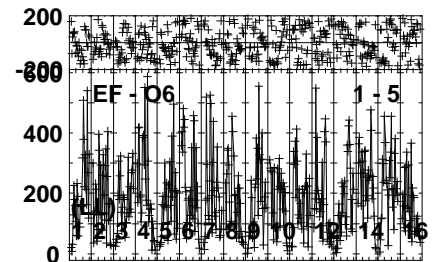
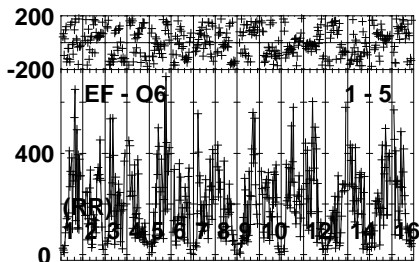
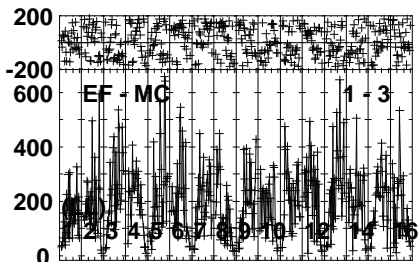
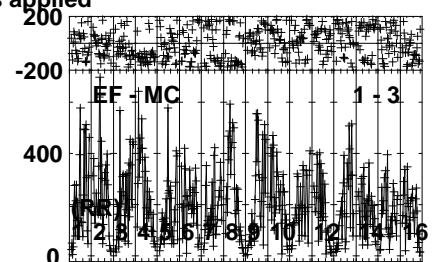
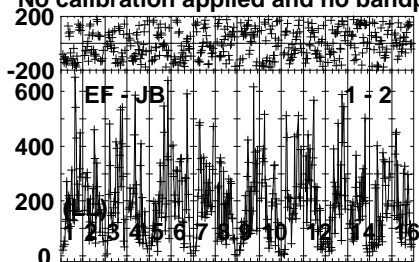
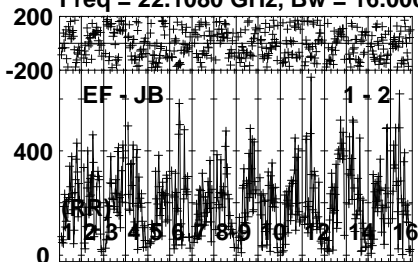
Lower frame: Milli Ampl Jy Top frame: Phas deg
Vector averaged cross-power spectrum Several baselines displayed
Timerange: 00/07:53:51 to 00/07:54:49

Plot file version 349 created 04-APR-2022 10:36:40

LSI61303 EM132A.UVDATA.1

Freq = 22.1080 GHz, Bw = 16.000 MH

No calibration applied and no bandpass applied



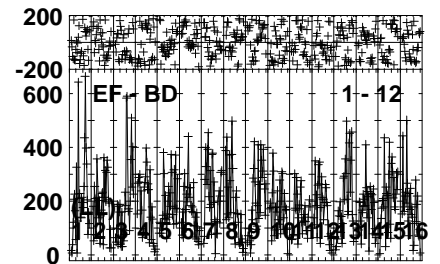
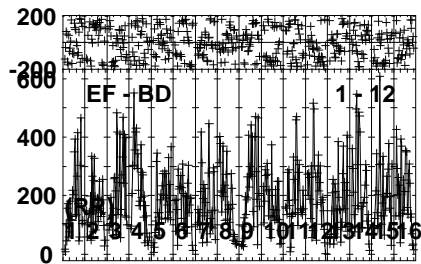
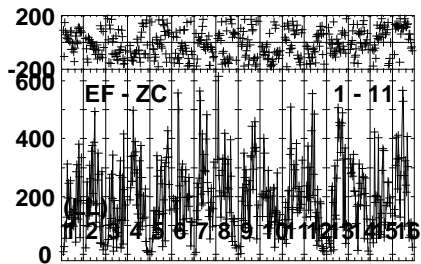
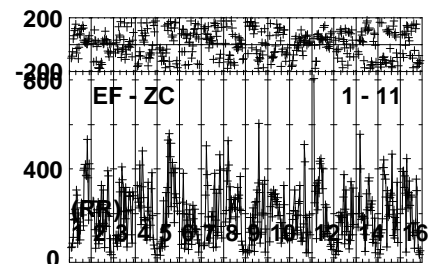
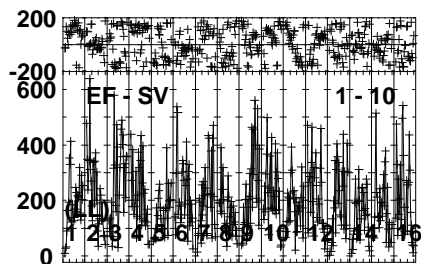
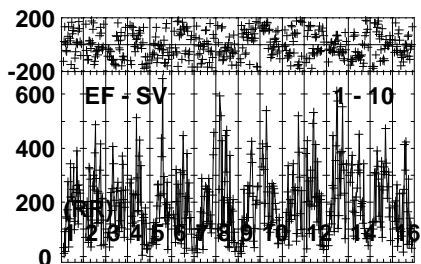
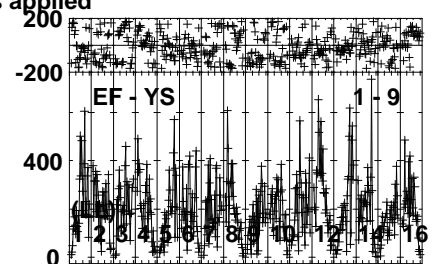
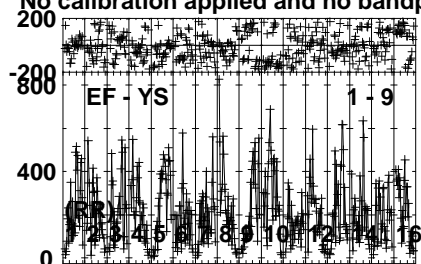
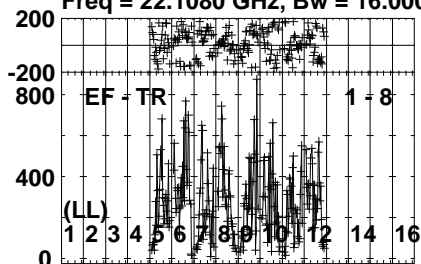
Lower frame: Micro Ampl Jy Top frame: Phas deg
Vector averaged cross-power spectrum Several baselines displayed
Timerange: 00/07:54:51 to 00/07:55:59

Plot file version 350 created 04-APR-2022 10:36:40

LSI61303 EM132A.UVDATA.1

Freq = 22.1080 GHz, Bw = 16.000 MH

No calibration applied and no bandpass applied



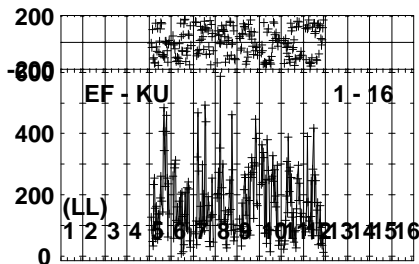
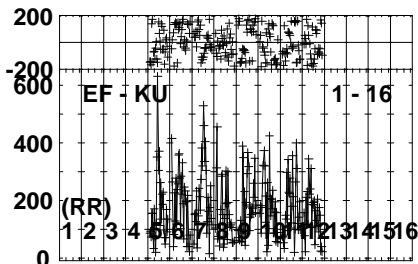
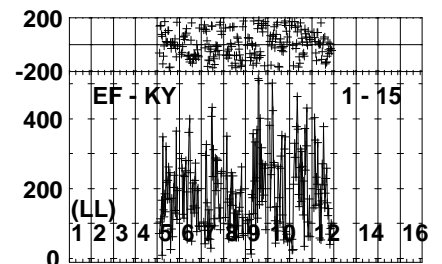
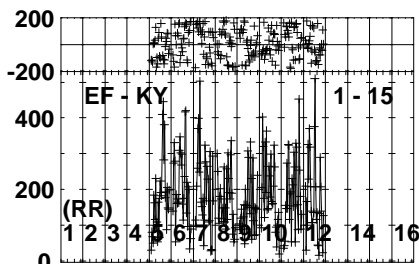
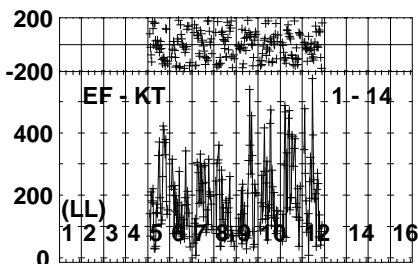
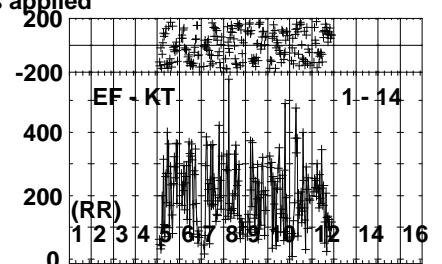
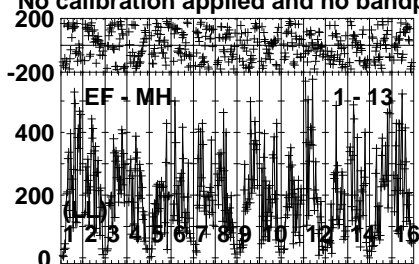
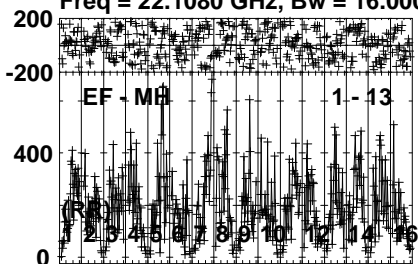
Lower frame: Micro Ampl Jy Top frame: Phas deg
Vector averaged cross-power spectrum Several baselines displayed
Timerange: 00/07:54:51 to 00/07:55:59

Plot file version 351 created 04-APR-2022 10:36:40

LSI61303 EM132A.UVDATA.1

Freq = 22.1080 GHz, Bw = 16.000 MH

No calibration applied and no bandpass applied



0 0 0 0 0 0 0 0 0 0 0 0 0 0 0 0

0 0 0 0 0 0 0 0 0 0 0 0 0 0 0 0

Channels

Channels

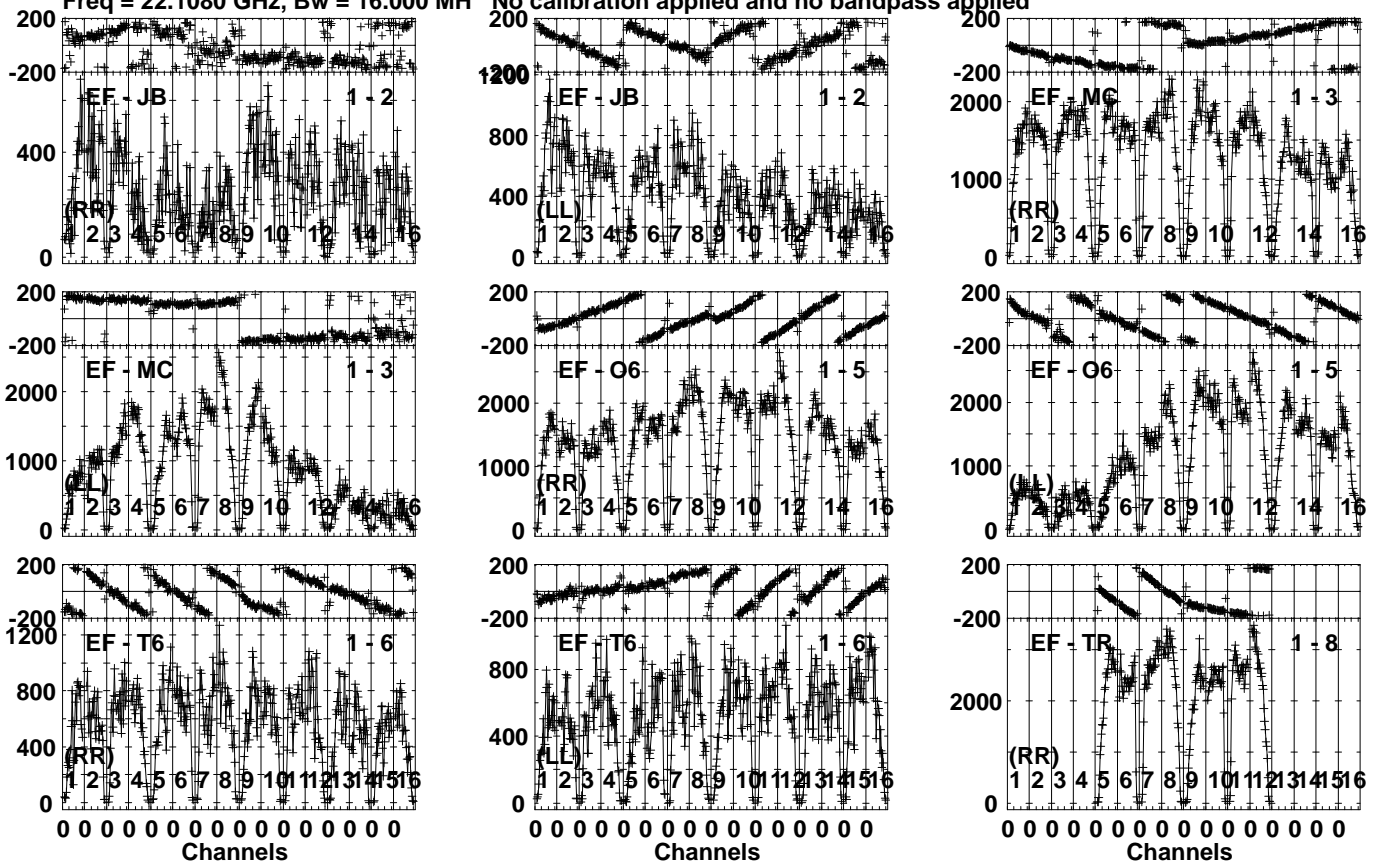
Lower frame: Micro Ampl Jy Top frame: Phas deg
Vector averaged cross-power spectrum Several baselines displayed
Timerange: 00/07:54:51 to 00/07:55:59

Plot file version 352 created 04-APR-2022 10:36:40

J0244+6228 EM132A.UVDATA.1

Freq = 22.1080 GHz, Bw = 16.000 MH

No calibration applied and no bandpass applied



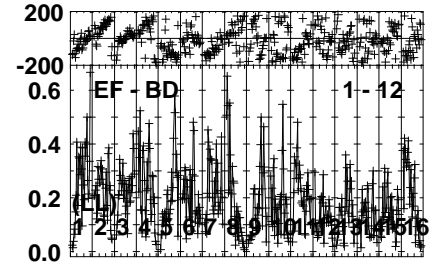
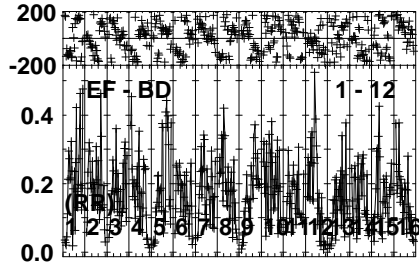
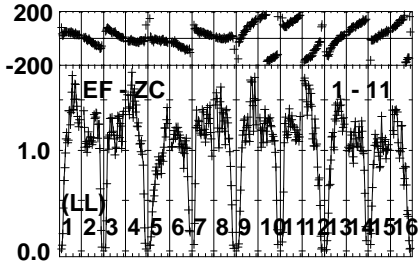
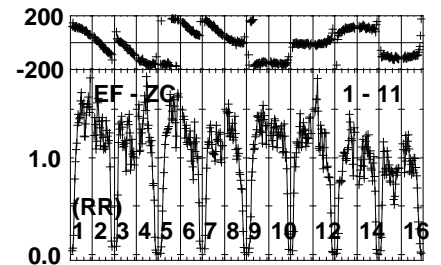
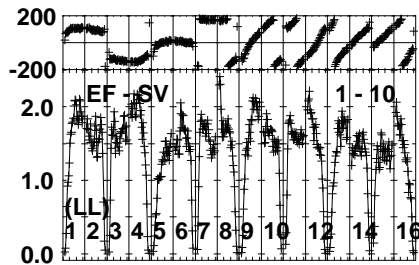
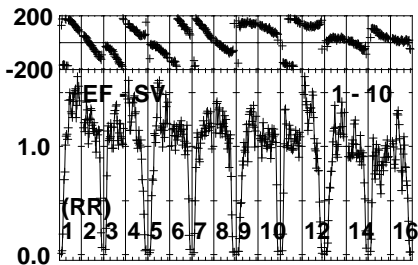
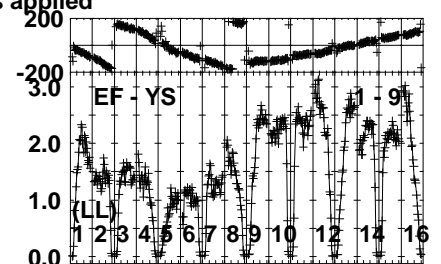
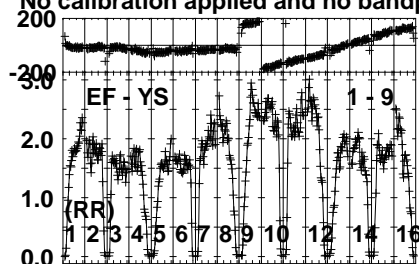
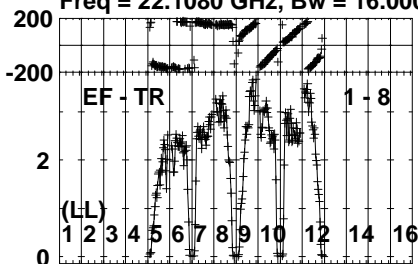
Lower frame: Micro Ampl Jy Top frame: Phas deg
Vector averaged cross-power spectrum Several baselines displayed
Timerange: 00/07:56:31 to 00/07:57:29

Plot file version 353 created 04-APR-2022 10:36:41

J0244+6228 EM132A.UVDATA.1

Freq = 22.1080 GHz, Bw = 16.000 MH

No calibration applied and no bandpass applied



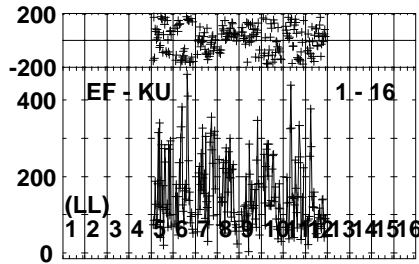
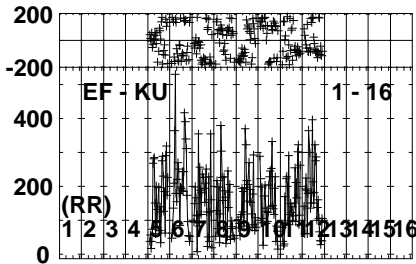
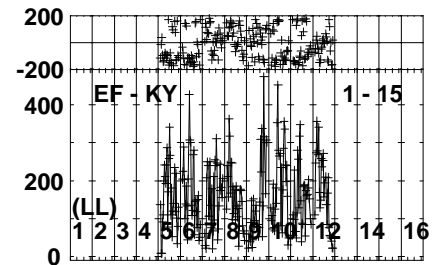
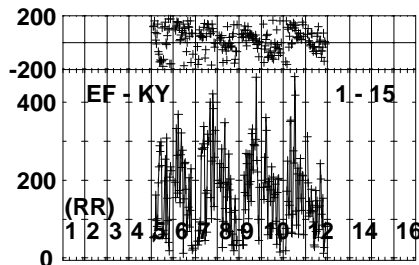
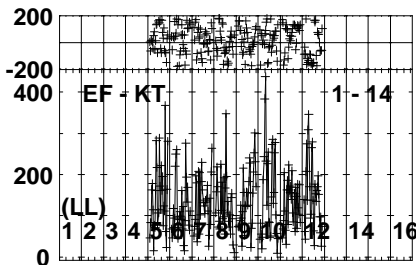
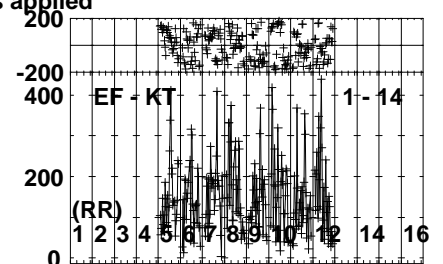
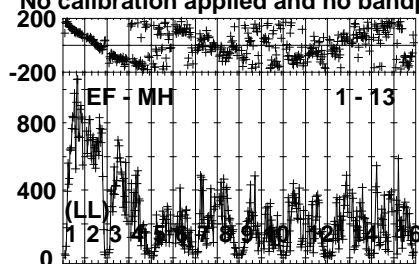
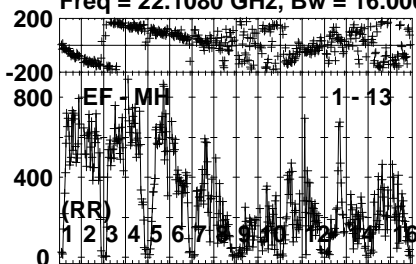
Lower frame: Milli Ampl Jy Top frame: Phas deg
Vector averaged cross-power spectrum Several baselines displayed
Timerange: 00/07:56:31 to 00/07:57:29

Plot file version 354 created 04-APR-2022 10:36:41

J0244+6228 EM132A.UVDATA.1

Freq = 22.1080 GHz, Bw = 16.000 MH

No calibration applied and no bandpass applied



0 0 0 0 0 0 0 0 0 0 0 0 0 0 0 0

0 0 0 0 0 0 0 0 0 0 0 0 0 0 0 0

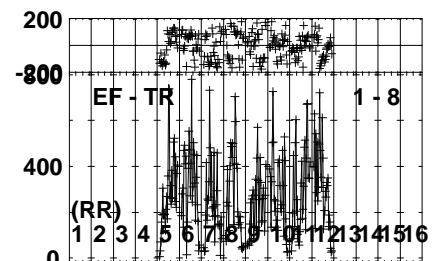
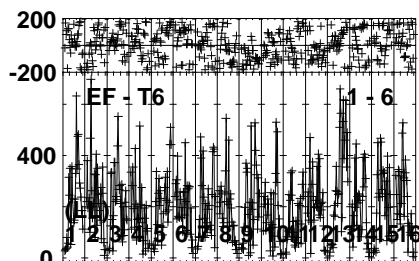
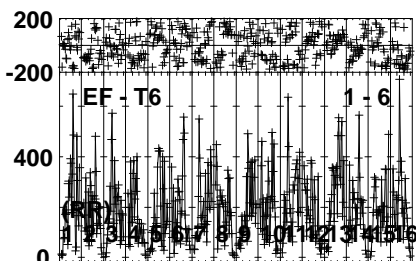
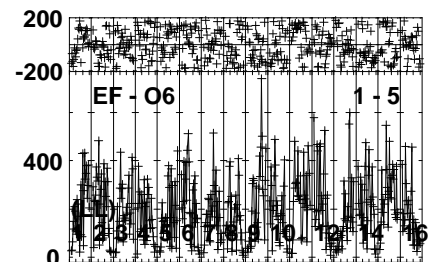
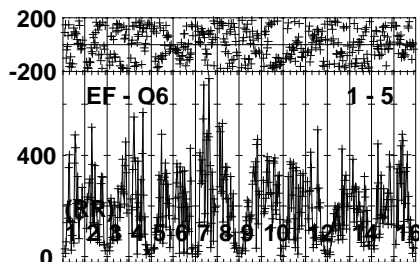
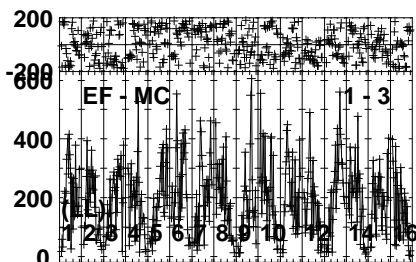
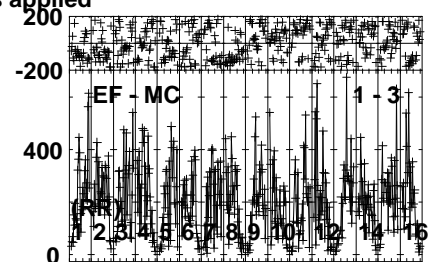
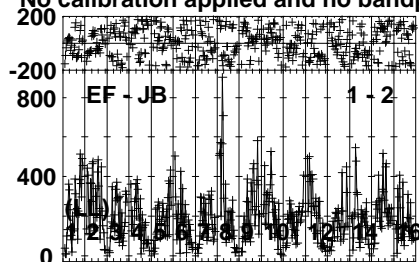
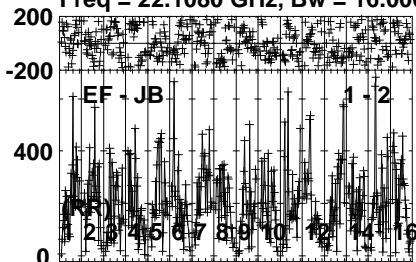
Lower frame: Micro Ampl Jy Top frame: Phas deg
Vector averaged cross-power spectrum Several baselines displayed
Timerange: 00/07:56:31 to 00/07:57:29

Plot file version 355 created 04-APR-2022 10:36:41

LSI61303 EM132A.UVDATA.1

Freq = 22.1080 GHz, Bw = 16.000 MH

No calibration applied and no bandpass applied



0 0 0 0 0 0 0 0 0 0 0 0 0 0 0 0

Lower frame: Micro Ampl Jy Top frame: Phas deg

Vector averaged cross-power spectrum Several baselines displayed

Timerange: 00/07:57:31 to 00/07:58:39

0 0 0 0 0 0 0 0 0 0 0 0 0 0 0 0

0 0 0 0 0 0 0 0 0 0 0 0 0 0 0 0

0 0 0 0 0 0 0 0 0 0 0 0 0 0 0 0

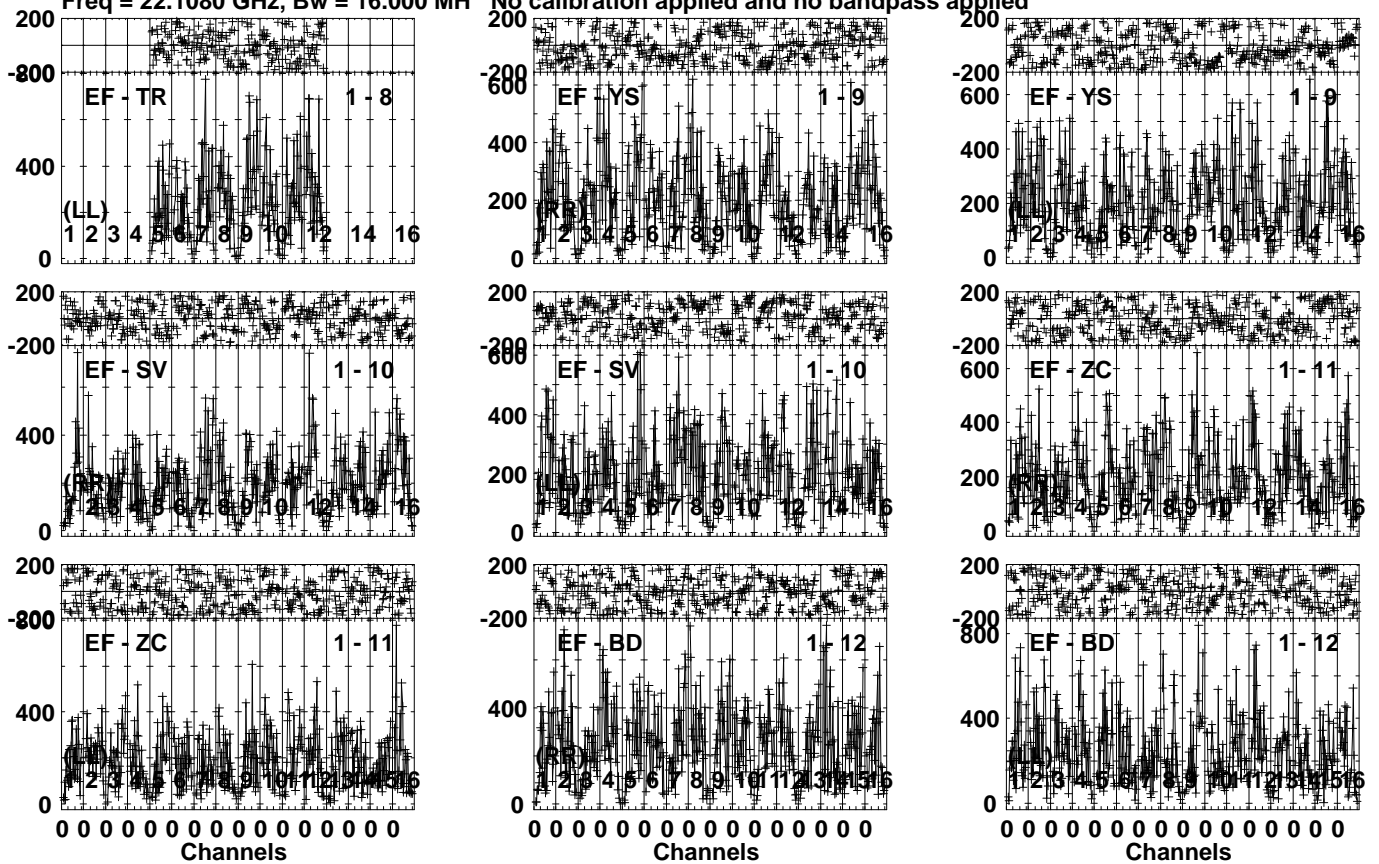
0 0 0 0 0 0 0 0 0 0 0 0 0 0 0 0

Plot file version 356 created 04-APR-2022 10:36:41

LSI61303 EM132A.UVDATA.1

Freq = 22.1080 GHz, Bw = 16.000 MH

No calibration applied and no bandpass applied



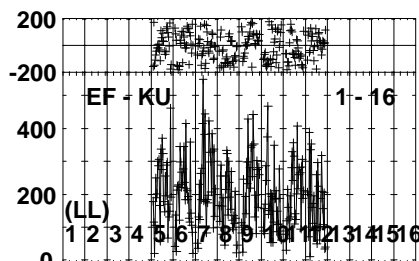
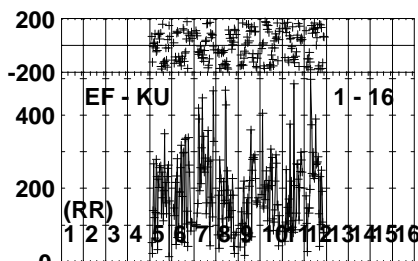
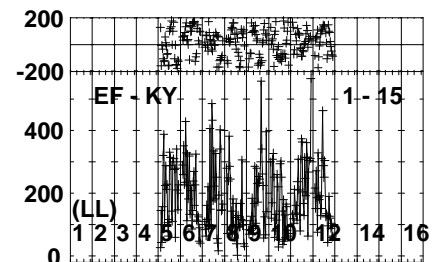
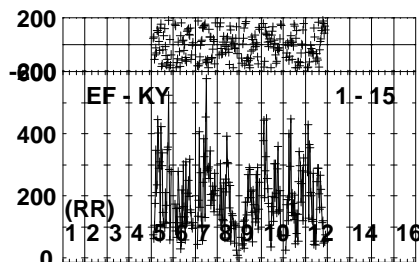
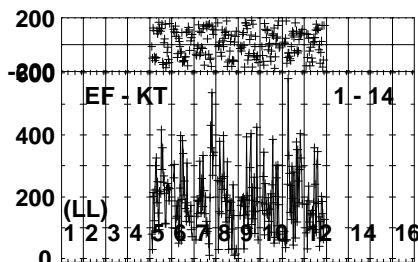
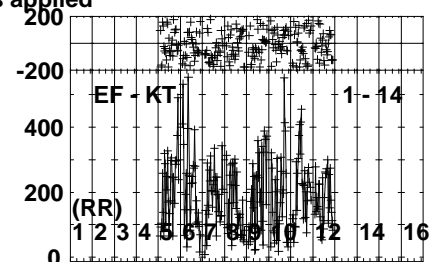
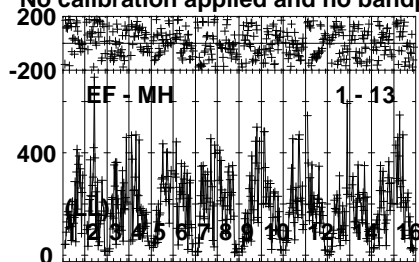
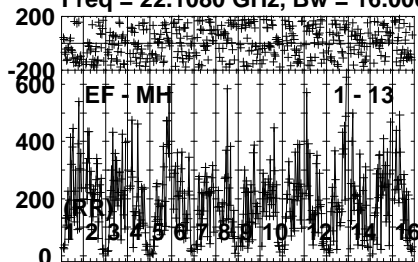
Lower frame: Micro Ampl Jy Top frame: Phas deg
Vector averaged cross-power spectrum Several baselines displayed
Timerange: 00/07:57:31 to 00/07:58:39

Plot file version 357 created 04-APR-2022 10:36:41

LSI61303 EM132A.UVDATA.1

Freq = 22.1080 GHz, Bw = 16.000 MH

No calibration applied and no bandpass applied



0 0 0 0 0 0 0 0 0 0 0 0 0 0 0 0

0 0 0 0 0 0 0 0 0 0 0 0 0 0 0 0

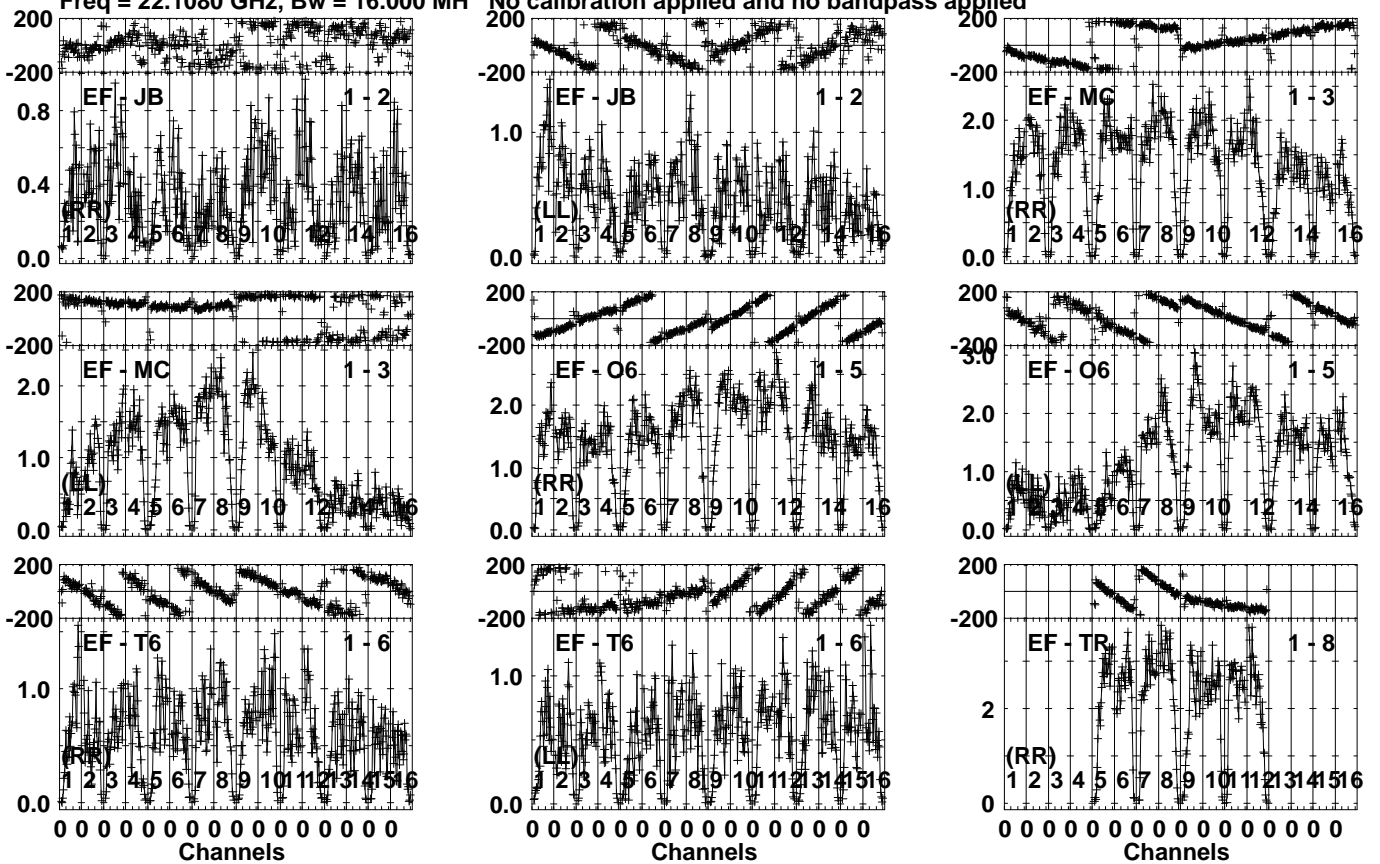
Lower frame: Micro Ampl Jy Top frame: Phas deg
Vector averaged cross-power spectrum Several baselines displayed
Timerange: 00/07:57:31 to 00/07:58:39

Plot file version 358 created 04-APR-2022 10:36:41

J0244+6228 EM132A.UVDATA.1

Freq = 22.1080 GHz, Bw = 16.000 MH

No calibration applied and no bandpass applied



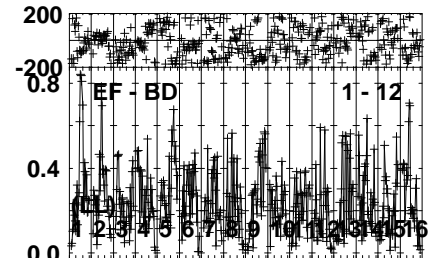
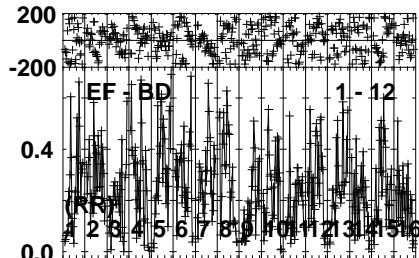
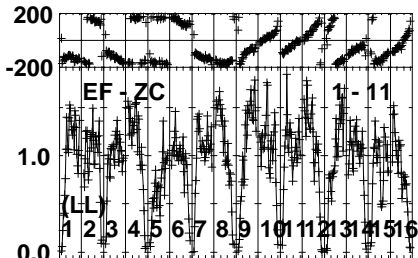
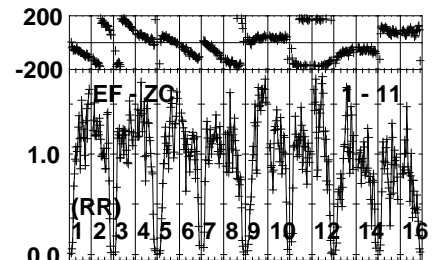
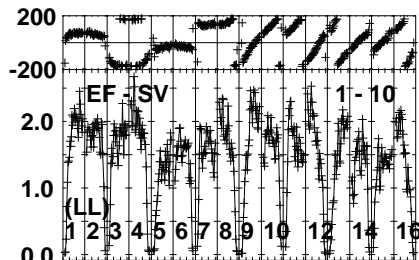
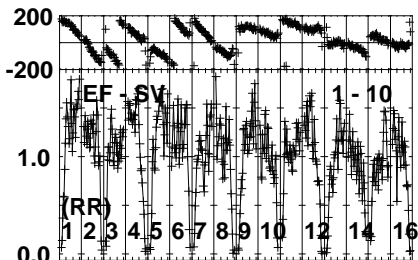
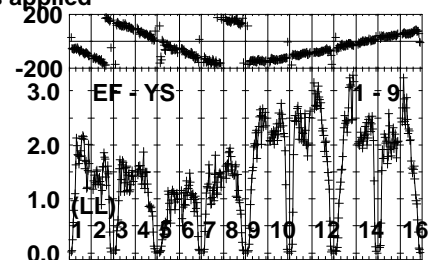
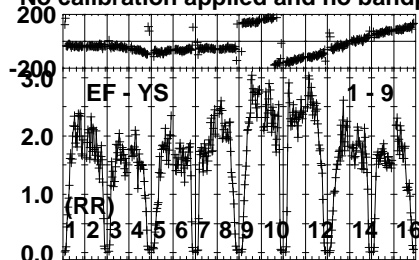
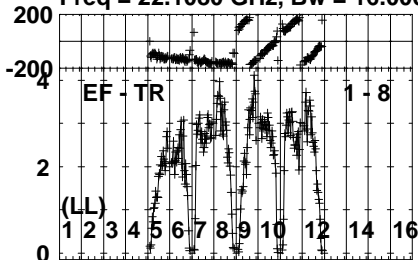
Lower frame: Milli Ampl Jy Top frame: Phas deg
Vector averaged cross-power spectrum Several baselines displayed
Timerange: 00:07:58:41 to 00:07:59:39

Plot file version 359 created 04-APR-2022 10:36:41

J0244+6228 EM132A.UVDATA.1

Freq = 22.1080 GHz, Bw = 16.000 MH

No calibration applied and no bandpass applied



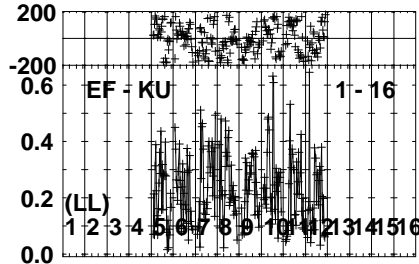
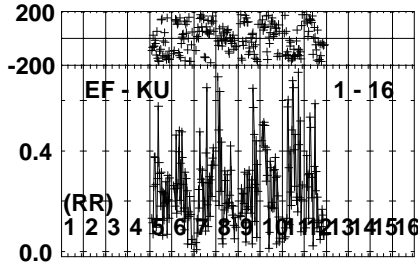
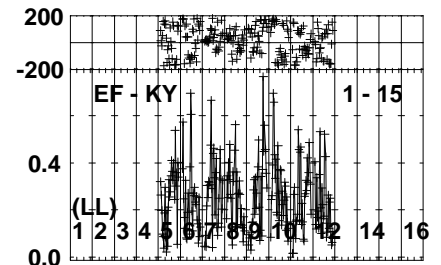
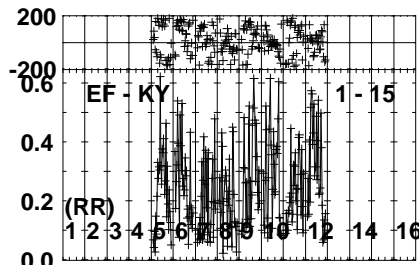
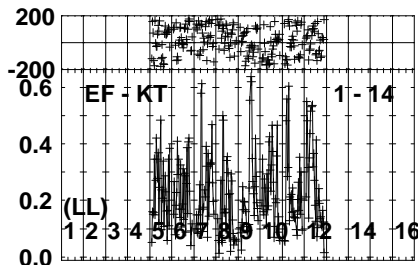
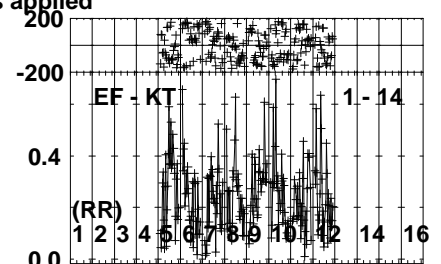
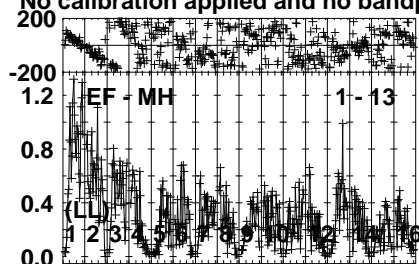
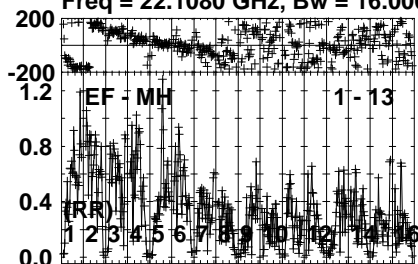
Lower frame: Milli Ampl Jy Top frame: Phas deg
Vector averaged cross-power spectrum Several baselines displayed
Timerange: 00/07:58:41 to 00/07:59:39

Plot file version 360 created 04-APR-2022 10:36:41

J0244+6228 EM132A.UVDATA.1

Freq = 22.1080 GHz, Bw = 16.000 MH

No calibration applied and no bandpass applied



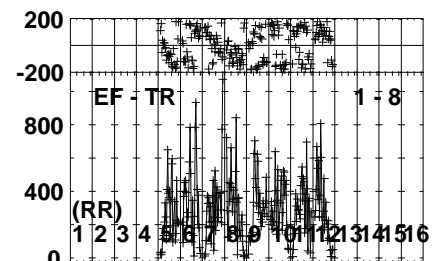
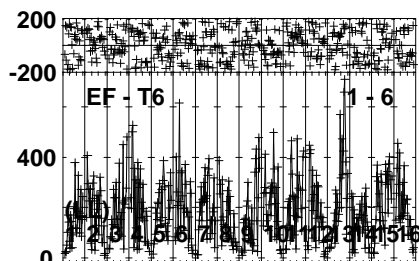
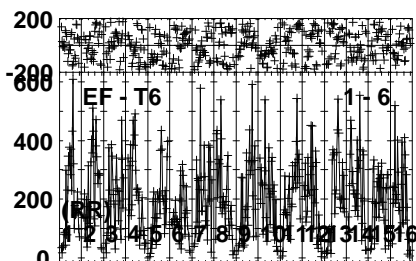
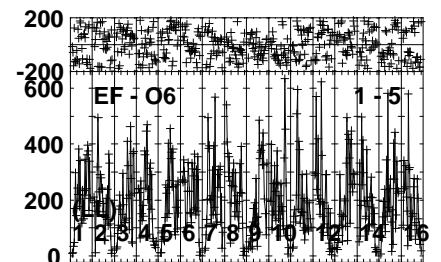
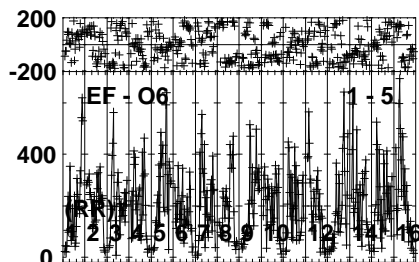
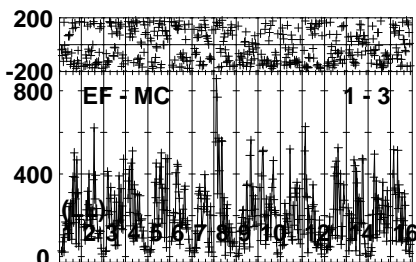
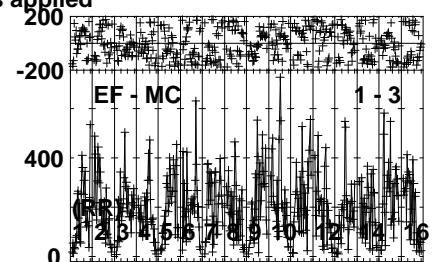
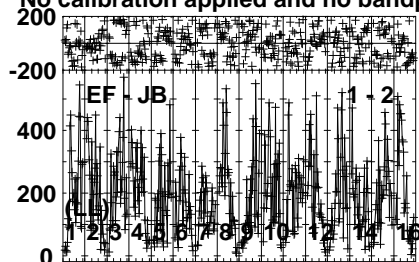
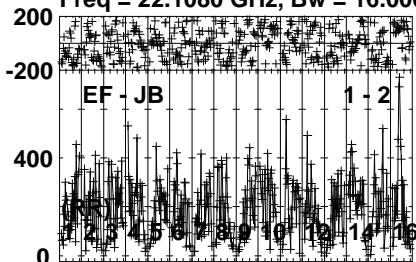
Lower frame: Milli Ampl Jy Top frame: Phas deg
Vector averaged cross-power spectrum Several baselines displayed
Timerange: 00/07:58:41 to 00/07:59:39

Plot file version 361 created 04-APR-2022 10:36:41

LSI61303 EM132A.UVDATA.1

Freq = 22.1080 GHz, Bw = 16.000 MH

No calibration applied and no bandpass applied



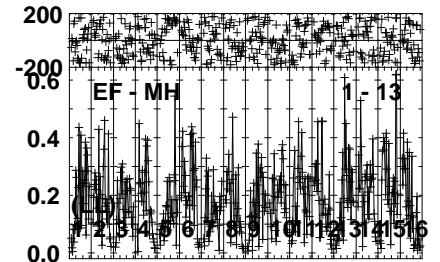
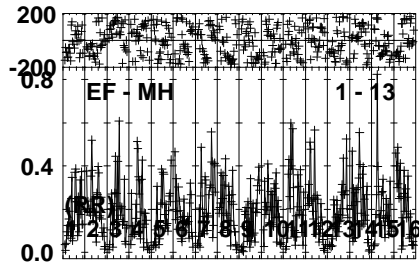
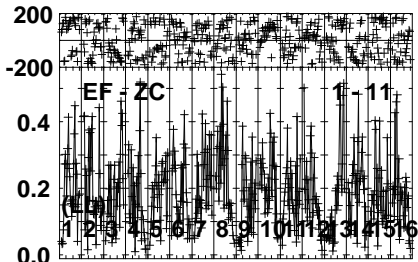
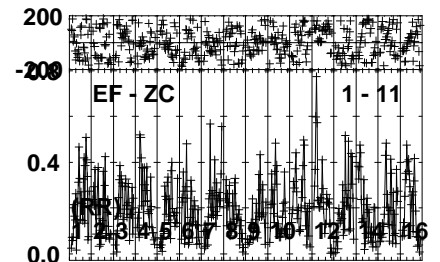
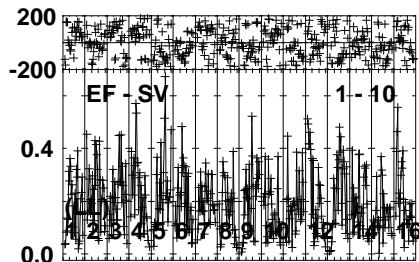
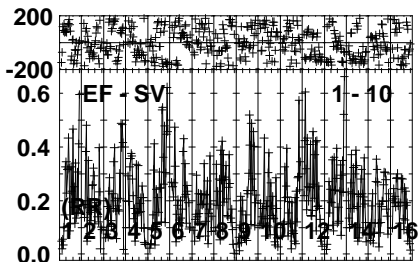
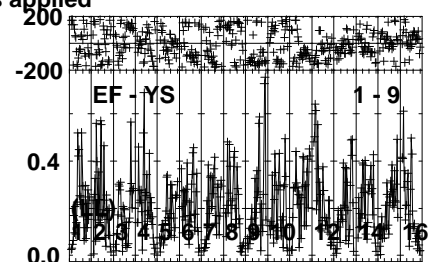
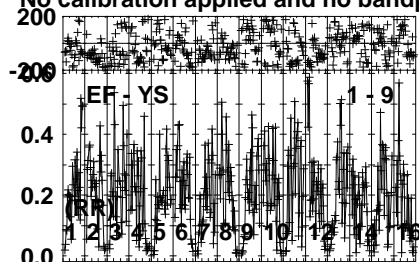
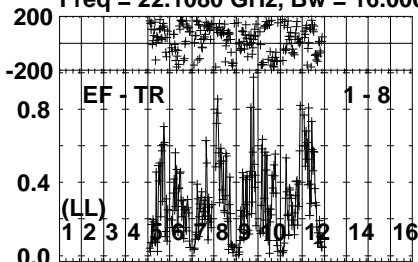
Lower frame: Micro Ampl Jy Top frame: Phas deg
Vector averaged cross-power spectrum Several baselines displayed
Timerange: 00/07:59:41 to 00/08:00:49

Plot file version 362 created 04-APR-2022 10:36:41

LSI61303 EM132A.UVDATA.1

Freq = 22.1080 GHz, Bw = 16.000 MH

No calibration applied and no bandpass applied



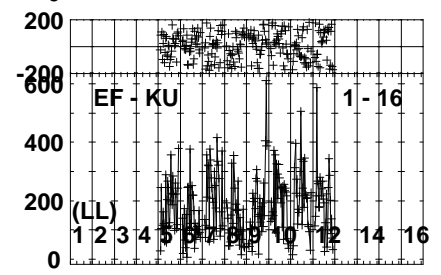
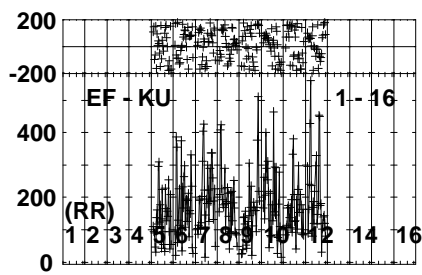
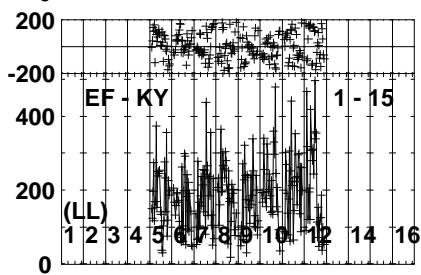
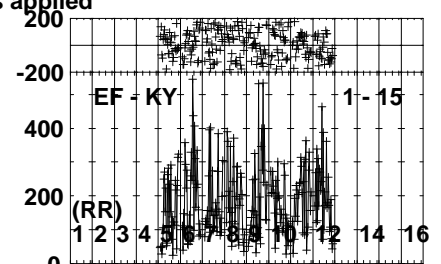
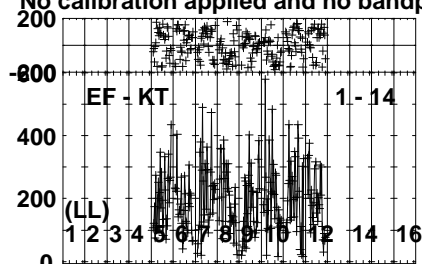
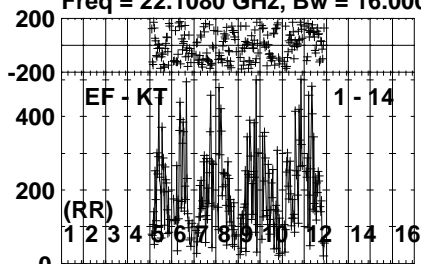
Lower frame: Milli Ampl Jy Top frame: Phas deg
Vector averaged cross-power spectrum Several baselines displayed
Timerange: 00/07:59:41 to 00/08:00:49

Plot file version 363 created 04-APR-2022 10:36:41

LSI61303 EM132A.UVDATA.1

Freq = 22.1080 GHz, Bw = 16.000 MH

No calibration applied and no bandpass applied



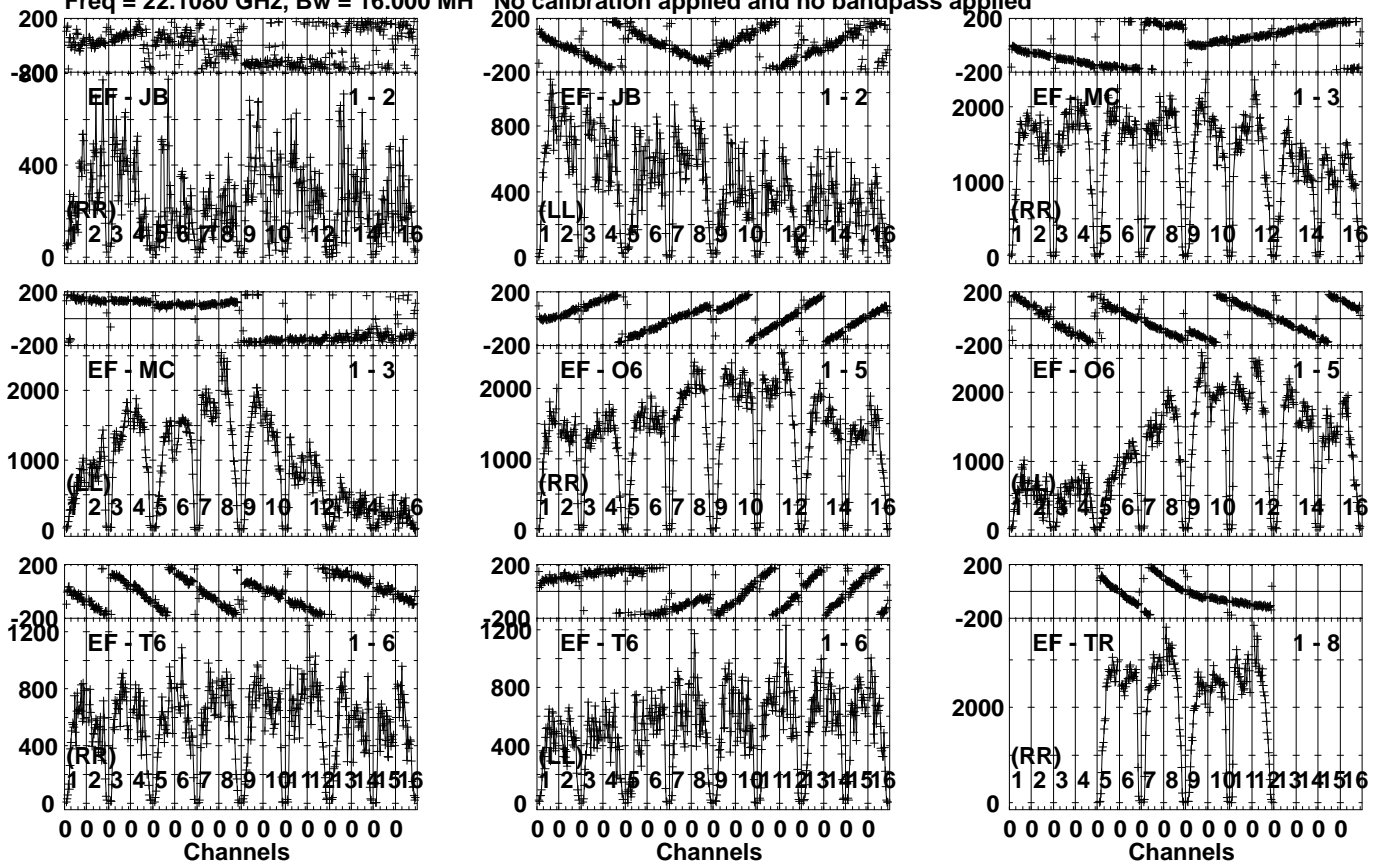
Lower frame: Micro Ampl Jy Top frame: Phas deg
Vector averaged cross-power spectrum Several baselines displayed
Timerange: 00/07:59:41 to 00/08:00:49

Plot file version 364 created 04-APR-2022 10:36:41

J0244+6228 EM132A.UVDATA.1

Freq = 22.1080 GHz, Bw = 16.000 MH

No calibration applied and no bandpass applied



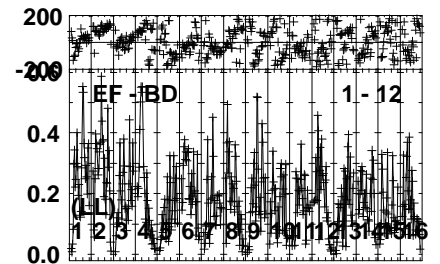
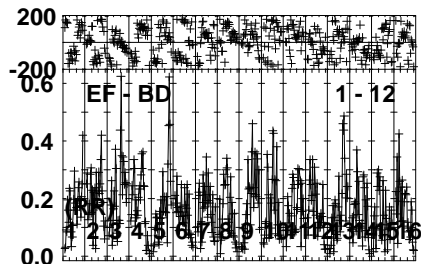
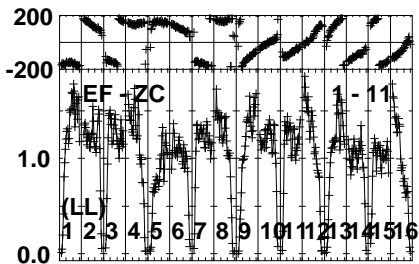
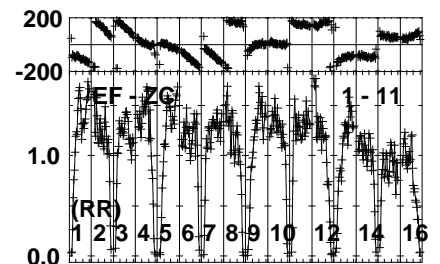
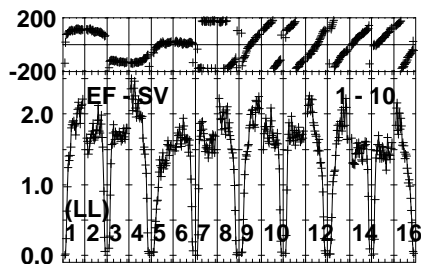
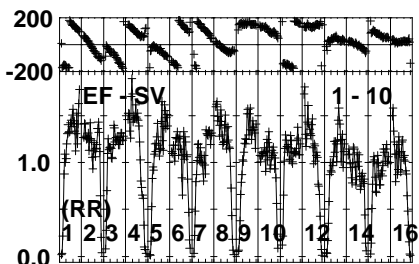
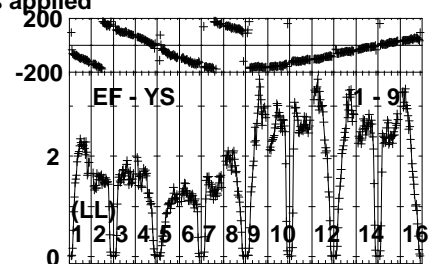
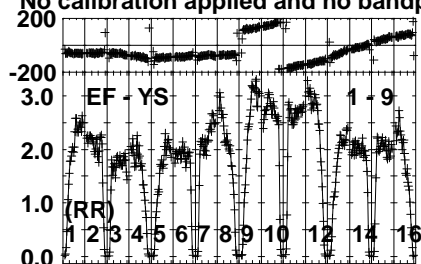
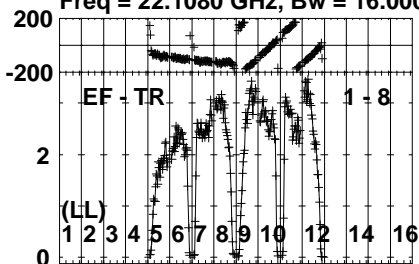
Lower frame: Micro Ampl Jy Top frame: Phas deg
Vector averaged cross-power spectrum Several baselines displayed
Timerange: 00/08:01:21 to 00/08:02:19

Plot file version 365 created 04-APR-2022 10:36:42

J0244+6228 EM132A.UVDATA.1

Freq = 22.1080 GHz, Bw = 16.000 MH

No calibration applied and no bandpass applied



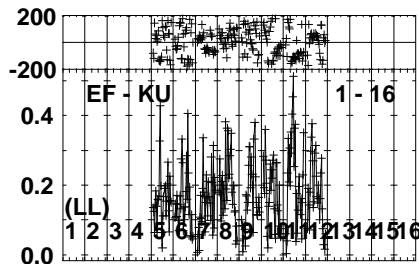
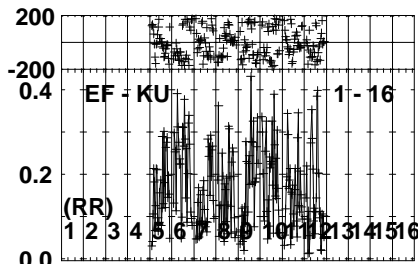
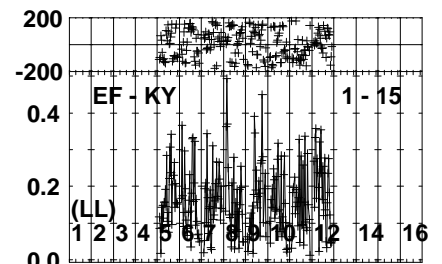
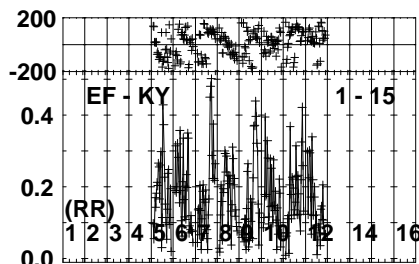
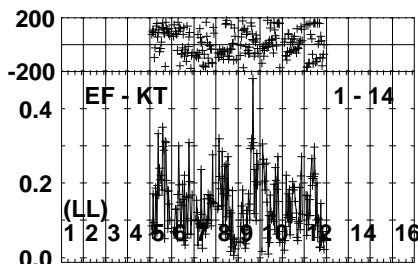
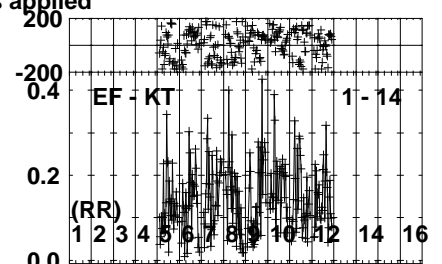
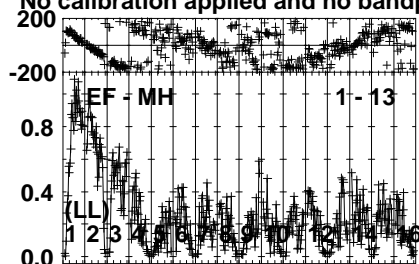
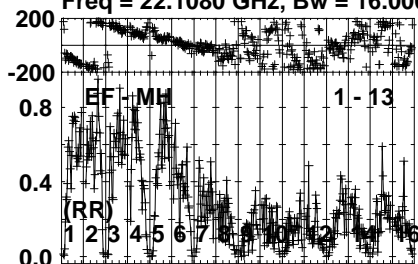
Lower frame: Milli Ampl Jy Top frame: Phas deg
Vector averaged cross-power spectrum Several baselines displayed
Timerange: 00/08:01:21 to 00/08:02:19

Plot file version 366 created 04-APR-2022 10:36:42

J0244+6228 EM132A.UVDATA.1

Freq = 22.1080 GHz, Bw = 16.000 MH

No calibration applied and no bandpass applied



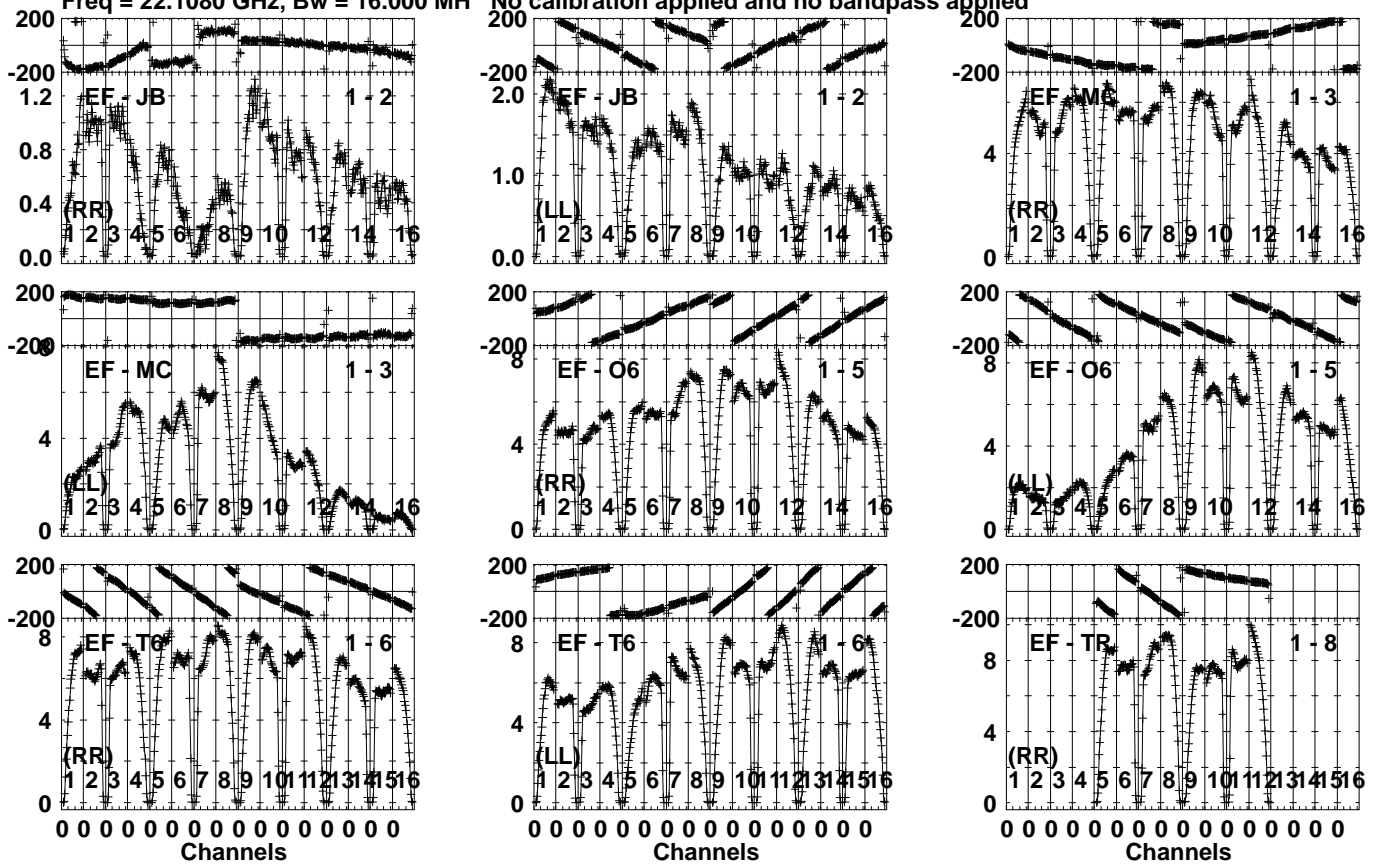
Lower frame: Milli Ampl Jy Top frame: Phas deg
Vector averaged cross-power spectrum Several baselines displayed
Timerange: 00/08:01:21 to 00/08:02:19

Plot file version 367 created 04-APR-2022 10:36:42

J0102+5824 EM132A.UVDATA.1

Freq = 22.1080 GHz, Bw = 16.000 MH

No calibration applied and no bandpass applied



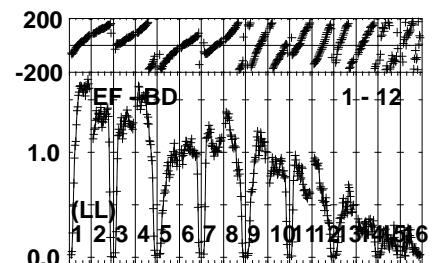
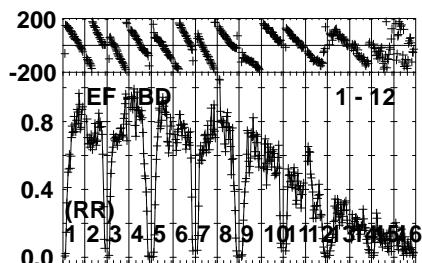
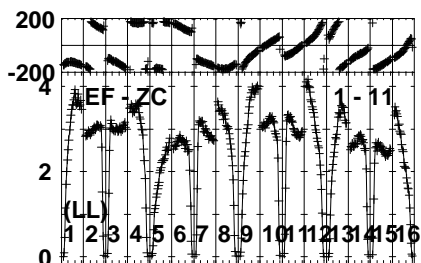
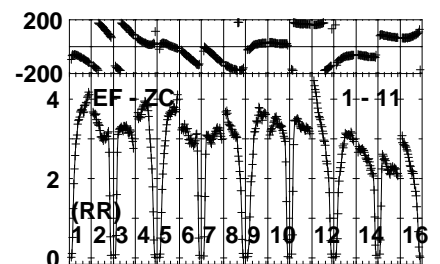
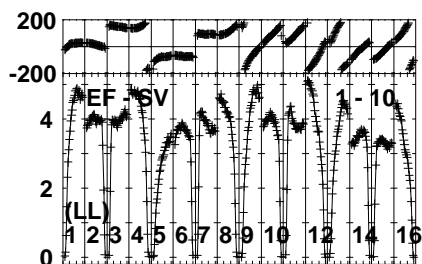
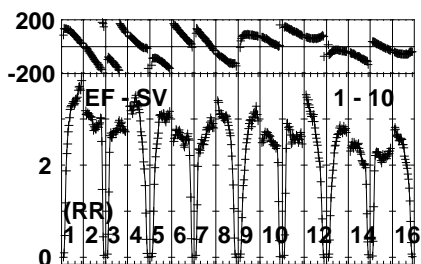
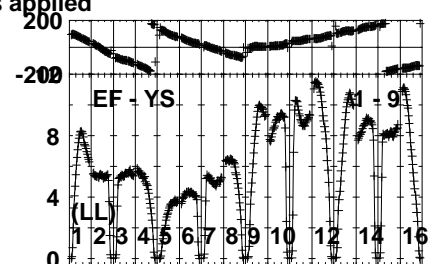
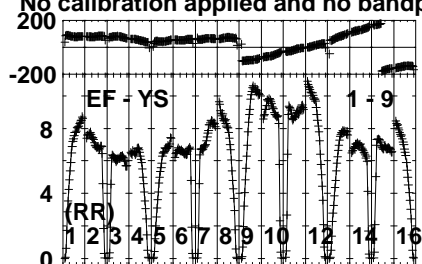
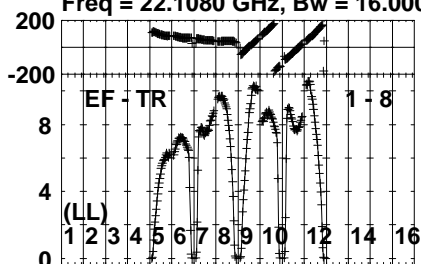
Lower frame: Milli Ampl Jy Top frame: Phas deg
Vector averaged cross-power spectrum Several baselines displayed
Timerange: 00/08:02:21 to 00/08:07:19

Plot file version 368 created 04-APR-2022 10:36:42

J0102+5824 EM132A.UVDATA.1

Freq = 22.1080 GHz, Bw = 16.000 MH

No calibration applied and no bandpass applied



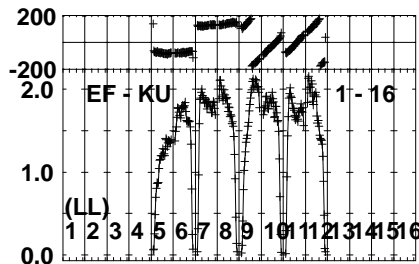
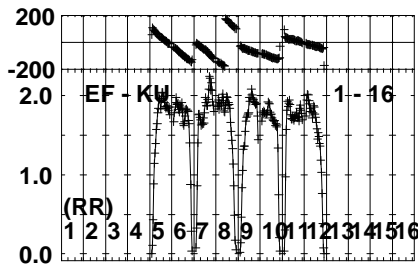
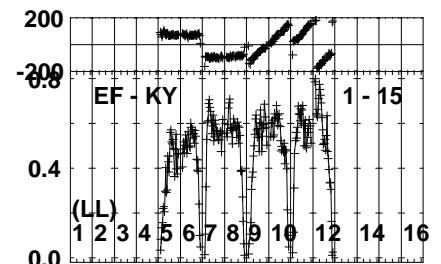
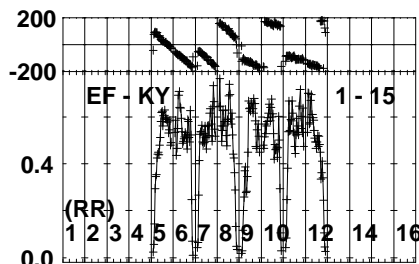
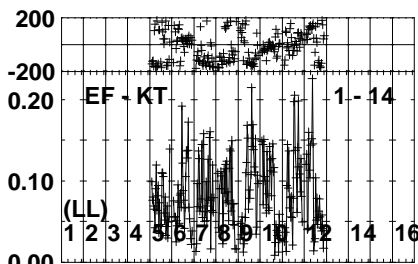
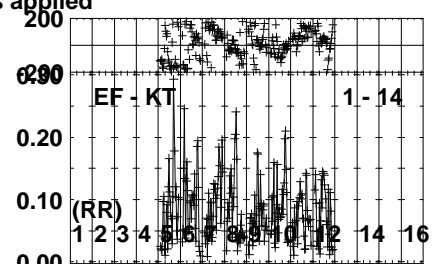
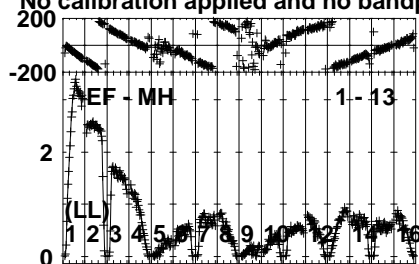
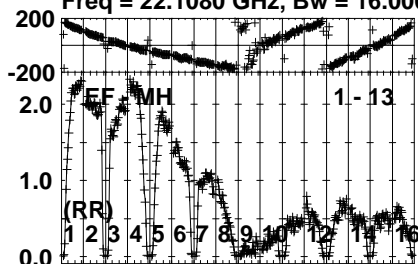
Lower frame: Milli Ampl Jy Top frame: Phas deg
Vector averaged cross-power spectrum Several baselines displayed
Timerange: 00/08:02:21 to 00/08:07:19

Plot file version 369 created 04-APR-2022 10:36:43

J0102+5824 EM132A.UVDATA.1

Freq = 22.1080 GHz, Bw = 16.000 MH

No calibration applied and no bandpass applied



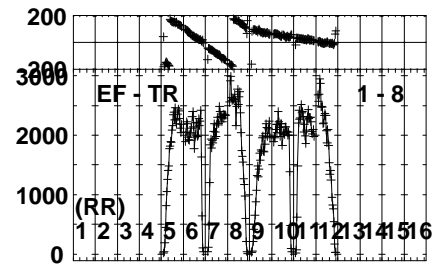
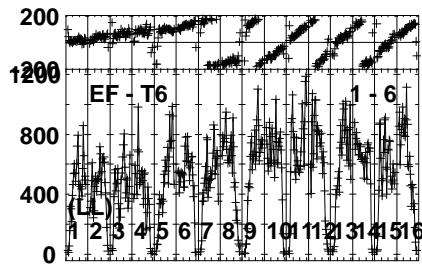
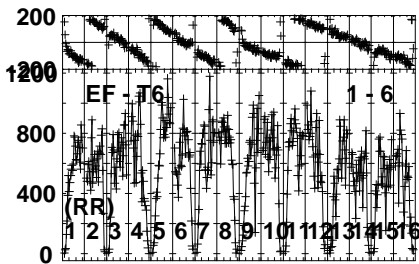
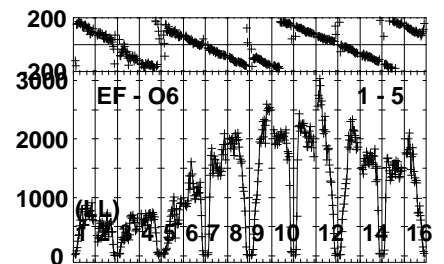
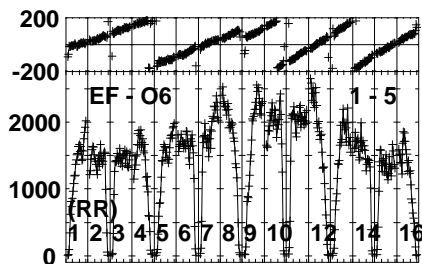
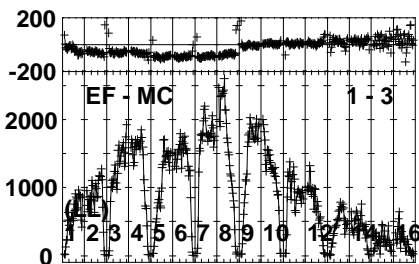
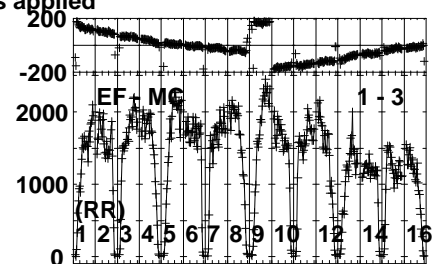
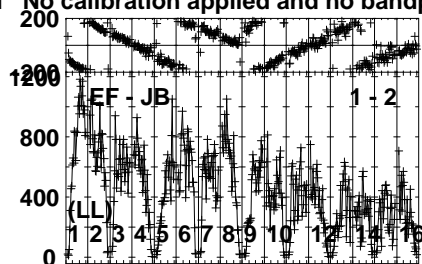
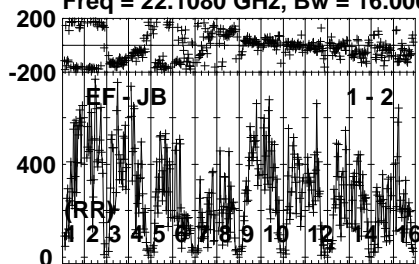
Lower frame: Milli Ampl Jy Top frame: Phas deg
Vector averaged cross-power spectrum Several baselines displayed
Timerange: 00/08:02:21 to 00/08:07:19

Plot file version 370 created 04-APR-2022 10:36:43

J0244+6228 EM132A.UVDATA.1

Freq = 22.1080 GHz, Bw = 16.000 MH

No calibration applied and no bandpass applied



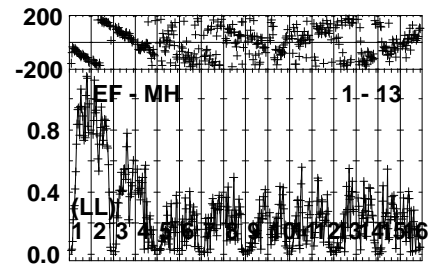
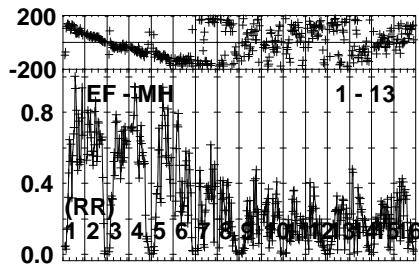
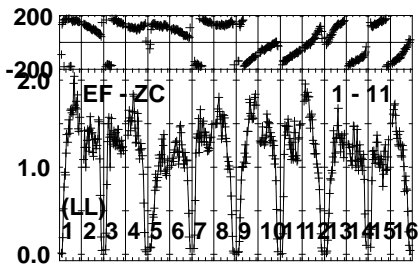
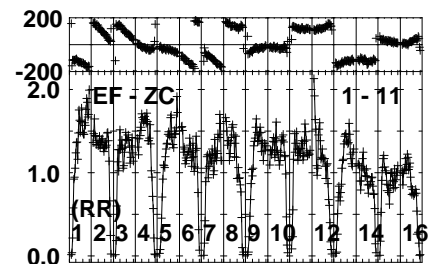
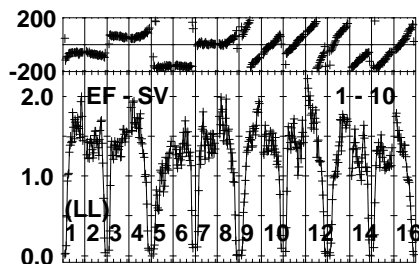
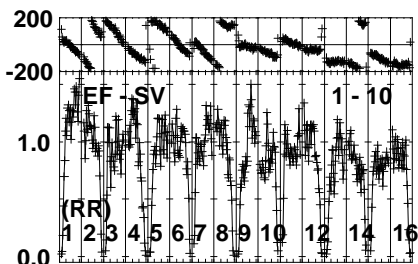
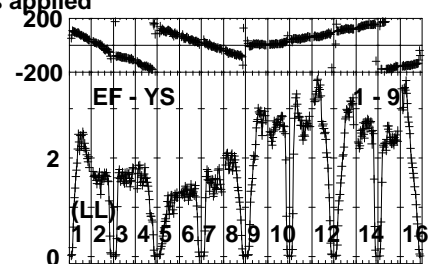
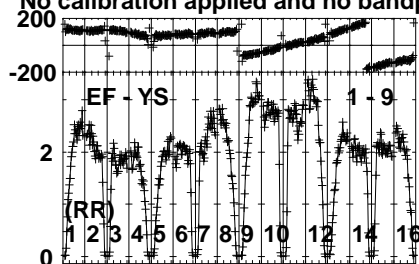
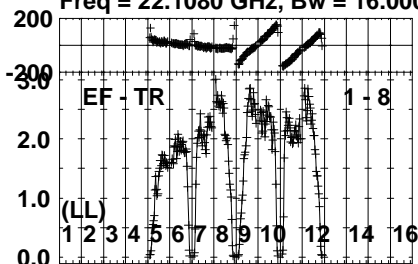
Lower frame: Micro Ampl Jy Top frame: Phas deg
Vector averaged cross-power spectrum Several baselines displayed
Timerange: 00/08:08:41 to 00/08:09:39

Plot file version 371 created 04-APR-2022 10:36:43

J0244+6228 EM132A.UVDATA.1

Freq = 22.1080 GHz, Bw = 16.000 MH

No calibration applied and no bandpass applied



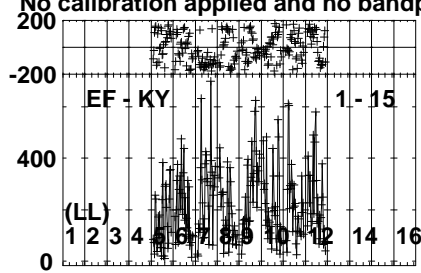
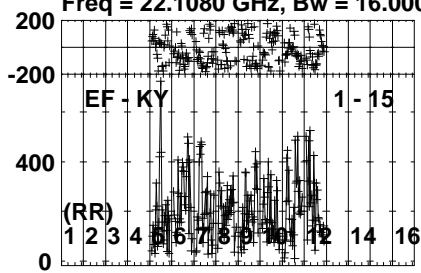
Lower frame: Milli Ampl Jy Top frame: Phas deg
Vector averaged cross-power spectrum Several baselines displayed
Timerange: 00/08:08:41 to 00/08:09:39

Plot file version 372 created 04-APR-2022 10:36:43

J0244+6228 EM132A.UVDATA.1

Freq = 22.1080 GHz, Bw = 16.000 MH

No calibration applied and no bandpass applied



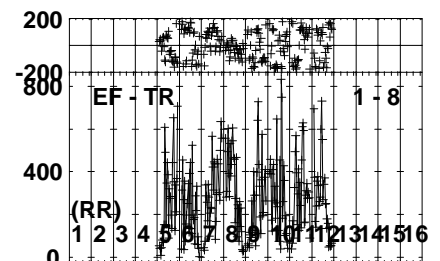
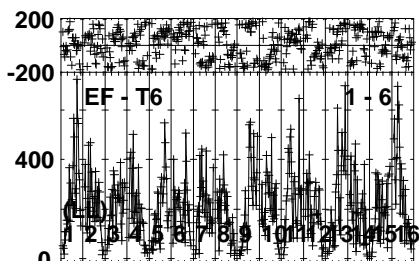
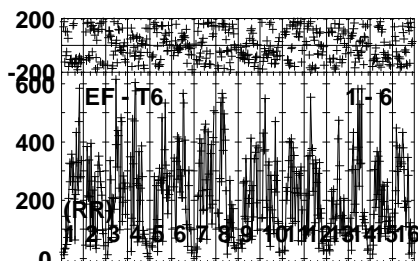
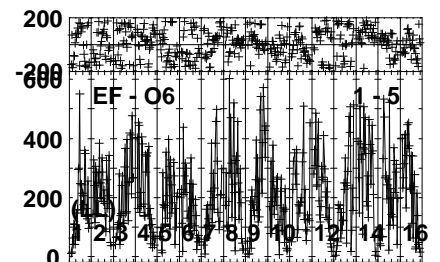
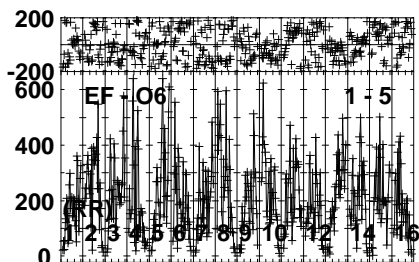
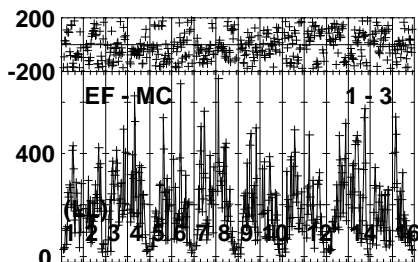
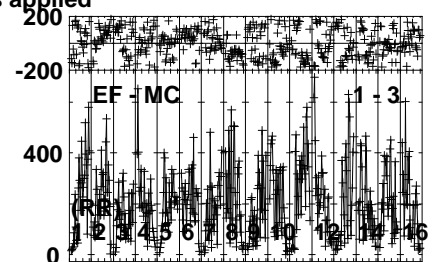
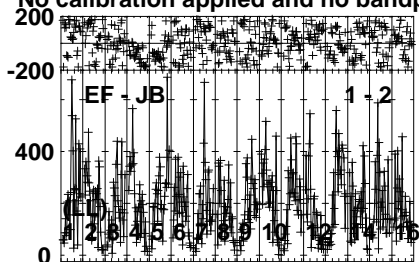
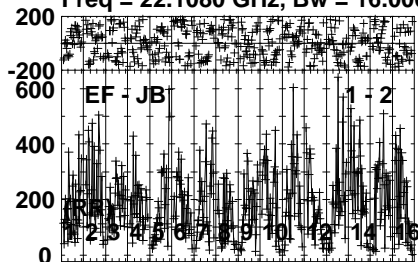
Lower frame: Micro Ampl Jy Top frame: Phas deg
Vector averaged cross-power spectrum Several baselines displayed
Timerange: 00/08:08:41 to 00/08:09:39

Plot file version 373 created 04-APR-2022 10:36:43

LSI61303 EM132A.UVDATA.1

Freq = 22.1080 GHz, Bw = 16.000 MH

No calibration applied and no bandpass applied



0 0 0 0 0 0 0 0 0 0 0 0 0 0 0 0
Channels

0 0 0 0 0 0 0 0 0 0 0 0 0 0 0 0
Channels

0 0 0 0 0 0 0 0 0 0 0 0 0 0 0 0
Channels

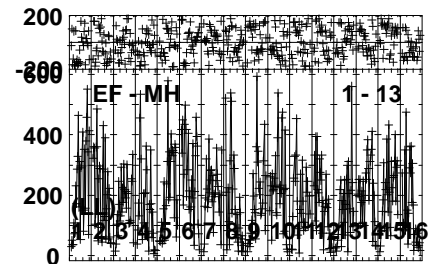
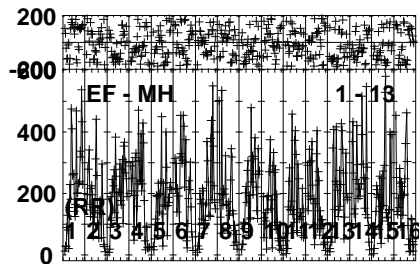
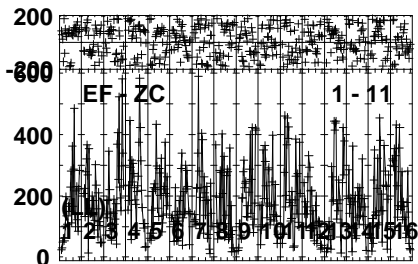
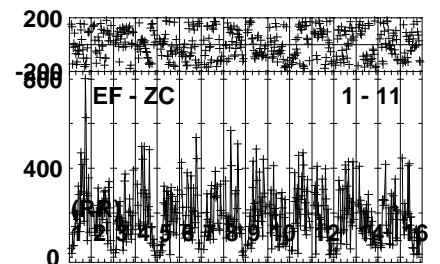
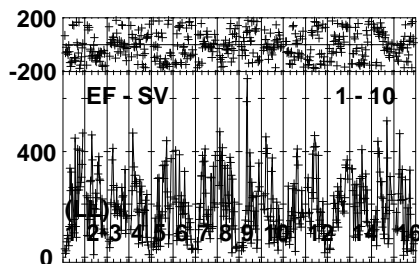
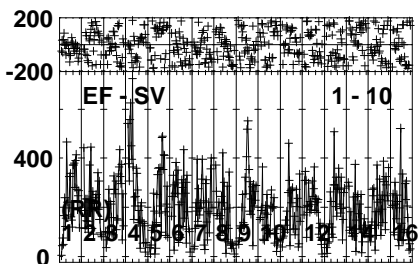
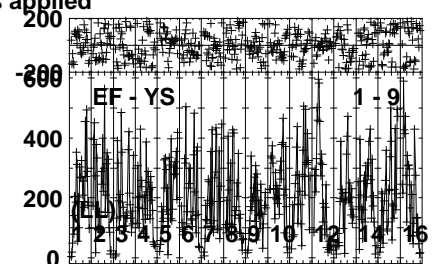
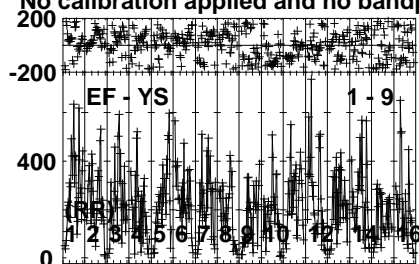
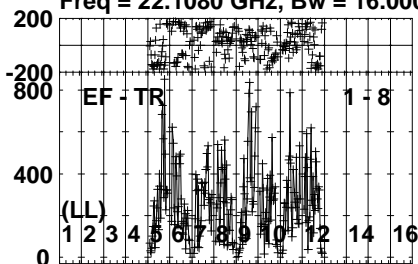
Lower frame: Micro Ampl Jy Top frame: Phas deg
Vector averaged cross-power spectrum Several baselines displayed
Timerange: 00/08:09:41 to 00/08:10:49

Plot file version 374 created 04-APR-2022 10:36:43

LSI61303 EM132A.UVDATA.1

Freq = 22.1080 GHz, Bw = 16.000 MH

No calibration applied and no bandpass applied



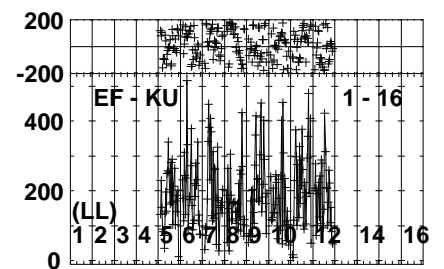
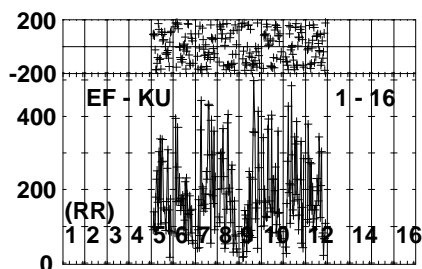
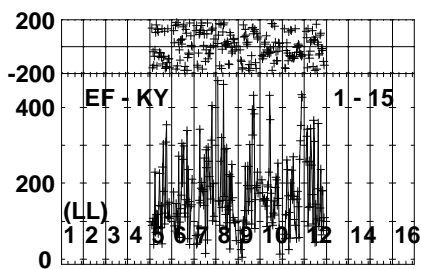
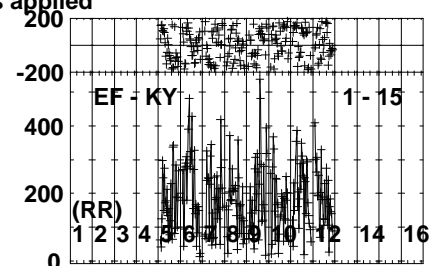
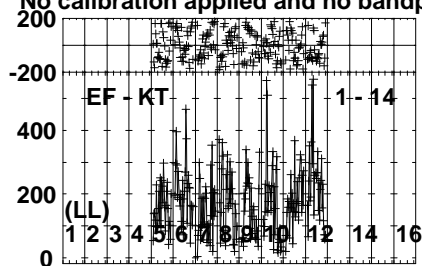
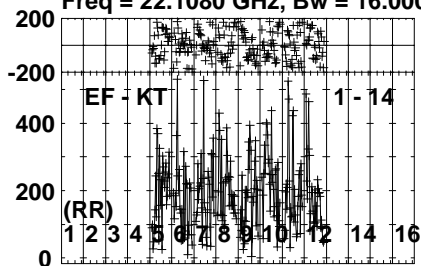
Lower frame: Micro Ampl Jy Top frame: Phas deg
Vector averaged cross-power spectrum Several baselines displayed
Timerange: 00/08:09:41 to 00/08:10:49

Plot file version 375 created 04-APR-2022 10:36:43

LSI61303 EM132A.UVDATA.1

Freq = 22.1080 GHz, Bw = 16.000 MH

No calibration applied and no bandpass applied



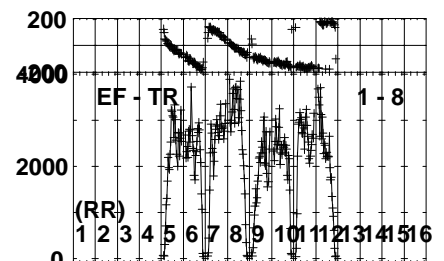
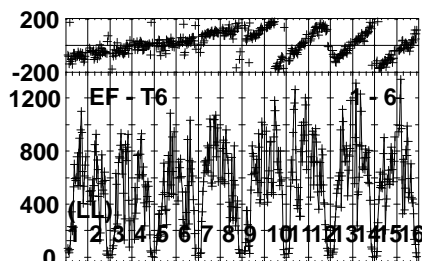
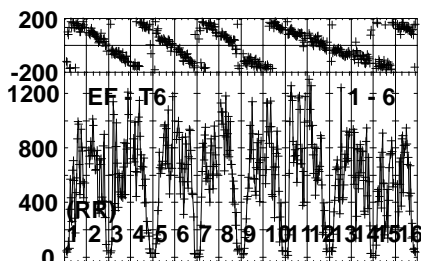
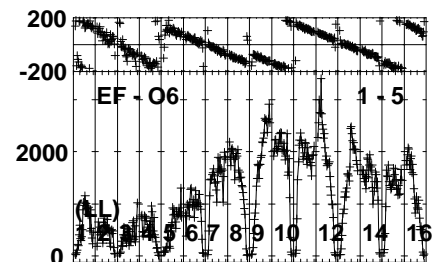
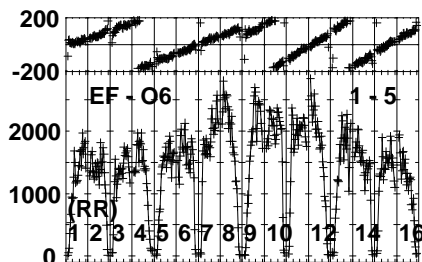
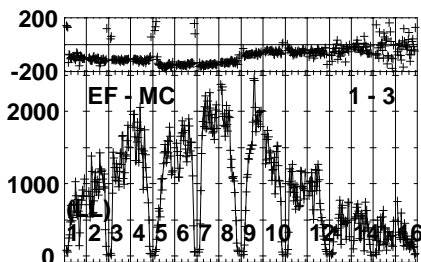
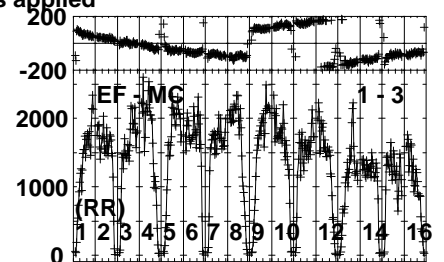
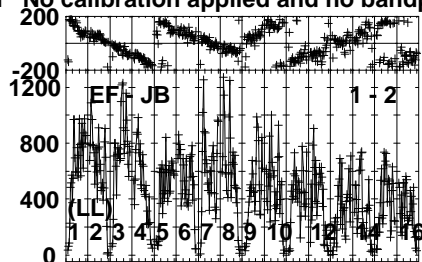
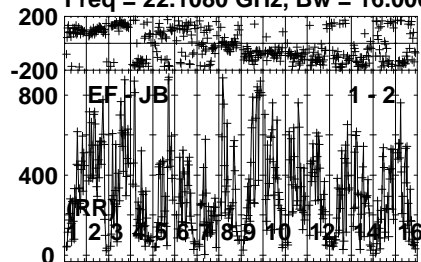
Lower frame: Micro Ampl Jy Top frame: Phas deg
Vector averaged cross-power spectrum Several baselines displayed
Timerange: 00/08:09:41 to 00/08:10:49

Plot file version 376 created 04-APR-2022 10:36:43

J0244+6228 EM132A.UVDATA.1

Freq = 22.1080 GHz, Bw = 16.000 MH

No calibration applied and no bandpass applied



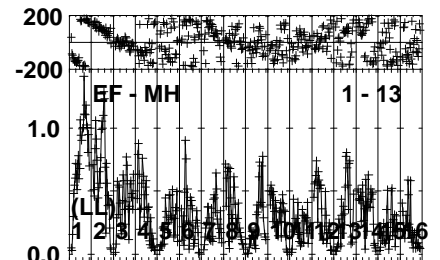
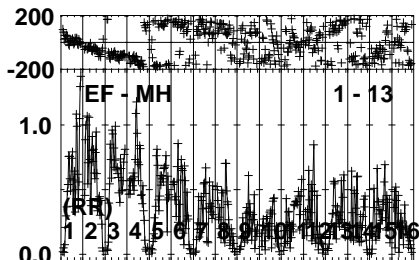
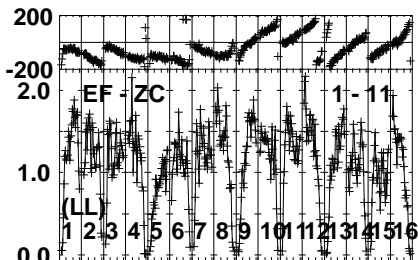
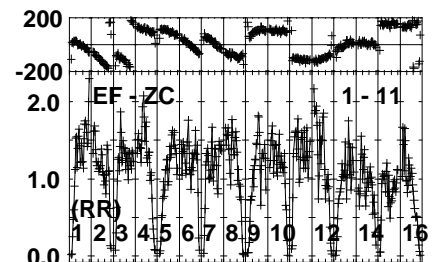
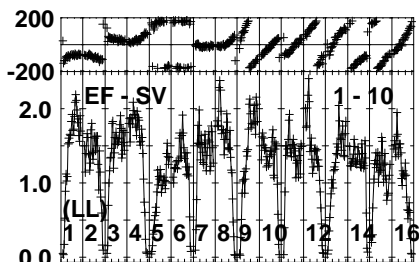
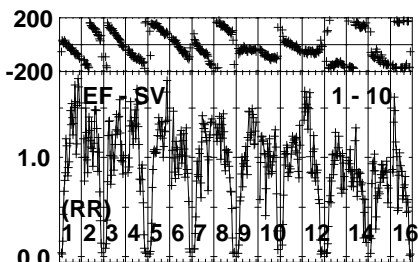
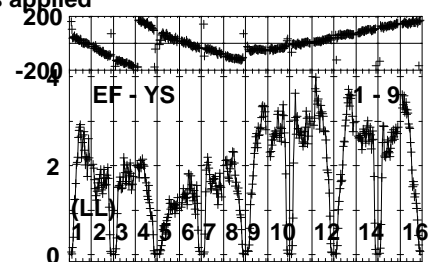
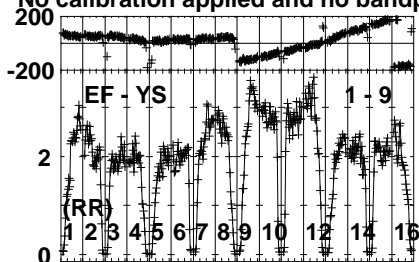
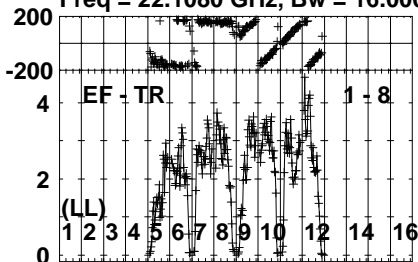
Lower frame: Micro Ampl Jy Top frame: Phas deg
Vector averaged cross-power spectrum Several baselines displayed
Timerange: 00/08:10:51 to 00/08:11:49

Plot file version 377 created 04-APR-2022 10:36:43

J0244+6228 EM132A.UVDATA.1

Freq = 22.1080 GHz, Bw = 16.000 MH

No calibration applied and no bandpass applied



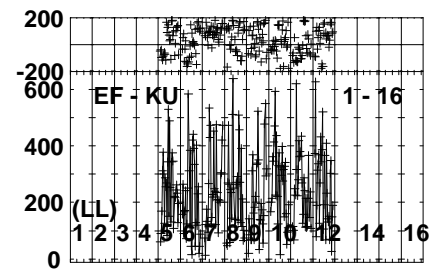
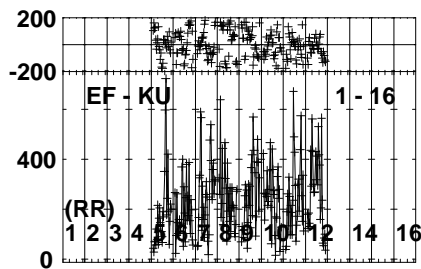
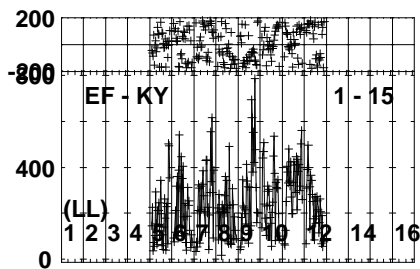
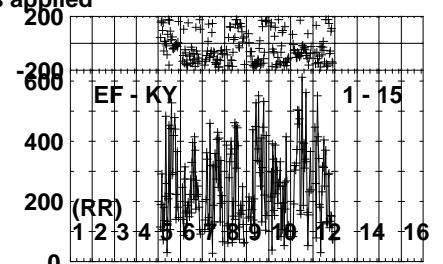
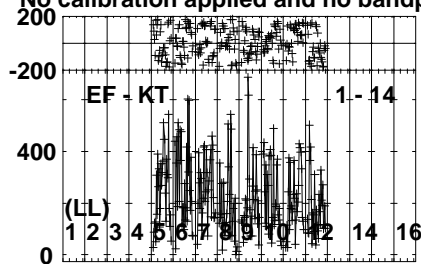
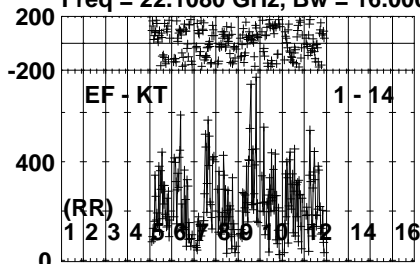
Lower frame: Milli Ampl Jy Top frame: Phas deg
Vector averaged cross-power spectrum Several baselines displayed
Timerange: 00/08:10:51 to 00/08:11:49

Plot file version 378 created 04-APR-2022 10:36:43

J0244+6228 EM132A.UVDATA.1

Freq = 22.1080 GHz, Bw = 16.000 MH

No calibration applied and no bandpass applied



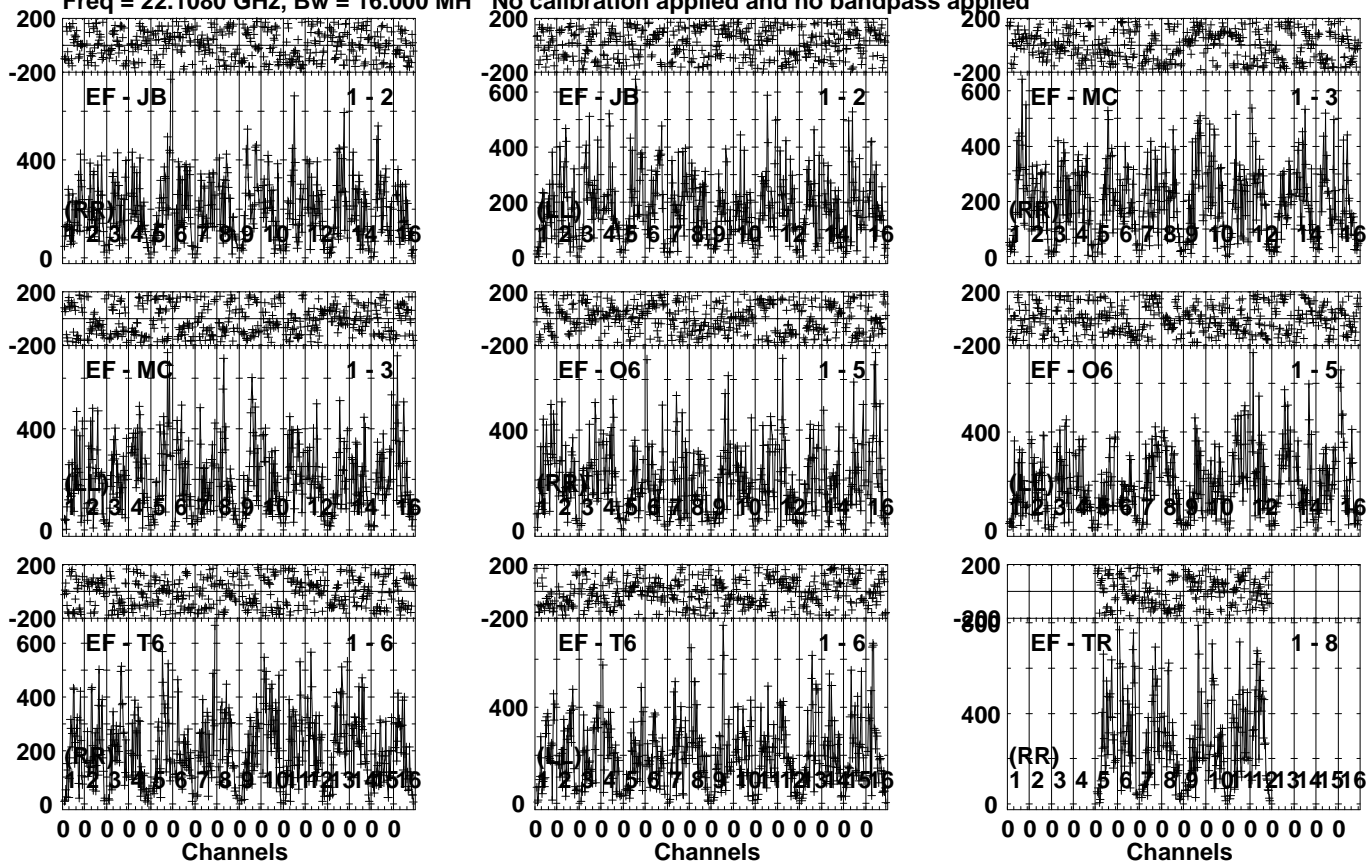
Lower frame: Micro Ampl Jy Top frame: Phas deg
Vector averaged cross-power spectrum Several baselines displayed
Timerange: 00/08:10:51 to 00/08:11:49

Plot file version 379 created 04-APR-2022 10:36:43

LSI61303 EM132A.UVDATA.1

Freq = 22.1080 GHz, Bw = 16.000 MH

No calibration applied and no bandpass applied



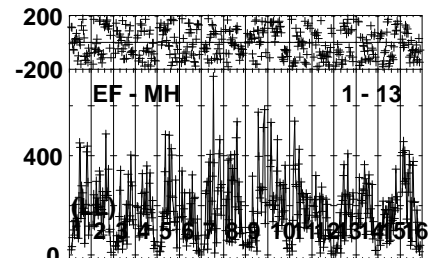
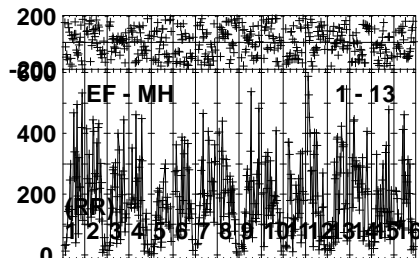
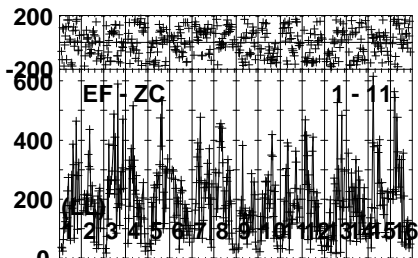
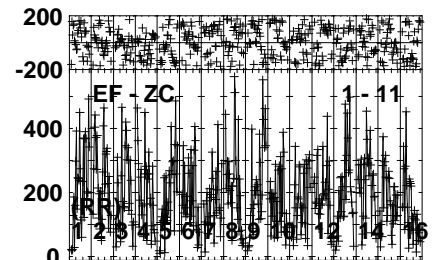
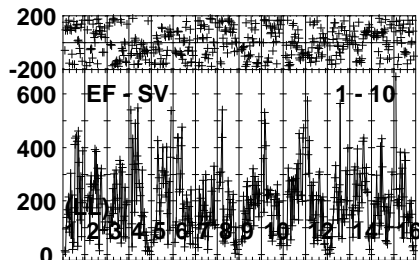
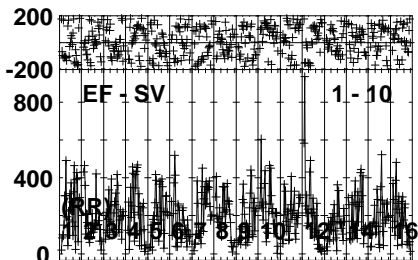
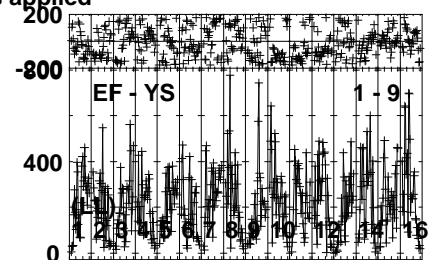
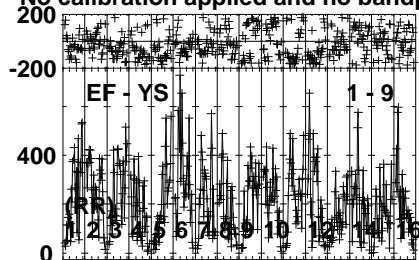
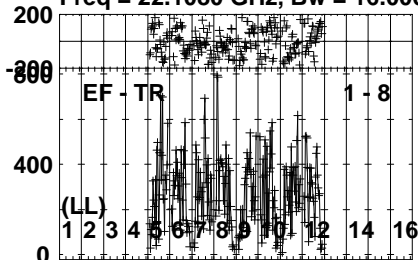
Lower frame: Micro Ampl Jy Top frame: Phas deg
Vector averaged cross-power spectrum Several baselines displayed
Timerange: 00/08:11:51 to 00/08:12:59

Plot file version 380 created 04-APR-2022 10:36:43

LSI61303 EM132A.UVDATA.1

Freq = 22.1080 GHz, Bw = 16.000 MH

No calibration applied and no bandpass applied



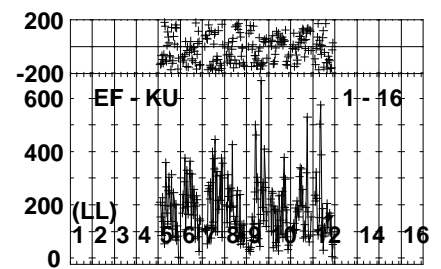
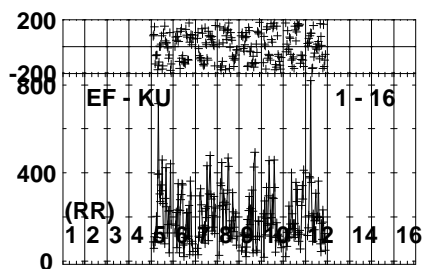
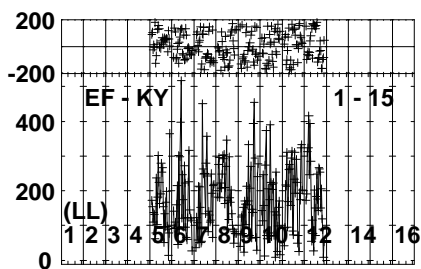
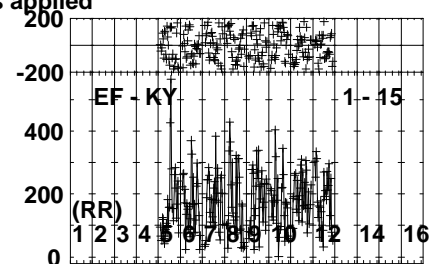
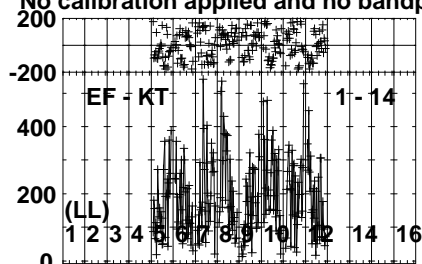
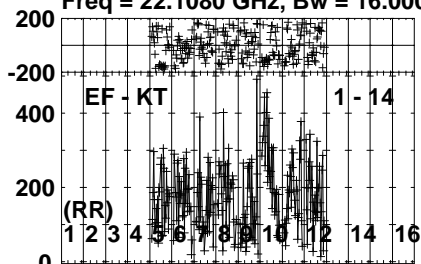
Lower frame: Micro Ampl Jy Top frame: Phas deg
Vector averaged cross-power spectrum Several baselines displayed
Timerange: 00/08:11:51 to 00/08:12:59

Plot file version 381 created 04-APR-2022 10:36:44

LSI61303 EM132A.UVDATA.1

Freq = 22.1080 GHz, Bw = 16.000 MH

No calibration applied and no bandpass applied



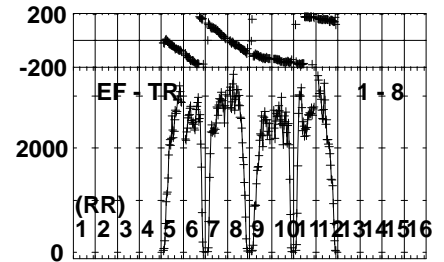
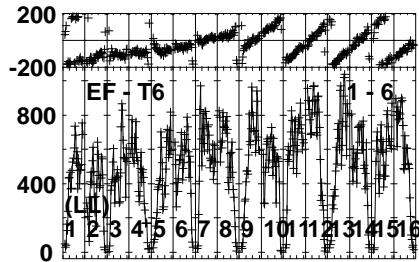
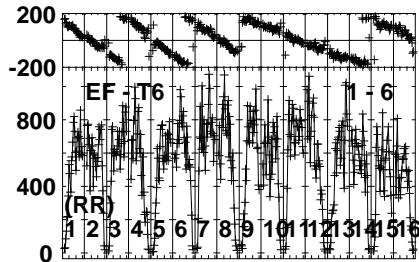
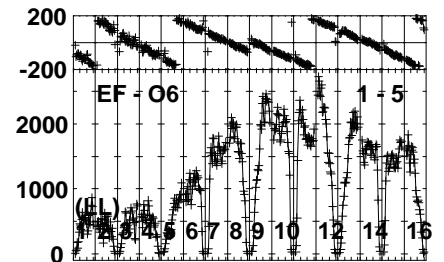
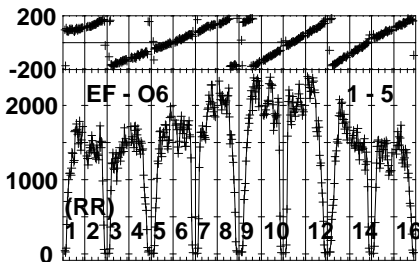
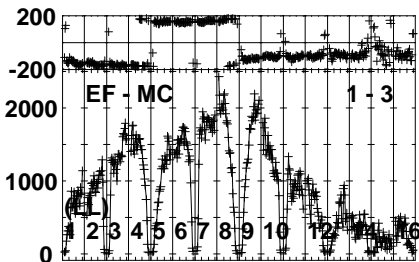
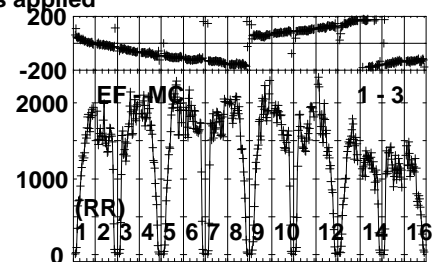
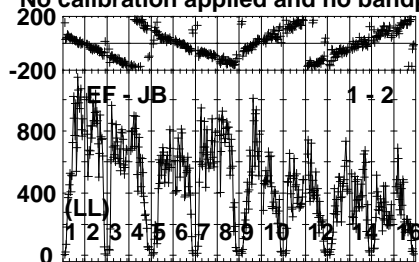
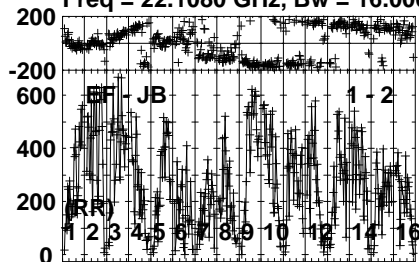
Lower frame: Micro Ampl Jy Top frame: Phas deg
Vector averaged cross-power spectrum Several baselines displayed
Timerange: 00/08:11:51 to 00/08:12:59

Plot file version 382 created 04-APR-2022 10:36:44

J0244+6228 EM132A.UVDATA.1

Freq = 22.1080 GHz, Bw = 16.000 MH

No calibration applied and no bandpass applied



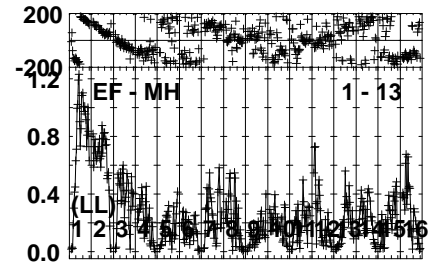
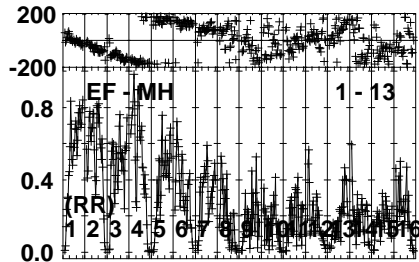
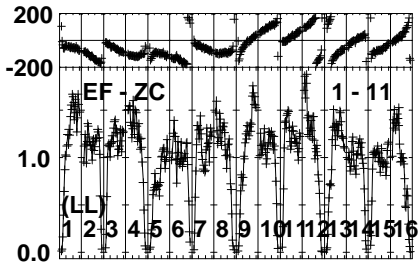
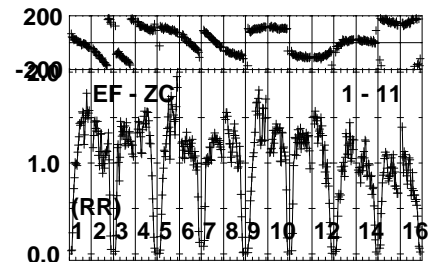
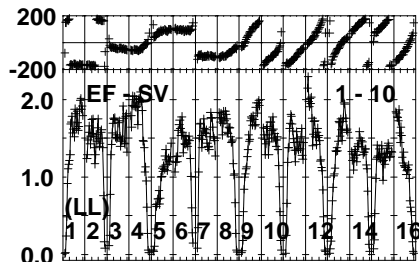
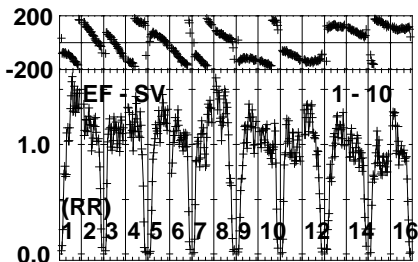
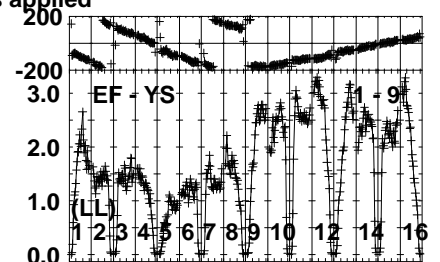
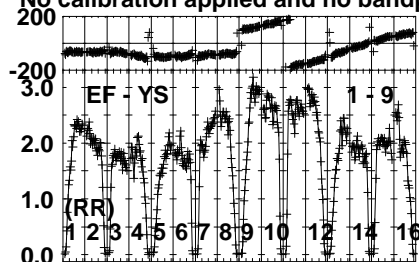
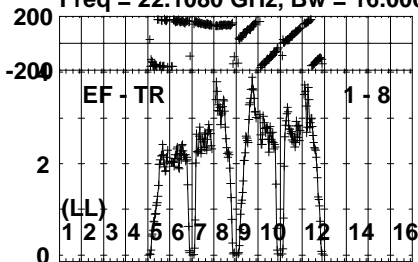
Lower frame: Micro Ampl Jy Top frame: Phas deg
Vector averaged cross-power spectrum Several baselines displayed
Timerange: 00/08:13:31 to 00/08:14:29

Plot file version 383 created 04-APR-2022 10:36:44

J0244+6228 EM132A.UVDATA.1

Freq = 22.1080 GHz, Bw = 16.000 MH

No calibration applied and no bandpass applied



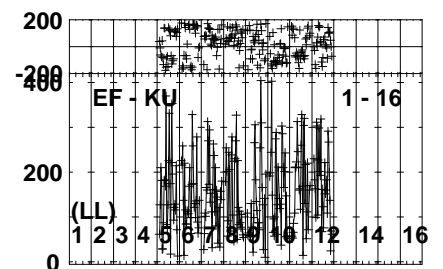
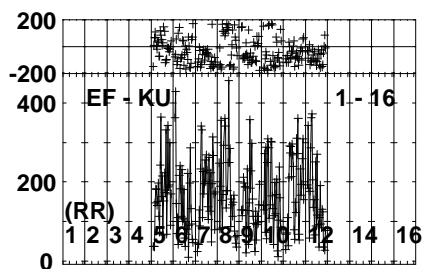
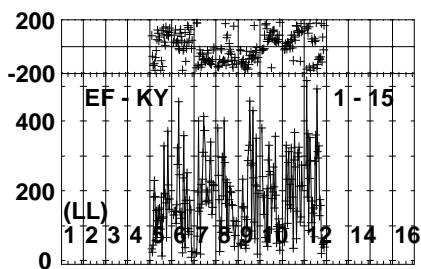
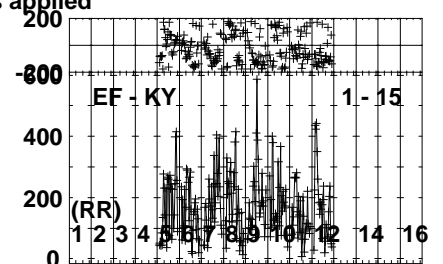
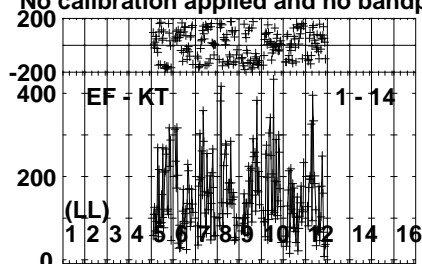
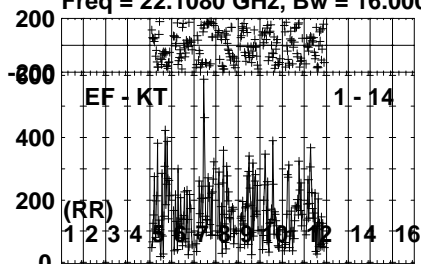
Lower frame: Milli Ampl Jy Top frame: Phas deg
Vector averaged cross-power spectrum Several baselines displayed
Timerange: 00/08:13:31 to 00/08:14:29

Plot file version 384 created 04-APR-2022 10:36:44

J0244+6228 EM132A.UVDATA.1

Freq = 22.1080 GHz, Bw = 16.000 MH

No calibration applied and no bandpass applied



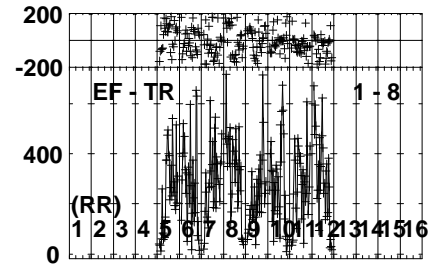
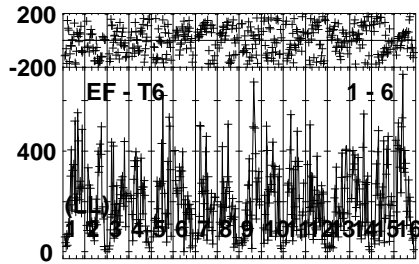
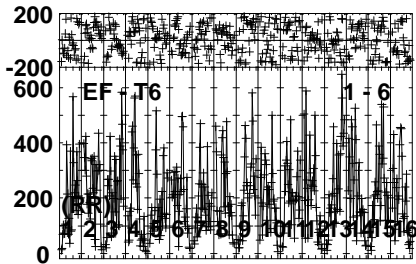
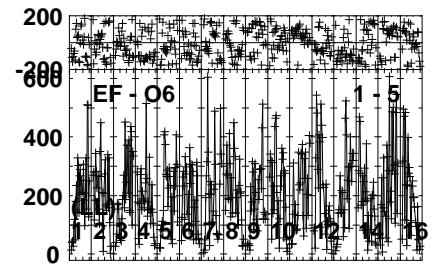
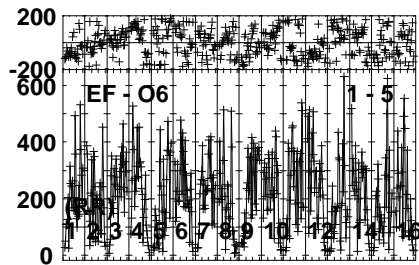
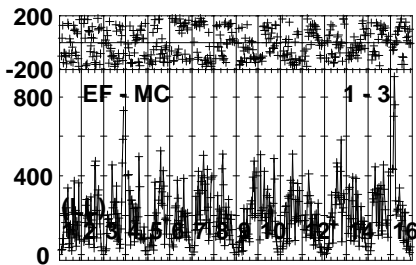
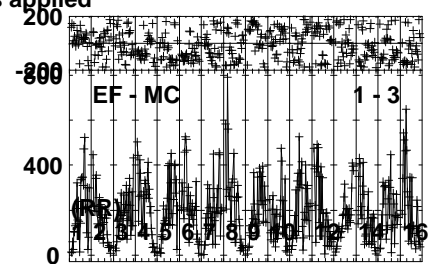
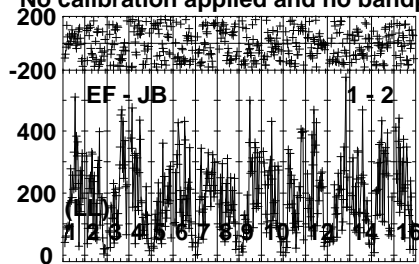
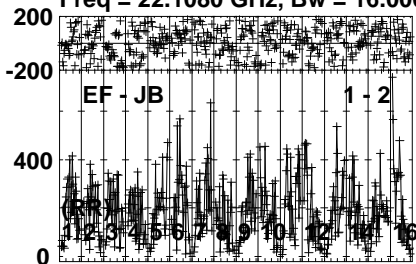
Lower frame: Micro Ampl Jy Top frame: Phas deg
Vector averaged cross-power spectrum Several baselines displayed
Timerange: 00/08:13:31 to 00/08:14:29

Plot file version 385 created 04-APR-2022 10:36:44

LSI61303 EM132A.UVDATA.1

Freq = 22.1080 GHz, Bw = 16.000 MH

No calibration applied and no bandpass applied



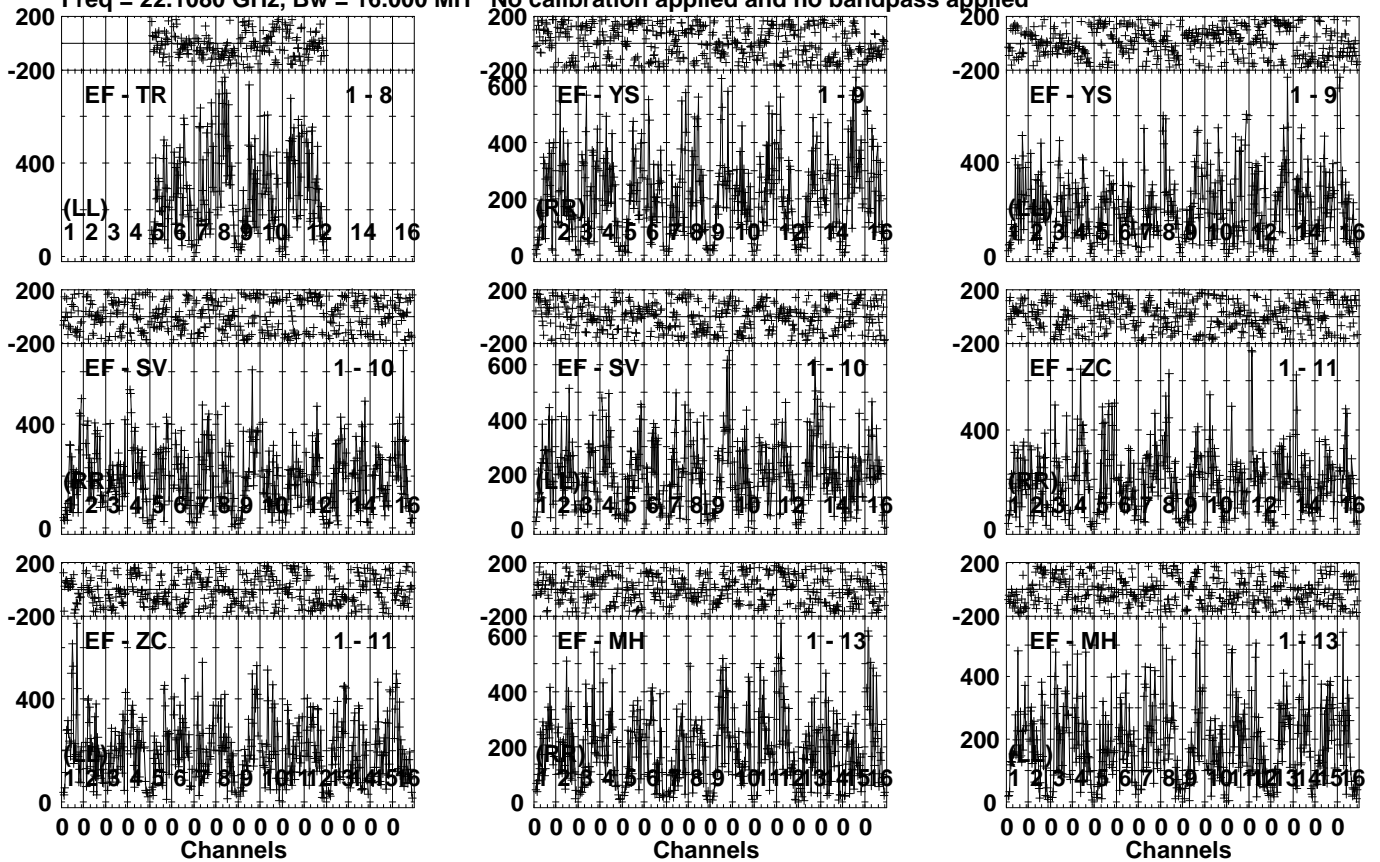
Lower frame: Micro Ampl Jy Top frame: Phas deg
Vector averaged cross-power spectrum Several baselines displayed
Timerange: 00/08:14:31 to 00/08:15:39

Plot file version 386 created 04-APR-2022 10:36:44

LSI61303 EM132A.UVDATA.1

Freq = 22.1080 GHz, Bw = 16.000 MH

No calibration applied and no bandpass applied



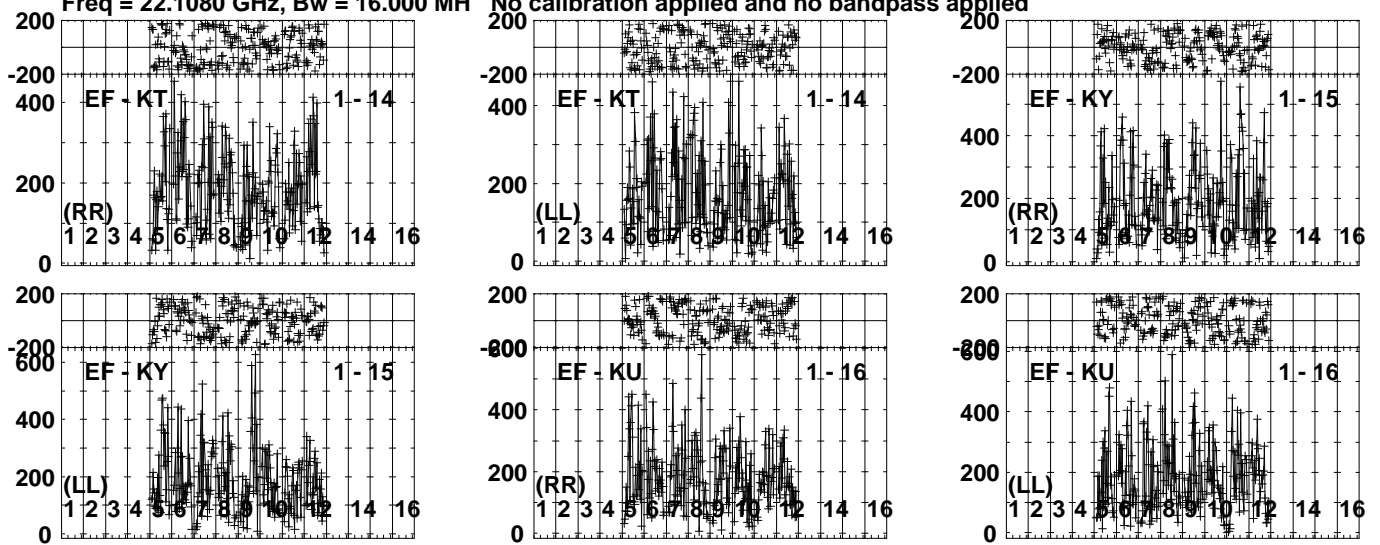
Lower frame: Micro Ampl Jy Top frame: Phas deg
Vector averaged cross-power spectrum Several baselines displayed
Timerange: 00/08:14:31 to 00/08:15:39

Plot file version 387 created 04-APR-2022 10:36:44

LSI61303 EM132A.UVDATA.1

Freq = 22.1080 GHz, Bw = 16.000 MH

No calibration applied and no bandpass applied



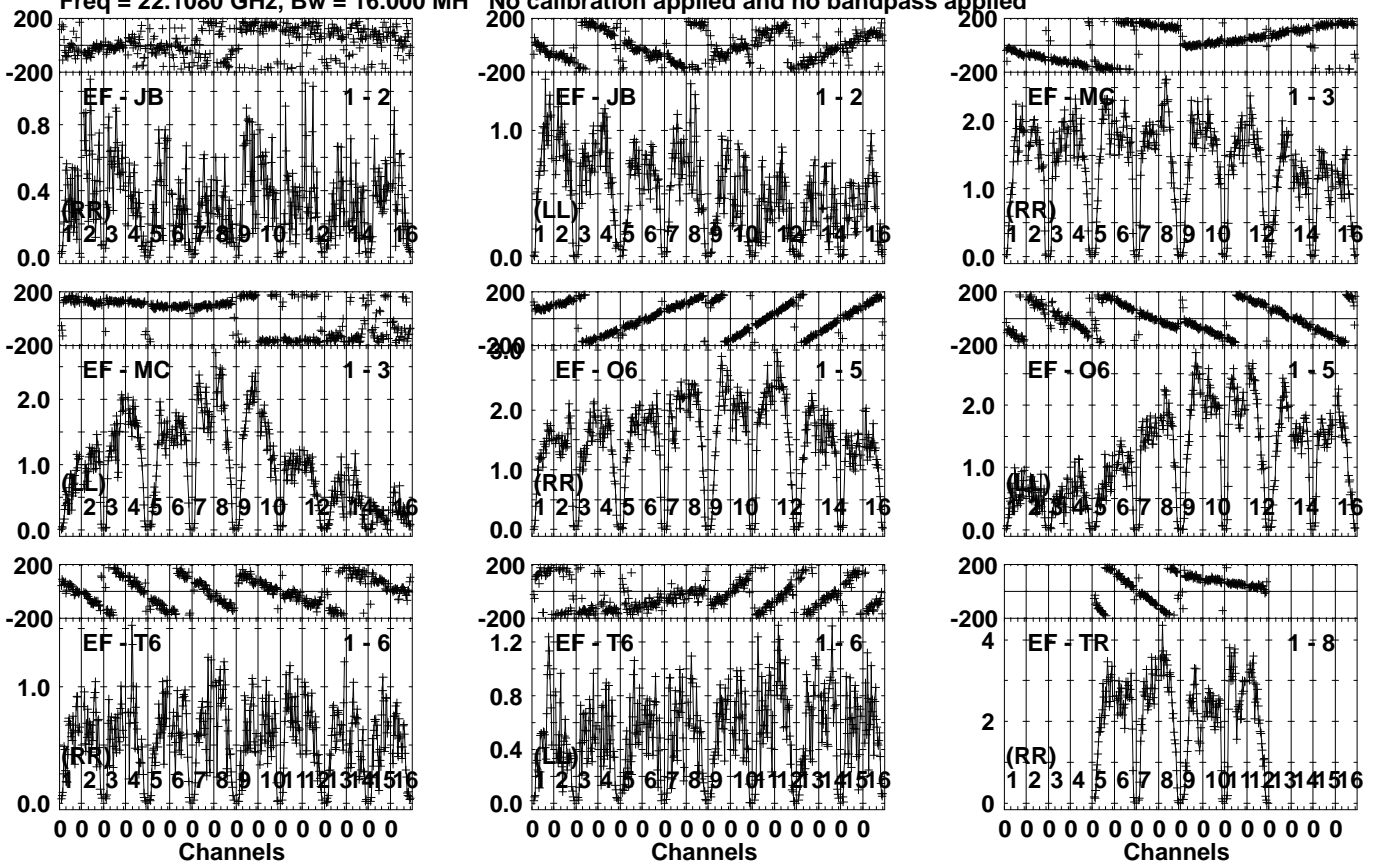
Lower frame: Micro Ampl Jy Top frame: Phas deg
Vector averaged cross-power spectrum Several baselines displayed
Timerange: 00/08:14:31 to 00/08:15:39

Plot file version 388 created 04-APR-2022 10:36:44

J0244+6228 EM132A.UVDATA.1

Freq = 22.1080 GHz, Bw = 16.000 MH

No calibration applied and no bandpass applied



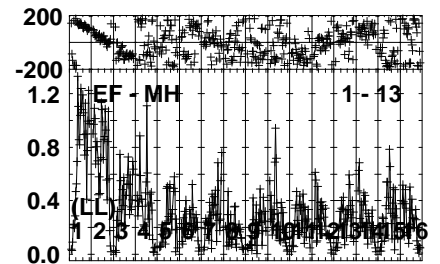
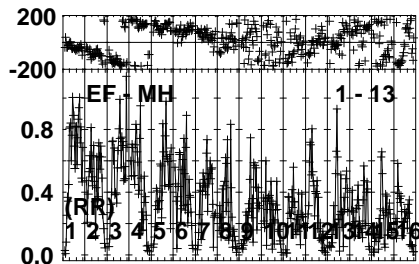
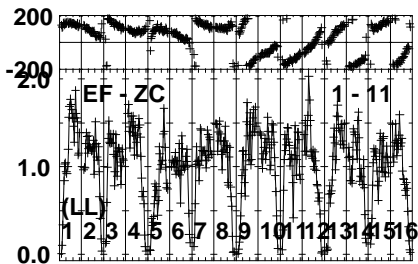
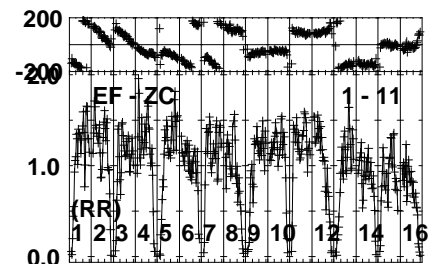
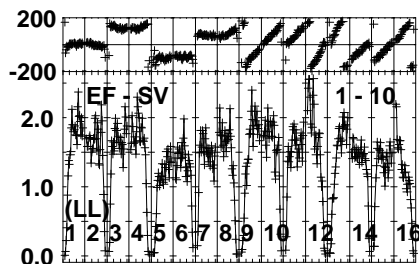
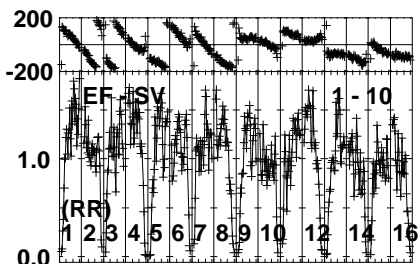
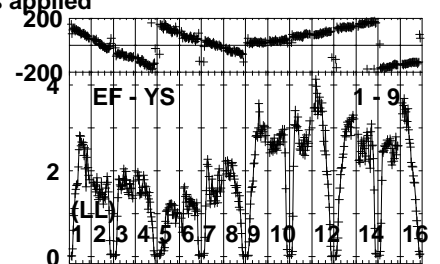
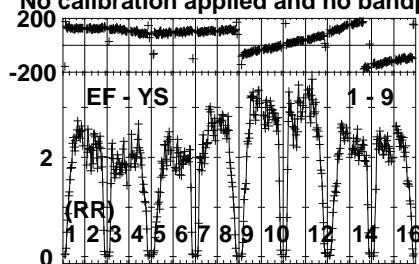
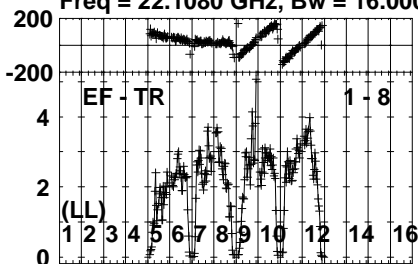
Lower frame: Milli Ampl Jy Top frame: Phas deg
Vector averaged cross-power spectrum Several baselines displayed
Timerange: 00/08:15:41 to 00/08:16:39

Plot file version 389 created 04-APR-2022 10:36:44

J0244+6228 EM132A.UVDATA.1

Freq = 22.1080 GHz, Bw = 16.000 MH

No calibration applied and no bandpass applied



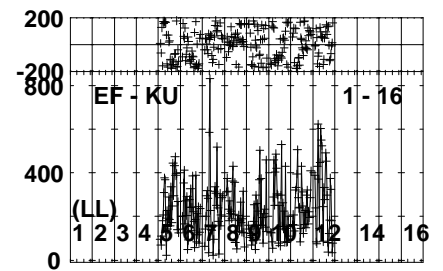
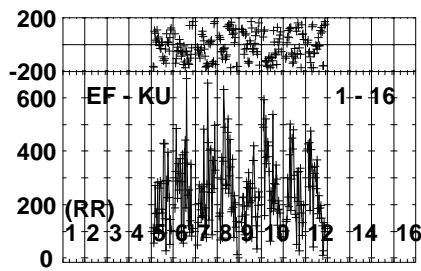
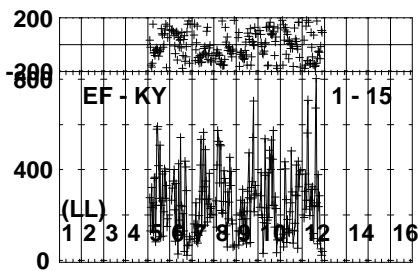
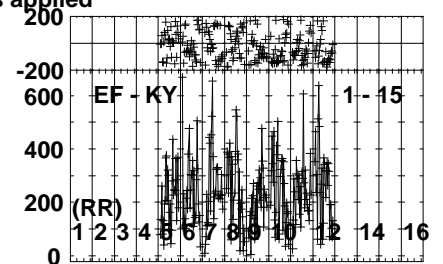
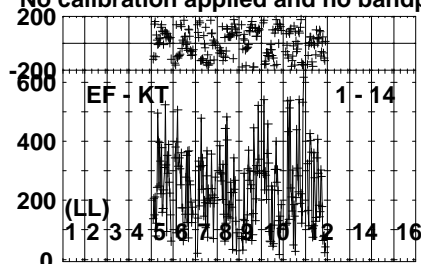
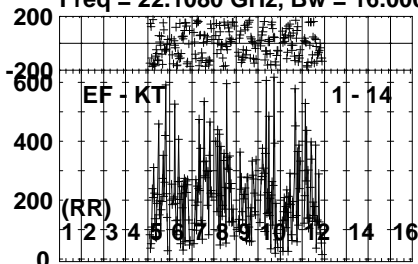
Lower frame: Milli Ampl Jy Top frame: Phas deg
Vector averaged cross-power spectrum Several baselines displayed
Timerange: 00/08:15:41 to 00/08:16:39

Plot file version 390 created 04-APR-2022 10:36:44

J0244+6228 EM132A.UVDATA.1

Freq = 22.1080 GHz, Bw = 16.000 MH

No calibration applied and no bandpass applied



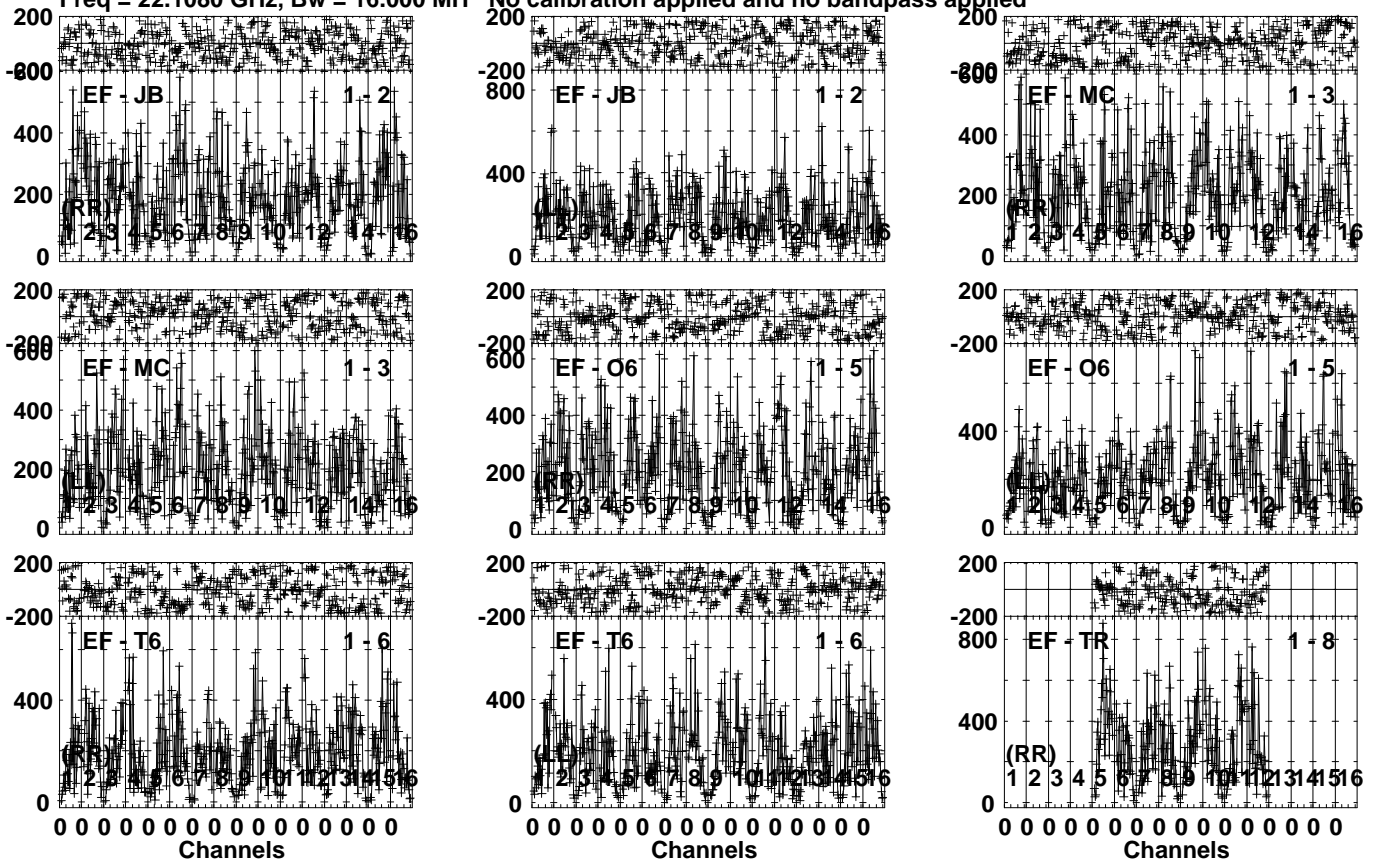
Lower frame: Micro Ampl Jy Top frame: Phas deg
Vector averaged cross-power spectrum Several baselines displayed
Timerange: 00/08:15:41 to 00/08:16:39

Plot file version 391 created 04-APR-2022 10:36:44

LSI61303 EM132A.UVDATA.1

Freq = 22.1080 GHz, Bw = 16.000 MH

No calibration applied and no bandpass applied



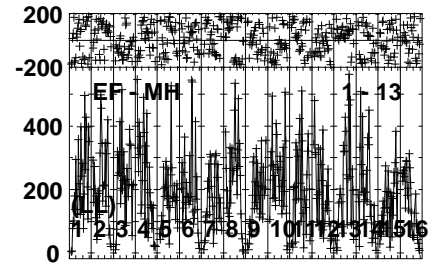
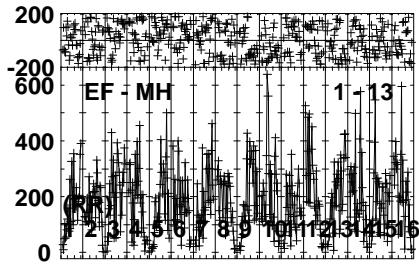
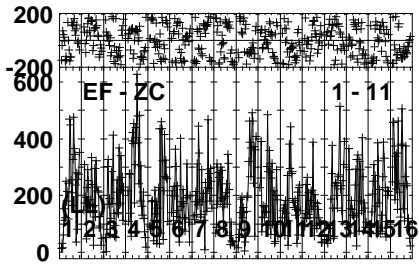
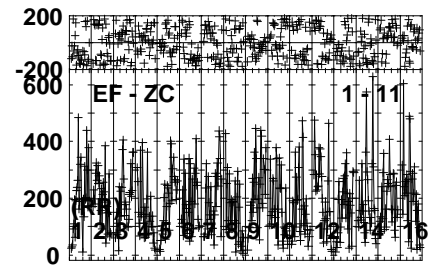
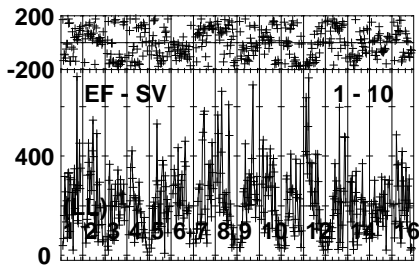
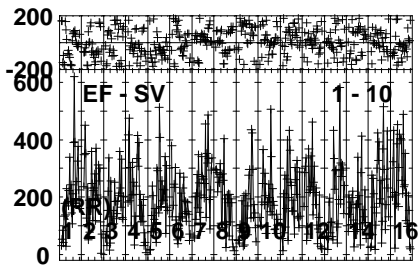
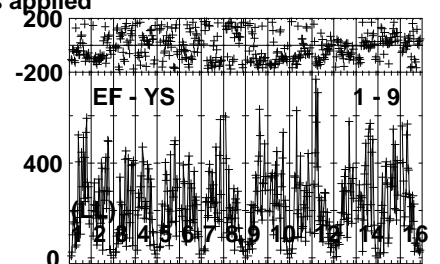
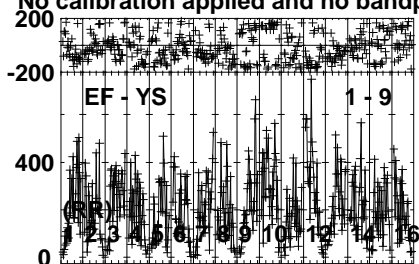
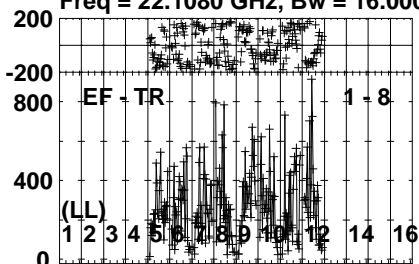
Lower frame: Micro Ampl Jy Top frame: Phas deg
Vector averaged cross-power spectrum Several baselines displayed
Timerange: 00/08:16:41 to 00/08:17:49

Plot file version 392 created 04-APR-2022 10:36:44

LSI61303 EM132A.UVDATA.1

Freq = 22.1080 GHz, Bw = 16.000 MH

No calibration applied and no bandpass applied



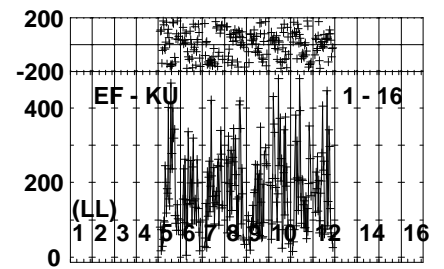
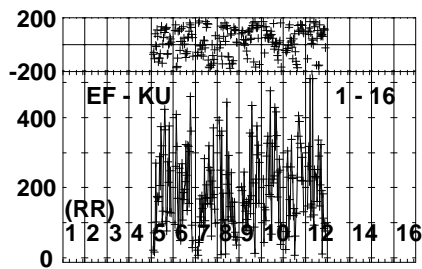
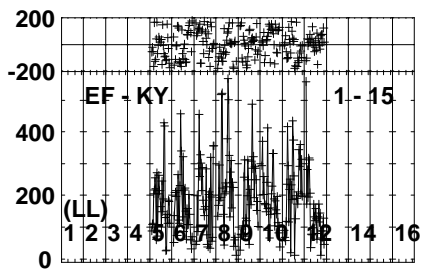
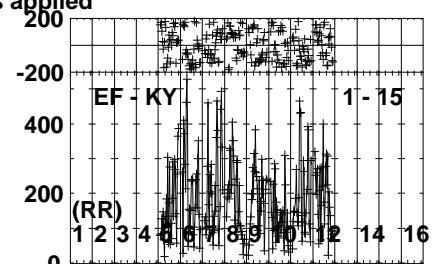
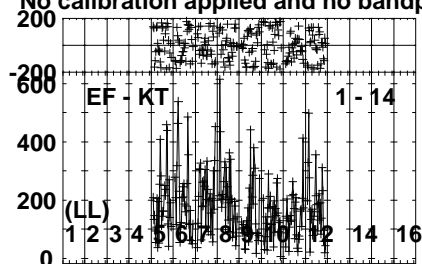
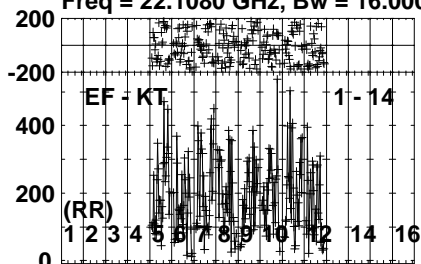
Lower frame: Micro Ampl Jy Top frame: Phas deg
Vector averaged cross-power spectrum Several baselines displayed
Timerange: 00/08:16:41 to 00/08:17:49

Plot file version 393 created 04-APR-2022 10:36:44

LSI61303 EM132A.UVDATA.1

Freq = 22.1080 GHz, Bw = 16.000 MH

No calibration applied and no bandpass applied



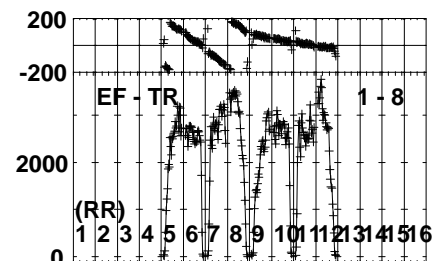
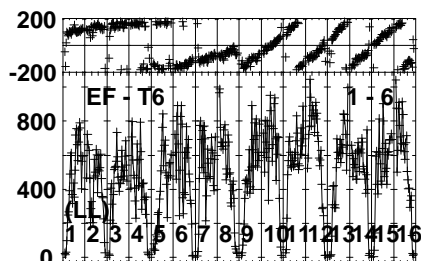
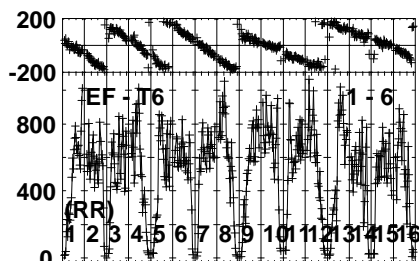
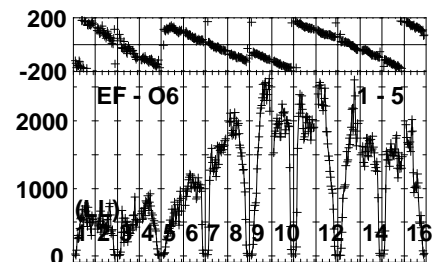
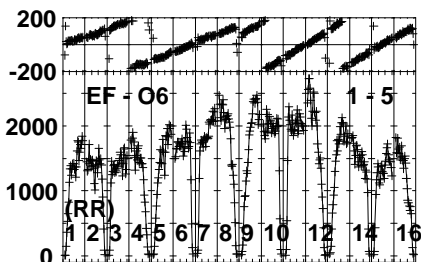
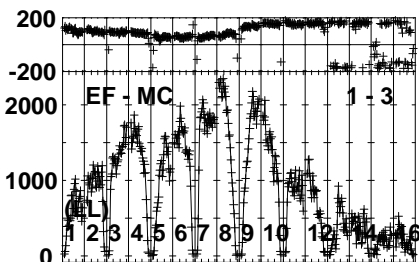
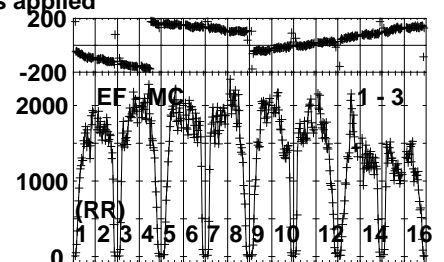
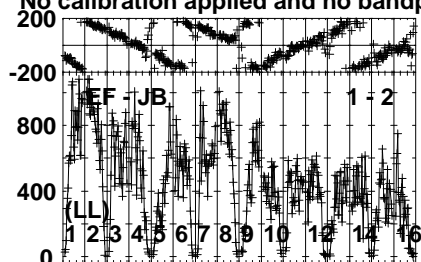
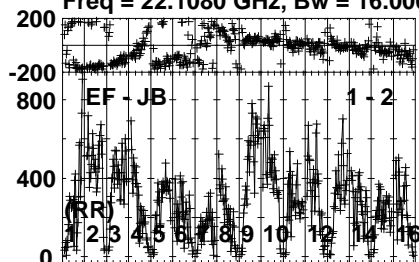
Lower frame: Micro Ampl Jy Top frame: Phas deg
Vector averaged cross-power spectrum Several baselines displayed
Timerange: 00/08:16:41 to 00/08:17:49

Plot file version 394 created 04-APR-2022 10:36:45

J0244+6228 EM132A.UVDATA.1

Freq = 22.1080 GHz, Bw = 16.000 MH

No calibration applied and no bandpass applied



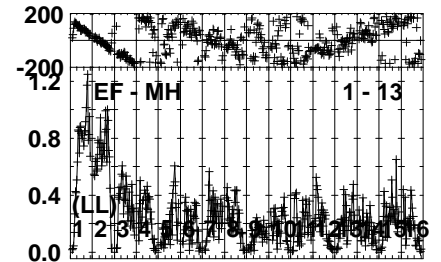
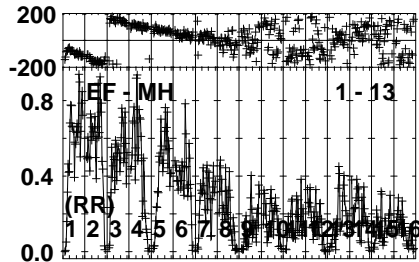
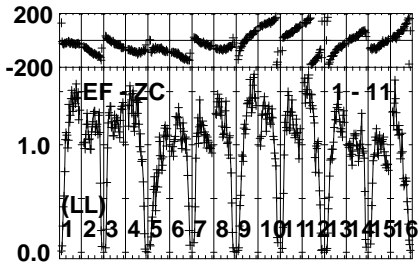
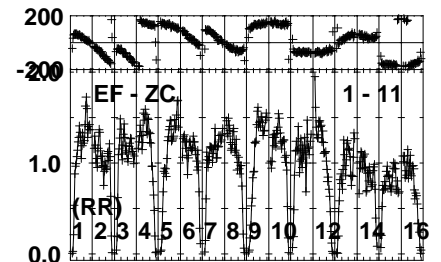
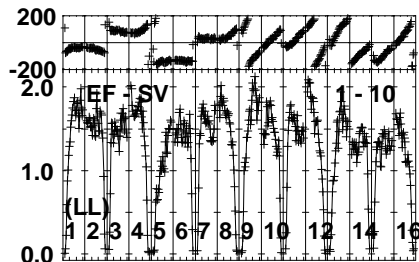
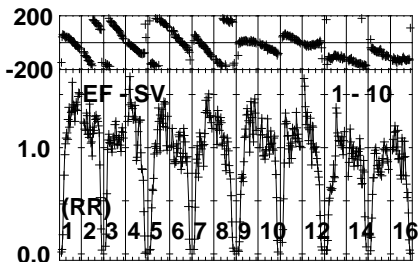
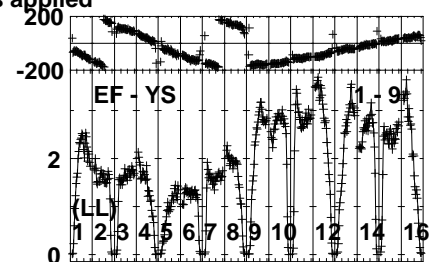
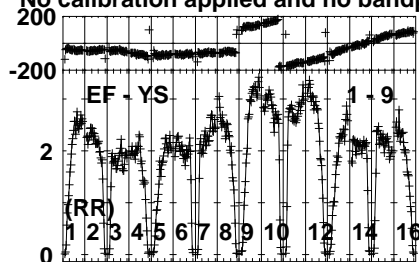
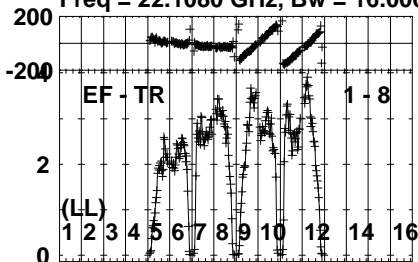
Lower frame: Micro Ampl Jy Top frame: Phas deg
Vector averaged cross-power spectrum Several baselines displayed
Timerange: 00/08:18:21 to 00/08:19:19

Plot file version 395 created 04-APR-2022 10:36:45

J0244+6228 EM132A.UVDATA.1

Freq = 22.1080 GHz, Bw = 16.000 MH

No calibration applied and no bandpass applied



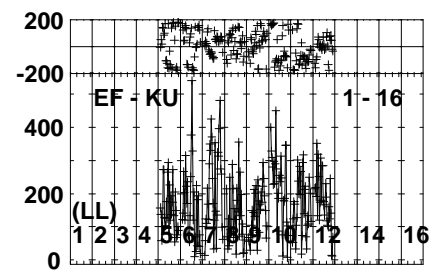
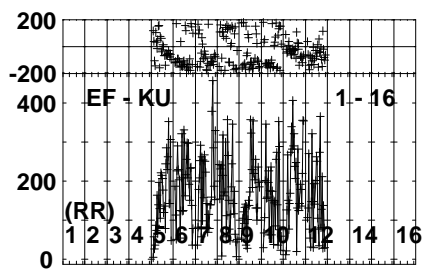
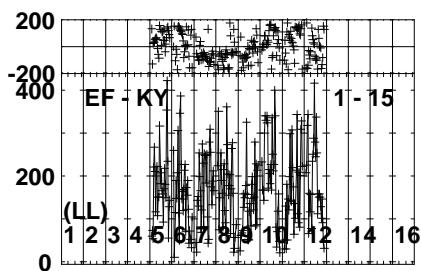
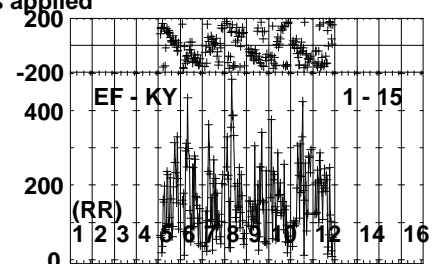
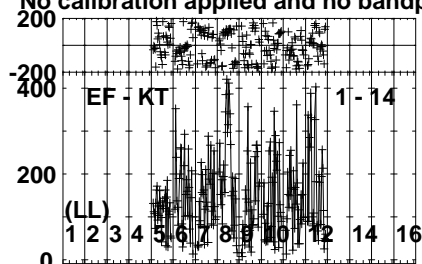
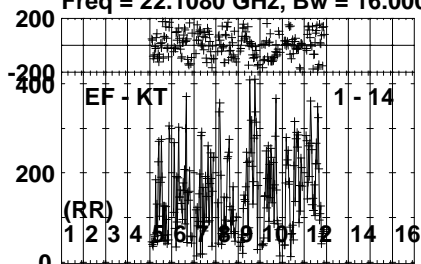
Lower frame: Milli Ampl Jy Top frame: Phas deg
Vector averaged cross-power spectrum Several baselines displayed
Timerange: 00/08:18:21 to 00/08:19:19

Plot file version 396 created 04-APR-2022 10:36:45

J0244+6228 EM132A.UVDATA.1

Freq = 22.1080 GHz, Bw = 16.000 MH

No calibration applied and no bandpass applied



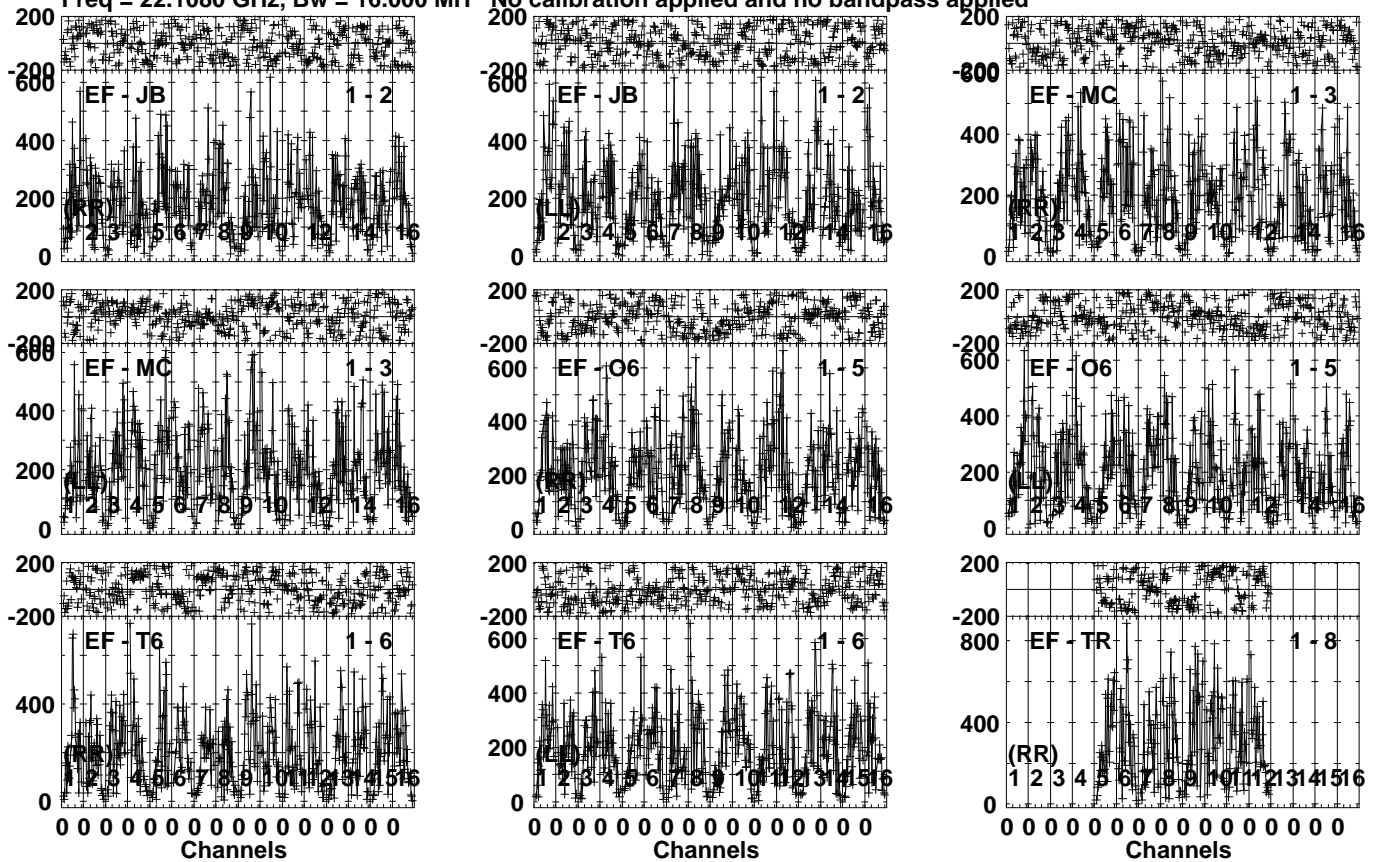
Lower frame: Micro Ampl Jy Top frame: Phas deg
Vector averaged cross-power spectrum Several baselines displayed
Timerange: 00/08:18:21 to 00/08:19:19

Plot file version 397 created 04-APR-2022 10:36:45

LSI61303 EM132A.UVDATA.1

Freq = 22.1080 GHz, Bw = 16.000 MH

No calibration applied and no bandpass applied



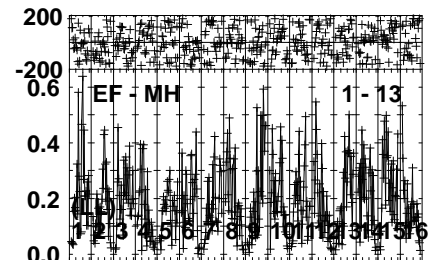
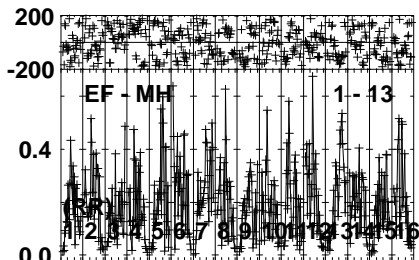
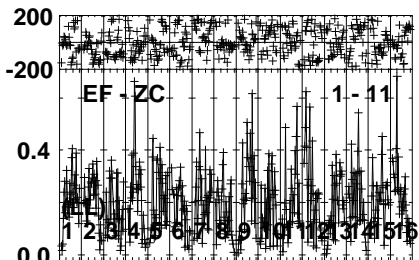
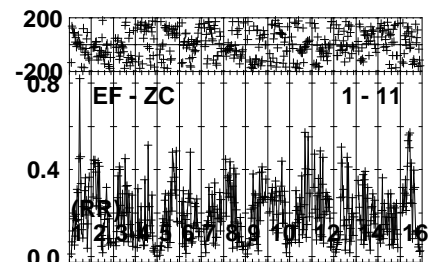
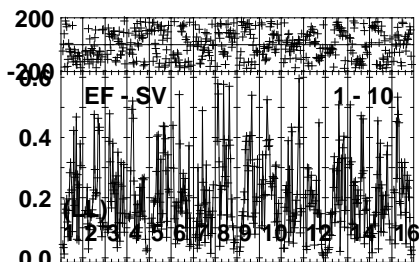
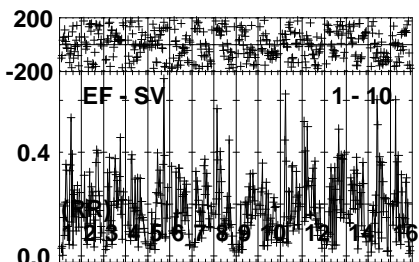
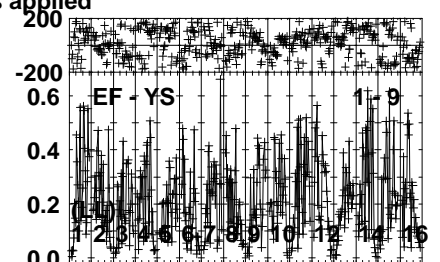
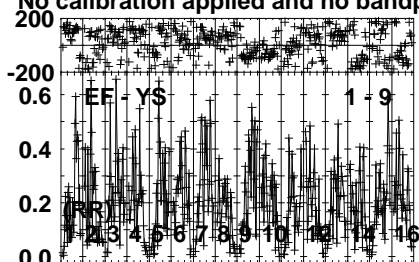
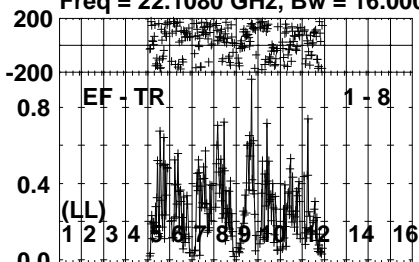
Lower frame: Micro Ampl Jy Top frame: Phas deg
Vector averaged cross-power spectrum Several baselines displayed
Timerange: 00/08:19:21 to 00/08:20:29

Plot file version 398 created 04-APR-2022 10:36:45

LSI61303 EM132A.UVDATA.1

Freq = 22.1080 GHz, Bw = 16.000 MH

No calibration applied and no bandpass applied



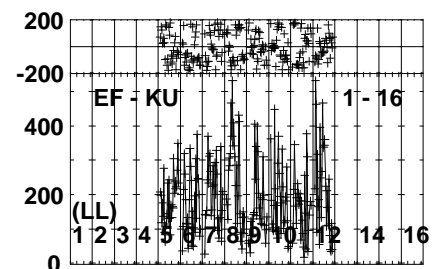
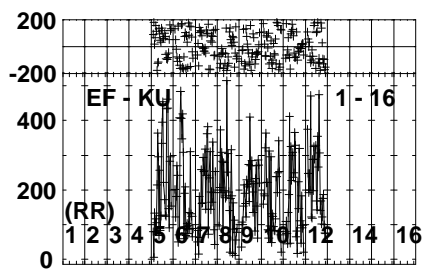
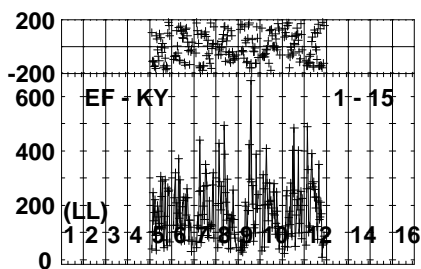
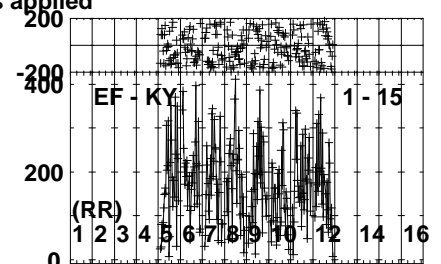
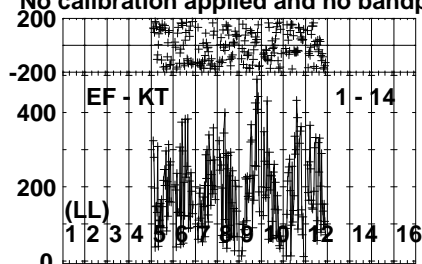
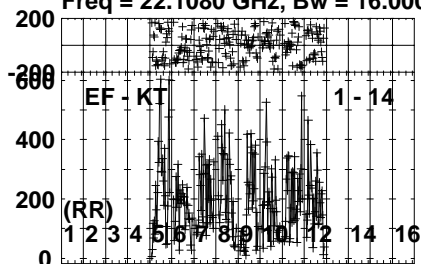
Lower frame: Milli Ampl Jy Top frame: Phas deg
Vector averaged cross-power spectrum Several baselines displayed
Timerange: 00/08:19:21 to 00/08:20:29

Plot file version 399 created 04-APR-2022 10:36:45

LSI61303 EM132A.UVDATA.1

Freq = 22.1080 GHz, Bw = 16.000 MH

No calibration applied and no bandpass applied



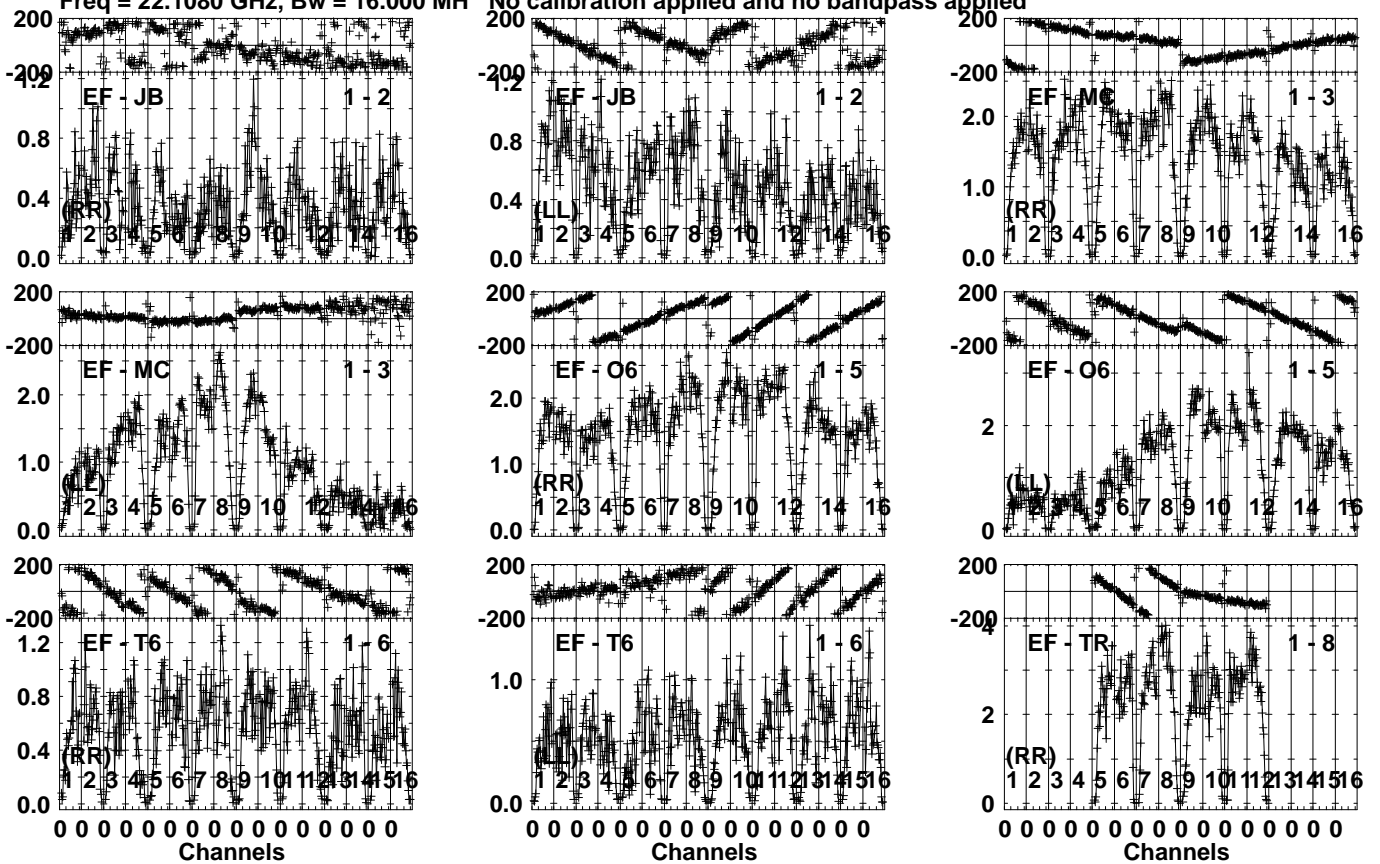
Lower frame: Micro Ampl Jy Top frame: Phas deg
Vector averaged cross-power spectrum Several baselines displayed
Timerange: 00/08:19:21 to 00/08:20:29

Plot file version 400 created 04-APR-2022 10:36:45

J0244+6228 EM132A.UVDATA.1

Freq = 22.1080 GHz, Bw = 16.000 MH

No calibration applied and no bandpass applied



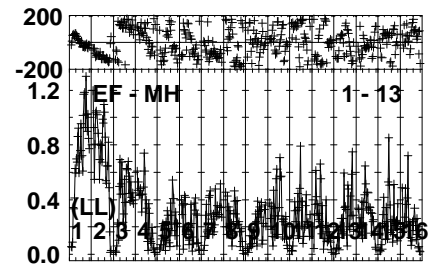
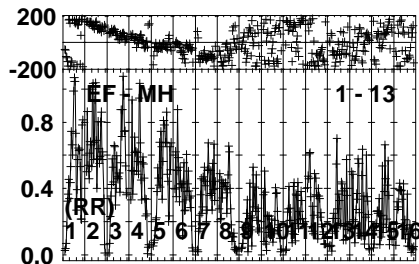
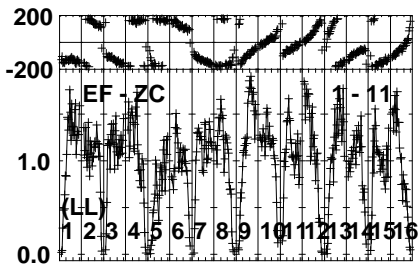
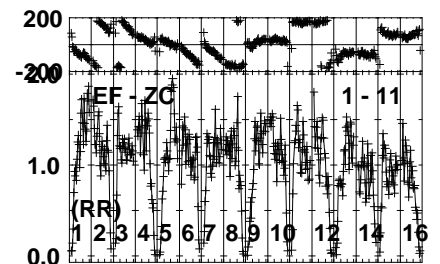
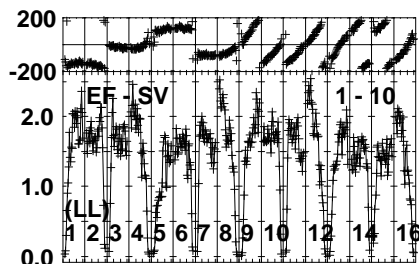
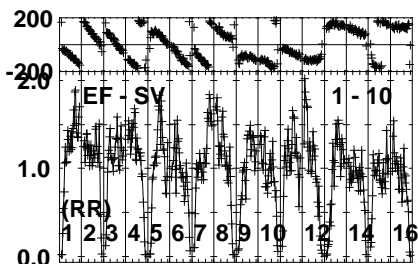
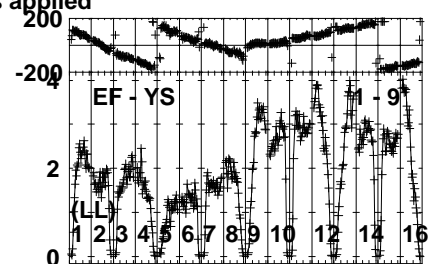
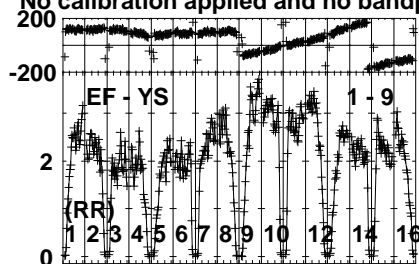
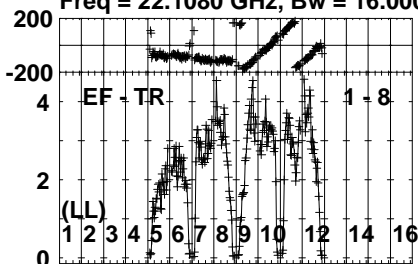
Lower frame: Milli Ampl Jy Top frame: Phas deg
Vector averaged cross-power spectrum Several baselines displayed
Timerange: 00/08:20:31 to 00/08:21:29

Plot file version 401 created 04-APR-2022 10:36:45

J0244+6228 EM132A.UVDATA.1

Freq = 22.1080 GHz, Bw = 16.000 MH

No calibration applied and no bandpass applied



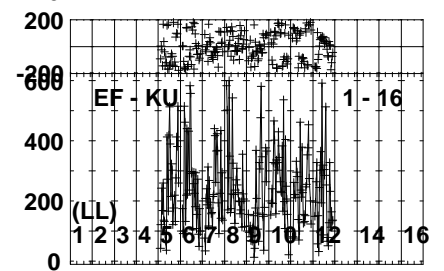
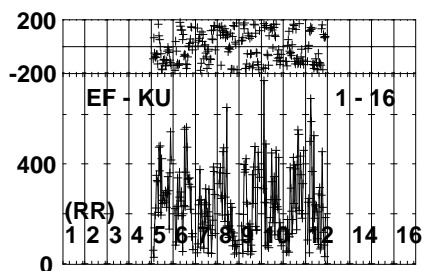
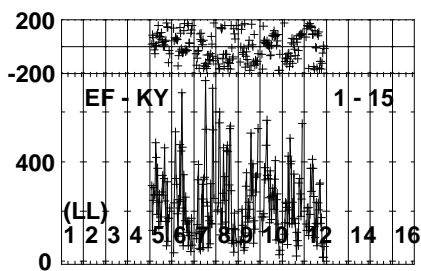
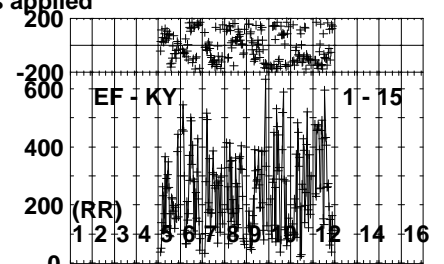
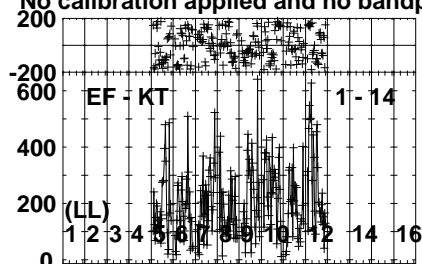
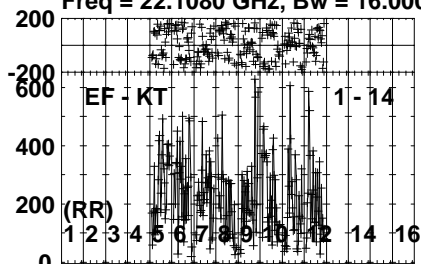
Lower frame: Milli Ampl Jy Top frame: Phas deg
Vector averaged cross-power spectrum Several baselines displayed
Timerange: 00/08:20:31 to 00/08:21:29

Plot file version 402 created 04-APR-2022 10:36:45

J0244+6228 EM132A.UVDATA.1

Freq = 22.1080 GHz, Bw = 16.000 MH

No calibration applied and no bandpass applied



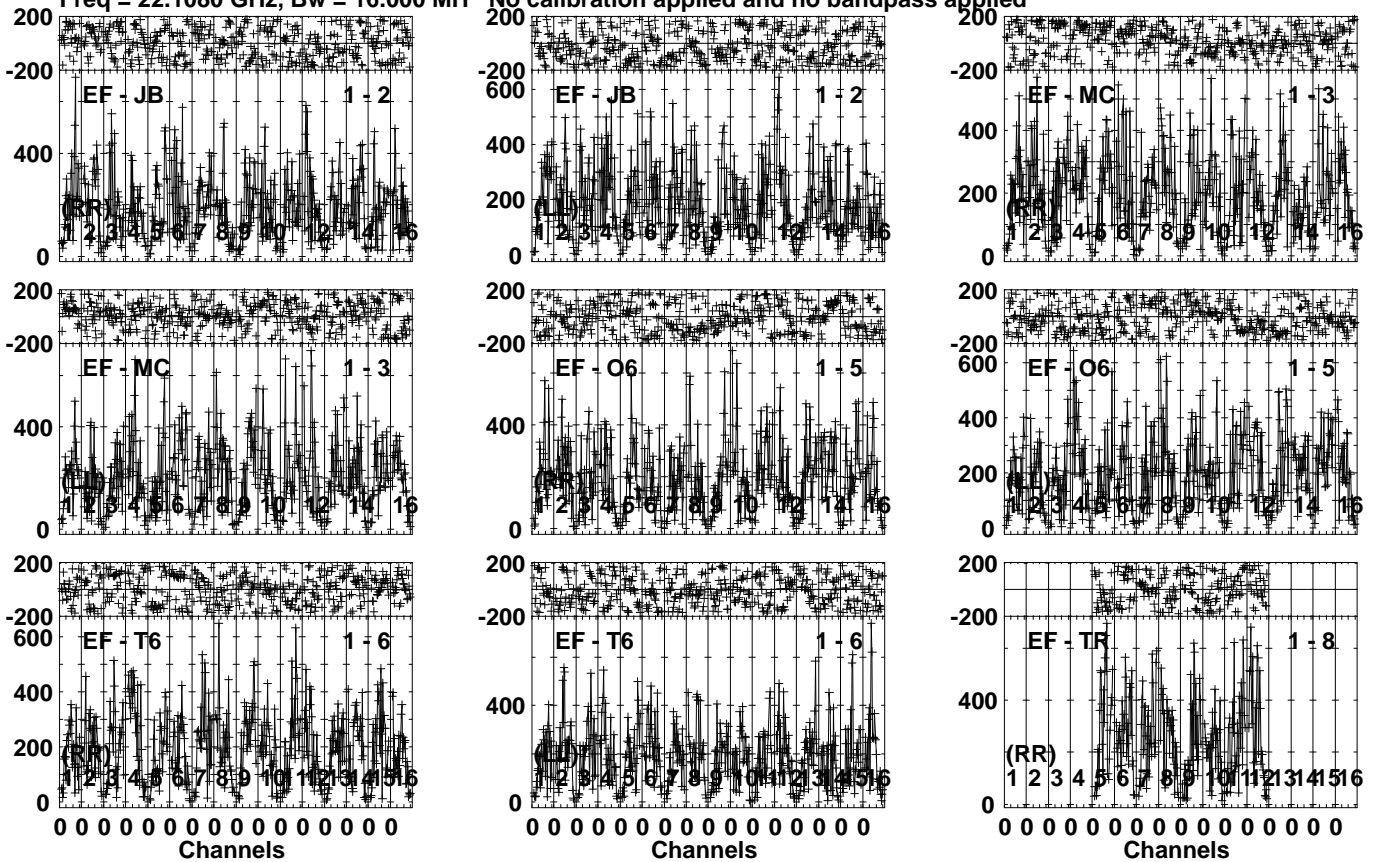
Lower frame: Micro Ampl Jy Top frame: Phas deg
Vector averaged cross-power spectrum Several baselines displayed
Timerange: 00/08:20:31 to 00/08:21:29

Plot file version 403 created 04-APR-2022 10:36:45

LSI61303 EM132A.UVDATA.1

Freq = 22.1080 GHz, Bw = 16.000 MH

No calibration applied and no bandpass applied



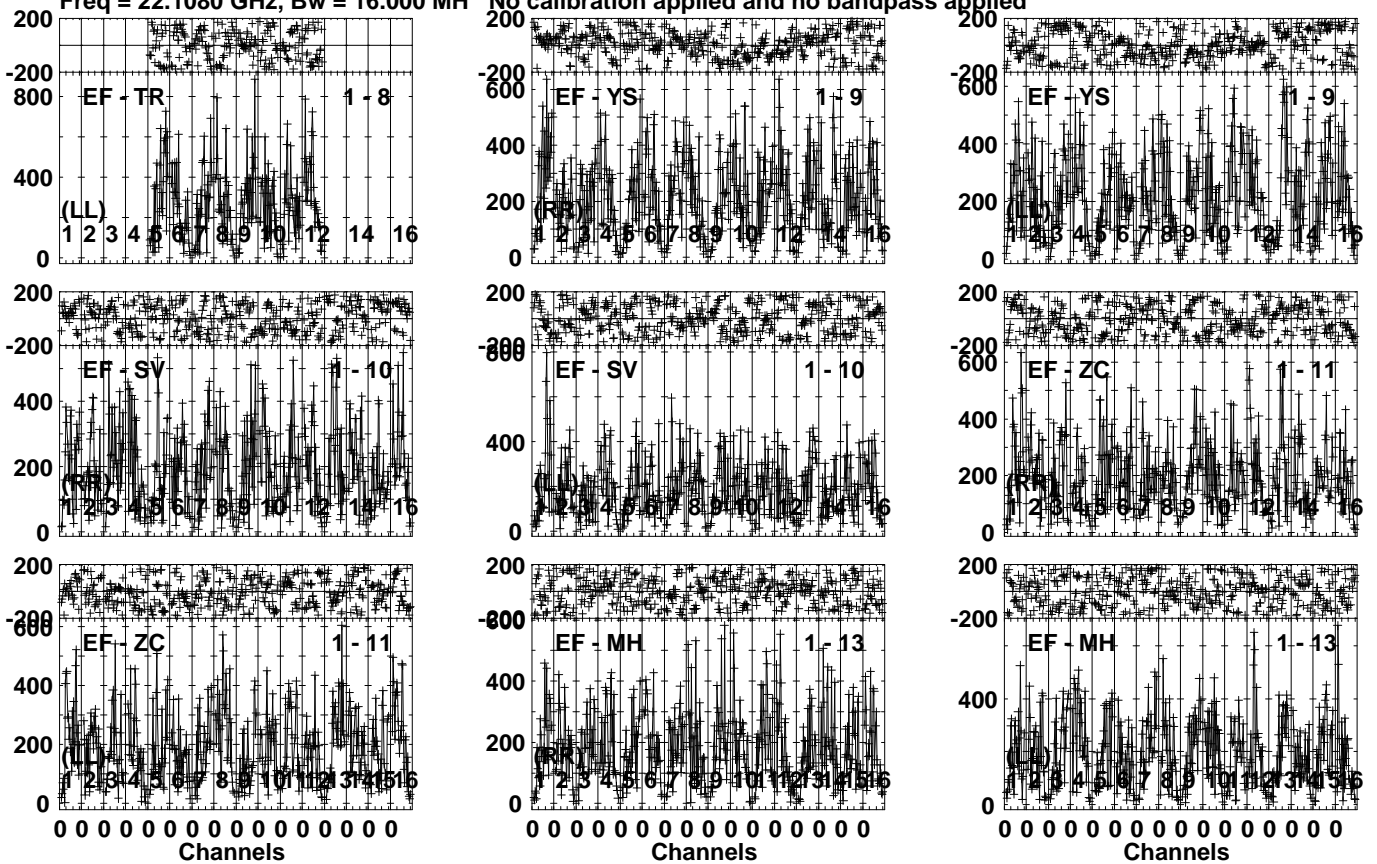
Lower frame: Micro Ampl Jy Top frame: Phas deg
Vector averaged cross-power spectrum Several baselines displayed
Timerange: 00/08:21:31 to 00/08:22:39

Plot file version 404 created 04-APR-2022 10:36:45

LSI61303 EM132A.UVDATA.1

Freq = 22.1080 GHz, Bw = 16.000 MH

No calibration applied and no bandpass applied



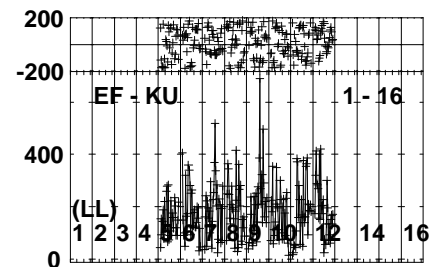
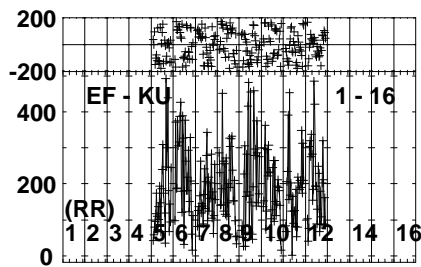
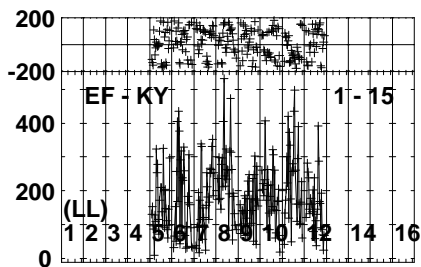
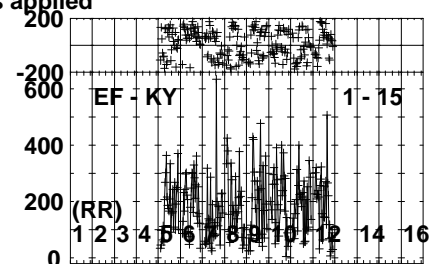
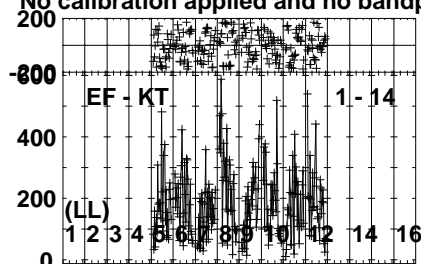
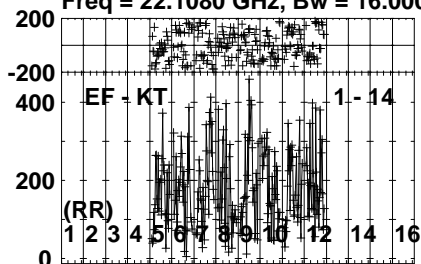
Lower frame: Micro Ampl Jy Top frame: Phas deg
Vector averaged cross-power spectrum Several baselines displayed
Timerange: 00/08:21:31 to 00/08:22:39

Plot file version 405 created 04-APR-2022 10:36:45

LSI61303 EM132A.UVDATA.1

Freq = 22.1080 GHz, Bw = 16.000 MH

No calibration applied and no bandpass applied



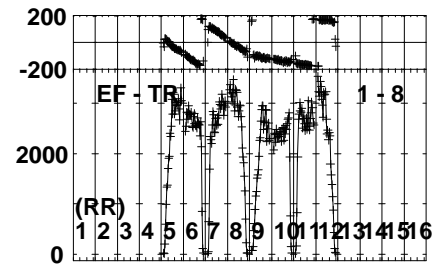
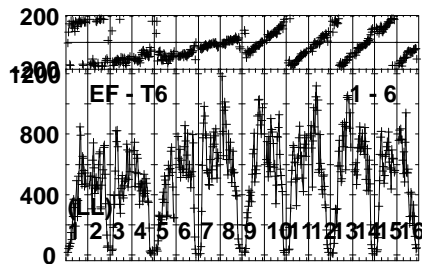
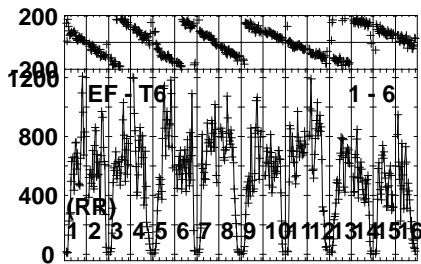
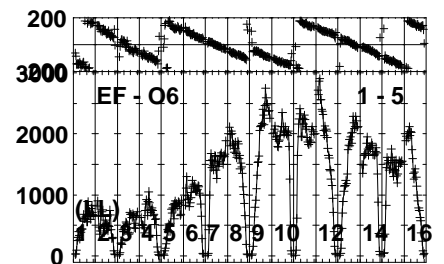
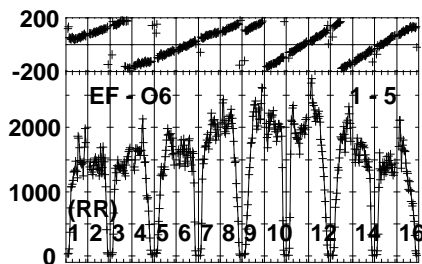
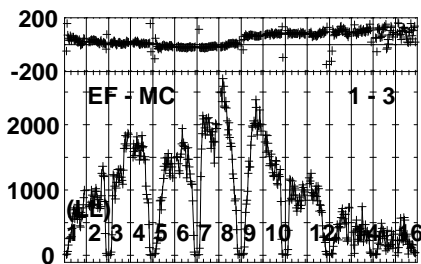
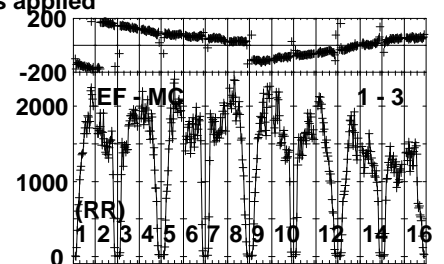
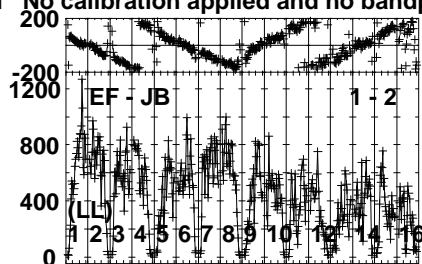
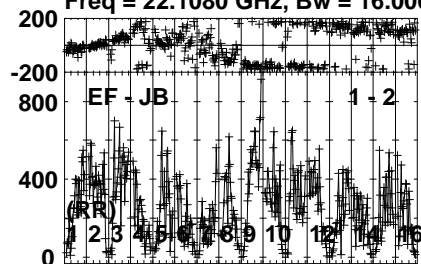
Lower frame: Micro Ampl Jy Top frame: Phas deg
Vector averaged cross-power spectrum Several baselines displayed
Timerange: 00/08:21:31 to 00/08:22:39

Plot file version 406 created 04-APR-2022 10:36:45

J0244+6228 EM132A.UVDATA.1

Freq = 22.1080 GHz, Bw = 16.000 MH

No calibration applied and no bandpass applied



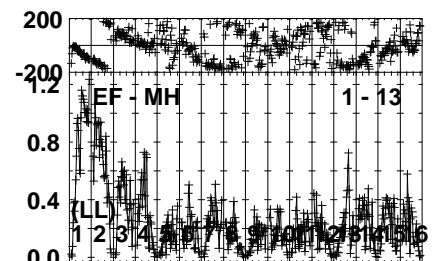
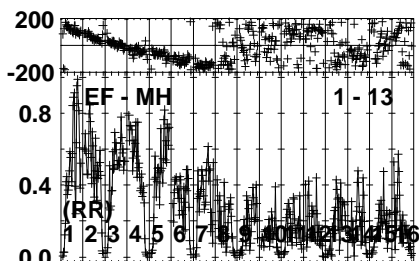
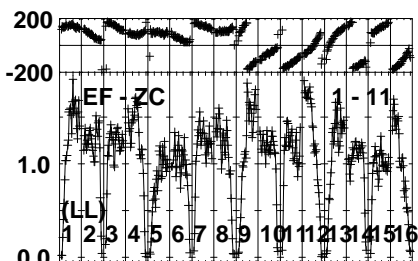
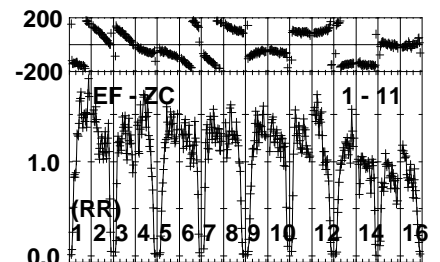
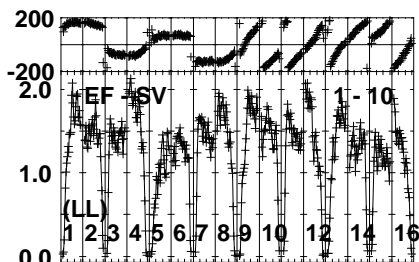
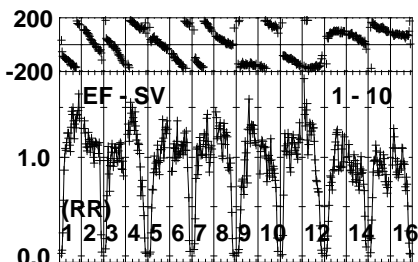
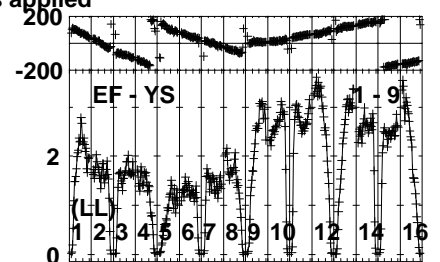
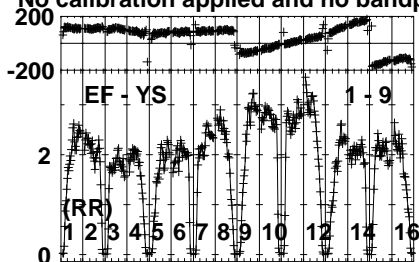
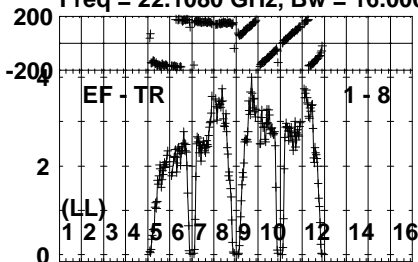
Lower frame: Micro Ampl Jy Top frame: Phas deg
Vector averaged cross-power spectrum Several baselines displayed
Timerange: 00/08:23:11 to 00/08:24:09

Plot file version 407 created 04-APR-2022 10:36:45

J0244+6228 EM132A.UVDATA.1

Freq = 22.1080 GHz, Bw = 16.000 MH

No calibration applied and no bandpass applied



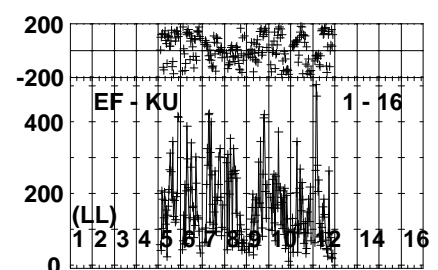
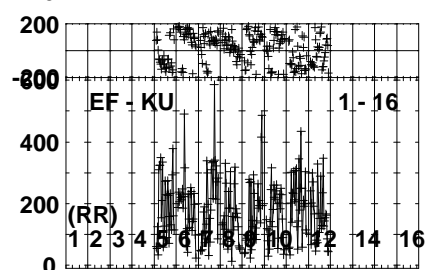
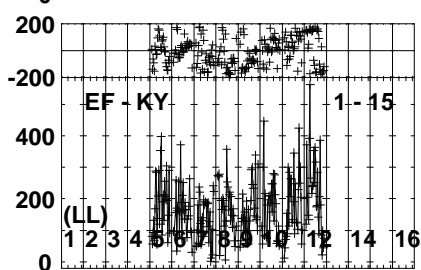
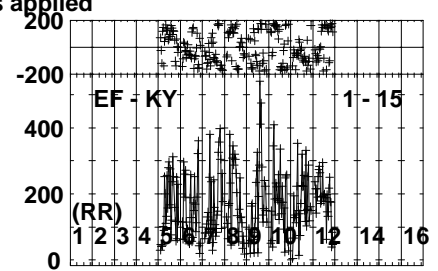
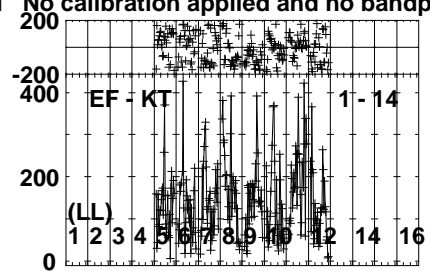
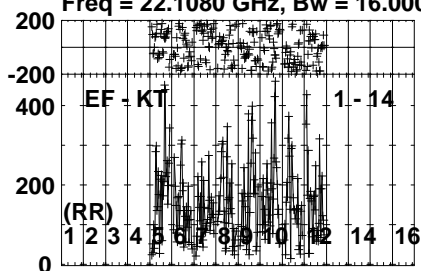
Lower frame: Milli Ampl Jy Top frame: Phas deg
Vector averaged cross-power spectrum Several baselines displayed
Timerange: 00/08:23:11 to 00/08:24:09

Plot file version 408 created 04-APR-2022 10:36:46

J0244+6228 EM132A.UVDATA.1

Freq = 22.1080 GHz, Bw = 16.000 MH

No calibration applied and no bandpass applied



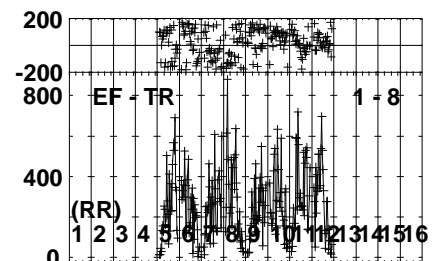
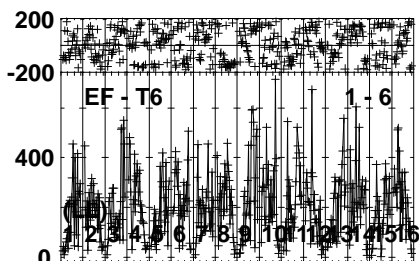
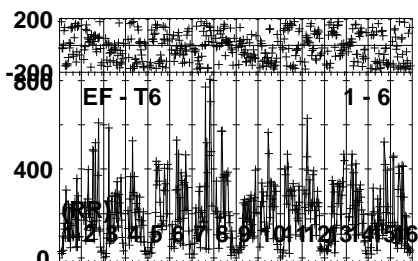
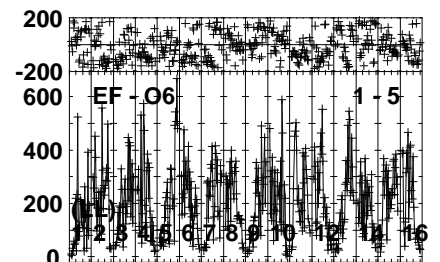
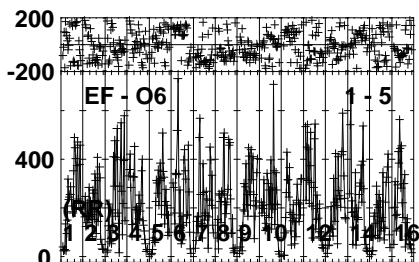
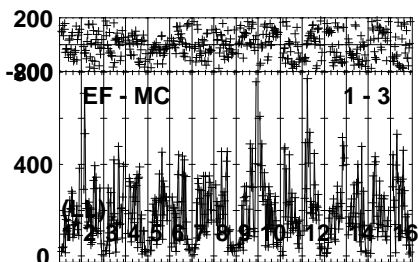
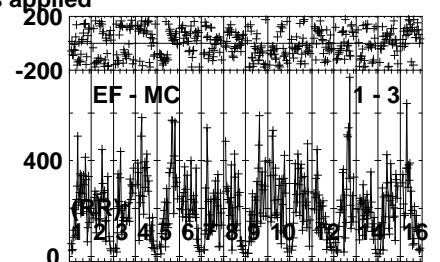
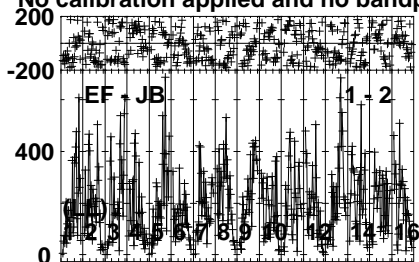
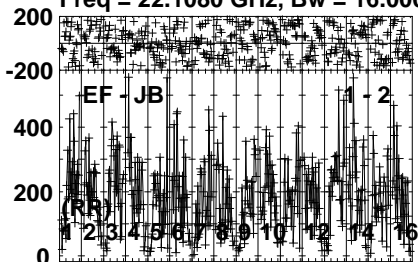
Lower frame: Micro Ampl Jy Top frame: Phas deg
Vector averaged cross-power spectrum Several baselines displayed
Timerange: 00/08:23:11 to 00/08:24:09

Plot file version 409 created 04-APR-2022 10:36:46

LSI61303 EM132A.UVDATA.1

Freq = 22.1080 GHz, Bw = 16.000 MH

No calibration applied and no bandpass applied



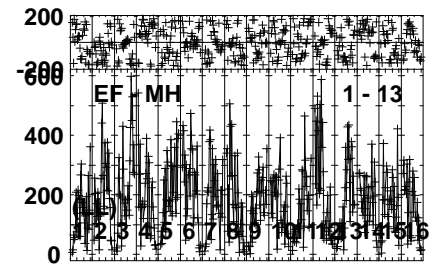
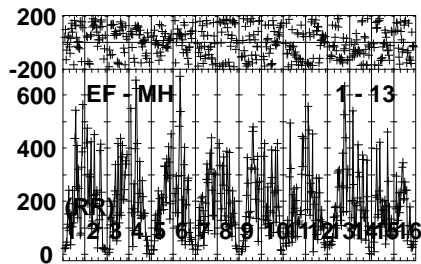
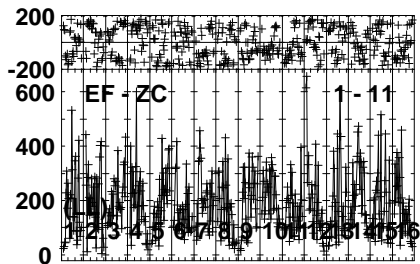
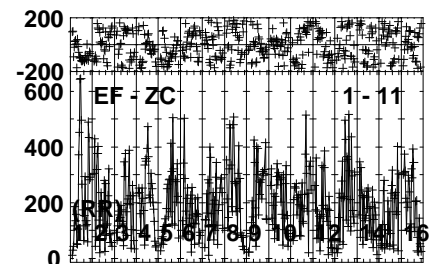
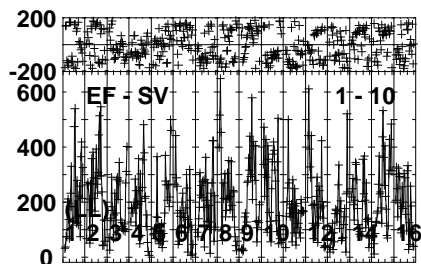
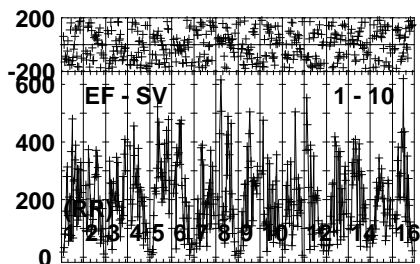
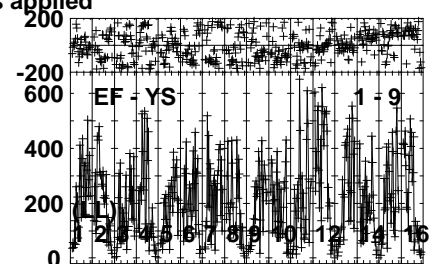
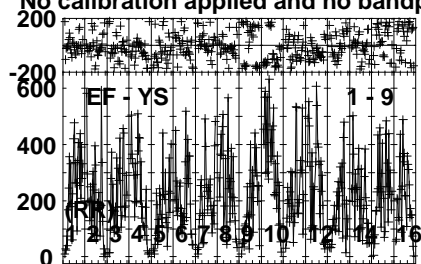
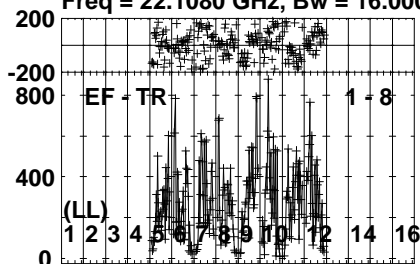
Lower frame: Micro Ampl Jy Top frame: Phas deg
Vector averaged cross-power spectrum Several baselines displayed
Timerange: 00/08:24:11 to 00/08:25:19

Plot file version 410 created 04-APR-2022 10:36:46

LSI61303 EM132A.UVDATA.1

Freq = 22.1080 GHz, Bw = 16.000 MH

No calibration applied and no bandpass applied



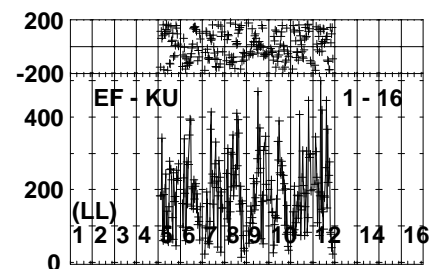
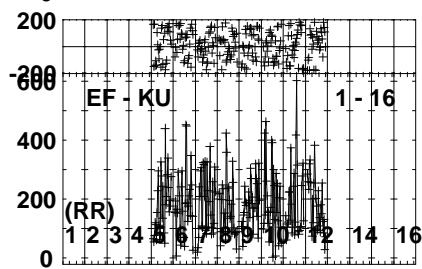
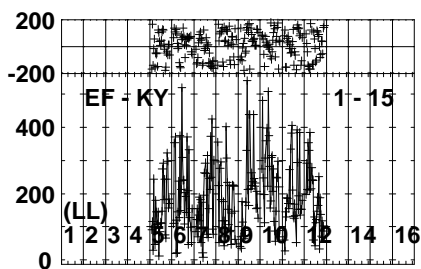
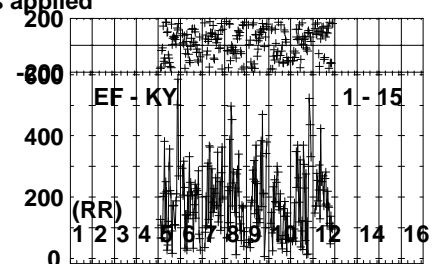
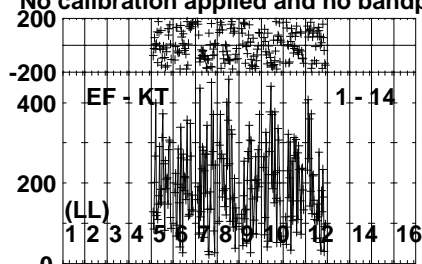
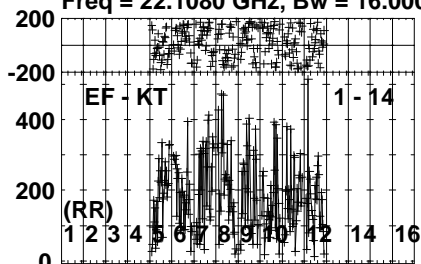
Lower frame: Micro Ampl Jy Top frame: Phas deg
Vector averaged cross-power spectrum Several baselines displayed
Timerange: 00/08:24:11 to 00/08:25:19

Plot file version 411 created 04-APR-2022 10:36:46

LSI61303 EM132A.UVDATA.1

Freq = 22.1080 GHz, Bw = 16.000 MH

No calibration applied and no bandpass applied



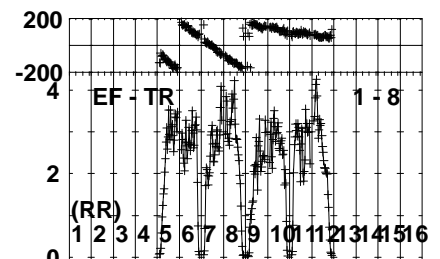
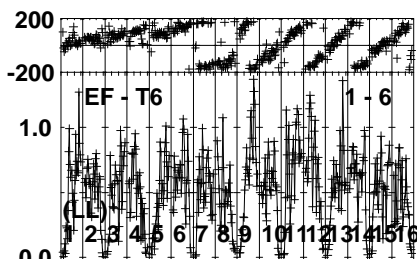
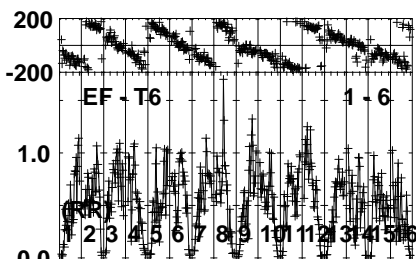
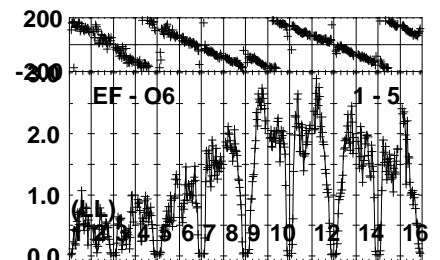
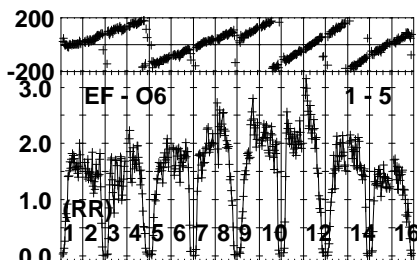
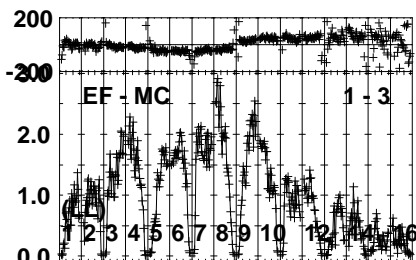
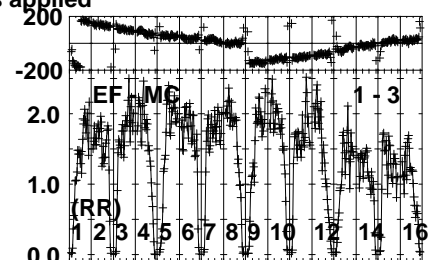
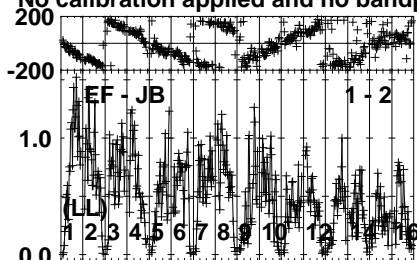
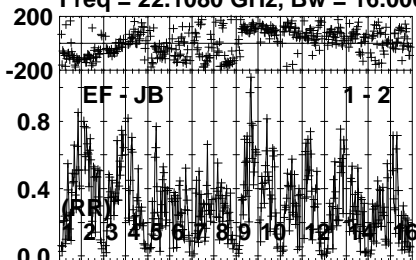
Lower frame: Micro Ampl Jy Top frame: Phas deg
Vector averaged cross-power spectrum Several baselines displayed
Timerange: 00/08:24:11 to 00/08:25:19

Plot file version 412 created 04-APR-2022 10:36:46

J0244+6228 EM132A.UVDATA.1

Freq = 22.1080 GHz, Bw = 16.000 MH

No calibration applied and no bandpass applied



0 0 0 0 0 0 0 0 0 0 0 0 0 0 0 0
Channels

0 0 0 0 0 0 0 0 0 0 0 0 0 0 0 0
Channels

0 0 0 0 0 0 0 0 0 0 0 0 0 0 0 0
Channels

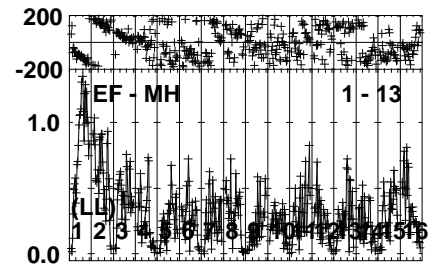
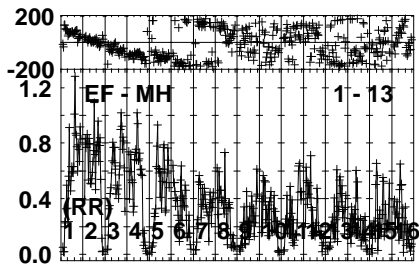
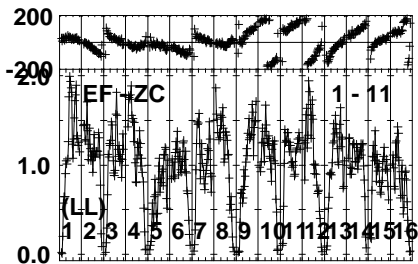
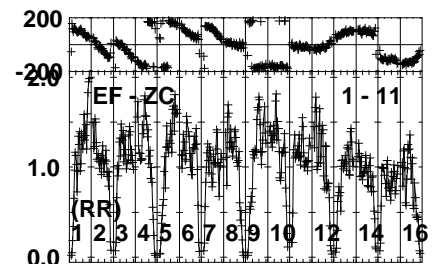
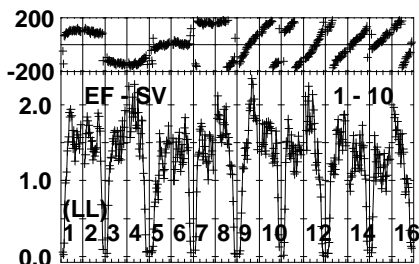
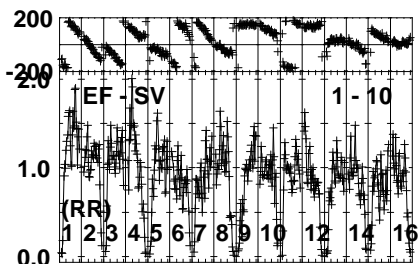
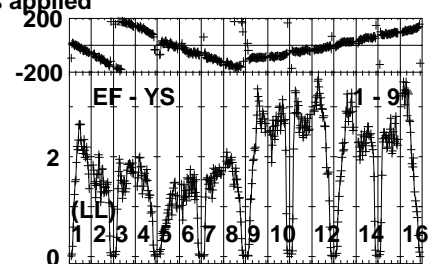
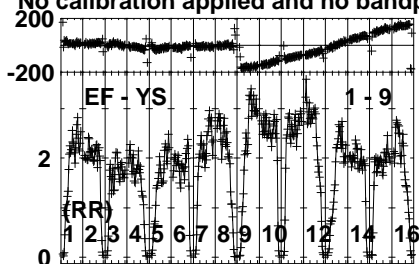
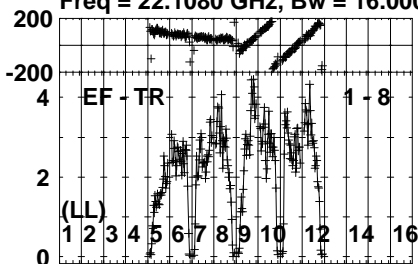
Lower frame: Milli Ampl Jy Top frame: Phas deg
Vector averaged cross-power spectrum Several baselines displayed
Timerange: 00/08:25:21 to 00/08:26:19

Plot file version 413 created 04-APR-2022 10:36:46

J0244+6228 EM132A.UVDATA.1

Freq = 22.1080 GHz, Bw = 16.000 MH

No calibration applied and no bandpass applied



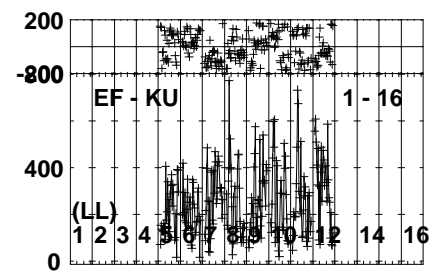
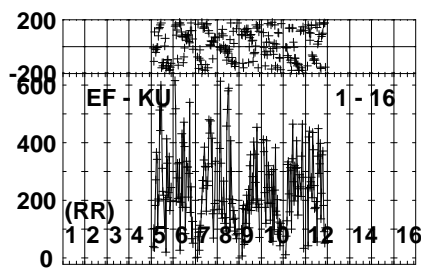
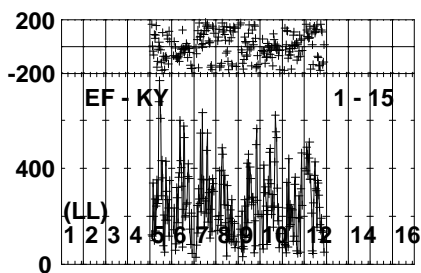
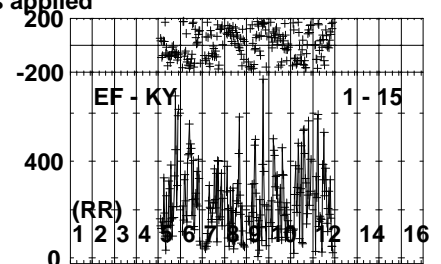
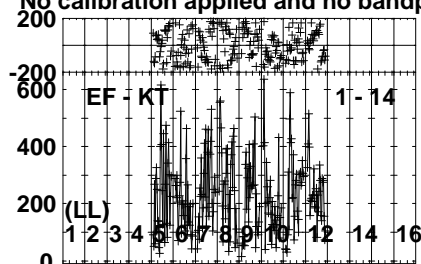
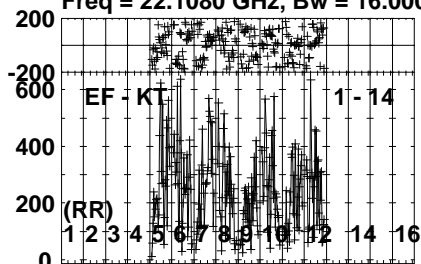
Lower frame: Milli Ampl Jy Top frame: Phas deg
Vector averaged cross-power spectrum Several baselines displayed
Timerange: 00/08:25:21 to 00/08:26:19

Plot file version 414 created 04-APR-2022 10:36:46

J0244+6228 EM132A.UVDATA.1

Freq = 22.1080 GHz, Bw = 16.000 MH

No calibration applied and no bandpass applied



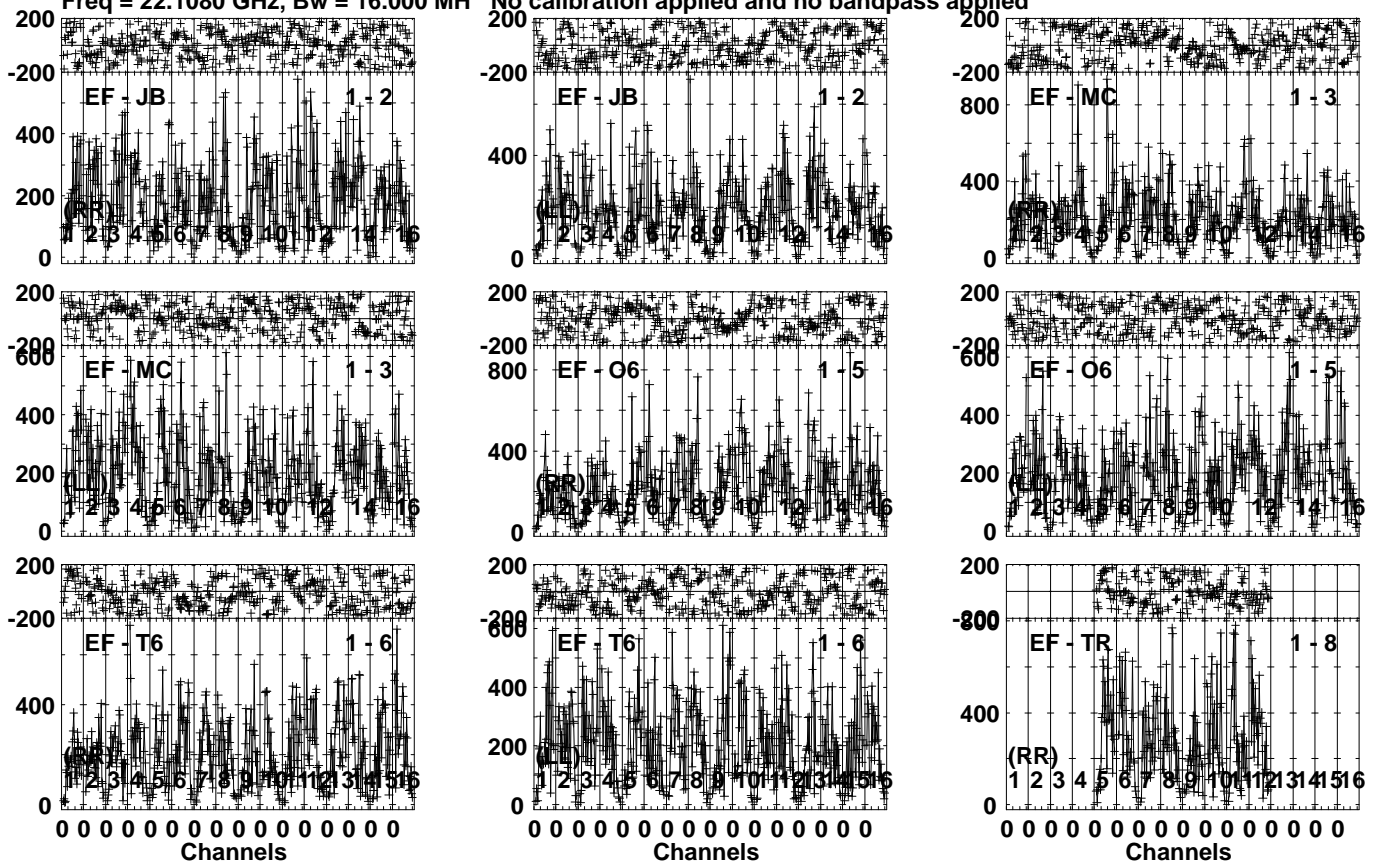
Lower frame: Micro Ampl Jy Top frame: Phas deg
Vector averaged cross-power spectrum Several baselines displayed
Timerange: 00/08:25:21 to 00/08:26:19

Plot file version 415 created 04-APR-2022 10:36:46

LSI61303 EM132A.UVDATA.1

Freq = 22.1080 GHz, Bw = 16.000 MH

No calibration applied and no bandpass applied



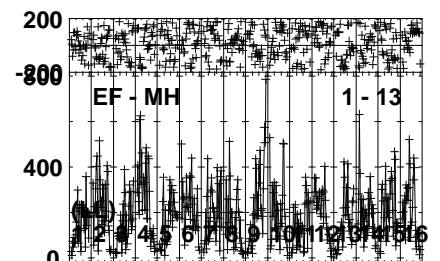
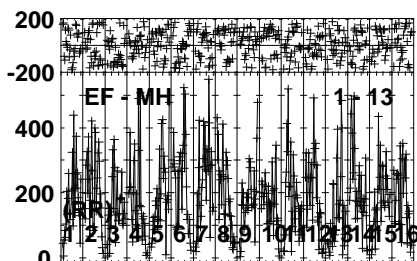
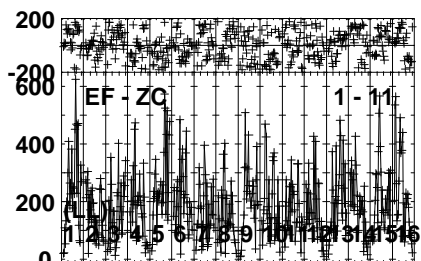
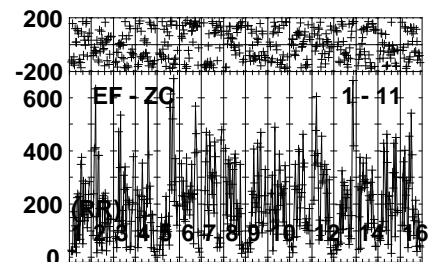
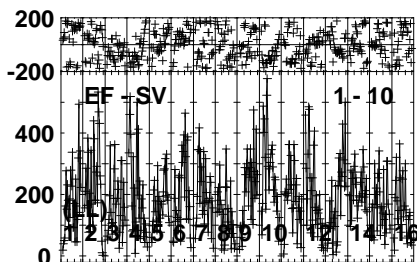
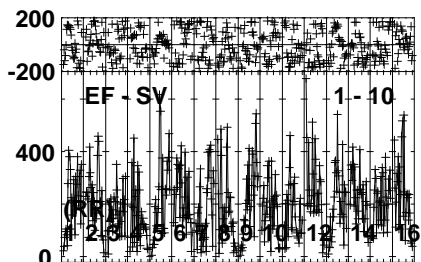
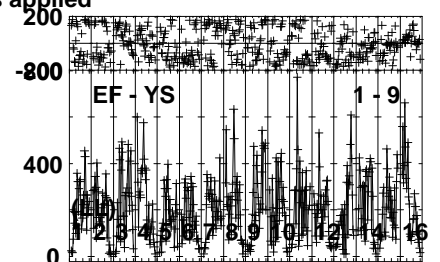
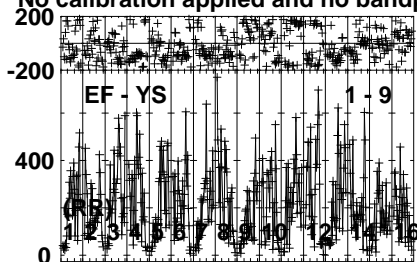
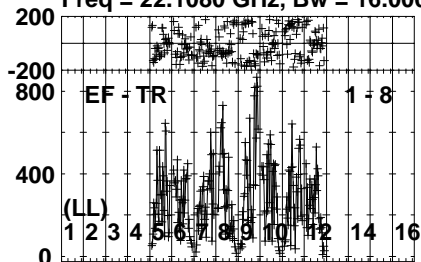
Lower frame: Micro Ampl Jy Top frame: Phas deg
Vector averaged cross-power spectrum Several baselines displayed
Timerange: 00/08:26:21 to 00/08:27:29

Plot file version 416 created 04-APR-2022 10:36:46

LSI61303 EM132A.UVDATA.1

Freq = 22.1080 GHz, Bw = 16.000 MH

No calibration applied and no bandpass applied



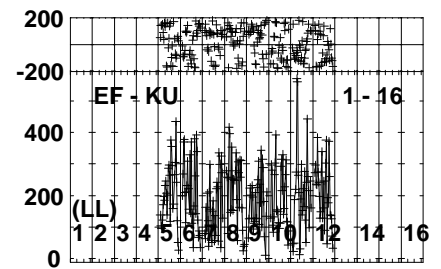
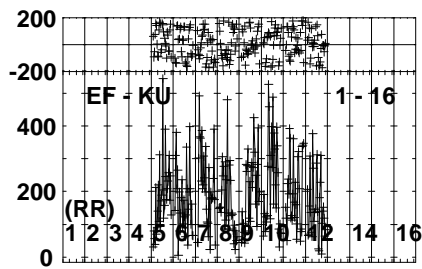
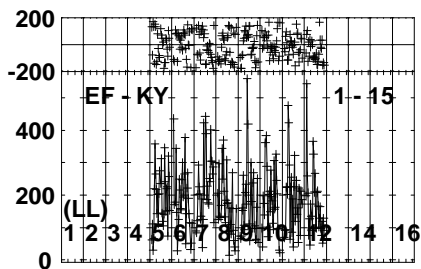
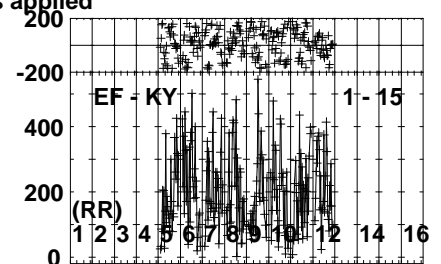
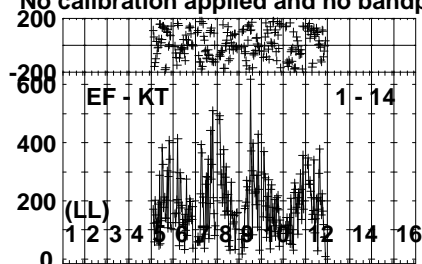
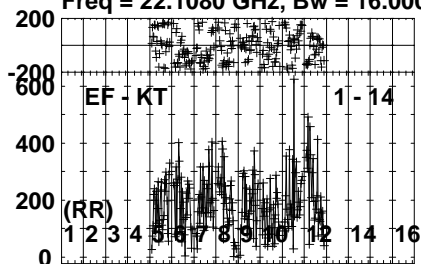
Lower frame: Micro Ampl Jy Top frame: Phas deg
Vector averaged cross-power spectrum Several baselines displayed
Timerange: 00/08:26:21 to 00/08:27:29

Plot file version 417 created 04-APR-2022 10:36:46

LSI61303 EM132A.UVDATA.1

Freq = 22.1080 GHz, Bw = 16.000 MH

No calibration applied and no bandpass applied



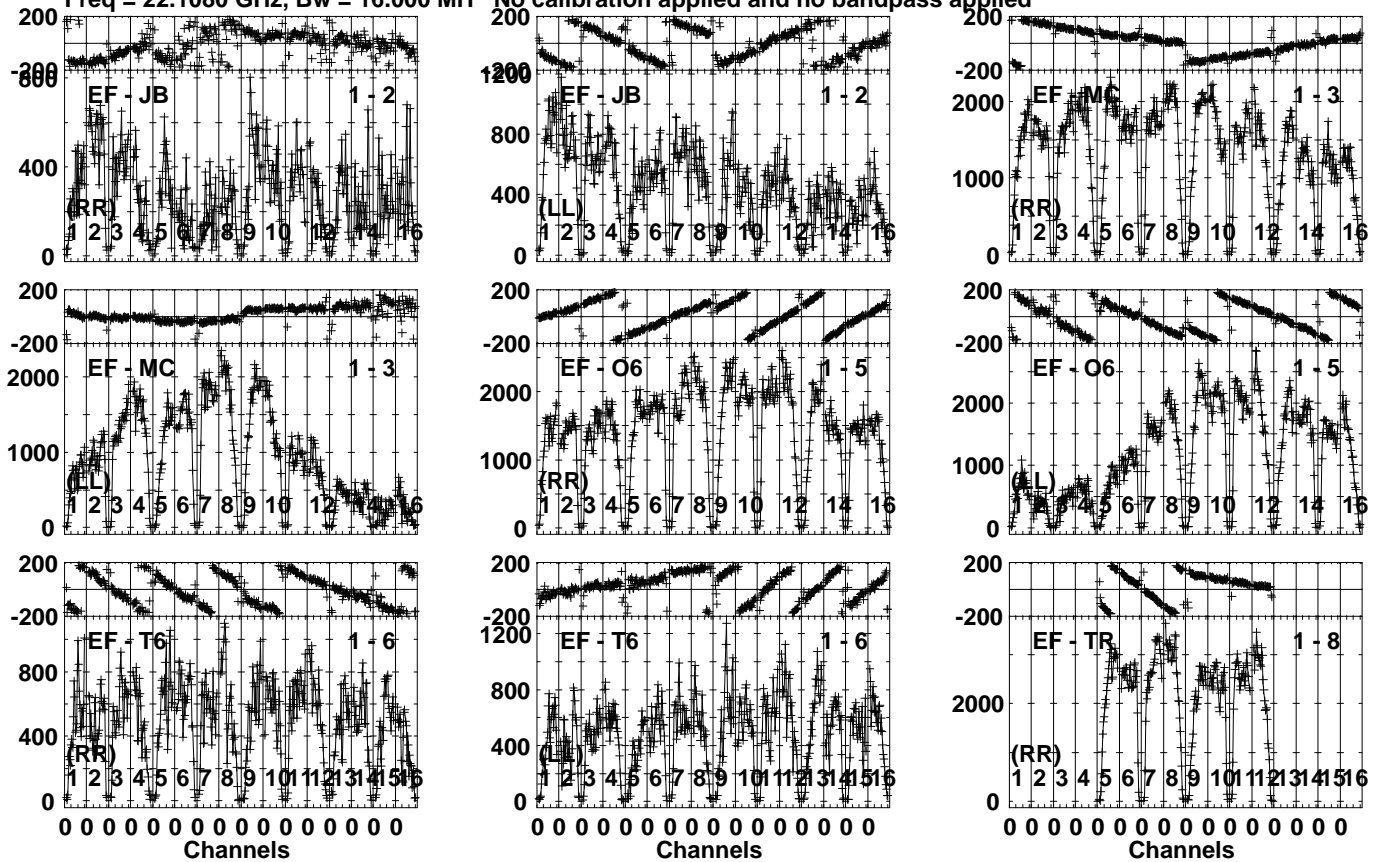
Lower frame: Micro Ampl Jy Top frame: Phas deg
Vector averaged cross-power spectrum Several baselines displayed
Timerange: 00/08:26:21 to 00/08:27:29

Plot file version 418 created 04-APR-2022 10:36:46

J0244+6228 EM132A.UVDATA.1

Freq = 22.1080 GHz, Bw = 16.000 MH

No calibration applied and no bandpass applied



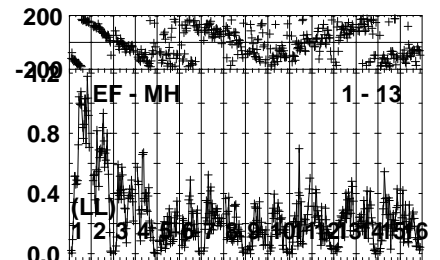
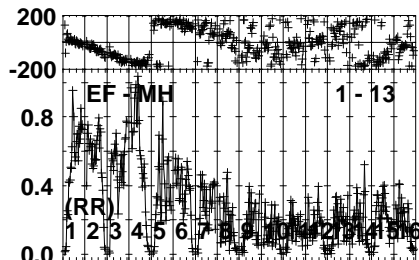
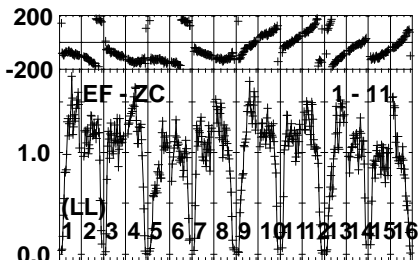
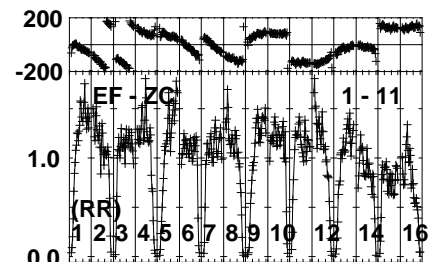
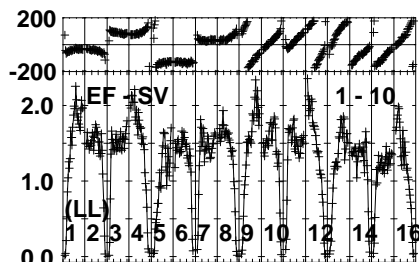
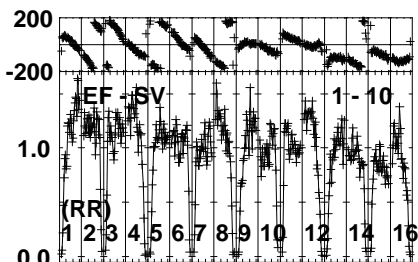
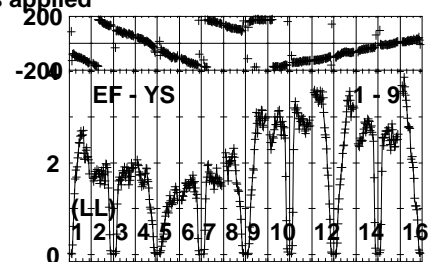
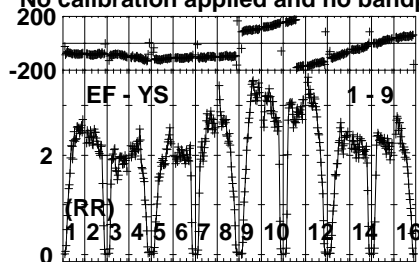
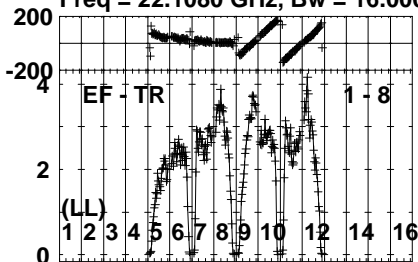
Lower frame: Micro Ampl Jy Top frame: Phas deg
Vector averaged cross-power spectrum Several baselines displayed
Timerange: 00/08:28:01 to 00/08:28:59

Plot file version 419 created 04-APR-2022 10:36:46

J0244+6228 EM132A.UVDATA.1

Freq = 22.1080 GHz, Bw = 16.000 MH

No calibration applied and no bandpass applied



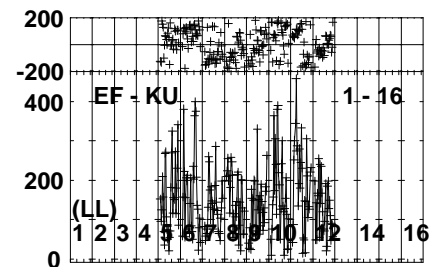
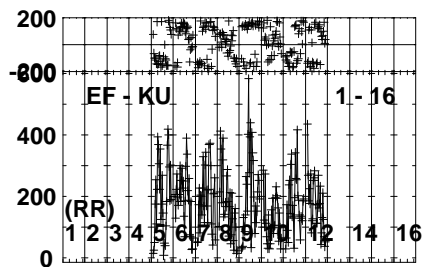
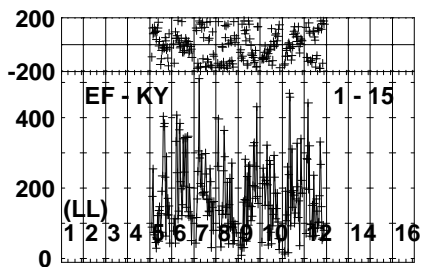
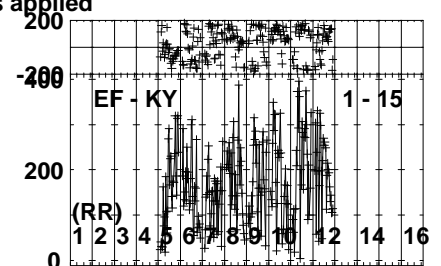
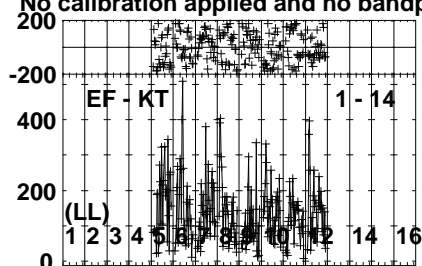
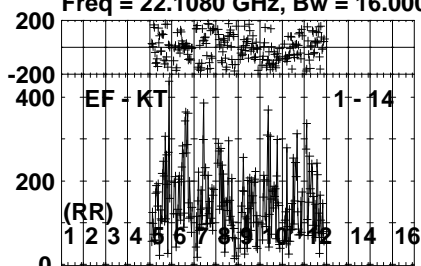
Lower frame: Milli Ampl Jy Top frame: Phas deg
Vector averaged cross-power spectrum Several baselines displayed
Timerange: 00/08:28:01 to 00/08:28:59

Plot file version 420 created 04-APR-2022 10:36:46

J0244+6228 EM132A.UVDATA.1

Freq = 22.1080 GHz, Bw = 16.000 MH

No calibration applied and no bandpass applied



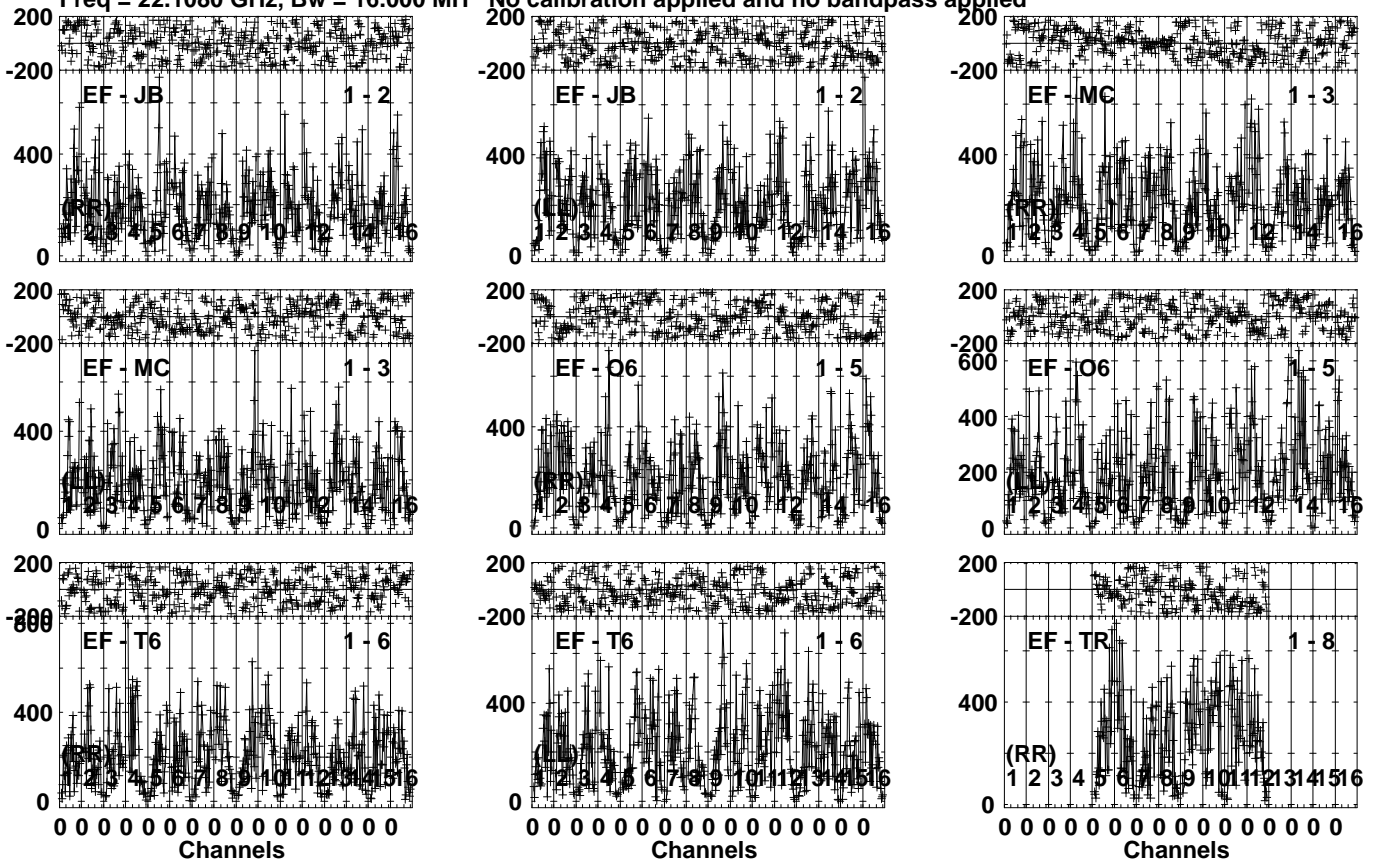
Lower frame: Micro Ampl Jy Top frame: Phas deg
Vector averaged cross-power spectrum Several baselines displayed
Timerange: 00/08:28:01 to 00/08:28:59

Plot file version 421 created 04-APR-2022 10:36:46

LSI61303 EM132A.UVDATA.1

Freq = 22.1080 GHz, Bw = 16.000 MH

No calibration applied and no bandpass applied



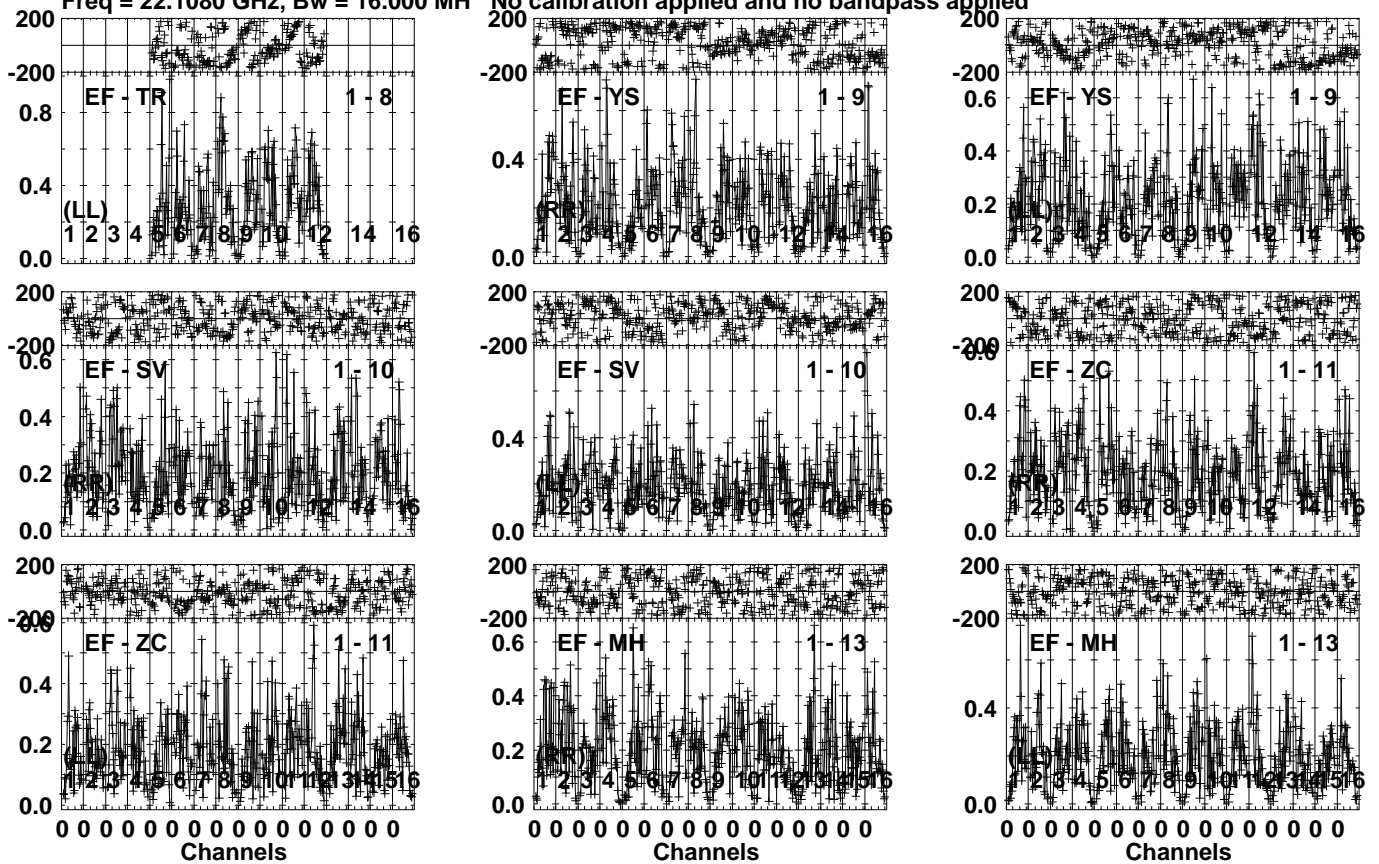
Lower frame: Micro Ampl Jy Top frame: Phas deg
Vector averaged cross-power spectrum Several baselines displayed
Timerange: 00/08:29:01 to 00/08:30:09

Plot file version 422 created 04-APR-2022 10:36:46

LSI61303 EM132A.UVDATA.1

Freq = 22.1080 GHz, Bw = 16.000 MH

No calibration applied and no bandpass applied



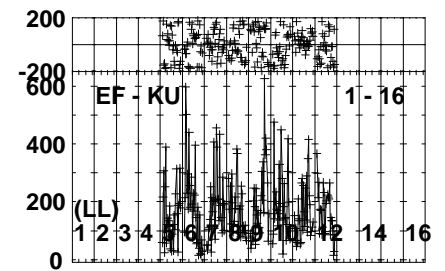
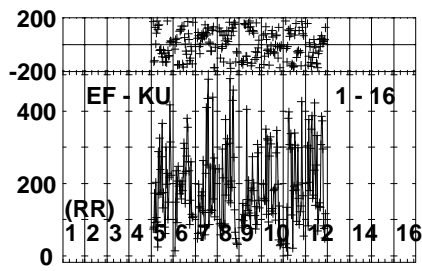
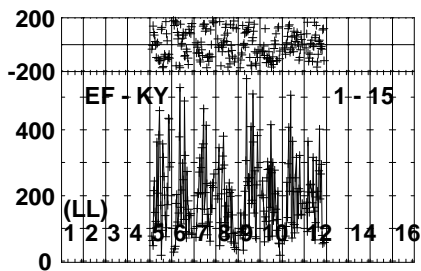
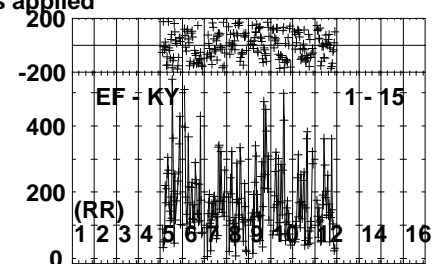
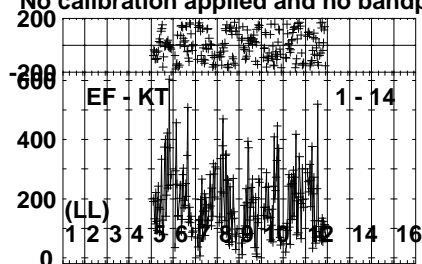
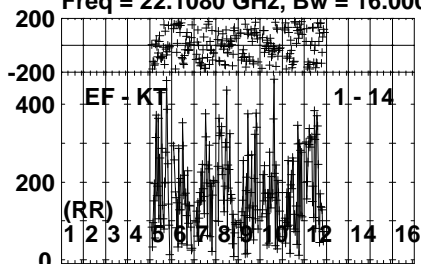
Lower frame: Milli Ampl Jy Top frame: Phas deg
Vector averaged cross-power spectrum Several baselines displayed
Timerange: 00/08:29:01 to 00/08:30:09

Plot file version 423 created 04-APR-2022 10:36:46

LSI61303 EM132A.UVDATA.1

Freq = 22.1080 GHz, Bw = 16.000 MH

No calibration applied and no bandpass applied



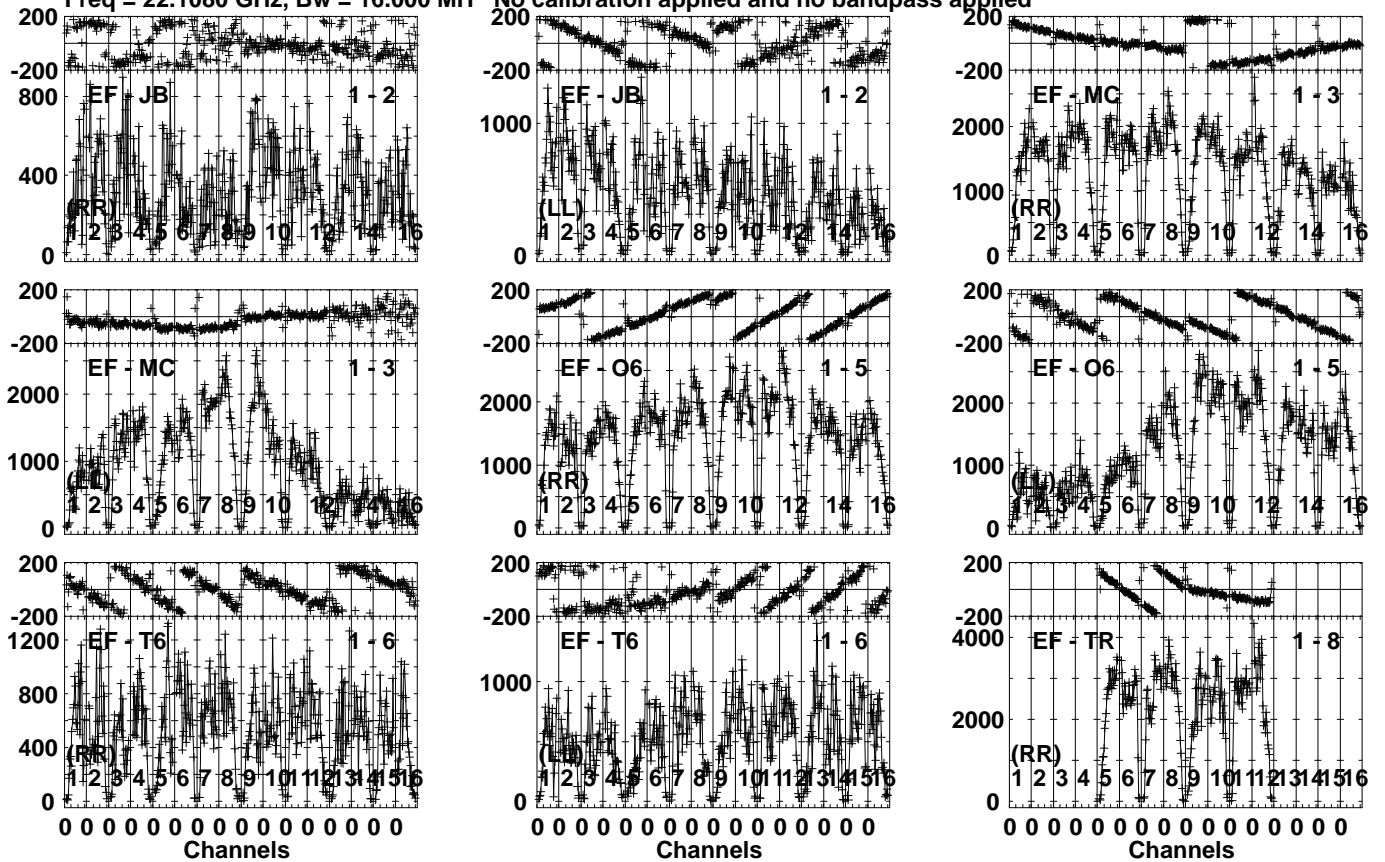
Lower frame: Micro Ampl Jy Top frame: Phas deg
Vector averaged cross-power spectrum Several baselines displayed
Timerange: 00/08:29:01 to 00/08:30:09

Plot file version 424 created 04-APR-2022 10:36:46

J0244+6228 EM132A.UVDATA.1

Freq = 22.1080 GHz, Bw = 16.000 MH

No calibration applied and no bandpass applied



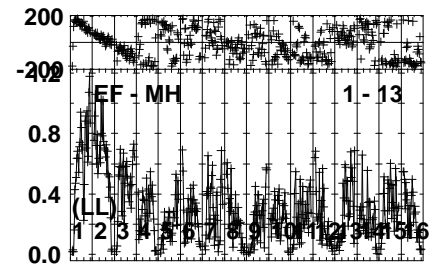
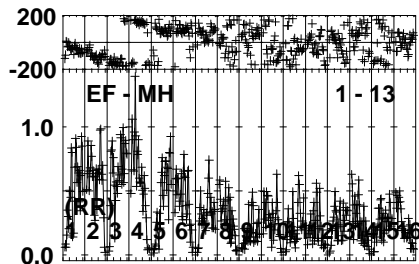
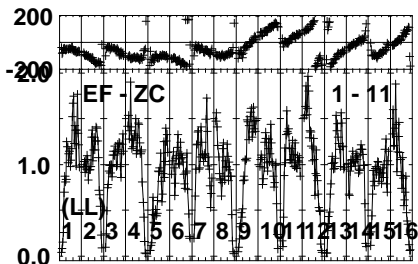
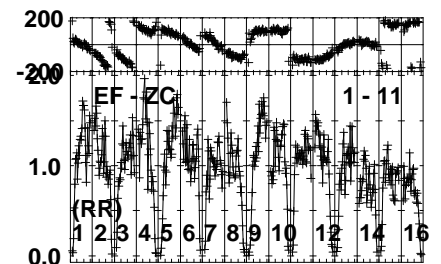
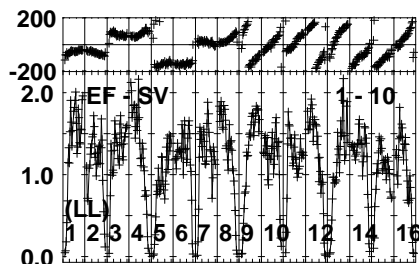
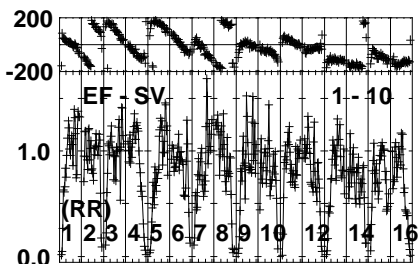
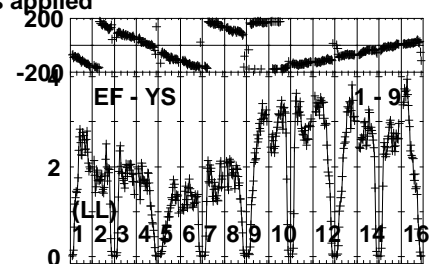
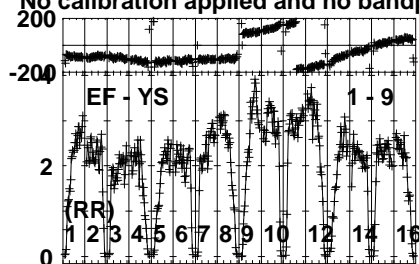
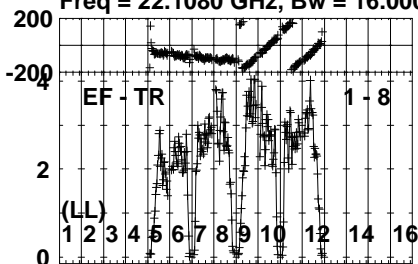
Lower frame: Micro Ampl Jy Top frame: Phas deg
Vector averaged cross-power spectrum Several baselines displayed
Timerange: 00/08:30:11 to 00/08:31:09

Plot file version 425 created 04-APR-2022 10:36:47

J0244+6228 EM132A.UVDATA.1

Freq = 22.1080 GHz, Bw = 16.000 MH

No calibration applied and no bandpass applied



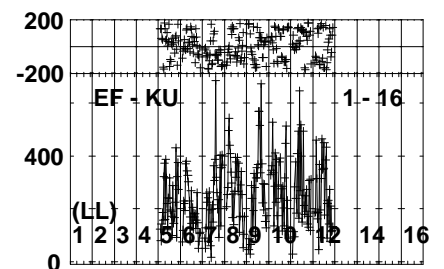
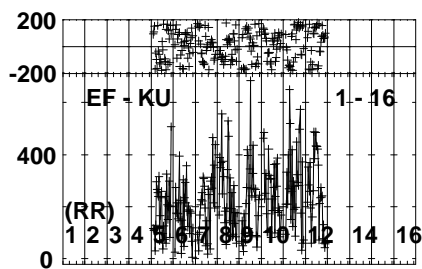
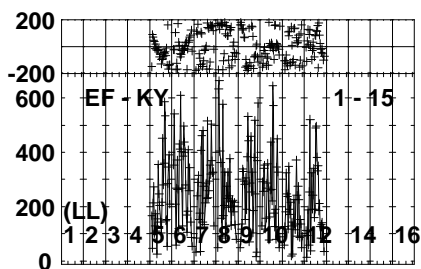
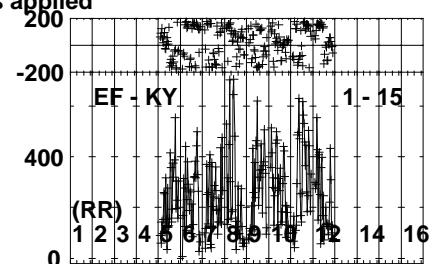
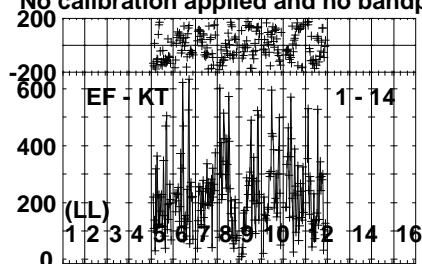
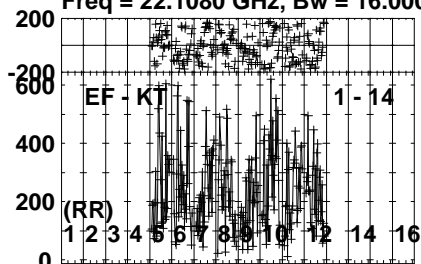
Lower frame: Milli Ampl Jy Top frame: Phas deg
Vector averaged cross-power spectrum Several baselines displayed
Timerange: 00/08:30:11 to 00/08:31:09

Plot file version 426 created 04-APR-2022 10:36:47

J0244+6228 EM132A.UVDATA.1

Freq = 22.1080 GHz, Bw = 16.000 MH

No calibration applied and no bandpass applied



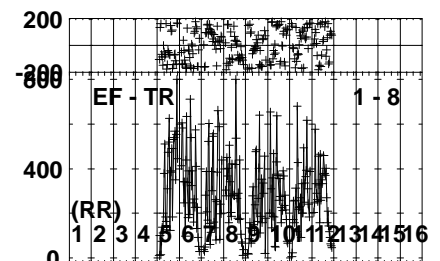
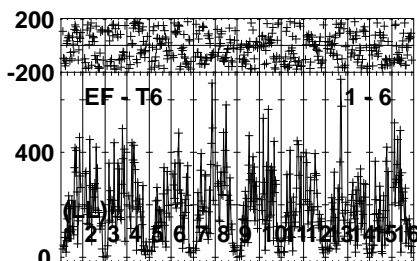
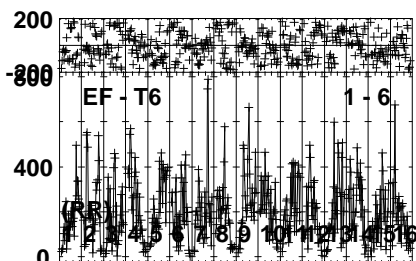
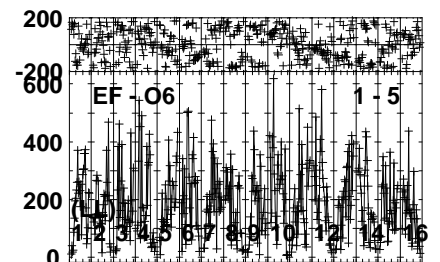
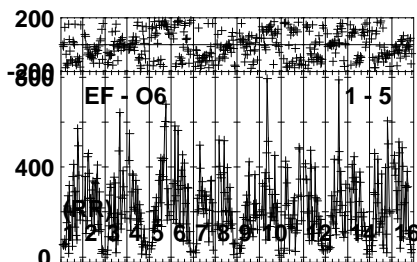
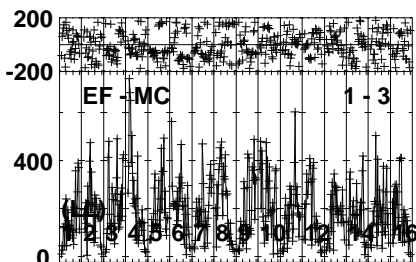
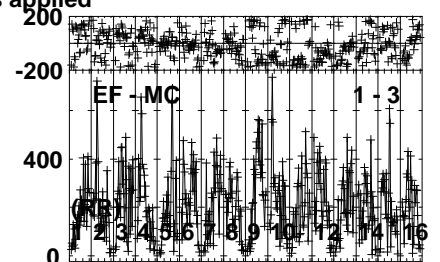
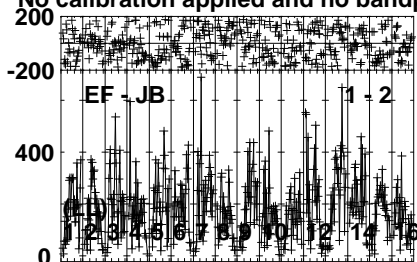
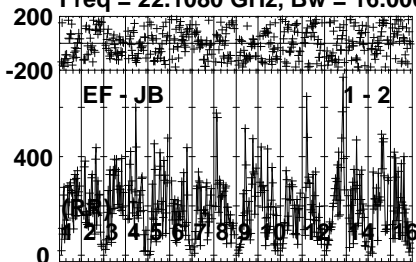
Lower frame: Micro Ampl Jy Top frame: Phas deg
Vector averaged cross-power spectrum Several baselines displayed
Timerange: 00/08:30:11 to 00/08:31:09

Plot file version 427 created 04-APR-2022 10:36:47

LSI61303 EM132A.UVDATA.1

Freq = 22.1080 GHz, Bw = 16.000 MH

No calibration applied and no bandpass applied



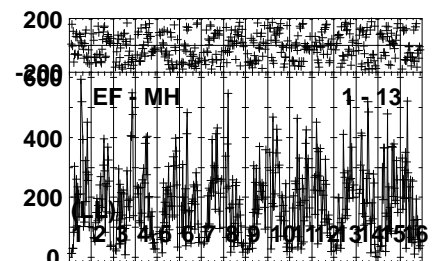
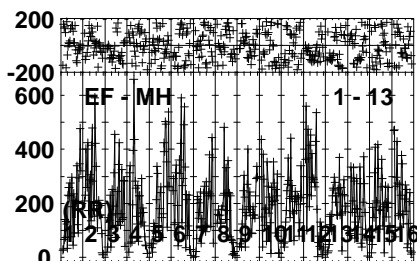
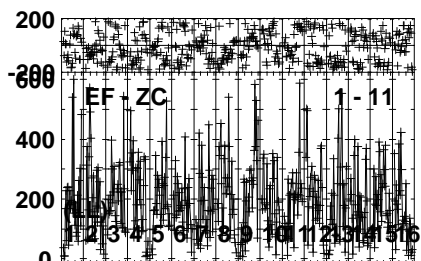
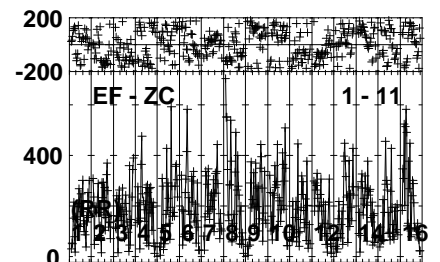
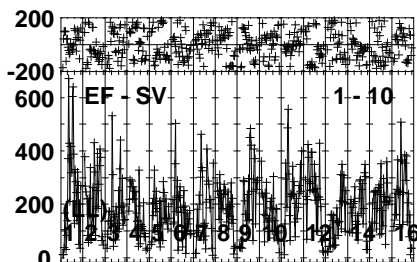
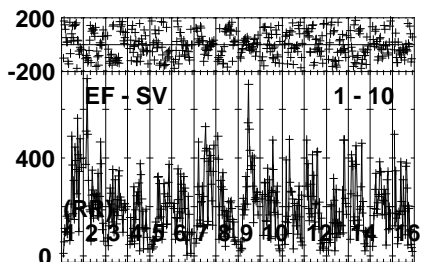
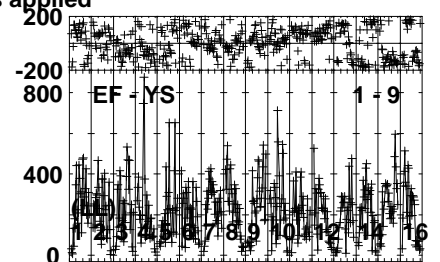
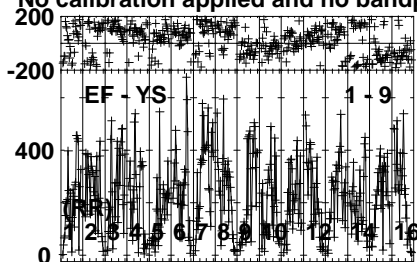
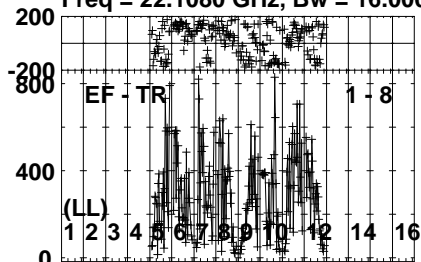
Lower frame: Micro Ampl Jy Top frame: Phas deg
Vector averaged cross-power spectrum Several baselines displayed
Timerange: 00/08:31:11 to 00/08:32:19

Plot file version 428 created 04-APR-2022 10:36:47

LSI61303 EM132A.UVDATA.1

Freq = 22.1080 GHz, Bw = 16.000 MH

No calibration applied and no bandpass applied



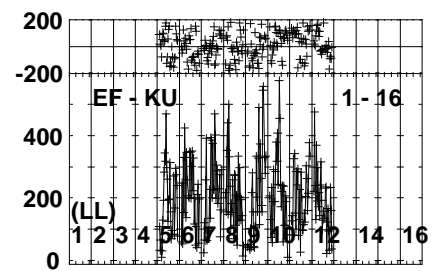
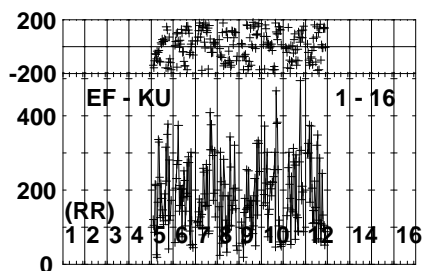
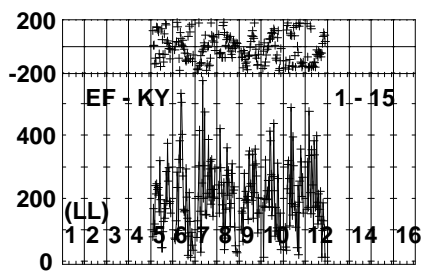
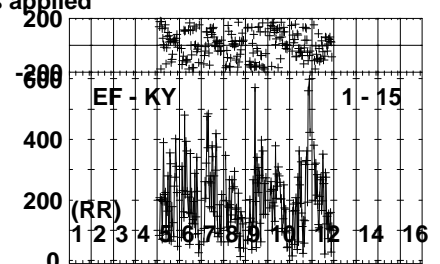
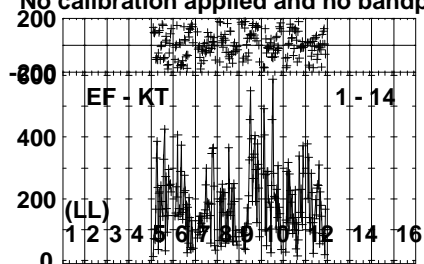
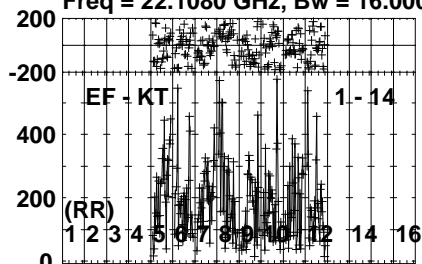
Lower frame: Micro Ampl Jy Top frame: Phas deg
Vector averaged cross-power spectrum Several baselines displayed
Timerange: 00/08:31:11 to 00/08:32:19

Plot file version 429 created 04-APR-2022 10:36:47

LSI61303 EM132A.UVDATA.1

Freq = 22.1080 GHz, Bw = 16.000 MH

No calibration applied and no bandpass applied



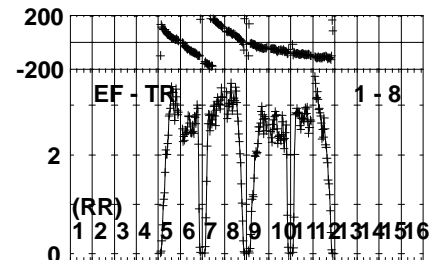
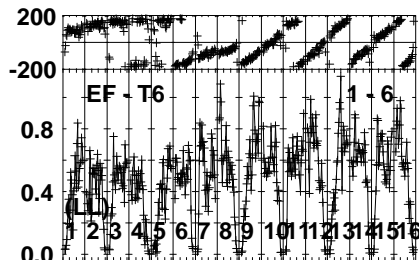
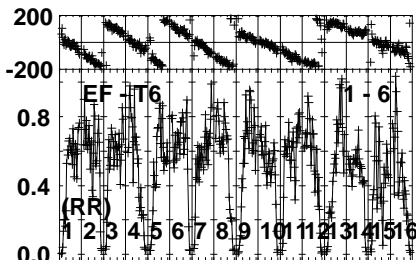
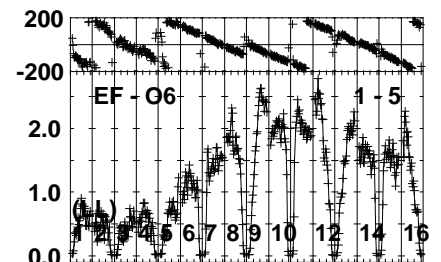
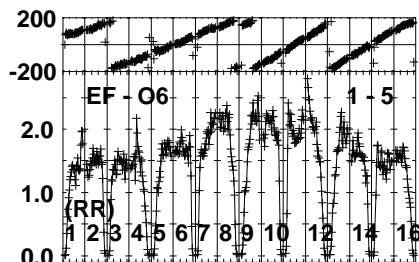
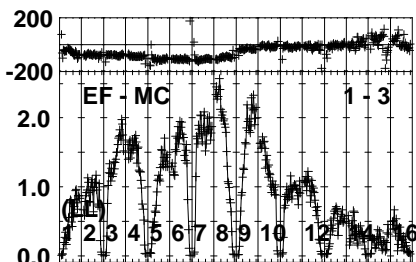
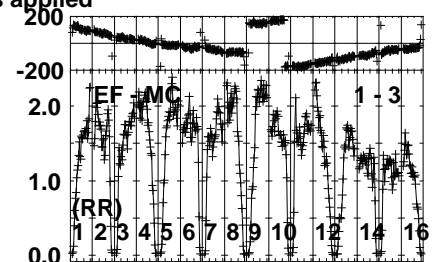
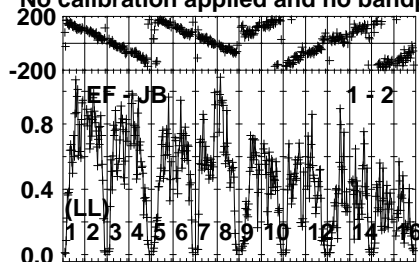
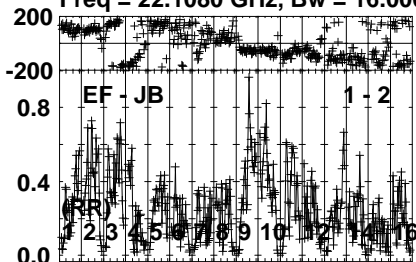
Lower frame: Micro Ampl Jy Top frame: Phas deg
Vector averaged cross-power spectrum Several baselines displayed
Timerange: 00/08:31:11 to 00/08:32:19

Plot file version 430 created 04-APR-2022 10:36:47

J0244+6228 EM132A.UVDATA.1

Freq = 22.1080 GHz, Bw = 16.000 MH

No calibration applied and no bandpass applied



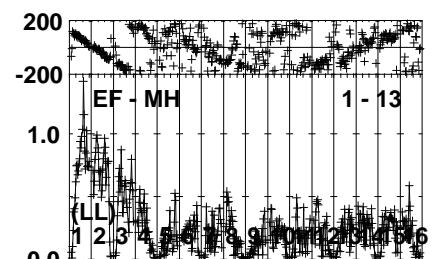
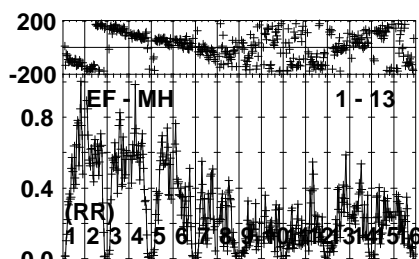
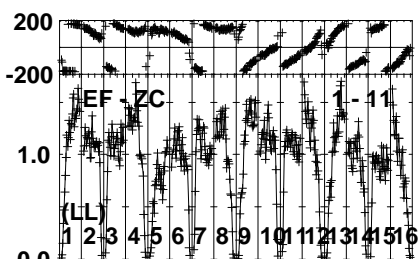
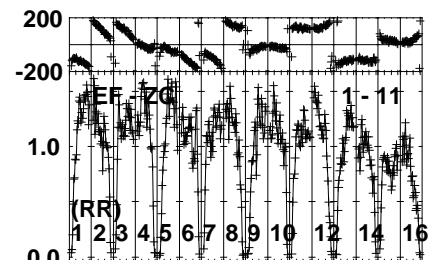
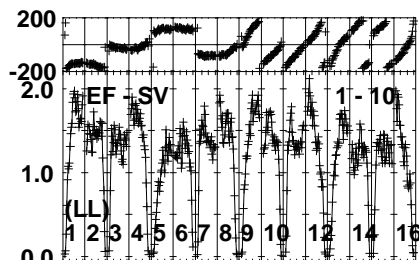
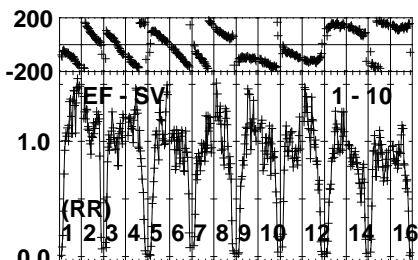
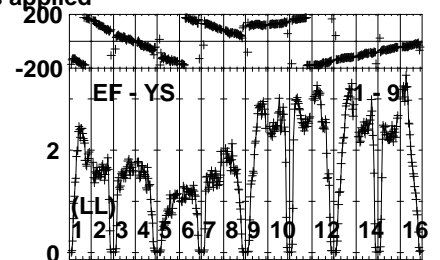
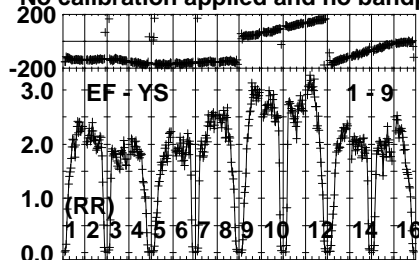
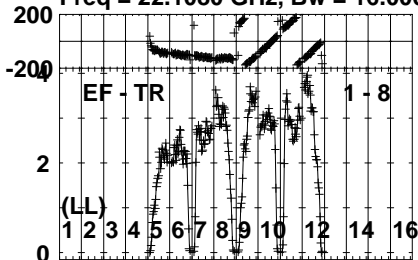
Lower frame: Milli Ampl Jy Top frame: Phas deg
Vector averaged cross-power spectrum Several baselines displayed
Timerange: 00/08:32:51 to 00/08:33:49

Plot file version 431 created 04-APR-2022 10:36:47

J0244+6228 EM132A.UVDATA.1

Freq = 22.1080 GHz, Bw = 16.000 MH

No calibration applied and no bandpass applied



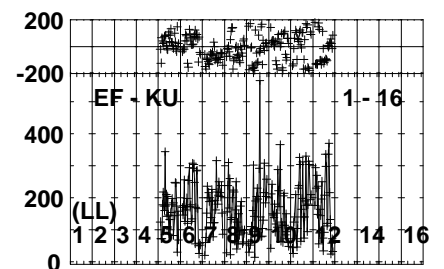
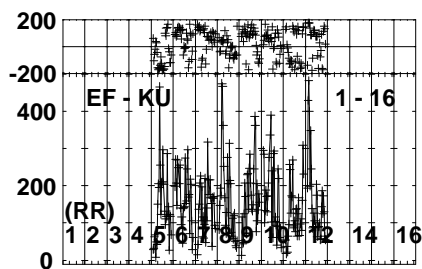
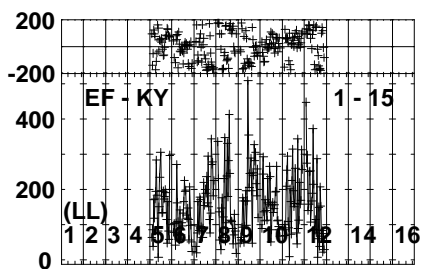
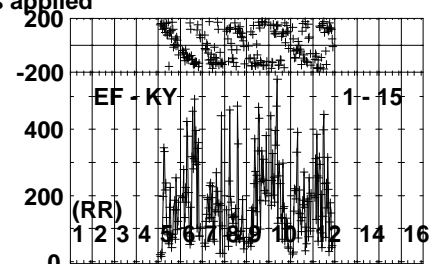
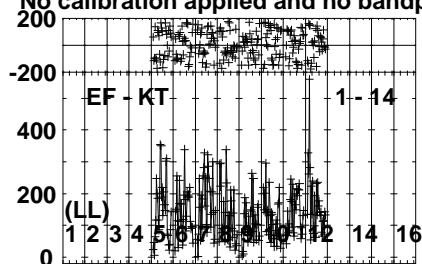
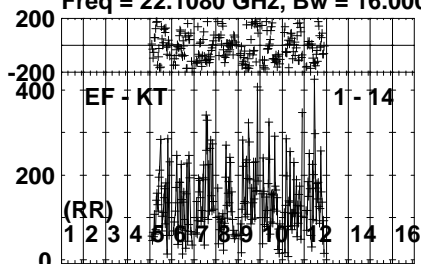
Lower frame: Milli Ampl Jy Top frame: Phas deg
Vector averaged cross-power spectrum Several baselines displayed
Timerange: 00/08:32:51 to 00/08:33:49

Plot file version 432 created 04-APR-2022 10:36:47

J0244+6228 EM132A.UVDATA.1

Freq = 22.1080 GHz, Bw = 16.000 MH

No calibration applied and no bandpass applied



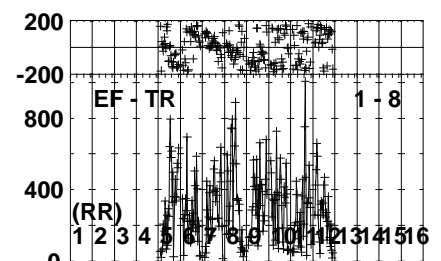
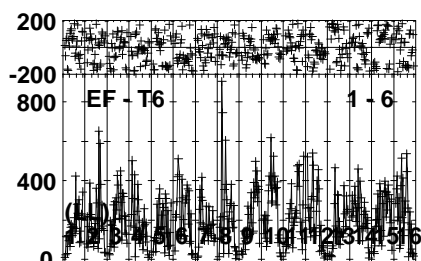
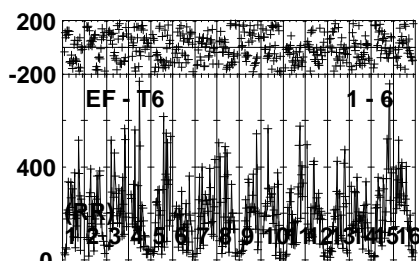
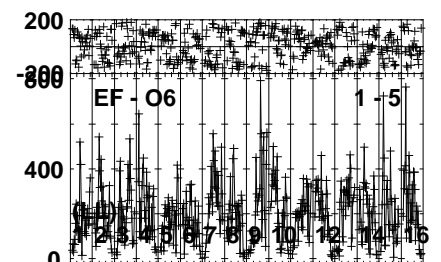
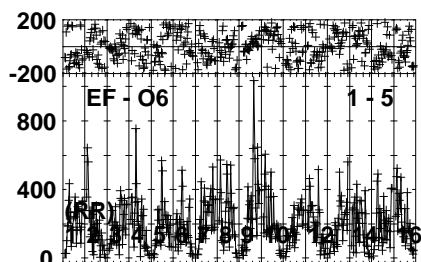
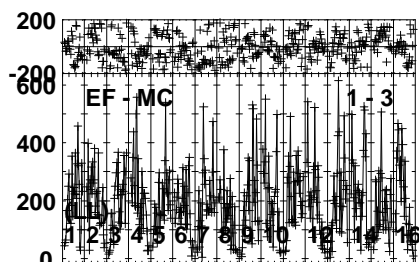
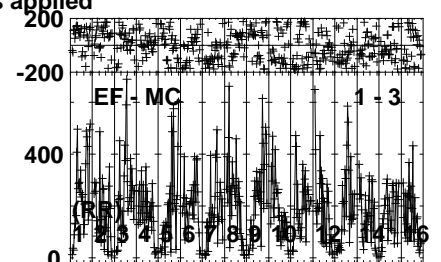
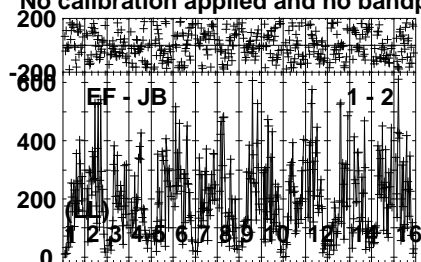
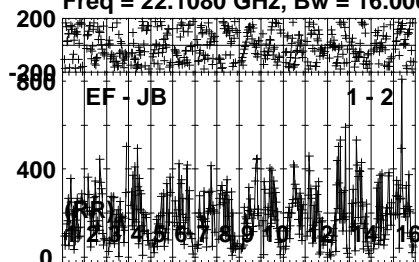
Lower frame: Micro Ampl Jy Top frame: Phas deg
Vector averaged cross-power spectrum Several baselines displayed
Timerange: 00/08:32:51 to 00/08:33:49

Plot file version 433 created 04-APR-2022 10:36:47

LSI61303 EM132A.UVDATA.1

Freq = 22.1080 GHz, Bw = 16.000 MH

No calibration applied and no bandpass applied



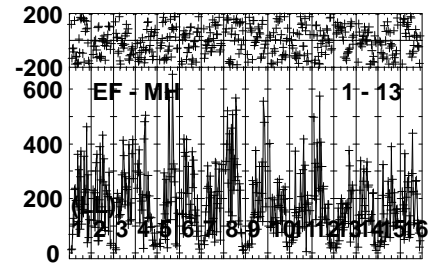
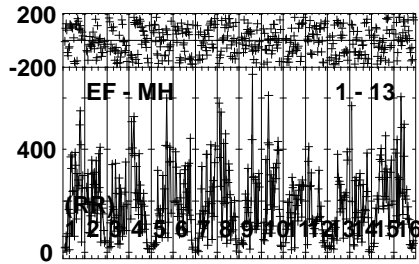
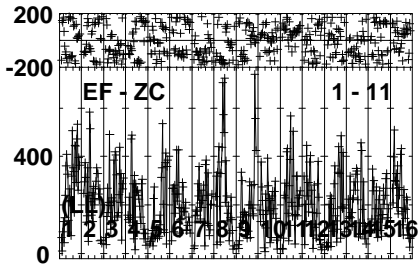
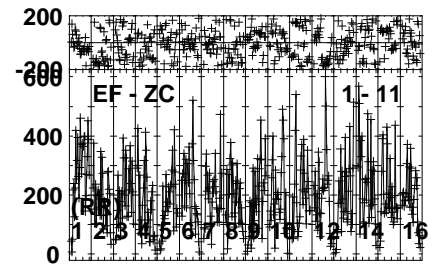
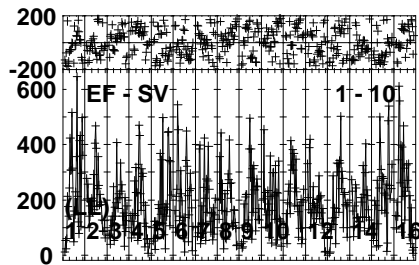
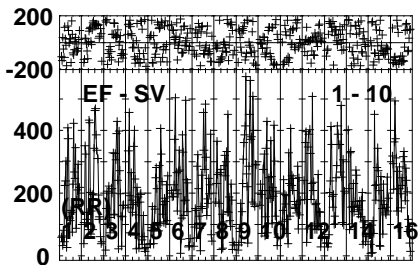
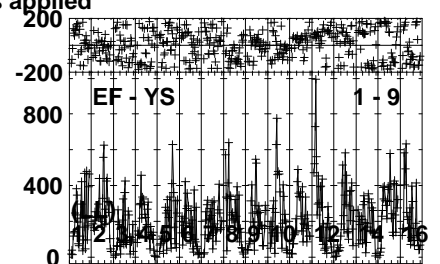
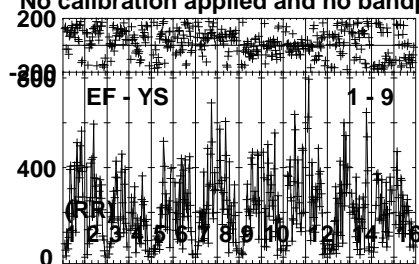
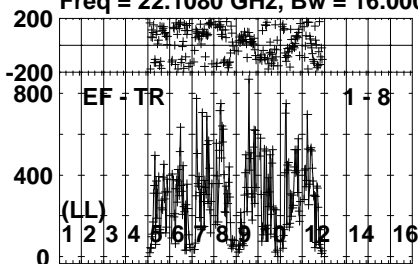
Lower frame: Micro Ampl Jy Top frame: Phas deg
Vector averaged cross-power spectrum Several baselines displayed
Timerange: 00/08:33:51 to 00/08:34:59

Plot file version 434 created 04-APR-2022 10:36:47

LSI61303 EM132A.UVDATA.1

Freq = 22.1080 GHz, Bw = 16.000 MH

No calibration applied and no bandpass applied



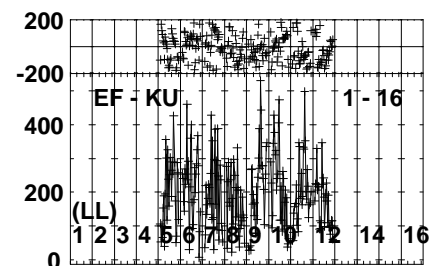
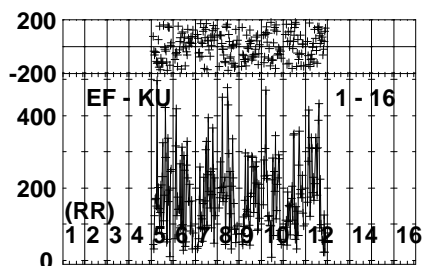
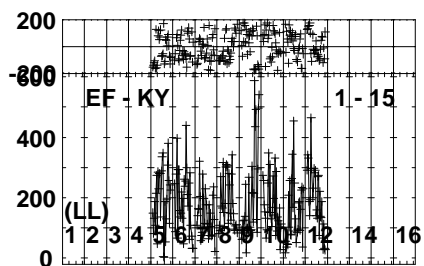
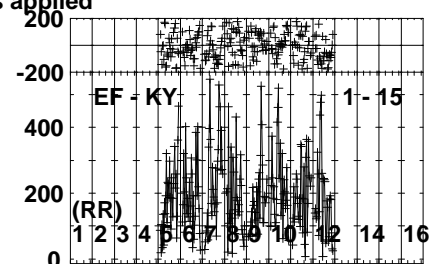
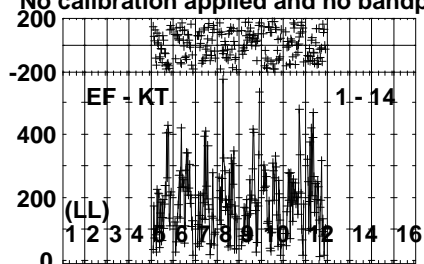
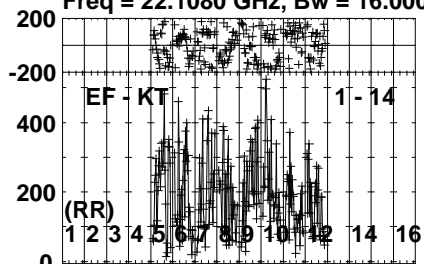
Lower frame: Micro Ampl Jy Top frame: Phas deg
Vector averaged cross-power spectrum Several baselines displayed
Timerange: 00/08:33:51 to 00/08:34:59

Plot file version 435 created 04-APR-2022 10:36:47

LSI61303 EM132A.UVDATA.1

Freq = 22.1080 GHz, Bw = 16.000 MH

No calibration applied and no bandpass applied



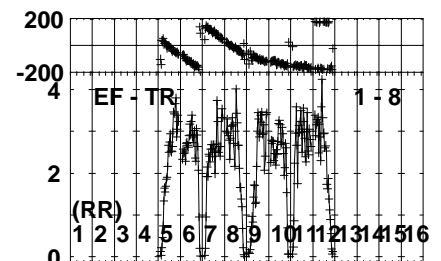
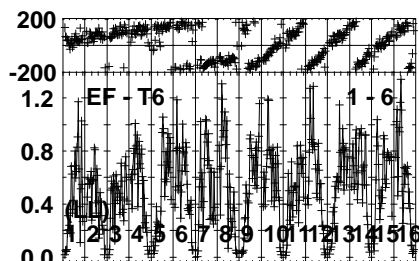
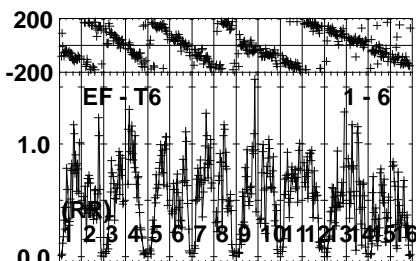
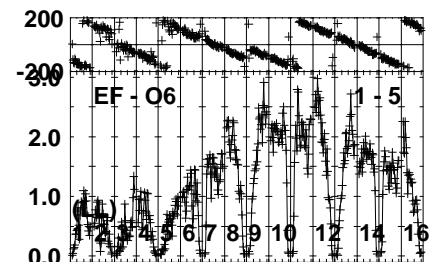
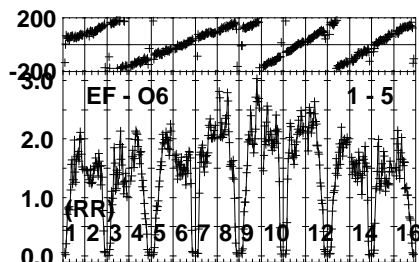
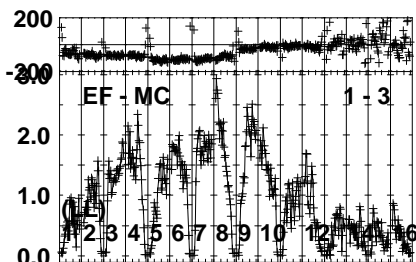
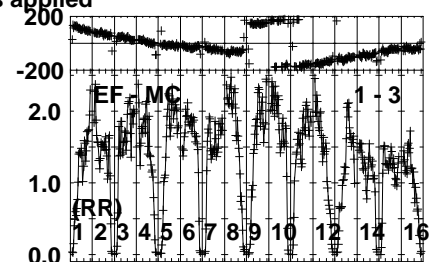
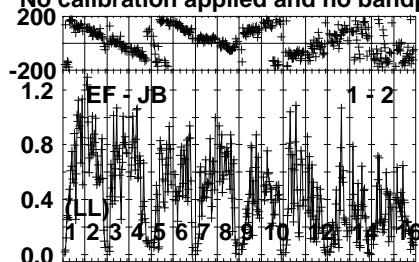
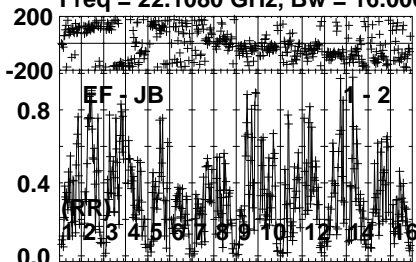
Lower frame: Micro Ampl Jy Top frame: Phas deg
Vector averaged cross-power spectrum Several baselines displayed
Timerange: 00/08:33:51 to 00/08:34:59

Plot file version 436 created 04-APR-2022 10:36:47

J0244+6228 EM132A.UVDATA.1

Freq = 22.1080 GHz, Bw = 16.000 MH

No calibration applied and no bandpass applied



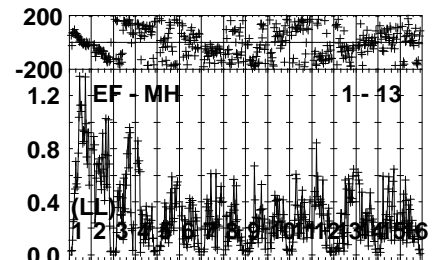
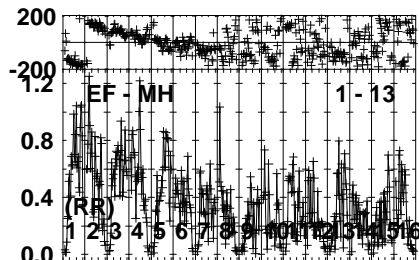
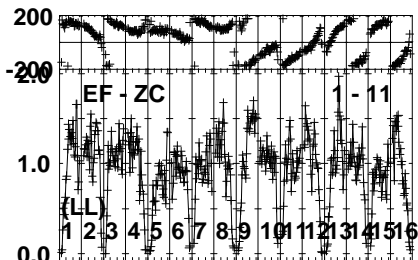
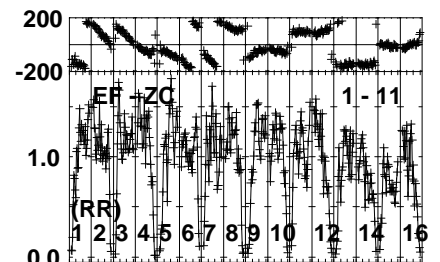
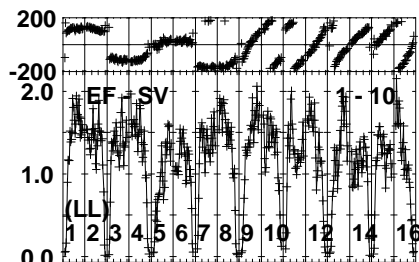
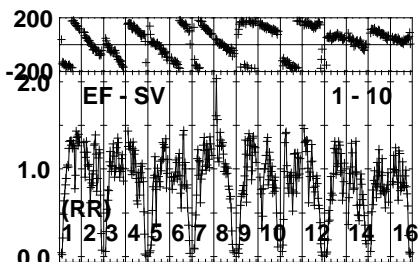
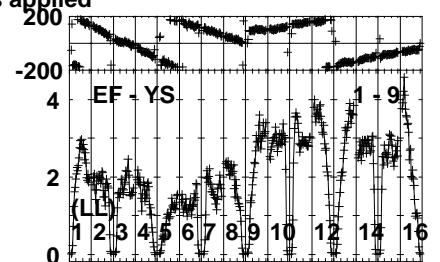
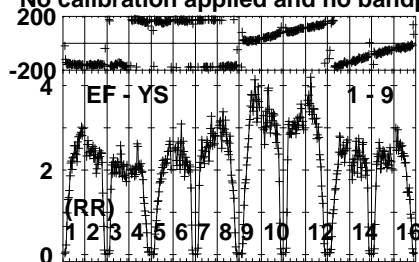
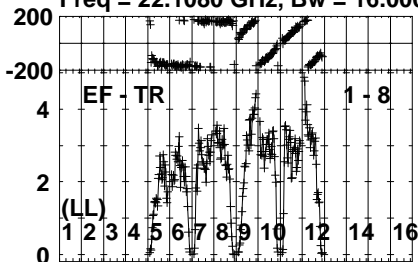
Lower frame: Milli Ampl Jy Top frame: Phas deg
Vector averaged cross-power spectrum Several baselines displayed
Timerange: 00/08:35:01 to 00/08:35:59

Plot file version 437 created 04-APR-2022 10:36:47

J0244+6228 EM132A.UVDATA.1

Freq = 22.1080 GHz, Bw = 16.000 MH

No calibration applied and no bandpass applied



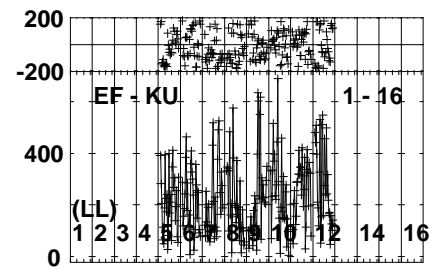
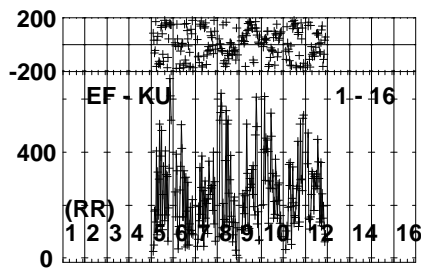
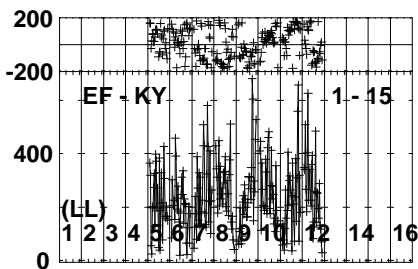
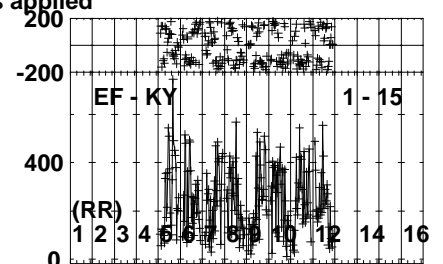
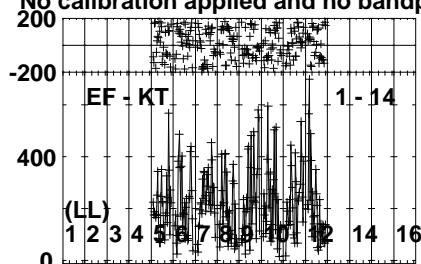
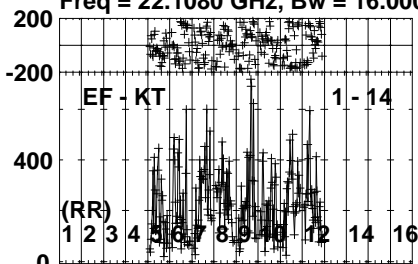
Lower frame: Milli Ampl Jy Top frame: Phas deg
Vector averaged cross-power spectrum Several baselines displayed
Timerange: 00/08:35:01 to 00/08:35:59

Plot file version 438 created 04-APR-2022 10:36:48

J0244+6228 EM132A.UVDATA.1

Freq = 22.1080 GHz, Bw = 16.000 MH

No calibration applied and no bandpass applied



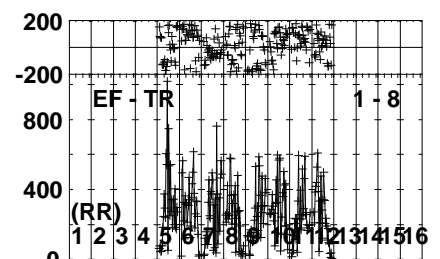
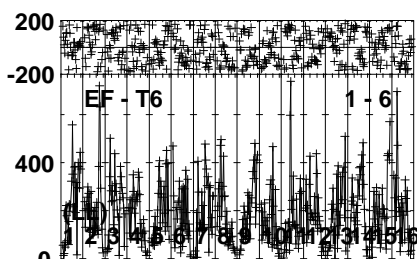
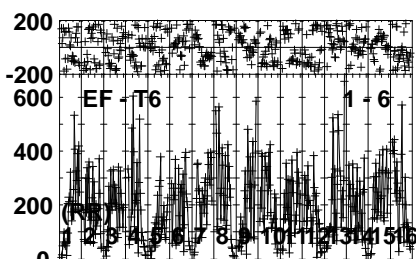
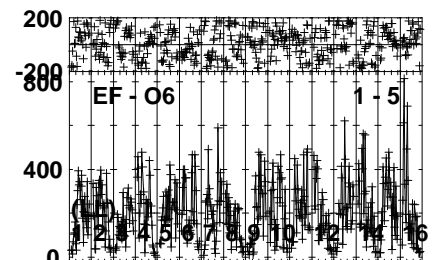
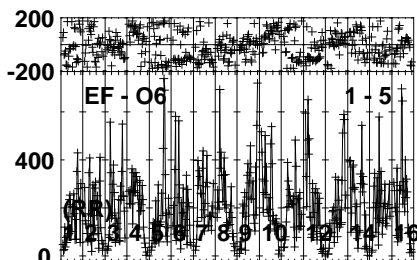
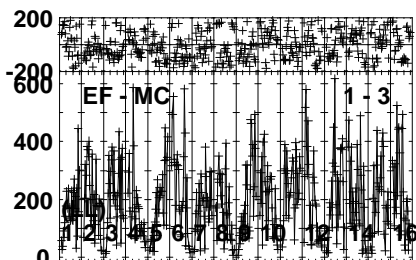
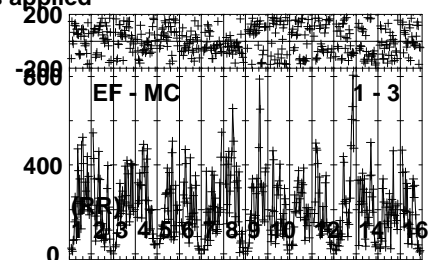
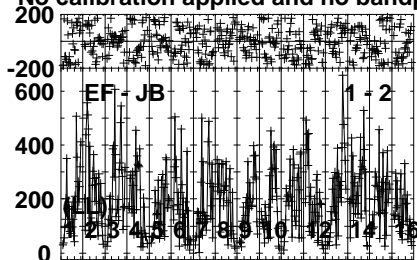
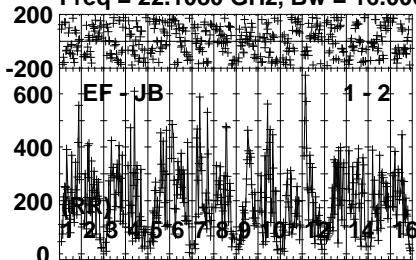
Lower frame: Micro Ampl Jy Top frame: Phas deg
Vector averaged cross-power spectrum Several baselines displayed
Timerange: 00/08:35:01 to 00/08:35:59

Plot file version 439 created 04-APR-2022 10:36:48

LSI61303 EM132A.UVDATA.1

Freq = 22.1080 GHz, Bw = 16.000 MH

No calibration applied and no bandpass applied



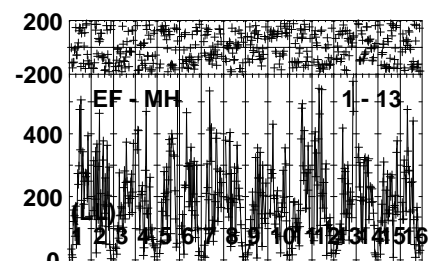
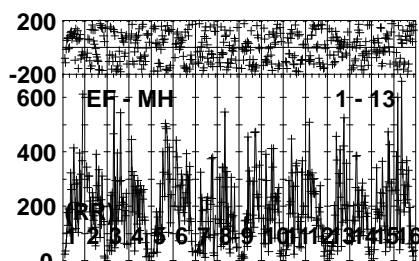
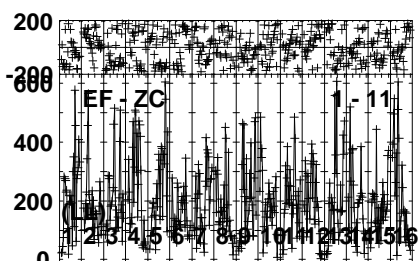
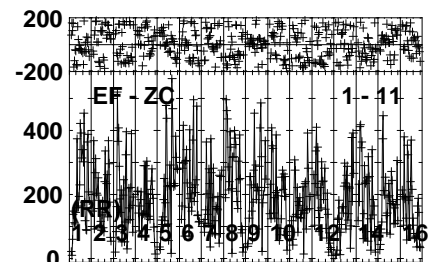
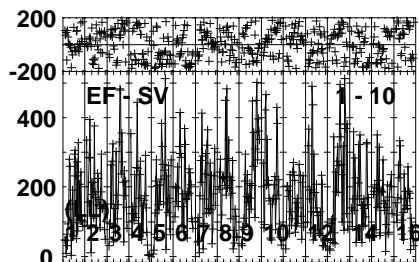
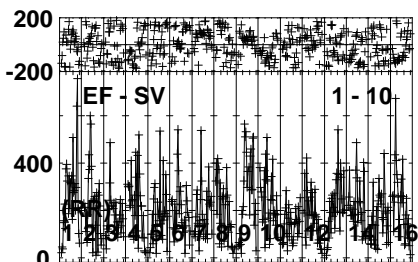
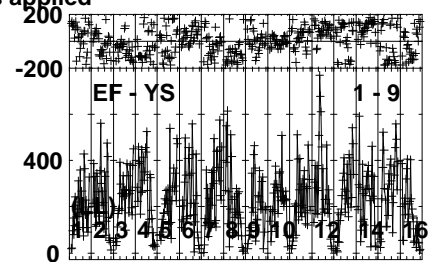
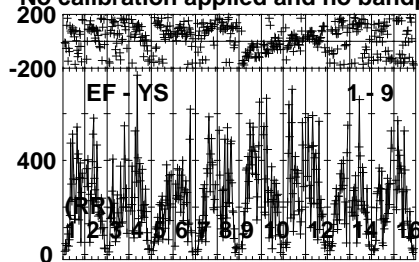
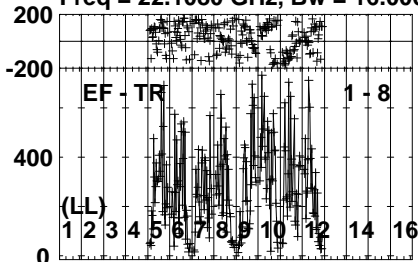
Lower frame: Micro Ampl Jy Top frame: Phas deg
Vector averaged cross-power spectrum Several baselines displayed
Timerange: 00/08:36:01 to 00/08:37:09

Plot file version 440 created 04-APR-2022 10:36:48

LSI61303 EM132A.UVDATA.1

Freq = 22.1080 GHz, Bw = 16.000 MH

No calibration applied and no bandpass applied



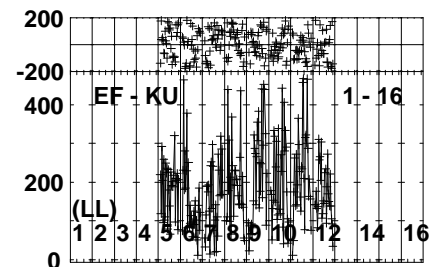
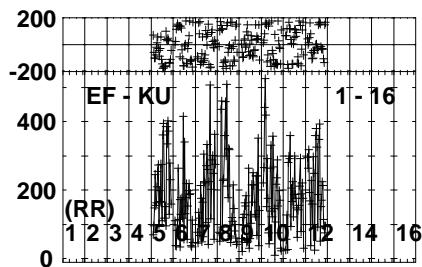
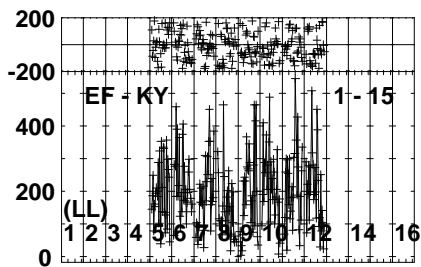
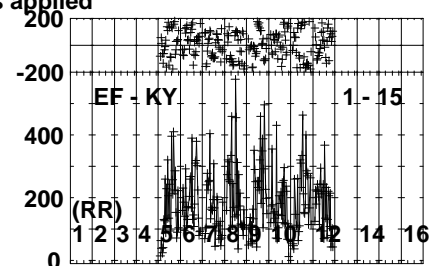
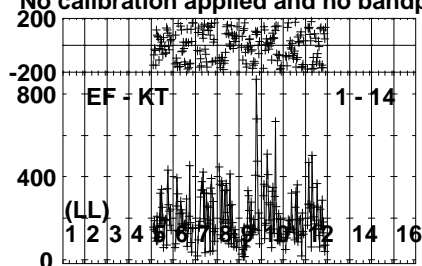
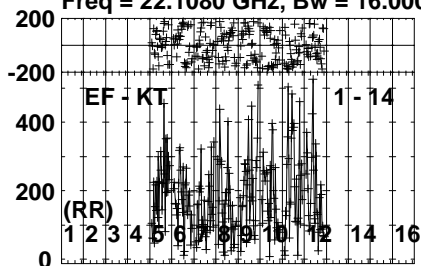
Lower frame: Micro Ampl Jy Top frame: Phas deg
Vector averaged cross-power spectrum Several baselines displayed
Timerange: 00/08:36:01 to 00/08:37:09

Plot file version 441 created 04-APR-2022 10:36:48

LSI61303 EM132A.UVDATA.1

Freq = 22.1080 GHz, Bw = 16.000 MH

No calibration applied and no bandpass applied



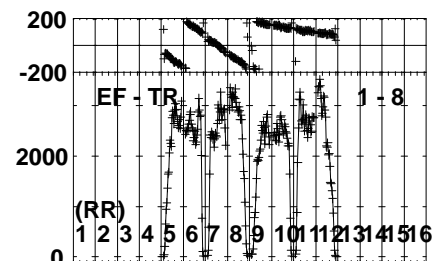
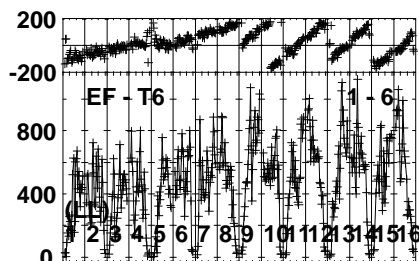
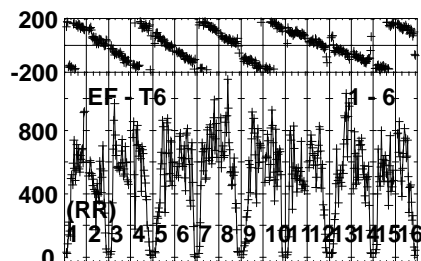
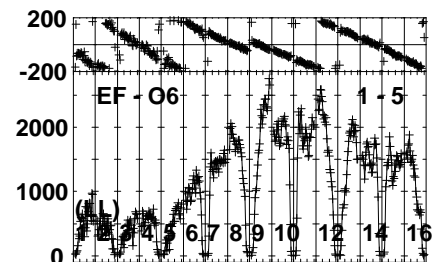
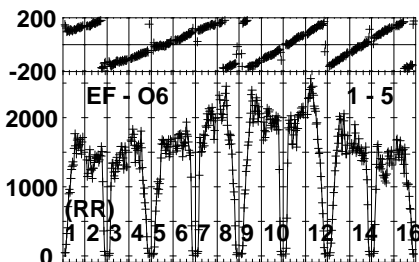
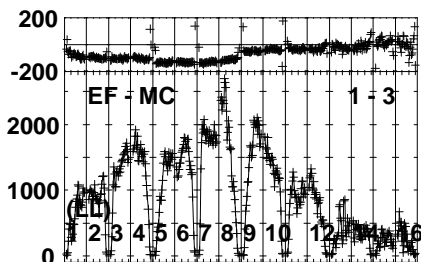
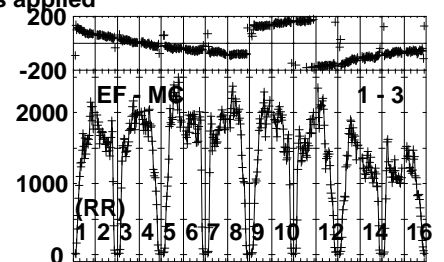
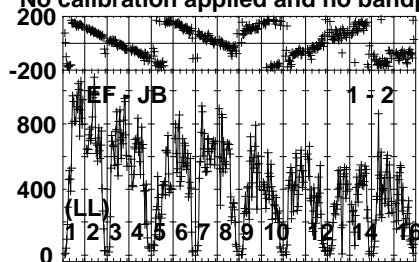
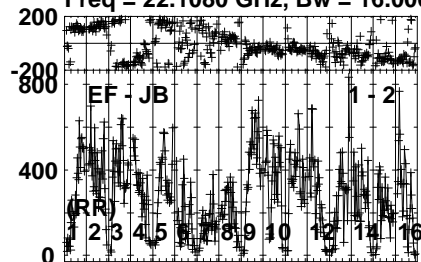
Lower frame: Micro Ampl Jy Top frame: Phas deg
Vector averaged cross-power spectrum Several baselines displayed
Timerange: 00/08:36:01 to 00/08:37:09

Plot file version 442 created 04-APR-2022 10:36:48

J0244+6228 EM132A.UVDATA.1

Freq = 22.1080 GHz, Bw = 16.000 MH

No calibration applied and no bandpass applied



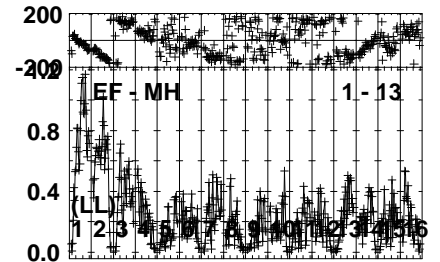
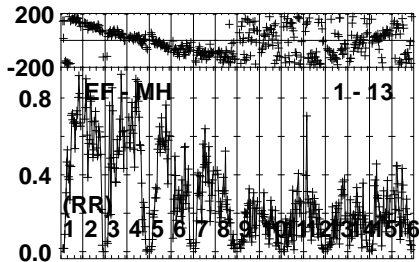
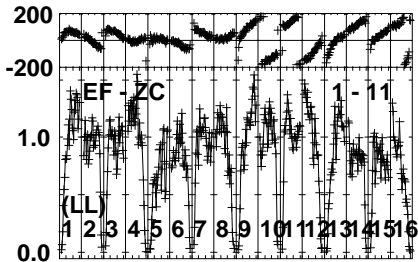
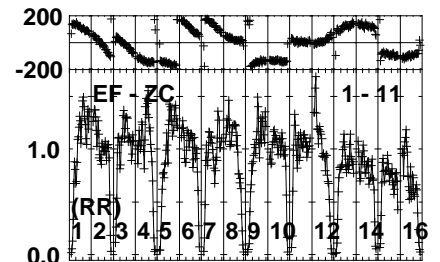
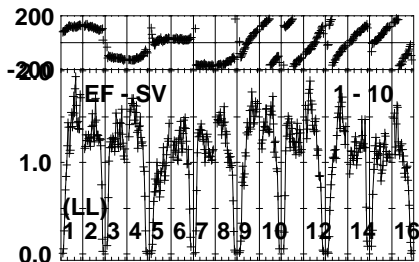
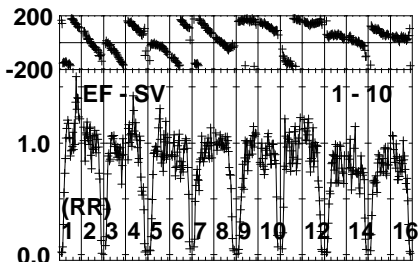
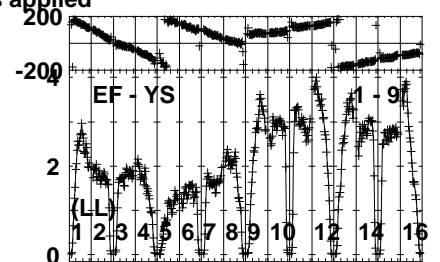
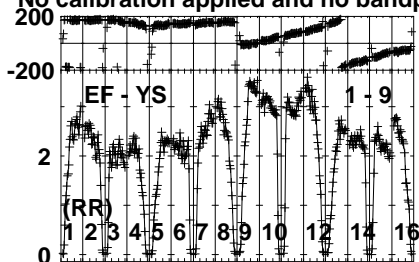
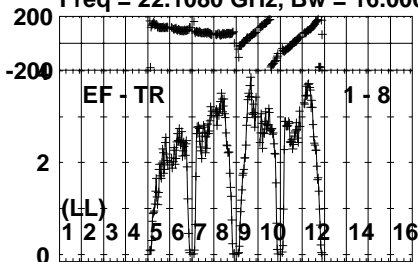
Lower frame: Micro Ampl Jy Top frame: Phas deg
Vector averaged cross-power spectrum Several baselines displayed
Timerange: 00/08:37:41 to 00/08:38:39

Plot file version 443 created 04-APR-2022 10:36:48

J0244+6228 EM132A.UVDATA.1

Freq = 22.1080 GHz, Bw = 16.000 MH

No calibration applied and no bandpass applied



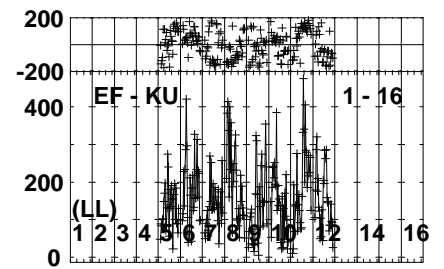
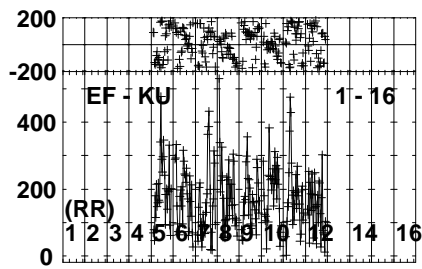
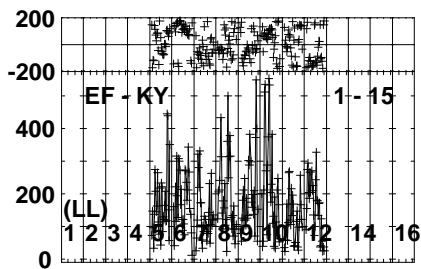
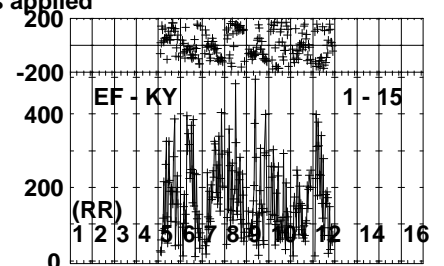
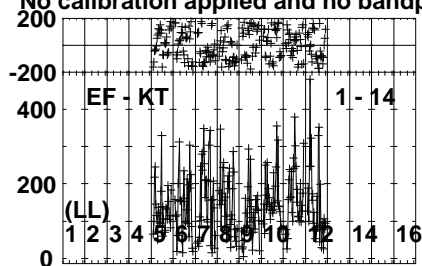
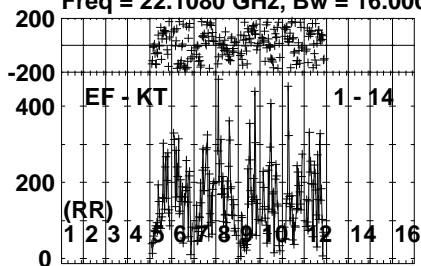
Lower frame: Milli Ampl Jy Top frame: Phas deg
Vector averaged cross-power spectrum Several baselines displayed
Timerange: 00/08:37:41 to 00/08:38:39

Plot file version 444 created 04-APR-2022 10:36:48

J0244+6228 EM132A.UVDATA.1

Freq = 22.1080 GHz, Bw = 16.000 MH

No calibration applied and no bandpass applied



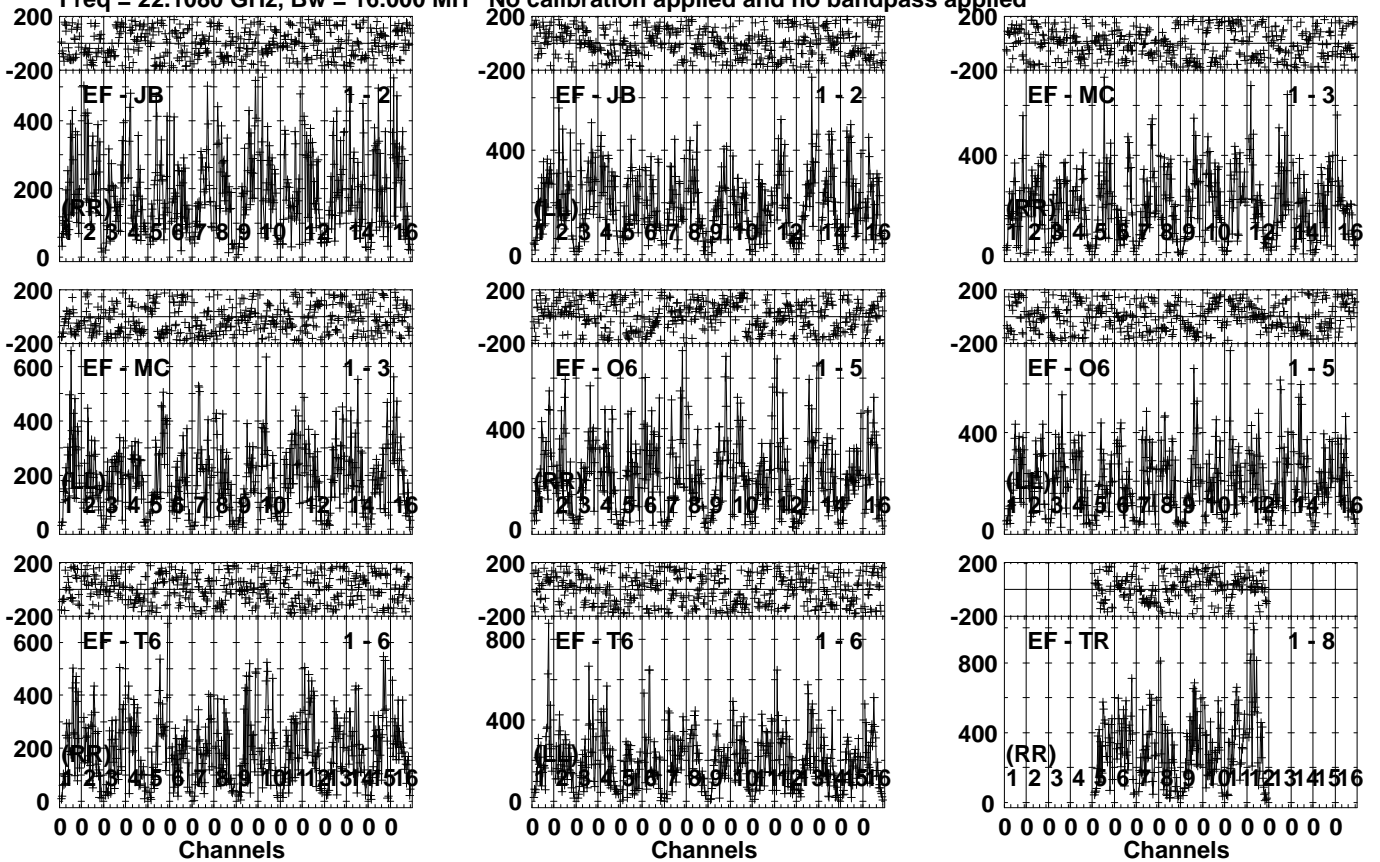
Lower frame: Micro Ampl Jy Top frame: Phas deg
Vector averaged cross-power spectrum Several baselines displayed
Timerange: 00/08:37:41 to 00/08:38:39

Plot file version 445 created 04-APR-2022 10:36:48

LSI61303 EM132A.UVDATA.1

Freq = 22.1080 GHz, Bw = 16.000 MH

No calibration applied and no bandpass applied



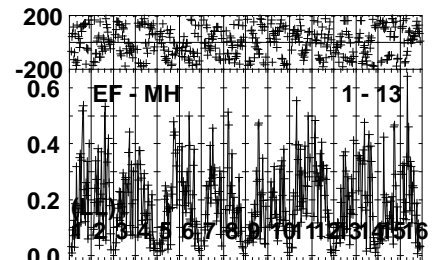
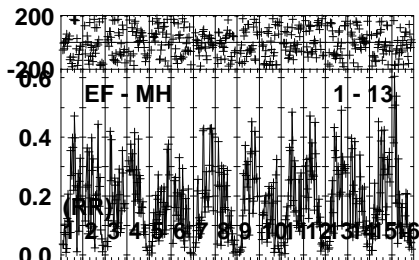
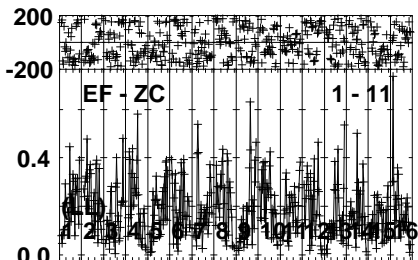
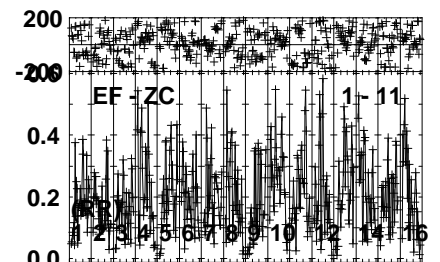
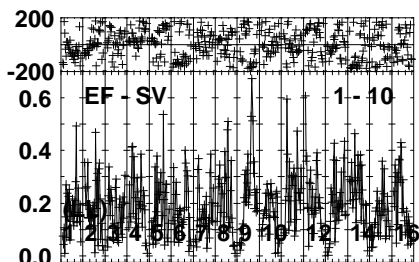
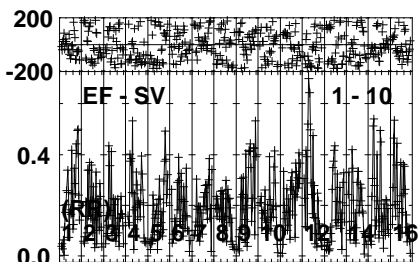
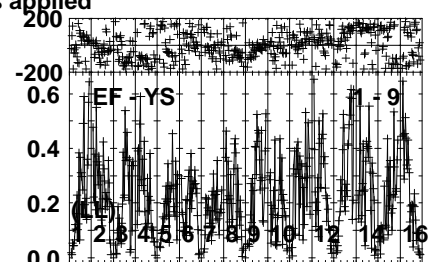
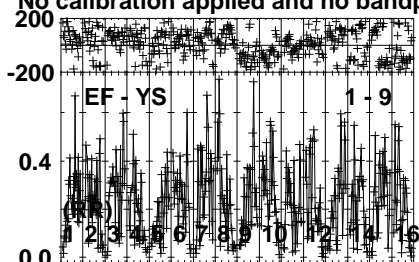
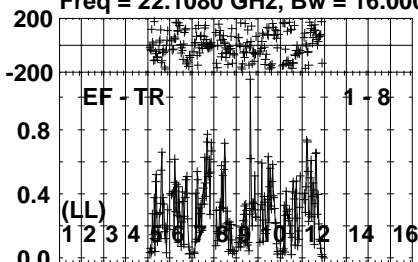
Lower frame: Micro Ampl Jy Top frame: Phas deg
Vector averaged cross-power spectrum Several baselines displayed
Timerange: 00/08:38:41 to 00/08:39:49

Plot file version 446 created 04-APR-2022 10:36:48

LSI61303 EM132A.UVDATA.1

Freq = 22.1080 GHz, Bw = 16.000 MH

No calibration applied and no bandpass applied



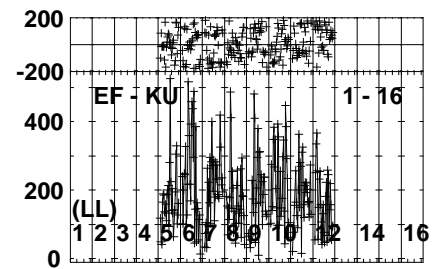
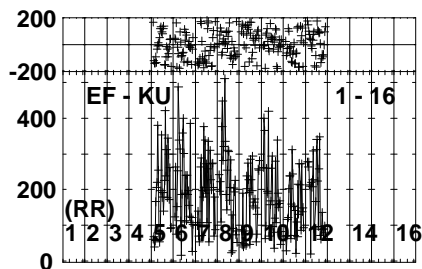
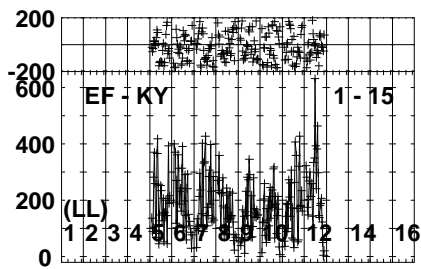
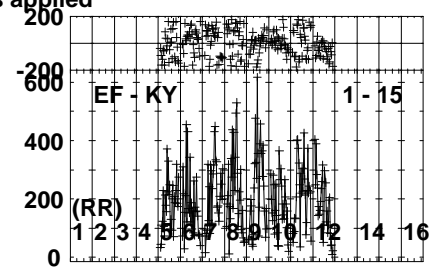
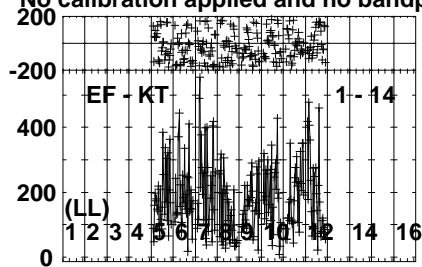
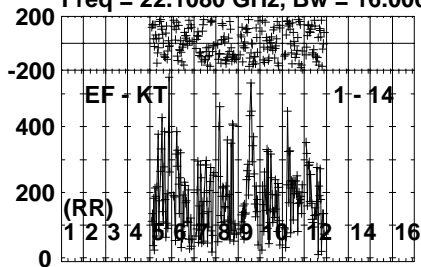
Lower frame: Milli Ampl Jy Top frame: Phas deg
Vector averaged cross-power spectrum Several baselines displayed
Timerange: 00/08:38:41 to 00/08:39:49

Plot file version 447 created 04-APR-2022 10:36:48

LSI61303 EM132A.UVDATA.1

Freq = 22.1080 GHz, Bw = 16.000 MH

No calibration applied and no bandpass applied



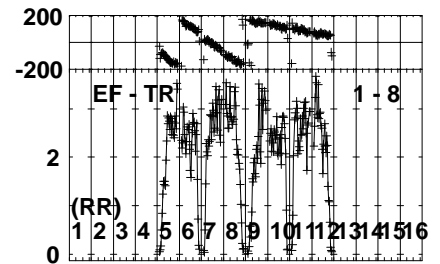
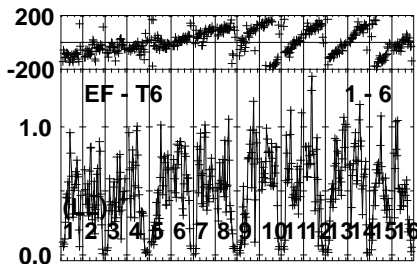
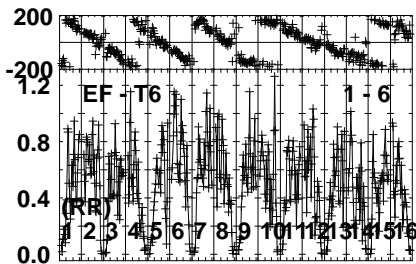
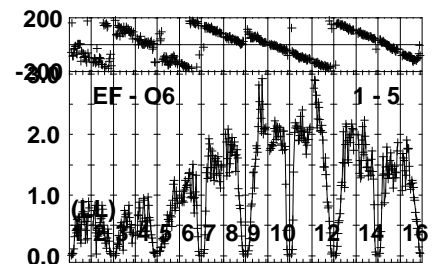
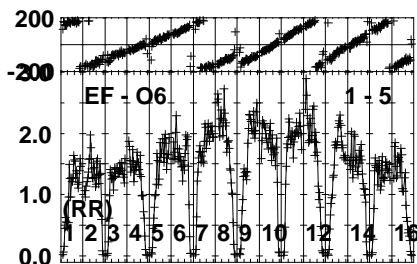
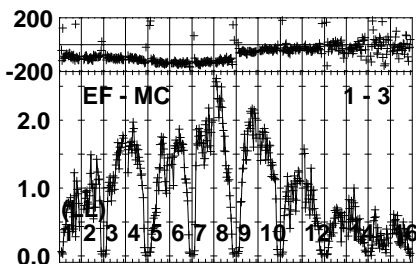
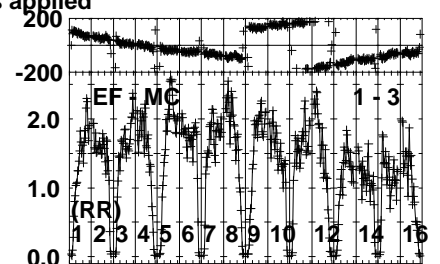
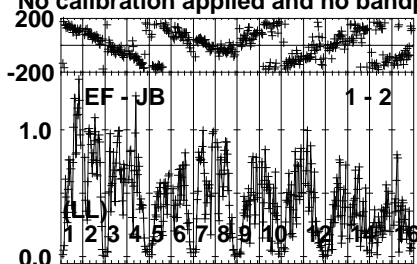
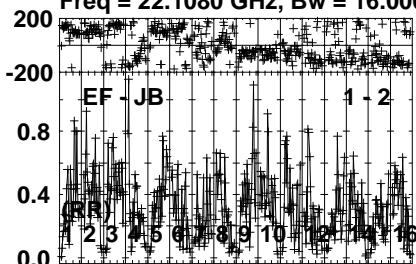
Lower frame: Micro Ampl Jy Top frame: Phas deg
Vector averaged cross-power spectrum Several baselines displayed
Timerange: 00/08:38:41 to 00/08:39:49

Plot file version 448 created 04-APR-2022 10:36:48

J0244+6228 EM132A.UVDATA.1

Freq = 22.1080 GHz, Bw = 16.000 MH

No calibration applied and no bandpass applied



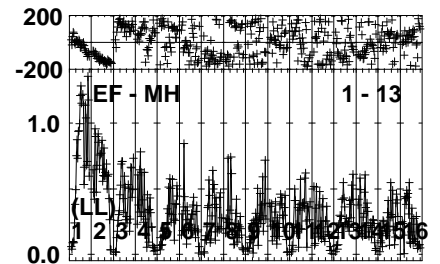
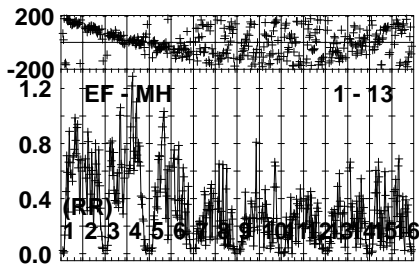
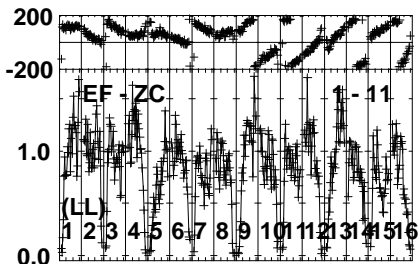
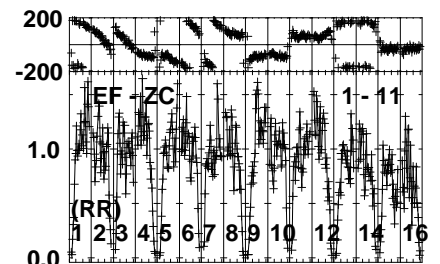
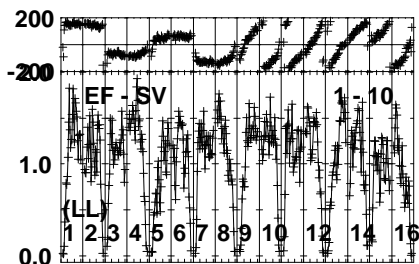
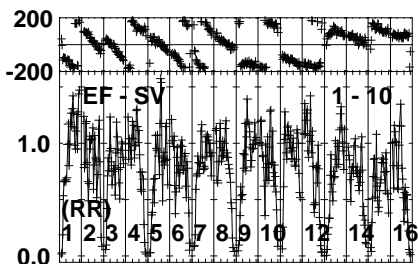
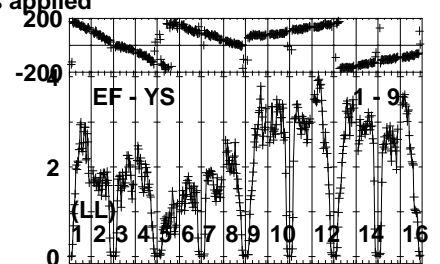
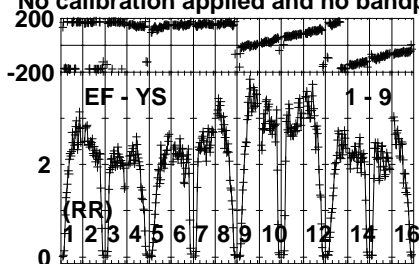
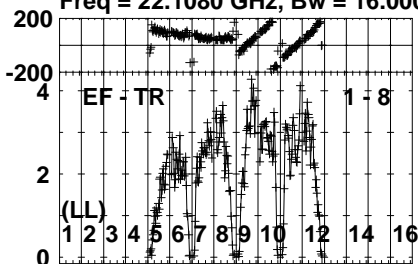
Lower frame: Milli Ampl Jy Top frame: Phas deg
Vector averaged cross-power spectrum Several baselines displayed
Timerange: 00/08:39:51 to 00/08:40:49

Plot file version 449 created 04-APR-2022 10:36:48

J0244+6228 EM132A.UVDATA.1

Freq = 22.1080 GHz, Bw = 16.000 MH

No calibration applied and no bandpass applied



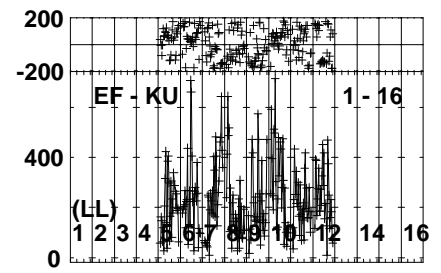
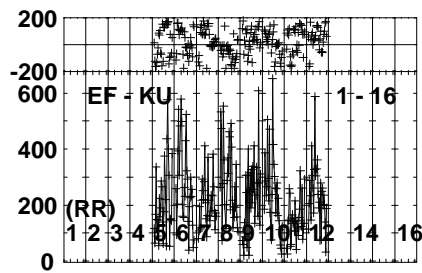
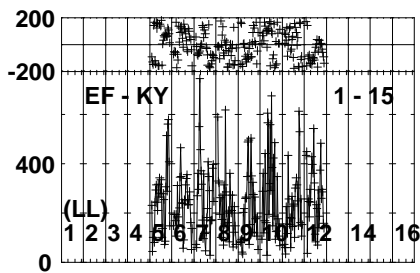
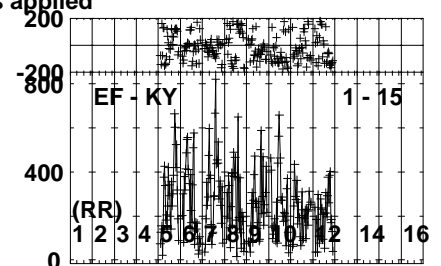
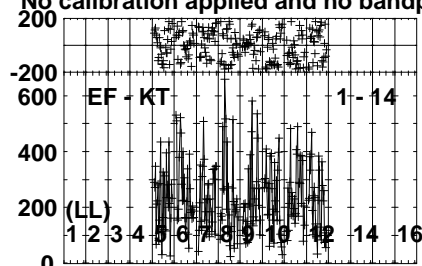
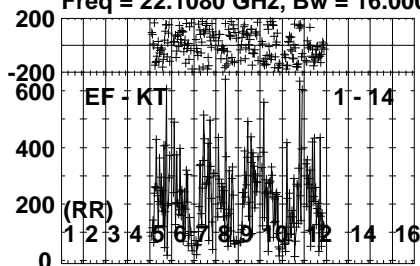
Lower frame: Milli Ampl Jy Top frame: Phas deg
Vector averaged cross-power spectrum Several baselines displayed
Timerange: 00/08:39:51 to 00/08:40:49

Plot file version 450 created 04-APR-2022 10:36:48

J0244+6228 EM132A.UVDATA.1

Freq = 22.1080 GHz, Bw = 16.000 MH

No calibration applied and no bandpass applied



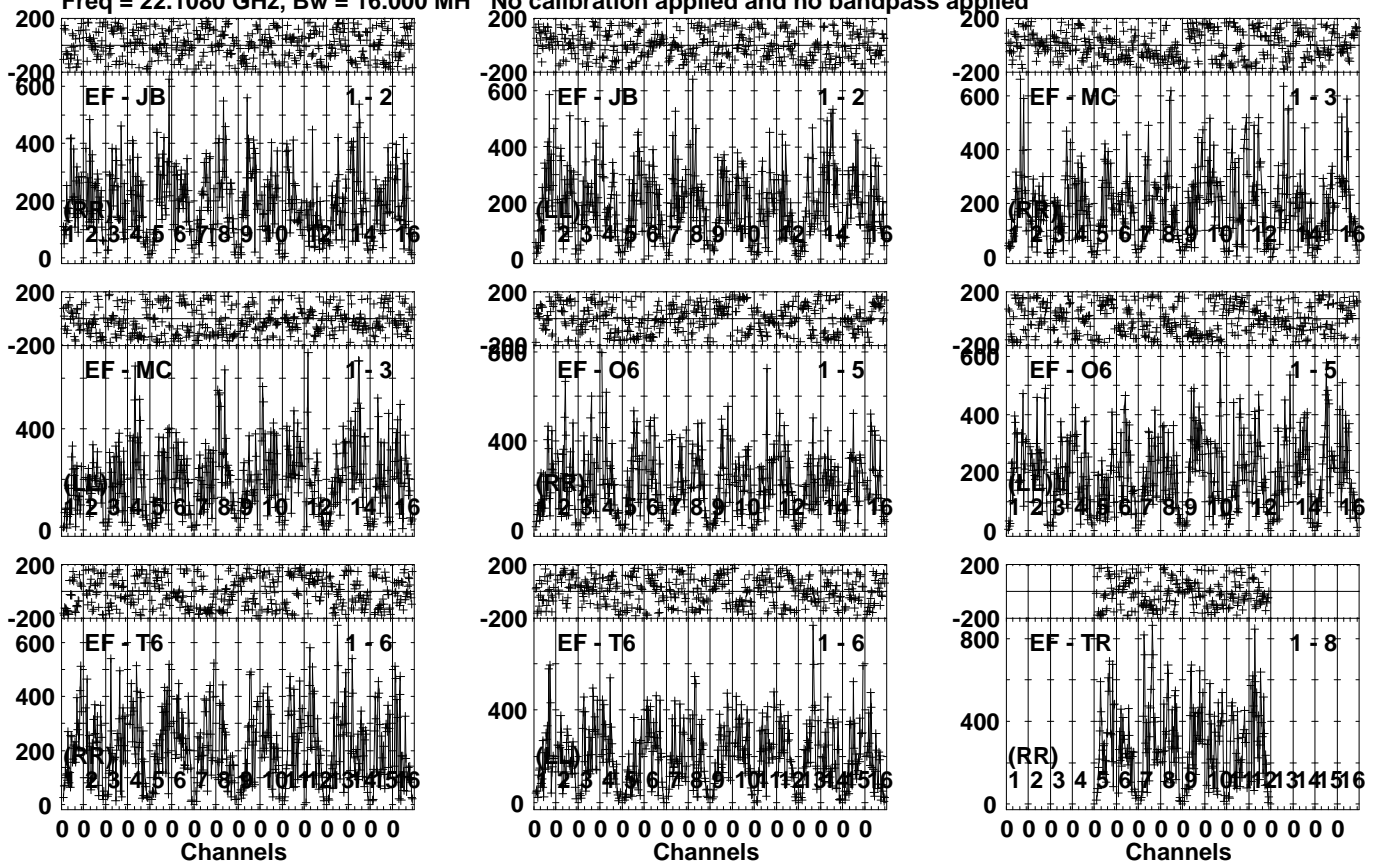
Lower frame: Micro Ampl Jy Top frame: Phas deg
Vector averaged cross-power spectrum Several baselines displayed
Timerange: 00/08:39:51 to 00/08:40:49

Plot file version 451 created 04-APR-2022 10:36:49

LSI61303 EM132A.UVDATA.1

Freq = 22.1080 GHz, Bw = 16.000 MH

No calibration applied and no bandpass applied



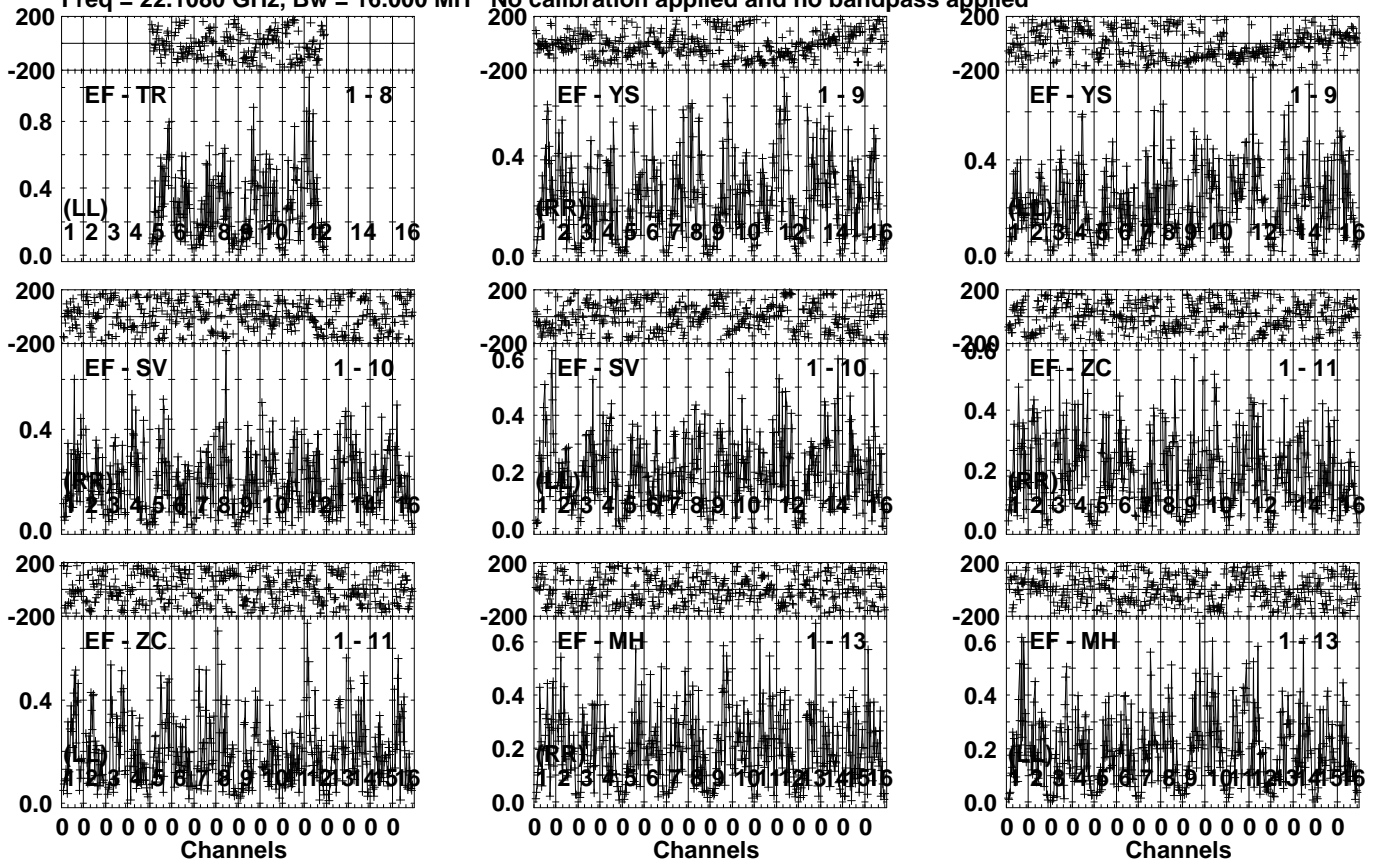
Lower frame: Micro Ampl Jy Top frame: Phas deg
Vector averaged cross-power spectrum Several baselines displayed
Timerange: 00/08:40:51 to 00/08:41:59

Plot file version 452 created 04-APR-2022 10:36:49

LSI61303 EM132A.UVDATA.1

Freq = 22.1080 GHz, Bw = 16.000 MH

No calibration applied and no bandpass applied



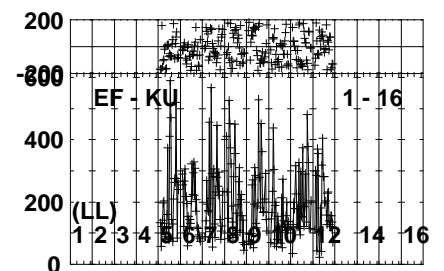
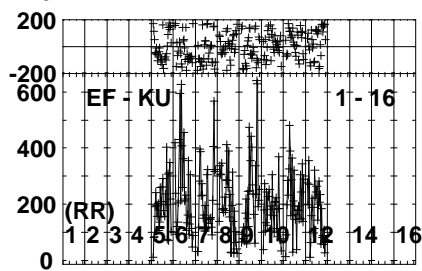
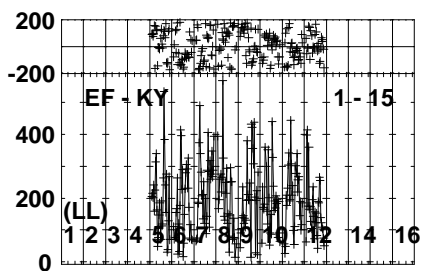
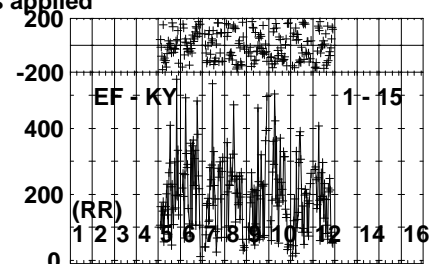
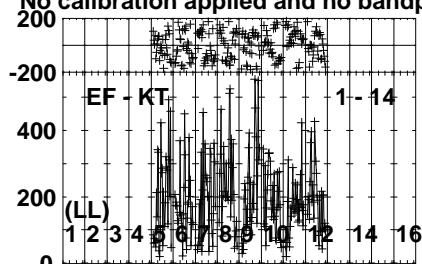
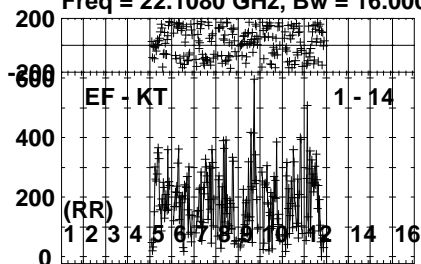
Lower frame: Milli Ampl Jy Top frame: Phas deg
Vector averaged cross-power spectrum Several baselines displayed
Timerange: 00/08:40:51 to 00/08:41:59

Plot file version 453 created 04-APR-2022 10:36:49

LSI61303 EM132A.UVDATA.1

Freq = 22.1080 GHz, Bw = 16.000 MH

No calibration applied and no bandpass applied



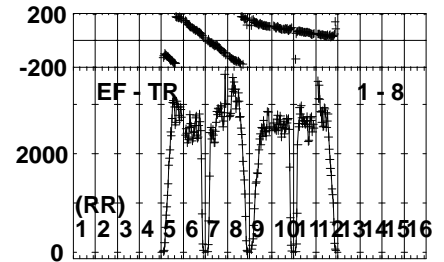
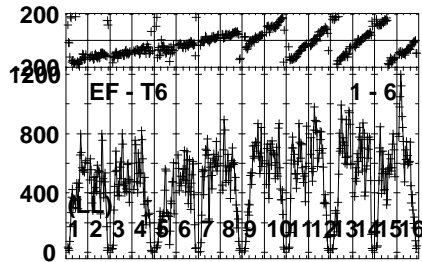
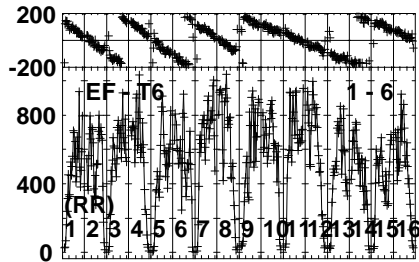
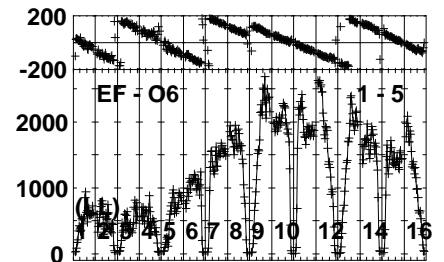
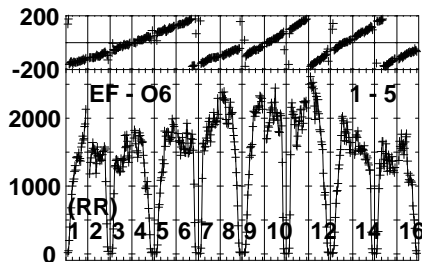
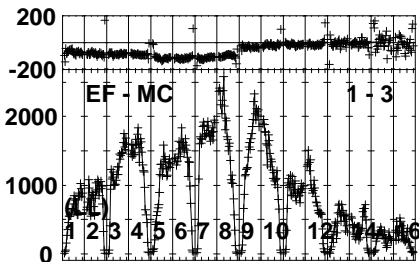
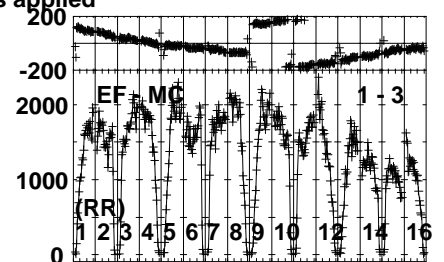
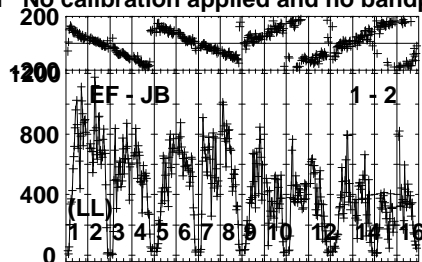
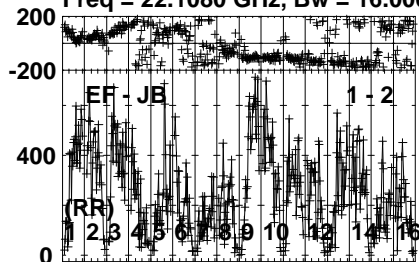
Lower frame: Micro Ampl Jy Top frame: Phas deg
Vector averaged cross-power spectrum Several baselines displayed
Timerange: 00/08:40:51 to 00/08:41:59

Plot file version 454 created 04-APR-2022 10:36:49

J0244+6228 EM132A.UVDATA.1

Freq = 22.1080 GHz, Bw = 16.000 MH

No calibration applied and no bandpass applied



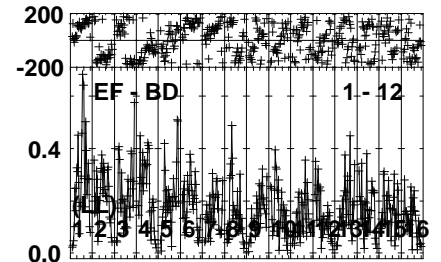
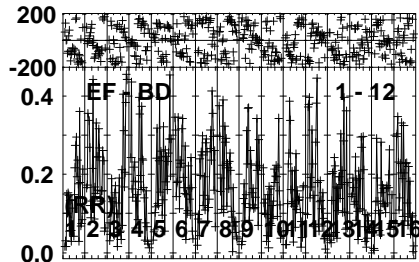
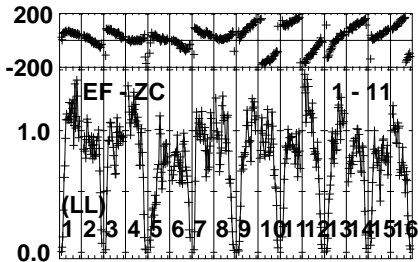
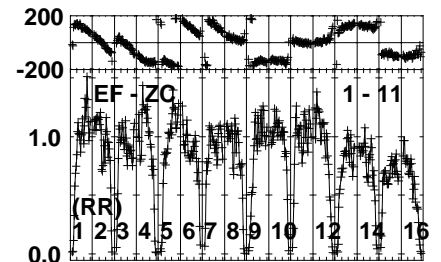
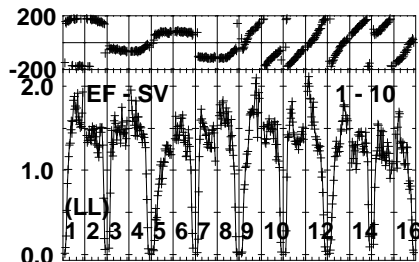
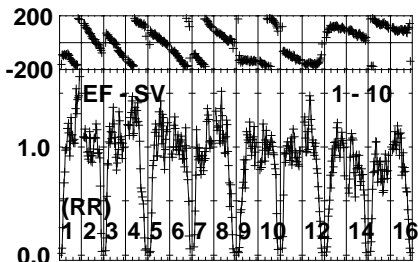
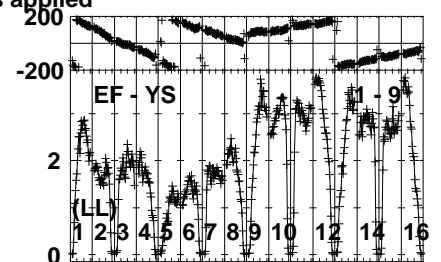
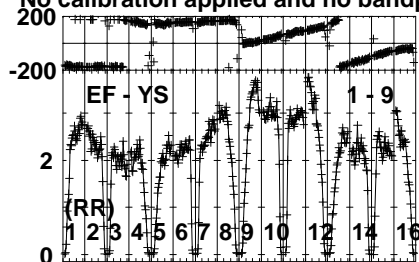
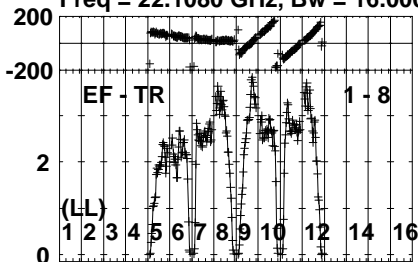
Lower frame: Micro Ampl Jy Top frame: Phas deg
Vector averaged cross-power spectrum Several baselines displayed
Timerange: 00/08:42:31 to 00/08:43:29

Plot file version 455 created 04-APR-2022 10:36:49

J0244+6228 EM132A.UVDATA.1

Freq = 22.1080 GHz, Bw = 16.000 MH

No calibration applied and no bandpass applied



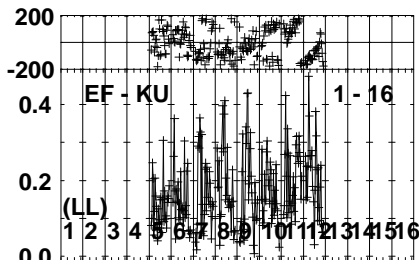
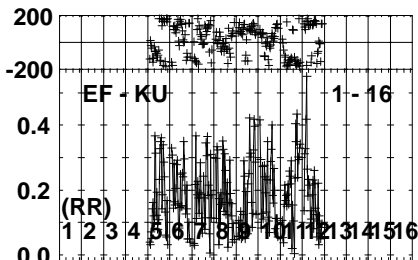
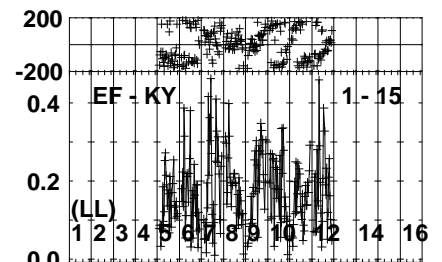
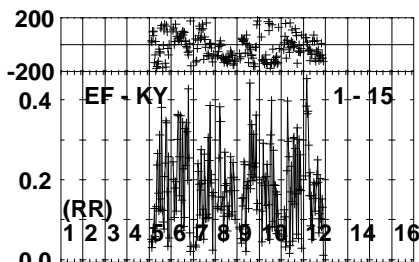
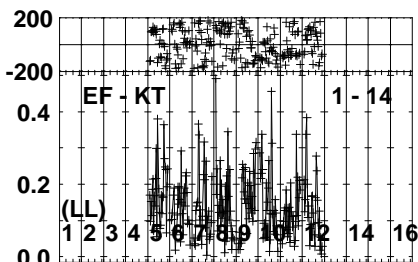
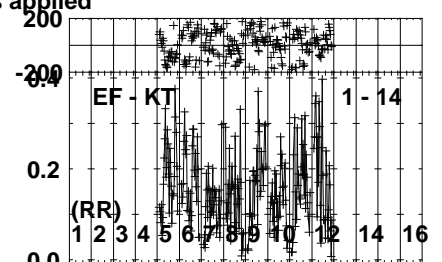
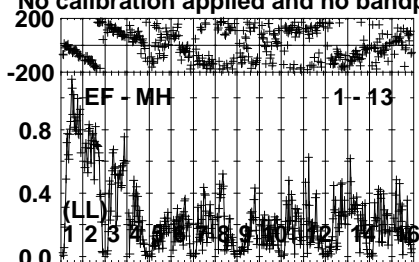
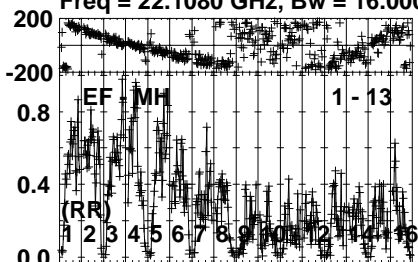
Lower frame: Milli Ampl Jy Top frame: Phas deg
Vector averaged cross-power spectrum Several baselines displayed
Timerange: 00/08:42:31 to 00/08:43:29

Plot file version 456 created 04-APR-2022 10:36:49

J0244+6228 EM132A.UVDATA.1

Freq = 22.1080 GHz, Bw = 16.000 MH

No calibration applied and no bandpass applied



0 0 0 0 0 0 0 0 0 0 0 0 0 0 0 0
Channels

0 0 0 0 0 0 0 0 0 0 0 0 0 0 0 0
Channels

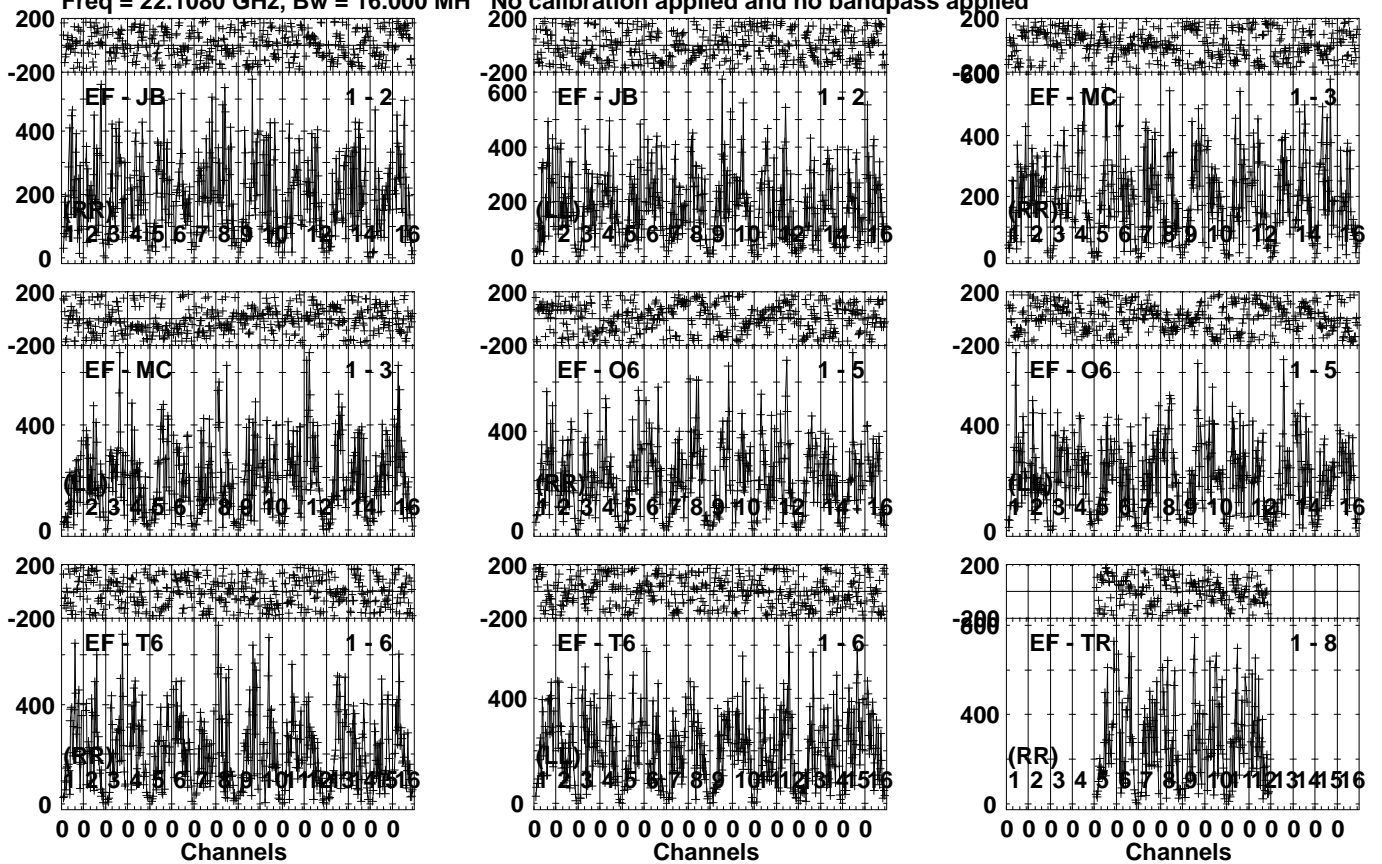
Lower frame: Milli Ampl Jy Top frame: Phas deg
Vector averaged cross-power spectrum Several baselines displayed
Timerange: 00/08:42:31 to 00/08:43:29

Plot file version 457 created 04-APR-2022 10:36:49

LSI61303 EM132A.UVDATA.1

Freq = 22.1080 GHz, Bw = 16.000 MH

No calibration applied and no bandpass applied



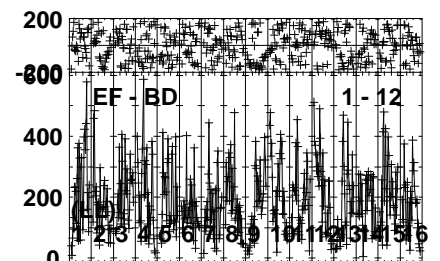
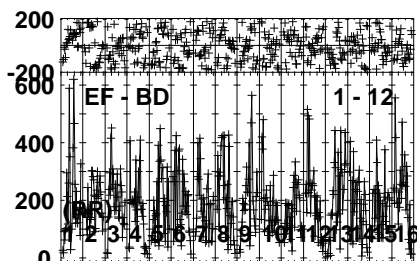
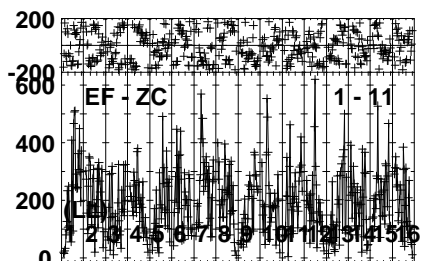
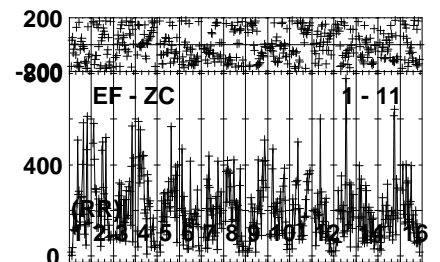
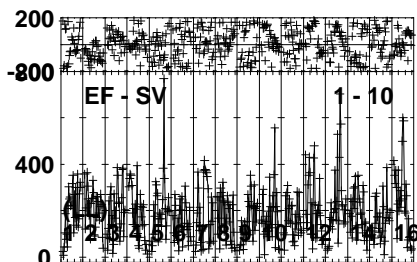
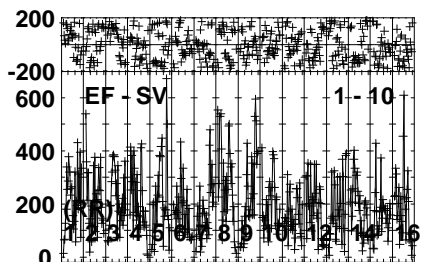
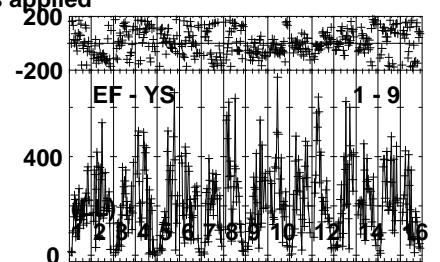
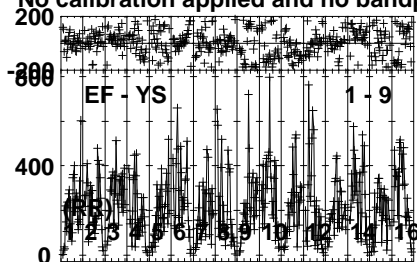
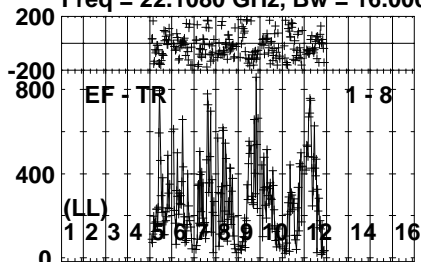
Lower frame: Micro Ampl Jy Top frame: Phas deg
Vector averaged cross-power spectrum Several baselines displayed
Timerange: 00/08:43:31 to 00/08:44:39

Plot file version 458 created 04-APR-2022 10:36:49

LSI61303 EM132A.UVDATA.1

Freq = 22.1080 GHz, Bw = 16.000 MH

No calibration applied and no bandpass applied



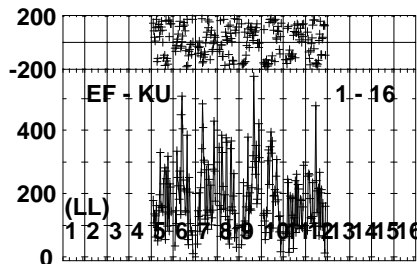
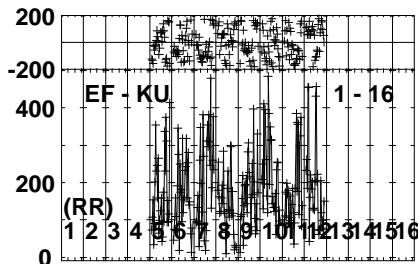
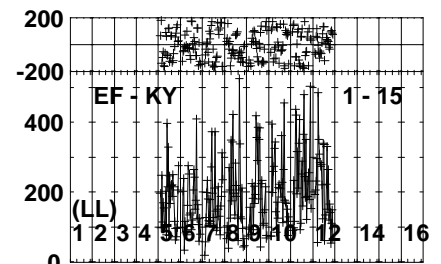
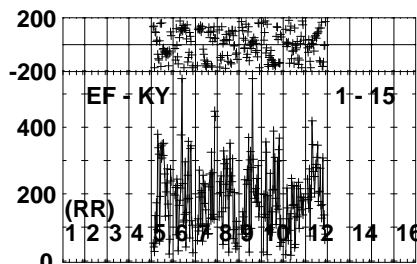
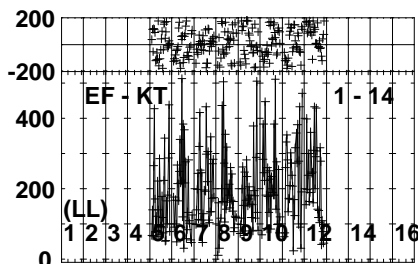
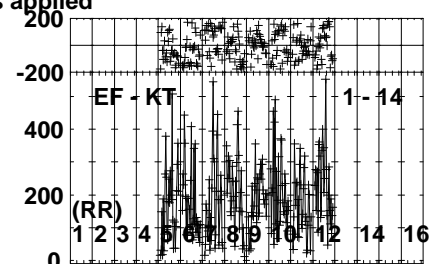
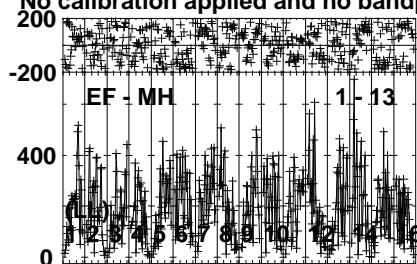
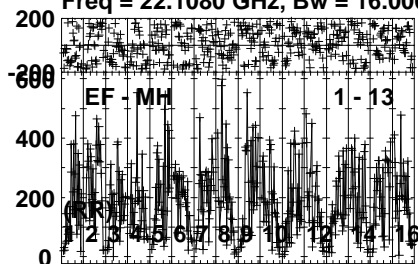
Lower frame: Micro Ampl Jy Top frame: Phas deg
Vector averaged cross-power spectrum Several baselines displayed
Timerange: 00/08:43:31 to 00/08:44:39

Plot file version 459 created 04-APR-2022 10:36:49

LSI61303 EM132A.UVDATA.1

Freq = 22.1080 GHz, Bw = 16.000 MH

No calibration applied and no bandpass applied



0 0 0 0 0 0 0 0 0 0 0 0 0 0 0 0

0 0 0 0 0 0 0 0 0 0 0 0 0 0 0 0

Channels

Channels

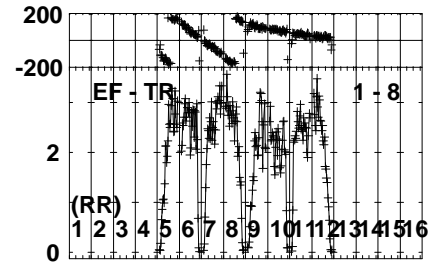
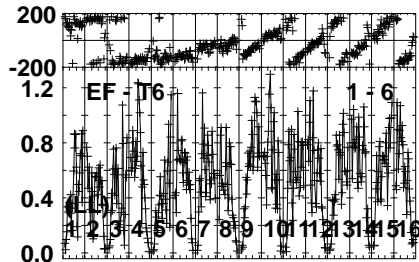
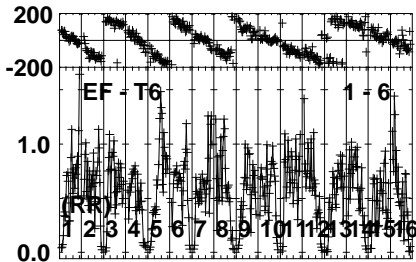
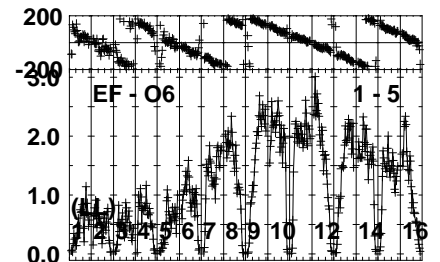
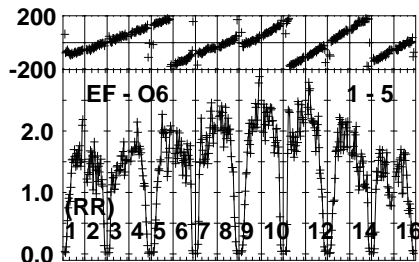
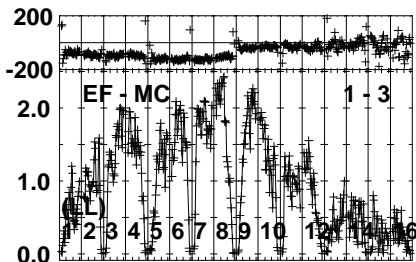
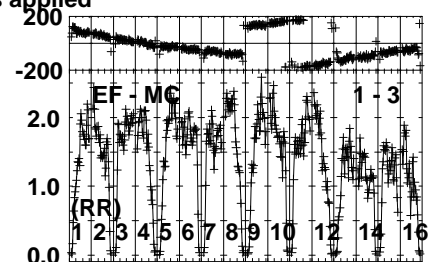
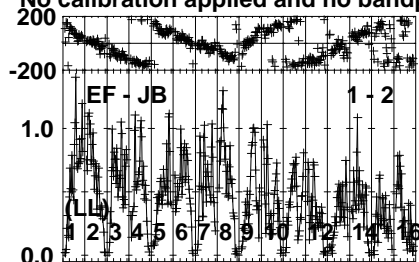
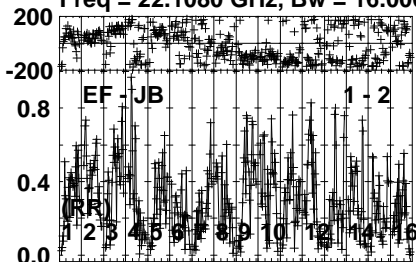
Lower frame: Micro Ampl Jy Top frame: Phas deg
Vector averaged cross-power spectrum Several baselines displayed
Timerange: 00/08:43:31 to 00/08:44:39

Plot file version 460 created 04-APR-2022 10:36:49

J0244+6228 EM132A.UVDATA.1

Freq = 22.1080 GHz, Bw = 16.000 MH

No calibration applied and no bandpass applied



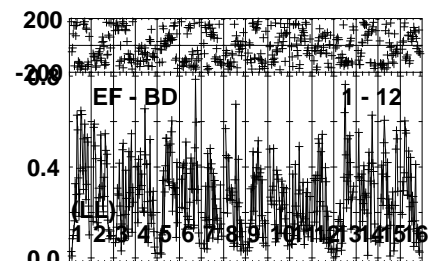
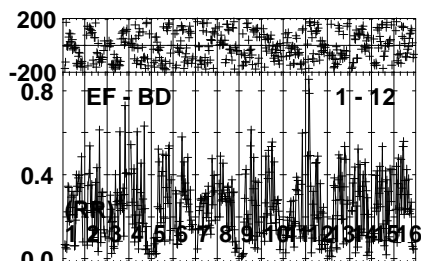
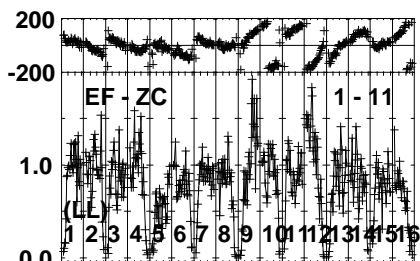
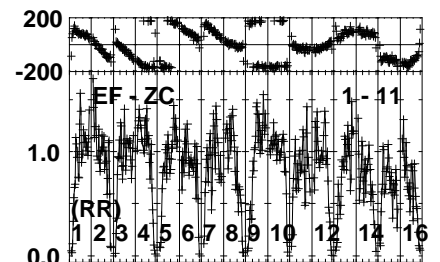
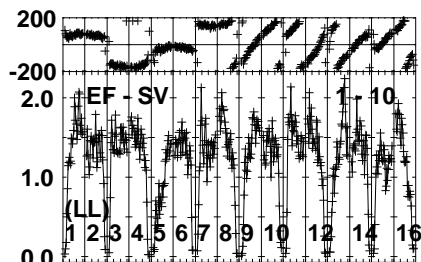
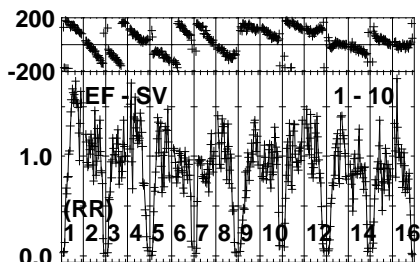
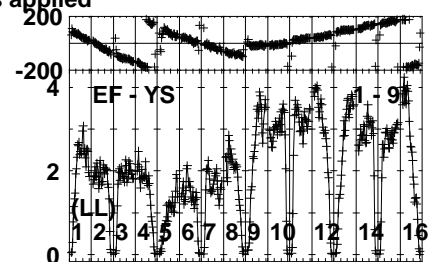
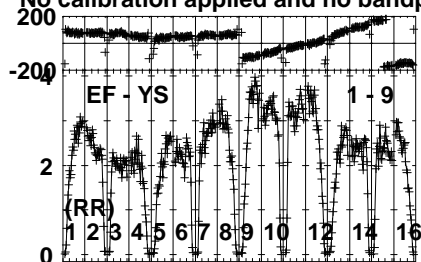
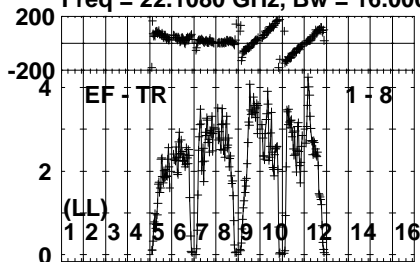
Lower frame: Milli Ampl Jy Top frame: Phas deg
Vector averaged cross-power spectrum Several baselines displayed
Timerange: 00/08:44:41 to 00/08:45:39

Plot file version 461 created 04-APR-2022 10:36:49

J0244+6228 EM132A.UVDATA.1

Freq = 22.1080 GHz, Bw = 16.000 MH

No calibration applied and no bandpass applied



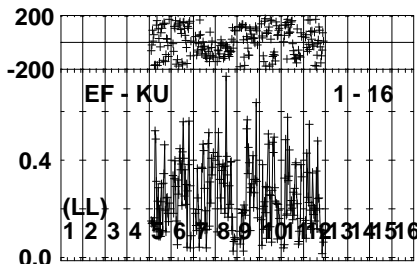
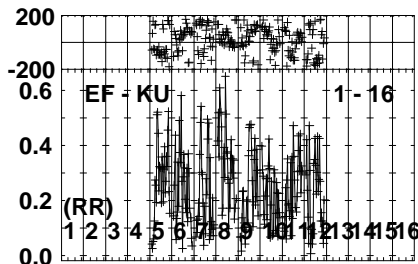
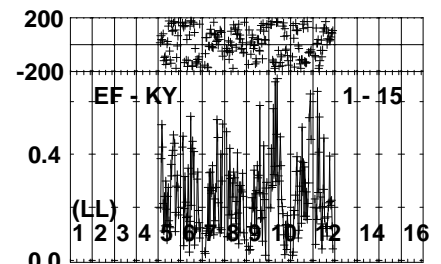
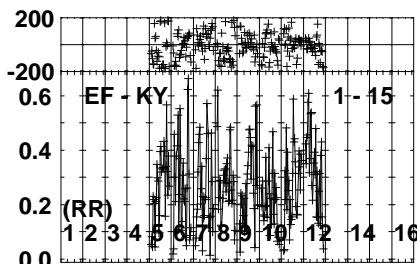
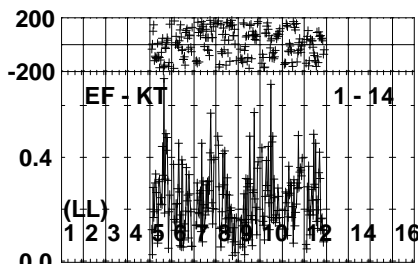
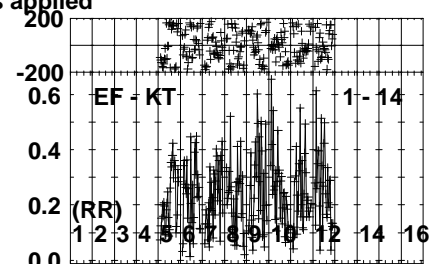
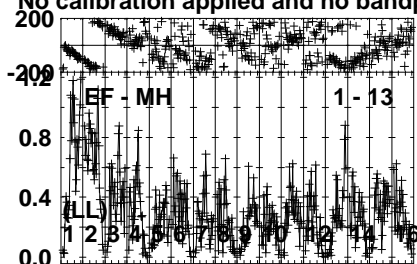
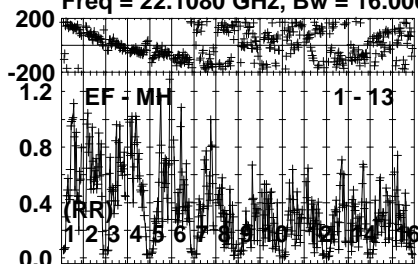
Lower frame: Milli Ampl Jy Top frame: Phas deg
Vector averaged cross-power spectrum Several baselines displayed
Timerange: 00/08:44:41 to 00/08:45:39

Plot file version 462 created 04-APR-2022 10:36:49

J0244+6228 EM132A.UVDATA.1

Freq = 22.1080 GHz, Bw = 16.000 MH

No calibration applied and no bandpass applied



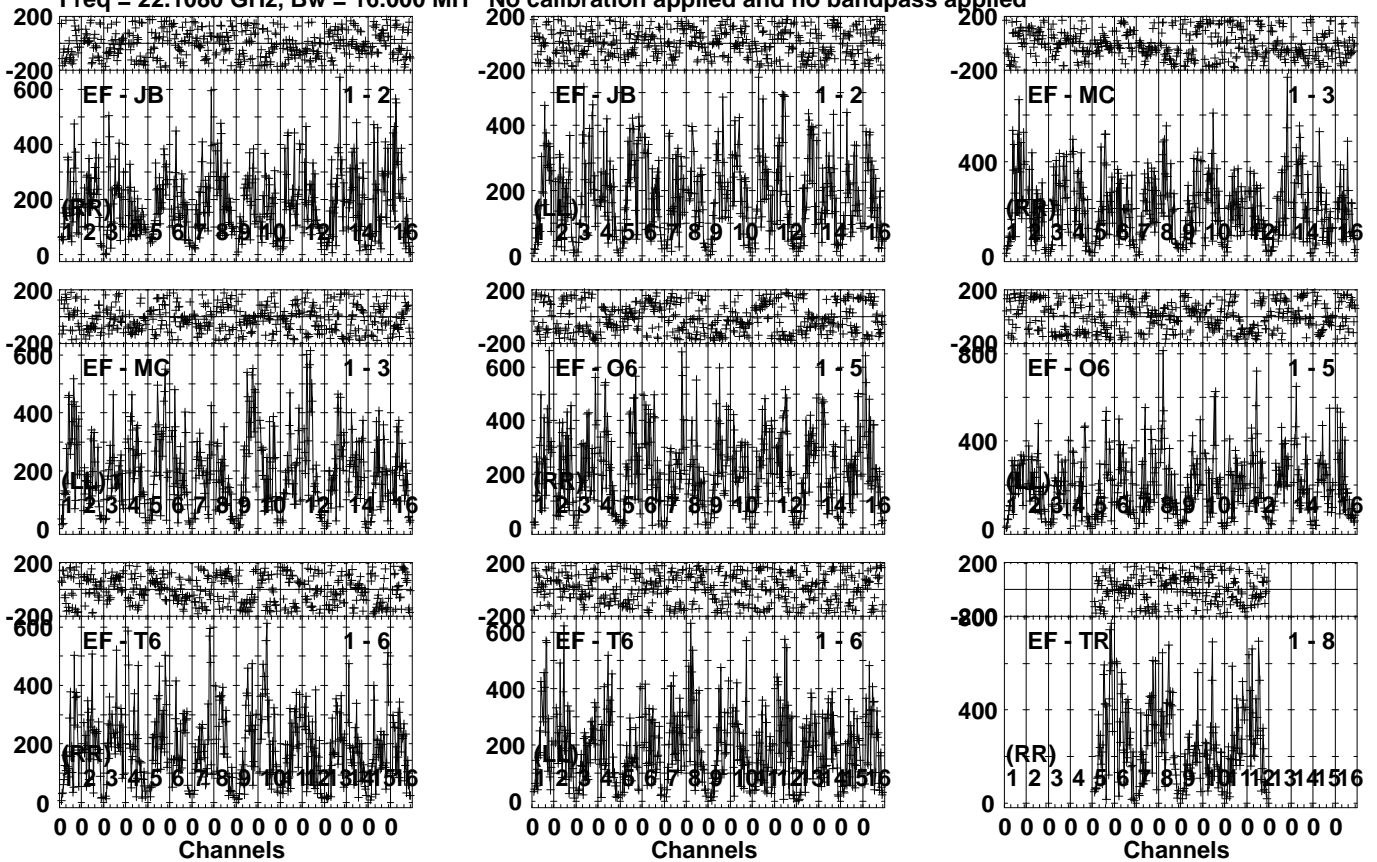
Lower frame: Milli Ampl Jy Top frame: Phas deg
Vector averaged cross-power spectrum Several baselines displayed
Timerange: 00/08:44:41 to 00/08:45:39

Plot file version 463 created 04-APR-2022 10:36:49

LSI61303 EM132A.UVDATA.1

Freq = 22.1080 GHz, Bw = 16.000 MH

No calibration applied and no bandpass applied



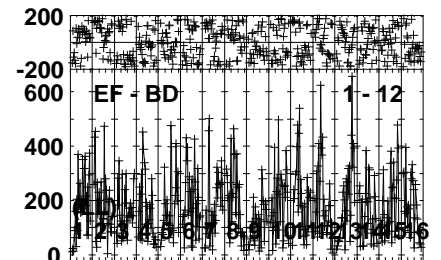
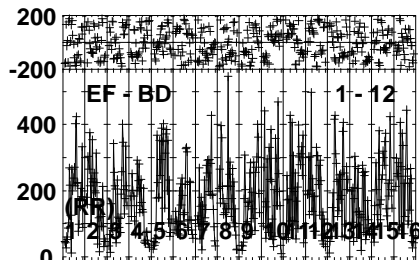
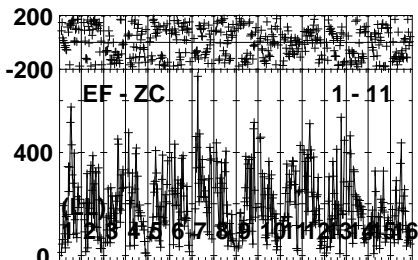
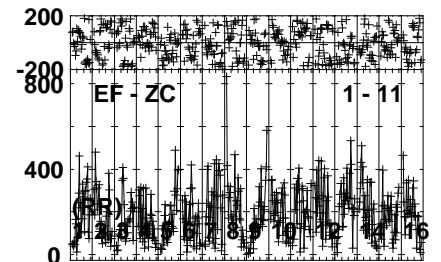
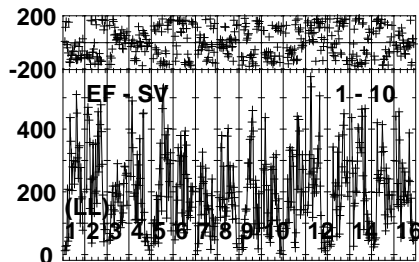
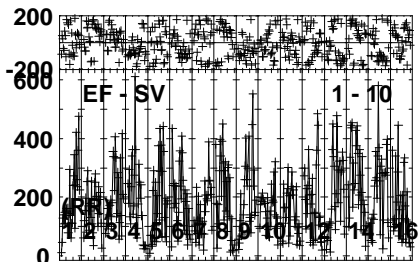
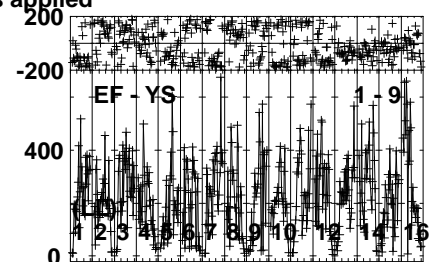
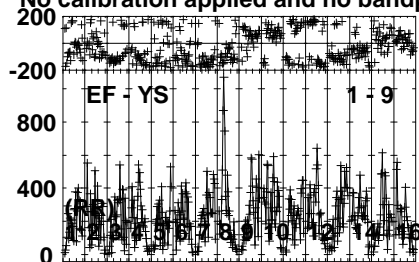
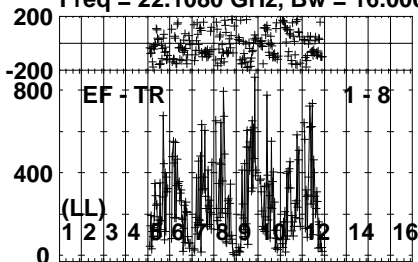
Lower frame: Micro Ampl Jy Top frame: Phas deg
Vector averaged cross-power spectrum Several baselines displayed
Timerange: 00/08:45:41 to 00/08:46:49

Plot file version 464 created 04-APR-2022 10:36:50

LSI61303 EM132A.UVDATA.1

Freq = 22.1080 GHz, Bw = 16.000 MH

No calibration applied and no bandpass applied



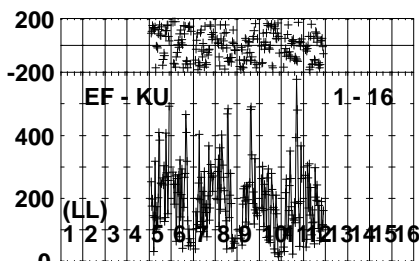
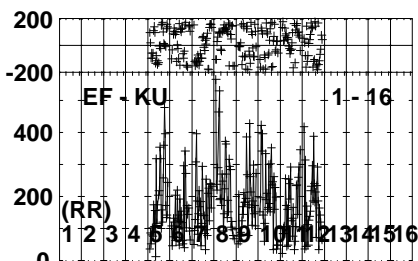
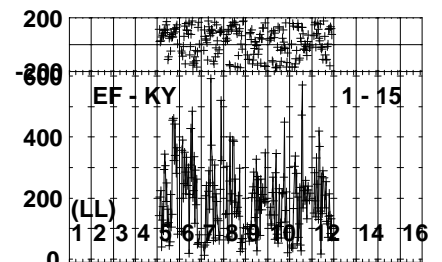
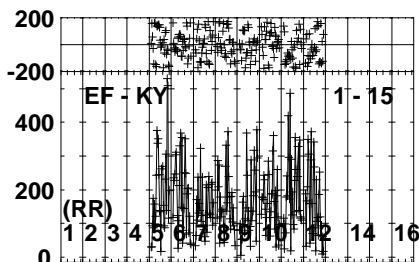
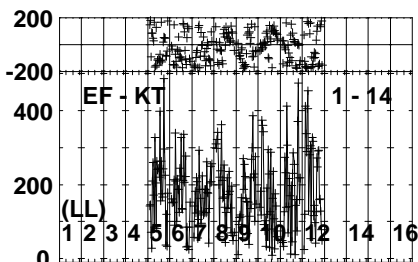
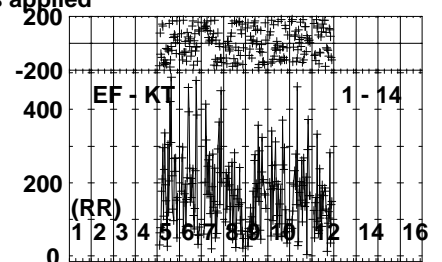
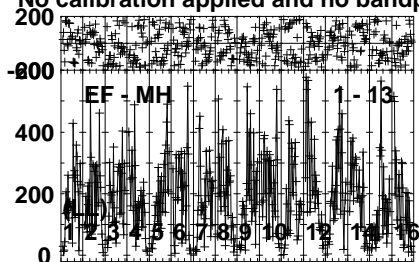
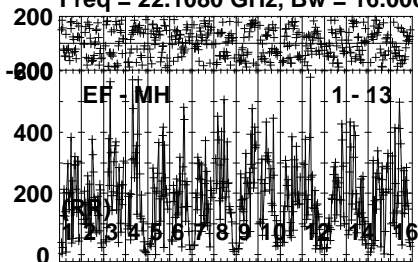
Lower frame: Micro Ampl Jy Top frame: Phas deg
Vector averaged cross-power spectrum Several baselines displayed
Timerange: 00/08:45:41 to 00/08:46:49

Plot file version 465 created 04-APR-2022 10:36:50

LSI61303 EM132A.UVDATA.1

Freq = 22.1080 GHz, Bw = 16.000 MH

No calibration applied and no bandpass applied



0 0 0 0 0 0 0 0 0 0 0 0 0 0 0 0

0 0 0 0 0 0 0 0 0 0 0 0 0 0 0 0

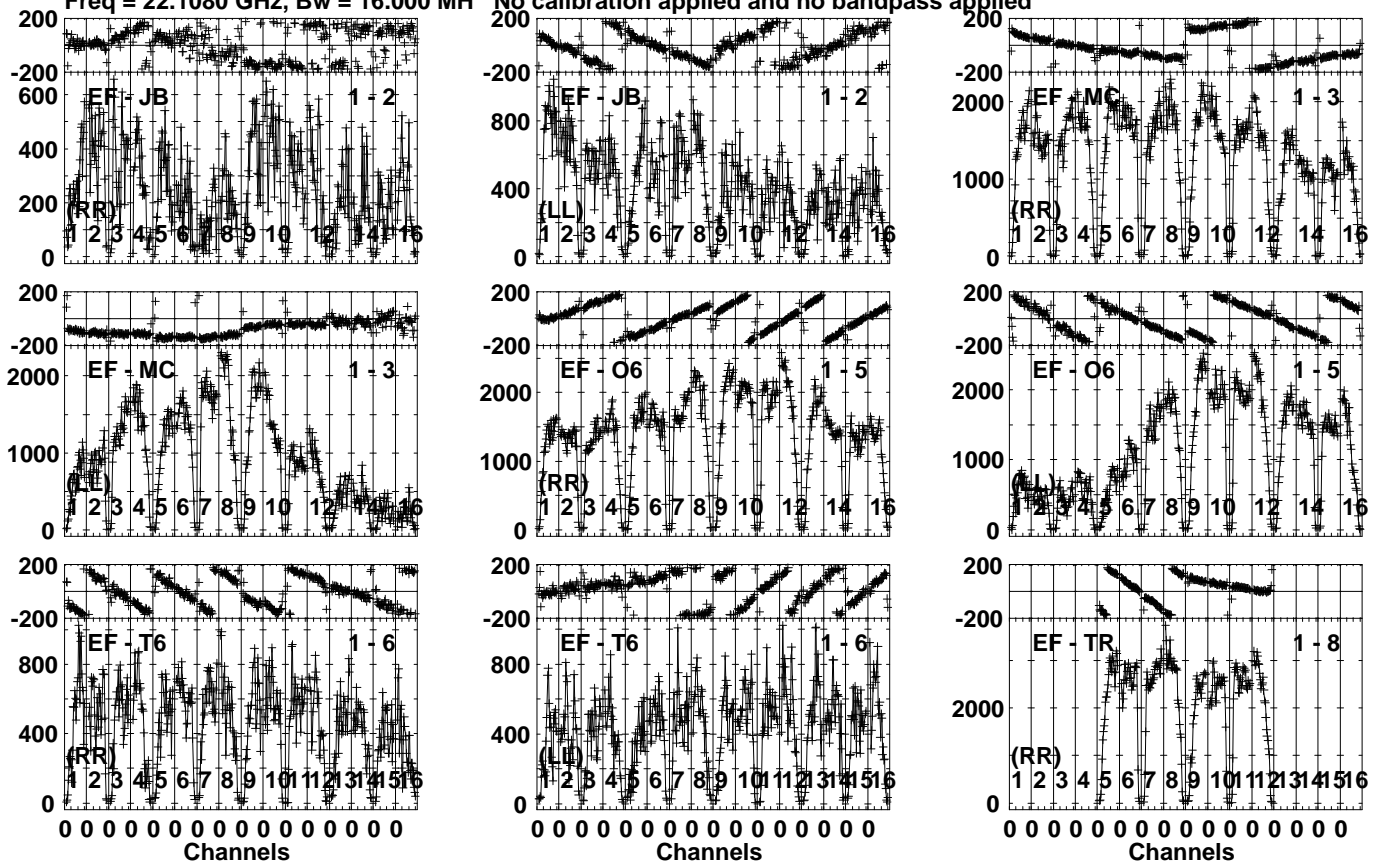
Lower frame: Micro Ampl Jy Top frame: Phas deg
Vector averaged cross-power spectrum Several baselines displayed
Timerange: 00/08:45:41 to 00/08:46:49

Plot file version 466 created 04-APR-2022 10:36:50

J0244+6228 EM132A.UVDATA.1

Freq = 22.1080 GHz, Bw = 16.000 MH

No calibration applied and no bandpass applied



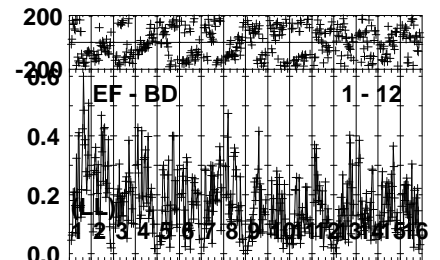
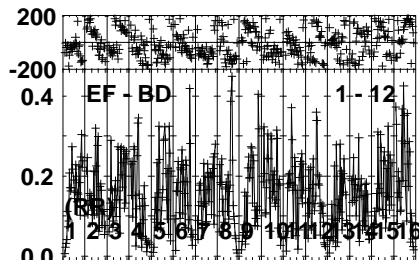
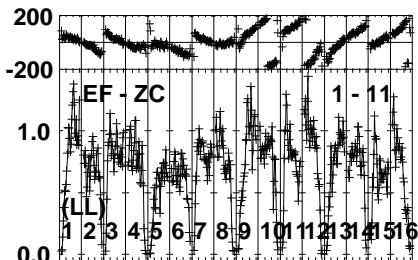
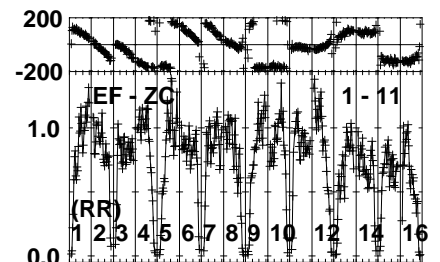
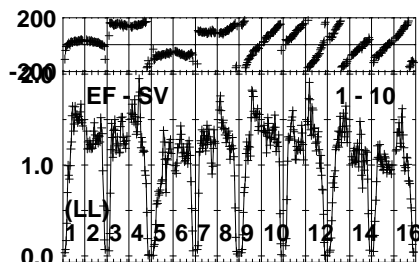
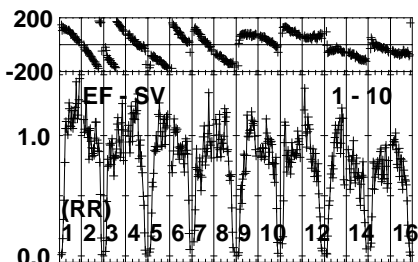
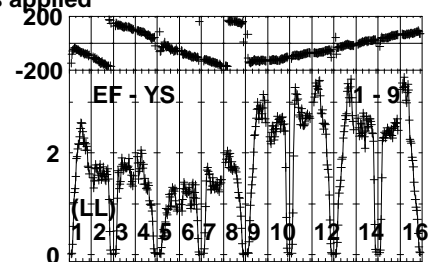
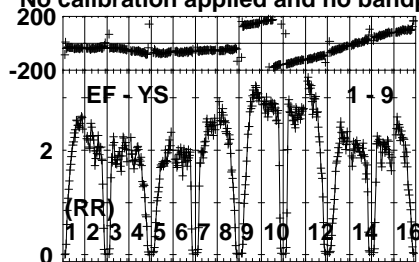
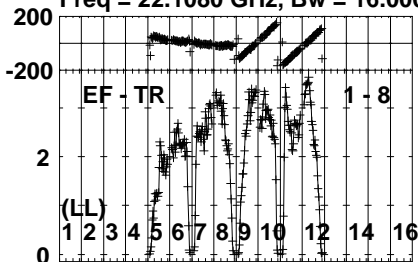
Lower frame: Micro Ampl Jy Top frame: Phas deg
Vector averaged cross-power spectrum Several baselines displayed
Timerange: 00/08:47:21 to 00/08:48:19

Plot file version 467 created 04-APR-2022 10:36:50

J0244+6228 EM132A.UVDATA.1

Freq = 22.1080 GHz, Bw = 16.000 MH

No calibration applied and no bandpass applied



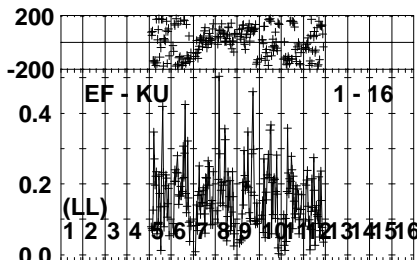
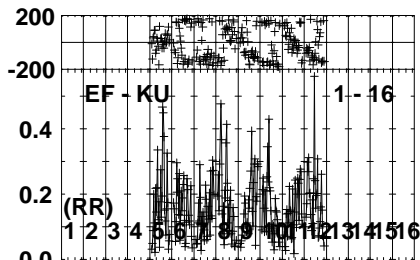
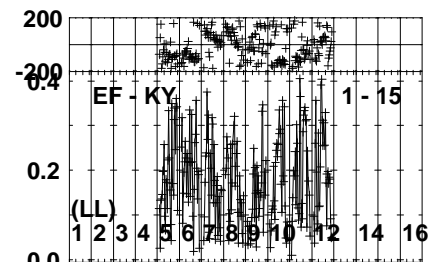
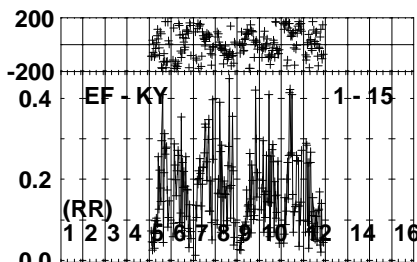
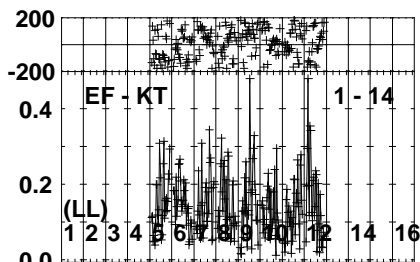
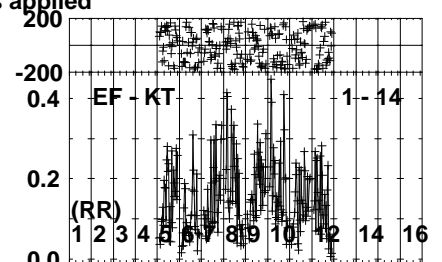
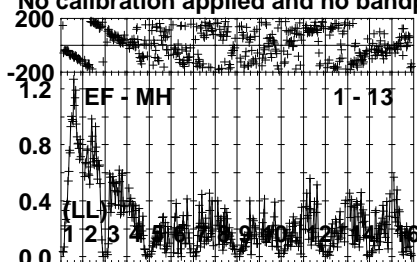
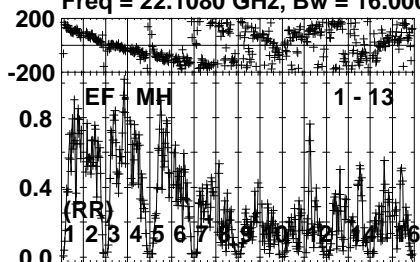
Lower frame: Milli Ampl Jy Top frame: Phas deg
Vector averaged cross-power spectrum Several baselines displayed
Timerange: 00/08:47:21 to 00/08:48:19

Plot file version 468 created 04-APR-2022 10:36:50

J0244+6228 EM132A.UVDATA.1

Freq = 22.1080 GHz, Bw = 16.000 MH

No calibration applied and no bandpass applied



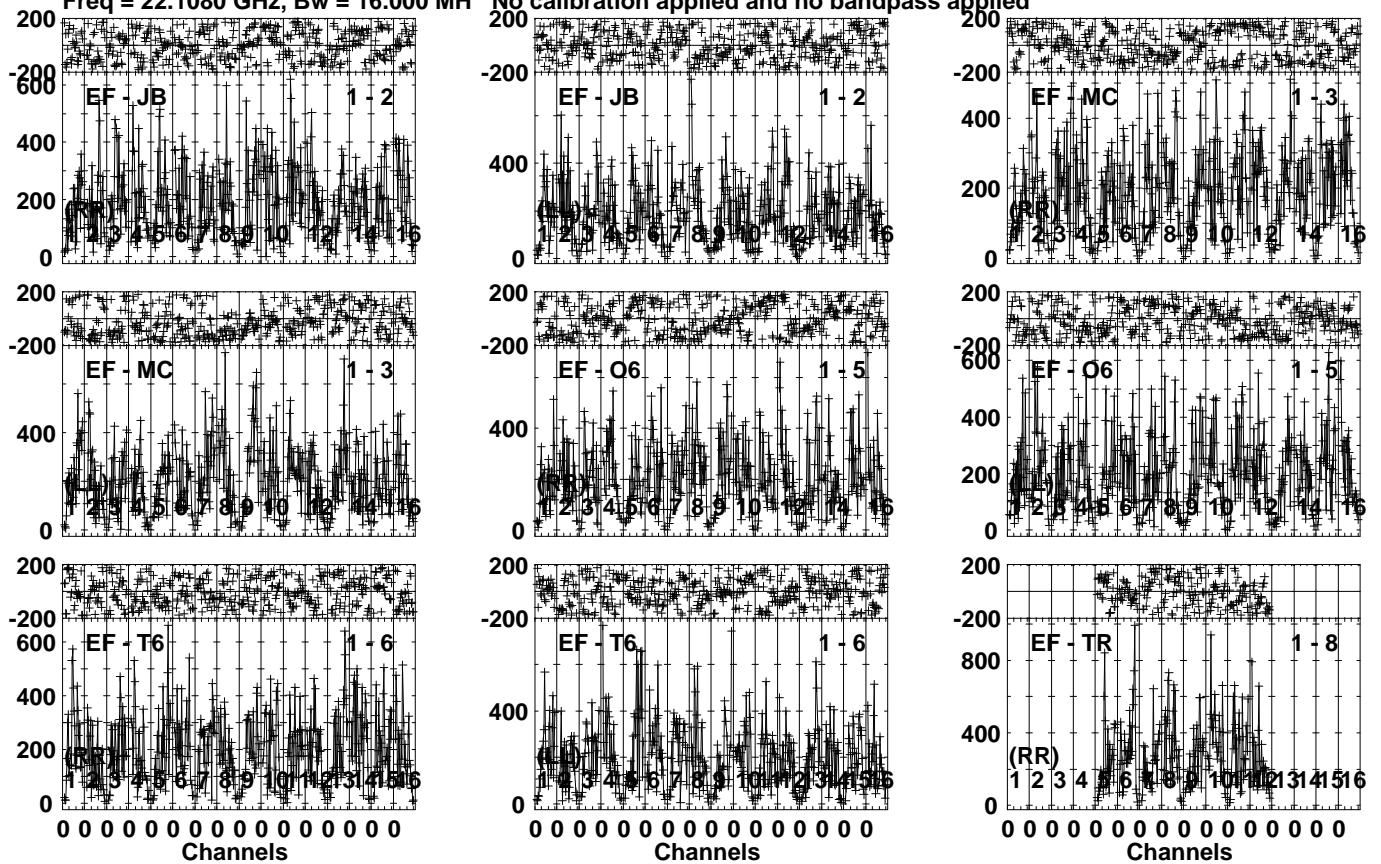
0 0 0 0 0 0 0 0 0 0 0 0 0 0 0 0
Channels
Lower frame: Milli Ampl Jy Top frame: Phas deg
Vector averaged cross-power spectrum Several baselines displayed
Timerange: 00/08:47:21 to 00/08:48:19

Plot file version 469 created 04-APR-2022 10:36:50

LSI61303 EM132A.UVDATA.1

Freq = 22.1080 GHz, Bw = 16.000 MH

No calibration applied and no bandpass applied



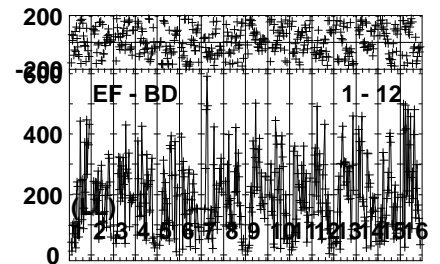
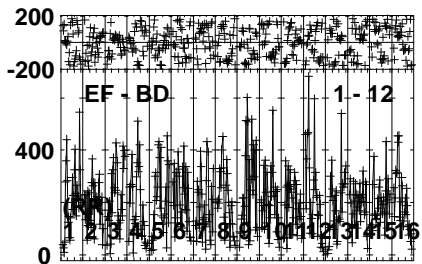
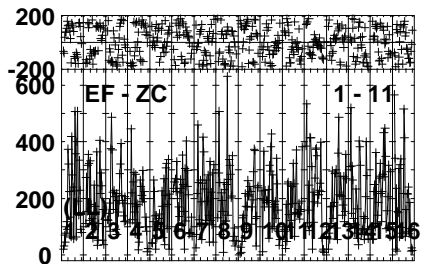
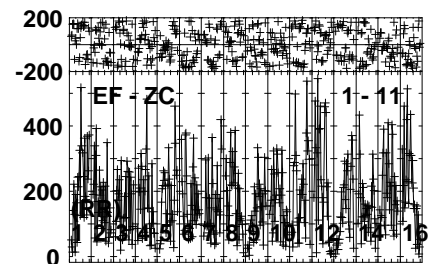
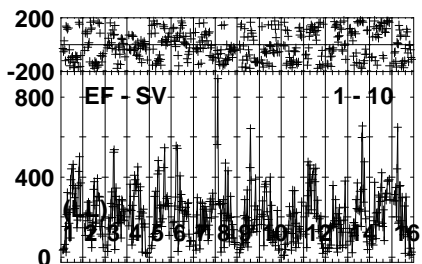
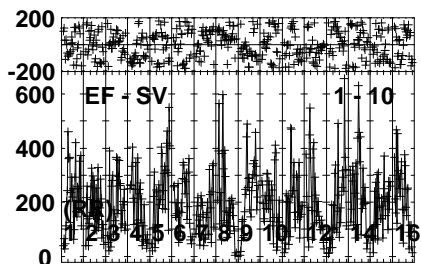
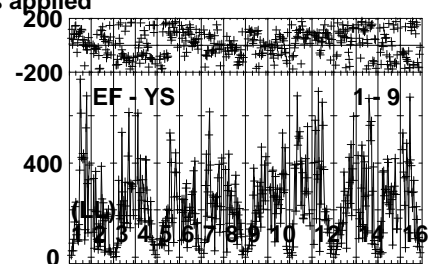
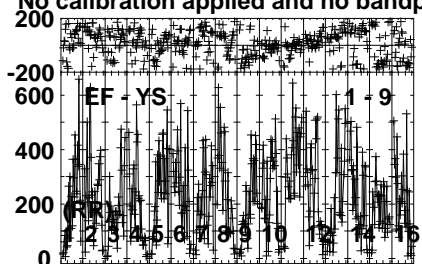
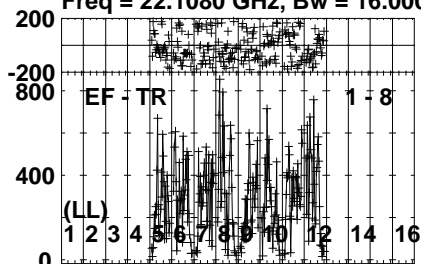
Lower frame: Micro Ampl Jy Top frame: Phas deg
Vector averaged cross-power spectrum Several baselines displayed
Timerange: 00/08:48:21 to 00/08:49:29

Plot file version 470 created 04-APR-2022 10:36:50

LSI61303 EM132A.UVDATA.1

Freq = 22.1080 GHz, Bw = 16.000 MH

No calibration applied and no bandpass applied



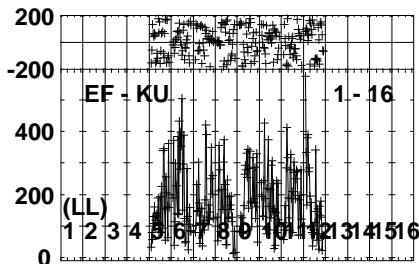
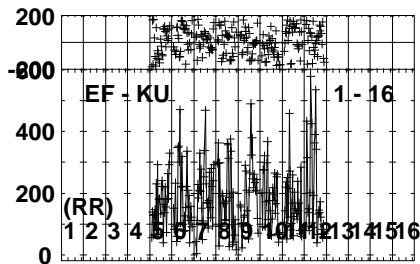
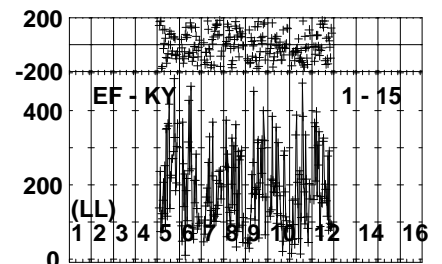
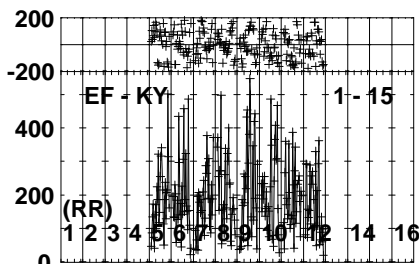
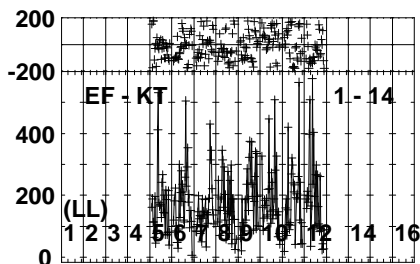
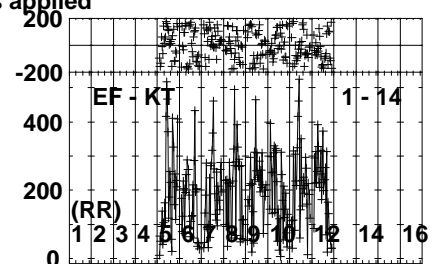
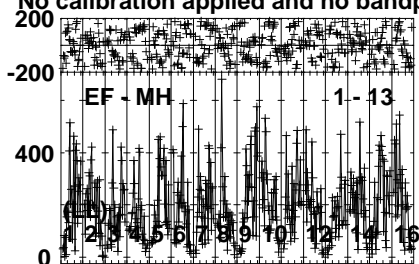
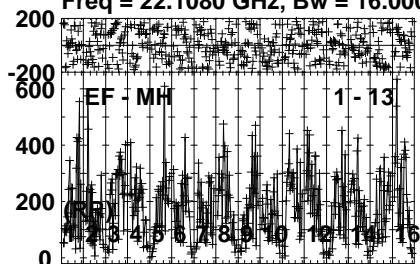
Lower frame: Micro Ampl Jy Top frame: Phas deg
Vector averaged cross-power spectrum Several baselines displayed
Timerange: 00/08:48:21 to 00/08:49:29

Plot file version 471 created 04-APR-2022 10:36:50

LSI61303 EM132A.UVDATA.1

Freq = 22.1080 GHz, Bw = 16.000 MH

No calibration applied and no bandpass applied



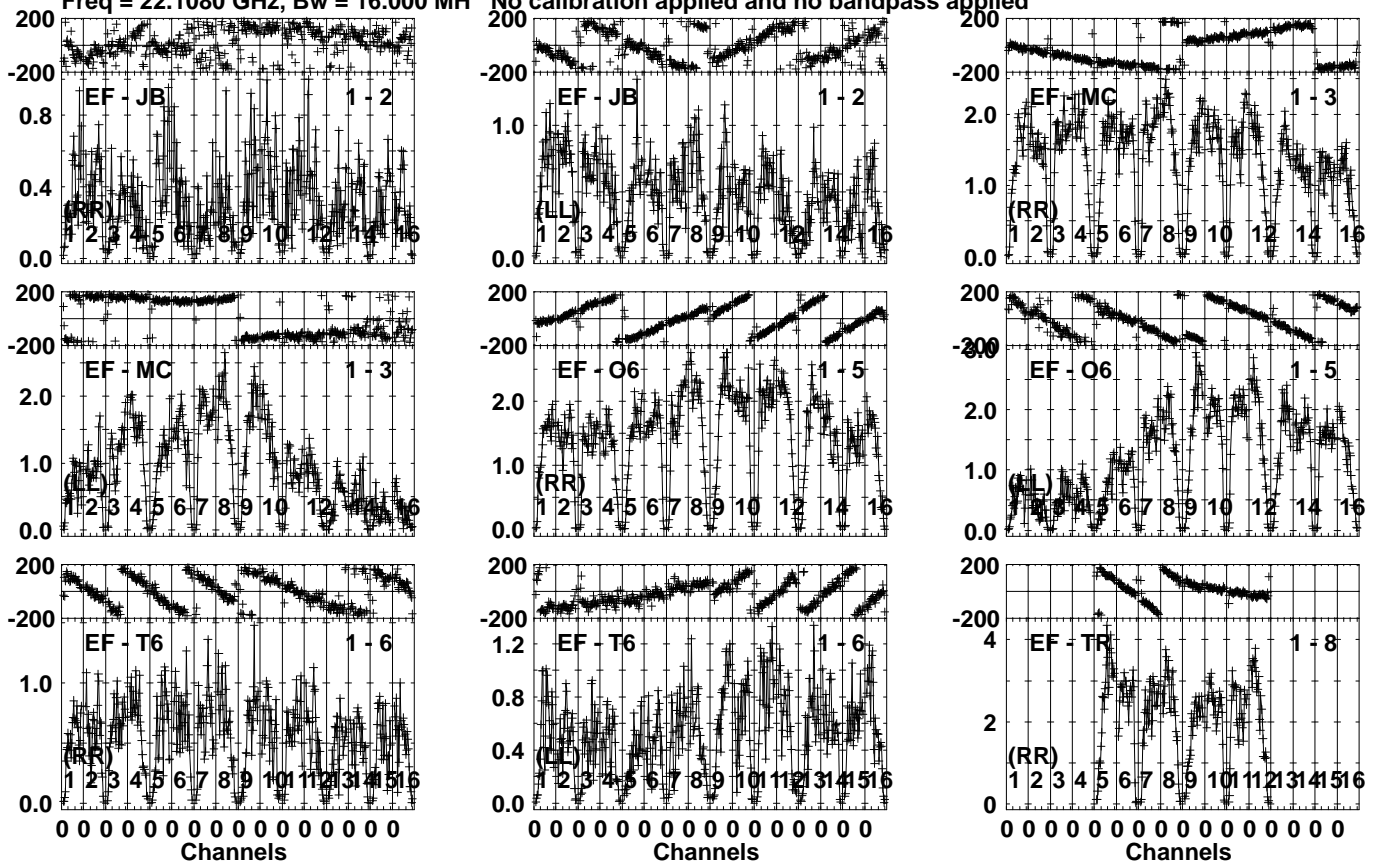
Lower frame: Micro Ampl Jy Top frame: Phas deg
Vector averaged cross-power spectrum Several baselines displayed
Timerange: 00/08:48:21 to 00/08:49:29

Plot file version 472 created 04-APR-2022 10:36:50

J0244+6228 EM132A.UVDATA.1

Freq = 22.1080 GHz, Bw = 16.000 MH

No calibration applied and no bandpass applied



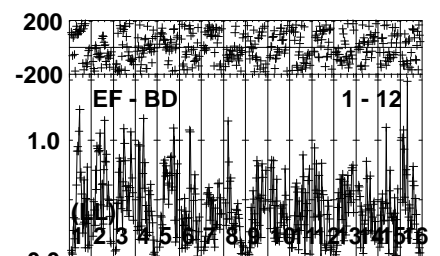
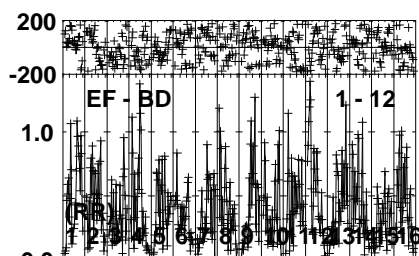
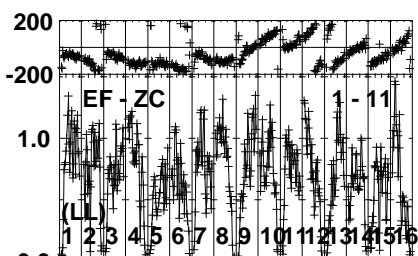
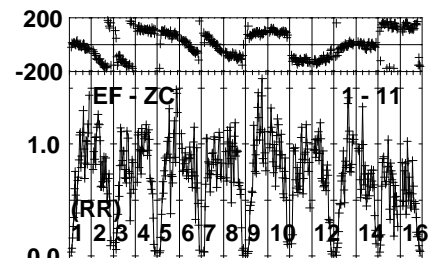
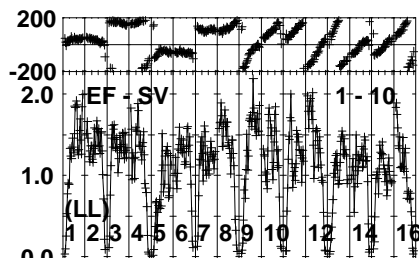
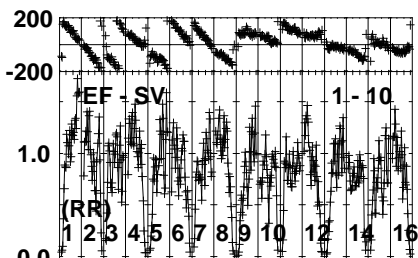
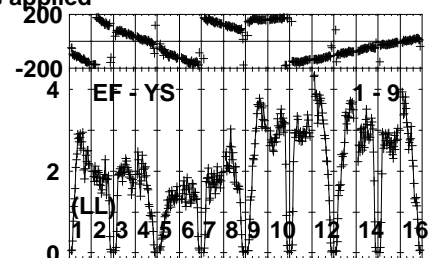
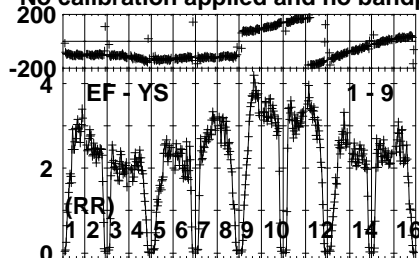
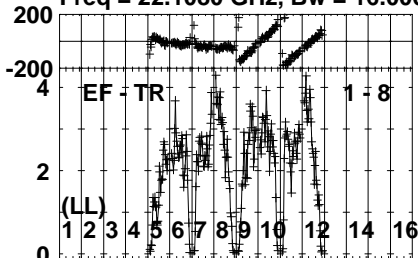
Lower frame: Milli Ampl Jy Top frame: Phas deg
Vector averaged cross-power spectrum Several baselines displayed
Timerange: 00/08:49:31 to 00/08:50:29

Plot file version 473 created 04-APR-2022 10:36:50

J0244+6228 EM132A.UVDATA.1

Freq = 22.1080 GHz, Bw = 16.000 MH

No calibration applied and no bandpass applied



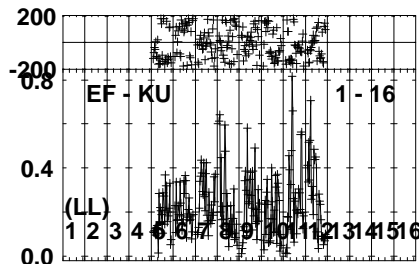
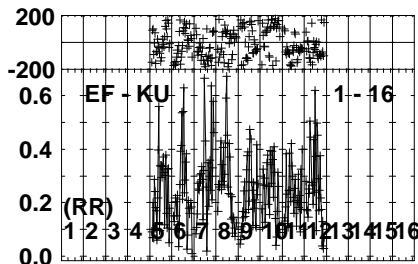
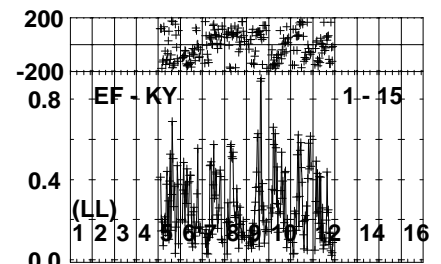
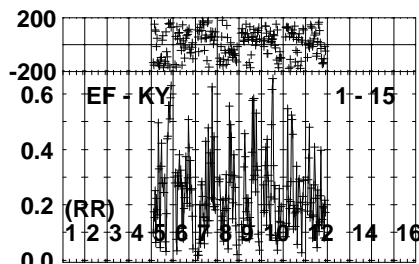
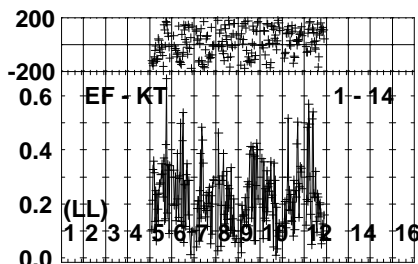
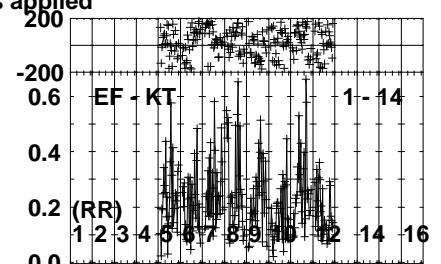
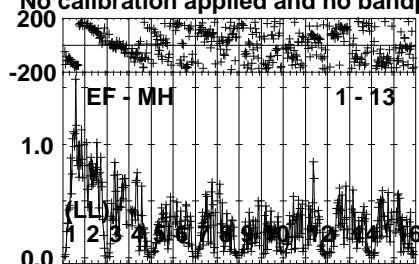
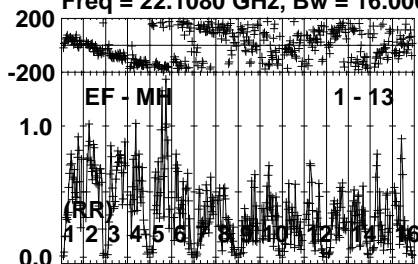
Lower frame: Milli Ampl Jy Top frame: Phas deg
Vector averaged cross-power spectrum Several baselines displayed
Timerange: 00/08:49:31 to 00/08:50:29

Plot file version 474 created 04-APR-2022 10:36:50

J0244+6228 EM132A.UVDATA.1

Freq = 22.1080 GHz, Bw = 16.000 MH

No calibration applied and no bandpass applied



0 0 0 0 0 0 0 0 0 0 0 0 0 0 0 0

0 0 0 0 0 0 0 0 0 0 0 0 0 0 0 0

Channels

Channels

Lower frame: Milli Ampl Jy Top frame: Phas deg

Vector averaged cross-power spectrum Several baselines displayed

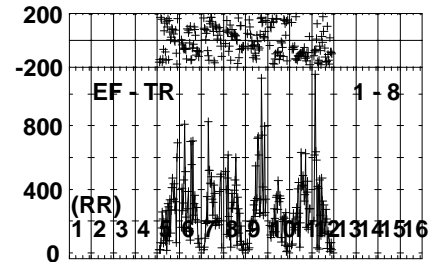
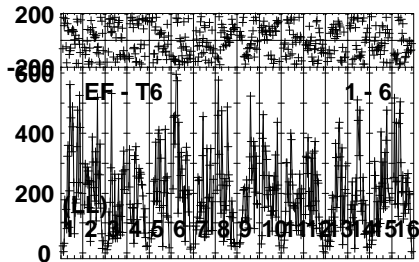
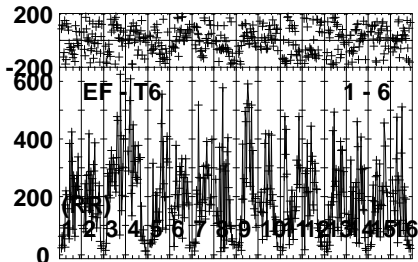
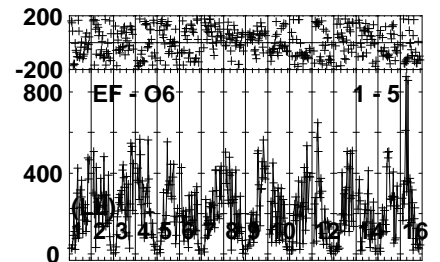
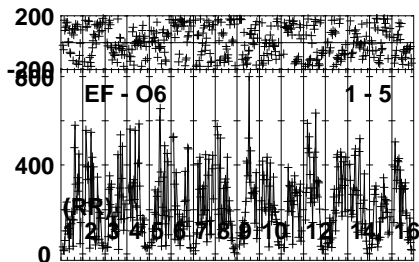
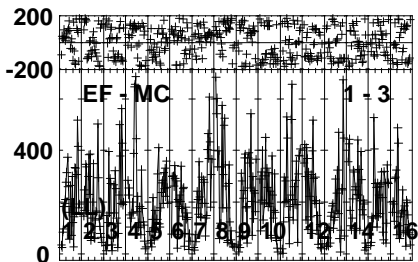
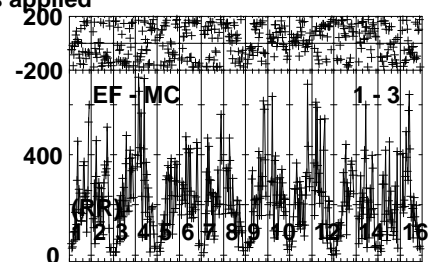
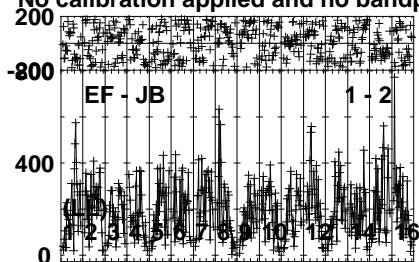
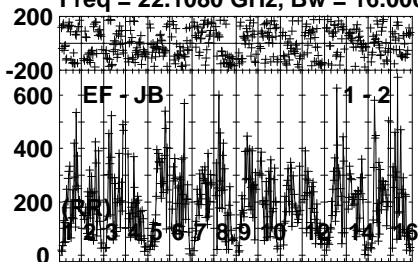
Timerange: 00/08:49:31 to 00/08:50:29

Plot file version 475 created 04-APR-2022 10:36:51

LSI61303 EM132A.UVDATA.1

Freq = 22.1080 GHz, Bw = 16.000 MH

No calibration applied and no bandpass applied



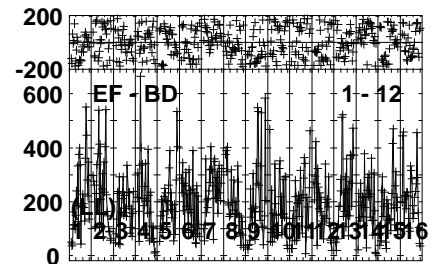
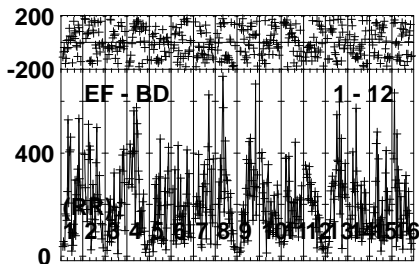
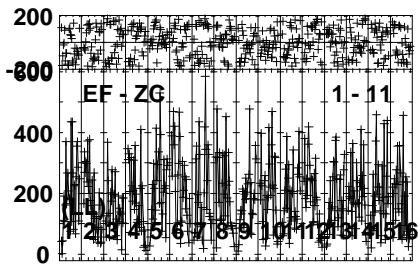
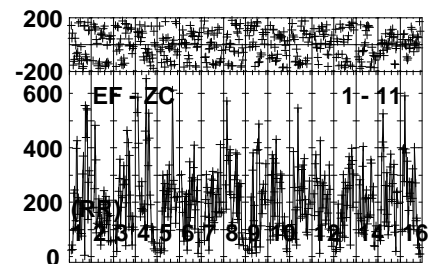
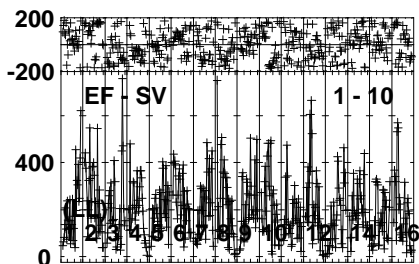
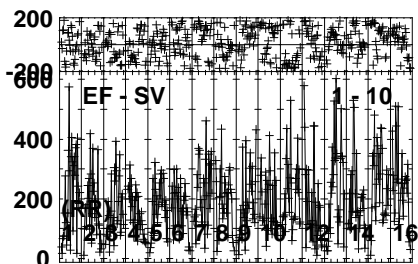
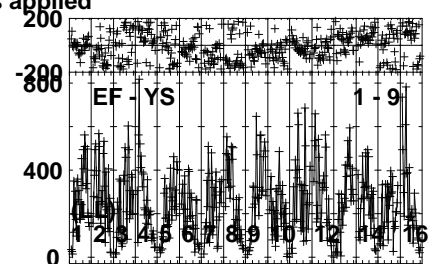
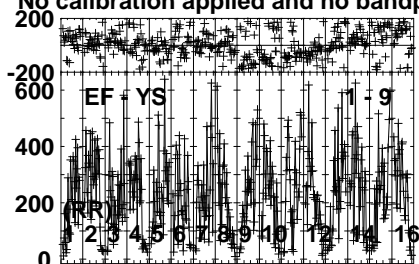
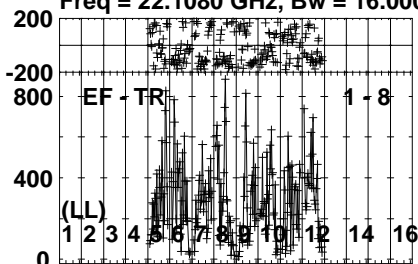
Lower frame: Micro Ampl Jy Top frame: Phas deg
Vector averaged cross-power spectrum Several baselines displayed
Timerange: 00/08:50:31 to 00/08:51:39

Plot file version 476 created 04-APR-2022 10:36:51

LSI61303 EM132A.UVDATA.1

Freq = 22.1080 GHz, Bw = 16.000 MH

No calibration applied and no bandpass applied



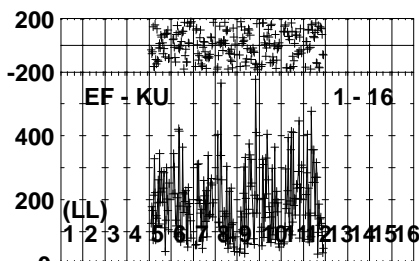
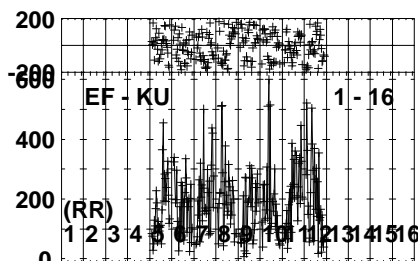
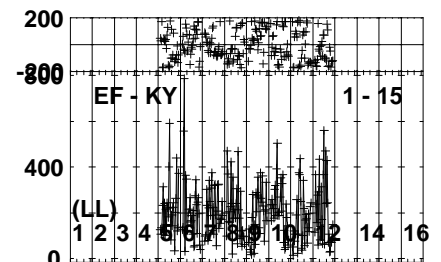
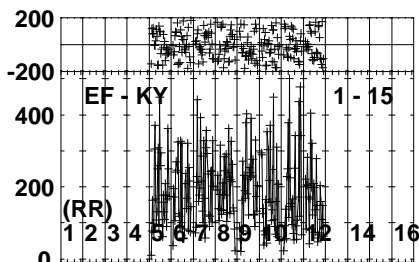
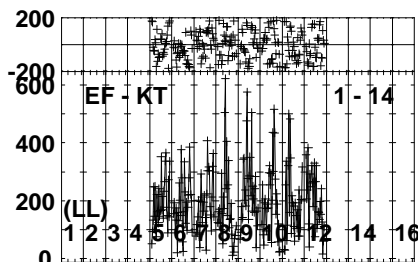
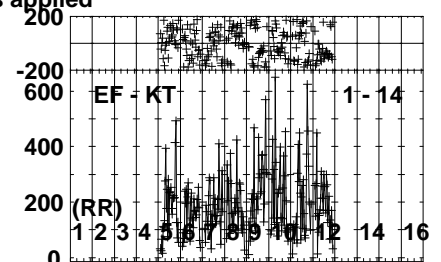
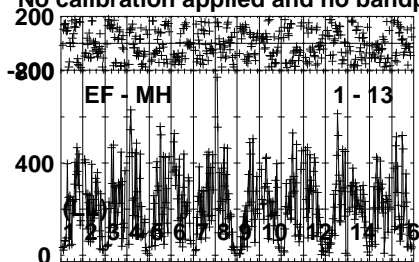
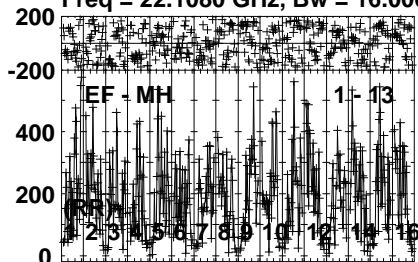
Lower frame: Micro Ampl Jy Top frame: Phas deg
Vector averaged cross-power spectrum Several baselines displayed
Timerange: 00/08:50:31 to 00/08:51:39

Plot file version 477 created 04-APR-2022 10:36:51

LSI61303 EM132A.UVDATA.1

Freq = 22.1080 GHz, Bw = 16.000 MH

No calibration applied and no bandpass applied



0 0 0 0 0 0 0 0 0 0 0 0 0 0 0 0

0 0 0 0 0 0 0 0 0 0 0 0 0 0 0 0

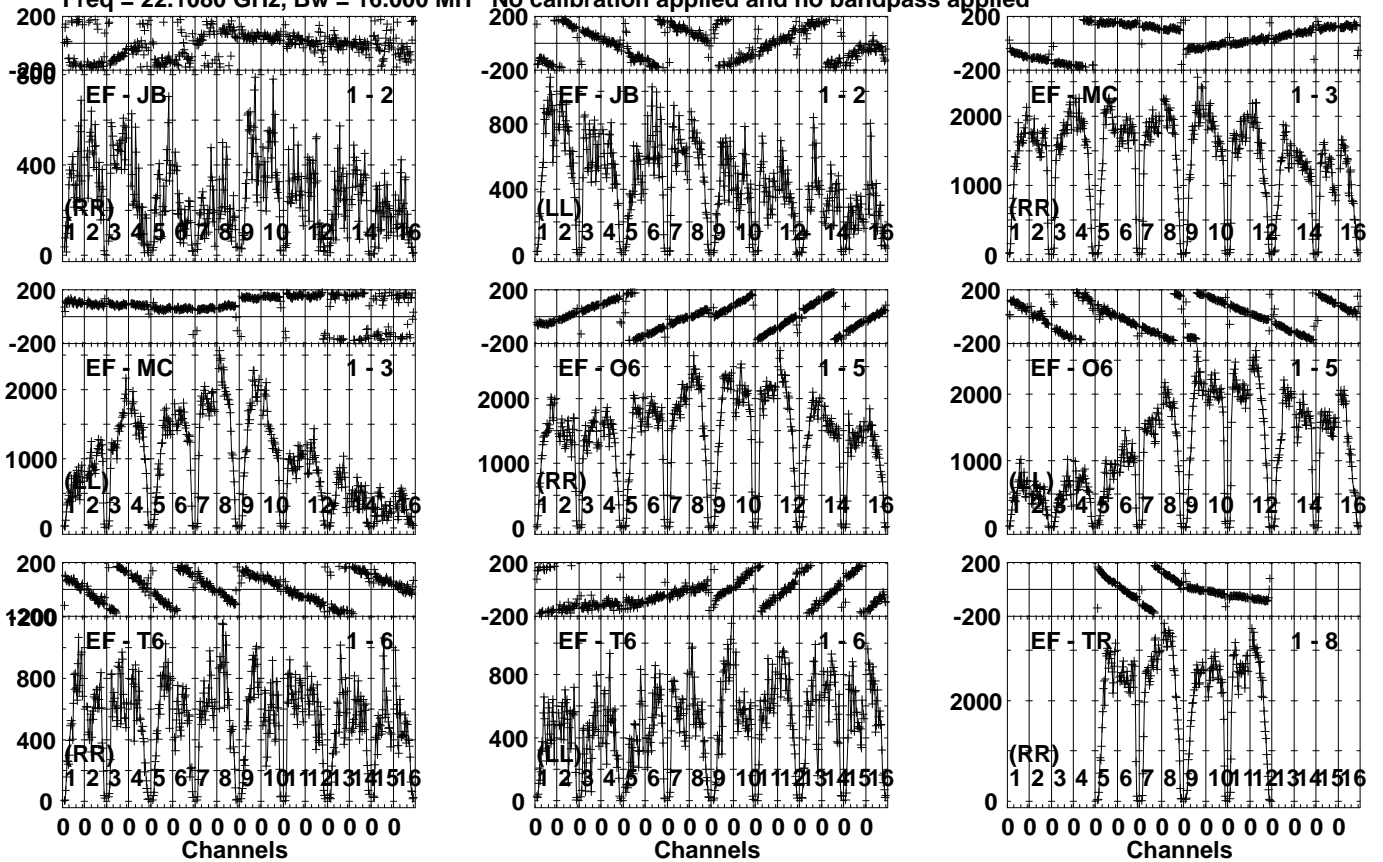
Channels Channels
Lower frame: Micro Ampl Jy Top frame: Phas deg
Vector averaged cross-power spectrum Several baselines displayed
Timerange: 00/08:50:31 to 00/08:51:39

Plot file version 478 created 04-APR-2022 10:36:51

J0244+6228 EM132A.UVDATA.1

Freq = 22.1080 GHz, Bw = 16.000 MH

No calibration applied and no bandpass applied



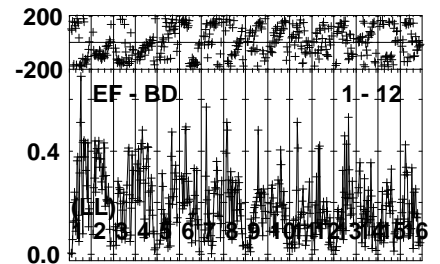
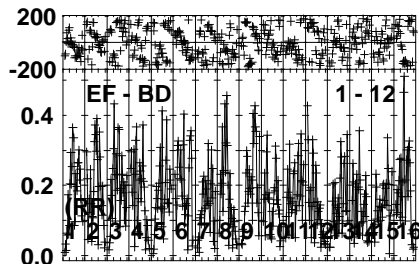
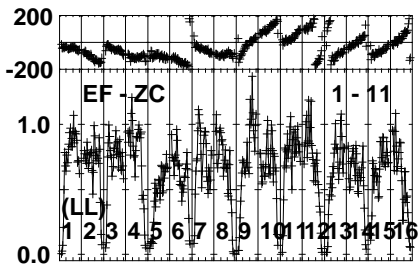
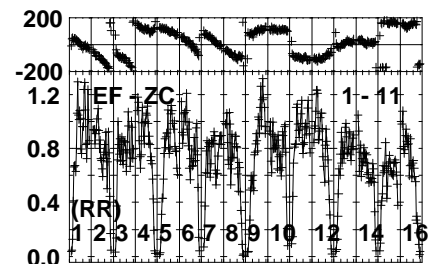
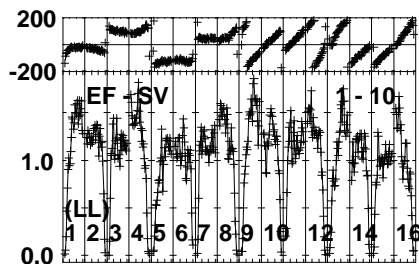
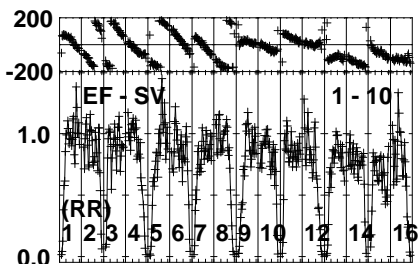
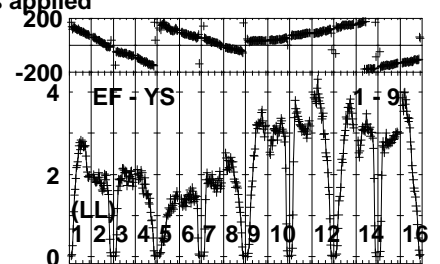
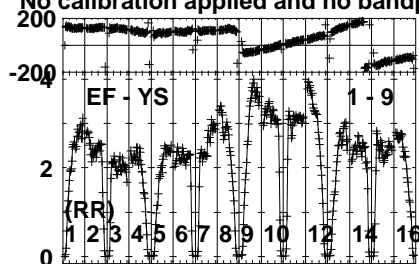
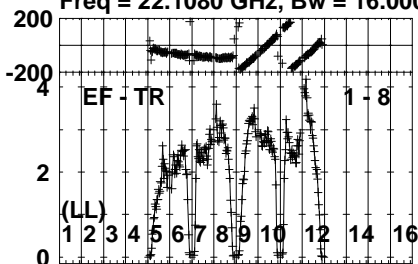
Lower frame: Micro Ampl Jy Top frame: Phas deg
Vector averaged cross-power spectrum Several baselines displayed
Timerange: 00/08:52:11 to 00/08:53:09

Plot file version 479 created 04-APR-2022 10:36:51

J0244+6228 EM132A.UVDATA.1

Freq = 22.1080 GHz, Bw = 16.000 MH

No calibration applied and no bandpass applied



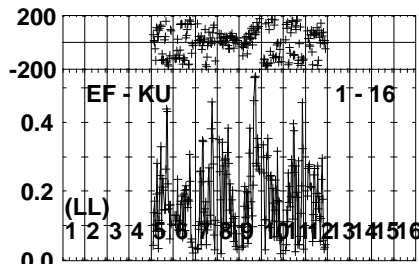
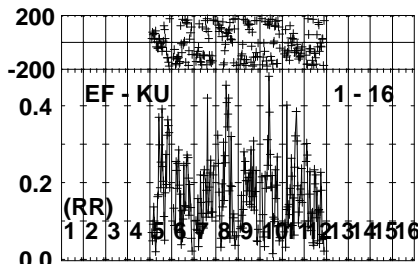
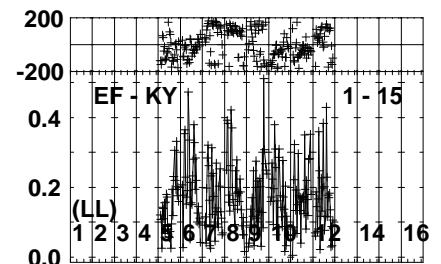
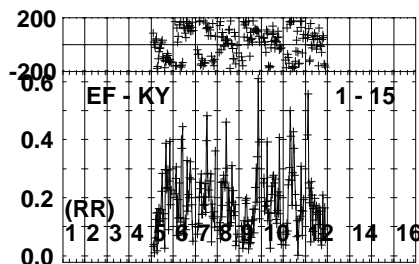
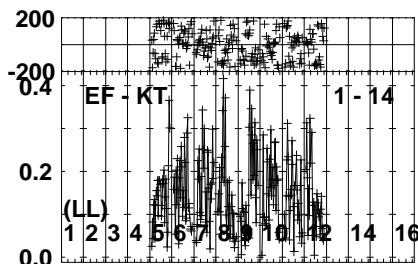
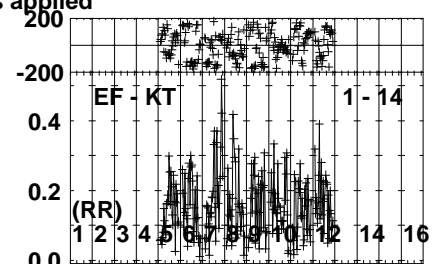
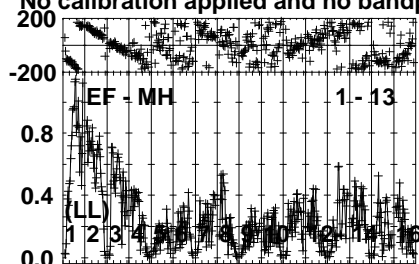
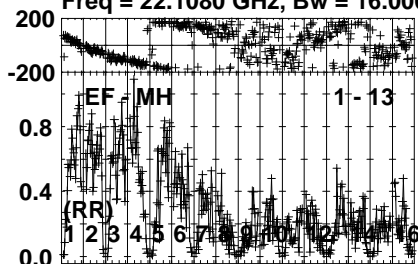
Lower frame: Milli Ampl Jy Top frame: Phas deg
Vector averaged cross-power spectrum Several baselines displayed
Timerange: 00/08:52:11 to 00/08:53:09

Plot file version 480 created 04-APR-2022 10:36:51

J0244+6228 EM132A.UVDATA.1

Freq = 22.1080 GHz, Bw = 16.000 MH

No calibration applied and no bandpass applied



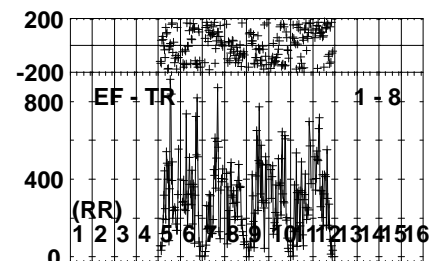
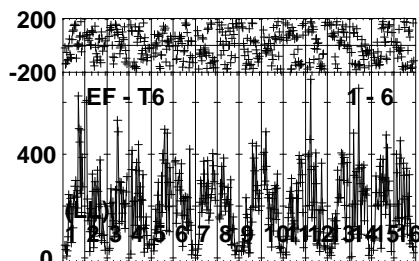
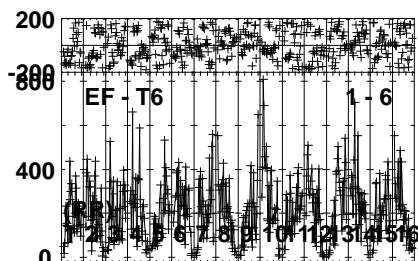
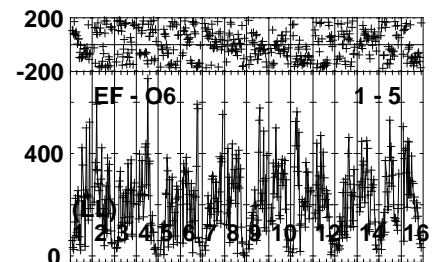
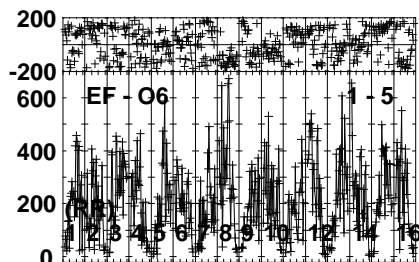
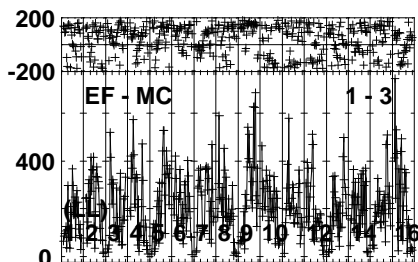
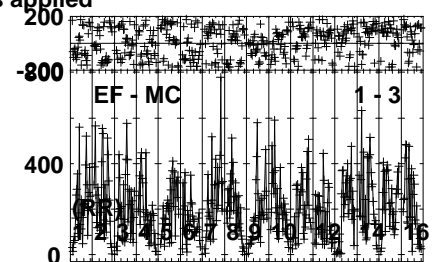
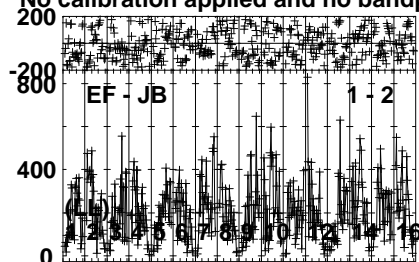
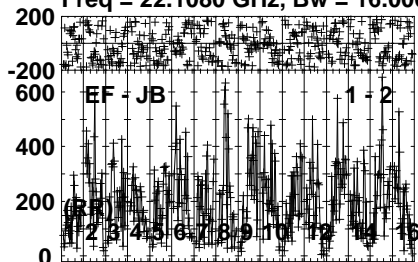
Lower frame: Milli Ampl Jy Top frame: Phas deg
Vector averaged cross-power spectrum Several baselines displayed
Timerange: 00/08:52:11 to 00/08:53:09

Plot file version 481 created 04-APR-2022 10:36:51

LSI61303 EM132A.UVDATA.1

Freq = 22.1080 GHz, Bw = 16.000 MH

No calibration applied and no bandpass applied



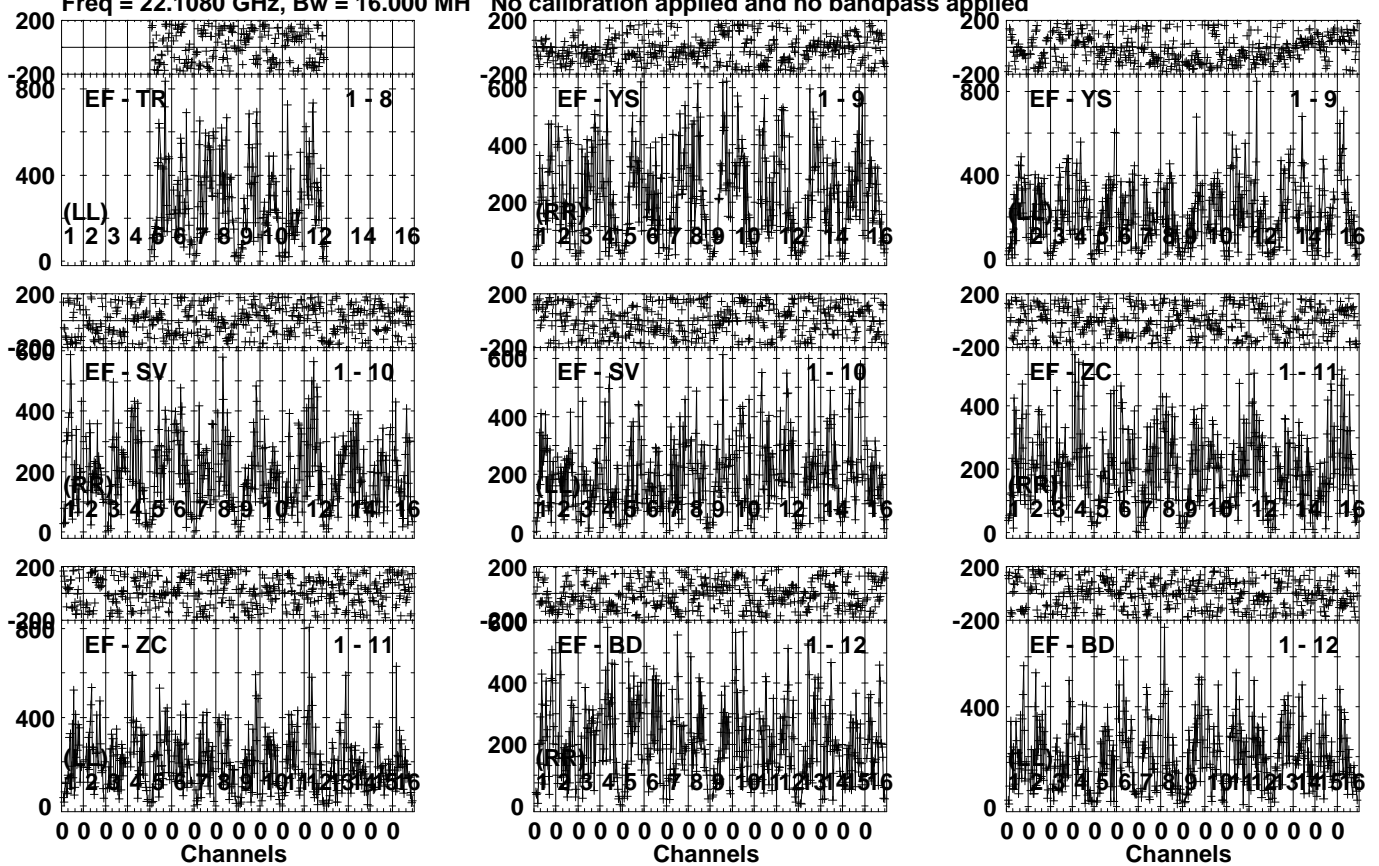
Lower frame: Micro Ampl Jy Top frame: Phas deg
Vector averaged cross-power spectrum Several baselines displayed
Timerange: 00/08:53:11 to 00/08:54:19

Plot file version 482 created 04-APR-2022 10:36:51

LSI61303 EM132A.UVDATA.1

Freq = 22.1080 GHz, Bw = 16.000 MH

No calibration applied and no bandpass applied



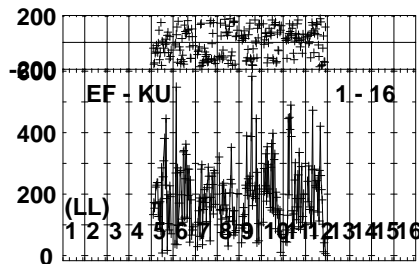
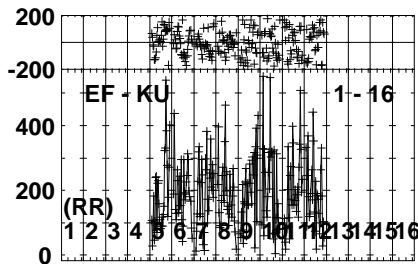
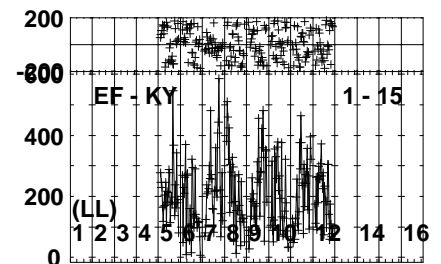
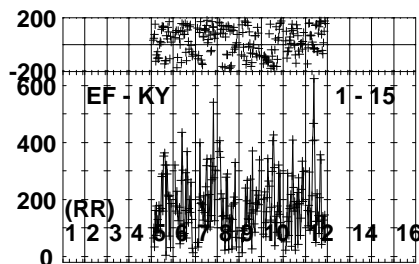
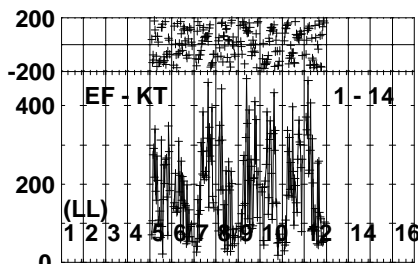
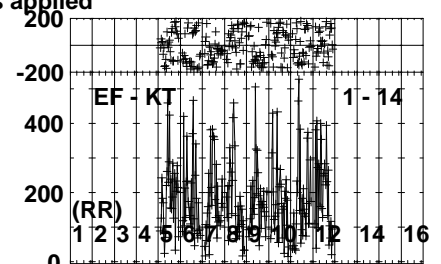
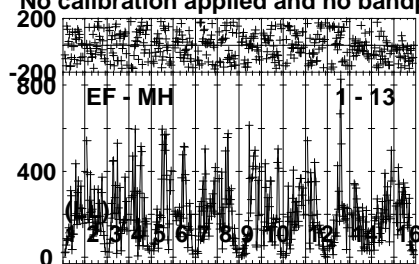
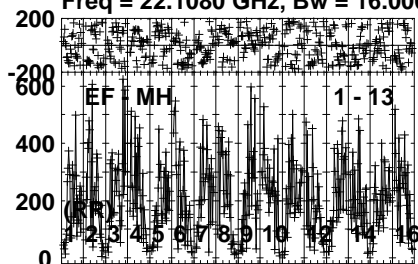
Lower frame: Micro Ampl Jy Top frame: Phas deg
Vector averaged cross-power spectrum Several baselines displayed
Timerange: 00/08:53:11 to 00/08:54:19

Plot file version 483 created 04-APR-2022 10:36:51

LSI61303 EM132A.UVDATA.1

Freq = 22.1080 GHz, Bw = 16.000 MH

No calibration applied and no bandpass applied



0 0 0 0 0 0 0 0 0 0 0 0 0 0 0 0

0 0 0 0 0 0 0 0 0 0 0 0 0 0 0 0

Channels

Channels

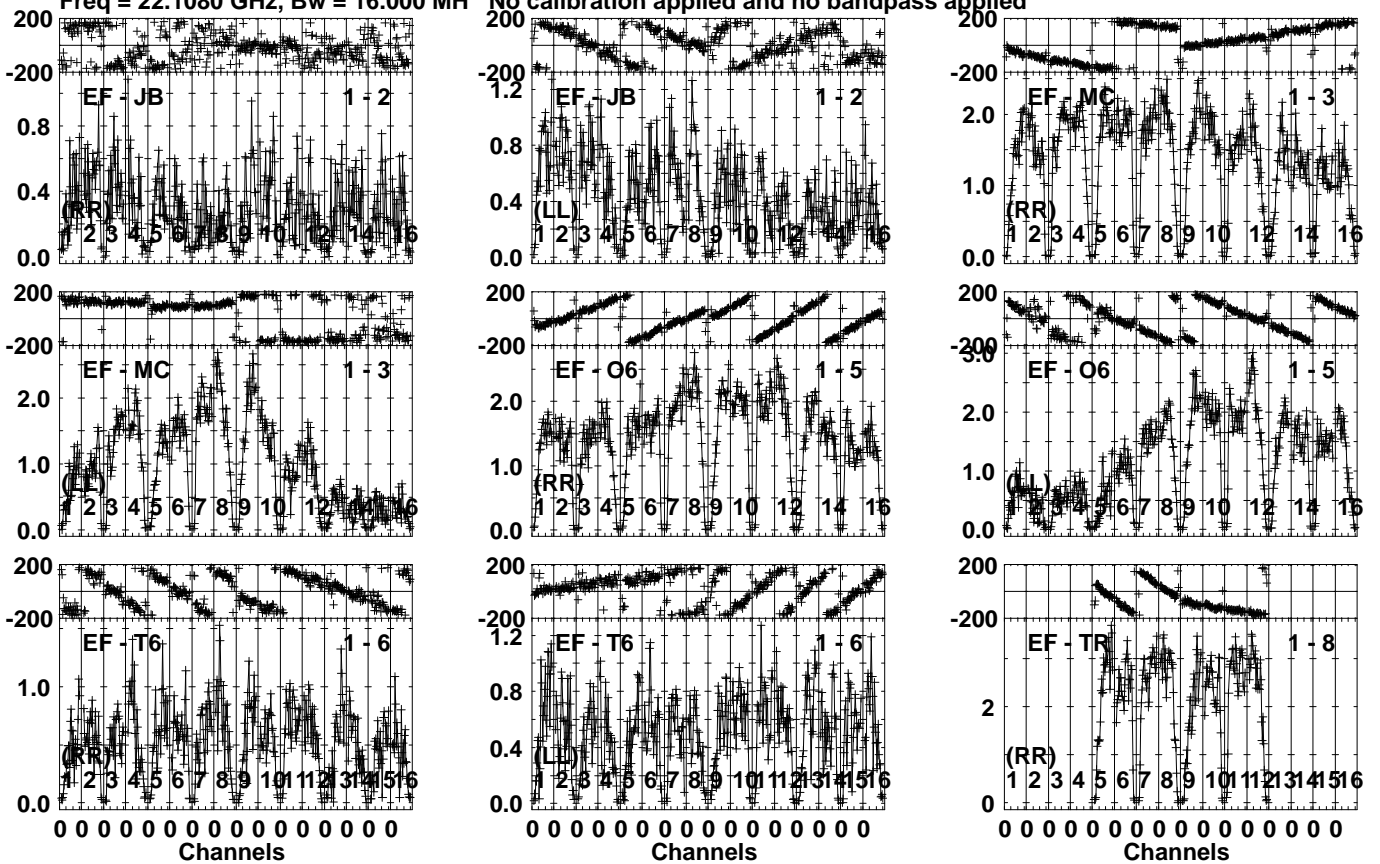
Lower frame: Micro Ampl Jy Top frame: Phas deg
Vector averaged cross-power spectrum Several baselines displayed
Timerange: 00/08:53:11 to 00/08:54:19

Plot file version 484 created 04-APR-2022 10:36:51

J0244+6228 EM132A.UVDATA.1

Freq = 22.1080 GHz, Bw = 16.000 MH

No calibration applied and no bandpass applied



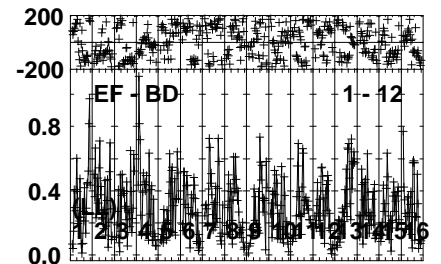
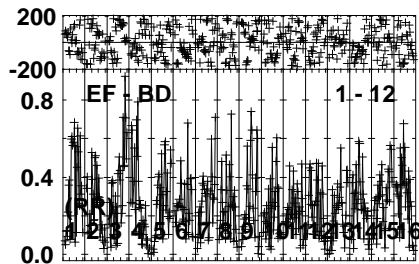
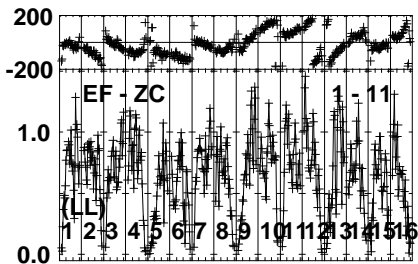
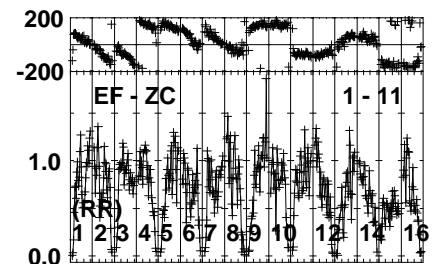
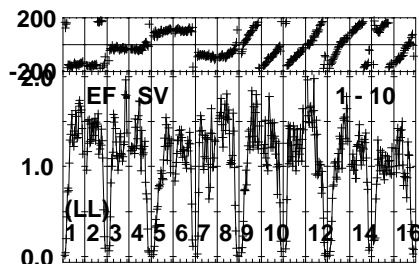
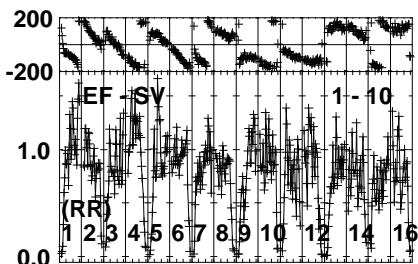
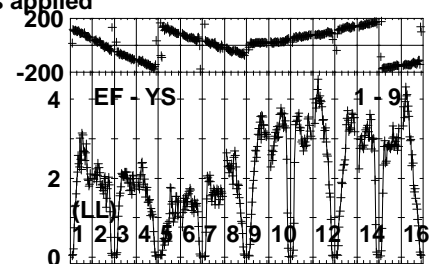
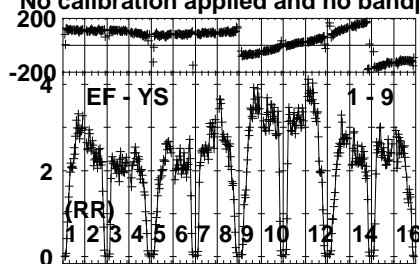
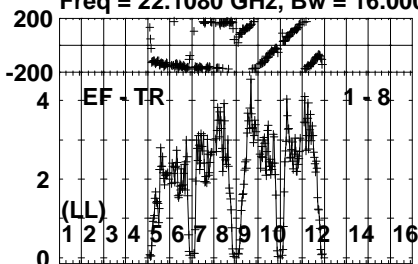
Lower frame: Milli Ampl Jy Top frame: Phas deg
Vector averaged cross-power spectrum Several baselines displayed
Timerange: 00/08:54:21 to 00/08:55:19

Plot file version 485 created 04-APR-2022 10:36:51

J0244+6228 EM132A.UVDATA.1

Freq = 22.1080 GHz, Bw = 16.000 MH

No calibration applied and no bandpass applied



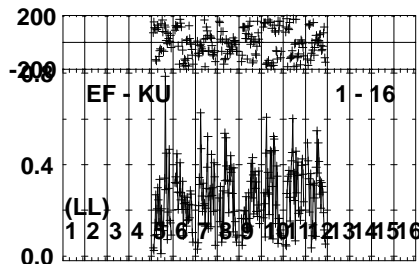
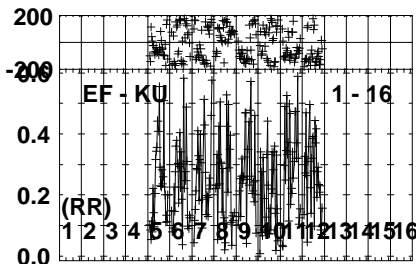
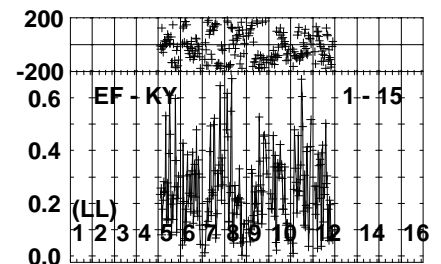
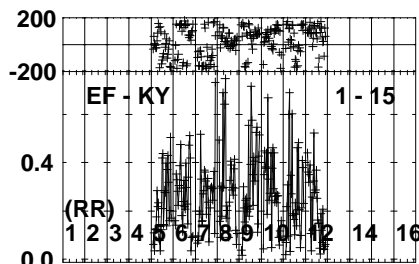
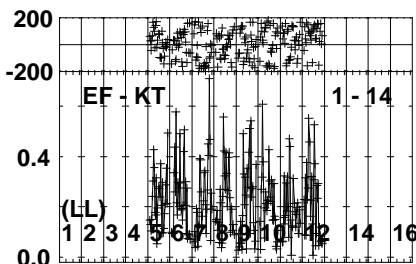
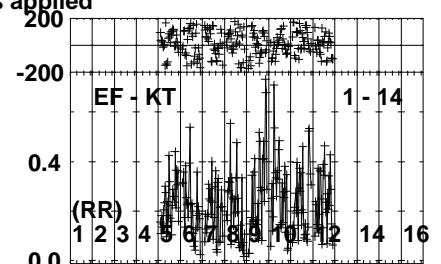
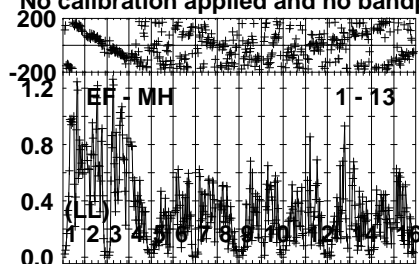
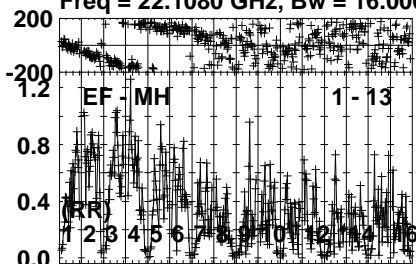
Lower frame: Milli Ampl Jy Top frame: Phas deg
Vector averaged cross-power spectrum Several baselines displayed
Timerange: 00/08:54:21 to 00/08:55:19

Plot file version 486 created 04-APR-2022 10:36:51

J0244+6228 EM132A.UVDATA.1

Freq = 22.1080 GHz, Bw = 16.000 MH

No calibration applied and no bandpass applied



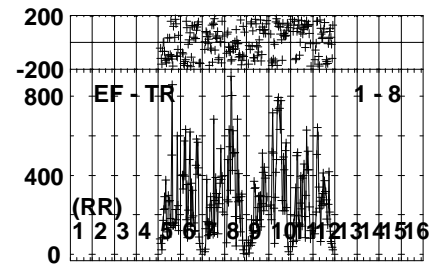
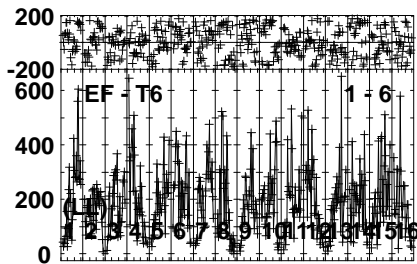
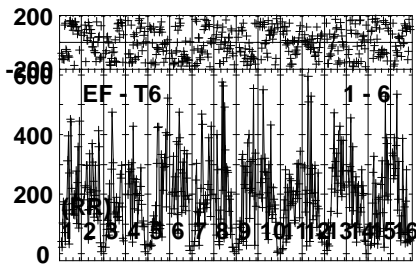
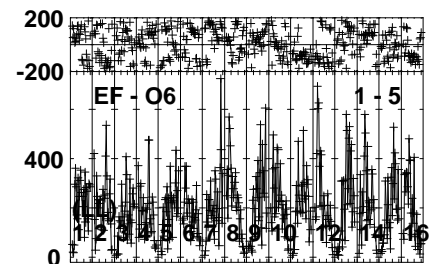
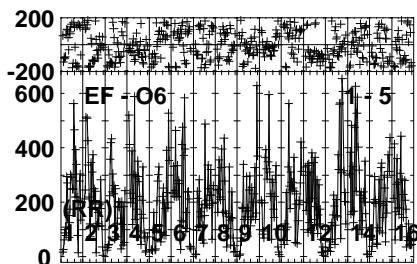
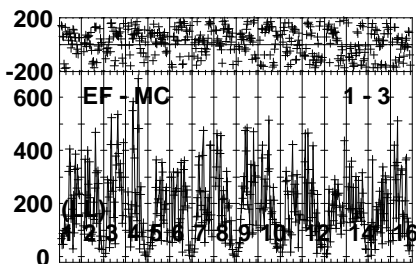
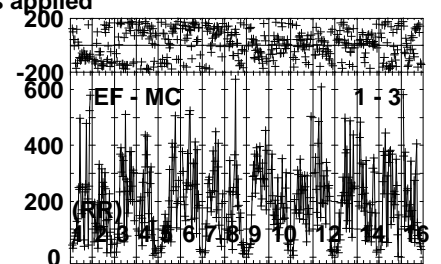
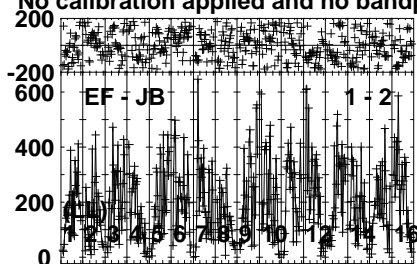
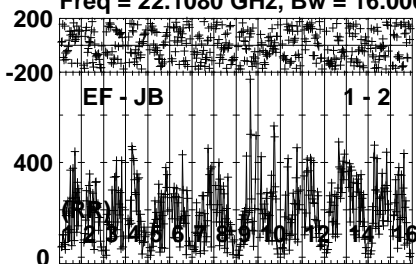
Lower frame: Milli Ampl Jy Top frame: Phas deg
Vector averaged cross-power spectrum Several baselines displayed
Timerange: 00/08:54:21 to 00/08:55:19

Plot file version 487 created 04-APR-2022 10:36:52

LSI61303 EM132A.UVDATA.1

Freq = 22.1080 GHz, Bw = 16.000 MH

No calibration applied and no bandpass applied



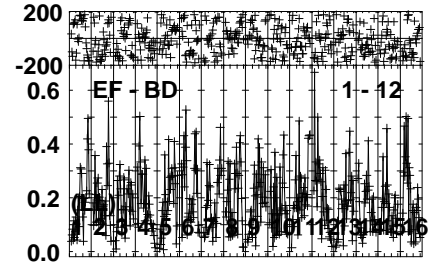
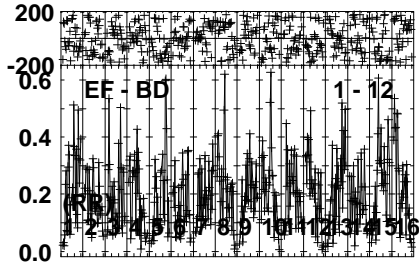
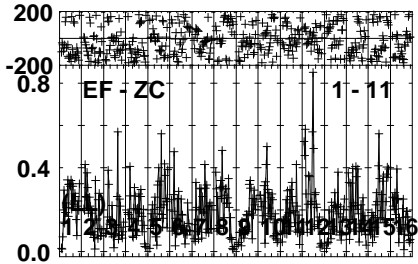
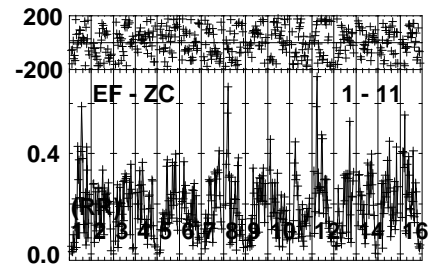
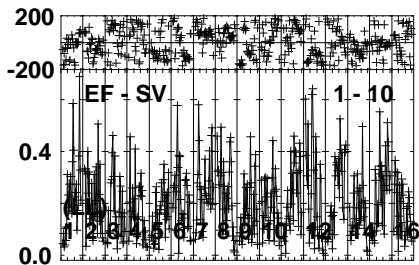
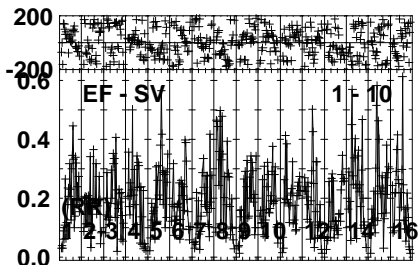
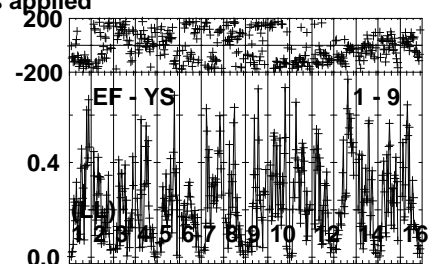
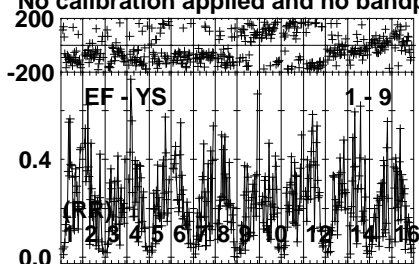
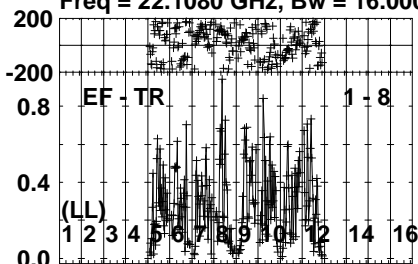
Lower frame: Micro Ampl Jy Top frame: Phas deg
Vector averaged cross-power spectrum Several baselines displayed
Timerange: 00/08:55:21 to 00/08:56:29

Plot file version 488 created 04-APR-2022 10:36:52

LSI61303 EM132A.UVDATA.1

Freq = 22.1080 GHz, Bw = 16.000 MH

No calibration applied and no bandpass applied



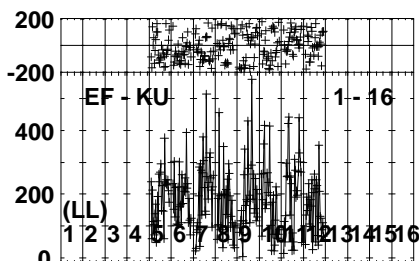
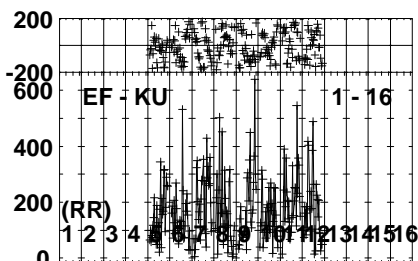
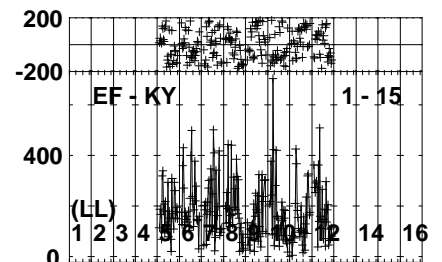
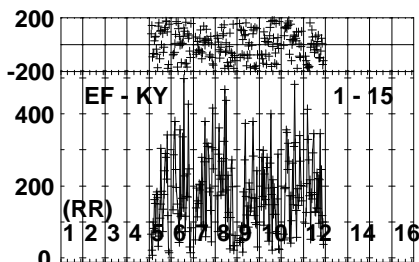
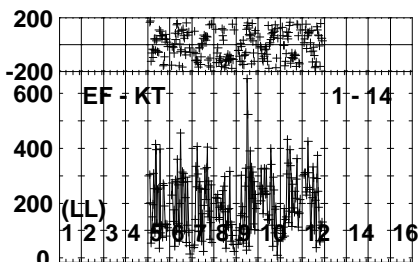
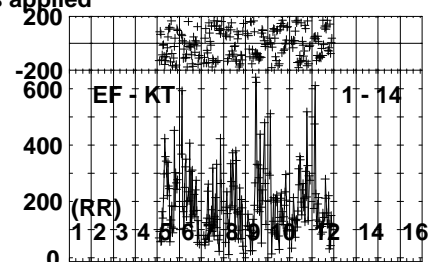
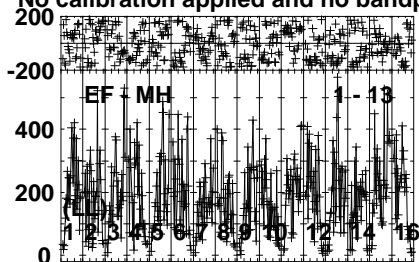
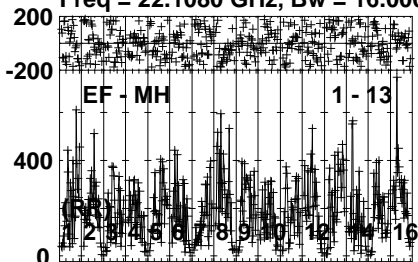
Lower frame: Milli Ampl Jy Top frame: Phas deg
Vector averaged cross-power spectrum Several baselines displayed
Timerange: 00/08:55:21 to 00/08:56:29

Plot file version 489 created 04-APR-2022 10:36:52

LSI61303 EM132A.UVDATA.1

Freq = 22.1080 GHz, Bw = 16.000 MH

No calibration applied and no bandpass applied



0 0 0 0 0 0 0 0 0 0 0 0 0 0 0 0

0 0 0 0 0 0 0 0 0 0 0 0 0 0 0 0

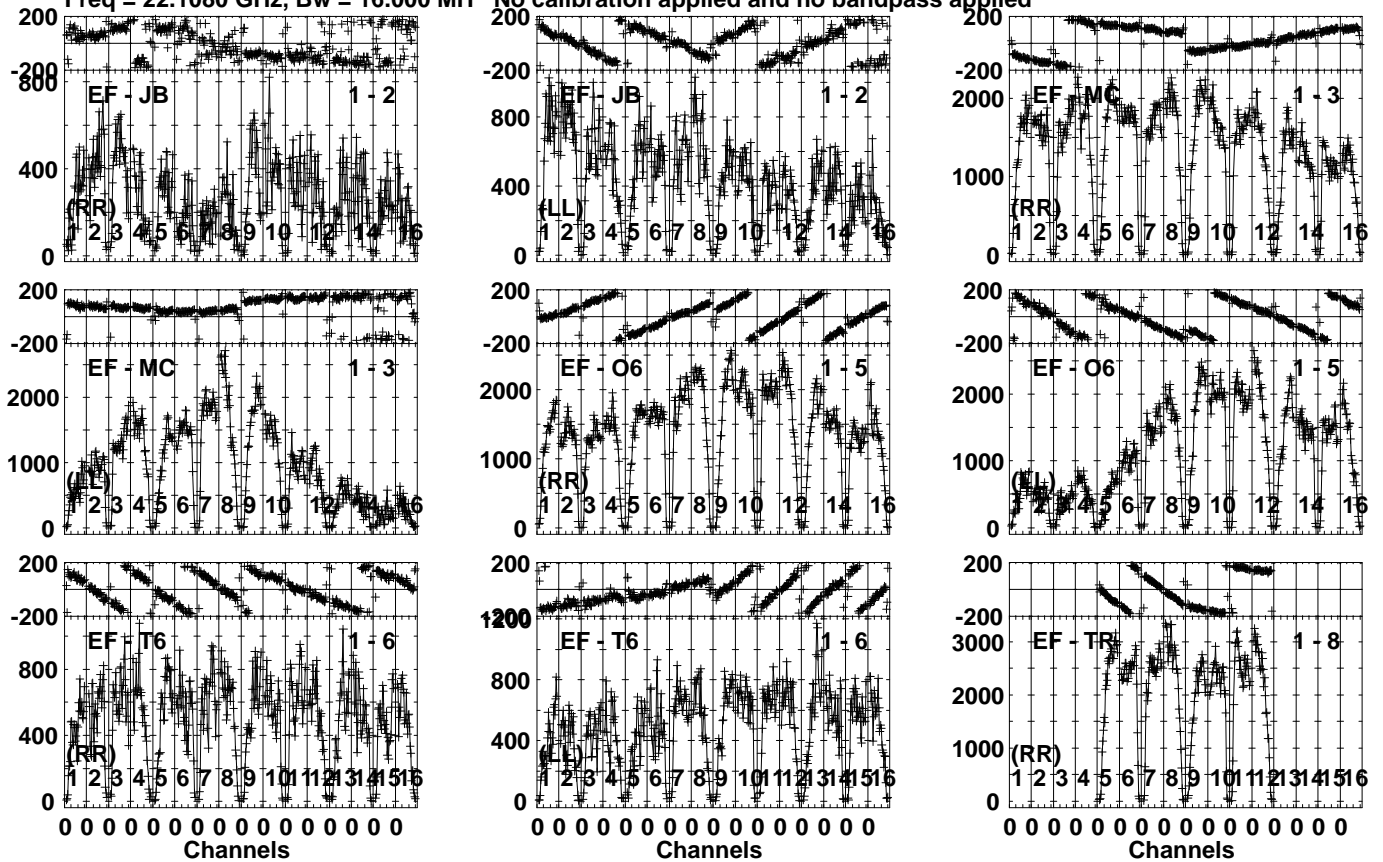
Lower frame: Micro Ampl Jy Top frame: Phas deg
Vector averaged cross-power spectrum Several baselines displayed
Timerange: 00/08:55:21 to 00/08:56:29

Plot file version 490 created 04-APR-2022 10:36:52

J0244+6228 EM132A.UVDATA.1

Freq = 22.1080 GHz, Bw = 16.000 MH

No calibration applied and no bandpass applied



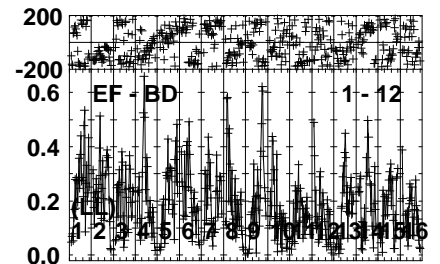
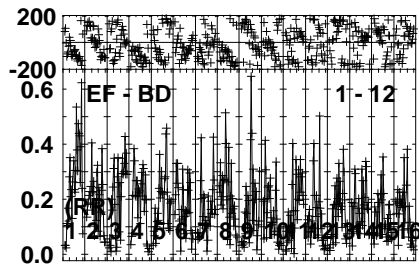
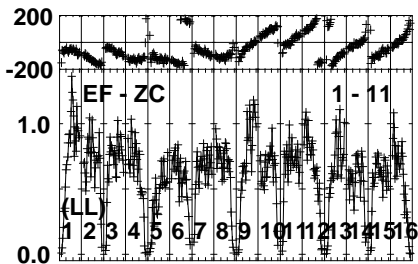
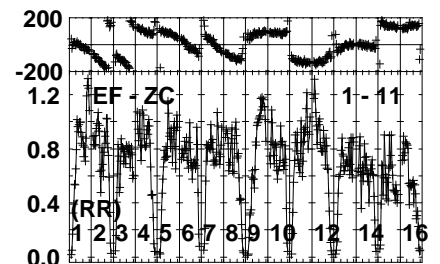
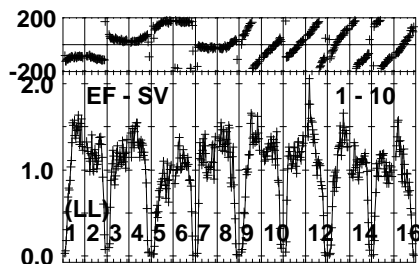
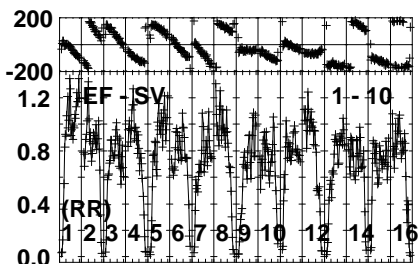
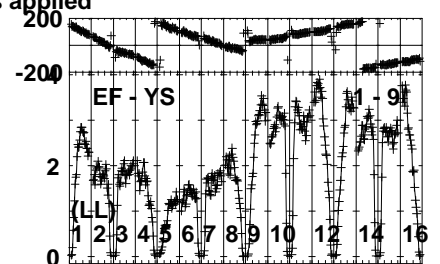
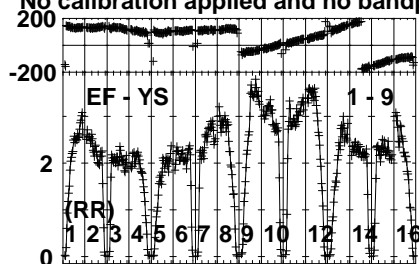
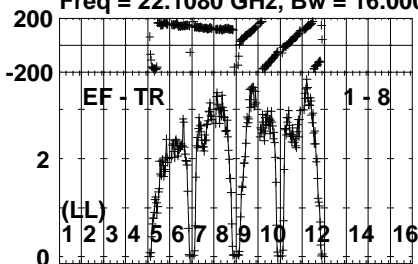
Lower frame: Micro Ampl Jy Top frame: Phas deg
Vector averaged cross-power spectrum Several baselines displayed
Timerange: 00/08:57:01 to 00/08:57:59

Plot file version 491 created 04-APR-2022 10:36:52

J0244+6228 EM132A.UVDATA.1

Freq = 22.1080 GHz, Bw = 16.000 MH

No calibration applied and no bandpass applied



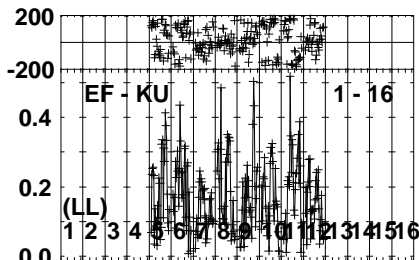
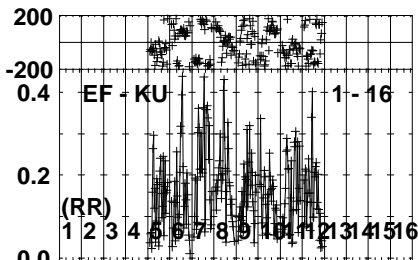
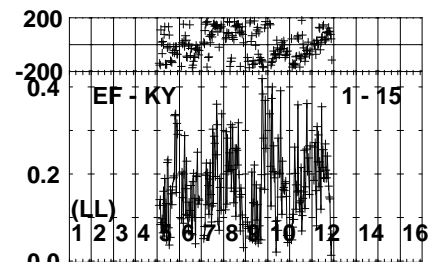
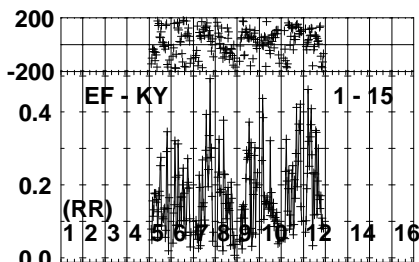
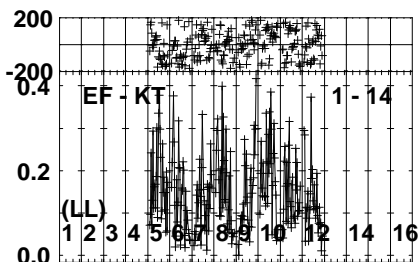
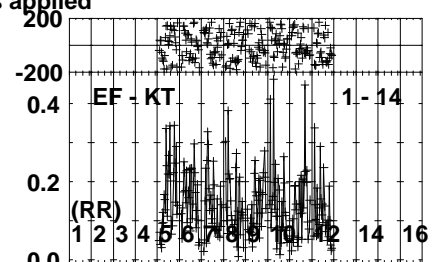
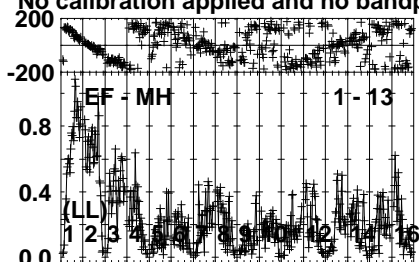
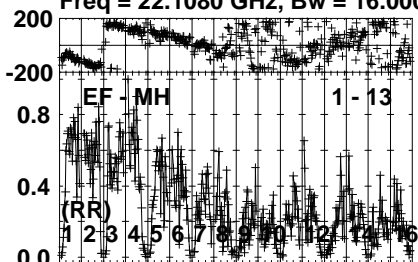
Lower frame: Milli Ampl Jy Top frame: Phas deg
Vector averaged cross-power spectrum Several baselines displayed
Timerange: 00/08:57:01 to 00/08:57:59

Plot file version 492 created 04-APR-2022 10:36:52

J0244+6228 EM132A.UVDATA.1

Freq = 22.1080 GHz, Bw = 16.000 MH

No calibration applied and no bandpass applied



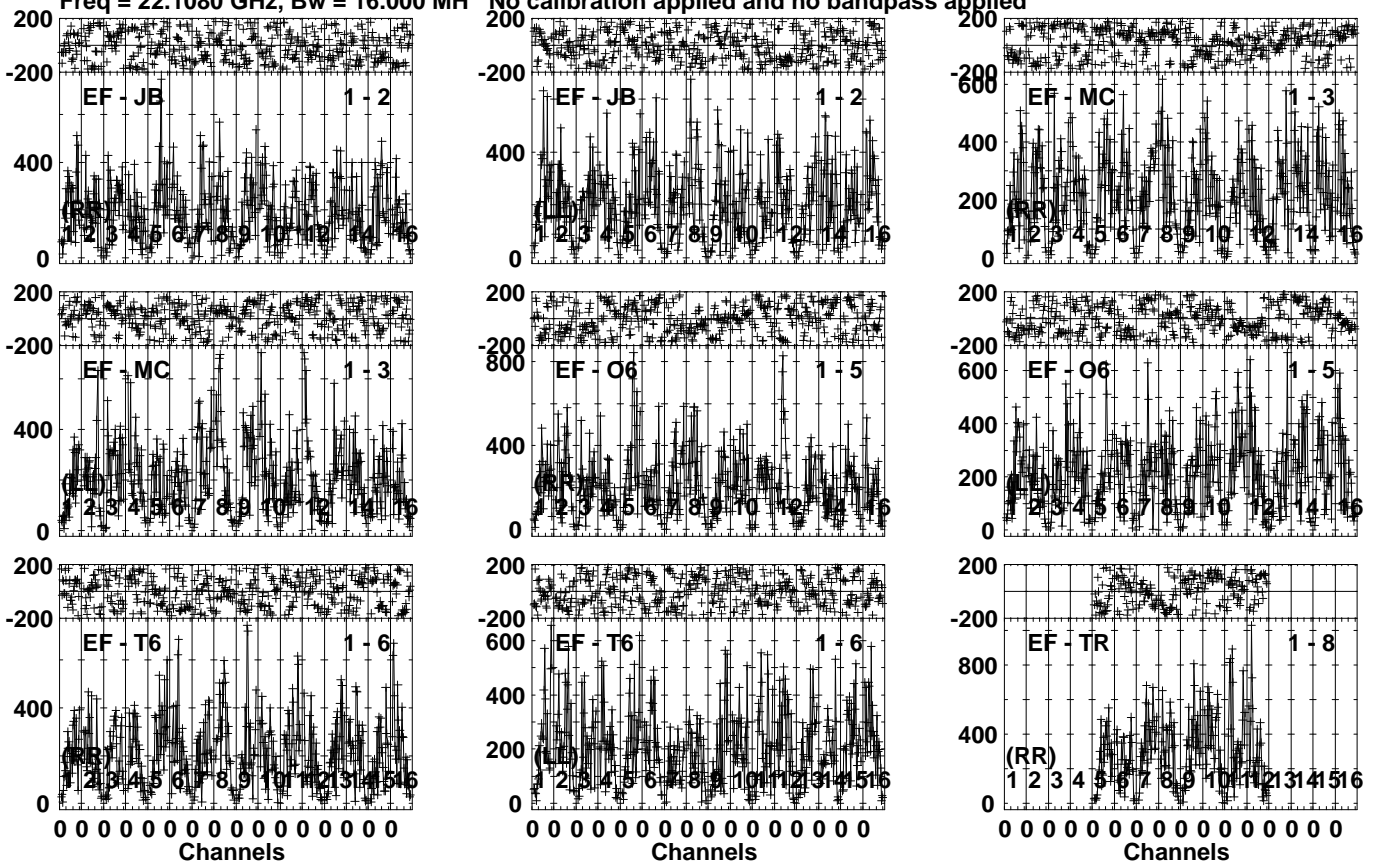
Lower frame: Milli Ampl Jy Top frame: Phas deg
Vector averaged cross-power spectrum Several baselines displayed
Timerange: 00/08:57:01 to 00/08:57:59

Plot file version 493 created 04-APR-2022 10:36:52

LSI61303 EM132A.UVDATA.1

Freq = 22.1080 GHz, Bw = 16.000 MH

No calibration applied and no bandpass applied



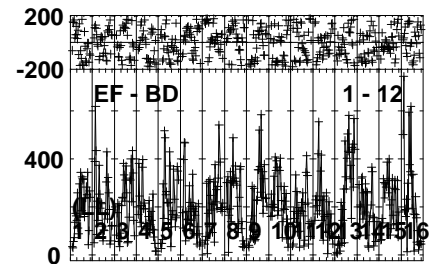
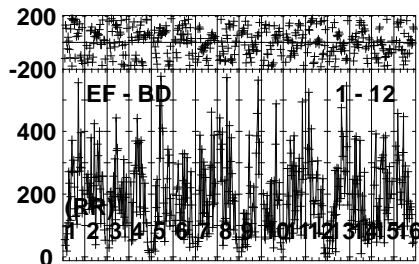
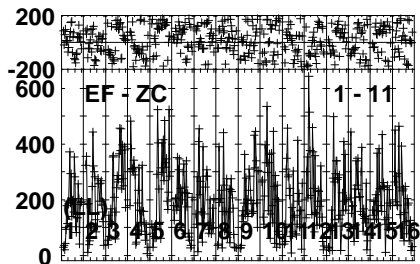
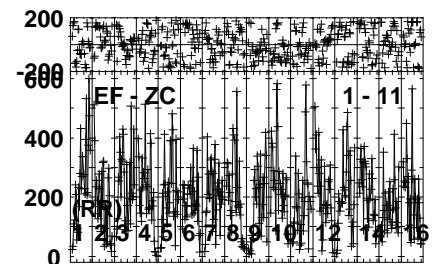
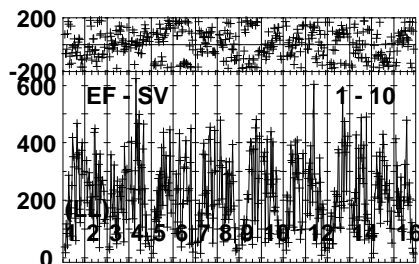
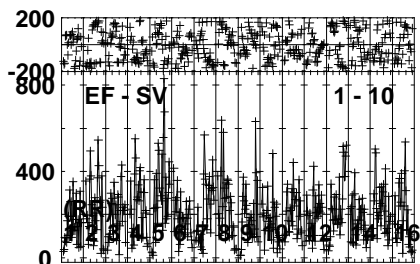
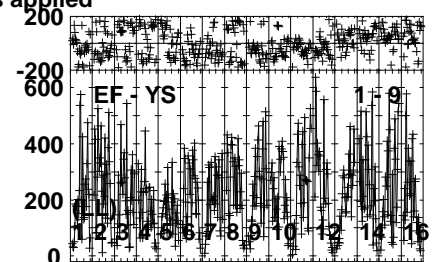
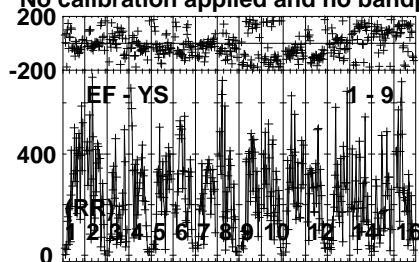
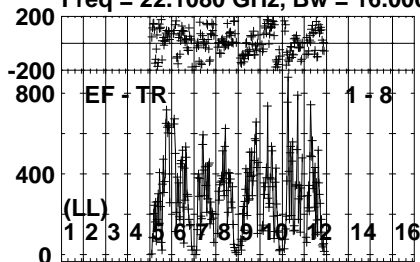
Lower frame: Micro Ampl Jy Top frame: Phas deg
Vector averaged cross-power spectrum Several baselines displayed
Timerange: 00/08:58:01 to 00/08:59:09

Plot file version 494 created 04-APR-2022 10:36:52

LSI61303 EM132A.UVDATA.1

Freq = 22.1080 GHz, Bw = 16.000 MH

No calibration applied and no bandpass applied



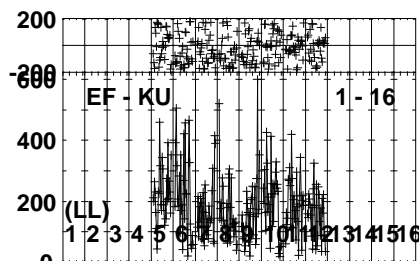
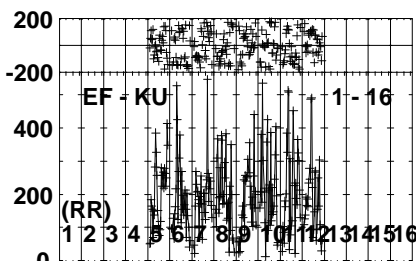
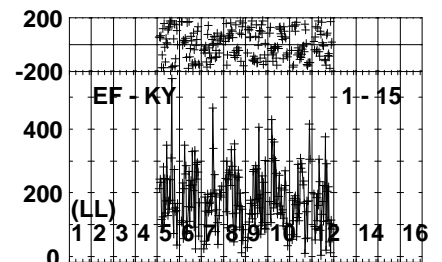
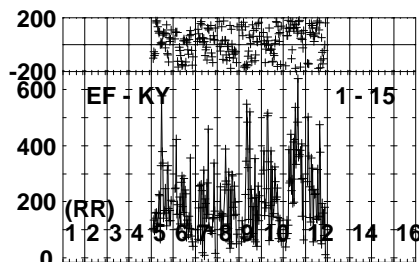
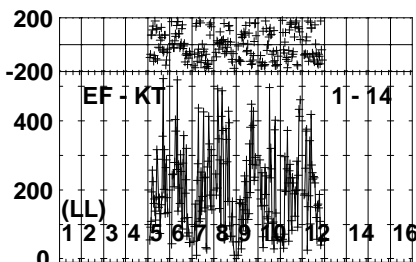
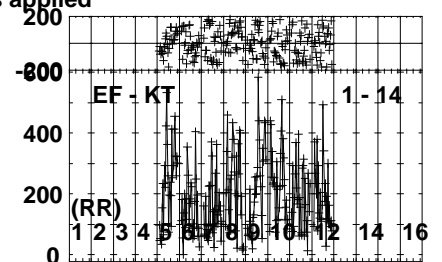
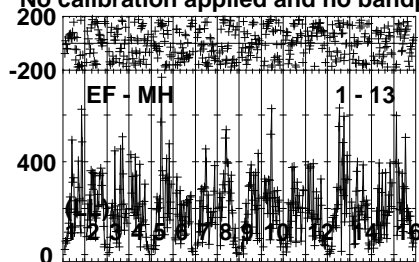
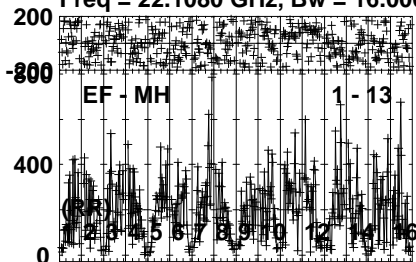
Lower frame: Micro Ampl Jy Top frame: Phas deg
Vector averaged cross-power spectrum Several baselines displayed
Timerange: 00/08:58:01 to 00/08:59:09

Plot file version 495 created 04-APR-2022 10:36:52

LSI61303 EM132A.UVDATA.1

Freq = 22.1080 GHz, Bw = 16.000 MH

No calibration applied and no bandpass applied



0 0 0 0 0 0 0 0 0 0 0 0 0 0 0 0

Channels

0 0 0 0 0 0 0 0 0 0 0 0 0 0 0 0

Channels

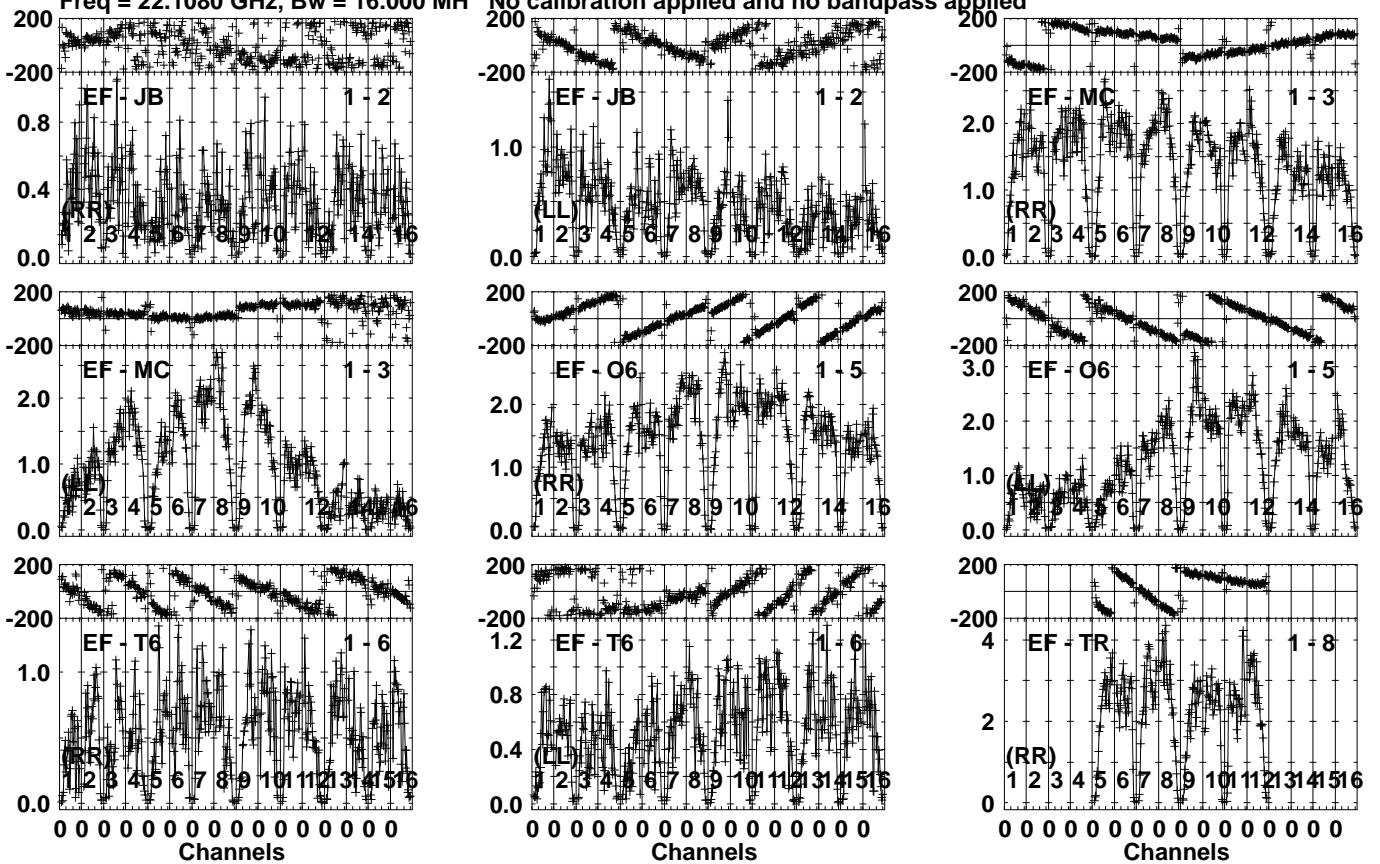
Lower frame: Micro Ampl Jy Top frame: Phas deg
Vector averaged cross-power spectrum Several baselines displayed
Timerange: 00/08:58:01 to 00/08:59:09

Plot file version 496 created 04-APR-2022 10:36:52

J0244+6228 EM132A.UVDATA.1

Freq = 22.1080 GHz, Bw = 16.000 MH

No calibration applied and no bandpass applied



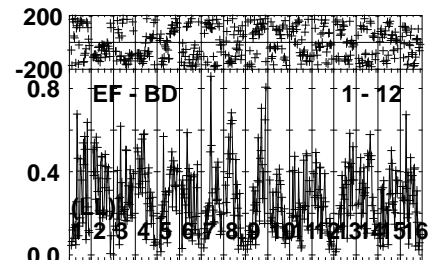
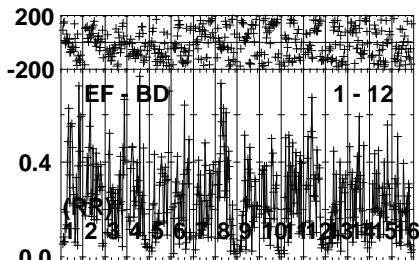
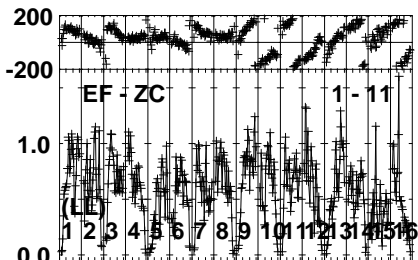
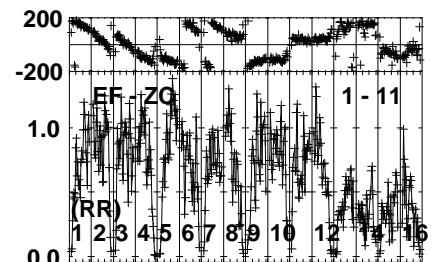
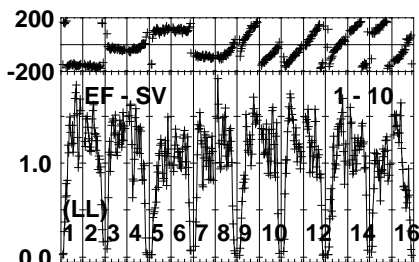
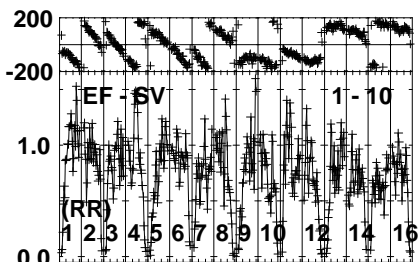
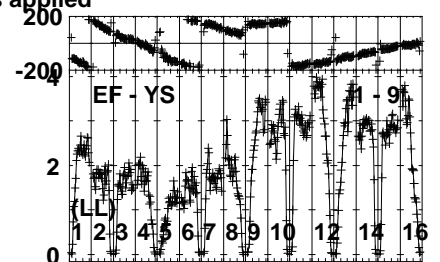
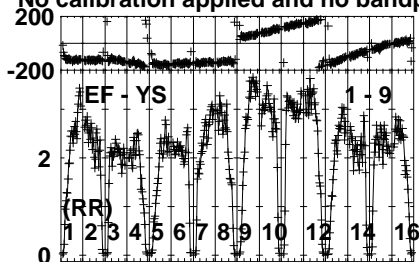
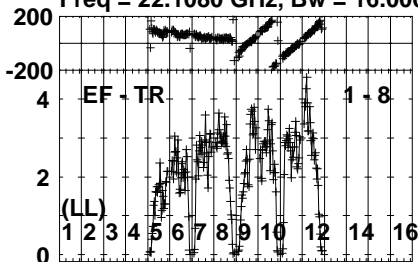
Lower frame: Milli Ampl Jy Top frame: Phas deg
Vector averaged cross-power spectrum Several baselines displayed
Timerange: 00/08:59:11 to 00/09:00:09

Plot file version 497 created 04-APR-2022 10:36:52

J0244+6228 EM132A.UVDATA.1

Freq = 22.1080 GHz, Bw = 16.000 MH

No calibration applied and no bandpass applied



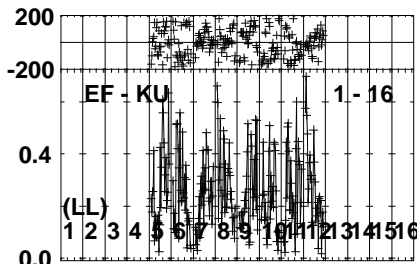
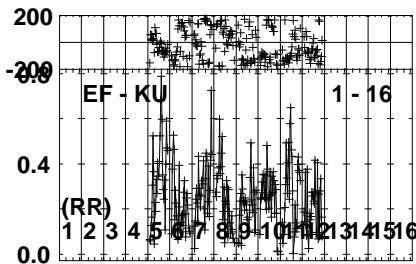
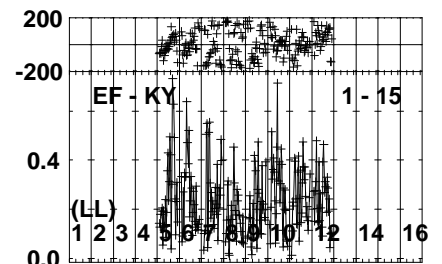
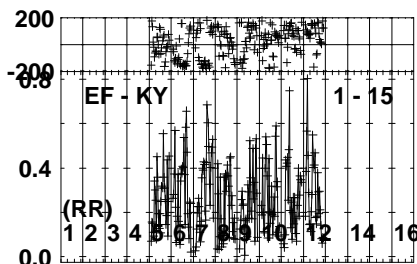
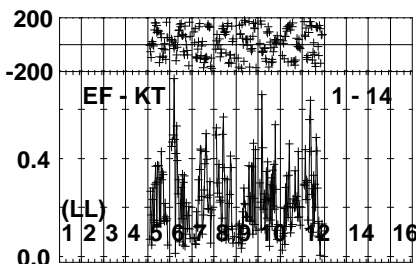
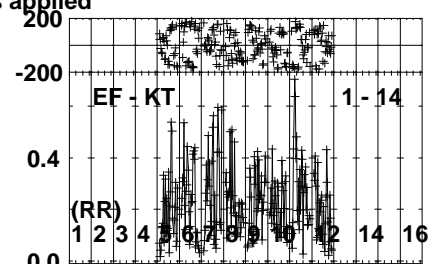
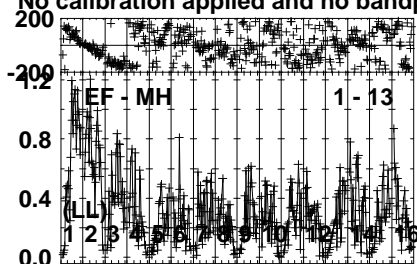
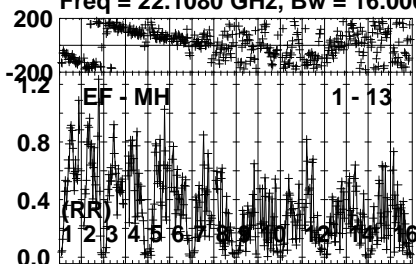
Lower frame: Milli Ampl Jy Top frame: Phas deg
Vector averaged cross-power spectrum Several baselines displayed
Timerange: 00:08:59:11 to 00:09:00:09

Plot file version 498 created 04-APR-2022 10:36:52

J0244+6228 EM132A.UVDATA.1

Freq = 22.1080 GHz, Bw = 16.000 MH

No calibration applied and no bandpass applied



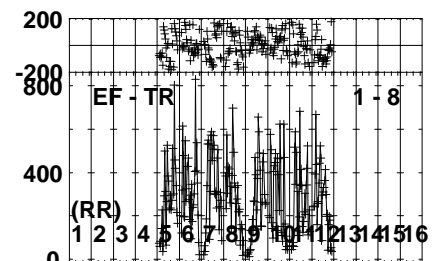
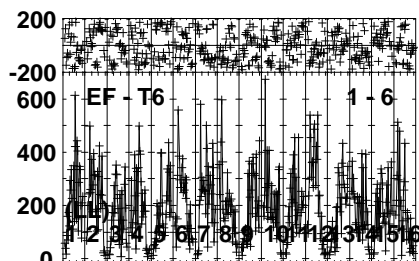
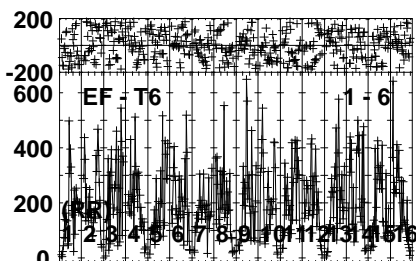
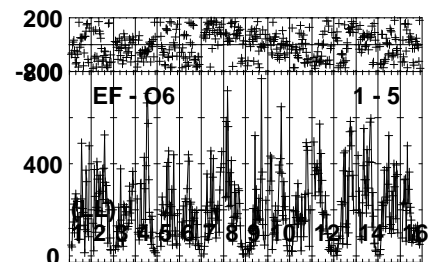
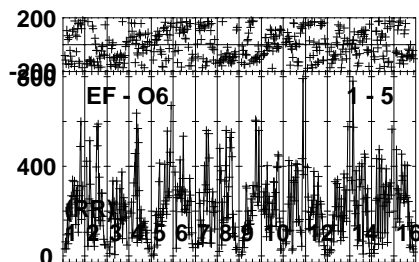
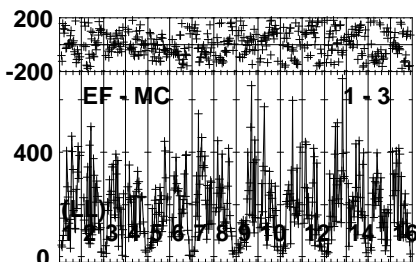
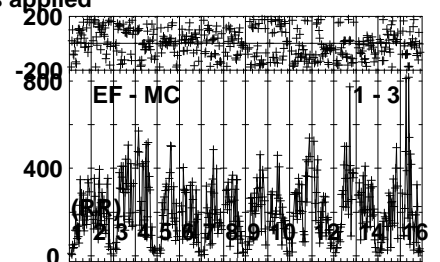
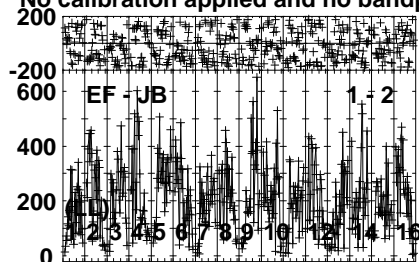
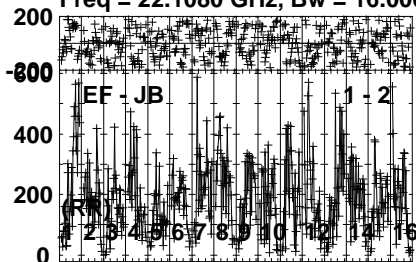
0 0 0 0 0 0 0 0 0 0 0 0 0 0 0 0
Channels
Lower frame: Milli Ampl Jy Top frame: Phas deg
Vector averaged cross-power spectrum Several baselines displayed
Timerange: 00/08:59:11 to 00/09:00:09

Plot file version 499 created 04-APR-2022 10:36:53

LSI61303 EM132A.UVDATA.1

Freq = 22.1080 GHz, Bw = 16.000 MH

No calibration applied and no bandpass applied



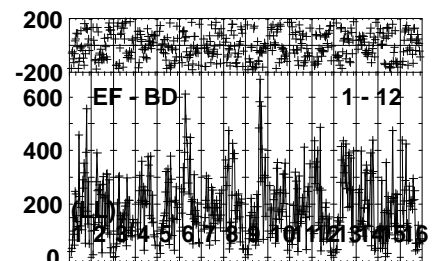
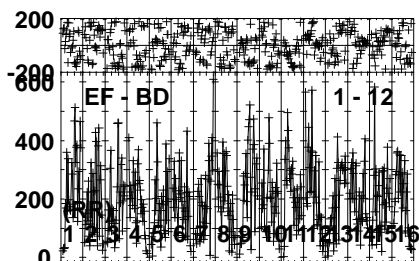
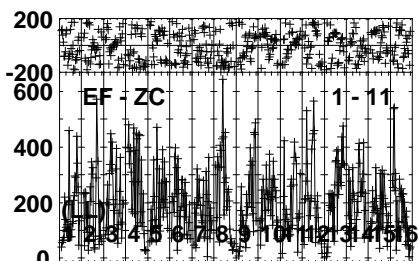
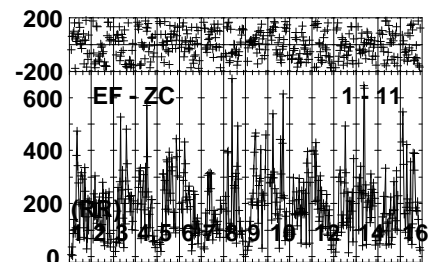
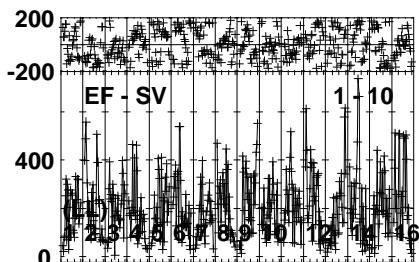
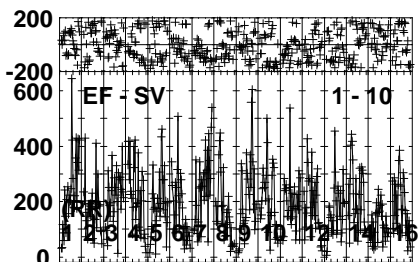
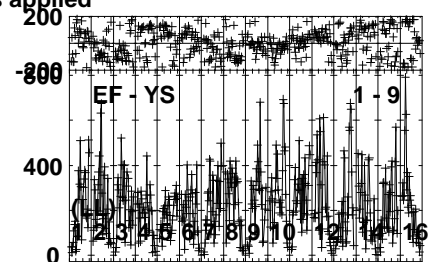
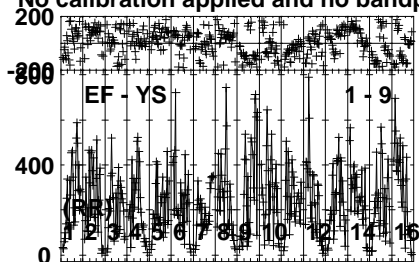
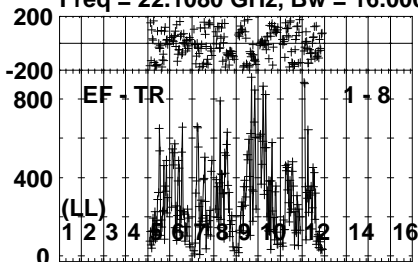
Lower frame: Micro Ampl Jy Top frame: Phas deg
Vector averaged cross-power spectrum Several baselines displayed
Timerange: 00/09:00:11 to 00/09:01:19

Plot file version 500 created 04-APR-2022 10:36:53

LSI61303 EM132A.UVDATA.1

Freq = 22.1080 GHz, Bw = 16.000 MH

No calibration applied and no bandpass applied



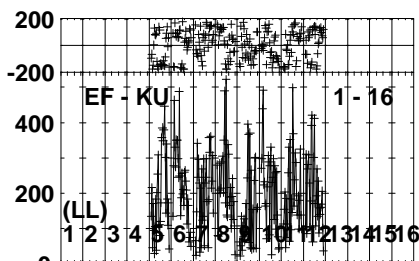
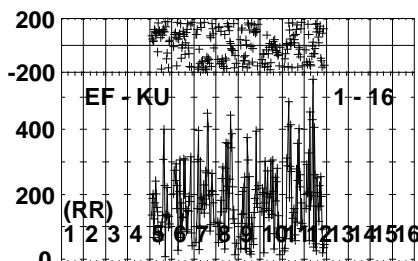
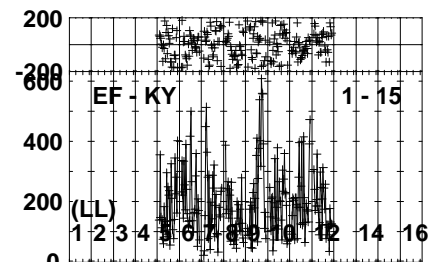
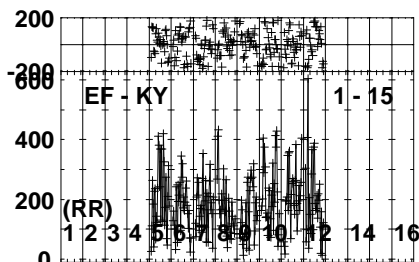
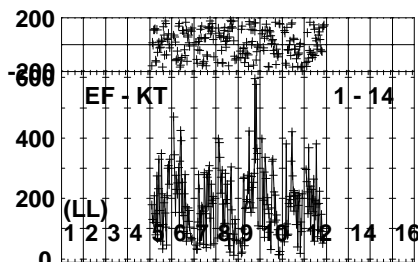
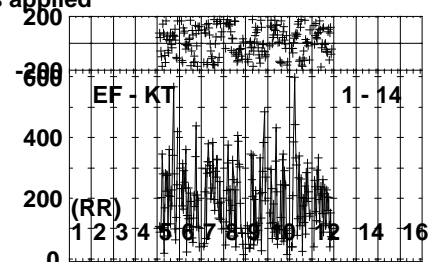
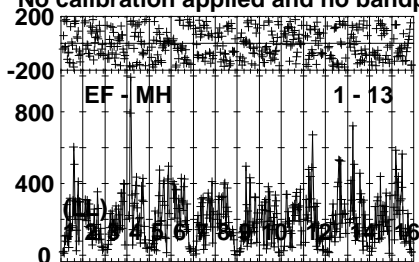
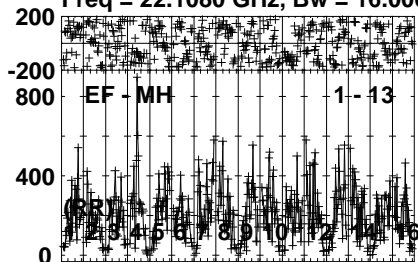
Lower frame: Micro Ampl Jy Top frame: Phas deg
Vector averaged cross-power spectrum Several baselines displayed
Timerange: 00/09:00:11 to 00/09:01:19

Plot file version 501 created 04-APR-2022 10:36:53

LSI61303 EM132A.UVDATA.1

Freq = 22.1080 GHz, Bw = 16.000 MH

No calibration applied and no bandpass applied



0 0 0 0 0 0 0 0 0 0 0 0 0 0 0 0

0 0 0 0 0 0 0 0 0 0 0 0 0 0 0 0

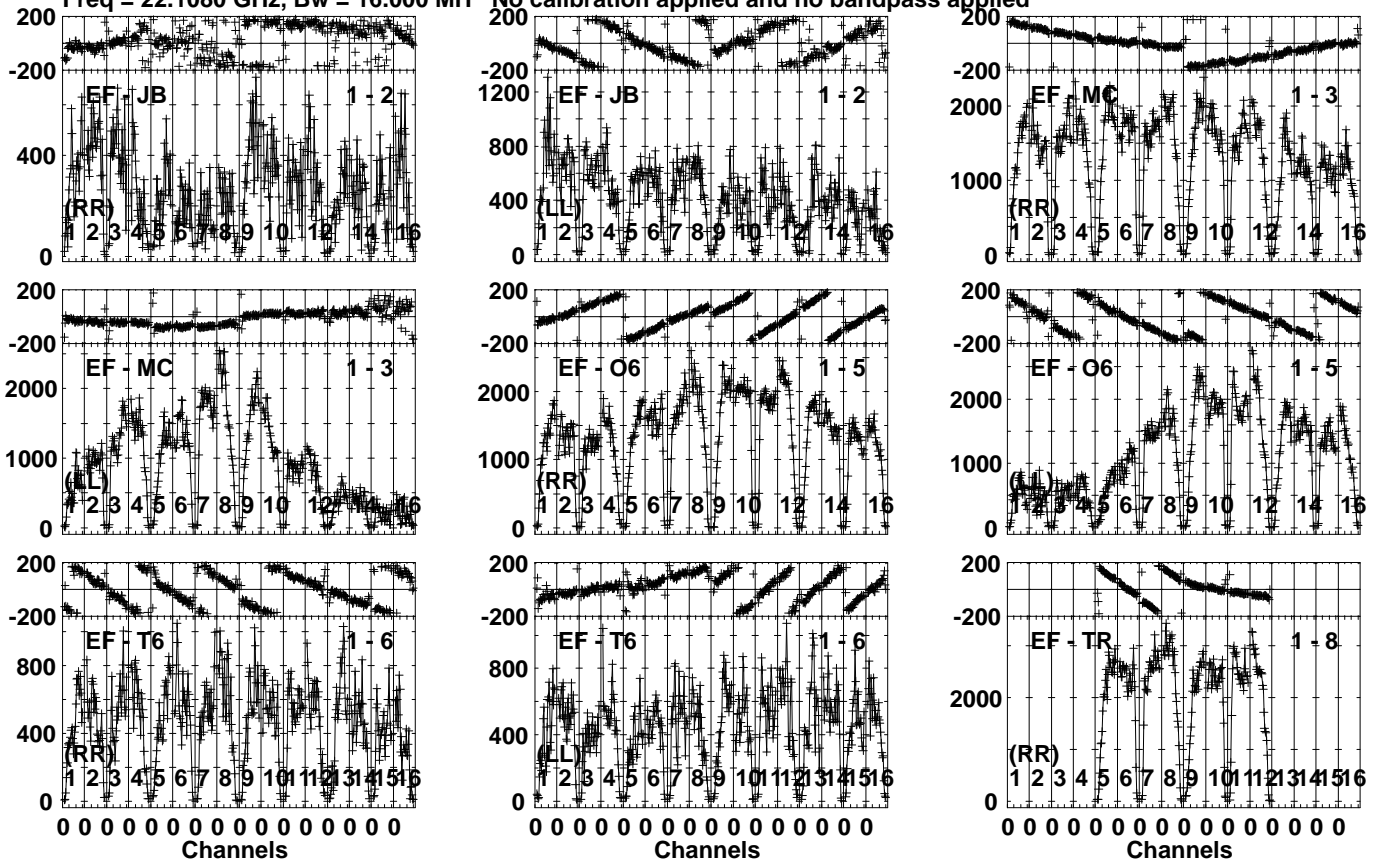
Lower frame: Micro Ampl Jy Top frame: Phas deg
Vector averaged cross-power spectrum Several baselines displayed
Timerange: 00/09:00:11 to 00/09:01:19

Plot file version 502 created 04-APR-2022 10:36:53

J0244+6228 EM132A.UVDATA.1

Freq = 22.1080 GHz, Bw = 16.000 MH

No calibration applied and no bandpass applied



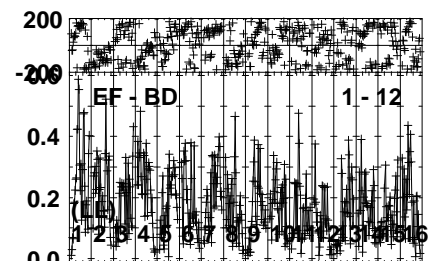
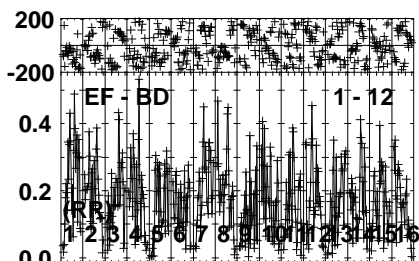
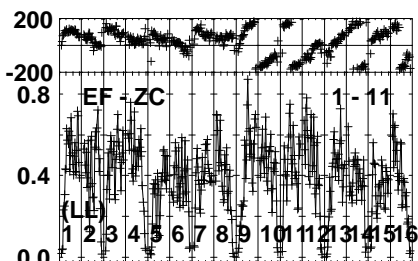
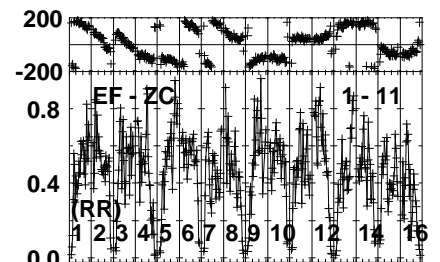
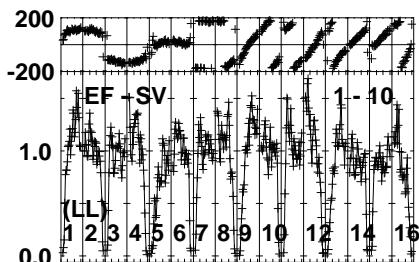
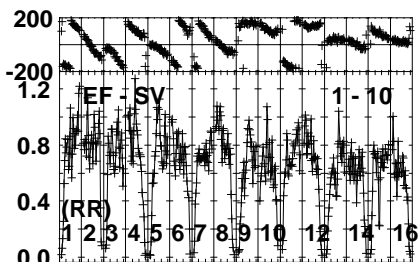
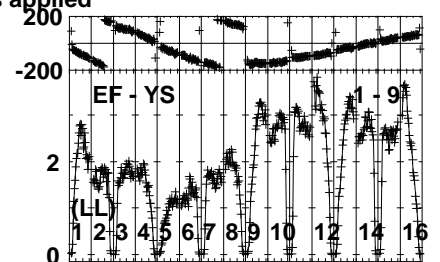
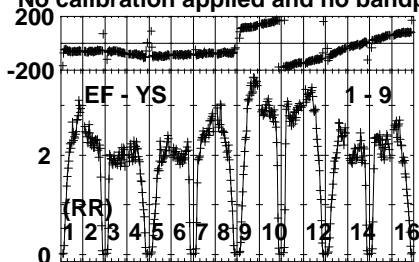
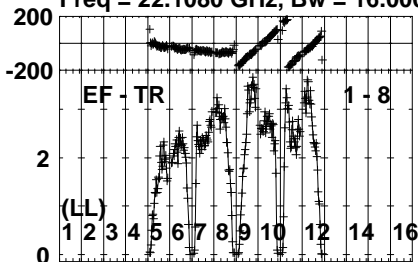
Lower frame: Micro Ampl Jy Top frame: Phas deg
Vector averaged cross-power spectrum Several baselines displayed
Timerange: 00/09:01:51 to 00/09:02:49

Plot file version 503 created 04-APR-2022 10:36:53

J0244+6228 EM132A.UVDATA.1

Freq = 22.1080 GHz, Bw = 16.000 MH

No calibration applied and no bandpass applied



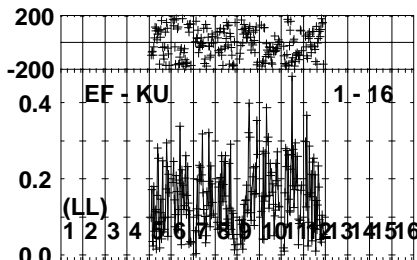
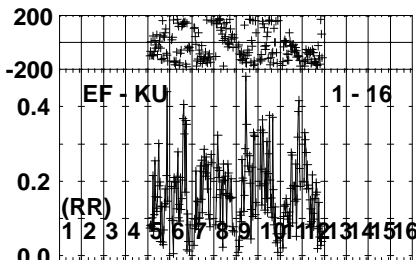
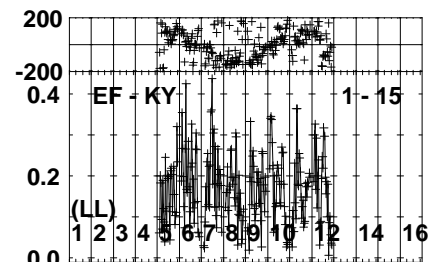
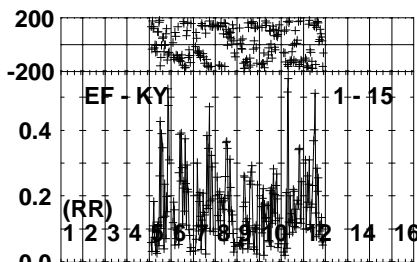
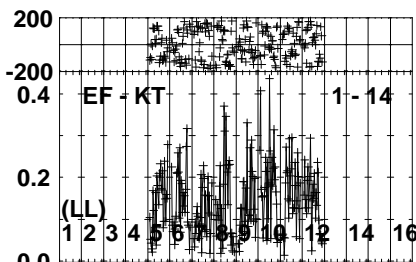
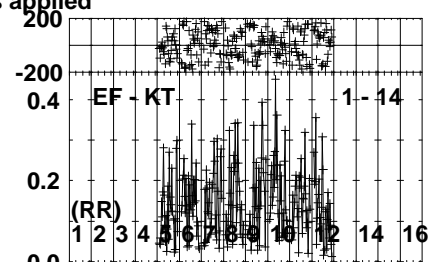
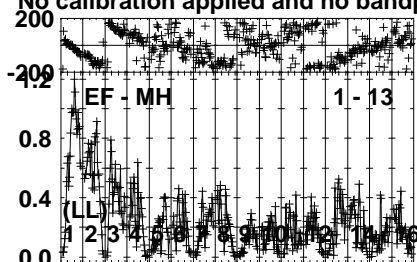
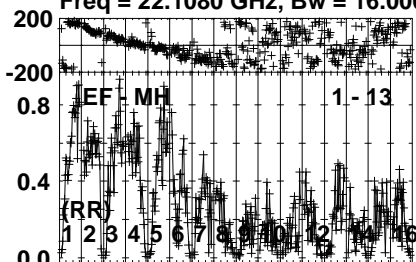
Lower frame: Milli Ampl Jy Top frame: Phas deg
Vector averaged cross-power spectrum Several baselines displayed
Timerange: 00/09:01:51 to 00/09:02:49

Plot file version 504 created 04-APR-2022 10:36:53

J0244+6228 EM132A.UVDATA.1

Freq = 22.1080 GHz, Bw = 16.000 MH

No calibration applied and no bandpass applied



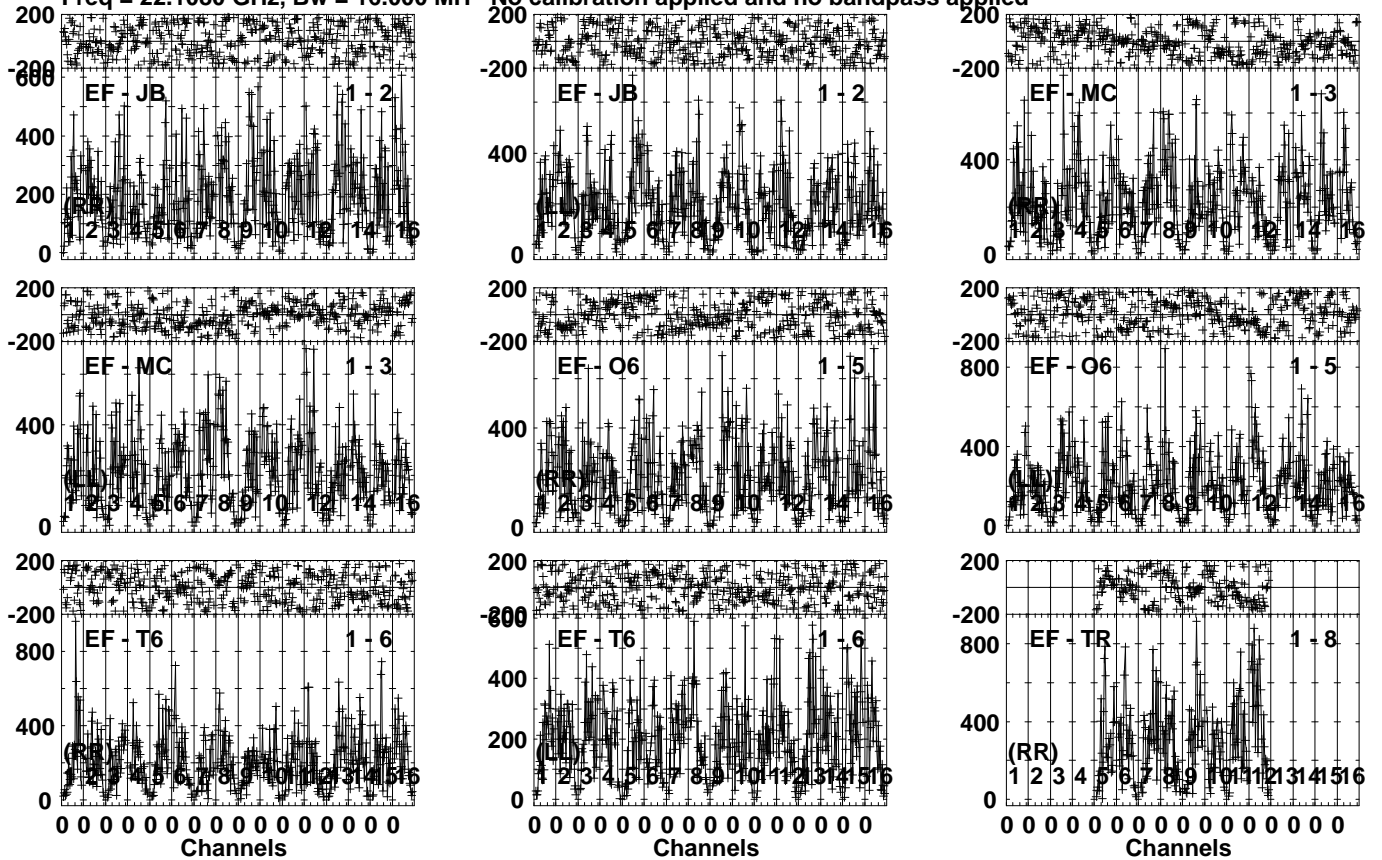
0 0 0 0 0 0 0 0 0 0 0 0 0 0 0 0
Channels
Lower frame: Milli Ampl Jy Top frame: Phas deg
Vector averaged cross-power spectrum Several baselines displayed
Timerange: 00/09:01:51 to 00/09:02:49

Plot file version 505 created 04-APR-2022 10:36:53

LSI61303 EM132A.UVDATA.1

Freq = 22.1080 GHz, Bw = 16.000 MH

No calibration applied and no bandpass applied



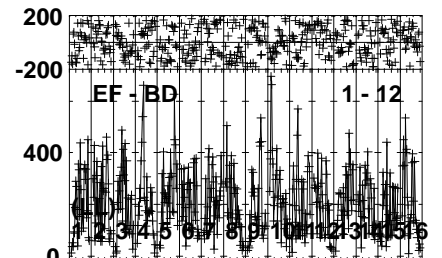
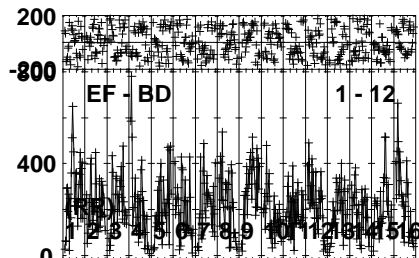
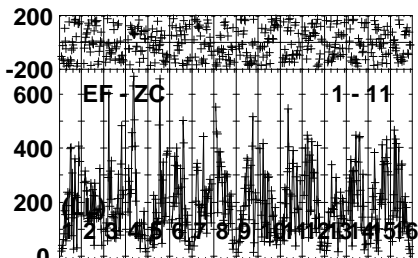
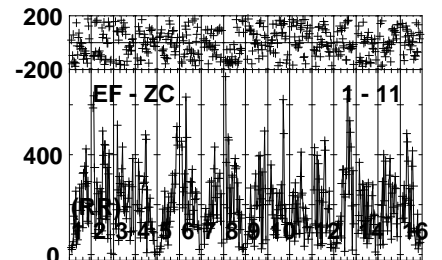
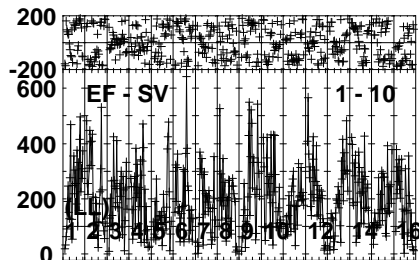
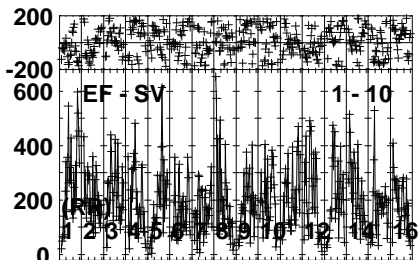
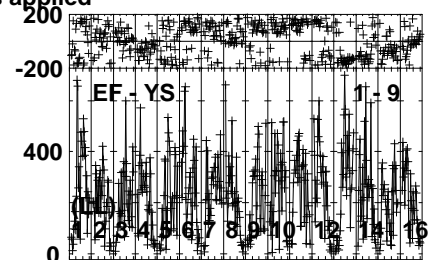
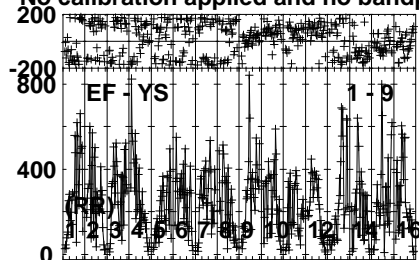
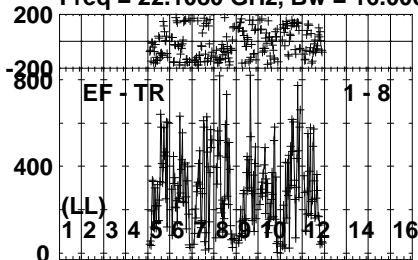
Lower frame: Micro Ampl Jy Top frame: Phas deg
Vector averaged cross-power spectrum Several baselines displayed
Timerange: 00/09:02:51 to 00/09:03:59

Plot file version 506 created 04-APR-2022 10:36:53

LSI61303 EM132A.UVDATA.1

Freq = 22.1080 GHz, Bw = 16.000 MH

No calibration applied and no bandpass applied



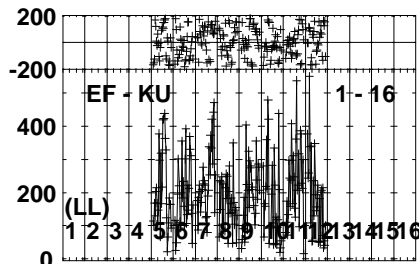
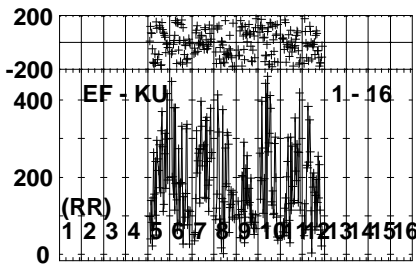
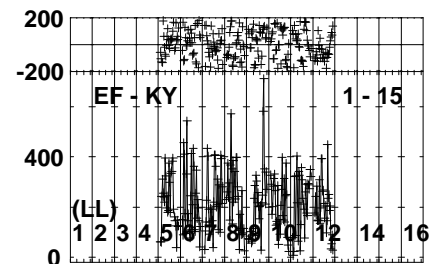
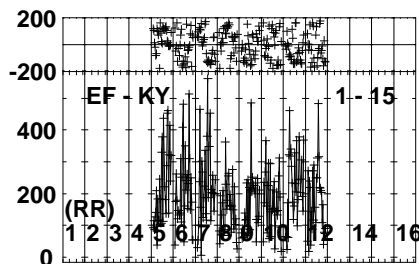
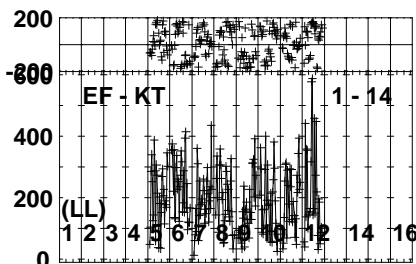
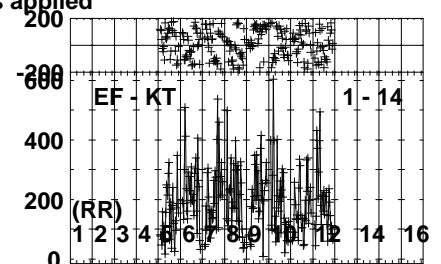
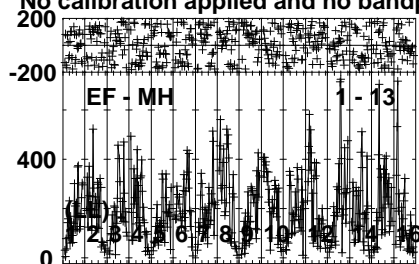
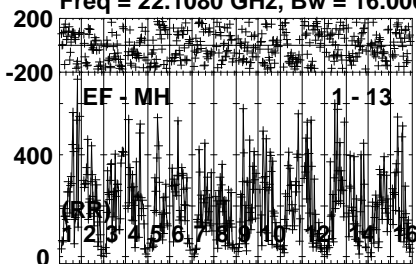
Lower frame: Micro Ampl Jy Top frame: Phas deg
Vector averaged cross-power spectrum Several baselines displayed
Timerange: 00/09:02:51 to 00/09:03:59

Plot file version 507 created 04-APR-2022 10:36:53

LSI61303 EM132A.UVDATA.1

Freq = 22.1080 GHz, Bw = 16.000 MH

No calibration applied and no bandpass applied



0 0 0 0 0 0 0 0 0 0 0 0 0 0 0 0

0 0 0 0 0 0 0 0 0 0 0 0 0 0 0 0

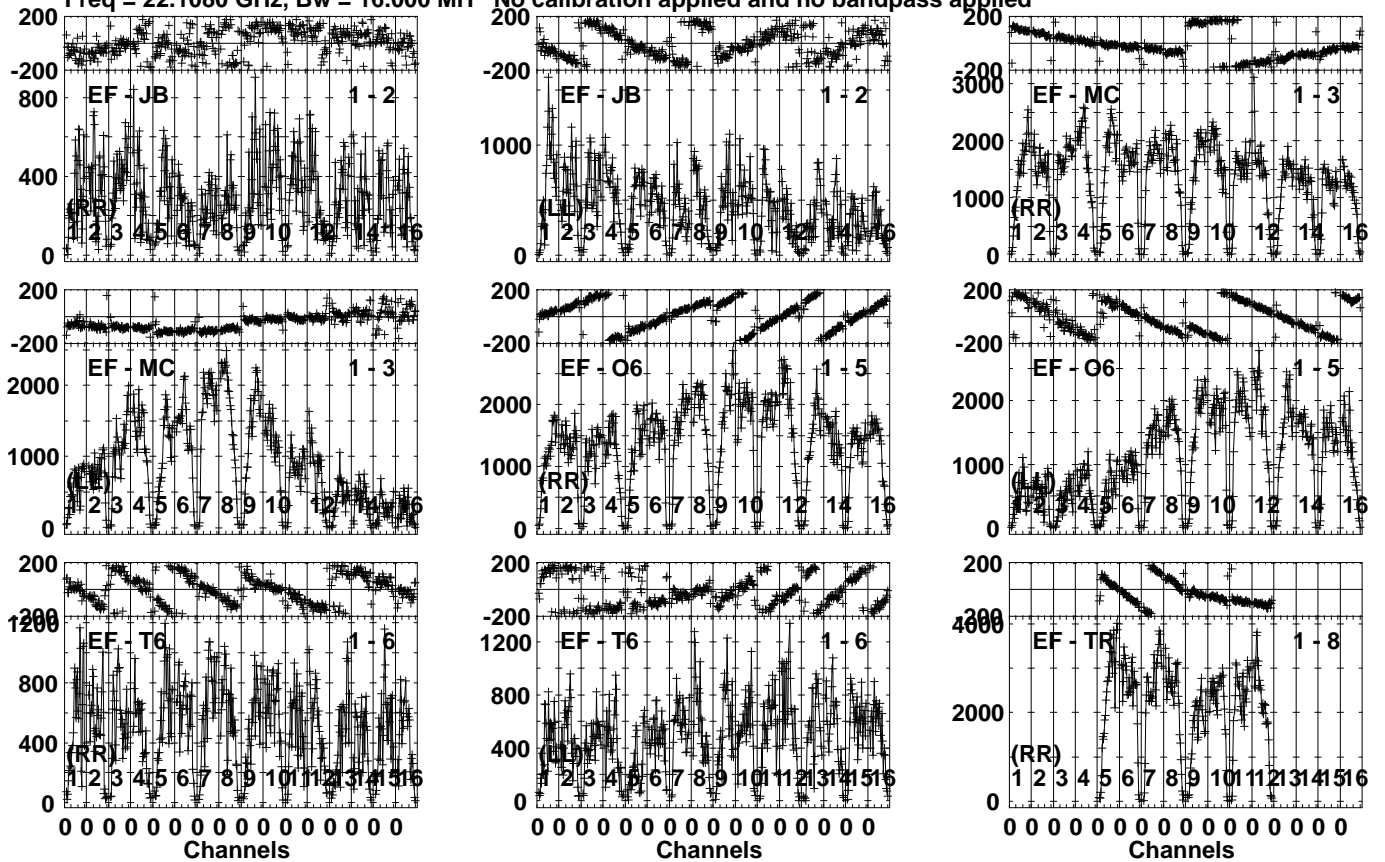
Lower frame: Micro Ampl Jy Top frame: Phas deg
Vector averaged cross-power spectrum Several baselines displayed
Timerange: 00/09:02:51 to 00/09:03:59

Plot file version 508 created 04-APR-2022 10:36:53

J0244+6228 EM132A.UVDATA.1

Freq = 22.1080 GHz, Bw = 16.000 MH

No calibration applied and no bandpass applied



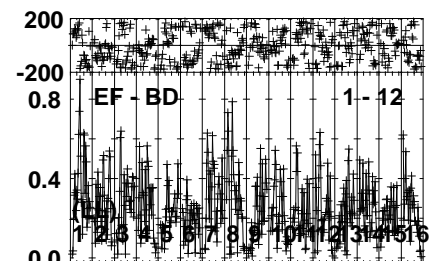
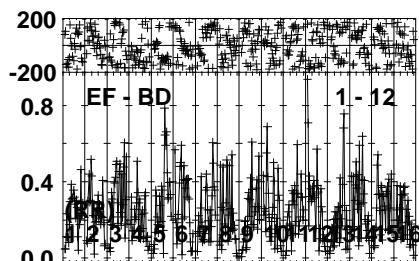
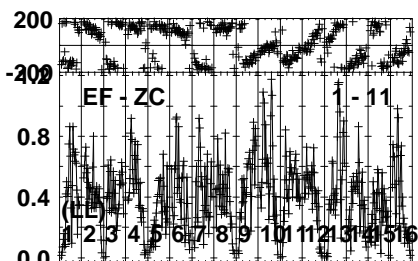
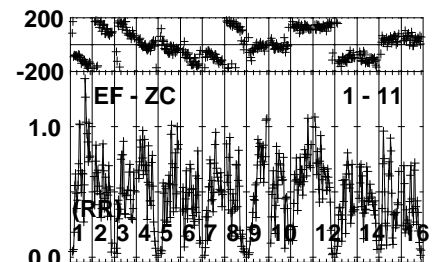
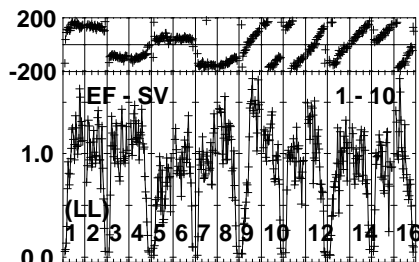
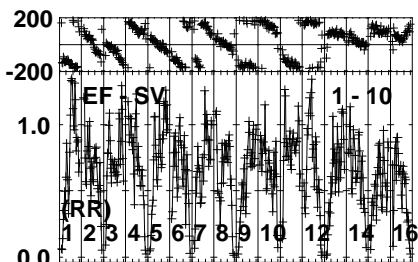
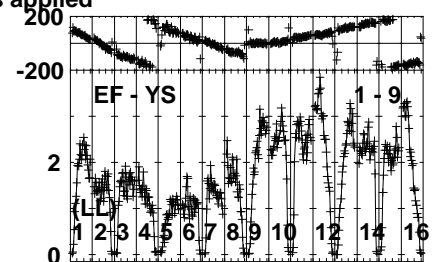
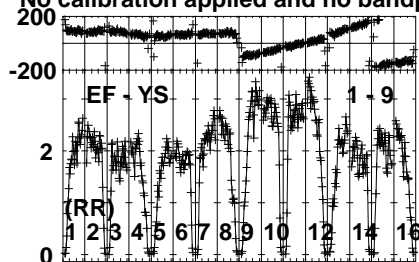
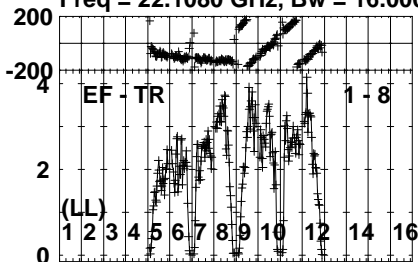
Lower frame: Micro Ampl Jy Top frame: Phas deg
Vector averaged cross-power spectrum Several baselines displayed
Timerange: 00/09:04:01 to 00/09:04:59

Plot file version 509 created 04-APR-2022 10:36:53

J0244+6228 EM132A.UVDATA.1

Freq = 22.1080 GHz, Bw = 16.000 MH

No calibration applied and no bandpass applied



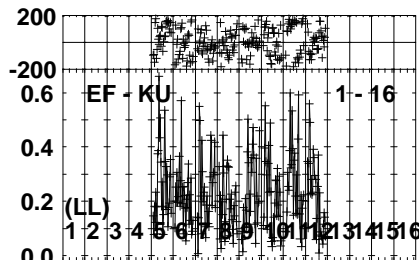
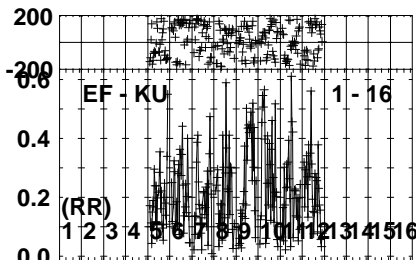
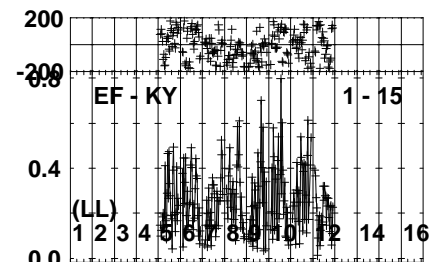
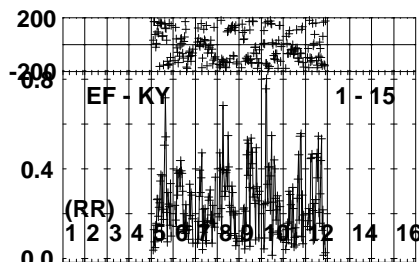
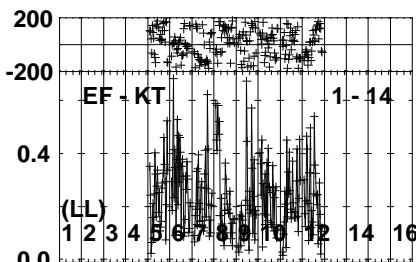
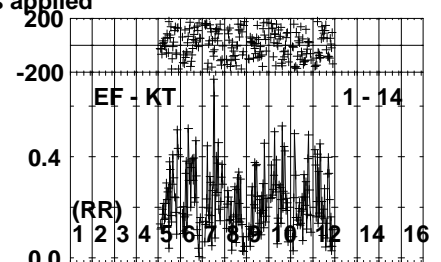
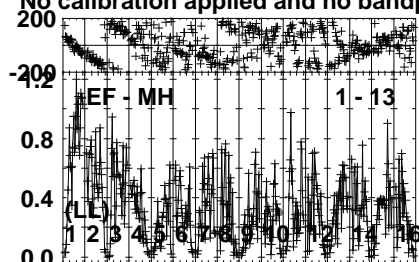
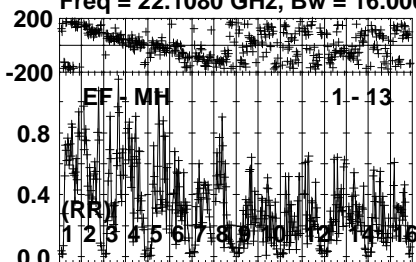
Lower frame: Milli Ampl Jy Top frame: Phas deg
Vector averaged cross-power spectrum Several baselines displayed
Timerange: 00/09:04:01 to 00/09:04:59

Plot file version 510 created 04-APR-2022 10:36:54

J0244+6228 EM132A.UVDATA.1

Freq = 22.1080 GHz, Bw = 16.000 MH

No calibration applied and no bandpass applied



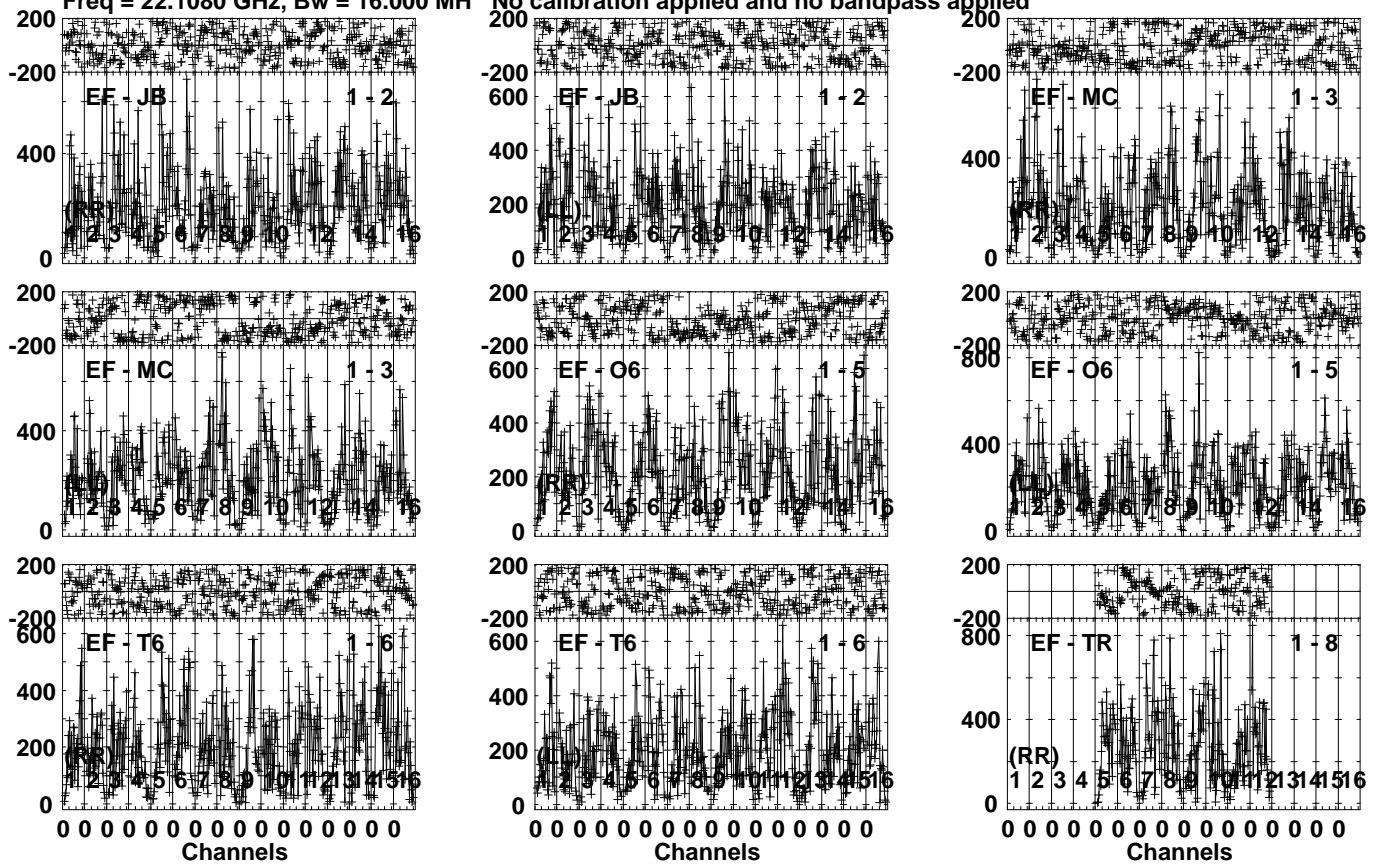
Lower frame: Milli Ampl Jy Top frame: Phas deg
Vector averaged cross-power spectrum Several baselines displayed
Timerange: 00/09:04:01 to 00/09:04:59

Plot file version 511 created 04-APR-2022 10:36:54

LSI61303 EM132A.UVDATA.1

Freq = 22.1080 GHz, Bw = 16.000 MH

No calibration applied and no bandpass applied



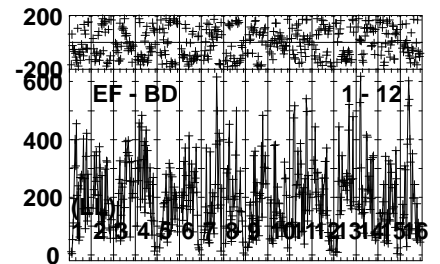
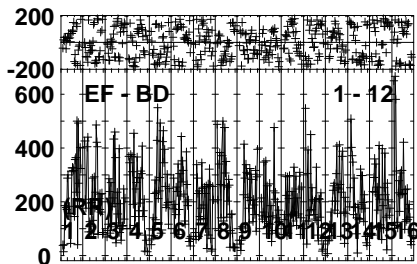
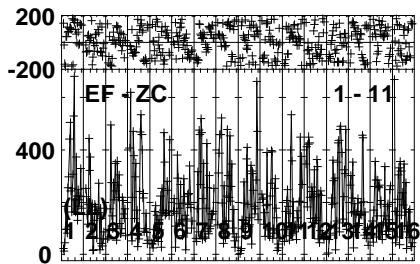
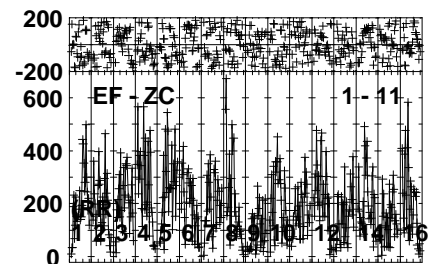
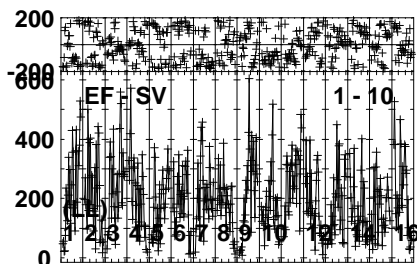
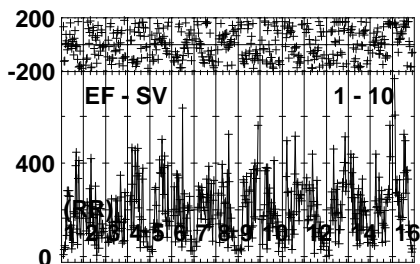
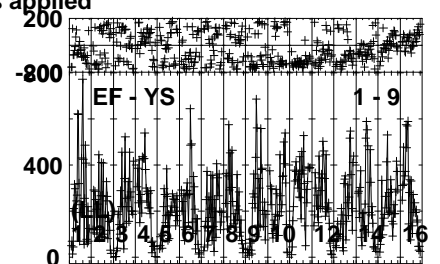
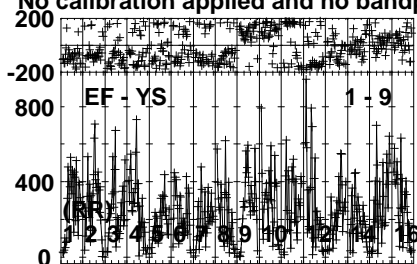
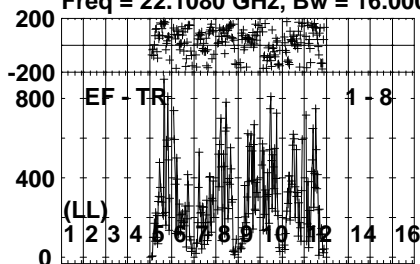
Lower frame: Micro Ampl Jy Top frame: Phas deg
Vector averaged cross-power spectrum Several baselines displayed
Timerange: 00/09:05:01 to 00/09:06:09

Plot file version 512 created 04-APR-2022 10:36:54

LSI61303 EM132A.UVDATA.1

Freq = 22.1080 GHz, Bw = 16.000 MH

No calibration applied and no bandpass applied



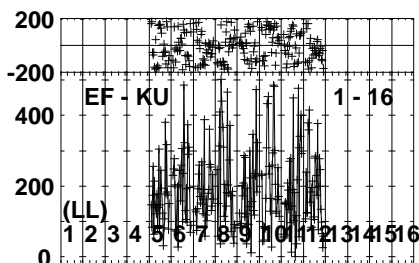
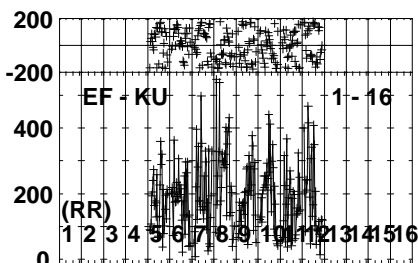
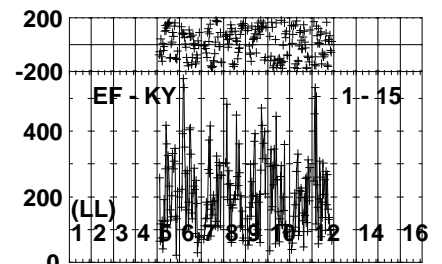
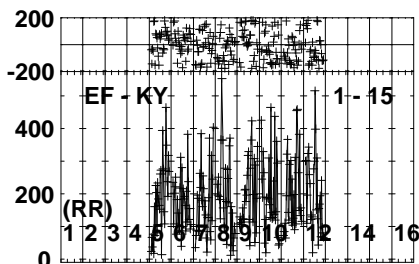
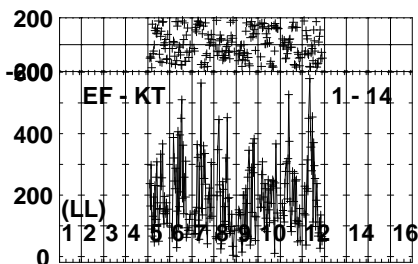
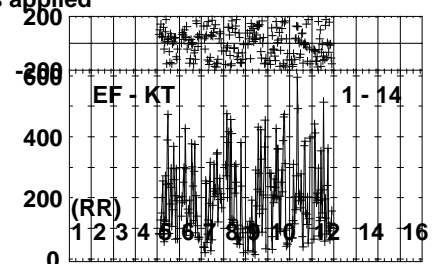
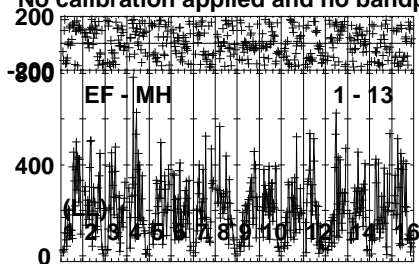
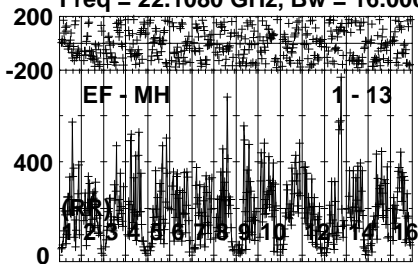
Lower frame: Micro Ampl Jy Top frame: Phas deg
Vector averaged cross-power spectrum Several baselines displayed
Timerange: 00/09:05:01 to 00/09:06:09

Plot file version 513 created 04-APR-2022 10:36:54

LSI61303 EM132A.UVDATA.1

Freq = 22.1080 GHz, Bw = 16.000 MH

No calibration applied and no bandpass applied



0 0 0 0 0 0 0 0 0 0 0 0 0 0 0 0

Channels Lower frame: Micro Ampl Jy Top frame: Phas deg

Vector averaged cross-power spectrum Several baselines displayed

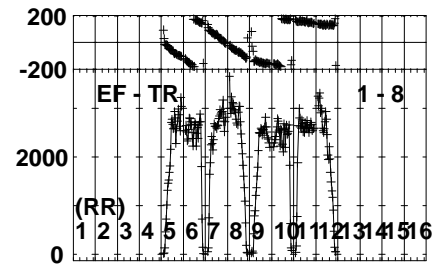
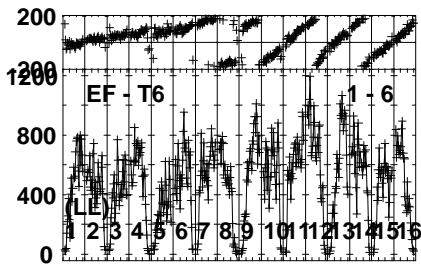
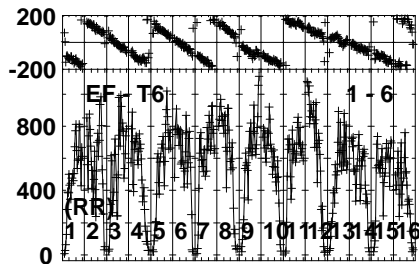
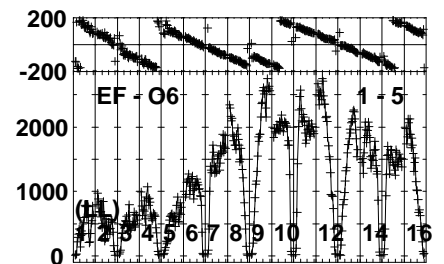
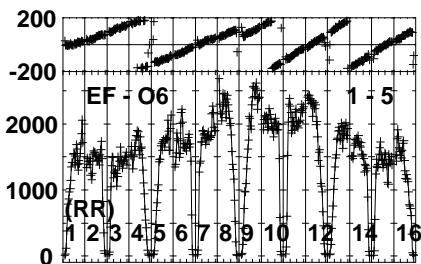
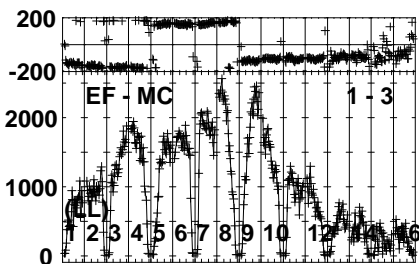
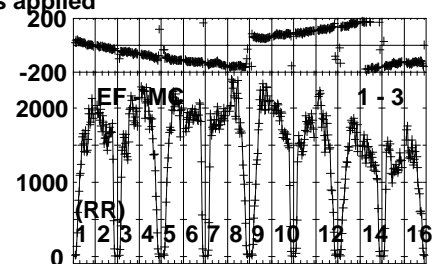
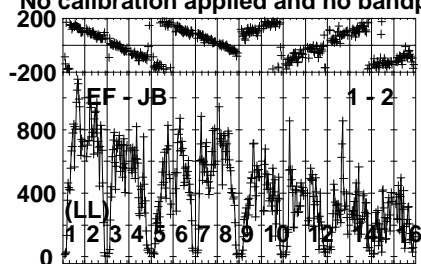
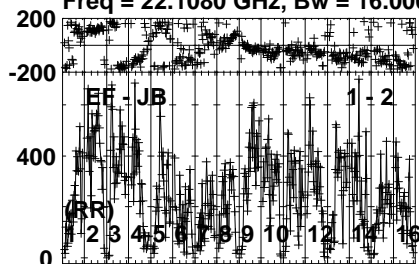
Timerange: 00/09:05:01 to 00/09:06:09

Plot file version 514 created 04-APR-2022 10:36:54

J0244+6228 EM132A.UVDATA.1

Freq = 22.1080 GHz, Bw = 16.000 MH

No calibration applied and no bandpass applied



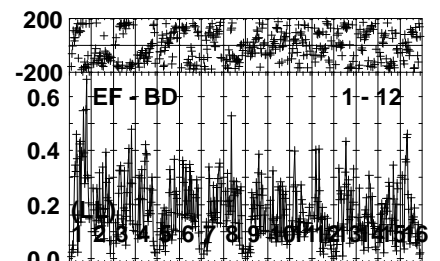
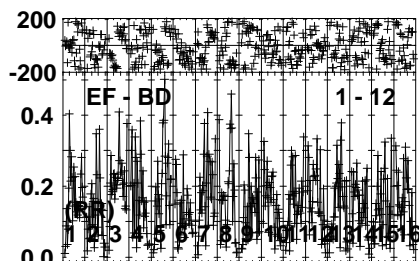
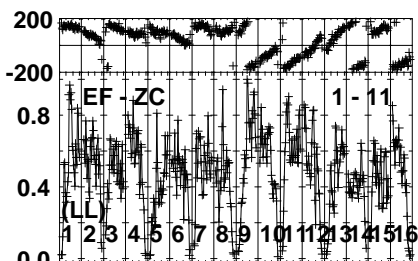
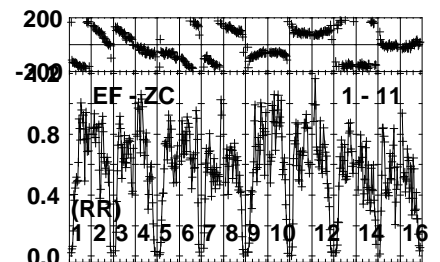
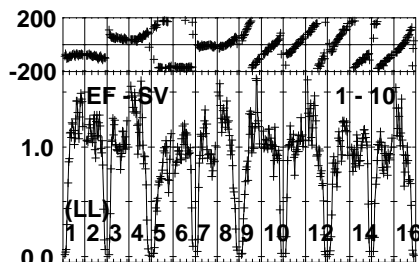
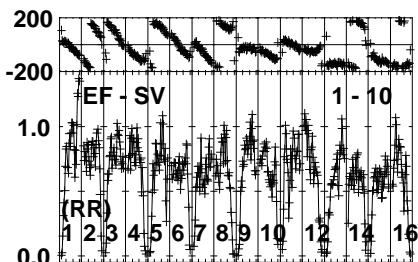
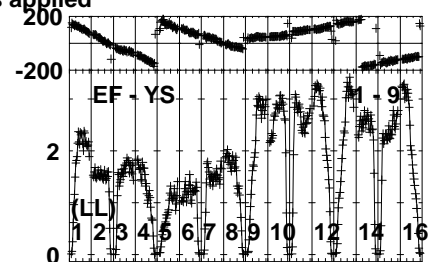
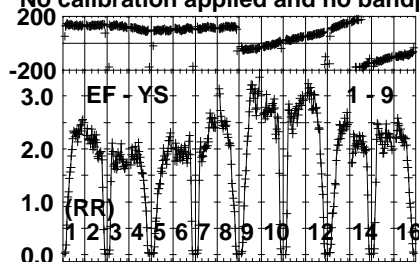
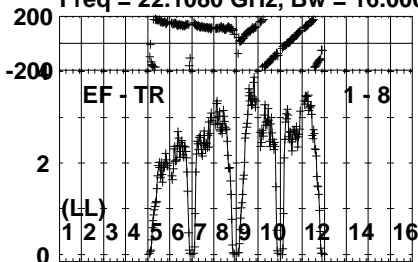
Lower frame: Micro Ampl Jy Top frame: Phas deg
Vector averaged cross-power spectrum Several baselines displayed
Timerange: 00/09:06:41 to 00/09:07:39

Plot file version 515 created 04-APR-2022 10:36:54

J0244+6228 EM132A.UVDATA.1

Freq = 22.1080 GHz, Bw = 16.000 MH

No calibration applied and no bandpass applied



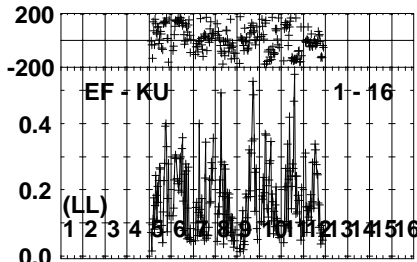
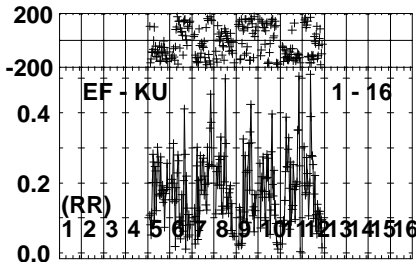
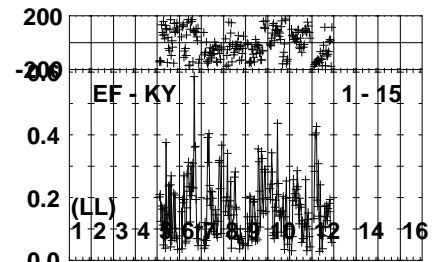
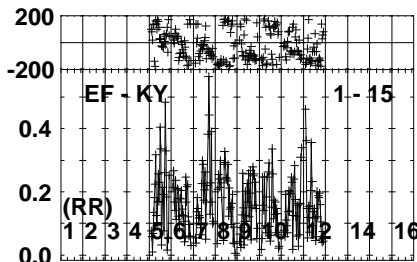
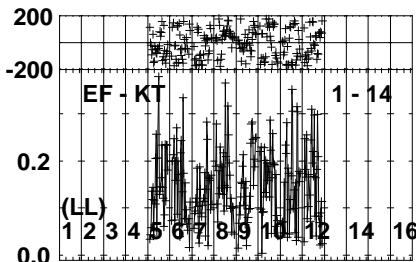
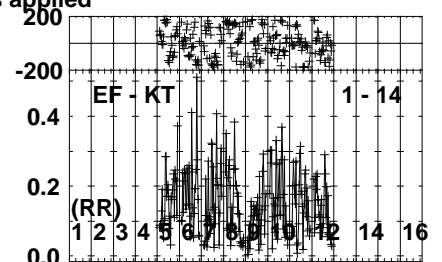
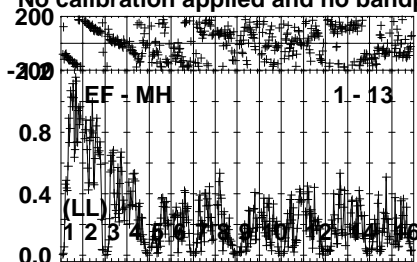
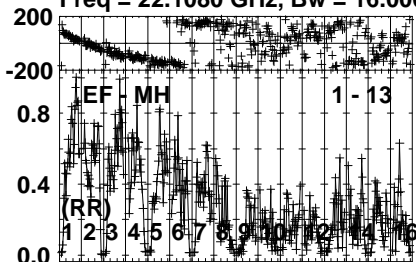
Lower frame: Milli Ampl Jy Top frame: Phas deg
Vector averaged cross-power spectrum Several baselines displayed
Timerange: 00/09:06:41 to 00/09:07:39

Plot file version 516 created 04-APR-2022 10:36:54

J0244+6228 EM132A.UVDATA.1

Freq = 22.1080 GHz, Bw = 16.000 MH

No calibration applied and no bandpass applied



0 0 0 0 0 0 0 0 0 0 0 0 0 0 0 0

0 0 0 0 0 0 0 0 0 0 0 0 0 0 0 0

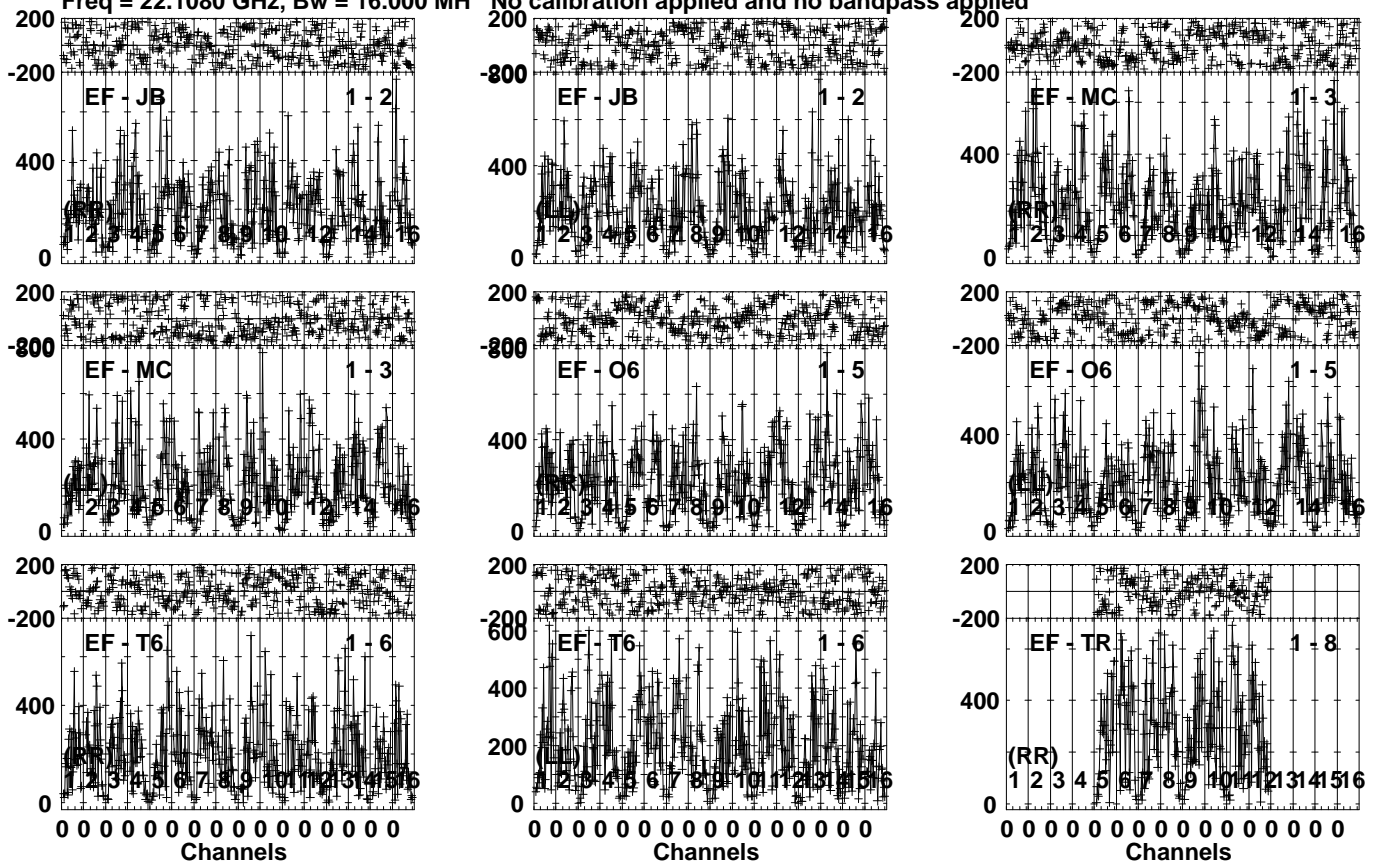
Lower frame: Milli Ampl Jy Top frame: Phas deg
Vector averaged cross-power spectrum Several baselines displayed
Timerange: 00/09:06:41 to 00/09:07:39

Plot file version 517 created 04-APR-2022 10:36:54

LSI61303 EM132A.UVDATA.1

Freq = 22.1080 GHz, Bw = 16.000 MH

No calibration applied and no bandpass applied



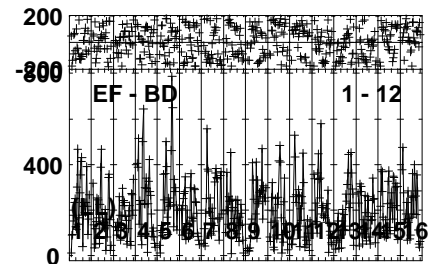
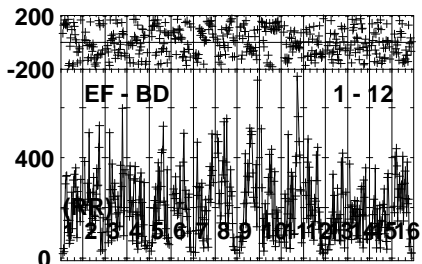
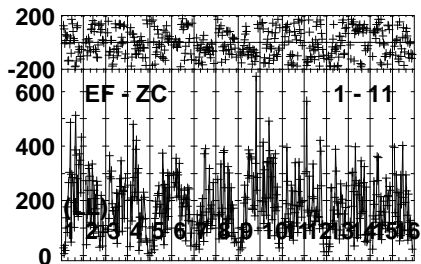
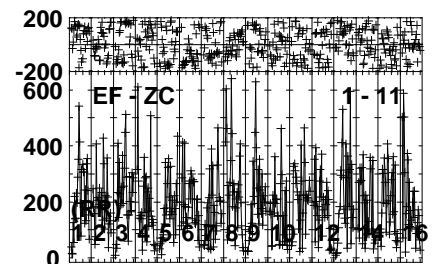
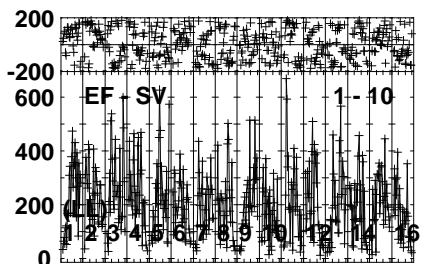
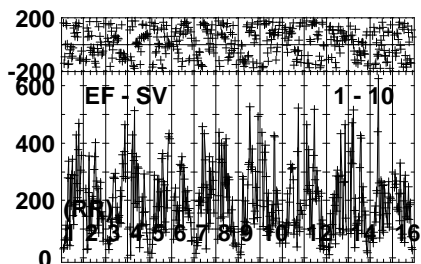
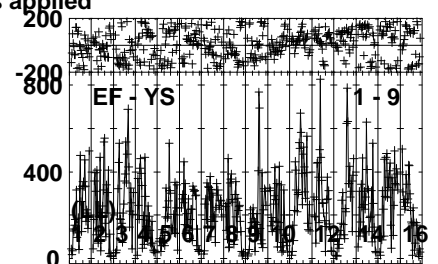
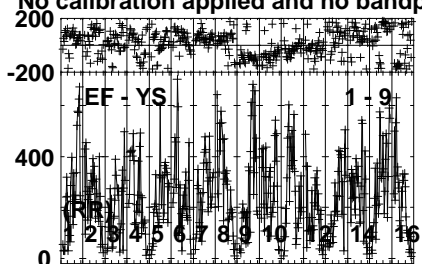
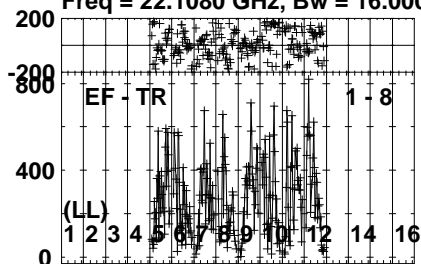
Lower frame: Micro Ampl Jy Top frame: Phas deg
Vector averaged cross-power spectrum Several baselines displayed
Timerange: 00/09:07:41 to 00/09:08:49

Plot file version 518 created 04-APR-2022 10:36:54

LSI61303 EM132A.UVDATA.1

Freq = 22.1080 GHz, Bw = 16.000 MH

No calibration applied and no bandpass applied



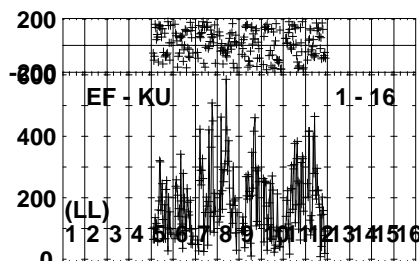
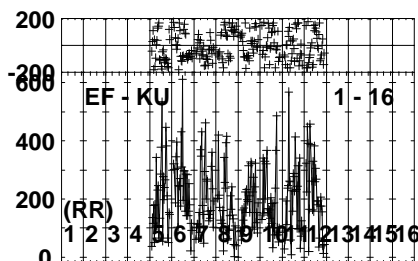
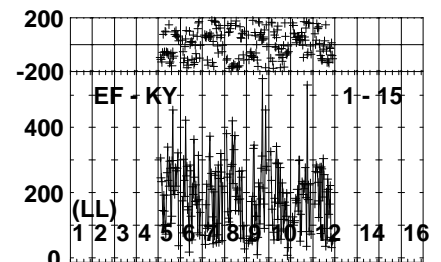
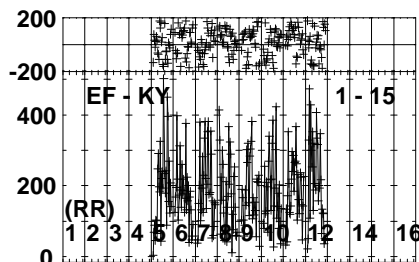
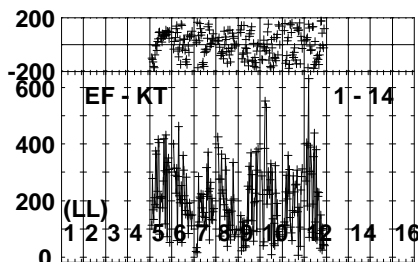
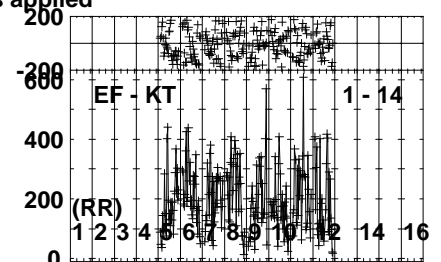
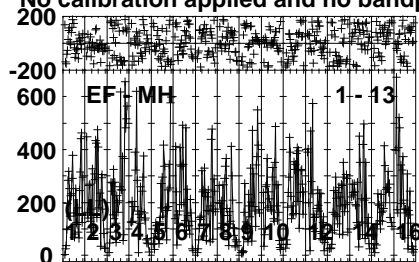
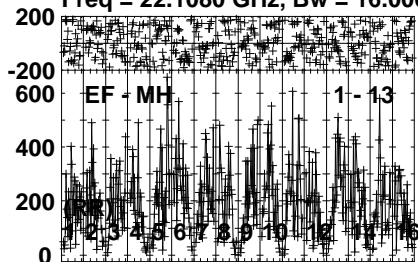
Lower frame: Micro Ampl Jy Top frame: Phas deg
Vector averaged cross-power spectrum Several baselines displayed
Timerange: 00/09:07:41 to 00/09:08:49

Plot file version 519 created 04-APR-2022 10:36:54

LSI61303 EM132A.UVDATA.1

Freq = 22.1080 GHz, Bw = 16.000 MH

No calibration applied and no bandpass applied



0 0 0 0 0 0 0 0 0 0 0 0 0 0 0 0

0 0 0 0 0 0 0 0 0 0 0 0 0 0 0 0

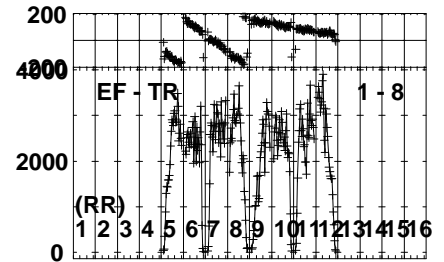
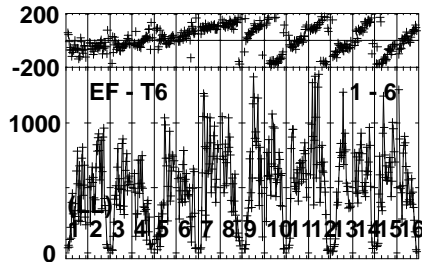
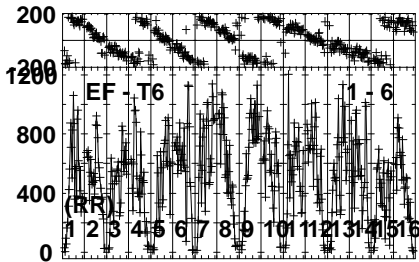
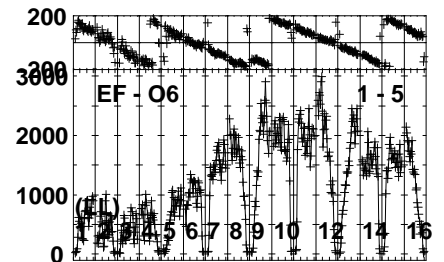
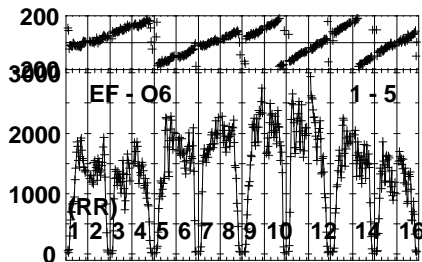
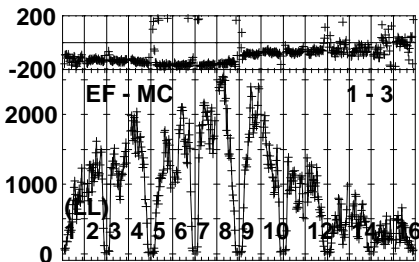
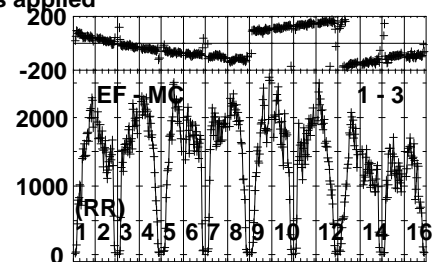
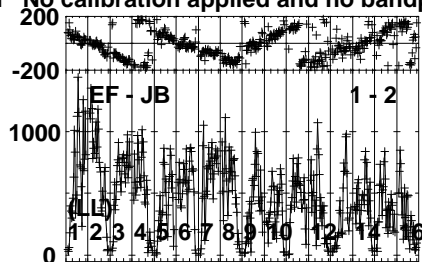
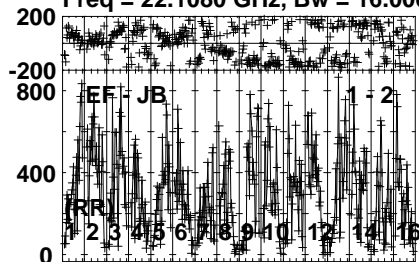
Lower frame: Micro Ampl Jy Top frame: Phas deg
Vector averaged cross-power spectrum Several baselines displayed
Timerange: 00/09:07:41 to 00/09:08:49

Plot file version 520 created 04-APR-2022 10:36:54

J0244+6228 EM132A.UVDATA.1

Freq = 22.1080 GHz, Bw = 16.000 MH

No calibration applied and no bandpass applied



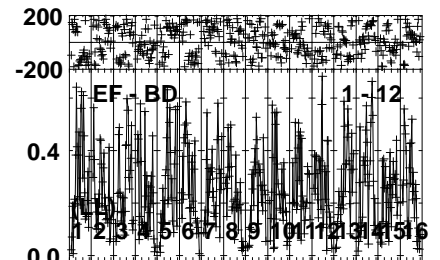
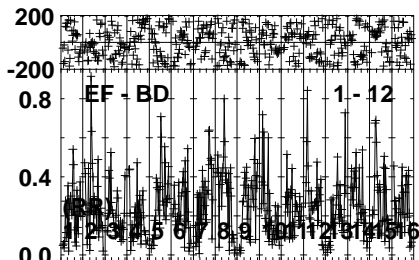
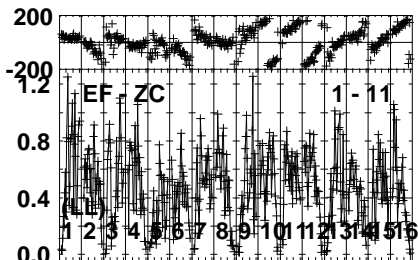
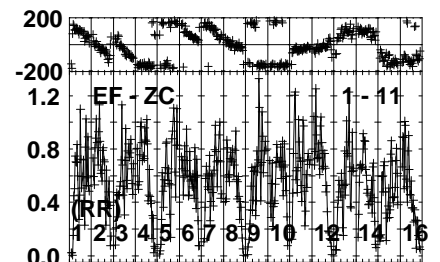
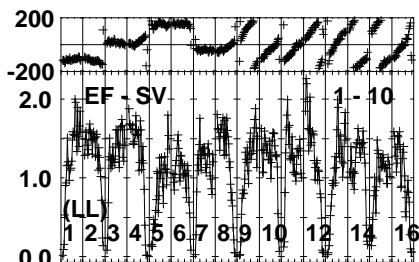
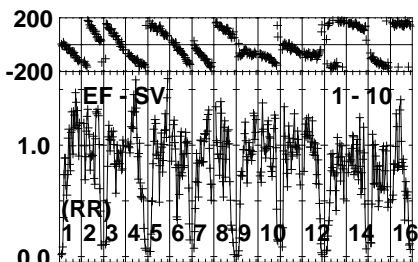
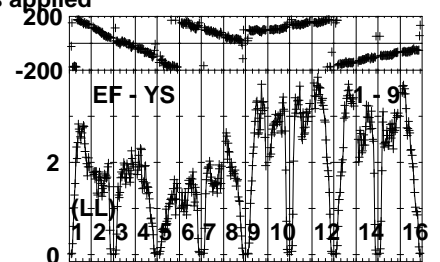
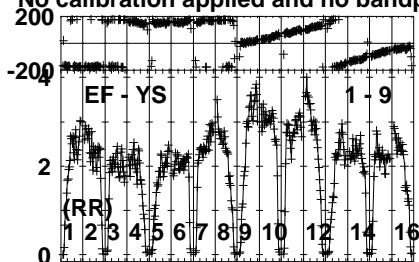
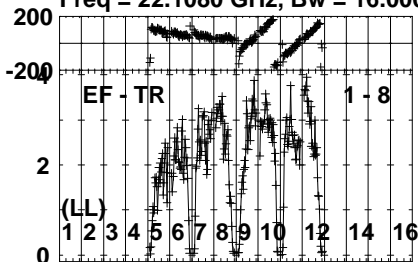
Lower frame: Micro Ampl Jy Top frame: Phas deg
Vector averaged cross-power spectrum Several baselines displayed
Timerange: 00/09:08:51 to 00/09:09:49

Plot file version 521 created 04-APR-2022 10:36:54

J0244+6228 EM132A.UVDATA.1

Freq = 22.1080 GHz, Bw = 16.000 MH

No calibration applied and no bandpass applied



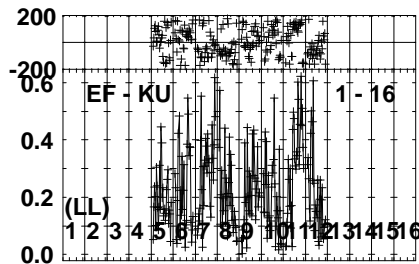
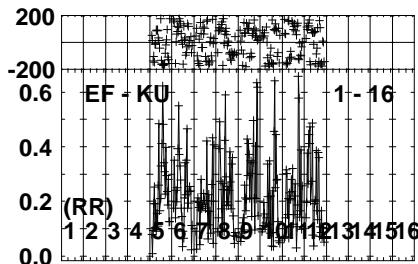
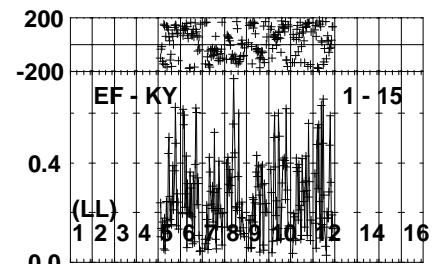
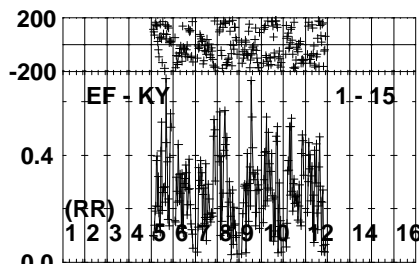
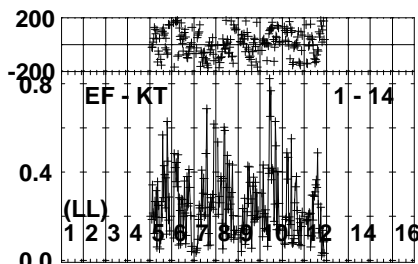
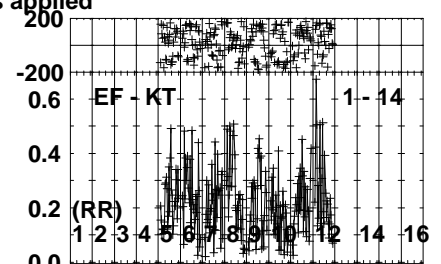
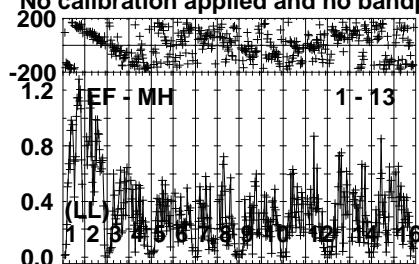
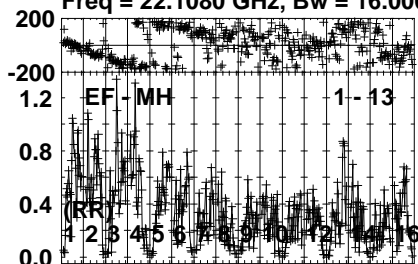
Lower frame: Milli Ampl Jy Top frame: Phas deg
Vector averaged cross-power spectrum Several baselines displayed
Timerange: 00/09:08:51 to 00/09:09:49

Plot file version 522 created 04-APR-2022 10:36:55

J0244+6228 EM132A.UVDATA.1

Freq = 22.1080 GHz, Bw = 16.000 MH

No calibration applied and no bandpass applied



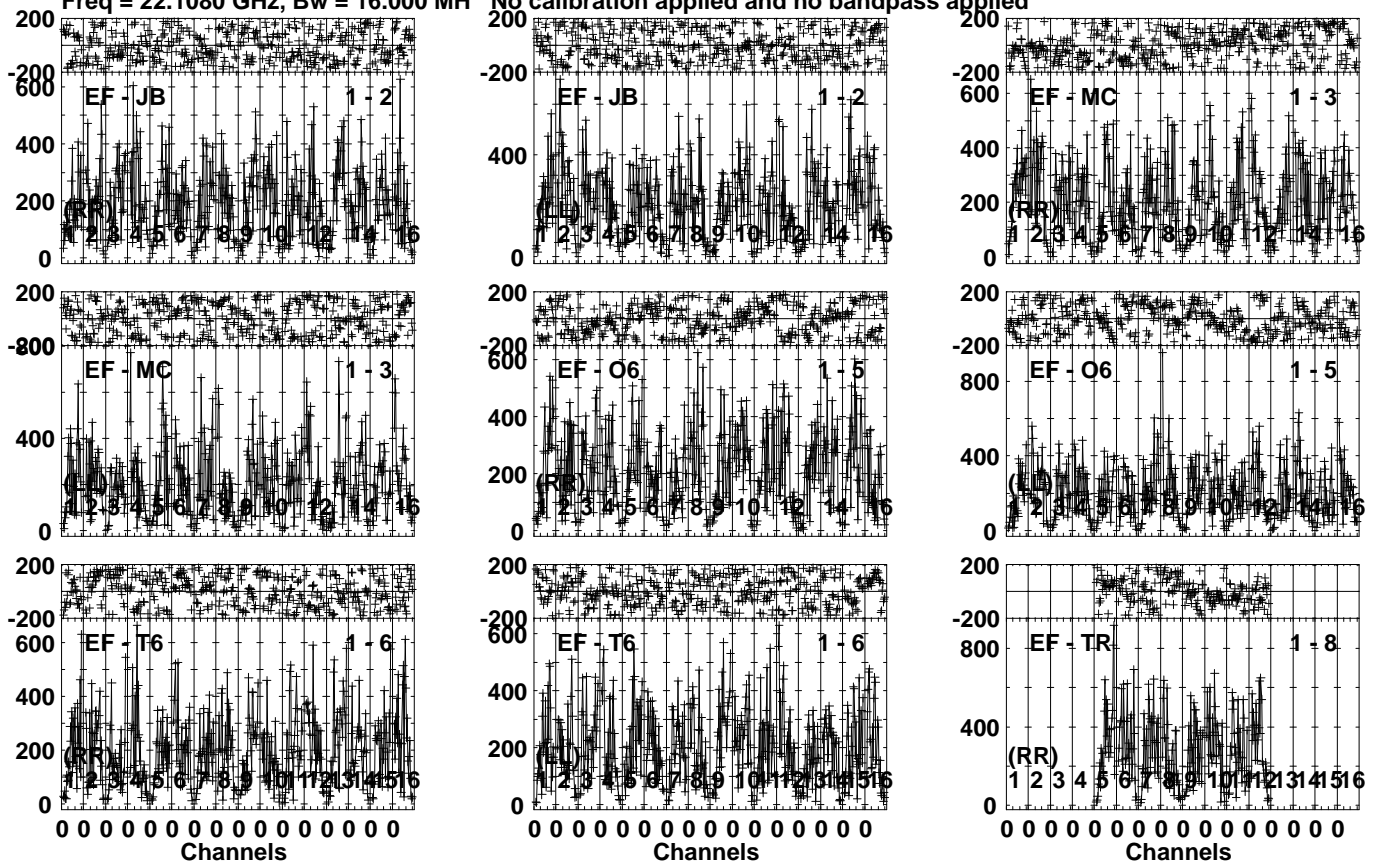
Lower frame: Milli Ampl Jy Top frame: Phas deg
Vector averaged cross-power spectrum Several baselines displayed
Timerange: 00/09:08:51 to 00/09:09:49

Plot file version 523 created 04-APR-2022 10:36:55

LSI61303 EM132A.UVDATA.1

Freq = 22.1080 GHz, Bw = 16.000 MH

No calibration applied and no bandpass applied



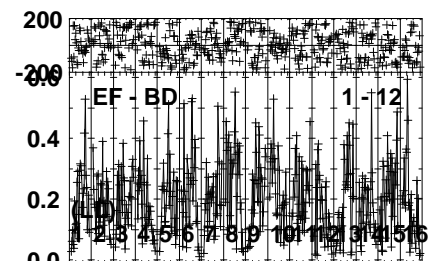
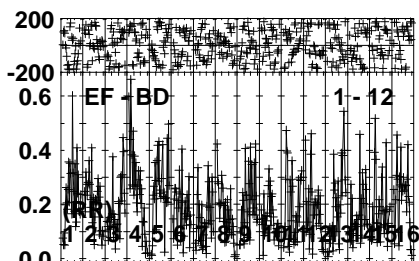
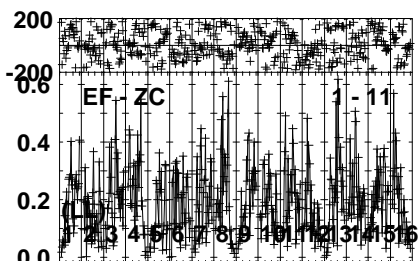
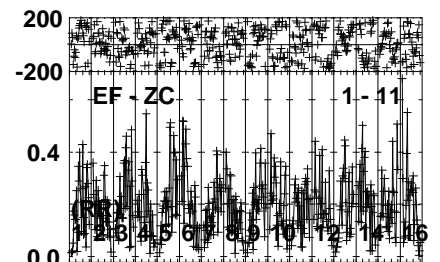
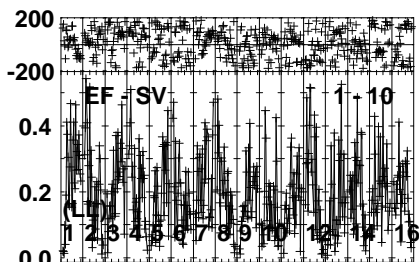
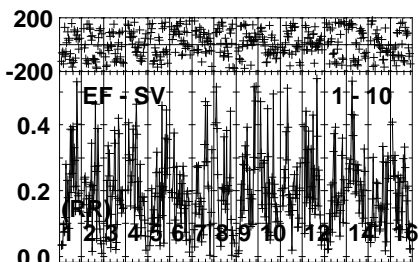
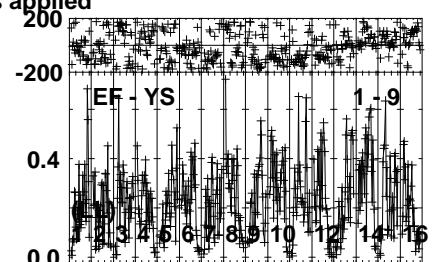
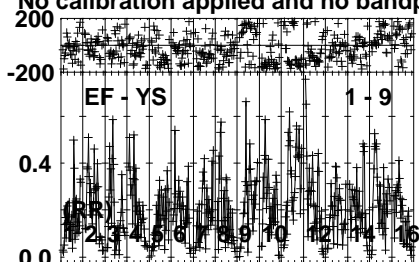
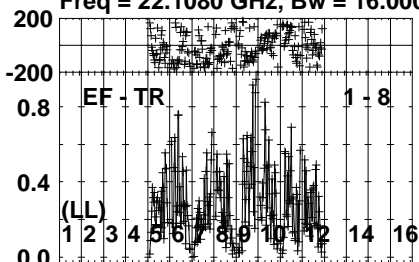
Lower frame: Micro Ampl Jy Top frame: Phas deg
Vector averaged cross-power spectrum Several baselines displayed
Timerange: 00/09:09:51 to 00/09:10:59

Plot file version 524 created 04-APR-2022 10:36:55

LSI61303 EM132A.UVDATA.1

Freq = 22.1080 GHz, Bw = 16.000 MH

No calibration applied and no bandpass applied



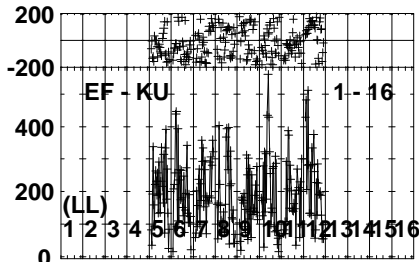
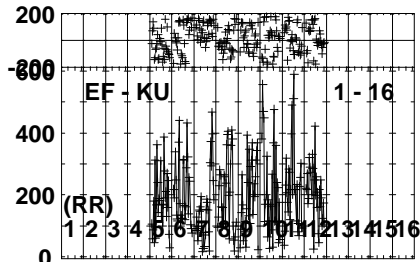
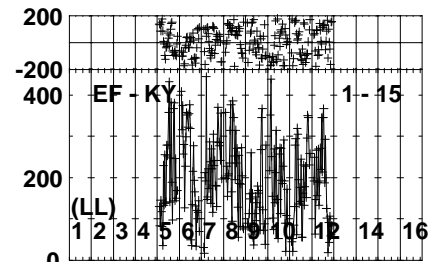
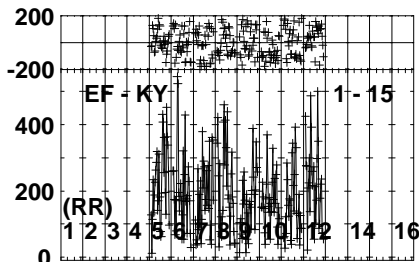
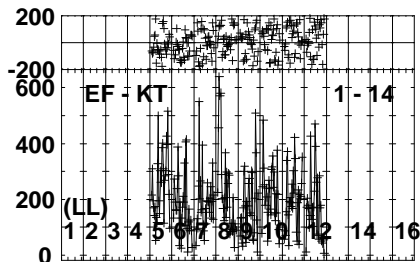
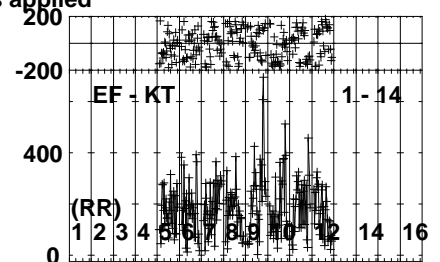
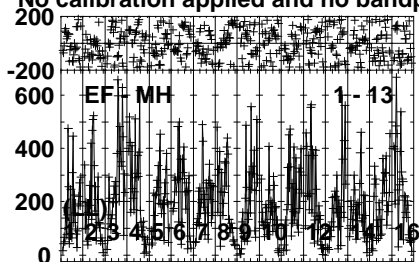
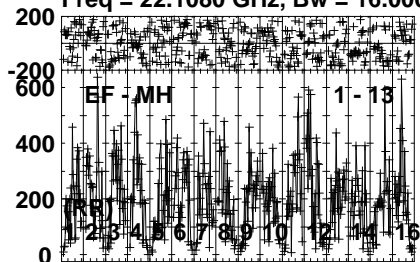
Lower frame: Milli Ampl Jy Top frame: Phas deg
Vector averaged cross-power spectrum Several baselines displayed
Timerange: 00/09:09:51 to 00/09:10:59

Plot file version 525 created 04-APR-2022 10:36:55

LSI61303 EM132A.UVDATA.1

Freq = 22.1080 GHz, Bw = 16.000 MH

No calibration applied and no bandpass applied



0 0 0 0 0 0 0 0 0 0 0 0 0 0 0 0

0 0 0 0 0 0 0 0 0 0 0 0 0 0 0 0

Channels

Channels

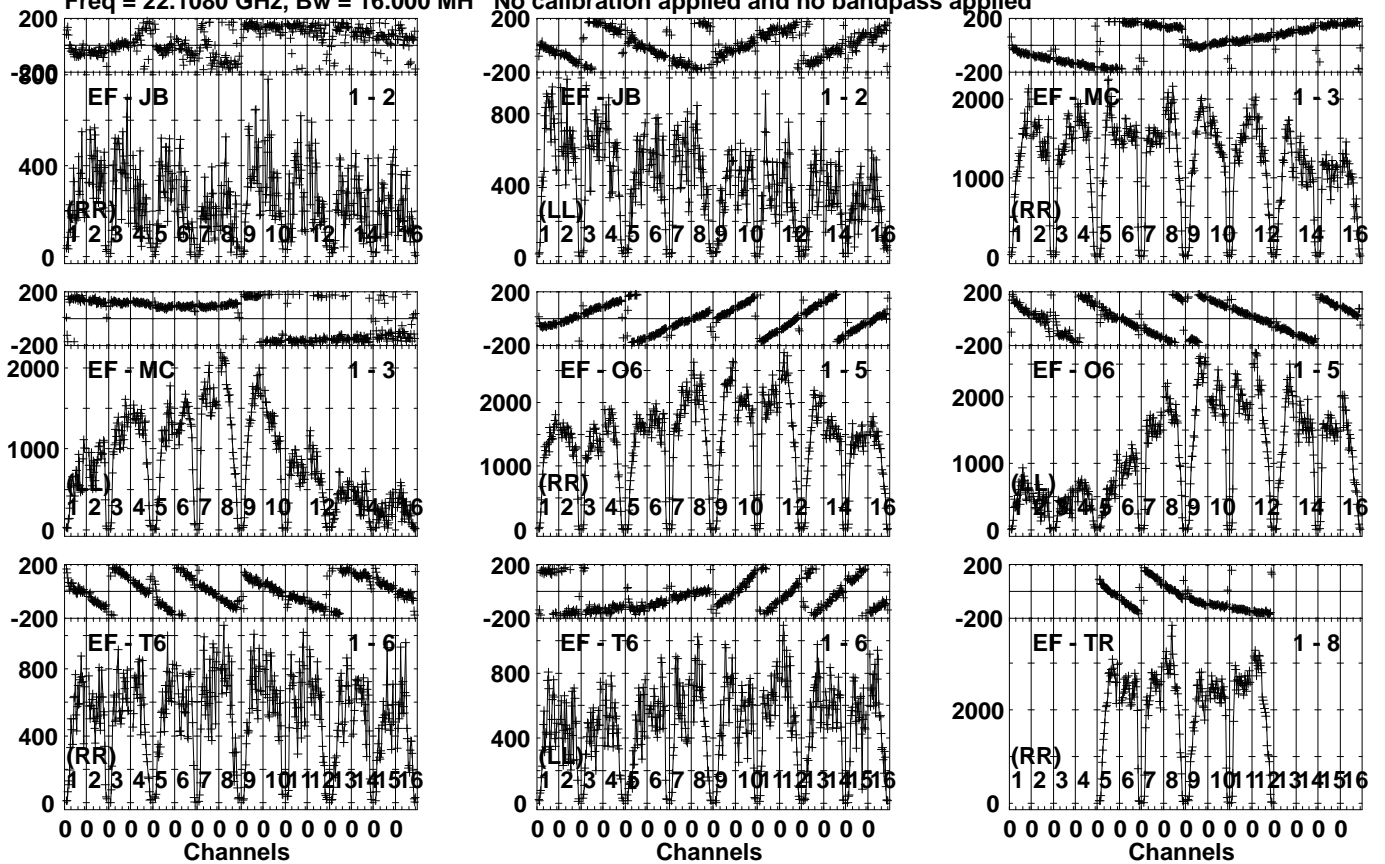
Lower frame: Micro Ampl Jy Top frame: Phas deg
Vector averaged cross-power spectrum Several baselines displayed
Timerange: 00/09:09:51 to 00/09:10:59

Plot file version 526 created 04-APR-2022 10:36:55

J0244+6228 EM132A.UVDATA.1

Freq = 22.1080 GHz, Bw = 16.000 MH

No calibration applied and no bandpass applied



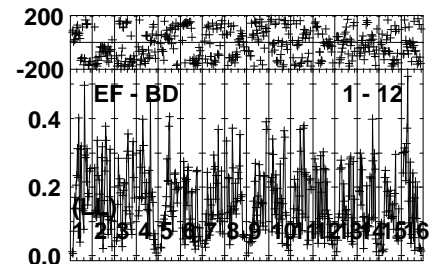
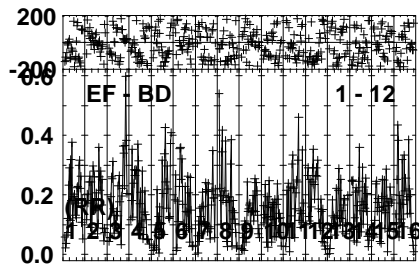
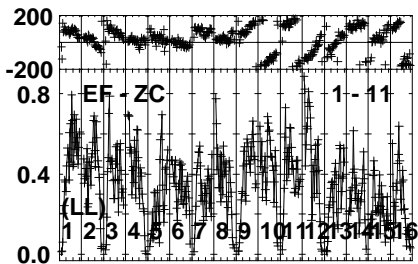
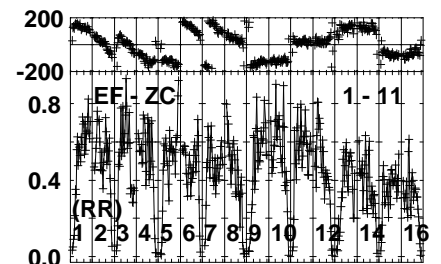
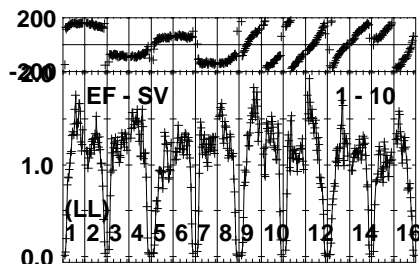
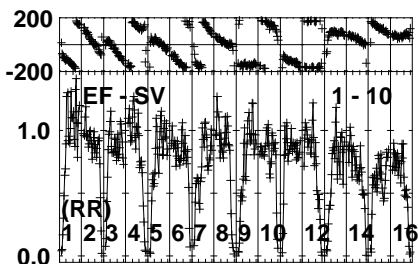
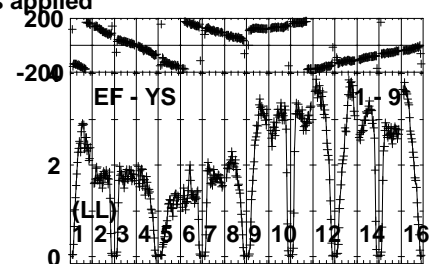
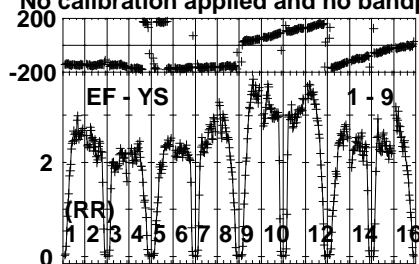
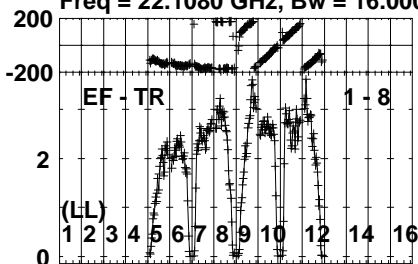
Lower frame: Micro Ampl Jy Top frame: Phas deg
Vector averaged cross-power spectrum Several baselines displayed
Timerange: 00/09:11:31 to 00/09:12:29

Plot file version 527 created 04-APR-2022 10:36:55

J0244+6228 EM132A.UVDATA.1

Freq = 22.1080 GHz, Bw = 16.000 MH

No calibration applied and no bandpass applied



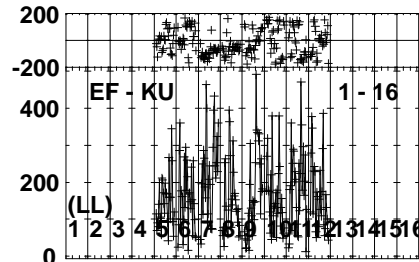
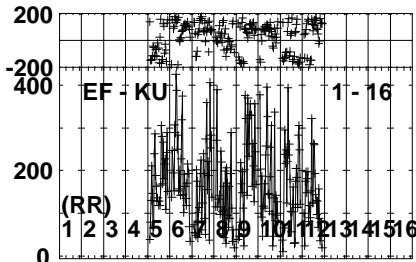
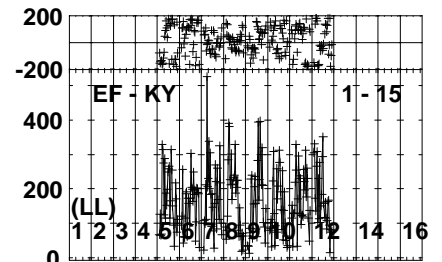
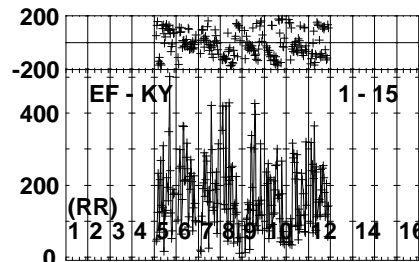
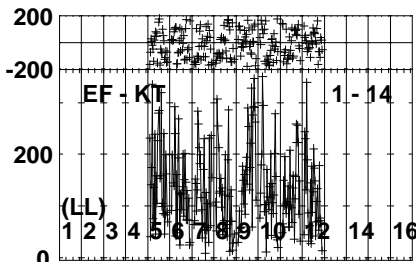
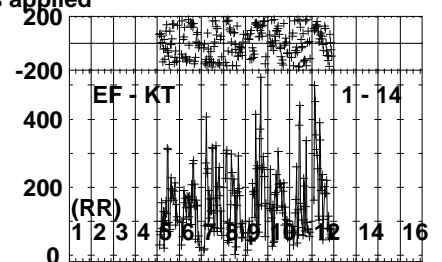
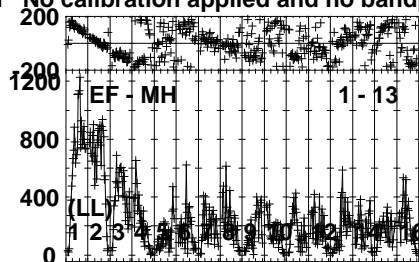
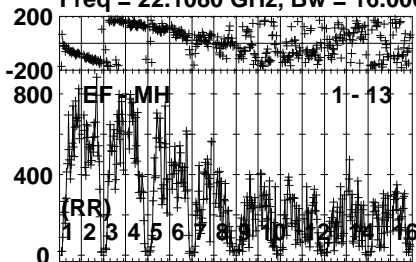
Lower frame: Milli Ampl Jy Top frame: Phas deg
Vector averaged cross-power spectrum Several baselines displayed
Timerange: 00/09:11:31 to 00/09:12:29

Plot file version 528 created 04-APR-2022 10:36:55

J0244+6228 EM132A.UVDATA.1

Freq = 22.1080 GHz, Bw = 16.000 MH

No calibration applied and no bandpass applied



0 0 0 0 0 0 0 0 0 0 0 0 0 0 0 0

0 0 0 0 0 0 0 0 0 0 0 0 0 0 0 0

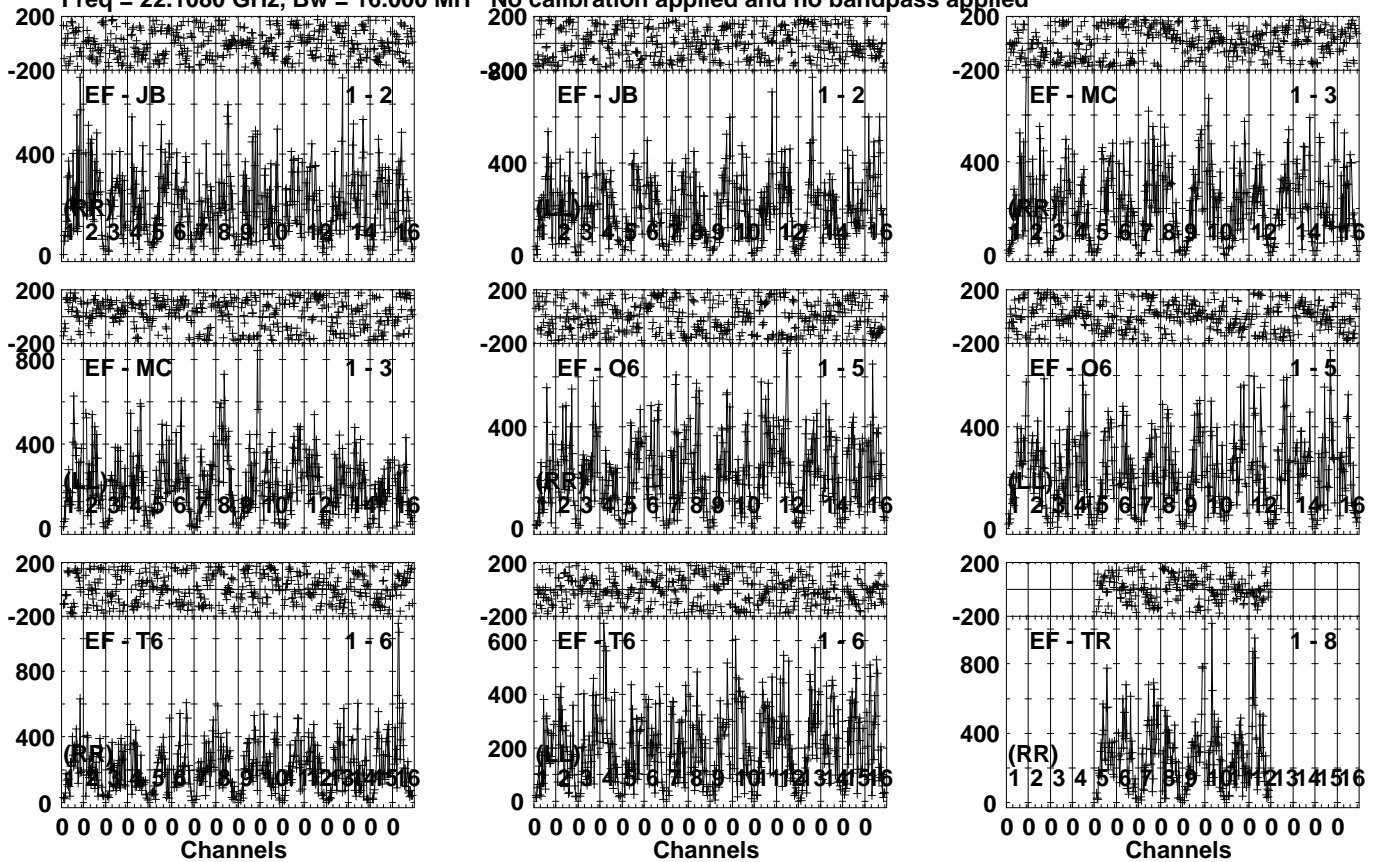
Lower frame: Micro Ampl Jy Top frame: Phas deg
Vector averaged cross-power spectrum Several baselines displayed
Timerange: 00/09:11:31 to 00/09:12:29

Plot file version 529 created 04-APR-2022 10:36:55

LSI61303 EM132A.UVDATA.1

Freq = 22.1080 GHz, Bw = 16.000 MH

No calibration applied and no bandpass applied



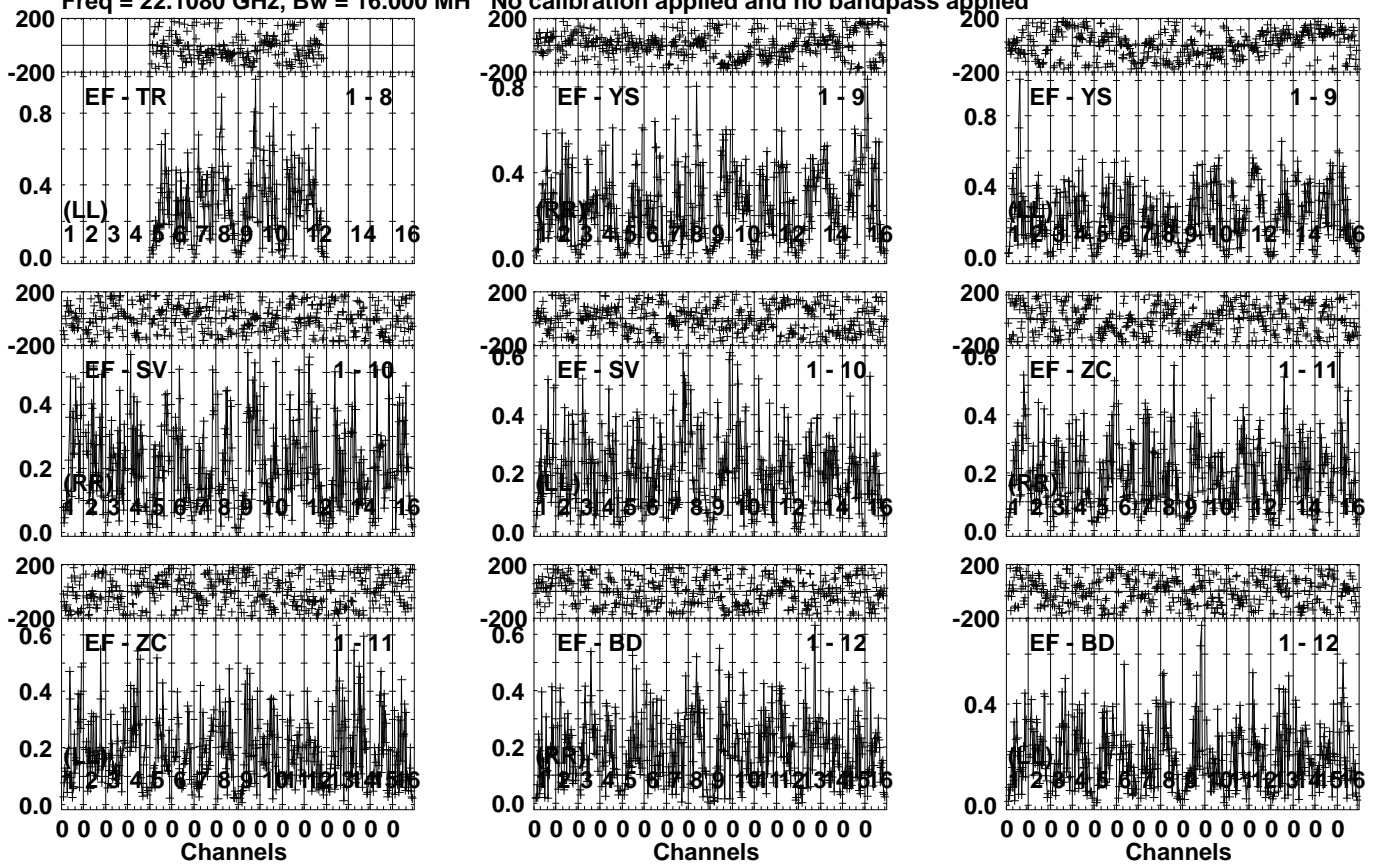
Lower frame: Micro Ampl Jy Top frame: Phas deg
Vector averaged cross-power spectrum Several baselines displayed
Timerange: 00/09:12:31 to 00/09:13:39

Plot file version 530 created 04-APR-2022 10:36:55

LSI61303 EM132A.UVDATA.1

Freq = 22.1080 GHz, Bw = 16.000 MH

No calibration applied and no bandpass applied



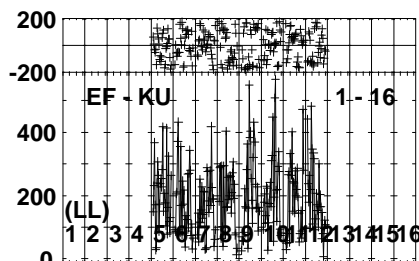
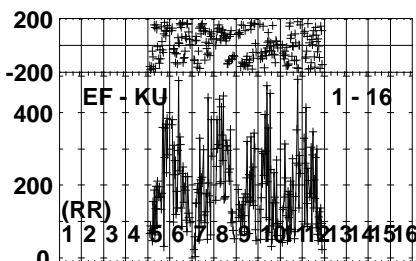
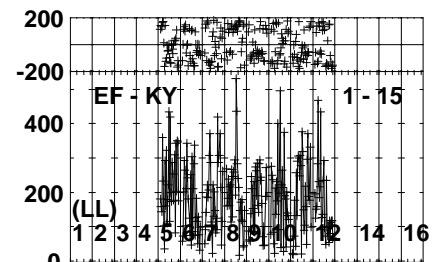
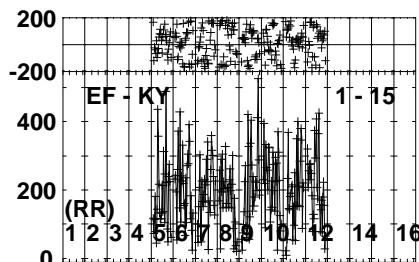
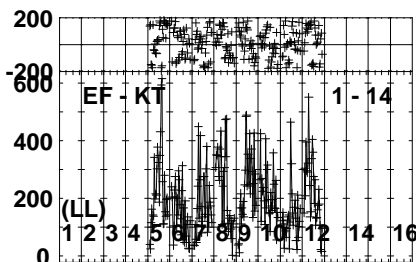
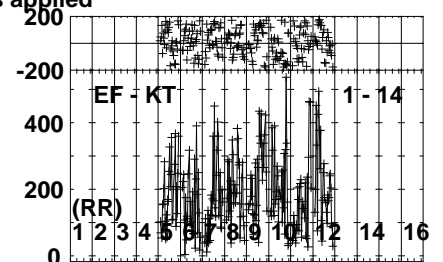
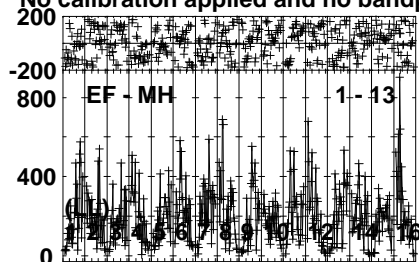
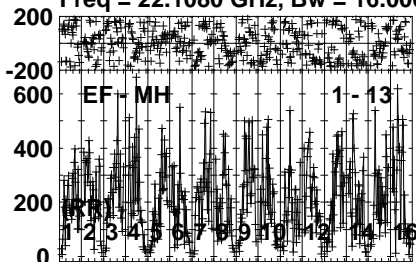
Lower frame: Milli Ampl Jy Top frame: Phas deg
Vector averaged cross-power spectrum Several baselines displayed
Timerange: 00/09:12:31 to 00/09:13:39

Plot file version 531 created 04-APR-2022 10:36:55

LSI61303 EM132A.UVDATA.1

Freq = 22.1080 GHz, Bw = 16.000 MH

No calibration applied and no bandpass applied



0 0 0 0 0 0 0 0 0 0 0 0 0 0 0 0

Channels

0 0 0 0 0 0 0 0 0 0 0 0 0 0 0 0

Channels

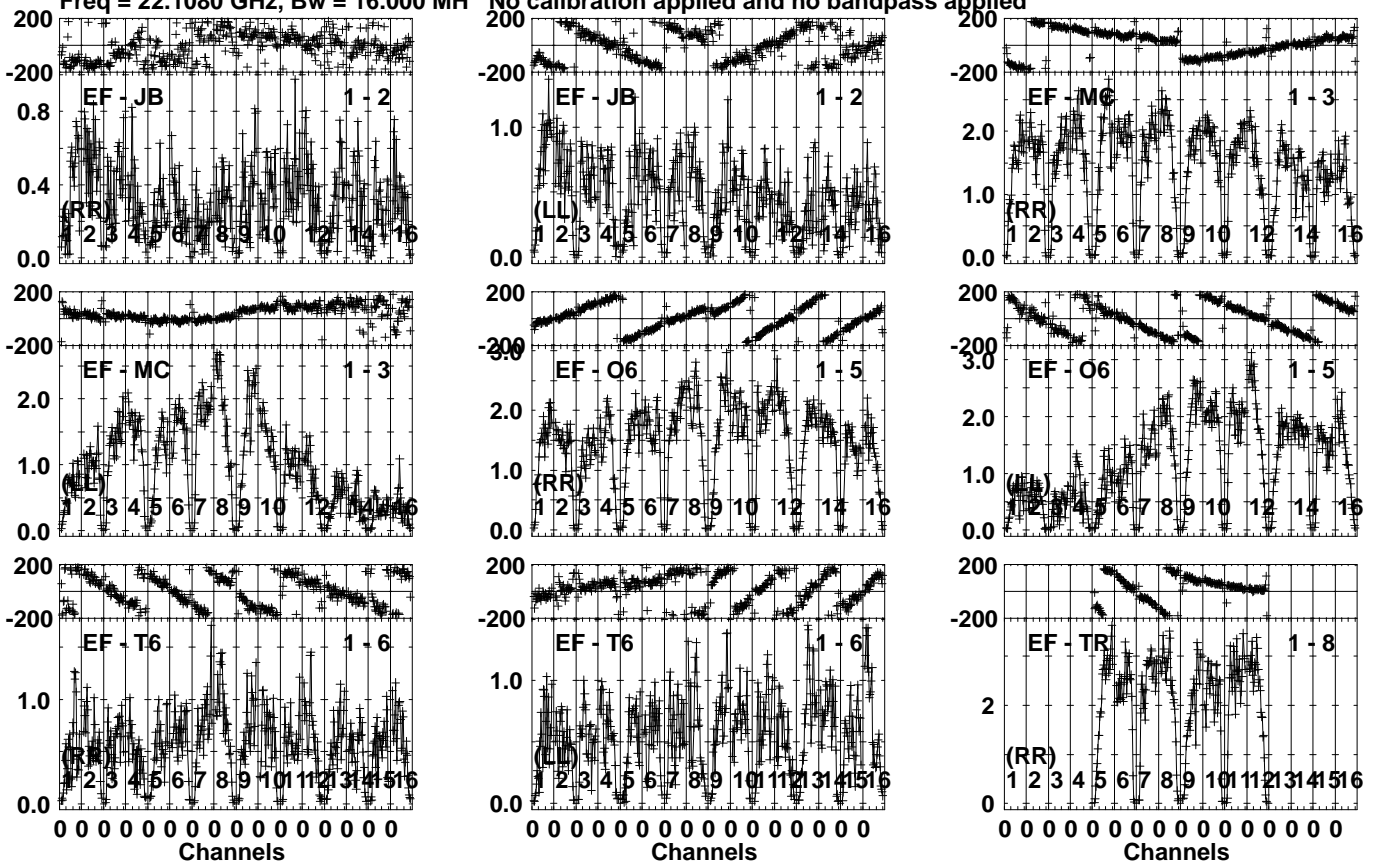
Lower frame: Micro Ampl Jy Top frame: Phas deg
Vector averaged cross-power spectrum Several baselines displayed
Timerange: 00/09:12:31 to 00/09:13:39

Plot file version 532 created 04-APR-2022 10:36:55

J0244+6228 EM132A.UVDATA.1

Freq = 22.1080 GHz, Bw = 16.000 MH

No calibration applied and no bandpass applied



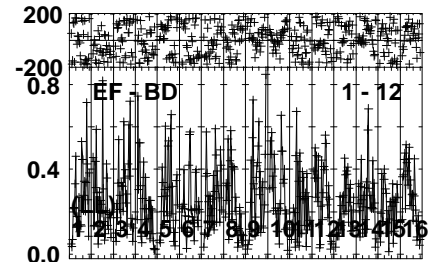
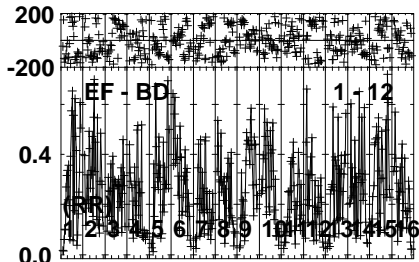
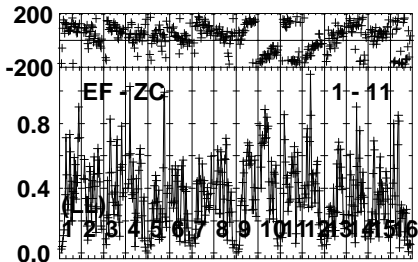
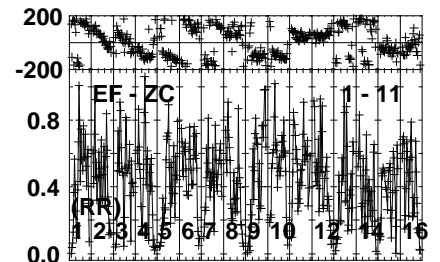
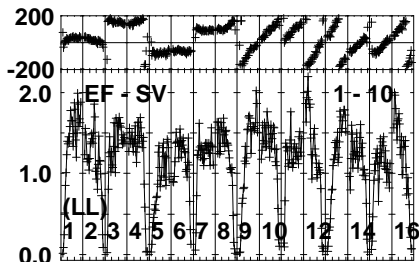
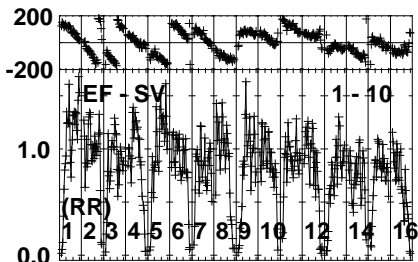
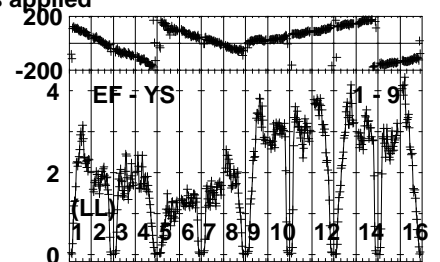
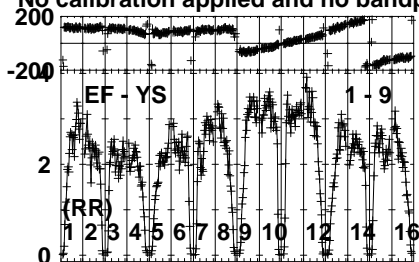
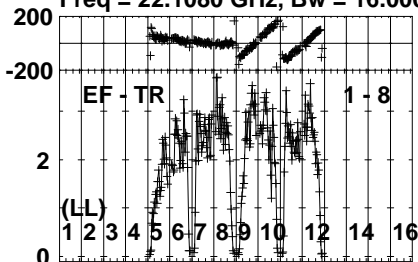
Lower frame: Milli Ampl Jy Top frame: Phas deg
Vector averaged cross-power spectrum Several baselines displayed
Timerange: 00/09:13:41 to 00/09:14:39

Plot file version 533 created 04-APR-2022 10:36:56

J0244+6228 EM132A.UVDATA.1

Freq = 22.1080 GHz, Bw = 16.000 MH

No calibration applied and no bandpass applied



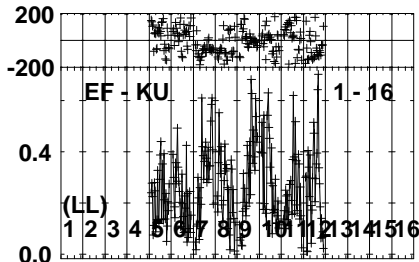
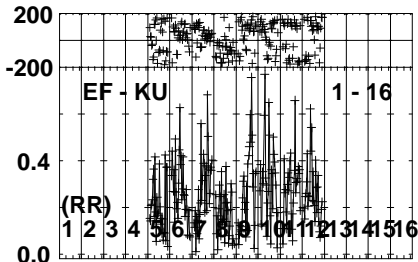
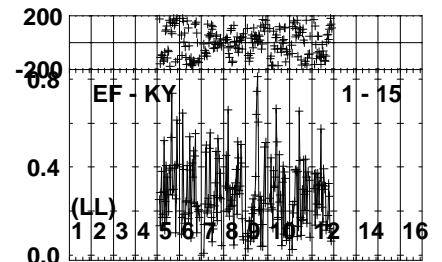
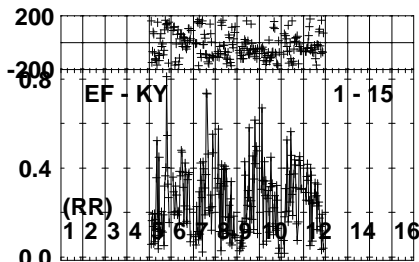
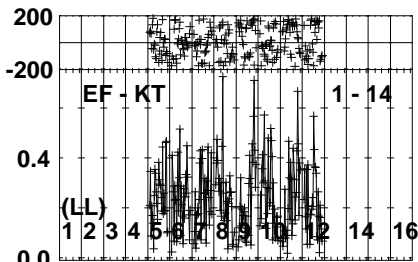
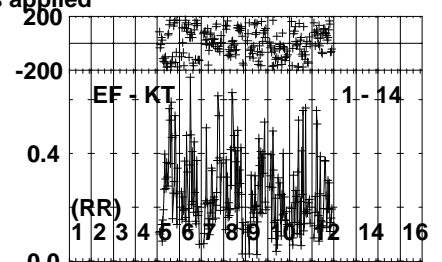
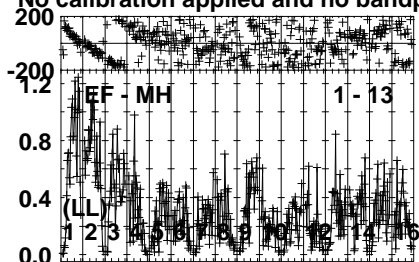
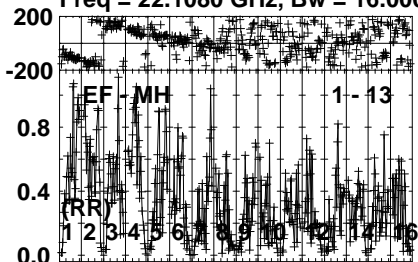
Lower frame: Milli Ampl Jy Top frame: Phas deg
Vector averaged cross-power spectrum Several baselines displayed
Timerange: 00/09:13:41 to 00/09:14:39

Plot file version 534 created 04-APR-2022 10:36:56

J0244+6228 EM132A.UVDATA.1

Freq = 22.1080 GHz, Bw = 16.000 MH

No calibration applied and no bandpass applied



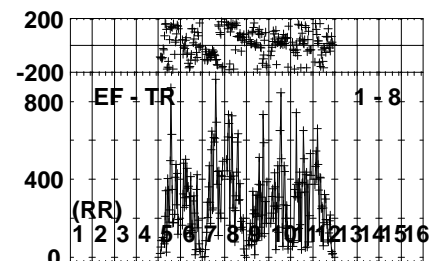
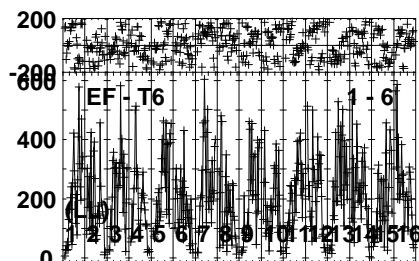
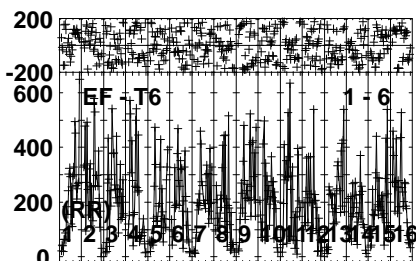
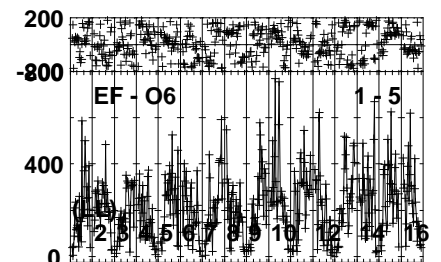
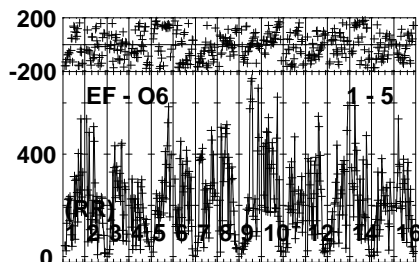
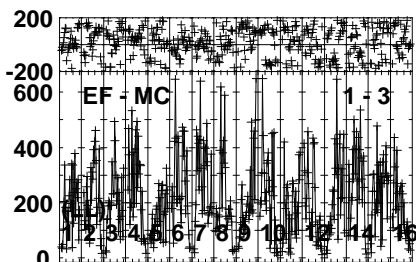
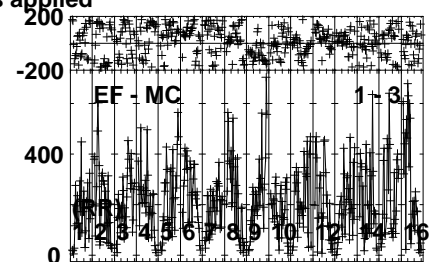
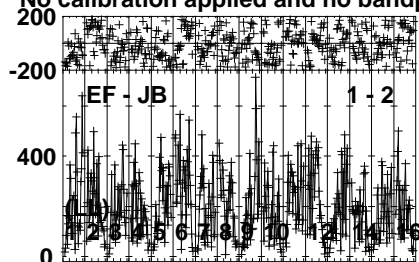
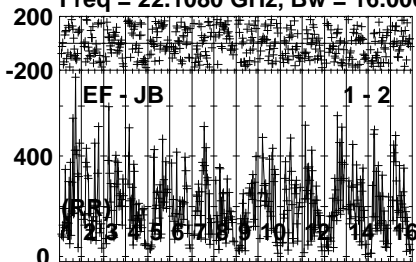
0 0 0 0 0 0 0 0 0 0 0 0 0 0 0 0
Channels
Lower frame: Milli Ampl Jy Top frame: Phas deg
Vector averaged cross-power spectrum Several baselines displayed
Timerange: 00/09:13:41 to 00/09:14:39

Plot file version 535 created 04-APR-2022 10:36:56

LSI61303 EM132A.UVDATA.1

Freq = 22.1080 GHz, Bw = 16.000 MH

No calibration applied and no bandpass applied



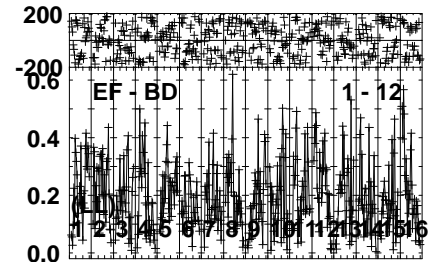
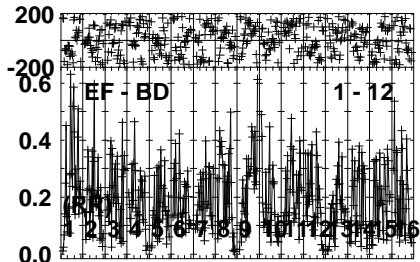
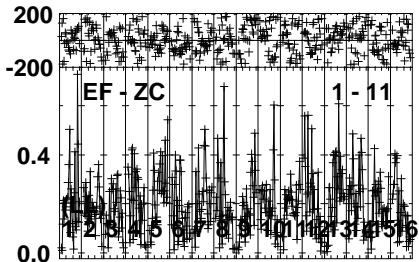
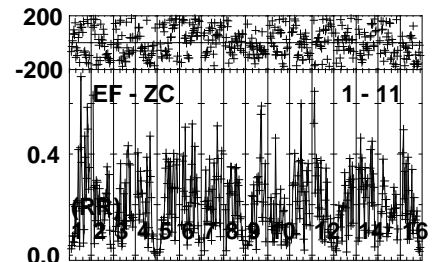
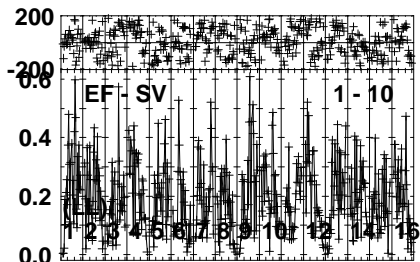
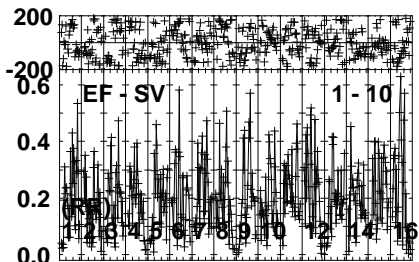
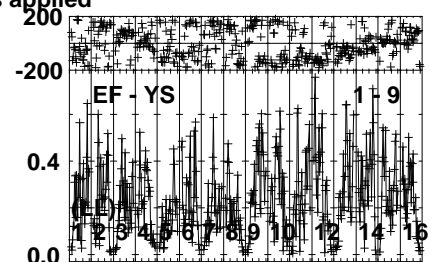
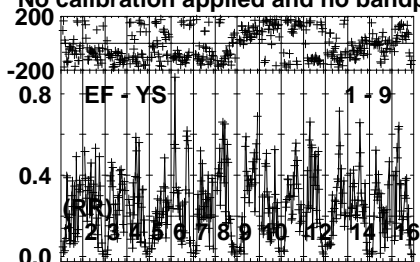
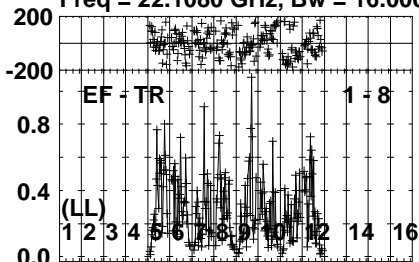
Lower frame: Micro Ampl Jy Top frame: Phas deg
Vector averaged cross-power spectrum Several baselines displayed
Timerange: 00/09:14:41 to 00/09:15:49

Plot file version 536 created 04-APR-2022 10:36:56

LSI61303 EM132A.UVDATA.1

Freq = 22.1080 GHz, Bw = 16.000 MH

No calibration applied and no bandpass applied



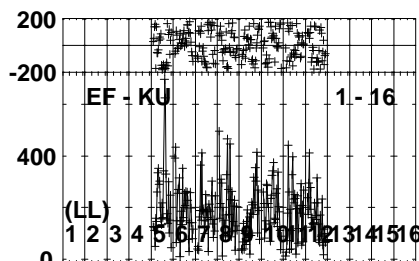
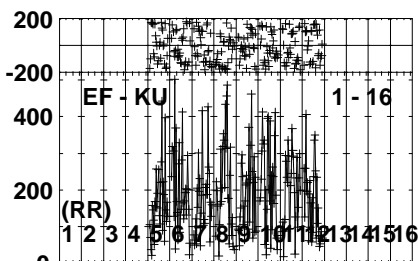
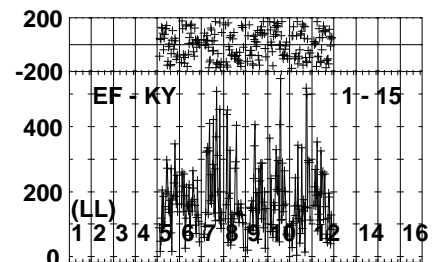
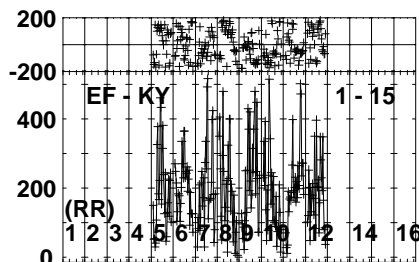
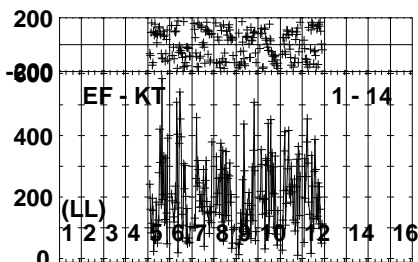
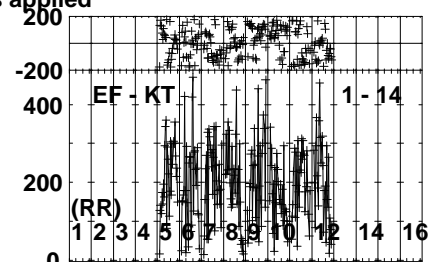
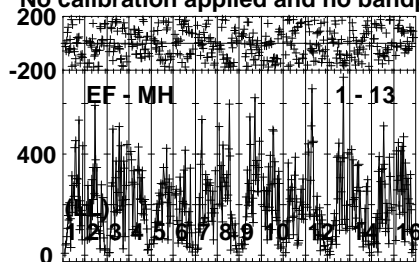
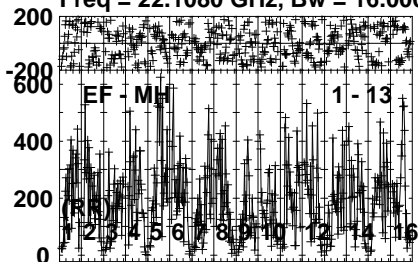
Lower frame: Milli Ampl Jy Top frame: Phas deg
Vector averaged cross-power spectrum Several baselines displayed
Timerange: 00/09:14:41 to 00/09:15:49

Plot file version 537 created 04-APR-2022 10:36:56

LSI61303 EM132A.UVDATA.1

Freq = 22.1080 GHz, Bw = 16.000 MH

No calibration applied and no bandpass applied



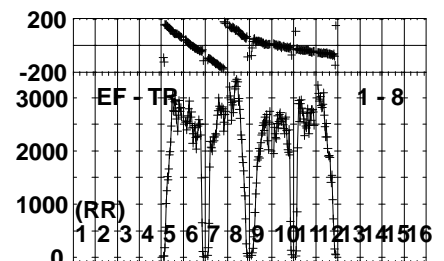
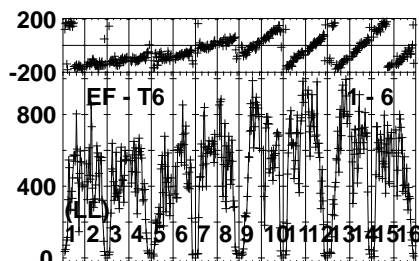
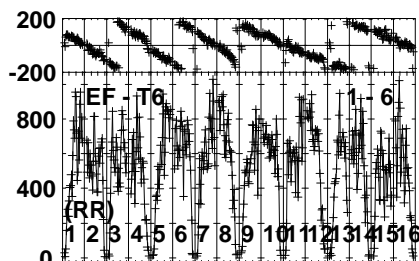
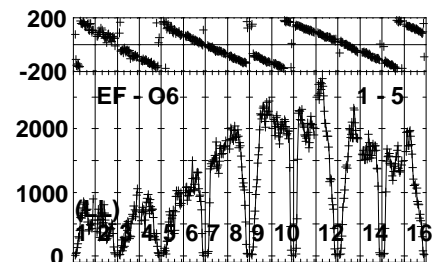
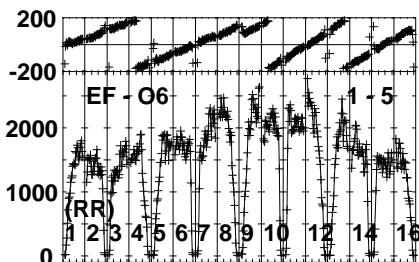
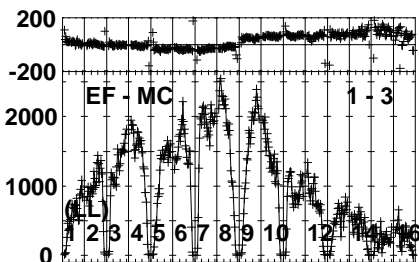
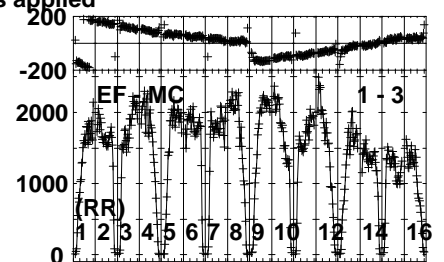
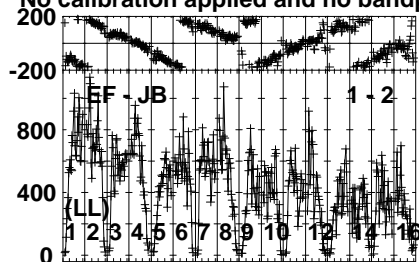
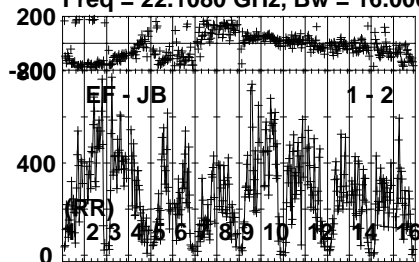
Lower frame: Micro Ampl Jy Top frame: Phas deg
Vector averaged cross-power spectrum Several baselines displayed
Timerange: 00/09:14:41 to 00/09:15:49

Plot file version 538 created 04-APR-2022 10:36:56

J0244+6228 EM132A.UVDATA.1

Freq = 22.1080 GHz, Bw = 16.000 MH

No calibration applied and no bandpass applied



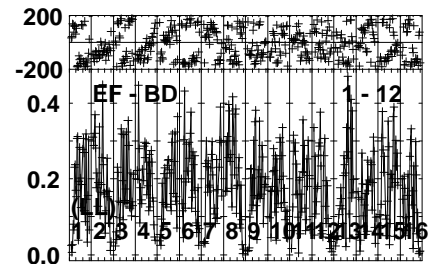
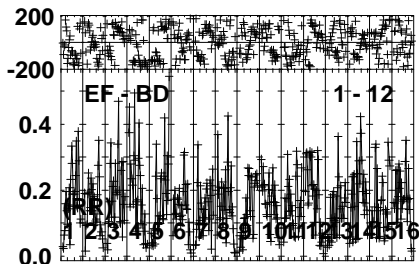
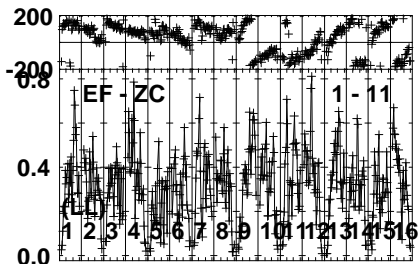
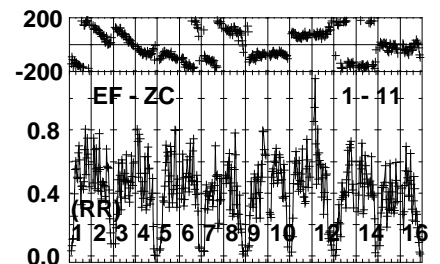
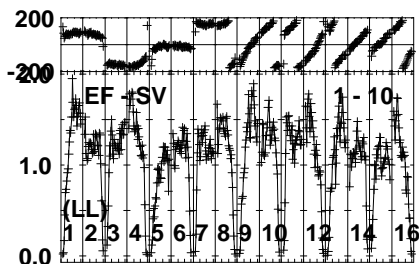
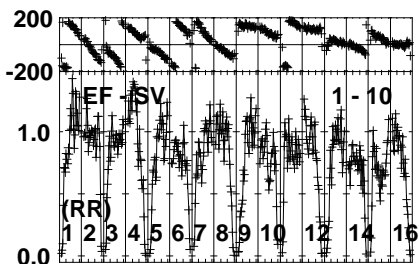
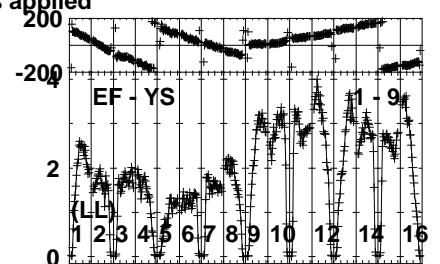
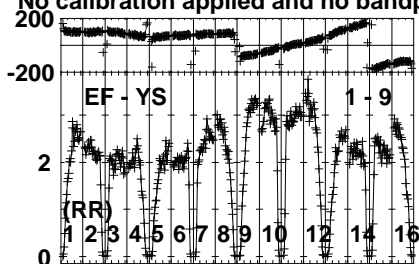
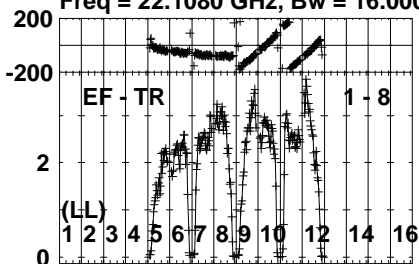
Lower frame: Micro Ampl Jy Top frame: Phas deg
Vector averaged cross-power spectrum Several baselines displayed
Timerange: 00/09:16:21 to 00/09:17:19

Plot file version 539 created 04-APR-2022 10:36:56

J0244+6228 EM132A.UVDATA.1

Freq = 22.1080 GHz, Bw = 16.000 MH

No calibration applied and no bandpass applied



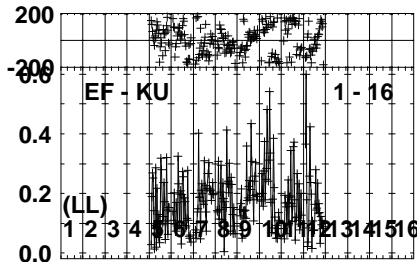
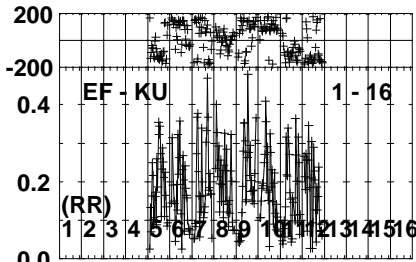
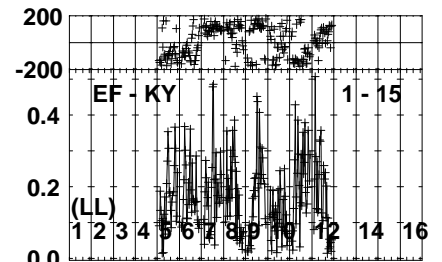
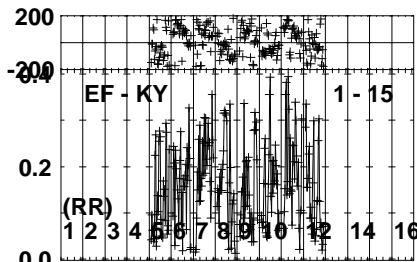
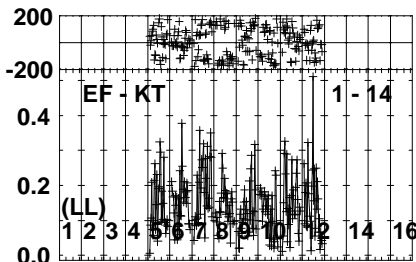
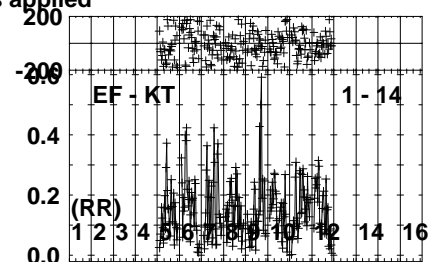
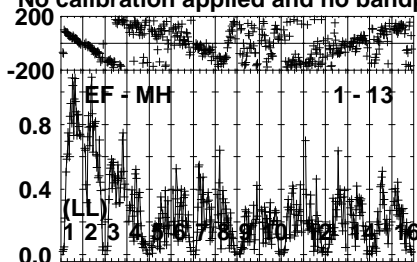
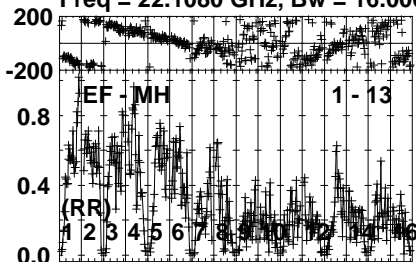
Lower frame: Milli Ampl Jy Top frame: Phas deg
Vector averaged cross-power spectrum Several baselines displayed
Timerange: 00/09:16:21 to 00/09:17:19

Plot file version 540 created 04-APR-2022 10:36:56

J0244+6228 EM132A.UVDATA.1

Freq = 22.1080 GHz, Bw = 16.000 MH

No calibration applied and no bandpass applied



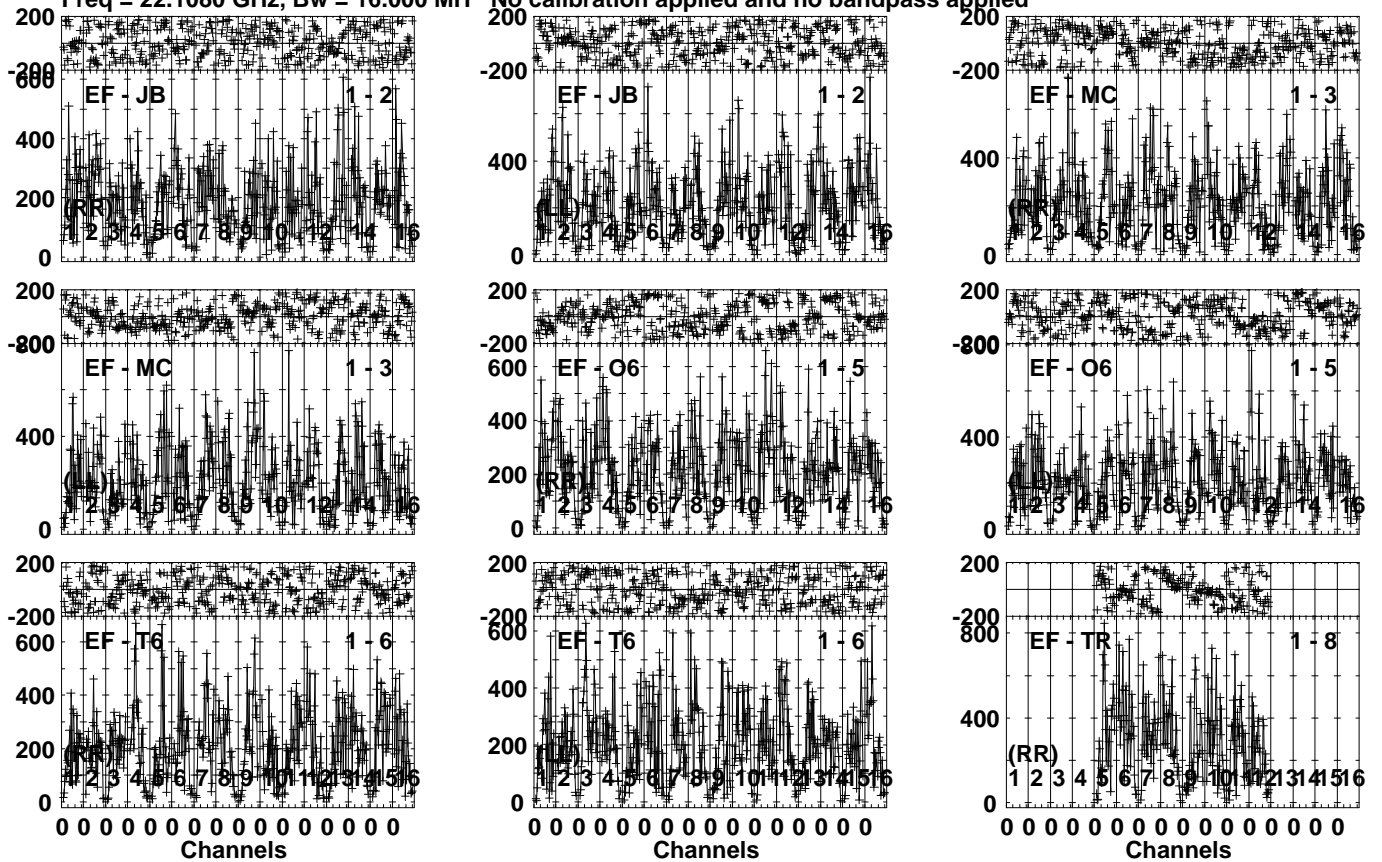
Lower frame: Milli Ampl Jy Top frame: Phas deg
Vector averaged cross-power spectrum Several baselines displayed
Timerange: 00/09:16:21 to 00/09:17:19

Plot file version 541 created 04-APR-2022 10:36:56

LSI61303 EM132A.UVDATA.1

Freq = 22.1080 GHz, Bw = 16.000 MH

No calibration applied and no bandpass applied



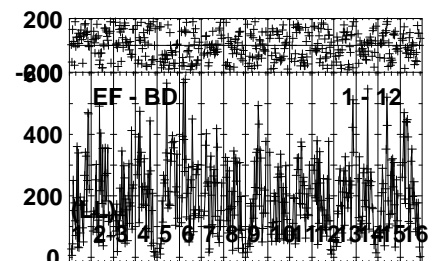
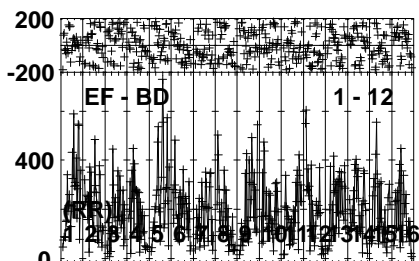
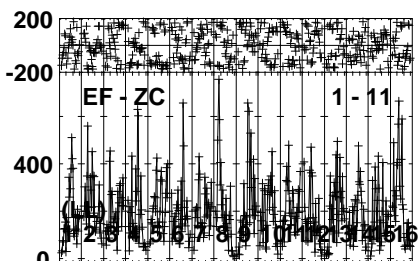
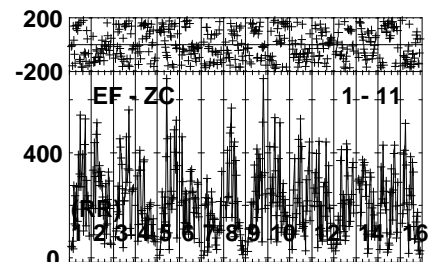
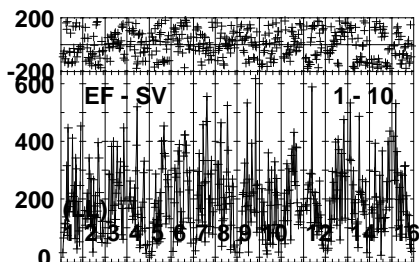
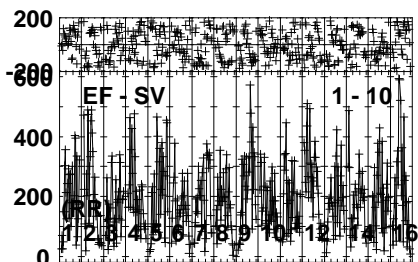
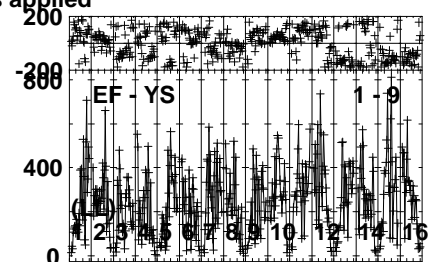
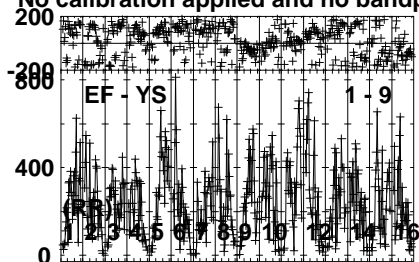
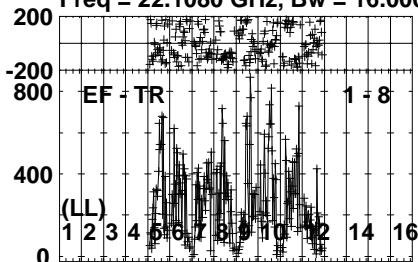
Lower frame: Micro Ampl Jy Top frame: Phas deg
Vector averaged cross-power spectrum Several baselines displayed
Timerange: 00/09:17:21 to 00/09:18:29

Plot file version 542 created 04-APR-2022 10:36:56

LSI61303 EM132A.UVDATA.1

Freq = 22.1080 GHz, Bw = 16.000 MH

No calibration applied and no bandpass applied



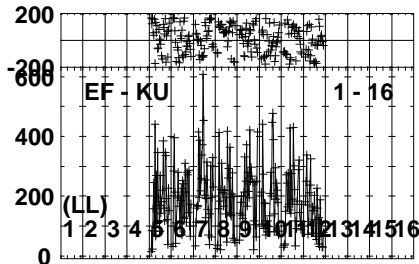
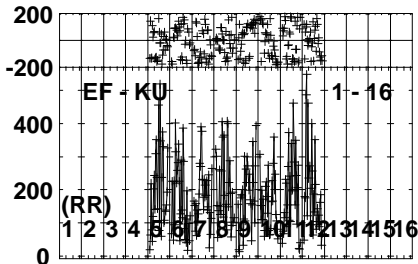
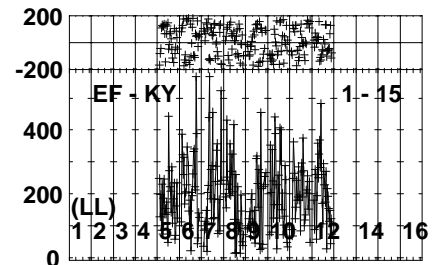
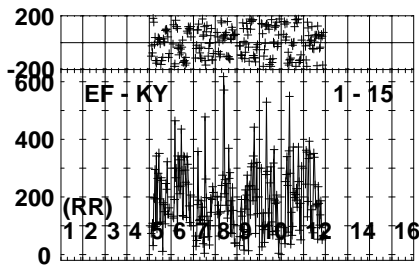
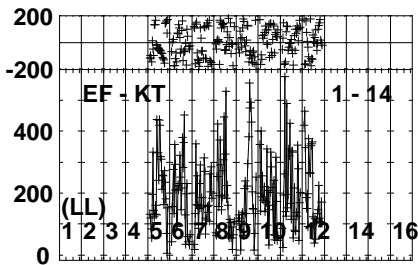
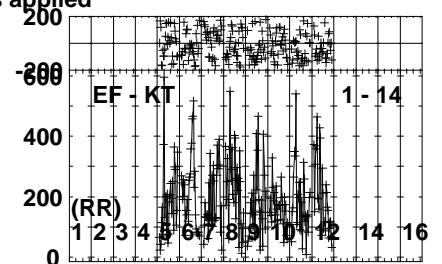
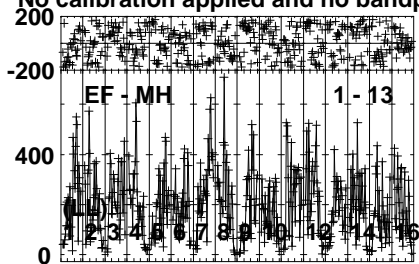
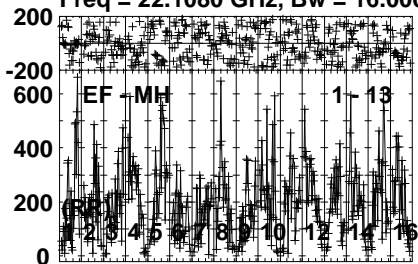
Lower frame: Micro Ampl Jy Top frame: Phas deg
Vector averaged cross-power spectrum Several baselines displayed
Timerange: 00/09:17:21 to 00/09:18:29

Plot file version 543 created 04-APR-2022 10:36:56

LSI61303 EM132A.UVDATA.1

Freq = 22.1080 GHz, Bw = 16.000 MH

No calibration applied and no bandpass applied



0 0 0 0 0 0 0 0 0 0 0 0 0 0 0 0

0 0 0 0 0 0 0 0 0 0 0 0 0 0 0 0

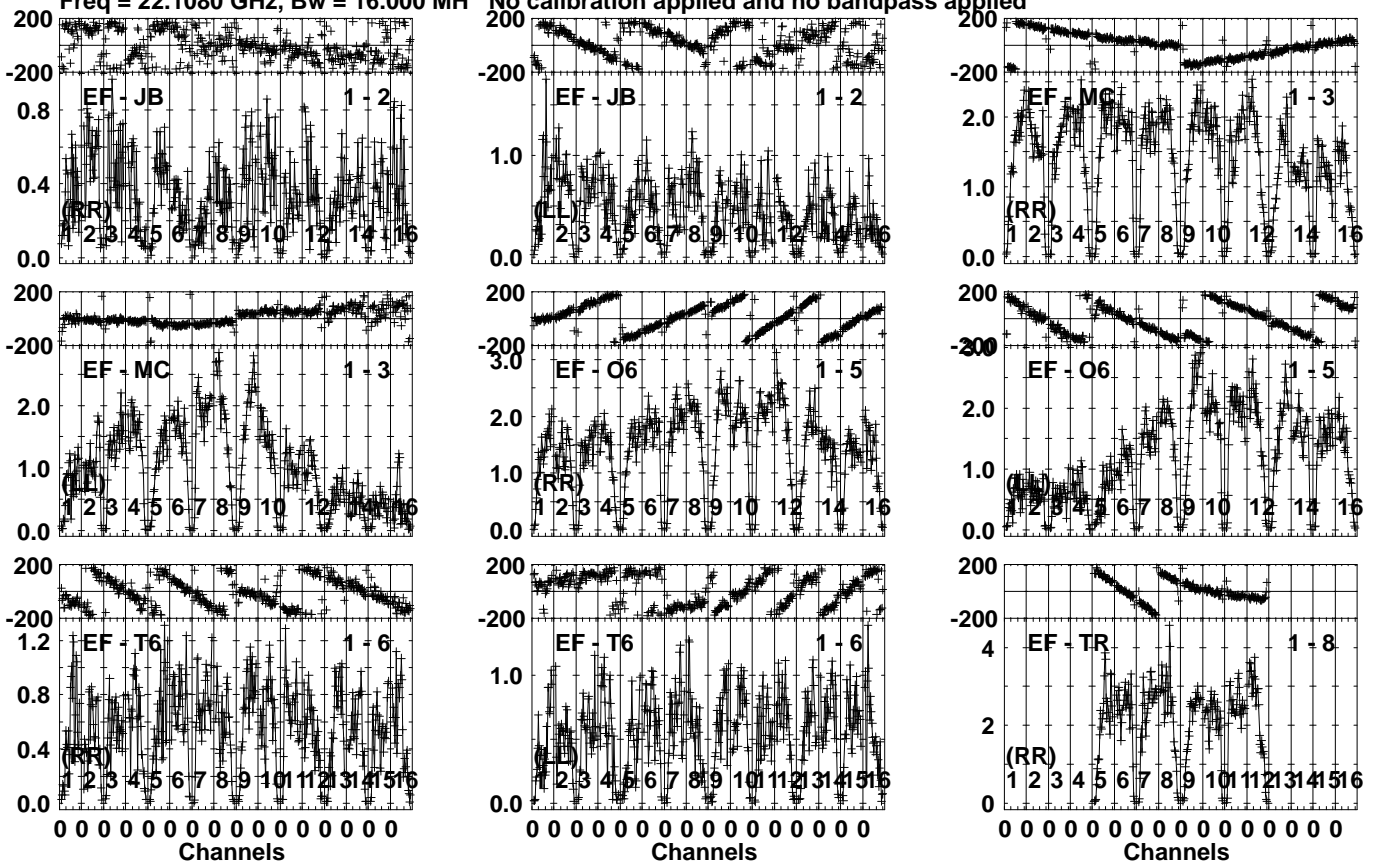
Lower frame: Micro Ampl Jy Top frame: Phas deg
Vector averaged cross-power spectrum Several baselines displayed
Timerange: 00/09:17:21 to 00/09:18:29

Plot file version 544 created 04-APR-2022 10:36:56

J0244+6228 EM132A.UVDATA.1

Freq = 22.1080 GHz, Bw = 16.000 MH

No calibration applied and no bandpass applied



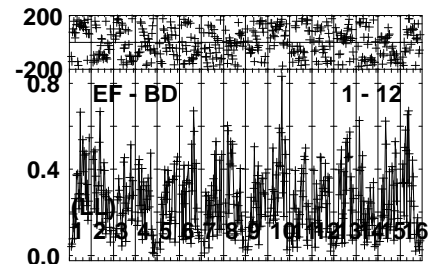
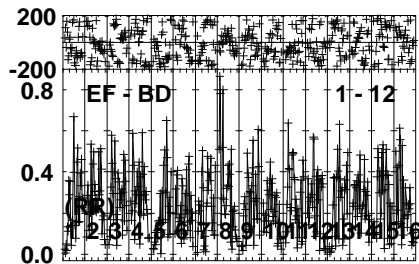
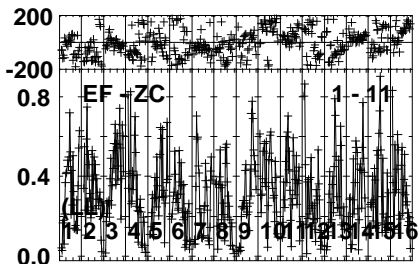
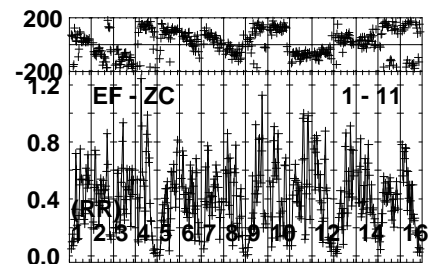
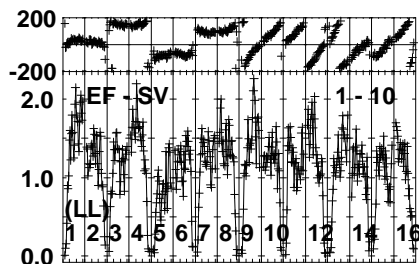
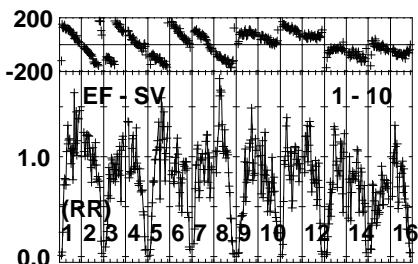
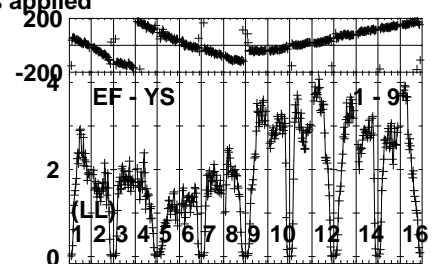
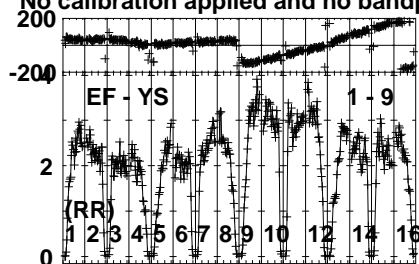
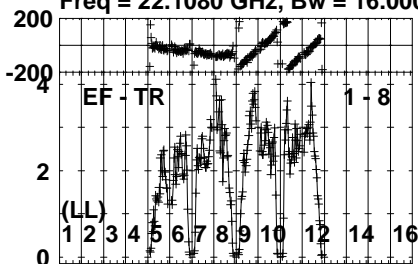
Lower frame: Milli Ampl Jy Top frame: Phas deg
Vector averaged cross-power spectrum Several baselines displayed
Timerange: 00/09:18:31 to 00/09:19:29

Plot file version 545 created 04-APR-2022 10:36:57

J0244+6228 EM132A.UVDATA.1

Freq = 22.1080 GHz, Bw = 16.000 MH

No calibration applied and no bandpass applied



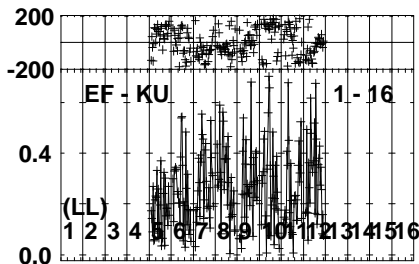
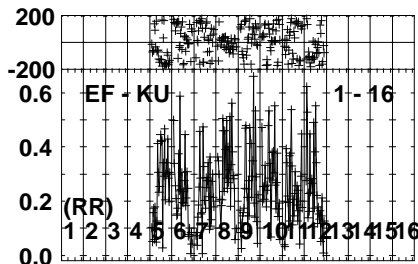
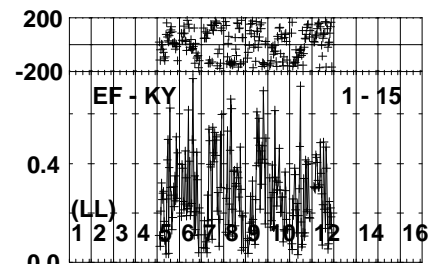
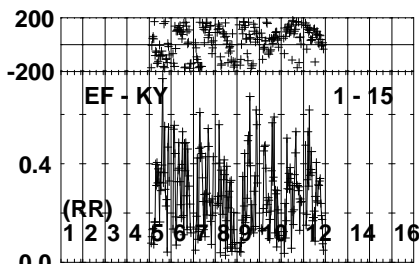
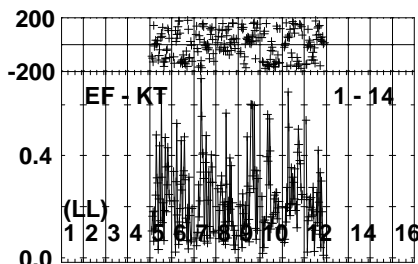
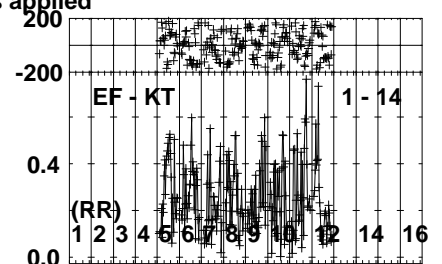
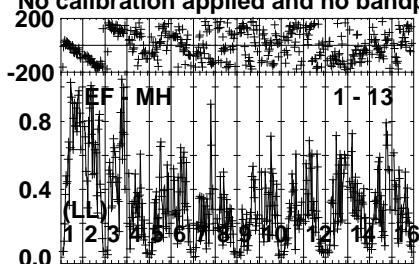
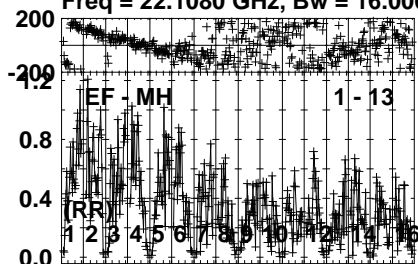
Lower frame: Milli Ampl Jy Top frame: Phas deg
Vector averaged cross-power spectrum Several baselines displayed
Timerange: 00/09:18:31 to 00/09:19:29

Plot file version 546 created 04-APR-2022 10:36:57

J0244+6228 EM132A.UVDATA.1

Freq = 22.1080 GHz, Bw = 16.000 MH

No calibration applied and no bandpass applied



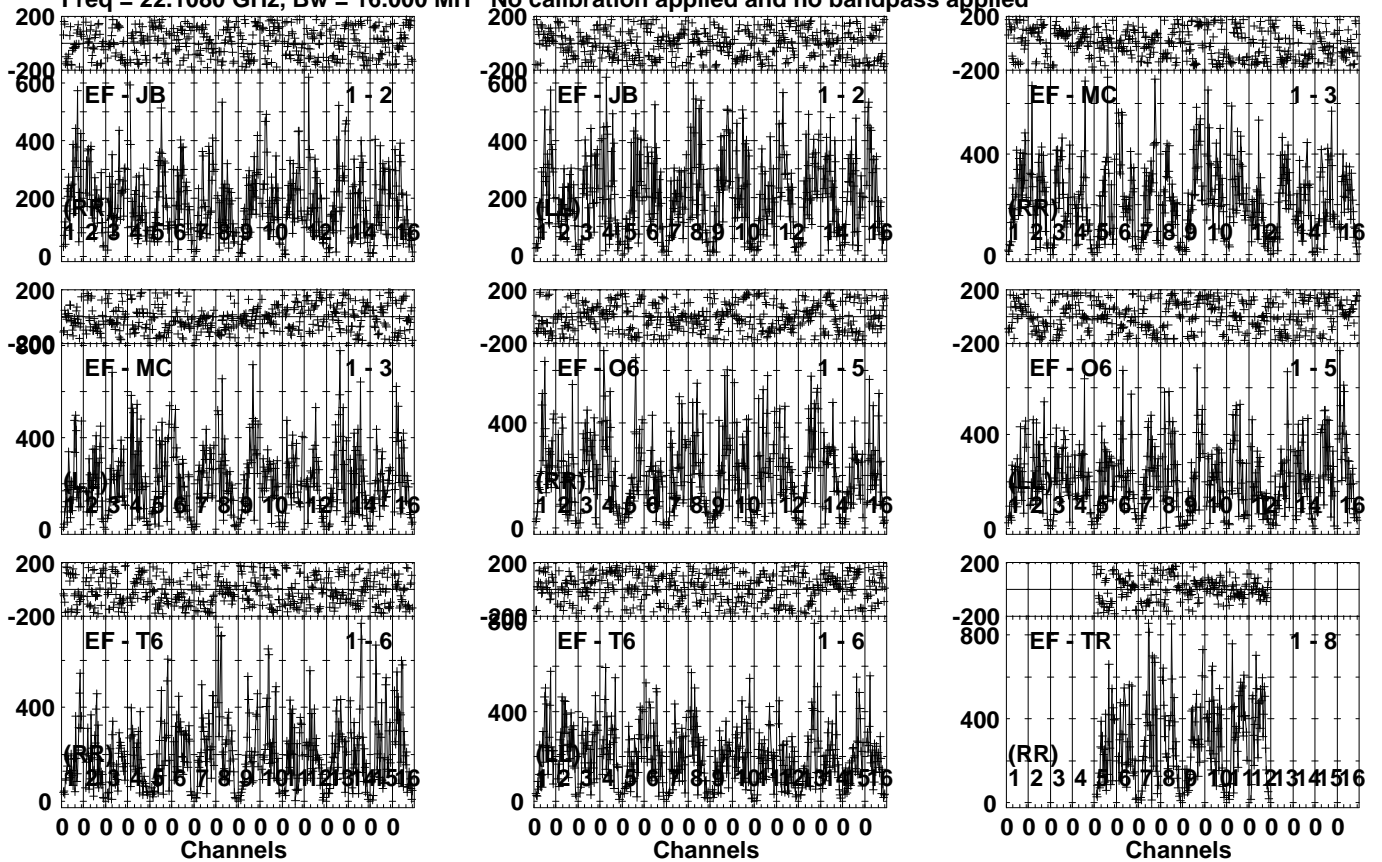
Lower frame: Milli Ampl Jy Top frame: Phas deg
Vector averaged cross-power spectrum Several baselines displayed
Timerange: 00/09:18:31 to 00/09:19:29

Plot file version 547 created 04-APR-2022 10:36:57

LSI61303 EM132A.UVDATA.1

Freq = 22.1080 GHz, Bw = 16.000 MH

No calibration applied and no bandpass applied



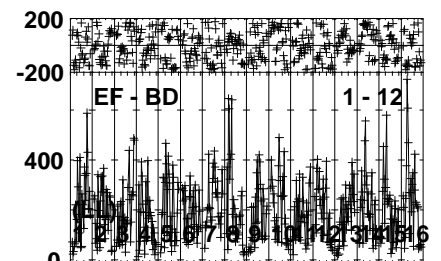
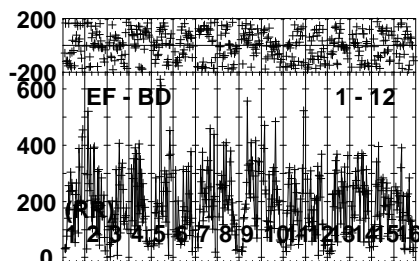
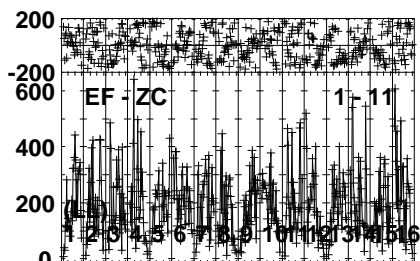
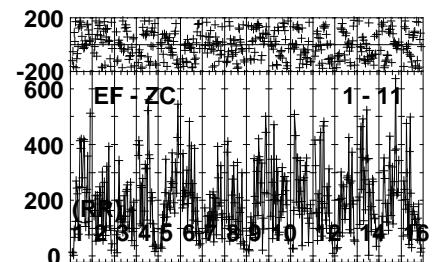
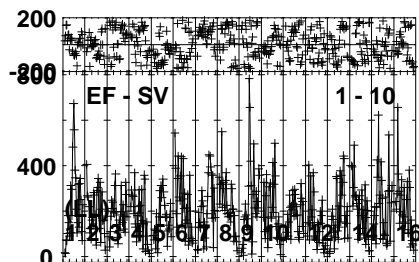
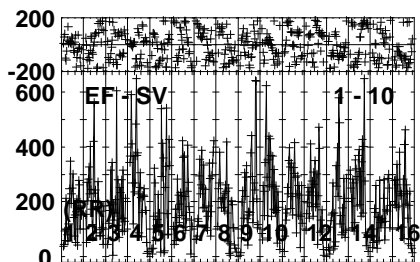
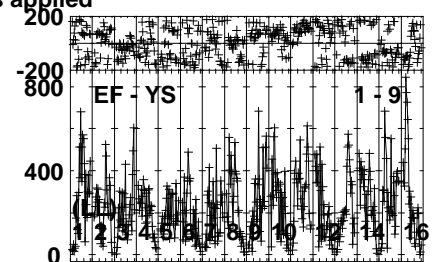
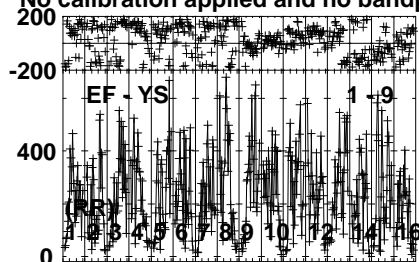
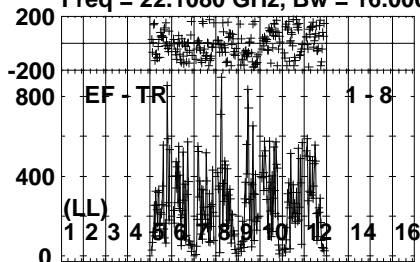
Lower frame: Micro Ampl Jy Top frame: Phas deg
Vector averaged cross-power spectrum Several baselines displayed
Timerange: 00/09:19:31 to 00/09:20:39

Plot file version 548 created 04-APR-2022 10:36:57

LSI61303 EM132A.UVDATA.1

Freq = 22.1080 GHz, Bw = 16.000 MH

No calibration applied and no bandpass applied



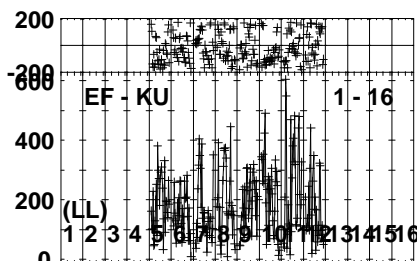
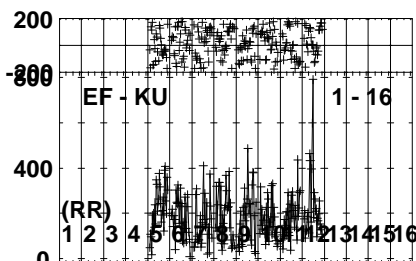
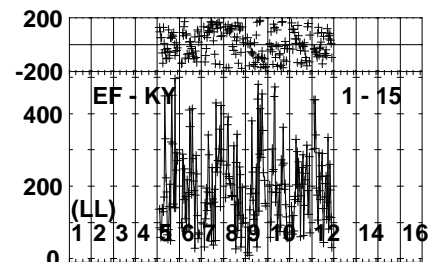
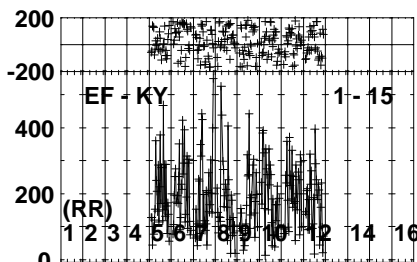
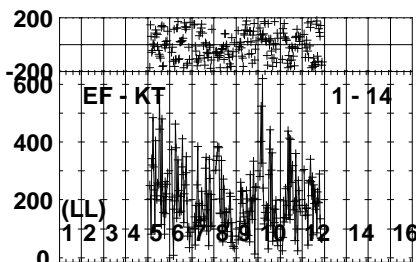
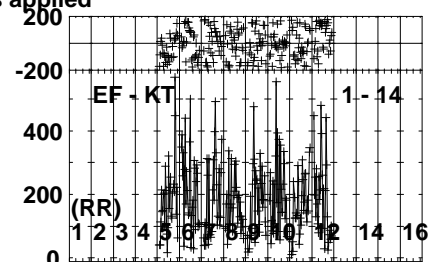
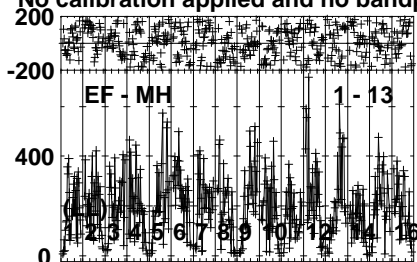
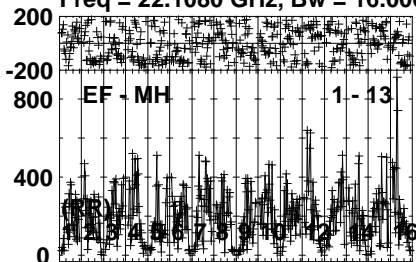
Lower frame: Micro Ampl Jy Top frame: Phas deg
Vector averaged cross-power spectrum Several baselines displayed
Timerange: 00/09:19:31 to 00/09:20:39

Plot file version 549 created 04-APR-2022 10:36:57

LSI61303 EM132A.UVDATA.1

Freq = 22.1080 GHz, Bw = 16.000 MH

No calibration applied and no bandpass applied



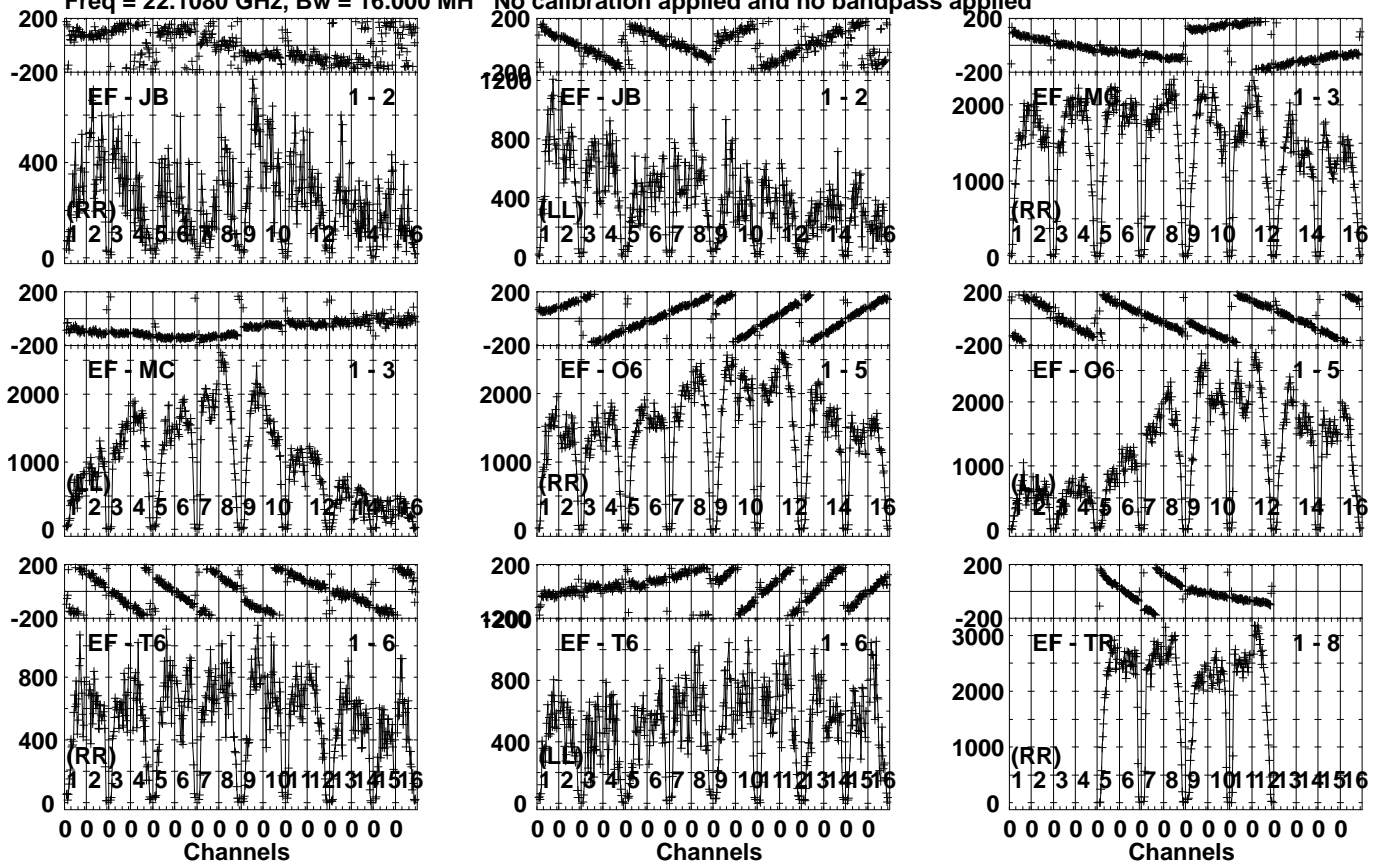
Lower frame: Micro Ampl Jy Top frame: Phas deg
Vector averaged cross-power spectrum Several baselines displayed
Timerange: 00/09:19:31 to 00/09:20:39

Plot file version 550 created 04-APR-2022 10:36:57

J0244+6228 EM132A.UVDATA.1

Freq = 22.1080 GHz, Bw = 16.000 MH

No calibration applied and no bandpass applied



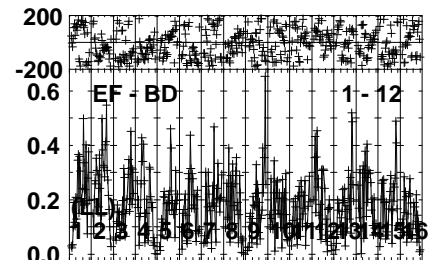
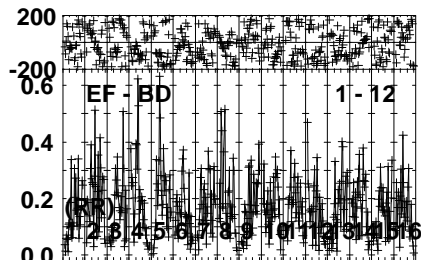
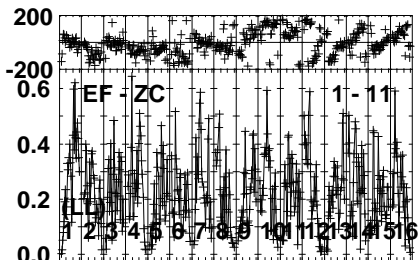
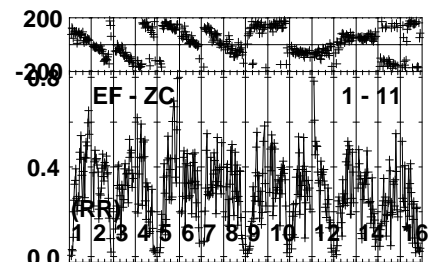
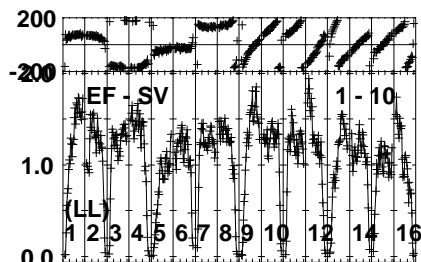
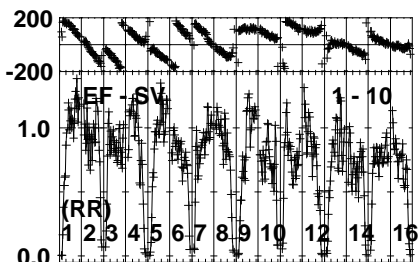
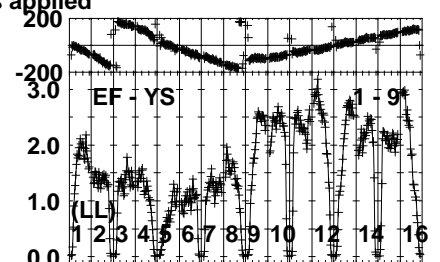
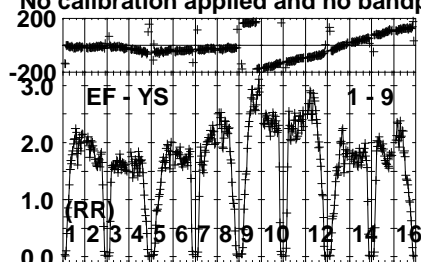
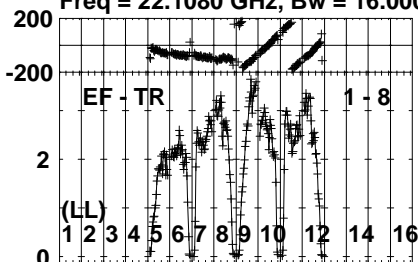
Lower frame: Micro Ampl Jy Top frame: Phas deg
Vector averaged cross-power spectrum Several baselines displayed
Timerange: 00/09:21:11 to 00/09:22:09

Plot file version 551 created 04-APR-2022 10:36:57

J0244+6228 EM132A.UVDATA.1

Freq = 22.1080 GHz, Bw = 16.000 MH

No calibration applied and no bandpass applied



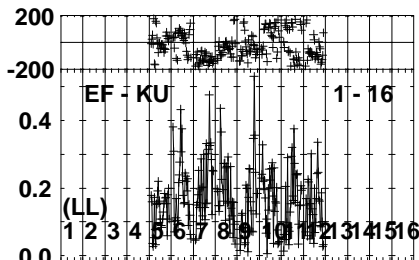
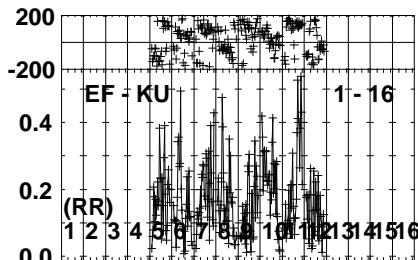
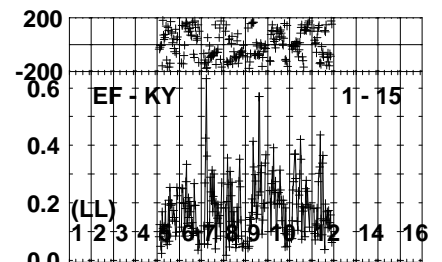
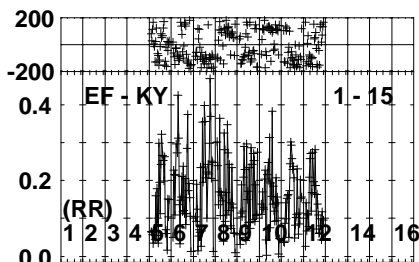
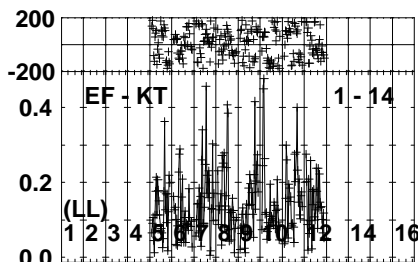
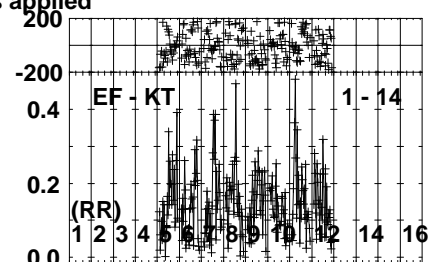
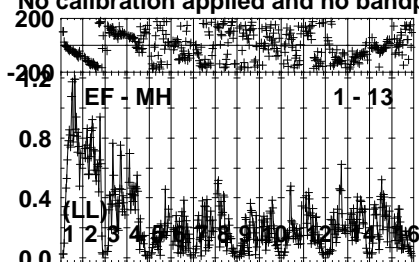
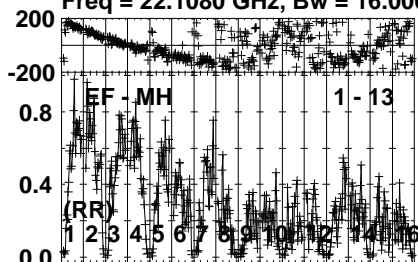
Lower frame: Milli Ampl Jy Top frame: Phas deg
Vector averaged cross-power spectrum Several baselines displayed
Timerange: 00/09:21:11 to 00/09:22:09

Plot file version 552 created 04-APR-2022 10:36:57

J0244+6228 EM132A.UVDATA.1

Freq = 22.1080 GHz, Bw = 16.000 MH

No calibration applied and no bandpass applied



0 0 0 0 0 0 0 0 0 0 0 0 0 0 0 0

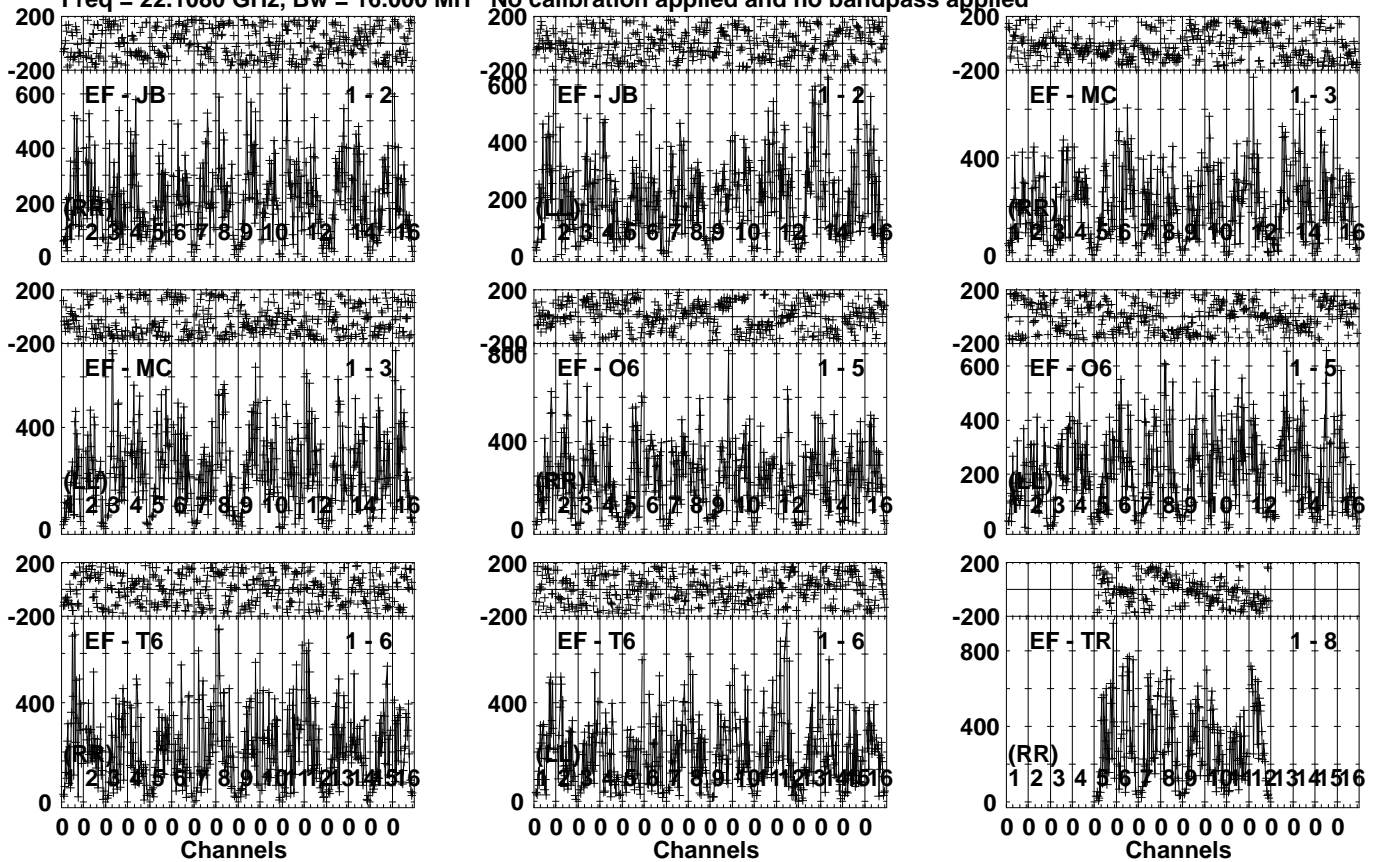
Lower frame: Milli Ampl Jy Top frame: Phas deg
Vector averaged cross-power spectrum Several baselines displayed
Timerange: 00/09:21:11 to 00/09:22:09

Plot file version 553 created 04-APR-2022 10:36:57

LSI61303 EM132A.UVDATA.1

Freq = 22.1080 GHz, Bw = 16.000 MH

No calibration applied and no bandpass applied



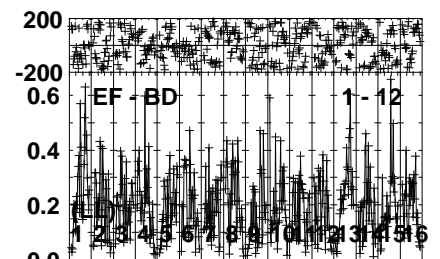
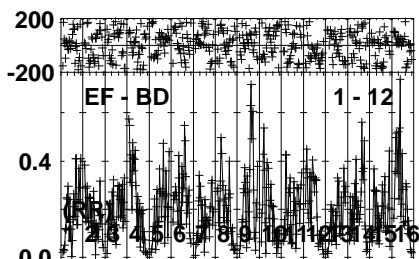
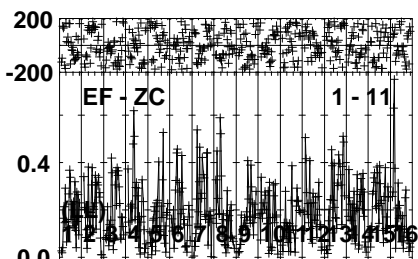
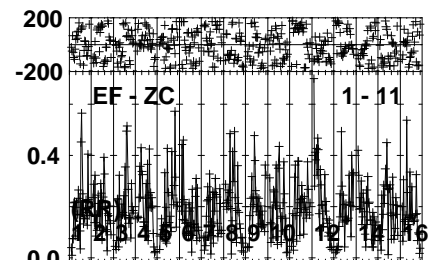
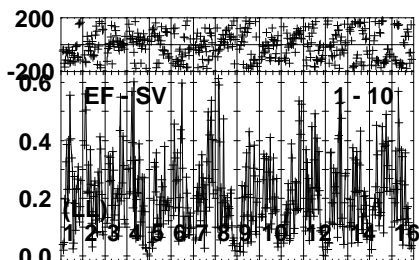
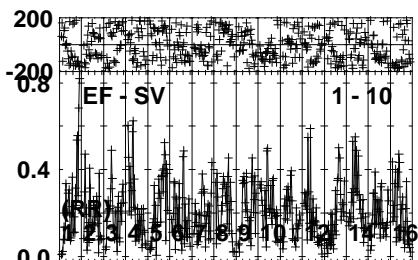
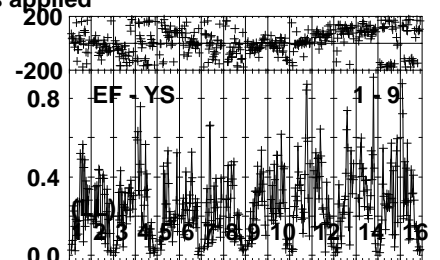
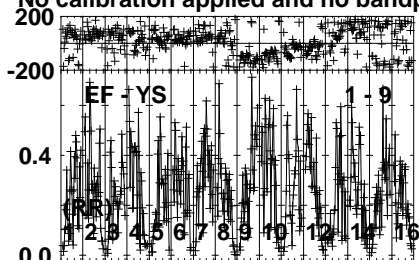
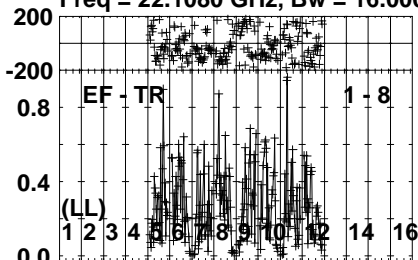
Lower frame: Micro Ampl Jy Top frame: Phas deg
Vector averaged cross-power spectrum Several baselines displayed
Timerange: 00/09:22:11 to 00/09:23:19

Plot file version 554 created 04-APR-2022 10:36:57

LSI61303 EM132A.UVDATA.1

Freq = 22.1080 GHz, Bw = 16.000 MH

No calibration applied and no bandpass applied



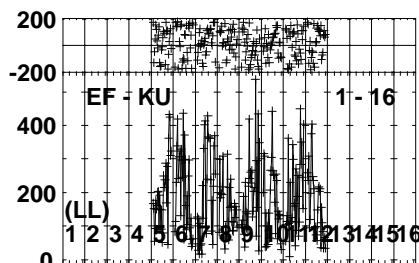
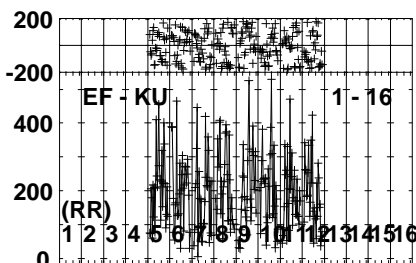
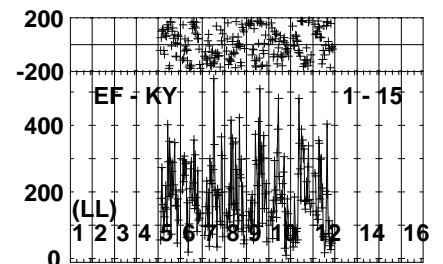
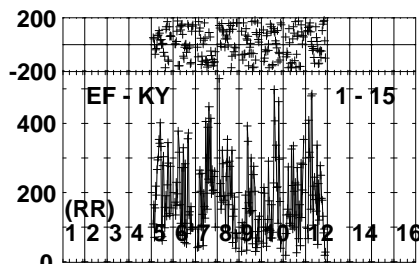
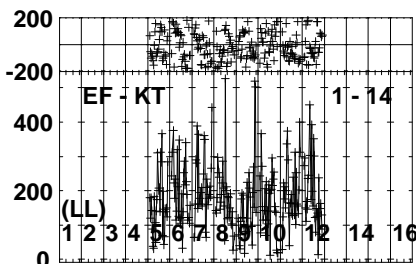
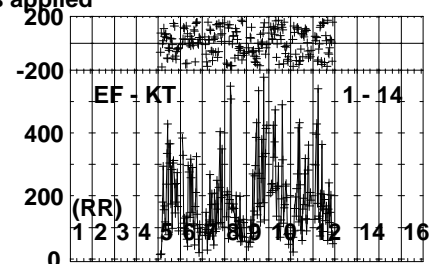
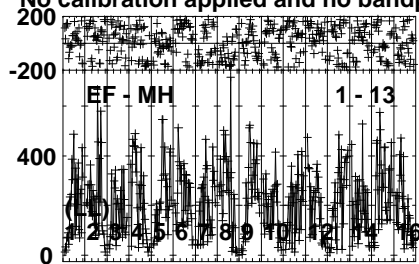
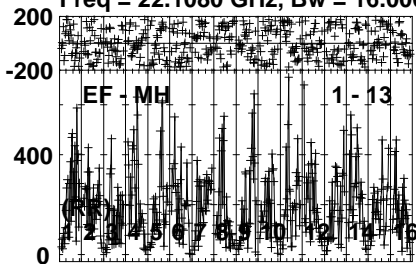
Lower frame: Milli Ampl Jy Top frame: Phas deg
Vector averaged cross-power spectrum Several baselines displayed
Timerange: 00/09:22:11 to 00/09:23:19

Plot file version 555 created 04-APR-2022 10:36:57

LSI61303 EM132A.UVDATA.1

Freq = 22.1080 GHz, Bw = 16.000 MH

No calibration applied and no bandpass applied



0 0 0 0 0 0 0 0 0 0 0 0 0 0 0 0

Channels Lower frame: Micro Ampl Jy Top frame: Phas deg

Vector averaged cross-power spectrum Several baselines displayed

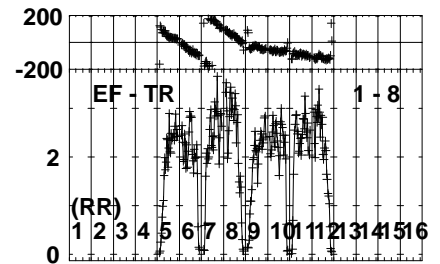
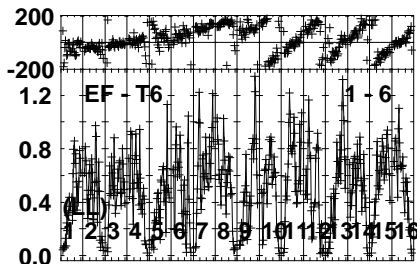
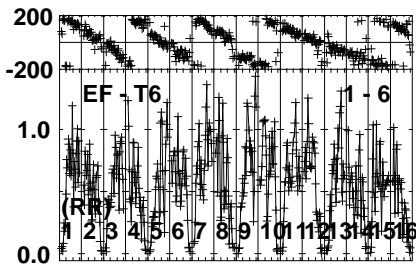
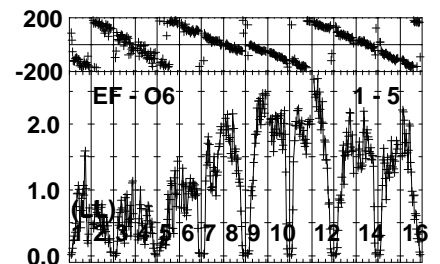
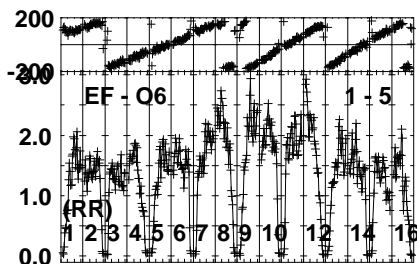
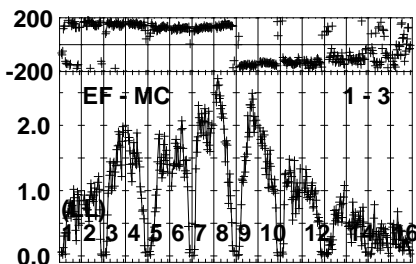
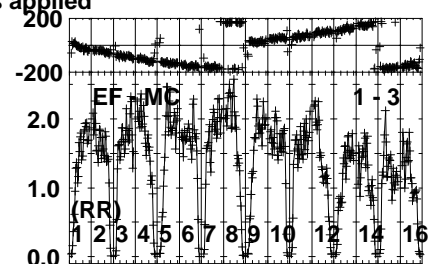
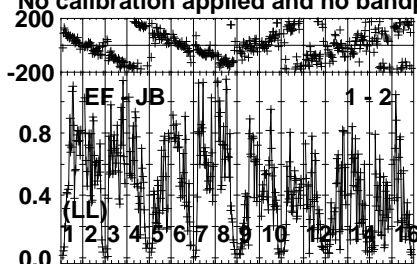
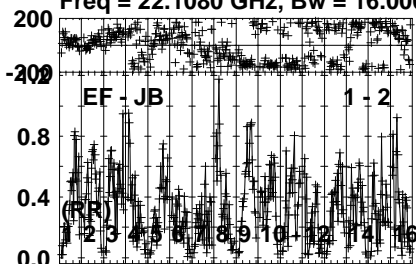
Timerange: 00/09:22:11 to 00/09:23:19

Plot file version 556 created 04-APR-2022 10:36:57

J0244+6228 EM132A.UVDATA.1

Freq = 22.1080 GHz, Bw = 16.000 MH

No calibration applied and no bandpass applied



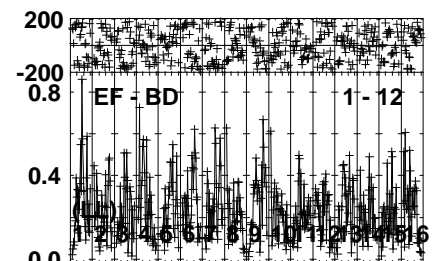
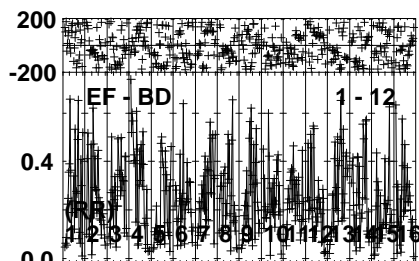
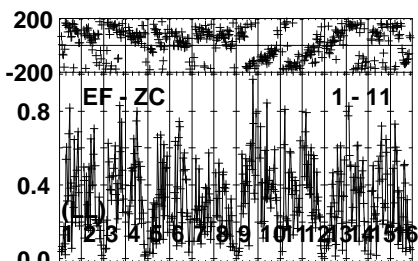
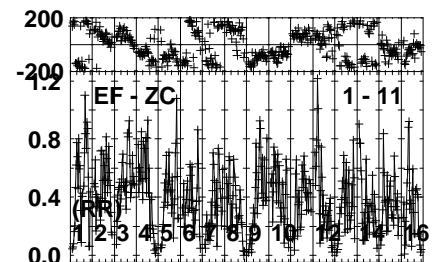
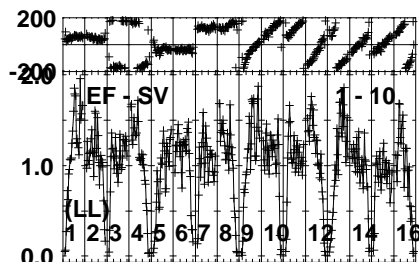
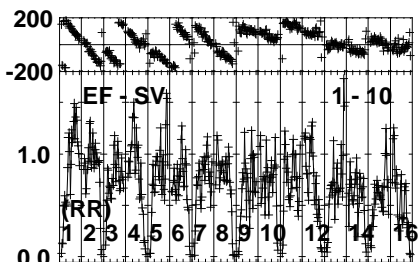
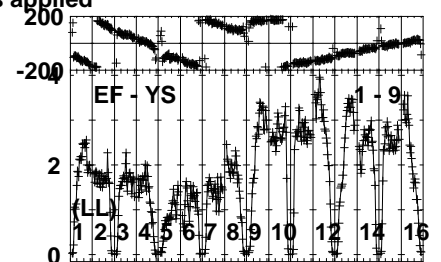
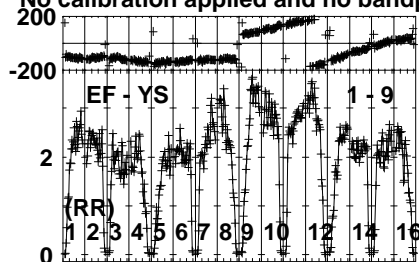
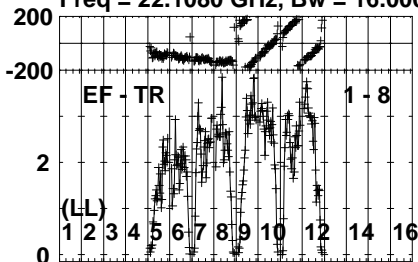
Lower frame: Milli Ampl Jy Top frame: Phas deg
Vector averaged cross-power spectrum Several baselines displayed
Timerange: 00/09:23:21 to 00/09:24:19

Plot file version 557 created 04-APR-2022 10:36:58

J0244+6228 EM132A.UVDATA.1

Freq = 22.1080 GHz, Bw = 16.000 MH

No calibration applied and no bandpass applied



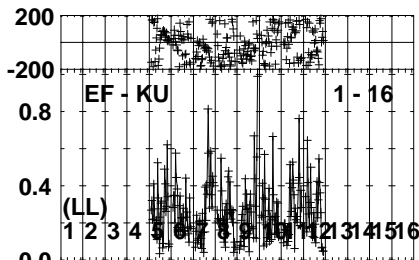
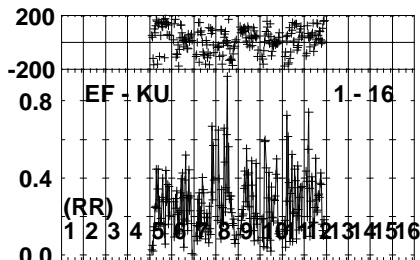
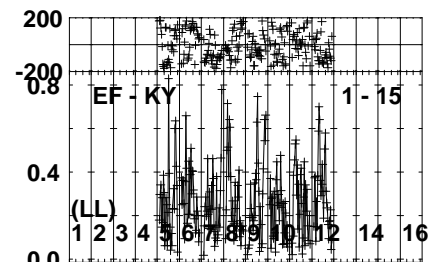
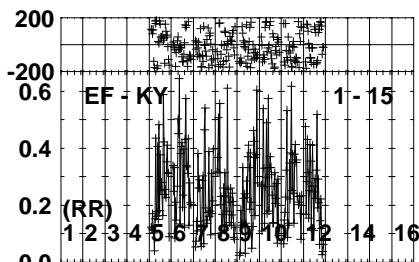
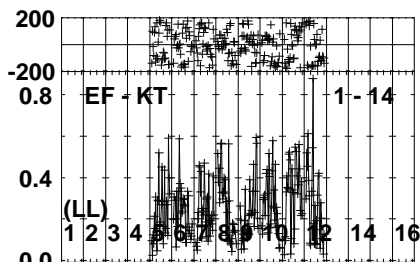
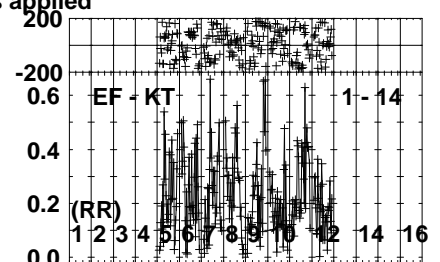
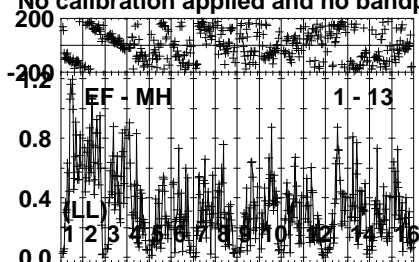
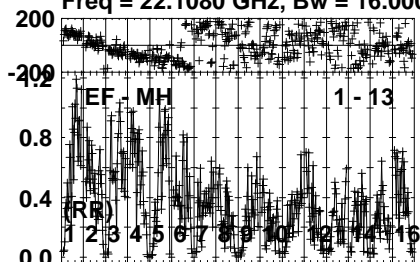
Lower frame: Milli Ampl Jy Top frame: Phas deg
Vector averaged cross-power spectrum Several baselines displayed
Timerange: 00/09:23:21 to 00/09:24:19

Plot file version 558 created 04-APR-2022 10:36:58

J0244+6228 EM132A.UVDATA.1

Freq = 22.1080 GHz, Bw = 16.000 MH

No calibration applied and no bandpass applied



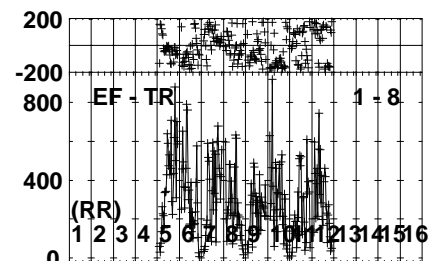
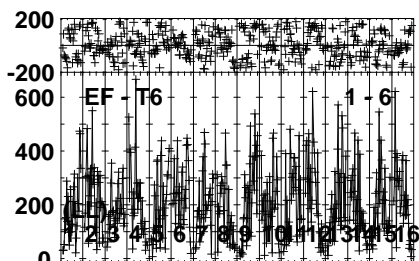
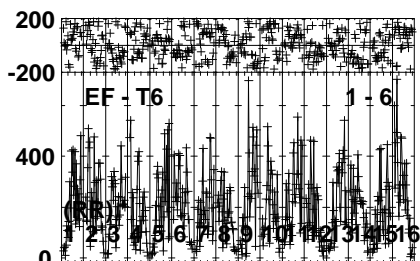
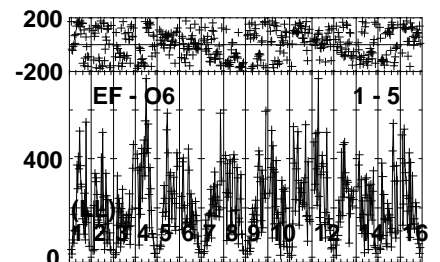
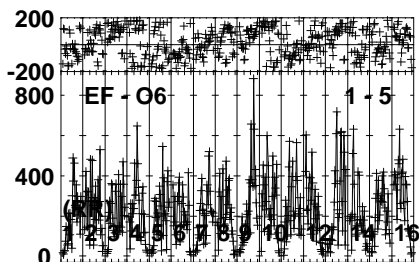
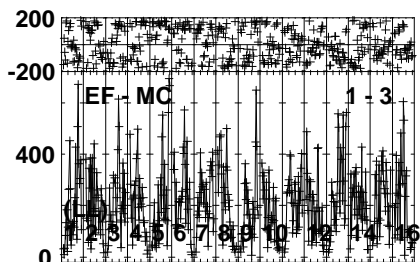
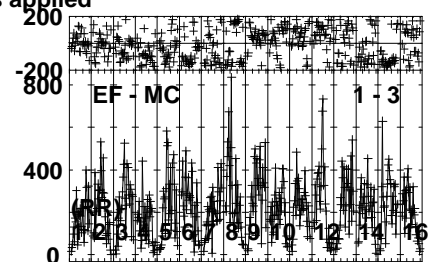
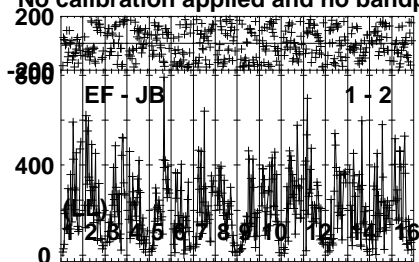
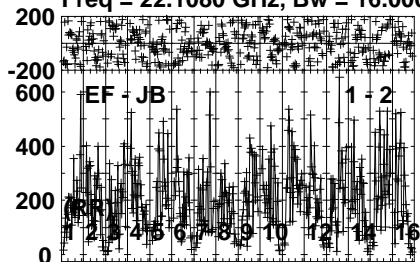
0 0 0 0 0 0 0 0 0 0 0 0 0 0 0 0
Channels
Lower frame: Milli Ampl Jy Top frame: Phas deg
Vector averaged cross-power spectrum Several baselines displayed
Timerange: 00/09:23:21 to 00/09:24:19

Plot file version 559 created 04-APR-2022 10:36:58

LSI61303 EM132A.UVDATA.1

Freq = 22.1080 GHz, Bw = 16.000 MH

No calibration applied and no bandpass applied



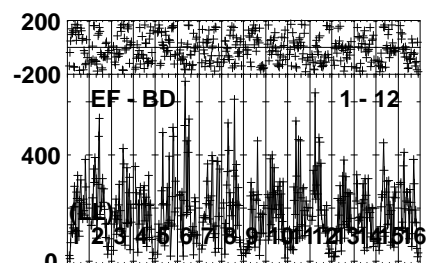
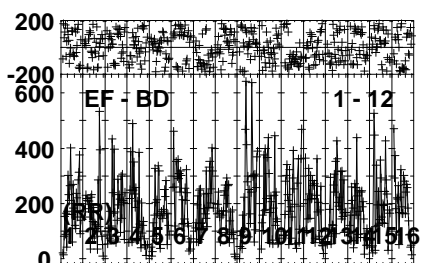
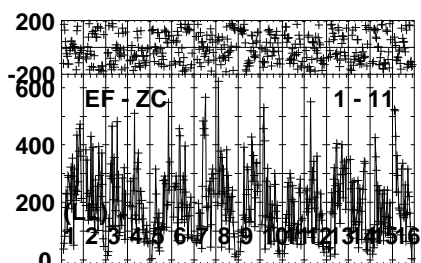
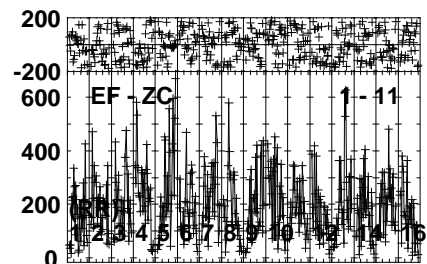
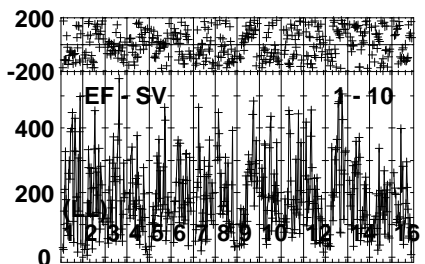
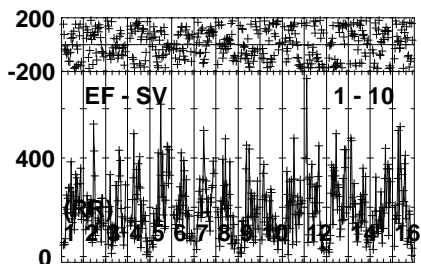
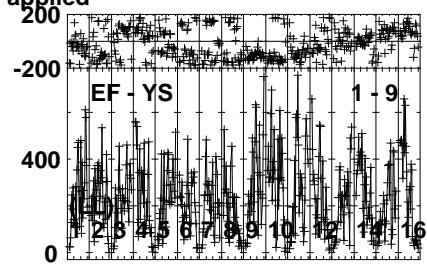
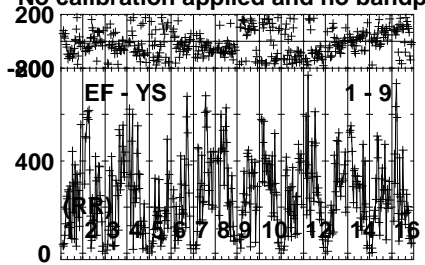
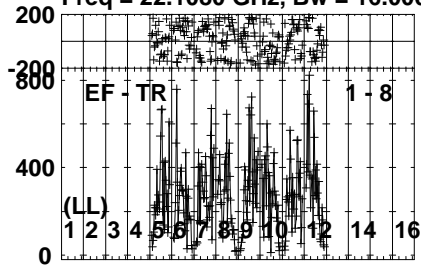
Lower frame: Micro Ampl Jy Top frame: Phas deg
Vector averaged cross-power spectrum Several baselines displayed
Timerange: 00/09:24:21 to 00/09:25:29

Plot file version 560 created 04-APR-2022 10:36:58

LSI61303 EM132A.UVDATA.1

Freq = 22.1080 GHz, Bw = 16.000 MH

No calibration applied and no bandpass applied



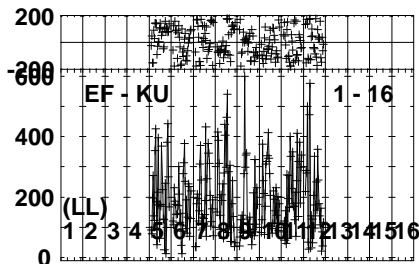
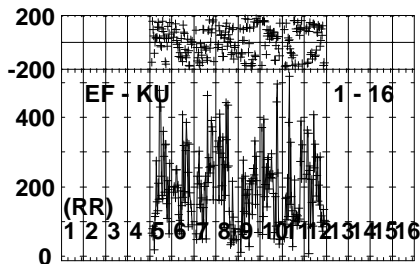
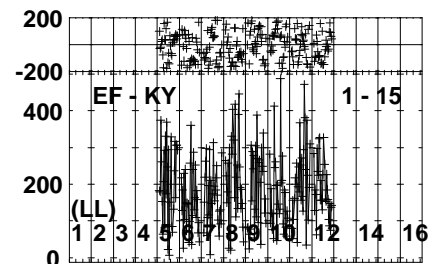
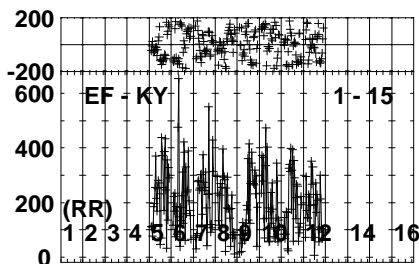
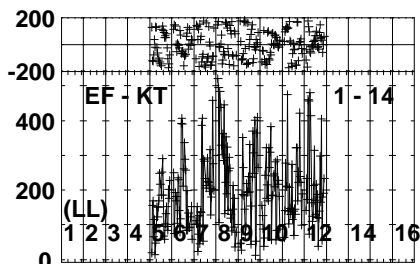
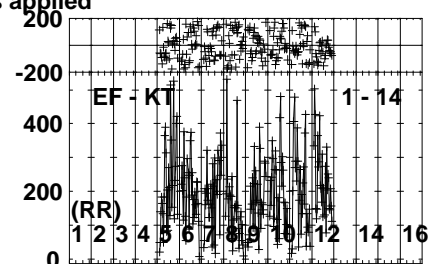
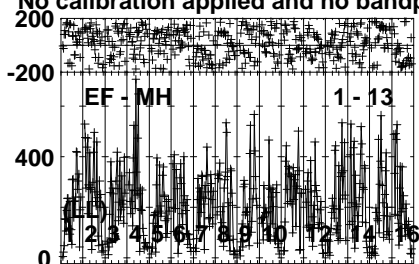
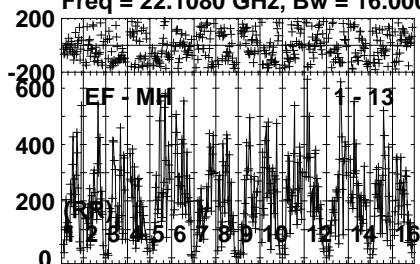
Lower frame: Micro Ampl Jy Top frame: Phas deg
Vector averaged cross-power spectrum Several baselines displayed
Timerange: 00/09:24:21 to 00/09:25:29

Plot file version 561 created 04-APR-2022 10:36:58

LSI61303 EM132A.UVDATA.1

Freq = 22.1080 GHz, Bw = 16.000 MH

No calibration applied and no bandpass applied



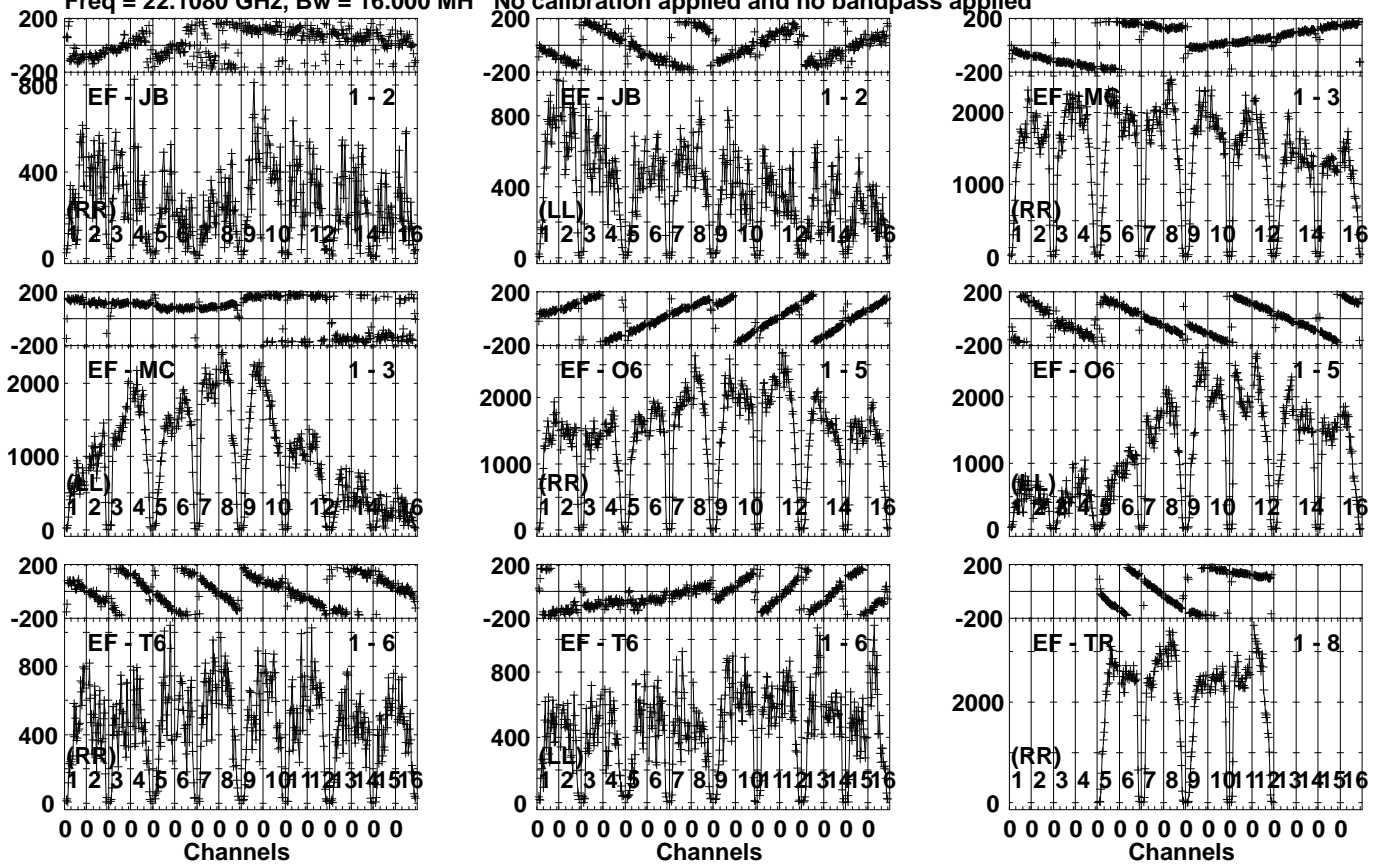
Lower frame: Micro Ampl Jy Top frame: Phas deg
Vector averaged cross-power spectrum Several baselines displayed
Timerange: 00/09:24:21 to 00/09:25:29

Plot file version 562 created 04-APR-2022 10:36:58

J0244+6228 EM132A.UVDATA.1

Freq = 22.1080 GHz, Bw = 16.000 MH

No calibration applied and no bandpass applied



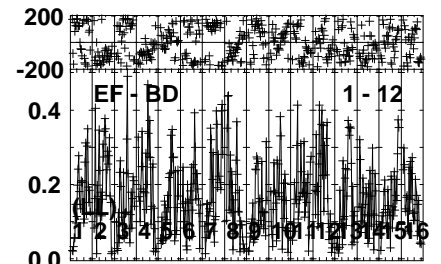
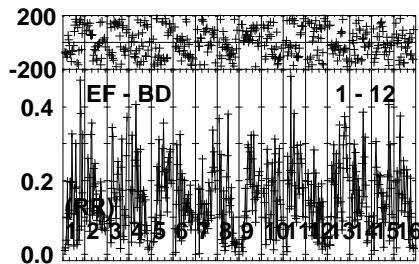
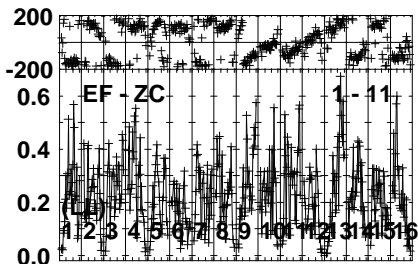
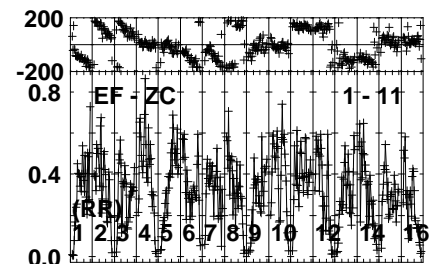
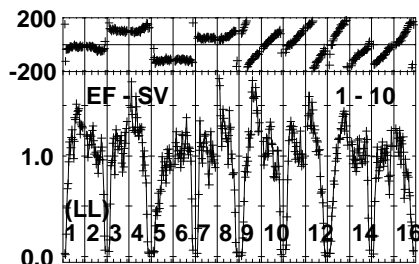
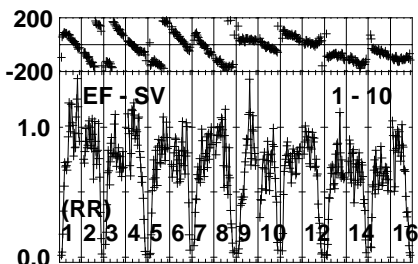
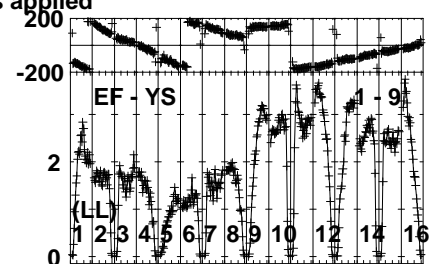
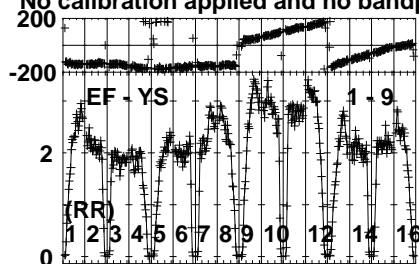
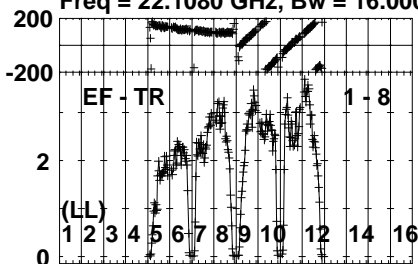
Lower frame: Micro Ampl Jy Top frame: Phas deg
Vector averaged cross-power spectrum Several baselines displayed
Timerange: 00/09:26:01 to 00/09:26:59

Plot file version 563 created 04-APR-2022 10:36:58

J0244+6228 EM132A.UVDATA.1

Freq = 22.1080 GHz, Bw = 16.000 MH

No calibration applied and no bandpass applied



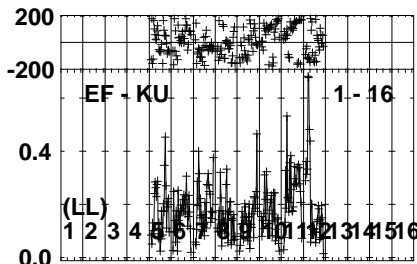
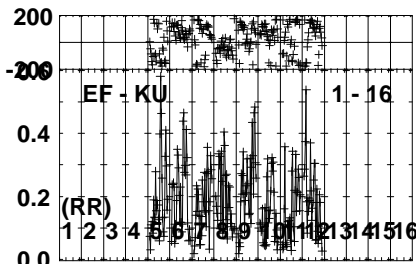
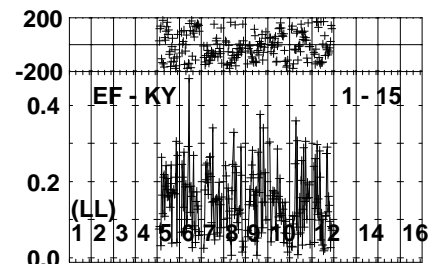
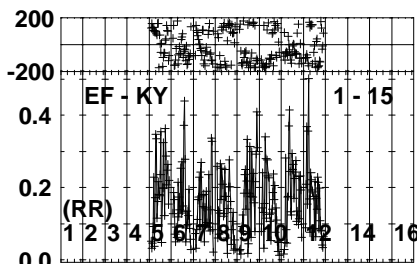
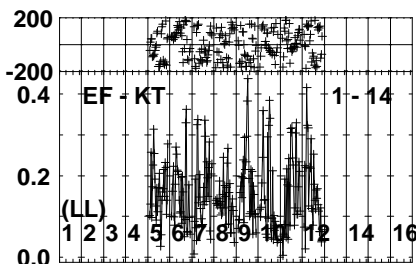
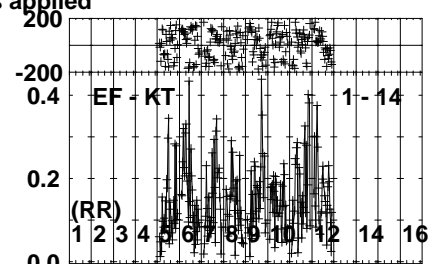
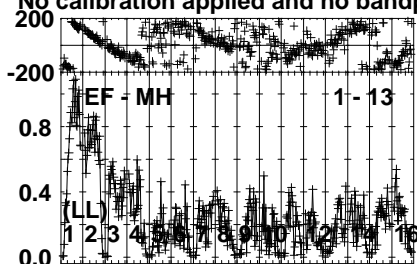
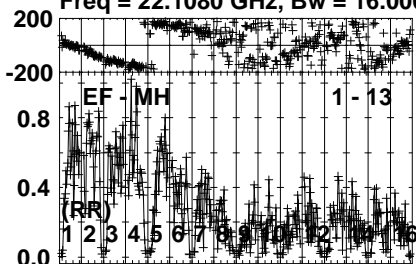
Lower frame: Milli Ampl Jy Top frame: Phas deg
Vector averaged cross-power spectrum Several baselines displayed
Timerange: 00/09:26:01 to 00/09:26:59

Plot file version 564 created 04-APR-2022 10:36:58

J0244+6228 EM132A.UVDATA.1

Freq = 22.1080 GHz, Bw = 16.000 MH

No calibration applied and no bandpass applied



0 0 0 0 0 0 0 0 0 0 0 0 0 0 0 0

0 0 0 0 0 0 0 0 0 0 0 0 0 0 0 0

Channels

Channels

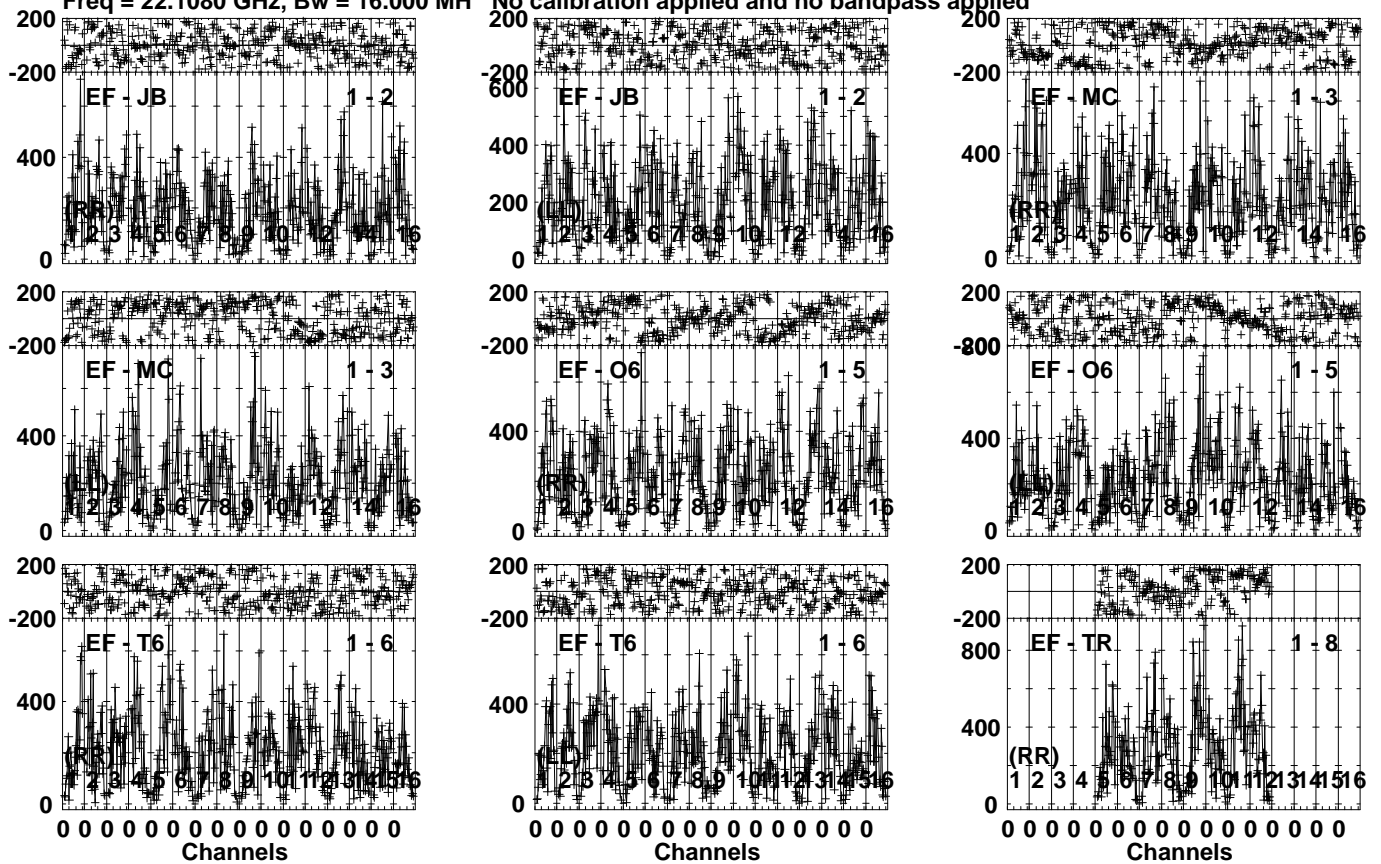
Lower frame: Milli Ampl Jy Top frame: Phas deg
Vector averaged cross-power spectrum Several baselines displayed
Timerange: 00/09:26:01 to 00/09:26:59

Plot file version 565 created 04-APR-2022 10:36:58

LSI61303 EM132A.UVDATA.1

Freq = 22.1080 GHz, Bw = 16.000 MH

No calibration applied and no bandpass applied



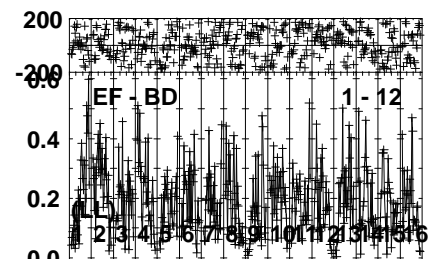
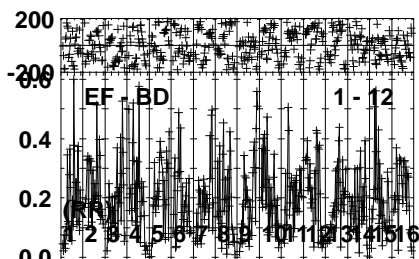
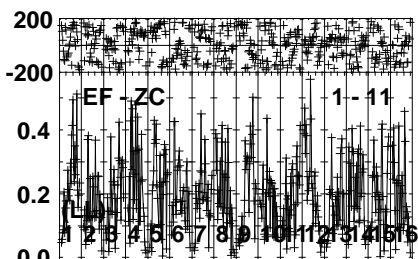
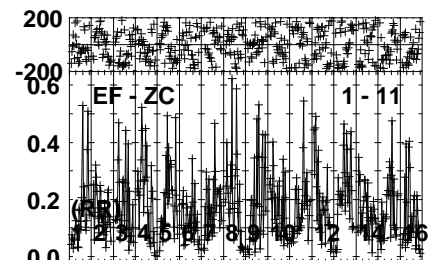
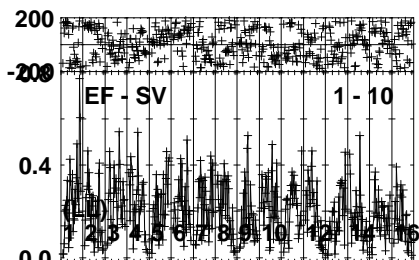
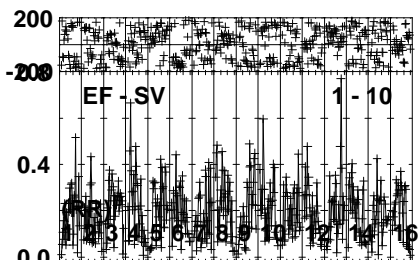
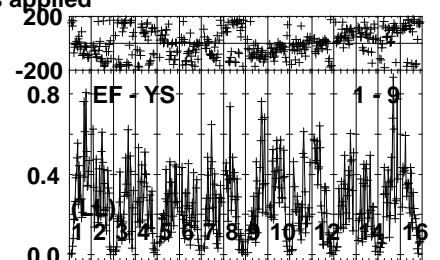
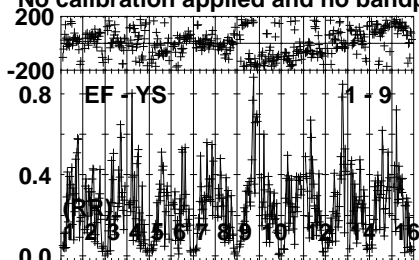
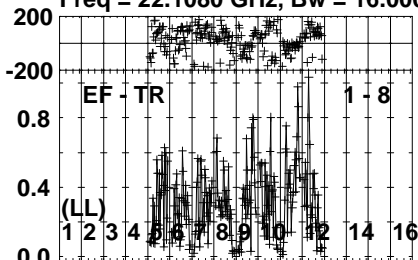
Lower frame: Micro Ampl Jy Top frame: Phas deg
Vector averaged cross-power spectrum Several baselines displayed
Timerange: 00/09:27:01 to 00/09:28:09

Plot file version 566 created 04-APR-2022 10:36:58

LSI61303 EM132A.UVDATA.1

Freq = 22.1080 GHz, Bw = 16.000 MH

No calibration applied and no bandpass applied



0 0 0 0 0 0 0 0 0 0 0 0 0 0 0 0
Channels

0 0 0 0 0 0 0 0 0 0 0 0 0 0 0 0
Channels

0 0 0 0 0 0 0 0 0 0 0 0 0 0 0 0
Channels

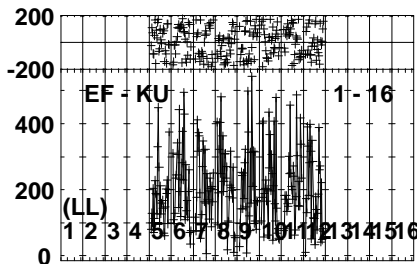
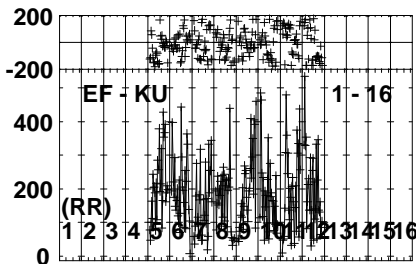
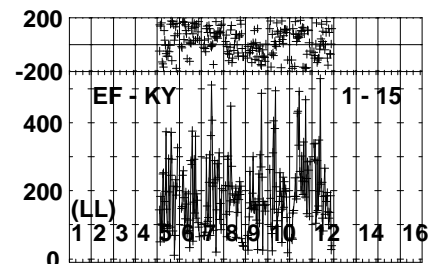
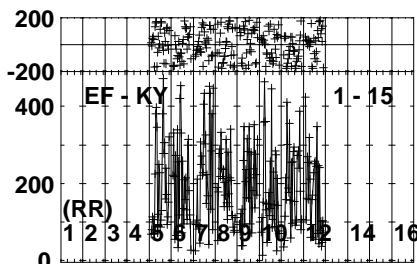
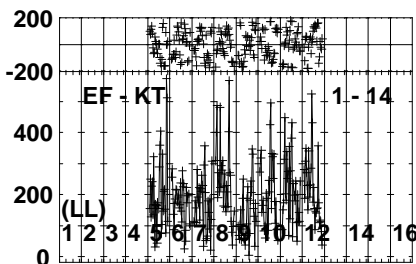
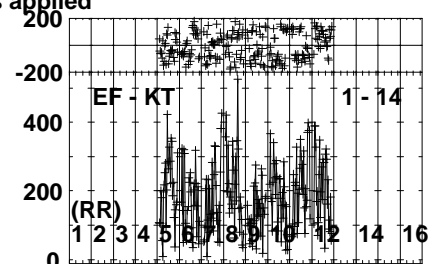
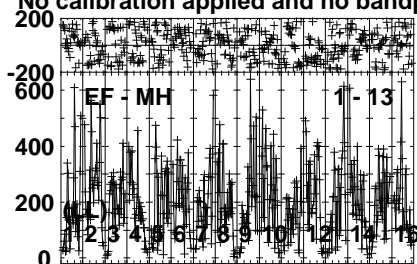
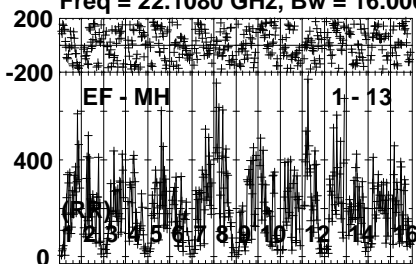
Lower frame: Milli Ampl Jy Top frame: Phas deg
Vector averaged cross-power spectrum Several baselines displayed
Timerange: 00/09:27:01 to 00/09:28:09

Plot file version 567 created 04-APR-2022 10:36:58

LSI61303 EM132A.UVDATA.1

Freq = 22.1080 GHz, Bw = 16.000 MH

No calibration applied and no bandpass applied



0 0 0 0 0 0 0 0 0 0 0 0 0 0 0 0

0 0 0 0 0 0 0 0 0 0 0 0 0 0 0 0

Channels

Channels

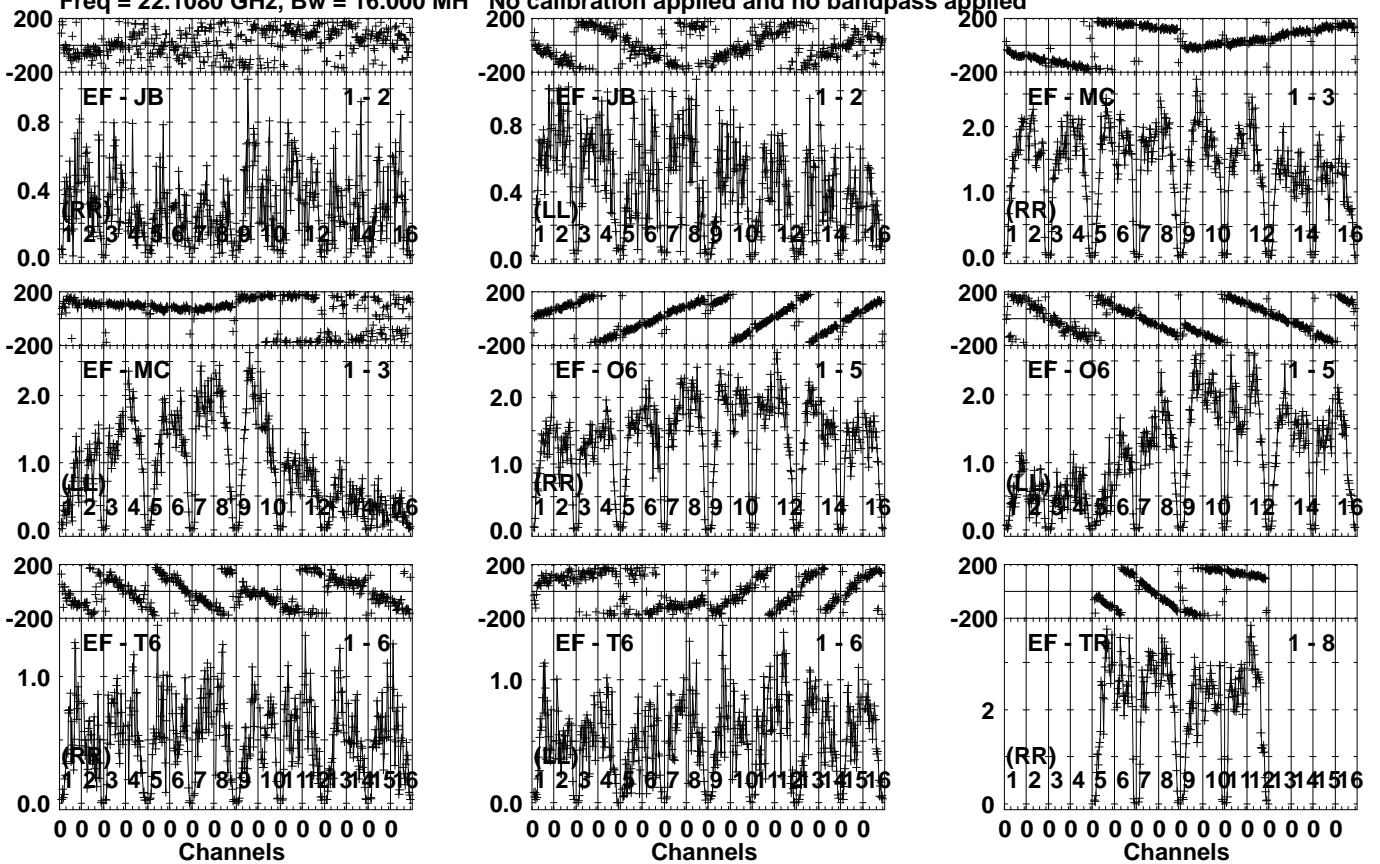
Lower frame: Micro Ampl Jy Top frame: Phas deg
Vector averaged cross-power spectrum Several baselines displayed
Timerange: 00/09:27:01 to 00/09:28:09

Plot file version 568 created 04-APR-2022 10:36:58

J0244+6228 EM132A.UVDATA.1

Freq = 22.1080 GHz, Bw = 16.000 MH

No calibration applied and no bandpass applied



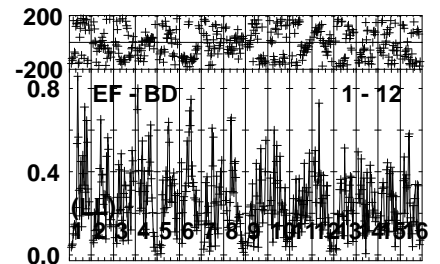
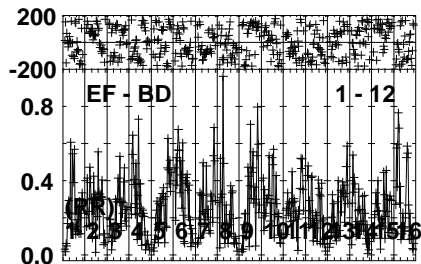
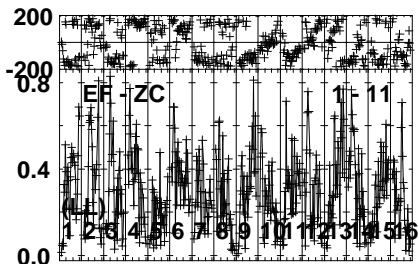
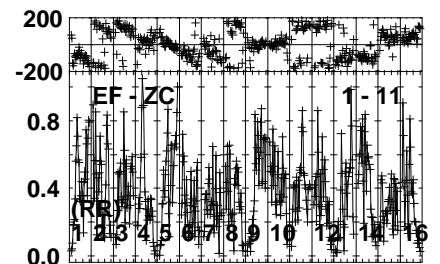
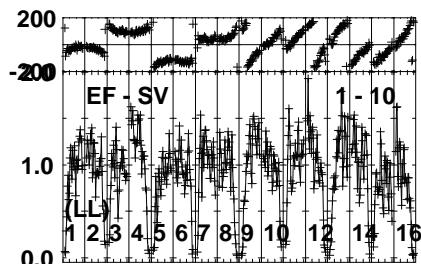
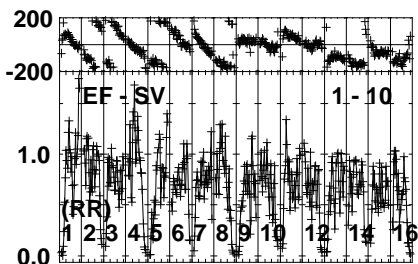
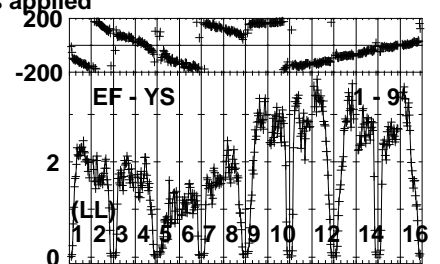
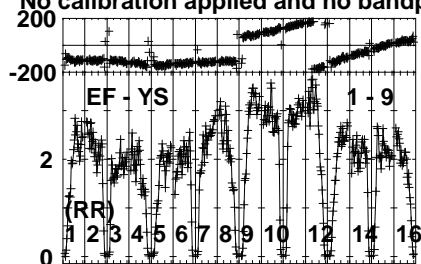
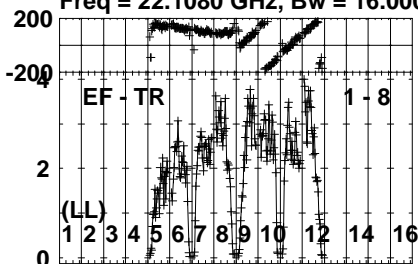
Lower frame: Milli Ampl Jy Top frame: Phas deg
Vector averaged cross-power spectrum Several baselines displayed
Timerange: 00/09:28:11 to 00/09:29:09

Plot file version 569 created 04-APR-2022 10:36:58

J0244+6228 EM132A.UVDATA.1

Freq = 22.1080 GHz, Bw = 16.000 MH

No calibration applied and no bandpass applied



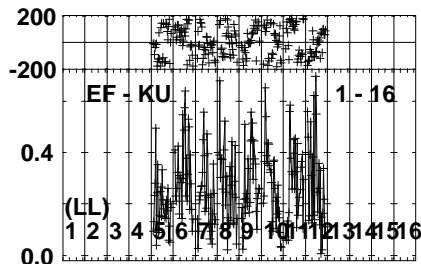
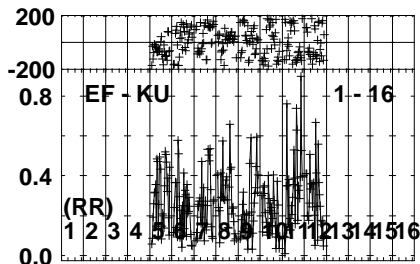
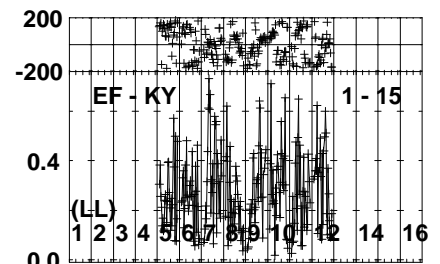
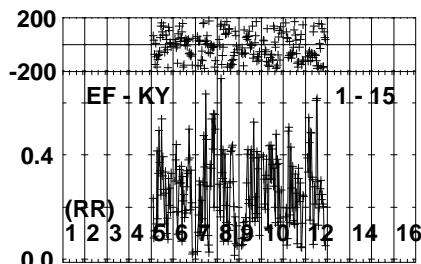
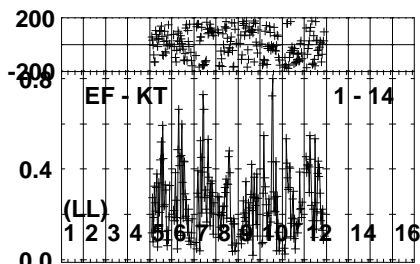
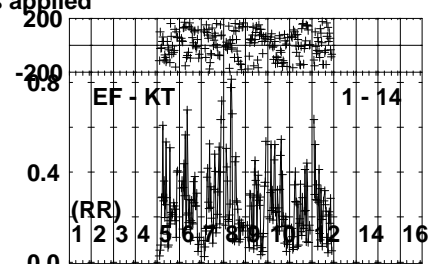
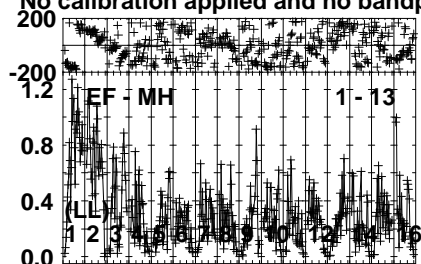
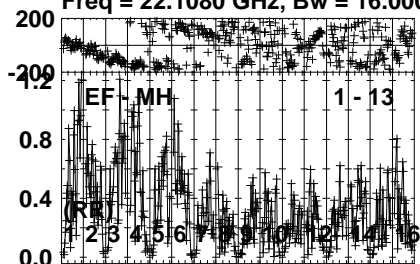
Lower frame: Milli Ampl Jy Top frame: Phas deg
Vector averaged cross-power spectrum Several baselines displayed
Timerange: 00/09:28:11 to 00/09:29:09

Plot file version 570 created 04-APR-2022 10:36:59

J0244+6228 EM132A.UVDATA.1

Freq = 22.1080 GHz, Bw = 16.000 MH

No calibration applied and no bandpass applied



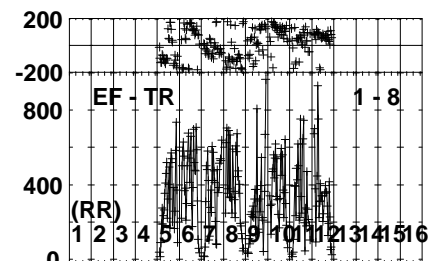
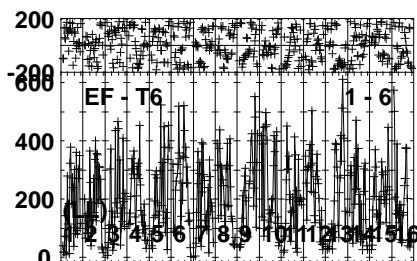
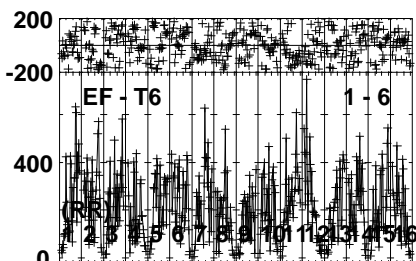
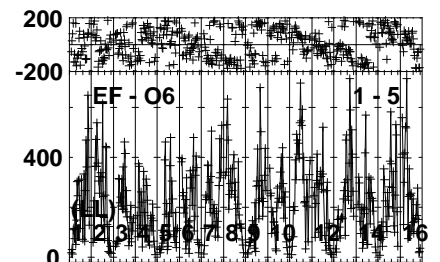
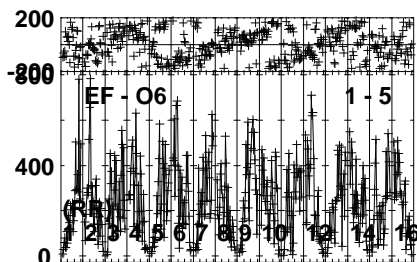
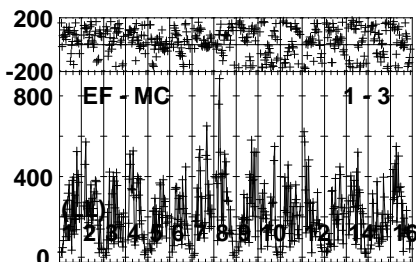
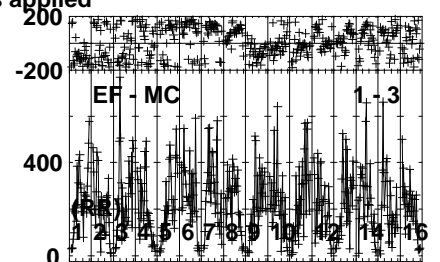
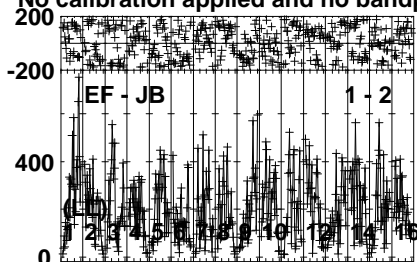
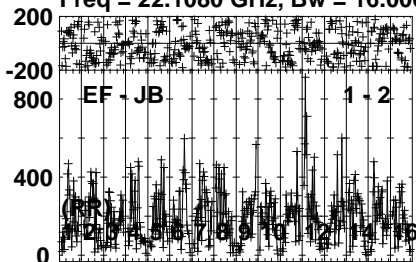
Lower frame: Milli Ampl Jy Top frame: Phas deg
Vector averaged cross-power spectrum Several baselines displayed
Timerange: 00/09:28:11 to 00/09:29:09

Plot file version 571 created 04-APR-2022 10:36:59

LSI61303 EM132A.UVDATA.1

Freq = 22.1080 GHz, Bw = 16.000 MH

No calibration applied and no bandpass applied



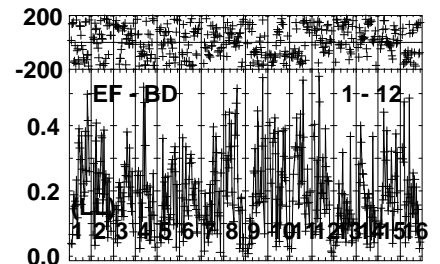
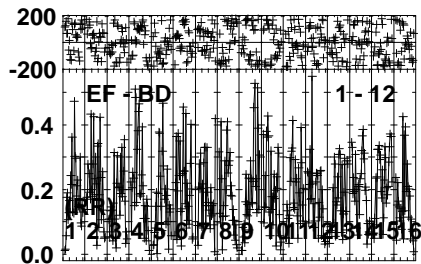
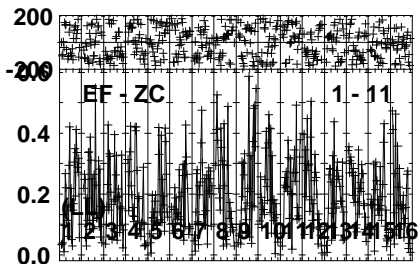
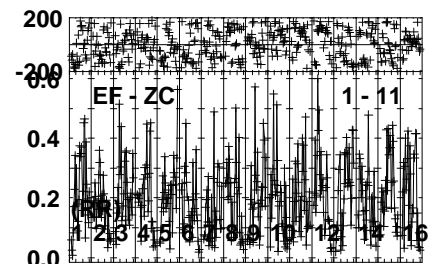
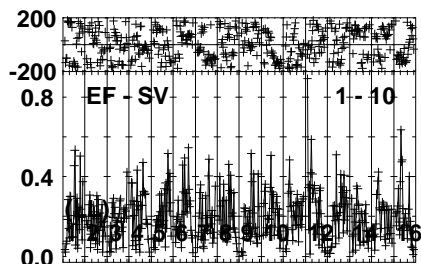
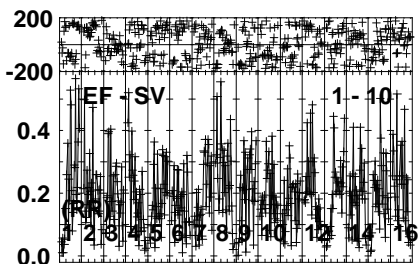
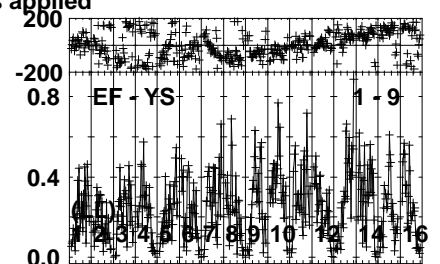
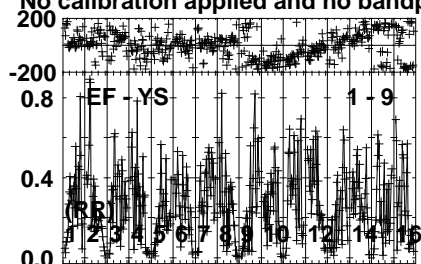
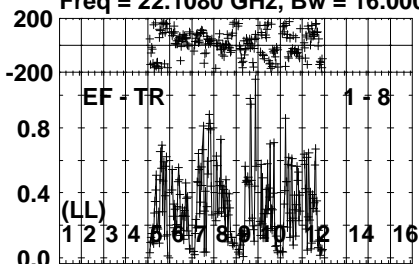
Lower frame: Micro Ampl Jy Top frame: Phas deg
Vector averaged cross-power spectrum Several baselines displayed
Timerange: 00/09:29:11 to 00/09:30:19

Plot file version 572 created 04-APR-2022 10:36:59

LSI61303 EM132A.UVDATA.1

Freq = 22.1080 GHz, Bw = 16.000 MH

No calibration applied and no bandpass applied



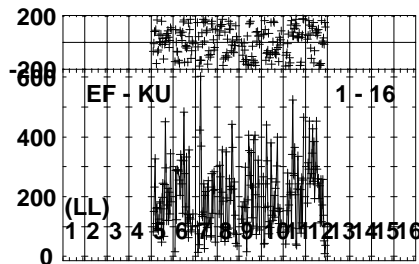
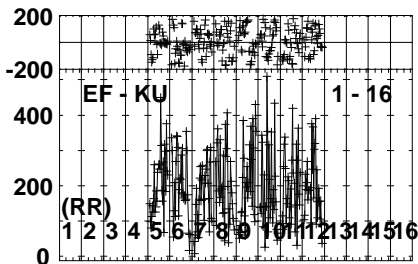
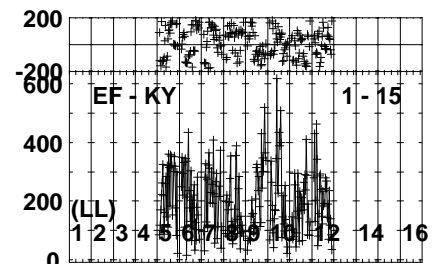
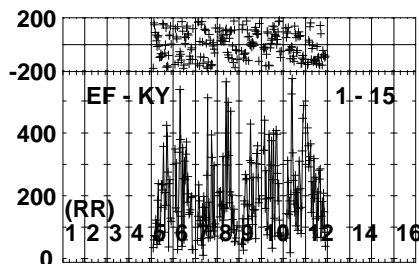
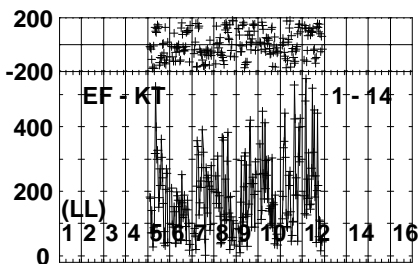
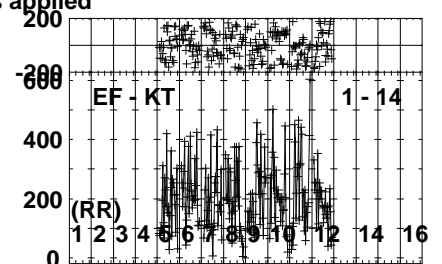
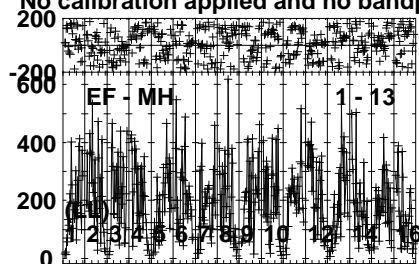
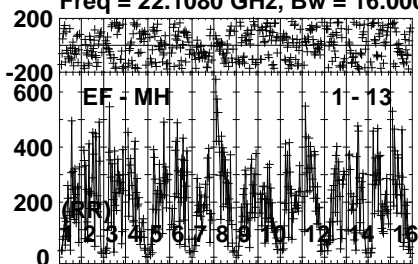
Lower frame: Milli Ampl Jy Top frame: Phas deg
Vector averaged cross-power spectrum Several baselines displayed
Timerange: 00/09:29:11 to 00/09:30:19

Plot file version 573 created 04-APR-2022 10:36:59

LSI61303 EM132A.UVDATA.1

Freq = 22.1080 GHz, Bw = 16.000 MH

No calibration applied and no bandpass applied



0 0 0 0 0 0 0 0 0 0 0 0 0 0 0 0

Lower frame: Micro Ampl Jy Top frame: Phas deg

Vector averaged cross-power spectrum Several baselines displayed

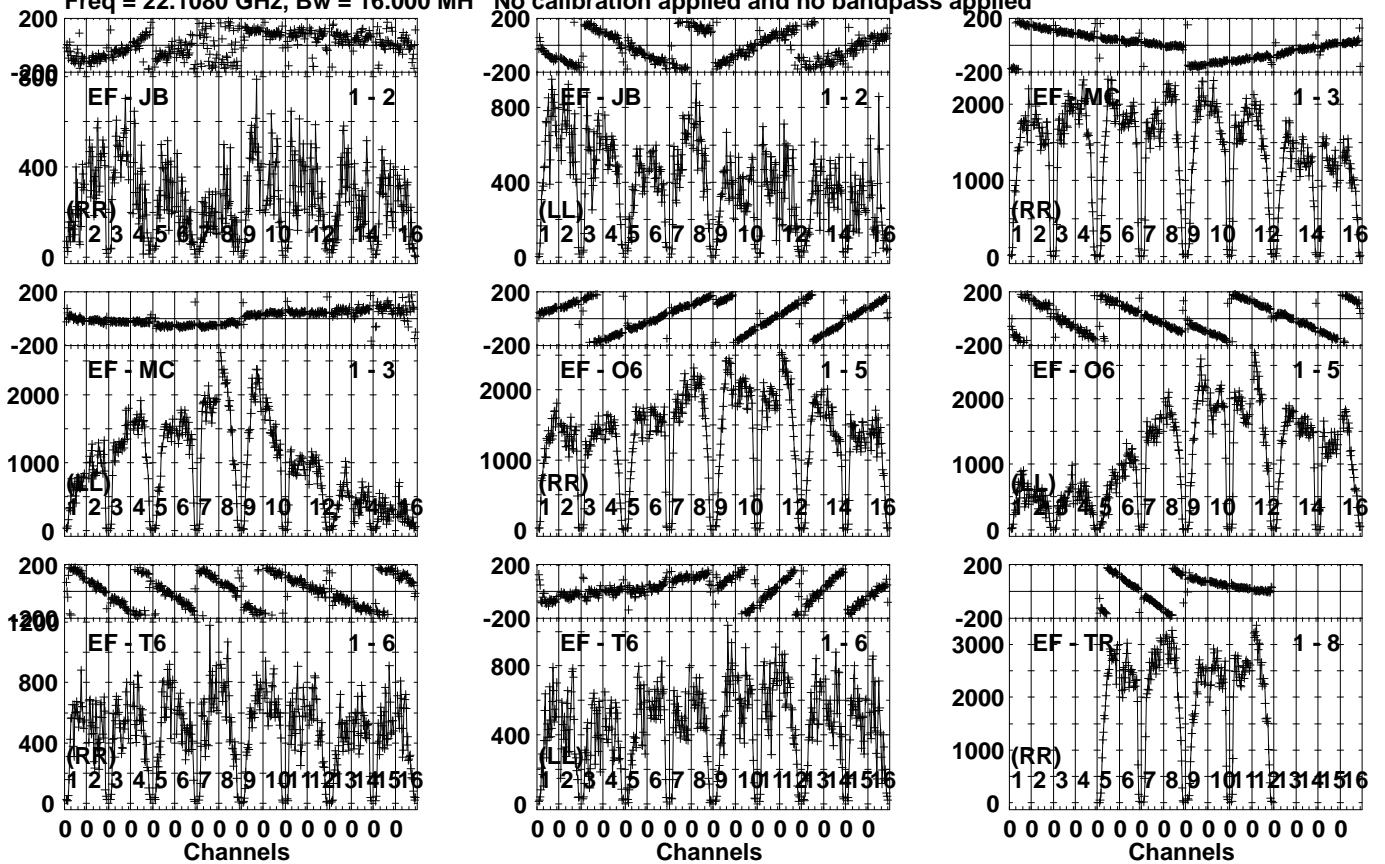
Timerange: 00/09:29:11 to 00/09:30:19

Plot file version 574 created 04-APR-2022 10:36:59

J0244+6228 EM132A.UVDATA.1

Freq = 22.1080 GHz, Bw = 16.000 MH

No calibration applied and no bandpass applied



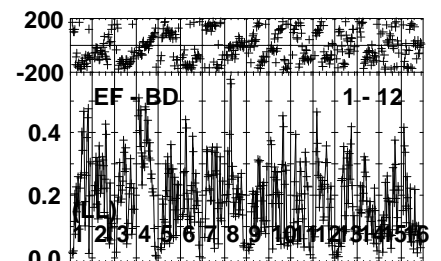
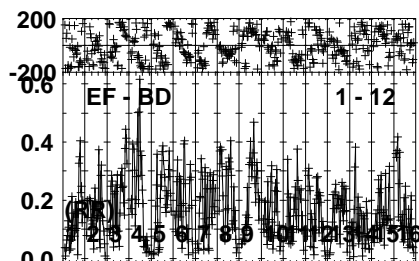
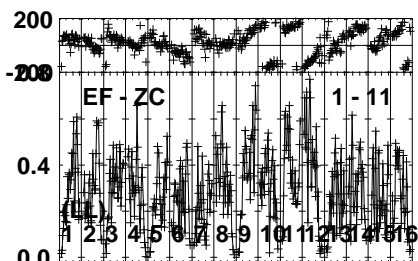
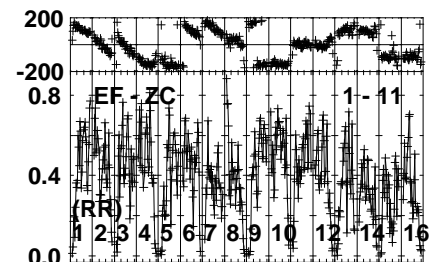
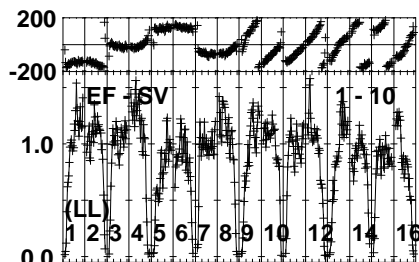
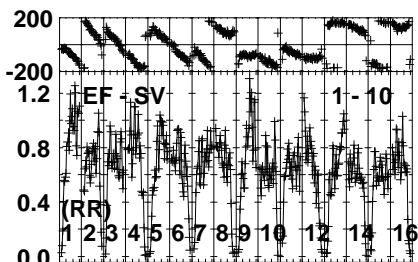
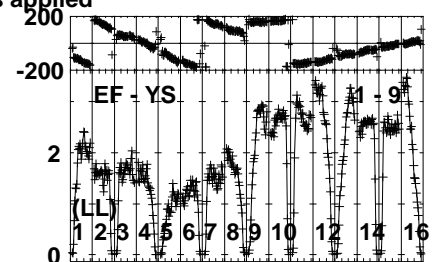
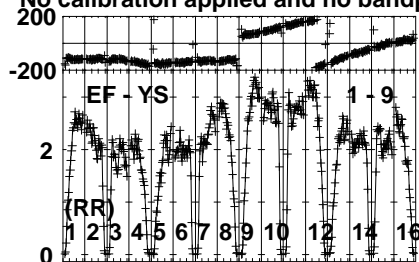
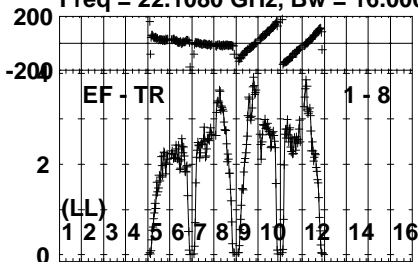
Lower frame: Micro Ampl Jy Top frame: Phas deg
Vector averaged cross-power spectrum Several baselines displayed
Timerange: 00/09:30:51 to 00/09:31:49

Plot file version 575 created 04-APR-2022 10:36:59

J0244+6228 EM132A.UVDATA.1

Freq = 22.1080 GHz, Bw = 16.000 MH

No calibration applied and no bandpass applied



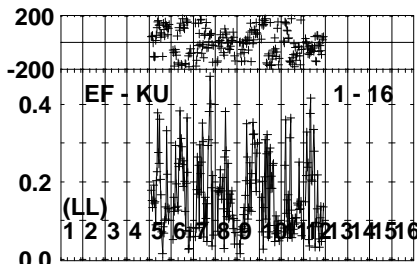
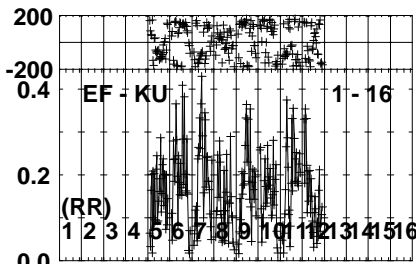
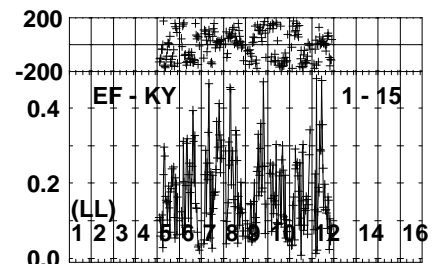
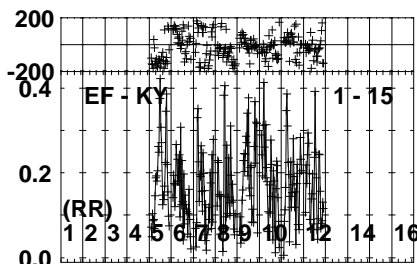
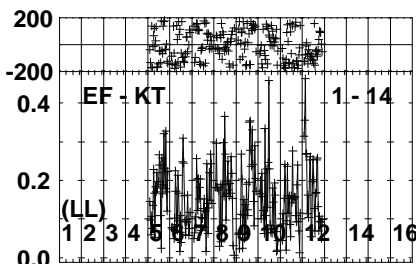
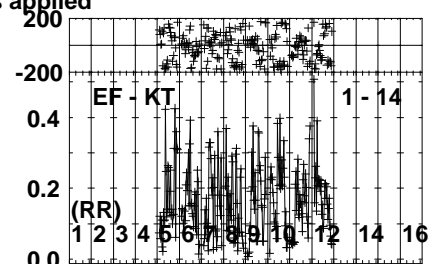
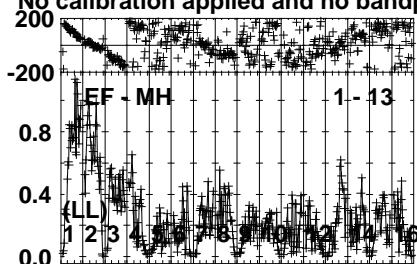
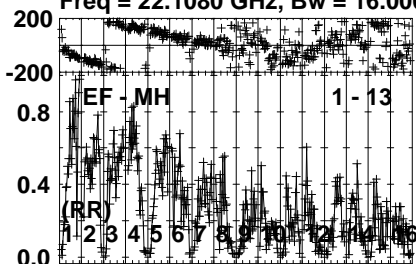
Lower frame: Milli Ampl Jy Top frame: Phas deg
Vector averaged cross-power spectrum Several baselines displayed
Timerange: 00/09:30:51 to 00/09:31:49

Plot file version 576 created 04-APR-2022 10:36:59

J0244+6228 EM132A.UVDATA.1

Freq = 22.1080 GHz, Bw = 16.000 MH

No calibration applied and no bandpass applied



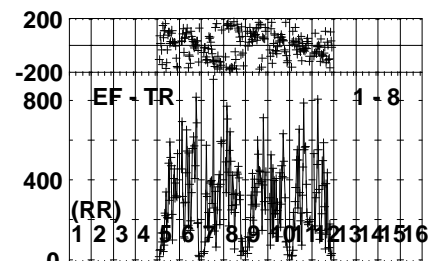
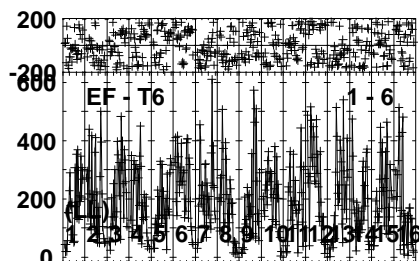
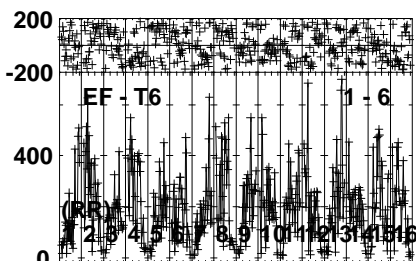
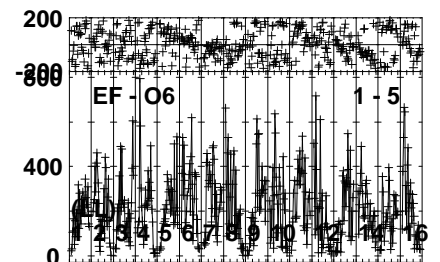
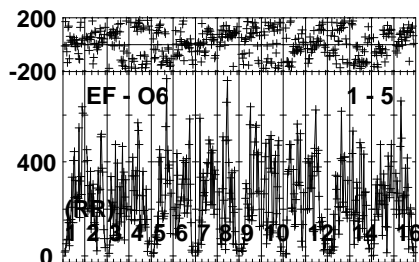
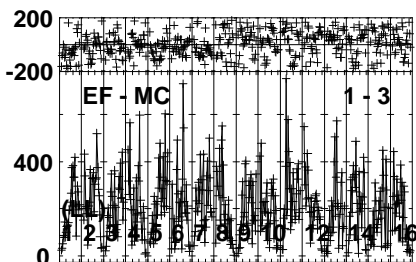
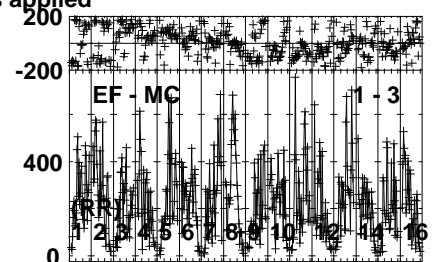
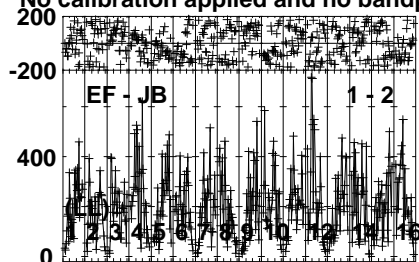
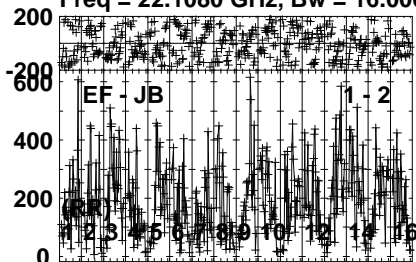
Lower frame: Milli Ampl Jy Top frame: Phas deg
Vector averaged cross-power spectrum Several baselines displayed
Timerange: 00/09:30:51 to 00/09:31:49

Plot file version 577 created 04-APR-2022 10:36:59

LSI61303 EM132A.UVDATA.1

Freq = 22.1080 GHz, Bw = 16.000 MH

No calibration applied and no bandpass applied



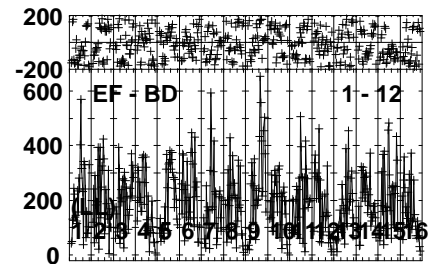
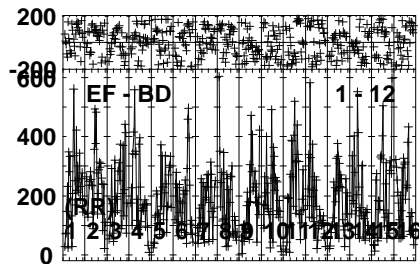
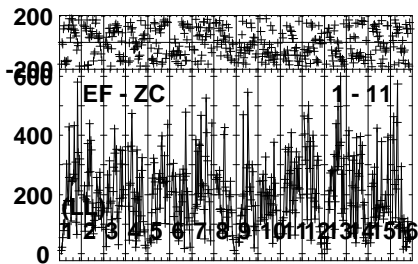
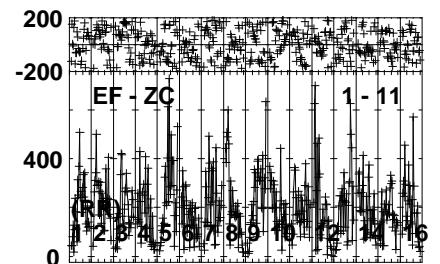
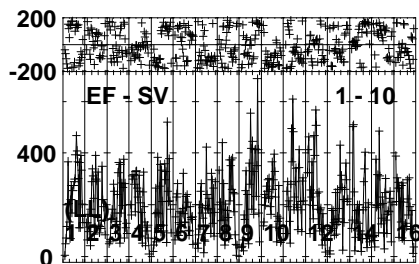
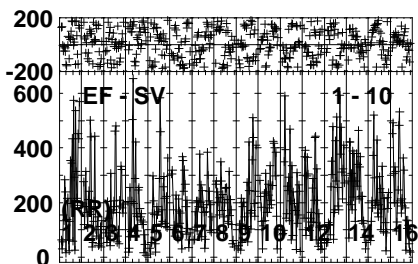
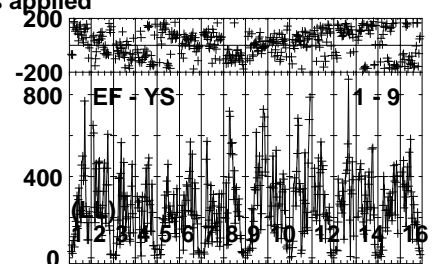
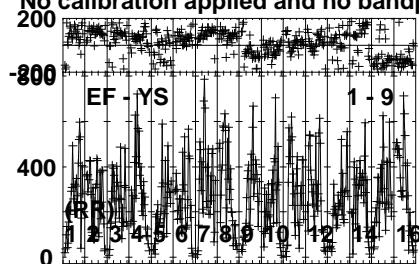
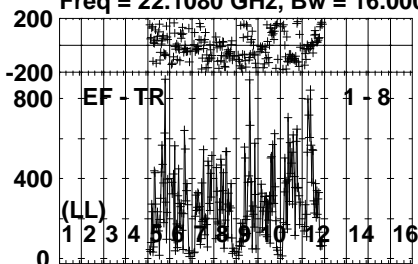
Lower frame: Micro Ampl Jy Top frame: Phas deg
Vector averaged cross-power spectrum Several baselines displayed
Timerange: 00/09:31:51 to 00/09:32:59

Plot file version 578 created 04-APR-2022 10:36:59

LSI61303 EM132A.UVDATA.1

Freq = 22.1080 GHz, Bw = 16.000 MH

No calibration applied and no bandpass applied



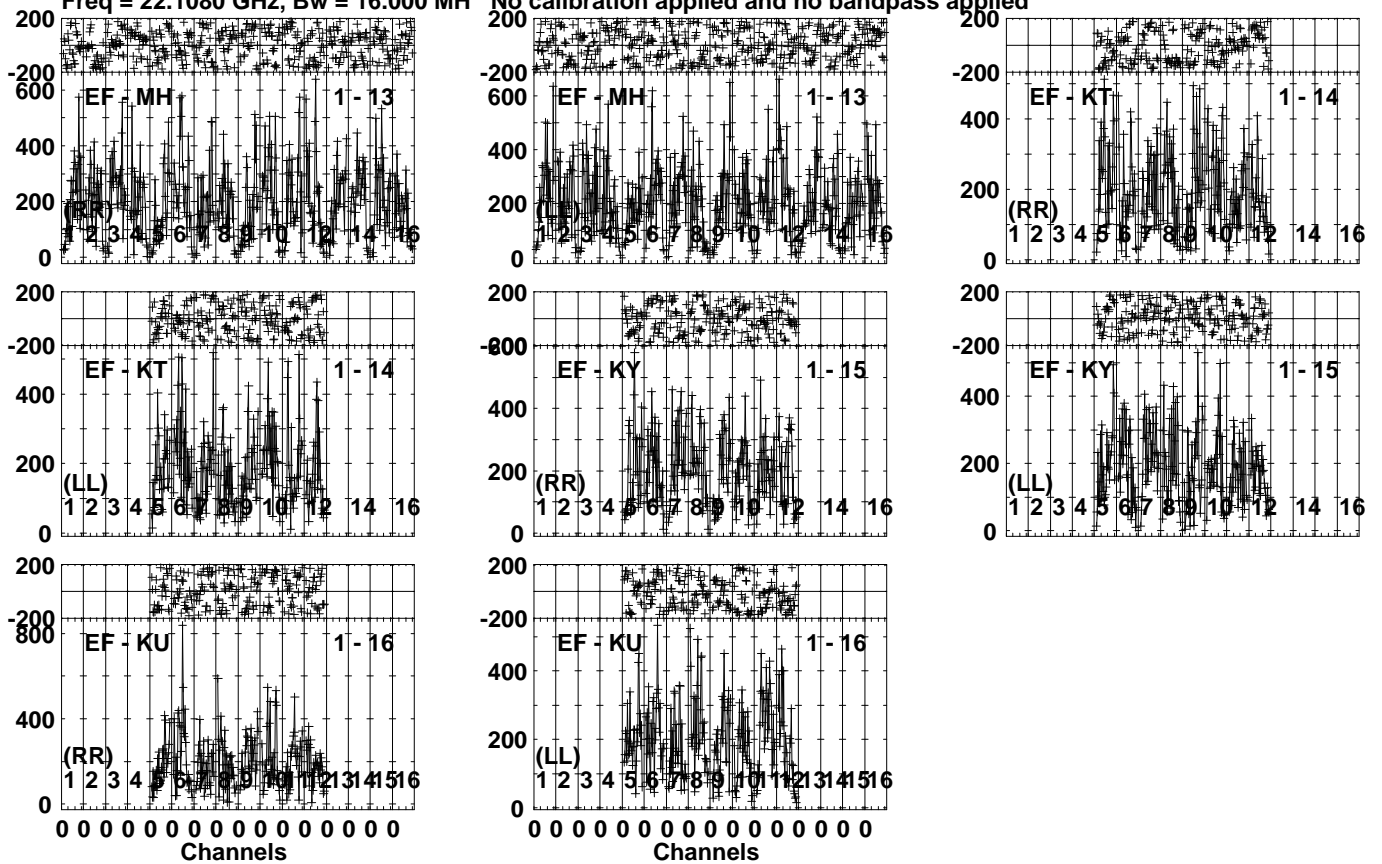
Lower frame: Micro Ampl Jy Top frame: Phas deg
Vector averaged cross-power spectrum Several baselines displayed
Timerange: 00/09:31:51 to 00/09:32:59

Plot file version 579 created 04-APR-2022 10:36:59

LSI61303 EM132A.UVDATA.1

Freq = 22.1080 GHz, Bw = 16.000 MH

No calibration applied and no bandpass applied



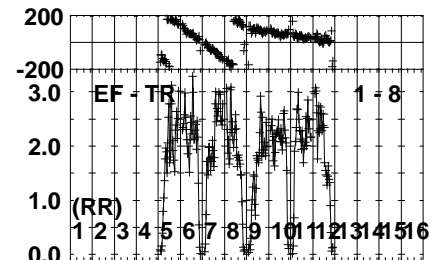
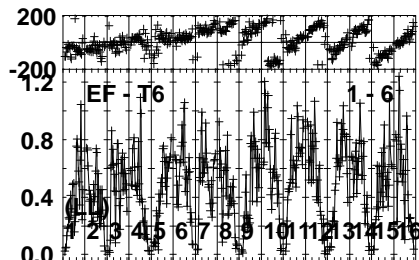
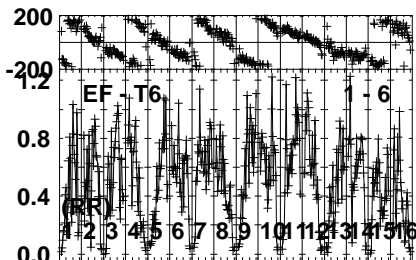
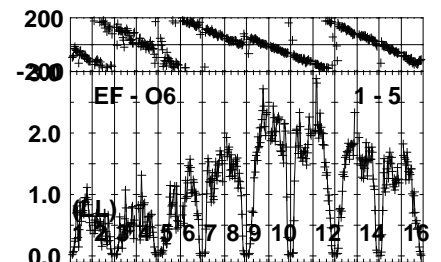
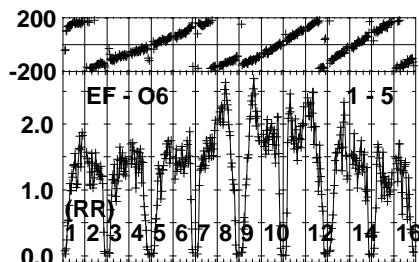
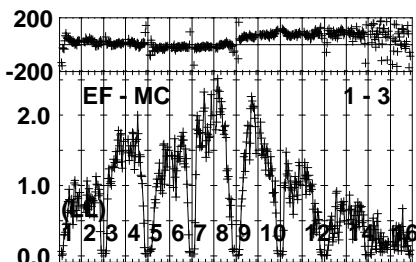
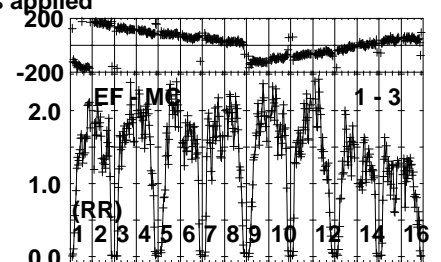
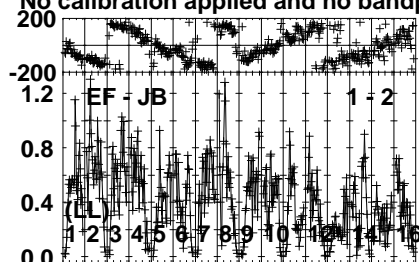
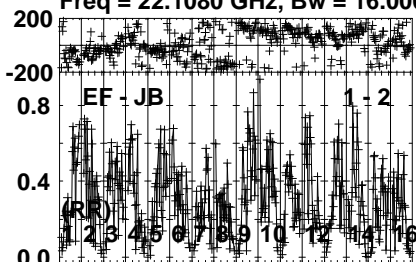
Lower frame: Micro Ampl Jy Top frame: Phas deg
Vector averaged cross-power spectrum Several baselines displayed
Timerange: 00/09:31:51 to 00/09:32:59

Plot file version 580 created 04-APR-2022 10:36:59

J0244+6228 EM132A.UVDATA.1

Freq = 22.1080 GHz, Bw = 16.000 MH

No calibration applied and no bandpass applied



0 0 0 0 0 0 0 0 0 0 0 0 0 0 0 0
Channels

0 0 0 0 0 0 0 0 0 0 0 0 0 0 0 0
Channels

0 0 0 0 0 0 0 0 0 0 0 0 0 0 0 0
Channels

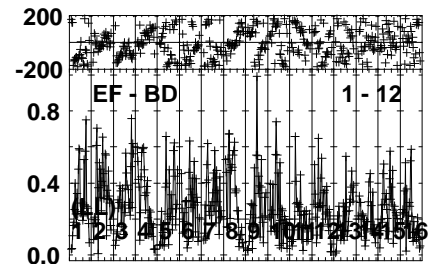
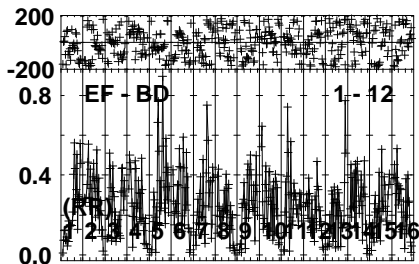
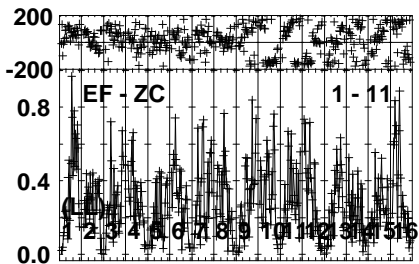
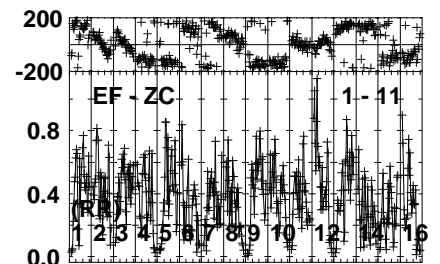
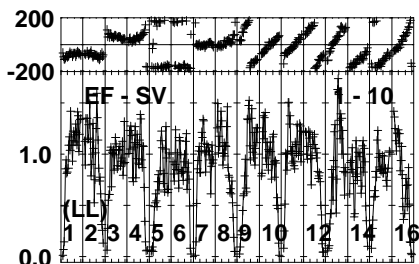
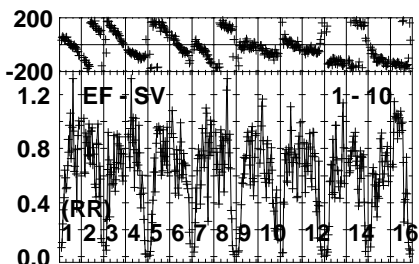
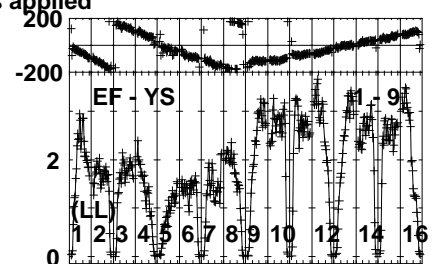
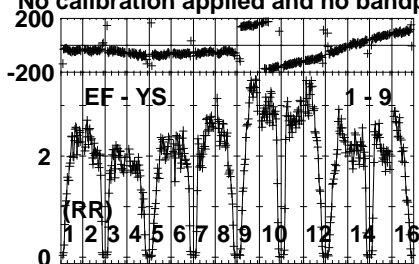
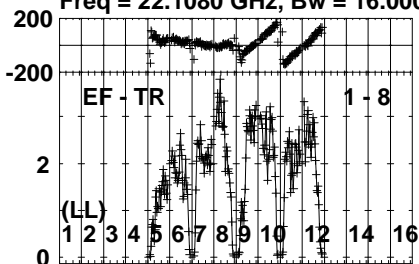
Lower frame: Milli Ampl Jy Top frame: Phas deg
Vector averaged cross-power spectrum Several baselines displayed
Timerange: 00/09:33:01 to 00/09:33:59

Plot file version 581 created 04-APR-2022 10:36:59

J0244+6228 EM132A.UVDATA.1

Freq = 22.1080 GHz, Bw = 16.000 MH

No calibration applied and no bandpass applied



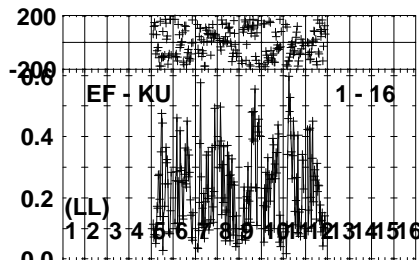
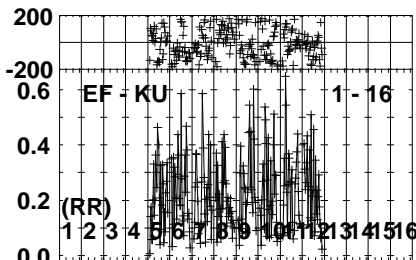
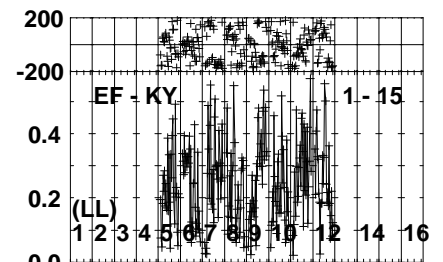
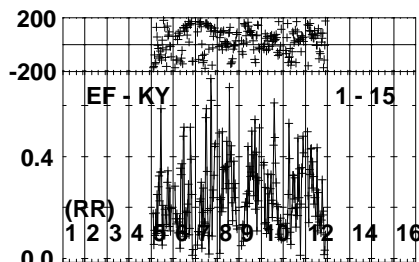
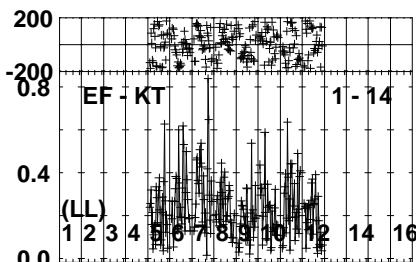
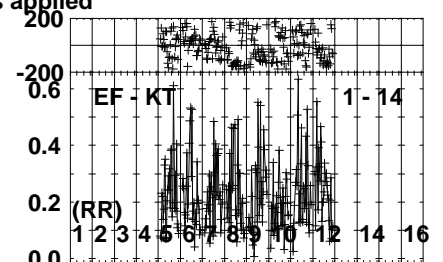
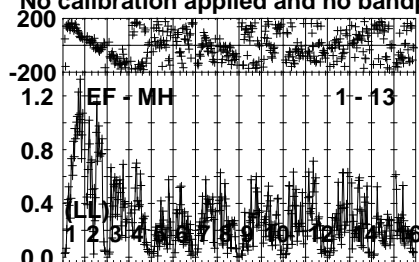
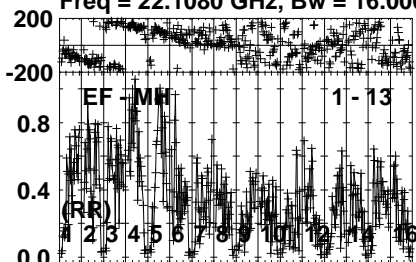
Lower frame: Milli Ampl Jy Top frame: Phas deg
Vector averaged cross-power spectrum Several baselines displayed
Timerange: 00/09:33:01 to 00/09:33:59

Plot file version 582 created 04-APR-2022 10:37:00

J0244+6228 EM132A.UVDATA.1

Freq = 22.1080 GHz, Bw = 16.000 MH

No calibration applied and no bandpass applied



0 0 0 0 0 0 0 0 0 0 0 0 0 0 0 0

0 0 0 0 0 0 0 0 0 0 0 0 0 0 0 0

Channels

Channels

Lower frame: Milli Ampl Jy Top frame: Phas deg

Vector averaged cross-power spectrum Several baselines displayed

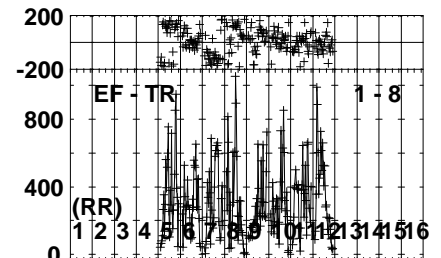
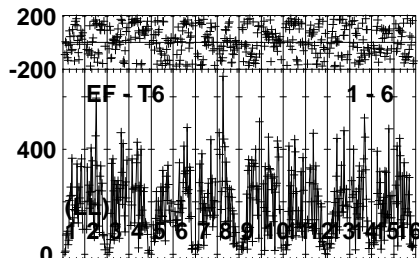
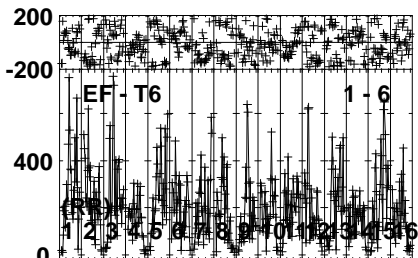
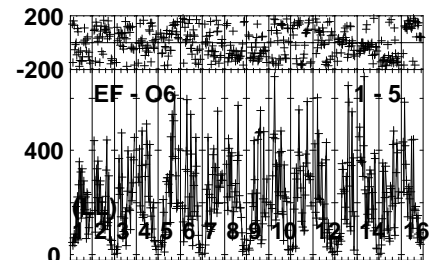
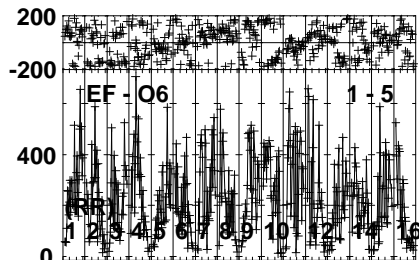
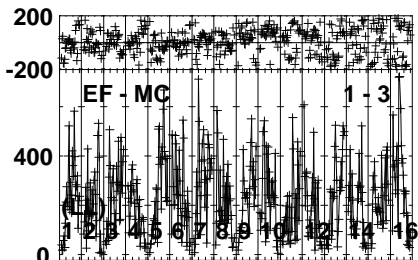
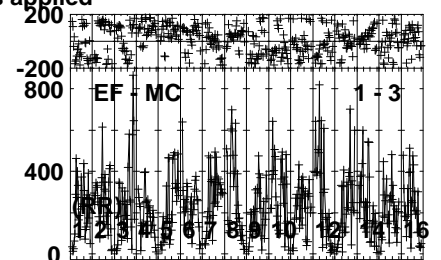
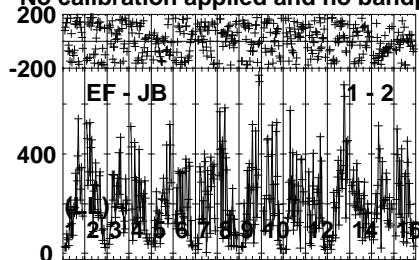
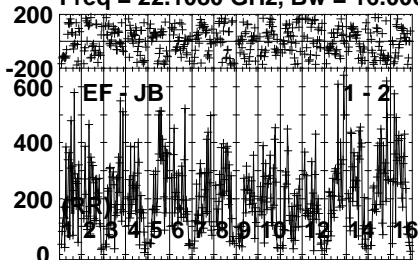
Timerange: 00/09:33:01 to 00/09:33:59

Plot file version 583 created 04-APR-2022 10:37:00

LSI61303 EM132A.UVDATA.1

Freq = 22.1080 GHz, Bw = 16.000 MH

No calibration applied and no bandpass applied



0 0 0 0 0 0 0 0 0 0 0 0 0 0 0 0

Channels

0 0 0 0 0 0 0 0 0 0 0 0 0 0 0 0

Channels

0 0 0 0 0 0 0 0 0 0 0 0 0 0 0 0

Channels

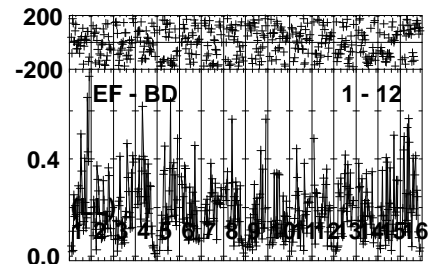
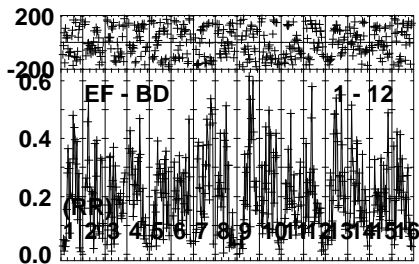
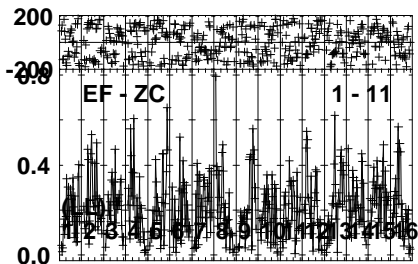
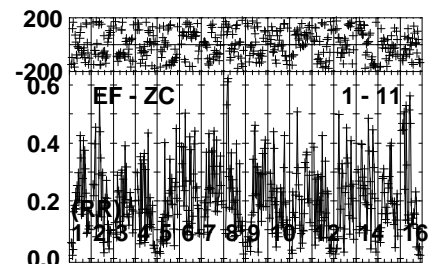
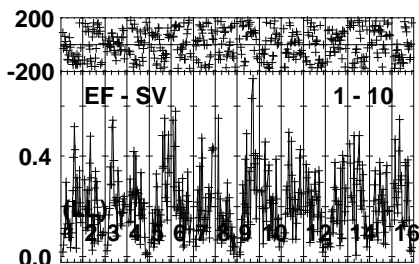
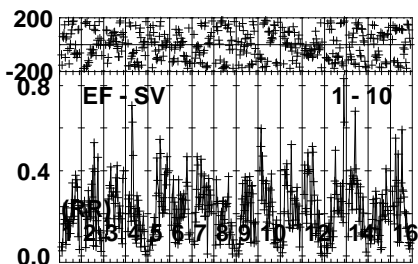
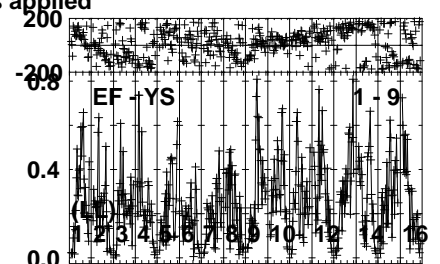
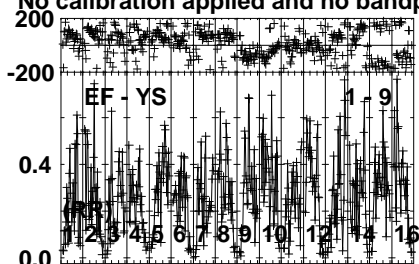
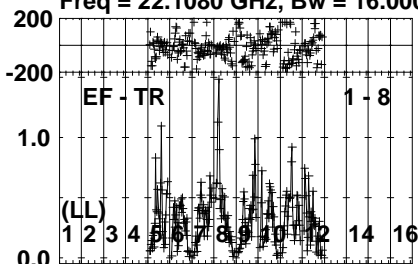
Lower frame: Micro Ampl Jy Top frame: Phas deg
Vector averaged cross-power spectrum Several baselines displayed
Timerange: 00/09:34:01 to 00/09:35:09

Plot file version 584 created 04-APR-2022 10:37:00

LSI61303 EM132A.UVDATA.1

Freq = 22.1080 GHz, Bw = 16.000 MH

No calibration applied and no bandpass applied



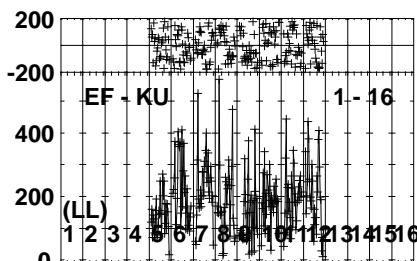
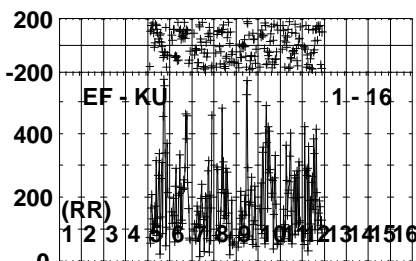
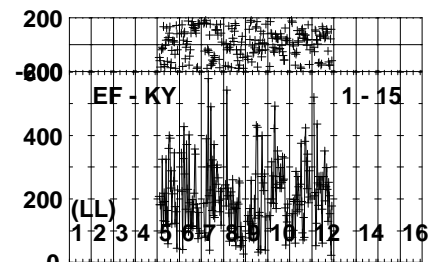
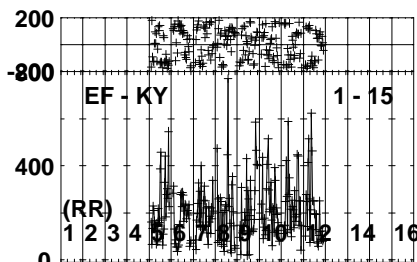
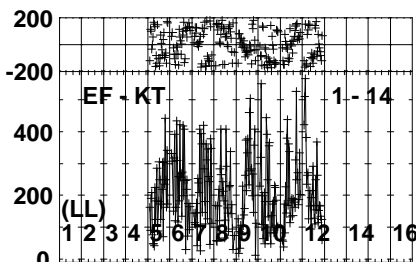
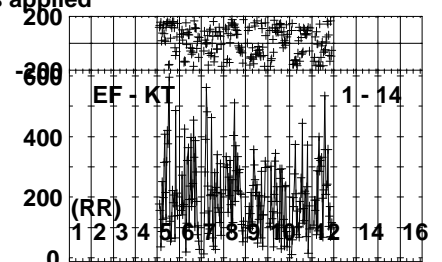
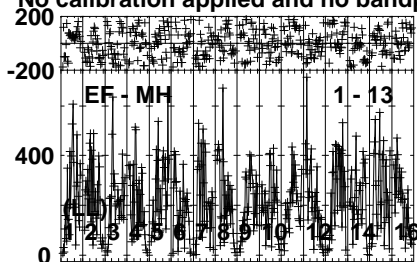
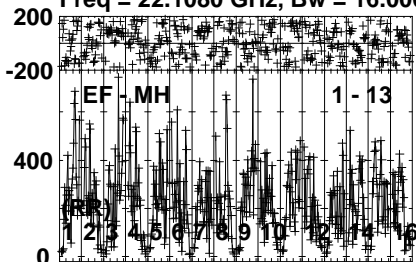
Lower frame: Milli Ampl Jy Top frame: Phas deg
Vector averaged cross-power spectrum Several baselines displayed
Timerange: 00/09:34:01 to 00/09:35:09

Plot file version 585 created 04-APR-2022 10:37:00

LSI61303 EM132A.UVDATA.1

Freq = 22.1080 GHz, Bw = 16.000 MH

No calibration applied and no bandpass applied



0 0 0 0 0 0 0 0 0 0 0 0 0 0 0 0

0 0 0 0 0 0 0 0 0 0 0 0 0 0 0 0

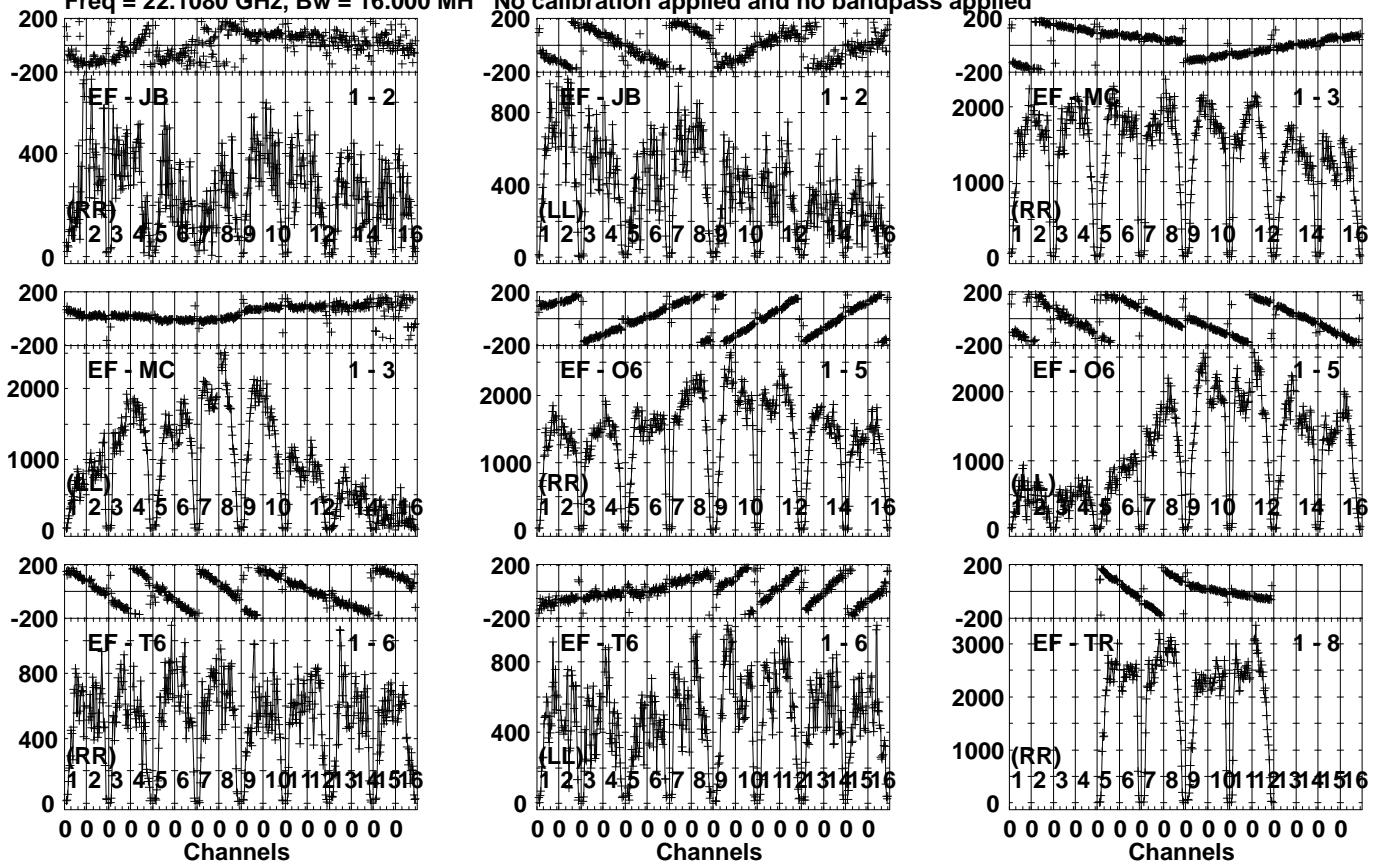
Lower frame: Micro Ampl Jy Top frame: Phas deg
Vector averaged cross-power spectrum Several baselines displayed
Timerange: 00/09:34:01 to 00/09:35:09

Plot file version 586 created 04-APR-2022 10:37:00

J0244+6228 EM132A.UVDATA.1

Freq = 22.1080 GHz, Bw = 16.000 MH

No calibration applied and no bandpass applied



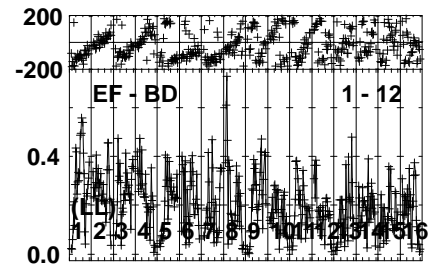
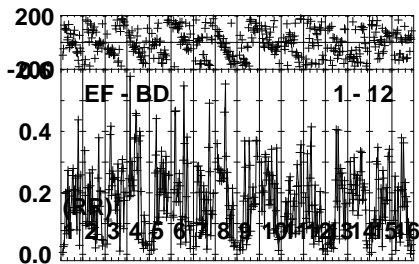
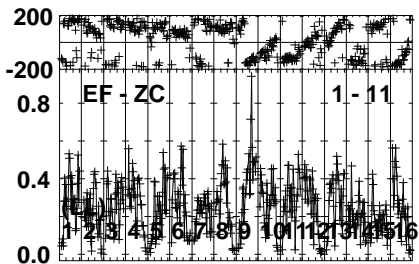
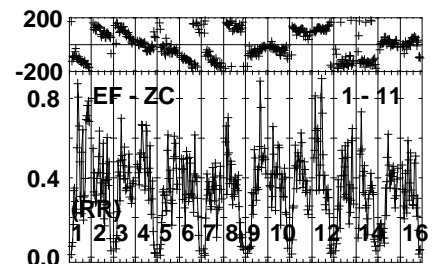
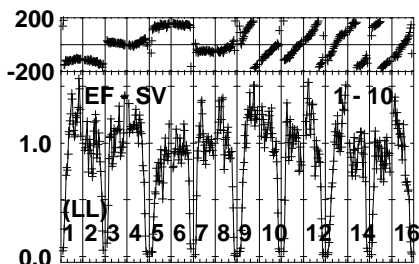
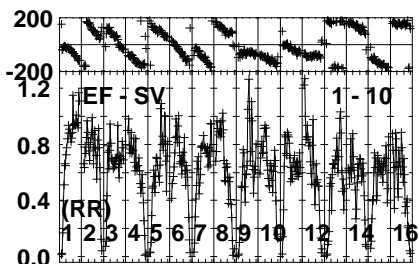
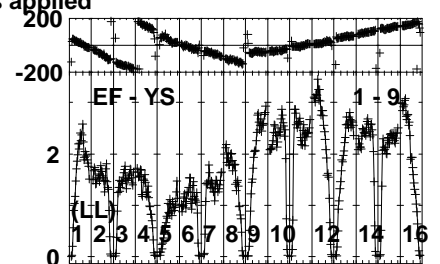
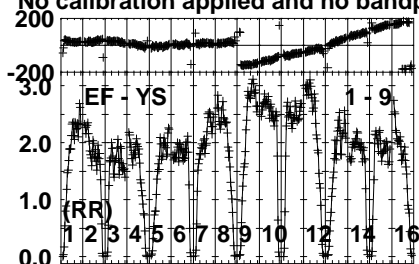
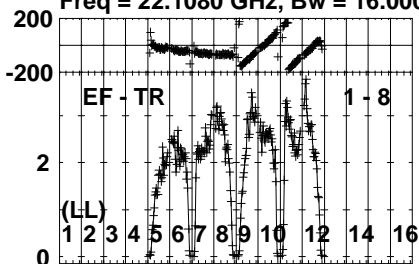
Lower frame: Micro Ampl Jy Top frame: Phas deg
Vector averaged cross-power spectrum Several baselines displayed
Timerange: 00/09:35:41 to 00/09:36:39

Plot file version 587 created 04-APR-2022 10:37:00

J0244+6228 EM132A.UVDATA.1

Freq = 22.1080 GHz, Bw = 16.000 MH

No calibration applied and no bandpass applied



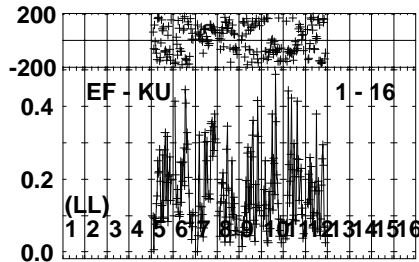
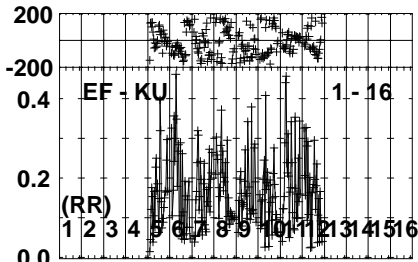
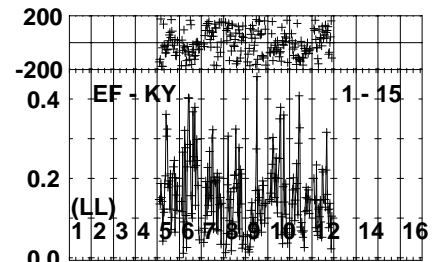
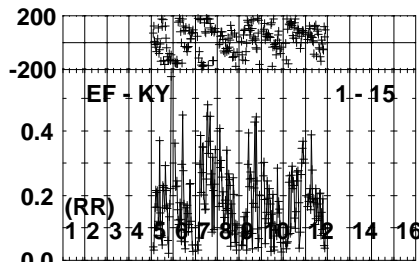
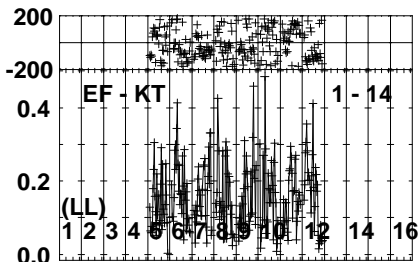
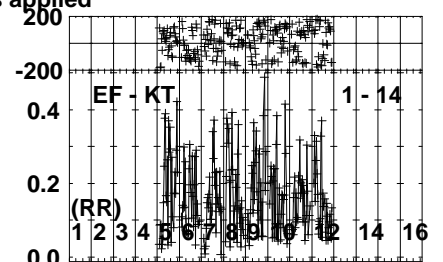
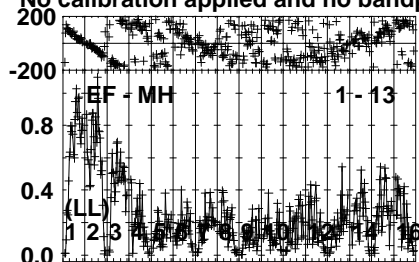
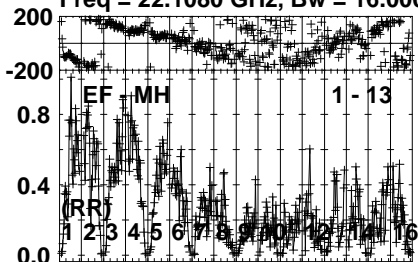
Lower frame: Milli Ampl Jy Top frame: Phas deg
Vector averaged cross-power spectrum Several baselines displayed
Timerange: 00/09:35:41 to 00/09:36:39

Plot file version 588 created 04-APR-2022 10:37:00

J0244+6228 EM132A.UVDATA.1

Freq = 22.1080 GHz, Bw = 16.000 MH

No calibration applied and no bandpass applied



0 0 0 0 0 0 0 0 0 0 0 0 0 0 0 0

0 0 0 0 0 0 0 0 0 0 0 0 0 0 0 0

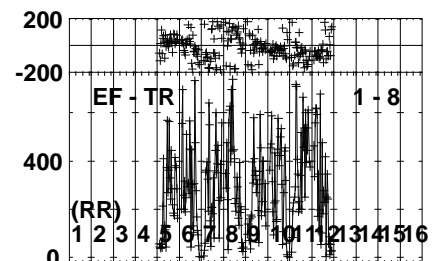
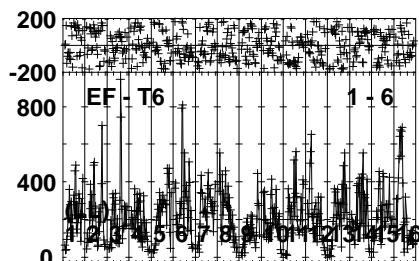
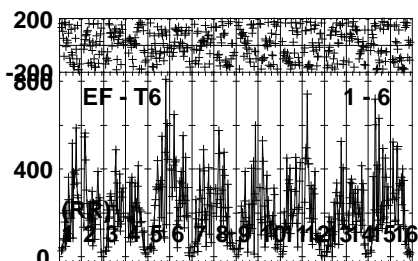
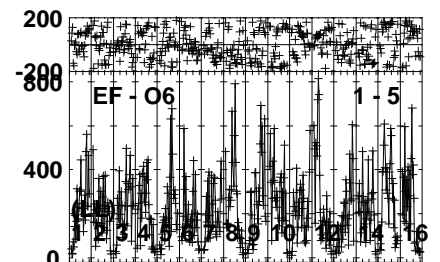
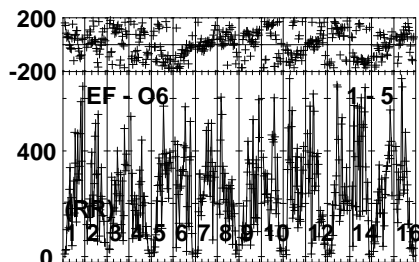
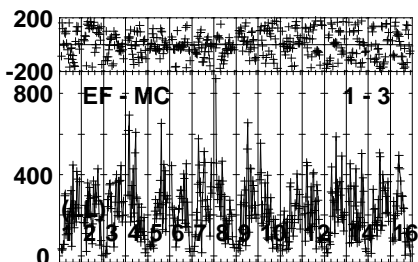
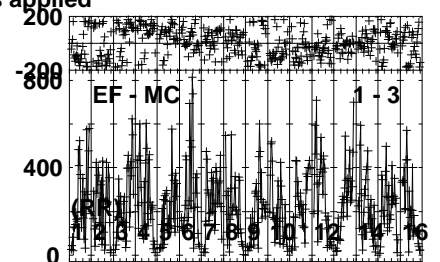
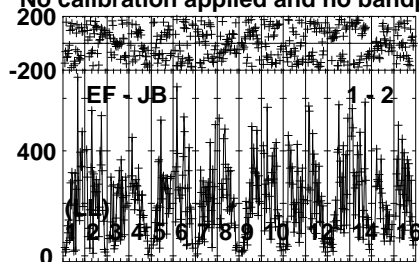
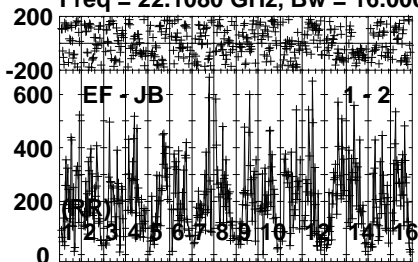
Lower frame: Milli Ampl Jy Top frame: Phas deg
 Vector averaged cross-power spectrum Several baselines displayed
 Timerange: 00/09:35:41 to 00/09:36:39

Plot file version 589 created 04-APR-2022 10:37:00

LSI61303 EM132A.UVDATA.1

Freq = 22.1080 GHz, Bw = 16.000 MH

No calibration applied and no bandpass applied



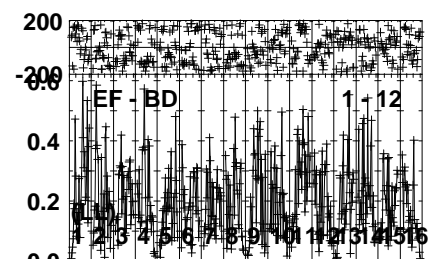
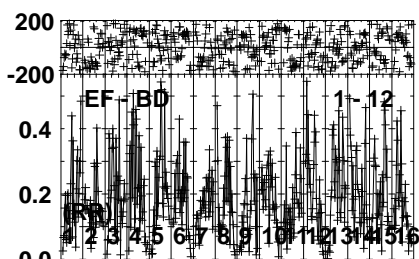
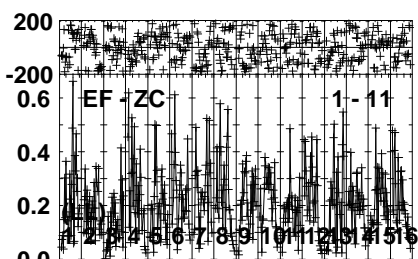
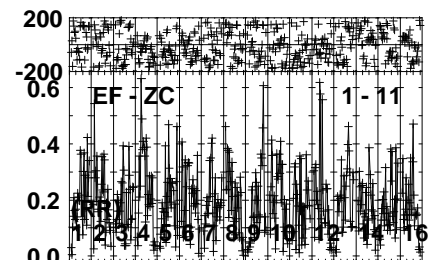
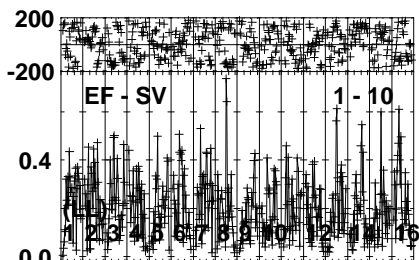
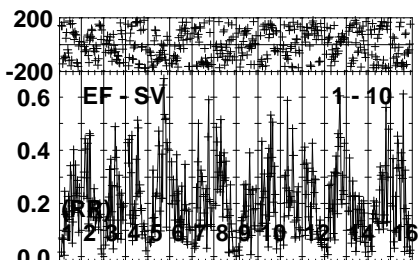
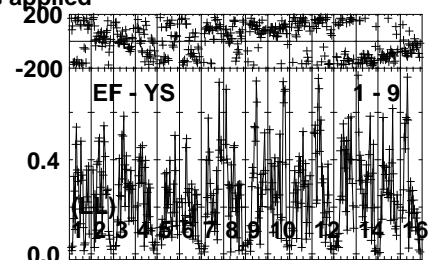
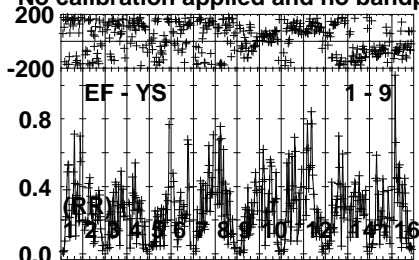
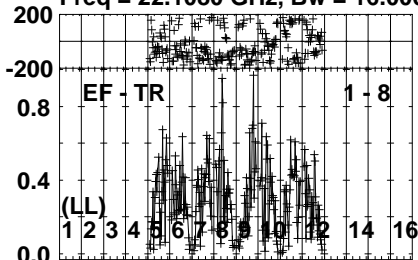
Lower frame: Micro Ampl Jy Top frame: Phas deg
Vector averaged cross-power spectrum Several baselines displayed
Timerange: 00/09:36:41 to 00/09:37:49

Plot file version 590 created 04-APR-2022 10:37:00

LSI61303 EM132A.UVDATA.1

Freq = 22.1080 GHz, Bw = 16.000 MH

No calibration applied and no bandpass applied



0 0 0 0 0 0 0 0 0 0 0 0 0 0 0 0

0 0 0 0 0 0 0 0 0 0 0 0 0 0 0 0

0 0 0 0 0 0 0 0 0 0 0 0 0 0 0 0

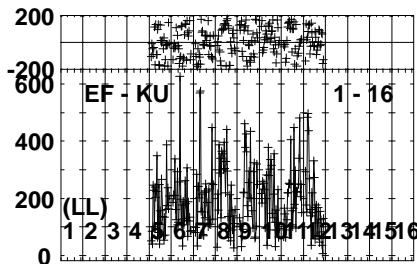
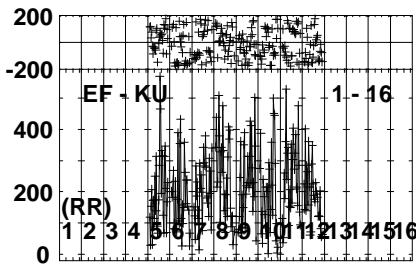
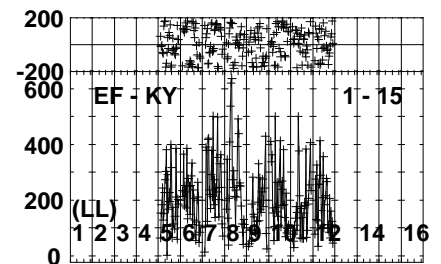
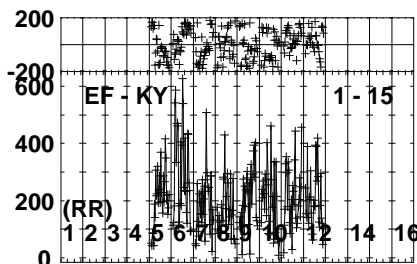
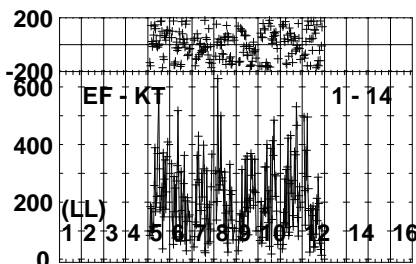
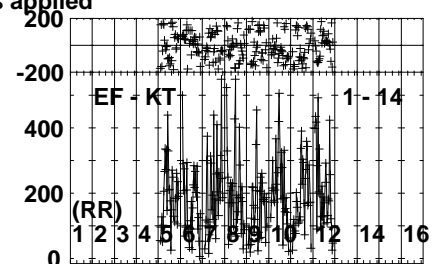
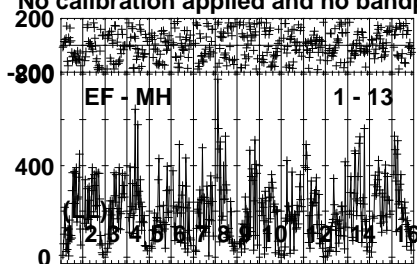
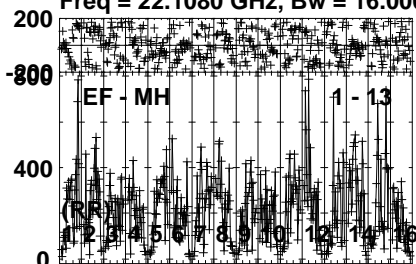
Channels Channels Channels
Lower frame: Milli Ampl Jy Top frame: Phas deg
Vector averaged cross-power spectrum Several baselines displayed
Timerange: 00/09:36:41 to 00/09:37:49

Plot file version 591 created 04-APR-2022 10:37:00

LSI61303 EM132A.UVDATA.1

Freq = 22.1080 GHz, Bw = 16.000 MH

No calibration applied and no bandpass applied



0 0 0 0 0 0 0 0 0 0 0 0 0 0 0 0

0 0 0 0 0 0 0 0 0 0 0 0 0 0 0 0

Channels

Channels

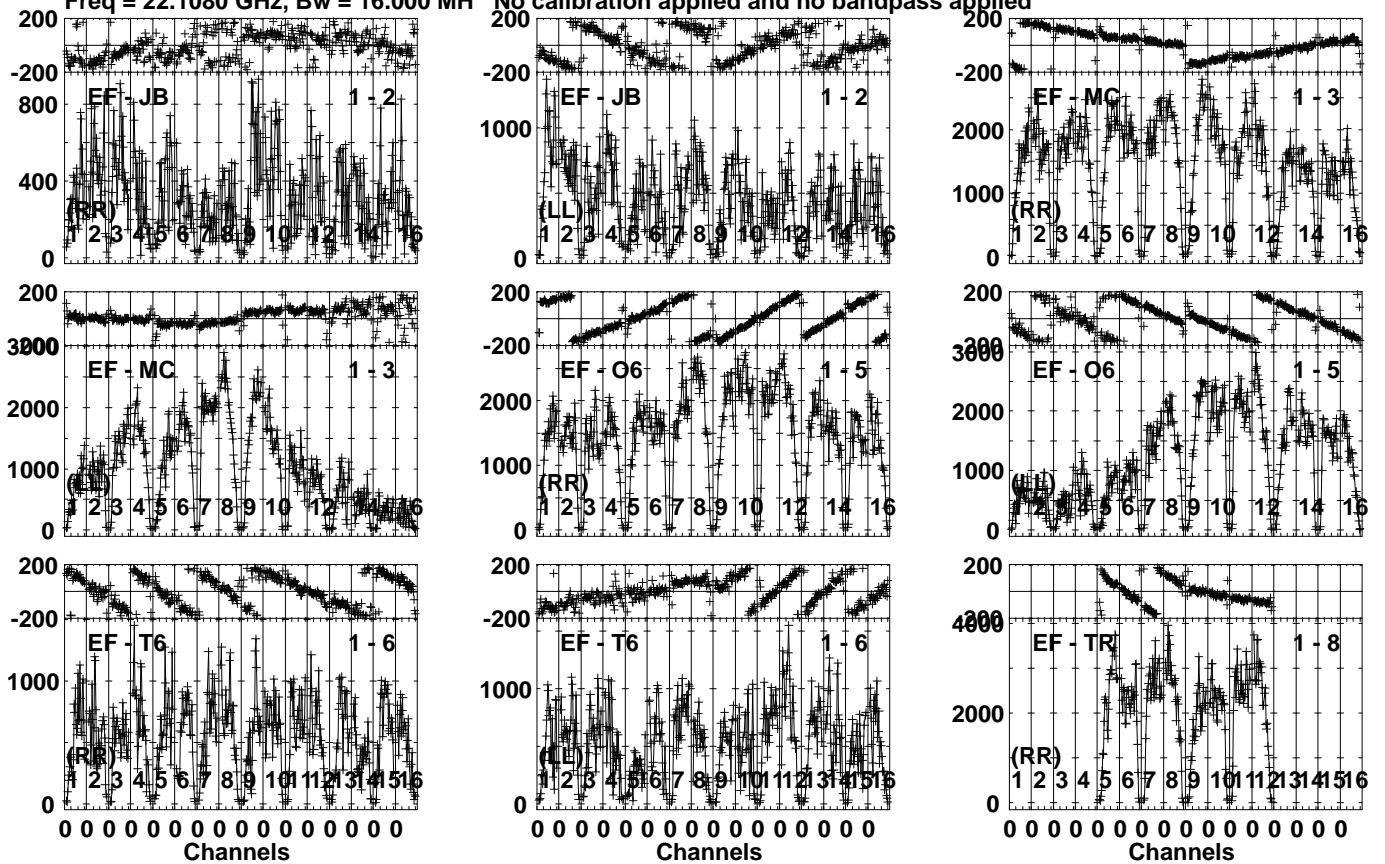
Lower frame: Micro Ampl Jy Top frame: Phas deg
Vector averaged cross-power spectrum Several baselines displayed
Timerange: 00/09:36:41 to 00/09:37:49

Plot file version 592 created 04-APR-2022 10:37:01

J0244+6228 EM132A.UVDATA.1

Freq = 22.1080 GHz, Bw = 16.000 MH

No calibration applied and no bandpass applied



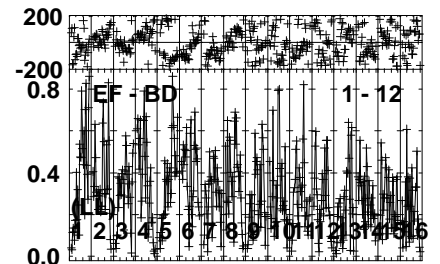
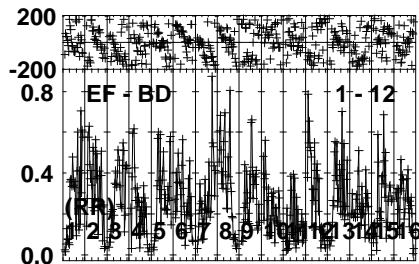
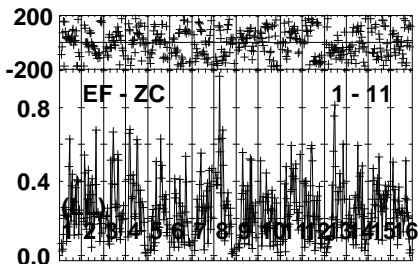
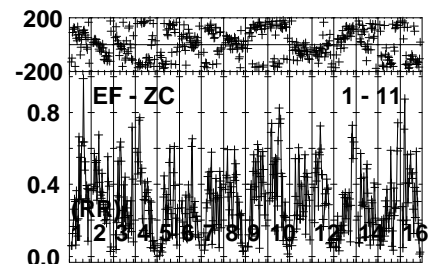
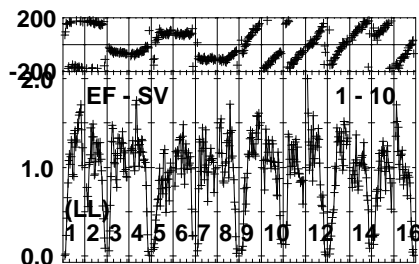
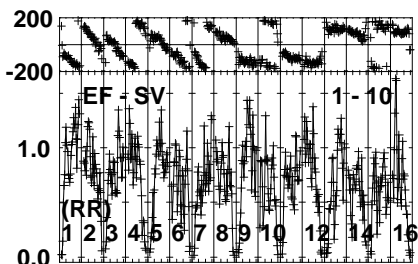
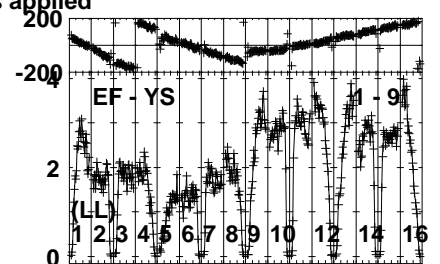
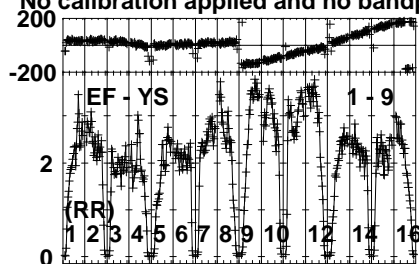
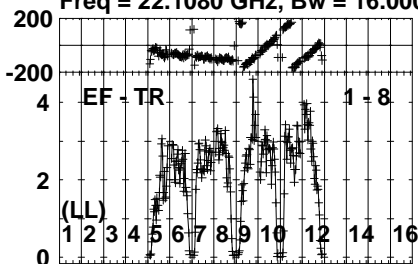
Lower frame: Micro Ampl Jy Top frame: Phas deg
Vector averaged cross-power spectrum Several baselines displayed
Timerange: 00/09:37:51 to 00/09:38:49

Plot file version 593 created 04-APR-2022 10:37:01

J0244+6228 EM132A.UVDATA.1

Freq = 22.1080 GHz, Bw = 16.000 MH

No calibration applied and no bandpass applied



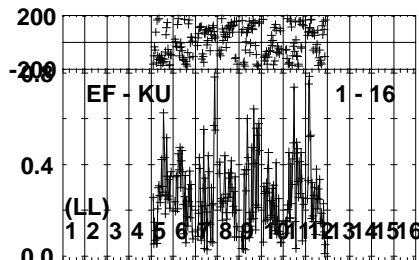
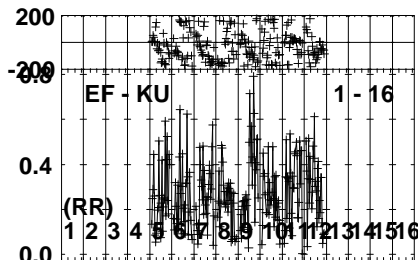
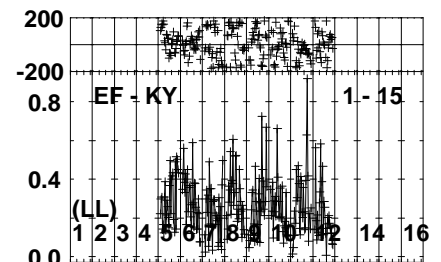
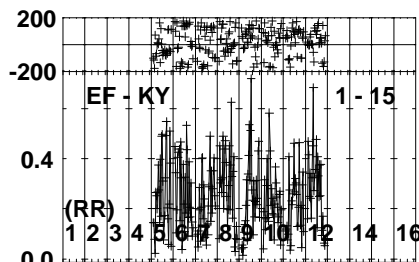
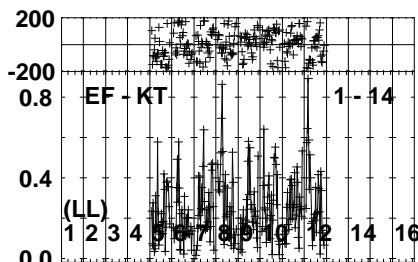
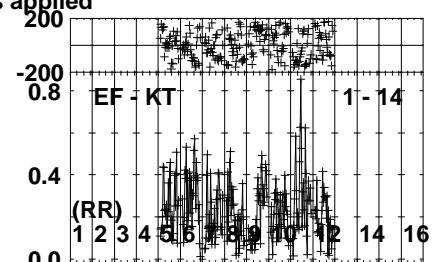
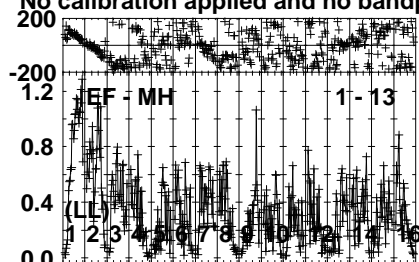
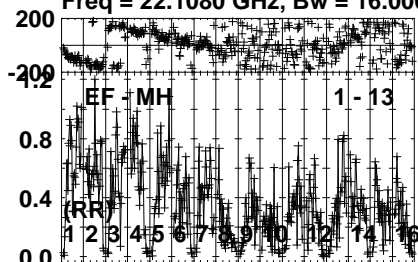
Lower frame: Milli Ampl Jy Top frame: Phas deg
Vector averaged cross-power spectrum Several baselines displayed
Timerange: 00/09:37:51 to 00/09:38:49

Plot file version 594 created 04-APR-2022 10:37:01

J0244+6228 EM132A.UVDATA.1

Freq = 22.1080 GHz, Bw = 16.000 MH

No calibration applied and no bandpass applied



0 0 0 0 0 0 0 0 0 0 0 0 0 0 0 0
Channels

0 0 0 0 0 0 0 0 0 0 0 0 0 0 0 0
Channels

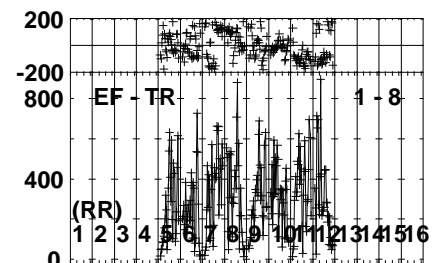
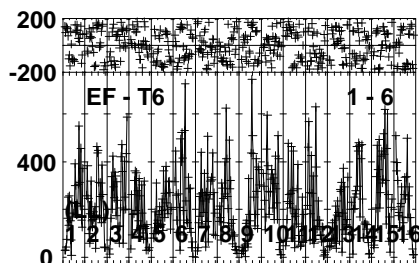
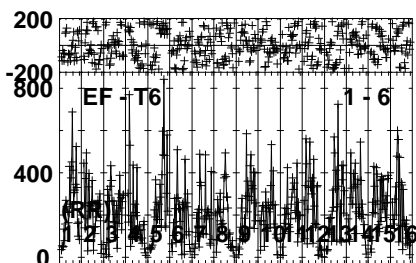
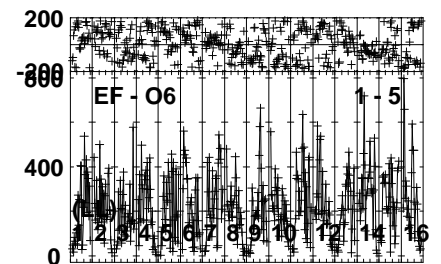
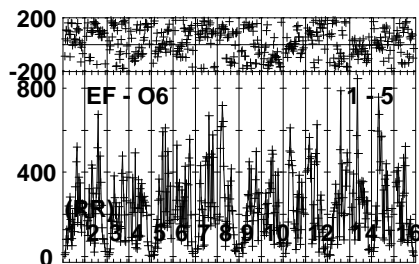
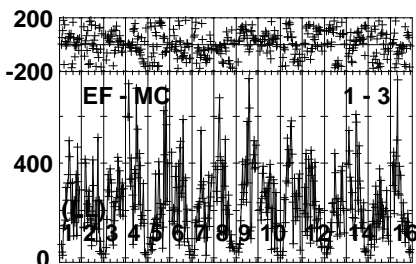
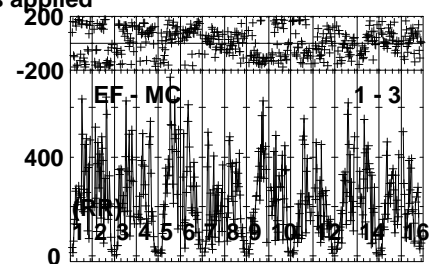
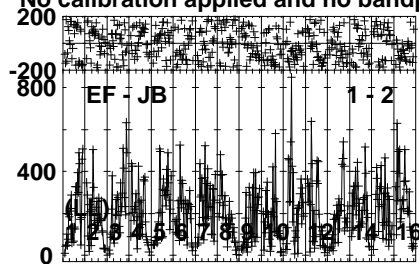
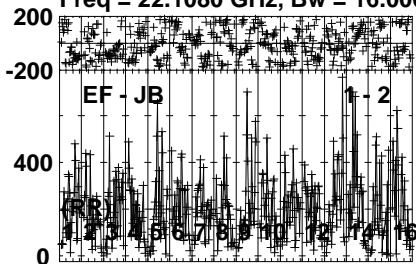
Lower frame: Milli Ampl Jy Top frame: Phas deg
Vector averaged cross-power spectrum Several baselines displayed
Timerange: 00/09:37:51 to 00/09:38:49

Plot file version 595 created 04-APR-2022 10:37:01

LSI61303 EM132A.UVDATA.1

Freq = 22.1080 GHz, Bw = 16.000 MH

No calibration applied and no bandpass applied



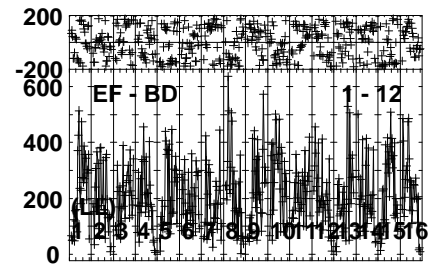
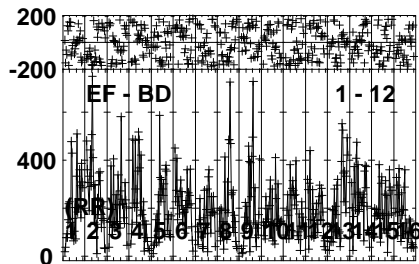
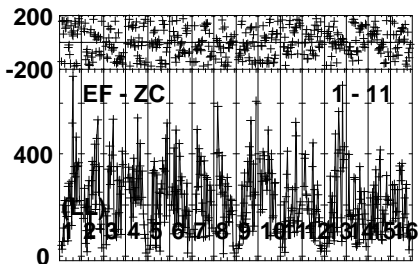
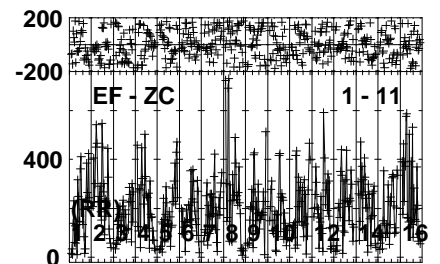
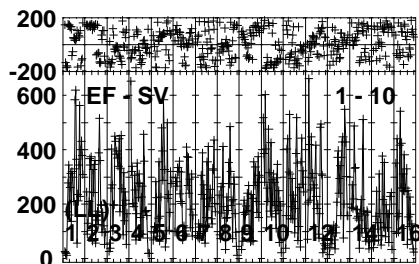
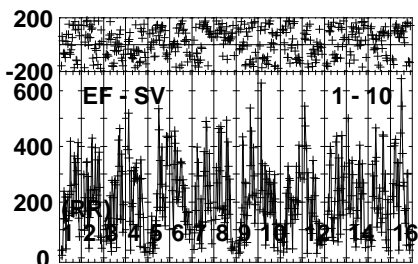
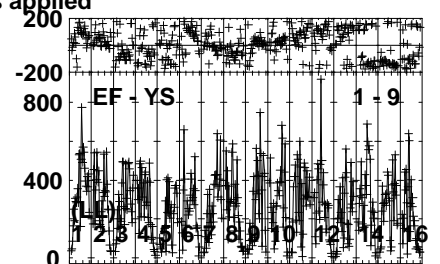
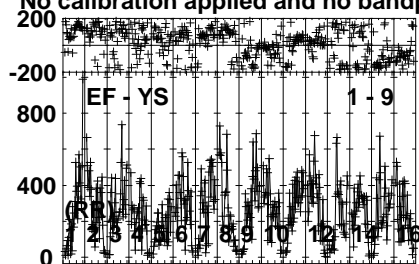
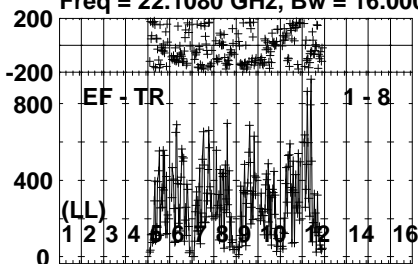
Lower frame: Micro Ampl Jy Top frame: Phas deg
Vector averaged cross-power spectrum Several baselines displayed
Timerange: 00/09:38:51 to 00/09:39:59

Plot file version 596 created 04-APR-2022 10:37:01

LSI61303 EM132A.UVDATA.1

Freq = 22.1080 GHz, Bw = 16.000 MH

No calibration applied and no bandpass applied



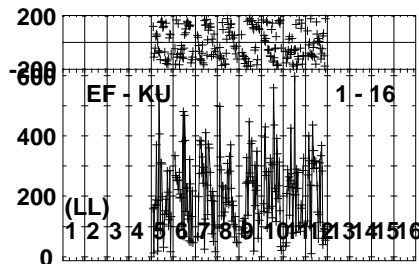
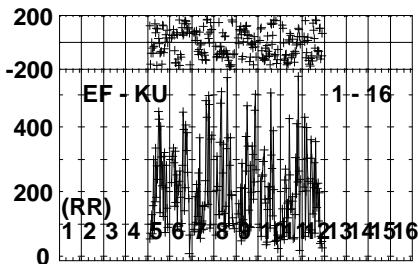
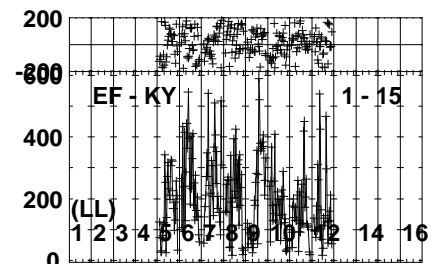
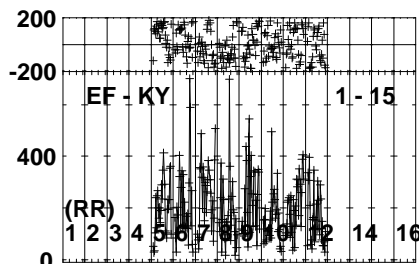
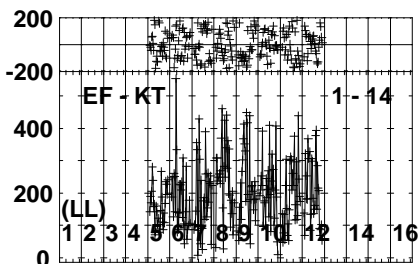
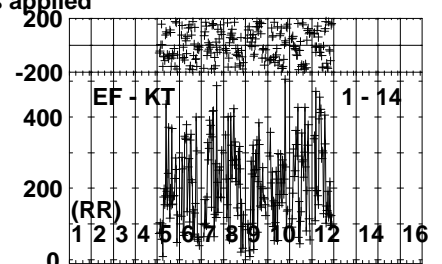
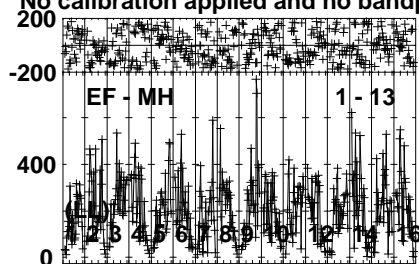
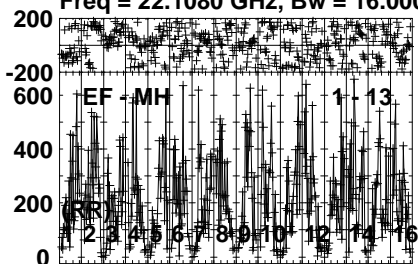
Lower frame: Micro Ampl Jy Top frame: Phas deg
Vector averaged cross-power spectrum Several baselines displayed
Timerange: 00/09:38:51 to 00/09:39:59

Plot file version 597 created 04-APR-2022 10:37:01

LSI61303 EM132A.UVDATA.1

Freq = 22.1080 GHz, Bw = 16.000 MH

No calibration applied and no bandpass applied



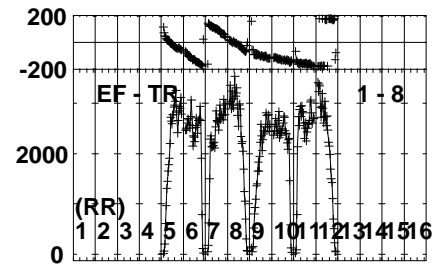
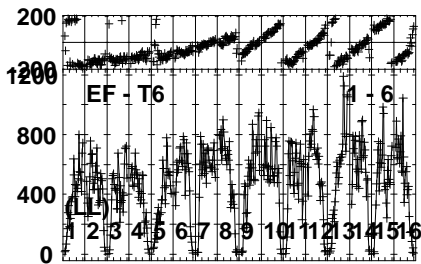
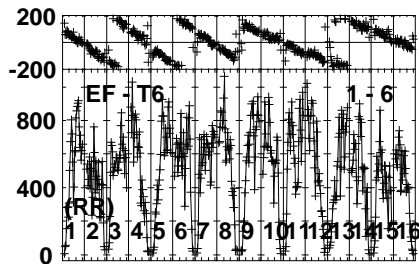
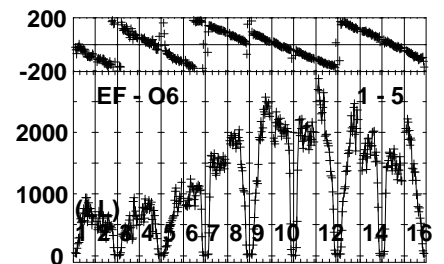
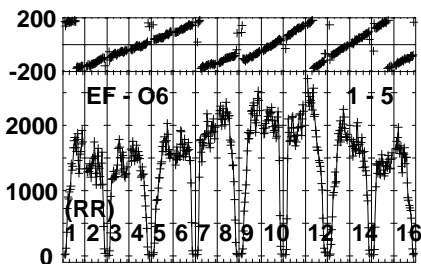
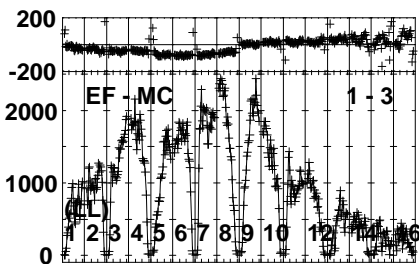
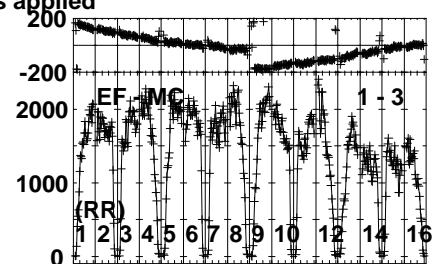
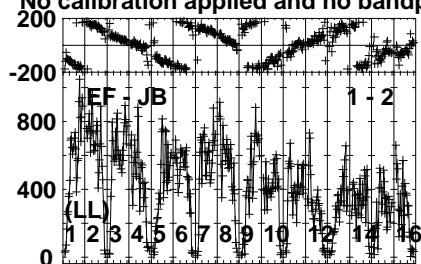
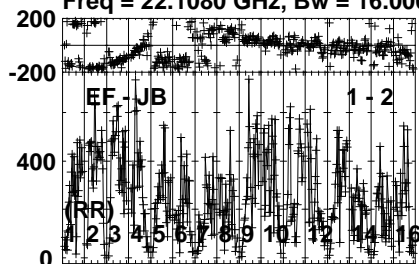
Lower frame: Micro Ampl Jy Top frame: Phas deg
Vector averaged cross-power spectrum Several baselines displayed
Timerange: 00/09:38:51 to 00/09:39:59

Plot file version 598 created 04-APR-2022 10:37:01

J0244+6228 EM132A.UVDATA.1

Freq = 22.1080 GHz, Bw = 16.000 MH

No calibration applied and no bandpass applied



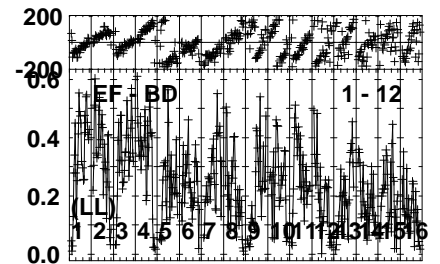
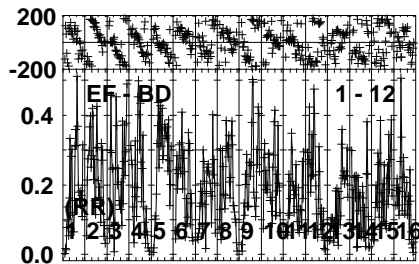
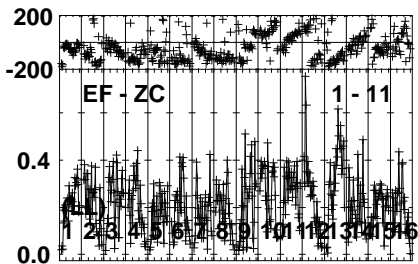
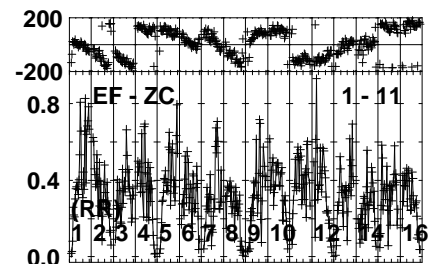
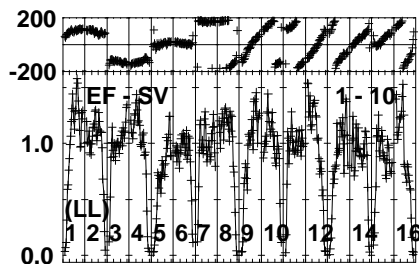
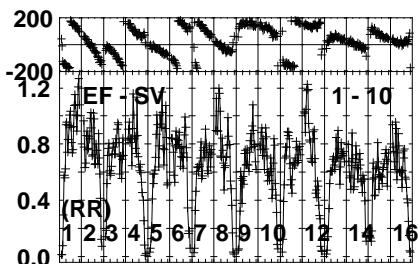
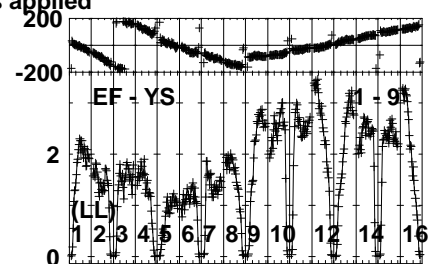
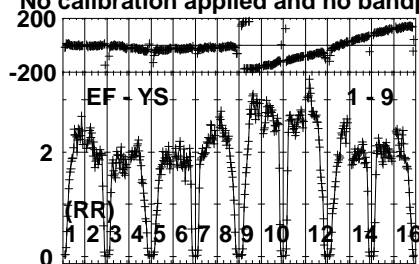
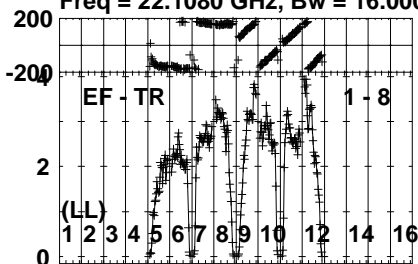
Lower frame: Micro Ampl Jy Top frame: Phas deg
Vector averaged cross-power spectrum Several baselines displayed
Timerange: 00/09:40:31 to 00/09:41:29

Plot file version 599 created 04-APR-2022 10:37:01

J0244+6228 EM132A.UVDATA.1

Freq = 22.1080 GHz, Bw = 16.000 MH

No calibration applied and no bandpass applied



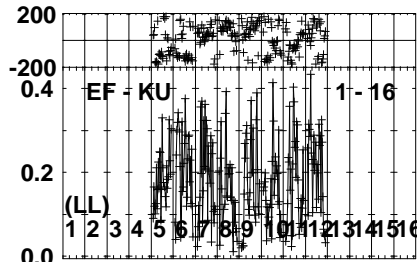
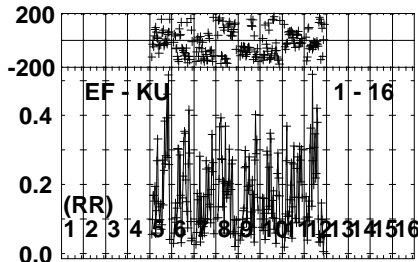
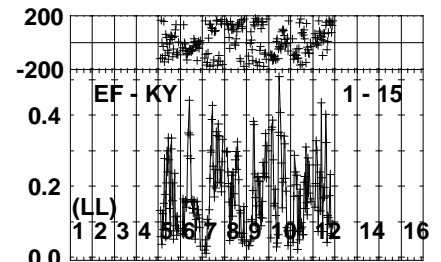
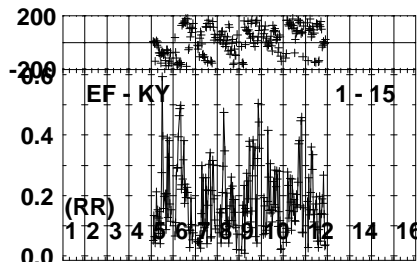
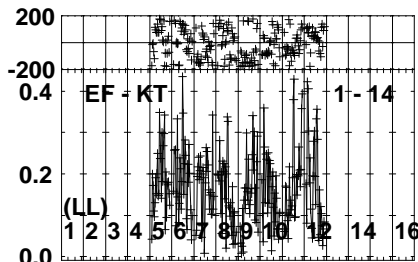
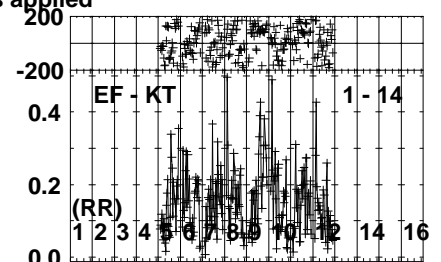
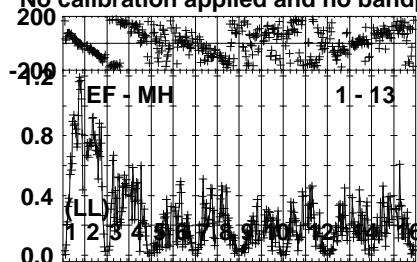
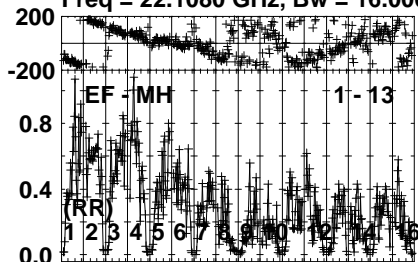
Lower frame: Milli Ampl Jy Top frame: Phas deg
Vector averaged cross-power spectrum Several baselines displayed
Timerange: 00/09:40:31 to 00/09:41:29

Plot file version 600 created 04-APR-2022 10:37:01

J0244+6228 EM132A.UVDATA.1

Freq = 22.1080 GHz, Bw = 16.000 MH

No calibration applied and no bandpass applied



0 0 0 0 0 0 0 0 0 0 0 0 0 0 0 0

0 0 0 0 0 0 0 0 0 0 0 0 0 0 0 0

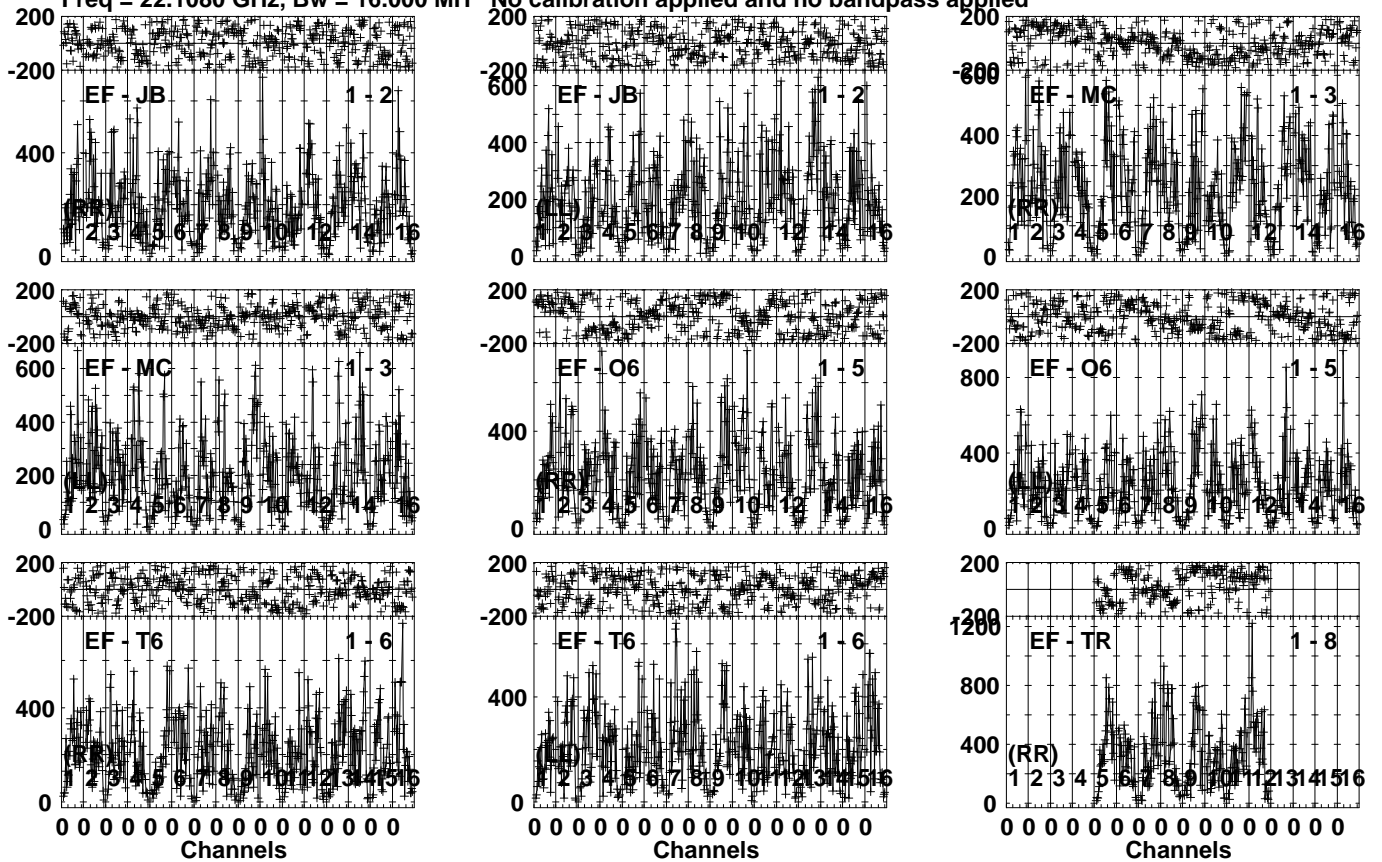
Lower frame: Milli Ampl Jy Top frame: Phas deg
Vector averaged cross-power spectrum Several baselines displayed
Timerange: 00/09:40:31 to 00/09:41:29

Plot file version 601 created 04-APR-2022 10:37:01

LSI61303 EM132A.UVDATA.1

Freq = 22.1080 GHz, Bw = 16.000 MH

No calibration applied and no bandpass applied



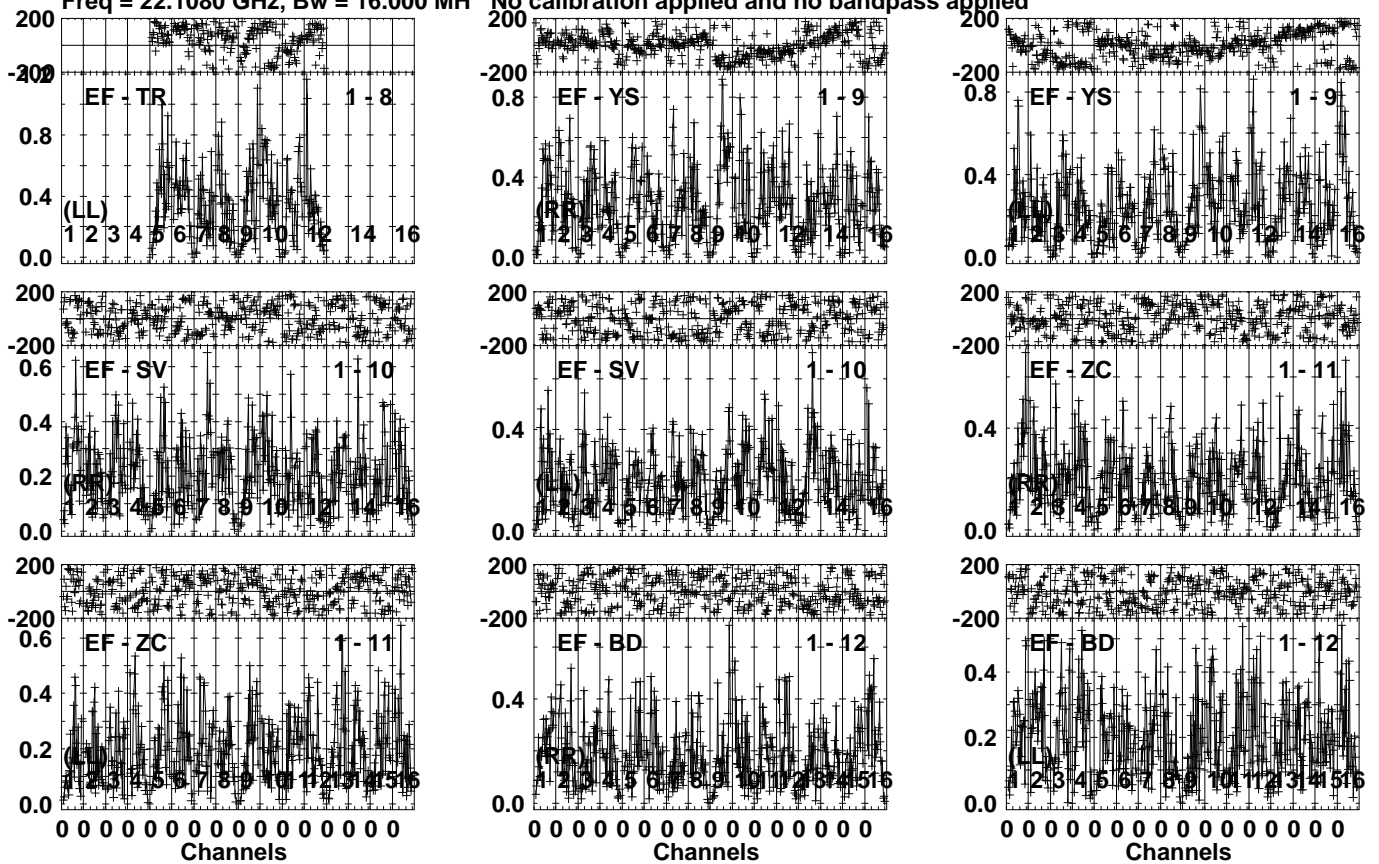
Lower frame: Micro Ampl Jy Top frame: Phas deg
Vector averaged cross-power spectrum Several baselines displayed
Timerange: 00/09:41:31 to 00/09:42:39

Plot file version 602 created 04-APR-2022 10:37:02

LSI61303 EM132A.UVDATA.1

Freq = 22.1080 GHz, Bw = 16.000 MH

No calibration applied and no bandpass applied



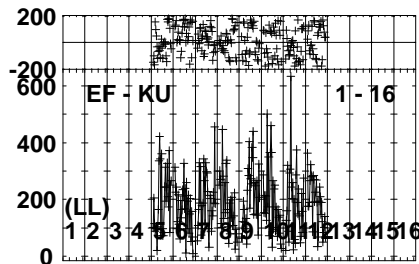
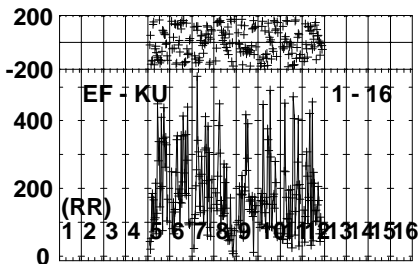
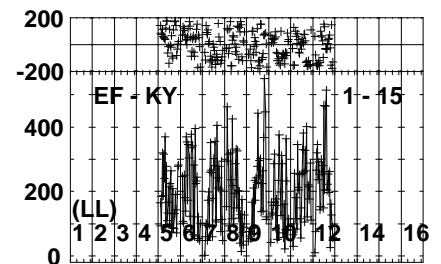
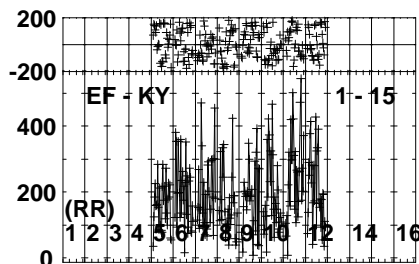
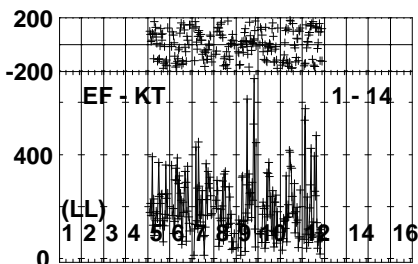
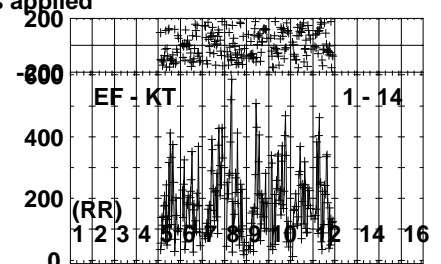
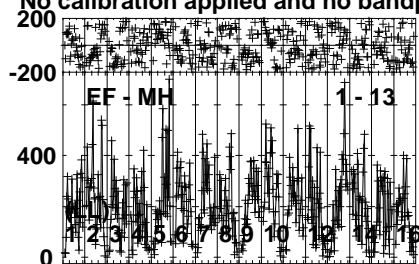
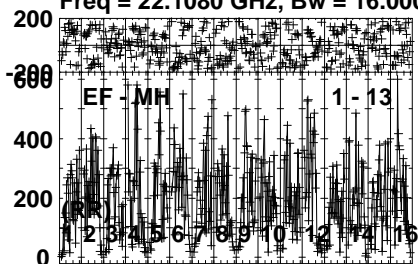
Lower frame: Milli Ampl Jy Top frame: Phas deg
Vector averaged cross-power spectrum Several baselines displayed
Timerange: 00/09:41:31 to 00/09:42:39

Plot file version 603 created 04-APR-2022 10:37:02

LSI61303 EM132A.UVDATA.1

Freq = 22.1080 GHz, Bw = 16.000 MH

No calibration applied and no bandpass applied



0 0 0 0 0 0 0 0 0 0 0 0 0 0 0 0

0 0 0 0 0 0 0 0 0 0 0 0 0 0 0 0

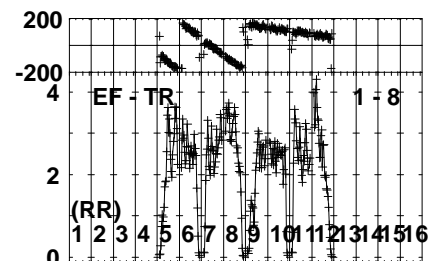
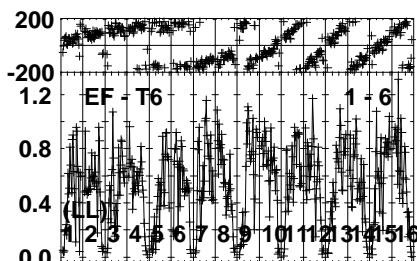
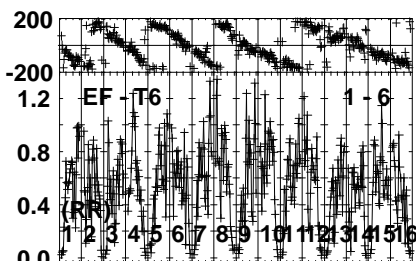
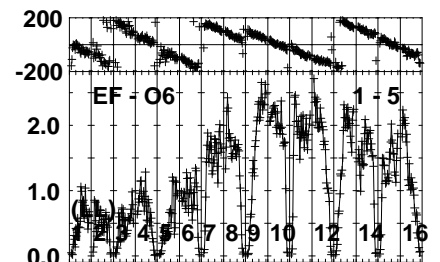
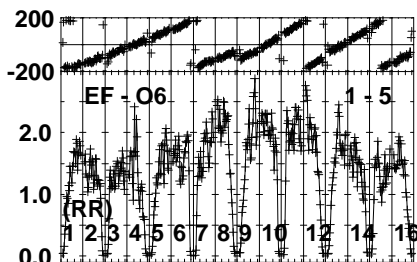
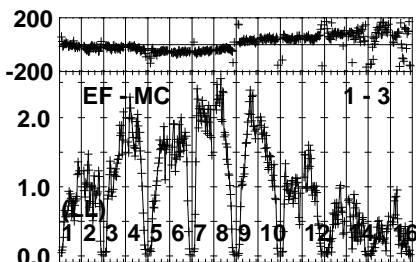
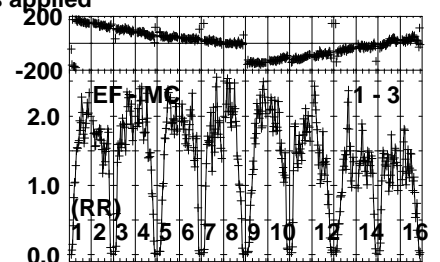
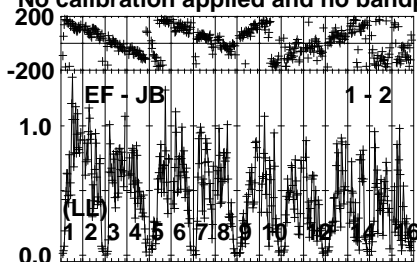
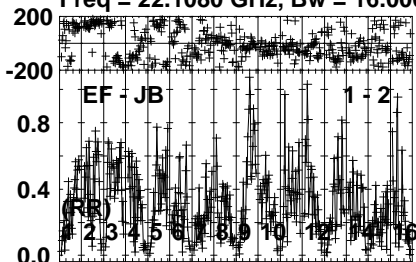
Lower frame: Micro Ampl Jy Top frame: Phas deg
Vector averaged cross-power spectrum Several baselines displayed
Timerange: 00/09:41:31 to 00/09:42:39

Plot file version 604 created 04-APR-2022 10:37:02

J0244+6228 EM132A.UVDATA.1

Freq = 22.1080 GHz, Bw = 16.000 MH

No calibration applied and no bandpass applied



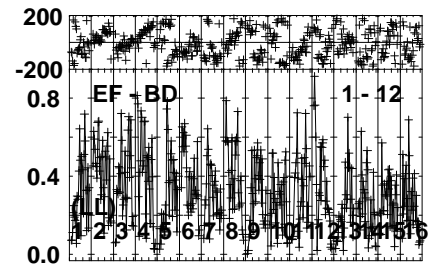
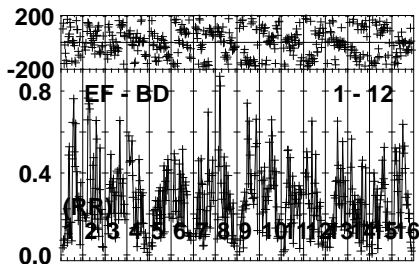
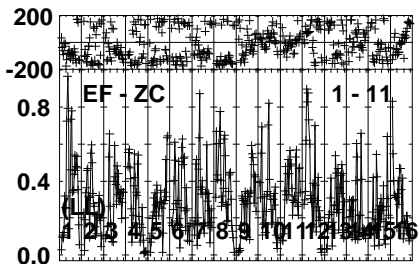
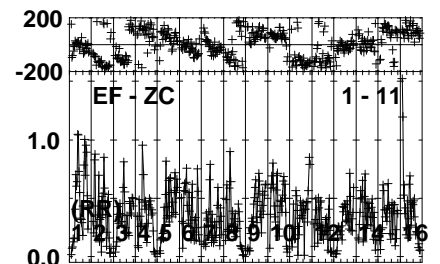
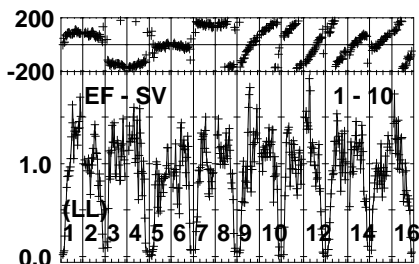
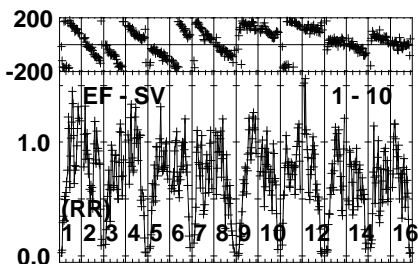
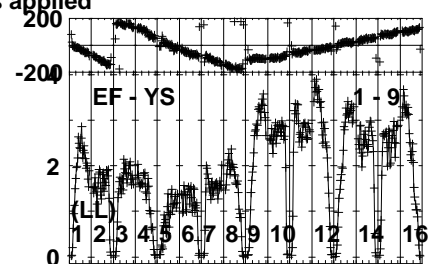
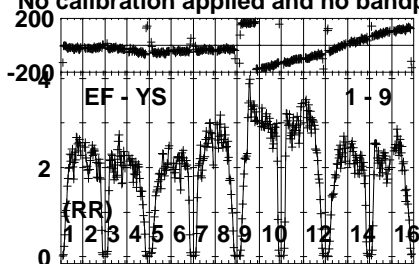
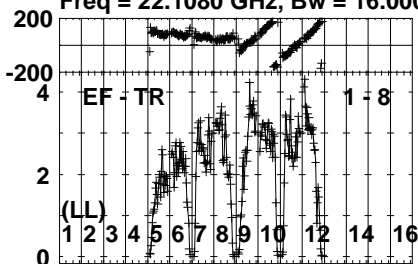
Lower frame: Milli Ampl Jy Top frame: Phas deg
Vector averaged cross-power spectrum Several baselines displayed
Timerange: 00/09:42:41 to 00/09:43:39

Plot file version 605 created 04-APR-2022 10:37:02

J0244+6228 EM132A.UVDATA.1

Freq = 22.1080 GHz, Bw = 16.000 MH

No calibration applied and no bandpass applied



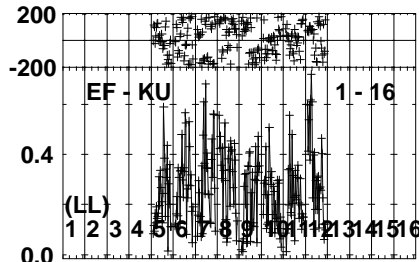
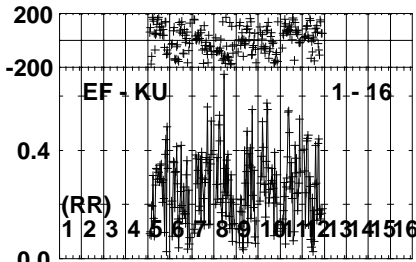
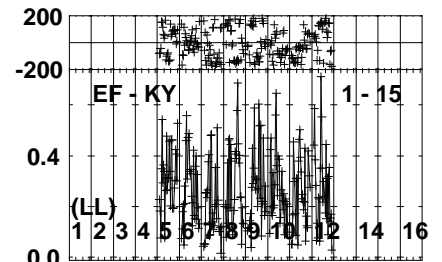
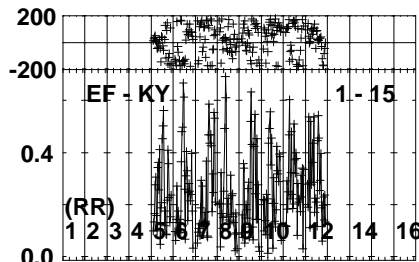
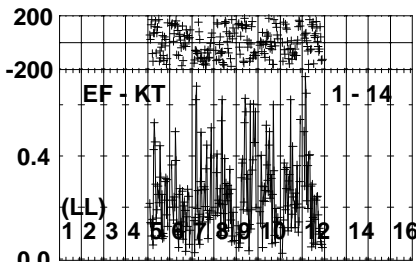
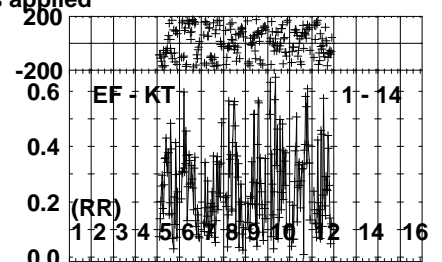
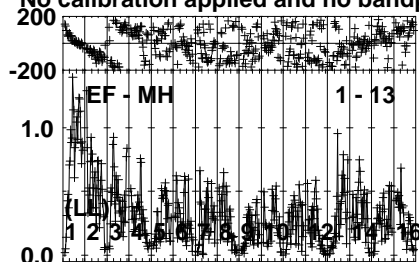
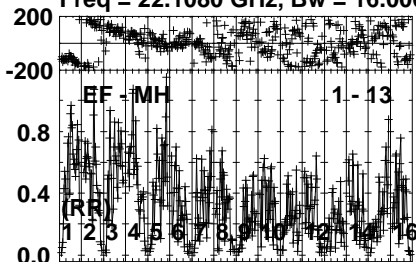
Lower frame: Milli Ampl Jy Top frame: Phas deg
Vector averaged cross-power spectrum Several baselines displayed
Timerange: 00/09:42:41 to 00/09:43:39

Plot file version 606 created 04-APR-2022 10:37:02

J0244+6228 EM132A.UVDATA.1

Freq = 22.1080 GHz, Bw = 16.000 MH

No calibration applied and no bandpass applied



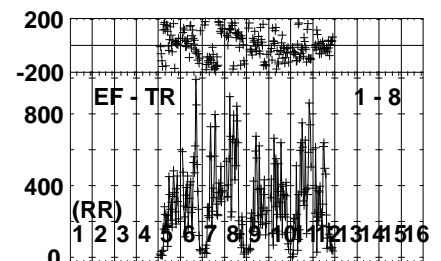
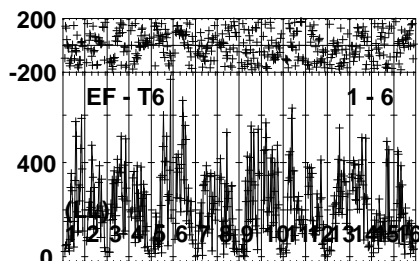
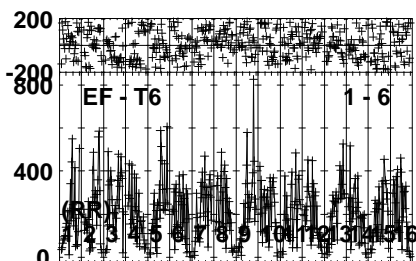
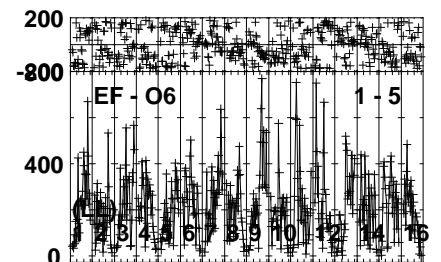
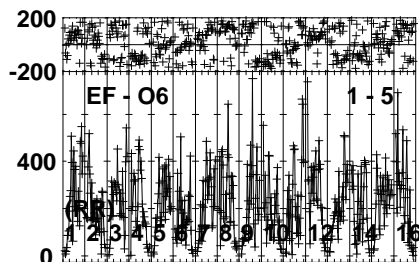
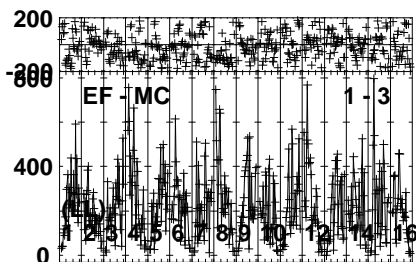
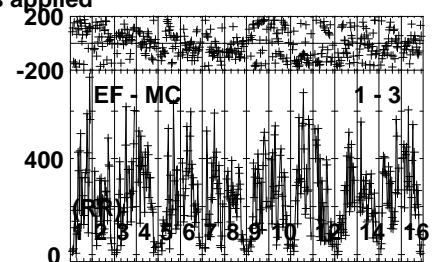
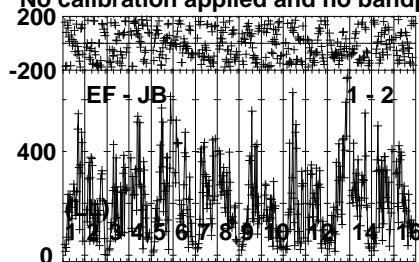
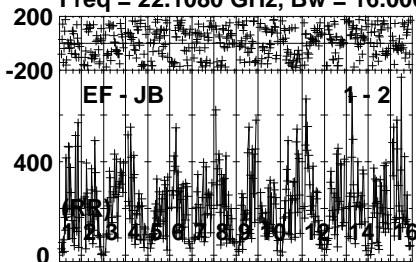
Lower frame: Milli Ampl Jy Top frame: Phas deg
Vector averaged cross-power spectrum Several baselines displayed
Timerange: 00/09:42:41 to 00/09:43:39

Plot file version 607 created 04-APR-2022 10:37:02

LSI61303 EM132A.UVDATA.1

Freq = 22.1080 GHz, Bw = 16.000 MH

No calibration applied and no bandpass applied



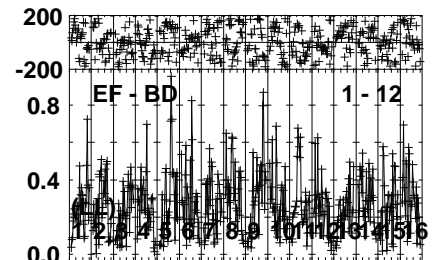
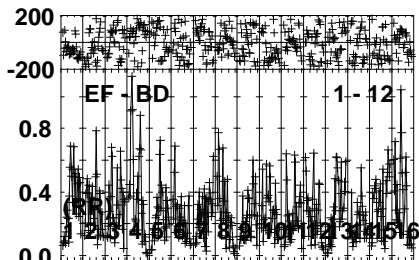
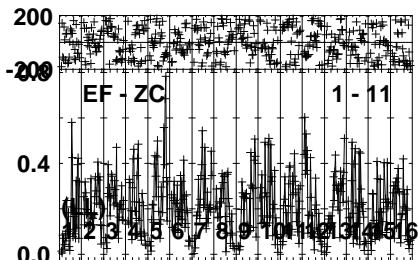
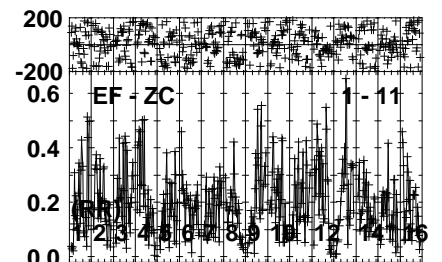
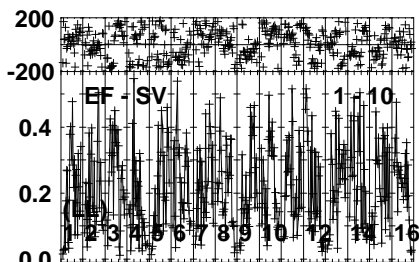
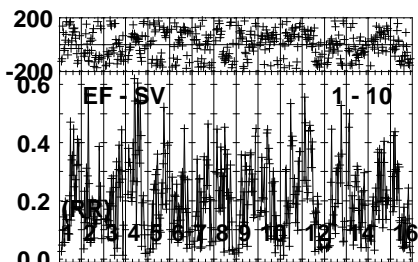
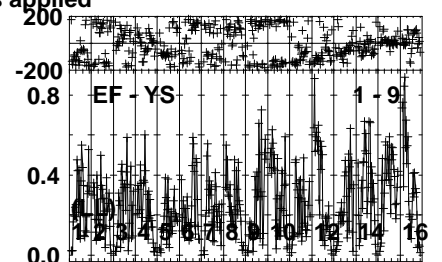
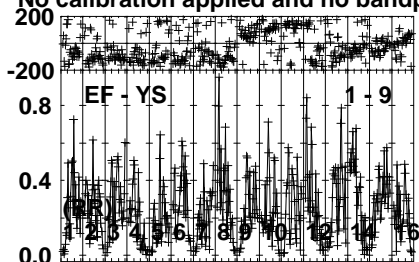
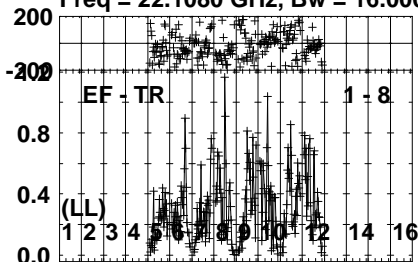
Lower frame: Micro Ampl Jy Top frame: Phas deg
Vector averaged cross-power spectrum Several baselines displayed
Timerange: 00/09:43:41 to 00/09:44:49

Plot file version 608 created 04-APR-2022 10:37:02

LSI61303 EM132A.UVDATA.1

Freq = 22.1080 GHz, Bw = 16.000 MH

No calibration applied and no bandpass applied



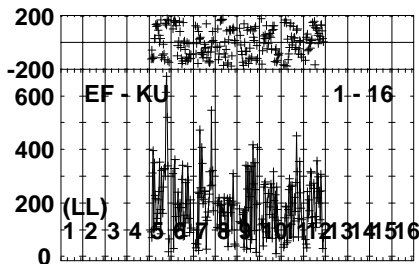
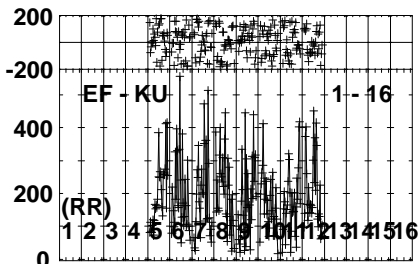
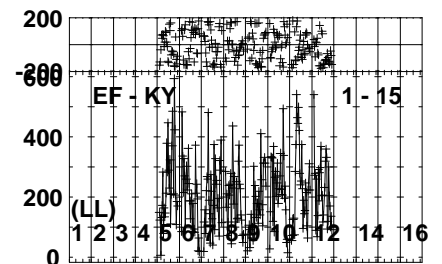
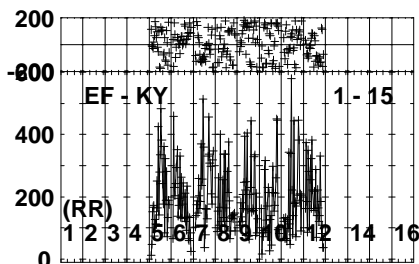
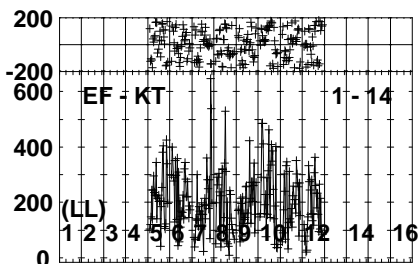
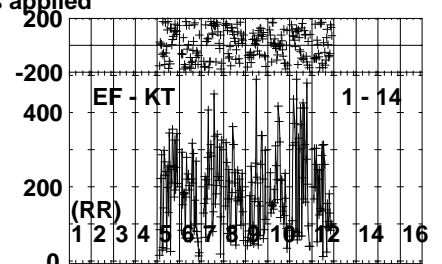
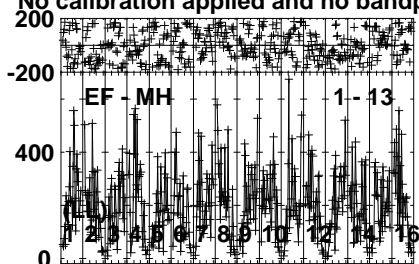
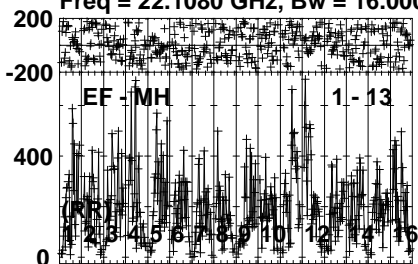
Lower frame: Milli Ampl Jy Top frame: Phas deg
Vector averaged cross-power spectrum Several baselines displayed
Timerange: 00/09:43:41 to 00/09:44:49

Plot file version 609 created 04-APR-2022 10:37:02

LSI61303 EM132A.UVDATA.1

Freq = 22.1080 GHz, Bw = 16.000 MH

No calibration applied and no bandpass applied



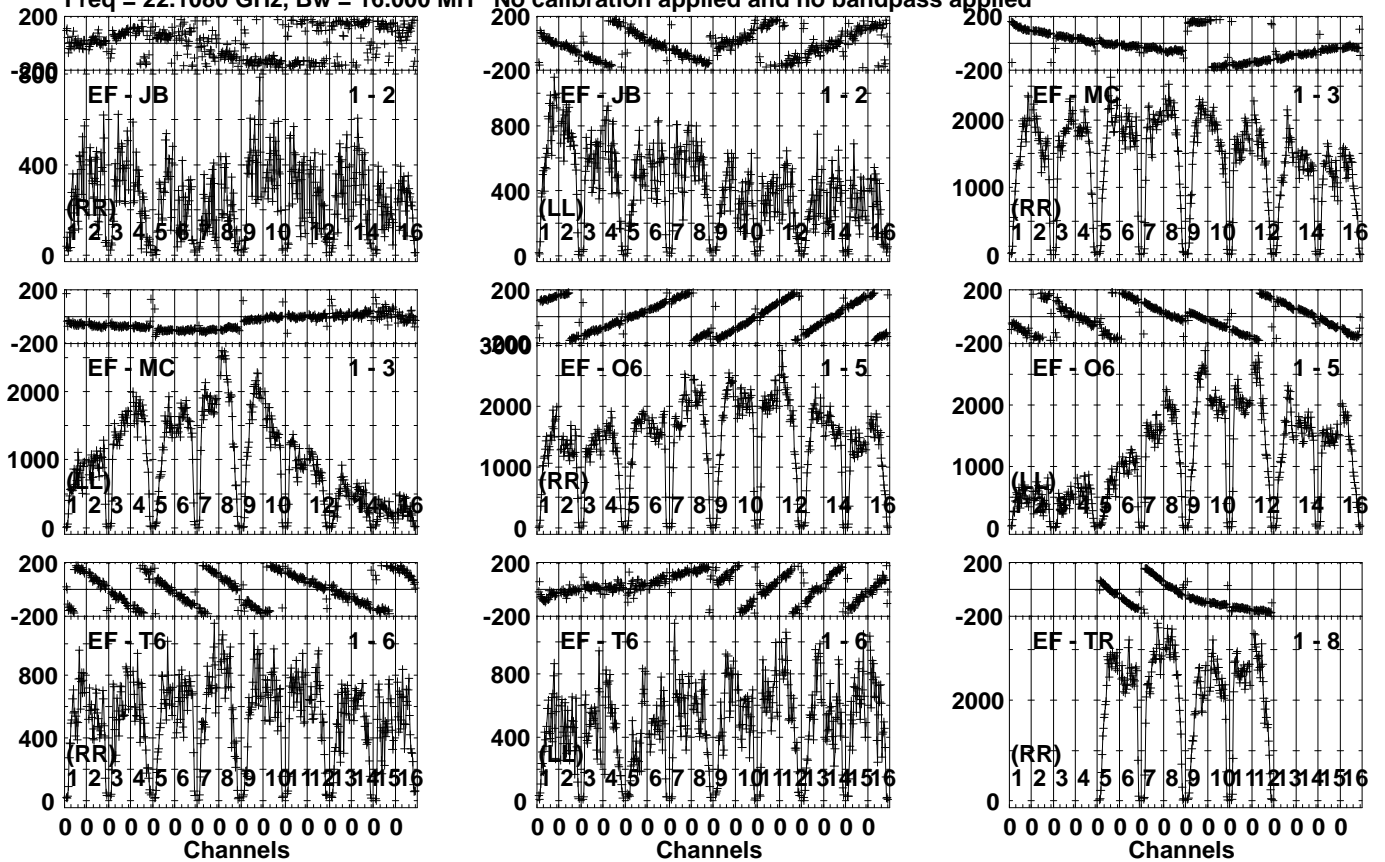
Lower frame: Micro Ampl Jy Top frame: Phas deg
Vector averaged cross-power spectrum Several baselines displayed
Timerange: 00/09:43:41 to 00/09:44:49

Plot file version 610 created 04-APR-2022 10:37:02

J0244+6228 EM132A.UVDATA.1

Freq = 22.1080 GHz, Bw = 16.000 MH

No calibration applied and no bandpass applied



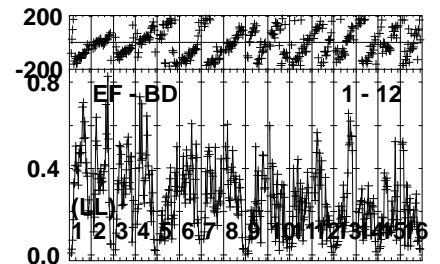
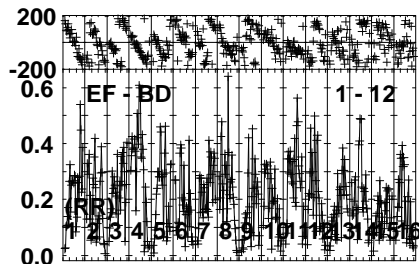
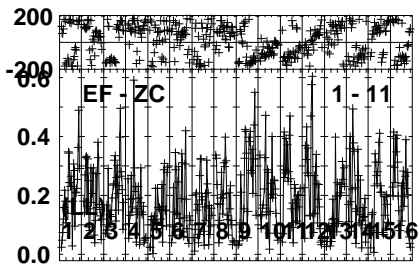
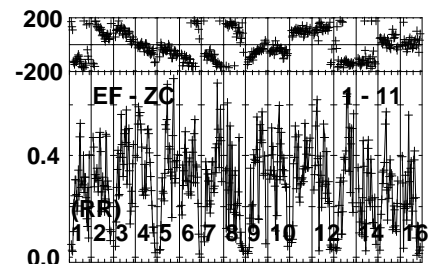
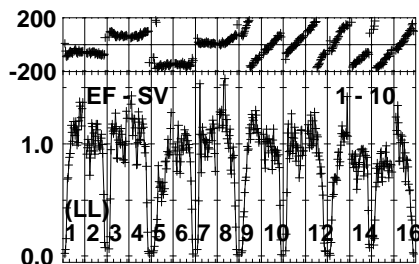
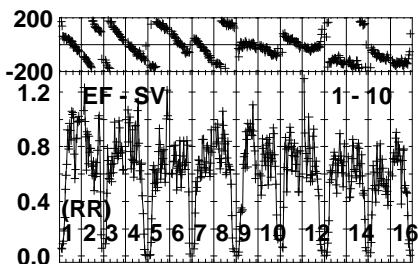
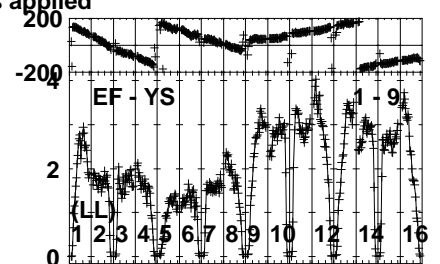
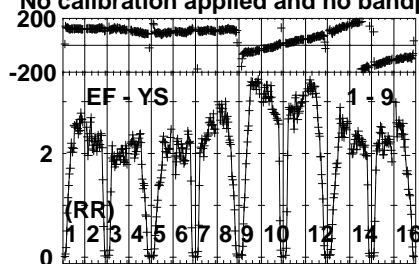
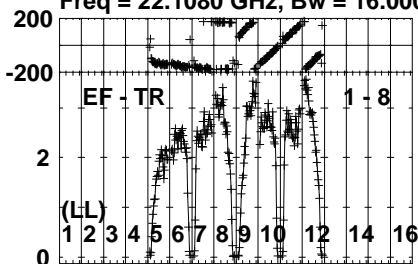
Lower frame: Micro Ampl Jy Top frame: Phas deg
Vector averaged cross-power spectrum Several baselines displayed
Timerange: 00/09:45:21 to 00/09:46:19

Plot file version 611 created 04-APR-2022 10:37:02

J0244+6228 EM132A.UVDATA.1

Freq = 22.1080 GHz, Bw = 16.000 MH

No calibration applied and no bandpass applied



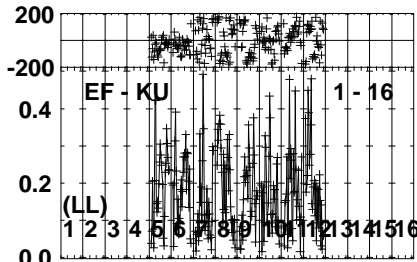
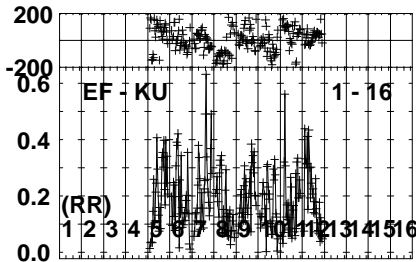
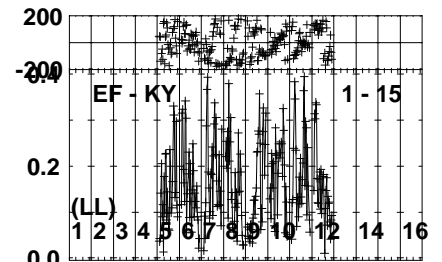
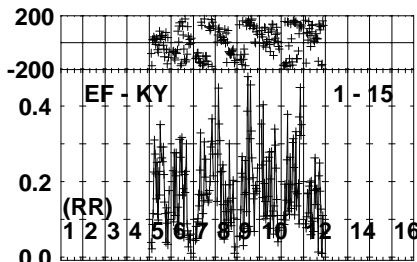
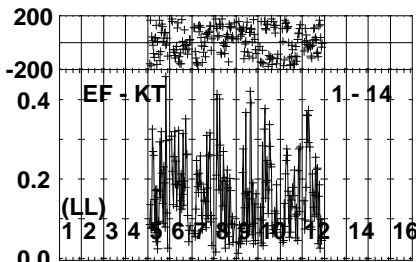
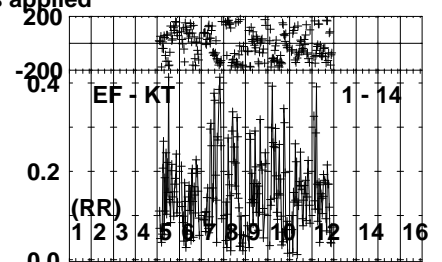
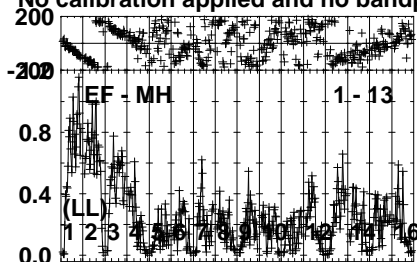
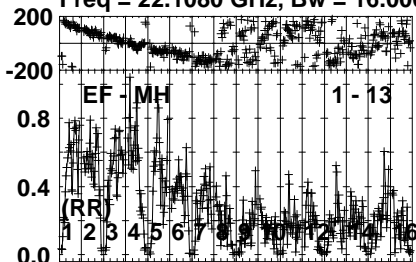
Lower frame: Milli Ampl Jy Top frame: Phas deg
Vector averaged cross-power spectrum Several baselines displayed
Timerange: 00/09:45:21 to 00/09:46:19

Plot file version 612 created 04-APR-2022 10:37:02

J0244+6228 EM132A.UVDATA.1

Freq = 22.1080 GHz, Bw = 16.000 MH

No calibration applied and no bandpass applied



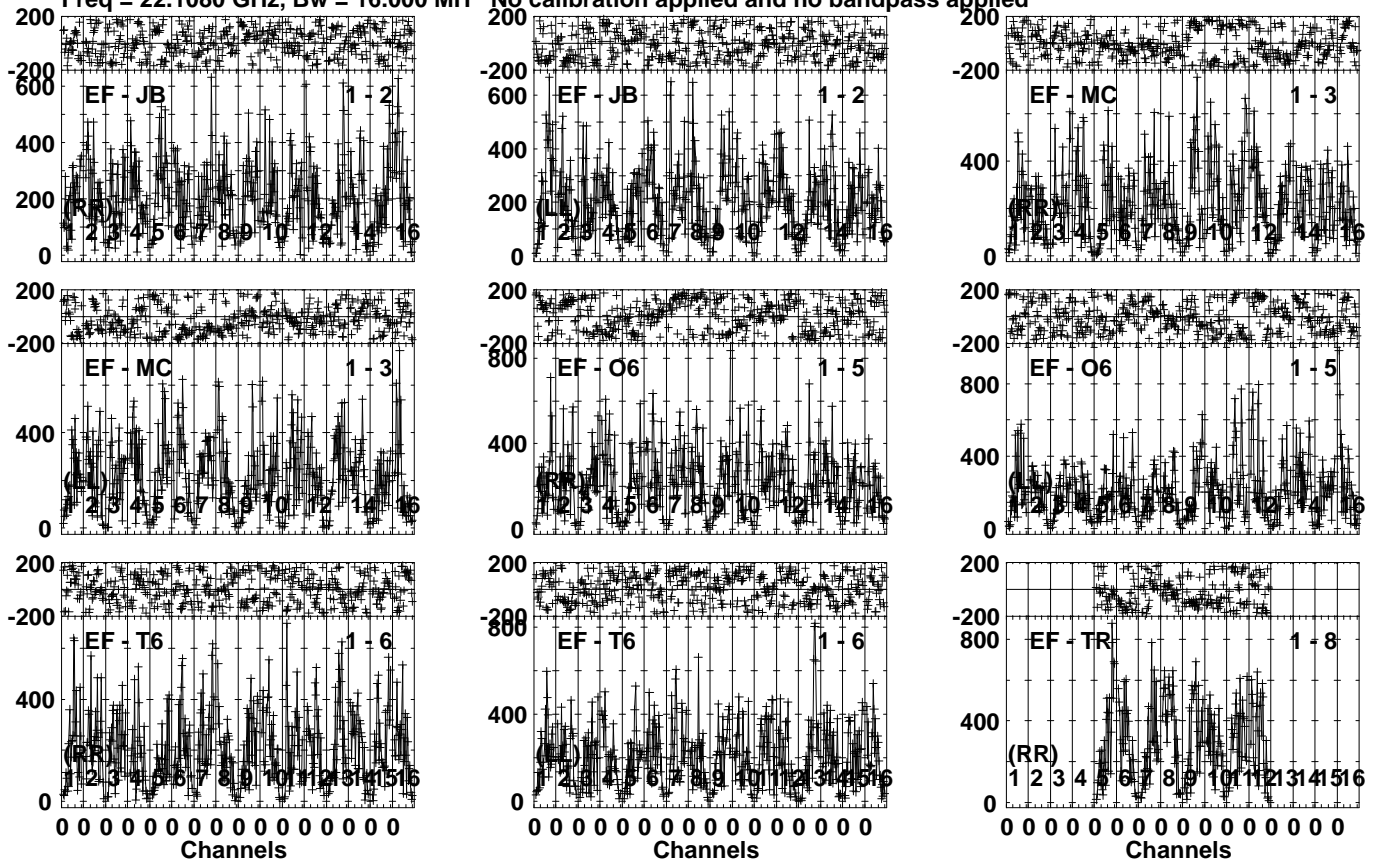
0 0 0 0 0 0 0 0 0 0 0 0 0 0 0 0
Channels
Lower frame: Milli Ampl Jy Top frame: Phas deg
Vector averaged cross-power spectrum Several baselines displayed
Timerange: 00/09:45:21 to 00/09:46:19

Plot file version 613 created 04-APR-2022 10:37:02

LSI61303 EM132A.UVDATA.1

Freq = 22.1080 GHz, Bw = 16.000 MH

No calibration applied and no bandpass applied



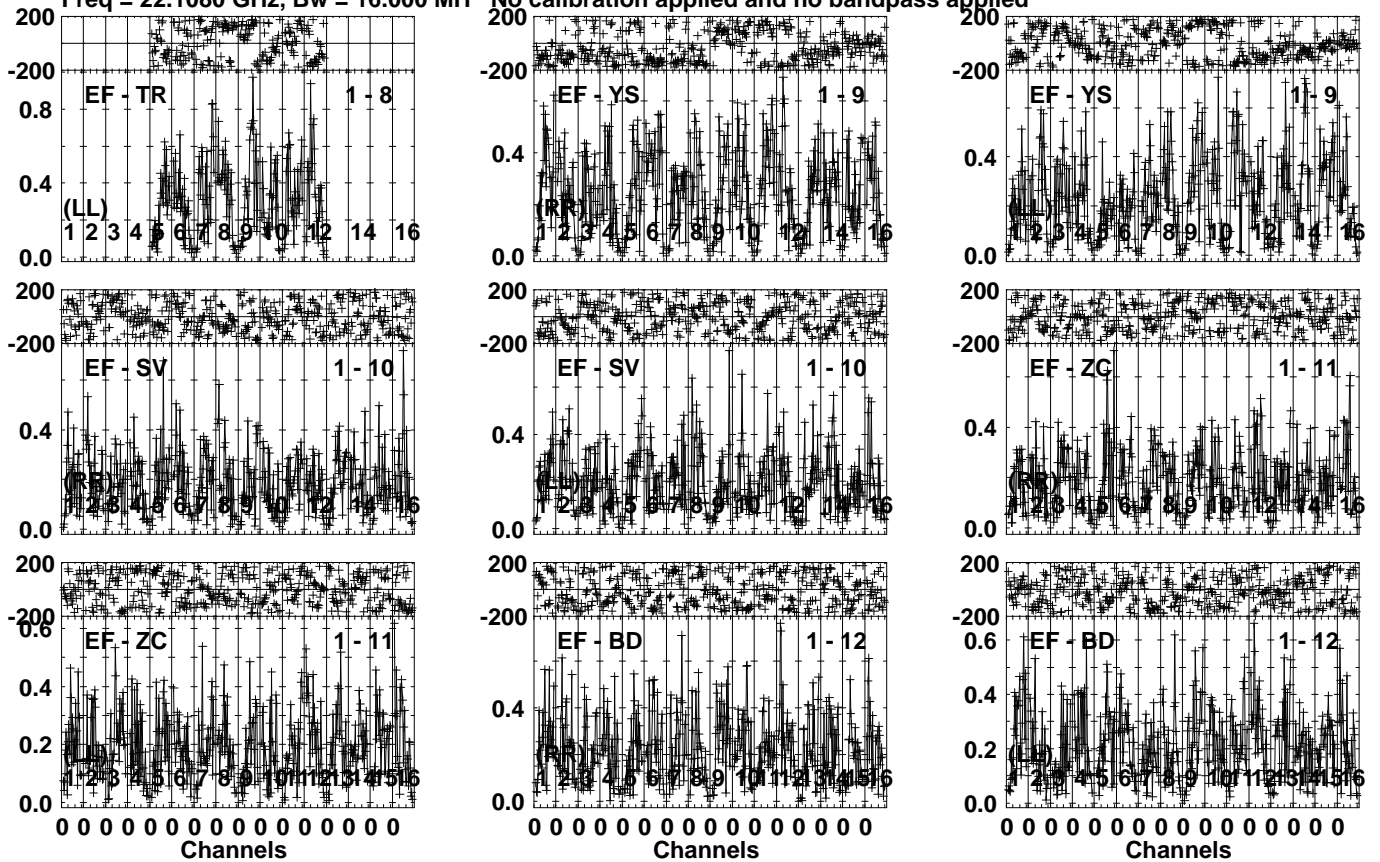
Lower frame: Micro Ampl Jy Top frame: Phas deg
Vector averaged cross-power spectrum Several baselines displayed
Timerange: 00/09:46:21 to 00/09:47:29

Plot file version 614 created 04-APR-2022 10:37:03

LSI61303 EM132A.UVDATA.1

Freq = 22.1080 GHz, Bw = 16.000 MH

No calibration applied and no bandpass applied



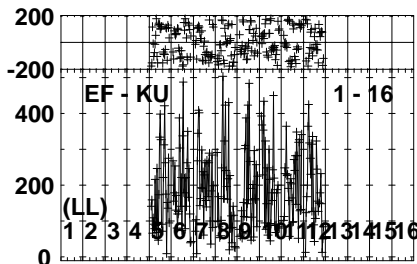
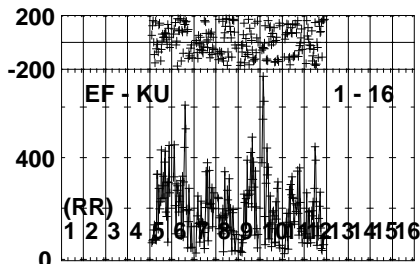
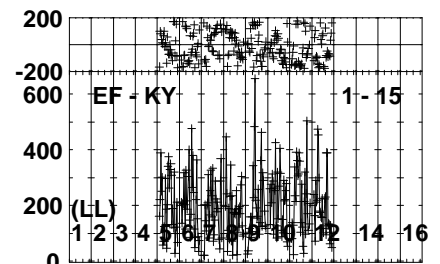
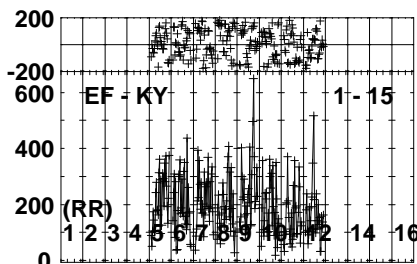
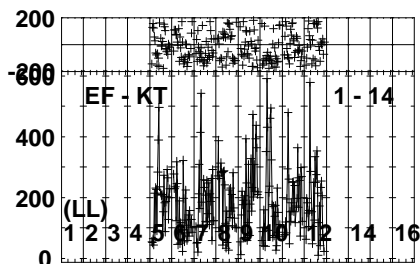
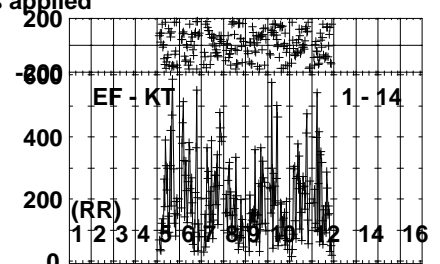
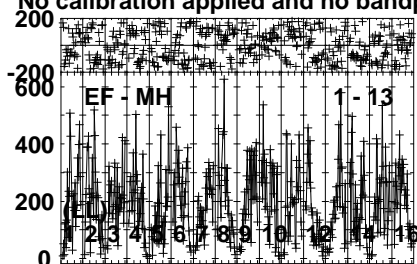
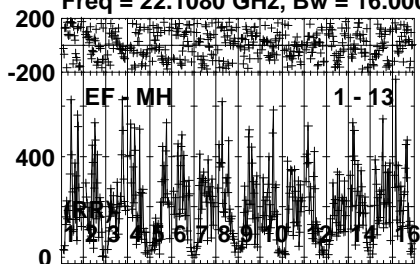
Lower frame: Milli Ampl Jy Top frame: Phas deg
Vector averaged cross-power spectrum Several baselines displayed
Timerange: 00/09:46:21 to 00/09:47:29

Plot file version 615 created 04-APR-2022 10:37:03

LSI61303 EM132A.UVDATA.1

Freq = 22.1080 GHz, Bw = 16.000 MH

No calibration applied and no bandpass applied



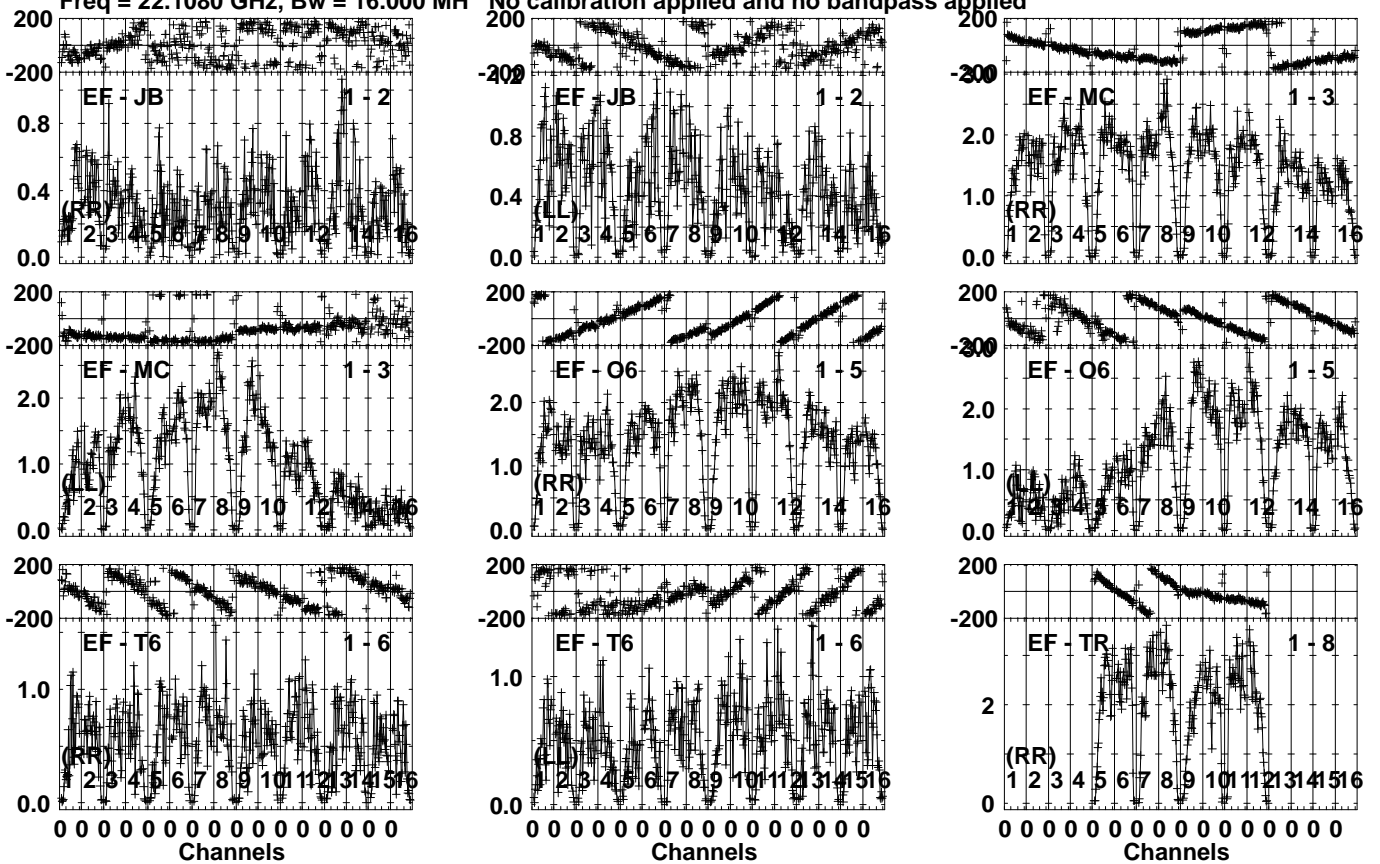
Lower frame: Micro Ampl Jy Top frame: Phas deg
Vector averaged cross-power spectrum Several baselines displayed
Timerange: 00/09:46:21 to 00/09:47:29

Plot file version 616 created 04-APR-2022 10:37:03

J0244+6228 EM132A.UVDATA.1

Freq = 22.1080 GHz, Bw = 16.000 MH

No calibration applied and no bandpass applied



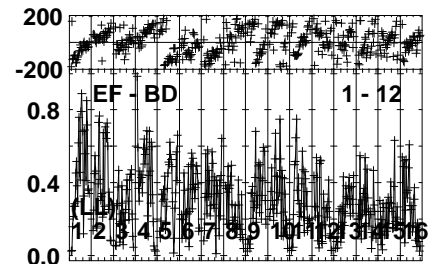
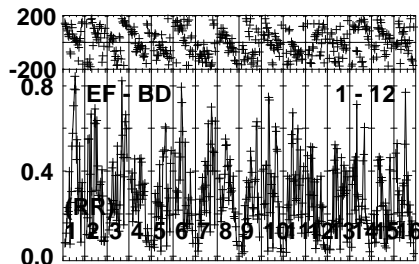
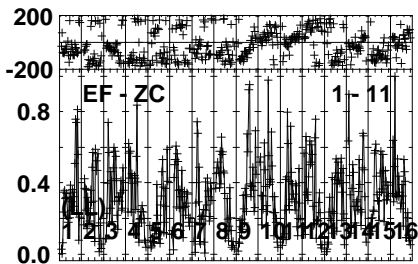
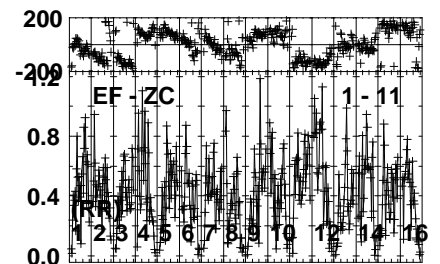
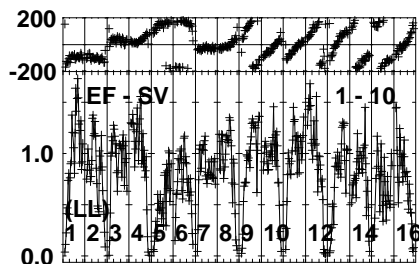
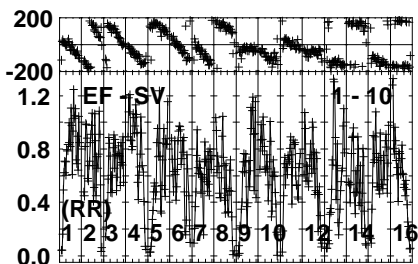
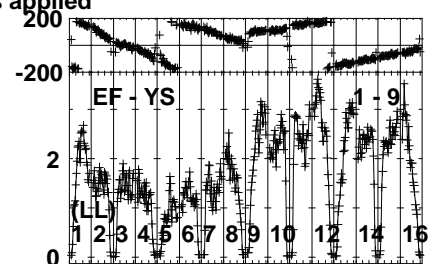
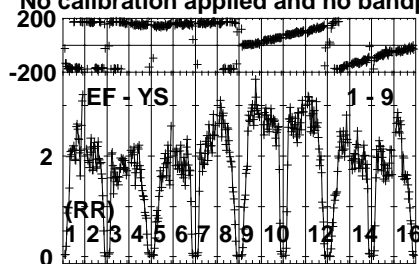
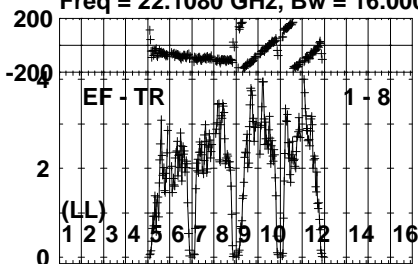
Lower frame: Milli Ampl Jy Top frame: Phas deg
Vector averaged cross-power spectrum Several baselines displayed
Timerange: 00/09:47:31 to 00/09:48:29

Plot file version 617 created 04-APR-2022 10:37:03

J0244+6228 EM132A.UVDATA.1

Freq = 22.1080 GHz, Bw = 16.000 MH

No calibration applied and no bandpass applied



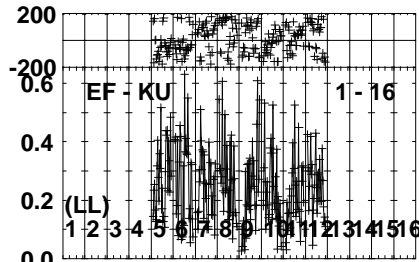
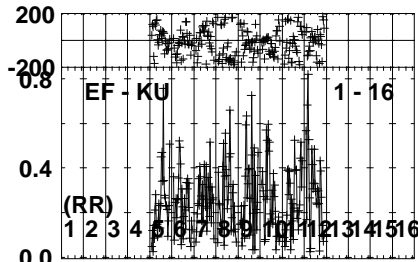
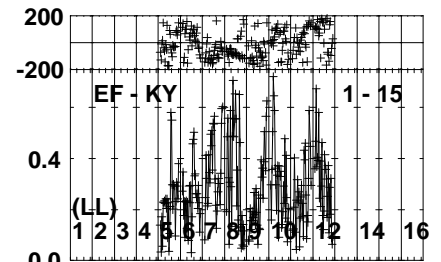
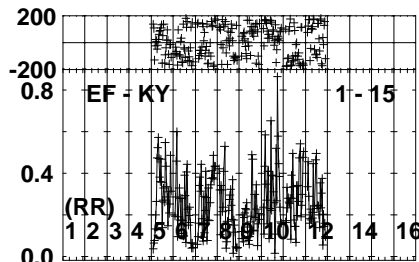
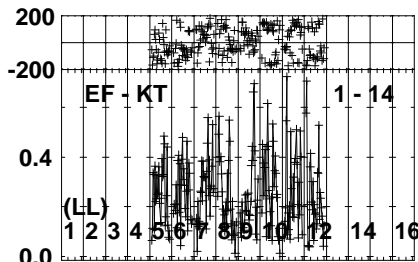
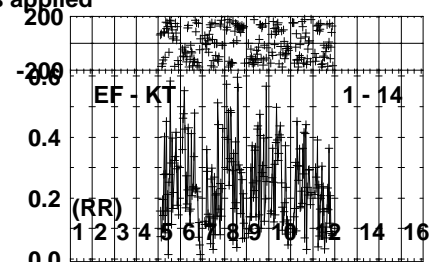
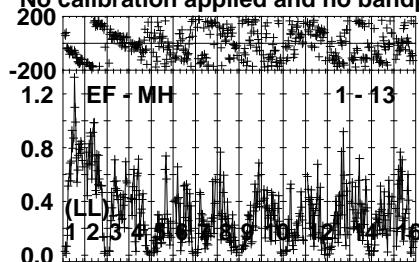
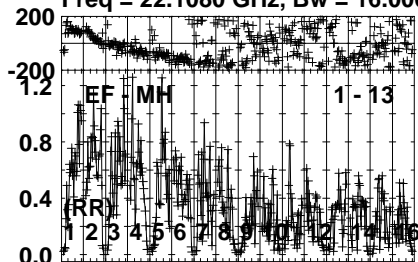
Lower frame: Milli Ampl Jy Top frame: Phas deg
Vector averaged cross-power spectrum Several baselines displayed
Timerange: 00/09:47:31 to 00/09:48:29

Plot file version 618 created 04-APR-2022 10:37:03

J0244+6228 EM132A.UVDATA.1

Freq = 22.1080 GHz, Bw = 16.000 MH

No calibration applied and no bandpass applied



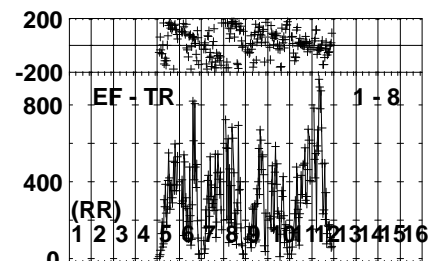
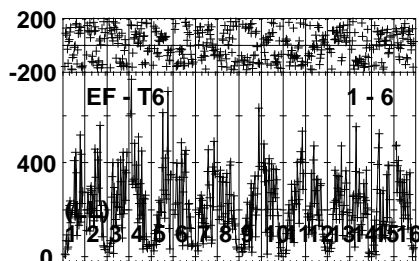
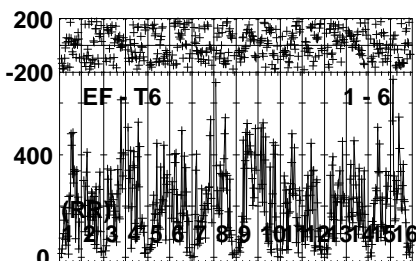
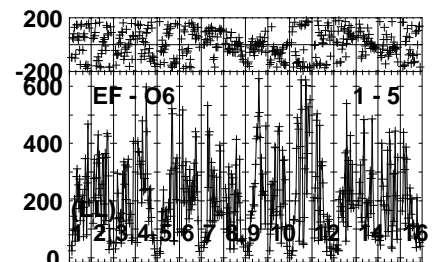
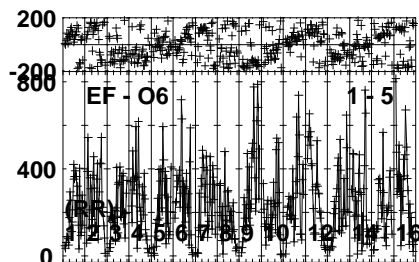
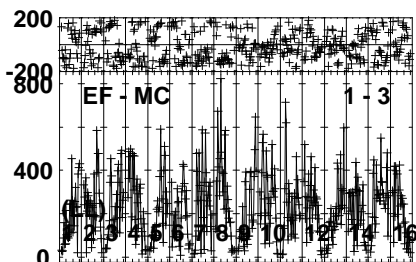
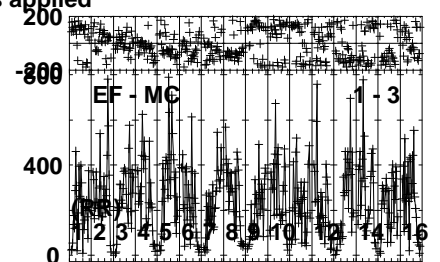
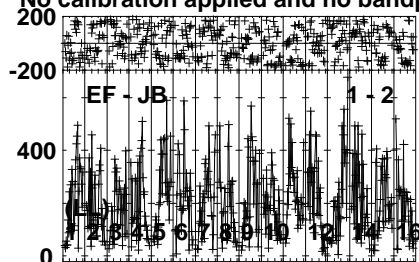
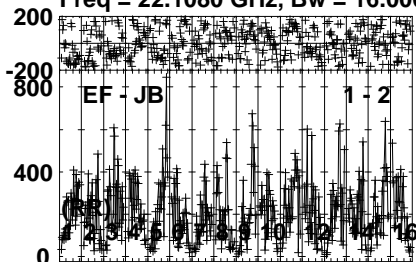
Lower frame: Milli Ampl Jy Top frame: Phas deg
Vector averaged cross-power spectrum Several baselines displayed
Timerange: 00/09:47:31 to 00/09:48:29

Plot file version 619 created 04-APR-2022 10:37:03

LSI61303 EM132A.UVDATA.1

Freq = 22.1080 GHz, Bw = 16.000 MH

No calibration applied and no bandpass applied



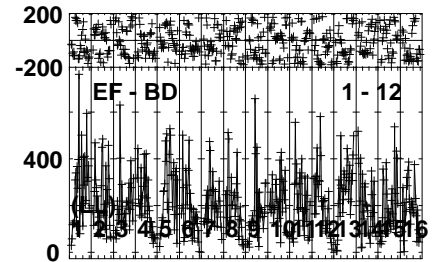
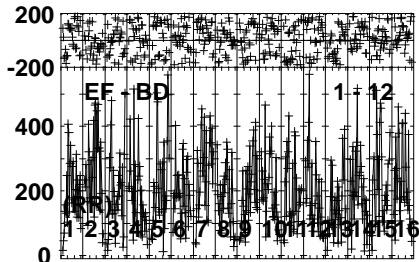
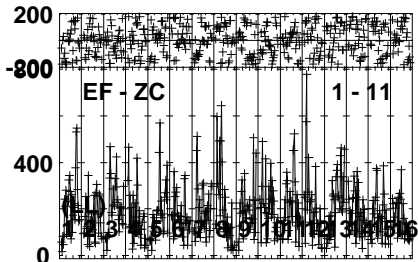
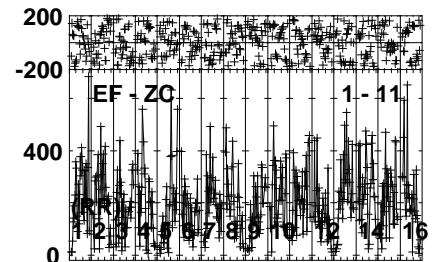
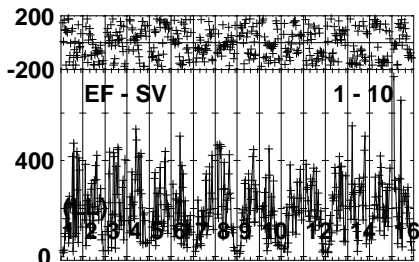
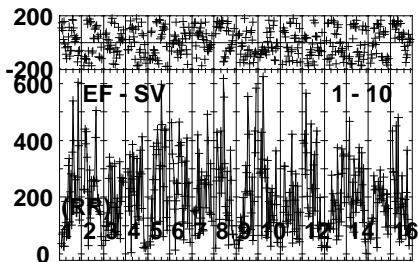
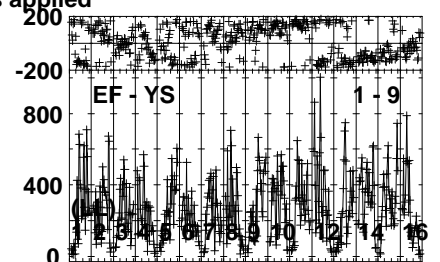
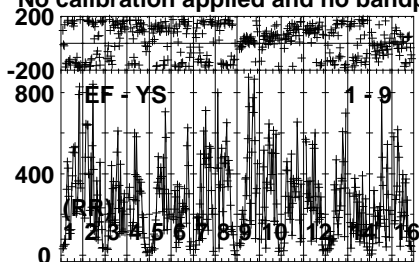
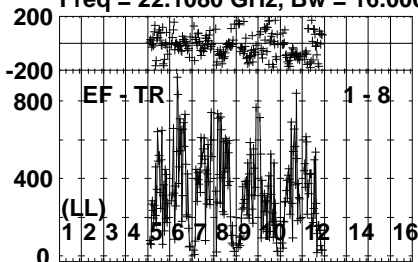
Lower frame: Micro Ampl Jy Top frame: Phas deg
Vector averaged cross-power spectrum Several baselines displayed
Timerange: 00/09:48:31 to 00/09:49:39

Plot file version 620 created 04-APR-2022 10:37:03

LSI61303 EM132A.UVDATA.1

Freq = 22.1080 GHz, Bw = 16.000 MH

No calibration applied and no bandpass applied



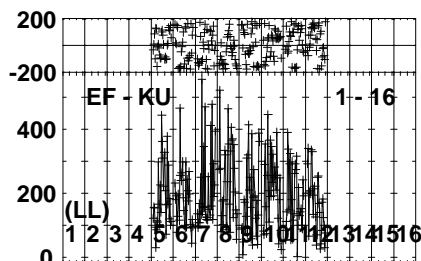
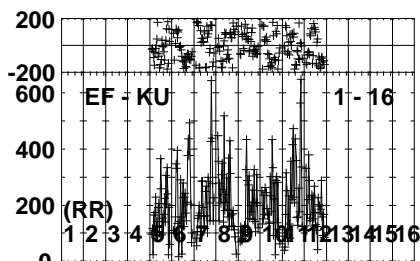
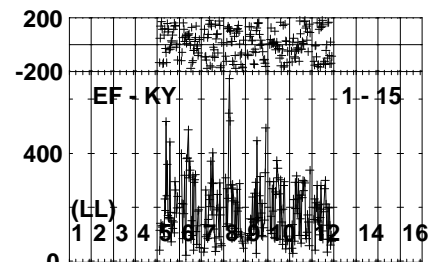
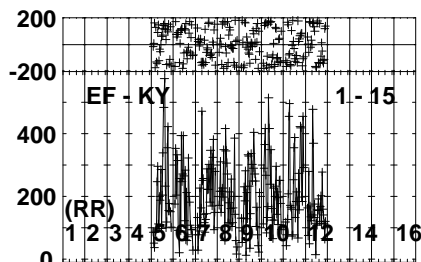
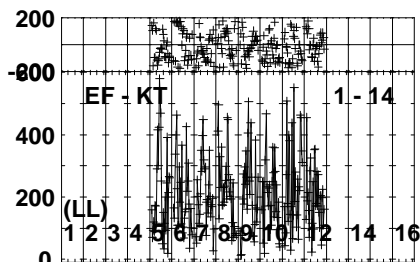
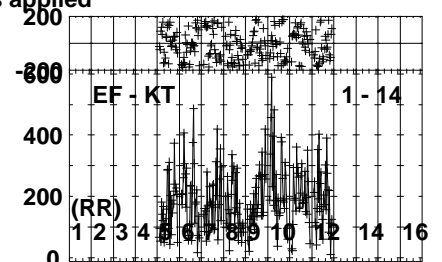
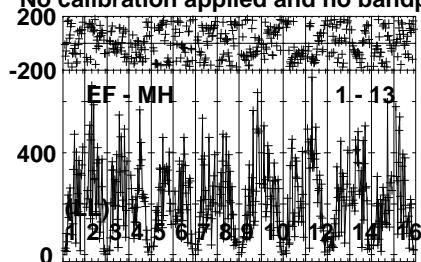
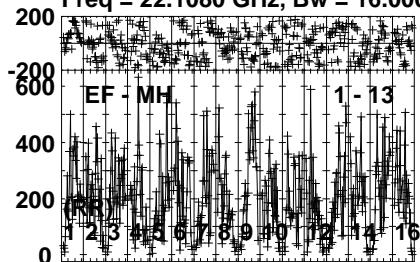
Lower frame: Micro Ampl Jy Top frame: Phas deg
Vector averaged cross-power spectrum Several baselines displayed
Timerange: 00/09:48:31 to 00/09:49:39

Plot file version 621 created 04-APR-2022 10:37:03

LSI61303 EM132A.UVDATA.1

Freq = 22.1080 GHz, Bw = 16.000 MH

No calibration applied and no bandpass applied



0 0 0 0 0 0 0 0 0 0 0 0 0 0 0 0

0 0 0 0 0 0 0 0 0 0 0 0 0 0 0 0

Channels

Channels

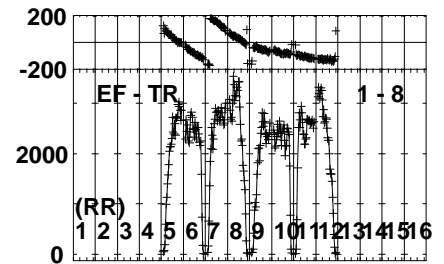
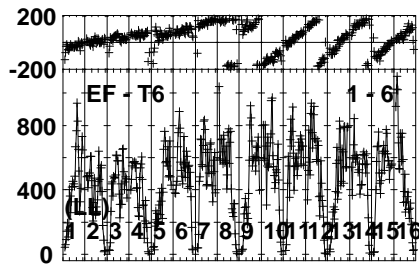
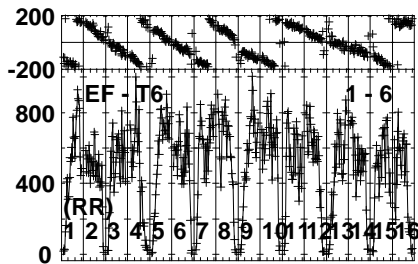
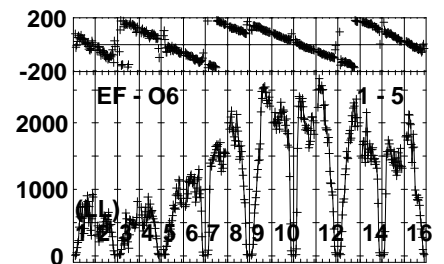
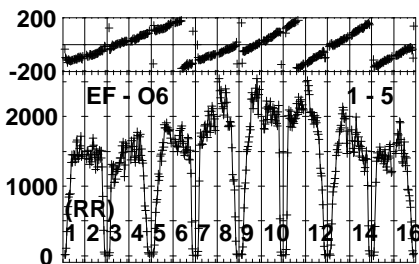
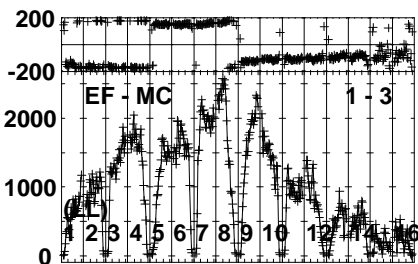
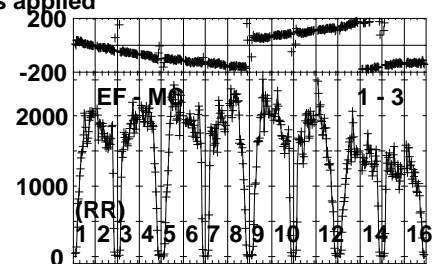
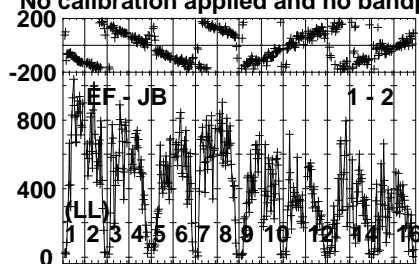
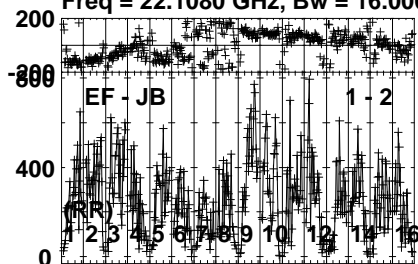
Lower frame: Micro Ampl Jy Top frame: Phas deg
Vector averaged cross-power spectrum Several baselines displayed
Timerange: 00/09:48:31 to 00/09:49:39

Plot file version 622 created 04-APR-2022 10:37:03

J0244+6228 EM132A.UVDATA.1

Freq = 22.1080 GHz, Bw = 16.000 MH

No calibration applied and no bandpass applied



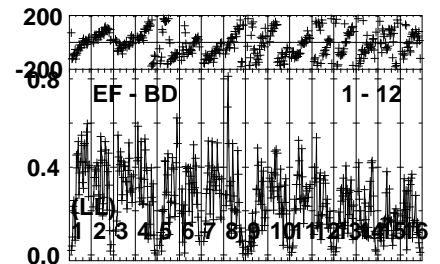
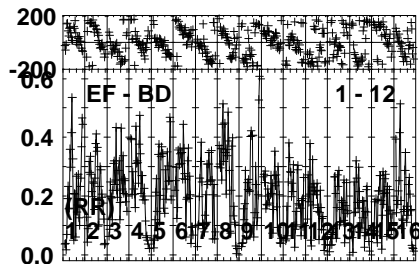
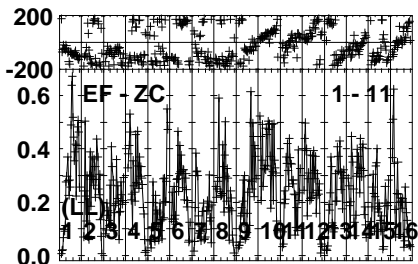
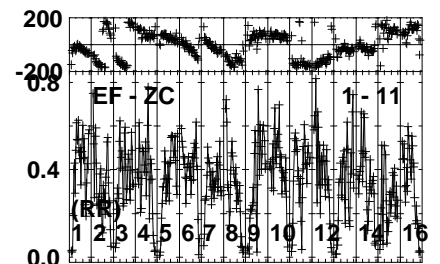
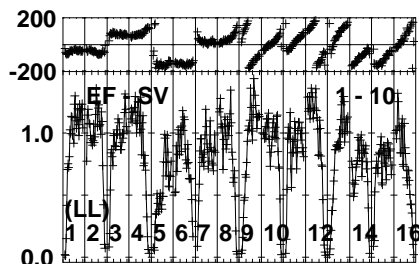
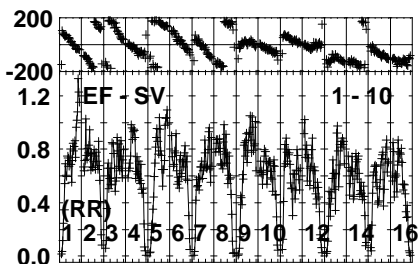
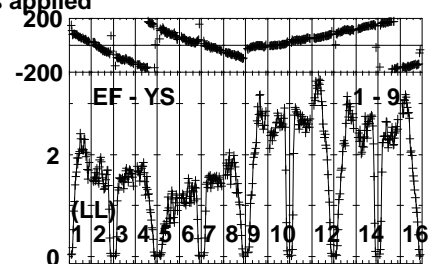
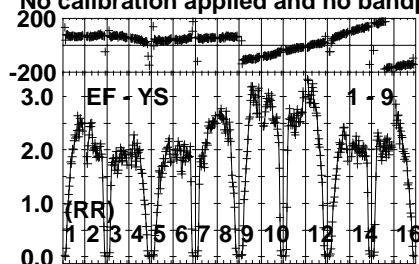
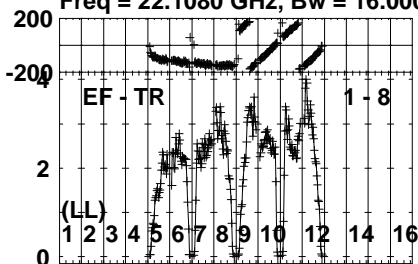
Lower frame: Micro Ampl Jy Top frame: Phas deg
 Vector averaged cross-power spectrum Several baselines displayed
 Timerange: 00/09:50:11 to 00/09:51:09

Plot file version 623 created 04-APR-2022 10:37:03

J0244+6228 EM132A.UVDATA.1

Freq = 22.1080 GHz, Bw = 16.000 MH

No calibration applied and no bandpass applied



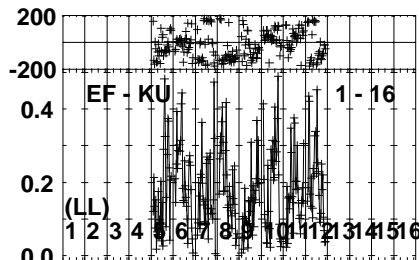
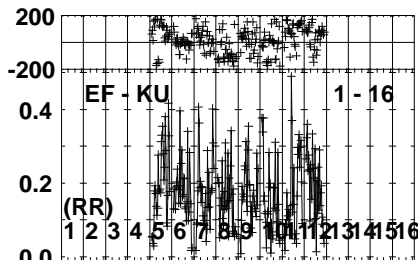
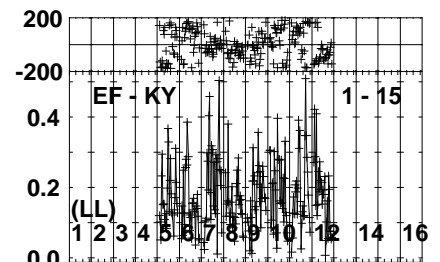
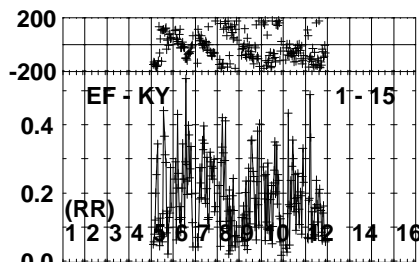
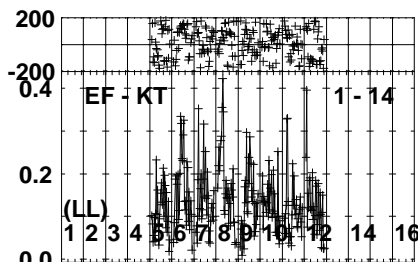
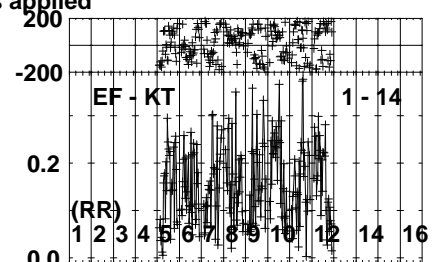
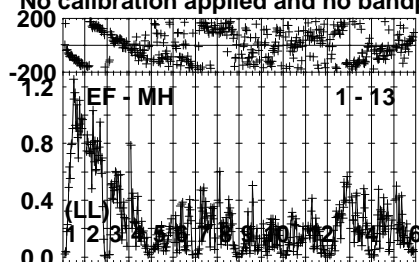
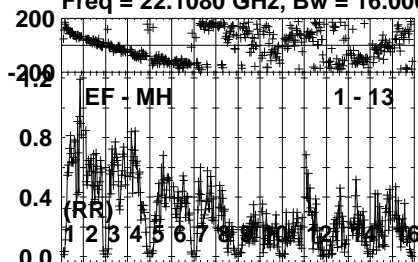
Lower frame: Milli Ampl Jy Top frame: Phas deg
Vector averaged cross-power spectrum Several baselines displayed
Timerange: 00/09:50:11 to 00/09:51:09

Plot file version 624 created 04-APR-2022 10:37:03

J0244+6228 EM132A.UVDATA.1

Freq = 22.1080 GHz, Bw = 16.000 MH

No calibration applied and no bandpass applied



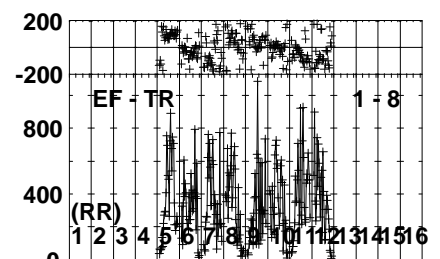
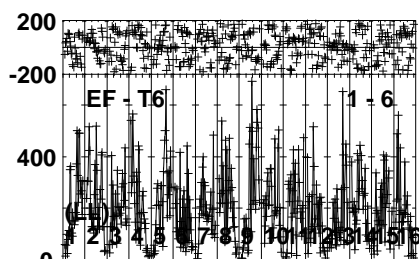
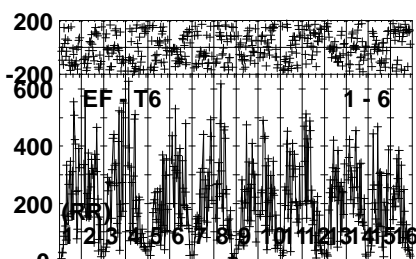
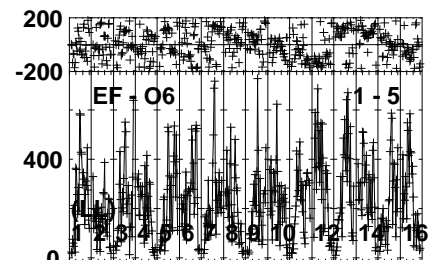
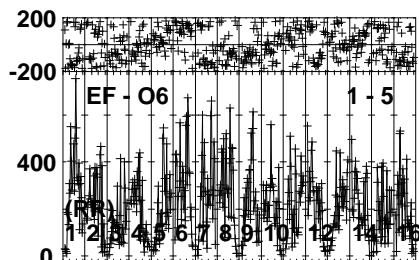
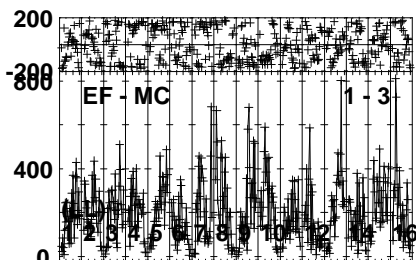
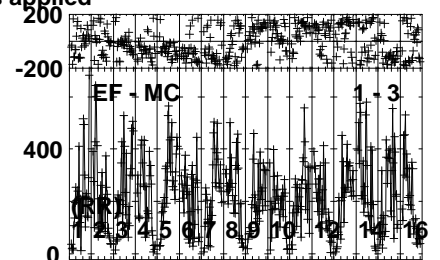
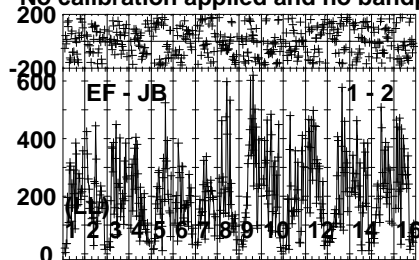
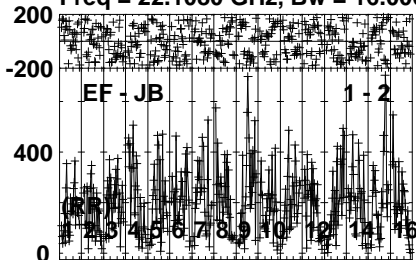
Lower frame: Milli Ampl Jy Top frame: Phas deg
Vector averaged cross-power spectrum Several baselines displayed
Timerange: 00/09:50:11 to 00/09:51:09

Plot file version 625 created 04-APR-2022 10:37:03

LSI61303 EM132A.UVDATA.1

Freq = 22.1080 GHz, Bw = 16.000 MH

No calibration applied and no bandpass applied



0 0 0 0 0 0 0 0 0 0 0 0 0 0 0 0

Lower frame: Micro Ampl Jy Top frame: Phas deg
Vector averaged cross-power spectrum Several baselines displayed
Timerange: 00/09:51:11 to 00/09:52:19

0 0 0 0 0 0 0 0 0 0 0 0 0 0 0 0

0 0 0 0 0 0 0 0 0 0 0 0 0 0 0 0

Channels

Channels

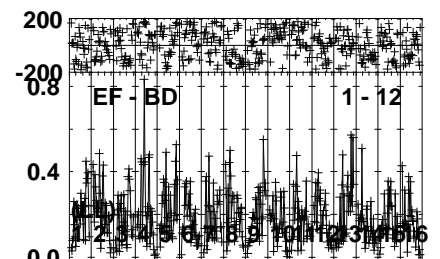
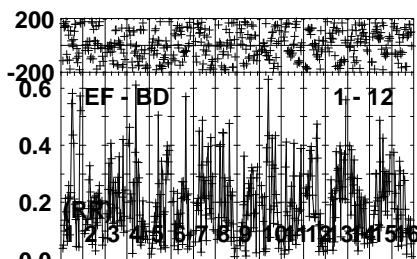
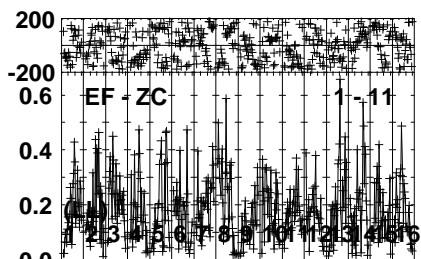
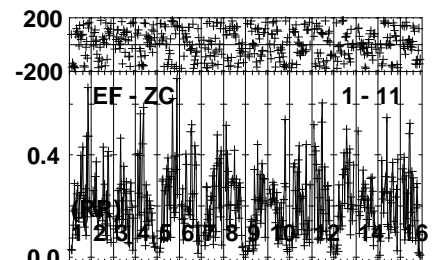
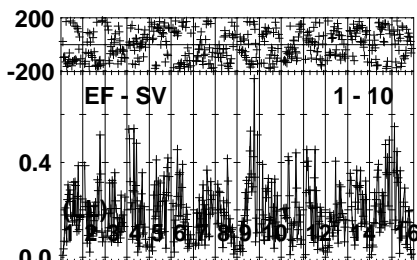
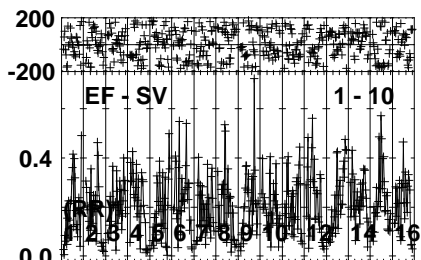
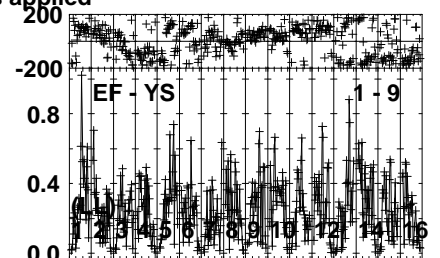
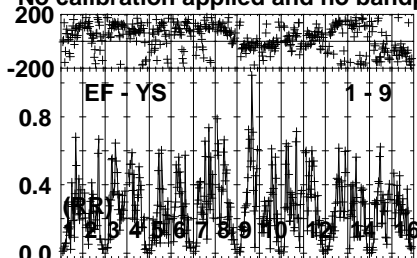
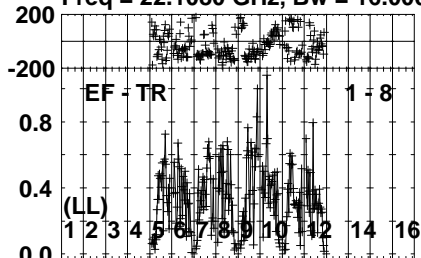
Channels

Plot file version 626 created 04-APR-2022 10:37:03

LSI61303 EM132A.UVDATA.1

Freq = 22.1080 GHz, Bw = 16.000 MH

No calibration applied and no bandpass applied



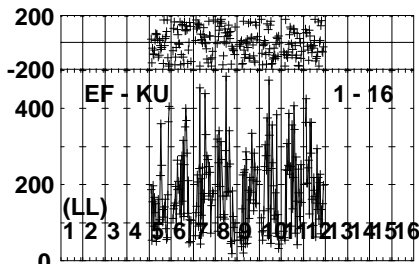
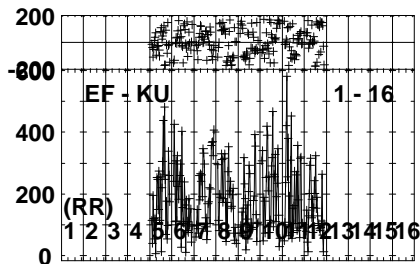
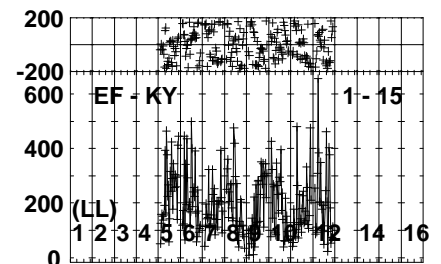
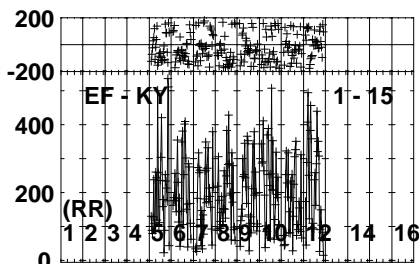
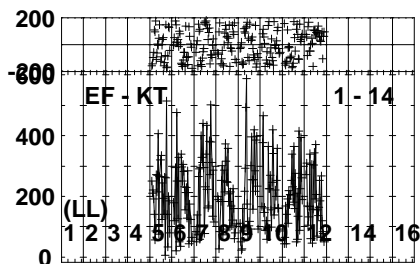
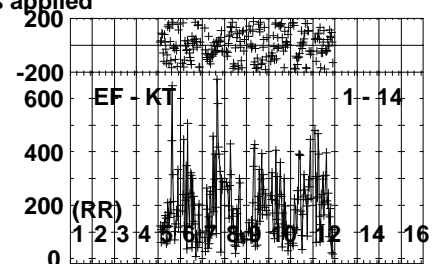
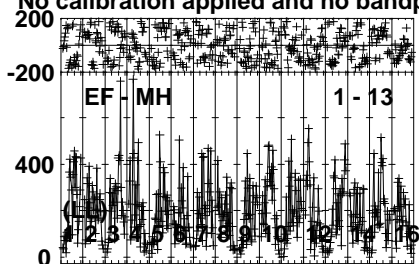
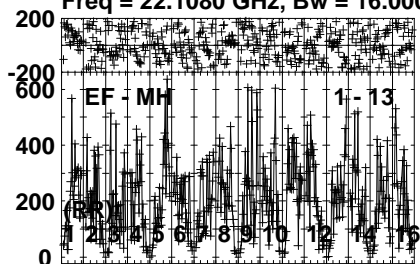
Lower frame: Milli Ampl Jy Top frame: Phas deg
Vector averaged cross-power spectrum Several baselines displayed
Timerange: 00/09:51:11 to 00/09:52:19

Plot file version 627 created 04-APR-2022 10:37:04

LSI61303 EM132A.UVDATA.1

Freq = 22.1080 GHz, Bw = 16.000 MH

No calibration applied and no bandpass applied



0 0 0 0 0 0 0 0 0 0 0 0 0 0 0 0

0 0 0 0 0 0 0 0 0 0 0 0 0 0 0 0

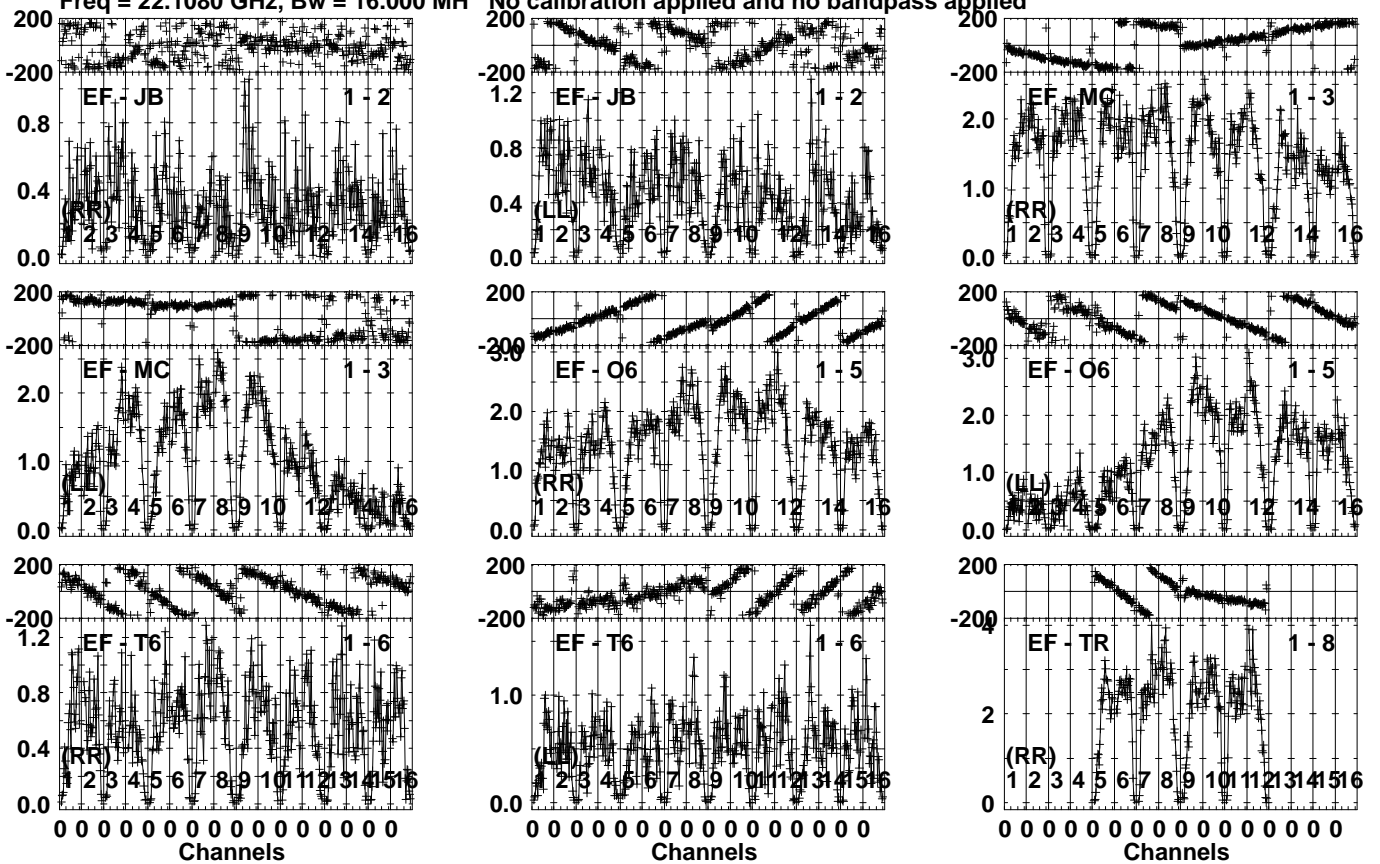
Lower frame: Micro Ampl Jy Top frame: Phas deg
Vector averaged cross-power spectrum Several baselines displayed
Timerange: 00/09:51:11 to 00/09:52:19

Plot file version 628 created 04-APR-2022 10:37:04

J0244+6228 EM132A.UVDATA.1

Freq = 22.1080 GHz, Bw = 16.000 MH

No calibration applied and no bandpass applied



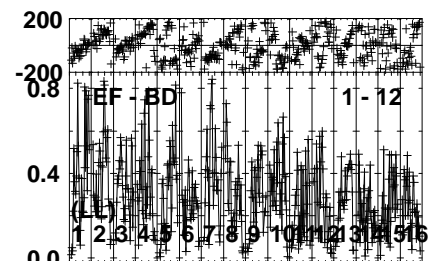
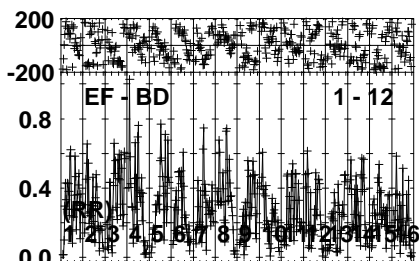
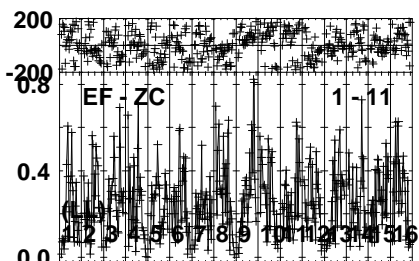
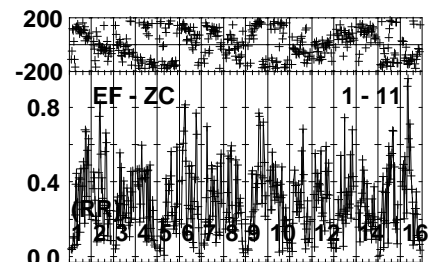
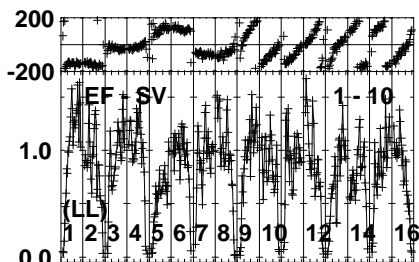
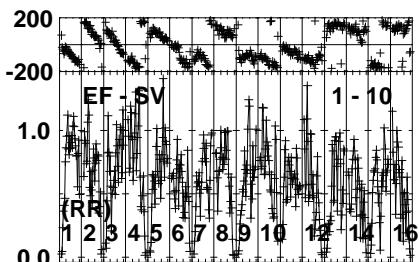
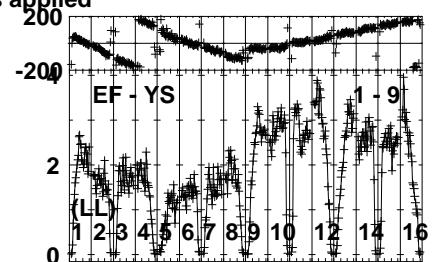
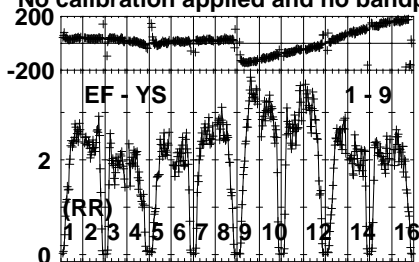
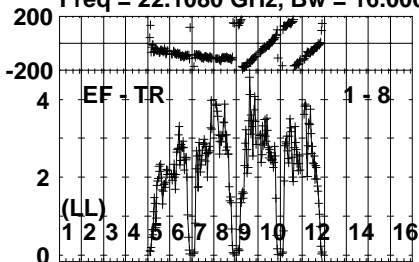
Lower frame: Milli Ampl Jy Top frame: Phas deg
Vector averaged cross-power spectrum Several baselines displayed
Timerange: 00/09:52:21 to 00/09:53:19

Plot file version 629 created 04-APR-2022 10:37:04

J0244+6228 EM132A.UVDATA.1

Freq = 22.1080 GHz, Bw = 16.000 MH

No calibration applied and no bandpass applied



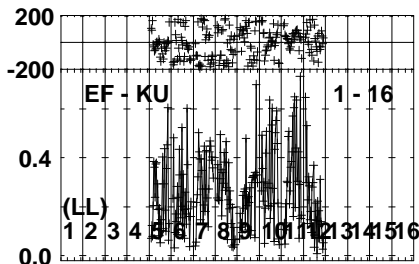
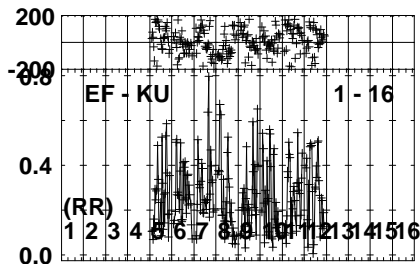
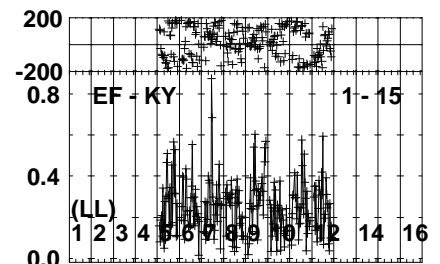
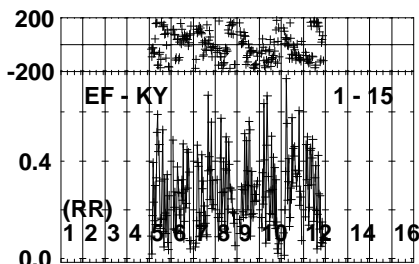
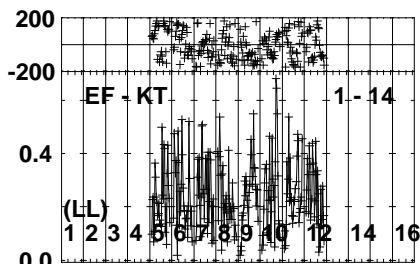
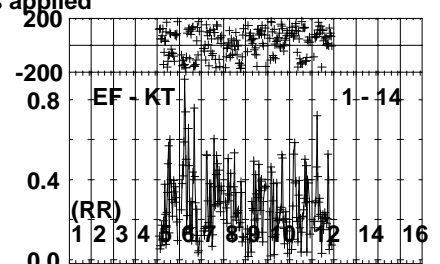
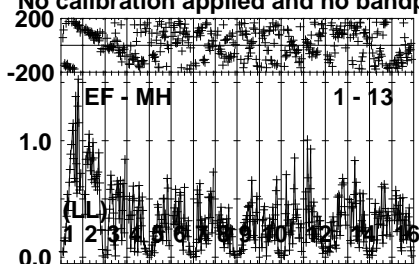
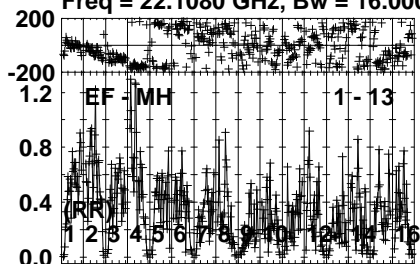
Lower frame: Milli Ampl Jy Top frame: Phas deg
Vector averaged cross-power spectrum Several baselines displayed
Timerange: 00/09:52:21 to 00/09:53:19

Plot file version 630 created 04-APR-2022 10:37:04

J0244+6228 EM132A.UVDATA.1

Freq = 22.1080 GHz, Bw = 16.000 MH

No calibration applied and no bandpass applied



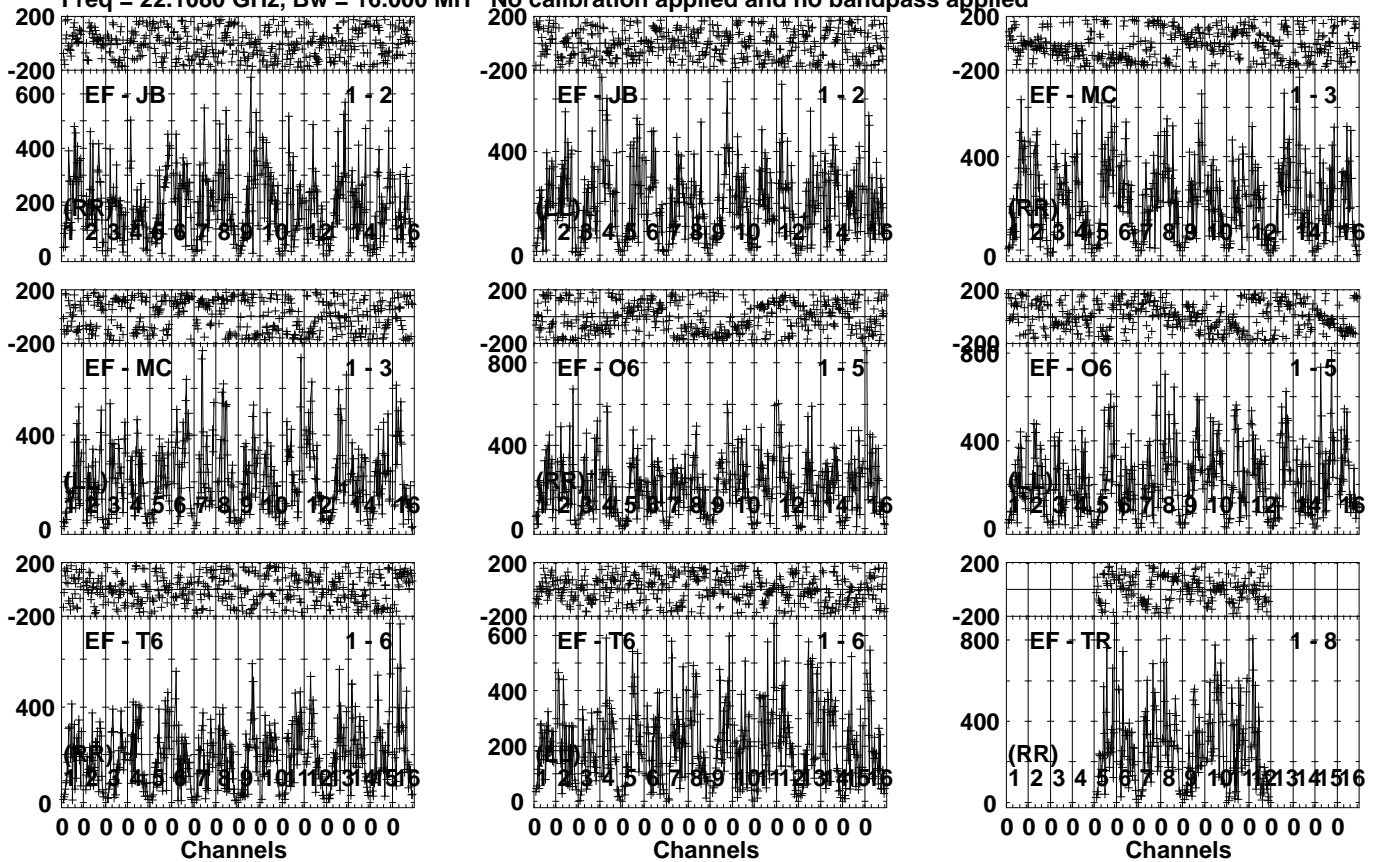
0 0 0 0 0 0 0 0 0 0 0 0 0 0 0 0
Channels
Lower frame: Milli Ampl Jy Top frame: Phas deg
Vector averaged cross-power spectrum Several baselines displayed
Timerange: 00/09:52:21 to 00/09:53:19

Plot file version 631 created 04-APR-2022 10:37:04

LSI61303 EM132A.UVDATA.1

Freq = 22.1080 GHz, Bw = 16.000 MH

No calibration applied and no bandpass applied



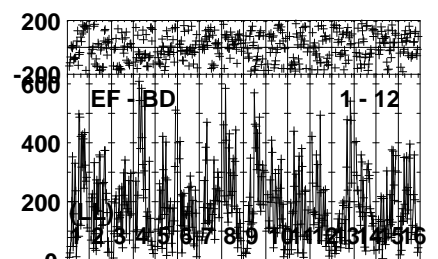
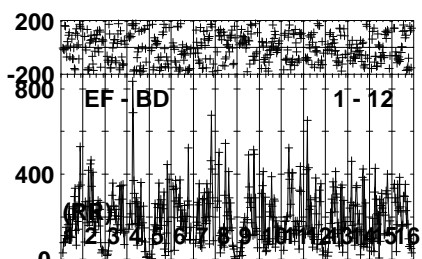
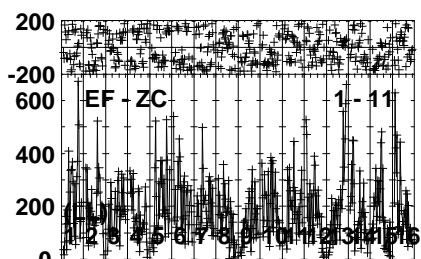
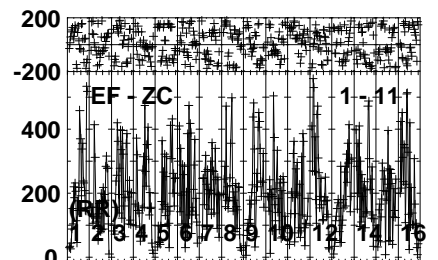
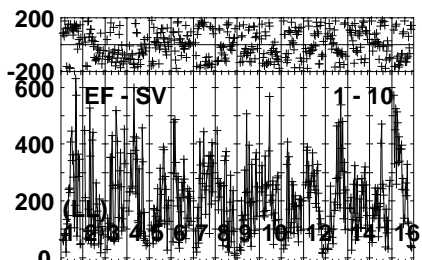
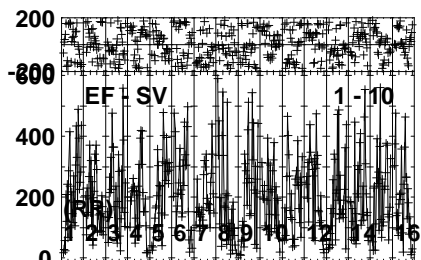
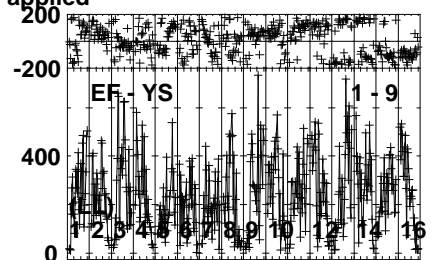
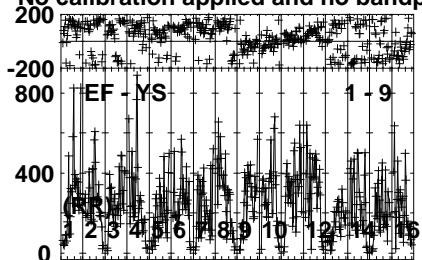
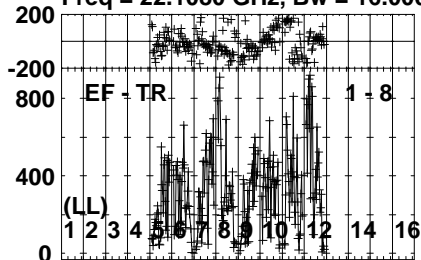
Lower frame: Micro Ampl Jy Top frame: Phas deg
Vector averaged cross-power spectrum Several baselines displayed
Timerange: 00/09:53:21 to 00/09:54:29

Plot file version 632 created 04-APR-2022 10:37:04

LSI61303 EM132A.UVDATA.1

Freq = 22.1080 GHz, Bw = 16.000 MH

No calibration applied and no bandpass applied



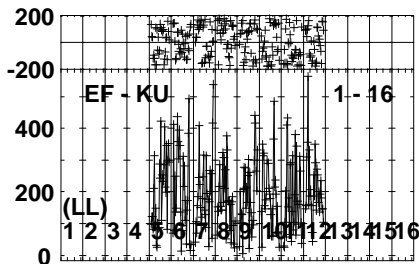
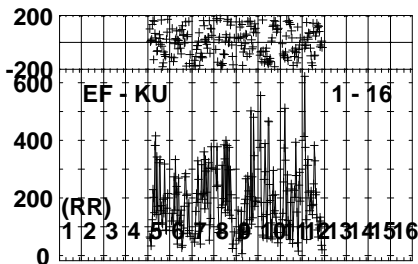
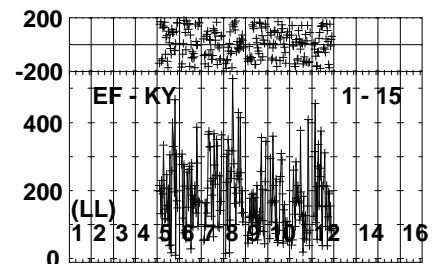
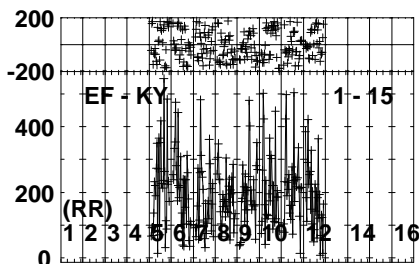
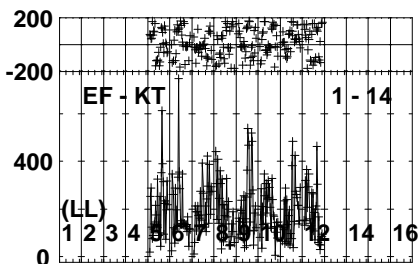
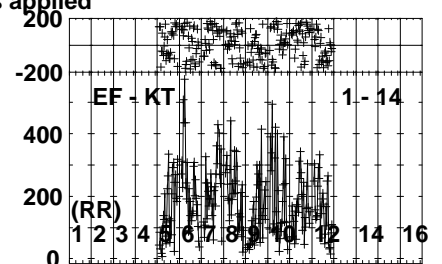
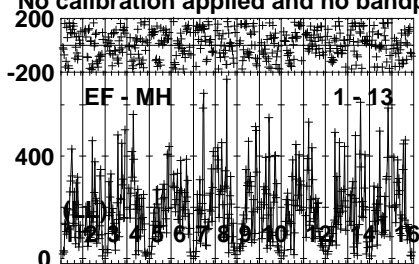
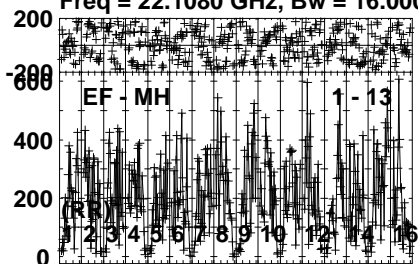
Lower frame: Micro Ampl Jy Top frame: Phas deg
Vector averaged cross-power spectrum Several baselines displayed
Timerange: 00/09:53:21 to 00/09:54:29

Plot file version 633 created 04-APR-2022 10:37:04

LSI61303 EM132A.UVDATA.1

Freq = 22.1080 GHz, Bw = 16.000 MH

No calibration applied and no bandpass applied



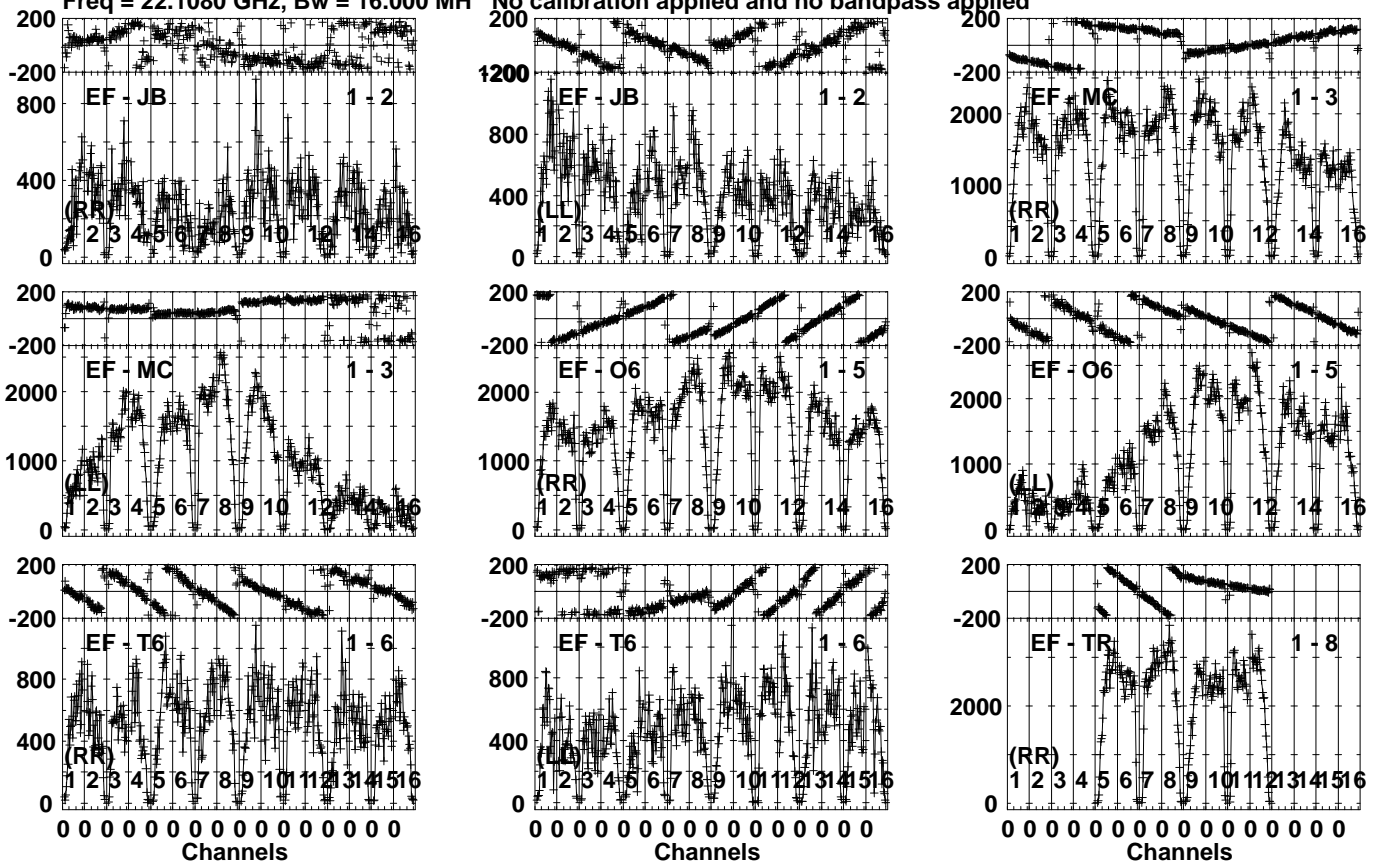
Lower frame: Micro Ampl Jy Top frame: Phas deg
Vector averaged cross-power spectrum Several baselines displayed
Timerange: 00/09:53:21 to 00/09:54:29

Plot file version 634 created 04-APR-2022 10:37:04

J0244+6228 EM132A.UVDATA.1

Freq = 22.1080 GHz, Bw = 16.000 MH

No calibration applied and no bandpass applied



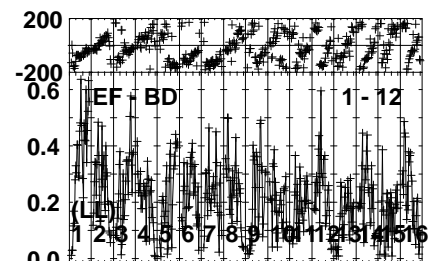
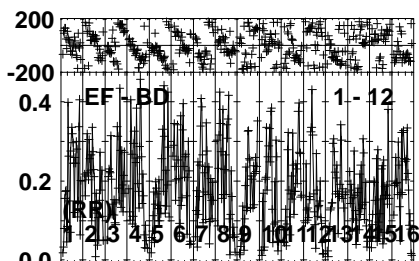
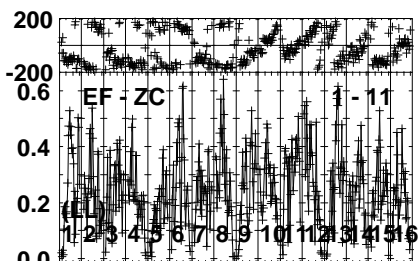
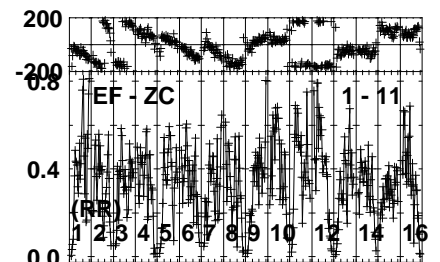
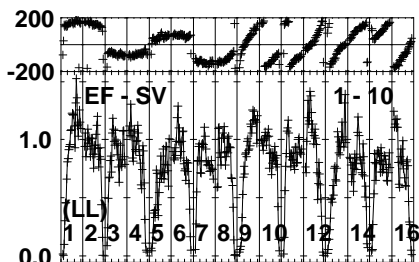
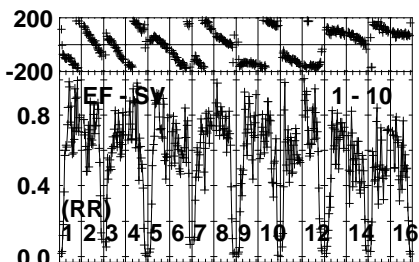
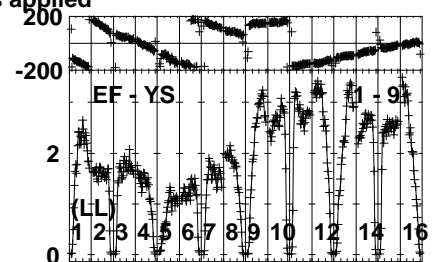
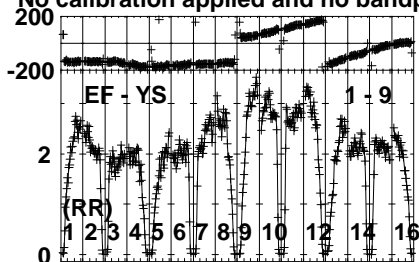
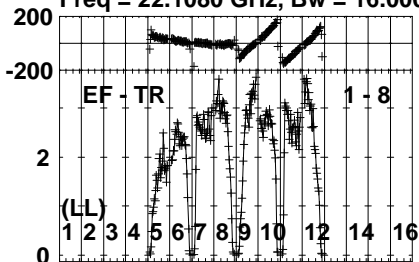
Lower frame: Micro Ampl Jy Top frame: Phas deg
Vector averaged cross-power spectrum Several baselines displayed
Timerange: 00/09:55:01 to 00/09:55:59

Plot file version 635 created 04-APR-2022 10:37:04

J0244+6228 EM132A.UVDATA.1

Freq = 22.1080 GHz, Bw = 16.000 MH

No calibration applied and no bandpass applied



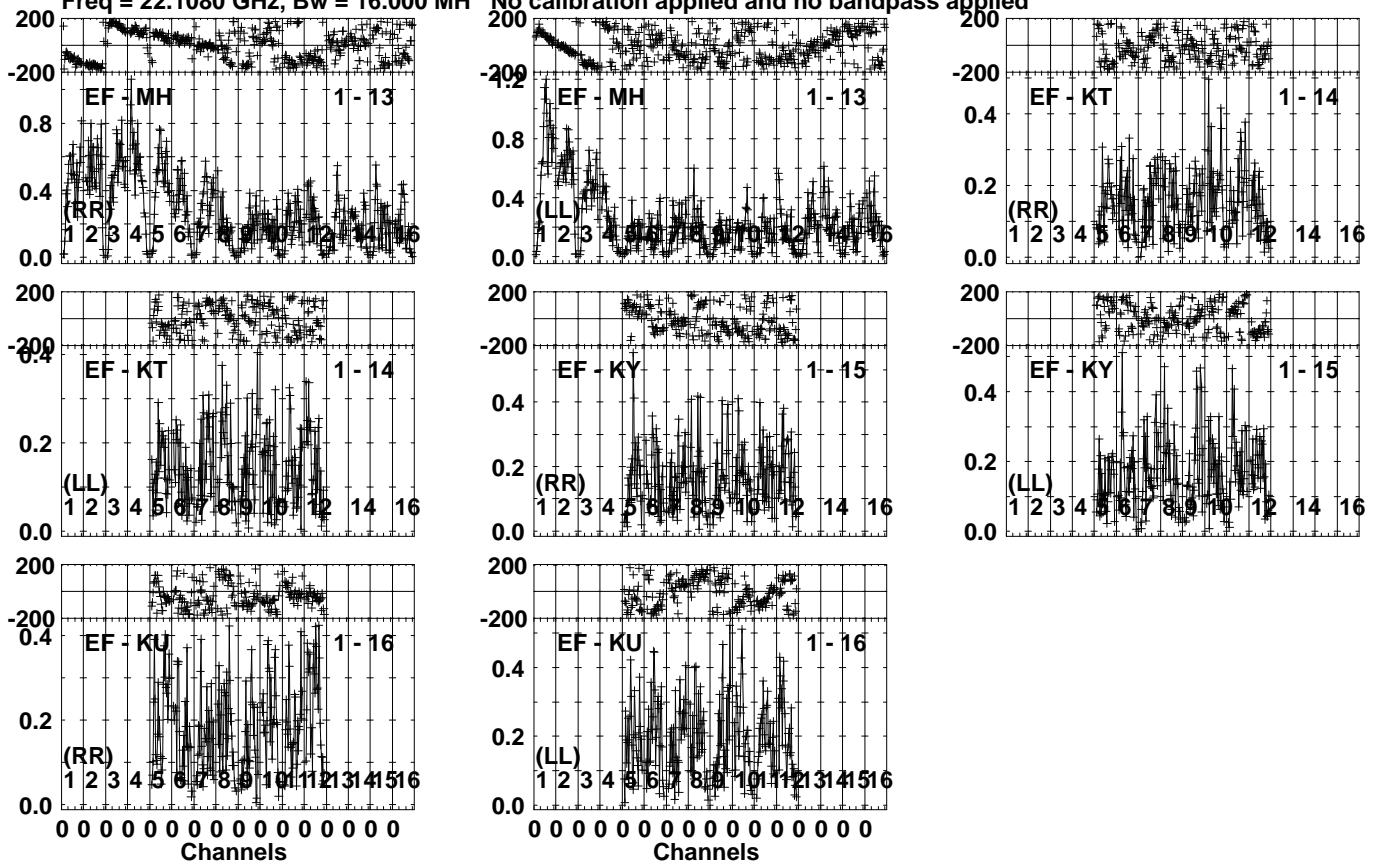
Lower frame: Milli Ampl Jy Top frame: Phas deg
Vector averaged cross-power spectrum Several baselines displayed
Timerange: 00/09:55:01 to 00/09:55:59

Plot file version 636 created 04-APR-2022 10:37:04

J0244+6228 EM132A.UVDATA.1

Freq = 22.1080 GHz, Bw = 16.000 MH

No calibration applied and no bandpass applied



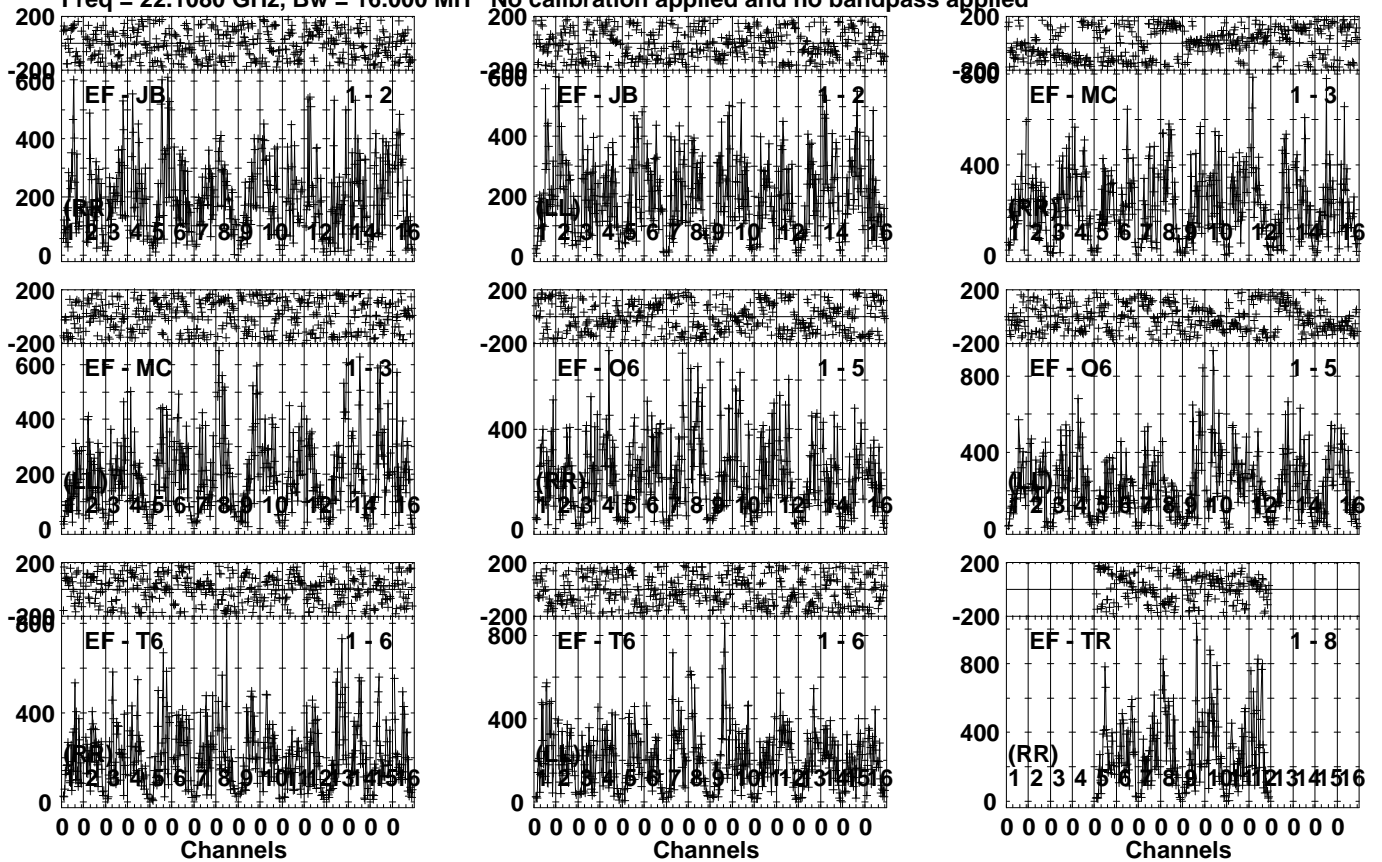
Lower frame: Milli Ampl Jy Top frame: Phas deg
Vector averaged cross-power spectrum Several baselines displayed
Timerange: 00/09:55:01 to 00/09:55:59

Plot file version 637 created 04-APR-2022 10:37:04

LSI61303 EM132A.UVDATA.1

Freq = 22.1080 GHz, Bw = 16.000 MH

No calibration applied and no bandpass applied



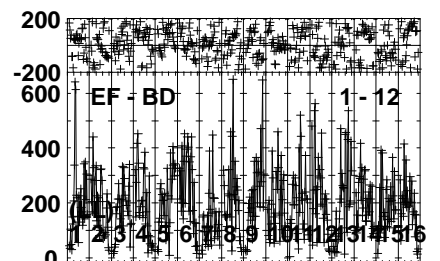
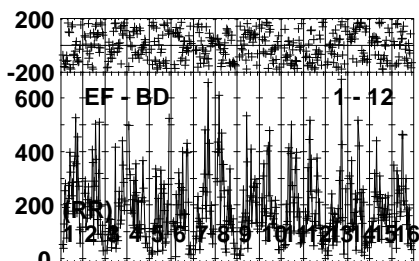
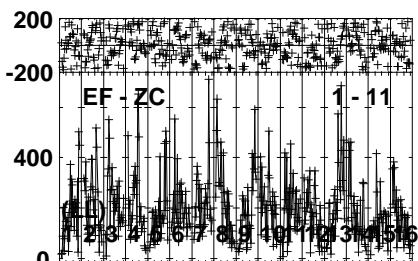
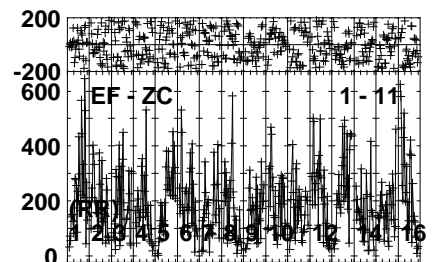
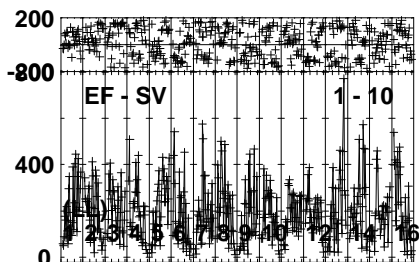
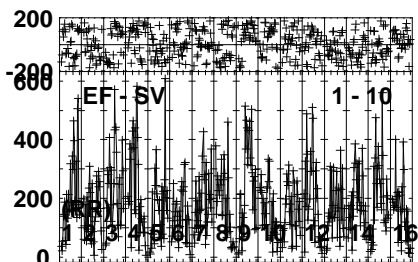
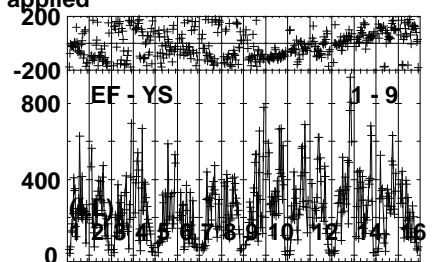
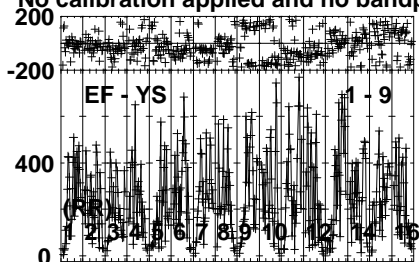
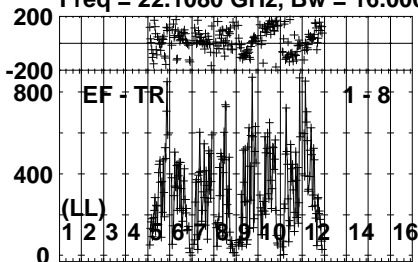
Lower frame: Micro Ampl Jy Top frame: Phas deg
Vector averaged cross-power spectrum Several baselines displayed
Timerange: 00/09:56:01 to 00/09:57:09

Plot file version 638 created 04-APR-2022 10:37:04

LSI61303 EM132A.UVDATA.1

Freq = 22.1080 GHz, Bw = 16.000 MH

No calibration applied and no bandpass applied



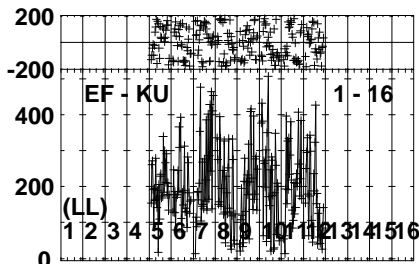
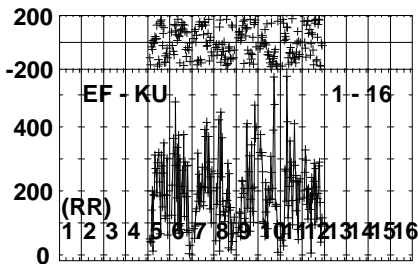
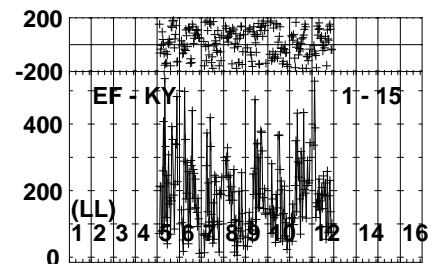
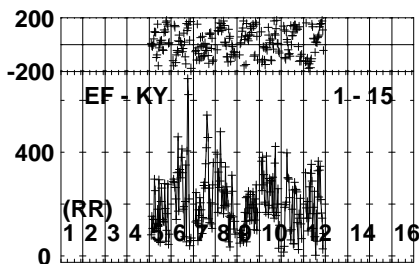
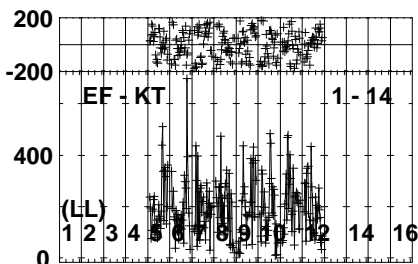
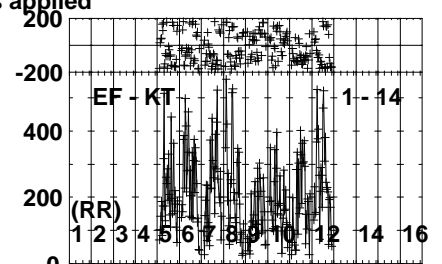
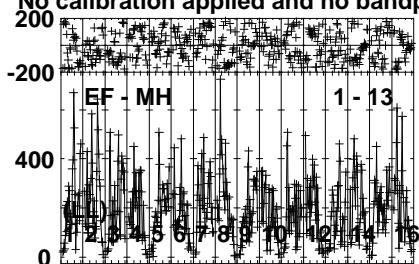
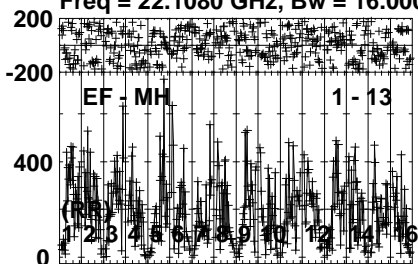
Lower frame: Micro Ampl Jy Top frame: Phas deg
Vector averaged cross-power spectrum Several baselines displayed
Timerange: 00/09:56:01 to 00/09:57:09

Plot file version 639 created 04-APR-2022 10:37:05

LSI61303 EM132A.UVDATA.1

Freq = 22.1080 GHz, Bw = 16.000 MH

No calibration applied and no bandpass applied



0 0 0 0 0 0 0 0 0 0 0 0 0 0 0 0

0 0 0 0 0 0 0 0 0 0 0 0 0 0 0 0

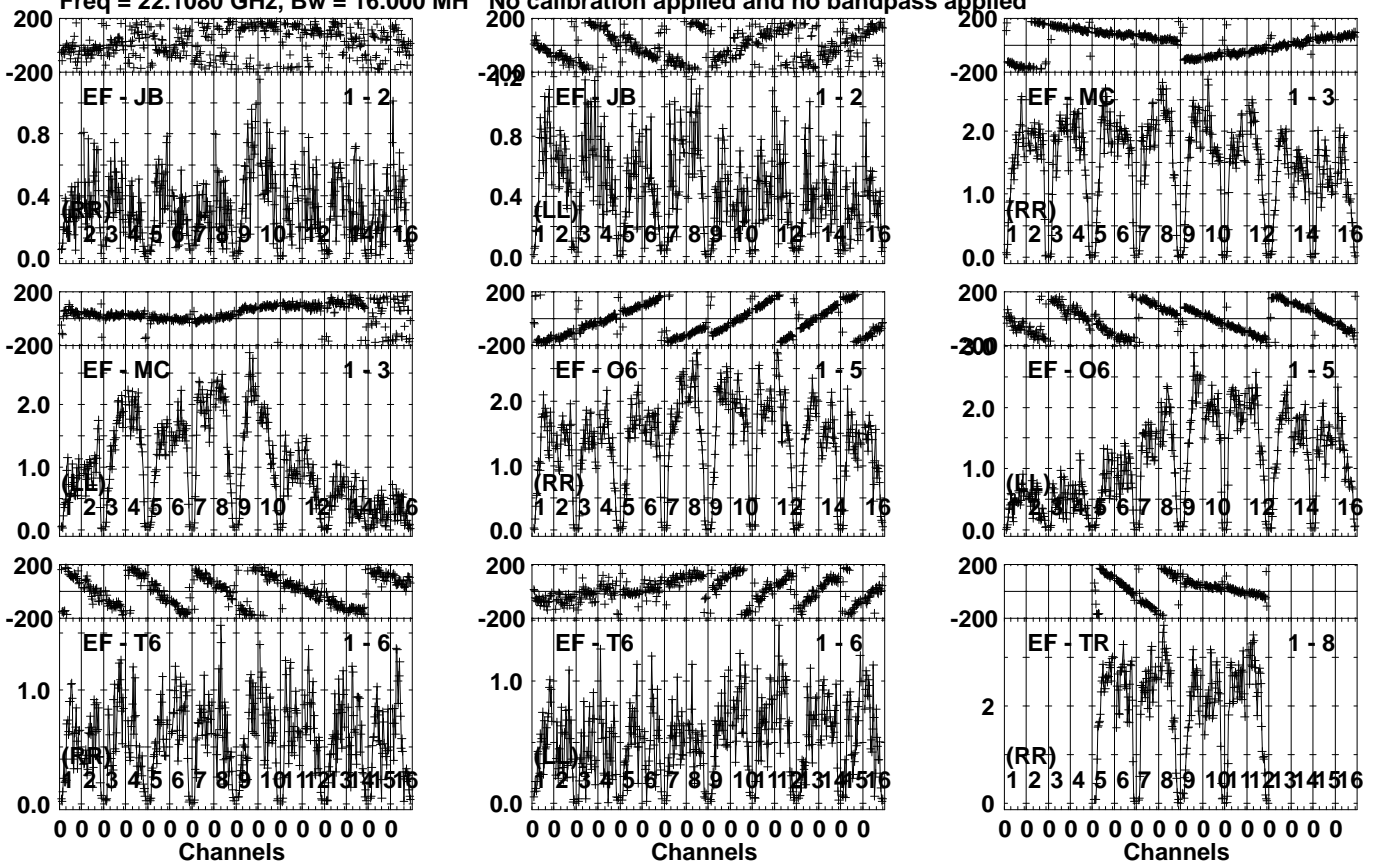
Lower frame: Micro Ampl Jy Top frame: Phas deg
Vector averaged cross-power spectrum Several baselines displayed
Timerange: 00/09:56:01 to 00/09:57:09

Plot file version 640 created 04-APR-2022 10:37:05

J0244+6228 EM132A.UVDATA.1

Freq = 22.1080 GHz, Bw = 16.000 MH

No calibration applied and no bandpass applied



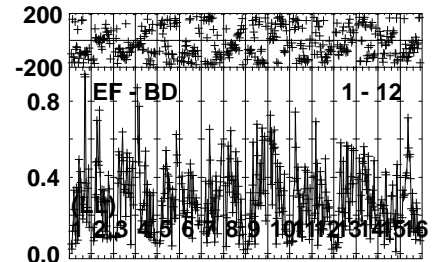
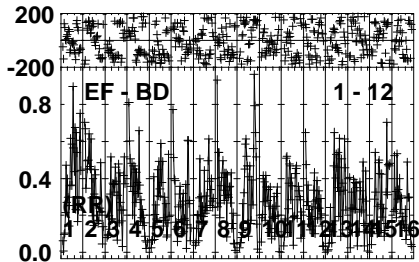
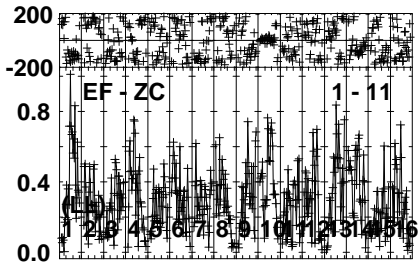
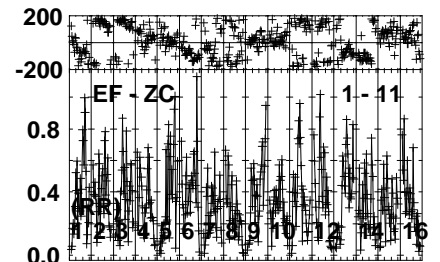
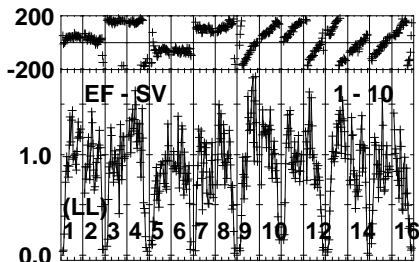
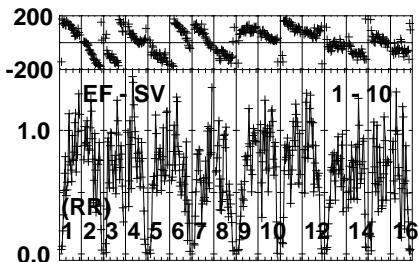
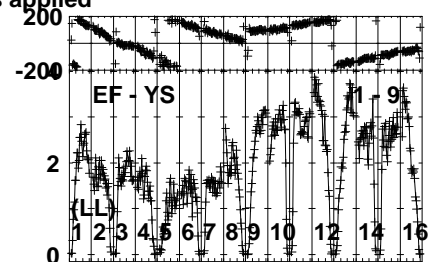
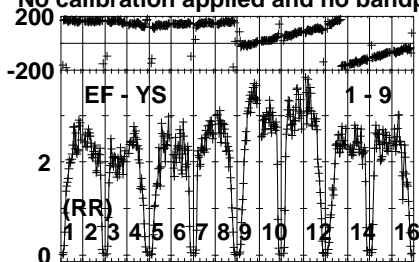
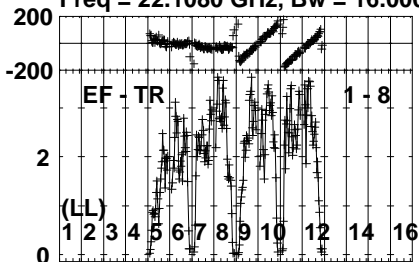
Lower frame: Milli Ampl Jy Top frame: Phas deg
Vector averaged cross-power spectrum Several baselines displayed
Timerange: 00/09:57:11 to 00/09:58:09

Plot file version 641 created 04-APR-2022 10:37:05

J0244+6228 EM132A.UVDATA.1

Freq = 22.1080 GHz, Bw = 16.000 MH

No calibration applied and no bandpass applied



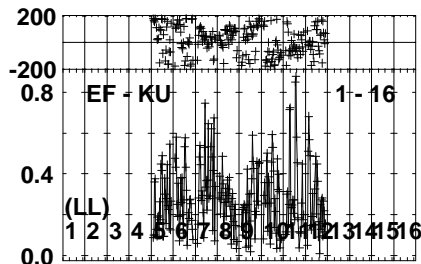
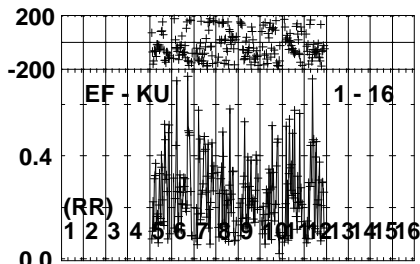
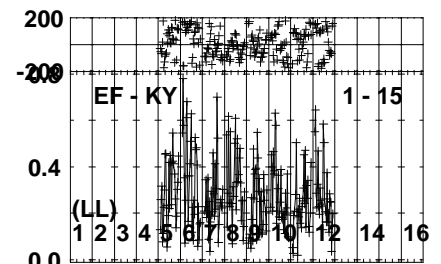
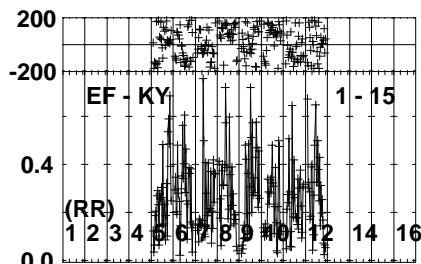
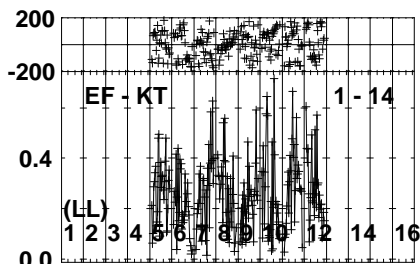
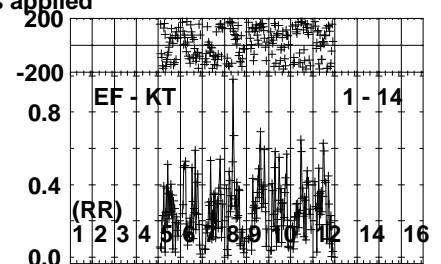
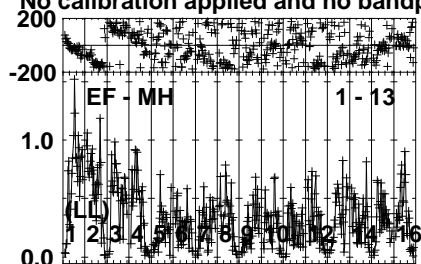
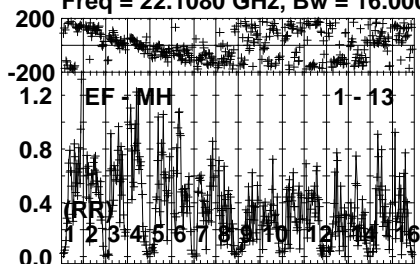
Lower frame: Milli Ampl Jy Top frame: Phas deg
Vector averaged cross-power spectrum Several baselines displayed
Timerange: 00/09:57:11 to 00/09:58:09

Plot file version 642 created 04-APR-2022 10:37:05

J0244+6228 EM132A.UVDATA.1

Freq = 22.1080 GHz, Bw = 16.000 MH

No calibration applied and no bandpass applied



0 0 0 0 0 0 0 0 0 0 0 0 0 0 0 0
Channels

0 0 0 0 0 0 0 0 0 0 0 0 0 0 0 0
Channels

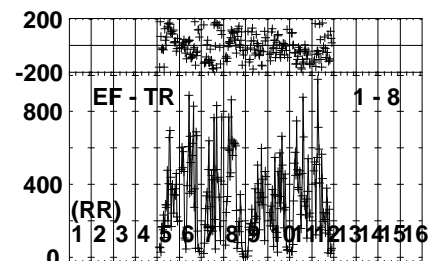
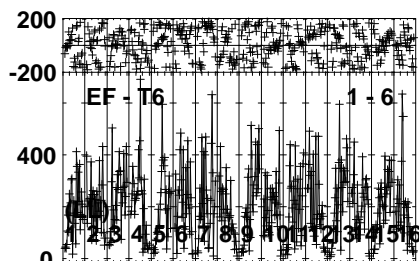
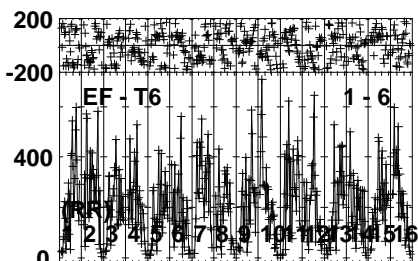
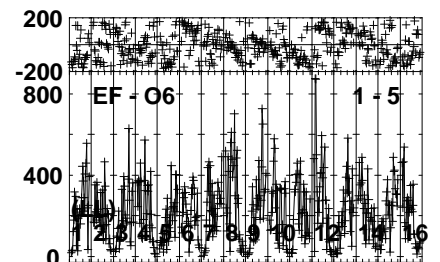
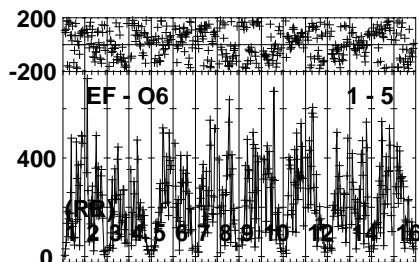
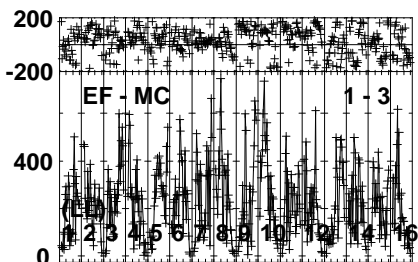
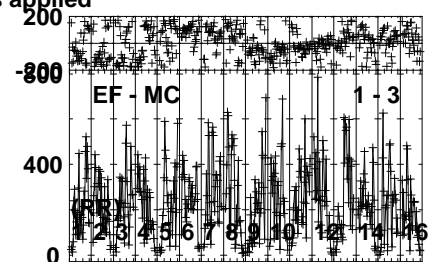
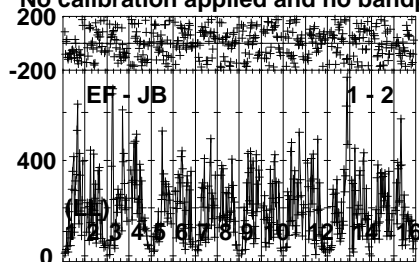
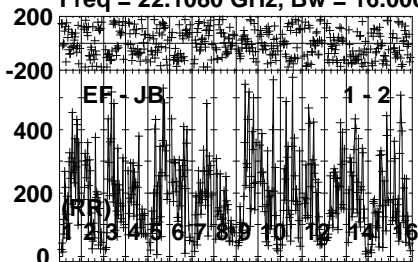
Lower frame: Milli Ampl Jy Top frame: Phas deg
Vector averaged cross-power spectrum Several baselines displayed
Timerange: 00/09:57:11 to 00/09:58:09

Plot file version 643 created 04-APR-2022 10:37:05

LSI61303 EM132A.UVDATA.1

Freq = 22.1080 GHz, Bw = 16.000 MH

No calibration applied and no bandpass applied



0 0 0 0 0 0 0 0 0 0 0 0 0 0 0 0

Channels

0 0 0 0 0 0 0 0 0 0 0 0 0 0 0 0

Channels

0 0 0 0 0 0 0 0 0 0 0 0 0 0 0 0

Channels

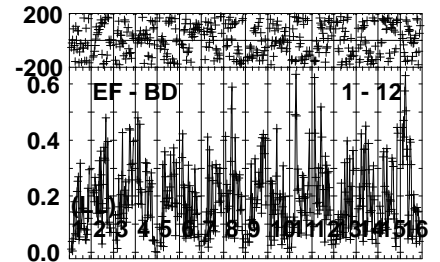
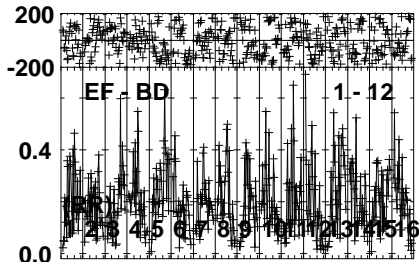
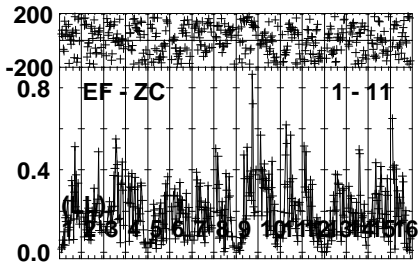
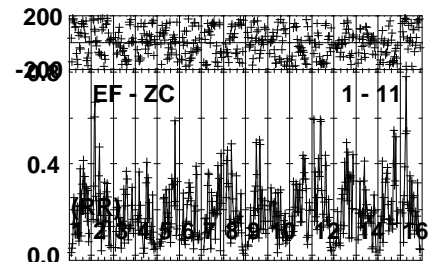
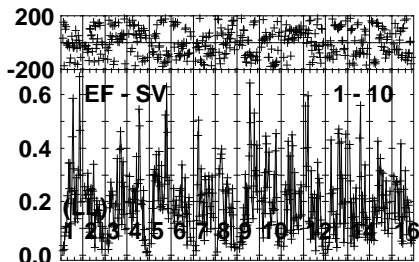
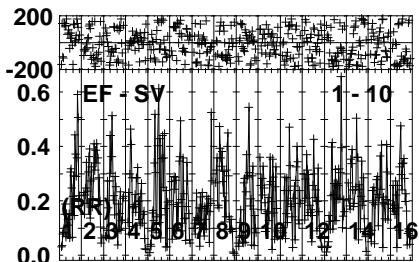
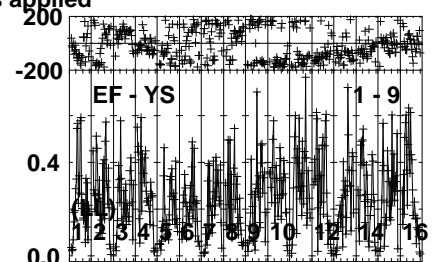
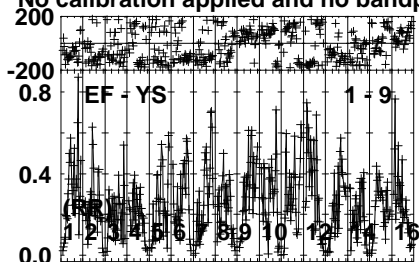
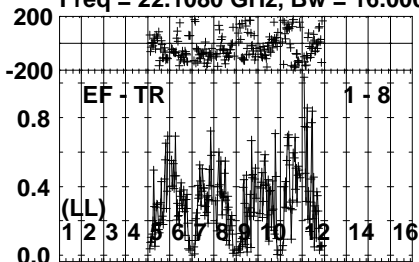
Lower frame: Micro Ampl Jy Top frame: Phas deg
Vector averaged cross-power spectrum Several baselines displayed
Timerange: 00/09:58:11 to 00/09:59:19

Plot file version 644 created 04-APR-2022 10:37:05

LSI61303 EM132A.UVDATA.1

Freq = 22.1080 GHz, Bw = 16.000 MH

No calibration applied and no bandpass applied



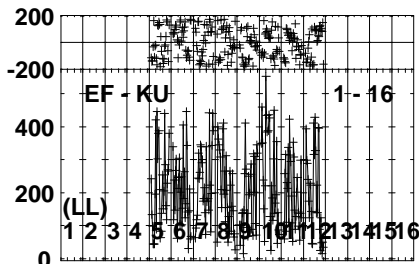
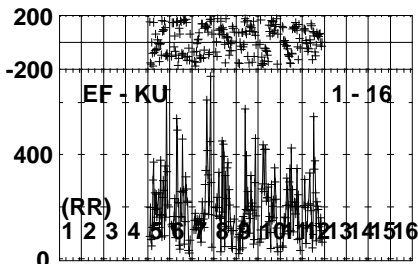
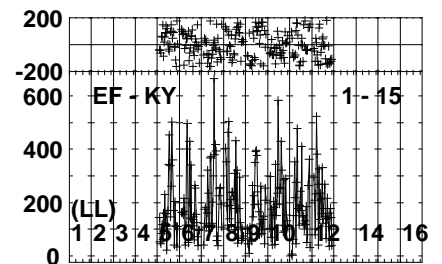
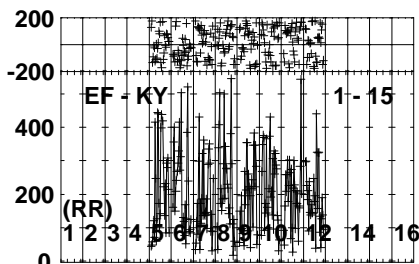
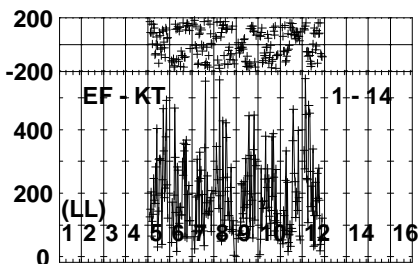
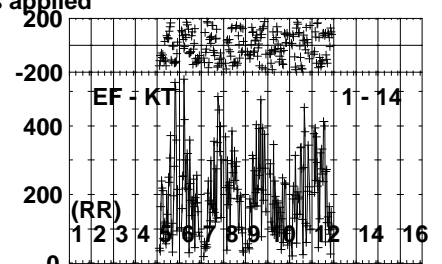
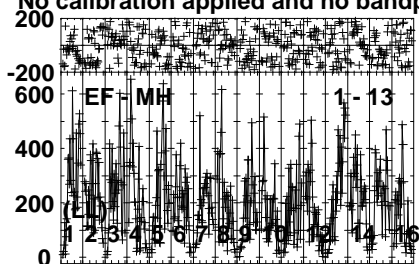
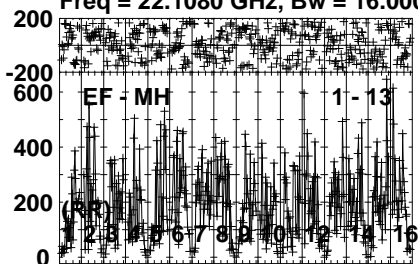
Lower frame: Milli Ampl Jy Top frame: Phas deg
Vector averaged cross-power spectrum Several baselines displayed
Timerange: 00/09:58:11 to 00/09:59:19

Plot file version 645 created 04-APR-2022 10:37:05

LSI61303 EM132A.UVDATA.1

Freq = 22.1080 GHz, Bw = 16.000 MH

No calibration applied and no bandpass applied



0 0 0 0 0 0 0 0 0 0 0 0 0 0 0 0

0 0 0 0 0 0 0 0 0 0 0 0 0 0 0 0

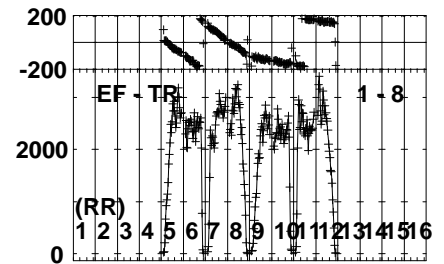
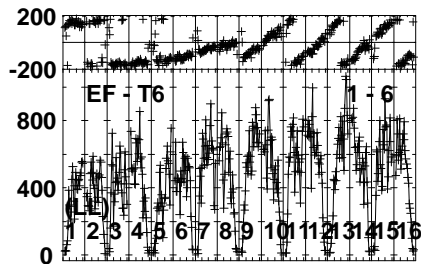
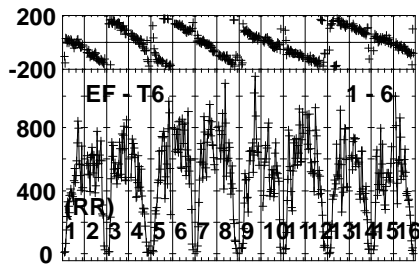
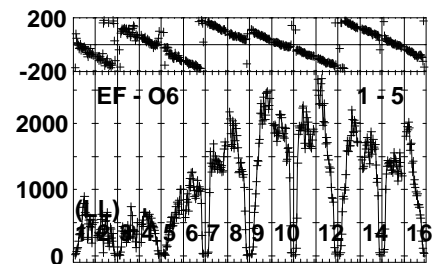
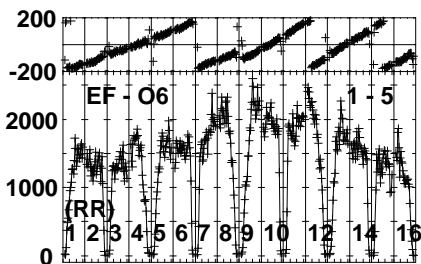
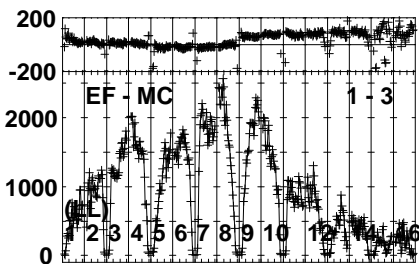
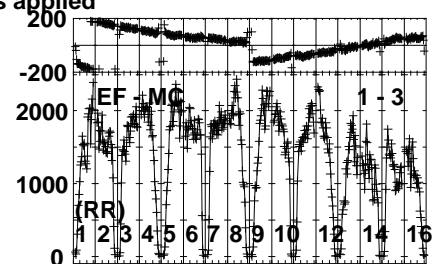
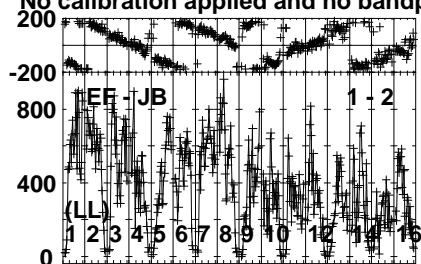
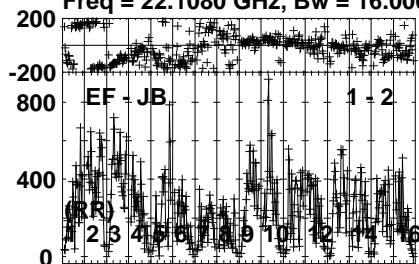
Lower frame: Micro Ampl Jy Top frame: Phas deg
Vector averaged cross-power spectrum Several baselines displayed
Timerange: 00/09:58:11 to 00/09:59:19

Plot file version 646 created 04-APR-2022 10:37:05

J0244+6228 EM132A.UVDATA.1

Freq = 22.1080 GHz, Bw = 16.000 MH

No calibration applied and no bandpass applied



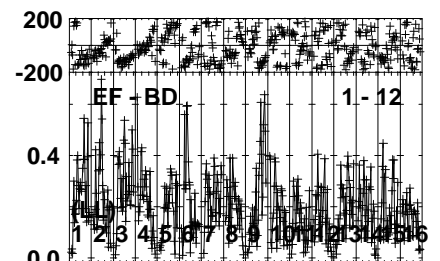
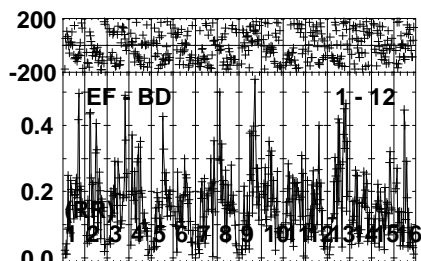
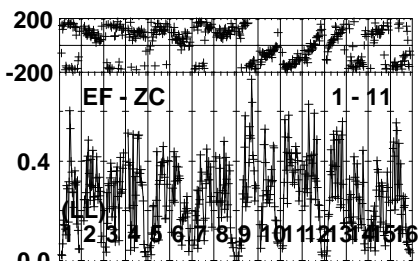
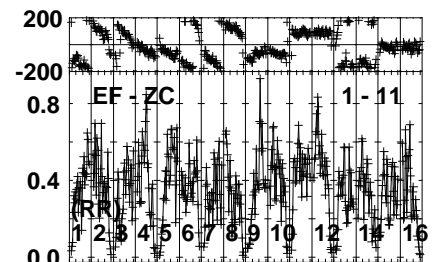
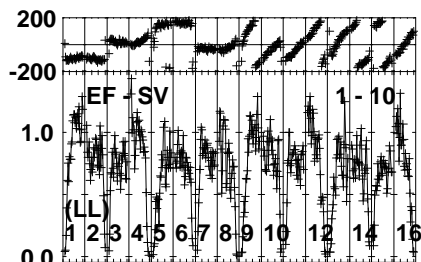
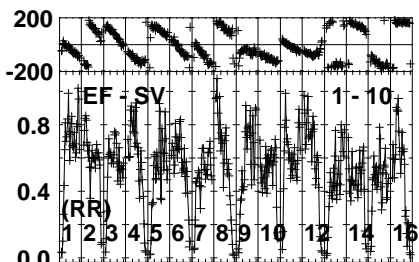
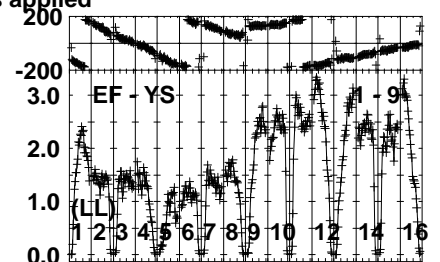
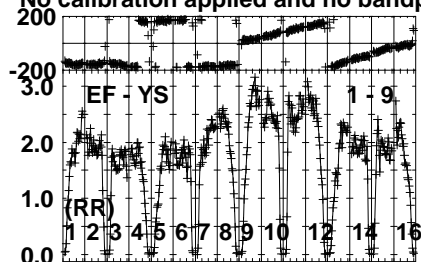
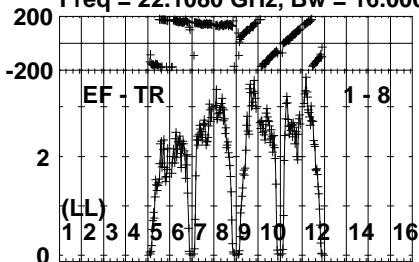
Lower frame: Micro Ampl Jy Top frame: Phas deg
Vector averaged cross-power spectrum Several baselines displayed
Timerange: 00/09:59:51 to 00/10:00:49

Plot file version 647 created 04-APR-2022 10:37:05

J0244+6228 EM132A.UVDATA.1

Freq = 22.1080 GHz, Bw = 16.000 MH

No calibration applied and no bandpass applied



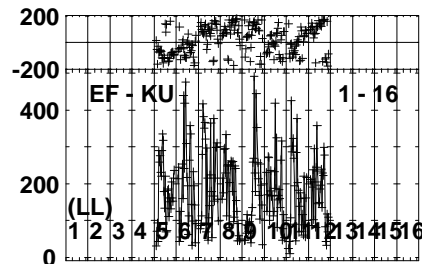
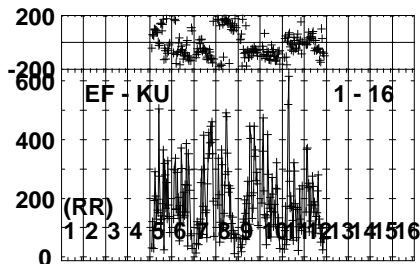
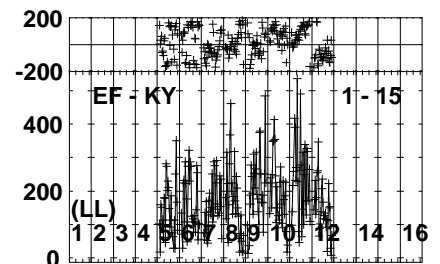
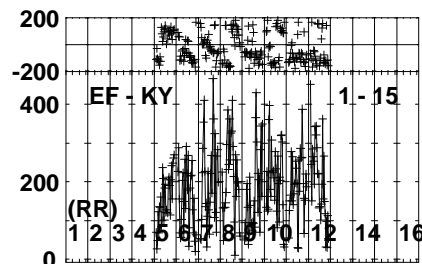
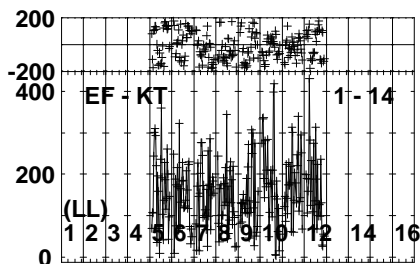
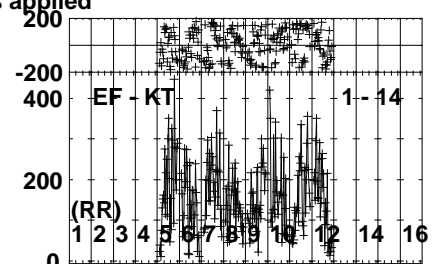
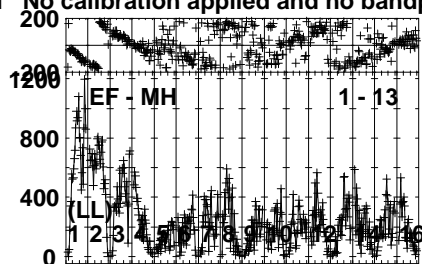
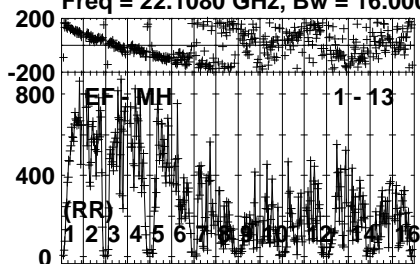
Lower frame: Milli Ampl Jy Top frame: Phas deg
Vector averaged cross-power spectrum Several baselines displayed
Timerange: 00/09:59:51 to 00/10:00:49

Plot file version 648 created 04-APR-2022 10:37:05

J0244+6228 EM132A.UVDATA.1

Freq = 22.1080 GHz, Bw = 16.000 MH

No calibration applied and no bandpass applied



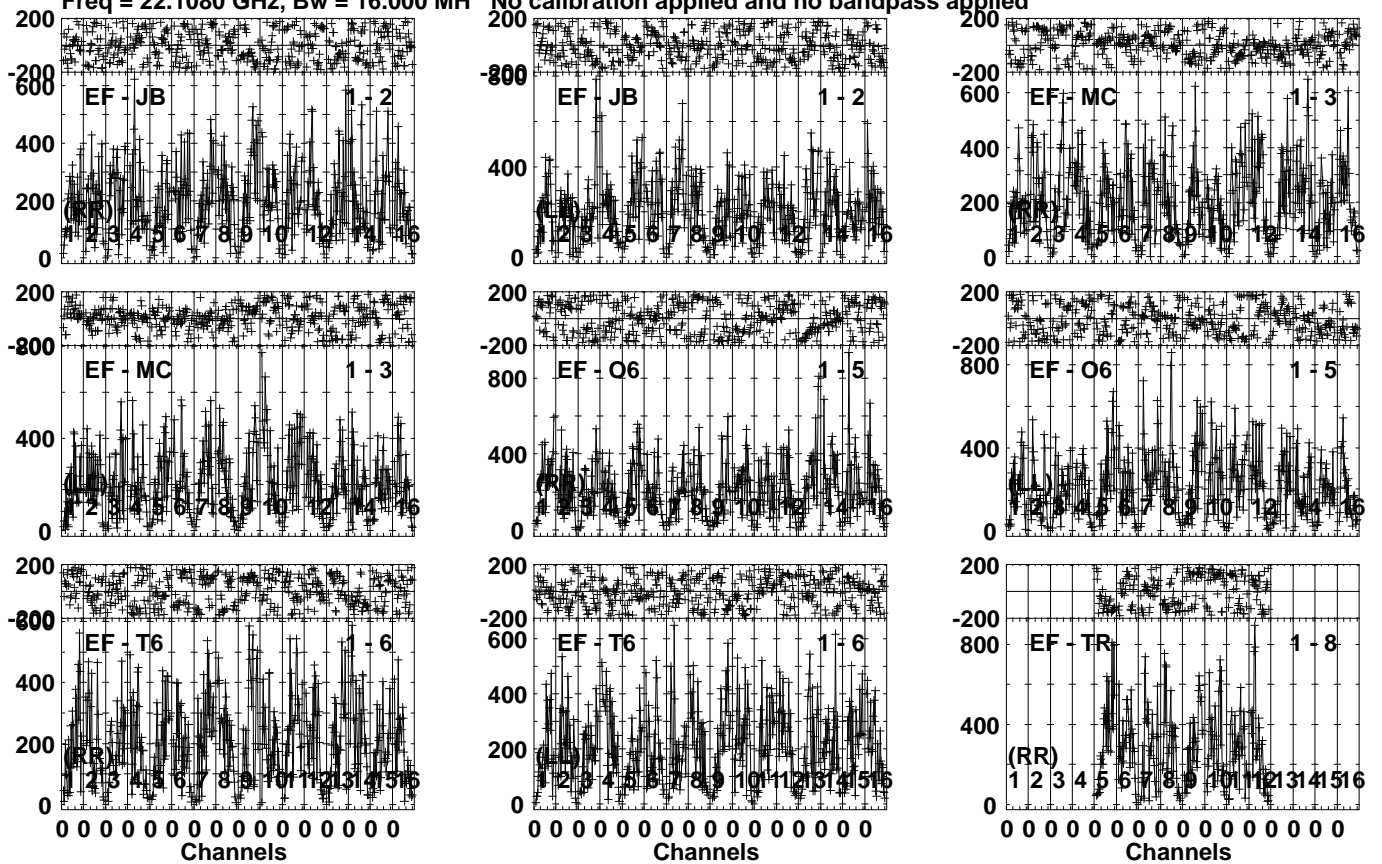
Lower frame: Micro Ampl Jy Top frame: Phas deg
Vector averaged cross-power spectrum Several baselines displayed
Timerange: 00/09:59:51 to 00/10:00:49

Plot file version 649 created 04-APR-2022 10:37:05

LSI61303 EM132A.UVDATA.1

Freq = 22.1080 GHz, Bw = 16.000 MH

No calibration applied and no bandpass applied



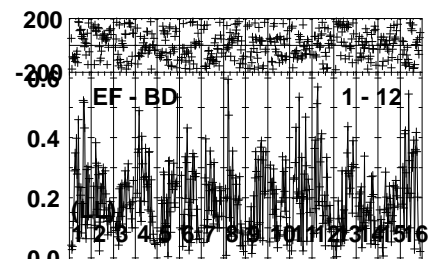
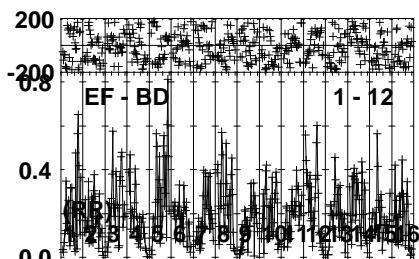
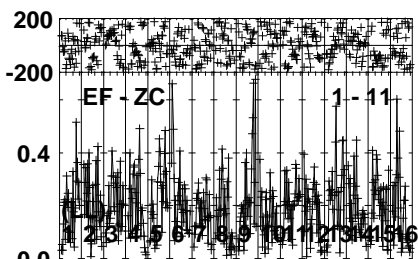
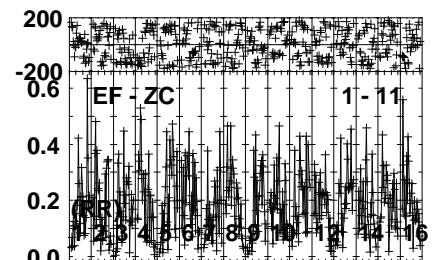
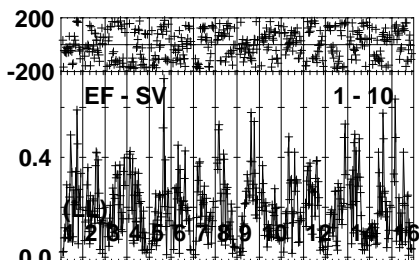
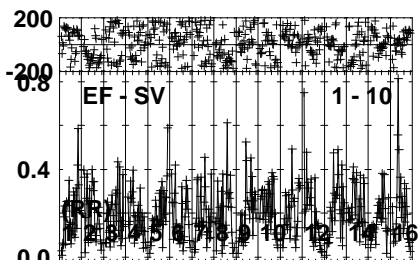
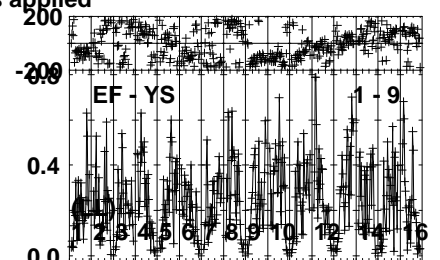
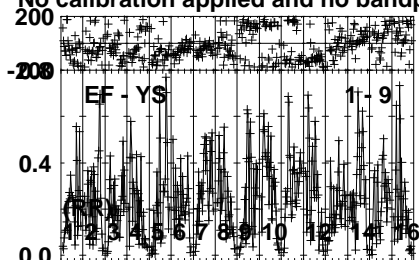
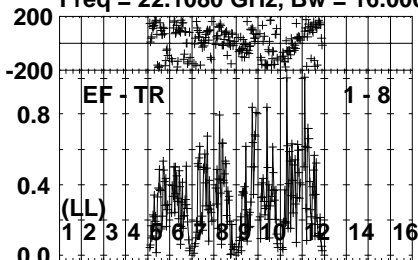
Lower frame: Micro Ampl Jy Top frame: Phas deg
Vector averaged cross-power spectrum Several baselines displayed
Timerange: 00/10/00:51 to 00/10/01:59

Plot file version 650 created 04-APR-2022 10:37:05

LSI61303 EM132A.UVDATA.1

Freq = 22.1080 GHz, Bw = 16.000 MH

No calibration applied and no bandpass applied



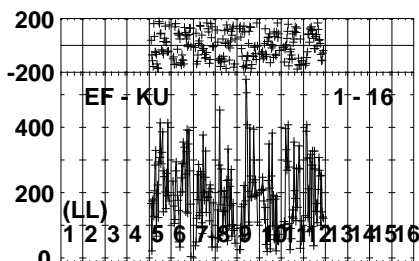
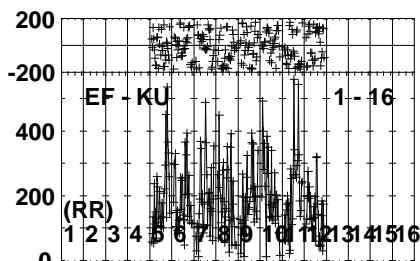
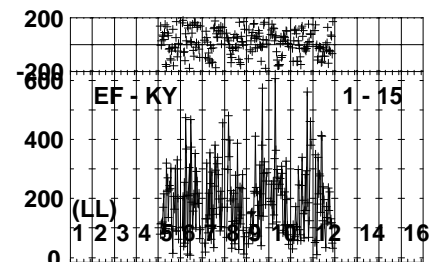
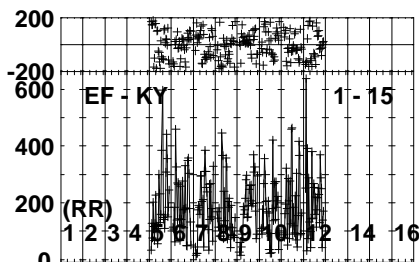
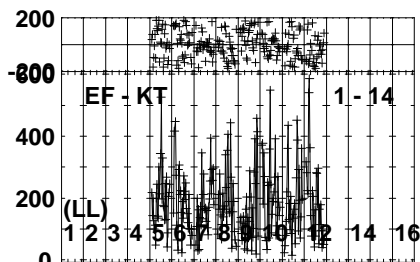
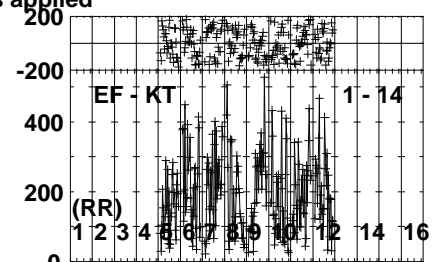
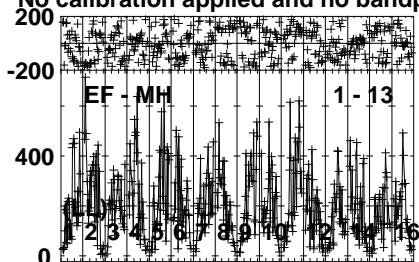
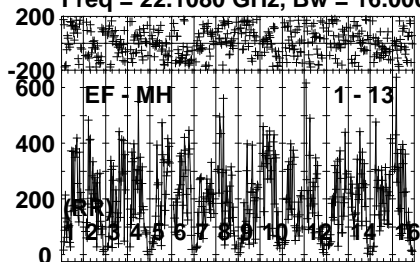
Lower frame: Milli Ampl Jy Top frame: Phas deg
Vector averaged cross-power spectrum Several baselines displayed
Timerange: 00/10:00:51 to 00/10:01:59

Plot file version 651 created 04-APR-2022 10:37:06

LSI61303 EM132A.UVDATA.1

Freq = 22.1080 GHz, Bw = 16.000 MH

No calibration applied and no bandpass applied



0 0 0 0 0 0 0 0 0 0 0 0 0 0 0 0

0 0 0 0 0 0 0 0 0 0 0 0 0 0 0 0

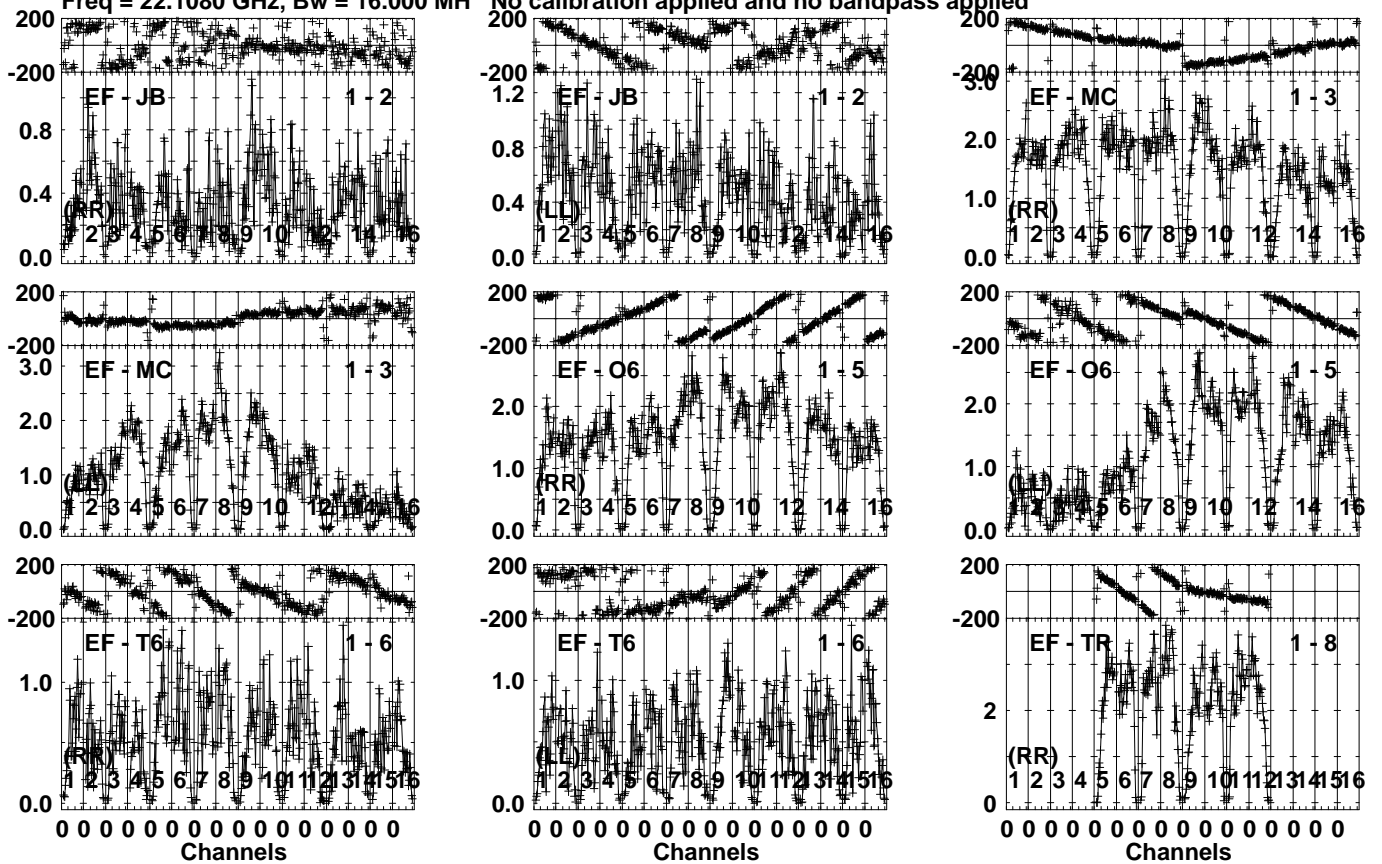
Lower frame: Micro Ampl Jy Top frame: Phas deg
Vector averaged cross-power spectrum Several baselines displayed
Timerange: 00/10:00:51 to 00/10:01:59

Plot file version 652 created 04-APR-2022 10:37:06

J0244+6228 EM132A.UVDATA.1

Freq = 22.1080 GHz, Bw = 16.000 MH

No calibration applied and no bandpass applied



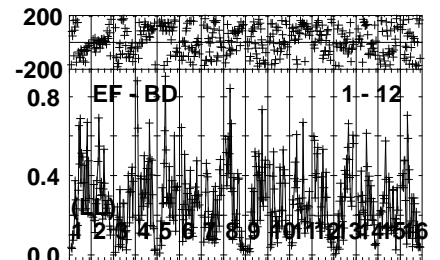
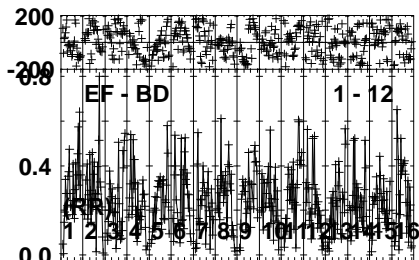
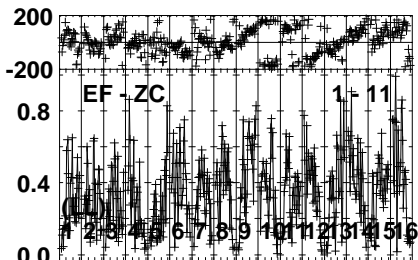
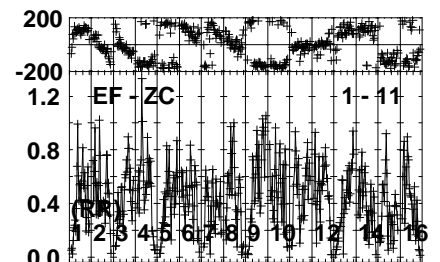
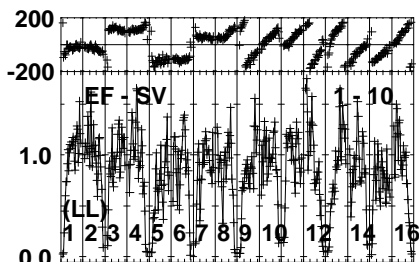
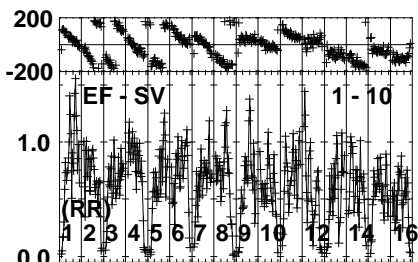
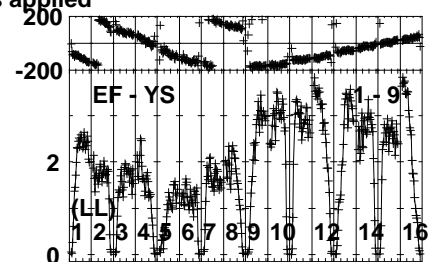
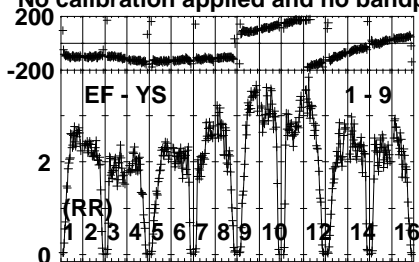
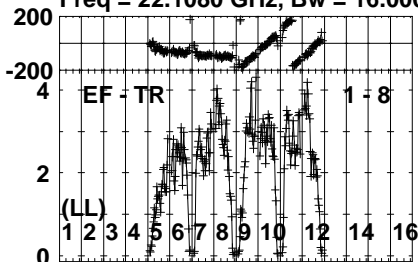
Lower frame: Milli Ampl Jy Top frame: Phas deg
Vector averaged cross-power spectrum Several baselines displayed
Timerange: 00/10/02:01 to 00/10/02:59

Plot file version 653 created 04-APR-2022 10:37:06

J0244+6228 EM132A.UVDATA.1

Freq = 22.1080 GHz, Bw = 16.000 MH

No calibration applied and no bandpass applied



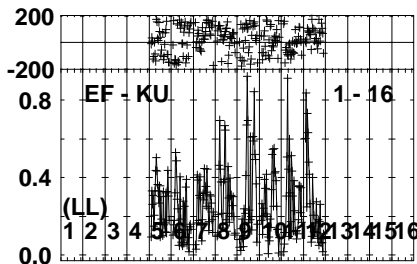
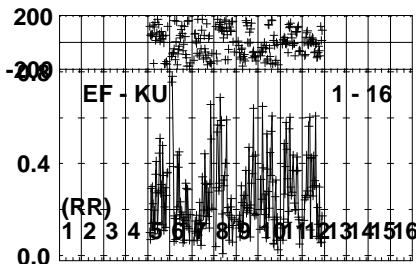
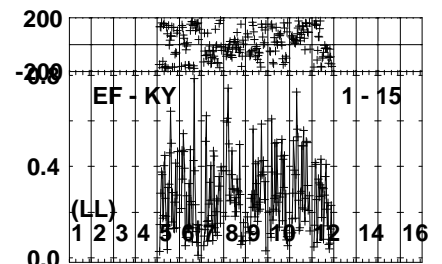
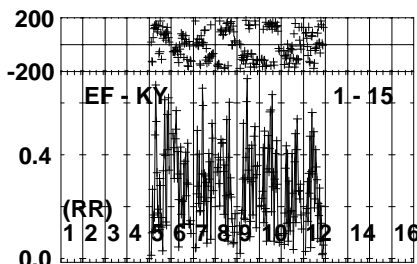
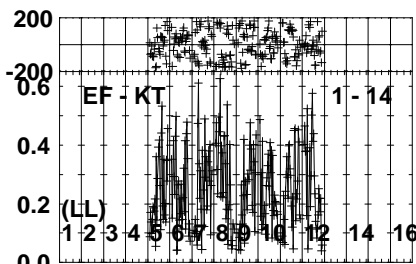
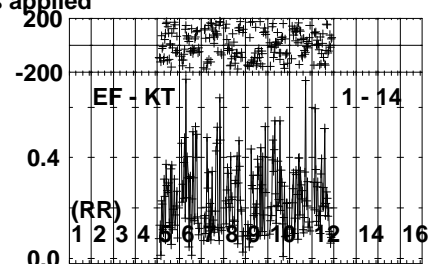
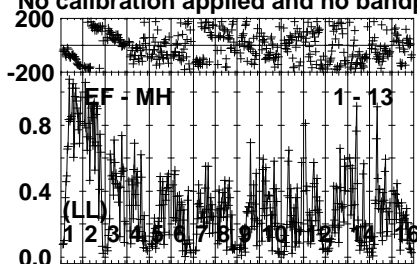
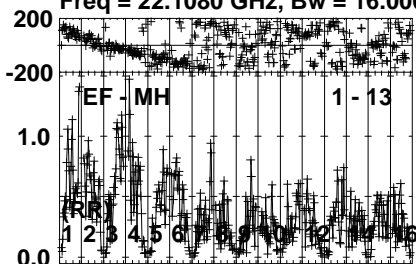
Lower frame: Milli Ampl Jy Top frame: Phas deg
Vector averaged cross-power spectrum Several baselines displayed
Timerange: 00/10:02:01 to 00/10:02:59

Plot file version 654 created 04-APR-2022 10:37:06

J0244+6228 EM132A.UVDATA.1

Freq = 22.1080 GHz, Bw = 16.000 MH

No calibration applied and no bandpass applied



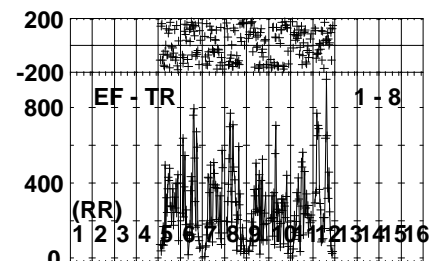
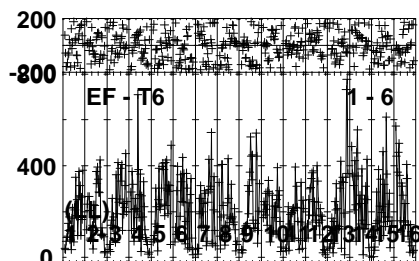
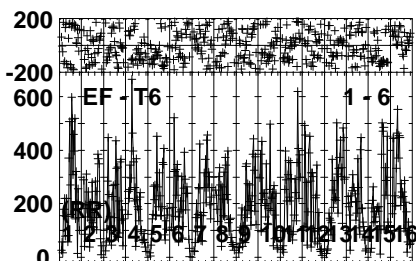
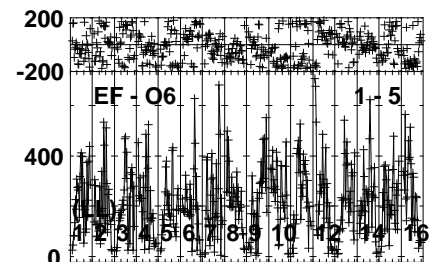
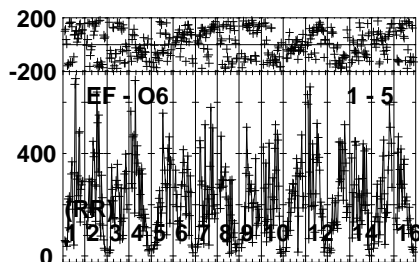
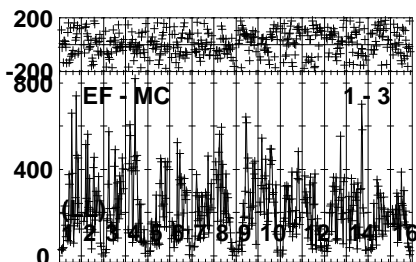
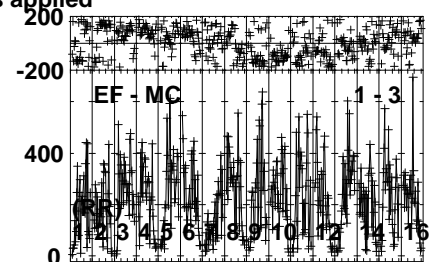
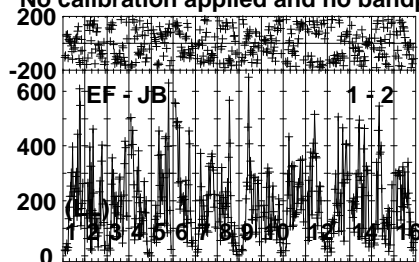
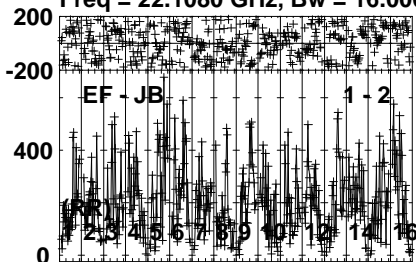
0 0 0 0 0 0 0 0 0 0 0 0 0 0 0 0
Channels
Lower frame: Milli Ampl Jy Top frame: Phas deg
Vector averaged cross-power spectrum Several baselines displayed
Timerange: 00/10:02:01 to 00/10:02:59

Plot file version 655 created 04-APR-2022 10:37:06

LSI61303 EM132A.UVDATA.1

Freq = 22.1080 GHz, Bw = 16.000 MH

No calibration applied and no bandpass applied



0 0 0 0 0 0 0 0 0 0 0 0 0 0 0 0
Channels

0 0 0 0 0 0 0 0 0 0 0 0 0 0 0 0
Channels

0 0 0 0 0 0 0 0 0 0 0 0 0 0 0 0
Channels

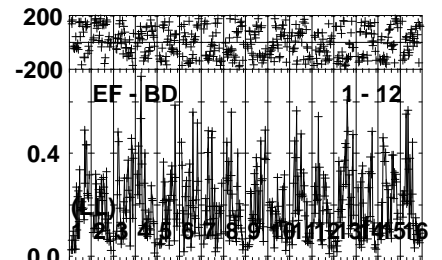
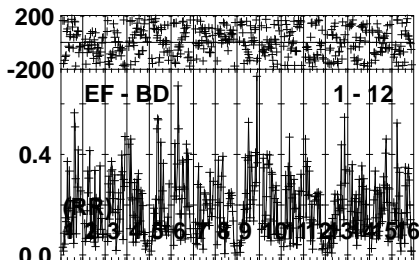
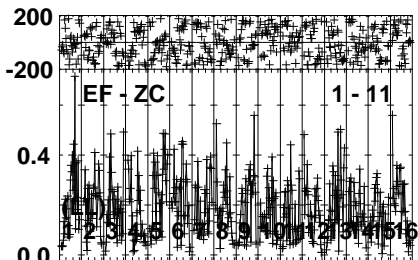
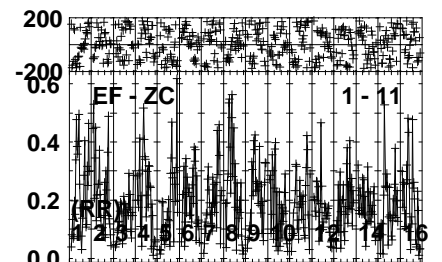
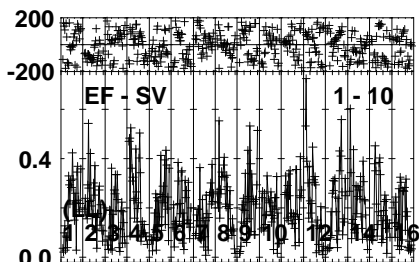
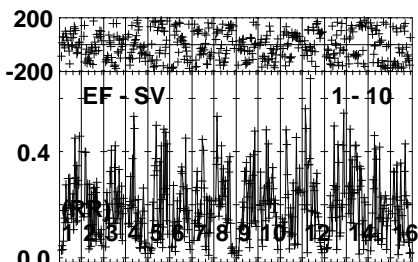
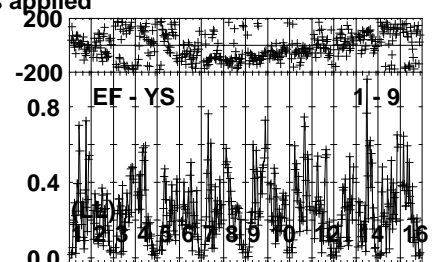
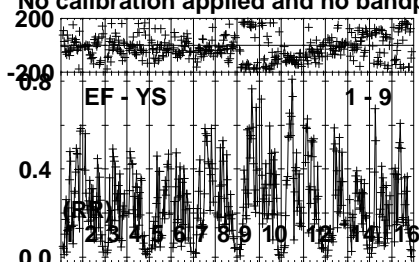
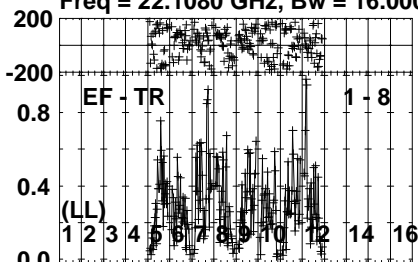
Lower frame: Micro Ampl Jy Top frame: Phas deg
Vector averaged cross-power spectrum Several baselines displayed
Timerange: 00/10:03:01 to 00/10:04:09

Plot file version 656 created 04-APR-2022 10:37:06

LSI61303 EM132A.UVDATA.1

Freq = 22.1080 GHz, Bw = 16.000 MH

No calibration applied and no bandpass applied



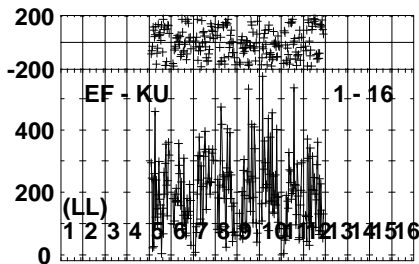
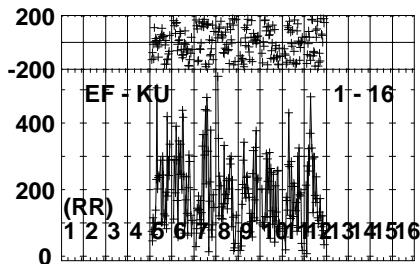
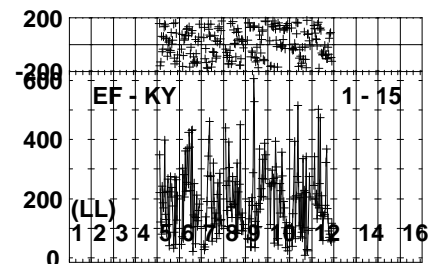
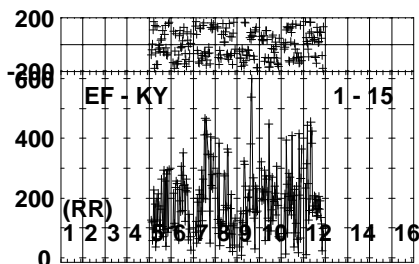
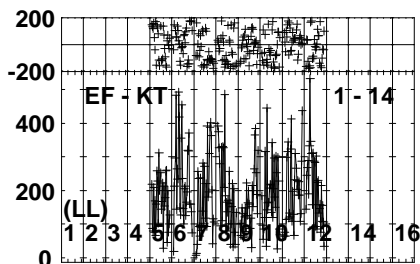
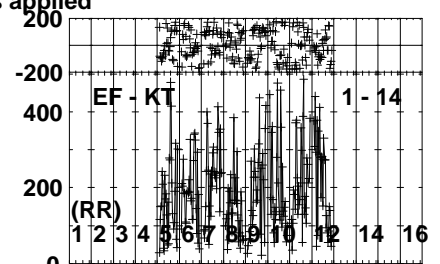
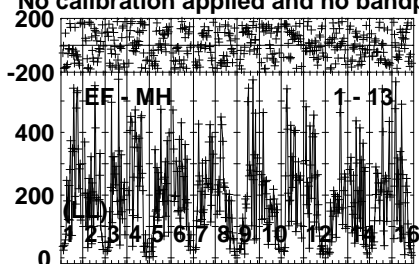
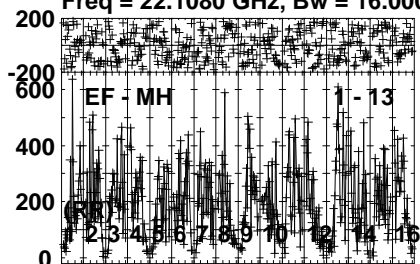
Lower frame: Milli Ampl Jy Top frame: Phas deg
Vector averaged cross-power spectrum Several baselines displayed
Timerange: 00/10:03:01 to 00/10:04:09

Plot file version 657 created 04-APR-2022 10:37:06

LSI61303 EM132A.UVDATA.1

Freq = 22.1080 GHz, Bw = 16.000 MH

No calibration applied and no bandpass applied



0 0 0 0 0 0 0 0 0 0 0 0 0 0 0 0

0 0 0 0 0 0 0 0 0 0 0 0 0 0 0 0

Channels

Channels

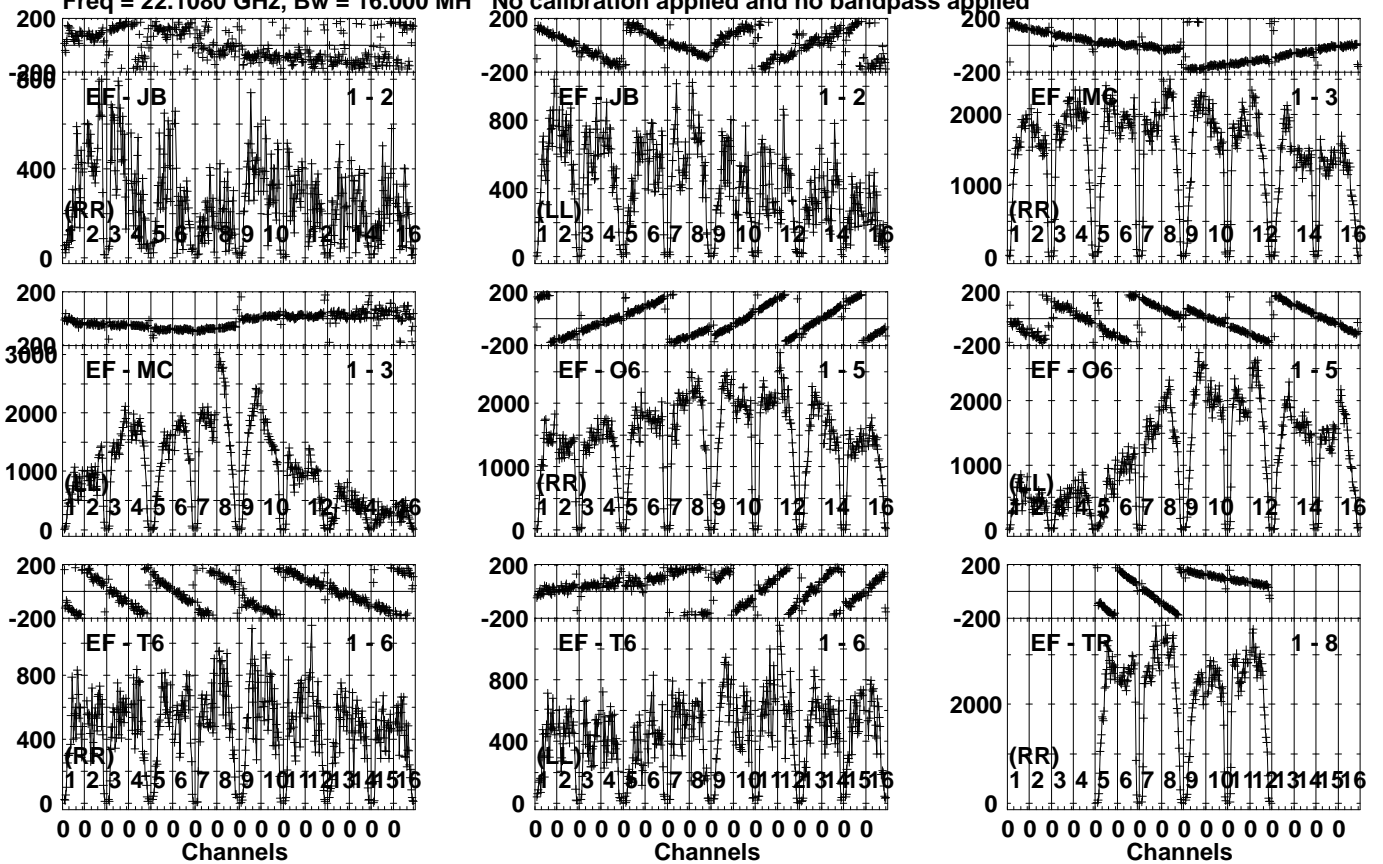
Lower frame: Micro Ampl Jy Top frame: Phas deg
Vector averaged cross-power spectrum Several baselines displayed
Timerange: 00/10:03:01 to 00/10:04:09

Plot file version 658 created 04-APR-2022 10:37:06

J0244+6228 EM132A.UVDATA.1

Freq = 22.1080 GHz, Bw = 16.000 MH

No calibration applied and no bandpass applied



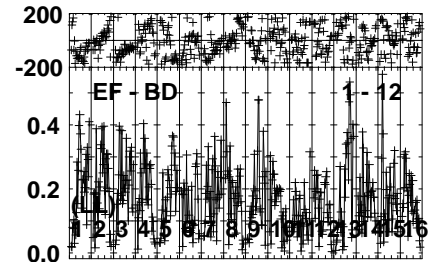
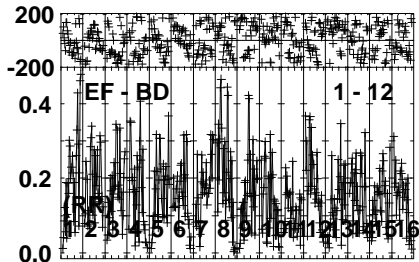
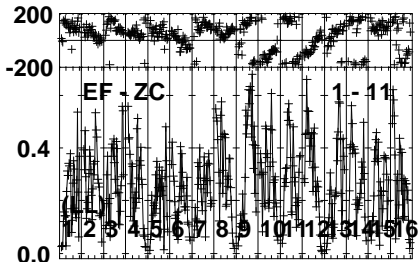
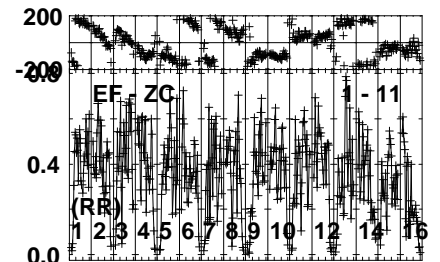
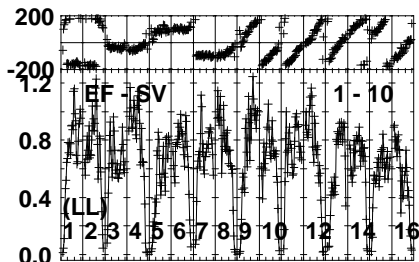
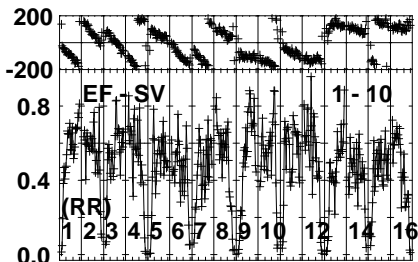
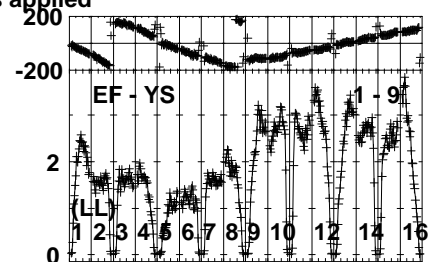
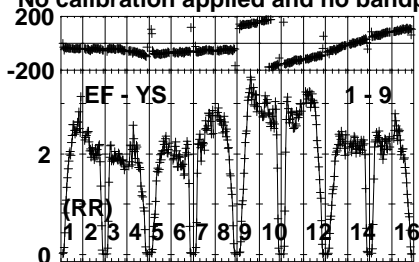
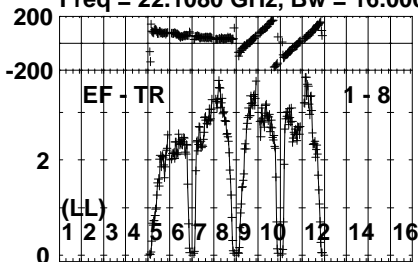
Lower frame: Micro Ampl Jy Top frame: Phas deg
Vector averaged cross-power spectrum Several baselines displayed
Timerange: 00/10:04:41 to 00/10:05:39

Plot file version 659 created 04-APR-2022 10:37:06

J0244+6228 EM132A.UVDATA.1

Freq = 22.1080 GHz, Bw = 16.000 MH

No calibration applied and no bandpass applied



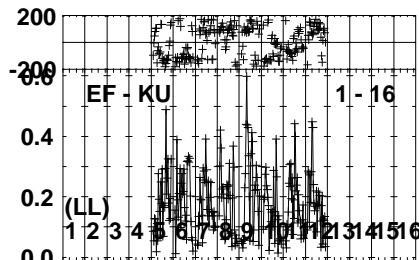
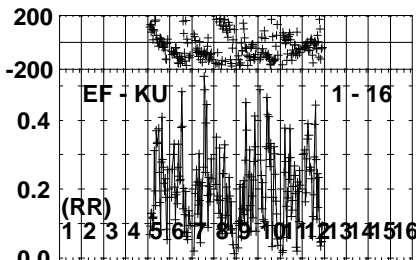
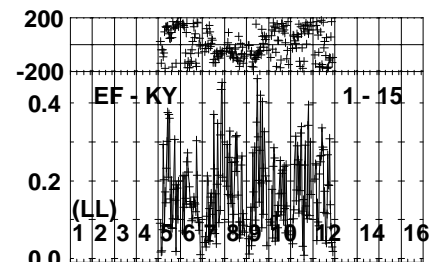
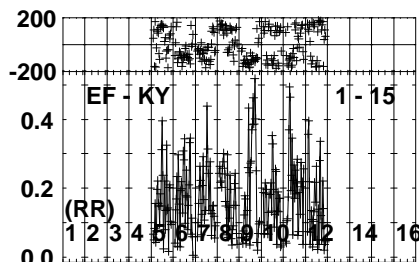
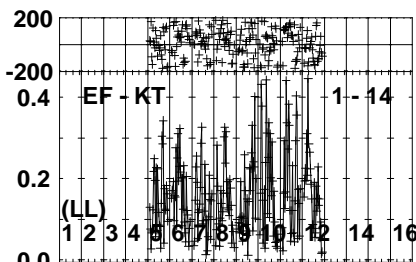
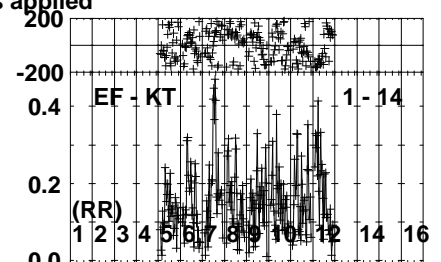
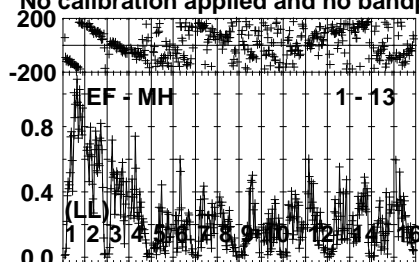
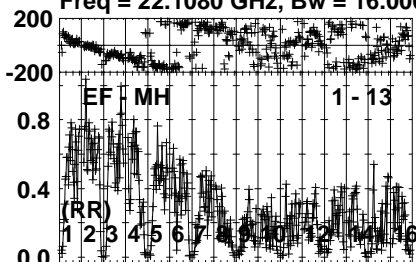
Lower frame: Milli Ampl Jy Top frame: Phas deg
Vector averaged cross-power spectrum Several baselines displayed
Timerange: 00/10:04:41 to 00/10:05:39

Plot file version 660 created 04-APR-2022 10:37:06

J0244+6228 EM132A.UVDATA.1

Freq = 22.1080 GHz, Bw = 16.000 MH

No calibration applied and no bandpass applied



0 0 0 0 0 0 0 0 0 0 0 0 0 0 0 0
Channels

0 0 0 0 0 0 0 0 0 0 0 0 0 0 0 0
Channels

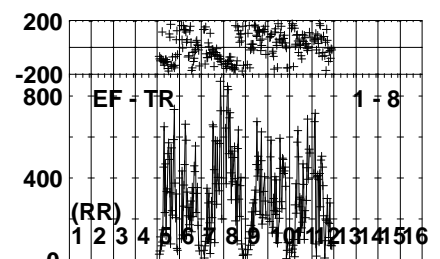
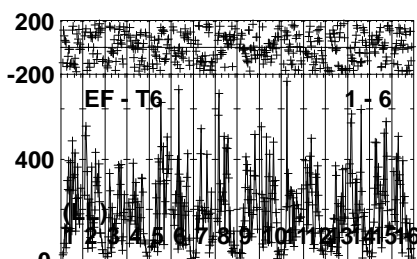
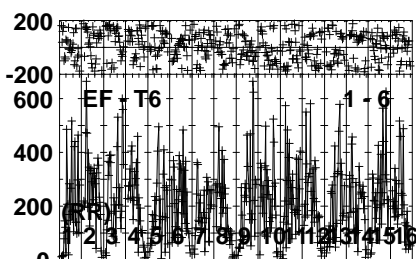
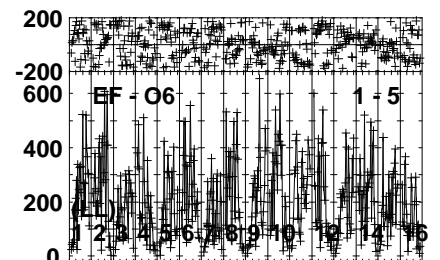
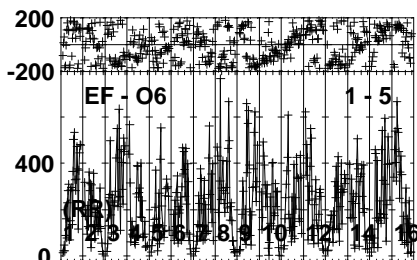
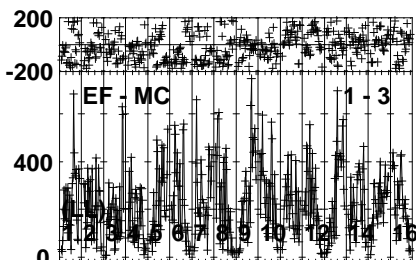
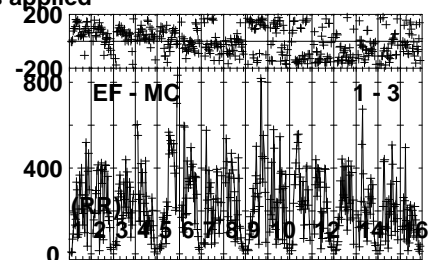
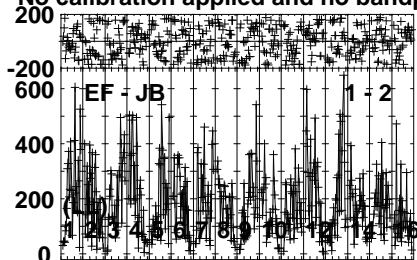
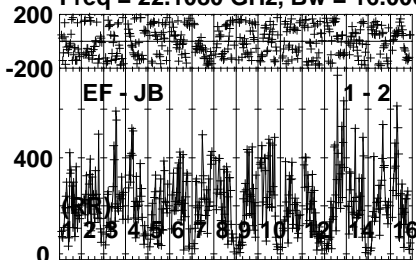
Lower frame: Milli Ampl Jy Top frame: Phas deg
Vector averaged cross-power spectrum Several baselines displayed
Timerange: 00/10:04:41 to 00/10:05:39

Plot file version 661 created 04-APR-2022 10:37:06

LSI61303 EM132A.UVDATA.1

Freq = 22.1080 GHz, Bw = 16.000 MH

No calibration applied and no bandpass applied



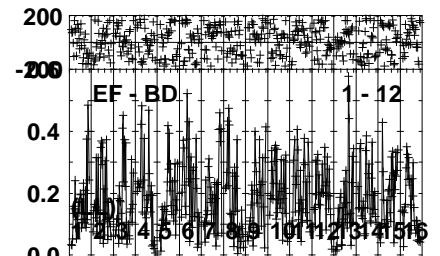
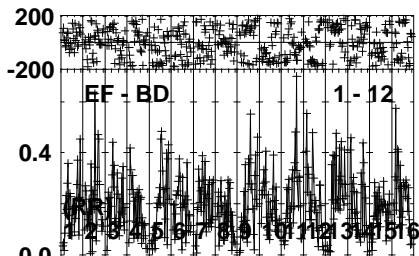
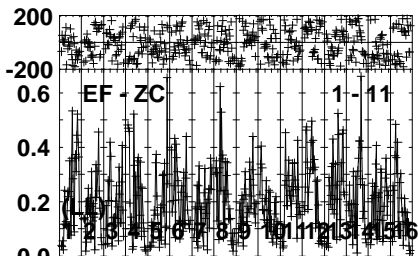
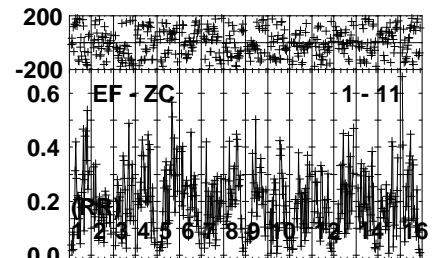
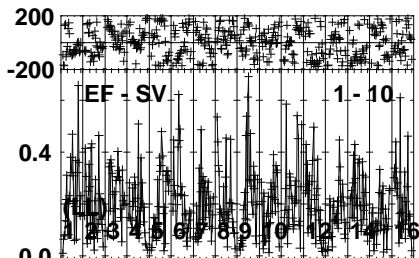
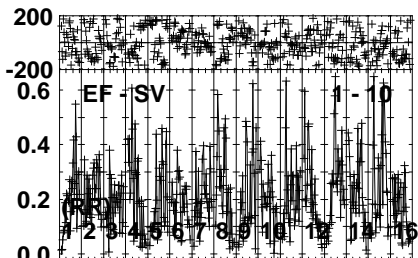
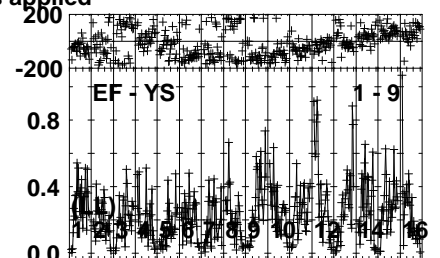
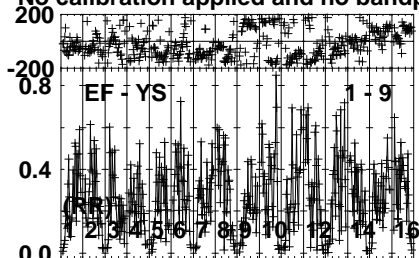
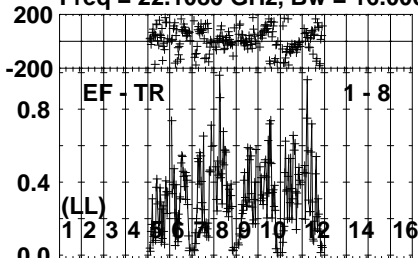
Lower frame: Micro Ampl Jy Top frame: Phas deg
Vector averaged cross-power spectrum Several baselines displayed
Timerange: 00/10:05:41 to 00/10:06:49

Plot file version 662 created 04-APR-2022 10:37:06

LSI61303 EM132A.UVDATA.1

Freq = 22.1080 GHz, Bw = 16.000 MH

No calibration applied and no bandpass applied



0 0 0 0 0 0 0 0 0 0 0 0 0 0 0 0
Channels

0 0 0 0 0 0 0 0 0 0 0 0 0 0 0 0
Channels

0 0 0 0 0 0 0 0 0 0 0 0 0 0 0 0
Channels

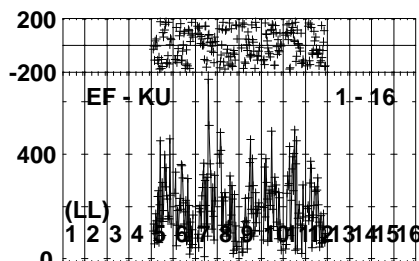
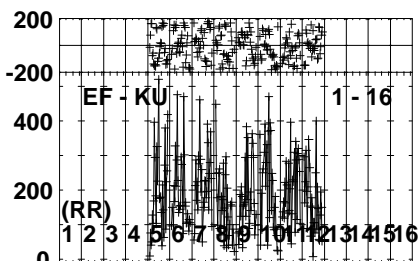
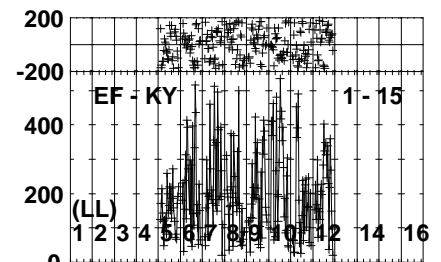
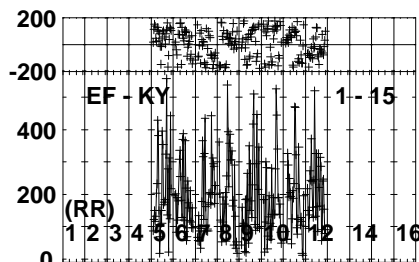
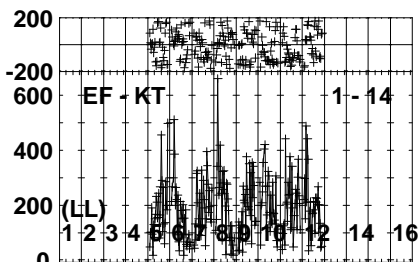
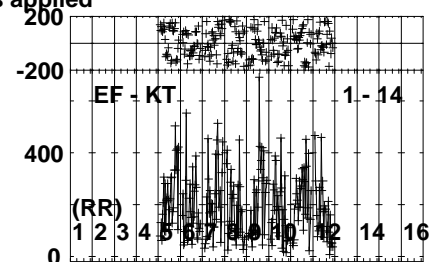
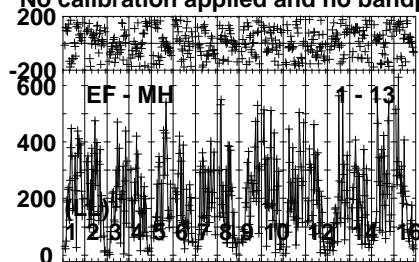
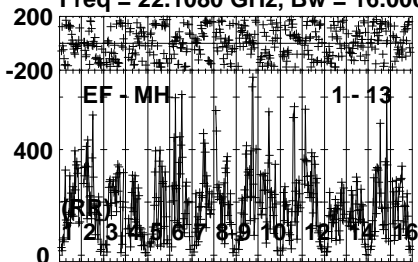
Lower frame: Milli Ampl Jy Top frame: Phas deg
Vector averaged cross-power spectrum Several baselines displayed
Timerange: 00/10:05:41 to 00/10:06:49

Plot file version 663 created 04-APR-2022 10:37:07

LSI61303 EM132A.UVDATA.1

Freq = 22.1080 GHz, Bw = 16.000 MH

No calibration applied and no bandpass applied



0 0 0 0 0 0 0 0 0 0 0 0 0 0 0 0

0 0 0 0 0 0 0 0 0 0 0 0 0 0 0 0

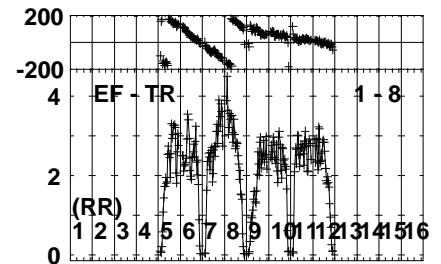
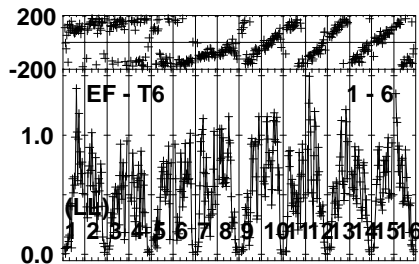
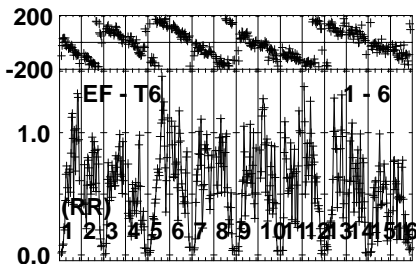
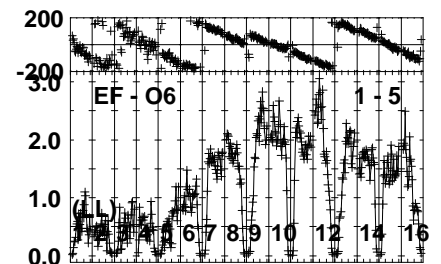
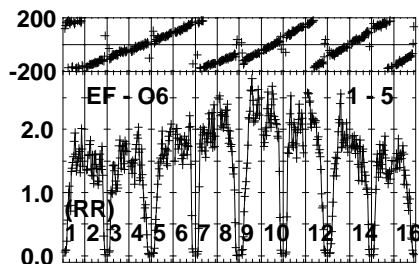
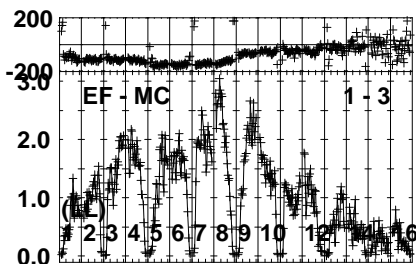
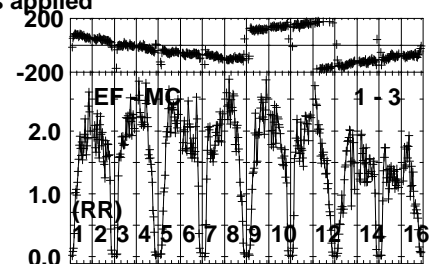
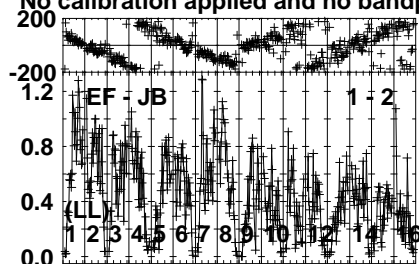
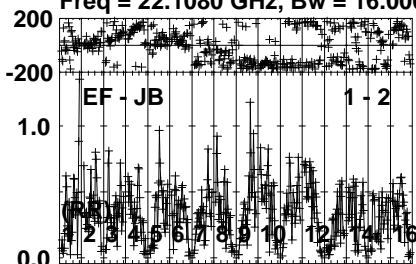
Lower frame: Micro Ampl Jy Top frame: Phas deg
Vector averaged cross-power spectrum Several baselines displayed
Timerange: 00/10:05:41 to 00/10:06:49

Plot file version 664 created 04-APR-2022 10:37:07

J0244+6228 EM132A.UVDATA.1

Freq = 22.1080 GHz, Bw = 16.000 MH

No calibration applied and no bandpass applied



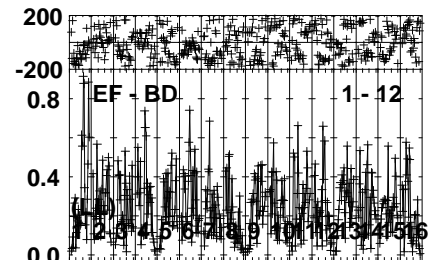
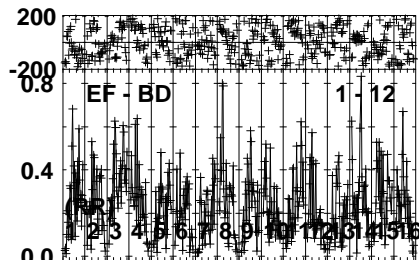
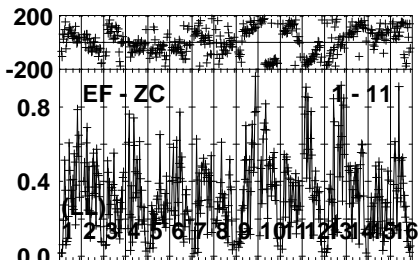
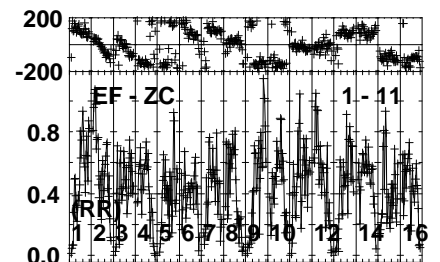
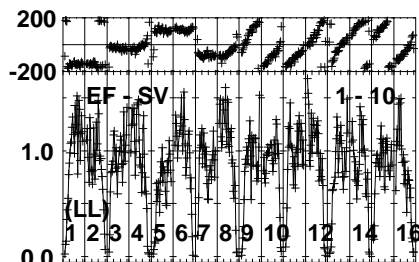
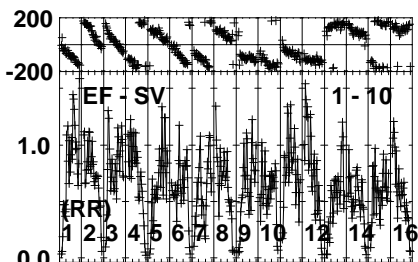
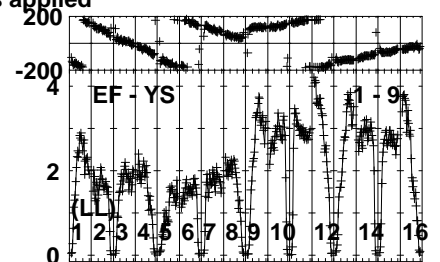
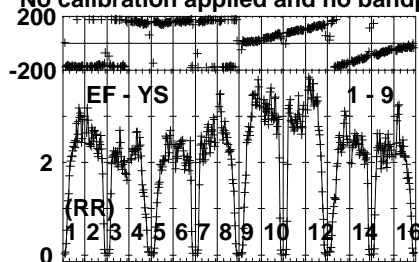
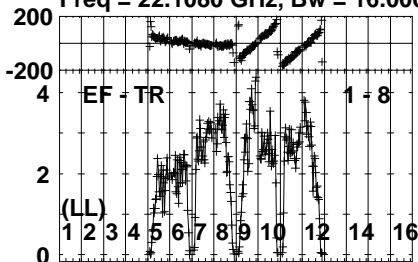
Lower frame: Milli Ampl Jy Top frame: Phas deg
Vector averaged cross-power spectrum Several baselines displayed
Timerange: 00/10:06:51 to 00/10:07:49

Plot file version 665 created 04-APR-2022 10:37:07

J0244+6228 EM132A.UVDATA.1

Freq = 22.1080 GHz, Bw = 16.000 MH

No calibration applied and no bandpass applied



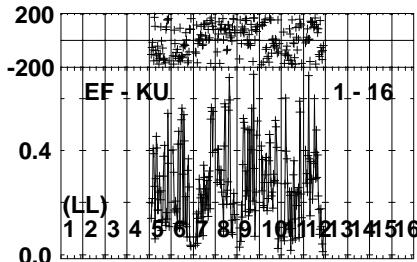
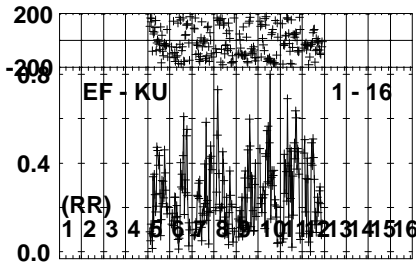
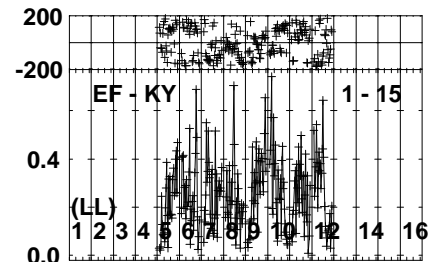
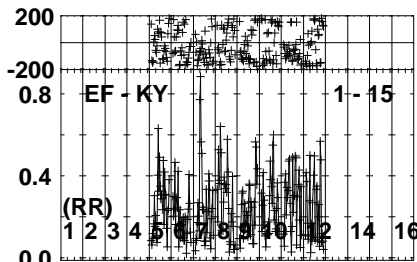
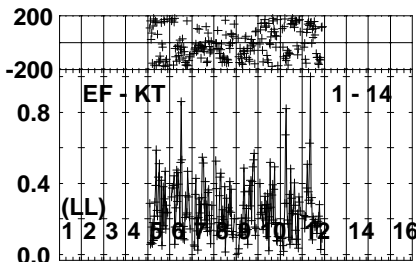
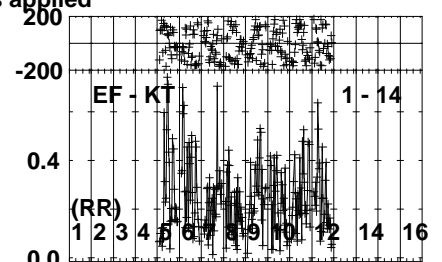
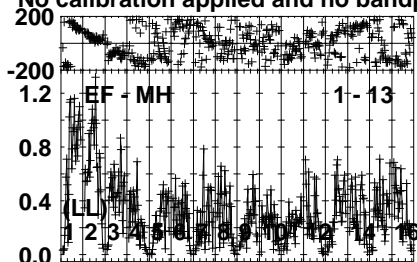
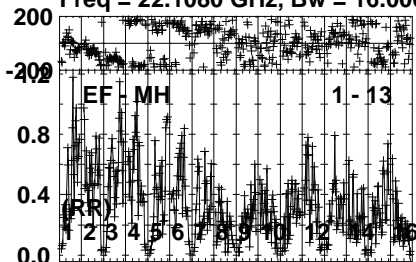
Lower frame: Milli Ampl Jy Top frame: Phas deg
Vector averaged cross-power spectrum Several baselines displayed
Timerange: 00/10:06:51 to 00/10:07:49

Plot file version 666 created 04-APR-2022 10:37:07

J0244+6228 EM132A.UVDATA.1

Freq = 22.1080 GHz, Bw = 16.000 MH

No calibration applied and no bandpass applied



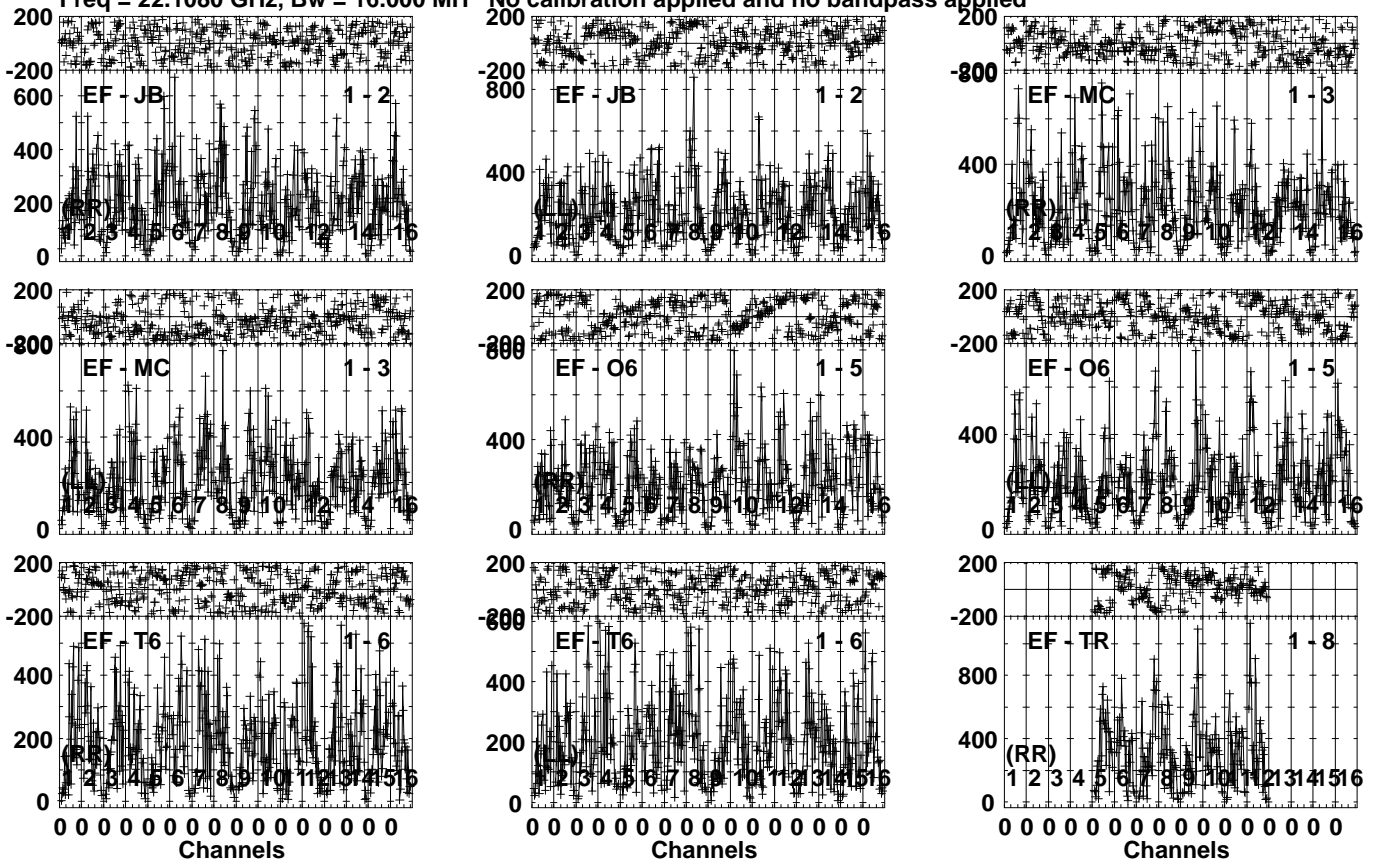
Lower frame: Milli Ampl Jy Top frame: Phas deg
Vector averaged cross-power spectrum Several baselines displayed
Timerange: 00/10:06:51 to 00/10:07:49

Plot file version 667 created 04-APR-2022 10:37:07

LSI61303 EM132A.UVDATA.1

Freq = 22.1080 GHz, Bw = 16.000 MH

No calibration applied and no bandpass applied



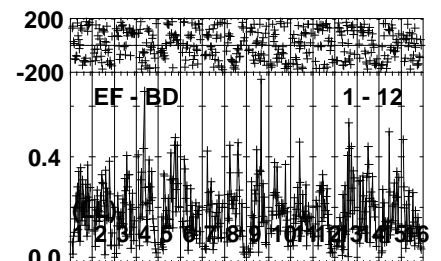
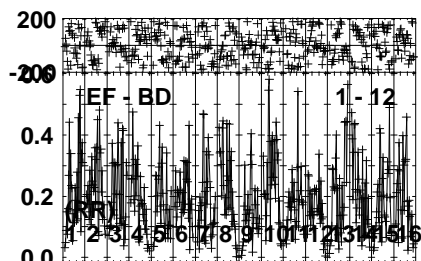
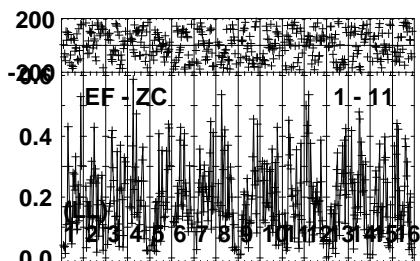
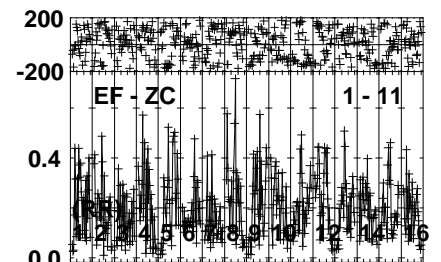
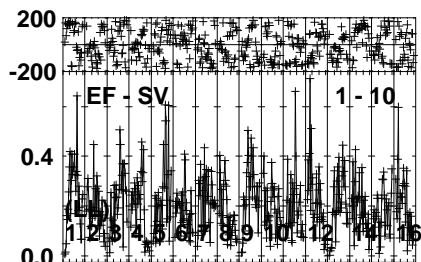
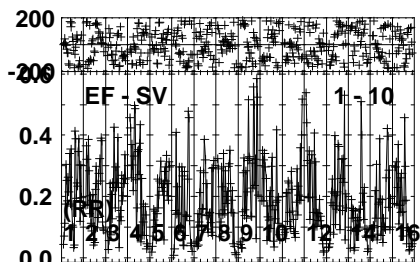
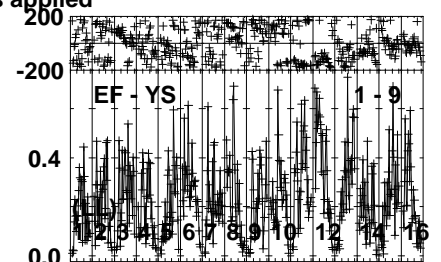
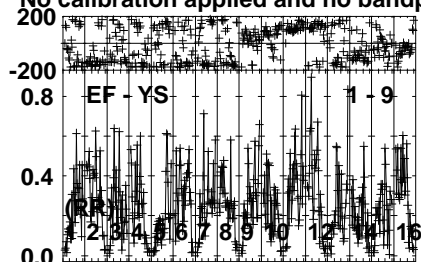
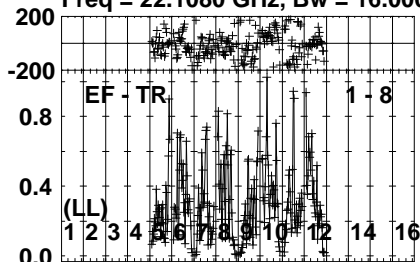
Lower frame: Micro Ampl Jy Top frame: Phas deg
Vector averaged cross-power spectrum Several baselines displayed
Timerange: 00/10:07:51 to 00/10:08:59

Plot file version 668 created 04-APR-2022 10:37:07

LSI61303 EM132A.UVDATA.1

Freq = 22.1080 GHz, Bw = 16.000 MH

No calibration applied and no bandpass applied



0 0 0 0 0 0 0 0 0 0 0 0 0 0 0 0
Channels

0 0 0 0 0 0 0 0 0 0 0 0 0 0 0 0
Channels

0 0 0 0 0 0 0 0 0 0 0 0 0 0 0 0
Channels

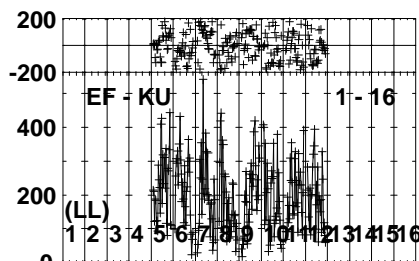
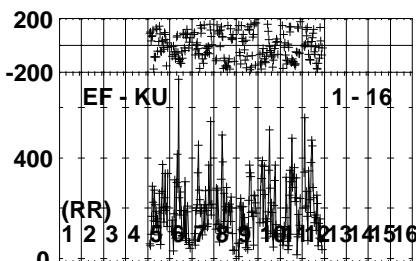
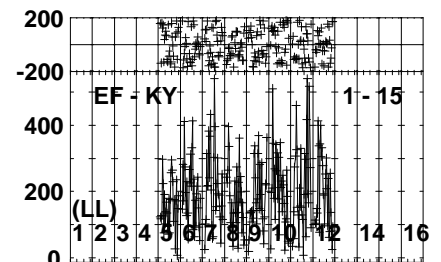
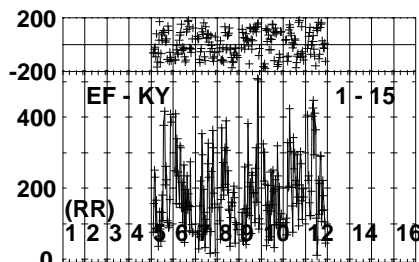
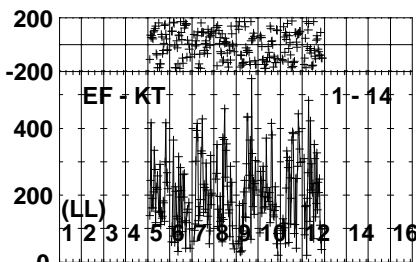
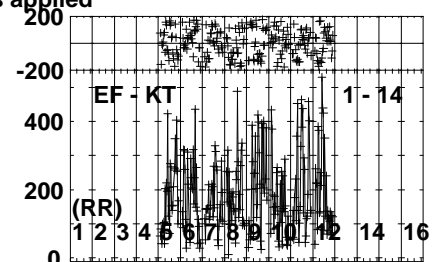
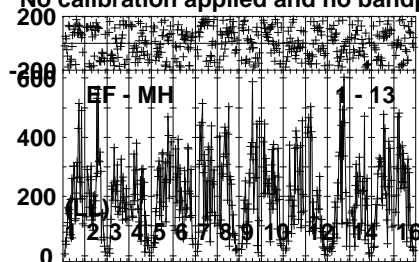
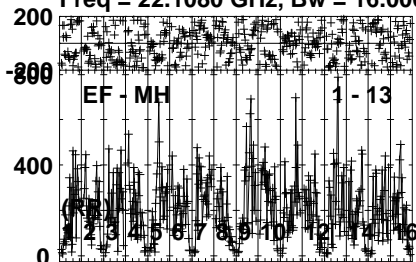
Lower frame: Milli Ampl Jy Top frame: Phas deg
Vector averaged cross-power spectrum Several baselines displayed
Timerange: 00/10:07:51 to 00/10:08:59

Plot file version 669 created 04-APR-2022 10:37:07

LSI61303 EM132A.UVDATA.1

Freq = 22.1080 GHz, Bw = 16.000 MH

No calibration applied and no bandpass applied



0 0 0 0 0 0 0 0 0 0 0 0 0 0 0 0

0 0 0 0 0 0 0 0 0 0 0 0 0 0 0 0

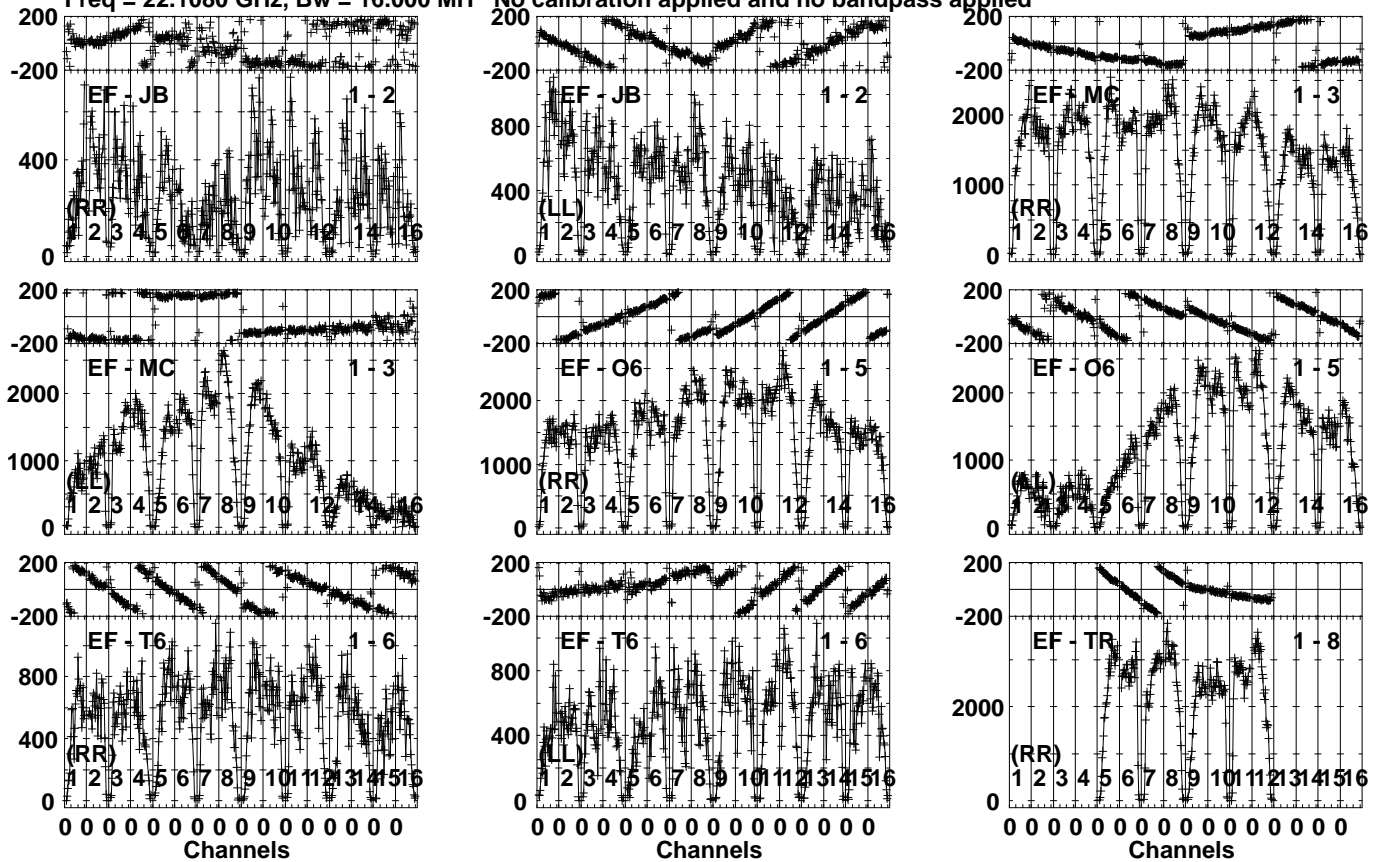
Lower frame: Micro Ampl Jy Top frame: Phas deg
Vector averaged cross-power spectrum Several baselines displayed
Timerange: 00/10:07:51 to 00/10:08:59

Plot file version 670 created 04-APR-2022 10:37:07

J0244+6228 EM132A.UVDATA.1

Freq = 22.1080 GHz, Bw = 16.000 MH

No calibration applied and no bandpass applied



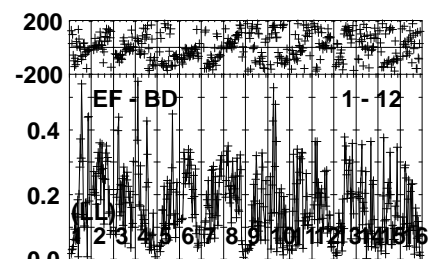
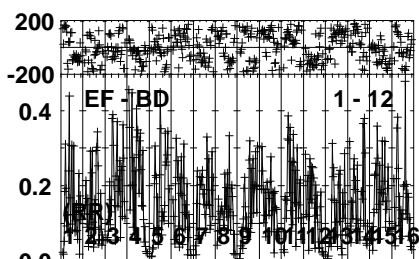
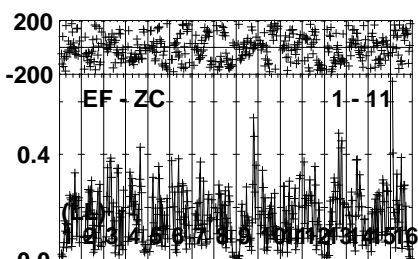
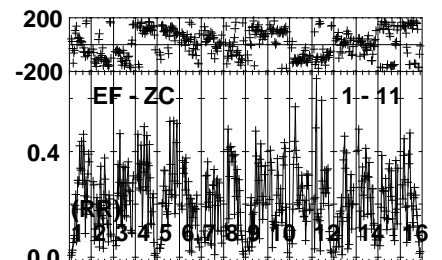
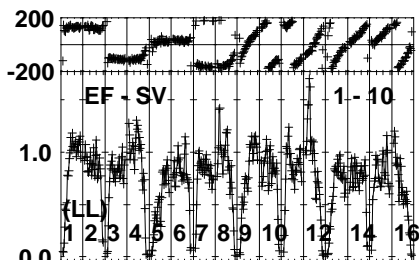
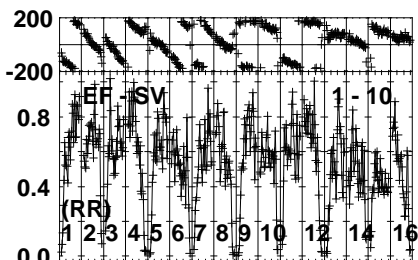
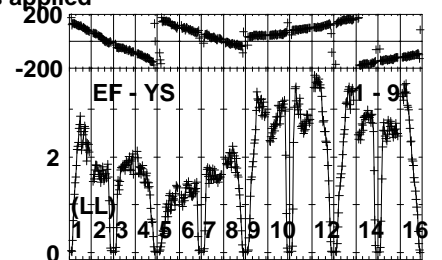
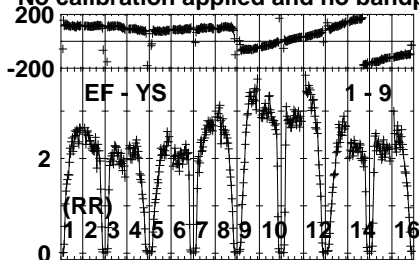
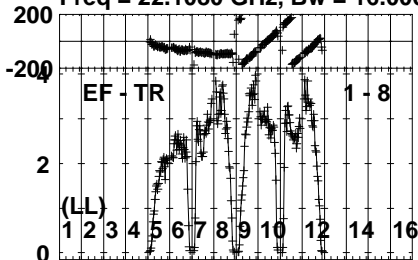
Lower frame: Micro Ampl Jy Top frame: Phas deg
Vector averaged cross-power spectrum Several baselines displayed
Timerange: 00/10:09:31 to 00/10:10:29

Plot file version 671 created 04-APR-2022 10:37:07

J0244+6228 EM132A.UVDATA.1

Freq = 22.1080 GHz, Bw = 16.000 MH

No calibration applied and no bandpass applied



Lower frame: Milli Ampl Jy Top frame: Phas deg

Vector averaged cross-power spectrum Several baselines displayed

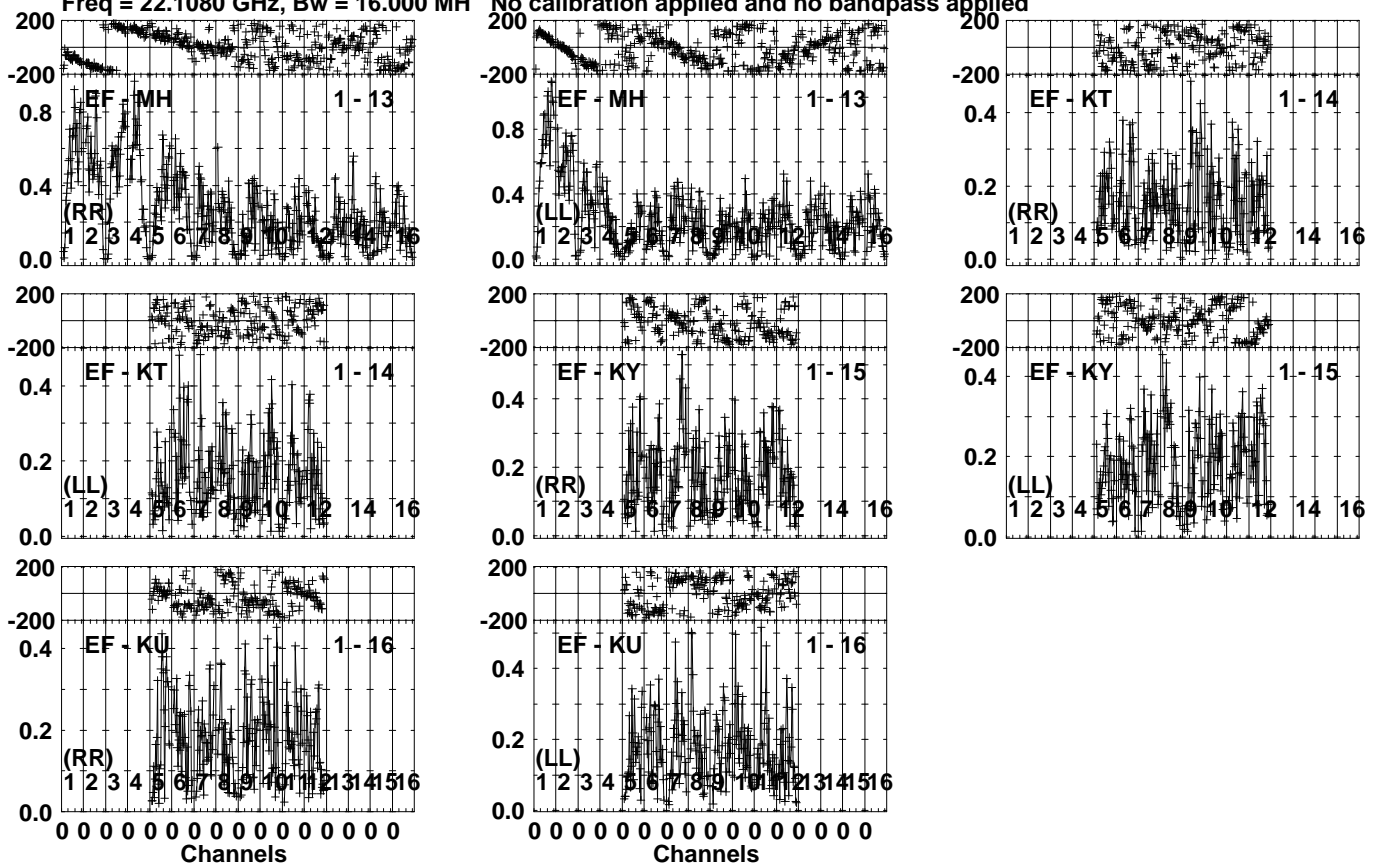
Timerange: 00/10:09:31 to 00/10:10:29

Plot file version 672 created 04-APR-2022 10:37:07

J0244+6228 EM132A.UVDATA.1

Freq = 22.1080 GHz, Bw = 16.000 MH

No calibration applied and no bandpass applied



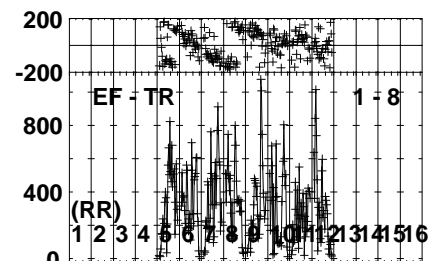
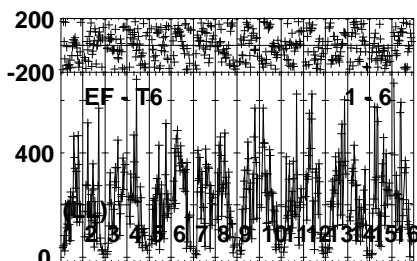
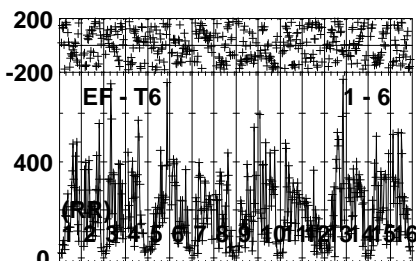
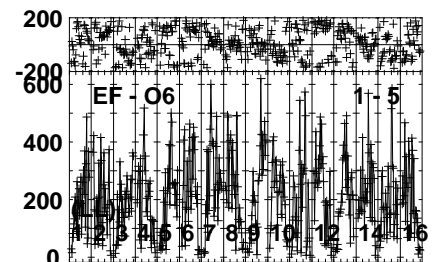
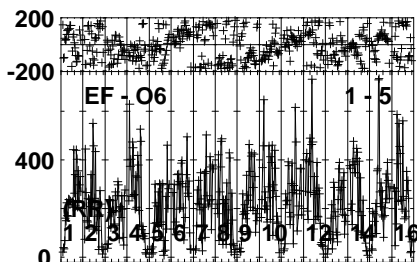
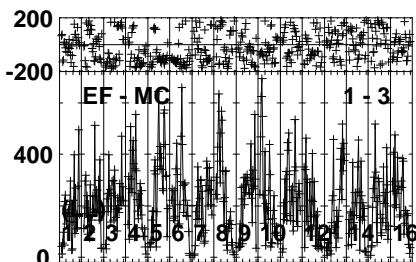
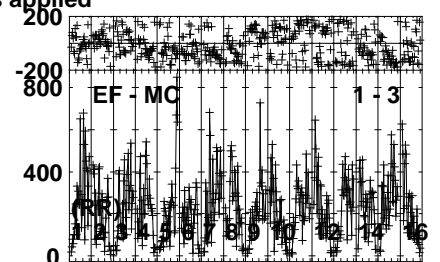
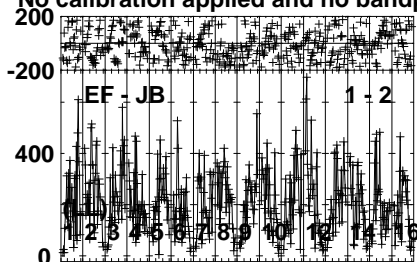
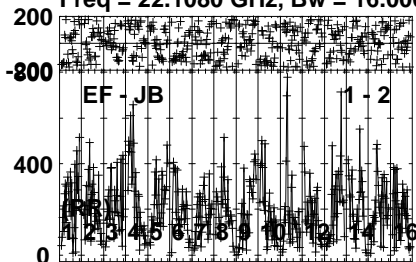
Lower frame: Milli Ampl Jy Top frame: Phas deg
Vector averaged cross-power spectrum Several baselines displayed
Timerange: 00/10:09:31 to 00/10:10:29

Plot file version 673 created 04-APR-2022 10:37:07

LSI61303 EM132A.UVDATA.1

Freq = 22.1080 GHz, Bw = 16.000 MH

No calibration applied and no bandpass applied



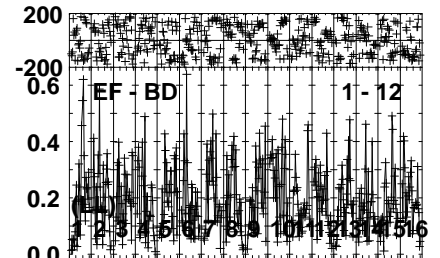
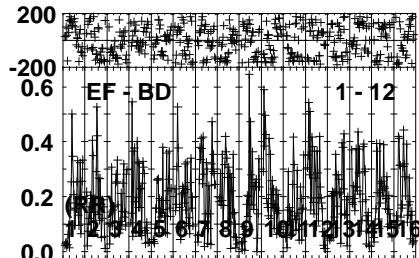
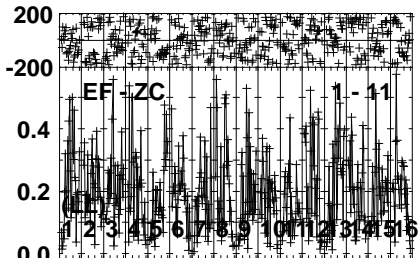
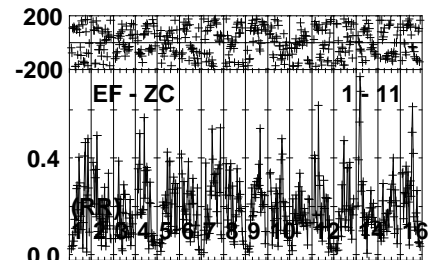
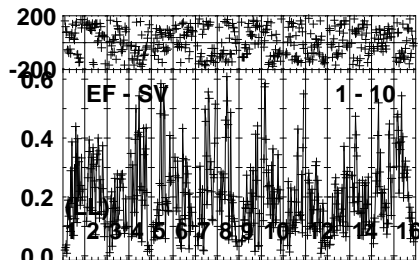
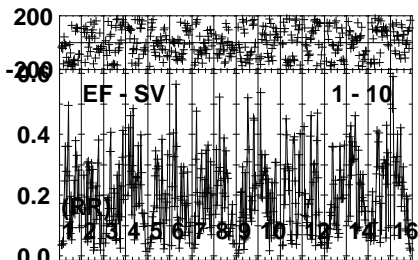
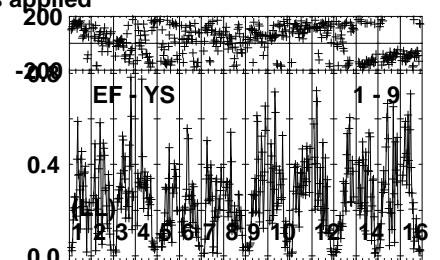
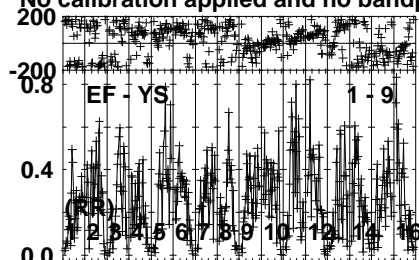
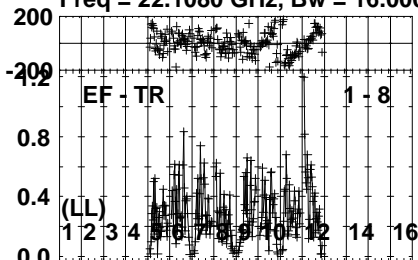
Lower frame: Micro Ampl Jy Top frame: Phas deg
Vector averaged cross-power spectrum Several baselines displayed
Timerange: 00/10:10:31 to 00/10:11:39

Plot file version 674 created 04-APR-2022 10:37:07

LSI61303 EM132A.UVDATA.1

Freq = 22.1080 GHz, Bw = 16.000 MH

No calibration applied and no bandpass applied



0 0 0 0 0 0 0 0 0 0 0 0 0 0 0 0
Channels

0 0 0 0 0 0 0 0 0 0 0 0 0 0 0 0
Channels

0 0 0 0 0 0 0 0 0 0 0 0 0 0 0 0
Channels

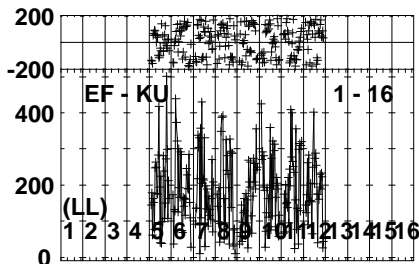
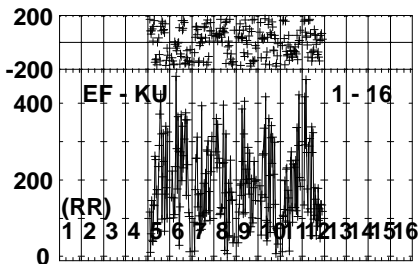
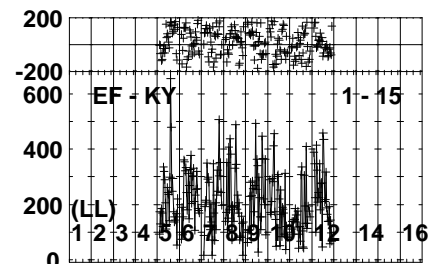
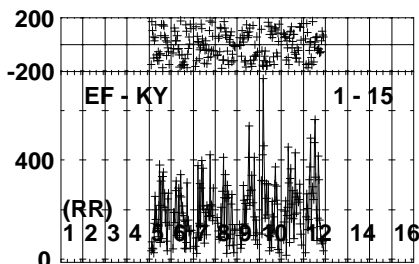
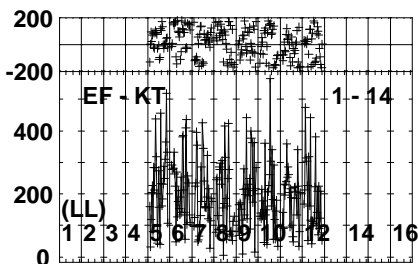
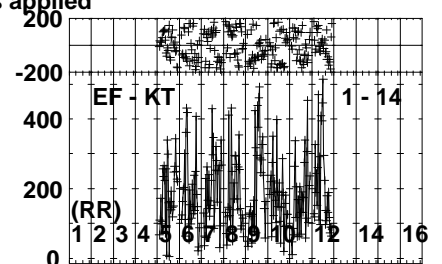
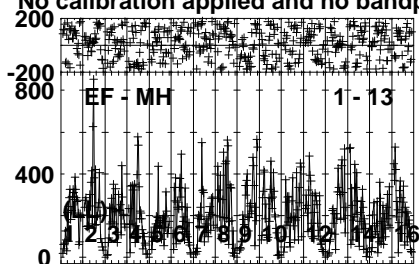
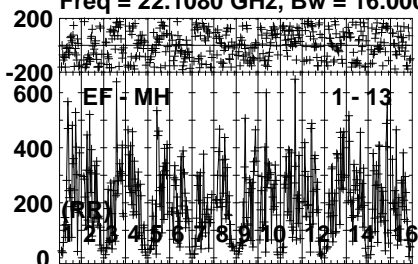
Lower frame: Milli Ampl Jy Top frame: Phas deg
Vector averaged cross-power spectrum Several baselines displayed
Timerange: 00/10:10:31 to 00/10:11:39

Plot file version 675 created 04-APR-2022 10:37:08

LSI61303 EM132A.UVDATA.1

Freq = 22.1080 GHz, Bw = 16.000 MH

No calibration applied and no bandpass applied



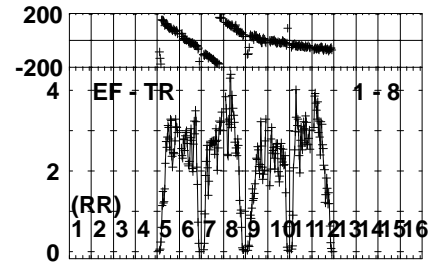
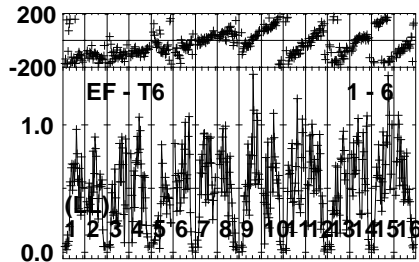
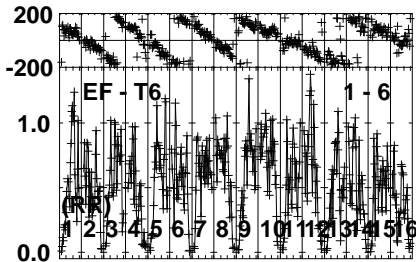
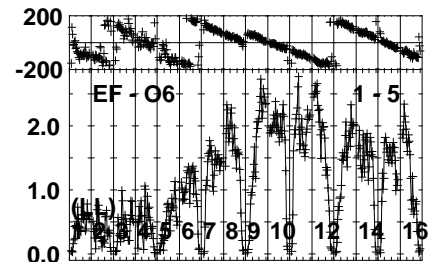
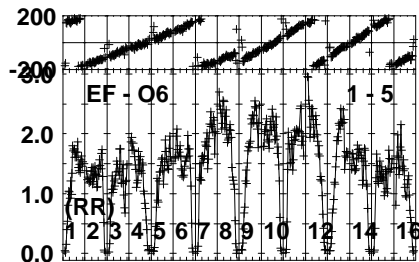
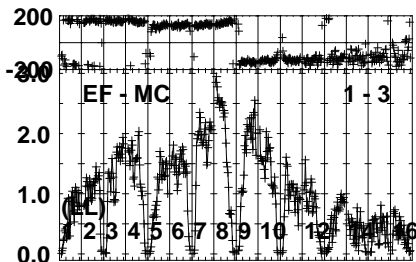
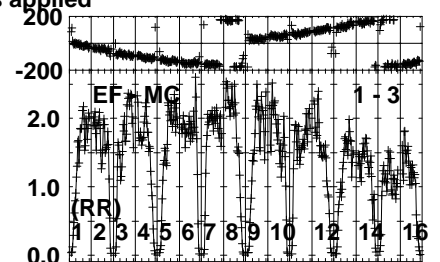
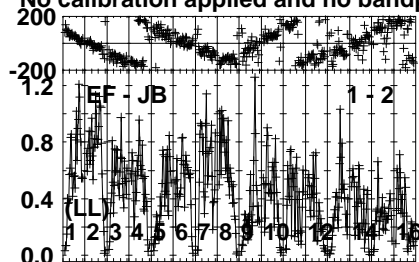
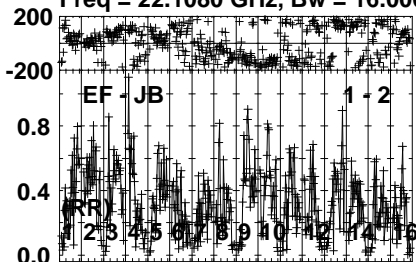
Lower frame: Micro Ampl Jy Top frame: Phas deg
Vector averaged cross-power spectrum Several baselines displayed
Timerange: 00/10:10:31 to 00/10:11:39

Plot file version 676 created 04-APR-2022 10:37:08

J0244+6228 EM132A.UVDATA.1

Freq = 22.1080 GHz, Bw = 16.000 MH

No calibration applied and no bandpass applied



0 0 0 0 0 0 0 0 0 0 0 0 0 0 0 0
Channels

0 0 0 0 0 0 0 0 0 0 0 0 0 0 0 0
Channels

0 0 0 0 0 0 0 0 0 0 0 0 0 0 0 0
Channels

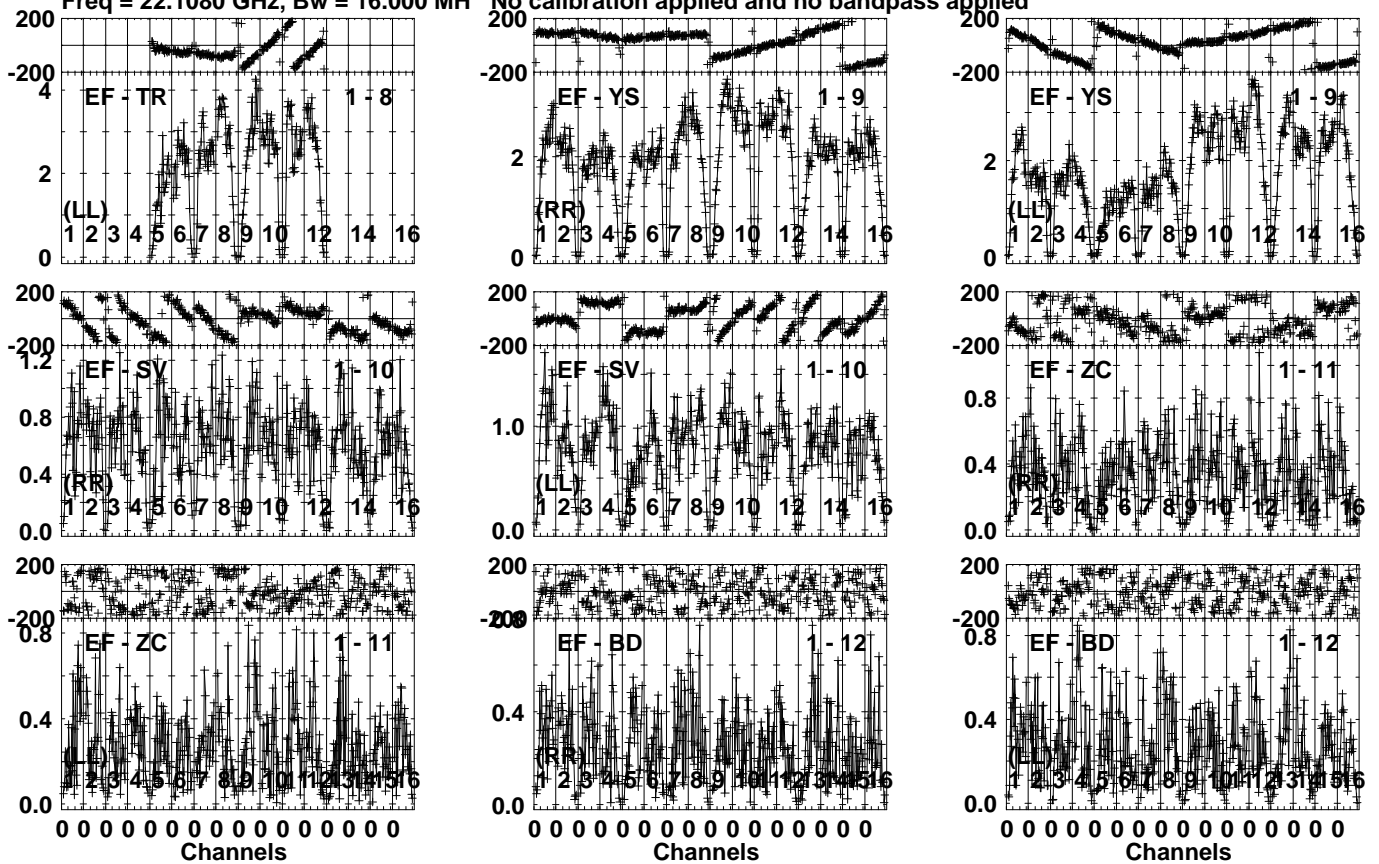
Lower frame: Milli Ampl Jy Top frame: Phas deg
Vector averaged cross-power spectrum Several baselines displayed
Timerange: 00/10:11:41 to 00/10:12:39

Plot file version 677 created 04-APR-2022 10:37:08

J0244+6228 EM132A.UVDATA.1

Freq = 22.1080 GHz, Bw = 16.000 MH

No calibration applied and no bandpass applied



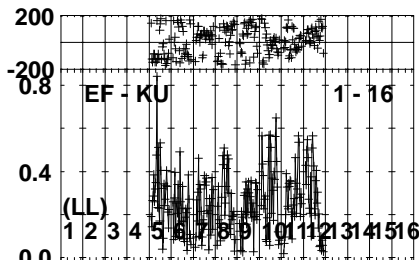
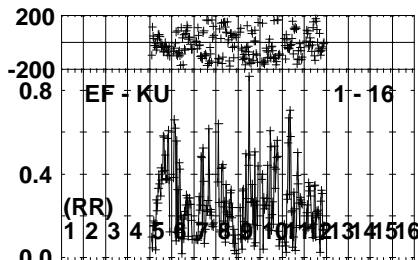
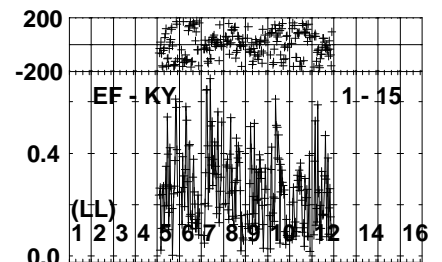
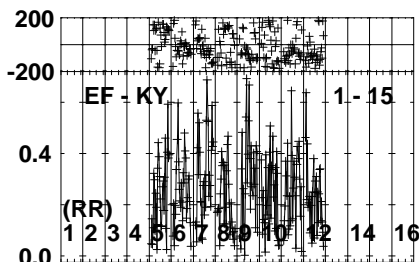
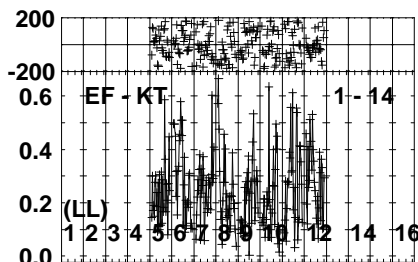
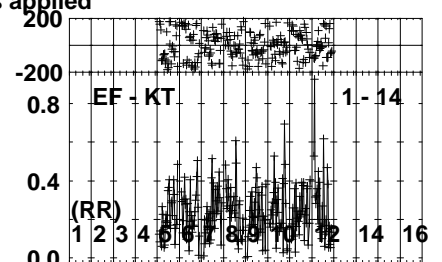
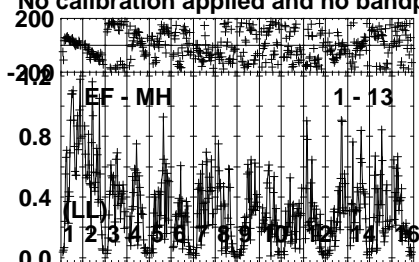
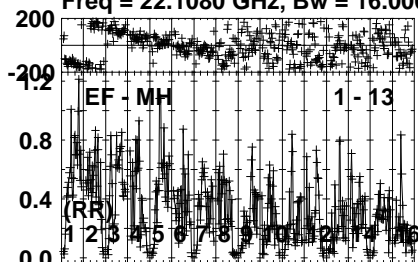
Lower frame: Milli Ampl Jy Top frame: Phas deg
Vector averaged cross-power spectrum Several baselines displayed
Timerange: 00/10:11:41 to 00/10:12:39

Plot file version 678 created 04-APR-2022 10:37:08

J0244+6228 EM132A.UVDATA.1

Freq = 22.1080 GHz, Bw = 16.000 MH

No calibration applied and no bandpass applied



0 0 0 0 0 0 0 0 0 0 0 0 0 0 0 0

0 0 0 0 0 0 0 0 0 0 0 0 0 0 0 0

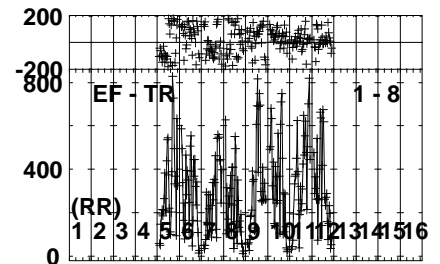
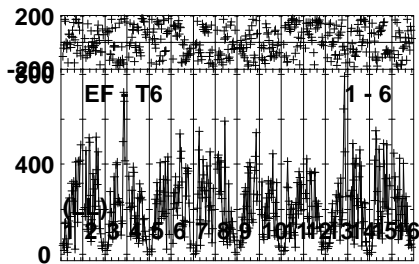
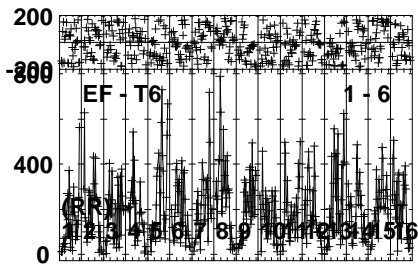
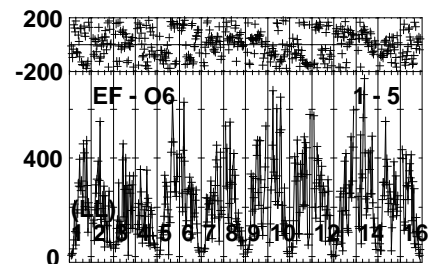
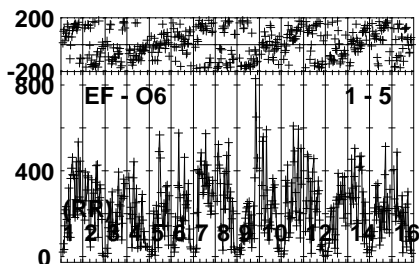
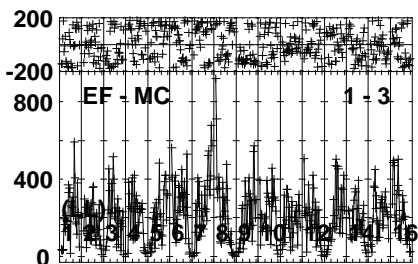
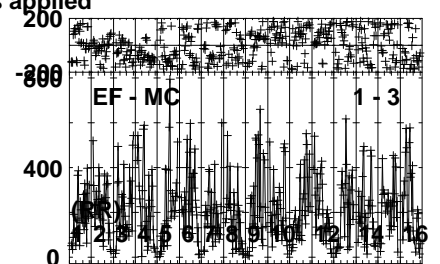
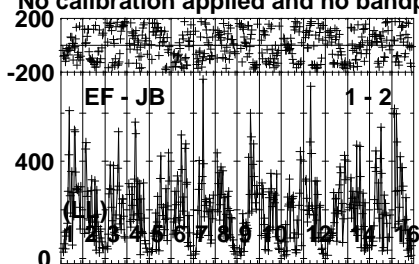
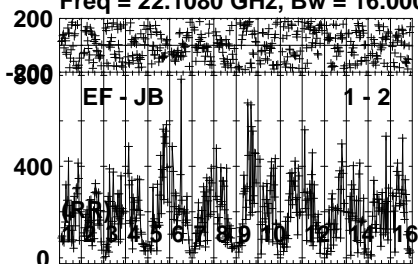
Lower frame: Milli Ampl Jy Top frame: Phas deg
Vector averaged cross-power spectrum Several baselines displayed
Timerange: 00/10:11:41 to 00/10:12:39

Plot file version 679 created 04-APR-2022 10:37:08

LSI61303 EM132A.UVDATA.1

Freq = 22.1080 GHz, Bw = 16.000 MH

No calibration applied and no bandpass applied



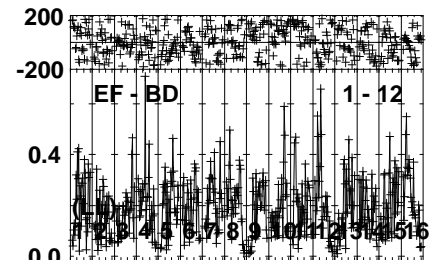
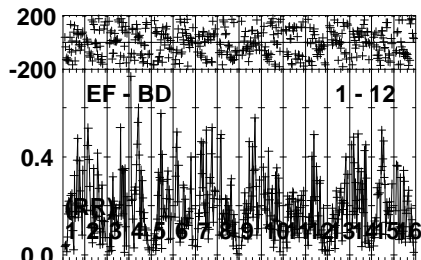
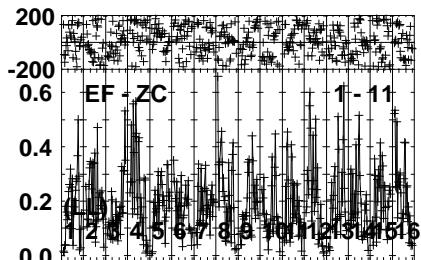
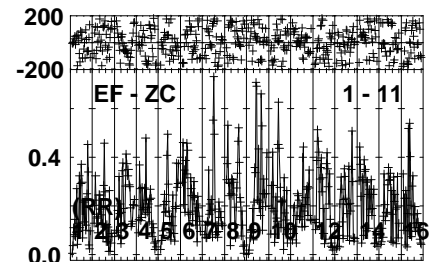
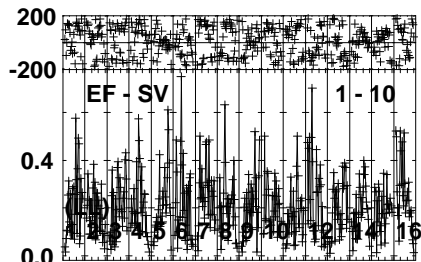
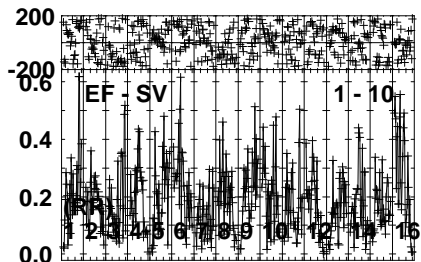
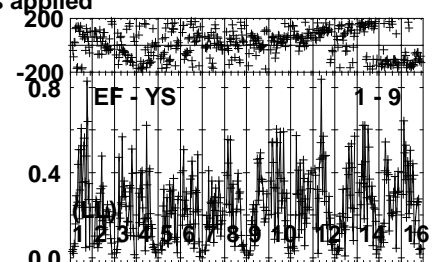
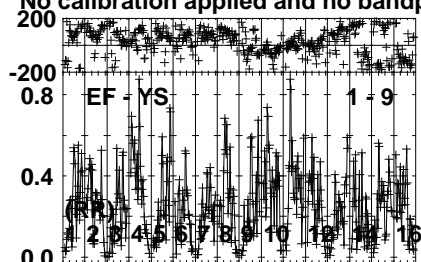
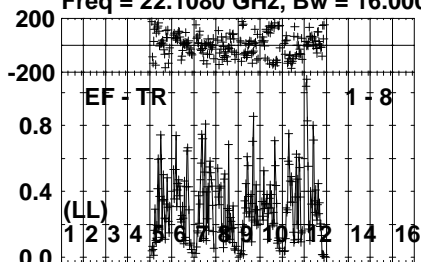
Lower frame: Micro Ampl Jy Top frame: Phas deg
Vector averaged cross-power spectrum Several baselines displayed
Timerange: 00/10:12:41 to 00/10:13:49

Plot file version 680 created 04-APR-2022 10:37:08

LSI61303 EM132A.UVDATA.1

Freq = 22.1080 GHz, Bw = 16.000 MH

No calibration applied and no bandpass applied



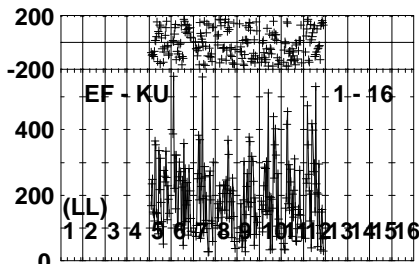
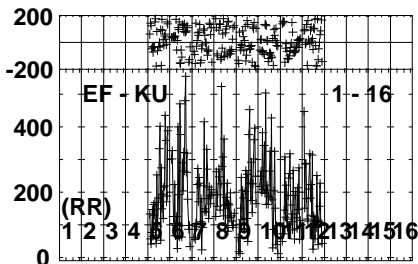
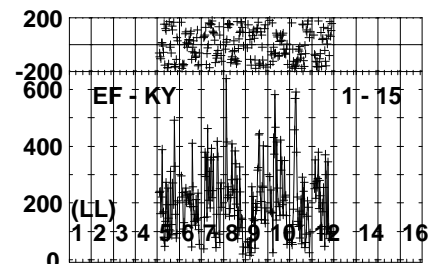
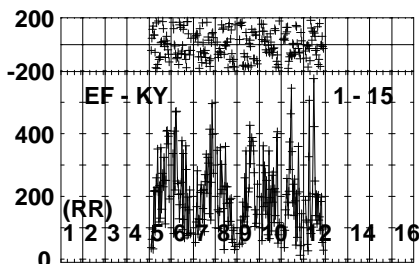
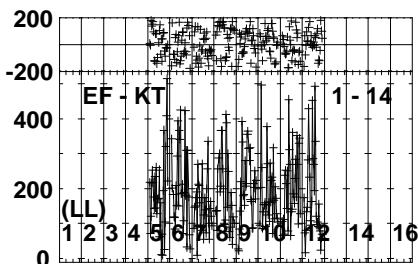
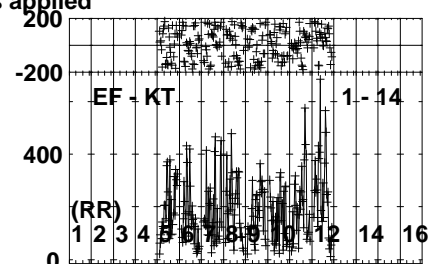
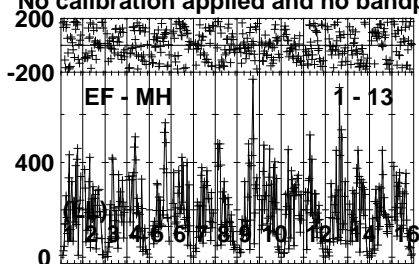
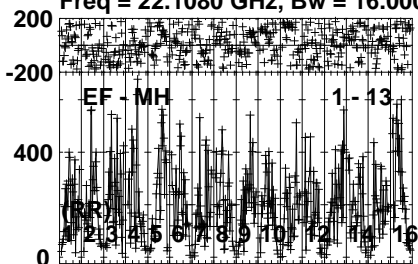
Lower frame: Milli Ampl Jy Top frame: Phas deg
Vector averaged cross-power spectrum Several baselines displayed
Timerange: 00/10:12:41 to 00/10:13:49

Plot file version 681 created 04-APR-2022 10:37:08

LSI61303 EM132A.UVDATA.1

Freq = 22.1080 GHz, Bw = 16.000 MH

No calibration applied and no bandpass applied



0 0 0 0 0 0 0 0 0 0 0 0 0 0 0 0

0 0 0 0 0 0 0 0 0 0 0 0 0 0 0 0

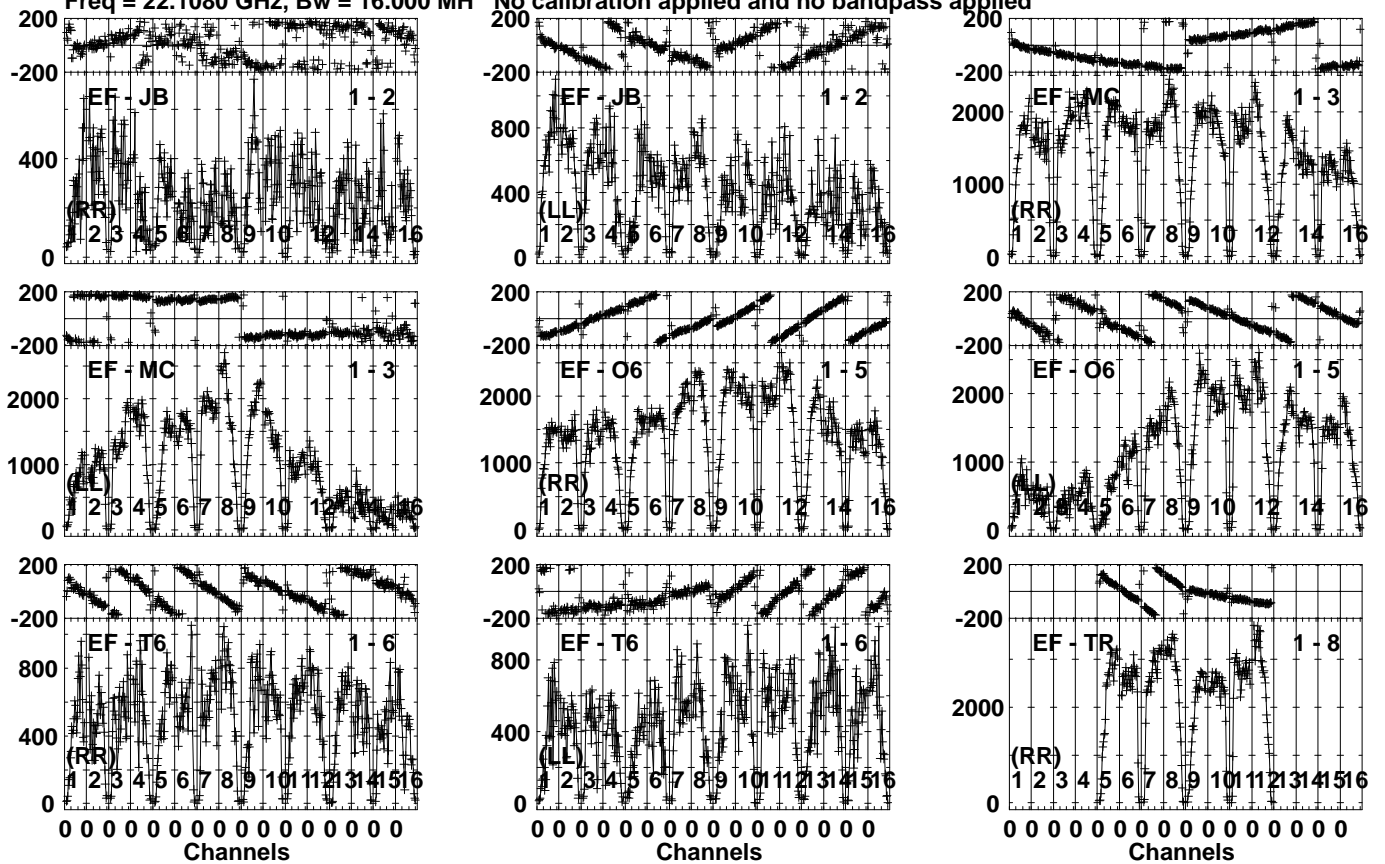
Lower frame: Micro Ampl Jy Top frame: Phas deg
Vector averaged cross-power spectrum Several baselines displayed
Timerange: 00/10:12:41 to 00/10:13:49

Plot file version 682 created 04-APR-2022 10:37:08

J0244+6228 EM132A.UVDATA.1

Freq = 22.1080 GHz, Bw = 16.000 MH

No calibration applied and no bandpass applied



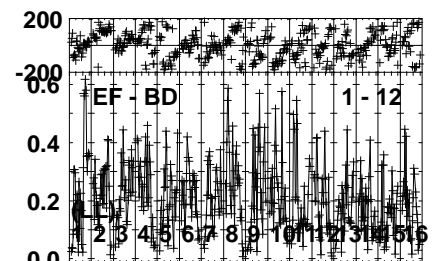
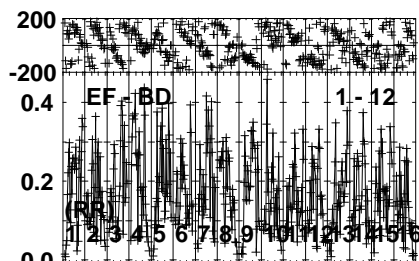
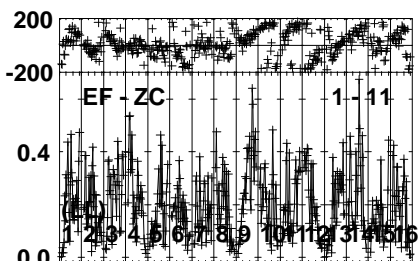
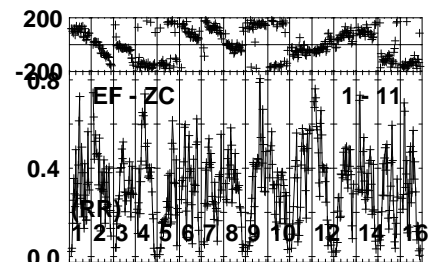
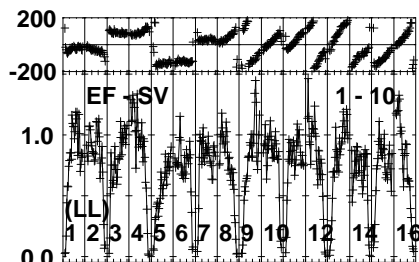
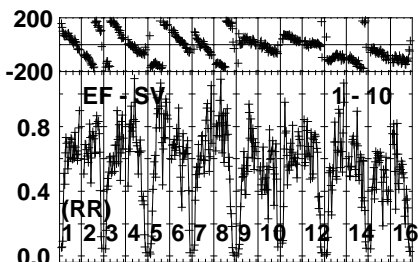
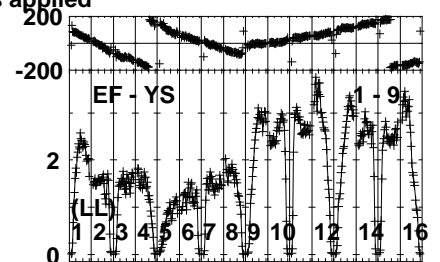
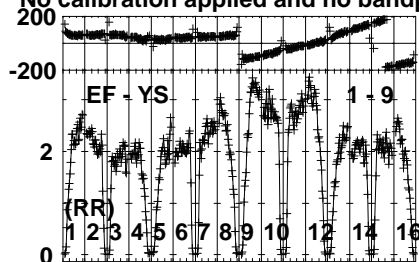
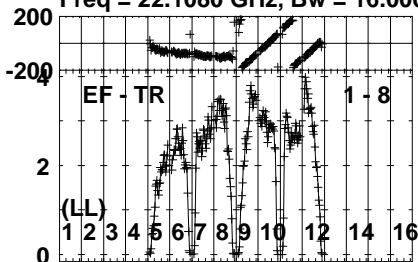
Lower frame: Micro Ampl Jy Top frame: Phas deg
Vector averaged cross-power spectrum Several baselines displayed
Timerange: 00/10:14:21 to 00/10:15:19

Plot file version 683 created 04-APR-2022 10:37:08

J0244+6228 EM132A.UVDATA.1

Freq = 22.1080 GHz, Bw = 16.000 MH

No calibration applied and no bandpass applied



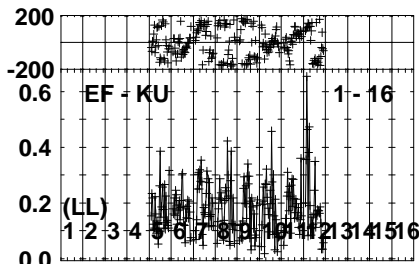
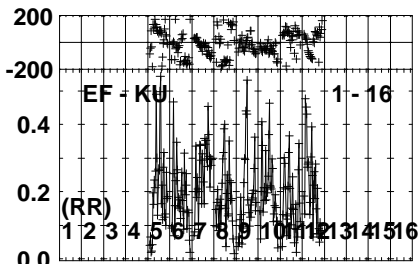
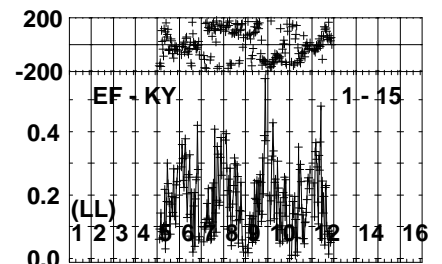
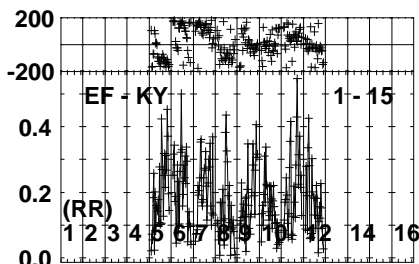
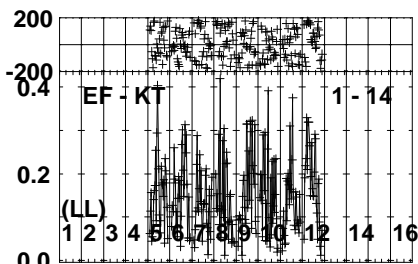
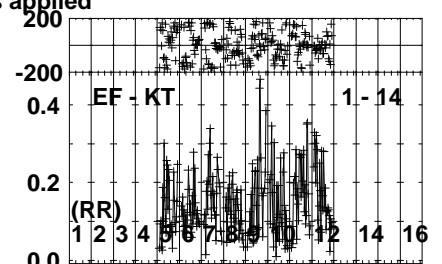
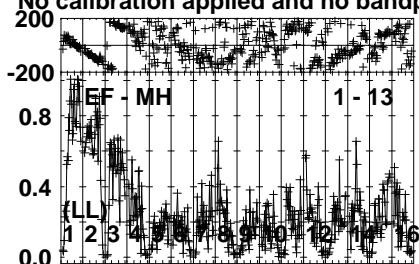
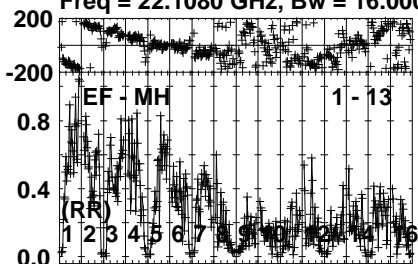
Lower frame: Milli Ampl Jy Top frame: Phas deg
Vector averaged cross-power spectrum Several baselines displayed
Timerange: 00/10:14:21 to 00/10:15:19

Plot file version 684 created 04-APR-2022 10:37:08

J0244+6228 EM132A.UVDATA.1

Freq = 22.1080 GHz, Bw = 16.000 MH

No calibration applied and no bandpass applied



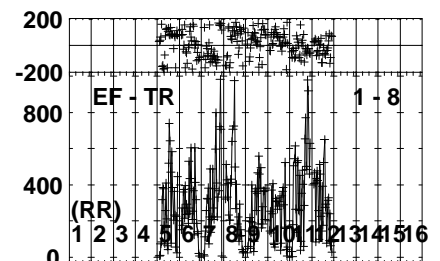
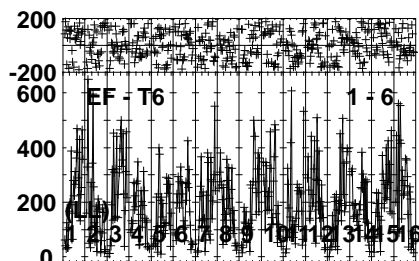
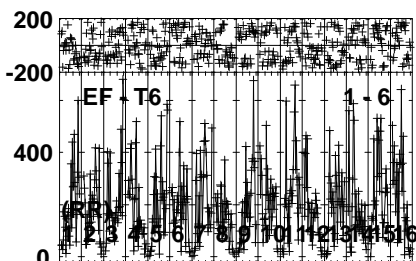
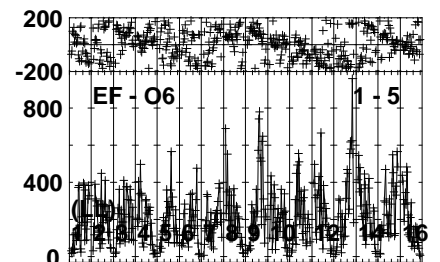
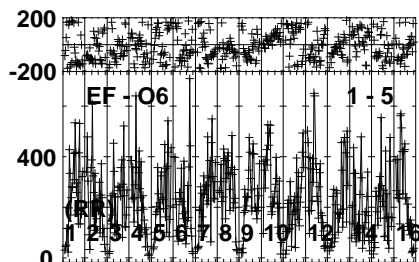
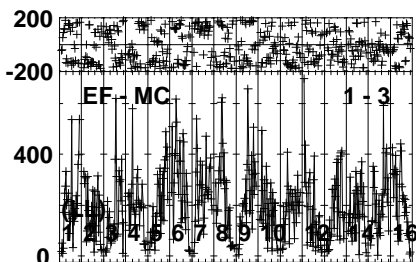
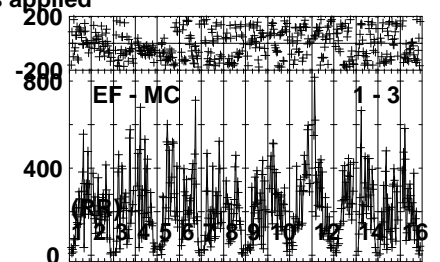
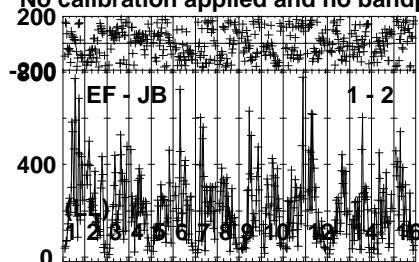
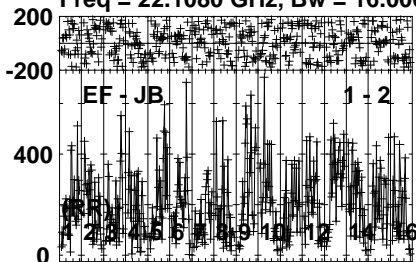
Lower frame: Milli Ampl Jy Top frame: Phas deg
Vector averaged cross-power spectrum Several baselines displayed
Timerange: 00/10:14:21 to 00/10:15:19

Plot file version 685 created 04-APR-2022 10:37:08

LSI61303 EM132A.UVDATA.1

Freq = 22.1080 GHz, Bw = 16.000 MH

No calibration applied and no bandpass applied



0 0 0 0 0 0 0 0 0 0 0 0 0 0 0 0
Channels

0 0 0 0 0 0 0 0 0 0 0 0 0 0 0 0
Channels

0 0 0 0 0 0 0 0 0 0 0 0 0 0 0 0
Channels

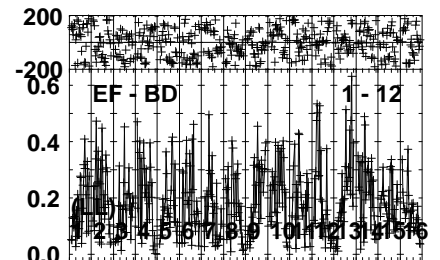
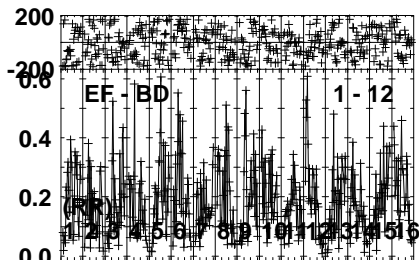
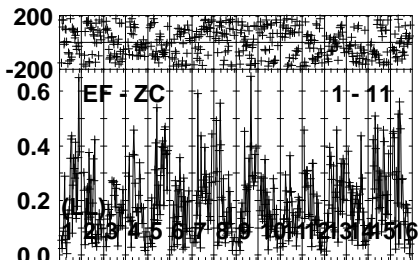
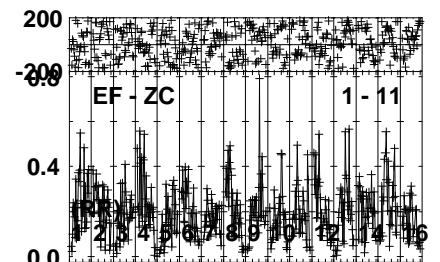
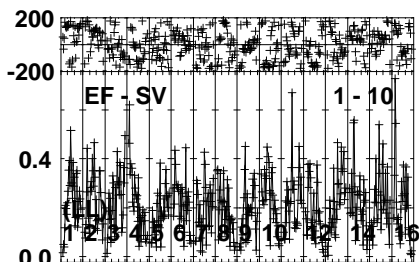
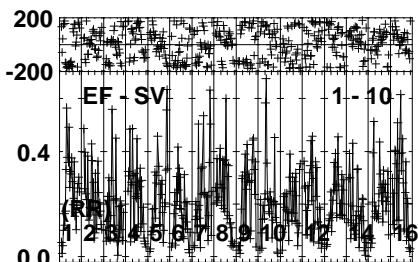
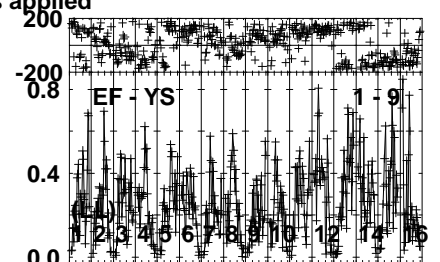
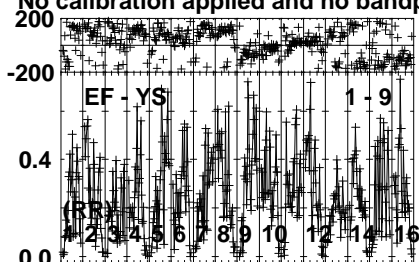
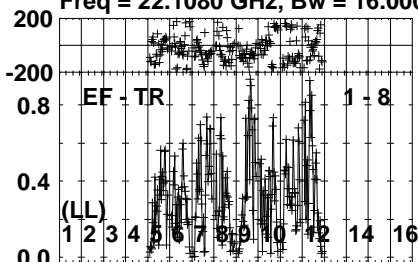
Lower frame: Micro Ampl Jy Top frame: Phas deg
Vector averaged cross-power spectrum Several baselines displayed
Timerange: 00/10:15:21 to 00/10:16:29

Plot file version 686 created 04-APR-2022 10:37:08

LSI61303 EM132A.UVDATA.1

Freq = 22.1080 GHz, Bw = 16.000 MH

No calibration applied and no bandpass applied



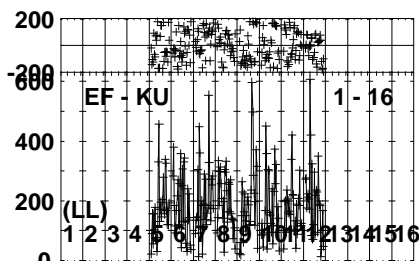
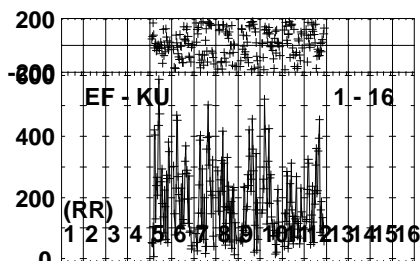
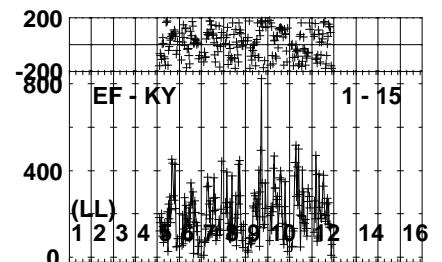
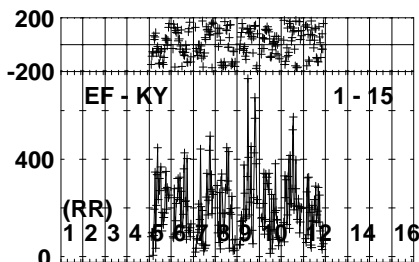
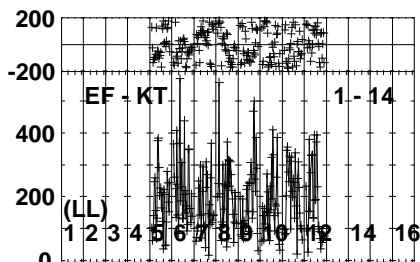
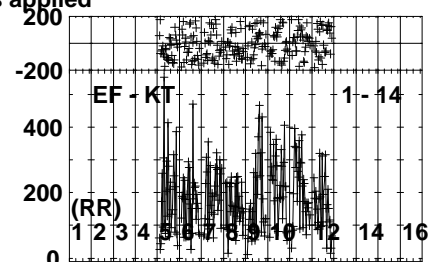
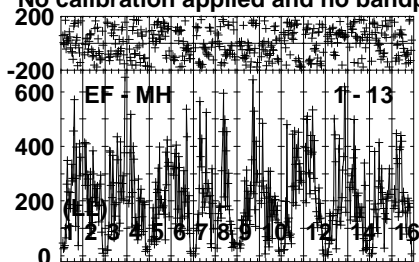
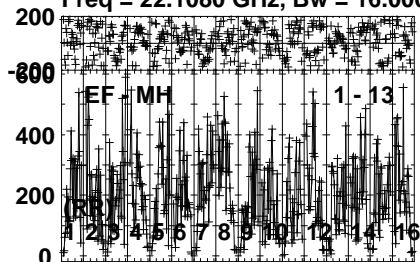
Lower frame: Milli Ampl Jy Top frame: Phas deg
Vector averaged cross-power spectrum Several baselines displayed
Timerange: 00/10:15:21 to 00/10:16:29

Plot file version 687 created 04-APR-2022 10:37:09

LSI61303 EM132A.UVDATA.1

Freq = 22.1080 GHz, Bw = 16.000 MH

No calibration applied and no bandpass applied



0 0 0 0 0 0 0 0 0 0 0 0 0 0 0 0

0 0 0 0 0 0 0 0 0 0 0 0 0 0 0 0

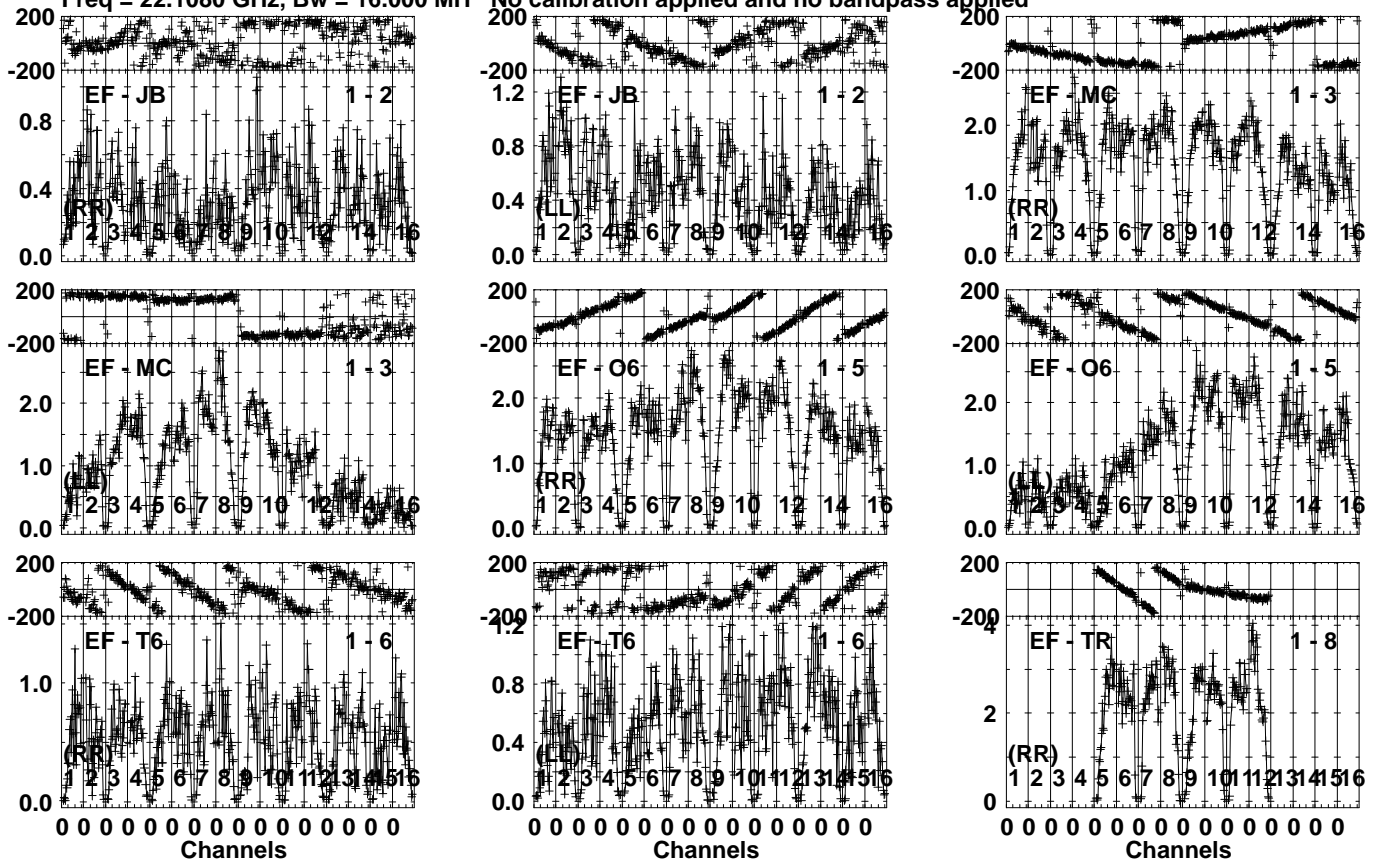
Lower frame: Micro Ampl Jy Top frame: Phas deg
Vector averaged cross-power spectrum Several baselines displayed
Timerange: 00/10:15:21 to 00/10:16:29

Plot file version 688 created 04-APR-2022 10:37:09

J0244+6228 EM132A.UVDATA.1

Freq = 22.1080 GHz, Bw = 16.000 MH

No calibration applied and no bandpass applied



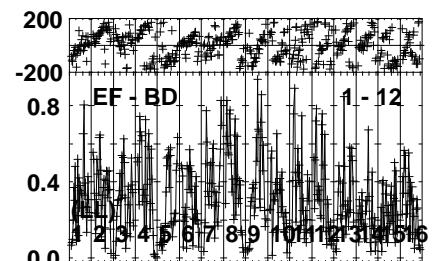
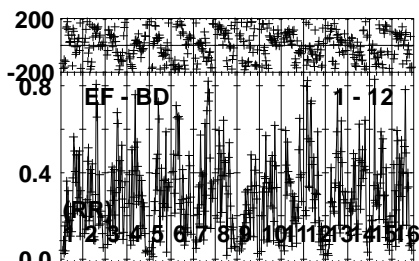
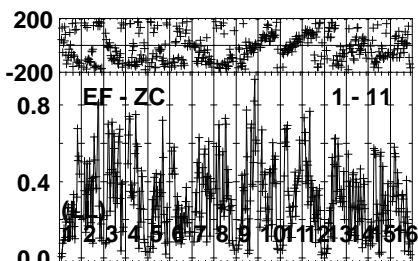
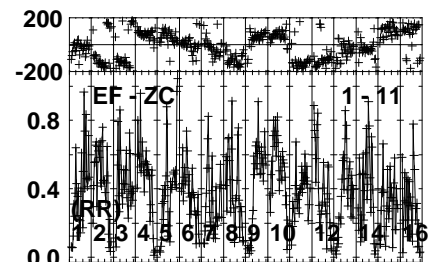
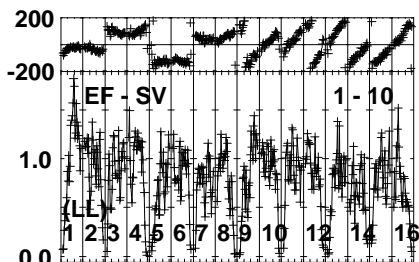
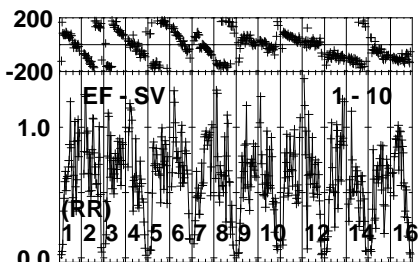
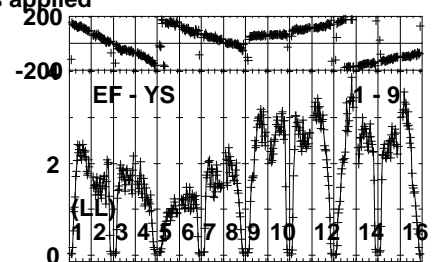
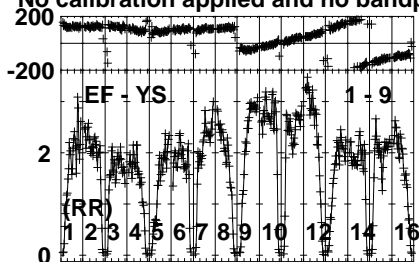
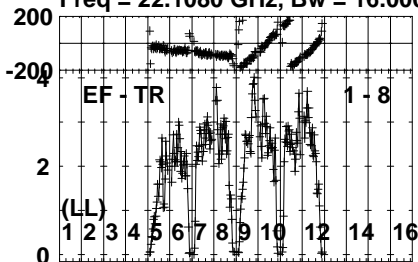
Lower frame: Milli Ampl Jy Top frame: Phas deg
 Vector averaged cross-power spectrum Several baselines displayed
 Timerange: 00/10:16:31 to 00/10:17:29

Plot file version 689 created 04-APR-2022 10:37:09

J0244+6228 EM132A.UVDATA.1

Freq = 22.1080 GHz, Bw = 16.000 MH

No calibration applied and no bandpass applied



Lower frame: Milli Ampl Jy Top frame: Phas deg

Vector averaged cross-power spectrum Several baselines displayed

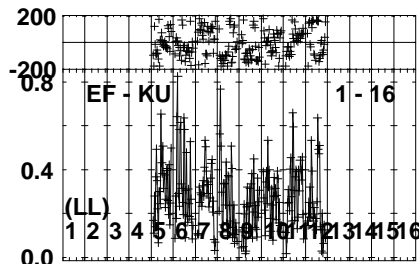
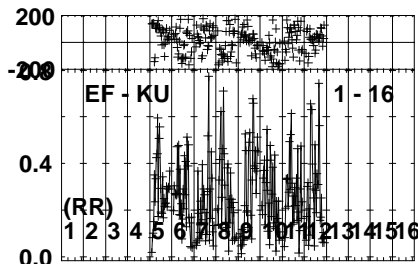
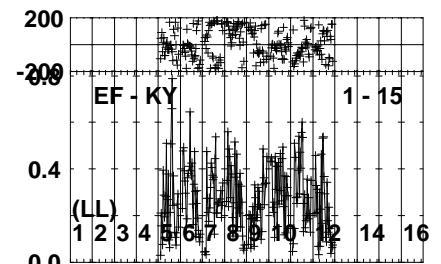
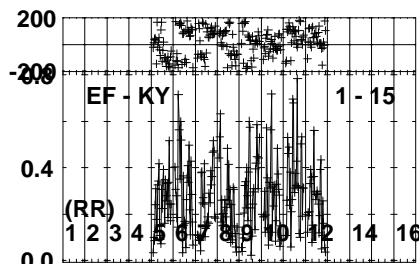
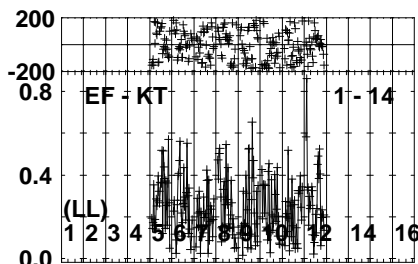
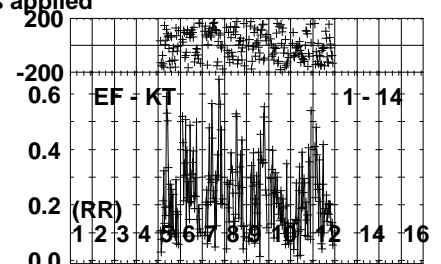
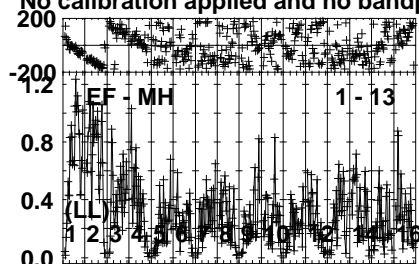
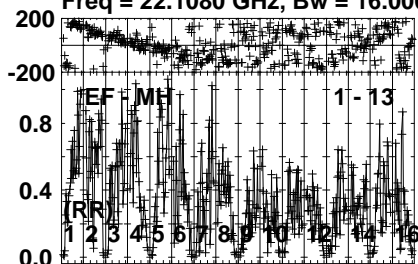
Timerange: 00/10:16:31 to 00/10:17:29

Plot file version 690 created 04-APR-2022 10:37:09

J0244+6228 EM132A.UVDATA.1

Freq = 22.1080 GHz, Bw = 16.000 MH

No calibration applied and no bandpass applied



0 0 0 0 0 0 0 0 0 0 0 0 0 0 0 0

0 0 0 0 0 0 0 0 0 0 0 0 0 0 0 0

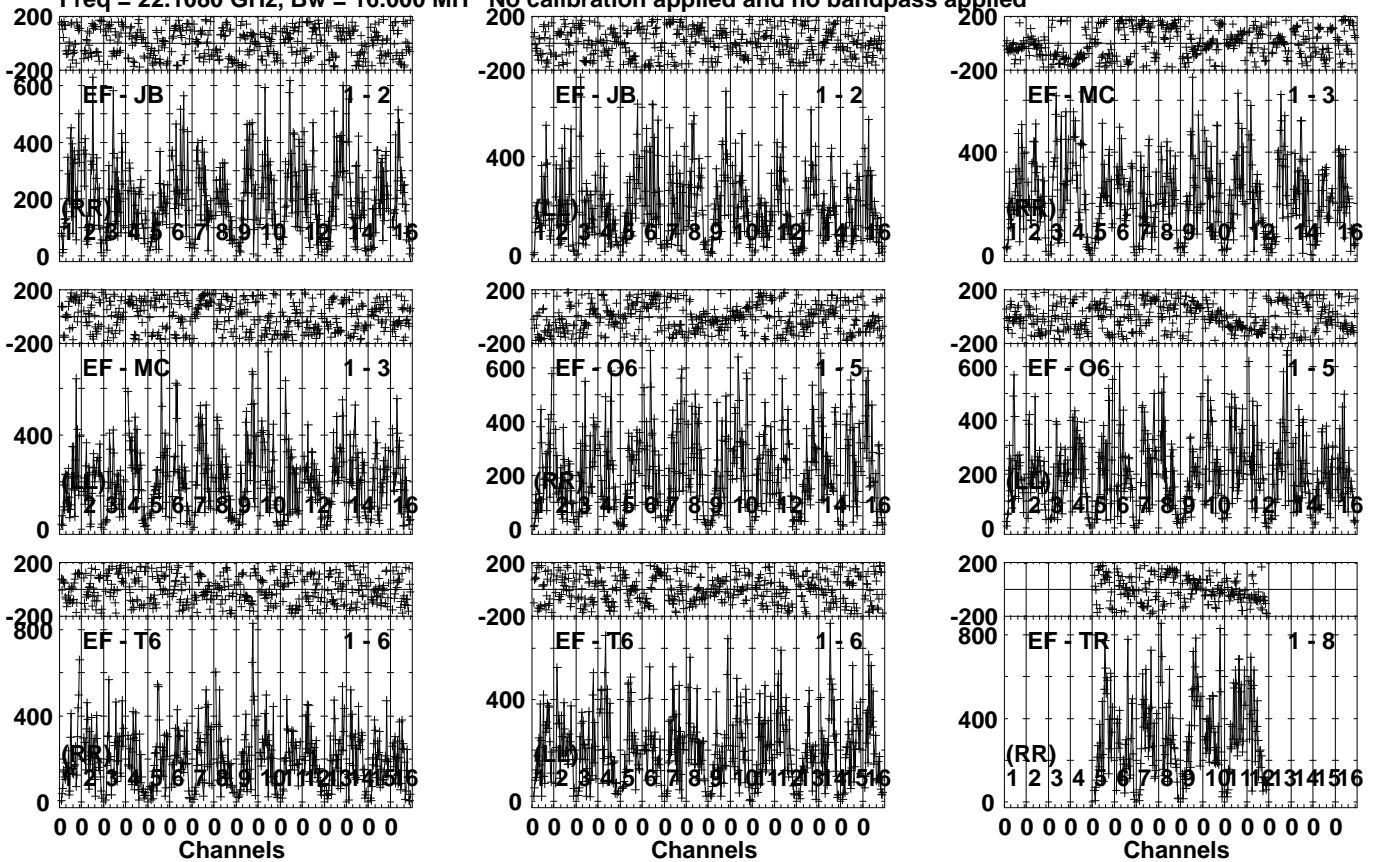
Lower frame: Milli Ampl Jy Top frame: Phas deg
Vector averaged cross-power spectrum Several baselines displayed
Timerange: 00/10:16:31 to 00/10:17:29

Plot file version 691 created 04-APR-2022 10:37:09

LSI61303 EM132A.UVDATA.1

Freq = 22.1080 GHz, Bw = 16.000 MH

No calibration applied and no bandpass applied



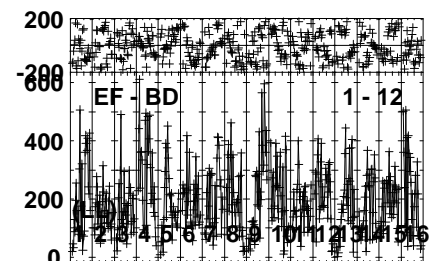
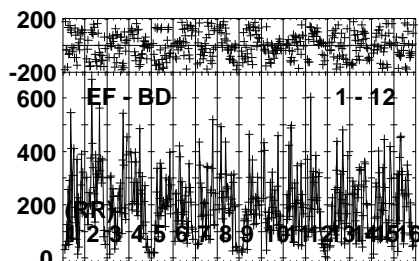
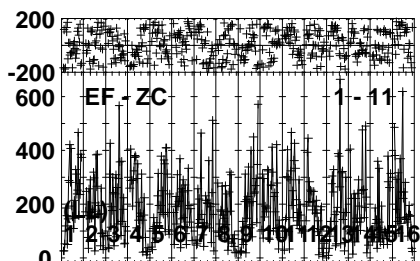
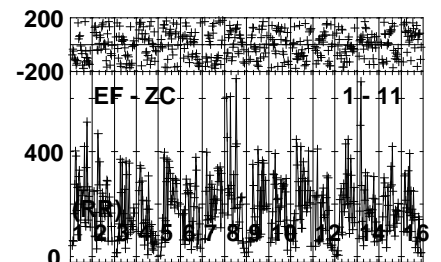
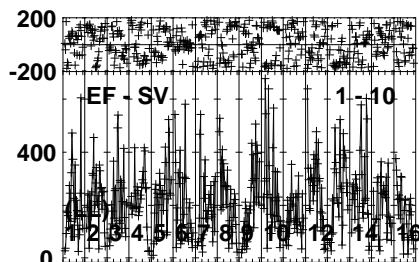
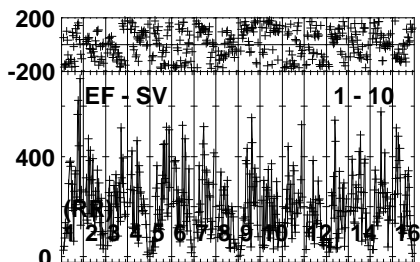
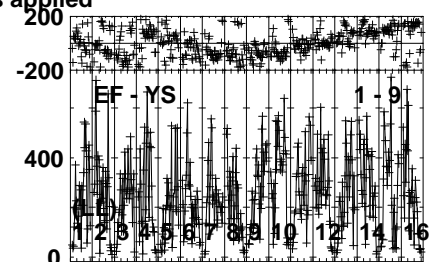
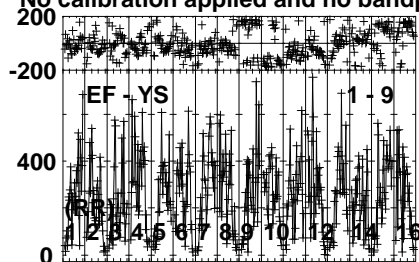
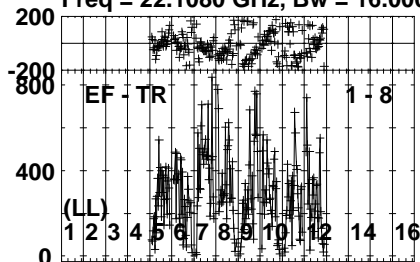
Lower frame: Micro Ampl Jy Top frame: Phas deg
Vector averaged cross-power spectrum Several baselines displayed
Timerange: 00/10:17:31 to 00/10:18:39

Plot file version 692 created 04-APR-2022 10:37:09

LSI61303 EM132A.UVDATA.1

Freq = 22.1080 GHz, Bw = 16.000 MH

No calibration applied and no bandpass applied



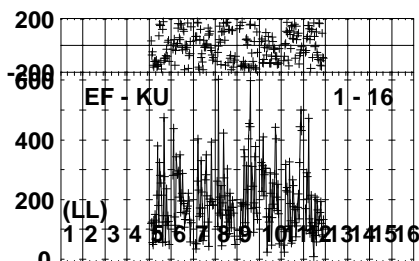
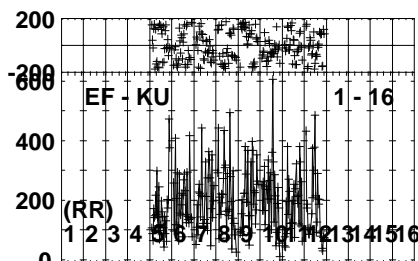
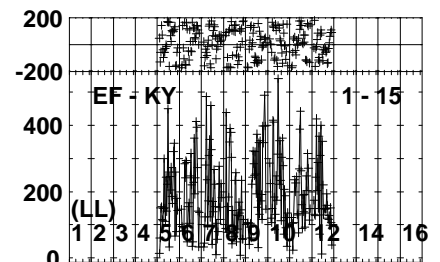
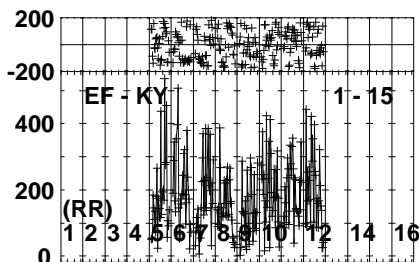
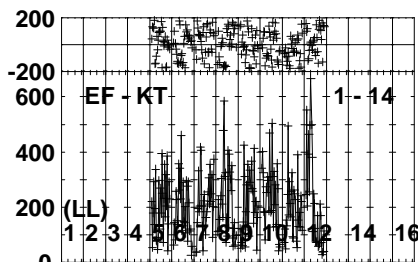
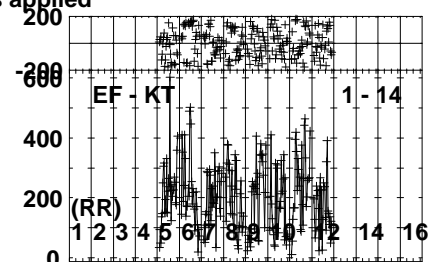
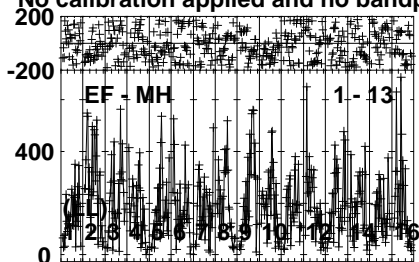
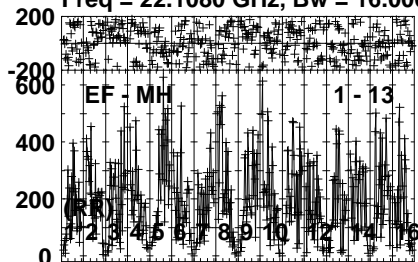
Lower frame: Micro Ampl Jy Top frame: Phas deg
Vector averaged cross-power spectrum Several baselines displayed
Timerange: 00/10:17:31 to 00/10:18:39

Plot file version 693 created 04-APR-2022 10:37:09

LSI61303 EM132A.UVDATA.1

Freq = 22.1080 GHz, Bw = 16.000 MH

No calibration applied and no bandpass applied



0 0 0 0 0 0 0 0 0 0 0 0 0 0 0 0

0 0 0 0 0 0 0 0 0 0 0 0 0 0 0 0

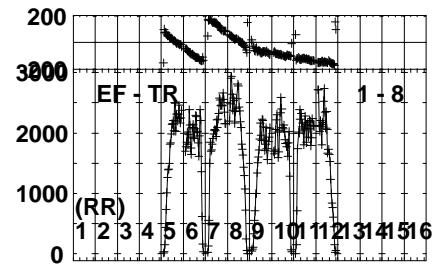
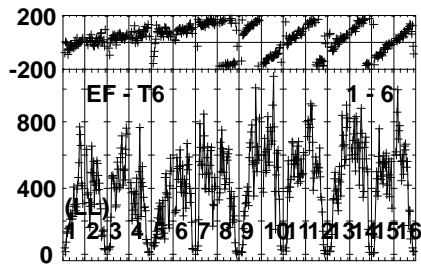
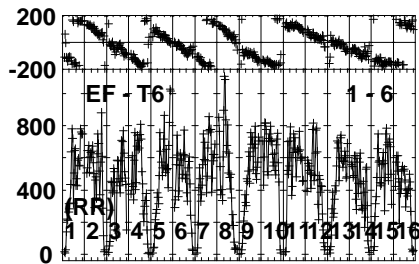
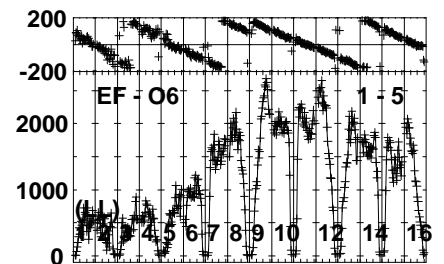
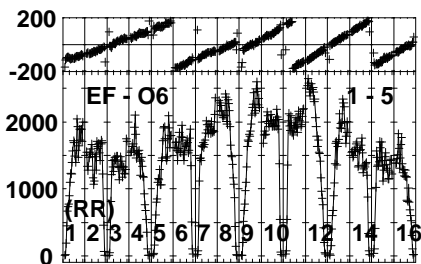
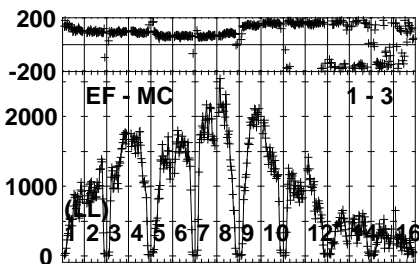
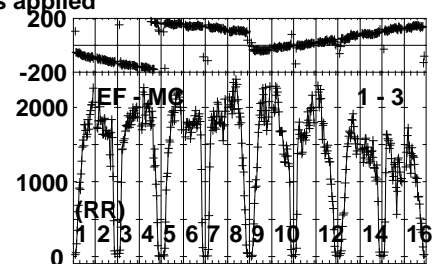
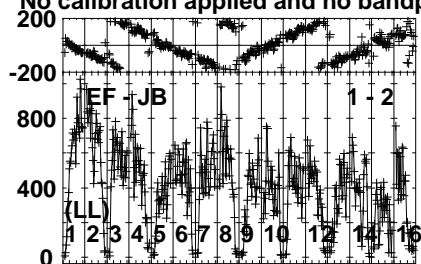
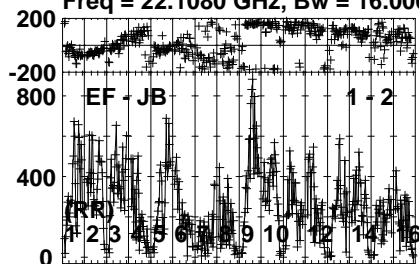
Lower frame: Micro Ampl Jy Top frame: Phas deg
Vector averaged cross-power spectrum Several baselines displayed
Timerange: 00/10:17:31 to 00/10:18:39

Plot file version 694 created 04-APR-2022 10:37:09

J0244+6228 EM132A.UVDATA.1

Freq = 22.1080 GHz, Bw = 16.000 MH

No calibration applied and no bandpass applied



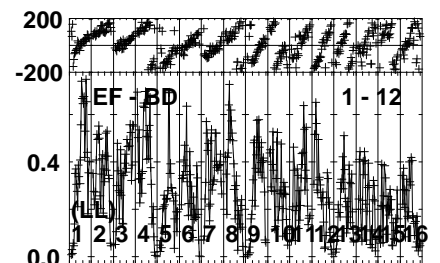
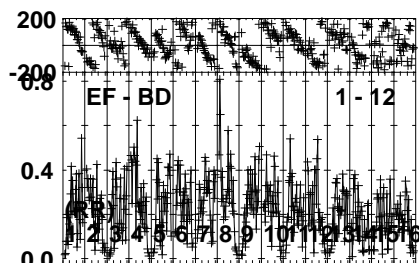
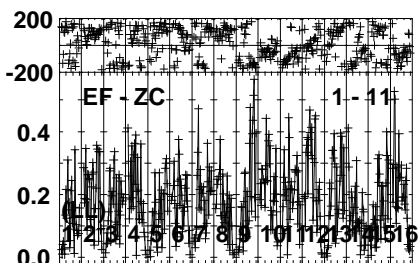
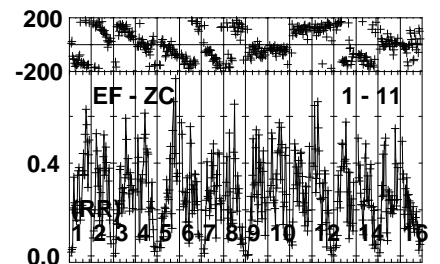
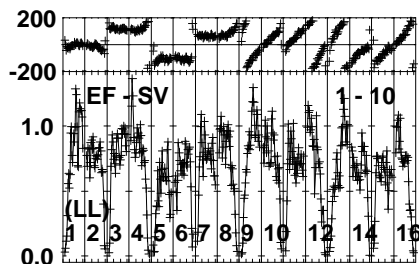
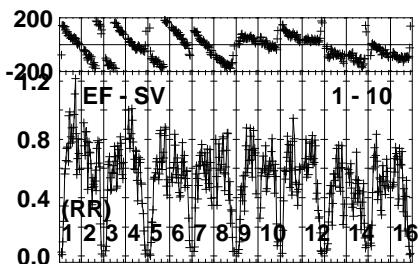
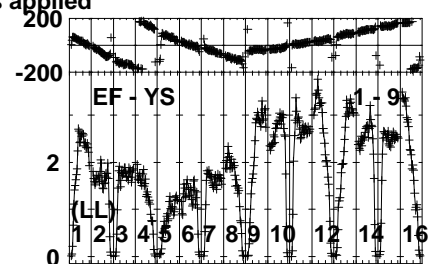
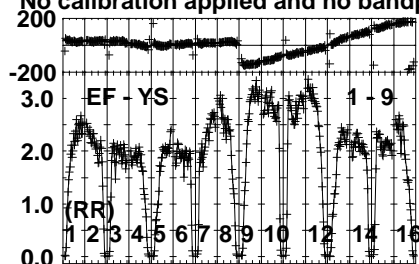
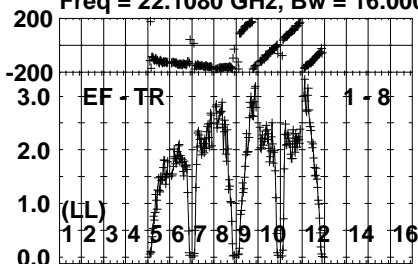
Lower frame: Micro Ampl Jy Top frame: Phas deg
Vector averaged cross-power spectrum Several baselines displayed
Timerange: 00/10:19:11 to 00/10:20:09

Plot file version 695 created 04-APR-2022 10:37:09

J0244+6228 EM132A.UVDATA.1

Freq = 22.1080 GHz, Bw = 16.000 MH

No calibration applied and no bandpass applied



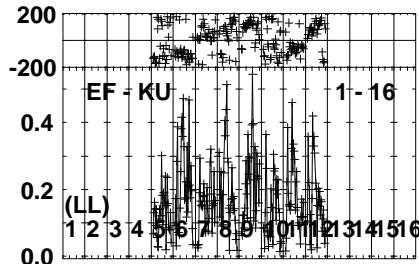
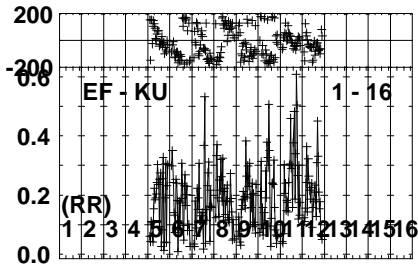
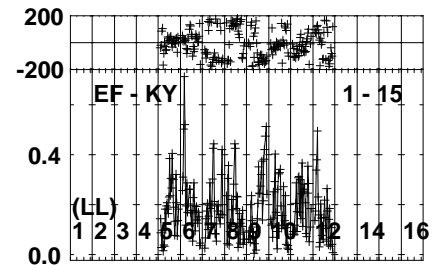
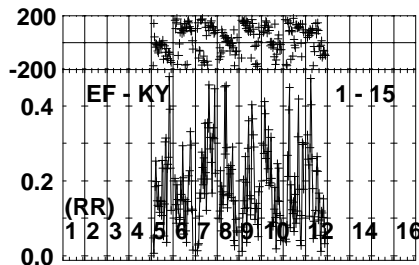
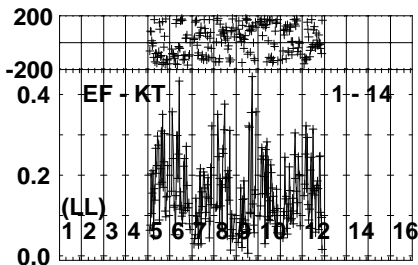
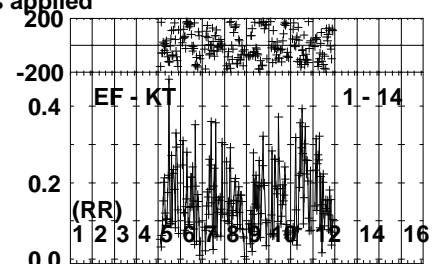
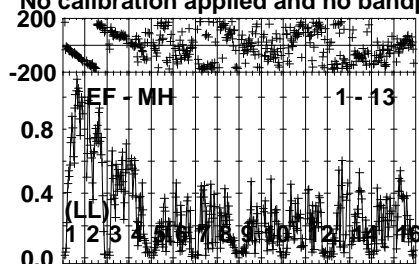
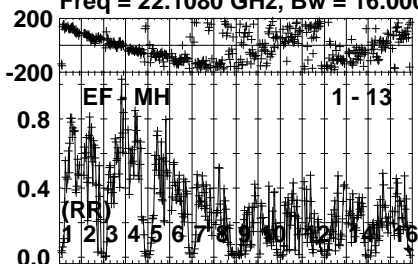
Lower frame: Milli Ampl Jy Top frame: Phas deg
Vector averaged cross-power spectrum Several baselines displayed
Timerange: 00/10:19:11 to 00/10:20:09

Plot file version 696 created 04-APR-2022 10:37:09

J0244+6228 EM132A.UVDATA.1

Freq = 22.1080 GHz, Bw = 16.000 MH

No calibration applied and no bandpass applied



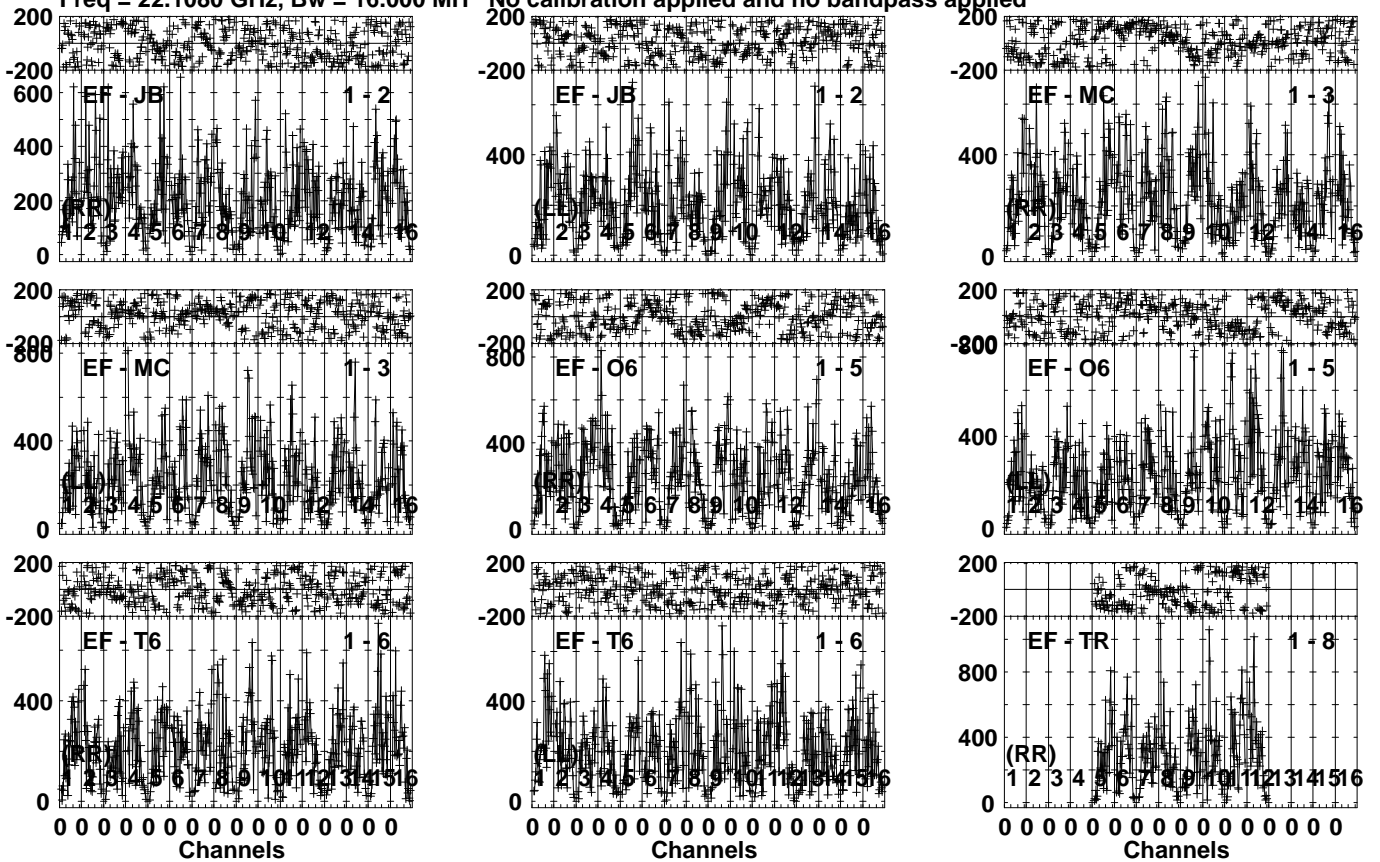
Lower frame: Milli Ampl Jy Top frame: Phas deg
Vector averaged cross-power spectrum Several baselines displayed
Timerange: 00/10:19:11 to 00/10:20:09

Plot file version 697 created 04-APR-2022 10:37:09

LSI61303 EM132A.UVDATA.1

Freq = 22.1080 GHz, Bw = 16.000 MH

No calibration applied and no bandpass applied



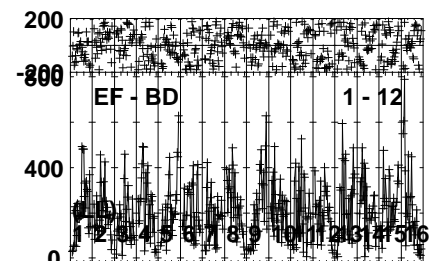
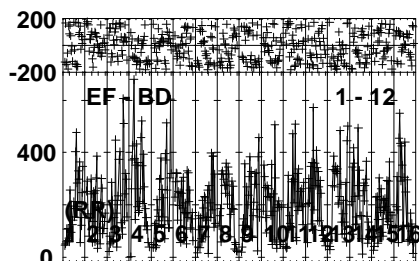
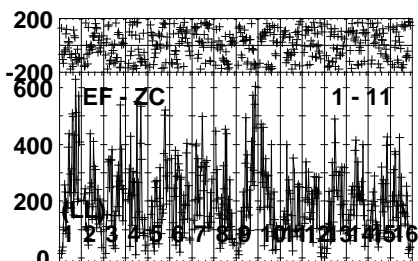
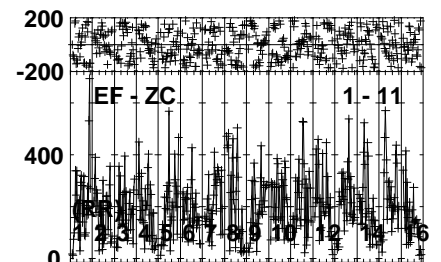
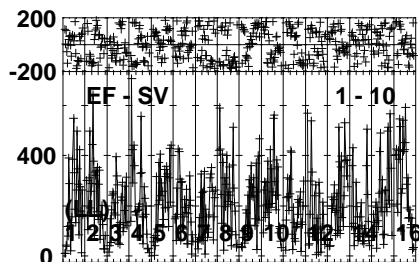
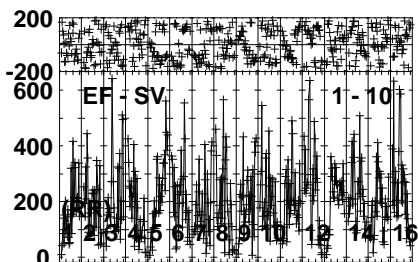
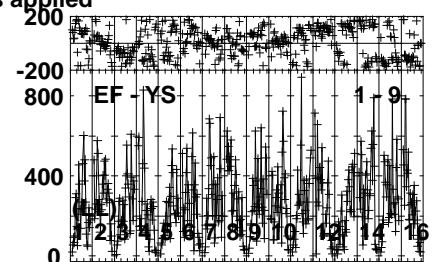
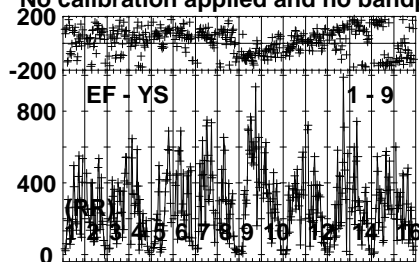
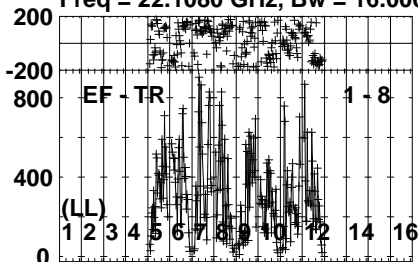
Lower frame: Micro Ampl Jy Top frame: Phas deg
Vector averaged cross-power spectrum Several baselines displayed
Timerange: 00/10:20:11 to 00/10:21:19

Plot file version 698 created 04-APR-2022 10:37:09

LSI61303 EM132A.UVDATA.1

Freq = 22.1080 GHz, Bw = 16.000 MH

No calibration applied and no bandpass applied



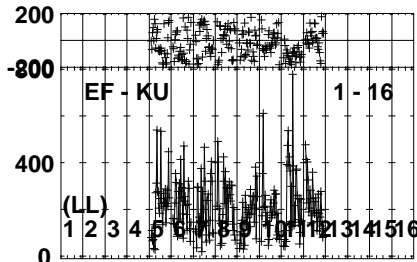
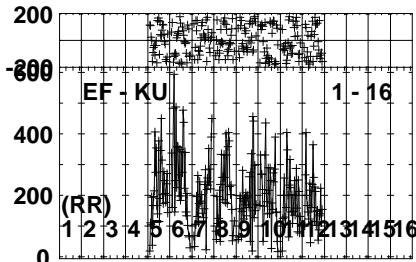
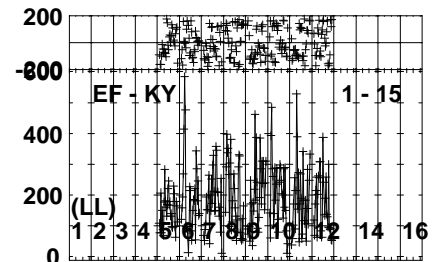
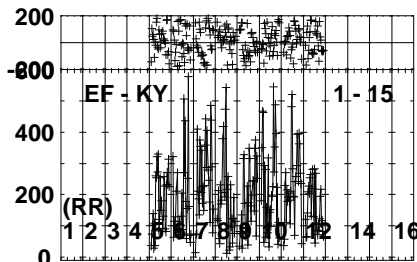
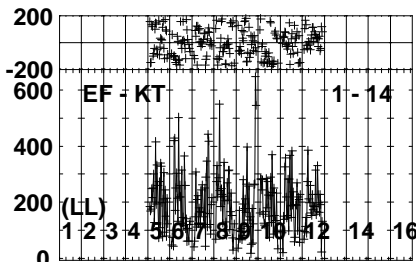
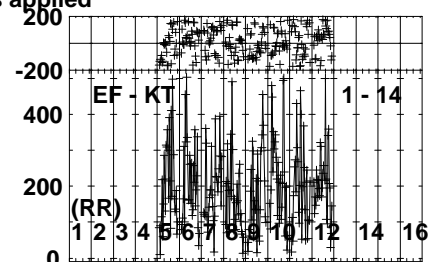
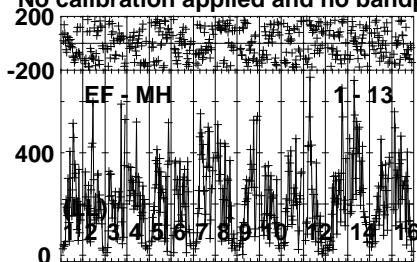
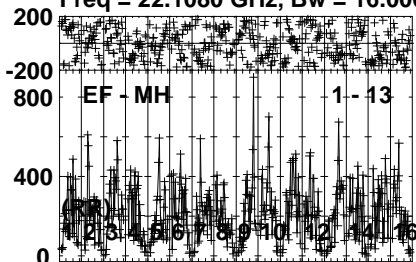
Lower frame: Micro Ampl Jy Top frame: Phas deg
Vector averaged cross-power spectrum Several baselines displayed
Timerange: 00/10:20:11 to 00/10:21:19

Plot file version 699 created 04-APR-2022 10:37:09

LSI61303 EM132A.UVDATA.1

Freq = 22.1080 GHz, Bw = 16.000 MH

No calibration applied and no bandpass applied



0 0 0 0 0 0 0 0 0 0 0 0 0 0 0 0

0 0 0 0 0 0 0 0 0 0 0 0 0 0 0 0

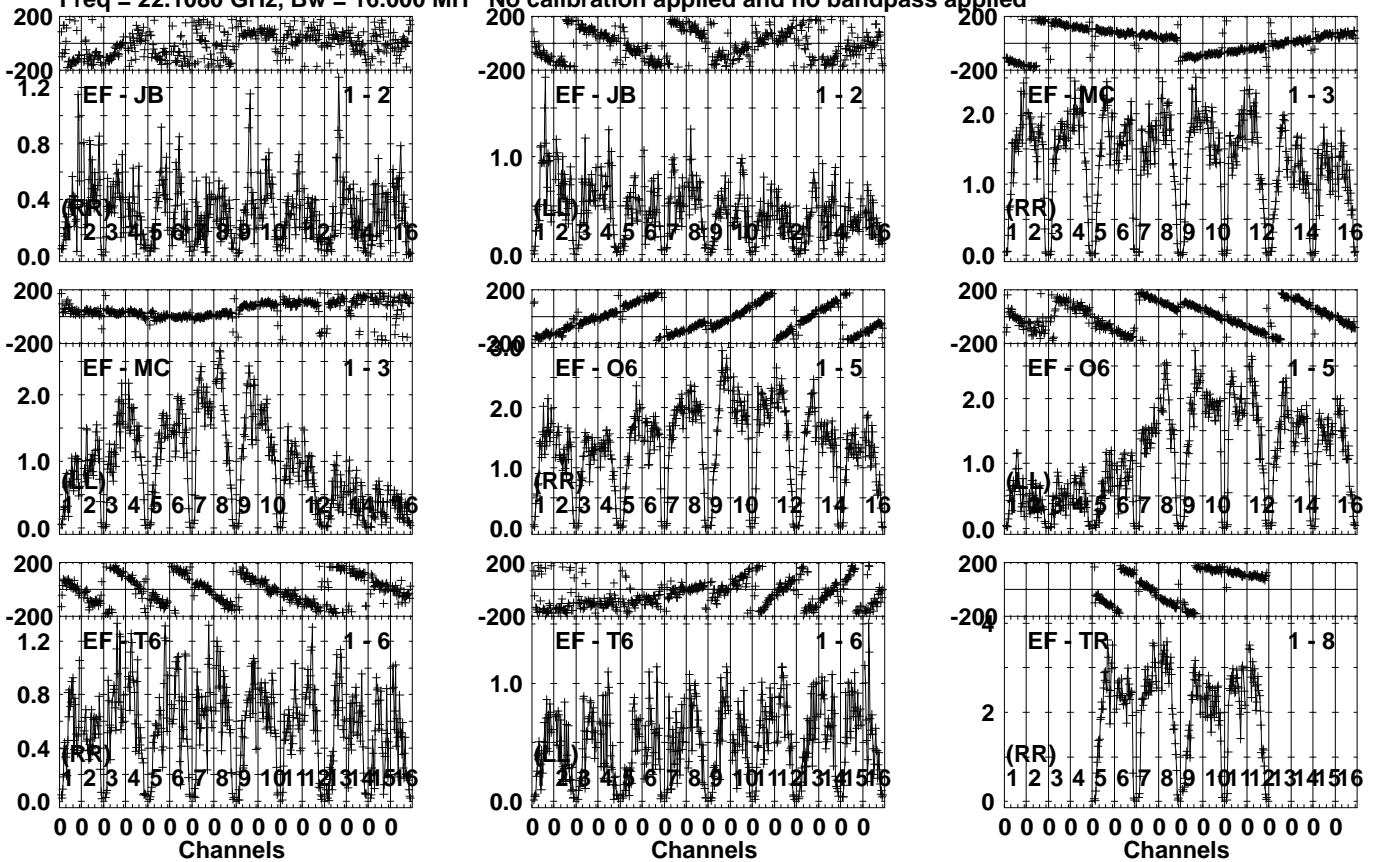
Lower frame: Micro Ampl Jy Top frame: Phas deg
Vector averaged cross-power spectrum Several baselines displayed
Timerange: 00/10:20:11 to 00/10:21:19

Plot file version 700 created 04-APR-2022 10:37:10

J0244+6228 EM132A.UVDATA.1

Freq = 22.1080 GHz, Bw = 16.000 MH

No calibration applied and no bandpass applied



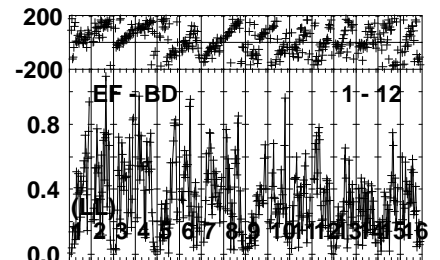
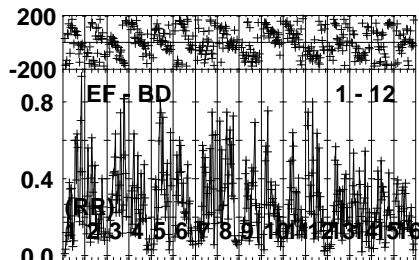
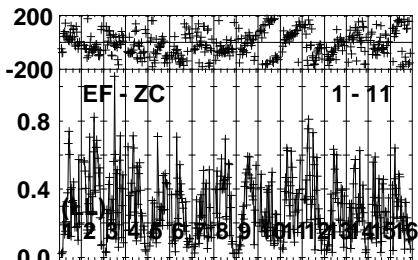
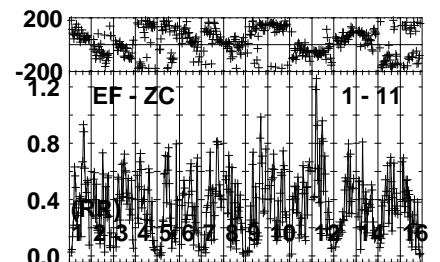
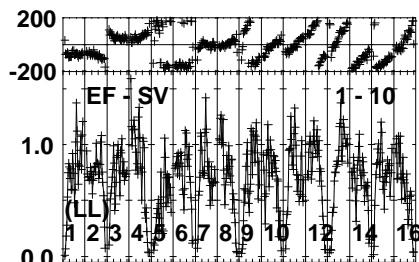
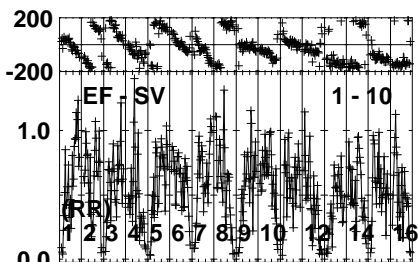
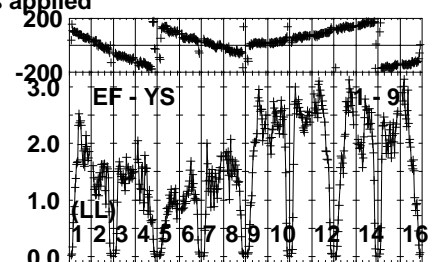
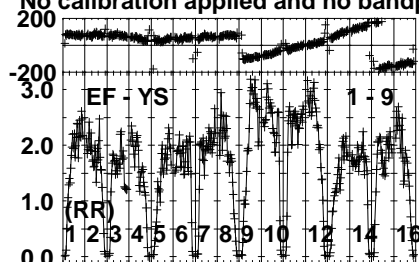
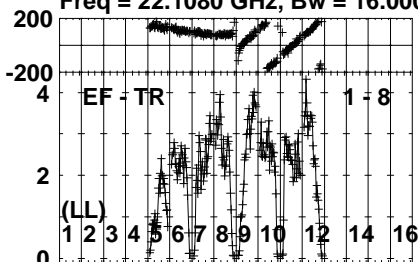
Lower frame: Milli Ampl Jy Top frame: Phas deg
Vector averaged cross-power spectrum Several baselines displayed
Timerange: 00/10:21:21 to 00/10:22:19

Plot file version 701 created 04-APR-2022 10:37:10

J0244+6228 EM132A.UVDATA.1

Freq = 22.1080 GHz, Bw = 16.000 MH

No calibration applied and no bandpass applied



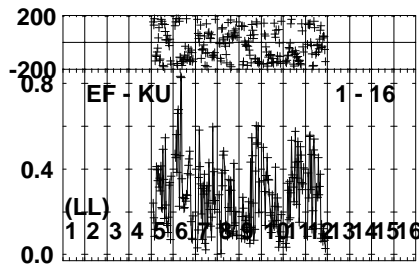
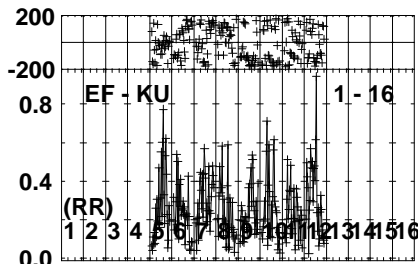
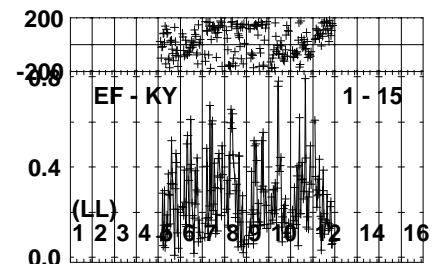
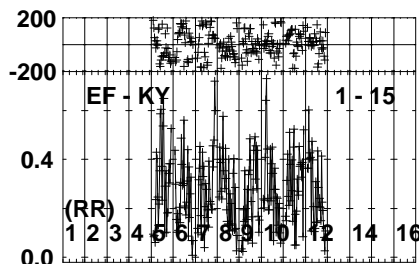
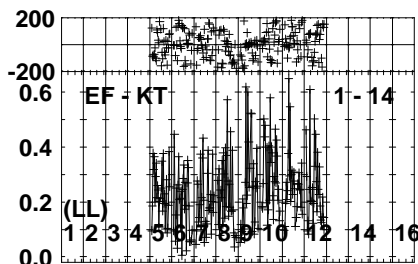
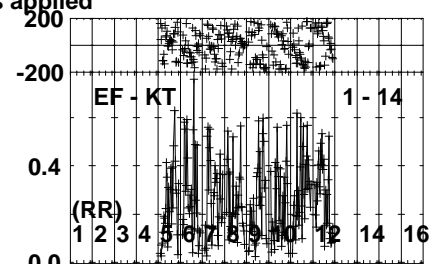
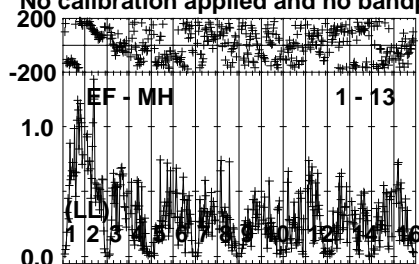
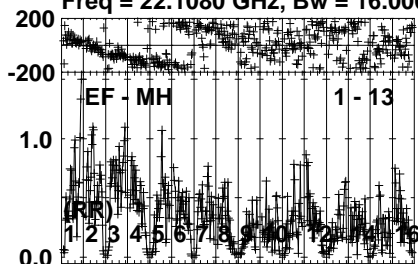
Lower frame: Milli Ampl Jy Top frame: Phas deg
Vector averaged cross-power spectrum Several baselines displayed
Timerange: 00/10:21:21 to 00/10:22:19

Plot file version 702 created 04-APR-2022 10:37:10

J0244+6228 EM132A.UVDATA.1

Freq = 22.1080 GHz, Bw = 16.000 MH

No calibration applied and no bandpass applied



0 0 0 0 0 0 0 0 0 0 0 0 0 0 0 0
Channels

0 0 0 0 0 0 0 0 0 0 0 0 0 0 0 0
Channels

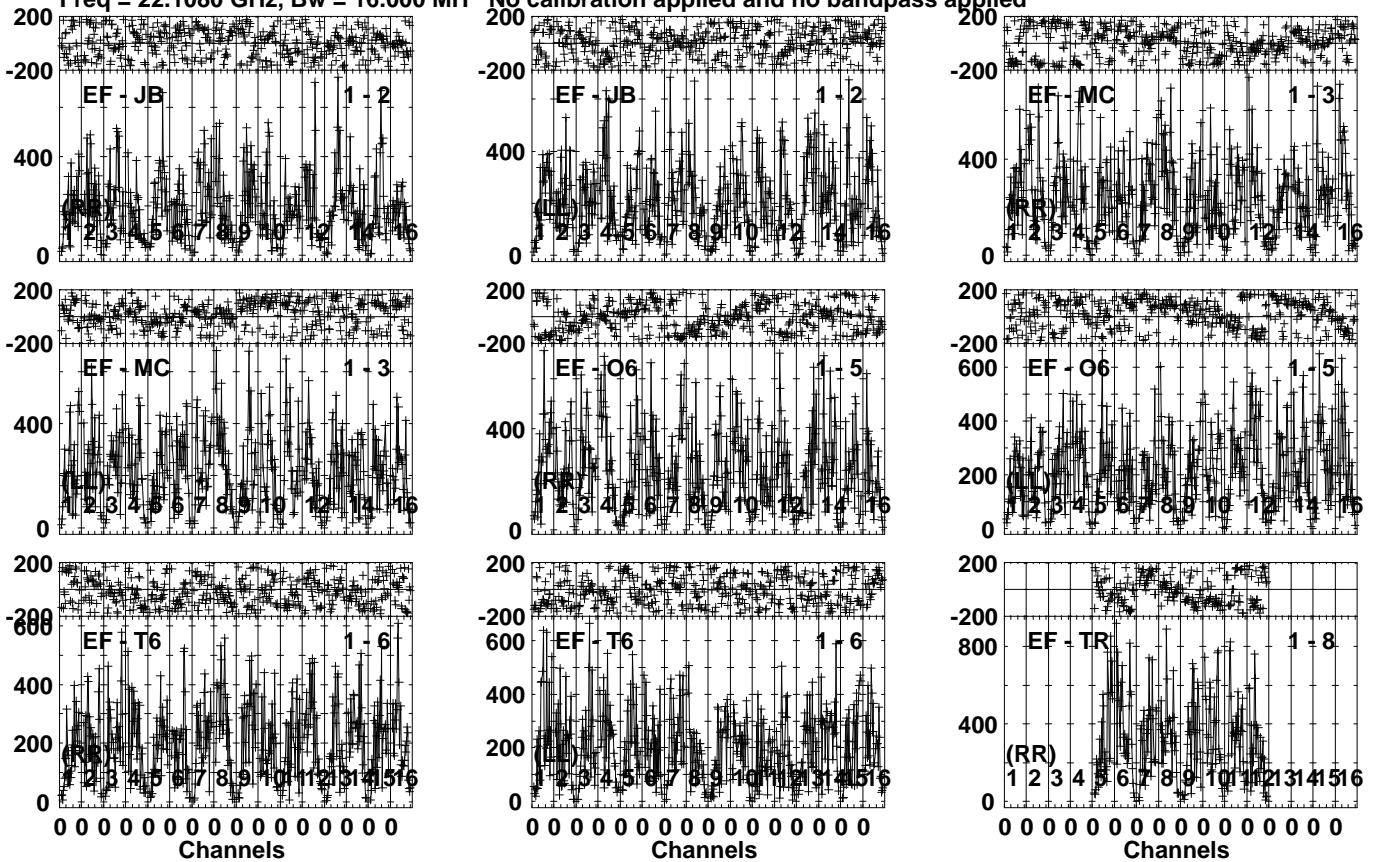
Lower frame: Milli Ampl Jy Top frame: Phas deg
Vector averaged cross-power spectrum Several baselines displayed
Timerange: 00/10:21:21 to 00/10:22:19

Plot file version 703 created 04-APR-2022 10:37:10

LSI61303 EM132A.UVDATA.1

Freq = 22.1080 GHz, Bw = 16.000 MH

No calibration applied and no bandpass applied



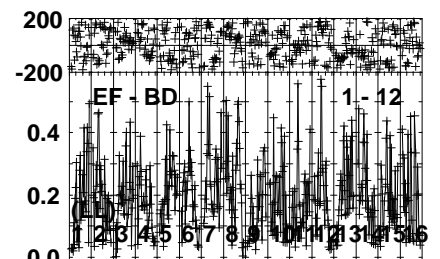
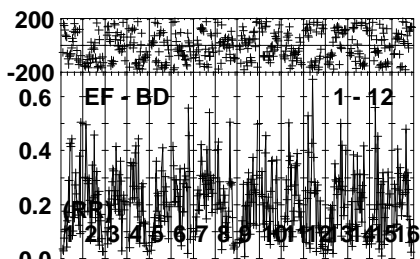
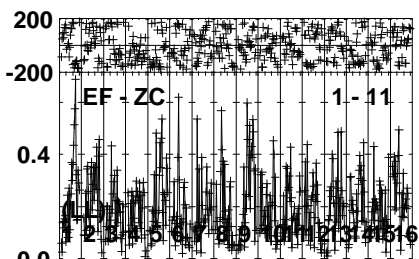
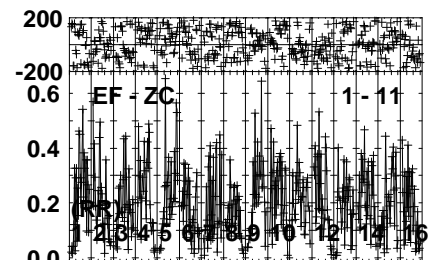
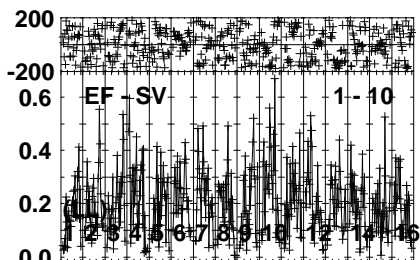
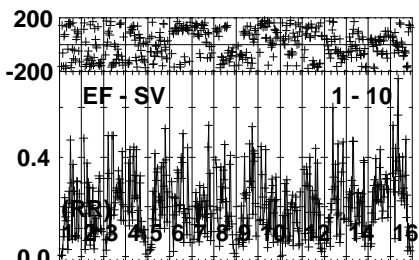
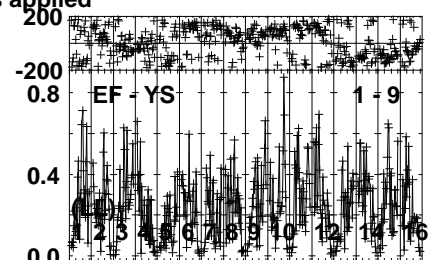
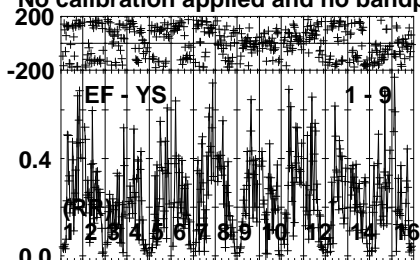
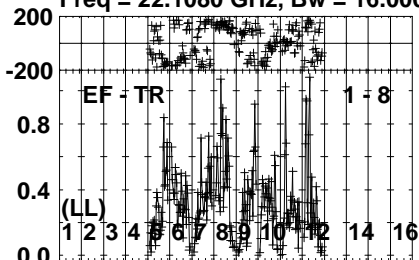
Lower frame: Micro Ampl Jy Top frame: Phas deg
Vector averaged cross-power spectrum Several baselines displayed
Timerange: 00/10:22:21 to 00/10:23:29

Plot file version 704 created 04-APR-2022 10:37:10

LSI61303 EM132A.UVDATA.1

Freq = 22.1080 GHz, Bw = 16.000 MH

No calibration applied and no bandpass applied



0 0 0 0 0 0 0 0 0 0 0 0 0 0 0 0
Channels

0 0 0 0 0 0 0 0 0 0 0 0 0 0 0 0
Channels

0 0 0 0 0 0 0 0 0 0 0 0 0 0 0 0
Channels

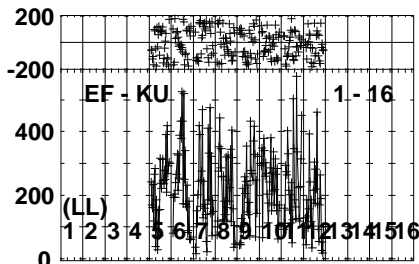
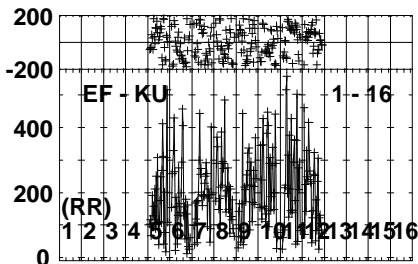
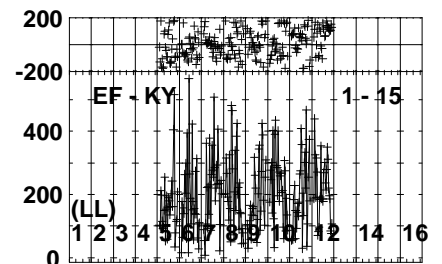
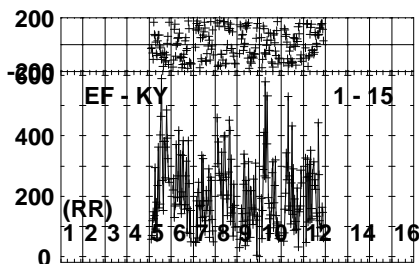
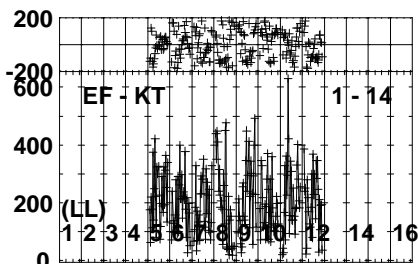
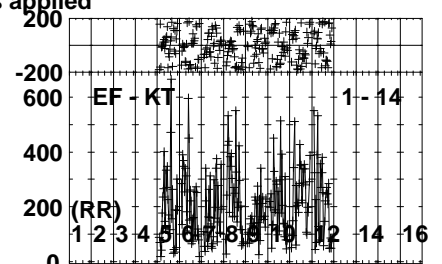
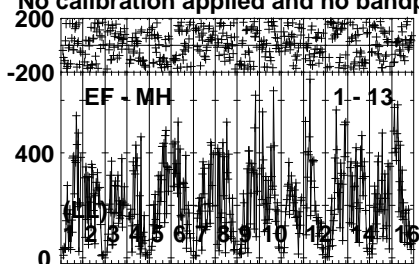
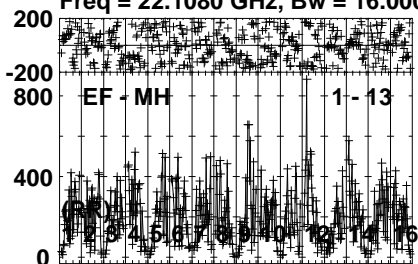
Lower frame: Milli Ampl Jy Top frame: Phas deg
Vector averaged cross-power spectrum Several baselines displayed
Timerange: 00/10:22:21 to 00/10:23:29

Plot file version 705 created 04-APR-2022 10:37:10

LSI61303 EM132A.UVDATA.1

Freq = 22.1080 GHz, Bw = 16.000 MH

No calibration applied and no bandpass applied



0 0 0 0 0 0 0 0 0 0 0 0 0 0 0 0

0 0 0 0 0 0 0 0 0 0 0 0 0 0 0 0

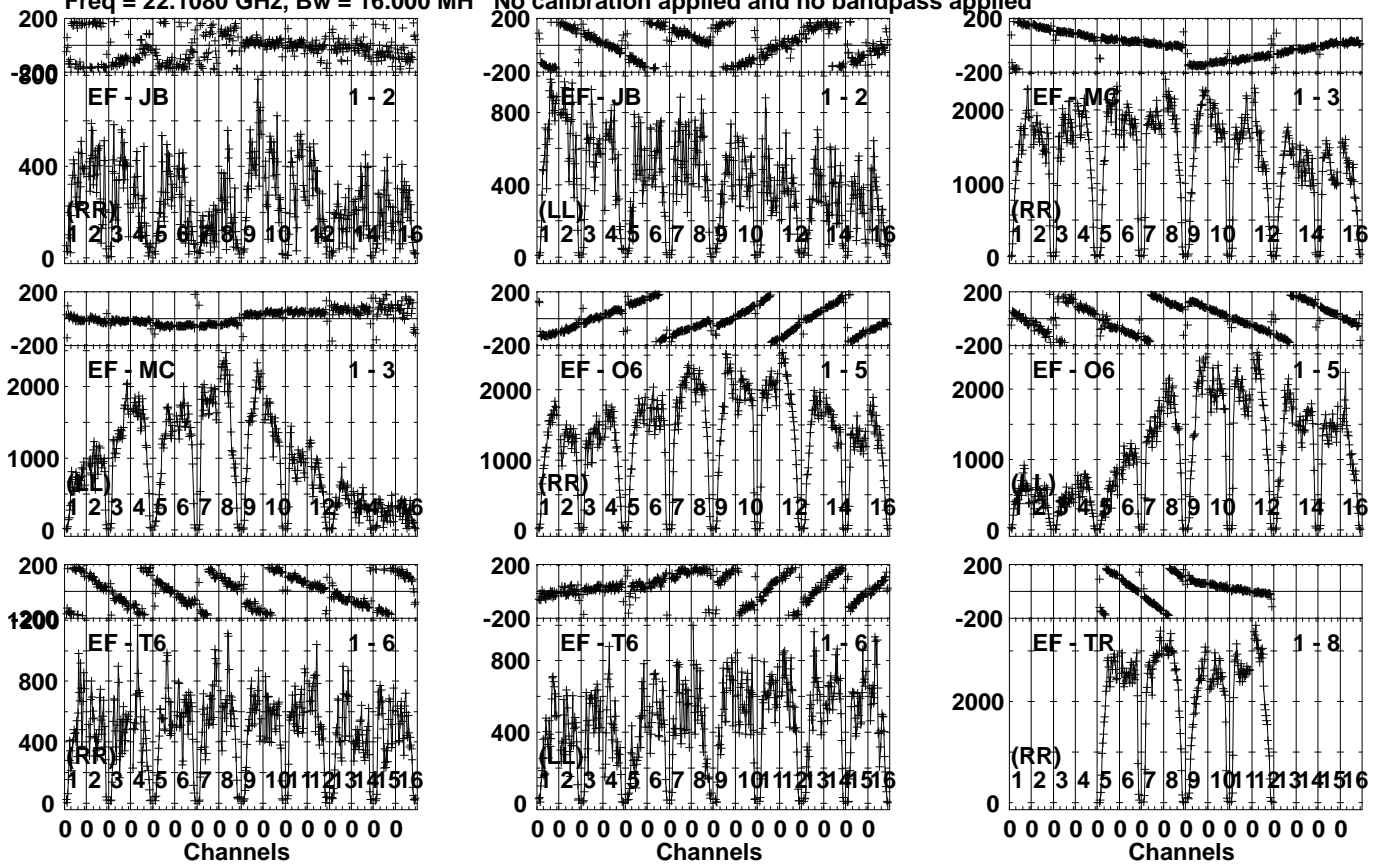
Lower frame: Micro Ampl Jy Top frame: Phas deg
Vector averaged cross-power spectrum Several baselines displayed
Timerange: 00/10:22:21 to 00/10:23:29

Plot file version 706 created 04-APR-2022 10:37:10

J0244+6228 EM132A.UVDATA.1

Freq = 22.1080 GHz, Bw = 16.000 MH

No calibration applied and no bandpass applied



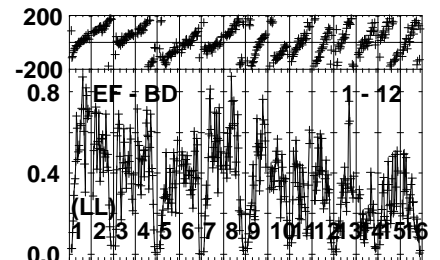
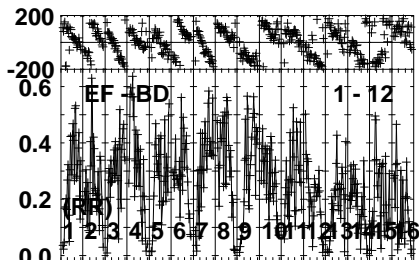
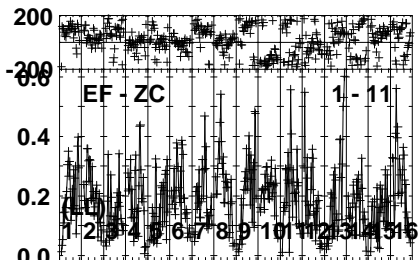
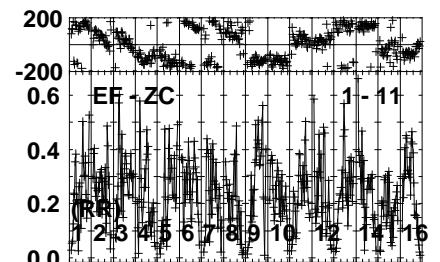
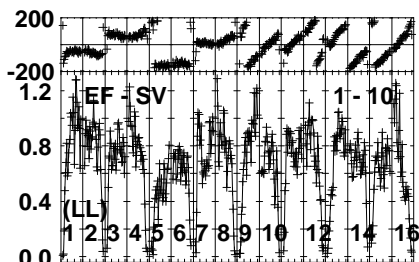
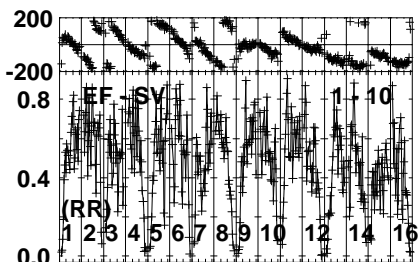
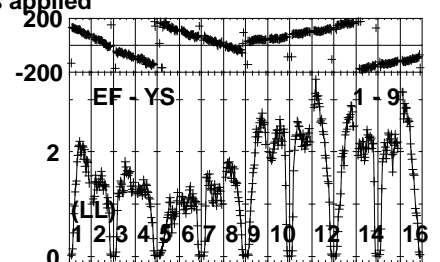
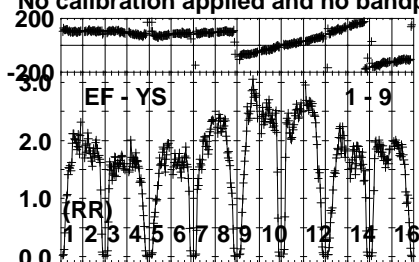
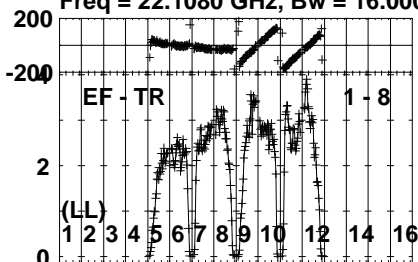
Lower frame: Micro Ampl Jy Top frame: Phas deg
Vector averaged cross-power spectrum Several baselines displayed
Timerange: 00/10:24:01 to 00/10:24:59

Plot file version 707 created 04-APR-2022 10:37:10

J0244+6228 EM132A.UVDATA.1

Freq = 22.1080 GHz, Bw = 16.000 MH

No calibration applied and no bandpass applied



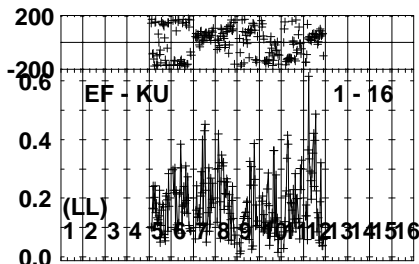
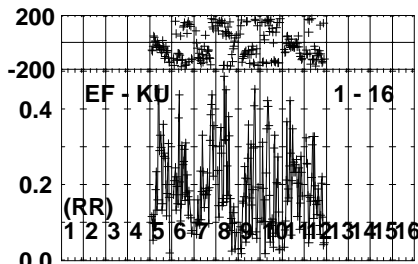
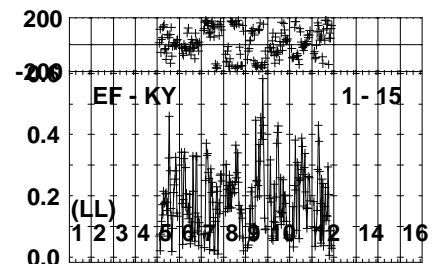
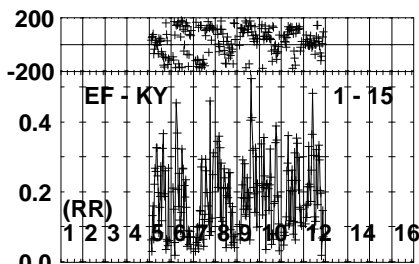
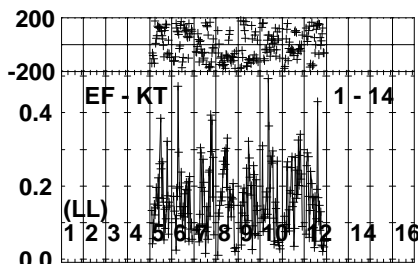
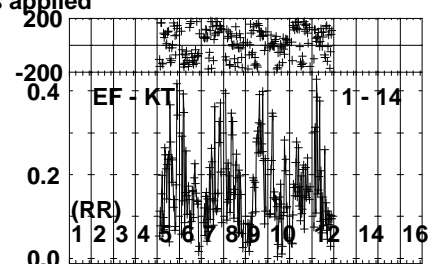
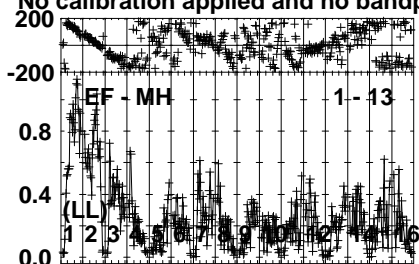
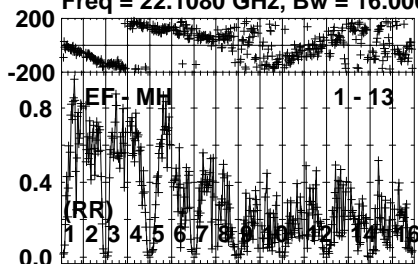
Lower frame: Milli Ampl Jy Top frame: Phas deg
Vector averaged cross-power spectrum Several baselines displayed
Timerange: 00/10:24:01 to 00/10:24:59

Plot file version 708 created 04-APR-2022 10:37:10

J0244+6228 EM132A.UVDATA.1

Freq = 22.1080 GHz, Bw = 16.000 MH

No calibration applied and no bandpass applied



0 0 0 0 0 0 0 0 0 0 0 0 0 0 0 0

0 0 0 0 0 0 0 0 0 0 0 0 0 0 0 0

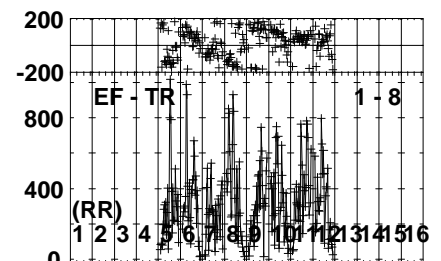
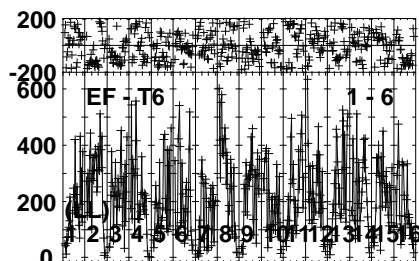
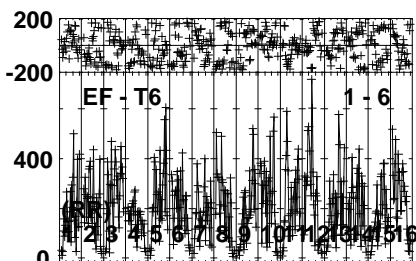
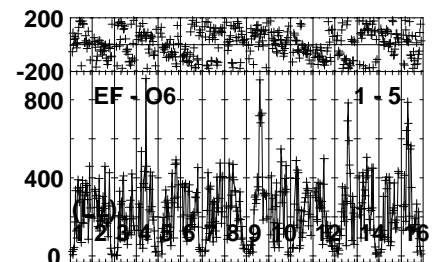
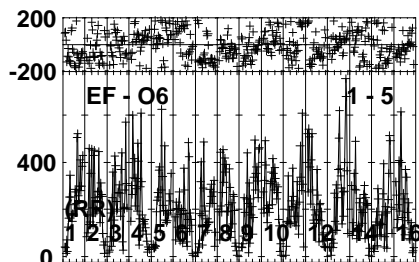
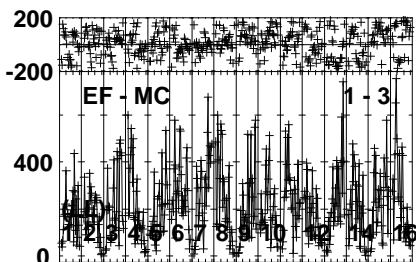
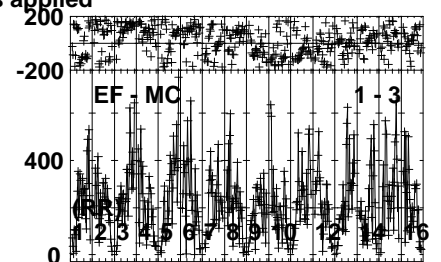
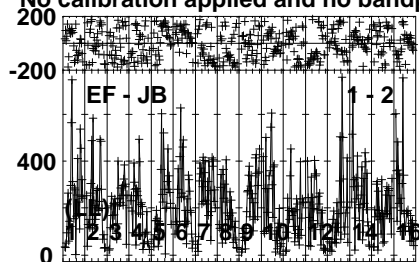
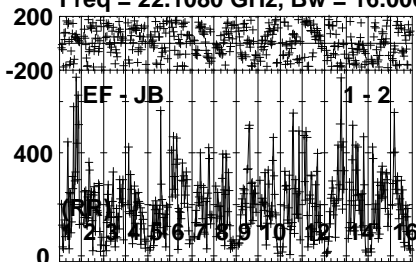
Lower frame: Milli Ampl Jy Top frame: Phas deg
Vector averaged cross-power spectrum Several baselines displayed
Timerange: 00/10:24:01 to 00/10:24:59

Plot file version 709 created 04-APR-2022 10:37:10

LSI61303 EM132A.UVDATA.1

Freq = 22.1080 GHz, Bw = 16.000 MH

No calibration applied and no bandpass applied



0 0 0 0 0 0 0 0 0 0 0 0 0 0 0 0
Channels

0 0 0 0 0 0 0 0 0 0 0 0 0 0 0 0
Channels

0 0 0 0 0 0 0 0 0 0 0 0 0 0 0 0
Channels

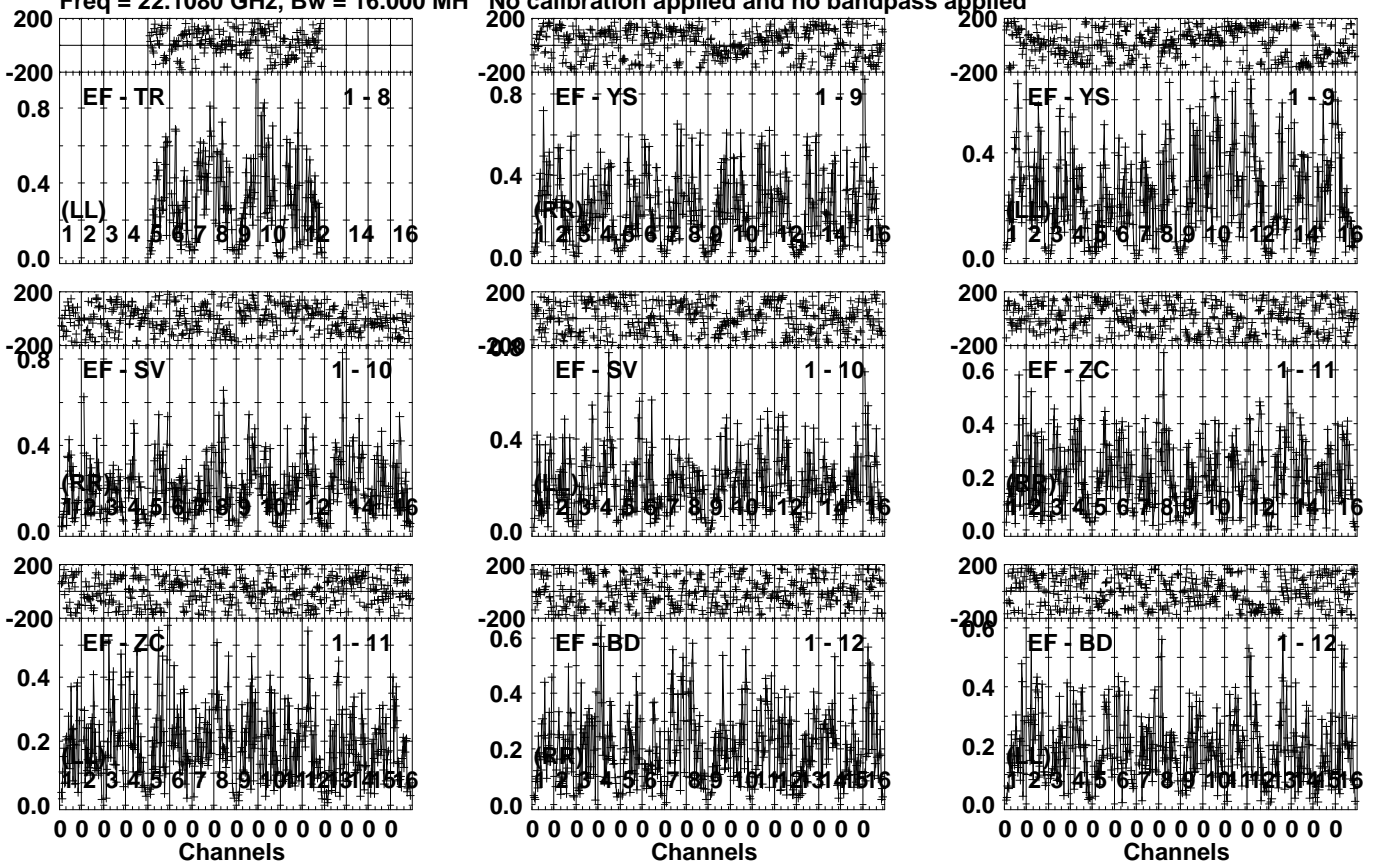
Lower frame: Micro Ampl Jy Top frame: Phas deg
Vector averaged cross-power spectrum Several baselines displayed
Timerange: 00/10:25:01 to 00/10:26:09

Plot file version 710 created 04-APR-2022 10:37:10

LSI61303 EM132A.UVDATA.1

Freq = 22.1080 GHz, Bw = 16.000 MH

No calibration applied and no bandpass applied



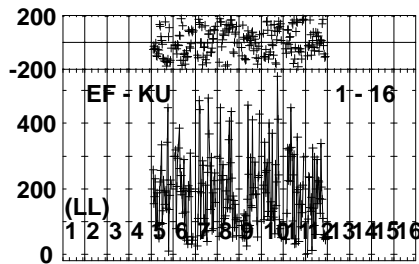
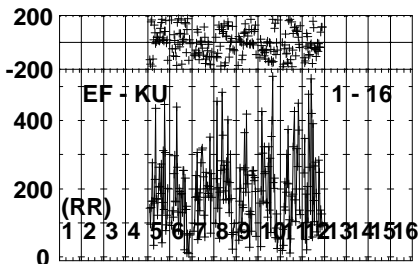
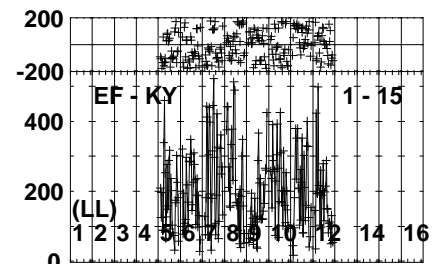
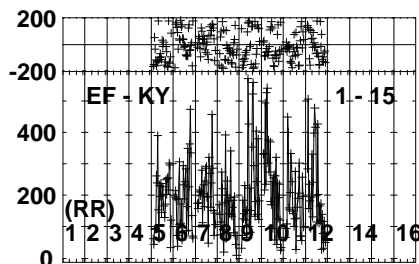
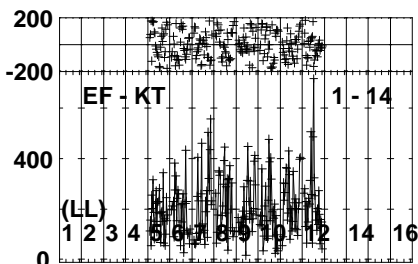
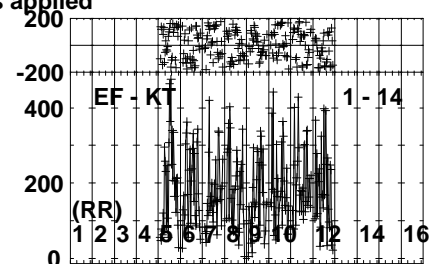
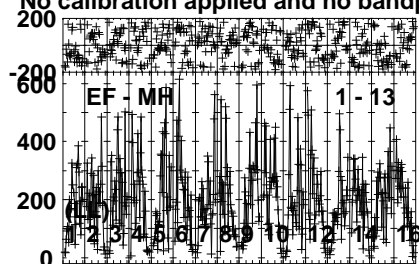
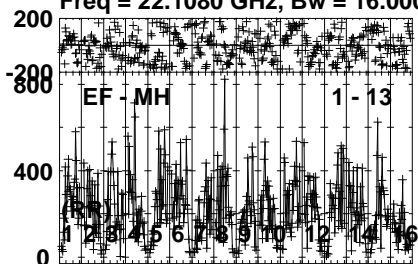
Lower frame: Milli Ampl Jy Top frame: Phas deg
Vector averaged cross-power spectrum Several baselines displayed
Timerange: 00/10:25:01 to 00/10:26:09

Plot file version 711 created 04-APR-2022 10:37:11

LSI61303 EM132A.UVDATA.1

Freq = 22.1080 GHz, Bw = 16.000 MH

No calibration applied and no bandpass applied



0 0 0 0 0 0 0 0 0 0 0 0 0 0 0 0

0 0 0 0 0 0 0 0 0 0 0 0 0 0 0 0

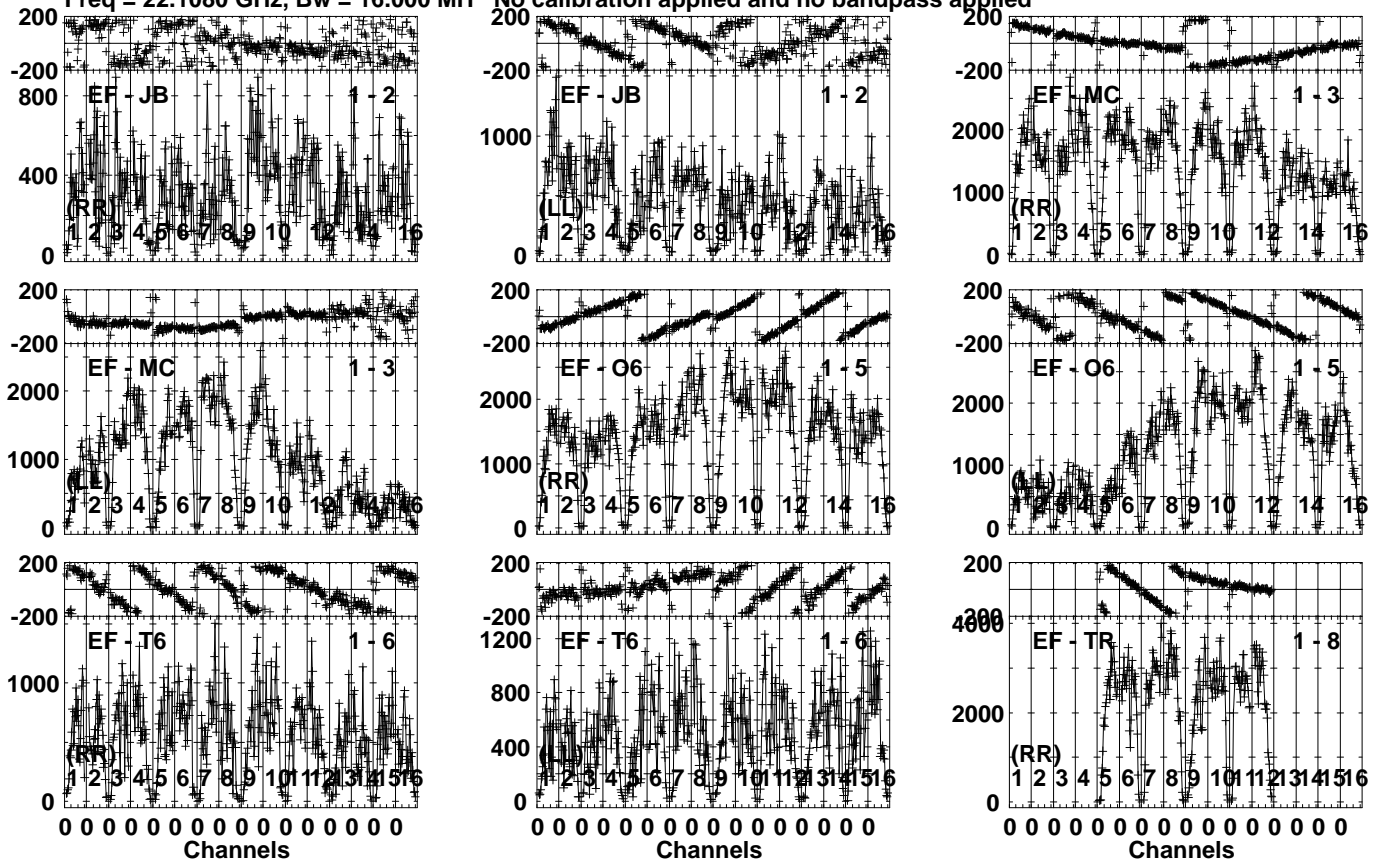
Lower frame: Micro Ampl Jy Top frame: Phas deg
Vector averaged cross-power spectrum Several baselines displayed
Timerange: 00/10:25:01 to 00/10:26:09

Plot file version 712 created 04-APR-2022 10:37:11

J0244+6228 EM132A.UVDATA.1

Freq = 22.1080 GHz, Bw = 16.000 MH

No calibration applied and no bandpass applied



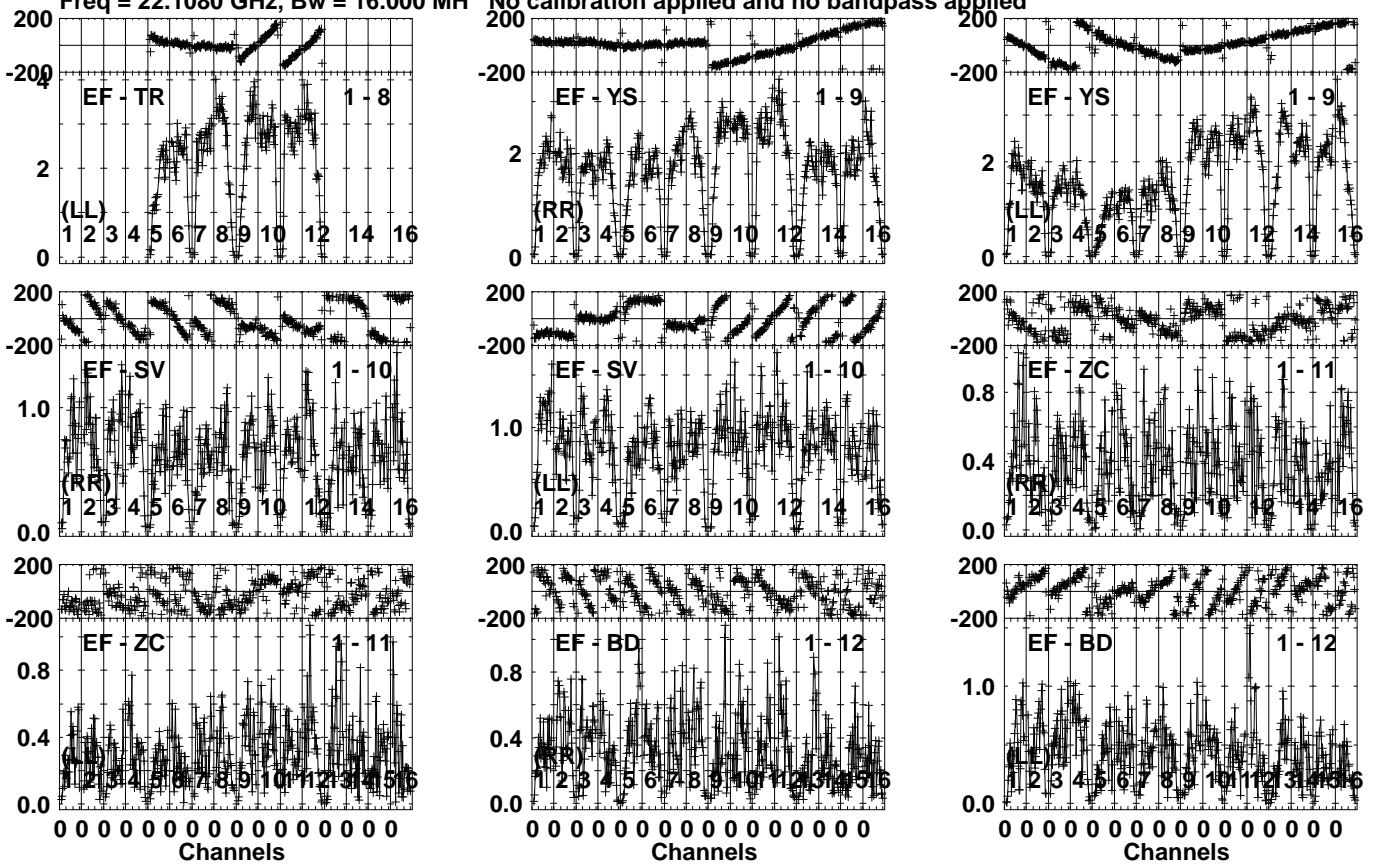
Lower frame: Micro Ampl Jy Top frame: Phas deg
Vector averaged cross-power spectrum Several baselines displayed
Timerange: 00/10:26:11 to 00/10:27:09

Plot file version 713 created 04-APR-2022 10:37:11

J0244+6228 EM132A.UVDATA.1

Freq = 22.1080 GHz, Bw = 16.000 MH

No calibration applied and no bandpass applied



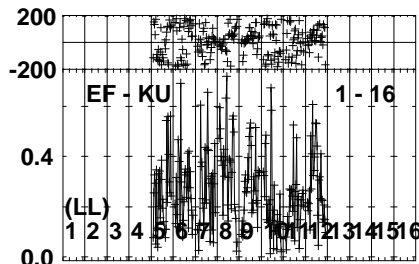
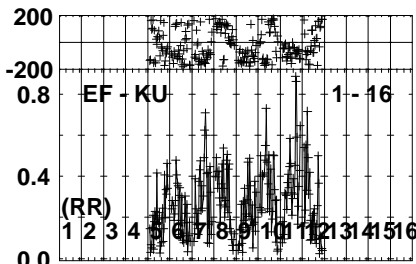
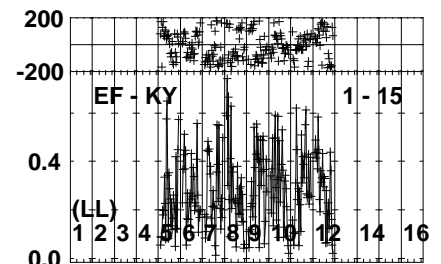
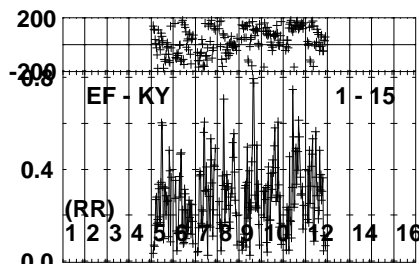
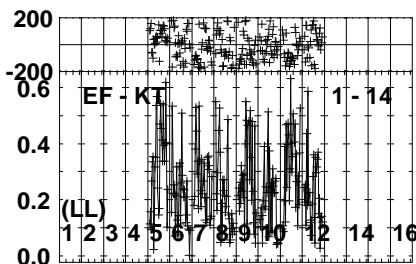
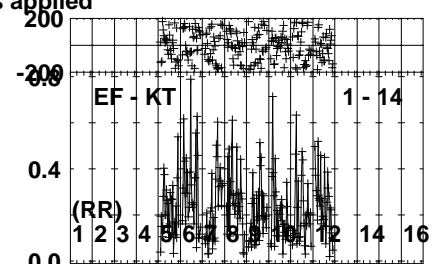
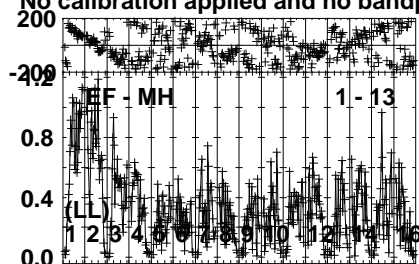
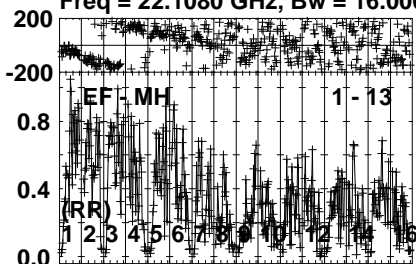
Lower frame: Milli Ampl Jy Top frame: Phas deg
 Vector averaged cross-power spectrum Several baselines displayed
 Timerange: 00/10:26:11 to 00/10:27:09

Plot file version 714 created 04-APR-2022 10:37:11

J0244+6228 EM132A.UVDATA.1

Freq = 22.1080 GHz, Bw = 16.000 MH

No calibration applied and no bandpass applied



0 0 0 0 0 0 0 0 0 0 0 0 0 0 0 0
Channels

0 0 0 0 0 0 0 0 0 0 0 0 0 0 0 0
Channels

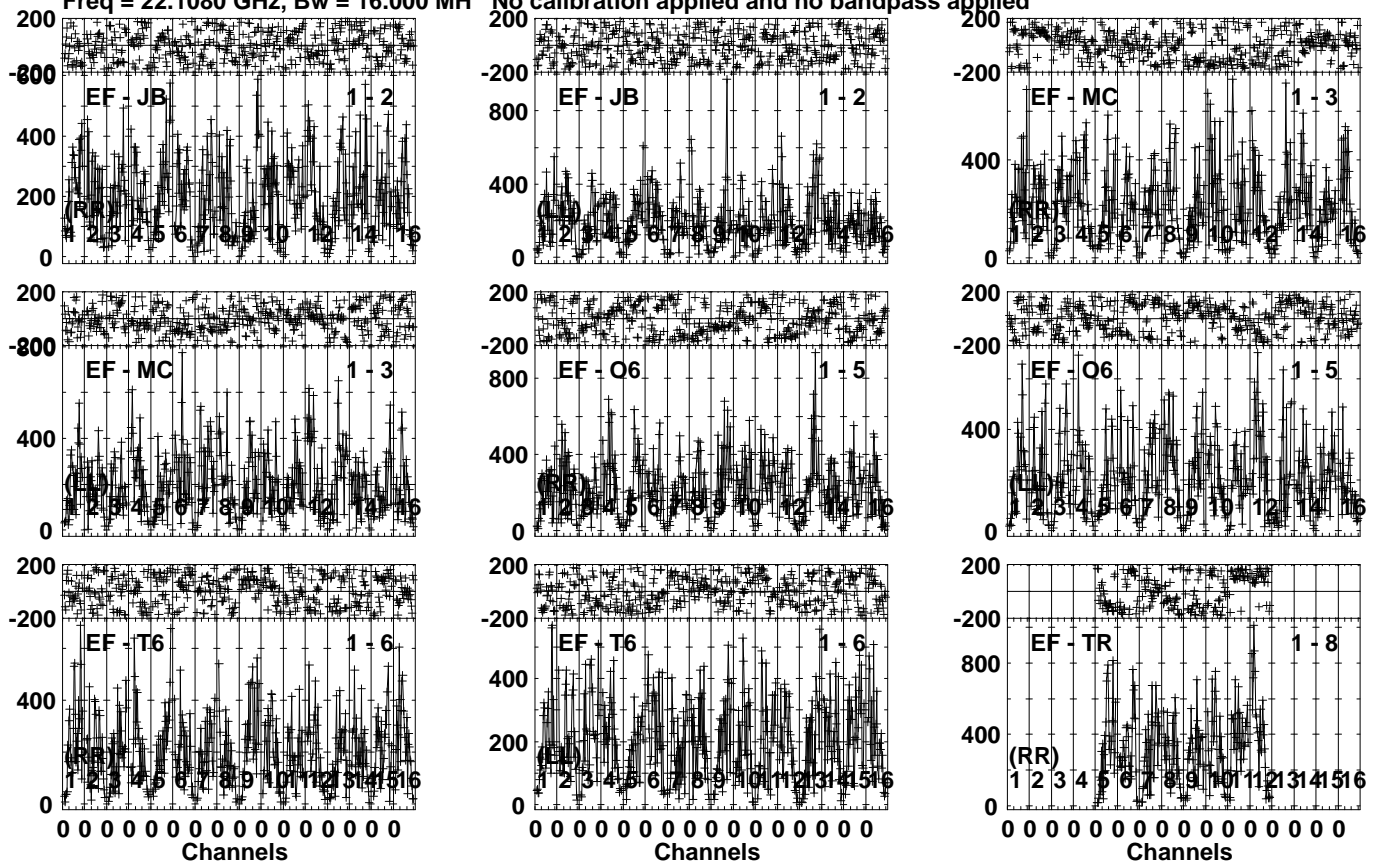
Lower frame: Milli Ampl Jy Top frame: Phas deg
Vector averaged cross-power spectrum Several baselines displayed
Timerange: 00/10:26:11 to 00/10:27:09

Plot file version 715 created 04-APR-2022 10:37:11

LSI61303 EM132A.UVDATA.1

Freq = 22.1080 GHz, Bw = 16.000 MH

No calibration applied and no bandpass applied



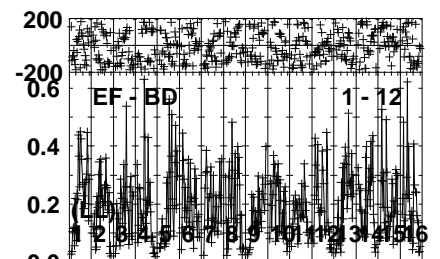
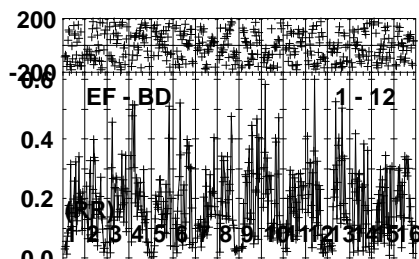
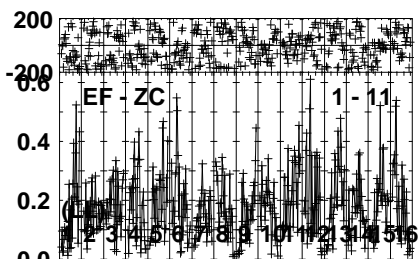
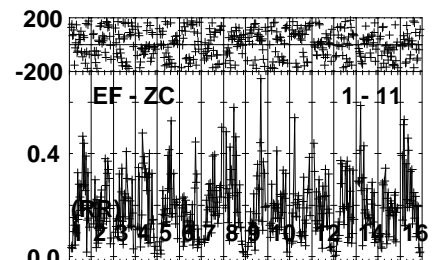
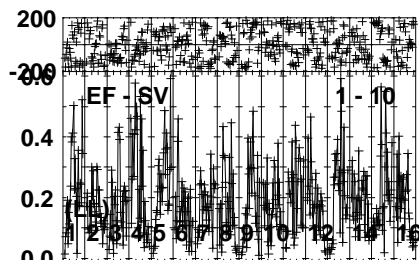
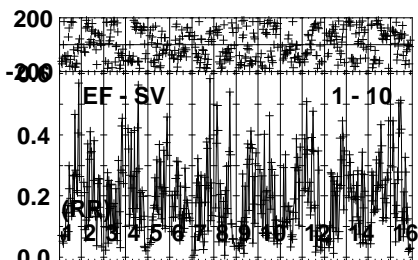
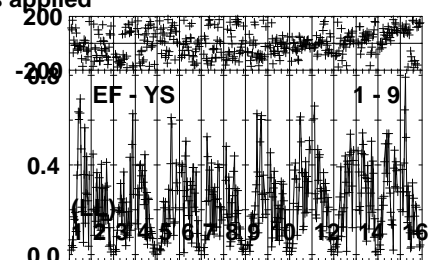
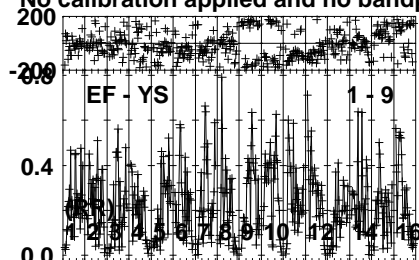
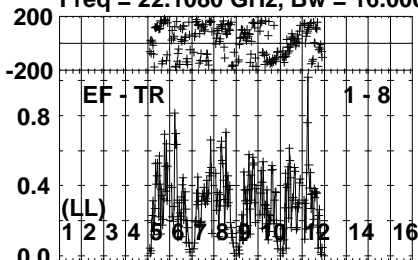
Lower frame: Micro Ampl Jy Top frame: Phas deg
Vector averaged cross-power spectrum Several baselines displayed
Timerange: 00/10:27:11 to 00/10:28:19

Plot file version 716 created 04-APR-2022 10:37:11

LSI61303 EM132A.UVDATA.1

Freq = 22.1080 GHz, Bw = 16.000 MH

No calibration applied and no bandpass applied



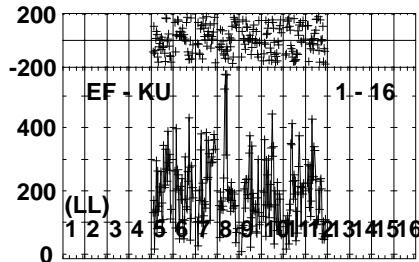
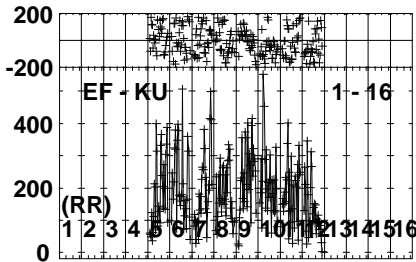
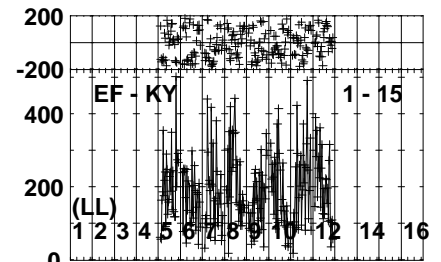
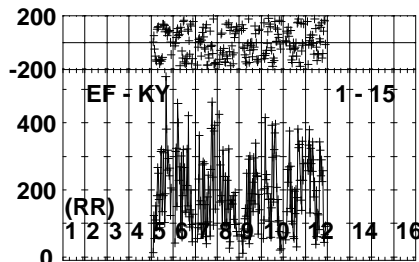
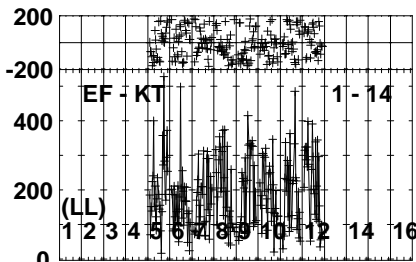
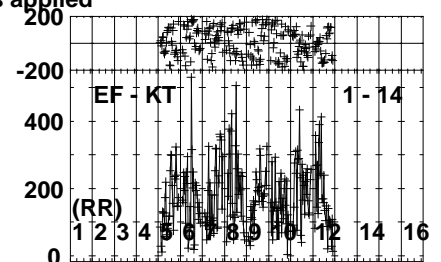
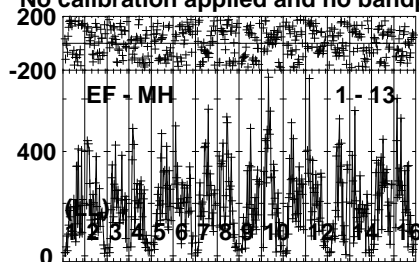
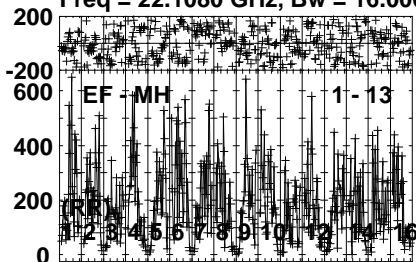
Lower frame: Milli Ampl Jy Top frame: Phas deg
Vector averaged cross-power spectrum Several baselines displayed
Timerange: 00/10:27:11 to 00/10:28:19

Plot file version 717 created 04-APR-2022 10:37:11

LSI61303 EM132A.UVDATA.1

Freq = 22.1080 GHz, Bw = 16.000 MH

No calibration applied and no bandpass applied



0 0 0 0 0 0 0 0 0 0 0 0 0 0 0 0

0 0 0 0 0 0 0 0 0 0 0 0 0 0 0 0

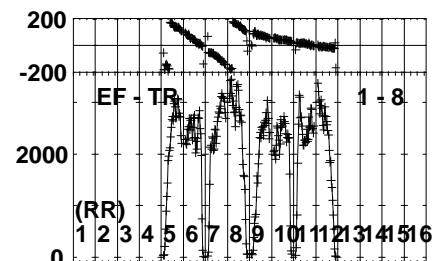
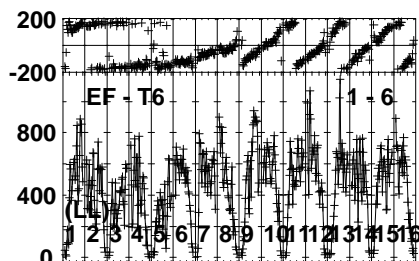
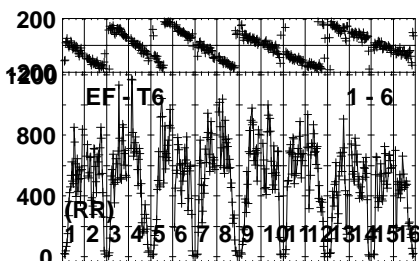
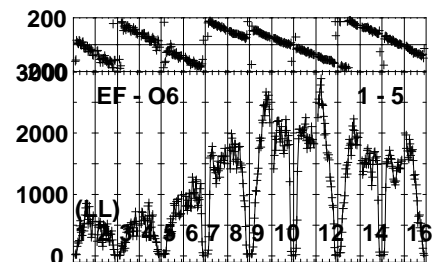
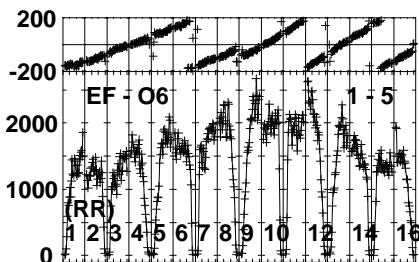
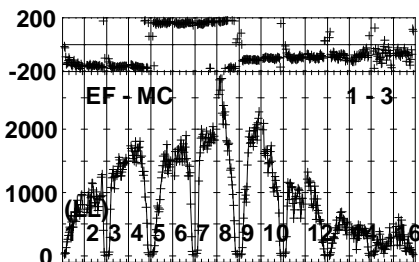
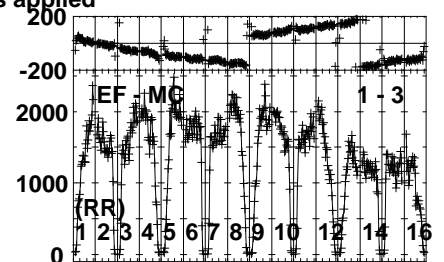
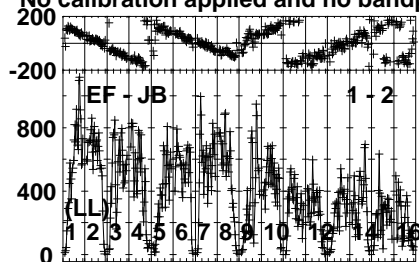
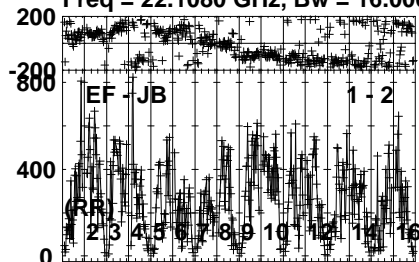
Lower frame: Micro Ampl Jy Top frame: Phas deg
Vector averaged cross-power spectrum Several baselines displayed
Timerange: 00/10:27:11 to 00/10:28:19

Plot file version 718 created 04-APR-2022 10:37:11

J0244+6228 EM132A.UVDATA.1

Freq = 22.1080 GHz, Bw = 16.000 MH

No calibration applied and no bandpass applied



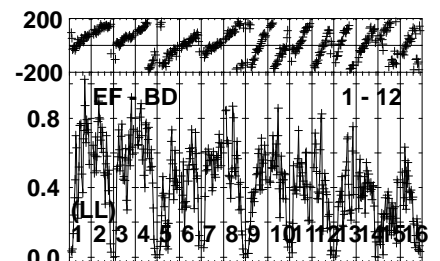
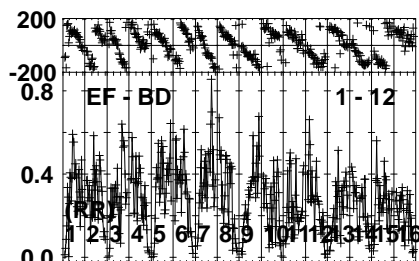
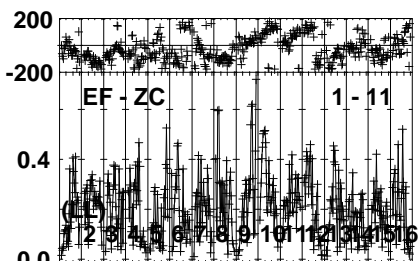
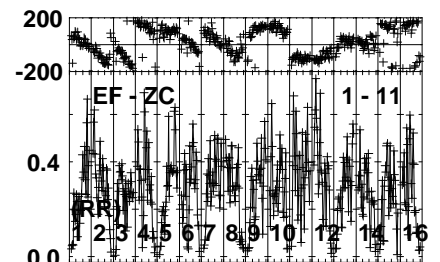
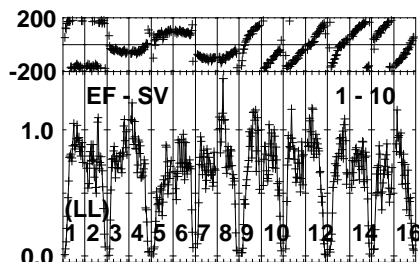
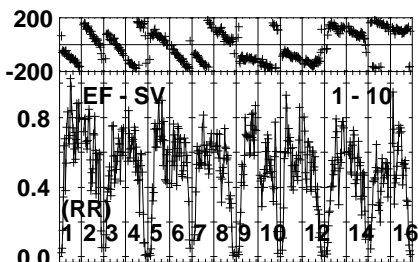
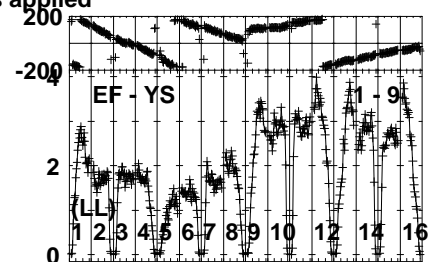
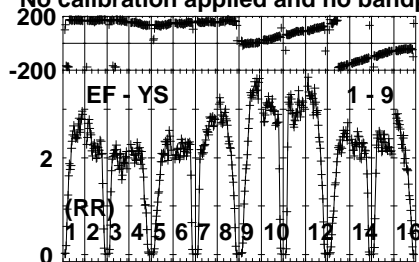
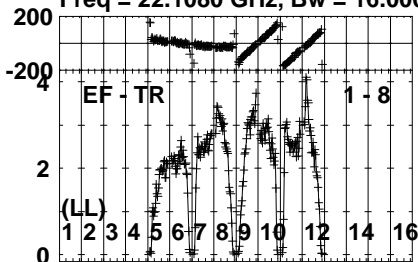
Lower frame: Micro Ampl Jy Top frame: Phas deg
Vector averaged cross-power spectrum Several baselines displayed
Timerange: 00/10:28:51 to 00/10:29:49

Plot file version 719 created 04-APR-2022 10:37:11

J0244+6228 EM132A.UVDATA.1

Freq = 22.1080 GHz, Bw = 16.000 MH

No calibration applied and no bandpass applied



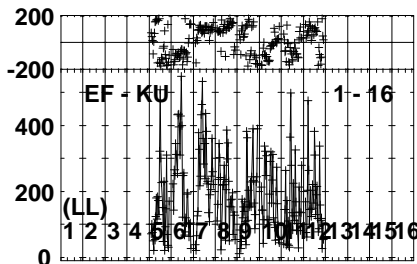
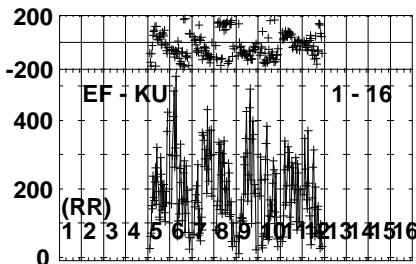
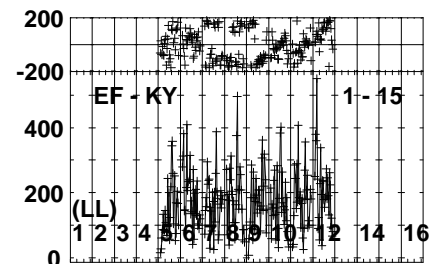
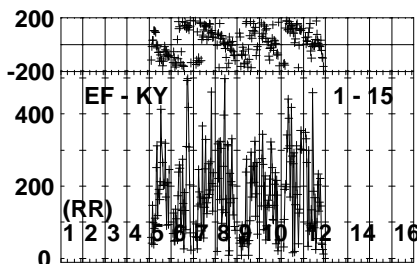
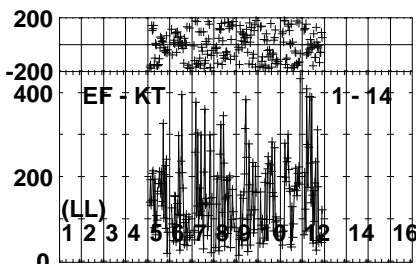
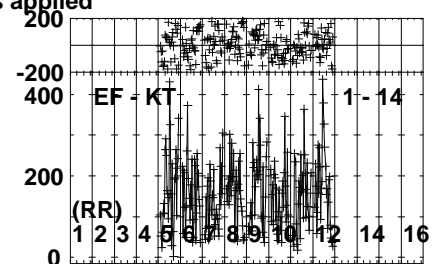
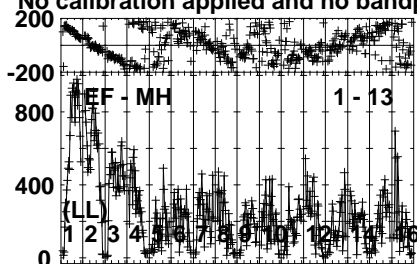
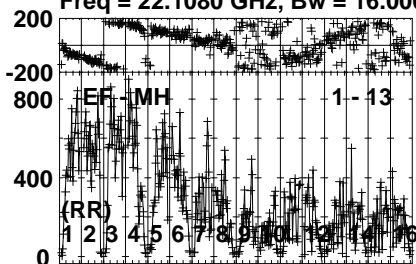
Lower frame: Milli Ampl Jy Top frame: Phas deg
Vector averaged cross-power spectrum Several baselines displayed
Timerange: 00/10:28:51 to 00/10:29:49

Plot file version 720 created 04-APR-2022 10:37:11

J0244+6228 EM132A.UVDATA.1

Freq = 22.1080 GHz, Bw = 16.000 MH

No calibration applied and no bandpass applied



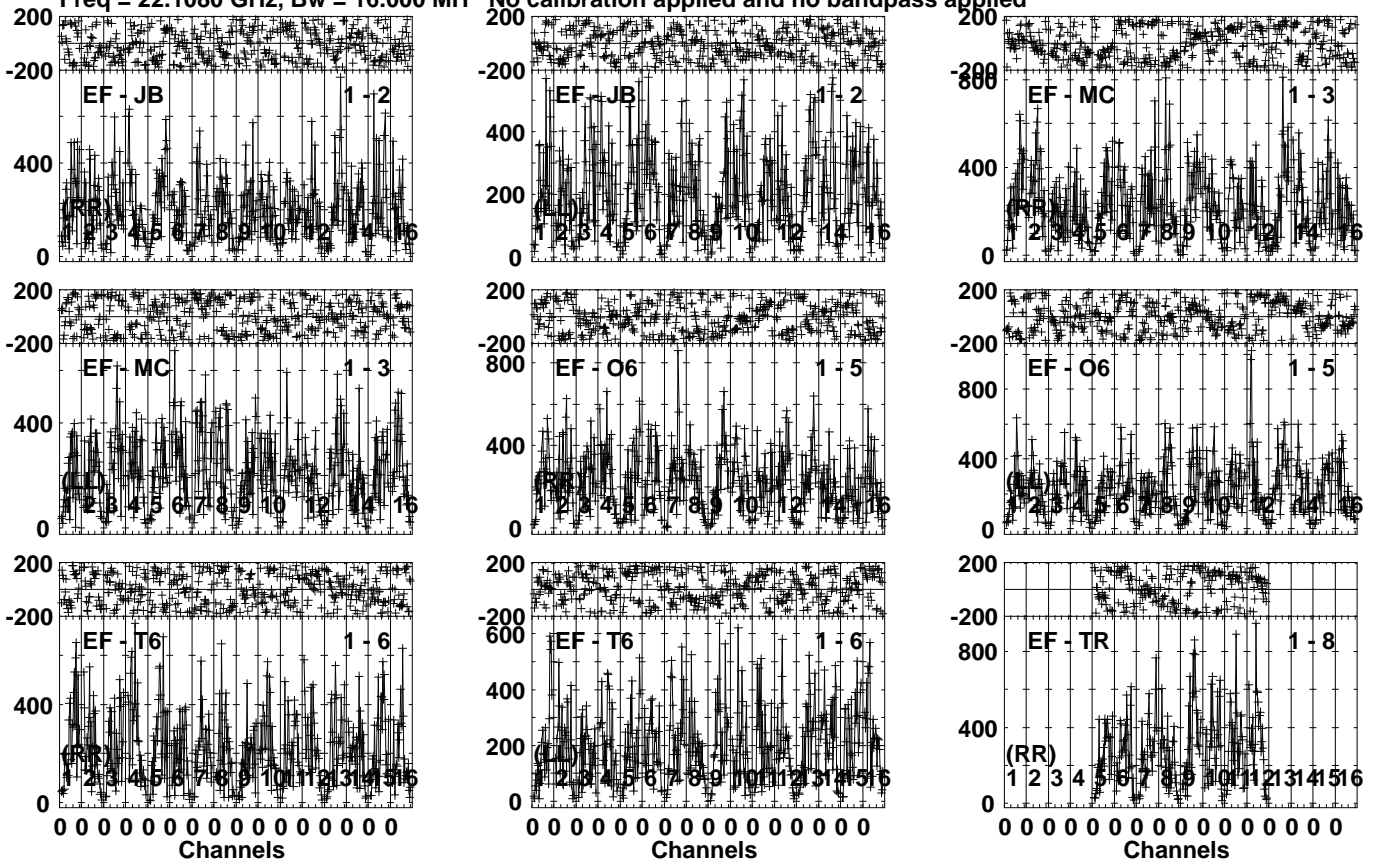
Lower frame: Micro Ampl Jy Top frame: Phas deg
Vector averaged cross-power spectrum Several baselines displayed
Timerange: 00/10:28:51 to 00/10:29:49

Plot file version 721 created 04-APR-2022 10:37:11

LSI61303 EM132A.UVDATA.1

Freq = 22.1080 GHz, Bw = 16.000 MH

No calibration applied and no bandpass applied



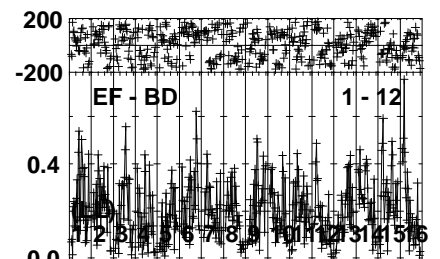
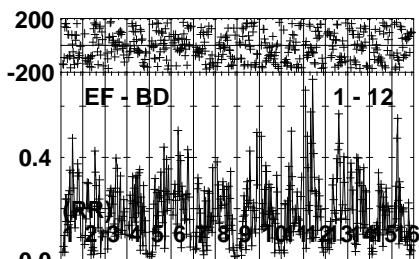
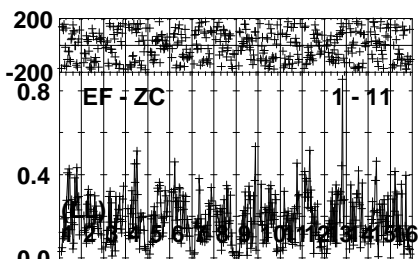
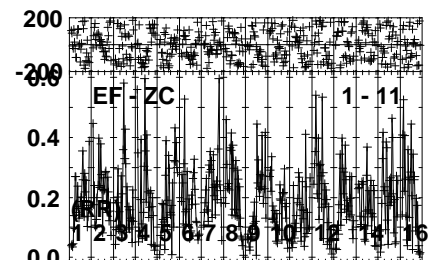
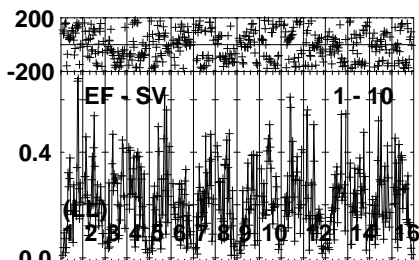
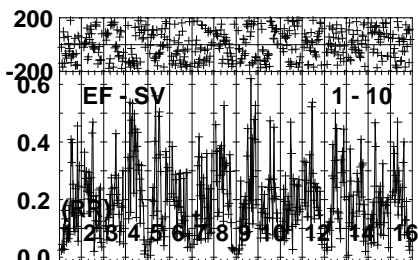
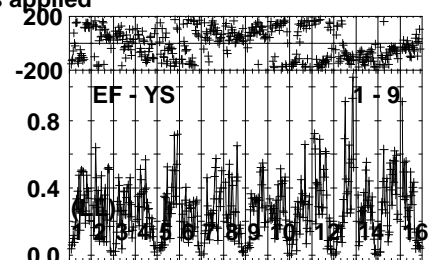
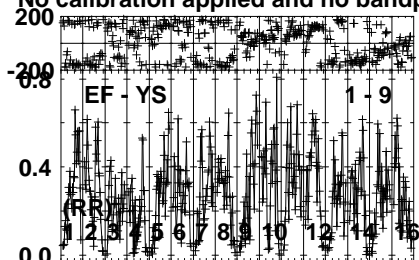
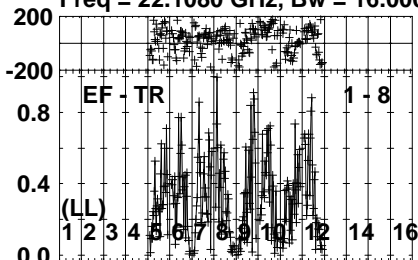
Lower frame: Micro Ampl Jy Top frame: Phas deg
Vector averaged cross-power spectrum Several baselines displayed
Timerange: 00/10:29:51 to 00/10:30:59

Plot file version 722 created 04-APR-2022 10:37:12

LSI61303 EM132A.UVDATA.1

Freq = 22.1080 GHz, Bw = 16.000 MH

No calibration applied and no bandpass applied



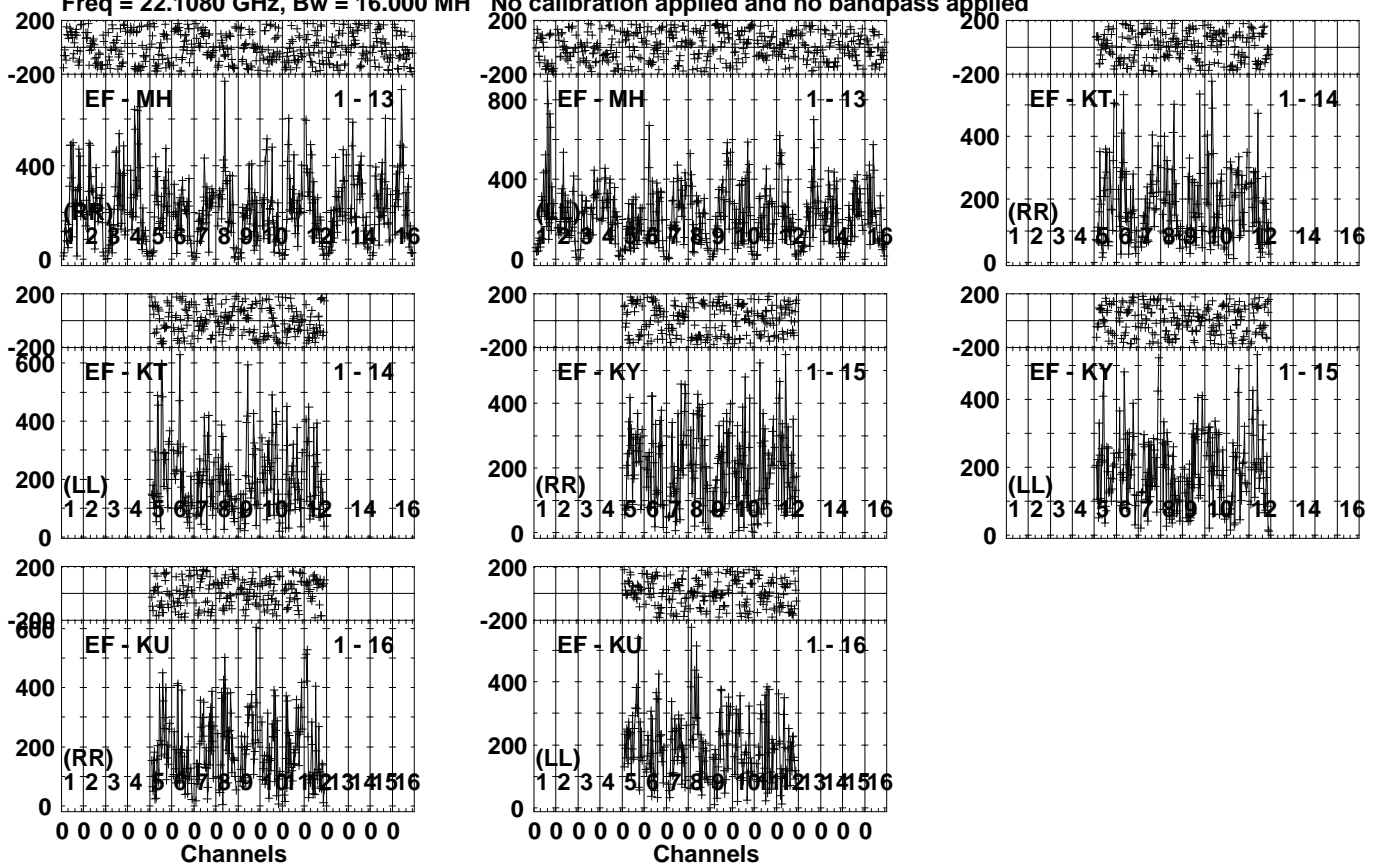
Lower frame: Milli Ampl Jy Top frame: Phas deg
Vector averaged cross-power spectrum Several baselines displayed
Timerange: 00/10:29:51 to 00/10:30:59

Plot file version 723 created 04-APR-2022 10:37:12

LSI61303 EM132A.UVDATA.1

Freq = 22.1080 GHz, Bw = 16.000 MH

No calibration applied and no bandpass applied



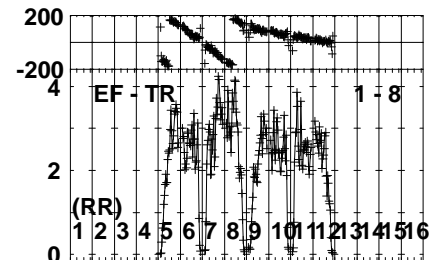
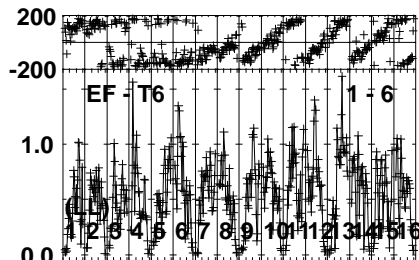
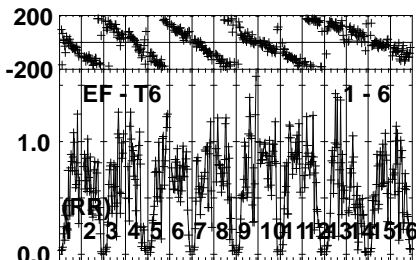
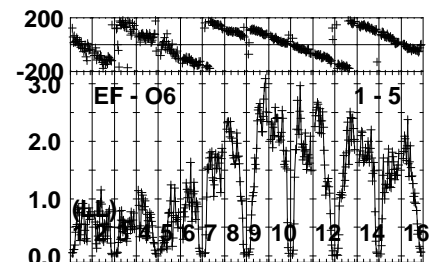
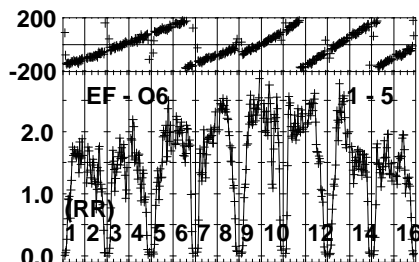
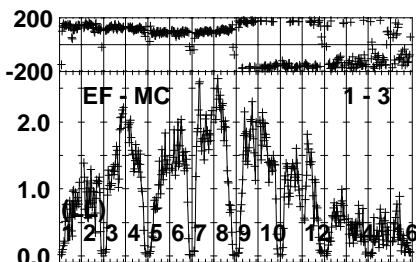
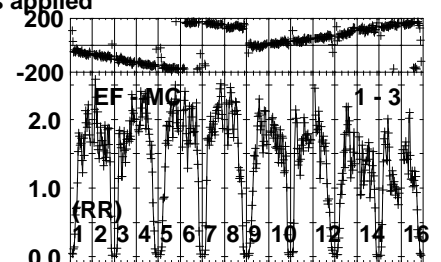
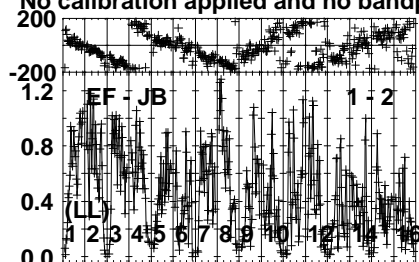
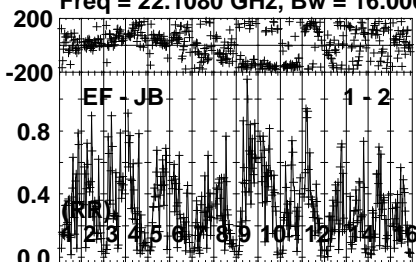
Lower frame: Micro Ampl Jy Top frame: Phas deg
Vector averaged cross-power spectrum Several baselines displayed
Timerange: 00/10:29:51 to 00/10:30:59

Plot file version 724 created 04-APR-2022 10:37:12

J0244+6228 EM132A.UVDATA.1

Freq = 22.1080 GHz, Bw = 16.000 MH

No calibration applied and no bandpass applied



0 0 0 0 0 0 0 0 0 0 0 0 0 0 0 0
Channels

0 0 0 0 0 0 0 0 0 0 0 0 0 0 0 0
Channels

0 0 0 0 0 0 0 0 0 0 0 0 0 0 0 0
Channels

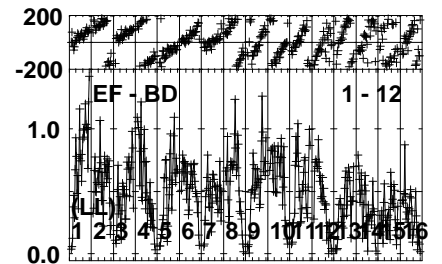
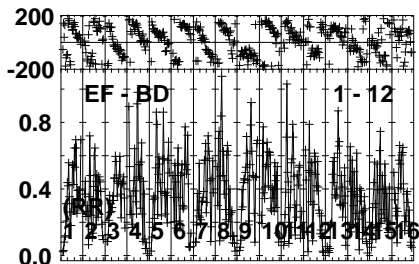
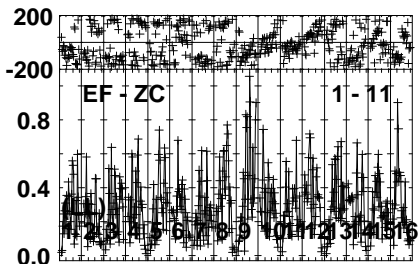
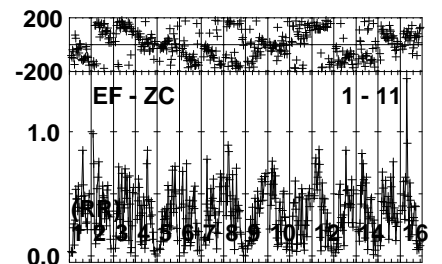
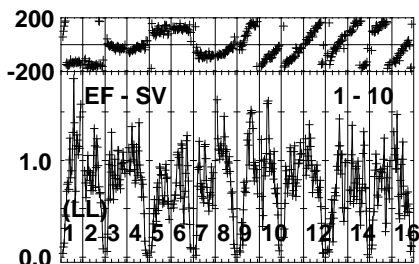
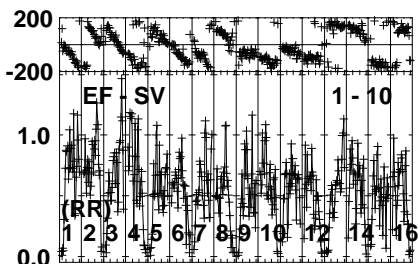
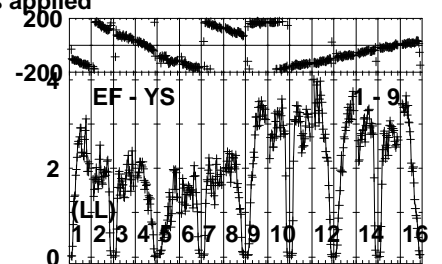
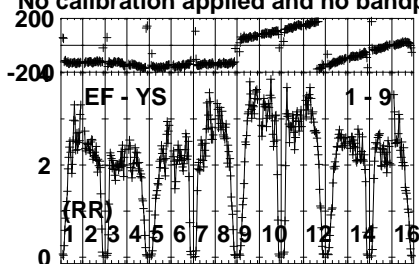
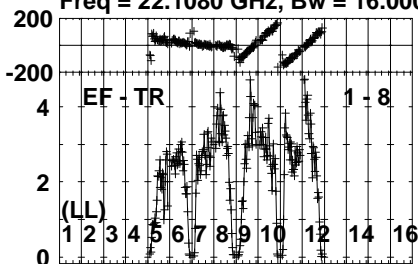
Lower frame: Milli Ampl Jy Top frame: Phas deg
Vector averaged cross-power spectrum Several baselines displayed
Timerange: 00/10:31:01 to 00/10:31:59

Plot file version 725 created 04-APR-2022 10:37:12

J0244+6228 EM132A.UVDATA.1

Freq = 22.1080 GHz, Bw = 16.000 MH

No calibration applied and no bandpass applied



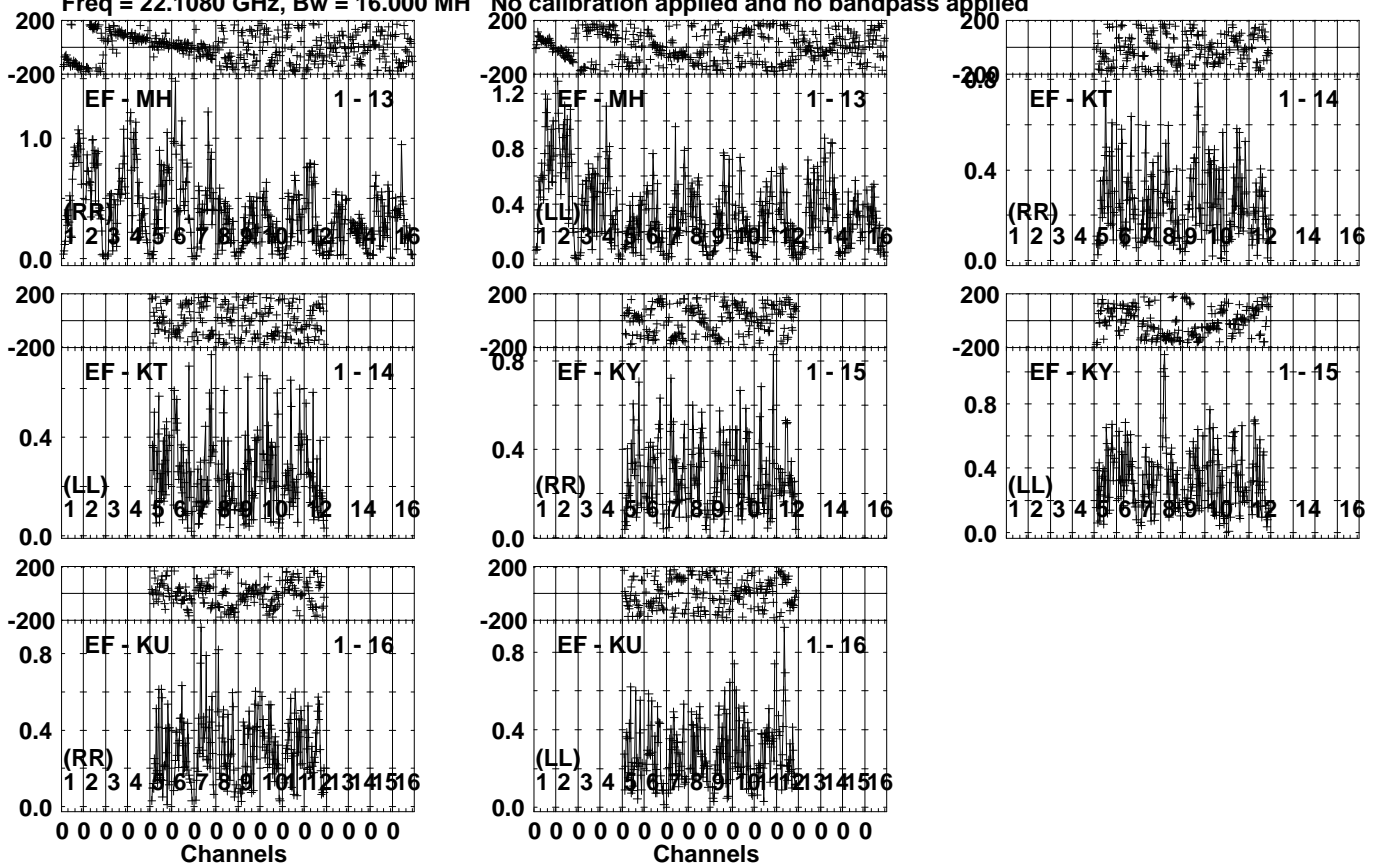
Lower frame: Milli Ampl Jy Top frame: Phas deg
Vector averaged cross-power spectrum Several baselines displayed
Timerange: 00/10:31:01 to 00/10:31:59

Plot file version 726 created 04-APR-2022 10:37:12

J0244+6228 EM132A.UVDATA.1

Freq = 22.1080 GHz, Bw = 16.000 MH

No calibration applied and no bandpass applied



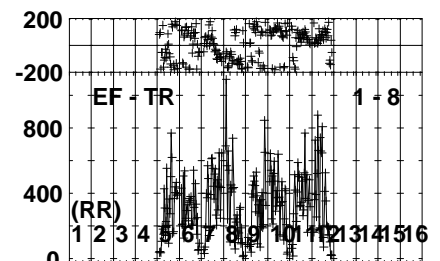
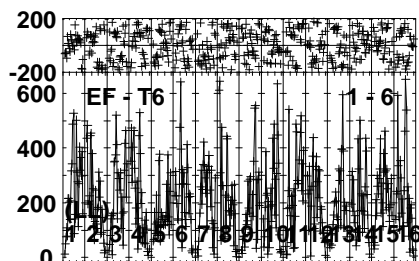
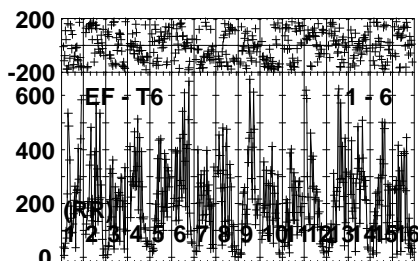
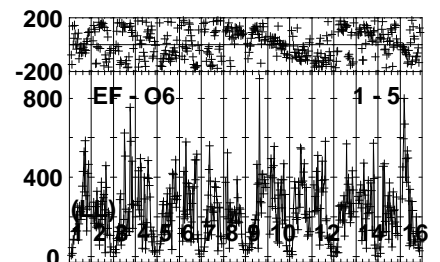
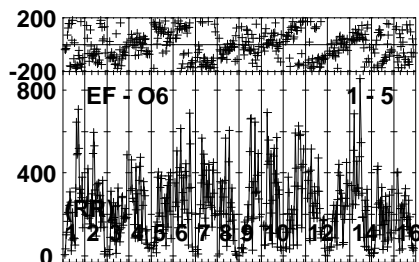
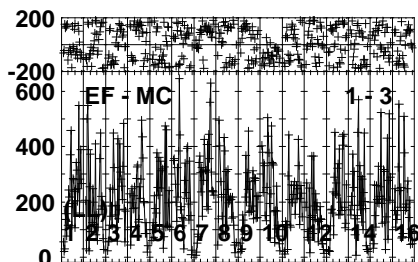
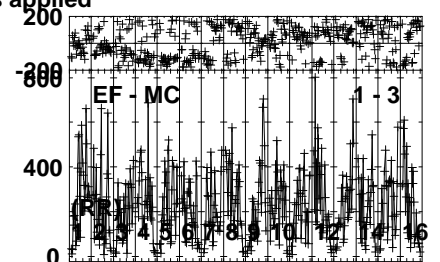
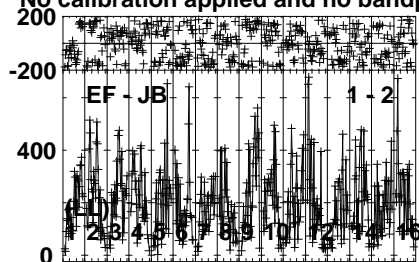
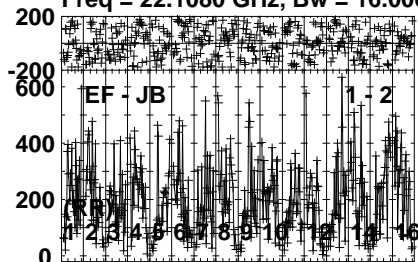
Lower frame: Milli Ampl Jy Top frame: Phas deg
Vector averaged cross-power spectrum Several baselines displayed
Timerange: 00/10:31:01 to 00/10:31:59

Plot file version 727 created 04-APR-2022 10:37:12

LSI61303 EM132A.UVDATA.1

Freq = 22.1080 GHz, Bw = 16.000 MH

No calibration applied and no bandpass applied



0 0 0 0 0 0 0 0 0 0 0 0 0 0 0 0
Channels

0 0 0 0 0 0 0 0 0 0 0 0 0 0 0 0
Channels

0 0 0 0 0 0 0 0 0 0 0 0 0 0 0 0
Channels

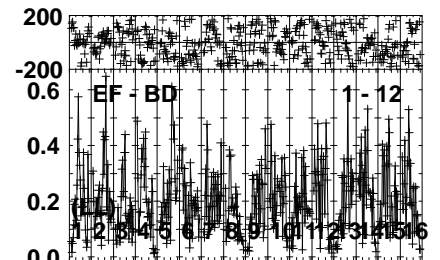
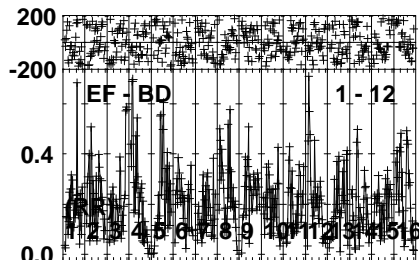
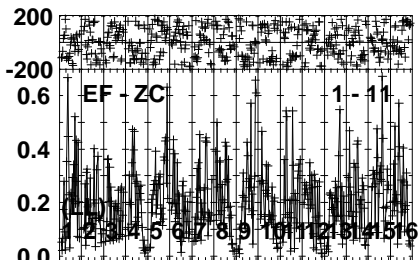
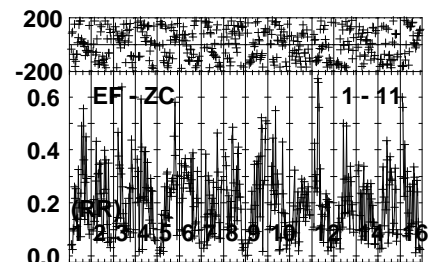
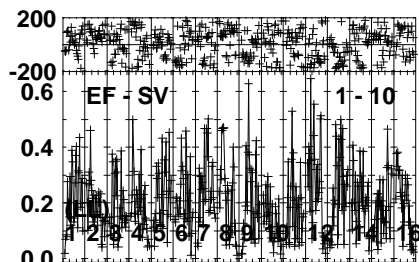
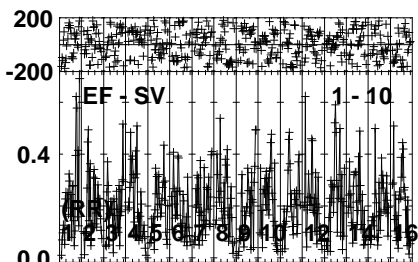
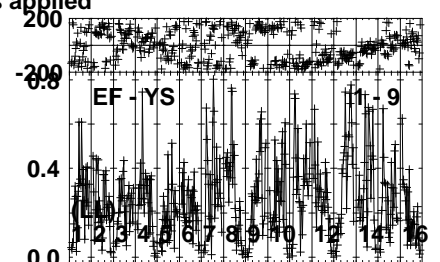
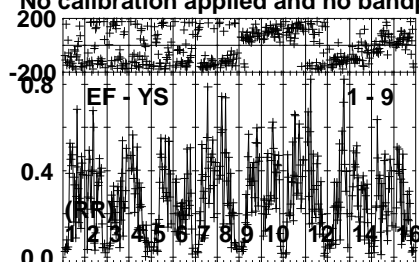
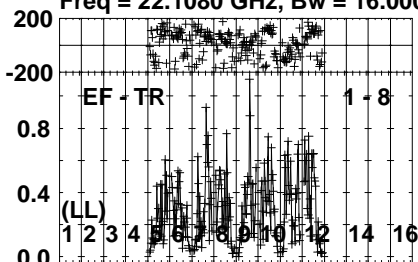
Lower frame: Micro Ampl Jy Top frame: Phas deg
Vector averaged cross-power spectrum Several baselines displayed
Timerange: 00/10:32:01 to 00/10:33:09

Plot file version 728 created 04-APR-2022 10:37:12

LSI61303 EM132A.UVDATA.1

Freq = 22.1080 GHz, Bw = 16.000 MH

No calibration applied and no bandpass applied



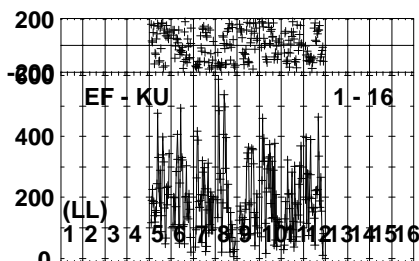
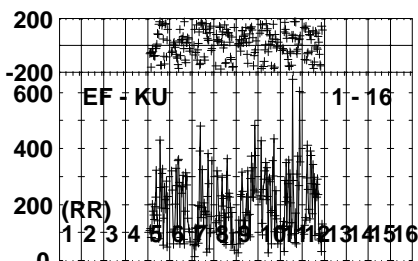
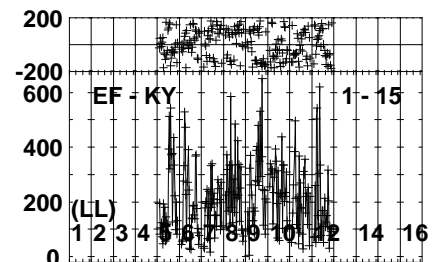
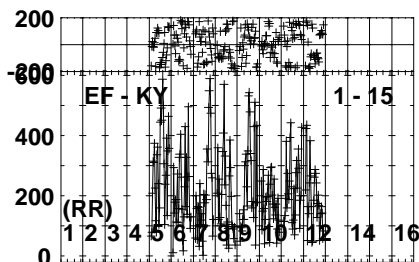
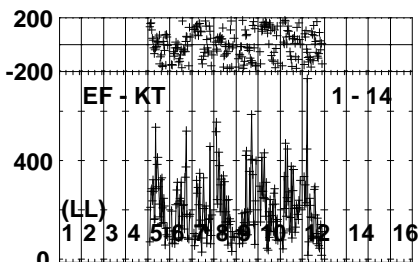
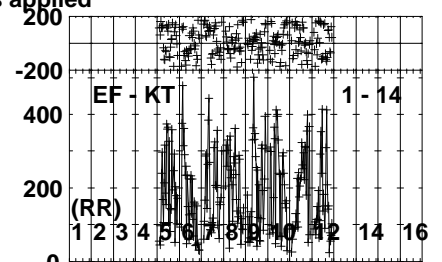
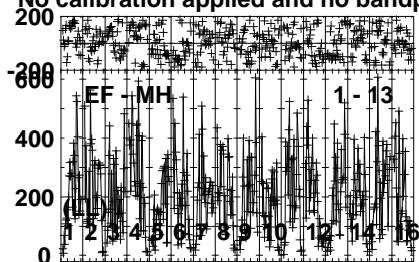
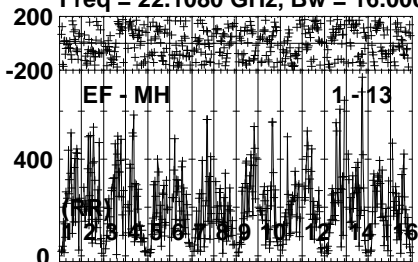
Lower frame: Milli Ampl Jy Top frame: Phas deg
Vector averaged cross-power spectrum Several baselines displayed
Timerange: 00/10:32:01 to 00/10:33:09

Plot file version 729 created 04-APR-2022 10:37:12

LSI61303 EM132A.UVDATA.1

Freq = 22.1080 GHz, Bw = 16.000 MH

No calibration applied and no bandpass applied



0 0 0 0 0 0 0 0 0 0 0 0 0 0 0 0

Channels Lower frame: Micro Ampl Jy Top frame: Phas deg

Vector averaged cross-power spectrum Several baselines displayed

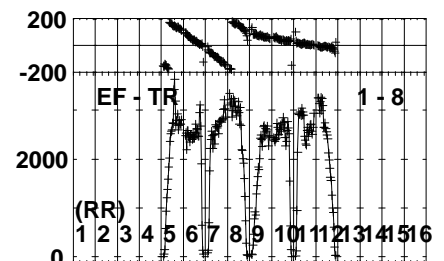
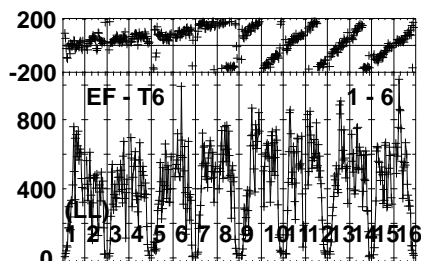
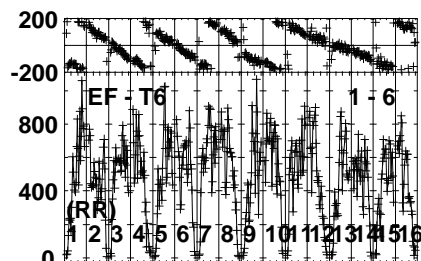
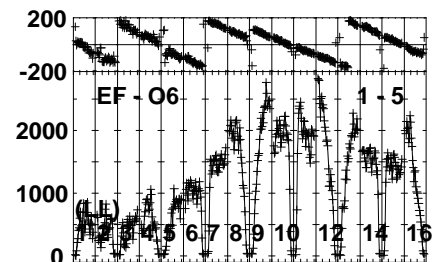
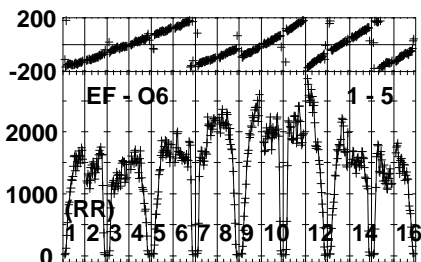
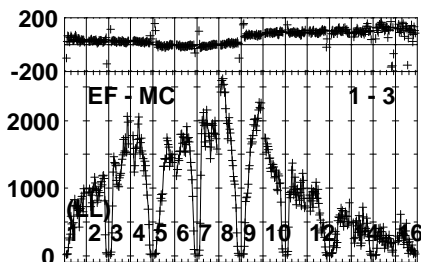
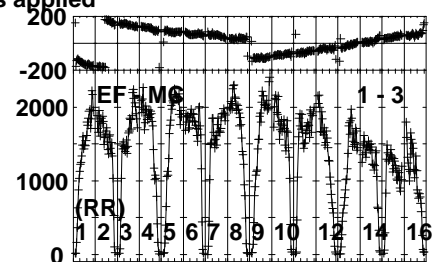
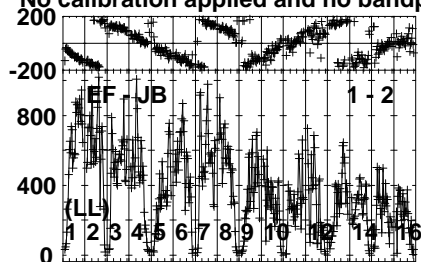
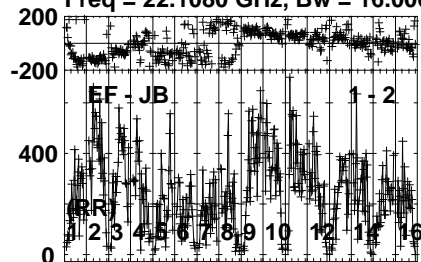
Timerange: 00/10:32:01 to 00/10:33:09

Plot file version 730 created 04-APR-2022 10:37:12

J0244+6228 EM132A.UVDATA.1

Freq = 22.1080 GHz, Bw = 16.000 MH

No calibration applied and no bandpass applied



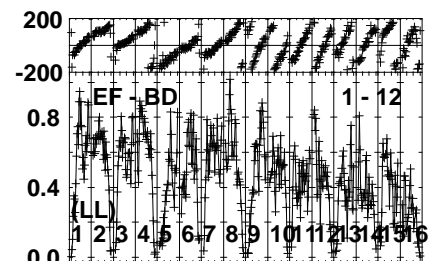
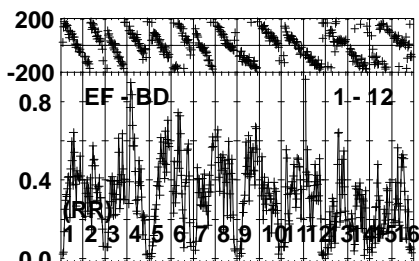
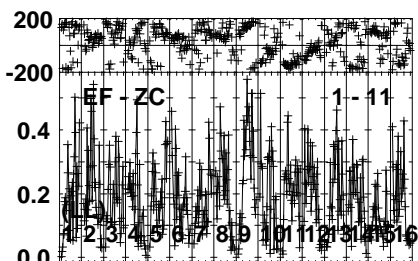
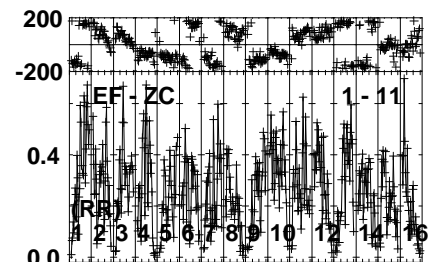
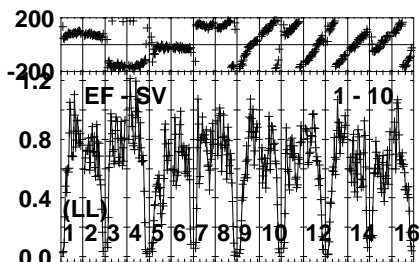
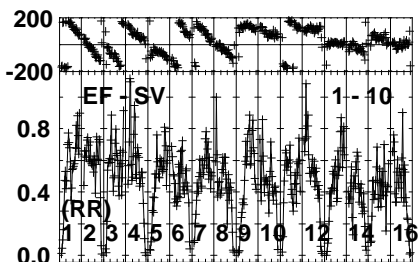
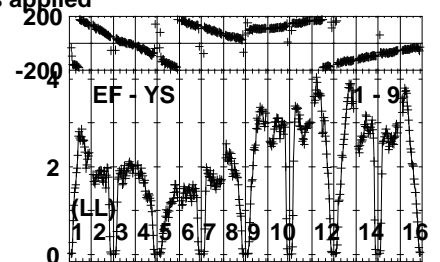
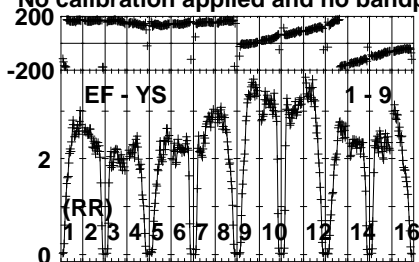
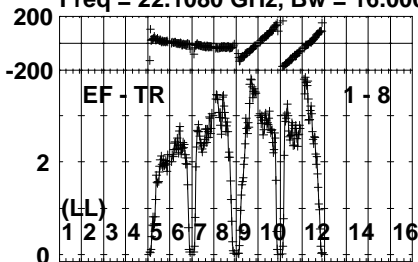
Lower frame: Micro Ampl Jy Top frame: Phas deg
Vector averaged cross-power spectrum Several baselines displayed
Timerange: 00/10:33:41 to 00/10:34:39

Plot file version 731 created 04-APR-2022 10:37:12

J0244+6228 EM132A.UVDATA.1

Freq = 22.1080 GHz, Bw = 16.000 MH

No calibration applied and no bandpass applied



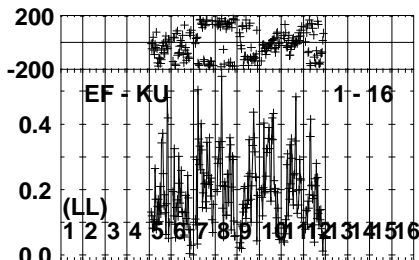
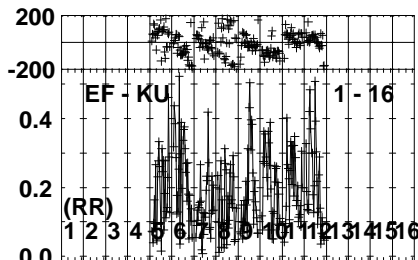
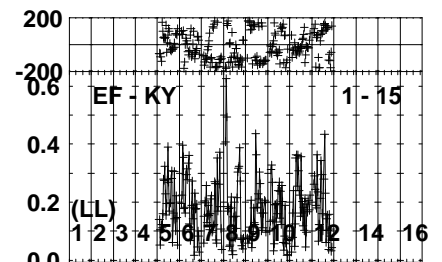
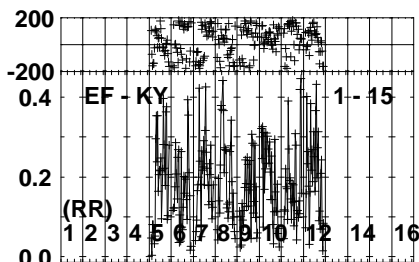
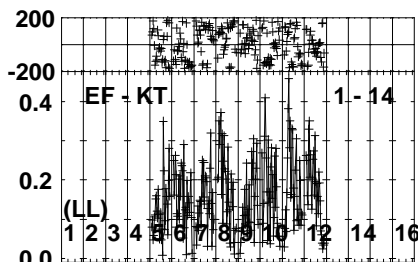
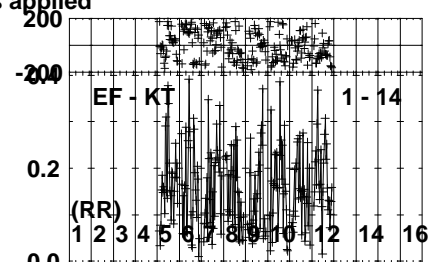
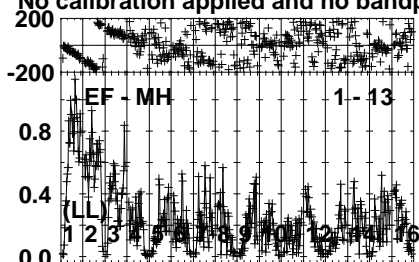
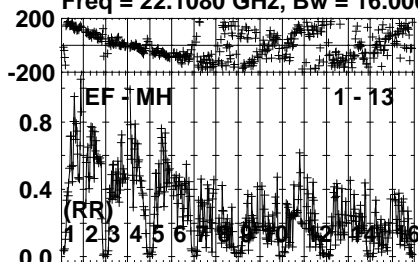
Lower frame: Milli Ampl Jy Top frame: Phas deg
Vector averaged cross-power spectrum Several baselines displayed
Timerange: 00/10:33:41 to 00/10:34:39

Plot file version 732 created 04-APR-2022 10:37:13

J0244+6228 EM132A.UVDATA.1

Freq = 22.1080 GHz, Bw = 16.000 MH

No calibration applied and no bandpass applied



0 0 0 0 0 0 0 0 0 0 0 0 0 0 0 0

0 0 0 0 0 0 0 0 0 0 0 0 0 0 0 0

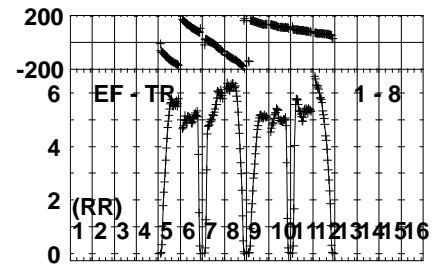
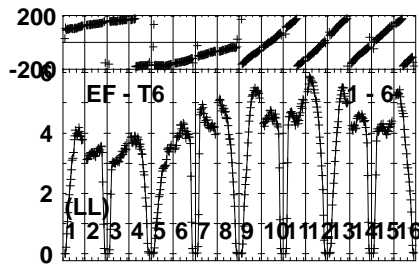
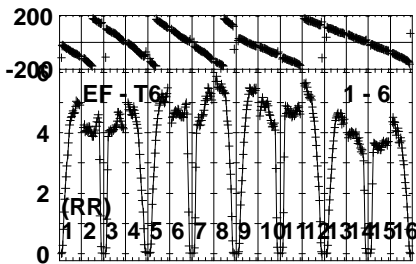
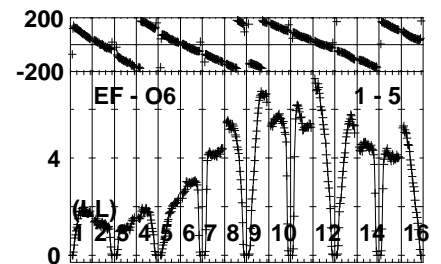
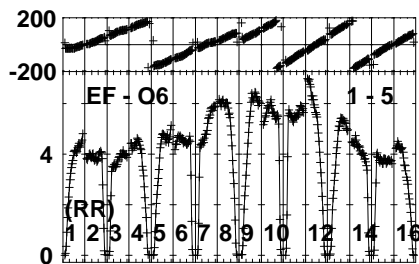
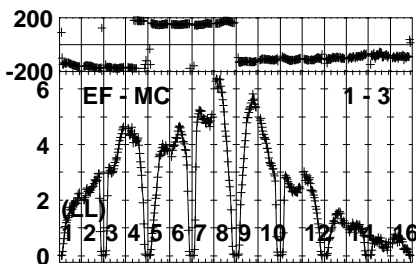
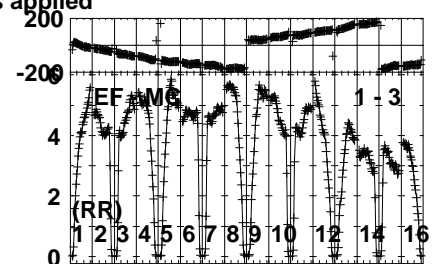
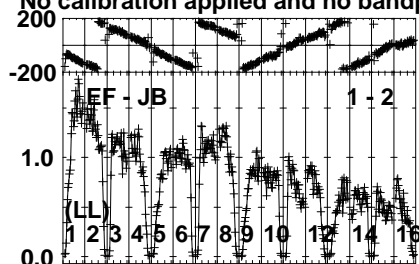
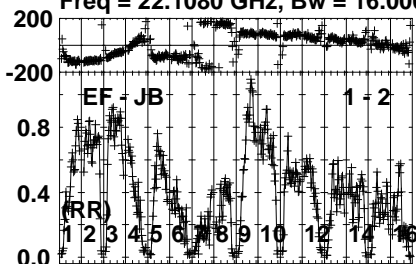
Lower frame: Milli Ampl Jy Top frame: Phas deg
Vector averaged cross-power spectrum Several baselines displayed
Timerange: 00/10:33:41 to 00/10:34:39

Plot file version 733 created 04-APR-2022 10:37:13

J0102+5824 EM132A.UVDATA.1

Freq = 22.1080 GHz, Bw = 16.000 MH

No calibration applied and no bandpass applied



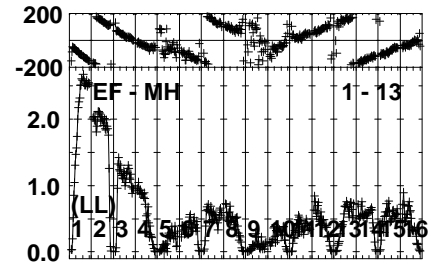
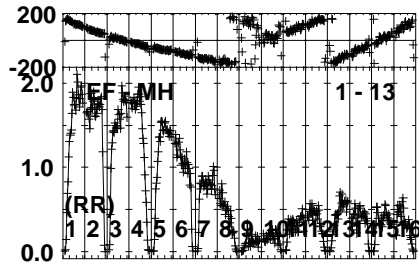
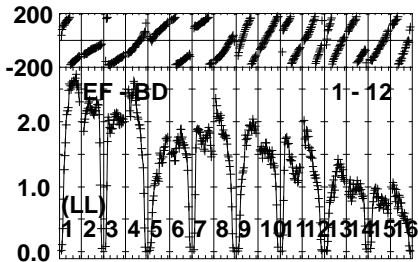
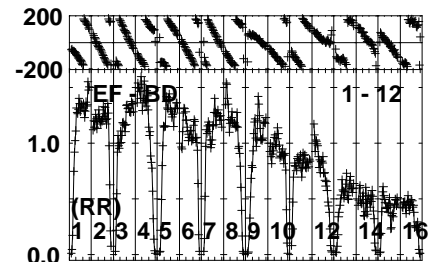
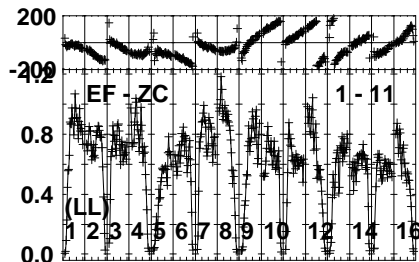
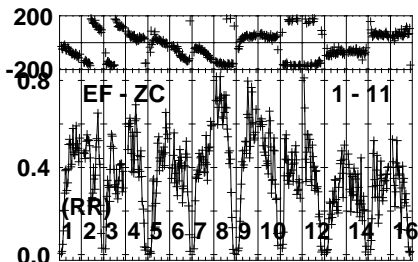
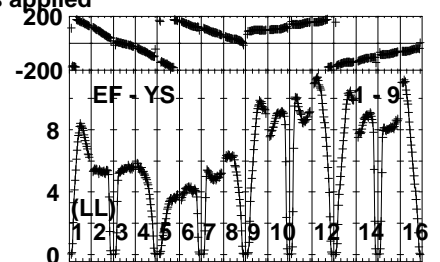
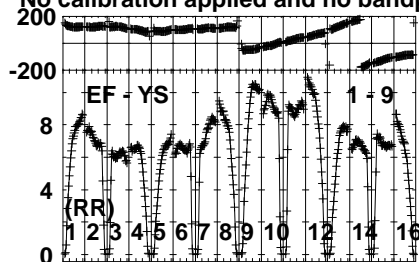
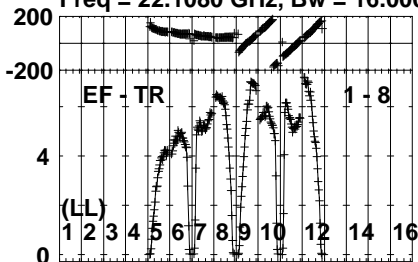
Lower frame: Milli Ampl Jy Top frame: Phas deg
Vector averaged cross-power spectrum Several baselines displayed
Timerange: 00/10:34:41 to 00/10:38:39

Plot file version 734 created 04-APR-2022 10:37:13

J0102+5824 EM132A.UVDATA.1

Freq = 22.1080 GHz, Bw = 16.000 MH

No calibration applied and no bandpass applied



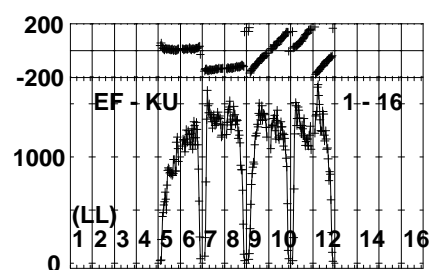
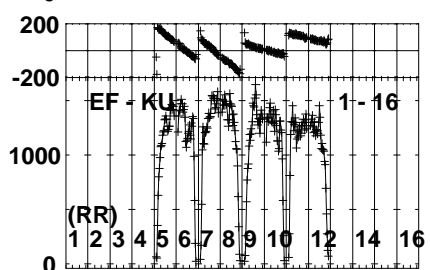
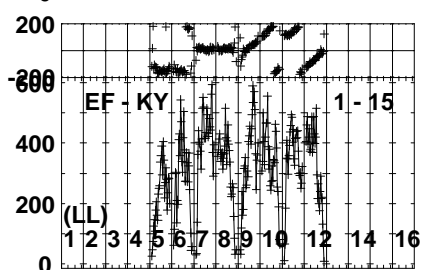
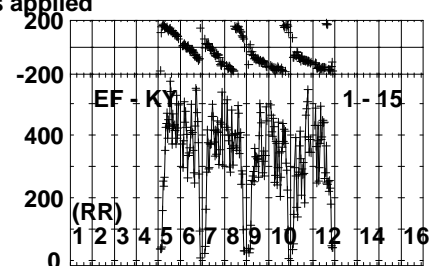
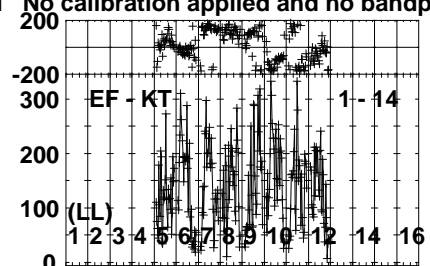
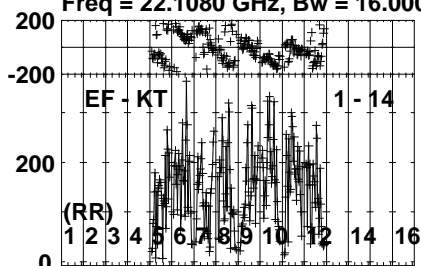
Lower frame: Milli Ampl Jy Top frame: Phas deg
Vector averaged cross-power spectrum Several baselines displayed
Timerange: 00/10:34:41 to 00/10:38:39

Plot file version 735 created 04-APR-2022 10:37:13

J0102+5824 EM132A.UVDATA.1

Freq = 22.1080 GHz, Bw = 16.000 MH

No calibration applied and no bandpass applied



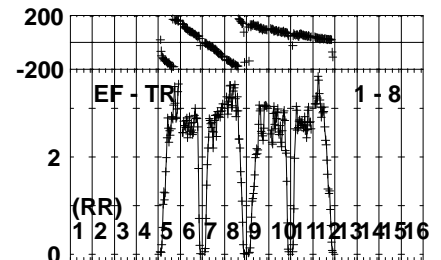
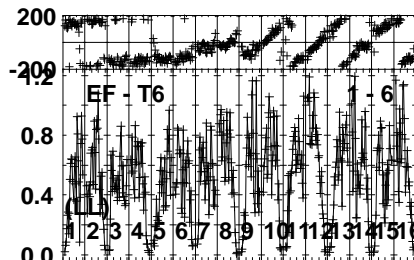
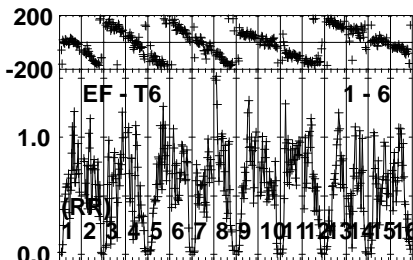
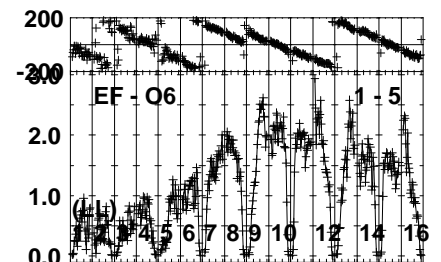
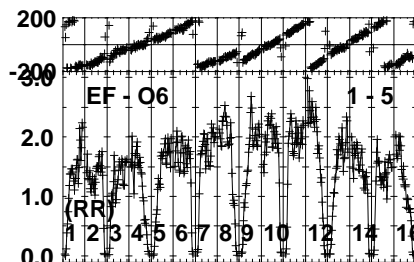
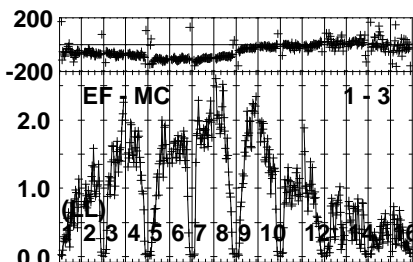
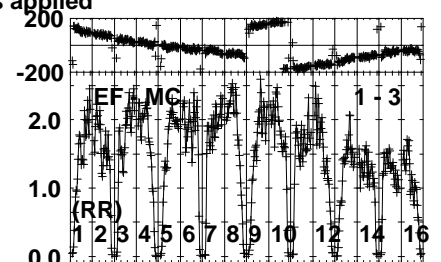
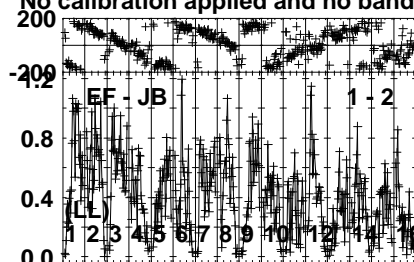
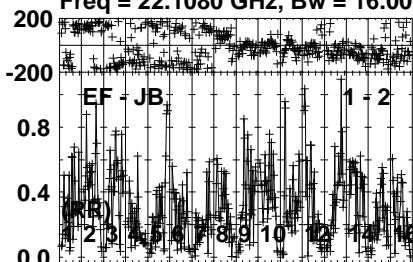
Lower frame: Micro Ampl Jy Top frame: Phas deg
Vector averaged cross-power spectrum Several baselines displayed
Timerange: 00/10:34:41 to 00/10:38:39

Plot file version 736 created 04-APR-2022 10:37:13

J0244+6228 EM132A.UVDATA.1

Freq = 22.1080 GHz, Bw = 16.000 MH

No calibration applied and no bandpass applied



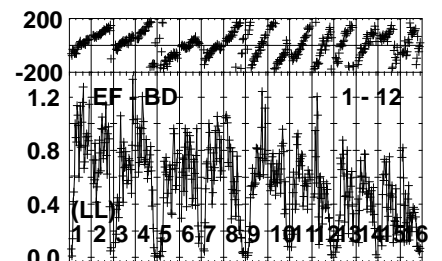
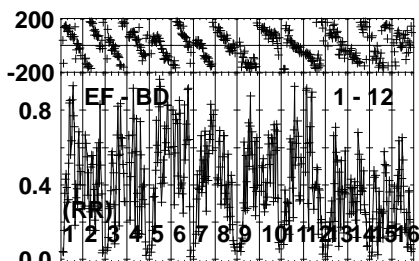
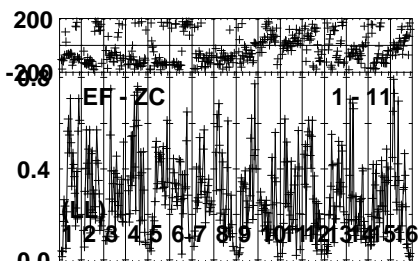
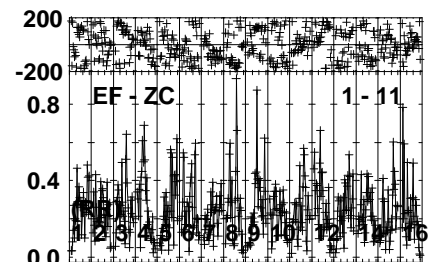
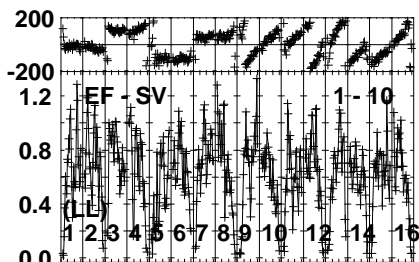
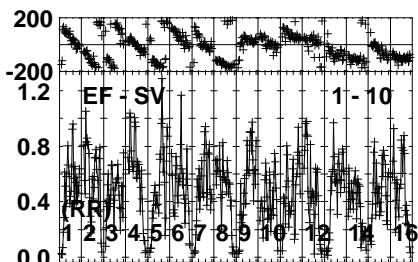
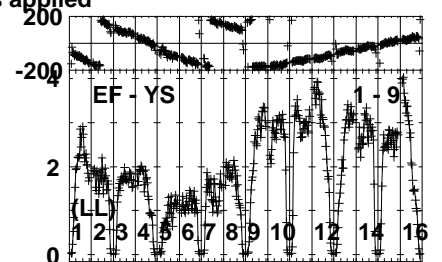
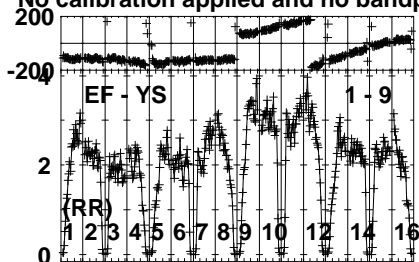
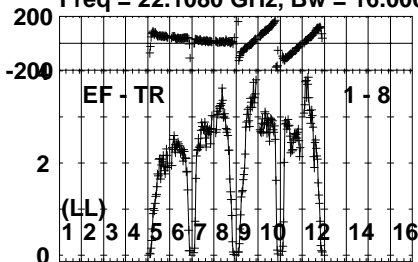
Lower frame: Milli Ampl Jy Top frame: Phas deg
Vector averaged cross-power spectrum Several baselines displayed
Timerange: 00/10:40:01 to 00/10:40:59

Plot file version 737 created 04-APR-2022 10:37:13

J0244+6228 EM132A.UVDATA.1

Freq = 22.1080 GHz, Bw = 16.000 MH

No calibration applied and no bandpass applied



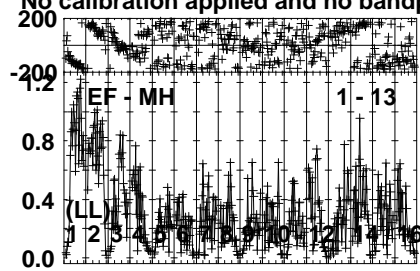
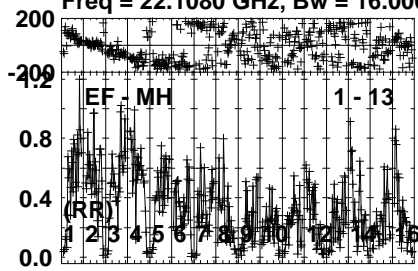
Lower frame: Milli Ampl Jy Top frame: Phas deg
Vector averaged cross-power spectrum Several baselines displayed
Timerange: 00/10:40:01 to 00/10:40:59

Plot file version 738 created 04-APR-2022 10:37:13

J0244+6228 EM132A.UVDATA.1

Freq = 22.1080 GHz, Bw = 16.000 MH

No calibration applied and no bandpass applied



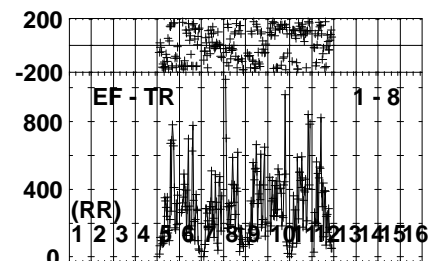
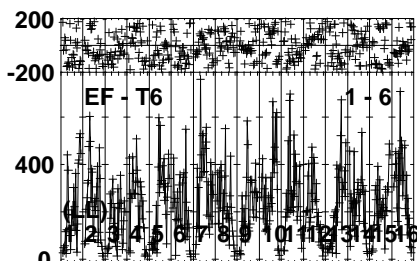
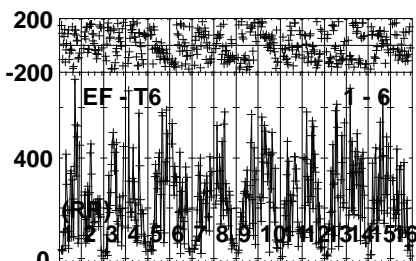
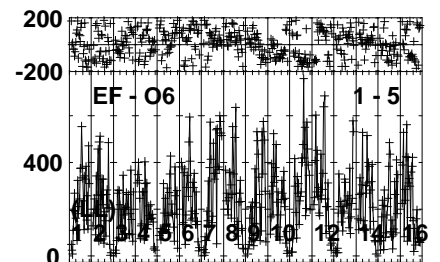
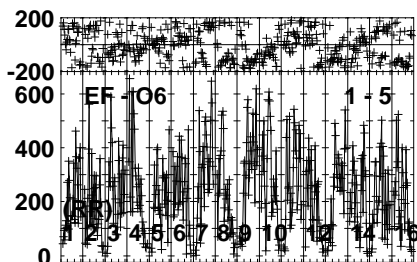
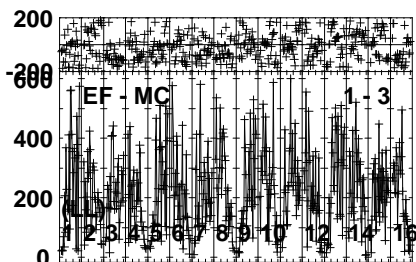
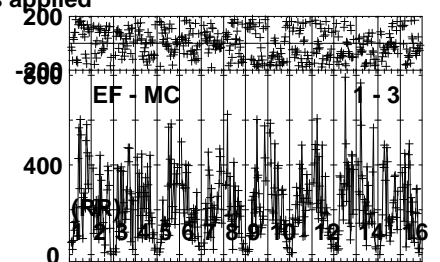
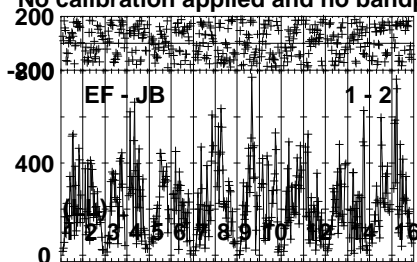
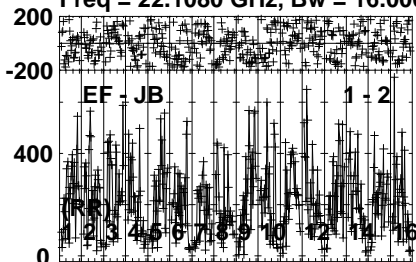
Lower frame: Milli Ampl Jy Top frame: Phas deg
Vector averaged cross-power spectrum Several baselines displayed
Timerange: 00/10:40:01 to 00/10:40:59

Plot file version 739 created 04-APR-2022 10:37:13

LSI61303 EM132A.UVDATA.1

Freq = 22.1080 GHz, Bw = 16.000 MH

No calibration applied and no bandpass applied



0 0 0 0 0 0 0 0 0 0 0 0 0 0 0 0
Channels

0 0 0 0 0 0 0 0 0 0 0 0 0 0 0 0
Channels

0 0 0 0 0 0 0 0 0 0 0 0 0 0 0 0
Channels

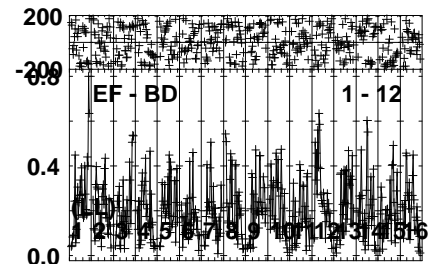
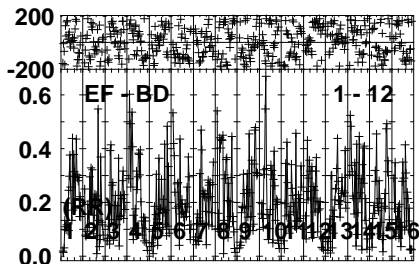
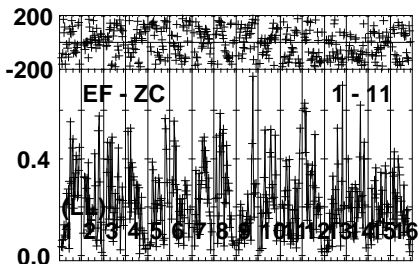
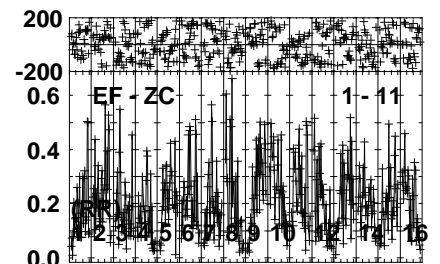
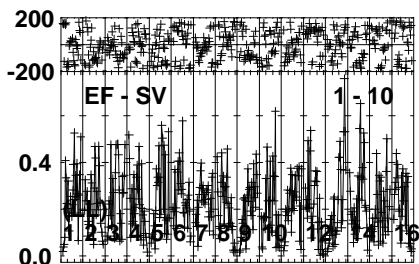
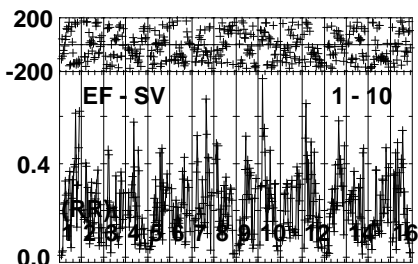
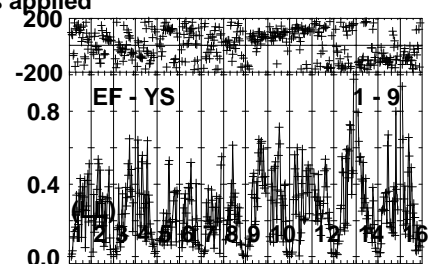
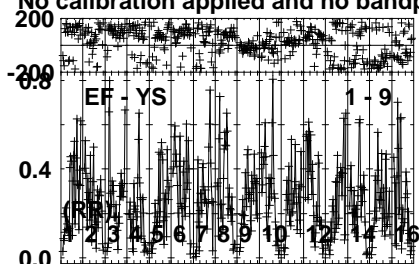
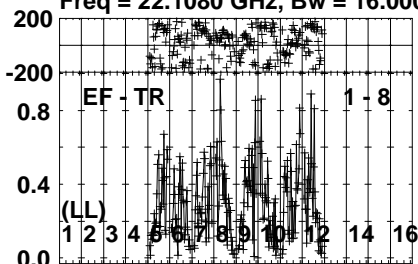
Lower frame: Micro Ampl Jy Top frame: Phas deg
Vector averaged cross-power spectrum Several baselines displayed
Timerange: 00/10:41:03 to 00/10:42:09

Plot file version 740 created 04-APR-2022 10:37:13

LSI61303 EM132A.UVDATA.1

Freq = 22.1080 GHz, Bw = 16.000 MH

No calibration applied and no bandpass applied



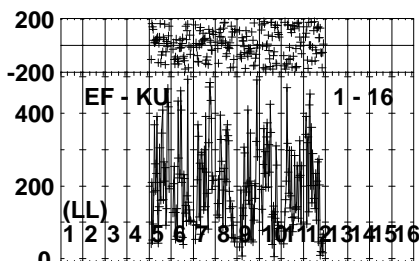
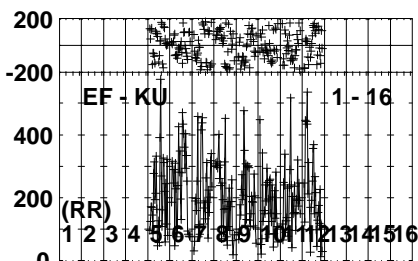
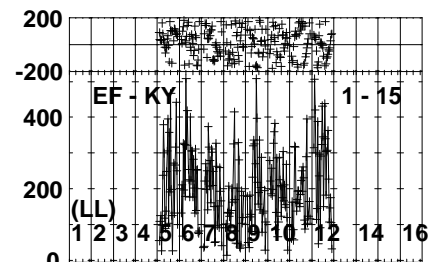
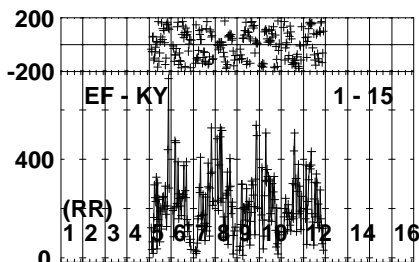
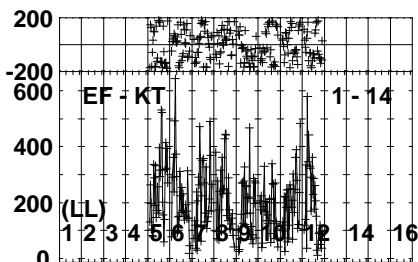
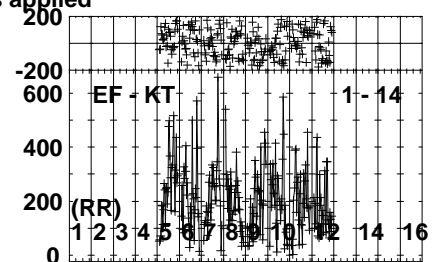
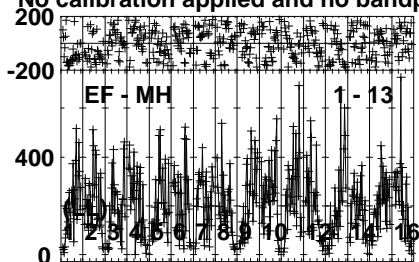
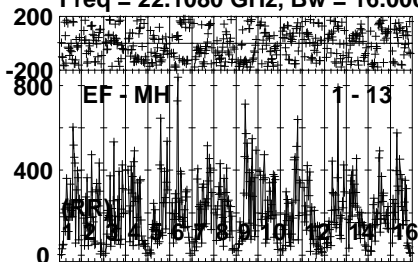
Lower frame: Milli Ampl Jy Top frame: Phas deg
Vector averaged cross-power spectrum Several baselines displayed
Timerange: 00/10:41:03 to 00/10:42:09

Plot file version 741 created 04-APR-2022 10:37:14

LSI61303 EM132A.UVDATA.1

Freq = 22.1080 GHz, Bw = 16.000 MH

No calibration applied and no bandpass applied



0 0 0 0 0 0 0 0 0 0 0 0 0 0 0 0

0 0 0 0 0 0 0 0 0 0 0 0 0 0 0 0

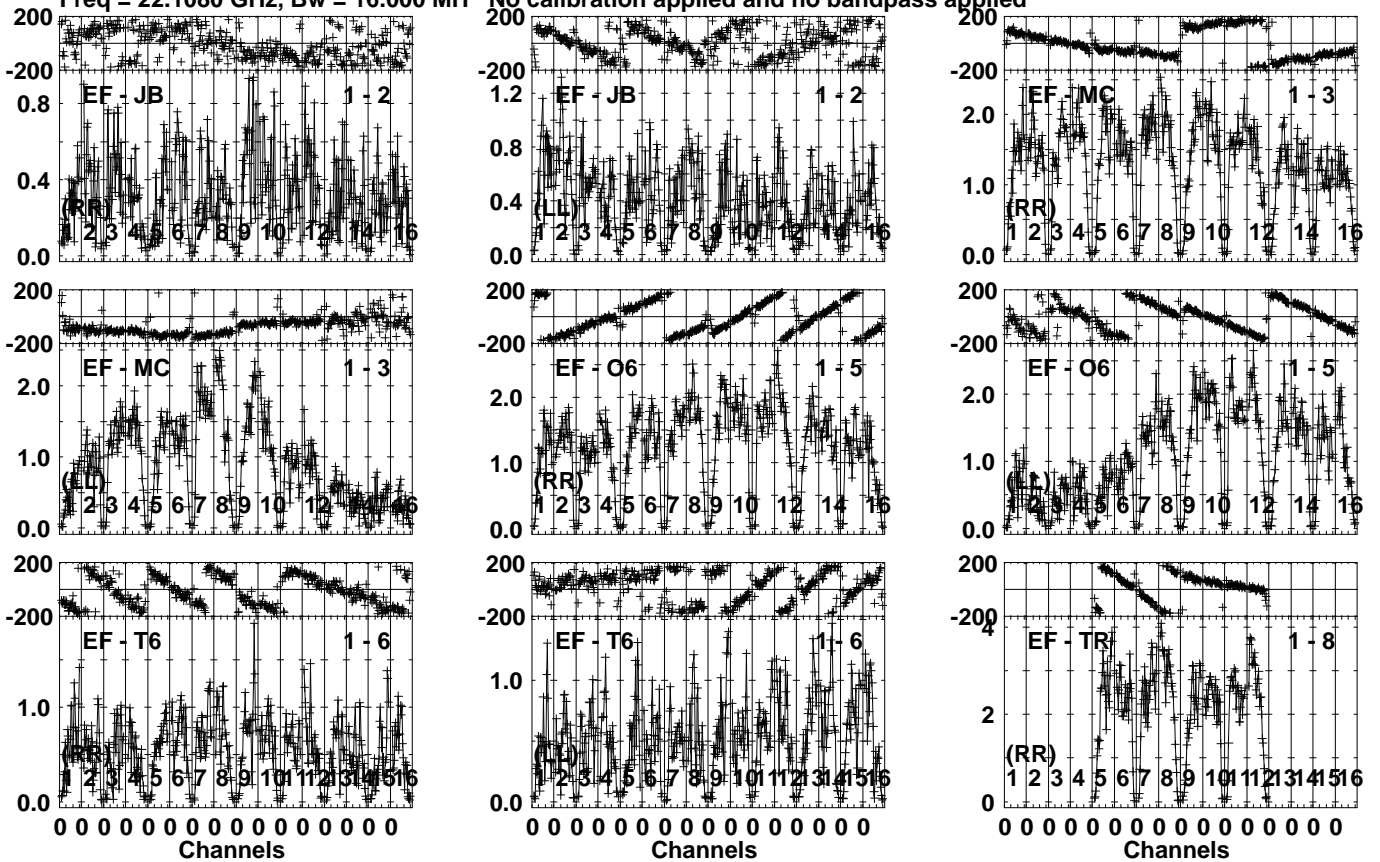
Lower frame: Micro Ampl Jy Top frame: Phas deg
Vector averaged cross-power spectrum Several baselines displayed
Timerange: 00/10:41:03 to 00/10:42:09

Plot file version 742 created 04-APR-2022 10:37:14

J0244+6228 EM132A.UVDATA.1

Freq = 22.1080 GHz, Bw = 16.000 MH

No calibration applied and no bandpass applied



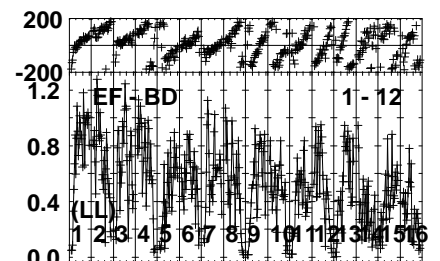
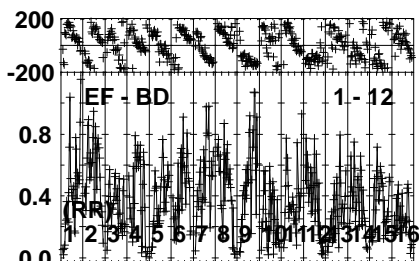
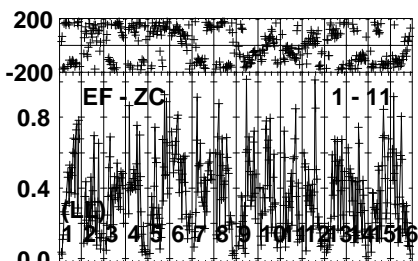
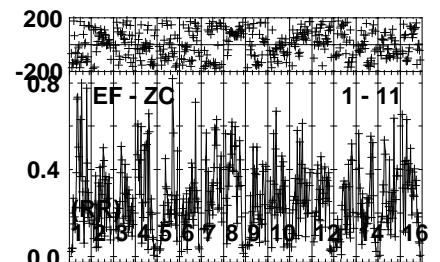
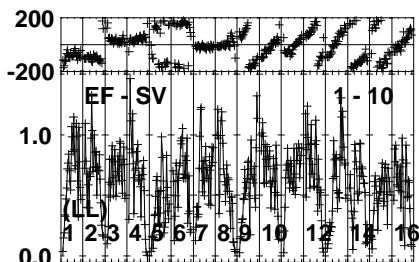
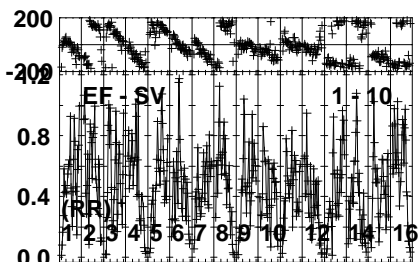
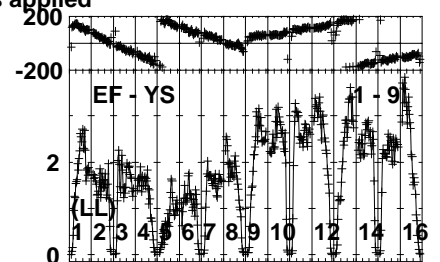
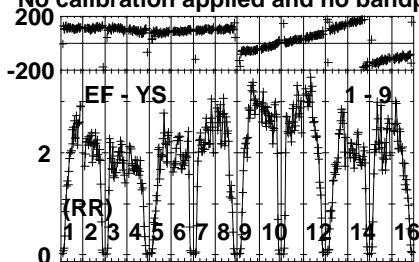
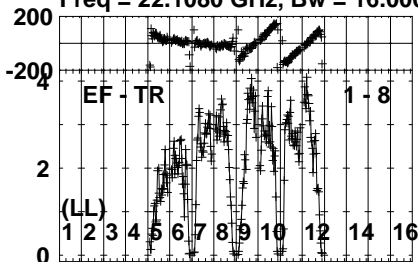
Lower frame: Milli Ampl Jy Top frame: Phas deg
Vector averaged cross-power spectrum Several baselines displayed
Timerange: 00/10:42:11 to 00/10:43:09

Plot file version 743 created 04-APR-2022 10:37:14

J0244+6228 EM132A.UVDATA.1

Freq = 22.1080 GHz, Bw = 16.000 MH

No calibration applied and no bandpass applied



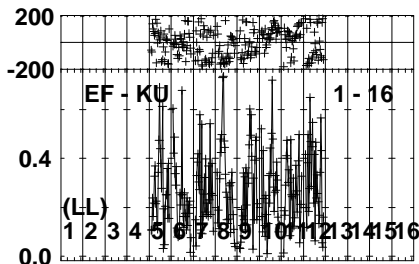
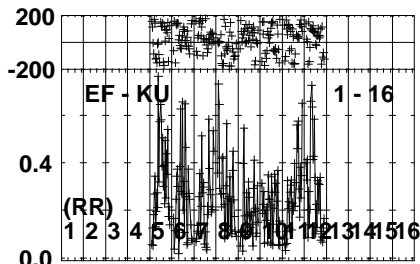
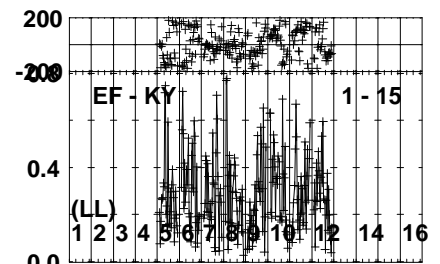
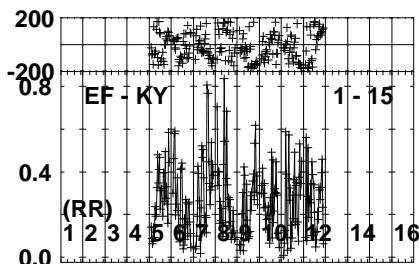
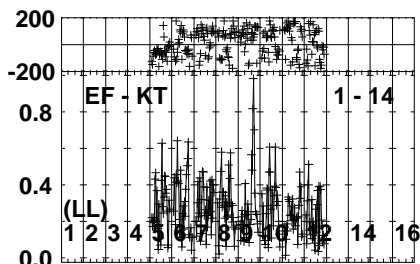
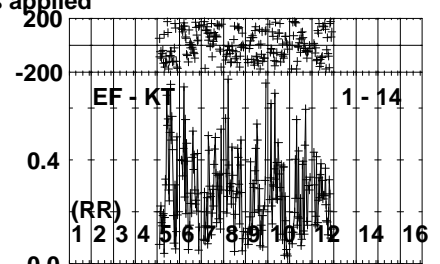
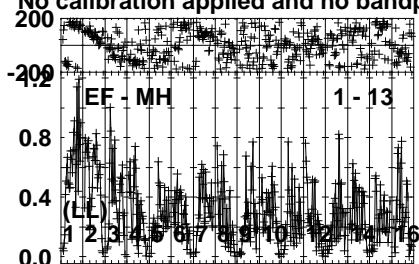
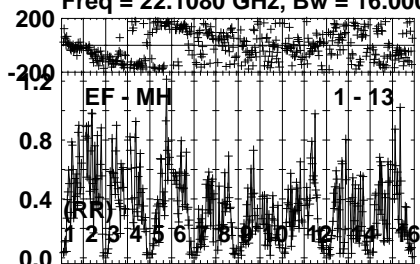
Lower frame: Milli Ampl Jy Top frame: Phas deg
Vector averaged cross-power spectrum Several baselines displayed
Timerange: 00/10:42:11 to 00/10:43:09

Plot file version 744 created 04-APR-2022 10:37:14

J0244+6228 EM132A.UVDATA.1

Freq = 22.1080 GHz, Bw = 16.000 MH

No calibration applied and no bandpass applied



0 0 0 0 0 0 0 0 0 0 0 0 0 0 0 0

0 0 0 0 0 0 0 0 0 0 0 0 0 0 0 0

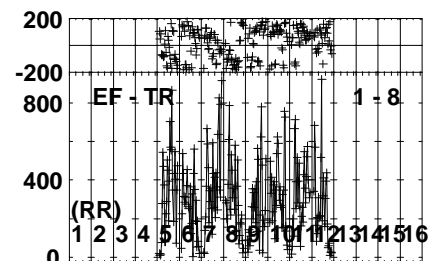
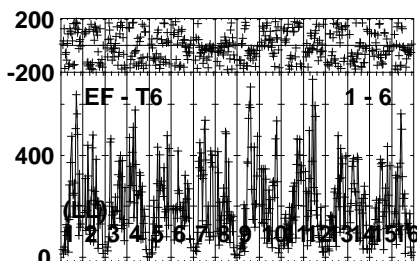
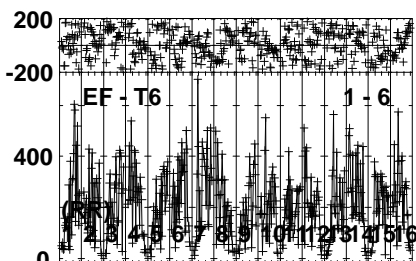
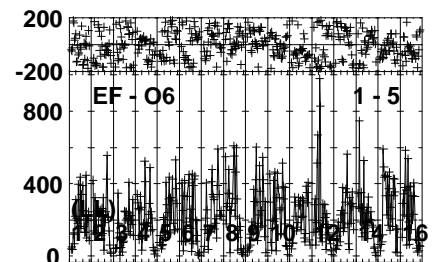
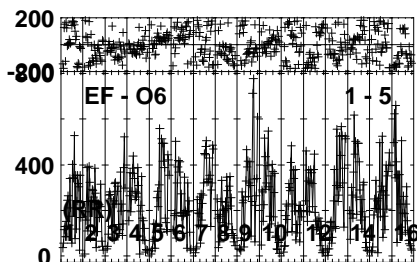
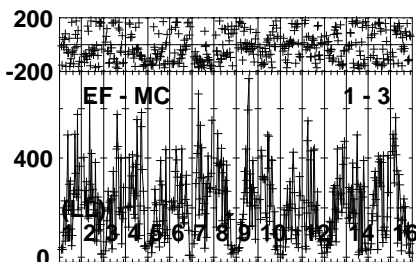
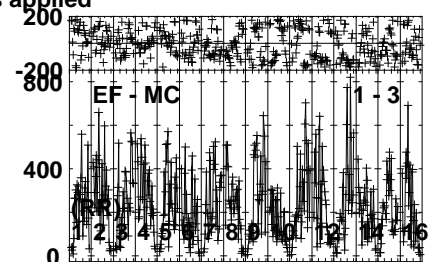
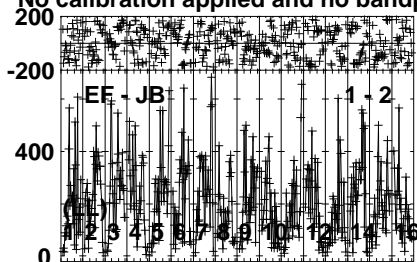
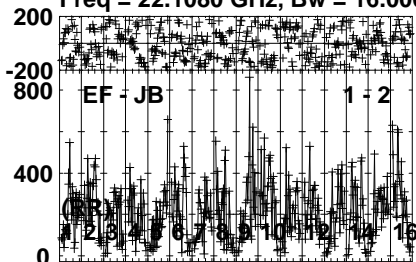
Lower frame: Milli Ampl Jy Top frame: Phas deg
Vector averaged cross-power spectrum Several baselines displayed
Timerange: 00/10:42:11 to 00/10:43:09

Plot file version 745 created 04-APR-2022 10:37:14

LSI61303 EM132A.UVDATA.1

Freq = 22.1080 GHz, Bw = 16.000 MH

No calibration applied and no bandpass applied



0 0 0 0 0 0 0 0 0 0 0 0 0 0 0 0
Channels

0 0 0 0 0 0 0 0 0 0 0 0 0 0 0 0
Channels

0 0 0 0 0 0 0 0 0 0 0 0 0 0 0 0
Channels

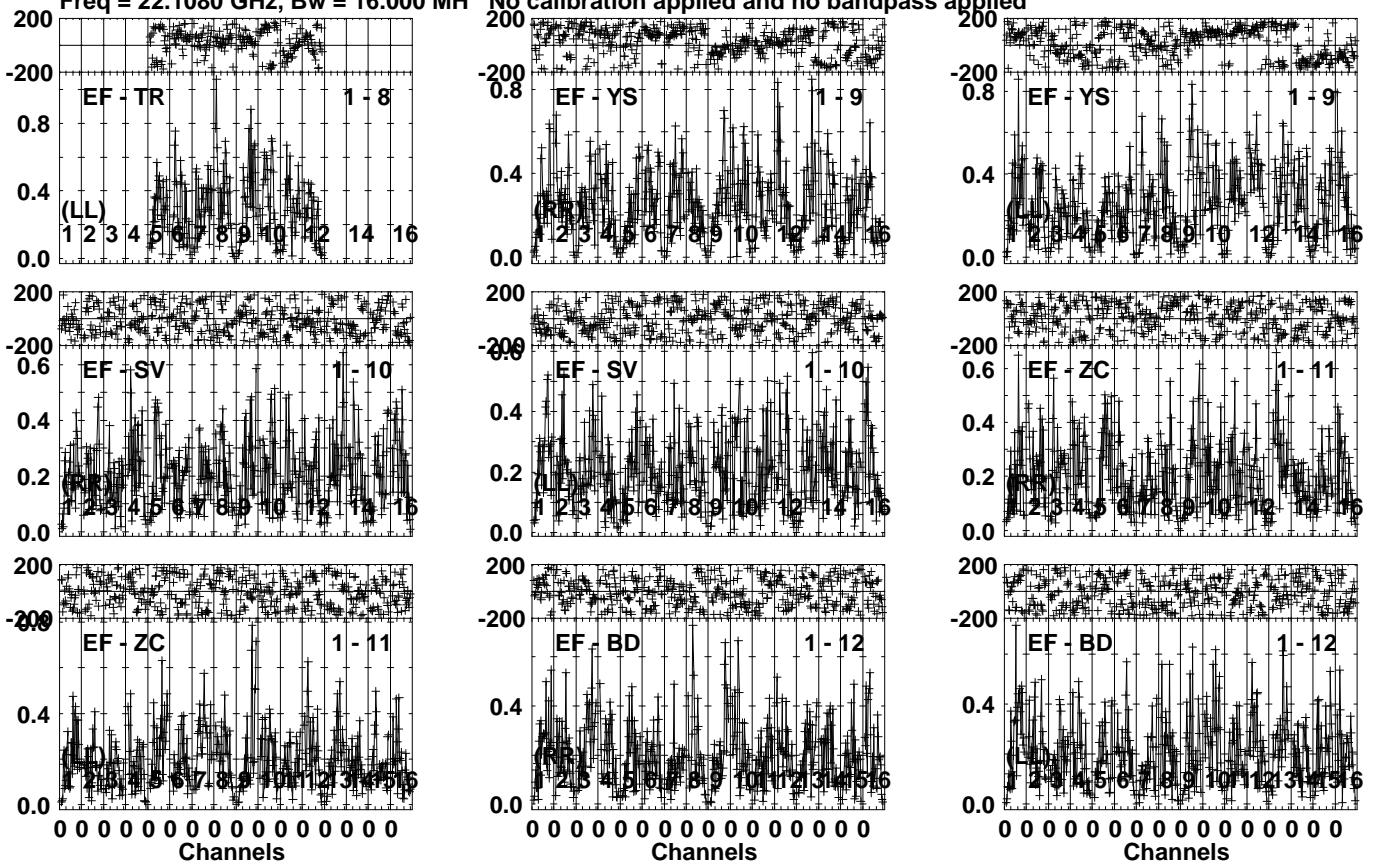
Lower frame: Micro Ampl Jy Top frame: Phas deg
Vector averaged cross-power spectrum Several baselines displayed
Timerange: 00/10:43:11 to 00/10:44:19

Plot file version 746 created 04-APR-2022 10:37:14

LSI61303 EM132A.UVDATA.1

Freq = 22.1080 GHz, Bw = 16.000 MH

No calibration applied and no bandpass applied



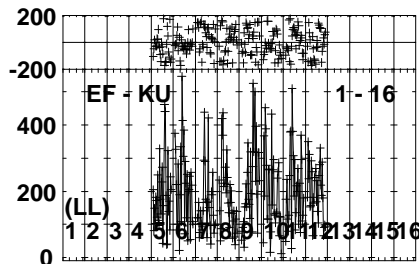
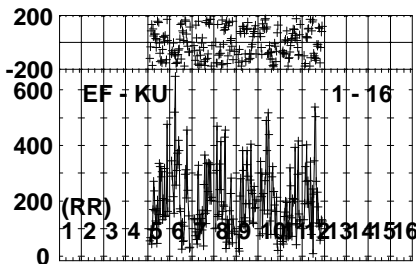
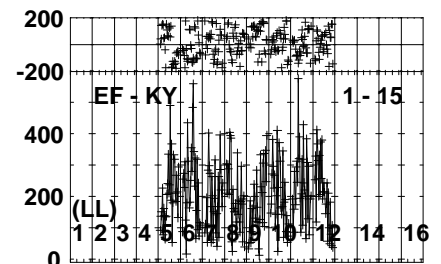
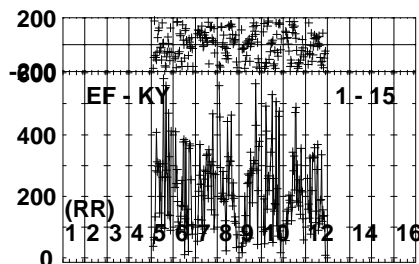
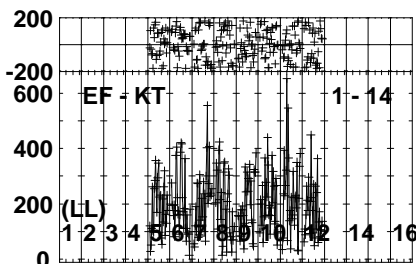
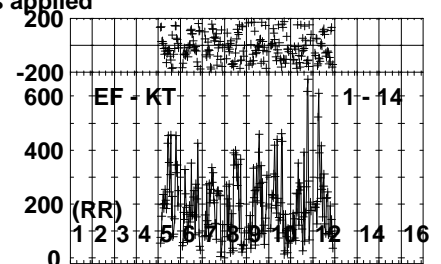
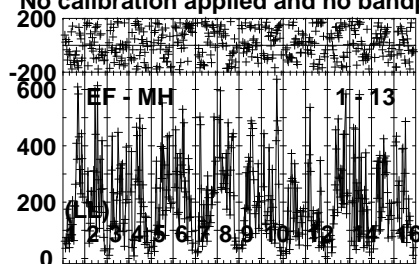
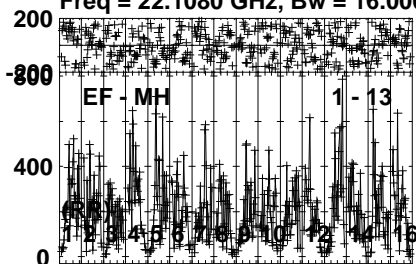
Lower frame: Milli Ampl Jy Top frame: Phas deg
Vector averaged cross-power spectrum Several baselines displayed
Timerange: 00/10:43:11 to 00/10:44:19

Plot file version 747 created 04-APR-2022 10:37:14

LSI61303 EM132A.UVDATA.1

Freq = 22.1080 GHz, Bw = 16.000 MH

No calibration applied and no bandpass applied



0 0 0 0 0 0 0 0 0 0 0 0 0 0 0 0

Channels

0 0 0 0 0 0 0 0 0 0 0 0 0 0 0 0

Channels

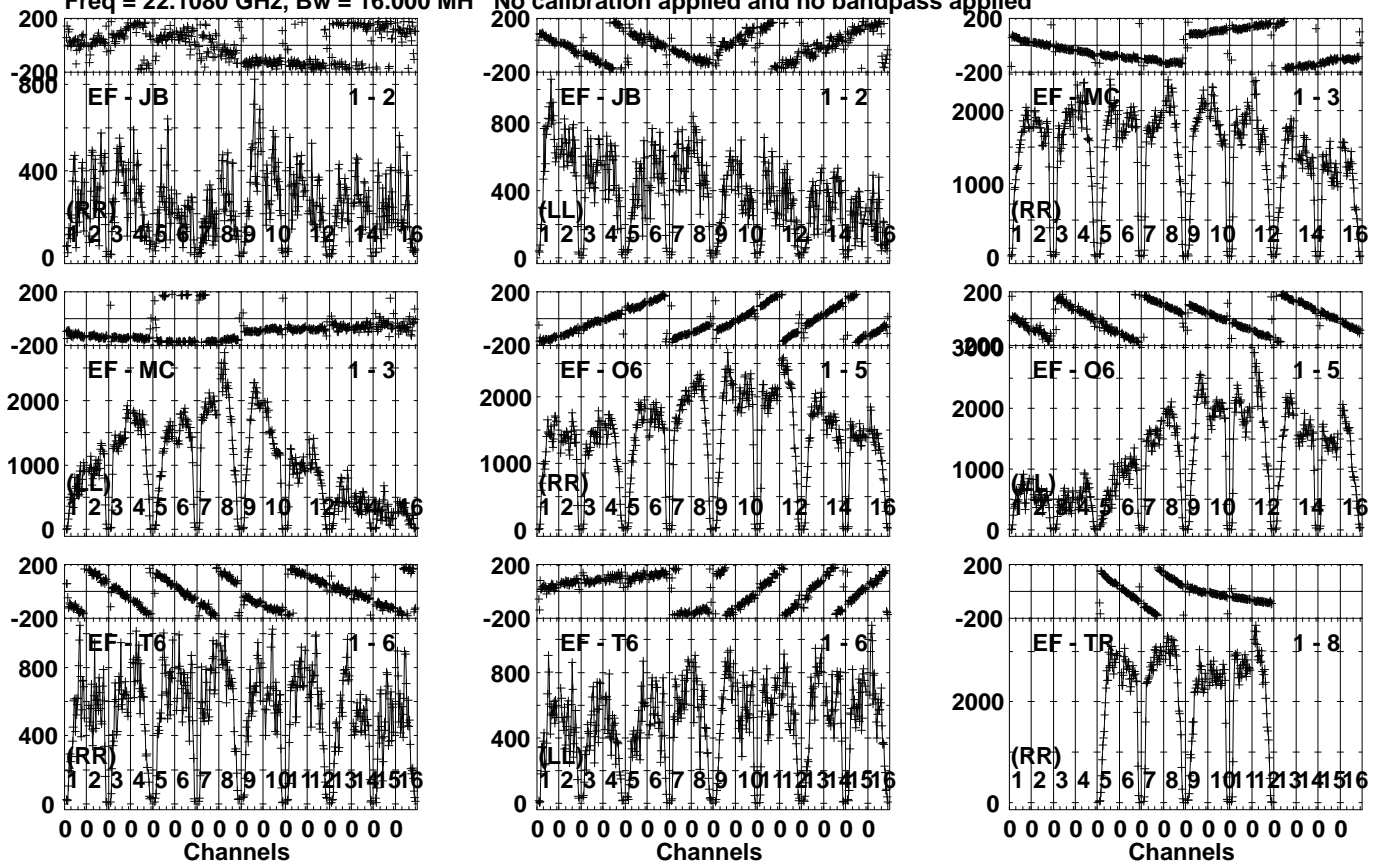
Lower frame: Micro Ampl Jy Top frame: Phas deg
Vector averaged cross-power spectrum Several baselines displayed
Timerange: 00/10:43:11 to 00/10:44:19

Plot file version 748 created 04-APR-2022 10:37:14

J0244+6228 EM132A.UVDATA.1

Freq = 22.1080 GHz, Bw = 16.000 MH

No calibration applied and no bandpass applied



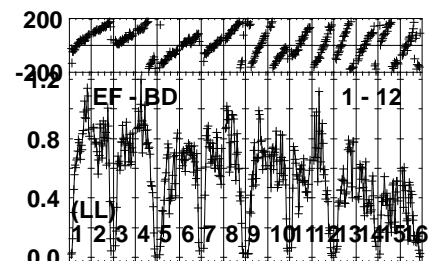
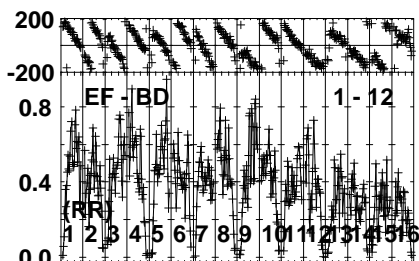
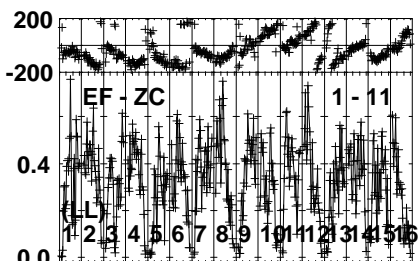
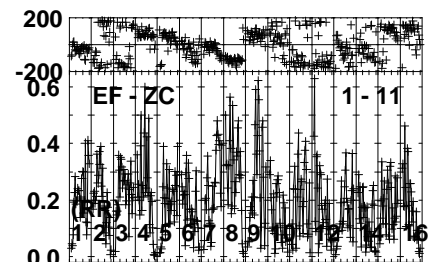
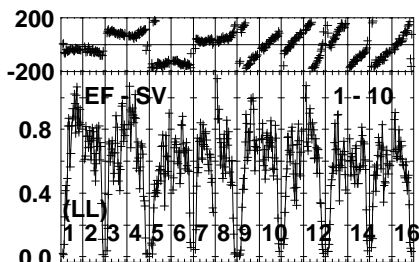
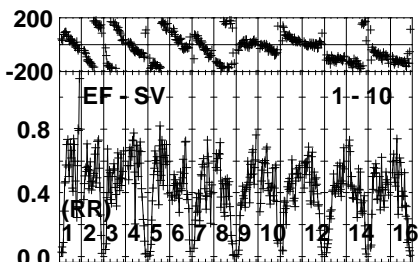
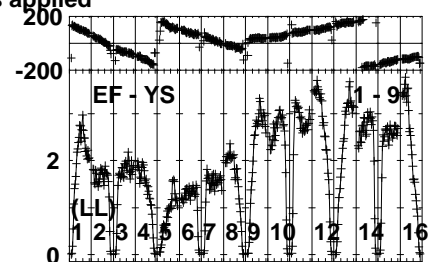
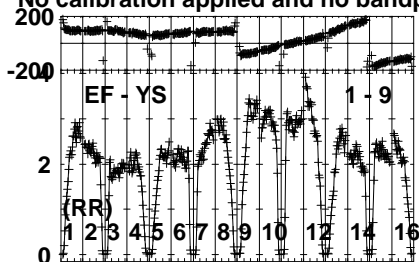
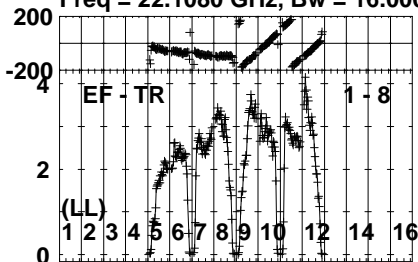
Lower frame: Micro Ampl Jy Top frame: Phas deg
Vector averaged cross-power spectrum Several baselines displayed
Timerange: 00/10:45:01 to 00/10:45:59

Plot file version 749 created 04-APR-2022 10:37:14

J0244+6228 EM132A.UVDATA.1

Freq = 22.1080 GHz, Bw = 16.000 MH

No calibration applied and no bandpass applied



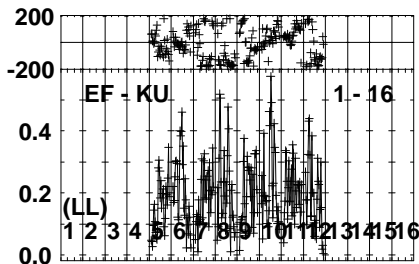
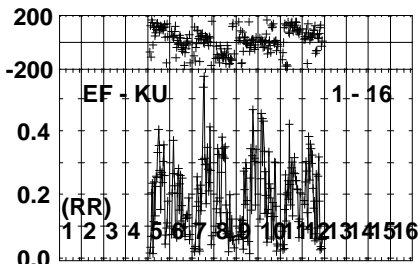
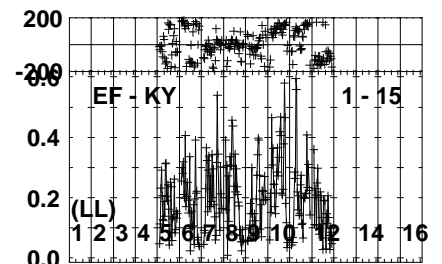
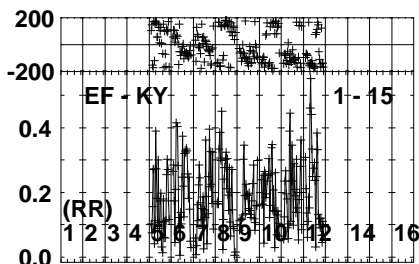
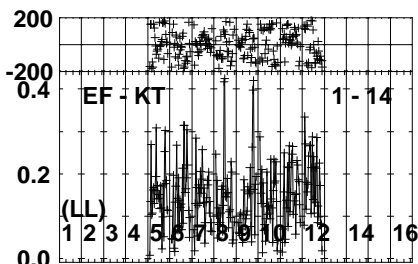
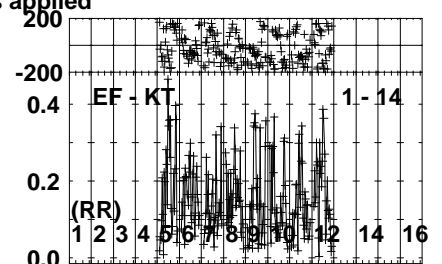
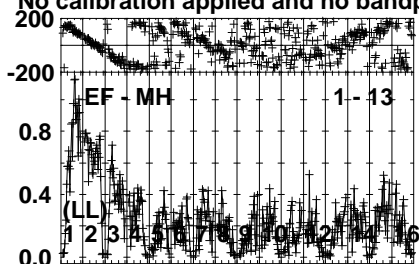
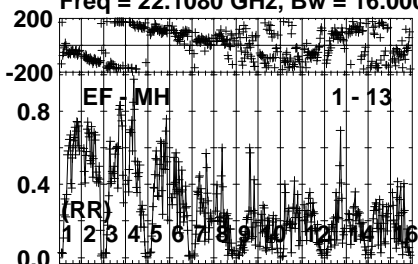
Lower frame: Milli Ampl Jy Top frame: Phas deg
Vector averaged cross-power spectrum Several baselines displayed
Timerange: 00/10:45:01 to 00/10:45:59

Plot file version 750 created 04-APR-2022 10:37:14

J0244+6228 EM132A.UVDATA.1

Freq = 22.1080 GHz, Bw = 16.000 MH

No calibration applied and no bandpass applied



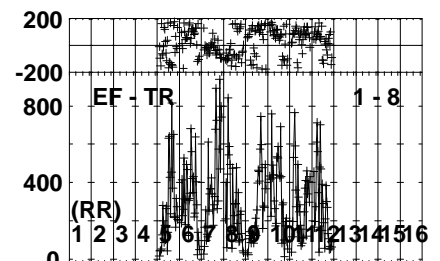
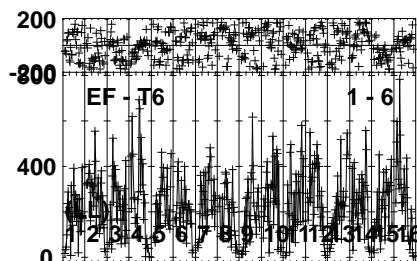
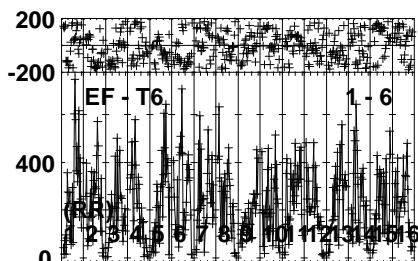
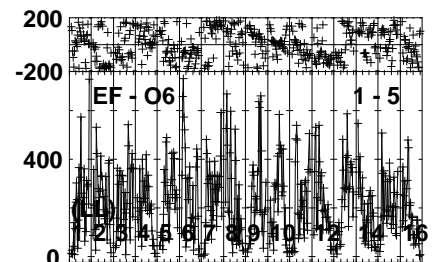
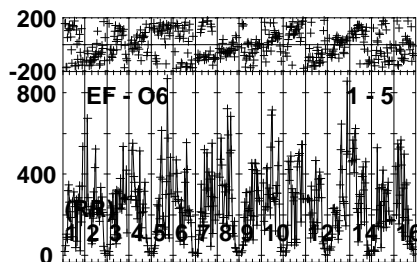
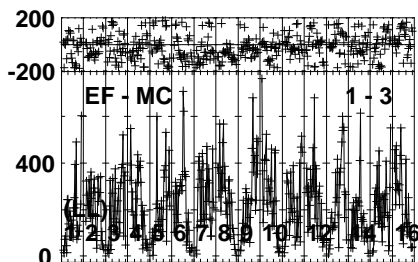
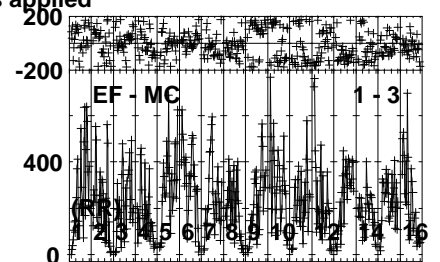
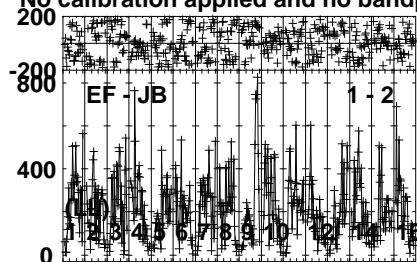
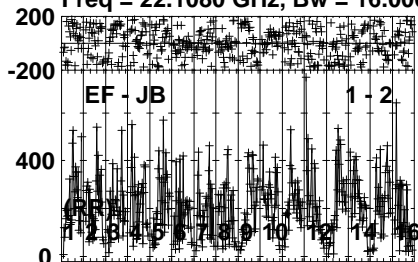
0 0 0 0 0 0 0 0 0 0 0 0 0 0 0 0
Channels
Lower frame: Milli Ampl Jy Top frame: Phas deg
Vector averaged cross-power spectrum Several baselines displayed
Timerange: 00/10:45:01 to 00/10:45:59

Plot file version 751 created 04-APR-2022 10:37:14

LSI61303 EM132A.UVDATA.1

Freq = 22.1080 GHz, Bw = 16.000 MH

No calibration applied and no bandpass applied



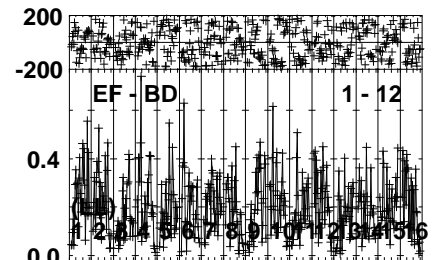
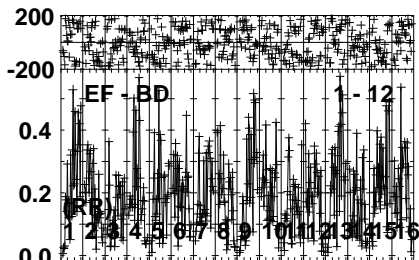
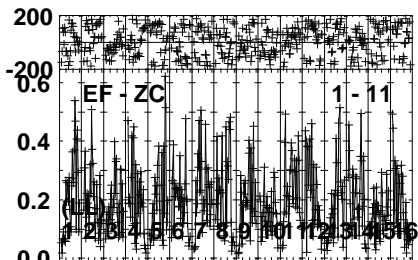
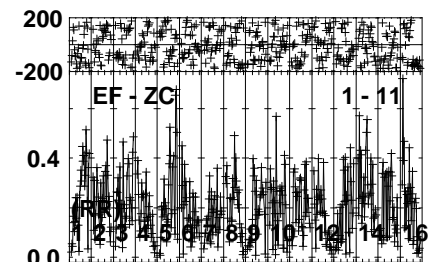
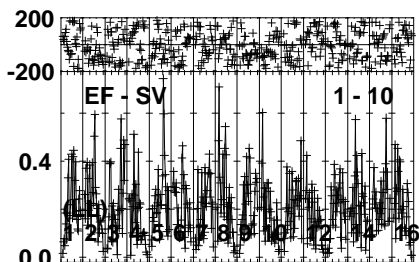
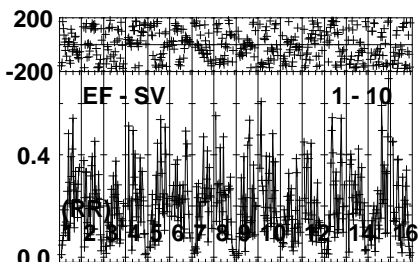
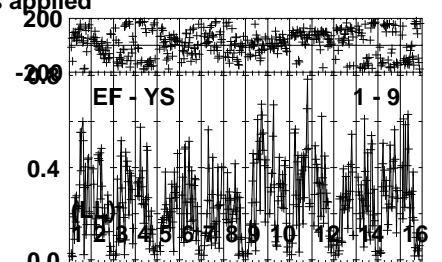
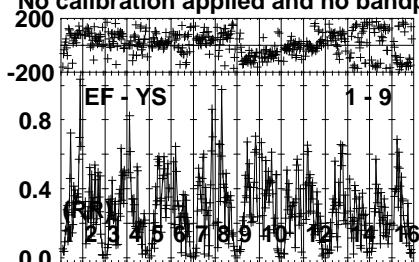
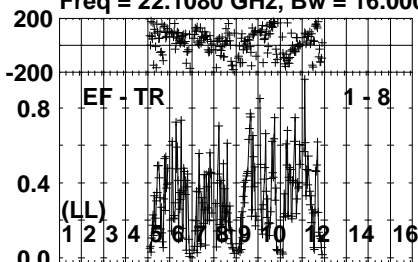
Lower frame: Micro Ampl Jy Top frame: Phas deg
Vector averaged cross-power spectrum Several baselines displayed
Timerange: 00/10:46:01 to 00/10:47:09

Plot file version 752 created 04-APR-2022 10:37:14

LSI61303 EM132A.UVDATA.1

Freq = 22.1080 GHz, Bw = 16.000 MH

No calibration applied and no bandpass applied



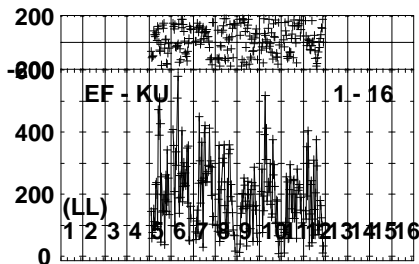
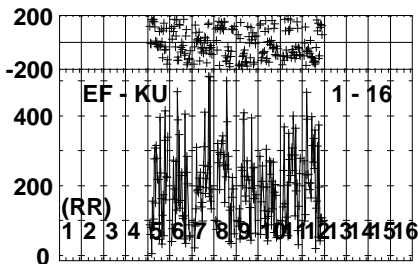
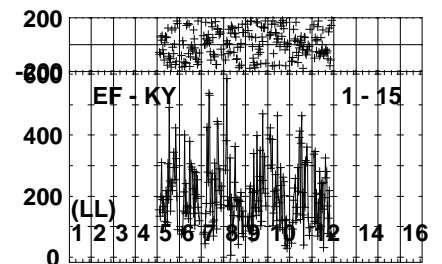
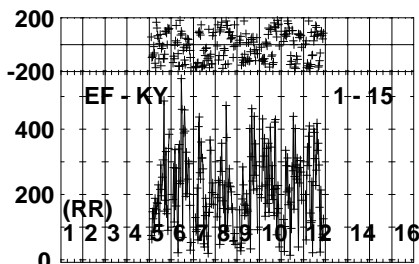
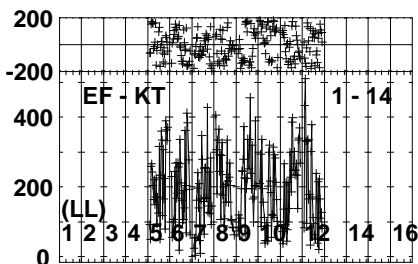
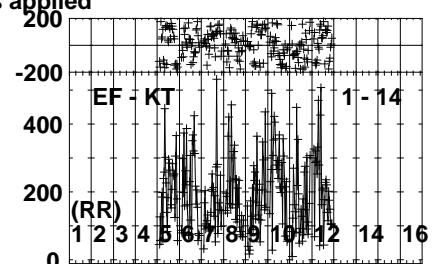
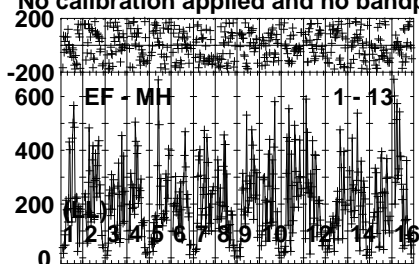
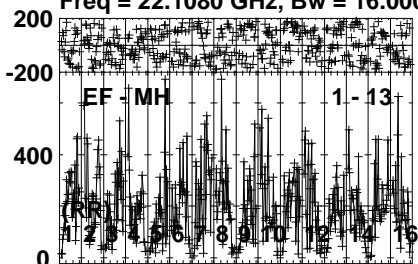
Lower frame: Milli Ampl Jy Top frame: Phas deg
Vector averaged cross-power spectrum Several baselines displayed
Timerange: 00/10:46:01 to 00/10:47:09

Plot file version 753 created 04-APR-2022 10:37:15

LSI61303 EM132A.UVDATA.1

Freq = 22.1080 GHz, Bw = 16.000 MH

No calibration applied and no bandpass applied



0 0 0 0 0 0 0 0 0 0 0 0 0 0 0 0

Channels

0 0 0 0 0 0 0 0 0 0 0 0 0 0 0 0

Channels

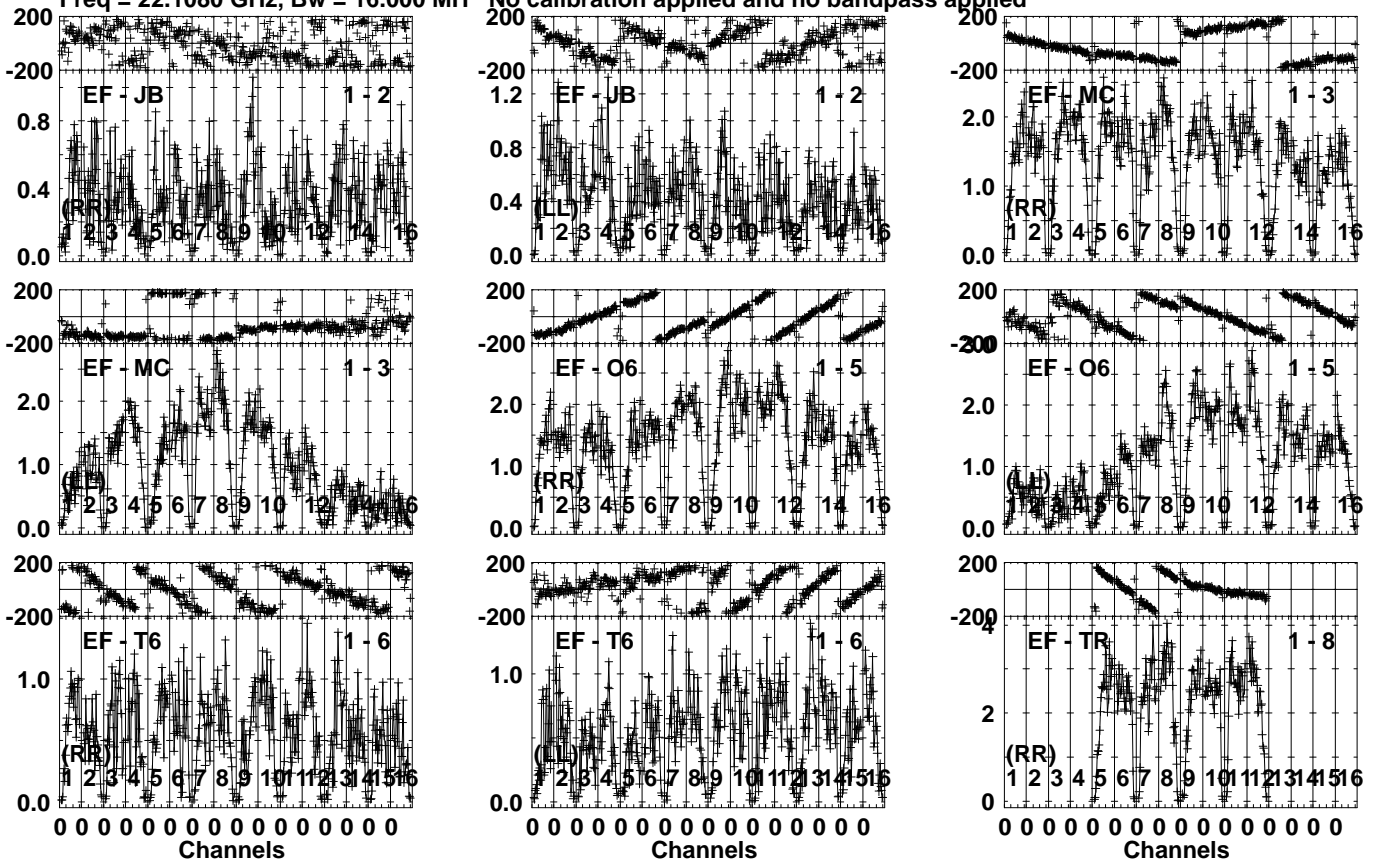
Lower frame: Micro Ampl Jy Top frame: Phas deg
Vector averaged cross-power spectrum Several baselines displayed
Timerange: 00/10:46:01 to 00/10:47:09

Plot file version 754 created 04-APR-2022 10:37:15

J0244+6228 EM132A.UVDATA.1

Freq = 22.1080 GHz, Bw = 16.000 MH

No calibration applied and no bandpass applied



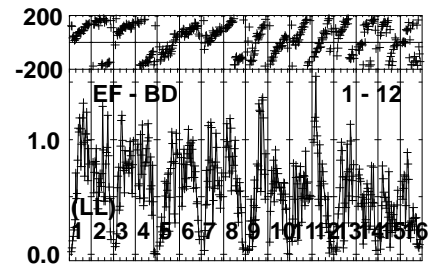
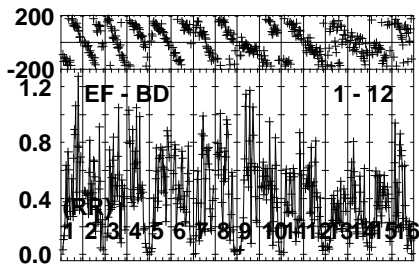
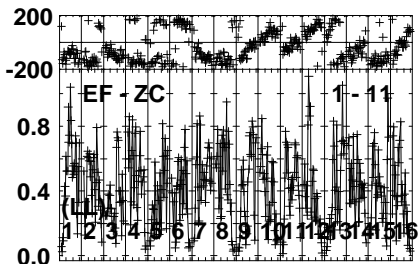
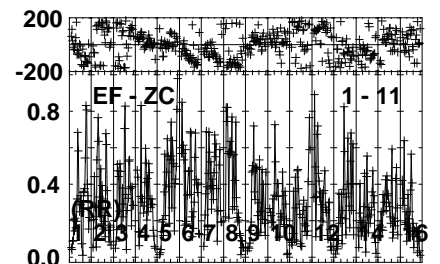
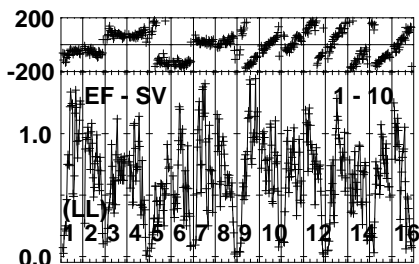
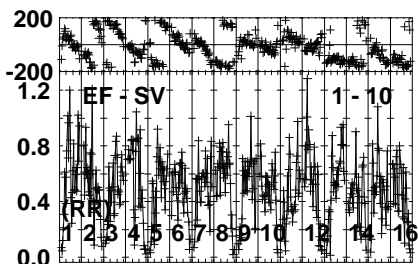
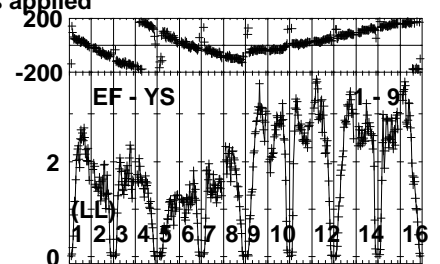
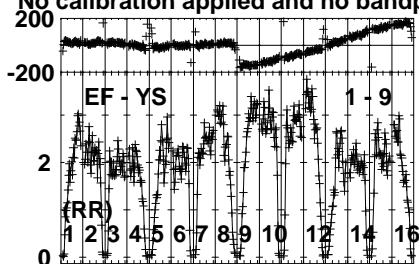
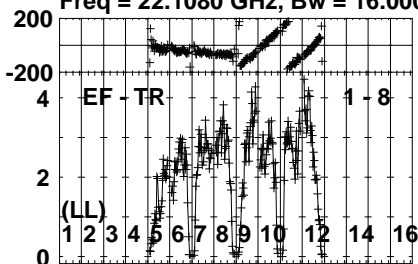
Lower frame: Milli Ampl Jy Top frame: Phas deg
Vector averaged cross-power spectrum Several baselines displayed
Timerange: 00/10:47:11 to 00/10:48:09

Plot file version 755 created 04-APR-2022 10:37:15

J0244+6228 EM132A.UVDATA.1

Freq = 22.1080 GHz, Bw = 16.000 MH

No calibration applied and no bandpass applied



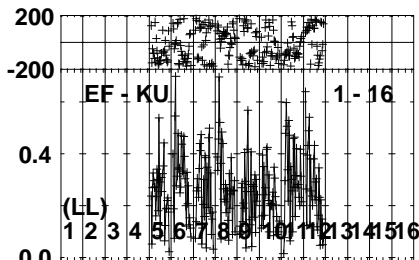
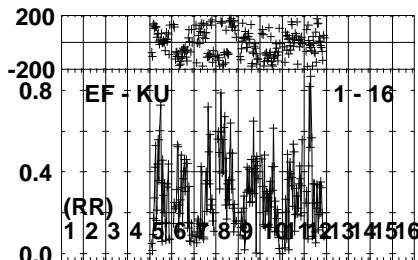
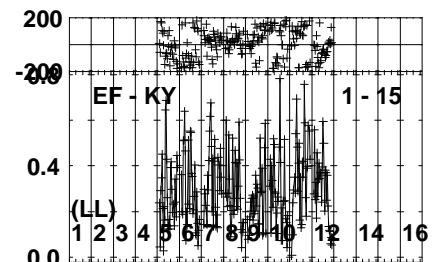
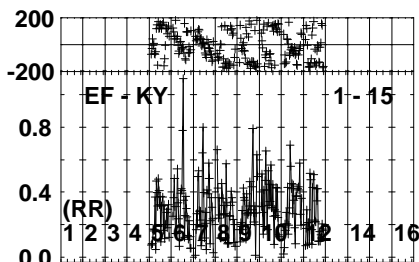
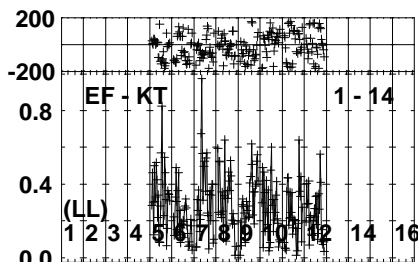
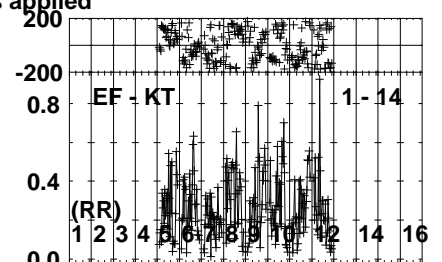
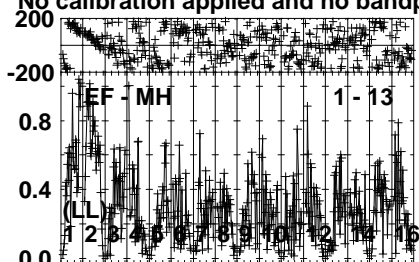
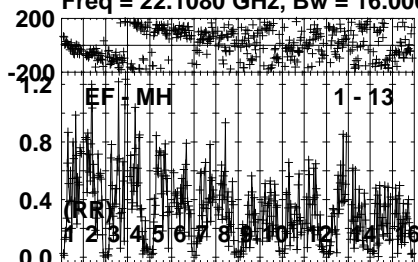
Lower frame: Milli Ampl Jy Top frame: Phas deg
Vector averaged cross-power spectrum Several baselines displayed
Timerange: 00/10:47:11 to 00/10:48:09

Plot file version 756 created 04-APR-2022 10:37:15

J0244+6228 EM132A.UVDATA.1

Freq = 22.1080 GHz, Bw = 16.000 MH

No calibration applied and no bandpass applied



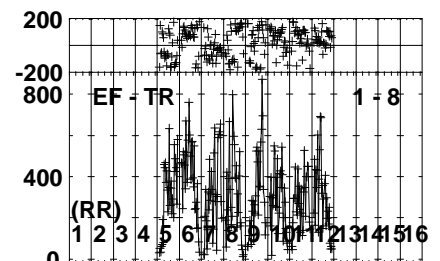
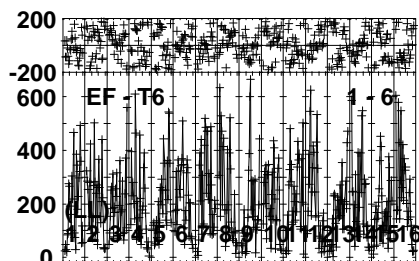
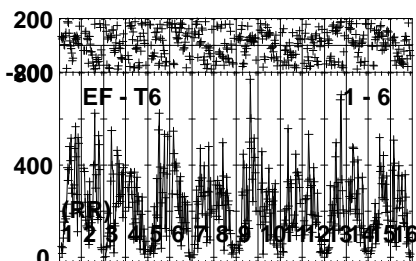
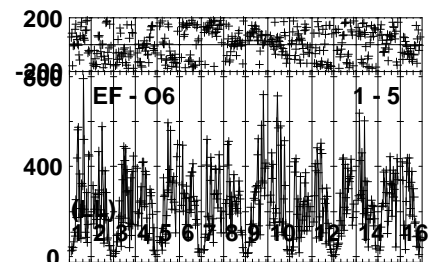
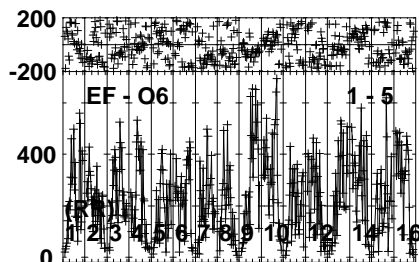
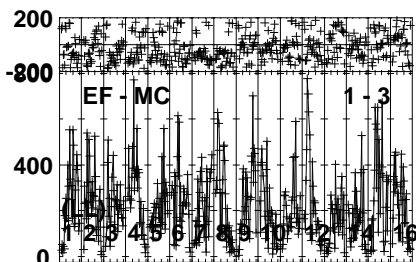
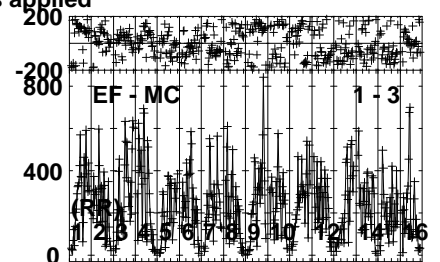
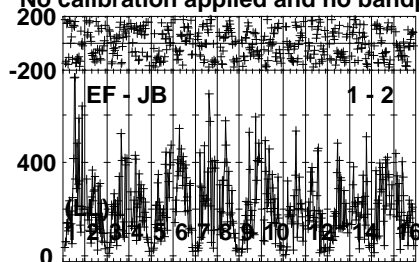
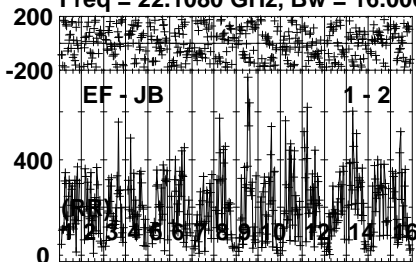
Lower frame: Milli Ampl Jy Top frame: Phas deg
Vector averaged cross-power spectrum Several baselines displayed
Timerange: 00/10:47:11 to 00/10:48:09

Plot file version 757 created 04-APR-2022 10:37:15

LSI61303 EM132A.UVDATA.1

Freq = 22.1080 GHz, Bw = 16.000 MH

No calibration applied and no bandpass applied



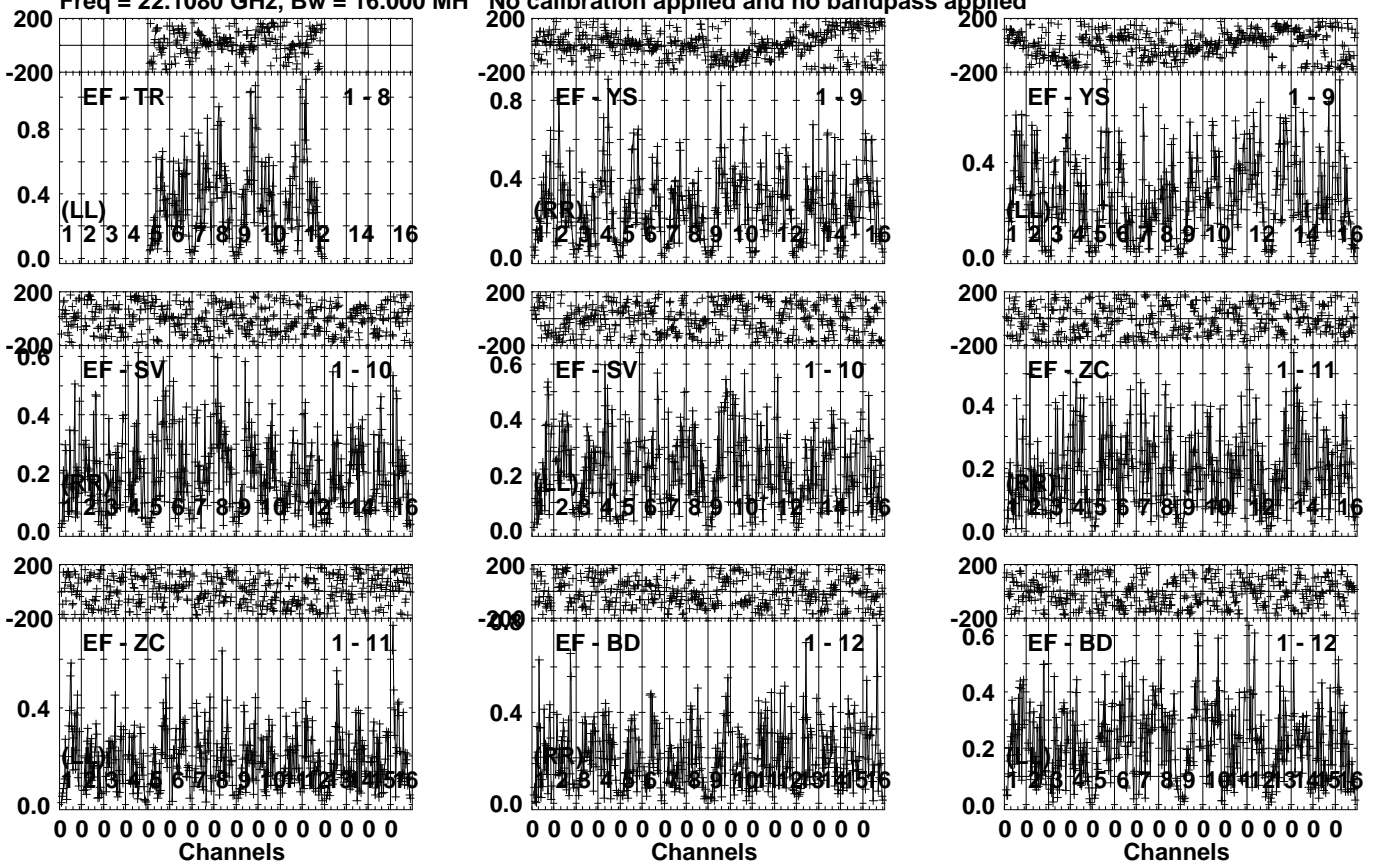
Lower frame: Micro Ampl Jy Top frame: Phas deg
Vector averaged cross-power spectrum Several baselines displayed
Timerange: 00/10:48:11 to 00/10:49:19

Plot file version 758 created 04-APR-2022 10:37:15

LSI61303 EM132A.UVDATA.1

Freq = 22.1080 GHz, Bw = 16.000 MH

No calibration applied and no bandpass applied



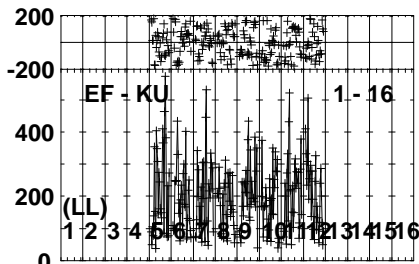
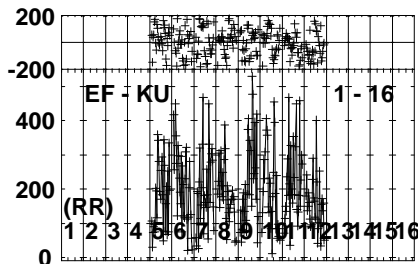
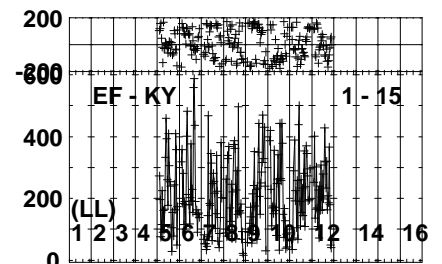
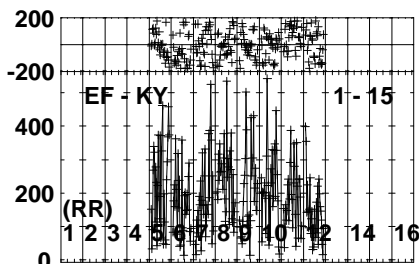
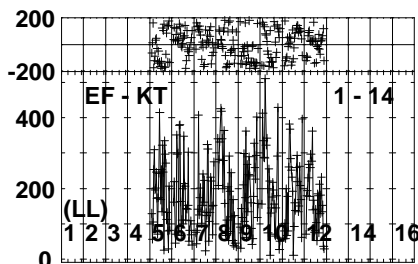
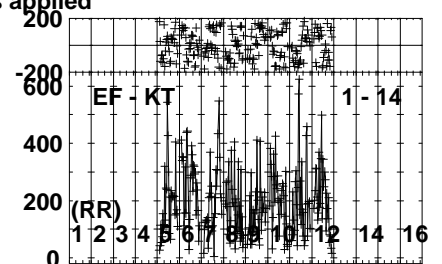
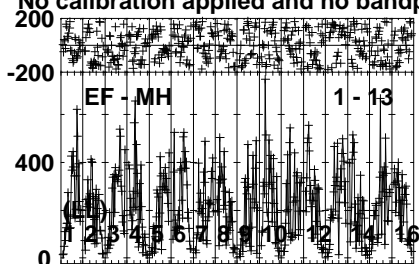
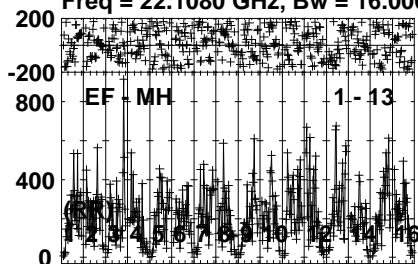
Lower frame: Milli Ampl Jy Top frame: Phas deg
Vector averaged cross-power spectrum Several baselines displayed
Timerange: 00/10:48:11 to 00/10:49:19

Plot file version 759 created 04-APR-2022 10:37:15

LSI61303 EM132A.UVDATA.1

Freq = 22.1080 GHz, Bw = 16.000 MH

No calibration applied and no bandpass applied



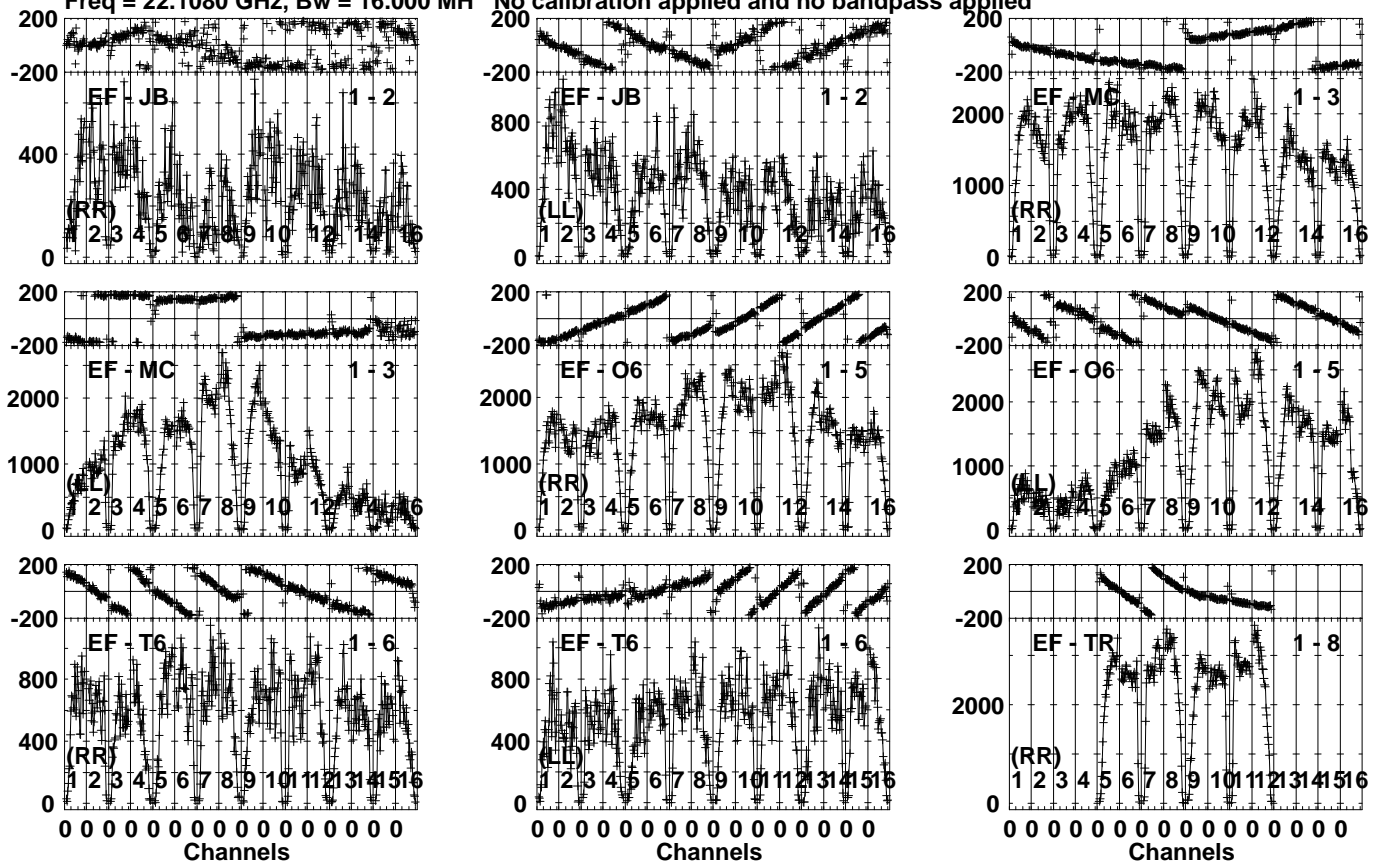
Lower frame: Micro Ampl Jy Top frame: Phas deg
Vector averaged cross-power spectrum Several baselines displayed
Timerange: 00/10:48:11 to 00/10:49:19

Plot file version 760 created 04-APR-2022 10:37:15

J0244+6228 EM132A.UVDATA.1

Freq = 22.1080 GHz, Bw = 16.000 MH

No calibration applied and no bandpass applied



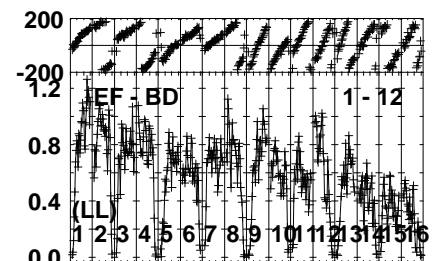
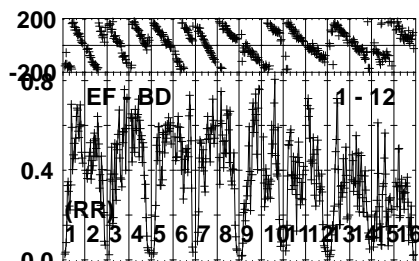
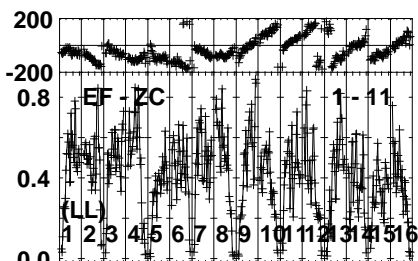
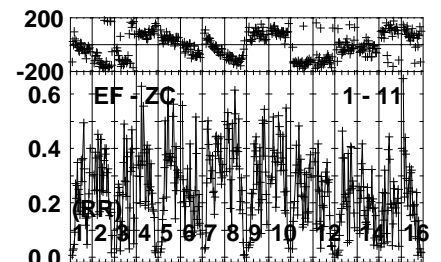
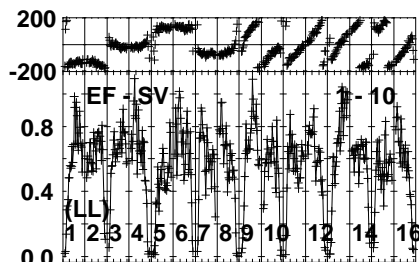
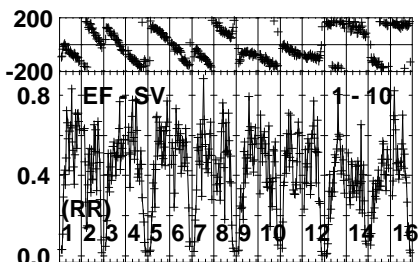
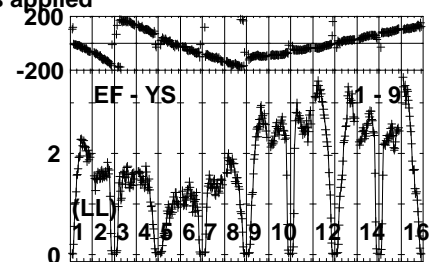
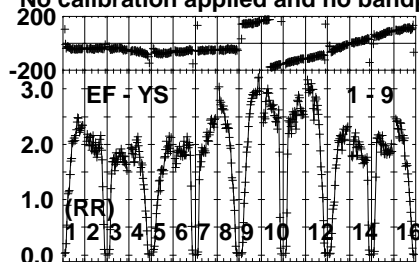
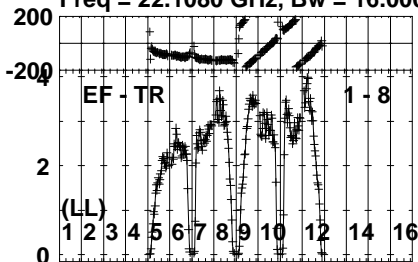
Lower frame: Micro Ampl Jy Top frame: Phas deg
 Vector averaged cross-power spectrum Several baselines displayed
 Timerange: 00/10:50:01 to 00/10:50:59

Plot file version 761 created 04-APR-2022 10:37:15

J0244+6228 EM132A.UVDATA.1

Freq = 22.1080 GHz, Bw = 16.000 MH

No calibration applied and no bandpass applied



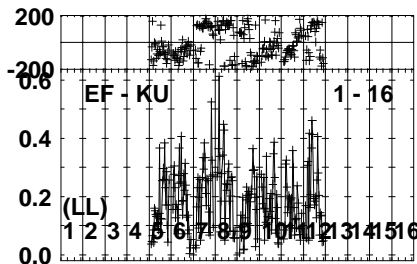
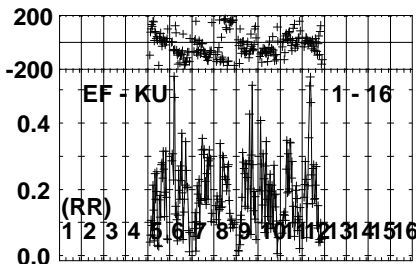
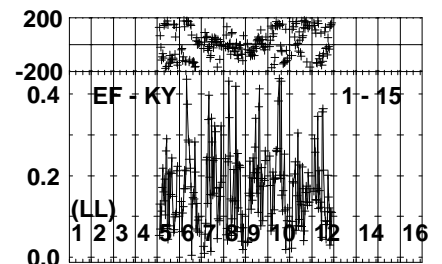
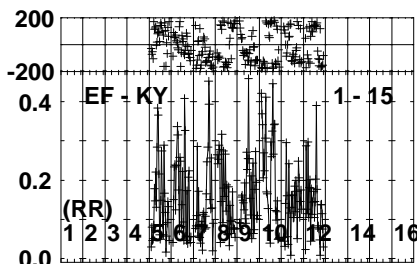
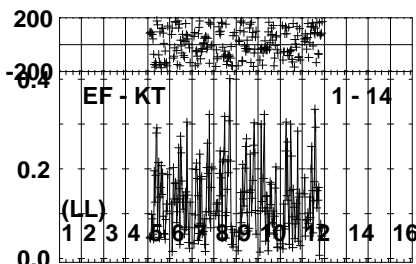
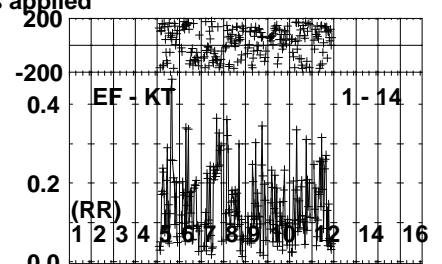
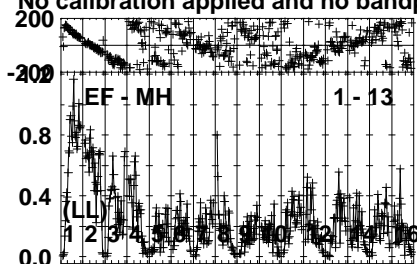
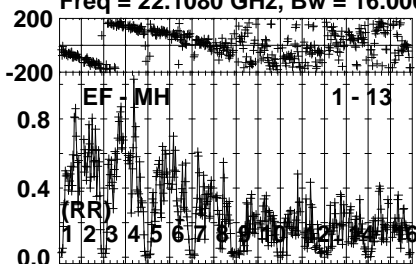
Lower frame: Milli Ampl Jy Top frame: Phas deg
Vector averaged cross-power spectrum Several baselines displayed
Timerange: 00/10:50:01 to 00/10:50:59

Plot file version 762 created 04-APR-2022 10:37:15

J0244+6228 EM132A.UVDATA.1

Freq = 22.1080 GHz, Bw = 16.000 MH

No calibration applied and no bandpass applied



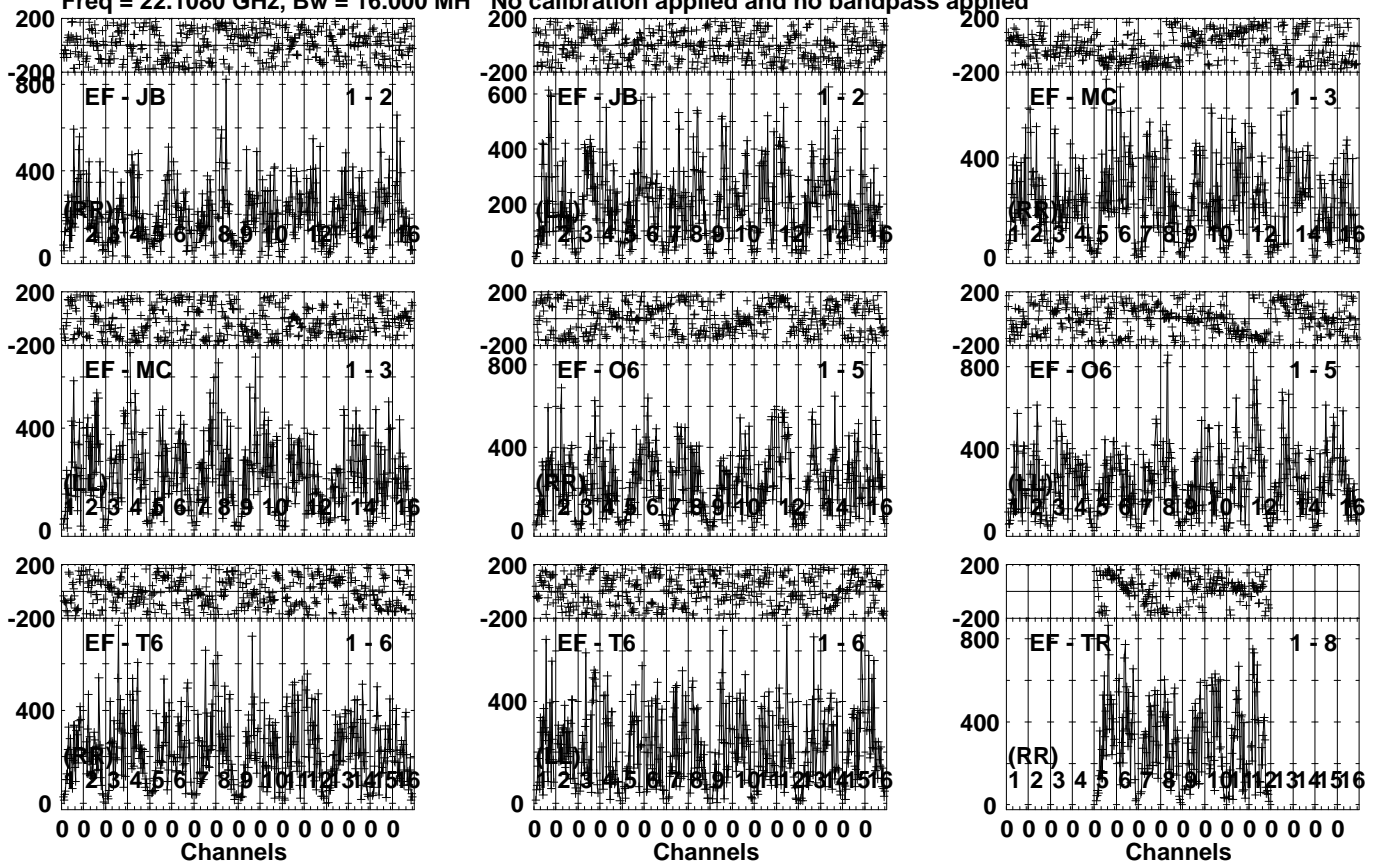
Lower frame: Milli Ampl Jy Top frame: Phas deg
Vector averaged cross-power spectrum Several baselines displayed
Timerange: 00/10:50:01 to 00/10:50:59

Plot file version 763 created 04-APR-2022 10:37:15

LSI61303 EM132A.UVDATA.1

Freq = 22.1080 GHz, Bw = 16.000 MH

No calibration applied and no bandpass applied



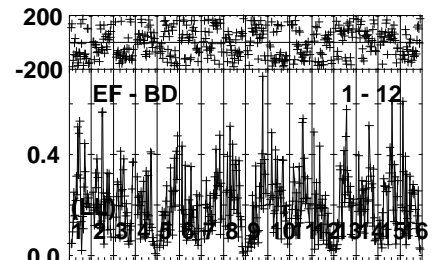
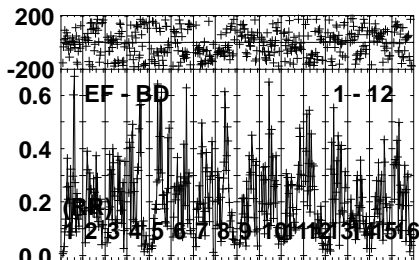
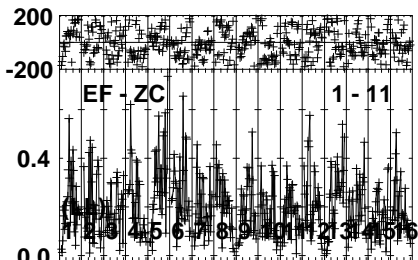
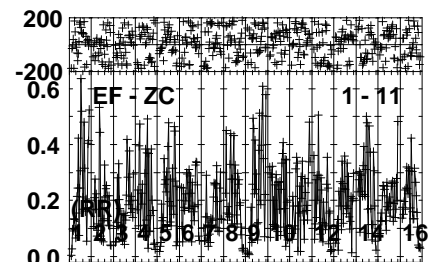
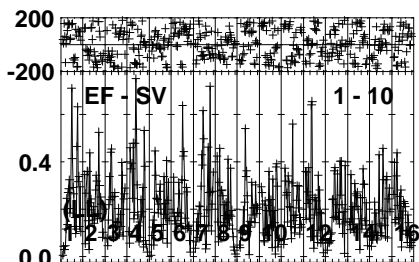
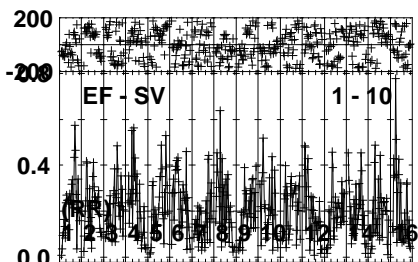
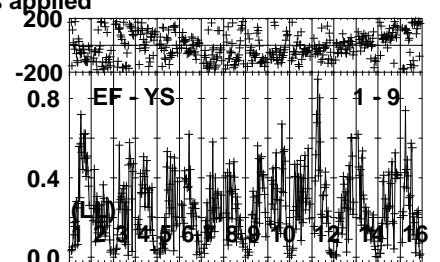
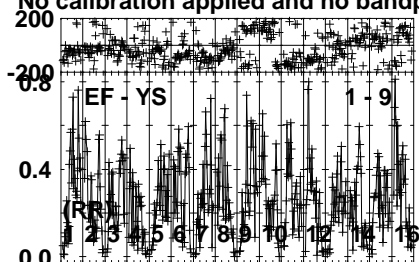
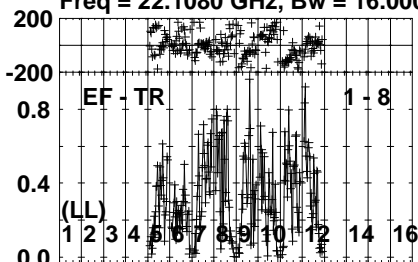
Lower frame: Micro Ampl Jy Top frame: Phas deg
Vector averaged cross-power spectrum Several baselines displayed
Timerange: 00/10:51:01 to 00/10:52:09

Plot file version 764 created 04-APR-2022 10:37:15

LSI61303 EM132A.UVDATA.1

Freq = 22.1080 GHz, Bw = 16.000 MH

No calibration applied and no bandpass applied



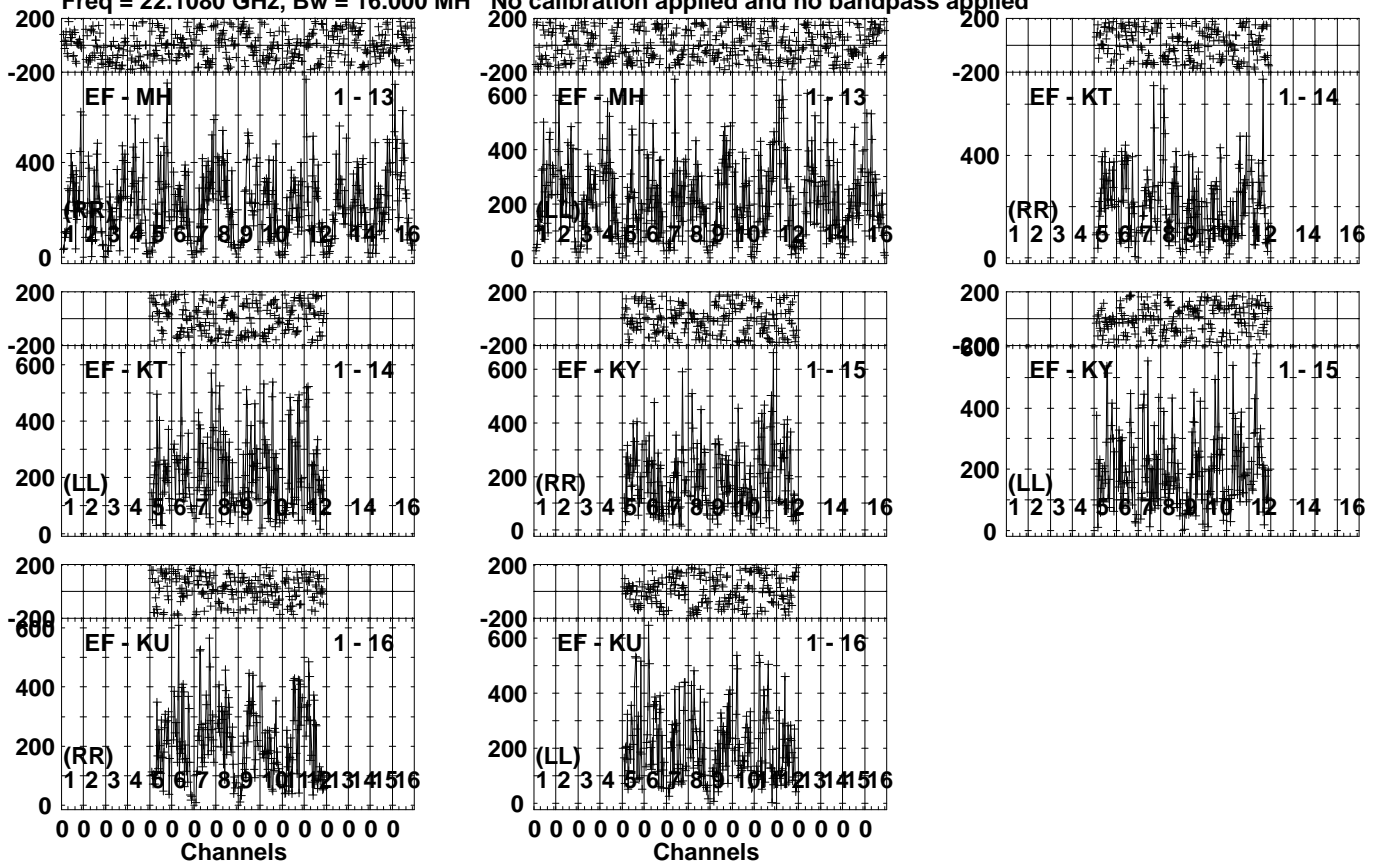
Lower frame: Milli Ampl Jy Top frame: Phas deg
Vector averaged cross-power spectrum Several baselines displayed
Timerange: 00/10:51:01 to 00/10:52:09

Plot file version 765 created 04-APR-2022 10:37:16

LSI61303 EM132A.UVDATA.1

Freq = 22.1080 GHz, Bw = 16.000 MH

No calibration applied and no bandpass applied



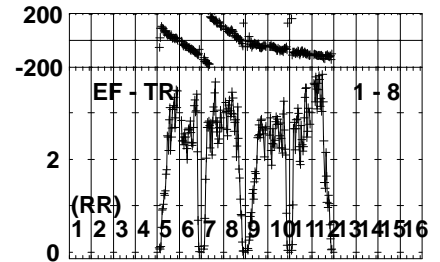
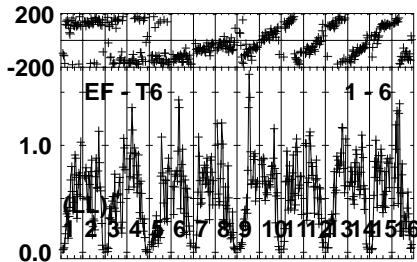
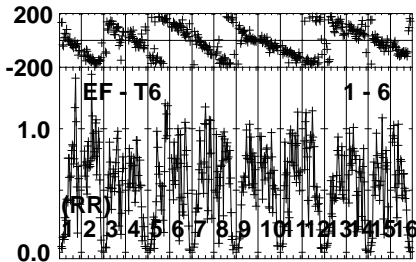
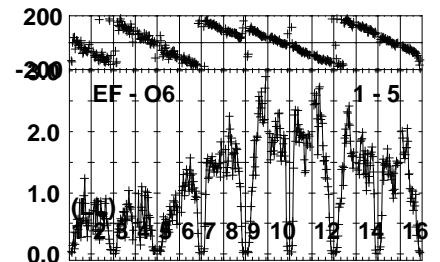
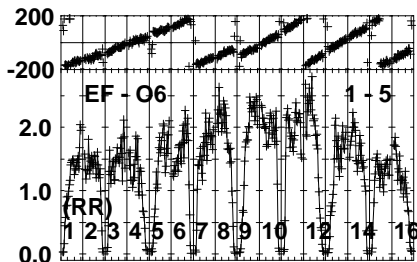
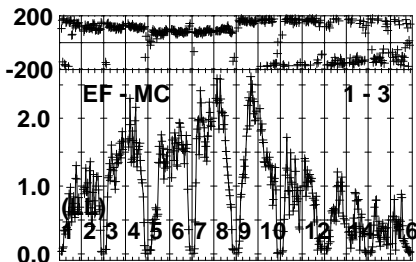
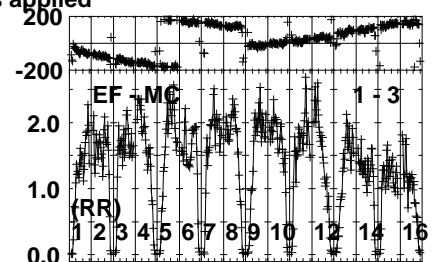
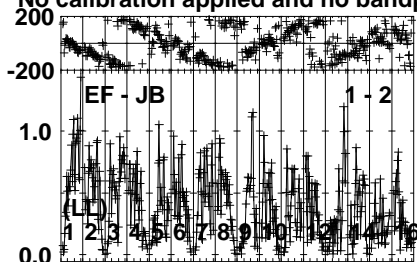
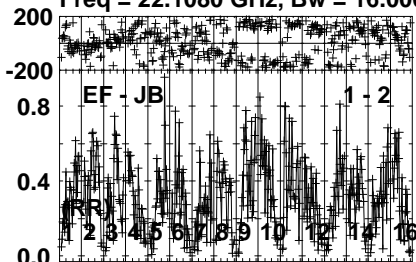
Lower frame: Micro Ampl Jy Top frame: Phas deg
Vector averaged cross-power spectrum Several baselines displayed
Timerange: 00/10:51:01 to 00/10:52:09

Plot file version 766 created 04-APR-2022 10:37:16

J0244+6228 EM132A.UVDATA.1

Freq = 22.1080 GHz, Bw = 16.000 MH

No calibration applied and no bandpass applied



0 0 0 0 0 0 0 0 0 0 0 0 0 0 0 0
Channels

0 0 0 0 0 0 0 0 0 0 0 0 0 0 0 0
Channels

0 0 0 0 0 0 0 0 0 0 0 0 0 0 0 0
Channels

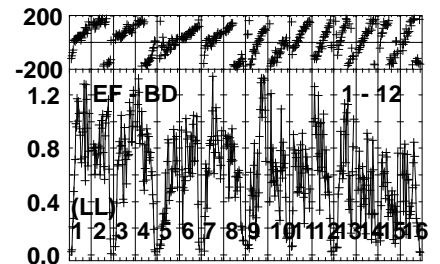
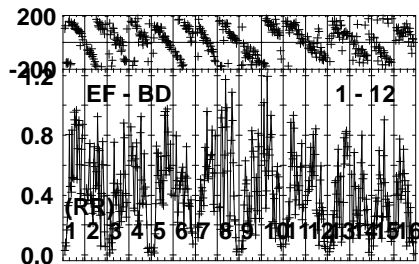
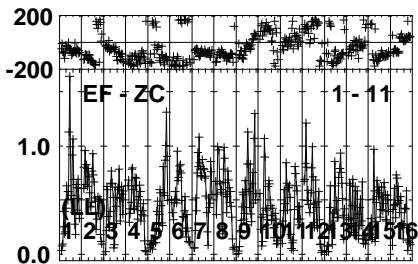
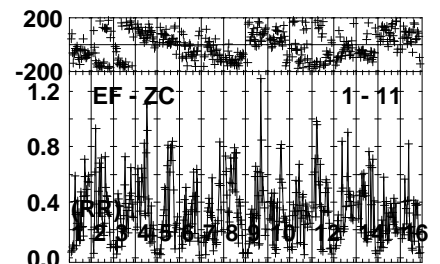
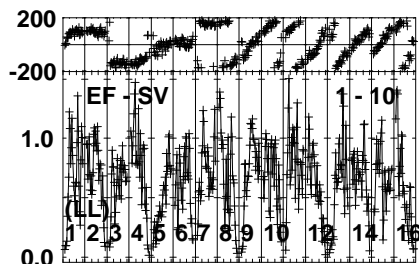
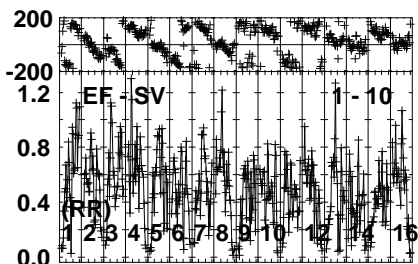
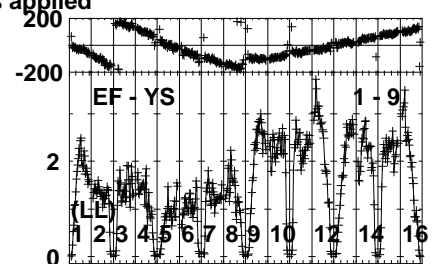
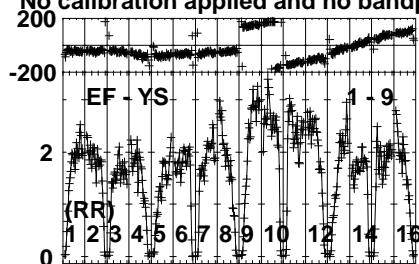
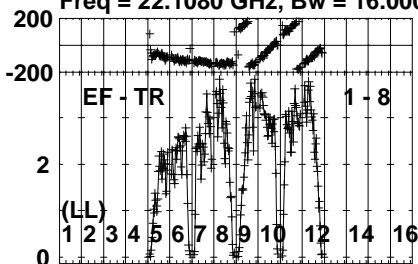
Lower frame: Milli Ampl Jy Top frame: Phas deg
Vector averaged cross-power spectrum Several baselines displayed
Timerange: 00/10:52:11 to 00/10:53:09

Plot file version 767 created 04-APR-2022 10:37:16

J0244+6228 EM132A.UVDATA.1

Freq = 22.1080 GHz, Bw = 16.000 MH

No calibration applied and no bandpass applied



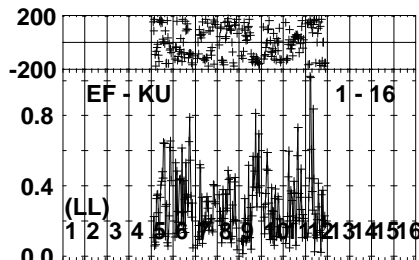
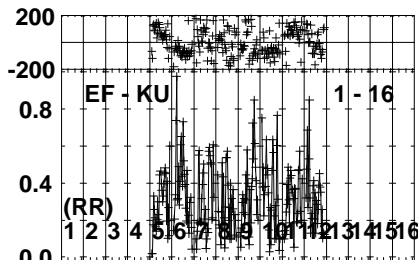
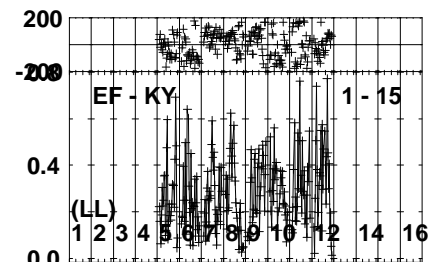
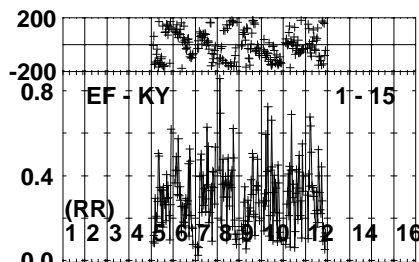
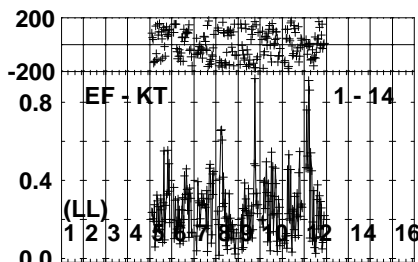
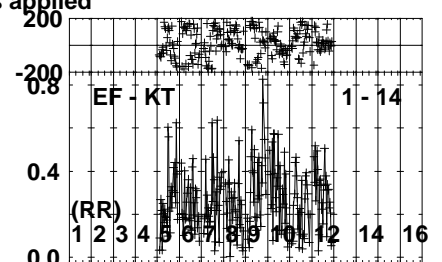
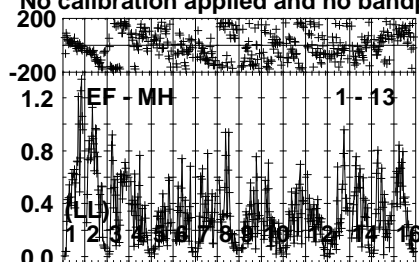
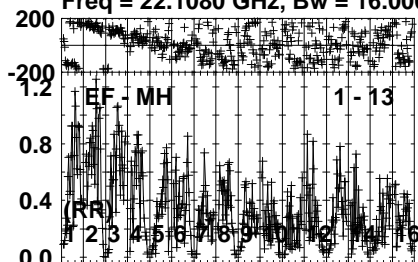
Lower frame: Milli Ampl Jy Top frame: Phas deg
Vector averaged cross-power spectrum Several baselines displayed
Timerange: 00/10:52:11 to 00/10:53:09

Plot file version 768 created 04-APR-2022 10:37:16

J0244+6228 EM132A.UVDATA.1

Freq = 22.1080 GHz, Bw = 16.000 MH

No calibration applied and no bandpass applied



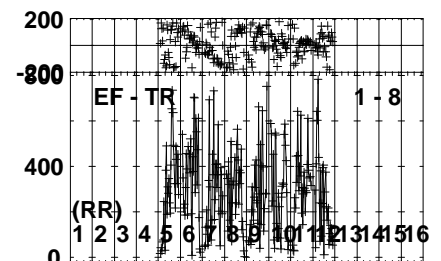
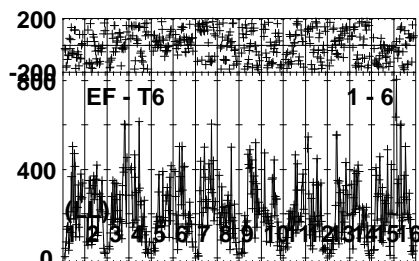
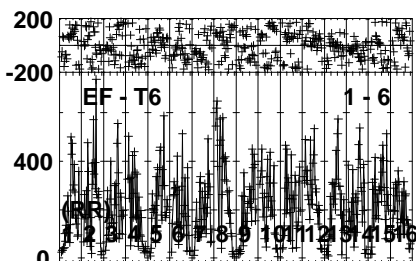
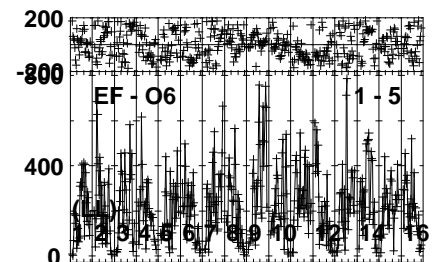
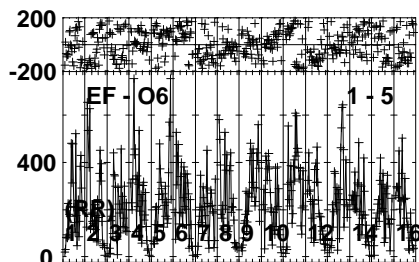
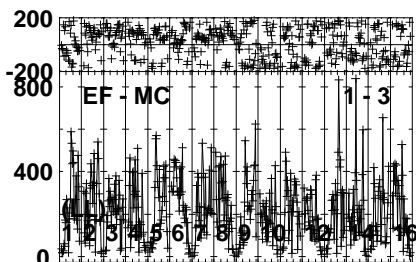
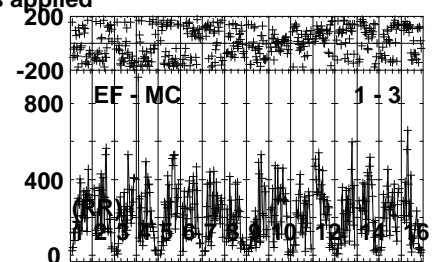
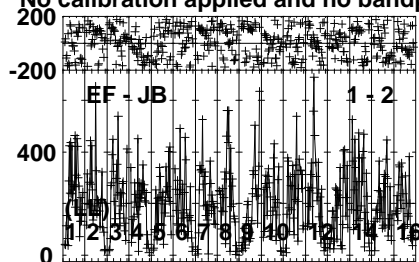
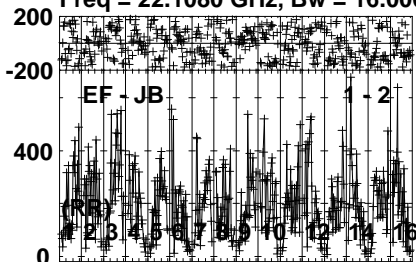
Lower frame: Milli Ampl Jy Top frame: Phas deg
Vector averaged cross-power spectrum Several baselines displayed
Timerange: 00/10:52:11 to 00/10:53:09

Plot file version 769 created 04-APR-2022 10:37:16

LSI61303 EM132A.UVDATA.1

Freq = 22.1080 GHz, Bw = 16.000 MH

No calibration applied and no bandpass applied



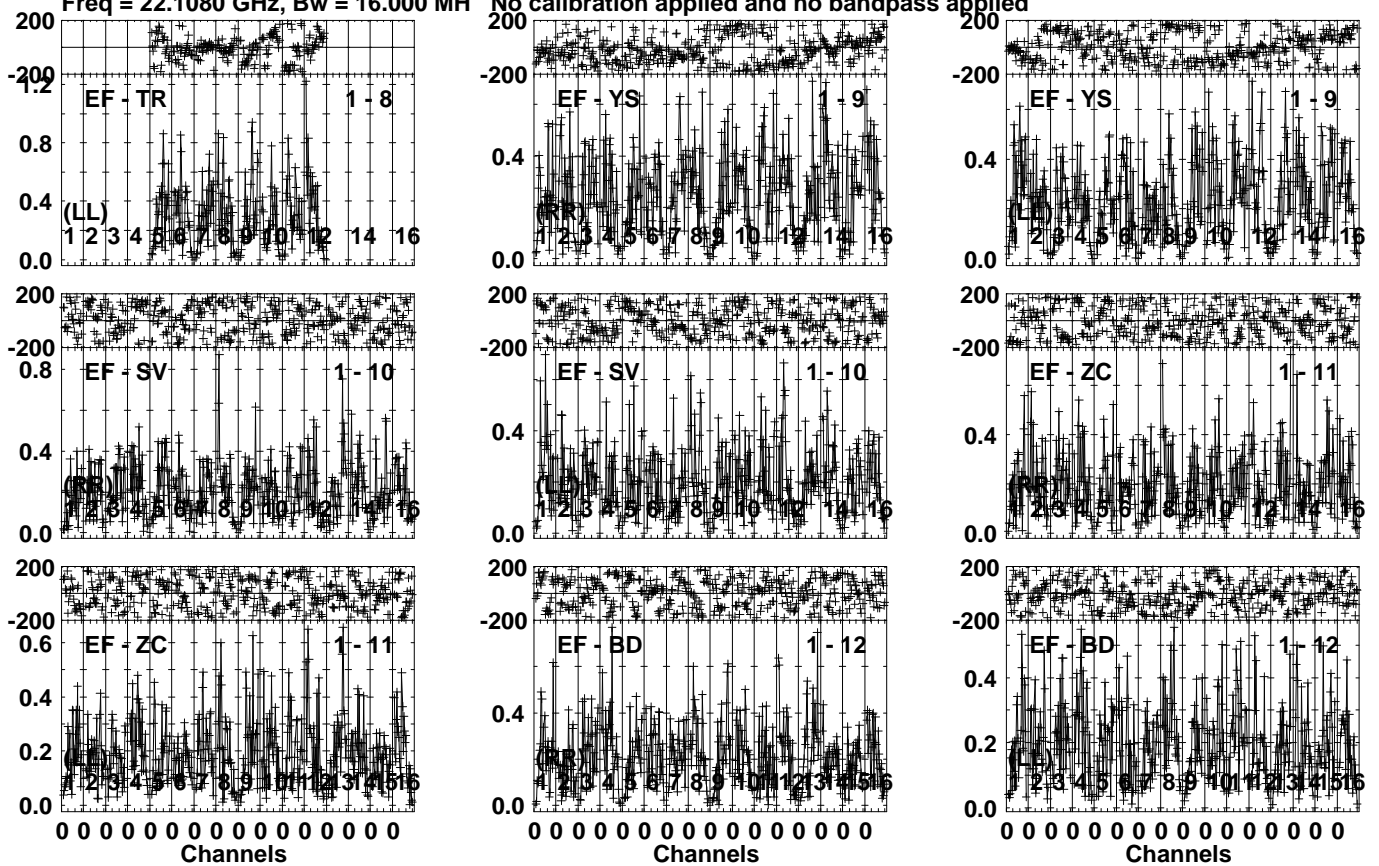
Lower frame: Micro Ampl Jy Top frame: Phas deg
Vector averaged cross-power spectrum Several baselines displayed
Timerange: 00/10:53:11 to 00/10:54:19

Plot file version 770 created 04-APR-2022 10:37:16

LSI61303 EM132A.UVDATA.1

Freq = 22.1080 GHz, Bw = 16.000 MH

No calibration applied and no bandpass applied



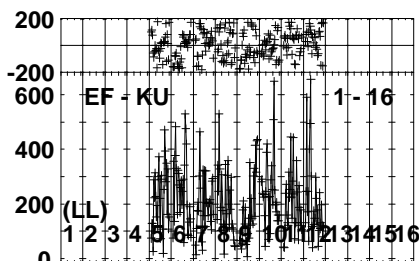
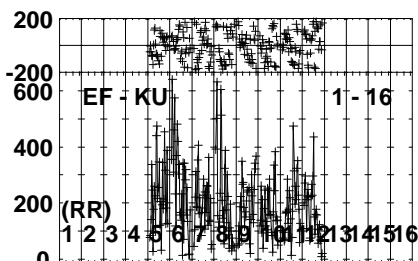
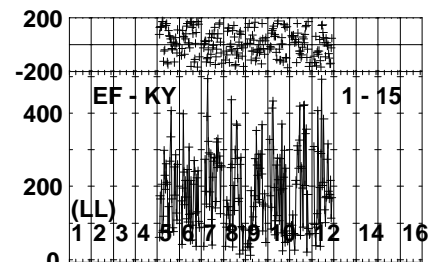
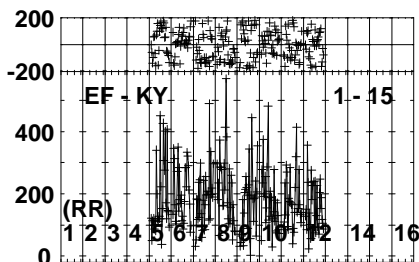
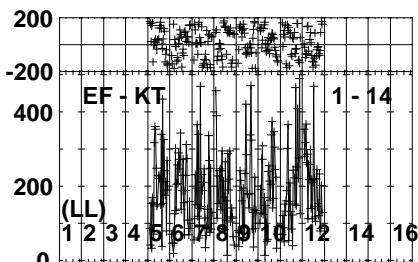
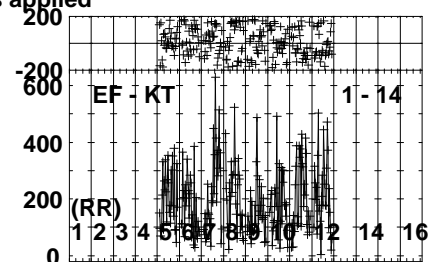
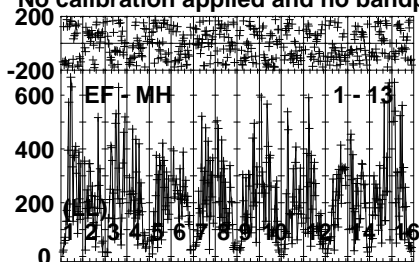
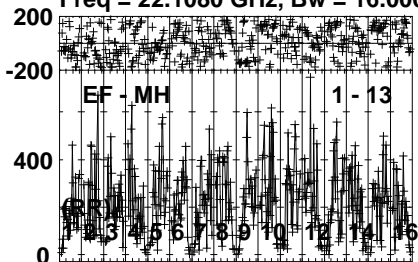
Lower frame: Milli Ampl Jy Top frame: Phas deg
Vector averaged cross-power spectrum Several baselines displayed
Timerange: 00/10:53:11 to 00/10:54:19

Plot file version 771 created 04-APR-2022 10:37:16

LSI61303 EM132A.UVDATA.1

Freq = 22.1080 GHz, Bw = 16.000 MH

No calibration applied and no bandpass applied



0 0 0 0 0 0 0 0 0 0 0 0 0 0 0 0

Channels

0 0 0 0 0 0 0 0 0 0 0 0 0 0 0 0

Channels

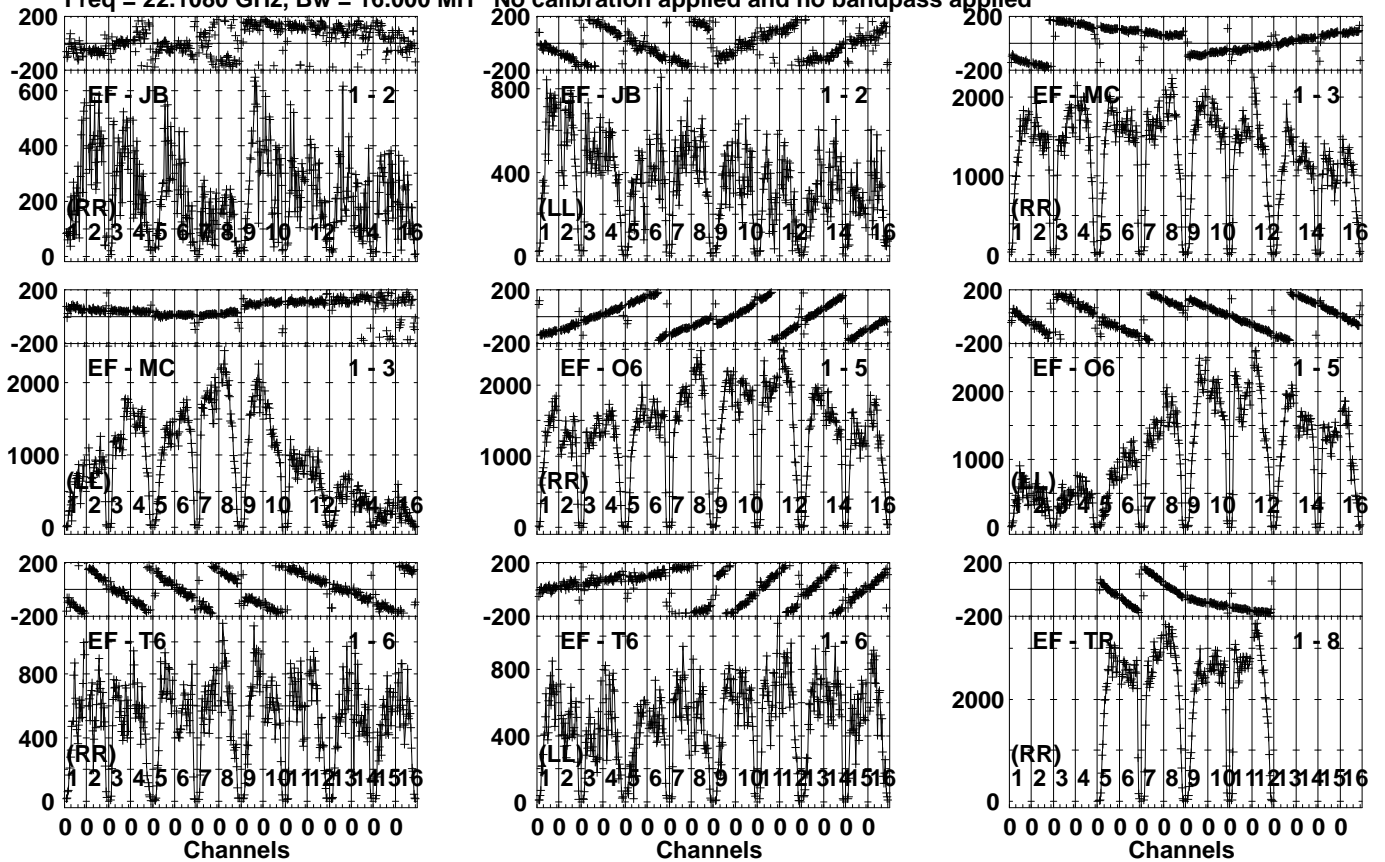
Lower frame: Micro Ampl Jy Top frame: Phas deg
Vector averaged cross-power spectrum Several baselines displayed
Timerange: 00/10:53:11 to 00/10:54:19

Plot file version 772 created 04-APR-2022 10:37:16

J0244+6228 EM132A.UVDATA.1

Freq = 22.1080 GHz, Bw = 16.000 MH

No calibration applied and no bandpass applied



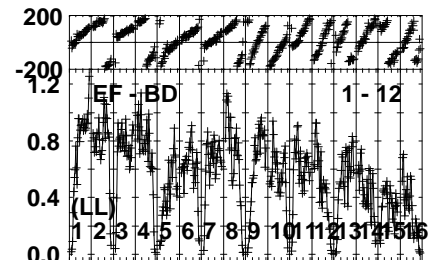
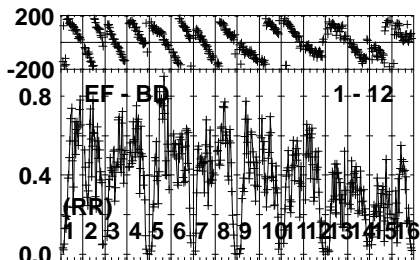
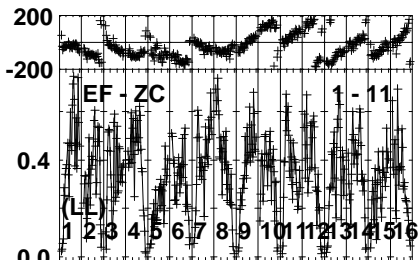
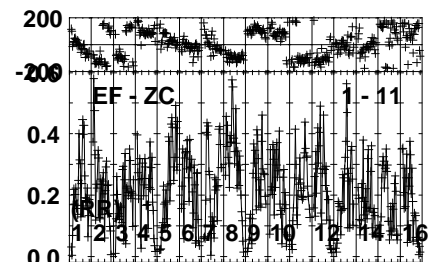
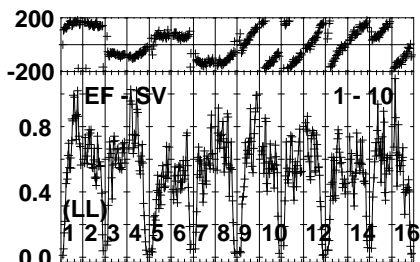
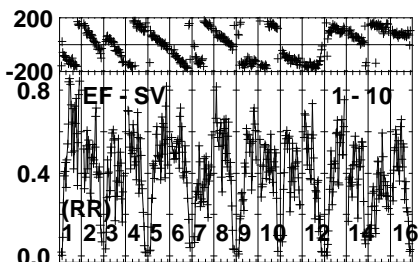
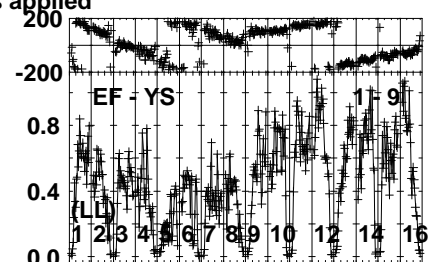
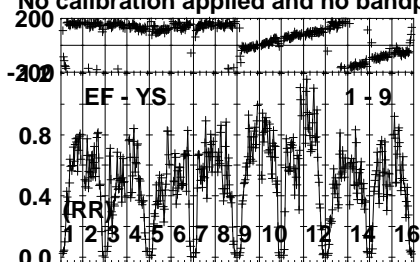
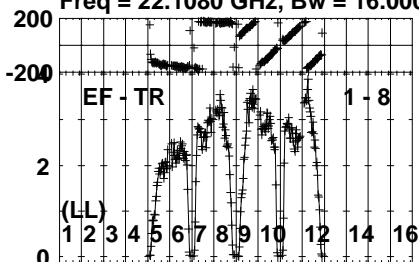
Lower frame: Micro Ampl Jy Top frame: Phas deg
Vector averaged cross-power spectrum Several baselines displayed
Timerange: 00/10:55:01 to 00/10:55:59

Plot file version 773 created 04-APR-2022 10:37:16

J0244+6228 EM132A.UVDATA.1

Freq = 22.1080 GHz, Bw = 16.000 MH

No calibration applied and no bandpass applied



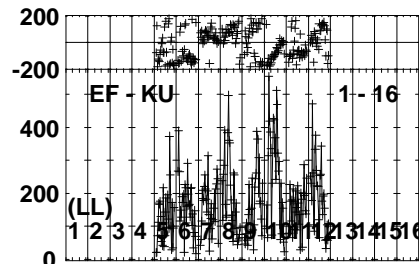
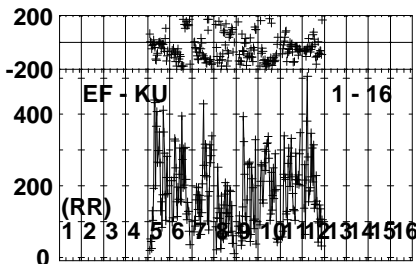
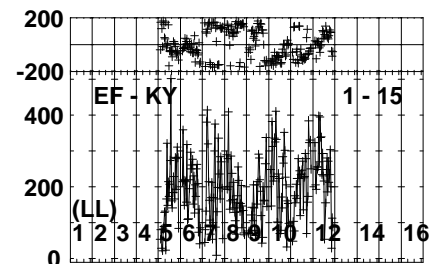
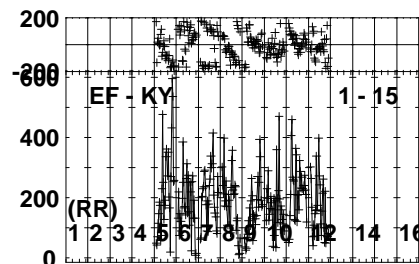
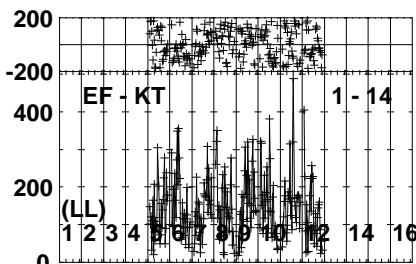
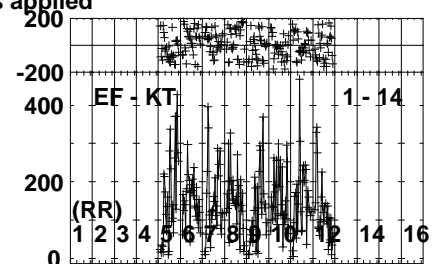
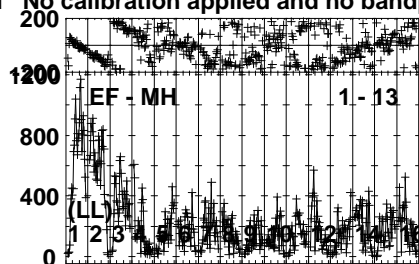
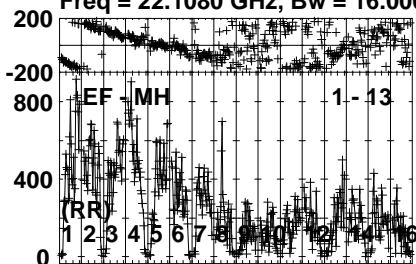
Lower frame: Milli Ampl Jy Top frame: Phas deg
Vector averaged cross-power spectrum Several baselines displayed
Timerange: 00/10:55:01 to 00/10:55:59

Plot file version 774 created 04-APR-2022 10:37:16

J0244+6228 EM132A.UVDATA.1

Freq = 22.1080 GHz, Bw = 16.000 MH

No calibration applied and no bandpass applied



0 0 0 0 0 0 0 0 0 0 0 0 0 0 0 0

0 0 0 0 0 0 0 0 0 0 0 0 0 0 0 0

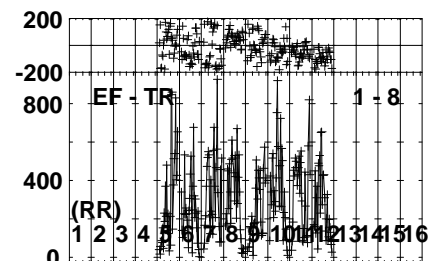
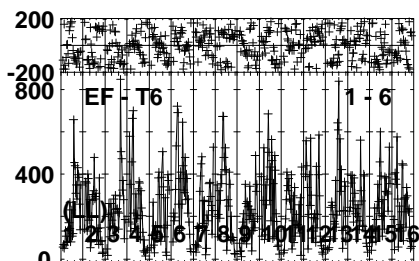
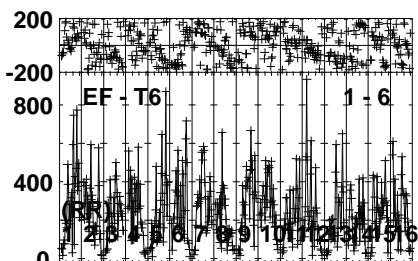
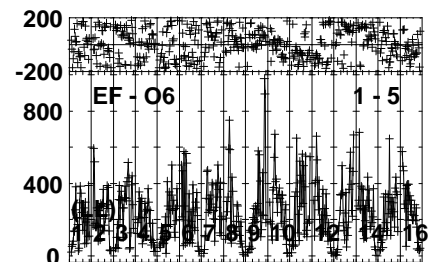
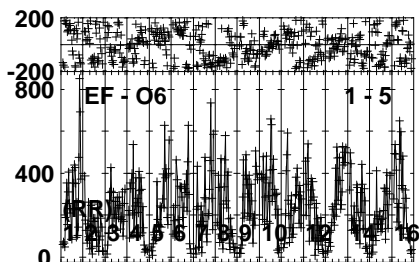
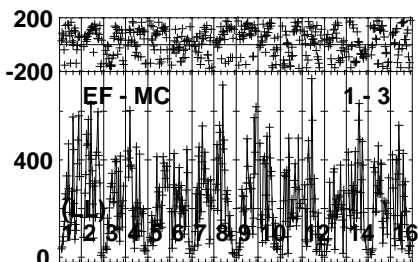
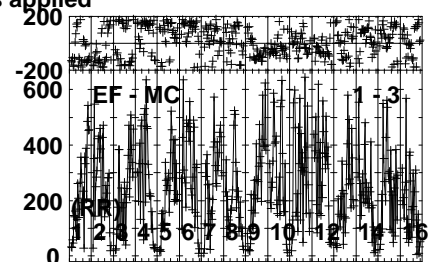
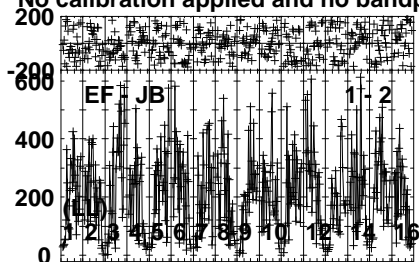
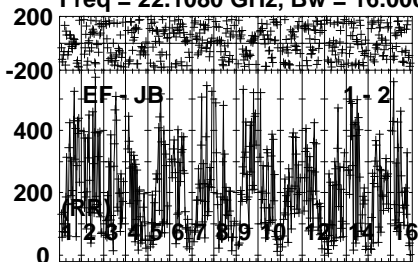
Lower frame: Micro Ampl Jy Top frame: Phas deg
Vector averaged cross-power spectrum Several baselines displayed
Timerange: 00/10:55:01 to 00/10:55:59

Plot file version 775 created 04-APR-2022 10:37:16

LSI61303 EM132A.UVDATA.1

Freq = 22.1080 GHz, Bw = 16.000 MH

No calibration applied and no bandpass applied



0 0 0 0 0 0 0 0 0 0 0 0 0 0 0 0

Lower frame: Micro Ampl Jy Top frame: Phas deg

Vector averaged cross-power spectrum Several baselines displayed

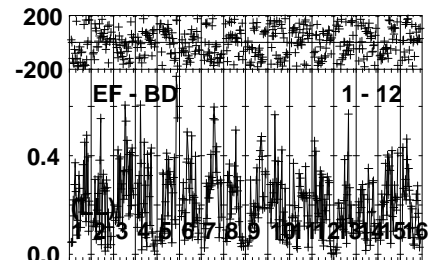
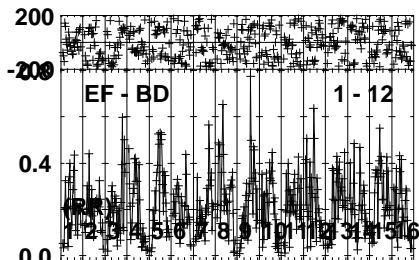
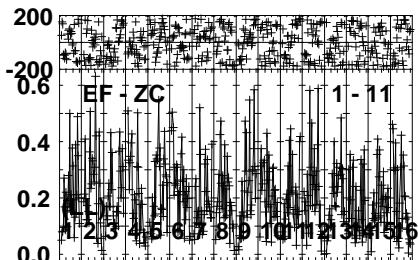
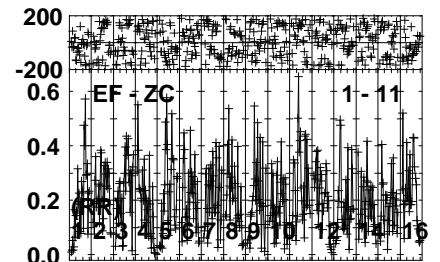
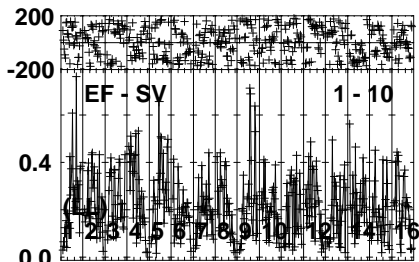
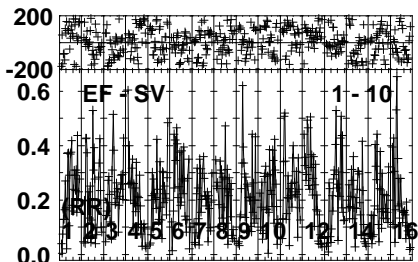
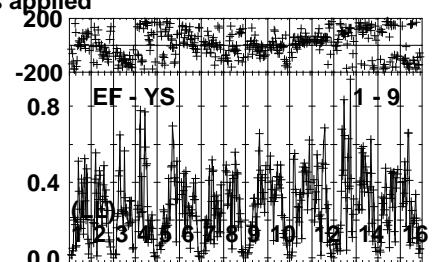
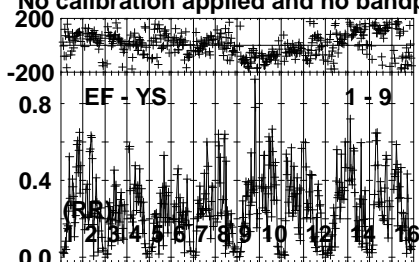
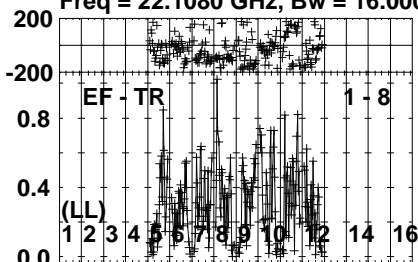
Timerange: 00/10:56:01 to 00/10:57:09

Plot file version 776 created 04-APR-2022 10:37:17

LSI61303 EM132A.UVDATA.1

Freq = 22.1080 GHz, Bw = 16.000 MH

No calibration applied and no bandpass applied



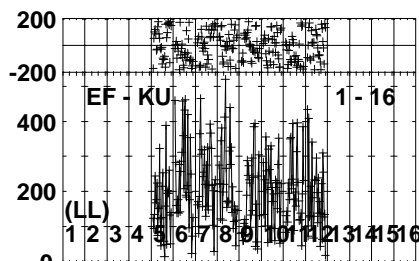
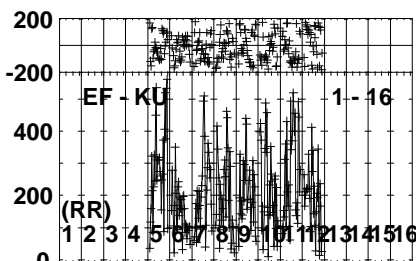
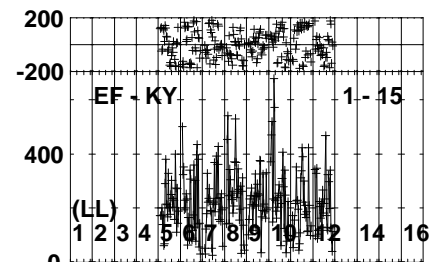
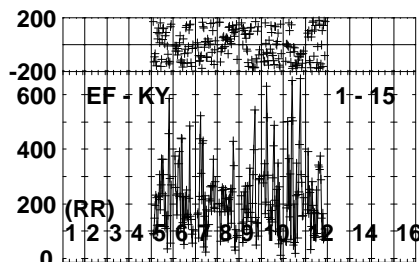
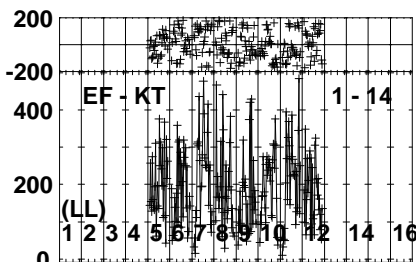
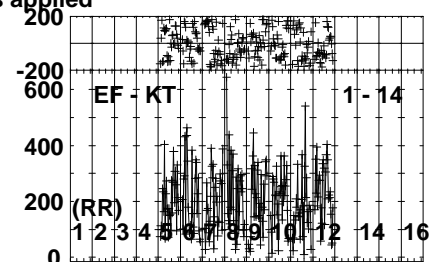
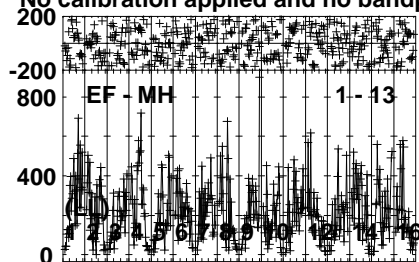
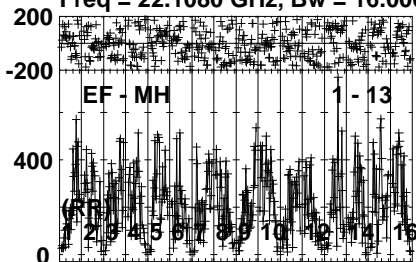
Lower frame: Milli Ampl Jy Top frame: Phas deg
Vector averaged cross-power spectrum Several baselines displayed
Timerange: 00/10:56:01 to 00/10:57:09

Plot file version 777 created 04-APR-2022 10:37:17

LSI61303 EM132A.UVDATA.1

Freq = 22.1080 GHz, Bw = 16.000 MH

No calibration applied and no bandpass applied



0 0 0 0 0 0 0 0 0 0 0 0 0 0 0 0

Channels Lower frame: Micro Ampl Jy Top frame: Phas deg

Vector averaged cross-power spectrum Several baselines displayed

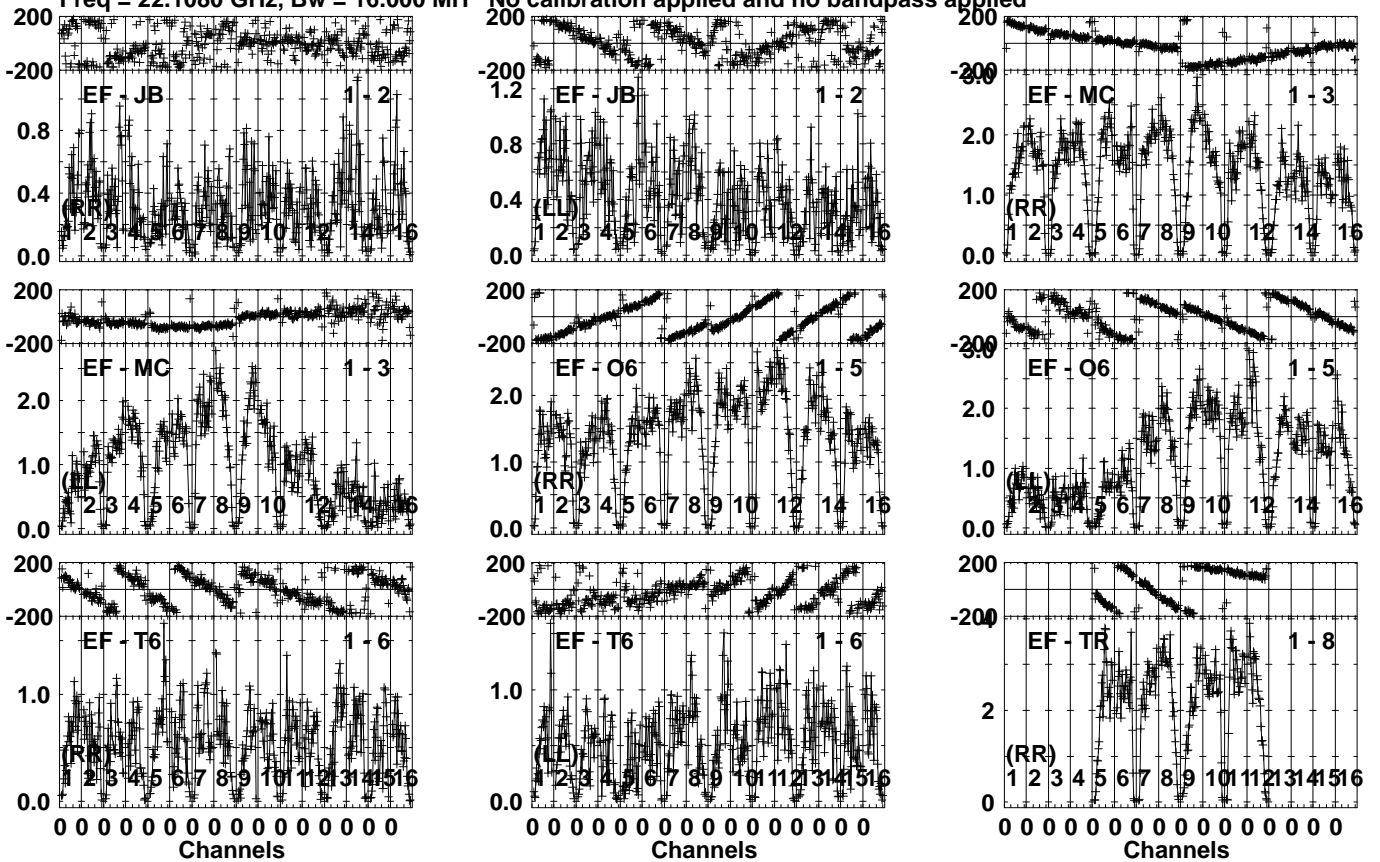
Timerange: 00/10:56:01 to 00/10:57:09

Plot file version 778 created 04-APR-2022 10:37:17

J0244+6228 EM132A.UVDATA.1

Freq = 22.1080 GHz, Bw = 16.000 MH

No calibration applied and no bandpass applied



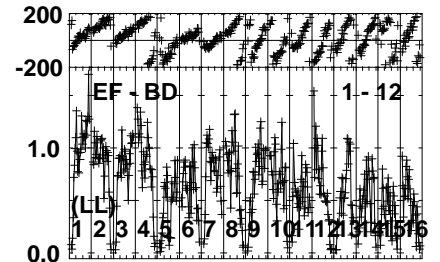
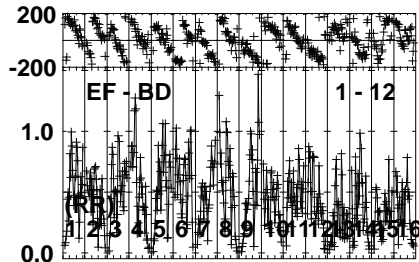
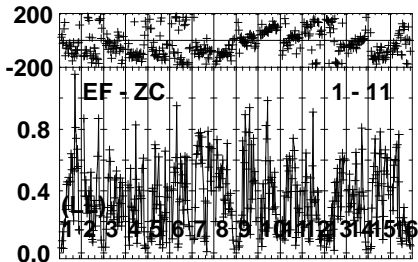
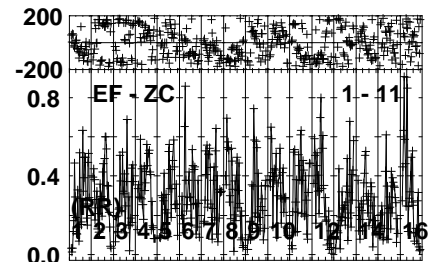
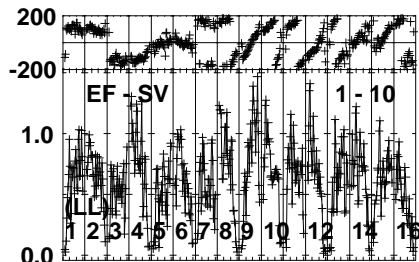
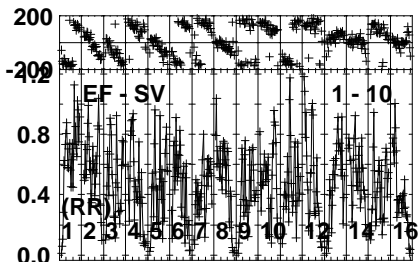
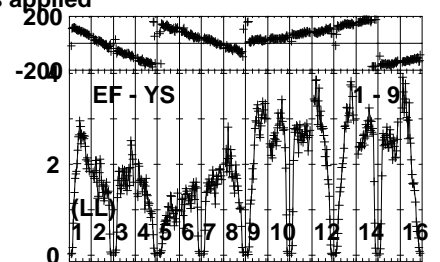
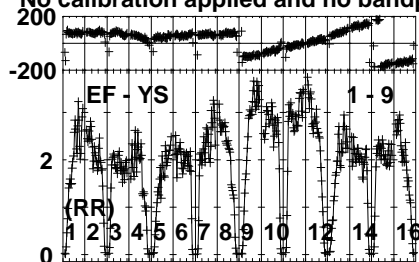
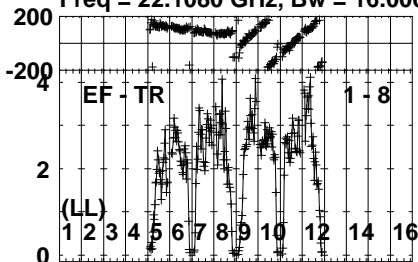
Lower frame: Milli Ampl Jy Top frame: Phas deg
Vector averaged cross-power spectrum Several baselines displayed
Timerange: 00/10:57:11 to 00/10:58:09

Plot file version 779 created 04-APR-2022 10:37:17

J0244+6228 EM132A.UVDATA.1

Freq = 22.1080 GHz, Bw = 16.000 MH

No calibration applied and no bandpass applied



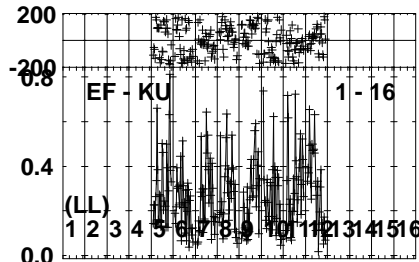
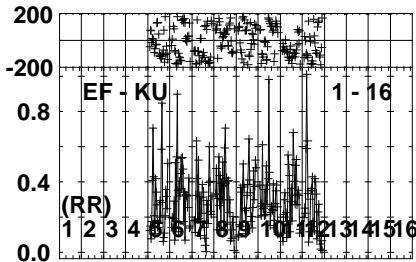
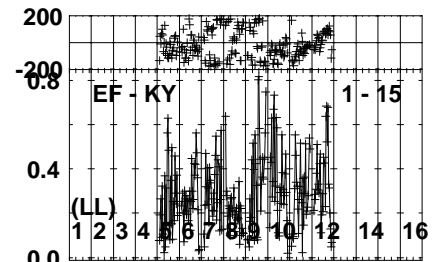
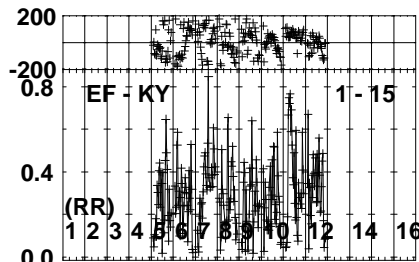
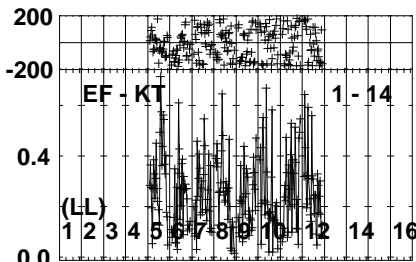
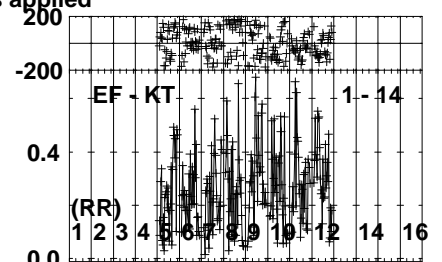
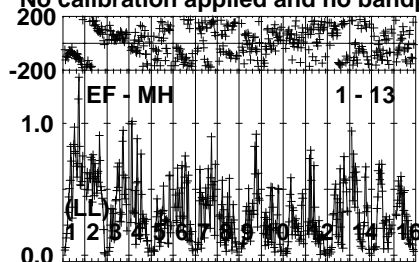
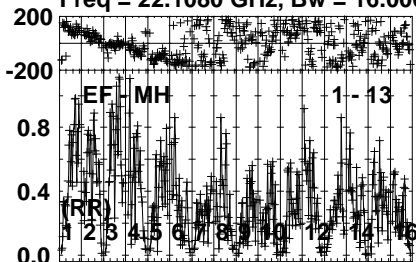
Lower frame: Milli Ampl Jy Top frame: Phas deg
Vector averaged cross-power spectrum Several baselines displayed
Timerange: 00/10:57:11 to 00/10:58:09

Plot file version 780 created 04-APR-2022 10:37:17

J0244+6228 EM132A.UVDATA.1

Freq = 22.1080 GHz, Bw = 16.000 MH

No calibration applied and no bandpass applied



0 0 0 0 0 0 0 0 0 0 0 0 0 0 0 0

0 0 0 0 0 0 0 0 0 0 0 0 0 0 0 0

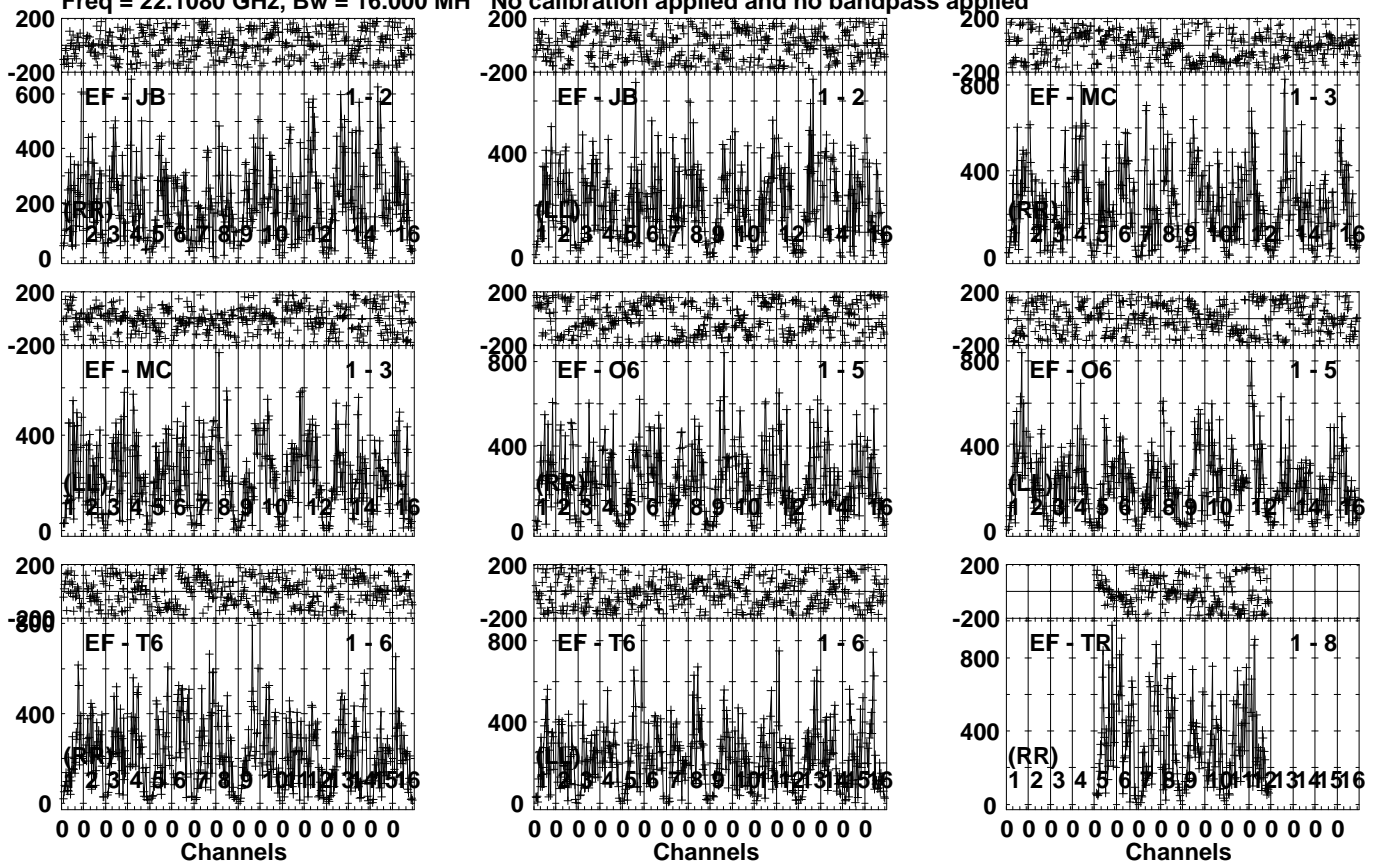
Lower frame: Milli Ampl Jy Top frame: Phas deg
Vector averaged cross-power spectrum Several baselines displayed
Timerange: 00/10:57:11 to 00/10:58:09

Plot file version 781 created 04-APR-2022 10:37:17

LSI61303 EM132A.UVDATA.1

Freq = 22.1080 GHz, Bw = 16.000 MH

No calibration applied and no bandpass applied



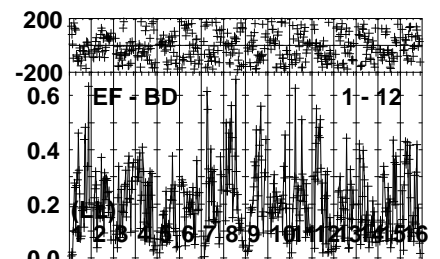
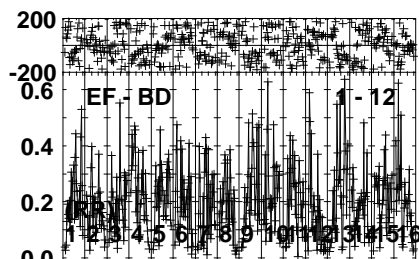
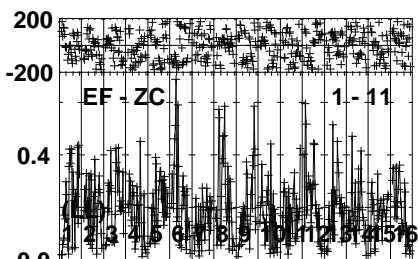
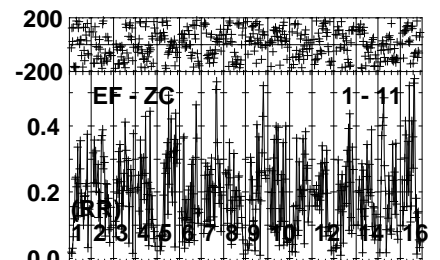
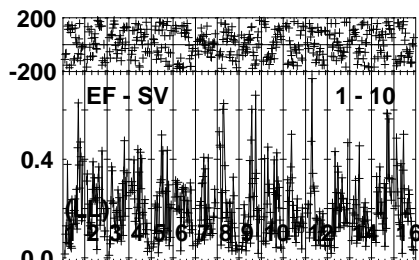
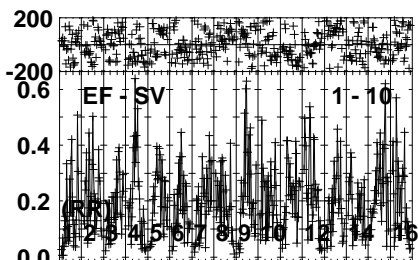
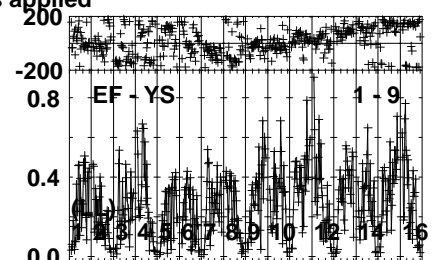
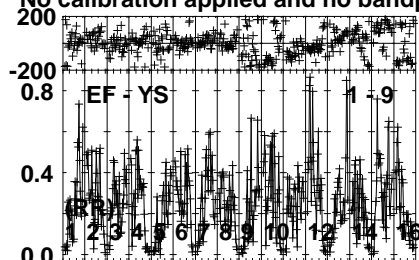
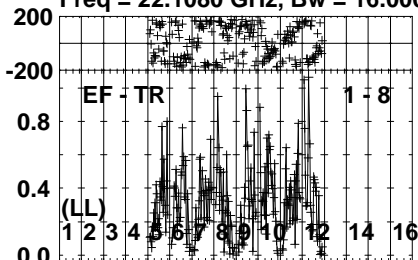
Lower frame: Micro Ampl Jy Top frame: Phas deg
Vector averaged cross-power spectrum Several baselines displayed
Timerange: 00/10:58:11 to 00/10:59:19

Plot file version 782 created 04-APR-2022 10:37:17

LSI61303 EM132A.UVDATA.1

Freq = 22.1080 GHz, Bw = 16.000 MH

No calibration applied and no bandpass applied



0 0 0 0 0 0 0 0 0 0 0 0 0 0 0 0
Channels

0 0 0 0 0 0 0 0 0 0 0 0 0 0 0 0
Channels

0 0 0 0 0 0 0 0 0 0 0 0 0 0 0 0
Channels

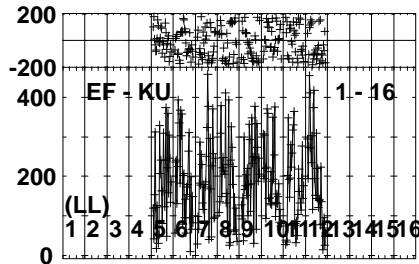
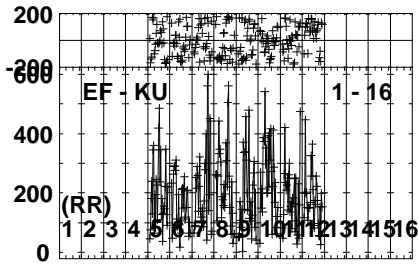
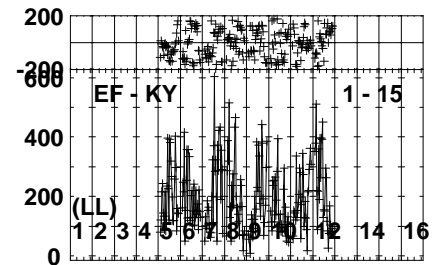
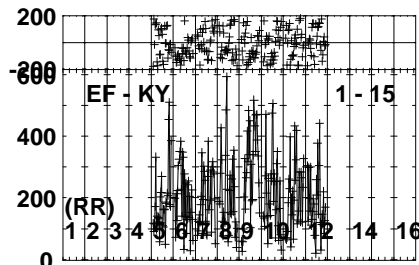
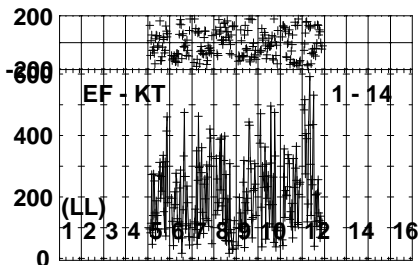
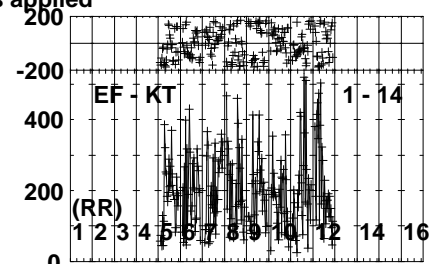
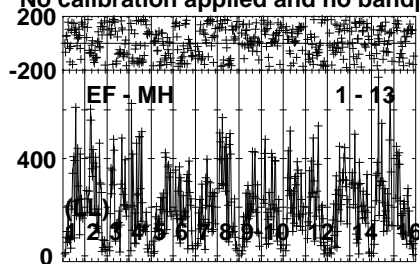
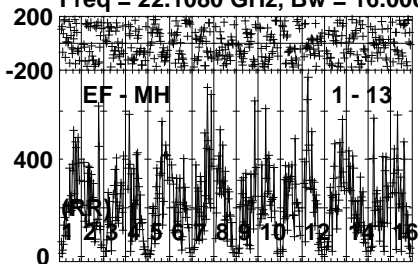
Lower frame: Milli Ampl Jy Top frame: Phas deg
Vector averaged cross-power spectrum Several baselines displayed
Timerange: 00/10:58:11 to 00/10:59:19

Plot file version 783 created 04-APR-2022 10:37:17

LSI61303 EM132A.UVDATA.1

Freq = 22.1080 GHz, Bw = 16.000 MH

No calibration applied and no bandpass applied



0 0 0 0 0 0 0 0 0 0 0 0 0 0 0 0

0 0 0 0 0 0 0 0 0 0 0 0 0 0 0 0

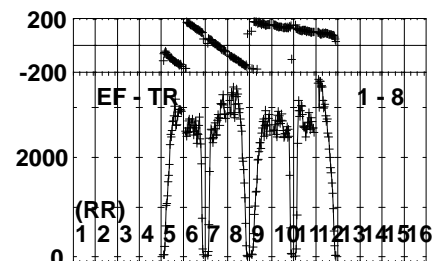
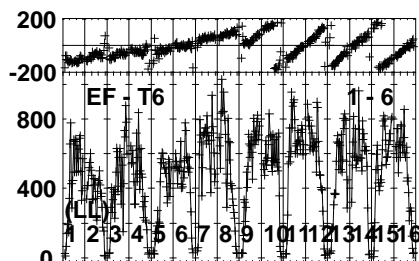
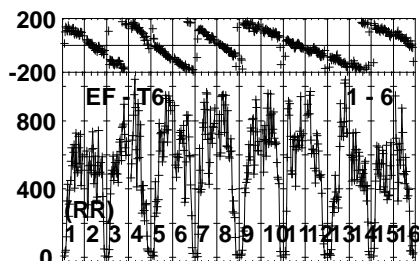
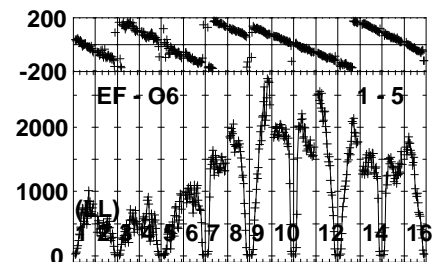
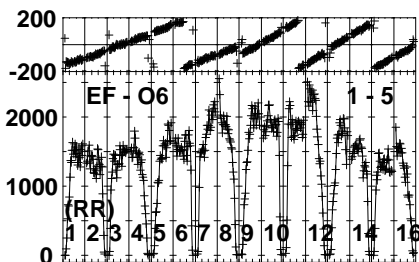
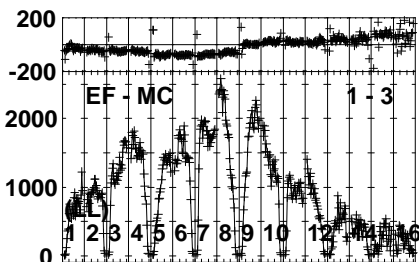
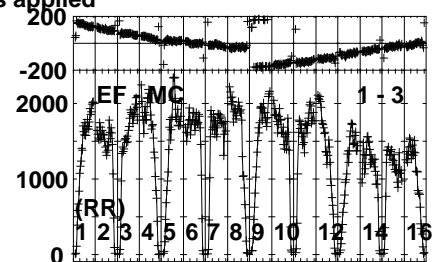
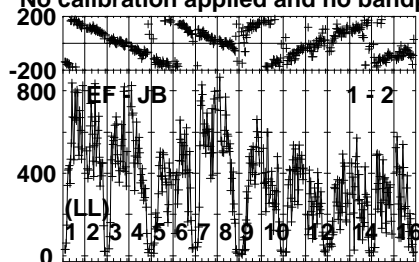
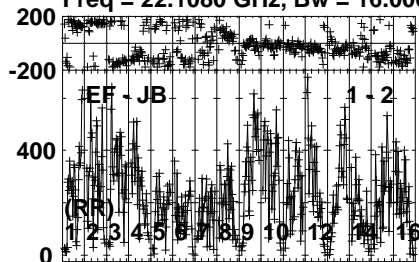
Lower frame: Micro Ampl Jy Top frame: Phas deg
Vector averaged cross-power spectrum Several baselines displayed
Timerange: 00/10:58:11 to 00/10:59:19

Plot file version 784 created 04-APR-2022 10:37:17

J0244+6228 EM132A.UVDATA.1

Freq = 22.1080 GHz, Bw = 16.000 MH

No calibration applied and no bandpass applied



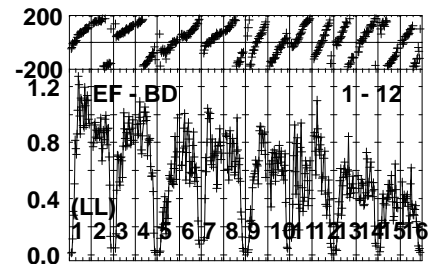
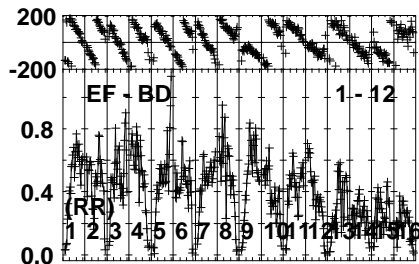
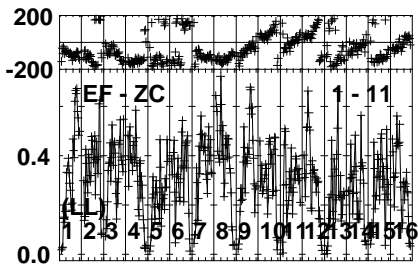
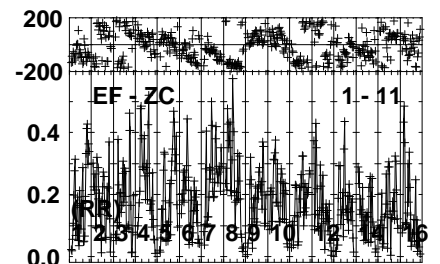
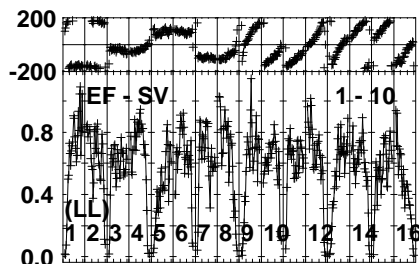
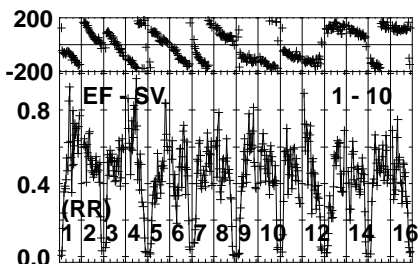
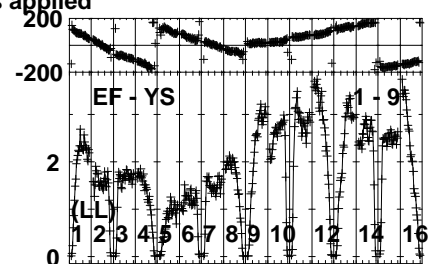
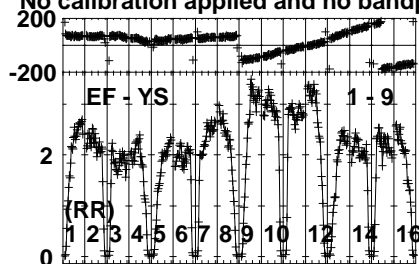
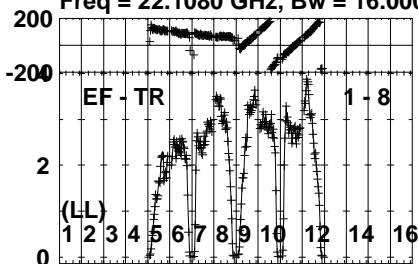
Lower frame: Micro Ampl Jy Top frame: Phas deg
Vector averaged cross-power spectrum Several baselines displayed
Timerange: 00/11:00:01 to 00/11:00:59

Plot file version 785 created 04-APR-2022 10:37:17

J0244+6228 EM132A.UVDATA.1

Freq = 22.1080 GHz, Bw = 16.000 MH

No calibration applied and no bandpass applied



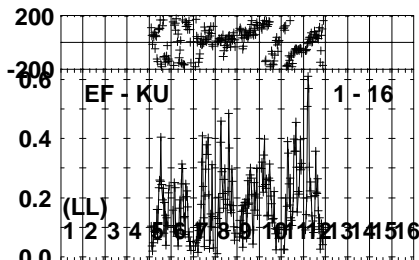
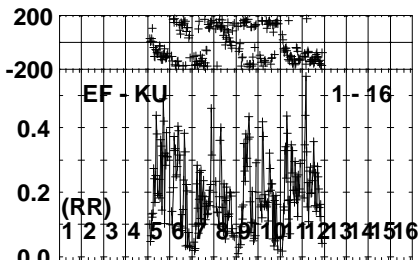
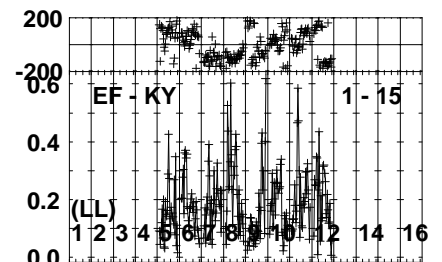
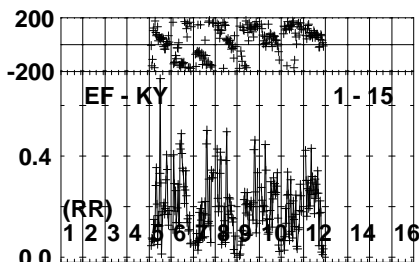
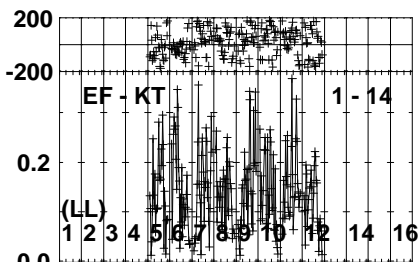
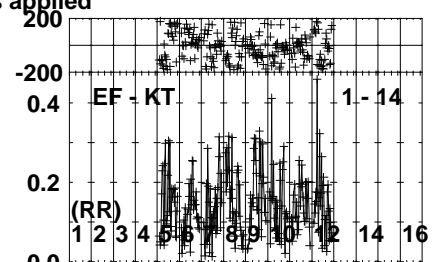
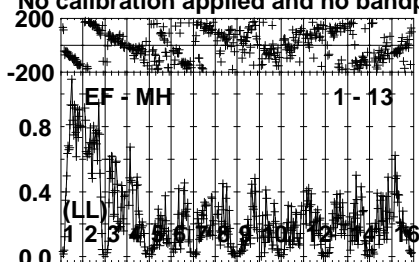
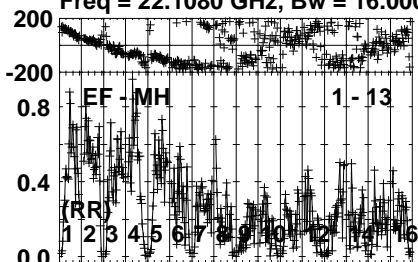
Lower frame: Milli Ampl Jy Top frame: Phas deg
Vector averaged cross-power spectrum Several baselines displayed
Timerange: 00/11:00:01 to 00/11:00:59

Plot file version 786 created 04-APR-2022 10:37:17

J0244+6228 EM132A.UVDATA.1

Freq = 22.1080 GHz, Bw = 16.000 MH

No calibration applied and no bandpass applied



0 0 0 0 0 0 0 0 0 0 0 0 0 0 0 0
Channels

0 0 0 0 0 0 0 0 0 0 0 0 0 0 0 0
Channels

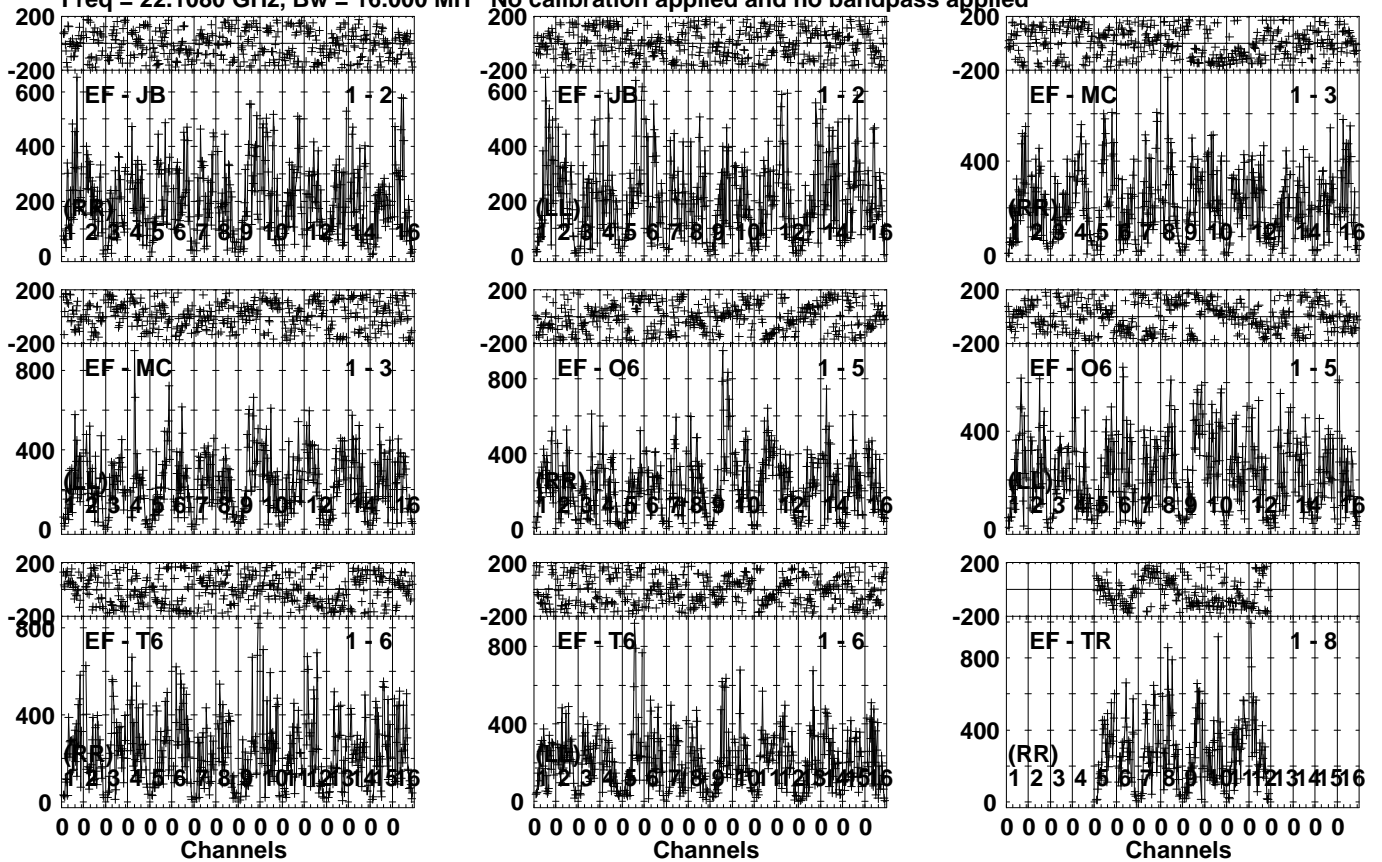
Lower frame: Milli Ampl Jy Top frame: Phas deg
Vector averaged cross-power spectrum Several baselines displayed
Timerange: 00/11:00:01 to 00/11:00:59

Plot file version 787 created 04-APR-2022 10:37:17

LSI61303 EM132A.UVDATA.1

Freq = 22.1080 GHz, Bw = 16.000 MH

No calibration applied and no bandpass applied



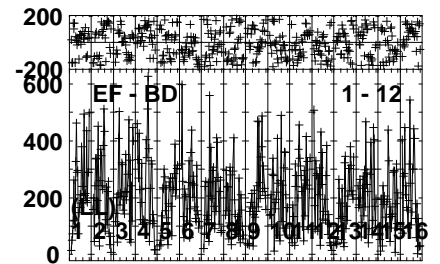
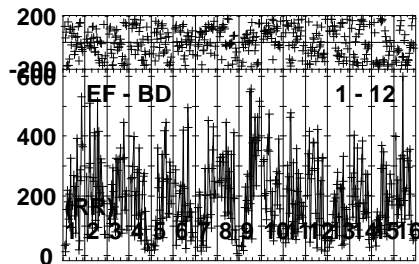
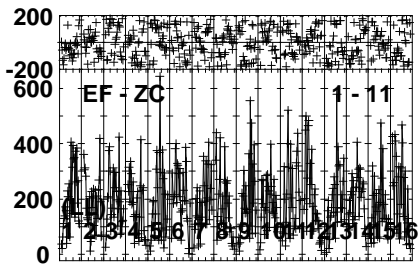
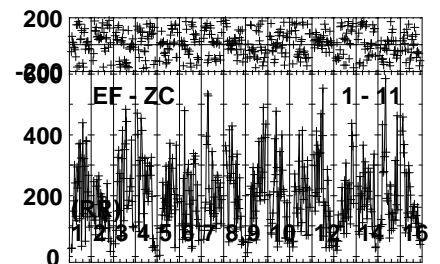
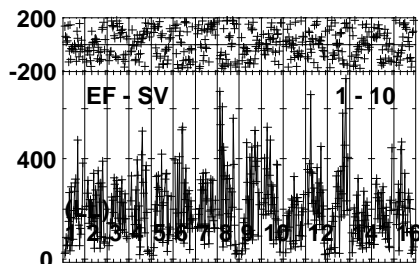
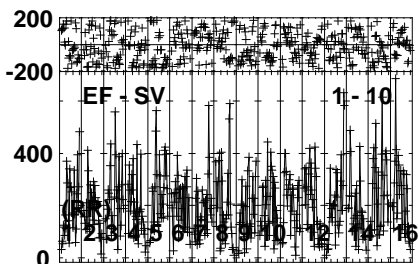
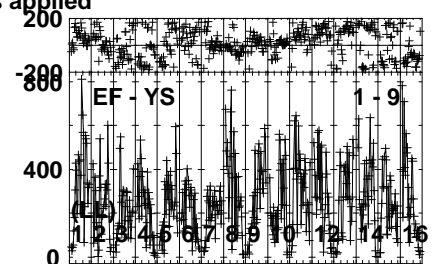
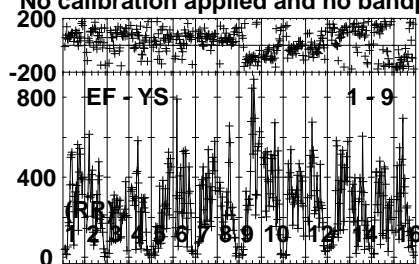
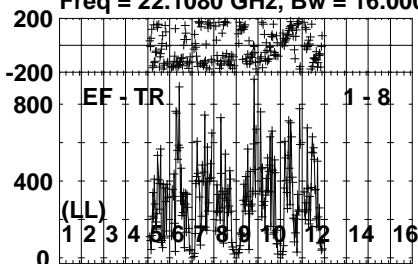
Lower frame: Micro Ampl Jy Top frame: Phas deg
Vector averaged cross-power spectrum Several baselines displayed
Timerange: 00/11:01:01 to 00/11:02:09

Plot file version 788 created 04-APR-2022 10:37:18

LSI61303 EM132A.UVDATA.1

Freq = 22.1080 GHz, Bw = 16.000 MH

No calibration applied and no bandpass applied



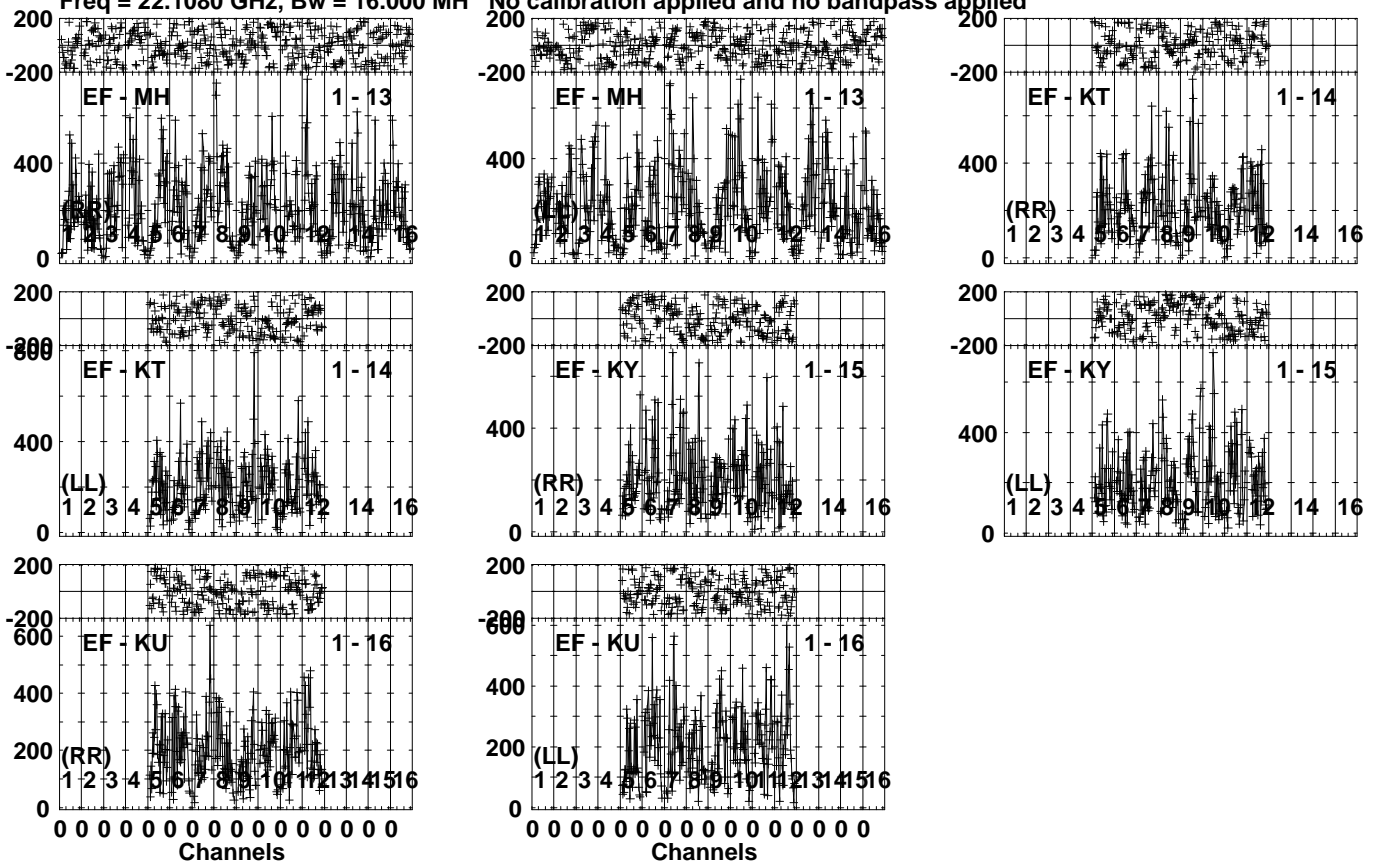
Lower frame: Micro Ampl Jy Top frame: Phas deg
Vector averaged cross-power spectrum Several baselines displayed
Timerange: 00/11:01:01 to 00/11:02:09

Plot file version 789 created 04-APR-2022 10:37:18

LSI61303 EM132A.UVDATA.1

Freq = 22.1080 GHz, Bw = 16.000 MH

No calibration applied and no bandpass applied



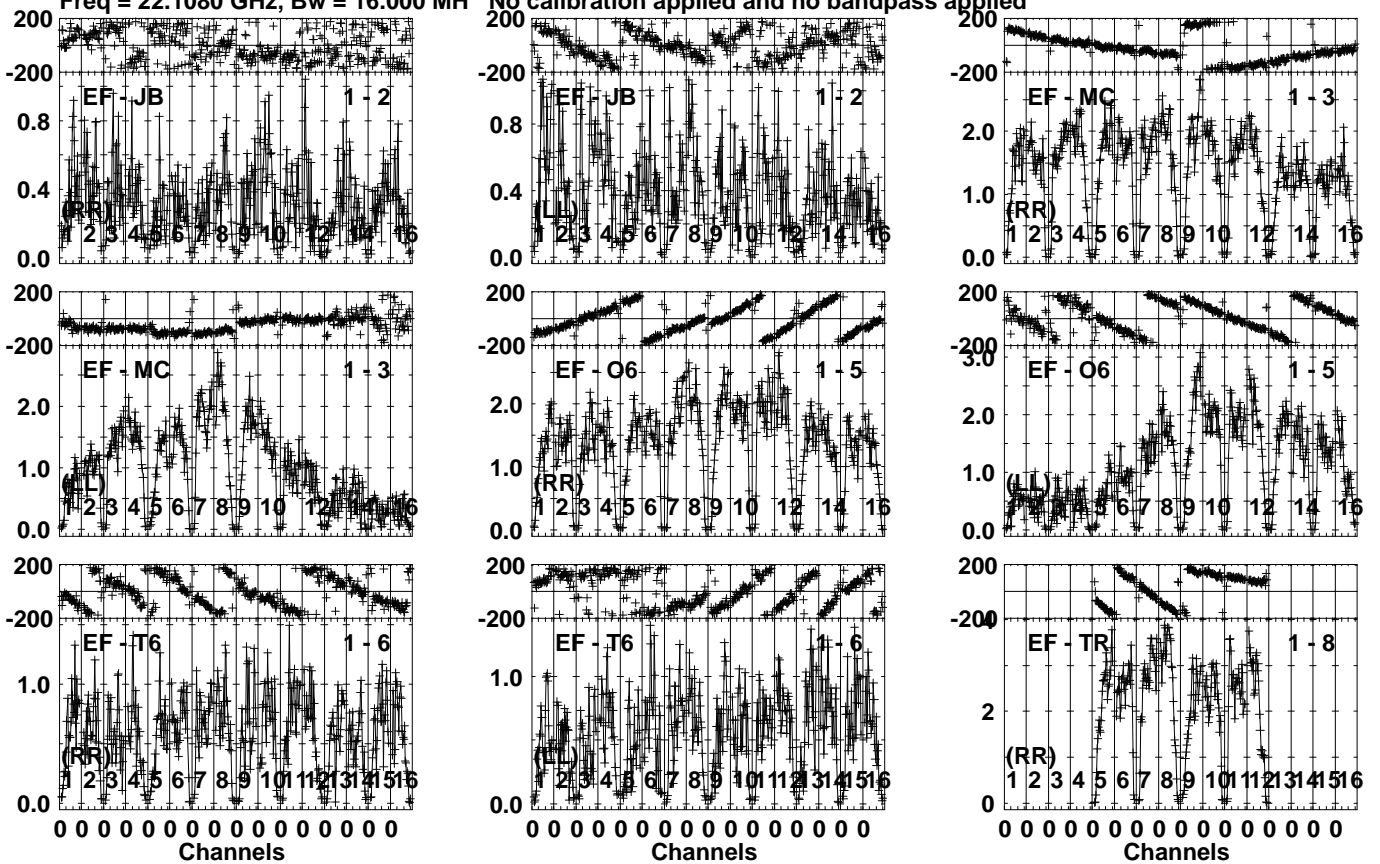
Lower frame: Micro Ampl Jy Top frame: Phas deg
Vector averaged cross-power spectrum Several baselines displayed
Timerange: 00/11:01:01 to 00/11:02:09

Plot file version 790 created 04-APR-2022 10:37:18

J0244+6228 EM132A.UVDATA.1

Freq = 22.1080 GHz, Bw = 16.000 MH

No calibration applied and no bandpass applied



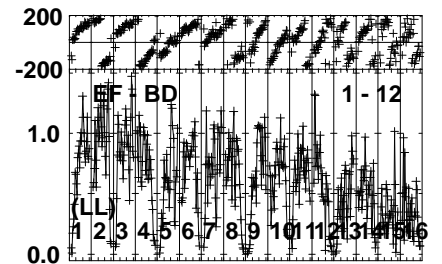
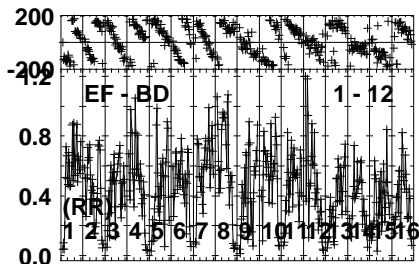
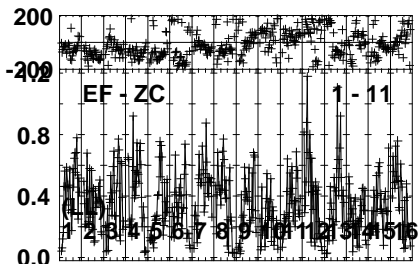
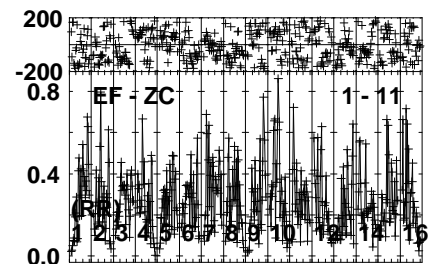
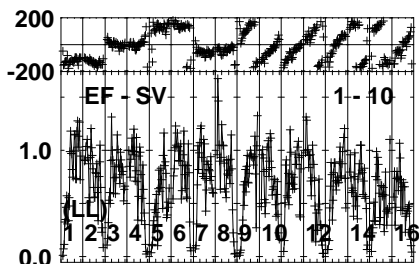
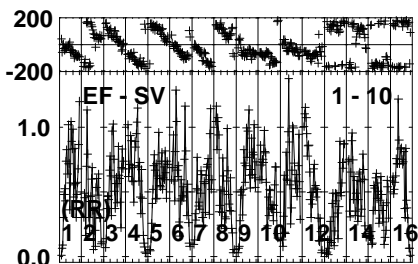
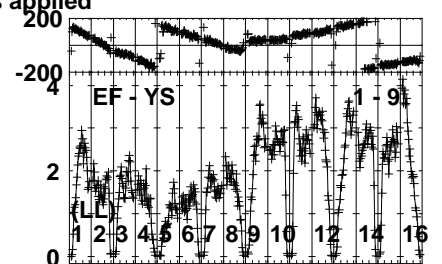
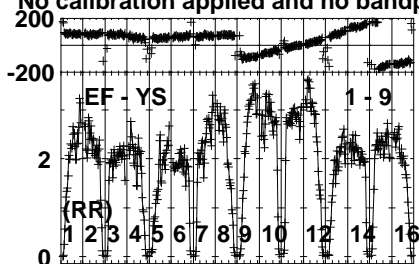
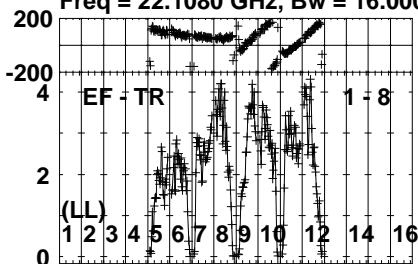
Lower frame: Milli Ampl Jy Top frame: Phas deg
Vector averaged cross-power spectrum Several baselines displayed
Timerange: 00/11:02:11 to 00/11:03:09

Plot file version 791 created 04-APR-2022 10:37:18

J0244+6228 EM132A.UVDATA.1

Freq = 22.1080 GHz, Bw = 16.000 MH

No calibration applied and no bandpass applied



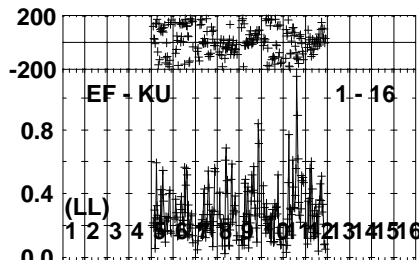
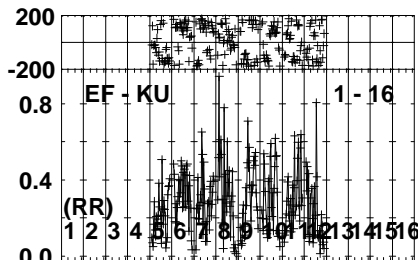
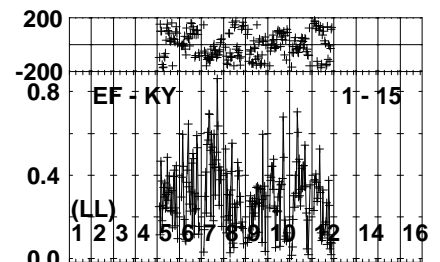
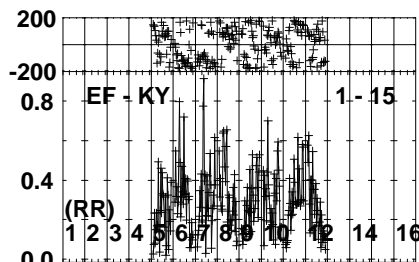
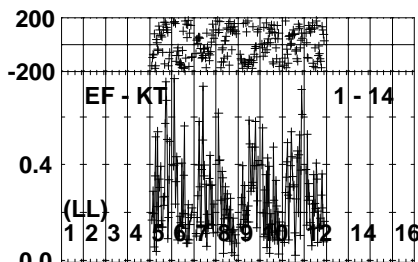
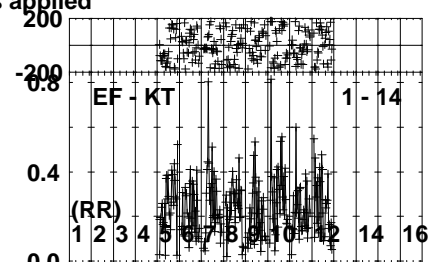
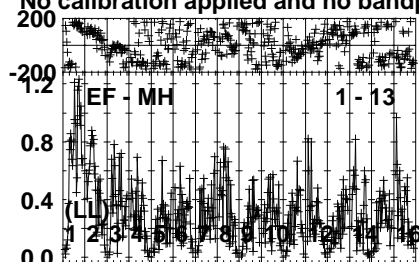
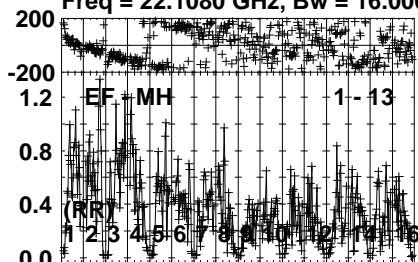
Lower frame: Milli Ampl Jy Top frame: Phas deg
Vector averaged cross-power spectrum Several baselines displayed
Timerange: 00/11:02:11 to 00/11:03:09

Plot file version 792 created 04-APR-2022 10:37:18

J0244+6228 EM132A.UVDATA.1

Freq = 22.1080 GHz, Bw = 16.000 MH

No calibration applied and no bandpass applied



0 0 0 0 0 0 0 0 0 0 0 0 0 0 0 0

0 0 0 0 0 0 0 0 0 0 0 0 0 0 0 0

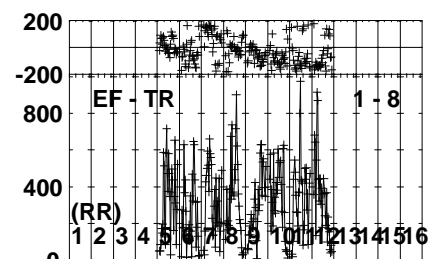
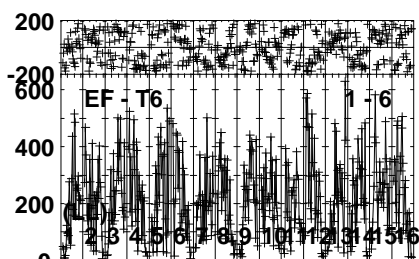
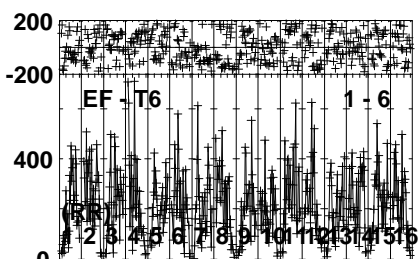
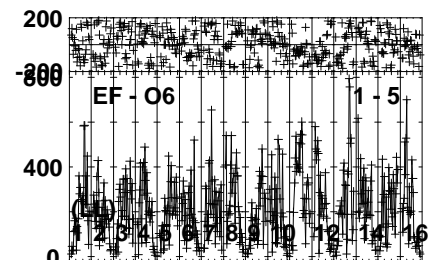
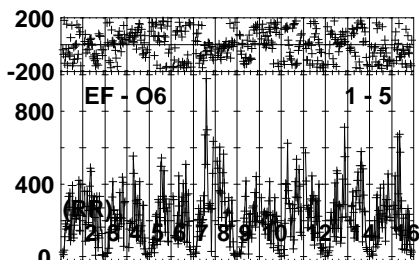
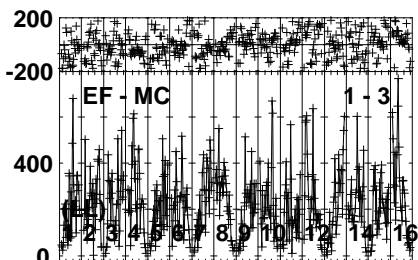
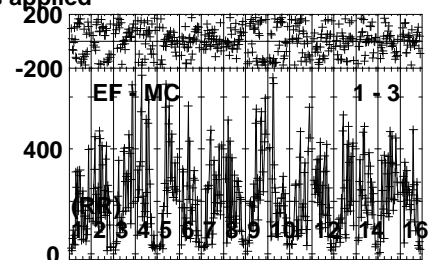
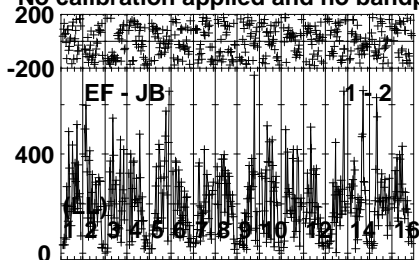
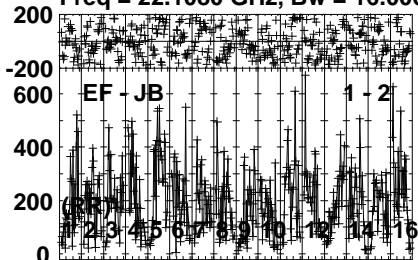
Lower frame: Milli Ampl Jy Top frame: Phas deg
Vector averaged cross-power spectrum Several baselines displayed
Timerange: 00/11:02:11 to 00/11:03:09

Plot file version 793 created 04-APR-2022 10:37:18

LSI61303 EM132A.UVDATA.1

Freq = 22.1080 GHz, Bw = 16.000 MH

No calibration applied and no bandpass applied



0 0 0 0 0 0 0 0 0 0 0 0 0 0 0 0

Lower frame: Micro Ampl Jy Top frame: Phas deg
Vector averaged cross-power spectrum Several baselines displayed
Timerange: 00/11:03:11 to 00/11:04:19

0 0 0 0 0 0 0 0 0 0 0 0 0 0 0 0

0 0 0 0 0 0 0 0 0 0 0 0 0 0 0 0

Channels

Channels

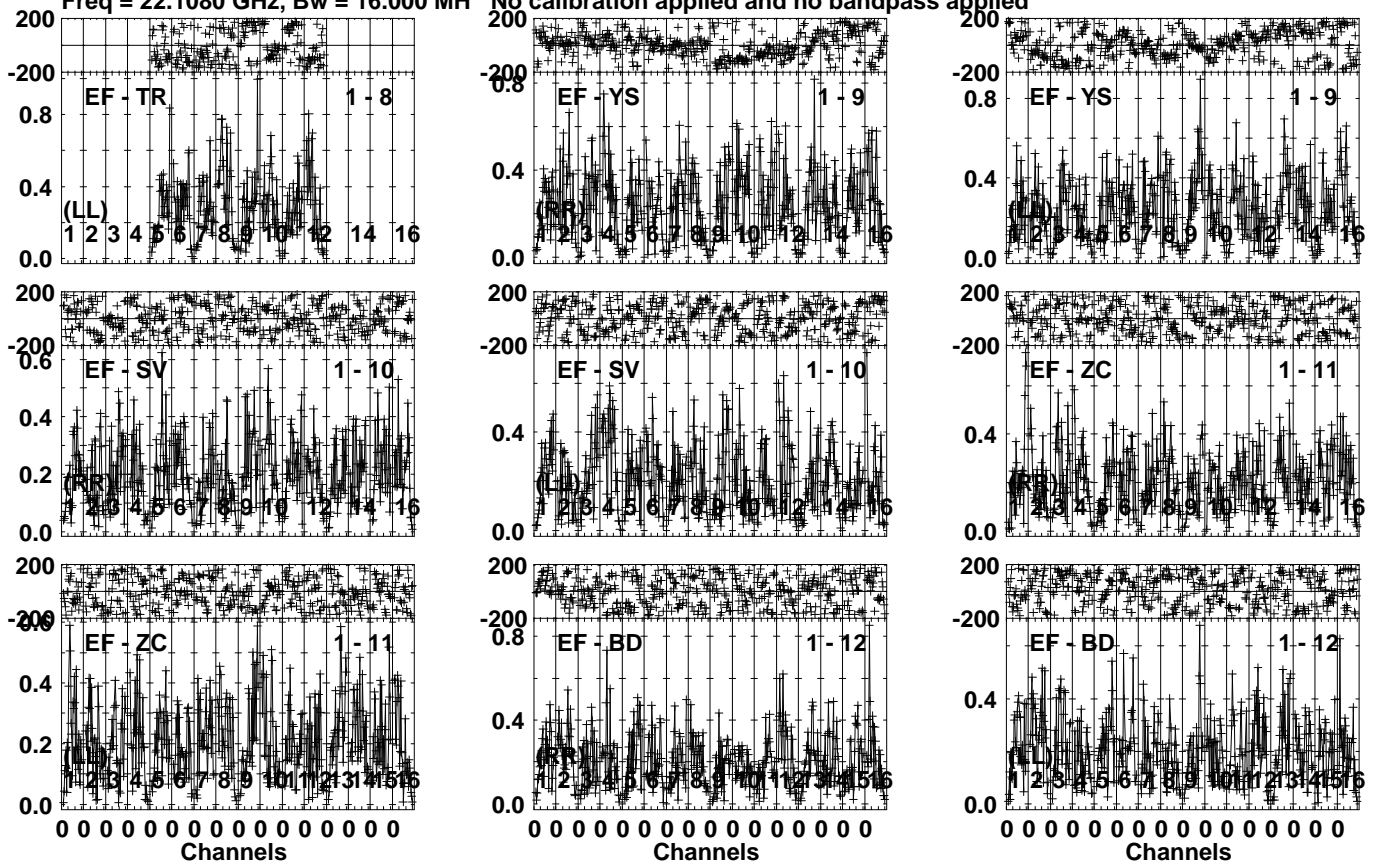
Channels

Plot file version 794 created 04-APR-2022 10:37:18

LSI61303 EM132A.UVDATA.1

Freq = 22.1080 GHz, Bw = 16.000 MH

No calibration applied and no bandpass applied



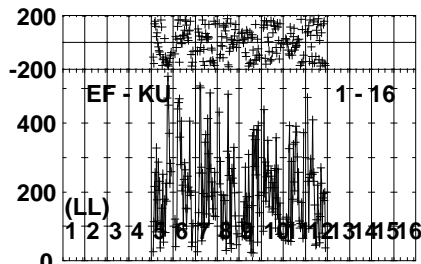
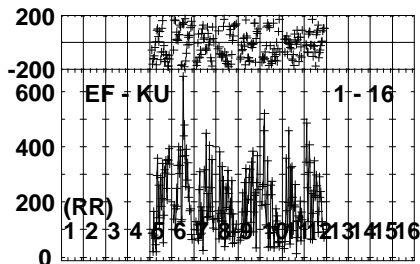
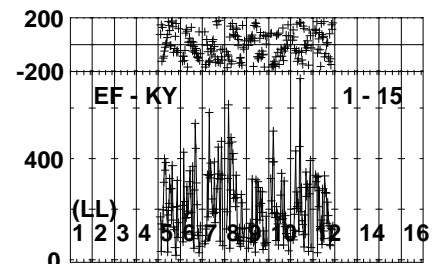
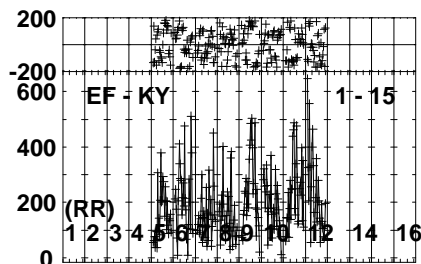
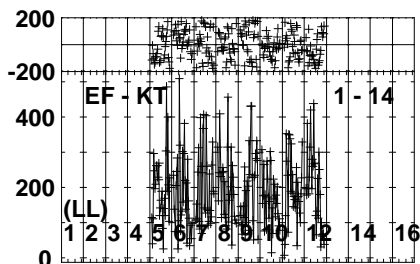
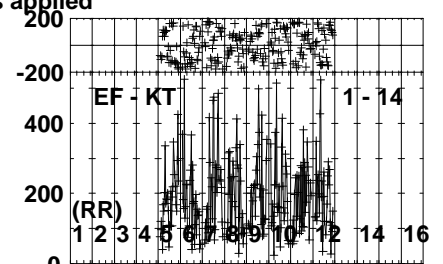
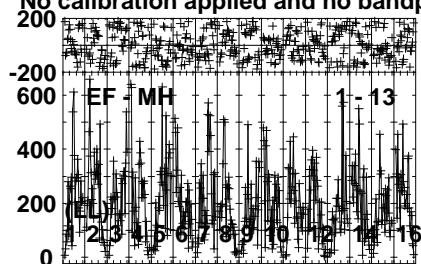
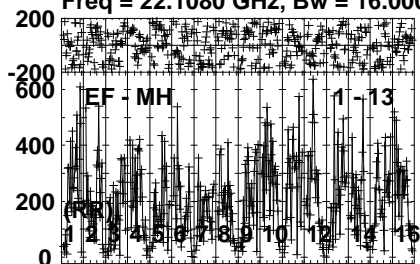
Lower frame: Milli Ampl Jy Top frame: Phas deg
Vector averaged cross-power spectrum Several baselines displayed
Timerange: 00/11:03:11 to 00/11:04:19

Plot file version 795 created 04-APR-2022 10:37:18

LSI61303 EM132A.UVDATA.1

Freq = 22.1080 GHz, Bw = 16.000 MH

No calibration applied and no bandpass applied



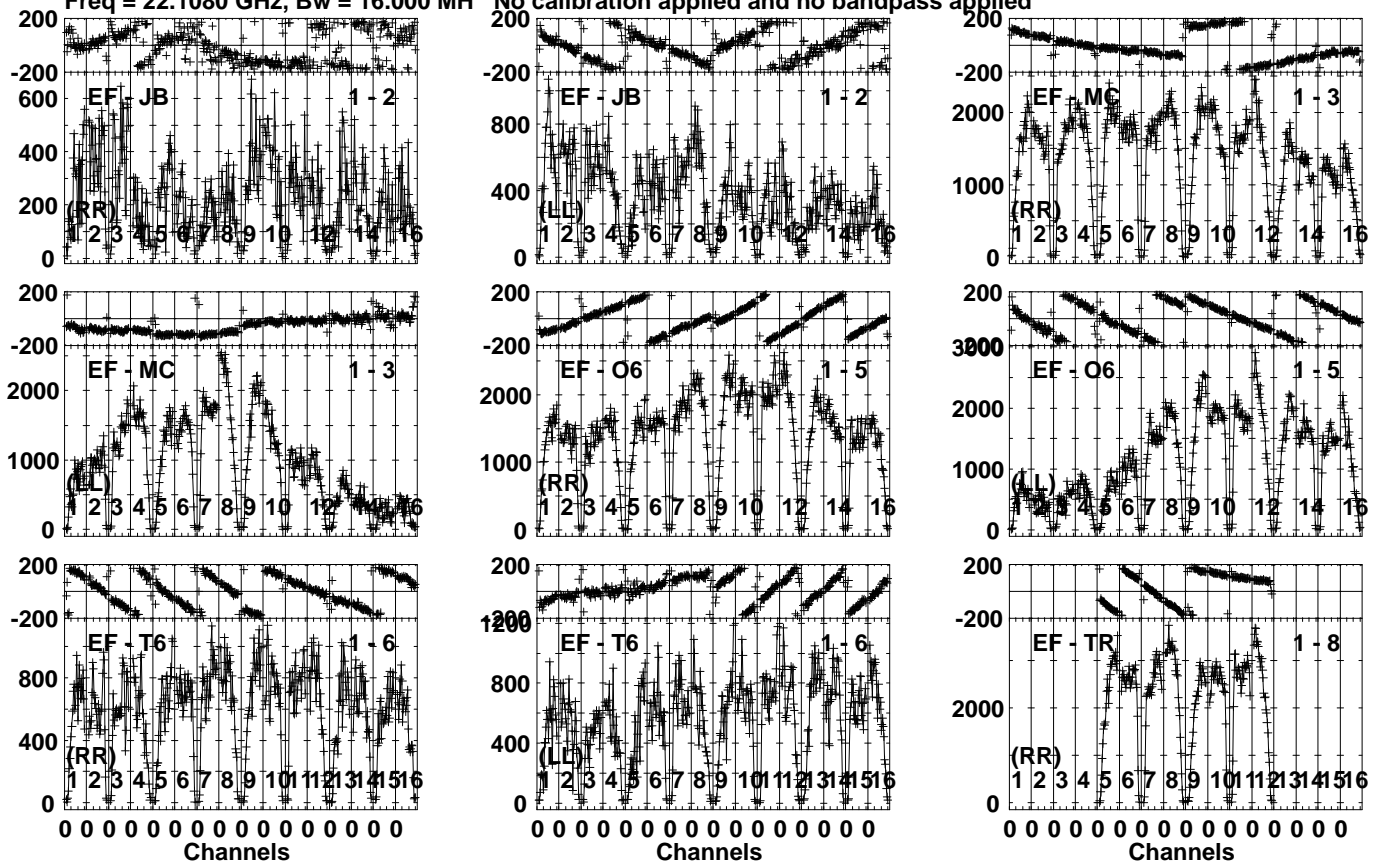
Lower frame: Micro Ampl Jy Top frame: Phas deg
Vector averaged cross-power spectrum Several baselines displayed
Timerange: 00/11:03:11 to 00/11:04:19

Plot file version 796 created 04-APR-2022 10:37:18

J0244+6228 EM132A.UVDATA.1

Freq = 22.1080 GHz, Bw = 16.000 MH

No calibration applied and no bandpass applied



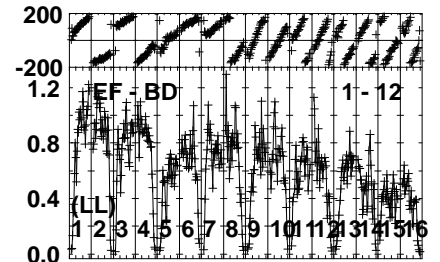
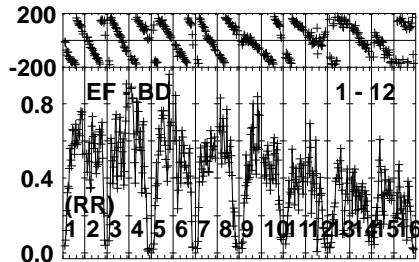
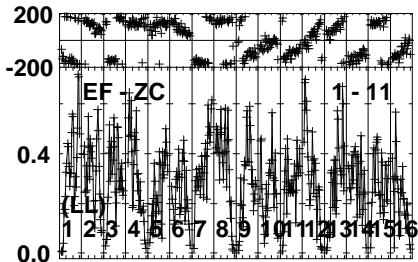
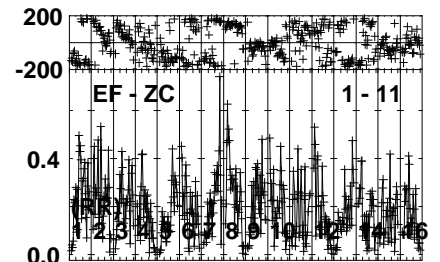
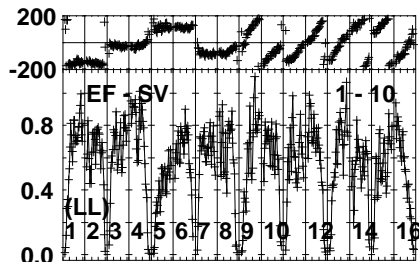
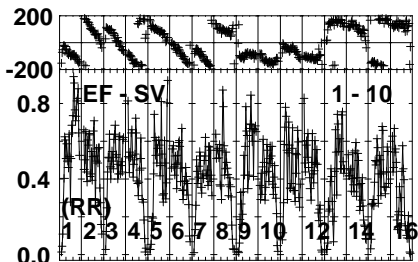
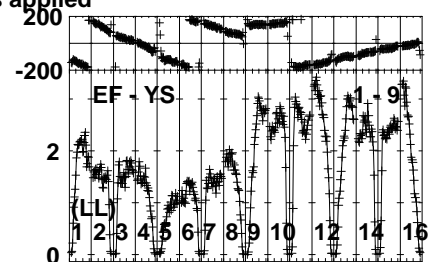
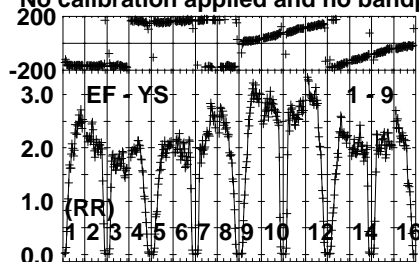
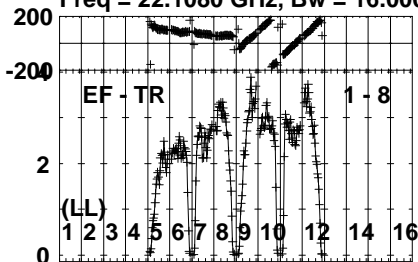
Lower frame: Micro Ampl Jy Top frame: Phas deg
Vector averaged cross-power spectrum Several baselines displayed
Timerange: 00/11:05:01 to 00/11:05:59

Plot file version 797 created 04-APR-2022 10:37:18

J0244+6228 EM132A.UVDATA.1

Freq = 22.1080 GHz, Bw = 16.000 MH

No calibration applied and no bandpass applied



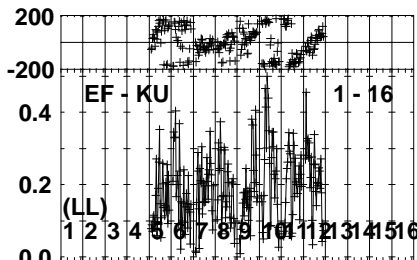
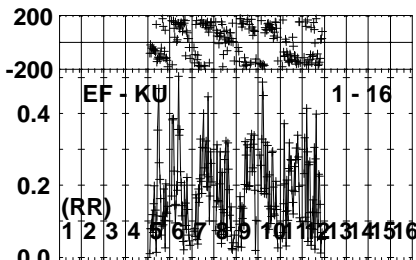
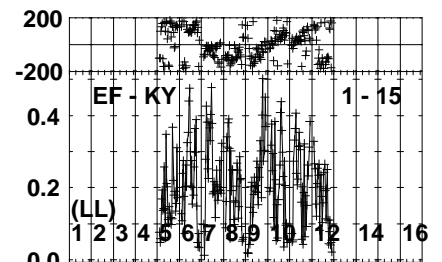
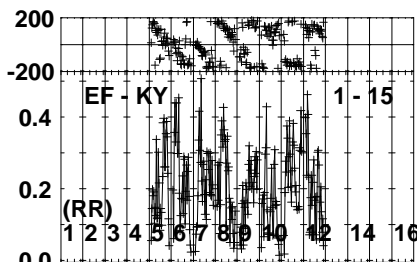
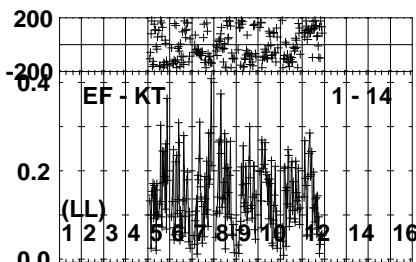
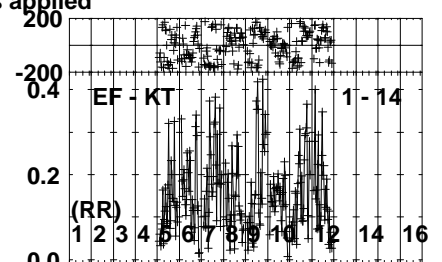
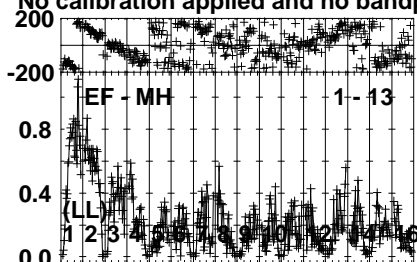
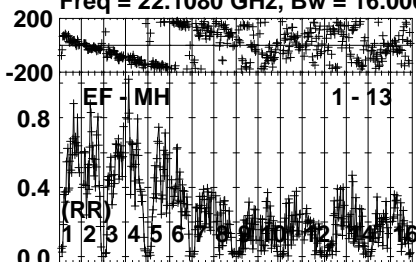
Lower frame: Milli Ampl Jy Top frame: Phas deg
Vector averaged cross-power spectrum Several baselines displayed
Timerange: 00/11:05:01 to 00/11:05:59

Plot file version 798 created 04-APR-2022 10:37:18

J0244+6228 EM132A.UVDATA.1

Freq = 22.1080 GHz, Bw = 16.000 MH

No calibration applied and no bandpass applied



0 0 0 0 0 0 0 0 0 0 0 0 0 0 0 0
Channels

0 0 0 0 0 0 0 0 0 0 0 0 0 0 0 0
Channels

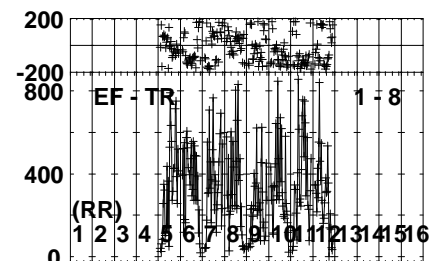
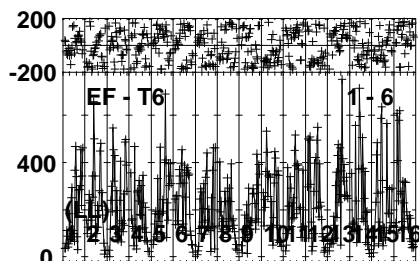
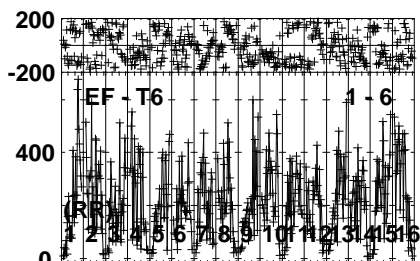
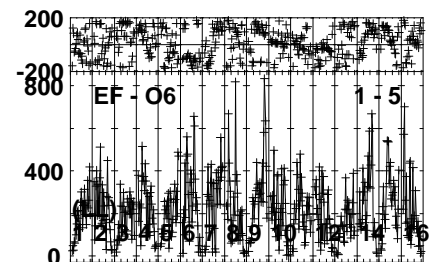
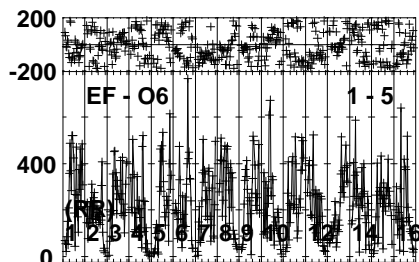
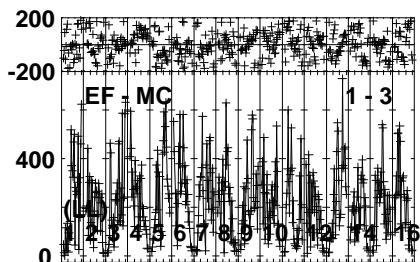
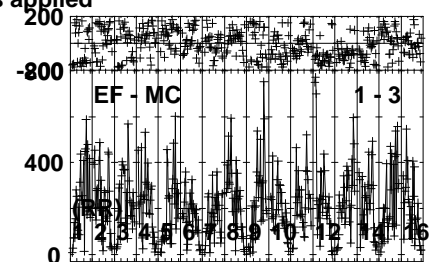
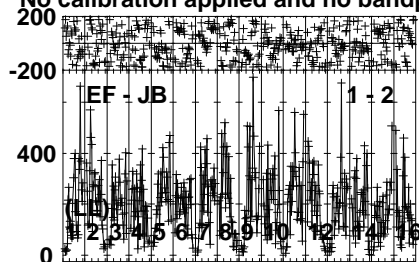
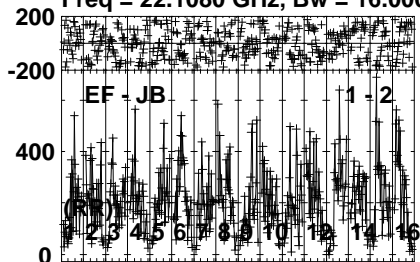
Lower frame: Milli Ampl Jy Top frame: Phas deg
Vector averaged cross-power spectrum Several baselines displayed
Timerange: 00/11:05:01 to 00/11:05:59

Plot file version 799 created 04-APR-2022 10:37:18

LSI61303 EM132A.UVDATA.1

Freq = 22.1080 GHz, Bw = 16.000 MH

No calibration applied and no bandpass applied



0 0 0 0 0 0 0 0 0 0 0 0 0 0 0 0
Channels

0 0 0 0 0 0 0 0 0 0 0 0 0 0 0 0
Channels

0 0 0 0 0 0 0 0 0 0 0 0 0 0 0 0
Channels

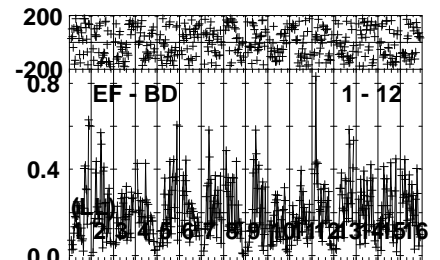
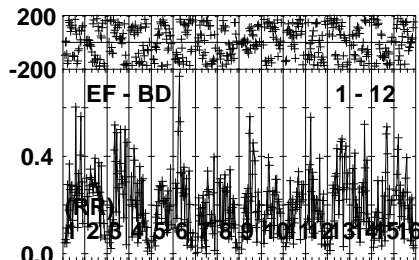
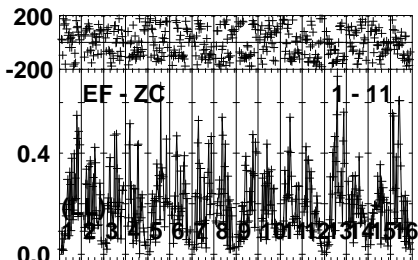
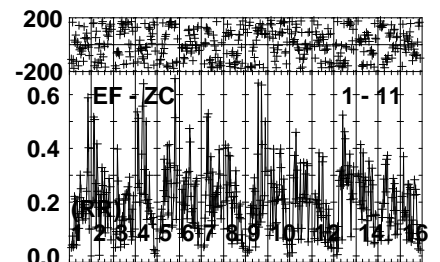
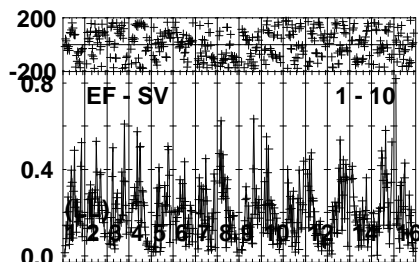
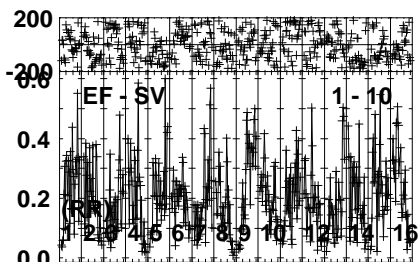
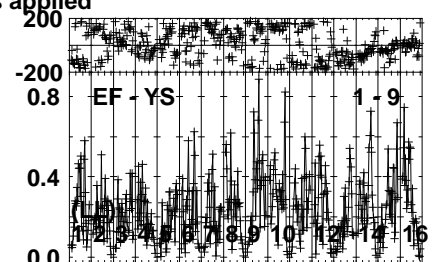
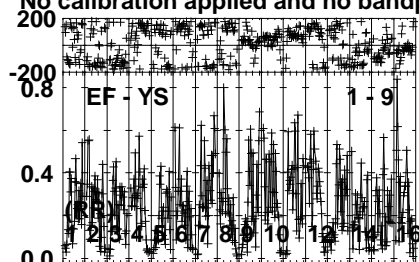
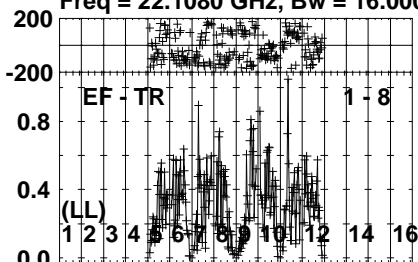
Lower frame: Micro Ampl Jy Top frame: Phas deg
Vector averaged cross-power spectrum Several baselines displayed
Timerange: 00/11:06:01 to 00/11:07:09

Plot file version 800 created 04-APR-2022 10:37:19

LSI61303 EM132A.UVDATA.1

Freq = 22.1080 GHz, Bw = 16.000 MH

No calibration applied and no bandpass applied



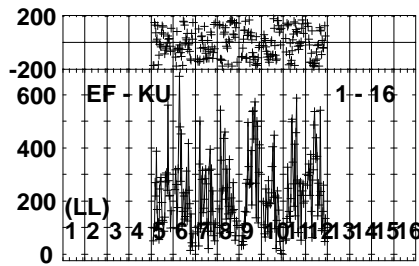
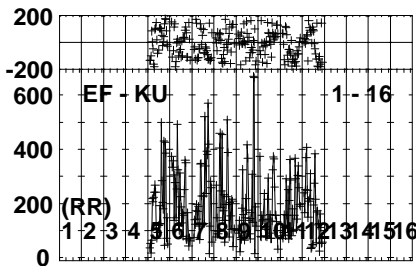
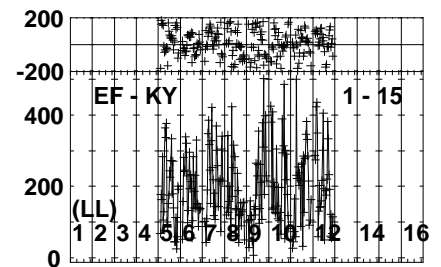
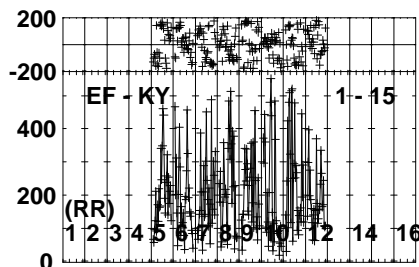
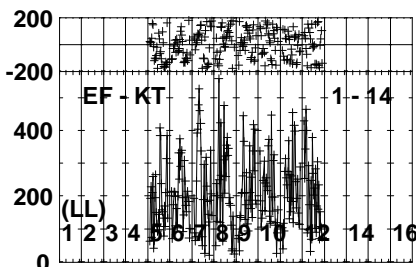
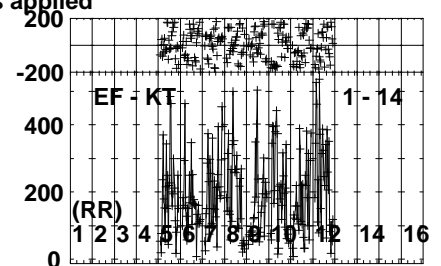
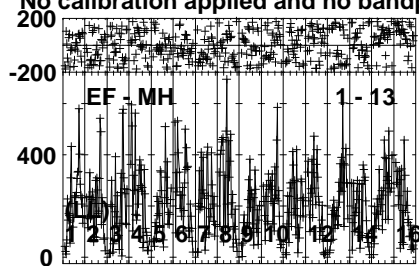
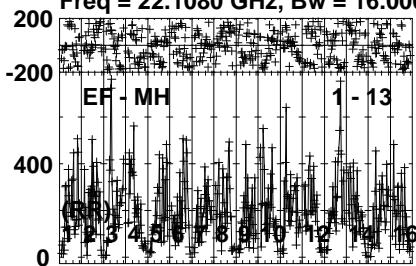
Lower frame: Milli Ampl Jy Top frame: Phas deg
Vector averaged cross-power spectrum Several baselines displayed
Timerange: 00/11:06:01 to 00/11:07:09

Plot file version 801 created 04-APR-2022 10:37:19

LSI61303 EM132A.UVDATA.1

Freq = 22.1080 GHz, Bw = 16.000 MH

No calibration applied and no bandpass applied



0 0 0 0 0 0 0 0 0 0 0 0 0 0 0 0

0 0 0 0 0 0 0 0 0 0 0 0 0 0 0 0

Channels

Channels

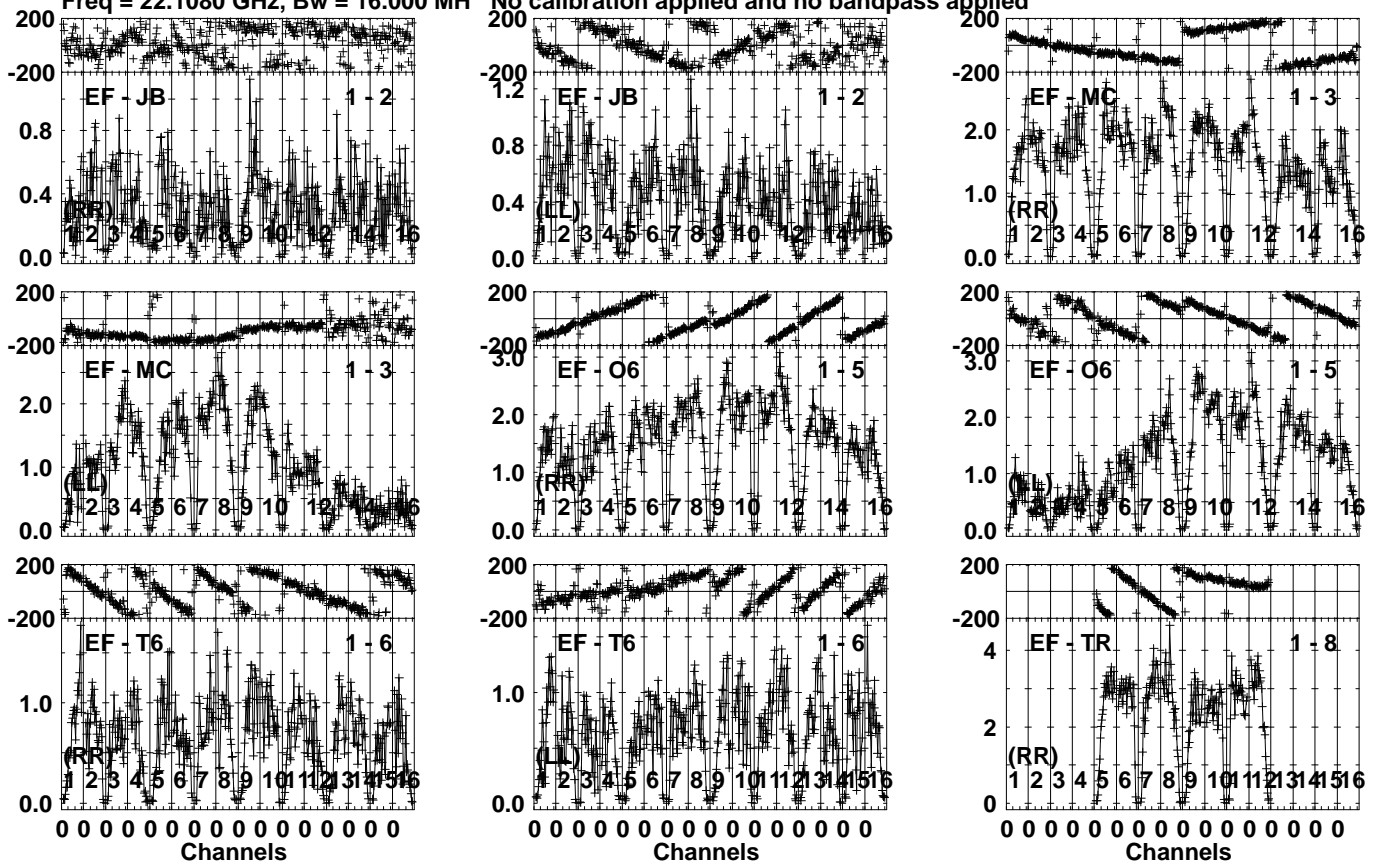
Lower frame: Micro Ampl Jy Top frame: Phas deg
Vector averaged cross-power spectrum Several baselines displayed
Timerange: 00/11:06:01 to 00/11:07:09

Plot file version 802 created 04-APR-2022 10:37:19

J0244+6228 EM132A.UVDATA.1

Freq = 22.1080 GHz, Bw = 16.000 MH

No calibration applied and no bandpass applied



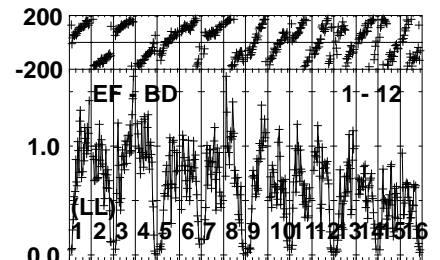
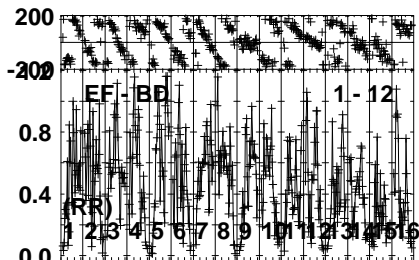
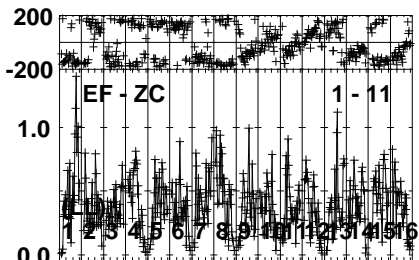
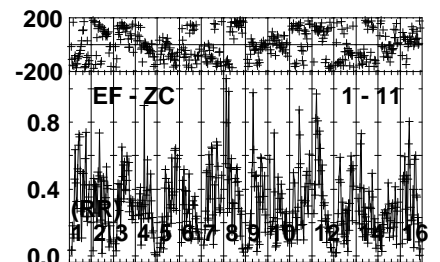
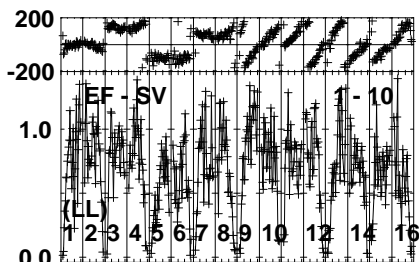
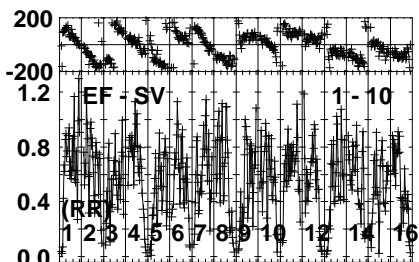
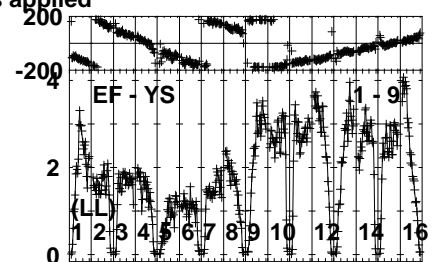
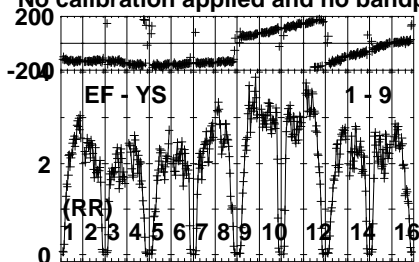
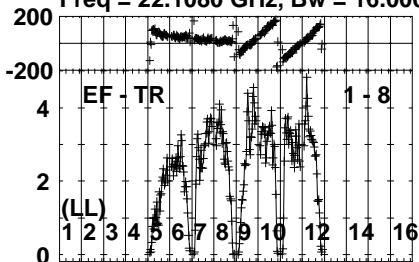
Lower frame: Milli Ampl Jy Top frame: Phas deg
Vector averaged cross-power spectrum Several baselines displayed
Timerange: 00/11:07:11 to 00/11:08:09

Plot file version 803 created 04-APR-2022 10:37:19

J0244+6228 EM132A.UVDATA.1

Freq = 22.1080 GHz, Bw = 16.000 MH

No calibration applied and no bandpass applied



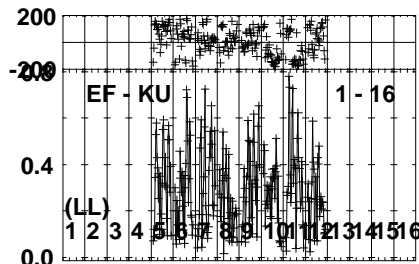
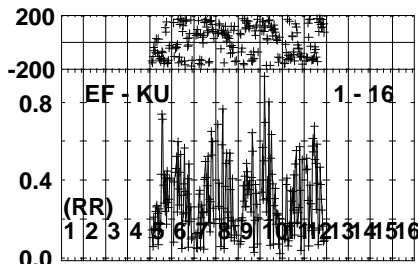
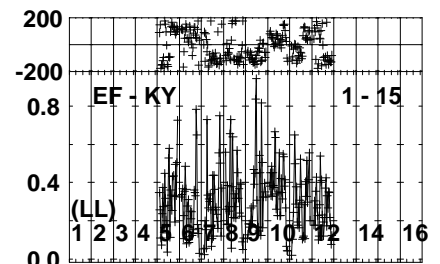
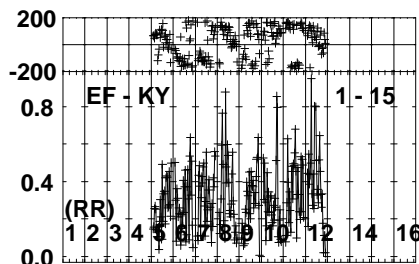
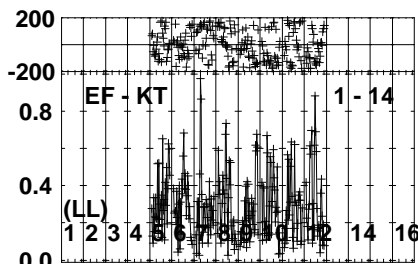
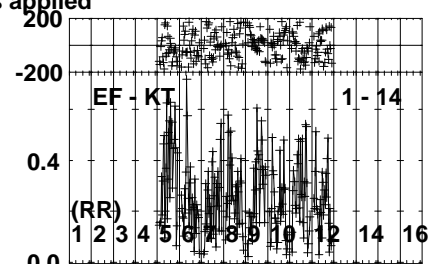
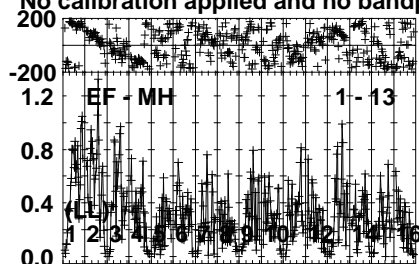
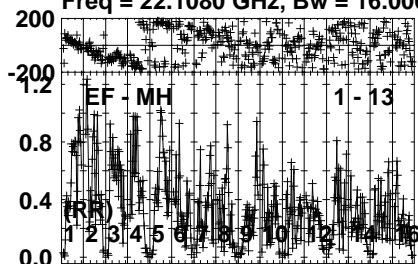
Lower frame: Milli Ampl Jy Top frame: Phas deg
Vector averaged cross-power spectrum Several baselines displayed
Timerange: 00/11:07:11 to 00/11:08:09

Plot file version 804 created 04-APR-2022 10:37:19

J0244+6228 EM132A.UVDATA.1

Freq = 22.1080 GHz, Bw = 16.000 MH

No calibration applied and no bandpass applied



0 0 0 0 0 0 0 0 0 0 0 0 0 0 0 0

Lower frame: Milli Ampl Jy Top frame: Phas deg

Vector averaged cross-power spectrum Several baselines displayed

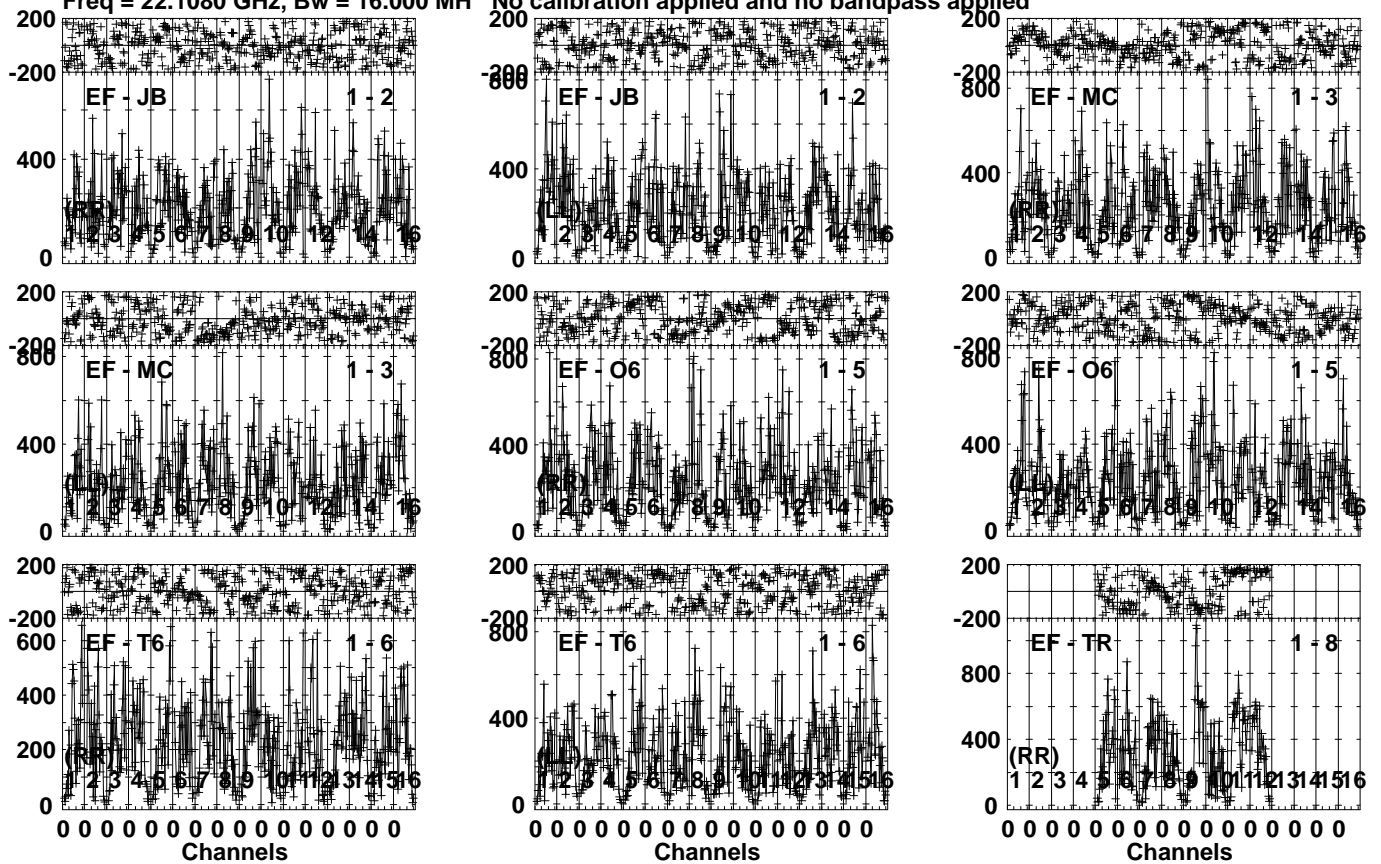
Timerange: 00/11:07:11 to 00/11:08:09

Plot file version 805 created 04-APR-2022 10:37:19

LSI61303 EM132A.UVDATA.1

Freq = 22.1080 GHz, Bw = 16.000 MH

No calibration applied and no bandpass applied



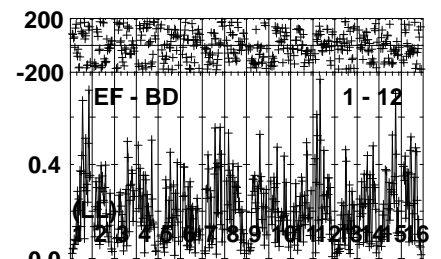
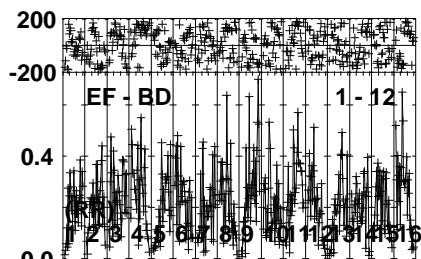
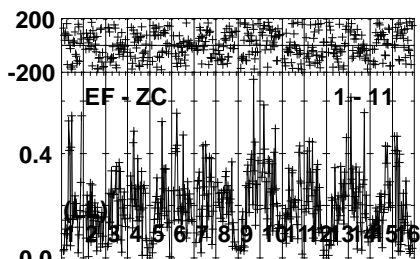
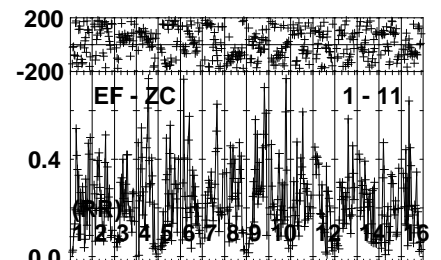
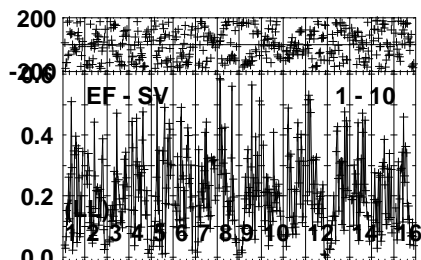
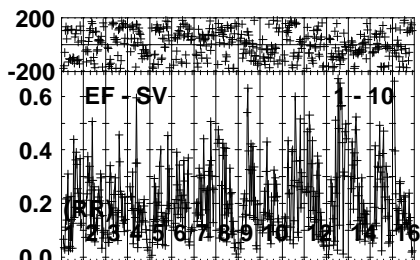
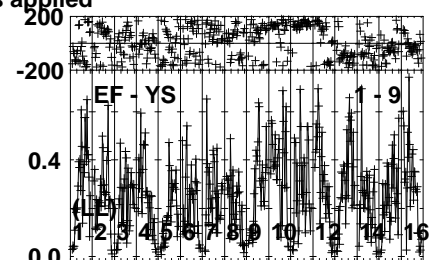
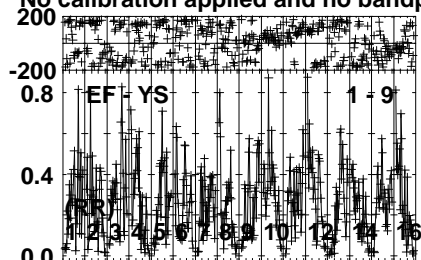
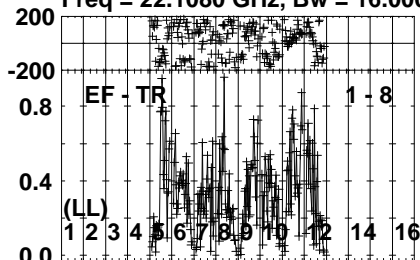
Lower frame: Micro Ampl Jy Top frame: Phas deg
Vector averaged cross-power spectrum Several baselines displayed
Timerange: 00/11:08:11 to 00/11:09:19

Plot file version 806 created 04-APR-2022 10:37:19

LSI61303 EM132A.UVDATA.1

Freq = 22.1080 GHz, Bw = 16.000 MH

No calibration applied and no bandpass applied



Lower frame: Milli Ampl Jy Top frame: Phas deg

Vector averaged cross-power spectrum Several baselines displayed

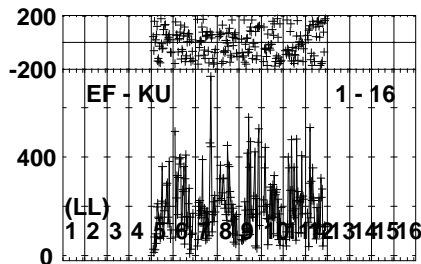
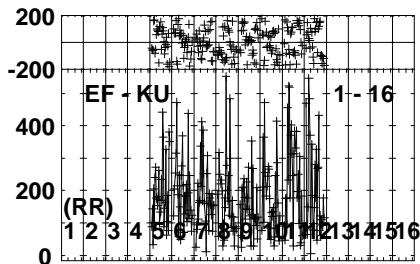
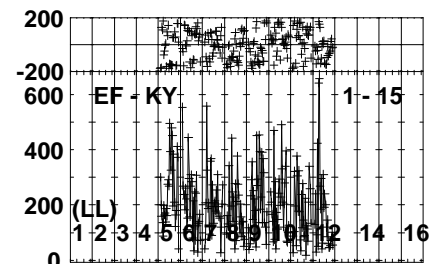
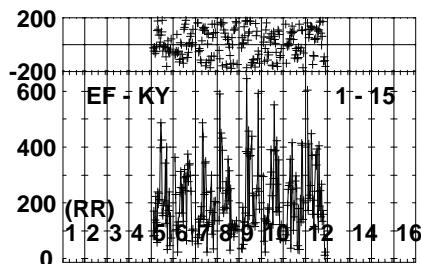
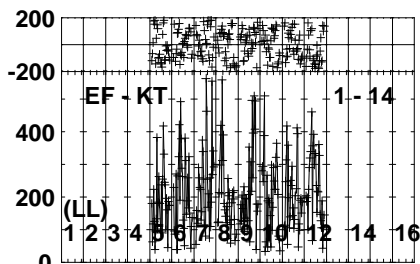
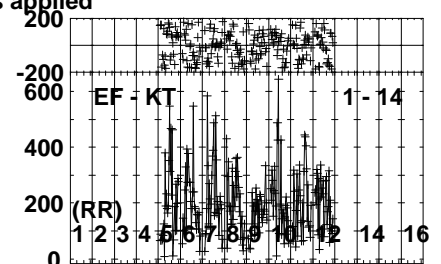
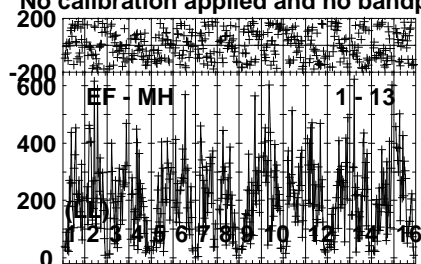
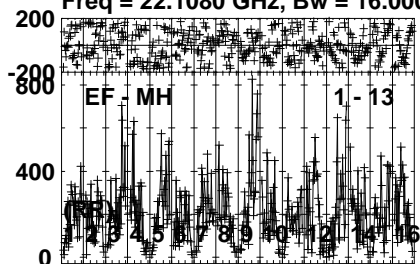
Timerange: 00/11:08:11 to 00/11:09:19

Plot file version 807 created 04-APR-2022 10:37:19

LSI61303 EM132A.UVDATA.1

Freq = 22.1080 GHz, Bw = 16.000 MH

No calibration applied and no bandpass applied



0 0 0 0 0 0 0 0 0 0 0 0 0 0 0 0

Channels Lower frame: Micro Ampl Jy Top frame: Phas deg

Vector averaged cross-power spectrum Several baselines displayed

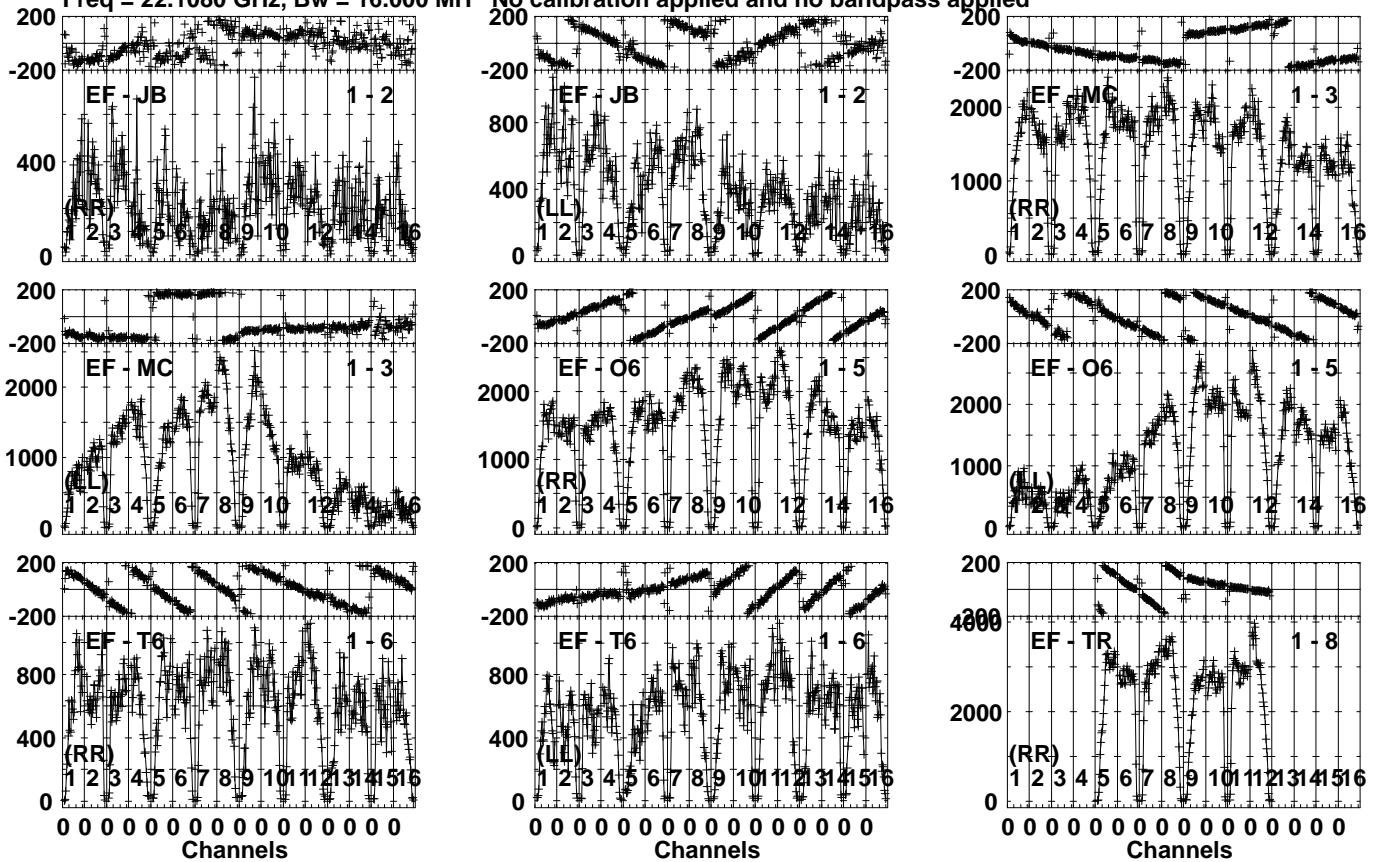
Timerange: 00/11:08:11 to 00/11:09:19

Plot file version 808 created 04-APR-2022 10:37:19

J0244+6228 EM132A.UVDATA.1

Freq = 22.1080 GHz, Bw = 16.000 MH

No calibration applied and no bandpass applied



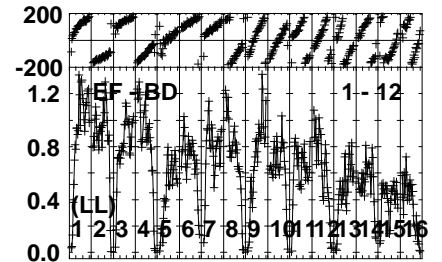
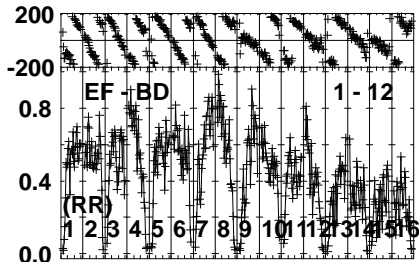
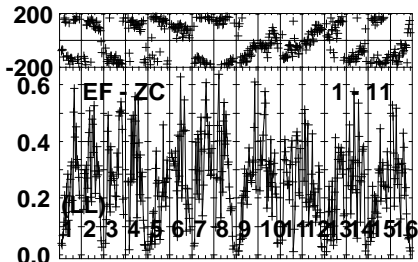
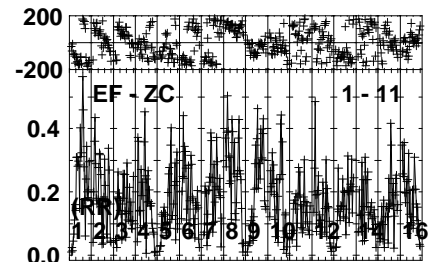
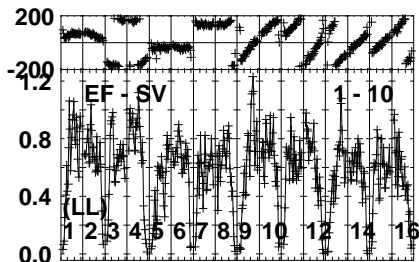
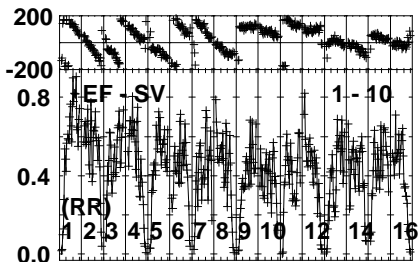
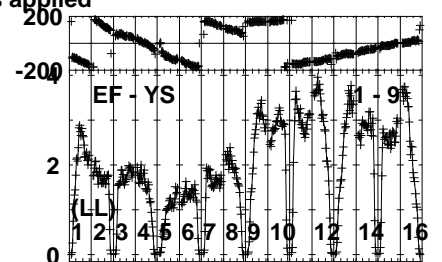
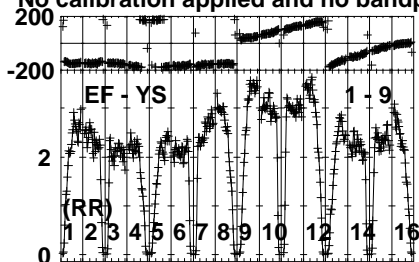
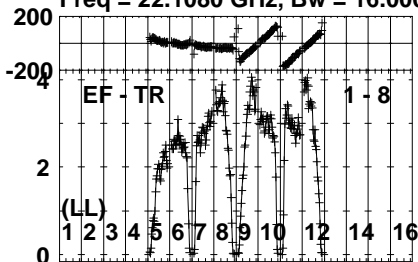
Lower frame: Micro Ampl Jy Top frame: Phas deg
Vector averaged cross-power spectrum Several baselines displayed
Timerange: 00/11:10:01 to 00/11:10:59

Plot file version 809 created 04-APR-2022 10:37:19

J0244+6228 EM132A.UVDATA.1

Freq = 22.1080 GHz, Bw = 16.000 MH

No calibration applied and no bandpass applied



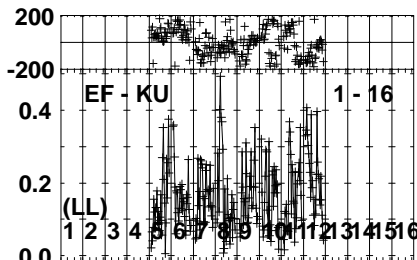
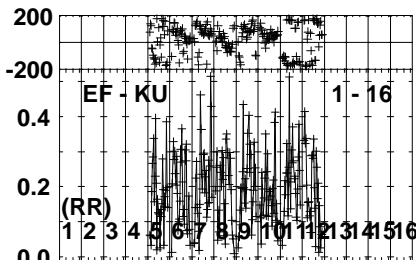
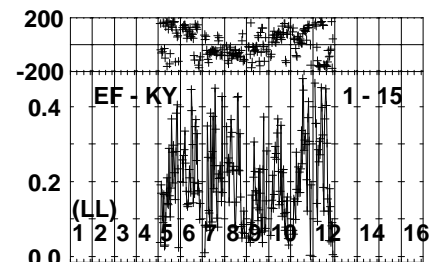
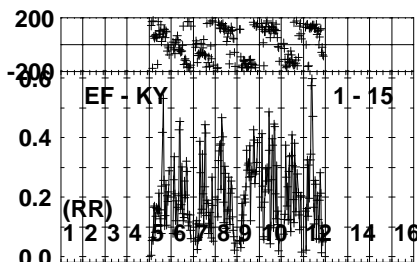
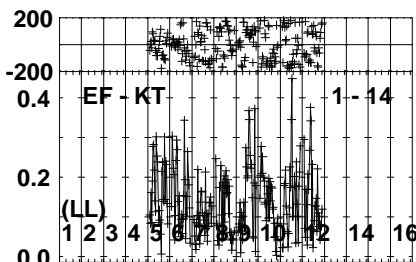
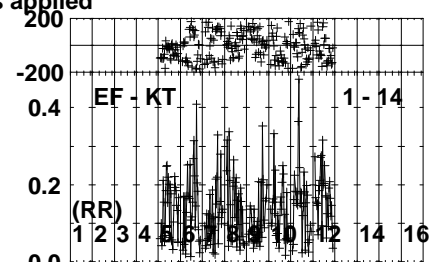
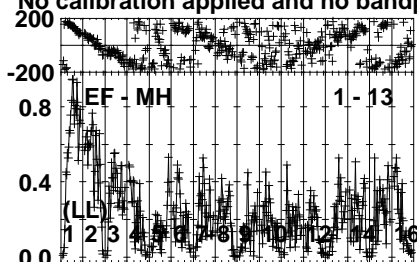
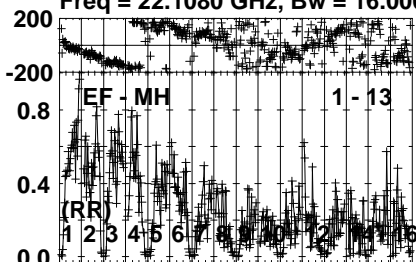
Lower frame: Milli Ampl Jy Top frame: Phas deg
Vector averaged cross-power spectrum Several baselines displayed
Timerange: 00/11:10:01 to 00/11:10:59

Plot file version 810 created 04-APR-2022 10:37:19

J0244+6228 EM132A.UVDATA.1

Freq = 22.1080 GHz, Bw = 16.000 MH

No calibration applied and no bandpass applied



0 0 0 0 0 0 0 0 0 0 0 0 0 0 0 0

0 0 0 0 0 0 0 0 0 0 0 0 0 0 0 0

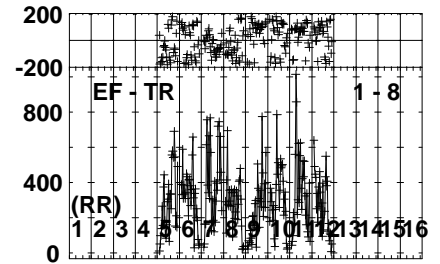
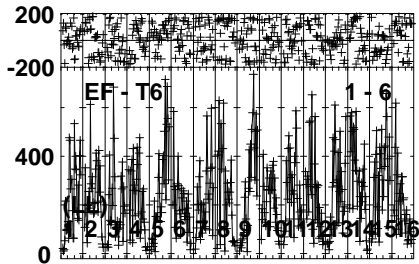
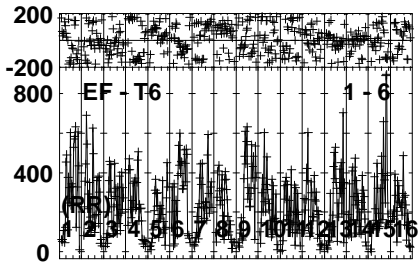
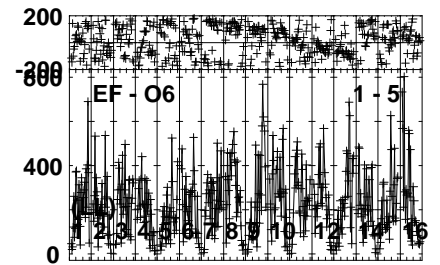
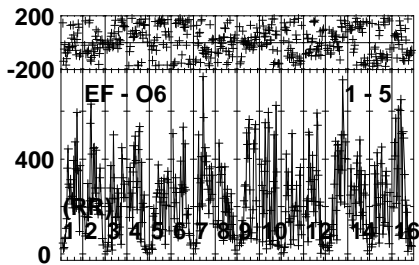
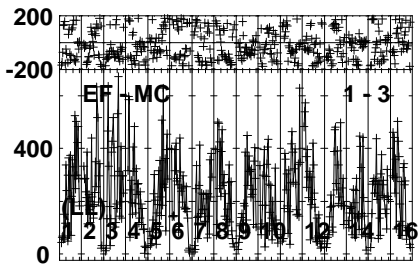
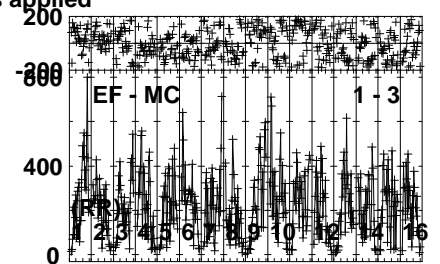
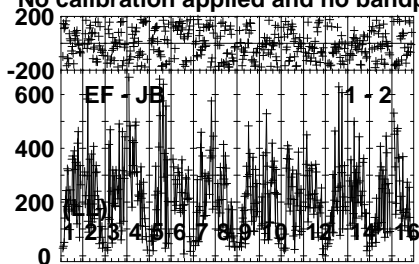
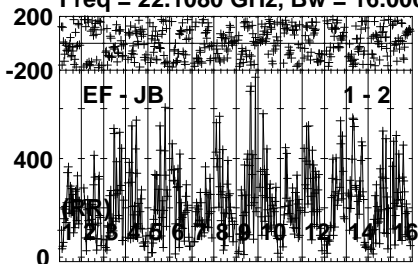
Lower frame: Milli Ampl Jy Top frame: Phas deg
Vector averaged cross-power spectrum Several baselines displayed
Timerange: 00/11:10:01 to 00/11:10:59

Plot file version 811 created 04-APR-2022 10:37:19

LSI61303 EM132A.UVDATA.1

Freq = 22.1080 GHz, Bw = 16.000 MH

No calibration applied and no bandpass applied



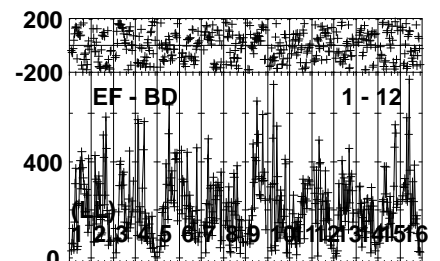
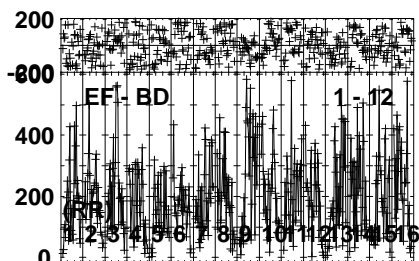
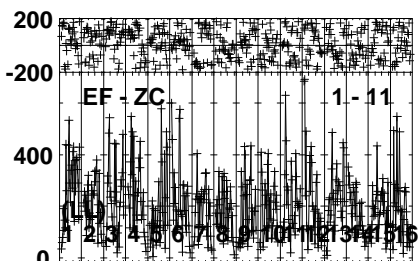
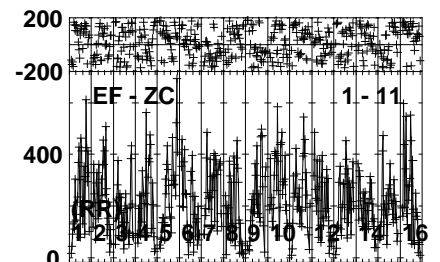
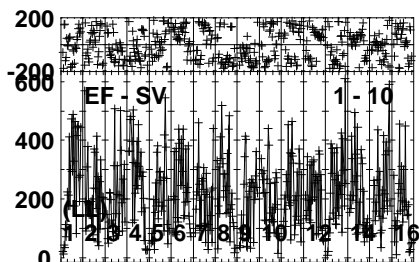
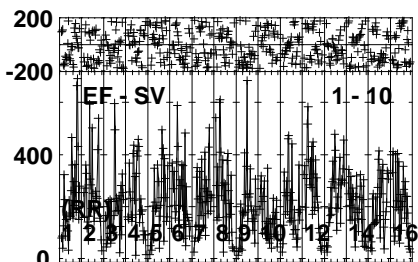
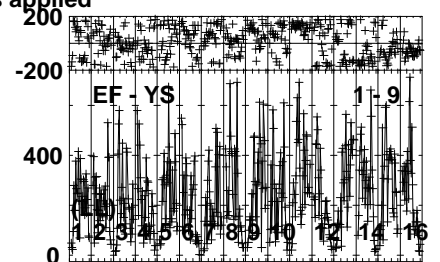
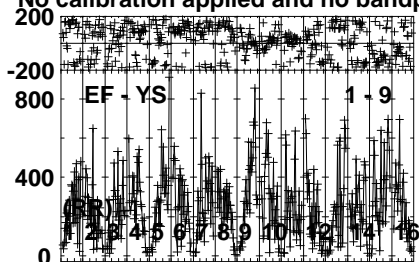
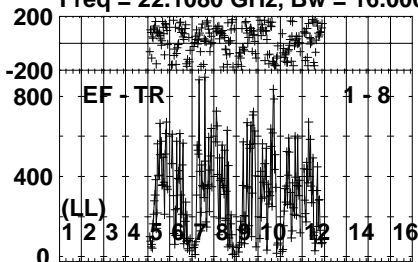
Lower frame: Micro Ampl Jy Top frame: Phas deg
Vector averaged cross-power spectrum Several baselines displayed
Timerange: 00/11:11:01 to 00/11:12:09

Plot file version 812 created 04-APR-2022 10:37:19

LSI61303 EM132A.UVDATA.1

Freq = 22.1080 GHz, Bw = 16.000 MH

No calibration applied and no bandpass applied



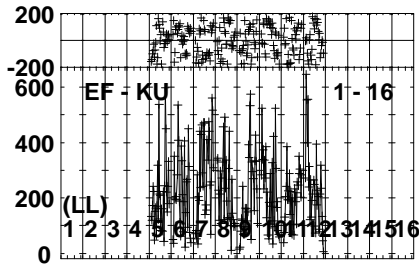
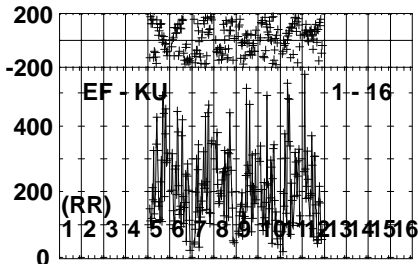
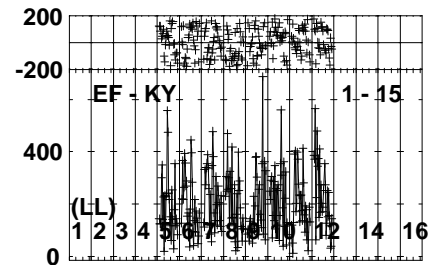
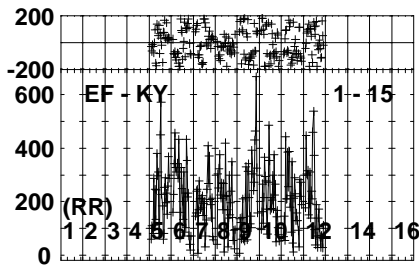
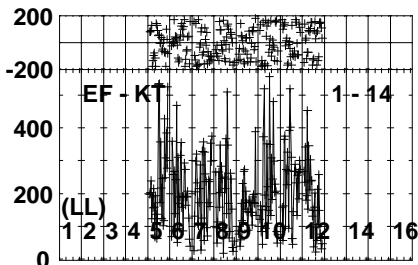
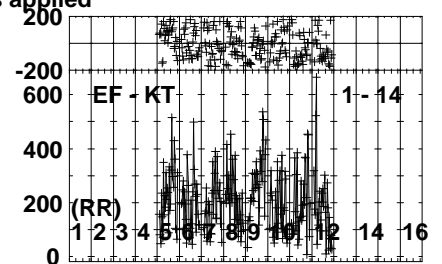
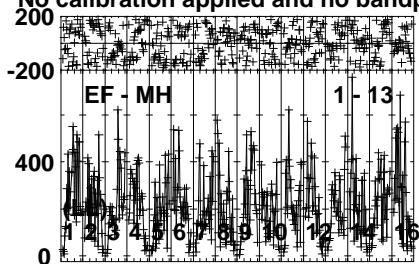
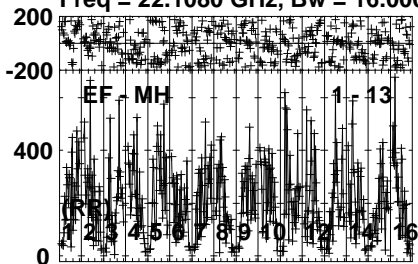
Lower frame: Micro Ampl Jy Top frame: Phas deg
Vector averaged cross-power spectrum Several baselines displayed
Timerange: 00/11:11:01 to 00/11:12:09

Plot file version 813 created 04-APR-2022 10:37:20

LSI61303 EM132A.UVDATA.1

Freq = 22.1080 GHz, Bw = 16.000 MH

No calibration applied and no bandpass applied



0 0 0 0 0 0 0 0 0 0 0 0 0 0 0 0

0 0 0 0 0 0 0 0 0 0 0 0 0 0 0 0

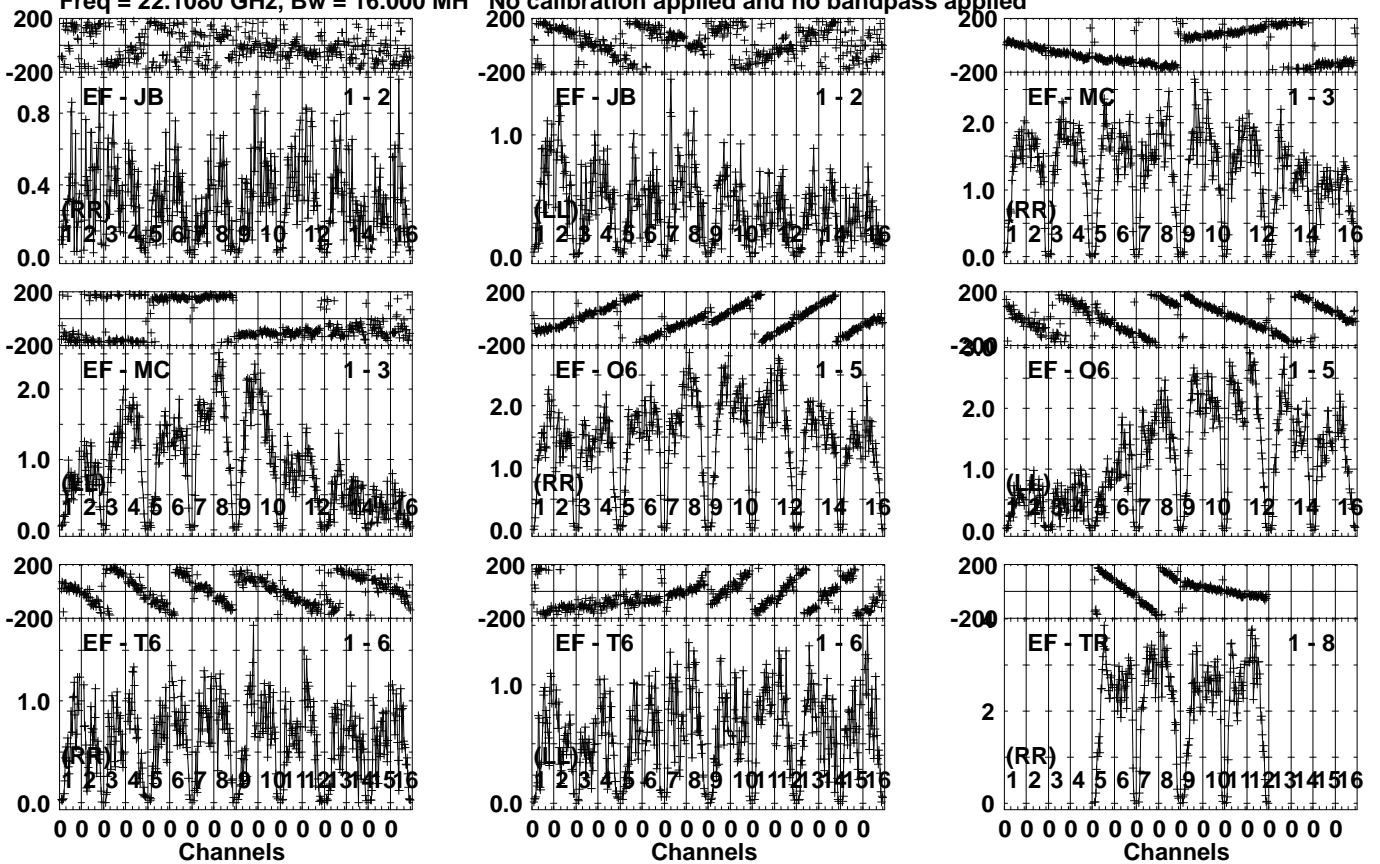
Lower frame: Micro Ampl Jy Top frame: Phas deg
Vector averaged cross-power spectrum Several baselines displayed
Timerange: 00/11:11:01 to 00/11:12:09

Plot file version 814 created 04-APR-2022 10:37:20

J0244+6228 EM132A.UVDATA.1

Freq = 22.1080 GHz, Bw = 16.000 MH

No calibration applied and no bandpass applied



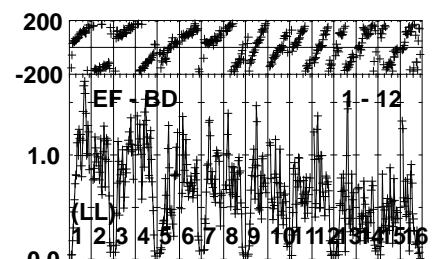
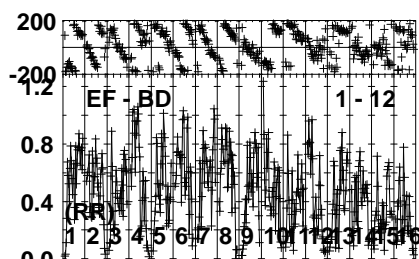
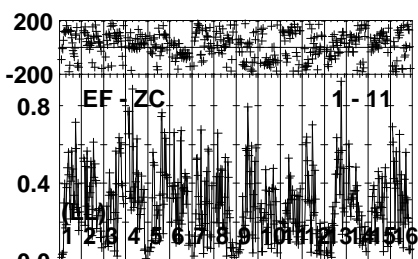
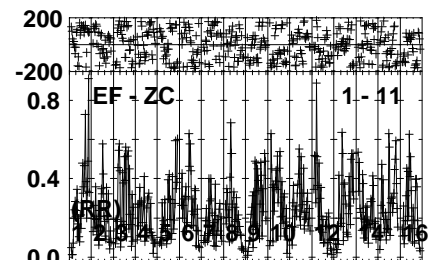
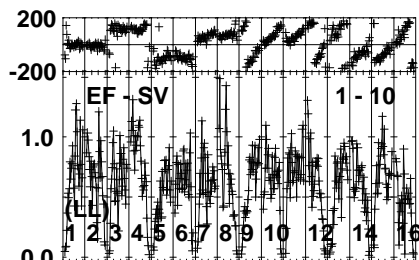
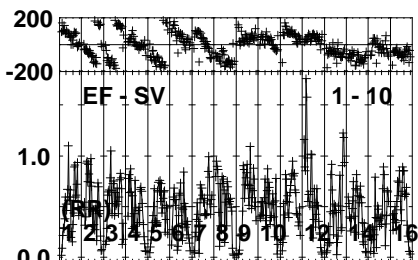
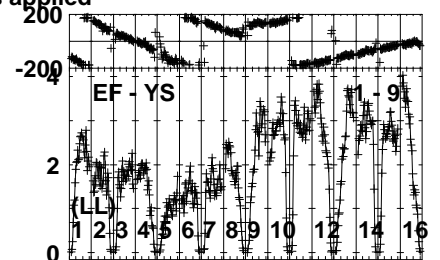
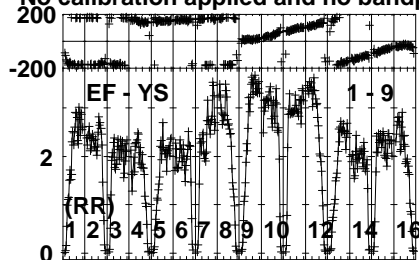
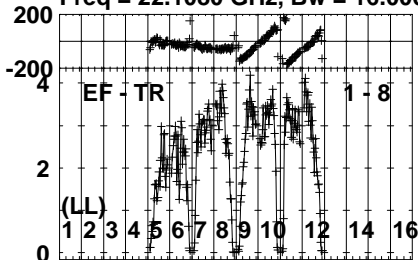
Lower frame: Milli Ampl Jy Top frame: Phas deg
Vector averaged cross-power spectrum Several baselines displayed
Timerange: 00/11:12:11 to 00/11:13:09

Plot file version 815 created 04-APR-2022 10:37:20

J0244+6228 EM132A.UVDATA.1

Freq = 22.1080 GHz, Bw = 16.000 MH

No calibration applied and no bandpass applied



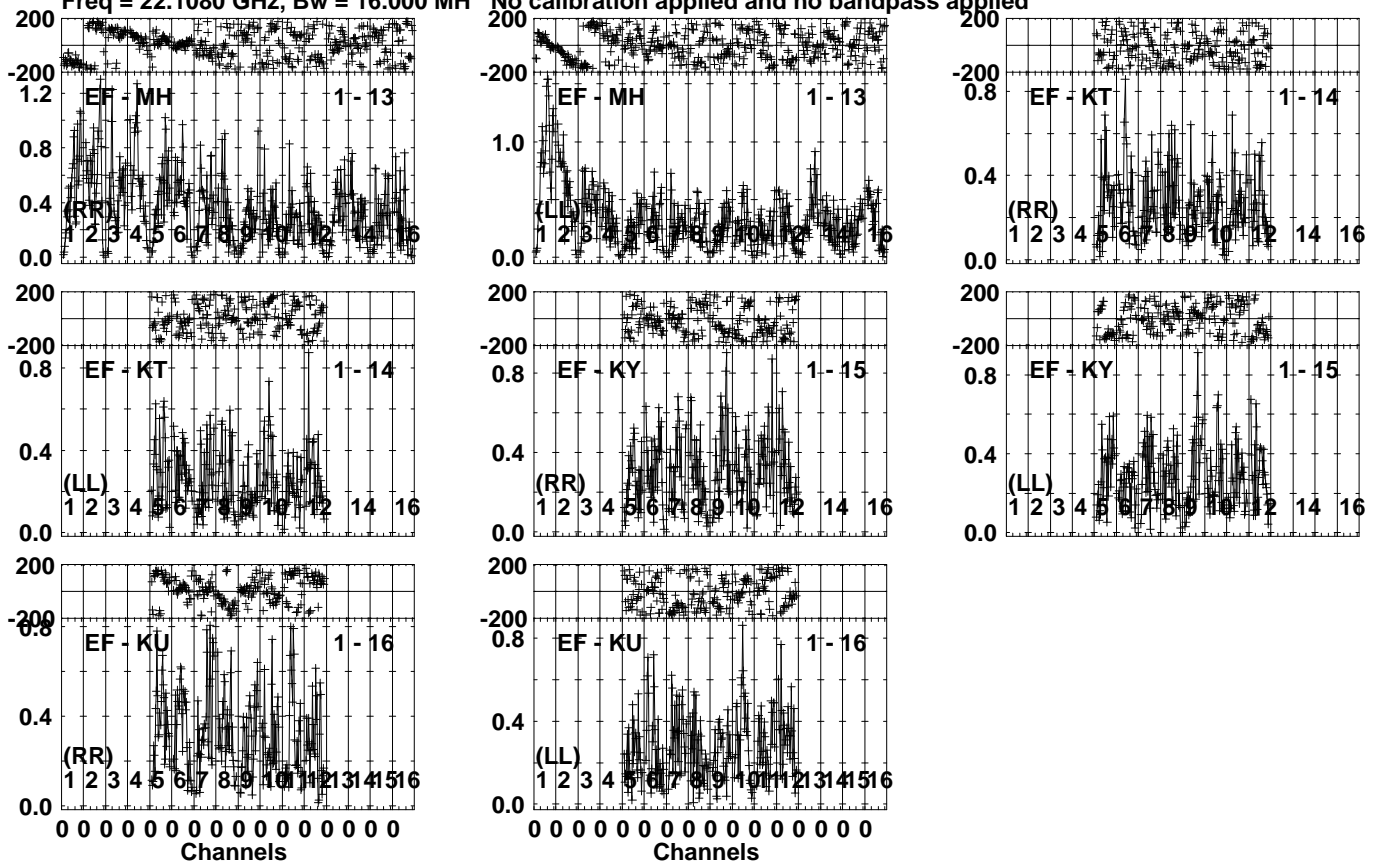
Lower frame: Milli Ampl Jy Top frame: Phas deg
Vector averaged cross-power spectrum Several baselines displayed
Timerange: 00/11:12:11 to 00/11:13:09

Plot file version 816 created 04-APR-2022 10:37:20

J0244+6228 EM132A.UVDATA.1

Freq = 22.1080 GHz, Bw = 16.000 MH

No calibration applied and no bandpass applied



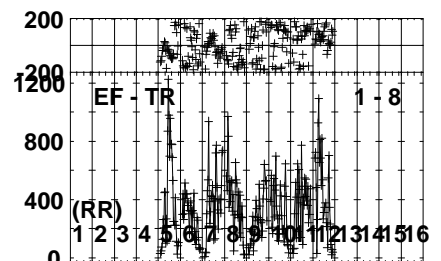
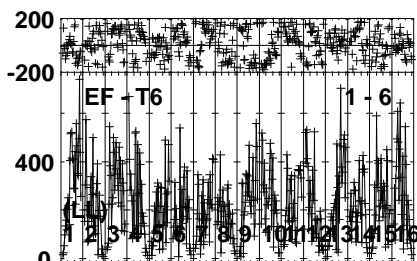
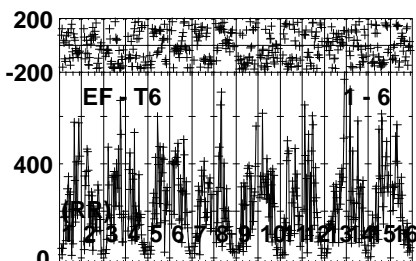
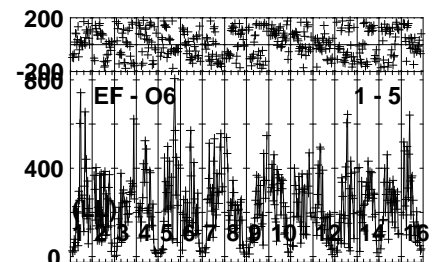
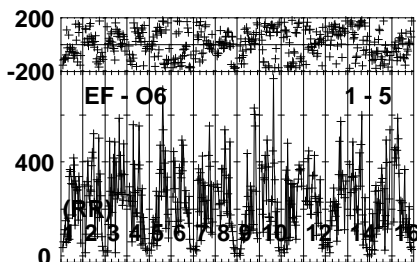
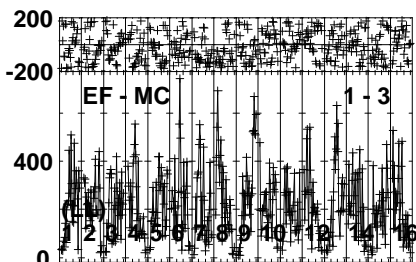
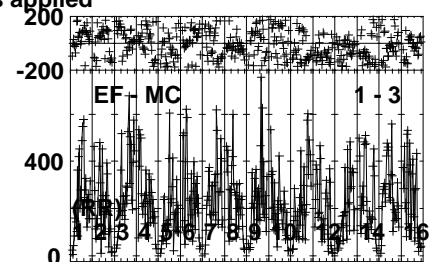
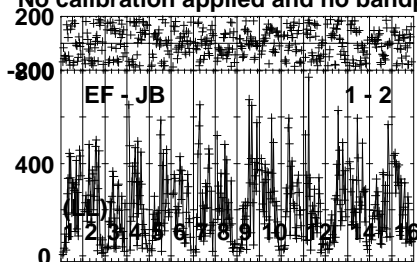
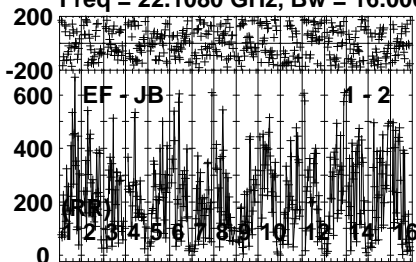
Lower frame: Milli Ampl Jy Top frame: Phas deg
Vector averaged cross-power spectrum Several baselines displayed
Timerange: 00/11:12:11 to 00/11:13:09

Plot file version 817 created 04-APR-2022 10:37:20

LSI61303 EM132A.UVDATA.1

Freq = 22.1080 GHz, Bw = 16.000 MH

No calibration applied and no bandpass applied



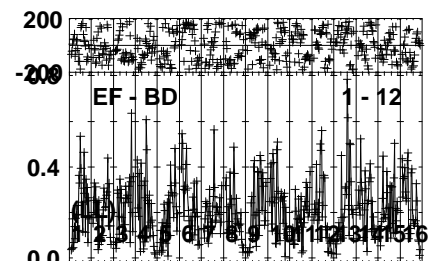
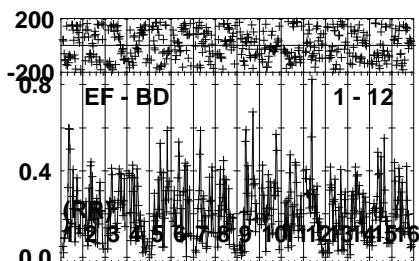
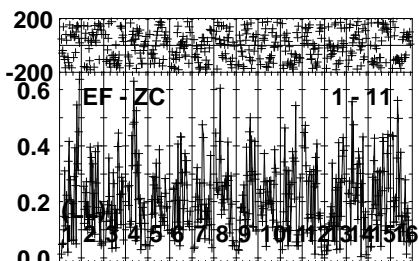
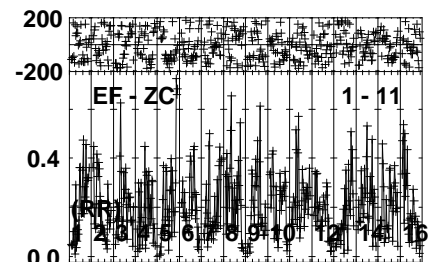
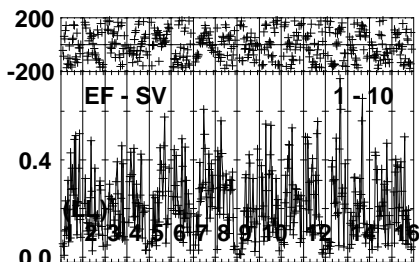
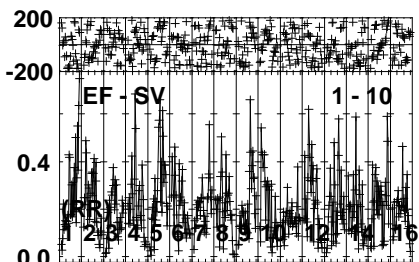
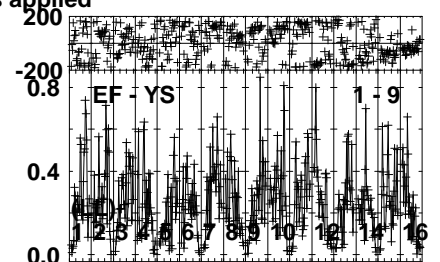
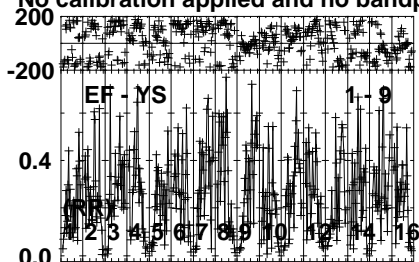
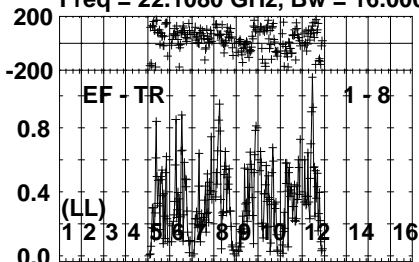
Lower frame: Micro Ampl Jy Top frame: Phas deg
Vector averaged cross-power spectrum Several baselines displayed
Timerange: 00/11:13:11 to 00/11:14:19

Plot file version 818 created 04-APR-2022 10:37:20

LSI61303 EM132A.UVDATA.1

Freq = 22.1080 GHz, Bw = 16.000 MH

No calibration applied and no bandpass applied



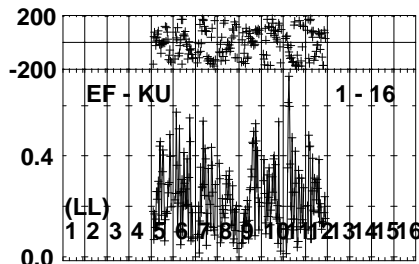
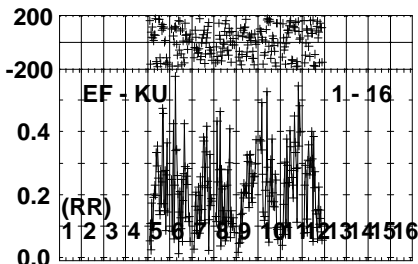
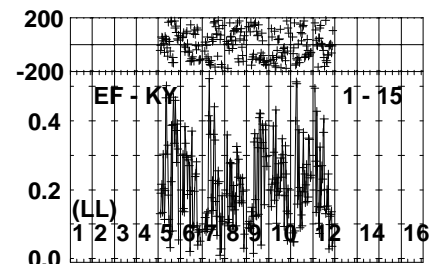
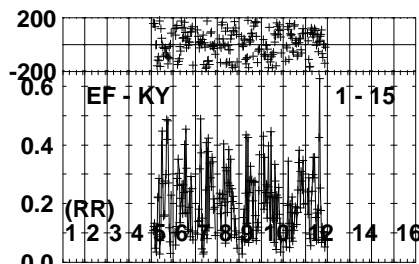
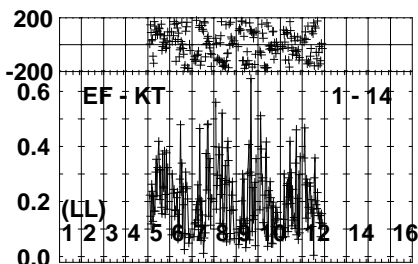
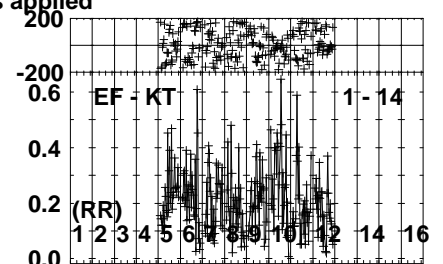
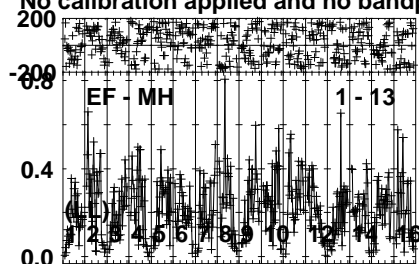
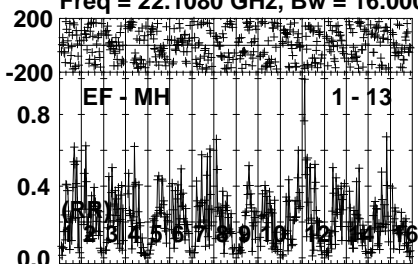
Lower frame: Milli Ampl Jy Top frame: Phas deg
Vector averaged cross-power spectrum Several baselines displayed
Timerange: 00/11:13:11 to 00/11:14:19

Plot file version 819 created 04-APR-2022 10:37:20

LSI61303 EM132A.UVDATA.1

Freq = 22.1080 GHz, Bw = 16.000 MH

No calibration applied and no bandpass applied



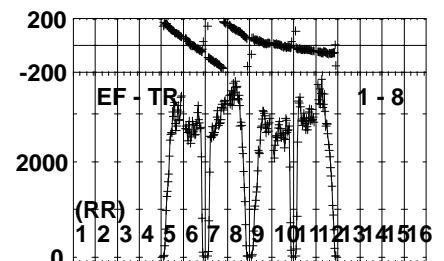
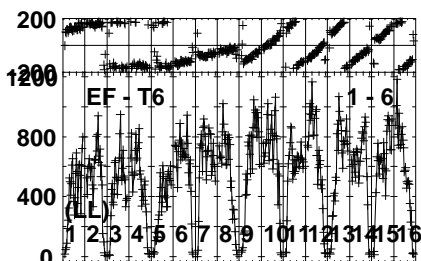
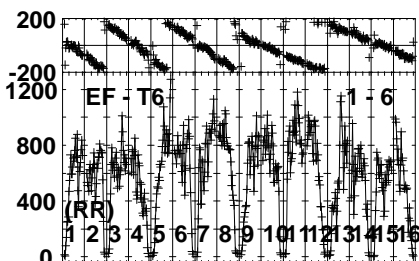
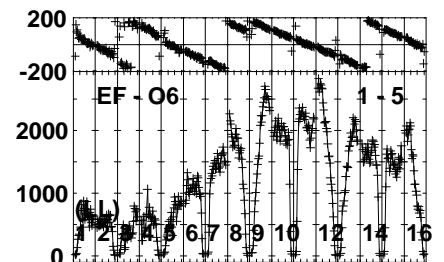
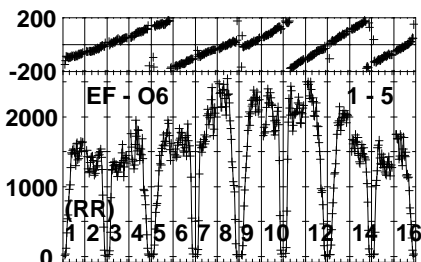
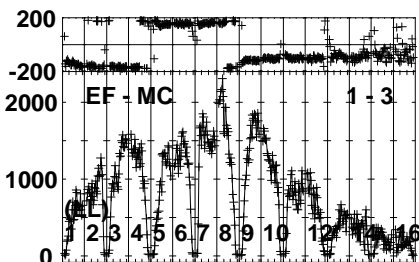
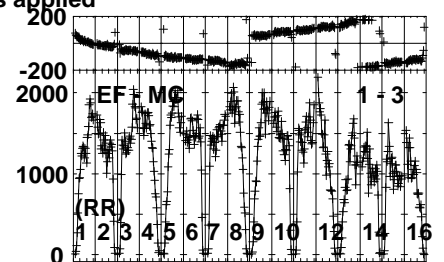
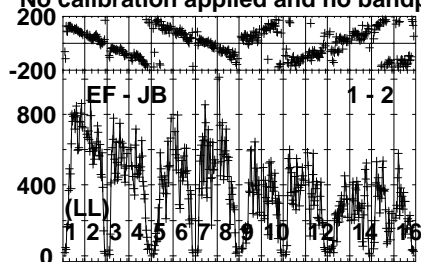
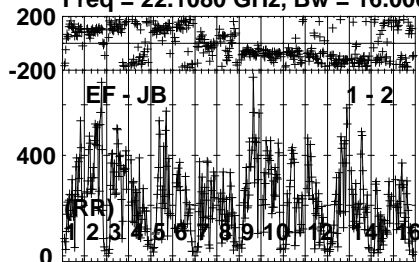
Lower frame: Milli Ampl Jy Top frame: Phas deg
Vector averaged cross-power spectrum Several baselines displayed
Timerange: 00/11:13:11 to 00/11:14:19

Plot file version 820 created 04-APR-2022 10:37:20

J0244+6228 EM132A.UVDATA.1

Freq = 22.1080 GHz, Bw = 16.000 MH

No calibration applied and no bandpass applied



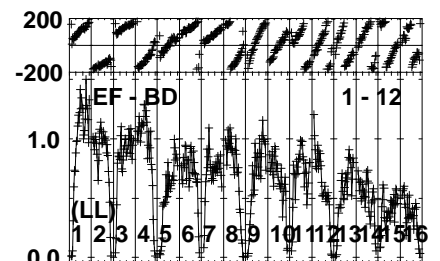
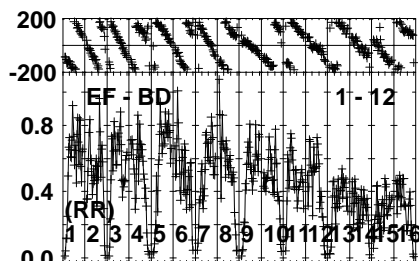
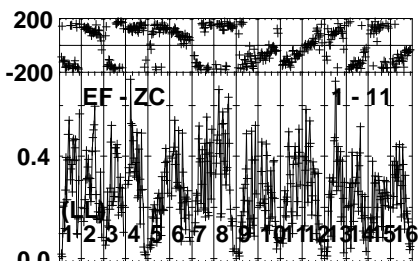
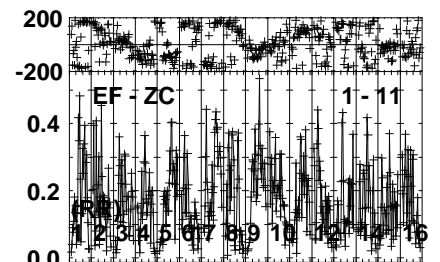
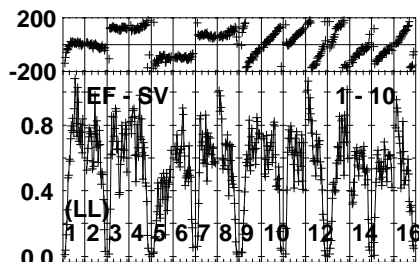
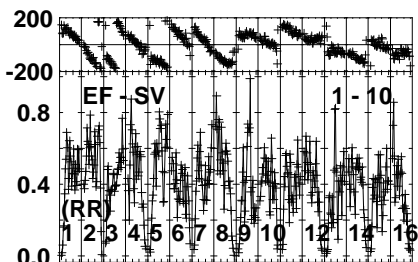
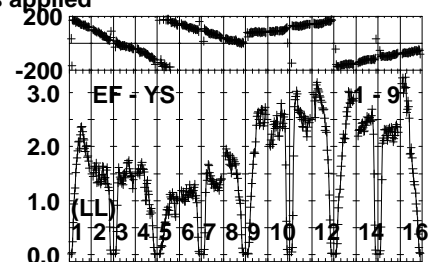
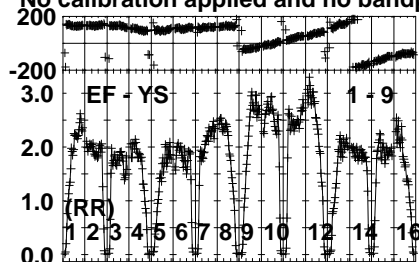
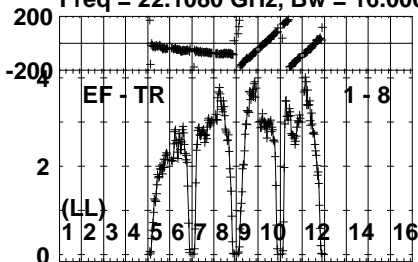
Lower frame: Micro Ampl Jy Top frame: Phas deg
Vector averaged cross-power spectrum Several baselines displayed
Timerange: 00/11:15:01 to 00/11:15:59

Plot file version 821 created 04-APR-2022 10:37:20

J0244+6228 EM132A.UVDATA.1

Freq = 22.1080 GHz, Bw = 16.000 MH

No calibration applied and no bandpass applied



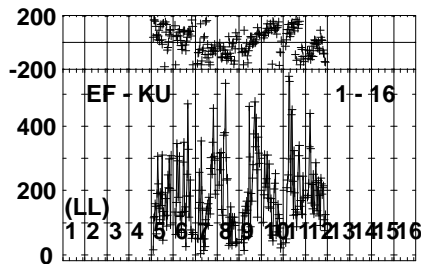
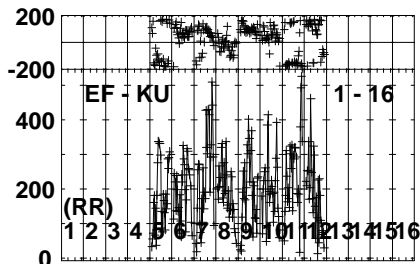
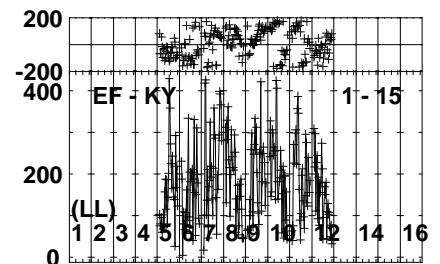
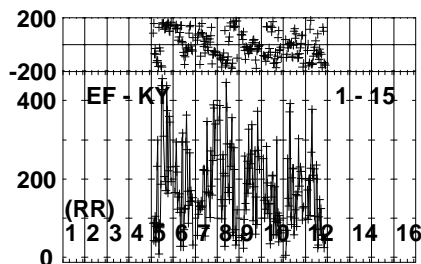
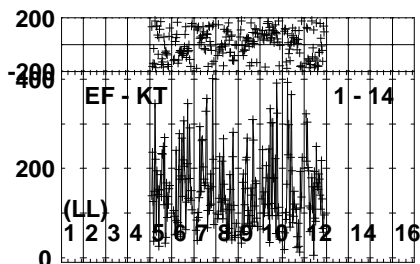
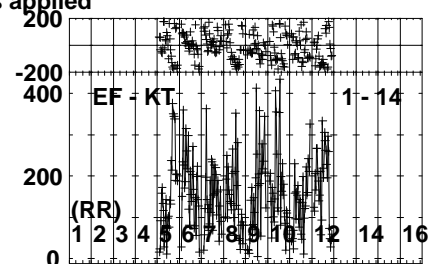
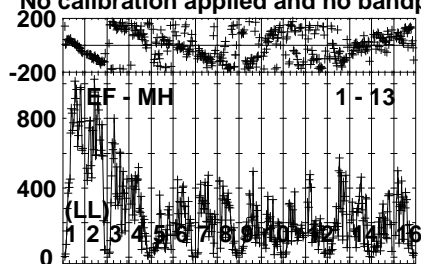
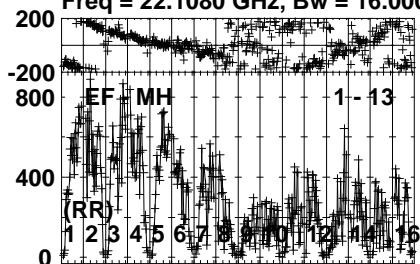
Lower frame: Milli Ampl Jy Top frame: Phas deg
Vector averaged cross-power spectrum Several baselines displayed
Timerange: 00/11:15:01 to 00/11:15:59

Plot file version 822 created 04-APR-2022 10:37:20

J0244+6228 EM132A.UVDATA.1

Freq = 22.1080 GHz, Bw = 16.000 MH

No calibration applied and no bandpass applied



0 0 0 0 0 0 0 0 0 0 0 0 0 0 0 0
Channels

0 0 0 0 0 0 0 0 0 0 0 0 0 0 0 0
Channels

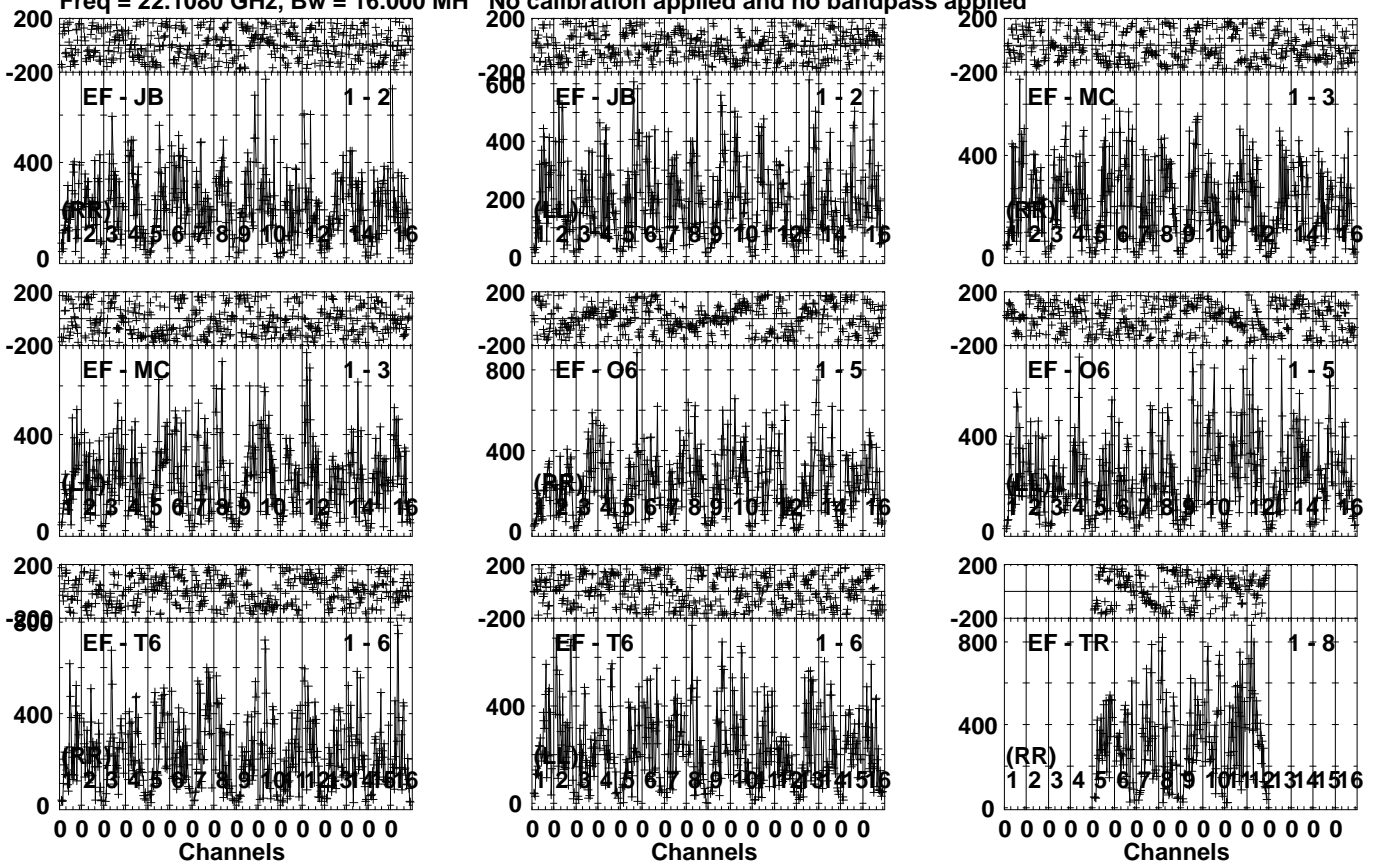
Lower frame: Micro Ampl Jy Top frame: Phas deg
Vector averaged cross-power spectrum Several baselines displayed
Timerange: 00/11:15:01 to 00/11:15:59

Plot file version 823 created 04-APR-2022 10:37:21

LSI61303 EM132A.UVDATA.1

Freq = 22.1080 GHz, Bw = 16.000 MH

No calibration applied and no bandpass applied



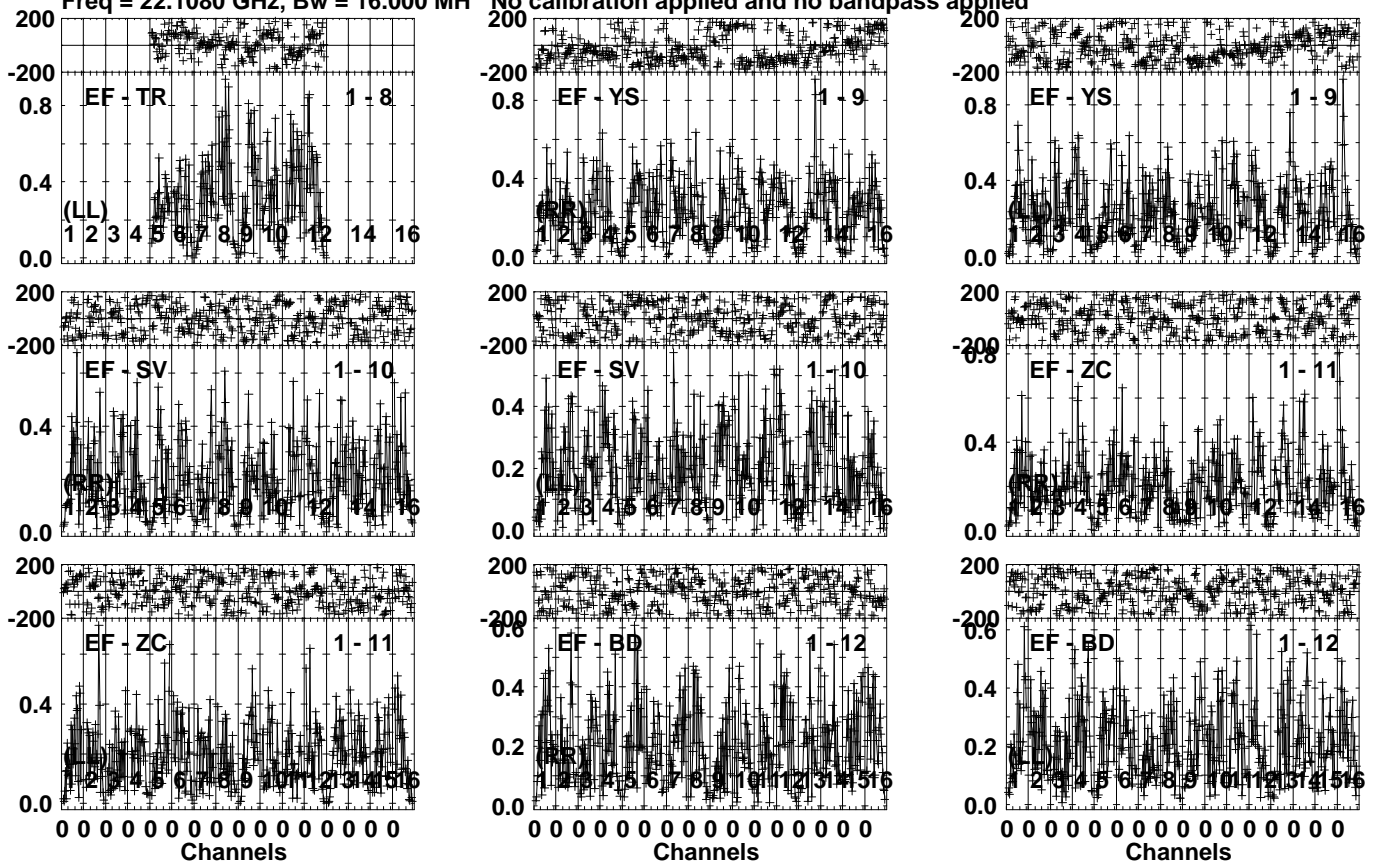
Lower frame: Micro Ampl Jy Top frame: Phas deg
Vector averaged cross-power spectrum Several baselines displayed
Timerange: 00/11:16:01 to 00/11:17:09

Plot file version 824 created 04-APR-2022 10:37:21

LSI61303 EM132A.UVDATA.1

Freq = 22.1080 GHz, Bw = 16.000 MH

No calibration applied and no bandpass applied



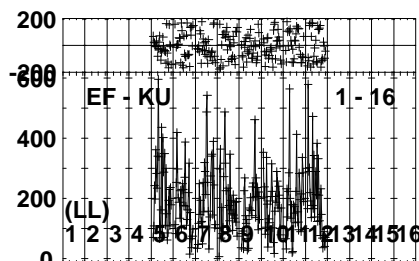
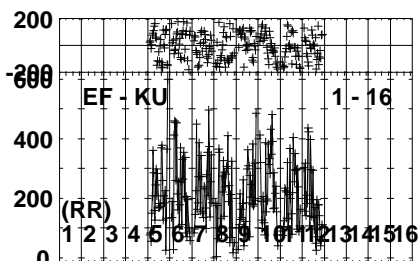
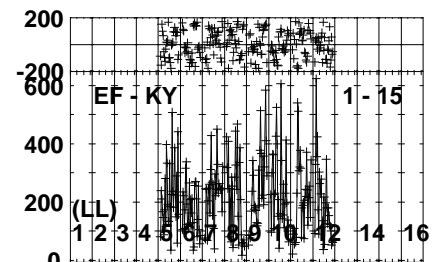
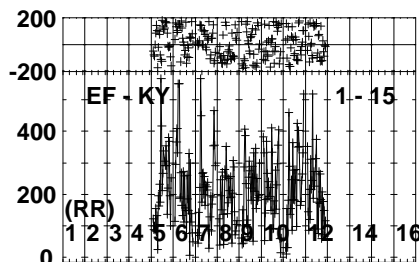
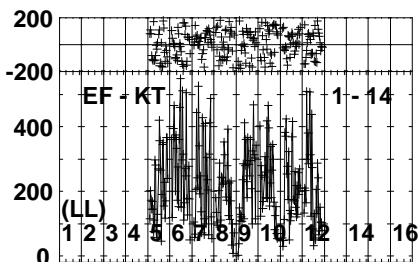
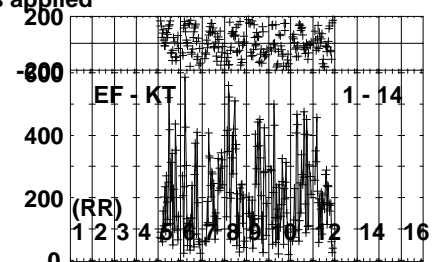
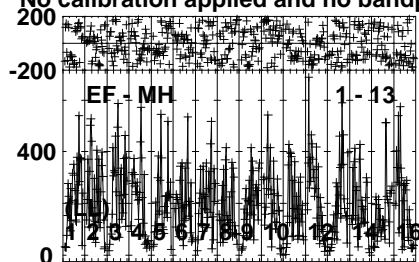
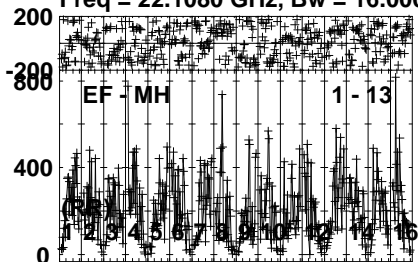
Lower frame: Milli Ampl Jy Top frame: Phas deg
Vector averaged cross-power spectrum Several baselines displayed
Timerange: 00/11:16:01 to 00/11:17:09

Plot file version 825 created 04-APR-2022 10:37:21

LSI61303 EM132A.UVDATA.1

Freq = 22.1080 GHz, Bw = 16.000 MH

No calibration applied and no bandpass applied



0 0 0 0 0 0 0 0 0 0 0 0 0 0 0 0

Channels Lower frame: Micro Ampl Jy Top frame: Phas deg

Vector averaged cross-power spectrum Several baselines displayed

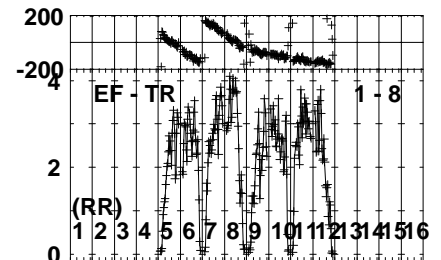
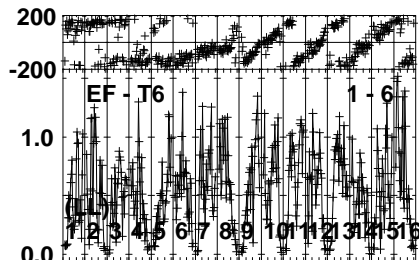
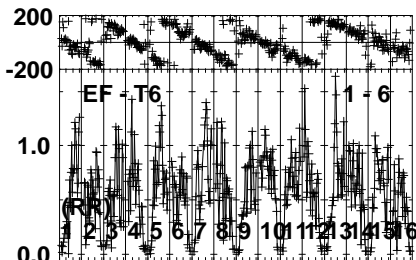
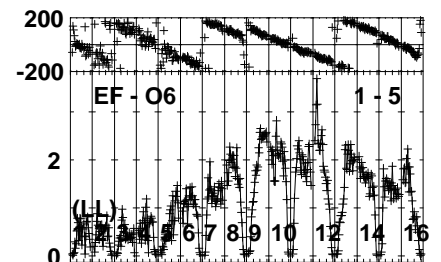
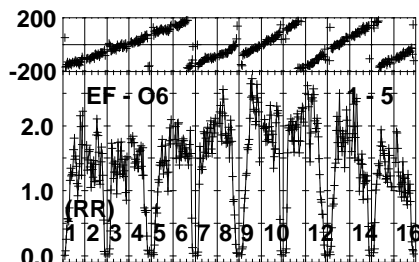
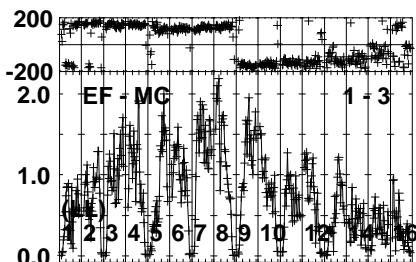
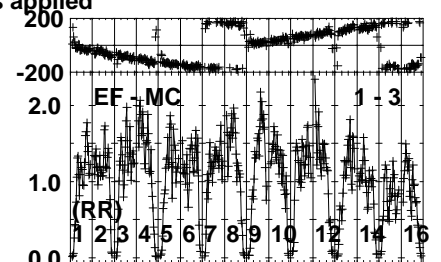
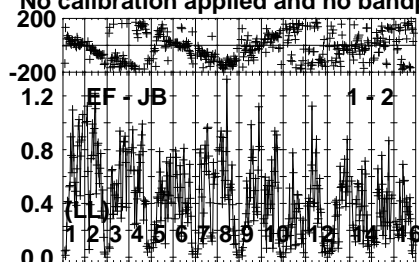
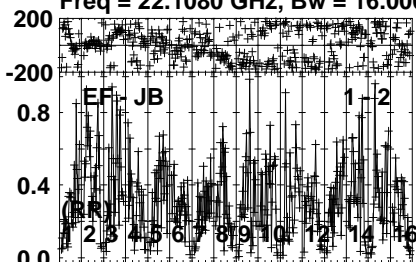
Timerange: 00/11:16:01 to 00/11:17:09

Plot file version 826 created 04-APR-2022 10:37:21

J0244+6228 EM132A.UVDATA.1

Freq = 22.1080 GHz, Bw = 16.000 MH

No calibration applied and no bandpass applied



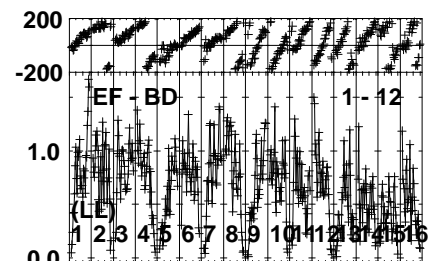
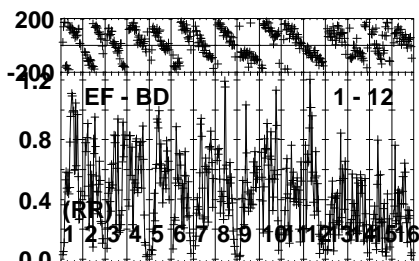
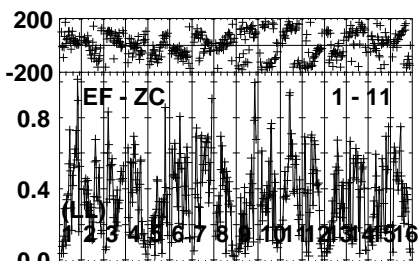
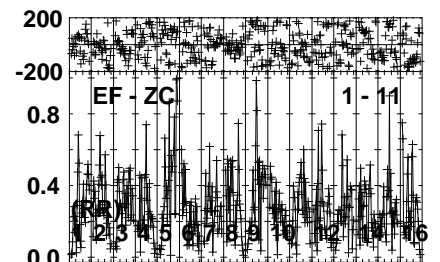
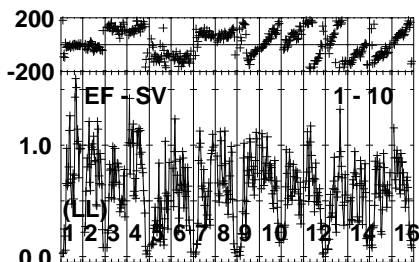
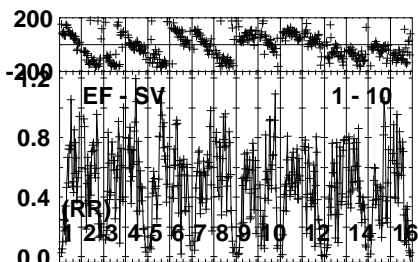
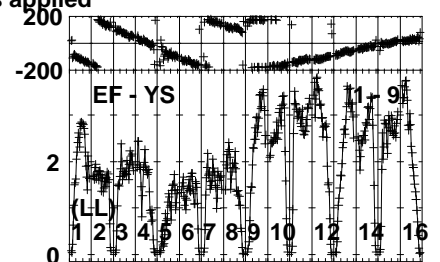
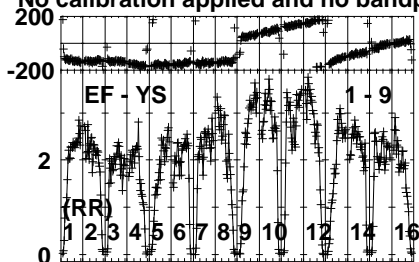
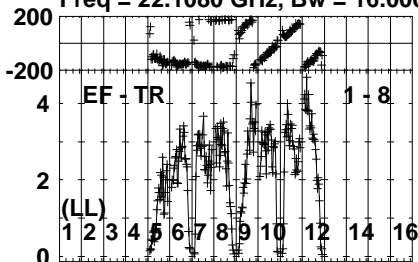
Lower frame: Milli Ampl Jy Top frame: Phas deg
Vector averaged cross-power spectrum Several baselines displayed
Timerange: 00/11:17:11 to 00/11:18:09

Plot file version 827 created 04-APR-2022 10:37:21

J0244+6228 EM132A.UVDATA.1

Freq = 22.1080 GHz, Bw = 16.000 MH

No calibration applied and no bandpass applied



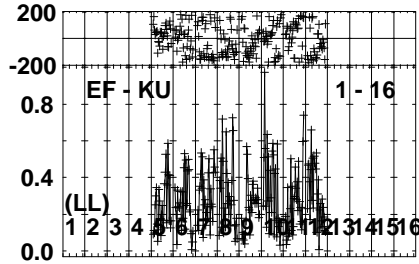
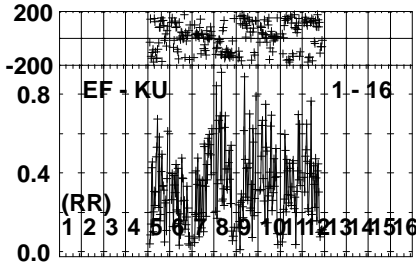
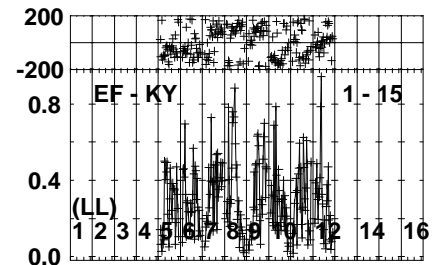
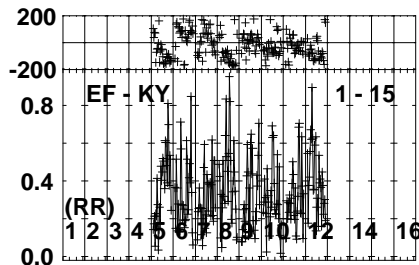
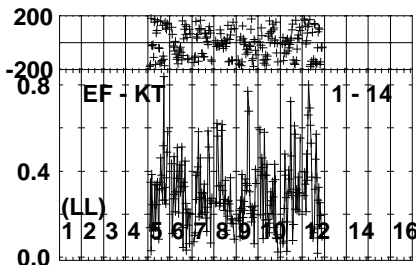
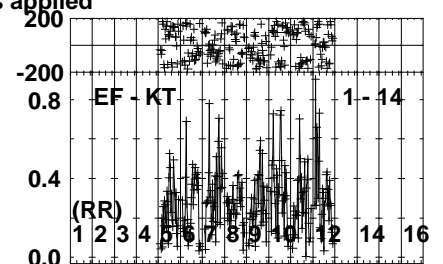
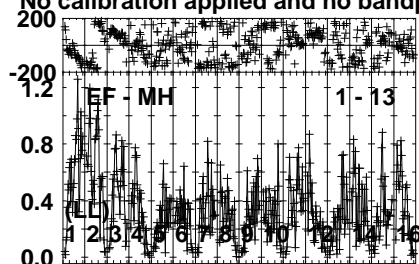
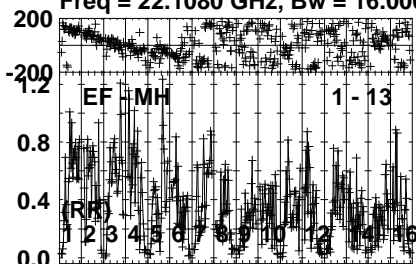
Lower frame: Milli Ampl Jy Top frame: Phas deg
Vector averaged cross-power spectrum Several baselines displayed
Timerange: 00/11:17:11 to 00/11:18:09

Plot file version 828 created 04-APR-2022 10:37:21

J0244+6228 EM132A.UVDATA.1

Freq = 22.1080 GHz, Bw = 16.000 MH

No calibration applied and no bandpass applied



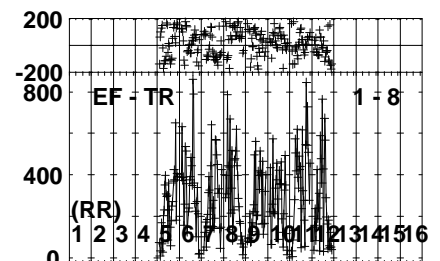
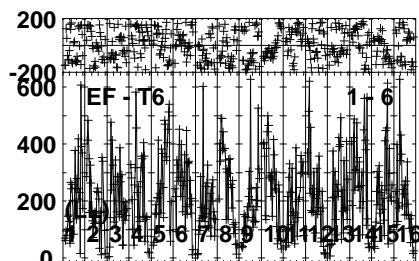
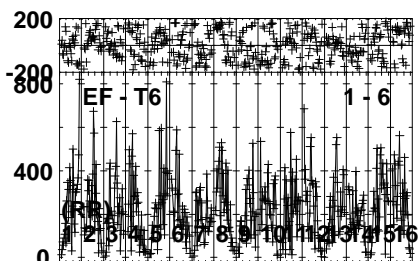
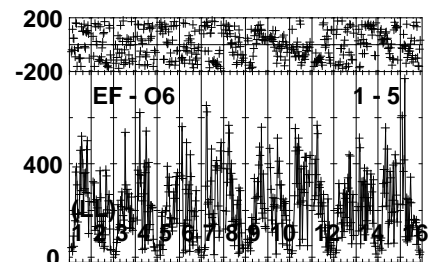
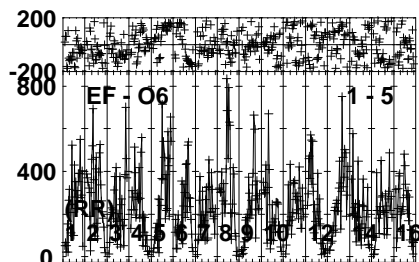
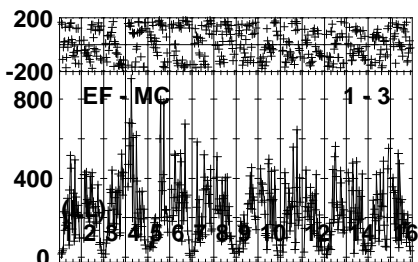
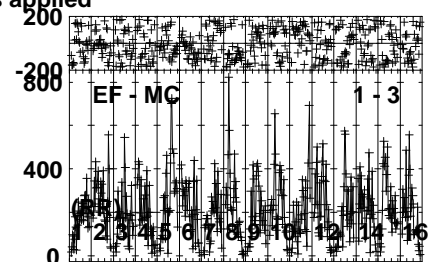
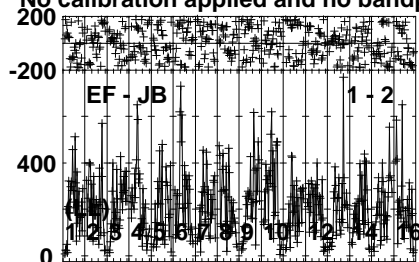
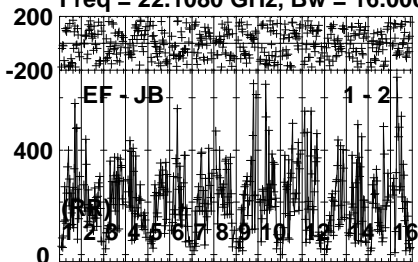
0 0 0 0 0 0 0 0 0 0 0 0 0 0 0 0
Channels
Lower frame: Milli Ampl Jy Top frame: Phas deg
Vector averaged cross-power spectrum Several baselines displayed
Timerange: 00/11:17:11 to 00/11:18:09

Plot file version 829 created 04-APR-2022 10:37:21

LSI61303 EM132A.UVDATA.1

Freq = 22.1080 GHz, Bw = 16.000 MH

No calibration applied and no bandpass applied



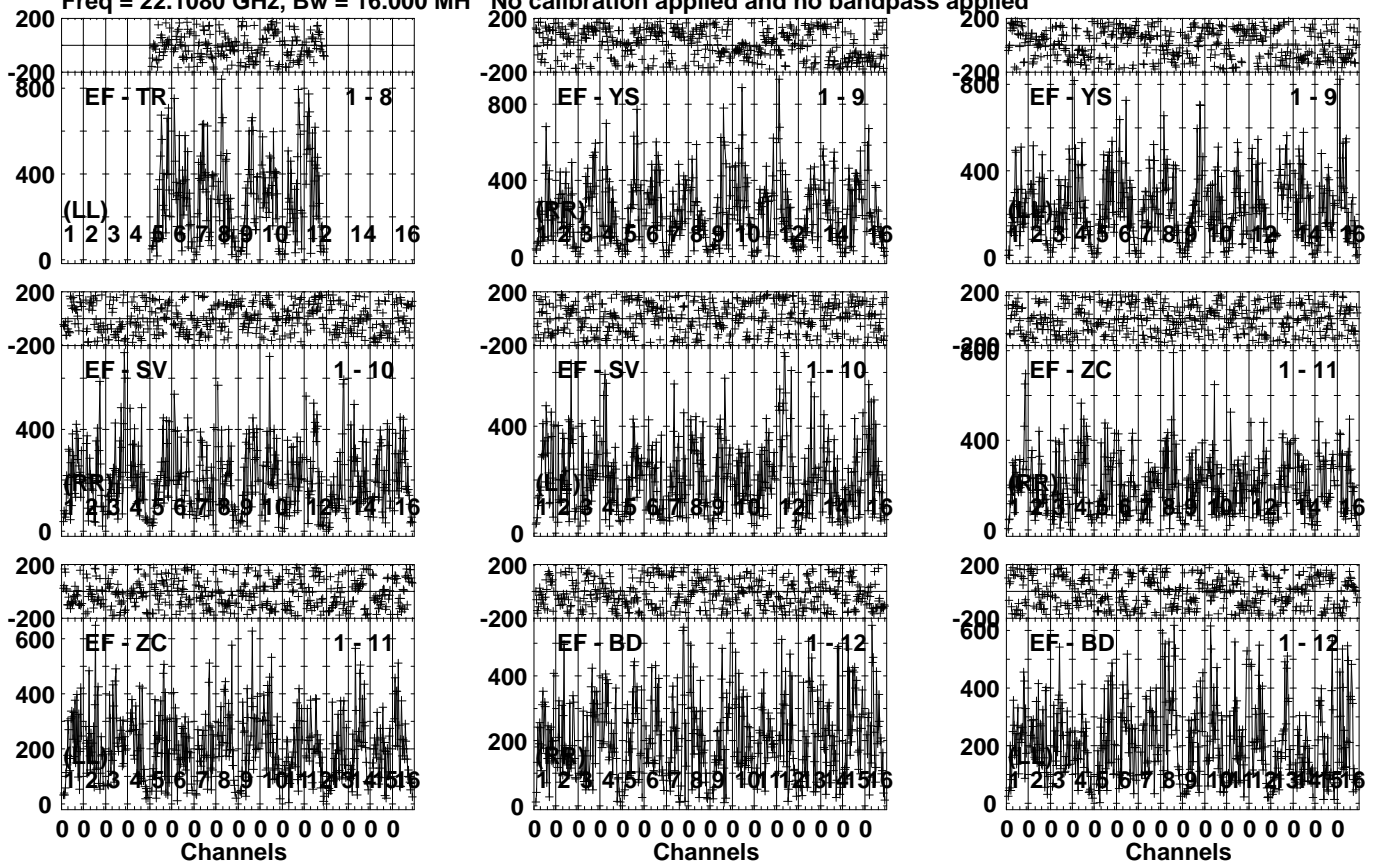
Lower frame: Micro Ampl Jy Top frame: Phas deg
Vector averaged cross-power spectrum Several baselines displayed
Timerange: 00/11:18:11 to 00/11:19:19

Plot file version 830 created 04-APR-2022 10:37:21

LSI61303 EM132A.UVDATA.1

Freq = 22.1080 GHz, Bw = 16.000 MH

No calibration applied and no bandpass applied



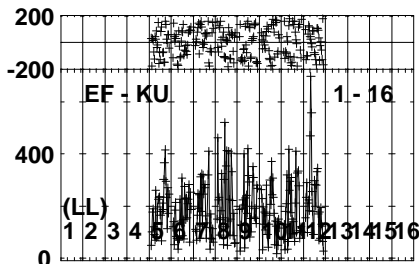
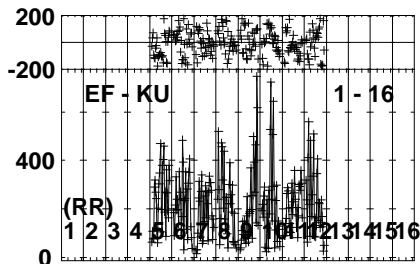
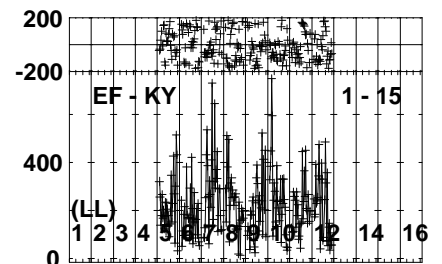
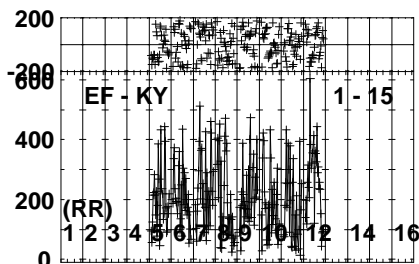
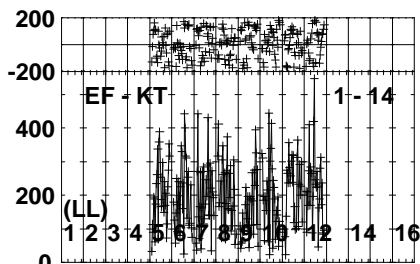
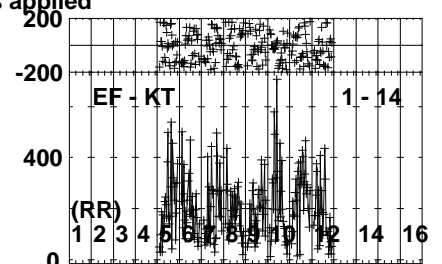
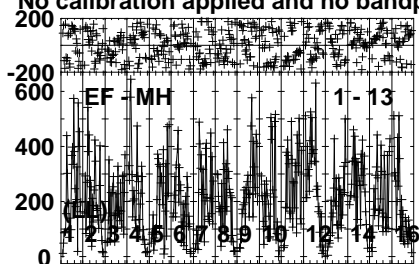
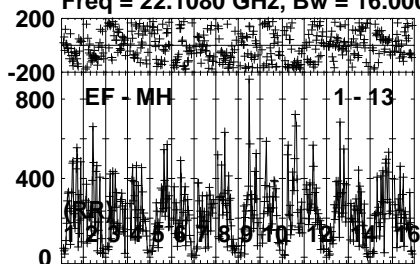
Lower frame: Micro Ampl Jy Top frame: Phas deg
Vector averaged cross-power spectrum Several baselines displayed
Timerange: 00/11:18:11 to 00/11:19:19

Plot file version 831 created 04-APR-2022 10:37:21

LSI61303 EM132A.UVDATA.1

Freq = 22.1080 GHz, Bw = 16.000 MH

No calibration applied and no bandpass applied



0 0 0 0 0 0 0 0 0 0 0 0 0 0 0 0

Channels Lower frame: Micro Ampl Jy Top frame: Phas deg

Vector averaged cross-power spectrum Several baselines displayed

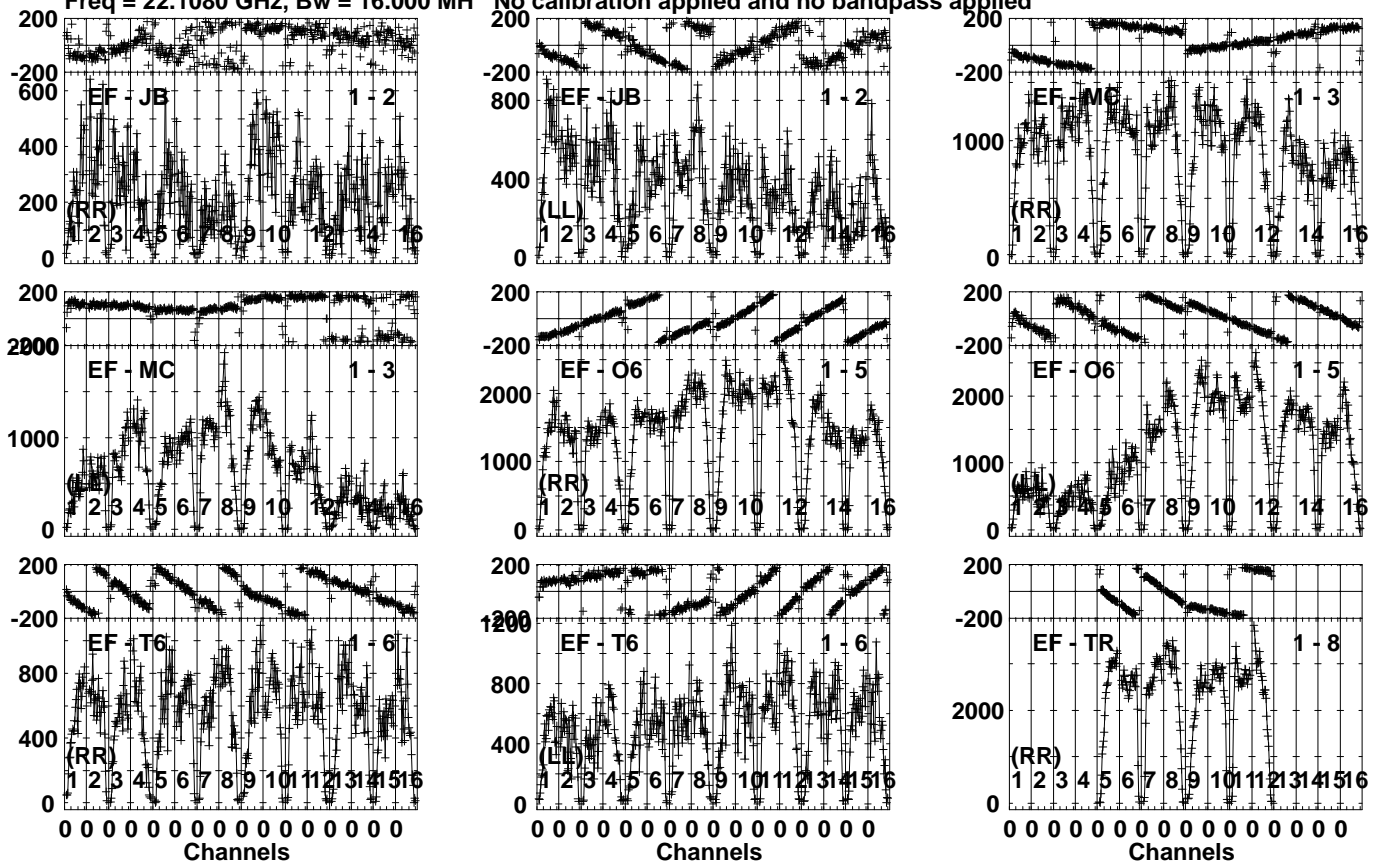
Timerange: 00/11:18:11 to 00/11:19:19

Plot file version 832 created 04-APR-2022 10:37:21

J0244+6228 EM132A.UVDATA.1

Freq = 22.1080 GHz, Bw = 16.000 MH

No calibration applied and no bandpass applied



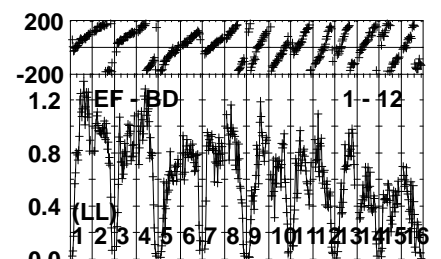
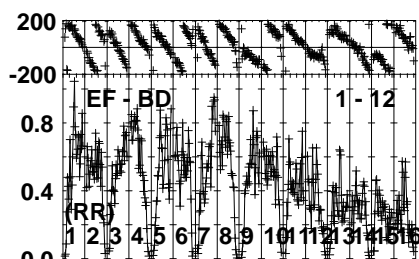
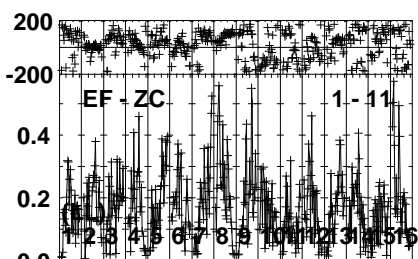
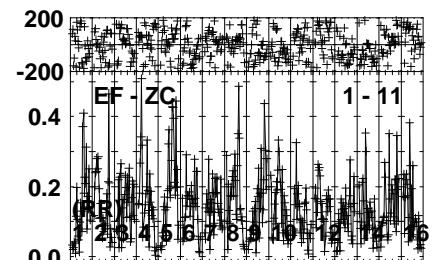
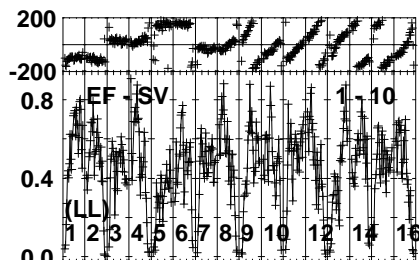
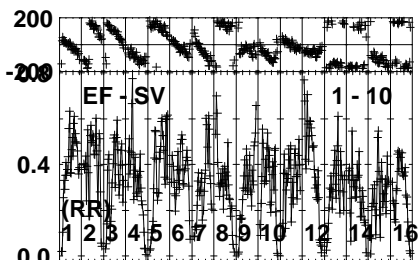
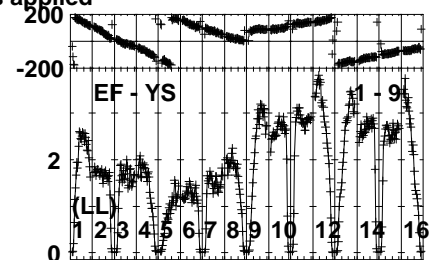
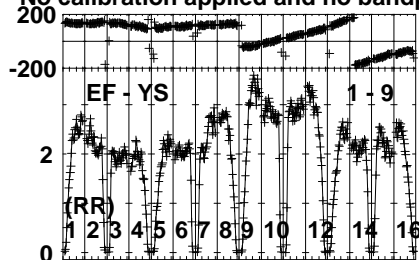
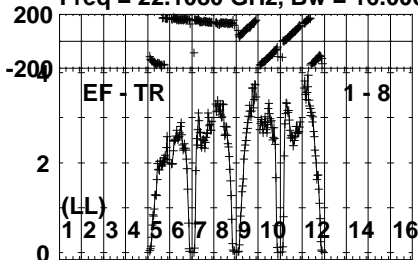
Lower frame: Micro Ampl Jy Top frame: Phas deg
Vector averaged cross-power spectrum Several baselines displayed
Timerange: 00/11:20:01 to 00/11:20:59

Plot file version 833 created 04-APR-2022 10:37:21

J0244+6228 EM132A.UVDATA.1

Freq = 22.1080 GHz, Bw = 16.000 MH

No calibration applied and no bandpass applied



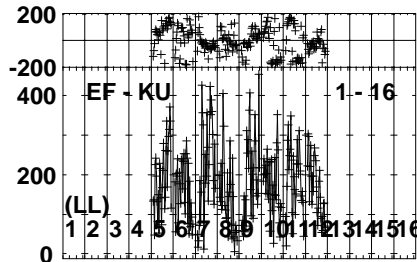
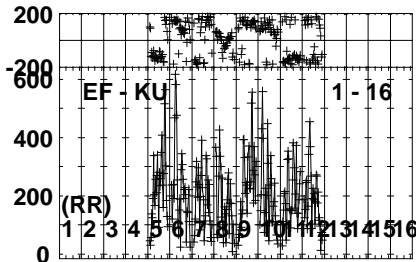
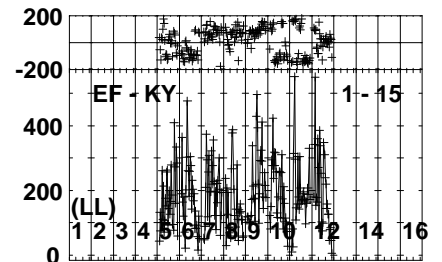
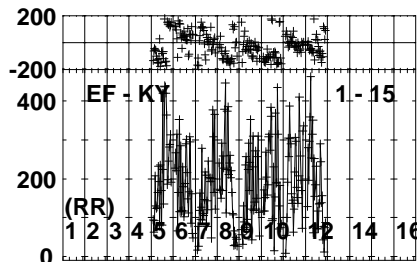
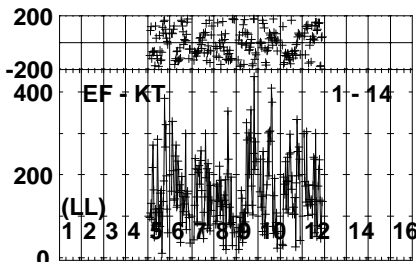
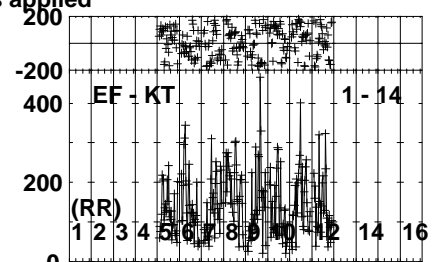
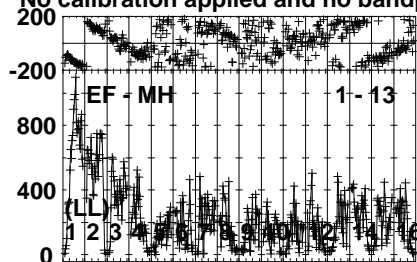
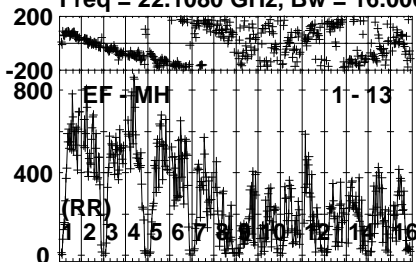
Lower frame: Milli Ampl Jy Top frame: Phas deg
Vector averaged cross-power spectrum Several baselines displayed
Timerange: 00/11:20:01 to 00/11:20:59

Plot file version 834 created 04-APR-2022 10:37:21

J0244+6228 EM132A.UVDATA.1

Freq = 22.1080 GHz, Bw = 16.000 MH

No calibration applied and no bandpass applied



0 0 0 0 0 0 0 0 0 0 0 0 0 0 0 0

0 0 0 0 0 0 0 0 0 0 0 0 0 0 0 0

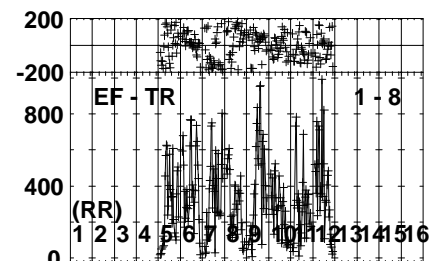
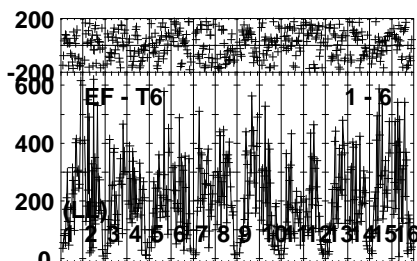
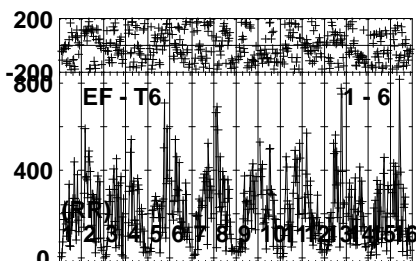
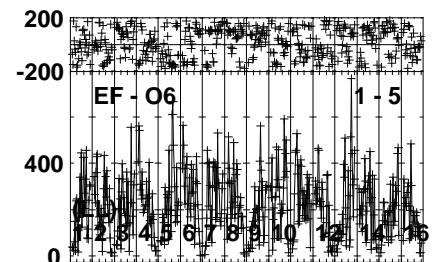
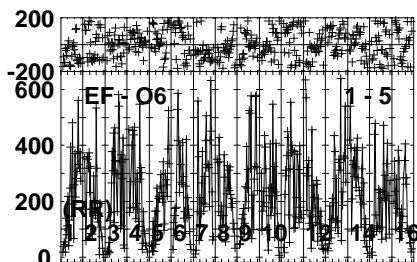
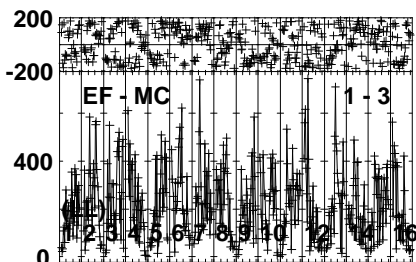
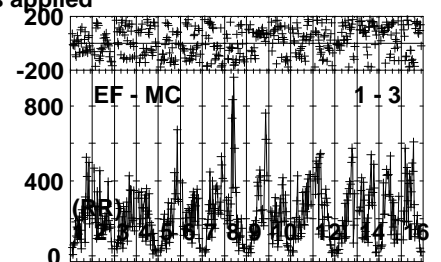
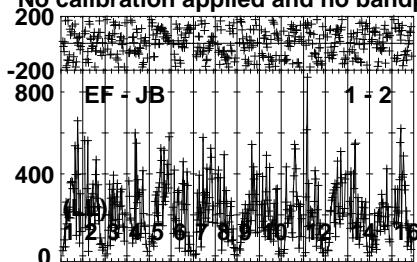
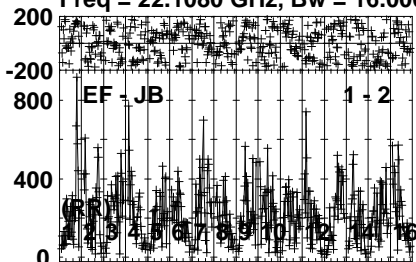
Lower frame: Micro Ampl Jy Top frame: Phas deg
Vector averaged cross-power spectrum Several baselines displayed
Timerange: 00/11:20:01 to 00/11:20:59

Plot file version 835 created 04-APR-2022 10:37:22

LSI61303 EM132A.UVDATA.1

Freq = 22.1080 GHz, Bw = 16.000 MH

No calibration applied and no bandpass applied



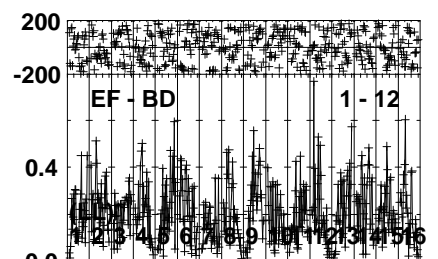
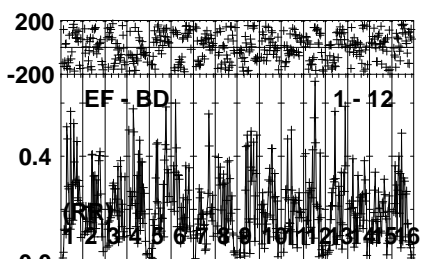
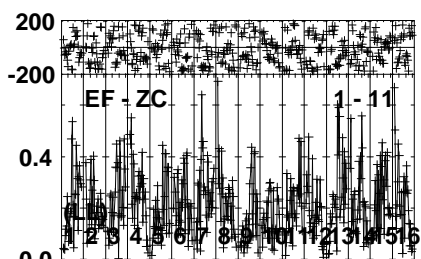
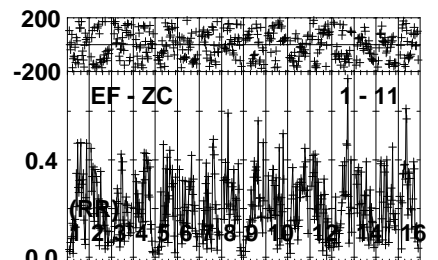
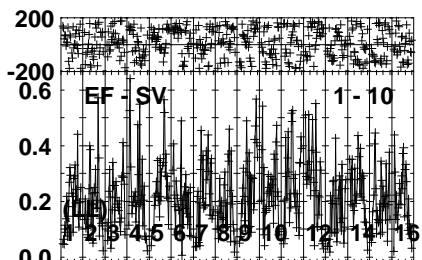
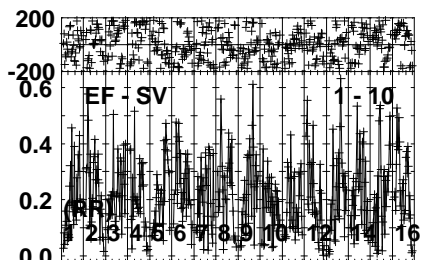
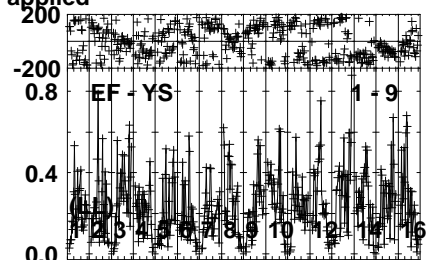
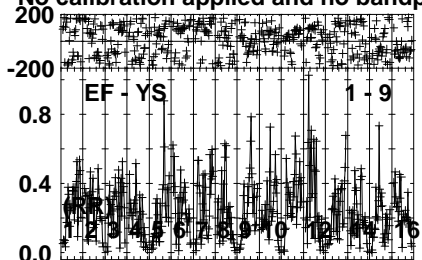
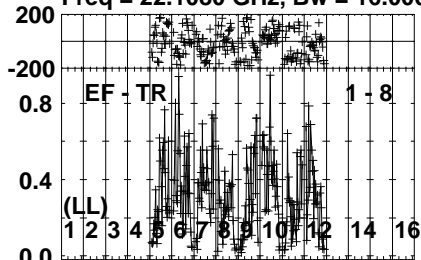
Lower frame: Micro Ampl Jy Top frame: Phas deg
Vector averaged cross-power spectrum Several baselines displayed
Timerange: 00/11:21:01 to 00/11:22:09

Plot file version 836 created 04-APR-2022 10:37:22

LSI61303 EM132A.UVDATA.1

Freq = 22.1080 GHz, Bw = 16.000 MH

No calibration applied and no bandpass applied



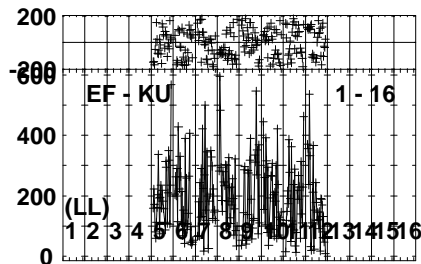
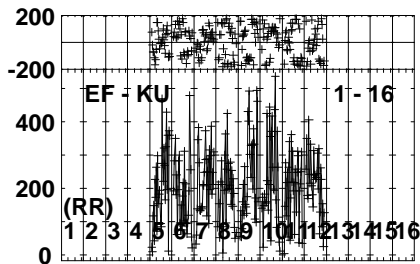
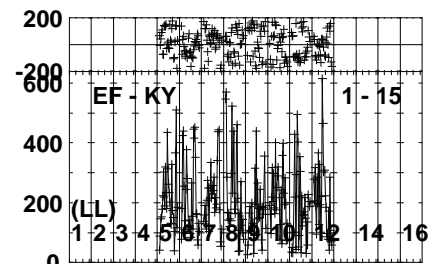
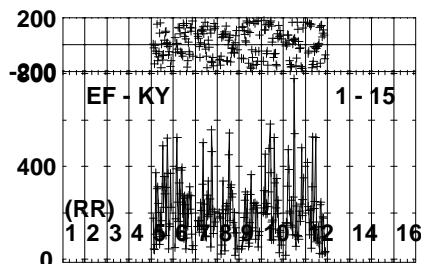
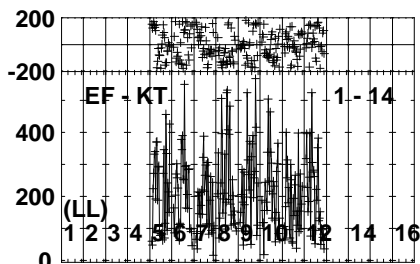
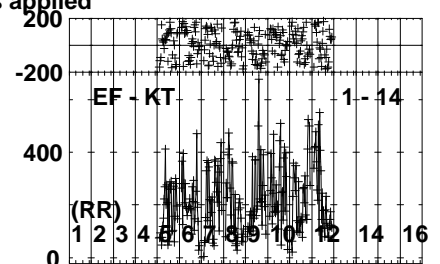
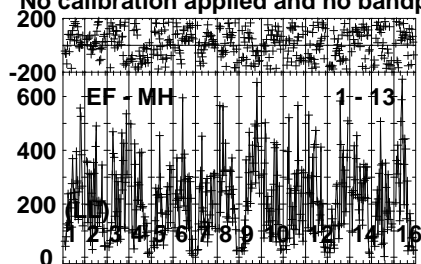
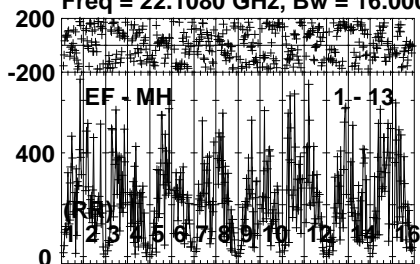
Lower frame: Milli Ampl Jy Top frame: Phas deg
Vector averaged cross-power spectrum Several baselines displayed
Timerange: 00/11:21:01 to 00/11:22:09

Plot file version 837 created 04-APR-2022 10:37:22

LSI61303 EM132A.UVDATA.1

Freq = 22.1080 GHz, Bw = 16.000 MH

No calibration applied and no bandpass applied



0 0 0 0 0 0 0 0 0 0 0 0 0 0 0 0

Channels Lower frame: Micro Ampl Jy Top frame: Phas deg

Vector averaged cross-power spectrum Several baselines displayed

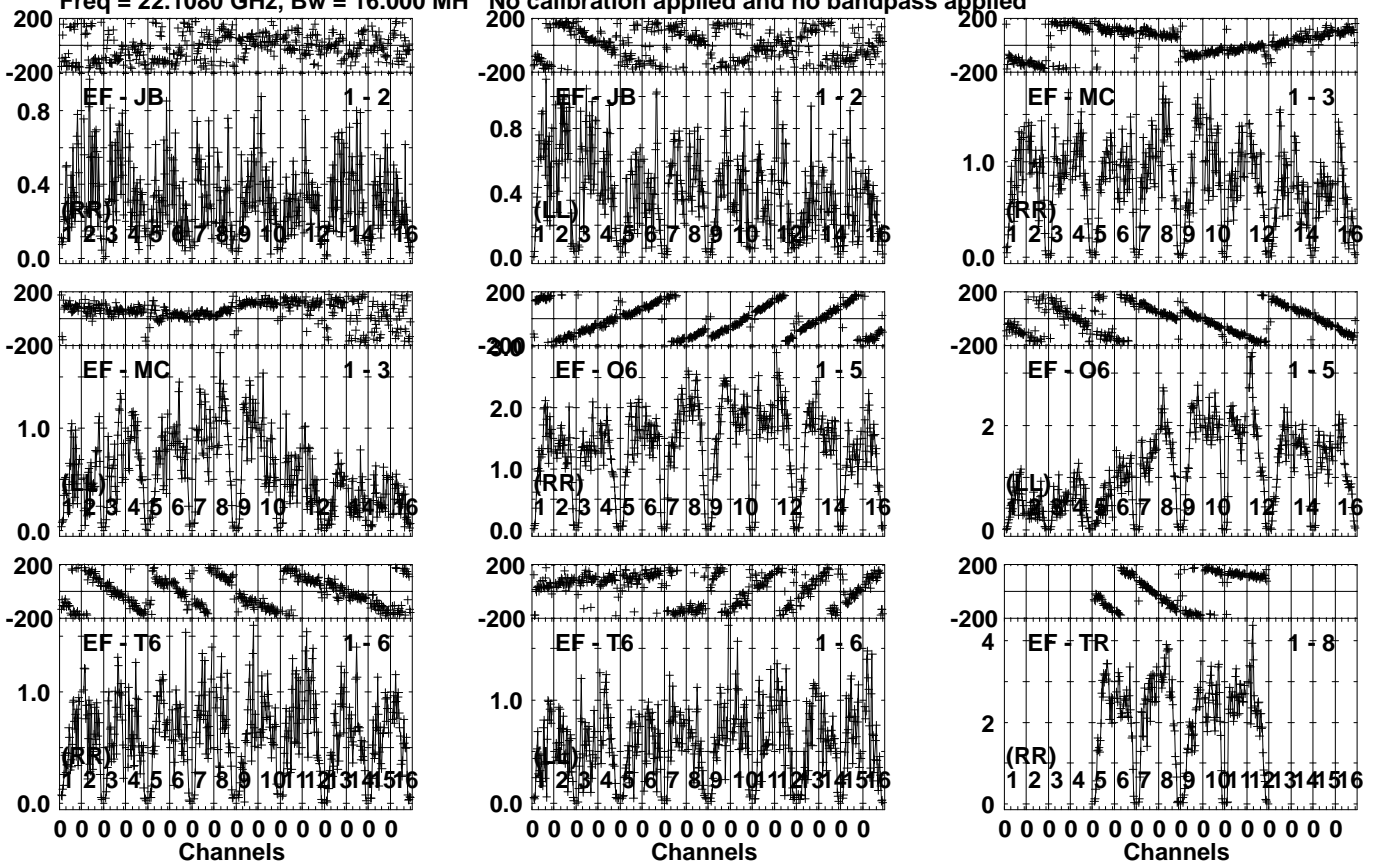
Timerange: 00/11:21:01 to 00/11:22:09

Plot file version 838 created 04-APR-2022 10:37:22

J0244+6228 EM132A.UVDATA.1

Freq = 22.1080 GHz, Bw = 16.000 MH

No calibration applied and no bandpass applied



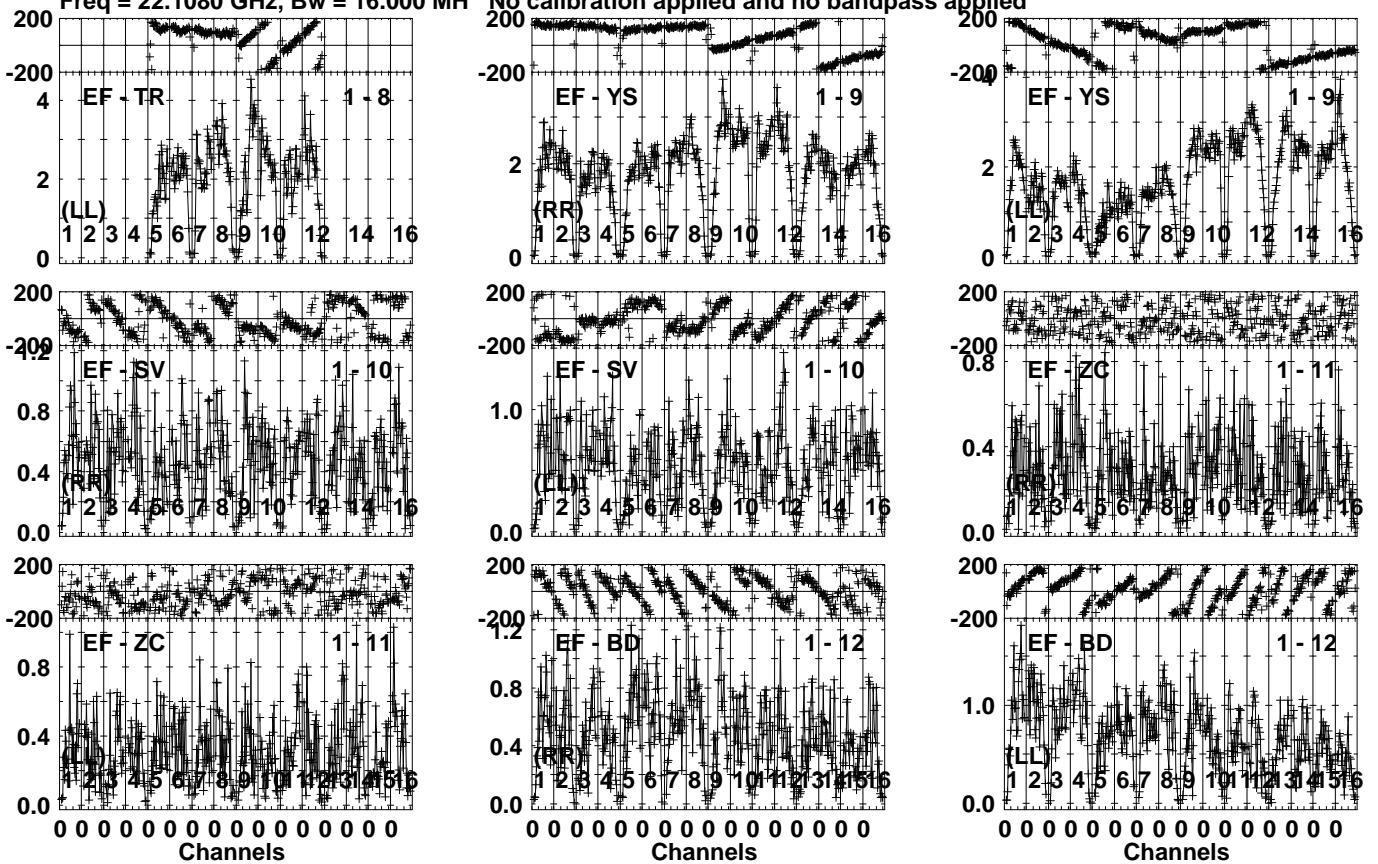
Lower frame: Milli Ampl Jy Top frame: Phas deg
Vector averaged cross-power spectrum Several baselines displayed
Timerange: 00/11:22:11 to 00/11:23:09

Plot file version 839 created 04-APR-2022 10:37:22

J0244+6228 EM132A.UVDATA.1

Freq = 22.1080 GHz, Bw = 16.000 MH

No calibration applied and no bandpass applied



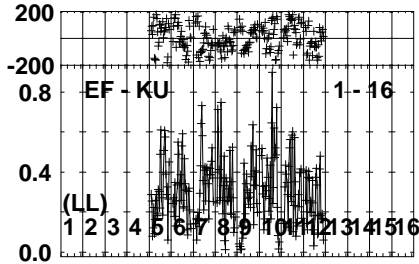
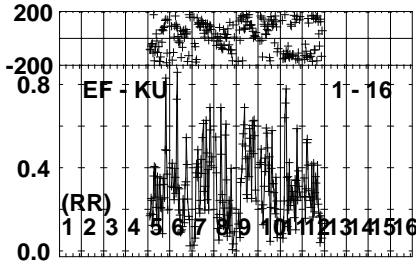
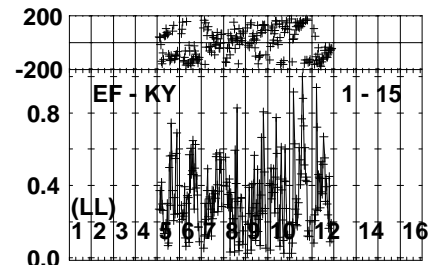
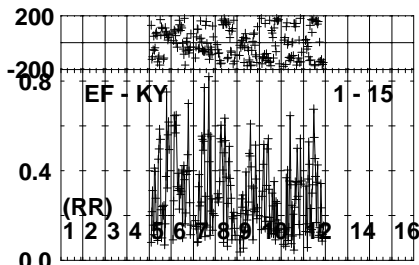
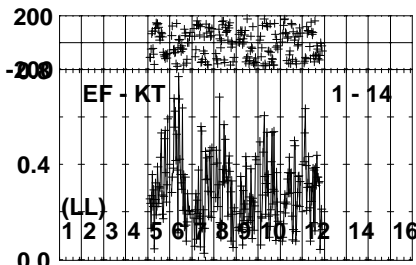
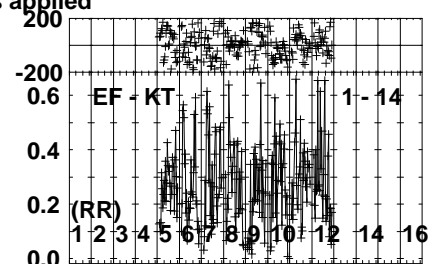
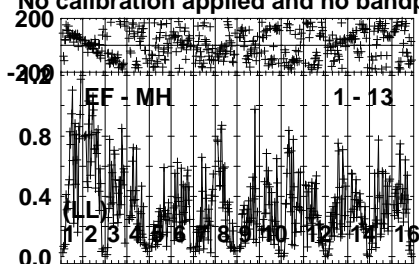
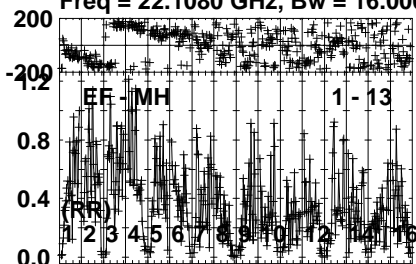
Lower frame: Milli Ampl Jy Top frame: Phas deg
Vector averaged cross-power spectrum Several baselines displayed
Timerange: 00/11:22:11 to 00/11:23:09

Plot file version 840 created 04-APR-2022 10:37:22

J0244+6228 EM132A.UVDATA.1

Freq = 22.1080 GHz, Bw = 16.000 MH

No calibration applied and no bandpass applied



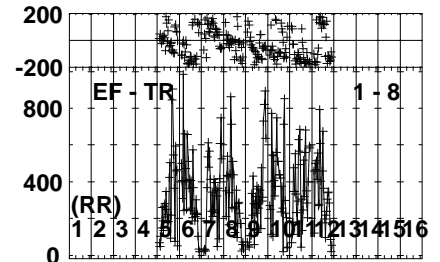
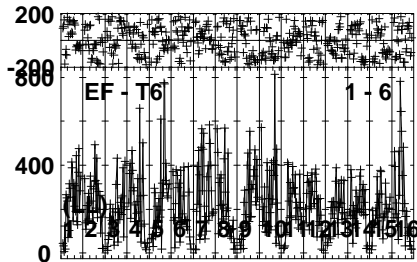
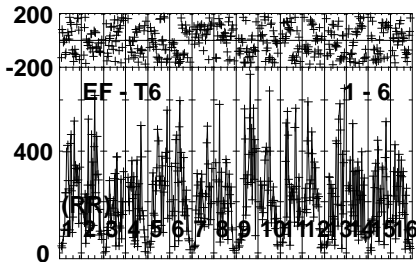
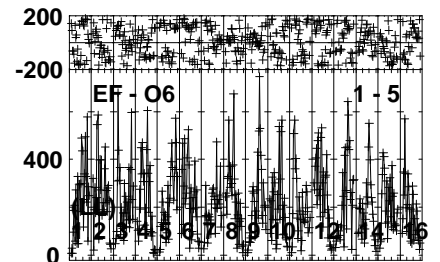
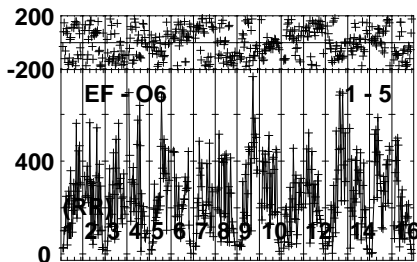
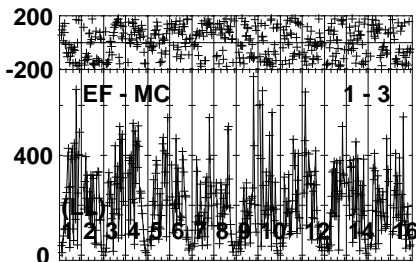
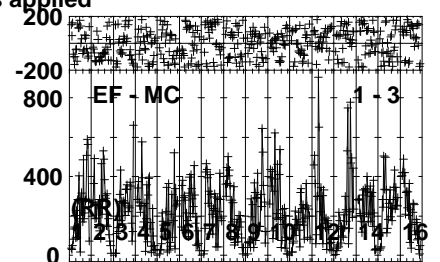
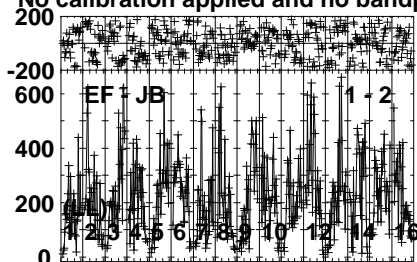
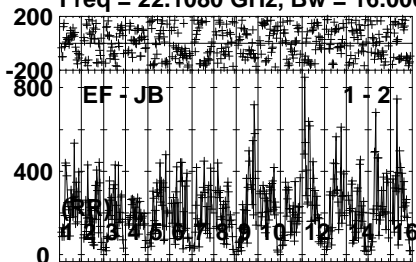
Lower frame: Milli Ampl Jy Top frame: Phas deg
Vector averaged cross-power spectrum Several baselines displayed
Timerange: 00/11:22:11 to 00/11:23:09

Plot file version 841 created 04-APR-2022 10:37:22

LSI61303 EM132A.UVDATA.1

Freq = 22.1080 GHz, Bw = 16.000 MH

No calibration applied and no bandpass applied



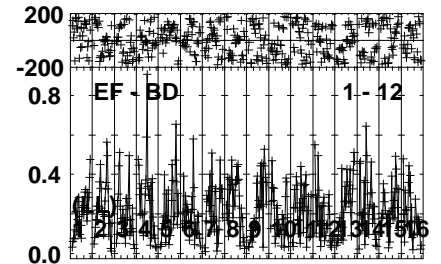
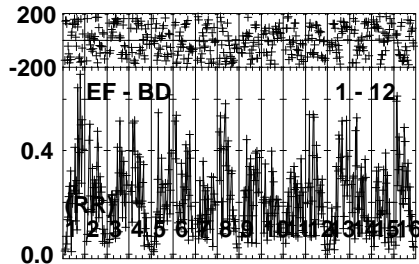
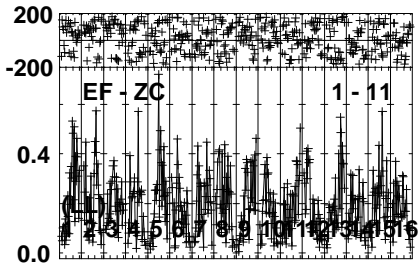
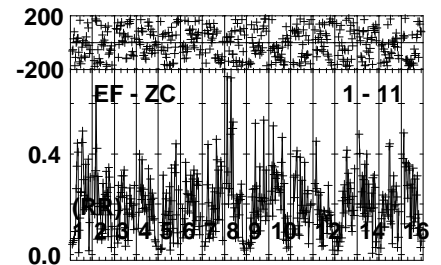
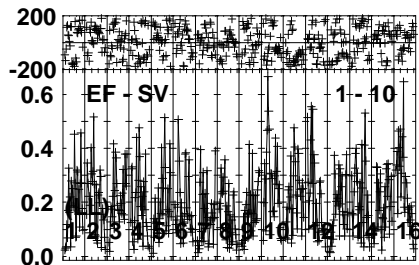
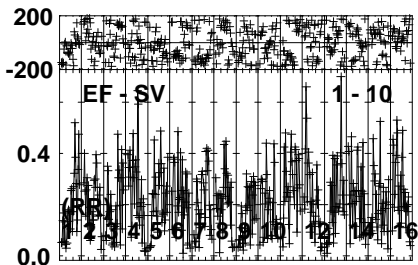
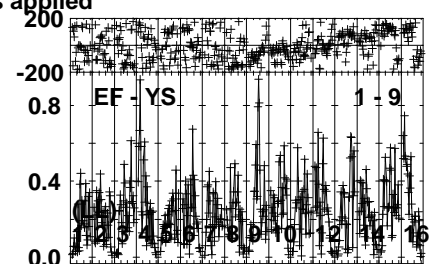
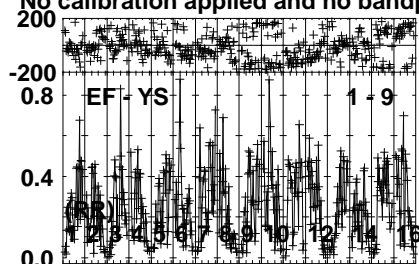
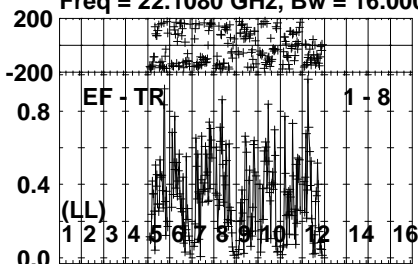
Lower frame: Micro Ampl Jy Top frame: Phas deg
Vector averaged cross-power spectrum Several baselines displayed
Timerange: 00/11:23:11 to 00/11:24:19

Plot file version 842 created 04-APR-2022 10:37:22

LSI61303 EM132A.UVDATA.1

Freq = 22.1080 GHz, Bw = 16.000 MH

No calibration applied and no bandpass applied



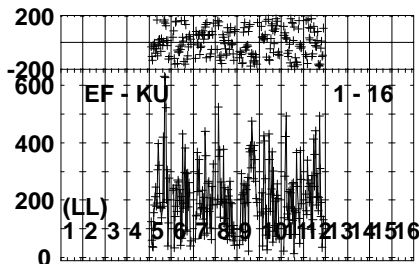
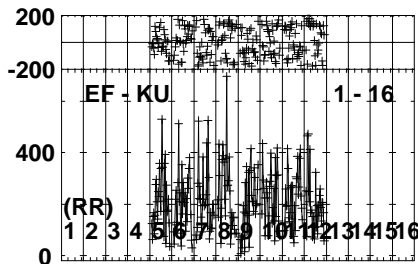
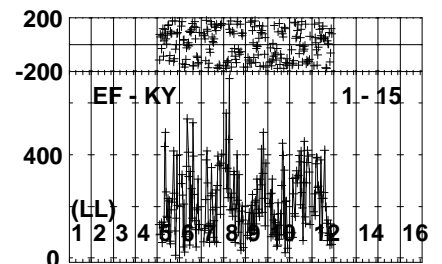
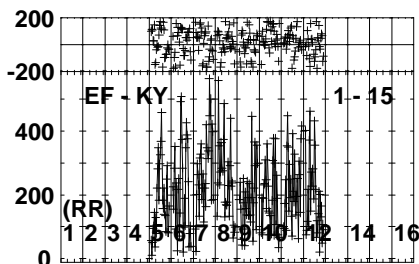
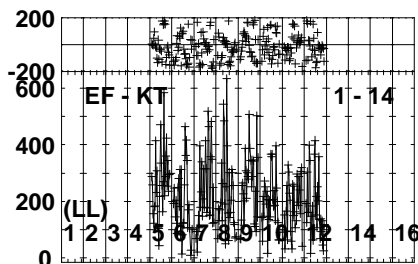
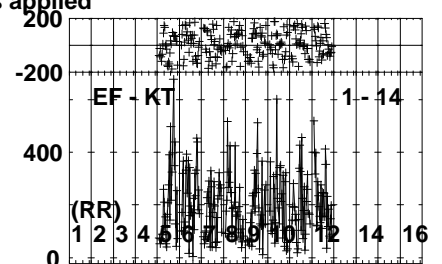
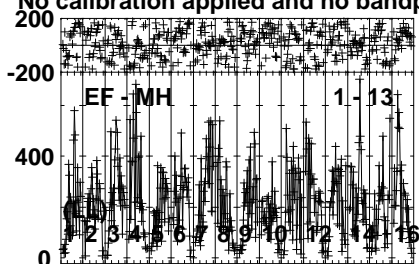
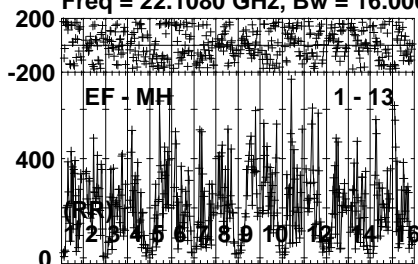
Lower frame: Milli Ampl Jy Top frame: Phas deg
Vector averaged cross-power spectrum Several baselines displayed
Timerange: 00/11:23:11 to 00/11:24:19

Plot file version 843 created 04-APR-2022 10:37:22

LSI61303 EM132A.UVDATA.1

Freq = 22.1080 GHz, Bw = 16.000 MH

No calibration applied and no bandpass applied



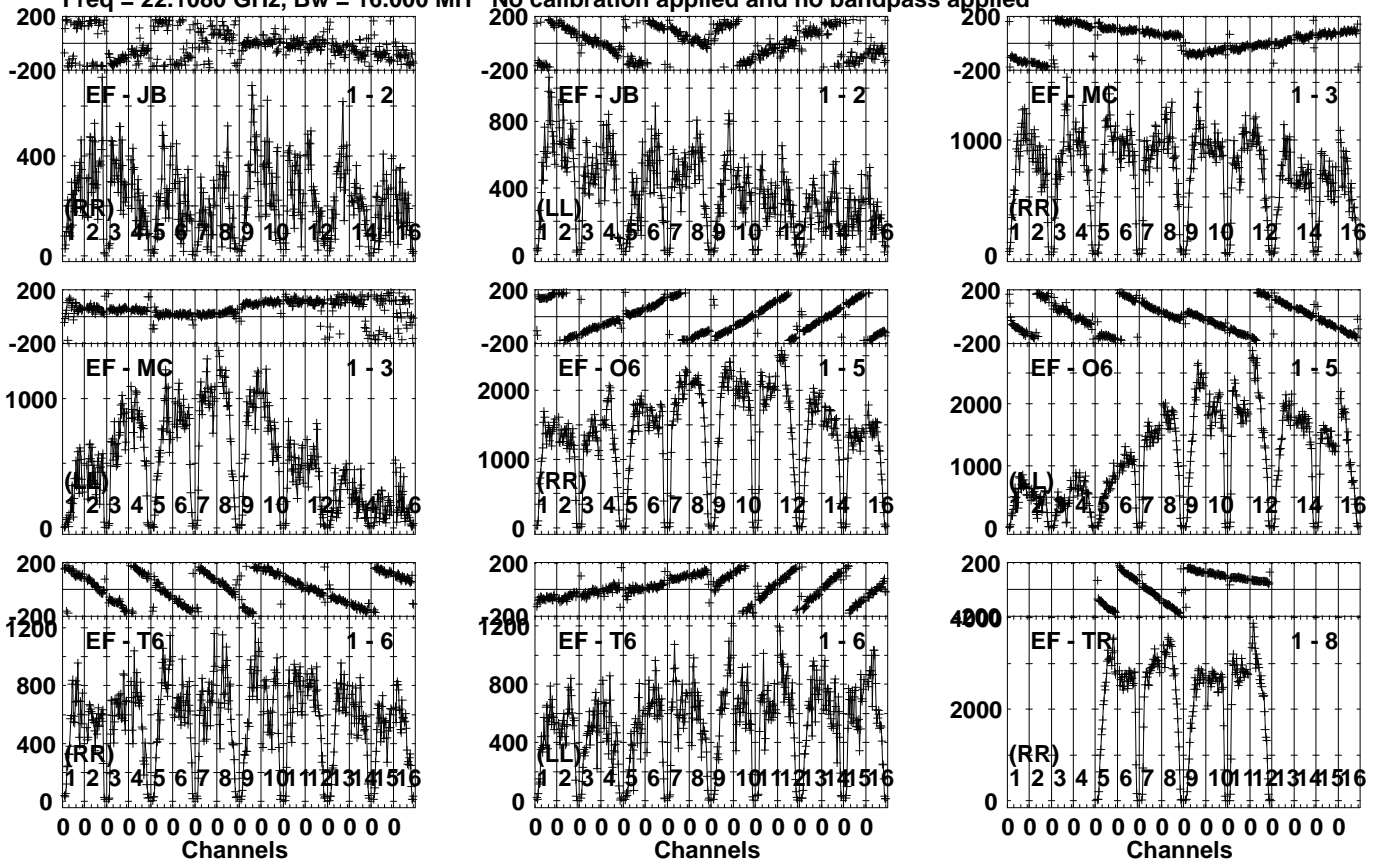
Lower frame: Micro Ampl Jy Top frame: Phas deg
Vector averaged cross-power spectrum Several baselines displayed
Timerange: 00/11:23:11 to 00/11:24:19

Plot file version 844 created 04-APR-2022 10:37:22

J0244+6228 EM132A.UVDATA.1

Freq = 22.1080 GHz, Bw = 16.000 MH

No calibration applied and no bandpass applied



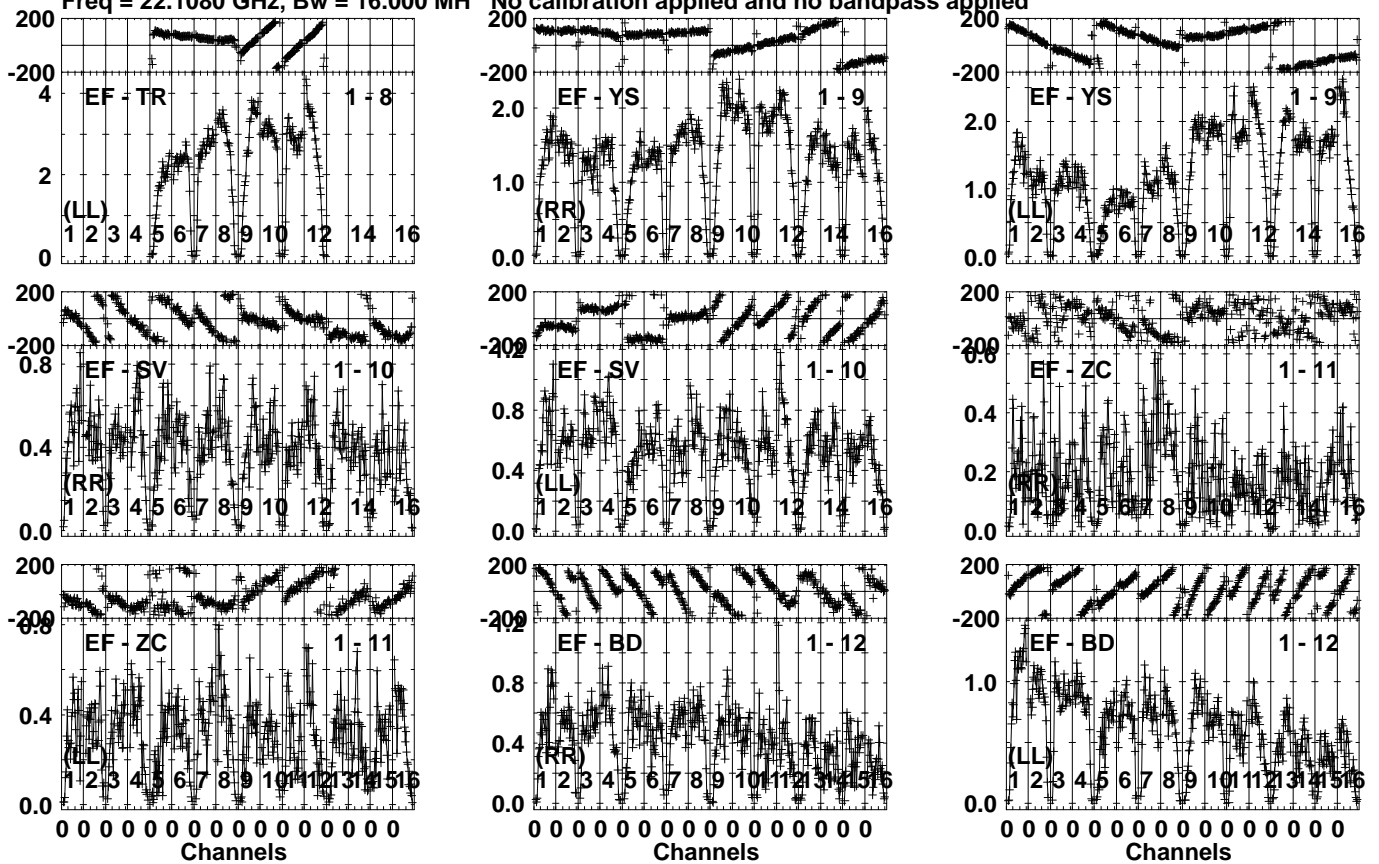
Lower frame: Micro Ampl Jy Top frame: Phas deg
Vector averaged cross-power spectrum Several baselines displayed
Timerange: 00/11:25:01 to 00/11:25:59

Plot file version 845 created 04-APR-2022 10:37:22

J0244+6228 EM132A.UVDATA.1

Freq = 22.1080 GHz, Bw = 16.000 MH

No calibration applied and no bandpass applied



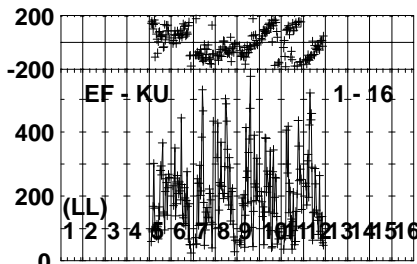
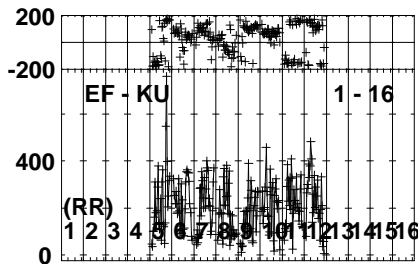
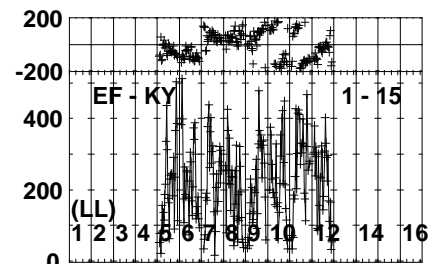
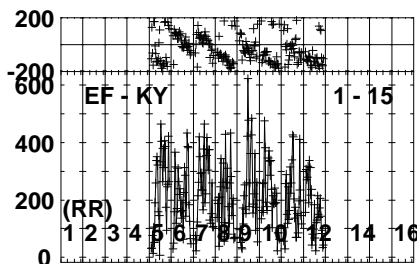
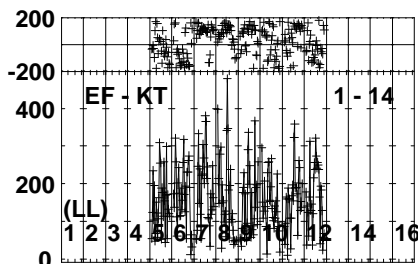
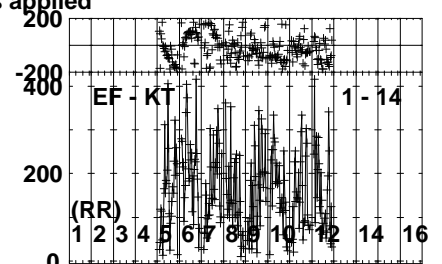
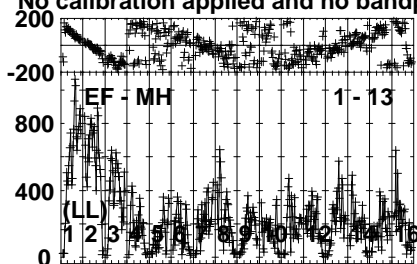
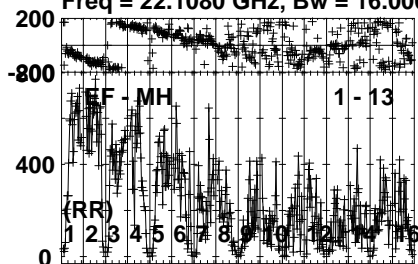
Lower frame: Milli Ampl Jy Top frame: Phas deg
Vector averaged cross-power spectrum Several baselines displayed
Timerange: 00/11:25:01 to 00/11:25:59

Plot file version 846 created 04-APR-2022 10:37:23

J0244+6228 EM132A.UVDATA.1

Freq = 22.1080 GHz, Bw = 16.000 MH

No calibration applied and no bandpass applied



0 0 0 0 0 0 0 0 0 0 0 0 0 0 0 0

0 0 0 0 0 0 0 0 0 0 0 0 0 0 0 0

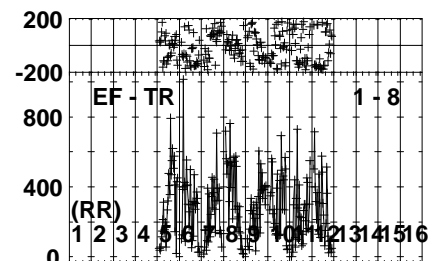
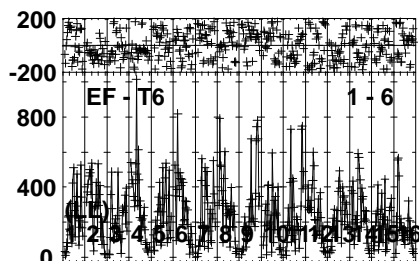
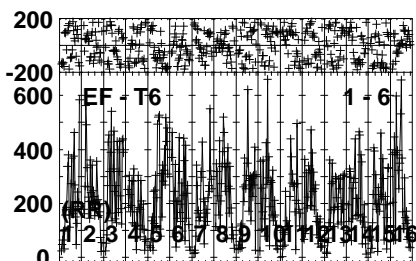
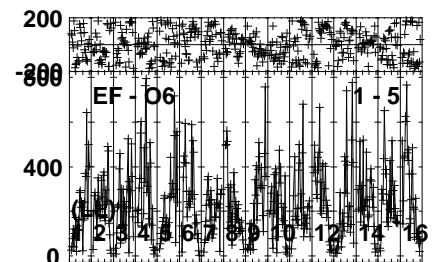
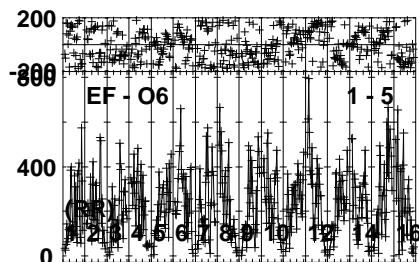
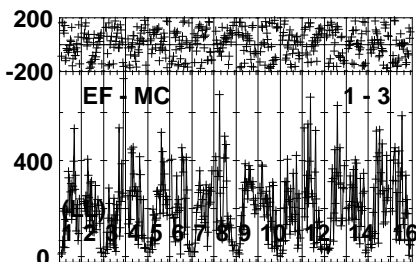
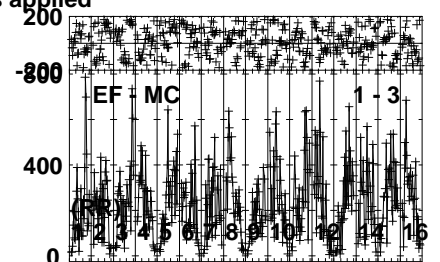
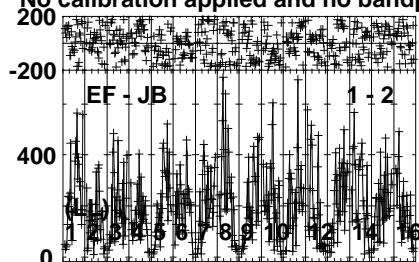
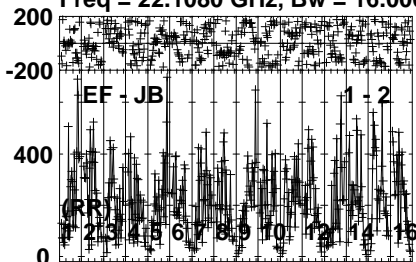
Lower frame: Micro Ampl Jy Top frame: Phas deg
Vector averaged cross-power spectrum Several baselines displayed
Timerange: 00/11:25:01 to 00/11:25:59

Plot file version 847 created 04-APR-2022 10:37:23

LSI61303 EM132A.UVDATA.1

Freq = 22.1080 GHz, Bw = 16.000 MH

No calibration applied and no bandpass applied



0 0 0 0 0 0 0 0 0 0 0 0 0 0 0 0
Channels

0 0 0 0 0 0 0 0 0 0 0 0 0 0 0 0
Channels

0 0 0 0 0 0 0 0 0 0 0 0 0 0 0 0
Channels

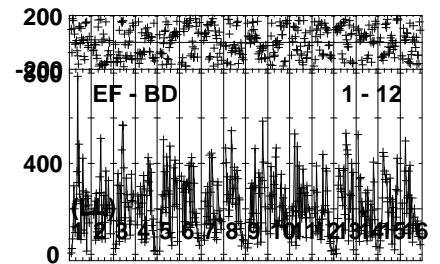
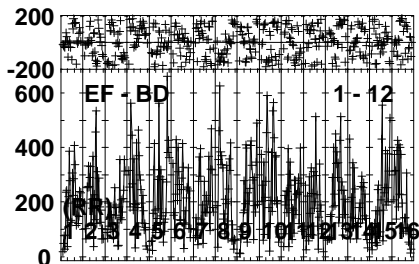
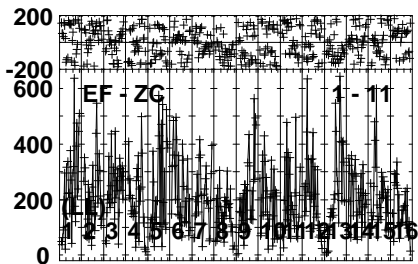
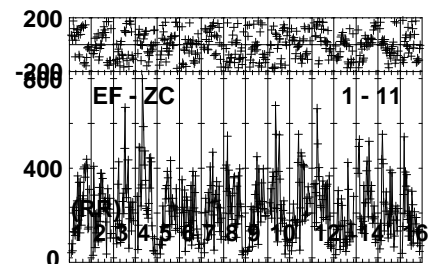
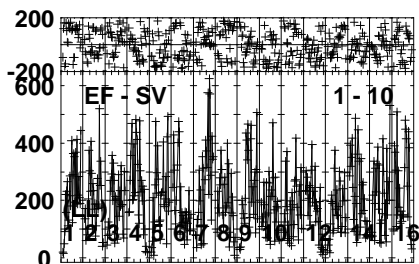
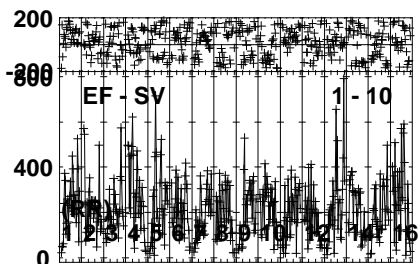
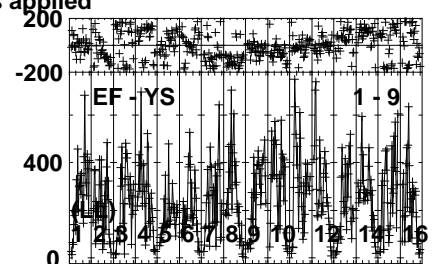
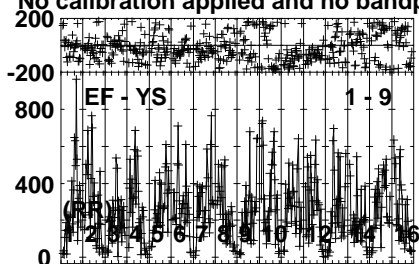
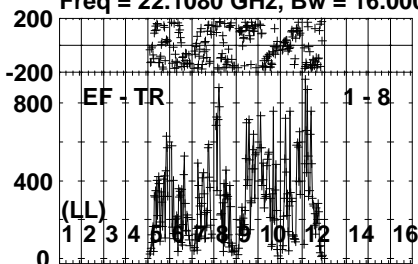
Lower frame: Micro Ampl Jy Top frame: Phas deg
Vector averaged cross-power spectrum Several baselines displayed
Timerange: 00/11:26:01 to 00/11:27:09

Plot file version 848 created 04-APR-2022 10:37:23

LSI61303 EM132A.UVDATA.1

Freq = 22.1080 GHz, Bw = 16.000 MH

No calibration applied and no bandpass applied



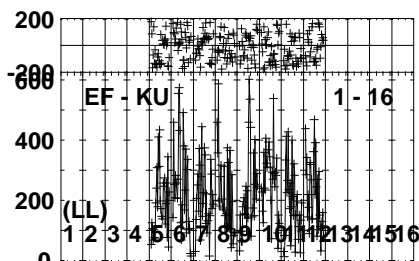
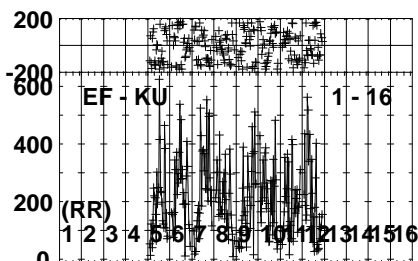
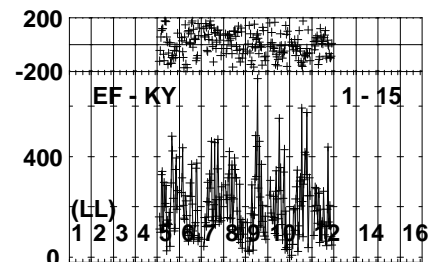
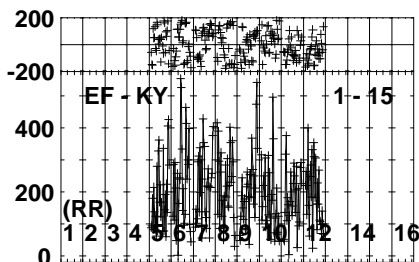
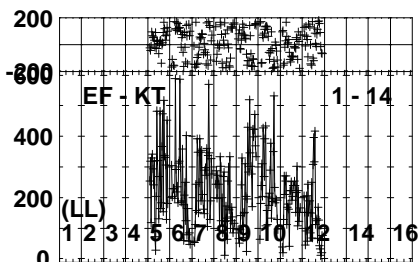
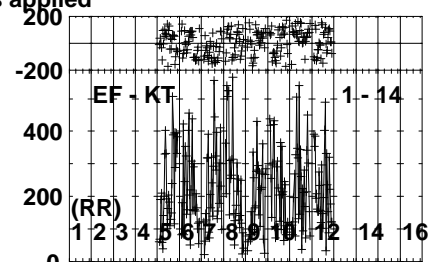
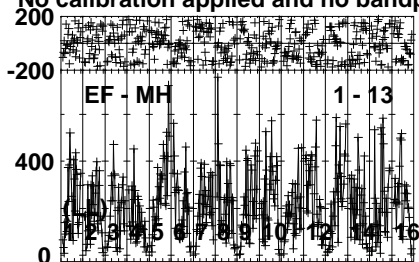
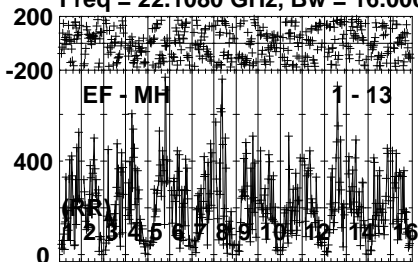
Lower frame: Micro Ampl Jy Top frame: Phas deg
Vector averaged cross-power spectrum Several baselines displayed
Timerange: 00/11:26:01 to 00/11:27:09

Plot file version 849 created 04-APR-2022 10:37:23

LSI61303 EM132A.UVDATA.1

Freq = 22.1080 GHz, Bw = 16.000 MH

No calibration applied and no bandpass applied



0 0 0 0 0 0 0 0 0 0 0 0 0 0 0 0

Channels

0 0 0 0 0 0 0 0 0 0 0 0 0 0 0 0

Channels

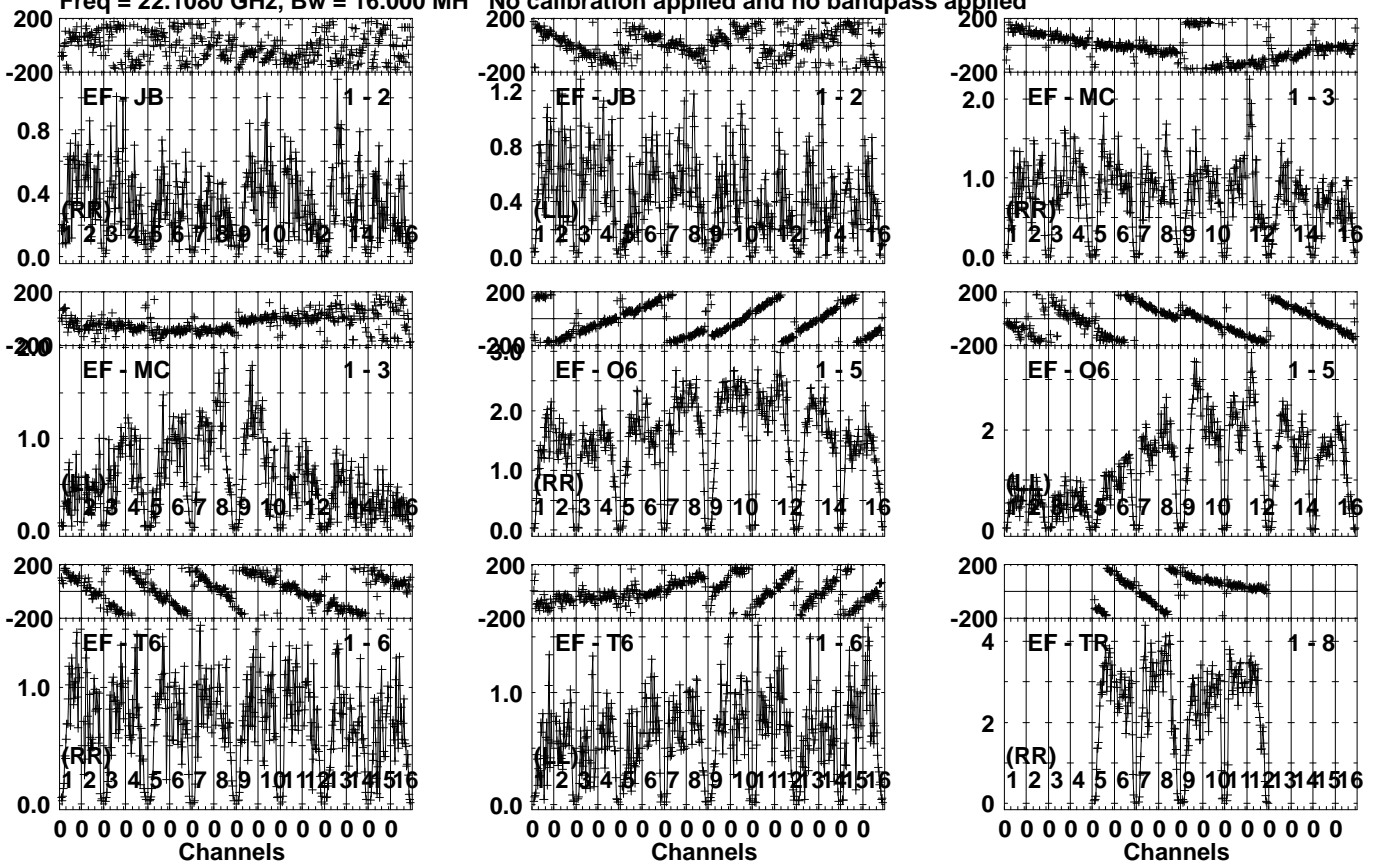
Lower frame: Micro Ampl Jy Top frame: Phas deg
Vector averaged cross-power spectrum Several baselines displayed
Timerange: 00/11:26:01 to 00/11:27:09

Plot file version 850 created 04-APR-2022 10:37:23

J0244+6228 EM132A.UVDATA.1

Freq = 22.1080 GHz, Bw = 16.000 MH

No calibration applied and no bandpass applied



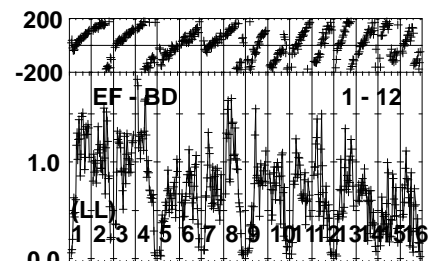
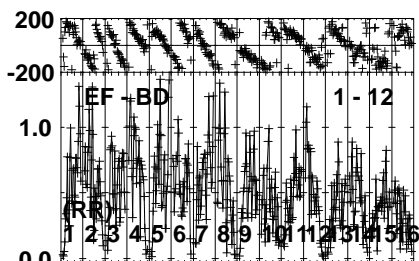
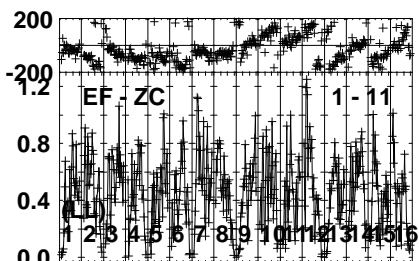
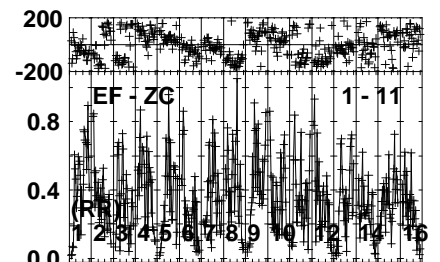
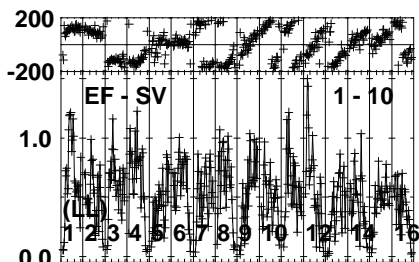
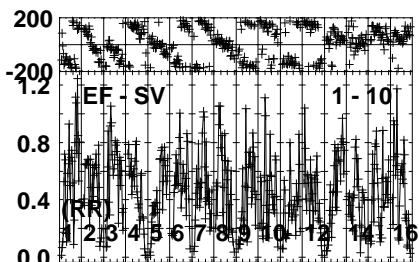
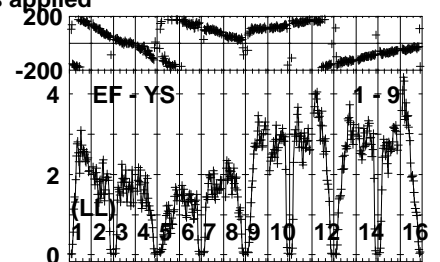
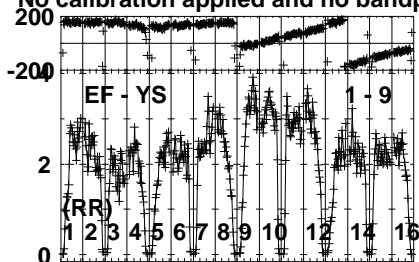
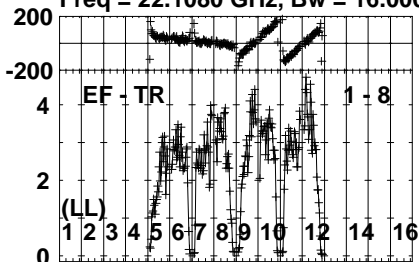
Lower frame: Milli Ampl Jy Top frame: Phas deg
Vector averaged cross-power spectrum Several baselines displayed
Timerange: 00/11:27:11 to 00/11:28:09

Plot file version 851 created 04-APR-2022 10:37:23

J0244+6228 EM132A.UVDATA.1

Freq = 22.1080 GHz, Bw = 16.000 MH

No calibration applied and no bandpass applied



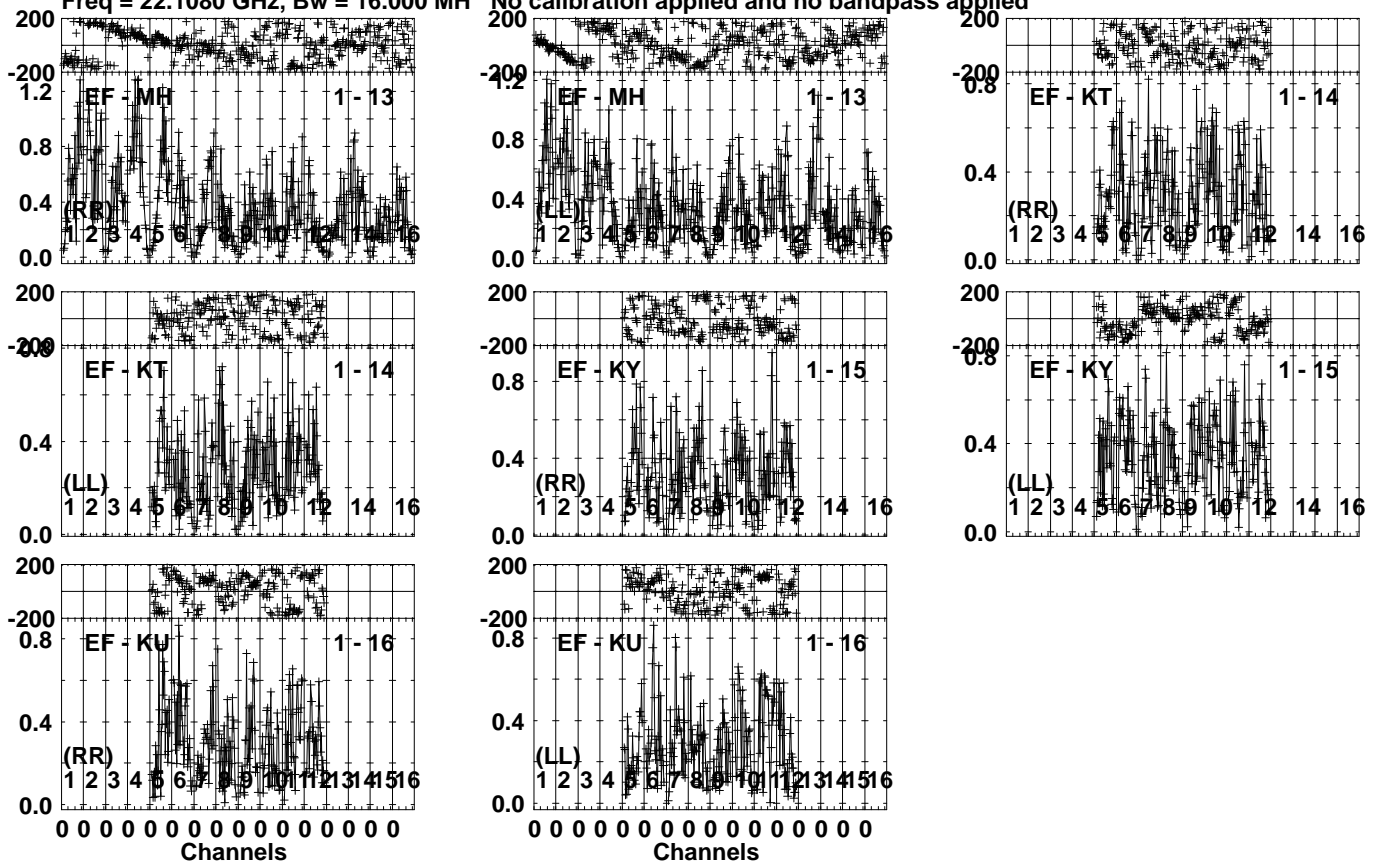
Lower frame: Milli Ampl Jy Top frame: Phas deg
Vector averaged cross-power spectrum Several baselines displayed
Timerange: 00/11:27:11 to 00/11:28:09

Plot file version 852 created 04-APR-2022 10:37:23

J0244+6228 EM132A.UVDATA.1

Freq = 22.1080 GHz, Bw = 16.000 MH

No calibration applied and no bandpass applied



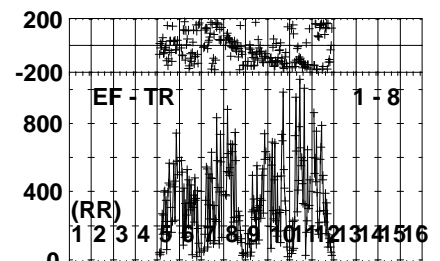
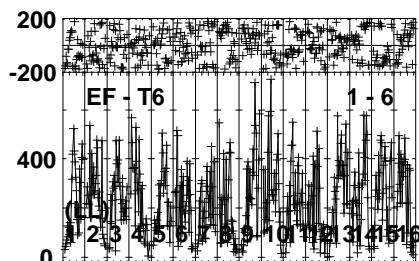
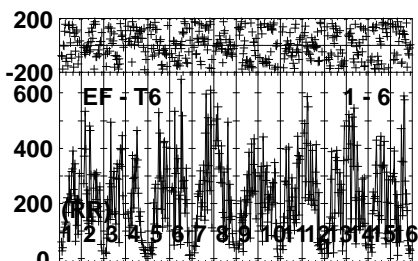
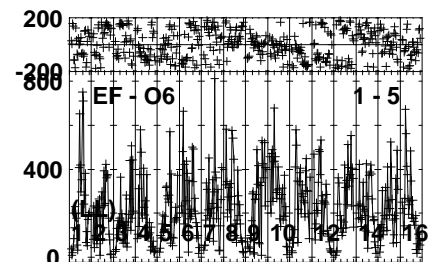
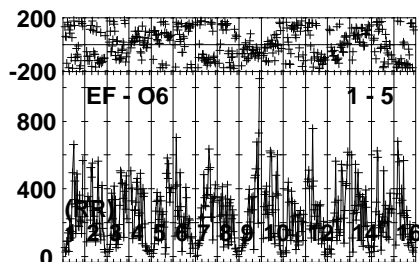
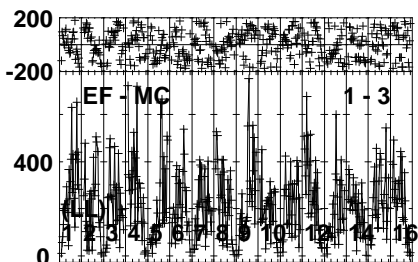
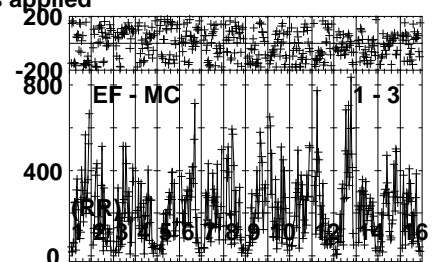
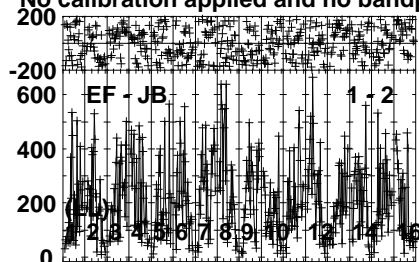
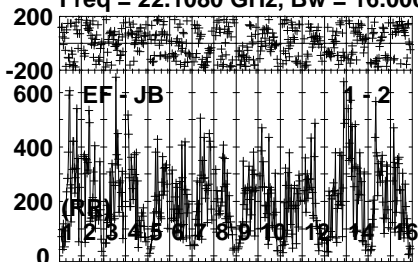
Lower frame: Milli Ampl Jy Top frame: Phas deg
Vector averaged cross-power spectrum Several baselines displayed
Timerange: 00/11:27:11 to 00/11:28:09

Plot file version 853 created 04-APR-2022 10:37:23

LSI61303 EM132A.UVDATA.1

Freq = 22.1080 GHz, Bw = 16.000 MH

No calibration applied and no bandpass applied



0 0 0 0 0 0 0 0 0 0 0 0 0 0 0 0
Channels

0 0 0 0 0 0 0 0 0 0 0 0 0 0 0 0
Channels

0 0 0 0 0 0 0 0 0 0 0 0 0 0 0 0
Channels

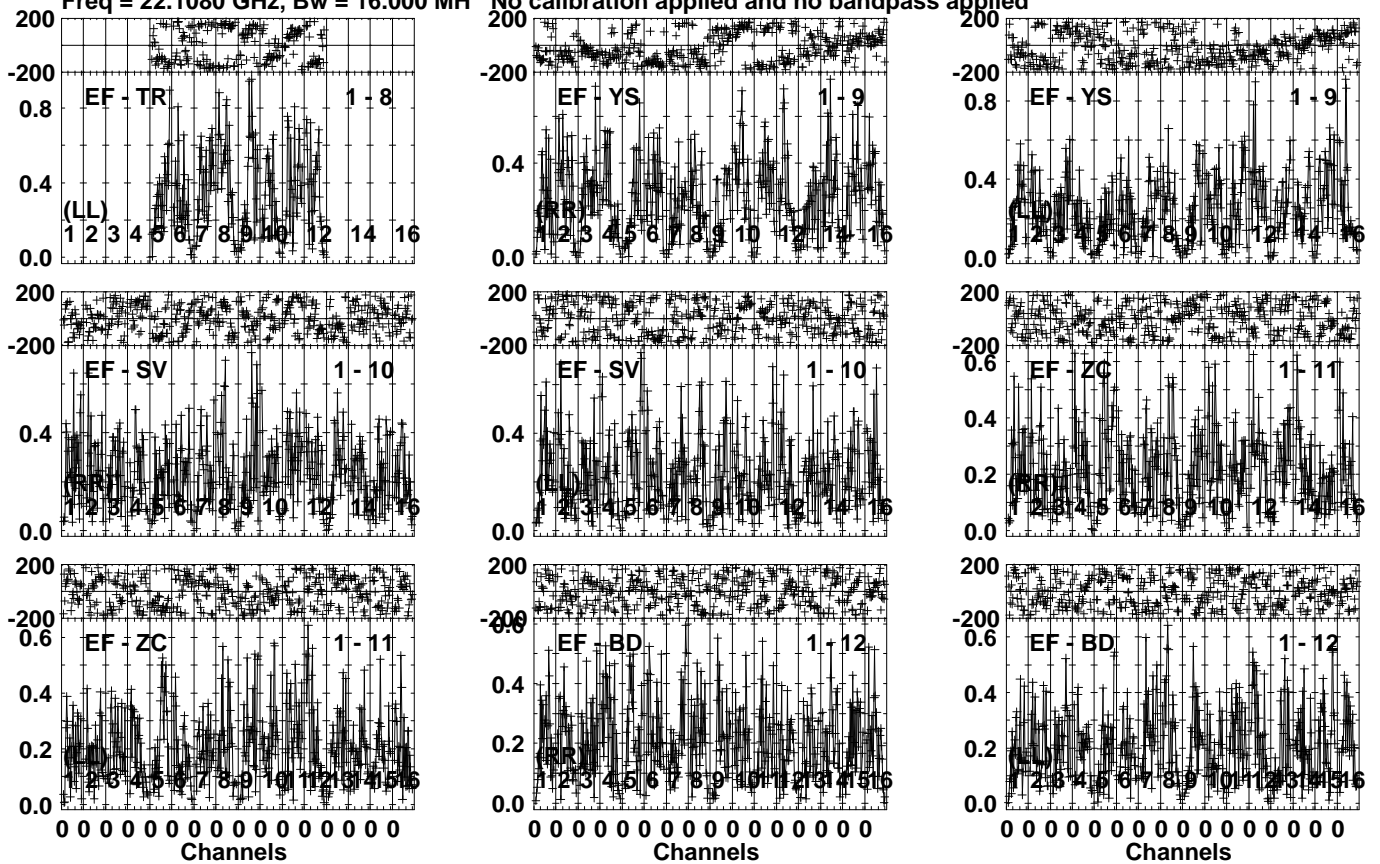
Lower frame: Micro Ampl Jy Top frame: Phas deg
Vector averaged cross-power spectrum Several baselines displayed
Timerange: 00/11:28:11 to 00/11:29:19

Plot file version 854 created 04-APR-2022 10:37:23

LSI61303 EM132A.UVDATA.1

Freq = 22.1080 GHz, Bw = 16.000 MH

No calibration applied and no bandpass applied



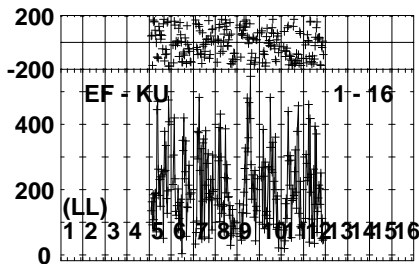
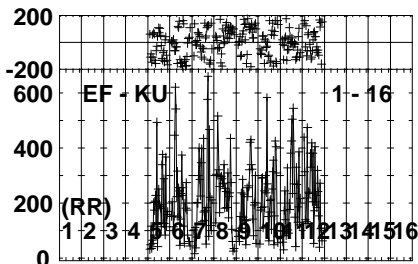
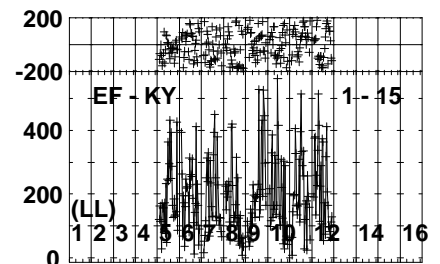
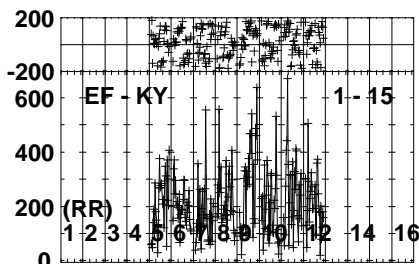
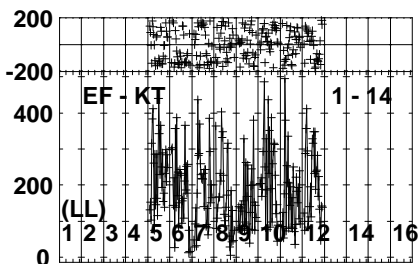
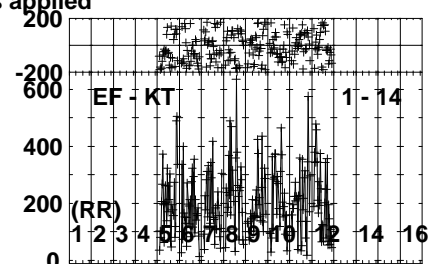
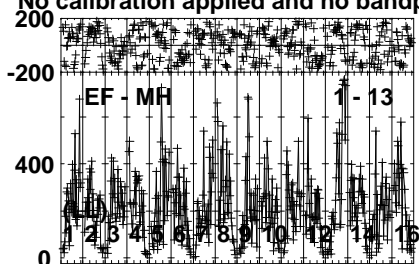
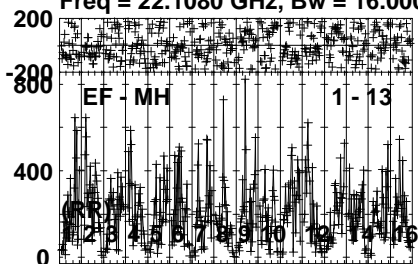
Lower frame: Milli Ampl Jy Top frame: Phas deg
Vector averaged cross-power spectrum Several baselines displayed
Timerange: 00/11:28:11 to 00/11:29:19

Plot file version 855 created 04-APR-2022 10:37:23

LSI61303 EM132A.UVDATA.1

Freq = 22.1080 GHz, Bw = 16.000 MH

No calibration applied and no bandpass applied



0 0 0 0 0 0 0 0 0 0 0 0 0 0 0 0

0 0 0 0 0 0 0 0 0 0 0 0 0 0 0 0

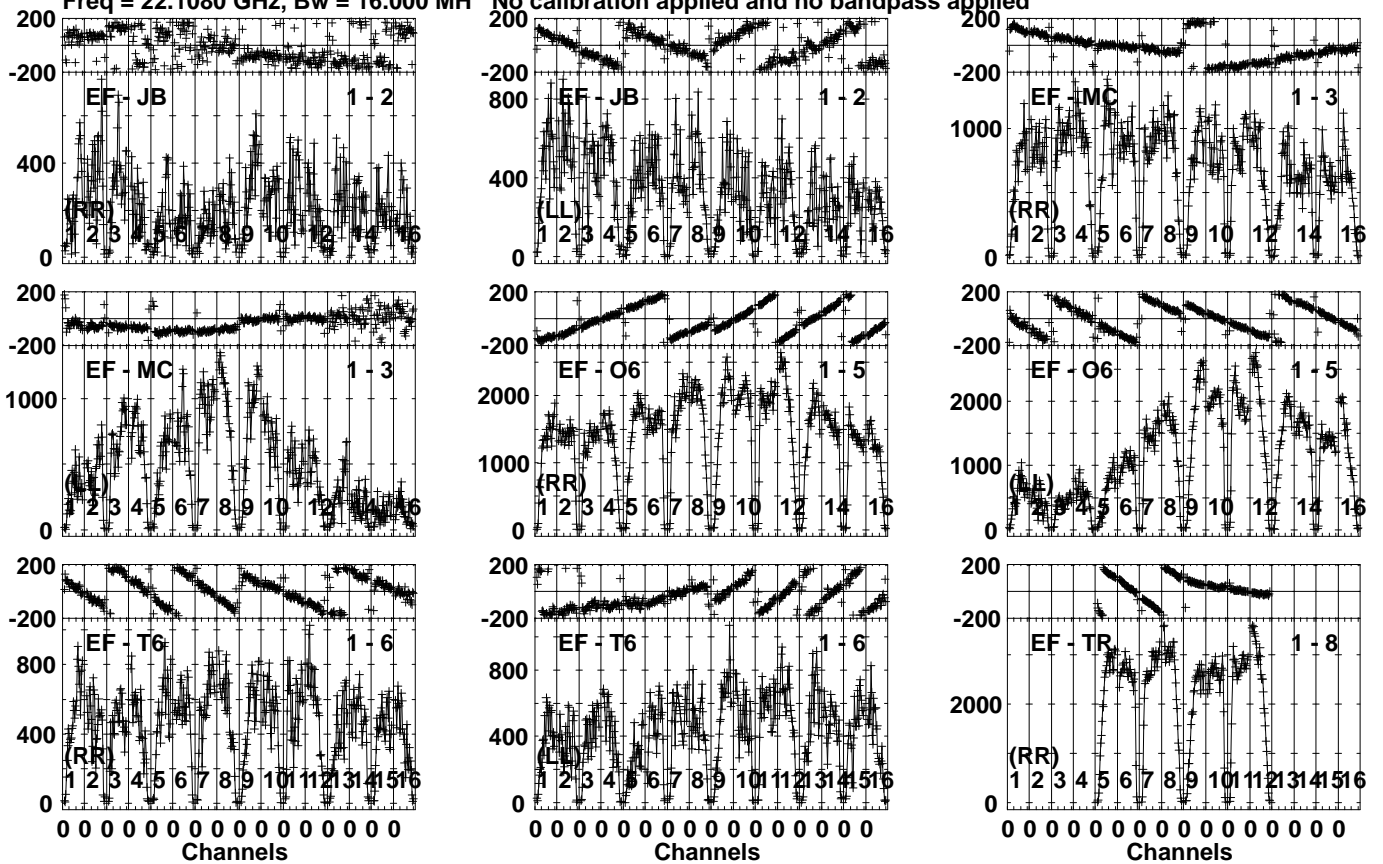
Lower frame: Micro Ampl Jy Top frame: Phas deg
Vector averaged cross-power spectrum Several baselines displayed
Timerange: 00/11:28:11 to 00/11:29:19

Plot file version 856 created 04-APR-2022 10:37:23

J0244+6228 EM132A.UVDATA.1

Freq = 22.1080 GHz, Bw = 16.000 MH

No calibration applied and no bandpass applied



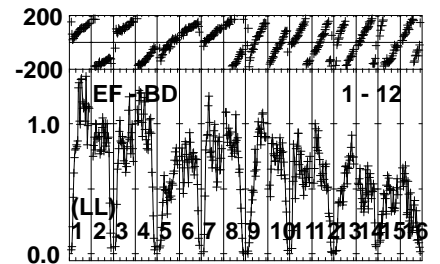
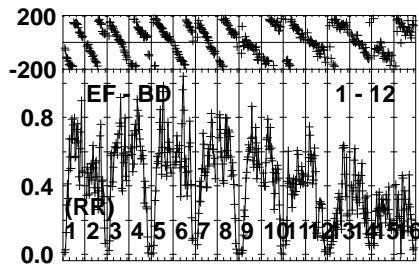
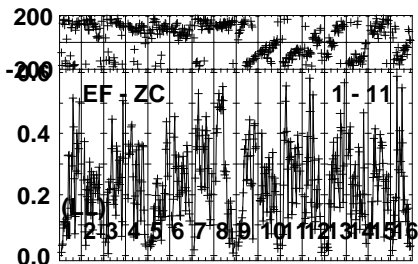
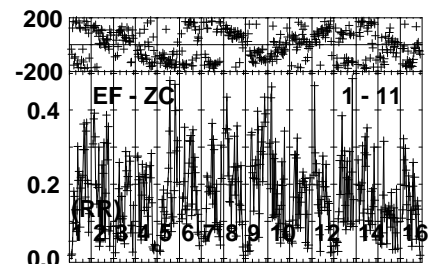
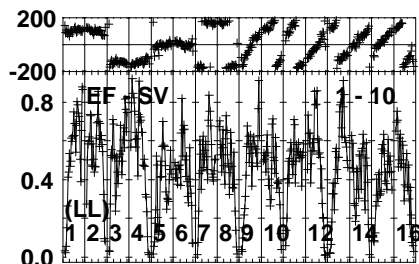
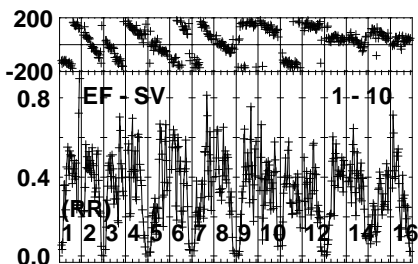
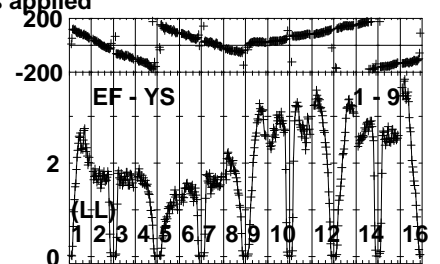
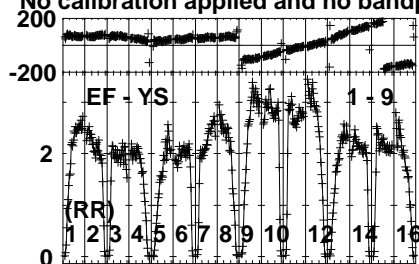
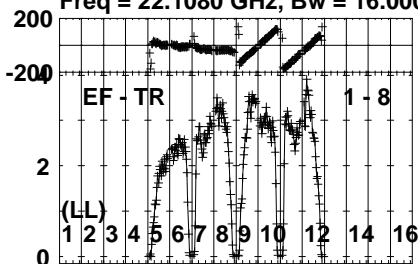
Lower frame: Micro Ampl Jy Top frame: Phas deg
Vector averaged cross-power spectrum Several baselines displayed
Timerange: 00/11:30:01 to 00/11:30:59

Plot file version 857 created 04-APR-2022 10:37:23

J0244+6228 EM132A.UVDATA.1

Freq = 22.1080 GHz, Bw = 16.000 MH

No calibration applied and no bandpass applied



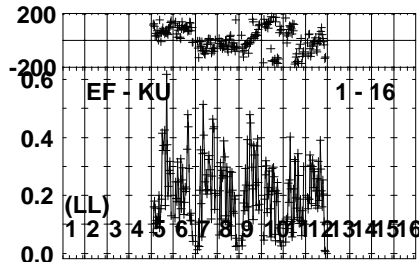
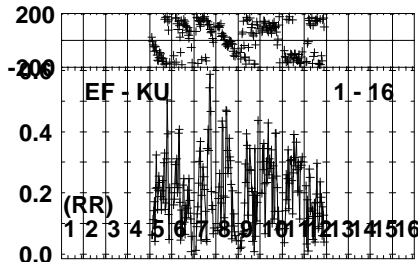
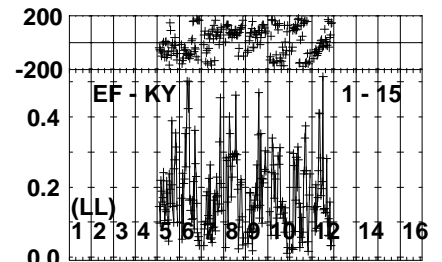
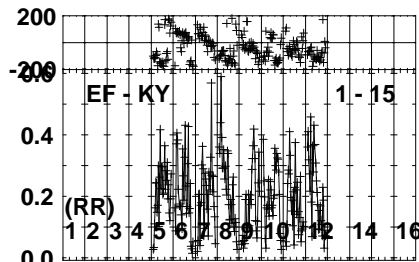
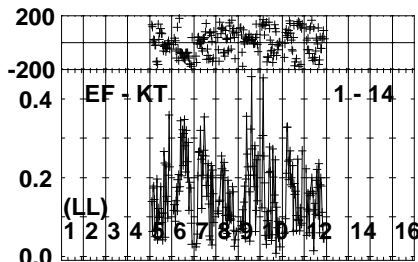
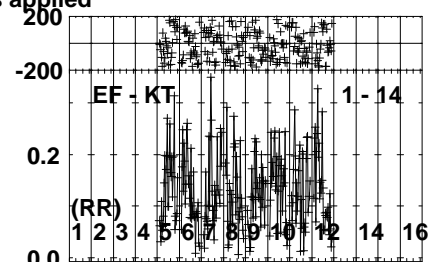
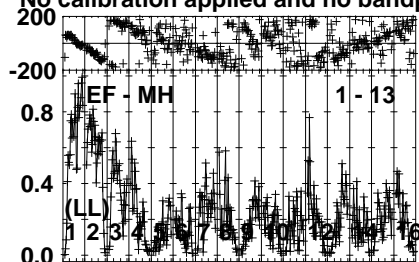
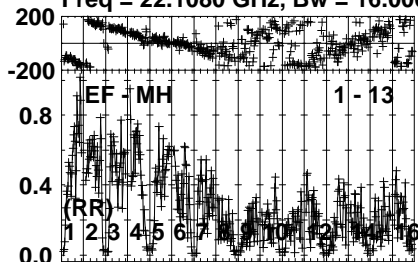
Lower frame: Milli Ampl Jy Top frame: Phas deg
Vector averaged cross-power spectrum Several baselines displayed
Timerange: 00/11:30:01 to 00/11:30:59

Plot file version 858 created 04-APR-2022 10:37:24

J0244+6228 EM132A.UVDATA.1

Freq = 22.1080 GHz, Bw = 16.000 MH

No calibration applied and no bandpass applied



0 0 0 0 0 0 0 0 0 0 0 0 0 0 0 0
Channels

0 0 0 0 0 0 0 0 0 0 0 0 0 0 0 0
Channels

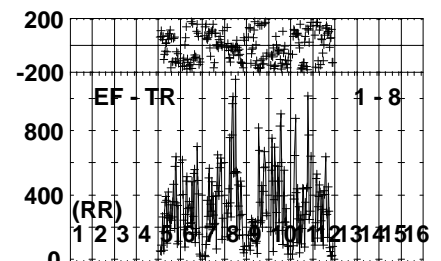
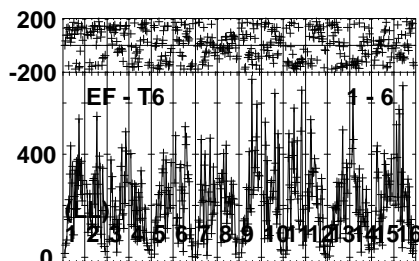
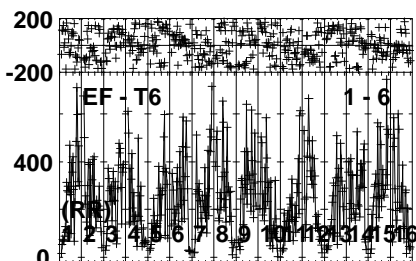
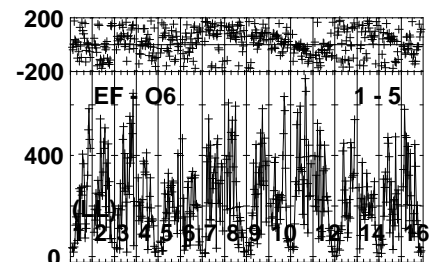
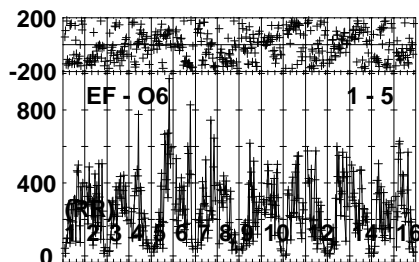
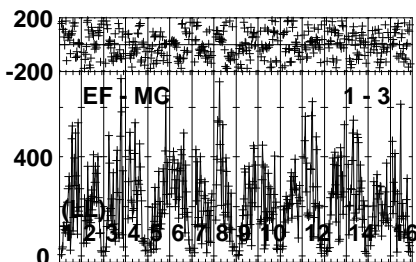
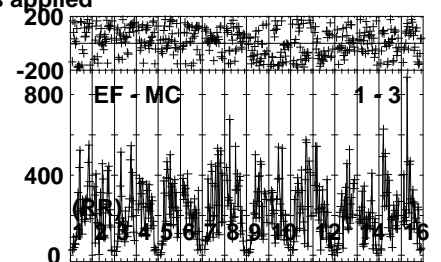
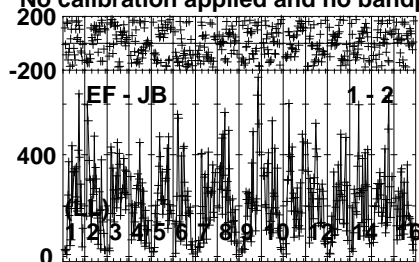
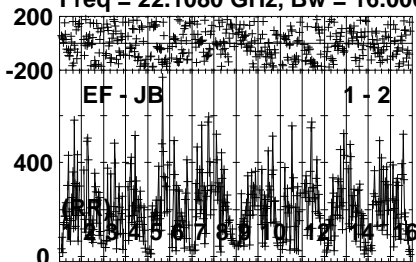
Lower frame: Milli Ampl Jy Top frame: Phas deg
Vector averaged cross-power spectrum Several baselines displayed
Timerange: 00/11:30:01 to 00/11:30:59

Plot file version 859 created 04-APR-2022 10:37:24

LSI61303 EM132A.UVDATA.1

Freq = 22.1080 GHz, Bw = 16.000 MH

No calibration applied and no bandpass applied



0 0 0 0 0 0 0 0 0 0 0 0 0 0 0 0

Channels Lower frame: Micro Ampl Jy Top frame: Phas deg

Vector averaged cross-power spectrum Several baselines displayed

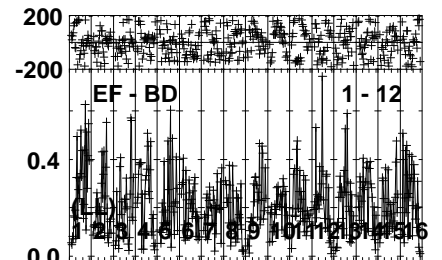
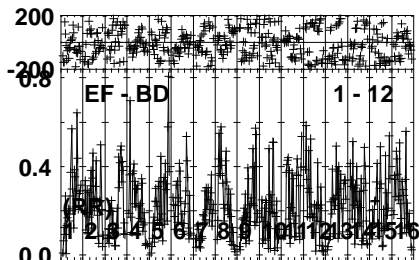
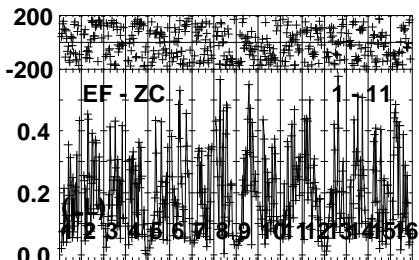
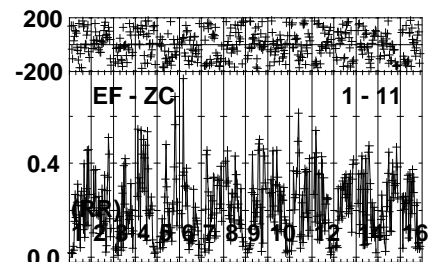
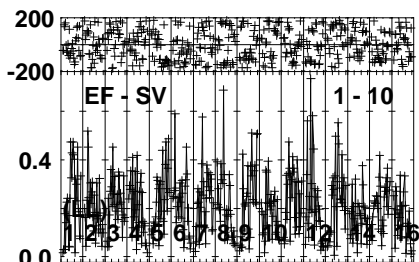
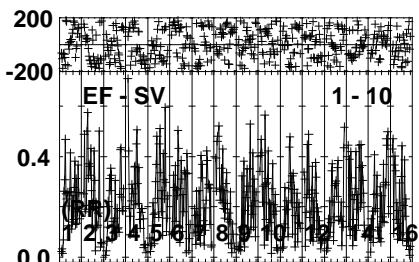
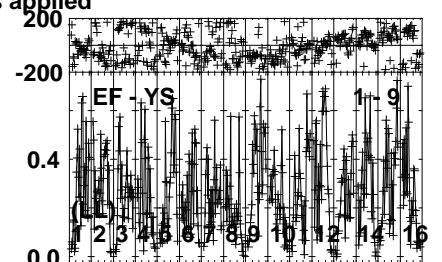
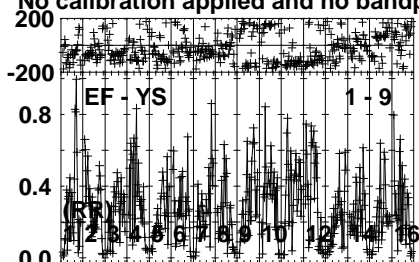
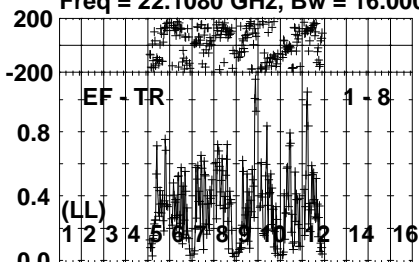
Timerange: 00/11:31:01 to 00/11:32:09

Plot file version 860 created 04-APR-2022 10:37:24

LSI61303 EM132A.UVDATA.1

Freq = 22.1080 GHz, Bw = 16.000 MH

No calibration applied and no bandpass applied



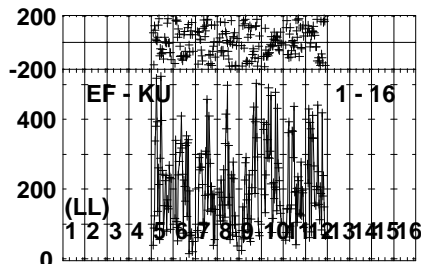
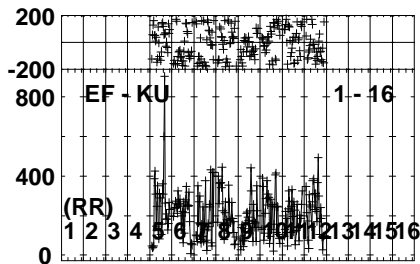
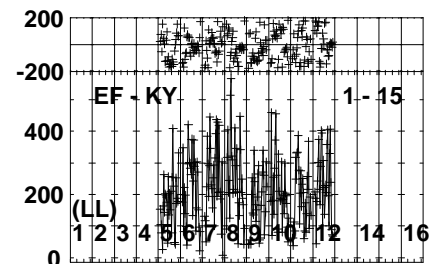
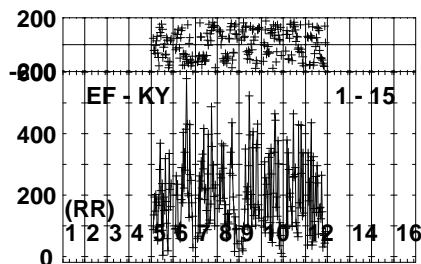
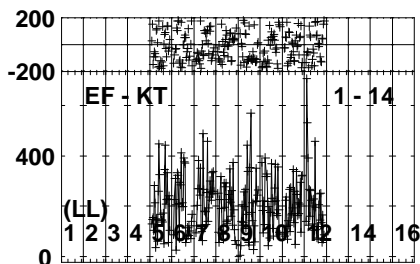
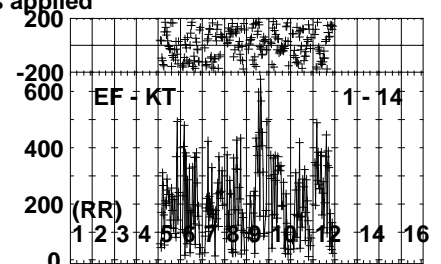
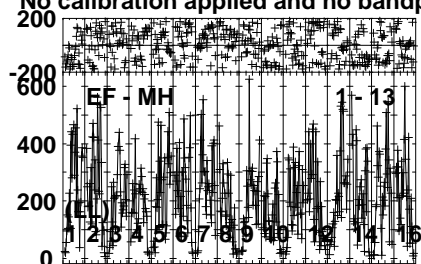
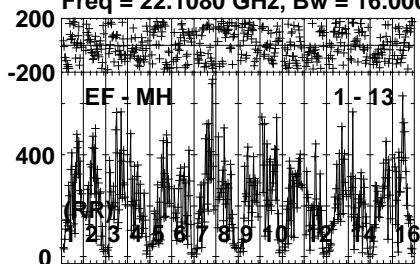
Lower frame: Milli Ampl Jy Top frame: Phas deg
Vector averaged cross-power spectrum Several baselines displayed
Timerange: 00/11:31:01 to 00/11:32:09

Plot file version 861 created 04-APR-2022 10:37:24

LSI61303 EM132A.UVDATA.1

Freq = 22.1080 GHz, Bw = 16.000 MH

No calibration applied and no bandpass applied



0 0 0 0 0 0 0 0 0 0 0 0 0 0 0 0

0 0 0 0 0 0 0 0 0 0 0 0 0 0 0 0

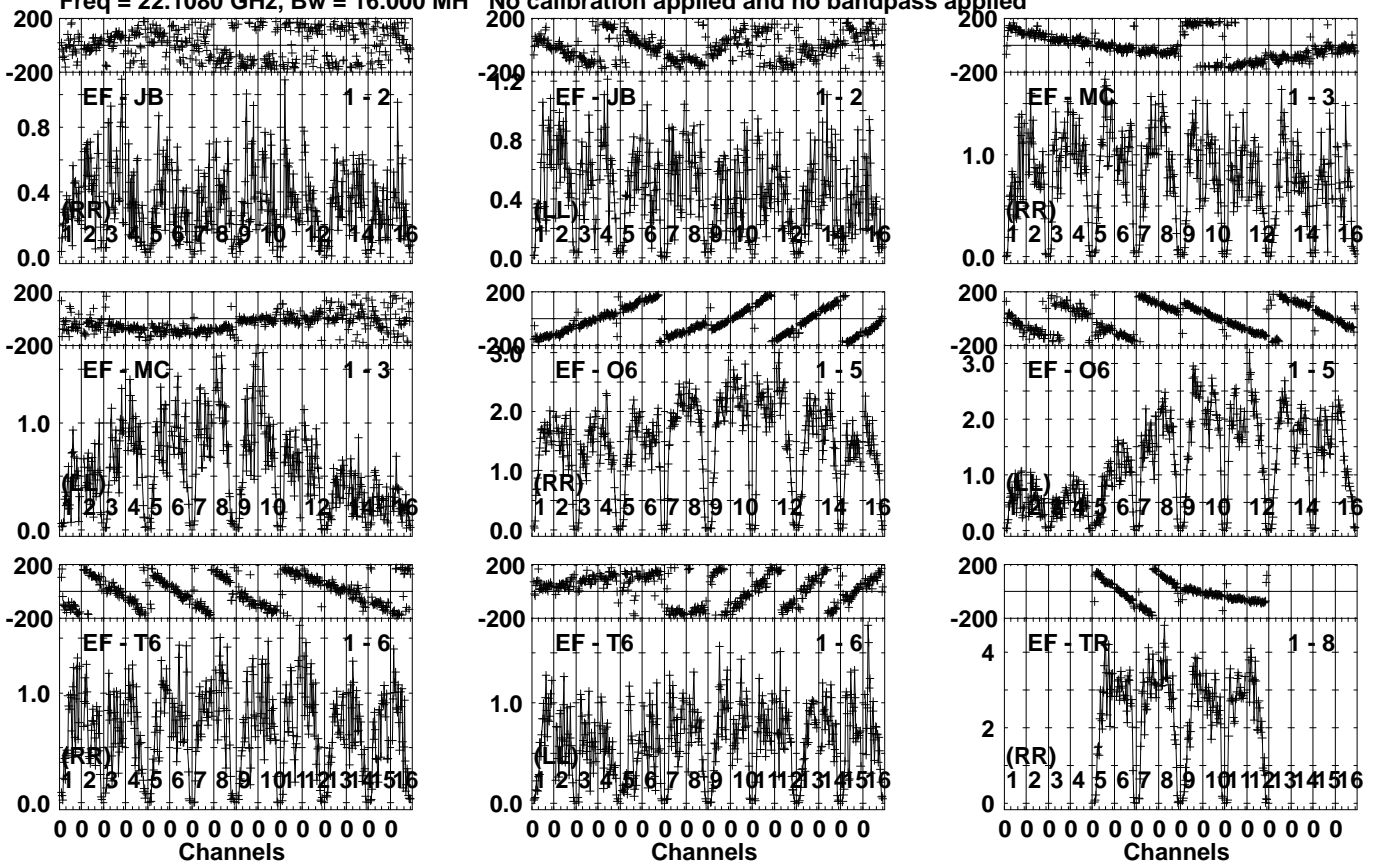
Lower frame: Micro Ampl Jy Top frame: Phas deg
Vector averaged cross-power spectrum Several baselines displayed
Timerange: 00/11:31:01 to 00/11:32:09

Plot file version 862 created 04-APR-2022 10:37:24

J0244+6228 EM132A.UVDATA.1

Freq = 22.1080 GHz, Bw = 16.000 MH

No calibration applied and no bandpass applied



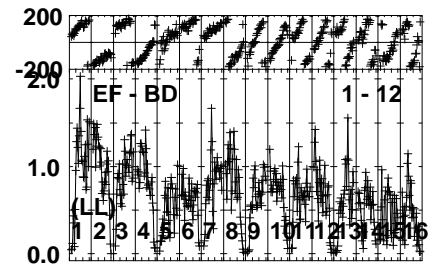
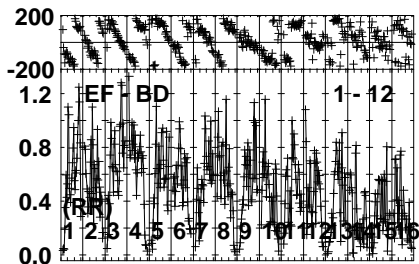
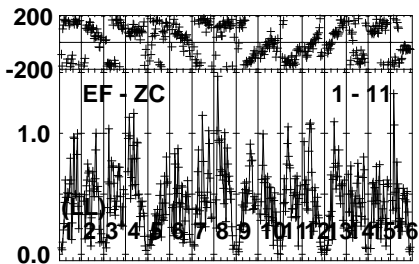
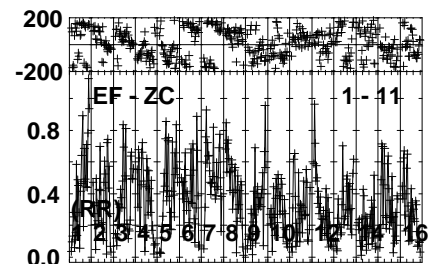
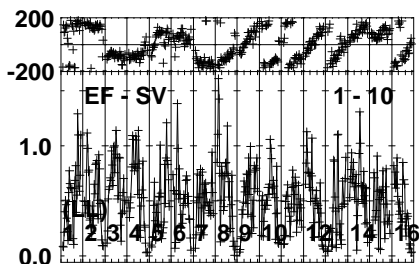
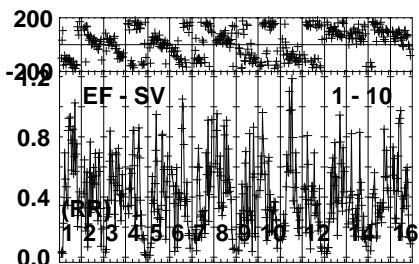
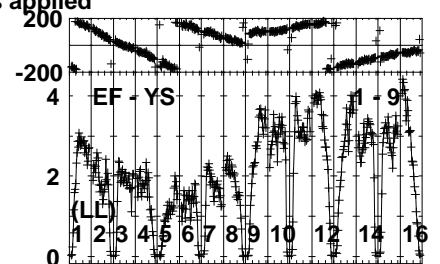
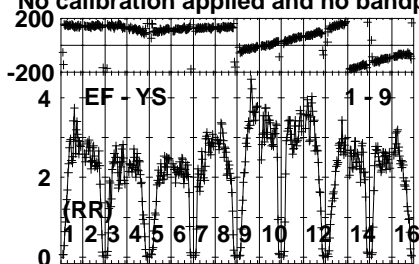
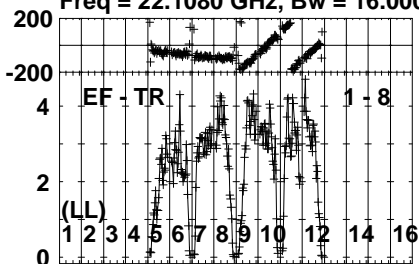
Lower frame: Milli Ampl Jy Top frame: Phas deg
Vector averaged cross-power spectrum Several baselines displayed
Timerange: 00/11:32:11 to 00/11:33:09

Plot file version 863 created 04-APR-2022 10:37:24

J0244+6228 EM132A.UVDATA.1

Freq = 22.1080 GHz, Bw = 16.000 MH

No calibration applied and no bandpass applied



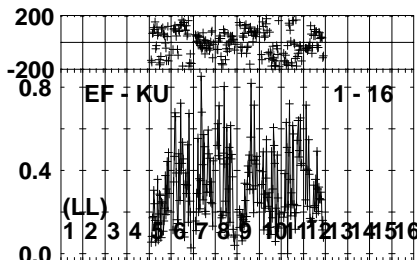
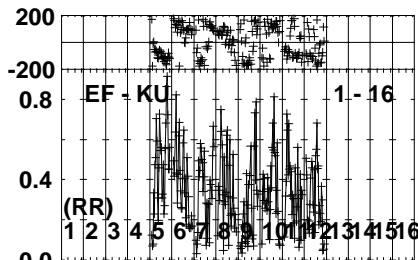
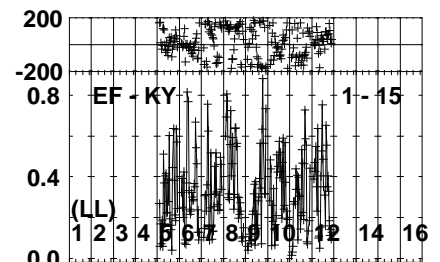
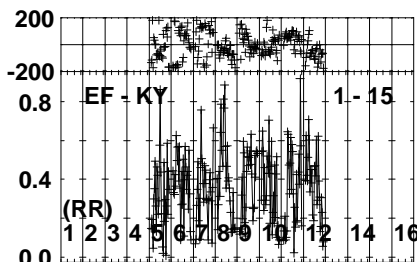
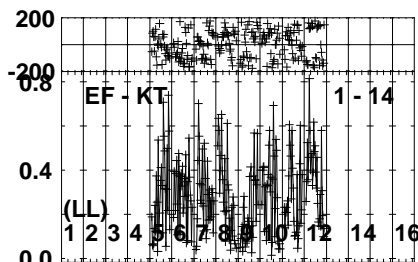
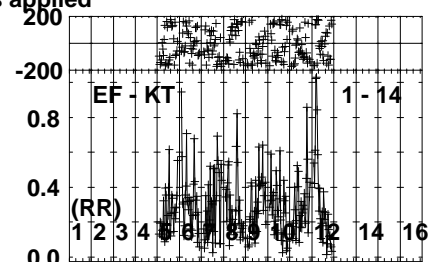
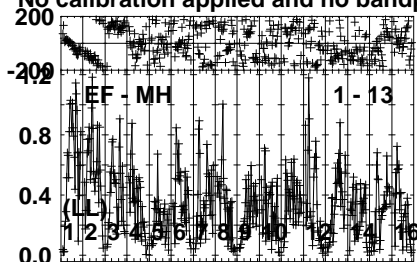
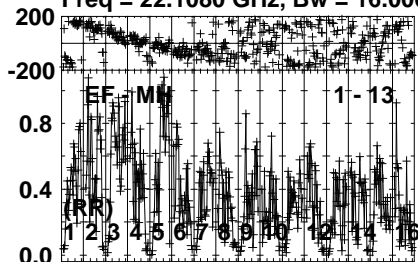
Lower frame: Milli Ampl Jy Top frame: Phas deg
Vector averaged cross-power spectrum Several baselines displayed
Timerange: 00/11:32:11 to 00/11:33:09

Plot file version 864 created 04-APR-2022 10:37:24

J0244+6228 EM132A.UVDATA.1

Freq = 22.1080 GHz, Bw = 16.000 MH

No calibration applied and no bandpass applied



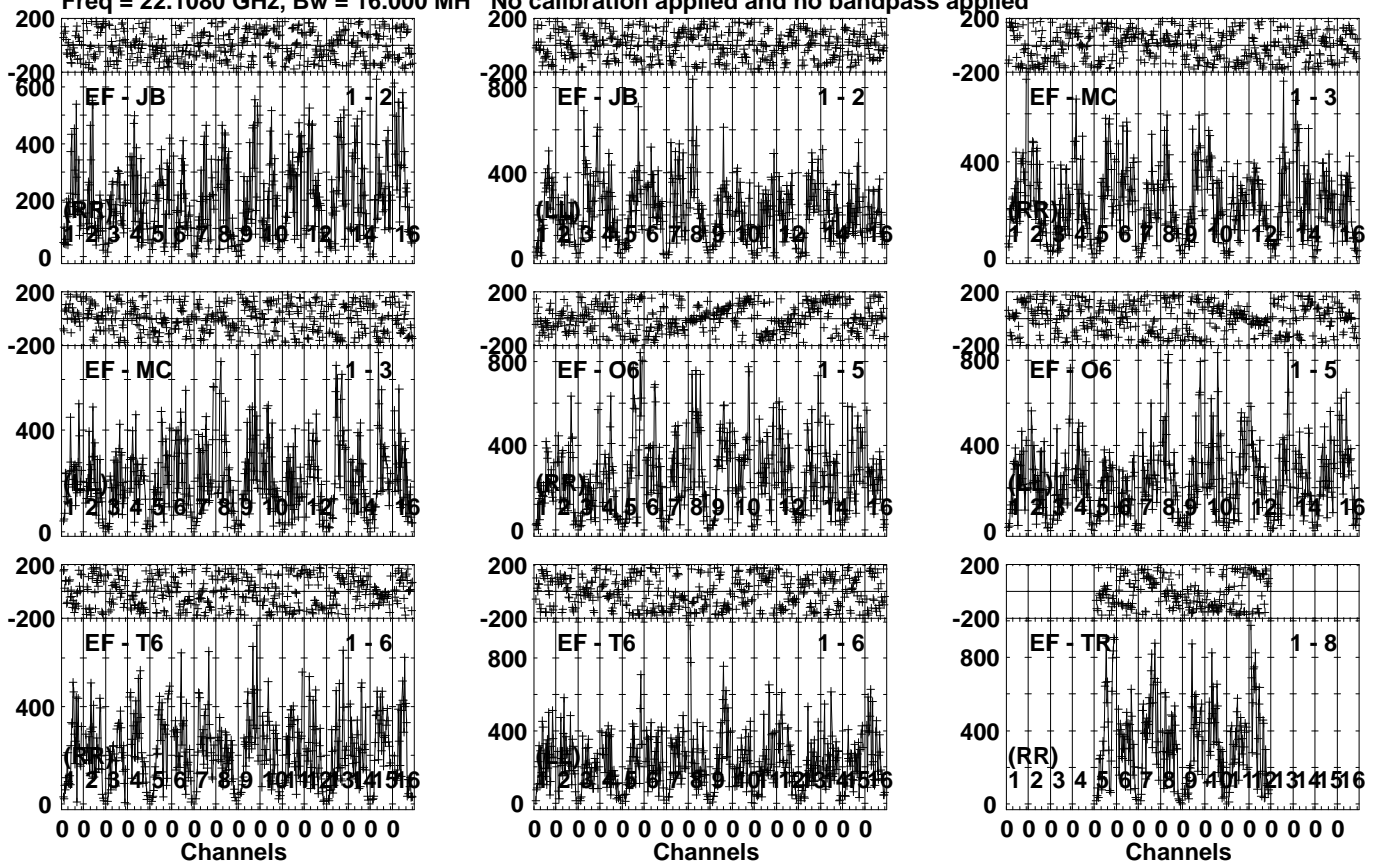
Lower frame: Milli Ampl Jy Top frame: Phas deg
Vector averaged cross-power spectrum Several baselines displayed
Timerange: 00/11:32:11 to 00/11:33:09

Plot file version 865 created 04-APR-2022 10:37:24

LSI61303 EM132A.UVDATA.1

Freq = 22.1080 GHz, Bw = 16.000 MH

No calibration applied and no bandpass applied



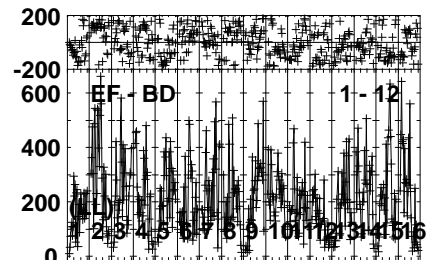
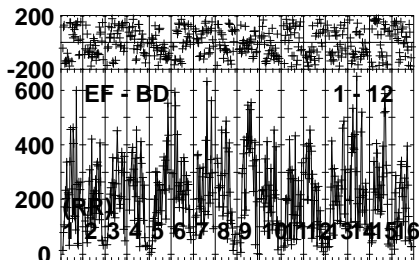
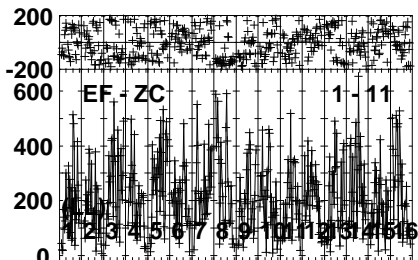
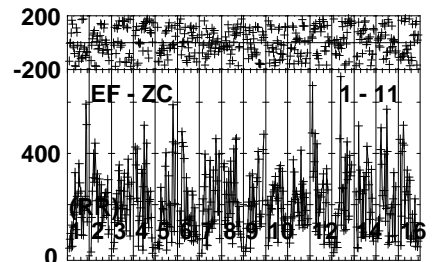
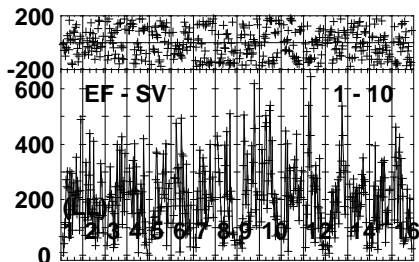
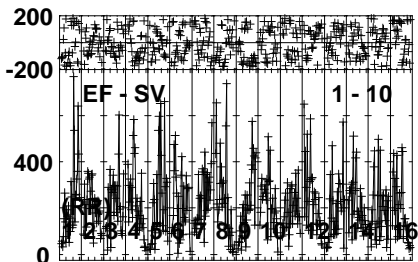
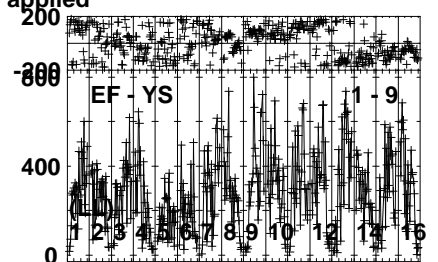
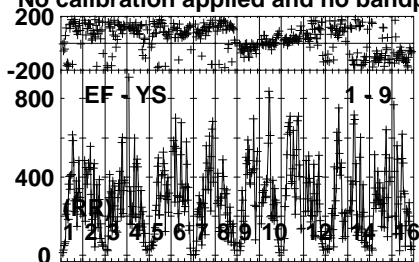
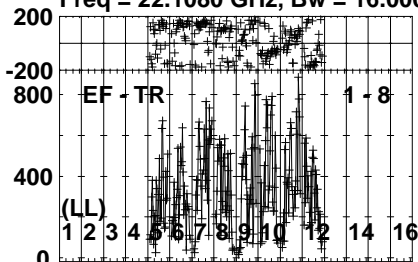
Lower frame: Micro Ampl Jy Top frame: Phas deg
Vector averaged cross-power spectrum Several baselines displayed
Timerange: 00/11:33:11 to 00/11:34:19

Plot file version 866 created 04-APR-2022 10:37:24

LSI61303 EM132A.UVDATA.1

Freq = 22.1080 GHz, Bw = 16.000 MH

No calibration applied and no bandpass applied



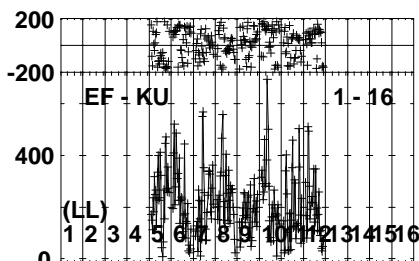
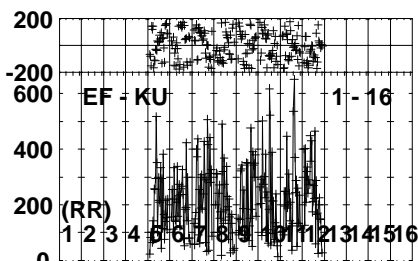
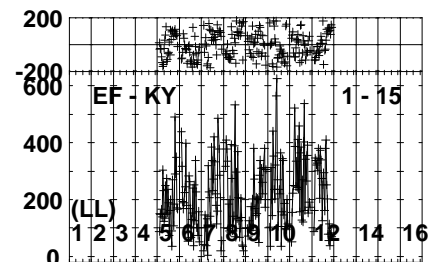
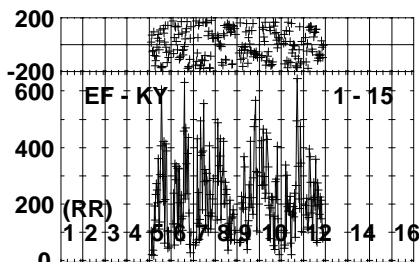
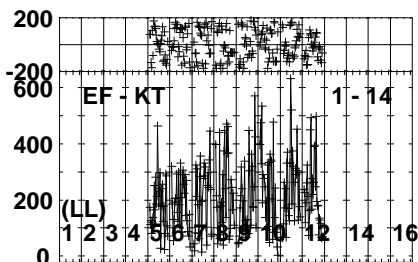
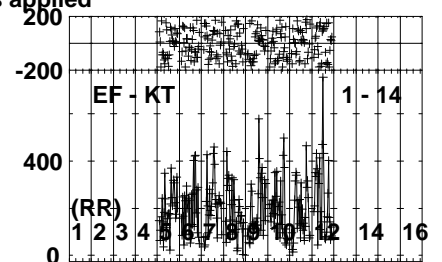
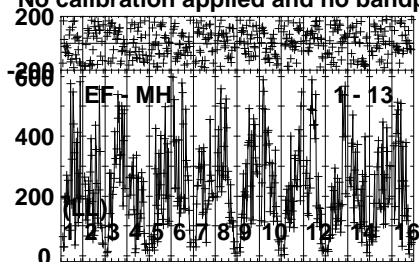
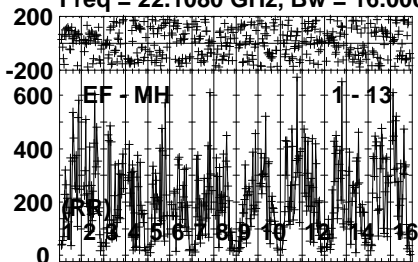
Lower frame: Micro Ampl Jy Top frame: Phas deg
Vector averaged cross-power spectrum Several baselines displayed
Timerange: 00/11:33:11 to 00/11:34:19

Plot file version 867 created 04-APR-2022 10:37:24

LSI61303 EM132A.UVDATA.1

Freq = 22.1080 GHz, Bw = 16.000 MH

No calibration applied and no bandpass applied



0 0 0 0 0 0 0 0 0 0 0 0 0 0 0 0

Channels

0 0 0 0 0 0 0 0 0 0 0 0 0 0 0 0

Channels

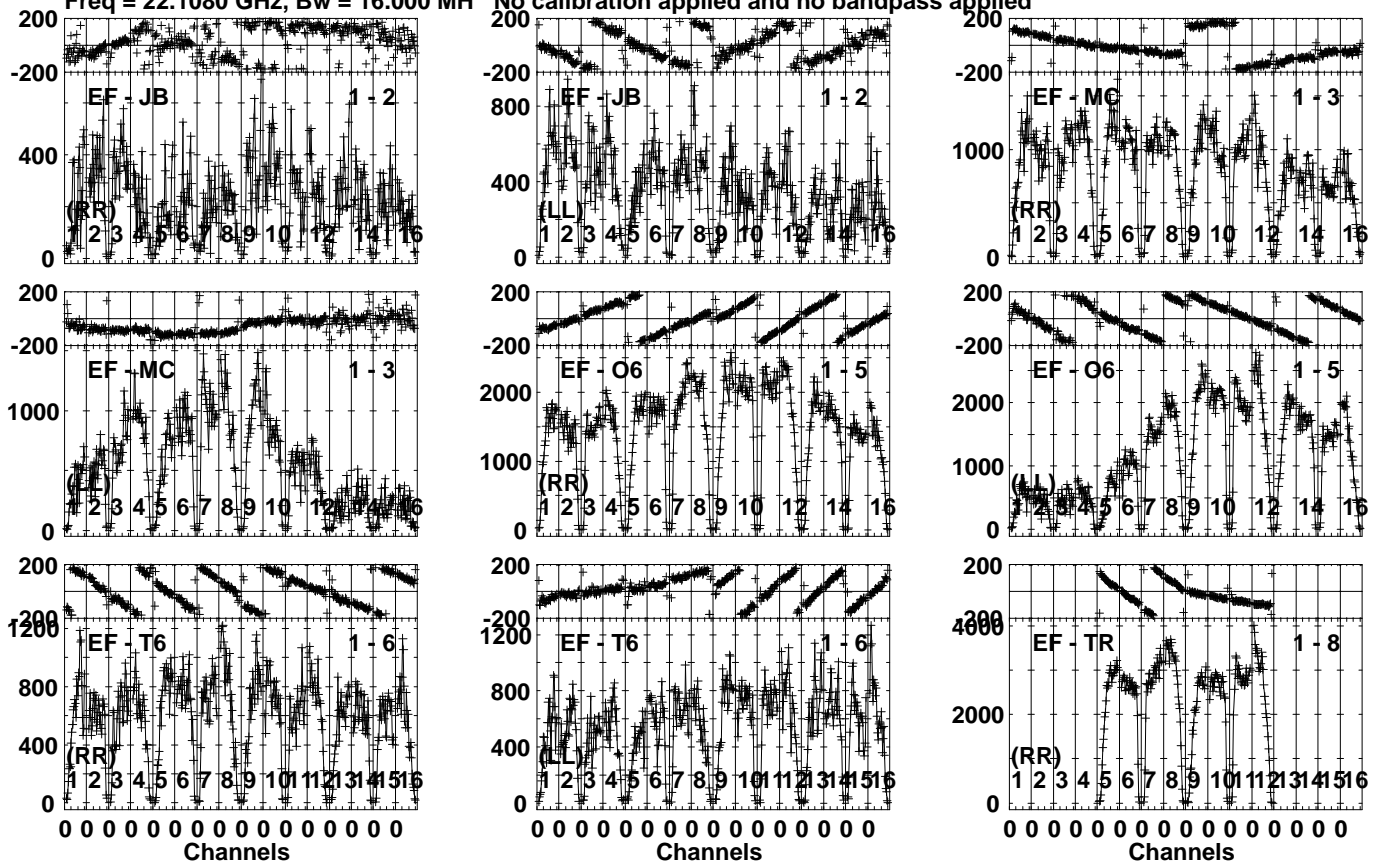
Lower frame: Micro Ampl Jy Top frame: Phas deg
Vector averaged cross-power spectrum Several baselines displayed
Timerange: 00/11:33:11 to 00/11:34:19

Plot file version 868 created 04-APR-2022 10:37:24

J0244+6228 EM132A.UVDATA.1

Freq = 22.1080 GHz, Bw = 16.000 MH

No calibration applied and no bandpass applied



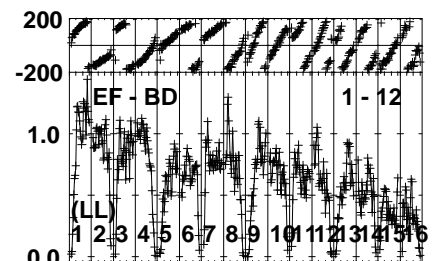
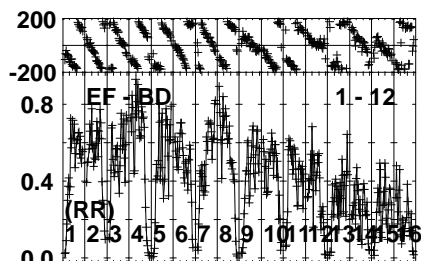
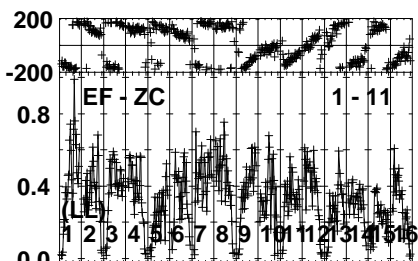
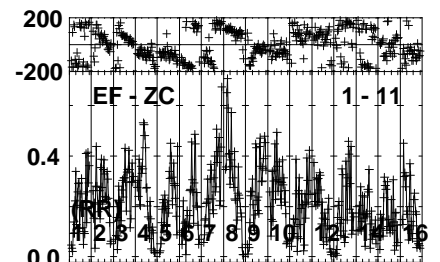
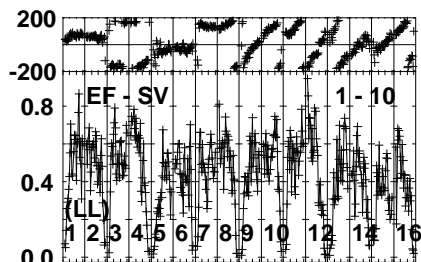
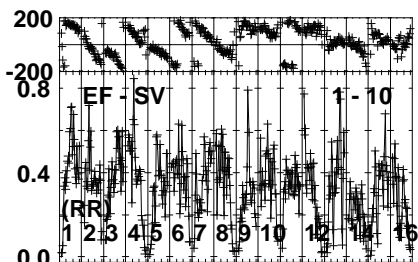
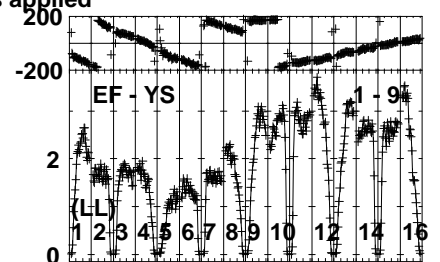
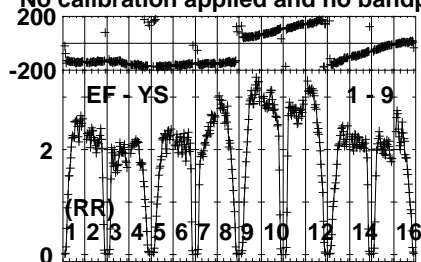
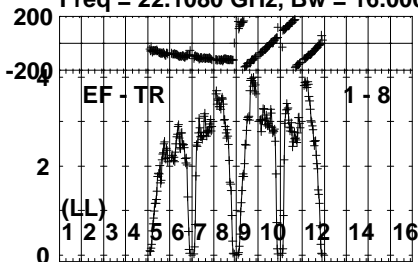
Lower frame: Micro Ampl Jy Top frame: Phas deg
Vector averaged cross-power spectrum Several baselines displayed
Timerange: 00/11:35:01 to 00/11:35:59

Plot file version 869 created 04-APR-2022 10:37:24

J0244+6228 EM132A.UVDATA.1

Freq = 22.1080 GHz, Bw = 16.000 MH

No calibration applied and no bandpass applied



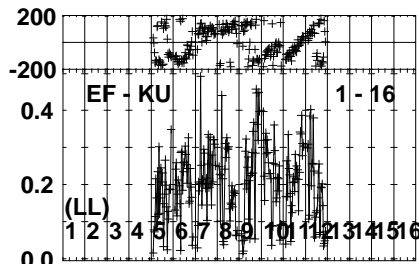
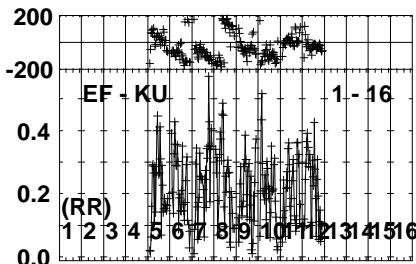
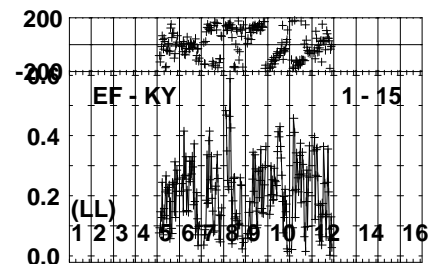
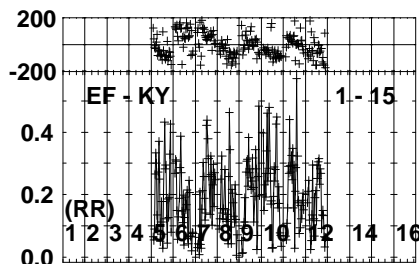
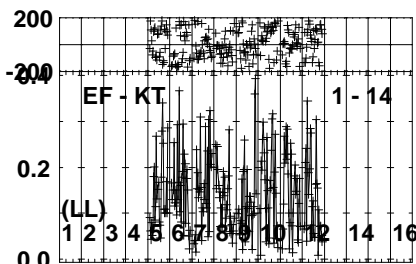
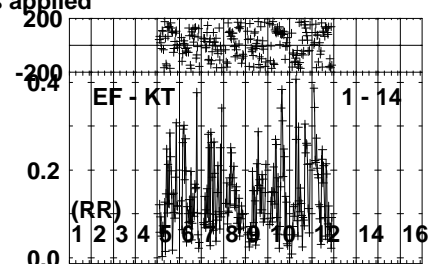
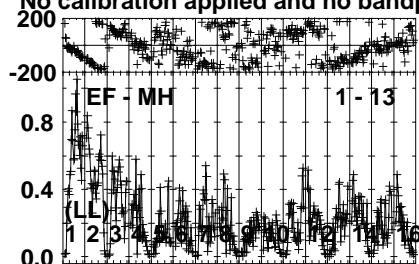
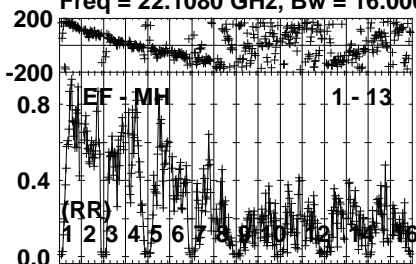
Lower frame: Milli Ampl Jy Top frame: Phas deg
Vector averaged cross-power spectrum Several baselines displayed
Timerange: 00/11:35:01 to 00/11:35:59

Plot file version 870 created 04-APR-2022 10:37:25

J0244+6228 EM132A.UVDATA.1

Freq = 22.1080 GHz, Bw = 16.000 MH

No calibration applied and no bandpass applied



0 0 0 0 0 0 0 0 0 0 0 0 0 0 0 0
Channels

0 0 0 0 0 0 0 0 0 0 0 0 0 0 0 0
Channels

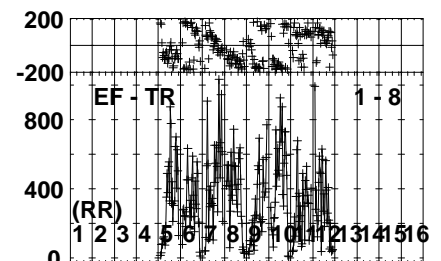
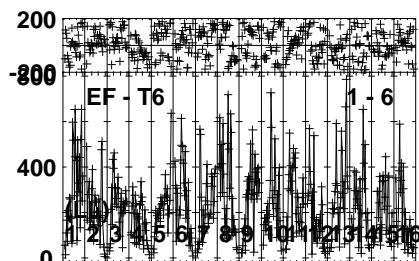
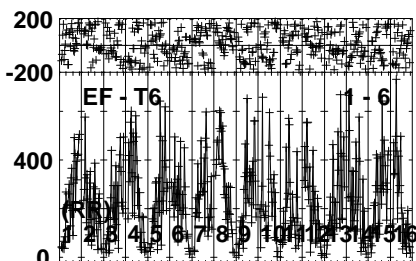
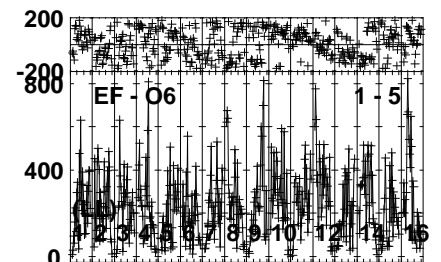
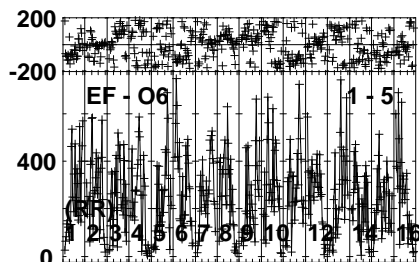
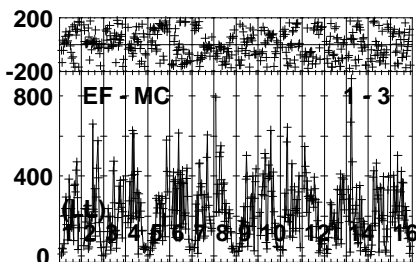
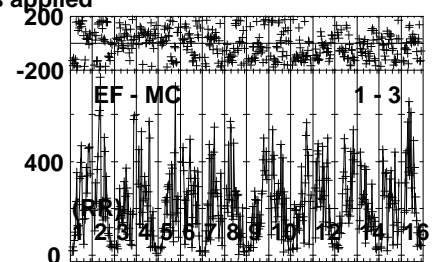
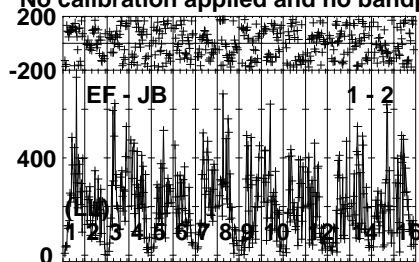
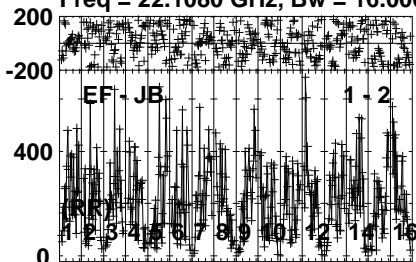
Lower frame: Milli Ampl Jy Top frame: Phas deg
Vector averaged cross-power spectrum Several baselines displayed
Timerange: 00/11:35:01 to 00/11:35:59

Plot file version 871 created 04-APR-2022 10:37:25

LSI61303 EM132A.UVDATA.1

Freq = 22.1080 GHz, Bw = 16.000 MH

No calibration applied and no bandpass applied



0 0 0 0 0 0 0 0 0 0 0 0 0 0 0 0
Channels

0 0 0 0 0 0 0 0 0 0 0 0 0 0 0 0
Channels

0 0 0 0 0 0 0 0 0 0 0 0 0 0 0 0
Channels

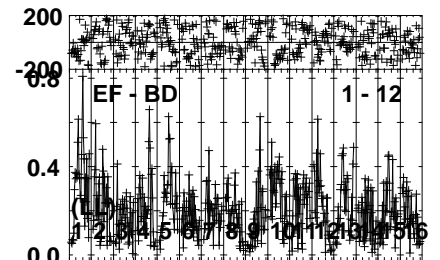
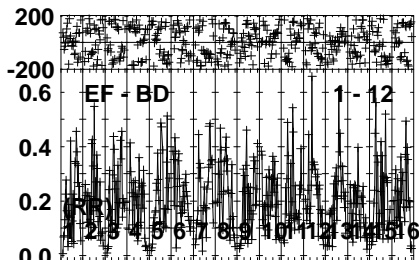
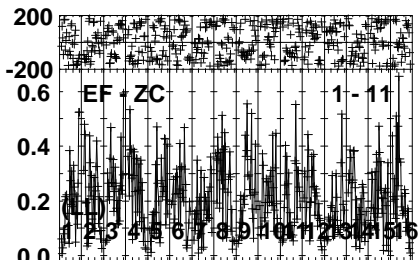
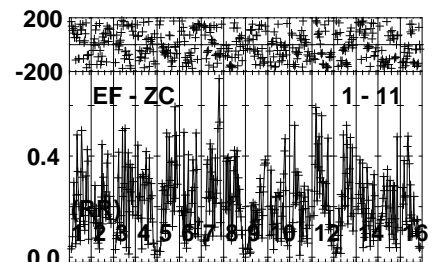
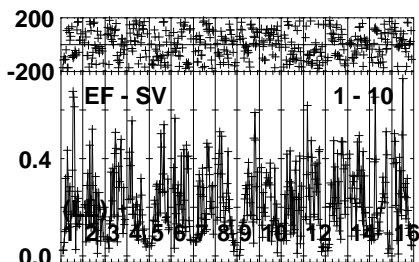
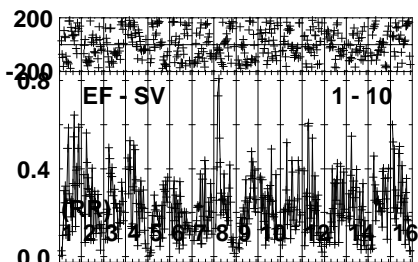
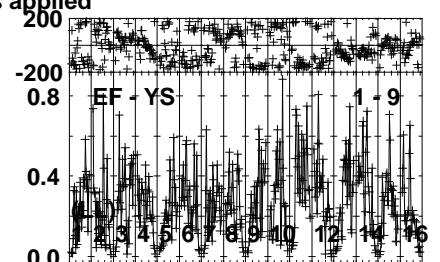
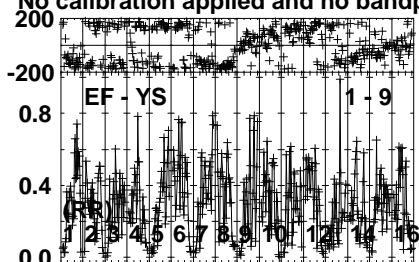
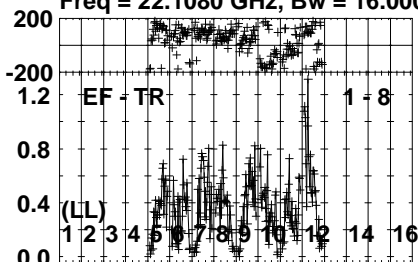
Lower frame: Micro Ampl Jy Top frame: Phas deg
Vector averaged cross-power spectrum Several baselines displayed
Timerange: 00/11:36:01 to 00/11:37:09

Plot file version 872 created 04-APR-2022 10:37:25

LSI61303 EM132A.UVDATA.1

Freq = 22.1080 GHz, Bw = 16.000 MH

No calibration applied and no bandpass applied



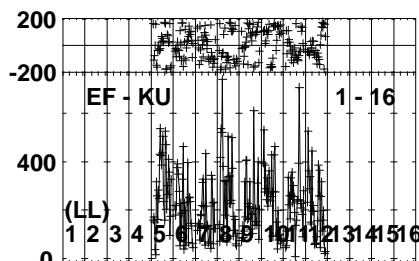
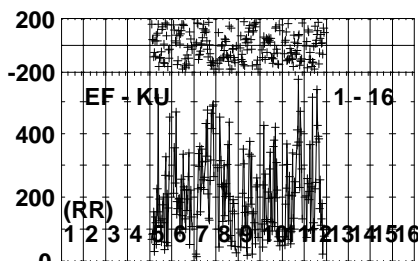
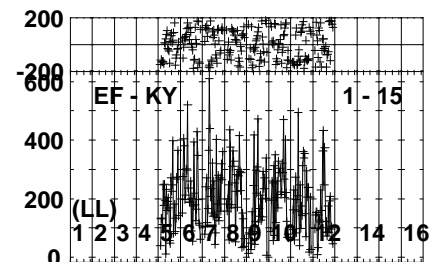
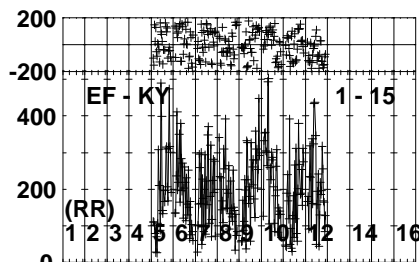
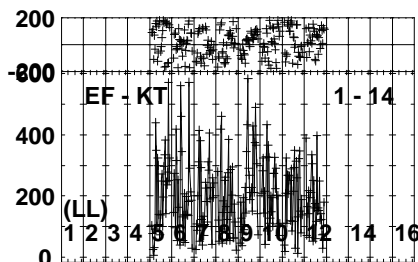
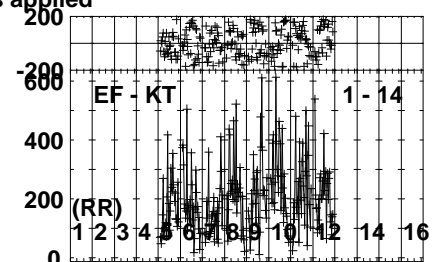
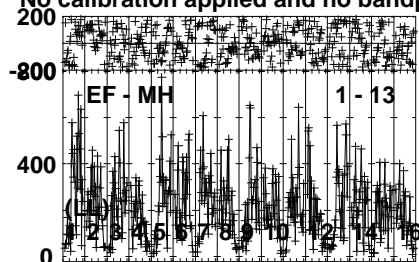
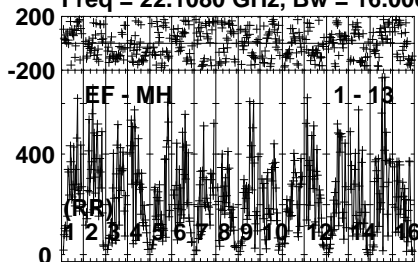
Lower frame: Milli Ampl Jy Top frame: Phas deg
Vector averaged cross-power spectrum Several baselines displayed
Timerange: 00/11:36:01 to 00/11:37:09

Plot file version 873 created 04-APR-2022 10:37:25

LSI61303 EM132A.UVDATA.1

Freq = 22.1080 GHz, Bw = 16.000 MH

No calibration applied and no bandpass applied



0 0 0 0 0 0 0 0 0 0 0 0 0 0 0 0

Channels

0 0 0 0 0 0 0 0 0 0 0 0 0 0 0 0

Channels

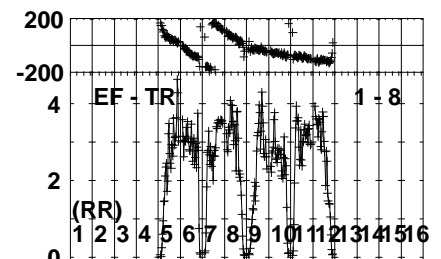
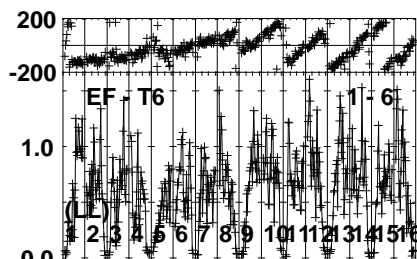
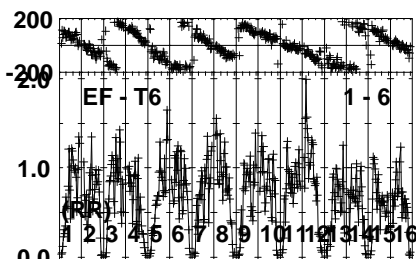
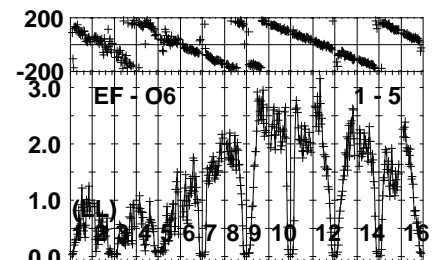
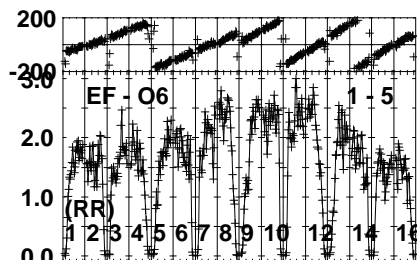
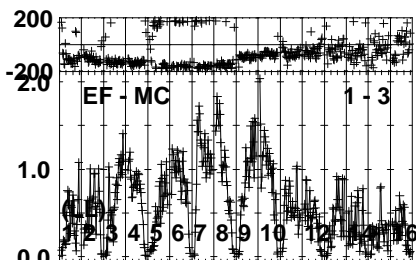
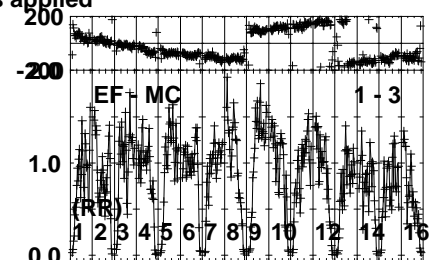
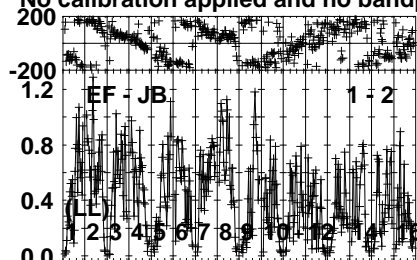
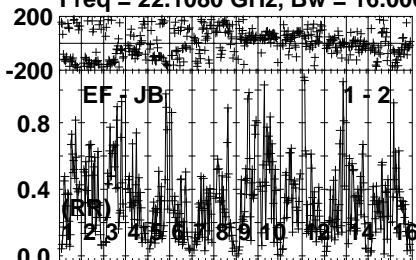
Lower frame: Micro Ampl Jy Top frame: Phas deg
Vector averaged cross-power spectrum Several baselines displayed
Timerange: 00/11:36:01 to 00/11:37:09

Plot file version 874 created 04-APR-2022 10:37:25

J0244+6228 EM132A.UVDATA.1

Freq = 22.1080 GHz, Bw = 16.000 MH

No calibration applied and no bandpass applied



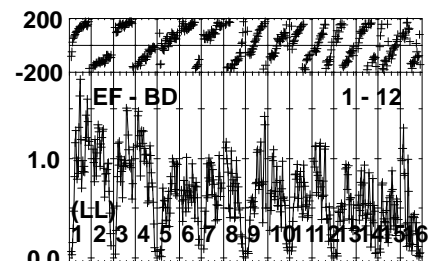
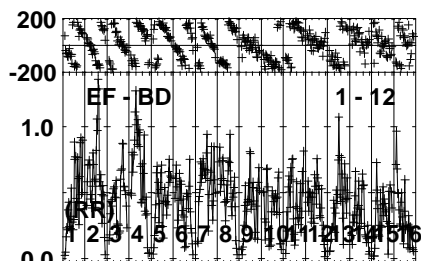
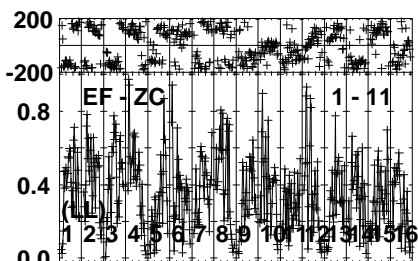
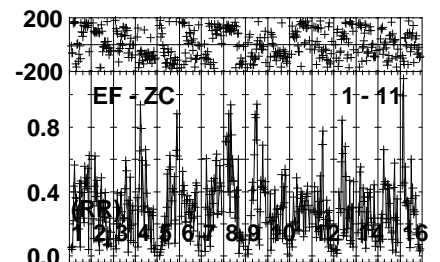
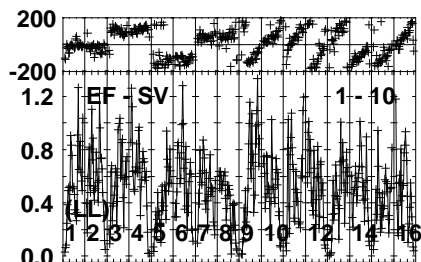
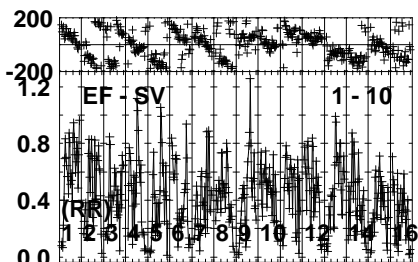
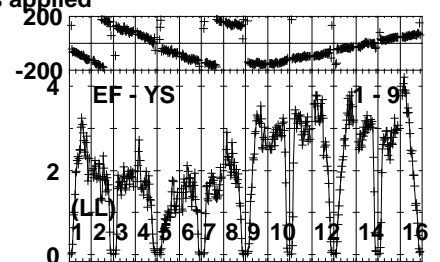
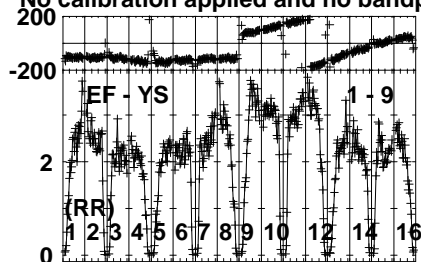
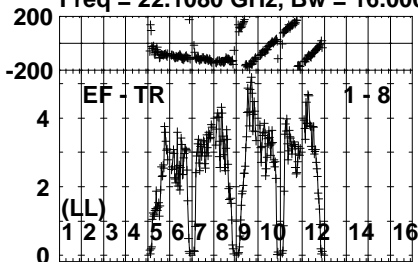
Lower frame: Milli Ampl Jy Top frame: Phas deg
Vector averaged cross-power spectrum Several baselines displayed
Timerange: 00/11:37:11 to 00/11:38:09

Plot file version 875 created 04-APR-2022 10:37:25

J0244+6228 EM132A.UVDATA.1

Freq = 22.1080 GHz, Bw = 16.000 MH

No calibration applied and no bandpass applied



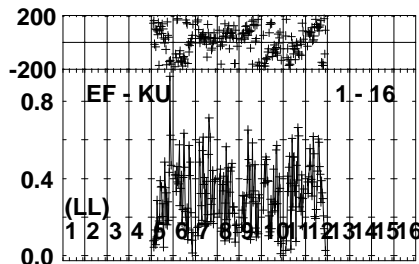
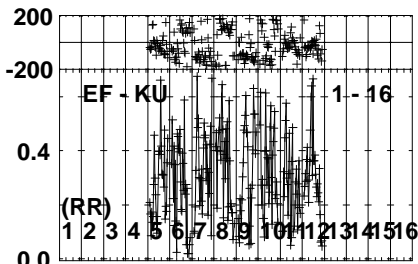
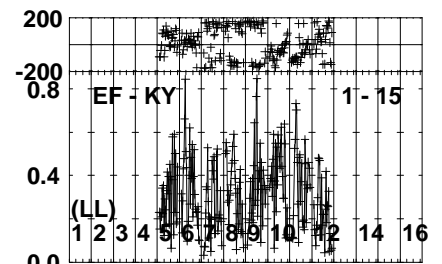
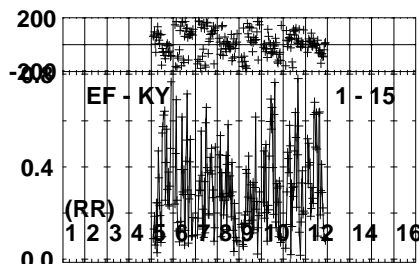
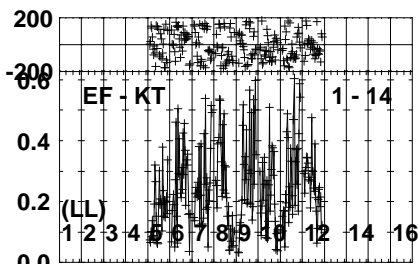
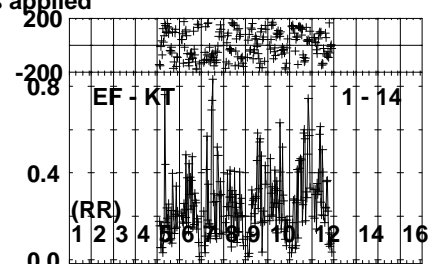
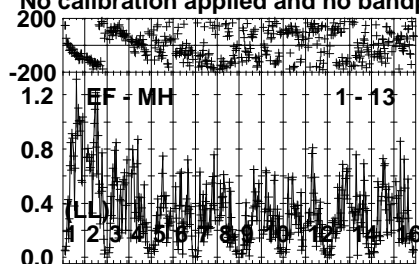
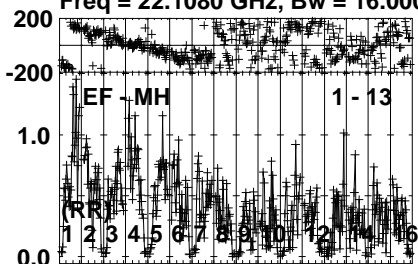
Lower frame: Milli Ampl Jy Top frame: Phas deg
Vector averaged cross-power spectrum Several baselines displayed
Timerange: 00/11:37:11 to 00/11:38:09

Plot file version 876 created 04-APR-2022 10:37:25

J0244+6228 EM132A.UVDATA.1

Freq = 22.1080 GHz, Bw = 16.000 MH

No calibration applied and no bandpass applied



0 0 0 0 0 0 0 0 0 0 0 0 0 0 0 0

Channels

0 0 0 0 0 0 0 0 0 0 0 0 0 0 0 0

Channels

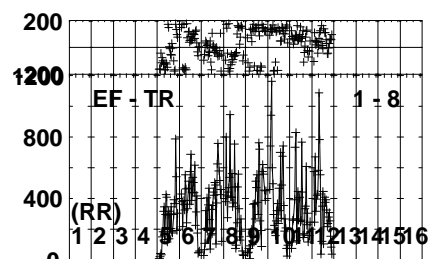
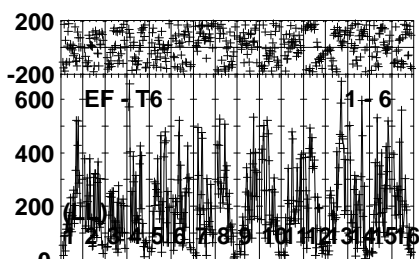
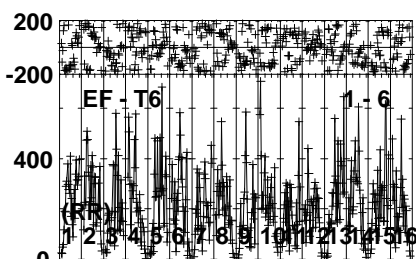
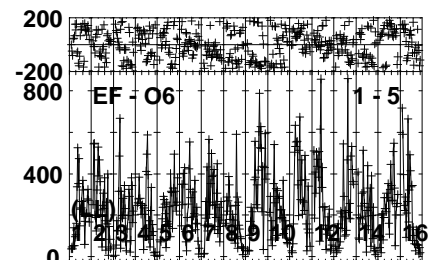
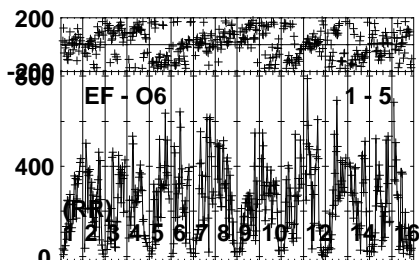
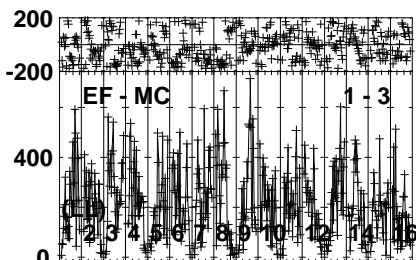
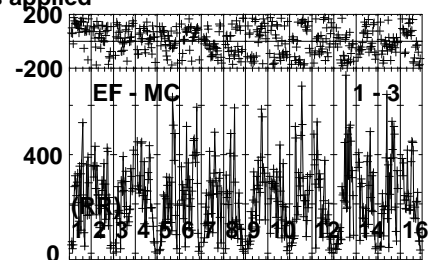
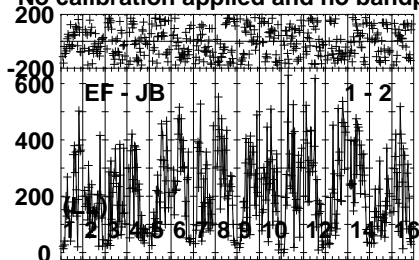
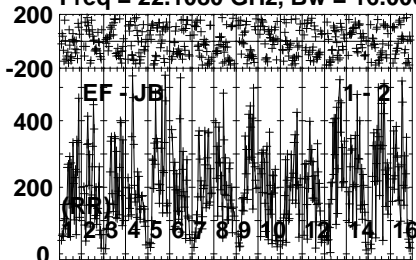
Lower frame: Milli Ampl Jy Top frame: Phas deg
Vector averaged cross-power spectrum Several baselines displayed
Timerange: 00/11:37:11 to 00/11:38:09

Plot file version 877 created 04-APR-2022 10:37:25

LSI61303 EM132A.UVDATA.1

Freq = 22.1080 GHz, Bw = 16.000 MH

No calibration applied and no bandpass applied



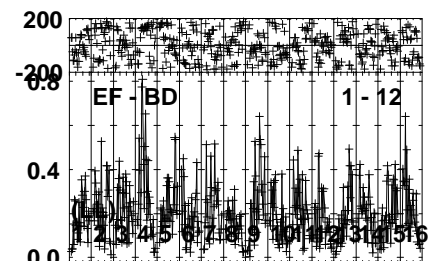
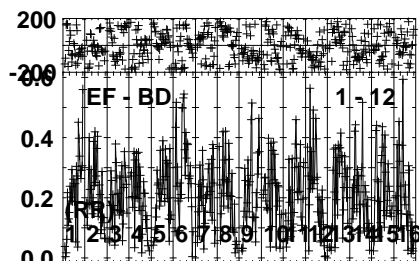
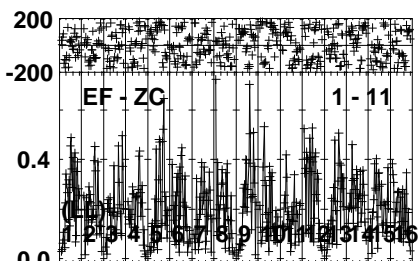
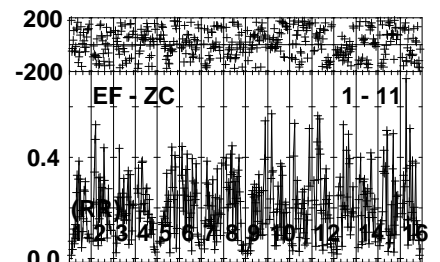
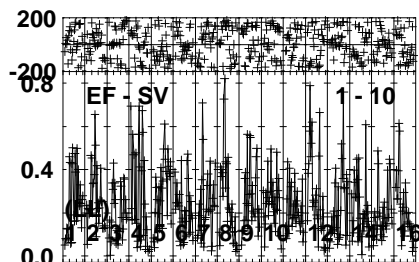
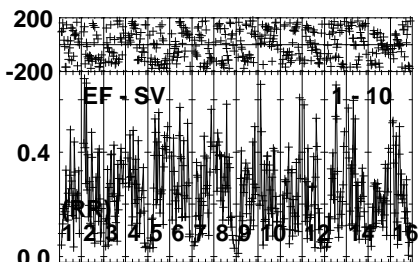
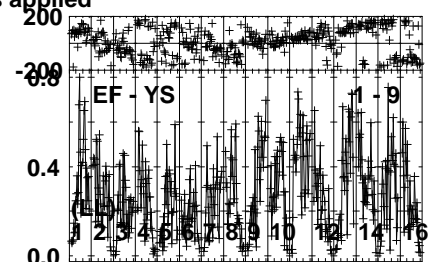
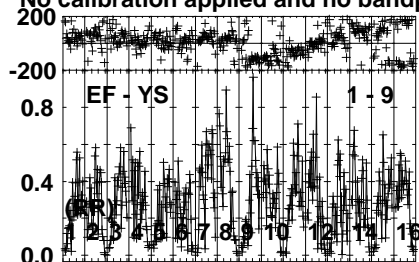
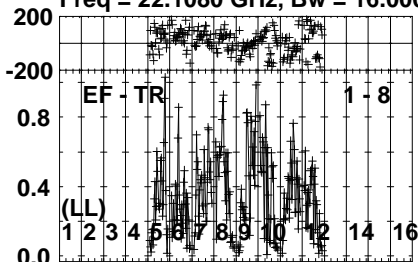
Lower frame: Micro Ampl Jy Top frame: Phas deg
Vector averaged cross-power spectrum Several baselines displayed
Timerange: 00/11:38:11 to 00/11:39:19

Plot file version 878 created 04-APR-2022 10:37:25

LSI61303 EM132A.UVDATA.1

Freq = 22.1080 GHz, Bw = 16.000 MH

No calibration applied and no bandpass applied



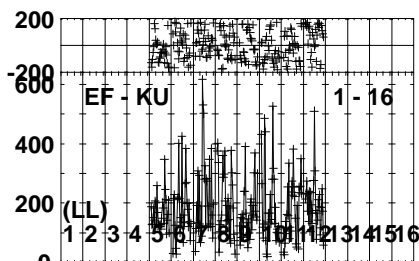
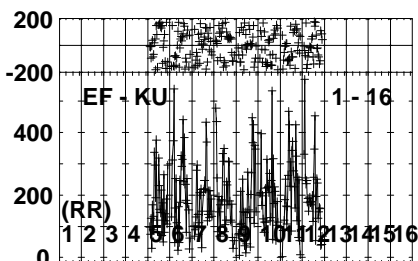
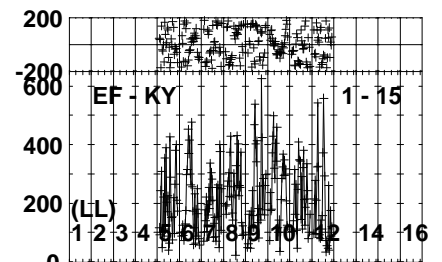
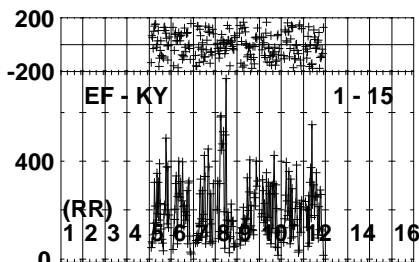
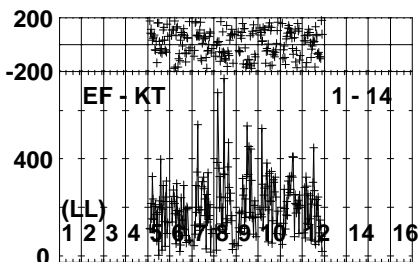
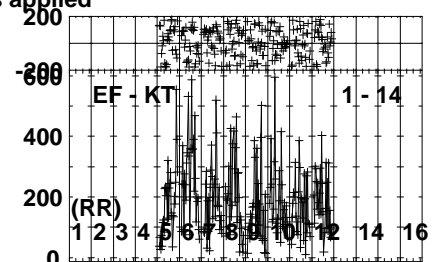
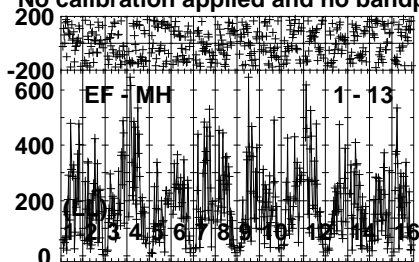
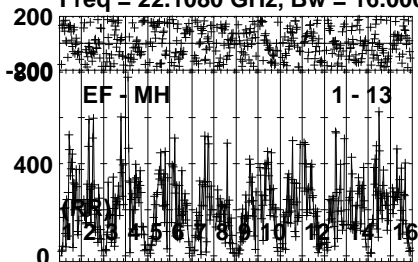
Lower frame: Milli Ampl Jy Top frame: Phas deg
Vector averaged cross-power spectrum Several baselines displayed
Timerange: 00/11:38:11 to 00/11:39:19

Plot file version 879 created 04-APR-2022 10:37:25

LSI61303 EM132A.UVDATA.1

Freq = 22.1080 GHz, Bw = 16.000 MH

No calibration applied and no bandpass applied



0 0 0 0 0 0 0 0 0 0 0 0 0 0 0 0

Channels

0 0 0 0 0 0 0 0 0 0 0 0 0 0 0 0

Channels

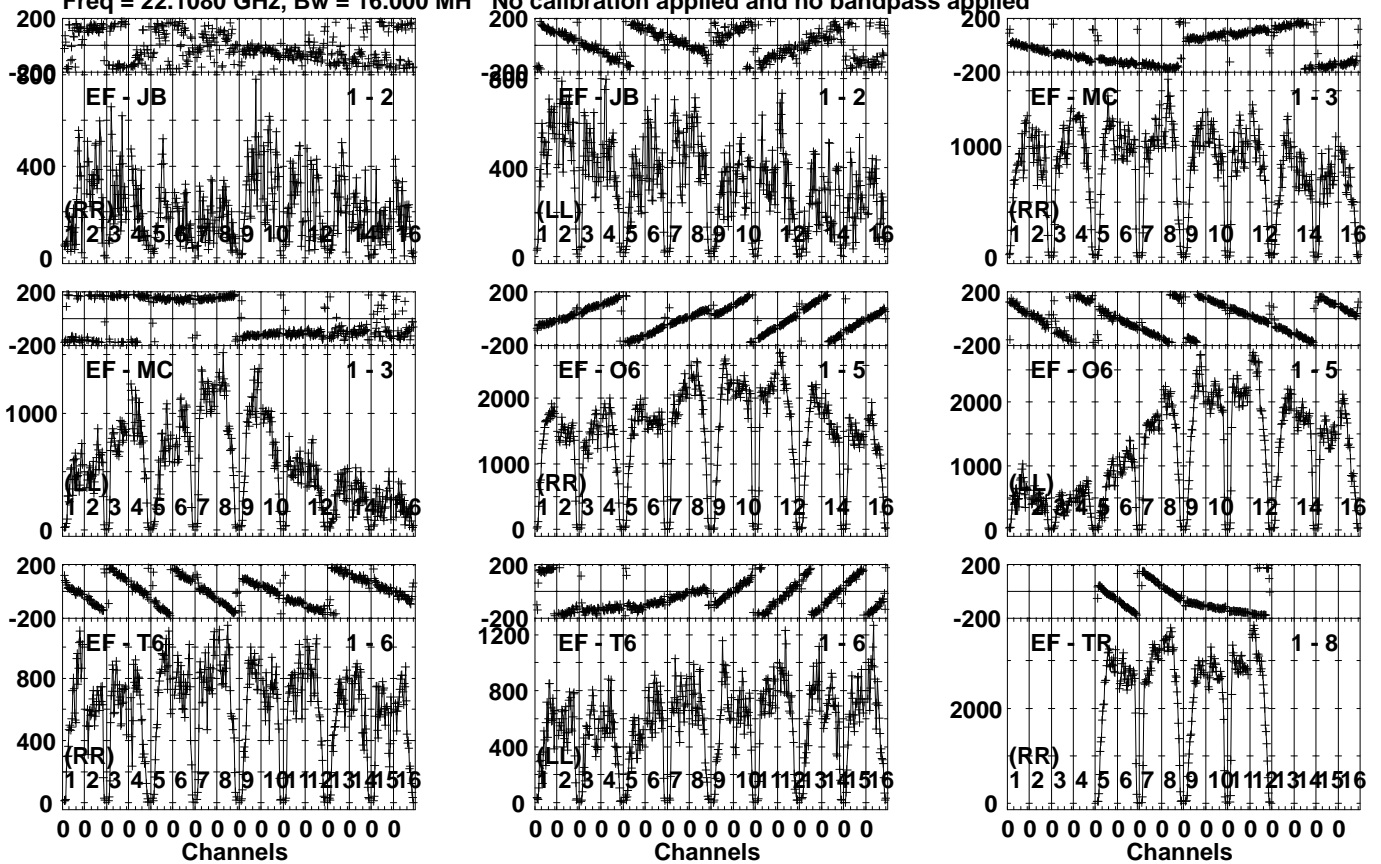
Lower frame: Micro Ampl Jy Top frame: Phas deg
Vector averaged cross-power spectrum Several baselines displayed
Timerange: 00/11:38:11 to 00/11:39:19

Plot file version 880 created 04-APR-2022 10:37:25

J0244+6228 EM132A.UVDATA.1

Freq = 22.1080 GHz, Bw = 16.000 MH

No calibration applied and no bandpass applied



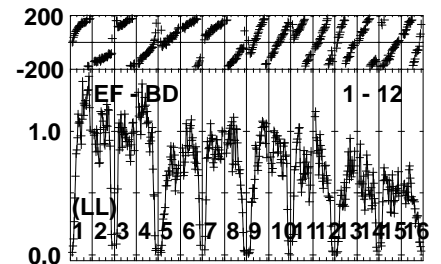
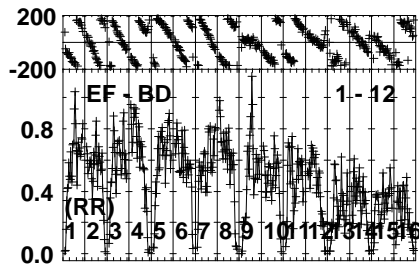
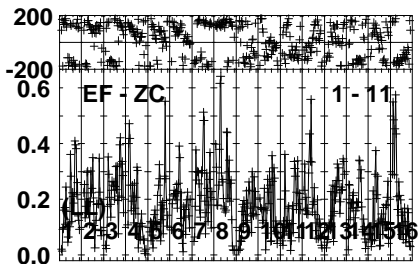
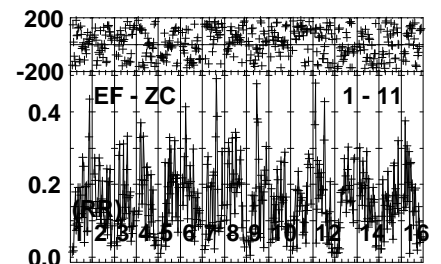
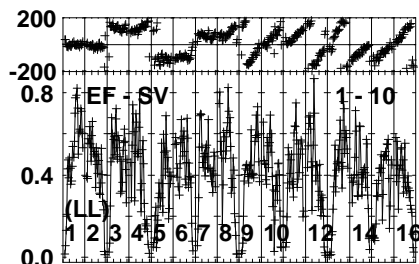
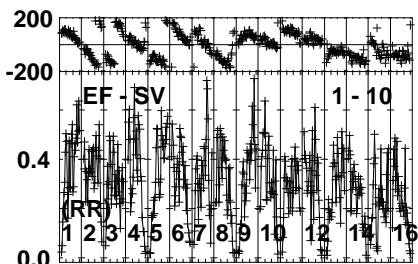
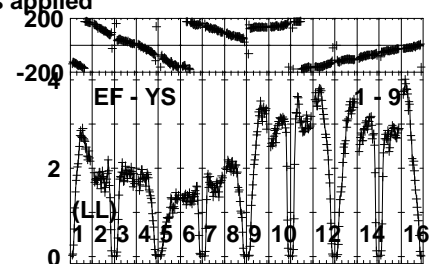
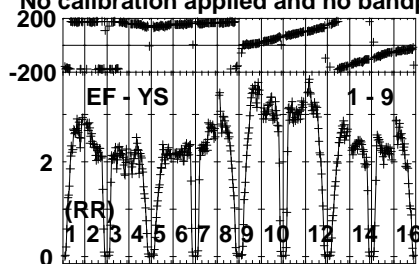
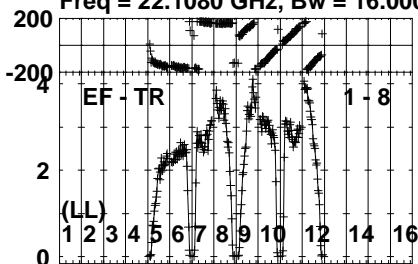
Lower frame: Micro Ampl Jy Top frame: Phas deg
Vector averaged cross-power spectrum Several baselines displayed
Timerange: 00/11:40:01 to 00/11:40:59

Plot file version 881 created 04-APR-2022 10:37:26

J0244+6228 EM132A.UVDATA.1

Freq = 22.1080 GHz, Bw = 16.000 MH

No calibration applied and no bandpass applied



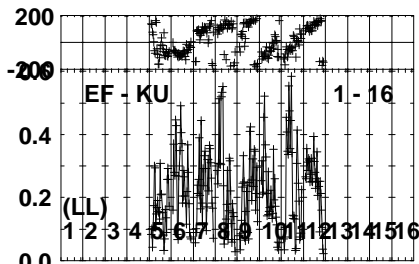
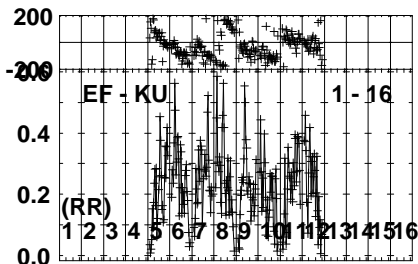
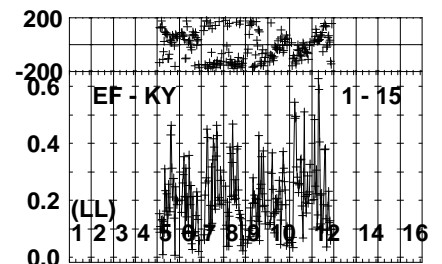
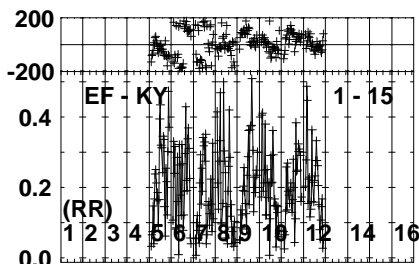
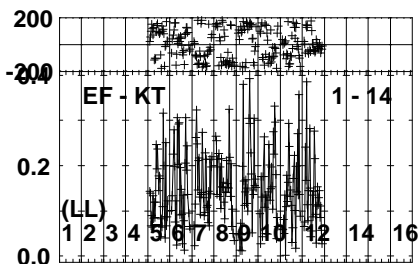
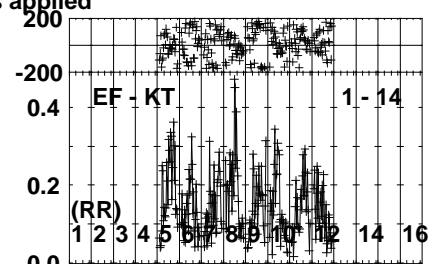
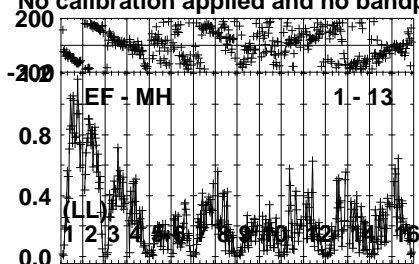
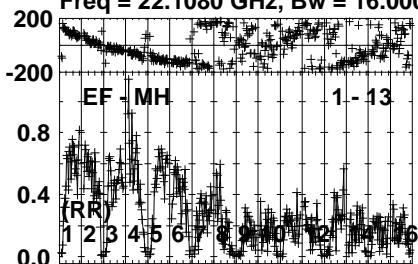
Lower frame: Milli Ampl Jy Top frame: Phas deg
Vector averaged cross-power spectrum Several baselines displayed
Timerange: 00/11:40:01 to 00/11:40:59

Plot file version 882 created 04-APR-2022 10:37:26

J0244+6228 EM132A.UVDATA.1

Freq = 22.1080 GHz, Bw = 16.000 MH

No calibration applied and no bandpass applied



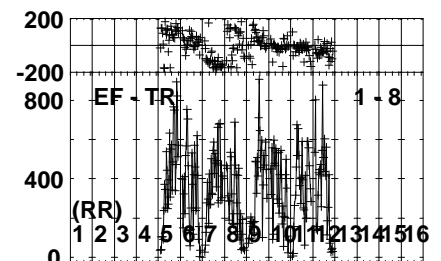
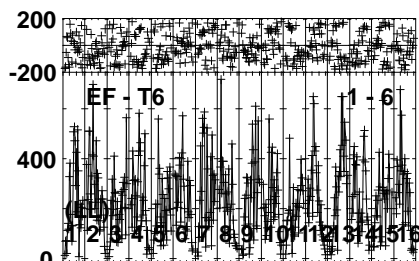
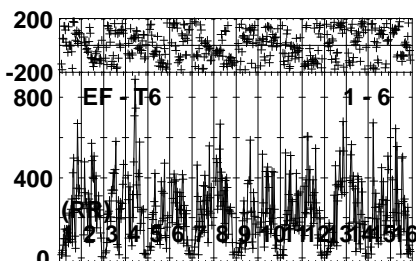
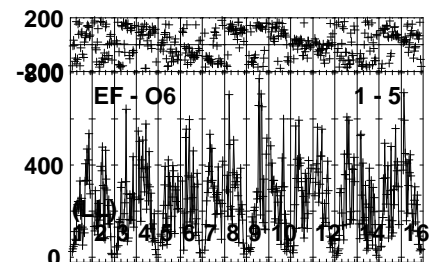
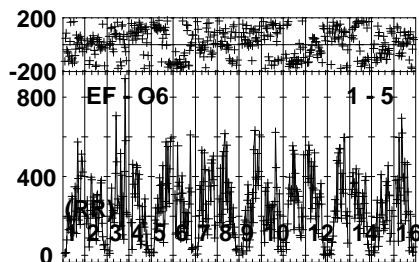
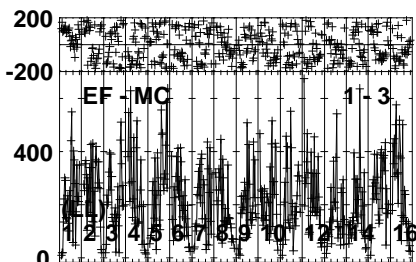
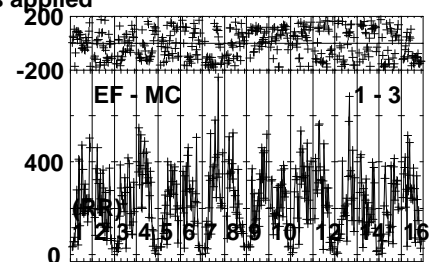
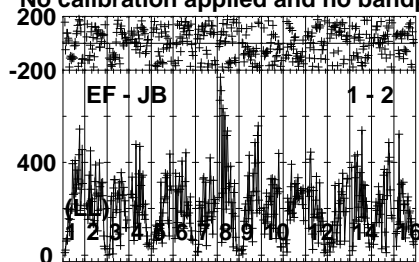
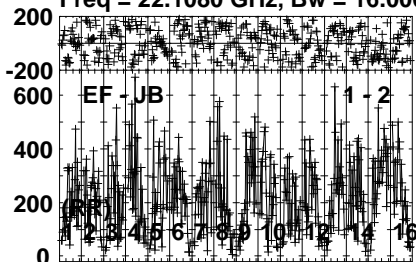
Lower frame: Milli Ampl Jy Top frame: Phas deg
Vector averaged cross-power spectrum Several baselines displayed
Timerange: 00/11:40:01 to 00/11:40:59

Plot file version 883 created 04-APR-2022 10:37:26

LSI61303 EM132A.UVDATA.1

Freq = 22.1080 GHz, Bw = 16.000 MH

No calibration applied and no bandpass applied



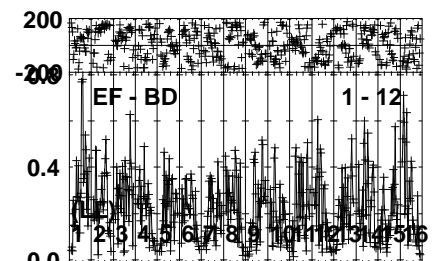
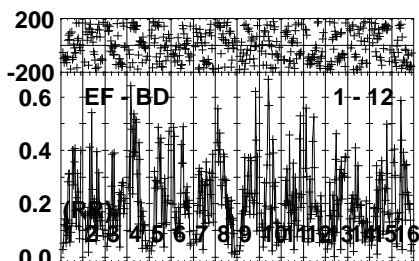
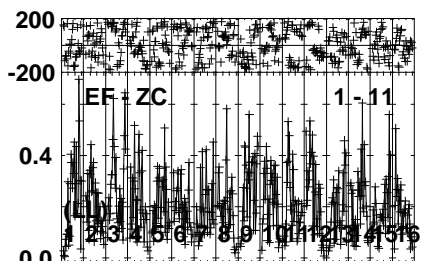
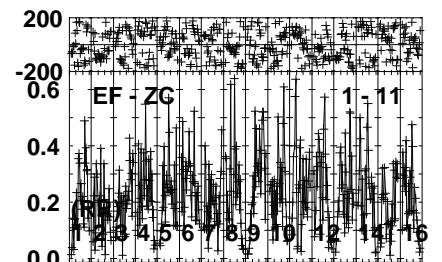
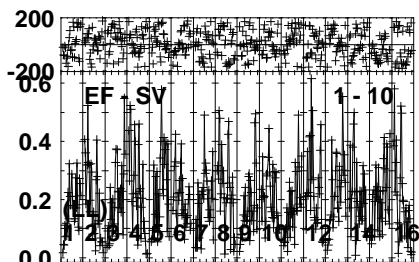
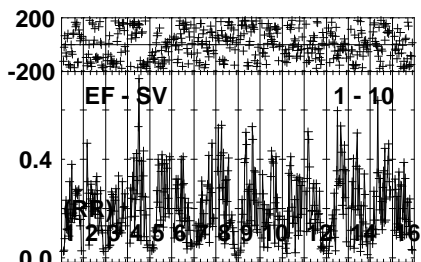
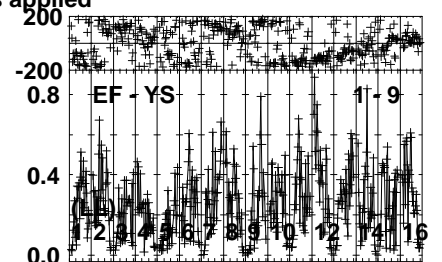
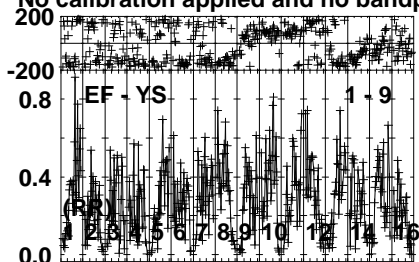
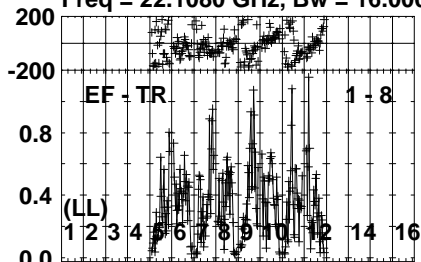
Lower frame: Micro Ampl Jy Top frame: Phas deg
Vector averaged cross-power spectrum Several baselines displayed
Timerange: 00/11:41:01 to 00/11:42:09

Plot file version 884 created 04-APR-2022 10:37:26

LSI61303 EM132A.UVDATA.1

Freq = 22.1080 GHz, Bw = 16.000 MH

No calibration applied and no bandpass applied



Lower frame: Milli Ampl Jy Top frame: Phas deg

Vector averaged cross-power spectrum Several baselines displayed

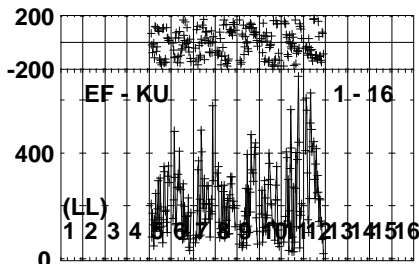
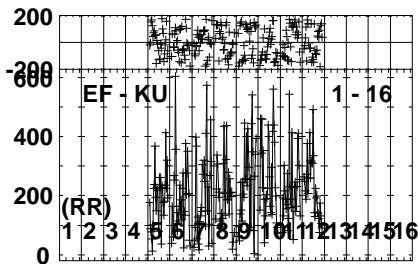
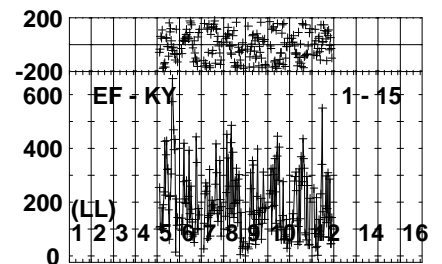
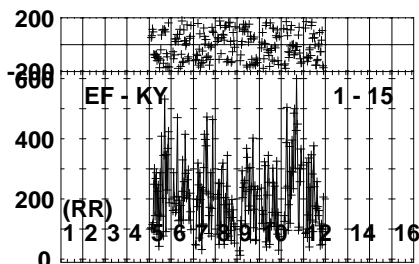
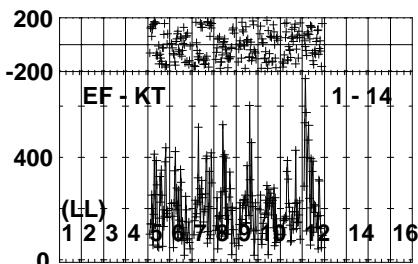
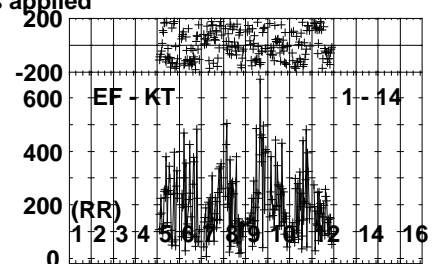
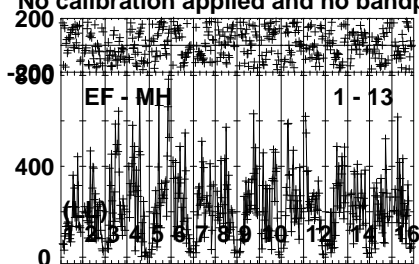
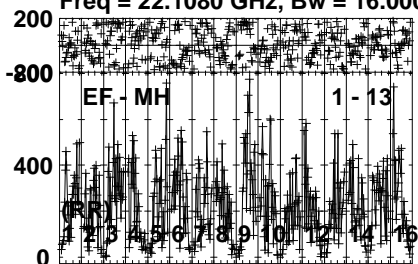
Timerange: 00/11:41:01 to 00/11:42:09

Plot file version 885 created 04-APR-2022 10:37:26

LSI61303 EM132A.UVDATA.1

Freq = 22.1080 GHz, Bw = 16.000 MH

No calibration applied and no bandpass applied



0 0 0 0 0 0 0 0 0 0 0 0 0 0 0 0

0 0 0 0 0 0 0 0 0 0 0 0 0 0 0 0

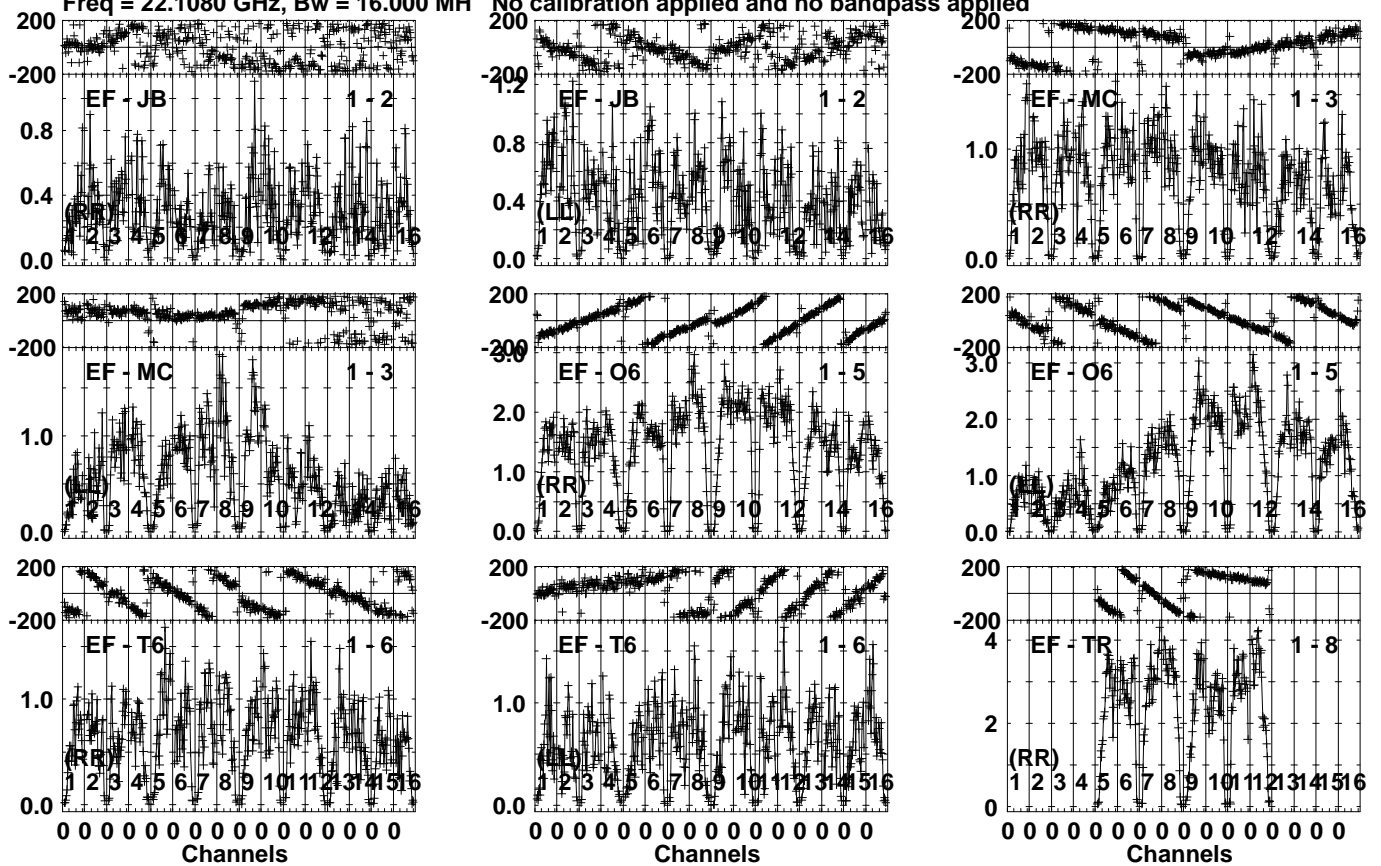
Lower frame: Micro Ampl Jy Top frame: Phas deg
Vector averaged cross-power spectrum Several baselines displayed
Timerange: 00/11:41:01 to 00/11:42:09

Plot file version 886 created 04-APR-2022 10:37:26

J0244+6228 EM132A.UVDATA.1

Freq = 22.1080 GHz, Bw = 16.000 MH

No calibration applied and no bandpass applied



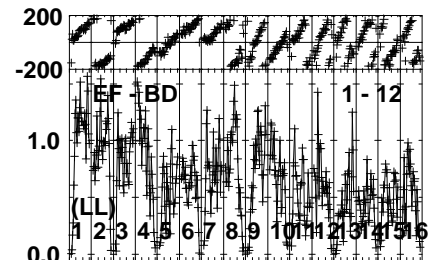
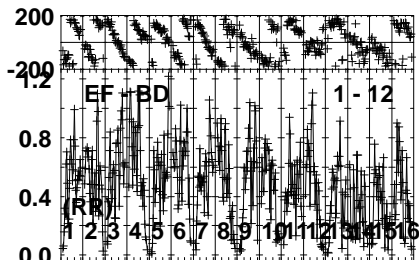
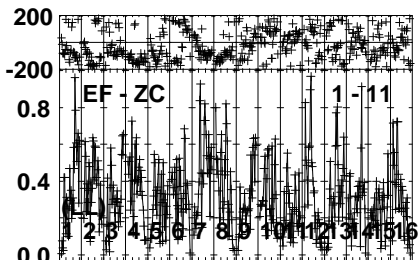
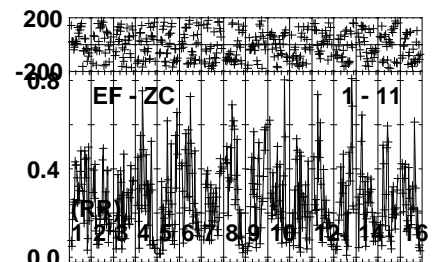
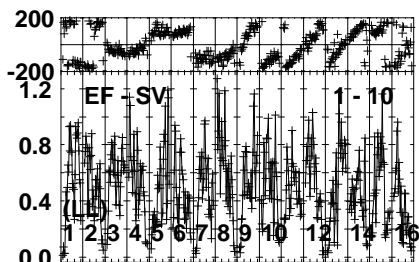
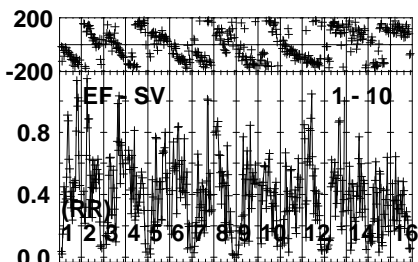
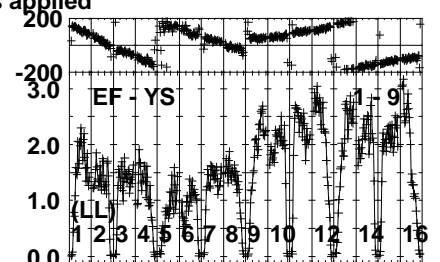
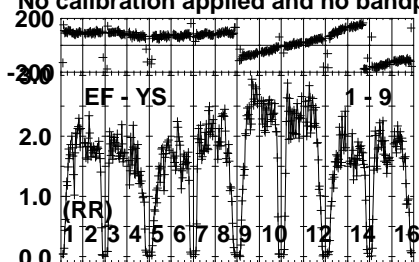
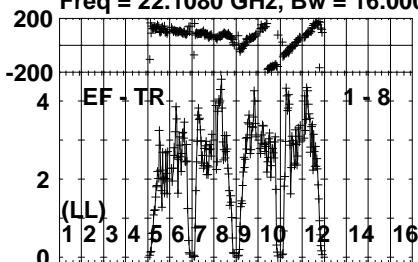
Lower frame: Milli Ampl Jy Top frame: Phas deg
Vector averaged cross-power spectrum Several baselines displayed
Timerange: 00/11:42:11 to 00/11:43:09

Plot file version 887 created 04-APR-2022 10:37:26

J0244+6228 EM132A.UVDATA.1

Freq = 22.1080 GHz, Bw = 16.000 MH

No calibration applied and no bandpass applied



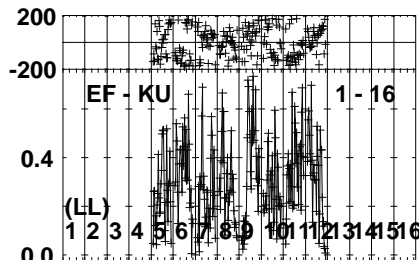
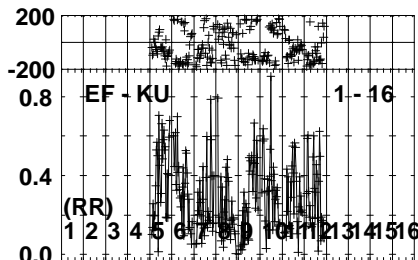
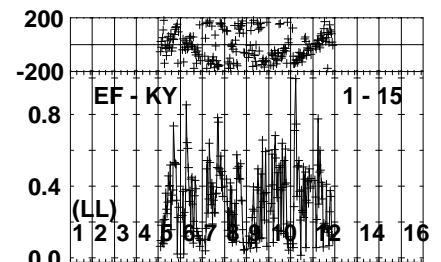
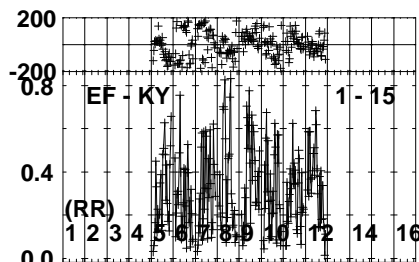
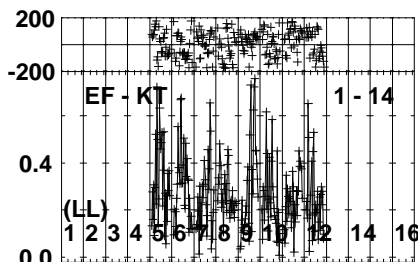
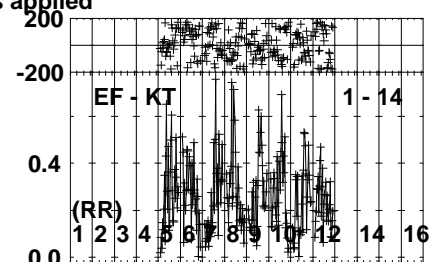
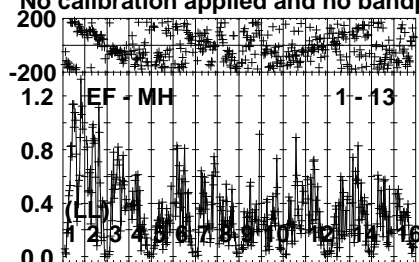
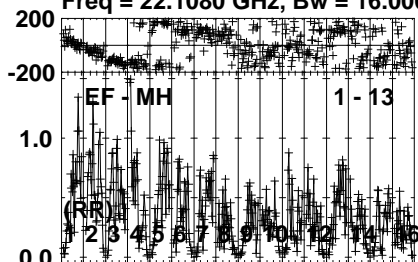
Lower frame: Milli Ampl Jy Top frame: Phas deg
Vector averaged cross-power spectrum Several baselines displayed
Timerange: 00/11:42:11 to 00/11:43:09

Plot file version 888 created 04-APR-2022 10:37:26

J0244+6228 EM132A.UVDATA.1

Freq = 22.1080 GHz, Bw = 16.000 MH

No calibration applied and no bandpass applied



0 0 0 0 0 0 0 0 0 0 0 0 0 0 0 0

0 0 0 0 0 0 0 0 0 0 0 0 0 0 0 0

Channels

Channels

Lower frame: Milli Ampl Jy Top frame: Phas deg

Vector averaged cross-power spectrum Several baselines displayed

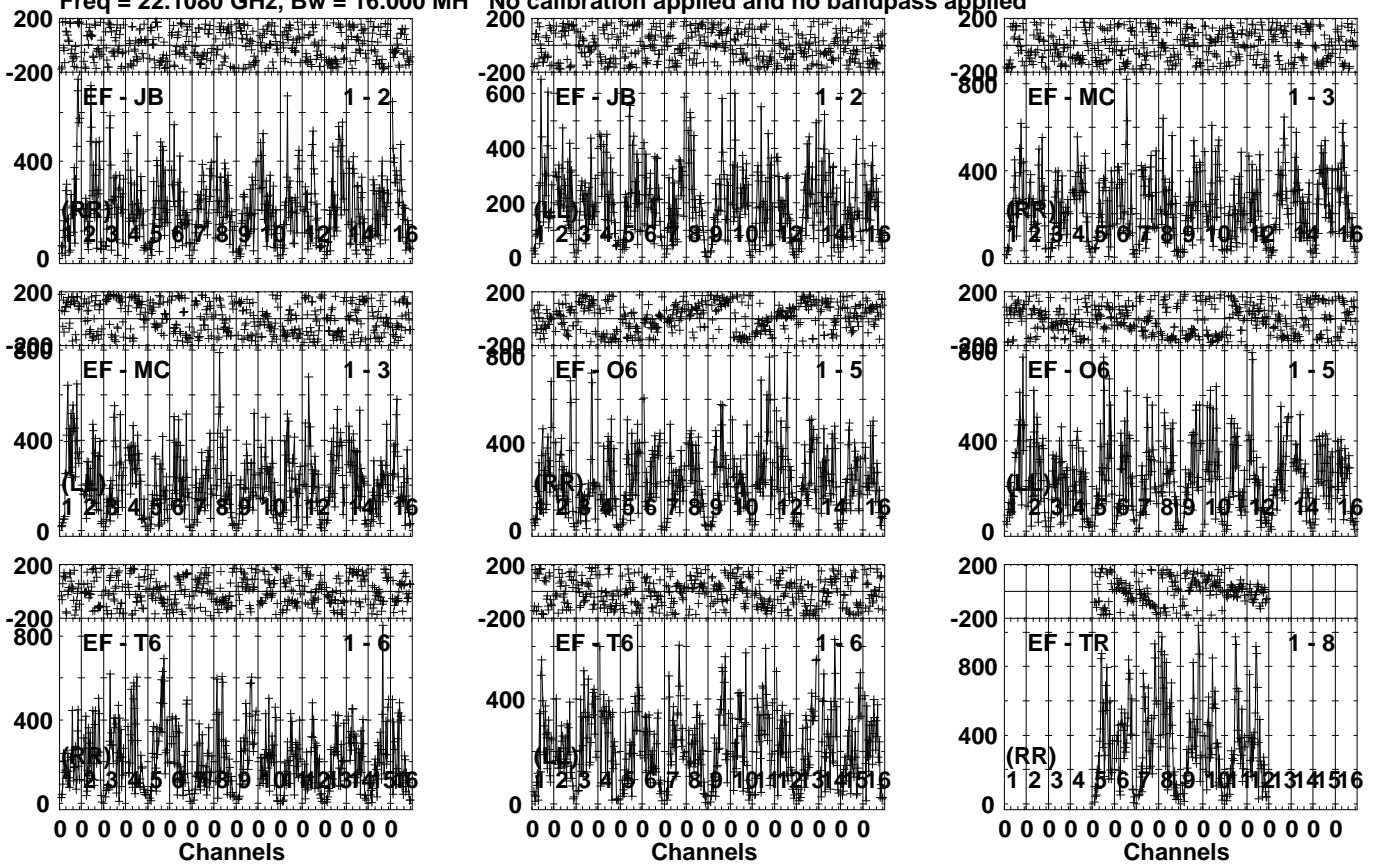
Timerange: 00/11:42:11 to 00/11:43:09

Plot file version 889 created 04-APR-2022 10:37:26

LSI61303 EM132A.UVDATA.1

Freq = 22.1080 GHz, Bw = 16.000 MH

No calibration applied and no bandpass applied



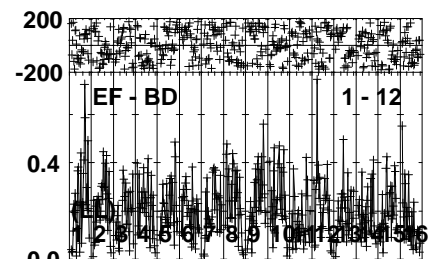
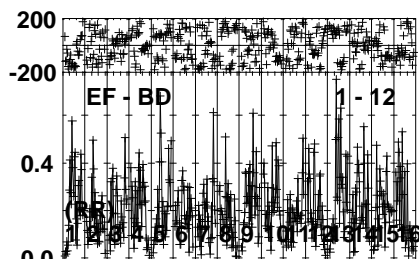
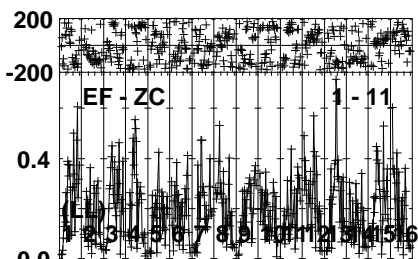
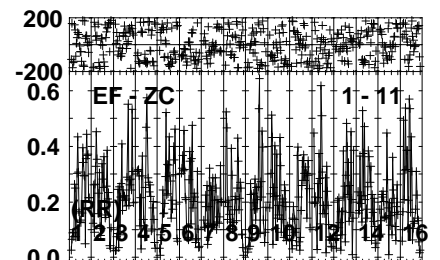
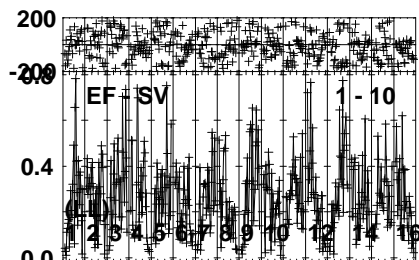
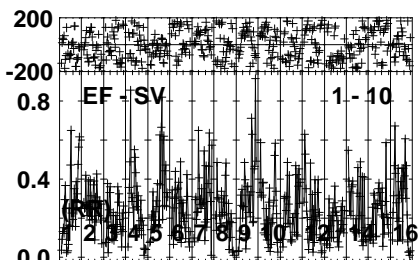
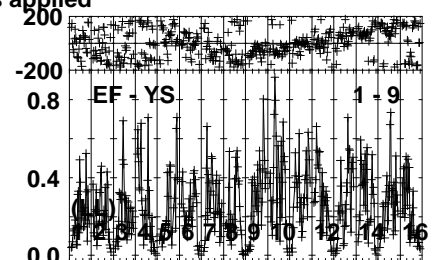
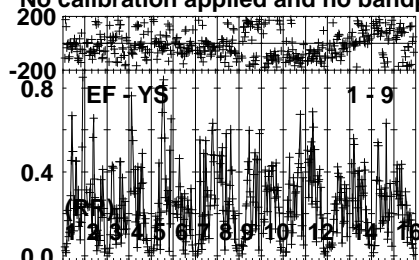
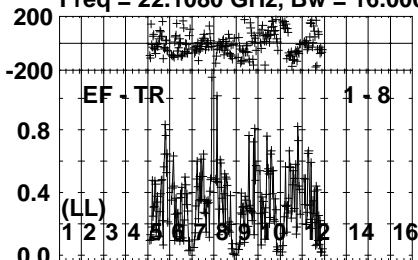
Lower frame: Micro Ampl Jy Top frame: Phas deg
Vector averaged cross-power spectrum Several baselines displayed
Timerange: 00/11:43:11 to 00/11:44:19

Plot file version 890 created 04-APR-2022 10:37:26

LSI61303 EM132A.UVDATA.1

Freq = 22.1080 GHz, Bw = 16.000 MH

No calibration applied and no bandpass applied



Lower frame: Milli Ampl Jy Top frame: Phas deg

Vector averaged cross-power spectrum Several baselines displayed

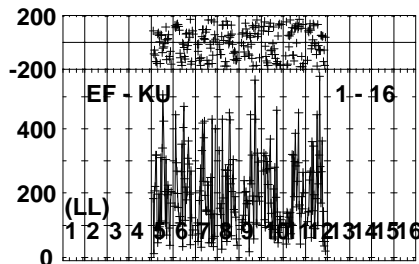
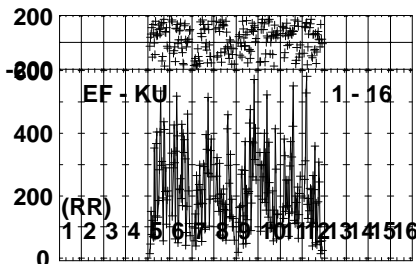
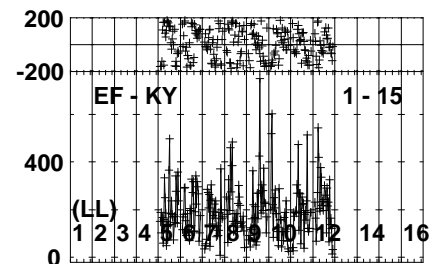
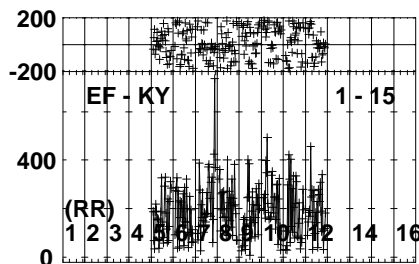
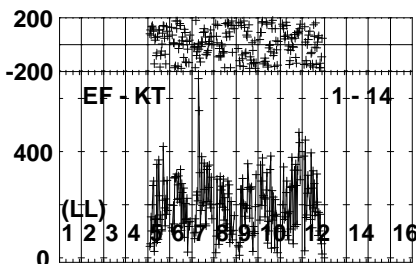
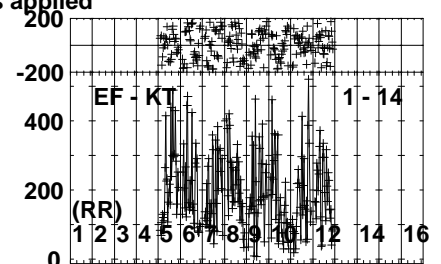
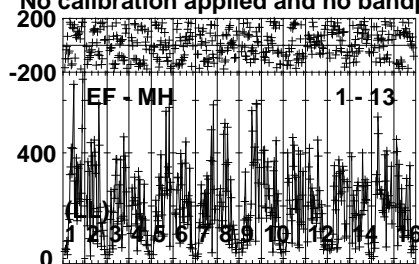
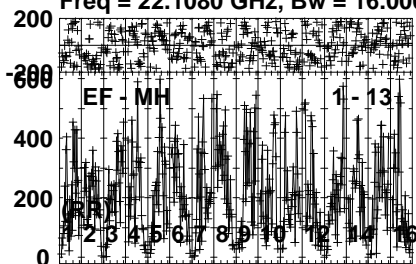
Timerange: 00/11:43:11 to 00/11:44:19

Plot file version 891 created 04-APR-2022 10:37:26

LSI61303 EM132A.UVDATA.1

Freq = 22.1080 GHz, Bw = 16.000 MH

No calibration applied and no bandpass applied



0 0 0 0 0 0 0 0 0 0 0 0 0 0 0 0

0 0 0 0 0 0 0 0 0 0 0 0 0 0 0 0

Channels

Channels

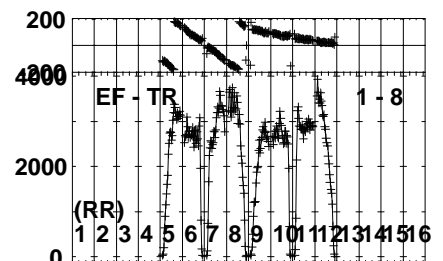
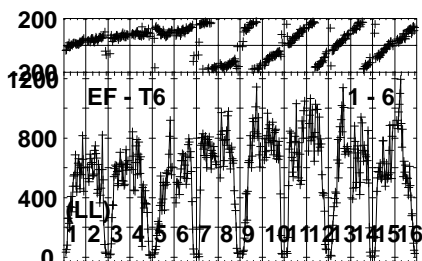
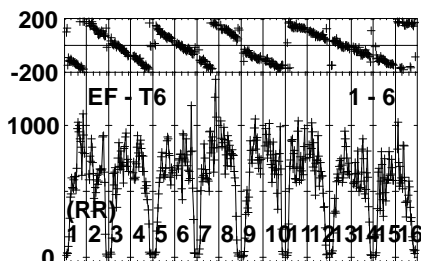
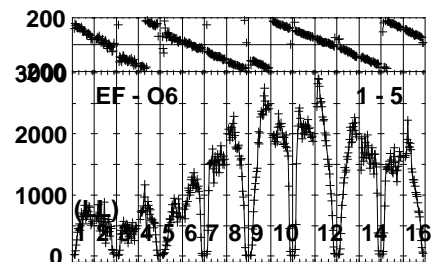
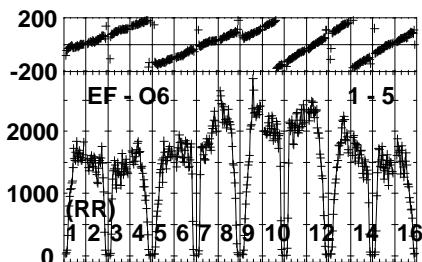
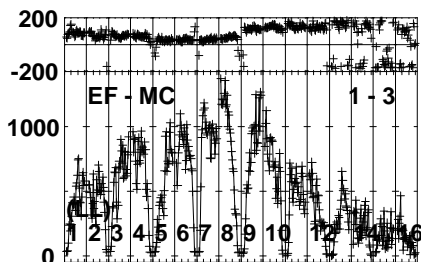
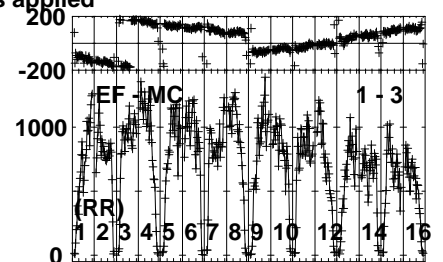
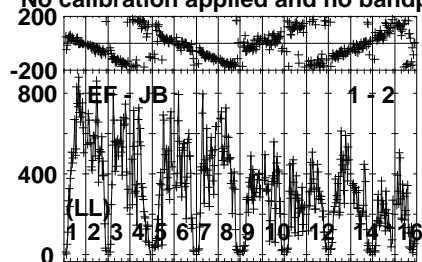
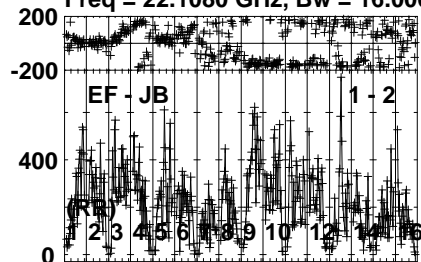
Lower frame: Micro Ampl Jy Top frame: Phas deg
Vector averaged cross-power spectrum Several baselines displayed
Timerange: 00/11:43:11 to 00/11:44:19

Plot file version 892 created 04-APR-2022 10:37:26

J0244+6228 EM132A.UVDATA.1

Freq = 22.1080 GHz, Bw = 16.000 MH

No calibration applied and no bandpass applied



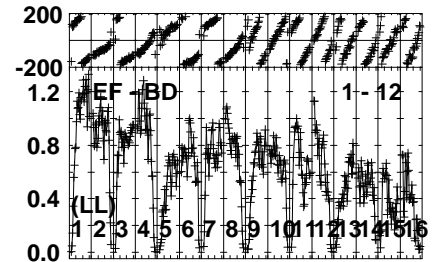
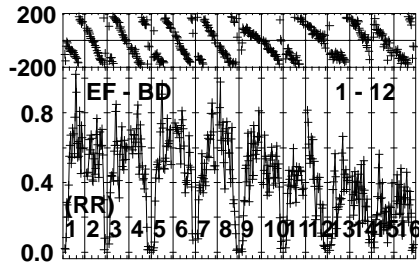
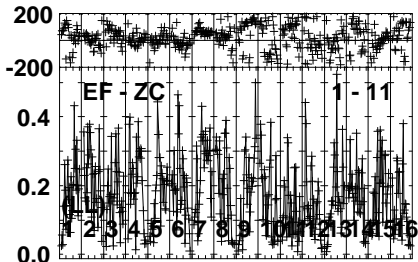
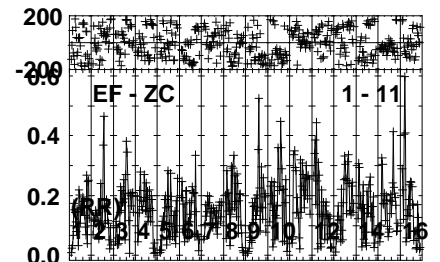
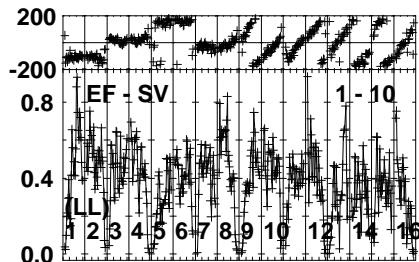
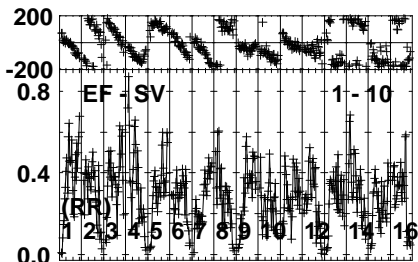
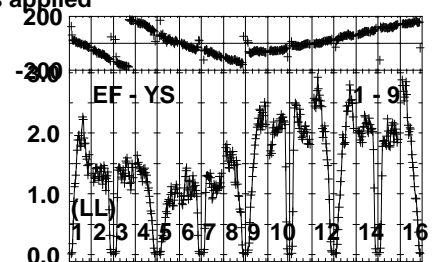
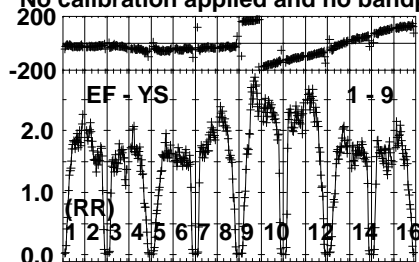
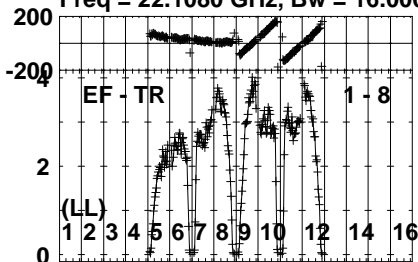
Lower frame: Micro Ampl Jy Top frame: Phas deg
Vector averaged cross-power spectrum Several baselines displayed
Timerange: 00/11:45:01 to 00/11:45:59

Plot file version 893 created 04-APR-2022 10:37:27

J0244+6228 EM132A.UVDATA.1

Freq = 22.1080 GHz, Bw = 16.000 MH

No calibration applied and no bandpass applied



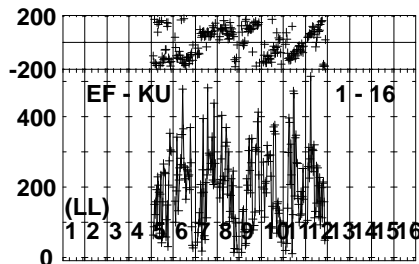
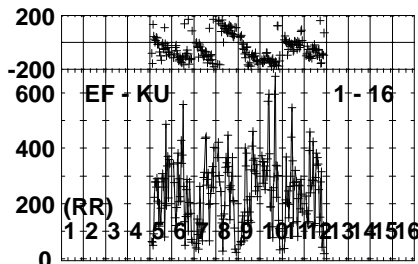
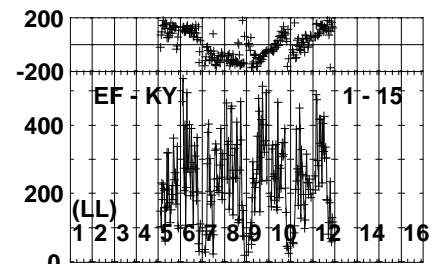
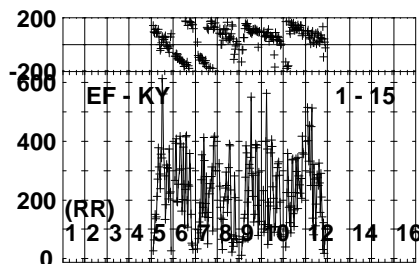
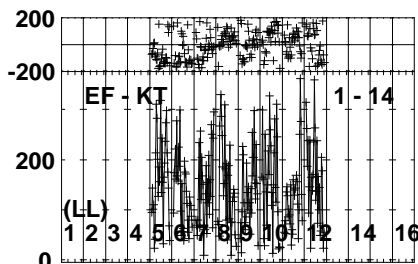
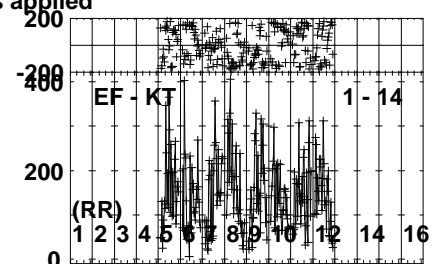
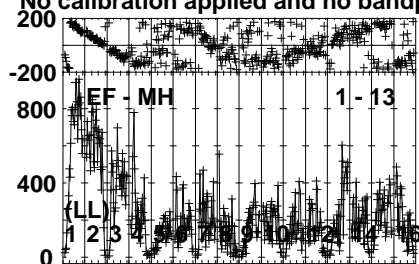
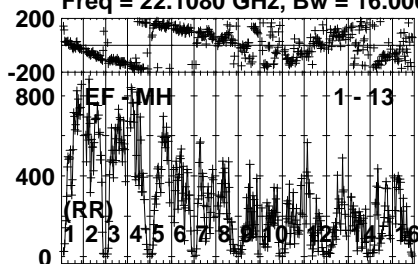
Lower frame: Milli Ampl Jy Top frame: Phas deg
Vector averaged cross-power spectrum Several baselines displayed
Timerange: 00/11:45:01 to 00/11:45:59

Plot file version 894 created 04-APR-2022 10:37:27

J0244+6228 EM132A.UVDATA.1

Freq = 22.1080 GHz, Bw = 16.000 MH

No calibration applied and no bandpass applied



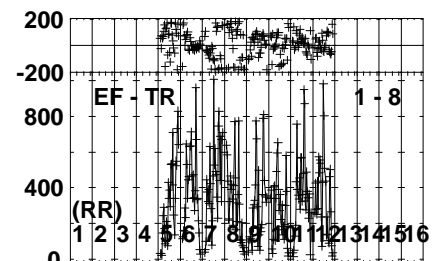
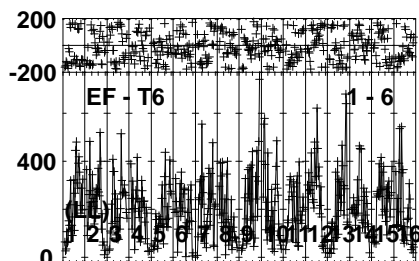
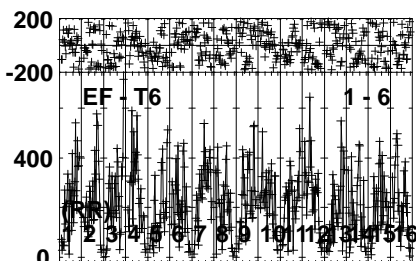
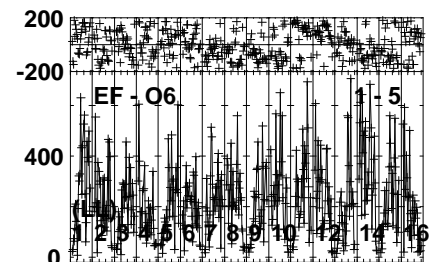
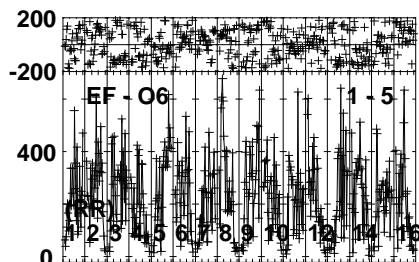
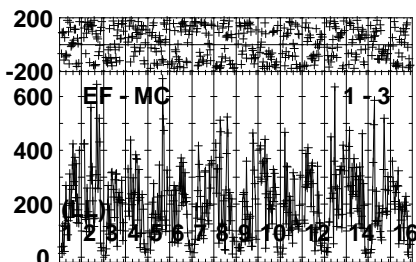
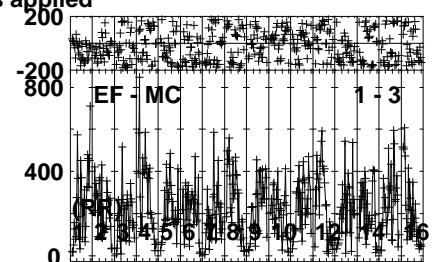
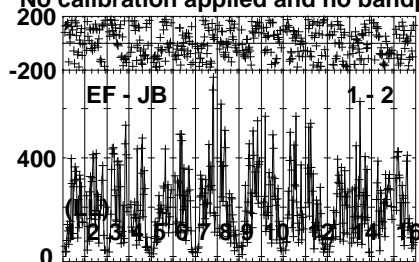
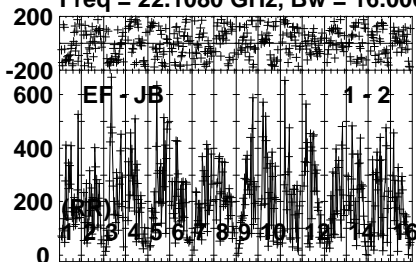
Lower frame: Micro Ampl Jy Top frame: Phas deg
Vector averaged cross-power spectrum Several baselines displayed
Timerange: 00/11:45:01 to 00/11:45:59

Plot file version 895 created 04-APR-2022 10:37:27

LSI61303 EM132A.UVDATA.1

Freq = 22.1080 GHz, Bw = 16.000 MH

No calibration applied and no bandpass applied



0 0 0 0 0 0 0 0 0 0 0 0 0 0 0 0

Channels

0 0 0 0 0 0 0 0 0 0 0 0 0 0 0 0

Channels

0 0 0 0 0 0 0 0 0 0 0 0 0 0 0 0

Channels

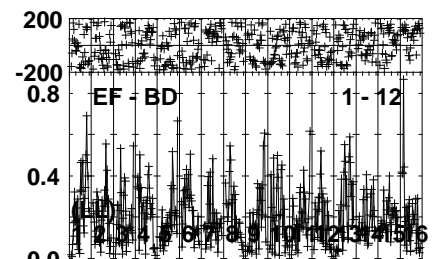
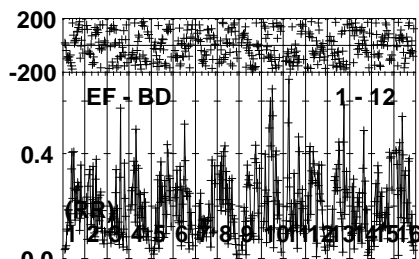
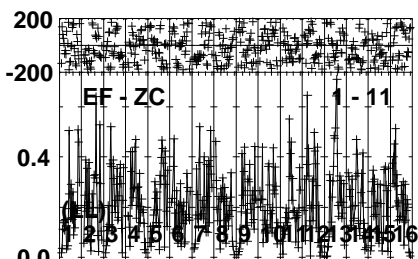
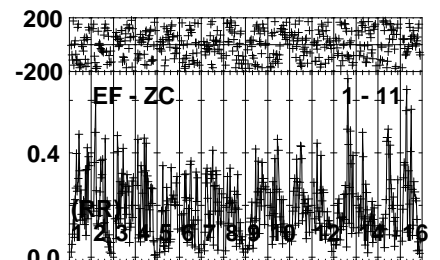
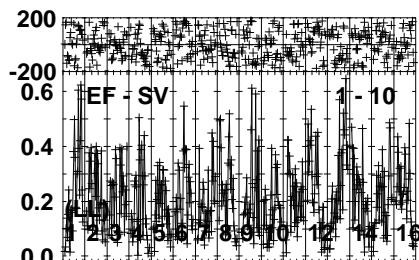
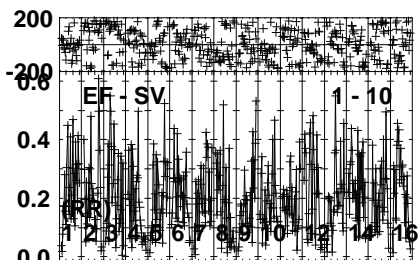
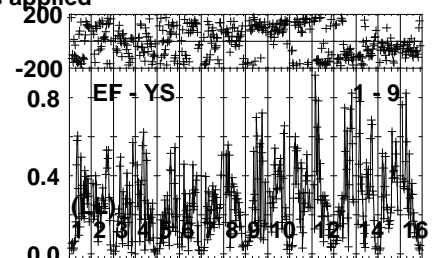
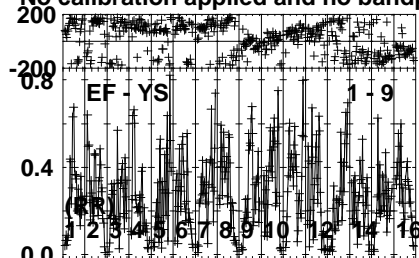
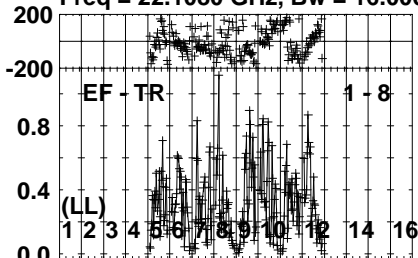
Lower frame: Micro Ampl Jy Top frame: Phas deg
Vector averaged cross-power spectrum Several baselines displayed
Timerange: 00/11:46:01 to 00/11:47:09

Plot file version 896 created 04-APR-2022 10:37:27

LSI61303 EM132A.UVDATA.1

Freq = 22.1080 GHz, Bw = 16.000 MH

No calibration applied and no bandpass applied

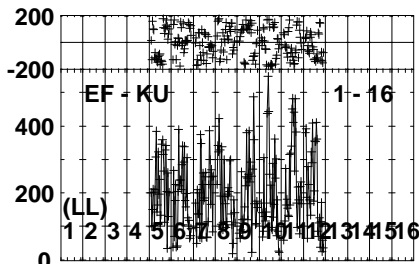
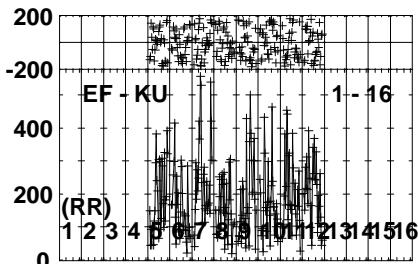
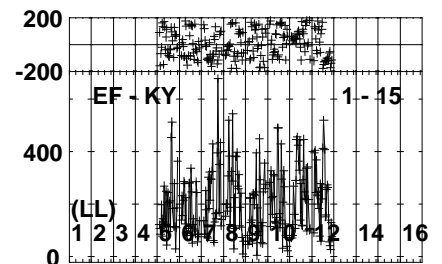
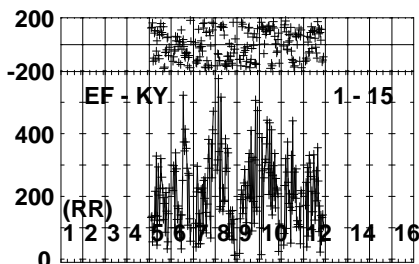
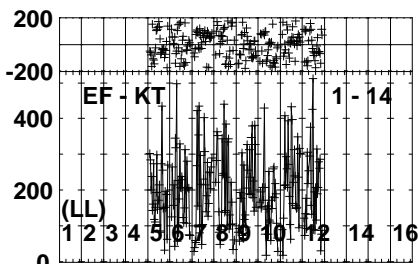
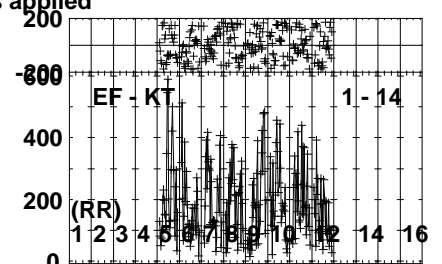
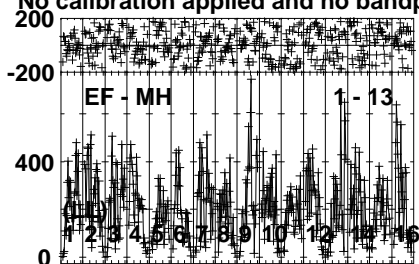
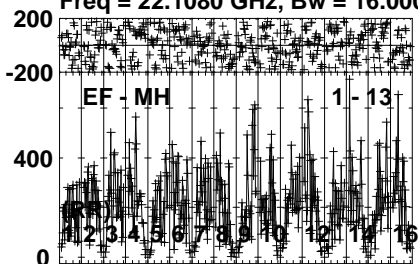


Lower frame: Milli Ampl Jy Top frame: Phas deg
Vector averaged cross-power spectrum Several baselines displayed
Timerange: 00/11:46:01 to 00/11:47:09

Plot file version 897 created 04-APR-2022 10:37:27

LSI61303 EM132A.UVDATA.1

Freq = 22.1080 GHz, Bw = 16.000 MH No calibration applied and no bandpass applied



0 0 0 0 0 0 0 0 0 0 0 0 0 0 0 0

0 0 0 0 0 0 0 0 0 0 0 0 0 0 0 0

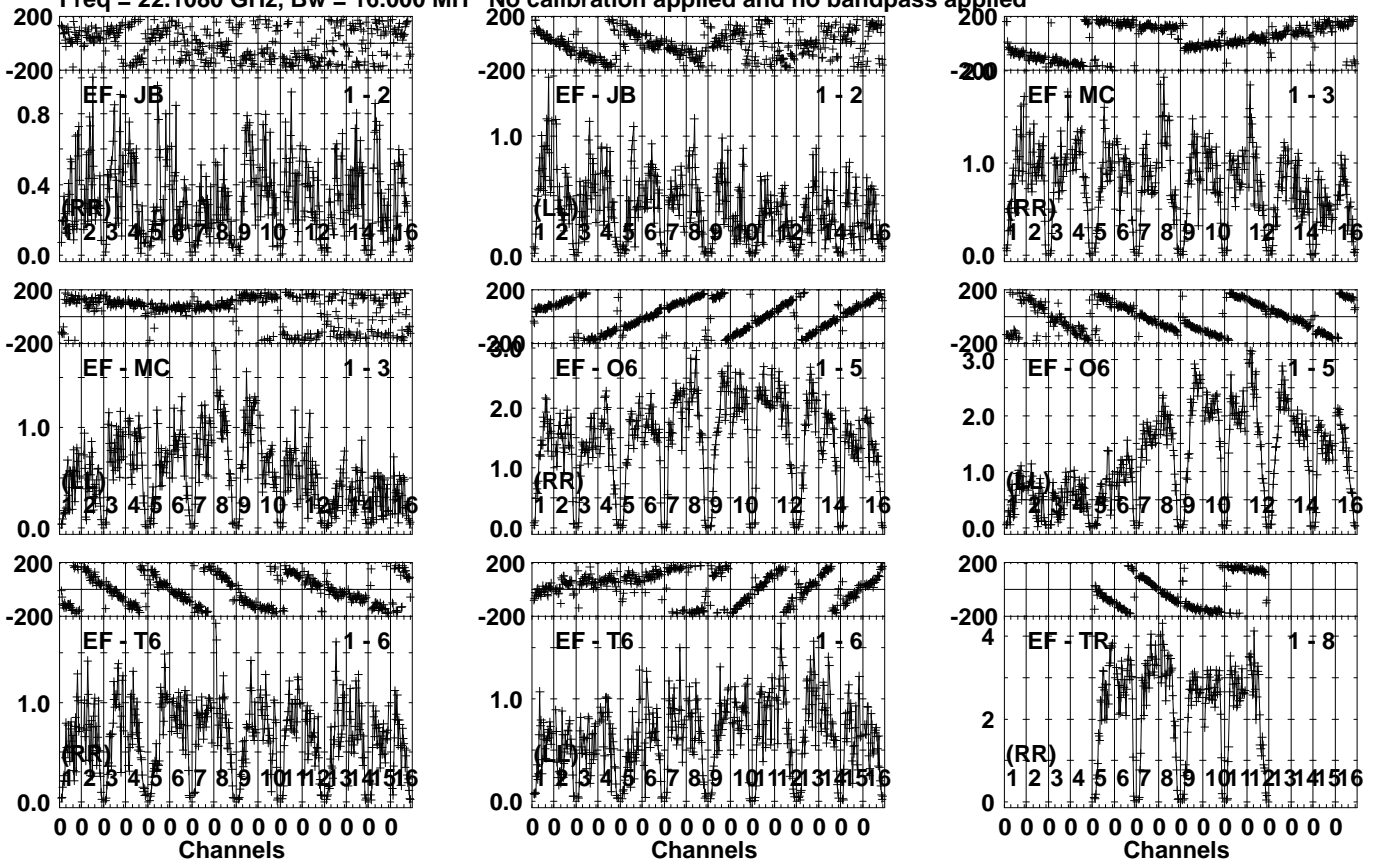
Lower frame: Micro Ampl Jy Top frame: Phas deg
Vector averaged cross-power spectrum Several baselines displayed
Timerange: 00/11:46:01 to 00/11:47:09

Plot file version 898 created 04-APR-2022 10:37:27

J0244+6228 EM132A.UVDATA.1

Freq = 22.1080 GHz, Bw = 16.000 MH

No calibration applied and no bandpass applied



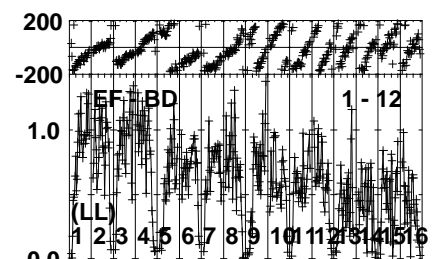
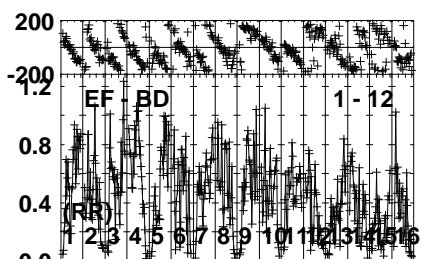
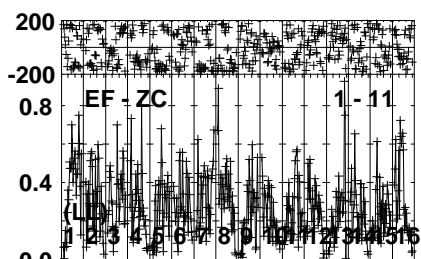
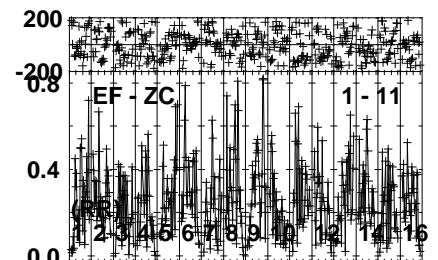
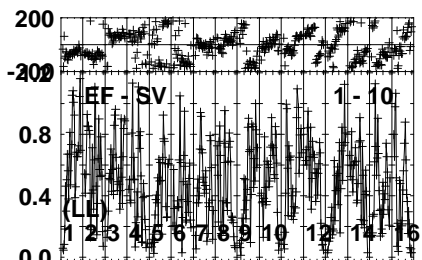
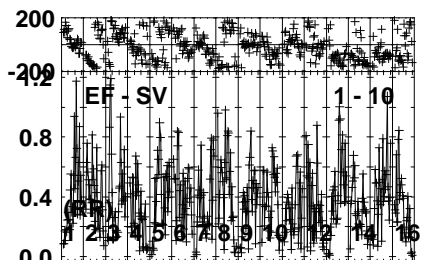
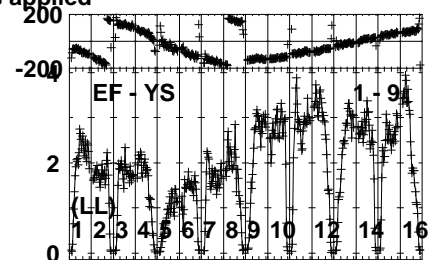
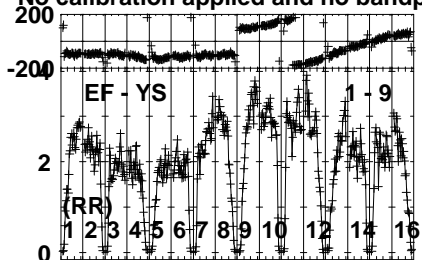
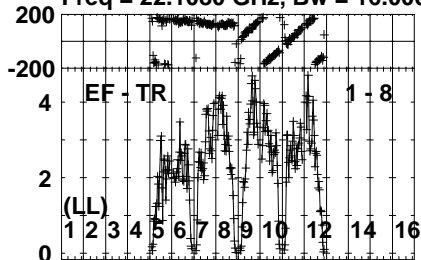
Lower frame: Milli Ampl Jy Top frame: Phas deg
Vector averaged cross-power spectrum Several baselines displayed
Timerange: 00/11:47:11 to 00/11:48:09

Plot file version 899 created 04-APR-2022 10:37:27

J0244+6228 EM132A.UVDATA.1

Freq = 22.1080 GHz, Bw = 16.000 MH

No calibration applied and no bandpass applied



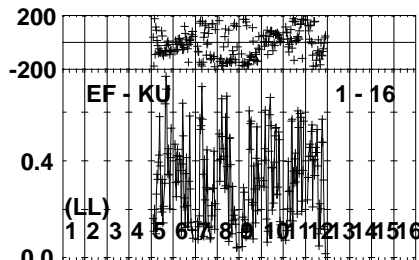
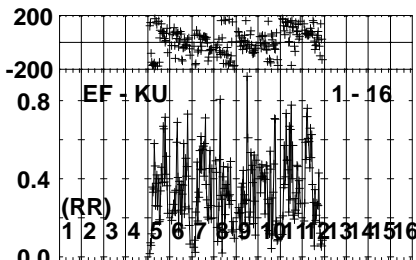
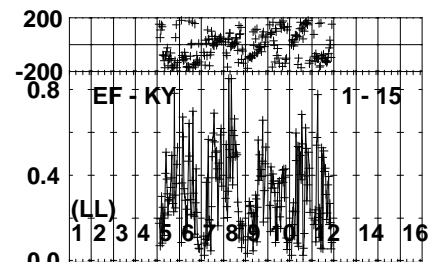
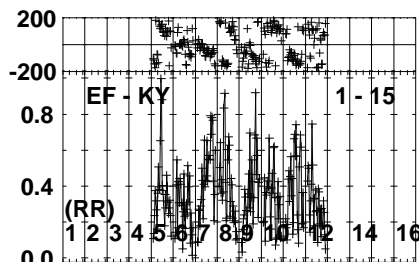
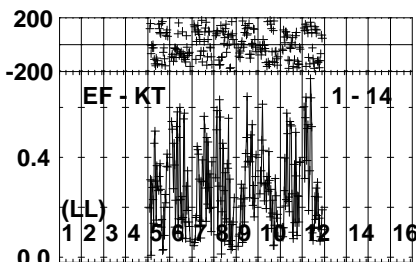
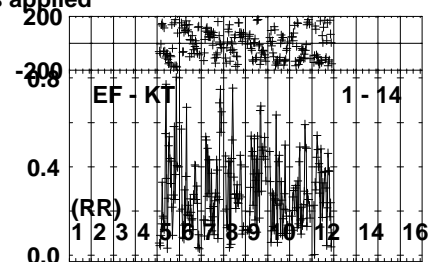
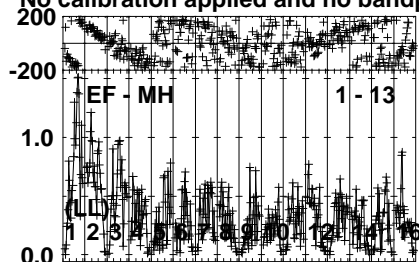
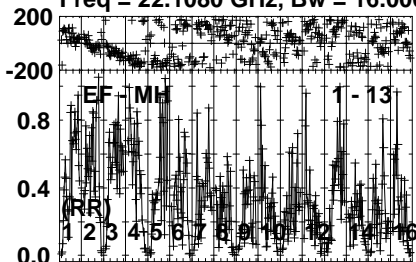
Lower frame: Milli Ampl Jy Top frame: Phas deg
Vector averaged cross-power spectrum Several baselines displayed
Timerange: 00/11:47:11 to 00/11:48:09

Plot file version 900 created 04-APR-2022 10:37:27

J0244+6228 EM132A.UVDATA.1

Freq = 22.1080 GHz, Bw = 16.000 MH

No calibration applied and no bandpass applied



0 0 0 0 0 0 0 0 0 0 0 0 0 0 0 0

Channels

0 0 0 0 0 0 0 0 0 0 0 0 0 0 0 0

Channels

Lower frame: Milli Ampl Jy Top frame: Phas deg

Vector averaged cross-power spectrum Several baselines displayed

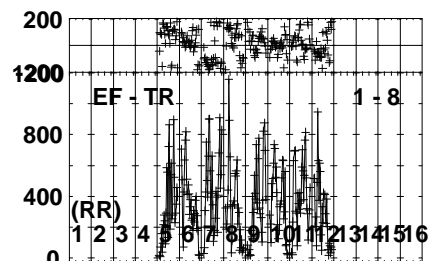
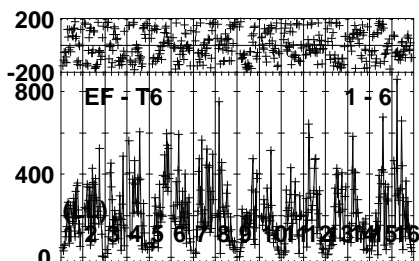
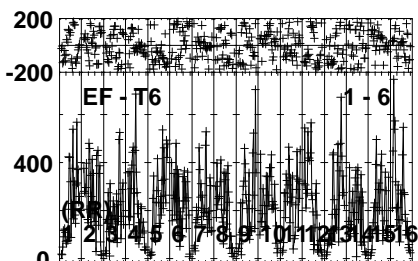
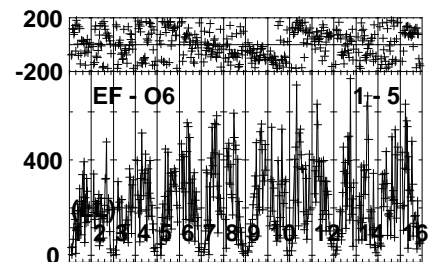
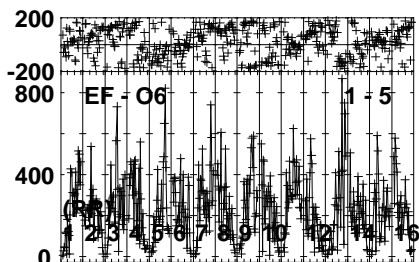
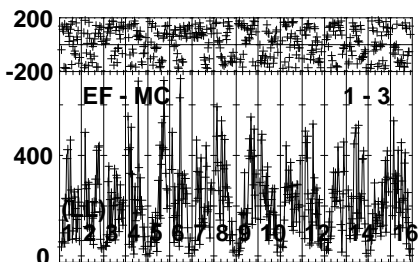
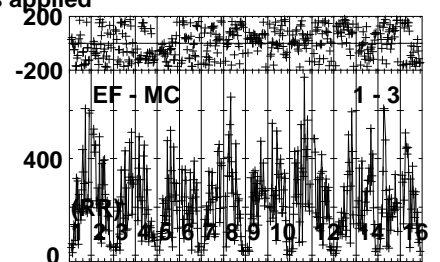
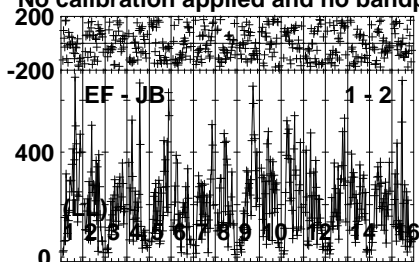
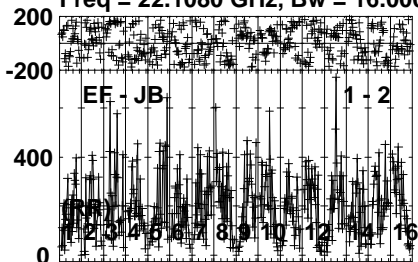
Timerange: 00/11:47:11 to 00/11:48:09

Plot file version 901 created 04-APR-2022 10:37:27

LSI61303 EM132A.UVDATA.1

Freq = 22.1080 GHz, Bw = 16.000 MH

No calibration applied and no bandpass applied



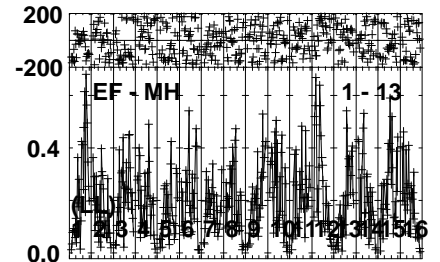
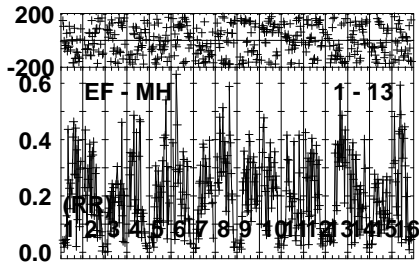
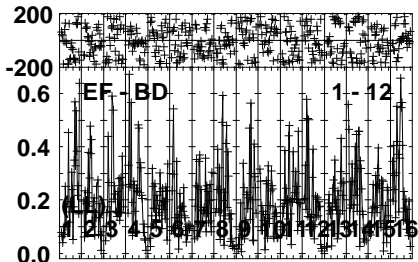
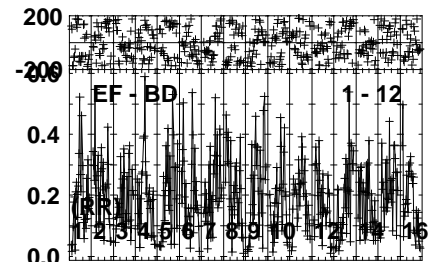
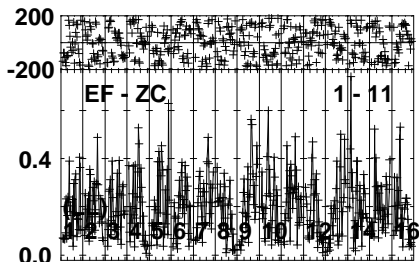
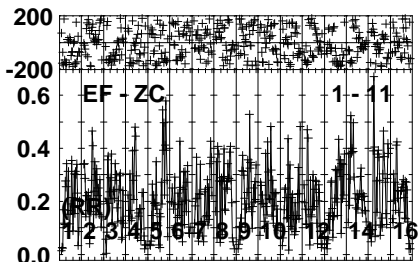
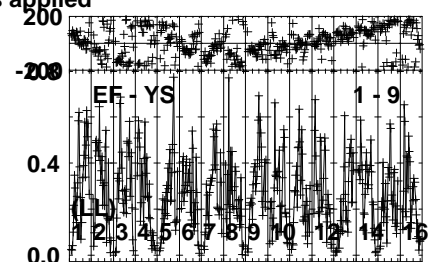
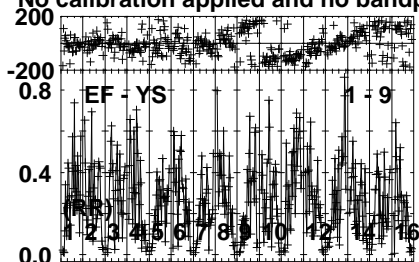
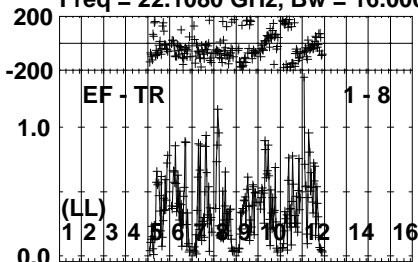
Lower frame: Micro Ampl Jy Top frame: Phas deg
Vector averaged cross-power spectrum Several baselines displayed
Timerange: 00/11:48:11 to 00/11:49:19

Plot file version 902 created 04-APR-2022 10:37:27

LSI61303 EM132A.UVDATA.1

Freq = 22.1080 GHz, Bw = 16.000 MH

No calibration applied and no bandpass applied



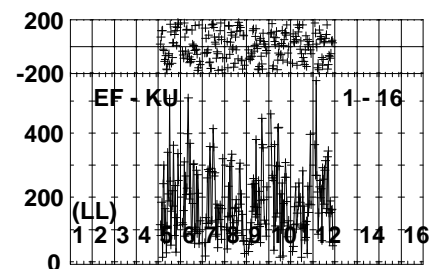
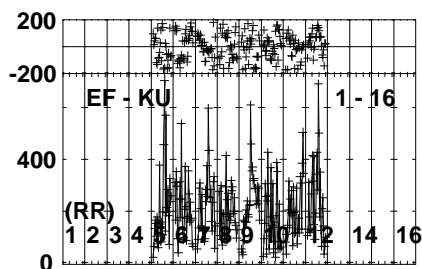
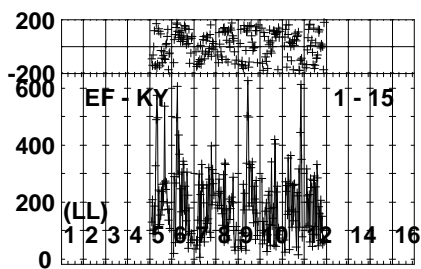
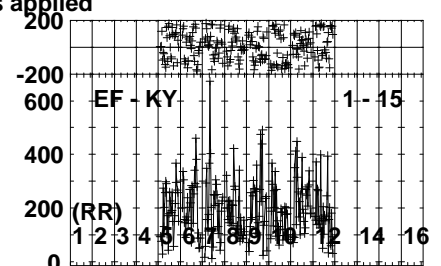
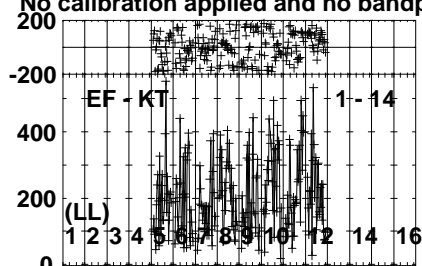
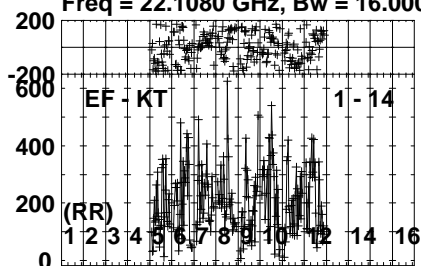
Lower frame: Milli Ampl Jy Top frame: Phas deg
Vector averaged cross-power spectrum Several baselines displayed
Timerange: 00/11:48:11 to 00/11:49:19

Plot file version 903 created 04-APR-2022 10:37:27

LSI61303 EM132A.UVDATA.1

Freq = 22.1080 GHz, Bw = 16.000 MH

No calibration applied and no bandpass applied



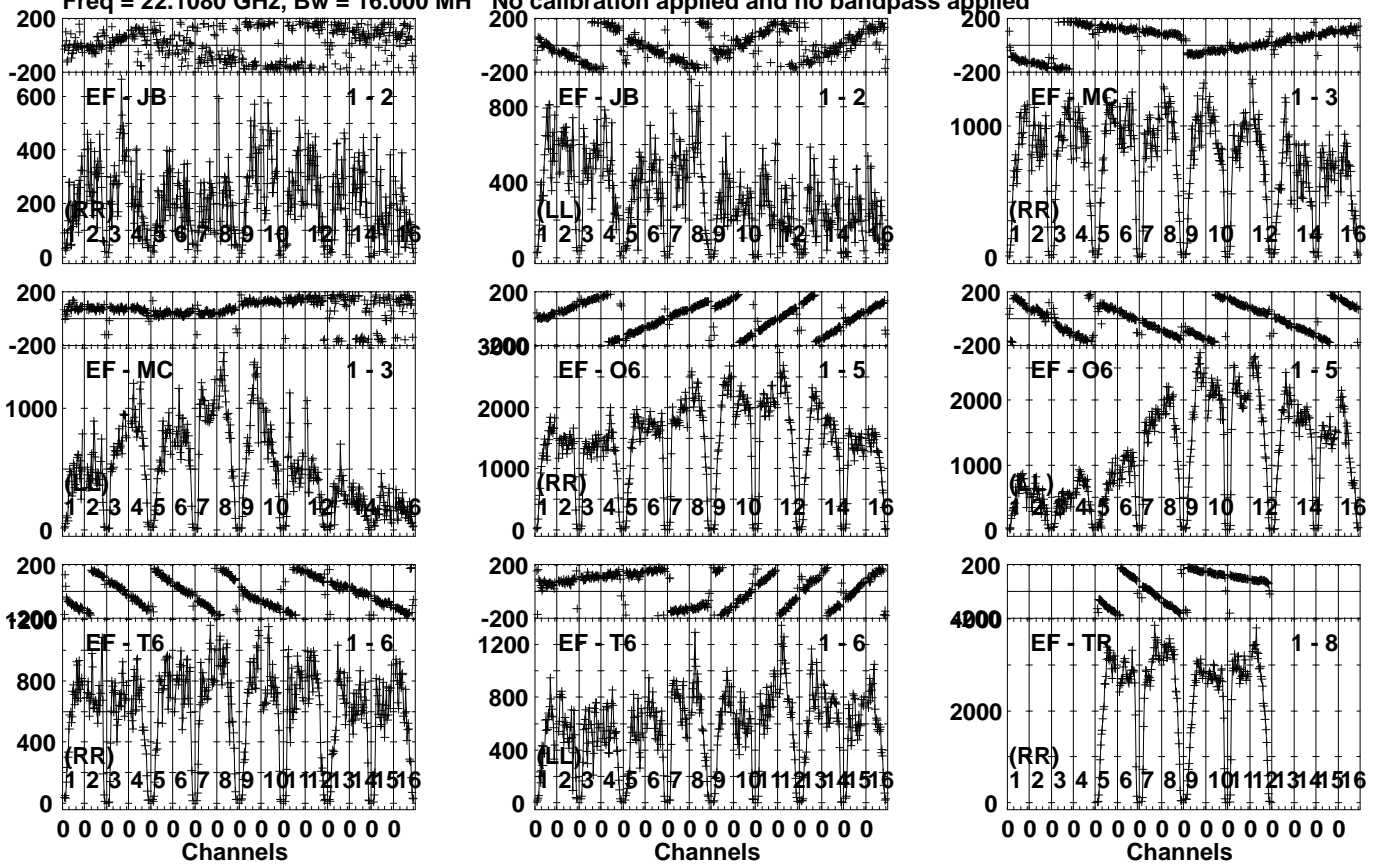
Lower frame: Micro Ampl Jy Top frame: Phas deg
Vector averaged cross-power spectrum Several baselines displayed
Timerange: 00/11:48:11 to 00/11:49:19

Plot file version 904 created 04-APR-2022 10:37:27

J0244+6228 EM132A.UVDATA.1

Freq = 22.1080 GHz, Bw = 16.000 MH

No calibration applied and no bandpass applied



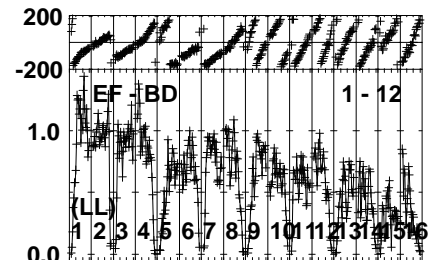
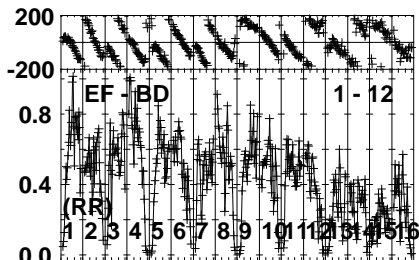
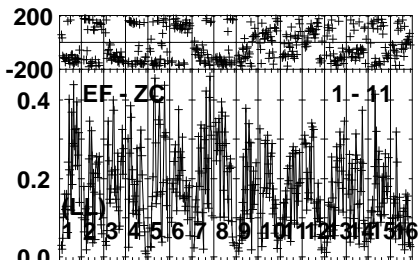
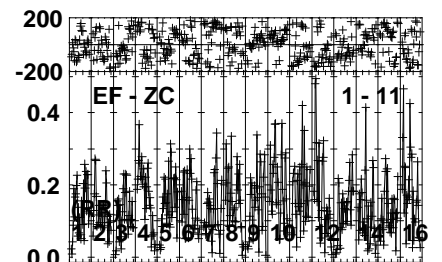
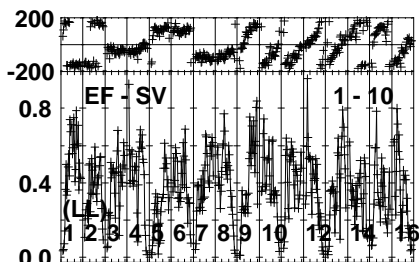
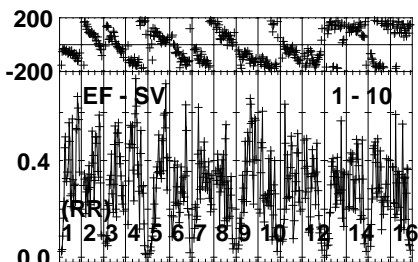
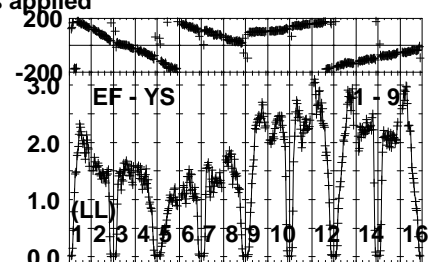
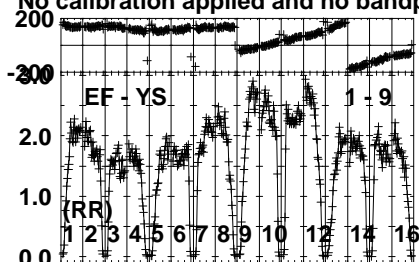
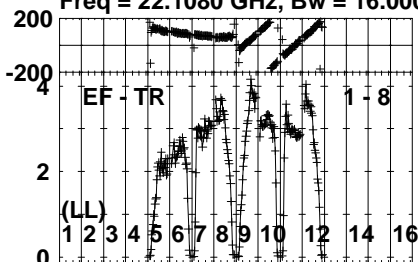
Lower frame: Micro Ampl Jy Top frame: Phas deg
Vector averaged cross-power spectrum Several baselines displayed
Timerange: 00/11:50:01 to 00/11:50:59

Plot file version 905 created 04-APR-2022 10:37:27

J0244+6228 EM132A.UVDATA.1

Freq = 22.1080 GHz, Bw = 16.000 MH

No calibration applied and no bandpass applied



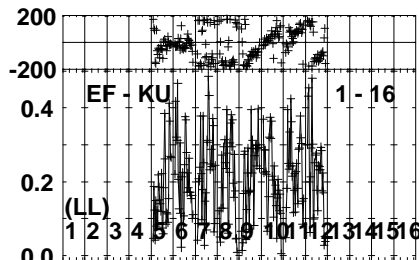
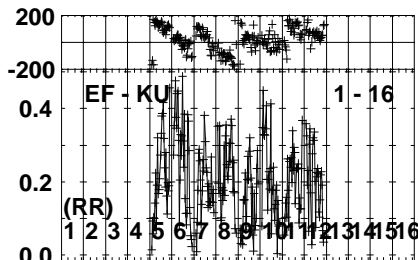
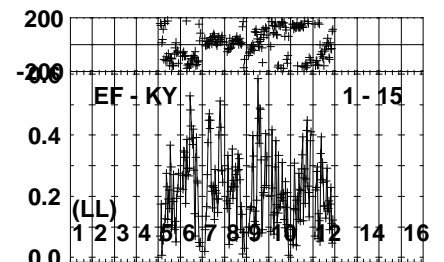
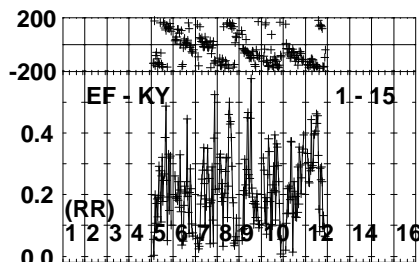
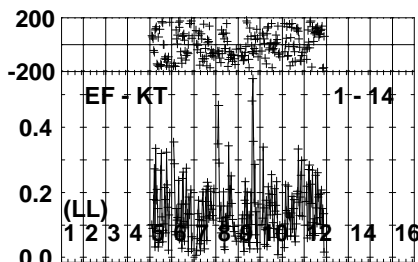
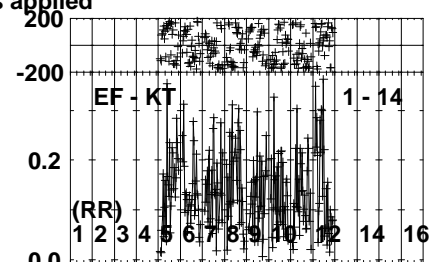
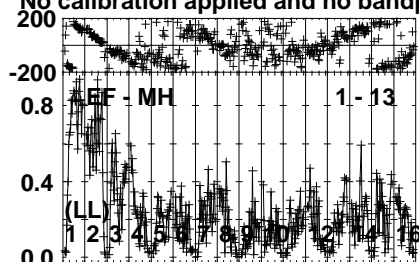
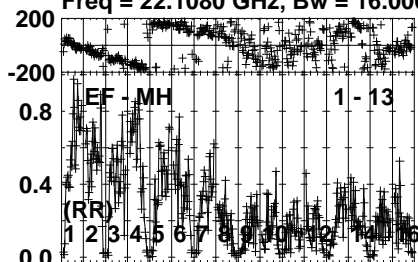
0 0 0 0 0 0 0 0 0 0 0 0 0 0 0 0
Channels
Lower frame: Milli Ampl Jy Top frame: Phas deg
Vector averaged cross-power spectrum Several baselines displayed
Timerange: 00/11:50:01 to 00/11:50:59

Plot file version 906 created 04-APR-2022 10:37:28

J0244+6228 EM132A.UVDATA.1

Freq = 22.1080 GHz, Bw = 16.000 MH

No calibration applied and no bandpass applied



0 0 0 0 0 0 0 0 0 0 0 0 0 0 0 0
Channels

0 0 0 0 0 0 0 0 0 0 0 0 0 0 0 0
Channels

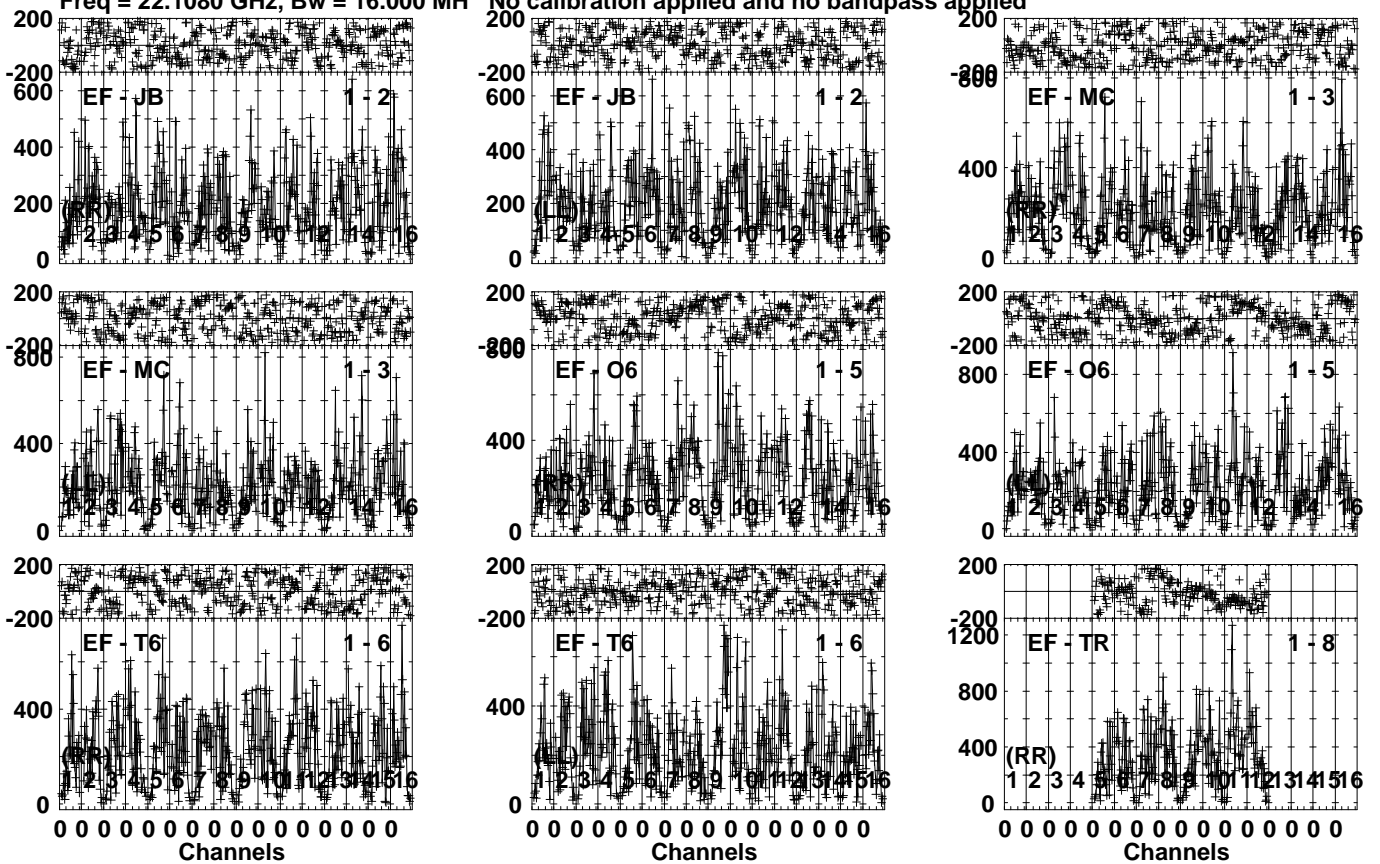
Lower frame: Milli Ampl Jy Top frame: Phas deg
Vector averaged cross-power spectrum Several baselines displayed
Timerange: 00/11:50:01 to 00/11:50:59

Plot file version 907 created 04-APR-2022 10:37:28

LSI61303 EM132A.UVDATA.1

Freq = 22.1080 GHz, Bw = 16.000 MH

No calibration applied and no bandpass applied



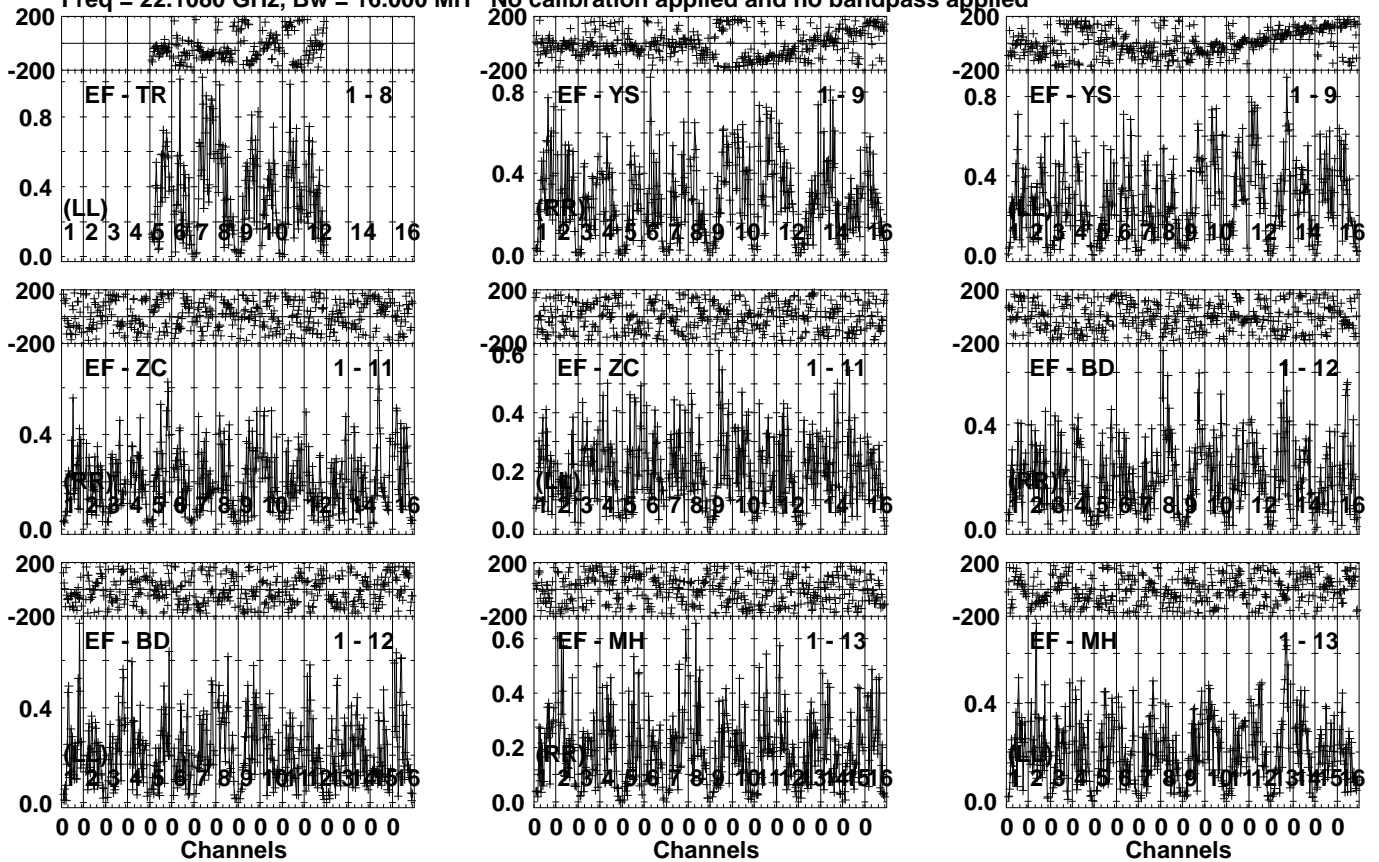
Lower frame: Micro Ampl Jy Top frame: Phas deg
Vector averaged cross-power spectrum Several baselines displayed
Timerange: 00/11:51:01 to 00/11:52:09

Plot file version 908 created 04-APR-2022 10:37:28

LSI61303 EM132A.UVDATA.1

Freq = 22.1080 GHz, Bw = 16.000 MH

No calibration applied and no bandpass applied



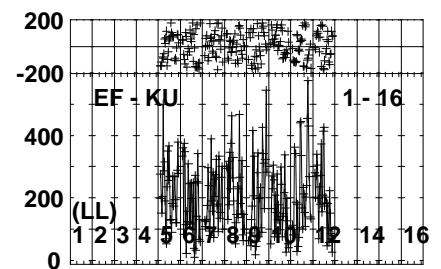
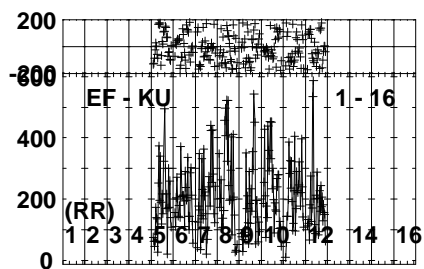
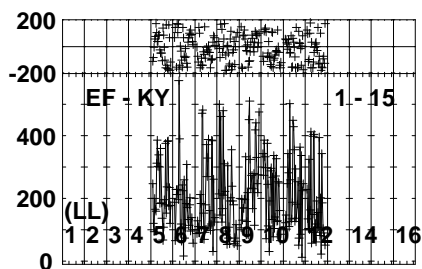
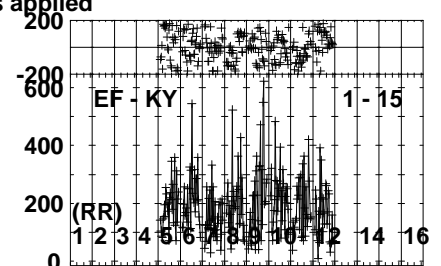
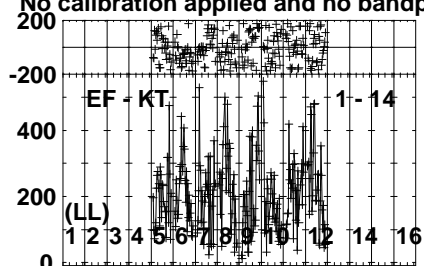
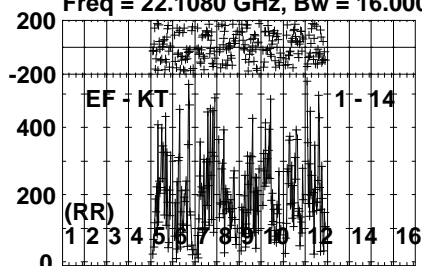
Lower frame: Milli Ampl Jy Top frame: Phas deg
Vector averaged cross-power spectrum Several baselines displayed
Timerange: 00/11:51:01 to 00/11:52:09

Plot file version 909 created 04-APR-2022 10:37:28

LSI61303 EM132A.UVDATA.1

Freq = 22.1080 GHz, Bw = 16.000 MH

No calibration applied and no bandpass applied



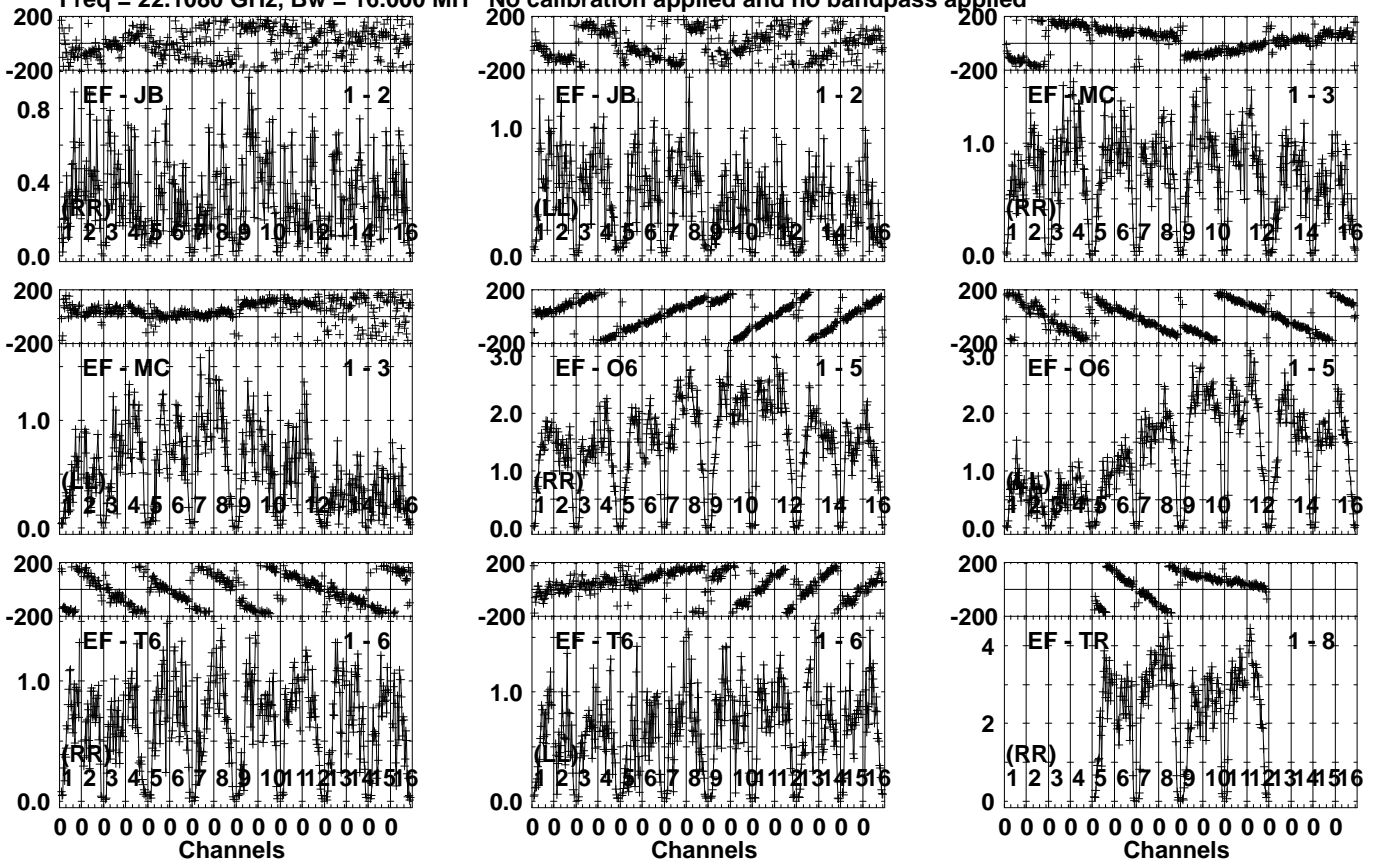
Lower frame: Micro Ampl Jy Top frame: Phas deg
Vector averaged cross-power spectrum Several baselines displayed
Timerange: 00/11:51:01 to 00/11:52:09

Plot file version 910 created 04-APR-2022 10:37:28

J0244+6228 EM132A.UVDATA.1

Freq = 22.1080 GHz, Bw = 16.000 MH

No calibration applied and no bandpass applied



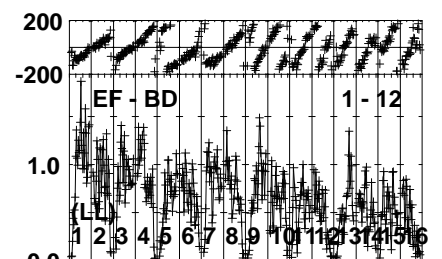
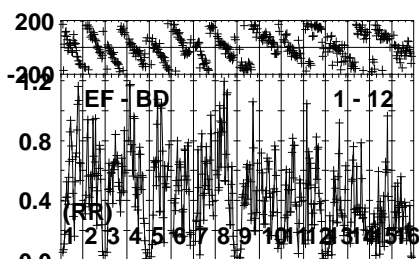
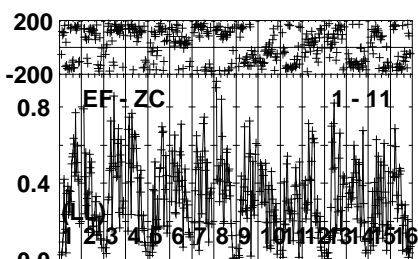
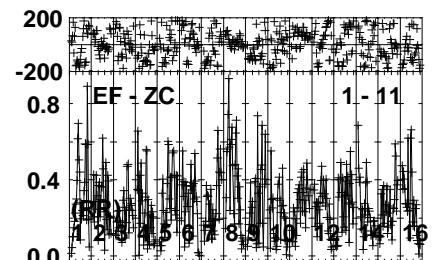
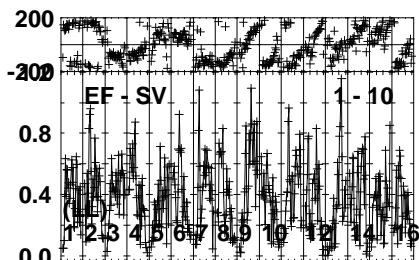
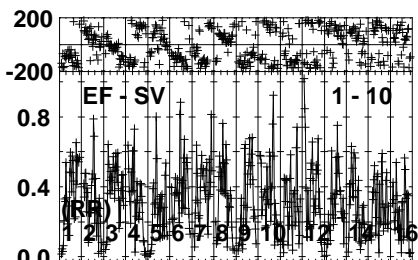
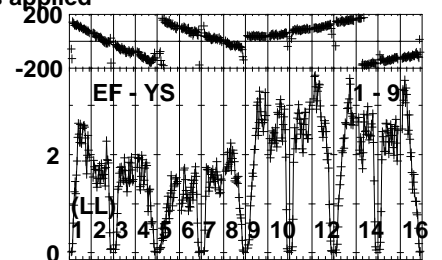
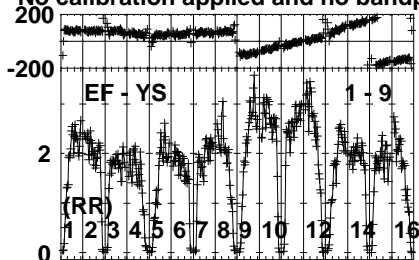
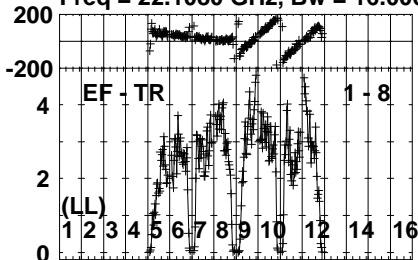
Lower frame: Milli Ampl Jy Top frame: Phas deg
Vector averaged cross-power spectrum Several baselines displayed
Timerange: 00/11:52:11 to 00/11:53:09

Plot file version 911 created 04-APR-2022 10:37:28

J0244+6228 EM132A.UVDATA.1

Freq = 22.1080 GHz, Bw = 16.000 MH

No calibration applied and no bandpass applied



0 0 0 0 0 0 0 0 0 0 0 0 0 0 0 0
Channels

0 0 0 0 0 0 0 0 0 0 0 0 0 0 0 0
Channels

0 0 0 0 0 0 0 0 0 0 0 0 0 0 0 0
Channels

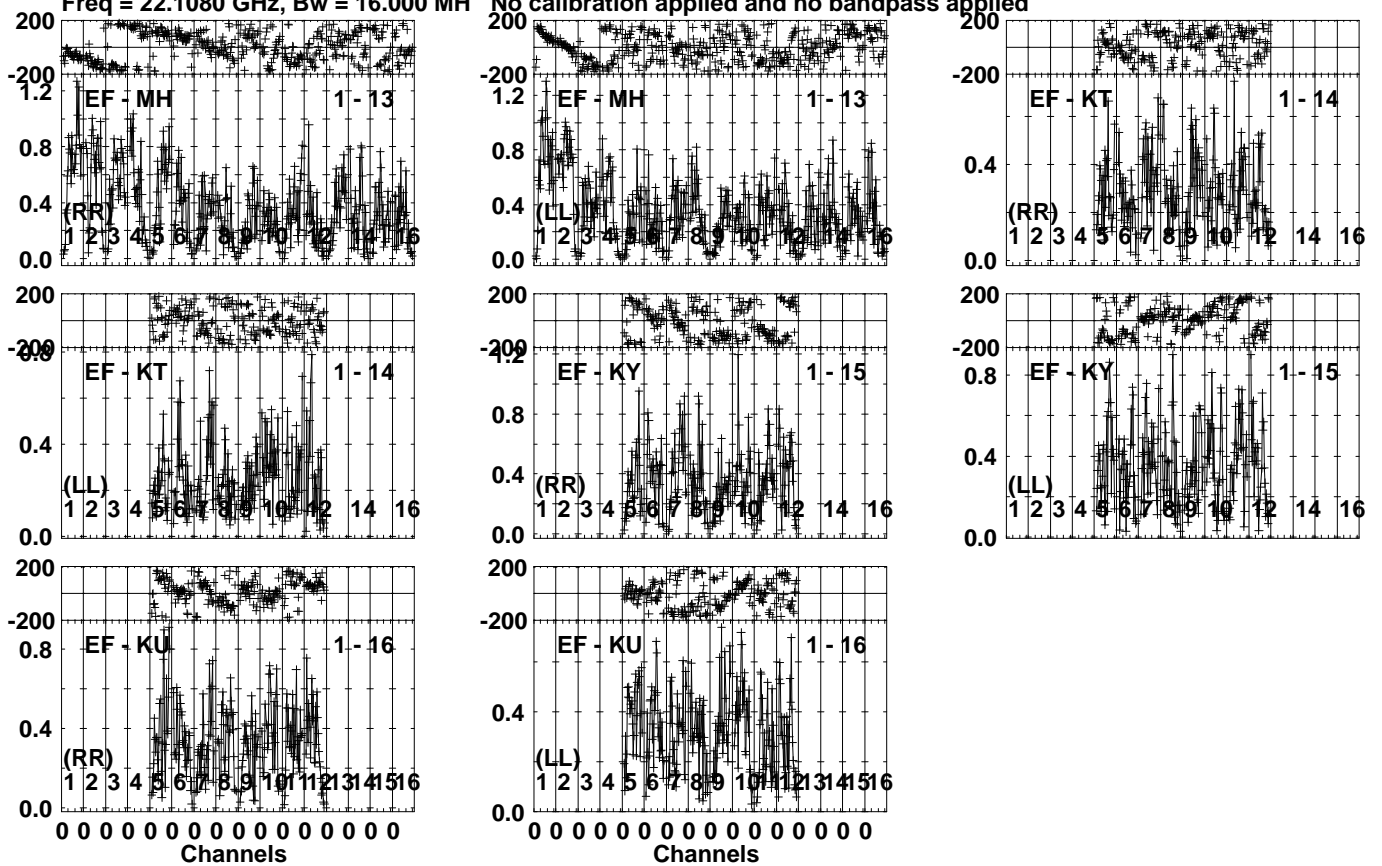
Lower frame: Milli Ampl Jy Top frame: Phas deg
Vector averaged cross-power spectrum Several baselines displayed
Timerange: 00/11:52:11 to 00/11:53:09

Plot file version 912 created 04-APR-2022 10:37:28

J0244+6228 EM132A.UVDATA.1

Freq = 22.1080 GHz, Bw = 16.000 MH

No calibration applied and no bandpass applied



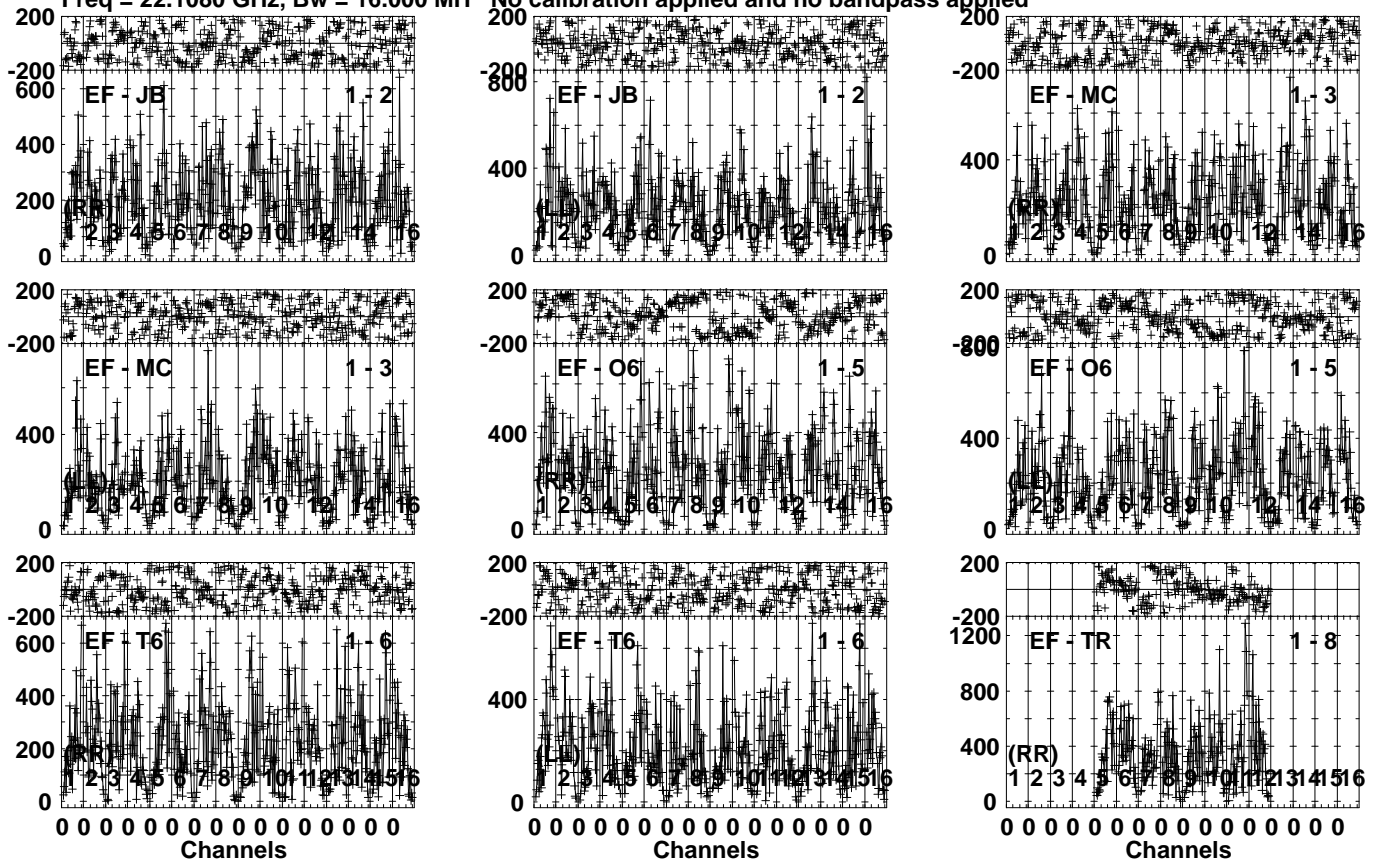
Lower frame: Milli Ampl Jy Top frame: Phas deg
Vector averaged cross-power spectrum Several baselines displayed
Timerange: 00/11:52:11 to 00/11:53:09

Plot file version 913 created 04-APR-2022 10:37:28

LSI61303 EM132A.UVDATA.1

Freq = 22.1080 GHz, Bw = 16.000 MH

No calibration applied and no bandpass applied



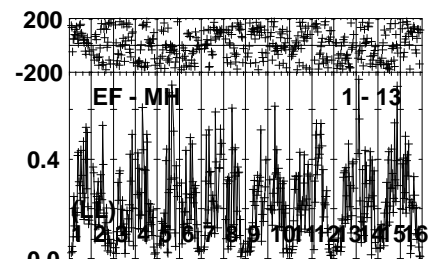
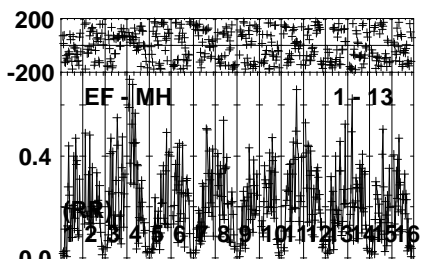
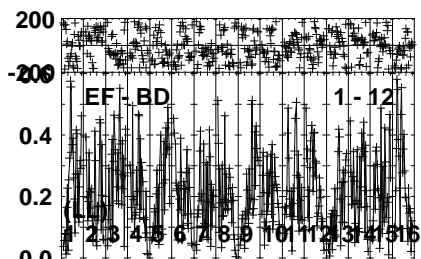
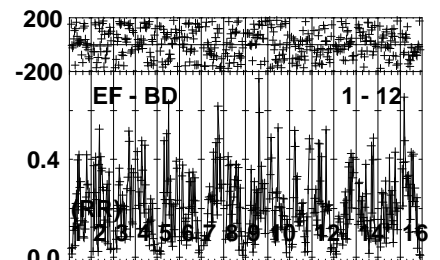
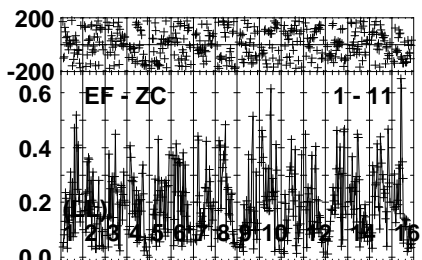
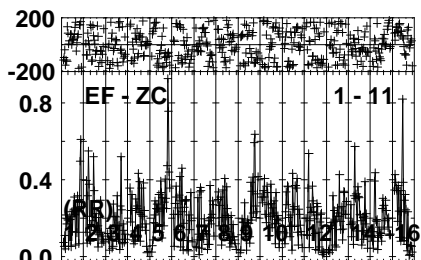
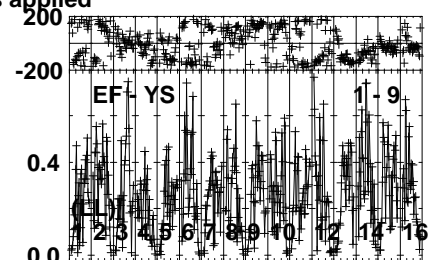
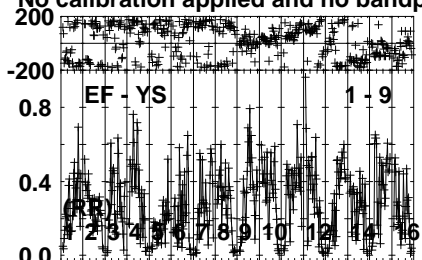
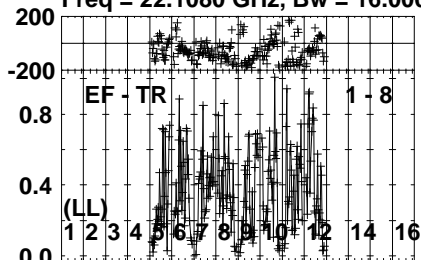
Lower frame: Micro Ampl Jy Top frame: Phas deg
Vector averaged cross-power spectrum Several baselines displayed
Timerange: 00/11:53:11 to 00/11:54:19

Plot file version 914 created 04-APR-2022 10:37:28

LSI61303 EM132A.UVDATA.1

Freq = 22.1080 GHz, Bw = 16.000 MH

No calibration applied and no bandpass applied



0 0 0 0 0 0 0 0 0 0 0 0 0 0 0 0
Channels

0 0 0 0 0 0 0 0 0 0 0 0 0 0 0 0
Channels

0 0 0 0 0 0 0 0 0 0 0 0 0 0 0 0
Channels

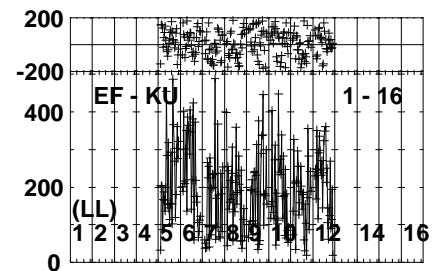
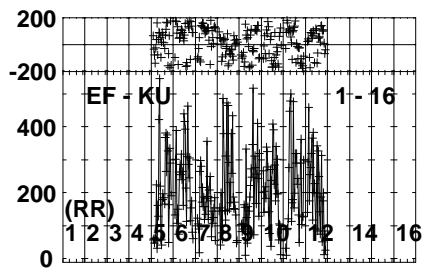
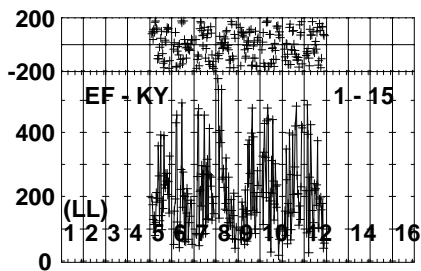
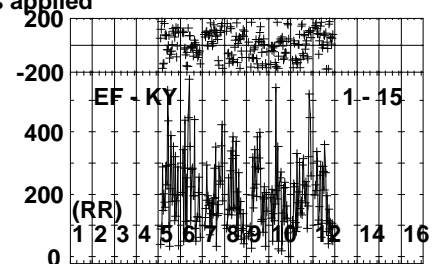
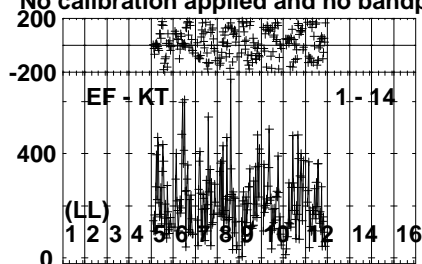
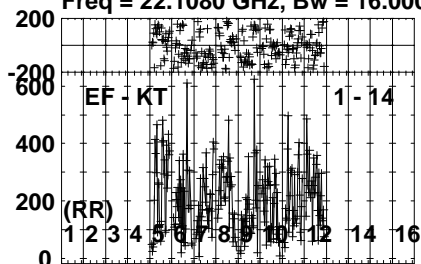
Lower frame: Milli Ampl Jy Top frame: Phas deg
Vector averaged cross-power spectrum Several baselines displayed
Timerange: 00/11:53:11 to 00/11:54:19

Plot file version 915 created 04-APR-2022 10:37:28

LSI61303 EM132A.UVDATA.1

Freq = 22.1080 GHz, Bw = 16.000 MH

No calibration applied and no bandpass applied



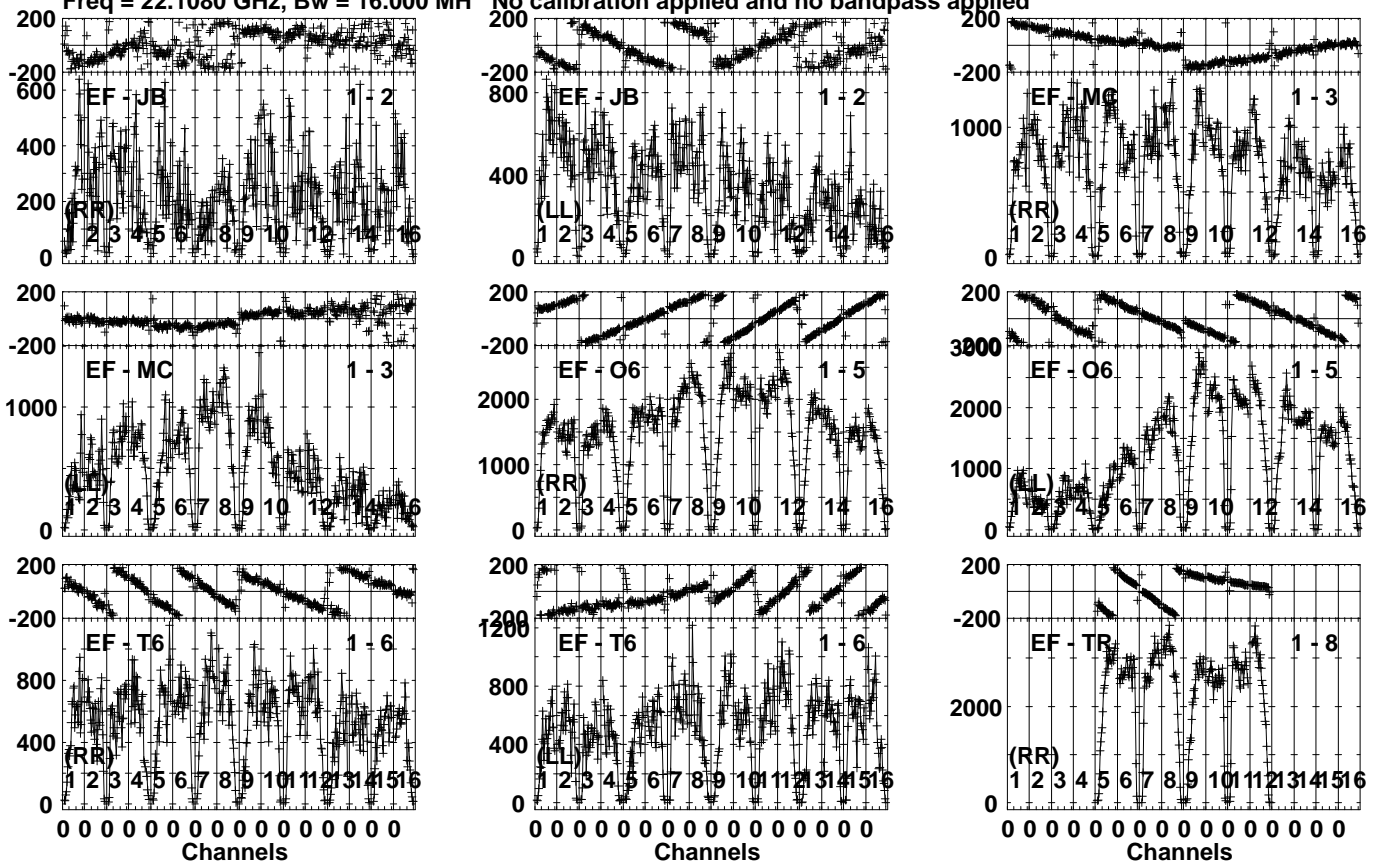
Lower frame: Micro Ampl Jy Top frame: Phas deg
Vector averaged cross-power spectrum Several baselines displayed
Timerange: 00/11:53:11 to 00/11:54:19

Plot file version 916 created 04-APR-2022 10:37:28

J0244+6228 EM132A.UVDATA.1

Freq = 22.1080 GHz, Bw = 16.000 MH

No calibration applied and no bandpass applied



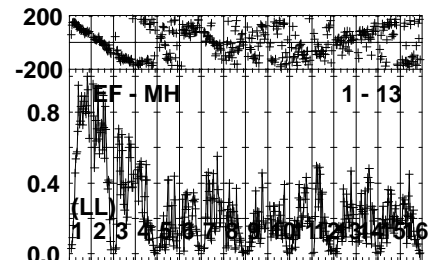
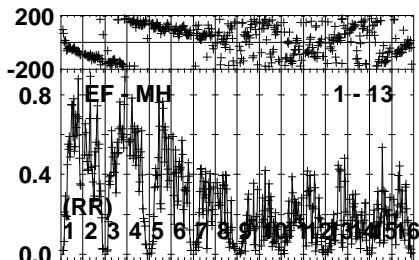
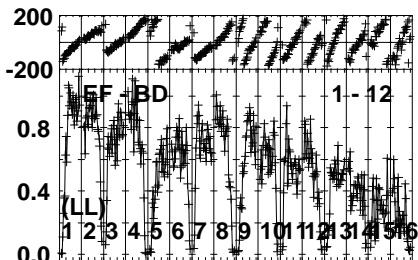
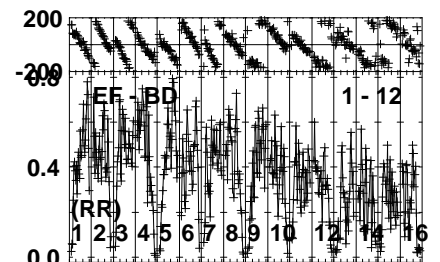
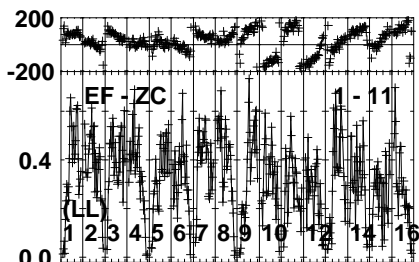
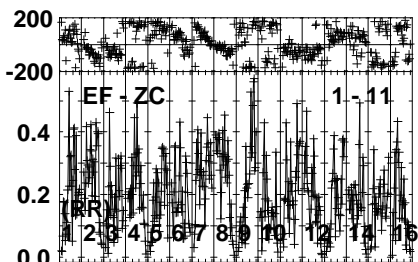
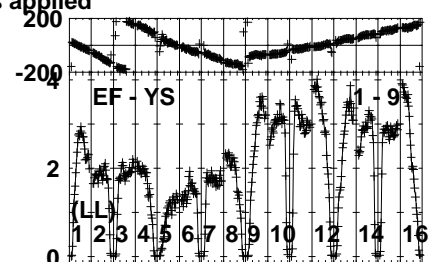
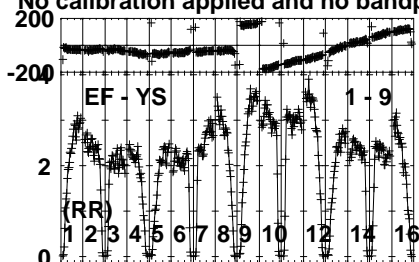
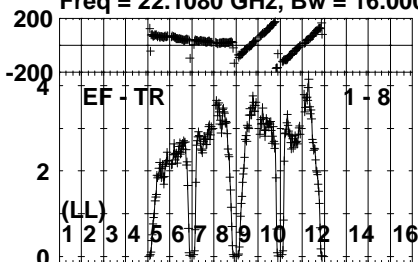
Lower frame: Micro Ampl Jy Top frame: Phas deg
Vector averaged cross-power spectrum Several baselines displayed
Timerange: 00/11:55:01 to 00/11:55:59

Plot file version 917 created 04-APR-2022 10:37:28

J0244+6228 EM132A.UVDATA.1

Freq = 22.1080 GHz, Bw = 16.000 MH

No calibration applied and no bandpass applied



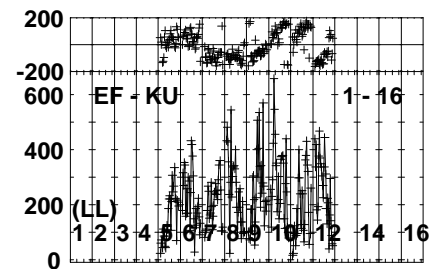
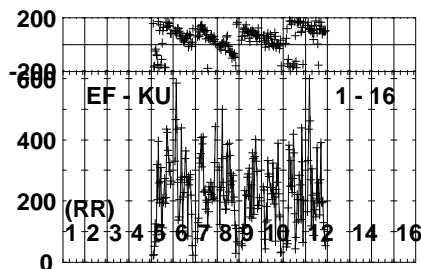
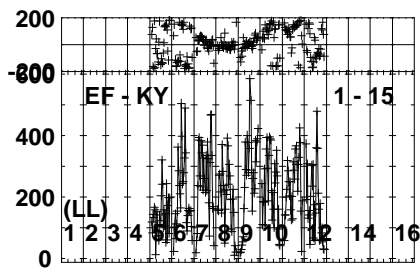
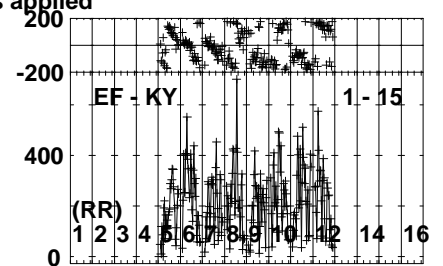
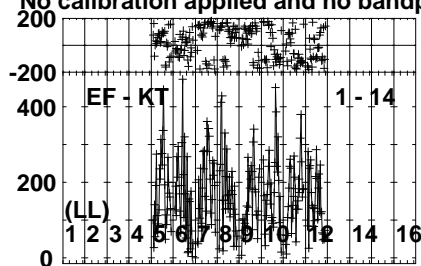
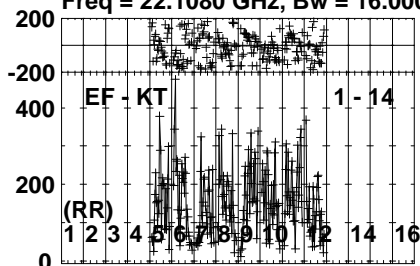
Lower frame: Milli Ampl Jy Top frame: Phas deg
Vector averaged cross-power spectrum Several baselines displayed
Timerange: 00/11:55:01 to 00/11:55:59

Plot file version 918 created 04-APR-2022 10:37:28

J0244+6228 EM132A.UVDATA.1

Freq = 22.1080 GHz, Bw = 16.000 MH

No calibration applied and no bandpass applied



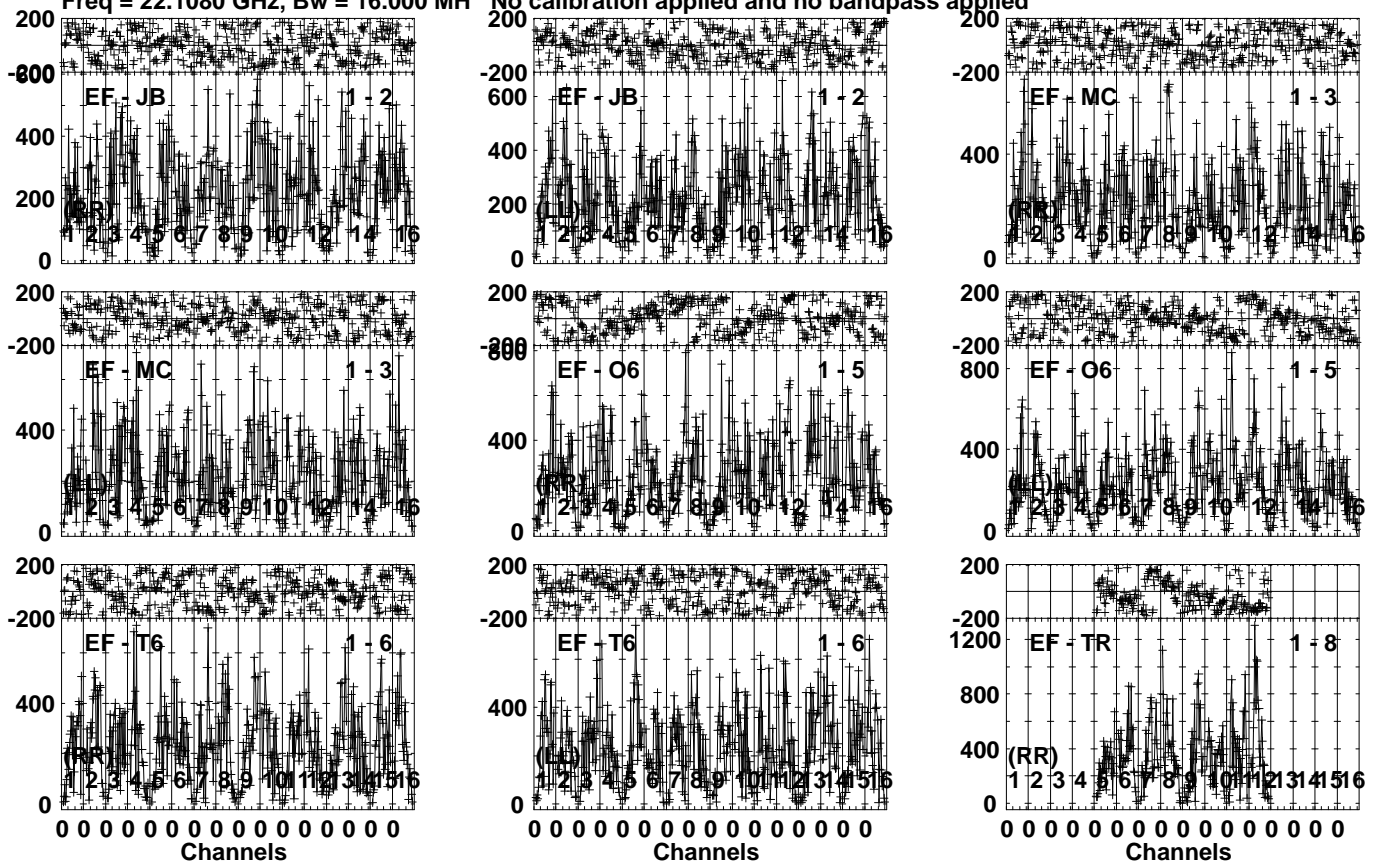
Lower frame: Micro Ampl Jy Top frame: Phas deg
Vector averaged cross-power spectrum Several baselines displayed
Timerange: 00/11:55:01 to 00/11:55:59

Plot file version 919 created 04-APR-2022 10:37:28

LSI61303 EM132A.UVDATA.1

Freq = 22.1080 GHz, Bw = 16.000 MH

No calibration applied and no bandpass applied



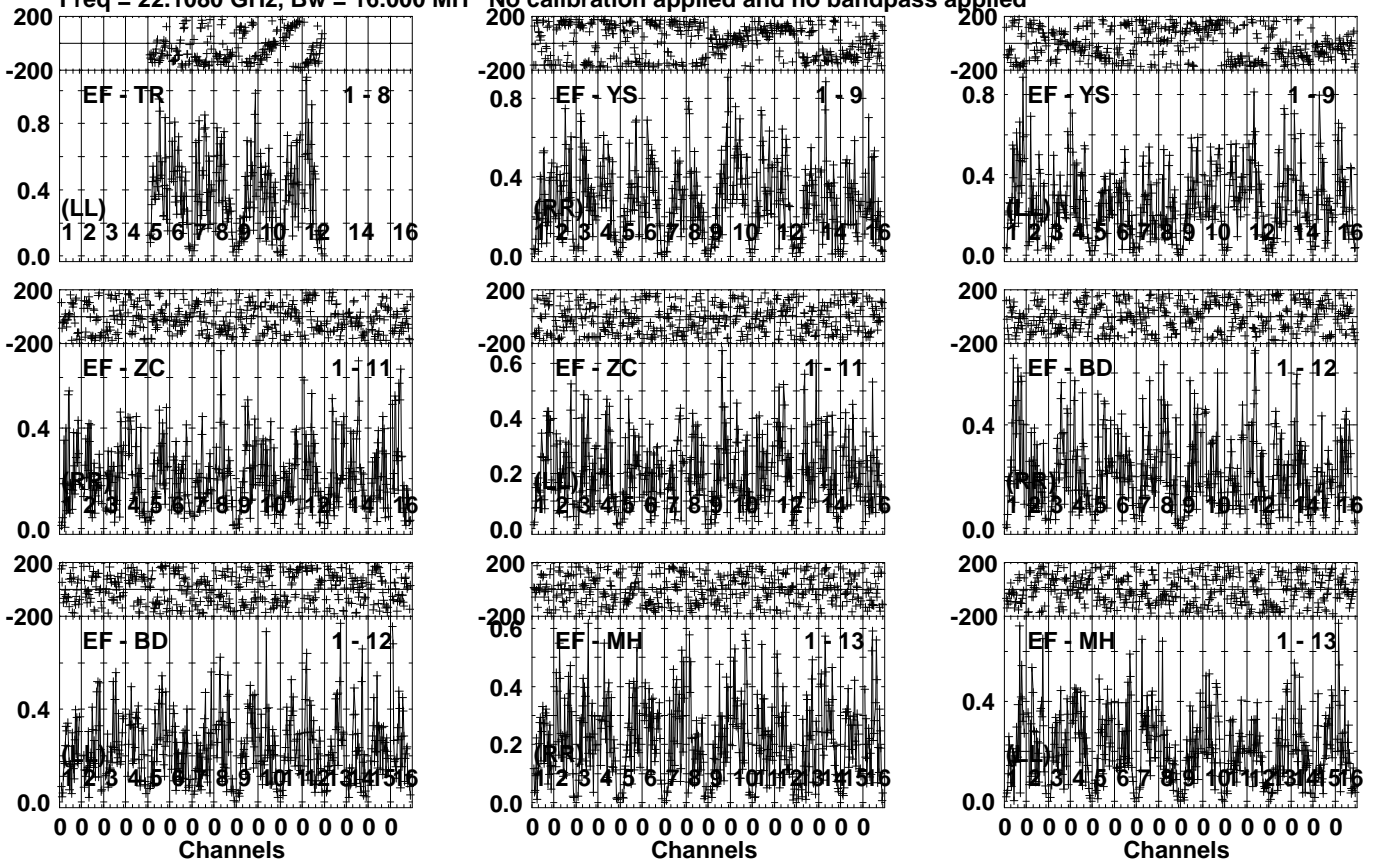
Lower frame: Micro Ampl Jy Top frame: Phas deg
Vector averaged cross-power spectrum Several baselines displayed
Timerange: 00/11:56:01 to 00/11:57:09

Plot file version 920 created 04-APR-2022 10:37:29

LSI61303 EM132A.UVDATA.1

Freq = 22.1080 GHz, Bw = 16.000 MH

No calibration applied and no bandpass applied



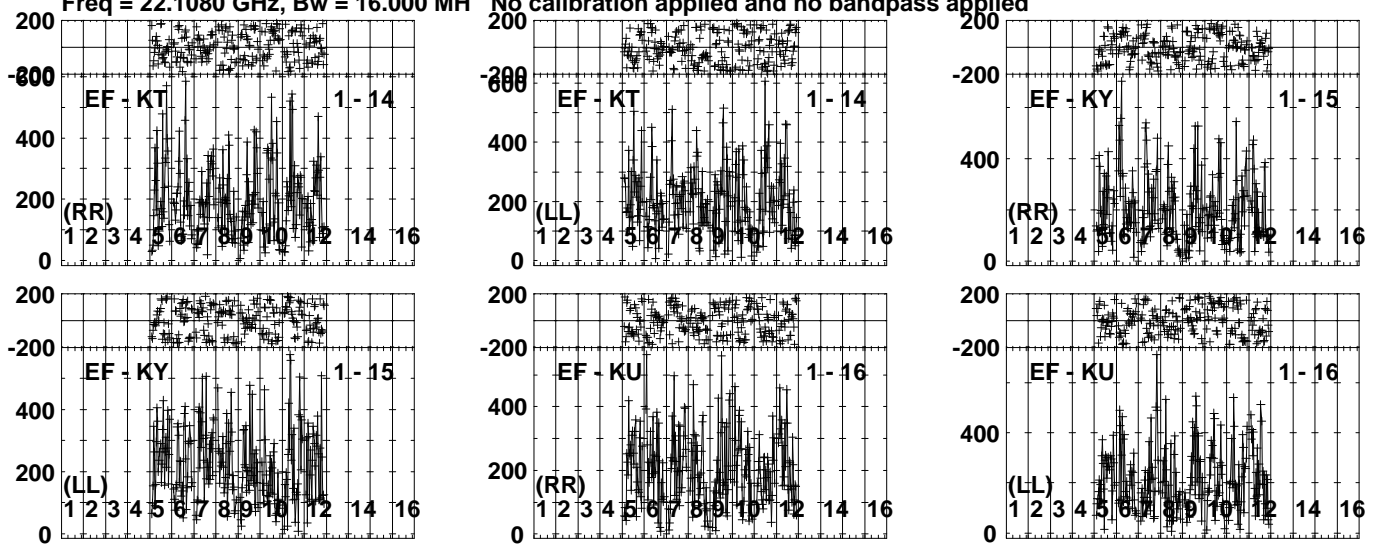
Lower frame: Milli Ampl Jy Top frame: Phas deg
Vector averaged cross-power spectrum Several baselines displayed
Timerange: 00/11:56:01 to 00/11:57:09

Plot file version 921 created 04-APR-2022 10:37:29

LSI61303 EM132A.UVDATA.1

Freq = 22.1080 GHz, Bw = 16.000 MH

No calibration applied and no bandpass applied



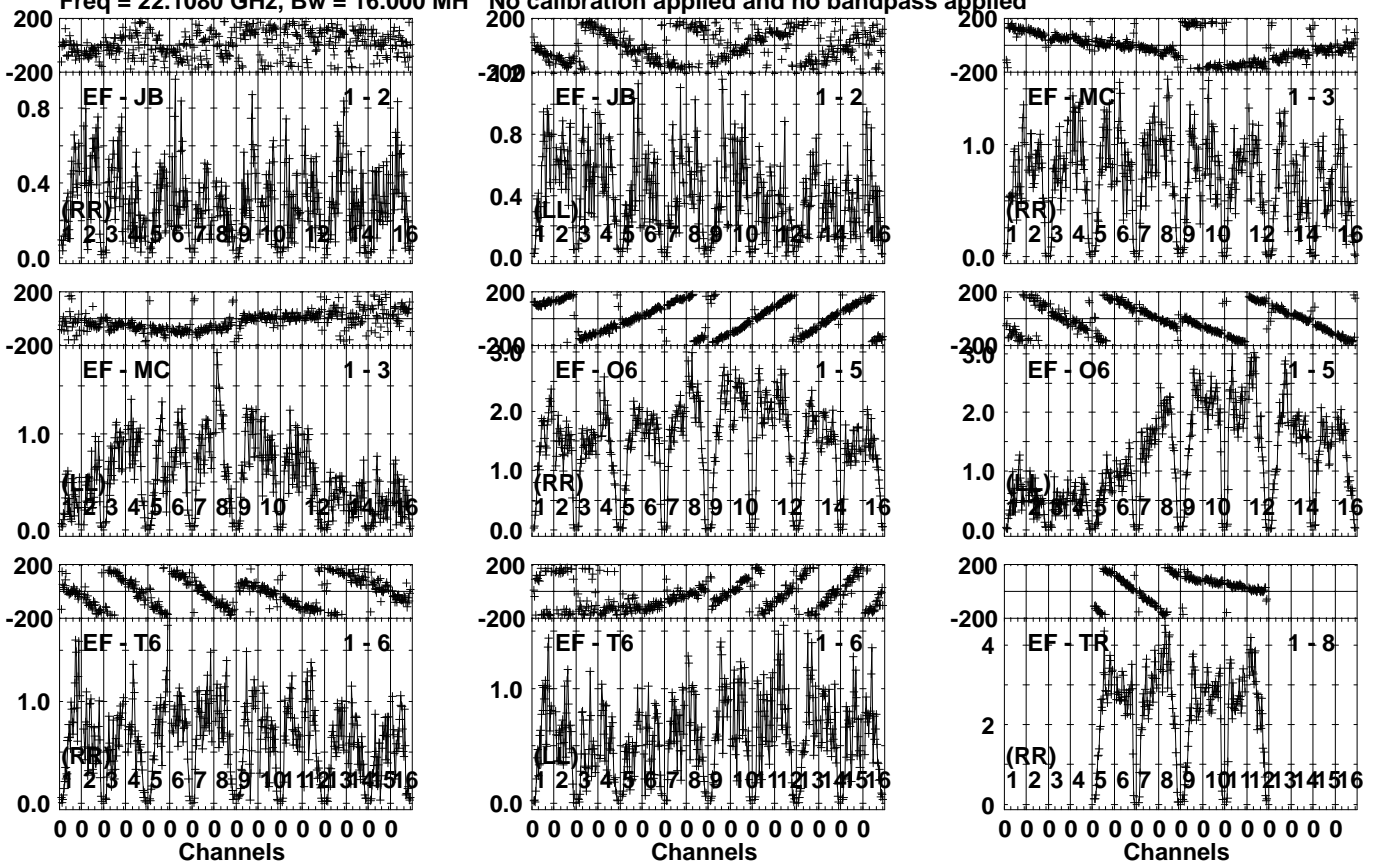
Lower frame: Micro Ampl Jy Top frame: Phas deg
Vector averaged cross-power spectrum Several baselines displayed
Timerange: 00/11:56:01 to 00/11:57:09

Plot file version 922 created 04-APR-2022 10:37:29

J0244+6228 EM132A.UVDATA.1

Freq = 22.1080 GHz, Bw = 16.000 MH

No calibration applied and no bandpass applied



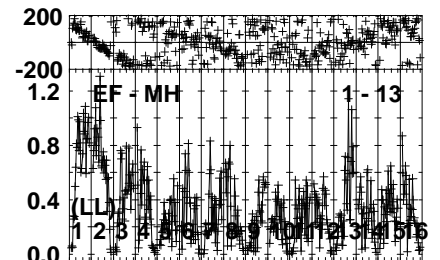
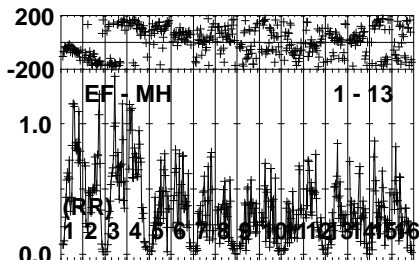
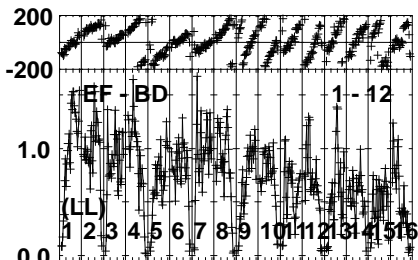
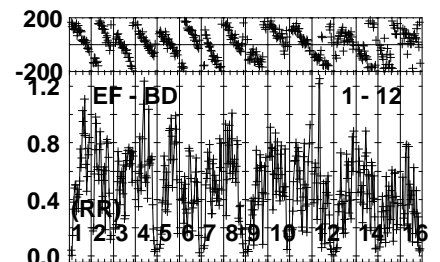
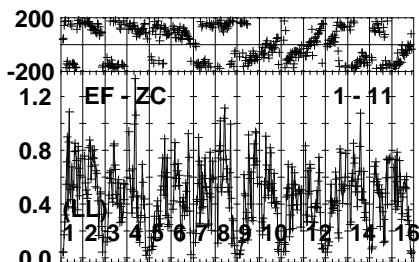
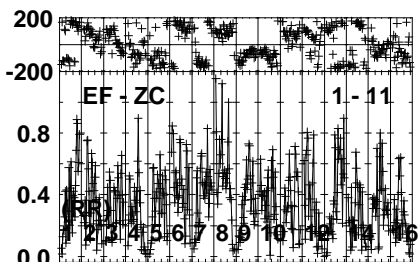
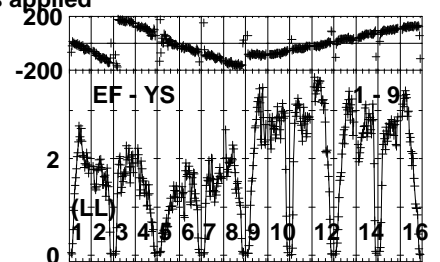
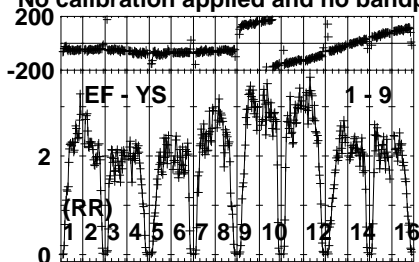
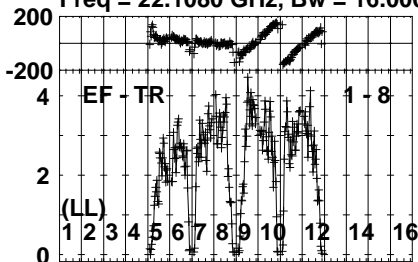
Lower frame: Milli Ampl Jy Top frame: Phas deg
Vector averaged cross-power spectrum Several baselines displayed
Timerange: 00/11:57:11 to 00/11:58:09

Plot file version 923 created 04-APR-2022 10:37:29

J0244+6228 EM132A.UVDATA.1

Freq = 22.1080 GHz, Bw = 16.000 MH

No calibration applied and no bandpass applied



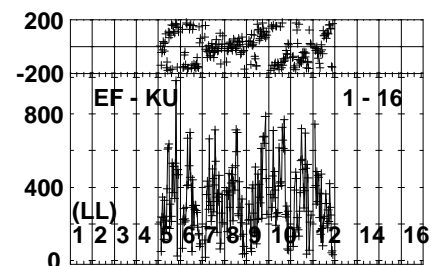
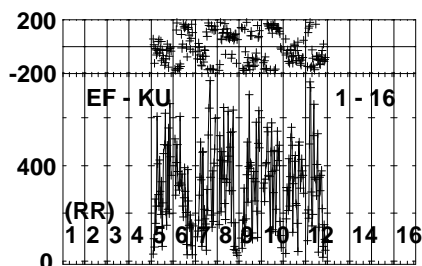
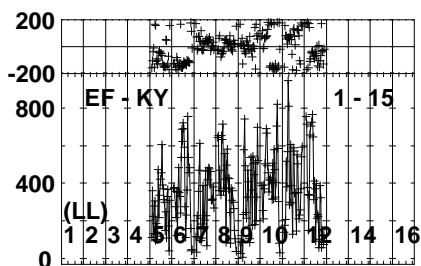
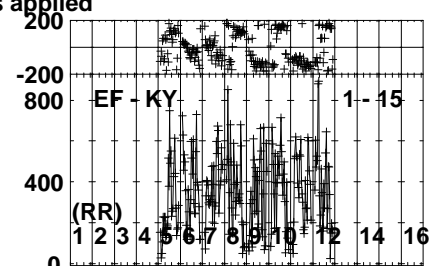
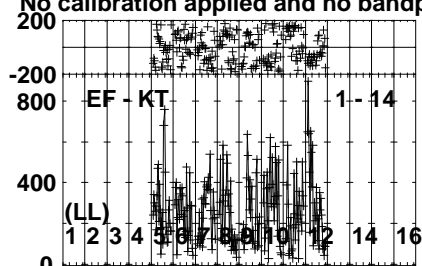
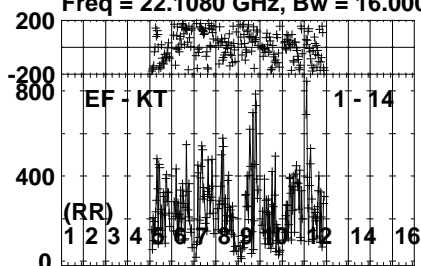
Lower frame: Milli Ampl Jy Top frame: Phas deg
Vector averaged cross-power spectrum Several baselines displayed
Timerange: 00/11:57:11 to 00/11:58:09

Plot file version 924 created 04-APR-2022 10:37:29

J0244+6228 EM132A.UVDATA.1

Freq = 22.1080 GHz, Bw = 16.000 MH

No calibration applied and no bandpass applied



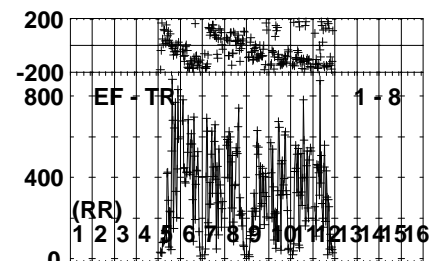
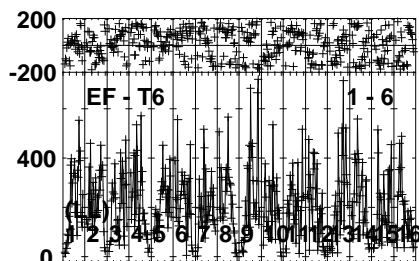
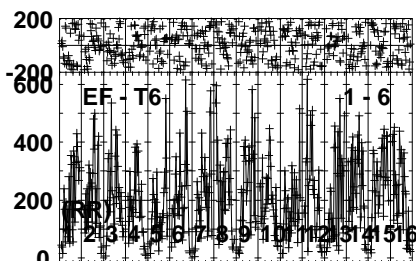
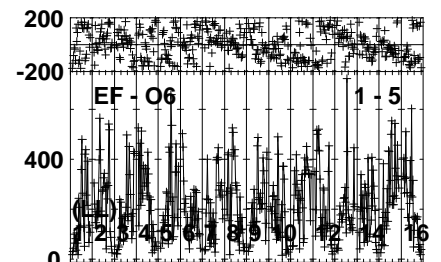
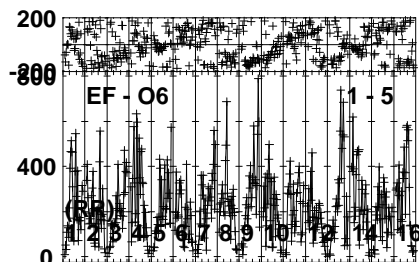
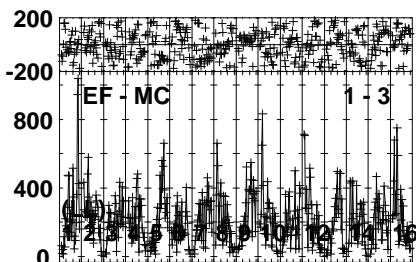
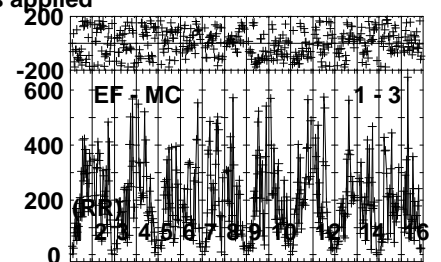
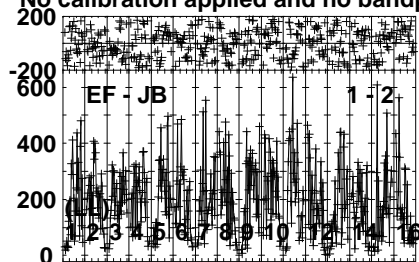
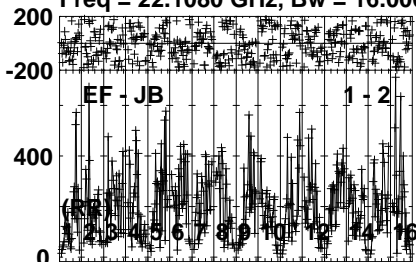
Lower frame: Micro Ampl Jy Top frame: Phas deg
Vector averaged cross-power spectrum Several baselines displayed
Timerange: 00/11:57:11 to 00/11:58:09

Plot file version 925 created 04-APR-2022 10:37:29

LSI61303 EM132A.UVDATA.1

Freq = 22.1080 GHz, Bw = 16.000 MH

No calibration applied and no bandpass applied



0 0 0 0 0 0 0 0 0 0 0 0 0 0 0 0

Channels

0 0 0 0 0 0 0 0 0 0 0 0 0 0 0 0

Channels

0 0 0 0 0 0 0 0 0 0 0 0 0 0 0 0

Channels

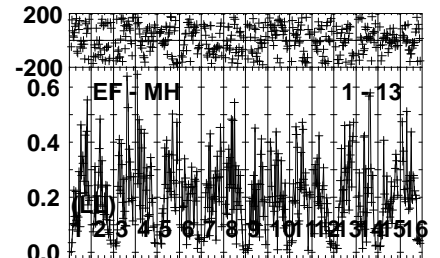
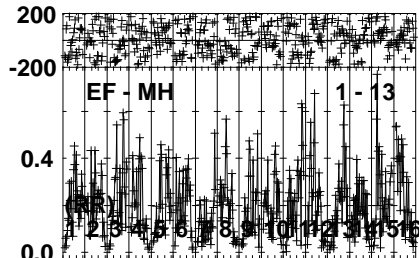
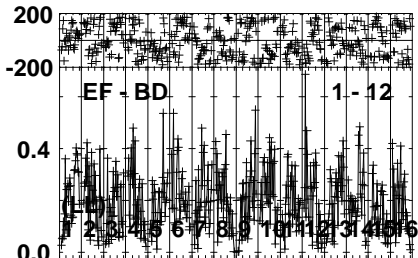
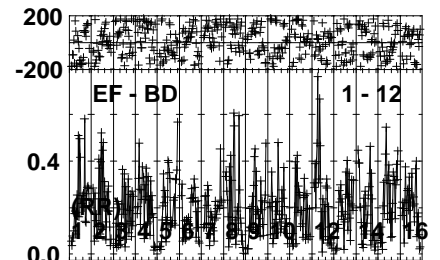
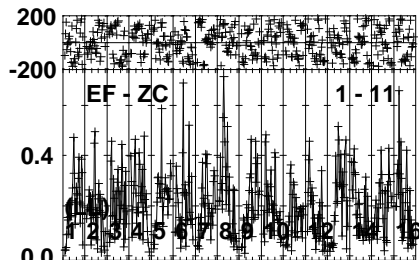
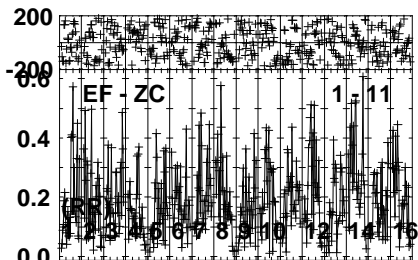
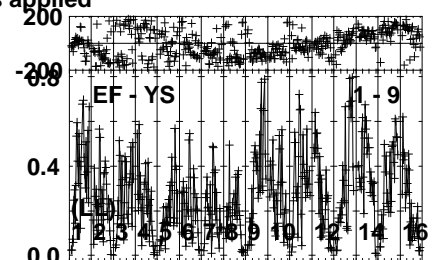
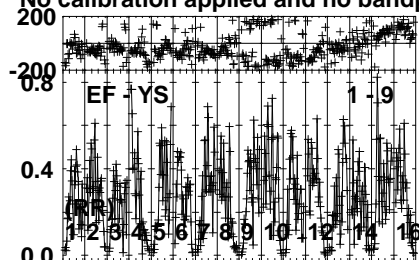
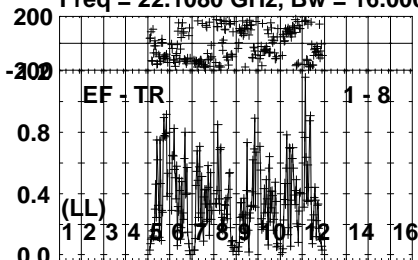
Lower frame: Micro Ampl Jy Top frame: Phas deg
Vector averaged cross-power spectrum Several baselines displayed
Timerange: 00/11:58:11 to 00/11:59:19

Plot file version 926 created 04-APR-2022 10:37:29

LSI61303 EM132A.UVDATA.1

Freq = 22.1080 GHz, Bw = 16.000 MH

No calibration applied and no bandpass applied



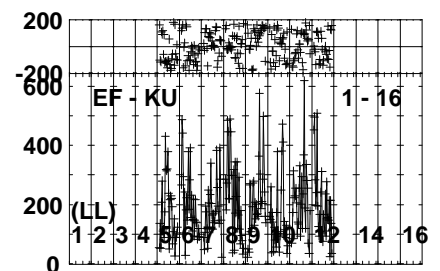
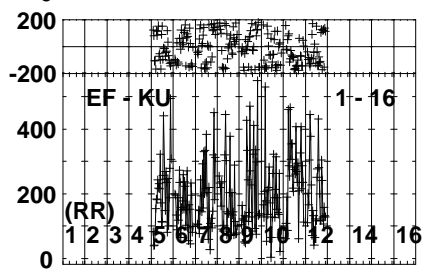
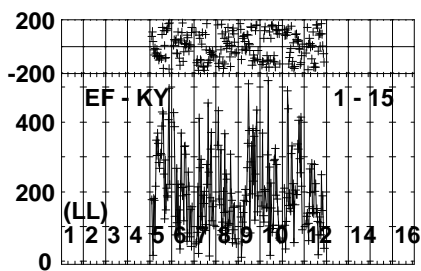
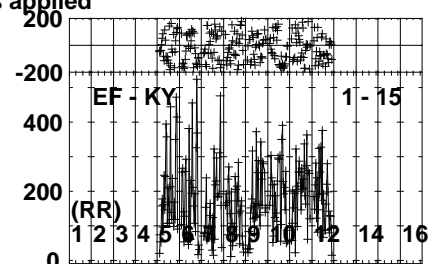
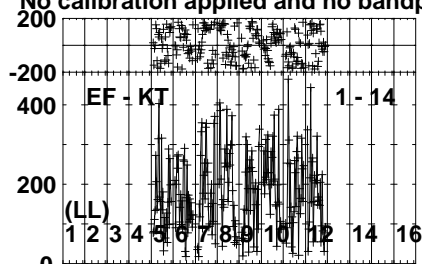
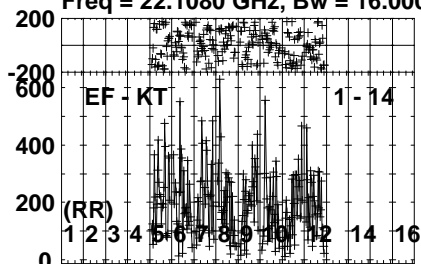
Lower frame: Milli Ampl Jy Top frame: Phas deg
Vector averaged cross-power spectrum Several baselines displayed
Timerange: 00/11:58:11 to 00/11:59:19

Plot file version 927 created 04-APR-2022 10:37:29

LSI61303 EM132A.UVDATA.1

Freq = 22.1080 GHz, Bw = 16.000 MH

No calibration applied and no bandpass applied



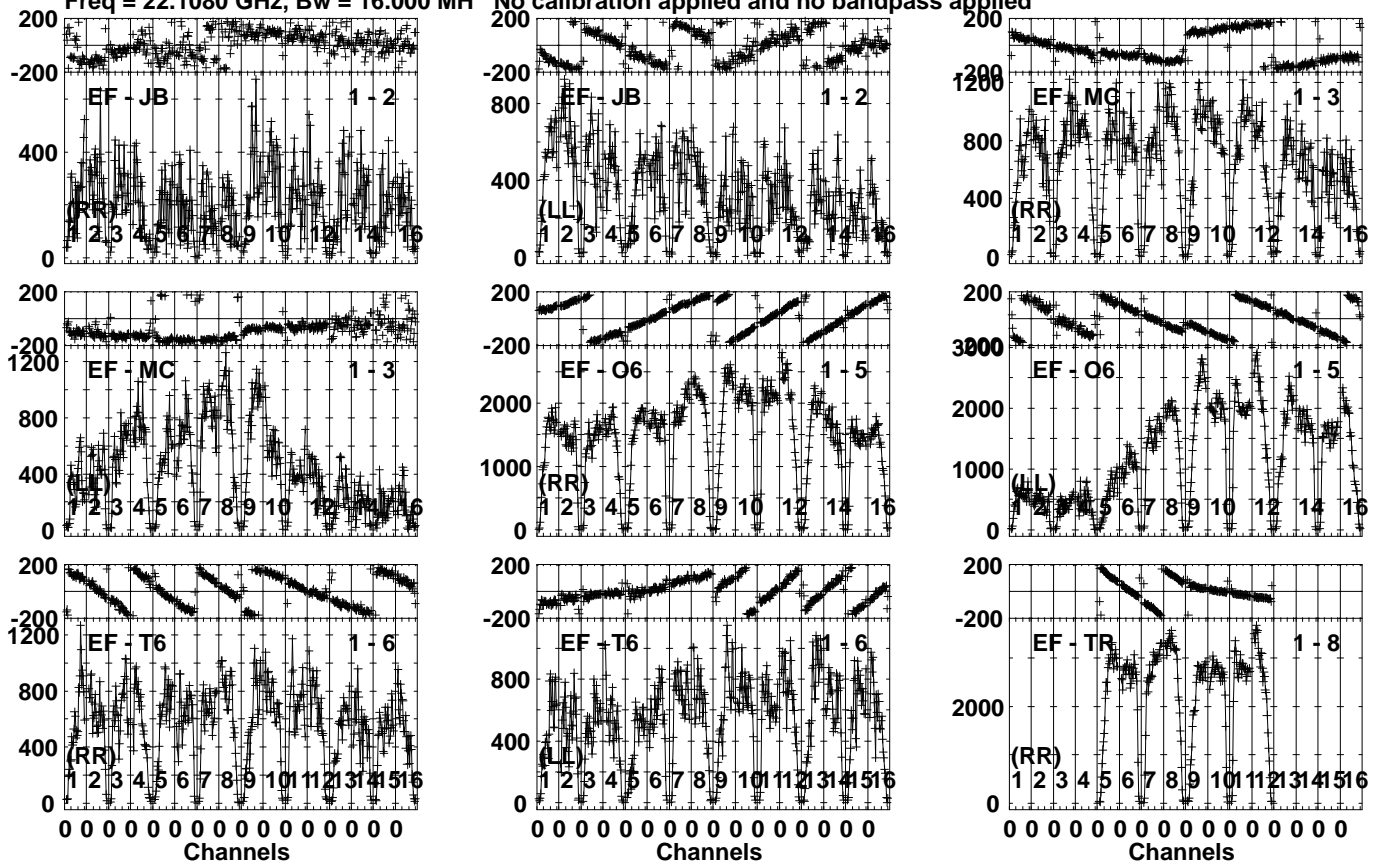
Lower frame: Micro Ampl Jy Top frame: Phas deg
Vector averaged cross-power spectrum Several baselines displayed
Timerange: 00/11:58:11 to 00/11:59:19

Plot file version 928 created 04-APR-2022 10:37:29

J0244+6228 EM132A.UVDATA.1

Freq = 22.1080 GHz, Bw = 16.000 MH

No calibration applied and no bandpass applied



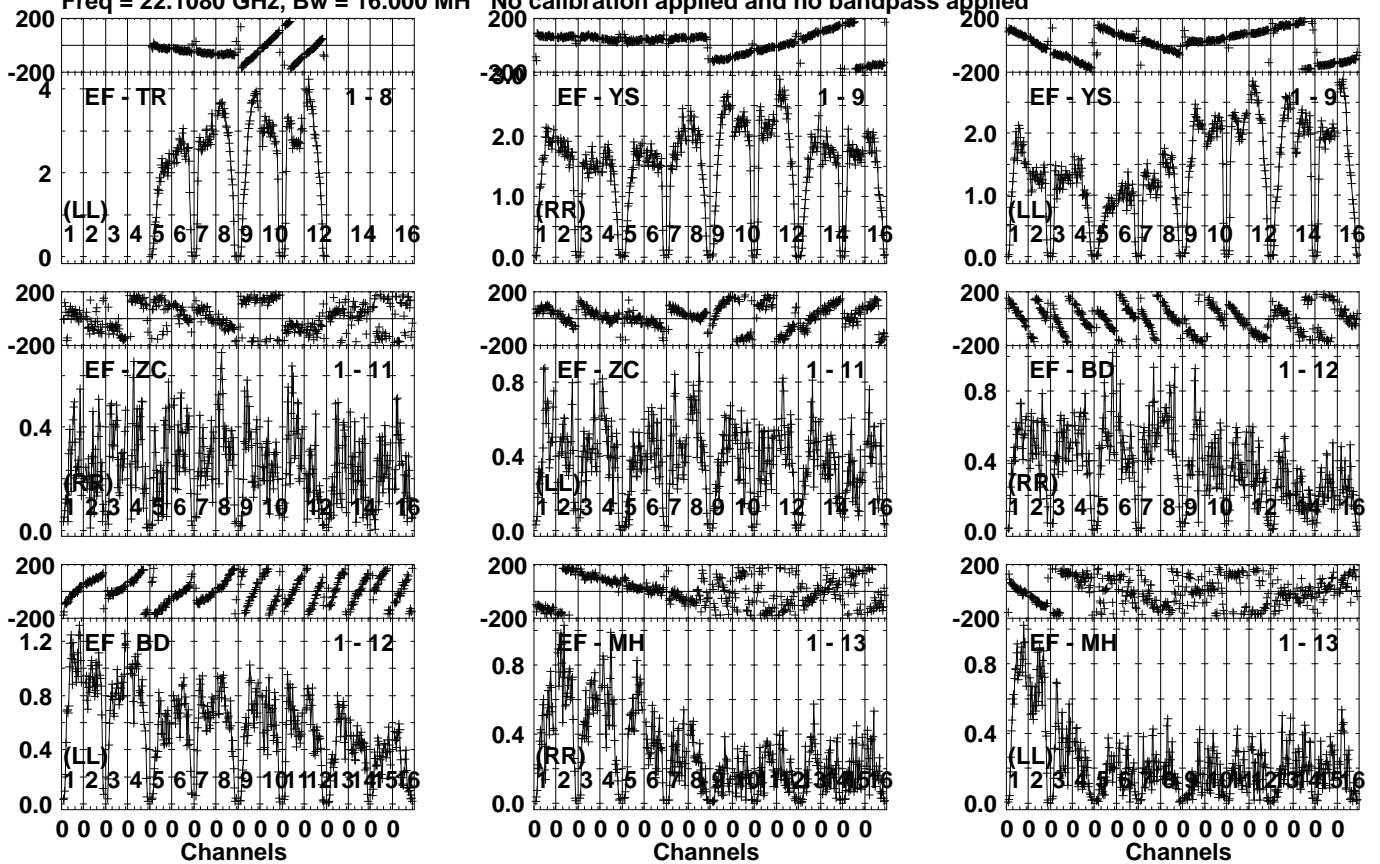
Lower frame: Micro Ampl Jy Top frame: Phas deg
Vector averaged cross-power spectrum Several baselines displayed
Timerange: 00/12:00:01 to 00/12:00:59

Plot file version 929 created 04-APR-2022 10:37:29

J0244+6228 EM132A.UVDATA.1

Freq = 22.1080 GHz, Bw = 16.000 MH

No calibration applied and no bandpass applied



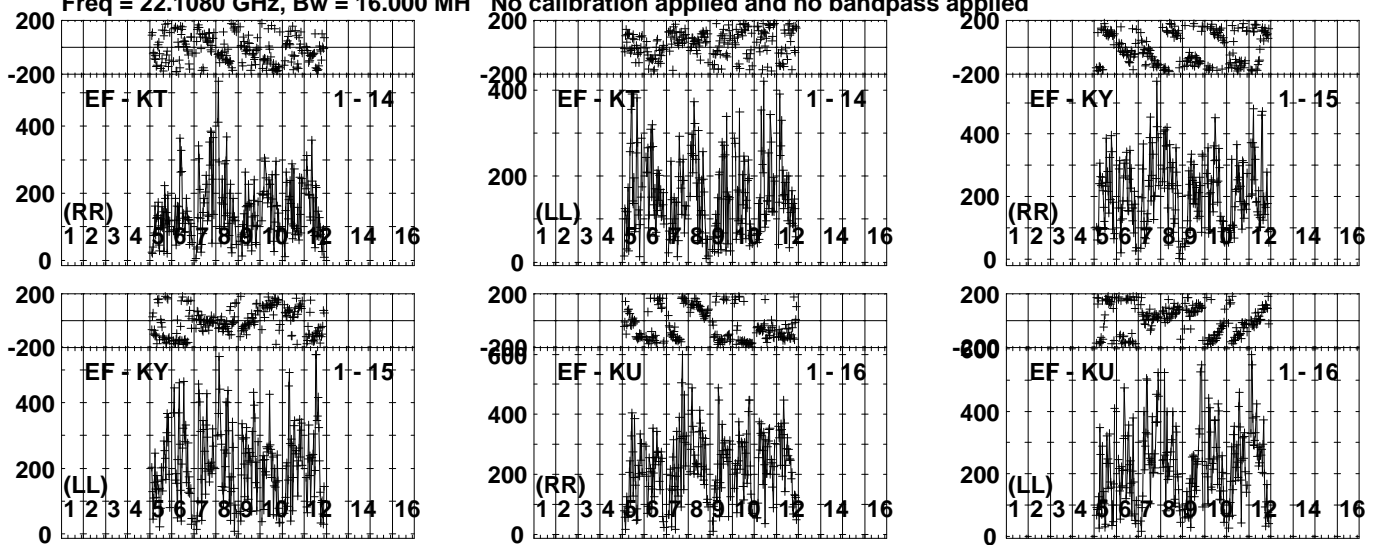
Lower frame: Milli Ampl Jy Top frame: Phas deg
Vector averaged cross-power spectrum Several baselines displayed
Timerange: 00/12:00:01 to 00/12:00:59

Plot file version 930 created 04-APR-2022 10:37:29

J0244+6228 EM132A.UVDATA.1

Freq = 22.1080 GHz, Bw = 16.000 MH

No calibration applied and no bandpass applied



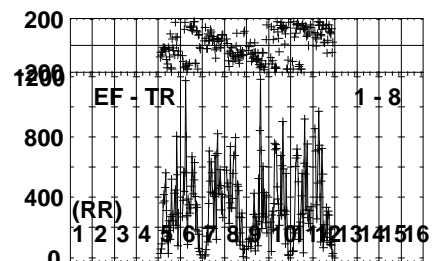
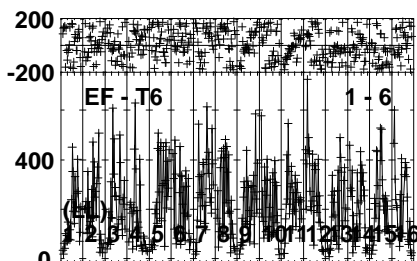
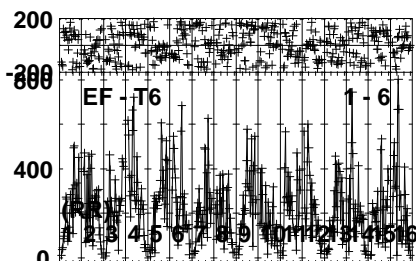
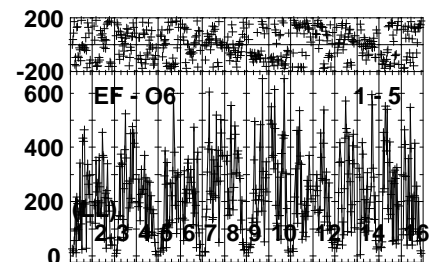
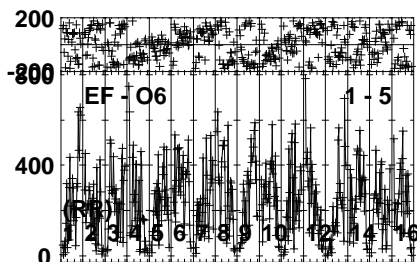
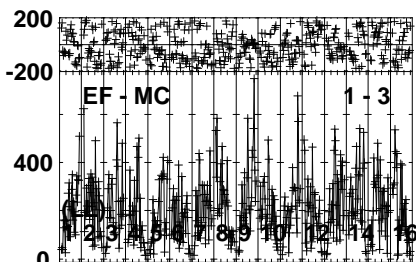
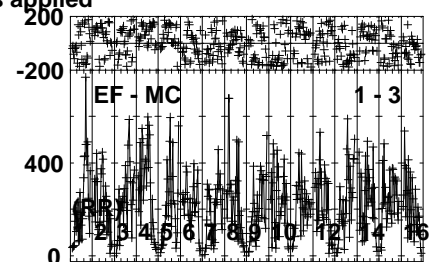
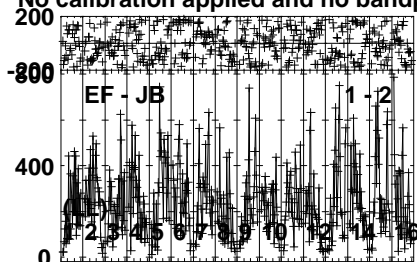
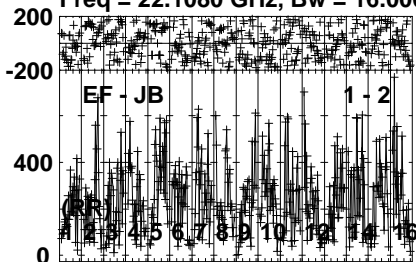
Lower frame: Micro Ampl Jy Top frame: Phas deg
Vector averaged cross-power spectrum Several baselines displayed
Timerange: 00/12:00:01 to 00/12:00:59

Plot file version 931 created 04-APR-2022 10:37:29

LSI61303 EM132A.UVDATA.1

Freq = 22.1080 GHz, Bw = 16.000 MH

No calibration applied and no bandpass applied



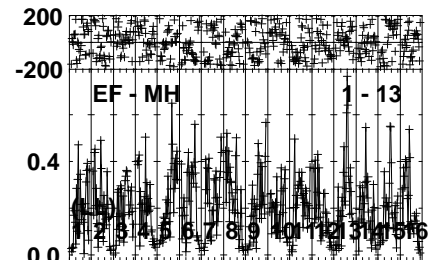
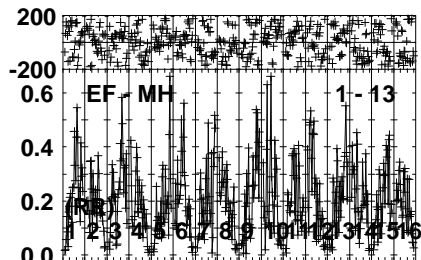
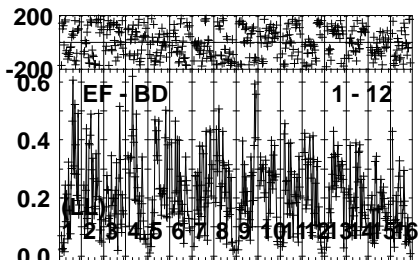
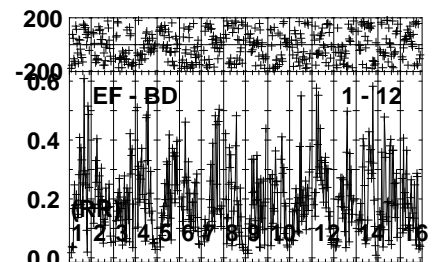
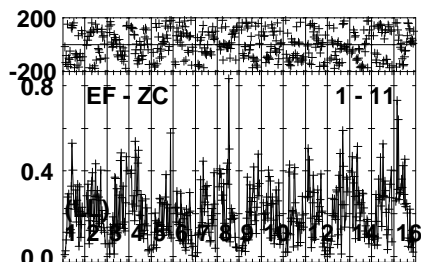
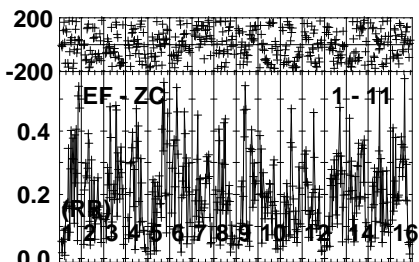
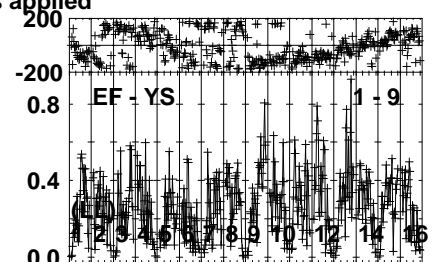
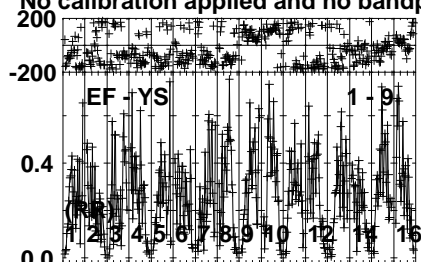
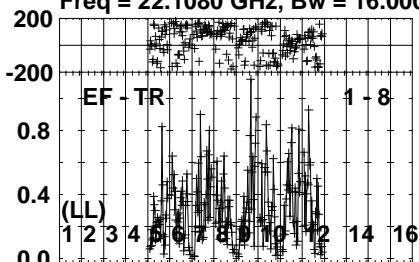
Lower frame: Micro Ampl Jy Top frame: Phas deg
Vector averaged cross-power spectrum Several baselines displayed
Timerange: 00/12:01:01 to 00/12:02:09

Plot file version 932 created 04-APR-2022 10:37:30

LSI61303 EM132A.UVDATA.1

Freq = 22.1080 GHz, Bw = 16.000 MH

No calibration applied and no bandpass applied



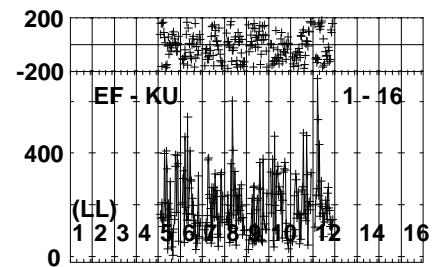
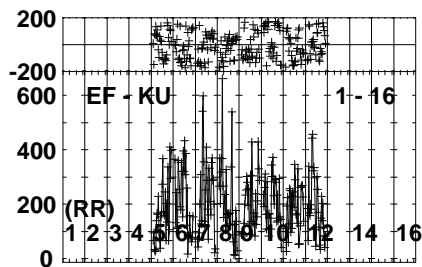
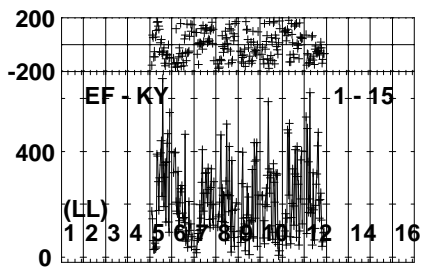
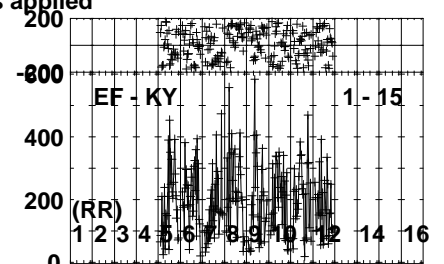
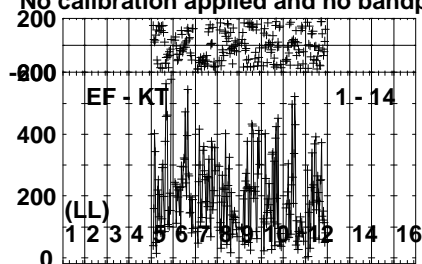
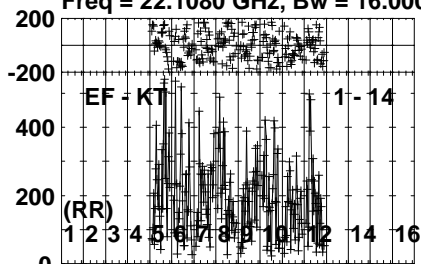
Lower frame: Milli Ampl Jy Top frame: Phas deg
Vector averaged cross-power spectrum Several baselines displayed
Timerange: 00/12:01:01 to 00/12:02:09

Plot file version 933 created 04-APR-2022 10:37:30

LSI61303 EM132A.UVDATA.1

Freq = 22.1080 GHz, Bw = 16.000 MH

No calibration applied and no bandpass applied



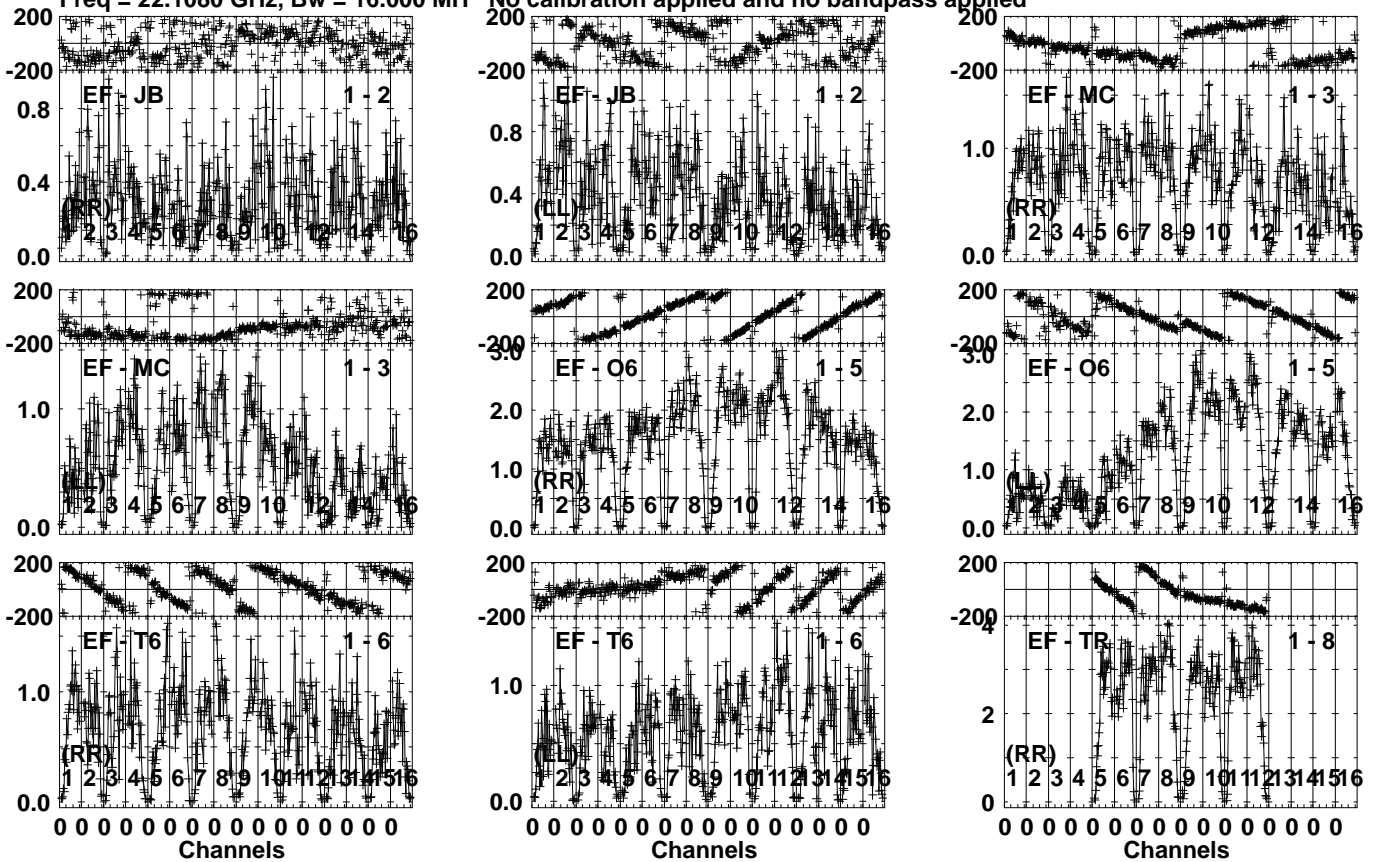
Lower frame: Micro Ampl Jy Top frame: Phas deg
Vector averaged cross-power spectrum Several baselines displayed
Timerange: 00/12:01:01 to 00/12:02:09

Plot file version 934 created 04-APR-2022 10:37:30

J0244+6228 EM132A.UVDATA.1

Freq = 22.1080 GHz, Bw = 16.000 MH

No calibration applied and no bandpass applied



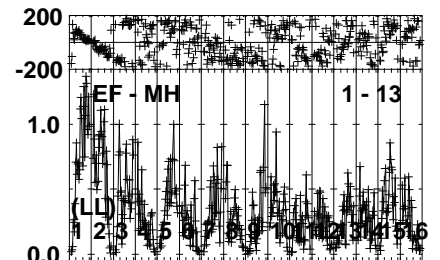
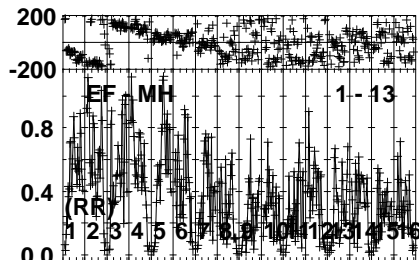
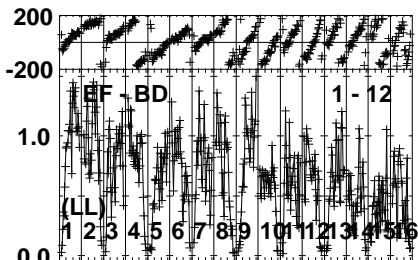
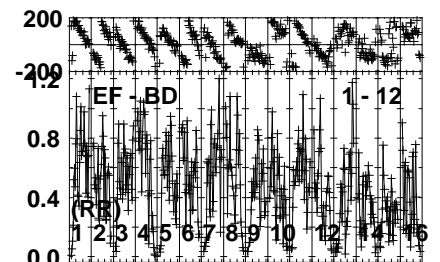
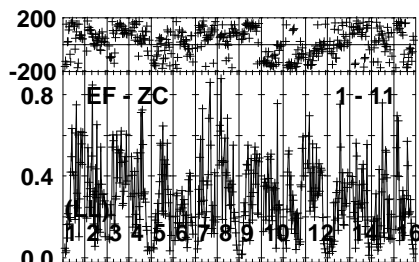
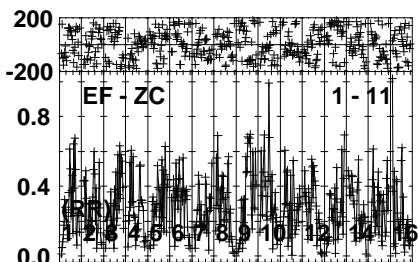
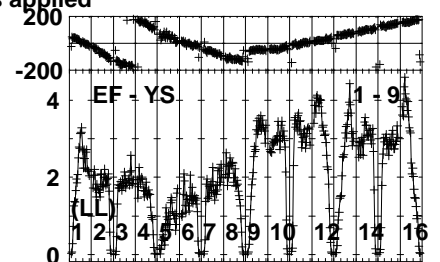
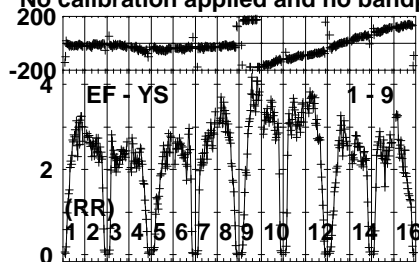
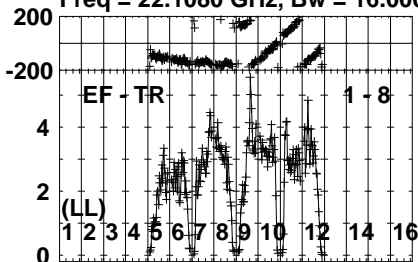
Lower frame: Milli Ampl Jy Top frame: Phas deg
Vector averaged cross-power spectrum Several baselines displayed
Timerange: 00/12:02:11 to 00/12:03:09

Plot file version 935 created 04-APR-2022 10:37:30

J0244+6228 EM132A.UVDATA.1

Freq = 22.1080 GHz, Bw = 16.000 MH

No calibration applied and no bandpass applied



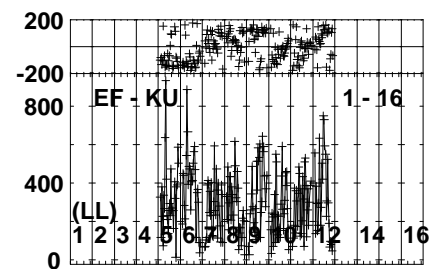
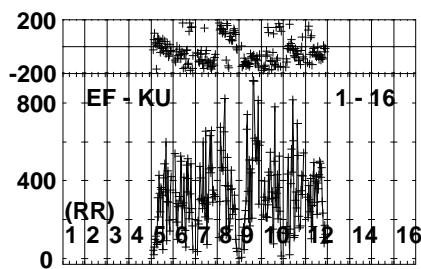
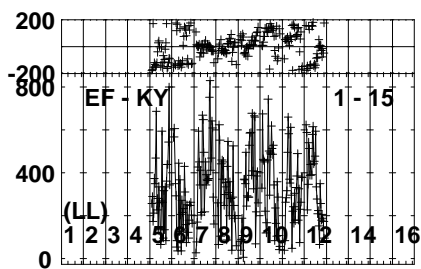
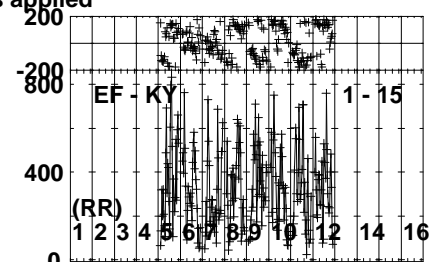
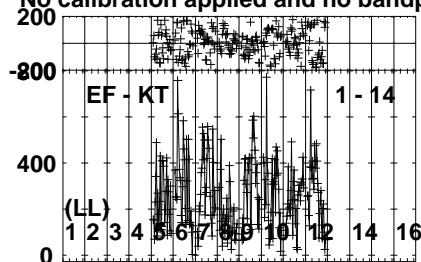
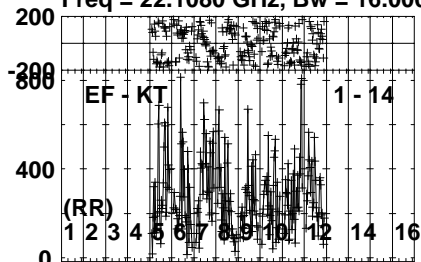
Lower frame: Milli Ampl Jy Top frame: Phas deg
Vector averaged cross-power spectrum Several baselines displayed
Timerange: 00/12:02:11 to 00/12:03:09

Plot file version 936 created 04-APR-2022 10:37:30

J0244+6228 EM132A.UVDATA.1

Freq = 22.1080 GHz, Bw = 16.000 MH

No calibration applied and no bandpass applied



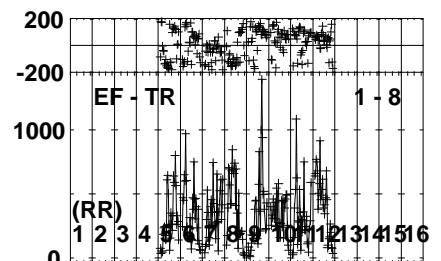
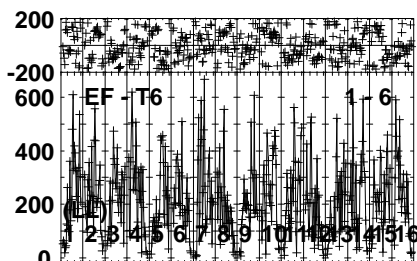
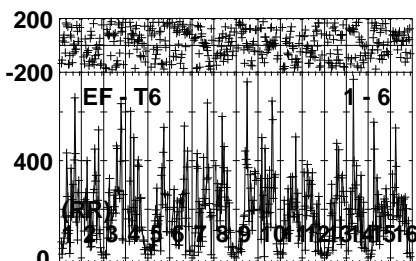
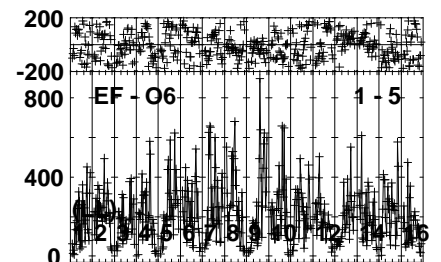
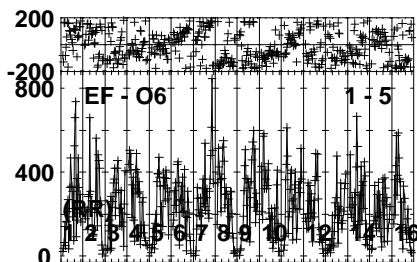
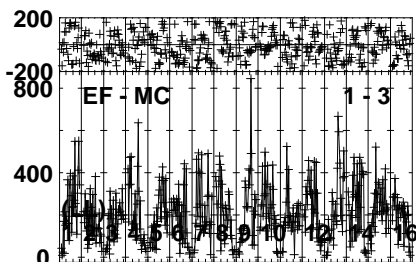
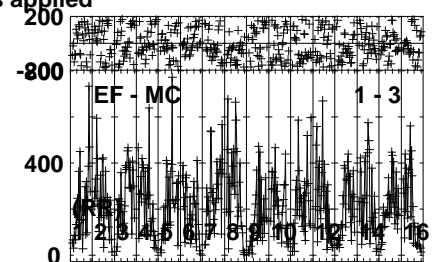
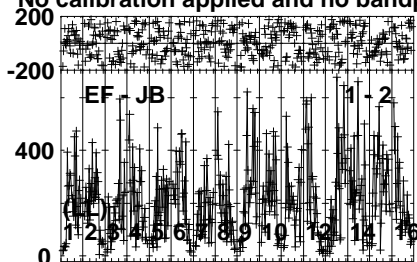
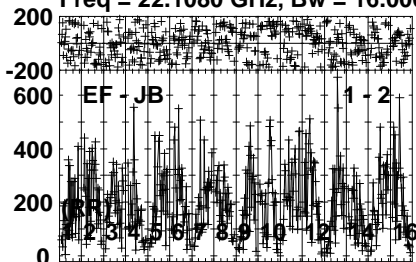
Lower frame: Micro Ampl Jy Top frame: Phas deg
Vector averaged cross-power spectrum Several baselines displayed
Timerange: 00/12:02:11 to 00/12:03:09

Plot file version 937 created 04-APR-2022 10:37:30

LSI61303 EM132A.UVDATA.1

Freq = 22.1080 GHz, Bw = 16.000 MH

No calibration applied and no bandpass applied



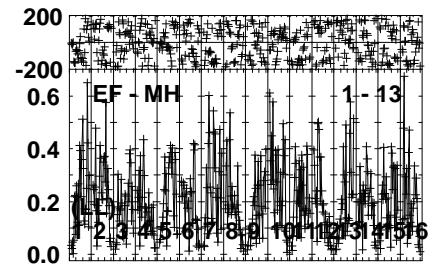
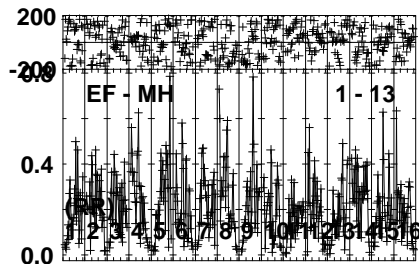
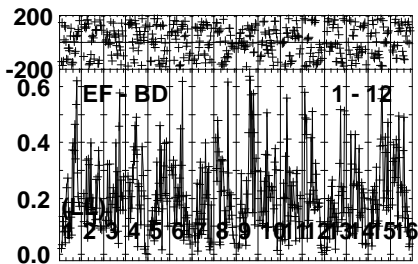
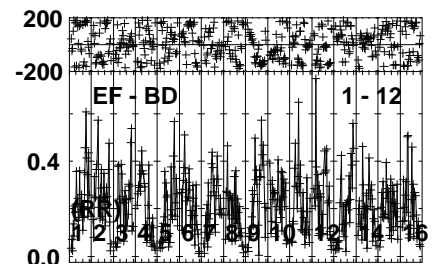
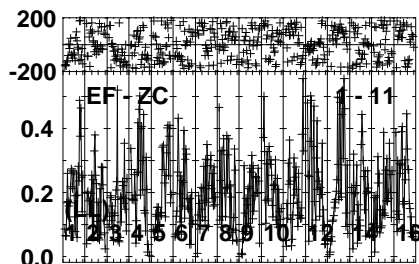
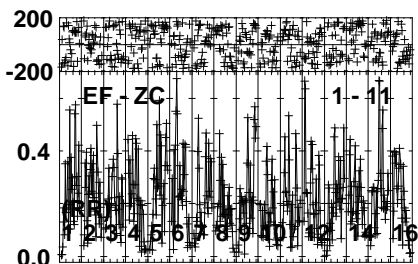
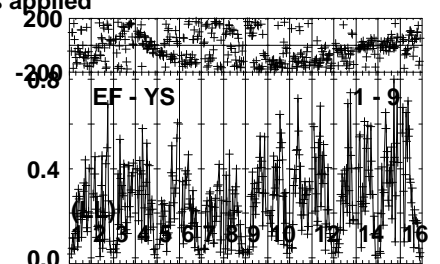
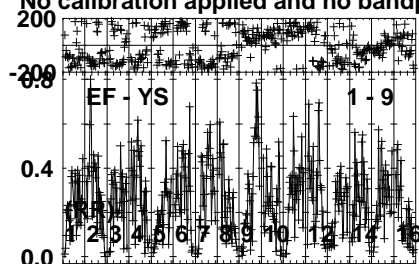
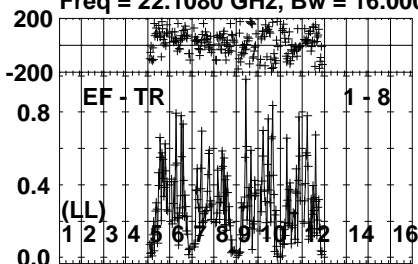
Lower frame: Micro Ampl Jy Top frame: Phas deg
Vector averaged cross-power spectrum Several baselines displayed
Timerange: 00/12:03:11 to 00/12:04:19

Plot file version 938 created 04-APR-2022 10:37:30

LSI61303 EM132A.UVDATA.1

Freq = 22.1080 GHz, Bw = 16.000 MH

No calibration applied and no bandpass applied



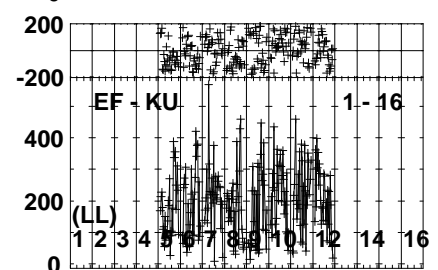
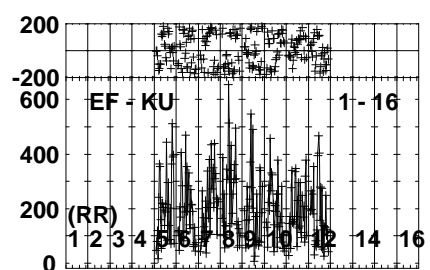
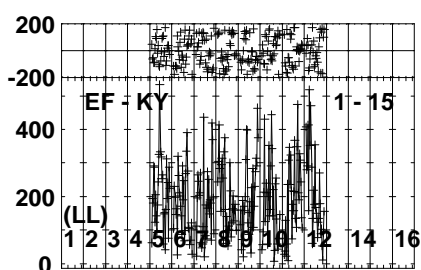
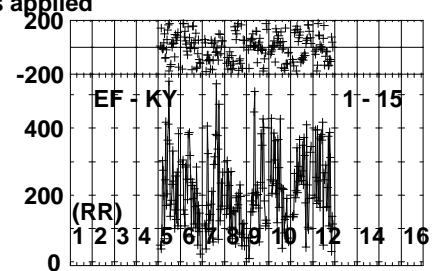
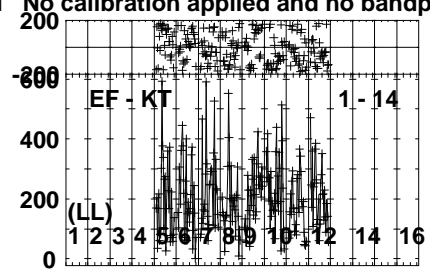
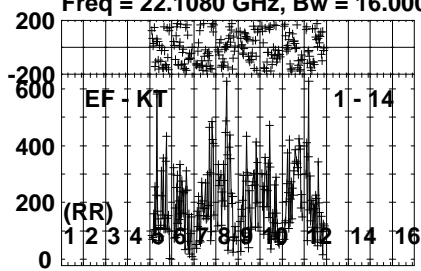
Lower frame: Milli Ampl Jy Top frame: Phas deg
Vector averaged cross-power spectrum Several baselines displayed
Timerange: 00/12:03:11 to 00/12:04:19

Plot file version 939 created 04-APR-2022 10:37:30

LSI61303 EM132A.UVDATA.1

Freq = 22.1080 GHz, Bw = 16.000 MH

No calibration applied and no bandpass applied



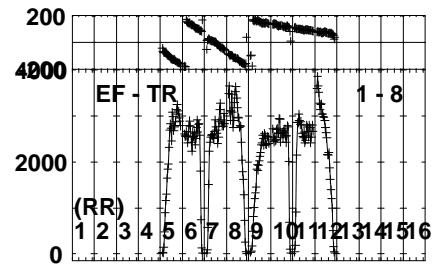
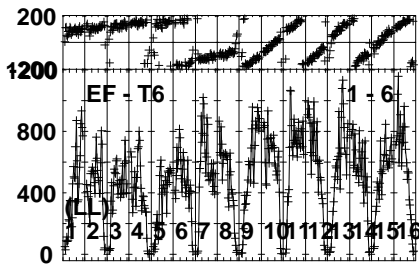
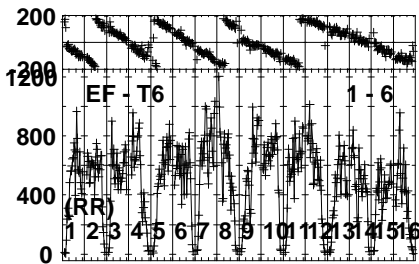
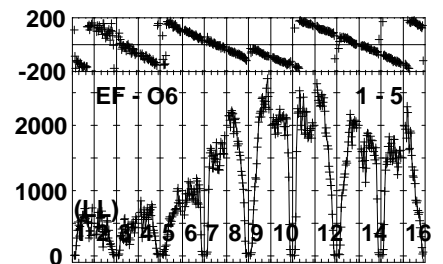
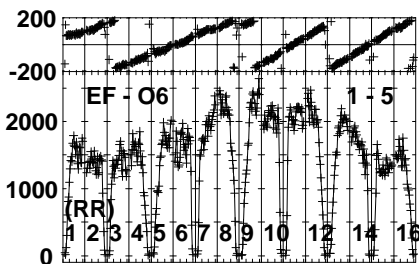
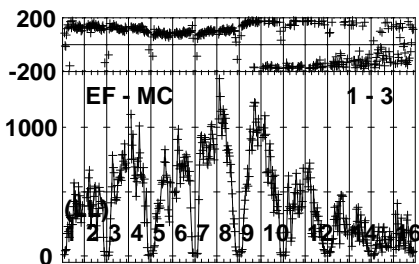
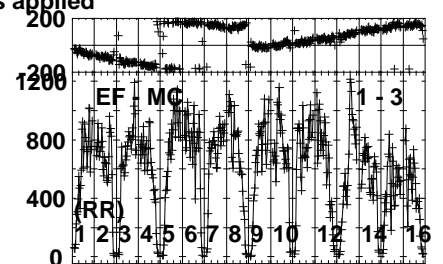
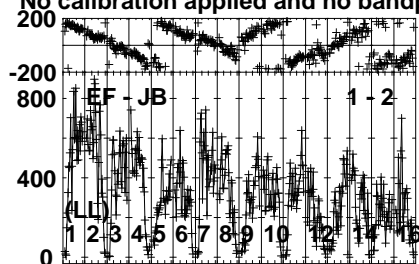
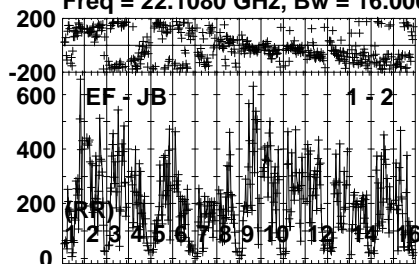
Lower frame: Micro Ampl Jy Top frame: Phas deg
Vector averaged cross-power spectrum Several baselines displayed
Timerange: 00/12:03:11 to 00/12:04:19

Plot file version 940 created 04-APR-2022 10:37:30

J0244+6228 EM132A.UVDATA.1

Freq = 22.1080 GHz, Bw = 16.000 MH

No calibration applied and no bandpass applied



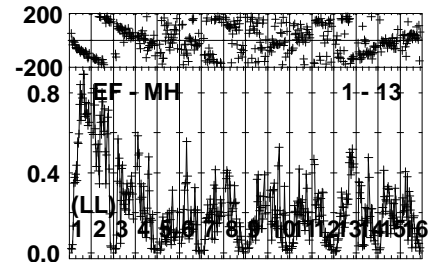
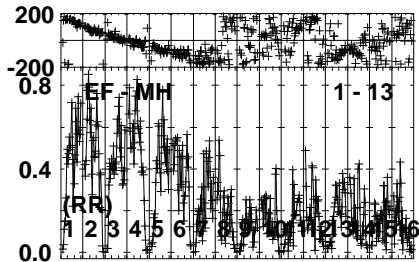
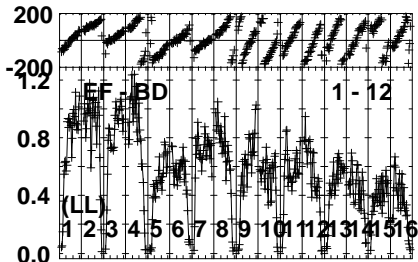
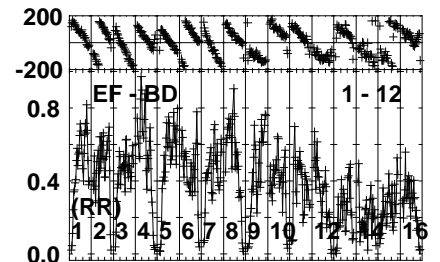
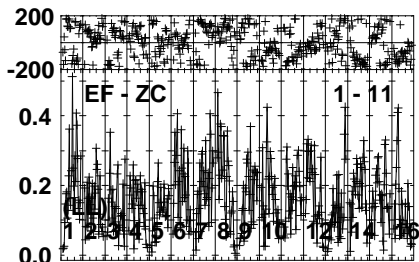
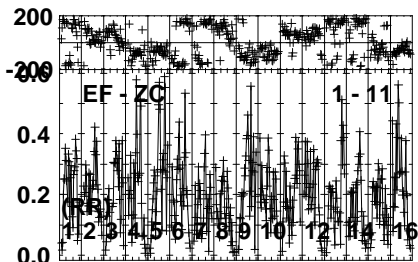
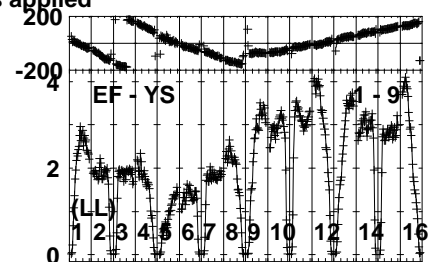
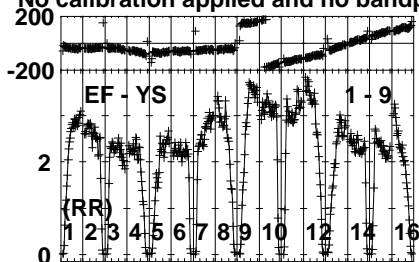
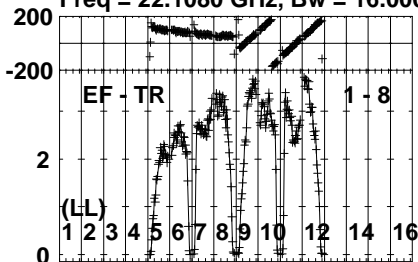
Lower frame: Micro Ampl Jy Top frame: Phas deg
Vector averaged cross-power spectrum Several baselines displayed
Timerange: 00/12:05:01 to 00/12:05:59

Plot file version 941 created 04-APR-2022 10:37:30

J0244+6228 EM132A.UVDATA.1

Freq = 22.1080 GHz, Bw = 16.000 MH

No calibration applied and no bandpass applied



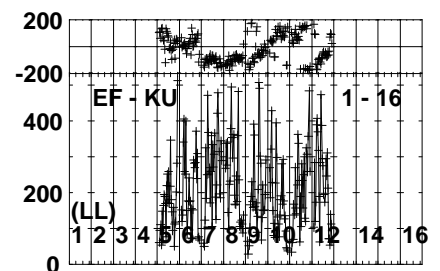
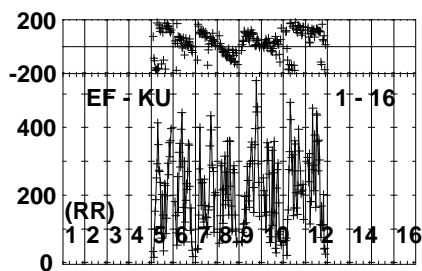
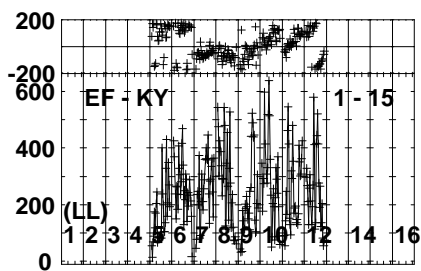
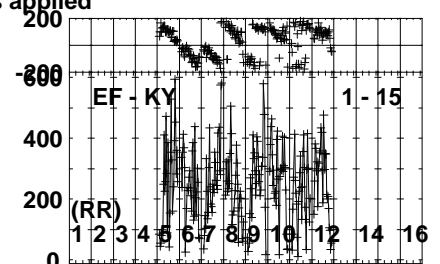
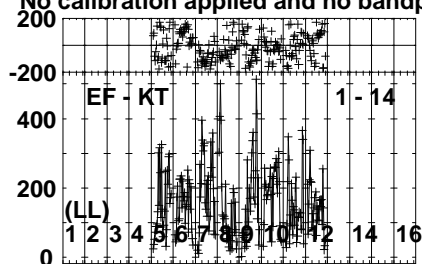
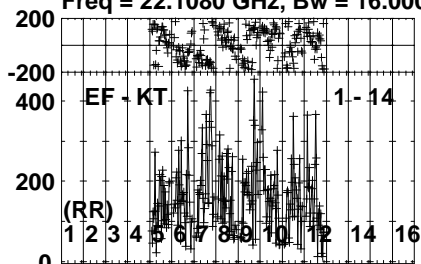
Lower frame: Milli Ampl Jy Top frame: Phas deg
Vector averaged cross-power spectrum Several baselines displayed
Timerange: 00:12:05:01 to 00:12:05:59

Plot file version 942 created 04-APR-2022 10:37:30

J0244+6228 EM132A.UVDATA.1

Freq = 22.1080 GHz, Bw = 16.000 MH

No calibration applied and no bandpass applied



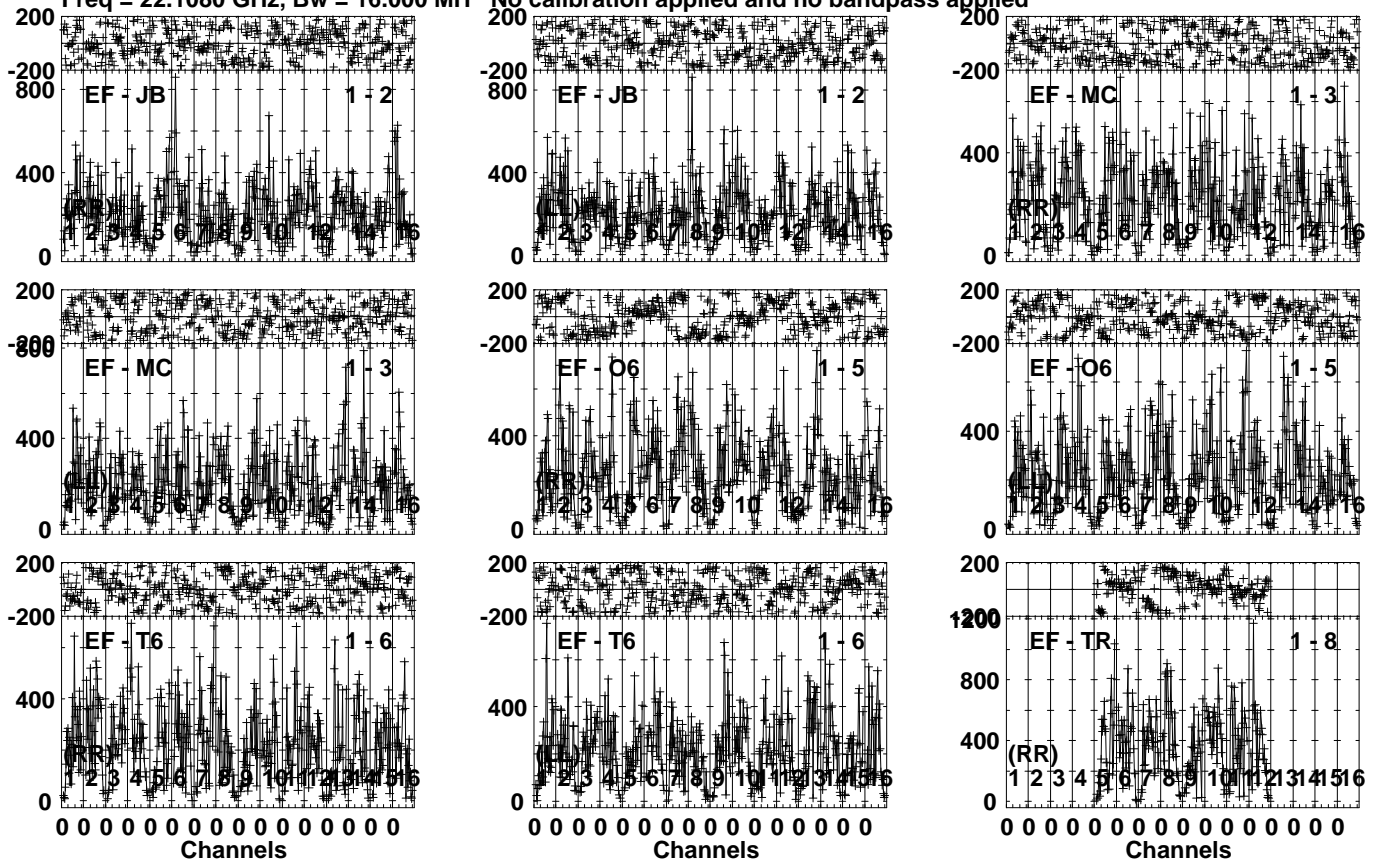
Lower frame: Micro Ampl Jy Top frame: Phas deg
Vector averaged cross-power spectrum Several baselines displayed
Timerange: 00/12:05:01 to 00/12:05:59

Plot file version 943 created 04-APR-2022 10:37:30

LSI61303 EM132A.UVDATA.1

Freq = 22.1080 GHz, Bw = 16.000 MH

No calibration applied and no bandpass applied



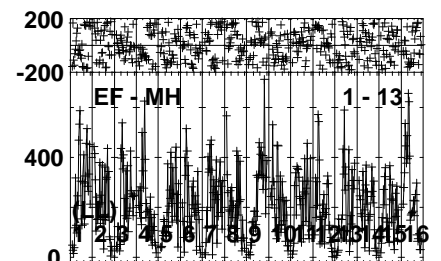
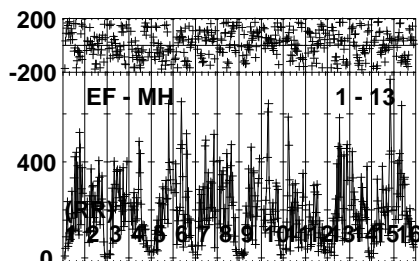
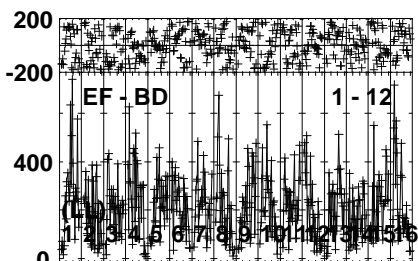
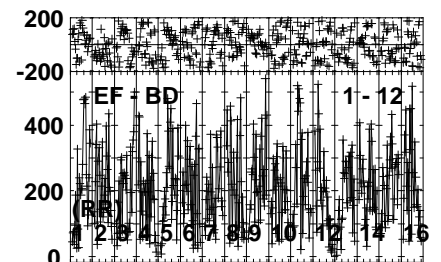
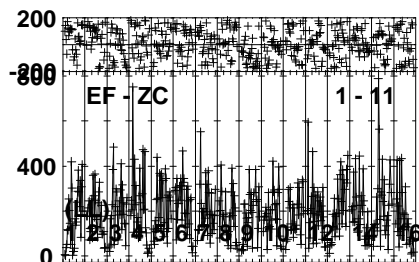
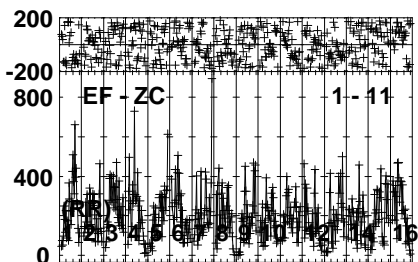
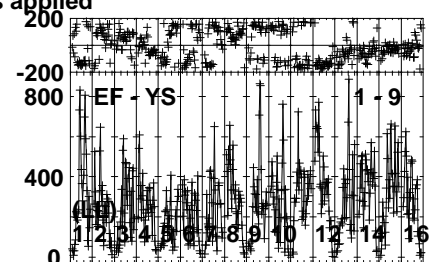
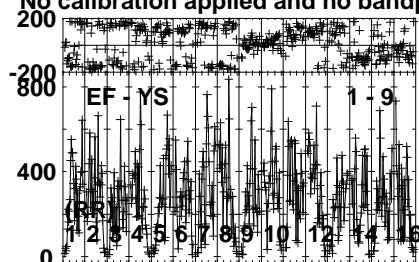
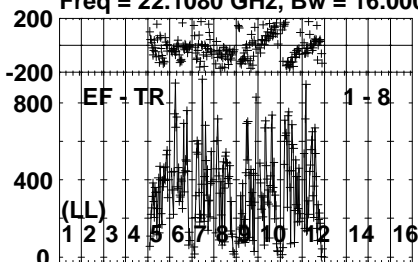
Lower frame: Micro Ampl Jy Top frame: Phas deg
Vector averaged cross-power spectrum Several baselines displayed
Timerange: 00/12:06:01 to 00/12:07:09

Plot file version 944 created 04-APR-2022 10:37:31

LSI61303 EM132A.UVDATA.1

Freq = 22.1080 GHz, Bw = 16.000 MH

No calibration applied and no bandpass applied



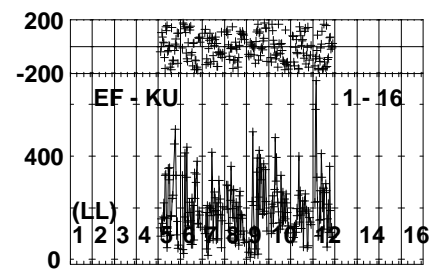
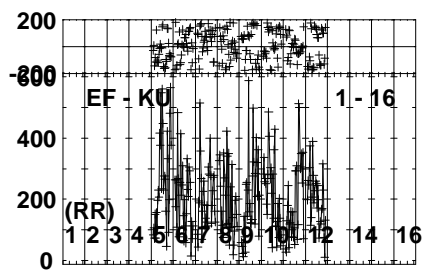
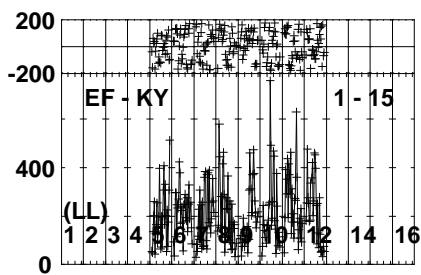
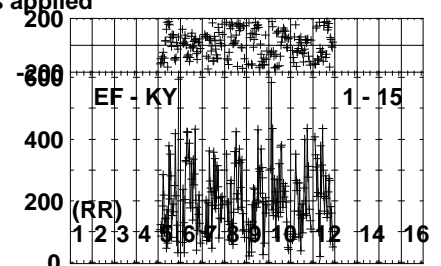
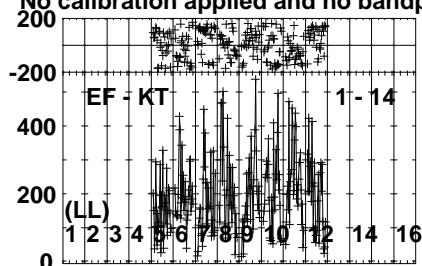
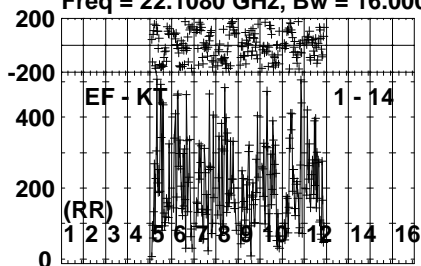
Lower frame: Micro Ampl Jy Top frame: Phas deg
Vector averaged cross-power spectrum Several baselines displayed
Timerange: 00/12:06:01 to 00/12:07:09

Plot file version 945 created 04-APR-2022 10:37:31

LSI61303 EM132A.UVDATA.1

Freq = 22.1080 GHz, Bw = 16.000 MH

No calibration applied and no bandpass applied



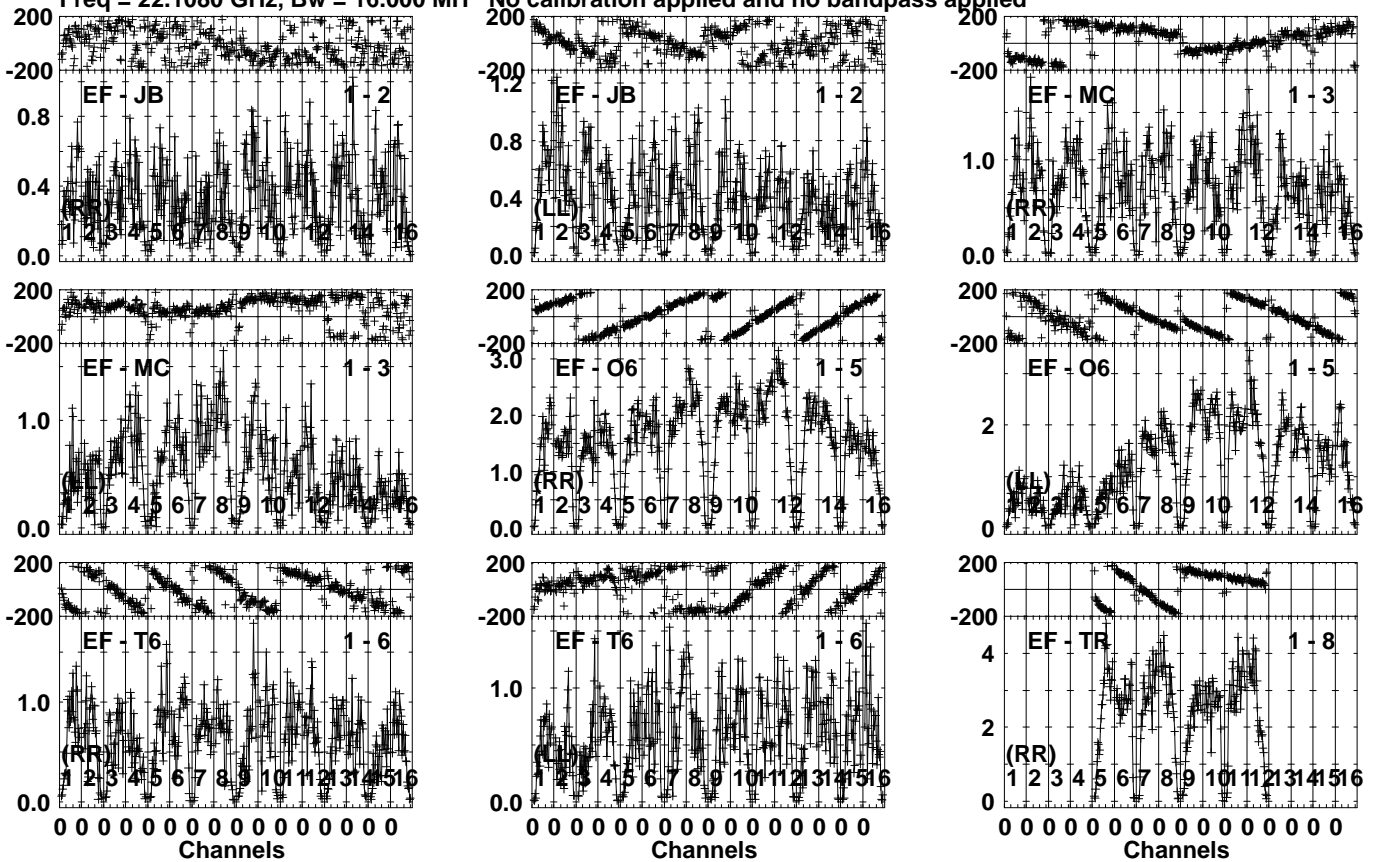
Lower frame: Micro Ampl Jy Top frame: Phas deg
Vector averaged cross-power spectrum Several baselines displayed
Timerange: 00/12:06:01 to 00/12:07:09

Plot file version 946 created 04-APR-2022 10:37:31

J0244+6228 EM132A.UVDATA.1

Freq = 22.1080 GHz, Bw = 16.000 MH

No calibration applied and no bandpass applied



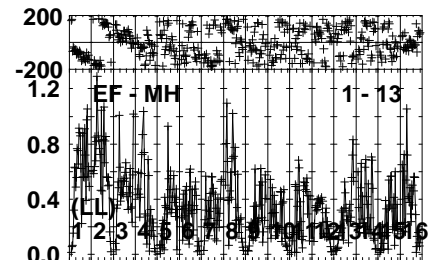
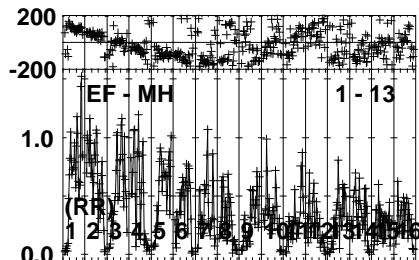
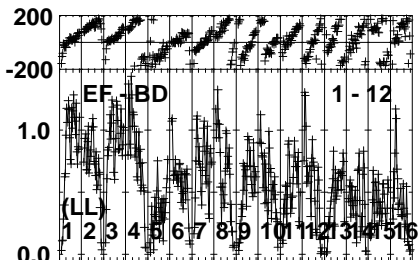
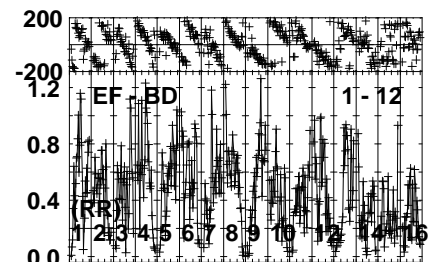
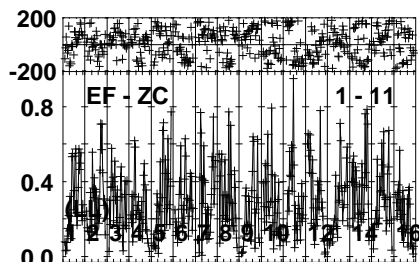
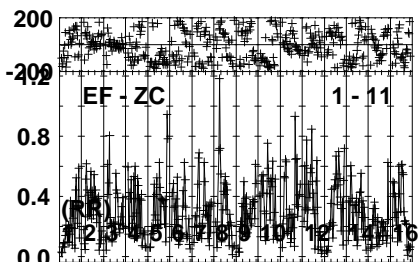
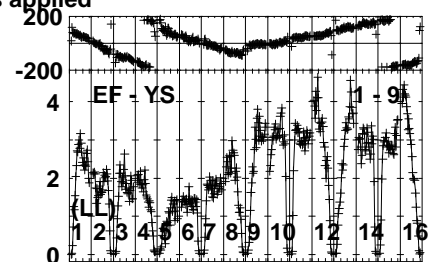
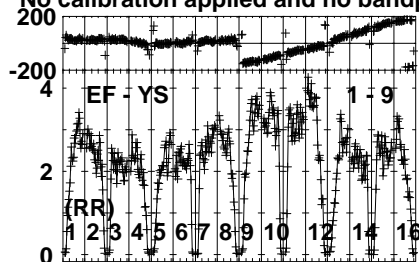
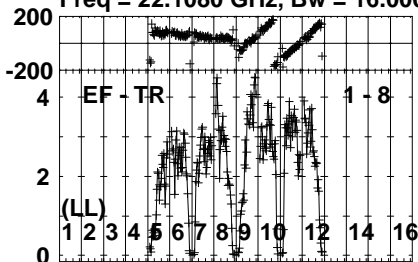
Lower frame: Milli Ampl Jy Top frame: Phas deg
Vector averaged cross-power spectrum Several baselines displayed
Timerange: 00:12:07:11 to 00:12:08:09

Plot file version 947 created 04-APR-2022 10:37:31

J0244+6228 EM132A.UVDATA.1

Freq = 22.1080 GHz, Bw = 16.000 MH

No calibration applied and no bandpass applied



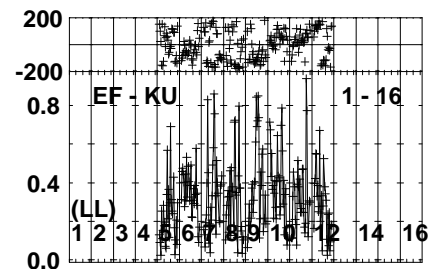
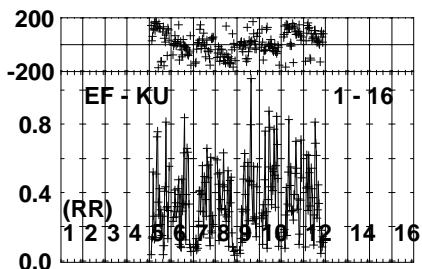
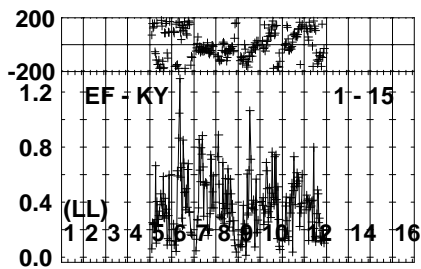
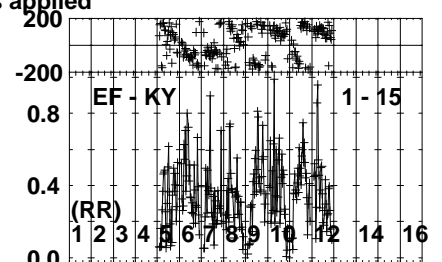
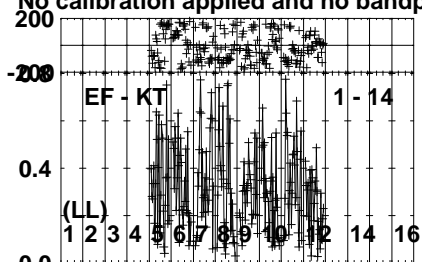
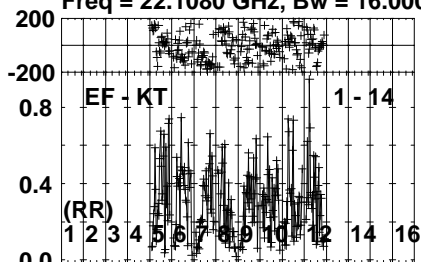
Lower frame: Milli Ampl Jy Top frame: Phas deg
Vector averaged cross-power spectrum Several baselines displayed
Timerange: 00/12:07:11 to 00/12:08:09

Plot file version 948 created 04-APR-2022 10:37:31

J0244+6228 EM132A.UVDATA.1

Freq = 22.1080 GHz, Bw = 16.000 MH

No calibration applied and no bandpass applied



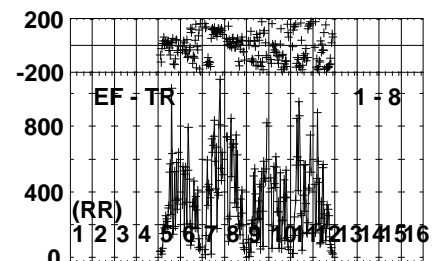
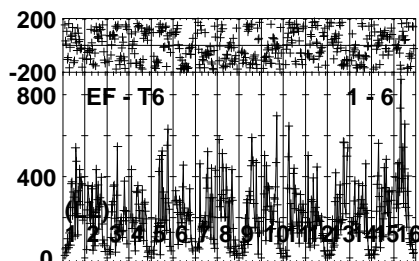
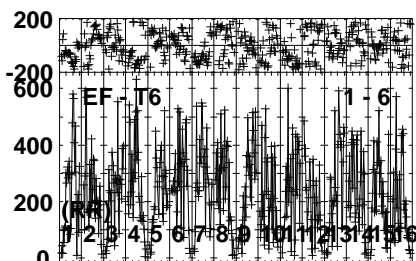
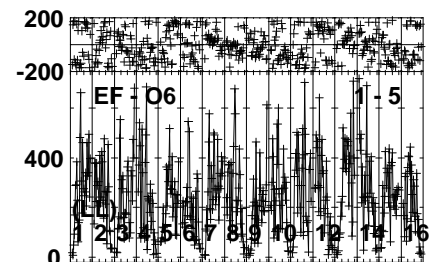
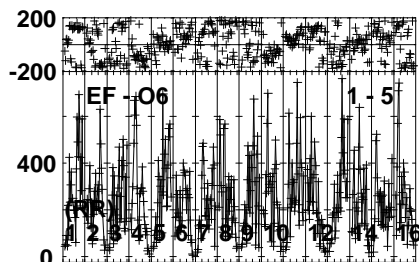
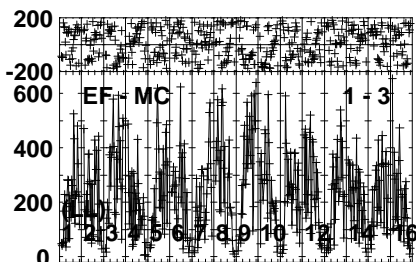
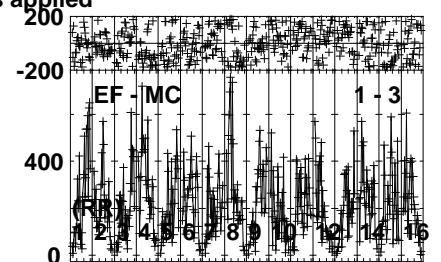
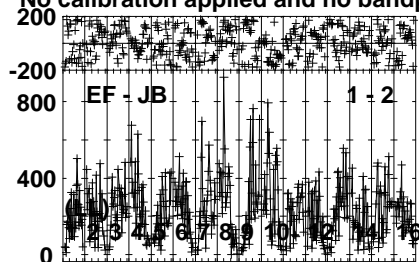
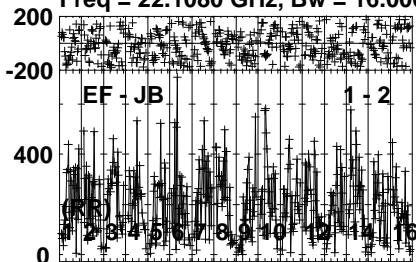
Lower frame: Milli Ampl Jy Top frame: Phas deg
Vector averaged cross-power spectrum Several baselines displayed
Timerange: 00/12:07:11 to 00/12:08:09

Plot file version 949 created 04-APR-2022 10:37:31

LSI61303 EM132A.UVDATA.1

Freq = 22.1080 GHz, Bw = 16.000 MH

No calibration applied and no bandpass applied



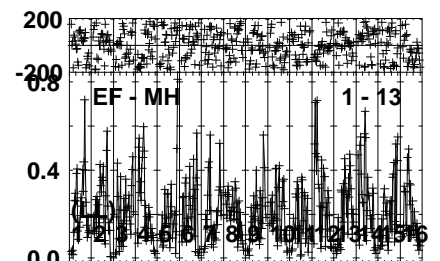
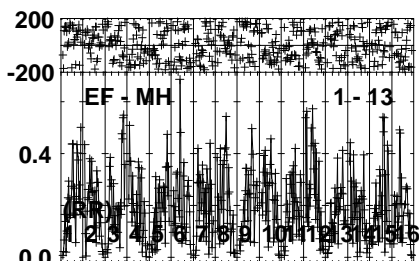
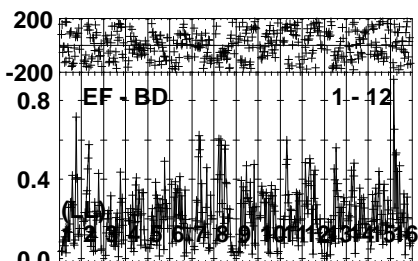
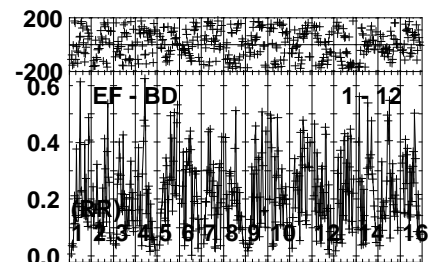
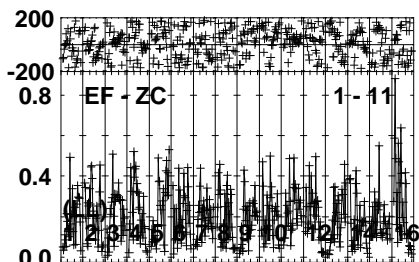
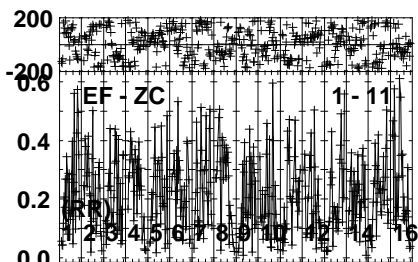
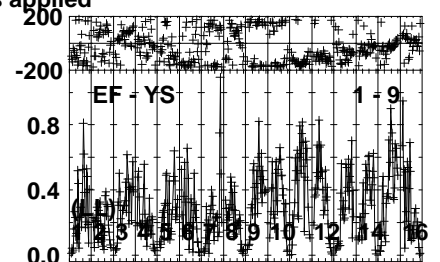
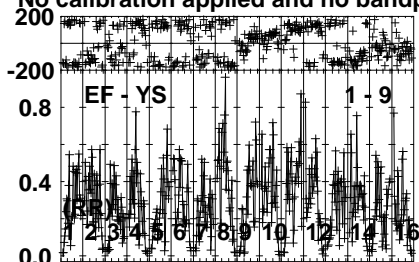
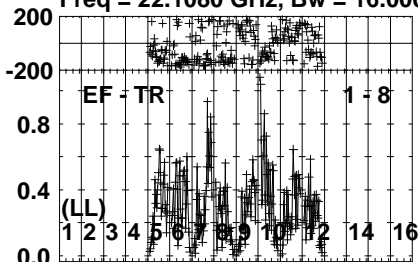
Lower frame: Micro Ampl Jy Top frame: Phas deg
Vector averaged cross-power spectrum Several baselines displayed
Timerange: 00/12:08:11 to 00/12:09:19

Plot file version 950 created 04-APR-2022 10:37:31

LSI61303 EM132A.UVDATA.1

Freq = 22.1080 GHz, Bw = 16.000 MH

No calibration applied and no bandpass applied



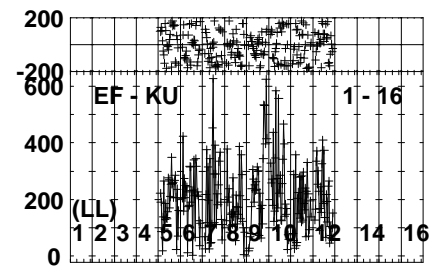
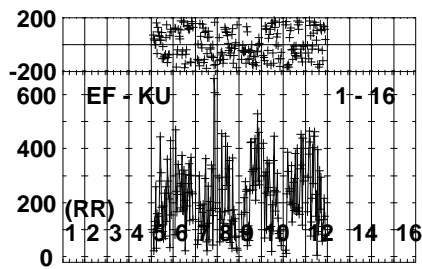
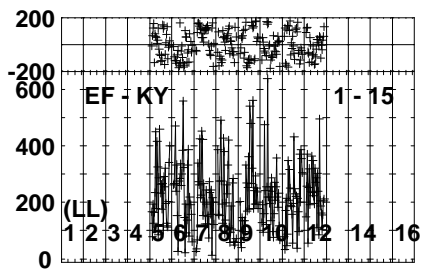
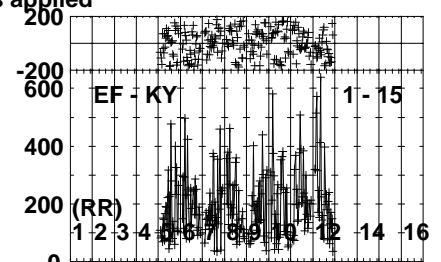
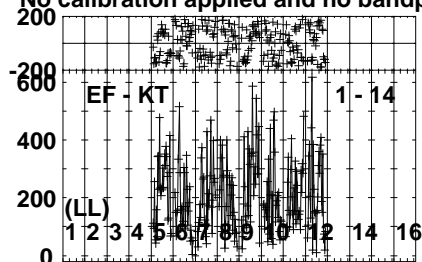
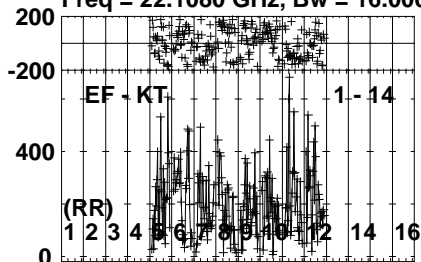
Lower frame: Milli Ampl Jy Top frame: Phas deg
Vector averaged cross-power spectrum Several baselines displayed
Timerange: 00/12:08:11 to 00/12:09:19

Plot file version 951 created 04-APR-2022 10:37:31

LSI61303 EM132A.UVDATA.1

Freq = 22.1080 GHz, Bw = 16.000 MH

No calibration applied and no bandpass applied



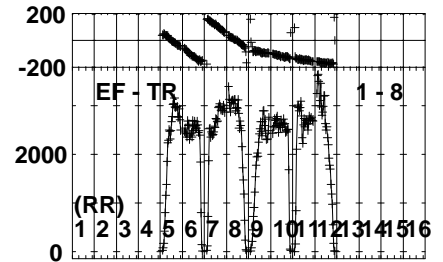
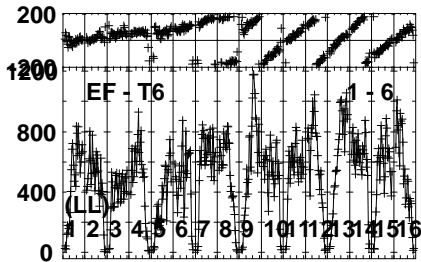
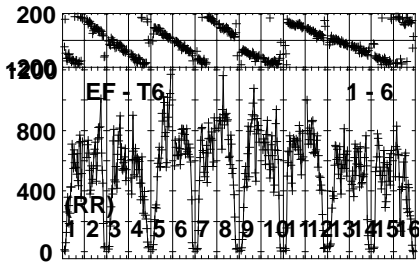
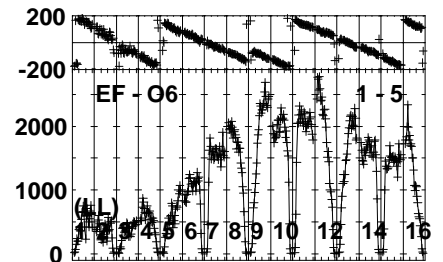
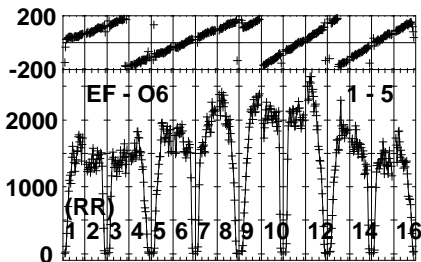
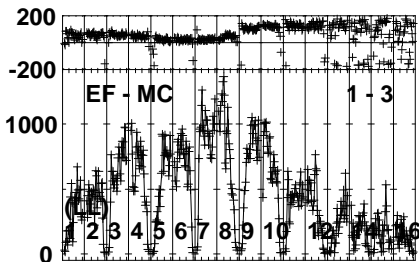
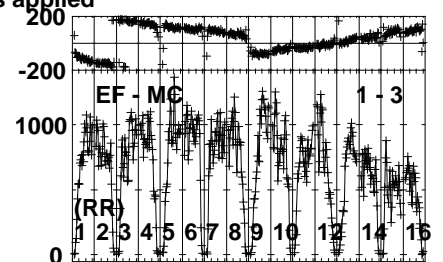
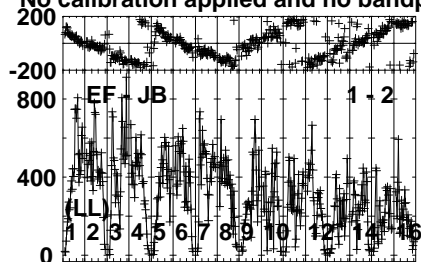
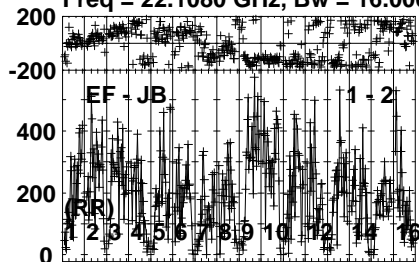
Lower frame: Micro Ampl Jy Top frame: Phas deg
Vector averaged cross-power spectrum Several baselines displayed
Timerange: 00/12:08:11 to 00/12:09:19

Plot file version 952 created 04-APR-2022 10:37:31

J0244+6228 EM132A.UVDATA.1

Freq = 22.1080 GHz, Bw = 16.000 MH

No calibration applied and no bandpass applied



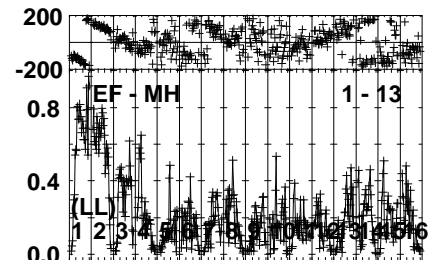
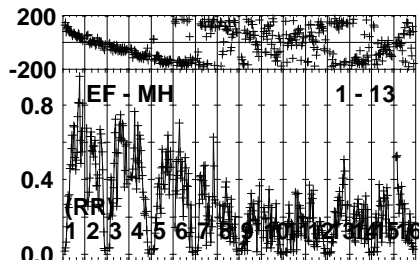
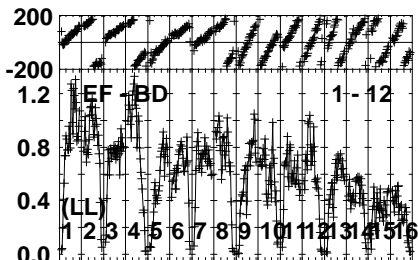
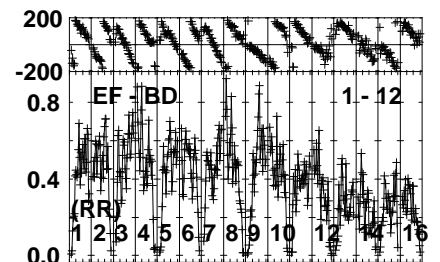
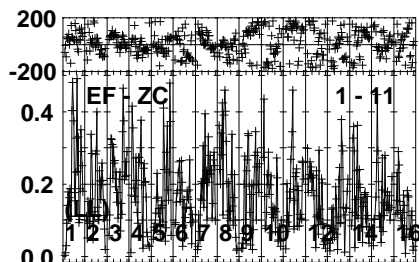
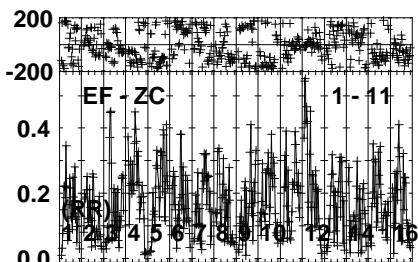
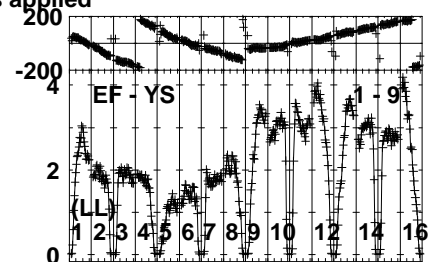
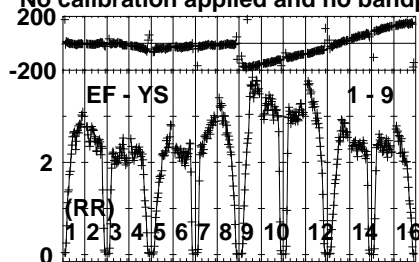
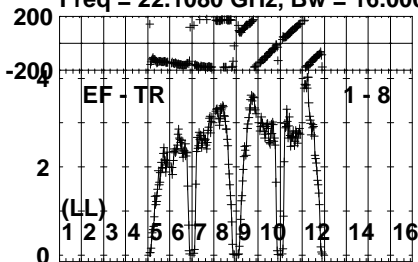
Lower frame: Micro Ampl Jy Top frame: Phas deg
Vector averaged cross-power spectrum Several baselines displayed
Timerange: 00/12:10:01 to 00/12:10:59

Plot file version 953 created 04-APR-2022 10:37:31

J0244+6228 EM132A.UVDATA.1

Freq = 22.1080 GHz, Bw = 16.000 MH

No calibration applied and no bandpass applied



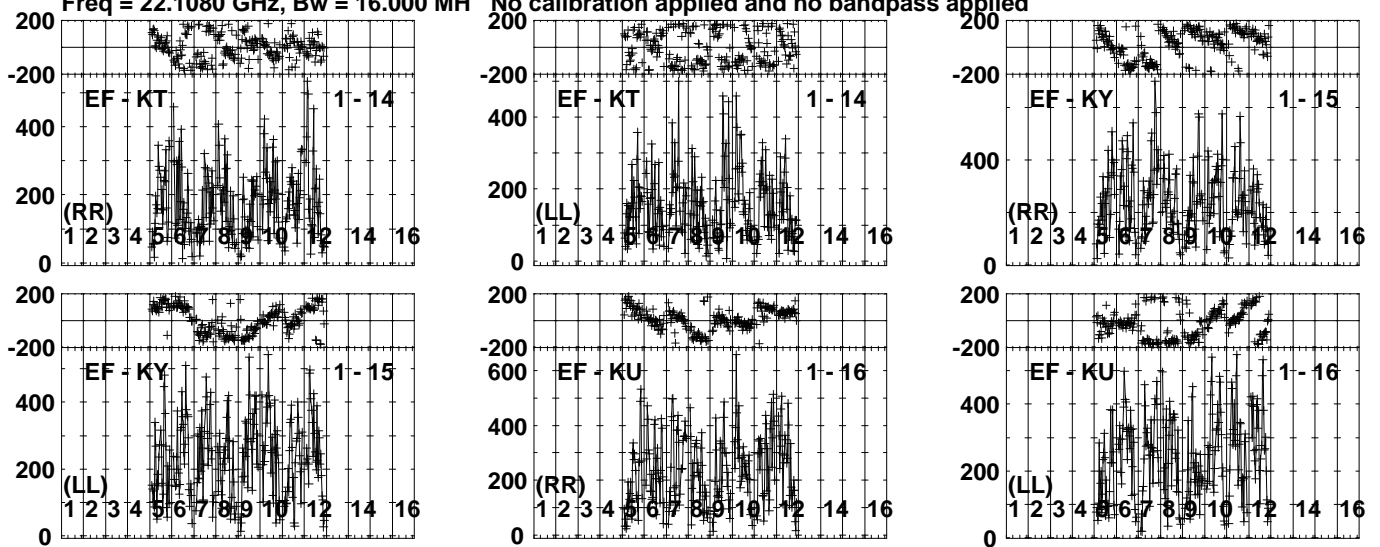
Lower frame: Milli Ampl Jy Top frame: Phas deg
Vector averaged cross-power spectrum Several baselines displayed
Timerange: 00/12:10:01 to 00/12:10:59

Plot file version 954 created 04-APR-2022 10:37:31

J0244+6228 EM132A.UVDATA.1

Freq = 22.1080 GHz, Bw = 16.000 MH

No calibration applied and no bandpass applied



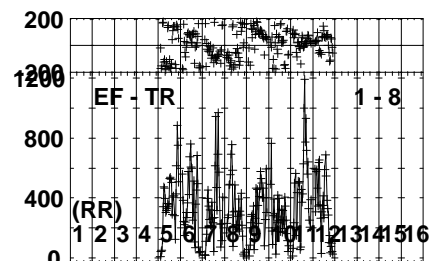
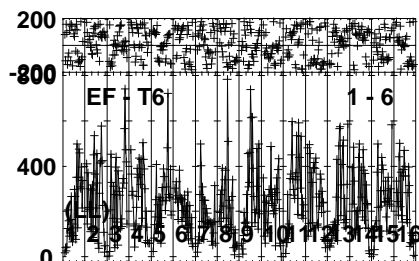
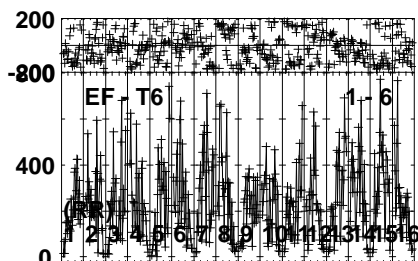
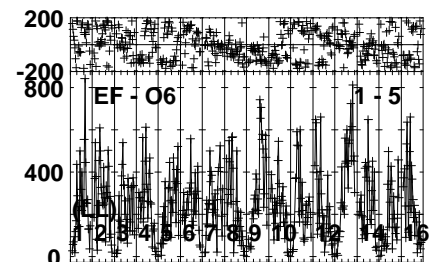
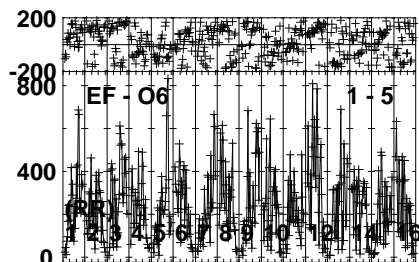
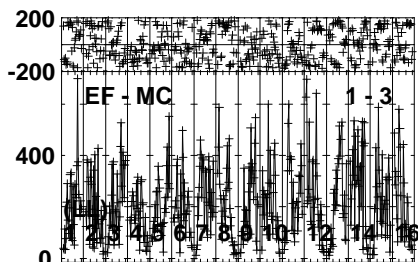
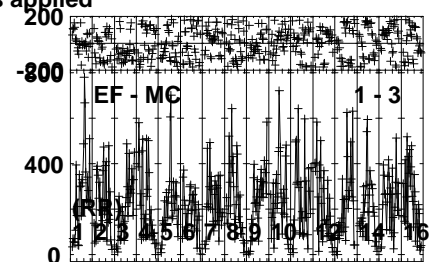
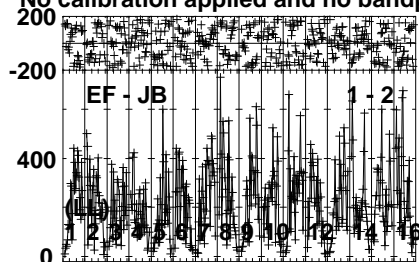
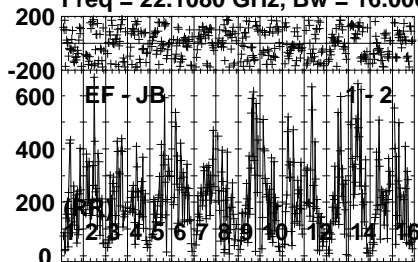
Lower frame: Micro Ampl Jy Top frame: Phas deg
Vector averaged cross-power spectrum Several baselines displayed
Timerange: 00/12:10:01 to 00/12:10:59

Plot file version 955 created 04-APR-2022 10:37:31

LSI61303 EM132A.UVDATA.1

Freq = 22.1080 GHz, Bw = 16.000 MH

No calibration applied and no bandpass applied



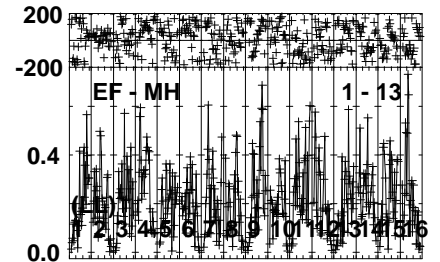
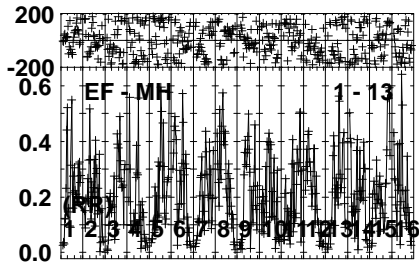
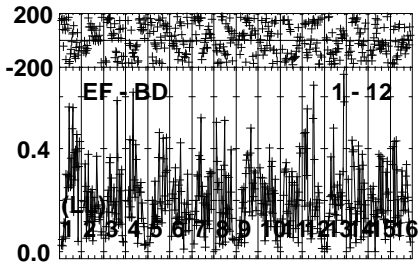
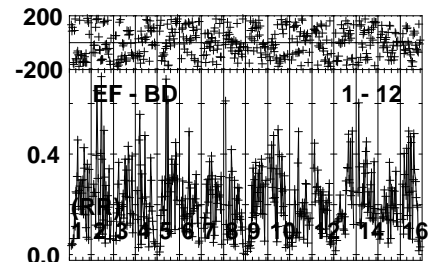
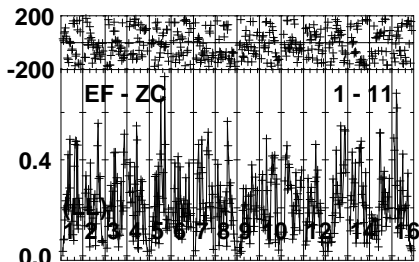
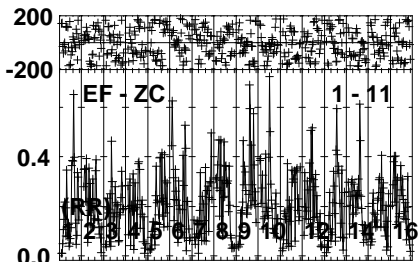
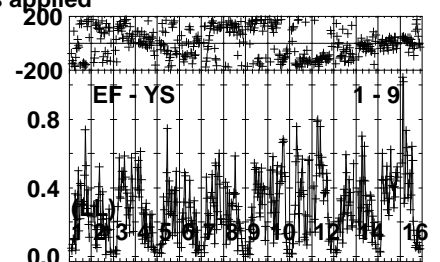
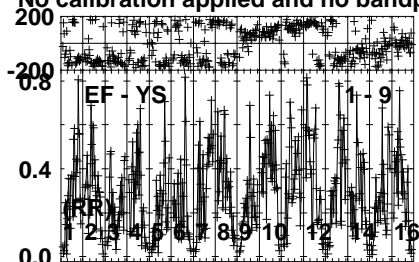
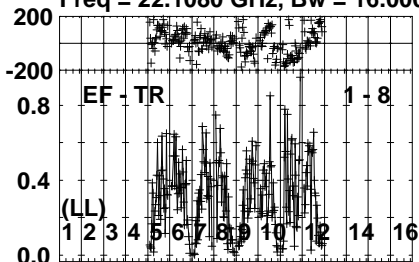
Lower frame: Micro Ampl Jy Top frame: Phas deg
Vector averaged cross-power spectrum Several baselines displayed
Timerange: 00/12:11:01 to 00/12:12:09

Plot file version 956 created 04-APR-2022 10:37:32

LSI61303 EM132A.UVDATA.1

Freq = 22.1080 GHz, Bw = 16.000 MH

No calibration applied and no bandpass applied



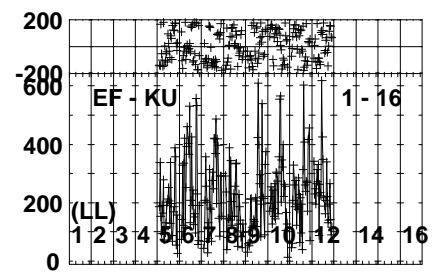
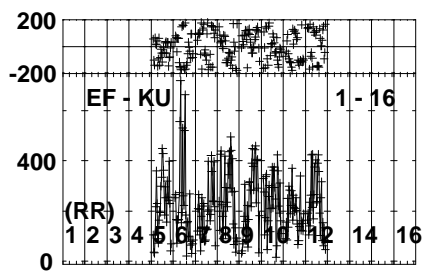
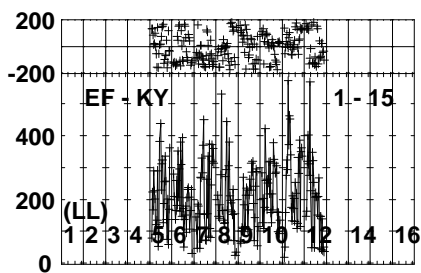
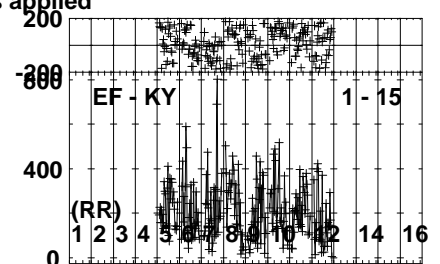
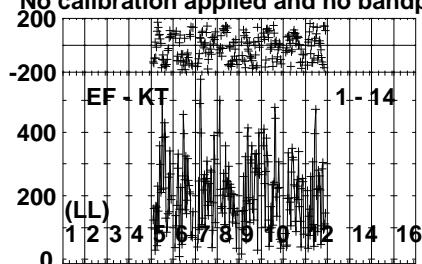
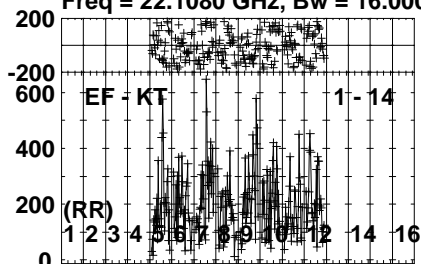
Lower frame: Milli Ampl Jy Top frame: Phas deg
Vector averaged cross-power spectrum Several baselines displayed
Timerange: 00/12:11:01 to 00/12:12:09

Plot file version 957 created 04-APR-2022 10:37:32

LSI61303 EM132A.UVDATA.1

Freq = 22.1080 GHz, Bw = 16.000 MH

No calibration applied and no bandpass applied



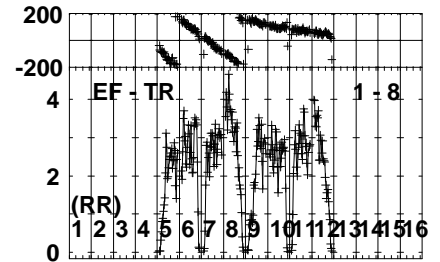
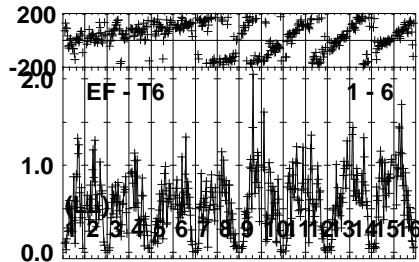
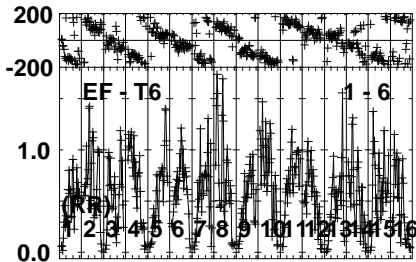
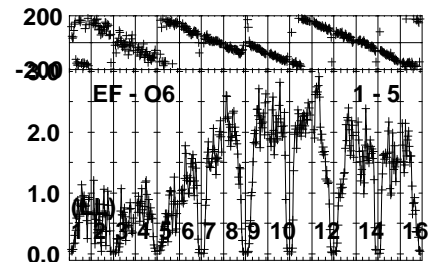
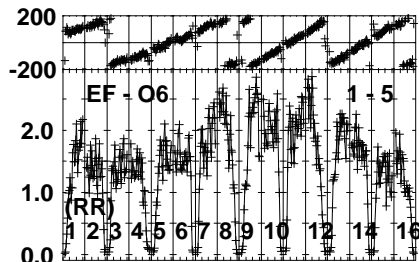
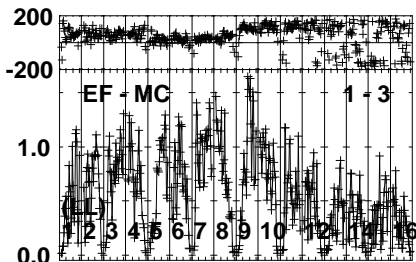
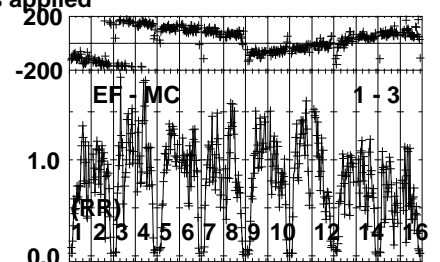
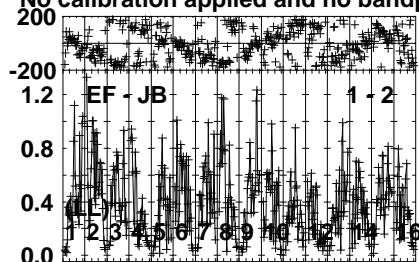
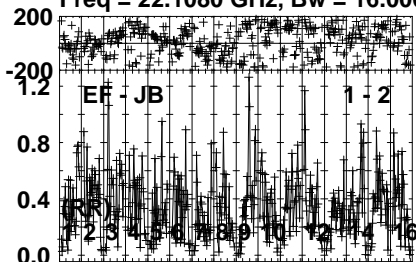
Lower frame: Micro Ampl Jy Top frame: Phas deg
Vector averaged cross-power spectrum Several baselines displayed
Timerange: 00/12:11:01 to 00/12:12:09

Plot file version 958 created 04-APR-2022 10:37:32

J0244+6228 EM132A.UVDATA.1

Freq = 22.1080 GHz, Bw = 16.000 MH

No calibration applied and no bandpass applied



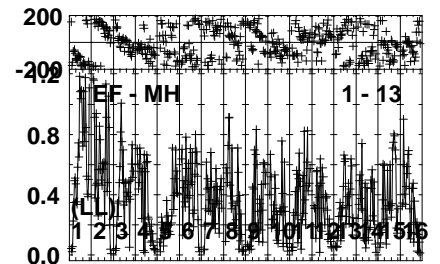
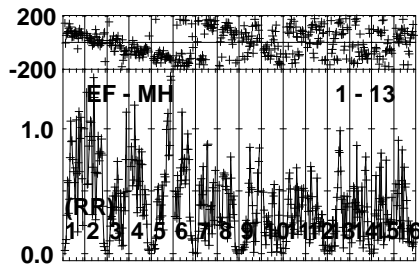
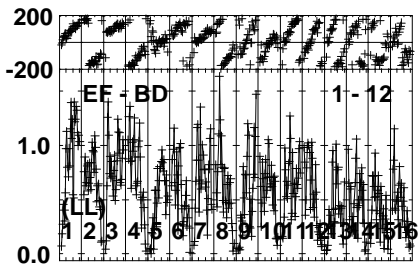
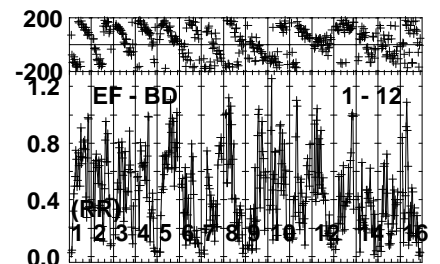
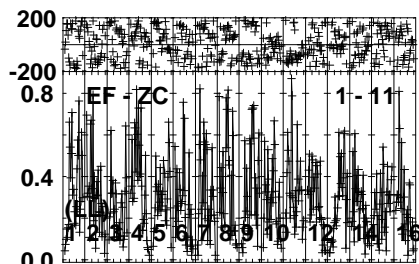
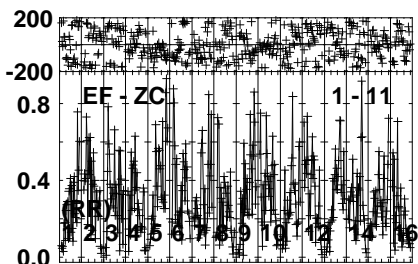
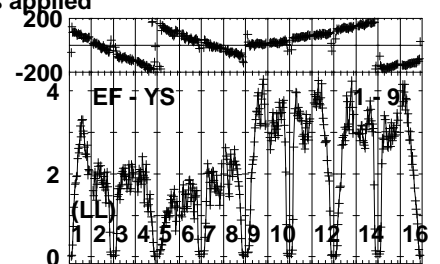
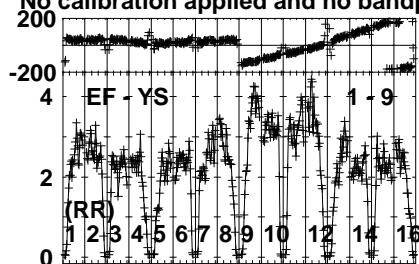
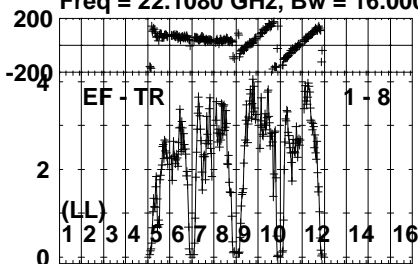
Lower frame: Milli Ampl Jy Top frame: Phas deg
Vector averaged cross-power spectrum Several baselines displayed
Timerange: 00/12:12:11 to 00/12:13:09

Plot file version 959 created 04-APR-2022 10:37:32

J0244+6228 EM132A.UVDATA.1

Freq = 22.1080 GHz, Bw = 16.000 MH

No calibration applied and no bandpass applied



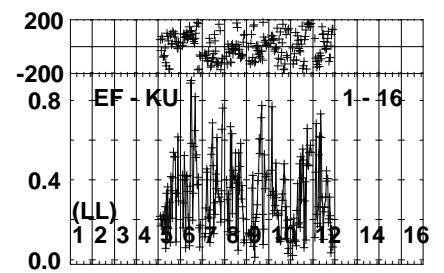
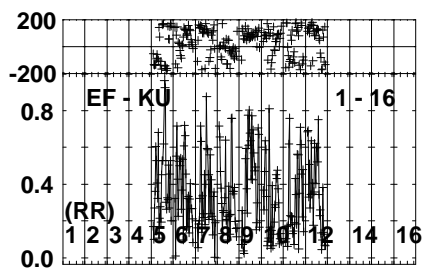
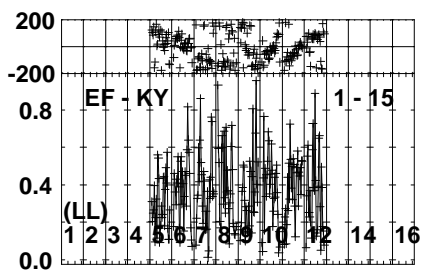
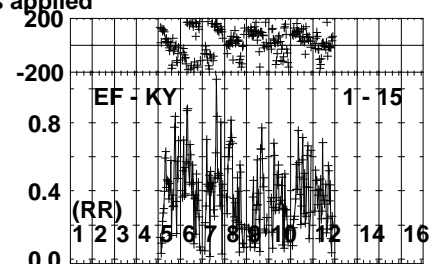
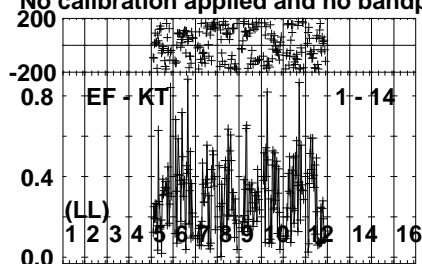
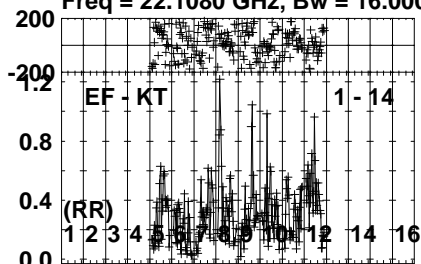
Lower frame: Milli Ampl Jy Top frame: Phas deg
Vector averaged cross-power spectrum Several baselines displayed
Timerange: 00:12:12:11 to 00:12:13:09

Plot file version 960 created 04-APR-2022 10:37:32

J0244+6228 EM132A.UVDATA.1

Freq = 22.1080 GHz, Bw = 16.000 MH

No calibration applied and no bandpass applied



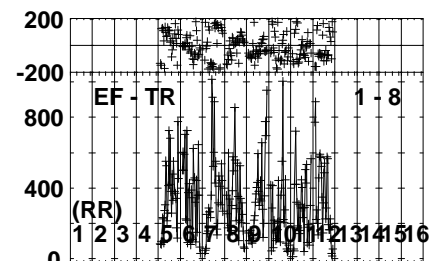
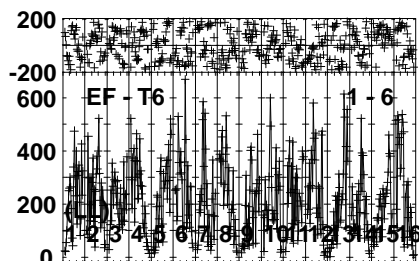
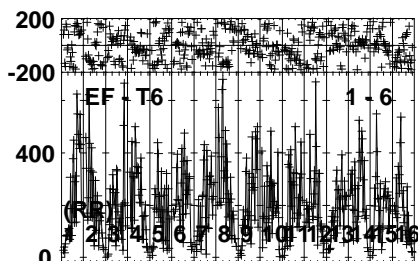
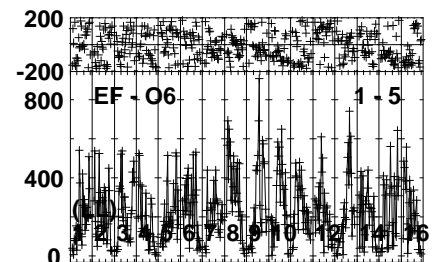
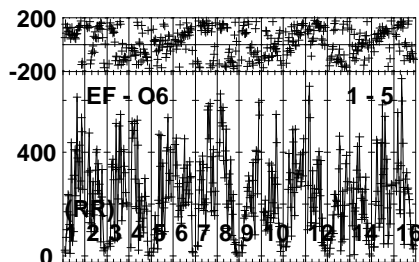
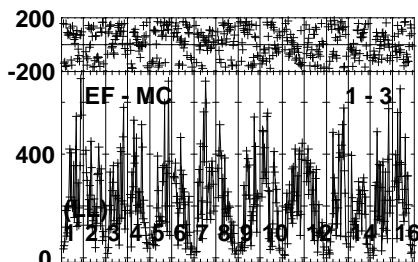
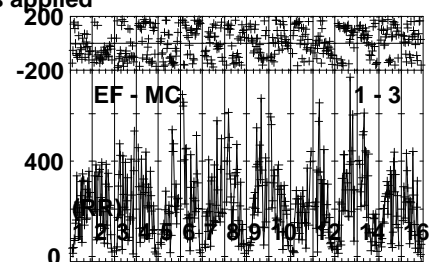
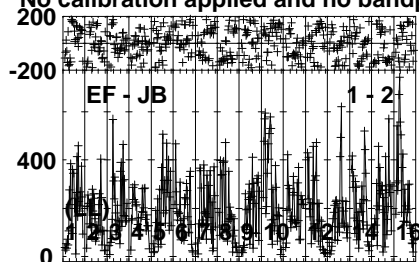
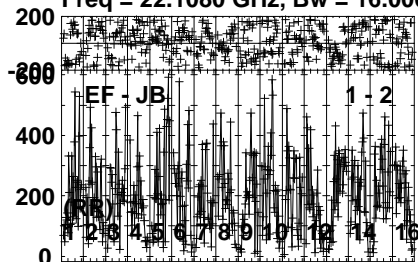
Lower frame: Milli Ampl Jy Top frame: Phas deg
Vector averaged cross-power spectrum Several baselines displayed
Timerange: 00/12:12:11 to 00/12:13:09

Plot file version 961 created 04-APR-2022 10:37:32

LSI61303 EM132A.UVDATA.1

Freq = 22.1080 GHz, Bw = 16.000 MH

No calibration applied and no bandpass applied



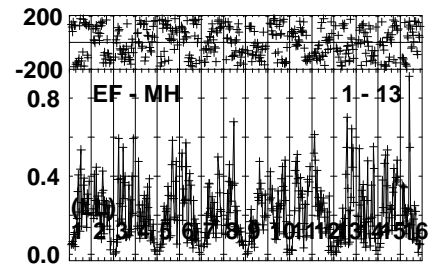
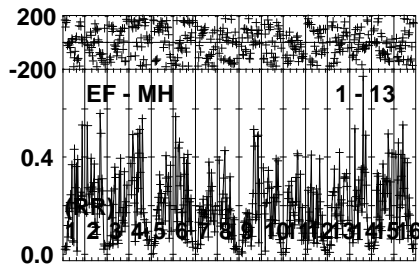
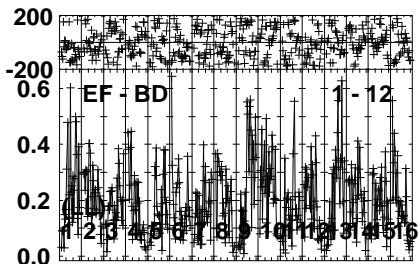
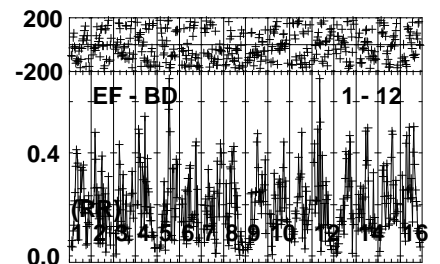
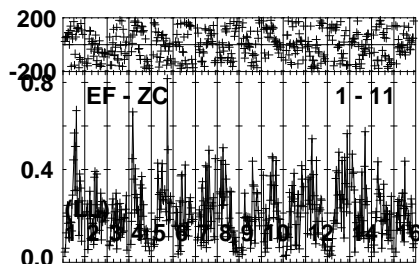
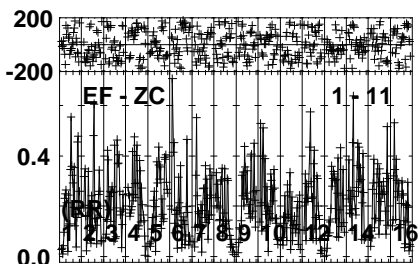
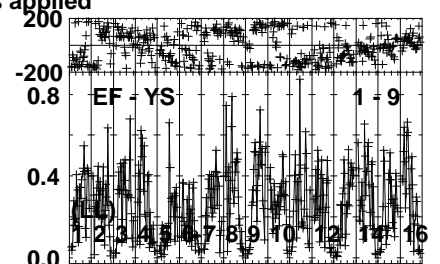
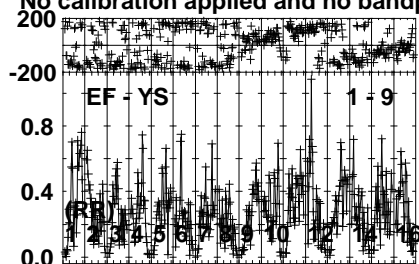
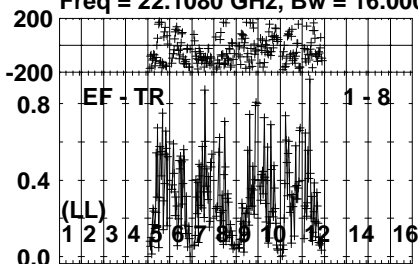
Lower frame: Micro Ampl Jy Top frame: Phas deg
Vector averaged cross-power spectrum Several baselines displayed
Timerange: 00/12:13:11 to 00/12:14:19

Plot file version 962 created 04-APR-2022 10:37:32

LSI61303 EM132A.UVDATA.1

Freq = 22.1080 GHz, Bw = 16.000 MH

No calibration applied and no bandpass applied



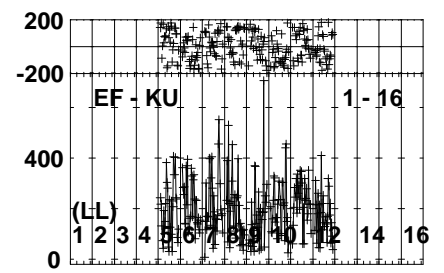
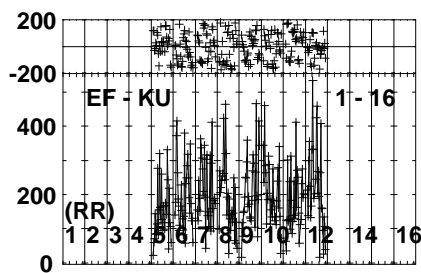
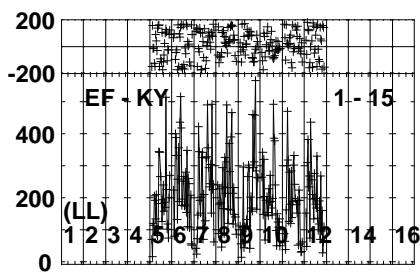
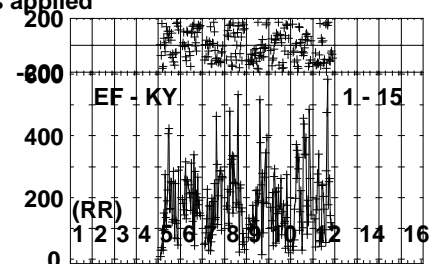
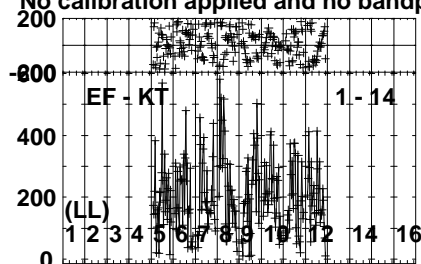
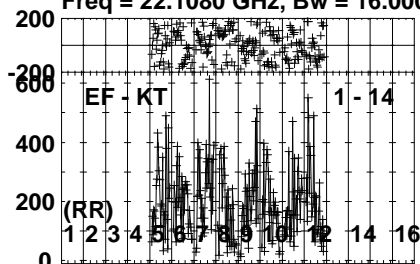
Lower frame: Milli Ampl Jy Top frame: Phas deg
Vector averaged cross-power spectrum Several baselines displayed
Timerange: 00/12:13:11 to 00/12:14:19

Plot file version 963 created 04-APR-2022 10:37:32

LSI61303 EM132A.UVDATA.1

Freq = 22.1080 GHz, Bw = 16.000 MH

No calibration applied and no bandpass applied



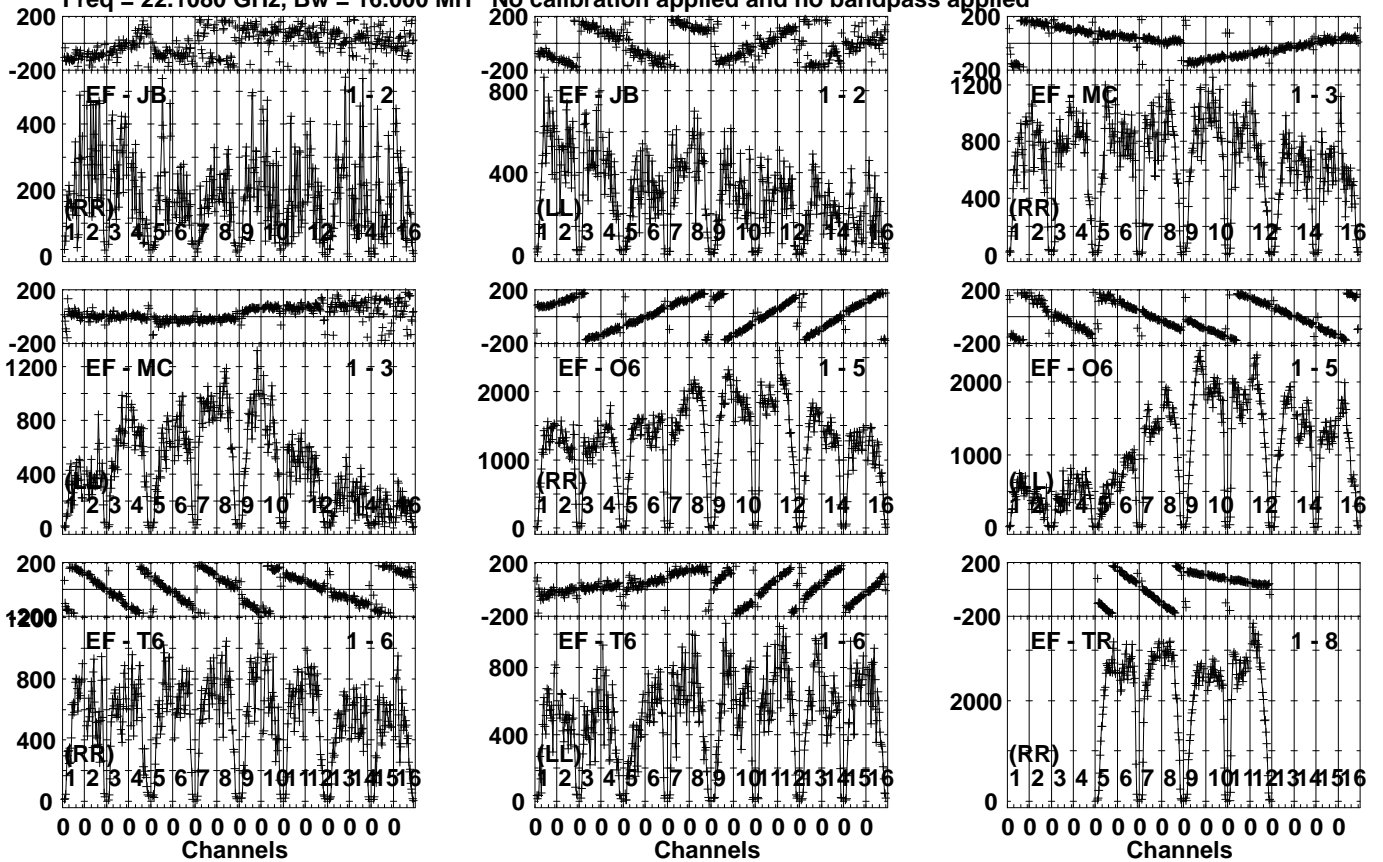
Lower frame: Micro Ampl Jy Top frame: Phas deg
Vector averaged cross-power spectrum Several baselines displayed
Timerange: 00/12:13:11 to 00/12:14:19

Plot file version 964 created 04-APR-2022 10:37:32

J0244+6228 EM132A.UVDATA.1

Freq = 22.1080 GHz, Bw = 16.000 MH

No calibration applied and no bandpass applied



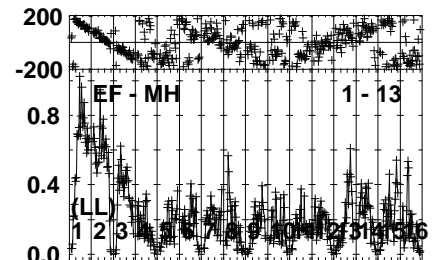
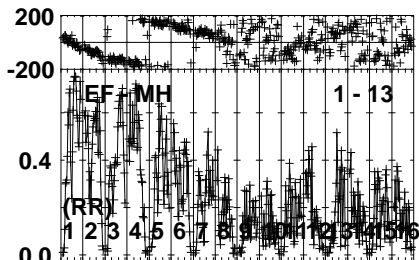
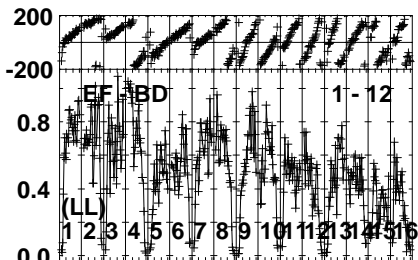
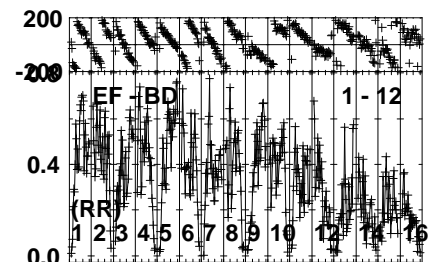
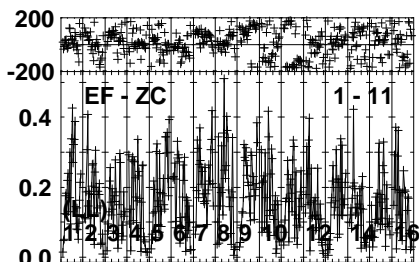
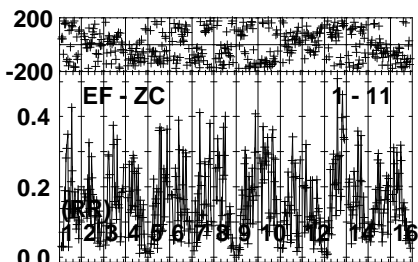
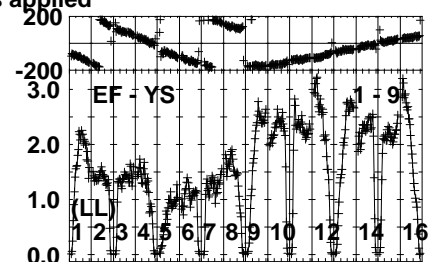
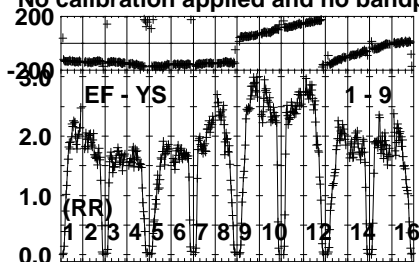
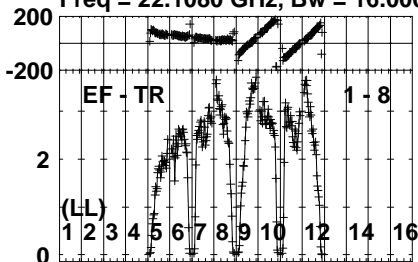
Lower frame: Micro Ampl Jy Top frame: Phas deg
Vector averaged cross-power spectrum Several baselines displayed
Timerange: 00:12:15:01 to 00:12:15:59

Plot file version 965 created 04-APR-2022 10:37:32

J0244+6228 EM132A.UVDATA.1

Freq = 22.1080 GHz, Bw = 16.000 MH

No calibration applied and no bandpass applied



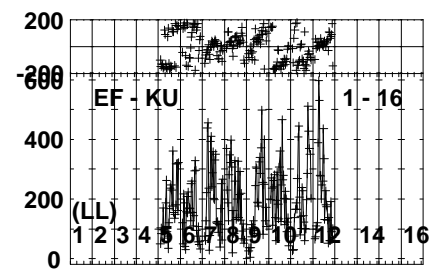
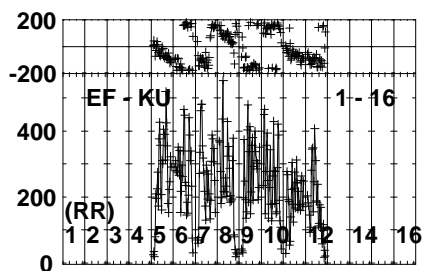
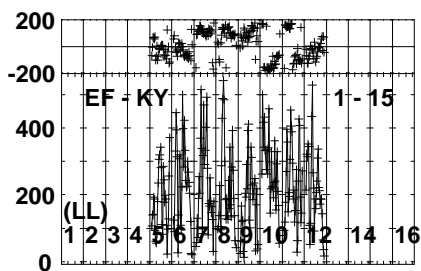
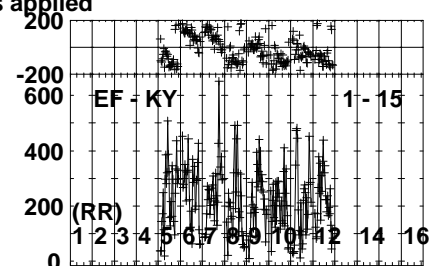
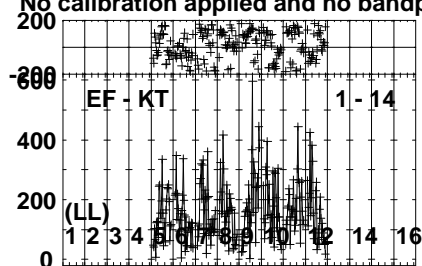
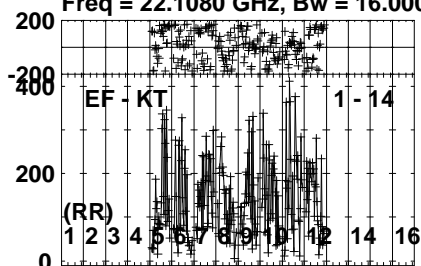
Lower frame: Milli Ampl Jy Top frame: Phas deg
Vector averaged cross-power spectrum Several baselines displayed
Timerange: 00/12:15:01 to 00/12:15:59

Plot file version 966 created 04-APR-2022 10:37:32

J0244+6228 EM132A.UVDATA.1

Freq = 22.1080 GHz, Bw = 16.000 MH

No calibration applied and no bandpass applied



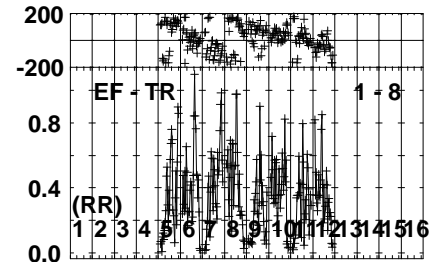
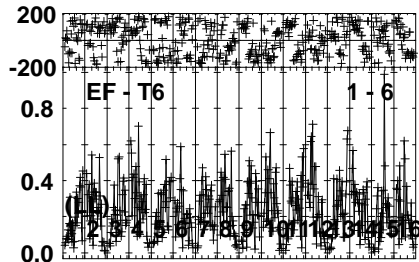
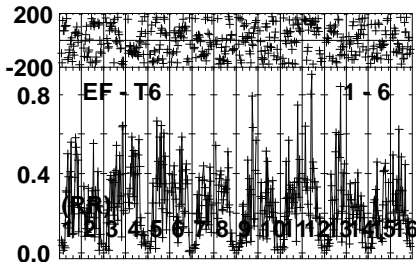
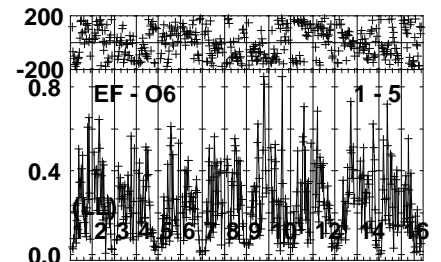
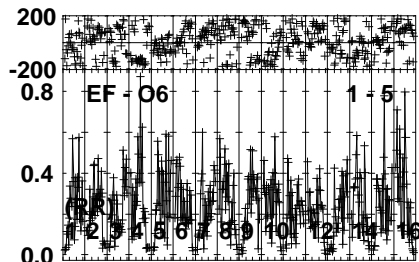
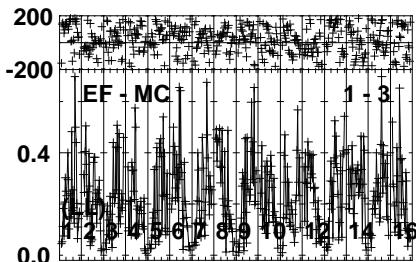
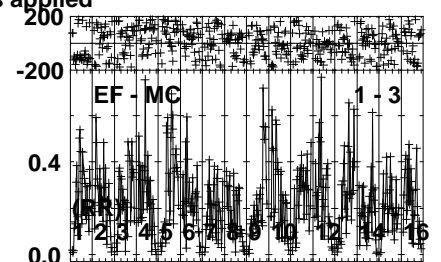
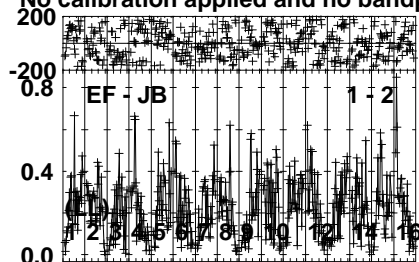
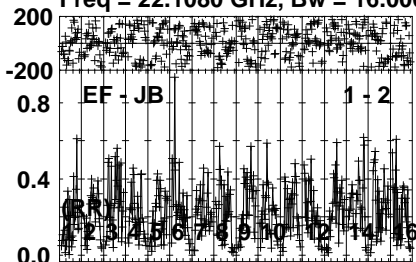
Lower frame: Micro Ampl Jy Top frame: Phas deg
Vector averaged cross-power spectrum Several baselines displayed
Timerange: 00/12:15:01 to 00/12:15:59

Plot file version 967 created 04-APR-2022 10:37:32

LSI61303 EM132A.UVDATA.1

Freq = 22.1080 GHz, Bw = 16.000 MH

No calibration applied and no bandpass applied



0 0 0 0 0 0 0 0 0 0 0 0 0 0 0 0
Channels

0 0 0 0 0 0 0 0 0 0 0 0 0 0 0 0
Channels

0 0 0 0 0 0 0 0 0 0 0 0 0 0 0 0
Channels

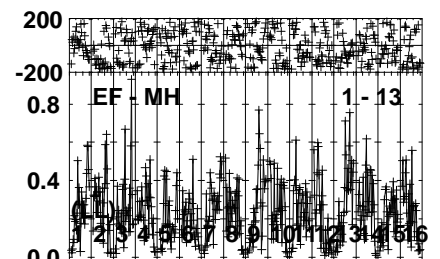
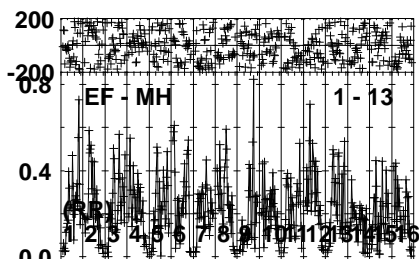
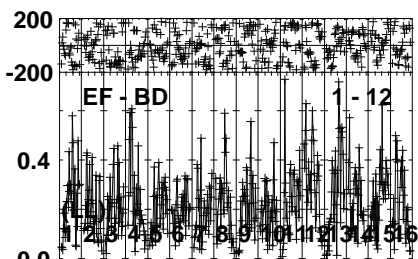
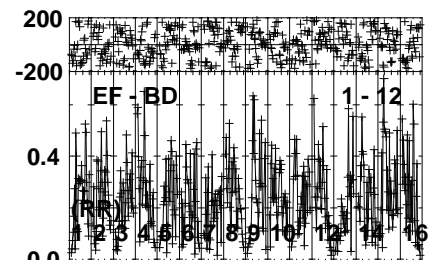
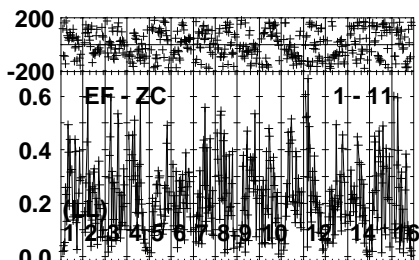
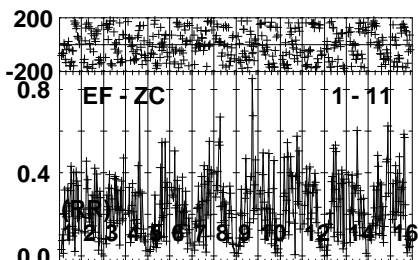
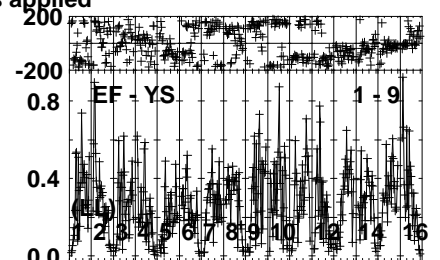
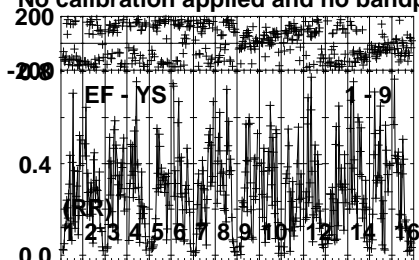
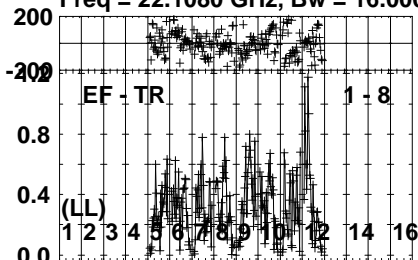
Lower frame: Milli Ampl Jy Top frame: Phas deg
Vector averaged cross-power spectrum Several baselines displayed
Timerange: 00/12:16:01 to 00/12:17:09

Plot file version 968 created 04-APR-2022 10:37:32

LSI61303 EM132A.UVDATA.1

Freq = 22.1080 GHz, Bw = 16.000 MH

No calibration applied and no bandpass applied



0 0 0 0 0 0 0 0 0 0 0 0 0 0 0 0
Channels

0 0 0 0 0 0 0 0 0 0 0 0 0 0 0 0
Channels

0 0 0 0 0 0 0 0 0 0 0 0 0 0 0 0
Channels

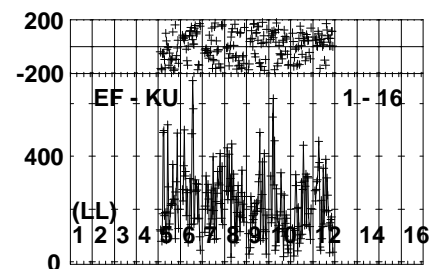
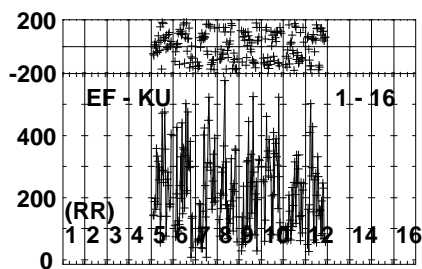
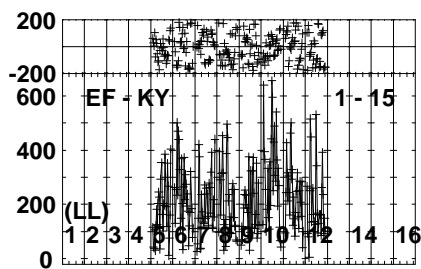
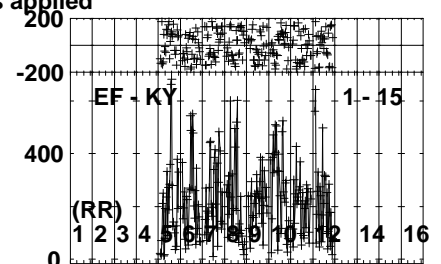
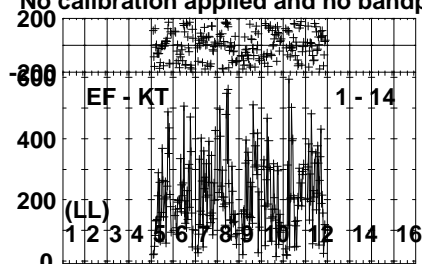
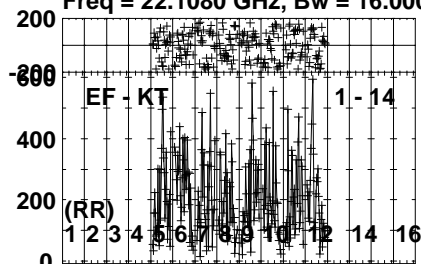
Lower frame: Milli Ampl Jy Top frame: Phas deg
Vector averaged cross-power spectrum Several baselines displayed
Timerange: 00/12:16:01 to 00/12:17:09

Plot file version 969 created 04-APR-2022 10:37:33

LSI61303 EM132A.UVDATA.1

Freq = 22.1080 GHz, Bw = 16.000 MH

No calibration applied and no bandpass applied



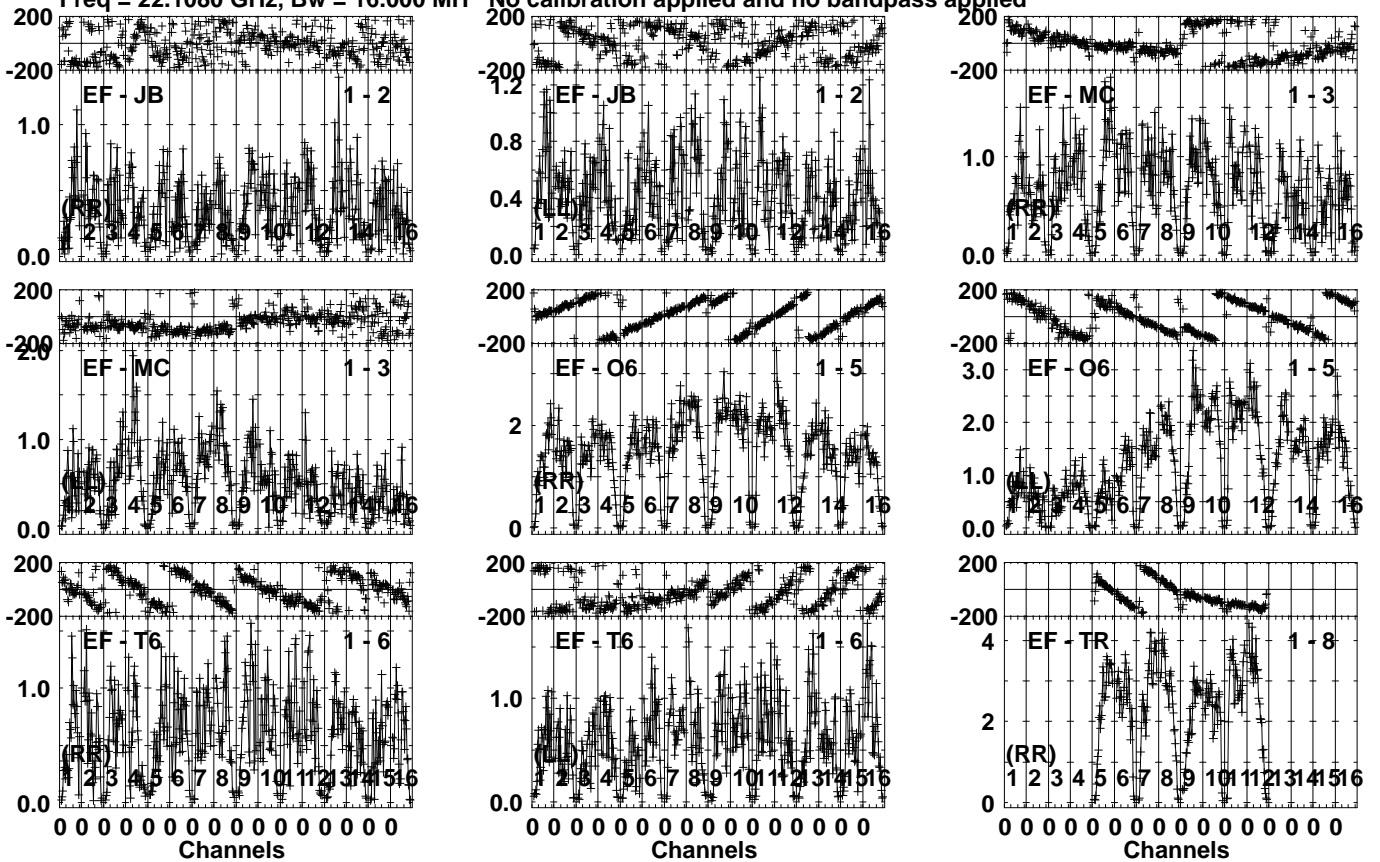
Lower frame: Micro Ampl Jy Top frame: Phas deg
Vector averaged cross-power spectrum Several baselines displayed
Timerange: 00/12:16:01 to 00/12:17:09

Plot file version 970 created 04-APR-2022 10:37:33

J0244+6228 EM132A.UVDATA.1

Freq = 22.1080 GHz, Bw = 16.000 MH

No calibration applied and no bandpass applied



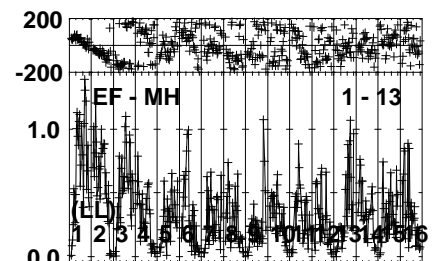
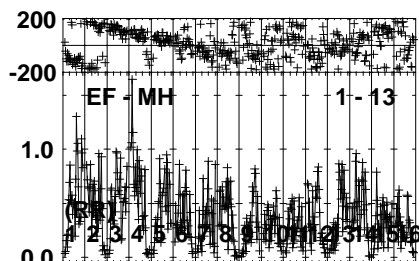
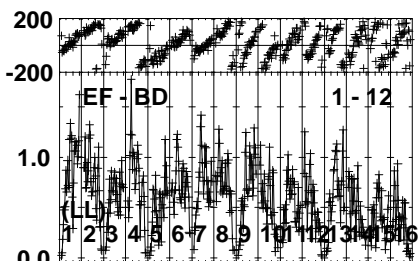
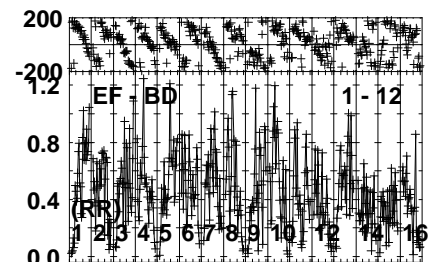
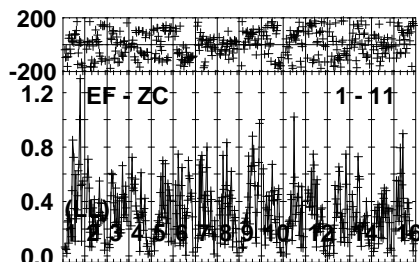
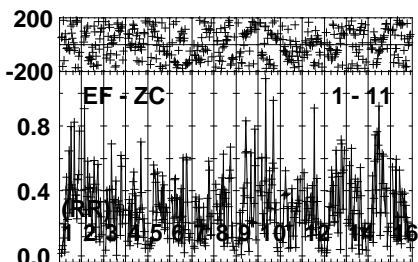
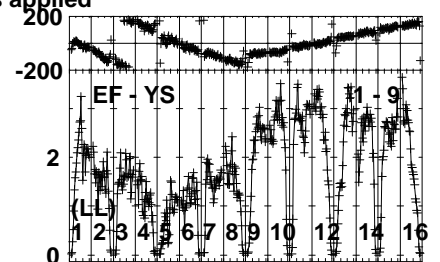
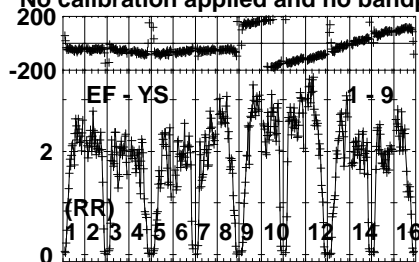
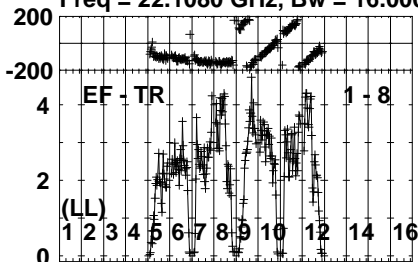
Lower frame: Milli Ampl Jy Top frame: Phas deg
Vector averaged cross-power spectrum Several baselines displayed
Timerange: 00/12:17:11 to 00/12:18:09

Plot file version 971 created 04-APR-2022 10:37:33

J0244+6228 EM132A.UVDATA.1

Freq = 22.1080 GHz, Bw = 16.000 MH

No calibration applied and no bandpass applied



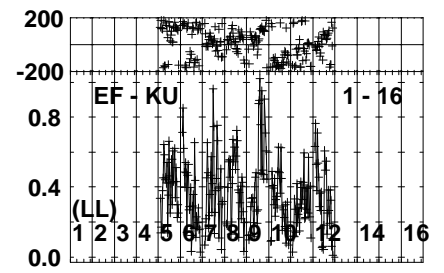
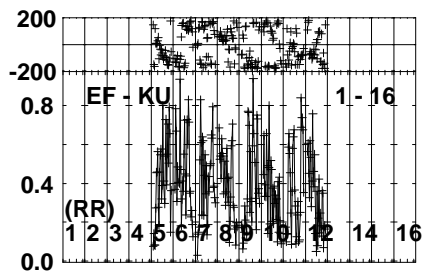
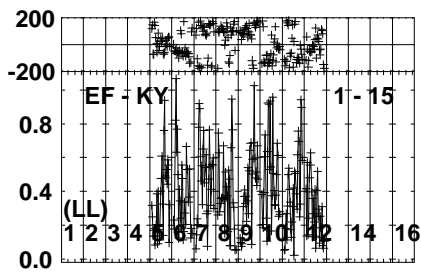
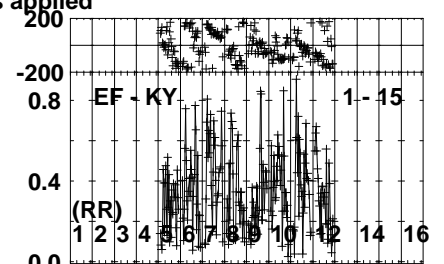
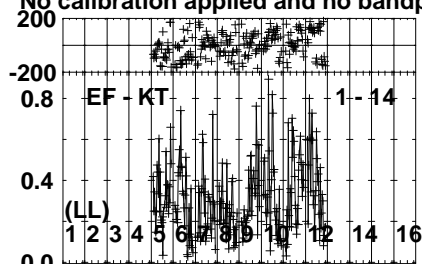
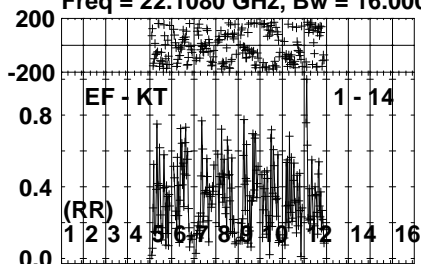
Lower frame: Milli Ampl Jy Top frame: Phas deg
Vector averaged cross-power spectrum Several baselines displayed
Timerange: 00/12:17:11 to 00/12:18:09

Plot file version 972 created 04-APR-2022 10:37:33

J0244+6228 EM132A.UVDATA.1

Freq = 22.1080 GHz, Bw = 16.000 MH

No calibration applied and no bandpass applied



Lower frame: Milli Ampl Jy Top frame: Phas deg

Vector averaged cross-power spectrum Several baselines displayed

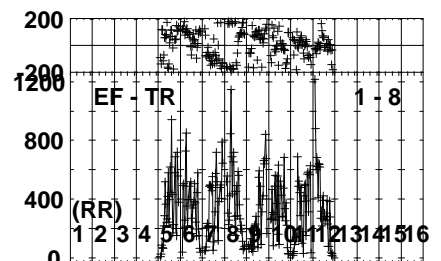
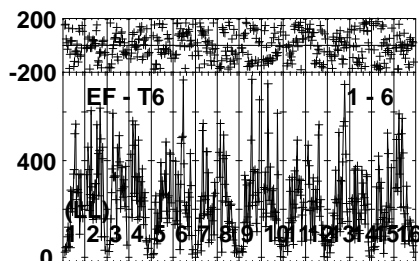
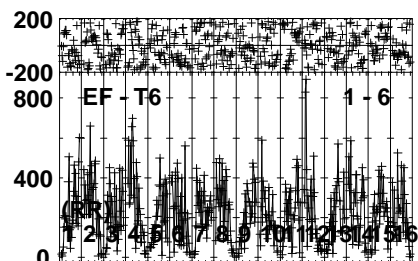
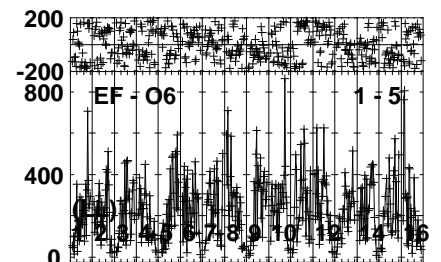
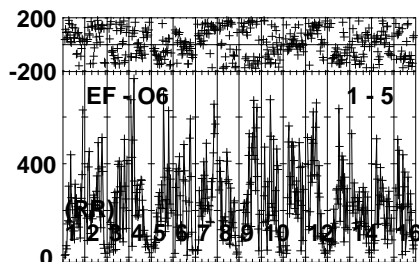
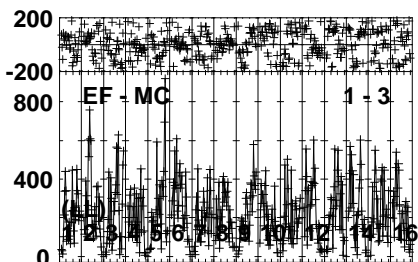
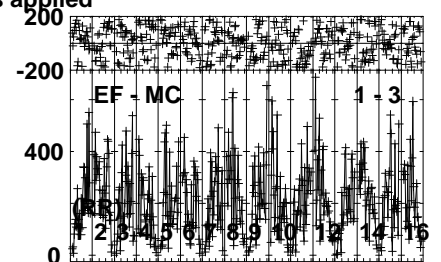
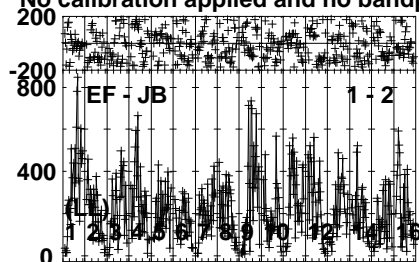
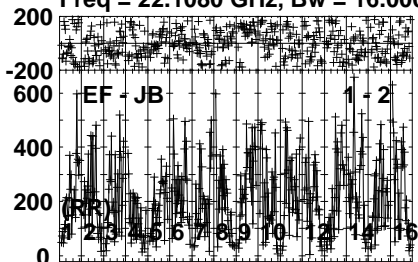
Timerange: 00/12:17:11 to 00/12:18:09

Plot file version 973 created 04-APR-2022 10:37:33

LSI61303 EM132A.UVDATA.1

Freq = 22.1080 GHz, Bw = 16.000 MH

No calibration applied and no bandpass applied



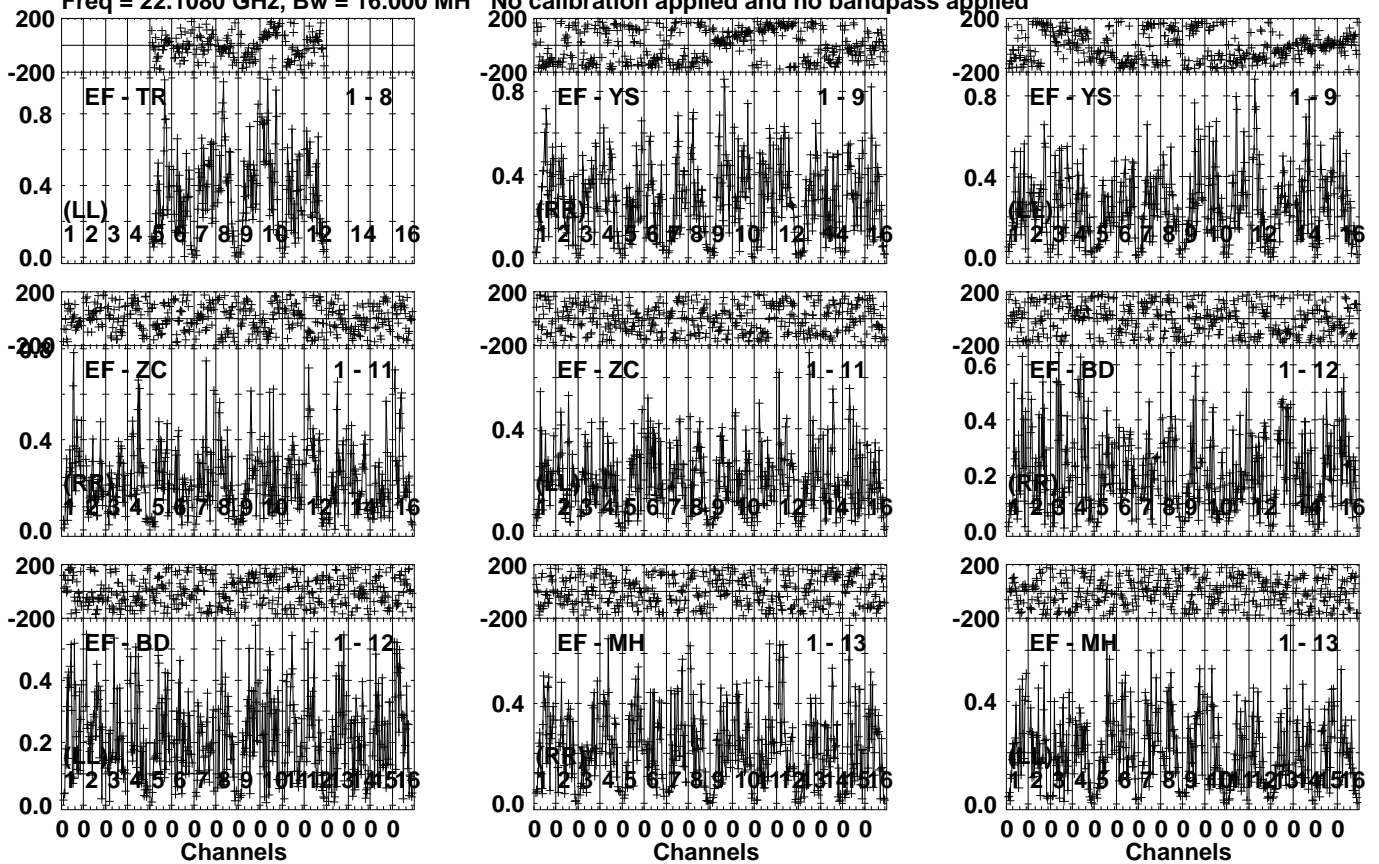
Lower frame: Micro Ampl Jy Top frame: Phas deg
Vector averaged cross-power spectrum Several baselines displayed
Timerange: 00/12:18:11 to 00/12:19:19

Plot file version 974 created 04-APR-2022 10:37:33

LSI61303 EM132A.UVDATA.1

Freq = 22.1080 GHz, Bw = 16.000 MH

No calibration applied and no bandpass applied



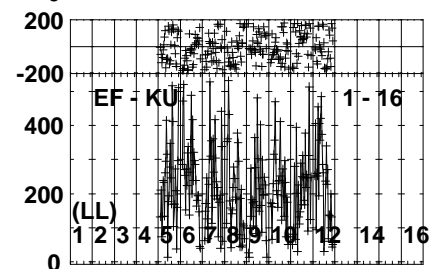
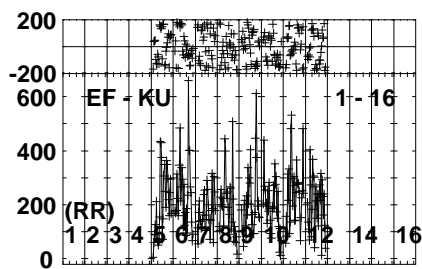
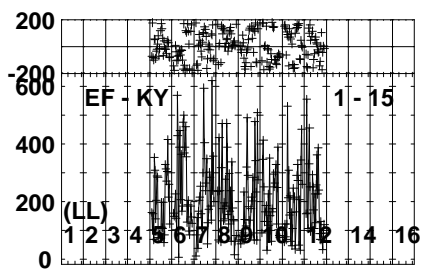
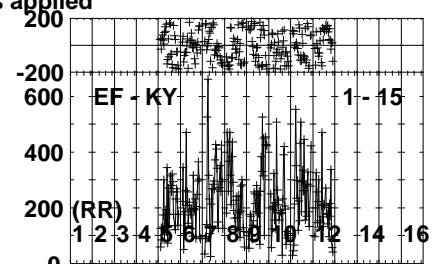
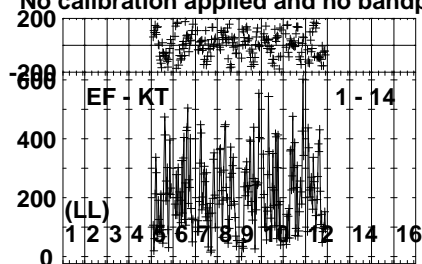
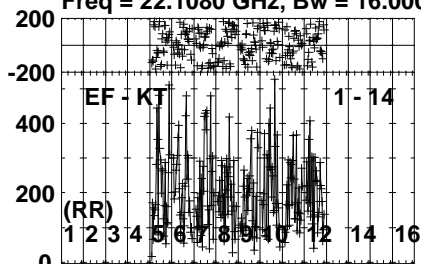
Lower frame: Milli Ampl Jy Top frame: Phas deg
Vector averaged cross-power spectrum Several baselines displayed
Timerange: 00/12:18:11 to 00/12:19:19

Plot file version 975 created 04-APR-2022 10:37:33

LSI61303 EM132A.UVDATA.1

Freq = 22.1080 GHz, Bw = 16.000 MH

No calibration applied and no bandpass applied



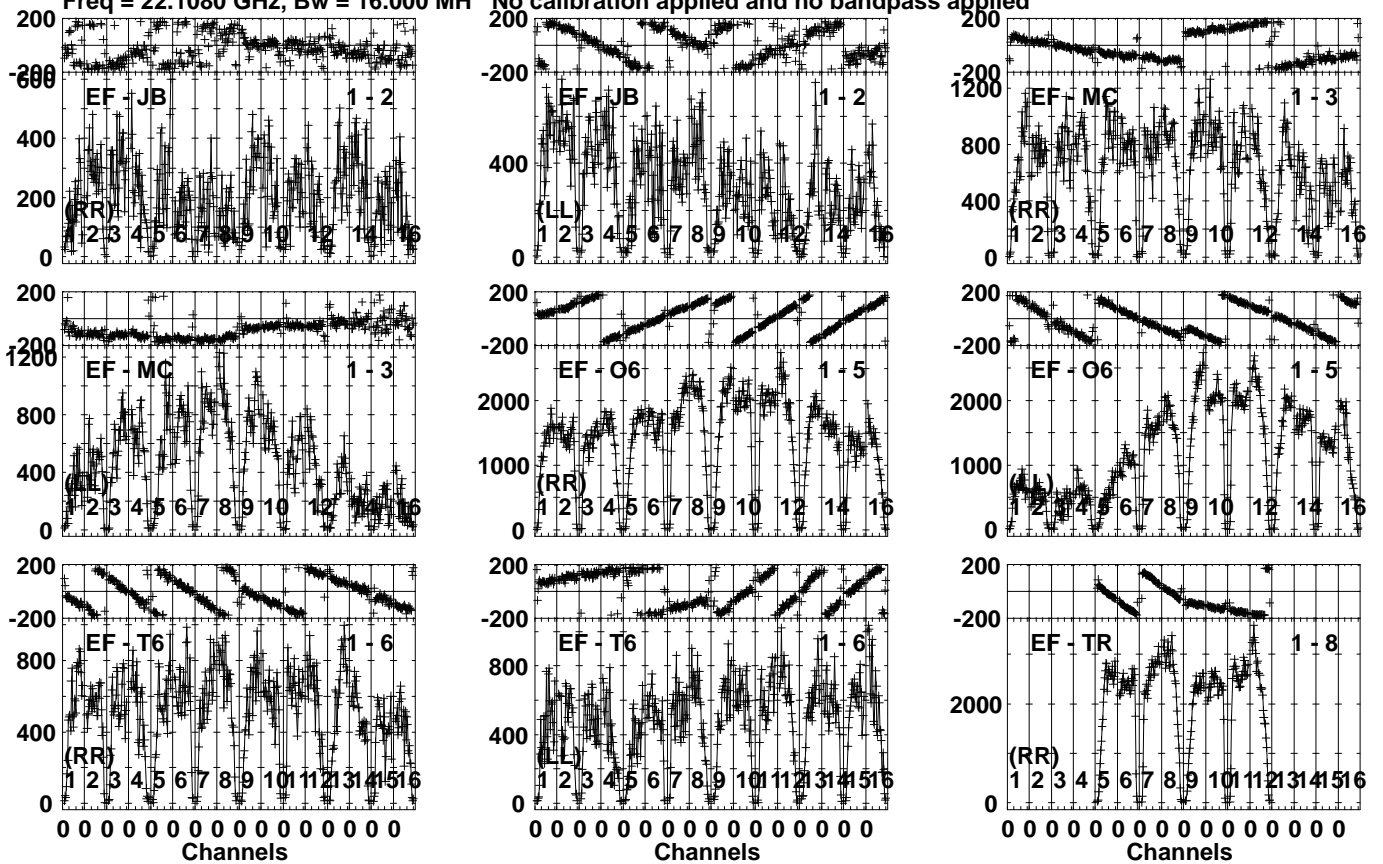
Lower frame: Micro Ampl Jy Top frame: Phas deg
Vector averaged cross-power spectrum Several baselines displayed
Timerange: 00/12:18:11 to 00/12:19:19

Plot file version 976 created 04-APR-2022 10:37:33

J0244+6228 EM132A.UVDATA.1

Freq = 22.1080 GHz, Bw = 16.000 MH

No calibration applied and no bandpass applied



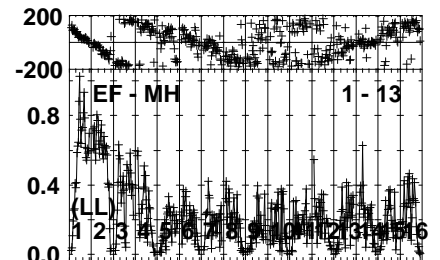
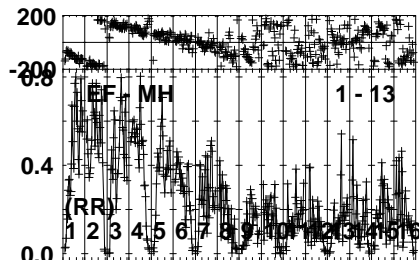
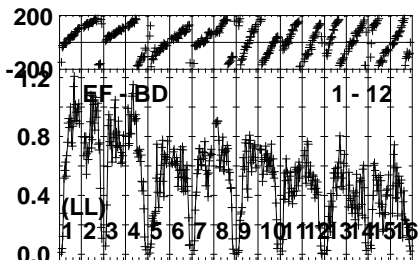
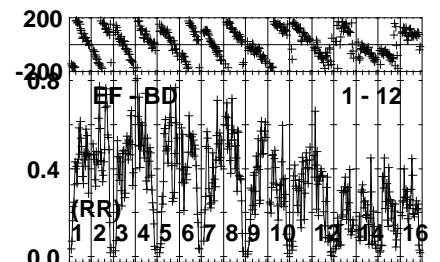
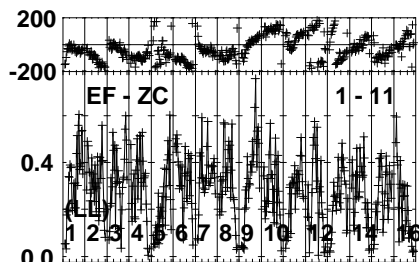
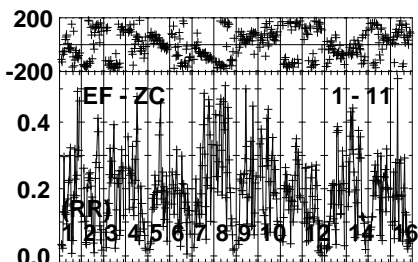
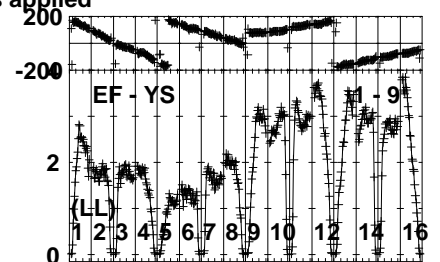
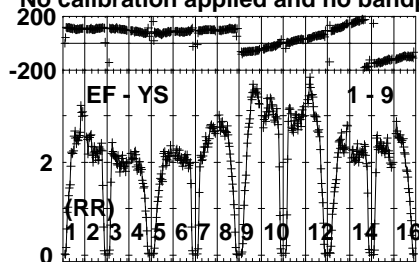
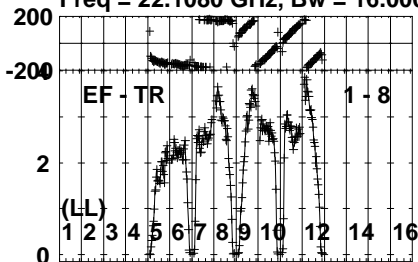
Lower frame: Micro Ampl Jy Top frame: Phas deg
Vector averaged cross-power spectrum Several baselines displayed
Timerange: 00/12:20:01 to 00/12:20:59

Plot file version 977 created 04-APR-2022 10:37:33

J0244+6228 EM132A.UVDATA.1

Freq = 22.1080 GHz, Bw = 16.000 MH

No calibration applied and no bandpass applied



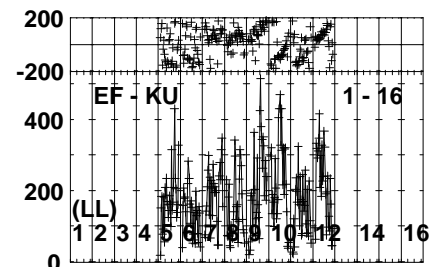
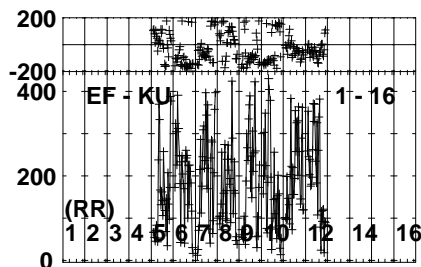
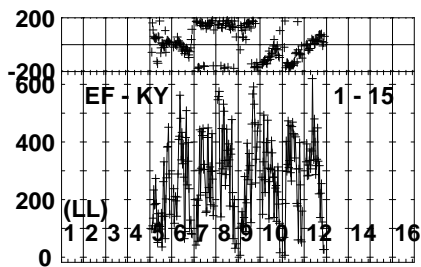
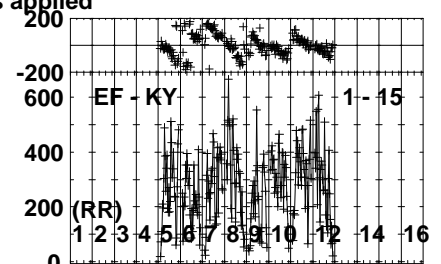
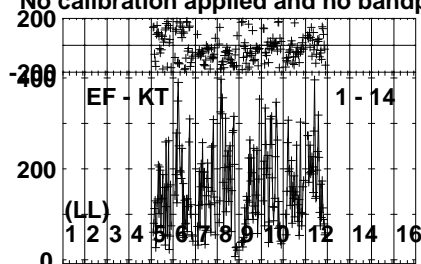
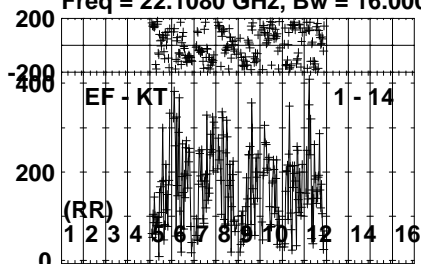
Lower frame: Milli Ampl Jy Top frame: Phas deg
Vector averaged cross-power spectrum Several baselines displayed
Timerange: 00/12:20:01 to 00/12:20:59

Plot file version 978 created 04-APR-2022 10:37:33

J0244+6228 EM132A.UVDATA.1

Freq = 22.1080 GHz, Bw = 16.000 MH

No calibration applied and no bandpass applied



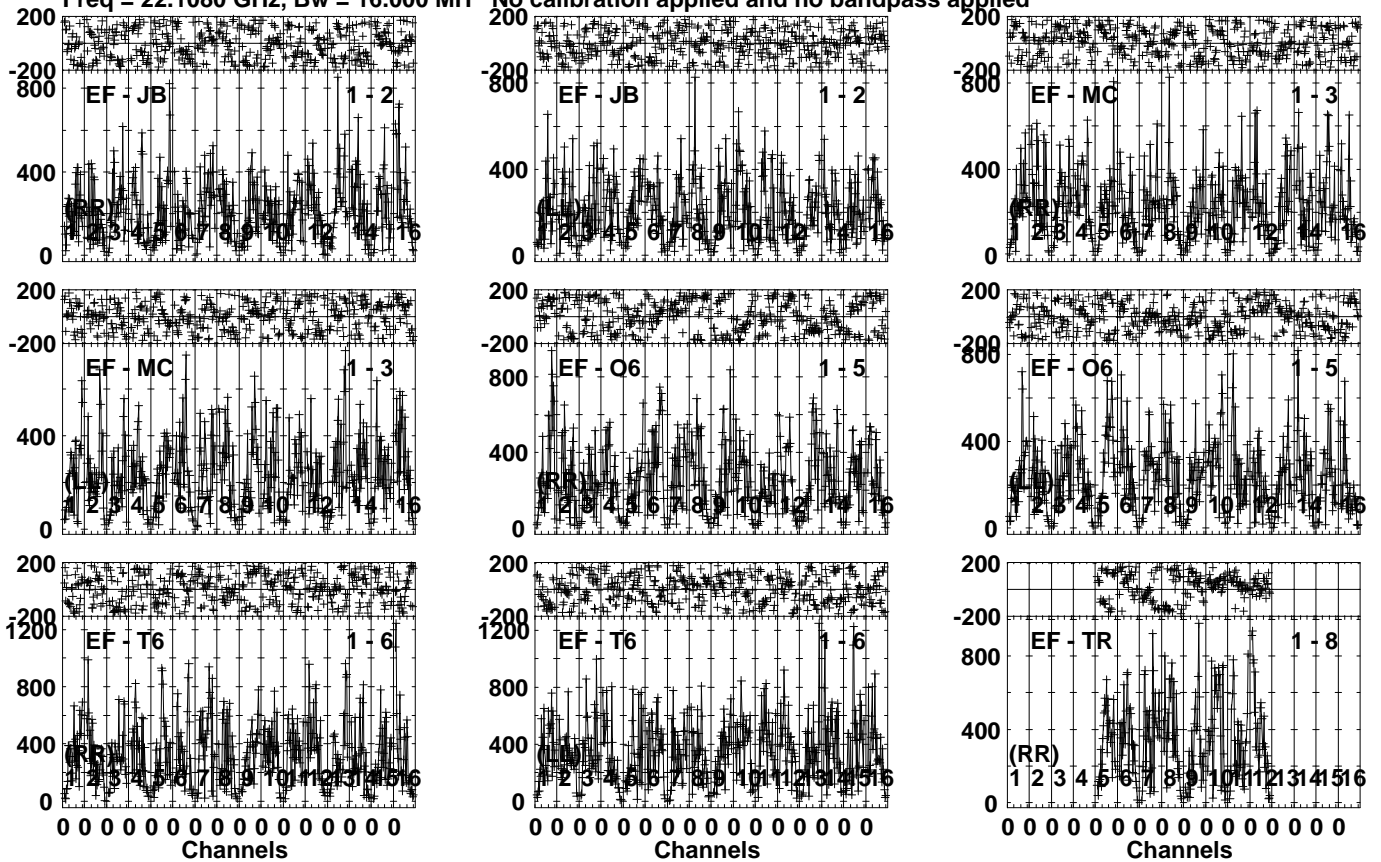
Lower frame: Micro Ampl Jy Top frame: Phas deg
Vector averaged cross-power spectrum Several baselines displayed
Timerange: 00/12:20:01 to 00/12:20:59

Plot file version 979 created 04-APR-2022 10:37:33

LSI61303 EM132A.UVDATA.1

Freq = 22.1080 GHz, Bw = 16.000 MH

No calibration applied and no bandpass applied



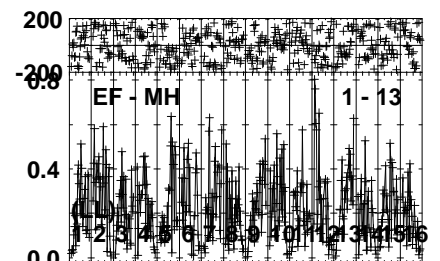
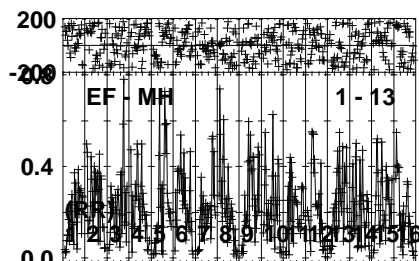
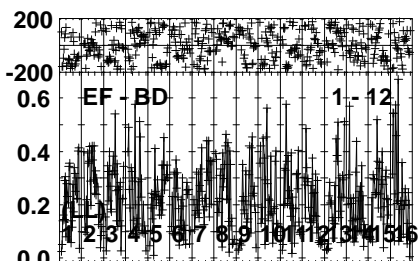
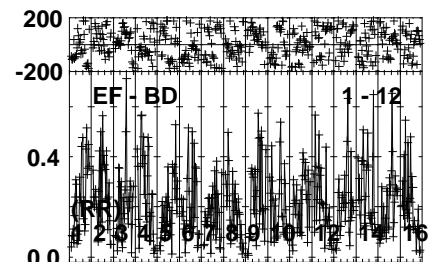
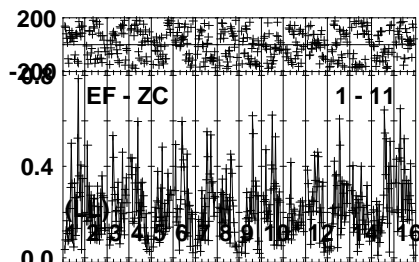
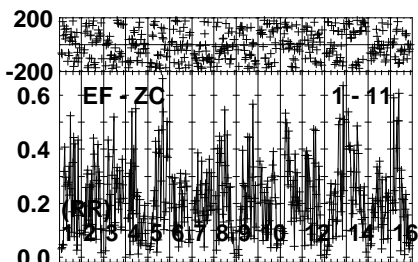
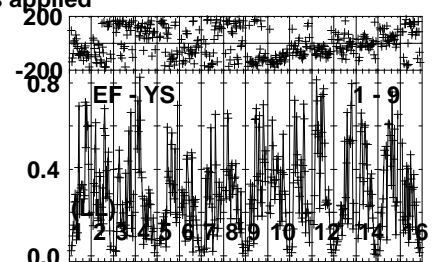
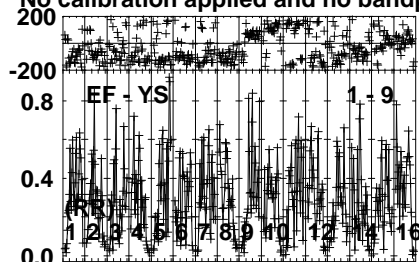
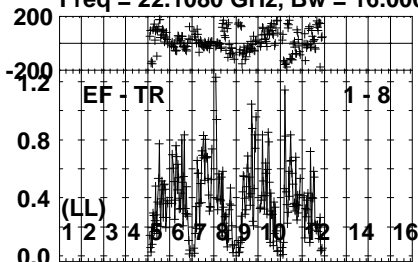
Lower frame: Micro Ampl Jy Top frame: Phas deg
Vector averaged cross-power spectrum Several baselines displayed
Timerange: 00/12:21:01 to 00/12:22:09

Plot file version 980 created 04-APR-2022 10:37:33

LSI61303 EM132A.UVDATA.1

Freq = 22.1080 GHz, Bw = 16.000 MH

No calibration applied and no bandpass applied



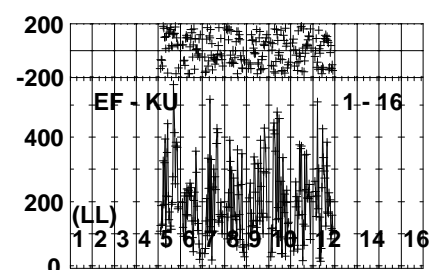
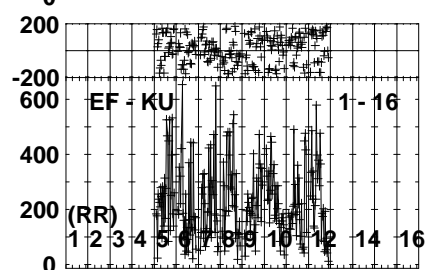
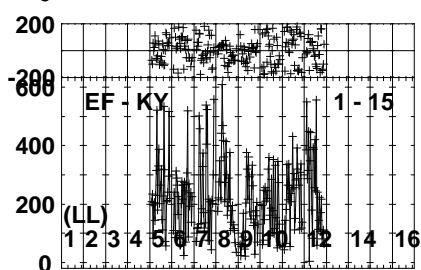
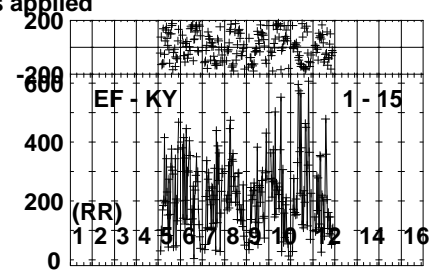
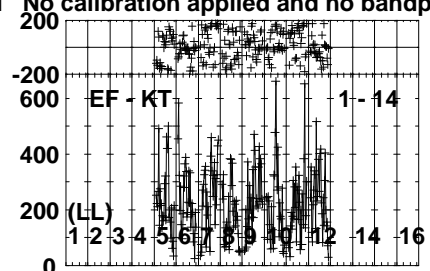
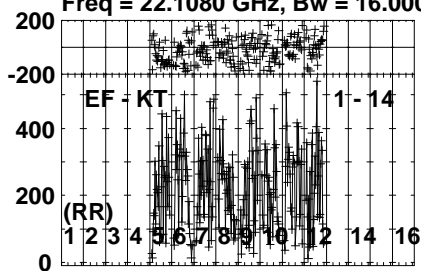
Lower frame: Milli Ampl Jy Top frame: Phas deg
Vector averaged cross-power spectrum Several baselines displayed
Timerange: 00/12:21:01 to 00/12:22:09

Plot file version 981 created 04-APR-2022 10:37:34

LSI61303 EM132A.UVDATA.1

Freq = 22.1080 GHz, Bw = 16.000 MH

No calibration applied and no bandpass applied



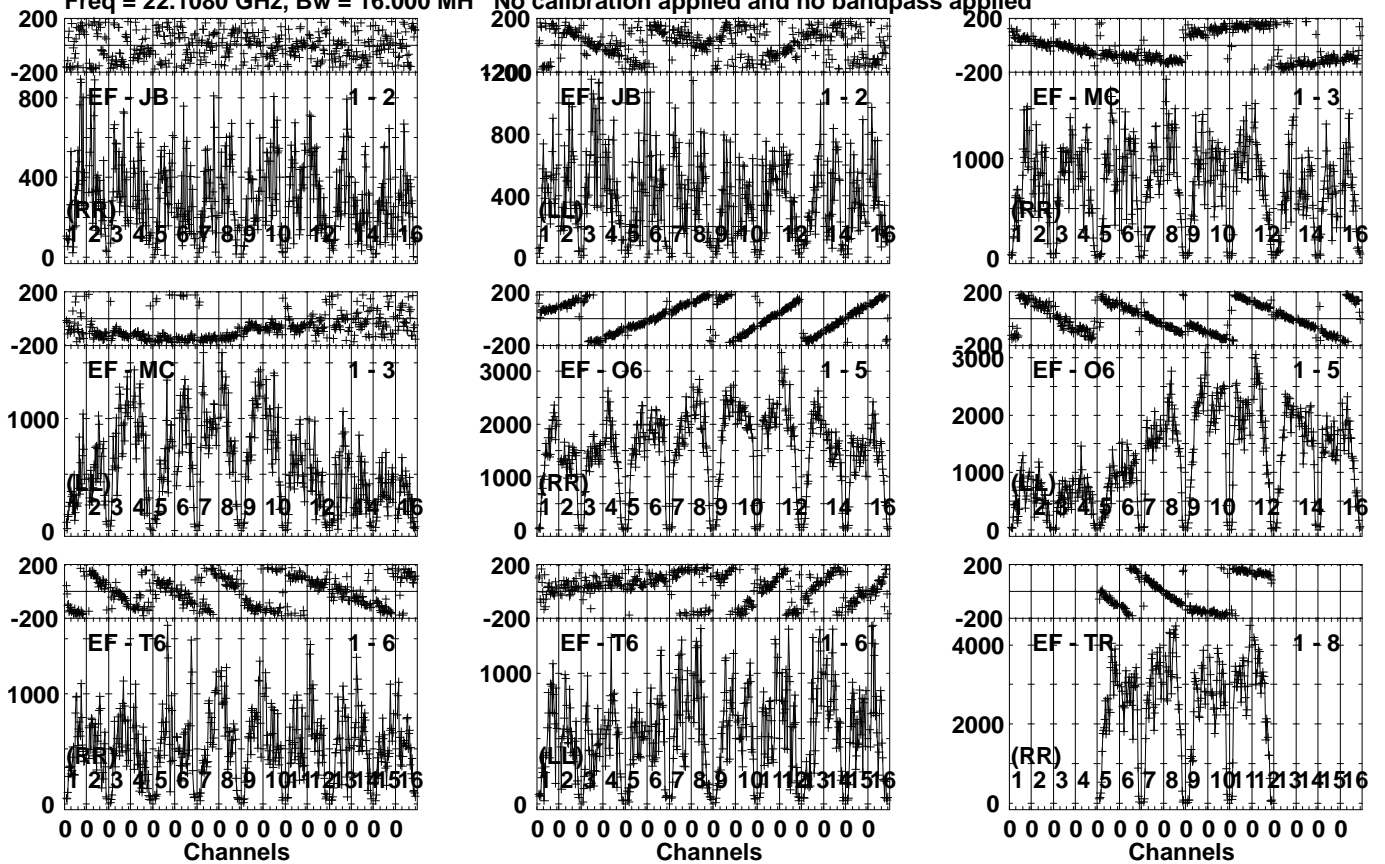
Lower frame: Micro Ampl Jy Top frame: Phas deg
Vector averaged cross-power spectrum Several baselines displayed
Timerange: 00/12:21:01 to 00/12:22:09

Plot file version 982 created 04-APR-2022 10:37:34

J0244+6228 EM132A.UVDATA.1

Freq = 22.1080 GHz, Bw = 16.000 MH

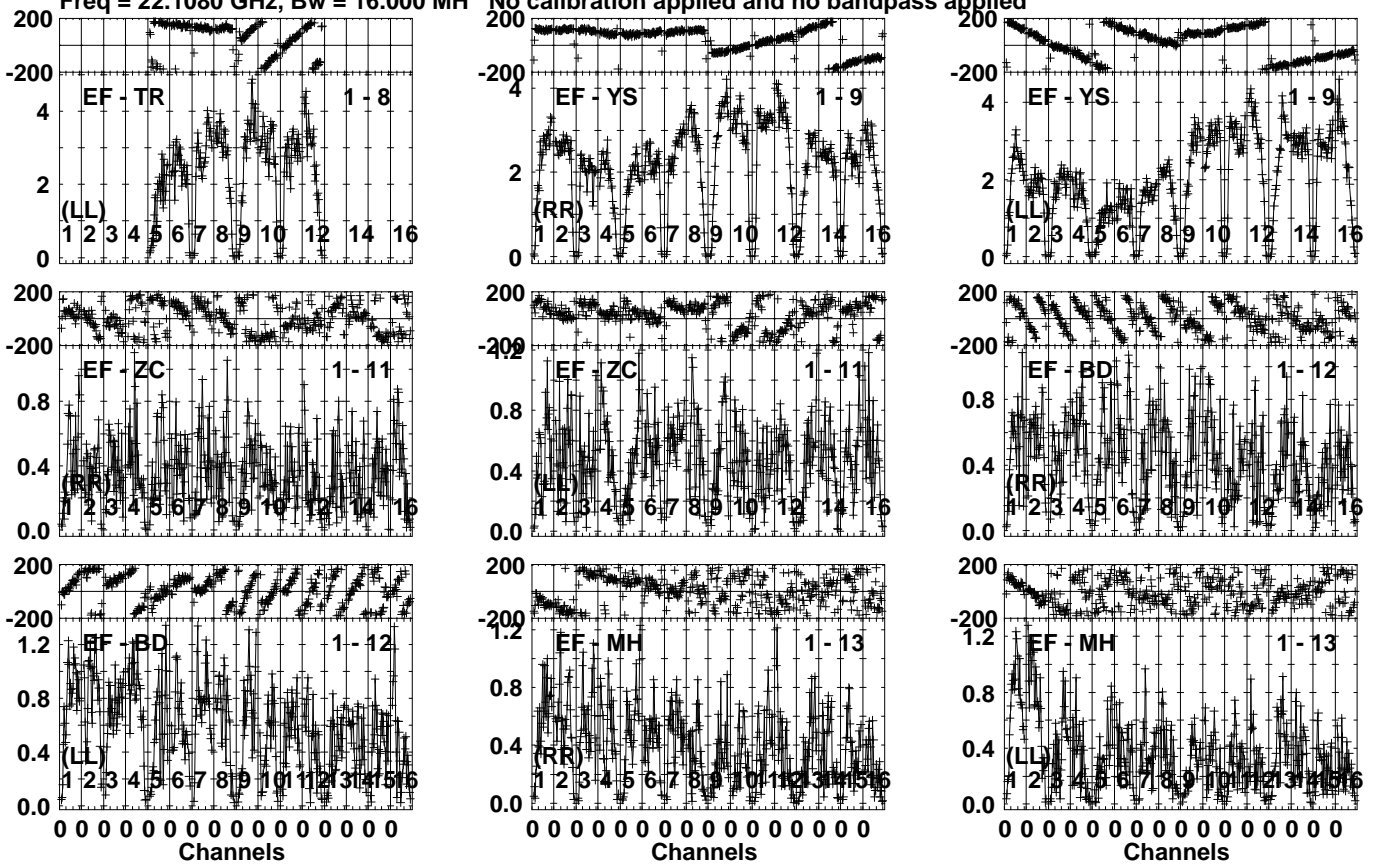
No calibration applied and no bandpass applied



Lower frame: Micro Ampl Jy Top frame: Phas deg
Vector averaged cross-power spectrum Several baselines displayed
Timerange: 00/12:22:11 to 00/12:23:09

Plot file version 983 created 04-APR-2022 10:37:34
 J0244+6228 EM132A.UVDATA.1
 Freq = 22.1080 GHz, Bw = 16.000 MH

No calibration applied and no bandpass applied



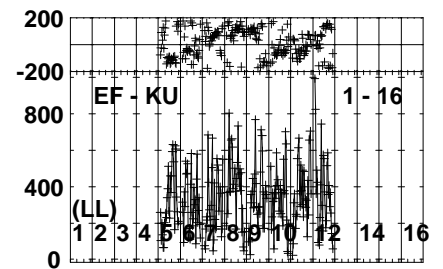
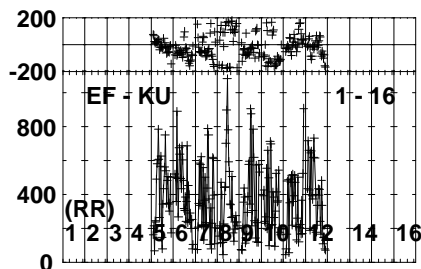
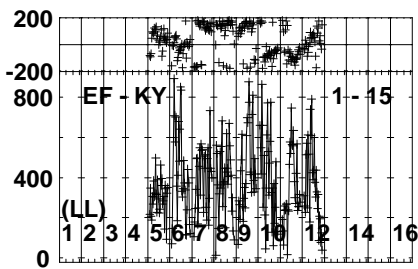
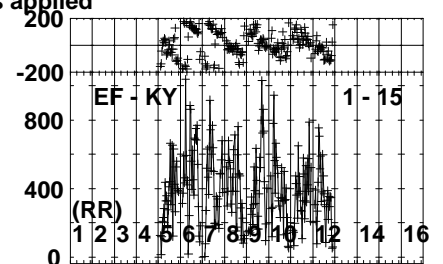
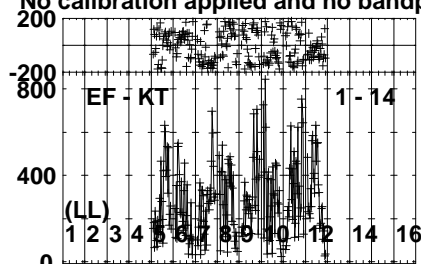
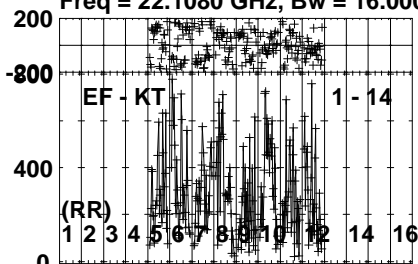
Lower frame: Milli Ampl Jy Top frame: Phas deg
 Vector averaged cross-power spectrum Several baselines displayed
 Timerange: 00/12:22:11 to 00/12:23:09

Plot file version 984 created 04-APR-2022 10:37:34

J0244+6228 EM132A.UVDATA.1

Freq = 22.1080 GHz, Bw = 16.000 MH

No calibration applied and no bandpass applied



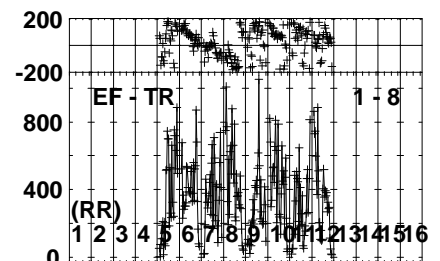
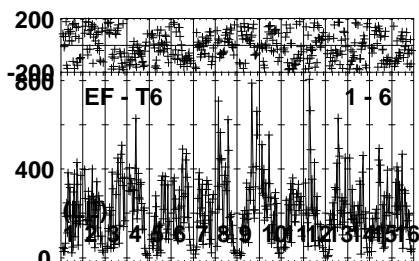
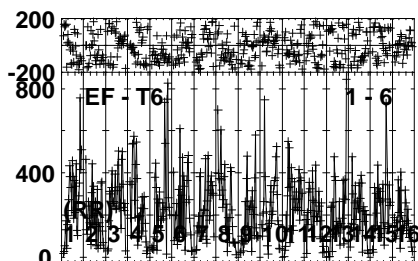
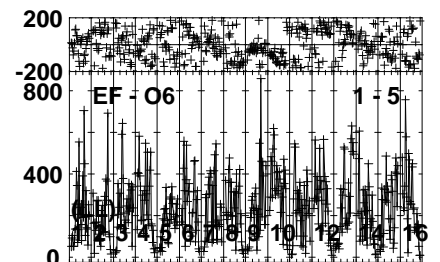
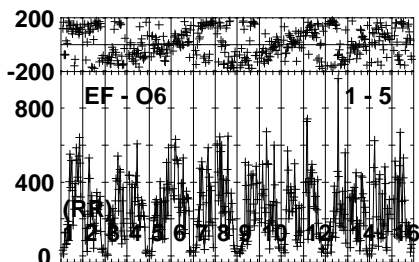
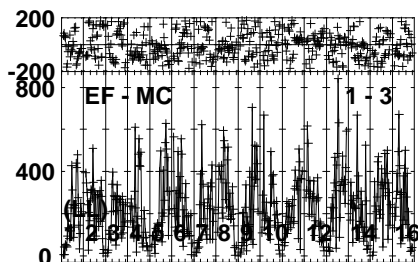
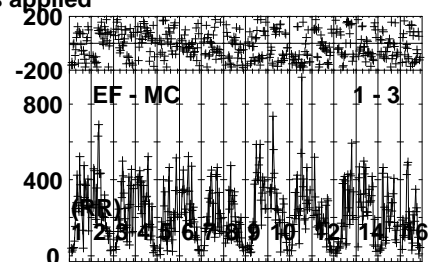
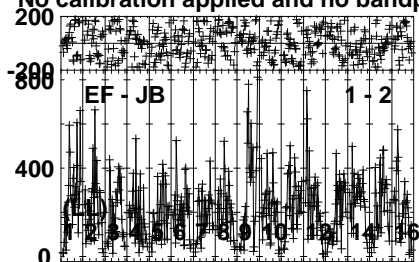
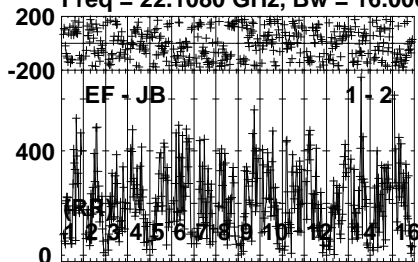
Lower frame: Micro Ampl Jy Top frame: Phas deg
Vector averaged cross-power spectrum Several baselines displayed
Timerange: 00/12:22:11 to 00/12:23:09

Plot file version 985 created 04-APR-2022 10:37:34

LSI61303 EM132A.UVDATA.1

Freq = 22.1080 GHz, Bw = 16.000 MH

No calibration applied and no bandpass applied



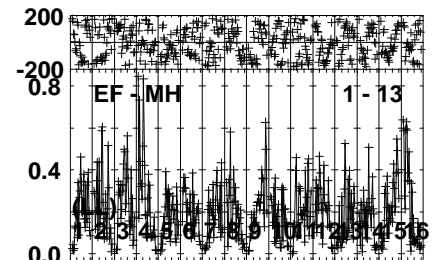
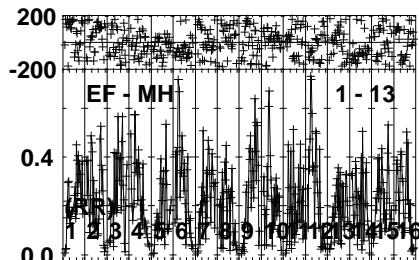
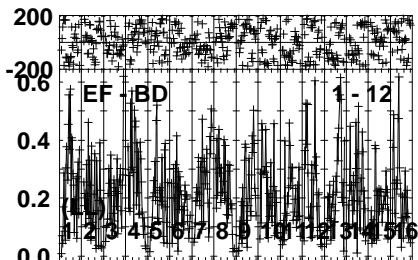
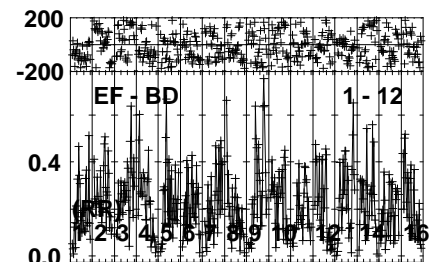
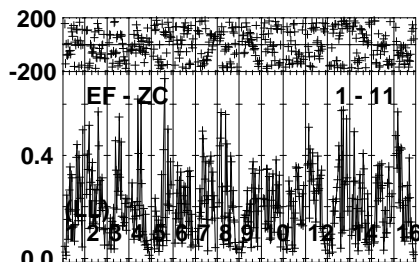
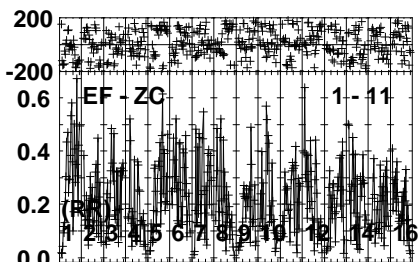
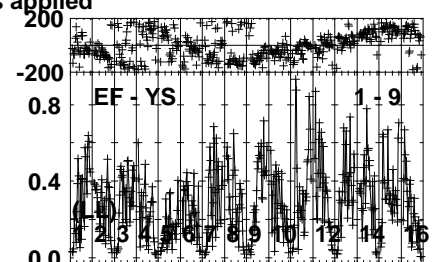
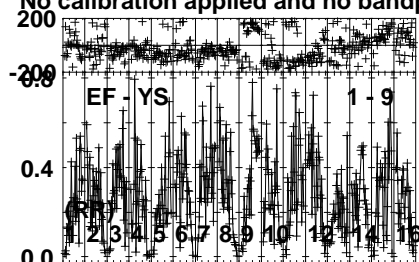
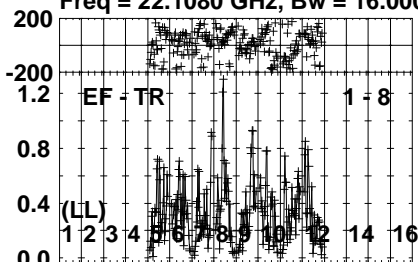
Lower frame: Micro Ampl Jy Top frame: Phas deg
Vector averaged cross-power spectrum Several baselines displayed
Timerange: 00/12:23:11 to 00/12:24:19

Plot file version 986 created 04-APR-2022 10:37:34

LSI61303 EM132A.UVDATA.1

Freq = 22.1080 GHz, Bw = 16.000 MH

No calibration applied and no bandpass applied



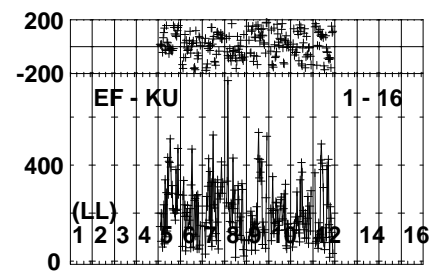
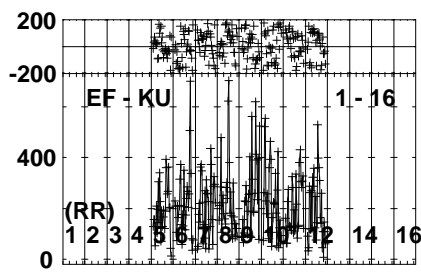
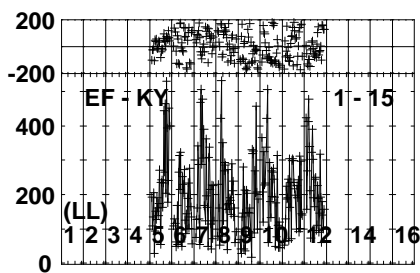
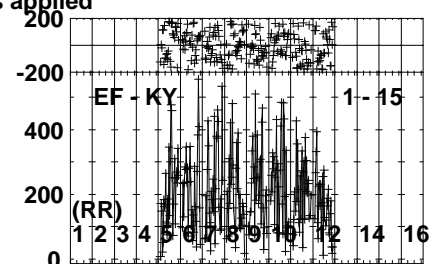
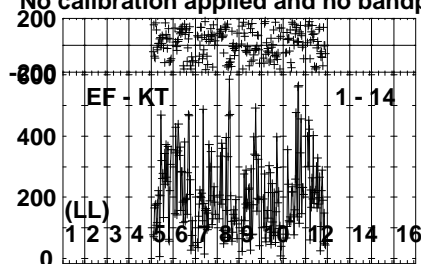
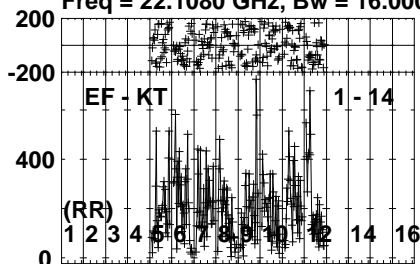
Lower frame: Milli Ampl Jy Top frame: Phas deg
Vector averaged cross-power spectrum Several baselines displayed
Timerange: 00/12:23:11 to 00/12:24:19

Plot file version 987 created 04-APR-2022 10:37:34

LSI61303 EM132A.UVDATA.1

Freq = 22.1080 GHz, Bw = 16.000 MH

No calibration applied and no bandpass applied



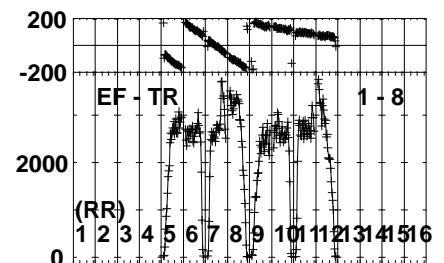
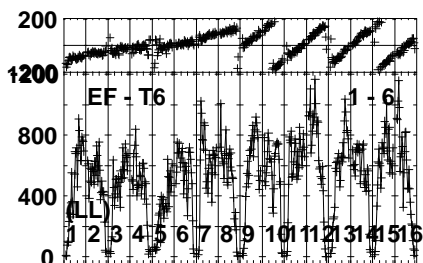
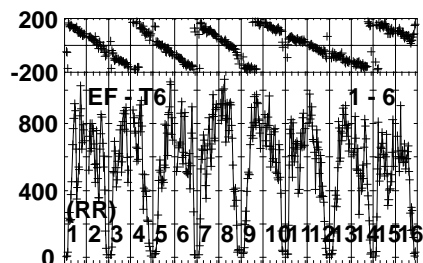
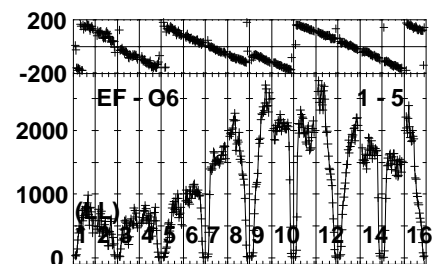
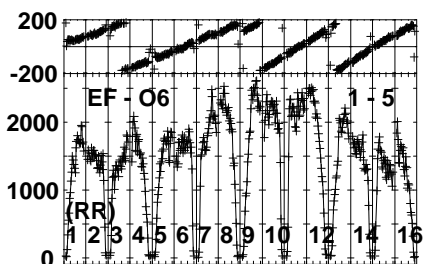
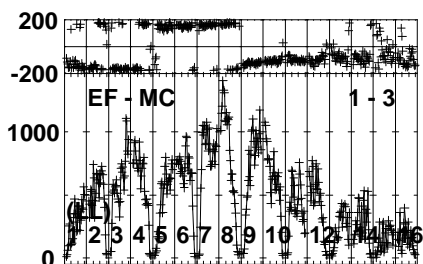
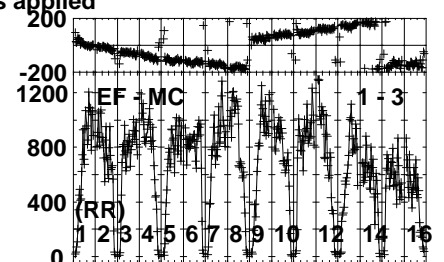
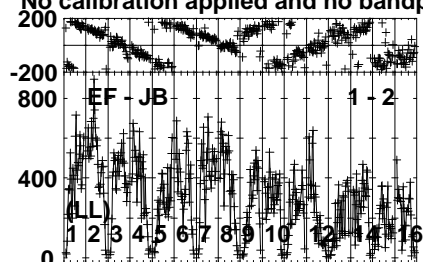
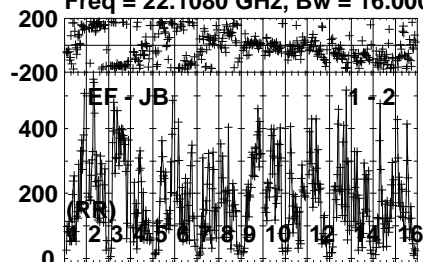
Lower frame: Micro Ampl Jy Top frame: Phas deg
Vector averaged cross-power spectrum Several baselines displayed
Timerange: 00/12:23:11 to 00/12:24:19

Plot file version 988 created 04-APR-2022 10:37:34

J0244+6228 EM132A.UVDATA.1

Freq = 22.1080 GHz, Bw = 16.000 MH

No calibration applied and no bandpass applied



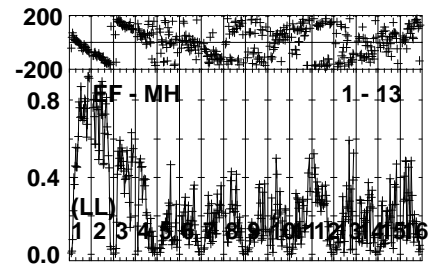
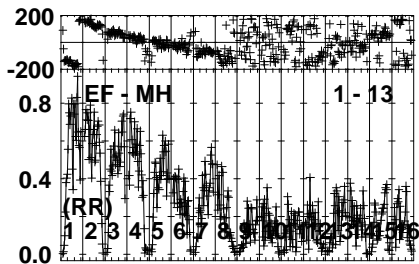
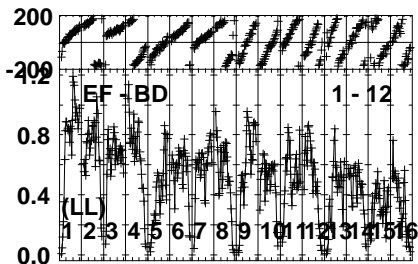
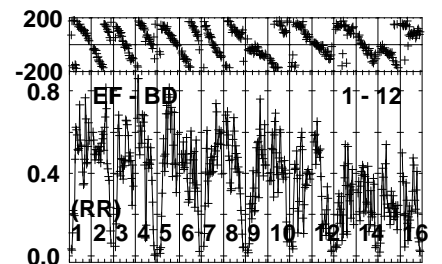
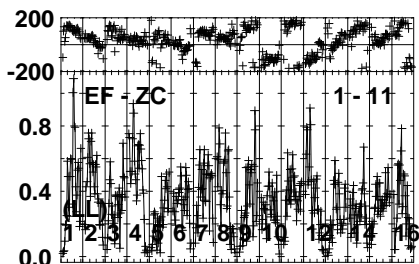
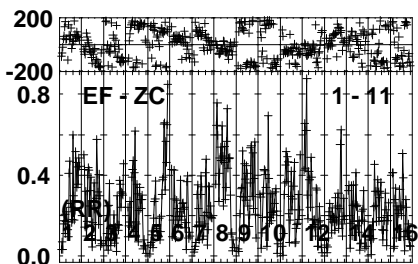
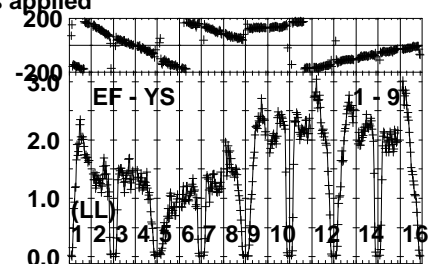
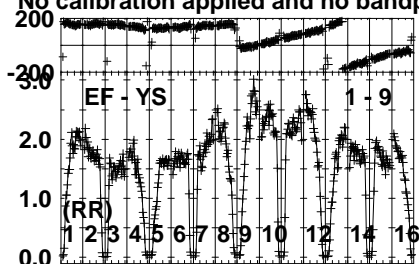
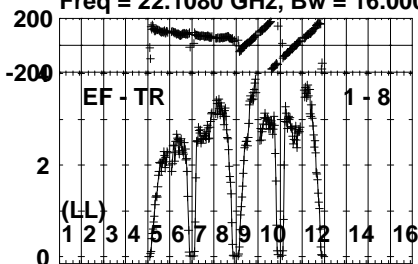
Lower frame: Micro Ampl Jy Top frame: Phas deg
Vector averaged cross-power spectrum Several baselines displayed
Timerange: 00/12:25:01 to 00/12:25:59

Plot file version 989 created 04-APR-2022 10:37:34

J0244+6228 EM132A.UVDATA.1

Freq = 22.1080 GHz, Bw = 16.000 MH

No calibration applied and no bandpass applied



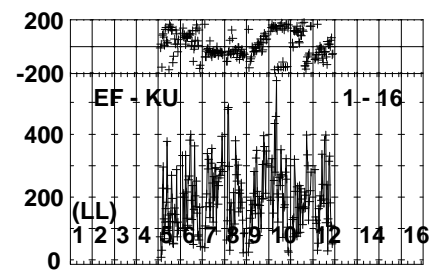
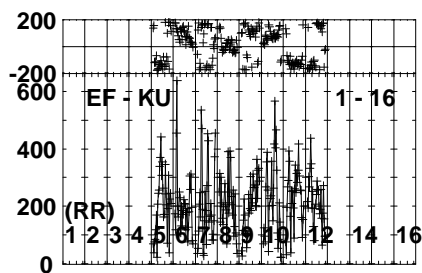
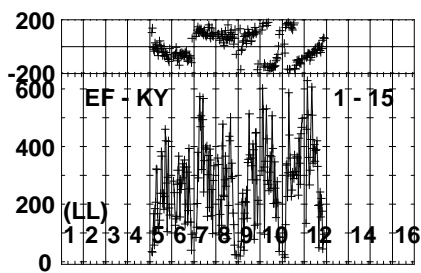
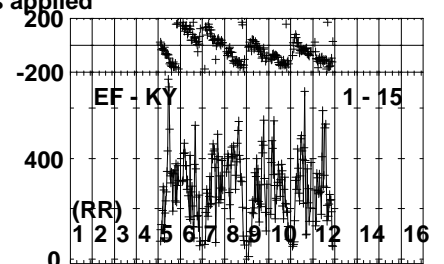
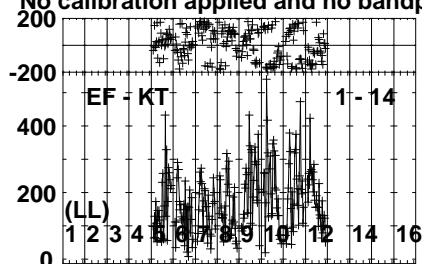
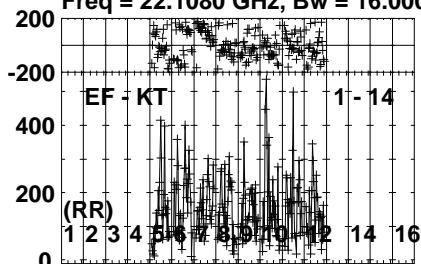
Lower frame: Milli Ampl Jy Top frame: Phas deg
Vector averaged cross-power spectrum Several baselines displayed
Timerange: 00:12:25:01 to 00:12:25:59

Plot file version 990 created 04-APR-2022 10:37:34

J0244+6228 EM132A.UVDATA.1

Freq = 22.1080 GHz, Bw = 16.000 MH

No calibration applied and no bandpass applied



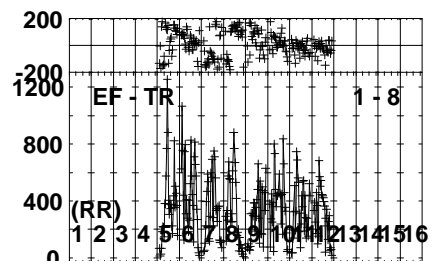
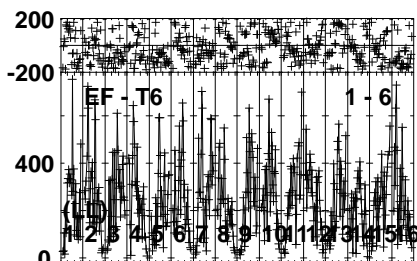
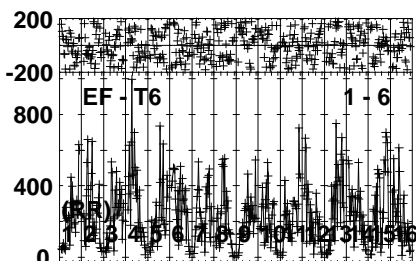
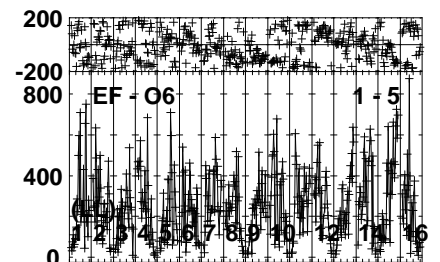
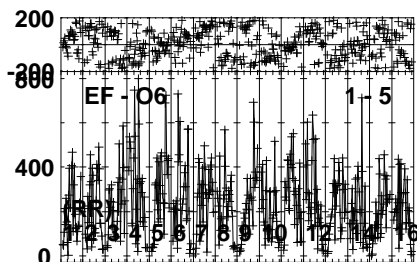
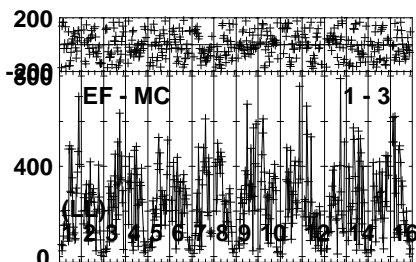
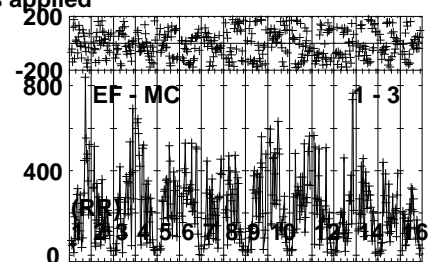
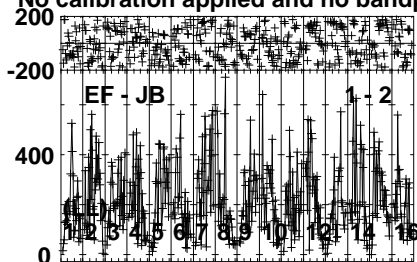
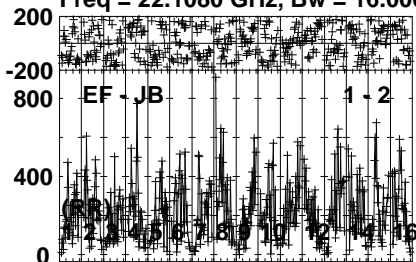
Lower frame: Micro Ampl Jy Top frame: Phas deg
Vector averaged cross-power spectrum Several baselines displayed
Timerange: 00/12:25:01 to 00/12:25:59

Plot file version 991 created 04-APR-2022 10:37:34

LSI61303 EM132A.UVDATA.1

Freq = 22.1080 GHz, Bw = 16.000 MH

No calibration applied and no bandpass applied



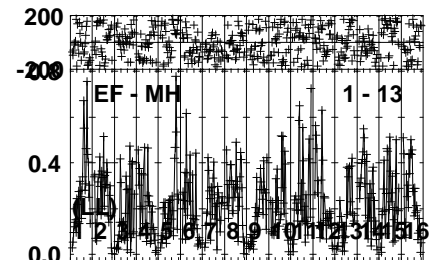
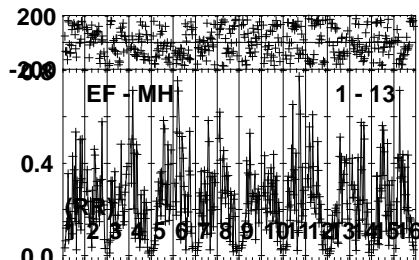
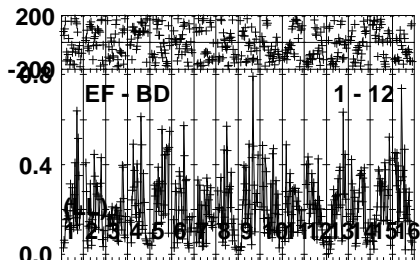
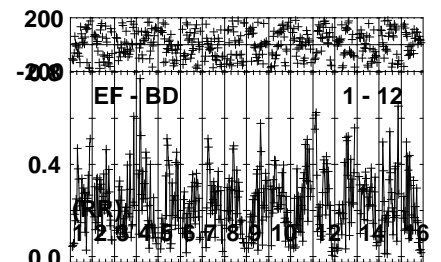
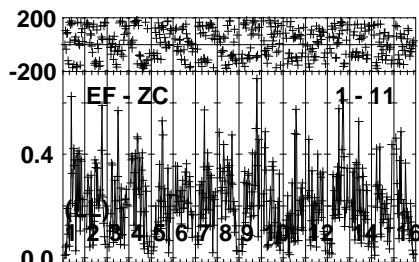
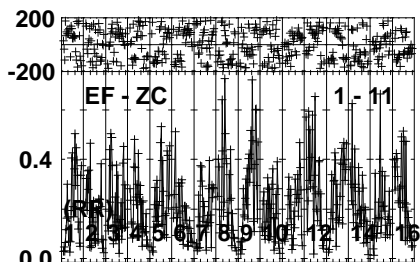
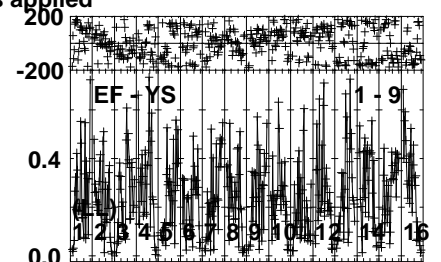
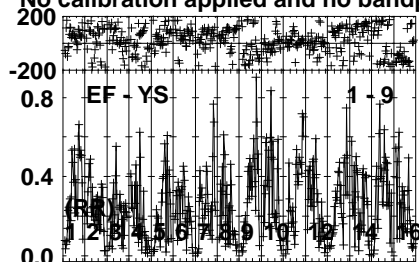
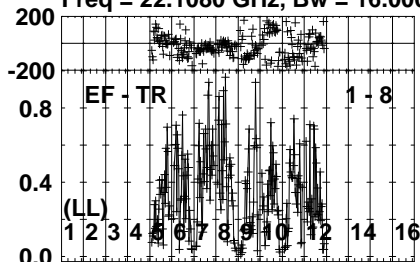
Lower frame: Micro Ampl Jy Top frame: Phas deg
Vector averaged cross-power spectrum Several baselines displayed
Timerange: 00/12:26:01 to 00/12:27:09

Plot file version 992 created 04-APR-2022 10:37:34

LSI61303 EM132A.UVDATA.1

Freq = 22.1080 GHz, Bw = 16.000 MH

No calibration applied and no bandpass applied



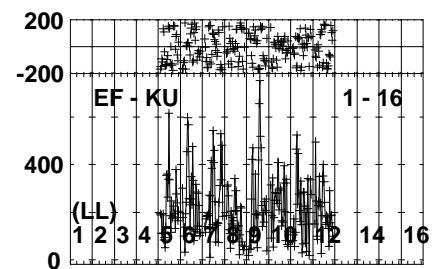
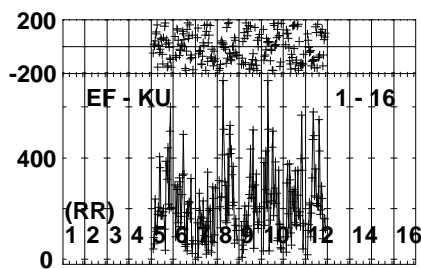
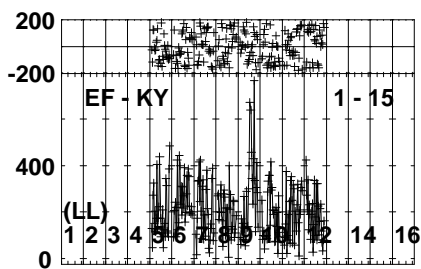
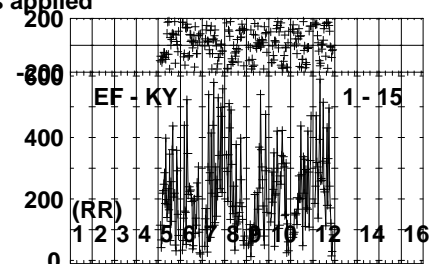
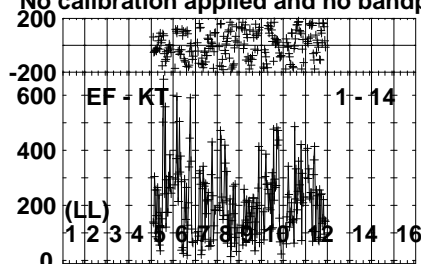
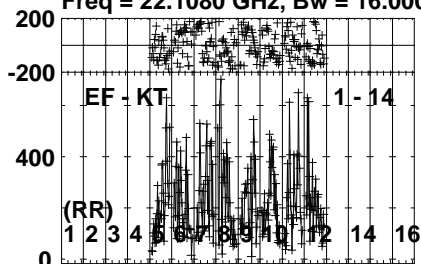
Lower frame: Milli Ampl Jy Top frame: Phas deg
Vector averaged cross-power spectrum Several baselines displayed
Timerange: 00/12:26:01 to 00/12:27:09

Plot file version 993 created 04-APR-2022 10:37:34

LSI61303 EM132A.UVDATA.1

Freq = 22.1080 GHz, Bw = 16.000 MH

No calibration applied and no bandpass applied



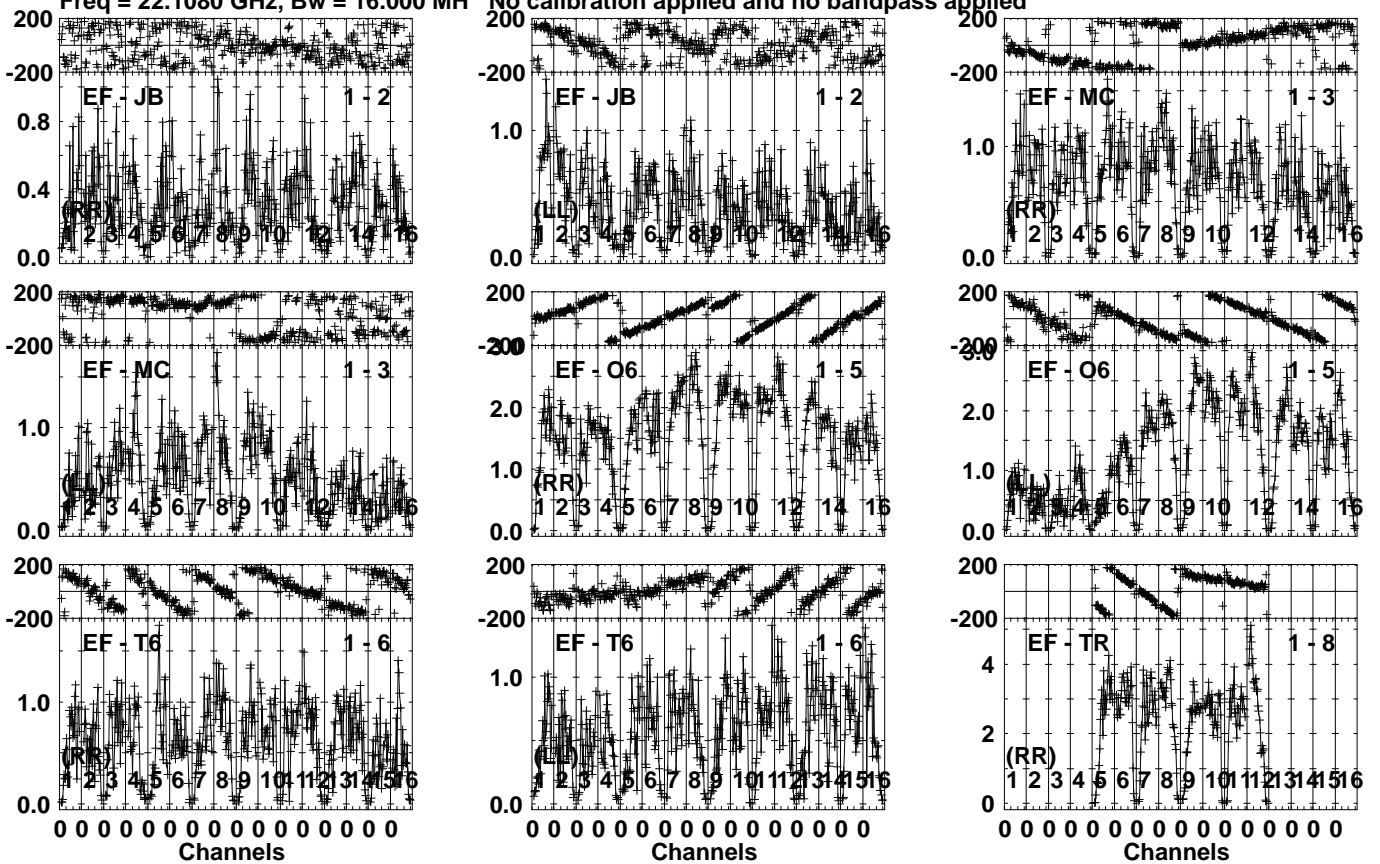
Lower frame: Micro Ampl Jy Top frame: Phas deg
Vector averaged cross-power spectrum Several baselines displayed
Timerange: 00/12:26:01 to 00/12:27:09

Plot file version 994 created 04-APR-2022 10:37:35

J0244+6228 EM132A.UVDATA.1

Freq = 22.1080 GHz, Bw = 16.000 MH

No calibration applied and no bandpass applied



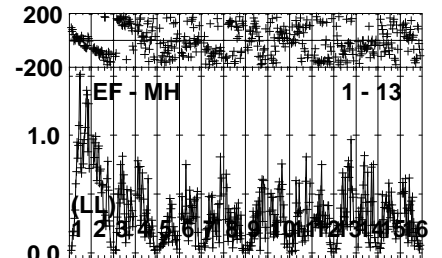
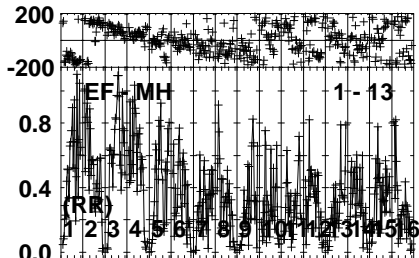
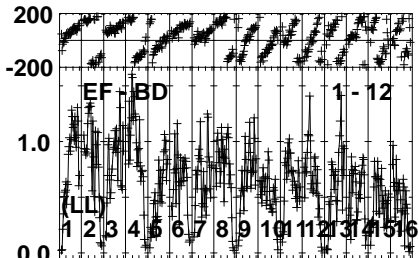
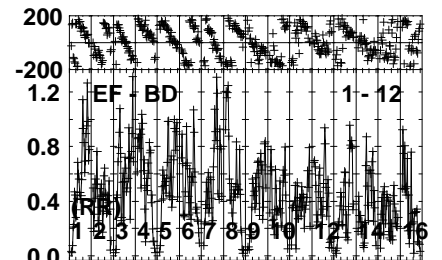
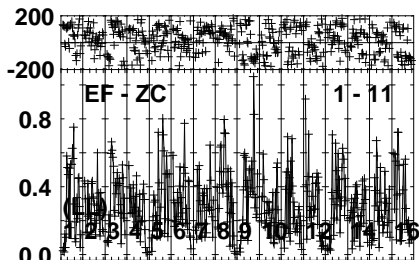
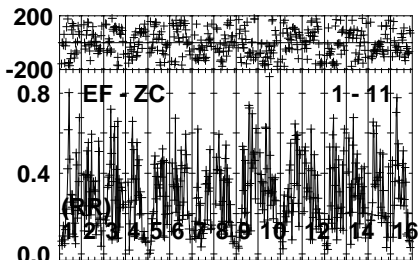
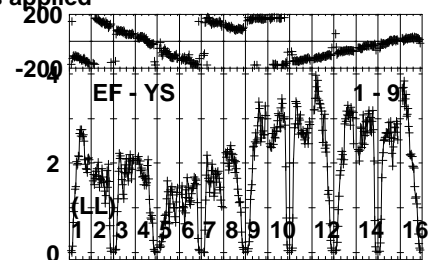
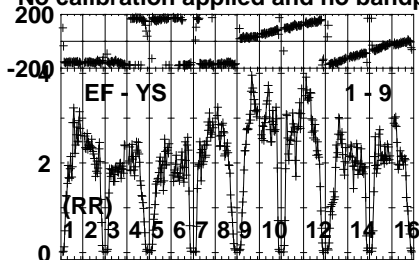
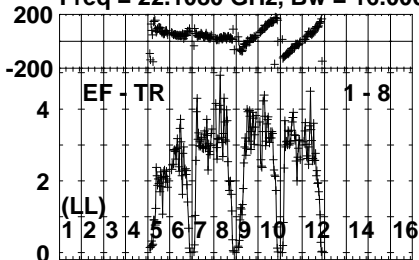
Lower frame: Milli Ampl Jy Top frame: Phas deg
Vector averaged cross-power spectrum Several baselines displayed
Timerange: 00/12:27:11 to 00/12:28:09

Plot file version 995 created 04-APR-2022 10:37:35

J0244+6228 EM132A.UVDATA.1

Freq = 22.1080 GHz, Bw = 16.000 MH

No calibration applied and no bandpass applied



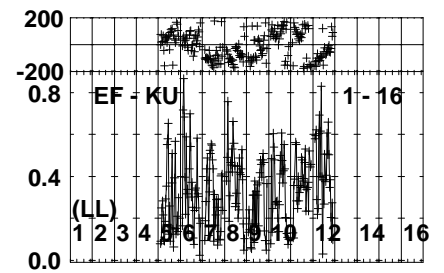
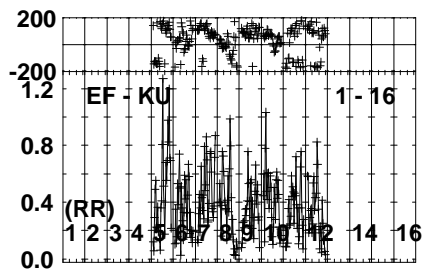
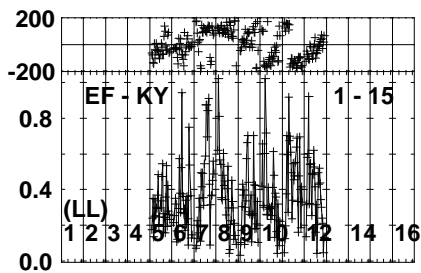
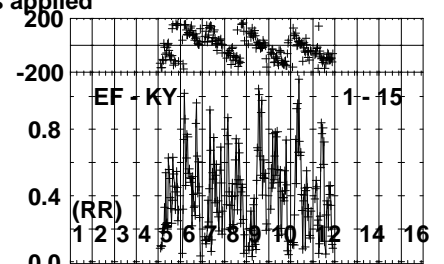
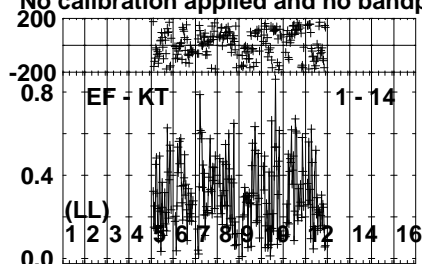
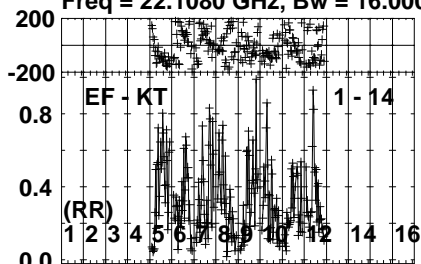
Lower frame: Milli Ampl Jy Top frame: Phas deg
Vector averaged cross-power spectrum Several baselines displayed
Timerange: 00/12:27:11 to 00/12:28:09

Plot file version 996 created 04-APR-2022 10:37:35

J0244+6228 EM132A.UVDATA.1

Freq = 22.1080 GHz, Bw = 16.000 MH

No calibration applied and no bandpass applied



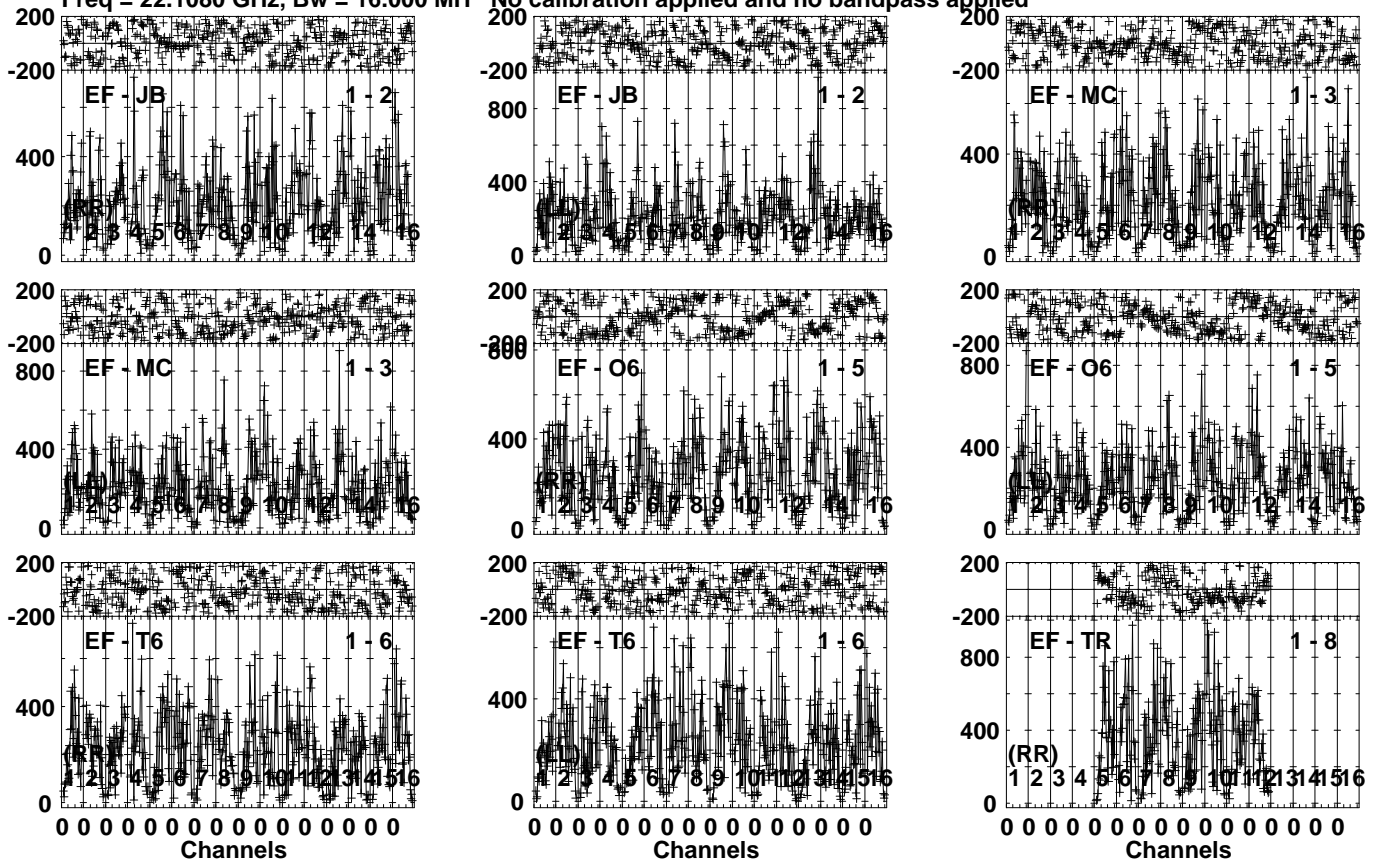
Lower frame: Milli Ampl Jy Top frame: Phas deg
Vector averaged cross-power spectrum Several baselines displayed
Timerange: 00/12:27:11 to 00/12:28:09

Plot file version 997 created 04-APR-2022 10:37:35

LSI61303 EM132A.UVDATA.1

Freq = 22.1080 GHz, Bw = 16.000 MH

No calibration applied and no bandpass applied



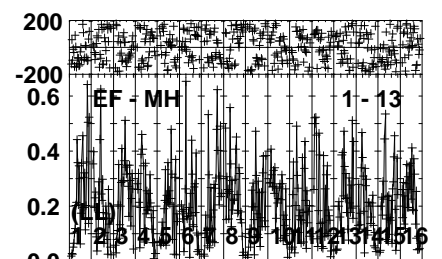
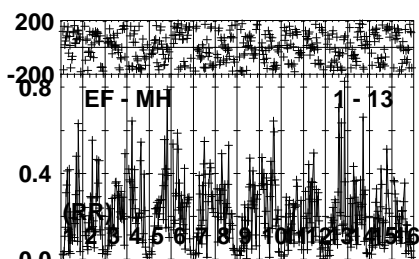
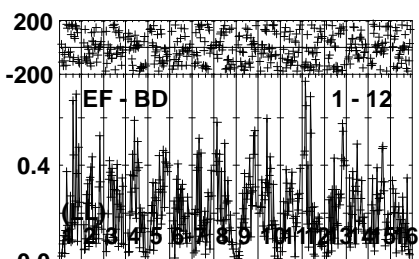
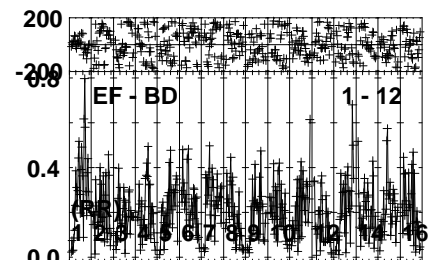
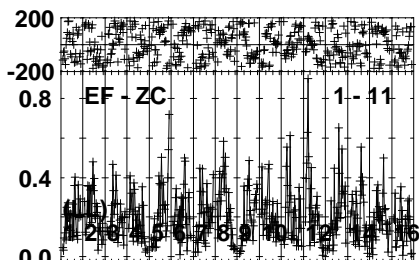
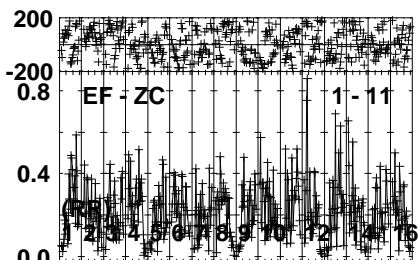
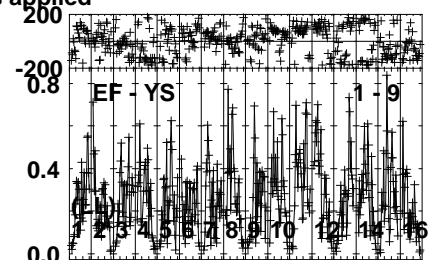
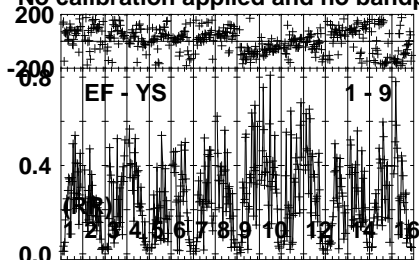
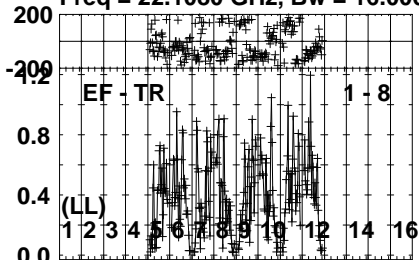
Lower frame: Micro Ampl Jy Top frame: Phas deg
Vector averaged cross-power spectrum Several baselines displayed
Timerange: 00/12:28:11 to 00/12:29:19

Plot file version 998 created 04-APR-2022 10:37:35

LSI61303 EM132A.UVDATA.1

Freq = 22.1080 GHz, Bw = 16.000 MH

No calibration applied and no bandpass applied



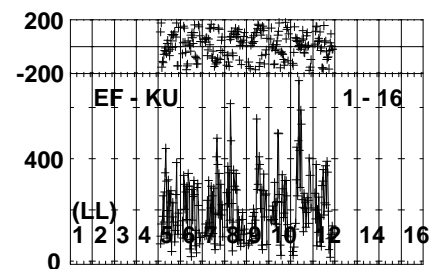
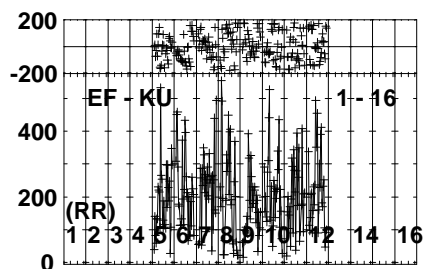
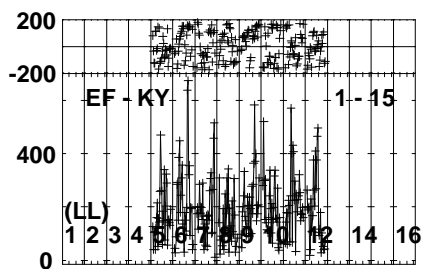
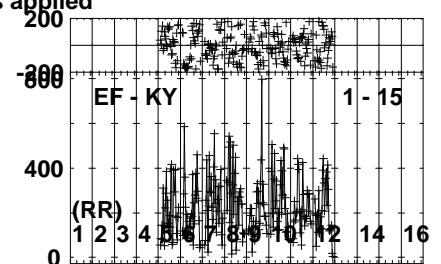
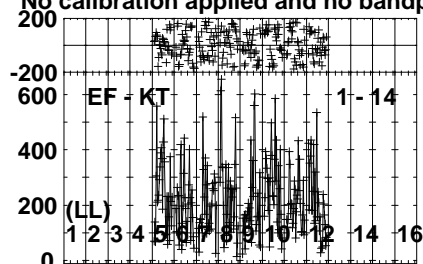
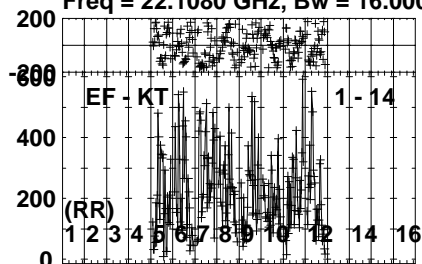
Lower frame: Milli Ampl Jy Top frame: Phas deg
Vector averaged cross-power spectrum Several baselines displayed
Timerange: 00/12:28:11 to 00/12:29:19

Plot file version 999 created 04-APR-2022 10:37:35

LSI61303 EM132A.UVDATA.1

Freq = 22.1080 GHz, Bw = 16.000 MH

No calibration applied and no bandpass applied



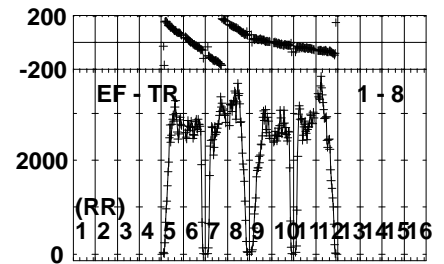
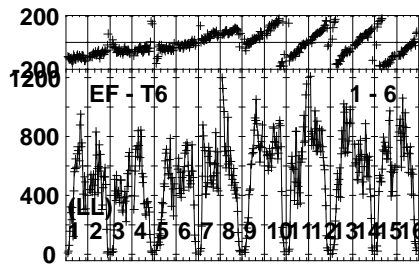
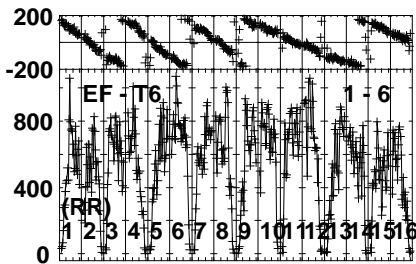
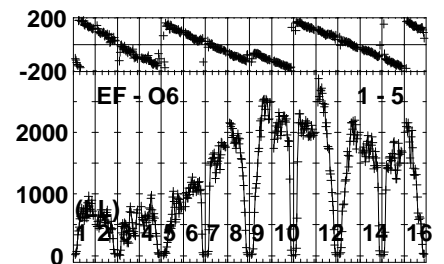
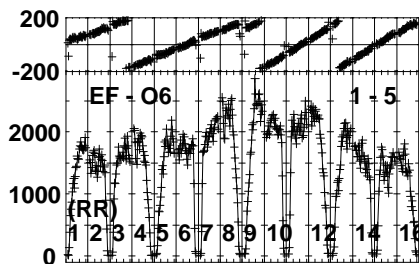
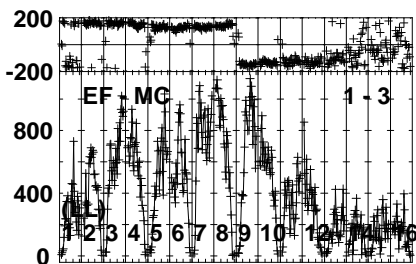
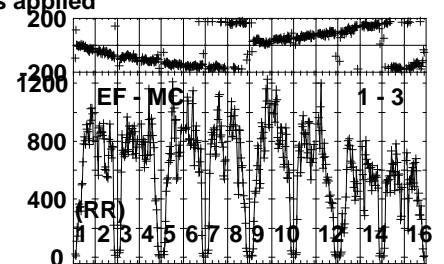
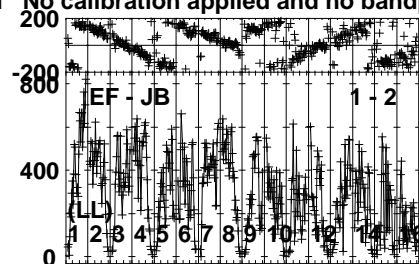
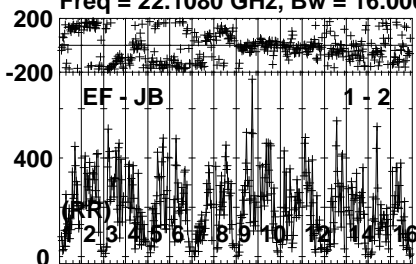
Lower frame: Micro Ampl Jy Top frame: Phas deg
Vector averaged cross-power spectrum Several baselines displayed
Timerange: 00/12:28:11 to 00/12:29:19

Plot file version1000 created 04-APR-2022 10:37:35

J0244+6228 EM132A.UVDATA.1

Freq = 22.1080 GHz, Bw = 16.000 MH

No calibration applied and no bandpass applied



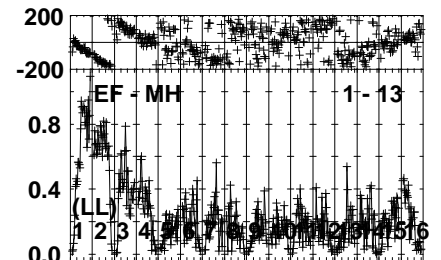
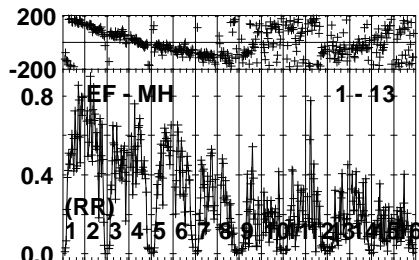
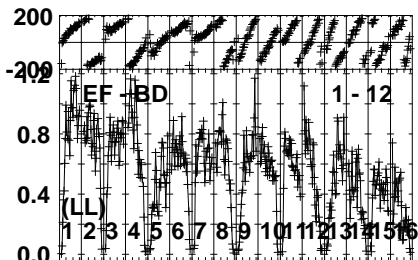
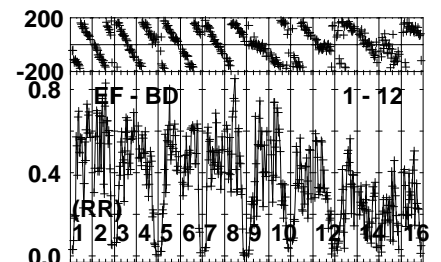
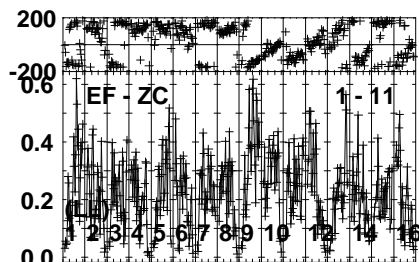
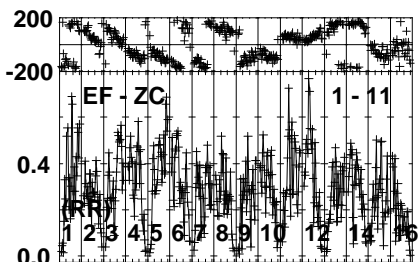
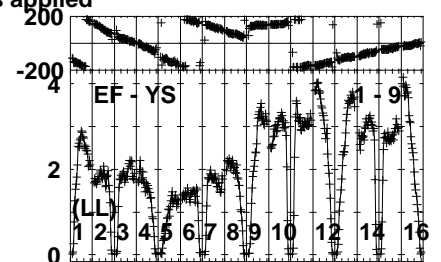
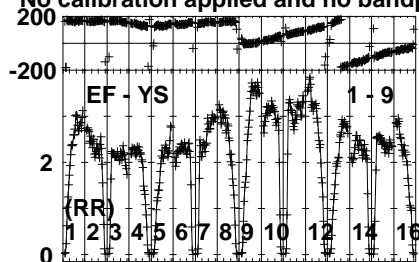
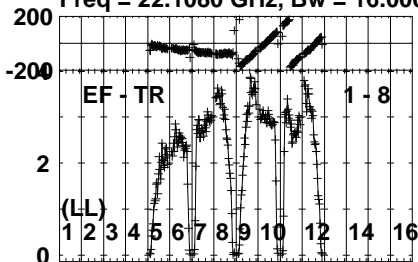
Lower frame: Micro Ampl Jy Top frame: Phas deg
Vector averaged cross-power spectrum Several baselines displayed
Timerange: 00/12:30:01 to 00/12:30:59

Plot file version1001 created 04-APR-2022 10:37:35

J0244+6228 EM132A.UVDATA.1

Freq = 22.1080 GHz, Bw = 16.000 MH

No calibration applied and no bandpass applied



0 0 0 0 0 0 0 0 0 0 0 0 0 0 0 0
Channels

0 0 0 0 0 0 0 0 0 0 0 0 0 0 0 0
Channels

0 0 0 0 0 0 0 0 0 0 0 0 0 0 0 0
Channels

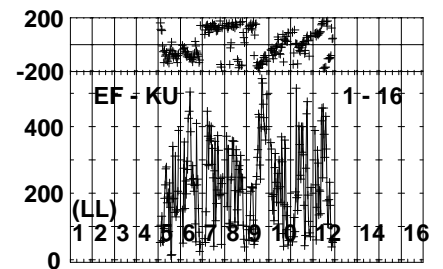
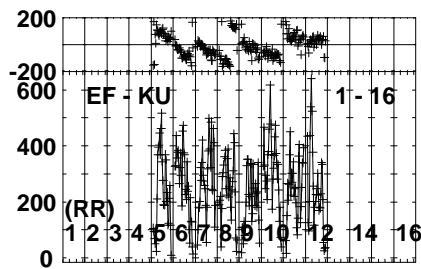
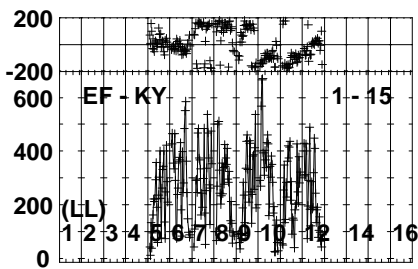
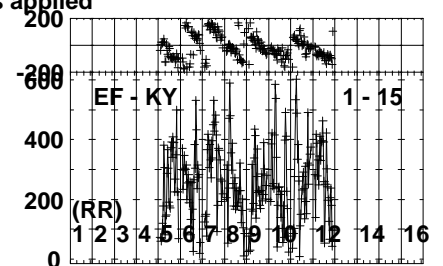
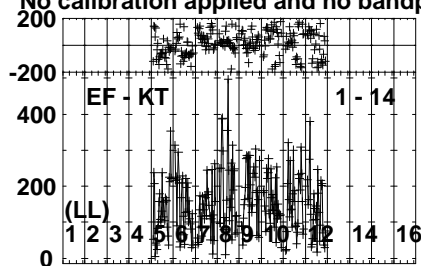
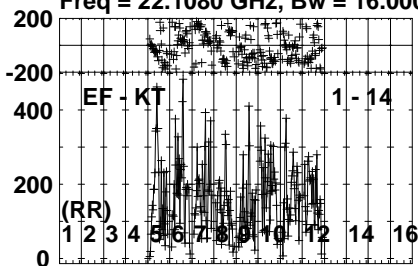
Lower frame: Milli Ampl Jy Top frame: Phas deg
Vector averaged cross-power spectrum Several baselines displayed
Timerange: 00/12:30:01 to 00/12:30:59

Plot file version1002 created 04-APR-2022 10:37:35

J0244+6228 EM132A.UVDATA.1

Freq = 22.1080 GHz, Bw = 16.000 MH

No calibration applied and no bandpass applied



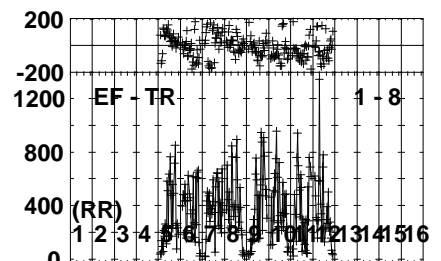
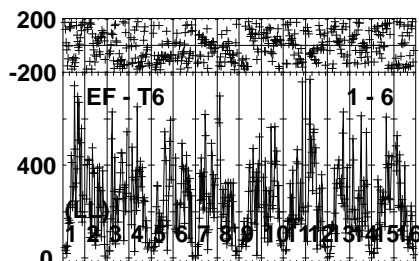
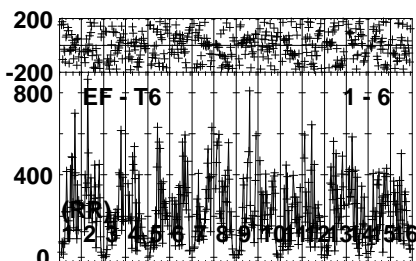
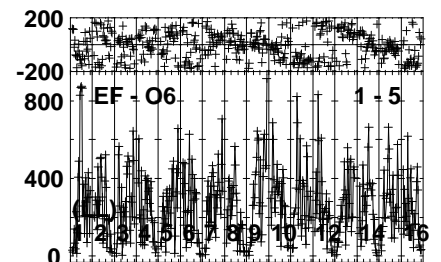
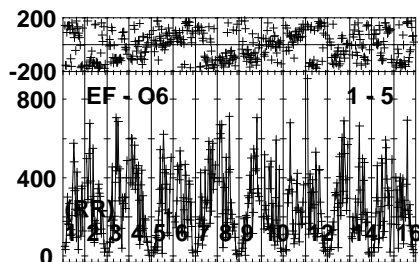
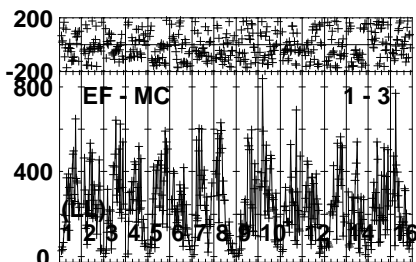
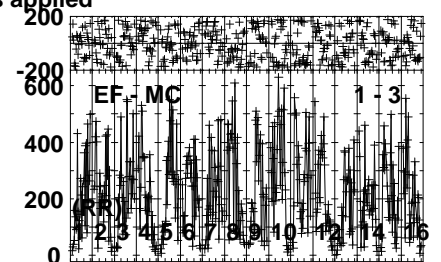
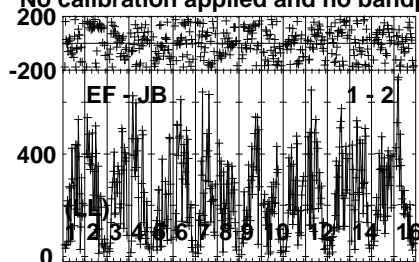
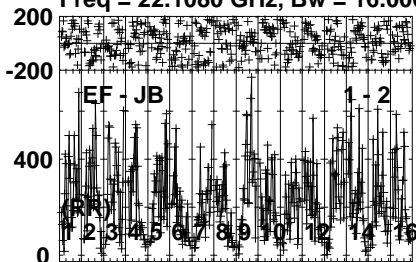
Lower frame: Micro Ampl Jy Top frame: Phas deg
Vector averaged cross-power spectrum Several baselines displayed
Timerange: 00/12:30:01 to 00/12:30:59

Plot file version1003 created 04-APR-2022 10:37:35

LSI61303 EM132A.UVDATA.1

Freq = 22.1080 GHz, Bw = 16.000 MH

No calibration applied and no bandpass applied



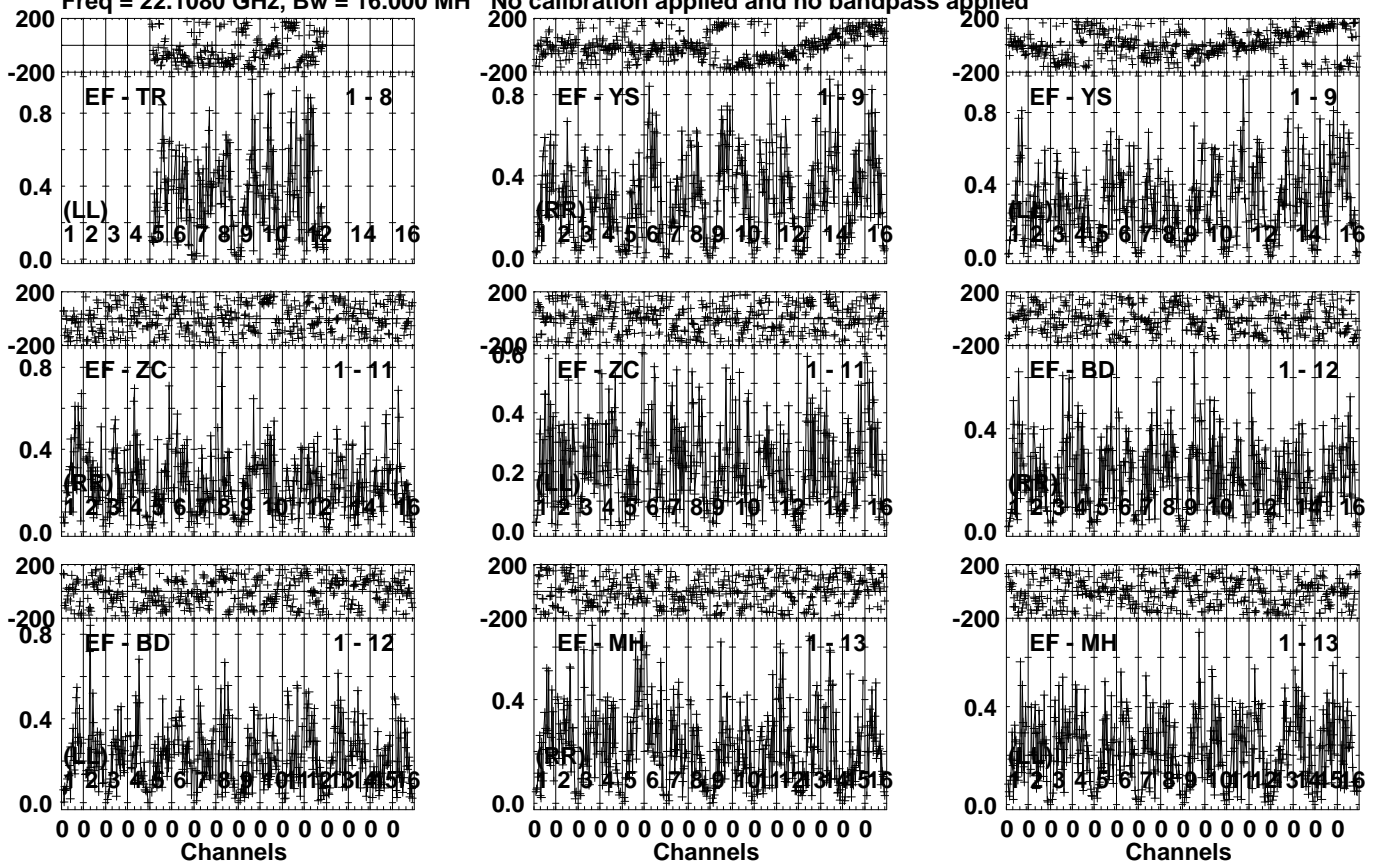
Lower frame: Micro Ampl Jy Top frame: Phas deg
Vector averaged cross-power spectrum Several baselines displayed
Timerange: 00/12:31:01 to 00/12:32:09

Plot file version1004 created 04-APR-2022 10:37:35

LSI61303 EM132A.UVDATA.1

Freq = 22.1080 GHz, Bw = 16.000 MH

No calibration applied and no bandpass applied



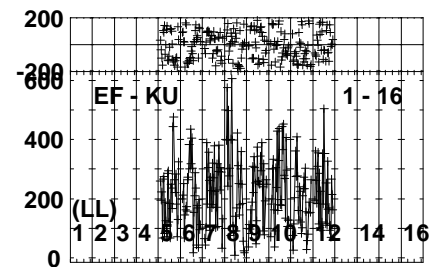
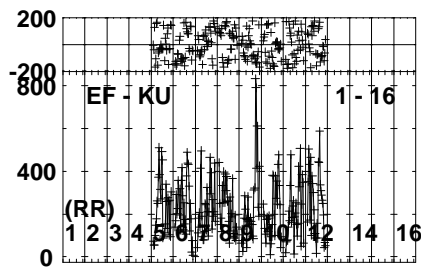
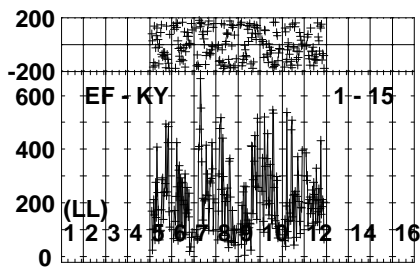
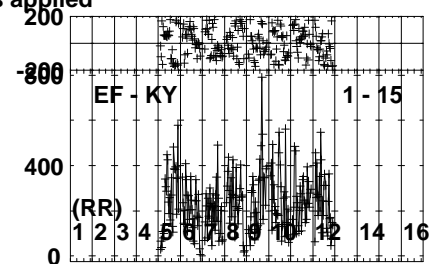
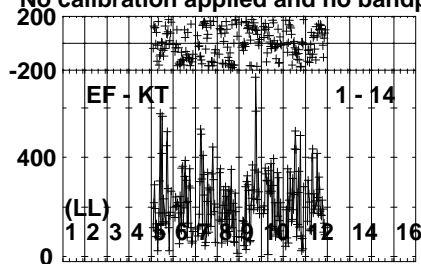
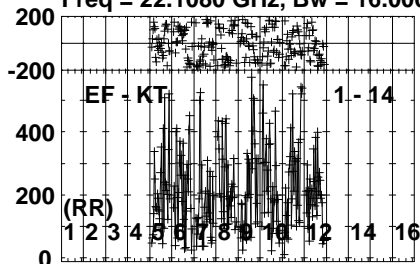
Lower frame: Milli Ampl Jy Top frame: Phas deg
Vector averaged cross-power spectrum Several baselines displayed
Timerange: 00/12:31:01 to 00/12:32:09

Plot file version1005 created 04-APR-2022 10:37:35

LSI61303 EM132A.UVDATA.1

Freq = 22.1080 GHz, Bw = 16.000 MH

No calibration applied and no bandpass applied



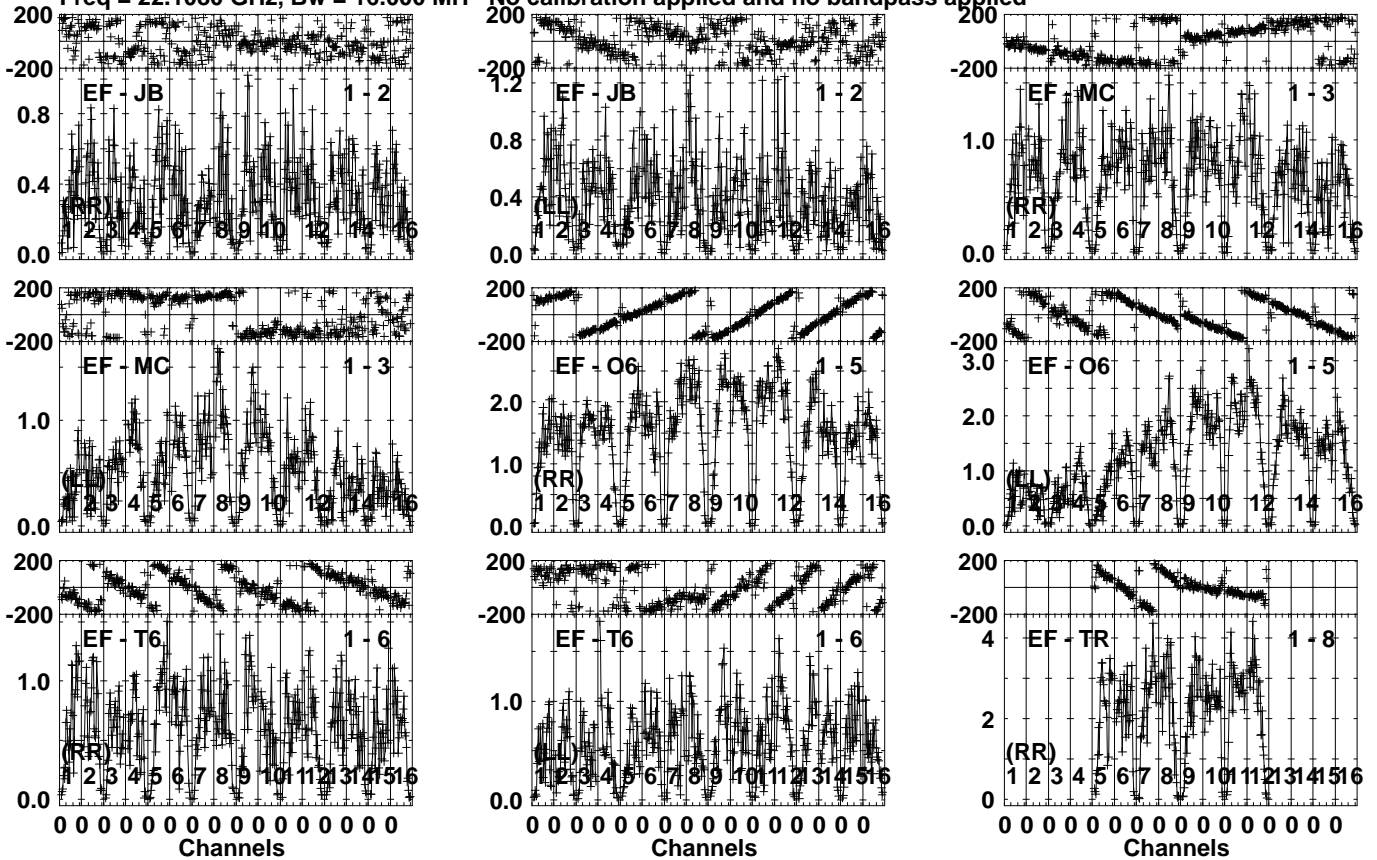
Lower frame: Micro Ampl Jy Top frame: Phas deg
Vector averaged cross-power spectrum Several baselines displayed
Timerange: 00/12:31:01 to 00/12:32:09

Plot file version1006 created 04-APR-2022 10:37:36

J0244+6228 EM132A.UVDATA.1

Freq = 22.1080 GHz, Bw = 16.000 MH

No calibration applied and no bandpass applied



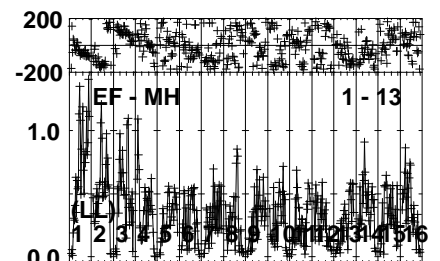
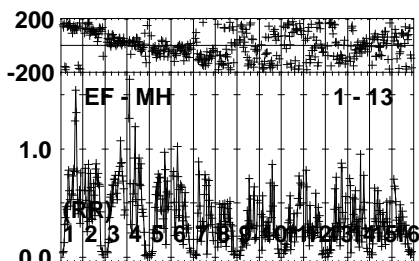
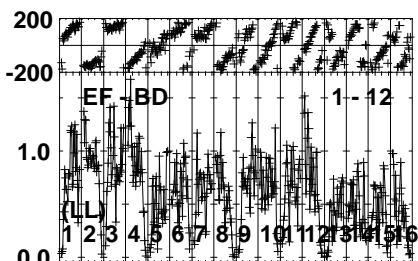
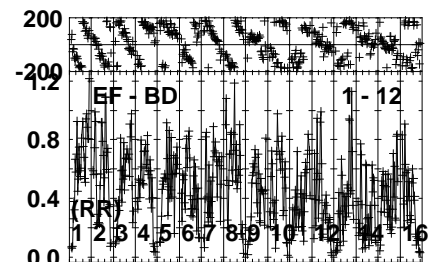
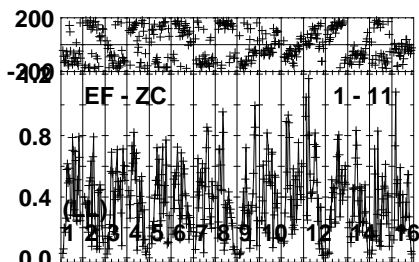
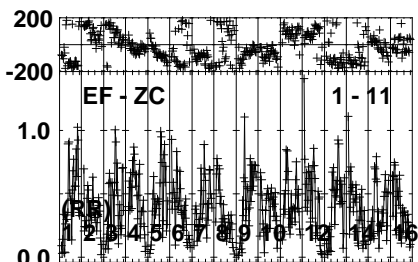
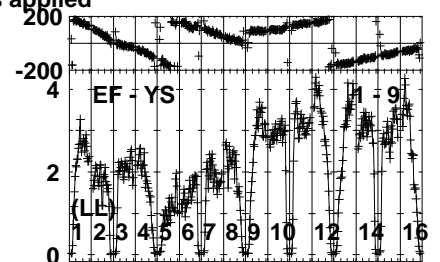
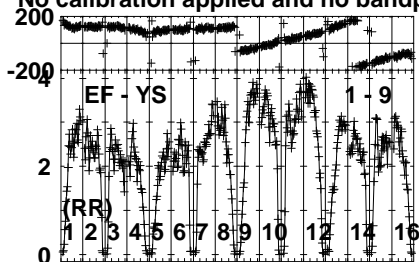
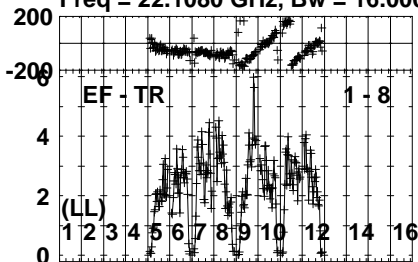
Lower frame: Milli Ampl Jy Top frame: Phas deg
Vector averaged cross-power spectrum Several baselines displayed
Timerange: 00/12:32:11 to 00/12:33:09

Plot file version1007 created 04-APR-2022 10:37:36

J0244+6228 EM132A.UVDATA.1

Freq = 22.1080 GHz, Bw = 16.000 MH

No calibration applied and no bandpass applied



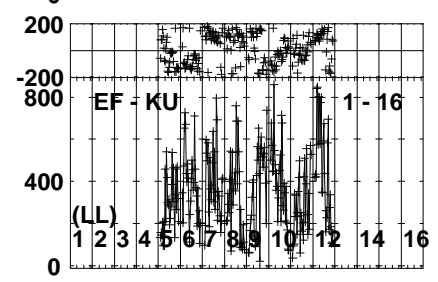
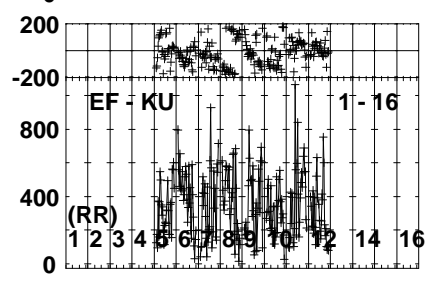
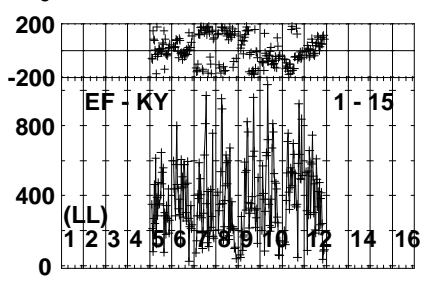
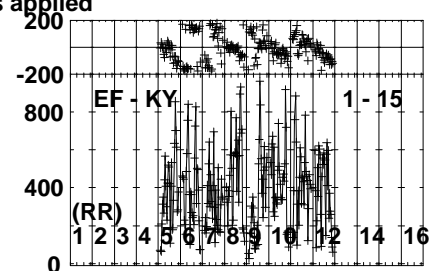
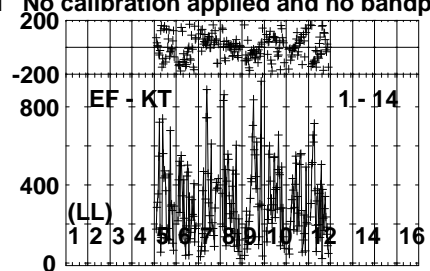
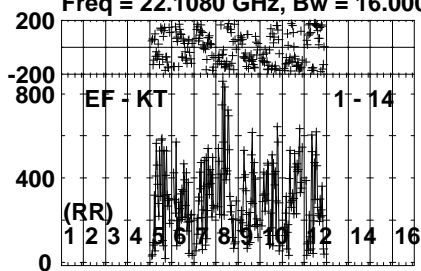
Lower frame: Milli Ampl Jy Top frame: Phas deg
Vector averaged cross-power spectrum Several baselines displayed
Timerange: 00/12:32:11 to 00/12:33:09

Plot file version1008 created 04-APR-2022 10:37:36

J0244+6228 EM132A.UVDATA.1

Freq = 22.1080 GHz, Bw = 16.000 MH

No calibration applied and no bandpass applied



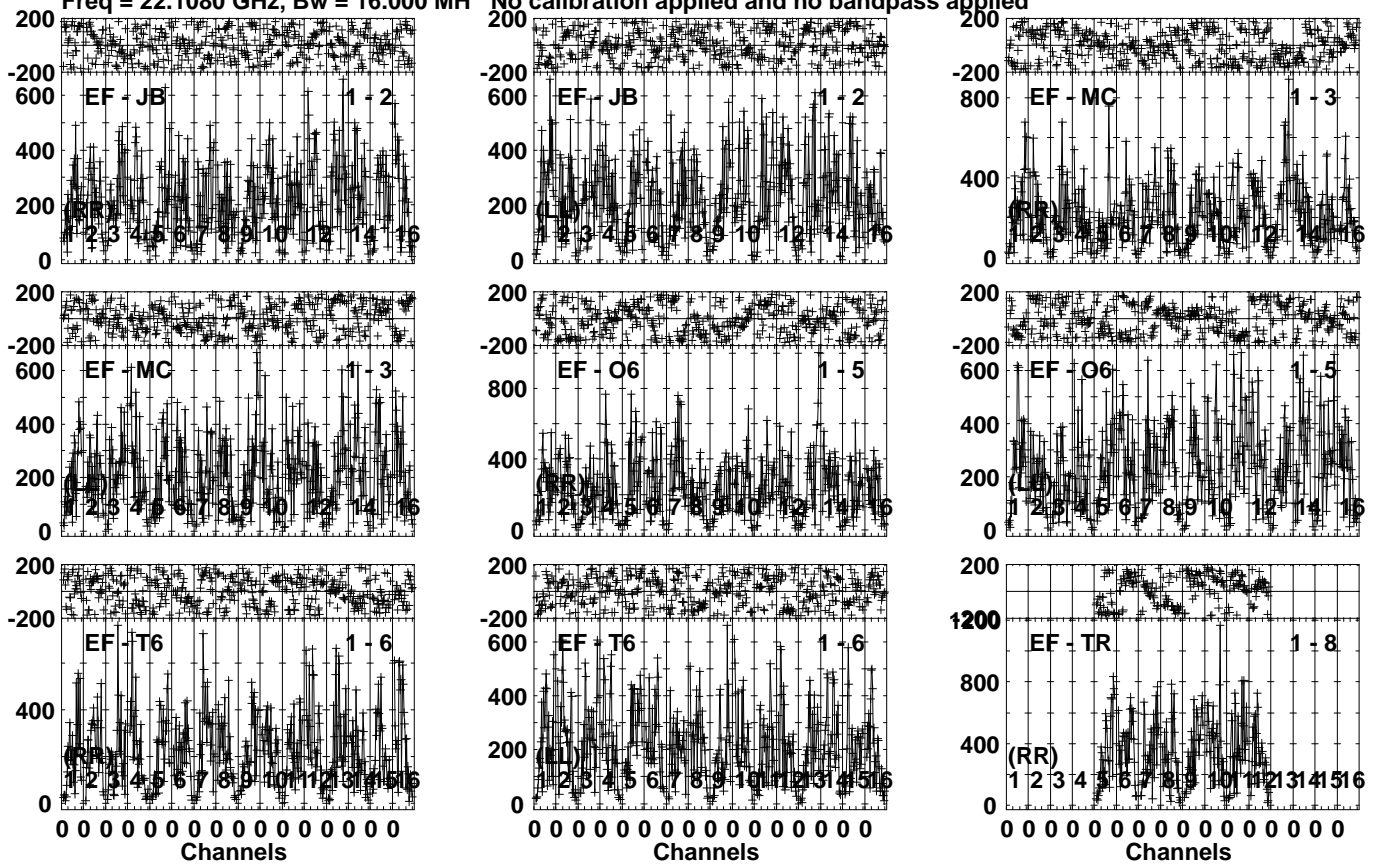
Lower frame: Micro Ampl Jy Top frame: Phas deg
Vector averaged cross-power spectrum Several baselines displayed
Timerange: 00/12:32:11 to 00/12:33:09

Plot file version1009 created 04-APR-2022 10:37:36

LSI61303 EM132A.UVDATA.1

Freq = 22.1080 GHz, Bw = 16.000 MH

No calibration applied and no bandpass applied



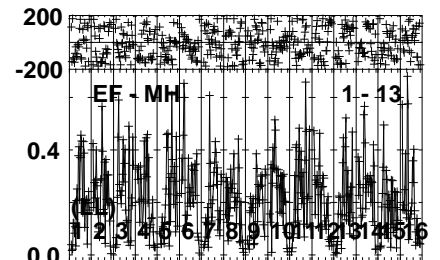
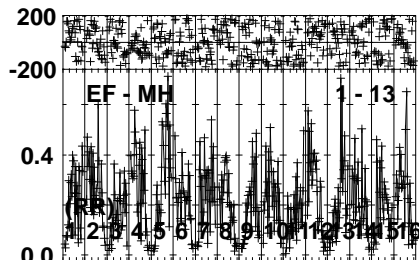
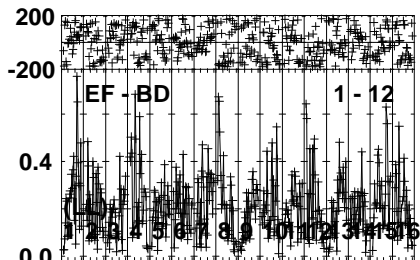
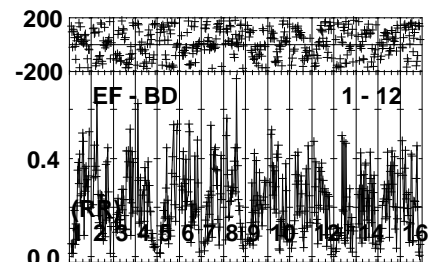
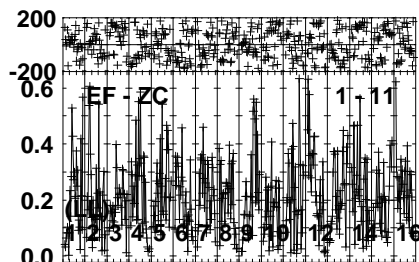
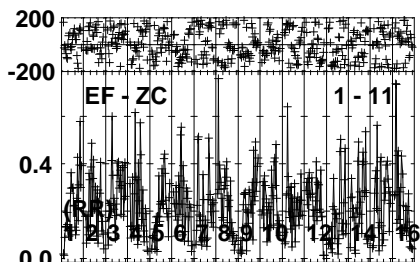
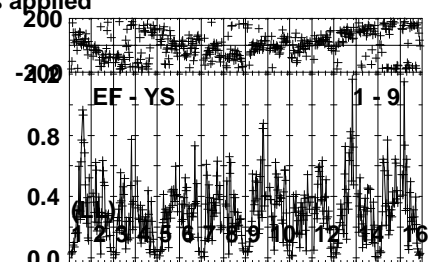
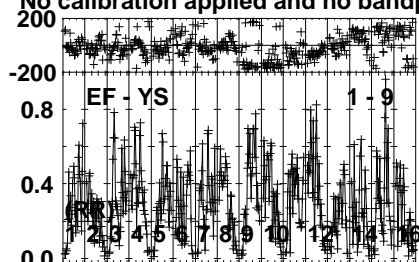
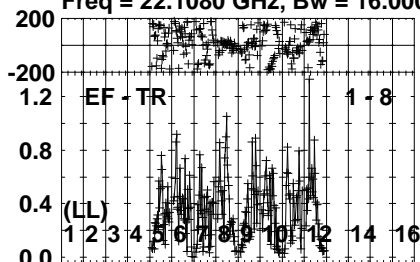
Lower frame: Micro Ampl Jy Top frame: Phas deg
Vector averaged cross-power spectrum Several baselines displayed
Timerange: 00/12:33:11 to 00/12:34:19

Plot file version1010 created 04-APR-2022 10:37:36

LSI61303 EM132A.UVDATA.1

Freq = 22.1080 GHz, Bw = 16.000 MH

No calibration applied and no bandpass applied



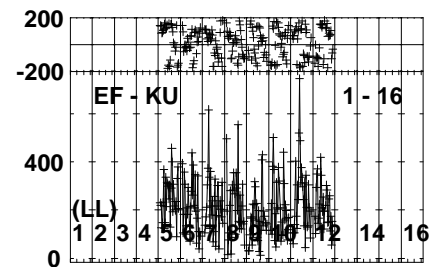
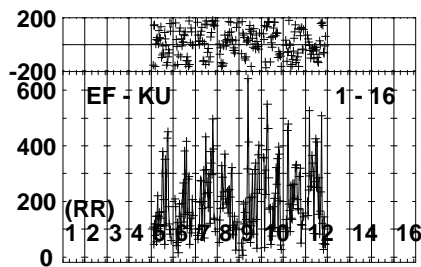
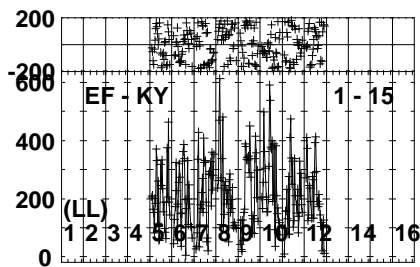
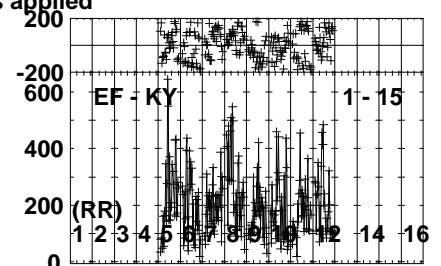
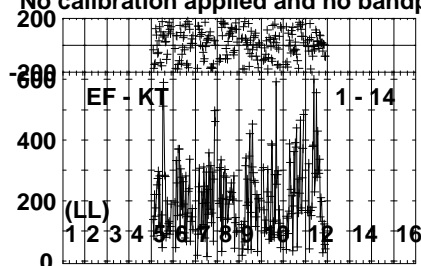
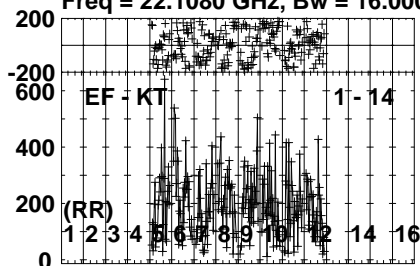
Lower frame: Milli Ampl Jy Top frame: Phas deg
Vector averaged cross-power spectrum Several baselines displayed
Timerange: 00/12:33:11 to 00/12:34:19

Plot file version1011 created 04-APR-2022 10:37:36

LSI61303 EM132A.UVDATA.1

Freq = 22.1080 GHz, Bw = 16.000 MH

No calibration applied and no bandpass applied



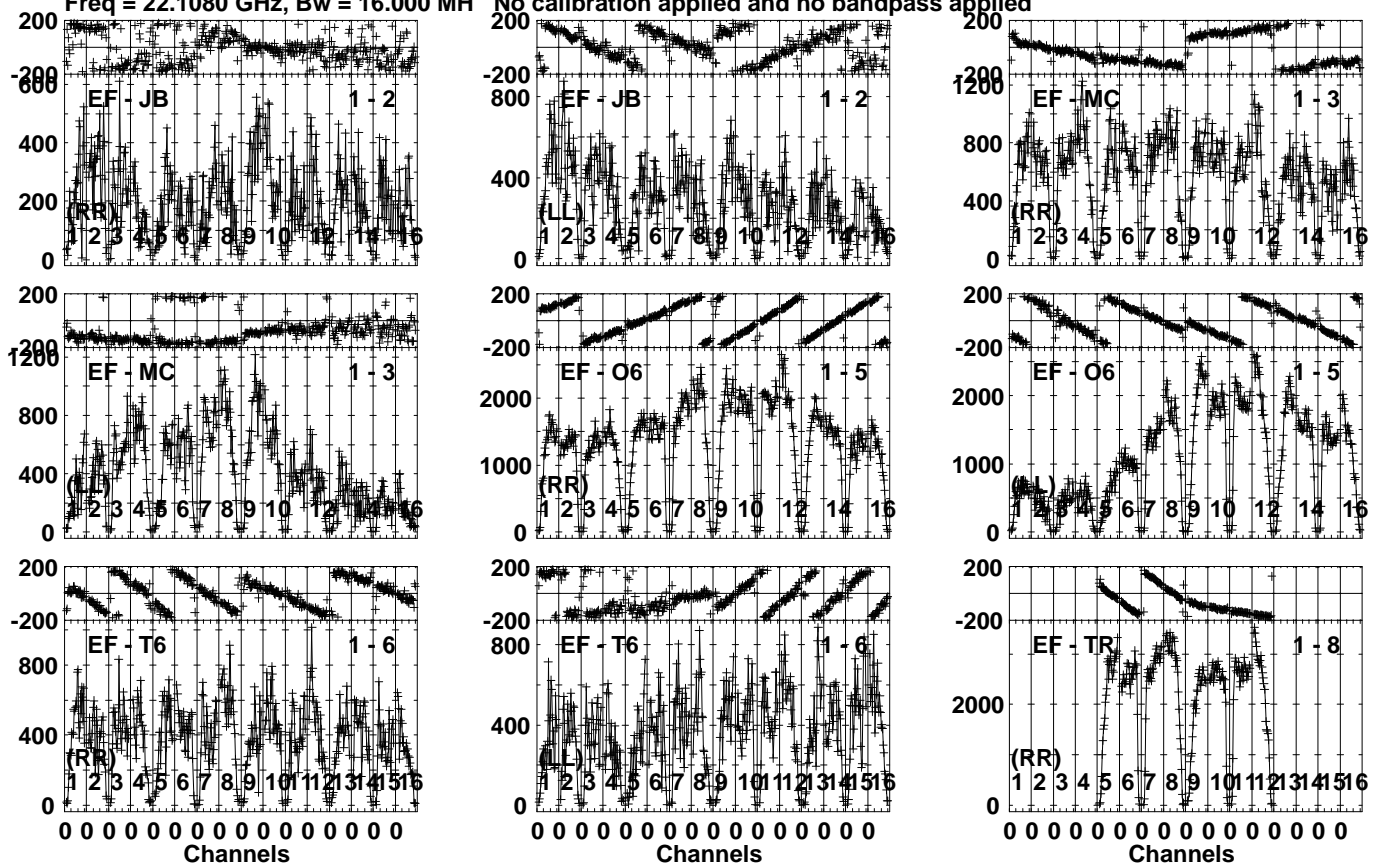
Lower frame: Micro Ampl Jy Top frame: Phas deg
Vector averaged cross-power spectrum Several baselines displayed
Timerange: 00/12:33:11 to 00/12:34:19

Plot file version1012 created 04-APR-2022 10:37:36

J0244+6228 EM132A.UVDATA.1

Freq = 22.1080 GHz, Bw = 16.000 MH

No calibration applied and no bandpass applied



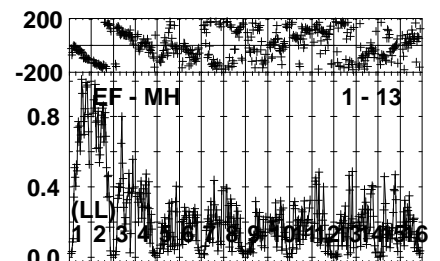
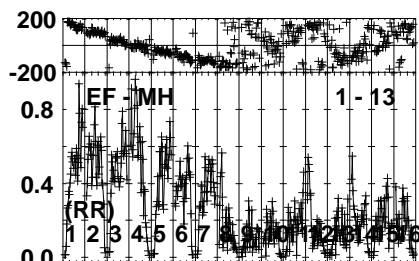
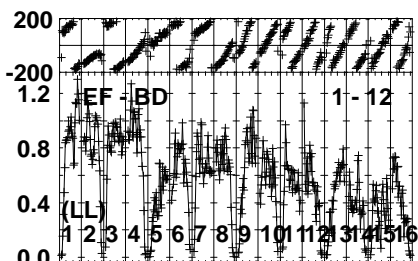
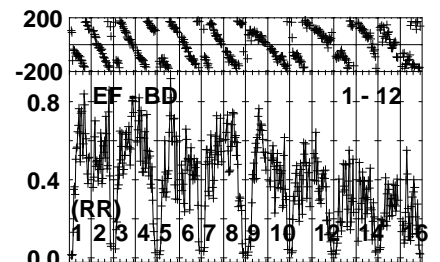
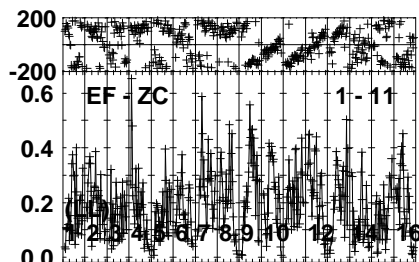
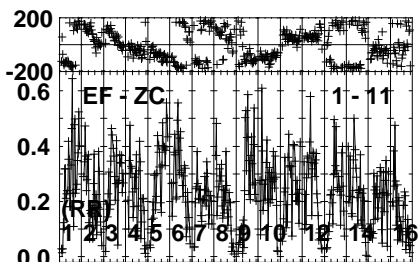
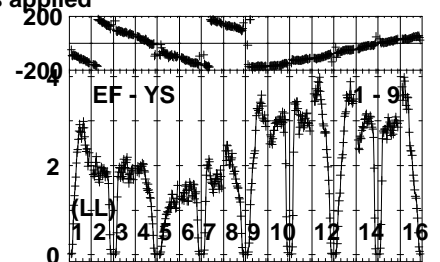
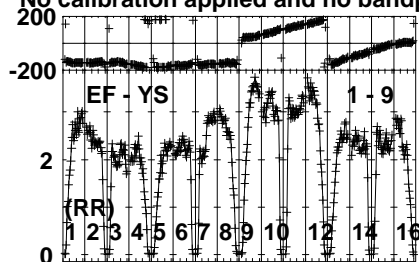
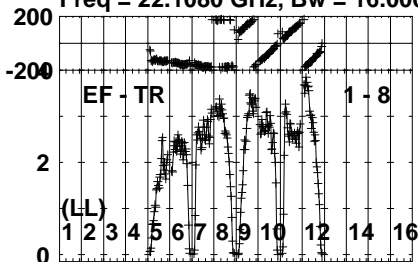
Lower frame: Micro Ampl Jy Top frame: Phas deg
Vector averaged cross-power spectrum Several baselines displayed
Timerange: 00/12:35:01 to 00/12:35:59

Plot file version1013 created 04-APR-2022 10:37:36

J0244+6228 EM132A.UVDATA.1

Freq = 22.1080 GHz, Bw = 16.000 MH

No calibration applied and no bandpass applied



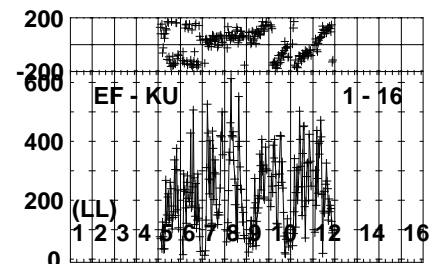
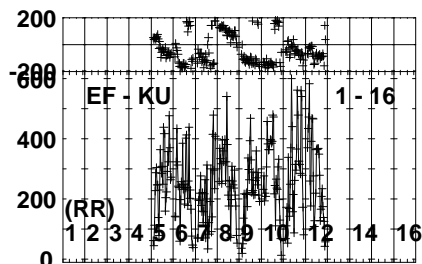
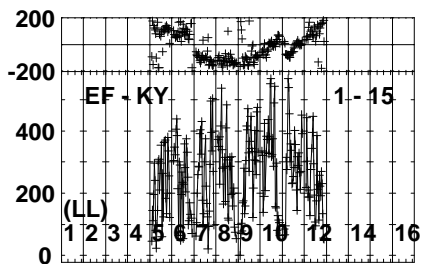
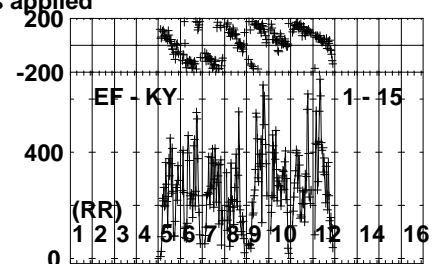
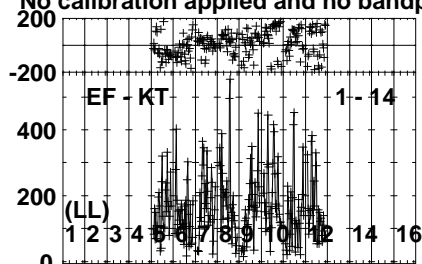
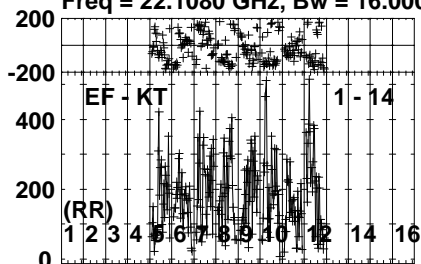
Lower frame: Milli Ampl Jy Top frame: Phas deg
Vector averaged cross-power spectrum Several baselines displayed
Timerange: 00/12:35:01 to 00/12:35:59

Plot file version1014 created 04-APR-2022 10:37:36

J0244+6228 EM132A.UVDATA.1

Freq = 22.1080 GHz, Bw = 16.000 MH

No calibration applied and no bandpass applied



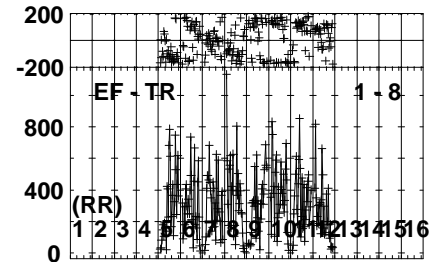
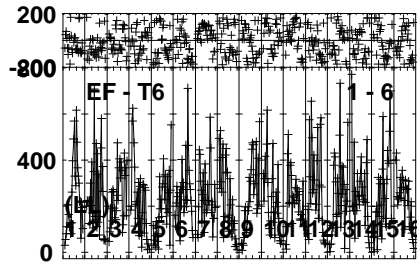
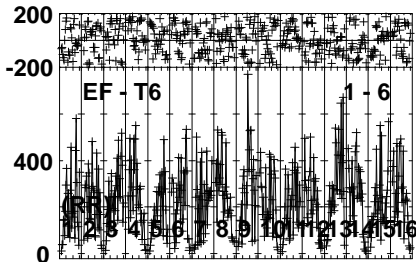
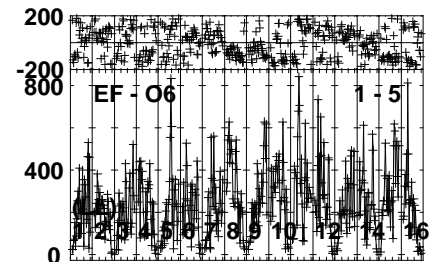
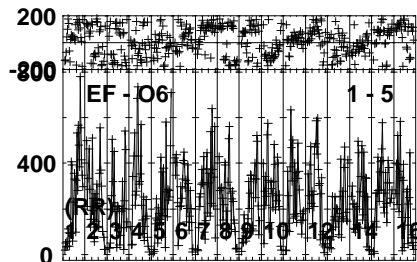
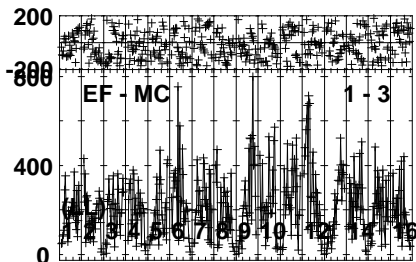
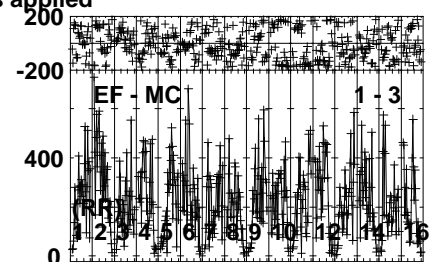
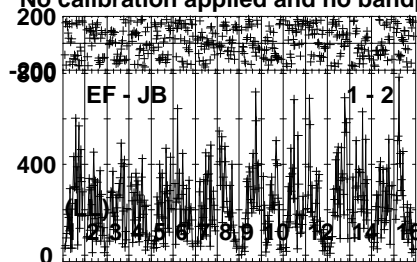
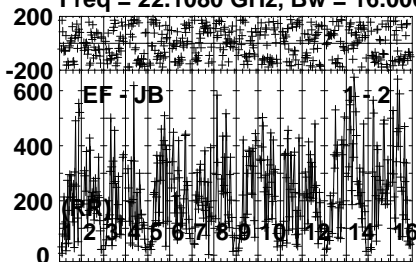
Lower frame: Micro Ampl Jy Top frame: Phas deg
Vector averaged cross-power spectrum Several baselines displayed
Timerange: 00/12:35:01 to 00/12:35:59

Plot file version1015 created 04-APR-2022 10:37:36

LSI61303 EM132A.UVDATA.1

Freq = 22.1080 GHz, Bw = 16.000 MH

No calibration applied and no bandpass applied



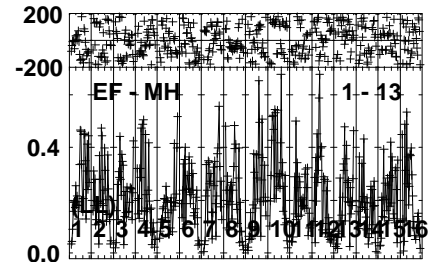
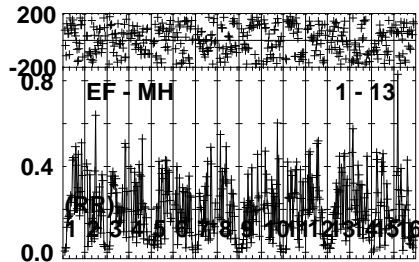
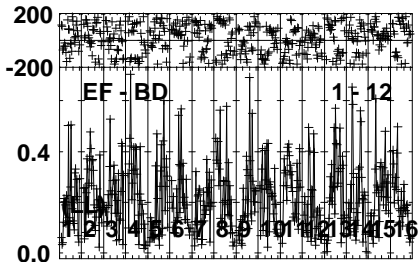
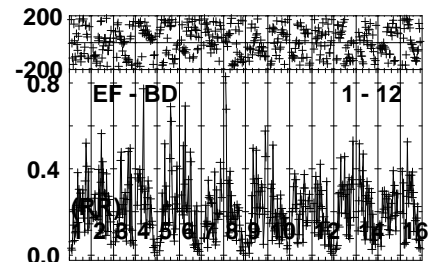
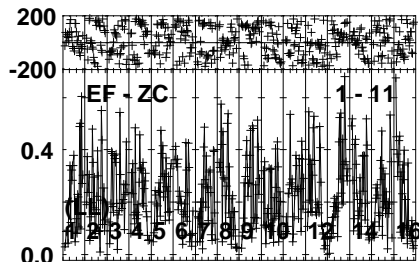
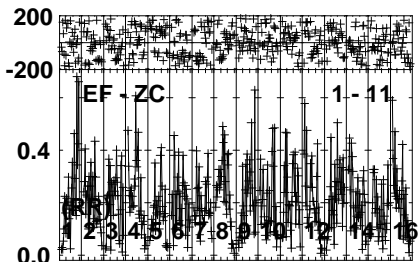
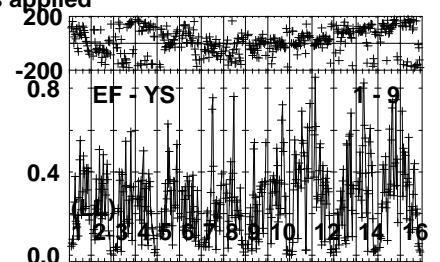
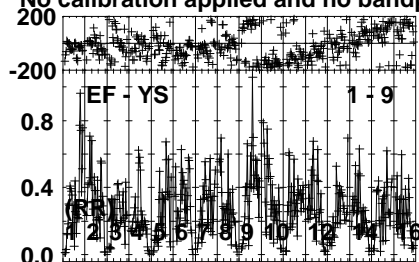
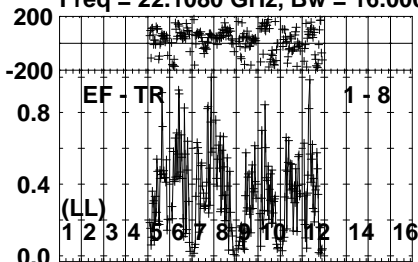
Lower frame: Micro Ampl Jy Top frame: Phas deg
Vector averaged cross-power spectrum Several baselines displayed
Timerange: 00/12:36:01 to 00/12:37:09

Plot file version1016 created 04-APR-2022 10:37:36

LSI61303 EM132A.UVDATA.1

Freq = 22.1080 GHz, Bw = 16.000 MH

No calibration applied and no bandpass applied



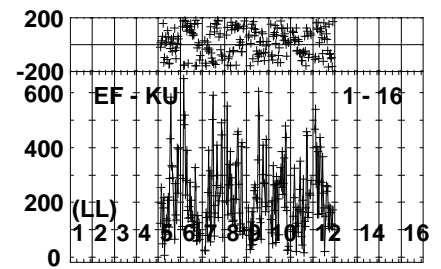
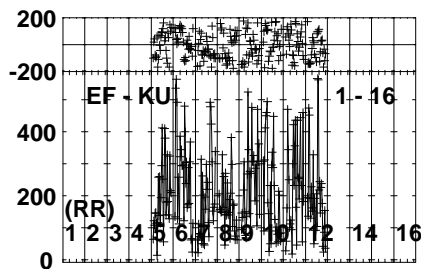
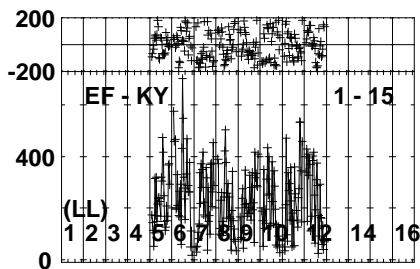
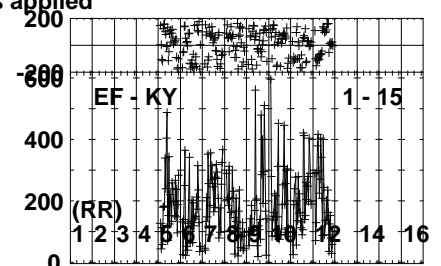
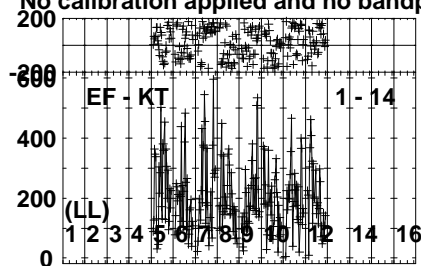
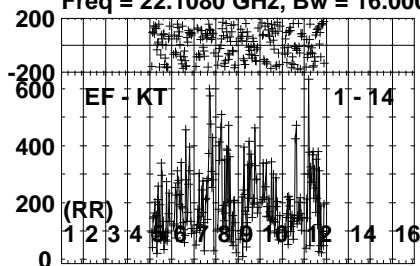
Lower frame: Milli Ampl Jy Top frame: Phas deg
Vector averaged cross-power spectrum Several baselines displayed
Timerange: 00/12:36:01 to 00/12:37:09

Plot file version1017 created 04-APR-2022 10:37:36

LSI61303 EM132A.UVDATA.1

Freq = 22.1080 GHz, Bw = 16.000 MH

No calibration applied and no bandpass applied



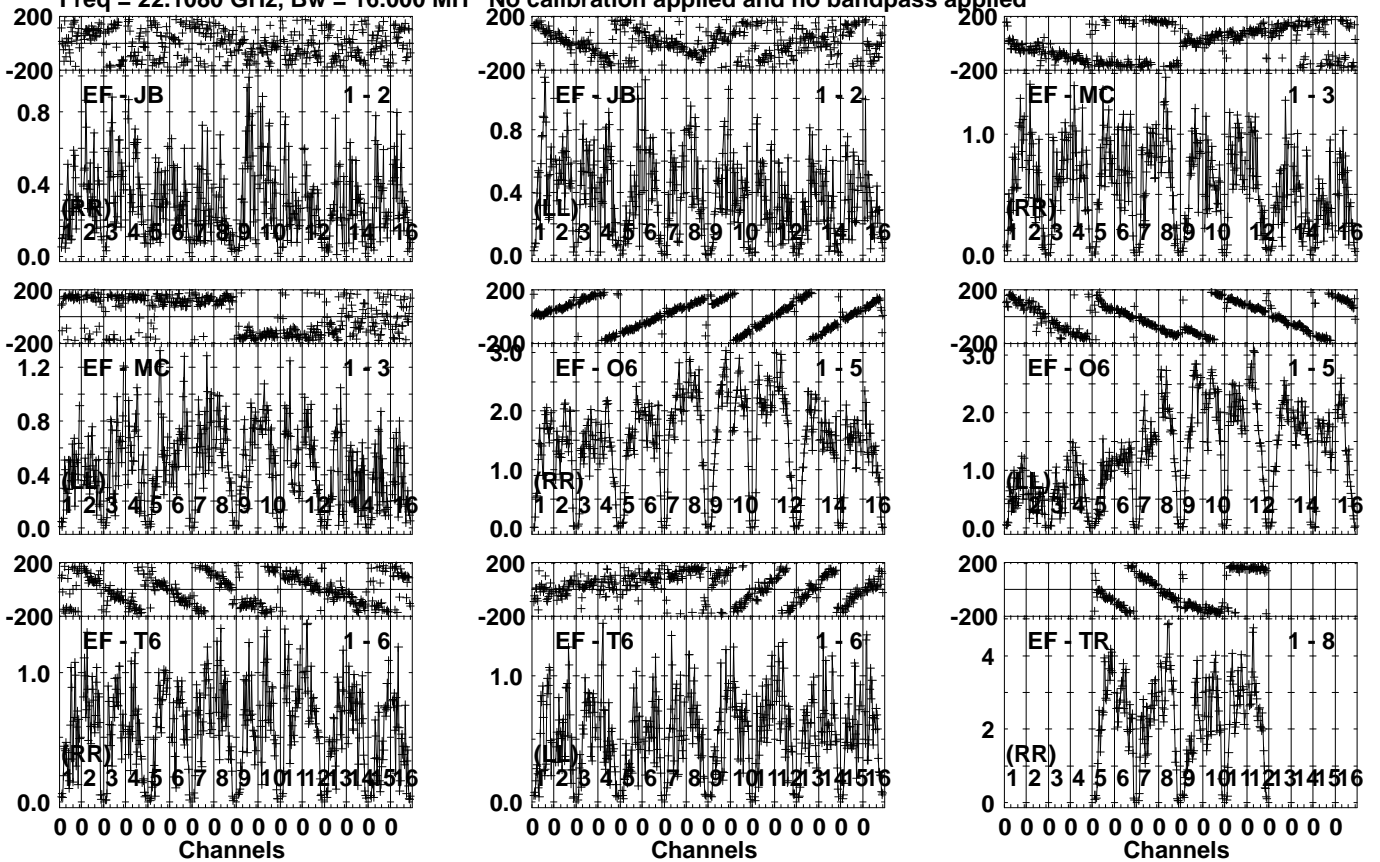
Lower frame: Micro Ampl Jy Top frame: Phas deg
Vector averaged cross-power spectrum Several baselines displayed
Timerange: 00/12:36:01 to 00/12:37:09

Plot file version1018 created 04-APR-2022 10:37:36

J0244+6228 EM132A.UVDATA.1

Freq = 22.1080 GHz, Bw = 16.000 MH

No calibration applied and no bandpass applied



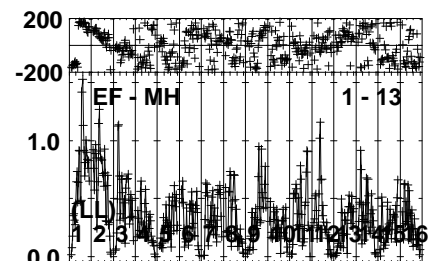
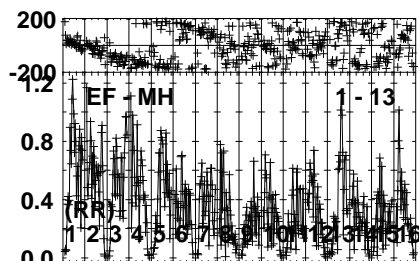
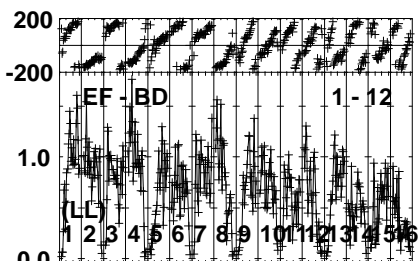
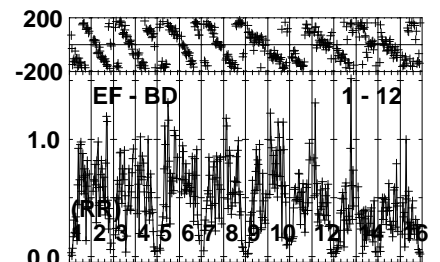
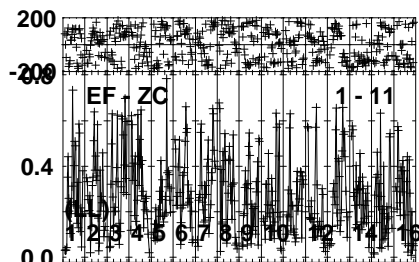
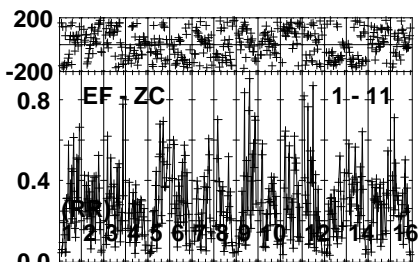
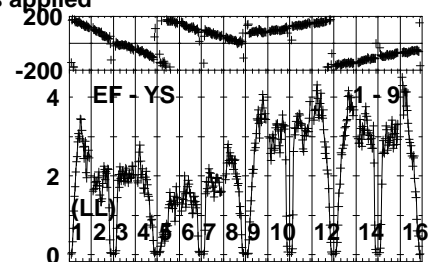
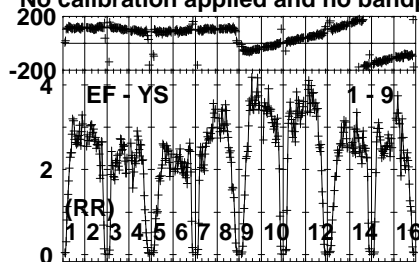
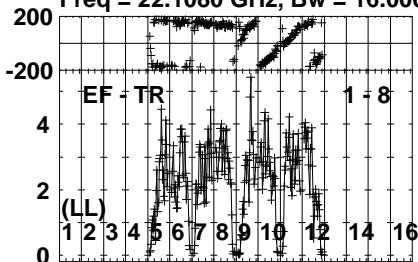
Lower frame: Milli Ampl Jy Top frame: Phas deg
 Vector averaged cross-power spectrum Several baselines displayed
 Timerange: 00:12:37:11 to 00:12:38:09

Plot file version1019 created 04-APR-2022 10:37:37

J0244+6228 EM132A.UVDATA.1

Freq = 22.1080 GHz, Bw = 16.000 MH

No calibration applied and no bandpass applied



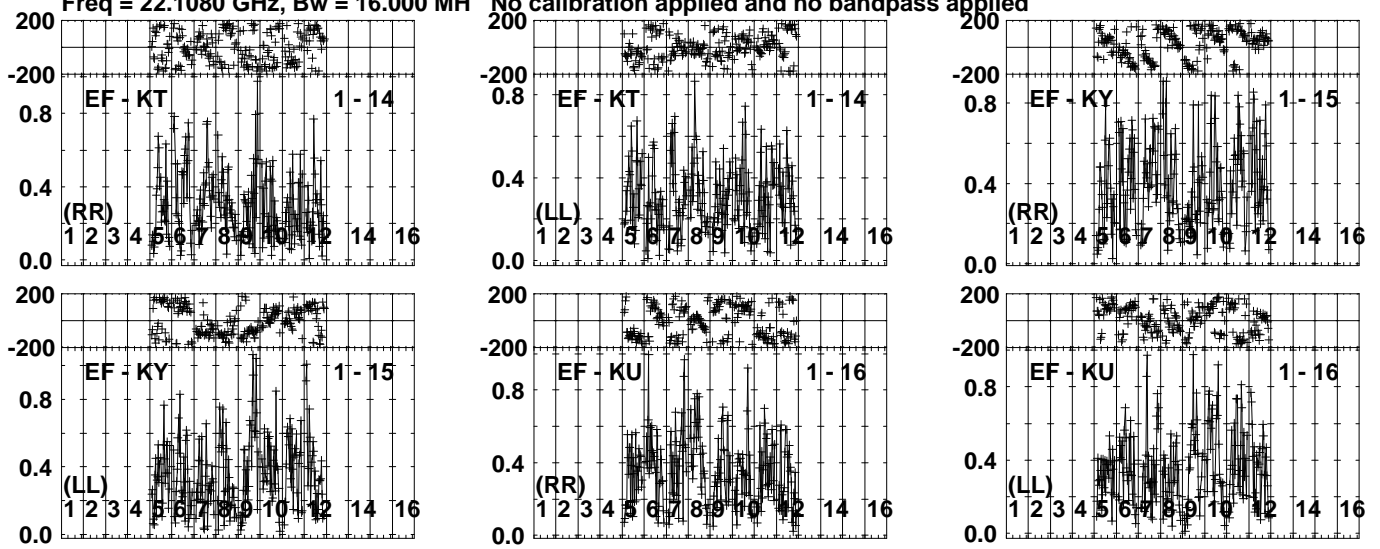
Lower frame: Milli Ampl Jy Top frame: Phas deg
Vector averaged cross-power spectrum Several baselines displayed
Timerange: 00/12:37:11 to 00/12:38:09

Plot file version1020 created 04-APR-2022 10:37:37

J0244+6228 EM132A.UVDATA.1

Freq = 22.1080 GHz, Bw = 16.000 MH

No calibration applied and no bandpass applied



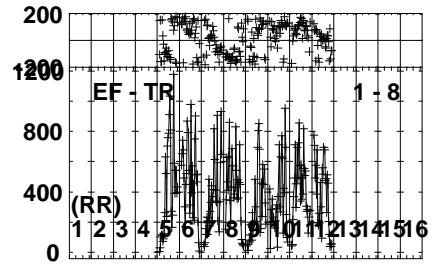
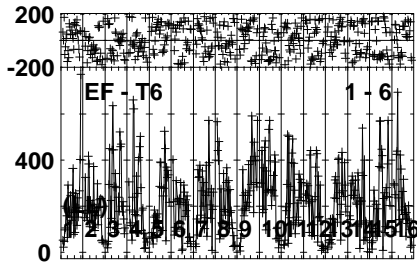
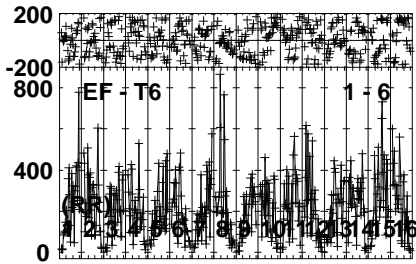
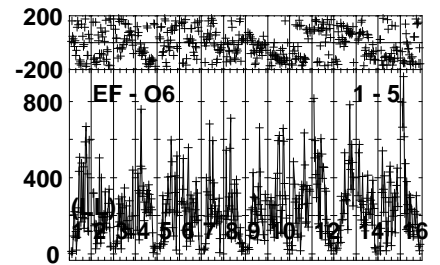
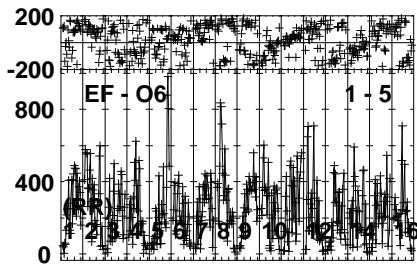
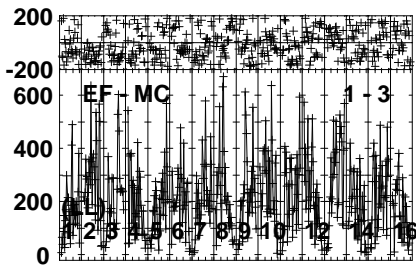
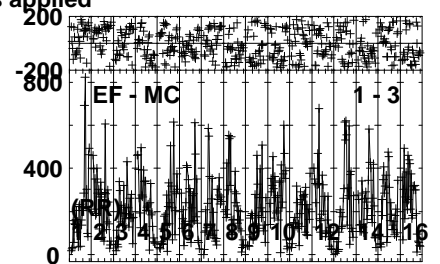
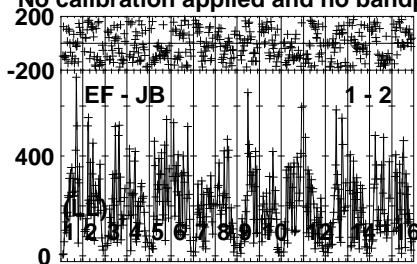
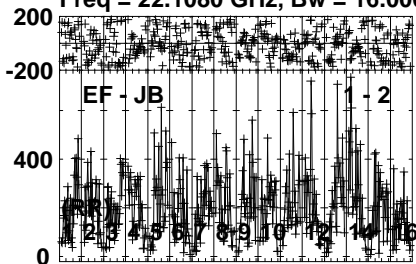
Lower frame: Milli Ampl Jy Top frame: Phas deg
Vector averaged cross-power spectrum Several baselines displayed
Timerange: 00/12:37:11 to 00/12:38:09

Plot file version1021 created 04-APR-2022 10:37:37

LSI61303 EM132A.UVDATA.1

Freq = 22.1080 GHz, Bw = 16.000 MH

No calibration applied and no bandpass applied



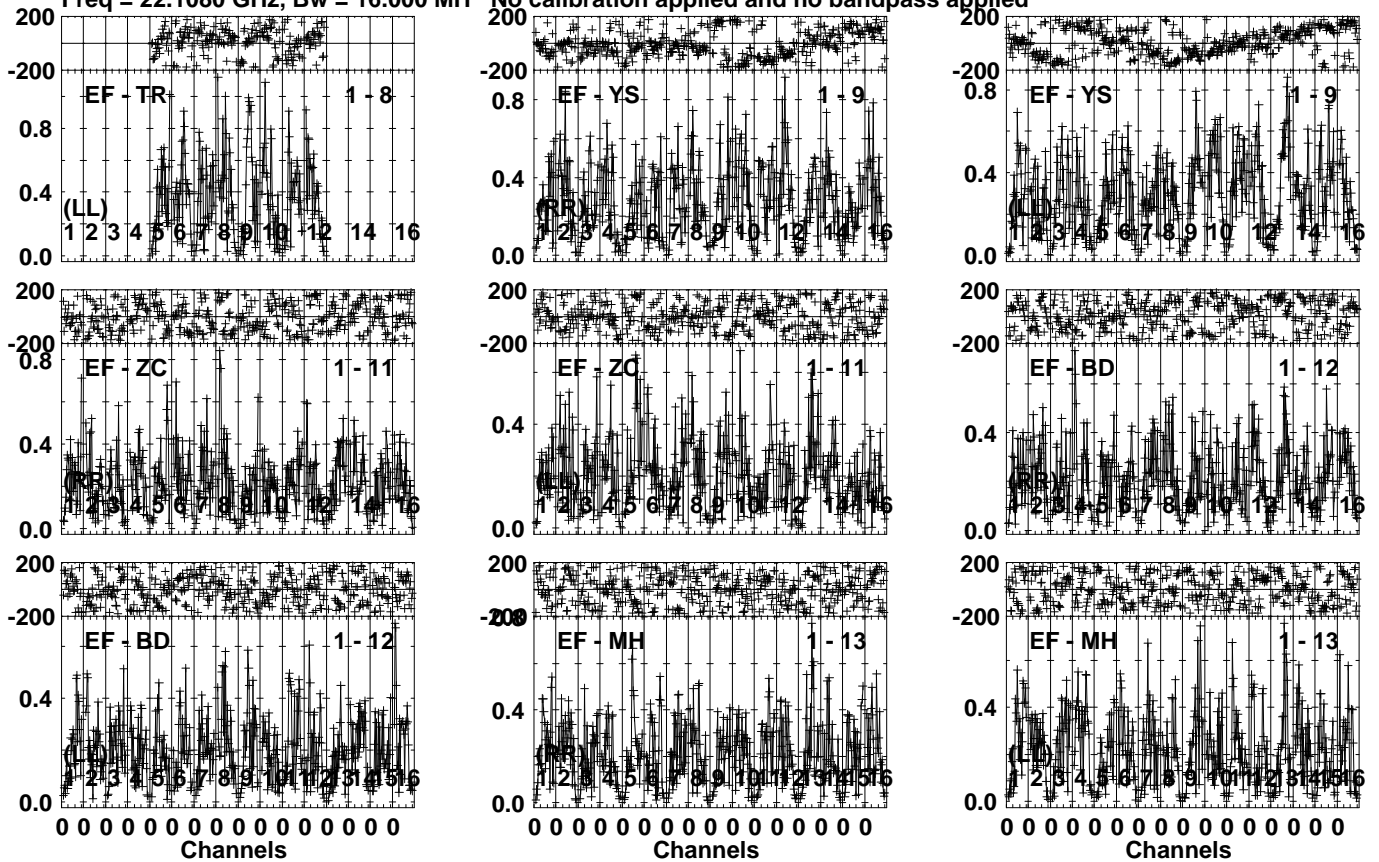
Lower frame: Micro Ampl Jy Top frame: Phas deg
Vector averaged cross-power spectrum Several baselines displayed
Timerange: 00/12:38:11 to 00/12:39:19

Plot file version1022 created 04-APR-2022 10:37:37

LSI61303 EM132A.UVDATA.1

Freq = 22.1080 GHz, Bw = 16.000 MH

No calibration applied and no bandpass applied



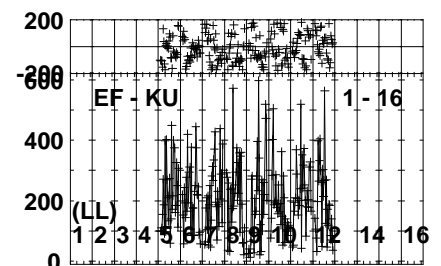
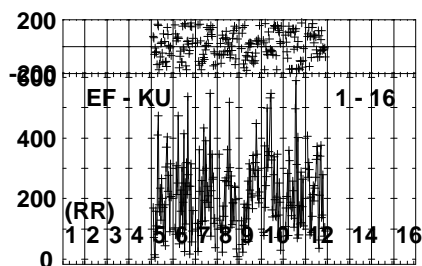
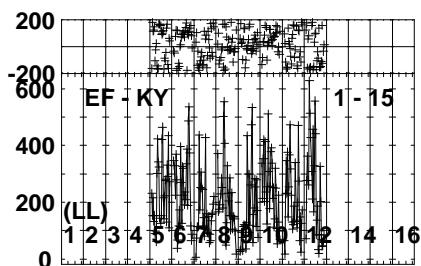
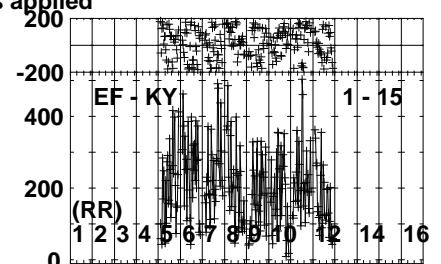
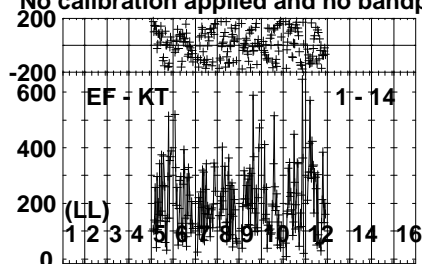
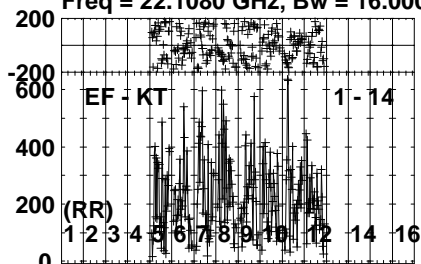
Lower frame: Milli Ampl Jy Top frame: Phas deg
Vector averaged cross-power spectrum Several baselines displayed
Timerange: 00/12:38:11 to 00/12:39:19

Plot file version1023 created 04-APR-2022 10:37:37

LSI61303 EM132A.UVDATA.1

Freq = 22.1080 GHz, Bw = 16.000 MH

No calibration applied and no bandpass applied



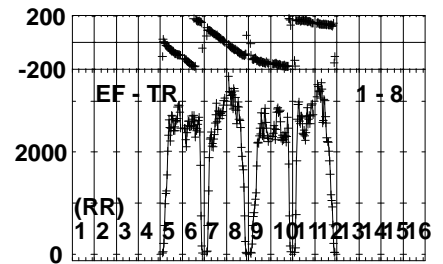
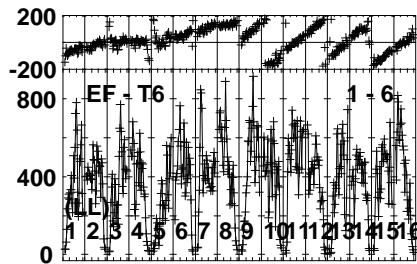
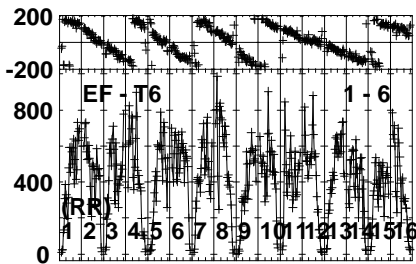
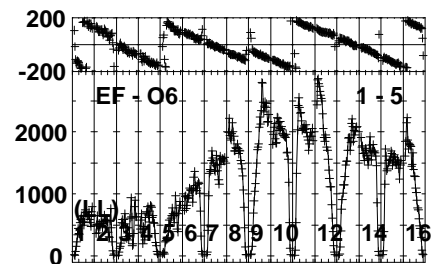
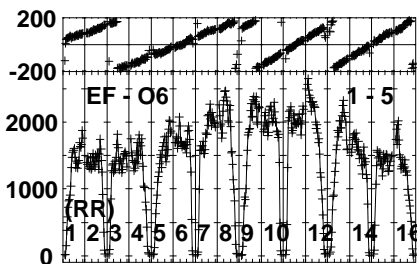
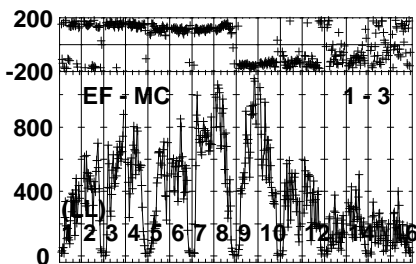
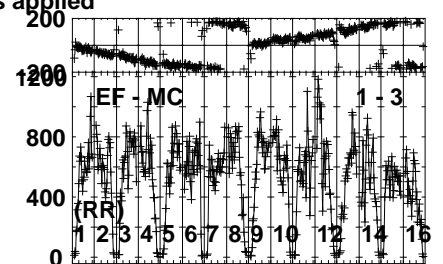
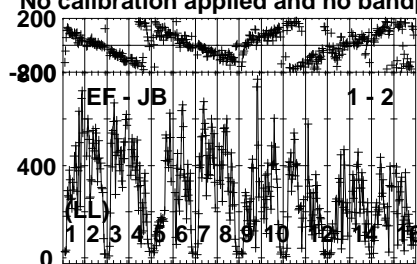
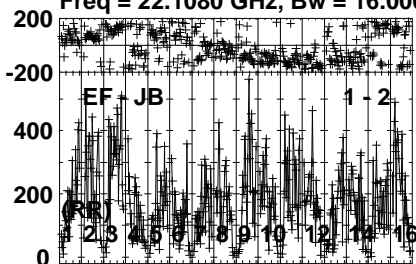
Lower frame: Micro Ampl Jy Top frame: Phas deg
Vector averaged cross-power spectrum Several baselines displayed
Timerange: 00/12:38:11 to 00/12:39:19

Plot file version1024 created 04-APR-2022 10:37:37

J0244+6228 EM132A.UVDATA.1

Freq = 22.1080 GHz, Bw = 16.000 MH

No calibration applied and no bandpass applied



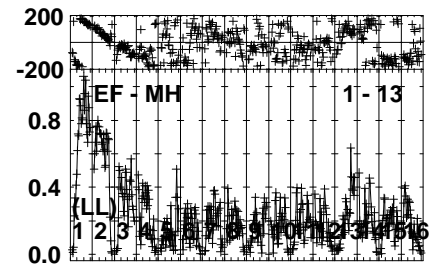
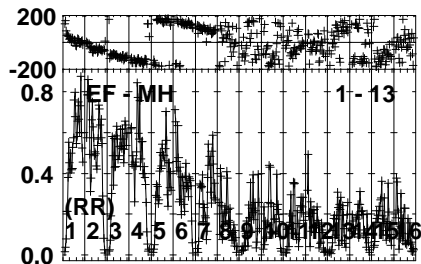
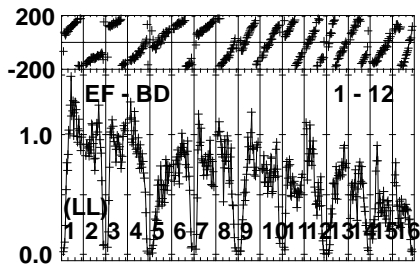
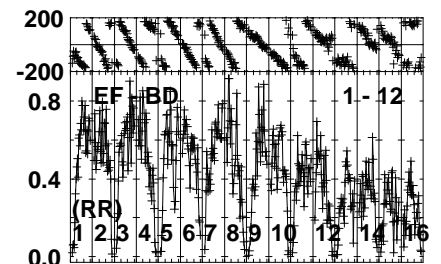
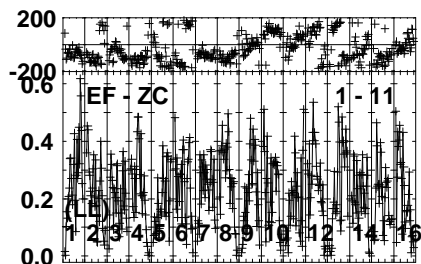
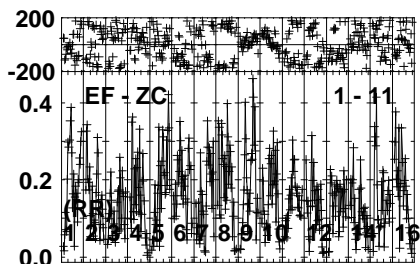
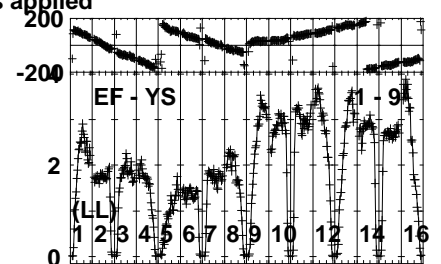
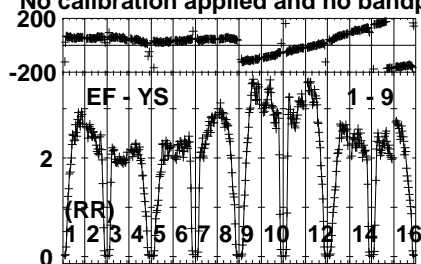
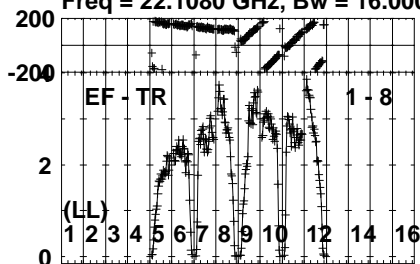
Lower frame: Micro Ampl Jy Top frame: Phas deg
Vector averaged cross-power spectrum Several baselines displayed
Timerange: 00/12:40:01 to 00/12:40:59

Plot file version1025 created 04-APR-2022 10:37:37

J0244+6228 EM132A.UVDATA.1

Freq = 22.1080 GHz, Bw = 16.000 MH

No calibration applied and no bandpass applied



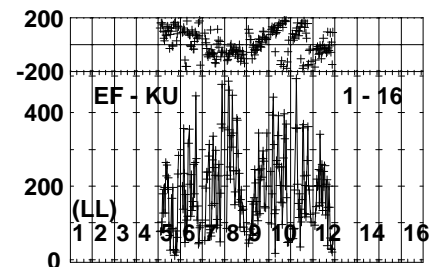
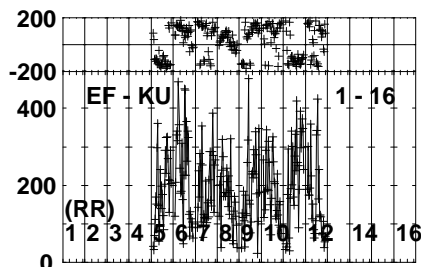
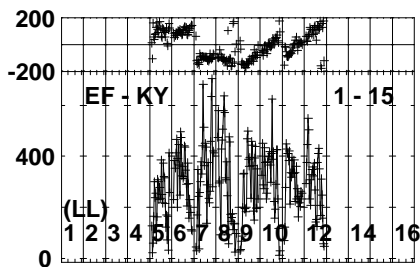
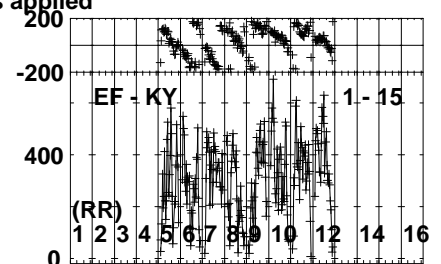
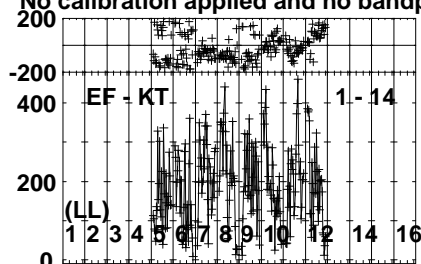
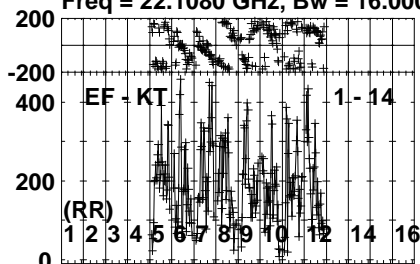
Lower frame: Milli Ampl Jy Top frame: Phas deg
Vector averaged cross-power spectrum Several baselines displayed
Timerange: 00/12:40:01 to 00/12:40:59

Plot file version1026 created 04-APR-2022 10:37:37

J0244+6228 EM132A.UVDATA.1

Freq = 22.1080 GHz, Bw = 16.000 MH

No calibration applied and no bandpass applied



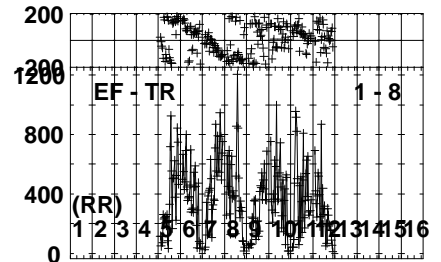
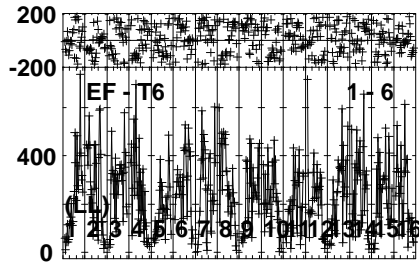
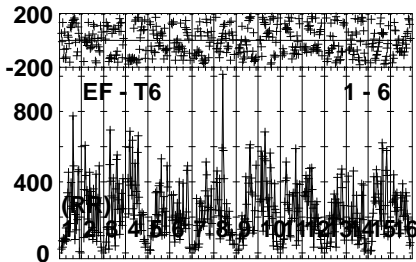
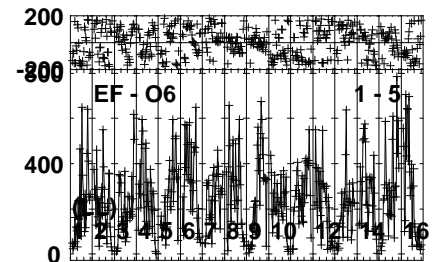
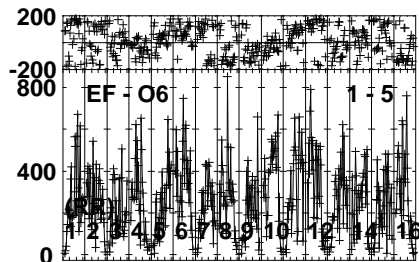
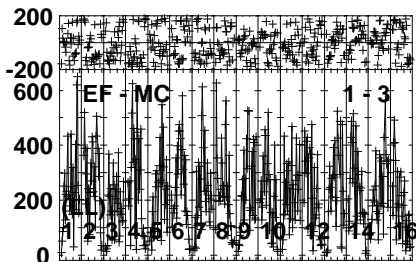
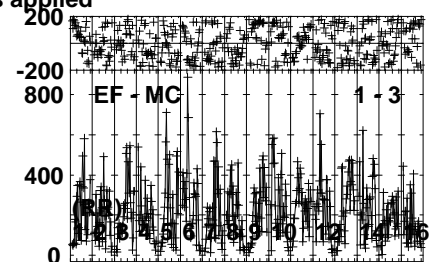
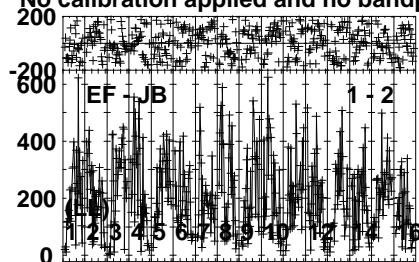
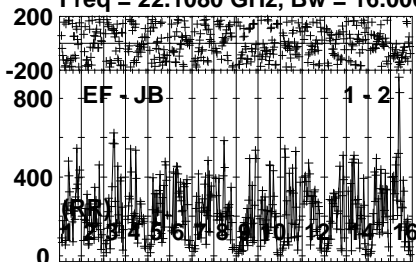
Lower frame: Micro Ampl Jy Top frame: Phas deg
Vector averaged cross-power spectrum Several baselines displayed
Timerange: 00/12:40:01 to 00/12:40:59

Plot file version1027 created 04-APR-2022 10:37:37

LSI61303 EM132A.UVDATA.1

Freq = 22.1080 GHz, Bw = 16.000 MH

No calibration applied and no bandpass applied



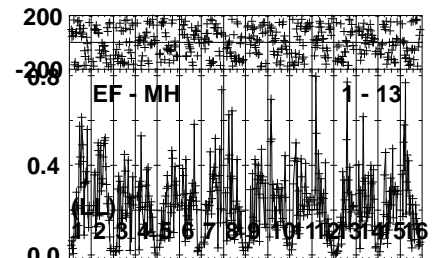
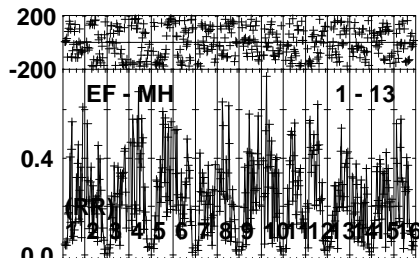
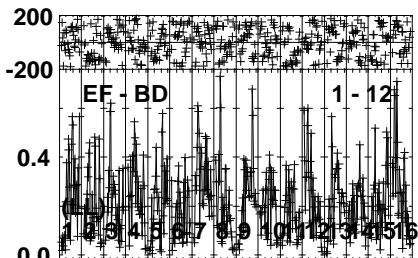
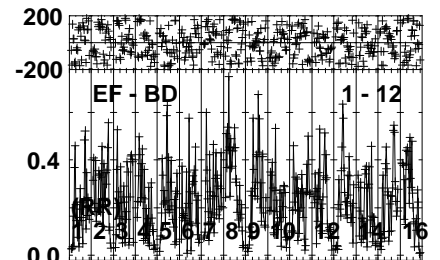
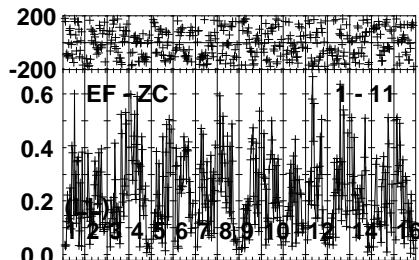
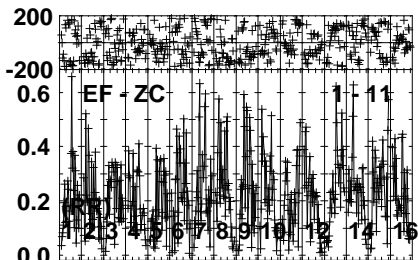
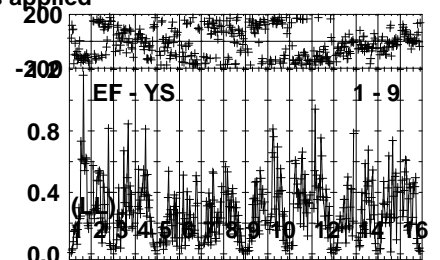
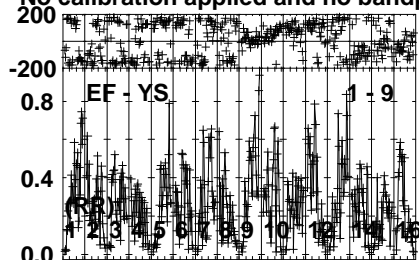
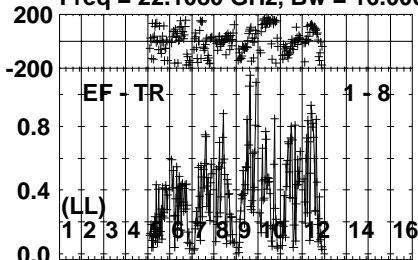
Lower frame: Micro Ampl Jy Top frame: Phas deg
Vector averaged cross-power spectrum Several baselines displayed
Timerange: 00/12:41:01 to 00/12:42:09

Plot file version1028 created 04-APR-2022 10:37:37

LSI61303 EM132A.UVDATA.1

Freq = 22.1080 GHz, Bw = 16.000 MH

No calibration applied and no bandpass applied



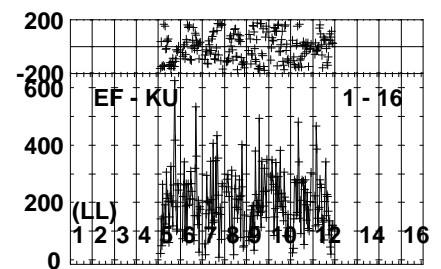
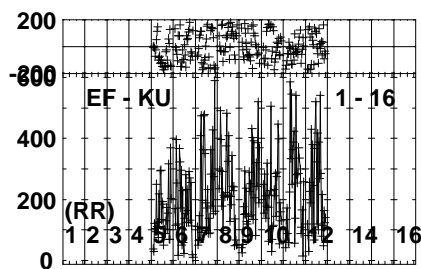
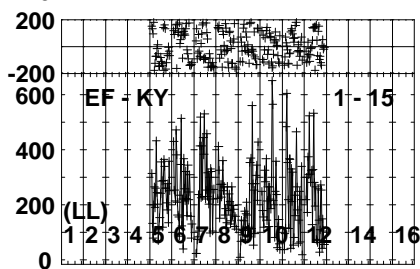
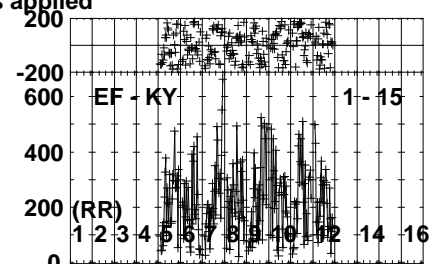
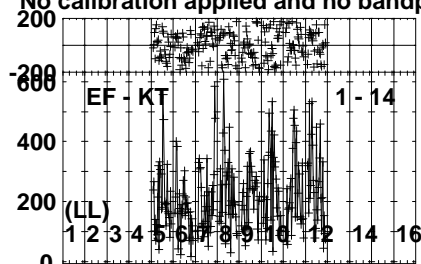
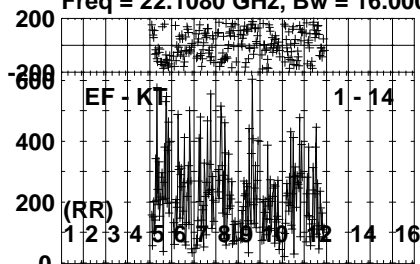
Lower frame: Milli Ampl Jy Top frame: Phas deg
Vector averaged cross-power spectrum Several baselines displayed
Timerange: 00/12:41:01 to 00/12:42:09

Plot file version1029 created 04-APR-2022 10:37:37

LSI61303 EM132A.UVDATA.1

Freq = 22.1080 GHz, Bw = 16.000 MH

No calibration applied and no bandpass applied



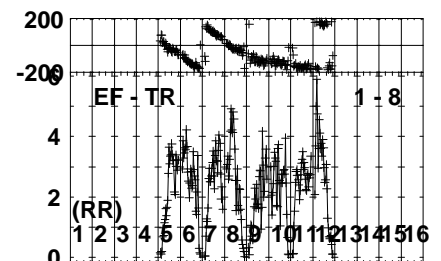
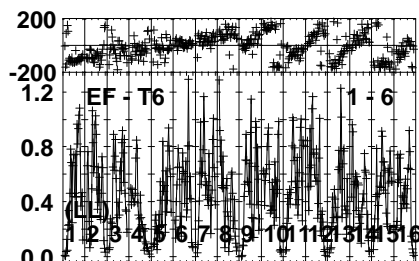
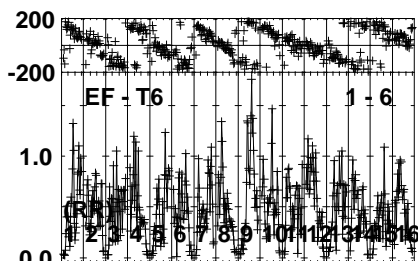
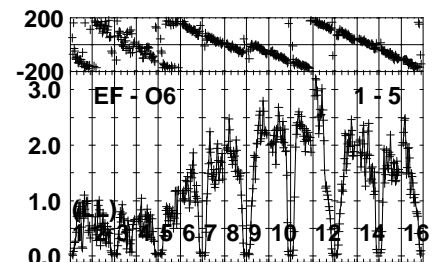
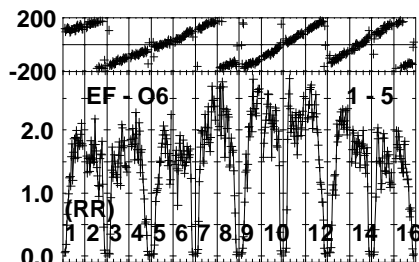
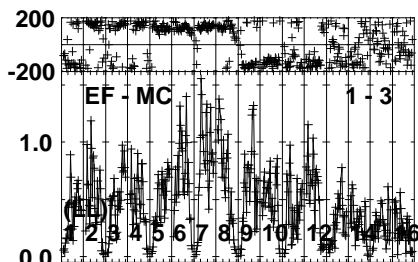
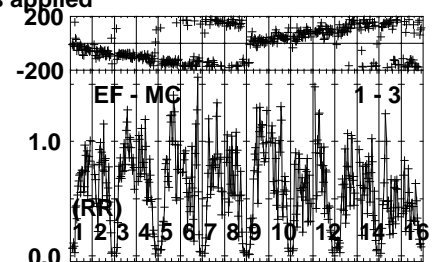
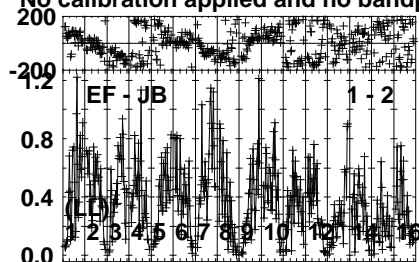
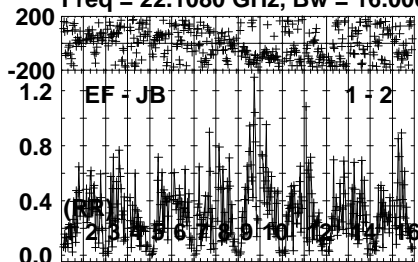
Lower frame: Micro Ampl Jy Top frame: Phas deg
Vector averaged cross-power spectrum Several baselines displayed
Timerange: 00/12:41:01 to 00/12:42:09

Plot file version1030 created 04-APR-2022 10:37:37

J0244+6228 EM132A.UVDATA.1

Freq = 22.1080 GHz, Bw = 16.000 MH

No calibration applied and no bandpass applied



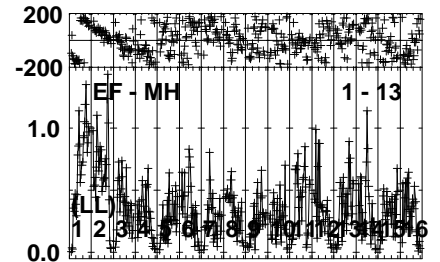
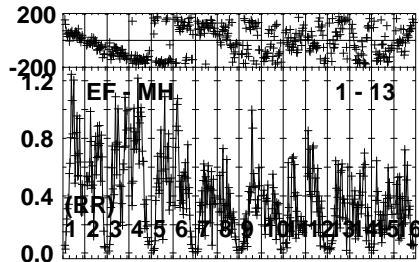
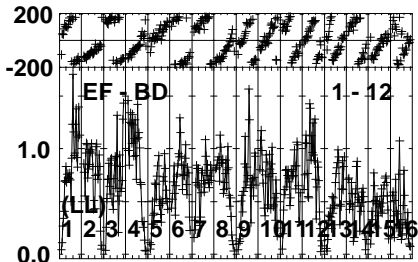
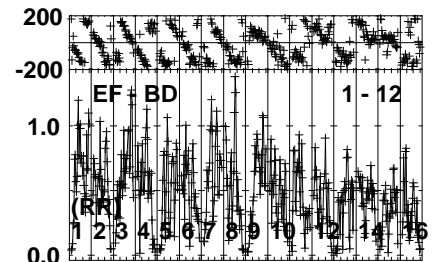
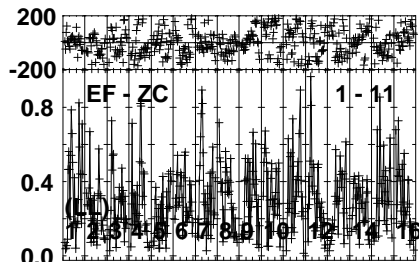
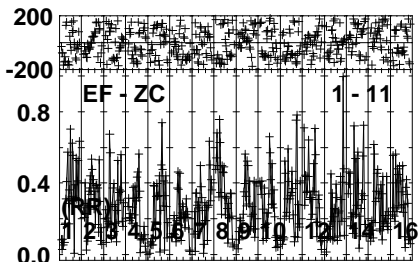
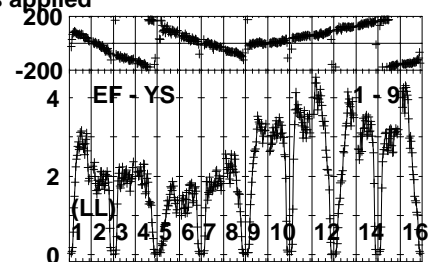
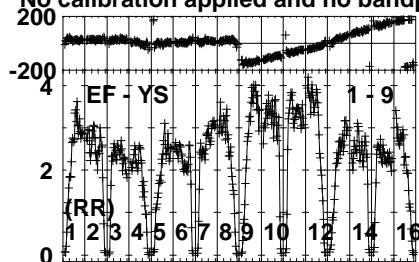
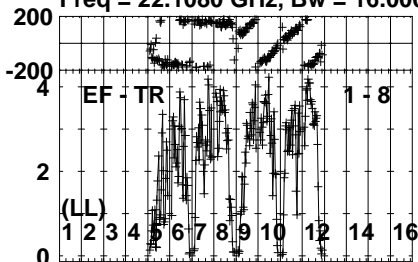
Lower frame: Milli Ampl Jy Top frame: Phas deg
Vector averaged cross-power spectrum Several baselines displayed
Timerange: 00/12:42:11 to 00/12:43:09

Plot file version1031 created 04-APR-2022 10:37:37

J0244+6228 EM132A.UVDATA.1

Freq = 22.1080 GHz, Bw = 16.000 MH

No calibration applied and no bandpass applied



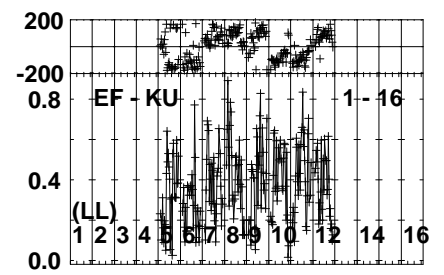
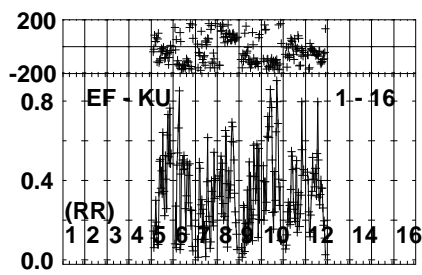
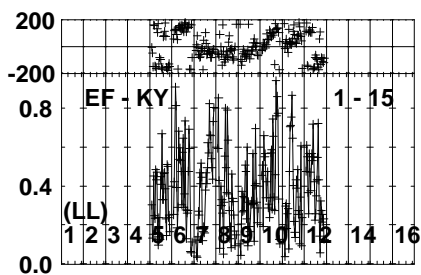
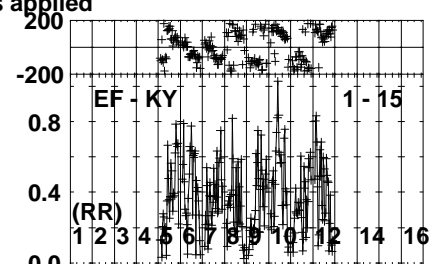
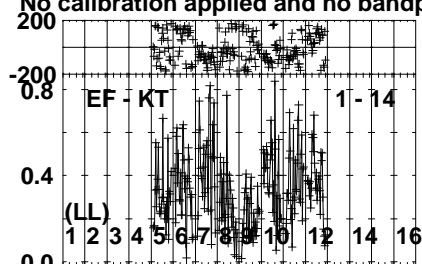
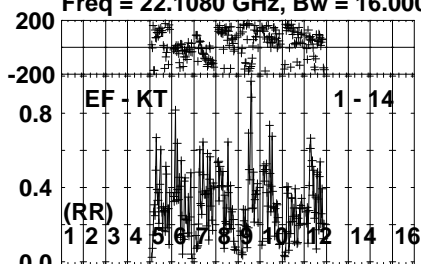
Lower frame: Milli Ampl Jy Top frame: Phas deg
Vector averaged cross-power spectrum Several baselines displayed
Timerange: 00/12:42:11 to 00/12:43:09

Plot file version1032 created 04-APR-2022 10:37:38

J0244+6228 EM132A.UVDATA.1

Freq = 22.1080 GHz, Bw = 16.000 MH

No calibration applied and no bandpass applied



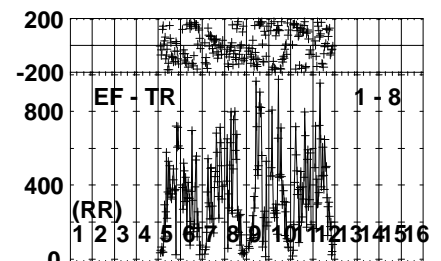
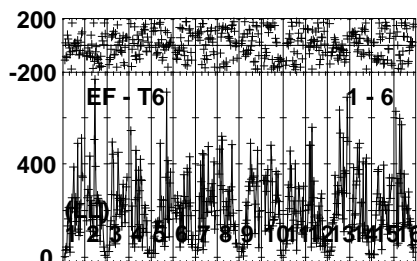
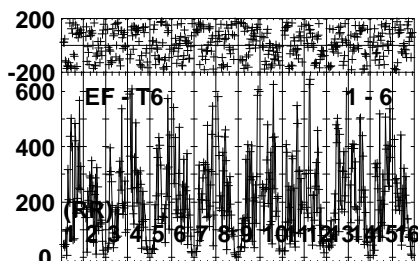
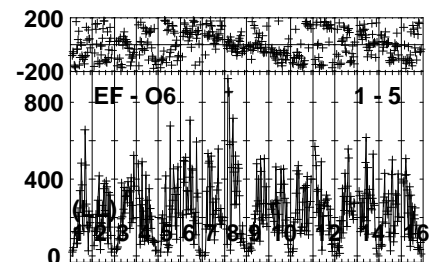
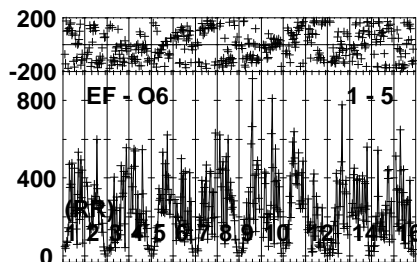
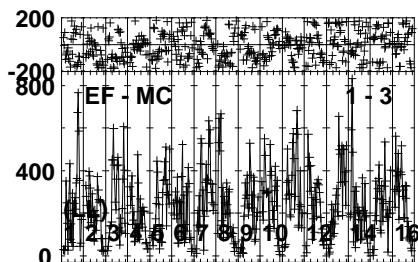
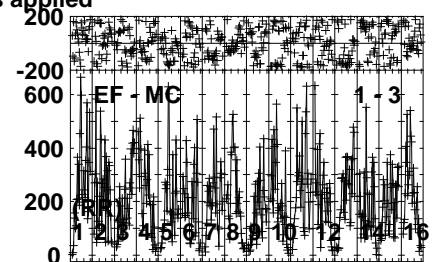
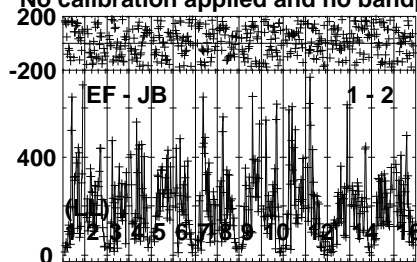
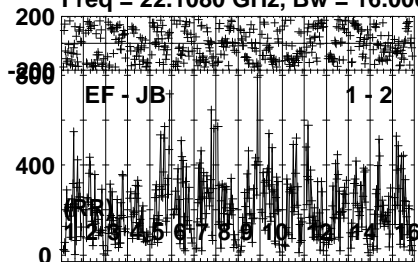
Lower frame: Milli Ampl Jy Top frame: Phas deg
Vector averaged cross-power spectrum Several baselines displayed
Timerange: 00/12:42:11 to 00/12:43:09

Plot file version1033 created 04-APR-2022 10:37:38

LSI61303 EM132A.UVDATA.1

Freq = 22.1080 GHz, Bw = 16.000 MH

No calibration applied and no bandpass applied



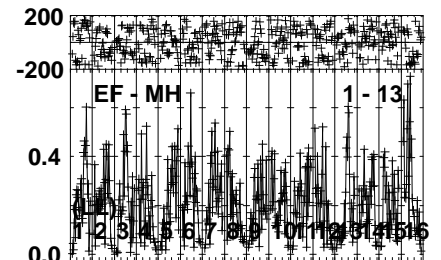
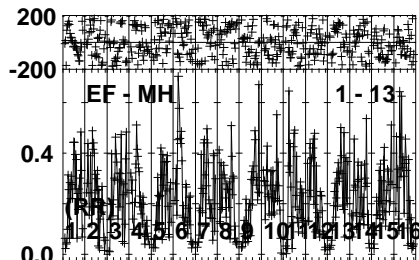
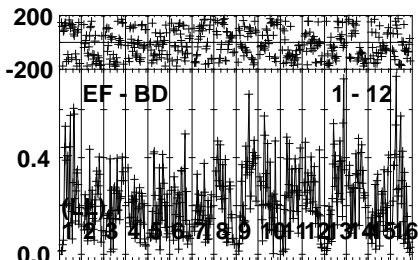
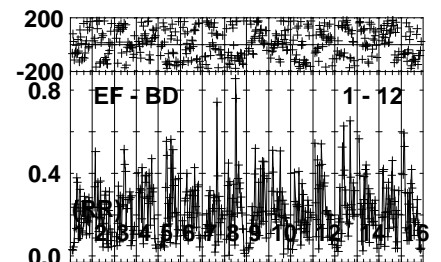
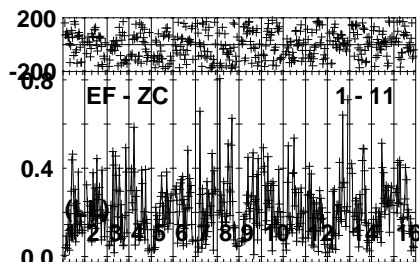
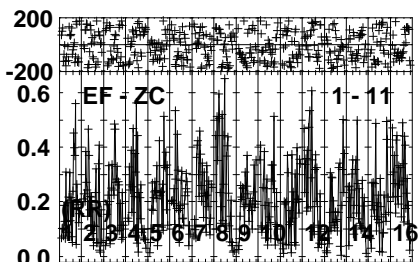
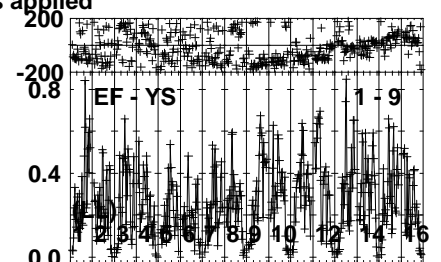
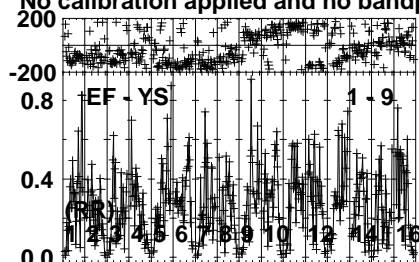
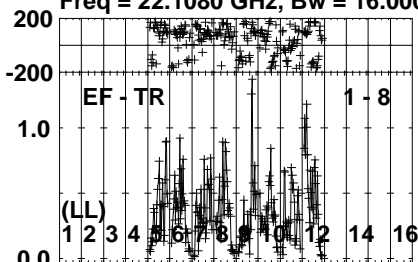
Lower frame: Micro Ampl Jy Top frame: Phas deg
Vector averaged cross-power spectrum Several baselines displayed
Timerange: 00/12:43:11 to 00/12:44:19

Plot file version1034 created 04-APR-2022 10:37:38

LSI61303 EM132A.UVDATA.1

Freq = 22.1080 GHz, Bw = 16.000 MH

No calibration applied and no bandpass applied



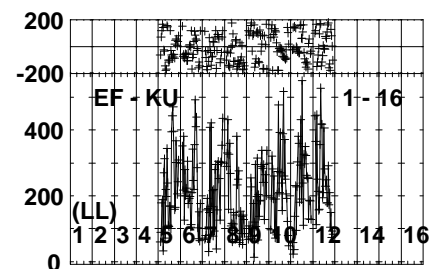
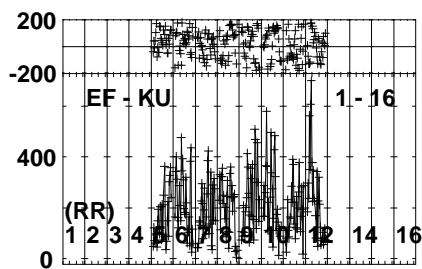
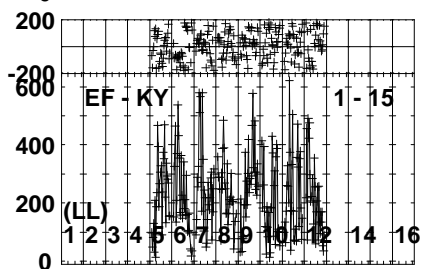
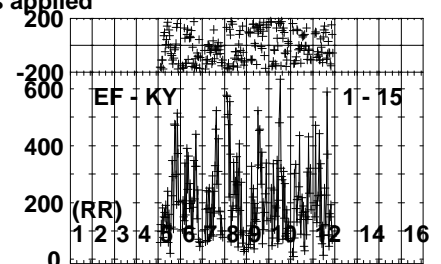
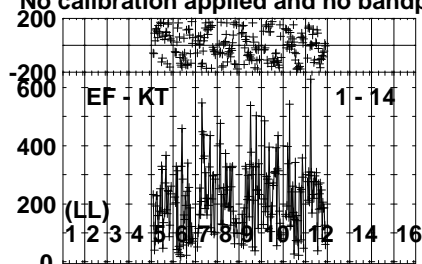
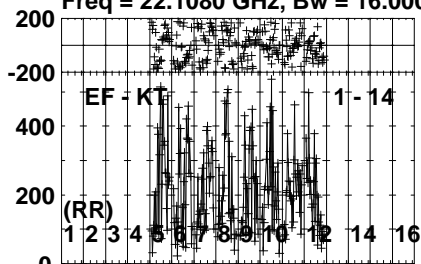
Lower frame: Milli Ampl Jy Top frame: Phas deg
Vector averaged cross-power spectrum Several baselines displayed
Timerange: 00/12:43:11 to 00/12:44:19

Plot file version1035 created 04-APR-2022 10:37:38

LSI61303 EM132A.UVDATA.1

Freq = 22.1080 GHz, Bw = 16.000 MH

No calibration applied and no bandpass applied



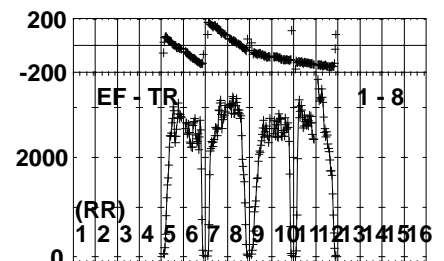
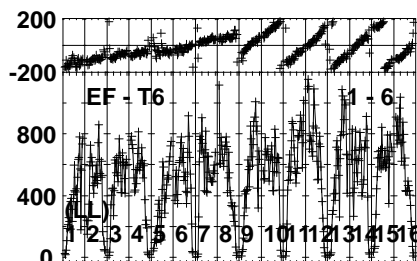
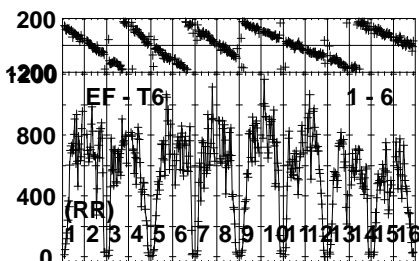
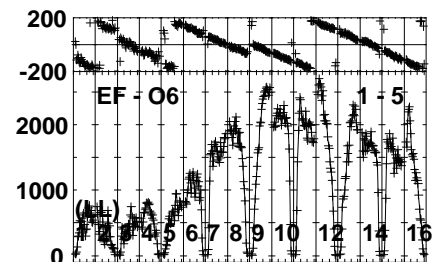
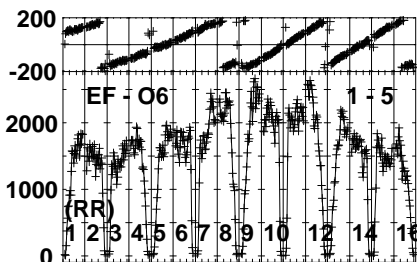
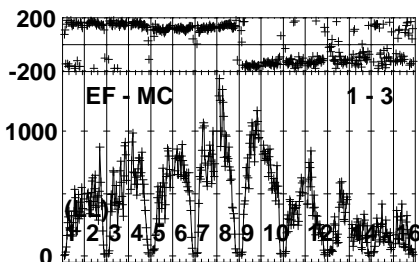
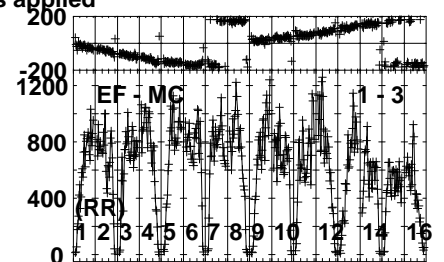
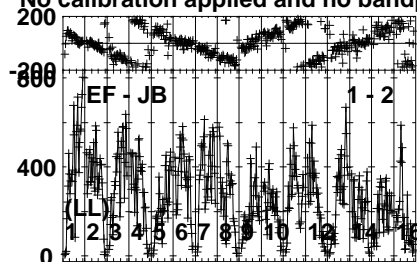
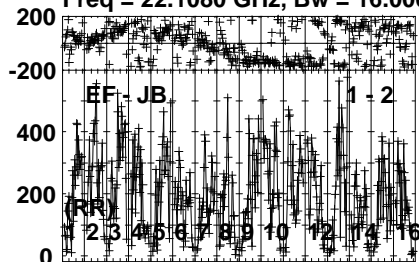
Lower frame: Micro Ampl Jy Top frame: Phas deg
Vector averaged cross-power spectrum Several baselines displayed
Timerange: 00/12:43:11 to 00/12:44:19

Plot file version1036 created 04-APR-2022 10:37:38

J0244+6228 EM132A.UVDATA.1

Freq = 22.1080 GHz, Bw = 16.000 MH

No calibration applied and no bandpass applied



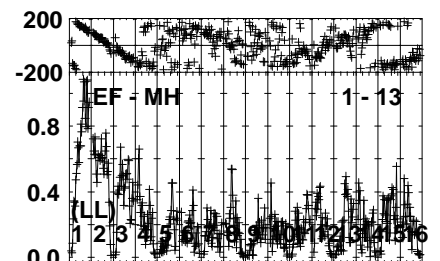
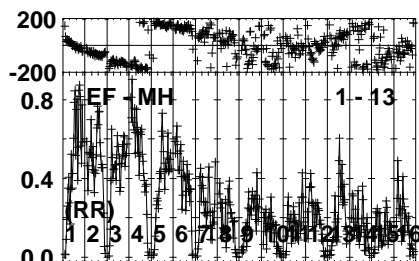
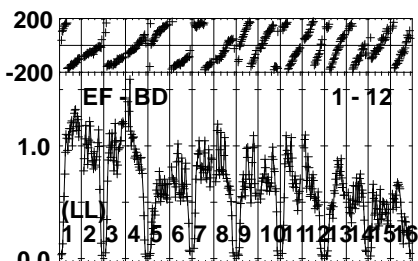
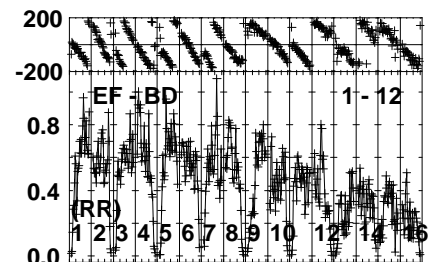
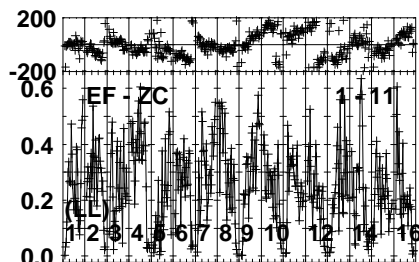
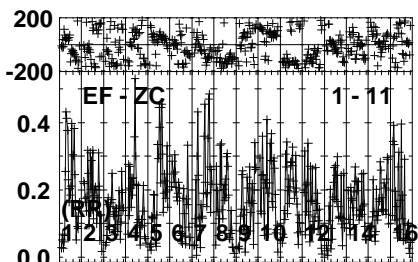
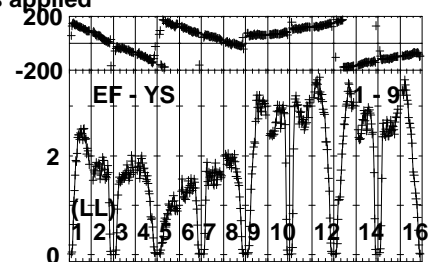
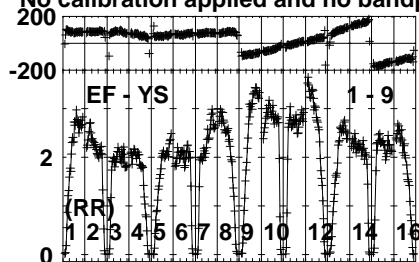
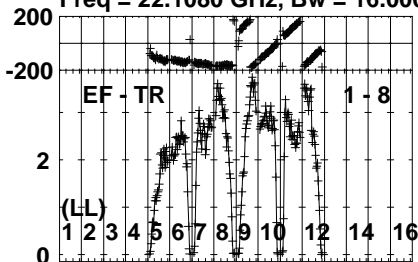
Lower frame: Micro Ampl Jy Top frame: Phas deg
 Vector averaged cross-power spectrum Several baselines displayed
 Timerange: 00:12:45:01 to 00:12:45:59

Plot file version1037 created 04-APR-2022 10:37:38

J0244+6228 EM132A.UVDATA.1

Freq = 22.1080 GHz, Bw = 16.000 MH

No calibration applied and no bandpass applied



0 0 0 0 0 0 0 0 0 0 0 0 0 0 0 0
Channels

0 0 0 0 0 0 0 0 0 0 0 0 0 0 0 0
Channels

0 0 0 0 0 0 0 0 0 0 0 0 0 0 0 0
Channels

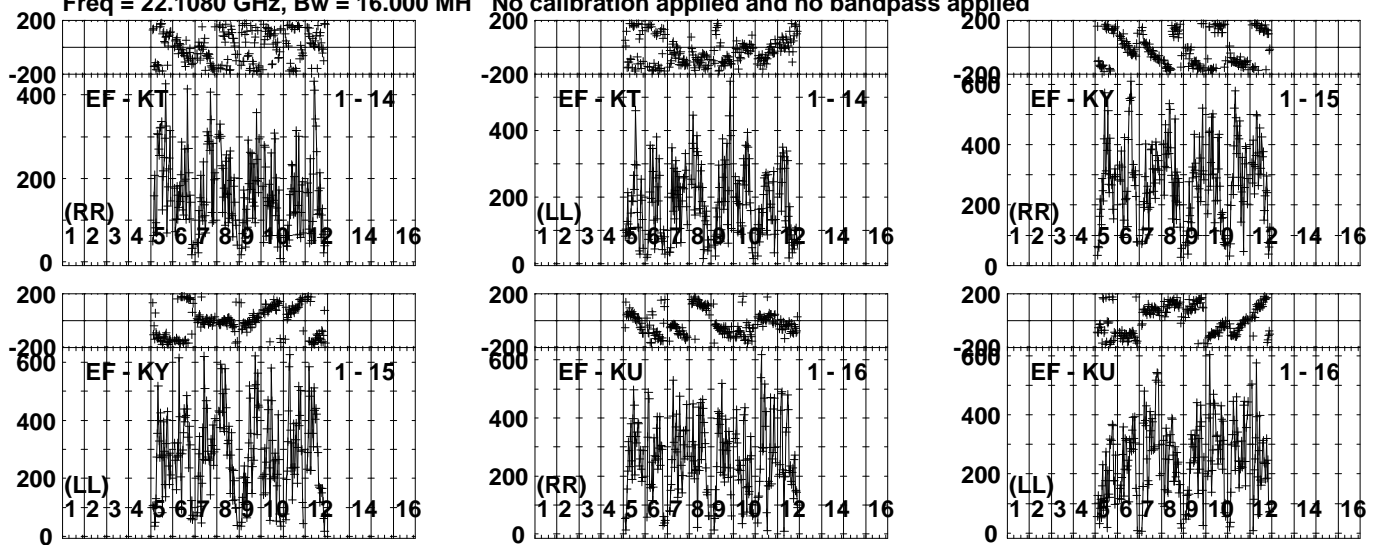
Lower frame: Milli Ampl Jy Top frame: Phas deg
Vector averaged cross-power spectrum Several baselines displayed
Timerange: 00/12:45:01 to 00/12:45:59

Plot file version1038 created 04-APR-2022 10:37:38

J0244+6228 EM132A.UVDATA.1

Freq = 22.1080 GHz, Bw = 16.000 MH

No calibration applied and no bandpass applied



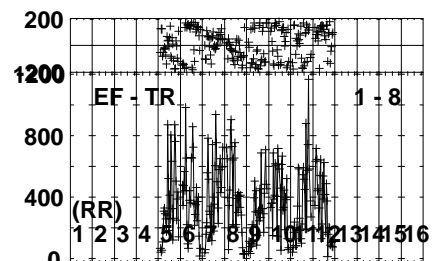
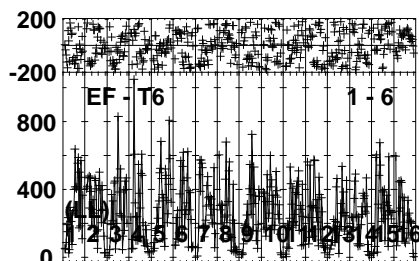
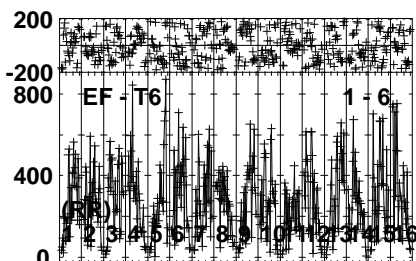
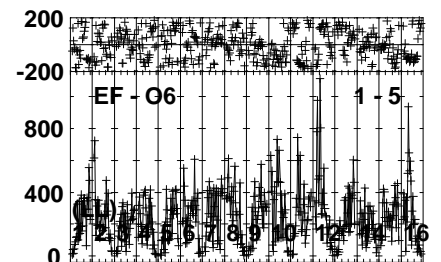
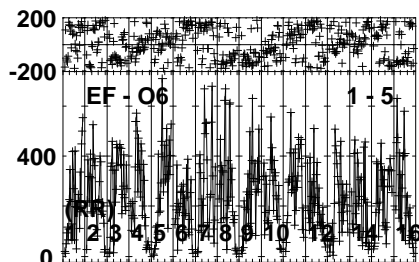
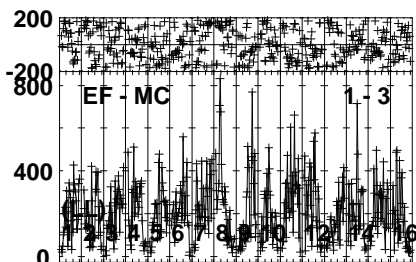
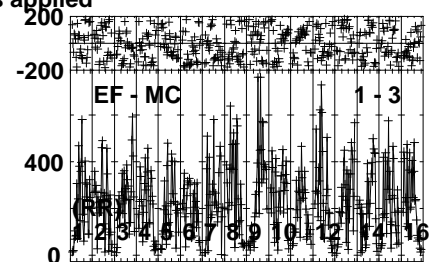
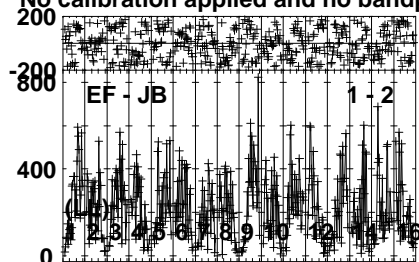
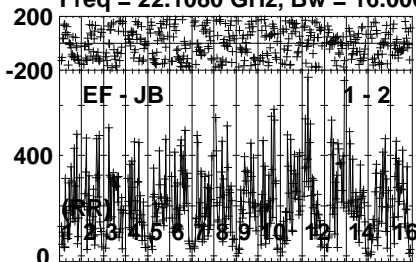
Lower frame: Micro Ampl Jy Top frame: Phas deg
Vector averaged cross-power spectrum Several baselines displayed
Timerange: 00/12:45:01 to 00/12:45:59

Plot file version1039 created 04-APR-2022 10:37:38

LSI61303 EM132A.UVDATA.1

Freq = 22.1080 GHz, Bw = 16.000 MH

No calibration applied and no bandpass applied



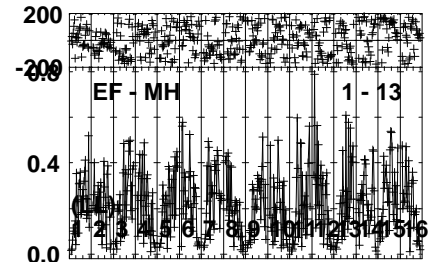
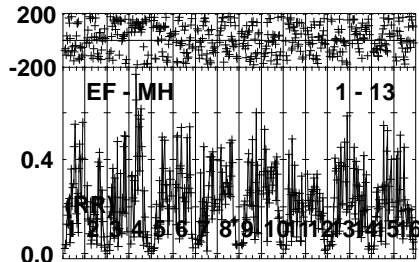
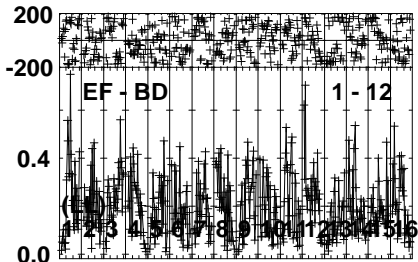
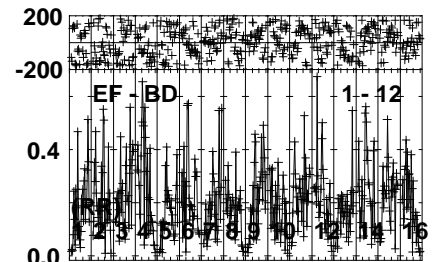
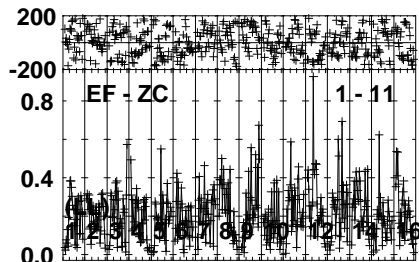
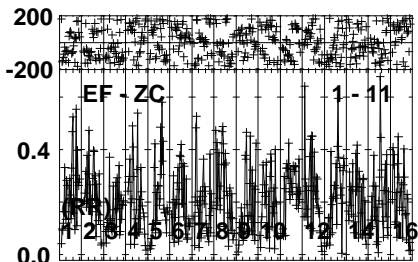
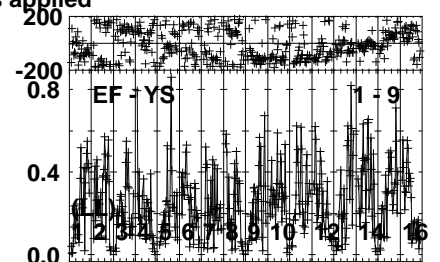
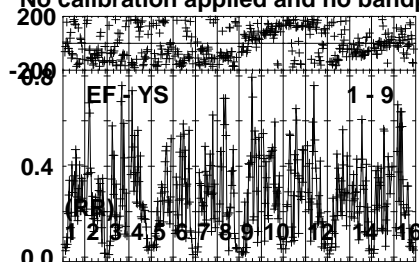
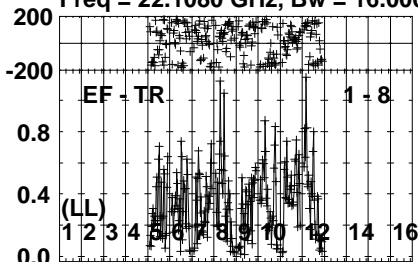
Lower frame: Micro Ampl Jy Top frame: Phas deg
Vector averaged cross-power spectrum Several baselines displayed
Timerange: 00/12:46:01 to 00/12:47:09

Plot file version1040 created 04-APR-2022 10:37:38

LSI61303 EM132A.UVDATA.1

Freq = 22.1080 GHz, Bw = 16.000 MH

No calibration applied and no bandpass applied



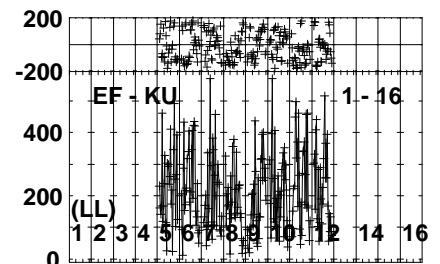
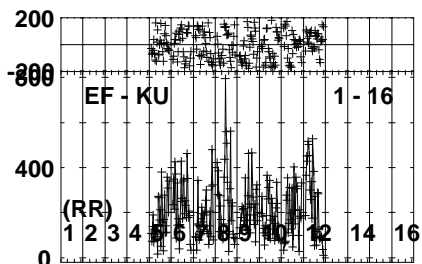
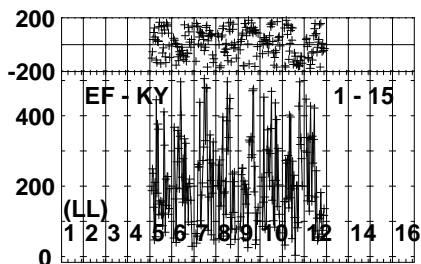
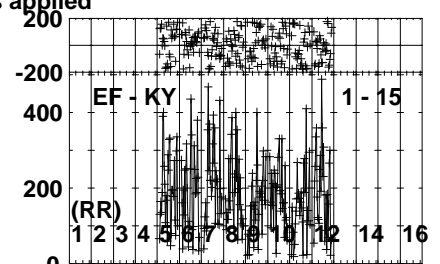
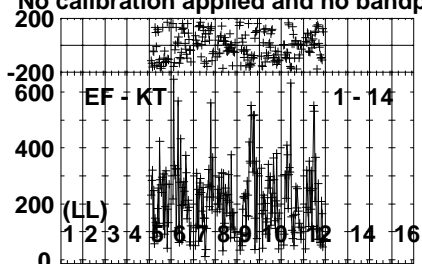
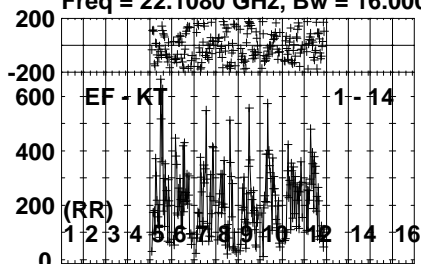
Lower frame: Milli Ampl Jy Top frame: Phas deg
Vector averaged cross-power spectrum Several baselines displayed
Timerange: 00/12:46:01 to 00/12:47:09

Plot file version1041 created 04-APR-2022 10:37:38

LSI61303 EM132A.UVDATA.1

Freq = 22.1080 GHz, Bw = 16.000 MH

No calibration applied and no bandpass applied



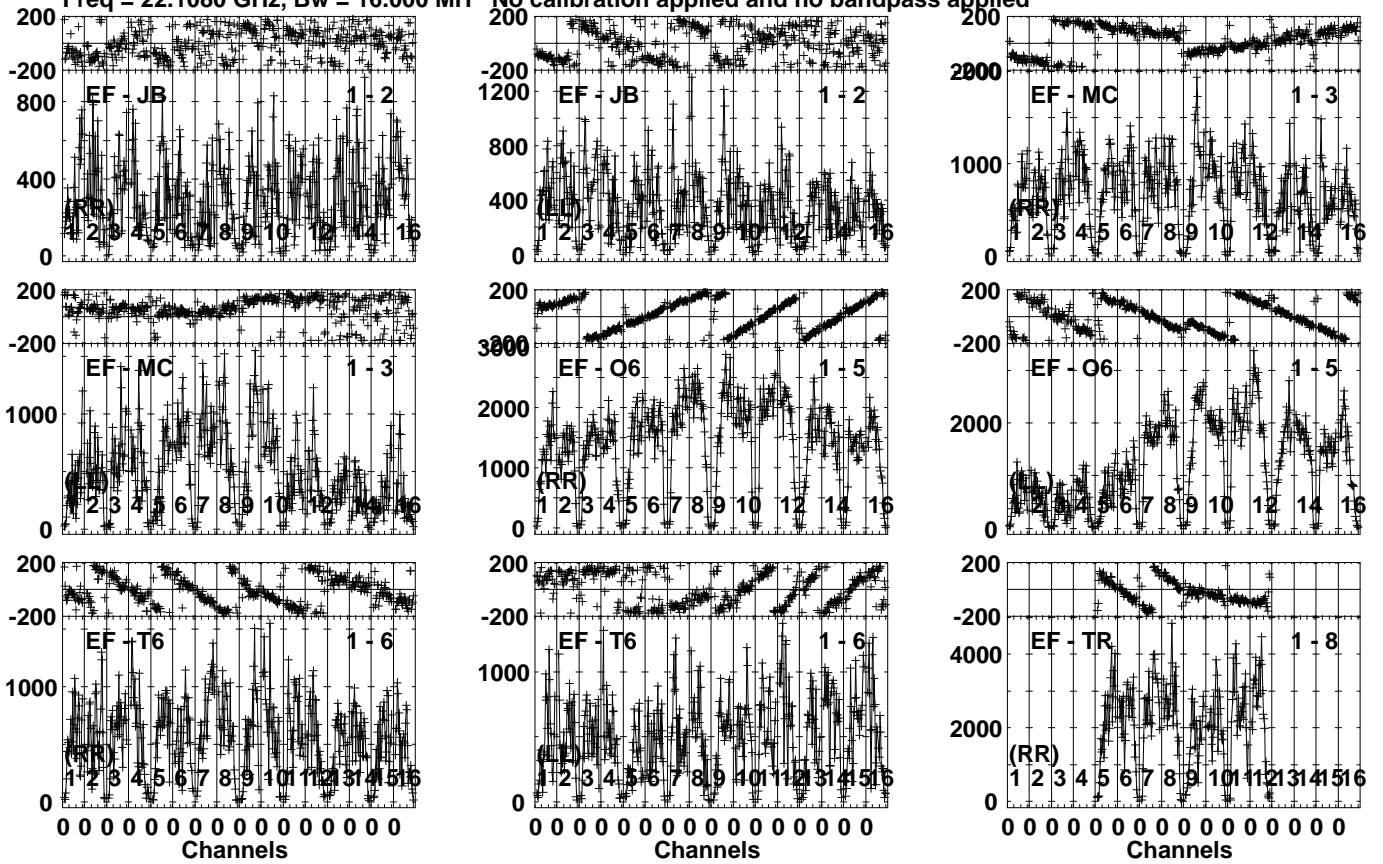
Lower frame: Micro Ampl Jy Top frame: Phas deg
Vector averaged cross-power spectrum Several baselines displayed
Timerange: 00/12:46:01 to 00/12:47:09

Plot file version1042 created 04-APR-2022 10:37:38

J0244+6228 EM132A.UVDATA.1

Freq = 22.1080 GHz, Bw = 16.000 MH

No calibration applied and no bandpass applied



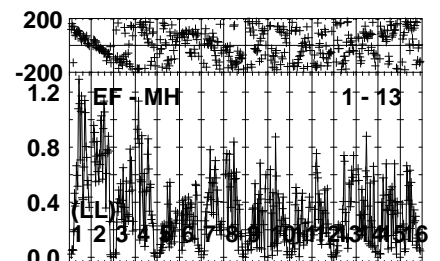
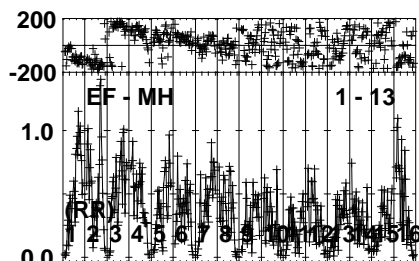
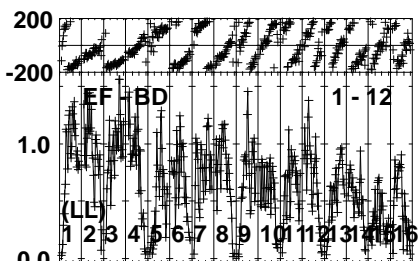
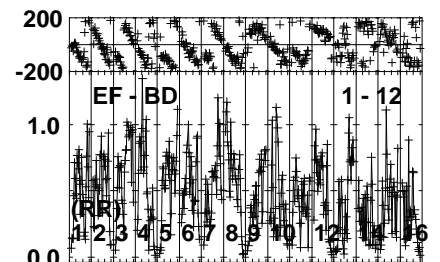
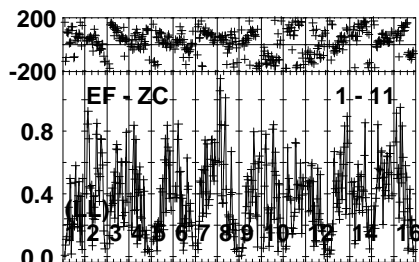
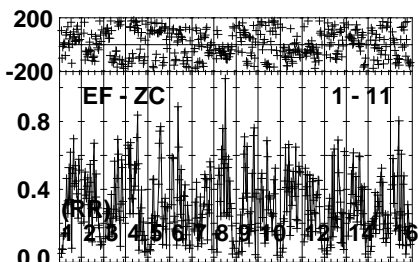
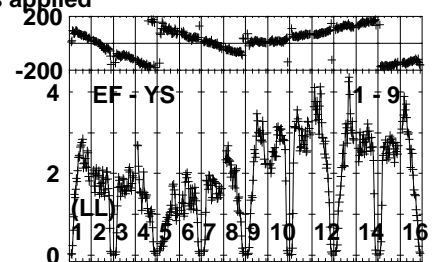
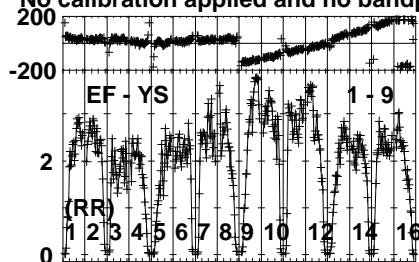
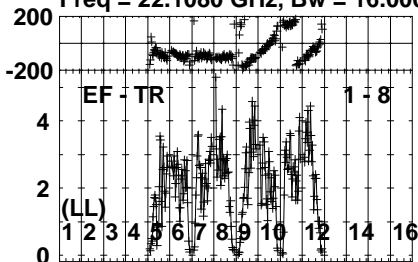
Lower frame: Micro Ampl Jy Top frame: Phas deg
Vector averaged cross-power spectrum Several baselines displayed
Timerange: 00:12:47:11 to 00:12:48:09

Plot file version1043 created 04-APR-2022 10:37:38

J0244+6228 EM132A.UVDATA.1

Freq = 22.1080 GHz, Bw = 16.000 MH

No calibration applied and no bandpass applied



0 0 0 0 0 0 0 0 0 0 0 0 0 0 0 0
Channels

0 0 0 0 0 0 0 0 0 0 0 0 0 0 0 0
Channels

0 0 0 0 0 0 0 0 0 0 0 0 0 0 0 0
Channels

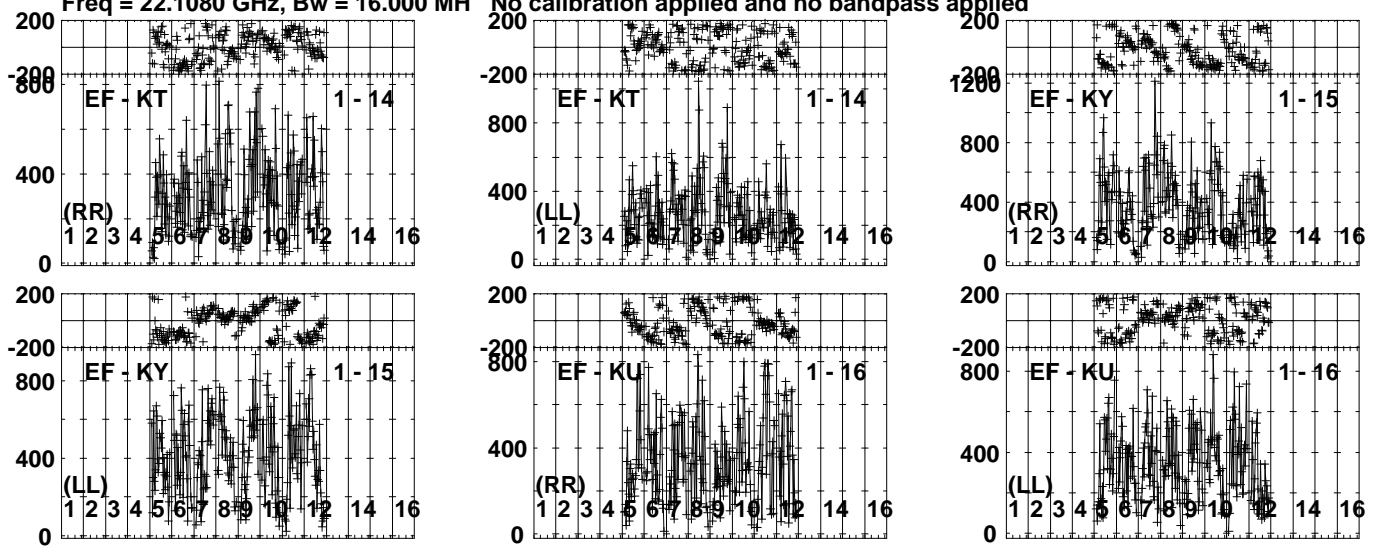
Lower frame: Milli Ampl Jy Top frame: Phas deg
Vector averaged cross-power spectrum Several baselines displayed
Timerange: 00/12:47:11 to 00/12:48:09

Plot file version1044 created 04-APR-2022 10:37:38

J0244+6228 EM132A.UVDATA.1

Freq = 22.1080 GHz, Bw = 16.000 MH

No calibration applied and no bandpass applied



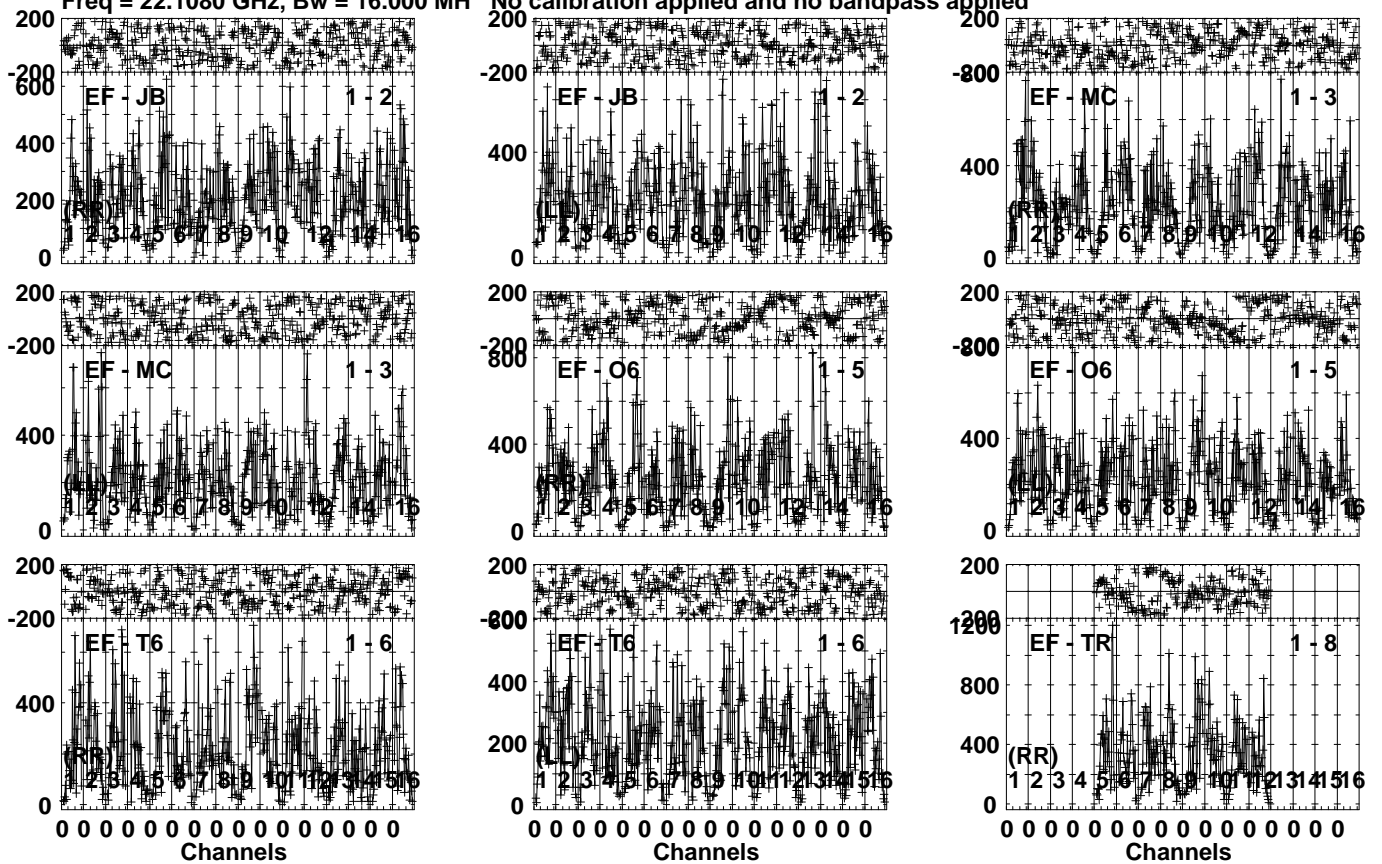
Lower frame: Micro Ampl Jy Top frame: Phas deg
Vector averaged cross-power spectrum Several baselines displayed
Timerange: 00/12:47:11 to 00/12:48:09

Plot file version1045 created 04-APR-2022 10:37:38

LSI61303 EM132A.UVDATA.1

Freq = 22.1080 GHz, Bw = 16.000 MH

No calibration applied and no bandpass applied



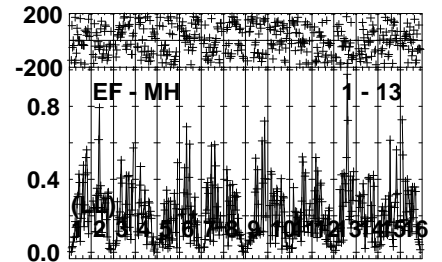
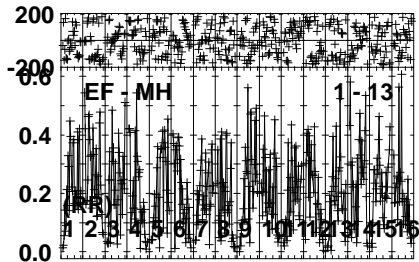
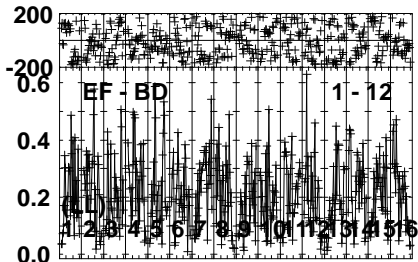
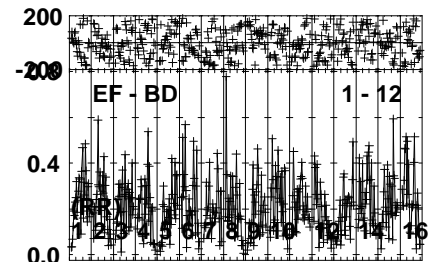
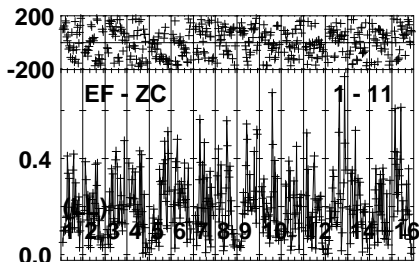
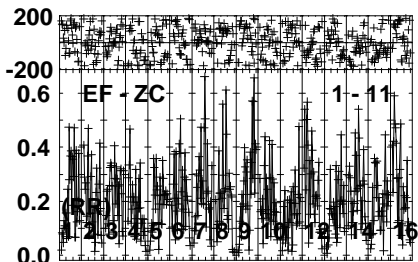
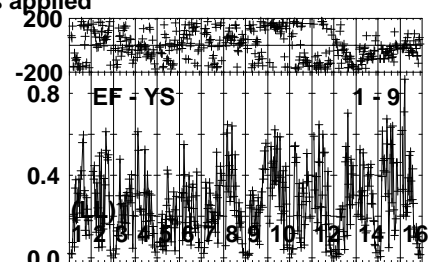
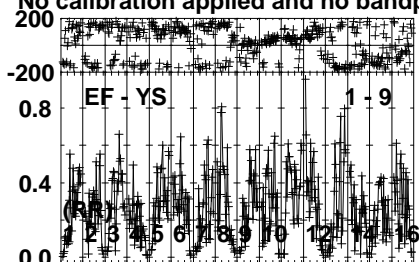
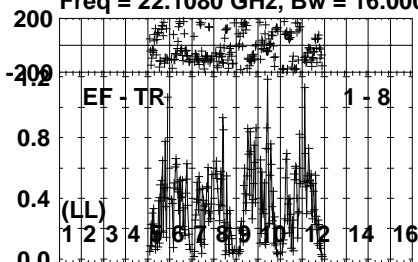
Lower frame: Micro Ampl Jy Top frame: Phas deg
Vector averaged cross-power spectrum Several baselines displayed
Timerange: 00/12:48:11 to 00/12:49:19

Plot file version1046 created 04-APR-2022 10:37:39

LSI61303 EM132A.UVDATA.1

Freq = 22.1080 GHz, Bw = 16.000 MH

No calibration applied and no bandpass applied



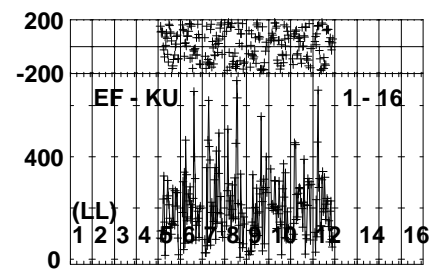
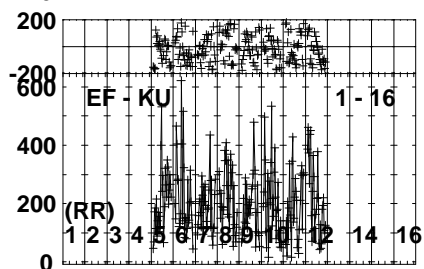
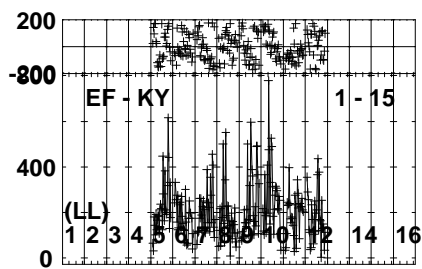
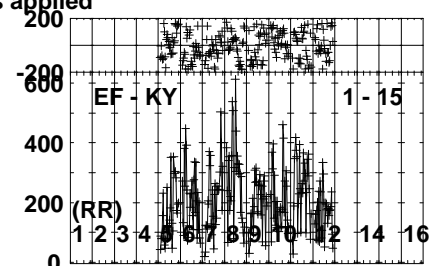
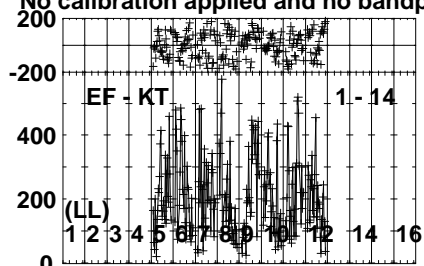
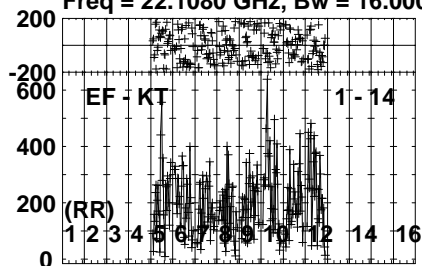
Lower frame: Milli Ampl Jy Top frame: Phas deg
Vector averaged cross-power spectrum Several baselines displayed
Timerange: 00/12:48:11 to 00/12:49:19

Plot file version1047 created 04-APR-2022 10:37:39

LSI61303 EM132A.UVDATA.1

Freq = 22.1080 GHz, Bw = 16.000 MH

No calibration applied and no bandpass applied



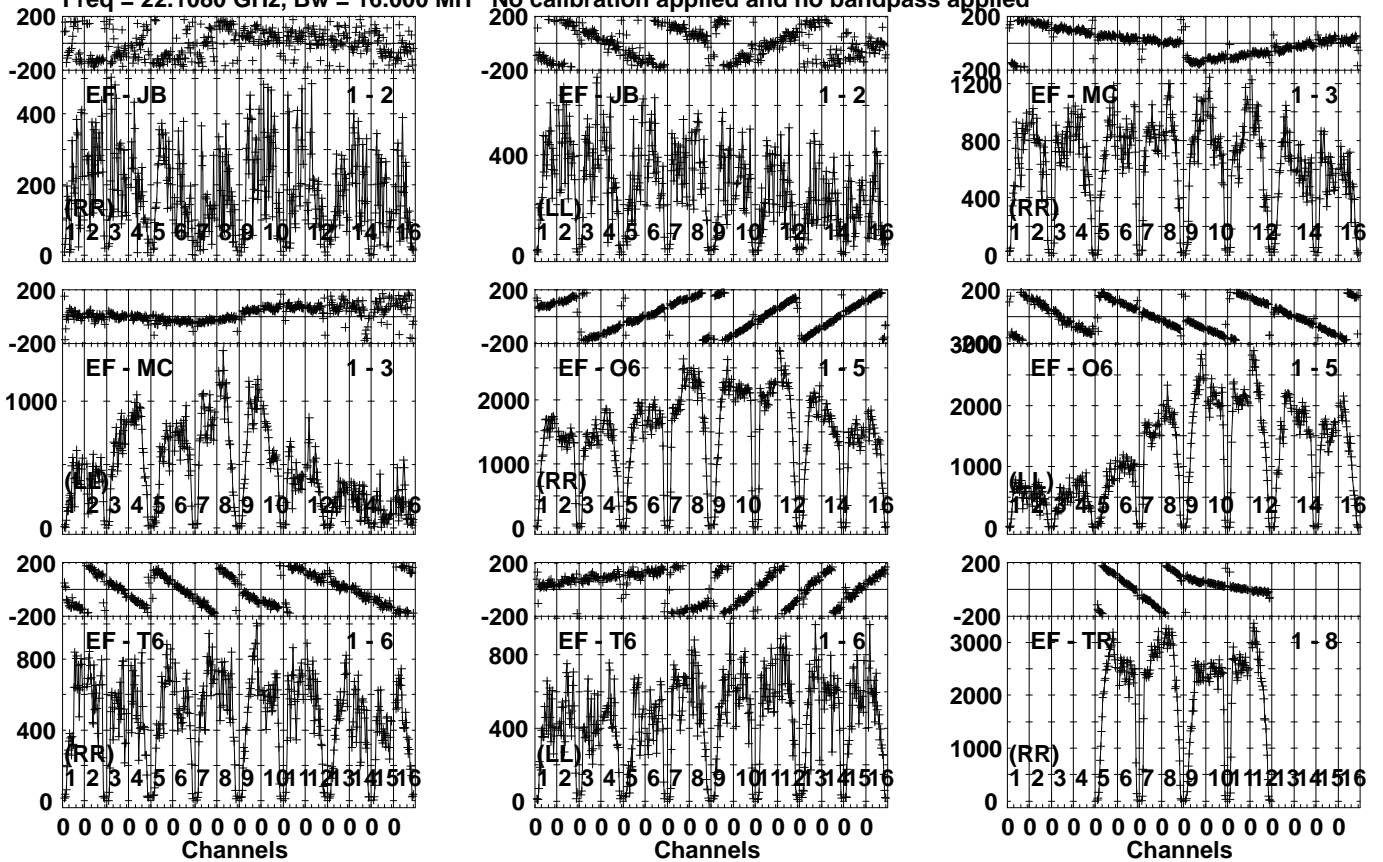
Lower frame: Micro Ampl Jy Top frame: Phas deg
Vector averaged cross-power spectrum Several baselines displayed
Timerange: 00/12:48:11 to 00/12:49:19

Plot file version1048 created 04-APR-2022 10:37:39

J0244+6228 EM132A.UVDATA.1

Freq = 22.1080 GHz, Bw = 16.000 MH

No calibration applied and no bandpass applied



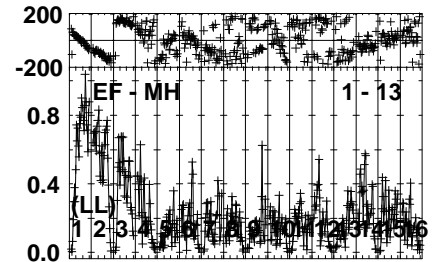
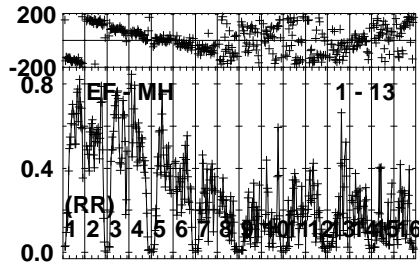
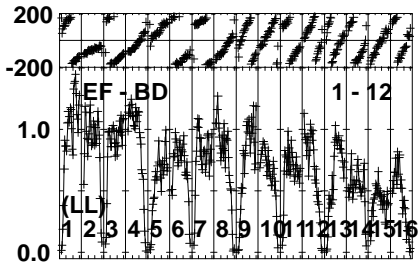
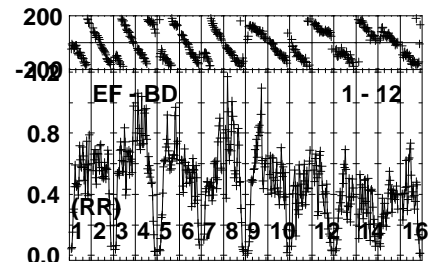
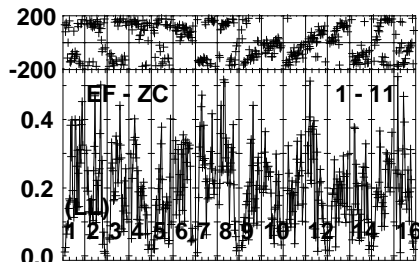
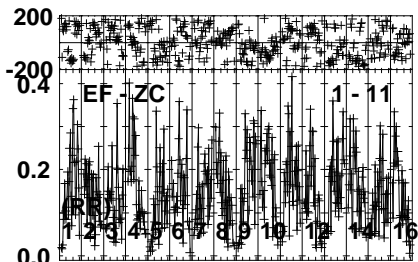
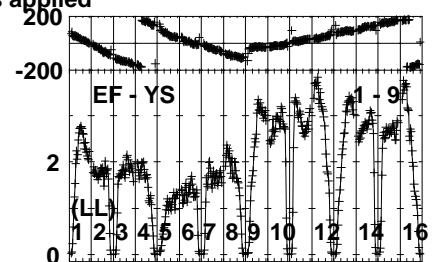
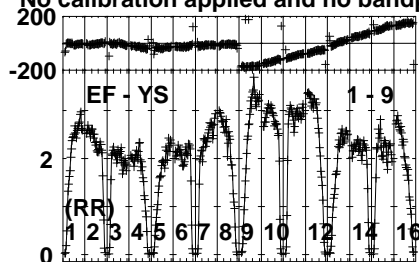
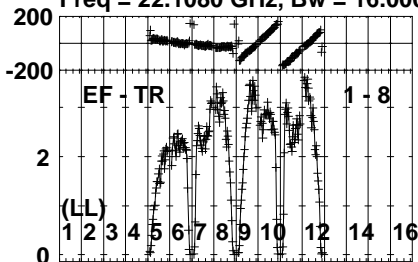
Lower frame: Micro Ampl Jy Top frame: Phas deg
Vector averaged cross-power spectrum Several baselines displayed
Timerange: 00/12:50:01 to 00/12:50:59

Plot file version1049 created 04-APR-2022 10:37:39

J0244+6228 EM132A.UVDATA.1

Freq = 22.1080 GHz, Bw = 16.000 MH

No calibration applied and no bandpass applied



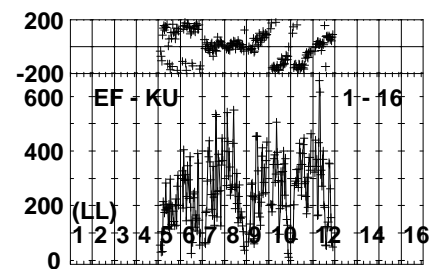
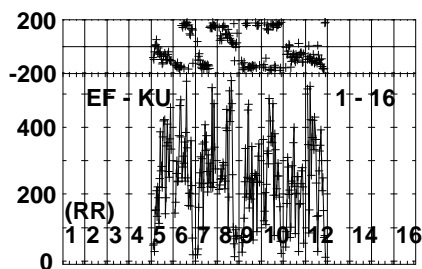
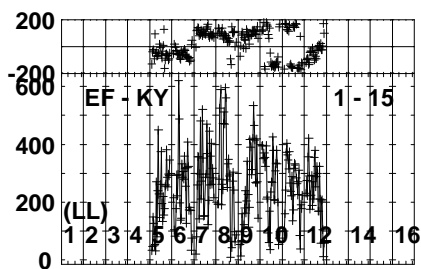
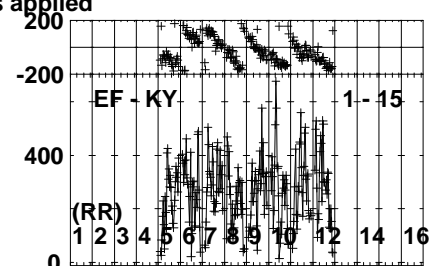
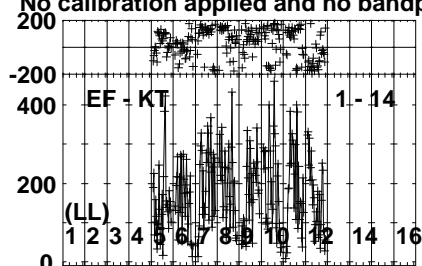
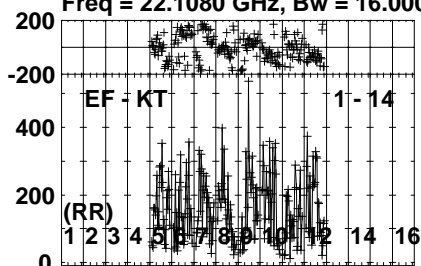
Lower frame: Milli Ampl Jy Top frame: Phas deg
Vector averaged cross-power spectrum Several baselines displayed
Timerange: 00:12:50:01 to 00:12:50:59

Plot file version1050 created 04-APR-2022 10:37:39

J0244+6228 EM132A.UVDATA.1

Freq = 22.1080 GHz, Bw = 16.000 MH

No calibration applied and no bandpass applied



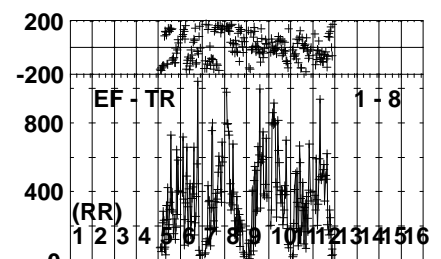
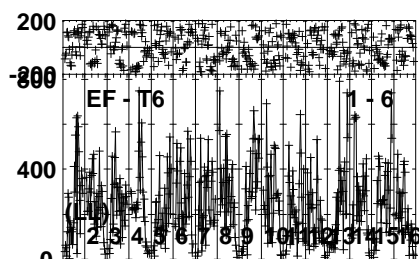
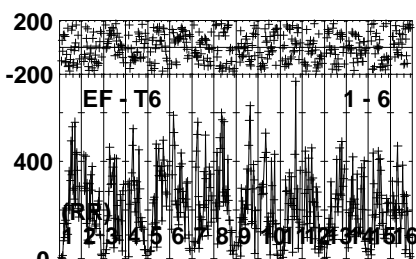
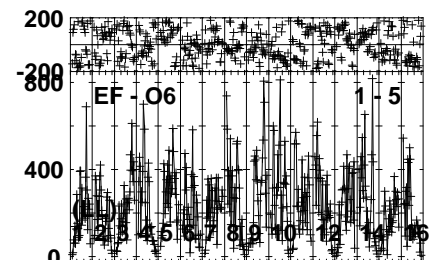
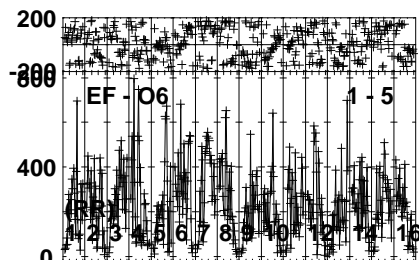
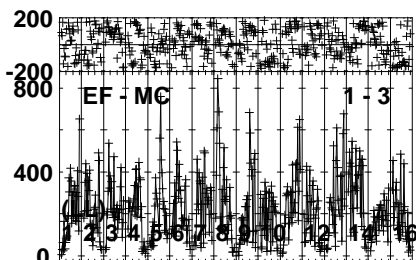
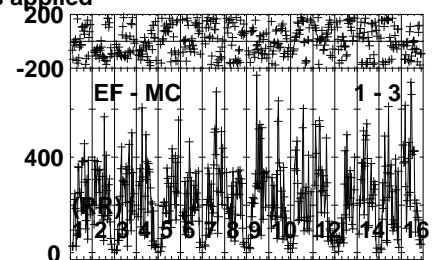
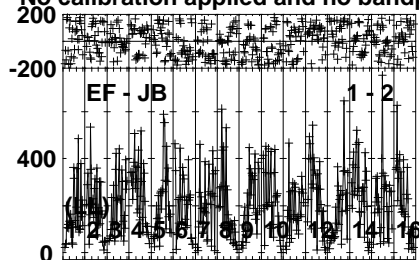
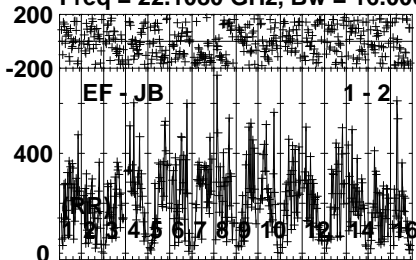
Lower frame: Micro Ampl Jy Top frame: Phas deg
Vector averaged cross-power spectrum Several baselines displayed
Timerange: 00/12:50:01 to 00/12:50:59

Plot file version1051 created 04-APR-2022 10:37:39

LSI61303 EM132A.UVDATA.1

Freq = 22.1080 GHz, Bw = 16.000 MH

No calibration applied and no bandpass applied



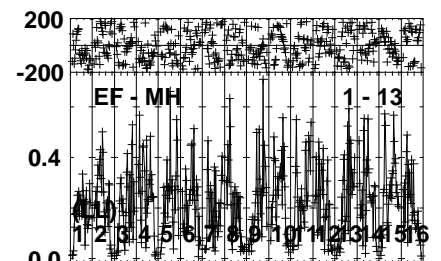
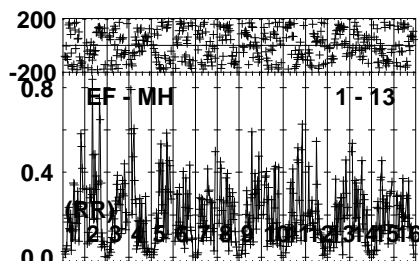
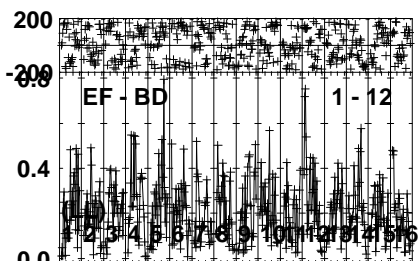
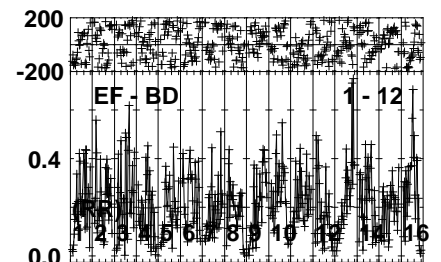
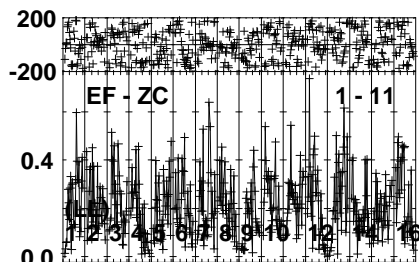
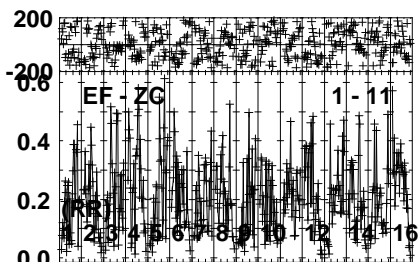
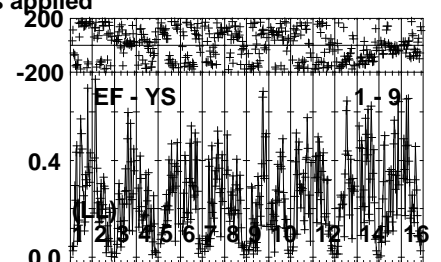
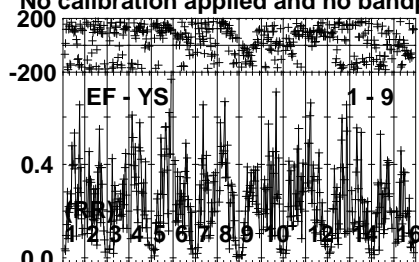
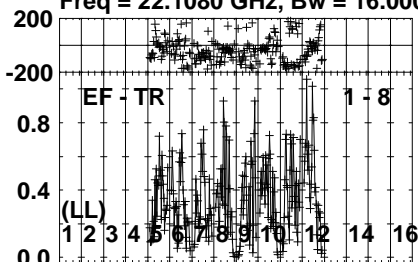
Lower frame: Micro Ampl Jy Top frame: Phas deg
Vector averaged cross-power spectrum Several baselines displayed
Timerange: 00/12:51:01 to 00/12:52:09

Plot file version1052 created 04-APR-2022 10:37:39

LSI61303 EM132A.UVDATA.1

Freq = 22.1080 GHz, Bw = 16.000 MH

No calibration applied and no bandpass applied



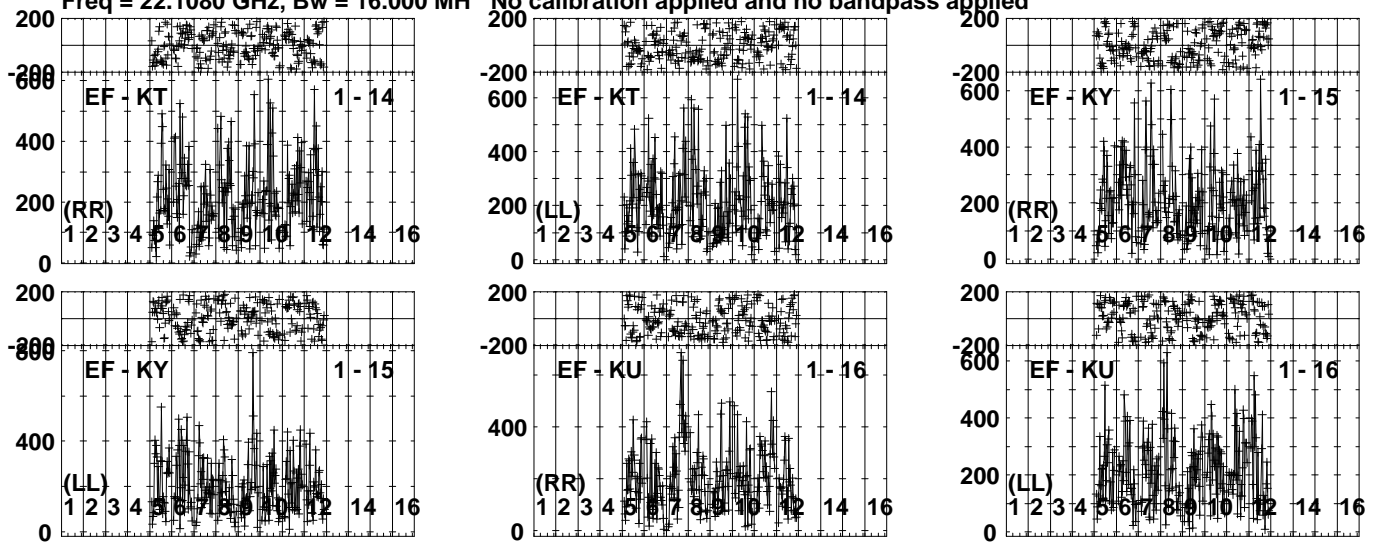
Lower frame: Milli Ampl Jy Top frame: Phas deg
Vector averaged cross-power spectrum Several baselines displayed
Timerange: 00/12:51:01 to 00/12:52:09

Plot file version1053 created 04-APR-2022 10:37:39

LSI61303 EM132A.UVDATA.1

Freq = 22.1080 GHz, Bw = 16.000 MH

No calibration applied and no bandpass applied



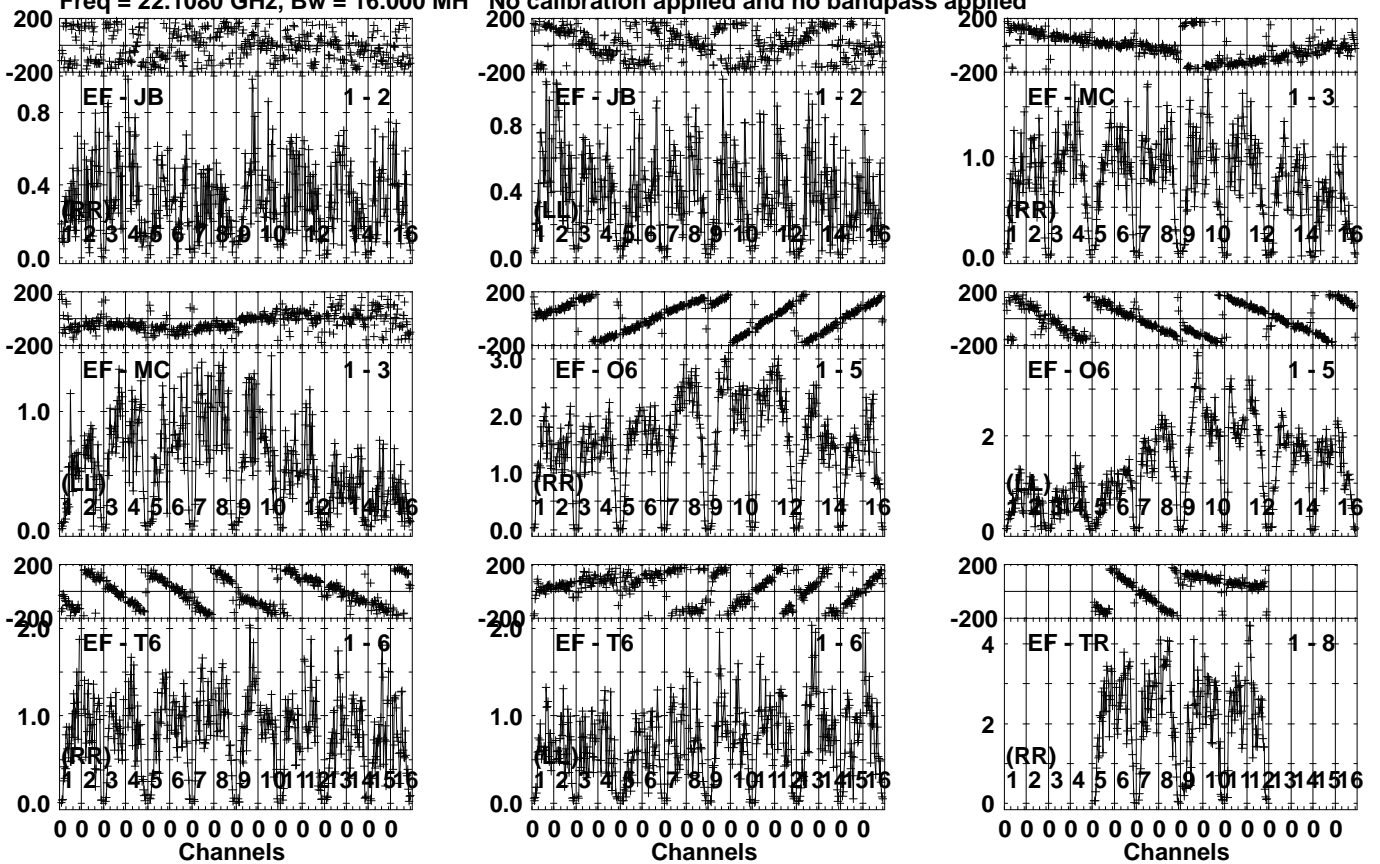
Lower frame: Micro Ampl Jy Top frame: Phas deg
Vector averaged cross-power spectrum Several baselines displayed
Timerange: 00/12:51:01 to 00/12:52:09

Plot file version1054 created 04-APR-2022 10:37:39

J0244+6228 EM132A.UVDATA.1

Freq = 22.1080 GHz, Bw = 16.000 MH

No calibration applied and no bandpass applied



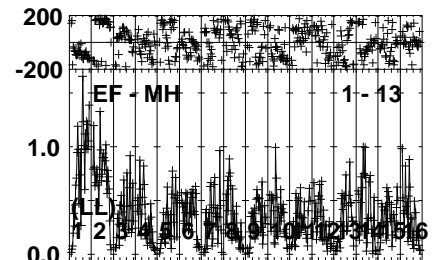
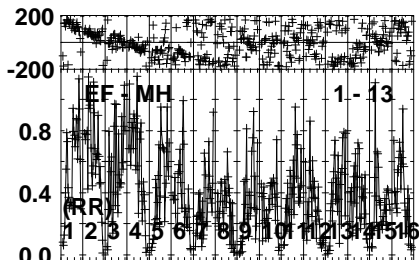
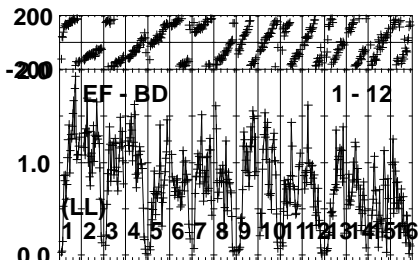
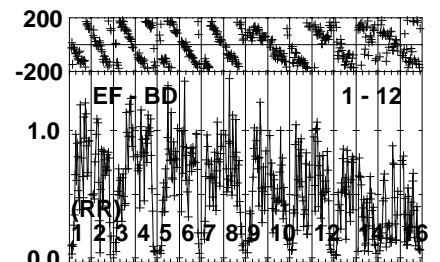
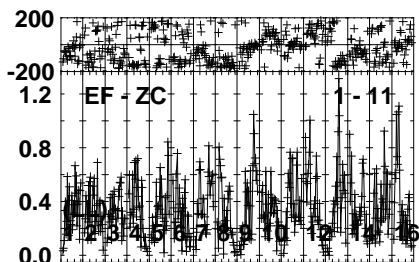
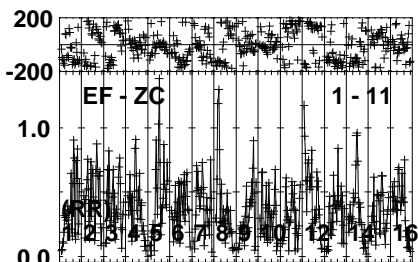
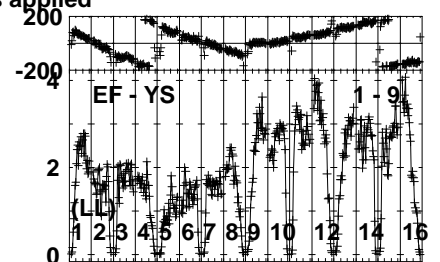
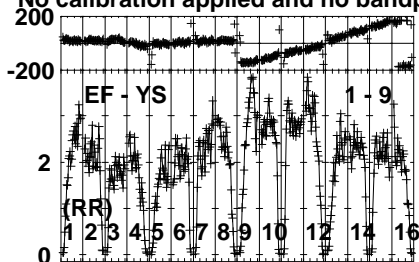
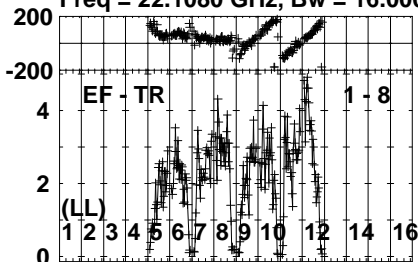
Lower frame: Milli Ampl Jy Top frame: Phas deg
Vector averaged cross-power spectrum Several baselines displayed
Timerange: 00/12:52:11 to 00/12:53:09

Plot file version1055 created 04-APR-2022 10:37:39

J0244+6228 EM132A.UVDATA.1

Freq = 22.1080 GHz, Bw = 16.000 MH

No calibration applied and no bandpass applied



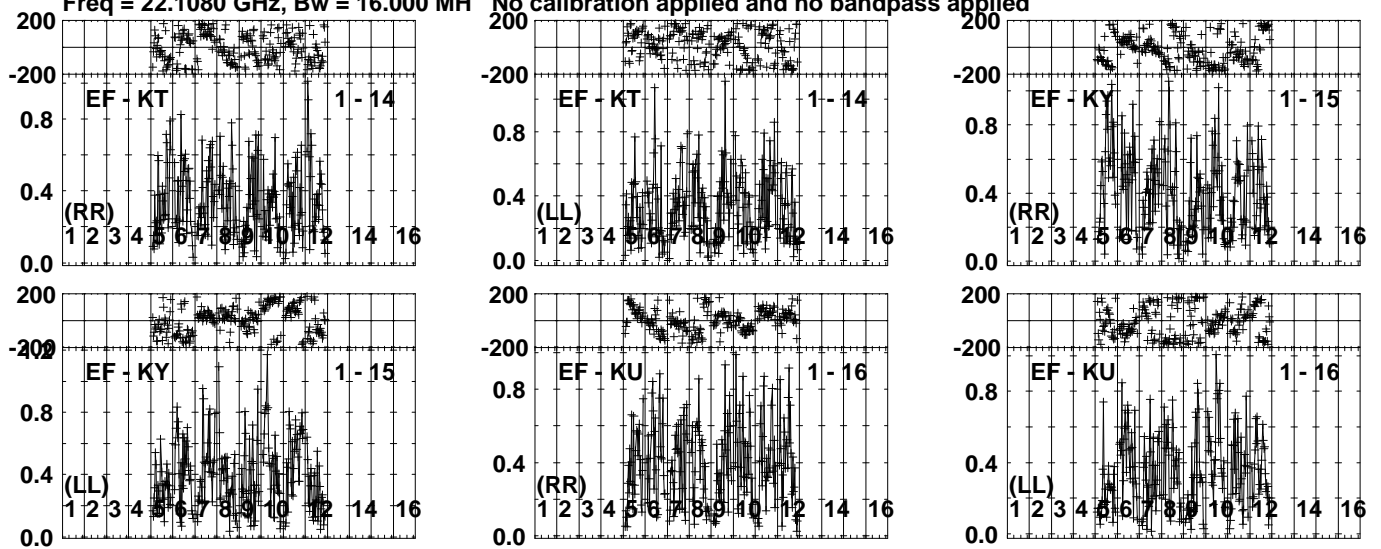
Lower frame: Milli Ampl Jy Top frame: Phas deg
Vector averaged cross-power spectrum Several baselines displayed
Timerange: 00/12:52:11 to 00/12:53:09

Plot file version1056 created 04-APR-2022 10:37:39

J0244+6228 EM132A.UVDATA.1

Freq = 22.1080 GHz, Bw = 16.000 MH

No calibration applied and no bandpass applied



Lower frame: Milli Ampl Jy Top frame: Phas deg

Vector averaged cross-power spectrum Several baselines displayed

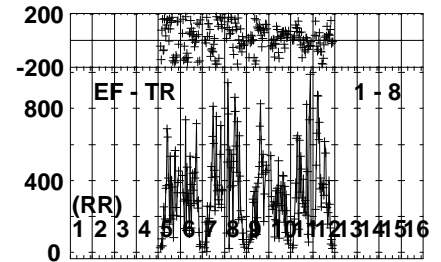
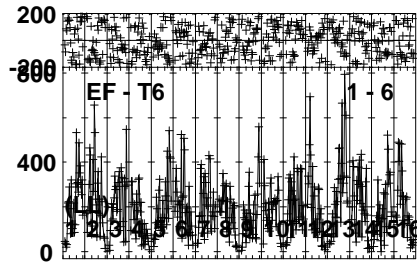
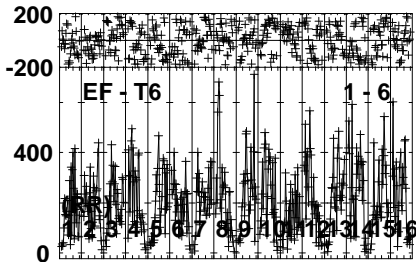
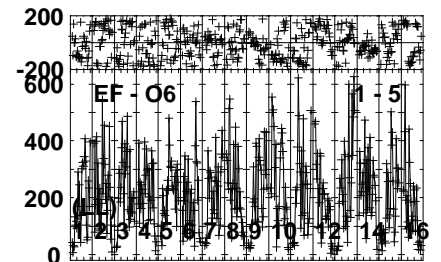
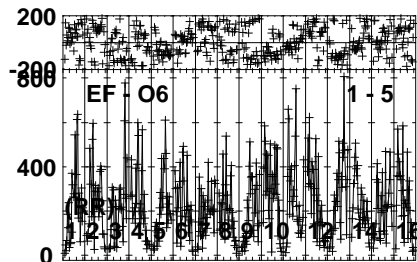
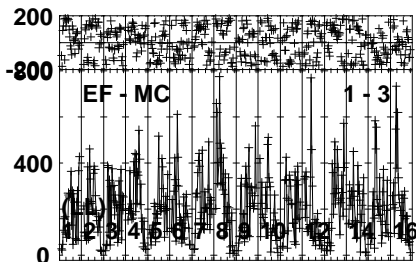
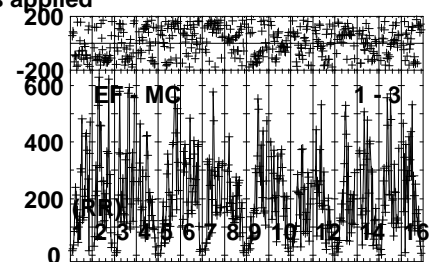
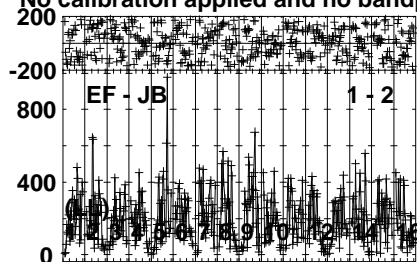
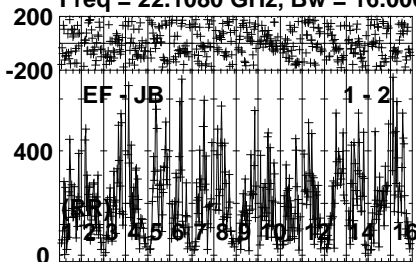
Timerange: 00/12:52:11 to 00/12:53:09

Plot file version1057 created 04-APR-2022 10:37:39

LSI61303 EM132A.UVDATA.1

Freq = 22.1080 GHz, Bw = 16.000 MH

No calibration applied and no bandpass applied



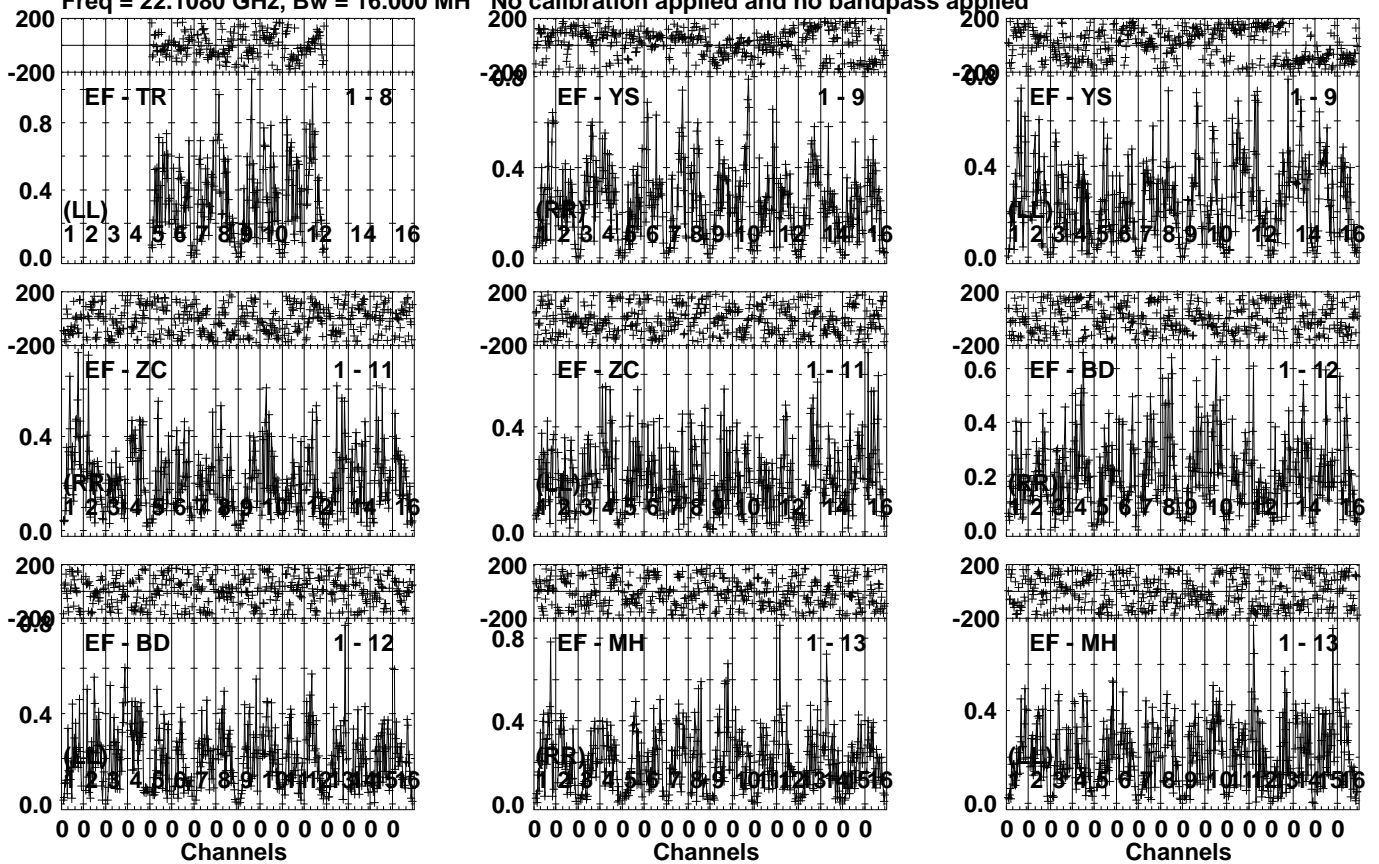
Lower frame: Micro Ampl Jy Top frame: Phas deg
Vector averaged cross-power spectrum Several baselines displayed
Timerange: 00/12:53:11 to 00/12:54:19

Plot file version1058 created 04-APR-2022 10:37:39

LSI61303 EM132A.UVDATA.1

Freq = 22.1080 GHz, Bw = 16.000 MH

No calibration applied and no bandpass applied



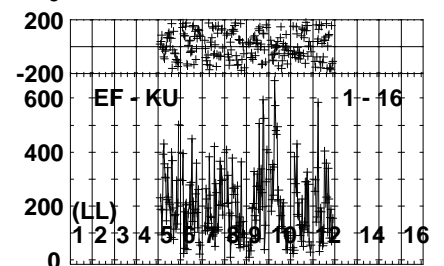
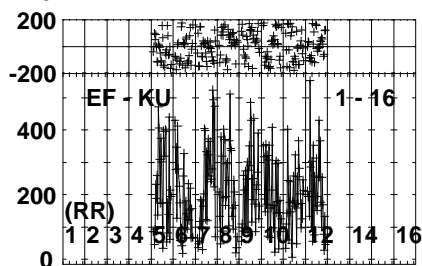
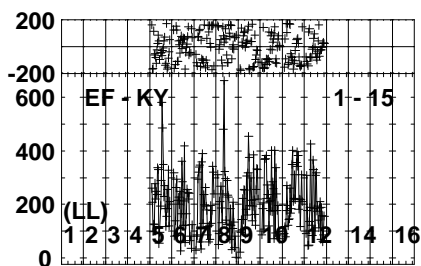
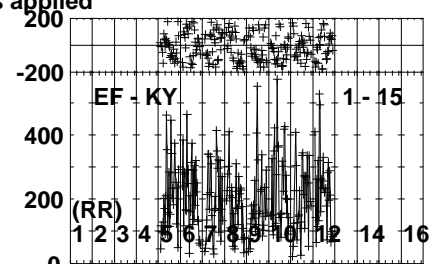
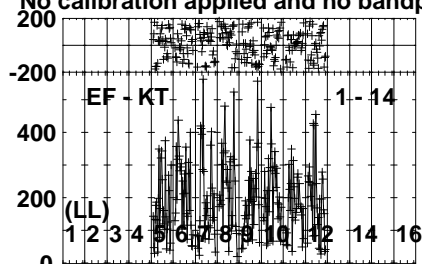
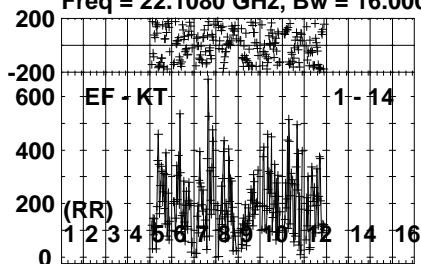
Lower frame: Milli Ampl Jy Top frame: Phas deg
Vector averaged cross-power spectrum Several baselines displayed
Timerange: 00/12:53:11 to 00/12:54:19

Plot file version1059 created 04-APR-2022 10:37:39

LSI61303 EM132A.UVDATA.1

Freq = 22.1080 GHz, Bw = 16.000 MH

No calibration applied and no bandpass applied



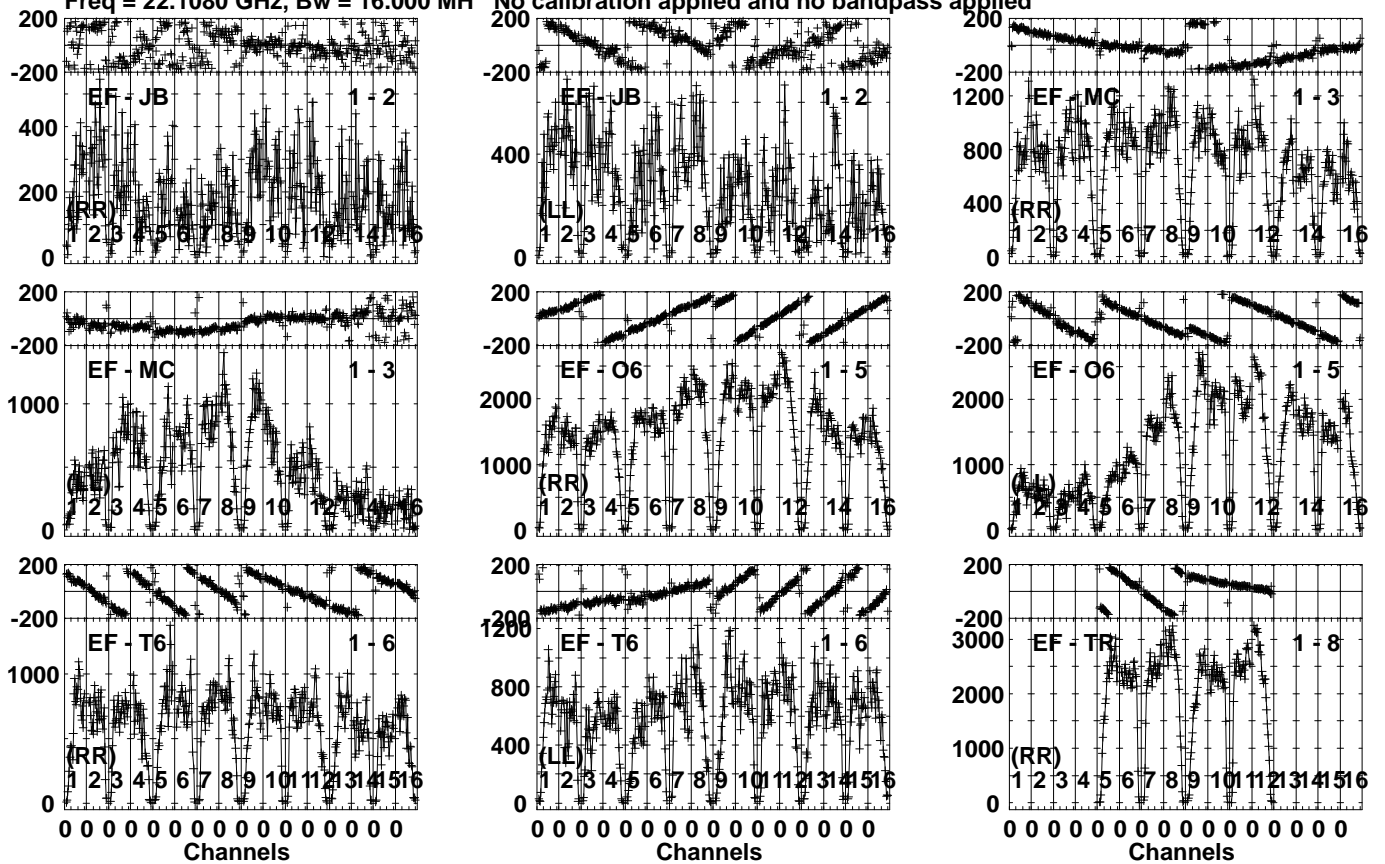
Lower frame: Micro Ampl Jy Top frame: Phas deg
Vector averaged cross-power spectrum Several baselines displayed
Timerange: 00/12:53:11 to 00/12:54:19

Plot file version1060 created 04-APR-2022 10:37:40

J0244+6228 EM132A.UVDATA.1

Freq = 22.1080 GHz, Bw = 16.000 MH

No calibration applied and no bandpass applied



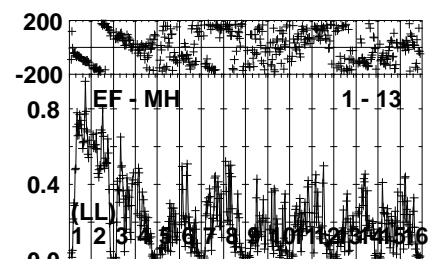
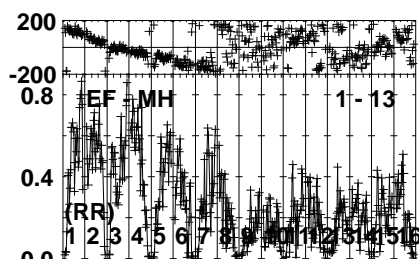
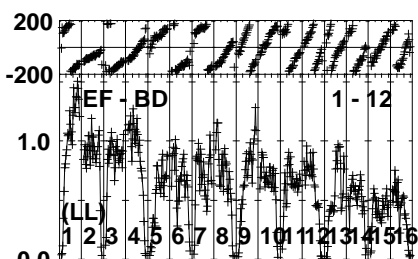
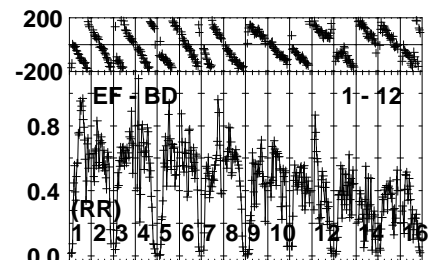
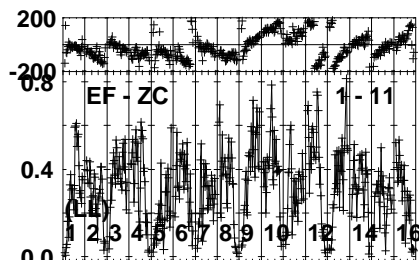
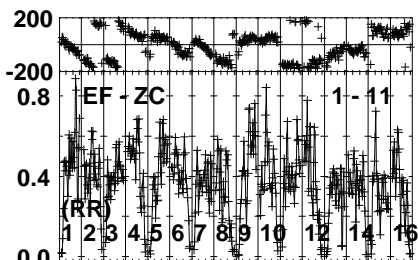
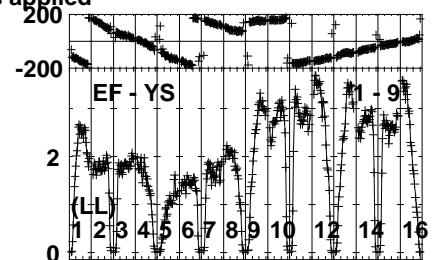
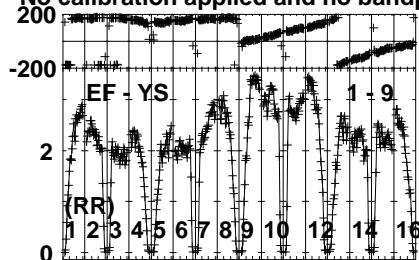
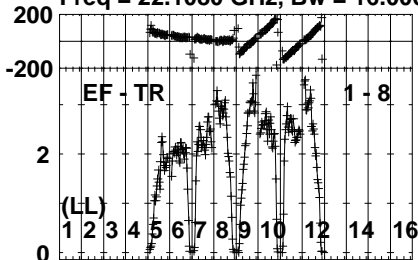
Lower frame: Micro Ampl Jy Top frame: Phas deg
Vector averaged cross-power spectrum Several baselines displayed
Timerange: 00/12:55:01 to 00/12:55:59

Plot file version1061 created 04-APR-2022 10:37:40

J0244+6228 EM132A.UVDATA.1

Freq = 22.1080 GHz, Bw = 16.000 MH

No calibration applied and no bandpass applied



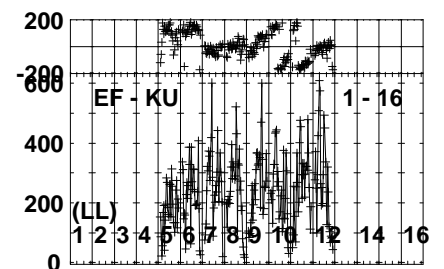
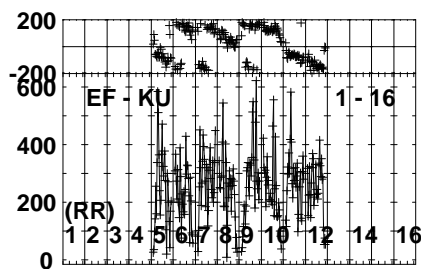
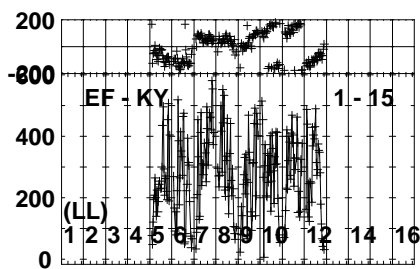
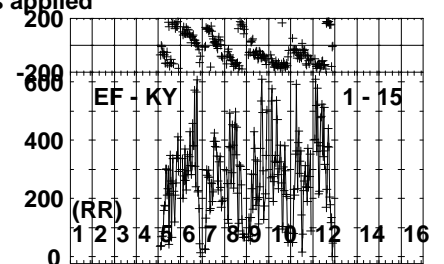
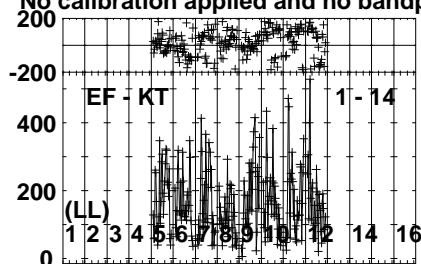
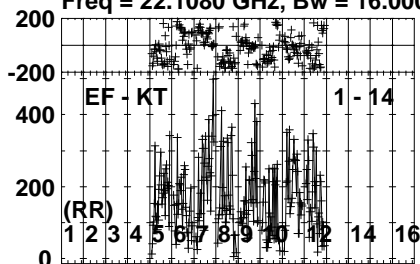
Lower frame: Milli Ampl Jy Top frame: Phas deg
Vector averaged cross-power spectrum Several baselines displayed
Timerange: 00/12:55:01 to 00/12:55:59

Plot file version1062 created 04-APR-2022 10:37:40

J0244+6228 EM132A.UVDATA.1

Freq = 22.1080 GHz, Bw = 16.000 MH

No calibration applied and no bandpass applied



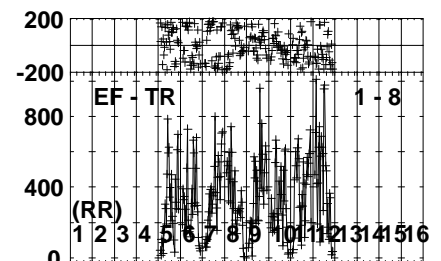
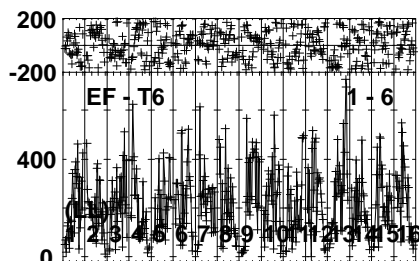
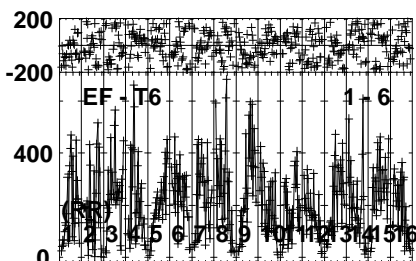
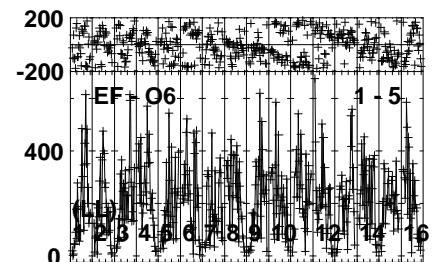
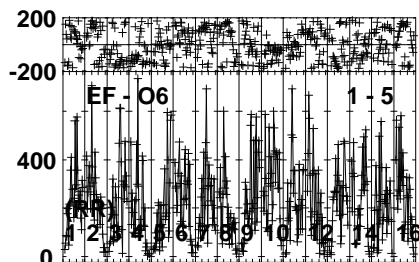
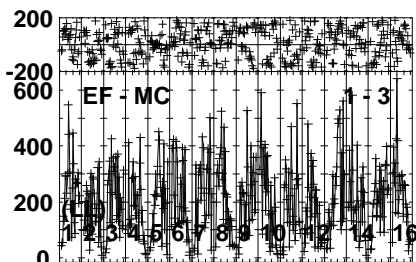
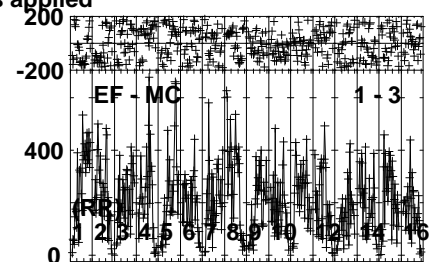
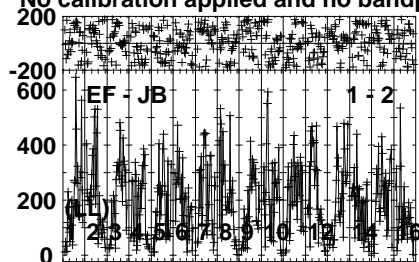
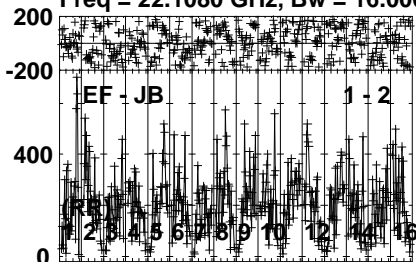
Lower frame: Micro Ampl Jy Top frame: Phas deg
Vector averaged cross-power spectrum Several baselines displayed
Timerange: 00/12:55:01 to 00/12:55:59

Plot file version1063 created 04-APR-2022 10:37:40

LSI61303 EM132A.UVDATA.1

Freq = 22.1080 GHz, Bw = 16.000 MH

No calibration applied and no bandpass applied



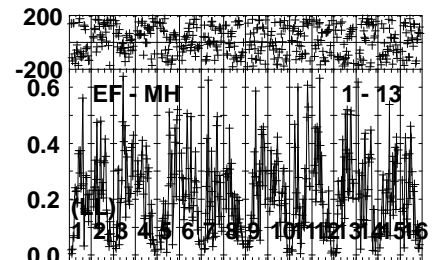
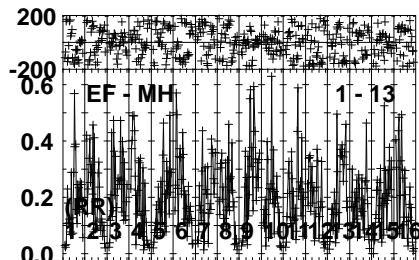
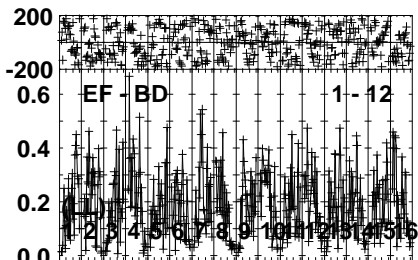
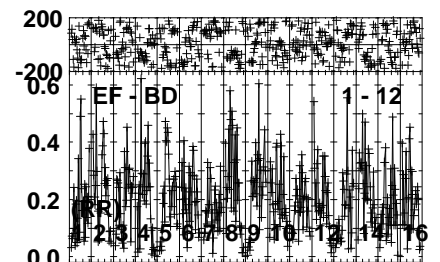
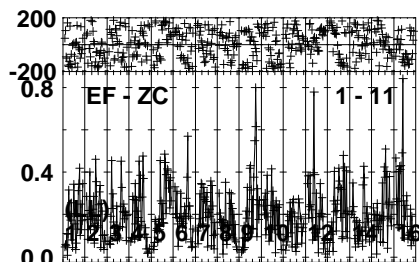
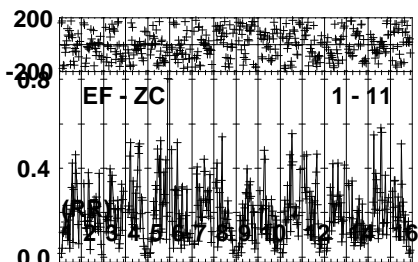
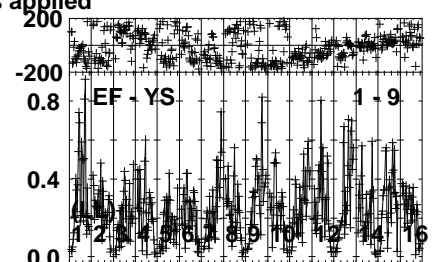
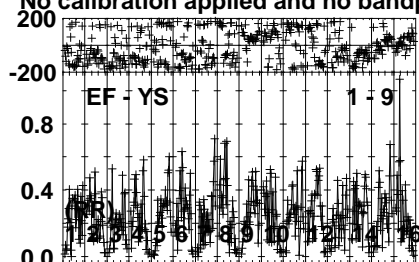
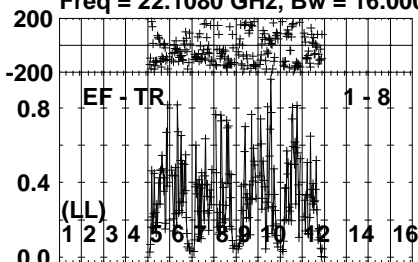
Lower frame: Micro Ampl Jy Top frame: Phas deg
Vector averaged cross-power spectrum Several baselines displayed
Timerange: 00/12:56:01 to 00/12:57:09

Plot file version1064 created 04-APR-2022 10:37:40

LSI61303 EM132A.UVDATA.1

Freq = 22.1080 GHz, Bw = 16.000 MH

No calibration applied and no bandpass applied



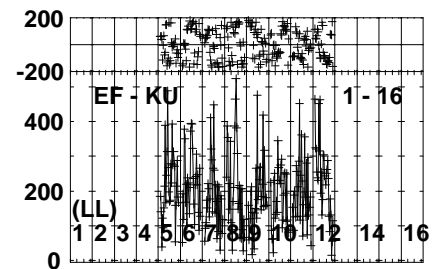
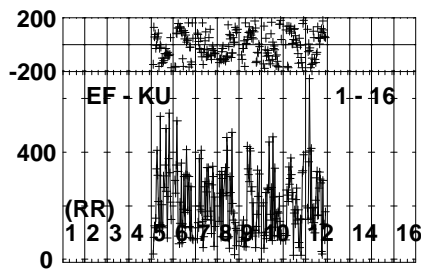
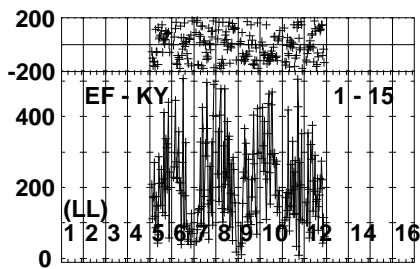
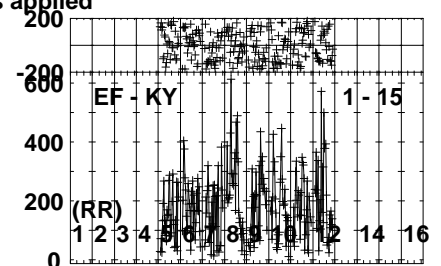
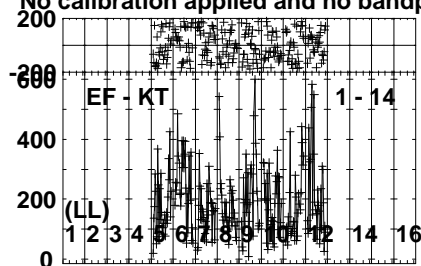
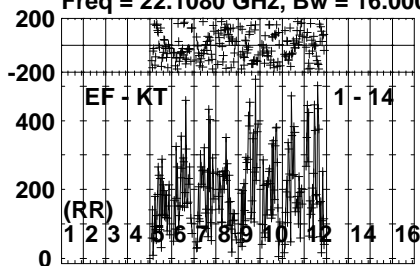
Lower frame: Milli Ampl Jy Top frame: Phas deg
Vector averaged cross-power spectrum Several baselines displayed
Timerange: 00/12:56:01 to 00/12:57:09

Plot file version1065 created 04-APR-2022 10:37:40

LSI61303 EM132A.UVDATA.1

Freq = 22.1080 GHz, Bw = 16.000 MH

No calibration applied and no bandpass applied



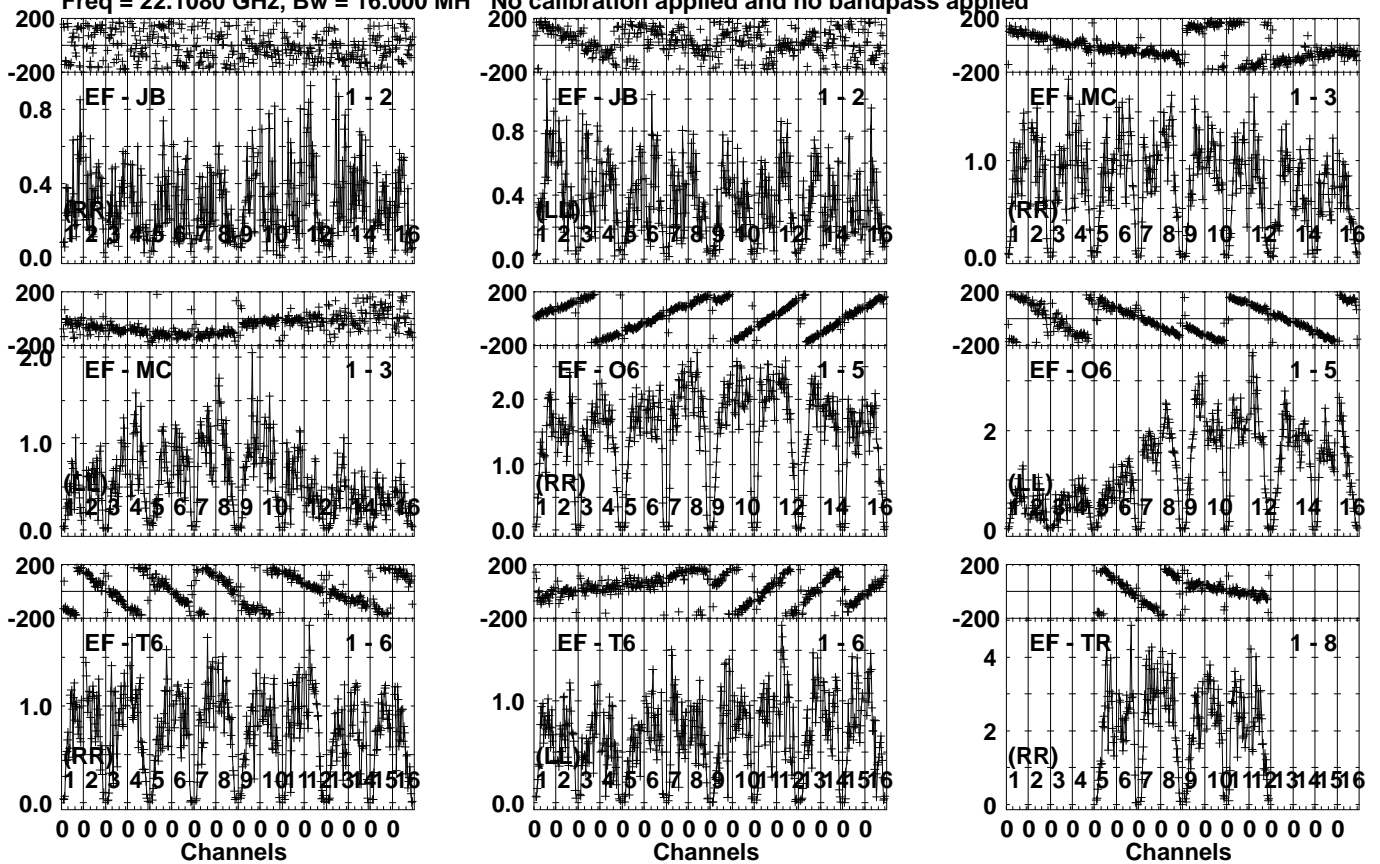
Lower frame: Micro Ampl Jy Top frame: Phas deg
Vector averaged cross-power spectrum Several baselines displayed
Timerange: 00/12:56:01 to 00/12:57:09

Plot file version1066 created 04-APR-2022 10:37:40

J0244+6228 EM132A.UVDATA.1

Freq = 22.1080 GHz, Bw = 16.000 MH

No calibration applied and no bandpass applied



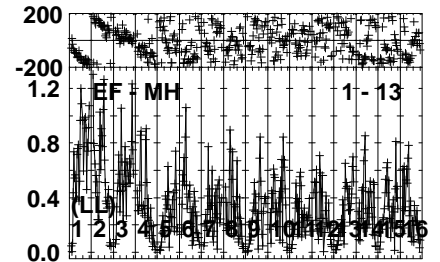
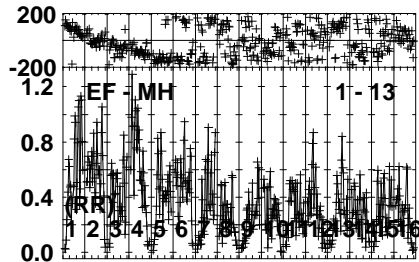
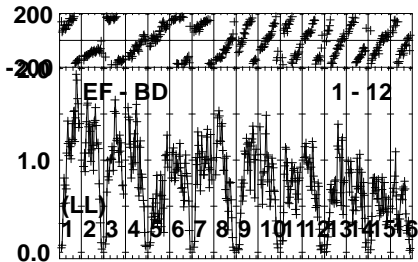
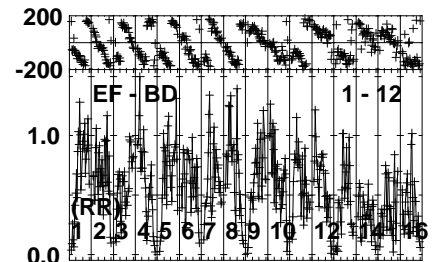
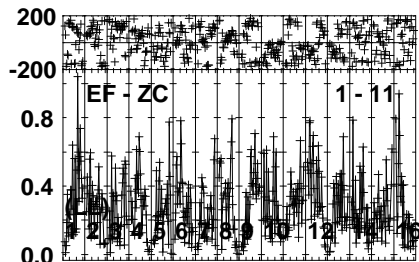
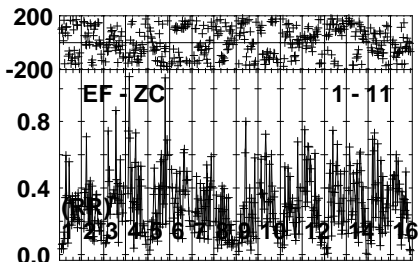
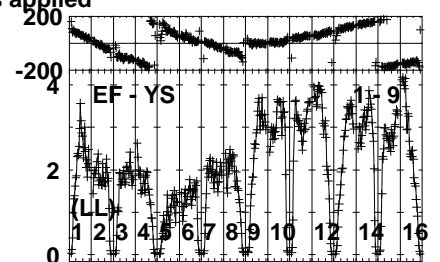
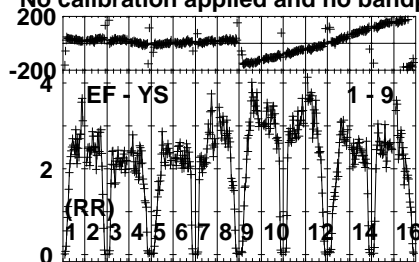
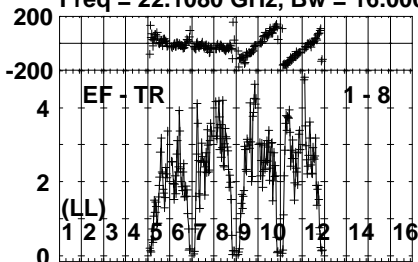
Lower frame: Milli Ampl Jy Top frame: Phas deg
Vector averaged cross-power spectrum Several baselines displayed
Timerange: 00/12:57:11 to 00/12:58:09

Plot file version1067 created 04-APR-2022 10:37:40

J0244+6228 EM132A.UVDATA.1

Freq = 22.1080 GHz, Bw = 16.000 MH

No calibration applied and no bandpass applied



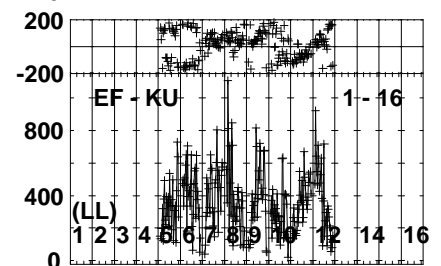
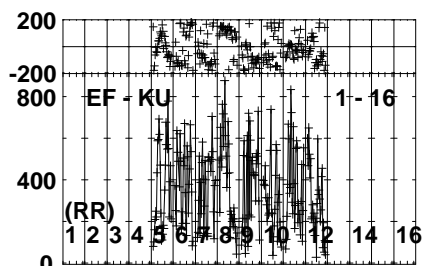
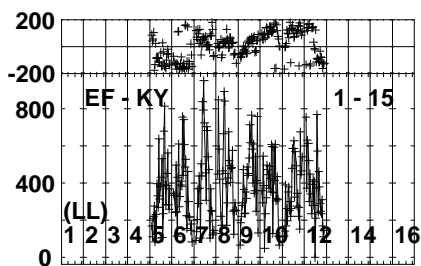
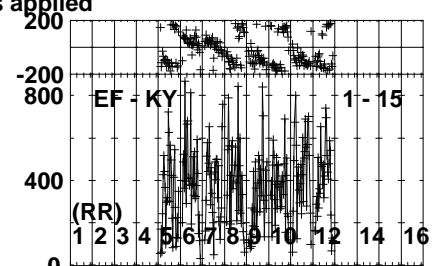
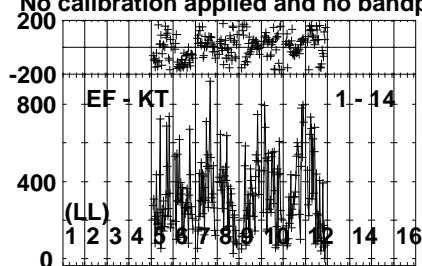
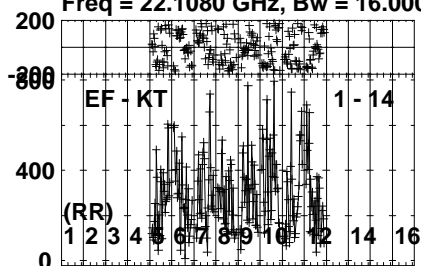
Lower frame: Milli Ampl Jy Top frame: Phas deg
Vector averaged cross-power spectrum Several baselines displayed
Timerange: 00:12:57:11 to 00:12:58:09

Plot file version1068 created 04-APR-2022 10:37:40

J0244+6228 EM132A.UVDATA.1

Freq = 22.1080 GHz, Bw = 16.000 MH

No calibration applied and no bandpass applied



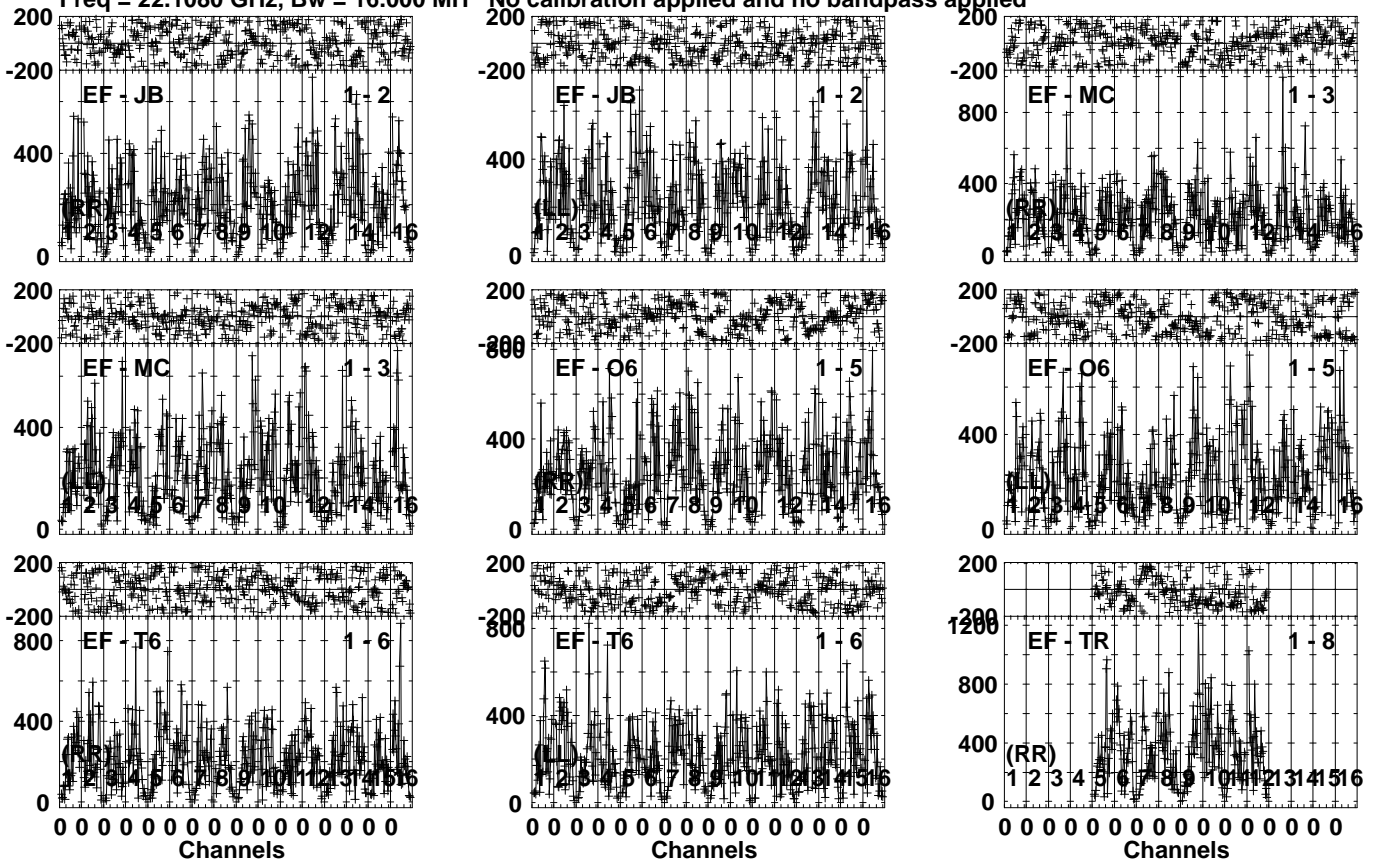
Lower frame: Micro Ampl Jy Top frame: Phas deg
Vector averaged cross-power spectrum Several baselines displayed
Timerange: 00/12:57:11 to 00/12:58:09

Plot file version1069 created 04-APR-2022 10:37:40

LSI61303 EM132A.UVDATA.1

Freq = 22.1080 GHz, Bw = 16.000 MH

No calibration applied and no bandpass applied



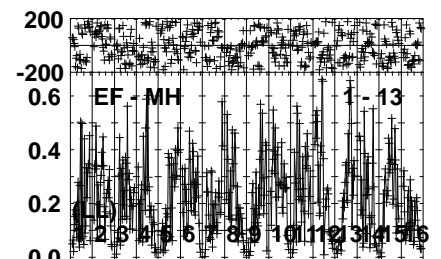
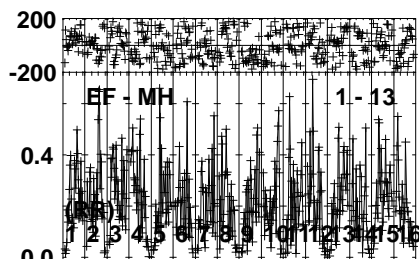
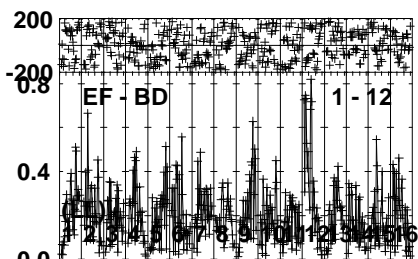
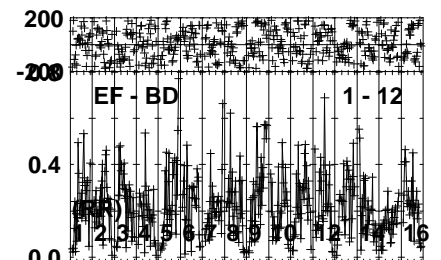
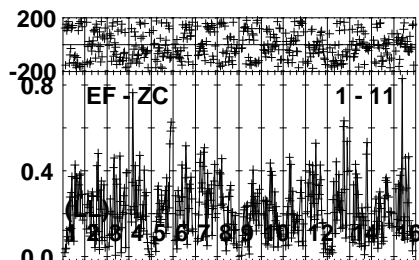
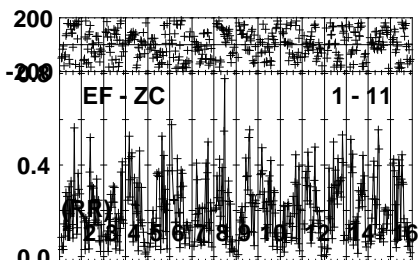
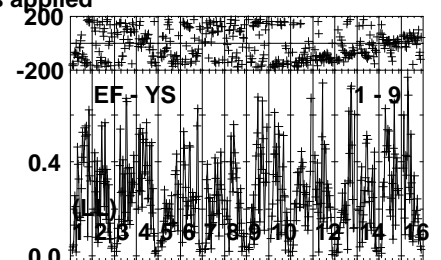
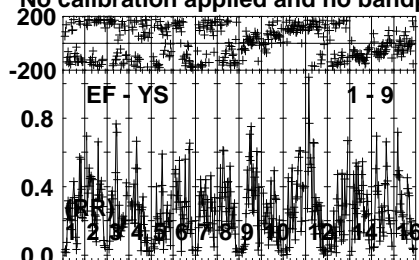
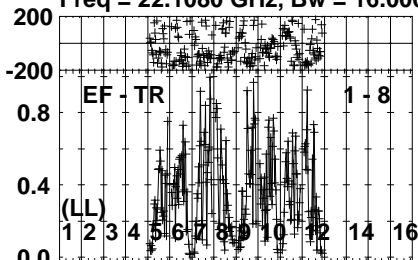
Lower frame: Micro Ampl Jy Top frame: Phas deg
Vector averaged cross-power spectrum Several baselines displayed
Timerange: 00/12:58:11 to 00/12:59:19

Plot file version1070 created 04-APR-2022 10:37:40

LSI61303 EM132A.UVDATA.1

Freq = 22.1080 GHz, Bw = 16.000 MH

No calibration applied and no bandpass applied



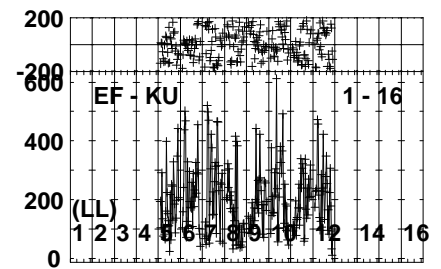
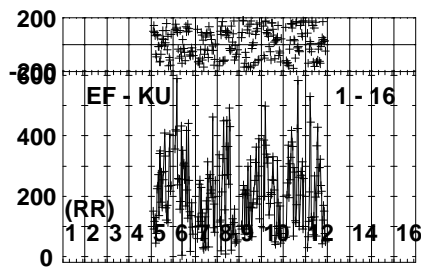
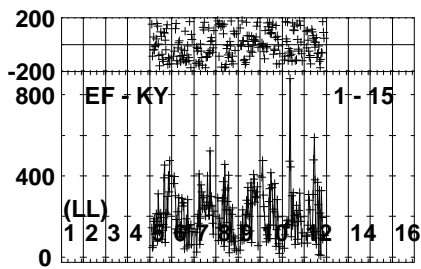
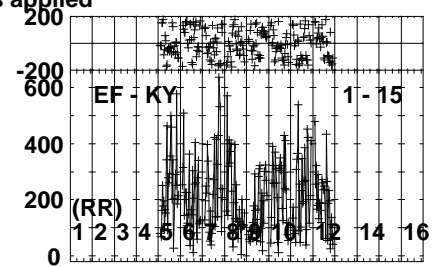
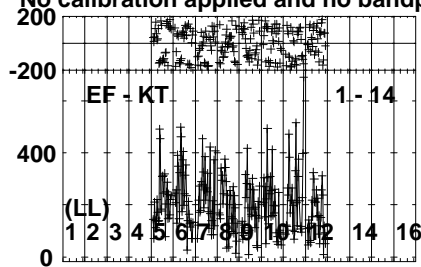
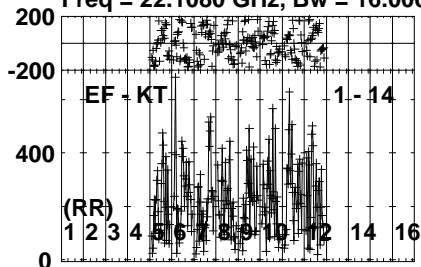
Lower frame: Milli Ampl Jy Top frame: Phas deg
Vector averaged cross-power spectrum Several baselines displayed
Timerange: 00/12:58:11 to 00/12:59:19

Plot file version1071 created 04-APR-2022 10:37:41

LSI61303 EM132A.UVDATA.1

Freq = 22.1080 GHz, Bw = 16.000 MH

No calibration applied and no bandpass applied



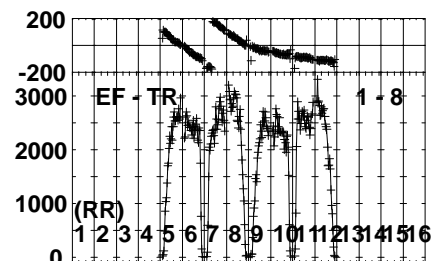
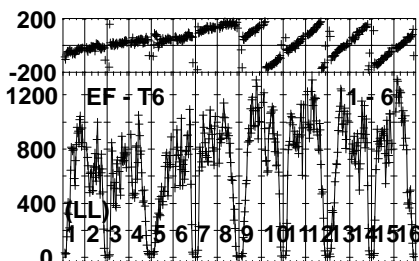
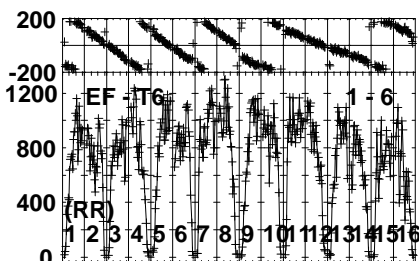
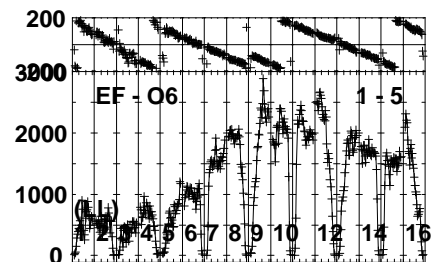
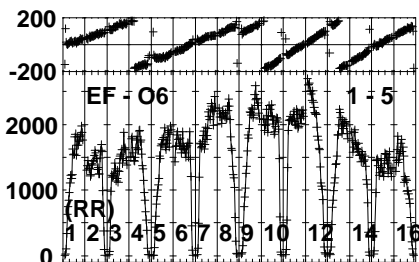
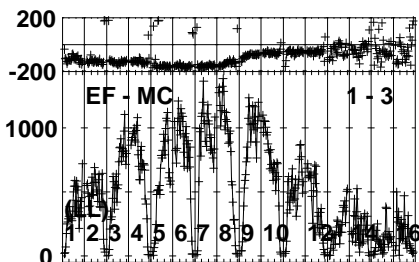
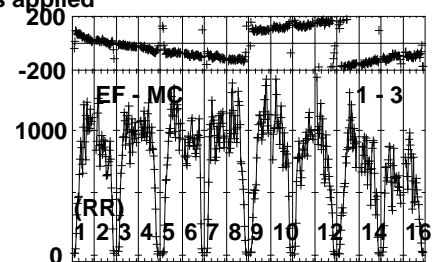
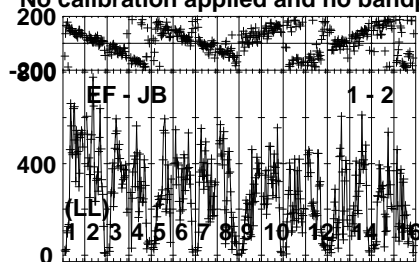
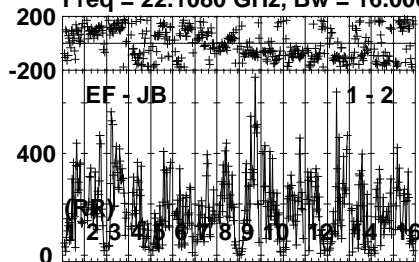
Lower frame: Micro Ampl Jy Top frame: Phas deg
Vector averaged cross-power spectrum Several baselines displayed
Timerange: 00/12:58:11 to 00/12:59:19

Plot file version1072 created 04-APR-2022 10:37:41

J0244+6228 EM132A.UVDATA.1

Freq = 22.1080 GHz, Bw = 16.000 MH

No calibration applied and no bandpass applied



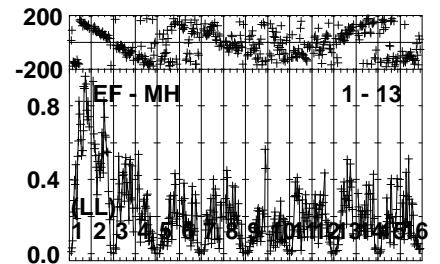
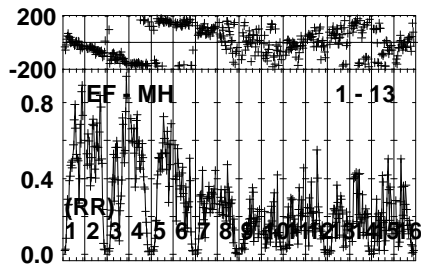
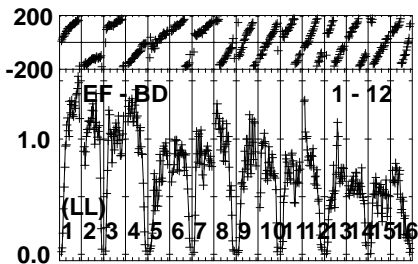
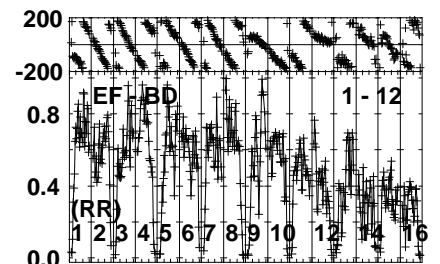
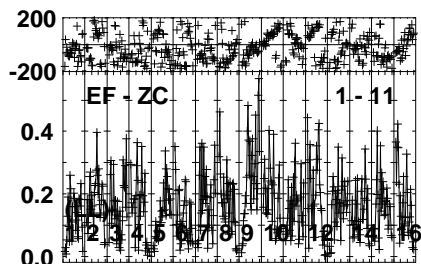
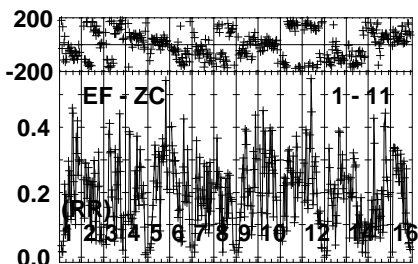
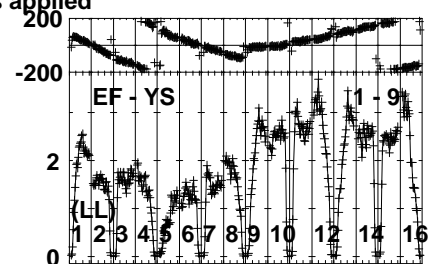
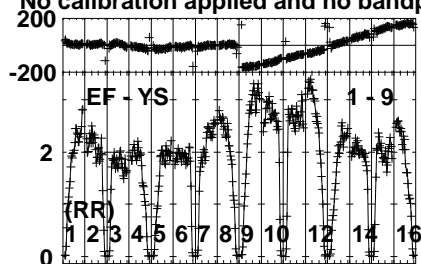
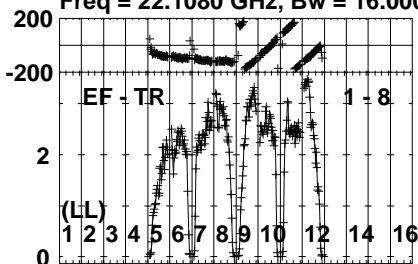
Lower frame: Micro Ampl Jy Top frame: Phas deg
Vector averaged cross-power spectrum Several baselines displayed
Timerange: 00/13:00:01 to 00/13:00:59

Plot file version1073 created 04-APR-2022 10:37:41

J0244+6228 EM132A.UVDATA.1

Freq = 22.1080 GHz, Bw = 16.000 MH

No calibration applied and no bandpass applied



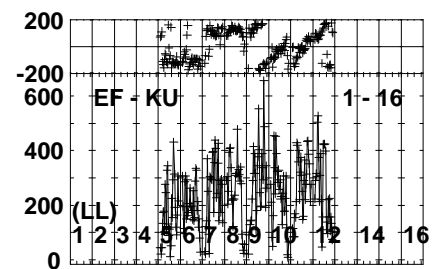
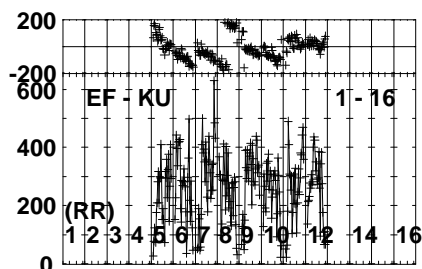
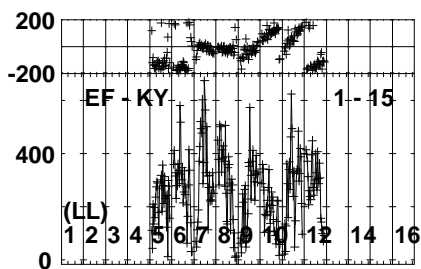
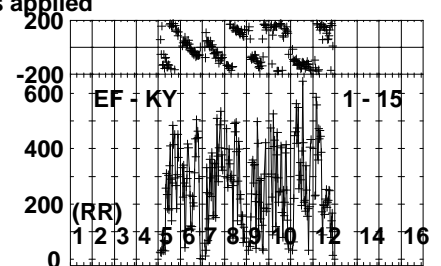
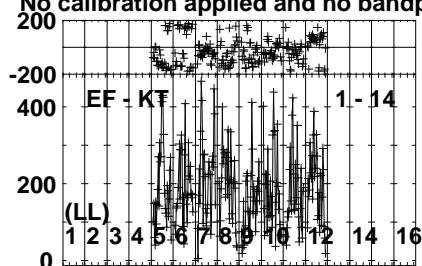
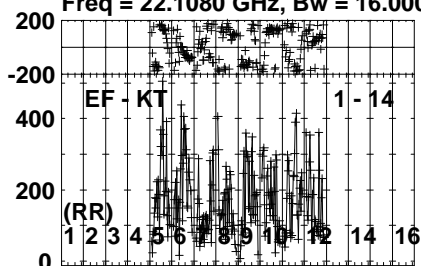
Lower frame: Milli Ampl Jy Top frame: Phas deg
Vector averaged cross-power spectrum Several baselines displayed
Timerange: 00/13:00:01 to 00/13:00:59

Plot file version1074 created 04-APR-2022 10:37:41

J0244+6228 EM132A.UVDATA.1

Freq = 22.1080 GHz, Bw = 16.000 MH

No calibration applied and no bandpass applied



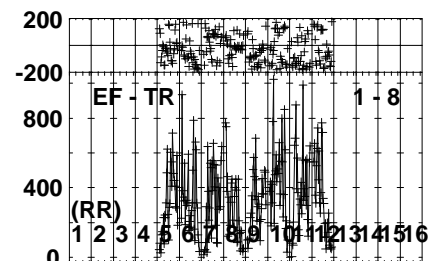
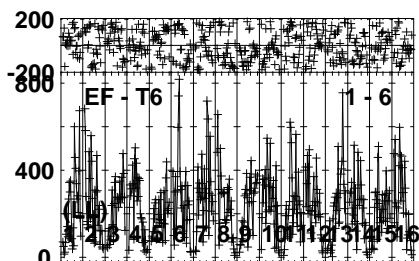
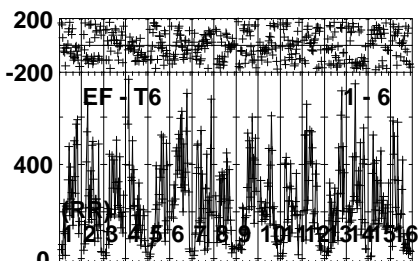
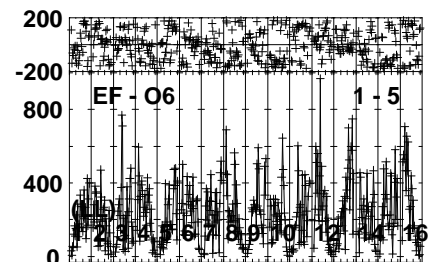
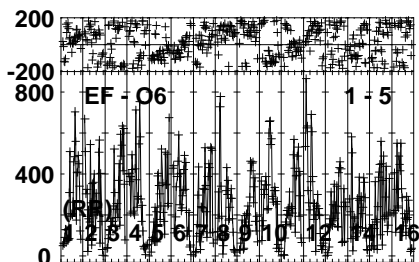
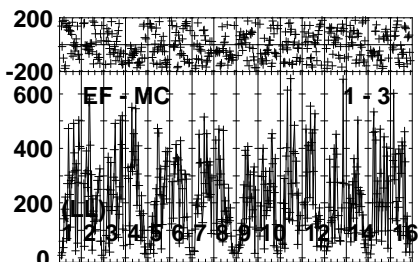
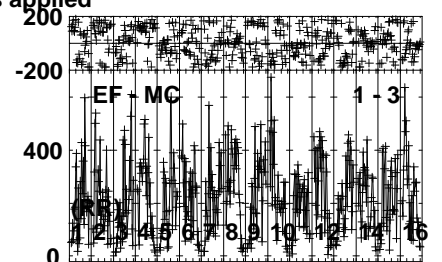
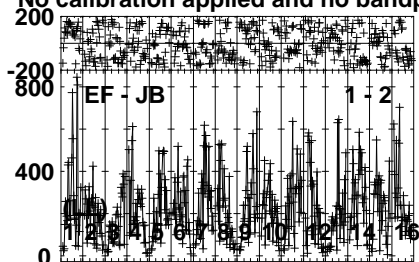
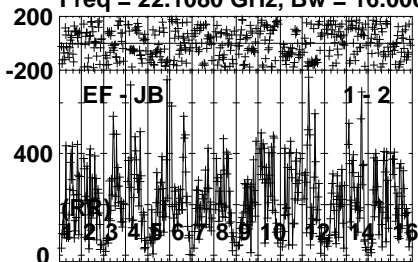
Lower frame: Micro Ampl Jy Top frame: Phas deg
Vector averaged cross-power spectrum Several baselines displayed
Timerange: 00/13:00:01 to 00/13:00:59

Plot file version1075 created 04-APR-2022 10:37:41

LSI61303 EM132A.UVDATA.1

Freq = 22.1080 GHz, Bw = 16.000 MH

No calibration applied and no bandpass applied



0 0 0 0 0 0 0 0 0 0 0 0 0 0 0 0

Lower frame: Micro Ampl Jy Top frame: Phas deg
Vector averaged cross-power spectrum Several baselines displayed
Timerange: 00/13:01:01 to 00/13:02:09

Channels

Channels

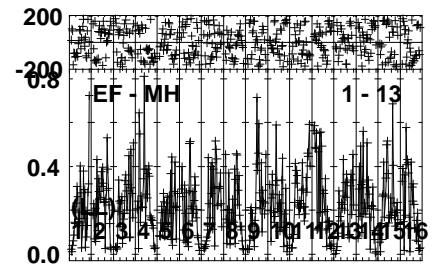
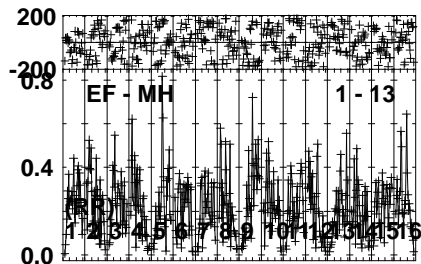
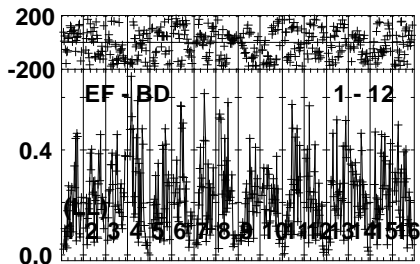
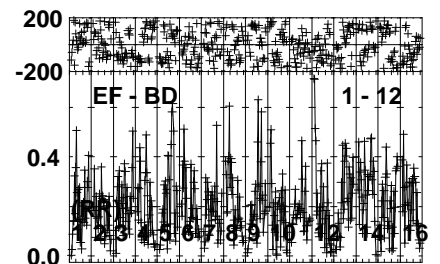
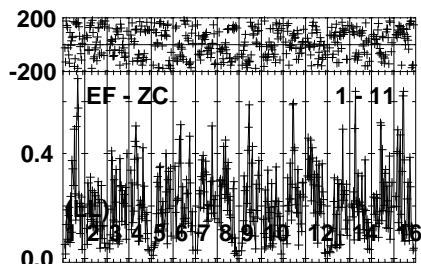
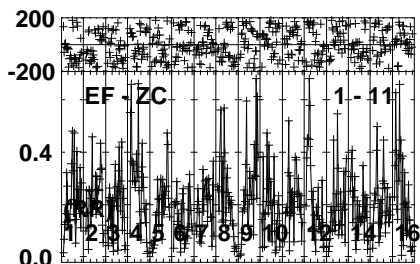
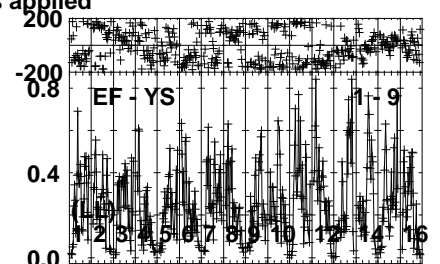
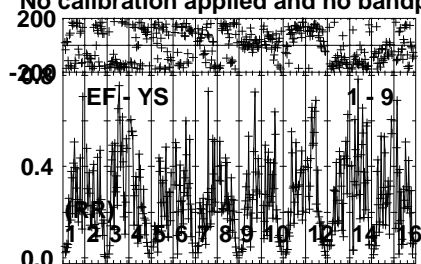
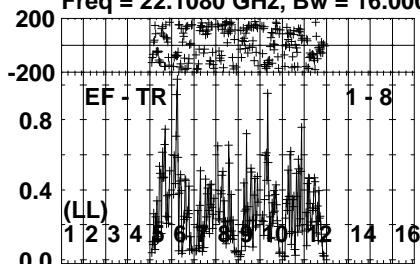
Channels

Plot file version1076 created 04-APR-2022 10:37:41

LSI61303 EM132A.UVDATA.1

Freq = 22.1080 GHz, Bw = 16.000 MH

No calibration applied and no bandpass applied



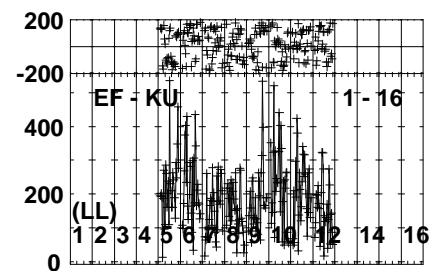
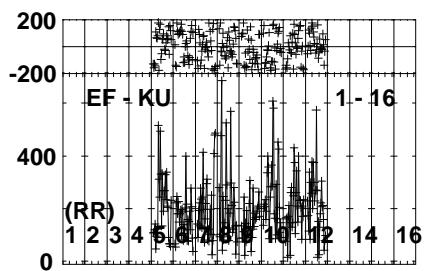
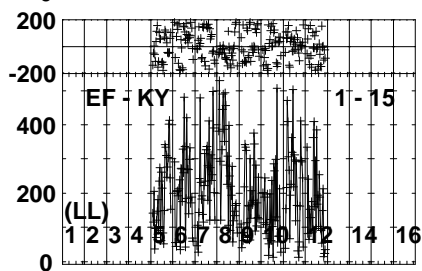
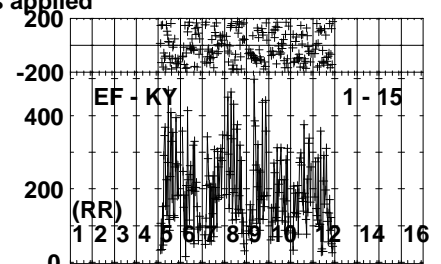
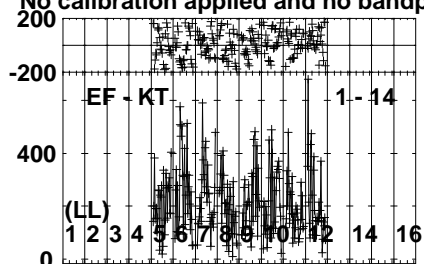
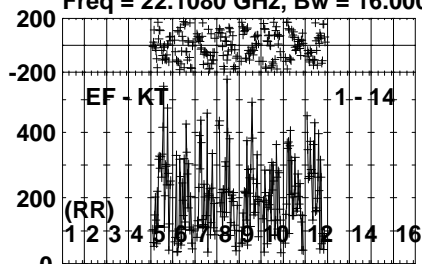
Lower frame: Milli Ampl Jy Top frame: Phas deg
Vector averaged cross-power spectrum Several baselines displayed
Timerange: 00/13:01:01 to 00/13:02:09

Plot file version1077 created 04-APR-2022 10:37:41

LSI61303 EM132A.UVDATA.1

Freq = 22.1080 GHz, Bw = 16.000 MH

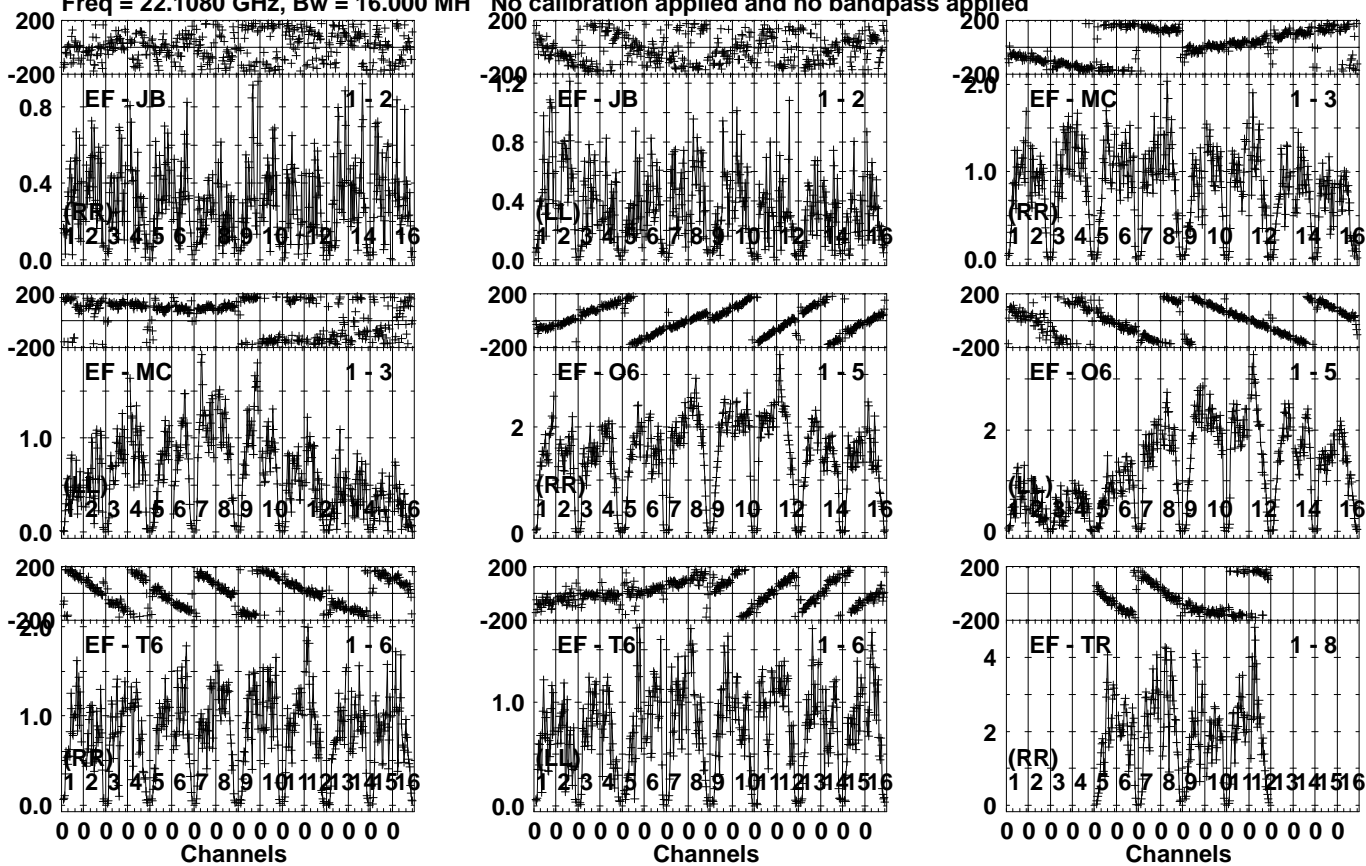
No calibration applied and no bandpass applied



Lower frame: Micro Ampl Jy Top frame: Phas deg
Vector averaged cross-power spectrum Several baselines displayed
Timerange: 00/13:01:01 to 00/13:02:09

Plot file version1078 created 04-APR-2022 10:37:41
 J0244+6228 EM132A.UVDATA.1
 Freq = 22.1080 GHz, Bw = 16.000 MH

No calibration applied and no bandpass applied



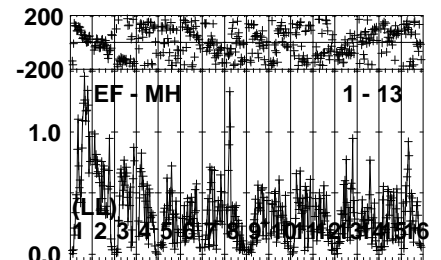
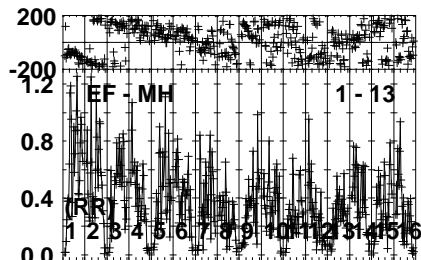
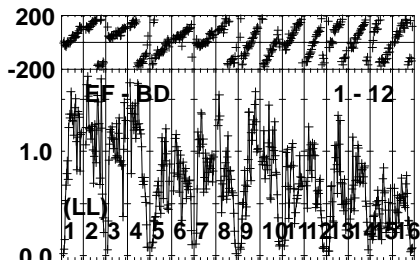
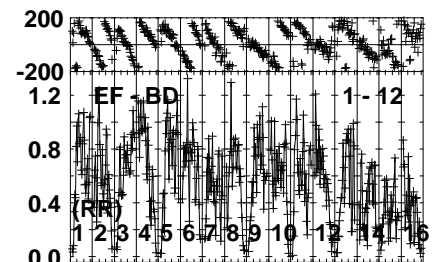
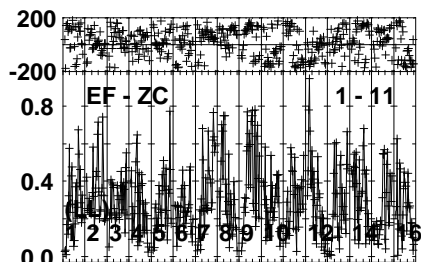
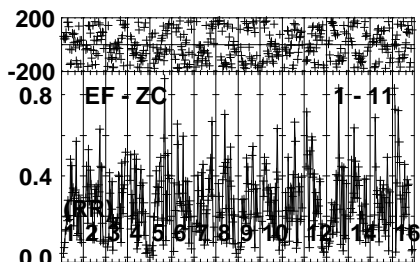
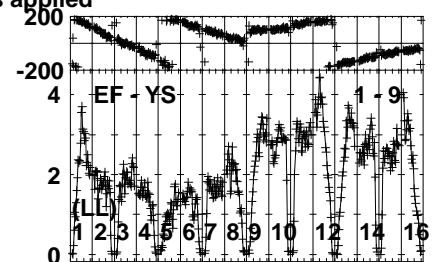
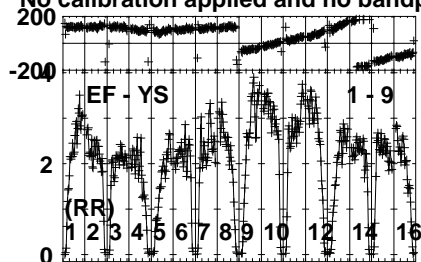
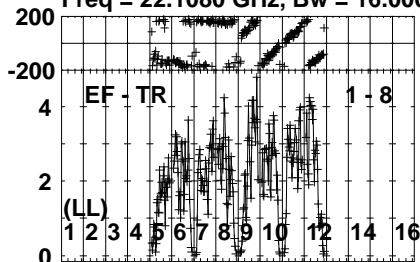
Lower frame: Milli Ampl Jy Top frame: Phas deg
 Vector averaged cross-power spectrum Several baselines displayed
 Timerange: 00/13:02:11 to 00/13:03:09

Plot file version1079 created 04-APR-2022 10:37:41

J0244+6228 EM132A.UVDATA.1

Freq = 22.1080 GHz, Bw = 16.000 MH

No calibration applied and no bandpass applied



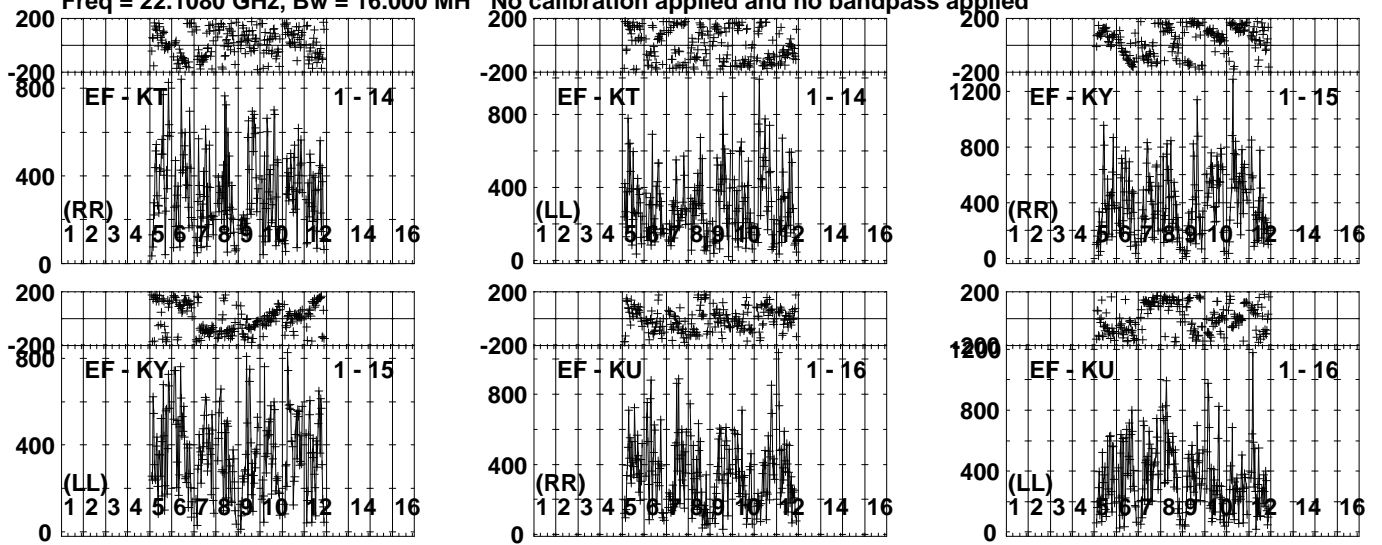
Lower frame: Milli Ampl Jy Top frame: Phas deg
Vector averaged cross-power spectrum Several baselines displayed
Timerange: 00/13:02:11 to 00/13:03:09

Plot file version1080 created 04-APR-2022 10:37:41

J0244+6228 EM132A.UVDATA.1

Freq = 22.1080 GHz, Bw = 16.000 MH

No calibration applied and no bandpass applied



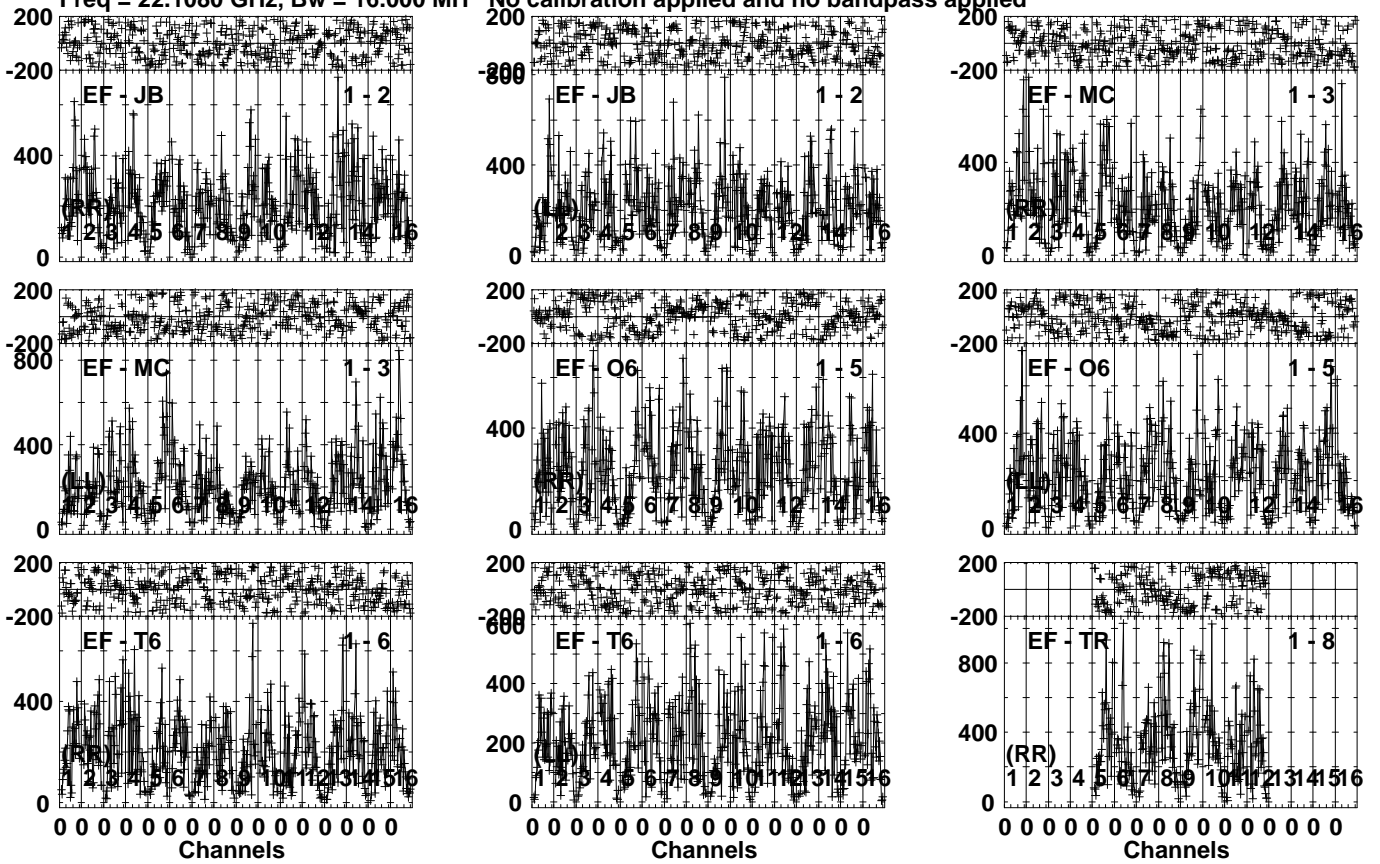
Lower frame: Micro Ampl Jy Top frame: Phas deg
Vector averaged cross-power spectrum Several baselines displayed
Timerange: 00/13:02:11 to 00/13:03:09

Plot file version1081 created 04-APR-2022 10:37:41

LSI61303 EM132A.UVDATA.1

Freq = 22.1080 GHz, Bw = 16.000 MH

No calibration applied and no bandpass applied



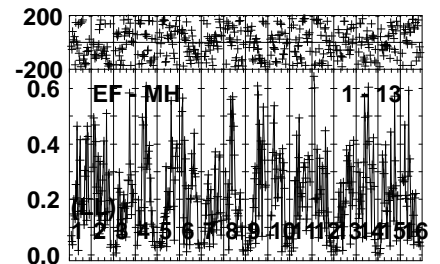
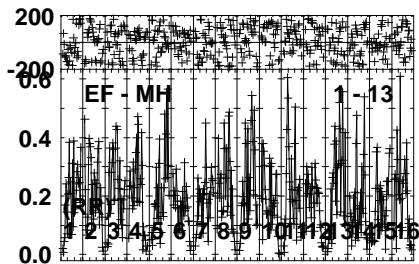
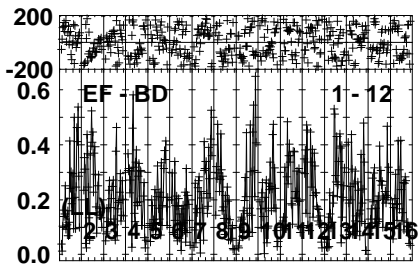
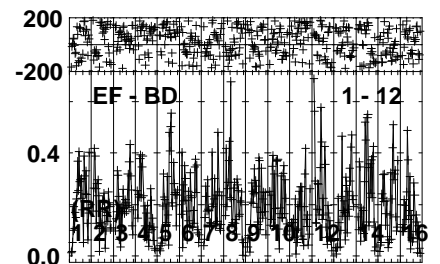
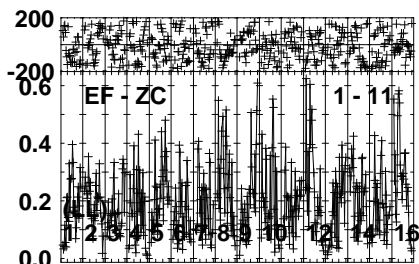
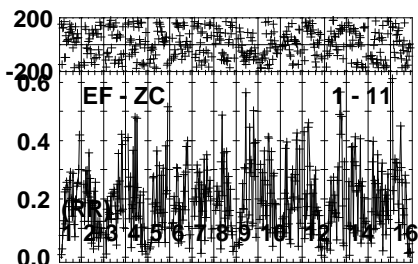
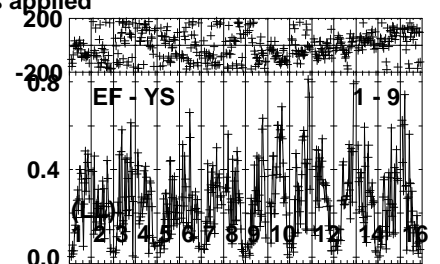
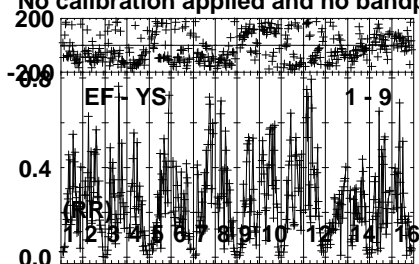
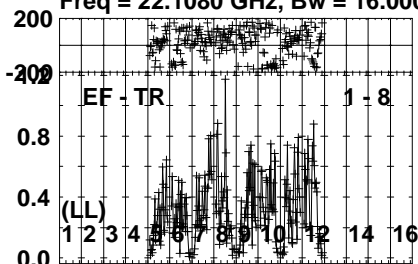
Lower frame: Micro Ampl Jy Top frame: Phas deg
Vector averaged cross-power spectrum Several baselines displayed
Timerange: 00/13:03:11 to 00/13:04:19

Plot file version1082 created 04-APR-2022 10:37:41

LSI61303 EM132A.UVDATA.1

Freq = 22.1080 GHz, Bw = 16.000 MH

No calibration applied and no bandpass applied



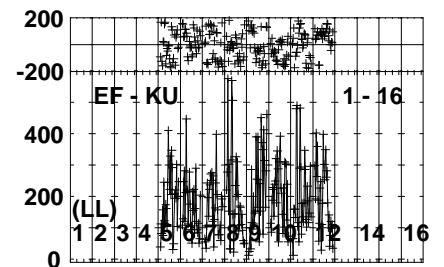
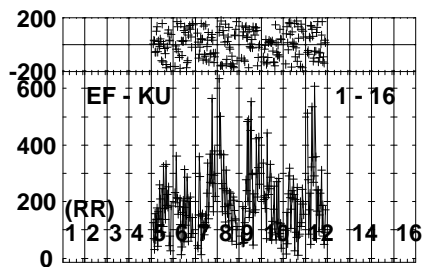
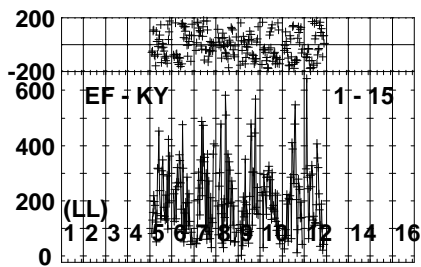
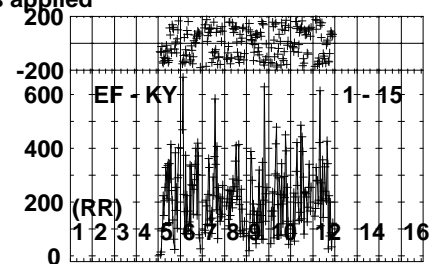
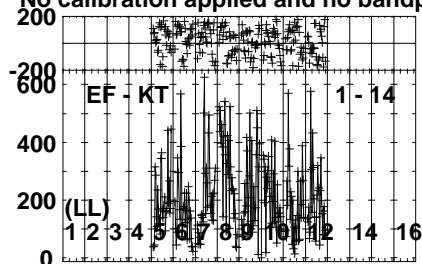
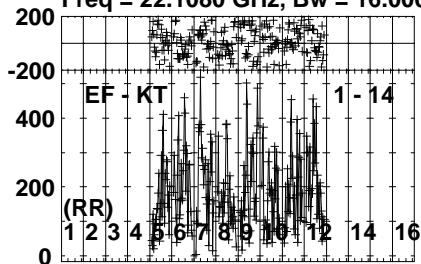
Lower frame: Milli Ampl Jy Top frame: Phas deg
Vector averaged cross-power spectrum Several baselines displayed
Timerange: 00/13:03:11 to 00/13:04:19

Plot file version1083 created 04-APR-2022 10:37:41

LSI61303 EM132A.UVDATA.1

Freq = 22.1080 GHz, Bw = 16.000 MH

No calibration applied and no bandpass applied



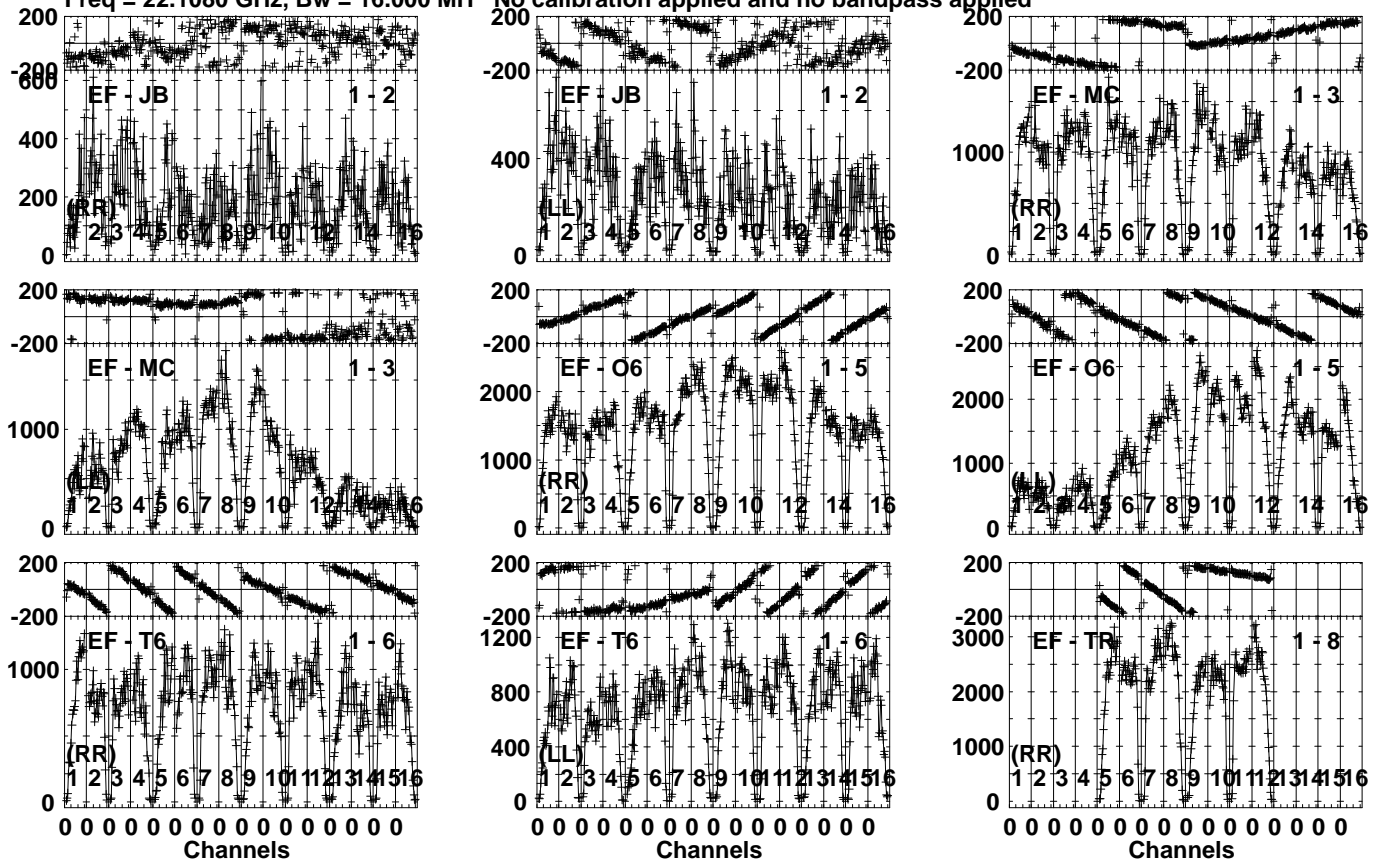
Lower frame: Micro Ampl Jy Top frame: Phas deg
Vector averaged cross-power spectrum Several baselines displayed
Timerange: 00/13:03:11 to 00/13:04:19

Plot file version1084 created 04-APR-2022 10:37:42

J0244+6228 EM132A.UVDATA.1

Freq = 22.1080 GHz, Bw = 16.000 MH

No calibration applied and no bandpass applied



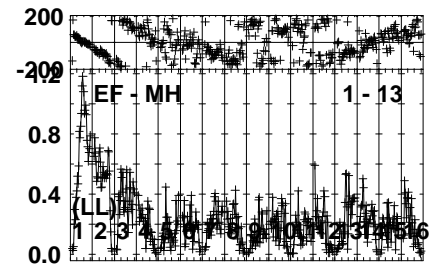
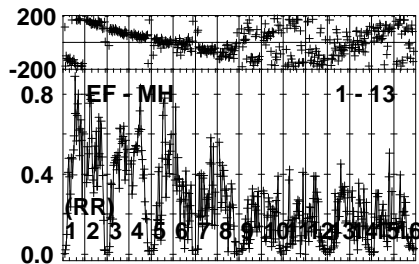
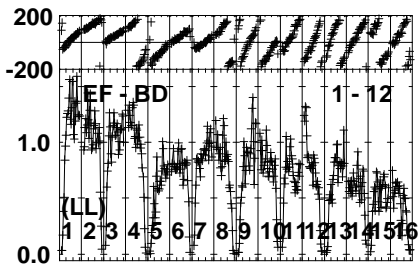
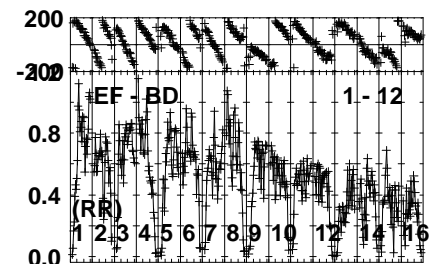
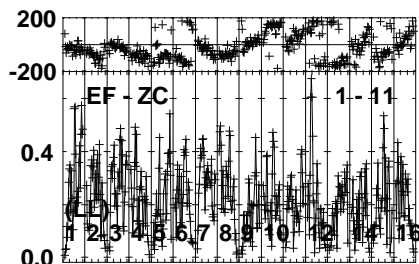
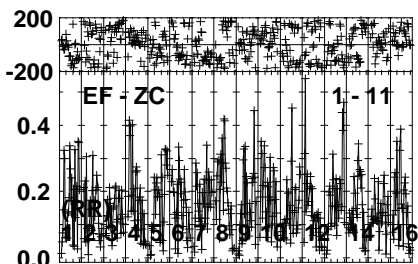
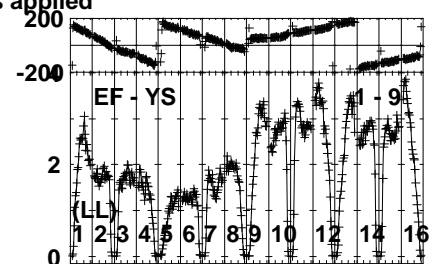
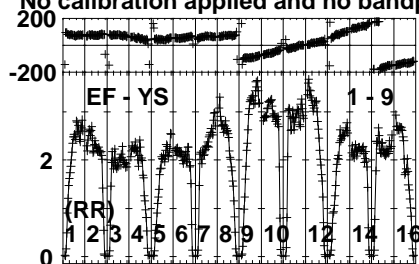
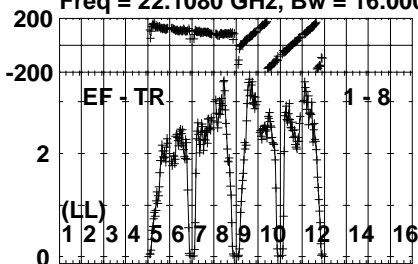
Lower frame: Micro Ampl Jy Top frame: Phas deg
Vector averaged cross-power spectrum Several baselines displayed
Timerange: 00/13:05:01 to 00/13:05:59

Plot file version1085 created 04-APR-2022 10:37:42

J0244+6228 EM132A.UVDATA.1

Freq = 22.1080 GHz, Bw = 16.000 MH

No calibration applied and no bandpass applied



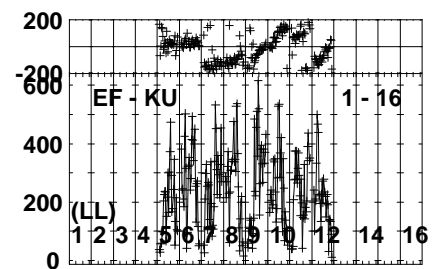
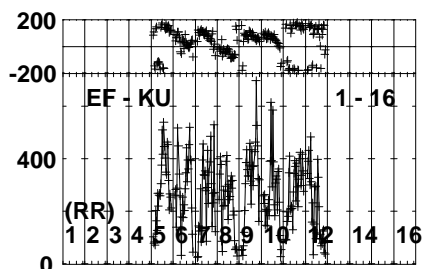
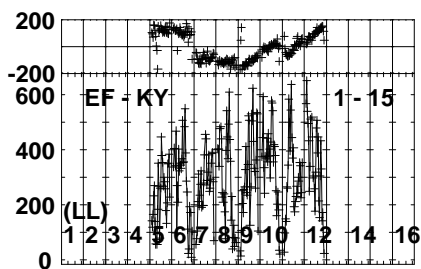
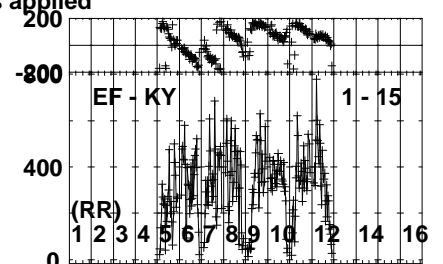
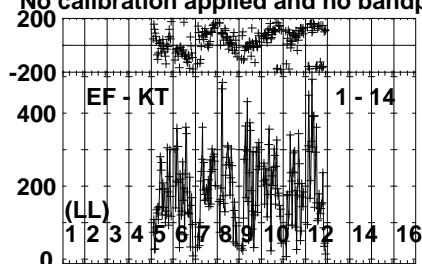
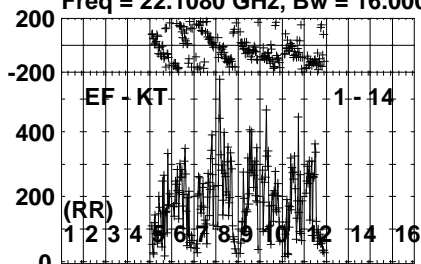
Lower frame: Milli Ampl Jy Top frame: Phas deg
Vector averaged cross-power spectrum Several baselines displayed
Timerange: 00/13:05:01 to 00/13:05:59

Plot file version1086 created 04-APR-2022 10:37:42

J0244+6228 EM132A.UVDATA.1

Freq = 22.1080 GHz, Bw = 16.000 MH

No calibration applied and no bandpass applied



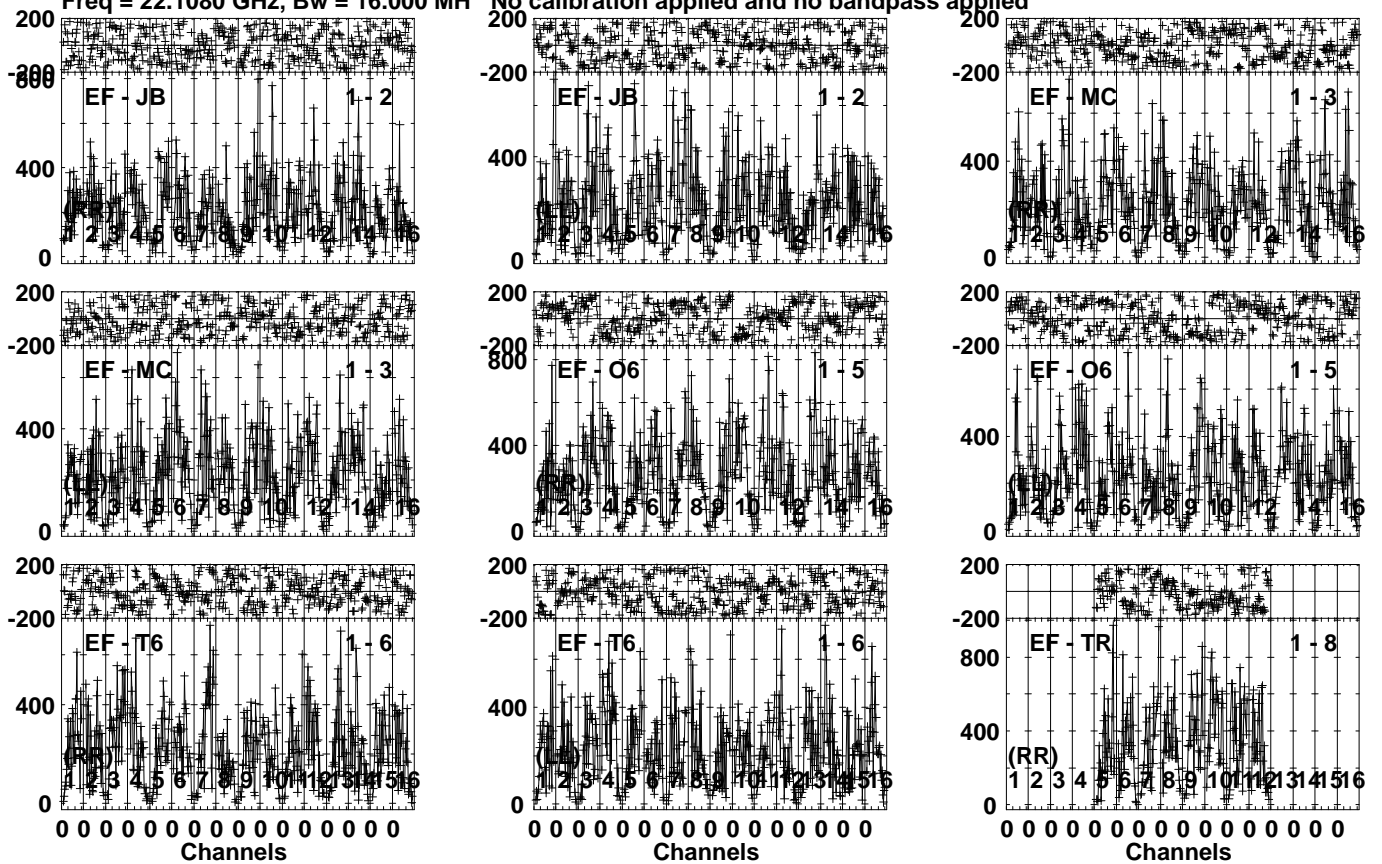
Lower frame: Micro Ampl Jy Top frame: Phas deg
Vector averaged cross-power spectrum Several baselines displayed
Timerange: 00/13:05:01 to 00/13:05:59

Plot file version1087 created 04-APR-2022 10:37:42

LSI61303 EM132A.UVDATA.1

Freq = 22.1080 GHz, Bw = 16.000 MH

No calibration applied and no bandpass applied



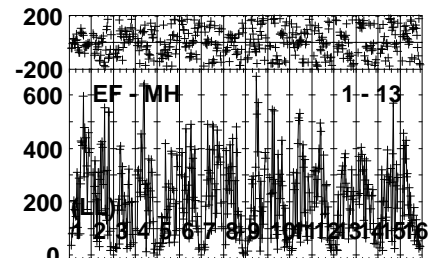
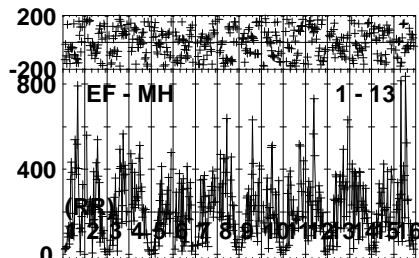
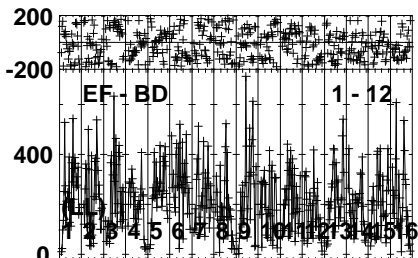
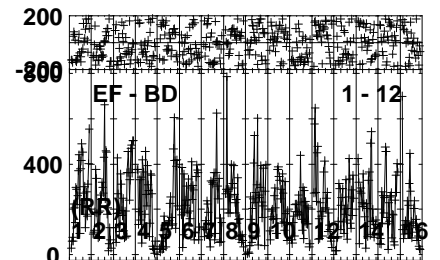
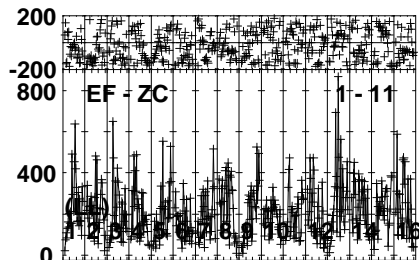
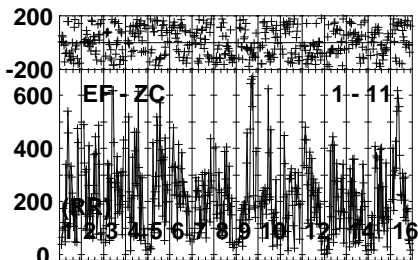
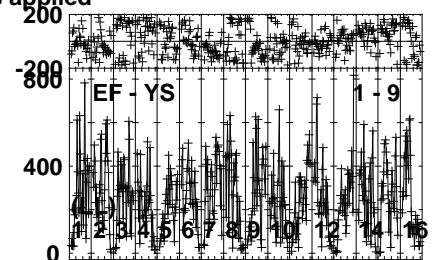
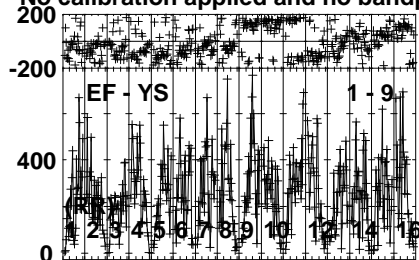
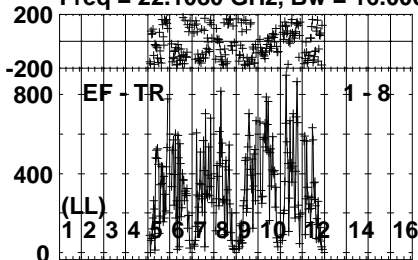
Lower frame: Micro Ampl Jy Top frame: Phas deg
Vector averaged cross-power spectrum Several baselines displayed
Timerange: 00/13:06:01 to 00/13:07:09

Plot file version1088 created 04-APR-2022 10:37:42

LSI61303 EM132A.UVDATA.1

Freq = 22.1080 GHz, Bw = 16.000 MH

No calibration applied and no bandpass applied



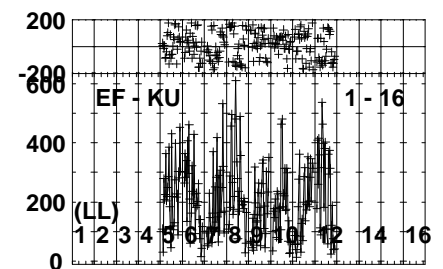
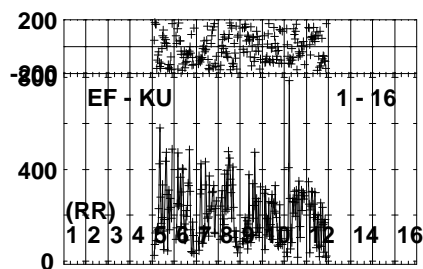
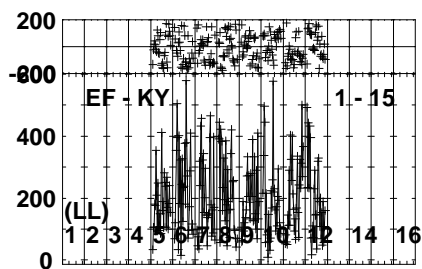
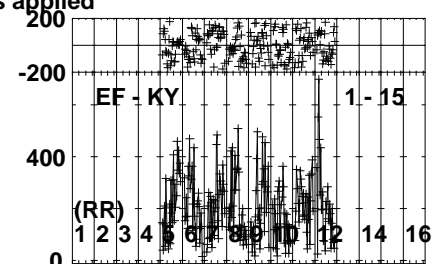
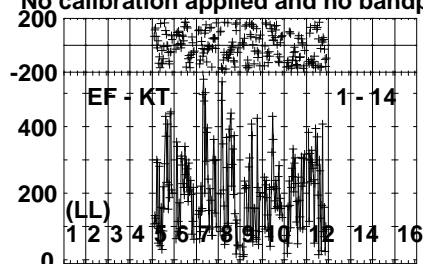
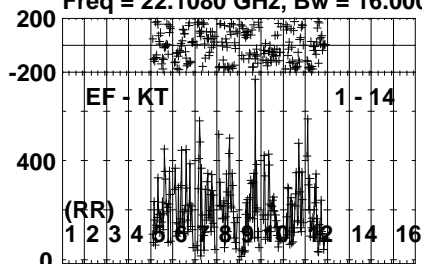
Lower frame: Micro Ampl Jy Top frame: Phas deg
Vector averaged cross-power spectrum Several baselines displayed
Timerange: 00/13:06:01 to 00/13:07:09

Plot file version1089 created 04-APR-2022 10:37:42

LSI61303 EM132A.UVDATA.1

Freq = 22.1080 GHz, Bw = 16.000 MH

No calibration applied and no bandpass applied



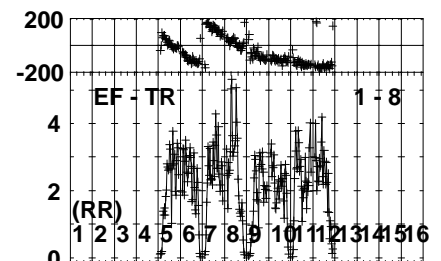
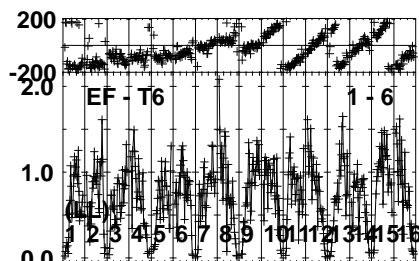
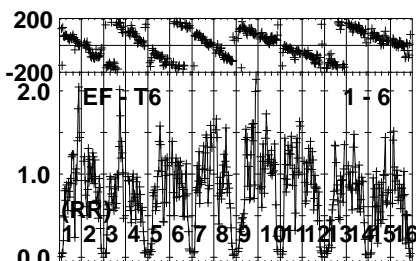
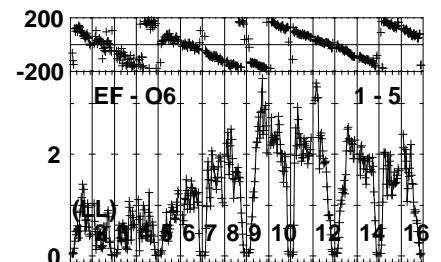
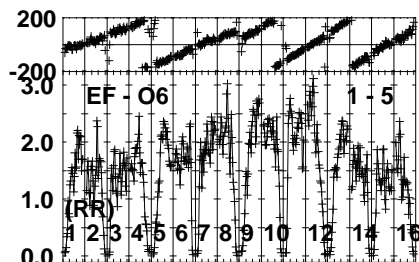
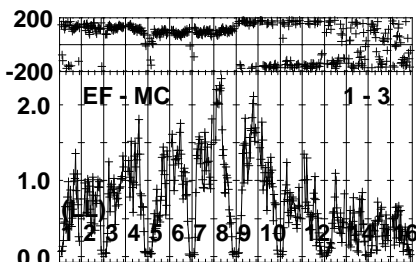
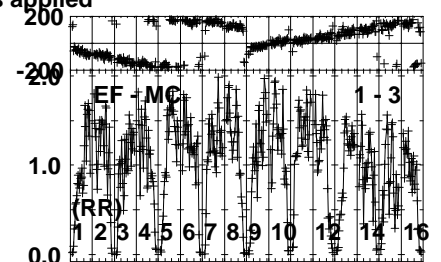
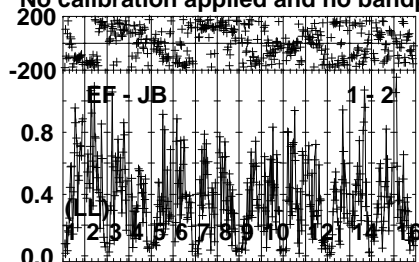
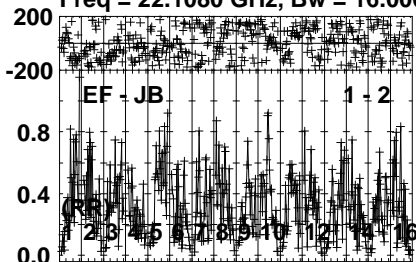
Lower frame: Micro Ampl Jy Top frame: Phas deg
Vector averaged cross-power spectrum Several baselines displayed
Timerange: 00/13:06:01 to 00/13:07:09

Plot file version1090 created 04-APR-2022 10:37:42

J0244+6228 EM132A.UVDATA.1

Freq = 22.1080 GHz, Bw = 16.000 MH

No calibration applied and no bandpass applied



0 0 0 0 0 0 0 0 0 0 0 0 0 0 0 0
Channels

0 0 0 0 0 0 0 0 0 0 0 0 0 0 0 0
Channels

0 0 0 0 0 0 0 0 0 0 0 0 0 0 0 0
Channels

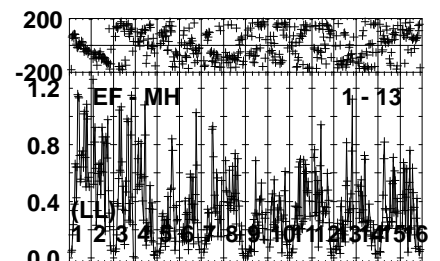
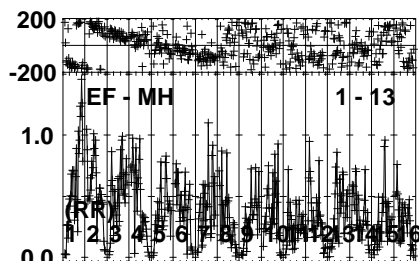
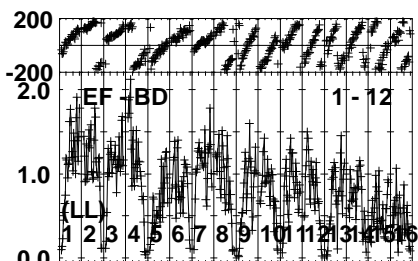
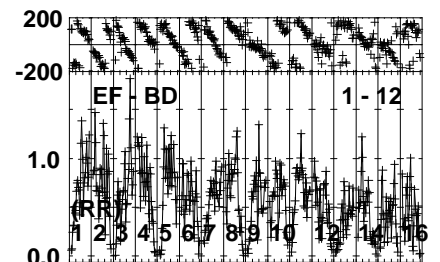
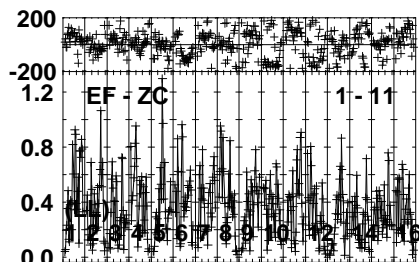
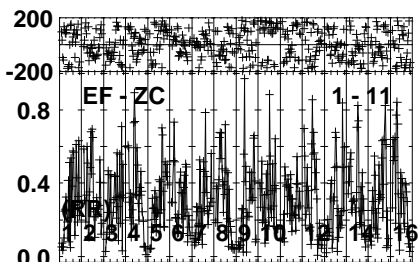
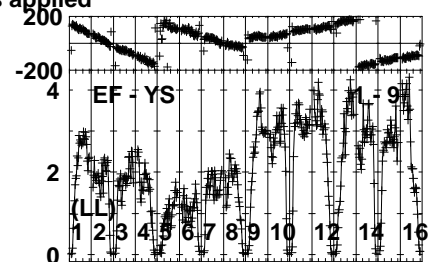
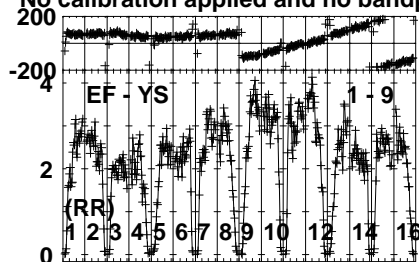
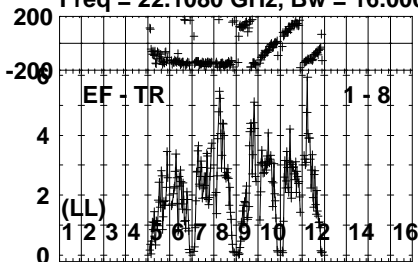
Lower frame: Milli Ampl Jy Top frame: Phas deg
Vector averaged cross-power spectrum Several baselines displayed
Timerange: 00/13:07:11 to 00/13:08:09

Plot file version1091 created 04-APR-2022 10:37:42

J0244+6228 EM132A.UVDATA.1

Freq = 22.1080 GHz, Bw = 16.000 MH

No calibration applied and no bandpass applied



0 0 0 0 0 0 0 0 0 0 0 0 0 0 0 0
Channels

0 0 0 0 0 0 0 0 0 0 0 0 0 0 0 0
Channels

0 0 0 0 0 0 0 0 0 0 0 0 0 0 0 0
Channels

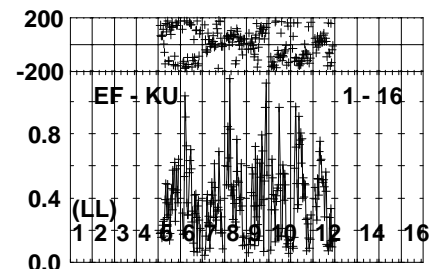
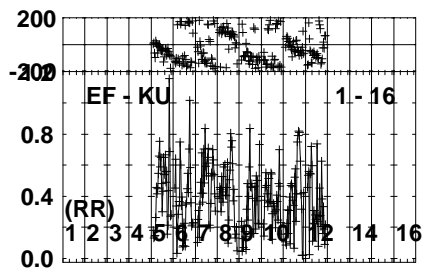
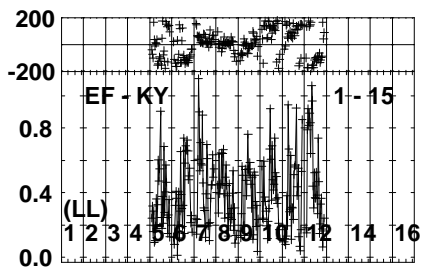
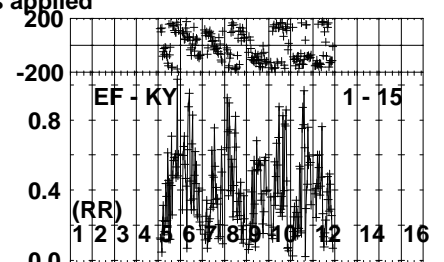
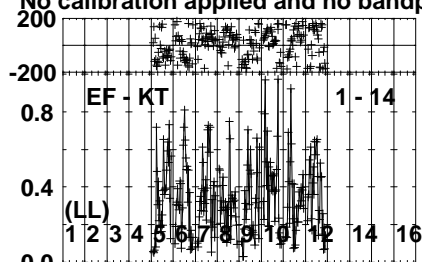
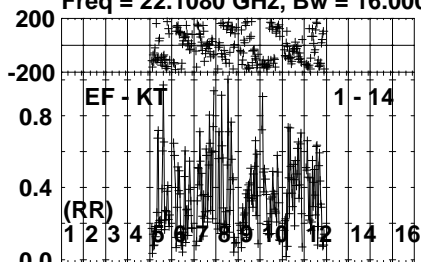
Lower frame: Milli Ampl Jy Top frame: Phas deg
Vector averaged cross-power spectrum Several baselines displayed
Timerange: 00/13:07:11 to 00/13:08:09

Plot file version1092 created 04-APR-2022 10:37:42

J0244+6228 EM132A.UVDATA.1

Freq = 22.1080 GHz, Bw = 16.000 MH

No calibration applied and no bandpass applied



Lower frame: Milli Ampl Jy Top frame: Phas deg

Vector averaged cross-power spectrum Several baselines displayed

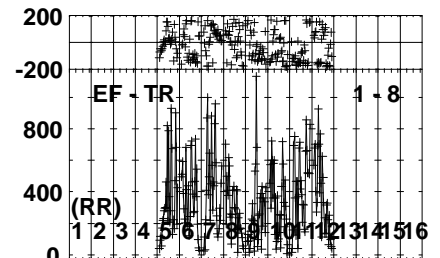
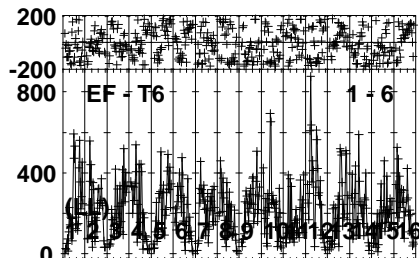
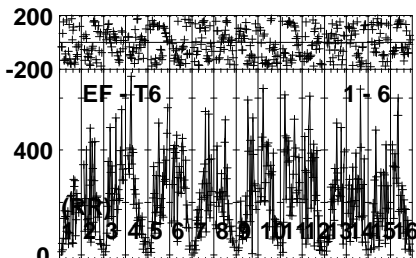
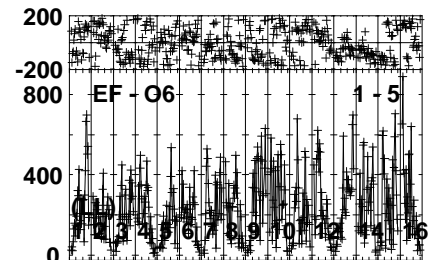
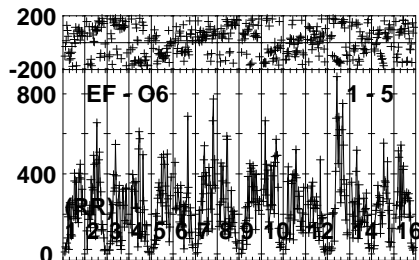
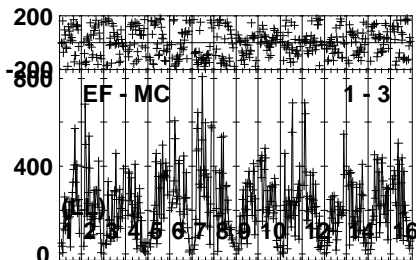
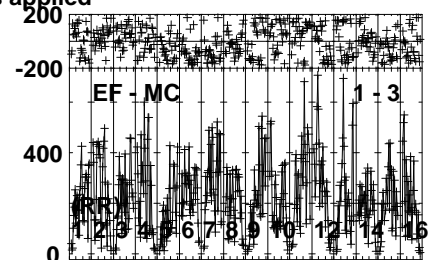
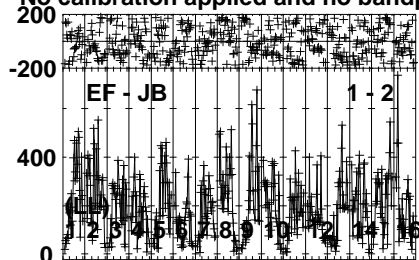
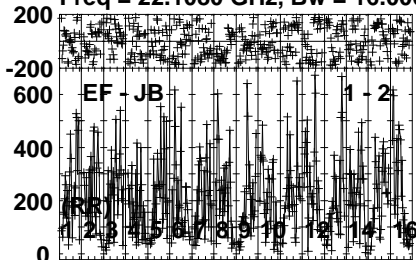
Timerange: 00/13:07:11 to 00/13:08:09

Plot file version1093 created 04-APR-2022 10:37:42

LSI61303 EM132A.UVDATA.1

Freq = 22.1080 GHz, Bw = 16.000 MH

No calibration applied and no bandpass applied



0 0 0 0 0 0 0 0 0 0 0 0 0 0 0 0
Channels

0 0 0 0 0 0 0 0 0 0 0 0 0 0 0 0
Channels

0 0 0 0 0 0 0 0 0 0 0 0 0 0 0 0
Channels

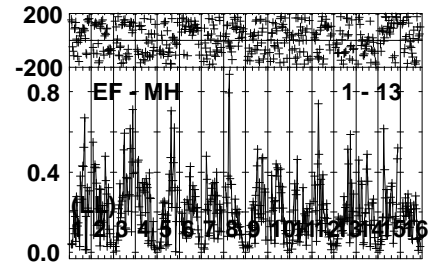
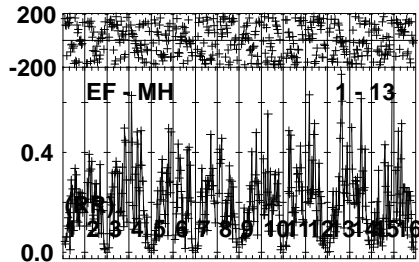
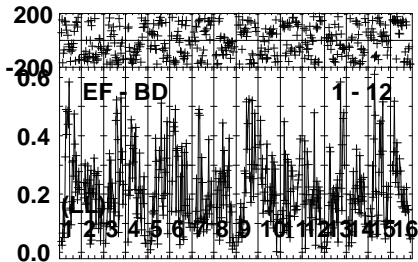
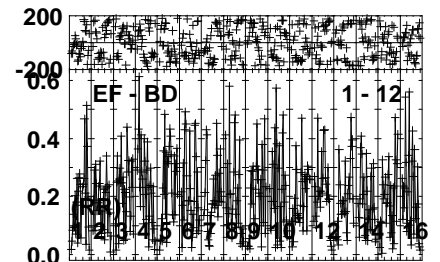
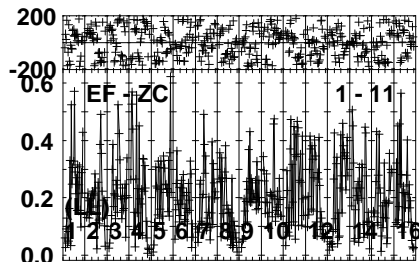
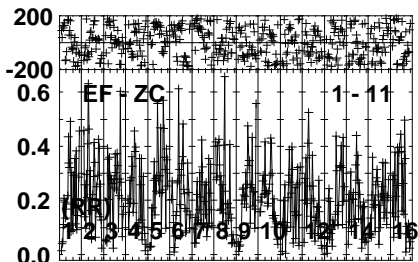
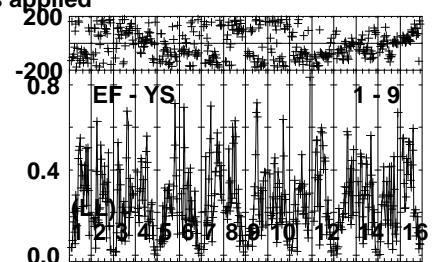
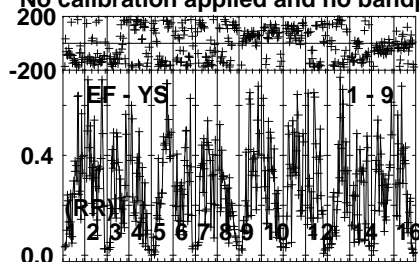
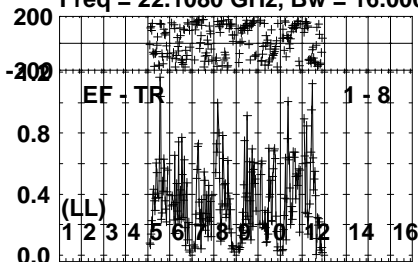
Lower frame: Micro Ampl Jy Top frame: Phas deg
Vector averaged cross-power spectrum Several baselines displayed
Timerange: 00/13:08:11 to 00/13:09:19

Plot file version1094 created 04-APR-2022 10:37:42

LSI61303 EM132A.UVDATA.1

Freq = 22.1080 GHz, Bw = 16.000 MH

No calibration applied and no bandpass applied



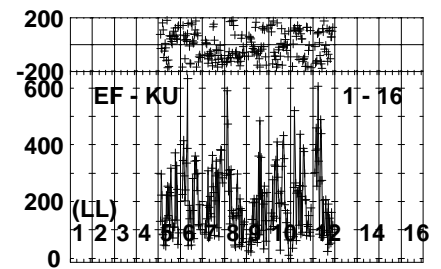
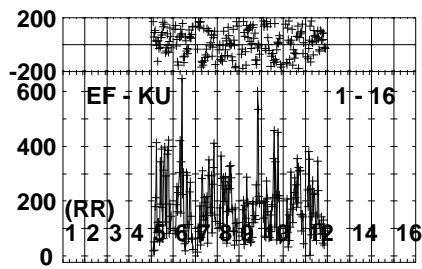
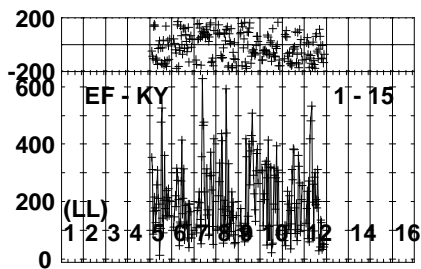
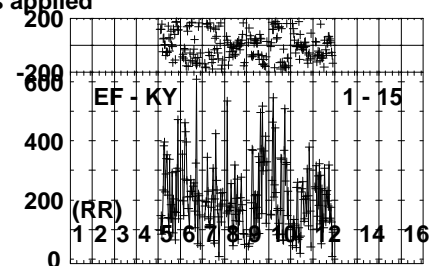
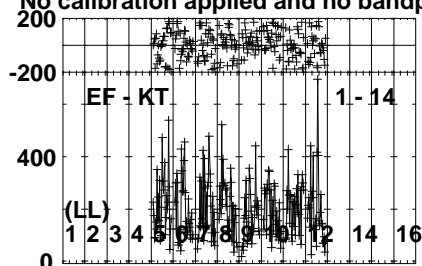
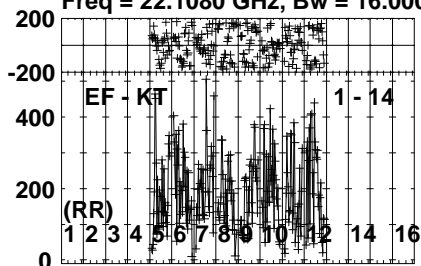
Lower frame: Milli Ampl Jy Top frame: Phas deg
Vector averaged cross-power spectrum Several baselines displayed
Timerange: 00/13:08:11 to 00/13:09:19

Plot file version1095 created 04-APR-2022 10:37:42

LSI61303 EM132A.UVDATA.1

Freq = 22.1080 GHz, Bw = 16.000 MH

No calibration applied and no bandpass applied



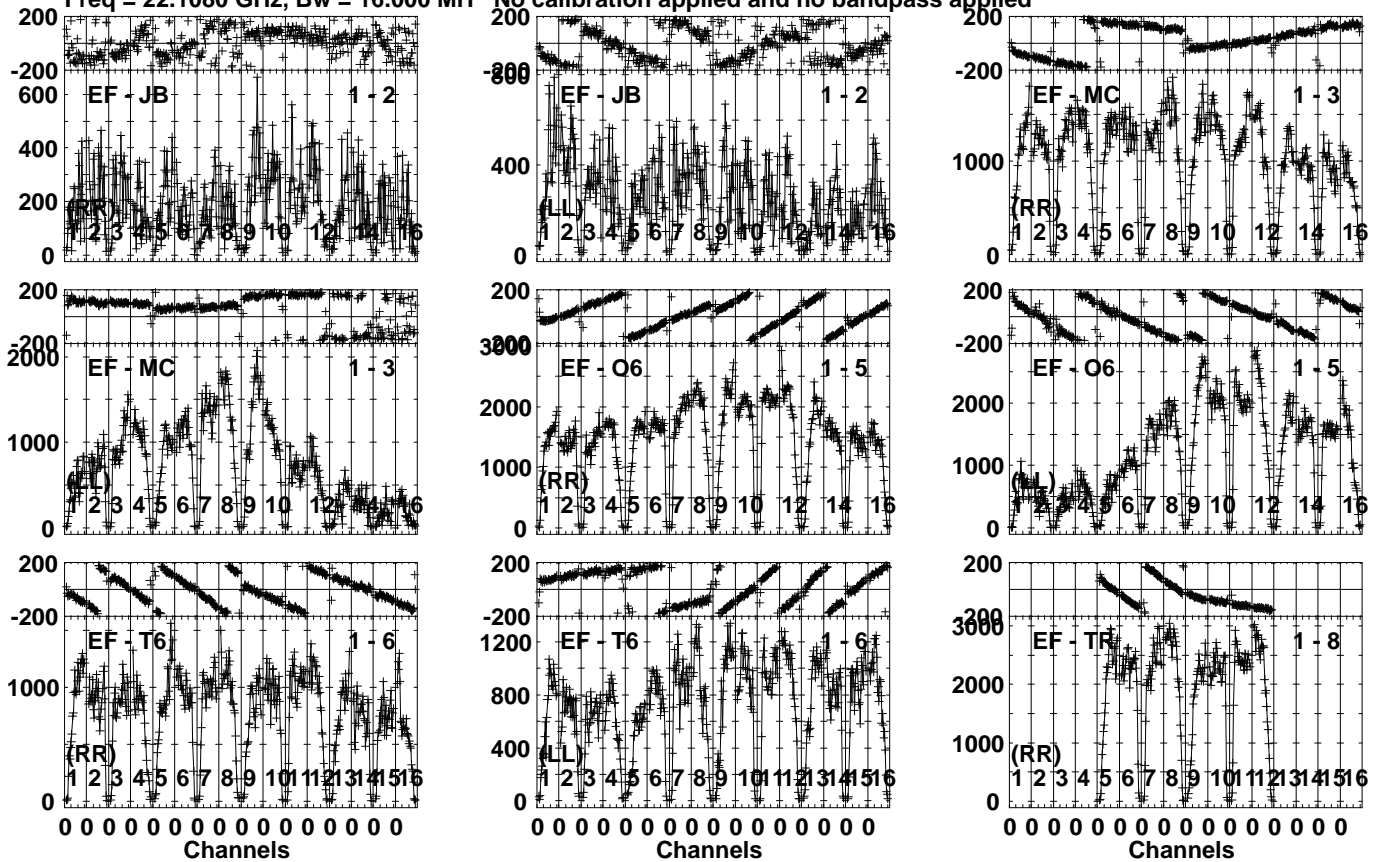
Lower frame: Micro Ampl Jy Top frame: Phas deg
Vector averaged cross-power spectrum Several baselines displayed
Timerange: 00/13:08:11 to 00/13:09:19

Plot file version1096 created 04-APR-2022 10:37:42

J0244+6228 EM132A.UVDATA.1

Freq = 22.1080 GHz, Bw = 16.000 MH

No calibration applied and no bandpass applied



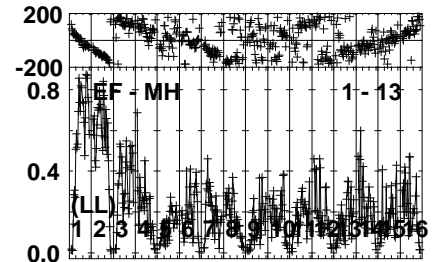
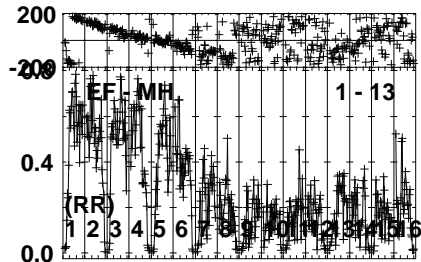
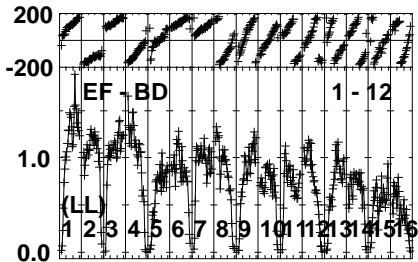
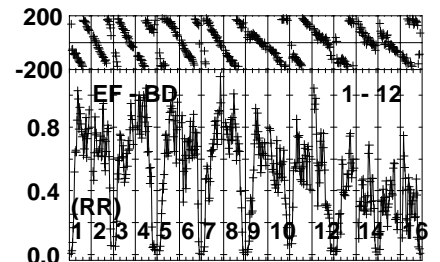
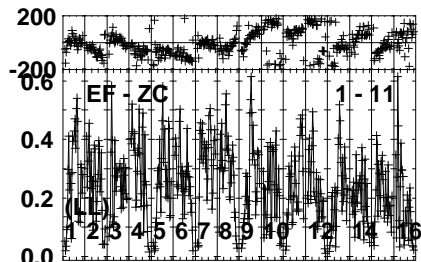
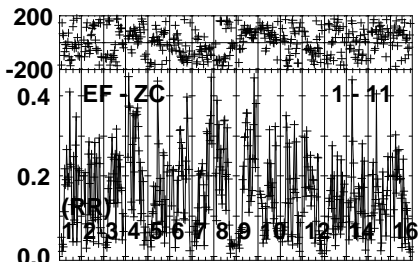
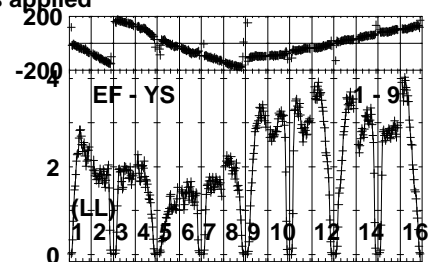
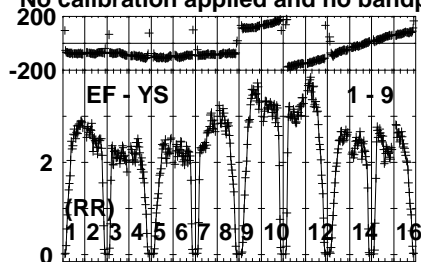
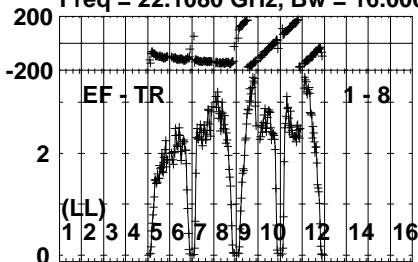
Lower frame: Micro Ampl Jy Top frame: Phas deg
Vector averaged cross-power spectrum Several baselines displayed
Timerange: 00/13:10:01 to 00/13:10:59

Plot file version1097 created 04-APR-2022 10:37:43

J0244+6228 EM132A.UVDATA.1

Freq = 22.1080 GHz, Bw = 16.000 MH

No calibration applied and no bandpass applied



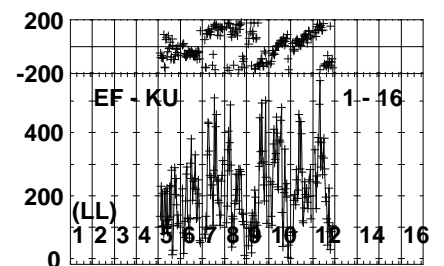
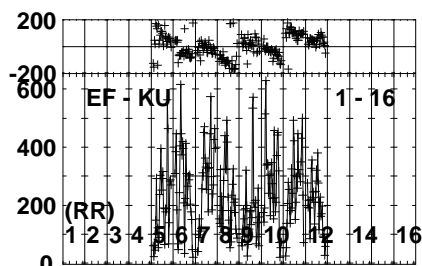
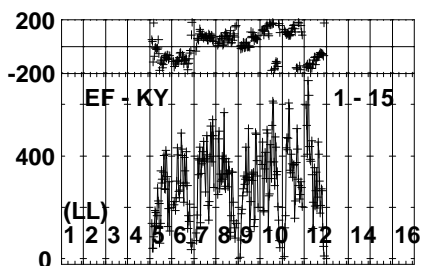
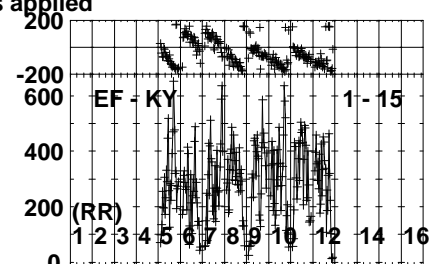
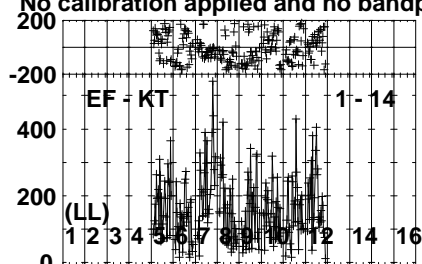
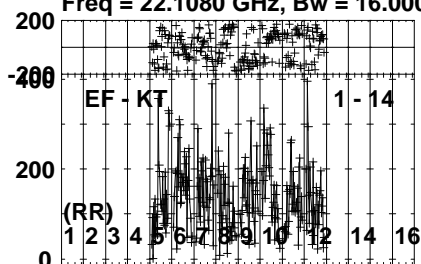
Lower frame: Milli Ampl Jy Top frame: Phas deg
Vector averaged cross-power spectrum Several baselines displayed
Timerange: 00/13:10:01 to 00/13:10:59

Plot file version1098 created 04-APR-2022 10:37:43

J0244+6228 EM132A.UVDATA.1

Freq = 22.1080 GHz, Bw = 16.000 MH

No calibration applied and no bandpass applied



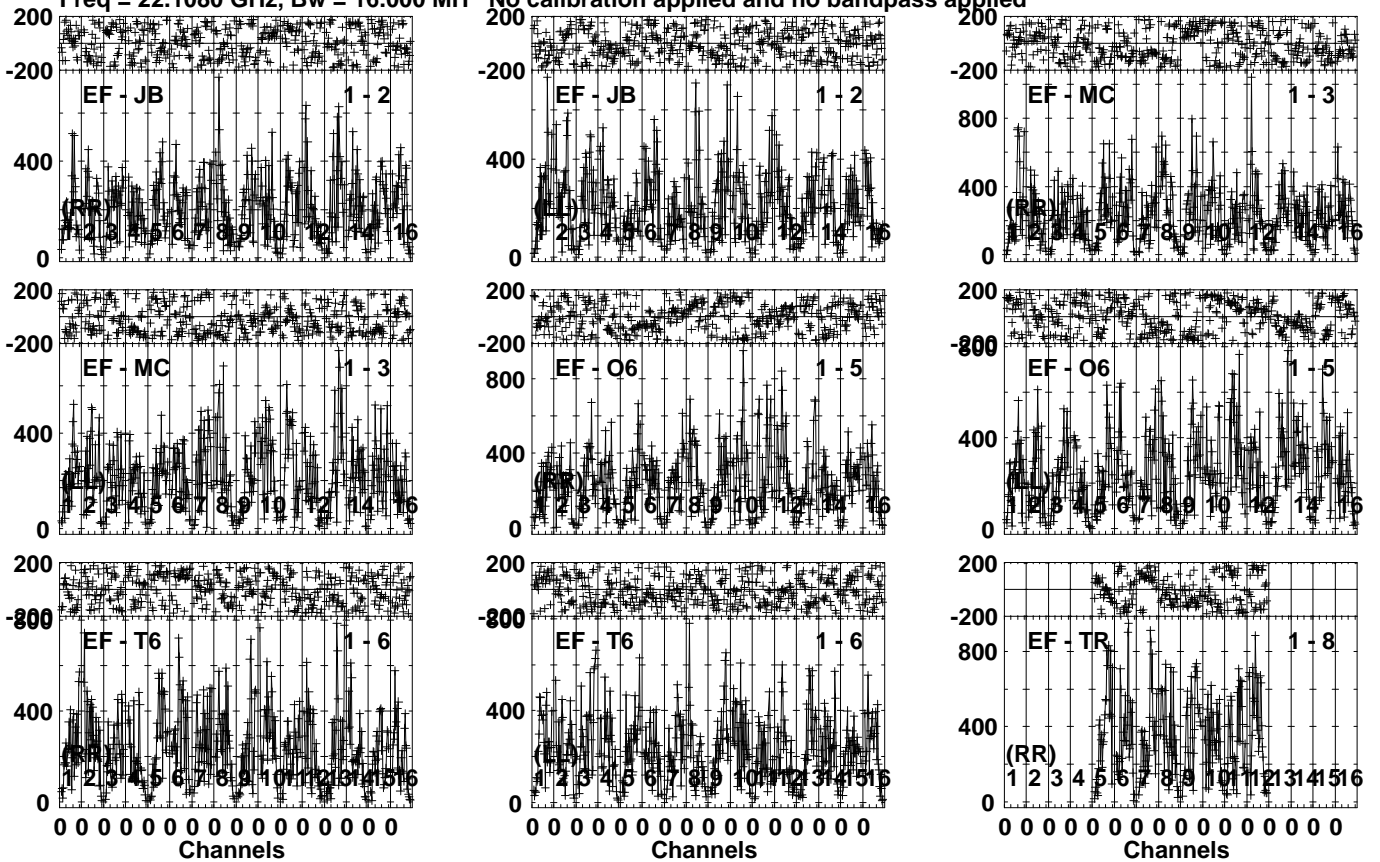
Lower frame: Micro Ampl Jy Top frame: Phas deg
Vector averaged cross-power spectrum Several baselines displayed
Timerange: 00/13:10:01 to 00/13:10:59

Plot file version1099 created 04-APR-2022 10:37:43

LSI61303 EM132A.UVDATA.1

Freq = 22.1080 GHz, Bw = 16.000 MH

No calibration applied and no bandpass applied



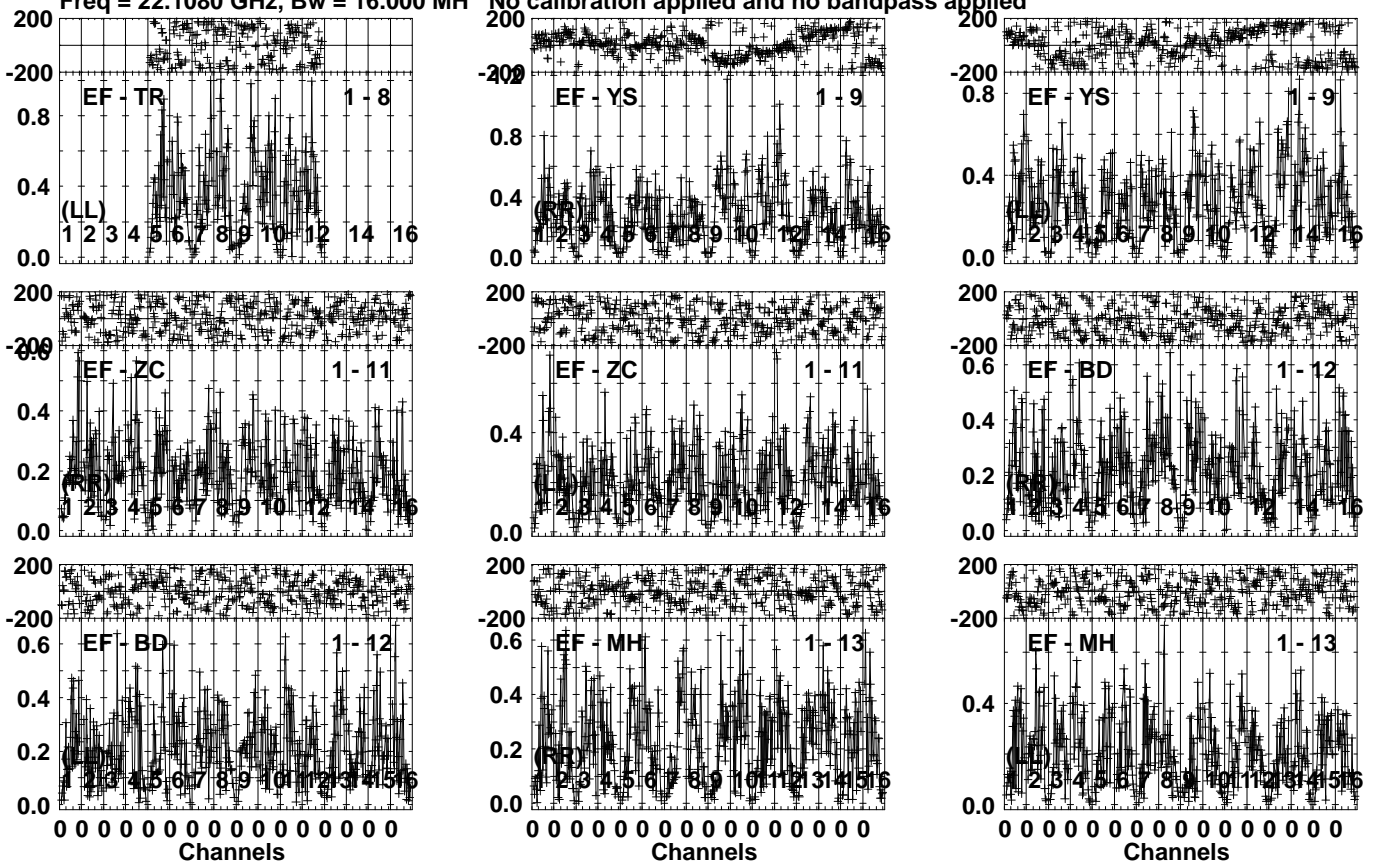
Lower frame: Micro Ampl Jy Top frame: Phas deg
Vector averaged cross-power spectrum Several baselines displayed
Timerange: 00/13:11:01 to 00/13:12:09

Plot file version1100 created 04-APR-2022 10:37:43

LSI61303 EM132A.UVDATA.1

Freq = 22.1080 GHz, Bw = 16.000 MH

No calibration applied and no bandpass applied



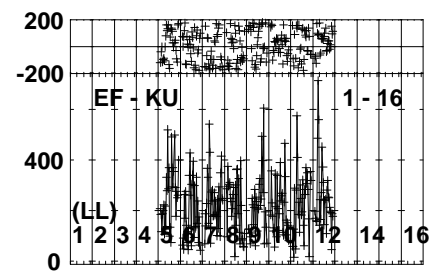
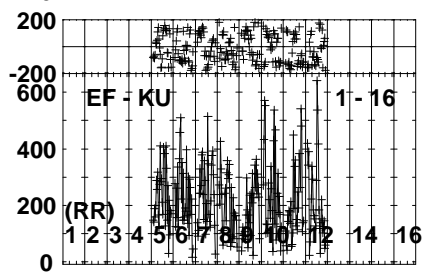
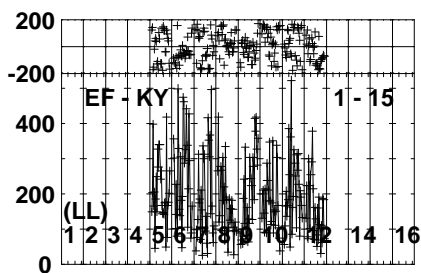
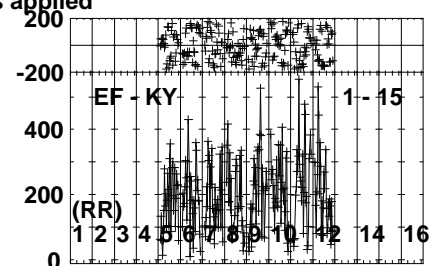
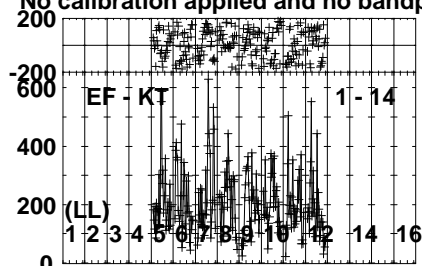
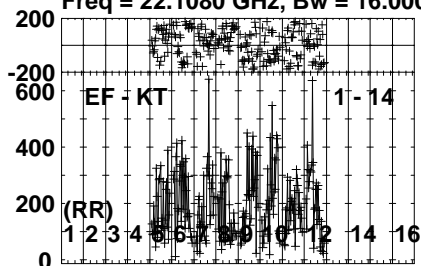
Lower frame: Milli Ampl Jy Top frame: Phas deg
Vector averaged cross-power spectrum Several baselines displayed
Timerange: 00/13:11:01 to 00/13:12:09

Plot file version1101 created 04-APR-2022 10:37:43

LSI61303 EM132A.UVDATA.1

Freq = 22.1080 GHz, Bw = 16.000 MH

No calibration applied and no bandpass applied



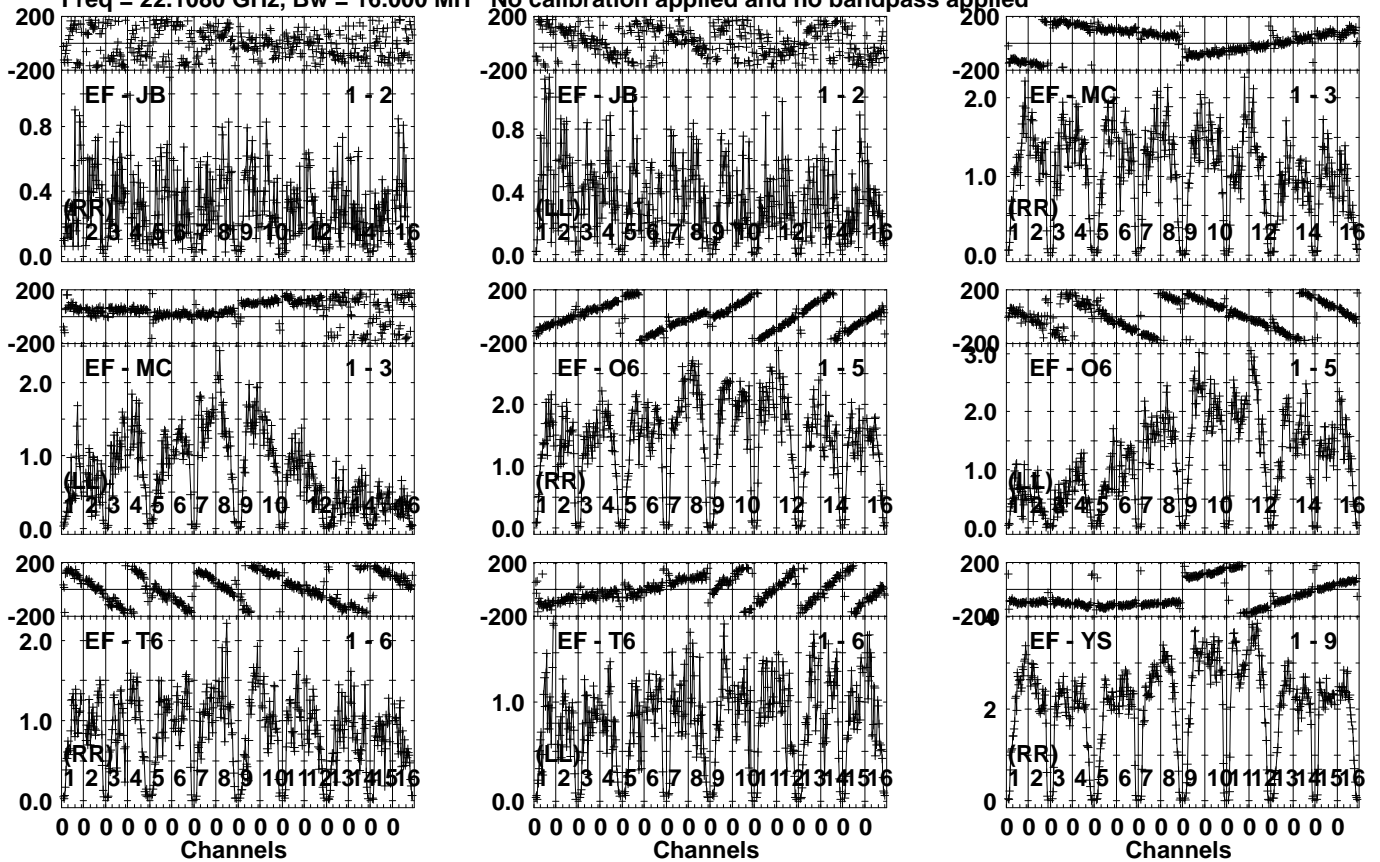
Lower frame: Micro Ampl Jy Top frame: Phas deg
Vector averaged cross-power spectrum Several baselines displayed
Timerange: 00/13:11:01 to 00/13:12:09

Plot file version1102 created 04-APR-2022 10:37:43

J0244+6228 EM132A.UVDATA.1

Freq = 22.1080 GHz, Bw = 16.000 MH

No calibration applied and no bandpass applied



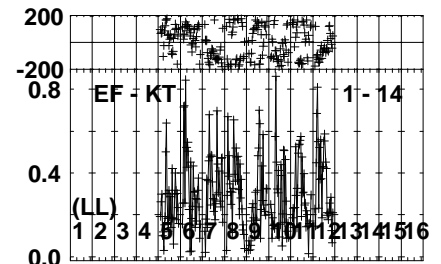
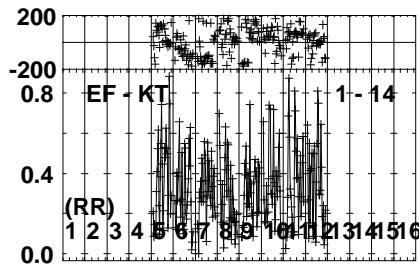
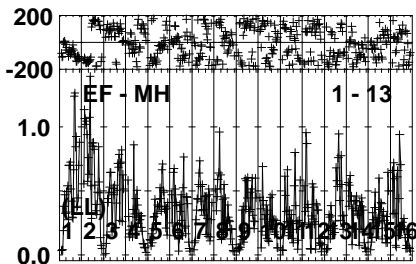
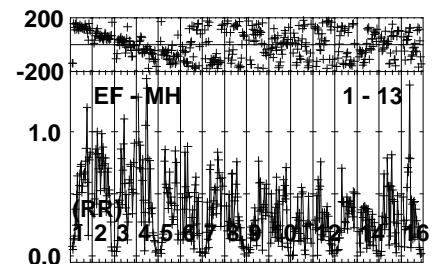
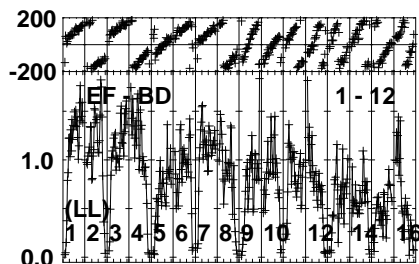
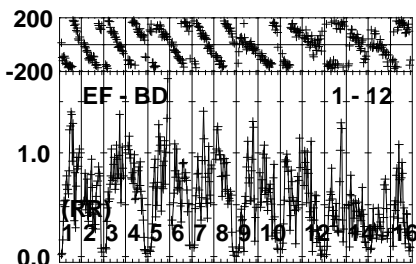
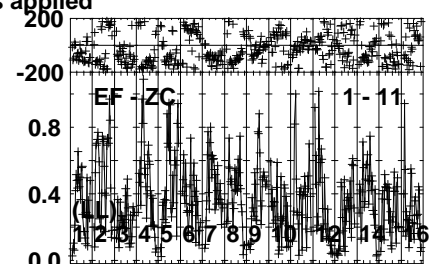
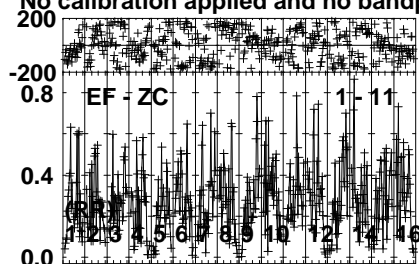
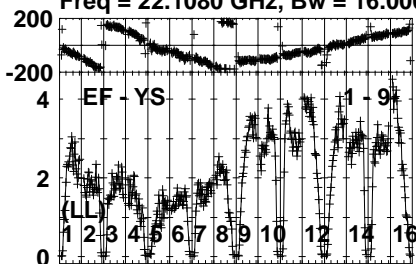
Lower frame: Milli Ampl Jy Top frame: Phas deg
Vector averaged cross-power spectrum Several baselines displayed
Timerange: 00/13:12:11 to 00/13:13:09

Plot file version1103 created 04-APR-2022 10:37:43

J0244+6228 EM132A.UVDATA.1

Freq = 22.1080 GHz, Bw = 16.000 MH

No calibration applied and no bandpass applied



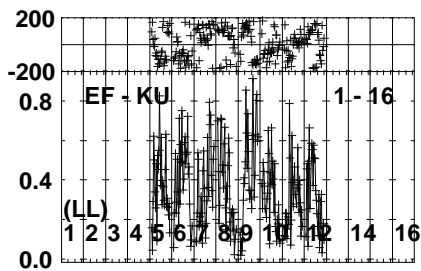
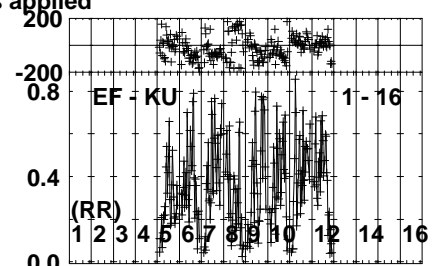
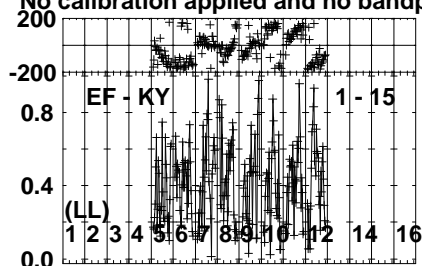
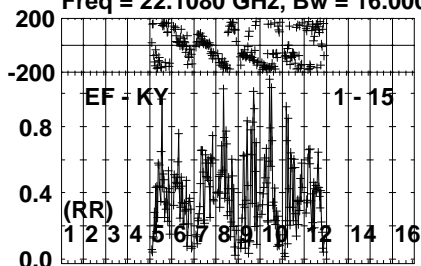
Lower frame: Milli Ampl Jy Top frame: Phas deg
Vector averaged cross-power spectrum Several baselines displayed
Timerange: 00/13:12:11 to 00/13:13:09

Plot file version1104 created 04-APR-2022 10:37:43

J0244+6228 EM132A.UVDATA.1

Freq = 22.1080 GHz, Bw = 16.000 MH

No calibration applied and no bandpass applied



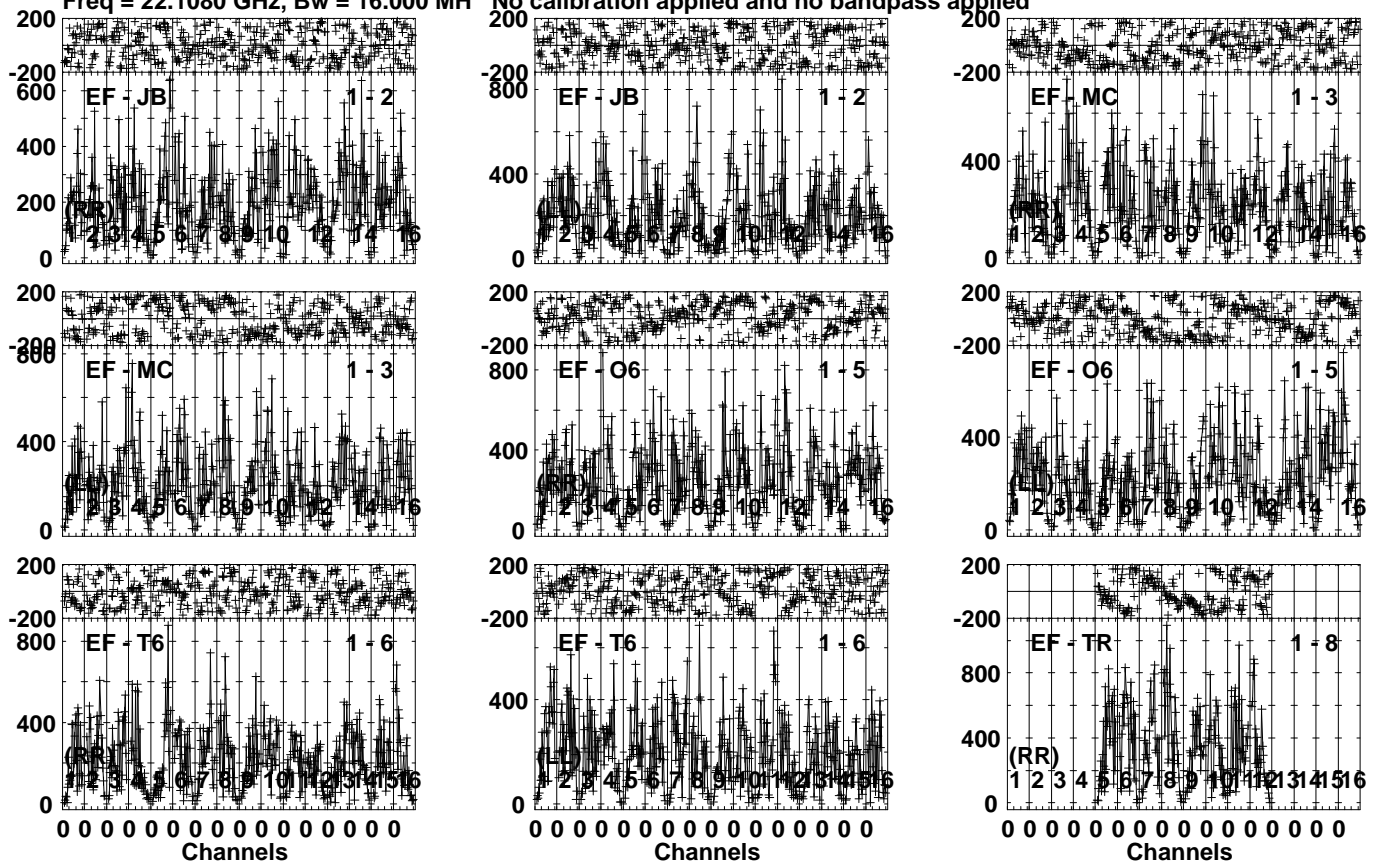
Lower frame: Milli Ampl Jy Top frame: Phas deg
Vector averaged cross-power spectrum Several baselines displayed
Timerange: 00/13:12:11 to 00/13:13:09

Plot file version1105 created 04-APR-2022 10:37:43

LSI61303 EM132A.UVDATA.1

Freq = 22.1080 GHz, Bw = 16.000 MH

No calibration applied and no bandpass applied



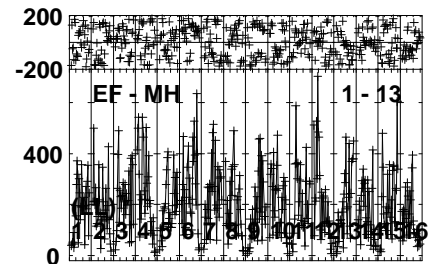
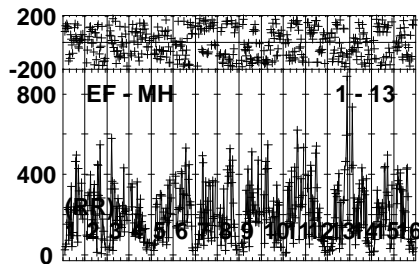
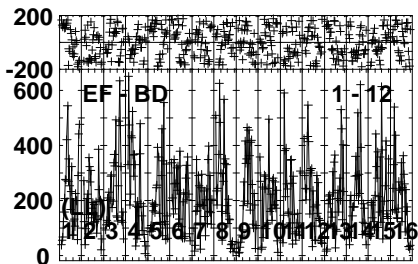
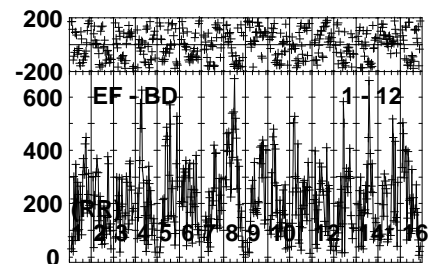
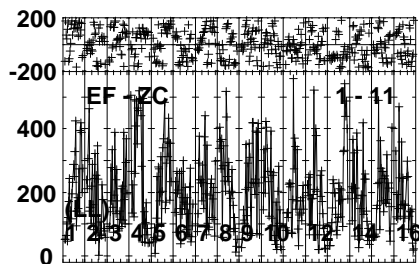
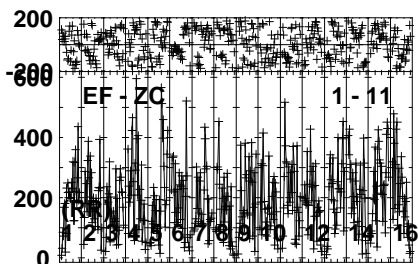
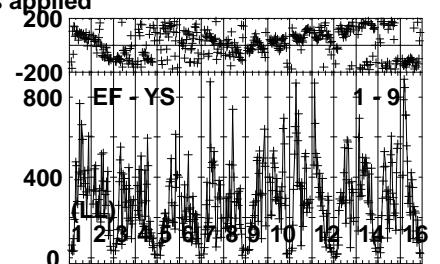
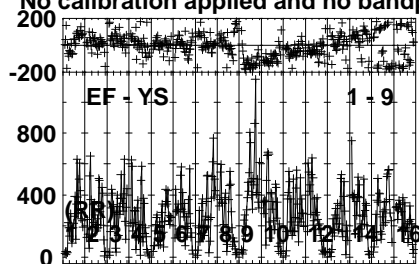
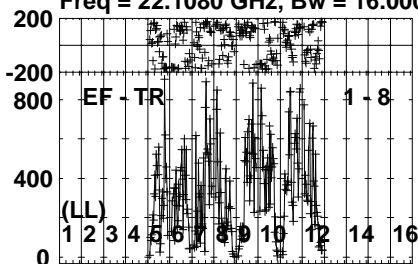
Lower frame: Micro Ampl Jy Top frame: Phas deg
Vector averaged cross-power spectrum Several baselines displayed
Timerange: 00/13:13:11 to 00/13:14:19

Plot file version1106 created 04-APR-2022 10:37:43

LSI61303 EM132A.UVDATA.1

Freq = 22.1080 GHz, Bw = 16.000 MH

No calibration applied and no bandpass applied



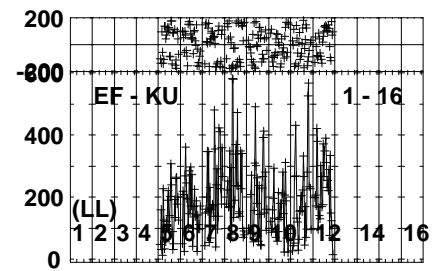
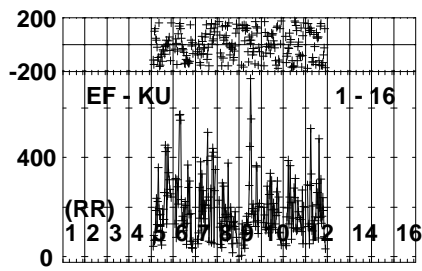
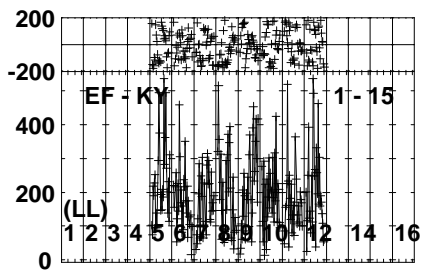
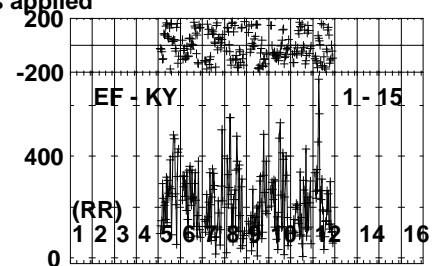
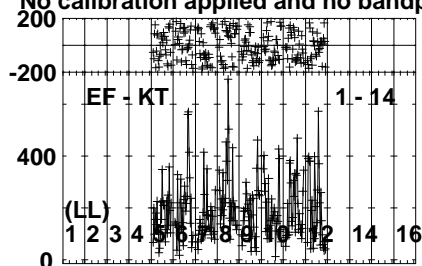
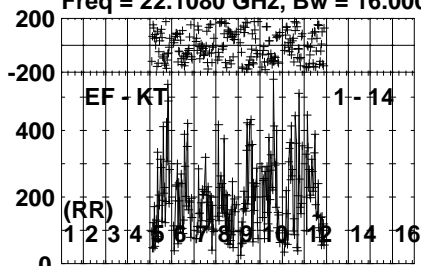
Lower frame: Micro Ampl Jy Top frame: Phas deg
Vector averaged cross-power spectrum Several baselines displayed
Timerange: 00/13:13:11 to 00/13:14:19

Plot file version1107 created 04-APR-2022 10:37:43

LSI61303 EM132A.UVDATA.1

Freq = 22.1080 GHz, Bw = 16.000 MH

No calibration applied and no bandpass applied



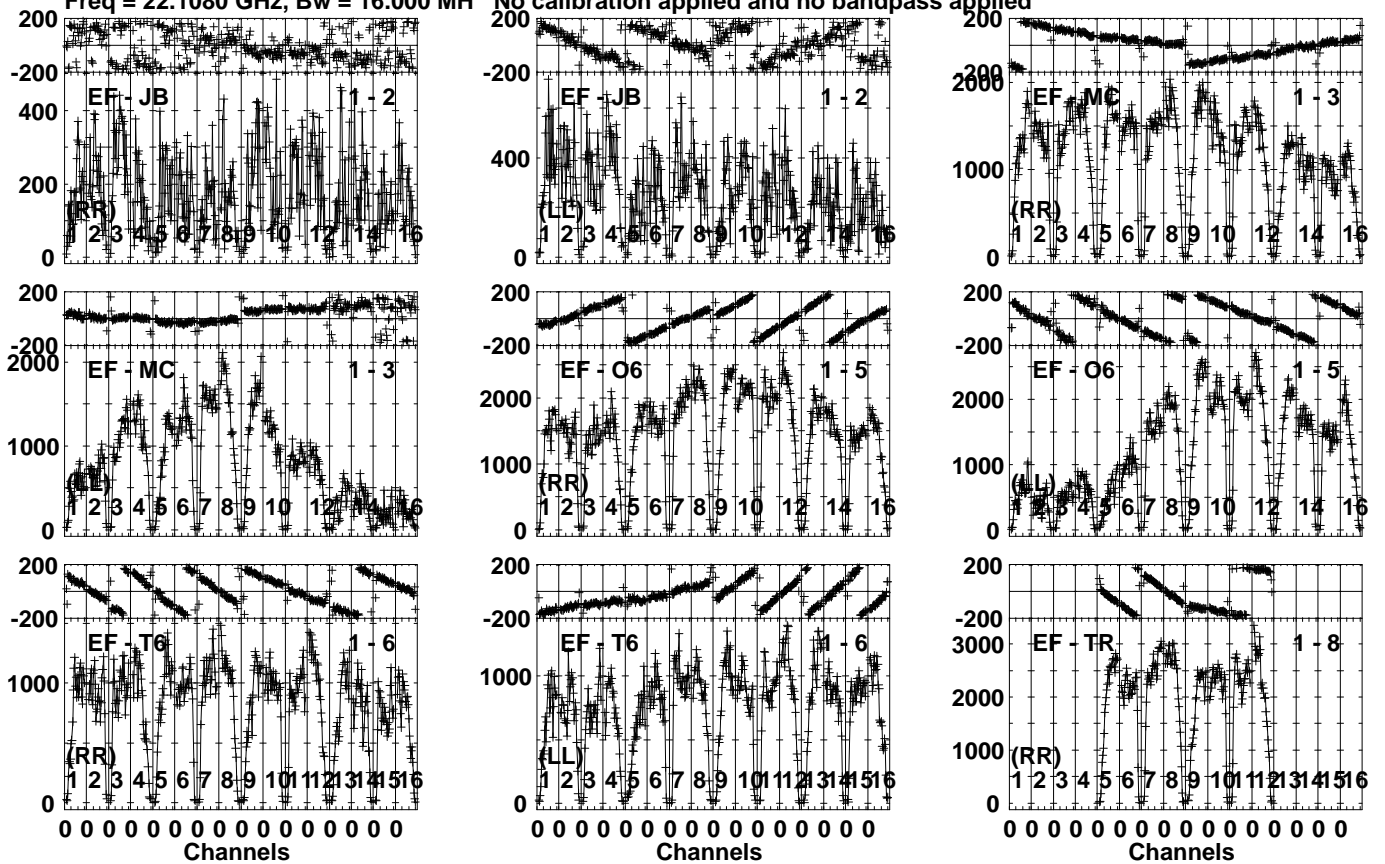
Lower frame: Micro Ampl Jy Top frame: Phas deg
Vector averaged cross-power spectrum Several baselines displayed
Timerange: 00/13:13:11 to 00/13:14:19

Plot file version1108 created 04-APR-2022 10:37:43

J0244+6228 EM132A.UVDATA.1

Freq = 22.1080 GHz, Bw = 16.000 MH

No calibration applied and no bandpass applied



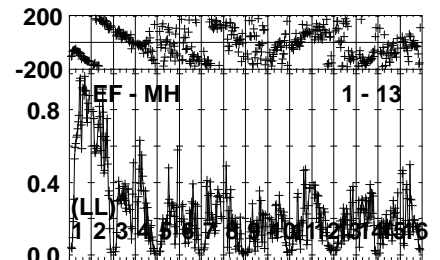
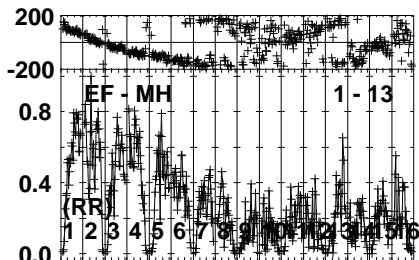
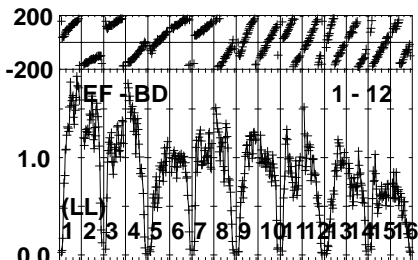
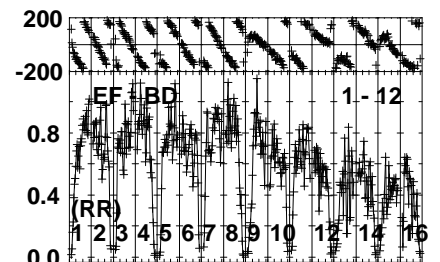
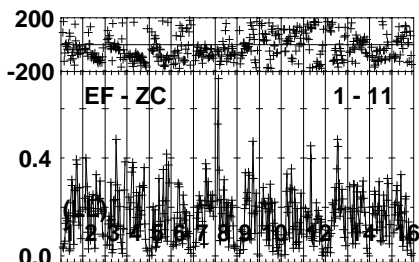
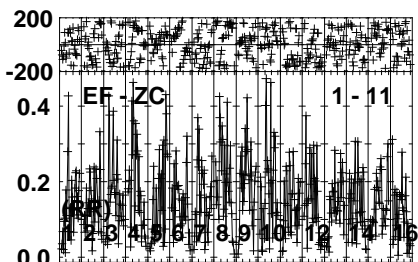
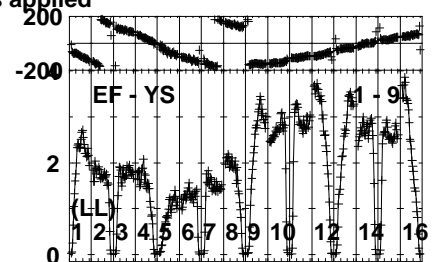
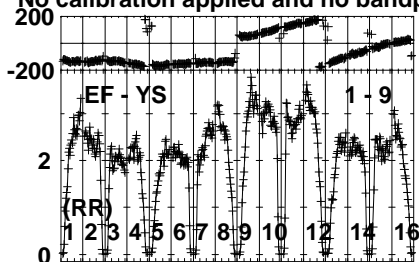
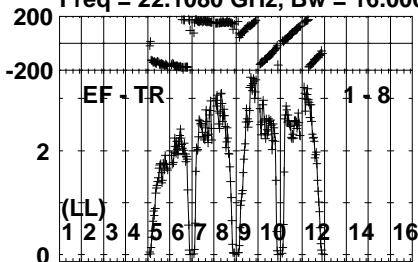
Lower frame: Micro Ampl Jy Top frame: Phas deg
Vector averaged cross-power spectrum Several baselines displayed
Timerange: 00/13:15:01 to 00/13:15:59

Plot file version1109 created 04-APR-2022 10:37:43

J0244+6228 EM132A.UVDATA.1

Freq = 22.1080 GHz, Bw = 16.000 MH

No calibration applied and no bandpass applied



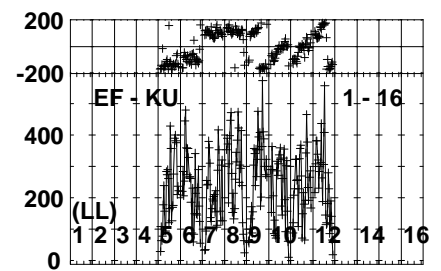
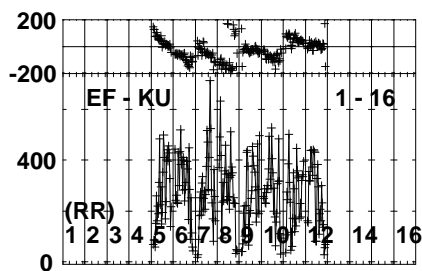
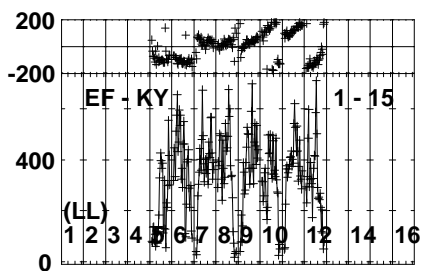
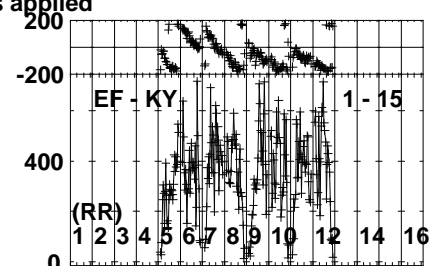
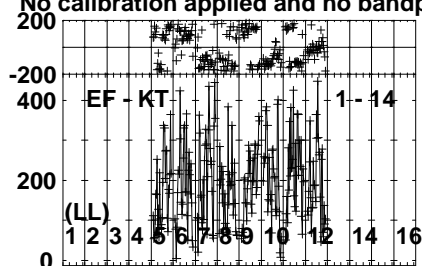
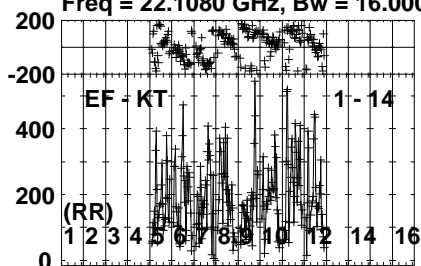
Lower frame: Milli Ampl Jy Top frame: Phas deg
Vector averaged cross-power spectrum Several baselines displayed
Timerange: 00/13:15:01 to 00/13:15:59

Plot file version1110 created 04-APR-2022 10:37:44

J0244+6228 EM132A.UVDATA.1

Freq = 22.1080 GHz, Bw = 16.000 MH

No calibration applied and no bandpass applied



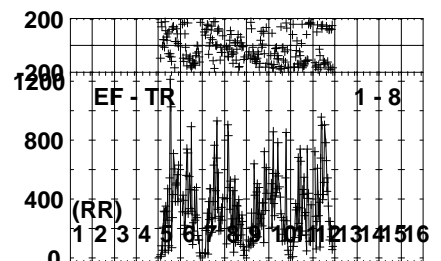
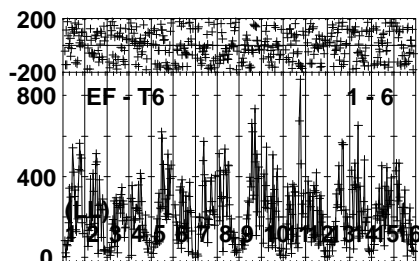
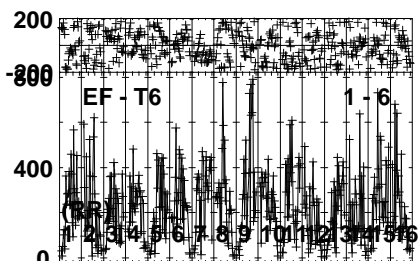
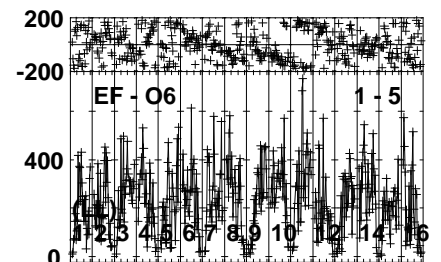
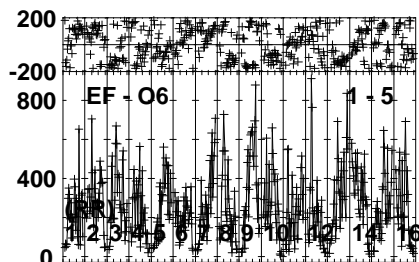
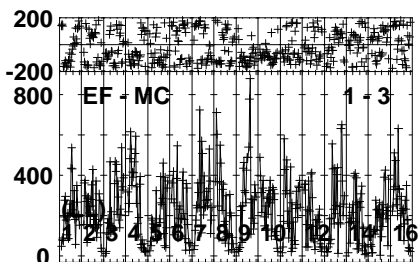
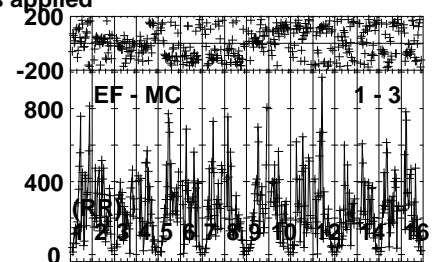
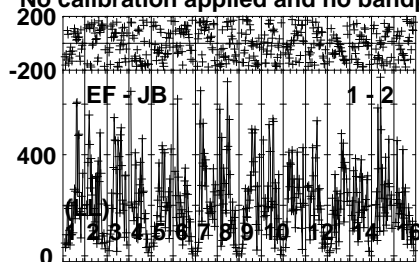
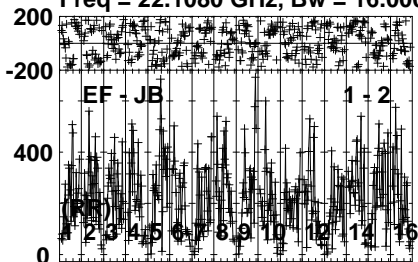
Lower frame: Micro Ampl Jy Top frame: Phas deg
Vector averaged cross-power spectrum Several baselines displayed
Timerange: 00/13:15:01 to 00/13:15:59

Plot file version1111 created 04-APR-2022 10:37:44

LSI61303 EM132A.UVDATA.1

Freq = 22.1080 GHz, Bw = 16.000 MH

No calibration applied and no bandpass applied



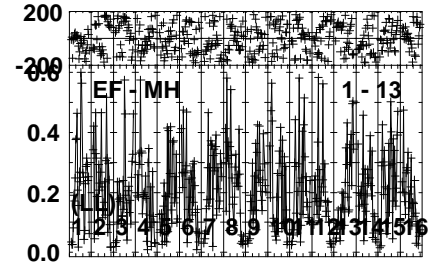
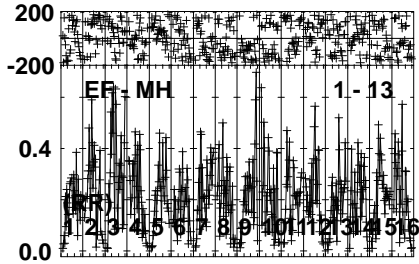
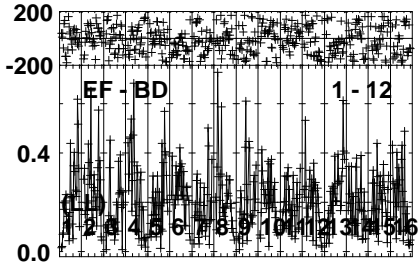
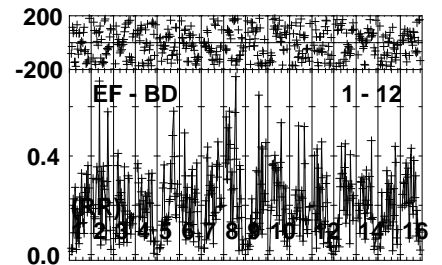
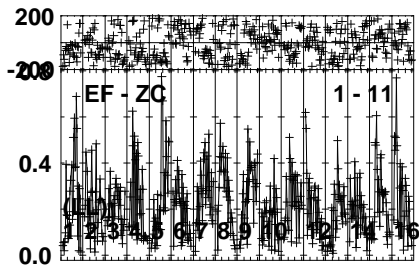
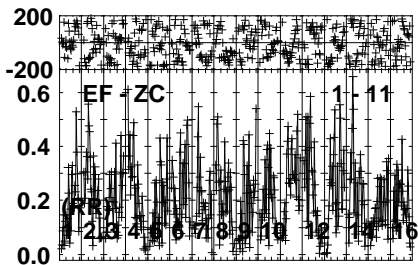
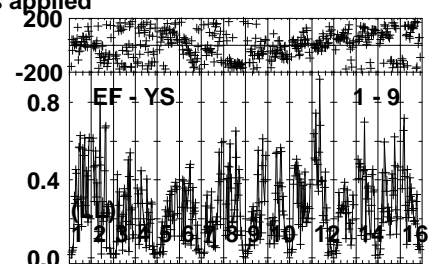
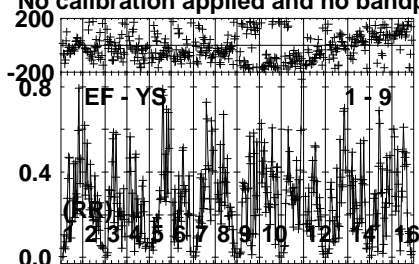
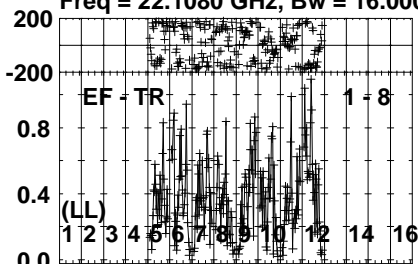
Lower frame: Micro Ampl Jy Top frame: Phas deg
Vector averaged cross-power spectrum Several baselines displayed
Timerange: 00/13:16:01 to 00/13:17:09

Plot file version1112 created 04-APR-2022 10:37:44

LSI61303 EM132A.UVDATA.1

Freq = 22.1080 GHz, Bw = 16.000 MH

No calibration applied and no bandpass applied



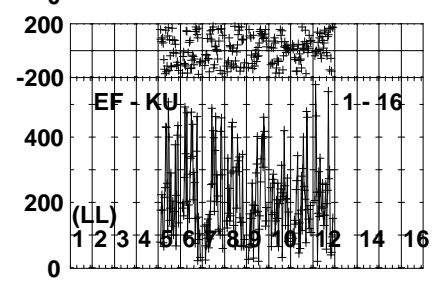
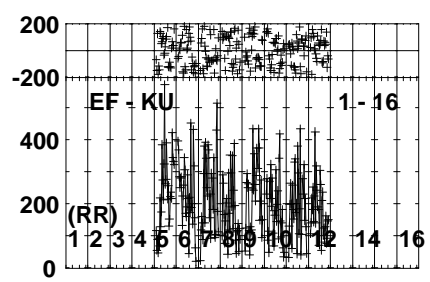
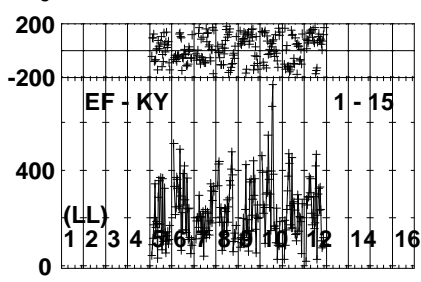
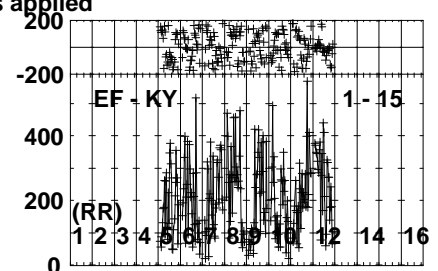
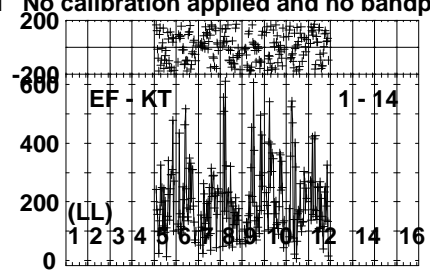
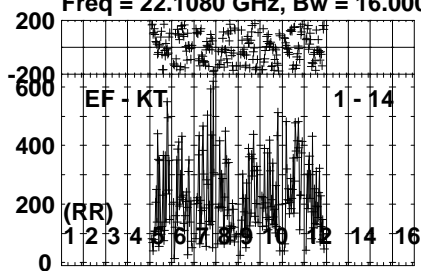
Lower frame: Milli Ampl Jy Top frame: Phas deg
Vector averaged cross-power spectrum Several baselines displayed
Timerange: 00/13:16:01 to 00/13:17:09

Plot file version1113 created 04-APR-2022 10:37:44

LSI61303 EM132A.UVDATA.1

Freq = 22.1080 GHz, Bw = 16.000 MH

No calibration applied and no bandpass applied



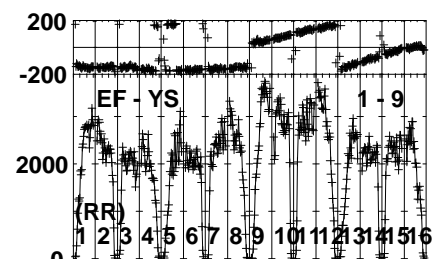
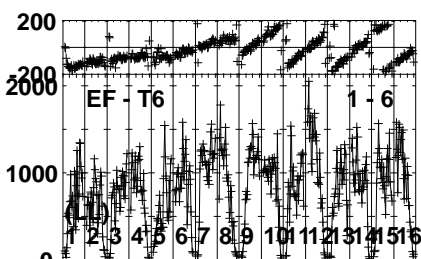
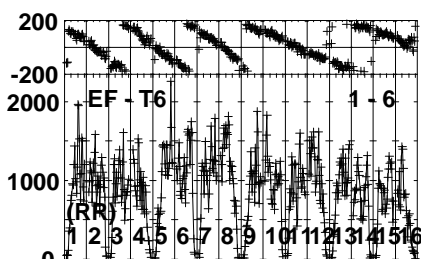
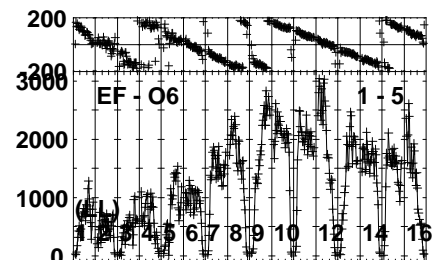
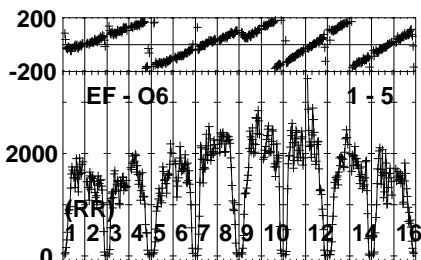
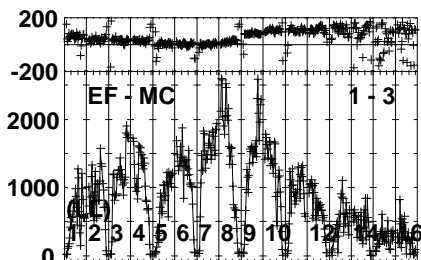
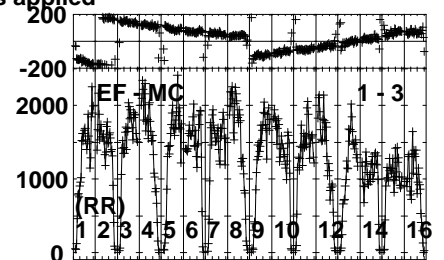
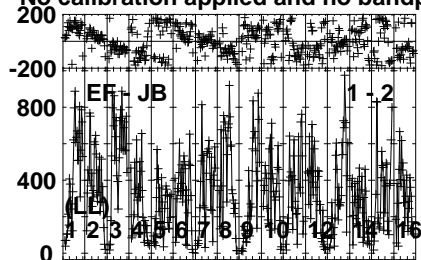
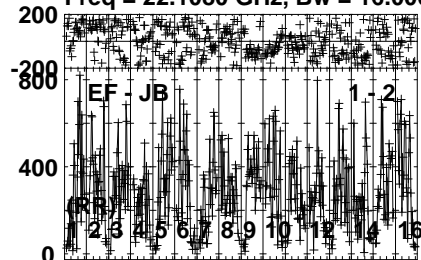
Lower frame: Micro Ampl Jy Top frame: Phas deg
Vector averaged cross-power spectrum Several baselines displayed
Timerange: 00/13:16:01 to 00/13:17:09

Plot file version1114 created 04-APR-2022 10:37:44

J0244+6228 EM132A.UVDATA.1

Freq = 22.1080 GHz, Bw = 16.000 MH

No calibration applied and no bandpass applied



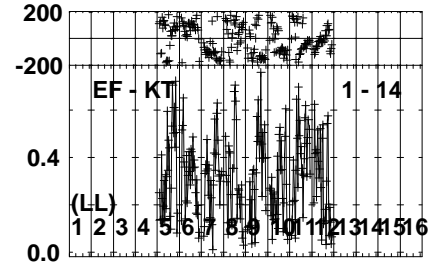
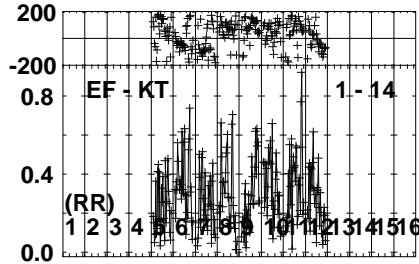
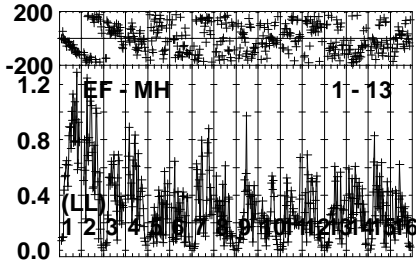
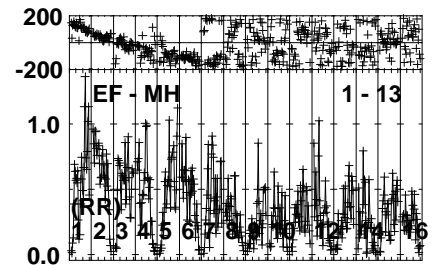
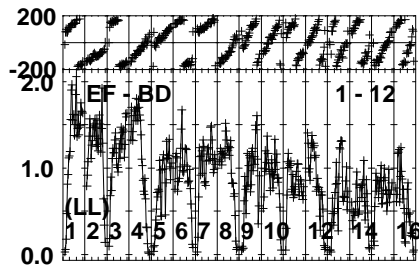
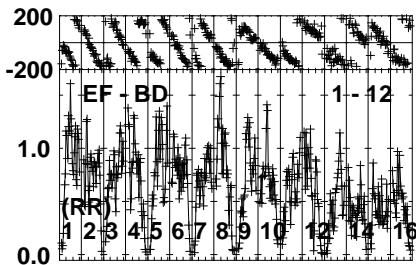
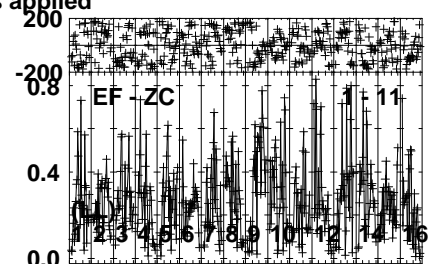
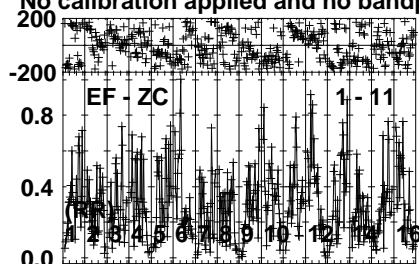
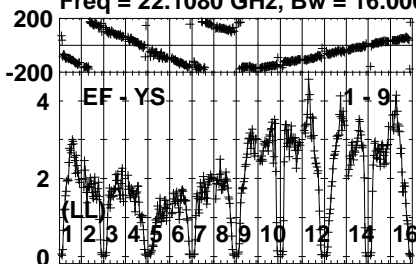
Lower frame: Micro Ampl Jy Top frame: Phas deg
Vector averaged cross-power spectrum Several baselines displayed
Timerange: 00/13:17:11 to 00/13:18:09

Plot file version1115 created 04-APR-2022 10:37:44

J0244+6228 EM132A.UVDATA.1

Freq = 22.1080 GHz, Bw = 16.000 MH

No calibration applied and no bandpass applied



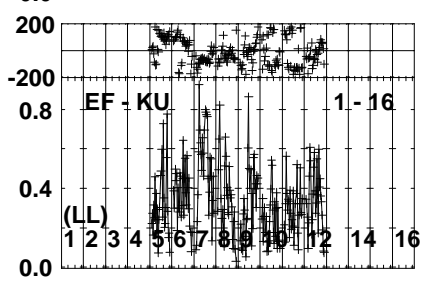
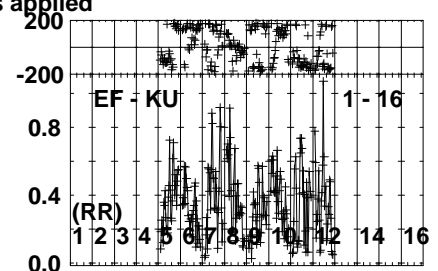
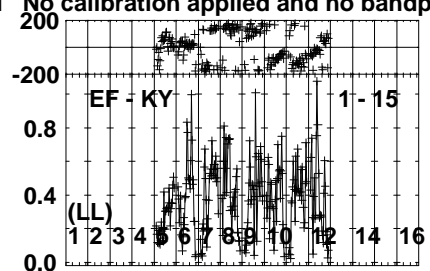
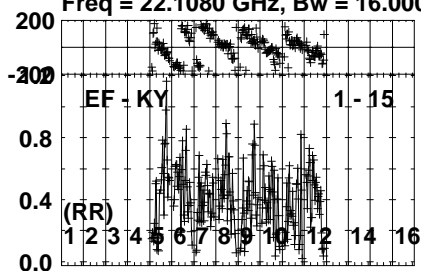
Lower frame: Milli Ampl Jy Top frame: Phas deg
Vector averaged cross-power spectrum Several baselines displayed
Timerange: 00/13:17:11 to 00/13:18:09

Plot file version1116 created 04-APR-2022 10:37:44

J0244+6228 EM132A.UVDATA.1

Freq = 22.1080 GHz, Bw = 16.000 MH

No calibration applied and no bandpass applied



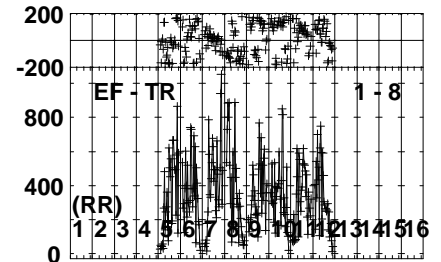
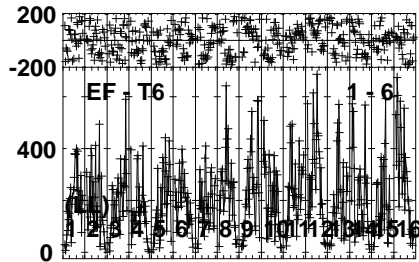
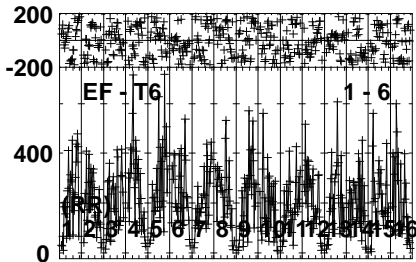
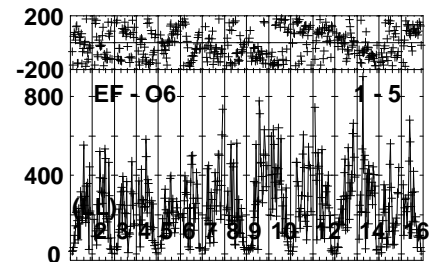
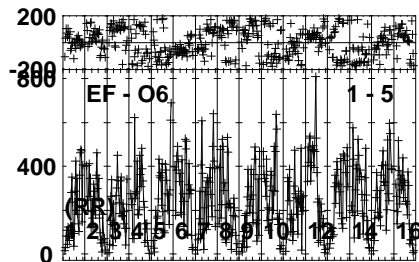
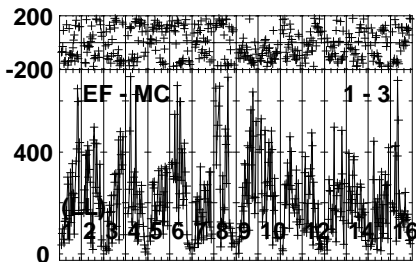
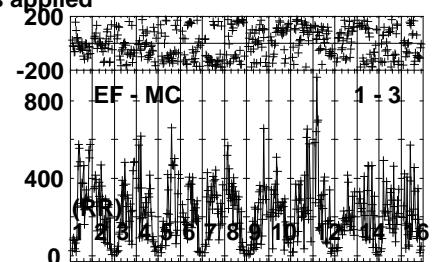
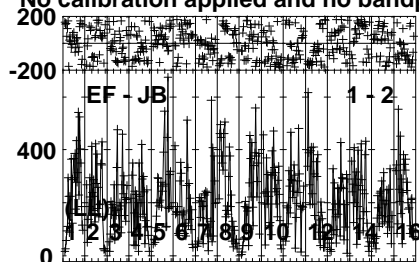
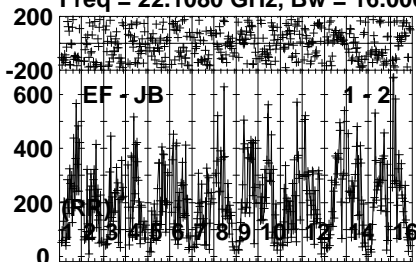
Lower frame: Milli Ampl Jy Top frame: Phas deg
Vector averaged cross-power spectrum Several baselines displayed
Timerange: 00/13:17:11 to 00/13:18:09

Plot file version1117 created 04-APR-2022 10:37:44

LSI61303 EM132A.UVDATA.1

Freq = 22.1080 GHz, Bw = 16.000 MH

No calibration applied and no bandpass applied



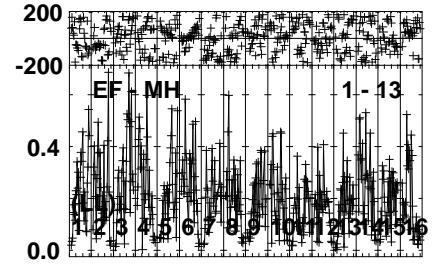
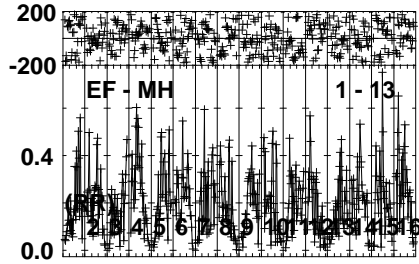
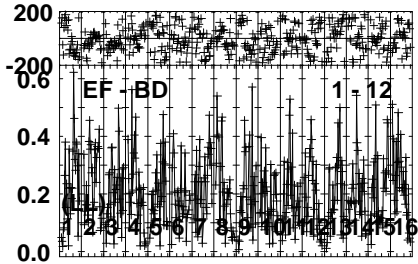
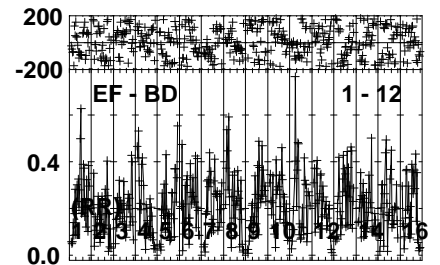
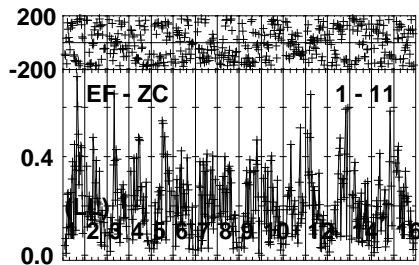
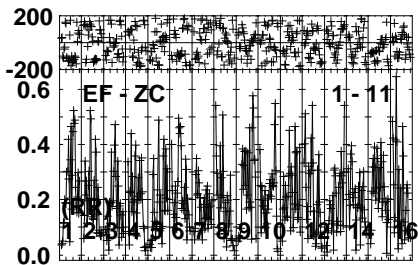
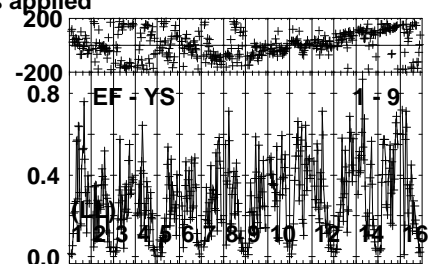
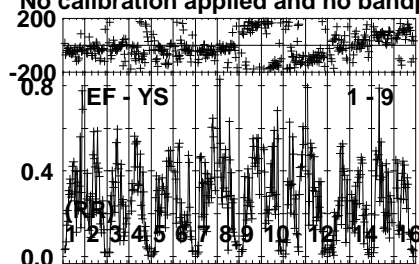
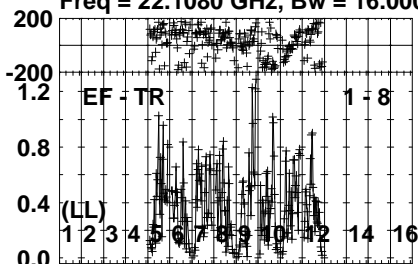
Lower frame: Micro Ampl Jy Top frame: Phas deg
Vector averaged cross-power spectrum Several baselines displayed
Timerange: 00/13:18:11 to 00/13:19:19

Plot file version1118 created 04-APR-2022 10:37:44

LSI61303 EM132A.UVDATA.1

Freq = 22.1080 GHz, Bw = 16.000 MH

No calibration applied and no bandpass applied



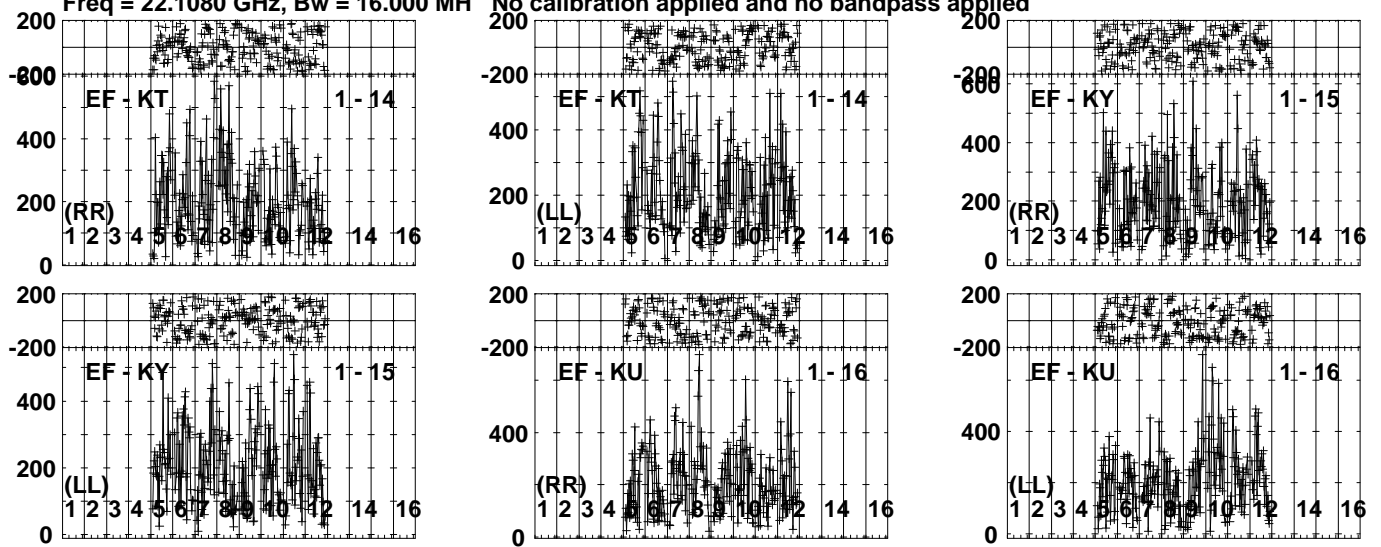
Lower frame: Milli Ampl Jy Top frame: Phas deg
Vector averaged cross-power spectrum Several baselines displayed
Timerange: 00/13:18:11 to 00/13:19:19

Plot file version1119 created 04-APR-2022 10:37:44

LSI61303 EM132A.UVDATA.1

Freq = 22.1080 GHz, Bw = 16.000 MH

No calibration applied and no bandpass applied



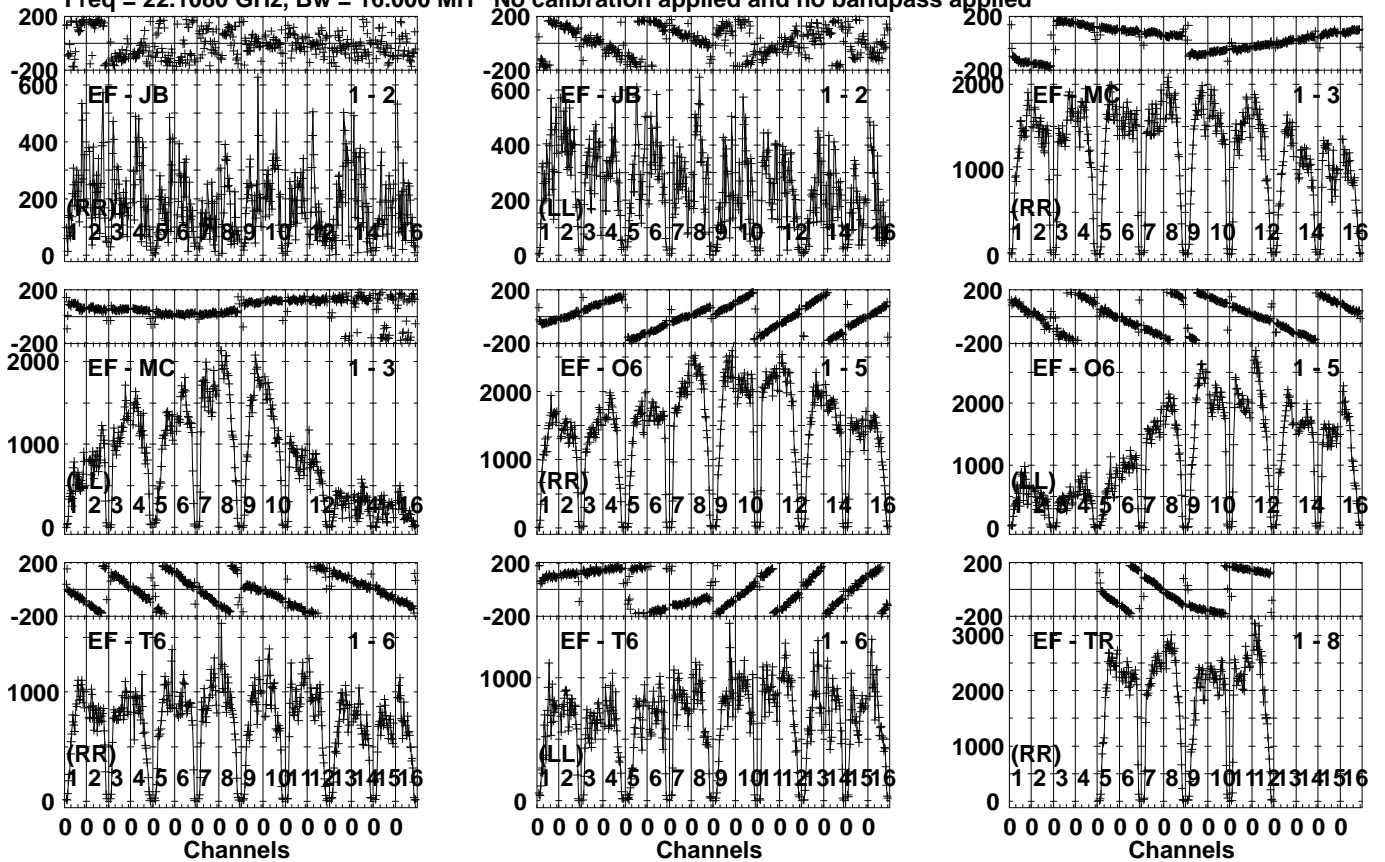
Lower frame: Micro Ampl Jy Top frame: Phas deg
Vector averaged cross-power spectrum Several baselines displayed
Timerange: 00/13:18:11 to 00/13:19:19

Plot file version1120 created 04-APR-2022 10:37:44

J0244+6228 EM132A.UVDATA.1

Freq = 22.1080 GHz, Bw = 16.000 MH

No calibration applied and no bandpass applied



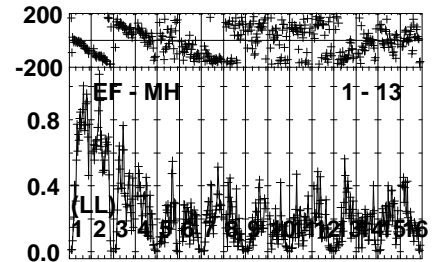
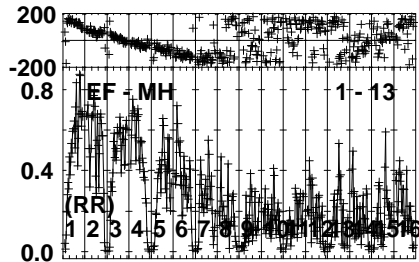
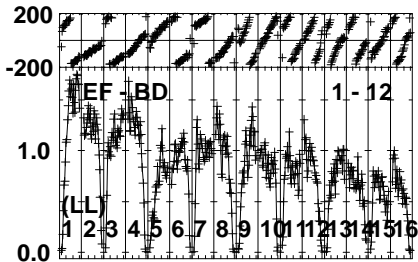
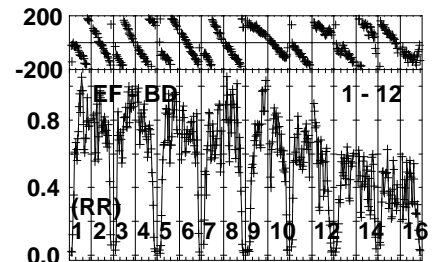
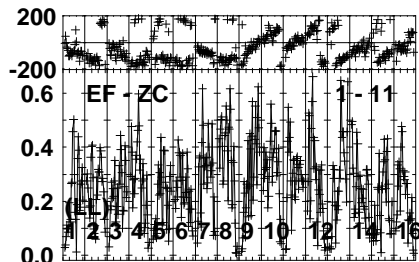
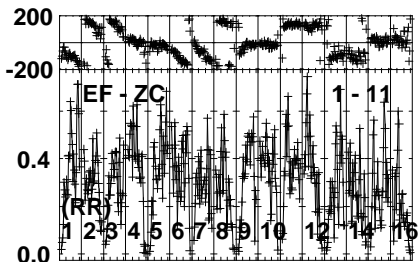
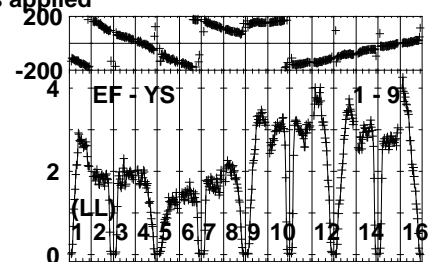
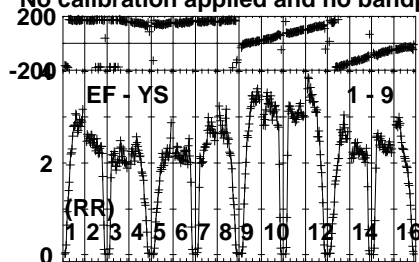
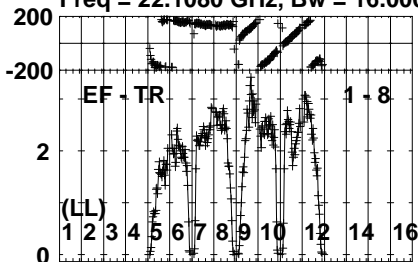
Lower frame: Micro Ampl Jy Top frame: Phas deg
Vector averaged cross-power spectrum Several baselines displayed
Timerange: 00/13:20:01 to 00/13:20:59

Plot file version1121 created 04-APR-2022 10:37:44

J0244+6228 EM132A.UVDATA.1

Freq = 22.1080 GHz, Bw = 16.000 MH

No calibration applied and no bandpass applied



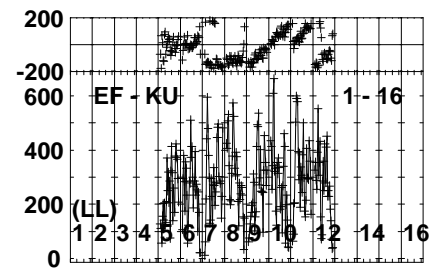
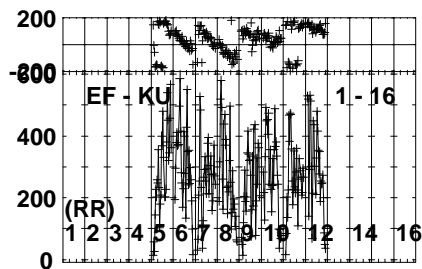
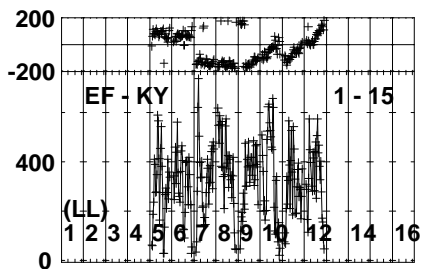
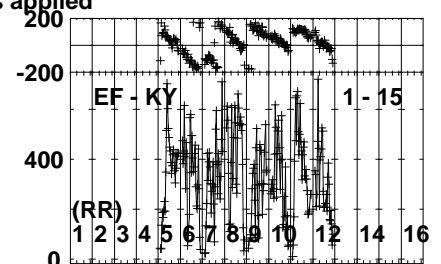
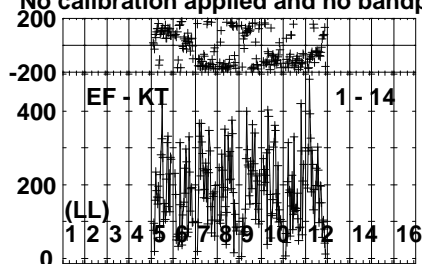
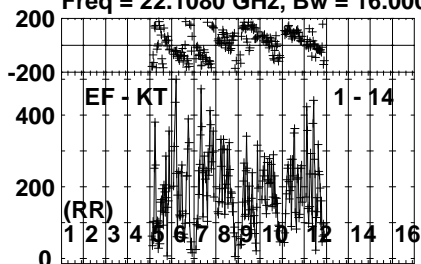
Lower frame: Milli Ampl Jy Top frame: Phas deg
Vector averaged cross-power spectrum Several baselines displayed
Timerange: 00/13:20:01 to 00/13:20:59

Plot file version1122 created 04-APR-2022 10:37:44

J0244+6228 EM132A.UVDATA.1

Freq = 22.1080 GHz, Bw = 16.000 MH

No calibration applied and no bandpass applied



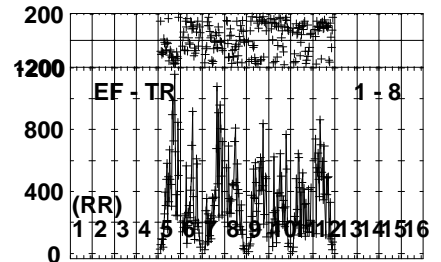
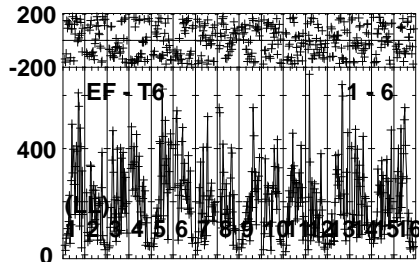
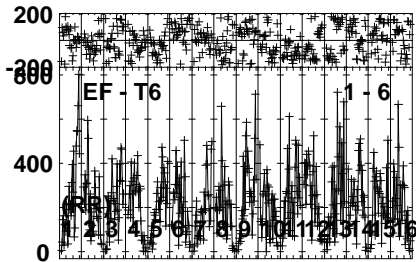
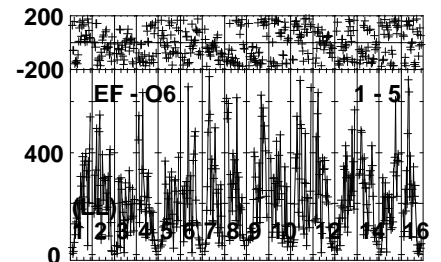
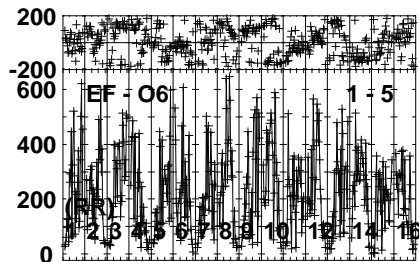
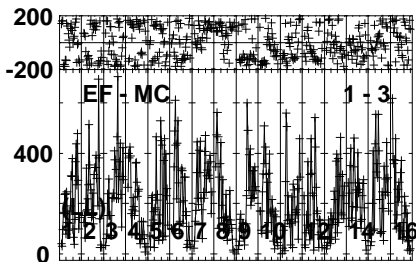
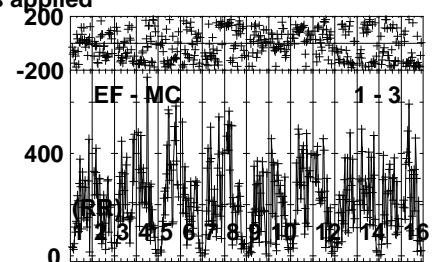
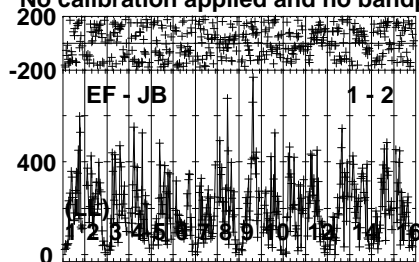
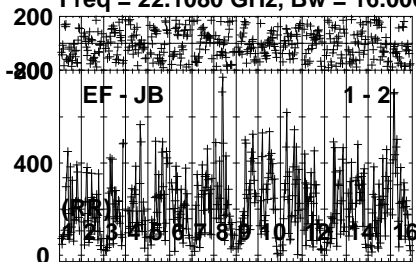
Lower frame: Micro Ampl Jy Top frame: Phas deg
Vector averaged cross-power spectrum Several baselines displayed
Timerange: 00/13:20:01 to 00/13:20:59

Plot file version1123 created 04-APR-2022 10:37:45

LSI61303 EM132A.UVDATA.1

Freq = 22.1080 GHz, Bw = 16.000 MH

No calibration applied and no bandpass applied



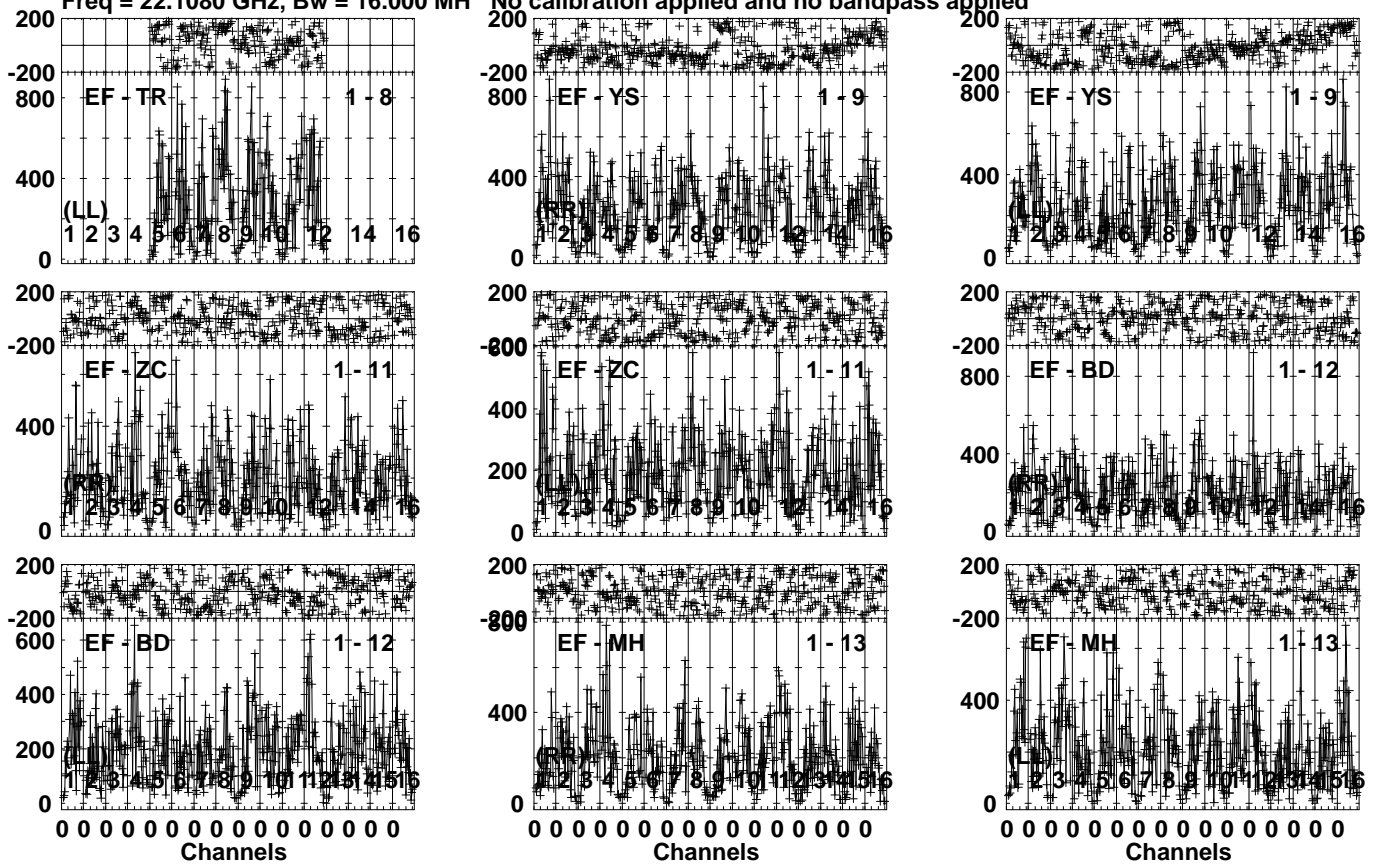
Lower frame: Micro Ampl Jy Top frame: Phas deg
Vector averaged cross-power spectrum Several baselines displayed
Timerange: 00/13:21:01 to 00/13:22:09

Plot file version1124 created 04-APR-2022 10:37:45

LSI61303 EM132A.UVDATA.1

Freq = 22.1080 GHz, Bw = 16.000 MH

No calibration applied and no bandpass applied



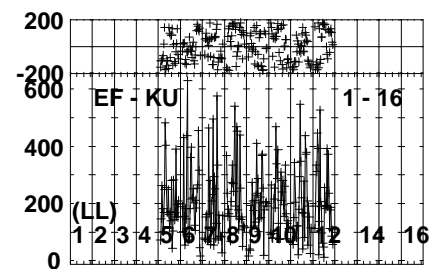
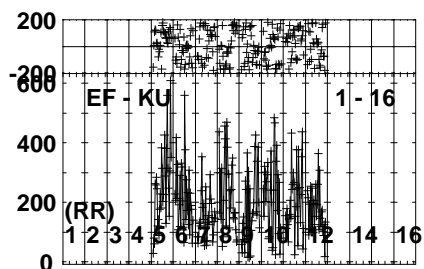
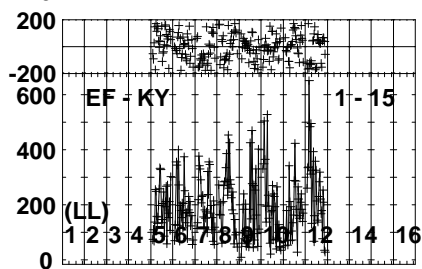
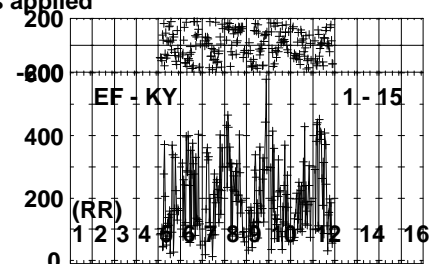
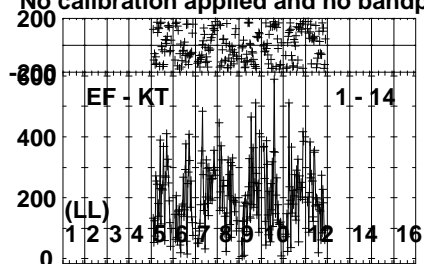
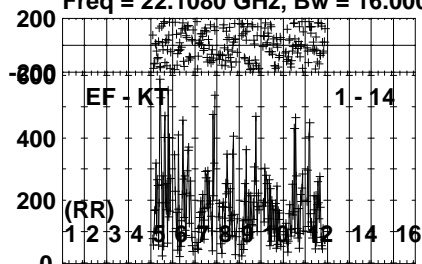
Lower frame: Micro Ampl Jy Top frame: Phas deg
Vector averaged cross-power spectrum Several baselines displayed
Timerange: 00/13:21:01 to 00/13:22:09

Plot file version1125 created 04-APR-2022 10:37:45

LSI61303 EM132A.UVDATA.1

Freq = 22.1080 GHz, Bw = 16.000 MH

No calibration applied and no bandpass applied



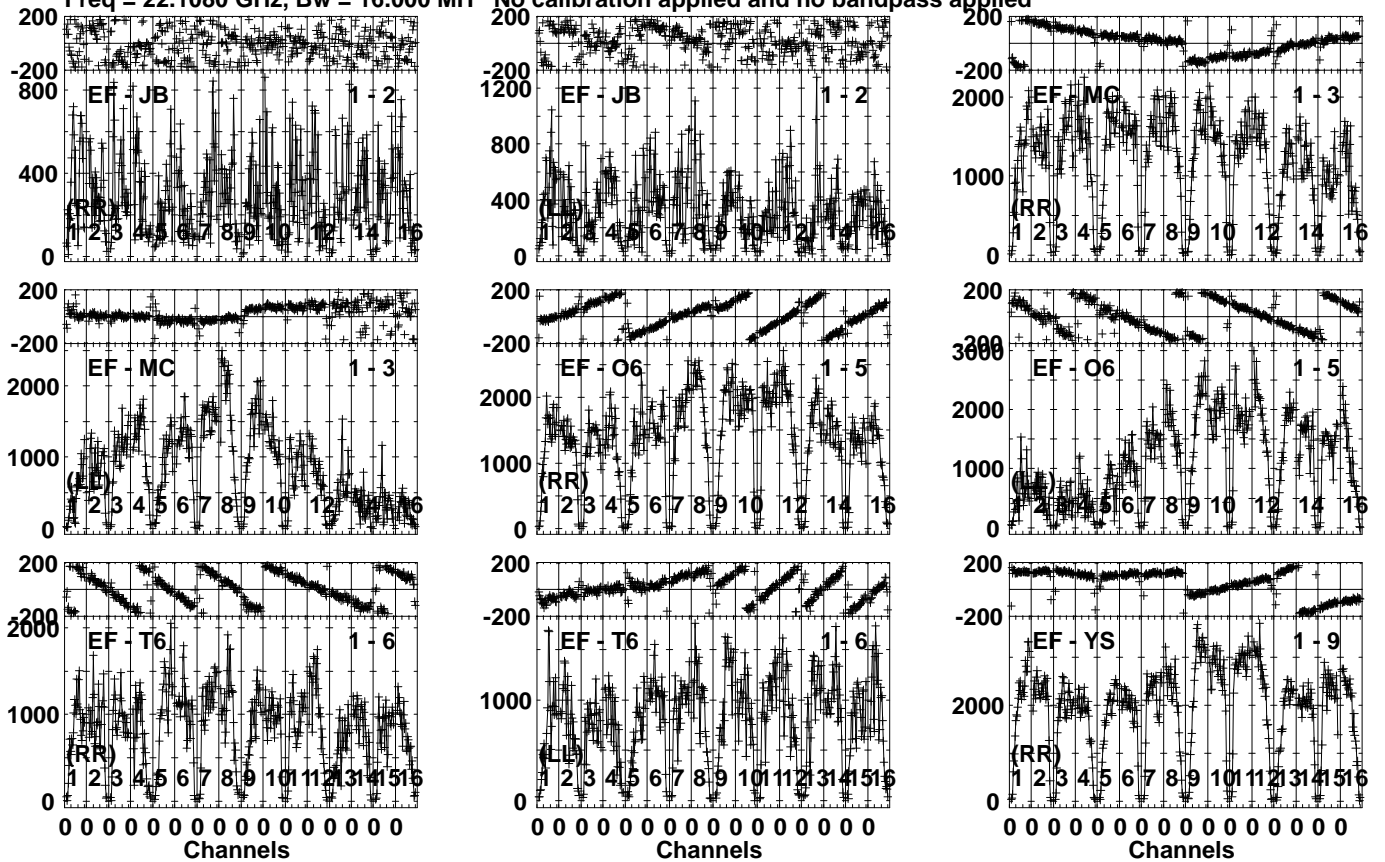
Lower frame: Micro Ampl Jy Top frame: Phas deg
Vector averaged cross-power spectrum Several baselines displayed
Timerange: 00/13:21:01 to 00/13:22:09

Plot file version1126 created 04-APR-2022 10:37:45

J0244+6228 EM132A.UVDATA.1

Freq = 22.1080 GHz, Bw = 16.000 MH

No calibration applied and no bandpass applied



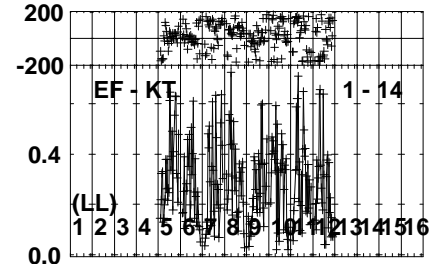
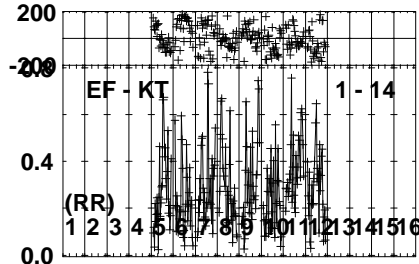
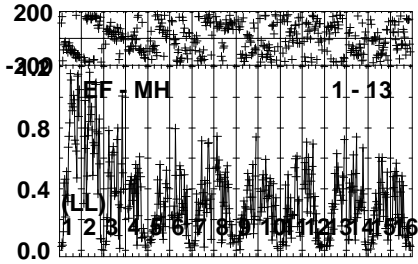
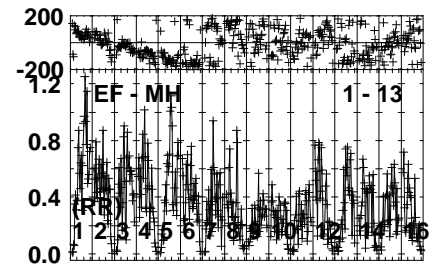
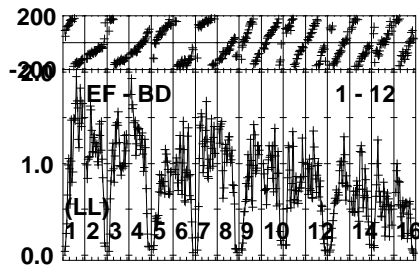
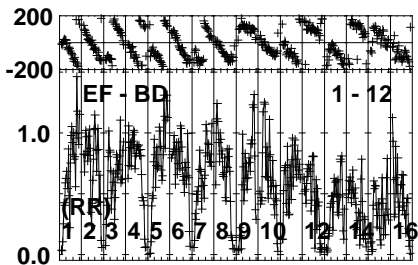
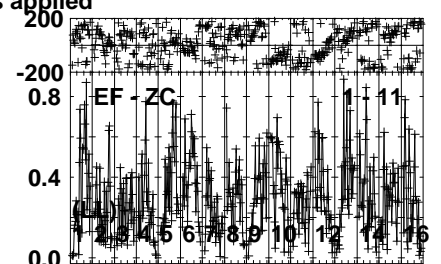
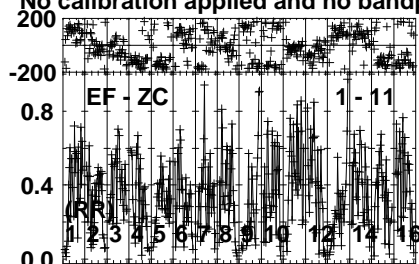
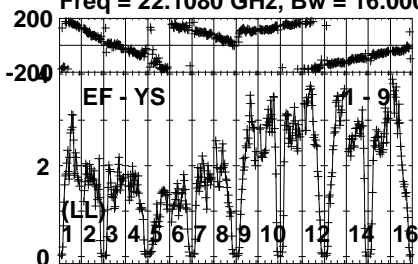
Lower frame: Micro Ampl Jy Top frame: Phas deg
Vector averaged cross-power spectrum Several baselines displayed
Timerange: 00/13:22:11 to 00/13:23:09

Plot file version1127 created 04-APR-2022 10:37:45

J0244+6228 EM132A.UVDATA.1

Freq = 22.1080 GHz, Bw = 16.000 MH

No calibration applied and no bandpass applied



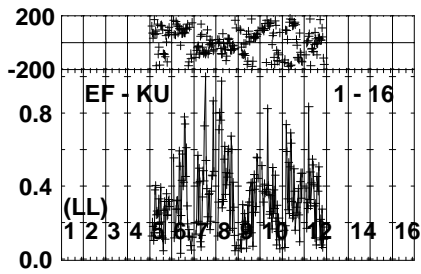
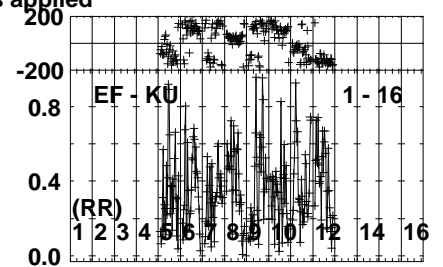
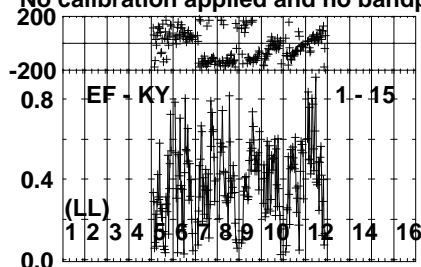
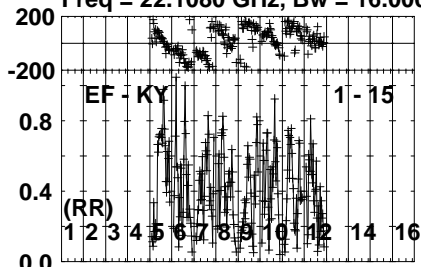
Lower frame: Milli Ampl Jy Top frame: Phas deg
Vector averaged cross-power spectrum Several baselines displayed
Timerange: 00/13:22:11 to 00/13:23:09

Plot file version1128 created 04-APR-2022 10:37:45

J0244+6228 EM132A.UVDATA.1

Freq = 22.1080 GHz, Bw = 16.000 MH

No calibration applied and no bandpass applied



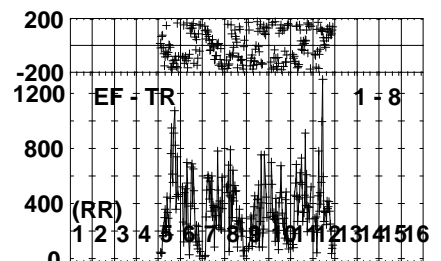
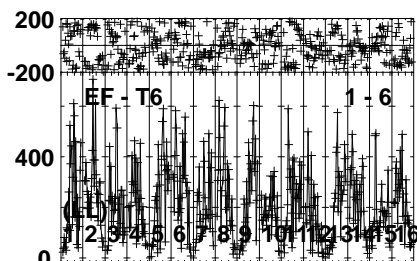
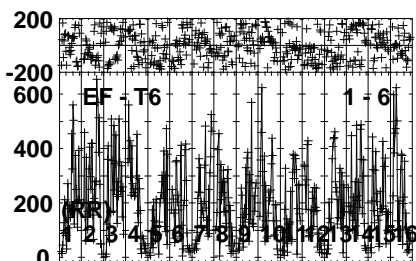
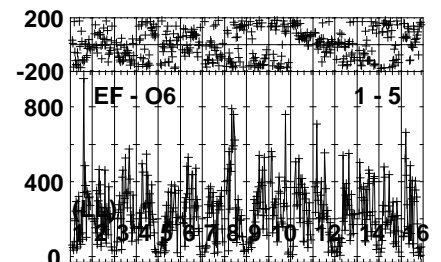
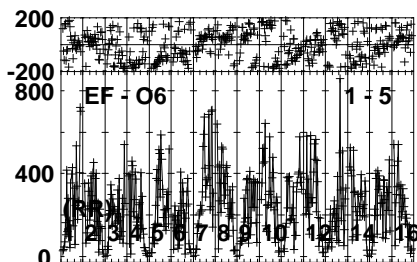
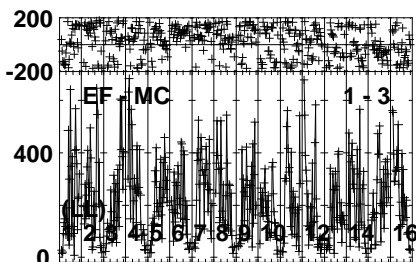
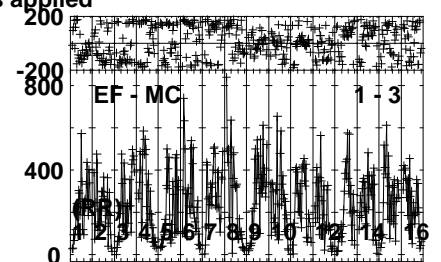
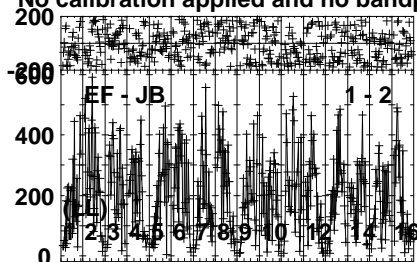
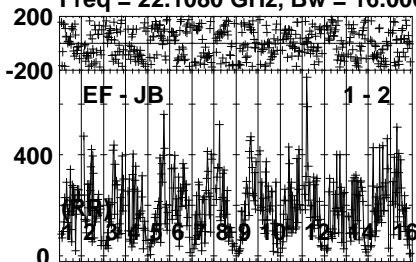
Lower frame: Milli Ampl Jy Top frame: Phas deg
Vector averaged cross-power spectrum Several baselines displayed
Timerange: 00/13:22:11 to 00/13:23:09

Plot file version1129 created 04-APR-2022 10:37:45

LSI61303 EM132A.UVDATA.1

Freq = 22.1080 GHz, Bw = 16.000 MH

No calibration applied and no bandpass applied



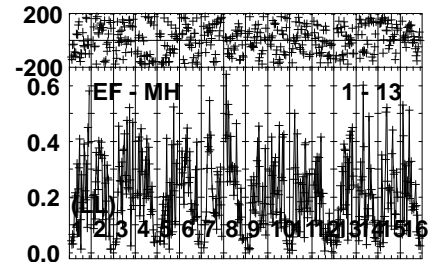
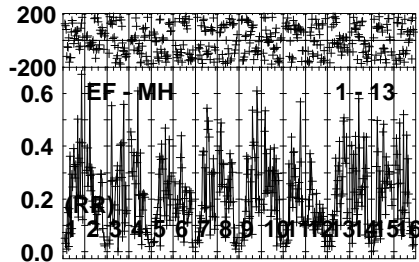
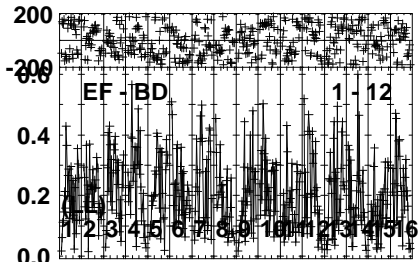
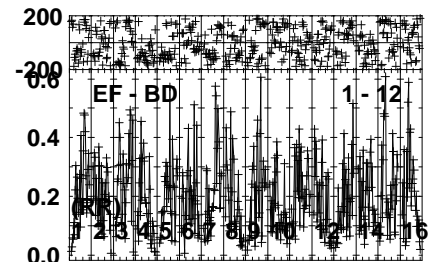
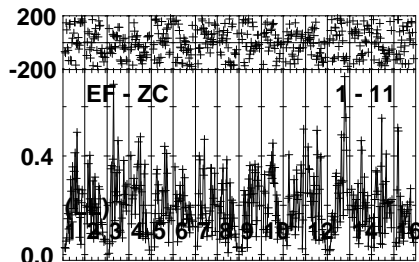
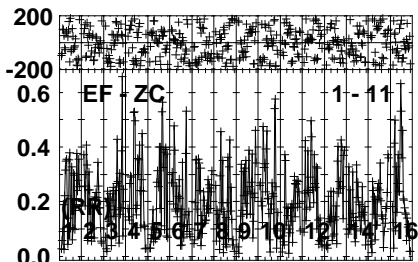
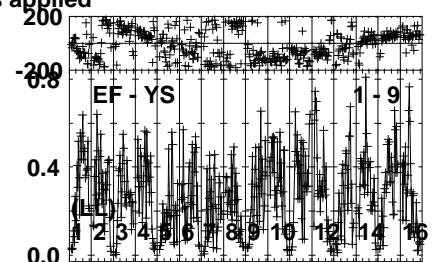
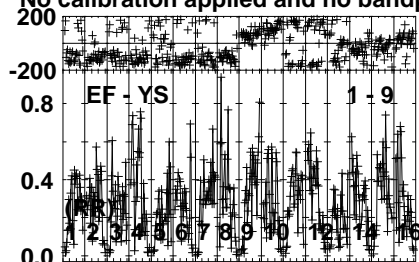
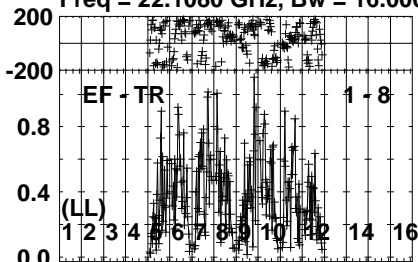
Lower frame: Micro Ampl Jy Top frame: Phas deg
Vector averaged cross-power spectrum Several baselines displayed
Timerange: 00/13:23:11 to 00/13:24:19

Plot file version1130 created 04-APR-2022 10:37:45

LSI61303 EM132A.UVDATA.1

Freq = 22.1080 GHz, Bw = 16.000 MH

No calibration applied and no bandpass applied



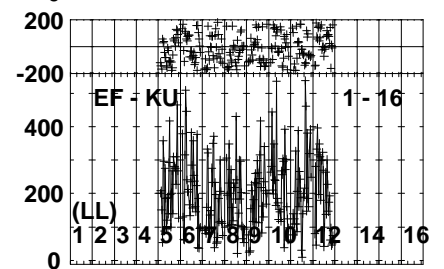
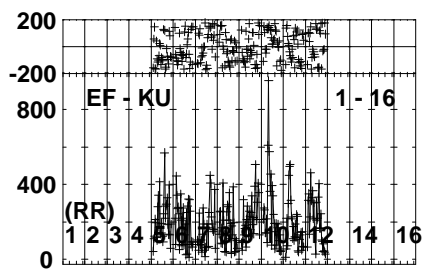
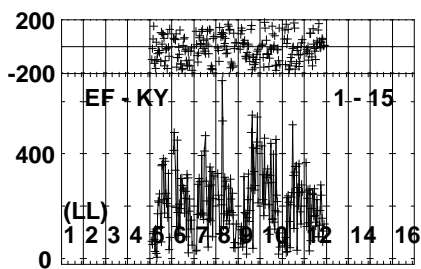
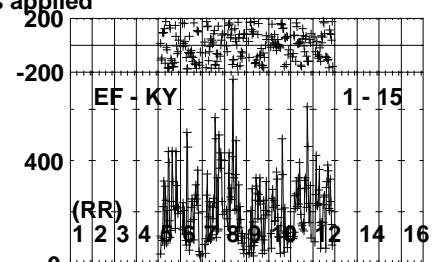
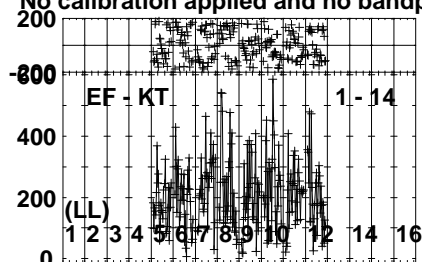
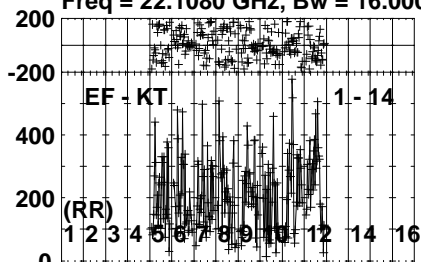
Lower frame: Milli Ampl Jy Top frame: Phas deg
Vector averaged cross-power spectrum Several baselines displayed
Timerange: 00/13:23:11 to 00/13:24:19

Plot file version1131 created 04-APR-2022 10:37:45

LSI61303 EM132A.UVDATA.1

Freq = 22.1080 GHz, Bw = 16.000 MH

No calibration applied and no bandpass applied



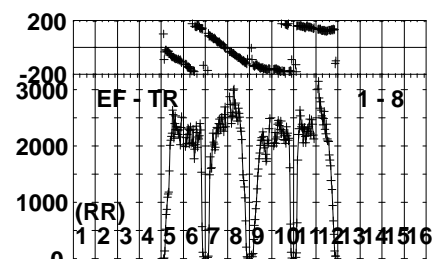
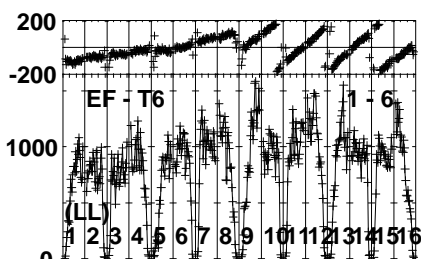
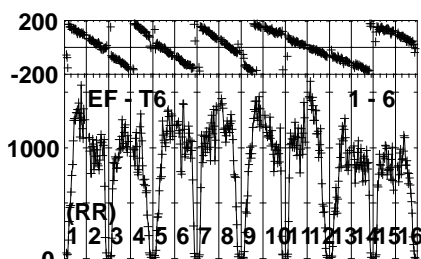
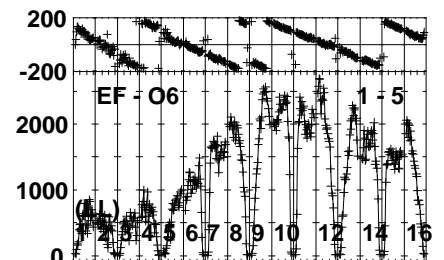
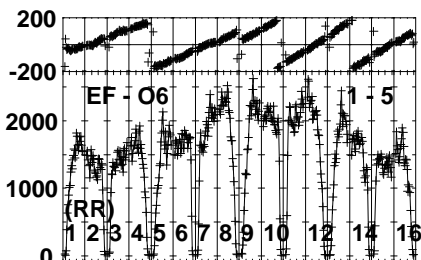
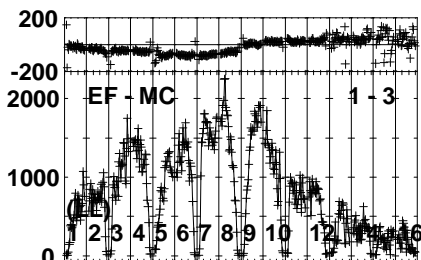
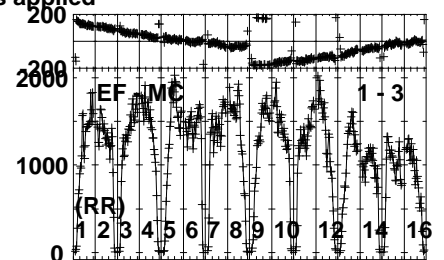
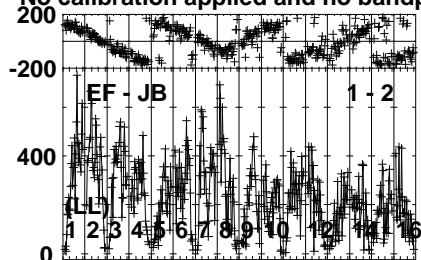
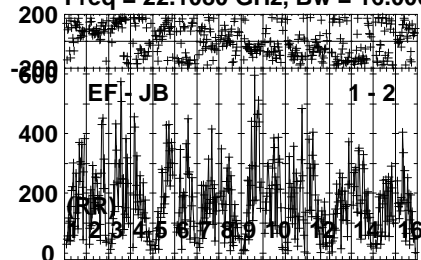
Lower frame: Micro Ampl Jy Top frame: Phas deg
Vector averaged cross-power spectrum Several baselines displayed
Timerange: 00/13:23:11 to 00/13:24:19

Plot file version1132 created 04-APR-2022 10:37:45

J0244+6228 EM132A.UVDATA.1

Freq = 22.1080 GHz, Bw = 16.000 MH

No calibration applied and no bandpass applied



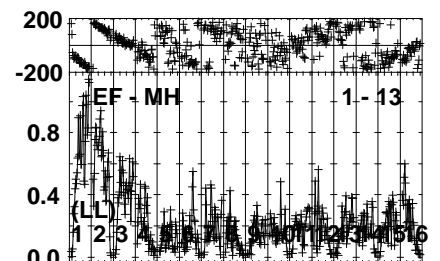
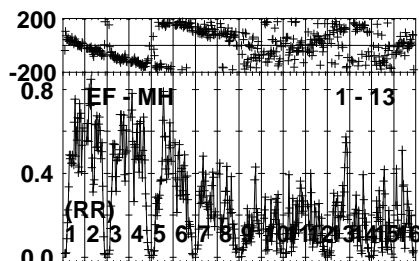
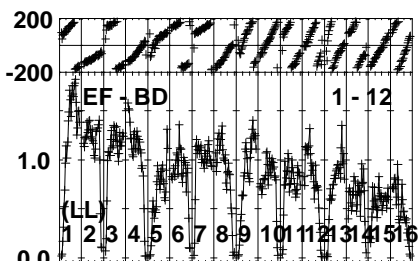
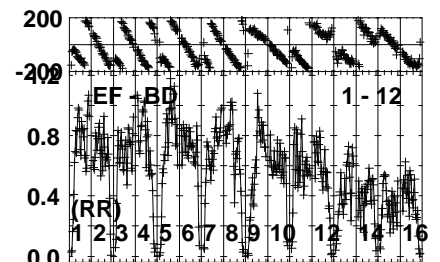
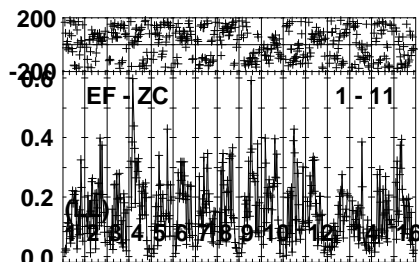
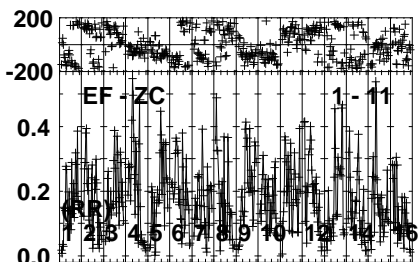
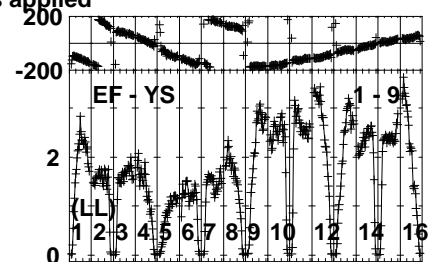
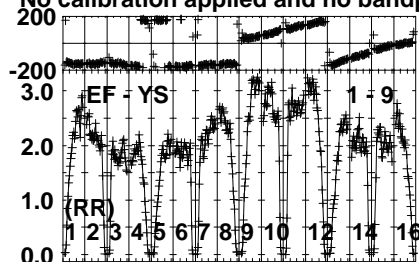
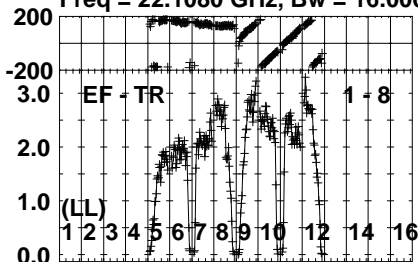
Lower frame: Micro Ampl Jy Top frame: Phas deg
Vector averaged cross-power spectrum Several baselines displayed
Timerange: 00/13:25:01 to 00/13:25:59

Plot file version1133 created 04-APR-2022 10:37:45

J0244+6228 EM132A.UVDATA.1

Freq = 22.1080 GHz, Bw = 16.000 MH

No calibration applied and no bandpass applied



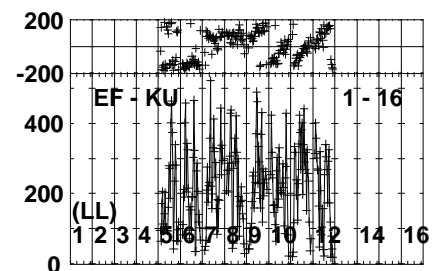
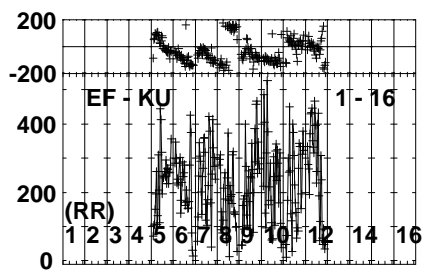
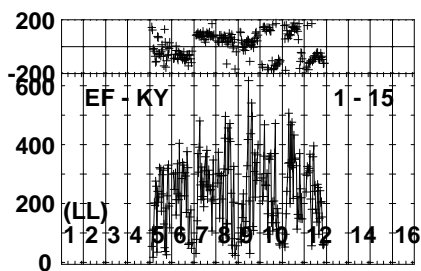
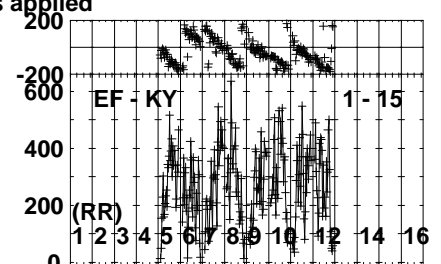
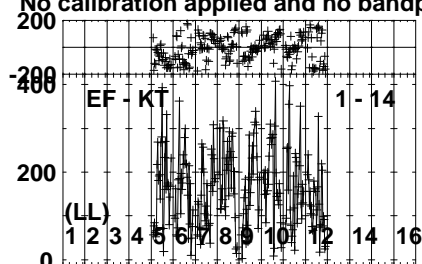
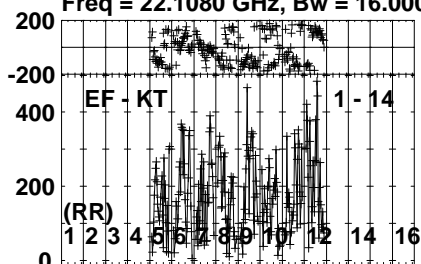
Lower frame: Milli Ampl Jy Top frame: Phas deg
 Vector averaged cross-power spectrum Several baselines displayed
 Timerange: 00/13:25:01 to 00/13:25:59

Plot file version1134 created 04-APR-2022 10:37:46

J0244+6228 EM132A.UVDATA.1

Freq = 22.1080 GHz, Bw = 16.000 MH

No calibration applied and no bandpass applied



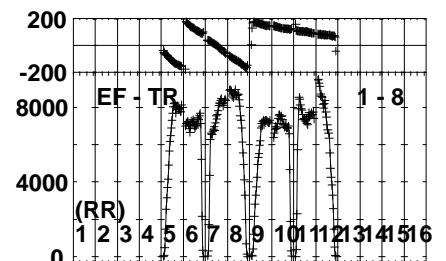
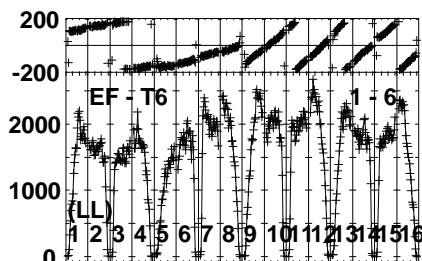
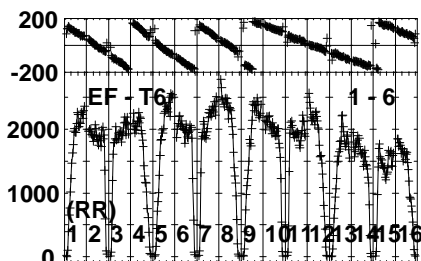
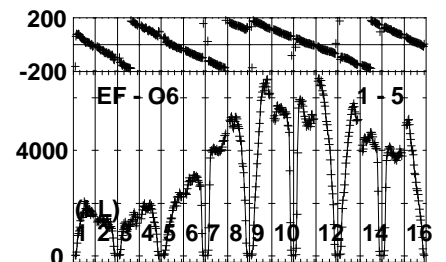
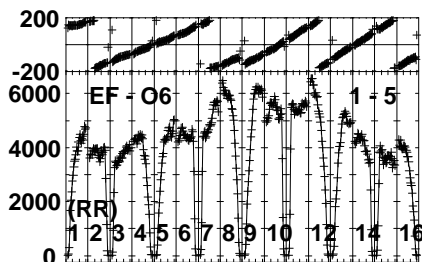
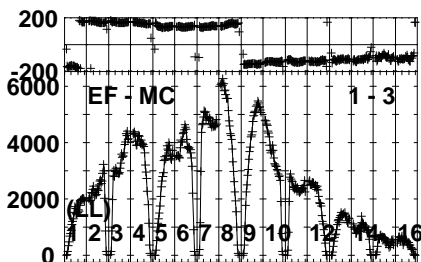
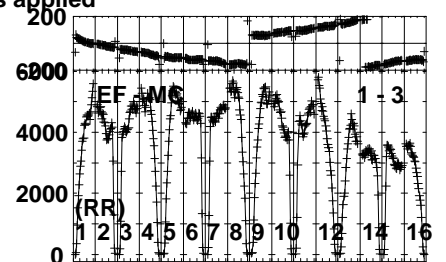
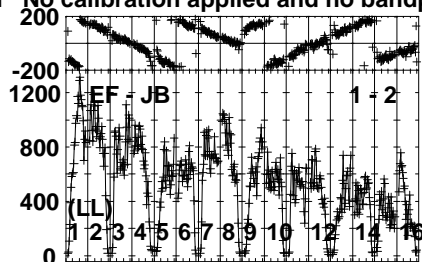
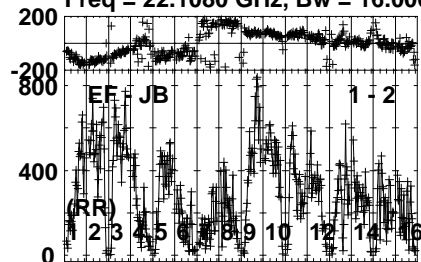
Lower frame: Micro Ampl Jy Top frame: Phas deg
Vector averaged cross-power spectrum Several baselines displayed
Timerange: 00/13:25:01 to 00/13:25:59

Plot file version1135 created 04-APR-2022 10:37:46

J0102+5824 EM132A.UVDATA.1

Freq = 22.1080 GHz, Bw = 16.000 MH

No calibration applied and no bandpass applied



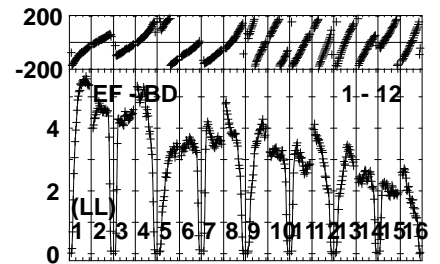
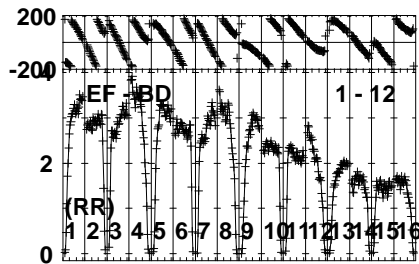
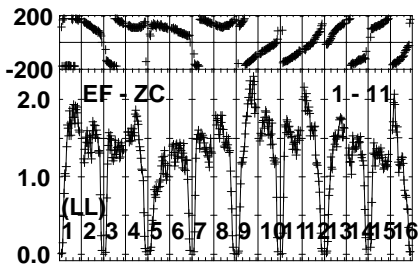
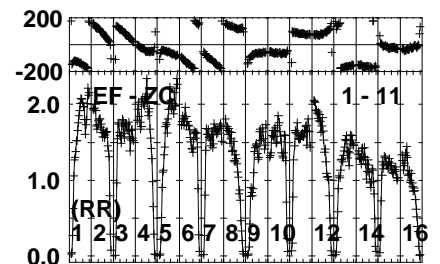
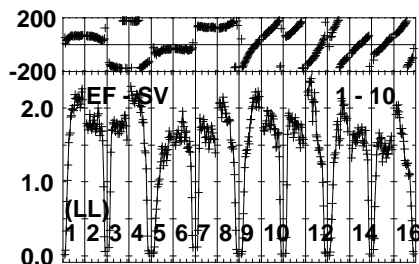
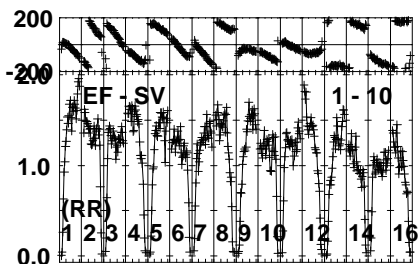
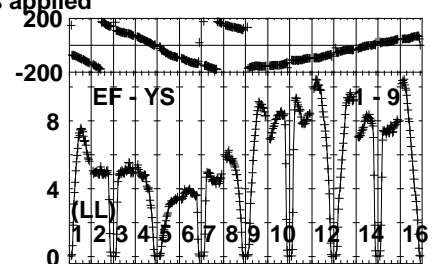
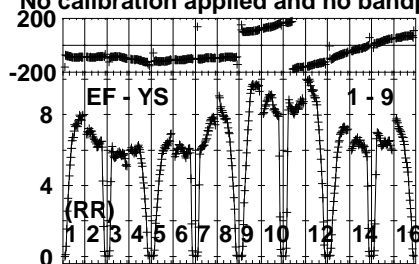
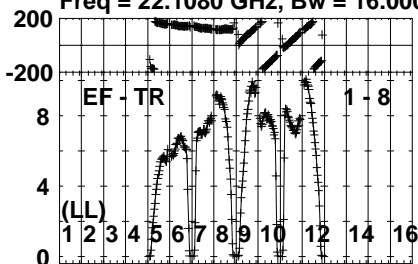
Lower frame: Micro Ampl Jy Top frame: Phas deg
Vector averaged cross-power spectrum Several baselines displayed
Timerange: 00/13:26:01 to 00/13:29:59

Plot file version1136 created 04-APR-2022 10:37:46

J0102+5824 EM132A.UVDATA.1

Freq = 22.1080 GHz, Bw = 16.000 MH

No calibration applied and no bandpass applied



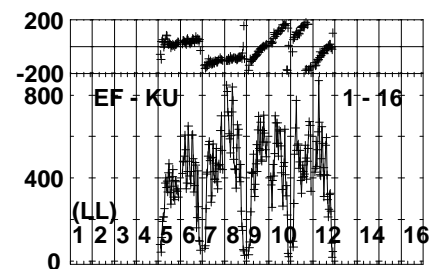
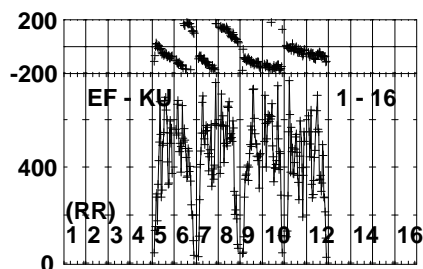
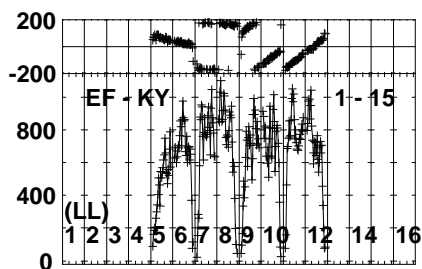
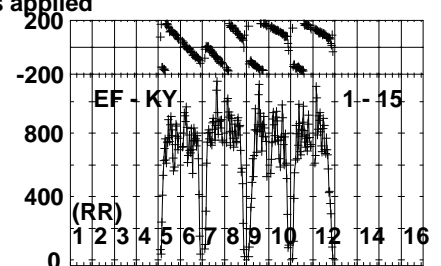
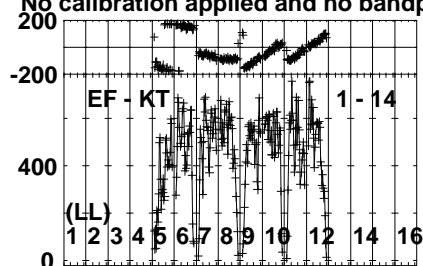
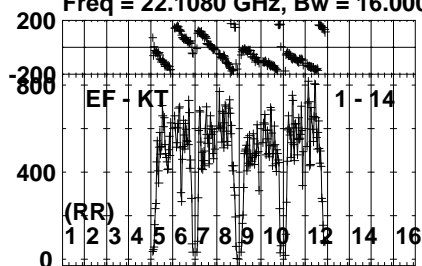
Lower frame: Milli Ampl Jy Top frame: Phas deg
Vector averaged cross-power spectrum Several baselines displayed
Timerange: 00/13:26:01 to 00/13:29:59

Plot file version1137 created 04-APR-2022 10:37:46

J0102+5824 EM132A.UVDATA.1

Freq = 22.1080 GHz, Bw = 16.000 MH

No calibration applied and no bandpass applied



Lower frame: Micro Ampl Jy Top frame: Phas deg
Vector averaged cross-power spectrum Several baselines displayed
Timerange: 00/13:26:01 to 00/13:29:59