
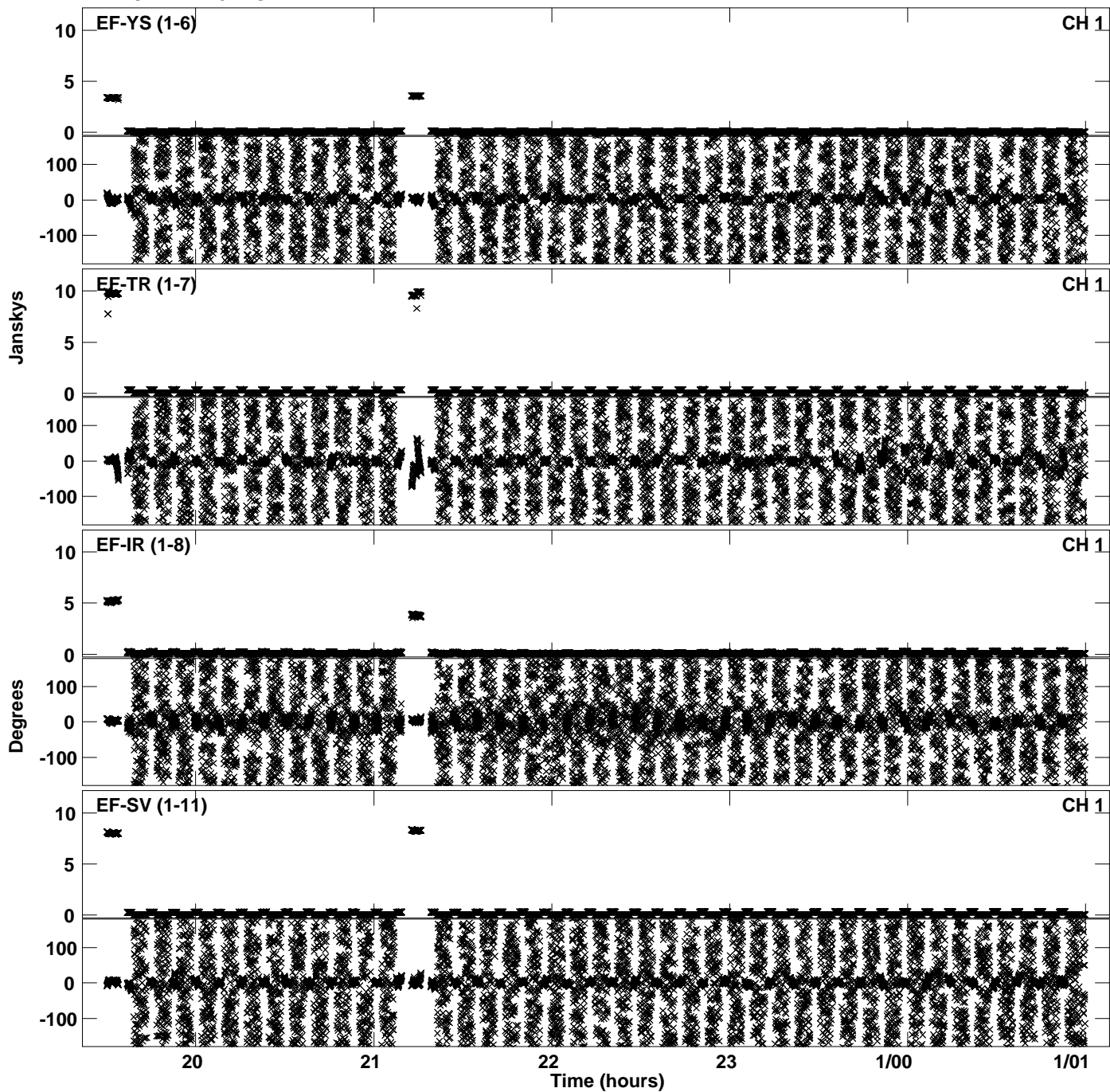


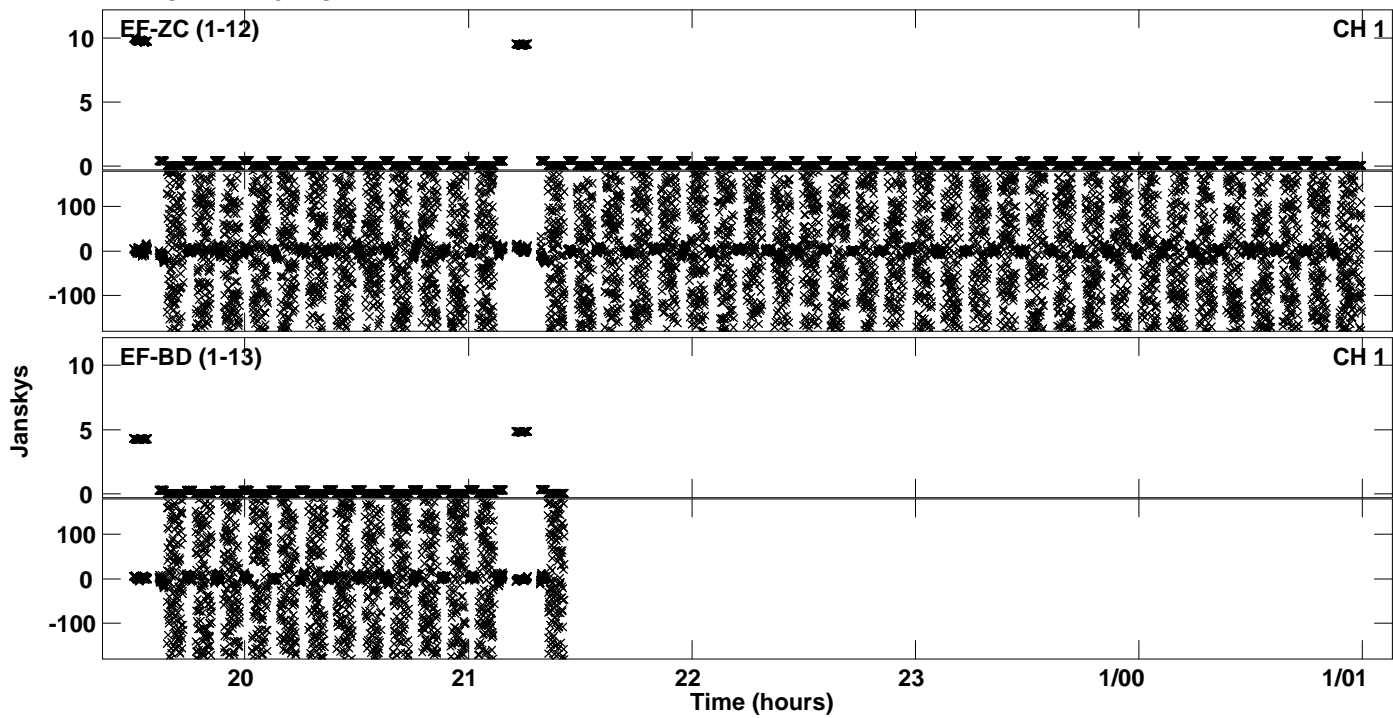
Plot file version 1 created 29-APR-2020 18:39:12
Amplitude andPhase vs Time for EM141A.UVDATA.1 Vect aver. CL # 3
IF 1 CHAN 1 - 32 STK LL




Plot file version 2 created 29-APR-2020 18:39:12
Amplitude andPhase vs Time for EM141A.UVDATA.1 Vect aver. CL # 3
IF 1 CHAN 1 - 32 STK LL




Plot file version 3 created 29-APR-2020 18:39:12
Amplitude andPhase vs Time for EM141A.UVDATA.1 Vect aver. CL # 3
IF 1 CHAN 1 - 32 STK LL



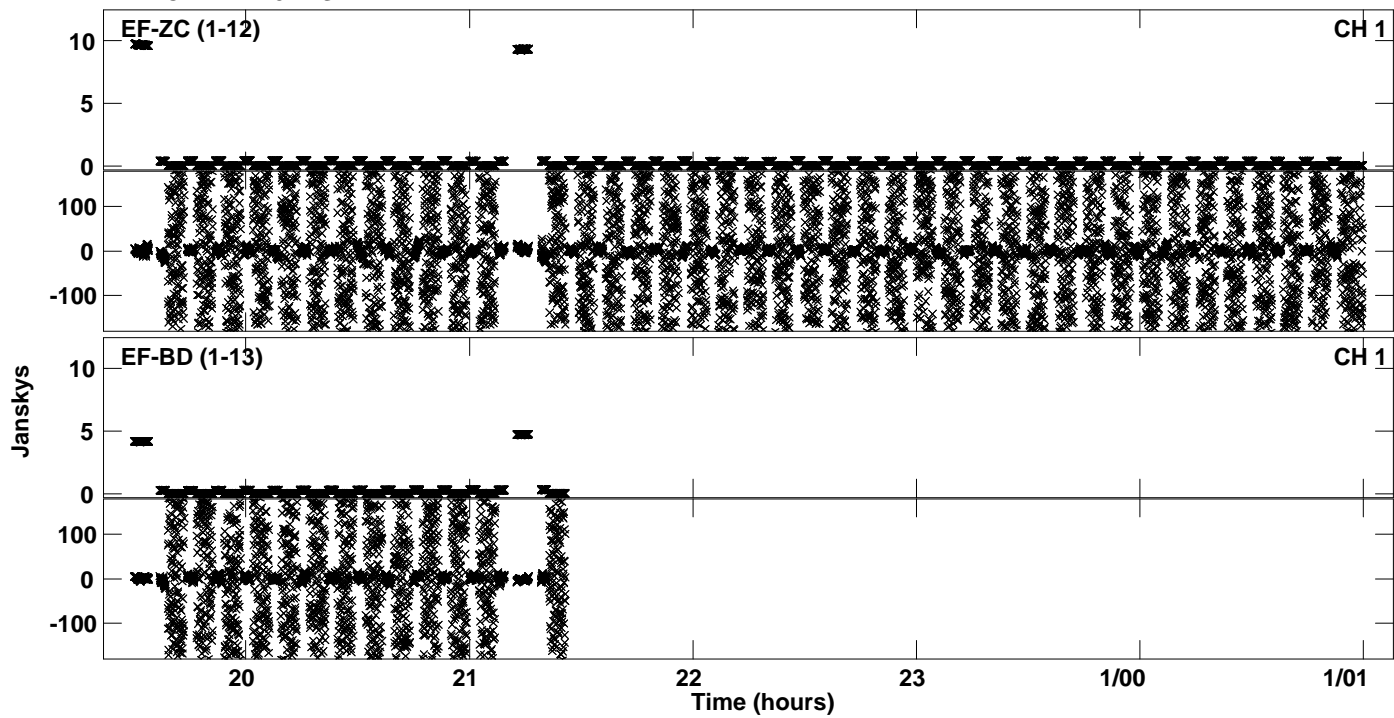
PLot file version 4 created 29-APR-2020 18:39:17
Amplitude andPhase vs Time for EM141A.UVDATA.1 Vect aver. CL # 3
IF 2 CHAN 1 - 32 STK LL




PLot file version 5 created 29-APR-2020 18:39:17
Amplitude andPhase vs Time for EM141A.UVDATA.1 Vect aver. CL # 3
IF 2 CHAN 1 - 32 STK LL




Plot file version 6 created 29-APR-2020 18:39:18
Amplitude andPhase vs Time for EM141A.UVDATA.1 Vect aver. CL # 3
IF 2 CHAN 1 - 32 STK LL



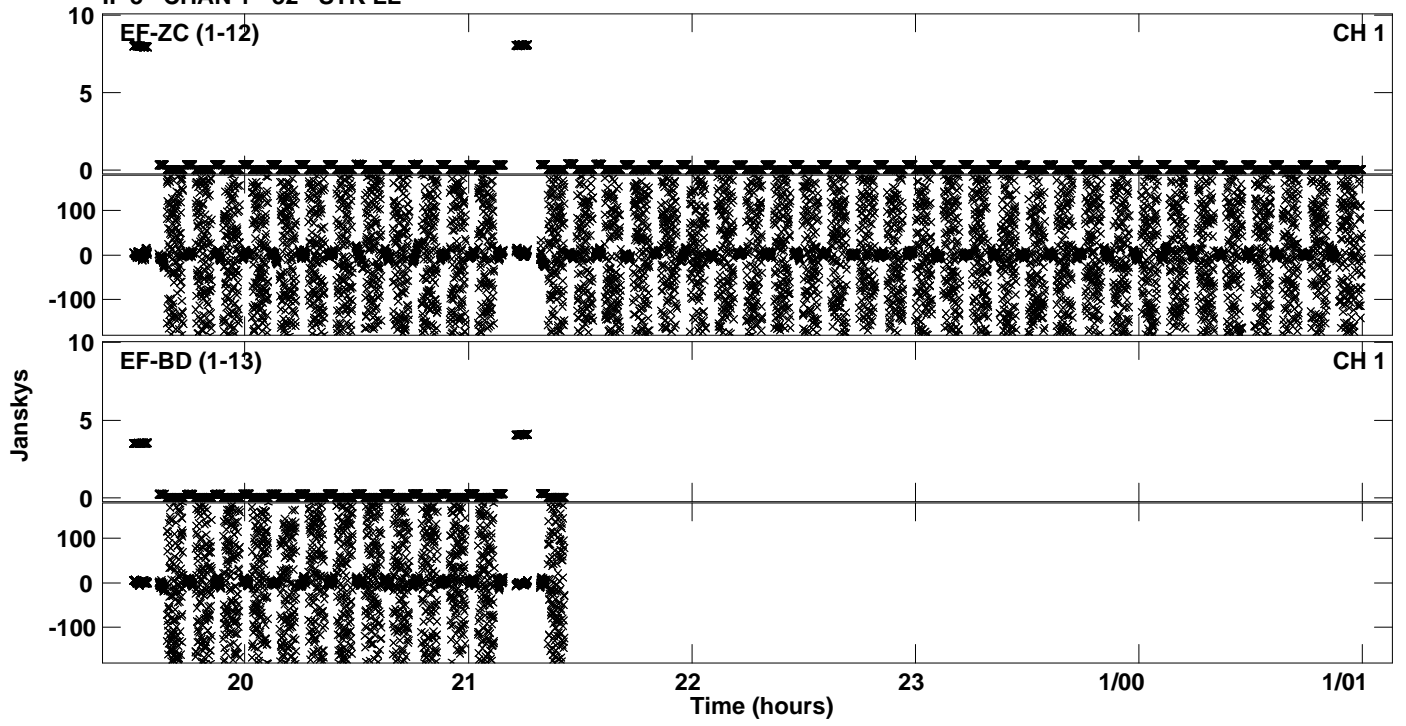
Plot file version 7 created 29-APR-2020 18:39:23
Amplitude andPhase vs Time for EM141A.UVDATA.1 Vect aver. CL # 3
IF 3 CHAN 1 - 32 STK LL




Plot file version 8 created 29-APR-2020 18:39:23
Amplitude andPhase vs Time for EM141A.UVDATA.1 Vect aver. CL # 3
IF 3 CHAN 1 - 32 STK LL




Plot file version 9 created 29-APR-2020 18:39:23
Amplitude andPhase vs Time for EM141A.UVDATA.1 Vect aver. CL # 3
IF 3 CHAN 1 - 32 STK LL



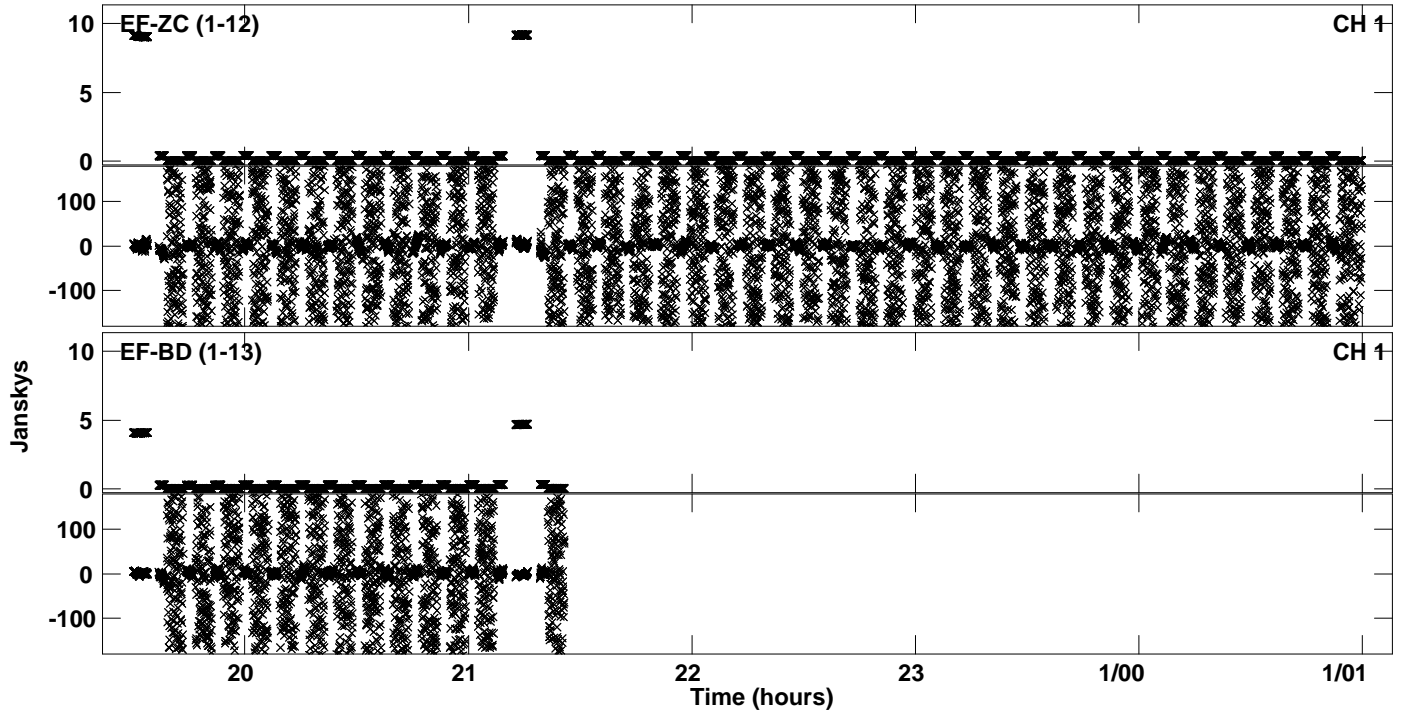
Plot file version 10 created 29-APR-2020 18:39:29
Amplitude andPhase vs Time for EM141A.UVDATA.1 Vect aver. CL # 3
IF 4 CHAN 1 - 32 STK LL




Plot file version 11 created 29-APR-2020 18:39:29
Amplitude andPhase vs Time for EM141A.UVDATA.1 Vect aver. CL # 3
IF 4 CHAN 1 - 32 STK LL




Plot file version 12 created 29-APR-2020 18:39:29
Amplitude andPhase vs Time for EM141A.UVDATA.1 Vect aver. CL # 3
IF 4 CHAN 1 - 32 STK LL



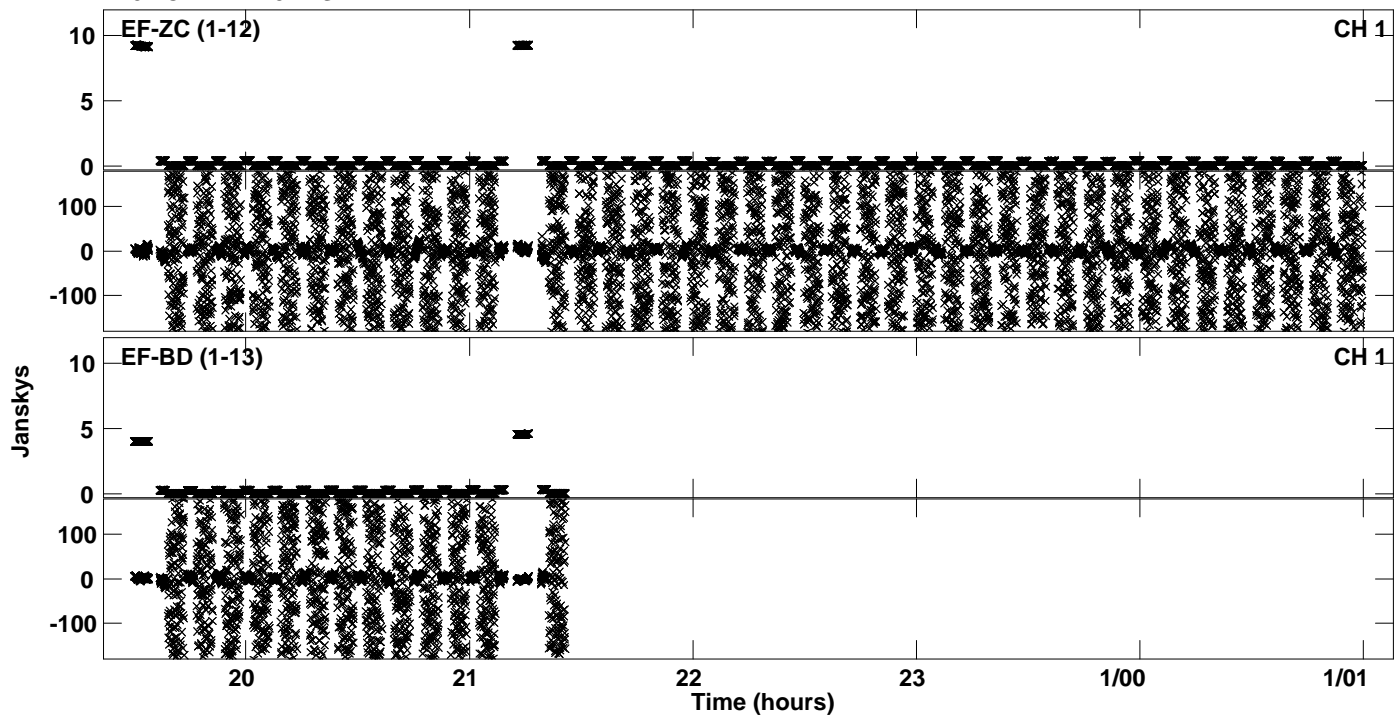
Plot file version 13 created 29-APR-2020 18:39:34
Amplitude andPhase vs Time for EM141A.UVDATA.1 Vect aver. CL # 3
IF 5 CHAN 1 - 32 STK LL




Plot file version 14 created 29-APR-2020 18:39:34
Amplitude andPhase vs Time for EM141A.UVDATA.1 Vect aver. CL # 3
IF 5 CHAN 1 - 32 STK LL




Plot file version 15 created 29-APR-2020 18:39:34
Amplitude andPhase vs Time for EM141A.UVDATA.1 Vect aver. CL # 3
IF 5 CHAN 1 - 32 STK LL



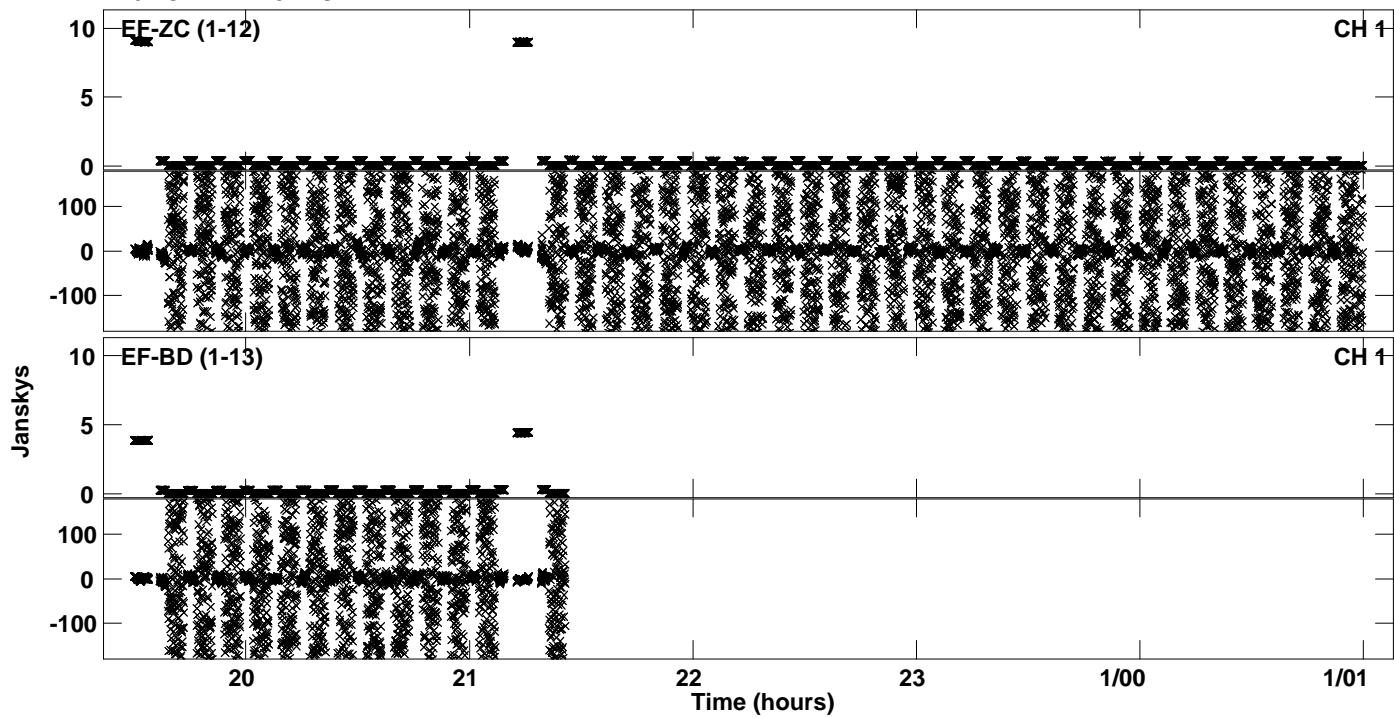
Plot file version 16 created 29-APR-2020 18:39:40
Amplitude andPhase vs Time for EM141A.UVDATA.1 Vect aver. CL # 3
IF 6 CHAN 1 - 32 STK LL



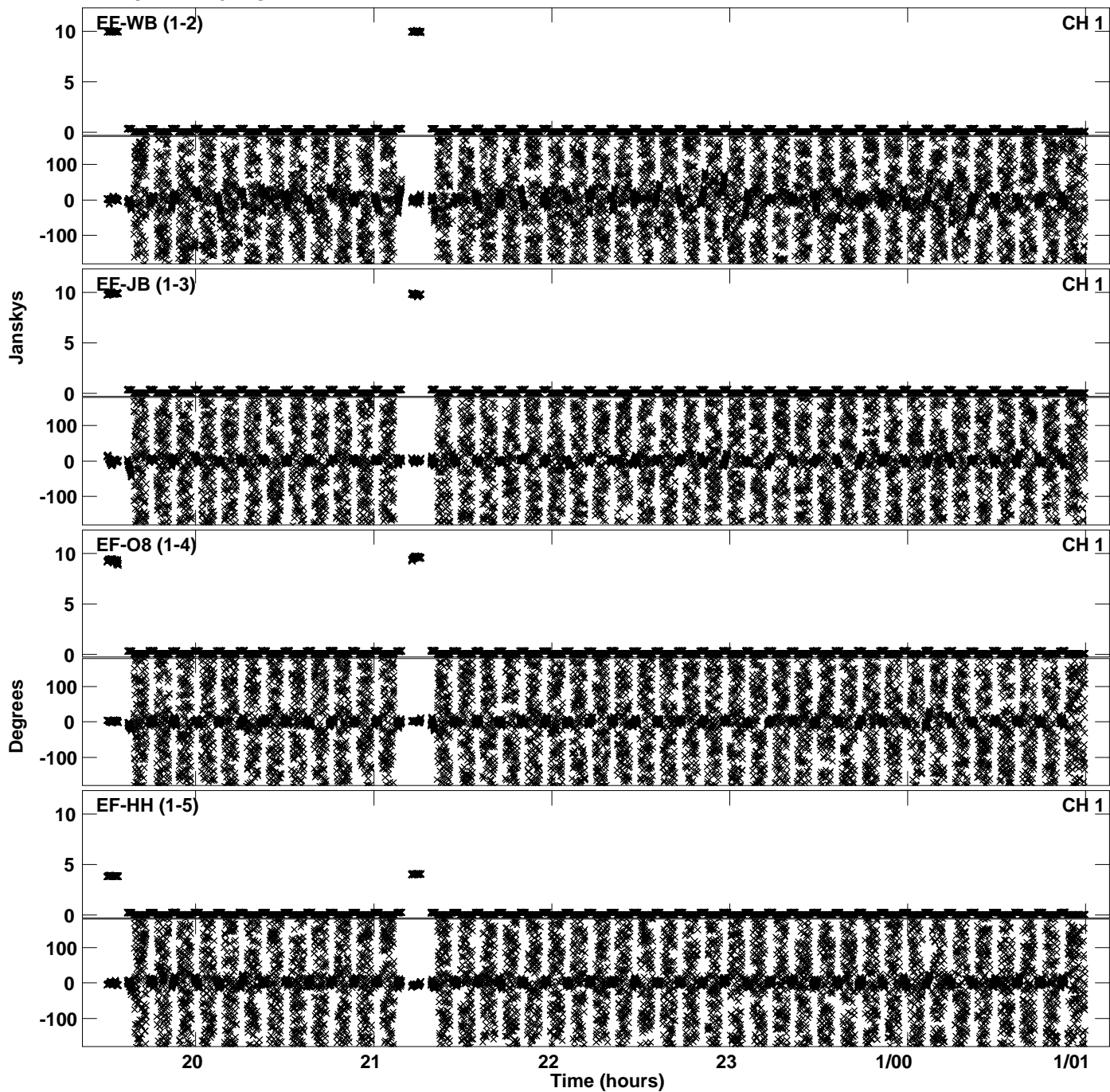
Plot file version 17 created 29-APR-2020 18:39:40
Amplitude andPhase vs Time for EM141A.UVDATA.1 Vect aver. CL # 3
IF 6 CHAN 1 - 32 STK LL




Plot file version 18 created 29-APR-2020 18:39:40
Amplitude andPhase vs Time for EM141A.UVDATA.1 Vect aver. CL # 3
IF 6 CHAN 1 - 32 STK LL



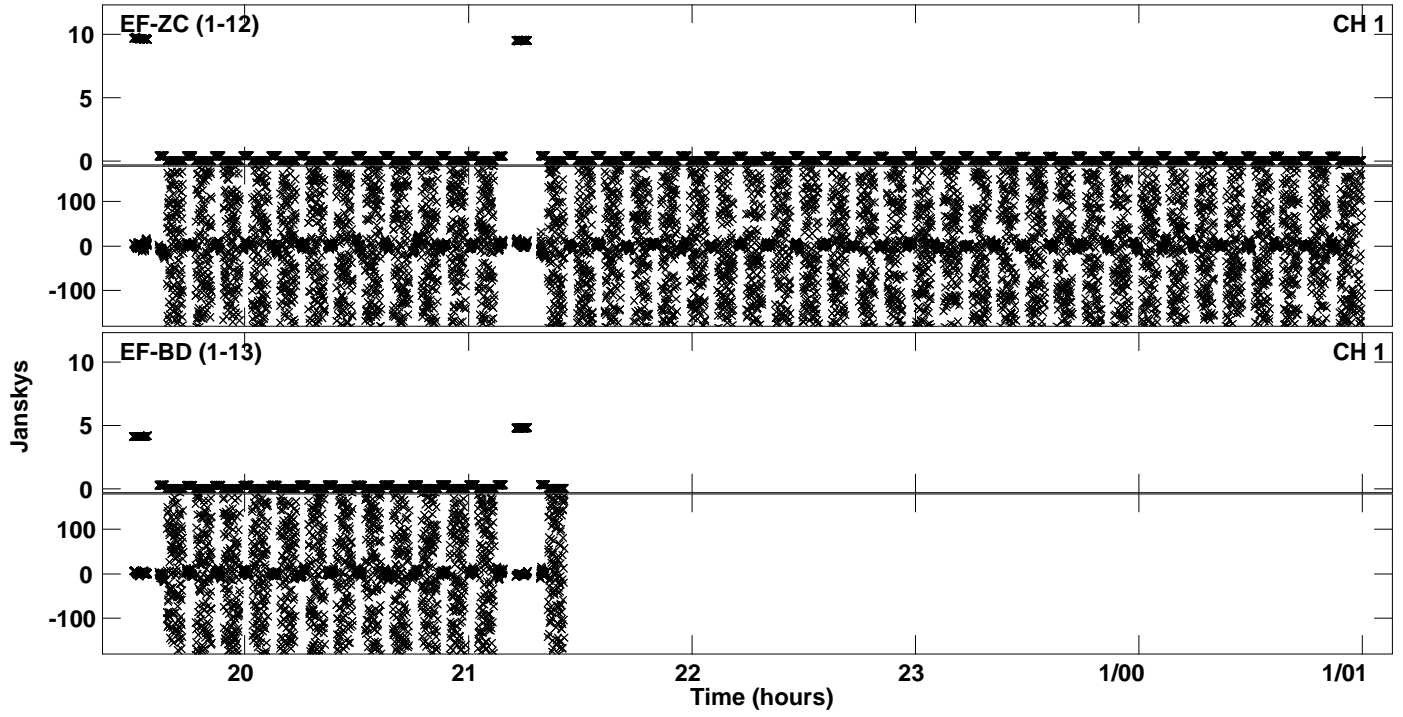
Plot file version 19 created 29-APR-2020 18:39:46
Amplitude and Phase vs Time for EM141A.UVDATA.1 Vect aver. CL # 3
IF 7 CHAN 1 - 32 STK LL




Plot file version 20 created 29-APR-2020 18:39:46
Amplitude andPhase vs Time for EM141A.UVDATA.1 Vect aver. CL # 3
IF 7 CHAN 1 - 32 STK LL




Plot file version 21 created 29-APR-2020 18:39:46
Amplitude andPhase vs Time for EM141A.UVDATA.1 Vect aver. CL # 3
IF 7 CHAN 1 - 32 STK LL



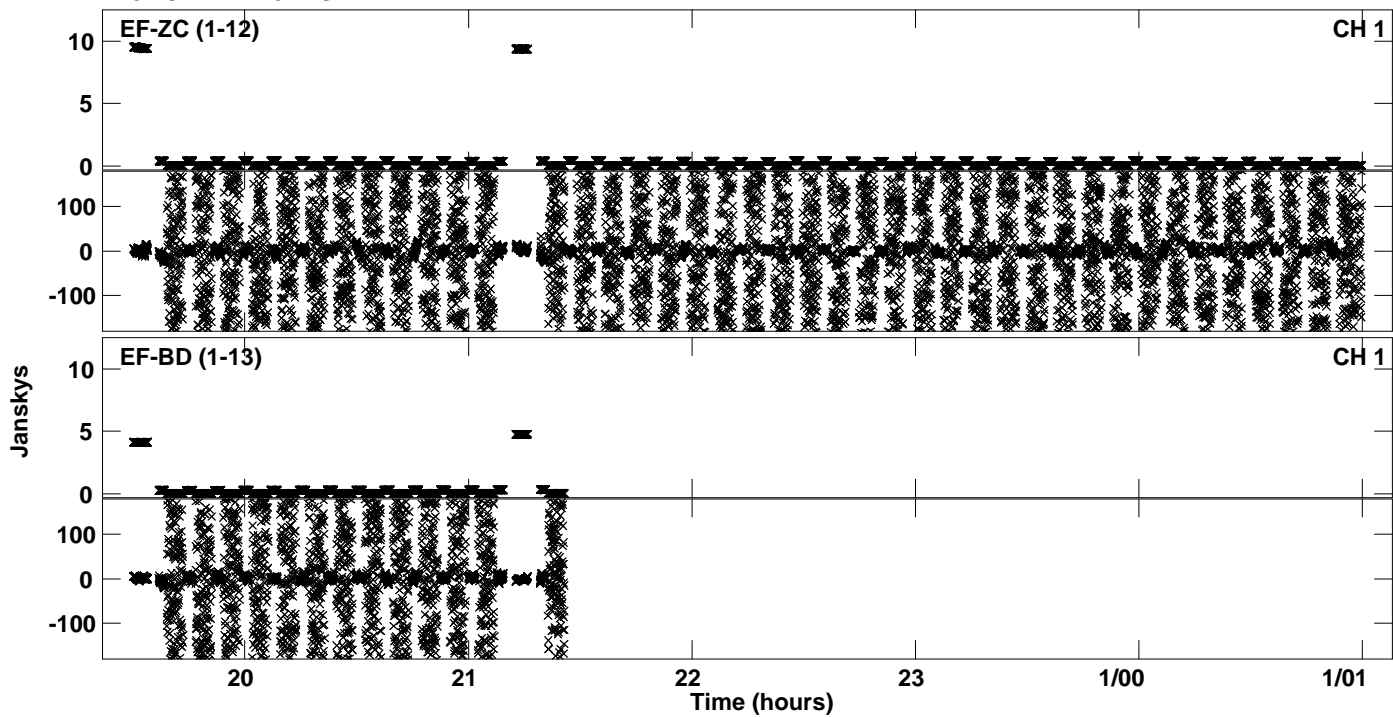
Plot file version 22 created 29-APR-2020 18:39:51
Amplitude andPhase vs Time for EM141A.UVDATA.1 Vect aver. CL # 3
IF 8 CHAN 1 - 32 STK LL




Plot file version 23 created 29-APR-2020 18:39:51
Amplitude andPhase vs Time for EM141A.UVDATA.1 Vect aver. CL # 3
IF 8 CHAN 1 - 32 STK LL




Plot file version 24 created 29-APR-2020 18:39:51
Amplitude andPhase vs Time for EM141A.UVDATA.1 Vect aver. CL # 3
IF 8 CHAN 1 - 32 STK LL



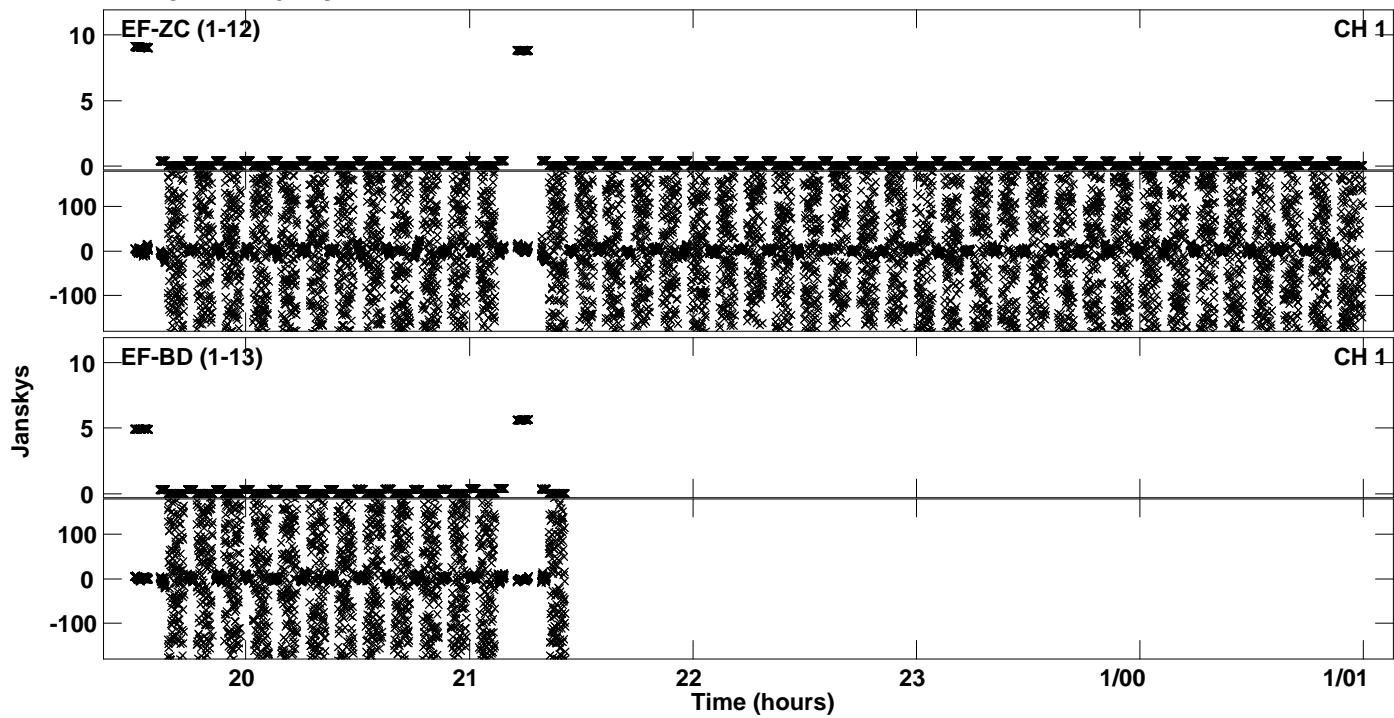
Plot file version 25 created 29-APR-2020 18:39:57
Amplitude andPhase vs Time for EM141A.UVDATA.1 Vect aver. CL # 3
IF 1 CHAN 1 - 32 STK RR




Plot file version 26 created 29-APR-2020 18:39:57
Amplitude andPhase vs Time for EM141A.UVDATA.1 Vect aver. CL # 3
IF 1 CHAN 1 - 32 STK RR




Plot file version 27 created 29-APR-2020 18:39:57
Amplitude andPhase vs Time for EM141A.UVDATA.1 Vect aver. CL # 3
IF 1 CHAN 1 - 32 STK RR



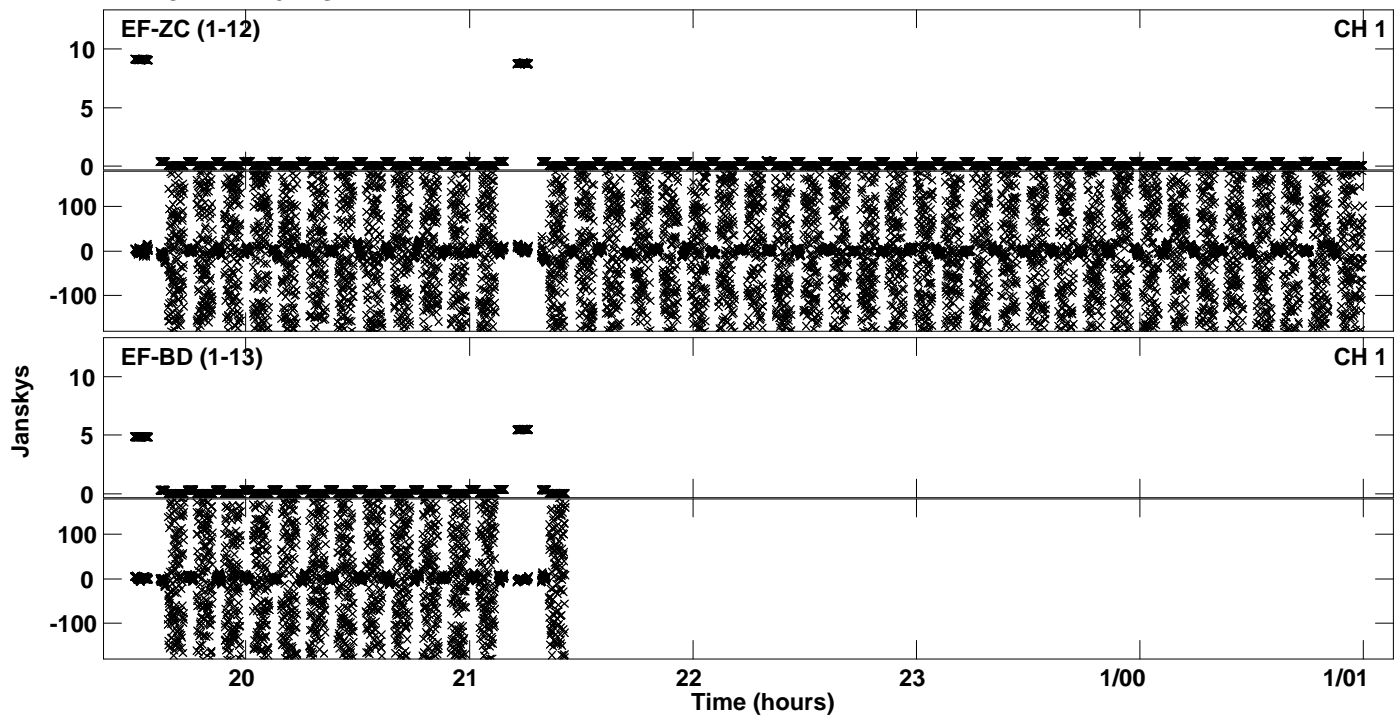
Plot file version 28 created 29-APR-2020 18:40:02
Amplitude andPhase vs Time for EM141A.UVDATA.1 Vect aver. CL # 3
IF 2 CHAN 1 - 32 STK RR




Plot file version 29 created 29-APR-2020 18:40:02
Amplitude andPhase vs Time for EM141A.UVDATA.1 Vect aver. CL # 3
IF 2 CHAN 1 - 32 STK RR




Plot file version 30 created 29-APR-2020 18:40:02
Amplitude andPhase vs Time for EM141A.UVDATA.1 Vect aver. CL # 3
IF 2 CHAN 1 - 32 STK RR



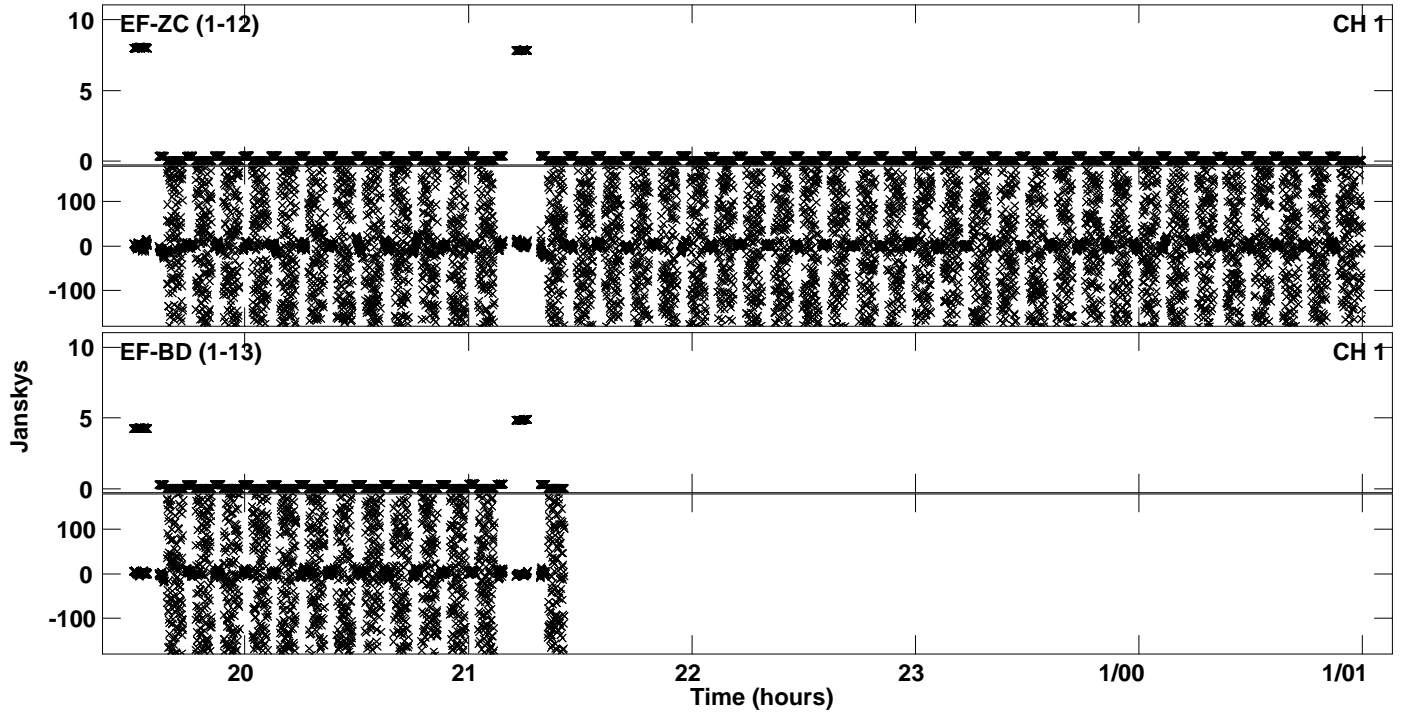
Plot file version 31 created 29-APR-2020 18:40:07
Amplitude andPhase vs Time for EM141A.UVDATA.1 Vect aver. CL # 3
IF 3 CHAN 1 - 32 STK RR




Plot file version 32 created 29-APR-2020 18:40:07
Amplitude andPhase vs Time for EM141A.UVDATA.1 Vect aver. CL # 3
IF 3 CHAN 1 - 32 STK RR




Plot file version 33 created 29-APR-2020 18:40:07
Amplitude andPhase vs Time for EM141A.UVDATA.1 Vect aver. CL # 3
IF 3 CHAN 1 - 32 STK RR



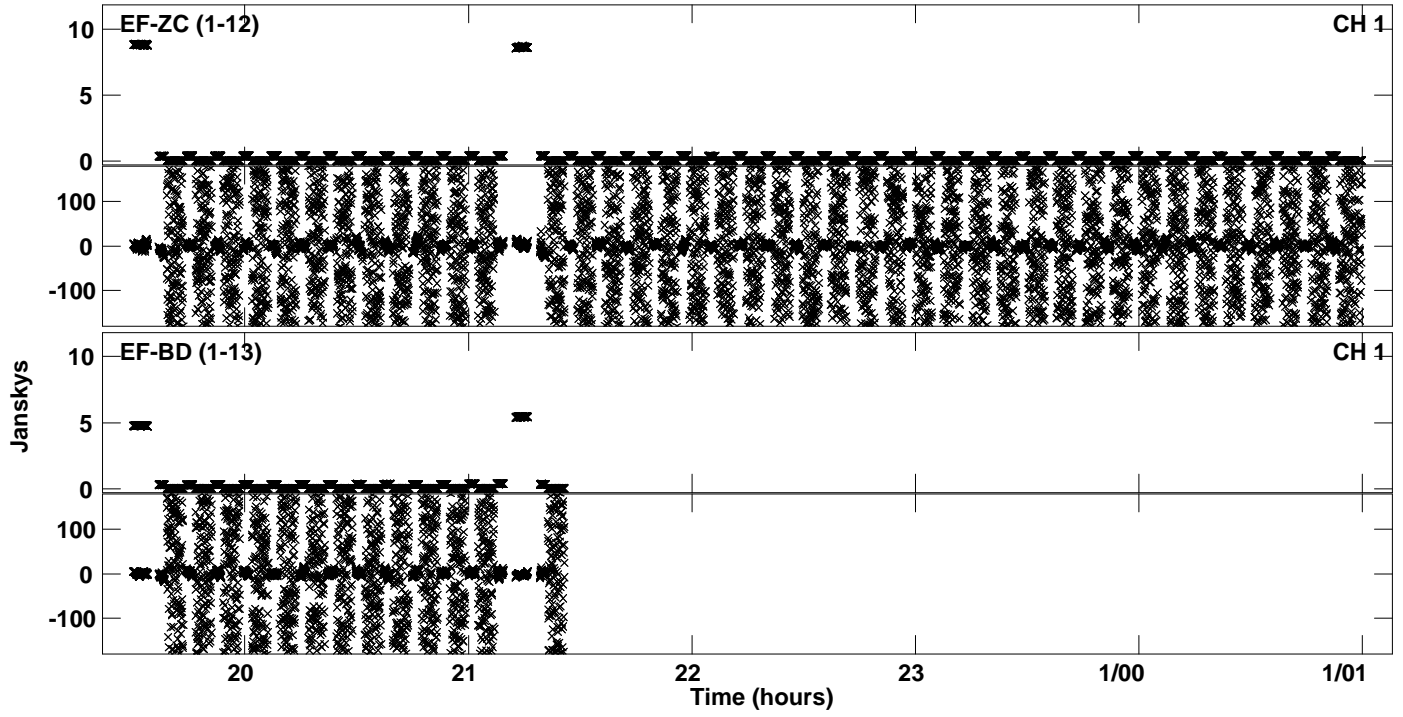
Plot file version 34 created 29-APR-2020 18:40:13
Amplitude andPhase vs Time for EM141A.UVDATA.1 Vect aver. CL # 3
IF 4 CHAN 1 - 32 STK RR



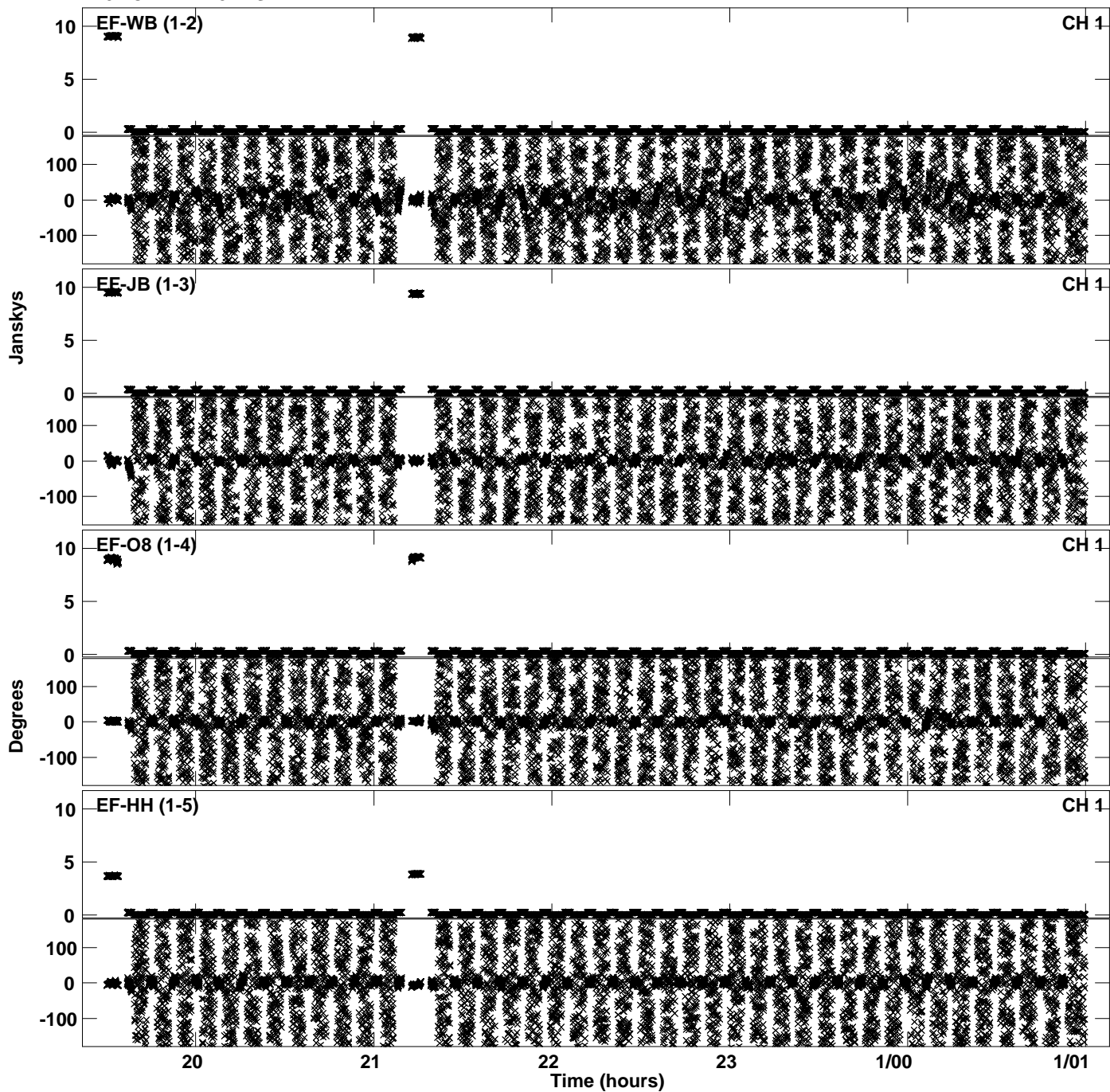
Plot file version 35 created 29-APR-2020 18:40:13
Amplitude andPhase vs Time for EM141A.UVDATA.1 Vect aver. CL # 3
IF 4 CHAN 1 - 32 STK RR




Plot file version 36 created 29-APR-2020 18:40:13
Amplitude andPhase vs Time for EM141A.UVDATA.1 Vect aver. CL # 3
IF 4 CHAN 1 - 32 STK RR



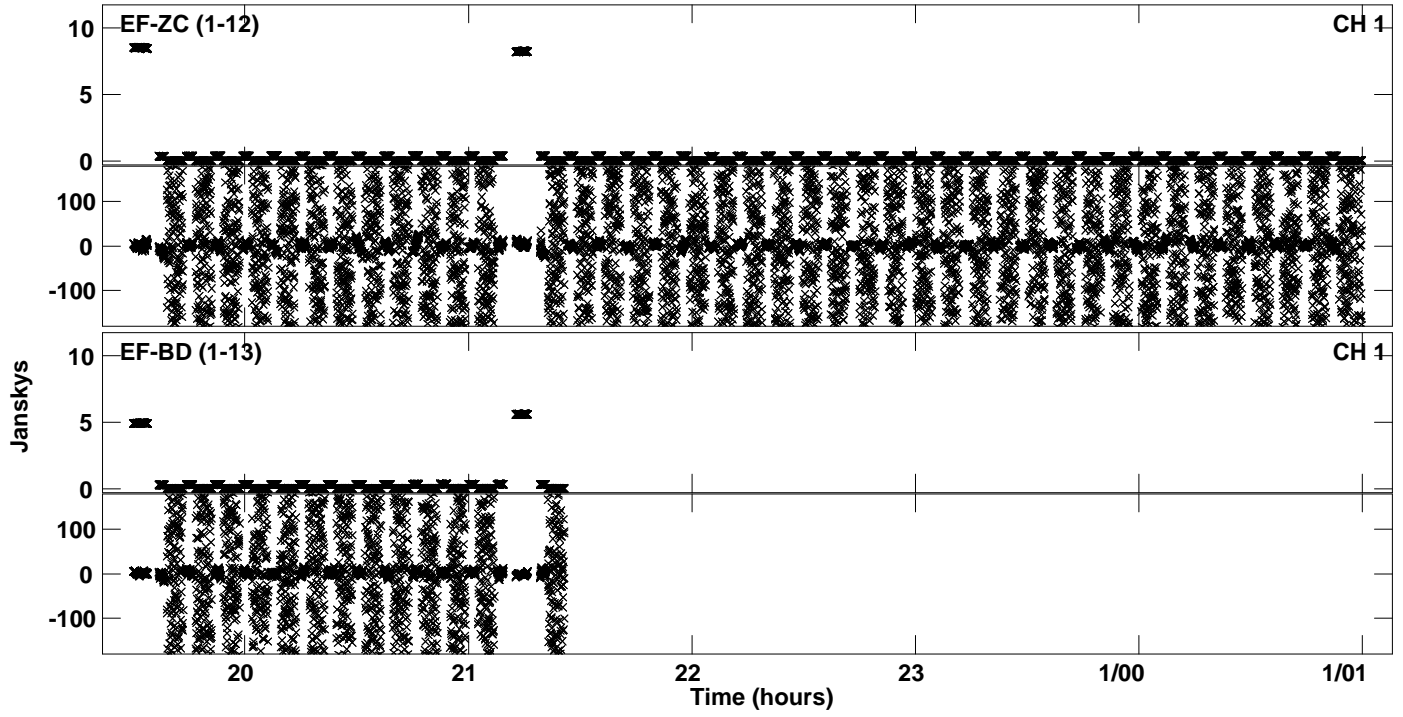
Plot file version 37 created 29-APR-2020 18:40:18
Amplitude andPhase vs Time for EM141A.UVDATA.1 Vect aver. CL # 3
IF 5 CHAN 1 - 32 STK RR



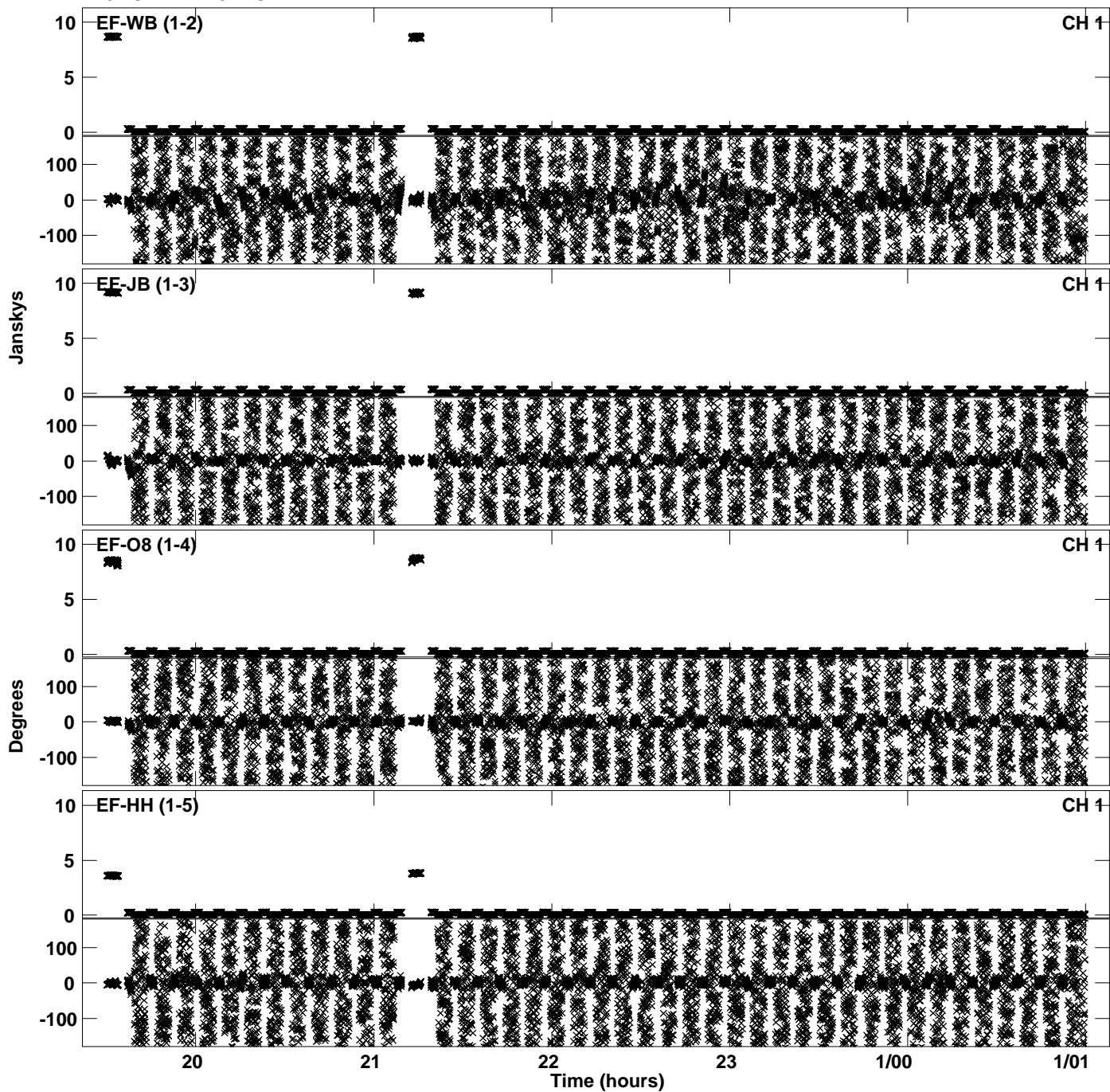
Plot file version 38 created 29-APR-2020 18:40:18
Amplitude andPhase vs Time for EM141A.UVDATA.1 Vect aver. CL # 3
IF 5 CHAN 1 - 32 STK RR



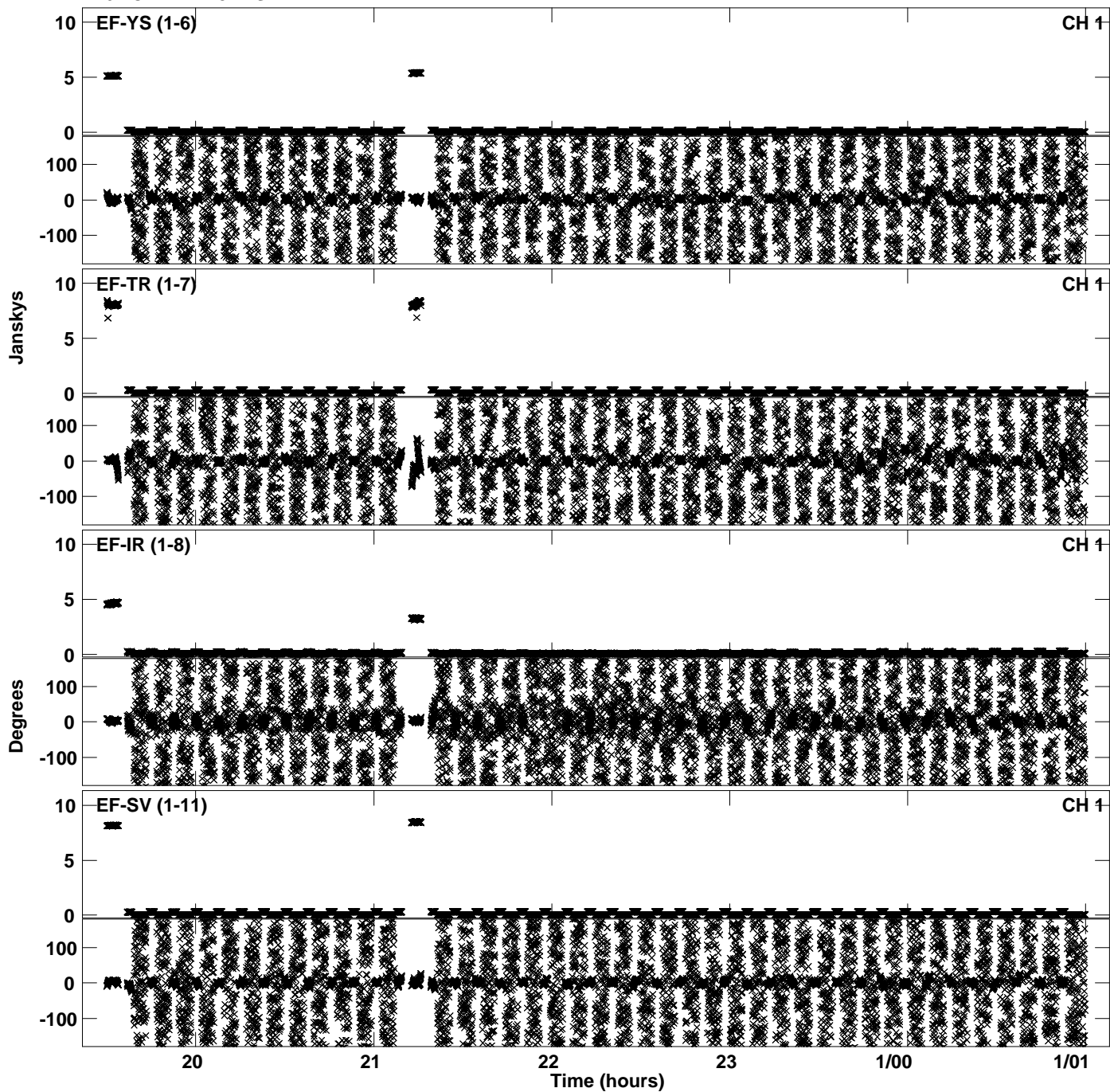
Plot file version 39 created 29-APR-2020 18:40:18
Amplitude andPhase vs Time for EM141A.UVDATA.1 Vect aver. CL # 3
IF 5 CHAN 1 - 32 STK RR



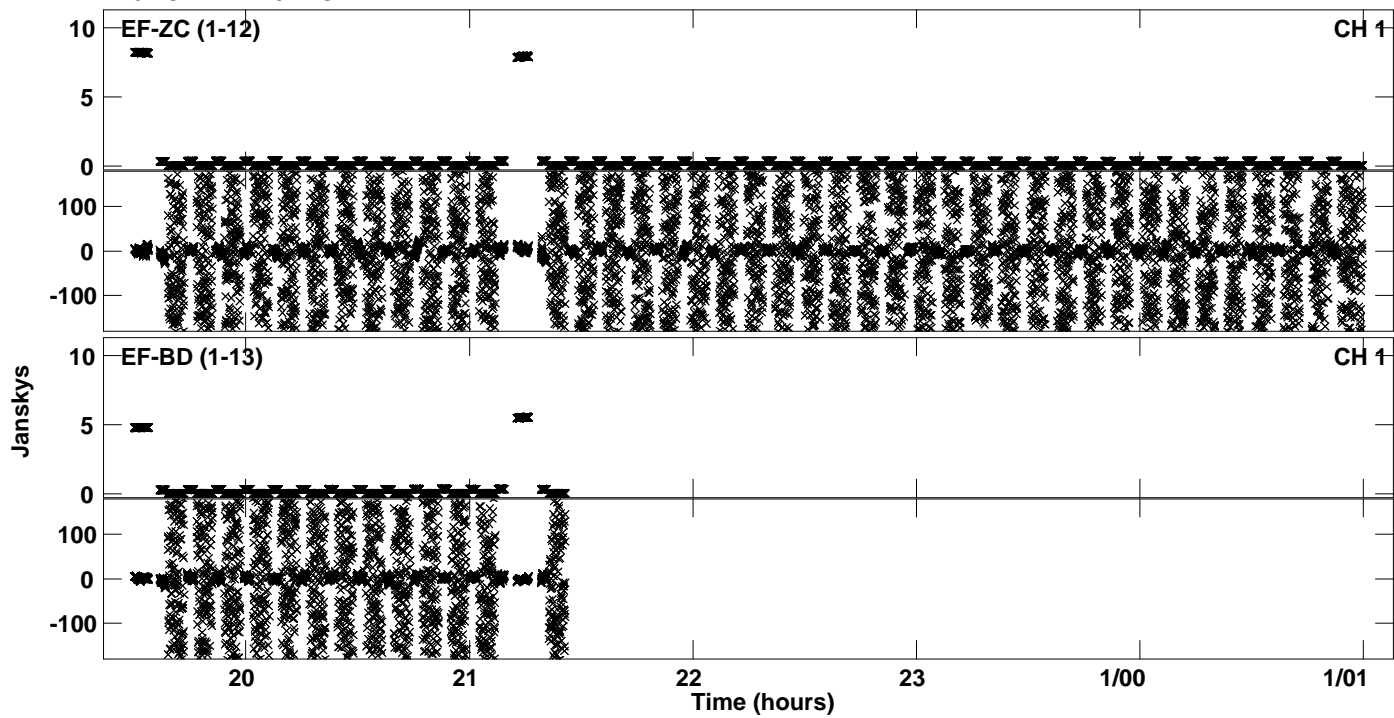
Plot file version 40 created 29-APR-2020 18:40:23
Amplitude andPhase vs Time for EM141A.UVDATA.1 Vect aver. CL # 3
IF 6 CHAN 1 - 32 STK RR



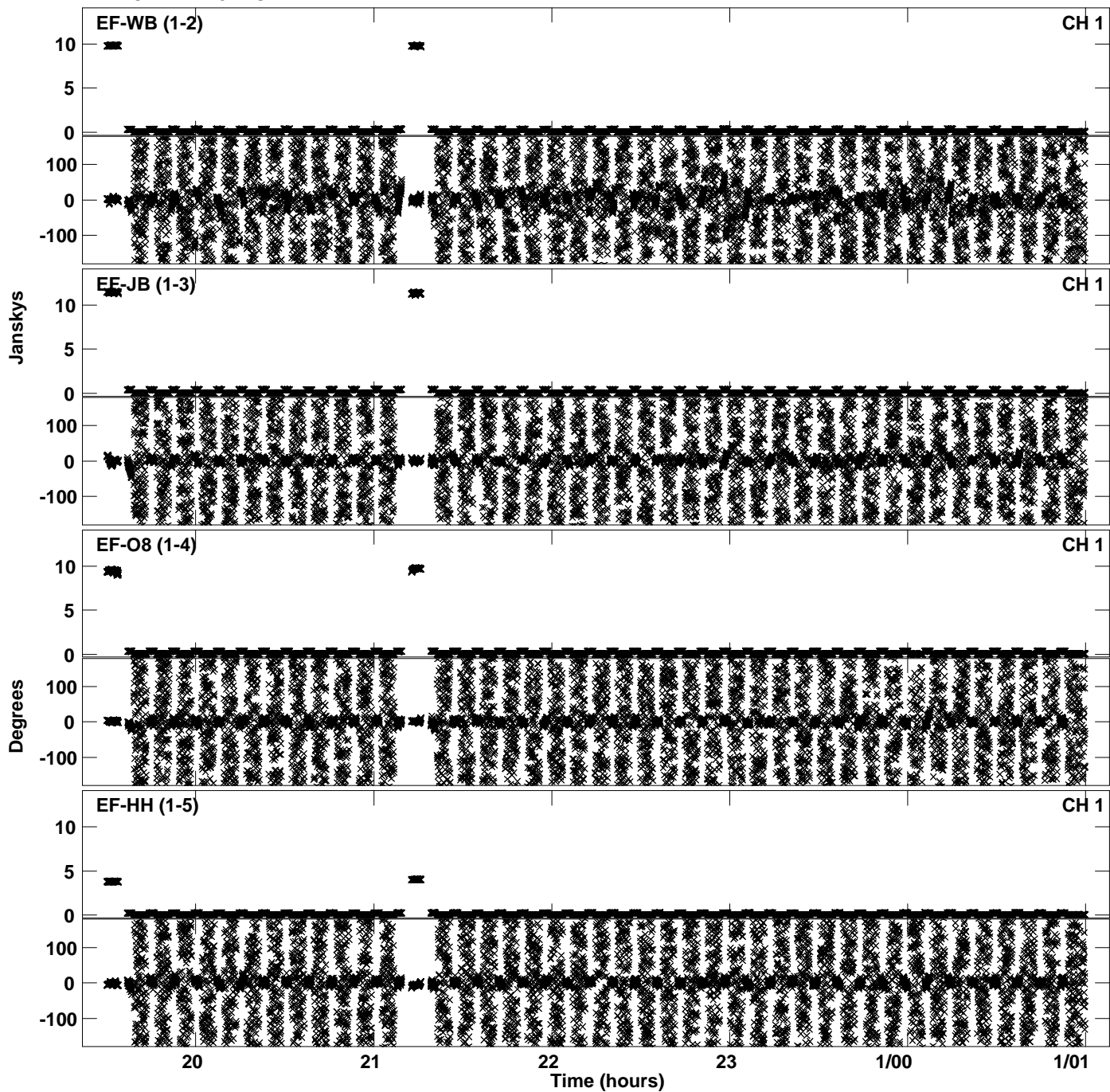
Plot file version 41 created 29-APR-2020 18:40:23
Amplitude andPhase vs Time for EM141A.UVDATA.1 Vect aver. CL # 3
IF 6 CHAN 1 - 32 STK RR




Plot file version 42 created 29-APR-2020 18:40:24
Amplitude andPhase vs Time for EM141A.UVDATA.1 Vect aver. CL # 3
IF 6 CHAN 1 - 32 STK RR



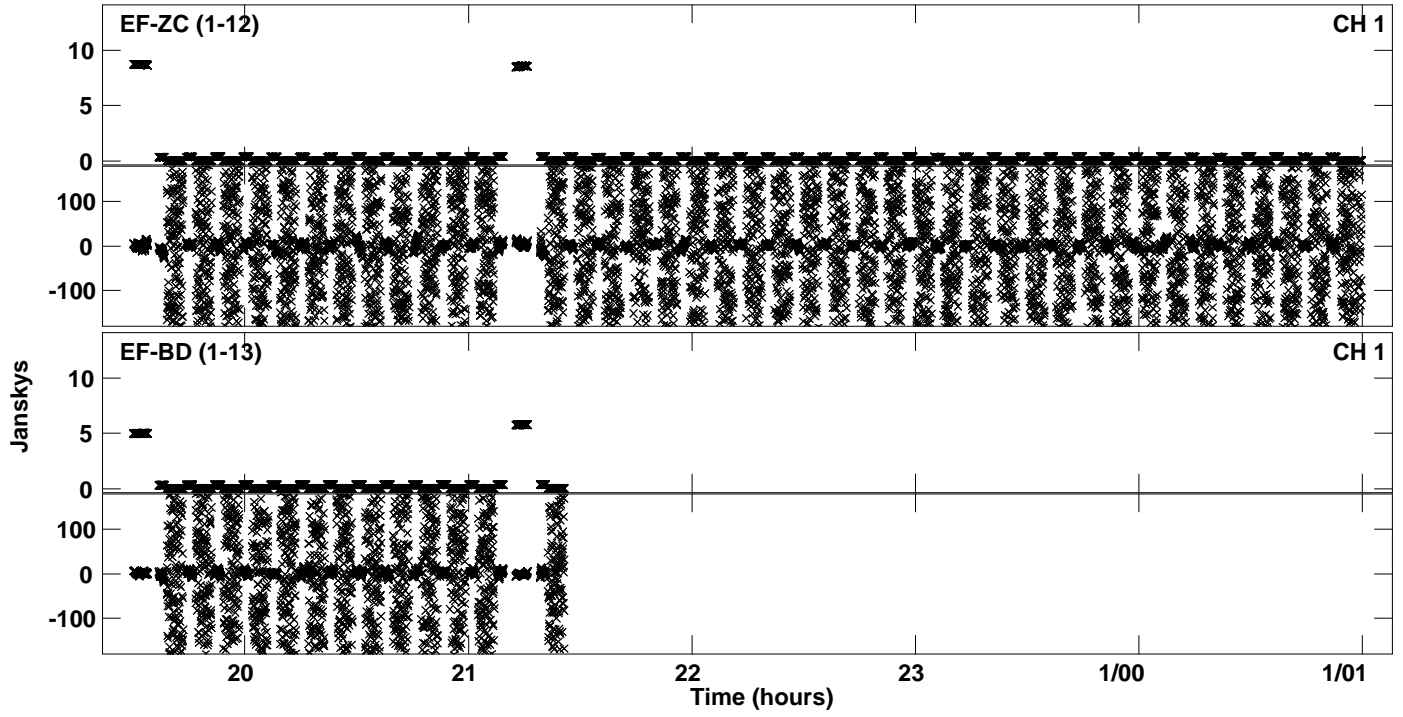
PLot file version 43 created 29-APR-2020 18:40:29
Amplitude andPhase vs Time for EM141A.UVDATA.1 Vect aver. CL # 3
IF 7 CHAN 1 - 32 STK RR



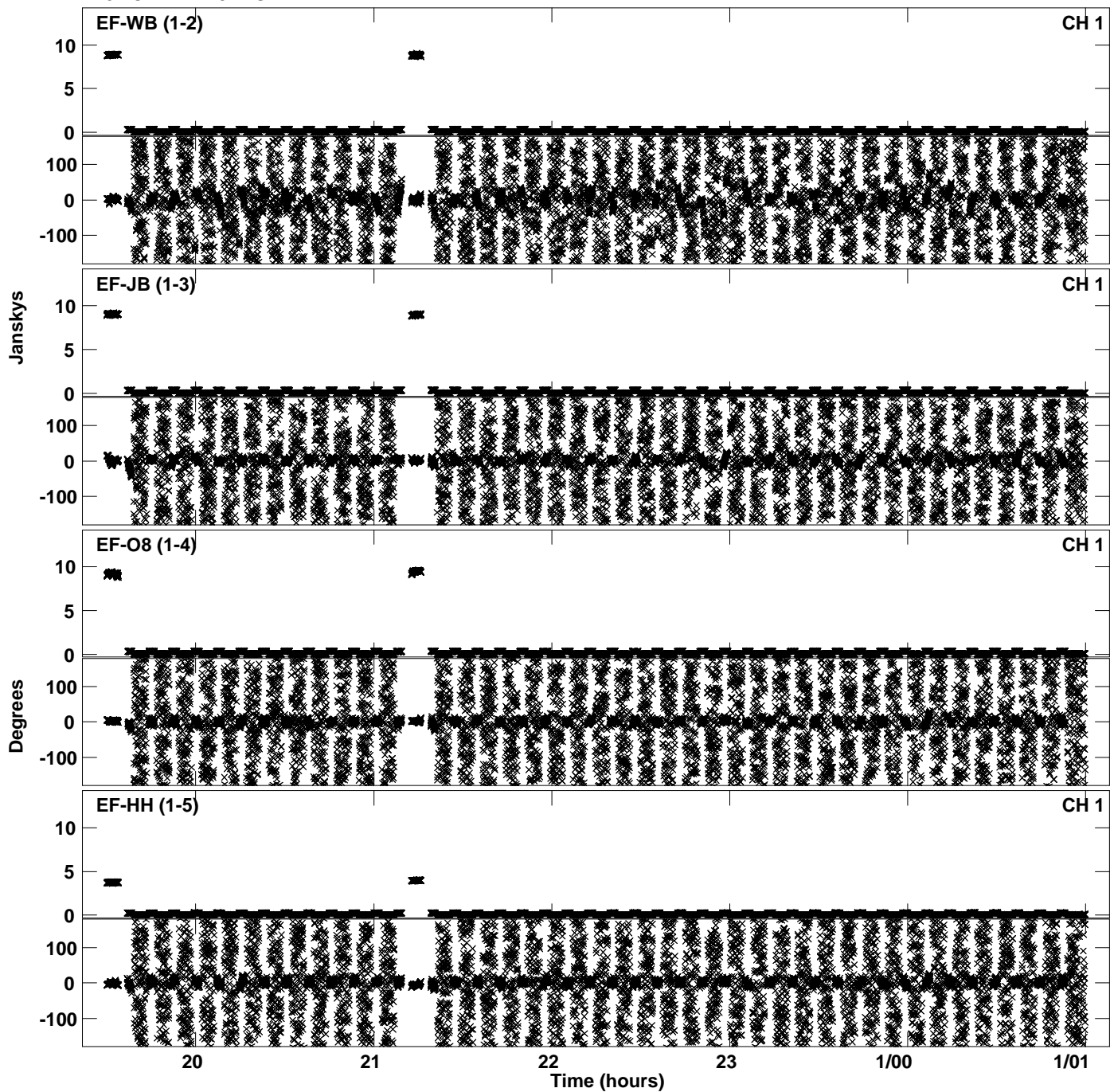
Plot file version 44 created 29-APR-2020 18:40:29
Amplitude andPhase vs Time for EM141A.UVDATA.1 Vect aver. CL # 3
IF 7 CHAN 1 - 32 STK RR




Plot file version 45 created 29-APR-2020 18:40:29
Amplitude andPhase vs Time for EM141A.UVDATA.1 Vect aver. CL # 3
IF 7 CHAN 1 - 32 STK RR



Plot file version 46 created 29-APR-2020 18:40:34
Amplitude andPhase vs Time for EM141A.UVDATA.1 Vect aver. CL # 3
IF 8 CHAN 1 - 32 STK RR



Plot file version 47 created 29-APR-2020 18:40:34
Amplitude andPhase vs Time for EM141A.UVDATA.1 Vect aver. CL # 3
IF 8 CHAN 1 - 32 STK RR



Plot file version 48 created 29-APR-2020 18:40:34
Amplitude andPhase vs Time for EM141A.UVDATA.1 Vect aver. CL # 3
IF 8 CHAN 1 - 32 STK RR

