Plot file version 1 created 30-APR-2020 19:38:21
4C39.25 EM141B.UVDATA.1
Freq = 1.5950 GHz, Bw = 16.000 MH Calibrated with CL # 3 and BP # 1 (BP mode 1)

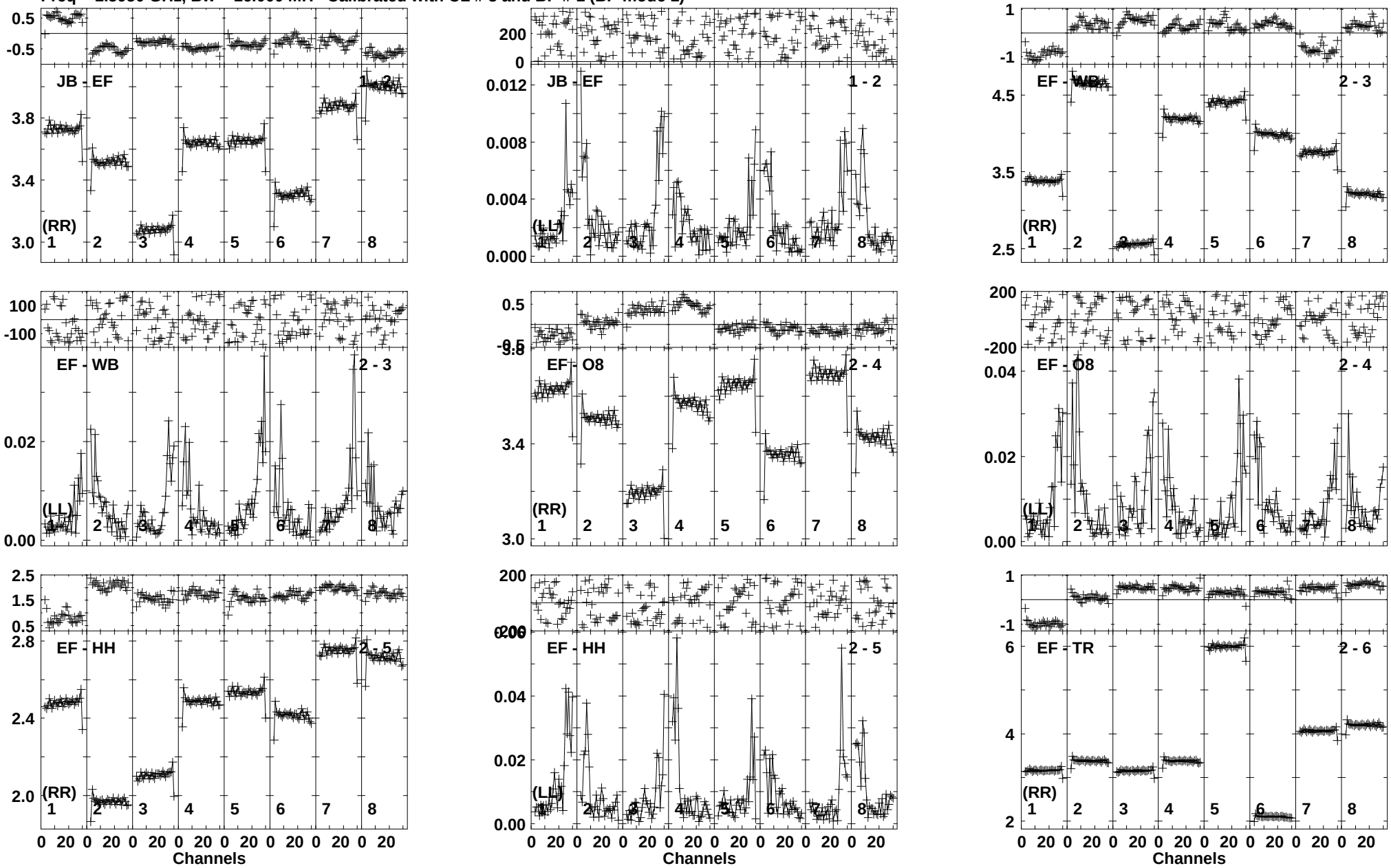

Lower frame: Ampl Jy Top frame: Phas deg
Vector averaged cross-power spectrum Baseline: JB (01) - EF (02)
Timerange: 00/18:30:01 to 00/18:33:59

Plot file version 2 created 30-APR-2020 19:38:22
4C39.25 EM141B.UVDATA.1
Freq = 1.5950 GHz, Bw = 16.000 MH Calibrated with CL # 3 and BP # 1 (BP mode 1)

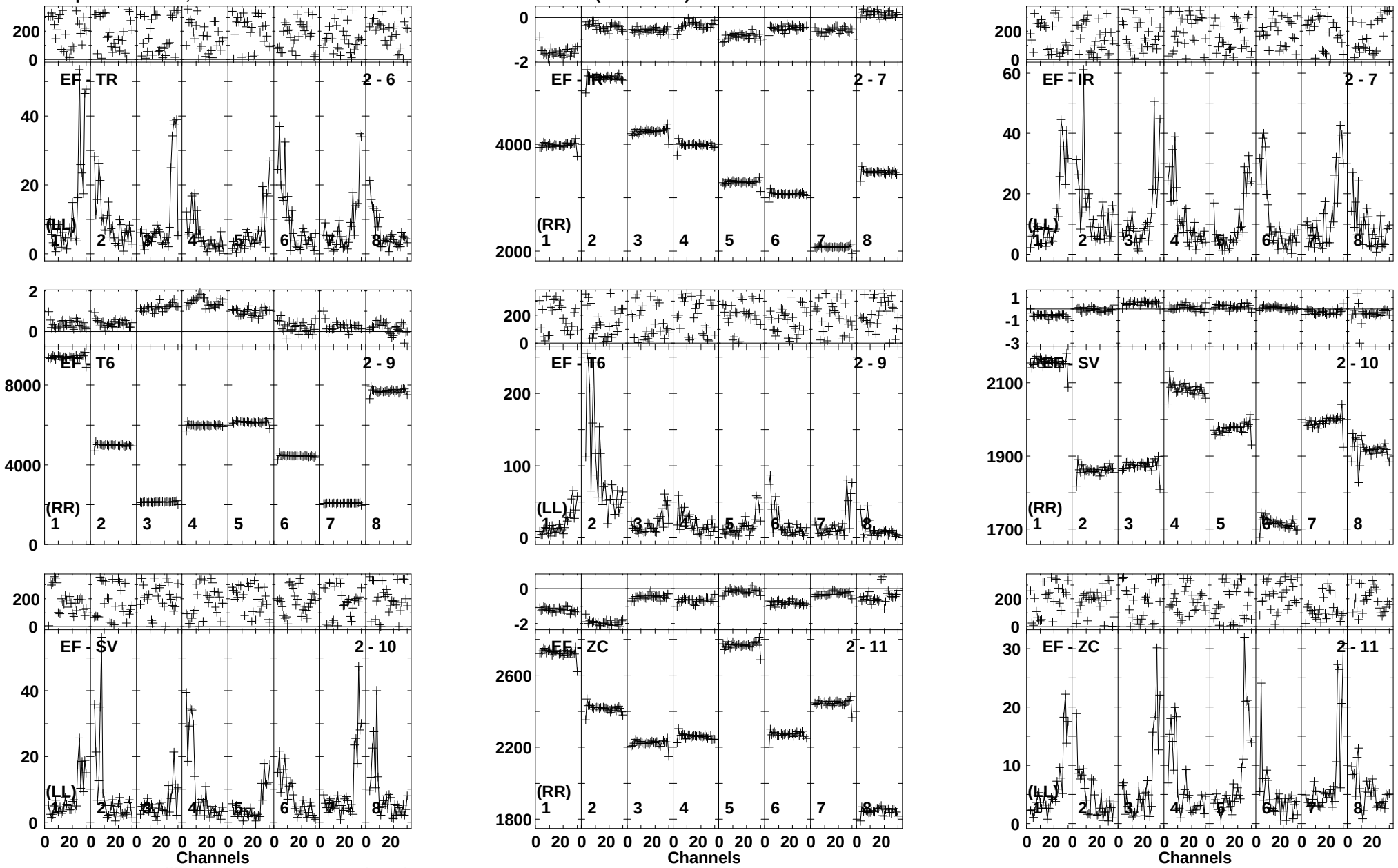

Lower frame: Milli Ampl Jy Top frame: Phas deg
Vector averaged cross-power spectrum Baseline: EF (02) - TR (06)
Timerange: 00/18:30:01 to 00/18:33:59

Plot file version 3 created 30-APR-2020 19:38:22
4C39.25 EM141B.UVDATA.1
Freq = 1.5950 GHz, Bw = 16.000 MH Calibrated with CL # 3 and BP # 1 (BP mode 1)

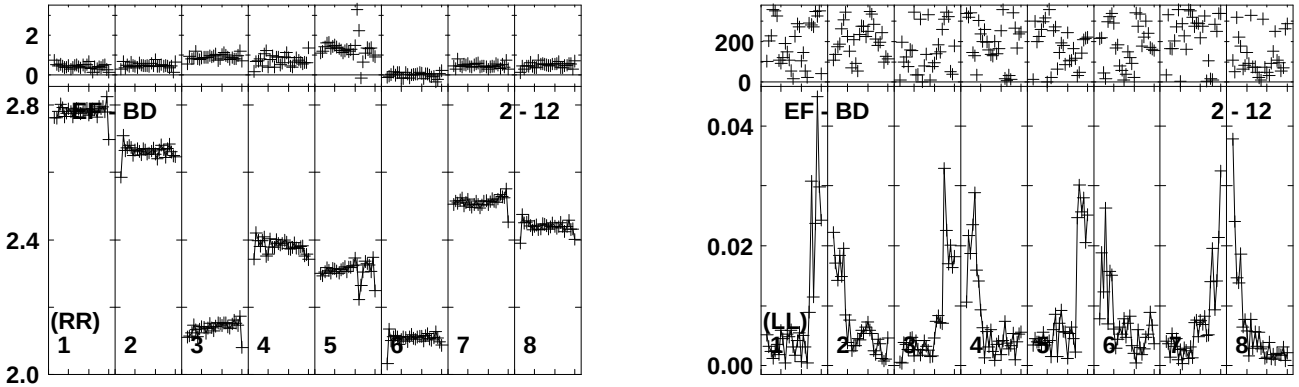

Lower frame: Ampl Jy Top frame: Phas deg
Vector averaged cross-power spectrum Baseline: EF (02) - BD (12)
Timerange: 00/18:30:01 to 00/18:33:59

Plot file version 4 created 30-APR-2020 19:38:22
J0945-0153 EM141B.UVDATA.1
Freq = 1.5950 GHz, Bw = 16.000 MH Calibrated with CL # 3 and BP # 1 (BP mode 1)

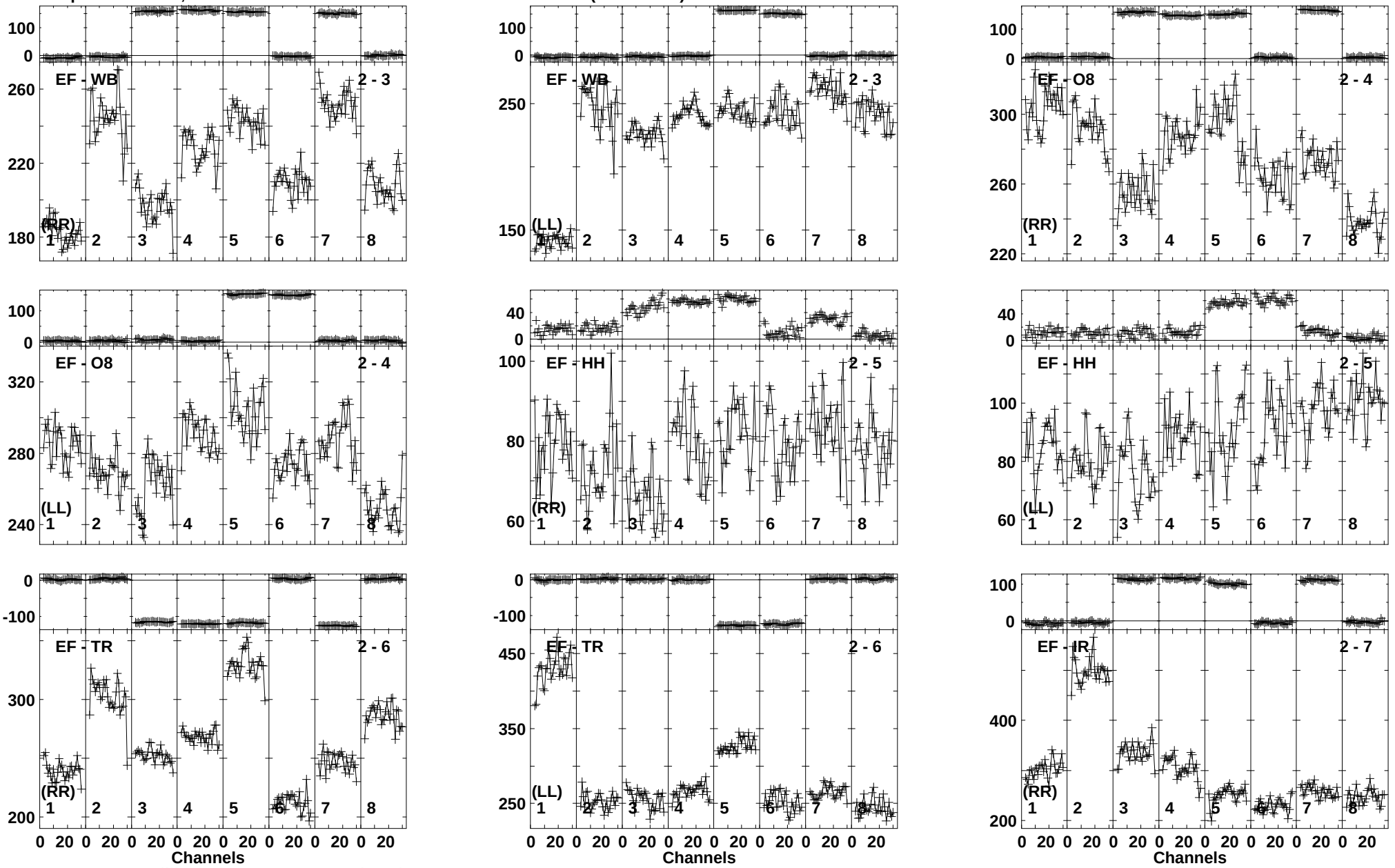

Lower frame: Milli Ampl Jy Top frame: Phas deg
Vector averaged cross-power spectrum Baseline: EF (02) - WB (03)
Timerange: 00/18:35:31 to 00/18:38:29

Plot file version 5 created 30-APR-2020 19:38:22
J0945-0153 EM141B.UVDATA.1
Freq = 1.5950 GHz, Bw = 16.000 MH Calibrated with CL # 3 and BP # 1 (BP mode 1)

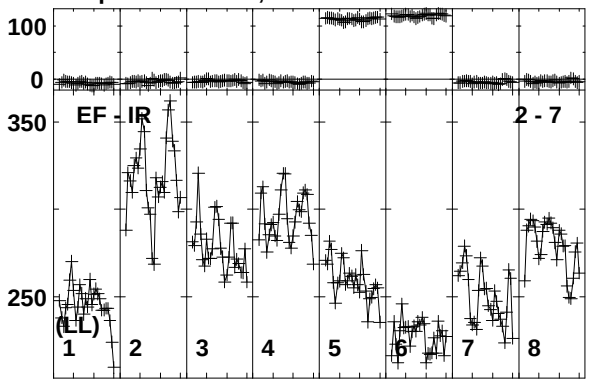

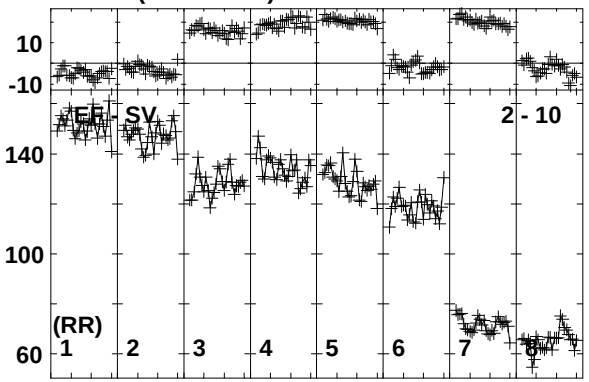

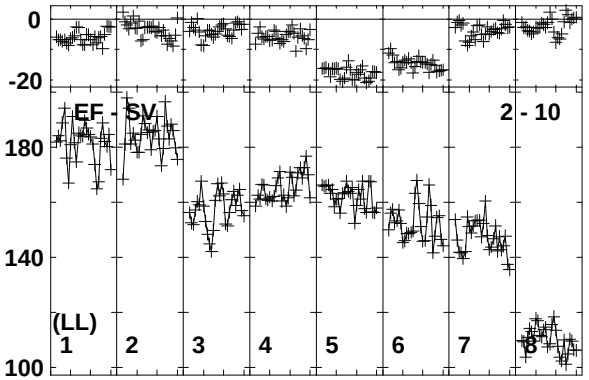

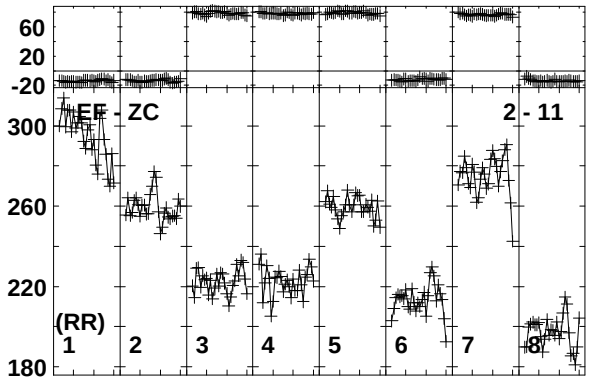

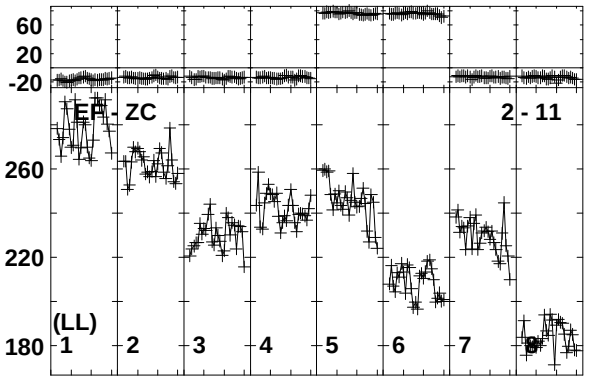

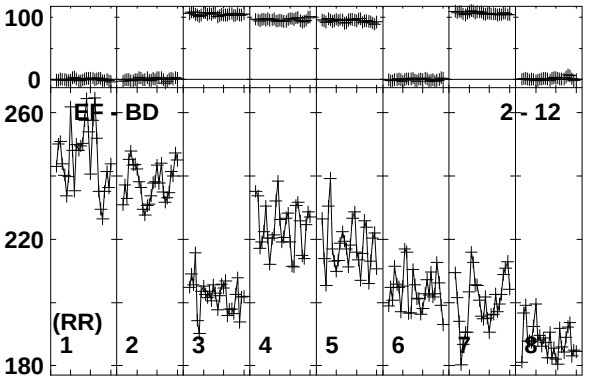

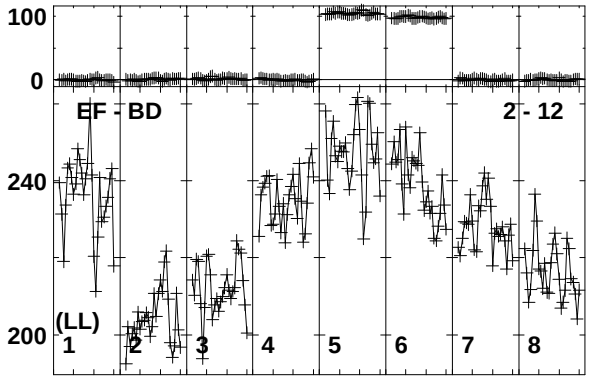

Lower frame: Milli Ampl Jy Top frame: Phas deg
Vector averaged cross-power spectrum Baseline: EF (02) - IR (07)
Timerange: 00/18:35:31 to 00/18:38:29

Plot file version 6 created 30-APR-2020 19:38:23
CGCG-N EM141B.UVDATA.1
Freq = 1.5950 GHz, Bw = 16.000 MH Calibrated with CL # 3 and BP # 1 (BP mode 1)

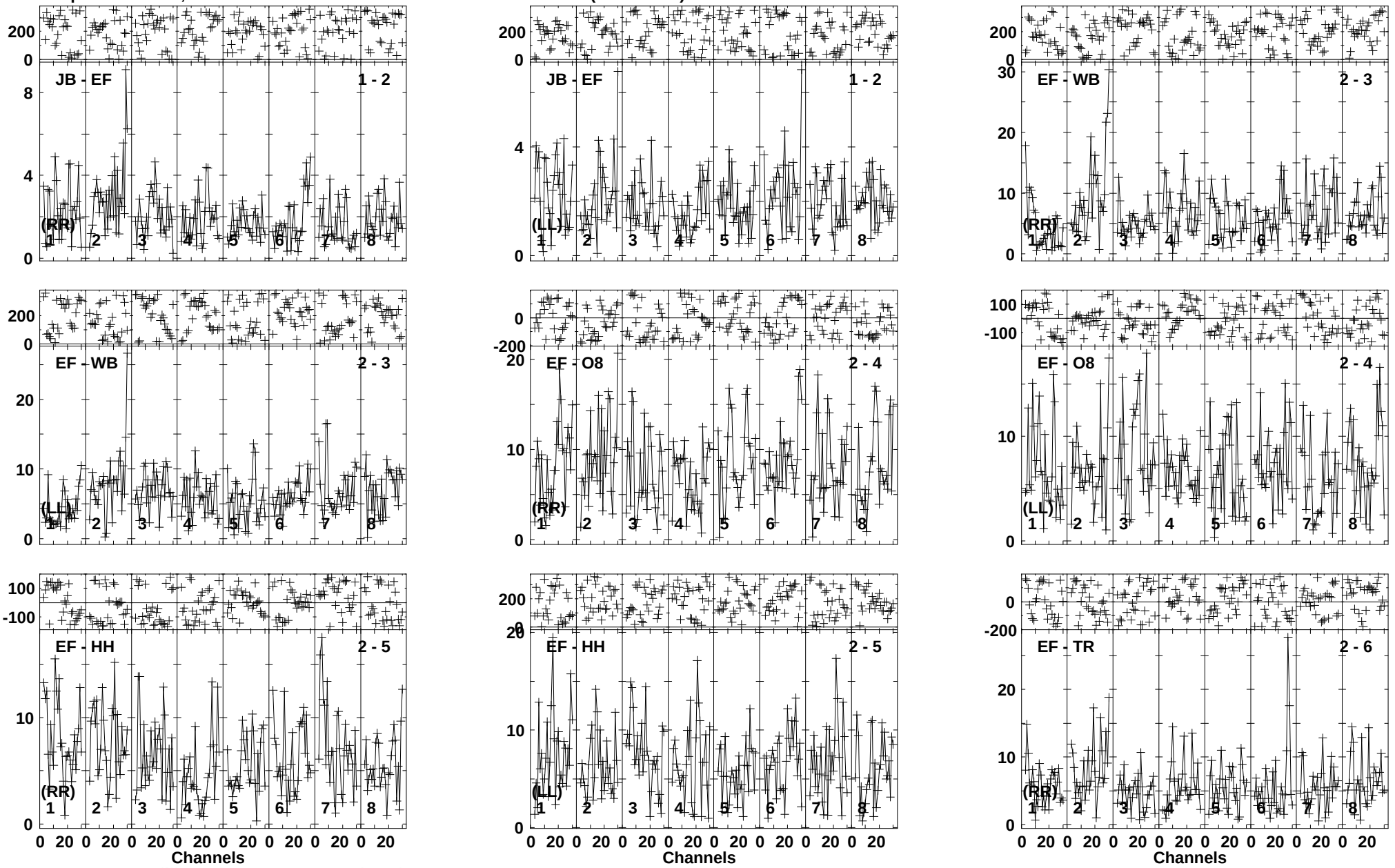

Lower frame: Milli Ampl Jy Top frame: Phas deg
Vector averaged cross-power spectrum Baseline: JB (01) - EF (02)
Timerange: 00/18:38:31 to 00/18:43:29

Plot file version 7 created 30-APR-2020 19:38:23
CGCG-N EM141B.UVDATA.1
Freq = 1.5950 GHz, Bw = 16.000 MH Calibrated with CL # 3 and BP # 1 (BP mode 1)

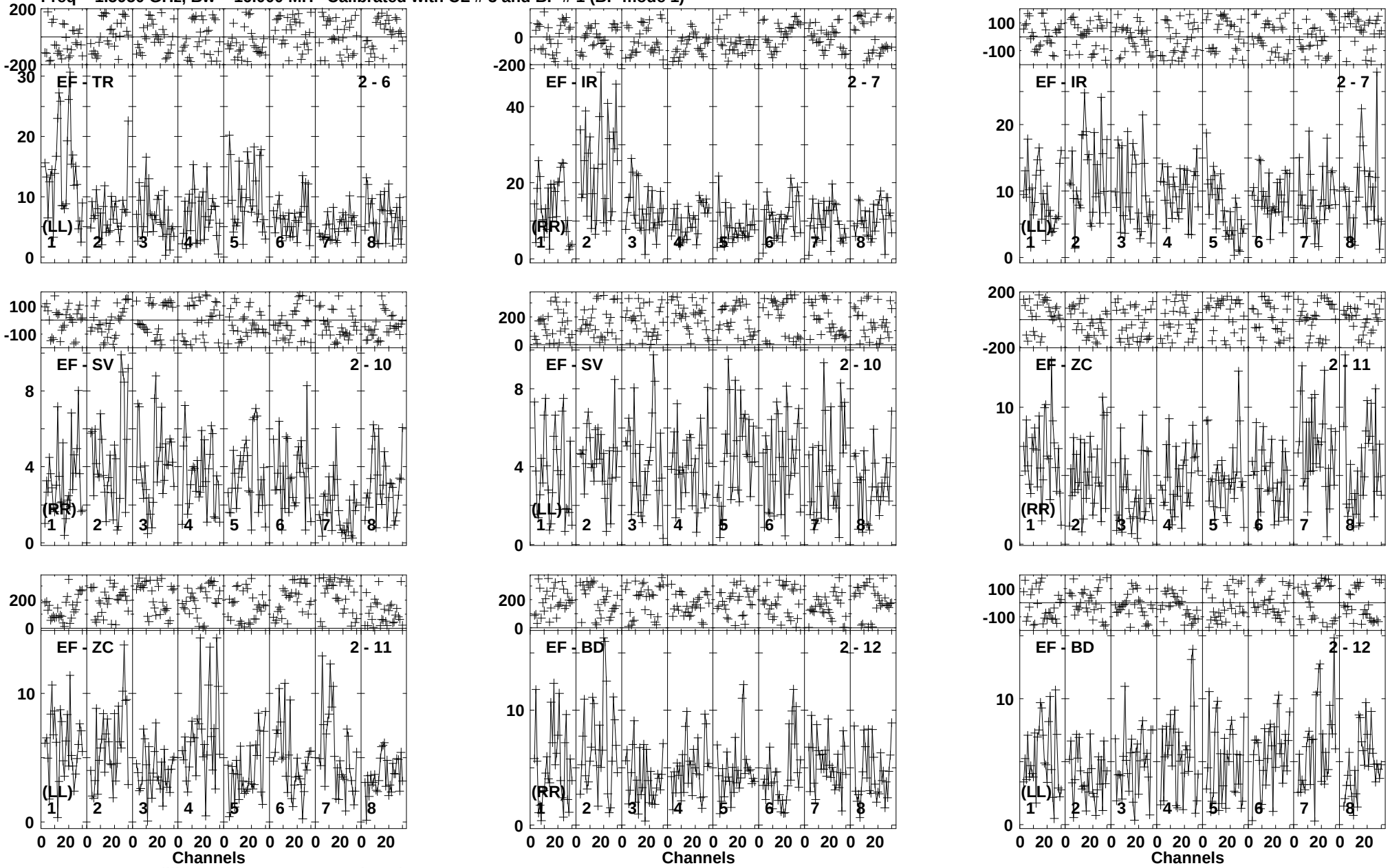

Lower frame: Milli Ampl Jy Top frame: Phas deg
Vector averaged cross-power spectrum Baseline: EF (02) - TR (06)
Timerange: 00/18:38:31 to 00/18:43:29

Plot file version 8 created 30-APR-2020 19:38:24
CGCG-N EM141B.UVDATA.1
Freq = 1.5950 GHz, Bw = 16.000 MH Calibrated with CL # 3 and BP # 1 (BP mode 1)

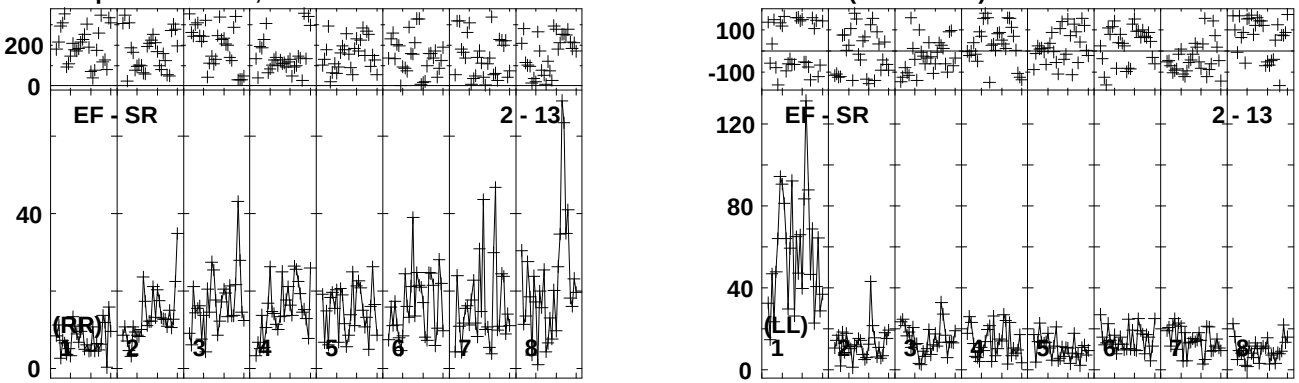

Lower frame: Milli Ampl Jy Top frame: Phas deg
Vector averaged cross-power spectrum Baseline: EF (02) - SR (13)
Timerange: 00/18:38:31 to 00/18:43:29

Plot file version 9 created 30-APR-2020 19:38:24
J0945-0153 EM141B.UVDATA.1
Freq = 1.5950 GHz, Bw = 16.000 MH Calibrated with CL # 3 and BP # 1 (BP mode 1)

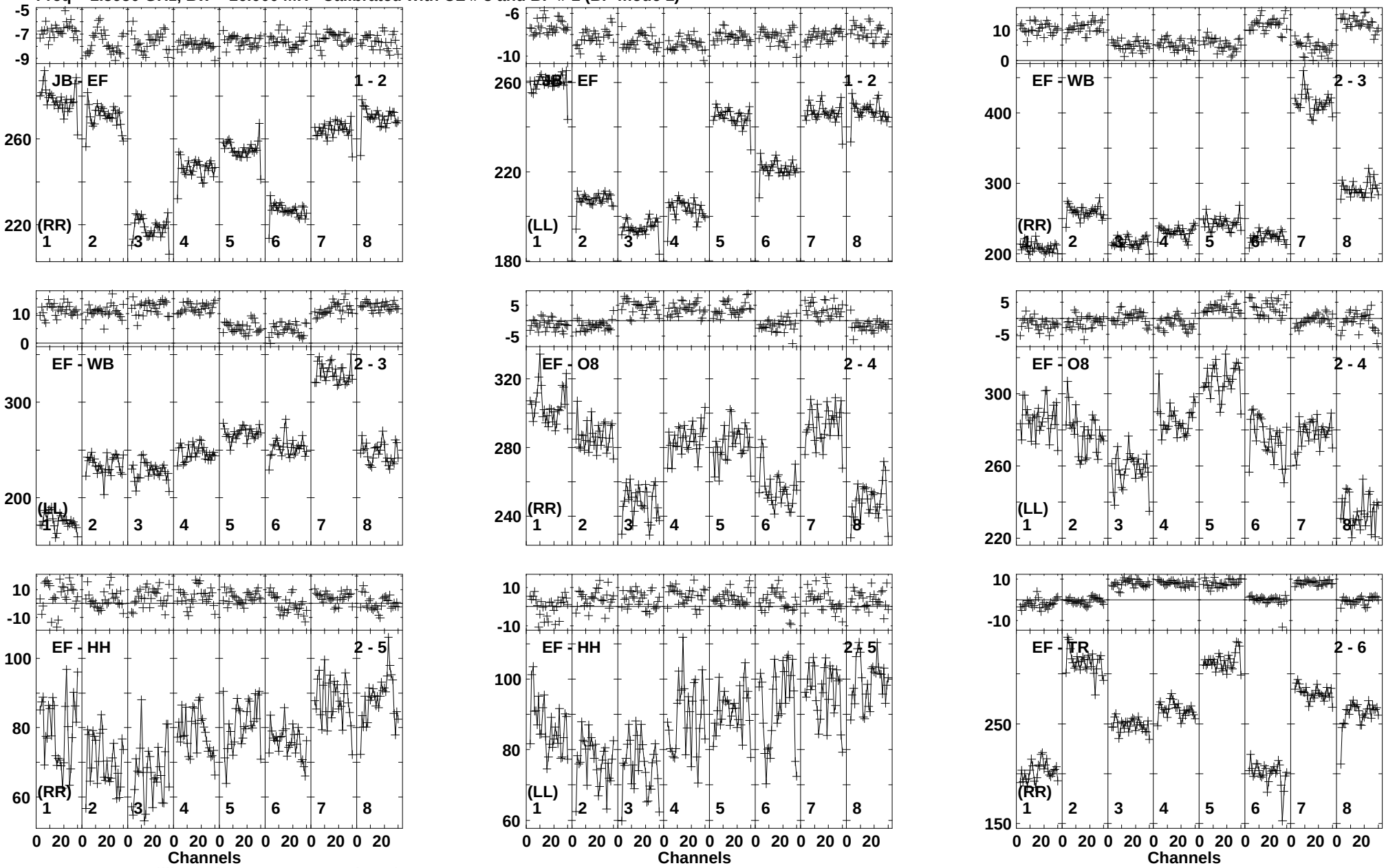

Lower frame: Milli Ampl Jy Top frame: Phas deg
Vector averaged cross-power spectrum Baseline: JB (01) - EF (02)
Timerange: 00/18:44:11 to 00/18:46:09

Plot file version 10 created 30-APR-2020 19:38:24
J0945-0153 EM141B.UVDATA.1
Freq = 1.5950 GHz, Bw = 16.000 MH Calibrated with CL # 3 and BP # 1 (BP mode 1)

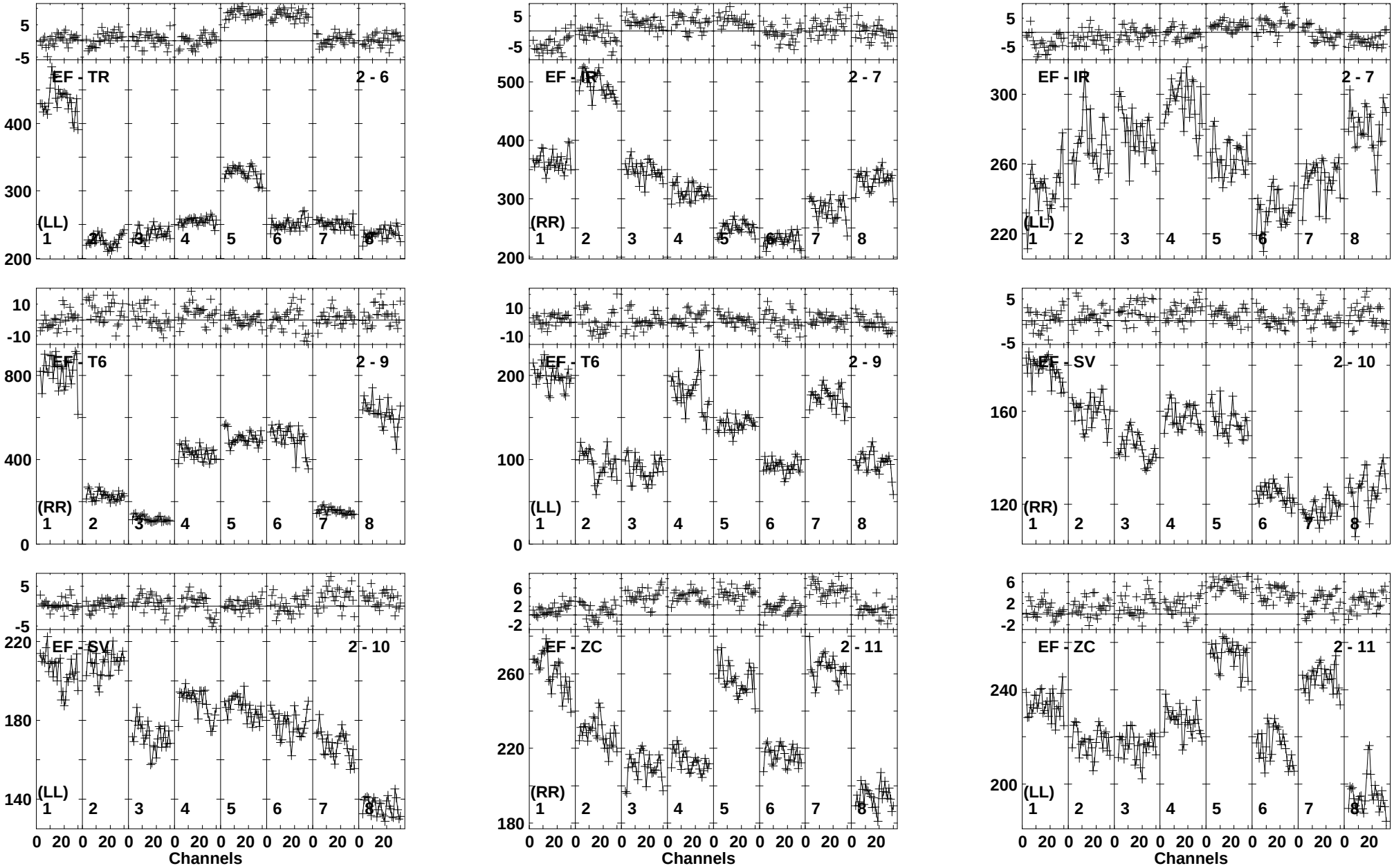

Lower frame: Milli Ampl Jy Top frame: Phas deg
Vector averaged cross-power spectrum Baseline: EF (02) - TR (06)
Timerange: 00/18:44:11 to 00/18:46:09

Plot file version 11 created 30-APR-2020 19:38:24
J0945-0153 EM141B.UVDATA.1
Freq = 1.5950 GHz, Bw = 16.000 MH Calibrated with CL # 3 and BP # 1 (BP mode 1)

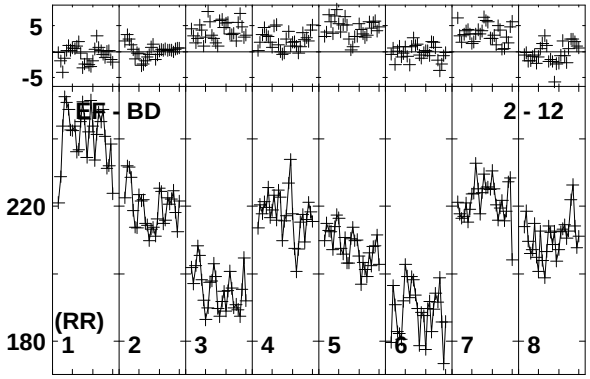

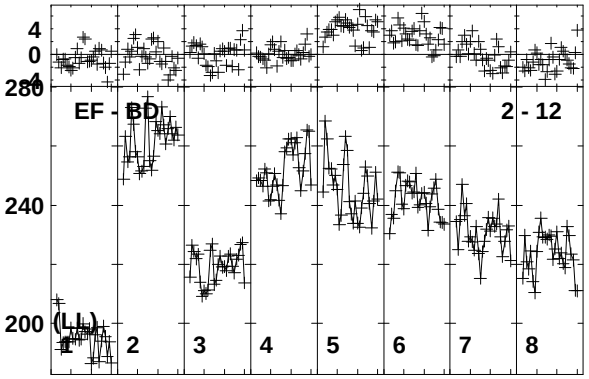

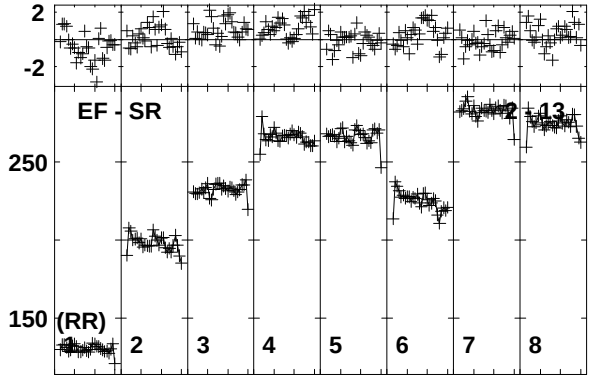

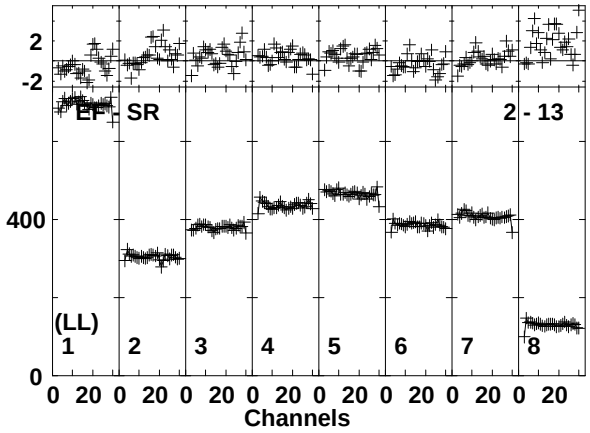

Lower frame: Milli Ampl Jy Top frame: Phas deg
Vector averaged cross-power spectrum Baseline: EF (02) - BD (12)
Timerange: 00/18:44:11 to 00/18:46:09

Plot file version 12 created 30-APR-2020 19:38:24
CGCG-N EM141B.UVDATA.1
Freq = 1.5950 GHz, Bw = 16.000 MH Calibrated with CL # 3 and BP # 1 (BP mode 1)

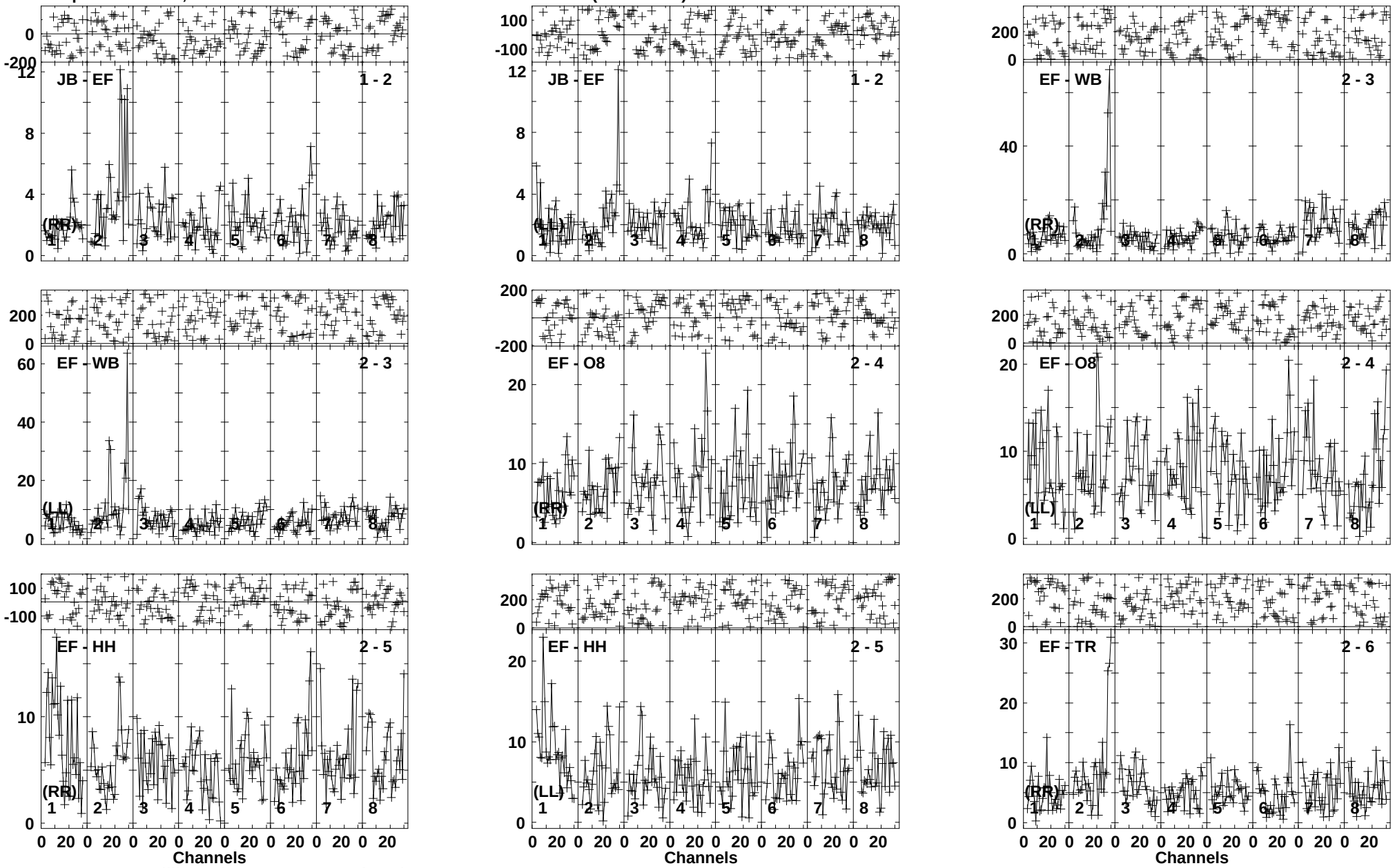

Lower frame: Milli Ampl Jy Top frame: Phas deg
Vector averaged cross-power spectrum Baseline: JB (01) - EF (02)
Timerange: 00/18:46:11 to 00/18:51:09

Plot file version 13 created 30-APR-2020 19:38:25
CGCG-N EM141B.UVDATA.1
Freq = 1.5950 GHz, Bw = 16.000 MH Calibrated with CL # 3 and BP # 1 (BP mode 1)

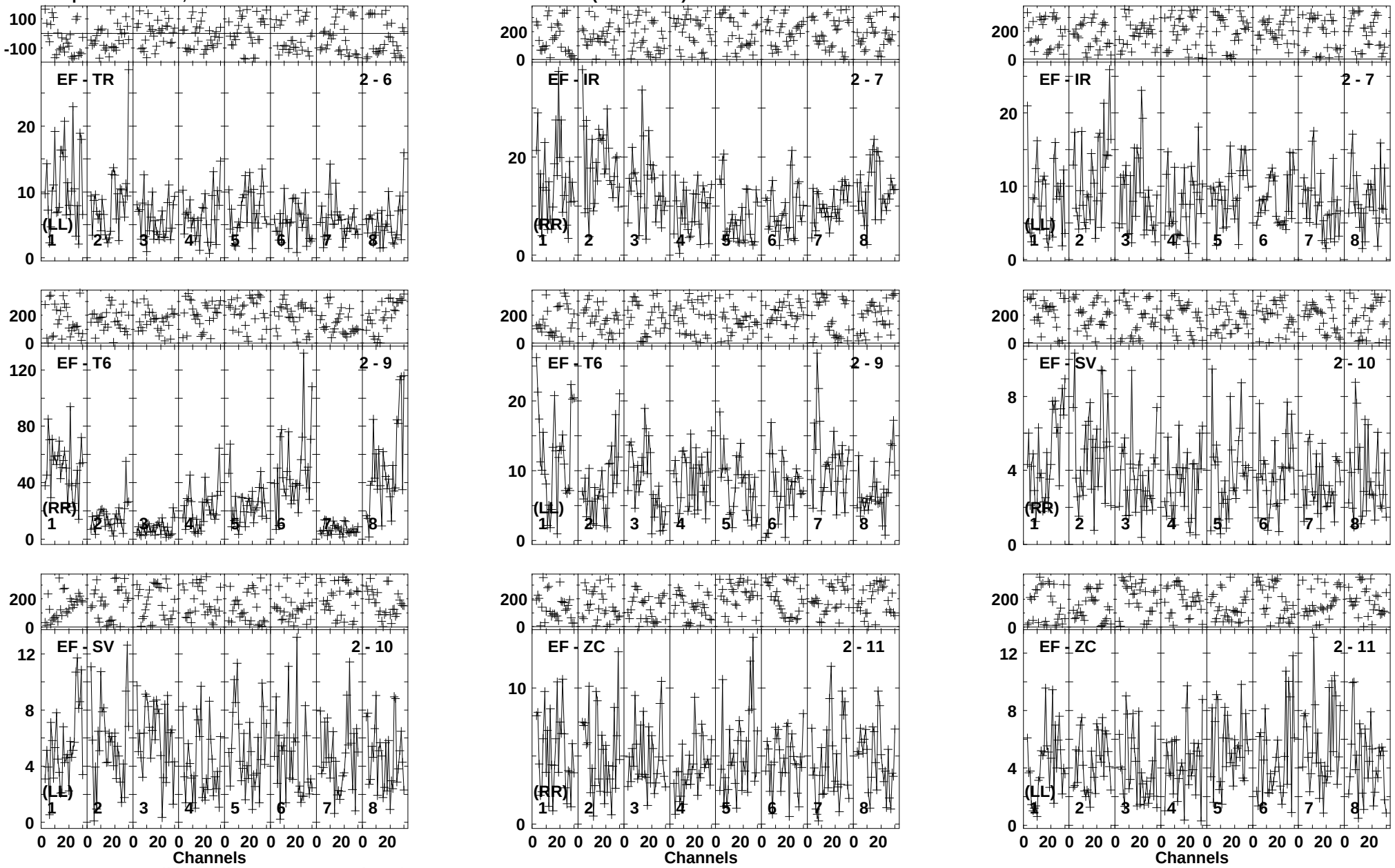

Lower frame: Milli Ampl Jy Top frame: Phas deg
Vector averaged cross-power spectrum Baseline: EF (02) - TR (06)
Timerange: 00/18:46:11 to 00/18:51:09

Plot file version 14 created 30-APR-2020 19:38:25
CGCG-N EM141B.UVDATA.1
Freq = 1.5950 GHz, Bw = 16.000 MH Calibrated with CL # 3 and BP # 1 (BP mode 1)

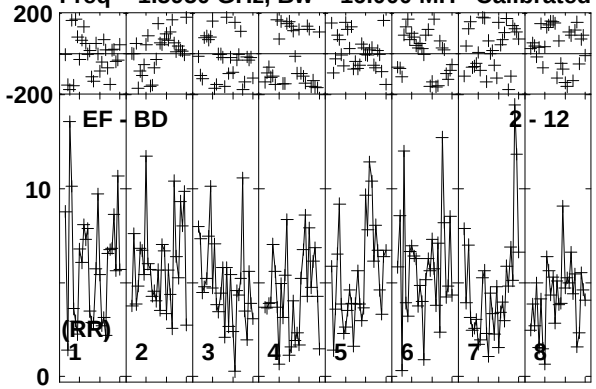

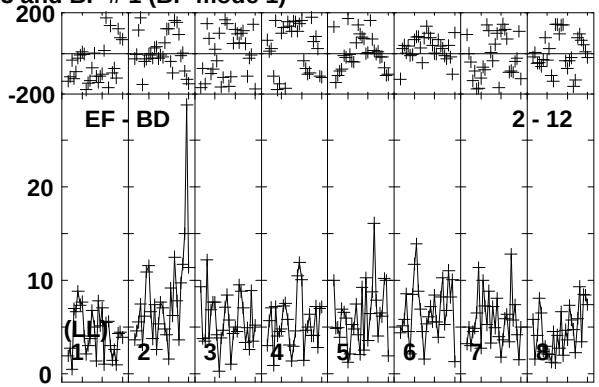

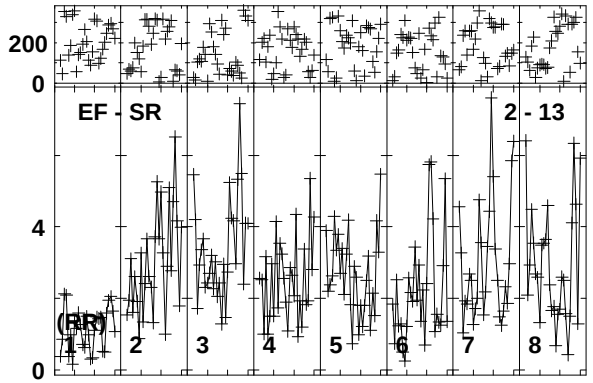

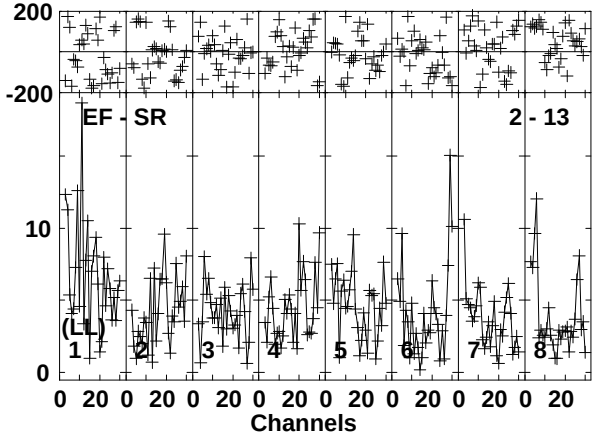

Lower frame: Milli Ampl Jy Top frame: Phas deg
Vector averaged cross-power spectrum Baseline: EF (02) - BD (12)
Timerange: 00/18:46:11 to 00/18:51:09

Plot file version 15 created 30-APR-2020 19:38:25
J0945-0153 EM141B.UVDATA.1
Freq = 1.5950 GHz, Bw = 16.000 MH Calibrated with CL # 3 and BP # 1 (BP mode 1)

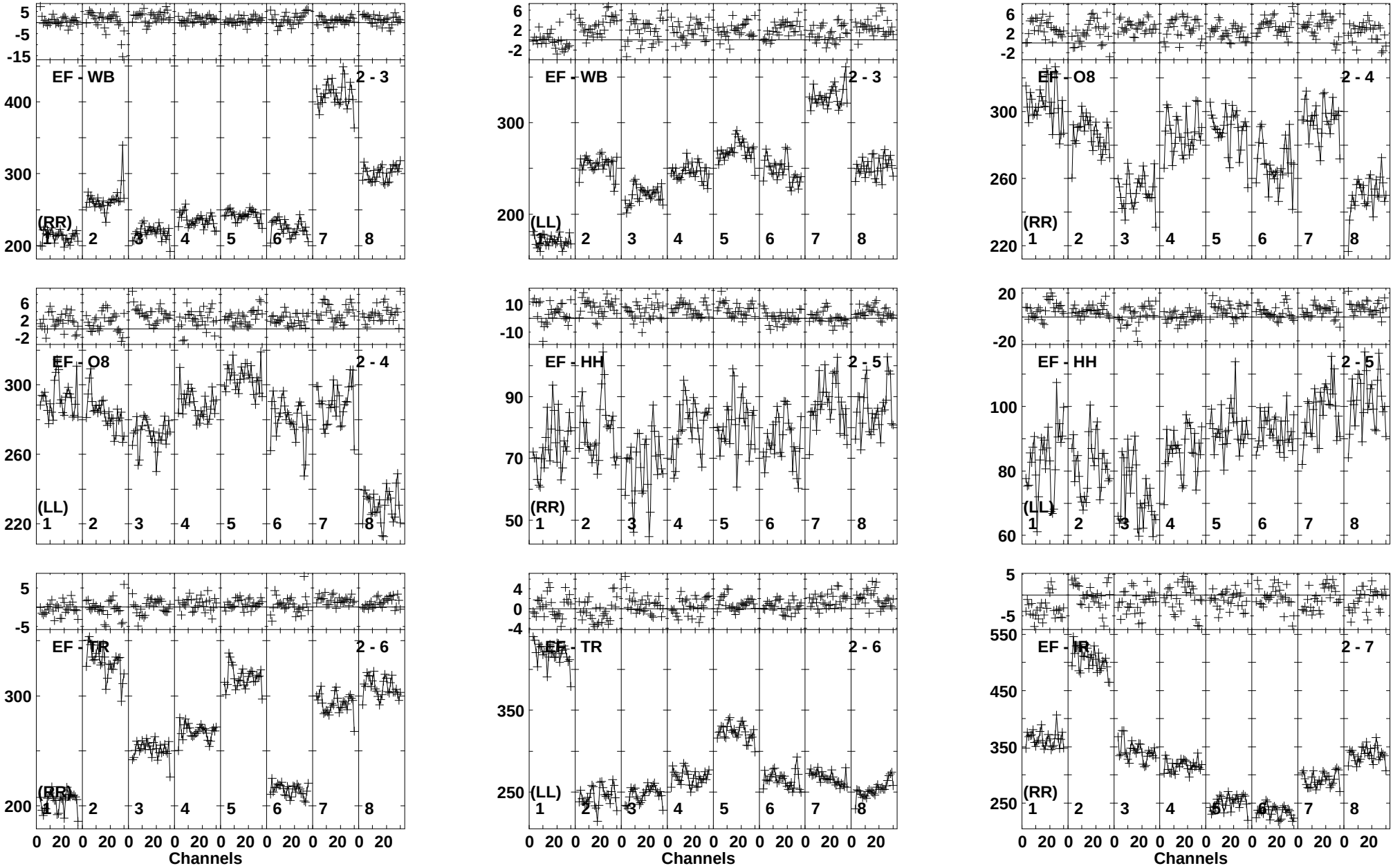

Lower frame: Milli Ampl Jy Top frame: Phas deg
Vector averaged cross-power spectrum Baseline: EF (02) - WB (03)
Timerange: 00/18:51:11 to 00/18:53:39

Plot file version 16 created 30-APR-2020 19:38:25
J0945-0153 EM141B.UVDATA.1
Freq = 1.5950 GHz, Bw = 16.000 MH Calibrated with CL # 3 and BP # 1 (BP mode 1)

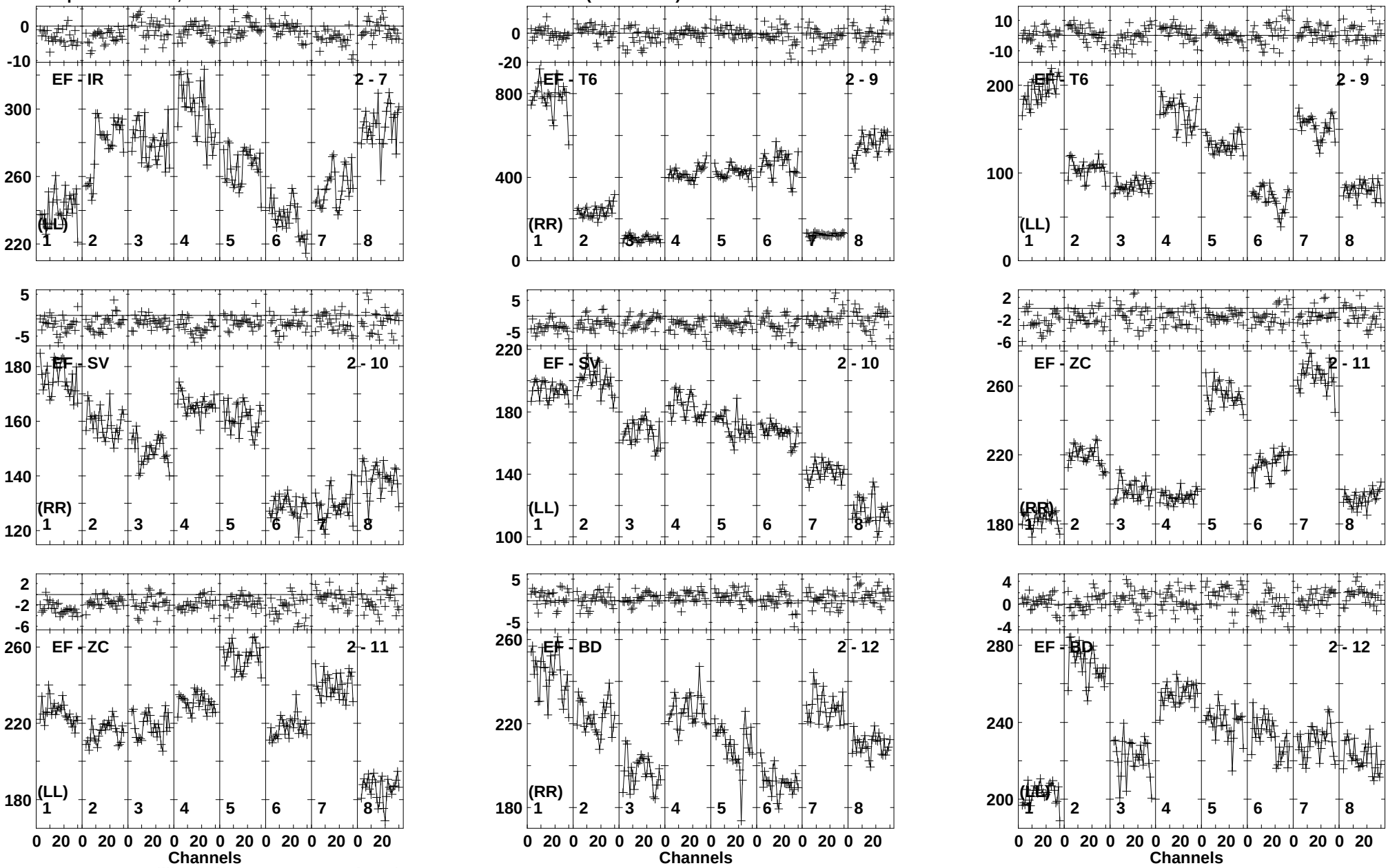

Lower frame: Milli Ampl Jy Top frame: Phas deg
Vector averaged cross-power spectrum Baseline: EF (02) - IR (07)
Timerange: 00/18:51:11 to 00/18:53:39

Plot file version 17 created 30-APR-2020 19:38:26
J0945-0153 EM141B.UVDATA.1
Freq = 1.5950 GHz, Bw = 16.000 MH Calibrated with CL # 3 and BP # 1 (BP mode 1)

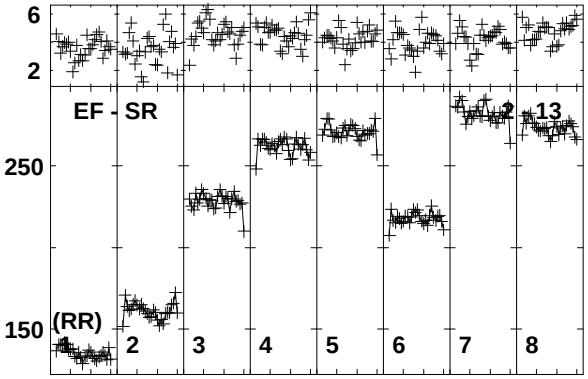

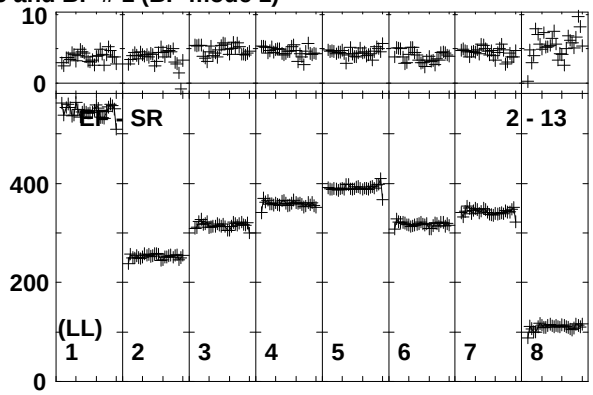

Lower frame: Milli Ampl Jy Top frame: Phas deg
Vector averaged cross-power spectrum Baseline: EF (02) - SR (13)
Timerange: 00/18:51:11 to 00/18:53:39

Plot file version 18 created 30-APR-2020 19:38:26
CGCG-N EM141B.UVDATA.1
Freq = 1.5950 GHz, Bw = 16.000 MH Calibrated with CL # 3 and BP # 1 (BP mode 1)

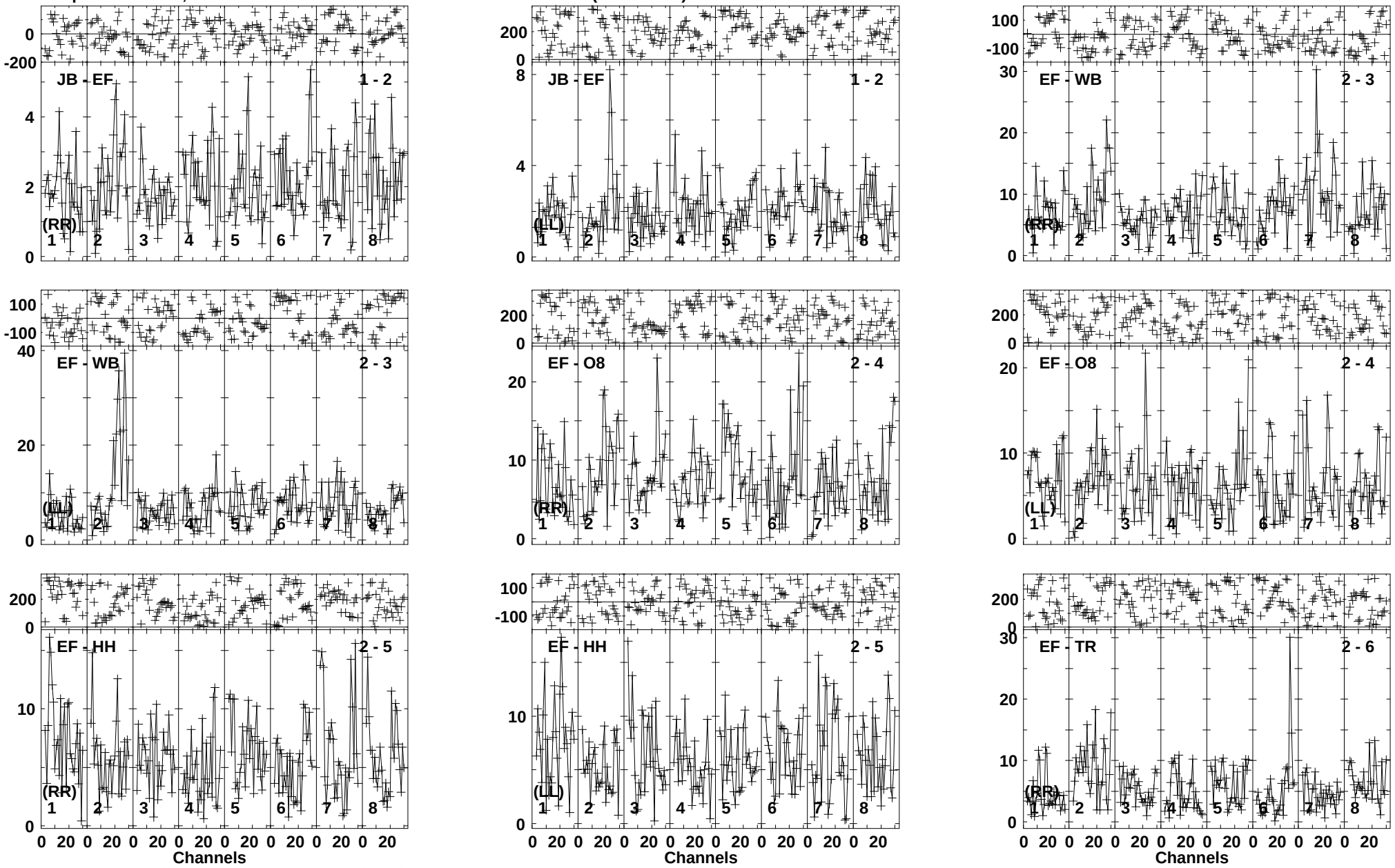

Lower frame: Milli Ampl Jy Top frame: Phas deg
Vector averaged cross-power spectrum Baseline: JB (01) - EF (02)
Timerange: 00/18:53:41 to 00/18:58:39

Plot file version 19 created 30-APR-2020 19:38:26
CGCG-N EM141B.UVDATA.1
Freq = 1.5950 GHz, Bw = 16.000 MH Calibrated with CL # 3 and BP # 1 (BP mode 1)

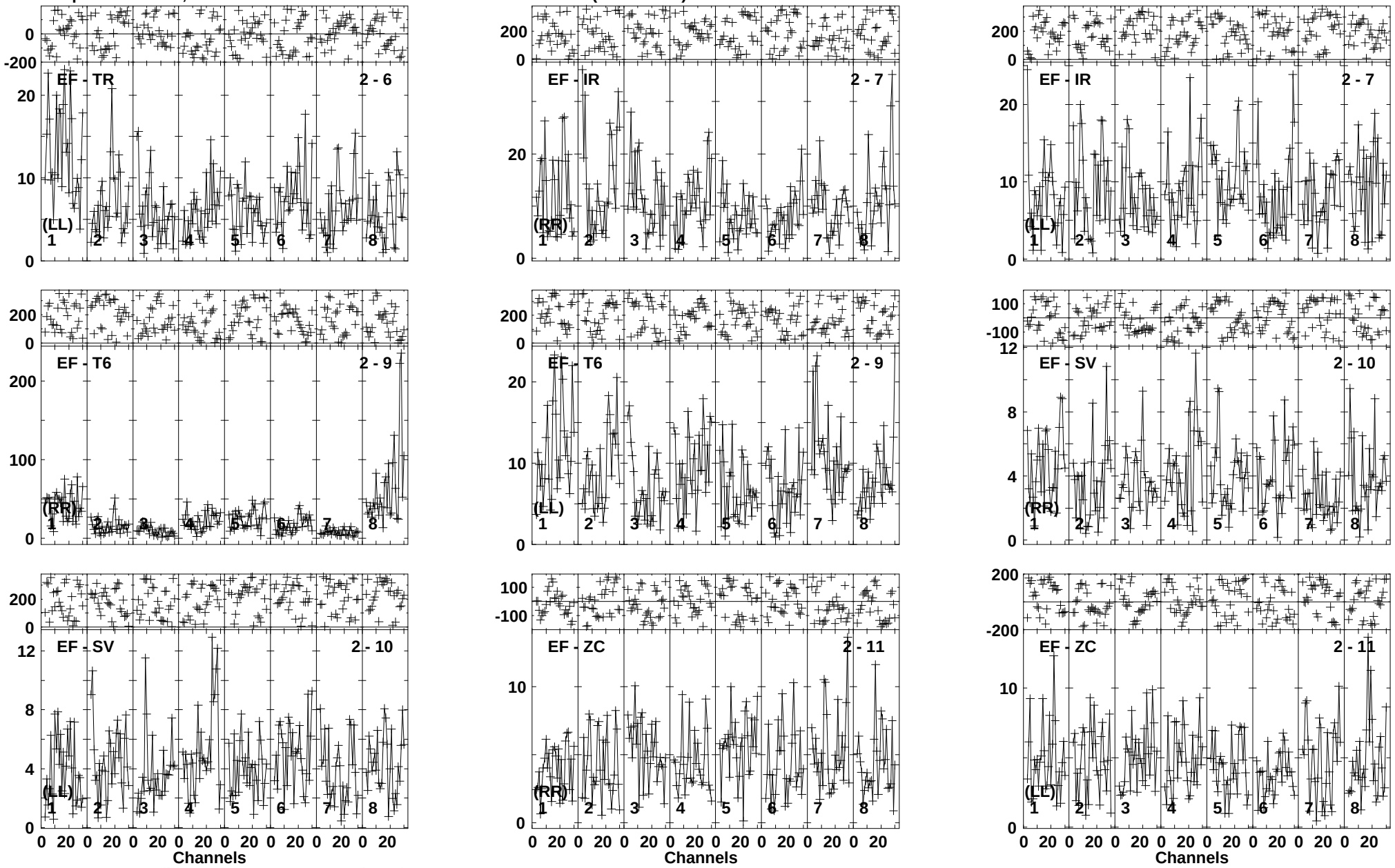

Lower frame: Milli Ampl Jy Top frame: Phas deg
Vector averaged cross-power spectrum Baseline: EF (02) - TR (06)
Timerange: 00/18:53:41 to 00/18:58:39

Plot file version 20 created 30-APR-2020 19:38:27
CGCG-N EM141B.UVDATA.1
Freq = 1.5950 GHz, Bw = 16.000 MH Calibrated with CL # 3 and BP # 1 (BP mode 1)

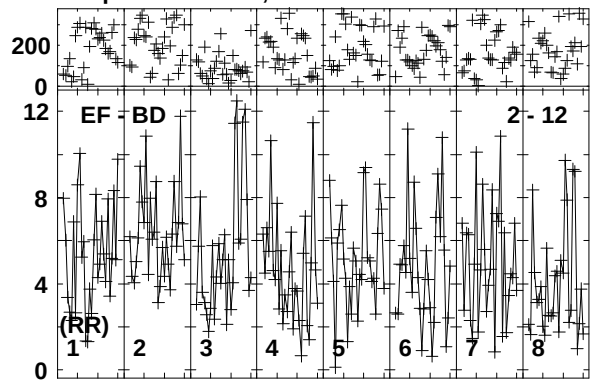

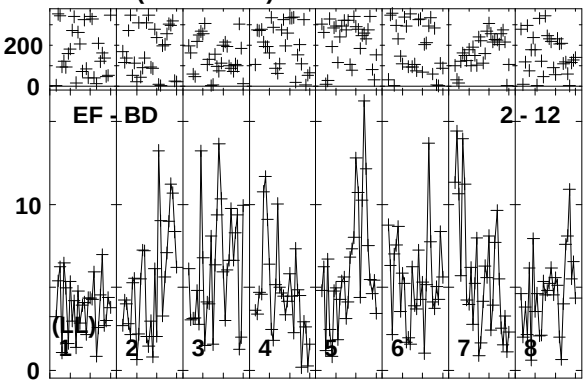

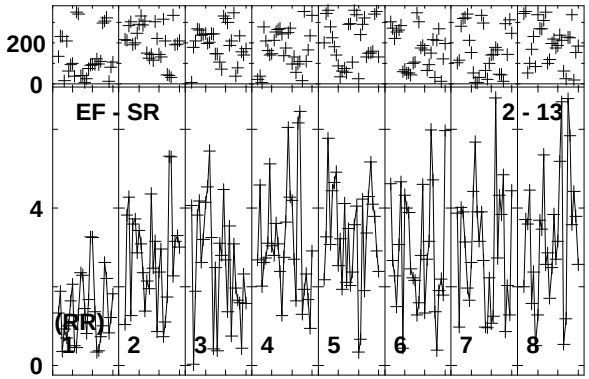

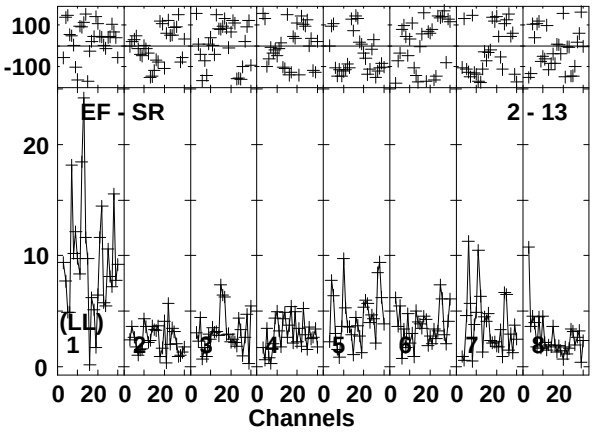

Lower frame: Milli Ampl Jy Top frame: Phas deg
Vector averaged cross-power spectrum Baseline: EF (02) - BD (12)
Timerange: 00/18:53:41 to 00/18:58:39

Plot file version 21 created 30-APR-2020 19:38:27
J0945-0153 EM141B.UVDATA.1
Freq = 1.5950 GHz, Bw = 16.000 MH Calibrated with CL # 3 and BP # 1 (BP mode 1)

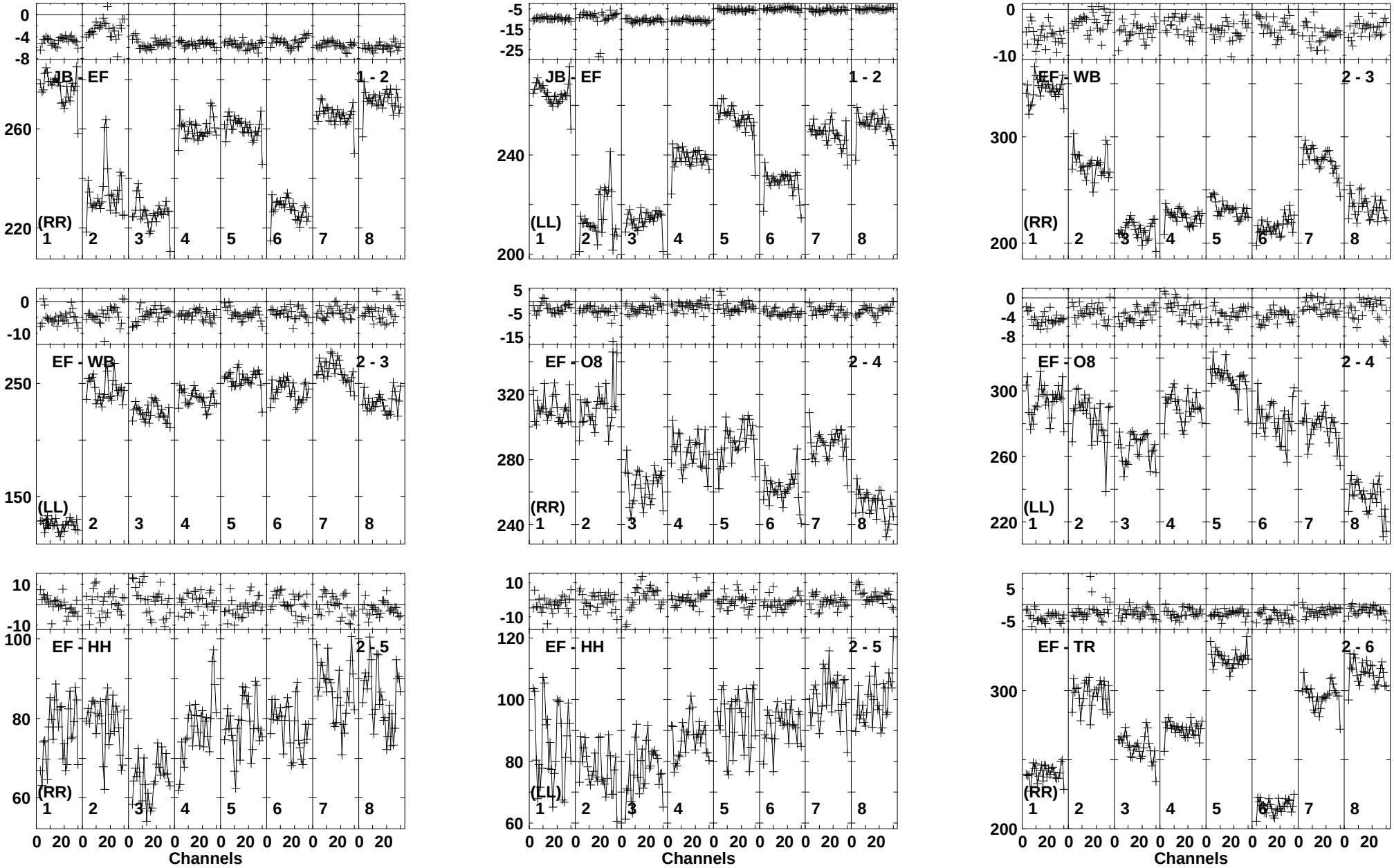

Lower frame: Milli Ampl Jy Top frame: Phas deg
Vector averaged cross-power spectrum Baseline: JB (01) - EF (02)
Timerange: 00/18:59:21 to 00/19:01:19

Plot file version 22 created 30-APR-2020 19:38:27
J0945-0153 EM141B.UVDATA.1
Freq = 1.5950 GHz, Bw = 16.000 MH Calibrated with CL # 3 and BP # 1 (BP mode 1)

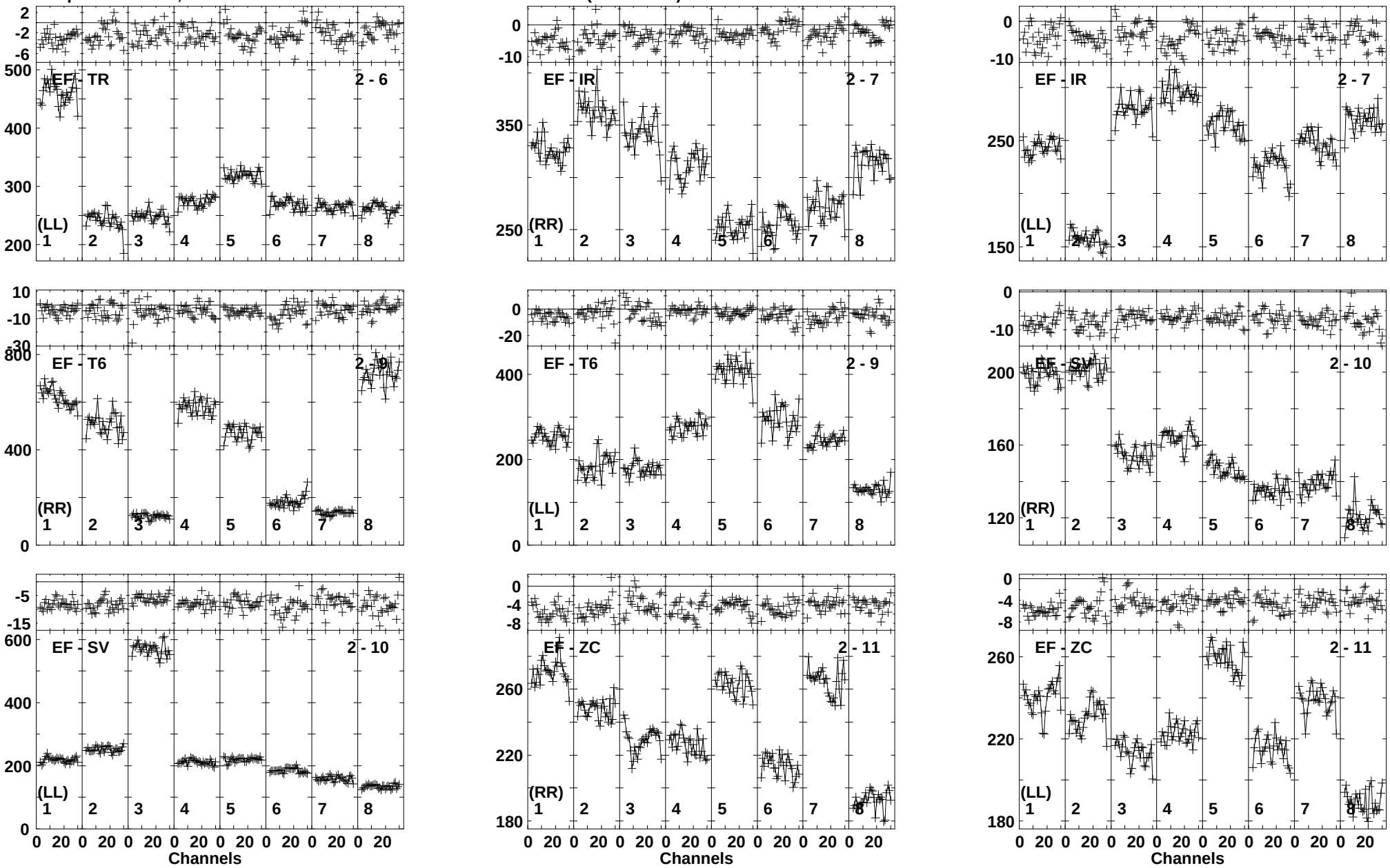

Lower frame: Milli Ampl Jy Top frame: Phas deg
Vector averaged cross-power spectrum Baseline: EF (02) - TR (06)
Timerange: 00/18:59:21 to 00/19:01:19

Plot file version 23 created 30-APR-2020 19:38:27
J0945-0153 EM141B.UVDATA.1
Freq = 1.5950 GHz, Bw = 16.000 MH Calibrated with CL # 3 and BP # 1 (BP mode 1)

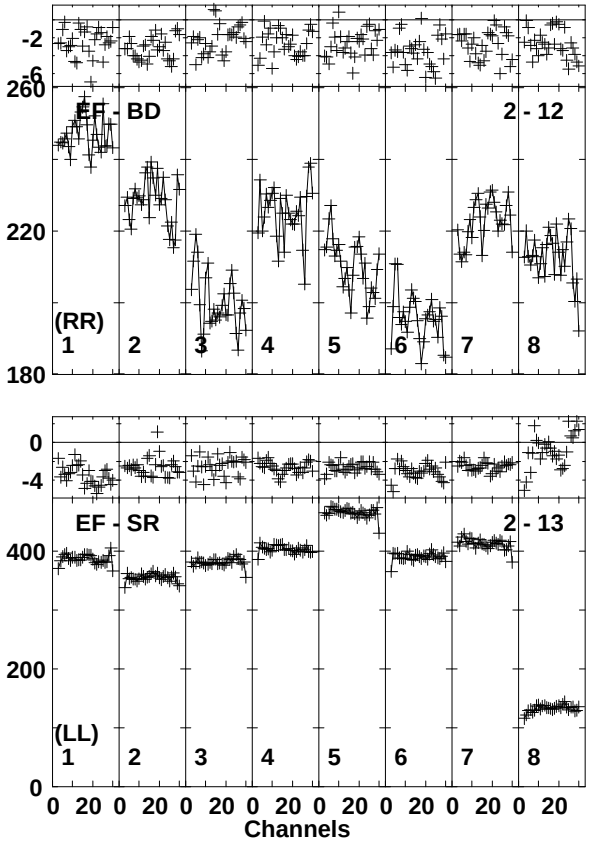

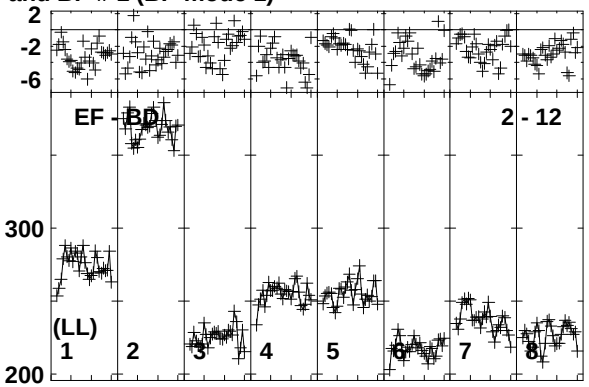

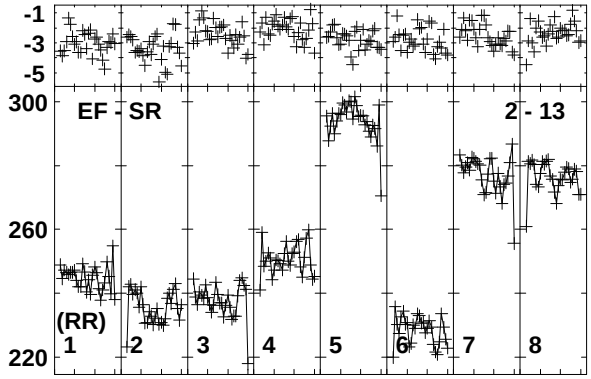

Lower frame: Milli Ampl Jy Top frame: Phas deg
Vector averaged cross-power spectrum Baseline: EF (02) - BD (12)
Timerange: 00/18:59:21 to 00/19:01:19

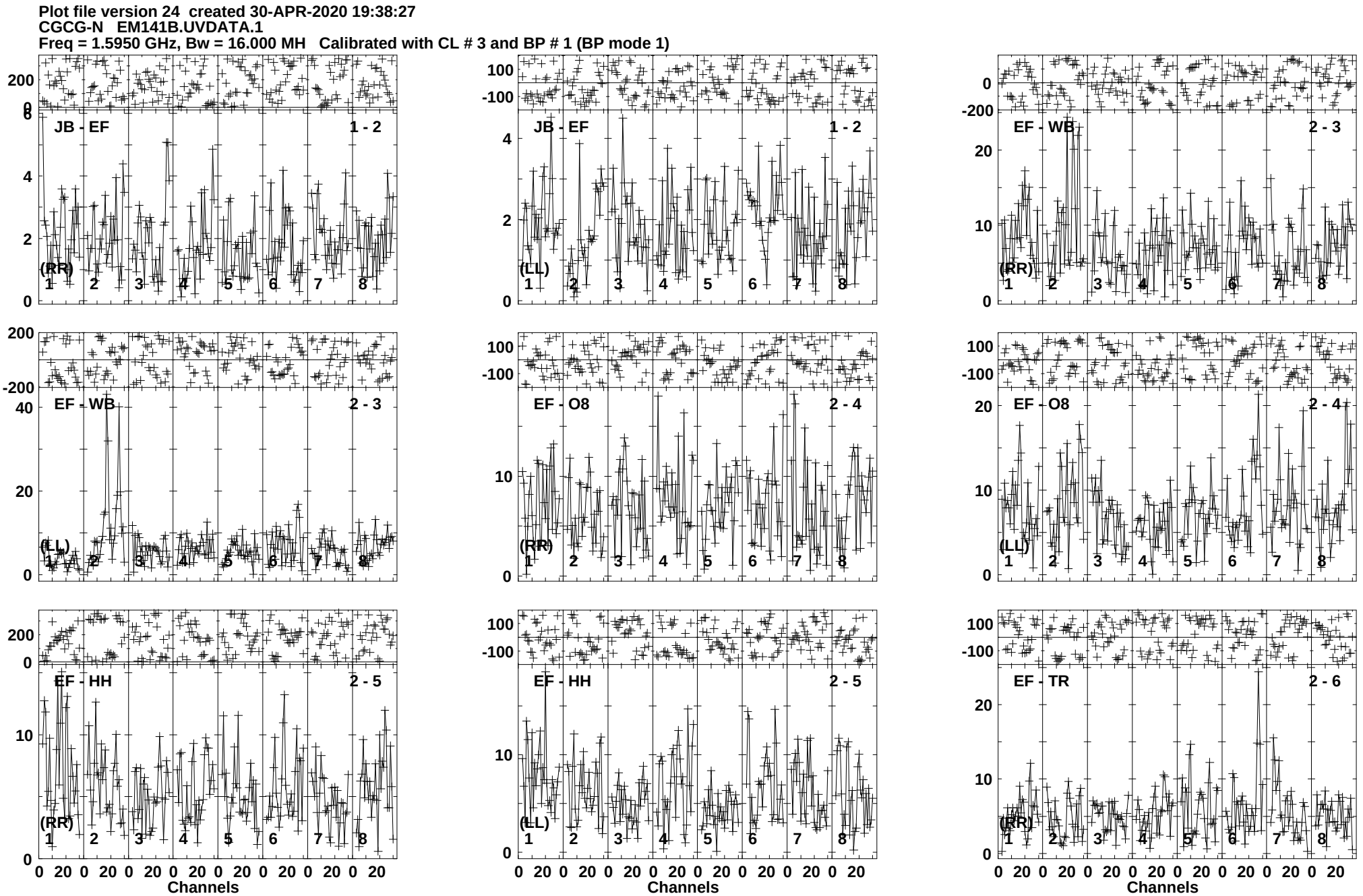
Plot file version 24 created 30-APR-2020 19:38:27
CGCG-N EM141B.UVDATA.1
Freq = 1.5950 GHz, Bw = 16.000 MH Calibrated with CL # 3 and BP # 1 (BP mode 1)
JB - EF 1 - 2
(RR)
JB - EF 1 - 2
(LL)
EF - WB 2 - 3
(RR)
EF - WB 2 - 3
(LL)
EF - O8 2 - 4
(RR)
EF - O8 2 - 4
(LL)
EF - HH 2 - 5
(RR)
EF - HH 2 - 5
(LL)
EF - TR 2 - 6
(RR)
Channels
Channels
Channels
Lower frame: Milli Ampl Jy Top frame: Phas deg
Vector averaged cross-power spectrum Baseline: JB (01) - EF (02)
Timerange: 00/19:01:21 to 00/19:06:19

Plot file version 25 created 30-APR-2020 19:38:28
CGCG-N EM141B.UVDATA.1
Freq = 1.5950 GHz, Bw = 16.000 MH Calibrated with CL # 3 and BP # 1 (BP mode 1)

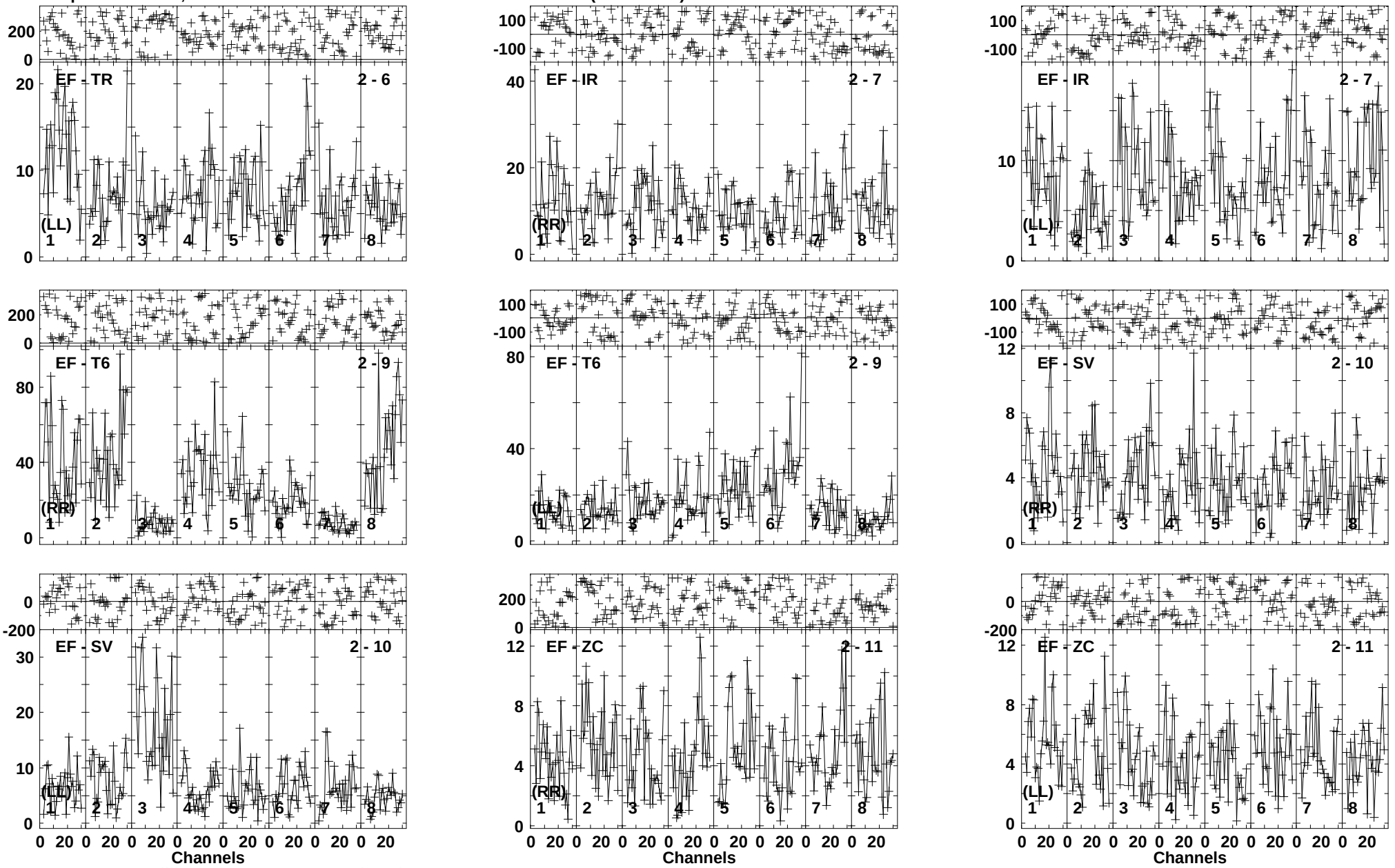

Lower frame: Milli Ampl Jy Top frame: Phas deg
Vector averaged cross-power spectrum Baseline: EF (02) - TR (06)
Timerange: 00/19:01:21 to 00/19:06:19

Plot file version 26 created 30-APR-2020 19:38:28
CGCG-N EM141B.UVDATA.1
Freq = 1.5950 GHz, Bw = 16.000 MH Calibrated with CL # 3 and BP # 1 (BP mode 1)

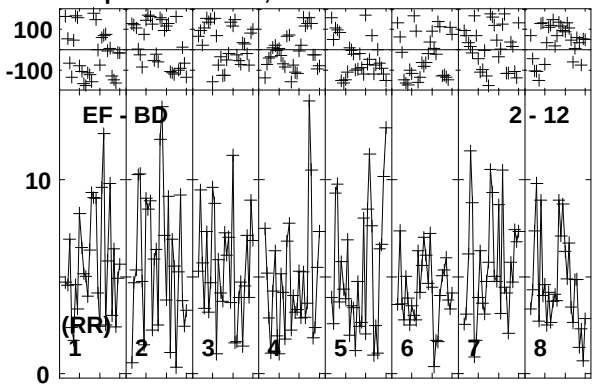

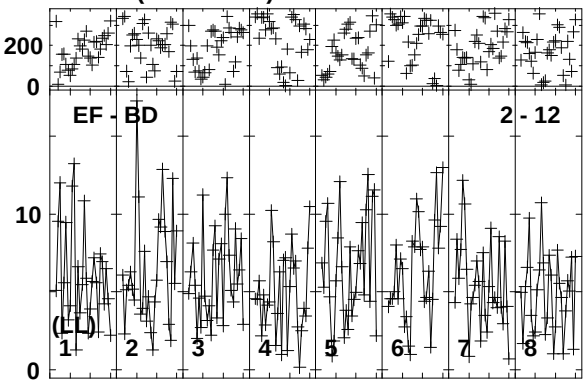

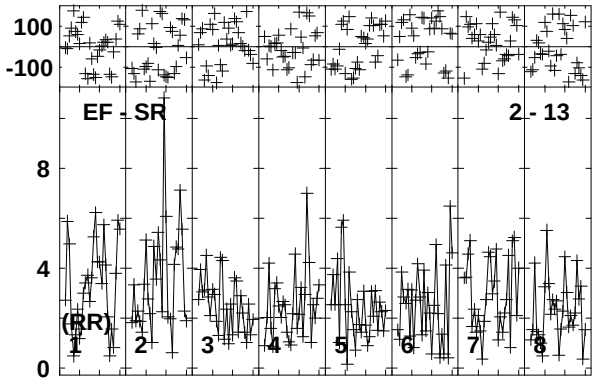

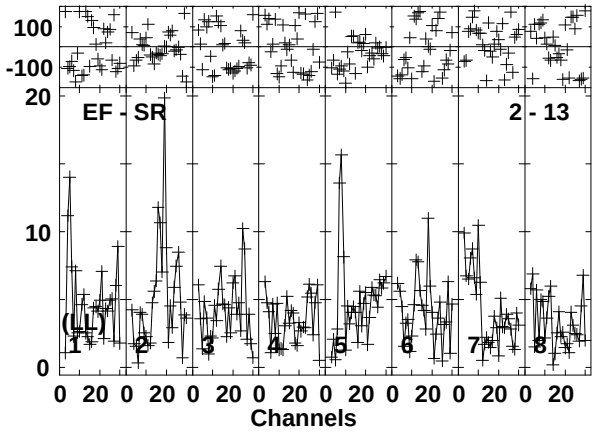

Lower frame: Milli Ampl Jy Top frame: Phas deg
Vector averaged cross-power spectrum Baseline: EF (02) - BD (12)
Timerange: 00/19:01:21 to 00/19:06:19

Plot file version 27 created 30-APR-2020 19:38:28
J0945-0153 EM141B.UVDATA.1
Freq = 1.5950 GHz, Bw = 16.000 MH Calibrated with CL # 3 and BP # 1 (BP mode 1)

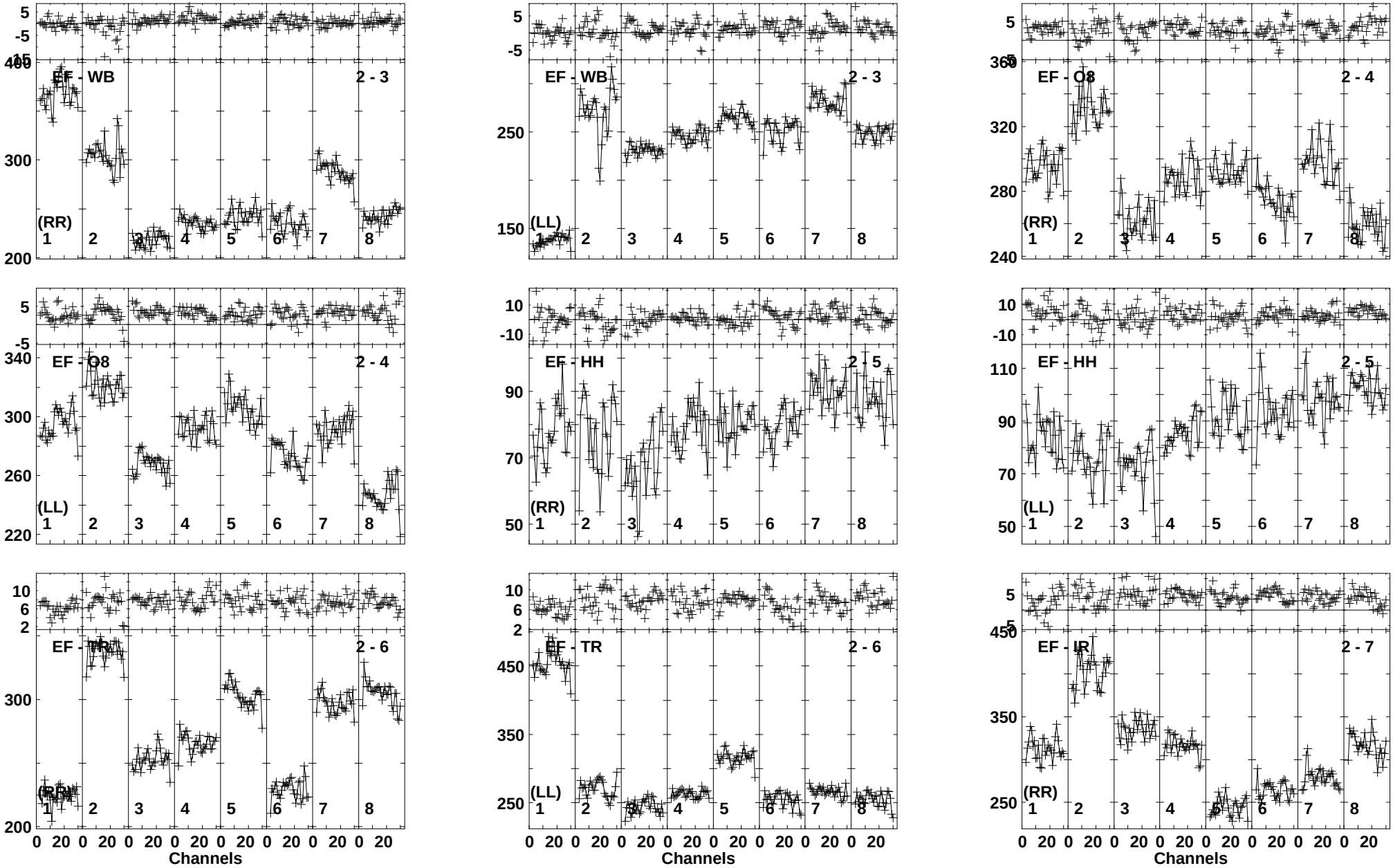

Lower frame: Milli Ampl Jy Top frame: Phas deg
Vector averaged cross-power spectrum Baseline: EF (02) - WB (03)
Timerange: 00/19:06:21 to 00/19:08:49

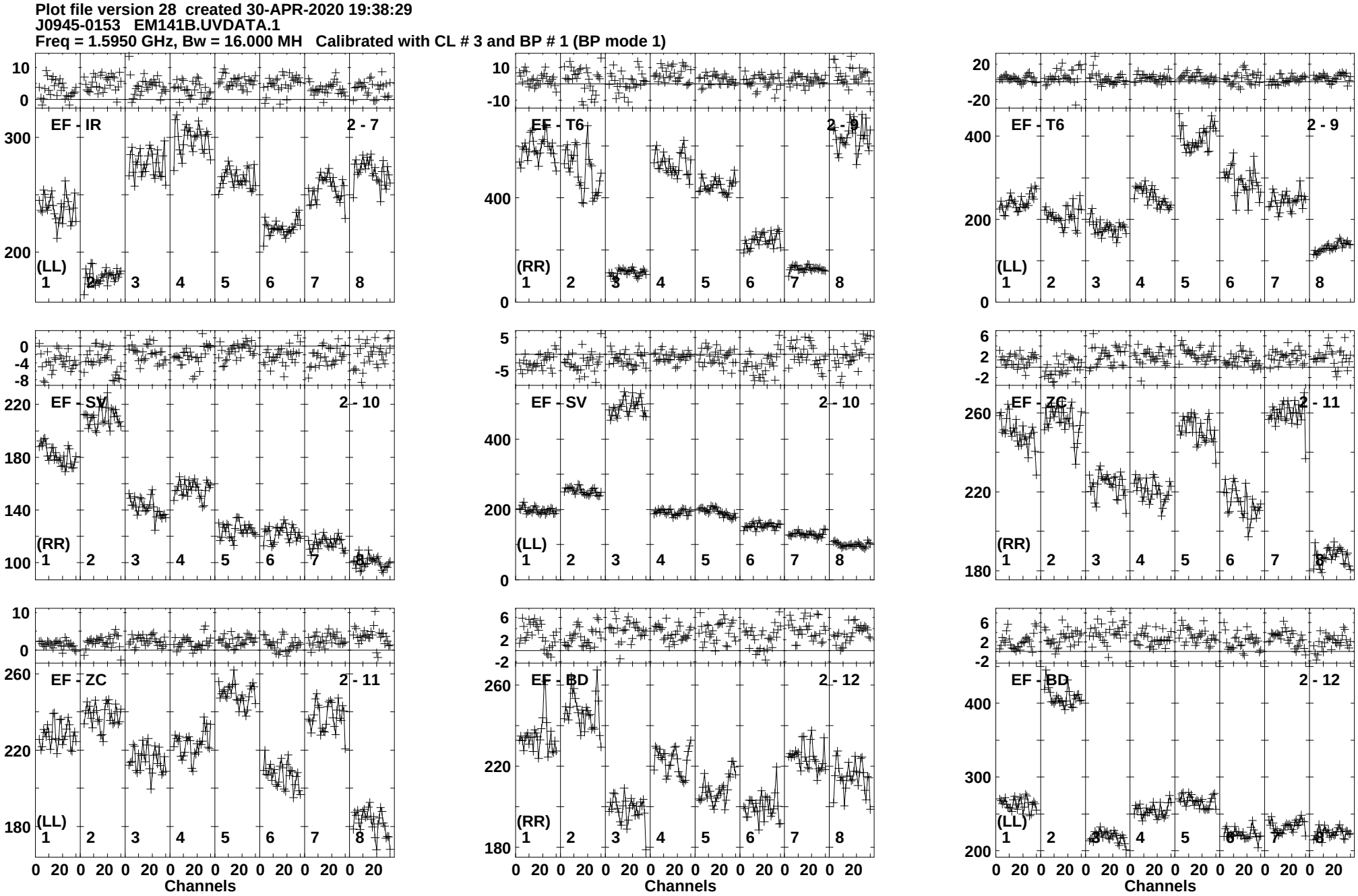
Plot file version 28 created 30-APR-2020 19:38:29
J0945-0153 EM141B.UVDATA.1
Freq = 1.5950 GHz, Bw = 16.000 MH Calibrated with CL # 3 and BP # 1 (BP mode 1)
EF - IR 2 - 7
EF - T6 2 - 9
EF - T6 2 - 9
EF - SV 2 - 10
EF - SV 2 - 10
EF - ZC 2 - 11
EF - ZC 2 - 11
EF - BD 2 - 12
EF - BD 2 - 12
(LL)
(RR)
1 2 3 4 5 6 7 8
0 20 0 20 0 20 0 20 0 20 0 20 0 20 0 20
Channels
Lower frame: Milli Ampl Jy Top frame: Phas deg
Vector averaged cross-power spectrum Baseline: EF (02) - IR (07)
Timerange: 00/19:06:21 to 00/19:08:49

Plot file version 29 created 30-APR-2020 19:38:29
J0945-0153 EM141B.UVDATA.1
Freq = 1.5950 GHz, Bw = 16.000 MH Calibrated with CL # 3 and BP # 1 (BP mode 1)

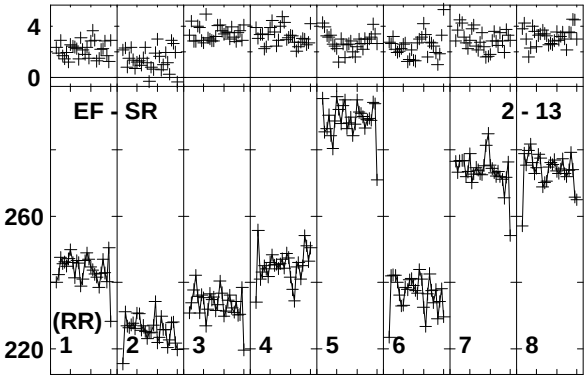

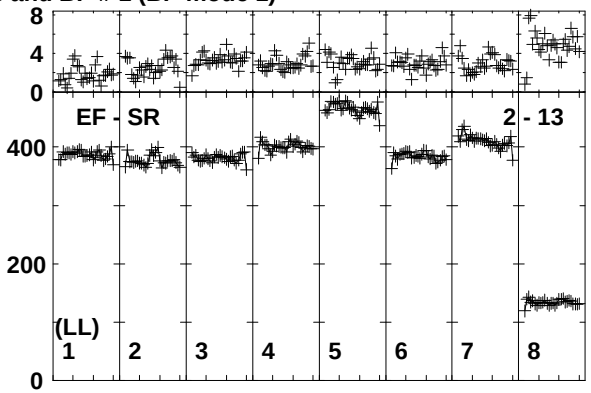

Lower frame: Milli Ampl Jy Top frame: Phas deg
Vector averaged cross-power spectrum Baseline: EF (02) - SR (13)
Timerange: 00/19:06:21 to 00/19:08:49

Plot file version 30 created 30-APR-2020 19:38:29
CGCG-N EM141B.UVDATA.1
Freq = 1.5950 GHz, Bw = 16.000 MH Calibrated with CL # 3 and BP # 1 (BP mode 1)

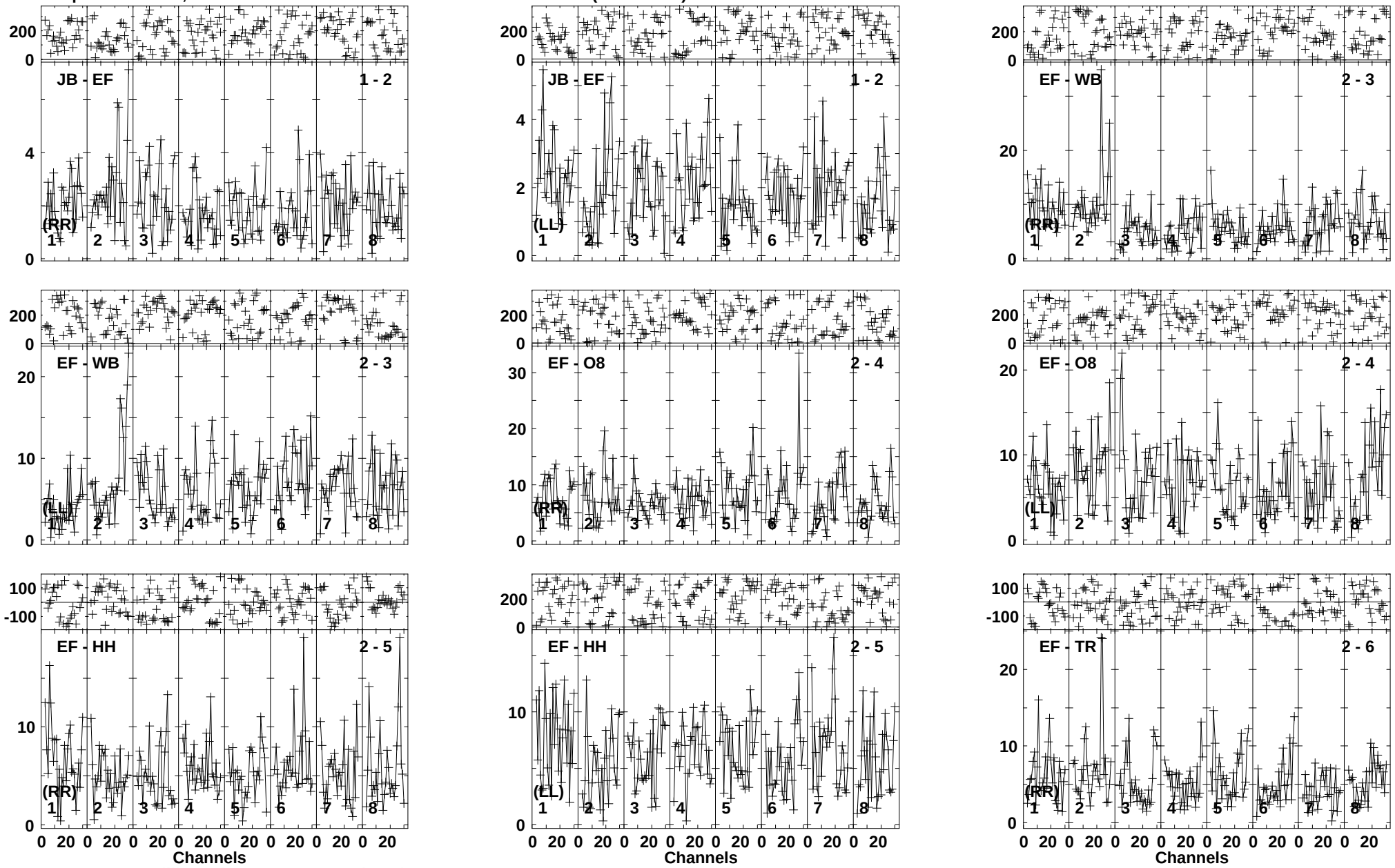

Lower frame: Milli Ampl Jy Top frame: Phas deg
Vector averaged cross-power spectrum Baseline: JB (01) - EF (02)
Timerange: 00/19:08:51 to 00/19:13:49

Plot file version 31 created 30-APR-2020 19:38:29
CGCG-N EM141B.UVDATA.1
Freq = 1.5950 GHz, Bw = 16.000 MH Calibrated with CL # 3 and BP # 1 (BP mode 1)

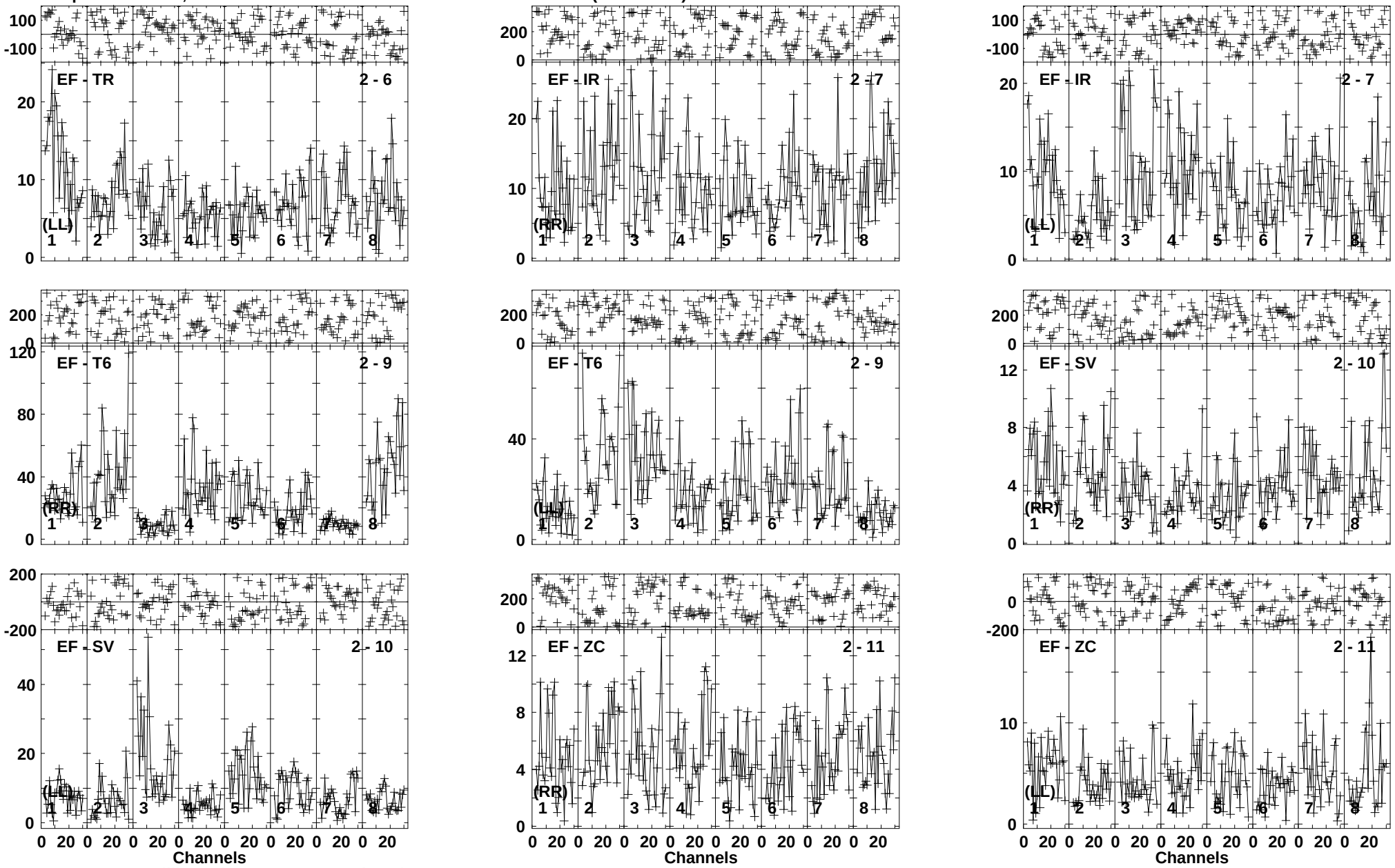

Lower frame: Milli Ampl Jy Top frame: Phas deg
Vector averaged cross-power spectrum Baseline: EF (02) - TR (06)
Timerange: 00/19:08:51 to 00/19:13:49

Plot file version 32 created 30-APR-2020 19:38:30
CGCG-N EM141B.UVDATA.1
Freq = 1.5950 GHz, Bw = 16.000 MH Calibrated with CL # 3 and BP # 1 (BP mode 1)

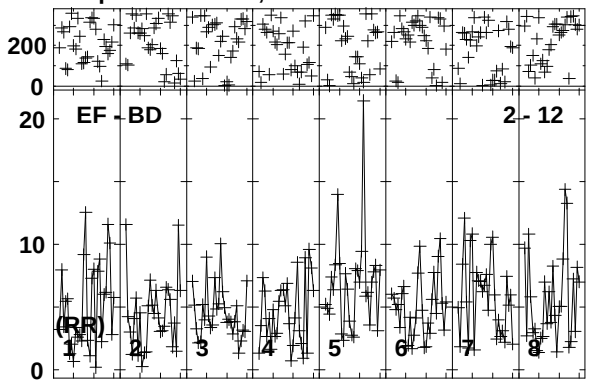

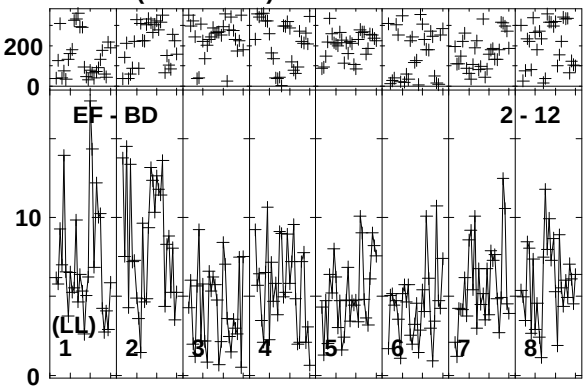

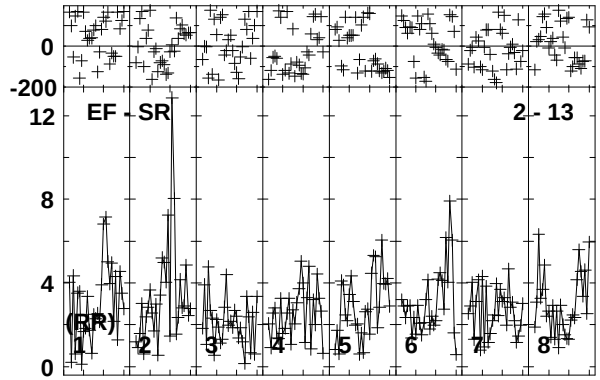

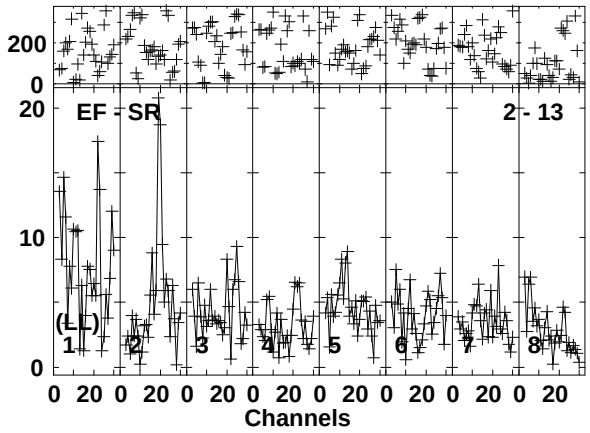

Lower frame: Milli Ampl Jy Top frame: Phas deg
Vector averaged cross-power spectrum Baseline: EF (02) - BD (12)
Timerange: 00/19:08:51 to 00/19:13:49

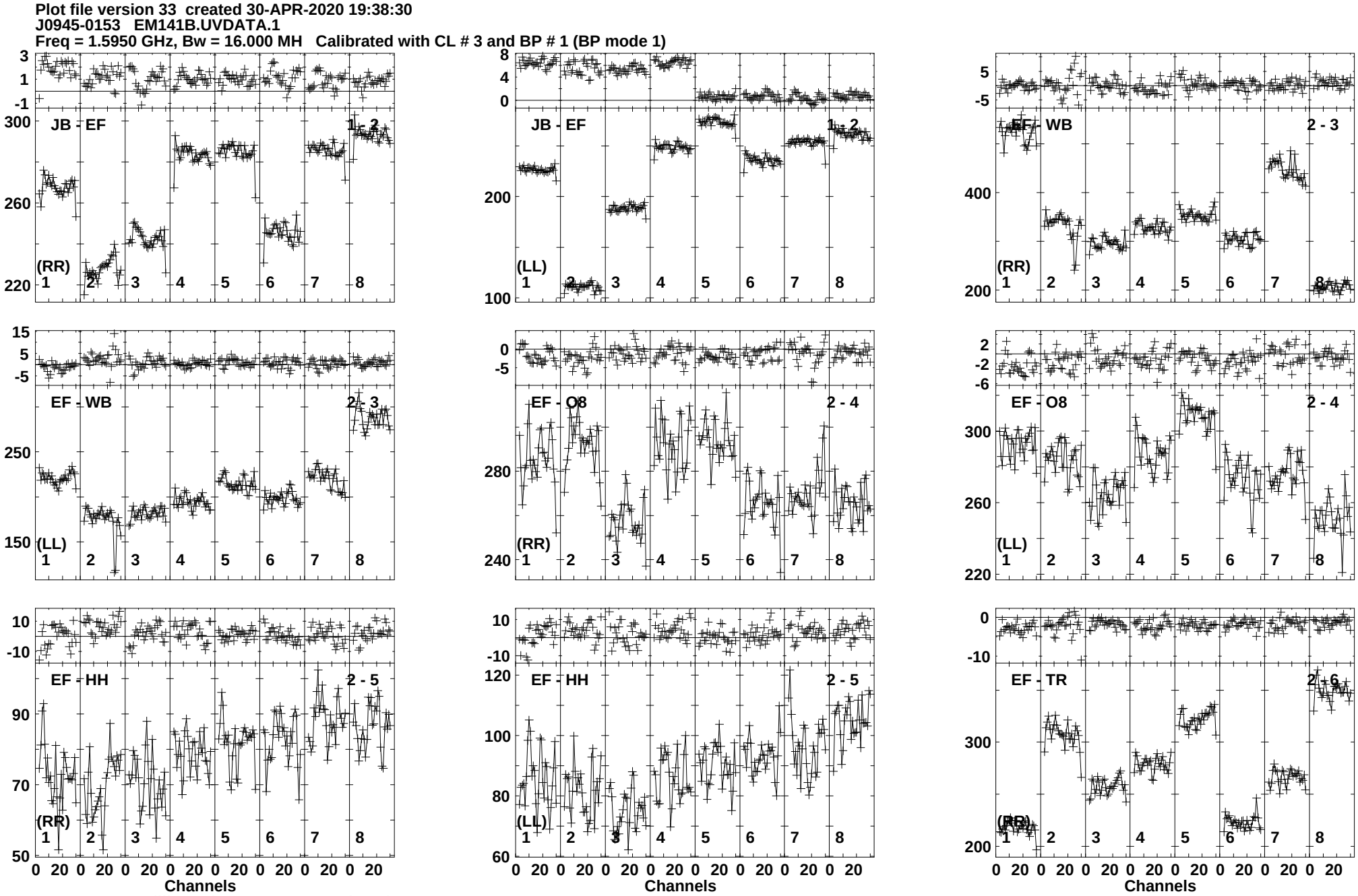
Plot file version 33 created 30-APR-2020 19:38:30
J0945-0153 EM141B.UVDATA.1
Freq = 1.5950 GHz, Bw = 16.000 MH Calibrated with CL # 3 and BP # 1 (BP mode 1)
JB - EF
1 - 2
(RR)
(LL)
EF - WB
2 - 3
EF - O8
2 - 4
EF - HH
2 - 5
EF - TR
2 - 6
Channels
Lower frame: Milli Ampl Jy Top frame: Phas deg
Vector averaged cross-power spectrum Baseline: JB (01) - EF (02)
Timerange: 00/19:14:31 to 00/19:16:29

Plot file version 34 created 30-APR-2020 19:38:30
J0945-0153 EM141B.UVDATA.1
Freq = 1.5950 GHz, Bw = 16.000 MH Calibrated with CL # 3 and BP # 1 (BP mode 1)

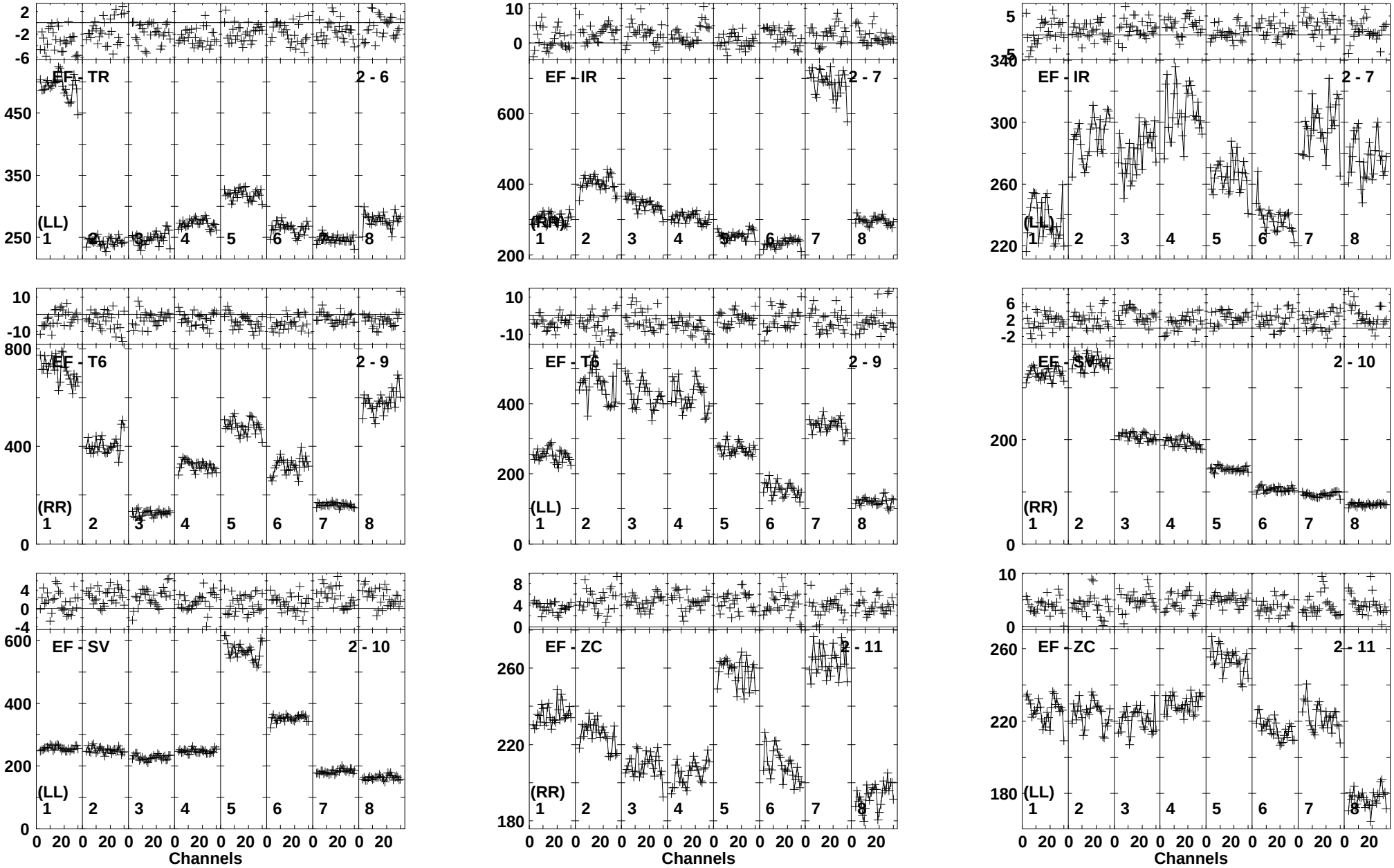

Lower frame: Milli Ampl Jy Top frame: Phas deg
Vector averaged cross-power spectrum Baseline: EF (02) - TR (06)
Timerange: 00/19:14:31 to 00/19:16:29

Plot file version 35 created 30-APR-2020 19:38:30
J0945-0153 EM141B.UVDATA.1
Freq = 1.5950 GHz, Bw = 16.000 MH Calibrated with CL # 3 and BP # 1 (BP mode 1)

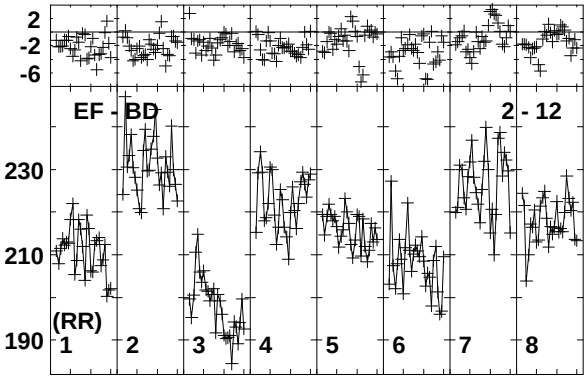

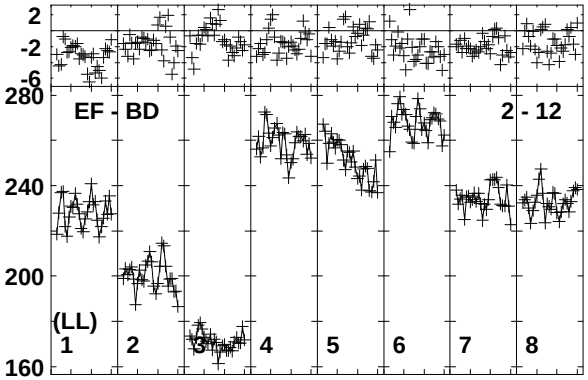

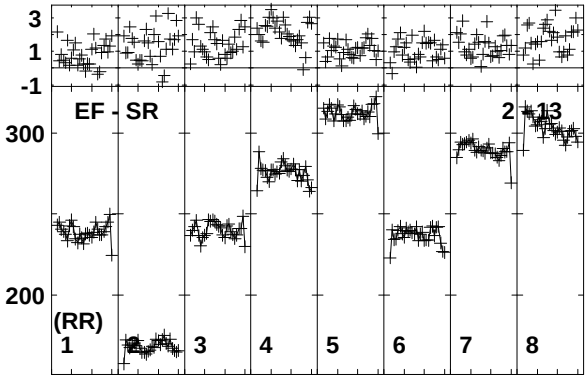

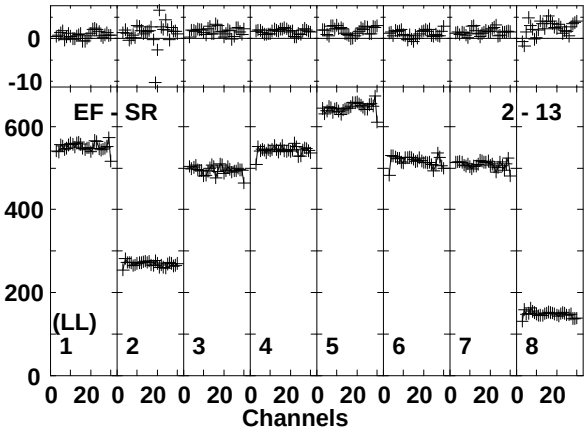

Lower frame: Milli Ampl Jy Top frame: Phas deg
Vector averaged cross-power spectrum Baseline: EF (02) - BD (12)
Timerange: 00/19:14:31 to 00/19:16:29

Plot file version 36 created 30-APR-2020 19:38:30
CGCG-N EM141B.UVDATA.1
Freq = 1.5950 GHz, Bw = 16.000 MH Calibrated with CL # 3 and BP # 1 (BP mode 1)

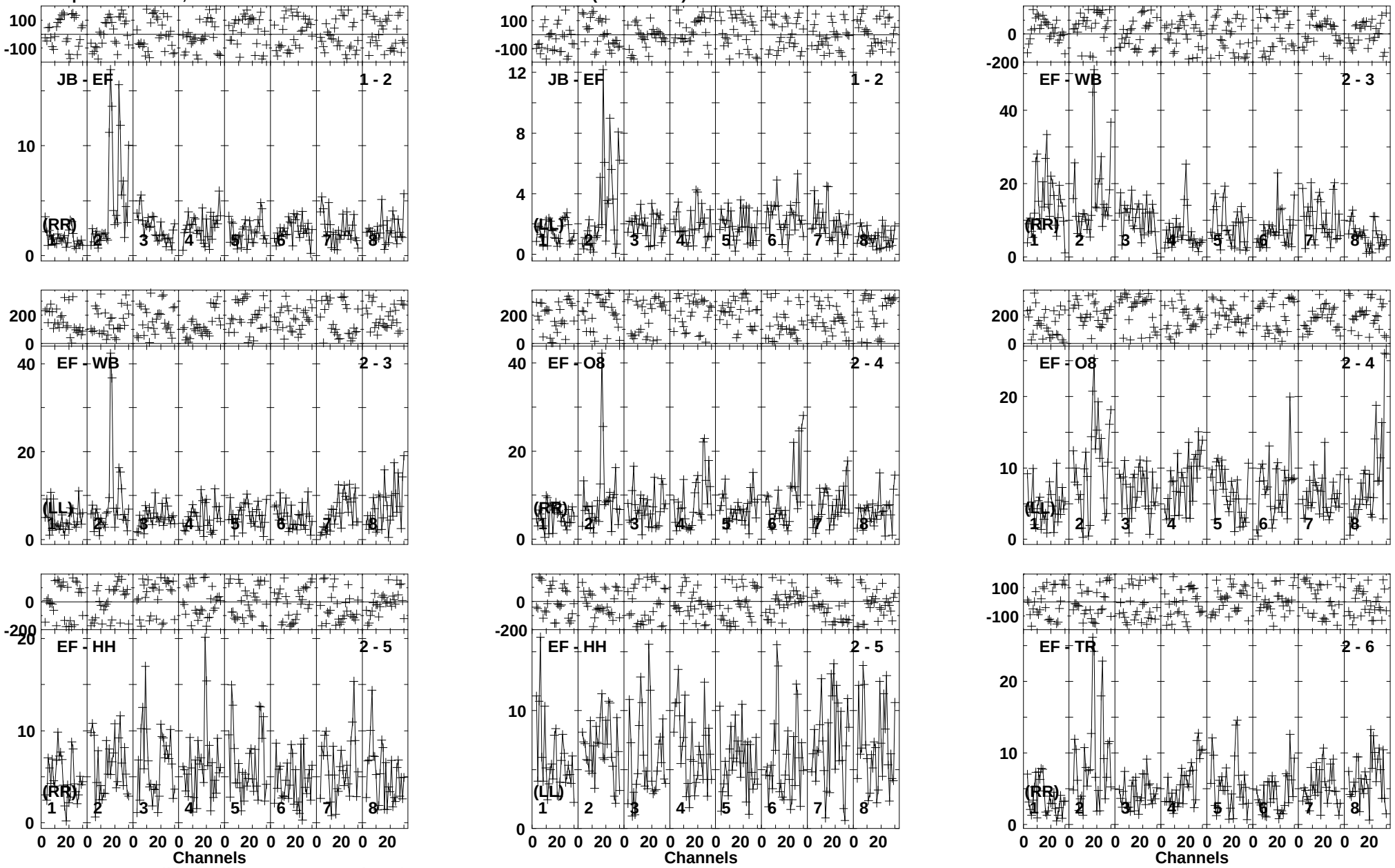

Lower frame: Milli Ampl Jy Top frame: Phas deg
Vector averaged cross-power spectrum Baseline: JB (01) - EF (02)
Timerange: 00/19:16:31 to 00/19:21:29

Plot file version 37 created 30-APR-2020 19:38:31
CGCG-N EM141B.UVDATA.1
Freq = 1.5950 GHz, Bw = 16.000 MH Calibrated with CL # 3 and BP # 1 (BP mode 1)

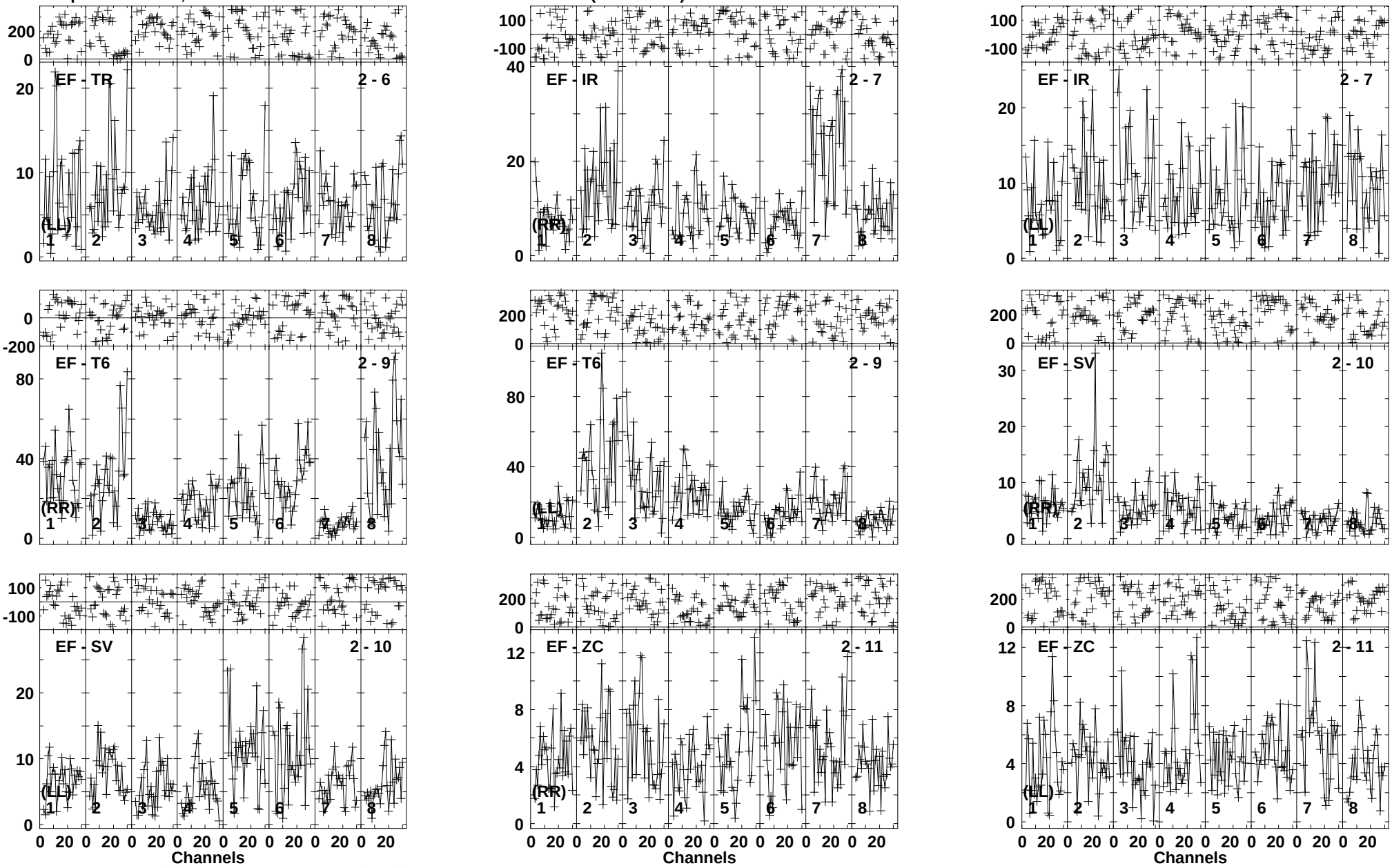

Lower frame: Milli Ampl Jy Top frame: Phas deg
Vector averaged cross-power spectrum Baseline: EF (02) - TR (06)
Timerange: 00/19:16:31 to 00/19:21:29

Plot file version 38 created 30-APR-2020 19:38:31
CGCG-N EM141B.UVDATA.1
Freq = 1.5950 GHz, Bw = 16.000 MH Calibrated with CL # 3 and BP # 1 (BP mode 1)

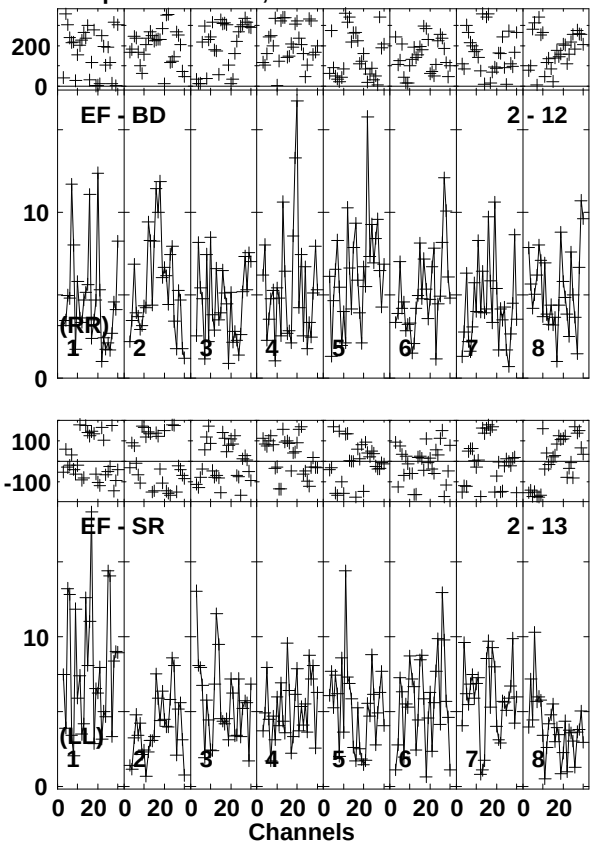

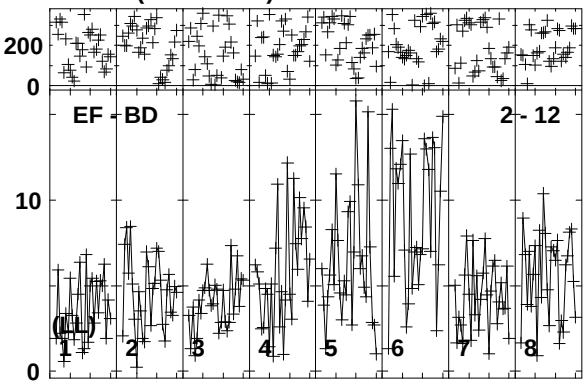

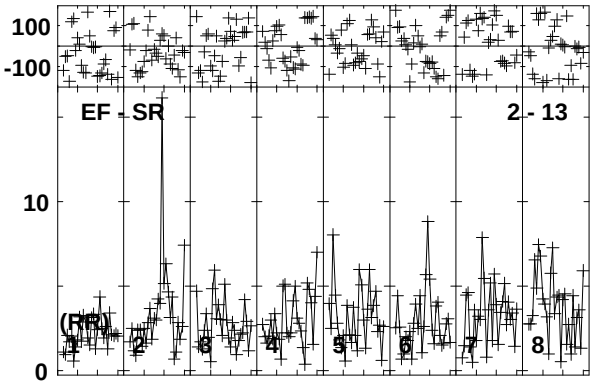

Lower frame: Milli Ampl Jy Top frame: Phas deg
Vector averaged cross-power spectrum Baseline: EF (02) - BD (12)
Timerange: 00/19:16:31 to 00/19:21:29

Plot file version 39 created 30-APR-2020 19:38:31
J0945-0153 EM141B.UVDATA.1
Freq = 1.5950 GHz, Bw = 16.000 MH Calibrated with CL # 3 and BP # 1 (BP mode 1)

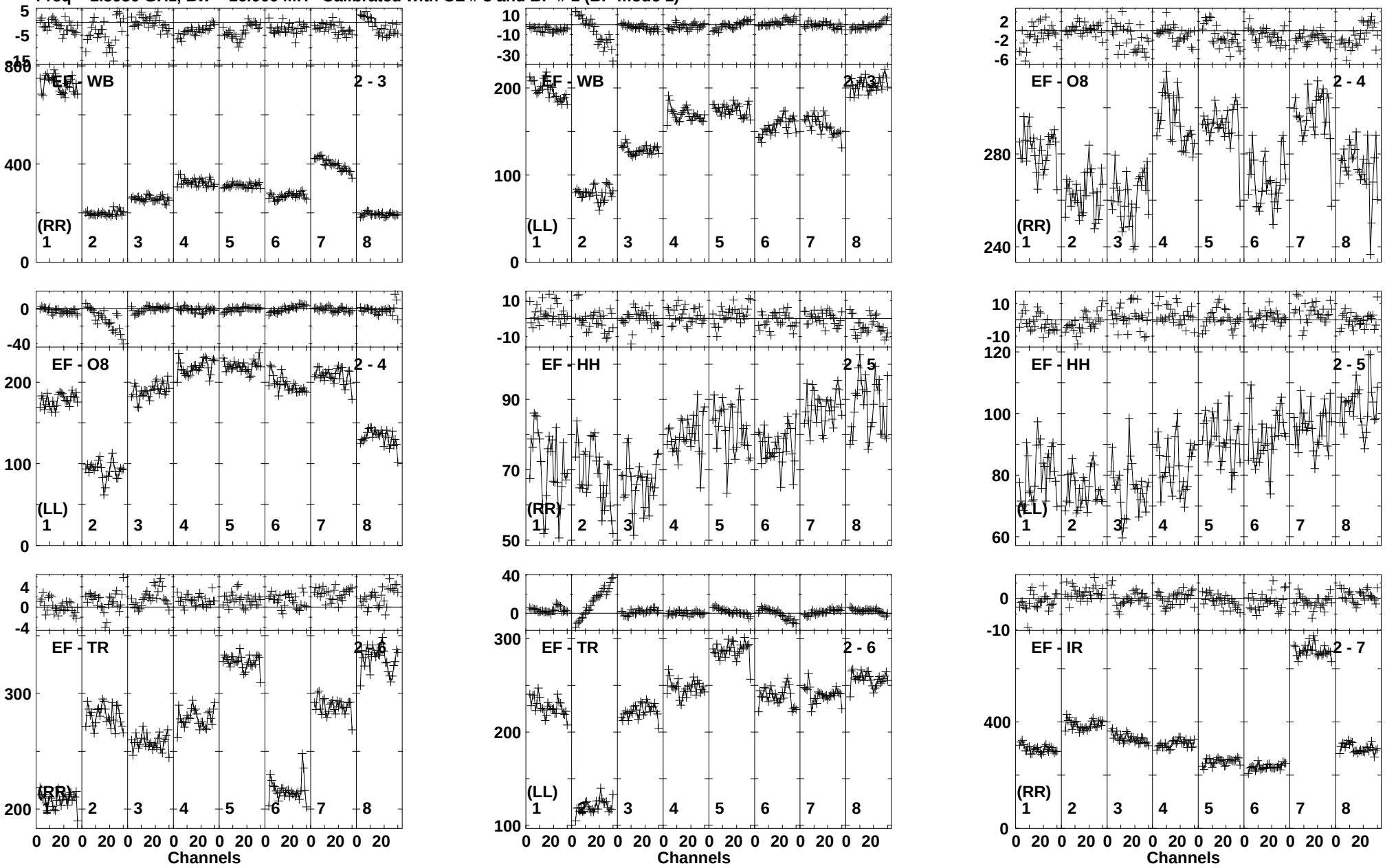

Lower frame: Milli Ampl Jy Top frame: Phas deg
Vector averaged cross-power spectrum Baseline: EF (02) - WB (03)
Timerange: 00/19:21:31 to 00/19:23:59

Plot file version 40 created 30-APR-2020 19:38:32
J0945-0153 EM141B.UVDATA.1
Freq = 1.5950 GHz, Bw = 16.000 MH Calibrated with CL # 3 and BP # 1 (BP mode 1)

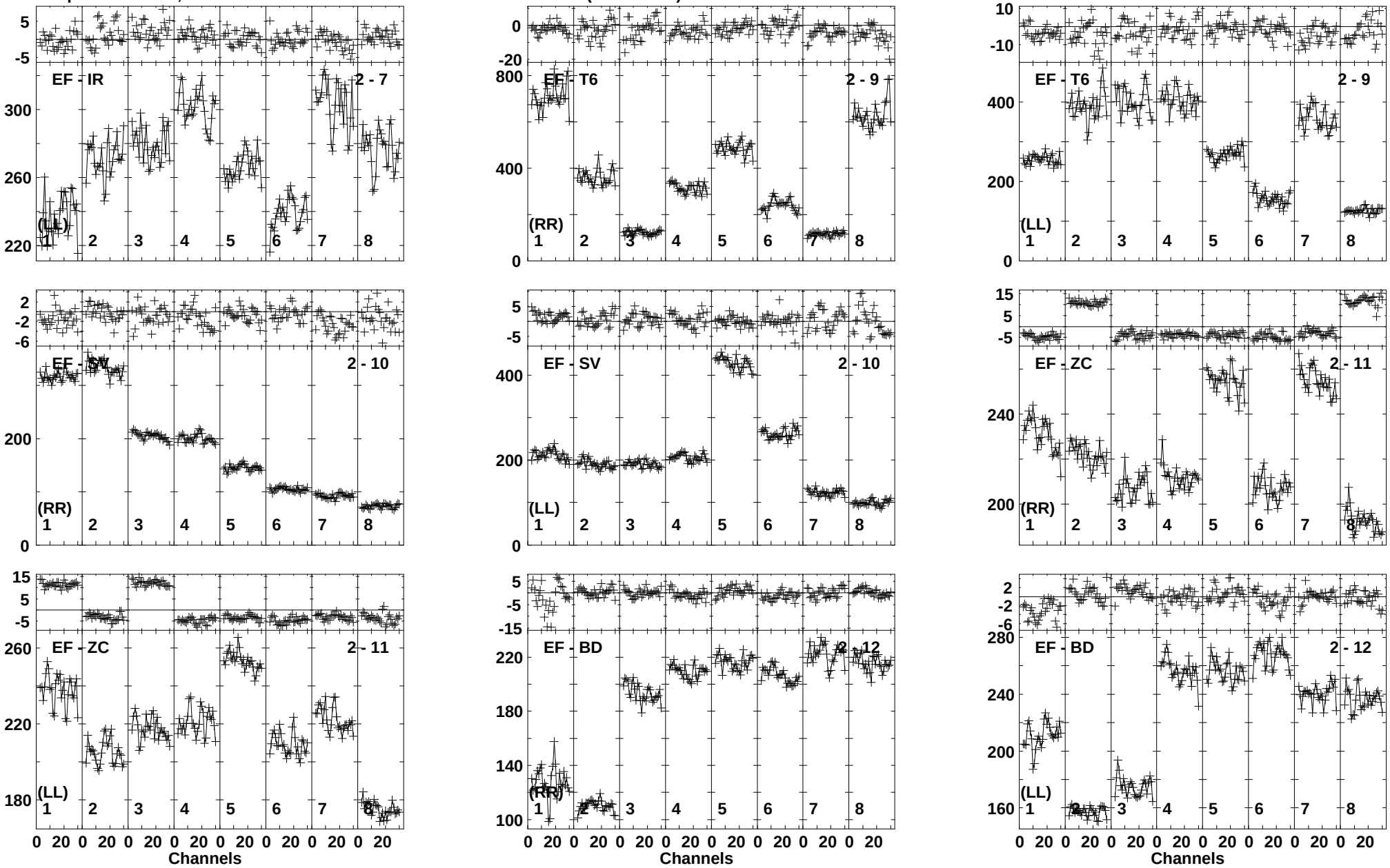

Lower frame: Milli Ampl Jy Top frame: Phas deg
Vector averaged cross-power spectrum Baseline: EF (02) - IR (07)
Timerange: 00/19:21:31 to 00/19:23:59

Plot file version 41 created 30-APR-2020 19:38:32
J0945-0153 EM141B.UVDATA.1
Freq = 1.5950 GHz, Bw = 16.000 MH Calibrated with CL # 3 and BP # 1 (BP mode 1)

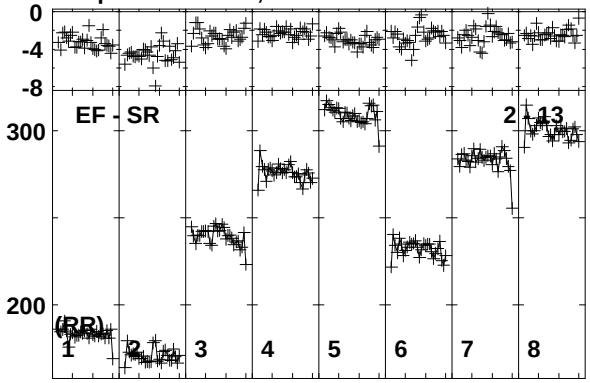

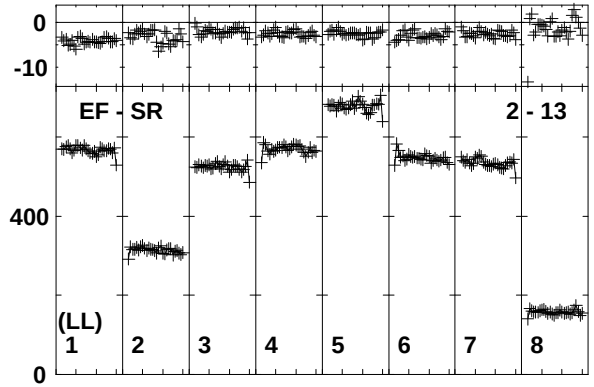

Lower frame: Milli Ampl Jy Top frame: Phas deg
Vector averaged cross-power spectrum Baseline: EF (02) - SR (13)
Timerange: 00/19:21:31 to 00/19:23:59

Plot file version 42 created 30-APR-2020 19:38:32
CGCG-N EM141B.UVDATA.1
Freq = 1.5950 GHz, Bw = 16.000 MH Calibrated with CL # 3 and BP # 1 (BP mode 1)

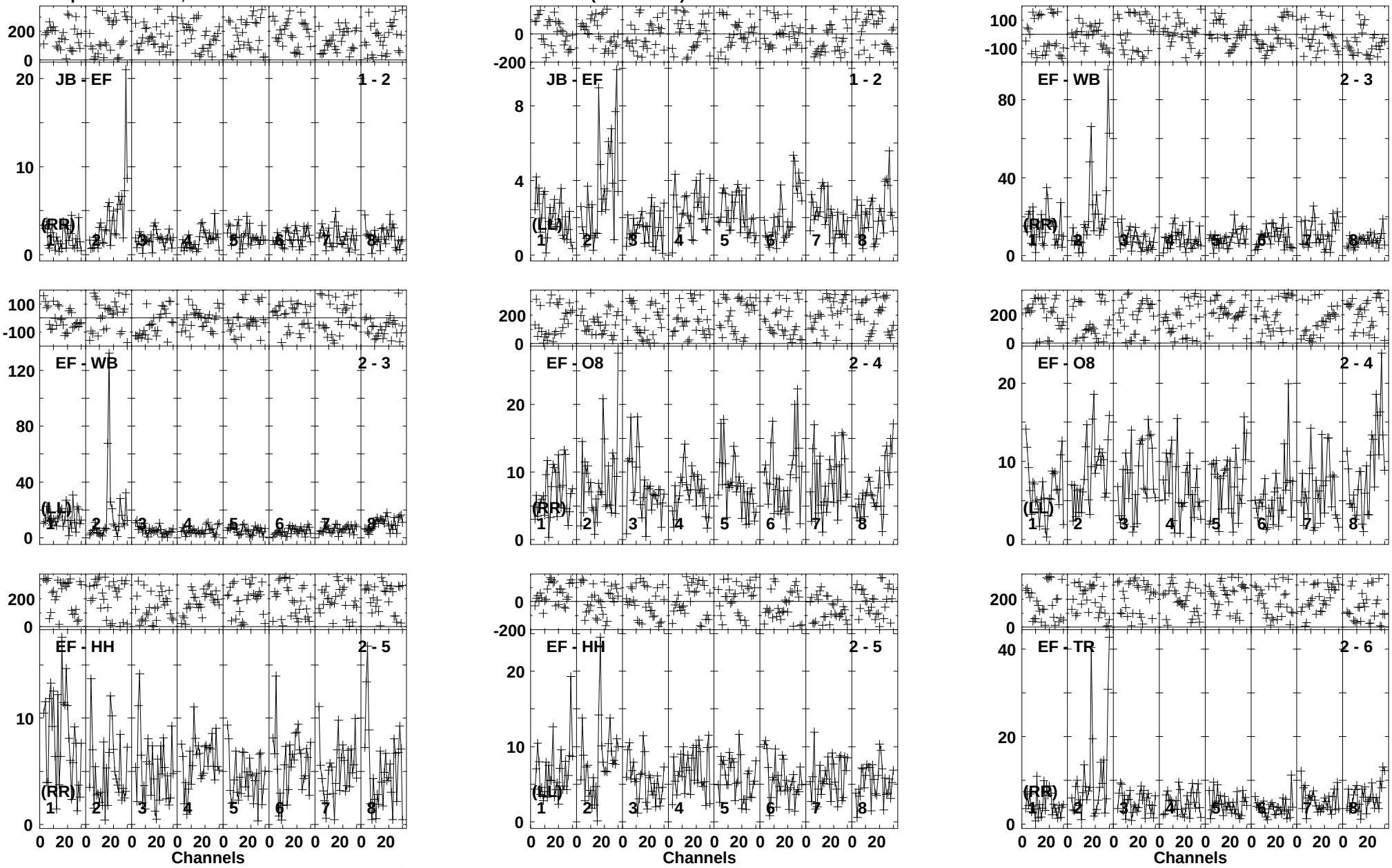

Lower frame: Milli Ampl Jy Top frame: Phas deg
Vector averaged cross-power spectrum Baseline: JB (01) - EF (02)
Timerange: 00/19:24:01 to 00/19:28:59

Plot file version 43 created 30-APR-2020 19:38:32
CGCG-N EM141B.UVDATA.1
Freq = 1.5950 GHz, Bw = 16.000 MH Calibrated with CL # 3 and BP # 1 (BP mode 1)

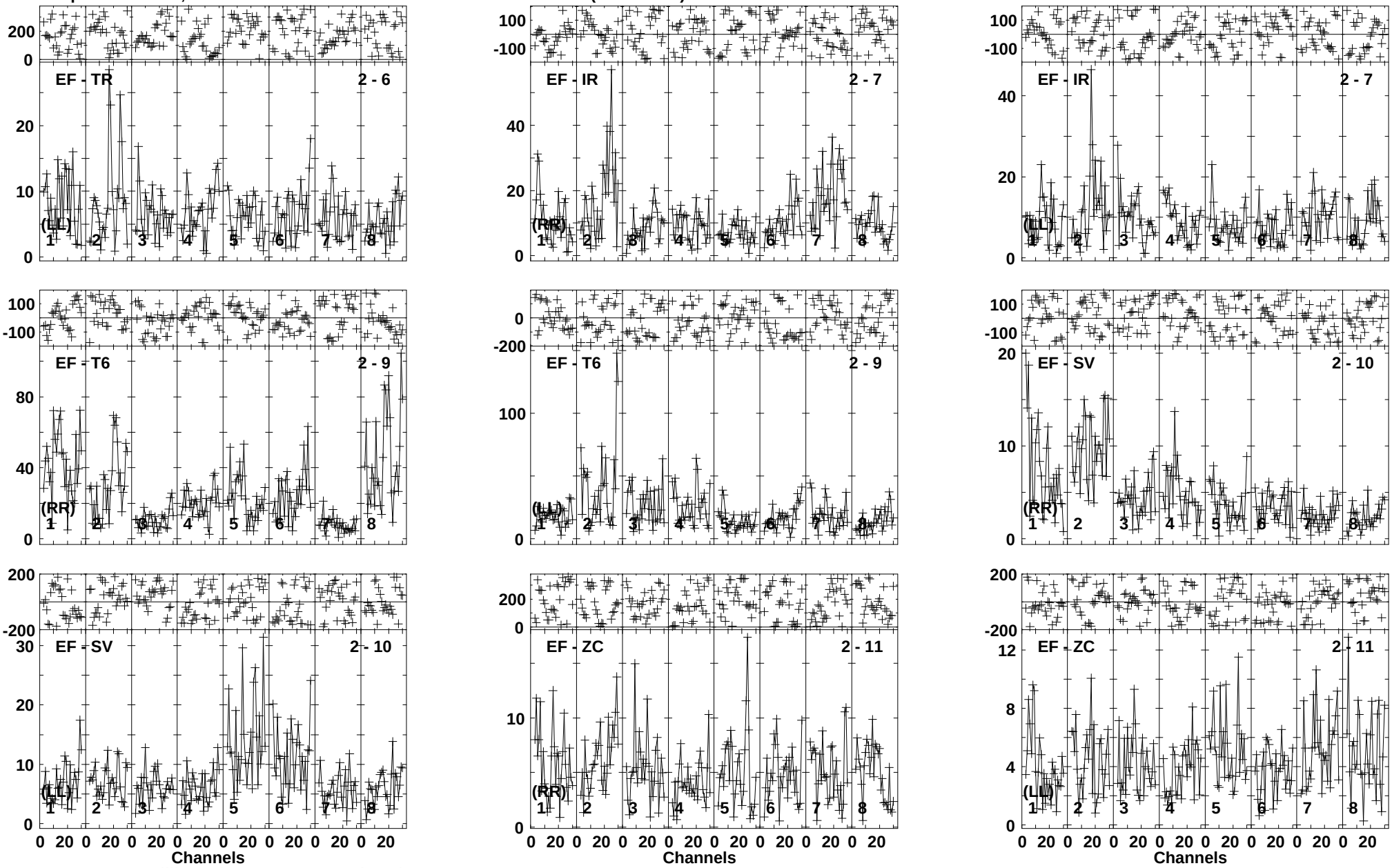

Lower frame: Milli Ampl Jy Top frame: Phas deg
Vector averaged cross-power spectrum Baseline: EF (02) - TR (06)
Timerange: 00/19:24:01 to 00/19:28:59

Plot file version 44 created 30-APR-2020 19:38:33
CGCG-N EM141B.UVDATA.1
Freq = 1.5950 GHz, Bw = 16.000 MH Calibrated with CL # 3 and BP # 1 (BP mode 1)

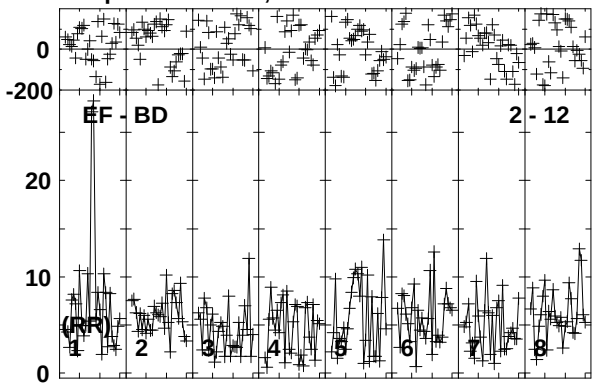

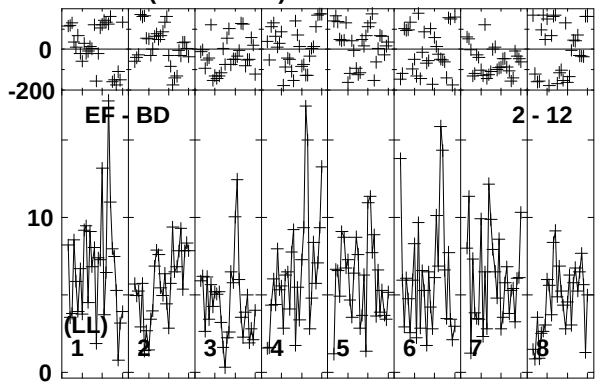

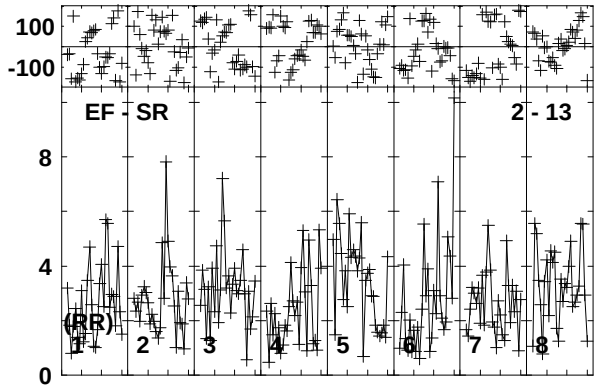

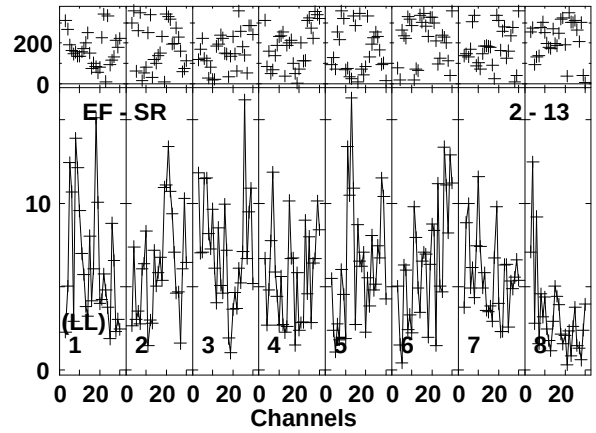

Lower frame: Milli Ampl Jy Top frame: Phas deg
Vector averaged cross-power spectrum Baseline: EF (02) - BD (12)
Timerange: 00/19:24:01 to 00/19:28:59

Plot file version 45 created 30-APR-2020 19:38:33
J0945-0153 EM141B.UVDATA.1
Freq = 1.5950 GHz, Bw = 16.000 MH Calibrated with CL # 3 and BP # 1 (BP mode 1)

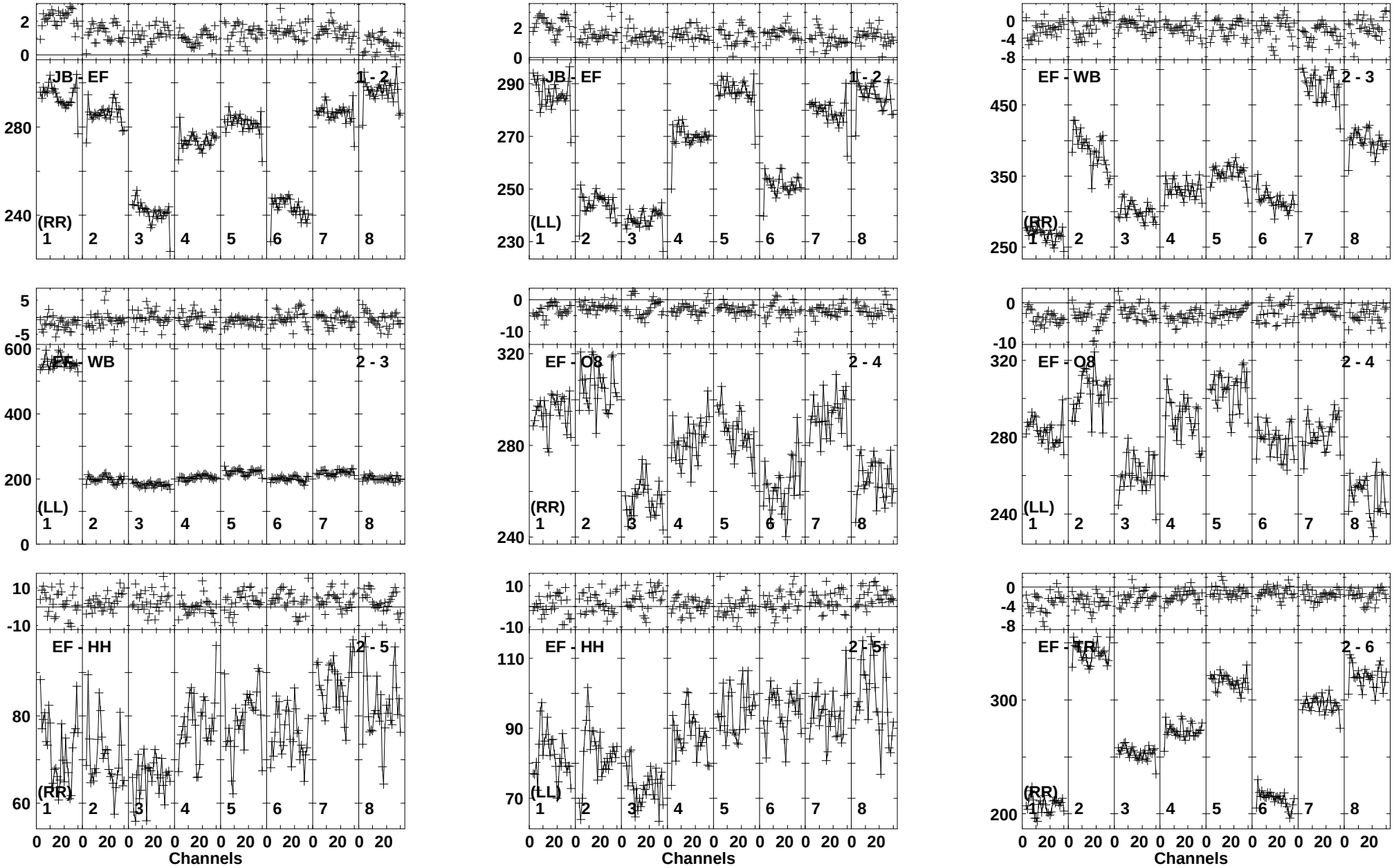

Lower frame: Milli Ampl Jy Top frame: Phas deg
Vector averaged cross-power spectrum Baseline: JB (01) - EF (02)
Timerange: 00/19:29:41 to 00/19:31:39

Plot file version 46 created 30-APR-2020 19:38:33
J0945-0153 EM141B.UVDATA.1
Freq = 1.5950 GHz, Bw = 16.000 MH Calibrated with CL # 3 and BP # 1 (BP mode 1)

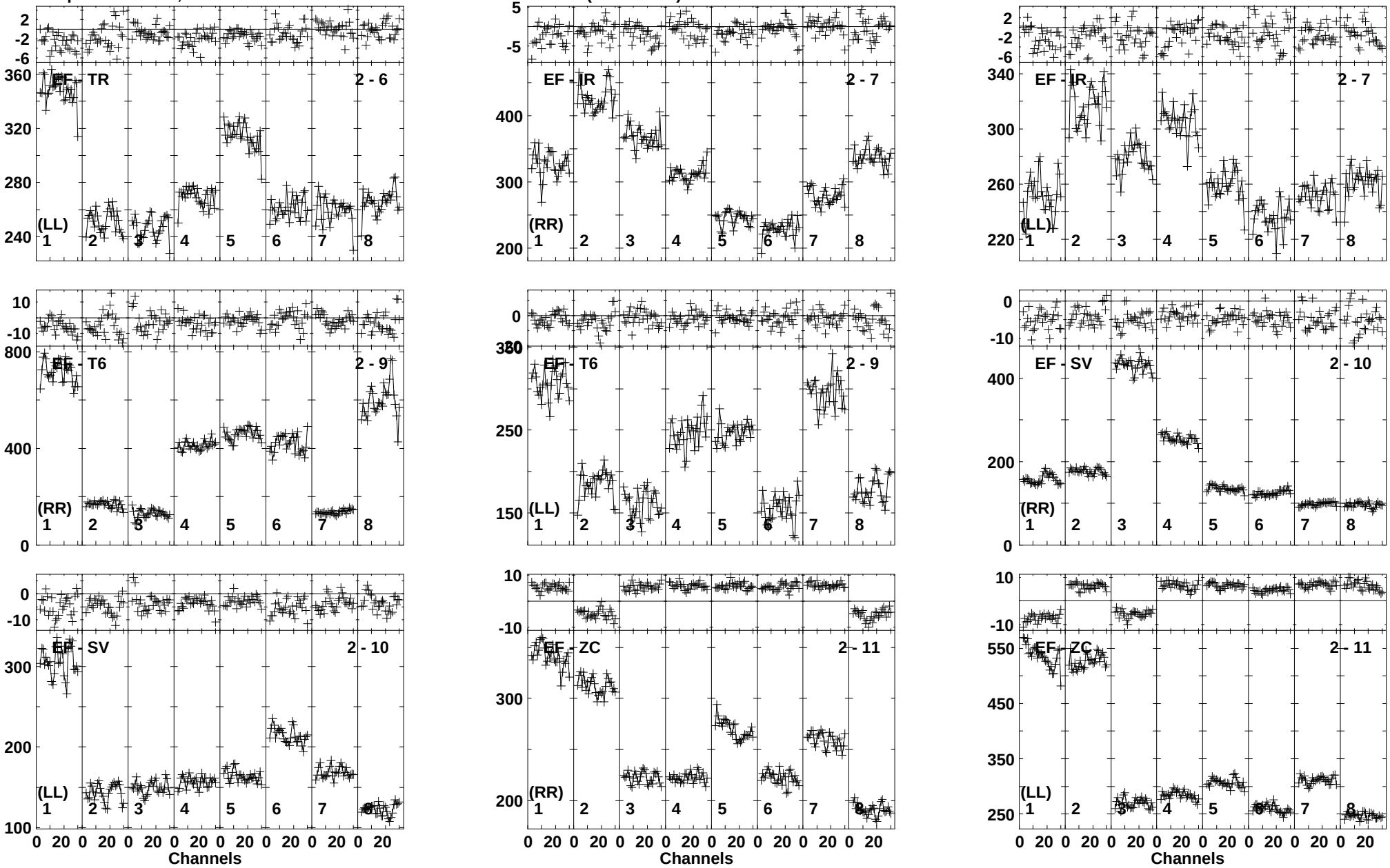

Lower frame: Milli Ampl Jy Top frame: Phas deg
Vector averaged cross-power spectrum Baseline: EF (02) - TR (06)
Timerange: 00/19:29:41 to 00/19:31:39

Plot file version 47 created 30-APR-2020 19:38:33
J0945-0153 EM141B.UVDATA.1
Freq = 1.5950 GHz, Bw = 16.000 MH Calibrated with CL # 3 and BP # 1 (BP mode 1)

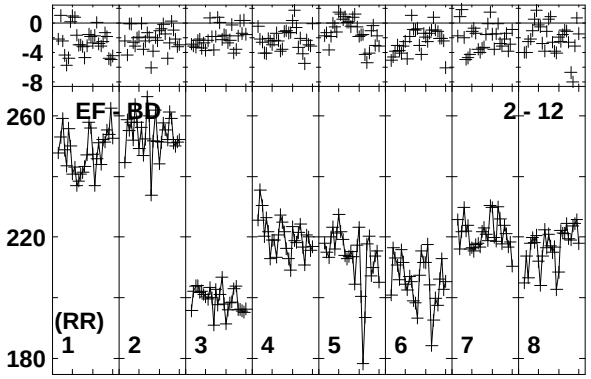

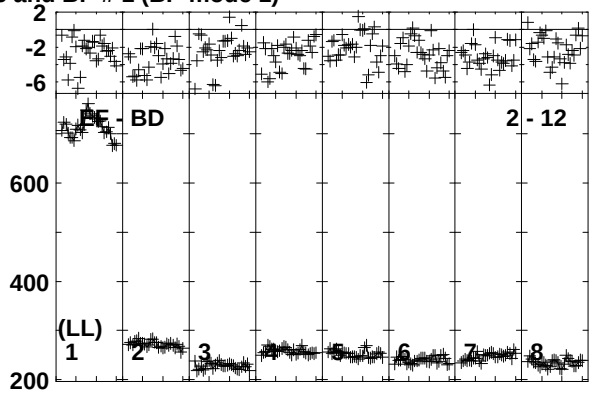

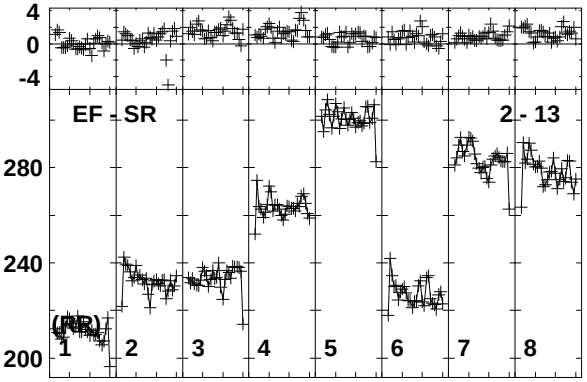

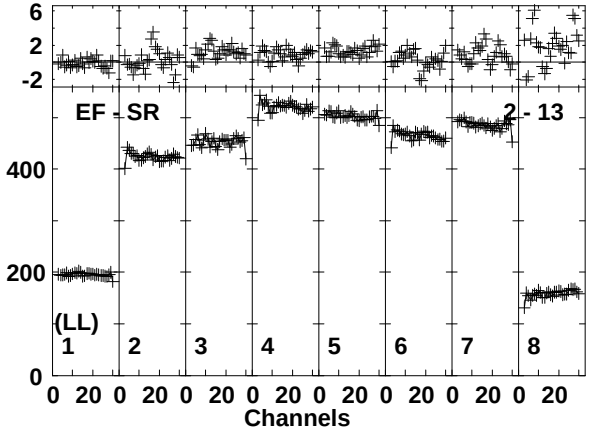

Lower frame: Milli Ampl Jy Top frame: Phas deg
Vector averaged cross-power spectrum Baseline: EF (02) - BD (12)
Timerange: 00/19:29:41 to 00/19:31:39

Plot file version 48 created 30-APR-2020 19:38:34
CGCG-N EM141B.UVDATA.1
Freq = 1.5950 GHz, Bw = 16.000 MH Calibrated with CL # 3 and BP # 1 (BP mode 1)

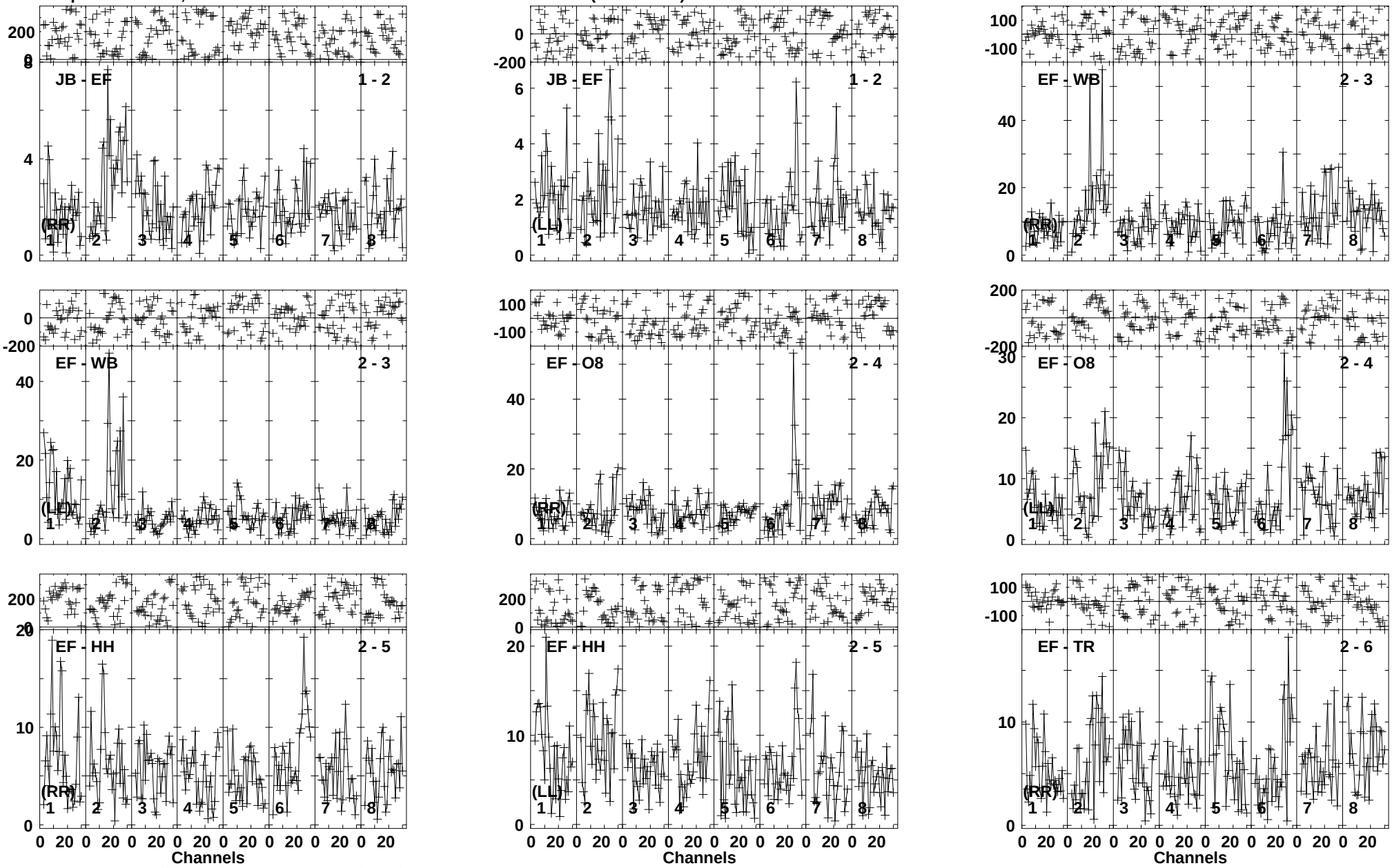

Lower frame: Milli Ampl Jy Top frame: Phas deg
Vector averaged cross-power spectrum Baseline: JB (01) - EF (02)
Timerange: 00/19:31:41 to 00/19:36:39

Plot file version 49 created 30-APR-2020 19:38:34
CGCG-N EM141B.UVDATA.1
Freq = 1.5950 GHz, Bw = 16.000 MH Calibrated with CL # 3 and BP # 1 (BP mode 1)

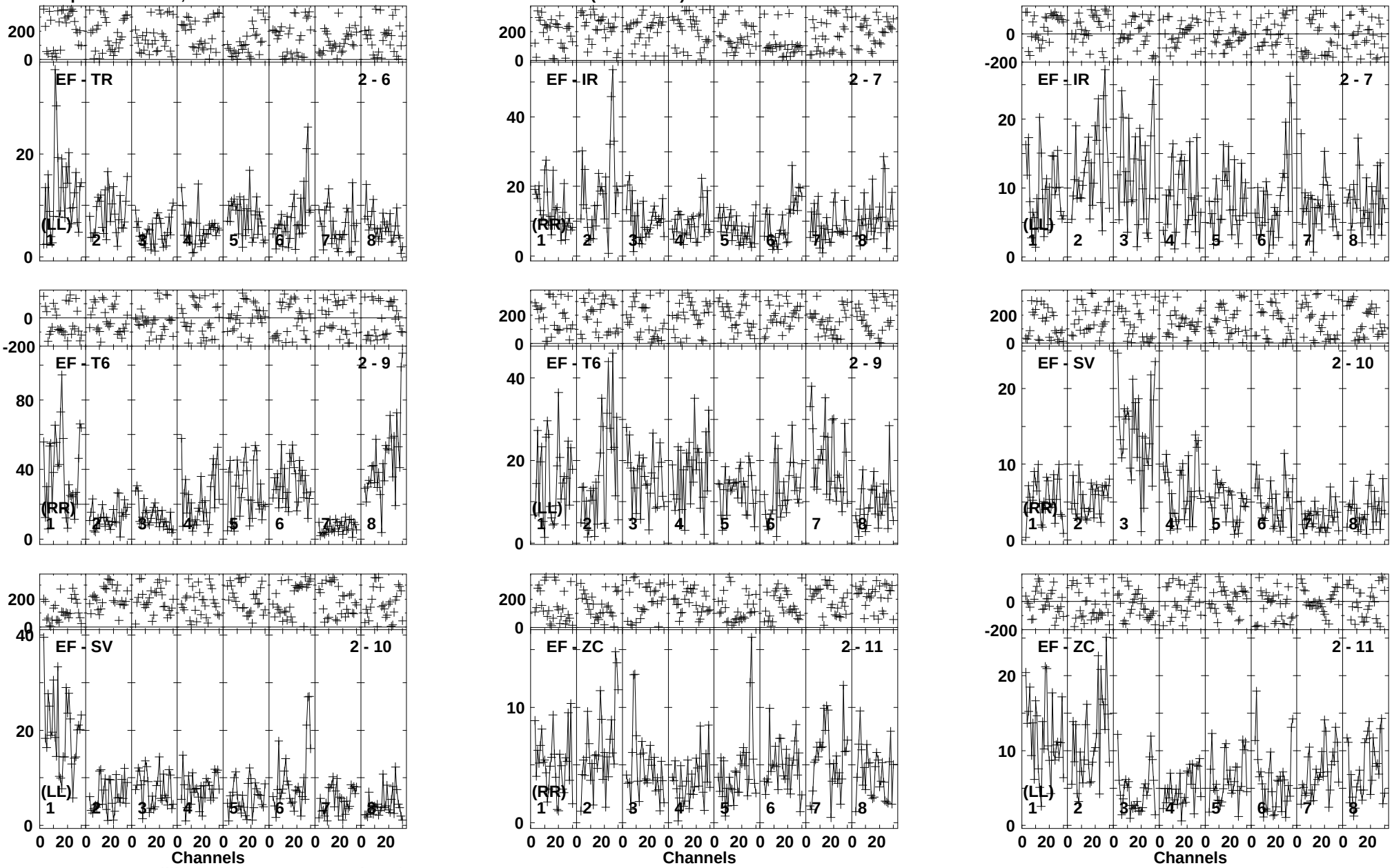

Lower frame: Milli Ampl Jy Top frame: Phas deg
Vector averaged cross-power spectrum Baseline: EF (02) - TR (06)
Timerange: 00/19:31:41 to 00/19:36:39

Plot file version 50 created 30-APR-2020 19:38:34
CGCG-N EM141B.UVDATA.1
Freq = 1.5950 GHz, Bw = 16.000 MH Calibrated with CL # 3 and BP # 1 (BP mode 1)

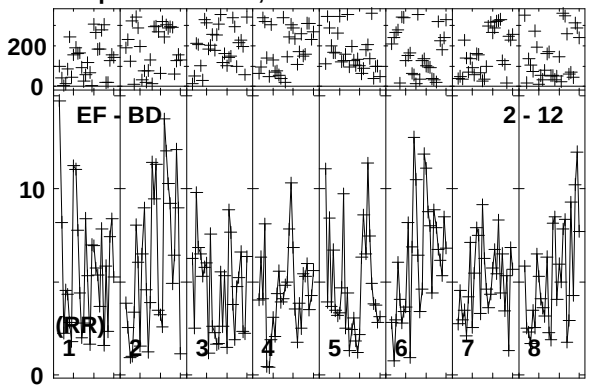

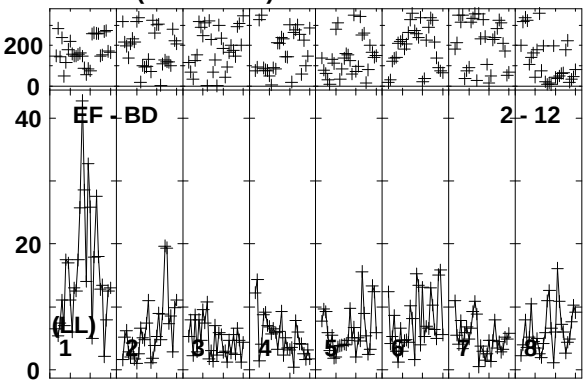

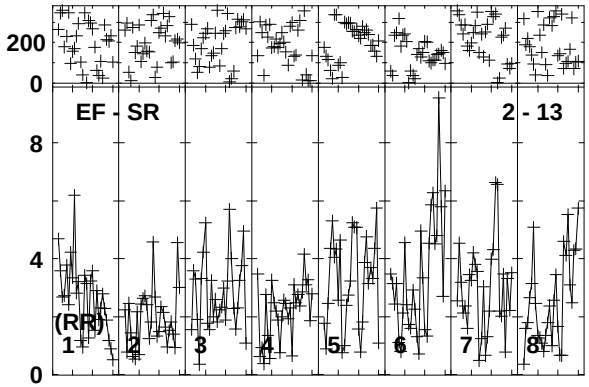

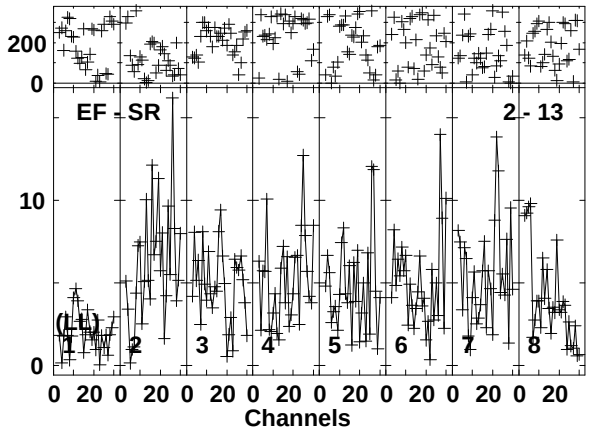

Lower frame: Milli Ampl Jy Top frame: Phas deg
Vector averaged cross-power spectrum Baseline: EF (02) - BD (12)
Timerange: 00/19:31:41 to 00/19:36:39

Plot file version 51 created 30-APR-2020 19:38:34
J0945-0153 EM141B.UVDATA.1
Freq = 1.5950 GHz, Bw = 16.000 MH Calibrated with CL # 3 and BP # 1 (BP mode 1)

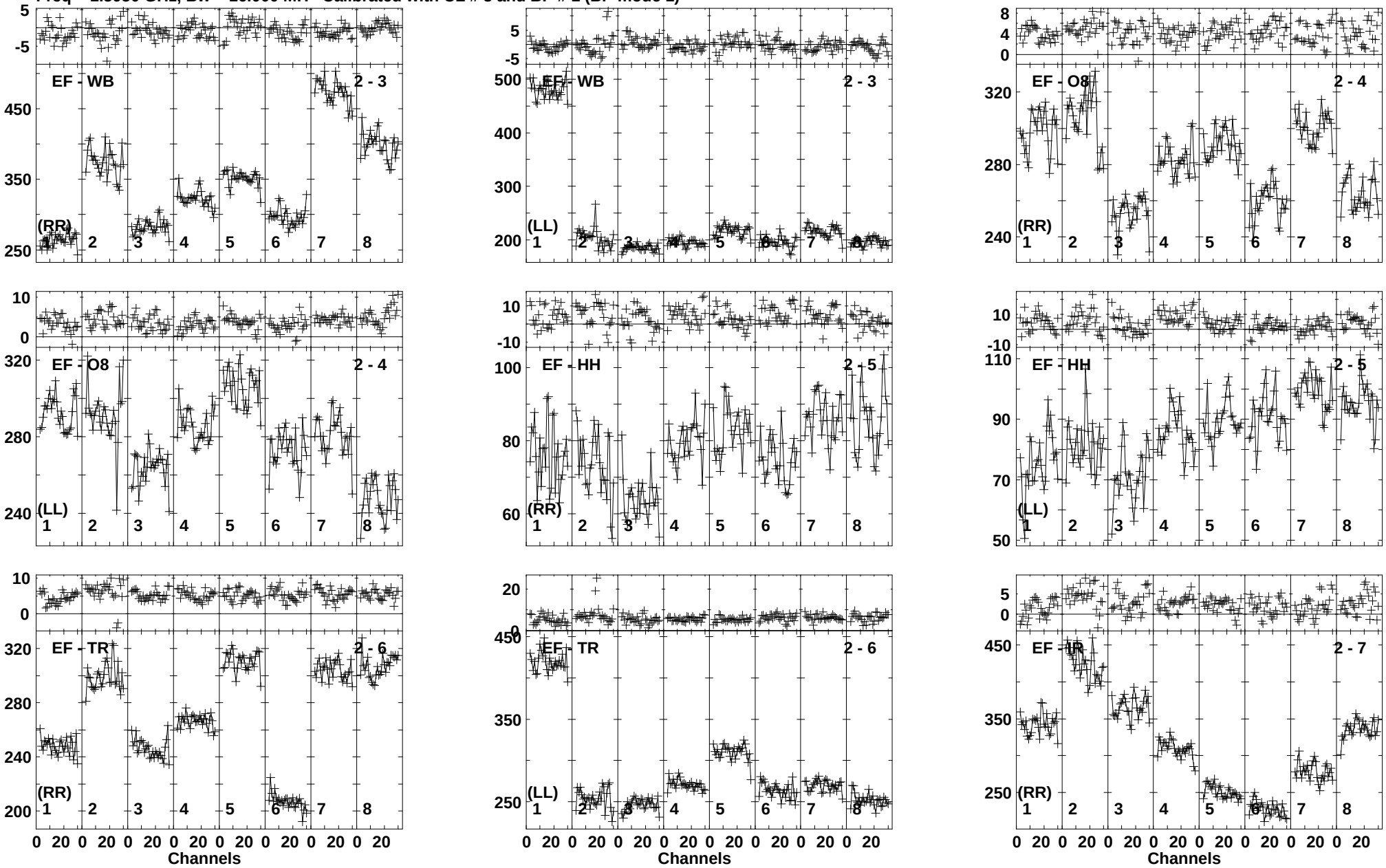

Lower frame: Milli Ampl Jy Top frame: Phas deg
Vector averaged cross-power spectrum Baseline: EF (02) - WB (03)
Timerange: 00/19:36:41 to 00/19:39:09

Plot file version 52 created 30-APR-2020 19:38:35
J0945-0153 EM141B.UVDATA.1
Freq = 1.5950 GHz, Bw = 16.000 MH Calibrated with CL # 3 and BP # 1 (BP mode 1)

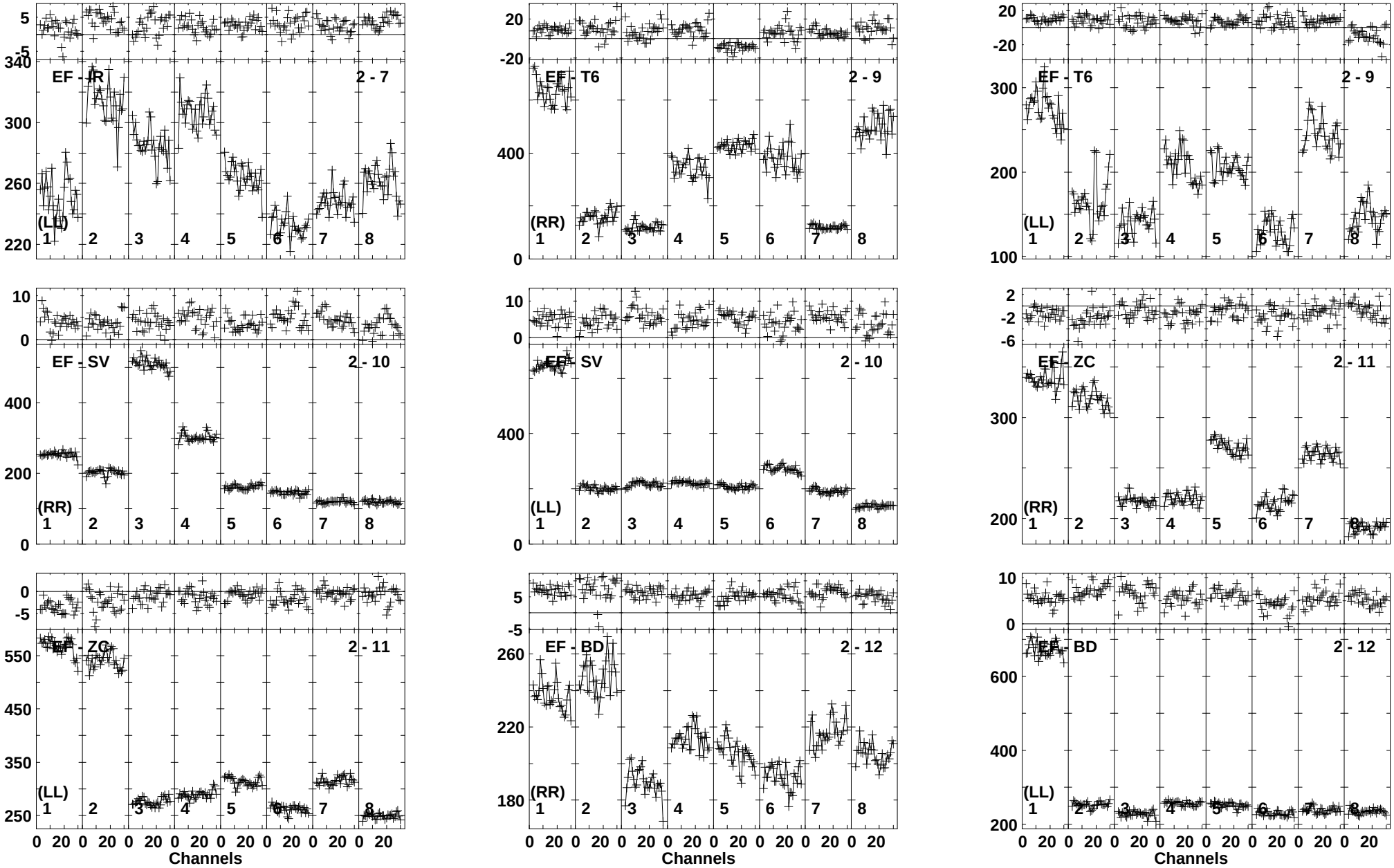

Lower frame: Milli Ampl Jy Top frame: Phas deg
Vector averaged cross-power spectrum Baseline: EF (02) - IR (07)
Timerange: 00/19:36:41 to 00/19:39:09

Plot file version 53 created 30-APR-2020 19:38:35
J0945-0153 EM141B.UVDATA.1
Freq = 1.5950 GHz, Bw = 16.000 MH Calibrated with CL # 3 and BP # 1 (BP mode 1)

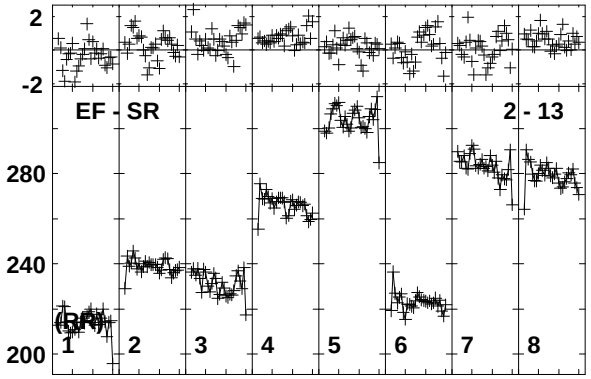

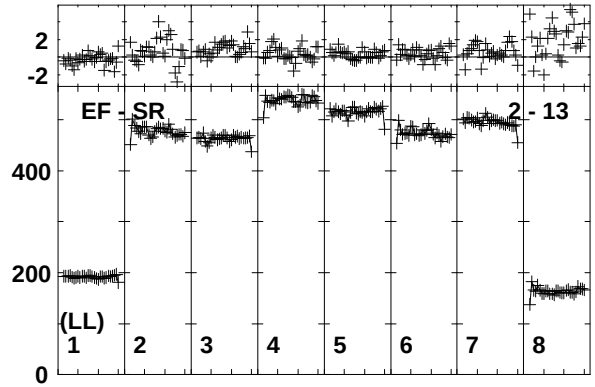

Lower frame: Milli Ampl Jy Top frame: Phas deg
Vector averaged cross-power spectrum Baseline: EF (02) - SR (13)
Timerange: 00/19:36:41 to 00/19:39:09

Plot file version 54 created 30-APR-2020 19:38:35
CGCG-N EM141B.UVDATA.1
Freq = 1.5950 GHz, Bw = 16.000 MH Calibrated with CL # 3 and BP # 1 (BP mode 1)

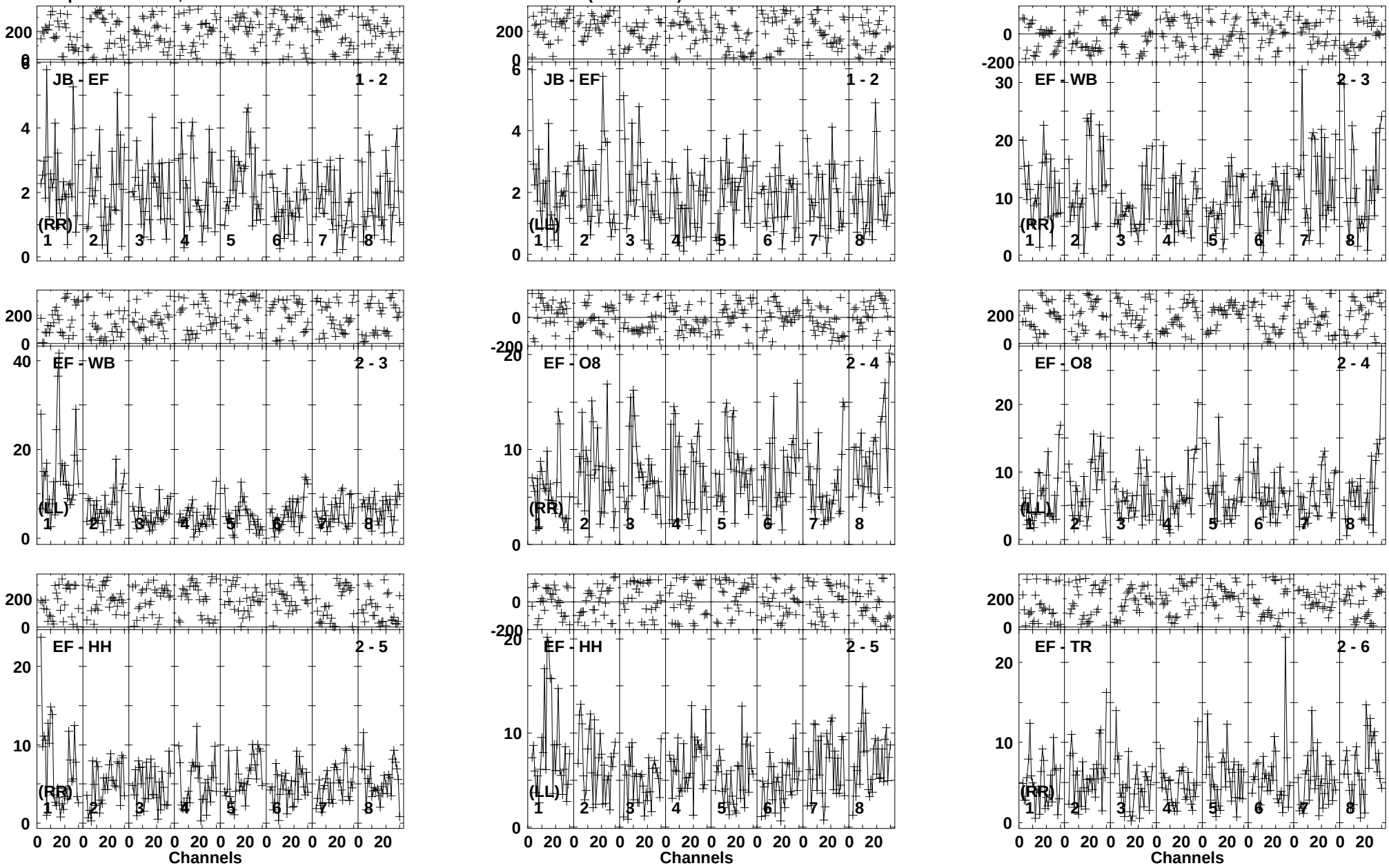

Lower frame: Milli Ampl Jy Top frame: Phas deg
Vector averaged cross-power spectrum Baseline: JB (01) - EF (02)
Timerange: 00/19:39:11 to 00/19:44:09

Plot file version 55 created 30-APR-2020 19:38:35
CGCG-N EM141B.UVDATA.1
Freq = 1.5950 GHz, Bw = 16.000 MH Calibrated with CL # 3 and BP # 1 (BP mode 1)

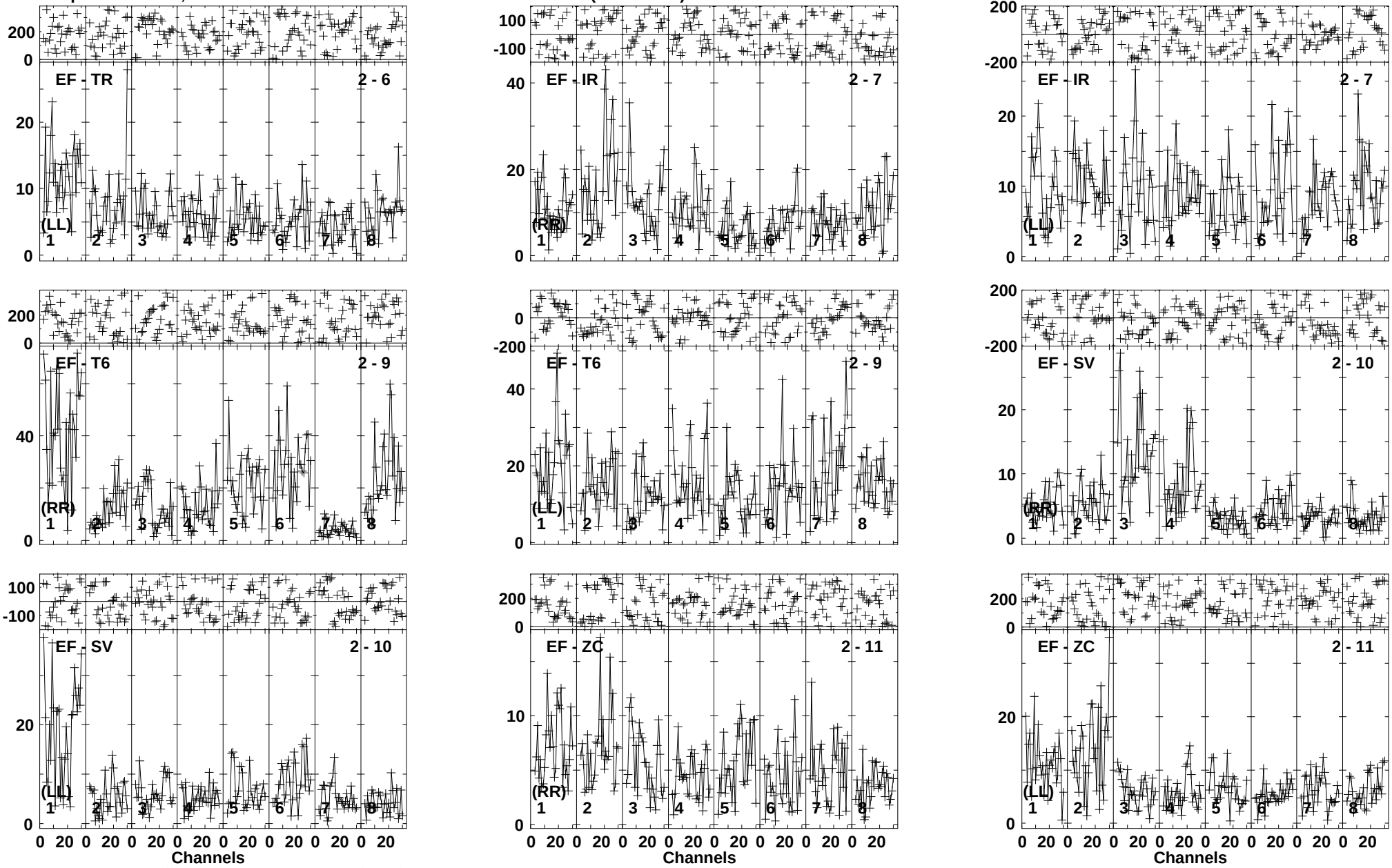

Lower frame: Milli Ampl Jy Top frame: Phas deg
Vector averaged cross-power spectrum Baseline: EF (02) - TR (06)
Timerange: 00/19:39:11 to 00/19:44:09

Plot file version 56 created 30-APR-2020 19:38:36
CGCG-N EM141B.UVDATA.1
Freq = 1.5950 GHz, Bw = 16.000 MH Calibrated with CL # 3 and BP # 1 (BP mode 1)

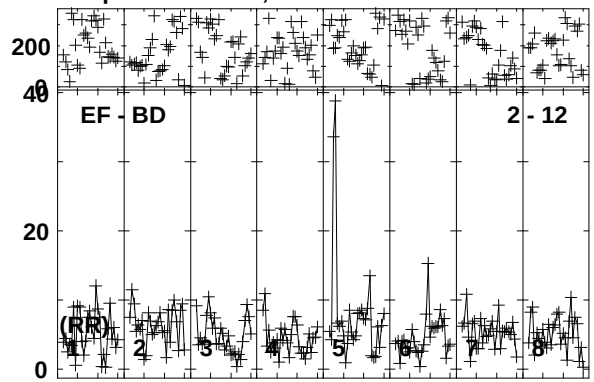

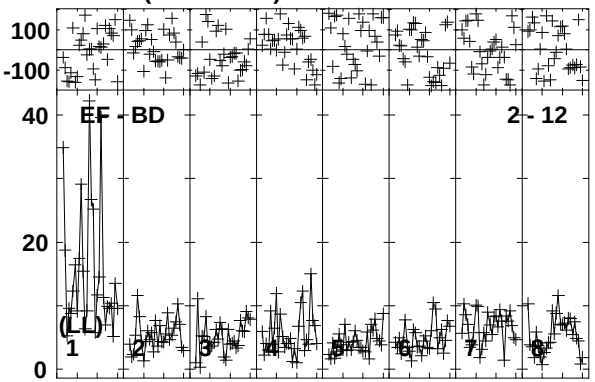

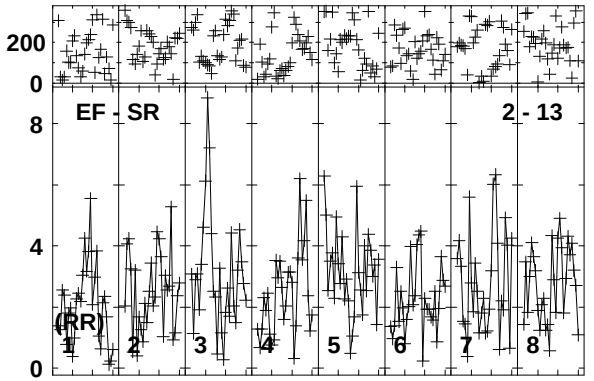

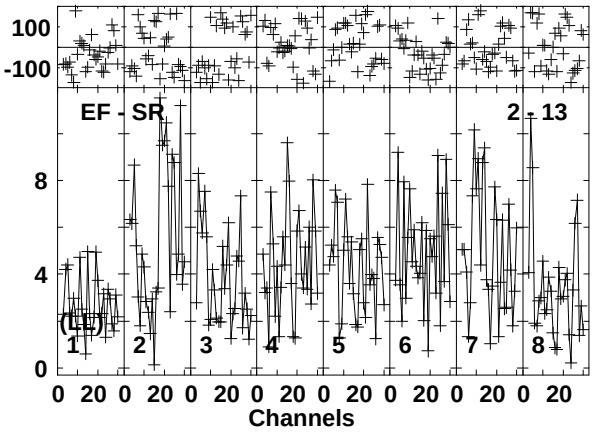

Lower frame: Milli Ampl Jy Top frame: Phas deg
Vector averaged cross-power spectrum Baseline: EF (02) - BD (12)
Timerange: 00/19:39:11 to 00/19:44:09

Plot file version 57 created 30-APR-2020 19:38:36
J0945-0153 EM141B.UVDATA.1
Freq = 1.5950 GHz, Bw = 16.000 MH Calibrated with CL # 3 and BP # 1 (BP mode 1)

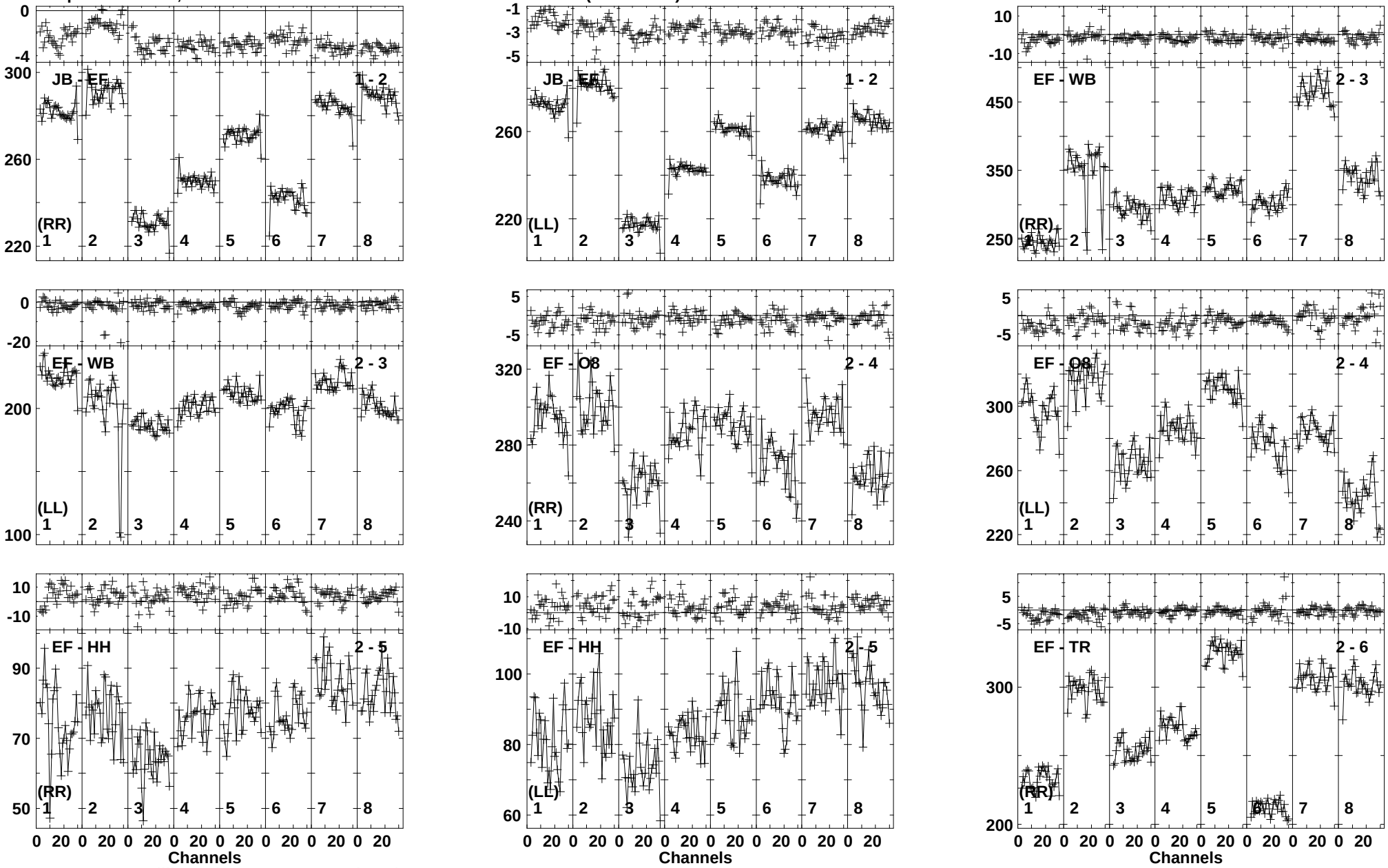

Lower frame: Milli Ampl Jy Top frame: Phas deg
Vector averaged cross-power spectrum Baseline: JB (01) - EF (02)
Timerange: 00/19:44:51 to 00/19:46:49

Plot file version 58 created 30-APR-2020 19:38:36
J0945-0153 EM141B.UVDATA.1
Freq = 1.5950 GHz, Bw = 16.000 MH Calibrated with CL # 3 and BP # 1 (BP mode 1)

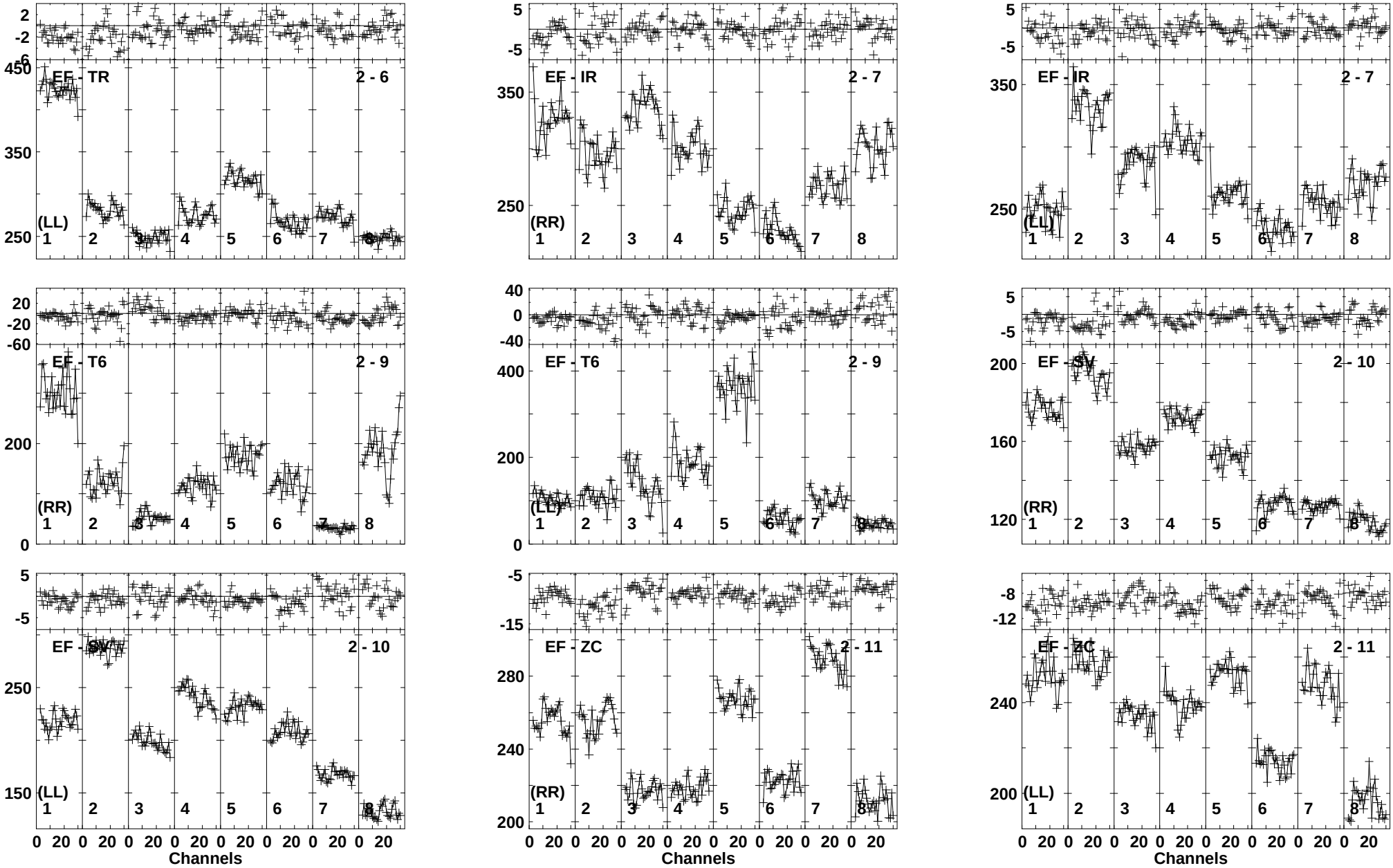

Lower frame: Milli Ampl Jy Top frame: Phas deg
Vector averaged cross-power spectrum Baseline: EF (02) - TR (06)
Timerange: 00/19:44:51 to 00/19:46:49

Plot file version 59 created 30-APR-2020 19:38:37
J0945-0153 EM141B.UVDATA.1
Freq = 1.5950 GHz, Bw = 16.000 MH Calibrated with CL # 3 and BP # 1 (BP mode 1)

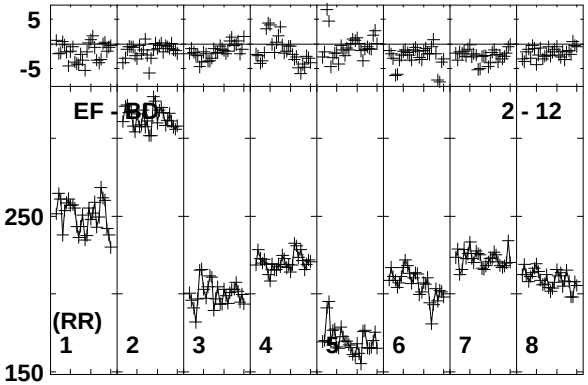

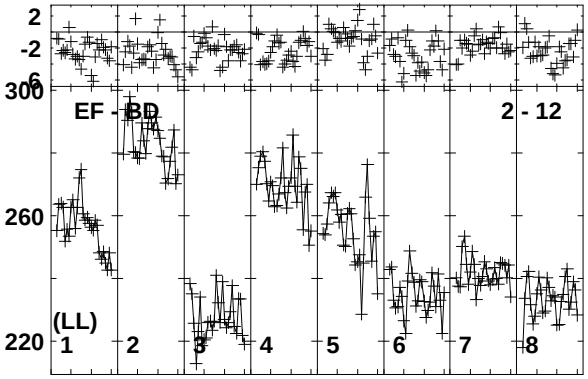

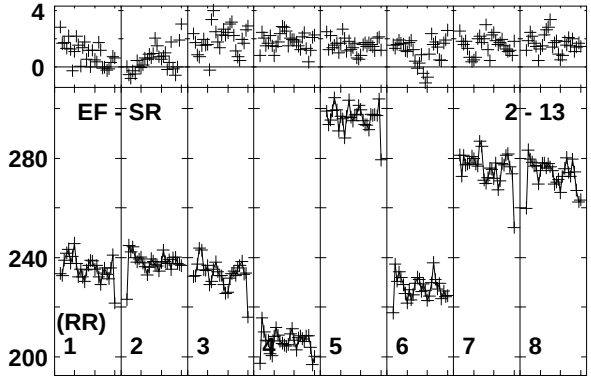

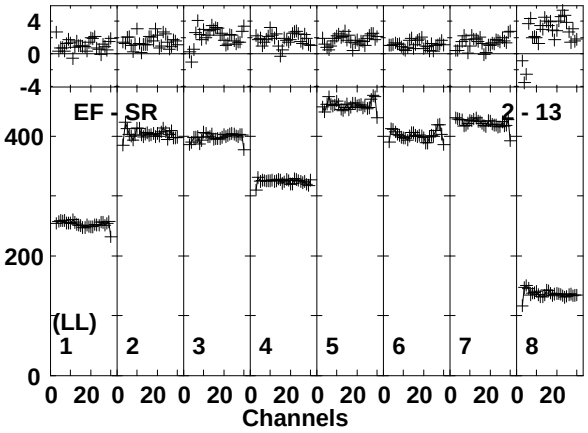

Lower frame: Milli Ampl Jy Top frame: Phas deg
Vector averaged cross-power spectrum Baseline: EF (02) - BD (12)
Timerange: 00/19:44:51 to 00/19:46:49

Plot file version 60 created 30-APR-2020 19:38:37
CGCG-N EM141B.UVDATA.1
Freq = 1.5950 GHz, Bw = 16.000 MH Calibrated with CL # 3 and BP # 1 (BP mode 1)

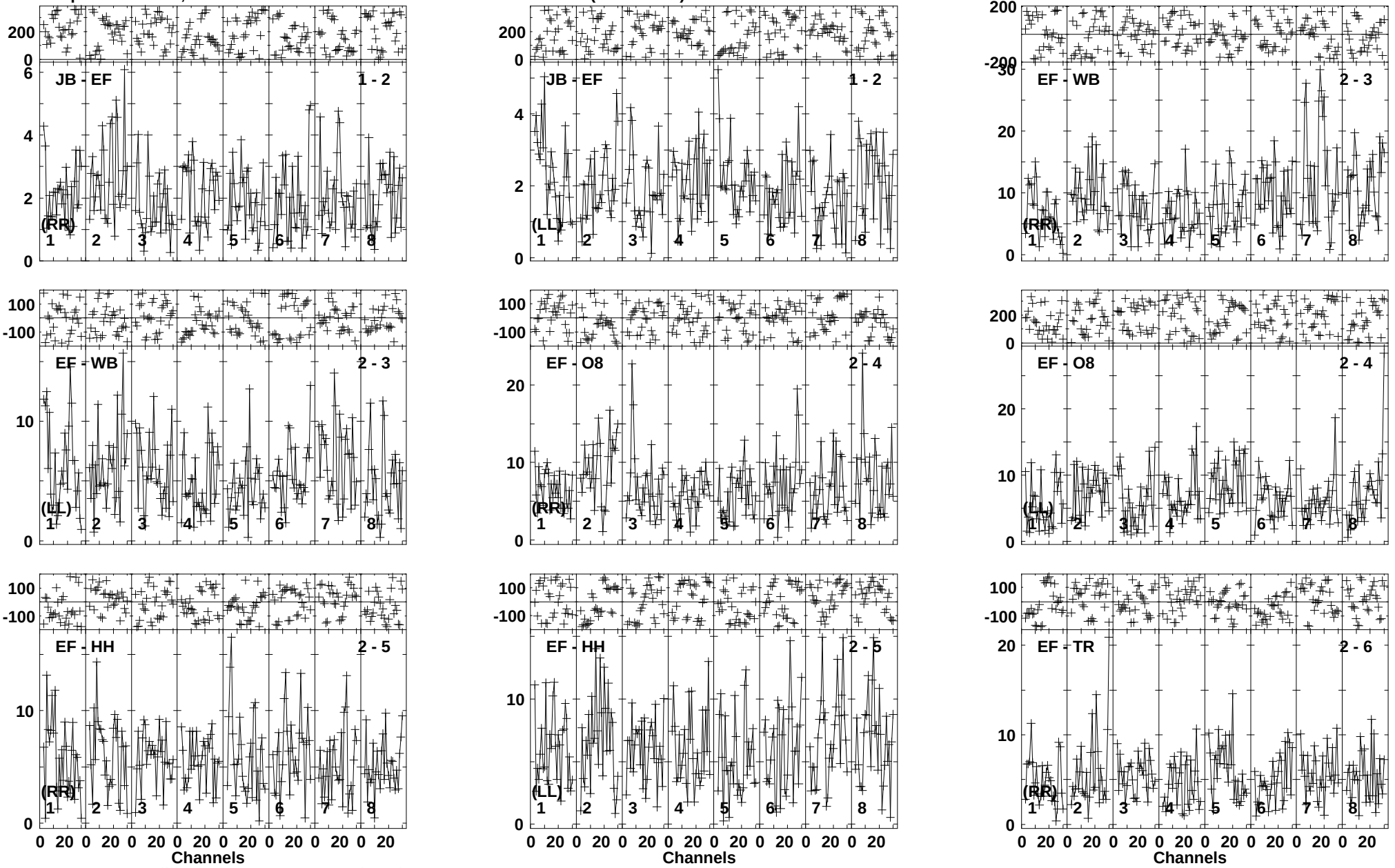

Lower frame: Milli Ampl Jy Top frame: Phas deg
Vector averaged cross-power spectrum Baseline: JB (01) - EF (02)
Timerange: 00/19:46:51 to 00/19:51:49

Plot file version 61 created 30-APR-2020 19:38:37
CGCG-N EM141B.UVDATA.1
Freq = 1.5950 GHz, Bw = 16.000 MH Calibrated with CL # 3 and BP # 1 (BP mode 1)

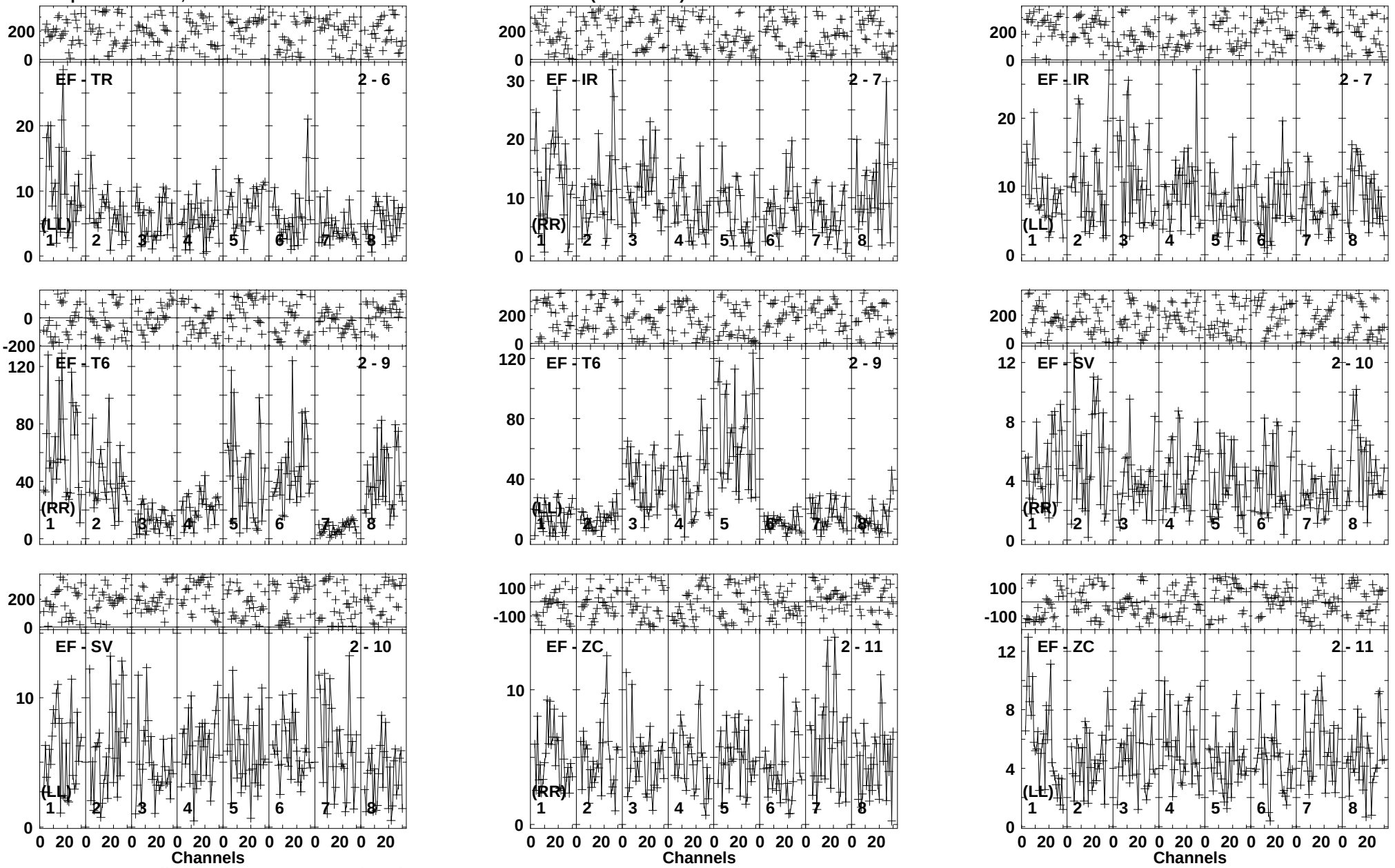

Lower frame: Milli Ampl Jy Top frame: Phas deg
Vector averaged cross-power spectrum Baseline: EF (02) - TR (06)
Timerange: 00/19:46:51 to 00/19:51:49

Plot file version 62 created 30-APR-2020 19:38:38
CGCG-N EM141B.UVDATA.1
Freq = 1.5950 GHz, Bw = 16.000 MH Calibrated with CL # 3 and BP # 1 (BP mode 1)

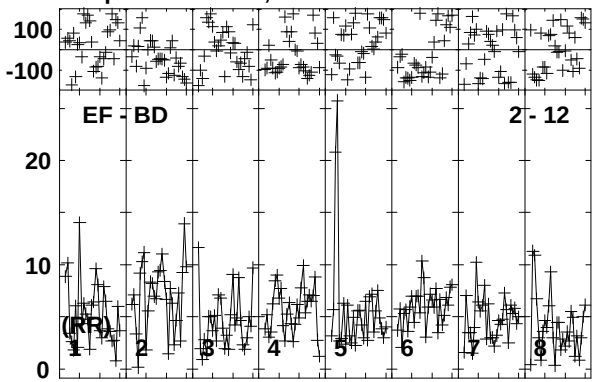

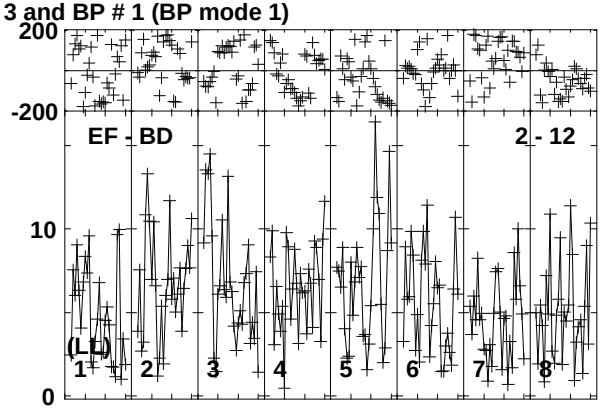

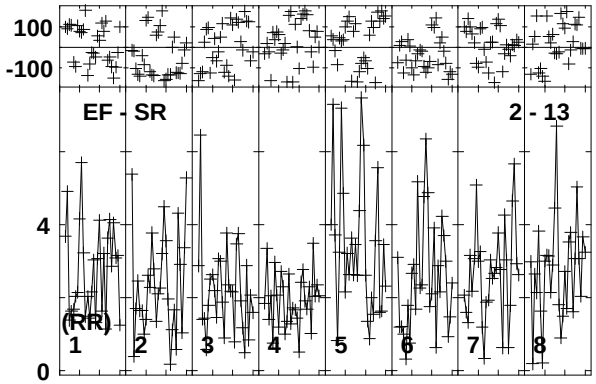

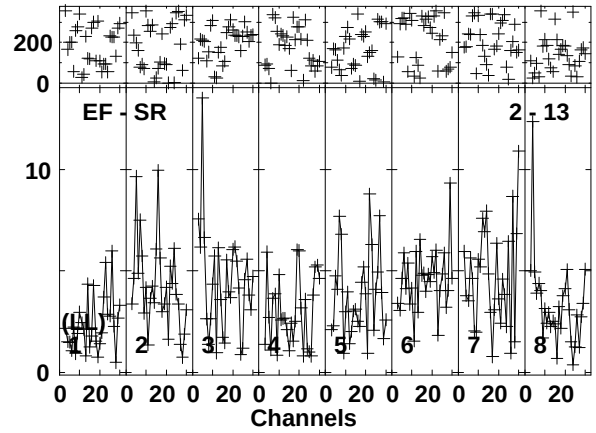

Lower frame: Milli Ampl Jy Top frame: Phas deg
Vector averaged cross-power spectrum Baseline: EF (02) - BD (12)
Timerange: 00/19:46:51 to 00/19:51:49

Plot file version 63 created 30-APR-2020 19:38:38
J0945-0153 EM141B.UVDATA.1
Freq = 1.5950 GHz, Bw = 16.000 MH Calibrated with CL # 3 and BP # 1 (BP mode 1)

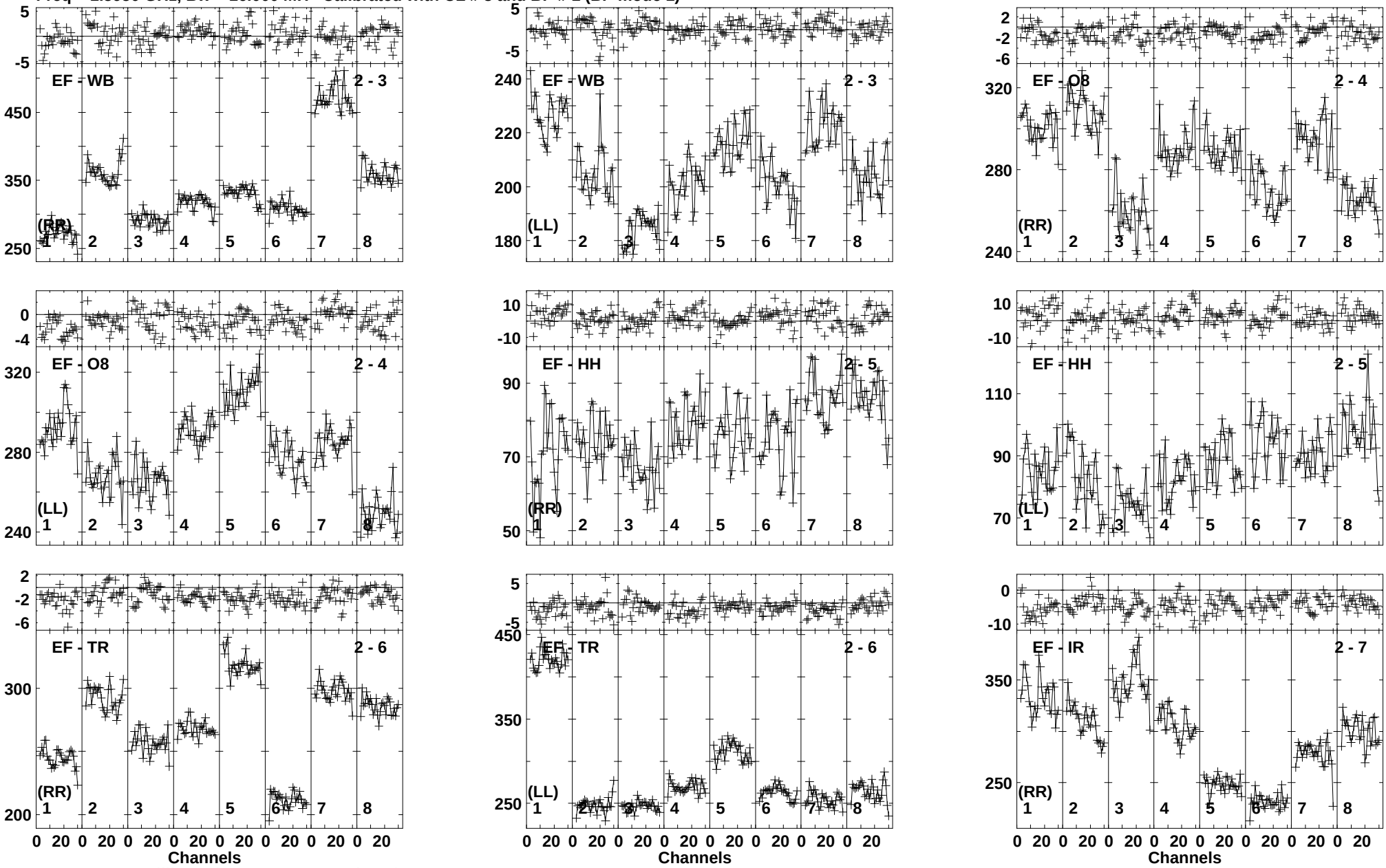

Lower frame: Milli Ampl Jy Top frame: Phas deg
Vector averaged cross-power spectrum Baseline: EF (02) - WB (03)
Timerange: 00/19:51:51 to 00/19:54:19

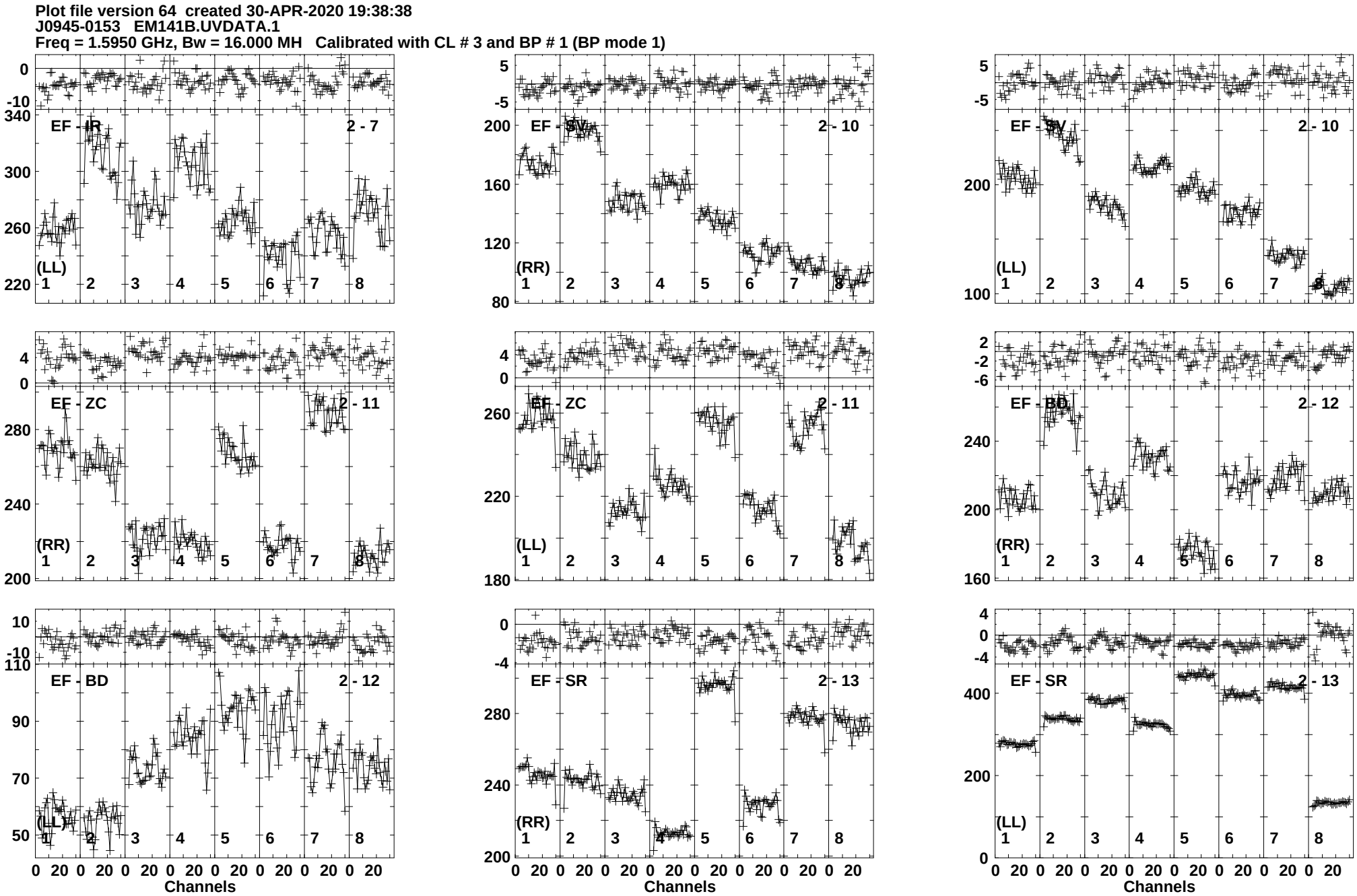
Plot file version 64 created 30-APR-2020 19:38:38
J0945-0153 EM141B.UVDATA.1
Freq = 1.5950 GHz, Bw = 16.000 MH Calibrated with CL # 3 and BP # 1 (BP mode 1)
EF - IR
2 - 7
(LL)
EF - SV
2 - 10
(RR)
EF - SV
2 - 10
(LL)
EF - ZC
2 - 11
(RR)
EF - ZC
2 - 11
(LL)
EF - BD
2 - 12
(RR)
EF - BD
2 - 12
(RR)
EF - SR
2 - 13
(LL)
EF - SR
2 - 13
(LL)
Channels
Lower frame: Milli Ampl Jy Top frame: Phas deg
Vector averaged cross-power spectrum Baseline: EF (02) - IR (07)
Timerange: 00/19:51:51 to 00/19:54:19

Plot file version 65 created 30-APR-2020 19:38:38
CGCG-N EM141B.UVDATA.1
Freq = 1.5950 GHz, Bw = 16.000 MH Calibrated with CL # 3 and BP # 1 (BP mode 1)

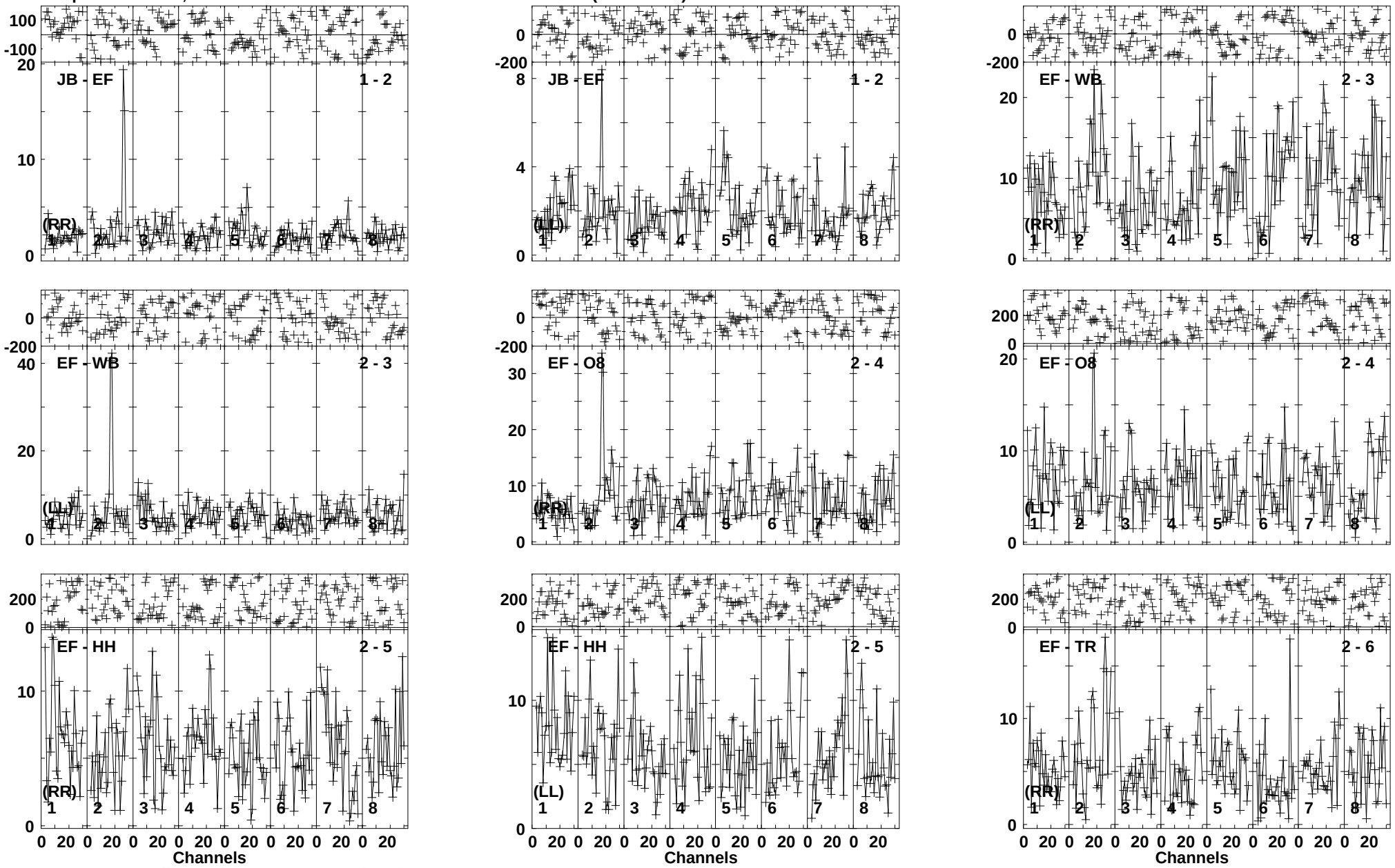

Lower frame: Milli Ampl Jy Top frame: Phas deg
Vector averaged cross-power spectrum Baseline: JB (01) - EF (02)
Timerange: 00/19:54:21 to 00/19:59:19

Plot file version 66 created 30-APR-2020 19:38:39
CGCG-N EM141B.UVDATA.1
Freq = 1.5950 GHz, Bw = 16.000 MH Calibrated with CL # 3 and BP # 1 (BP mode 1)



Lower frame: Milli Ampl Jy Top frame: Phas deg
Vector averaged cross-power spectrum Baseline: EF (02) - TR (06)
Timerange: 00/19:54:21 to 00/19:59:19

Plot file version 67 created 30-APR-2020 19:38:39
CGCG-N EM141B.UVDATA.1
Freq = 1.5950 GHz, Bw = 16.000 MH Calibrated with CL # 3 and BP # 1 (BP mode 1)

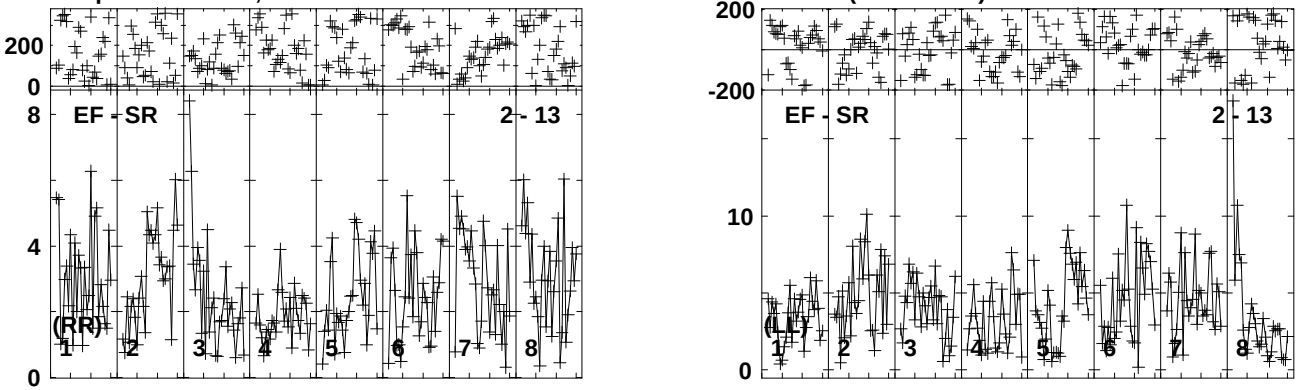

Lower frame: Milli Ampl Jy Top frame: Phas deg
Vector averaged cross-power spectrum Baseline: EF (02) - SR (13)
Timerange: 00/19:54:21 to 00/19:59:19

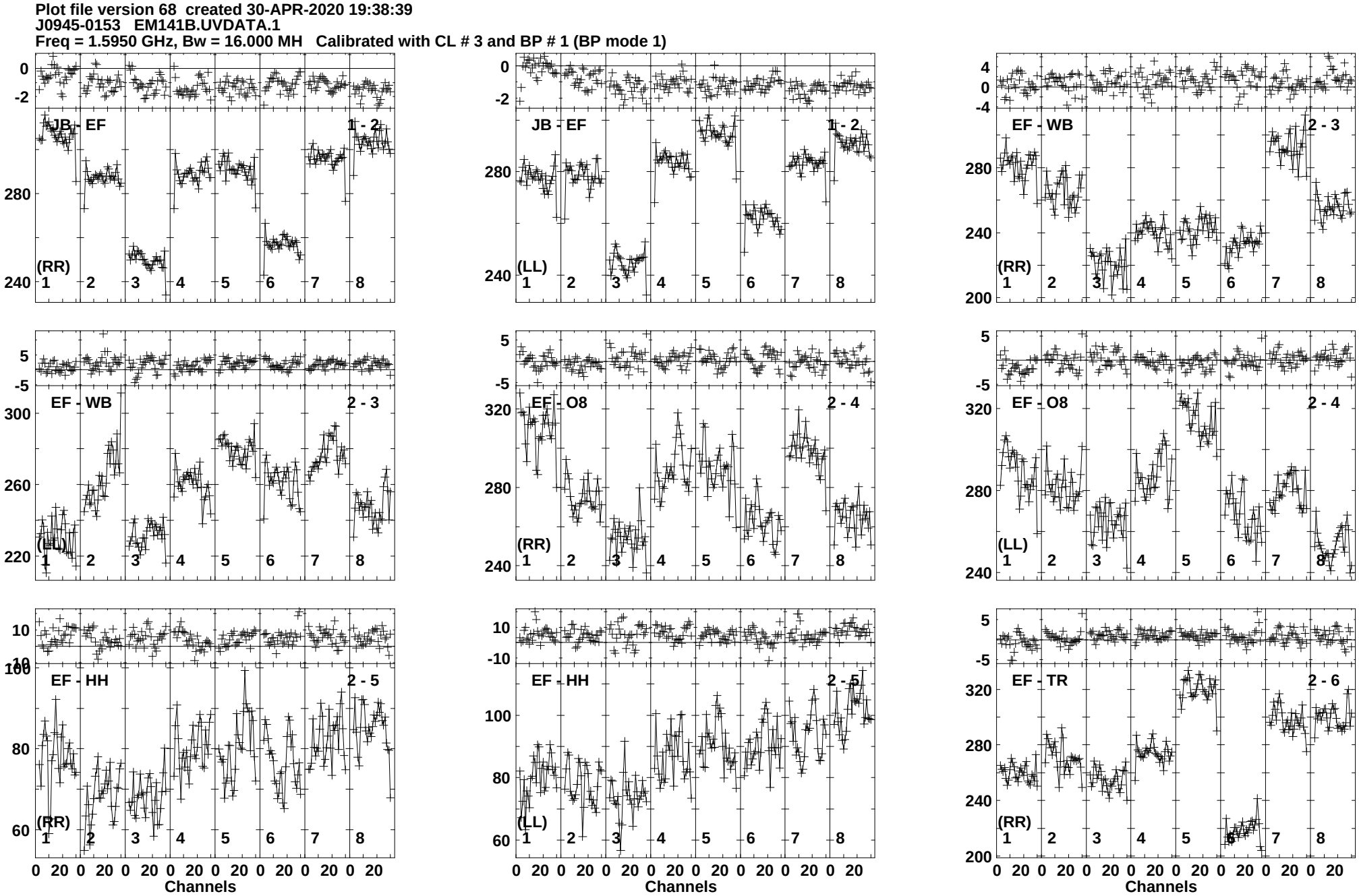
Plot file version 68 created 30-APR-2020 19:38:39
J0945-0153 EM141B.UVDATA.1
Freq = 1.5950 GHz, Bw = 16.000 MH Calibrated with CL # 3 and BP # 1 (BP mode 1)
JB - EF
1 - 2
(RR)
(LL)
EF - WB
2 - 3
EF - O8
2 - 4
EF - HH
2 - 5
EF - TR
2 - 6
Channels
Lower frame: Milli Ampl Jy Top frame: Phas deg
Vector averaged cross-power spectrum Baseline: JB (01) - EF (02)
Timerange: 00/20:00:01 to 00/20:01:59

Plot file version 69 created 30-APR-2020 19:38:39
J0945-0153 EM141B.UVDATA.1
Freq = 1.5950 GHz, Bw = 16.000 MH Calibrated with CL # 3 and BP # 1 (BP mode 1)

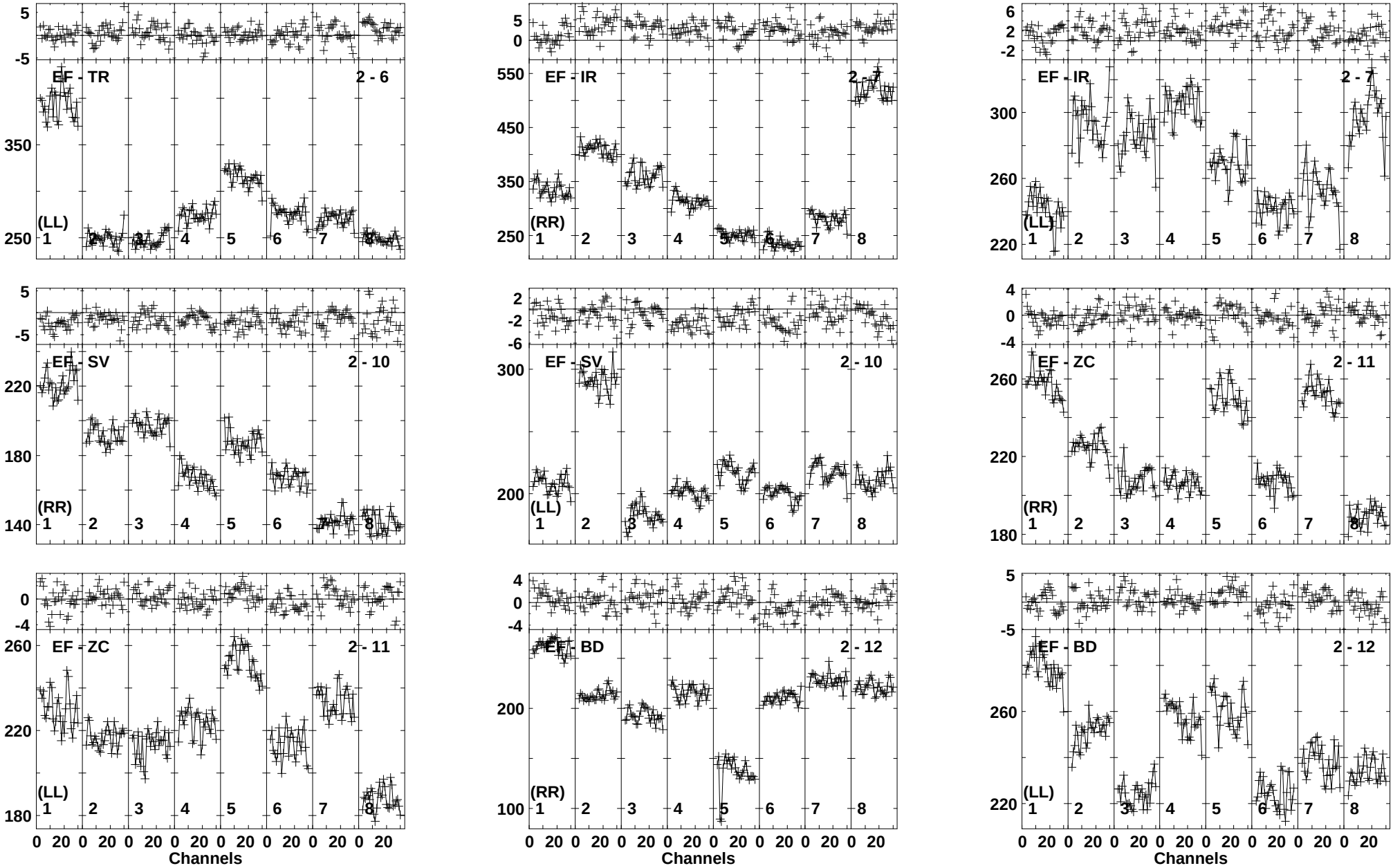

Lower frame: Milli Ampl Jy Top frame: Phas deg
Vector averaged cross-power spectrum Baseline: EF (02) - TR (06)
Timerange: 00/20:00:01 to 00/20:01:59

Plot file version 70 created 30-APR-2020 19:38:40
J0945-0153 EM141B.UVDATA.1
Freq = 1.5950 GHz, Bw = 16.000 MH Calibrated with CL # 3 and BP # 1 (BP mode 1)

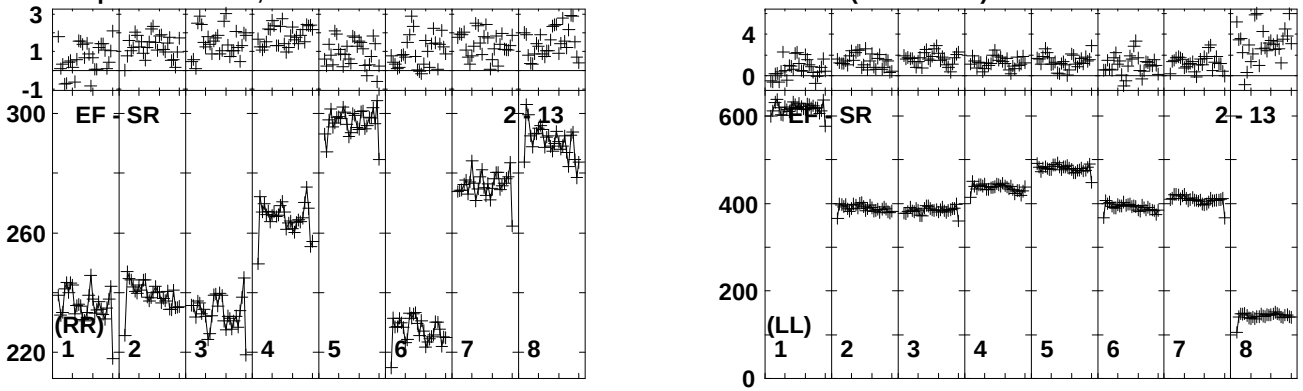

Lower frame: Milli Ampl Jy Top frame: Phas deg
Vector averaged cross-power spectrum Baseline: EF (02) - SR (13)
Timerange: 00/20:00:01 to 00/20:01:59

Plot file version 71 created 30-APR-2020 19:38:40
CGCG-N EM141B.UVDATA.1
Freq = 1.5950 GHz, Bw = 16.000 MH Calibrated with CL # 3 and BP # 1 (BP mode 1)

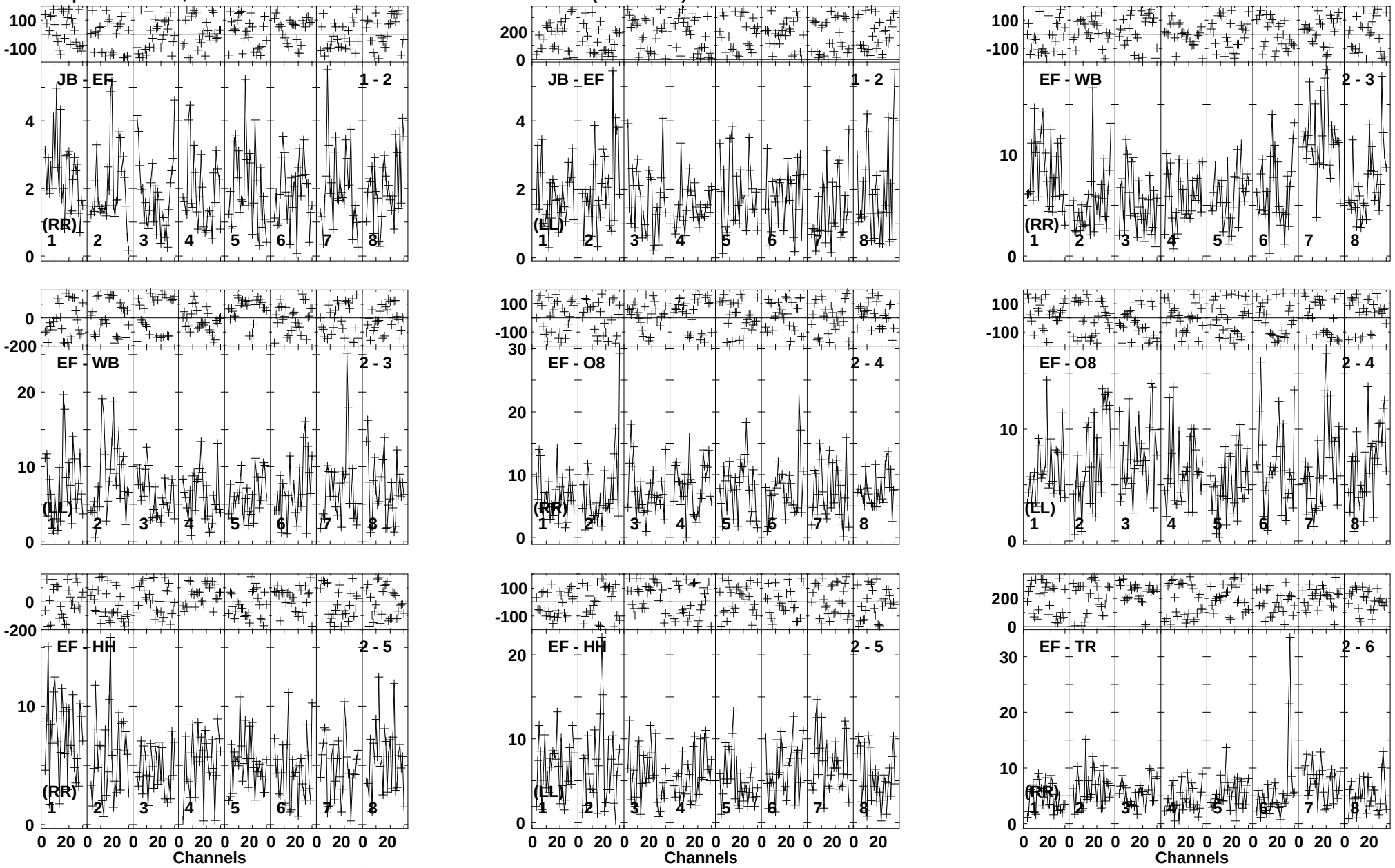

Lower frame: Milli Ampl Jy Top frame: Phas deg
Vector averaged cross-power spectrum Baseline: JB (01) - EF (02)
Timerange: 00/20:02:01 to 00/20:06:59

Plot file version 72 created 30-APR-2020 19:38:40
CGCG-N EM141B.UVDATA.1
Freq = 1.5950 GHz, Bw = 16.000 MH Calibrated with CL # 3 and BP # 1 (BP mode 1)



Lower frame: Milli Ampl Jy Top frame: Phas deg
Vector averaged cross-power spectrum Baseline: EF (02) - TR (06)
Timerange: 00/20:02:01 to 00/20:06:59

Plot file version 73 created 30-APR-2020 19:38:40
CGCG-N EM141B.UVDATA.1
Freq = 1.5950 GHz, Bw = 16.000 MH Calibrated with CL # 3 and BP # 1 (BP mode 1)

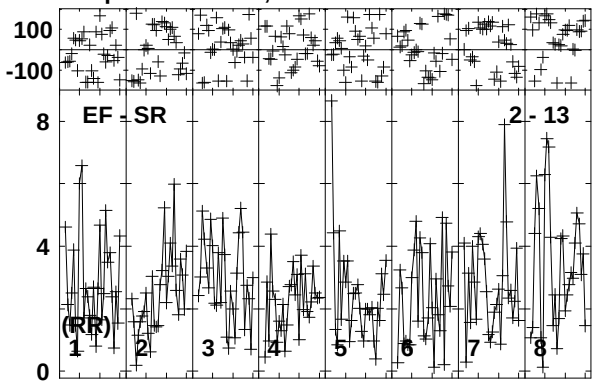

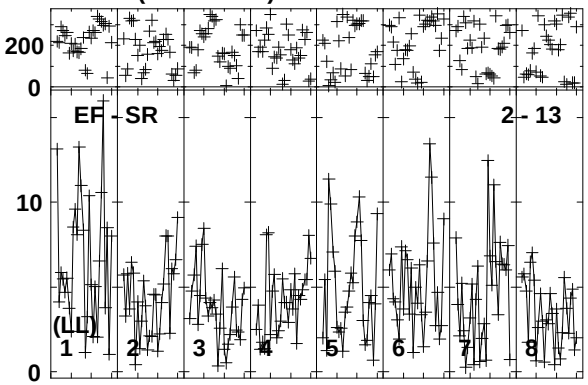

Lower frame: Milli Ampl Jy Top frame: Phas deg
Vector averaged cross-power spectrum Baseline: EF (02) - SR (13)
Timerange: 00/20:02:01 to 00/20:06:59

Plot file version 74 created 30-APR-2020 19:38:41
J0945-0153 EM141B.UVDATA.1
Freq = 1.5950 GHz, Bw = 16.000 MH Calibrated with CL # 3 and BP # 1 (BP mode 1)

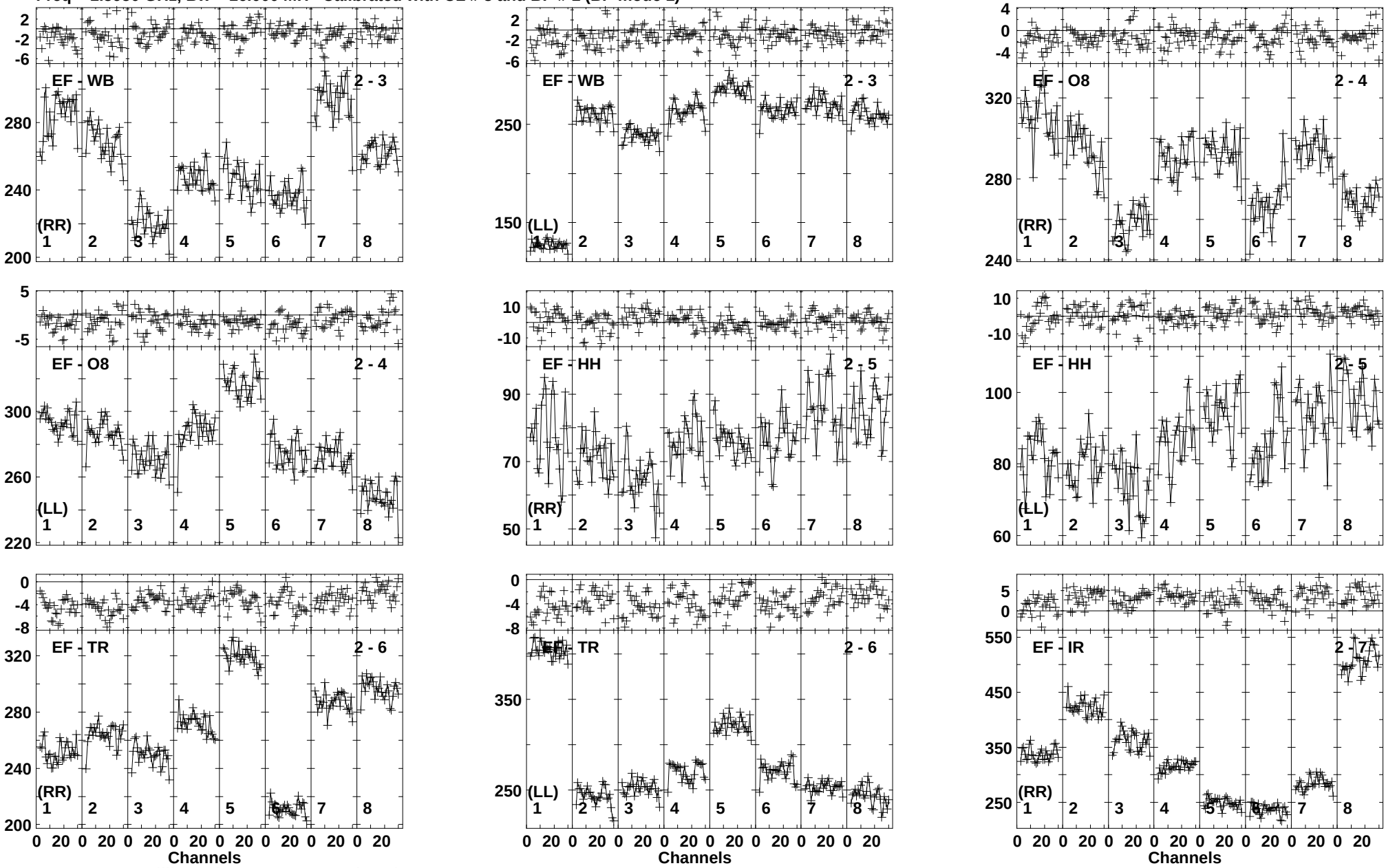

Lower frame: Milli Ampl Jy Top frame: Phas deg
Vector averaged cross-power spectrum Baseline: EF (02) - WB (03)
Timerange: 00/20:07:01 to 00/20:09:29

Plot file version 75 created 30-APR-2020 19:38:41
J0945-0153 EM141B.UVDATA.1
Freq = 1.5950 GHz, Bw = 16.000 MH Calibrated with CL # 3 and BP # 1 (BP mode 1)

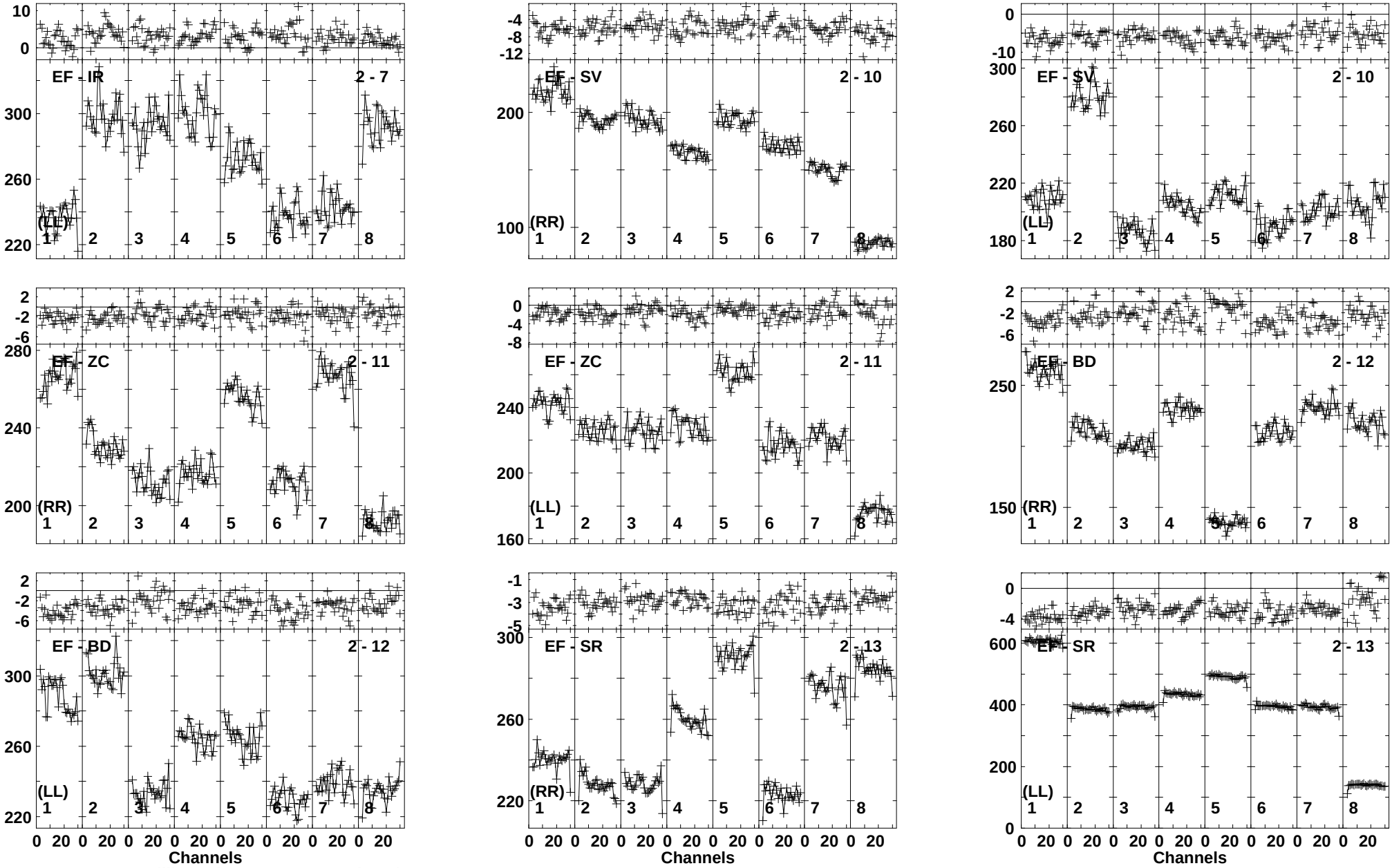

Lower frame: Milli Ampl Jy Top frame: Phas deg
Vector averaged cross-power spectrum Baseline: EF (02) - IR (07)
Timerange: 00/20:07:01 to 00/20:09:29

Plot file version 76 created 30-APR-2020 19:38:41
4C39.25 EM141B.UVDATA.1
Freq = 1.5950 GHz, Bw = 16.000 MH Calibrated with CL # 3 and BP # 1 (BP mode 1)



Lower frame: Ampl Jy Top frame: Phas deg
Vector averaged cross-power spectrum Baseline: JB (01) - EF (02)
Timerange: 00/20:12:31 to 00/20:15:59

Plot file version 77 created 30-APR-2020 19:38:41
4C39.25 EM141B.UVDATA.1
Freq = 1.5950 GHz, Bw = 16.000 MH Calibrated with CL # 3 and BP # 1 (BP mode 1)



Lower frame: Ampl Jy Top frame: Phas deg
Vector averaged cross-power spectrum Baseline: EF (02) - TR (06)
Timerange: 00/20:12:31 to 00/20:15:59

Plot file version 78 created 30-APR-2020 19:38:42
4C39.25 EM141B.UVDATA.1
Freq = 1.5950 GHz, Bw = 16.000 MH Calibrated with CL # 3 and BP # 1 (BP mode 1)

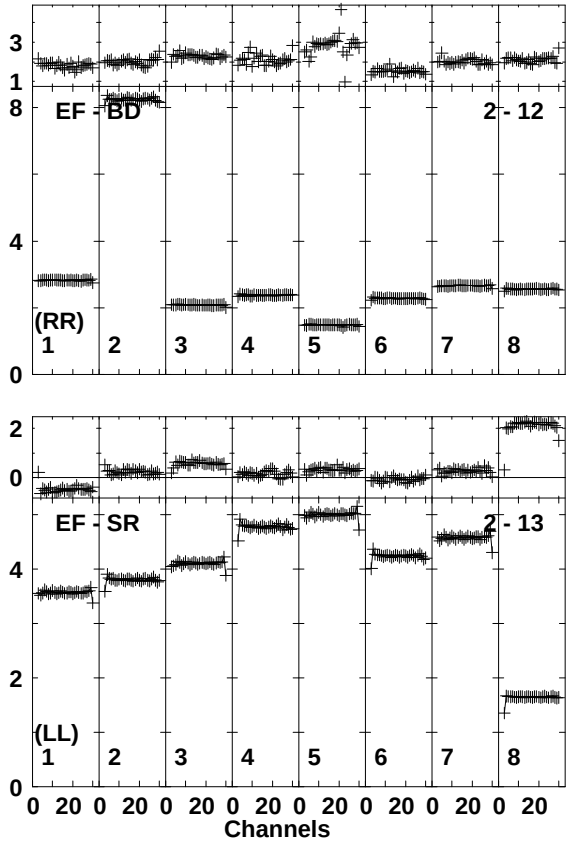

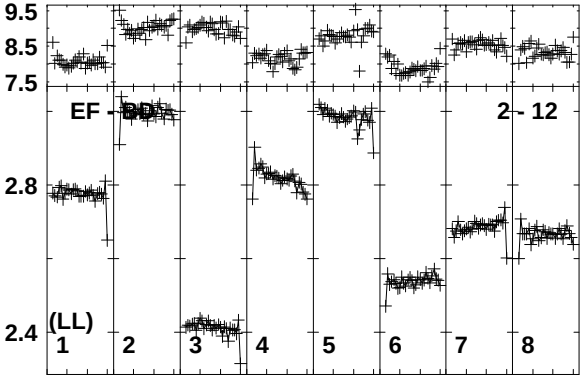

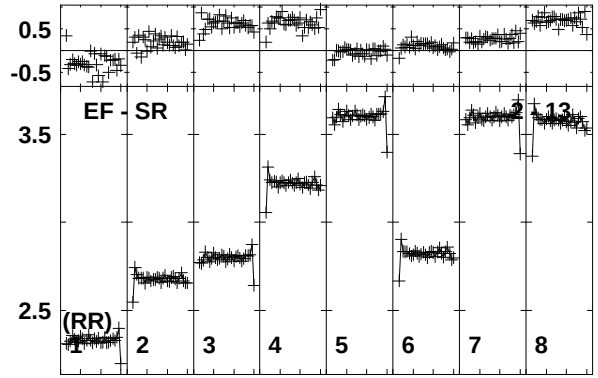

Lower frame: Ampl Jy Top frame: Phas deg
Vector averaged cross-power spectrum Baseline: EF (02) - BD (12)
Timerange: 00/20:12:31 to 00/20:15:59

Plot file version 79 created 30-APR-2020 19:38:42
J0945-0153 EM141B.UVDATA.1
Freq = 1.5950 GHz, Bw = 16.000 MH Calibrated with CL # 3 and BP # 1 (BP mode 1)

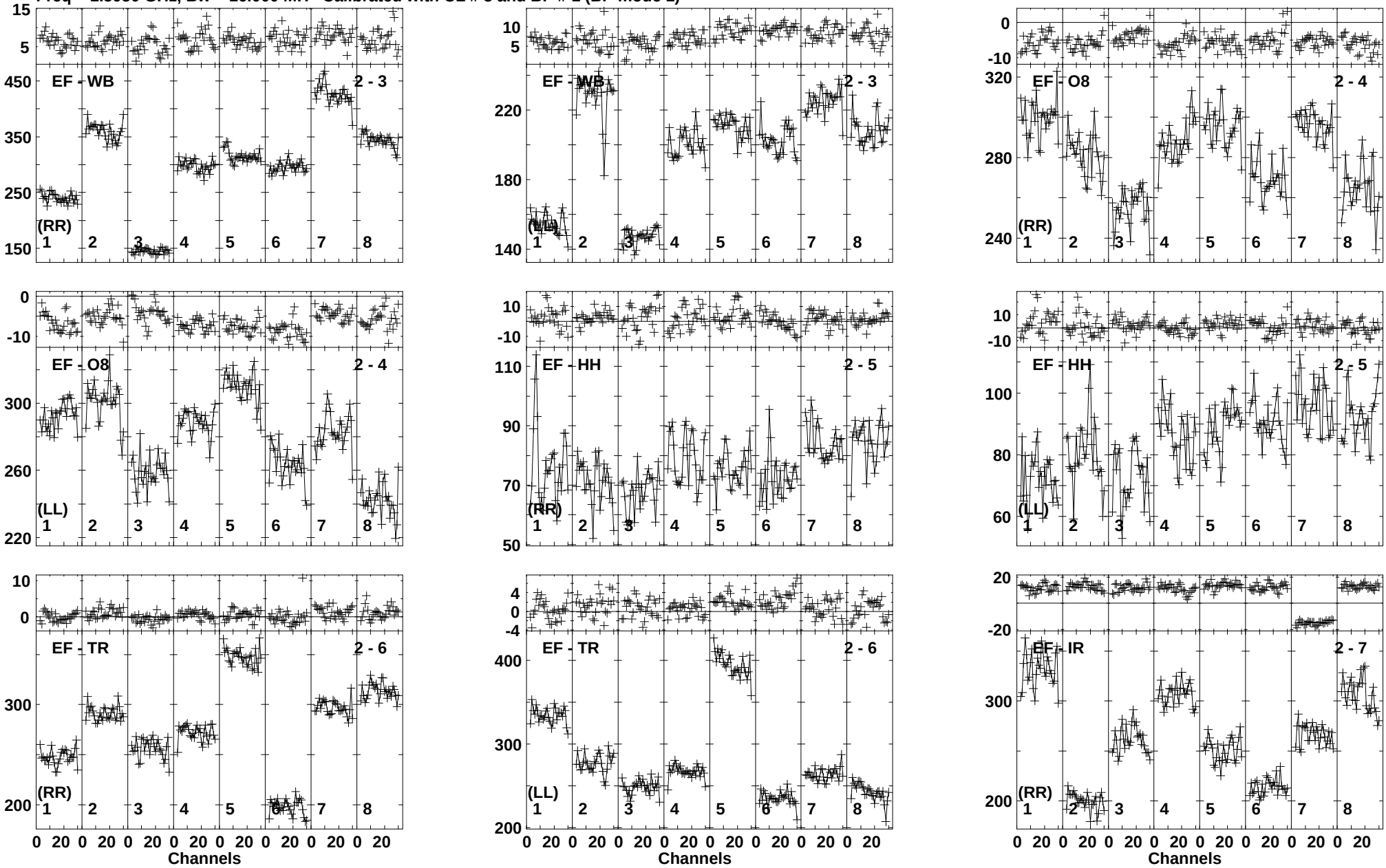

Lower frame: Milli Ampl Jy Top frame: Phas deg
Vector averaged cross-power spectrum Baseline: EF (02) - WB (03)
Timerange: 00/20:17:51 to 00/20:20:49

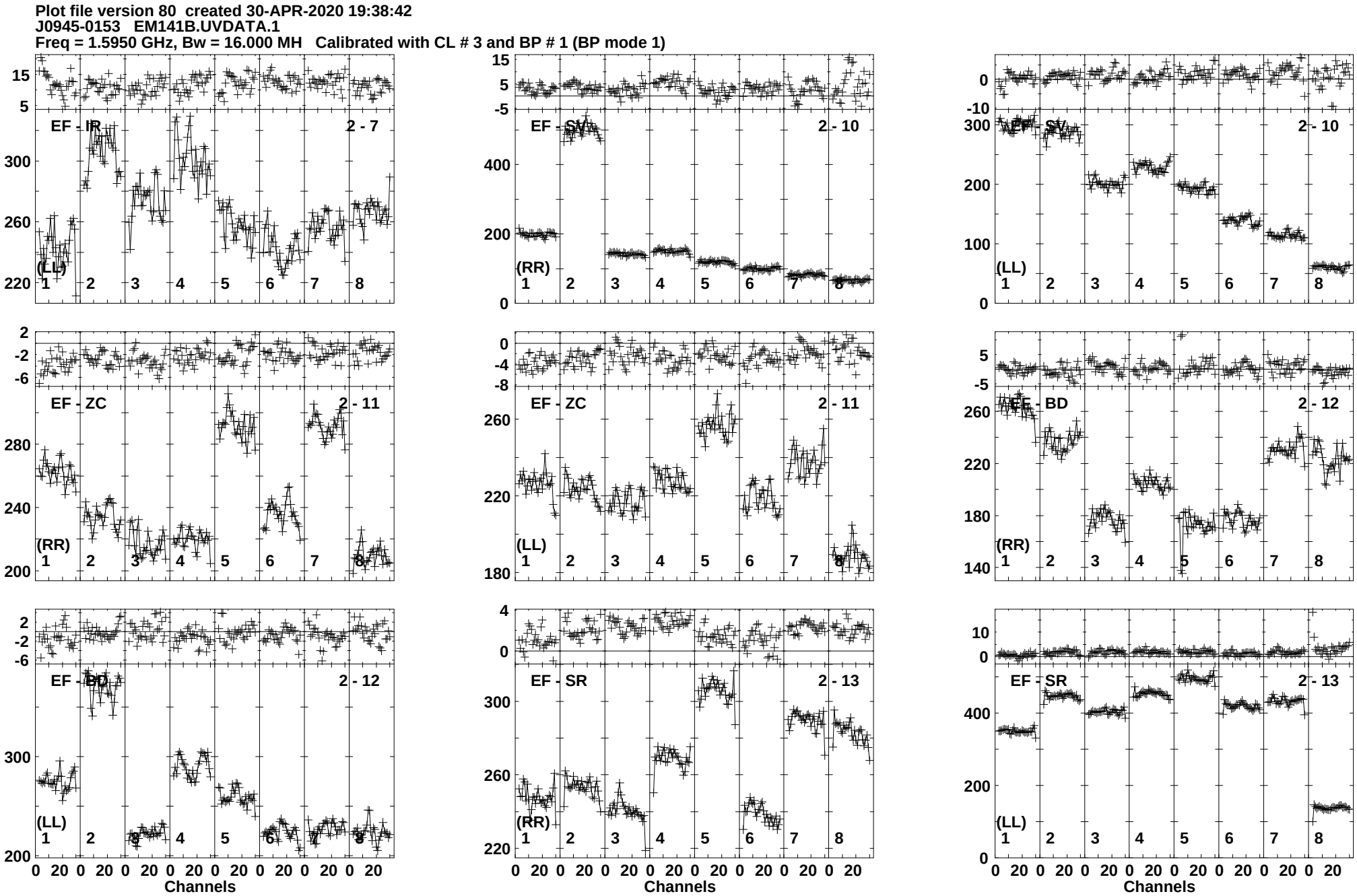
Plot file version 80 created 30-APR-2020 19:38:42
J0945-0153 EM141B.UVDATA.1
Freq = 1.5950 GHz, Bw = 16.000 MH Calibrated with CL # 3 and BP # 1 (BP mode 1)
EF - IR
2 - 7
(LL)
EF - SV
2 - 10
(RR)
EF - SV
2 - 10
(LL)
EF - ZC
2 - 11
(RR)
EF - ZC
2 - 11
(LL)
EF - BD
2 - 12
(RR)
EF - BD
2 - 12
(LL)
EF - SR
2 - 13
(RR)
EF - SR
2 - 13
(LL)
Channels
Channels
Channels
Lower frame: Milli Ampl Jy Top frame: Phas deg
Vector averaged cross-power spectrum Baseline: EF (02) - IR (07)
Timerange: 00/20:17:51 to 00/20:20:49

Plot file version 81 created 30-APR-2020 19:38:42
CGCG-N EM141B.UVDATA.1
Freq = 1.5950 GHz, Bw = 16.000 MH Calibrated with CL # 3 and BP # 1 (BP mode 1)

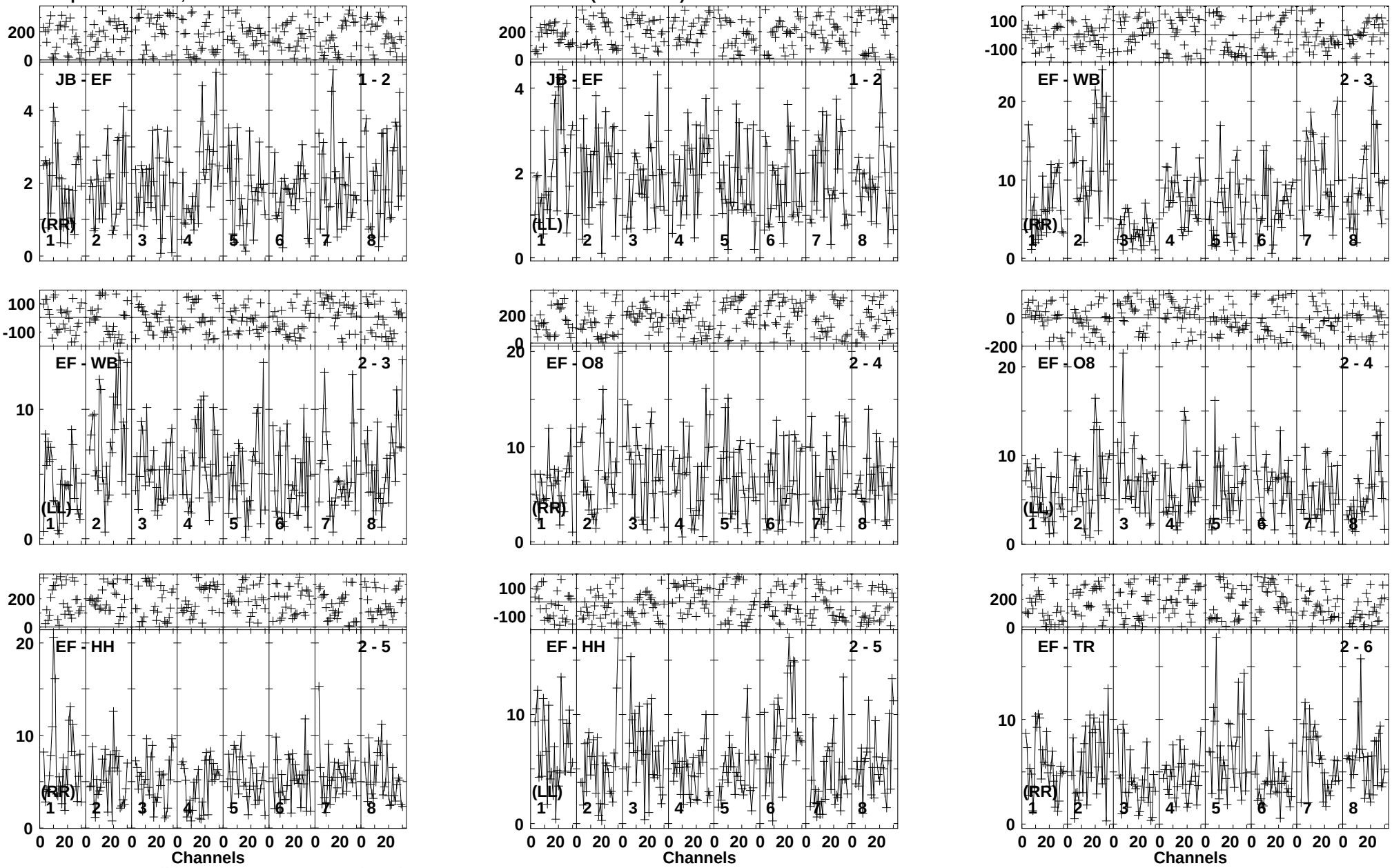

Lower frame: Milli Ampl Jy Top frame: Phas deg
Vector averaged cross-power spectrum Baseline: JB (01) - EF (02)
Timerange: 00/20:20:51 to 00/20:25:49

Plot file version 82 created 30-APR-2020 19:38:43
CGCG-N EM141B.UVDATA.1
Freq = 1.5950 GHz, Bw = 16.000 MH Calibrated with CL # 3 and BP # 1 (BP mode 1)

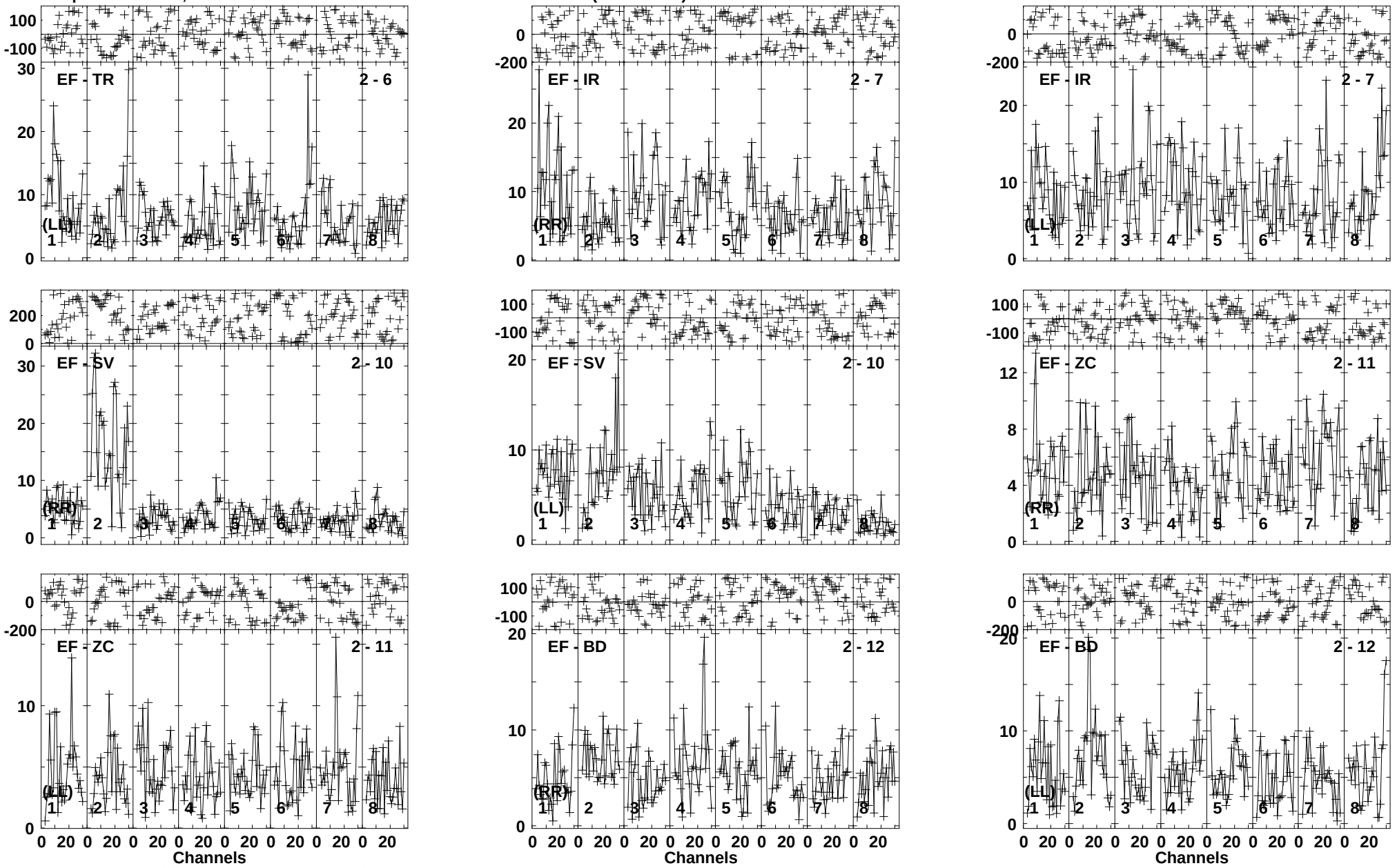

Lower frame: Milli Ampl Jy Top frame: Phas deg
Vector averaged cross-power spectrum Baseline: EF (02) - TR (06)
Timerange: 00/20:20:51 to 00/20:25:49

Plot file version 83 created 30-APR-2020 19:38:43
CGCG-N EM141B.UVDATA.1
Freq = 1.5950 GHz, Bw = 16.000 MH Calibrated with CL # 3 and BP # 1 (BP mode 1)

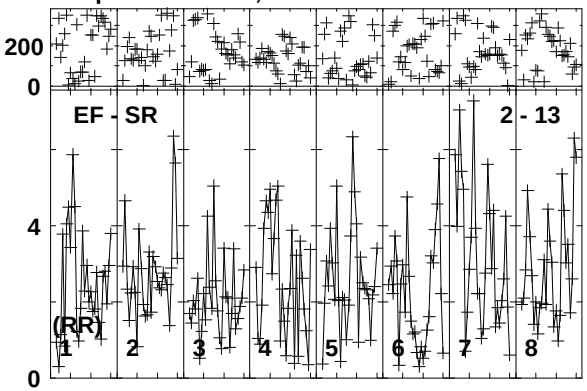

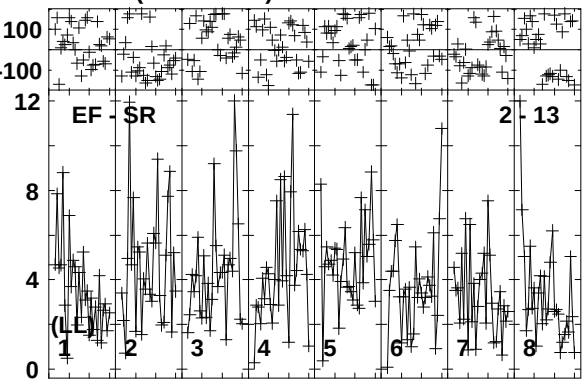

Lower frame: Milli Ampl Jy Top frame: Phas deg
Vector averaged cross-power spectrum Baseline: EF (02) - SR (13)
Timerange: 00/20:20:51 to 00/20:25:49

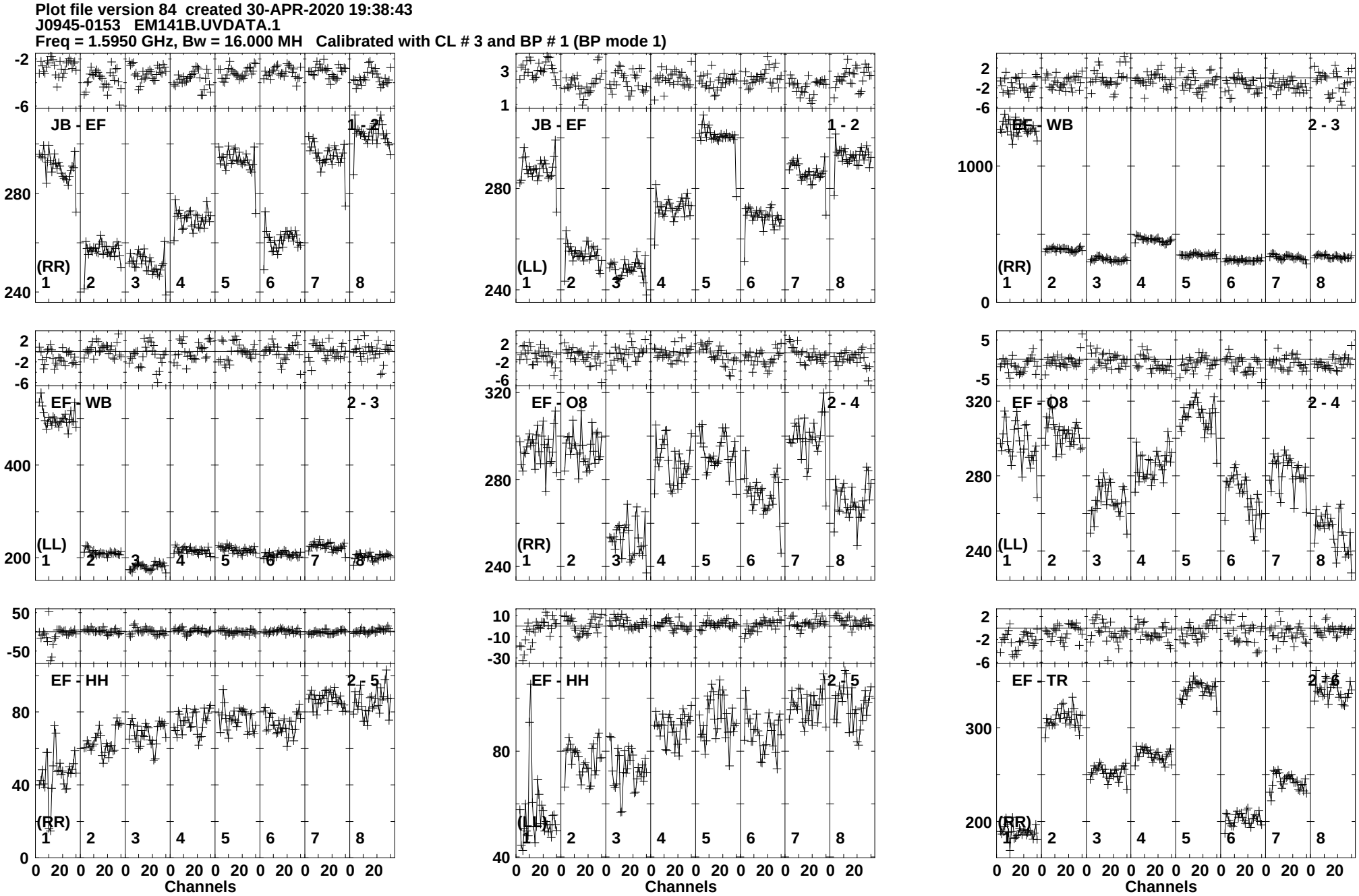
Plot file version 84 created 30-APR-2020 19:38:43
J0945-0153 EM141B.UVDATA.1
Freq = 1.5950 GHz, Bw = 16.000 MH Calibrated with CL # 3 and BP # 1 (BP mode 1)
JB - EF
1 - 2
(RR)
(LL)
EF - WB
2 - 3
EF - O8
2 - 4
EF - HH
2 - 5
EF - TR
2 - 6
Channels
Lower frame: Milli Ampl Jy Top frame: Phas deg
Vector averaged cross-power spectrum Baseline: JB (01) - EF (02)
Timerange: 00/20:26:31 to 00/20:28:29

Plot file version 85 created 30-APR-2020 19:38:43
J0945-0153 EM141B.UVDATA.1
Freq = 1.5950 GHz, Bw = 16.000 MH Calibrated with CL # 3 and BP # 1 (BP mode 1)

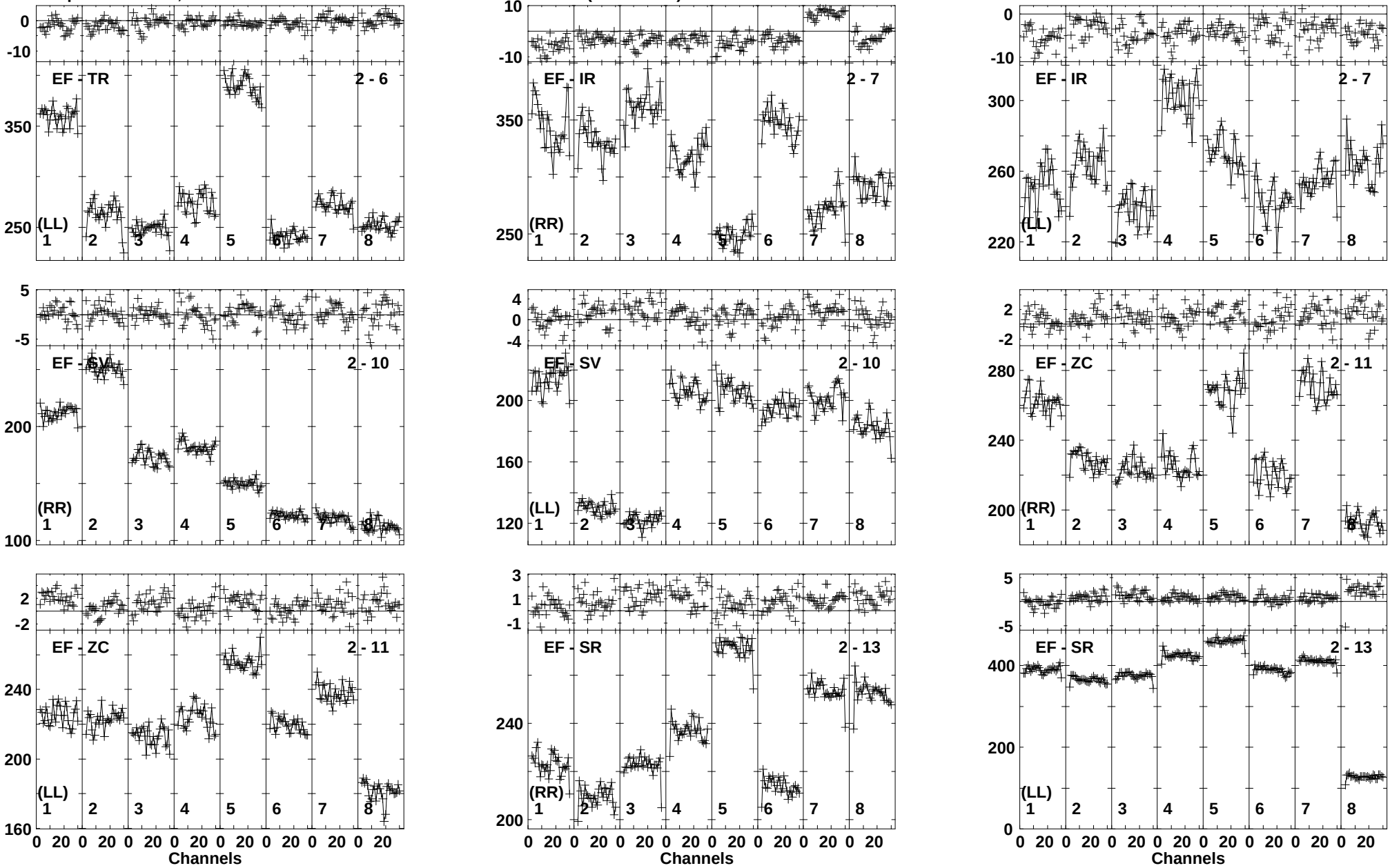

Lower frame: Milli Ampl Jy Top frame: Phas deg
Vector averaged cross-power spectrum Baseline: EF (02) - TR (06)
Timerange: 00/20:26:31 to 00/20:28:29

Plot file version 86 created 30-APR-2020 19:38:44
CGCG-N EM141B.UVDATA.1
Freq = 1.5950 GHz, Bw = 16.000 MH Calibrated with CL # 3 and BP # 1 (BP mode 1)

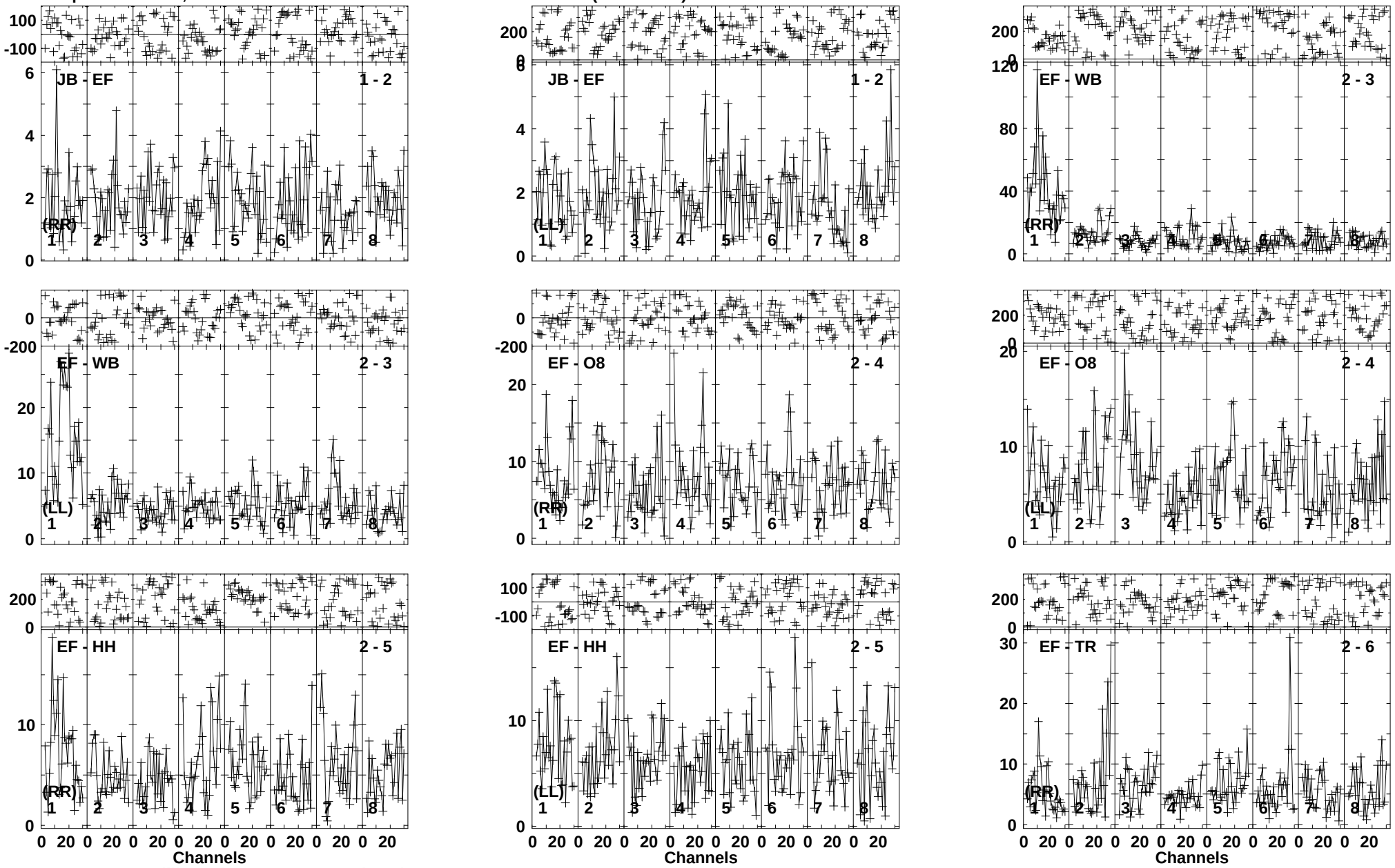

Lower frame: Milli Ampl Jy Top frame: Phas deg
Vector averaged cross-power spectrum Baseline: JB (01) - EF (02)
Timerange: 00/20:28:31 to 00/20:33:29

Plot file version 87 created 30-APR-2020 19:38:44
CGCG-N EM141B.UVDATA.1
Freq = 1.5950 GHz, Bw = 16.000 MH Calibrated with CL # 3 and BP # 1 (BP mode 1)

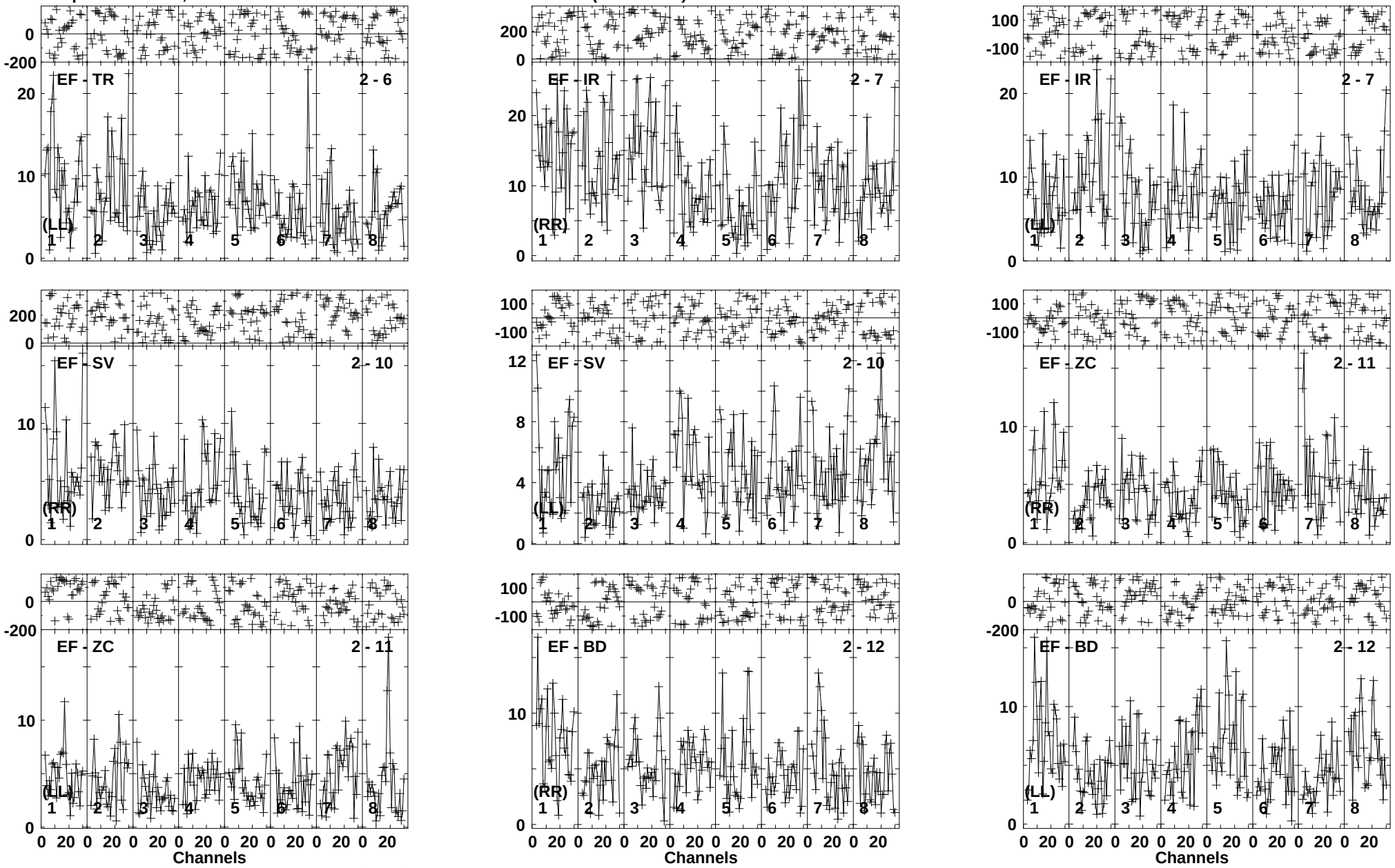

Lower frame: Milli Ampl Jy Top frame: Phas deg
Vector averaged cross-power spectrum Baseline: EF (02) - TR (06)
Timerange: 00/20:28:31 to 00/20:33:29

Plot file version 88 created 30-APR-2020 19:38:45
CGCG-N EM141B.UVDATA.1
Freq = 1.5950 GHz, Bw = 16.000 MH Calibrated with CL # 3 and BP # 1 (BP mode 1)

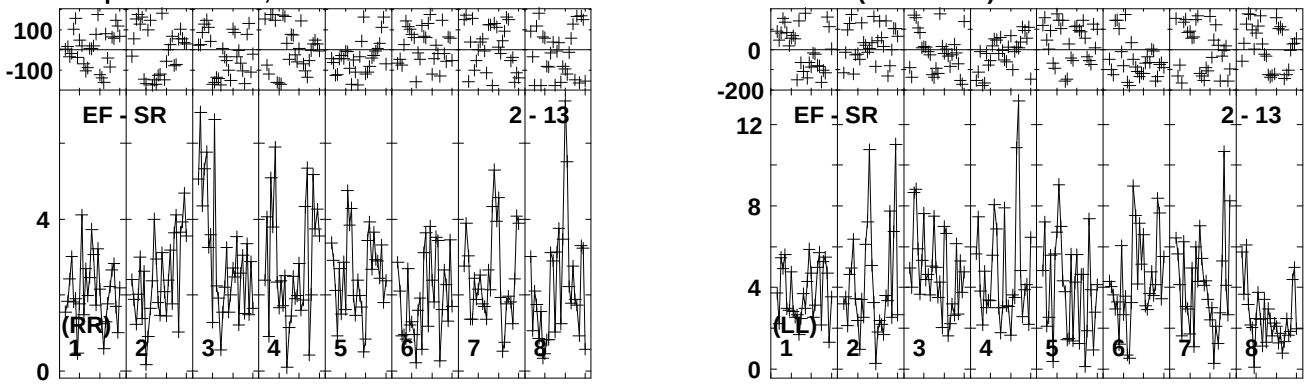

Lower frame: Milli Ampl Jy Top frame: Phas deg
Vector averaged cross-power spectrum Baseline: EF (02) - SR (13)
Timerange: 00/20:28:31 to 00/20:33:29

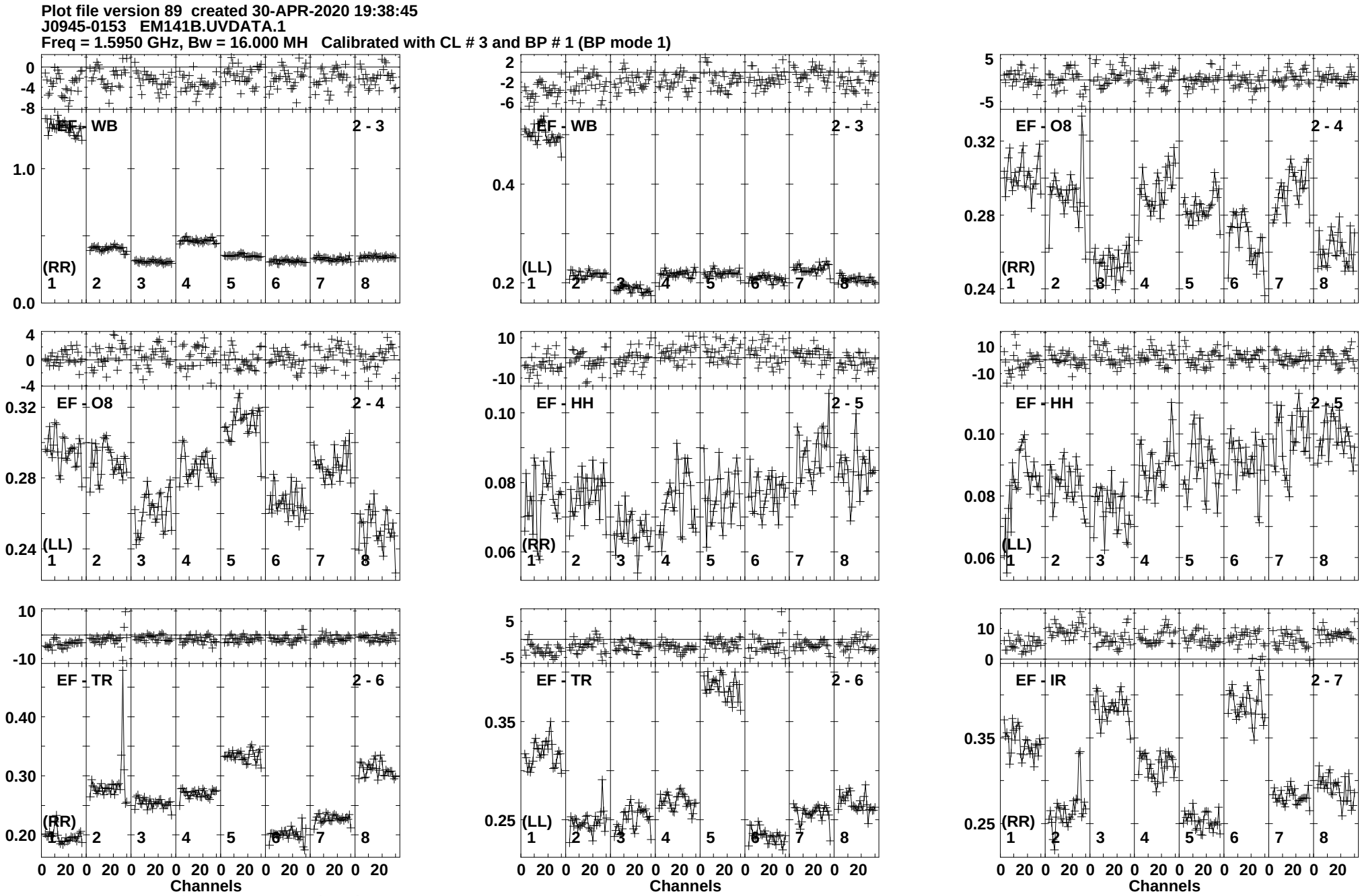
Plot file version 89 created 30-APR-2020 19:38:45
J0945-0153 EM141B.UVDATA.1
Freq = 1.5950 GHz, Bw = 16.000 MH Calibrated with CL # 3 and BP # 1 (BP mode 1)
EF - WB 2 - 3
(RR)
EF - WB 2 - 3
(LL)
EF - O8 2 - 4
(RR)
EF - O8 2 - 4
(LL)
EF - HH 2 - 5
(RR)
EF - HH 2 - 5
(LL)
EF - TR 2 - 6
(RR)
EF - TR 2 - 6
(LL)
EF - IR 2 - 7
(RR)
Channels
Lower frame: Ampl Jy Top frame: Phas deg
Vector averaged cross-power spectrum Baseline: EF (02) - WB (03)
Timerange: 00/20:33:31 to 00/20:35:59

Plot file version 90 created 30-APR-2020 19:38:45
J0945-0153 EM141B.UVDATA.1
Freq = 1.5950 GHz, Bw = 16.000 MH Calibrated with CL # 3 and BP # 1 (BP mode 1)

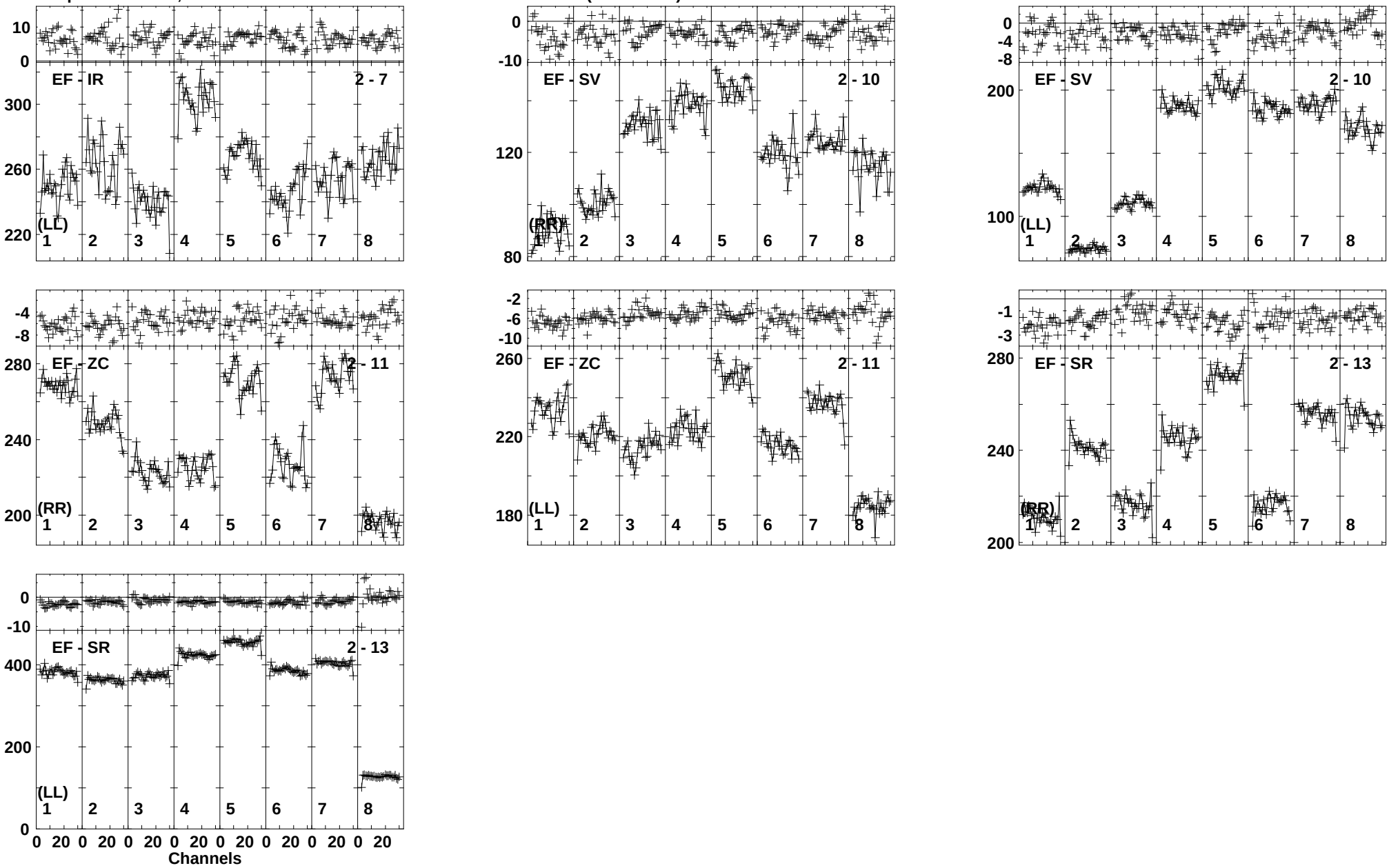

Lower frame: Milli Ampl Jy Top frame: Phas deg
Vector averaged cross-power spectrum Baseline: EF (02) - IR (07)
Timerange: 00/20:33:31 to 00/20:35:59

Plot file version 91 created 30-APR-2020 19:38:45
CGCG-N EM141B.UVDATA.1
Freq = 1.5950 GHz, Bw = 16.000 MH Calibrated with CL # 3 and BP # 1 (BP mode 1)

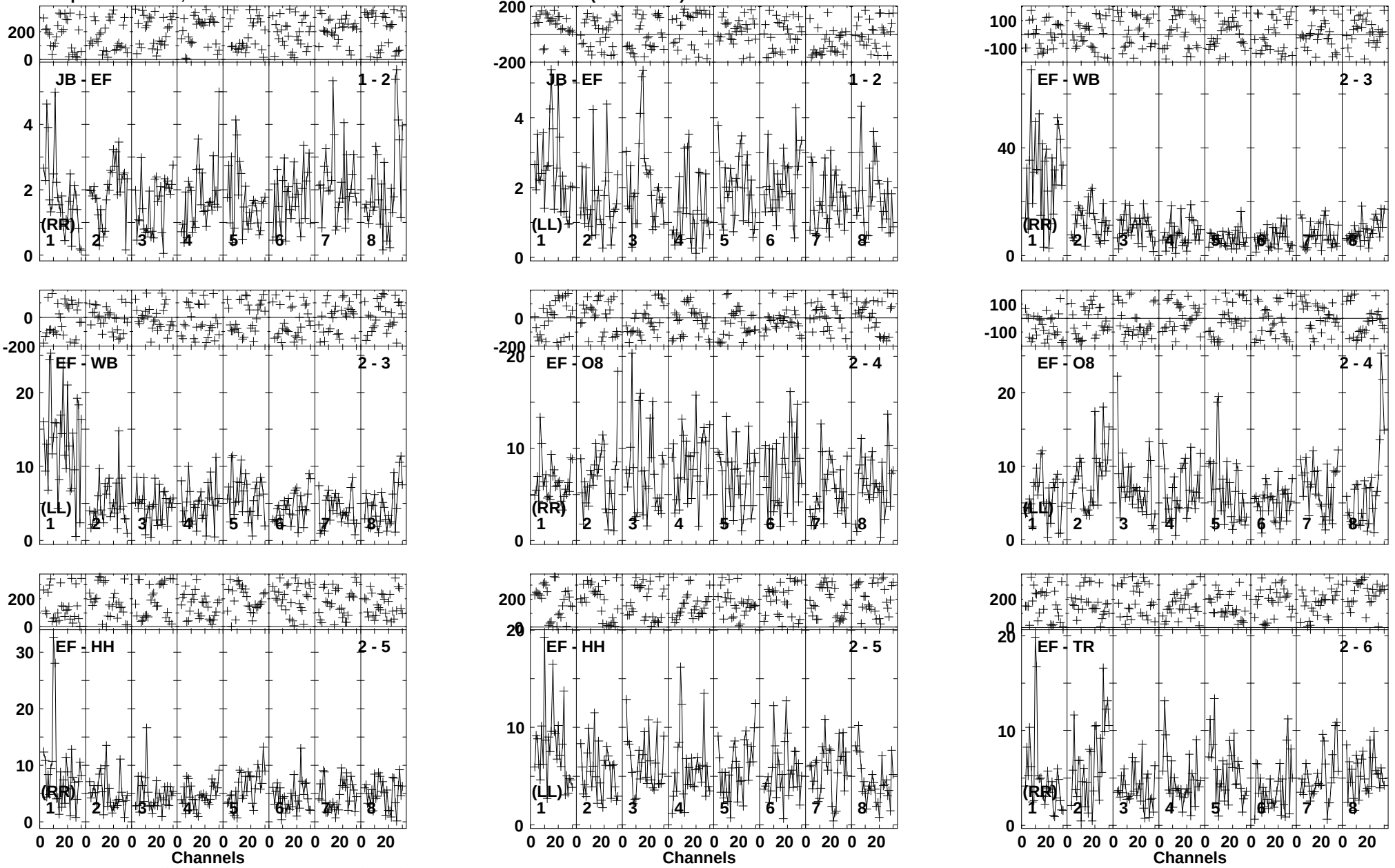

Lower frame: Milli Ampl Jy Top frame: Phas deg
Vector averaged cross-power spectrum Baseline: JB (01) - EF (02)
Timerange: 00/20:36:01 to 00/20:40:59

Plot file version 92 created 30-APR-2020 19:38:45
CGCG-N EM141B.UVDATA.1
Freq = 1.5950 GHz, Bw = 16.000 MH Calibrated with CL # 3 and BP # 1 (BP mode 1)

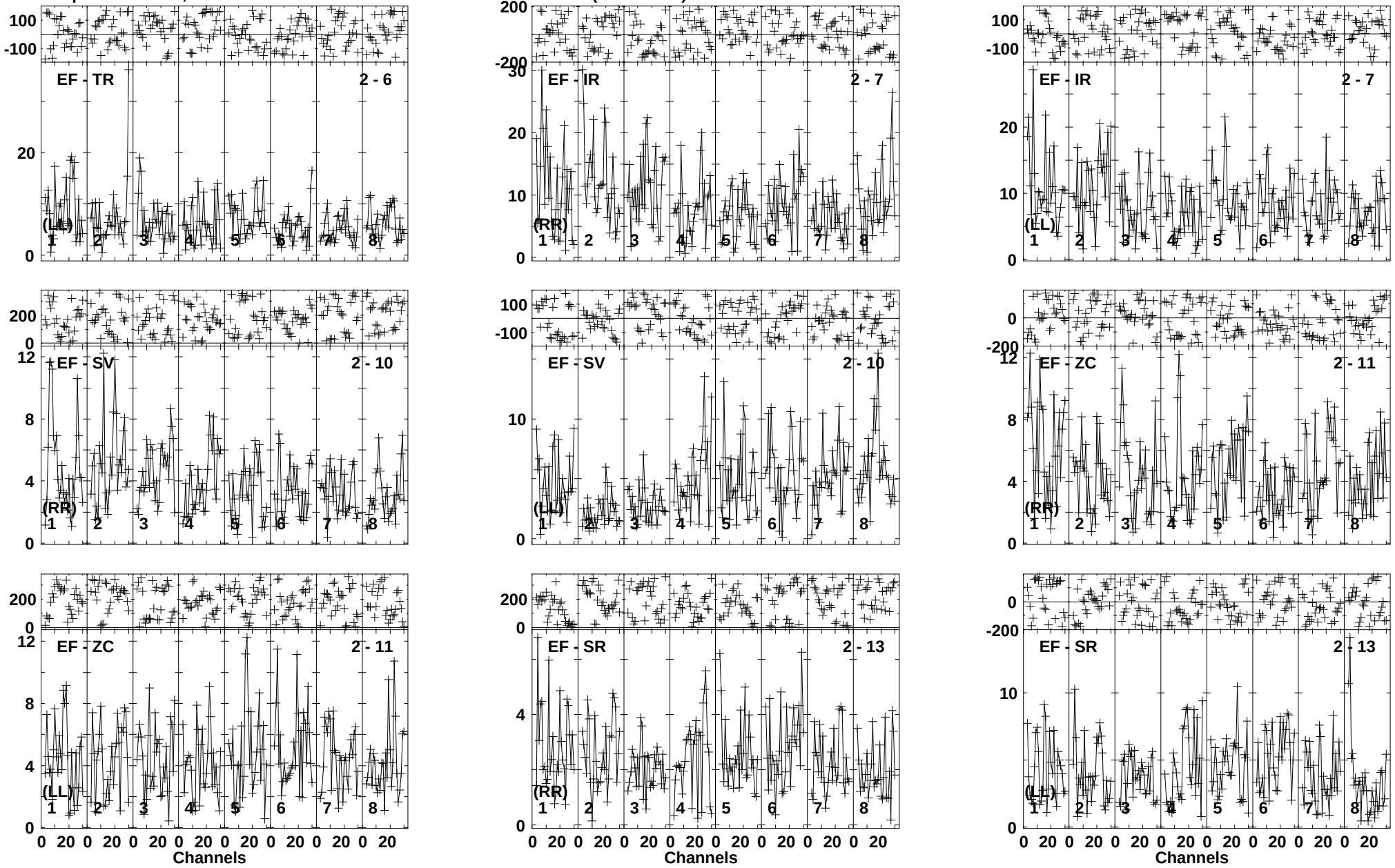

Lower frame: Milli Ampl Jy Top frame: Phas deg
Vector averaged cross-power spectrum Baseline: EF (02) - TR (06)
Timerange: 00/20:36:01 to 00/20:40:59

Plot file version 93 created 30-APR-2020 19:38:46
J0945-0153 EM141B.UVDATA.1
Freq = 1.5950 GHz, Bw = 16.000 MH Calibrated with CL # 3 and BP # 1 (BP mode 1)

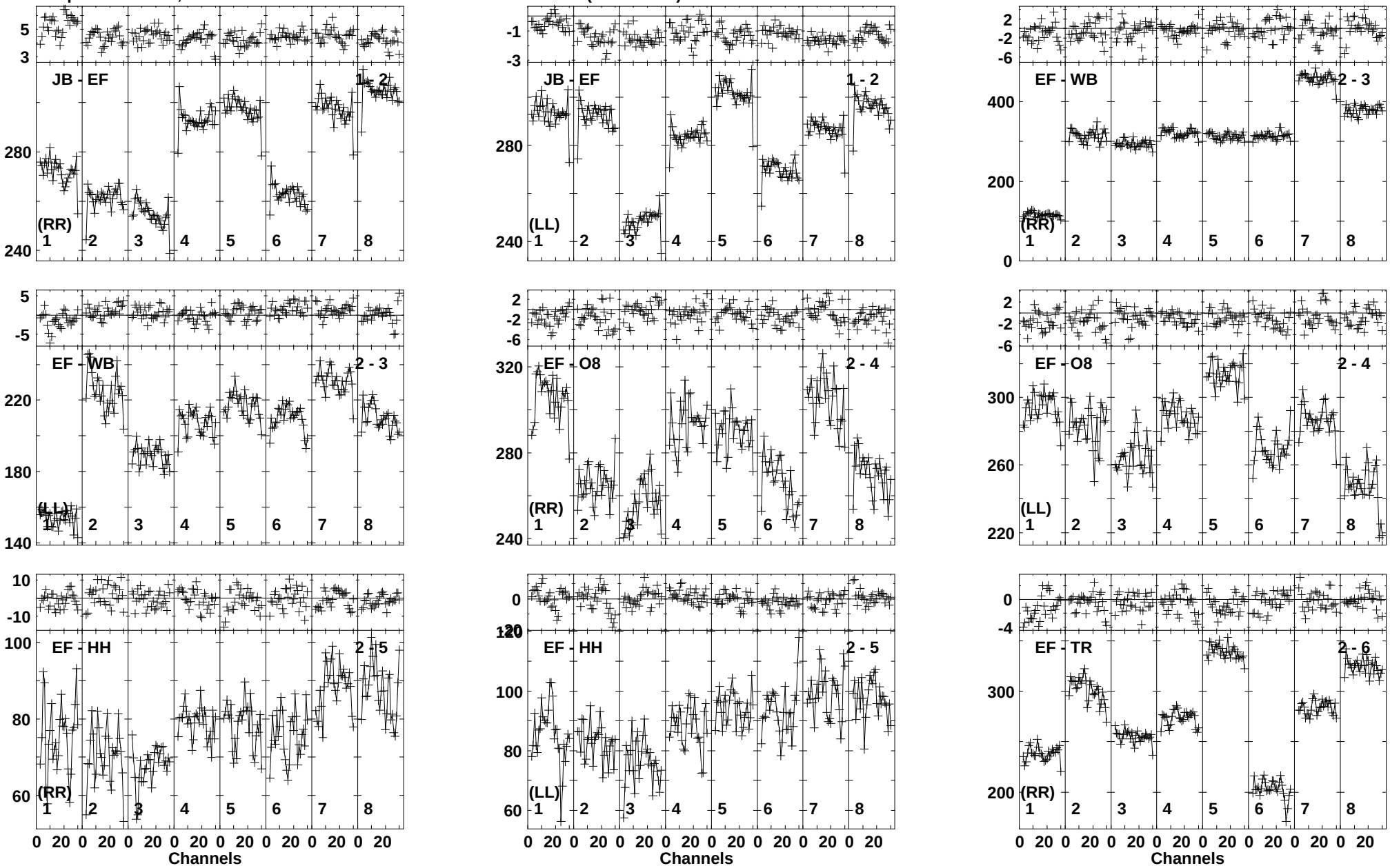

Lower frame: Milli Ampl Jy Top frame: Phas deg
Vector averaged cross-power spectrum Baseline: JB (01) - EF (02)
Timerange: 00/20:41:41 to 00/20:43:39

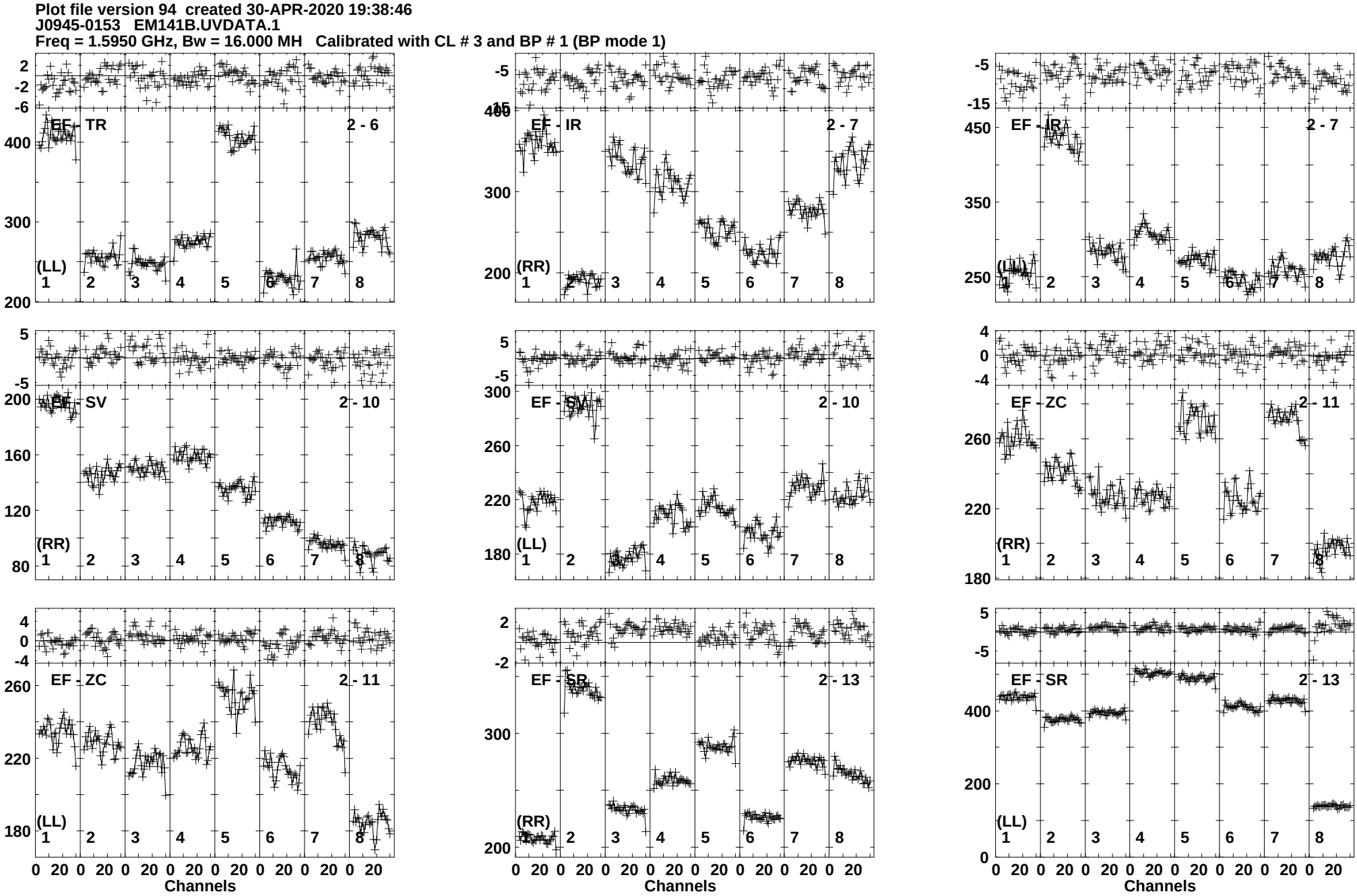
Plot file version 94 created 30-APR-2020 19:38:46
J0945-0153 EM141B.UVDATA.1
Freq = 1.5950 GHz, Bw = 16.000 MH Calibrated with CL # 3 and BP # 1 (BP mode 1)
EF - TR 2 - 6
EF - IR 2 - 7
EF - IR 2 - 7
EF - SV 2 - 10
EF - SV 2 - 10
EF - ZC 2 - 11
EF - ZC 2 - 11
EF - SR 2 - 13
EF - SR 2 - 13
(LL)
(RR)
Channels
Lower frame: Milli Ampl Jy Top frame: Phas deg
Vector averaged cross-power spectrum Baseline: EF (02) - TR (06)
Timerange: 00/20:41:41 to 00/20:43:39

Plot file version 95 created 30-APR-2020 19:38:46
CGCG-N EM141B.UVDATA.1
Freq = 1.5950 GHz, Bw = 16.000 MH Calibrated with CL # 3 and BP # 1 (BP mode 1)

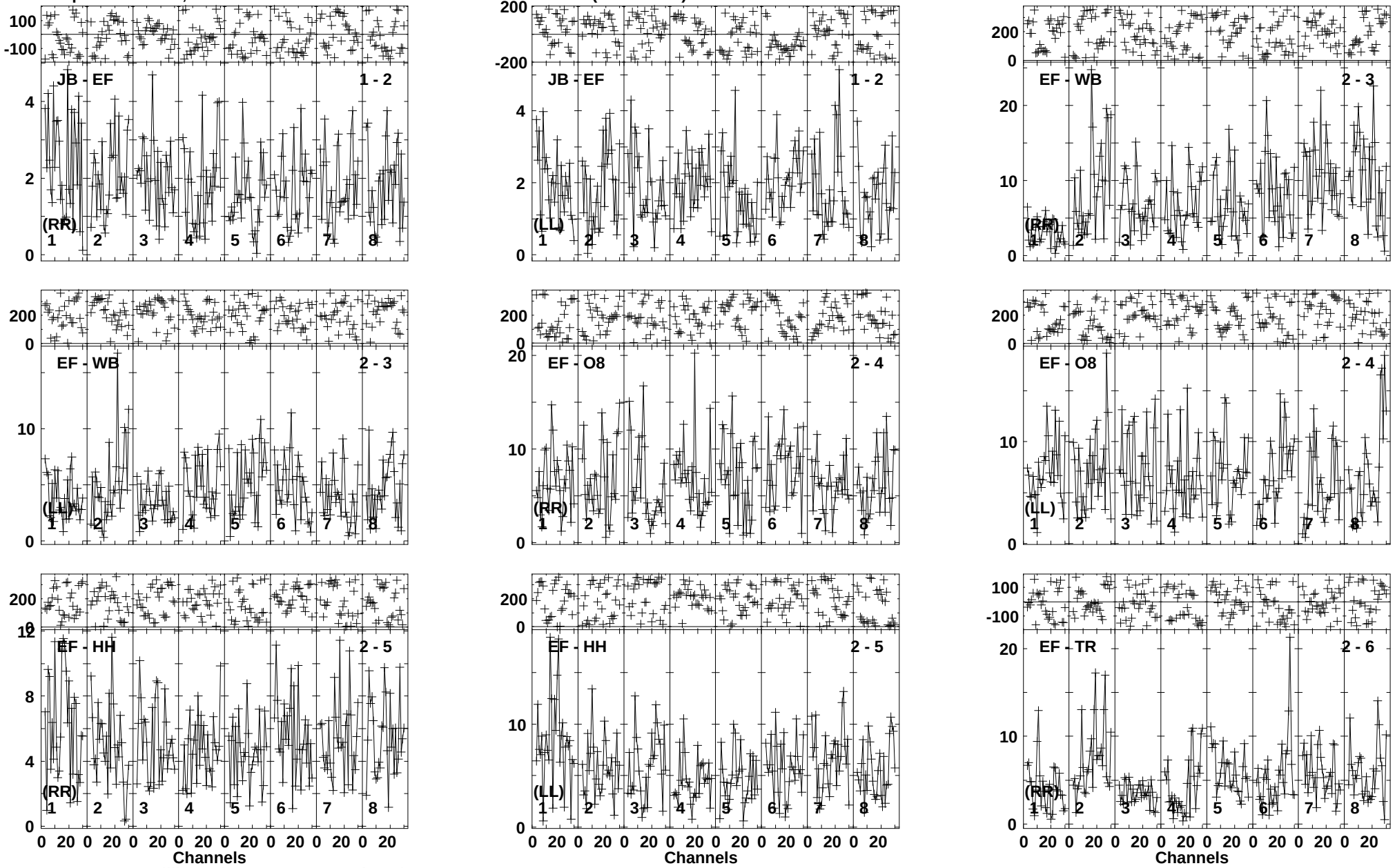

Lower frame: Milli Ampl Jy Top frame: Phas deg
Vector averaged cross-power spectrum Baseline: JB (01) - EF (02)
Timerange: 00/20:43:41 to 00/20:48:39

Plot file version 96 created 30-APR-2020 19:38:47
CGCG-N EM141B.UVDATA.1
Freq = 1.5950 GHz, Bw = 16.000 MH Calibrated with CL # 3 and BP # 1 (BP mode 1)

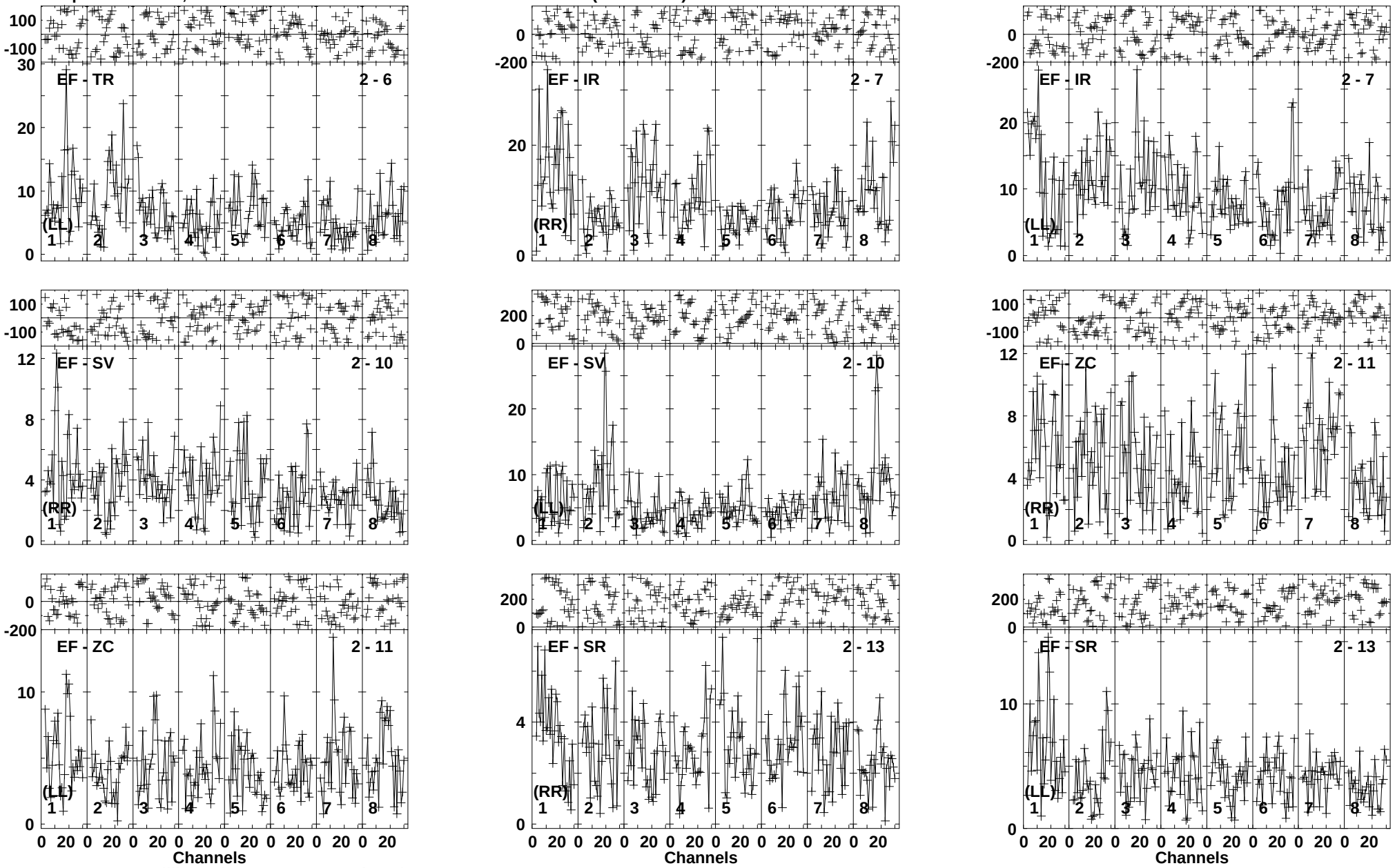

Lower frame: Milli Ampl Jy Top frame: Phas deg
Vector averaged cross-power spectrum Baseline: EF (02) - TR (06)
Timerange: 00/20:43:41 to 00/20:48:39

Plot file version 97 created 30-APR-2020 19:38:47
J0945-0153 EM141B.UVDATA.1
Freq = 1.5950 GHz, Bw = 16.000 MH Calibrated with CL # 3 and BP # 1 (BP mode 1)

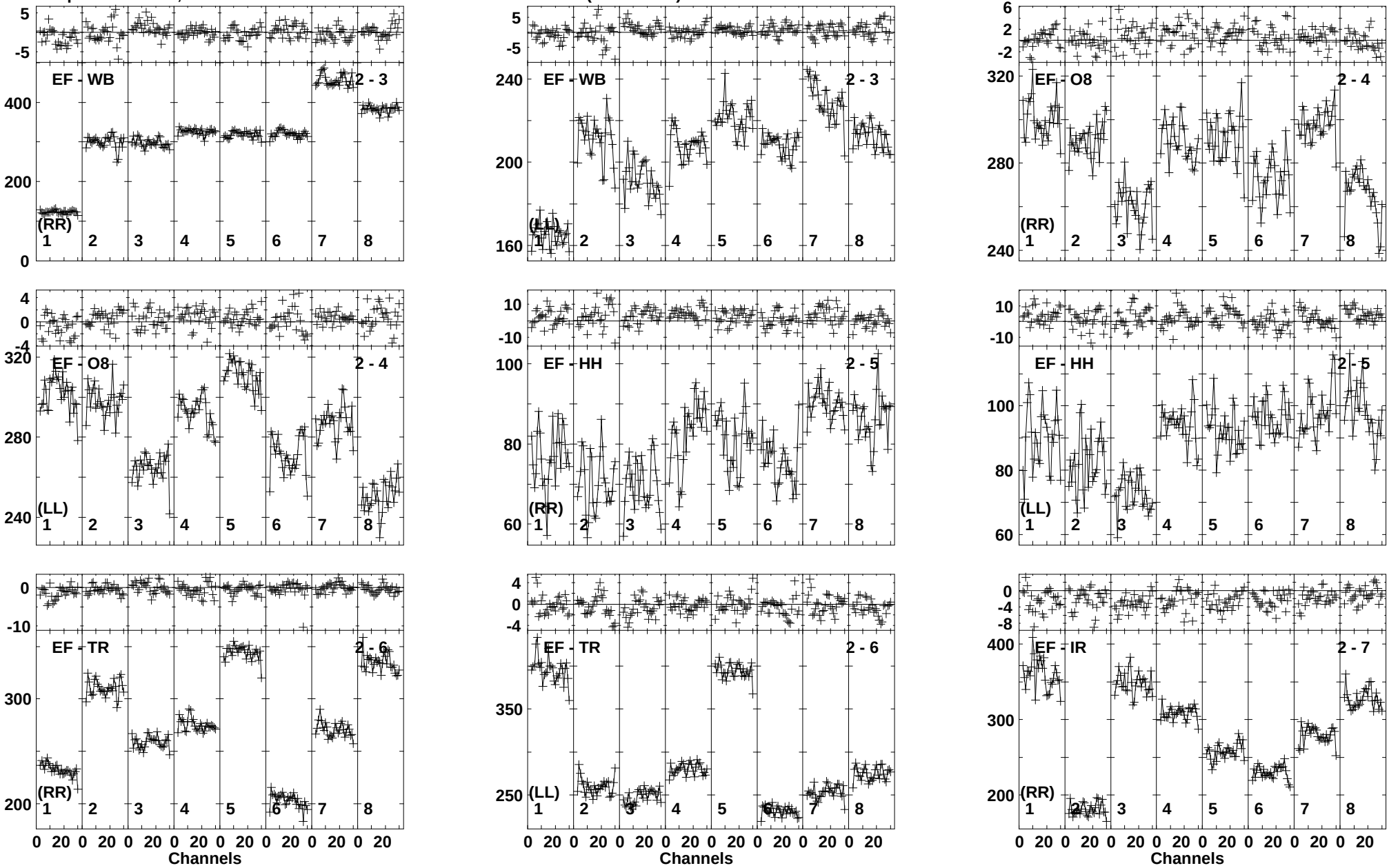

Lower frame: Milli Ampl Jy Top frame: Phas deg
Vector averaged cross-power spectrum Baseline: EF (02) - WB (03)
Timerange: 00/20:48:41 to 00/20:51:09

Plot file version 98 created 30-APR-2020 19:38:47
J0945-0153 EM141B.UVDATA.1
Freq = 1.5950 GHz, Bw = 16.000 MH Calibrated with CL # 3 and BP # 1 (BP mode 1)

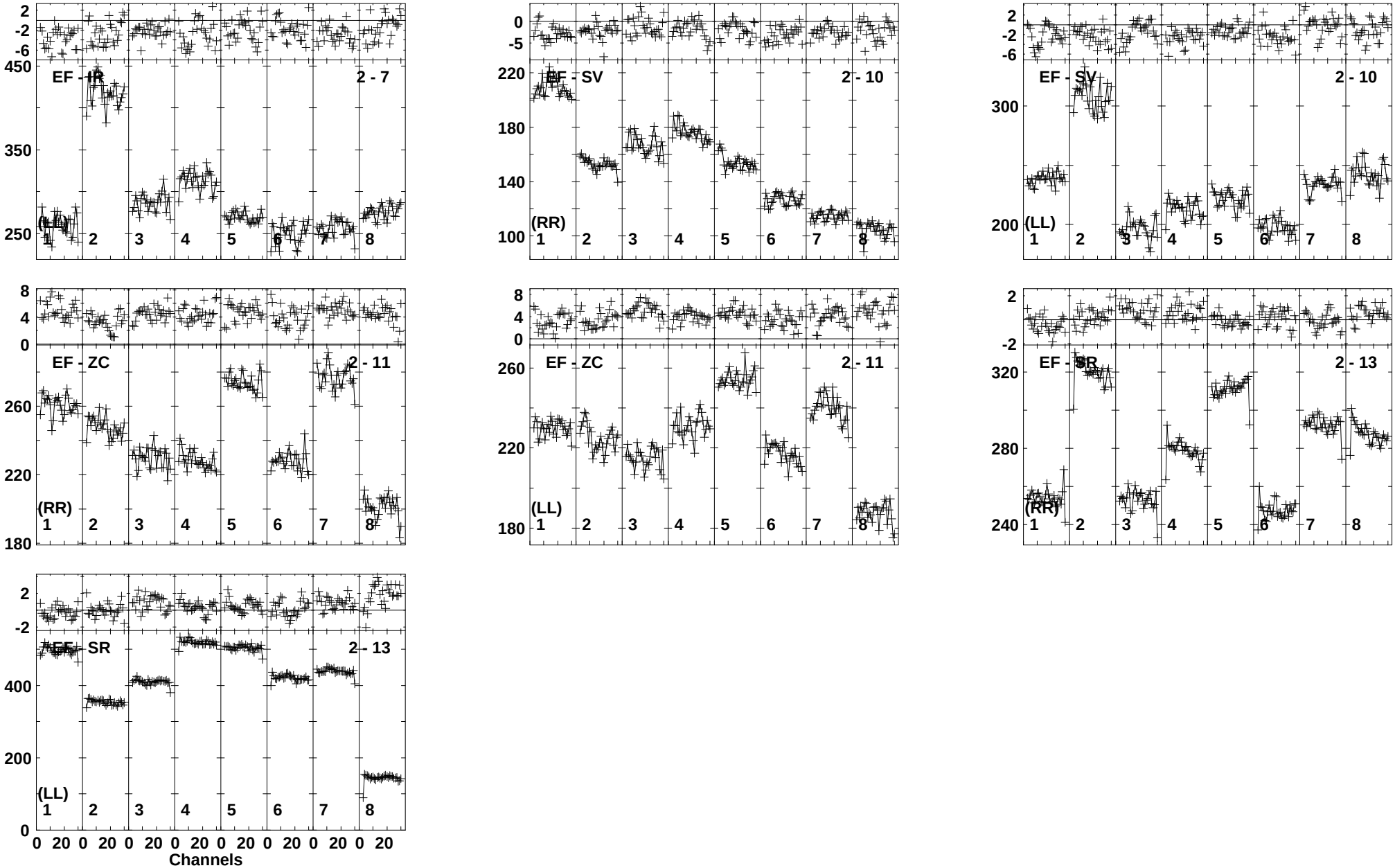

Lower frame: Milli Ampl Jy Top frame: Phas deg
Vector averaged cross-power spectrum Baseline: EF (02) - IR (07)
Timerange: 00/20:48:41 to 00/20:51:09

Plot file version 99 created 30-APR-2020 19:38:48
CGCG-N EM141B.UVDATA.1
Freq = 1.5950 GHz, Bw = 16.000 MH Calibrated with CL # 3 and BP # 1 (BP mode 1)

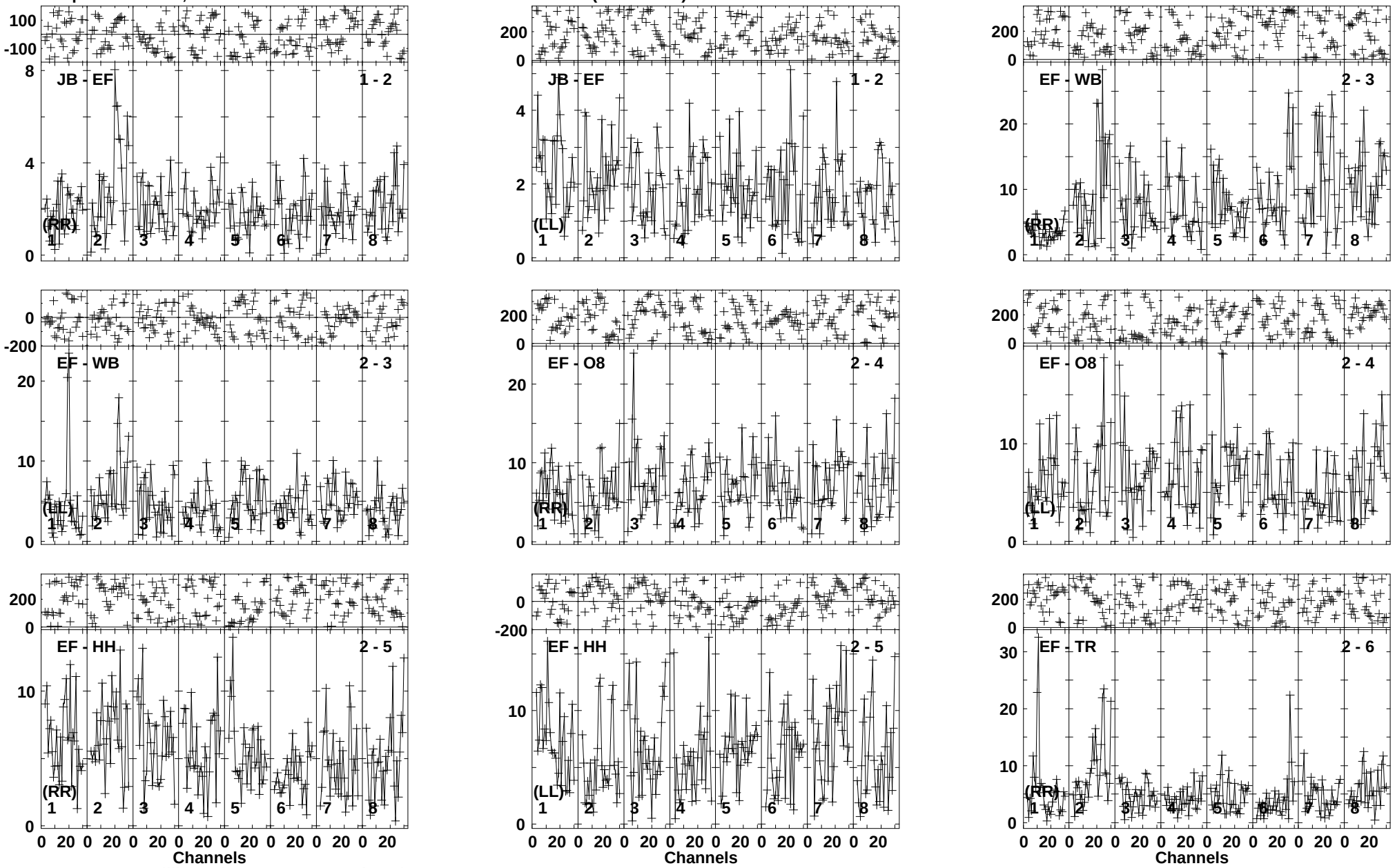

Lower frame: Milli Ampl Jy Top frame: Phas deg
Vector averaged cross-power spectrum Baseline: JB (01) - EF (02)
Timerange: 00/20:51:11 to 00/20:56:09

Plot file version 100 created 30-APR-2020 19:38:48
CGCG-N EM141B.UVDATA.1
Freq = 1.5950 GHz, Bw = 16.000 MH Calibrated with CL # 3 and BP # 1 (BP mode 1)

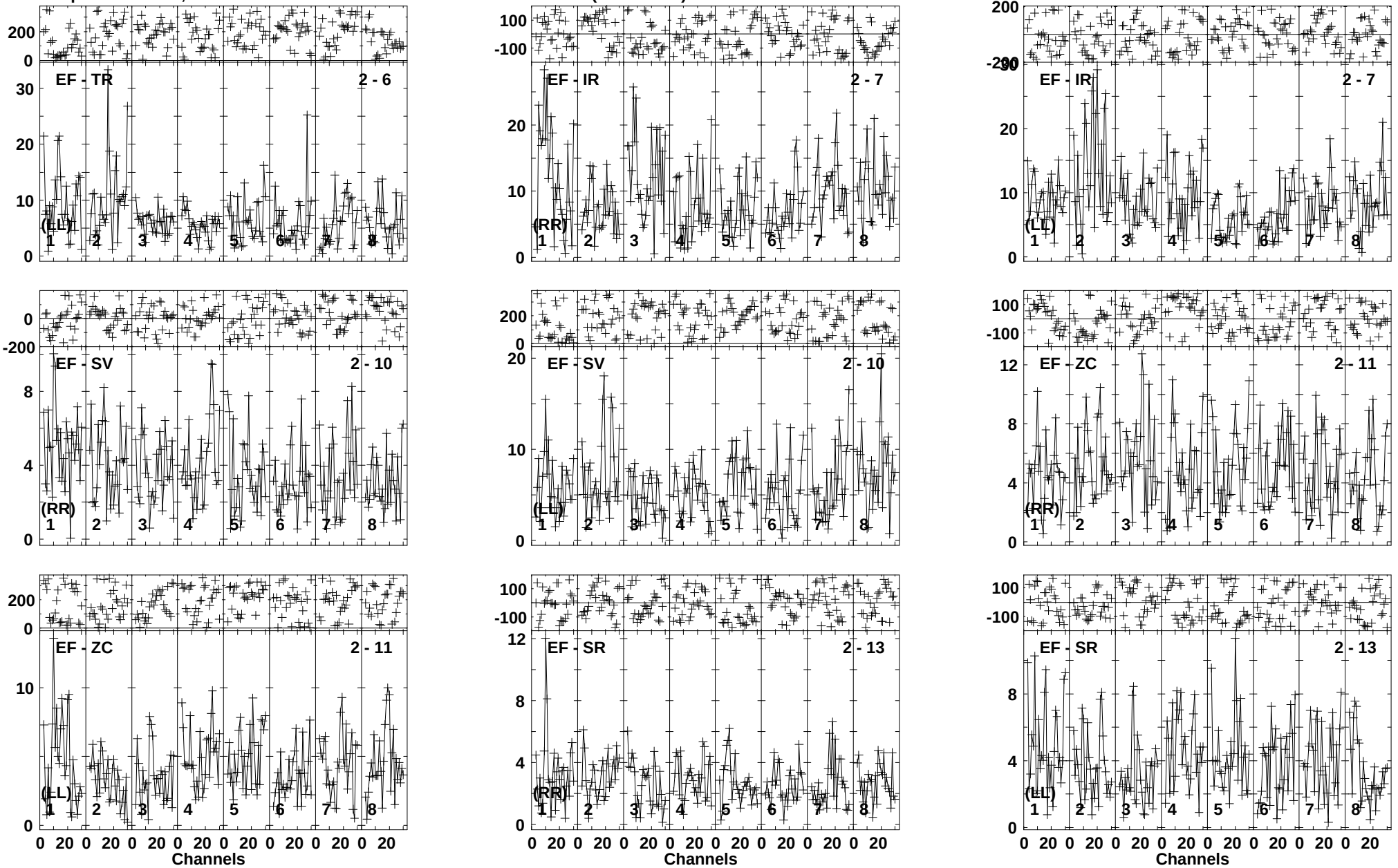

Lower frame: Milli Ampl Jy Top frame: Phas deg
Vector averaged cross-power spectrum Baseline: EF (02) - TR (06)
Timerange: 00/20:51:11 to 00/20:56:09

Plot file version 101 created 30-APR-2020 19:38:48
J0945-0153 EM141B.UVDATA.1
Freq = 1.5950 GHz, Bw = 16.000 MH Calibrated with CL # 3 and BP # 1 (BP mode 1)

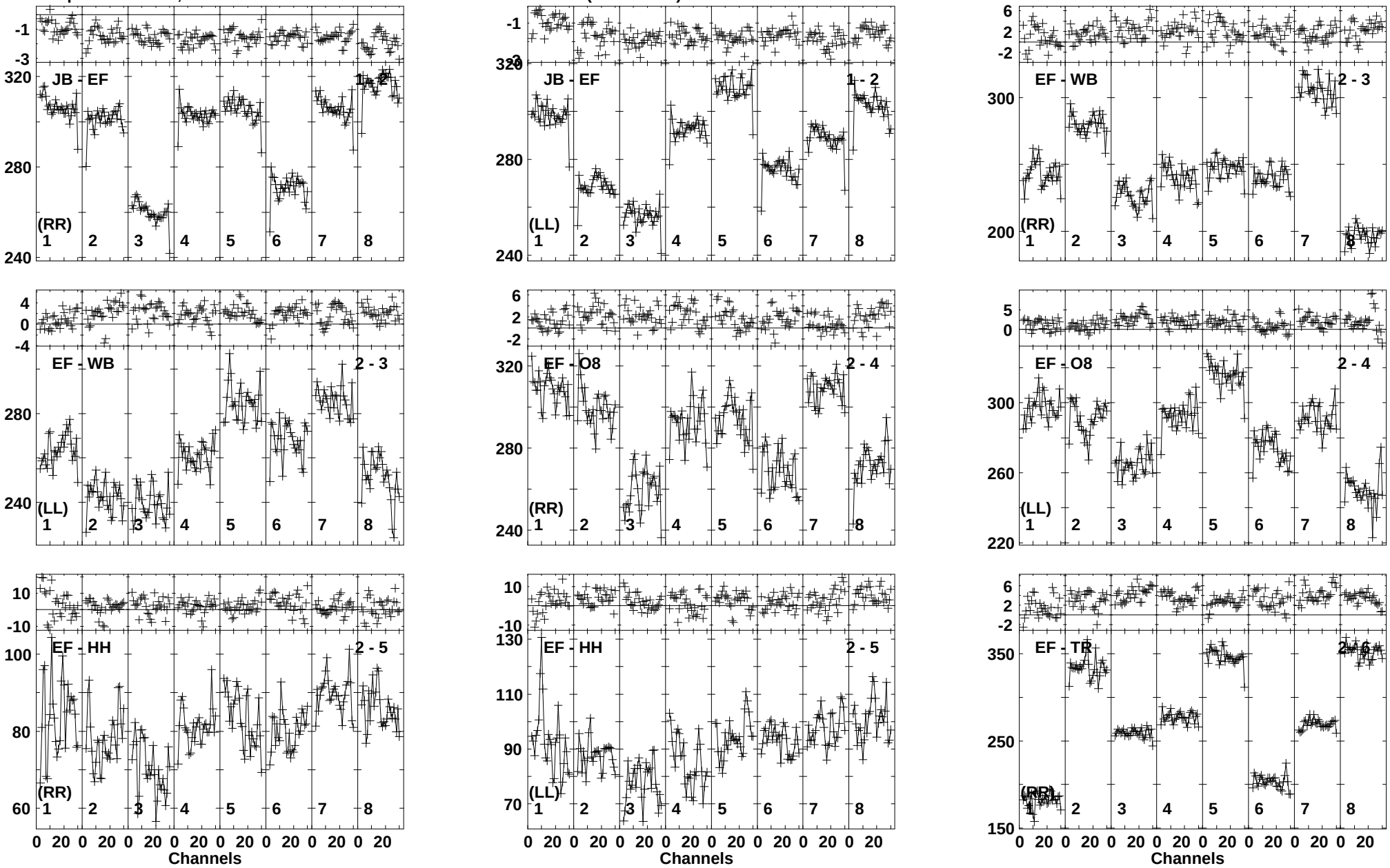

Lower frame: Milli Ampl Jy Top frame: Phas deg
Vector averaged cross-power spectrum Baseline: JB (01) - EF (02)
Timerange: 00/20:56:51 to 00/20:58:49

Plot file version 102 created 30-APR-2020 19:38:49
J0945-0153 EM141B.UVDATA.1
Freq = 1.5950 GHz, Bw = 16.000 MH Calibrated with CL # 3 and BP # 1 (BP mode 1)

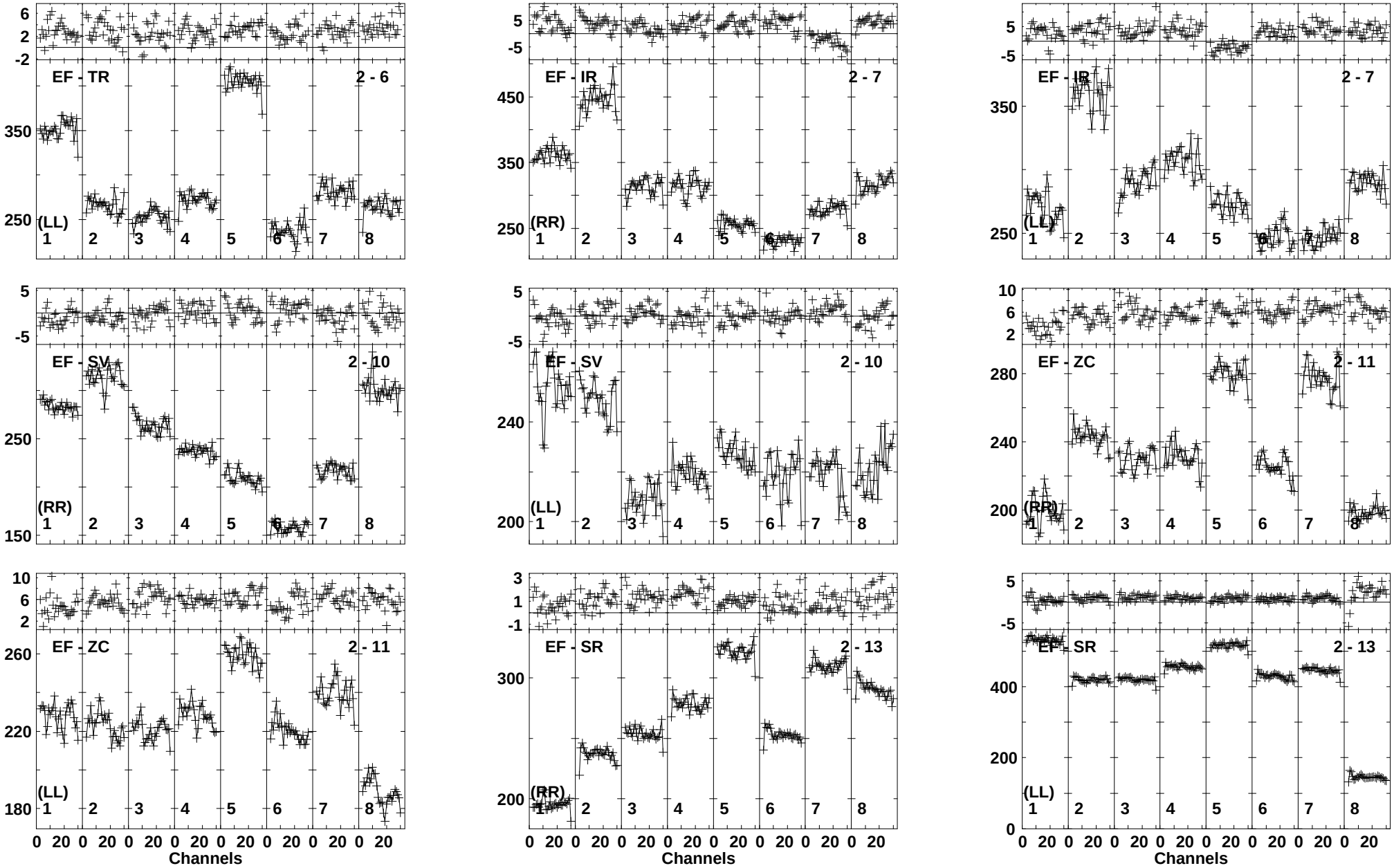

Lower frame: Milli Ampl Jy Top frame: Phas deg
Vector averaged cross-power spectrum Baseline: EF (02) - TR (06)
Timerange: 00/20:56:51 to 00/20:58:49

Plot file version 103 created 30-APR-2020 19:38:49
CGCG-N EM141B.UVDATA.1
Freq = 1.5950 GHz, Bw = 16.000 MH Calibrated with CL # 3 and BP # 1 (BP mode 1)

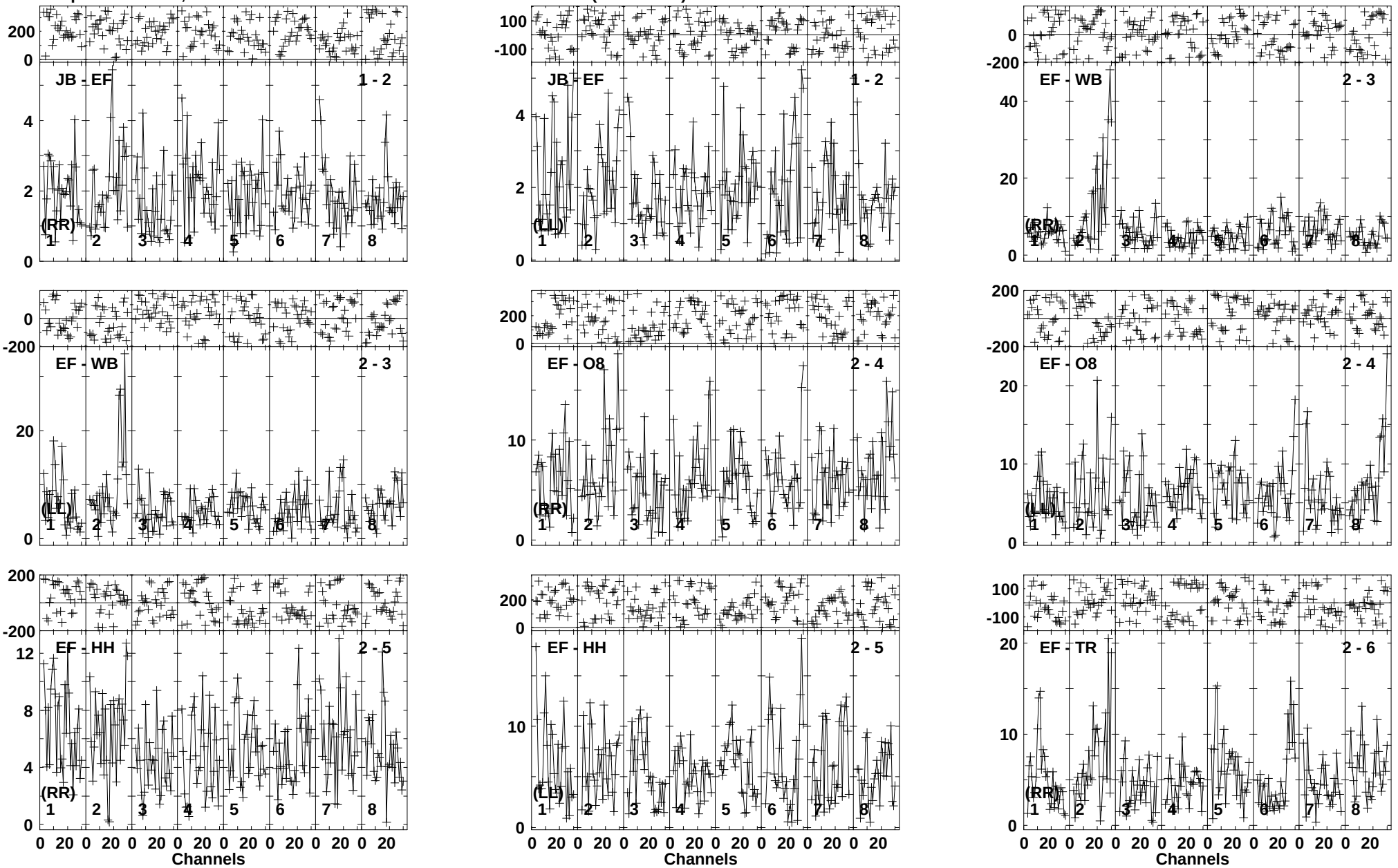

Lower frame: Milli Ampl Jy Top frame: Phas deg
Vector averaged cross-power spectrum Baseline: JB (01) - EF (02)
Timerange: 00/20:58:51 to 00/21:03:49

Plot file version 104 created 30-APR-2020 19:38:49
CGCG-N EM141B.UVDATA.1
Freq = 1.5950 GHz, Bw = 16.000 MH Calibrated with CL # 3 and BP # 1 (BP mode 1)

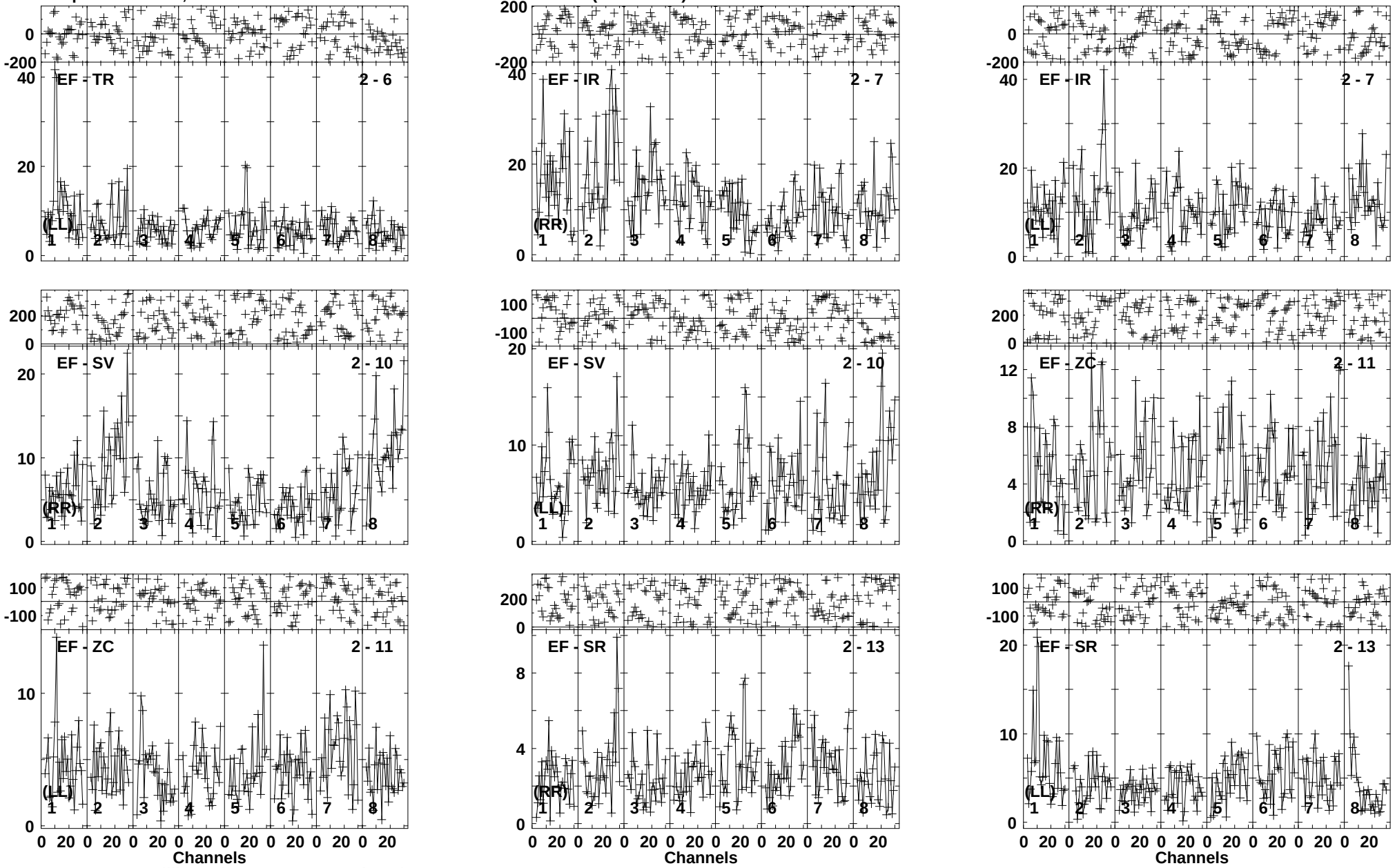

Lower frame: Milli Ampl Jy Top frame: Phas deg
Vector averaged cross-power spectrum Baseline: EF (02) - TR (06)
Timerange: 00/20:58:51 to 00/21:03:49

Plot file version 105 created 30-APR-2020 19:38:50
J0945-0153 EM141B.UVDATA.1
Freq = 1.5950 GHz, Bw = 16.000 MH Calibrated with CL # 3 and BP # 1 (BP mode 1)

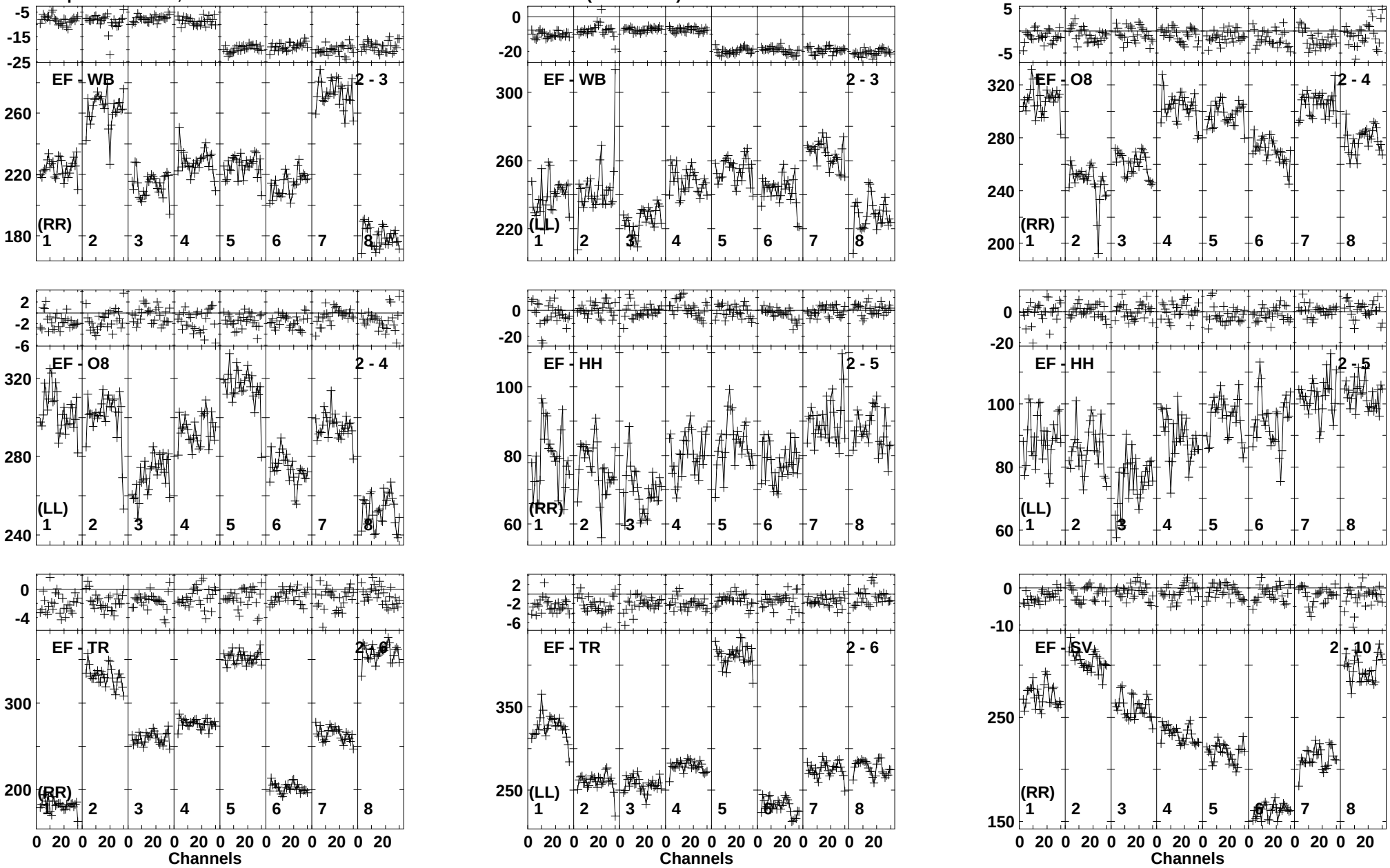

Lower frame: Milli Ampl Jy Top frame: Phas deg
Vector averaged cross-power spectrum Baseline: EF (02) - WB (03)
Timerange: 00/21:03:51 to 00/21:06:19

Plot file version 106 created 30-APR-2020 19:38:50
J0945-0153 EM141B.UVDATA.1
Freq = 1.5950 GHz, Bw = 16.000 MH Calibrated with CL # 3 and BP # 1 (BP mode 1)

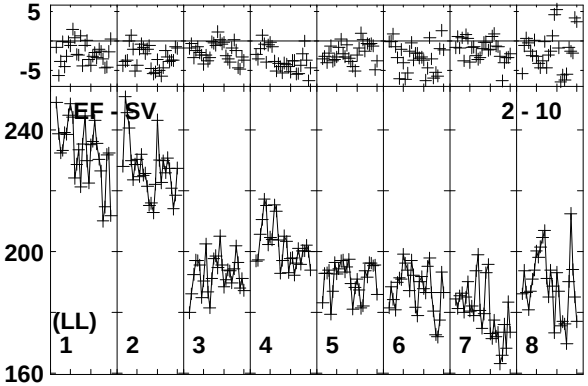

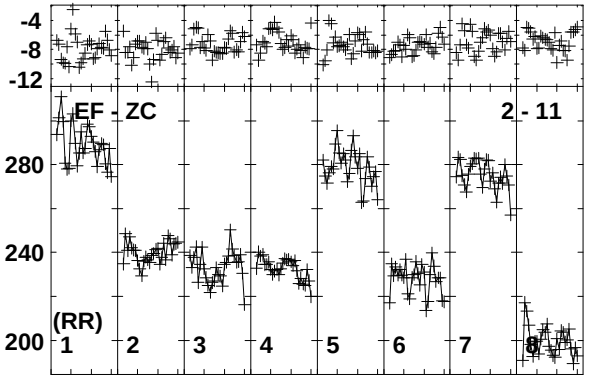

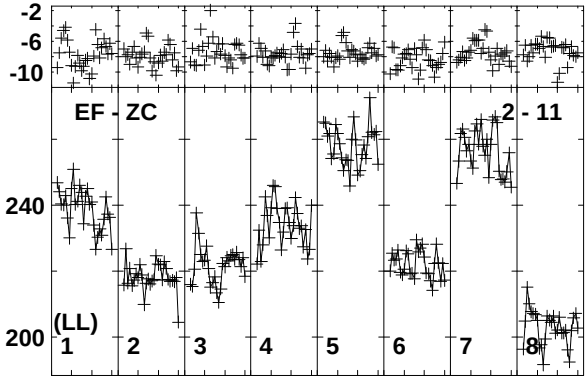

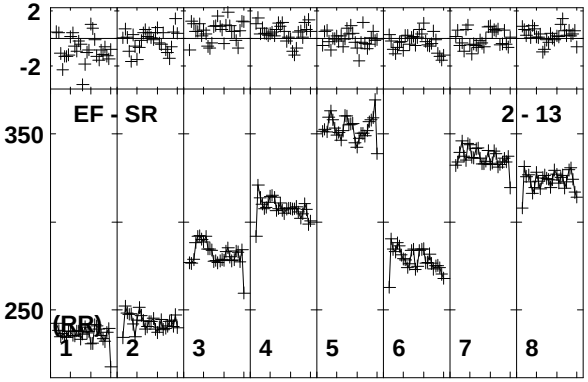

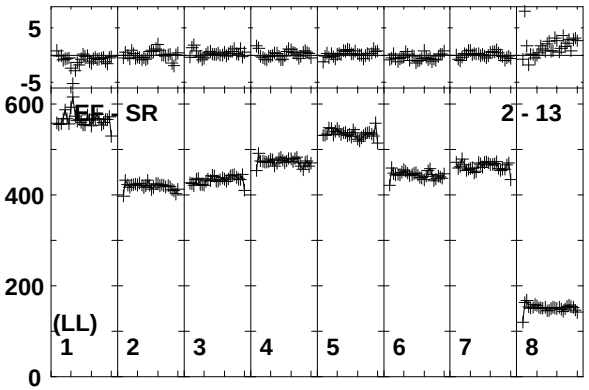

Lower frame: Milli Ampl Jy Top frame: Phas deg
Vector averaged cross-power spectrum Baseline: EF (02) - SV (10)
Timerange: 00/21:03:51 to 00/21:06:19

Plot file version 107 created 30-APR-2020 19:38:50
CGCG-N EM141B.UVDATA.1
Freq = 1.5950 GHz, Bw = 16.000 MH Calibrated with CL # 3 and BP # 1 (BP mode 1)



Lower frame: Milli Ampl Jy Top frame: Phas deg
Vector averaged cross-power spectrum Baseline: JB (01) - EF (02)
Timerange: 00/21:06:21 to 00/21:11:19

Plot file version 108 created 30-APR-2020 19:38:51
CGCG-N EM141B.UVDATA.1
Freq = 1.5950 GHz, Bw = 16.000 MH Calibrated with CL # 3 and BP # 1 (BP mode 1)

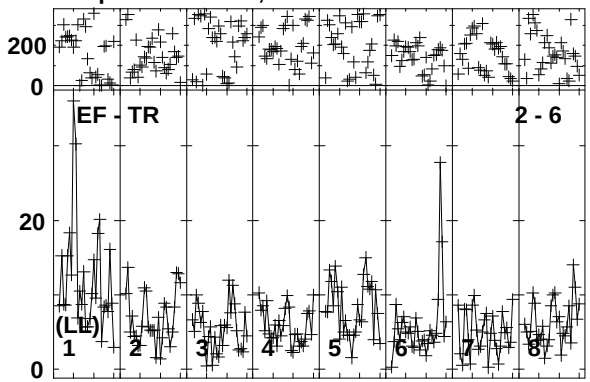

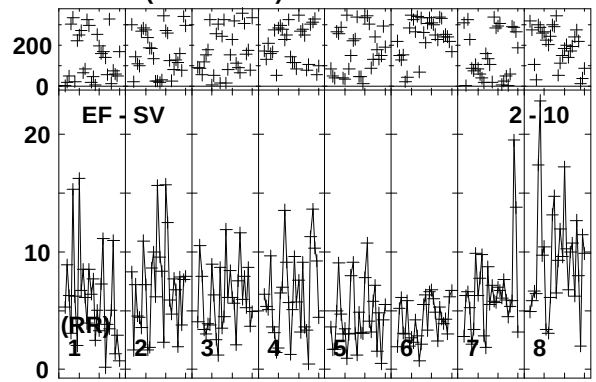

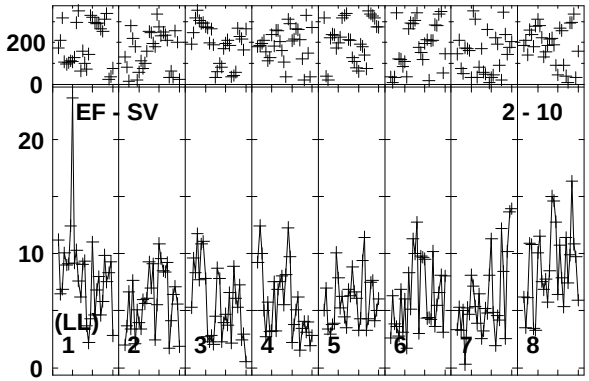

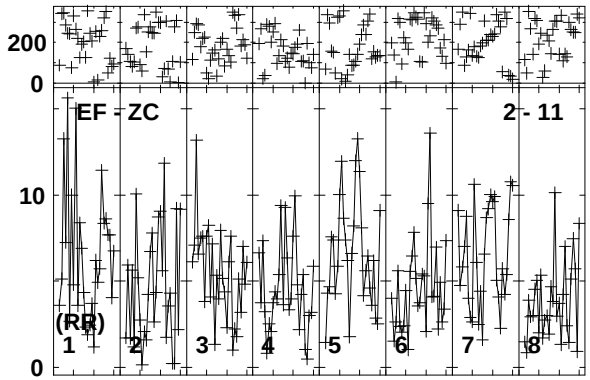

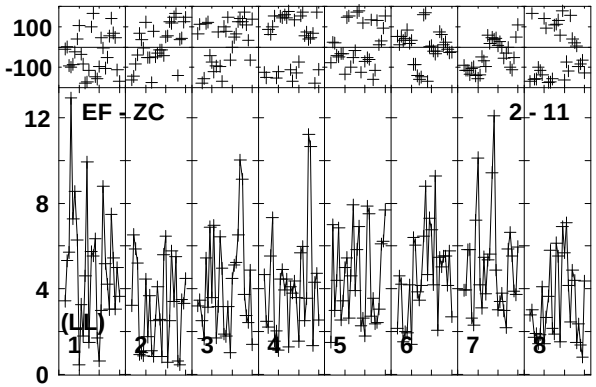

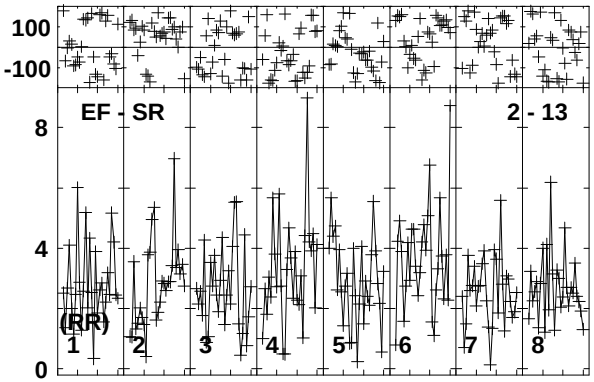

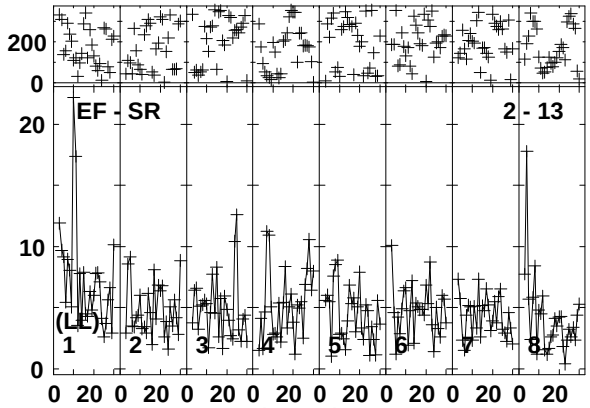

Lower frame: Milli Ampl Jy Top frame: Phas deg
Vector averaged cross-power spectrum Baseline: EF (02) - TR (06)
Timerange: 00/21:06:21 to 00/21:11:19

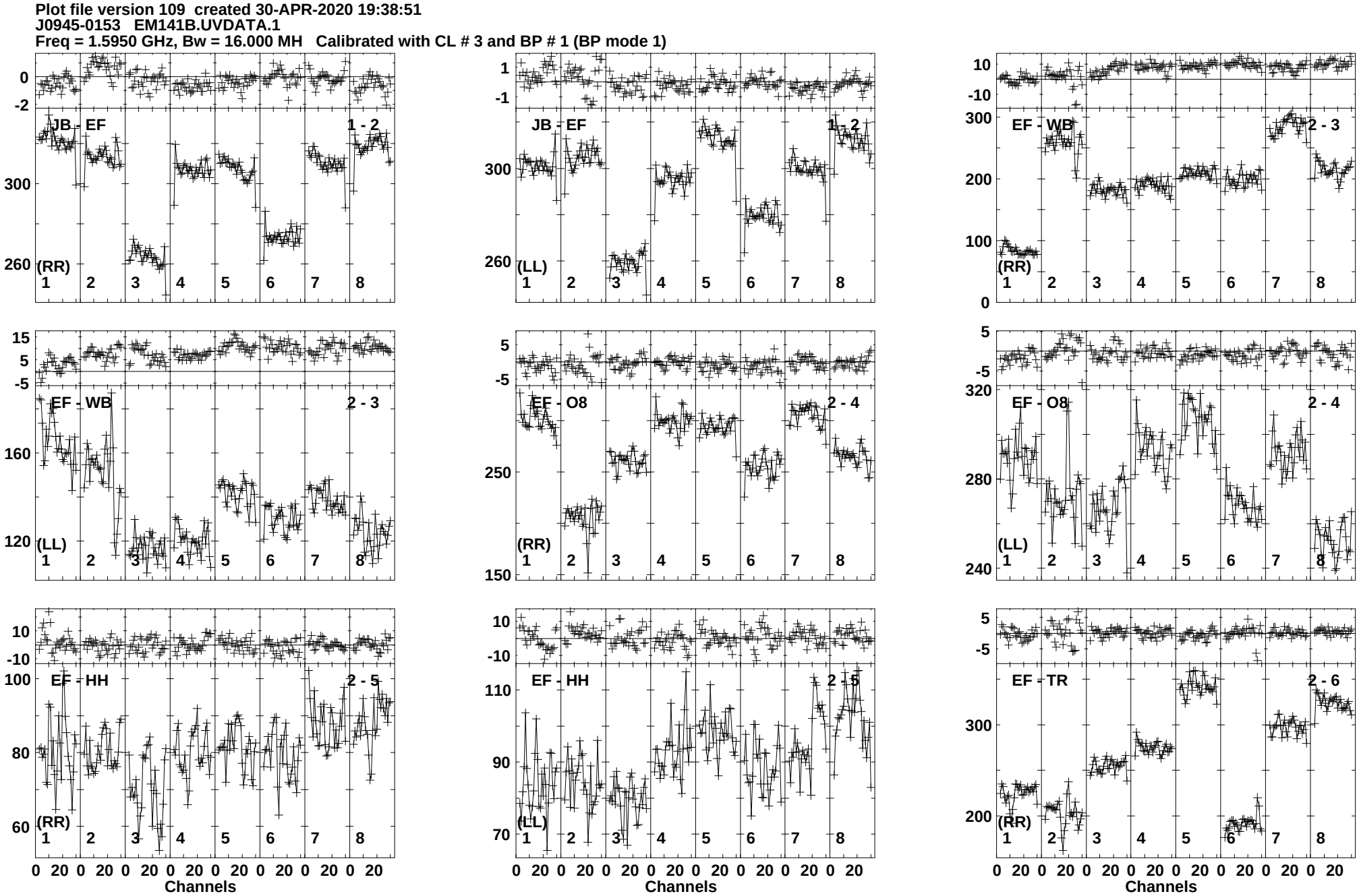
Plot file version 109 created 30-APR-2020 19:38:51
J0945-0153 EM141B.UVDATA.1
Freq = 1.5950 GHz, Bw = 16.000 MH Calibrated with CL # 3 and BP # 1 (BP mode 1)
JB - EF 1 - 2
(RR)
JB - EF 1 - 2
(LL)
EF - WB 2 - 3
(RR)
EF - WB 2 - 3
(LL)
EF - O8 2 - 4
(RR)
EF - O8 2 - 4
(LL)
EF - HH 2 - 5
(RR)
EF - HH 2 - 5
(LL)
EF - TR 2 - 6
(RR)
1 2 3 4 5 6 7 8
0 20 0 20 0 20 0 20 0 20 0 20 0 20 0 20
Channels
Lower frame: Milli Ampl Jy Top frame: Phas deg
Vector averaged cross-power spectrum Baseline: JB (01) - EF (02)
Timerange: 00/21:12:01 to 00/21:13:59

Plot file version 110 created 30-APR-2020 19:38:51
J0945-0153 EM141B.UVDATA.1
Freq = 1.5950 GHz, Bw = 16.000 MH Calibrated with CL # 3 and BP # 1 (BP mode 1)

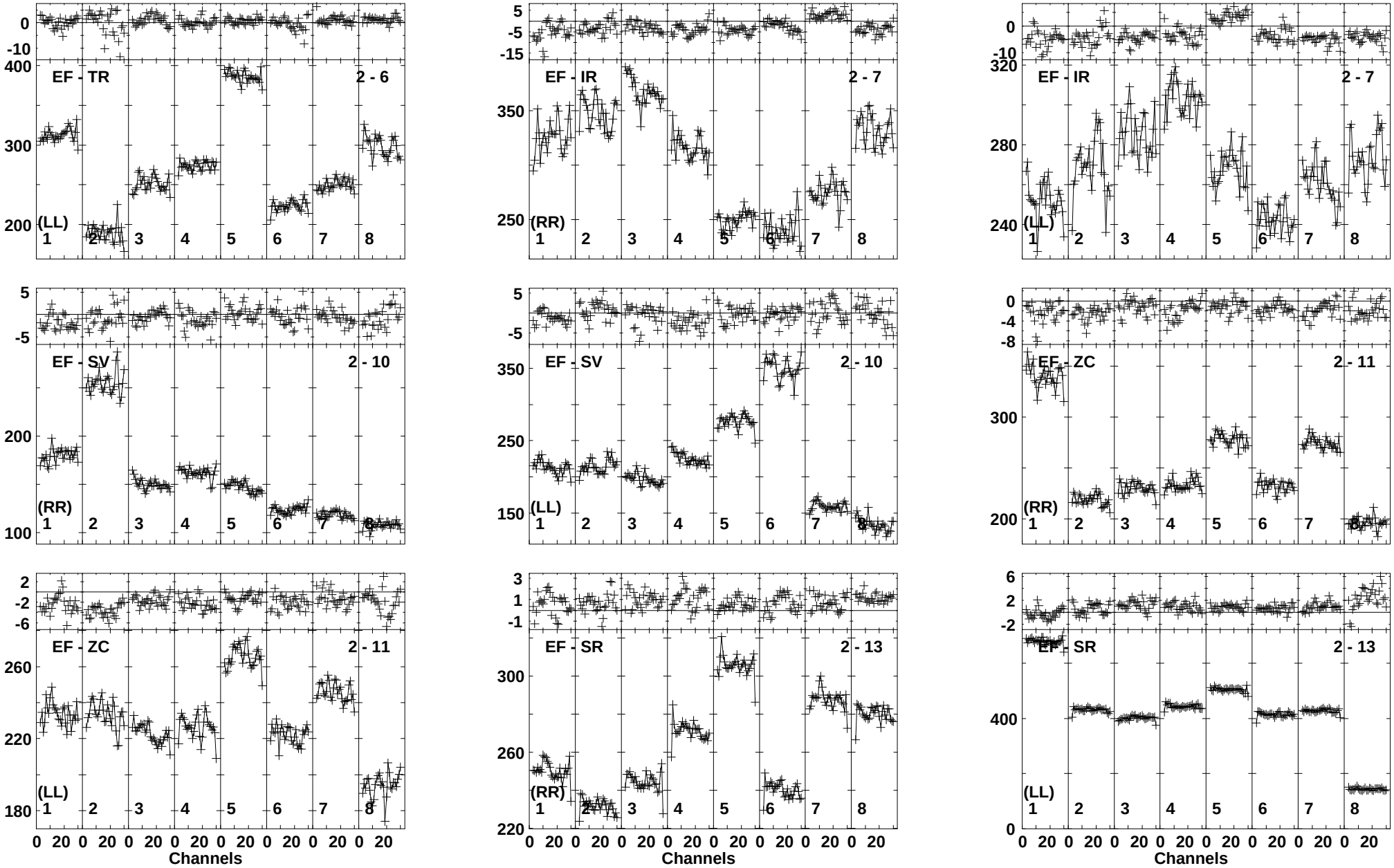

Lower frame: Milli Ampl Jy Top frame: Phas deg
Vector averaged cross-power spectrum Baseline: EF (02) - TR (06)
Timerange: 00/21:12:01 to 00/21:13:59

Plot file version 111 created 30-APR-2020 19:38:52
CGCG-N EM141B.UVDATA.1
Freq = 1.5950 GHz, Bw = 16.000 MH Calibrated with CL # 3 and BP # 1 (BP mode 1)

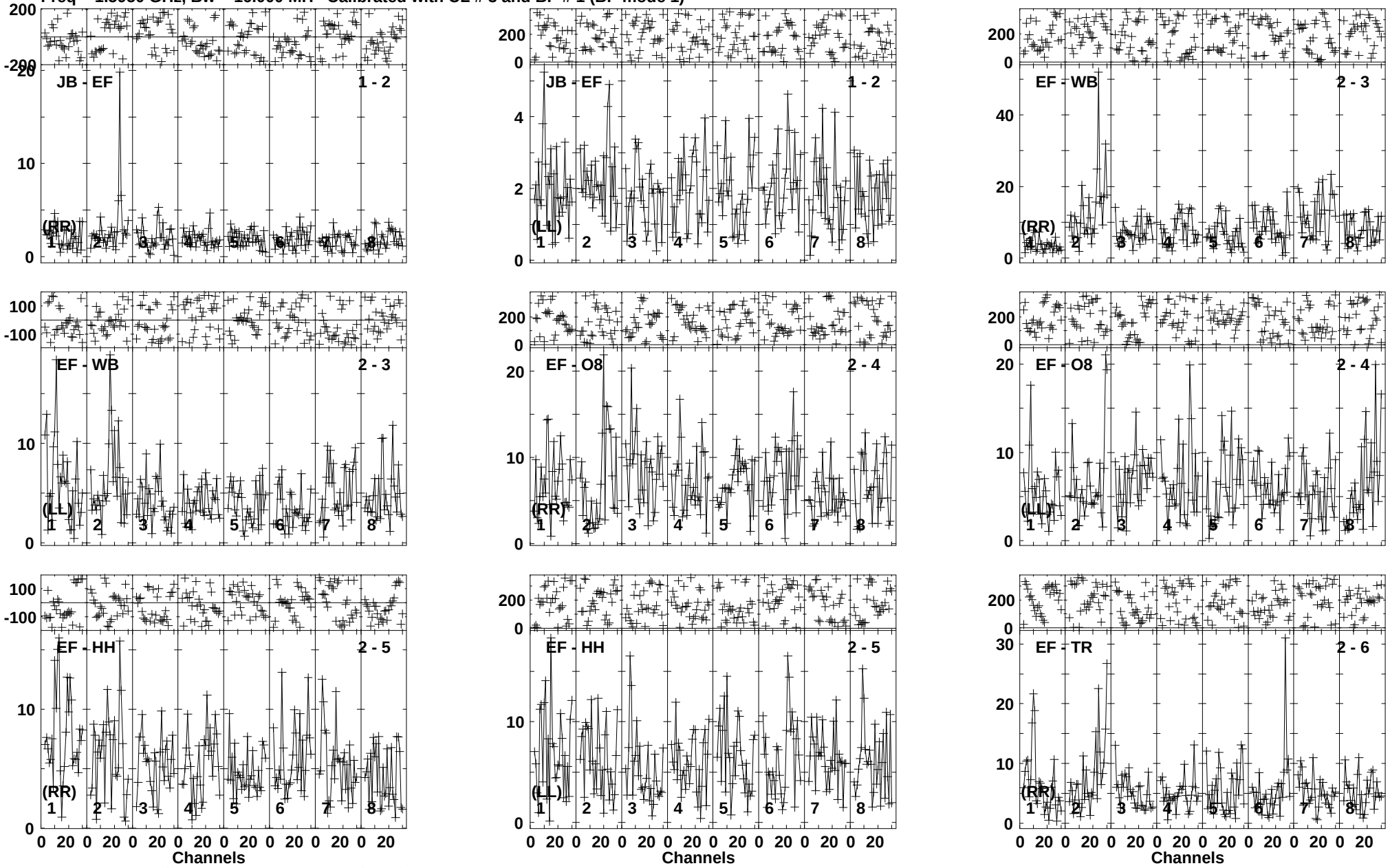

Lower frame: Milli Ampl Jy Top frame: Phas deg
Vector averaged cross-power spectrum Baseline: JB (01) - EF (02)
Timerange: 00/21:14:01 to 00/21:18:59

Plot file version 112 created 30-APR-2020 19:38:52
CGCG-N EM141B.UVDATA.1
Freq = 1.5950 GHz, Bw = 16.000 MH Calibrated with CL # 3 and BP # 1 (BP mode 1)

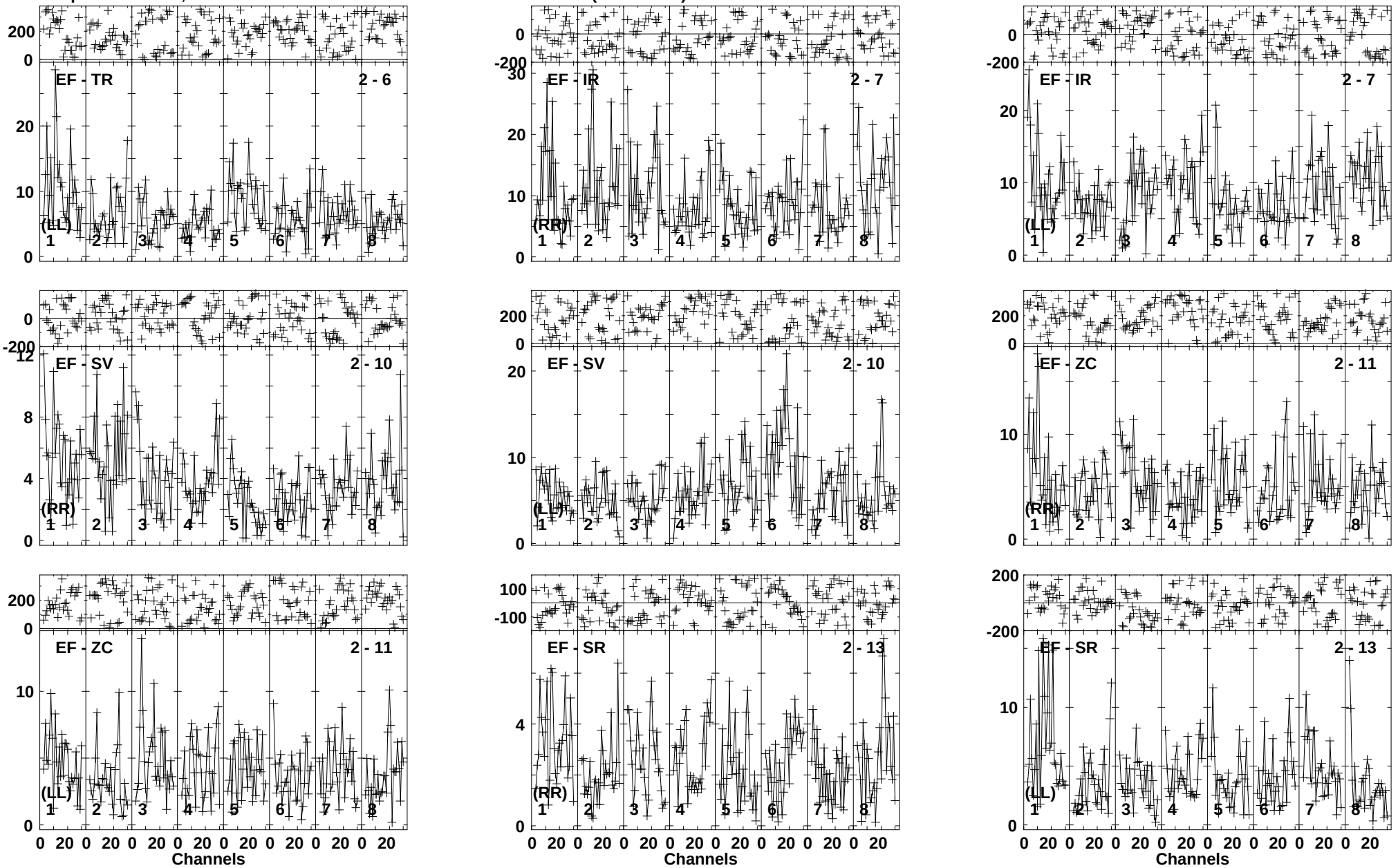

Lower frame: Milli Ampl Jy Top frame: Phas deg
Vector averaged cross-power spectrum Baseline: EF (02) - TR (06)
Timerange: 00/21:14:01 to 00/21:18:59

Plot file version 113 created 30-APR-2020 19:38:53
J0945-0153 EM141B.UVDATA.1
Freq = 1.5950 GHz, Bw = 16.000 MH Calibrated with CL # 3 and BP # 1 (BP mode 1)

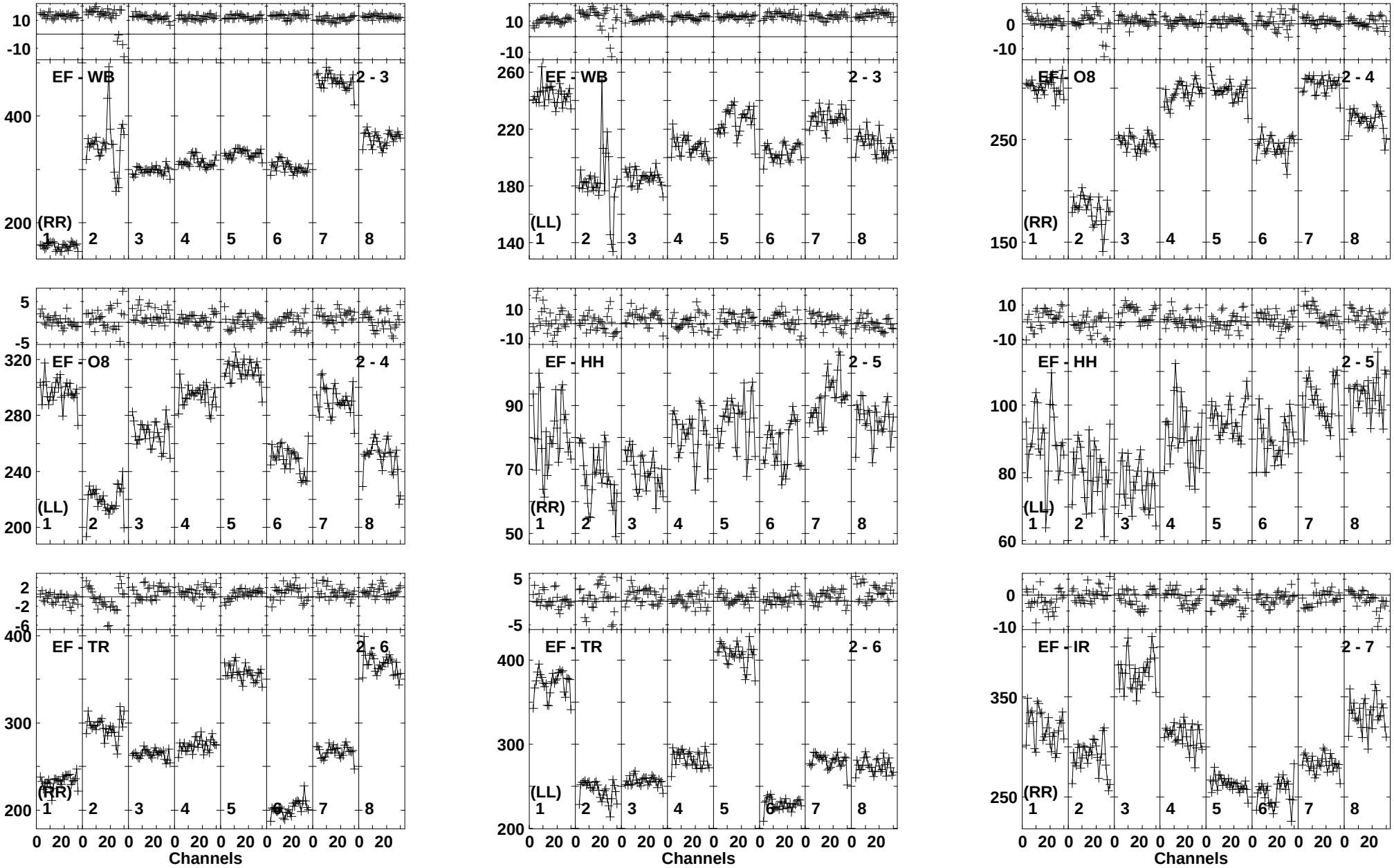

Lower frame: Milli Ampl Jy Top frame: Phas deg
Vector averaged cross-power spectrum Baseline: EF (02) - WB (03)
Timerange: 00/21:19:01 to 00/21:21:29

Plot file version 114 created 30-APR-2020 19:38:53
J0945-0153 EM141B.UVDATA.1
Freq = 1.5950 GHz, Bw = 16.000 MH Calibrated with CL # 3 and BP # 1 (BP mode 1)

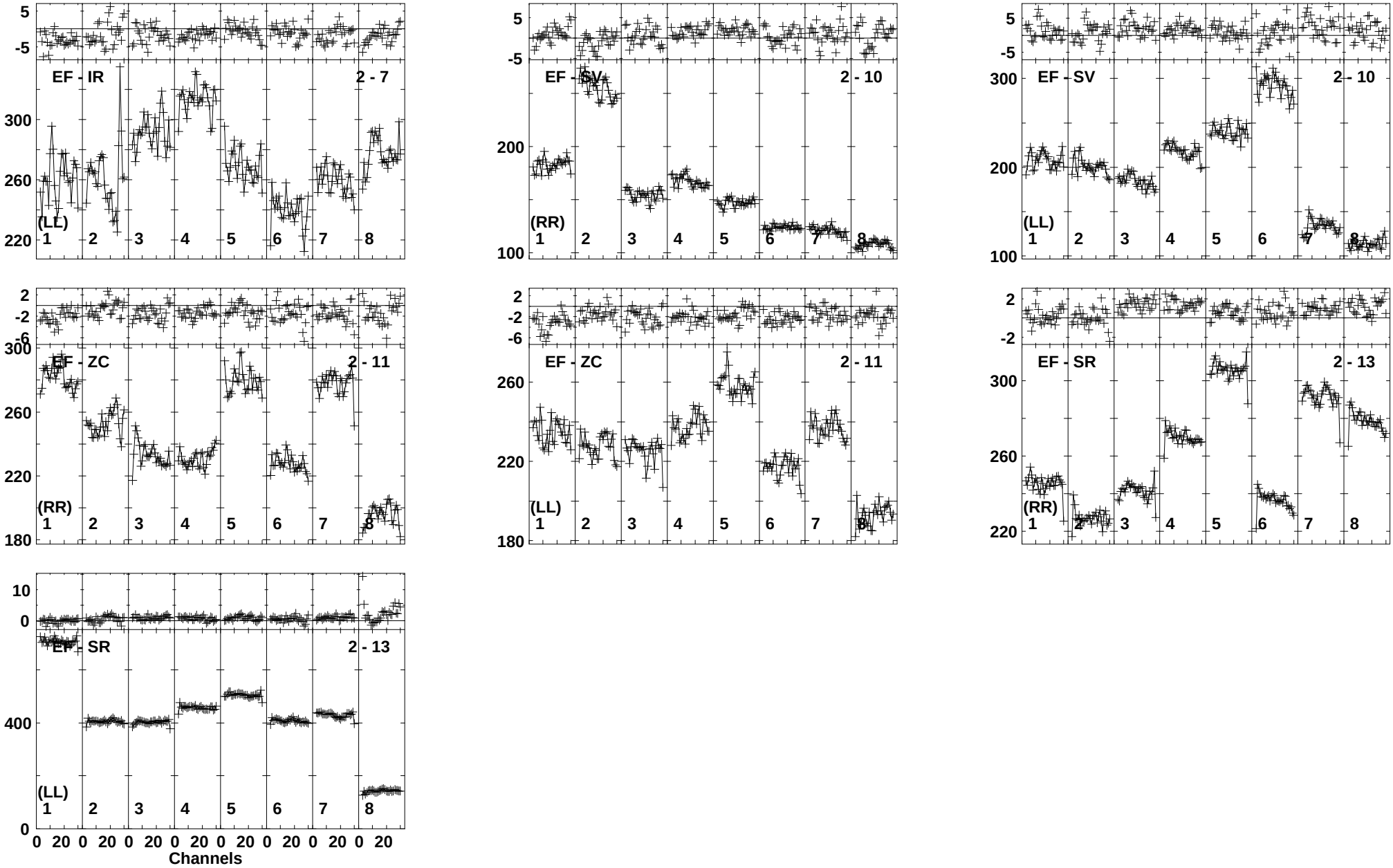

Lower frame: Milli Ampl Jy Top frame: Phas deg
Vector averaged cross-power spectrum Baseline: EF (02) - IR (07)
Timerange: 00/21:19:01 to 00/21:21:29

Plot file version 115 created 30-APR-2020 19:38:53
CGCG-N EM141B.UVDATA.1
Freq = 1.5950 GHz, Bw = 16.000 MH Calibrated with CL # 3 and BP # 1 (BP mode 1)

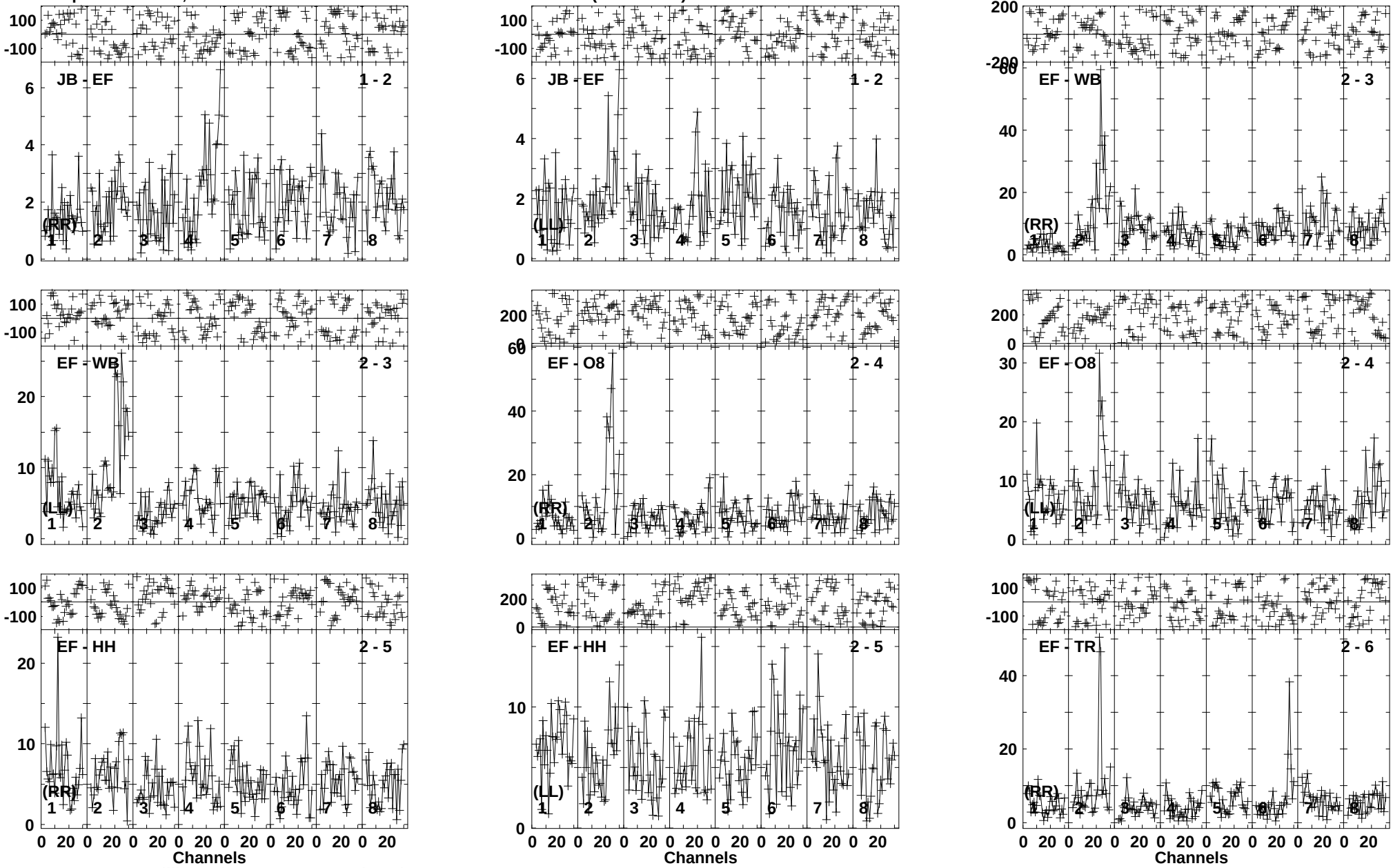

Lower frame: Milli Ampl Jy Top frame: Phas deg
Vector averaged cross-power spectrum Baseline: JB (01) - EF (02)
Timerange: 00/21:21:31 to 00/21:26:29

Plot file version 116 created 30-APR-2020 19:38:54
CGCG-N EM141B.UVDATA.1
Freq = 1.5950 GHz, Bw = 16.000 MH Calibrated with CL # 3 and BP # 1 (BP mode 1)

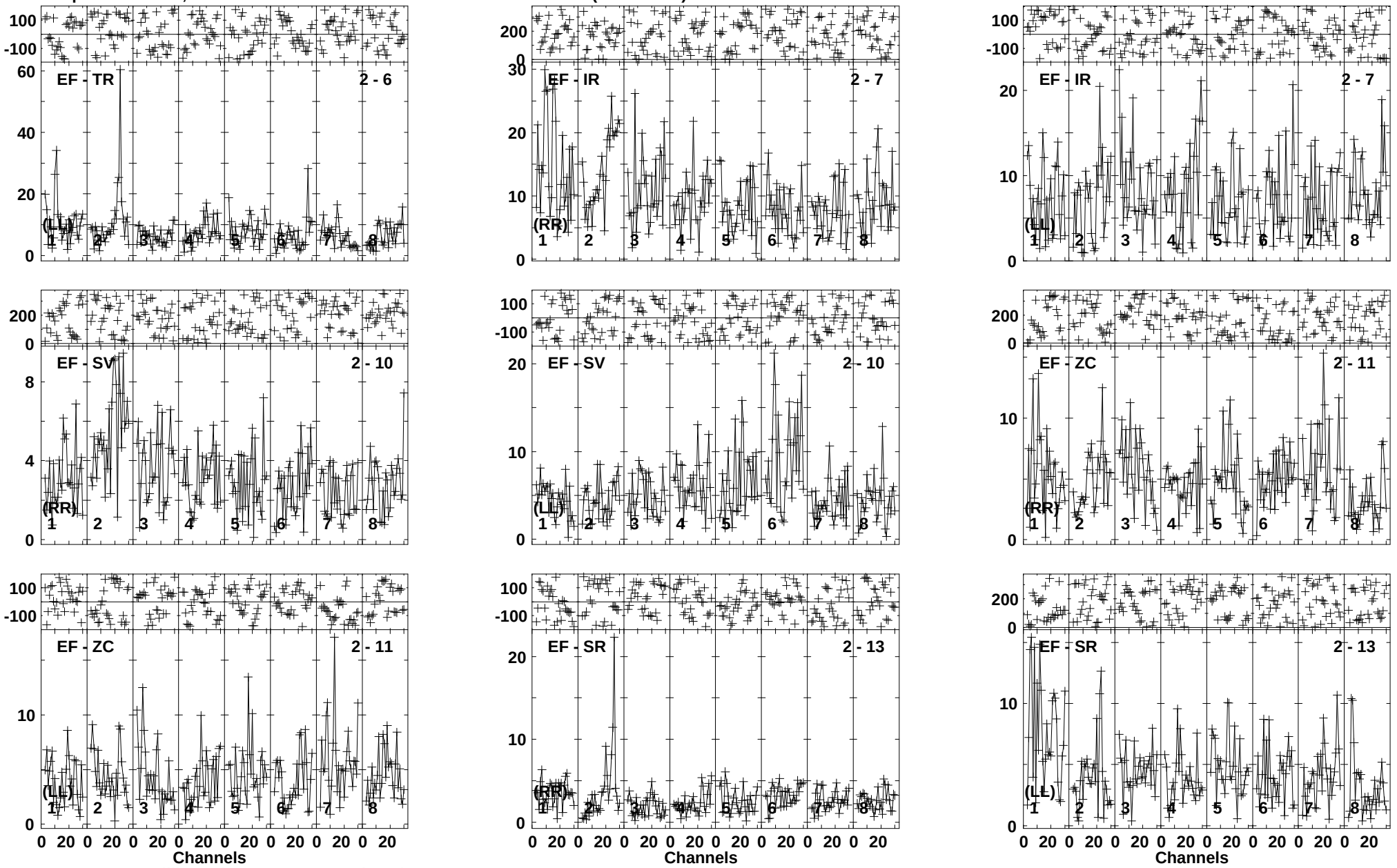

Lower frame: Milli Ampl Jy Top frame: Phas deg
Vector averaged cross-power spectrum Baseline: EF (02) - TR (06)
Timerange: 00/21:21:31 to 00/21:26:29

Plot file version 117 created 30-APR-2020 19:38:54
J0945-0153 EM141B.UVDATA.1
Freq = 1.5950 GHz, Bw = 16.000 MH Calibrated with CL # 3 and BP # 1 (BP mode 1)

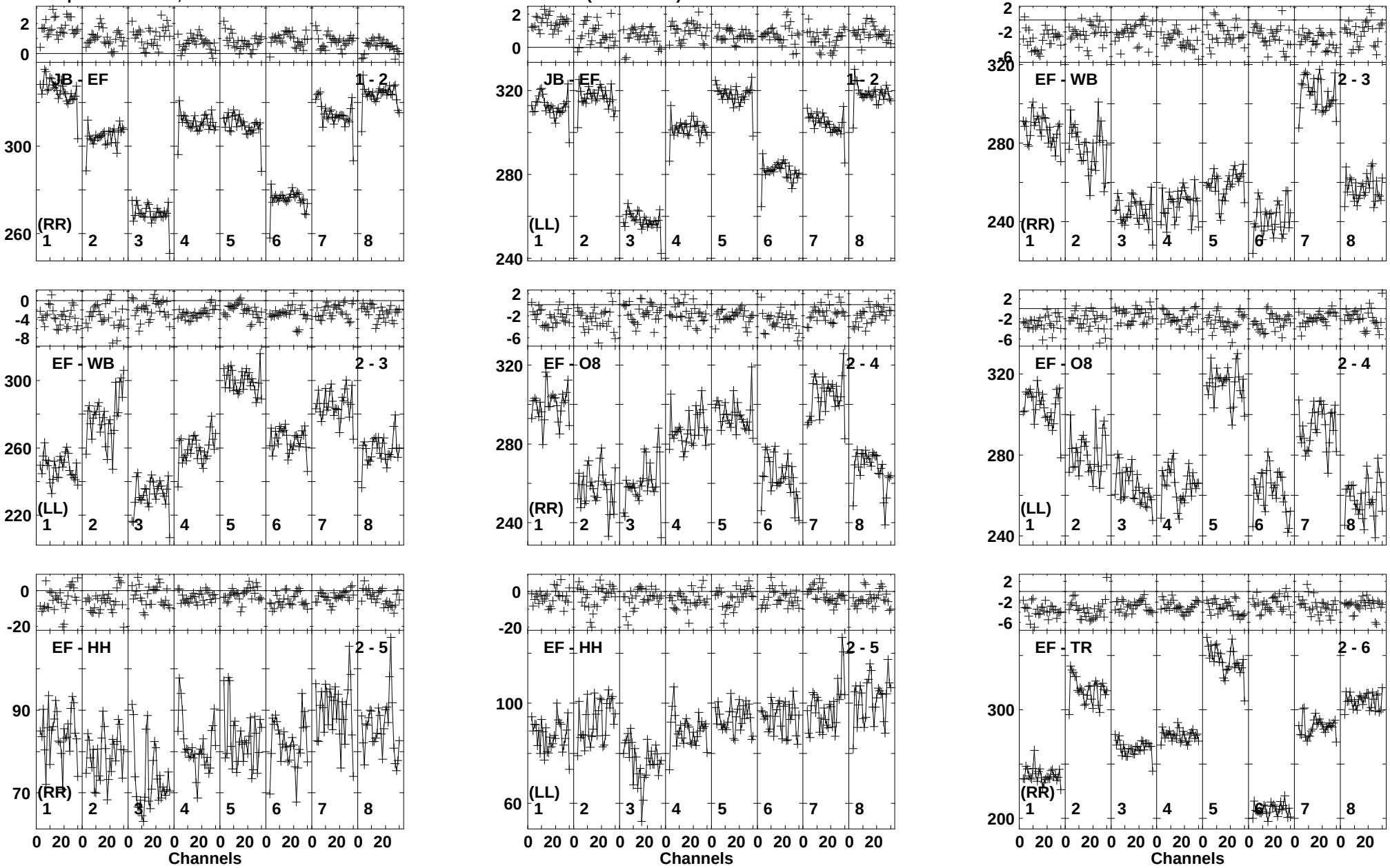

Lower frame: Milli Ampl Jy Top frame: Phas deg
Vector averaged cross-power spectrum Baseline: JB (01) - EF (02)
Timerange: 00/21:27:11 to 00/21:29:09

Plot file version 118 created 30-APR-2020 19:38:54
J0945-0153 EM141B.UVDATA.1
Freq = 1.5950 GHz, Bw = 16.000 MH Calibrated with CL # 3 and BP # 1 (BP mode 1)

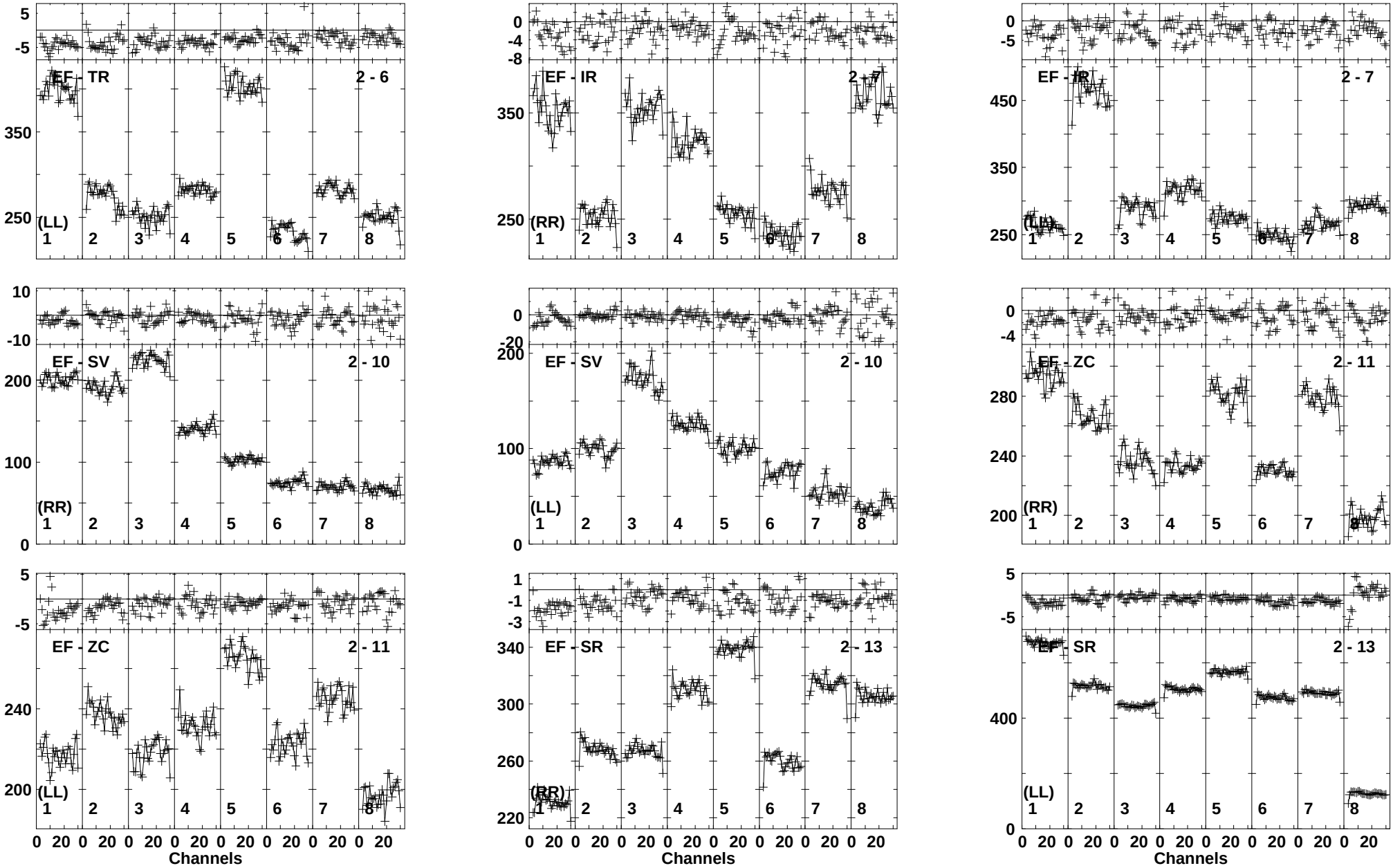

Lower frame: Milli Ampl Jy Top frame: Phas deg
Vector averaged cross-power spectrum Baseline: EF (02) - TR (06)
Timerange: 00/21:27:11 to 00/21:29:09

Plot file version 119 created 30-APR-2020 19:38:55
CGCG-N EM141B.UVDATA.1
Freq = 1.5950 GHz, Bw = 16.000 MH Calibrated with CL # 3 and BP # 1 (BP mode 1)

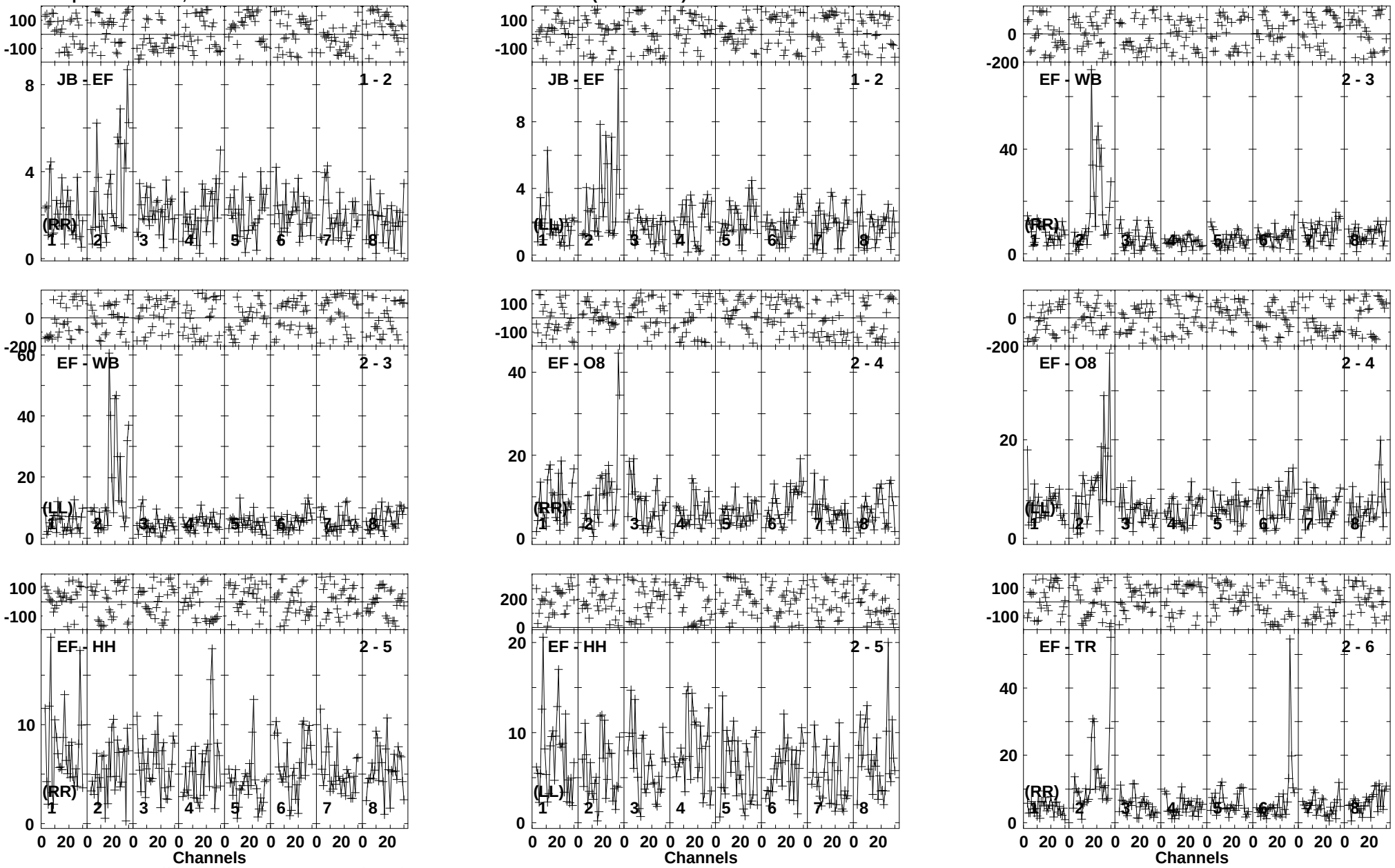

Lower frame: Milli Ampl Jy Top frame: Phas deg
Vector averaged cross-power spectrum Baseline: JB (01) - EF (02)
Timerange: 00/21:29:11 to 00/21:34:09

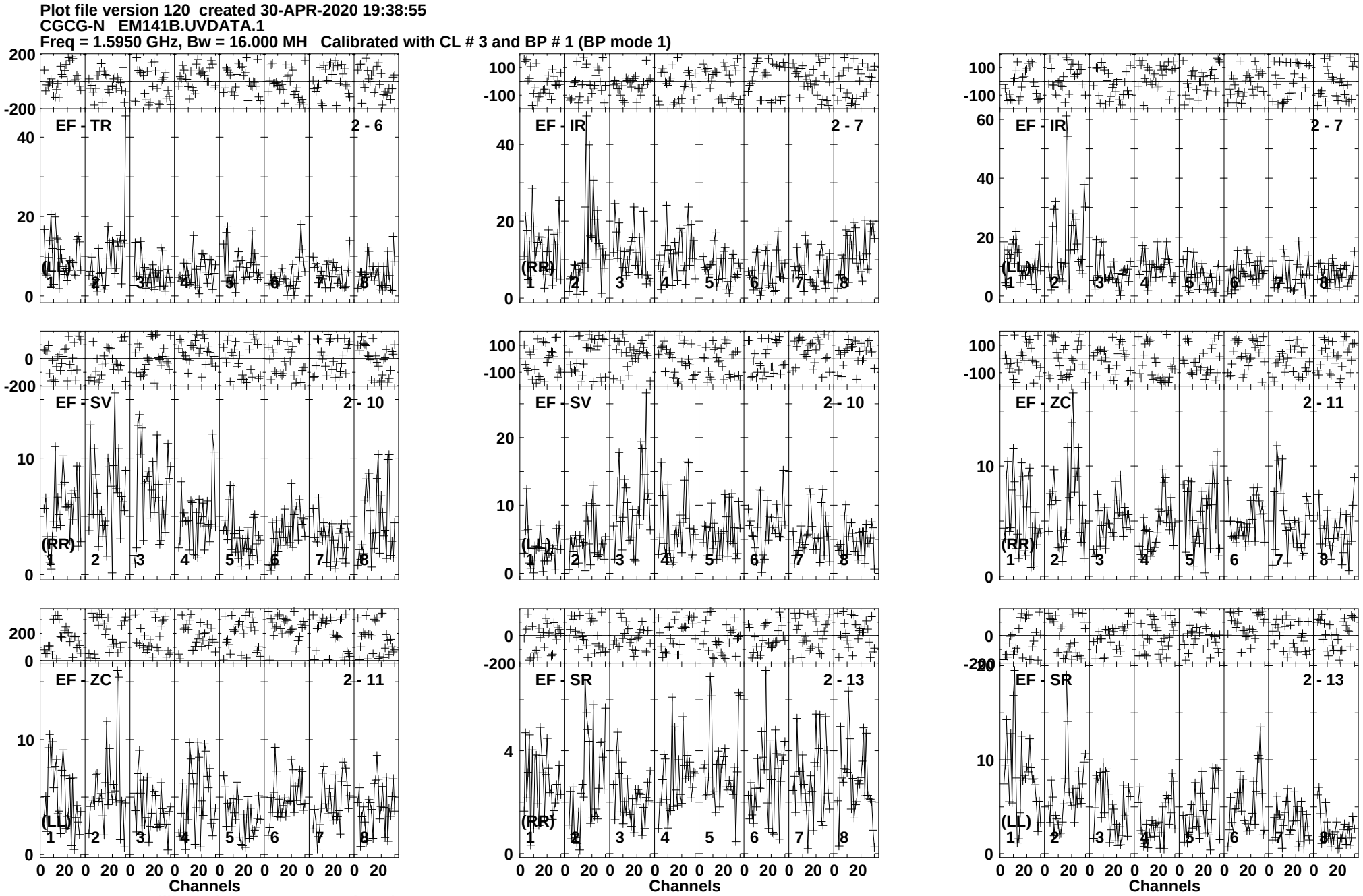
Plot file version 120 created 30-APR-2020 19:38:55
CGCG-N EM141B.UVDATA.1
Freq = 1.5950 GHz, Bw = 16.000 MH Calibrated with CL # 3 and BP # 1 (BP mode 1)
EF - TR 2 - 6
EF - IR 2 - 7
EF - IR 2 - 7
EF - SV 2 - 10
EF - SV 2 - 10
EF - ZC 2 - 11
EF - ZC 2 - 11
EF - SR 2 - 13
EF - SR 2 - 13
(LL)
(RR)
Channels
Lower frame: Milli Ampl Jy Top frame: Phas deg
Vector averaged cross-power spectrum Baseline: EF (02) - TR (06)
Timerange: 00/21:29:11 to 00/21:34:09

Plot file version 121 created 30-APR-2020 19:38:55
J0945-0153 EM141B.UVDATA.1
Freq = 1.5950 GHz, Bw = 16.000 MH Calibrated with CL # 3 and BP # 1 (BP mode 1)

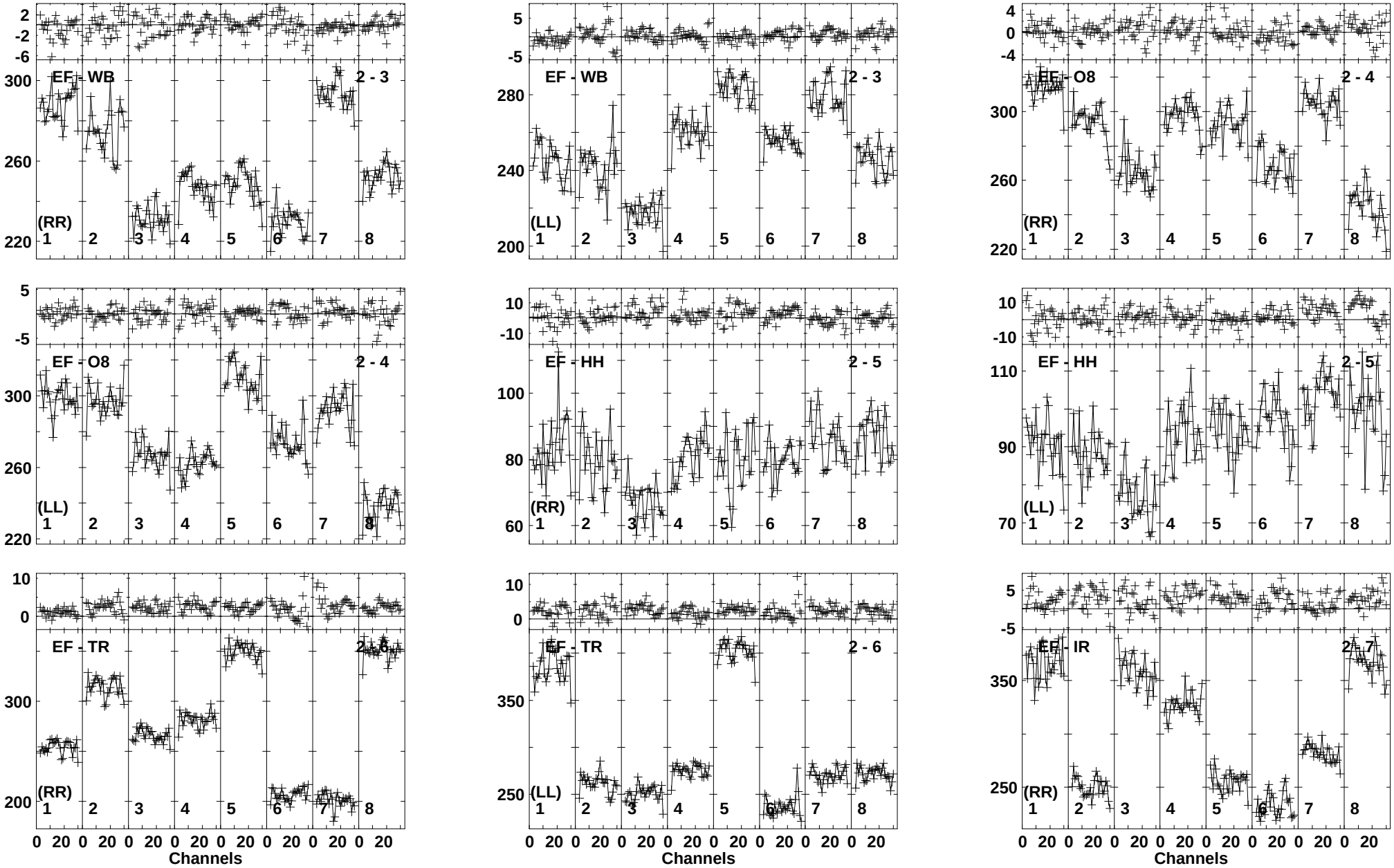

Lower frame: Milli Ampl Jy Top frame: Phas deg
Vector averaged cross-power spectrum Baseline: EF (02) - WB (03)
Timerange: 00/21:34:11 to 00/21:36:39

Plot file version 122 created 30-APR-2020 19:38:55
J0945-0153 EM141B.UVDATA.1
Freq = 1.5950 GHz, Bw = 16.000 MH Calibrated with CL # 3 and BP # 1 (BP mode 1)

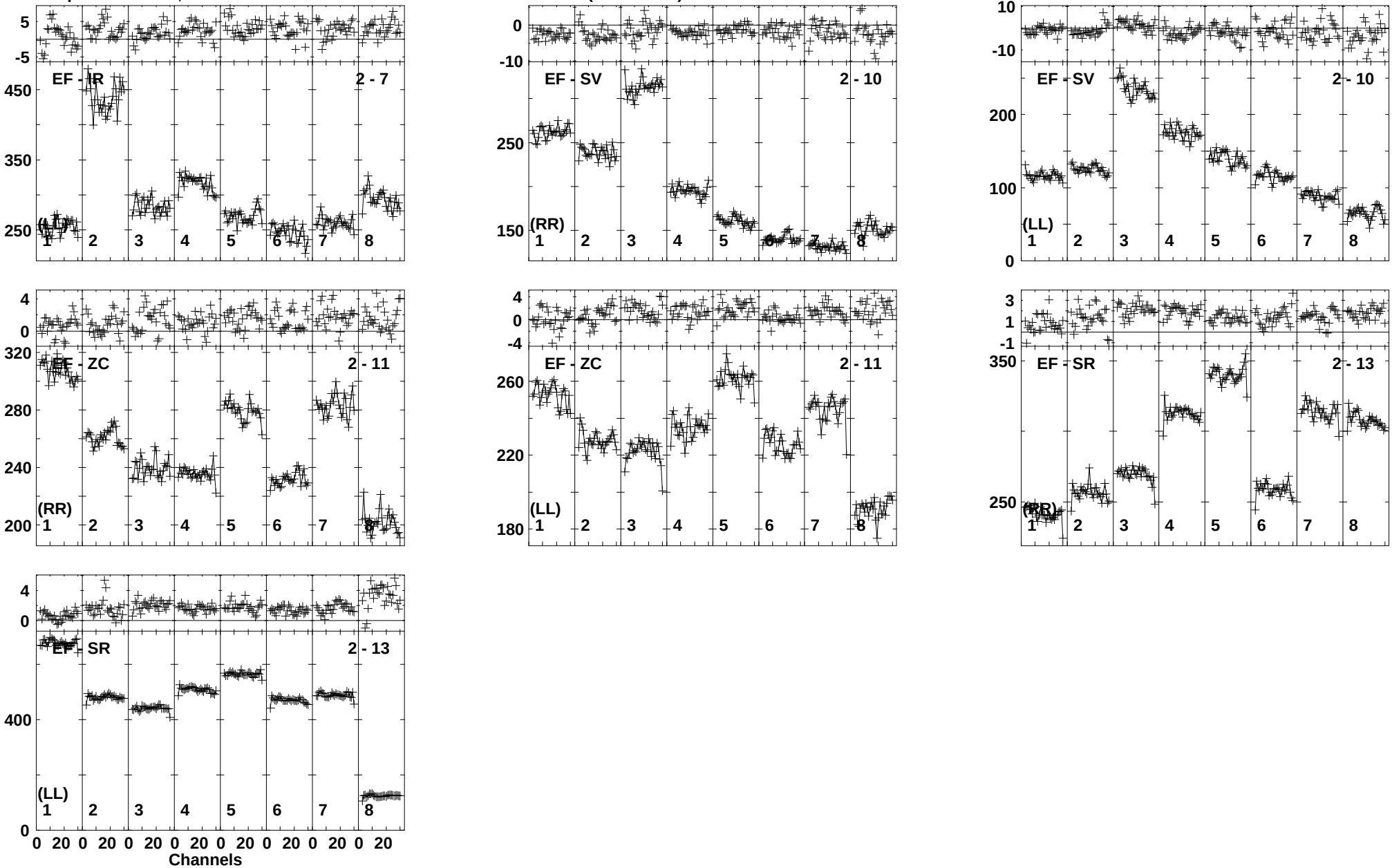

Lower frame: Milli Ampl Jy Top frame: Phas deg
Vector averaged cross-power spectrum Baseline: EF (02) - IR (07)
Timerange: 00/21:34:11 to 00/21:36:39

Plot file version 123 created 30-APR-2020 19:38:56
CGCG-N EM141B.UVDATA.1
Freq = 1.5950 GHz, Bw = 16.000 MH Calibrated with CL # 3 and BP # 1 (BP mode 1)

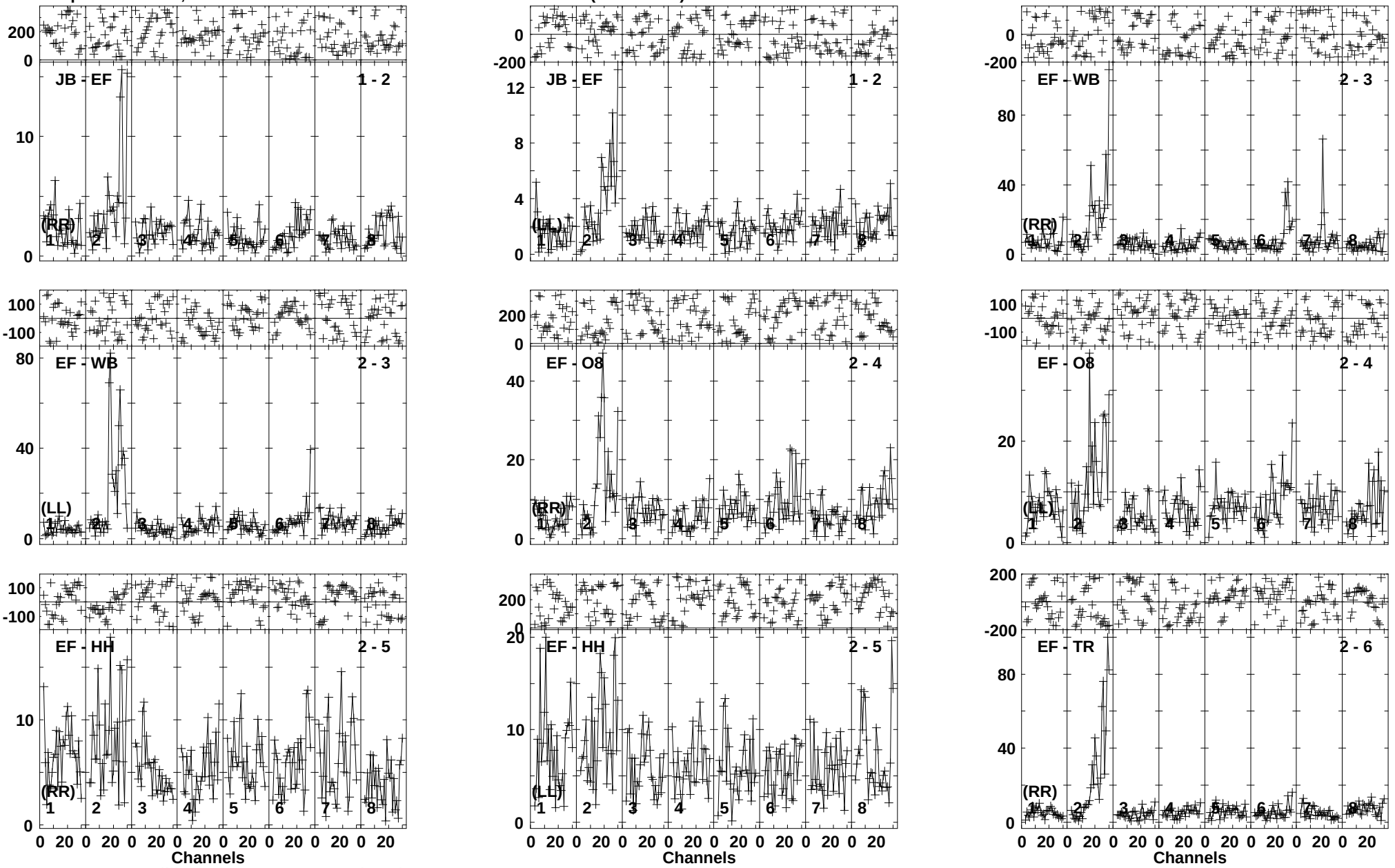

Lower frame: Milli Ampl Jy Top frame: Phas deg
Vector averaged cross-power spectrum Baseline: JB (01) - EF (02)
Timerange: 00/21:36:41 to 00/21:41:39

Plot file version 124 created 30-APR-2020 19:38:56
CGCG-N EM141B.UVDATA.1
Freq = 1.5950 GHz, Bw = 16.000 MH Calibrated with CL # 3 and BP # 1 (BP mode 1)

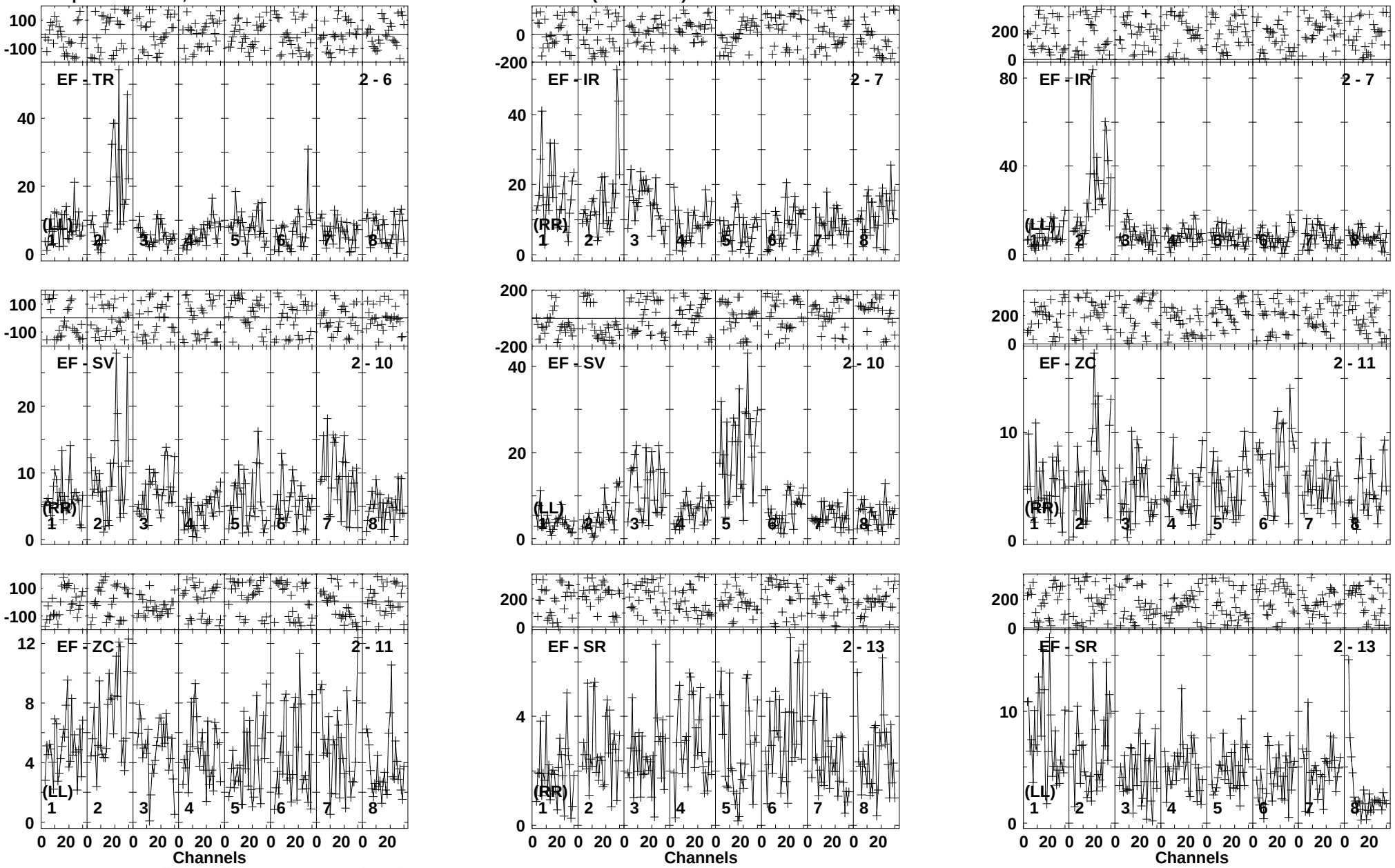

Lower frame: Milli Ampl Jy Top frame: Phas deg
Vector averaged cross-power spectrum Baseline: EF (02) - TR (06)
Timerange: 00/21:36:41 to 00/21:41:39

Plot file version 125 created 30-APR-2020 19:38:57
J0945-0153 EM141B.UVDATA.1
Freq = 1.5950 GHz, Bw = 16.000 MH Calibrated with CL # 3 and BP # 1 (BP mode 1)

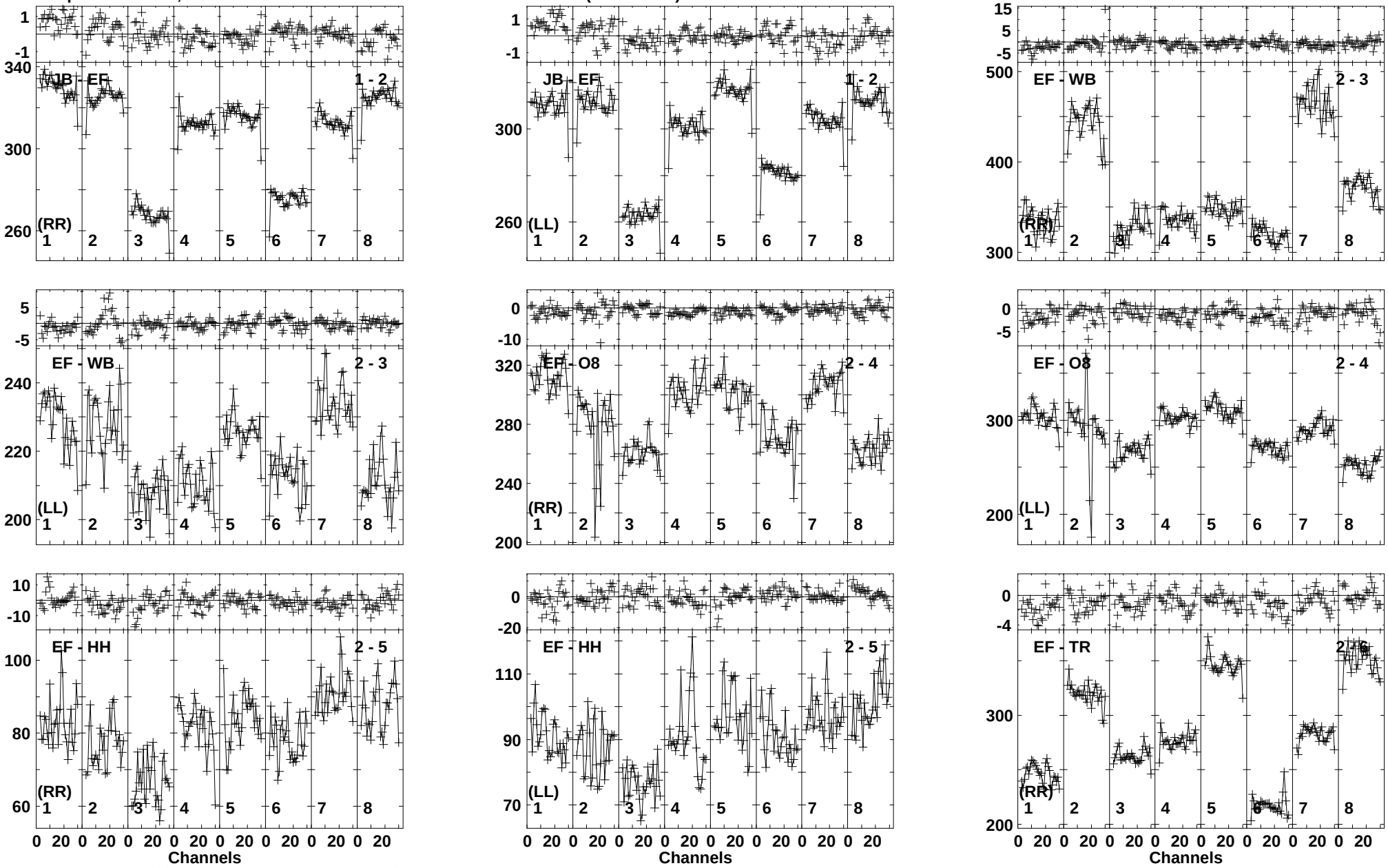

Lower frame: Milli Ampl Jy Top frame: Phas deg
Vector averaged cross-power spectrum Baseline: JB (01) - EF (02)
Timerange: 00/21:42:21 to 00/21:44:19

Plot file version 126 created 30-APR-2020 19:38:57
J0945-0153 EM141B.UVDATA.1
Freq = 1.5950 GHz, Bw = 16.000 MH Calibrated with CL # 3 and BP # 1 (BP mode 1)

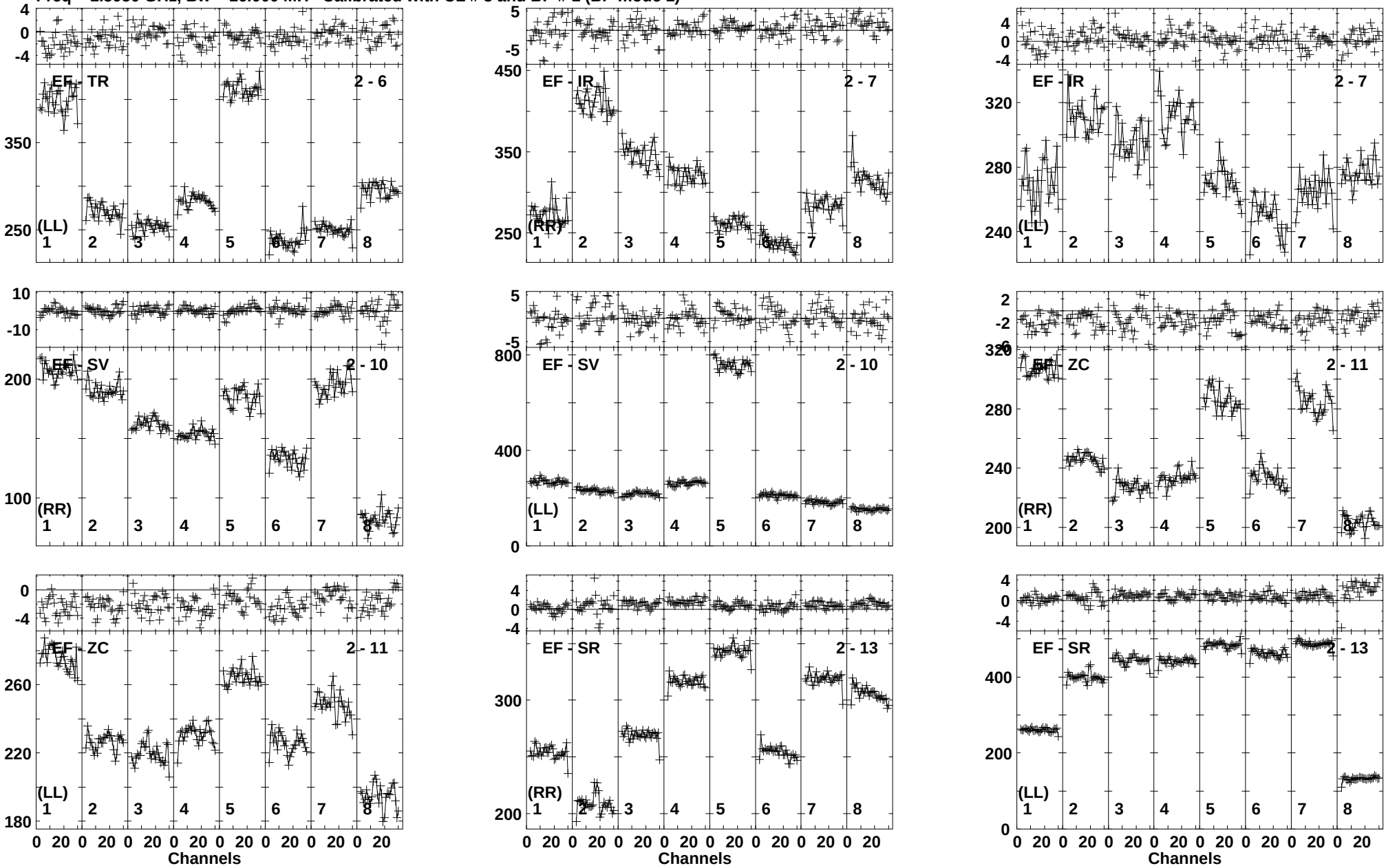

Lower frame: Milli Ampl Jy Top frame: Phas deg
Vector averaged cross-power spectrum Baseline: EF (02) - TR (06)
Timerange: 00/21:42:21 to 00/21:44:19

Plot file version 127 created 30-APR-2020 19:38:57
CGCG-N EM141B.UVDATA.1
Freq = 1.5950 GHz, Bw = 16.000 MH Calibrated with CL # 3 and BP # 1 (BP mode 1)

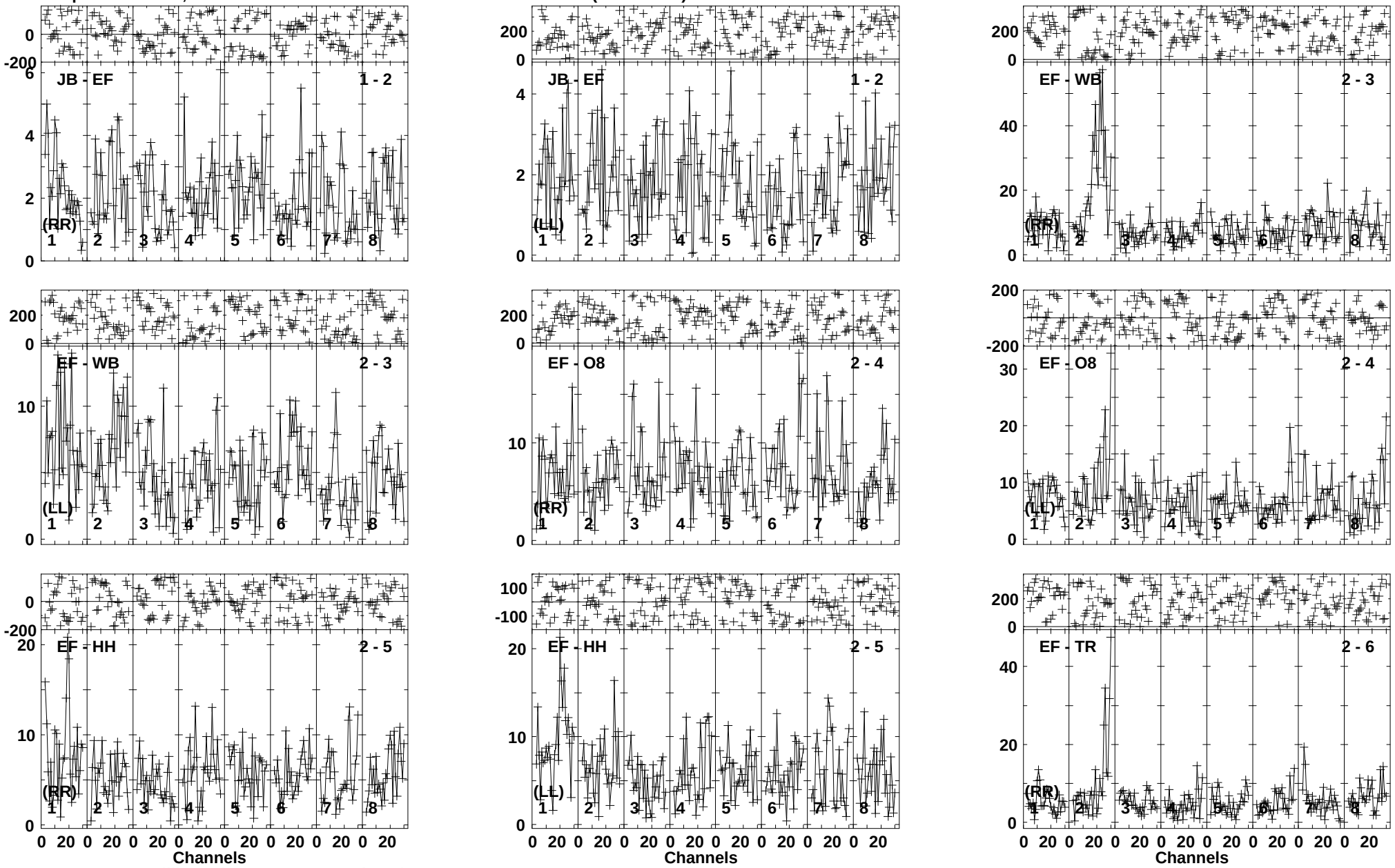

Lower frame: Milli Ampl Jy Top frame: Phas deg
Vector averaged cross-power spectrum Baseline: JB (01) - EF (02)
Timerange: 00/21:44:21 to 00/21:49:19

Plot file version 128 created 30-APR-2020 19:38:57
CGCG-N EM141B.UVDATA.1
Freq = 1.5950 GHz, Bw = 16.000 MH Calibrated with CL # 3 and BP # 1 (BP mode 1)

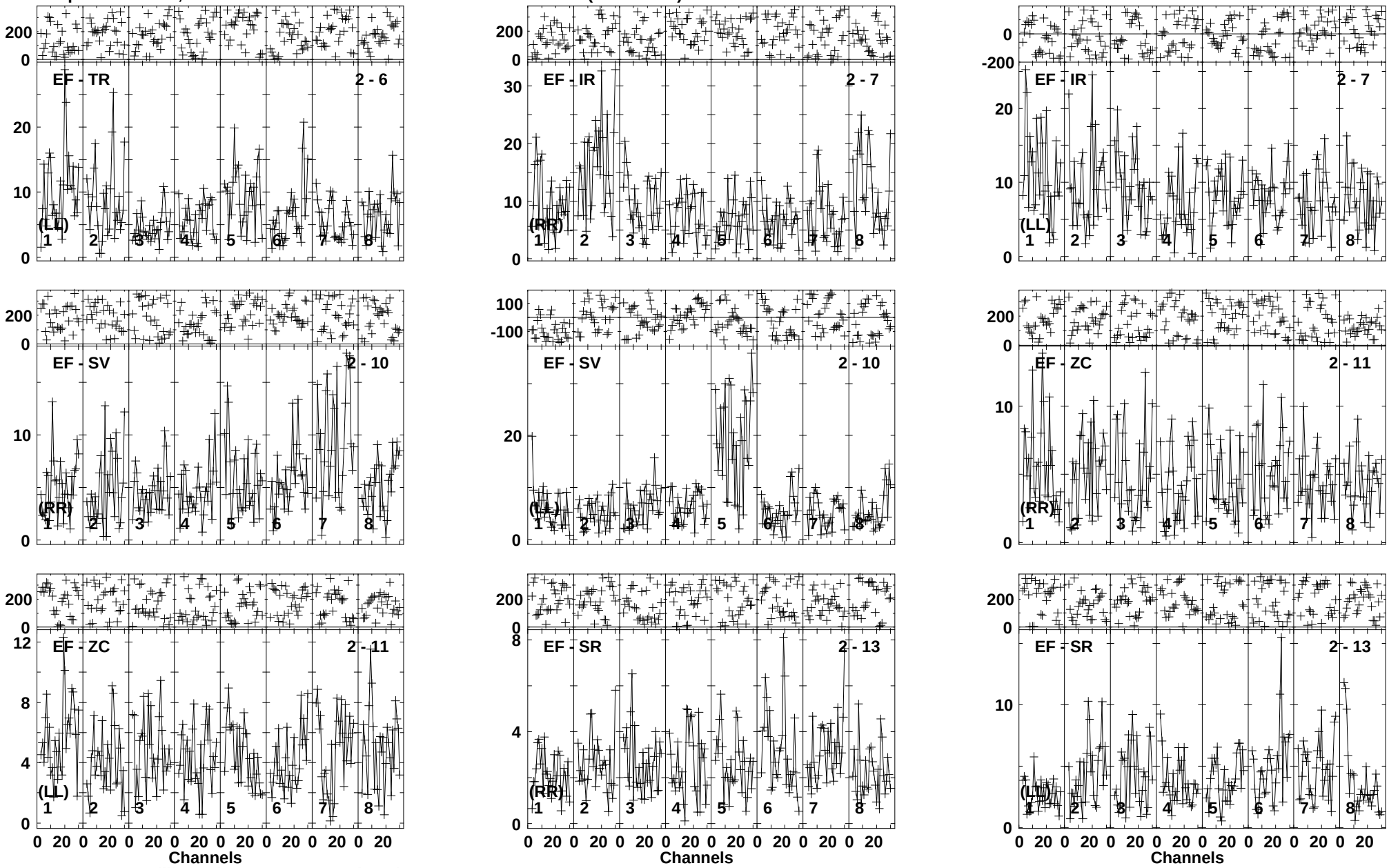

Lower frame: Milli Ampl Jy Top frame: Phas deg
Vector averaged cross-power spectrum Baseline: EF (02) - TR (06)
Timerange: 00/21:44:21 to 00/21:49:19

Plot file version 129 created 30-APR-2020 19:38:58
J0945-0153 EM141B.UVDATA.1
Freq = 1.5950 GHz, Bw = 16.000 MH Calibrated with CL # 3 and BP # 1 (BP mode 1)

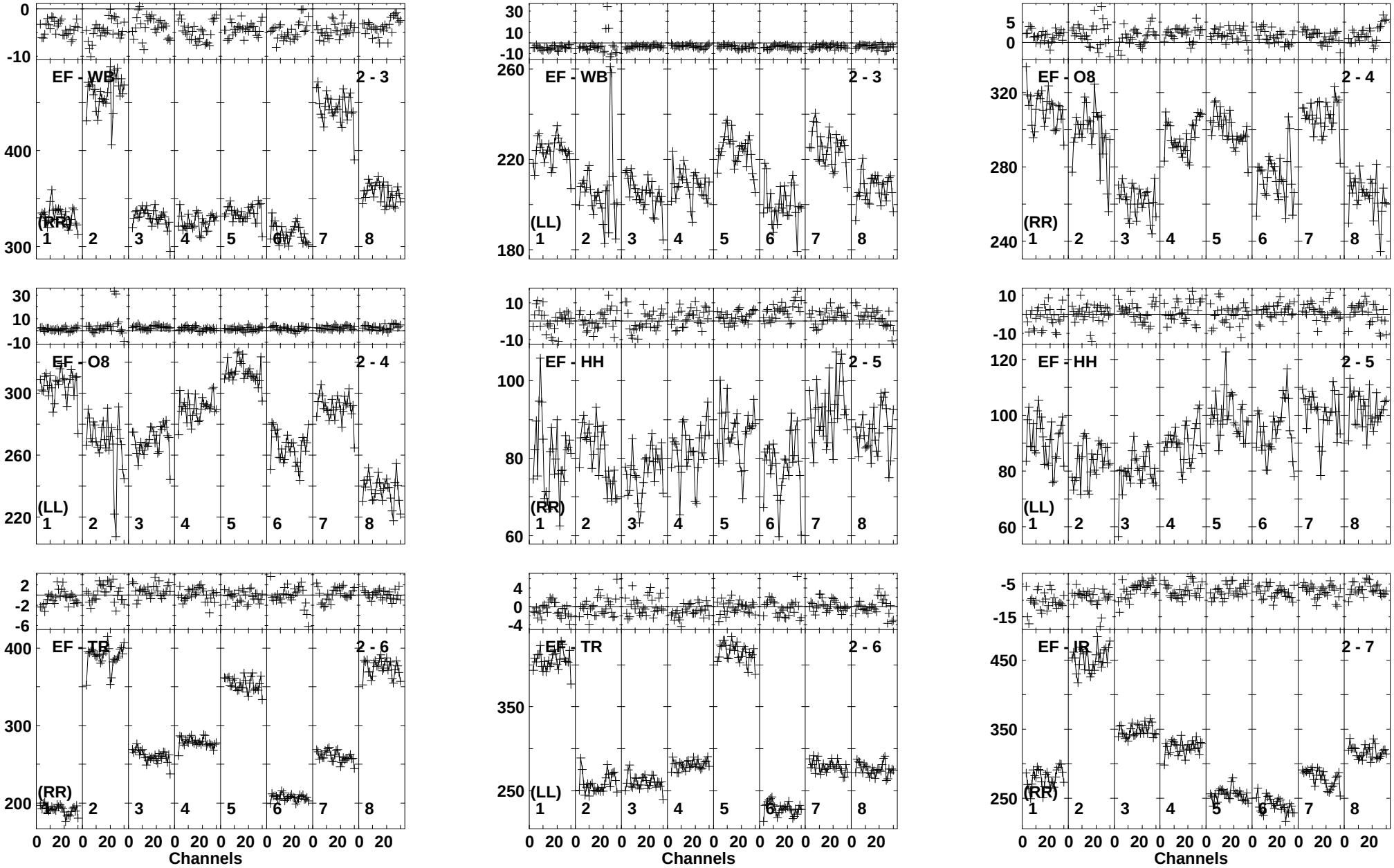

Lower frame: Milli Ampl Jy Top frame: Phas deg
Vector averaged cross-power spectrum Baseline: EF (02) - WB (03)
Timerange: 00/21:49:21 to 00/21:51:49

Plot file version 130 created 30-APR-2020 19:38:58
J0945-0153 EM141B.UVDATA.1
Freq = 1.5950 GHz, Bw = 16.000 MH Calibrated with CL # 3 and BP # 1 (BP mode 1)

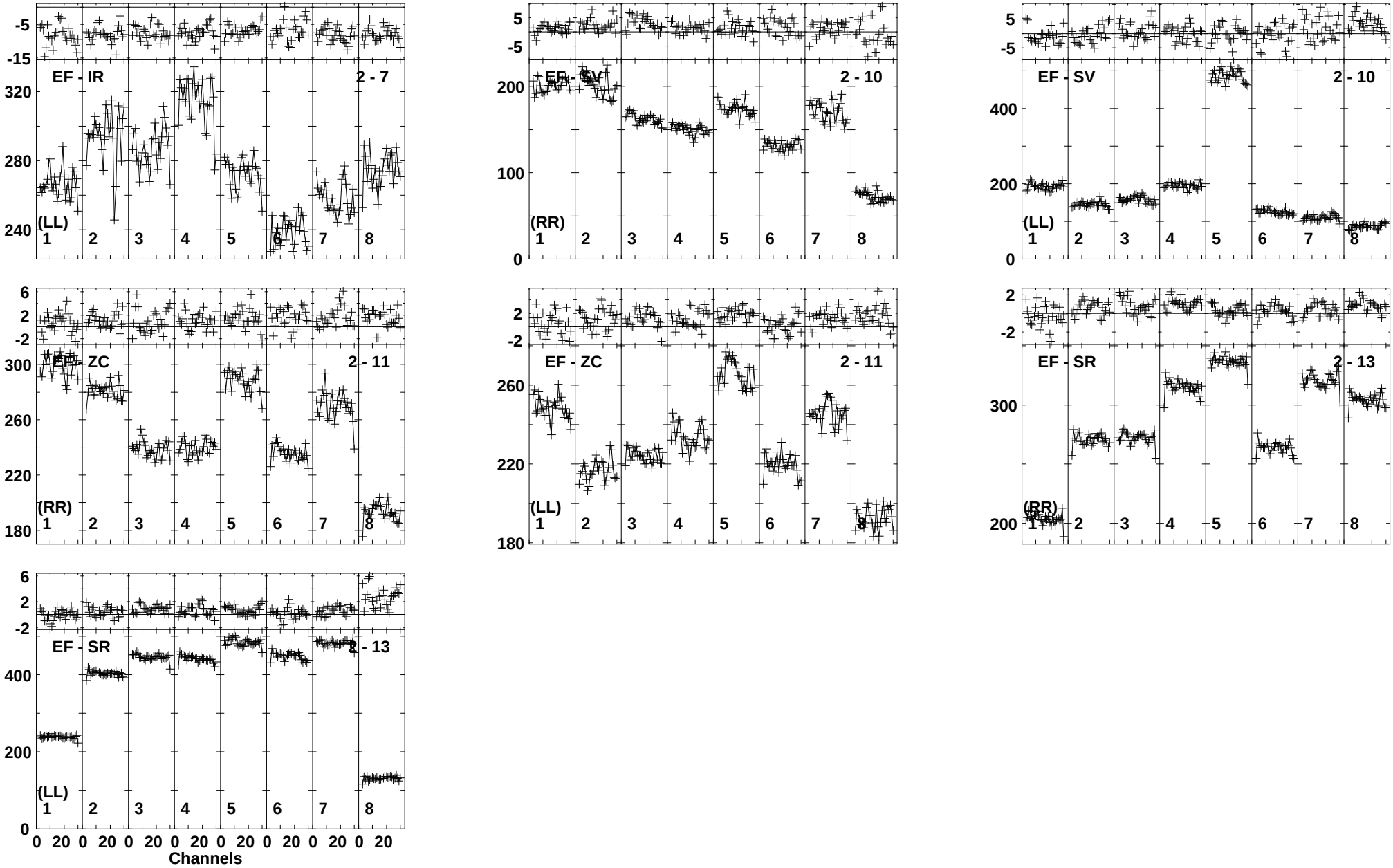

Lower frame: Milli Ampl Jy Top frame: Phas deg
Vector averaged cross-power spectrum Baseline: EF (02) - IR (07)
Timerange: 00/21:49:21 to 00/21:51:49

Plot file version 131 created 30-APR-2020 19:38:58
CGCG-N EM141B.UVDATA.1
Freq = 1.5950 GHz, Bw = 16.000 MH Calibrated with CL # 3 and BP # 1 (BP mode 1)

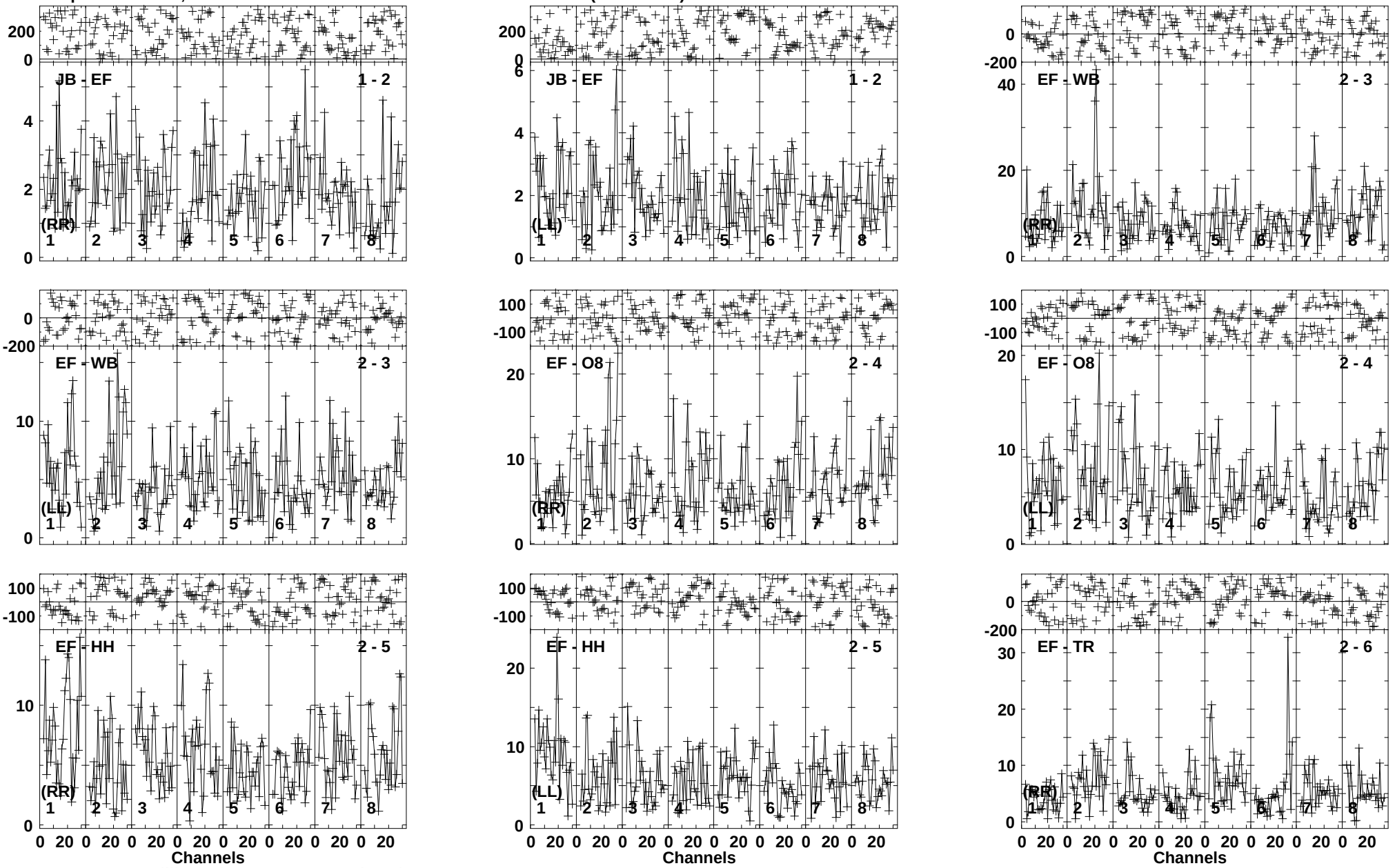

Lower frame: Milli Ampl Jy Top frame: Phas deg
Vector averaged cross-power spectrum Baseline: JB (01) - EF (02)
Timerange: 00/21:51:51 to 00/21:56:49

Plot file version 132 created 30-APR-2020 19:38:59
CGCG-N EM141B.UVDATA.1
Freq = 1.5950 GHz, Bw = 16.000 MH Calibrated with CL # 3 and BP # 1 (BP mode 1)

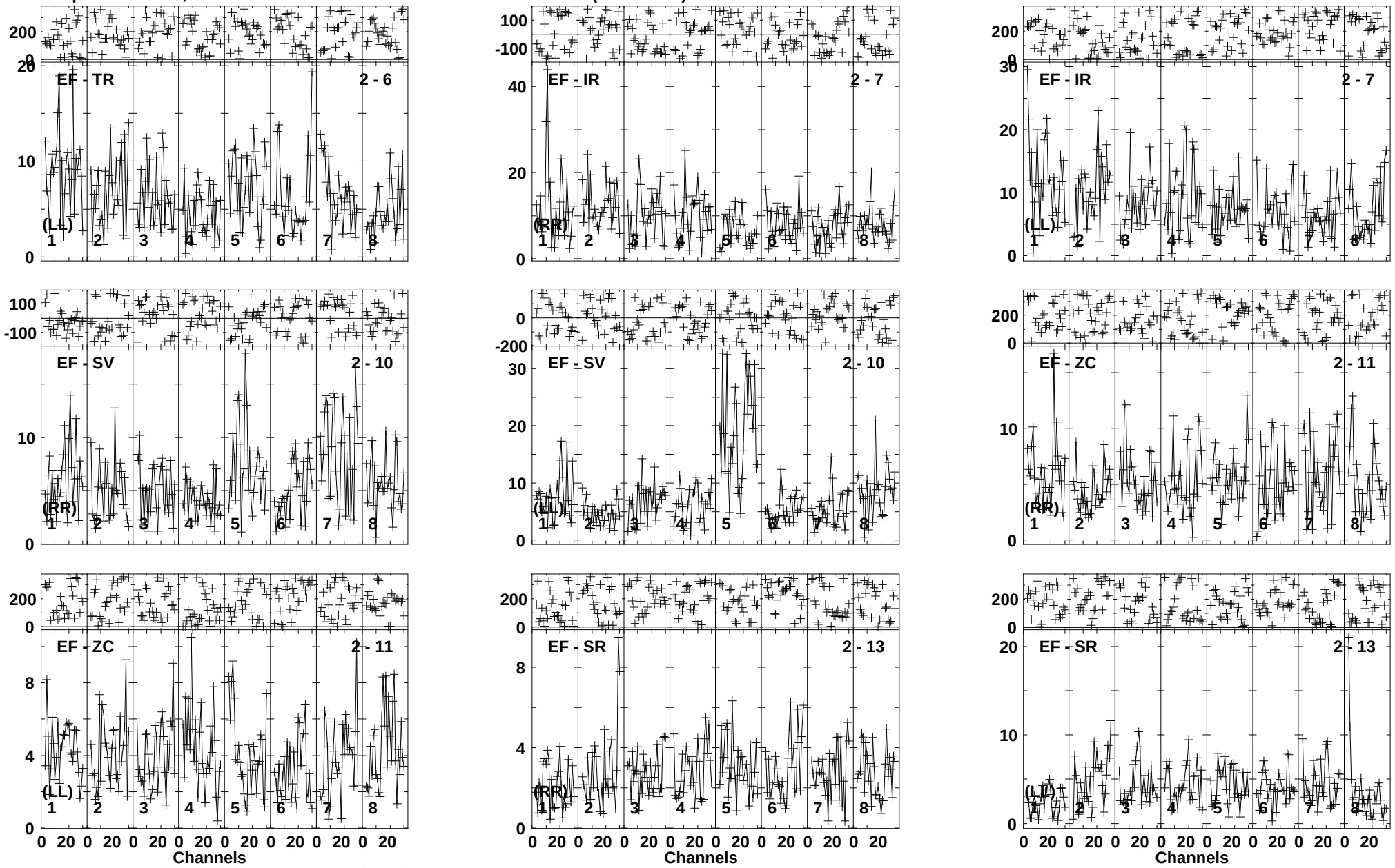

Lower frame: Milli Ampl Jy Top frame: Phas deg
Vector averaged cross-power spectrum Baseline: EF (02) - TR (06)
Timerange: 00/21:51:51 to 00/21:56:49

Plot file version 133 created 30-APR-2020 19:38:59
J0945-0153 EM141B.UVDATA.1
Freq = 1.5950 GHz, Bw = 16.000 MH Calibrated with CL # 3 and BP # 1 (BP mode 1)

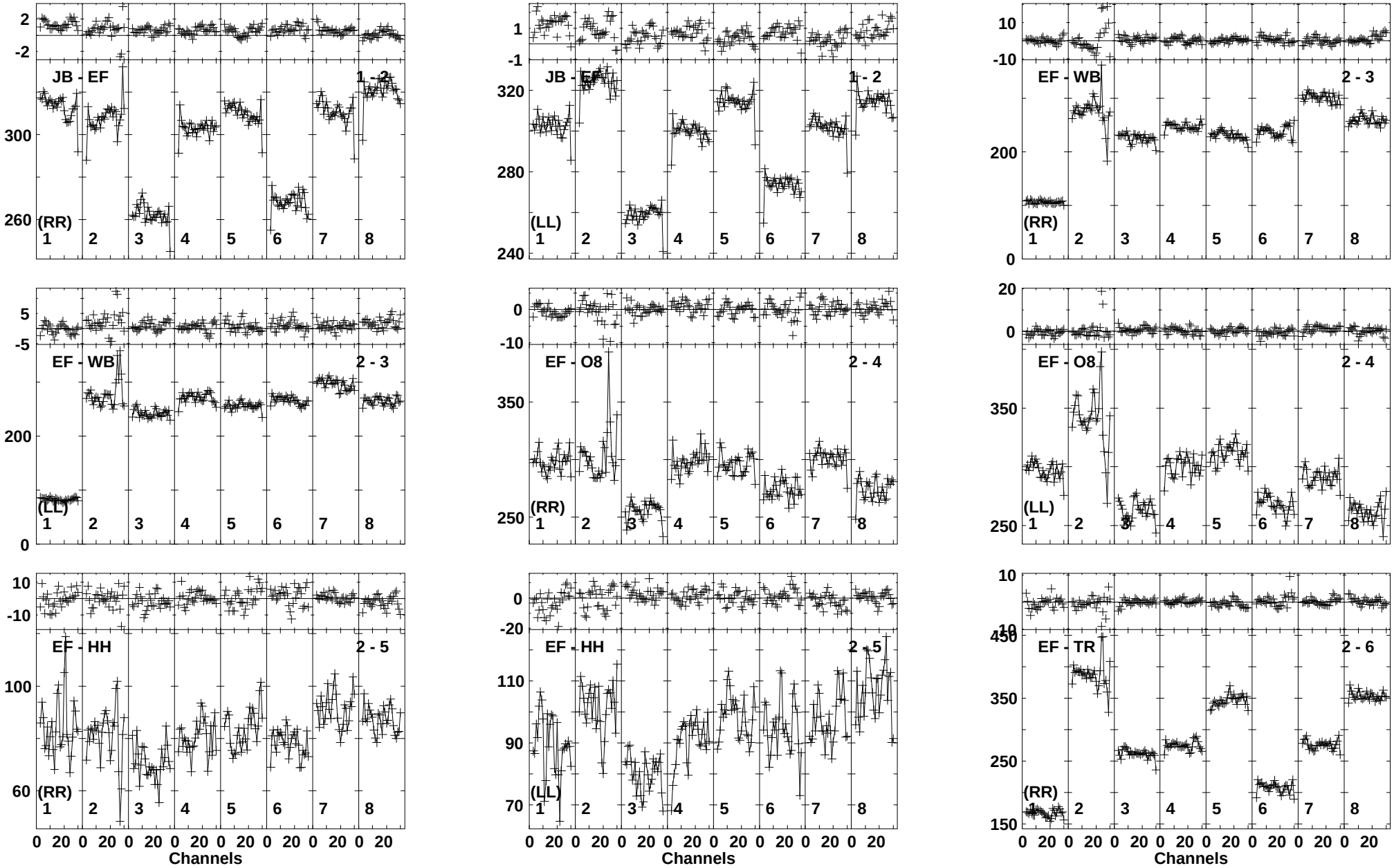

Lower frame: Milli Ampl Jy Top frame: Phas deg
Vector averaged cross-power spectrum Baseline: JB (01) - EF (02)
Timerange: 00/21:57:31 to 00/21:59:29

Plot file version 134 created 30-APR-2020 19:38:59
J0945-0153 EM141B.UVDATA.1
Freq = 1.5950 GHz, Bw = 16.000 MH Calibrated with CL # 3 and BP # 1 (BP mode 1)

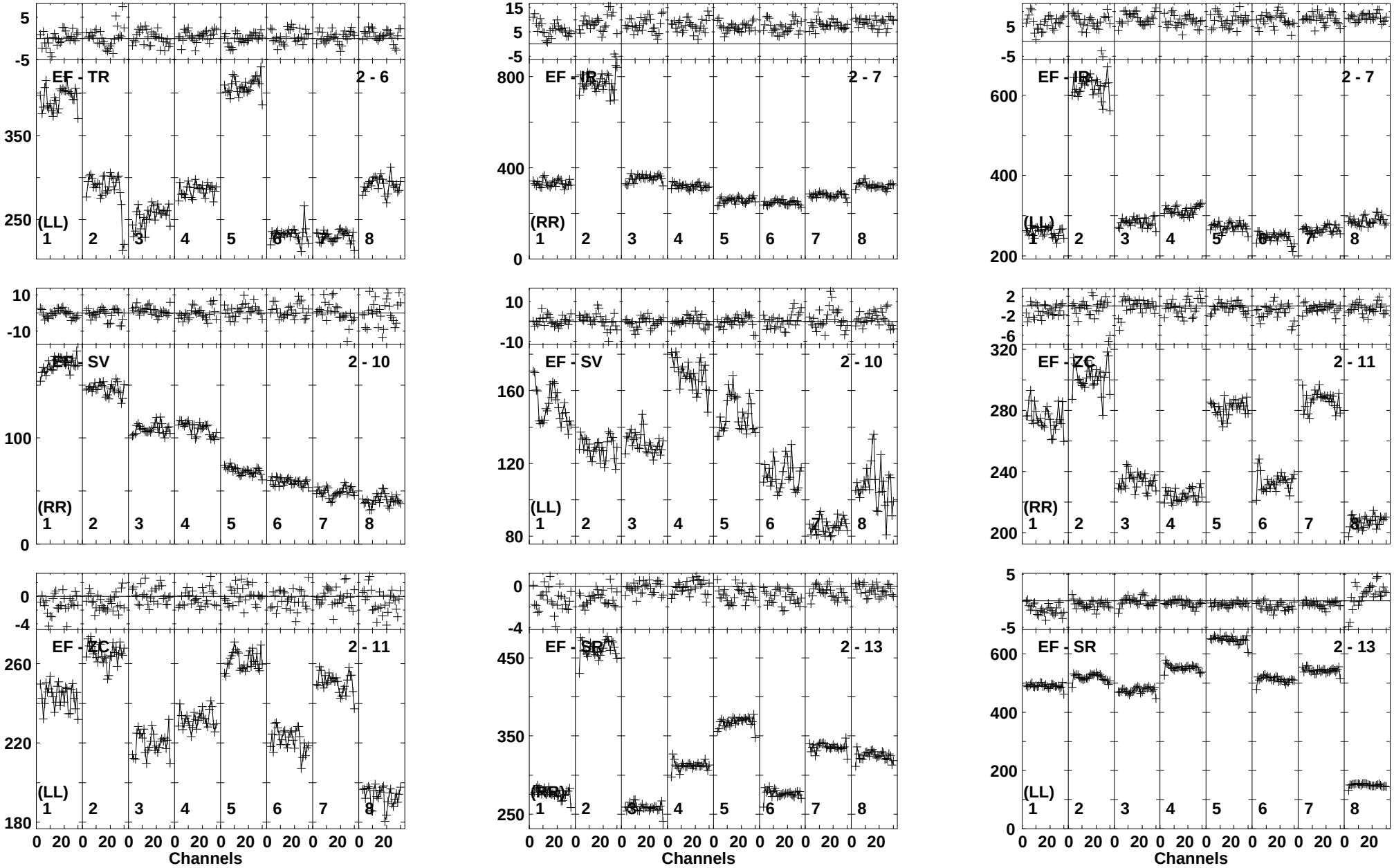

Lower frame: Milli Ampl Jy Top frame: Phas deg
Vector averaged cross-power spectrum Baseline: EF (02) - TR (06)
Timerange: 00/21:57:31 to 00/21:59:29

Plot file version 135 created 30-APR-2020 19:39:00
CGCG-N EM141B.UVDATA.1
Freq = 1.5950 GHz, Bw = 16.000 MH Calibrated with CL # 3 and BP # 1 (BP mode 1)

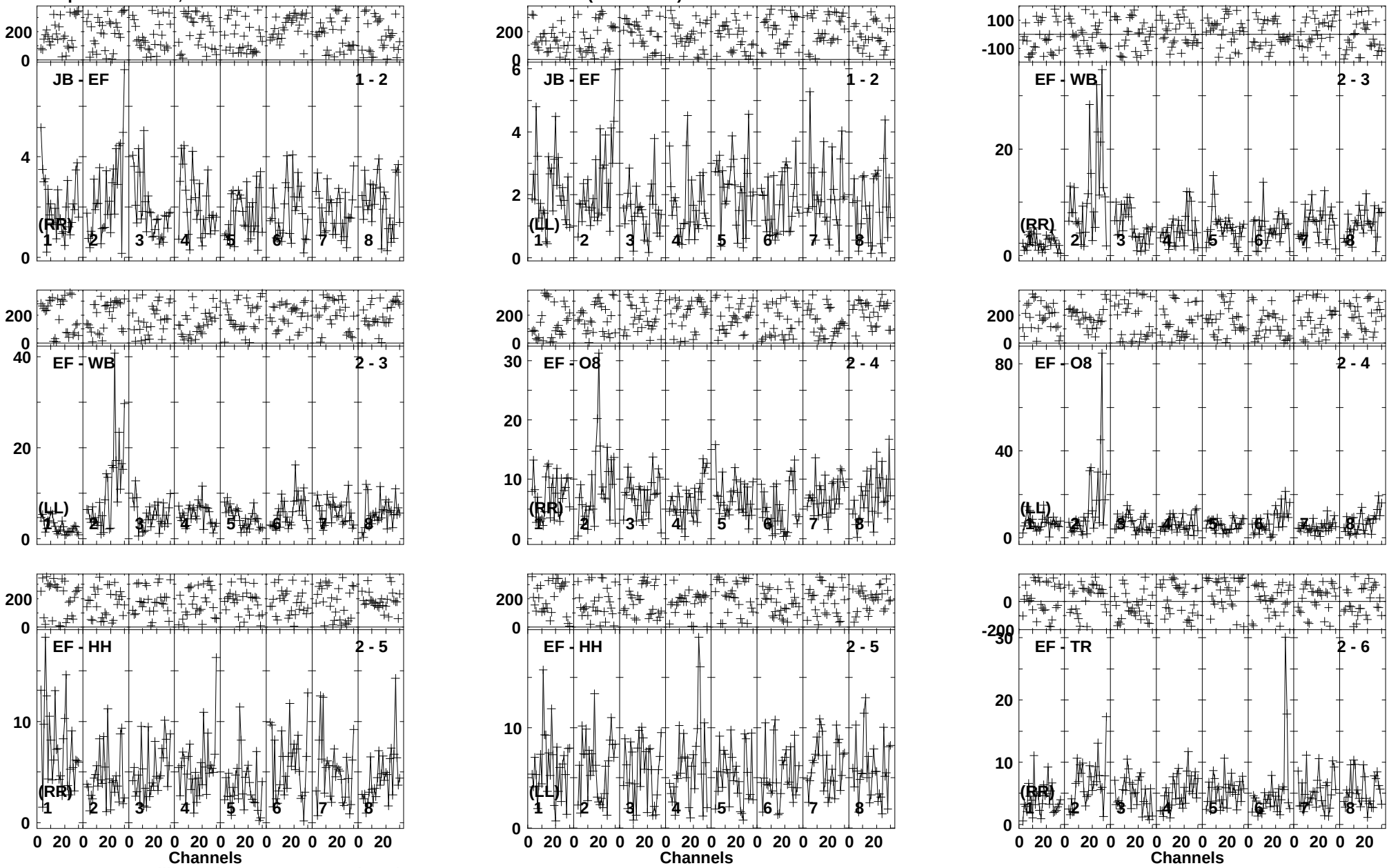

Lower frame: Milli Ampl Jy Top frame: Phas deg
Vector averaged cross-power spectrum Baseline: JB (01) - EF (02)
Timerange: 00/21:59:31 to 00/22:04:29

Plot file version 136 created 30-APR-2020 19:39:00
CGCG-N EM141B.UVDATA.1
Freq = 1.5950 GHz, Bw = 16.000 MH Calibrated with CL # 3 and BP # 1 (BP mode 1)

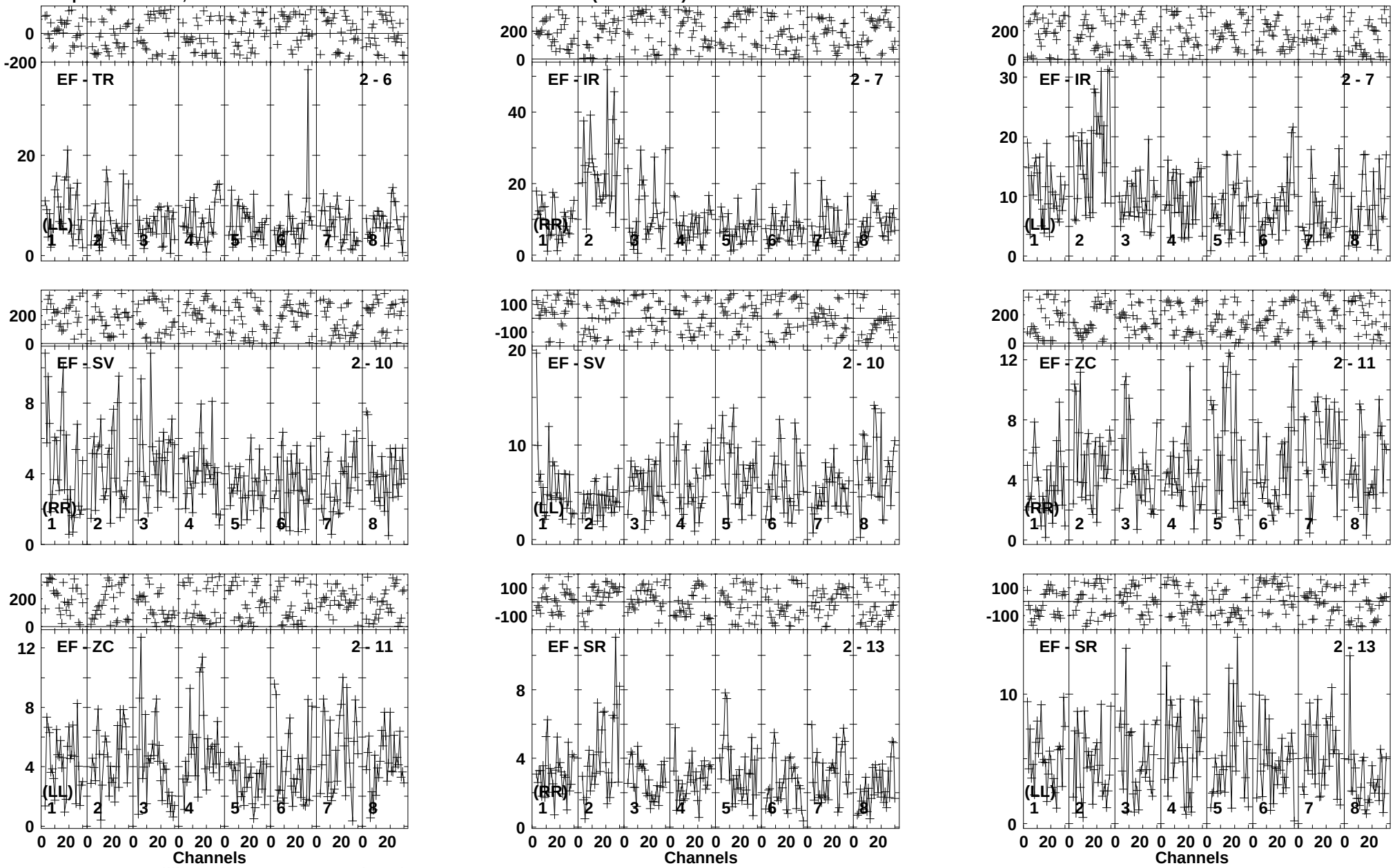

Lower frame: Milli Ampl Jy Top frame: Phas deg
Vector averaged cross-power spectrum Baseline: EF (02) - TR (06)
Timerange: 00/21:59:31 to 00/22:04:29

Plot file version 137 created 30-APR-2020 19:39:00
J0945-0153 EM141B.UVDATA.1
Freq = 1.5950 GHz, Bw = 16.000 MH Calibrated with CL # 3 and BP # 1 (BP mode 1)

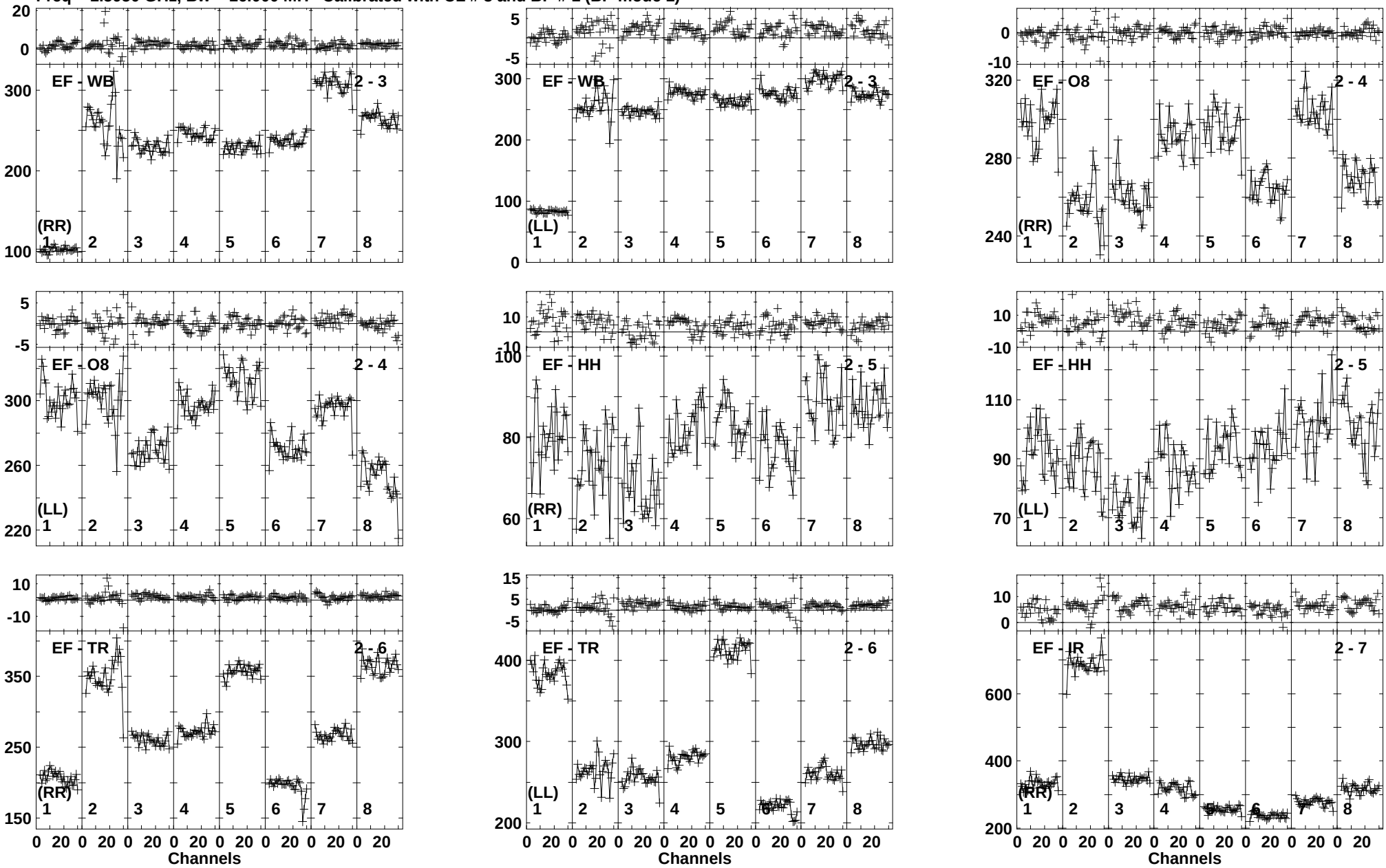

Lower frame: Milli Ampl Jy Top frame: Phas deg
Vector averaged cross-power spectrum Baseline: EF (02) - WB (03)
Timerange: 00/22:04:31 to 00/22:06:59

Plot file version 138 created 30-APR-2020 19:39:01
J0945-0153 EM141B.UVDATA.1
Freq = 1.5950 GHz, Bw = 16.000 MH Calibrated with CL # 3 and BP # 1 (BP mode 1)

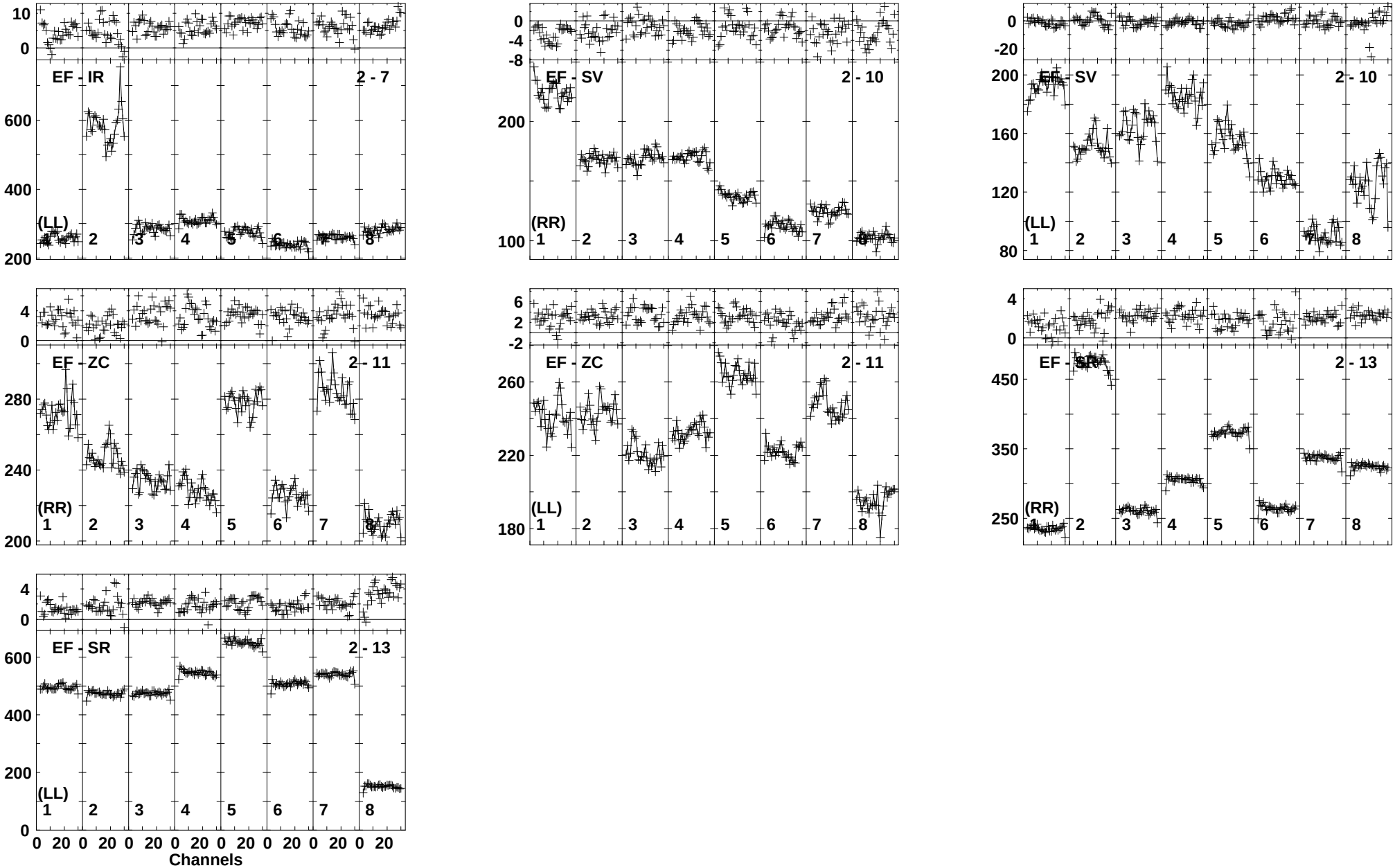

Lower frame: Milli Ampl Jy Top frame: Phas deg
Vector averaged cross-power spectrum Baseline: EF (02) - IR (07)
Timerange: 00/22:04:31 to 00/22:06:59

Plot file version 139 created 30-APR-2020 19:39:01
CGCG-N EM141B.UVDATA.1
Freq = 1.5950 GHz, Bw = 16.000 MH Calibrated with CL # 3 and BP # 1 (BP mode 1)

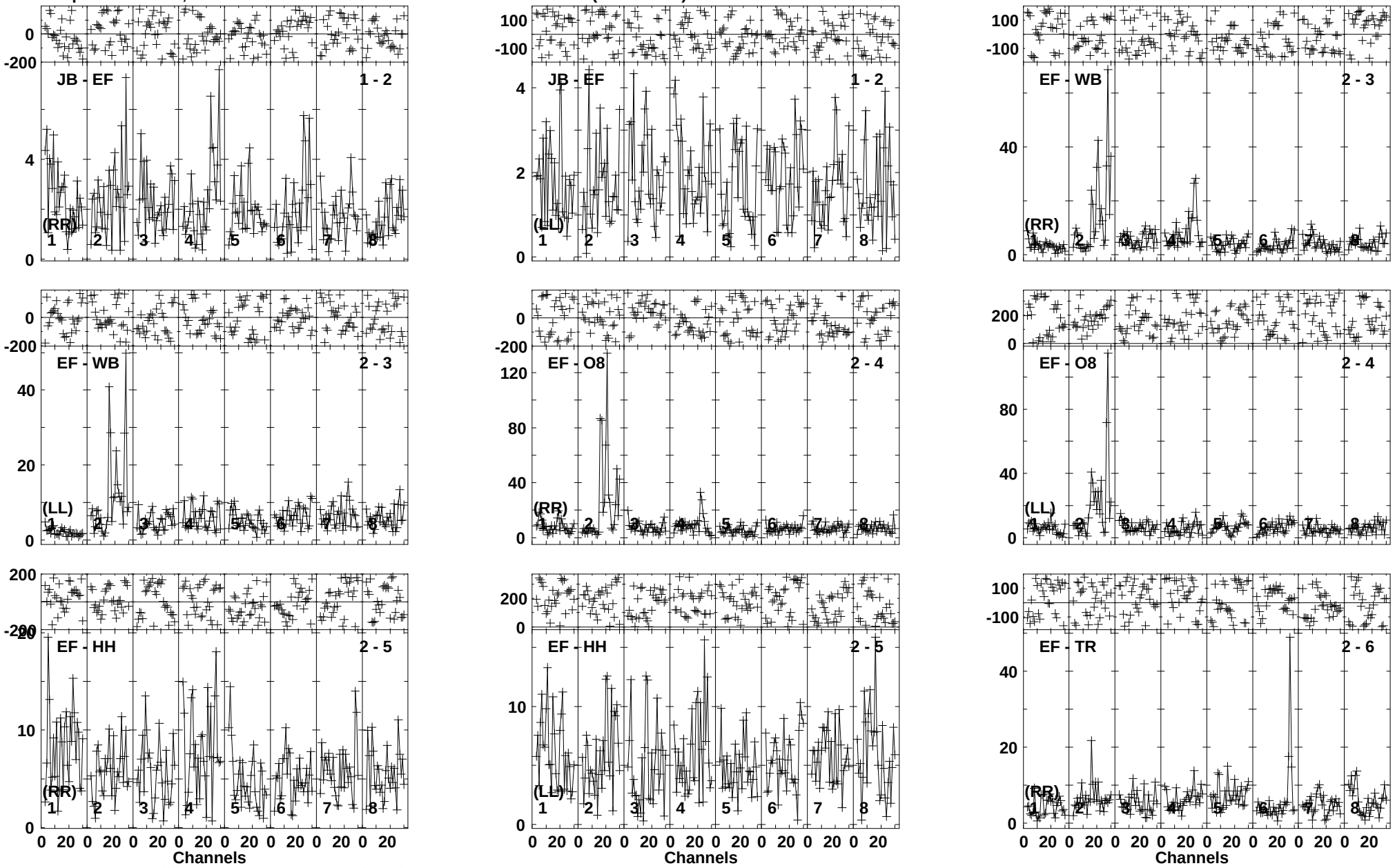

Lower frame: Milli Ampl Jy Top frame: Phas deg
Vector averaged cross-power spectrum Baseline: JB (01) - EF (02)
Timerange: 00/22:07:01 to 00/22:11:59

Plot file version 140 created 30-APR-2020 19:39:01
CGCG-N EM141B.UVDATA.1
Freq = 1.5950 GHz, Bw = 16.000 MH Calibrated with CL # 3 and BP # 1 (BP mode 1)

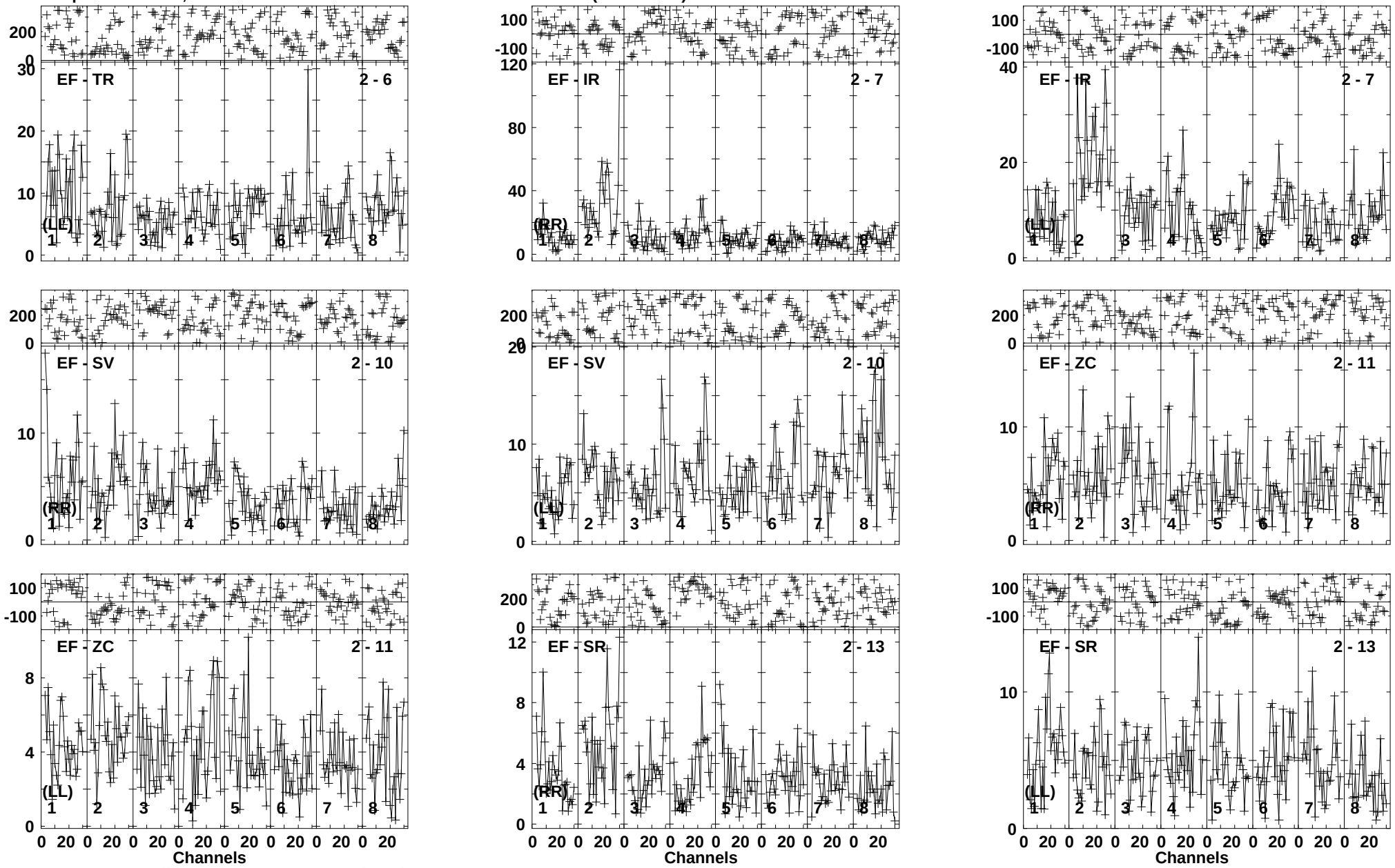

Lower frame: Milli Ampl Jy Top frame: Phas deg
Vector averaged cross-power spectrum Baseline: EF (02) - TR (06)
Timerange: 00/22:07:01 to 00/22:11:59

Plot file version 141 created 30-APR-2020 19:39:02
J0945-0153 EM141B.UVDATA.1
Freq = 1.5950 GHz, Bw = 16.000 MH Calibrated with CL # 3 and BP # 1 (BP mode 1)

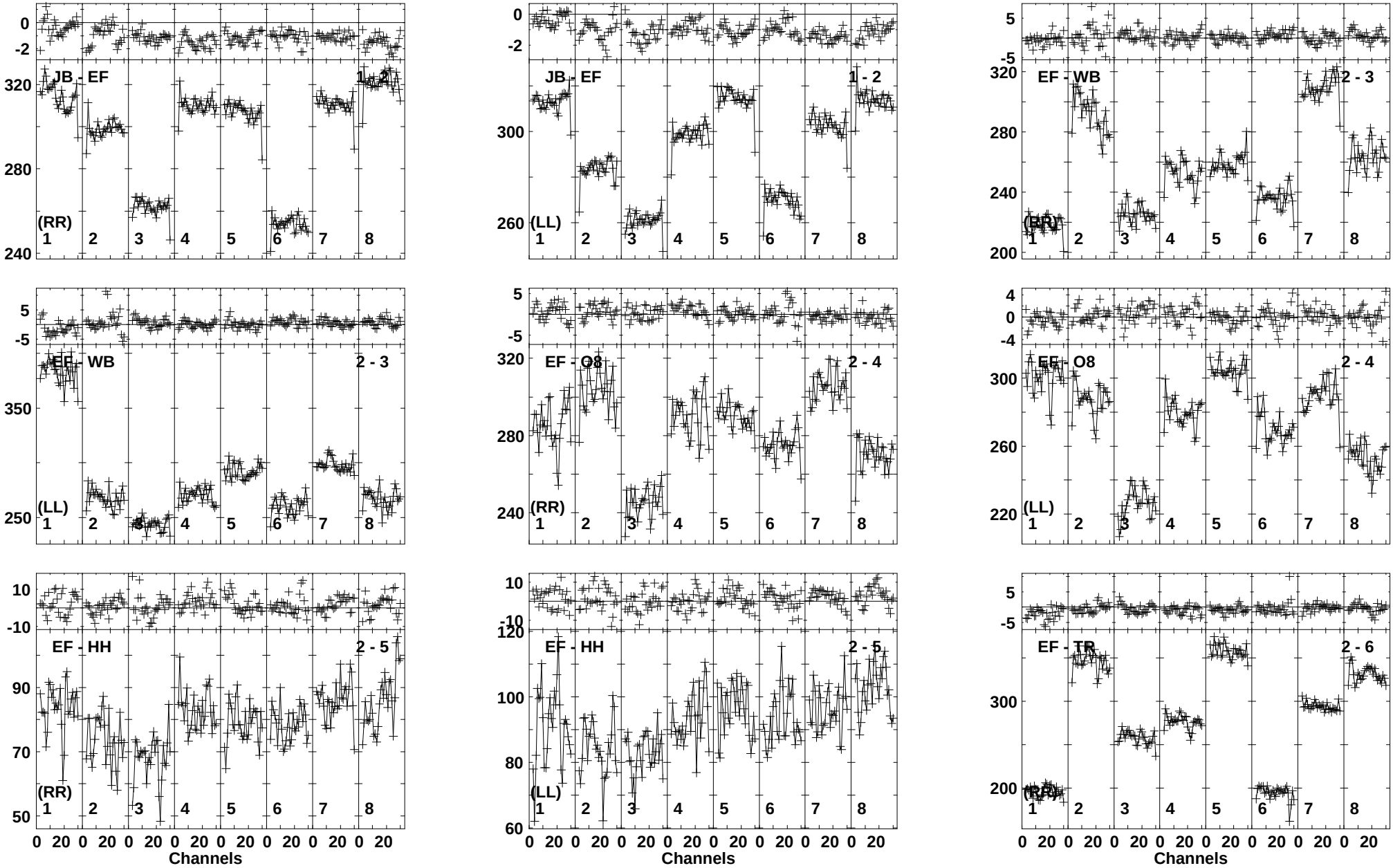

Lower frame: Milli Ampl Jy Top frame: Phas deg
Vector averaged cross-power spectrum Baseline: JB (01) - EF (02)
Timerange: 00/22:12:41 to 00/22:14:39

Plot file version 142 created 30-APR-2020 19:39:02
J0945-0153 EM141B.UVDATA.1
Freq = 1.5950 GHz, Bw = 16.000 MH Calibrated with CL # 3 and BP # 1 (BP mode 1)

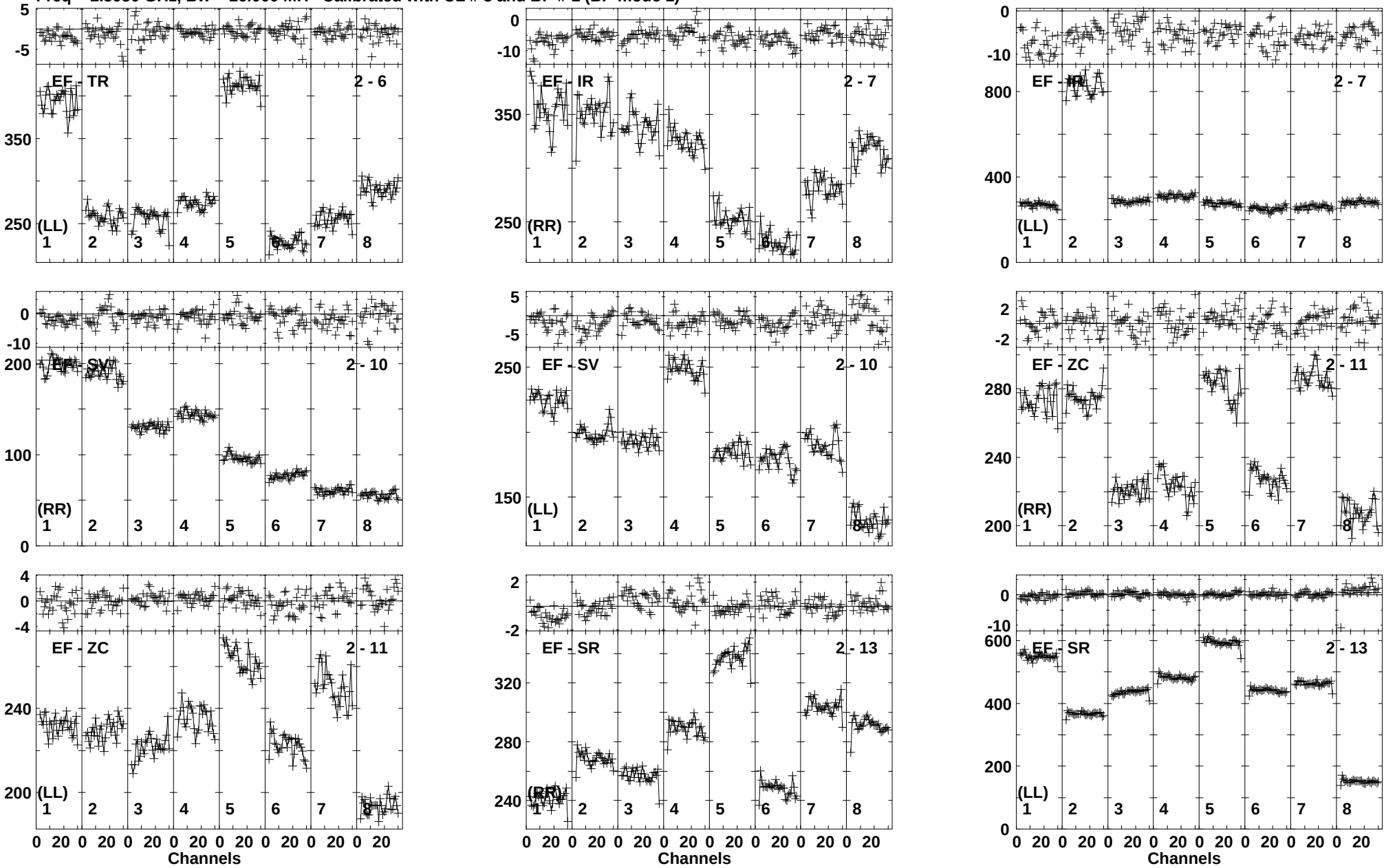

Lower frame: Milli Ampl Jy Top frame: Phas deg
Vector averaged cross-power spectrum Baseline: EF (02) - TR (06)
Timerange: 00/22:12:41 to 00/22:14:39

Plot file version 143 created 30-APR-2020 19:39:02
CGCG-N EM141B.UVDATA.1
Freq = 1.5950 GHz, Bw = 16.000 MH Calibrated with CL # 3 and BP # 1 (BP mode 1)



Lower frame: Milli Ampl Jy Top frame: Phas deg
Vector averaged cross-power spectrum Baseline: JB (01) - EF (02)
Timerange: 00/22:14:41 to 00/22:19:39

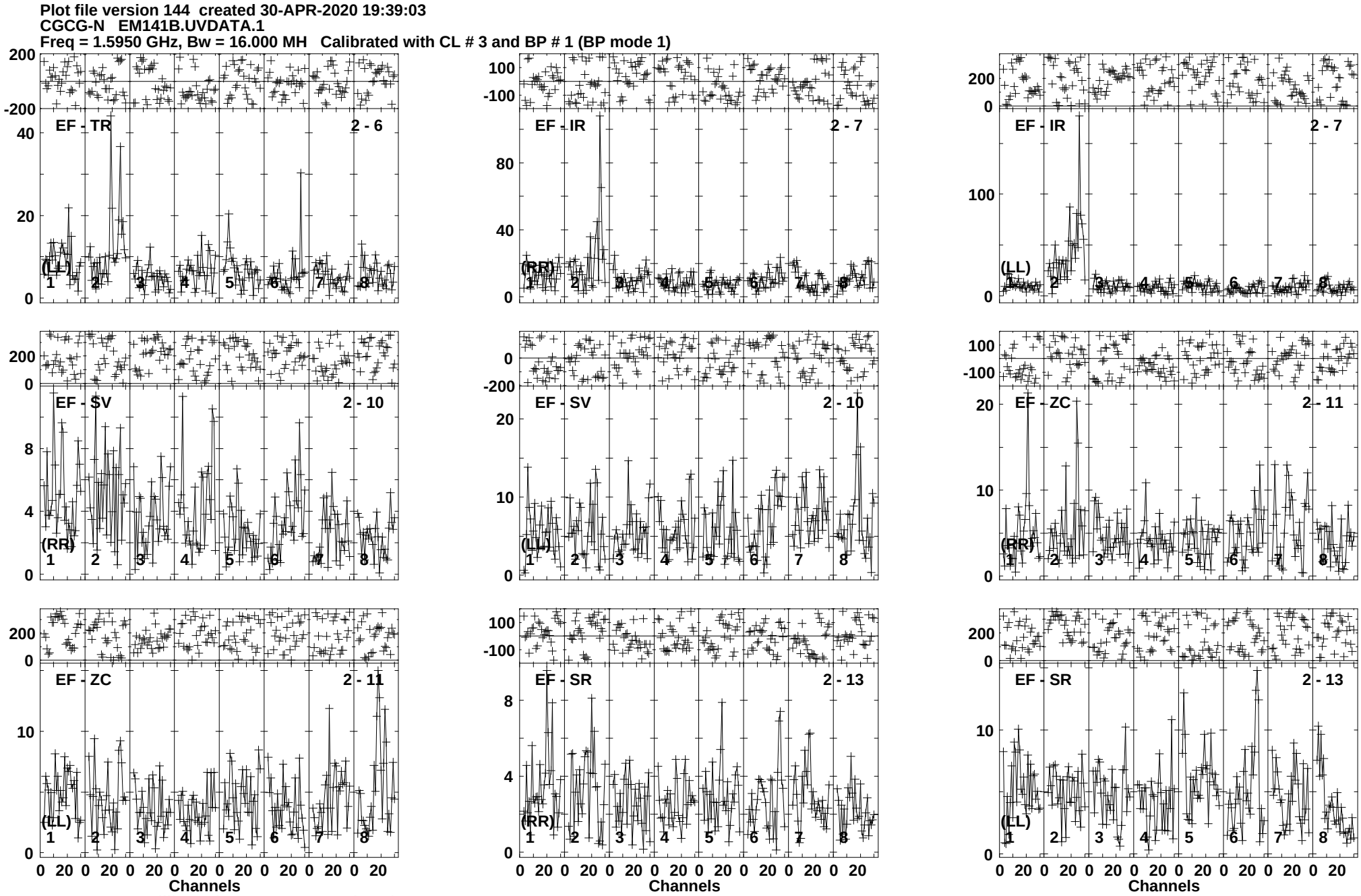
Plot file version 144 created 30-APR-2020 19:39:03
CGCG-N EM141B.UVDATA.1
Freq = 1.5950 GHz, Bw = 16.000 MH Calibrated with CL # 3 and BP # 1 (BP mode 1)
EF - TR 2 - 6
EF - IR 2 - 7
EF - IR 2 - 7
EF - SV 2 - 10
EF - SV 2 - 10
EF - ZC 2 - 11
EF - ZC 2 - 11
EF - SR 2 - 13
EF - SR 2 - 13
(LL)
(RR)
Channels
Lower frame: Milli Ampl Jy Top frame: Phas deg
Vector averaged cross-power spectrum Baseline: EF (02) - TR (06)
Timerange: 00/22:14:41 to 00/22:19:39

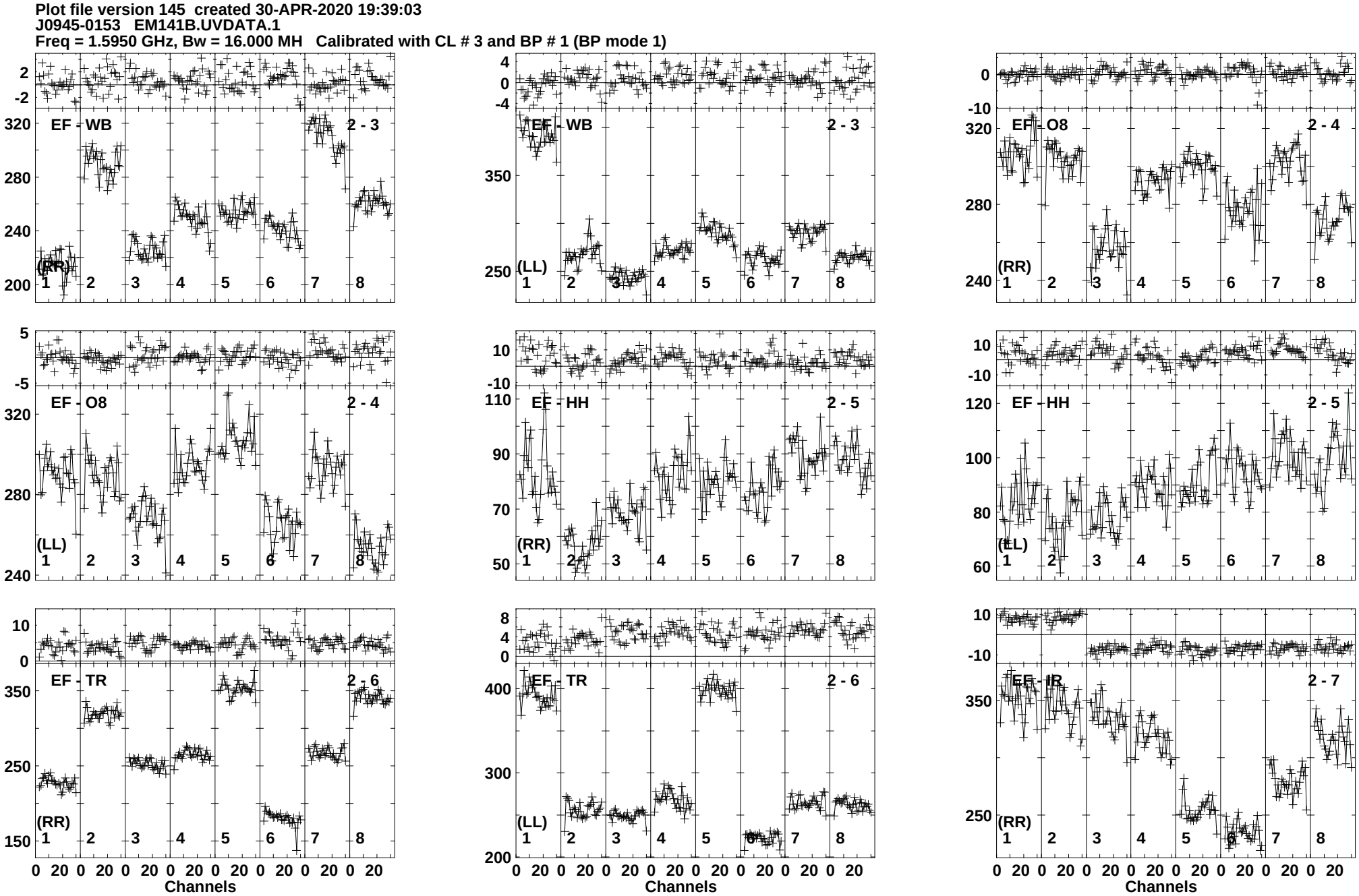
Plot file version 145 created 30-APR-2020 19:39:03
J0945-0153 EM141B.UVDATA.1
Freq = 1.5950 GHz, Bw = 16.000 MH Calibrated with CL # 3 and BP # 1 (BP mode 1)
EF - WB 2 - 3
(RR)
EF - WB 2 - 3
(LL)
EF - O8 2 - 4
(RR)
EF - O8 2 - 4
(LL)
EF - HH 2 - 5
(RR)
EF - HH 2 - 5
(LL)
EF - TR 2 - 6
(RR)
EF - TR 2 - 6
(LL)
EF - IR 2 - 7
(RR)
Channels
Channels
Channels
Lower frame: Milli Ampl Jy Top frame: Phas deg
Vector averaged cross-power spectrum Baseline: EF (02) - WB (03)
Timerange: 00/22:19:41 to 00/22:22:09

Plot file version 146 created 30-APR-2020 19:39:03
J0945-0153 EM141B.UVDATA.1
Freq = 1.5950 GHz, Bw = 16.000 MH Calibrated with CL # 3 and BP # 1 (BP mode 1)

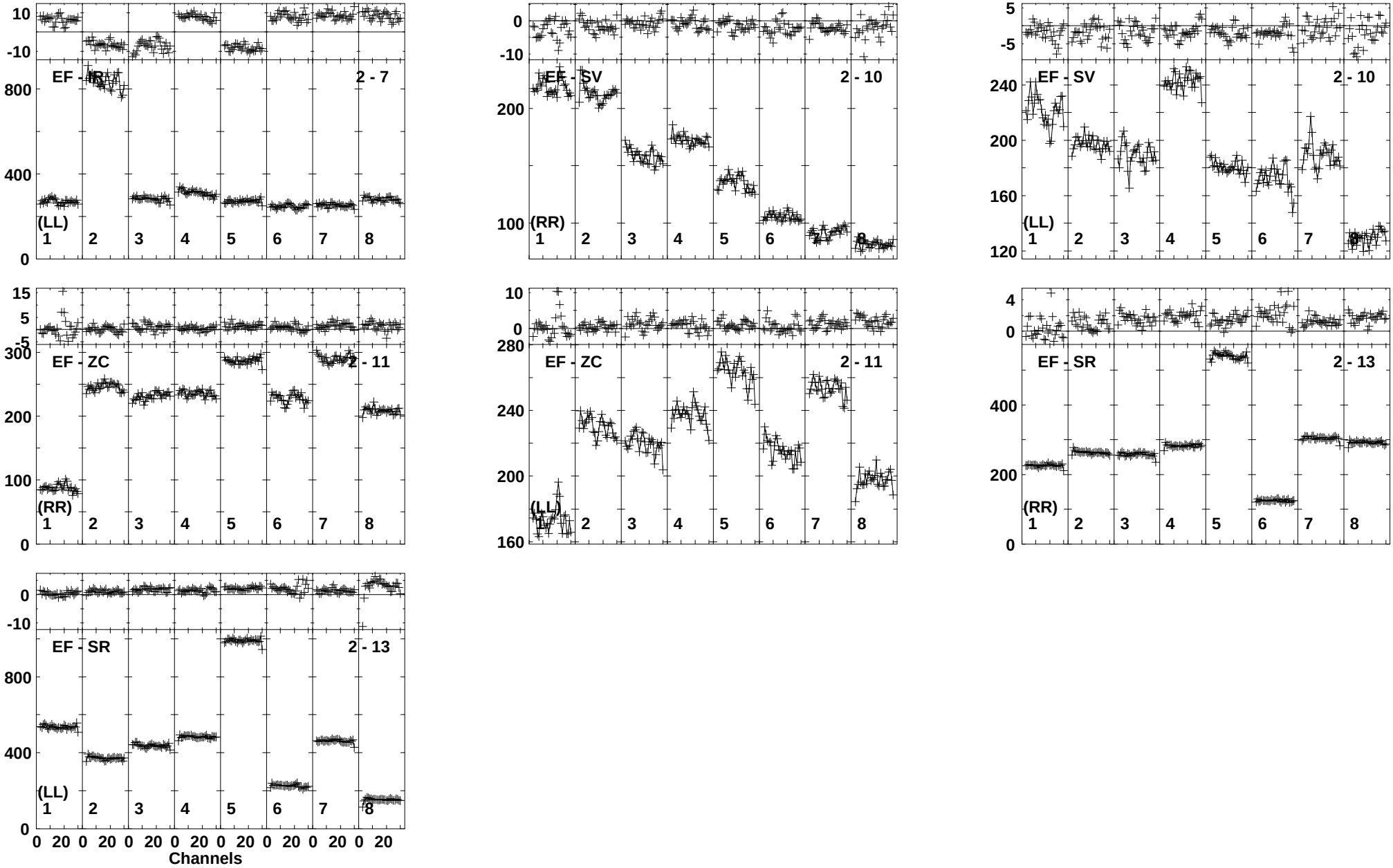

Lower frame: Milli Ampl Jy Top frame: Phas deg
Vector averaged cross-power spectrum Baseline: EF (02) - IR (07)
Timerange: 00/22:19:41 to 00/22:22:09

Plot file version 147 created 30-APR-2020 19:39:04
CGCG-N EM141B.UVDATA.1
Freq = 1.5950 GHz, Bw = 16.000 MH Calibrated with CL # 3 and BP # 1 (BP mode 1)

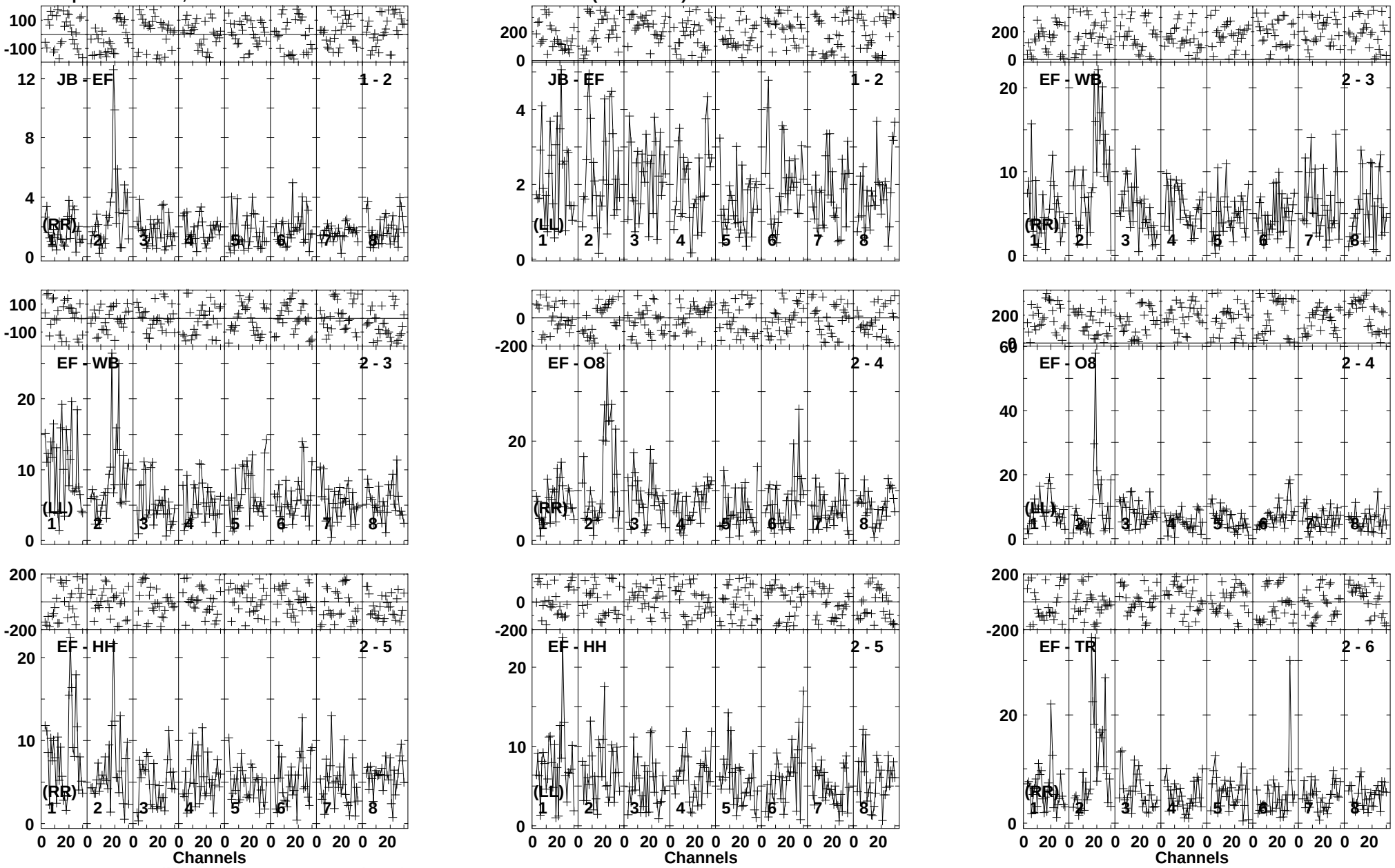

Lower frame: Milli Ampl Jy Top frame: Phas deg
Vector averaged cross-power spectrum Baseline: JB (01) - EF (02)
Timerange: 00/22:22:11 to 00/22:27:09

Plot file version 148 created 30-APR-2020 19:39:04
CGCG-N EM141B.UVDATA.1
Freq = 1.5950 GHz, Bw = 16.000 MH Calibrated with CL # 3 and BP # 1 (BP mode 1)

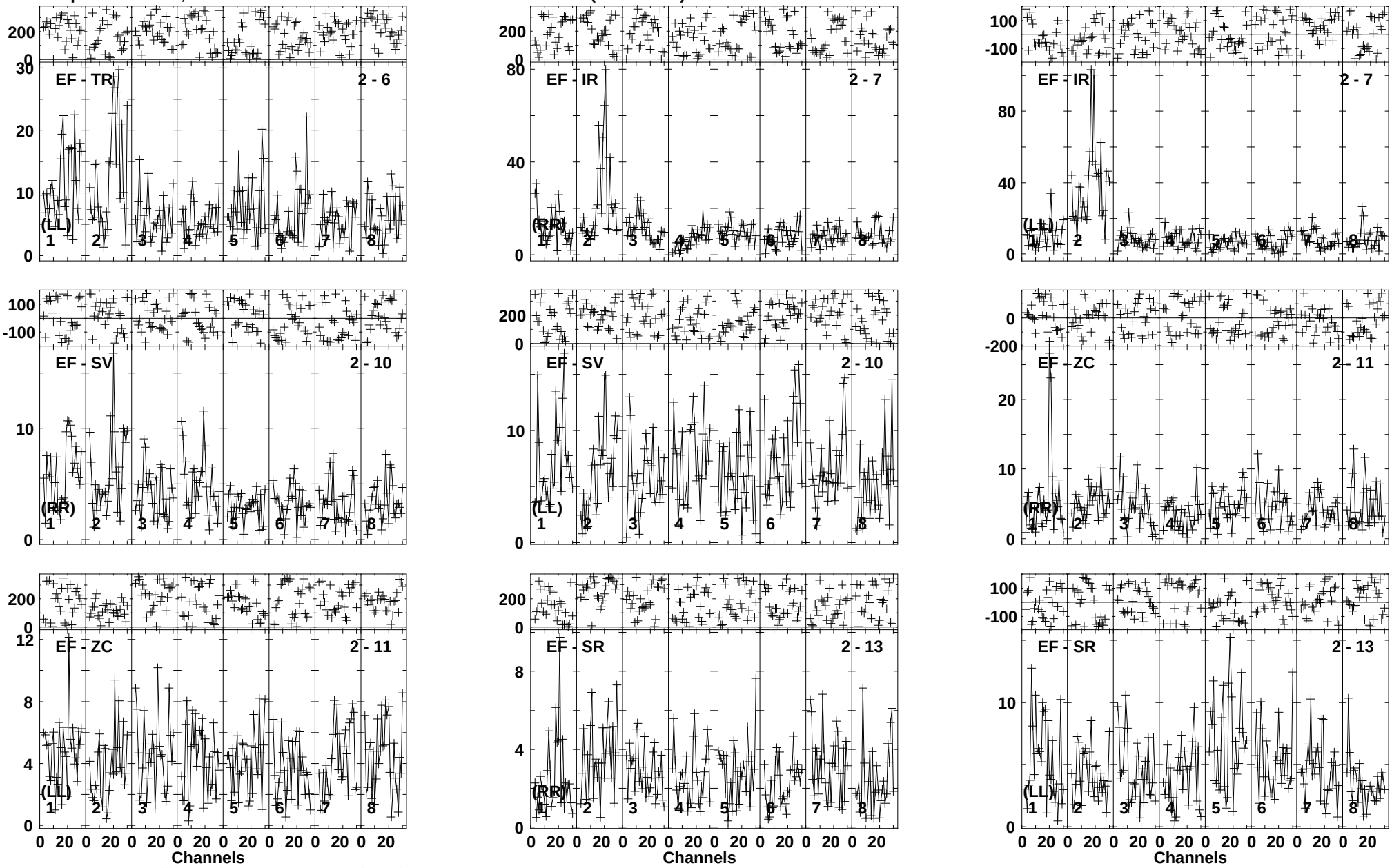

Lower frame: Milli Ampl Jy Top frame: Phas deg
Vector averaged cross-power spectrum Baseline: EF (02) - TR (06)
Timerange: 00/22:22:11 to 00/22:27:09

Plot file version 149 created 30-APR-2020 19:39:04
J0945-0153 EM141B.UVDATA.1
Freq = 1.5950 GHz, Bw = 16.000 MH Calibrated with CL # 3 and BP # 1 (BP mode 1)

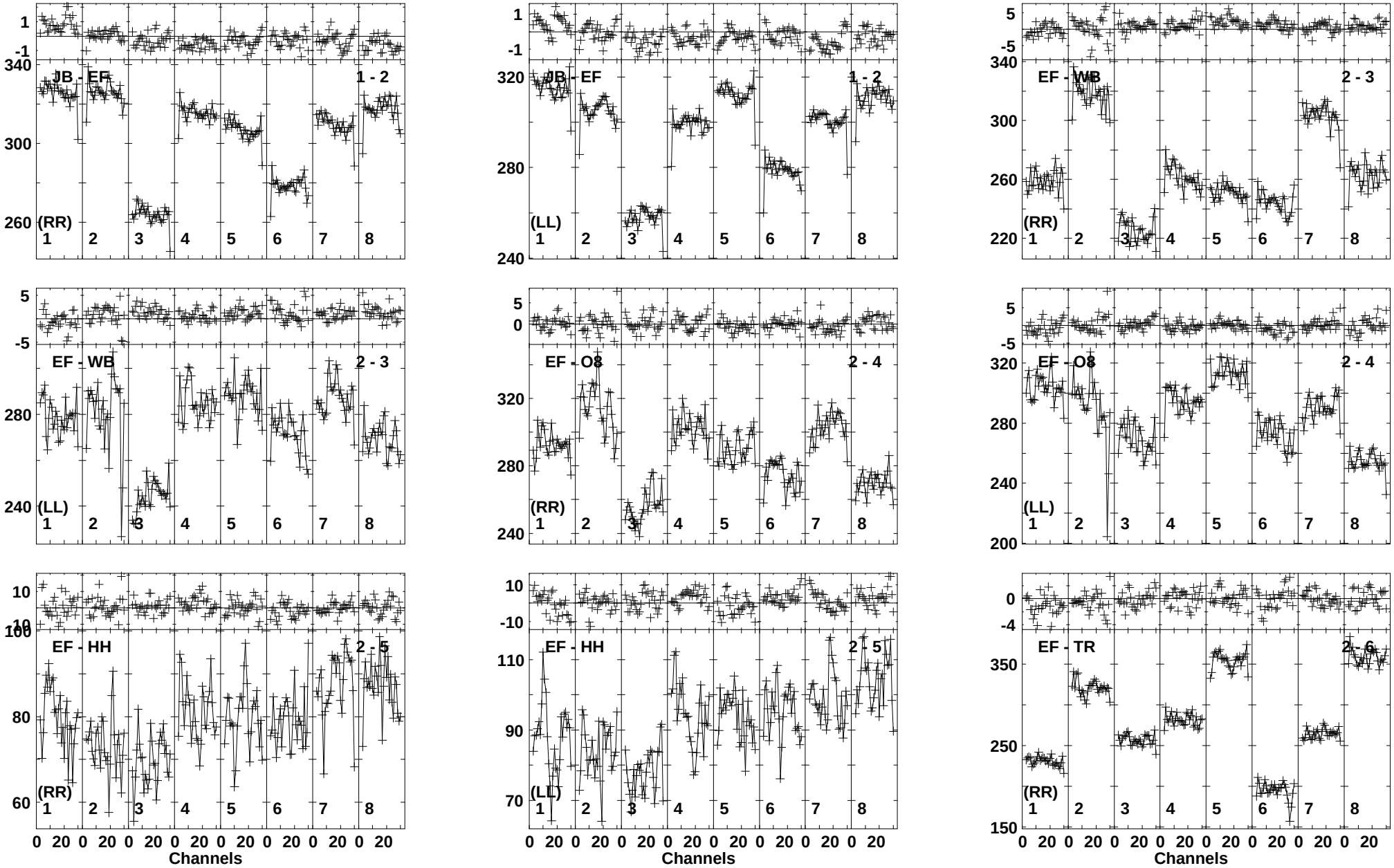

Lower frame: Milli Ampl Jy Top frame: Phas deg
Vector averaged cross-power spectrum Baseline: JB (01) - EF (02)
Timerange: 00/22:27:51 to 00/22:29:49

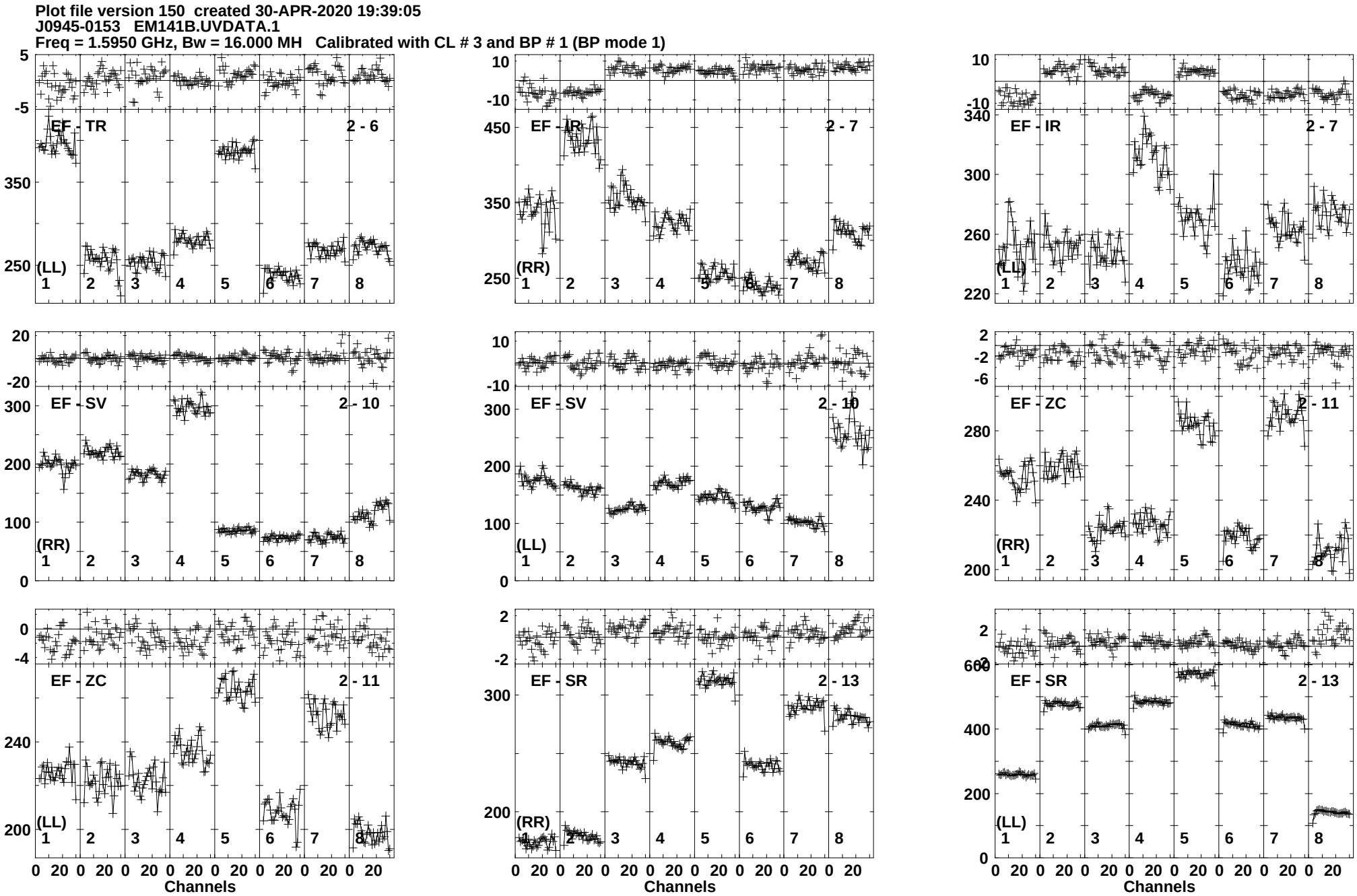
Plot file version 150 created 30-APR-2020 19:39:05
J0945-0153 EM141B.UVDATA.1
Freq = 1.5950 GHz, Bw = 16.000 MH Calibrated with CL # 3 and BP # 1 (BP mode 1)
EF - TR 2 - 6
(LL)
EF - IR 2 - 7
(RR)
EF - IR 2 - 7
(LL)
EF - SV 2 - 10
(RR)
EF - SV 2 - 10
(LL)
EF - ZC 2 - 11
(RR)
EF - ZC 2 - 11
(LL)
EF - SR 2 - 13
(RR)
EF - SR 2 - 13
(LL)
1 2 3 4 5 6 7 8
0 20 0 20 0 20 0 20 0 20 0 20 0 20 0 20
Channels
Lower frame: Milli Ampl Jy Top frame: Phas deg
Vector averaged cross-power spectrum Baseline: EF (02) - TR (06)
Timerange: 00/22:27:51 to 00/22:29:49

Plot file version 151 created 30-APR-2020 19:39:05
CGCG-N EM141B.UVDATA.1
Freq = 1.5950 GHz, Bw = 16.000 MH Calibrated with CL # 3 and BP # 1 (BP mode 1)

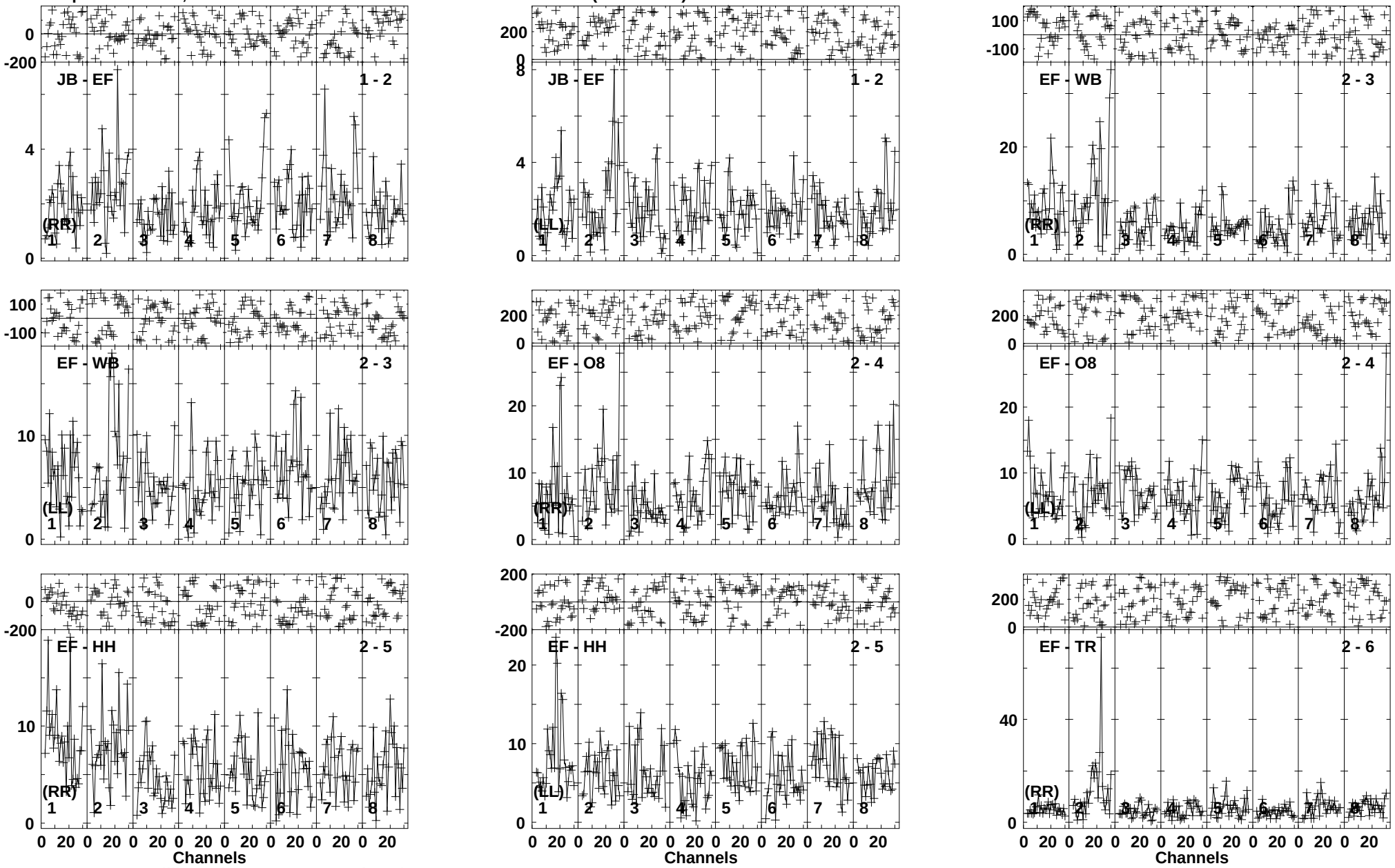

Lower frame: Milli Ampl Jy Top frame: Phas deg
Vector averaged cross-power spectrum Baseline: JB (01) - EF (02)
Timerange: 00/22:29:51 to 00/22:34:49

Plot file version 152 created 30-APR-2020 19:39:05
CGCG-N EM141B.UVDATA.1
Freq = 1.5950 GHz, Bw = 16.000 MH Calibrated with CL # 3 and BP # 1 (BP mode 1)

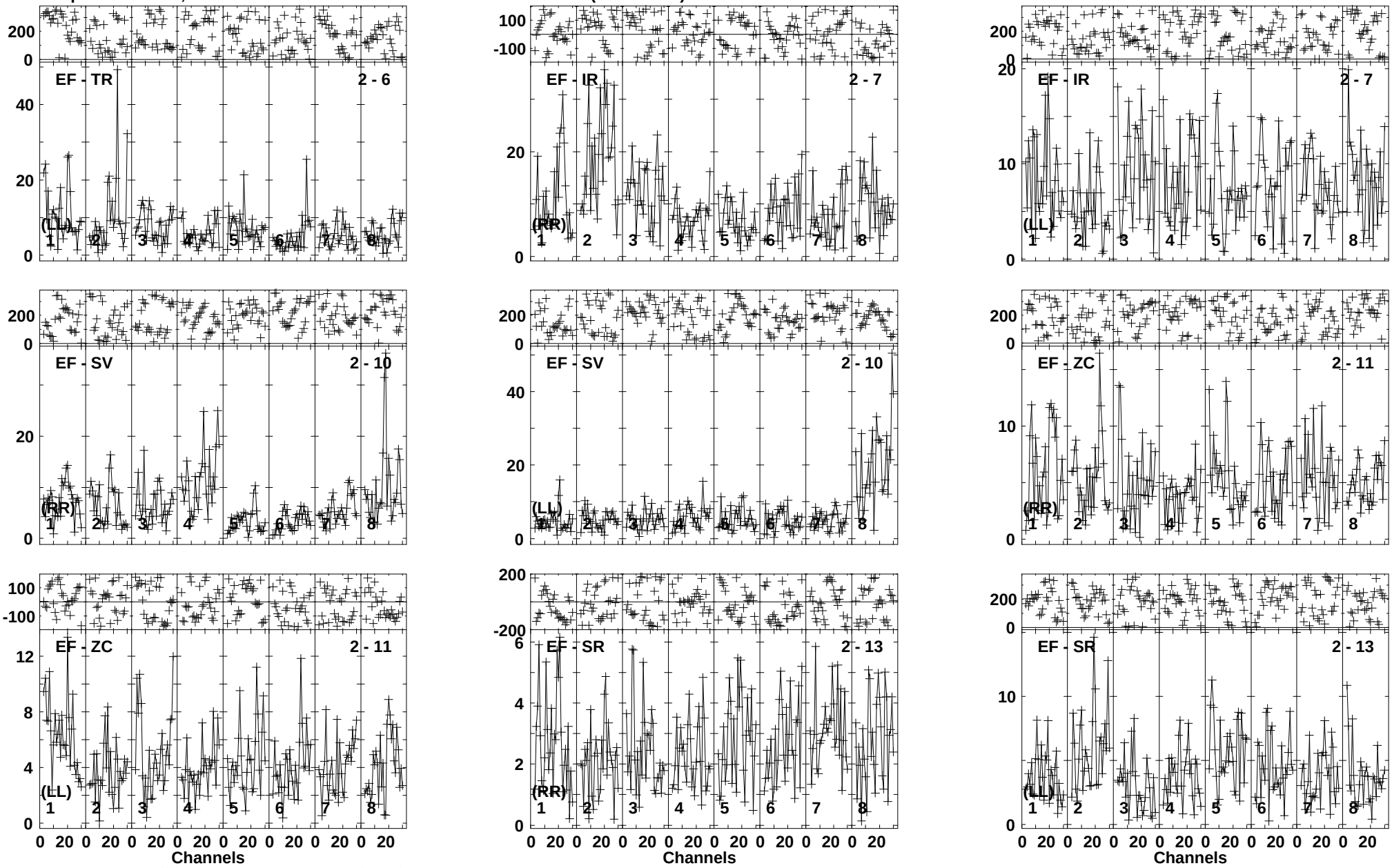

Lower frame: Milli Ampl Jy Top frame: Phas deg
Vector averaged cross-power spectrum Baseline: EF (02) - TR (06)
Timerange: 00/22:29:51 to 00/22:34:49

Plot file version 153 created 30-APR-2020 19:39:06
J0945-0153 EM141B.UVDATA.1
Freq = 1.5950 GHz, Bw = 16.000 MH Calibrated with CL # 3 and BP # 1 (BP mode 1)

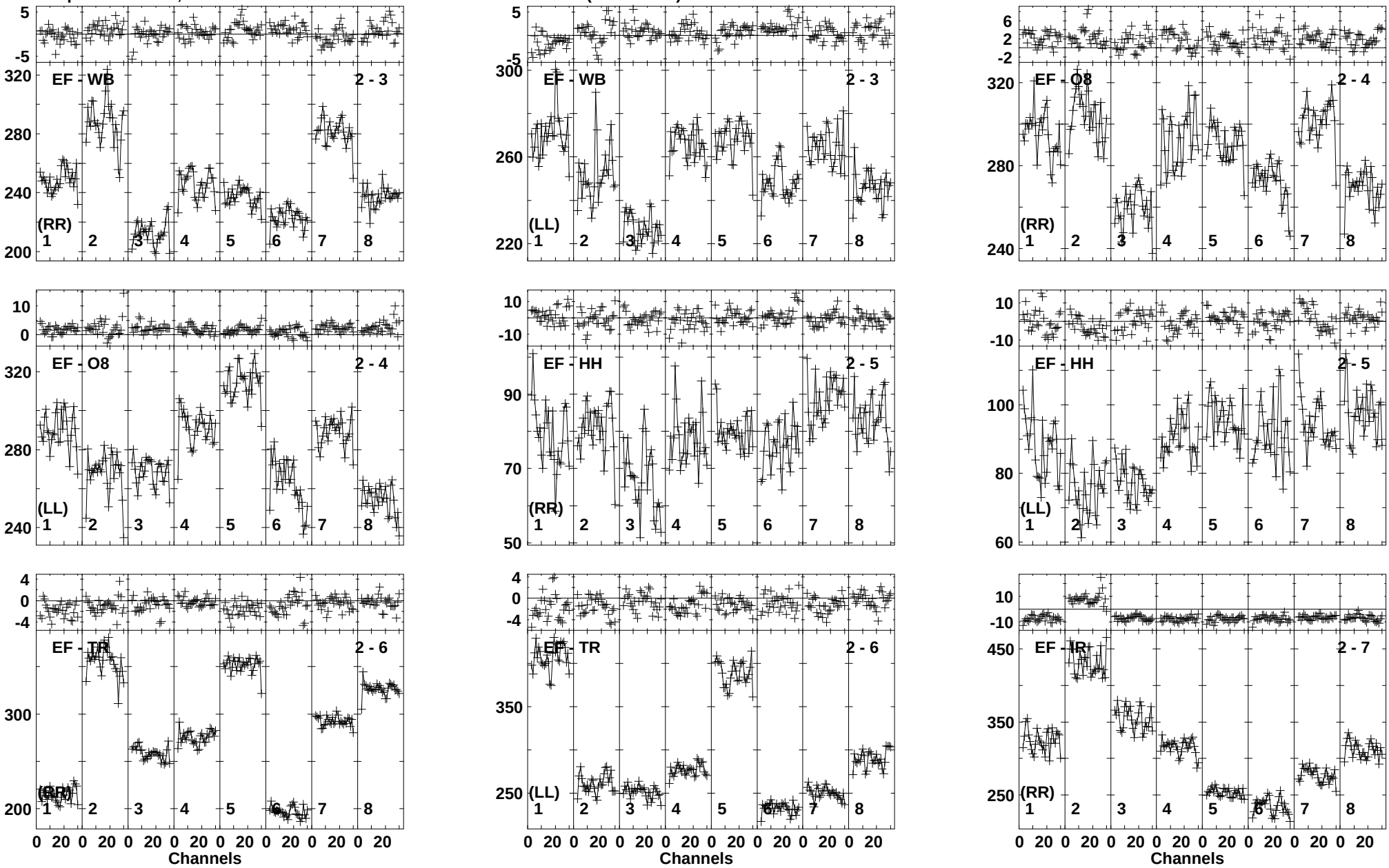

Lower frame: Milli Ampl Jy Top frame: Phas deg
Vector averaged cross-power spectrum Baseline: EF (02) - WB (03)
Timerange: 00/22:34:51 to 00/22:37:19

Plot file version 154 created 30-APR-2020 19:39:06
J0945-0153 EM141B.UVDATA.1
Freq = 1.5950 GHz, Bw = 16.000 MH Calibrated with CL # 3 and BP # 1 (BP mode 1)

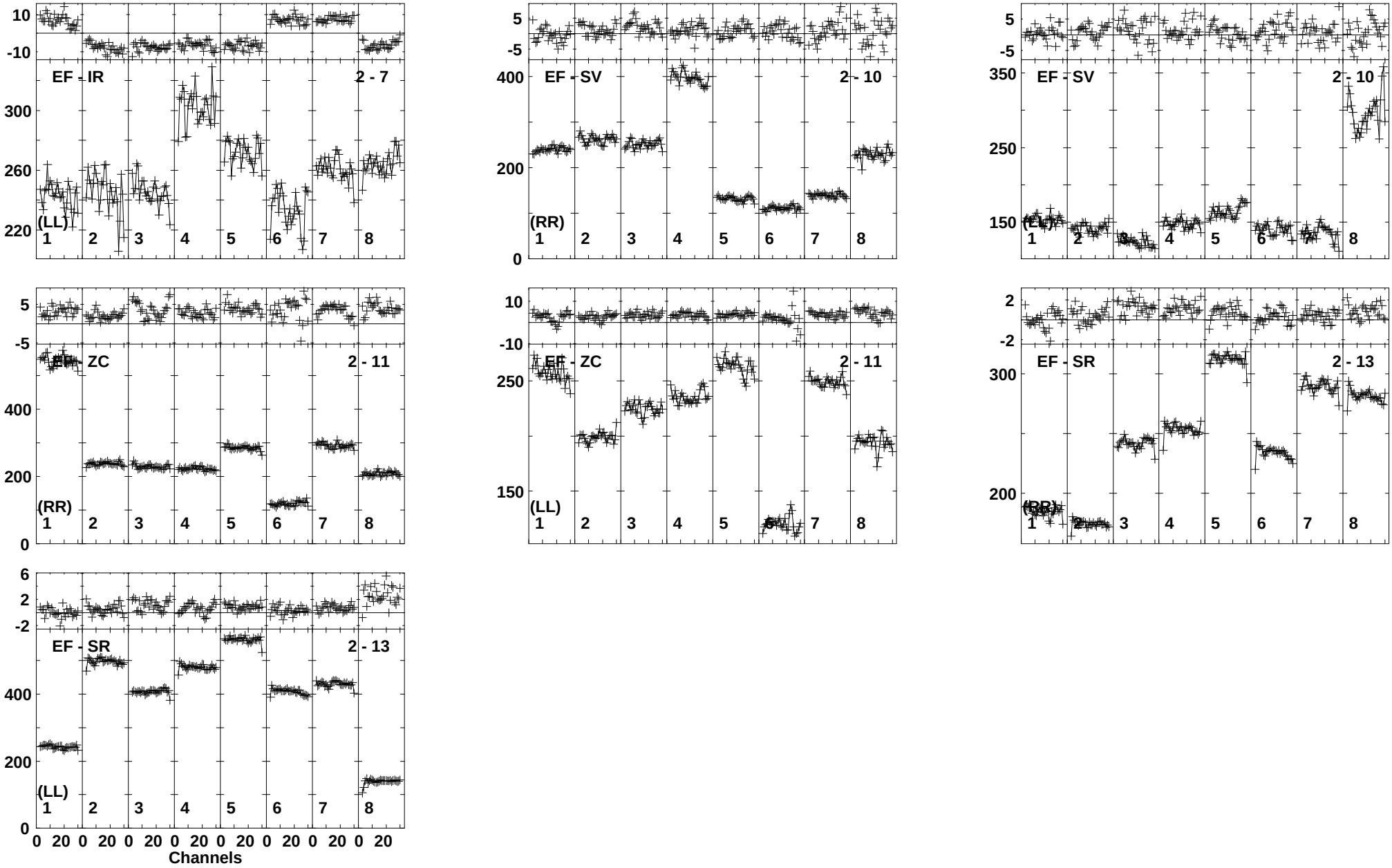

Lower frame: Milli Ampl Jy Top frame: Phas deg
Vector averaged cross-power spectrum Baseline: EF (02) - IR (07)
Timerange: 00/22:34:51 to 00/22:37:19

Plot file version 155 created 30-APR-2020 19:39:06
CGCG-N EM141B.UVDATA.1
Freq = 1.5950 GHz, Bw = 16.000 MH Calibrated with CL # 3 and BP # 1 (BP mode 1)

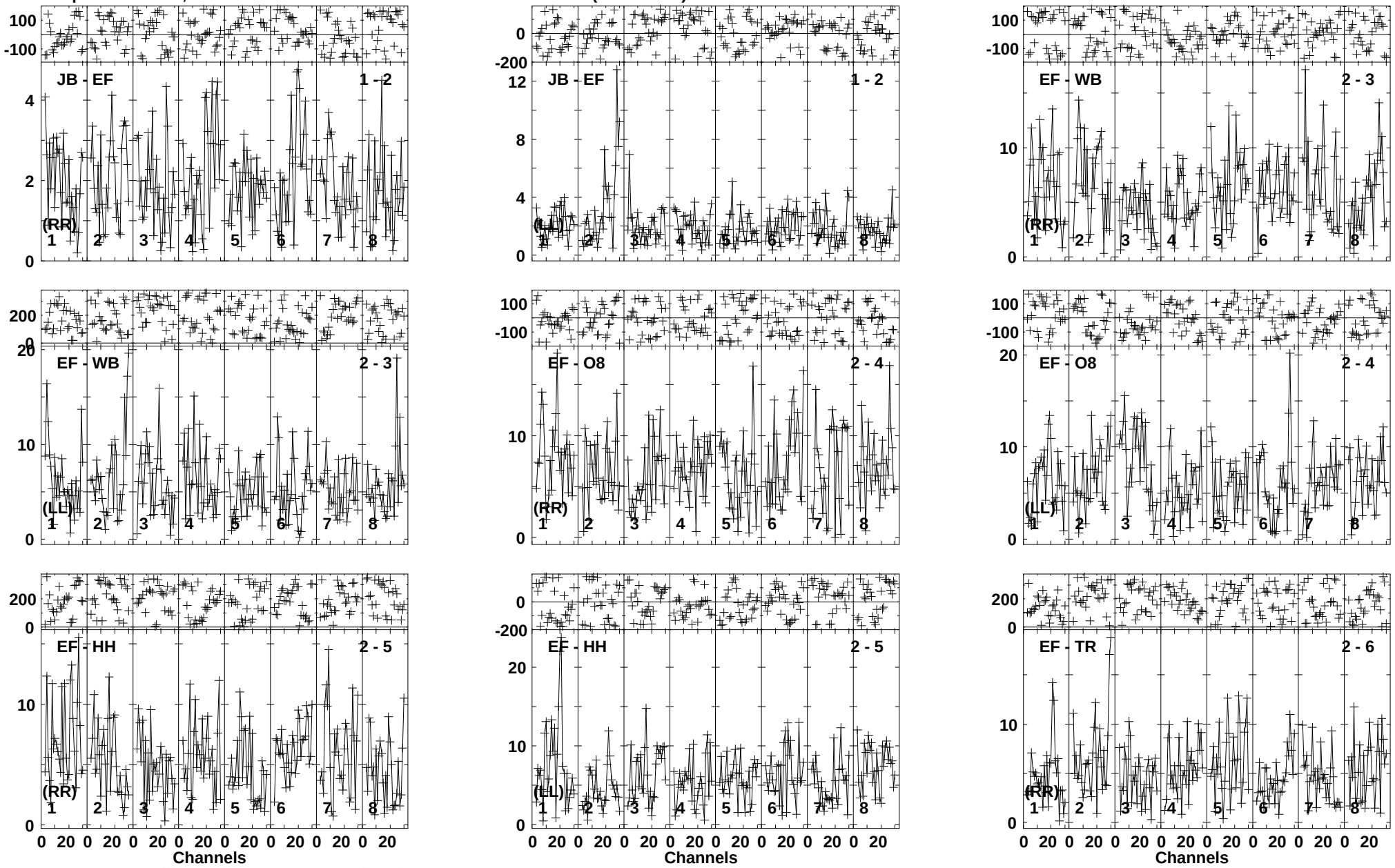

Lower frame: Milli Ampl Jy Top frame: Phas deg
Vector averaged cross-power spectrum Baseline: JB (01) - EF (02)
Timerange: 00/22:37:21 to 00/22:42:19

Plot file version 156 created 30-APR-2020 19:39:07
CGCG-N EM141B.UVDATA.1
Freq = 1.5950 GHz, Bw = 16.000 MH Calibrated with CL # 3 and BP # 1 (BP mode 1)

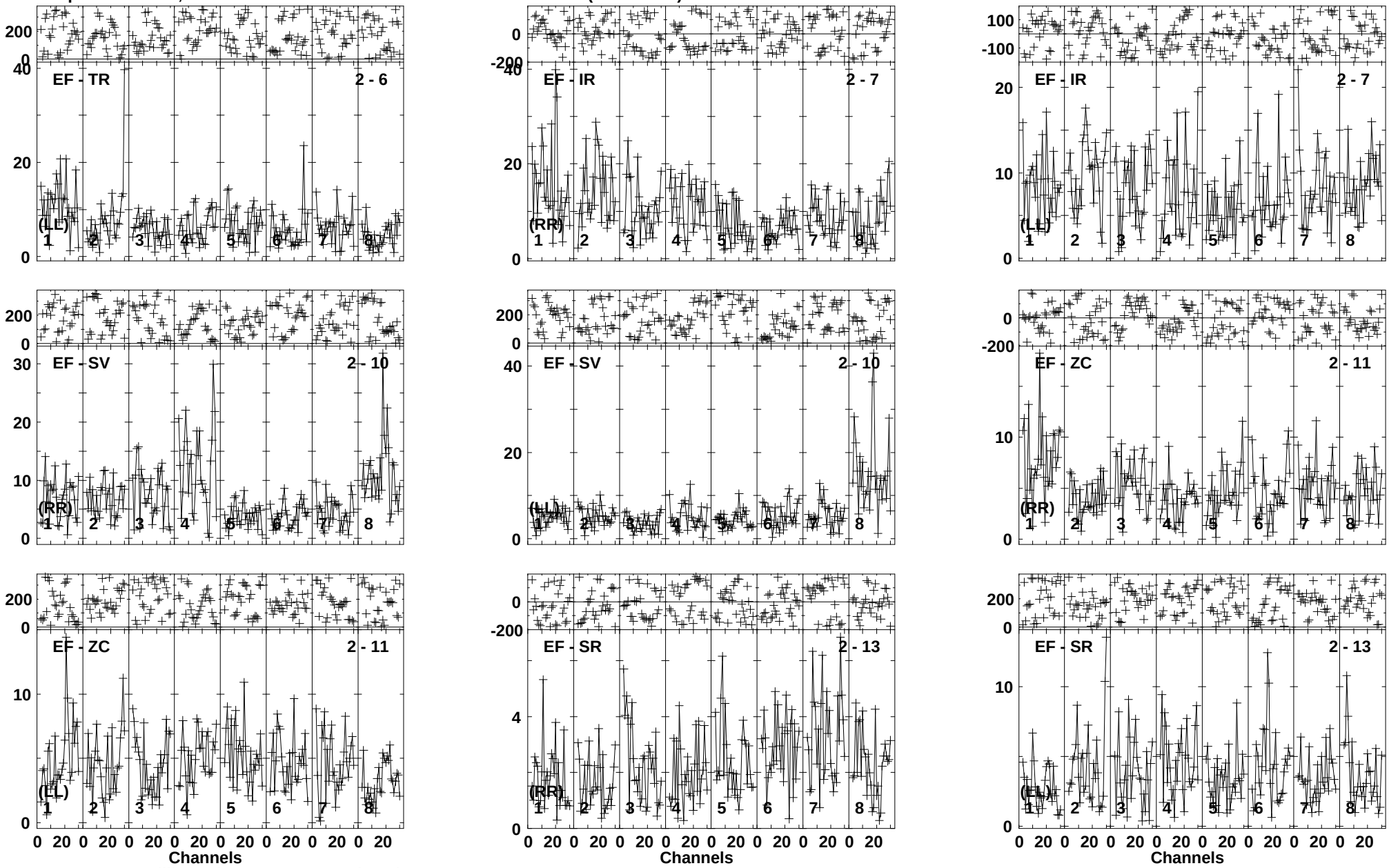

Lower frame: Milli Ampl Jy Top frame: Phas deg
Vector averaged cross-power spectrum Baseline: EF (02) - TR (06)
Timerange: 00/22:37:21 to 00/22:42:19

Plot file version 157 created 30-APR-2020 19:39:07
J0945-0153 EM141B.UVDATA.1
Freq = 1.5950 GHz, Bw = 16.000 MH Calibrated with CL # 3 and BP # 1 (BP mode 1)

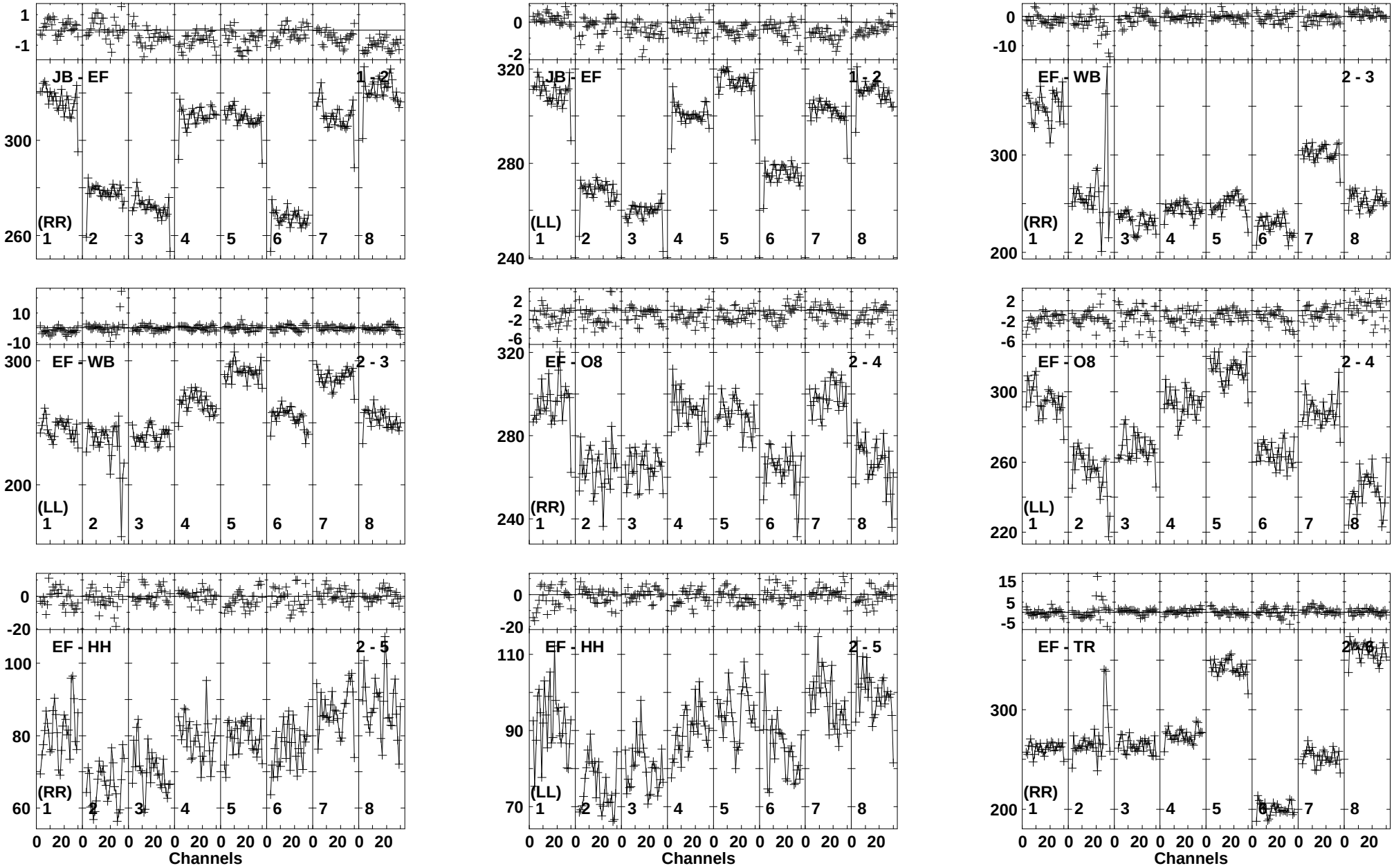

Lower frame: Milli Ampl Jy Top frame: Phas deg
Vector averaged cross-power spectrum Baseline: JB (01) - EF (02)
Timerange: 00/22:43:01 to 00/22:44:59

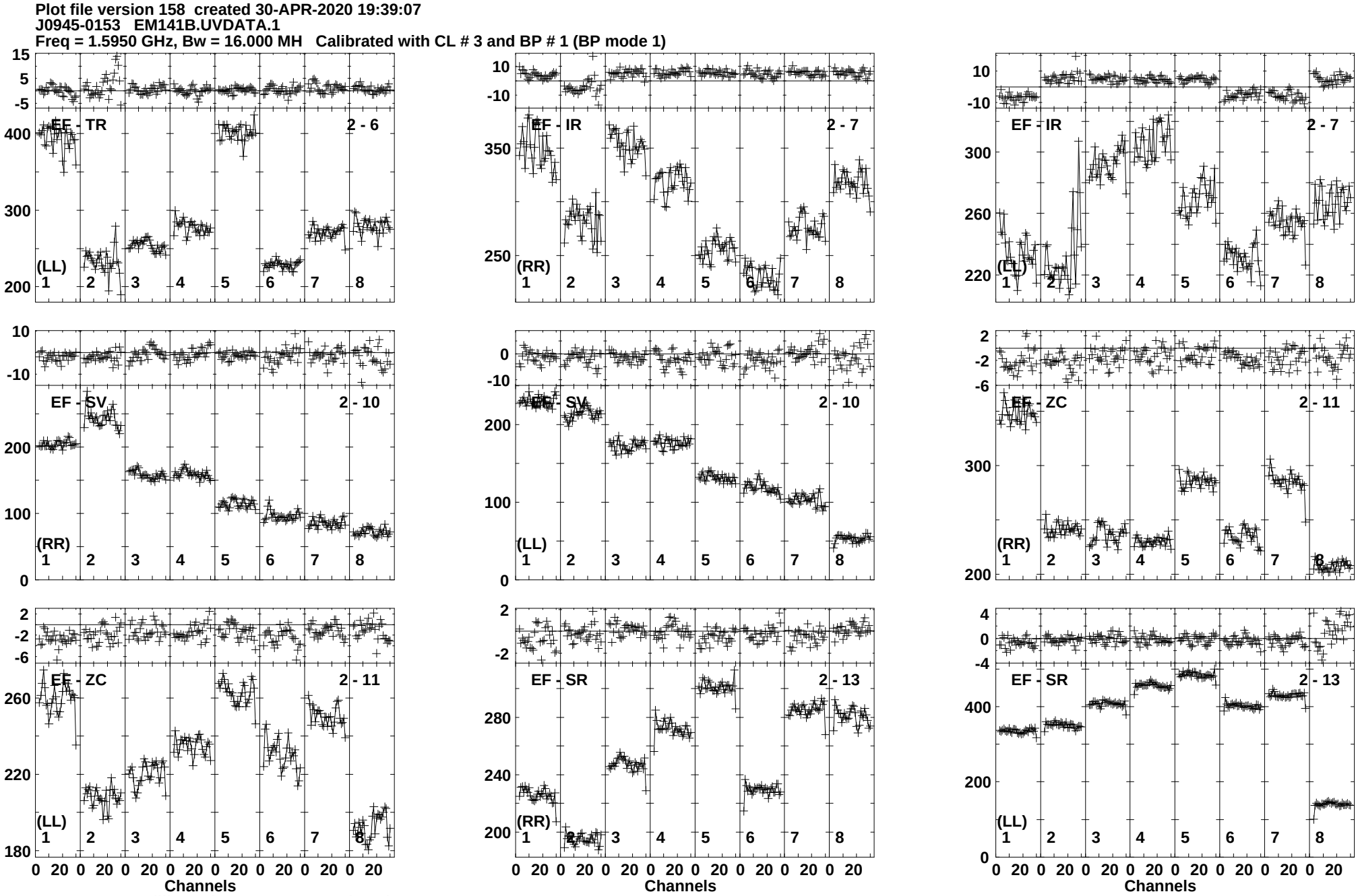
Plot file version 158 created 30-APR-2020 19:39:07
J0945-0153 EM141B.UVDATA.1
Freq = 1.5950 GHz, Bw = 16.000 MH Calibrated with CL # 3 and BP # 1 (BP mode 1)
EF - TR 2 - 6
EF - IR 2 - 7
EF - IR 2 - 7
EF - SV 2 - 10
EF - SV 2 - 10
EF - ZC 2 - 11
EF - ZC 2 - 11
EF - SR 2 - 13
EF - SR 2 - 13
(LL)
(RR)
Channels
Lower frame: Milli Ampl Jy Top frame: Phas deg
Vector averaged cross-power spectrum Baseline: EF (02) - TR (06)
Timerange: 00/22:43:01 to 00/22:44:59

Plot file version 159 created 30-APR-2020 19:39:08
CGCG-N EM141B.UVDATA.1
Freq = 1.5950 GHz, Bw = 16.000 MH Calibrated with CL # 3 and BP # 1 (BP mode 1)

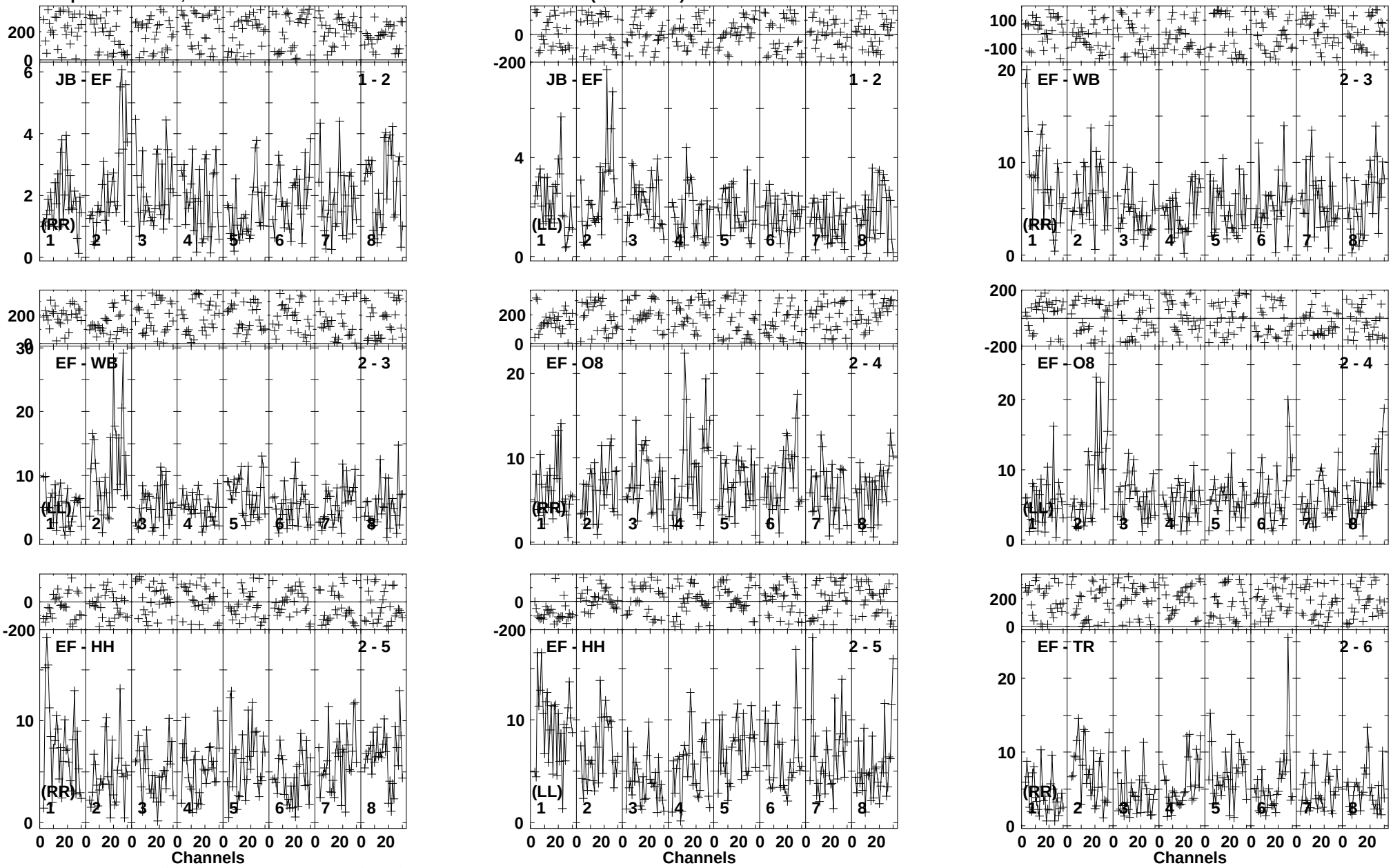

Lower frame: Milli Ampl Jy Top frame: Phas deg
Vector averaged cross-power spectrum Baseline: JB (01) - EF (02)
Timerange: 00/22:45:01 to 00/22:49:59

Plot file version 160 created 30-APR-2020 19:39:08
CGCG-N EM141B.UVDATA.1
Freq = 1.5950 GHz, Bw = 16.000 MH Calibrated with CL # 3 and BP # 1 (BP mode 1)

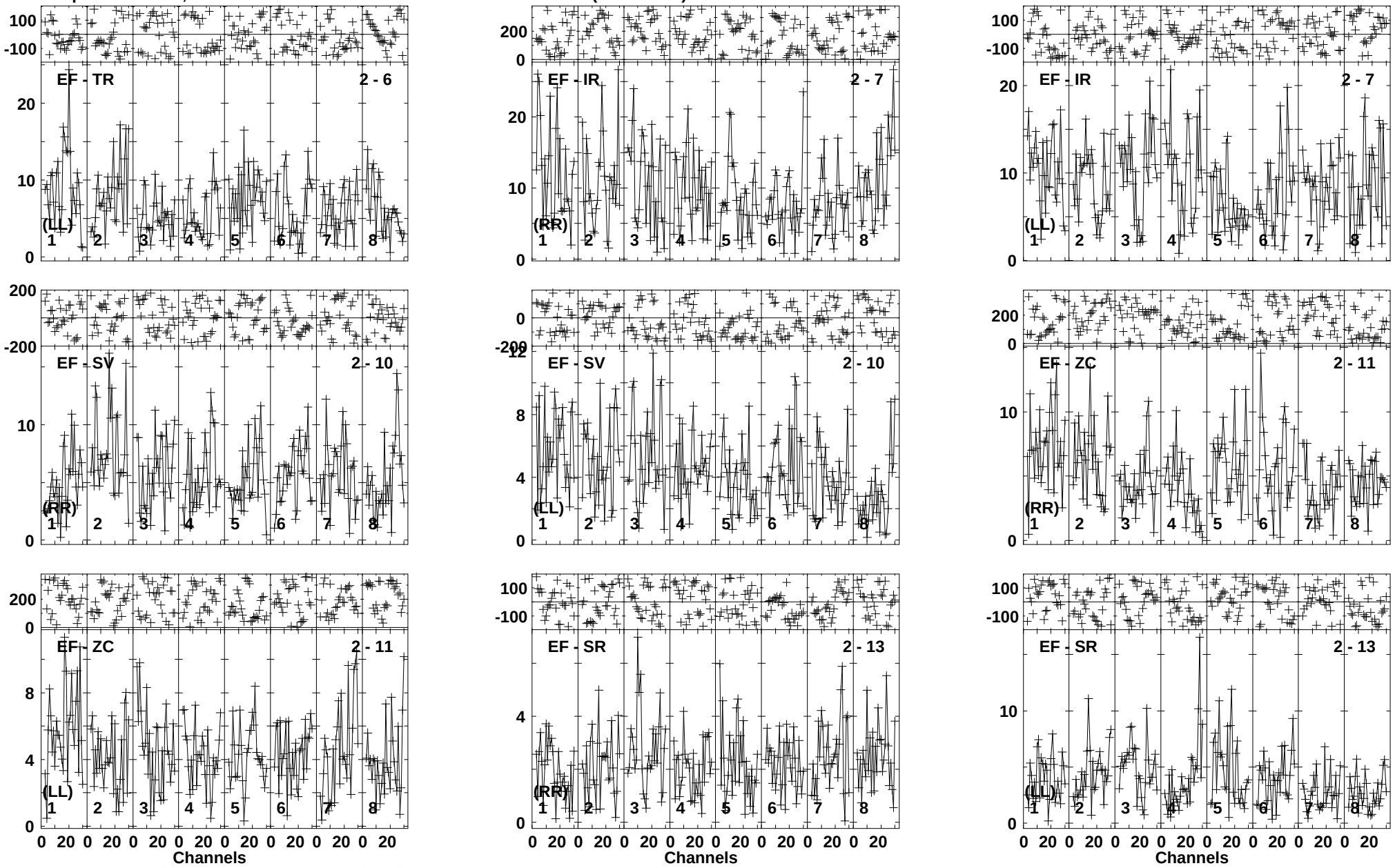

Lower frame: Milli Ampl Jy Top frame: Phas deg
Vector averaged cross-power spectrum Baseline: EF (02) - TR (06)
Timerange: 00/22:45:01 to 00/22:49:59

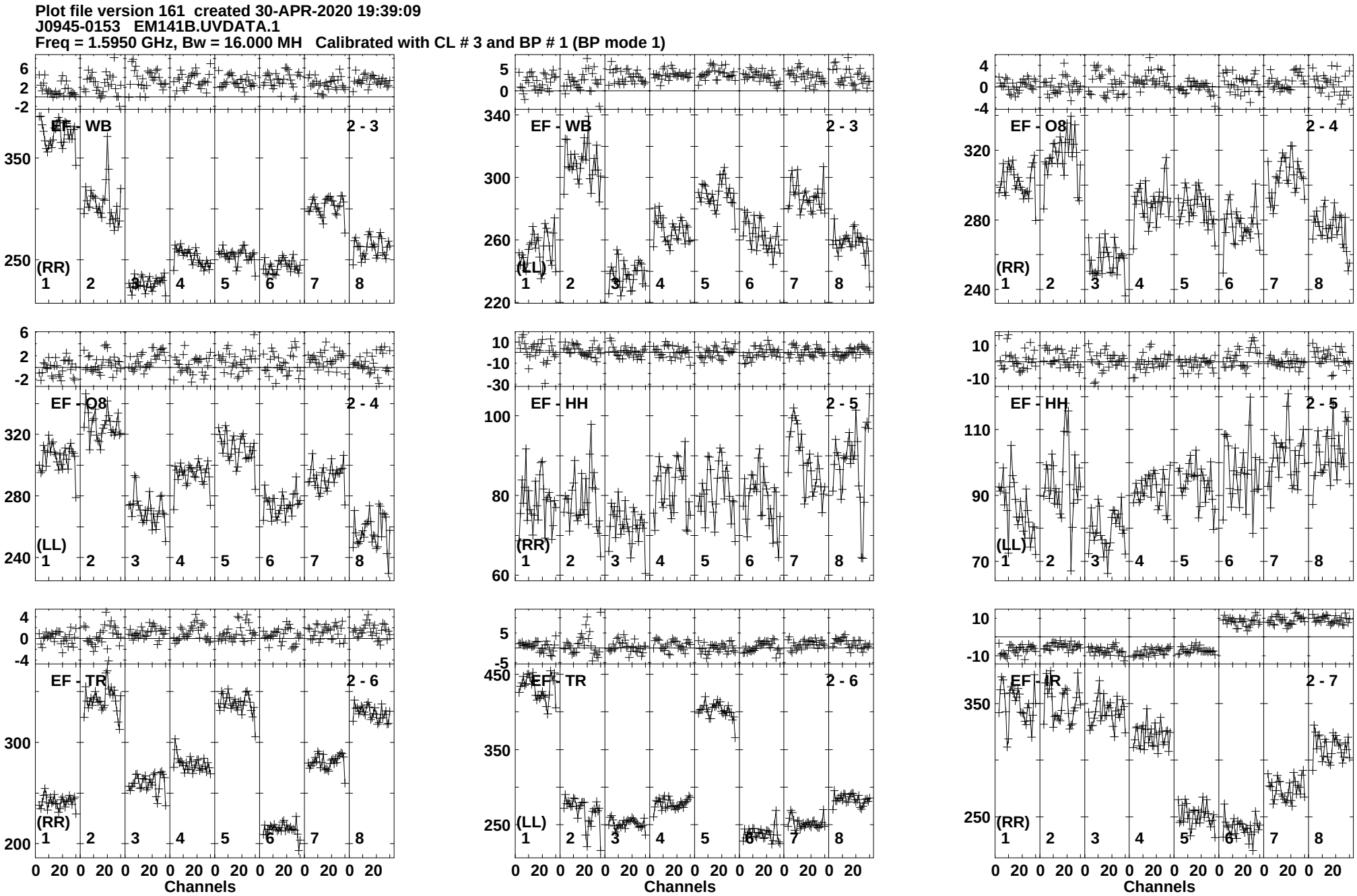
Plot file version 161 created 30-APR-2020 19:39:09
J0945-0153 EM141B.UVDATA.1
Freq = 1.5950 GHz, Bw = 16.000 MH Calibrated with CL # 3 and BP # 1 (BP mode 1)
EF - WB 2 - 3
(RR)
EF - WB 2 - 3
(LL)
EF - O8 2 - 4
(RR)
EF - O8 2 - 4
(LL)
EF - HH 2 - 5
(RR)
EF - HH 2 - 5
(LL)
EF - TR 2 - 6
(RR)
EF - TR 2 - 6
(LL)
EF - IR 2 - 7
(RR)
Channels
Lower frame: Milli Ampl Jy Top frame: Phas deg
Vector averaged cross-power spectrum Baseline: EF (02) - WB (03)
Timerange: 00/22:50:01 to 00/22:52:29

Plot file version 162 created 30-APR-2020 19:39:09
J0945-0153 EM141B.UVDATA.1
Freq = 1.5950 GHz, Bw = 16.000 MH Calibrated with CL # 3 and BP # 1 (BP mode 1)

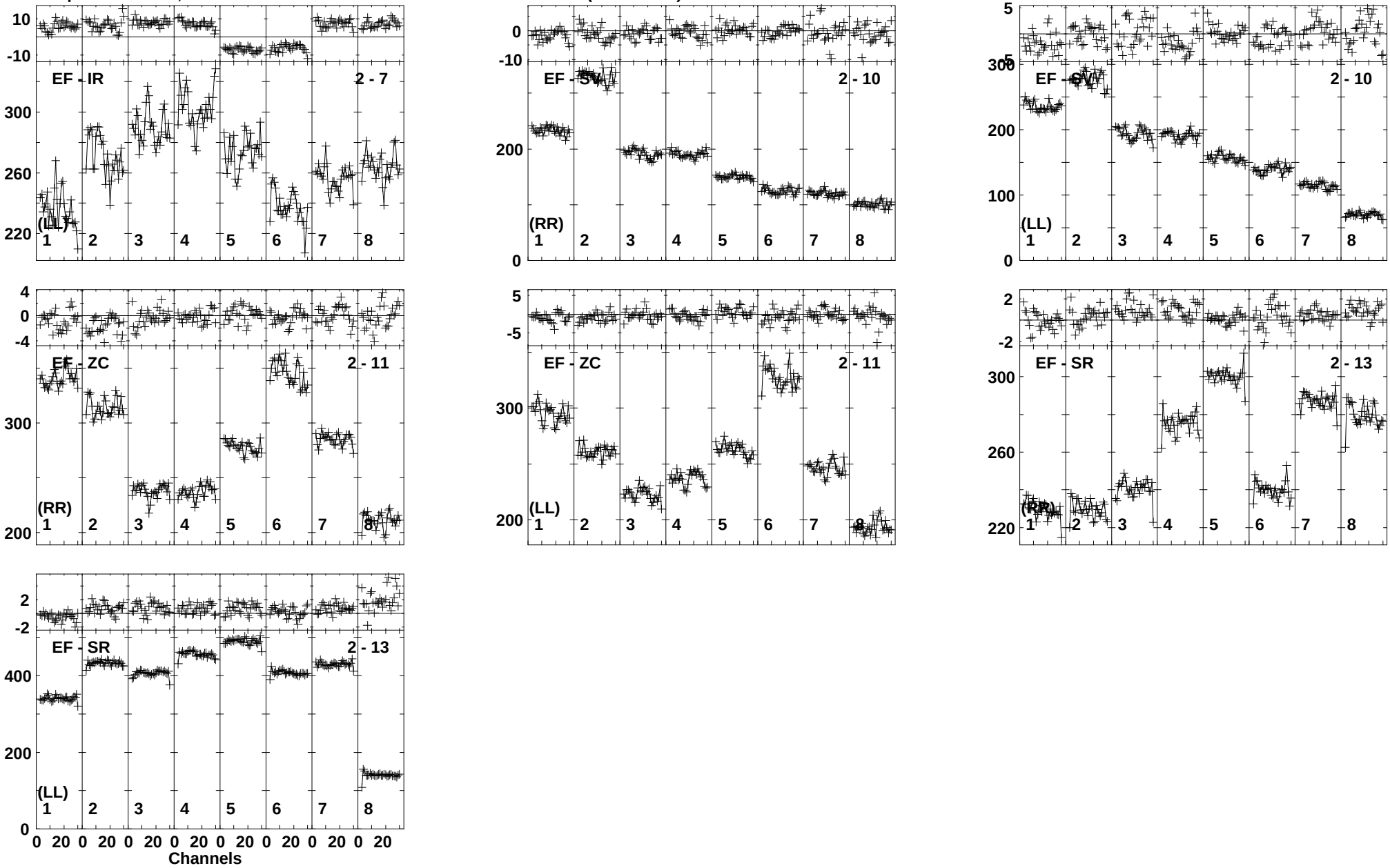

Lower frame: Milli Ampl Jy Top frame: Phas deg
Vector averaged cross-power spectrum Baseline: EF (02) - IR (07)
Timerange: 00/22:50:01 to 00/22:52:29

Plot file version 163 created 30-APR-2020 19:39:09
CGCG-N EM141B.UVDATA.1
Freq = 1.5950 GHz, Bw = 16.000 MH Calibrated with CL # 3 and BP # 1 (BP mode 1)

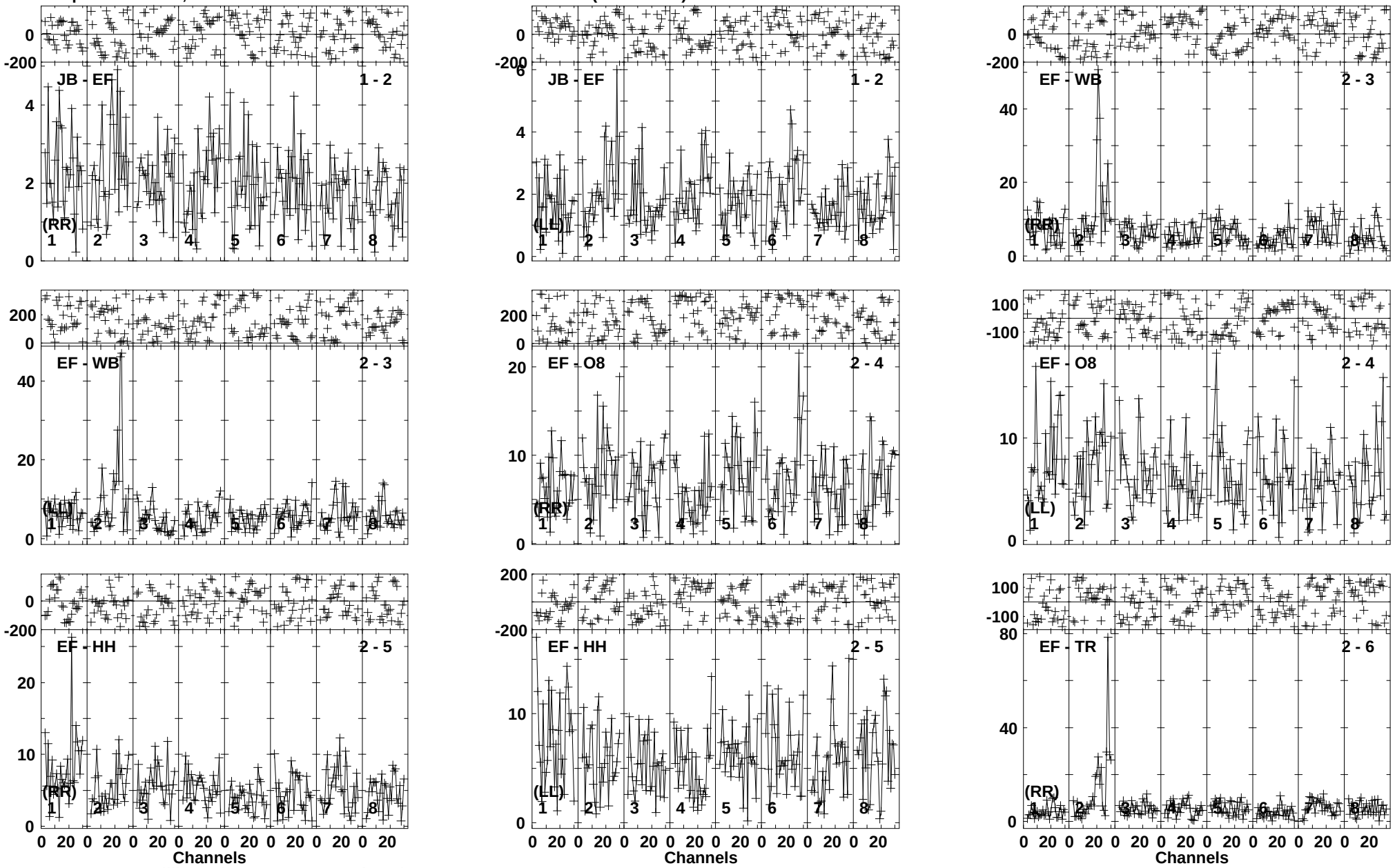

Lower frame: Milli Ampl Jy Top frame: Phas deg
Vector averaged cross-power spectrum Baseline: JB (01) - EF (02)
Timerange: 00/22:52:31 to 00/22:57:29

Plot file version 164 created 30-APR-2020 19:39:09
CGCG-N EM141B.UVDATA.1
Freq = 1.5950 GHz, Bw = 16.000 MH Calibrated with CL # 3 and BP # 1 (BP mode 1)

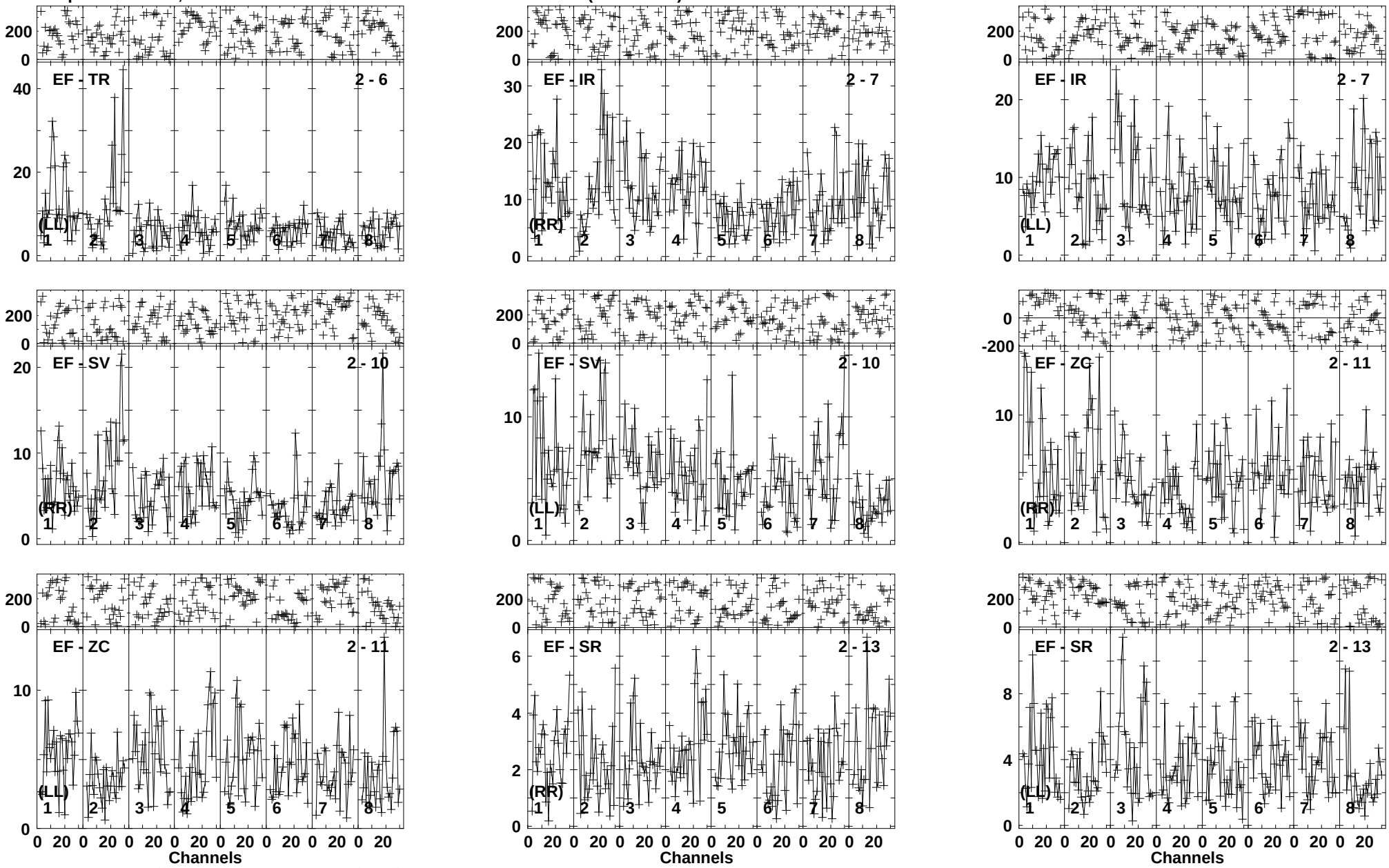

Lower frame: Milli Ampl Jy Top frame: Phas deg
Vector averaged cross-power spectrum Baseline: EF (02) - TR (06)
Timerange: 00/22:52:31 to 00/22:57:29

Plot file version 165 created 30-APR-2020 19:39:10
J0945-0153 EM141B.UVDATA.1
Freq = 1.5950 GHz, Bw = 16.000 MH Calibrated with CL # 3 and BP # 1 (BP mode 1)

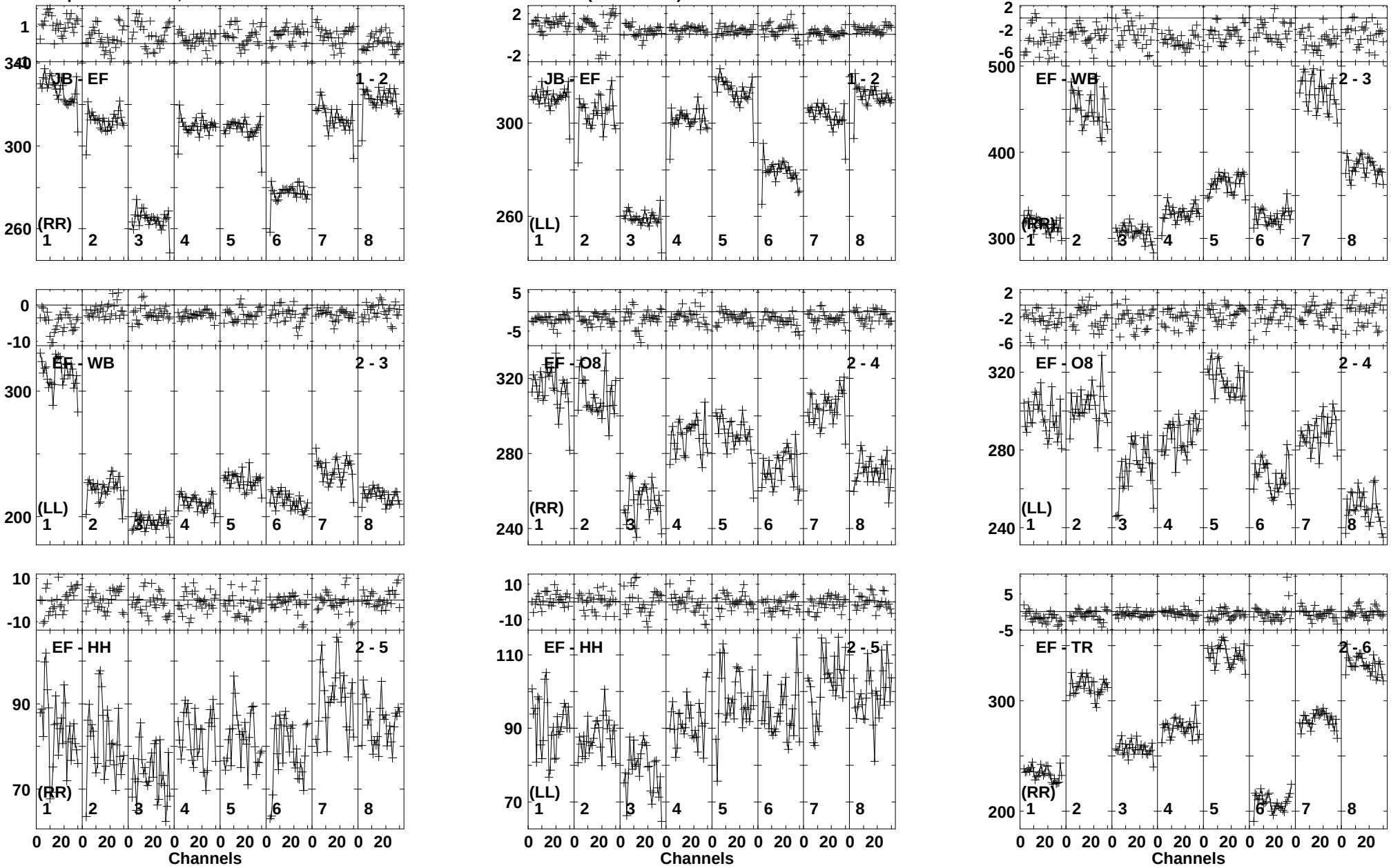

Lower frame: Milli Ampl Jy Top frame: Phas deg
Vector averaged cross-power spectrum Baseline: JB (01) - EF (02)
Timerange: 00/22:58:11 to 00/23:00:09

Plot file version 166 created 30-APR-2020 19:39:10
J0945-0153 EM141B.UVDATA.1
Freq = 1.5950 GHz, Bw = 16.000 MH Calibrated with CL # 3 and BP # 1 (BP mode 1)

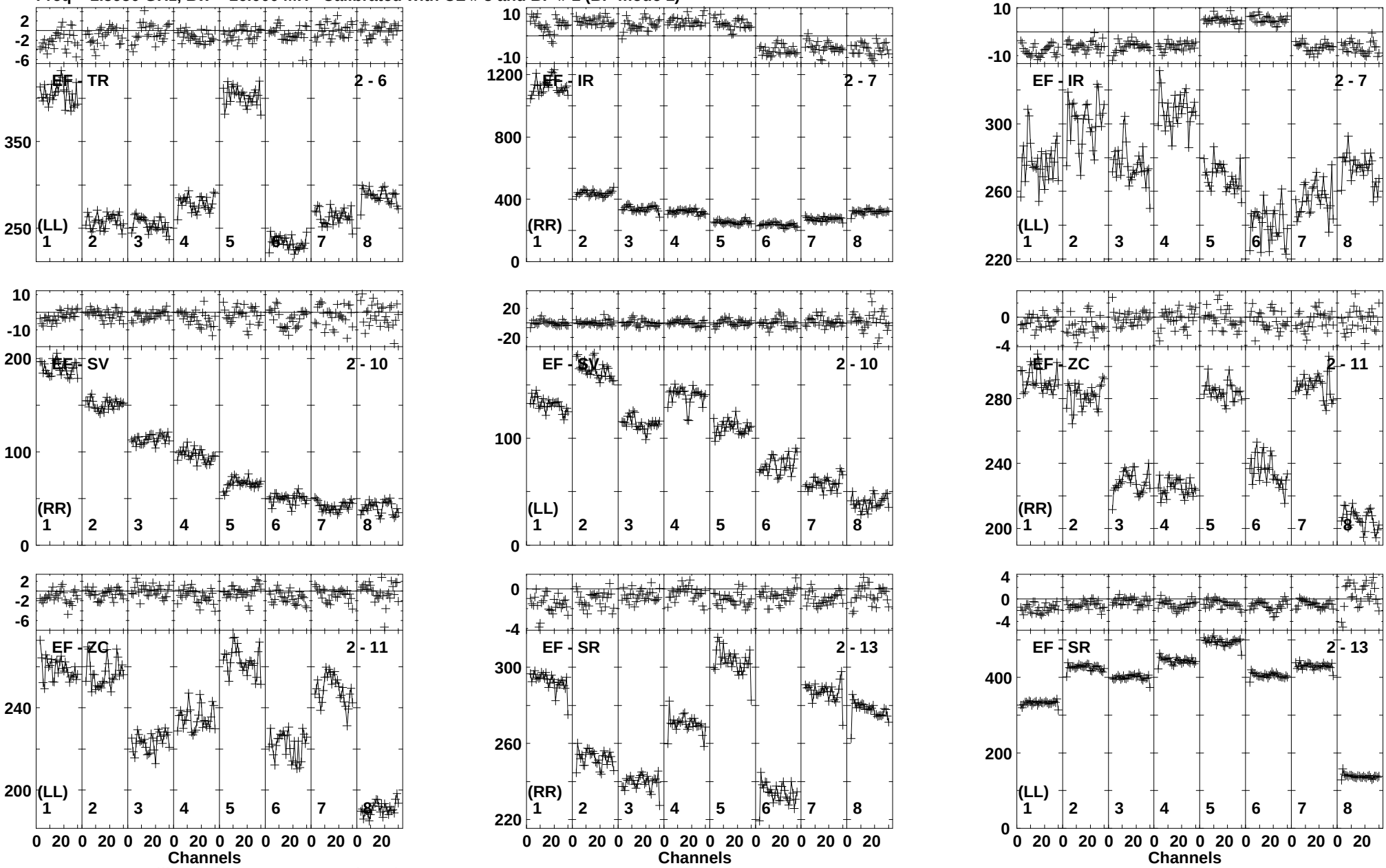

Lower frame: Milli Ampl Jy Top frame: Phas deg
Vector averaged cross-power spectrum Baseline: EF (02) - TR (06)
Timerange: 00/22:58:11 to 00/23:00:09

Plot file version 167 created 30-APR-2020 19:39:10
CGCG-N EM141B.UVDATA.1
Freq = 1.5950 GHz, Bw = 16.000 MH Calibrated with CL # 3 and BP # 1 (BP mode 1)



Lower frame: Milli Ampl Jy Top frame: Phas deg
Vector averaged cross-power spectrum Baseline: JB (01) - EF (02)
Timerange: 00/23:00:11 to 00/23:05:09

Plot file version 168 created 30-APR-2020 19:39:11
CGCG-N EM141B.UVDATA.1
Freq = 1.5950 GHz, Bw = 16.000 MH Calibrated with CL # 3 and BP # 1 (BP mode 1)

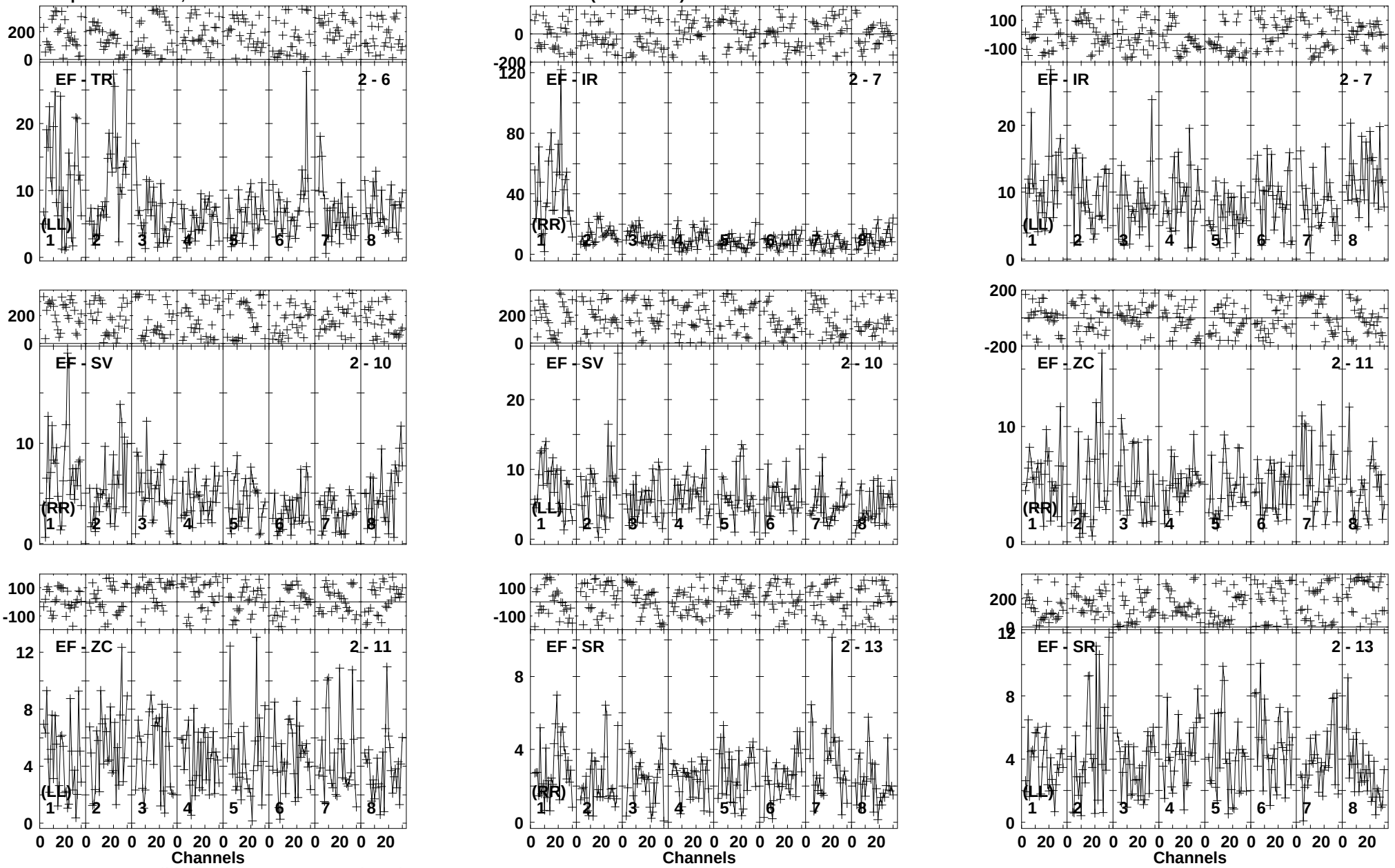

Lower frame: Milli Ampl Jy Top frame: Phas deg
Vector averaged cross-power spectrum Baseline: EF (02) - TR (06)
Timerange: 00/23:00:11 to 00/23:05:09

Plot file version 169 created 30-APR-2020 19:39:11
J0945-0153 EM141B.UVDATA.1
Freq = 1.5950 GHz, Bw = 16.000 MH Calibrated with CL # 3 and BP # 1 (BP mode 1)

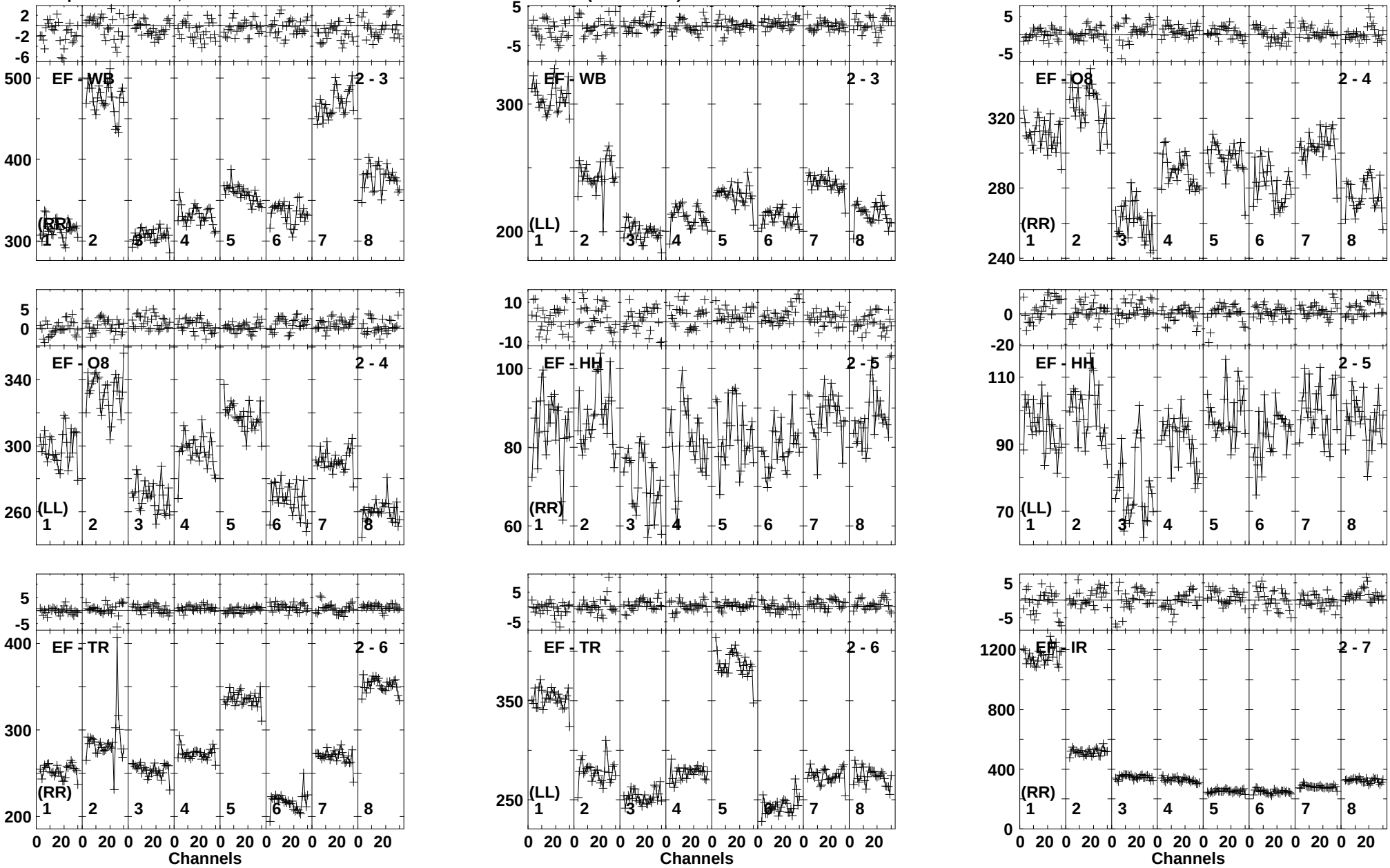

Lower frame: Milli Ampl Jy Top frame: Phas deg
Vector averaged cross-power spectrum Baseline: EF (02) - WB (03)
Timerange: 00/23:05:11 to 00/23:07:39

Plot file version 170 created 30-APR-2020 19:39:12
J0945-0153 EM141B.UVDATA.1
Freq = 1.5950 GHz, Bw = 16.000 MH Calibrated with CL # 3 and BP # 1 (BP mode 1)

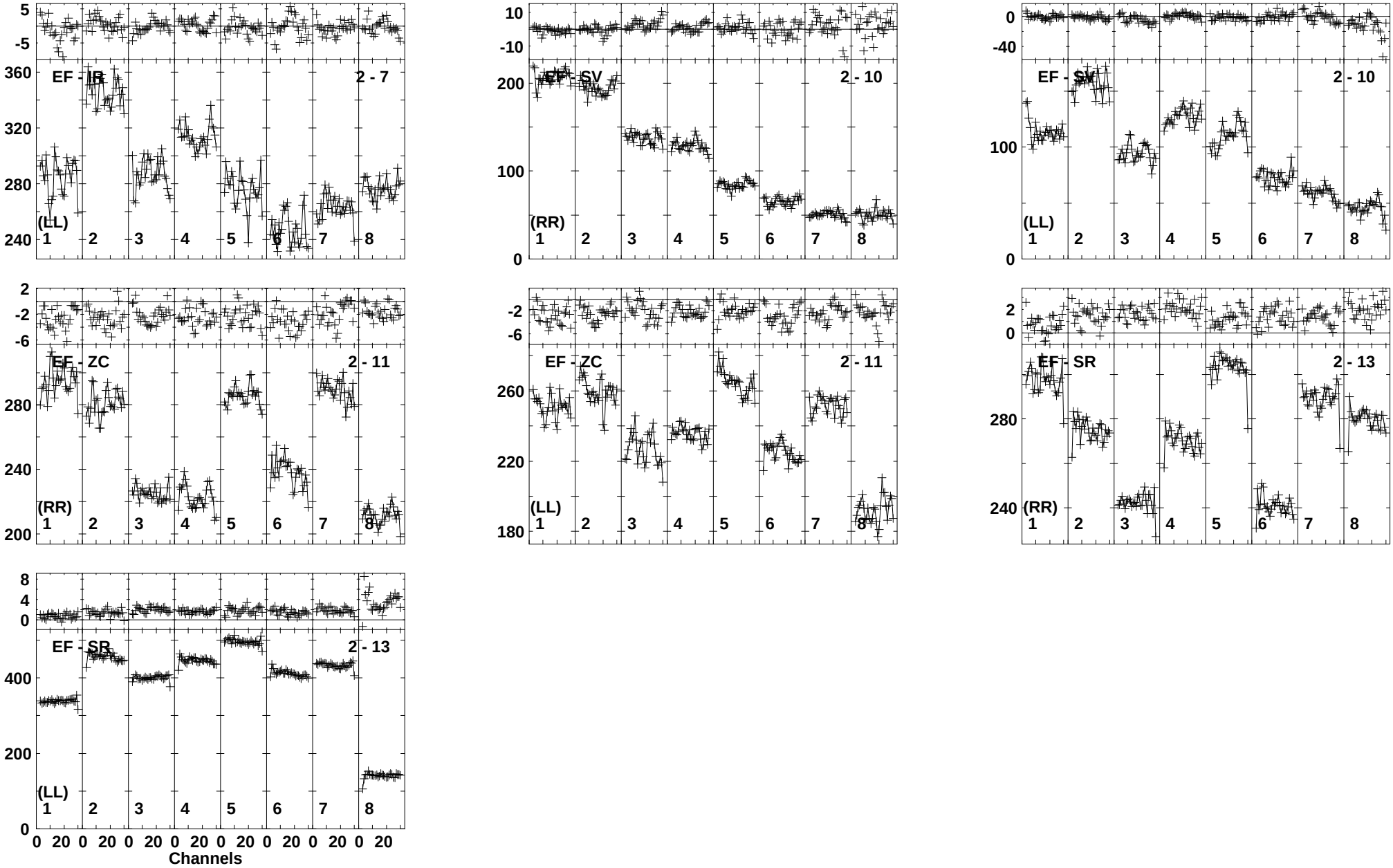

Lower frame: Milli Ampl Jy Top frame: Phas deg
Vector averaged cross-power spectrum Baseline: EF (02) - IR (07)
Timerange: 00/23:05:11 to 00/23:07:39

Plot file version 171 created 30-APR-2020 19:39:12
CGCG-N EM141B.UVDATA.1
Freq = 1.5950 GHz, Bw = 16.000 MH Calibrated with CL # 3 and BP # 1 (BP mode 1)

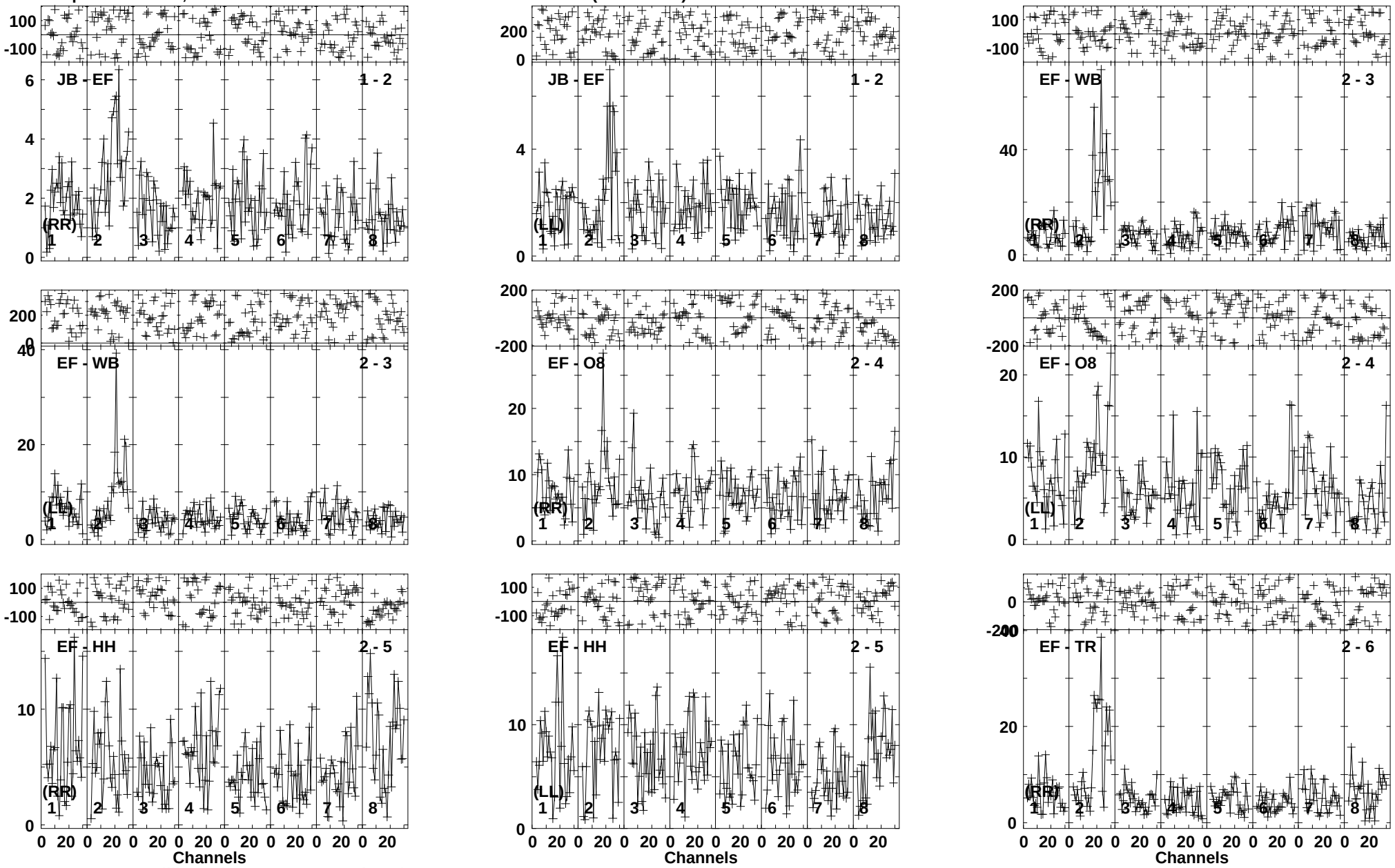

Lower frame: Milli Ampl Jy Top frame: Phas deg
Vector averaged cross-power spectrum Baseline: JB (01) - EF (02)
Timerange: 00/23:07:41 to 00/23:12:39

Plot file version 172 created 30-APR-2020 19:39:12
CGCG-N EM141B.UVDATA.1
Freq = 1.5950 GHz, Bw = 16.000 MH Calibrated with CL # 3 and BP # 1 (BP mode 1)

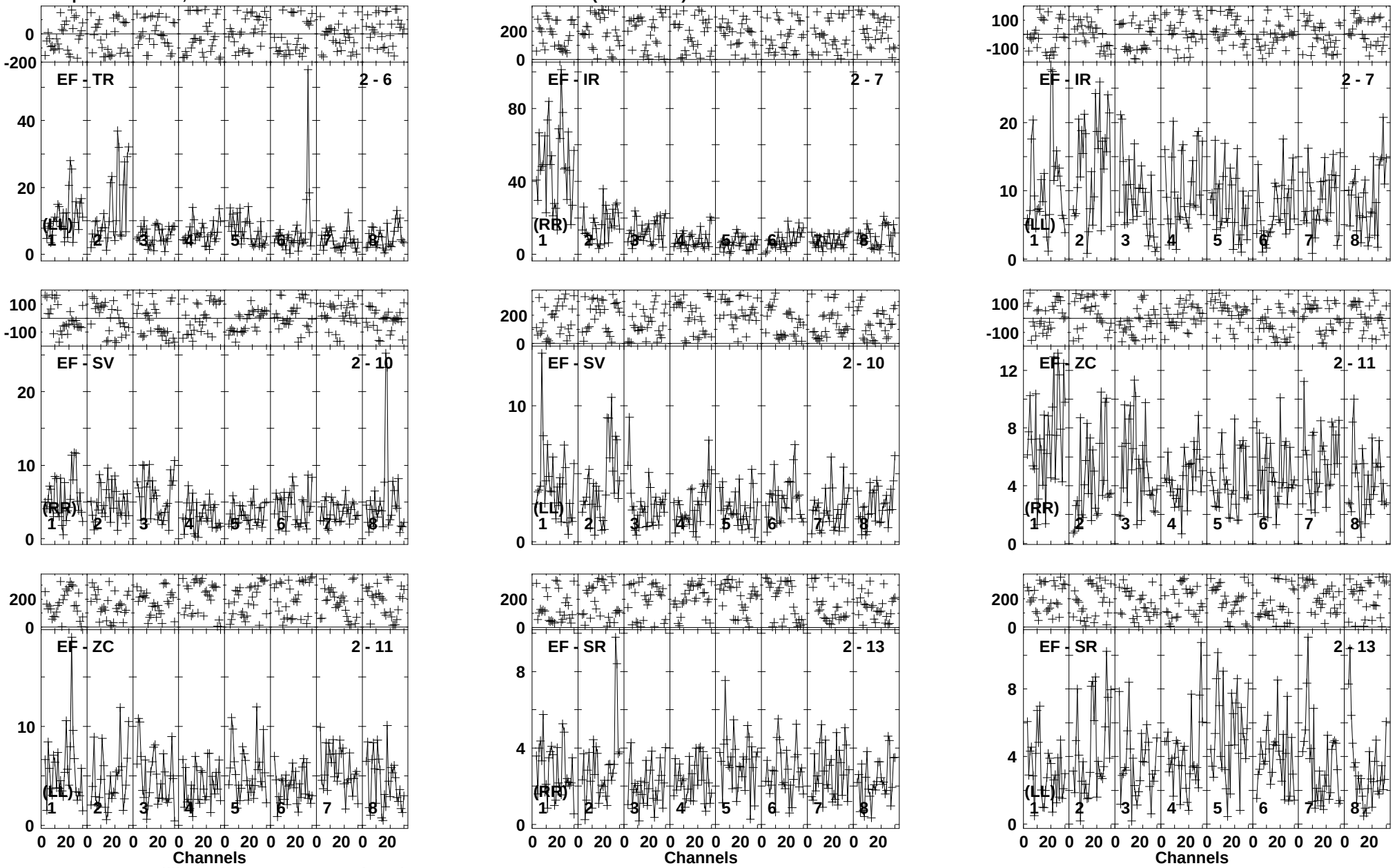

Lower frame: Milli Ampl Jy Top frame: Phas deg
Vector averaged cross-power spectrum Baseline: EF (02) - TR (06)
Timerange: 00/23:07:41 to 00/23:12:39

Plot file version 173 created 30-APR-2020 19:39:13
J0945-0153 EM141B.UVDATA.1
Freq = 1.5950 GHz, Bw = 16.000 MH Calibrated with CL # 3 and BP # 1 (BP mode 1)

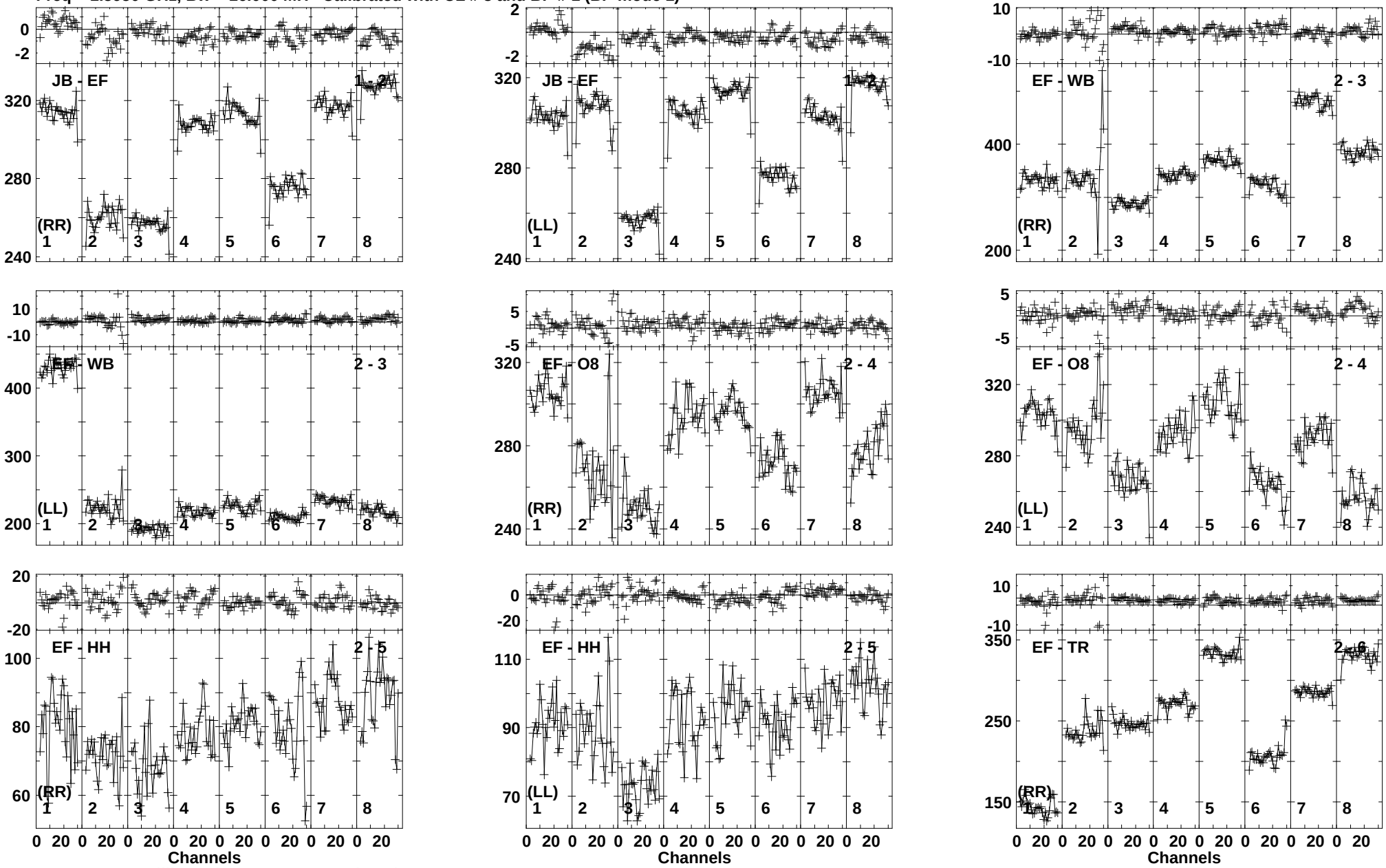

Lower frame: Milli Ampl Jy Top frame: Phas deg
Vector averaged cross-power spectrum Baseline: JB (01) - EF (02)
Timerange: 00/23:13:21 to 00/23:15:19

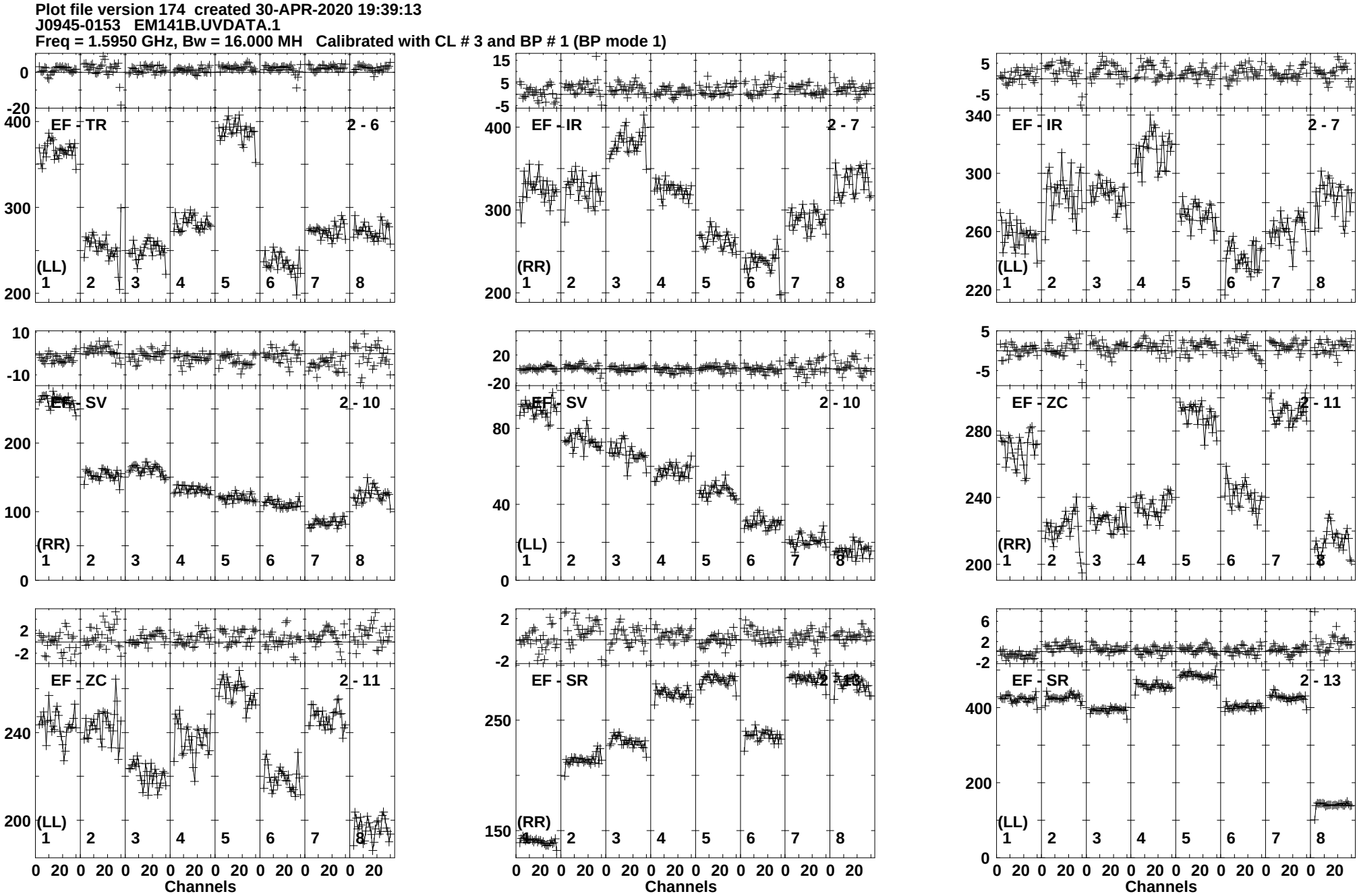
Plot file version 174 created 30-APR-2020 19:39:13
J0945-0153 EM141B.UVDATA.1
Freq = 1.5950 GHz, Bw = 16.000 MH Calibrated with CL # 3 and BP # 1 (BP mode 1)
EF - TR 2 - 6
EF - IR 2 - 7
EF - IR 2 - 7
EF - SV 2 - 10
EF - SV 2 - 10
EF - ZC 2 - 11
EF - ZC 2 - 11
EF - SR 2 - 12
EF - SR 2 - 13
(LL)
(RR)
Channels
Lower frame: Milli Ampl Jy Top frame: Phas deg
Vector averaged cross-power spectrum Baseline: EF (02) - TR (06)
Timerange: 00/23:13:21 to 00/23:15:19

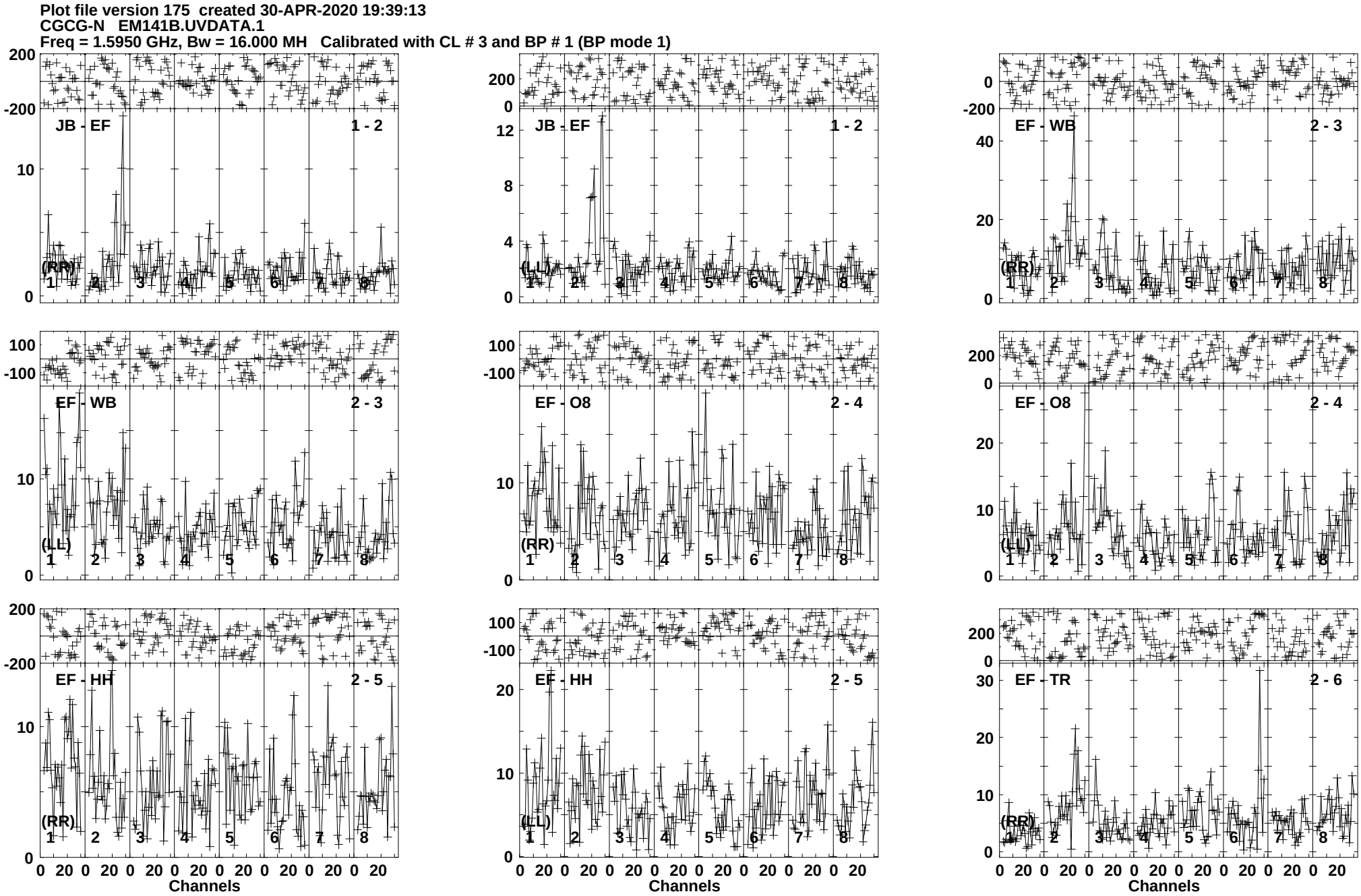
Plot file version 175 created 30-APR-2020 19:39:13
CGCG-N EM141B.UVDATA.1
Freq = 1.5950 GHz, Bw = 16.000 MH Calibrated with CL # 3 and BP # 1 (BP mode 1)
JB - EF 1 - 2
JB - EF 1 - 2
EF - WB 2 - 3
EF - WB 2 - 3
EF - O8 2 - 4
EF - O8 2 - 4
EF - HH 2 - 5
EF - HH 2 - 5
EF - TR 2 - 6
(RR)
(LL)
Channels
Lower frame: Milli Ampl Jy Top frame: Phas deg
Vector averaged cross-power spectrum Baseline: JB (01) - EF (02)
Timerange: 00/23:15:21 to 00/23:20:19

Plot file version 176 created 30-APR-2020 19:39:14
CGCG-N EM141B.UVDATA.1
Freq = 1.5950 GHz, Bw = 16.000 MH Calibrated with CL # 3 and BP # 1 (BP mode 1)



Lower frame: Milli Ampl Jy Top frame: Phas deg
Vector averaged cross-power spectrum Baseline: EF (02) - TR (06)
Timerange: 00/23:15:21 to 00/23:20:19

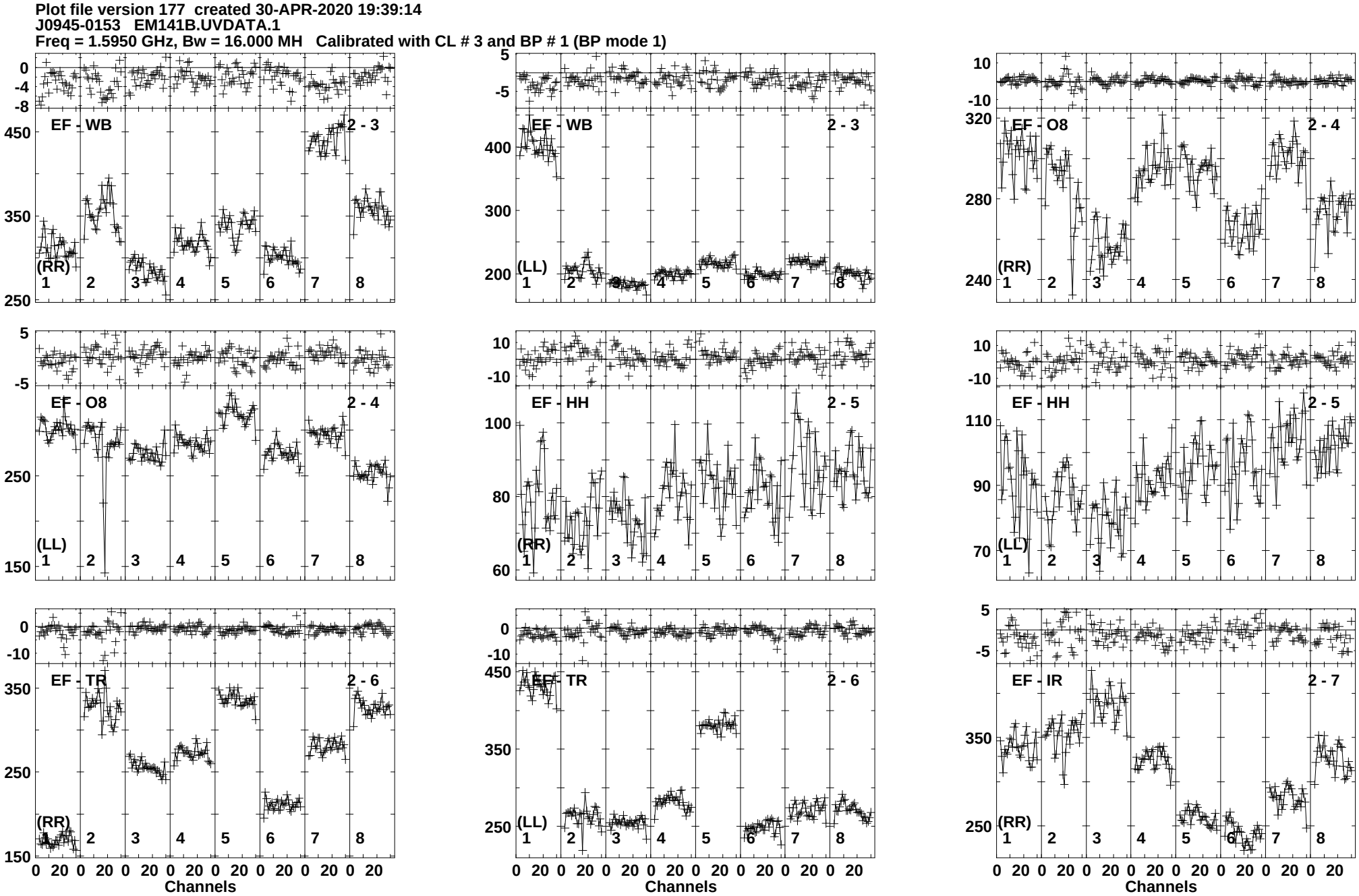
Plot file version 177 created 30-APR-2020 19:39:14
J0945-0153 EM141B.UVDATA.1
Freq = 1.5950 GHz, Bw = 16.000 MH Calibrated with CL # 3 and BP # 1 (BP mode 1)
EF - WB 2 - 3
(RR)
EF - WB 2 - 3
(LL)
EF - O8 2 - 4
(RR)
EF - O8 2 - 4
(LL)
EF - HH 2 - 5
(RR)
EF - HH 2 - 5
(LL)
EF - TR 2 - 6
(RR)
EF - TR 2 - 6
(LL)
EF - IR 2 - 7
(RR)
Channels
Lower frame: Milli Ampl Jy Top frame: Phas deg
Vector averaged cross-power spectrum Baseline: EF (02) - WB (03)
Timerange: 00/23:20:21 to 00/23:22:49

Plot file version 178 created 30-APR-2020 19:39:14
J0945-0153 EM141B.UVDATA.1
Freq = 1.5950 GHz, Bw = 16.000 MH Calibrated with CL # 3 and BP # 1 (BP mode 1)

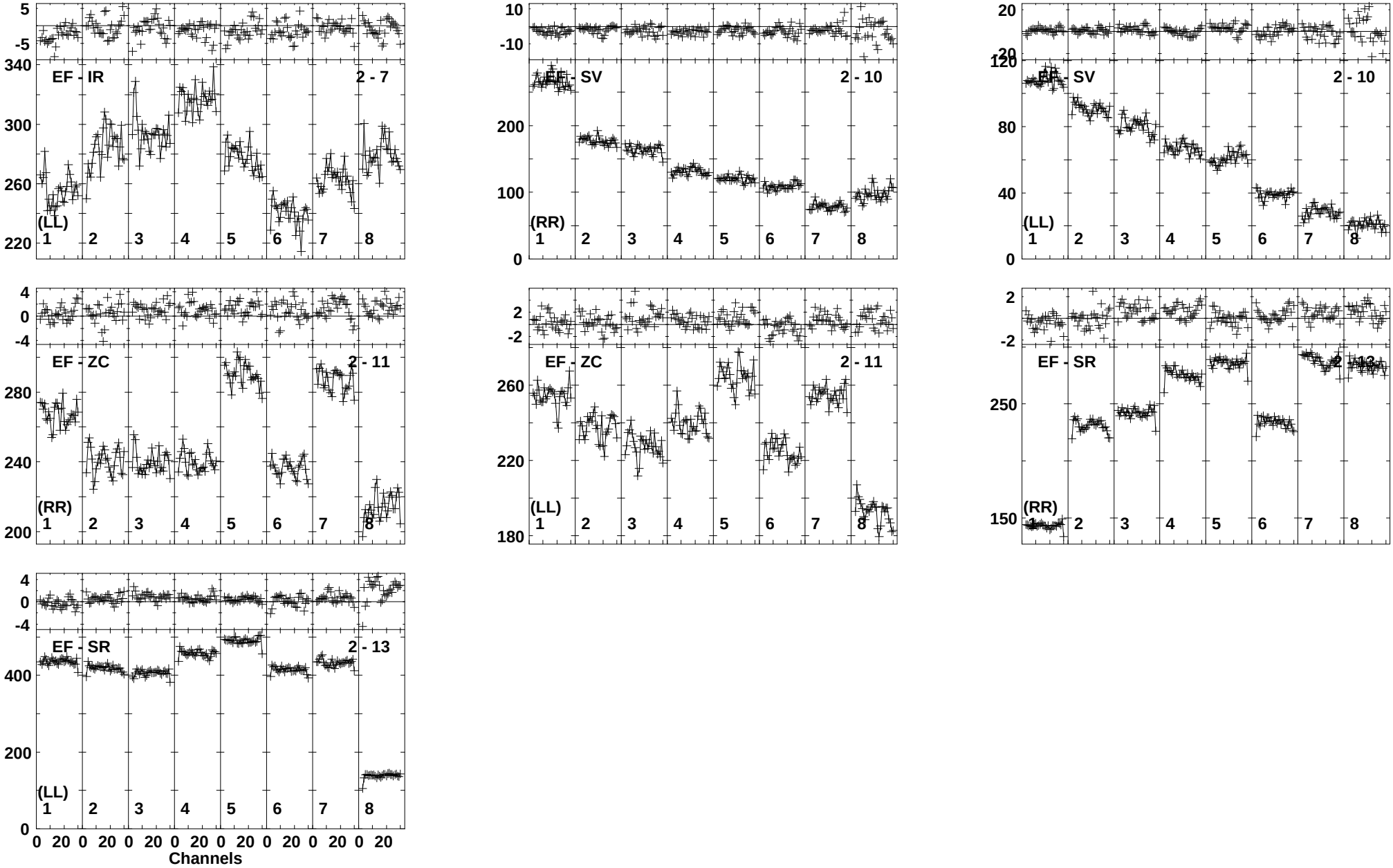

Lower frame: Milli Ampl Jy Top frame: Phas deg
Vector averaged cross-power spectrum Baseline: EF (02) - IR (07)
Timerange: 00/23:20:21 to 00/23:22:49

Plot file version 179 created 30-APR-2020 19:39:15
CGCG-N EM141B.UVDATA.1
Freq = 1.5950 GHz, Bw = 16.000 MH Calibrated with CL # 3 and BP # 1 (BP mode 1)



Lower frame: Milli Ampl Jy Top frame: Phas deg
Vector averaged cross-power spectrum Baseline: JB (01) - EF (02)
Timerange: 00/23:22:51 to 00/23:27:49

Plot file version 180 created 30-APR-2020 19:39:15
CGCG-N EM141B.UVDATA.1
Freq = 1.5950 GHz, Bw = 16.000 MH Calibrated with CL # 3 and BP # 1 (BP mode 1)

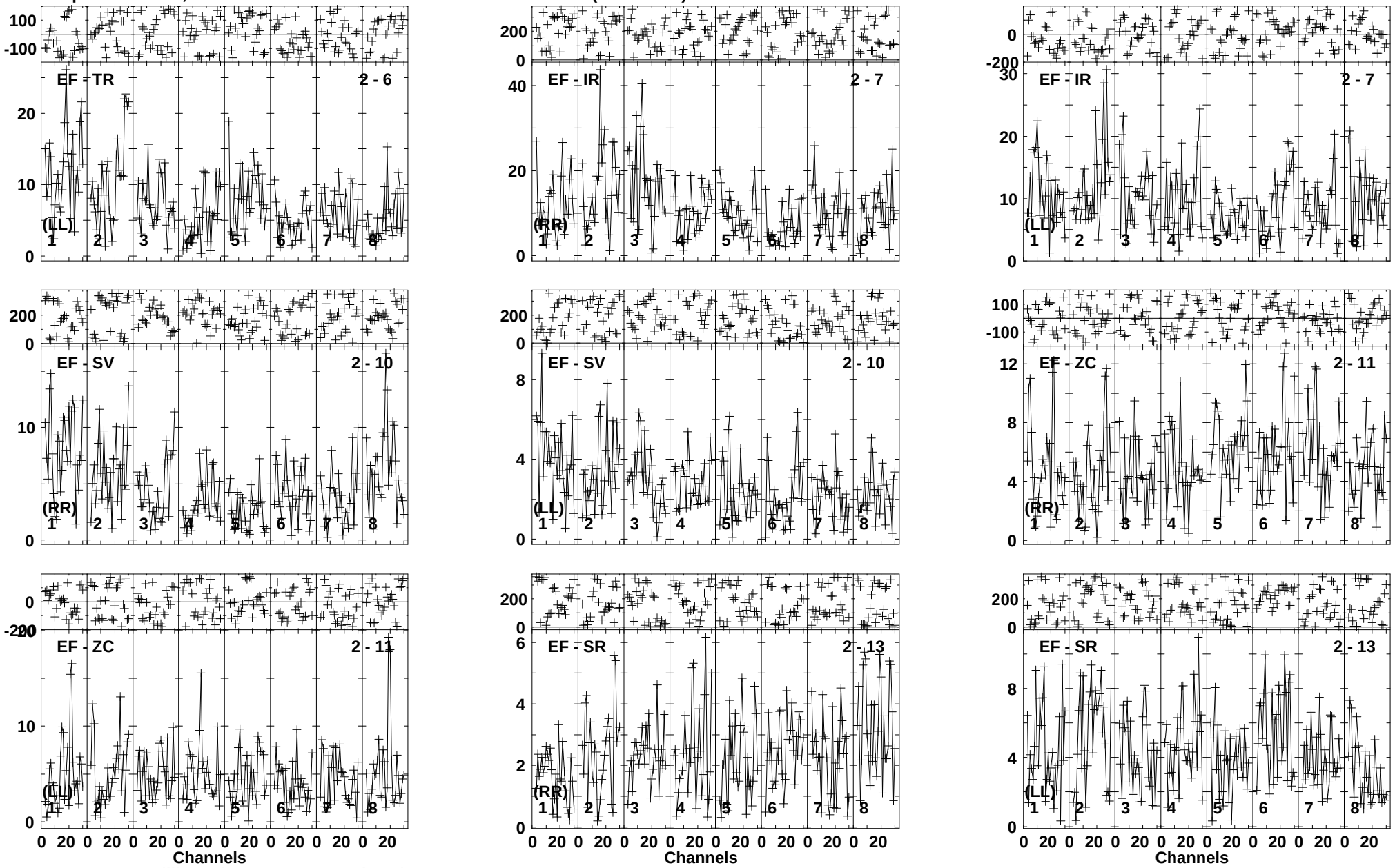

Lower frame: Milli Ampl Jy Top frame: Phas deg
Vector averaged cross-power spectrum Baseline: EF (02) - TR (06)
Timerange: 00/23:22:51 to 00/23:27:49

Plot file version 181 created 30-APR-2020 19:39:15
J0945-0153 EM141B.UVDATA.1
Freq = 1.5950 GHz, Bw = 16.000 MH Calibrated with CL # 3 and BP # 1 (BP mode 1)

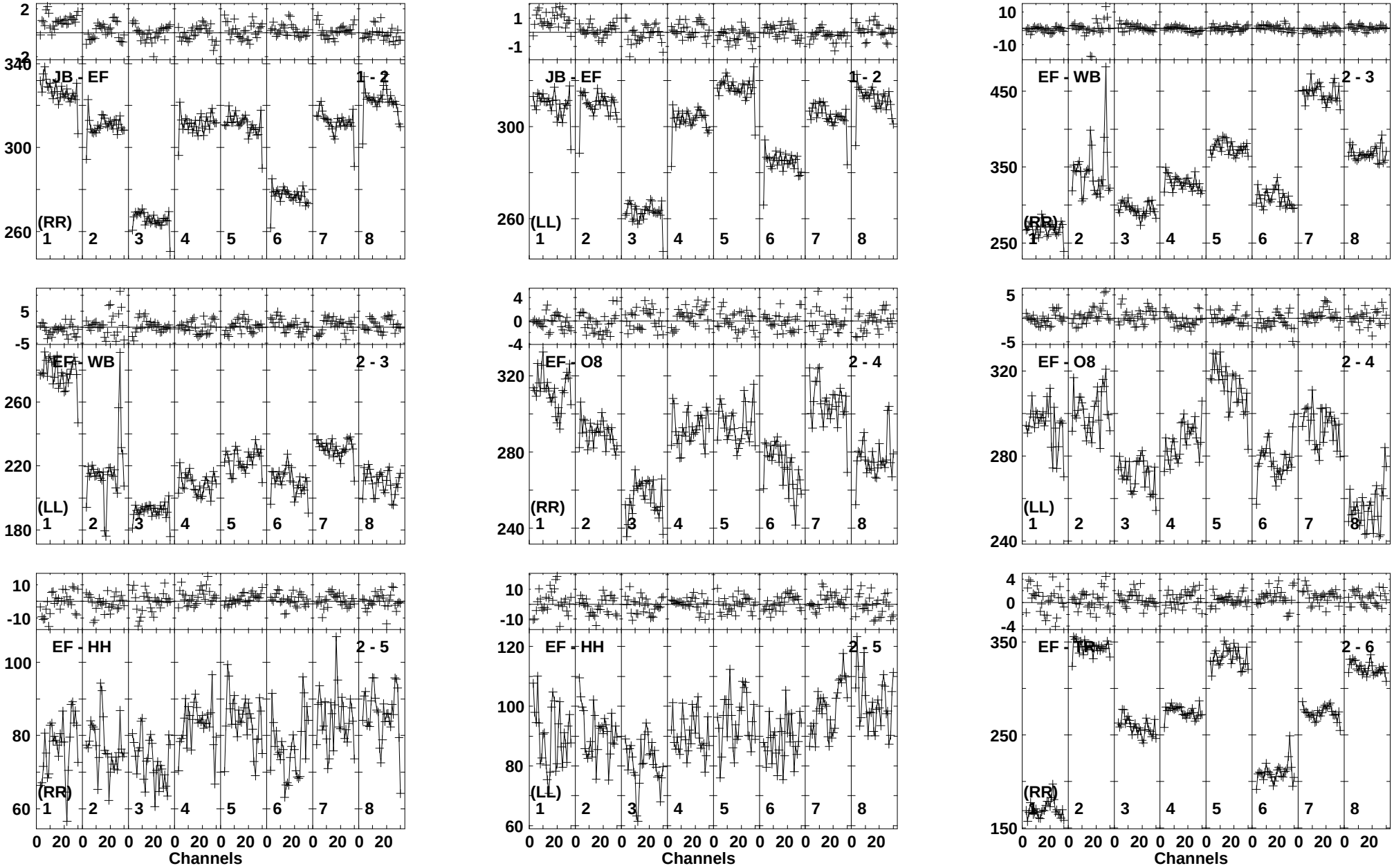

Lower frame: Milli Ampl Jy Top frame: Phas deg
Vector averaged cross-power spectrum Baseline: JB (01) - EF (02)
Timerange: 00/23:28:31 to 00/23:30:29

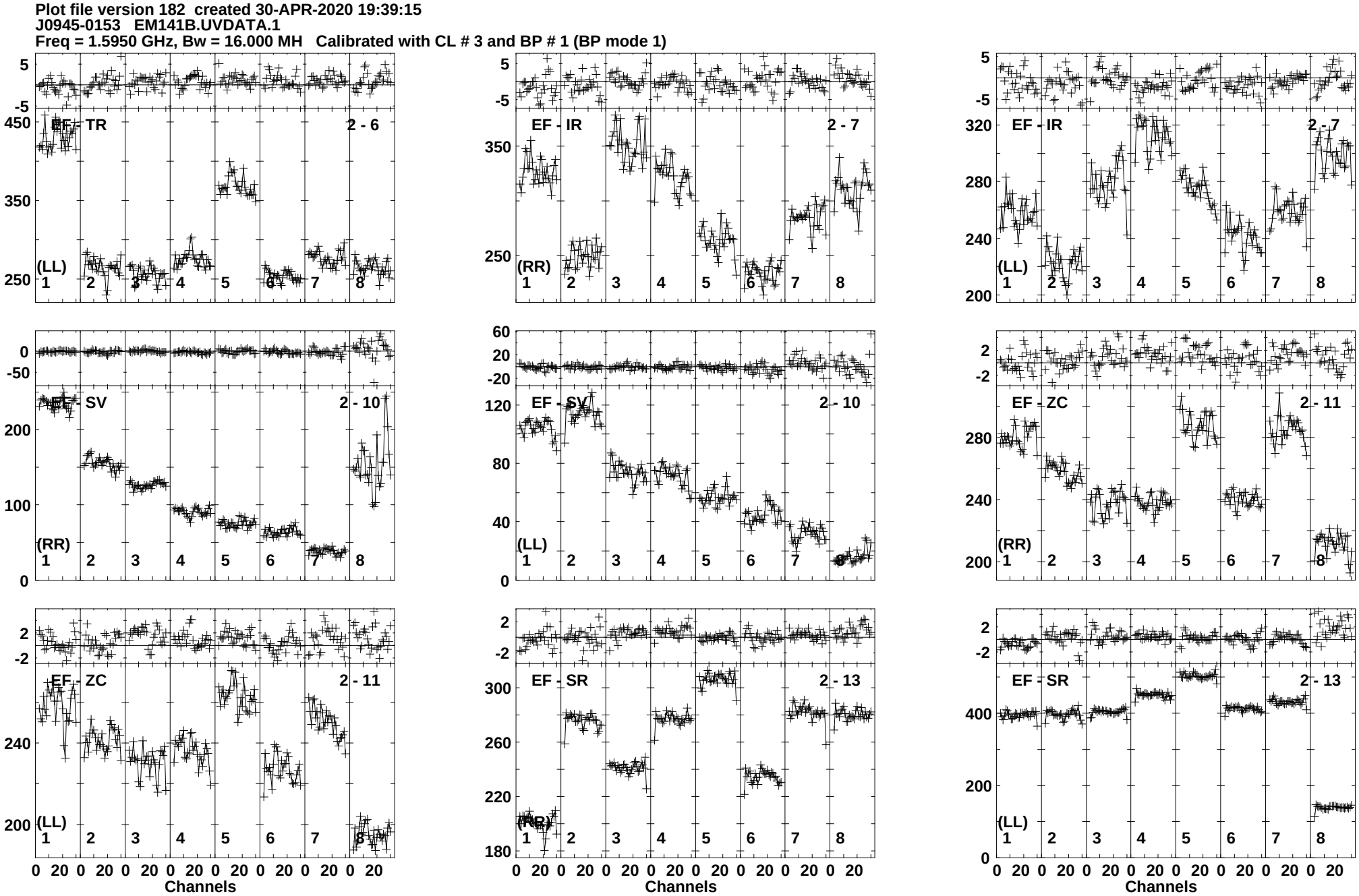
Plot file version 182 created 30-APR-2020 19:39:15
J0945-0153 EM141B.UVDATA.1
Freq = 1.5950 GHz, Bw = 16.000 MH Calibrated with CL # 3 and BP # 1 (BP mode 1)
EF - TR 2 - 6
EF - IR 2 - 7
EF - IR 2 - 7
EF - SV 2 - 10
EF - SV 2 - 10
EF - ZC 2 - 11
EF - ZC 2 - 11
EF - SR 2 - 13
EF - SR 2 - 13
(LL)
(RR)
Channels
Lower frame: Milli Ampl Jy Top frame: Phas deg
Vector averaged cross-power spectrum Baseline: EF (02) - TR (06)
Timerange: 00/23:28:31 to 00/23:30:29

Plot file version 183 created 30-APR-2020 19:39:16
CGCG-N EM141B.UVDATA.1
Freq = 1.5950 GHz, Bw = 16.000 MH Calibrated with CL # 3 and BP # 1 (BP mode 1)

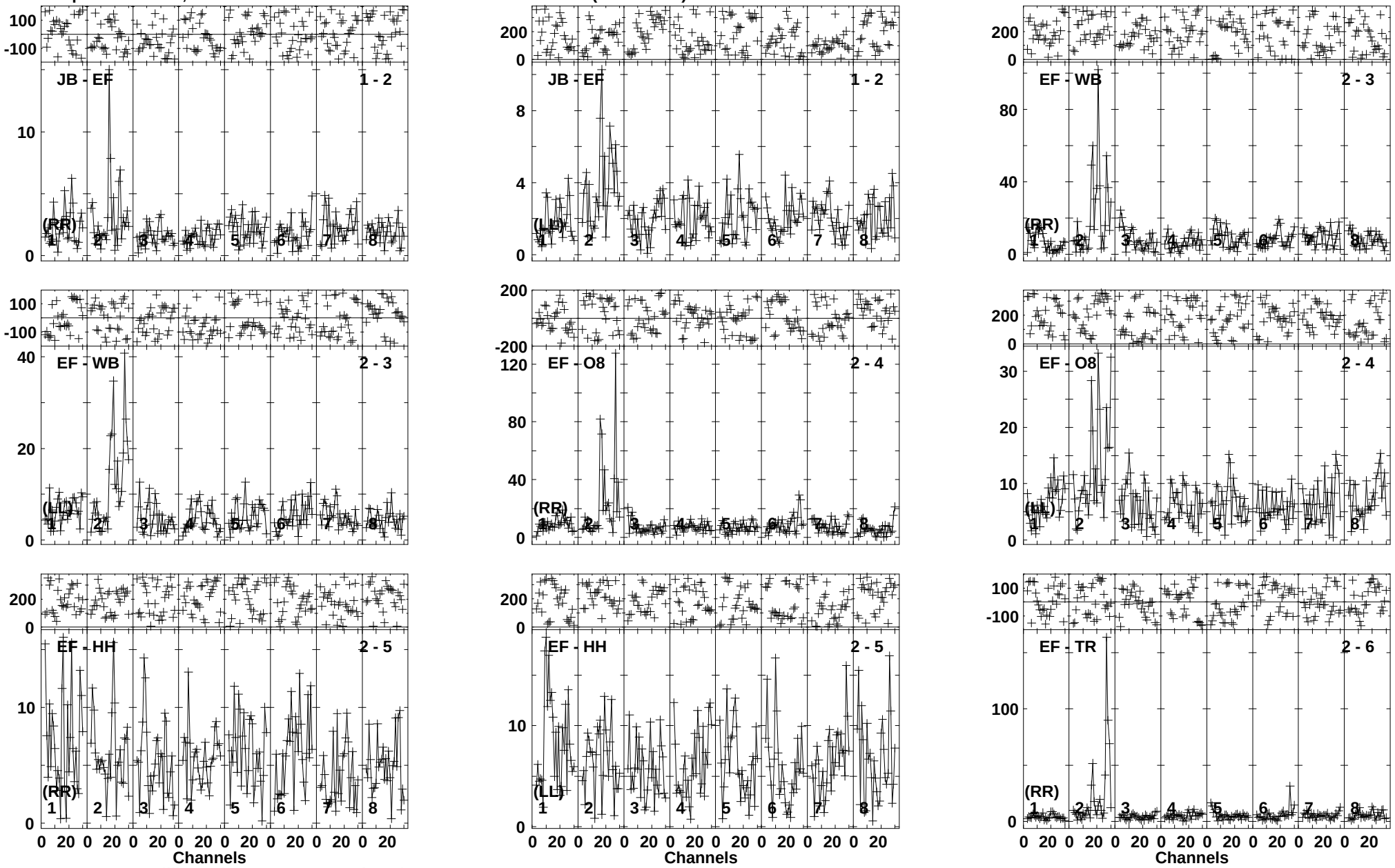

Lower frame: Milli Ampl Jy Top frame: Phas deg
Vector averaged cross-power spectrum Baseline: JB (01) - EF (02)
Timerange: 00/23:30:31 to 00/23:35:29

Plot file version 184 created 30-APR-2020 19:39:16
CGCG-N EM141B.UVDATA.1
Freq = 1.5950 GHz, Bw = 16.000 MH Calibrated with CL # 3 and BP # 1 (BP mode 1)

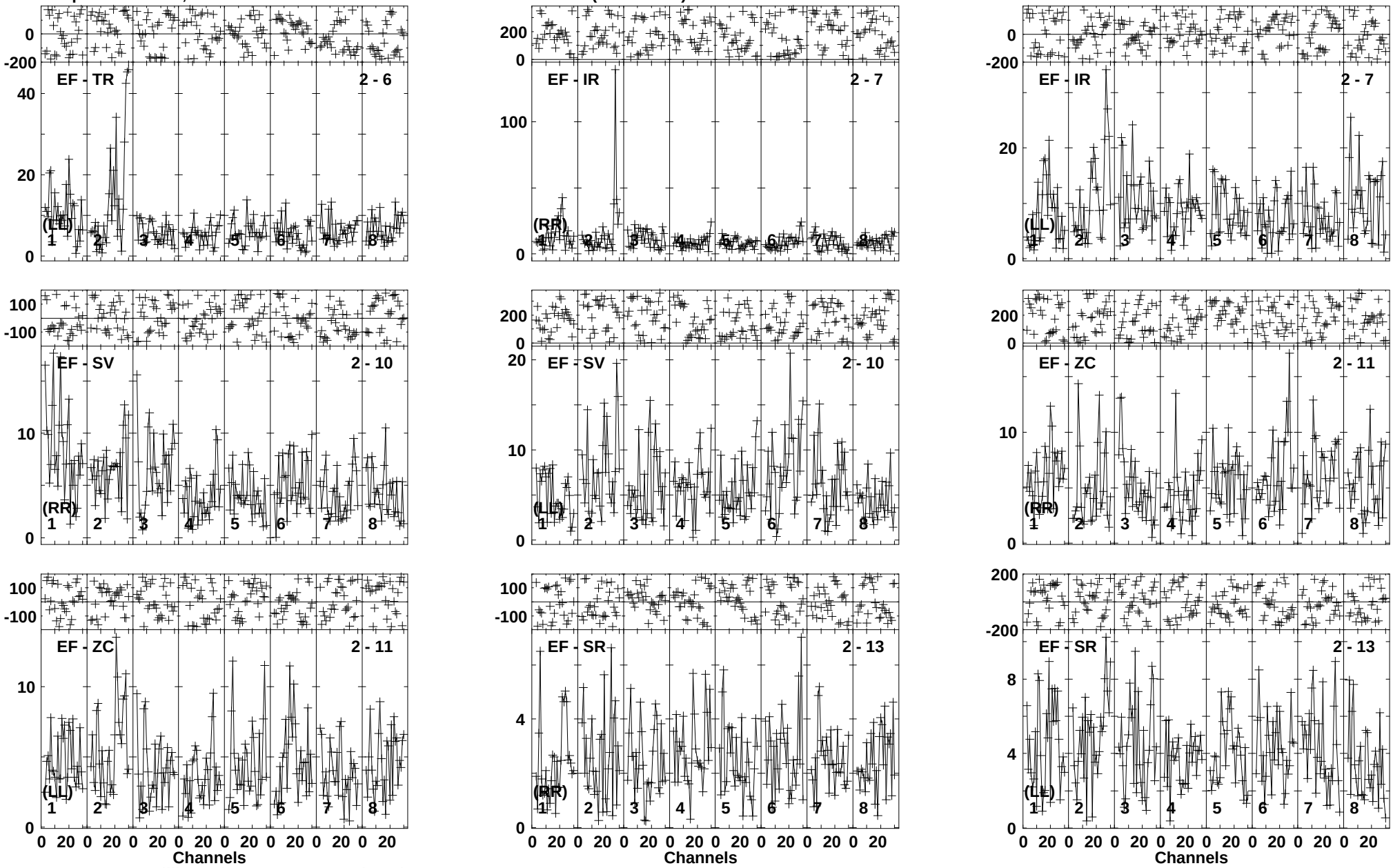

Lower frame: Milli Ampl Jy Top frame: Phas deg
Vector averaged cross-power spectrum Baseline: EF (02) - TR (06)
Timerange: 00/23:30:31 to 00/23:35:29

Plot file version 185 created 30-APR-2020 19:39:17
J0945-0153 EM141B.UVDATA.1
Freq = 1.5950 GHz, Bw = 16.000 MH Calibrated with CL # 3 and BP # 1 (BP mode 1)

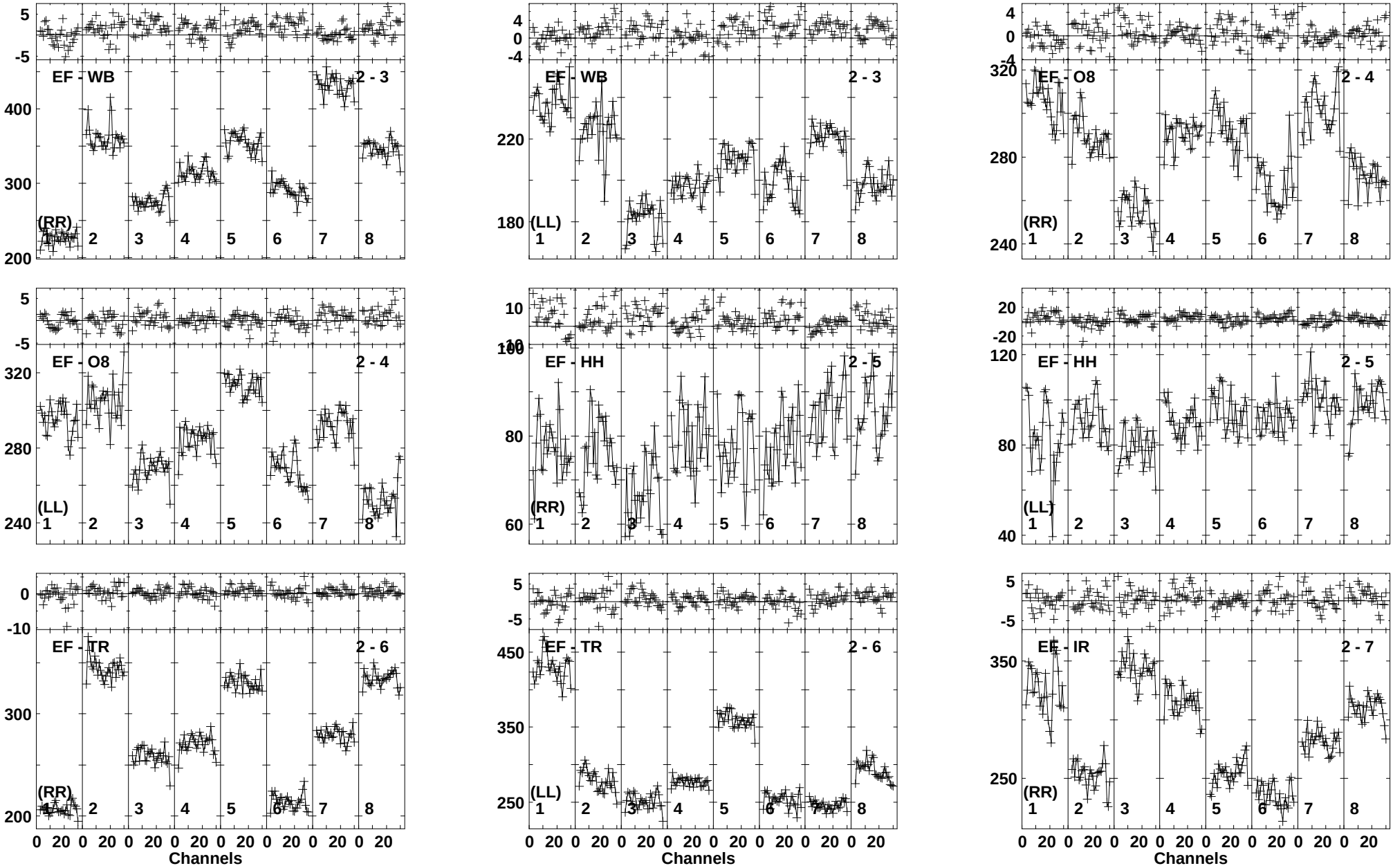

Lower frame: Milli Ampl Jy Top frame: Phas deg
Vector averaged cross-power spectrum Baseline: EF (02) - WB (03)
Timerange: 00/23:35:31 to 00/23:37:59

Plot file version 186 created 30-APR-2020 19:39:17
J0945-0153 EM141B.UVDATA.1
Freq = 1.5950 GHz, Bw = 16.000 MH Calibrated with CL # 3 and BP # 1 (BP mode 1)

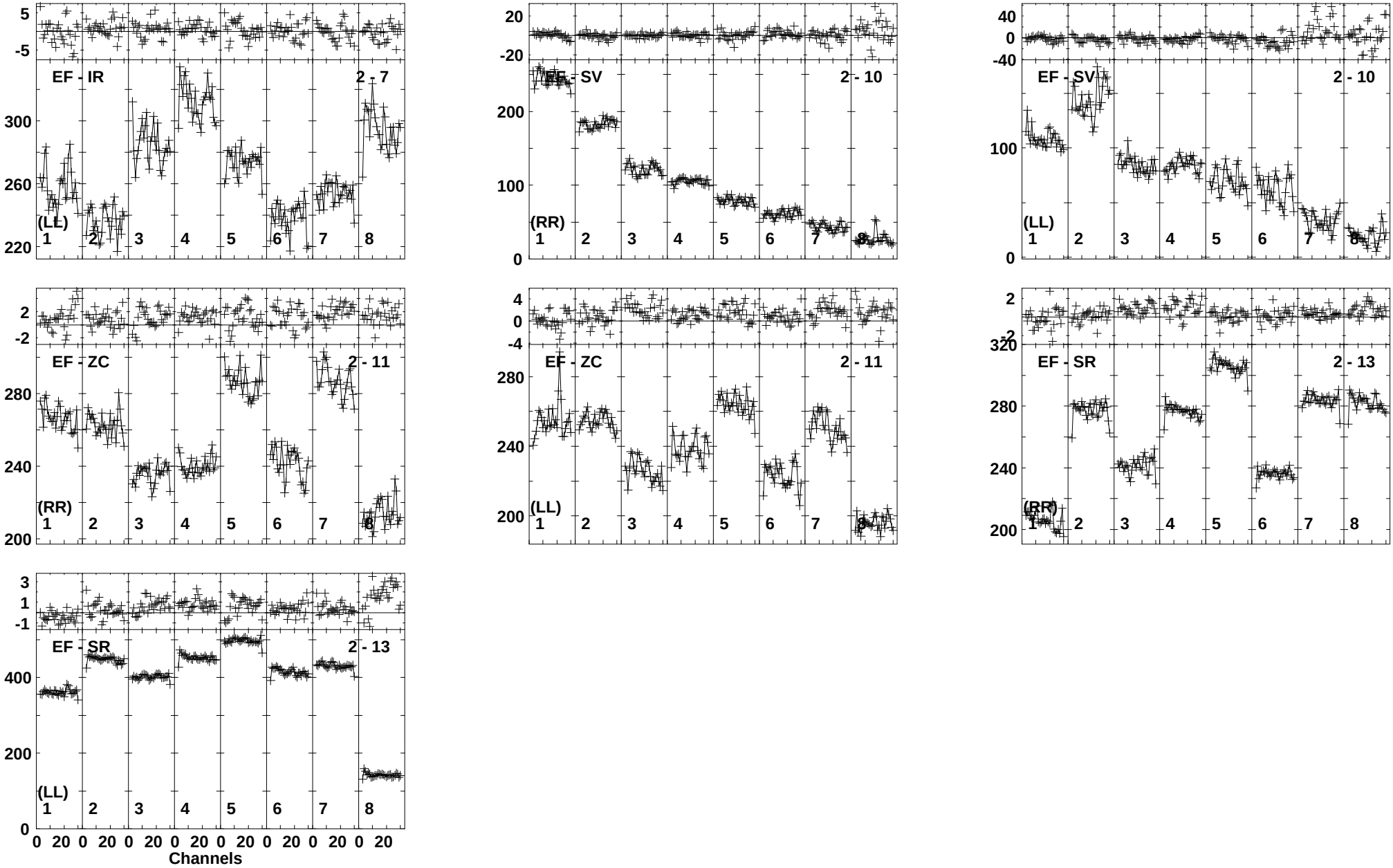

Lower frame: Milli Ampl Jy Top frame: Phas deg
Vector averaged cross-power spectrum Baseline: EF (02) - IR (07)
Timerange: 00/23:35:31 to 00/23:37:59

Plot file version 187 created 30-APR-2020 19:39:17
CGCG-N EM141B.UVDATA.1
Freq = 1.5950 GHz, Bw = 16.000 MH Calibrated with CL # 3 and BP # 1 (BP mode 1)

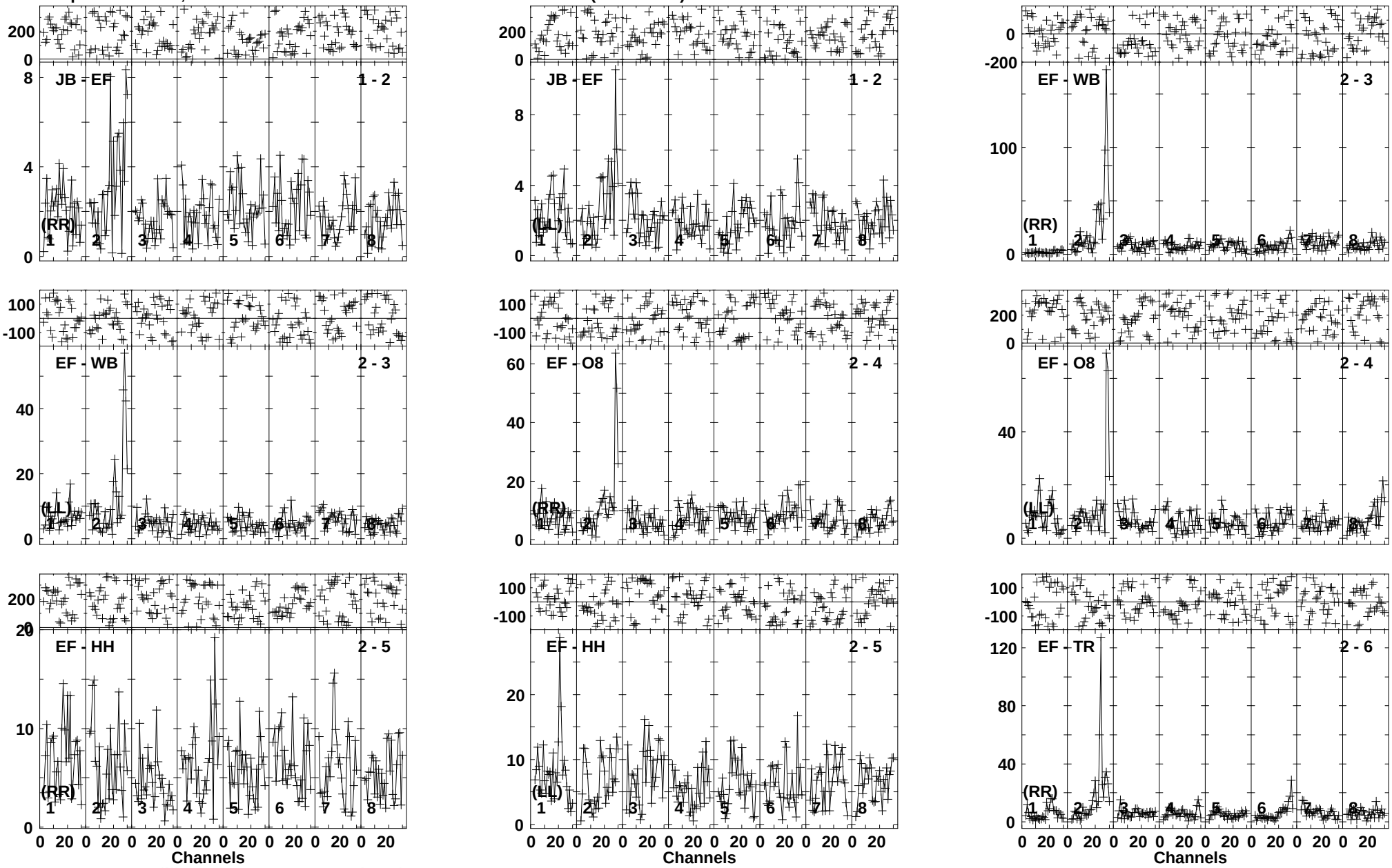

Lower frame: Milli Ampl Jy Top frame: Phas deg
Vector averaged cross-power spectrum Baseline: JB (01) - EF (02)
Timerange: 00/23:38:01 to 00/23:42:59

Plot file version 188 created 30-APR-2020 19:39:17
CGCG-N EM141B.UVDATA.1
Freq = 1.5950 GHz, Bw = 16.000 MH Calibrated with CL # 3 and BP # 1 (BP mode 1)

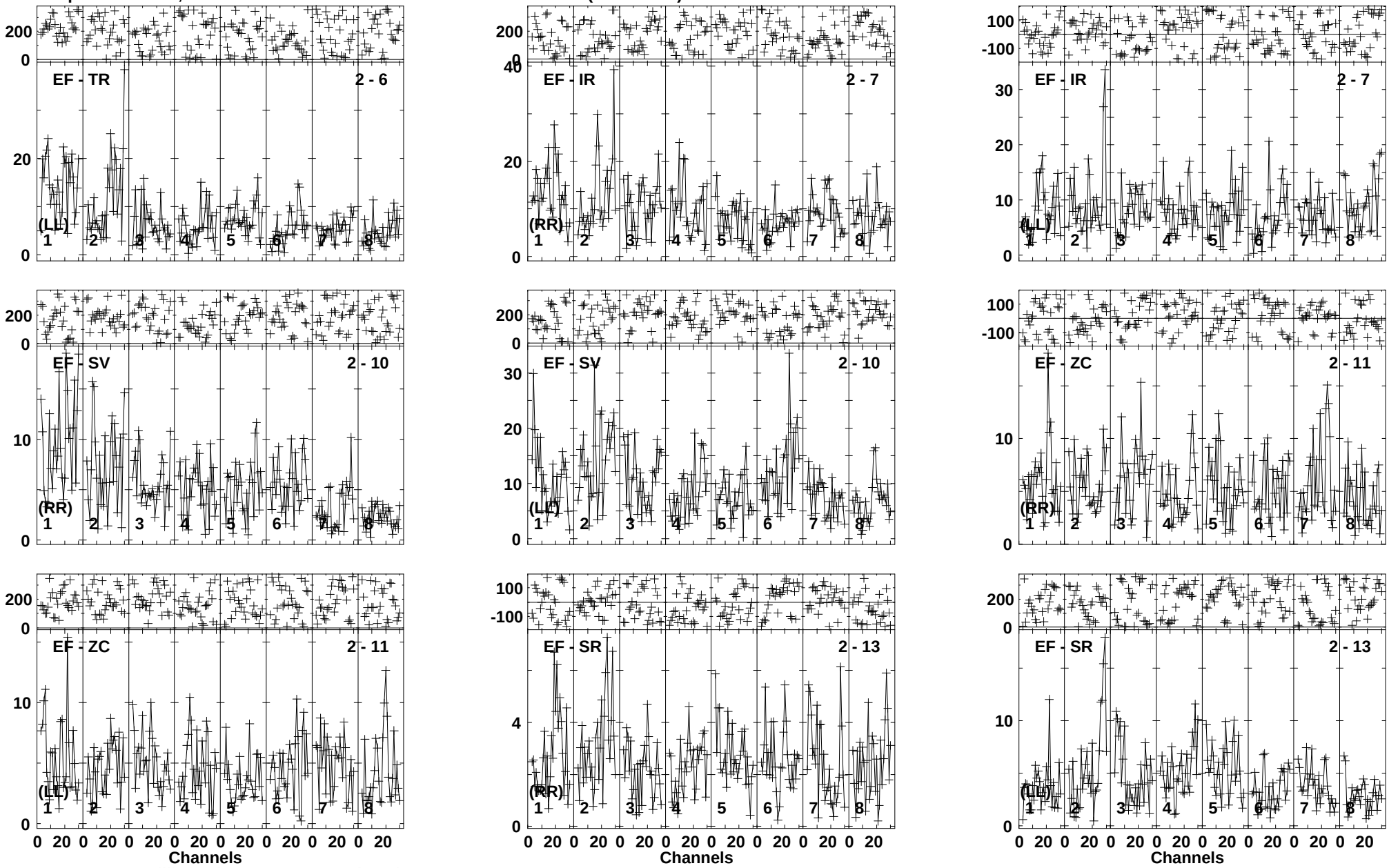

Lower frame: Milli Ampl Jy Top frame: Phas deg
Vector averaged cross-power spectrum Baseline: EF (02) - TR (06)
Timerange: 00/23:38:01 to 00/23:42:59

Plot file version 189 created 30-APR-2020 19:39:18
J0945-0153 EM141B.UVDATA.1
Freq = 1.5950 GHz, Bw = 16.000 MH Calibrated with CL # 3 and BP # 1 (BP mode 1)

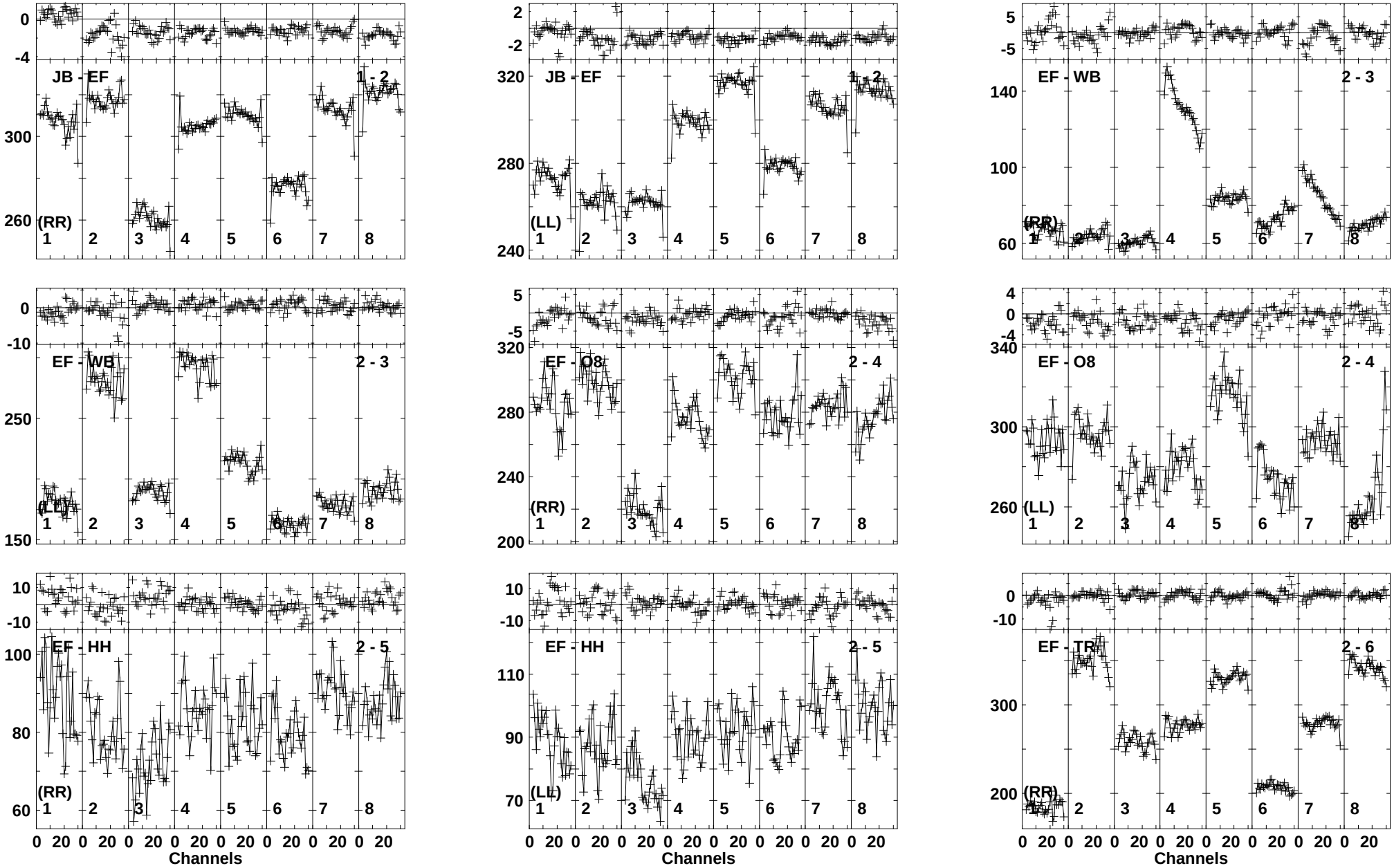

Lower frame: Milli Ampl Jy Top frame: Phas deg
Vector averaged cross-power spectrum Baseline: JB (01) - EF (02)
Timerange: 00/23:43:41 to 00/23:45:39

Plot file version 190 created 30-APR-2020 19:39:18
J0945-0153 EM141B.UVDATA.1
Freq = 1.5950 GHz, Bw = 16.000 MH Calibrated with CL # 3 and BP # 1 (BP mode 1)

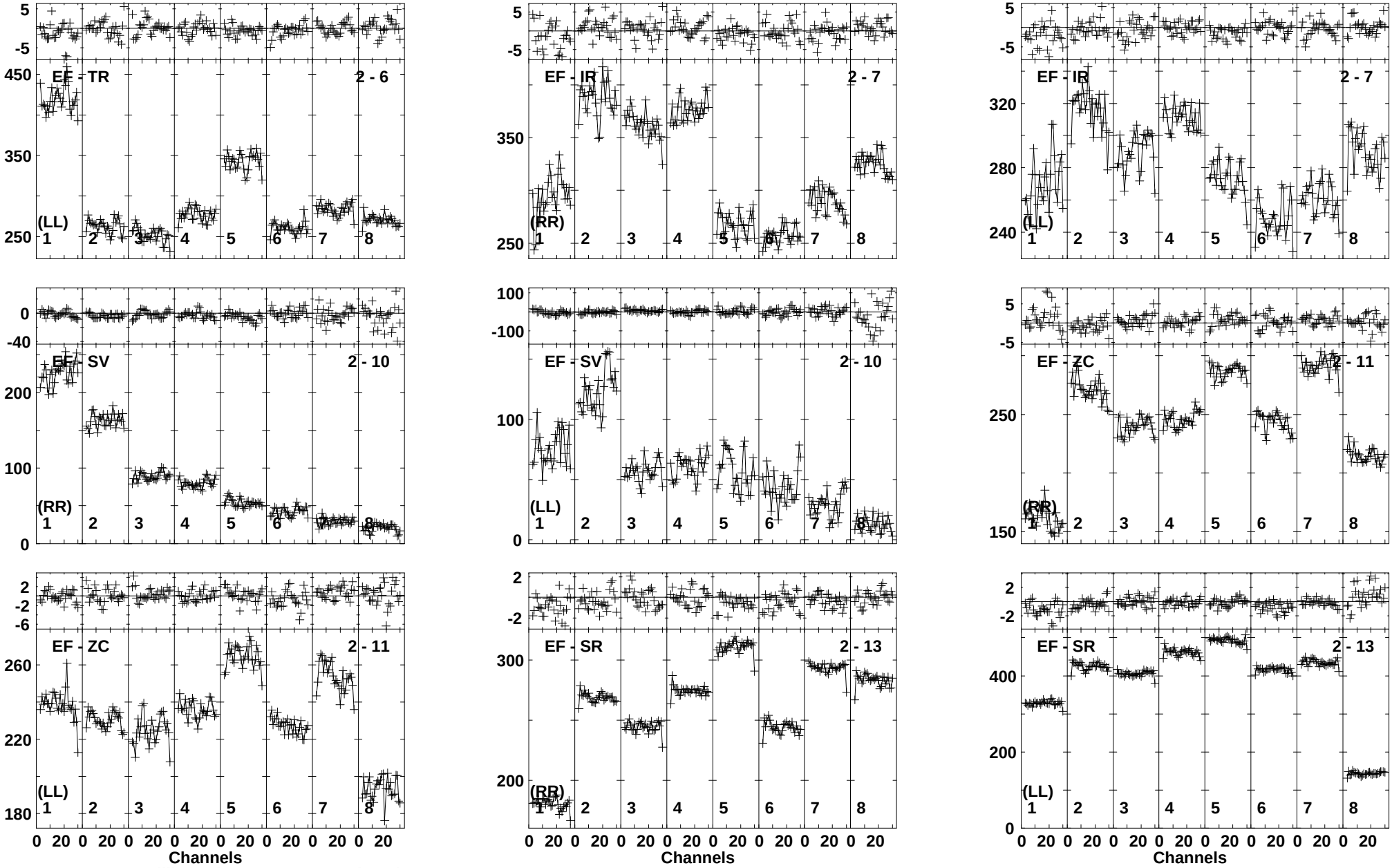

Lower frame: Milli Ampl Jy Top frame: Phas deg
Vector averaged cross-power spectrum Baseline: EF (02) - TR (06)
Timerange: 00/23:43:41 to 00/23:45:39

Plot file version 191 created 30-APR-2020 19:39:18
CGCG-N EM141B.UVDATA.1
Freq = 1.5950 GHz, Bw = 16.000 MH Calibrated with CL # 3 and BP # 1 (BP mode 1)

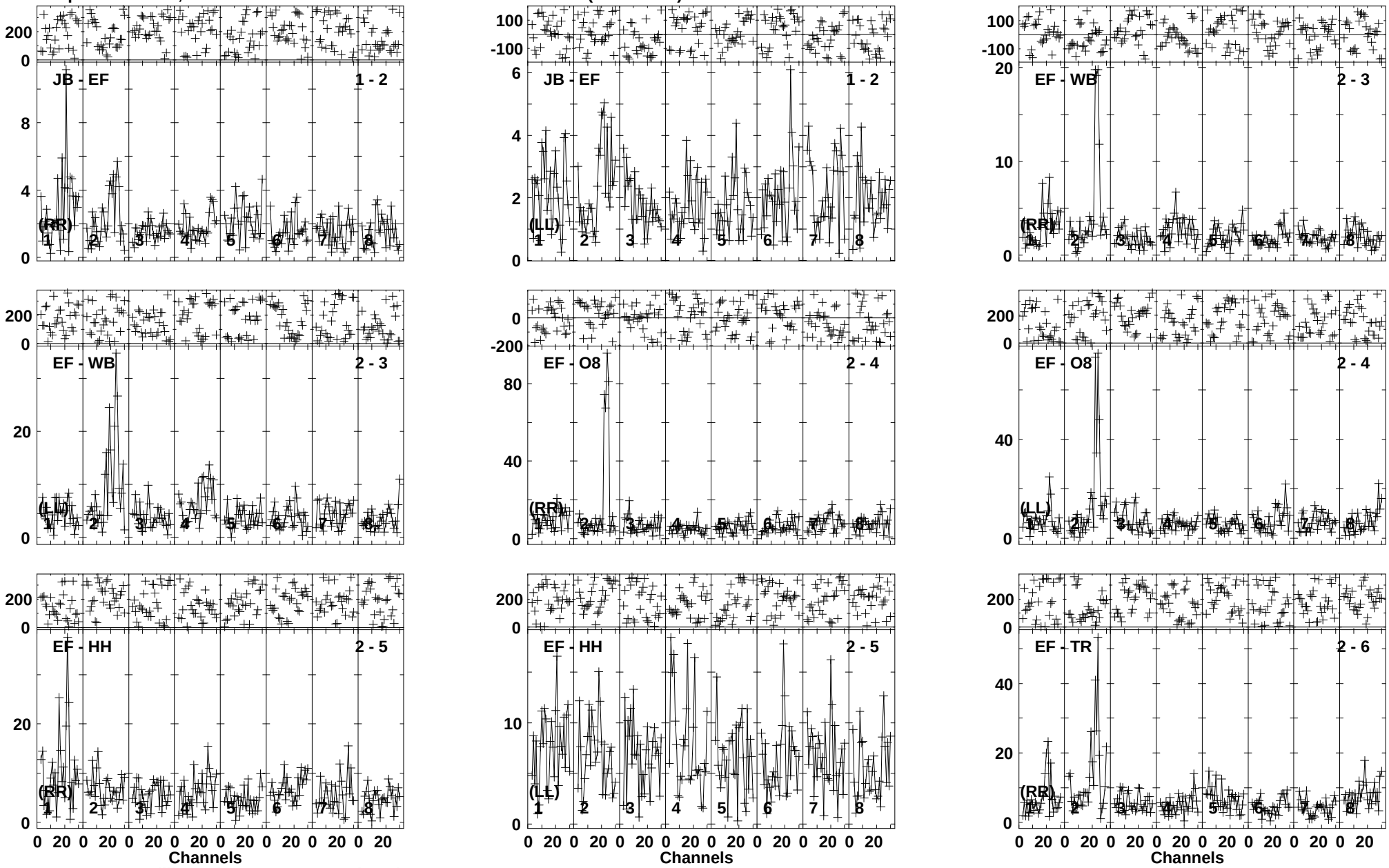

Lower frame: Milli Ampl Jy Top frame: Phas deg
Vector averaged cross-power spectrum Baseline: JB (01) - EF (02)
Timerange: 00/23:45:41 to 00/23:50:39

Plot file version 192 created 30-APR-2020 19:39:19
CGCG-N EM141B.UVDATA.1
Freq = 1.5950 GHz, Bw = 16.000 MH Calibrated with CL # 3 and BP # 1 (BP mode 1)

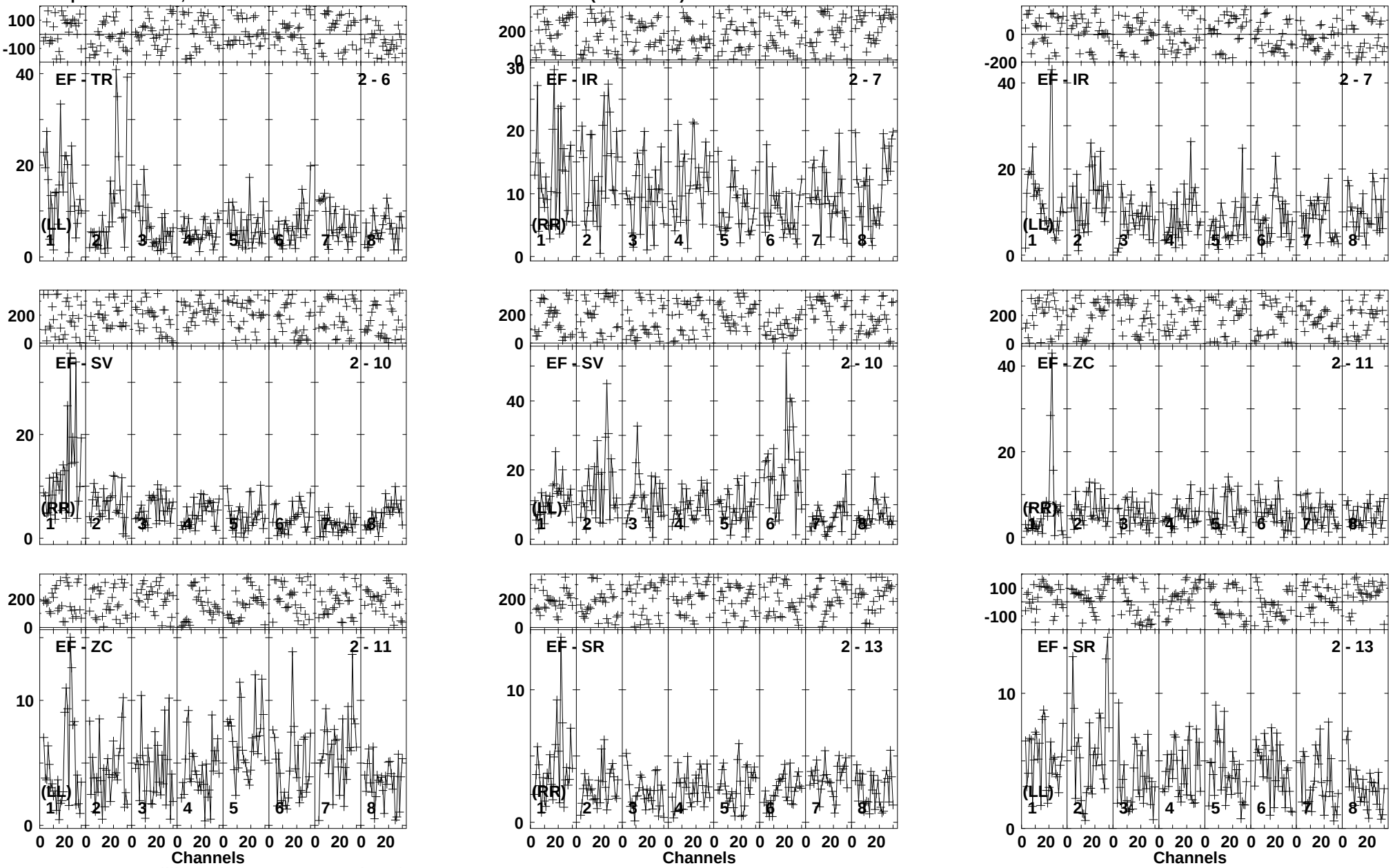

Lower frame: Milli Ampl Jy Top frame: Phas deg
Vector averaged cross-power spectrum Baseline: EF (02) - TR (06)
Timerange: 00/23:45:41 to 00/23:50:39

Plot file version 193 created 30-APR-2020 19:39:19
J0945-0153 EM141B.UVDATA.1
Freq = 1.5950 GHz, Bw = 16.000 MH Calibrated with CL # 3 and BP # 1 (BP mode 1)

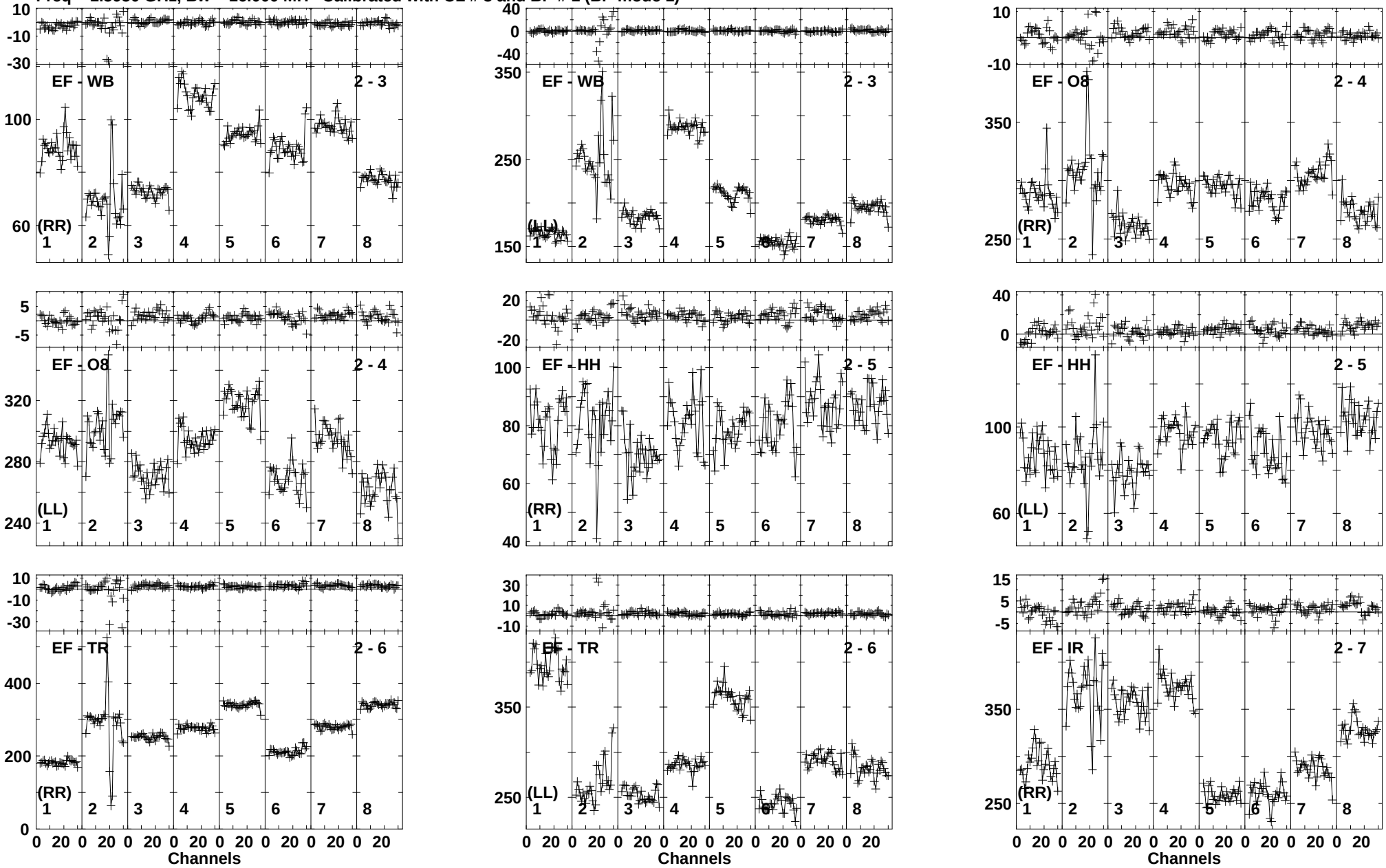

Lower frame: Milli Ampl Jy Top frame: Phas deg
Vector averaged cross-power spectrum Baseline: EF (02) - WB (03)
Timerange: 00/23:50:41 to 00/23:53:09

Plot file version 194 created 30-APR-2020 19:39:19
J0945-0153 EM141B.UVDATA.1
Freq = 1.5950 GHz, Bw = 16.000 MH Calibrated with CL # 3 and BP # 1 (BP mode 1)

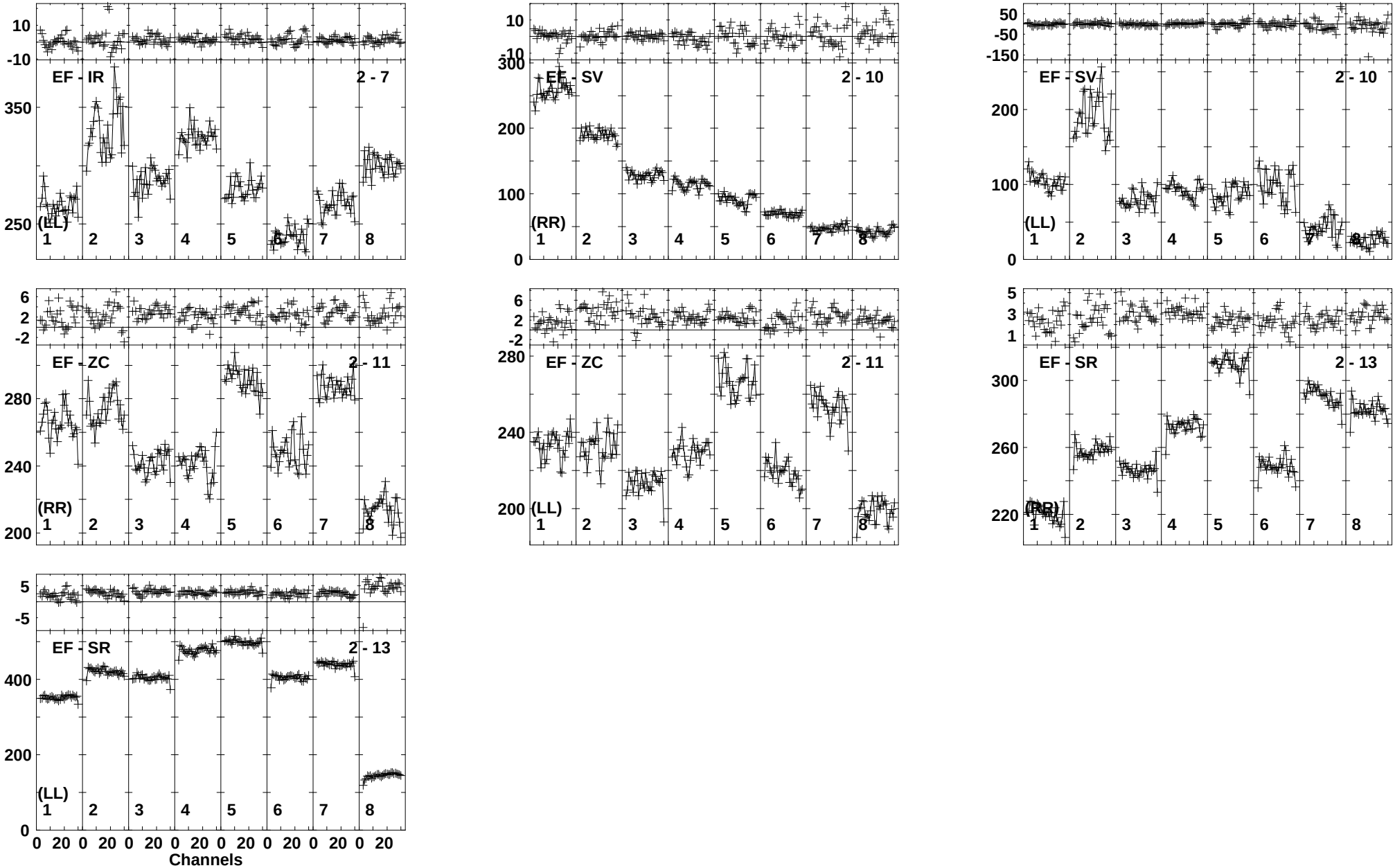

Lower frame: Milli Ampl Jy Top frame: Phas deg
Vector averaged cross-power spectrum Baseline: EF (02) - IR (07)
Timerange: 00/23:50:41 to 00/23:53:09

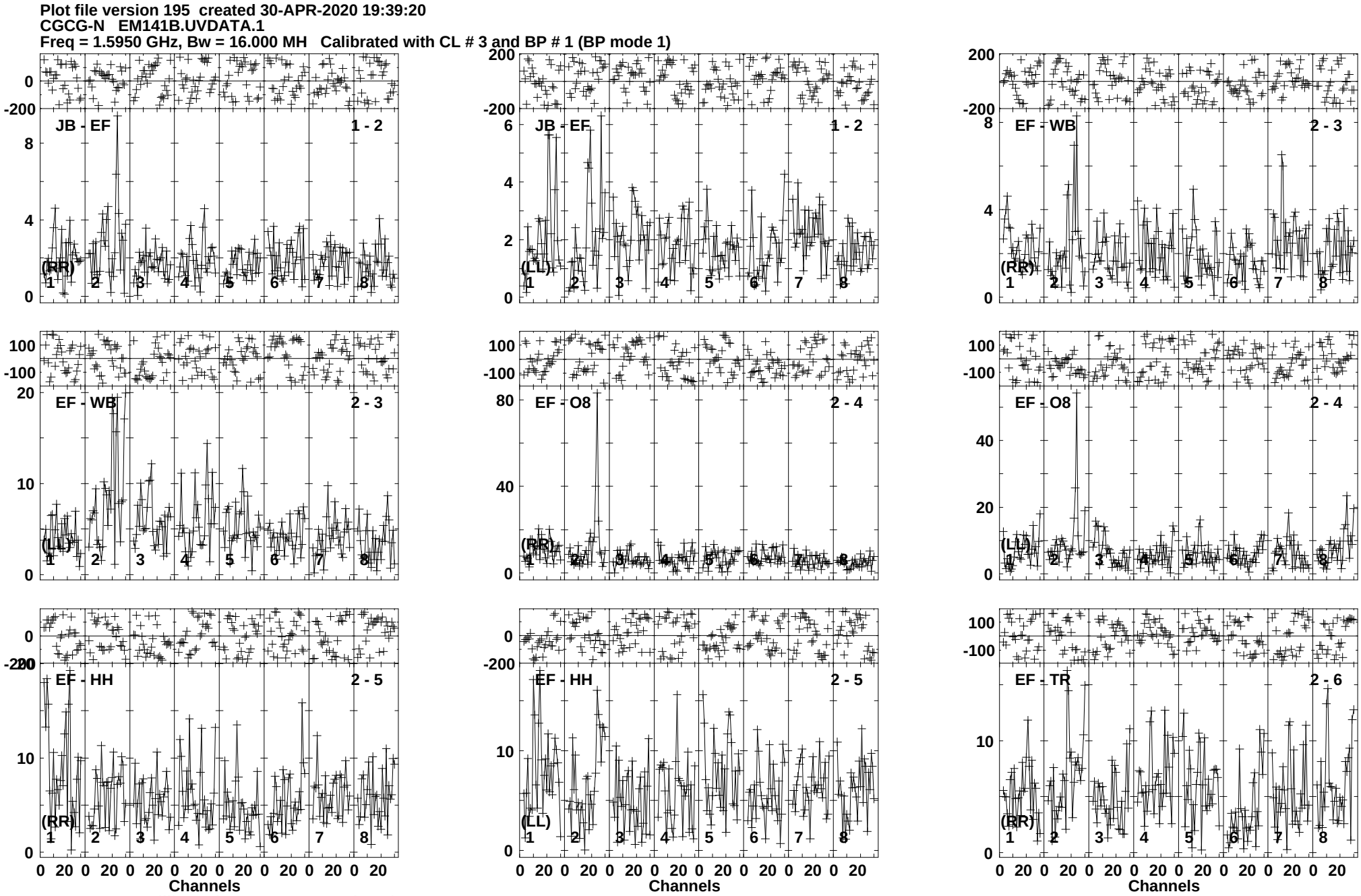
Plot file version 195 created 30-APR-2020 19:39:20
CGCG-N EM141B.UVDATA.1
Freq = 1.5950 GHz, Bw = 16.000 MH Calibrated with CL # 3 and BP # 1 (BP mode 1)
JB - EF 1 - 2
(RR)
JB - EF 1 - 2
(LL)
EF - WB 2 - 3
(RR)
EF - WB 2 - 3
(LL)
EF - O8 2 - 4
(RR)
EF - O8 2 - 4
(LL)
EF - HH 2 - 5
(RR)
EF - HH 2 - 5
(LL)
EF - TR 2 - 6
(RR)
Channels
Channels
Channels
Lower frame: Milli Ampl Jy Top frame: Phas deg
Vector averaged cross-power spectrum Baseline: JB (01) - EF (02)
Timerange: 00/23:53:11 to 00/23:58:09

Plot file version 196 created 30-APR-2020 19:39:20
CGCG-N EM141B.UVDATA.1
Freq = 1.5950 GHz, Bw = 16.000 MH Calibrated with CL # 3 and BP # 1 (BP mode 1)

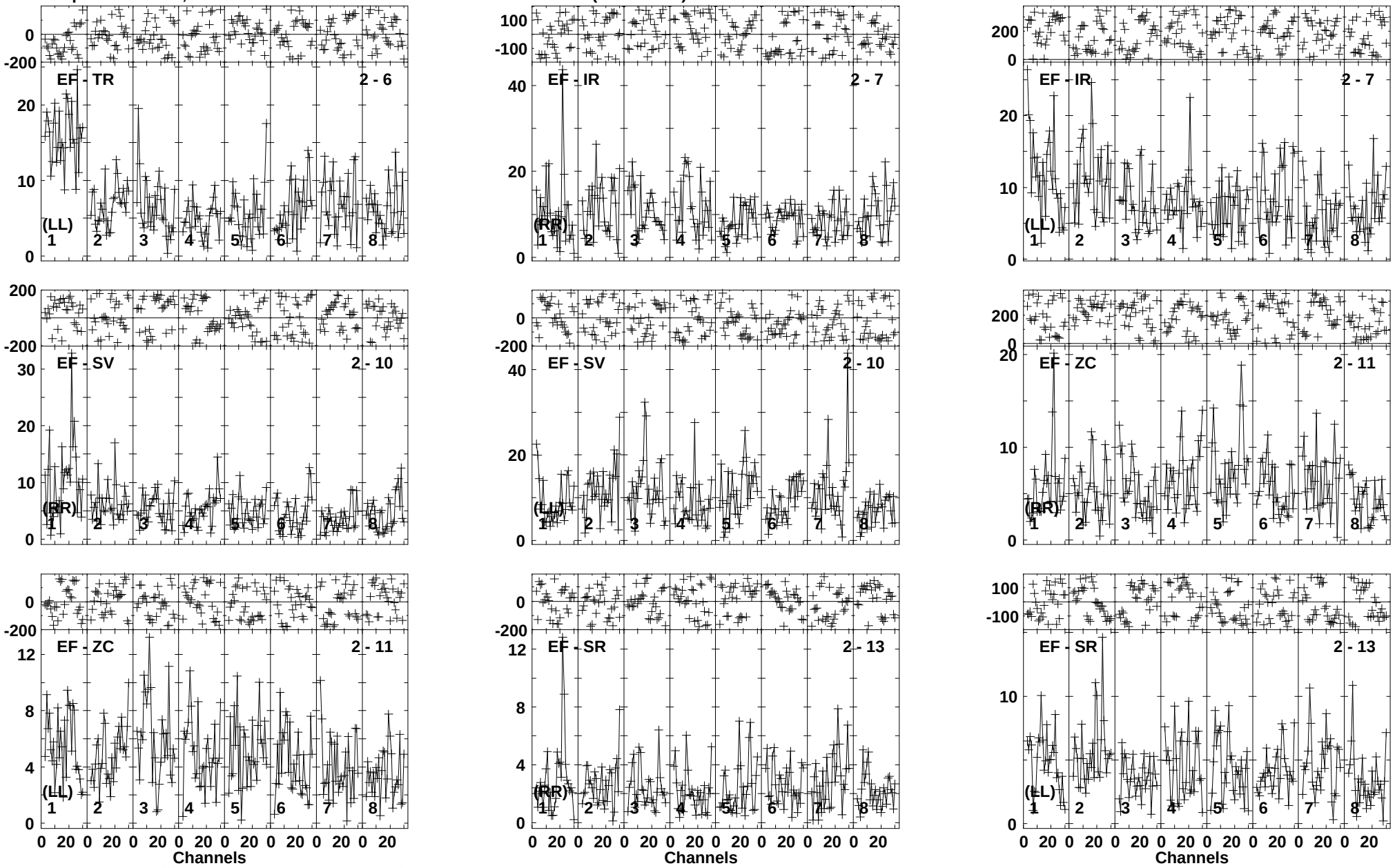

Lower frame: Milli Ampl Jy Top frame: Phas deg
Vector averaged cross-power spectrum Baseline: EF (02) - TR (06)
Timerange: 00/23:53:11 to 00/23:58:09

Plot file version 197 created 30-APR-2020 19:39:20
J0945-0153 EM141B.UVDATA.1
Freq = 1.5950 GHz, Bw = 16.000 MH Calibrated with CL # 3 and BP # 1 (BP mode 1)



Lower frame: Milli Ampl Jy Top frame: Phas deg
Vector averaged cross-power spectrum Baseline: JB (01) - EF (02)
Timerange: 00/23:58:51 to 01/00:00:49

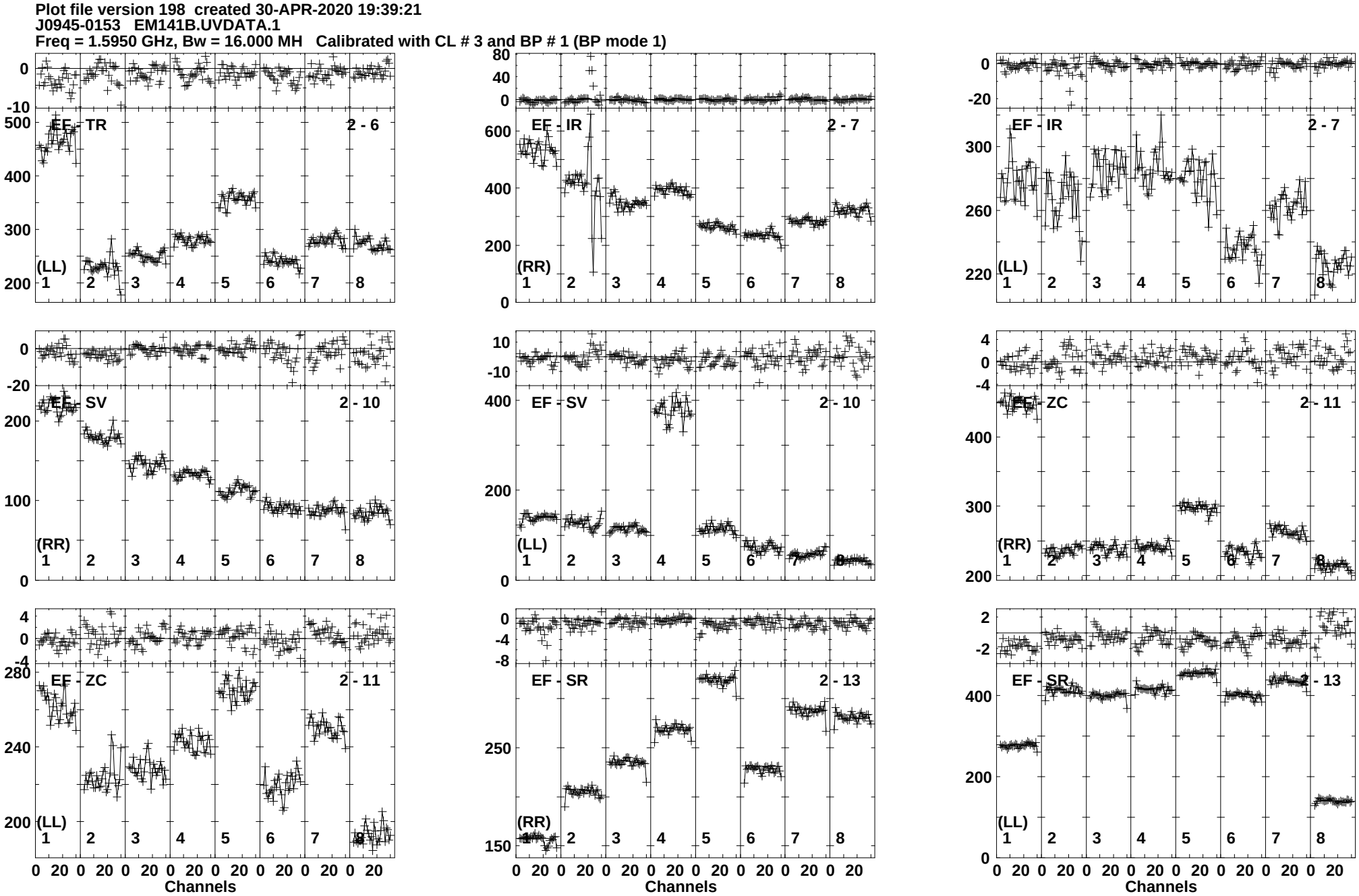
Plot file version 198 created 30-APR-2020 19:39:21
J0945-0153 EM141B.UVDATA.1
Freq = 1.5950 GHz, Bw = 16.000 MH Calibrated with CL # 3 and BP # 1 (BP mode 1)
EF - TR 2 - 6
(LL)
EF - IR 2 - 7
(RR)
EF - IR 2 - 7
(LL)
EF - SV 2 - 10
(RR)
EF - SV 2 - 10
(LL)
EF - ZC 2 - 11
(RR)
EF - ZC 2 - 11
(LL)
EF - SR 2 - 13
(RR)
EF - SR 2 - 13
(LL)
Channels
Channels
Channels
Lower frame: Milli Ampl Jy Top frame: Phas deg
Vector averaged cross-power spectrum Baseline: EF (02) - TR (06)
Timerange: 00/23:58:51 to 01/00:00:49

Plot file version 199 created 30-APR-2020 19:39:21
CGCG-N EM141B.UVDATA.1
Freq = 1.5950 GHz, Bw = 16.000 MH Calibrated with CL # 3 and BP # 1 (BP mode 1)

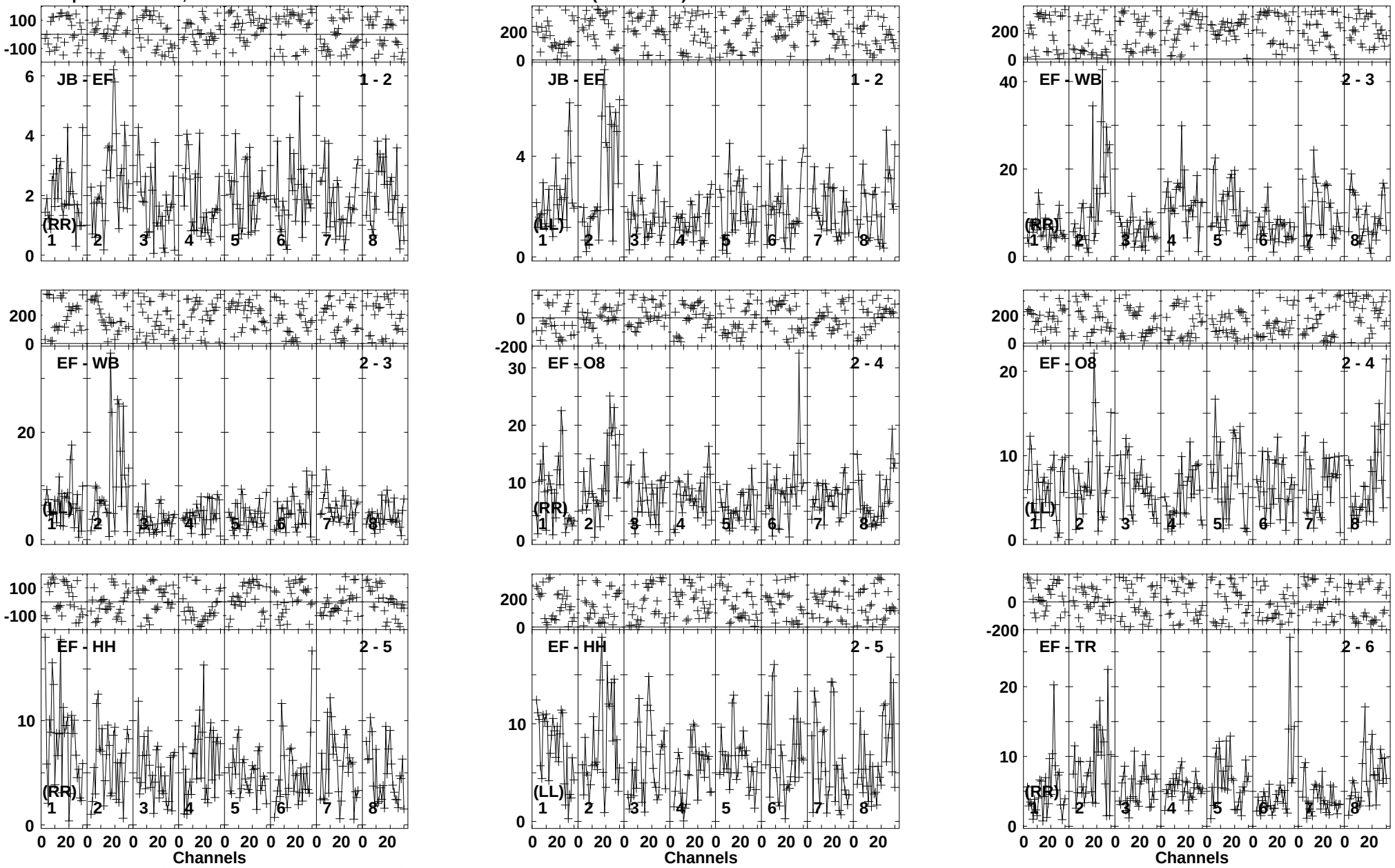

Lower frame: Milli Ampl Jy Top frame: Phas deg
Vector averaged cross-power spectrum Baseline: JB (01) - EF (02)
Timerange: 01/00:00:51 to 01/00:05:49

Plot file version 200 created 30-APR-2020 19:39:21
CGCG-N EM141B.UVDATA.1
Freq = 1.5950 GHz, Bw = 16.000 MH Calibrated with CL # 3 and BP # 1 (BP mode 1)

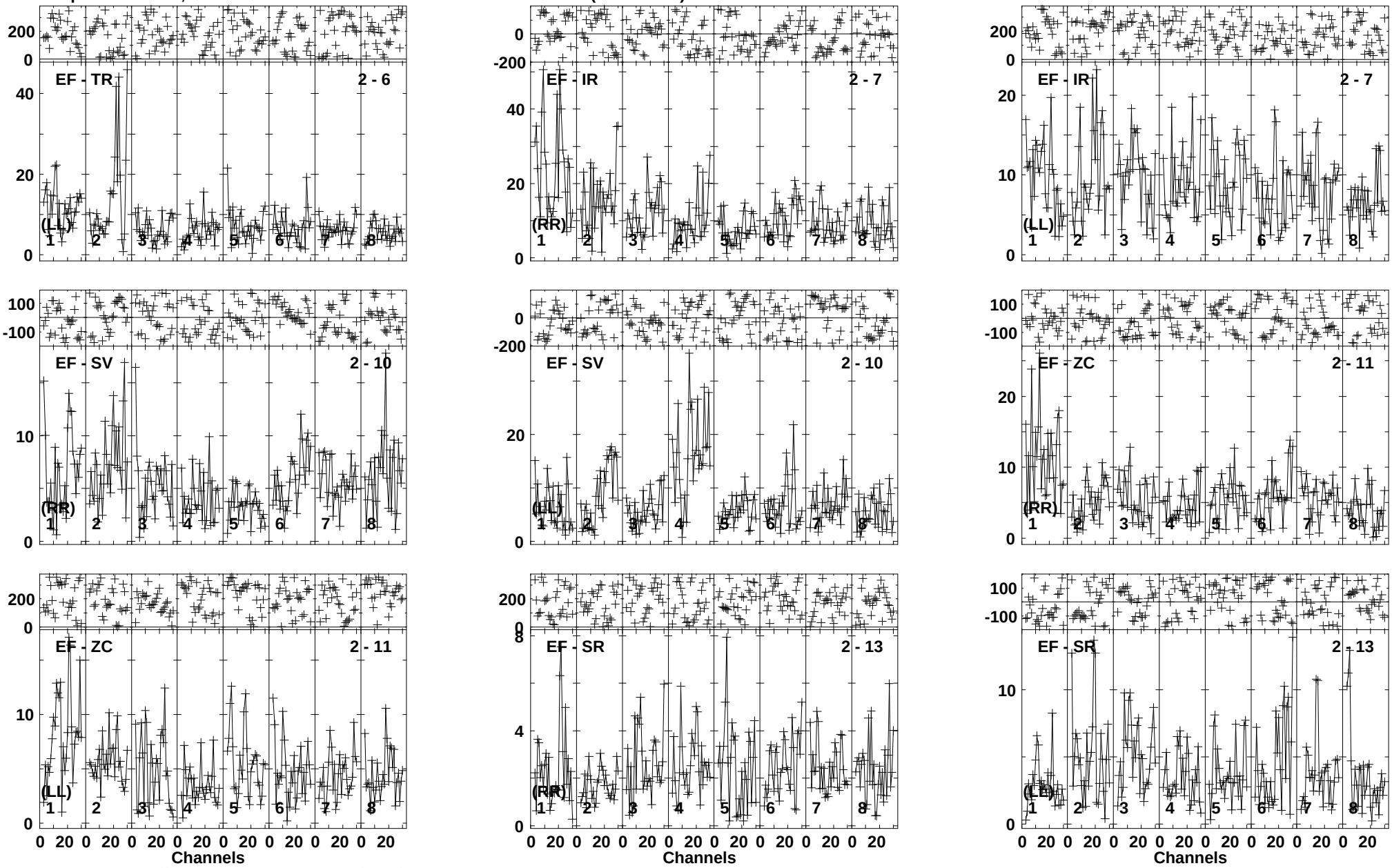

Lower frame: Milli Ampl Jy Top frame: Phas deg
Vector averaged cross-power spectrum Baseline: EF (02) - TR (06)
Timerange: 01/00:00:51 to 01/00:05:49

Plot file version 201 created 30-APR-2020 19:39:22
J0945-0153 EM141B.UVDATA.1
Freq = 1.5950 GHz, Bw = 16.000 MH Calibrated with CL # 3 and BP # 1 (BP mode 1)

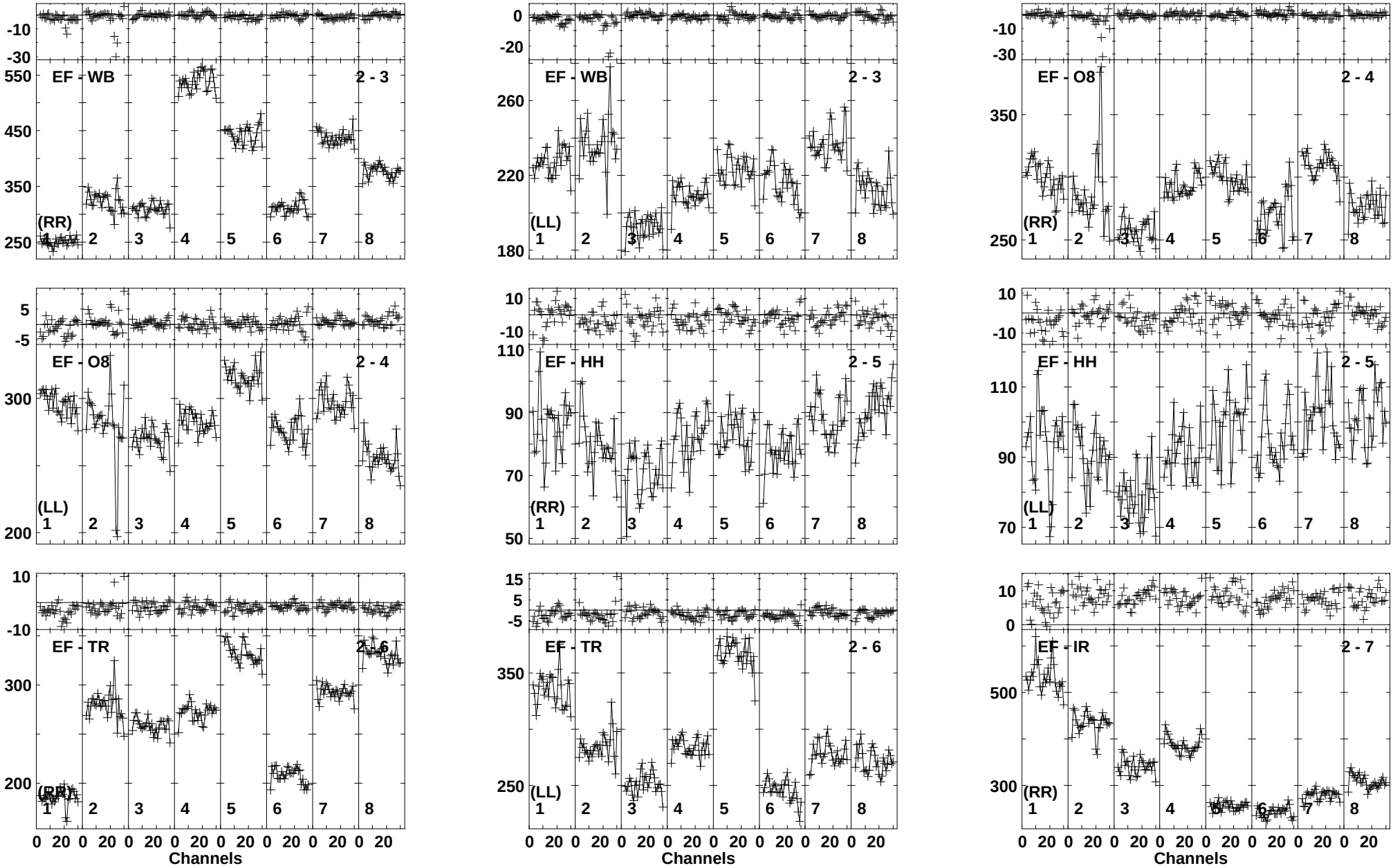

Lower frame: Milli Ampl Jy Top frame: Phas deg
Vector averaged cross-power spectrum Baseline: EF (02) - WB (03)
Timerange: 01/00:05:51 to 01/00:08:19

Plot file version 202 created 30-APR-2020 19:39:22
J0945-0153 EM141B.UVDATA.1
Freq = 1.5950 GHz, Bw = 16.000 MH Calibrated with CL # 3 and BP # 1 (BP mode 1)

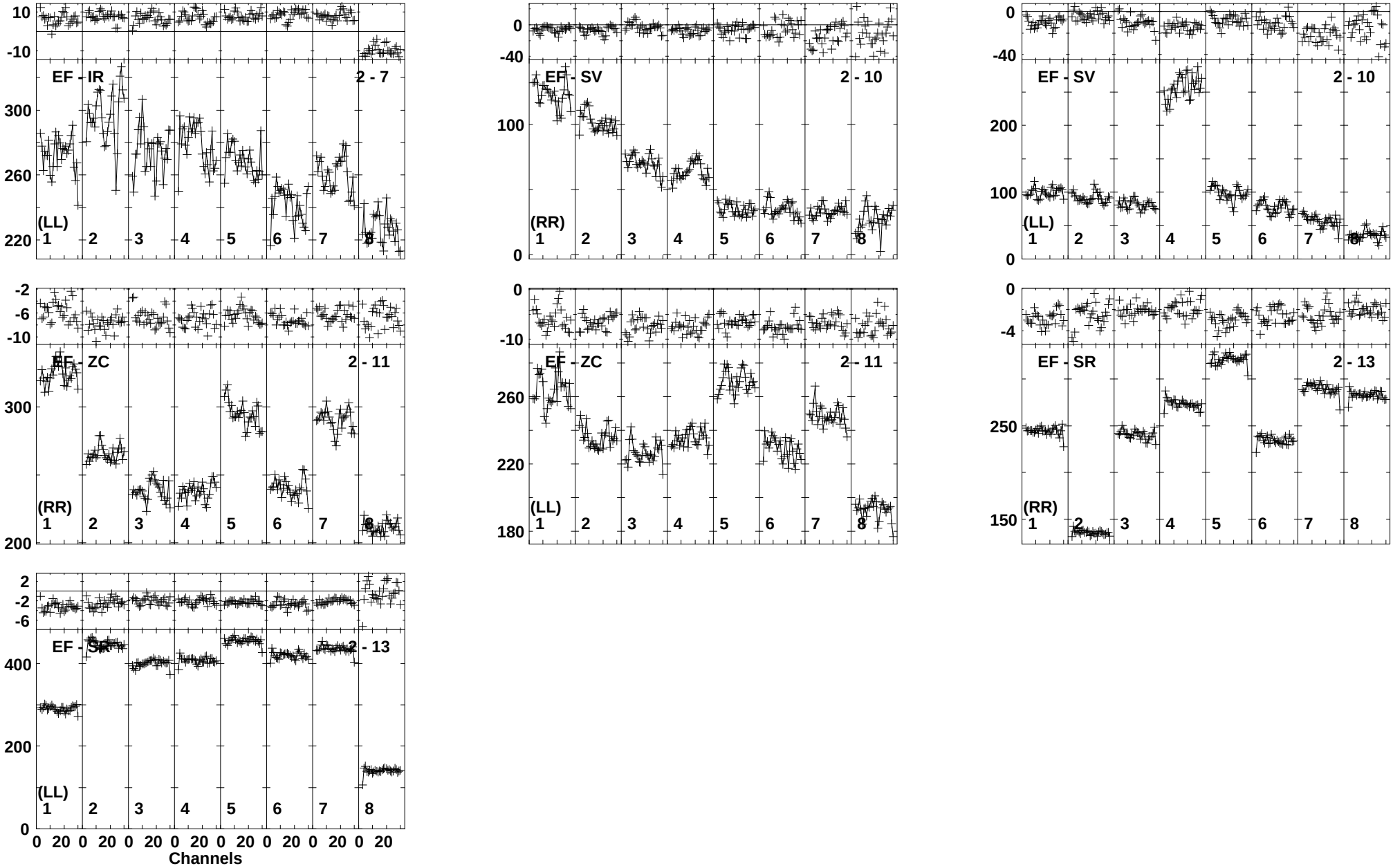

Lower frame: Milli Ampl Jy Top frame: Phas deg
Vector averaged cross-power spectrum Baseline: EF (02) - IR (07)
Timerange: 01/00:05:51 to 01/00:08:19

Plot file version 203 created 30-APR-2020 19:39:22
CGCG-N EM141B.UVDATA.1
Freq = 1.5950 GHz, Bw = 16.000 MH Calibrated with CL # 3 and BP # 1 (BP mode 1)

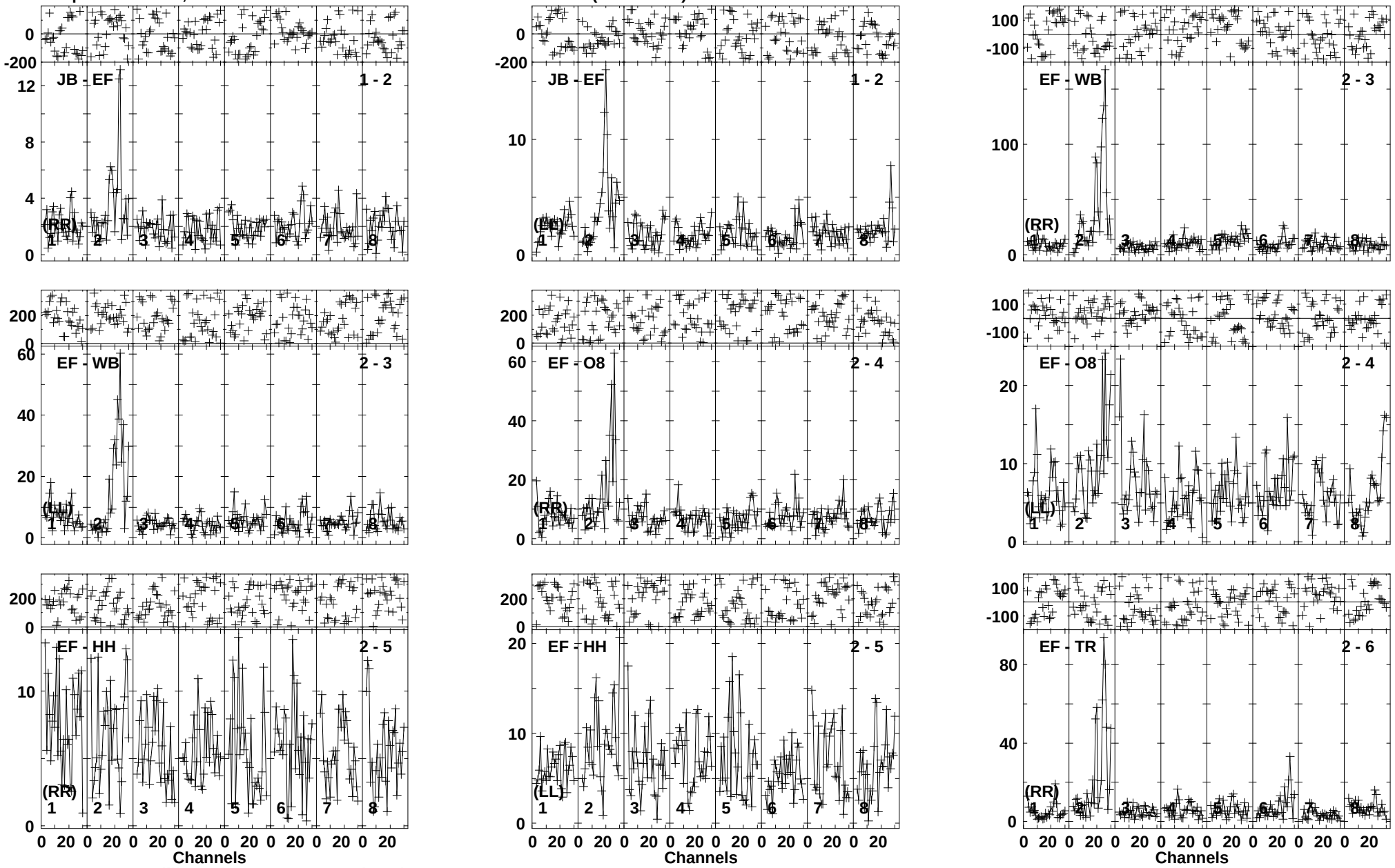

Lower frame: Milli Ampl Jy Top frame: Phas deg
Vector averaged cross-power spectrum Baseline: JB (01) - EF (02)
Timerange: 01/00:08:21 to 01/00:13:19

Plot file version 204 created 30-APR-2020 19:39:23
CGCG-N EM141B.UVDATA.1
Freq = 1.5950 GHz, Bw = 16.000 MH Calibrated with CL # 3 and BP # 1 (BP mode 1)

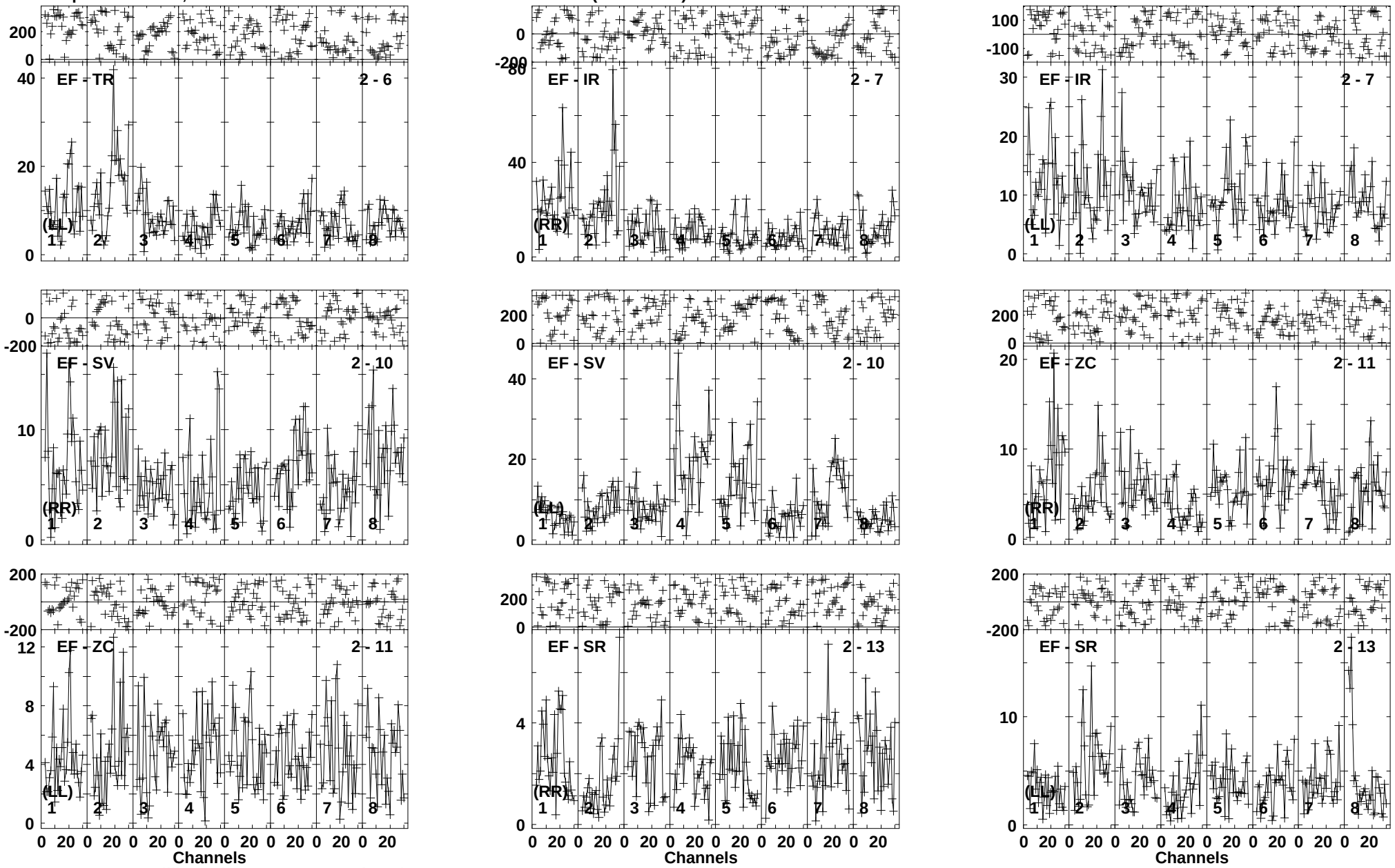

Lower frame: Milli Ampl Jy Top frame: Phas deg
Vector averaged cross-power spectrum Baseline: EF (02) - TR (06)
Timerange: 01/00:08:21 to 01/00:13:19

Plot file version 205 created 30-APR-2020 19:39:23
J0945-0153 EM141B.UVDATA.1
Freq = 1.5950 GHz, Bw = 16.000 MH Calibrated with CL # 3 and BP # 1 (BP mode 1)

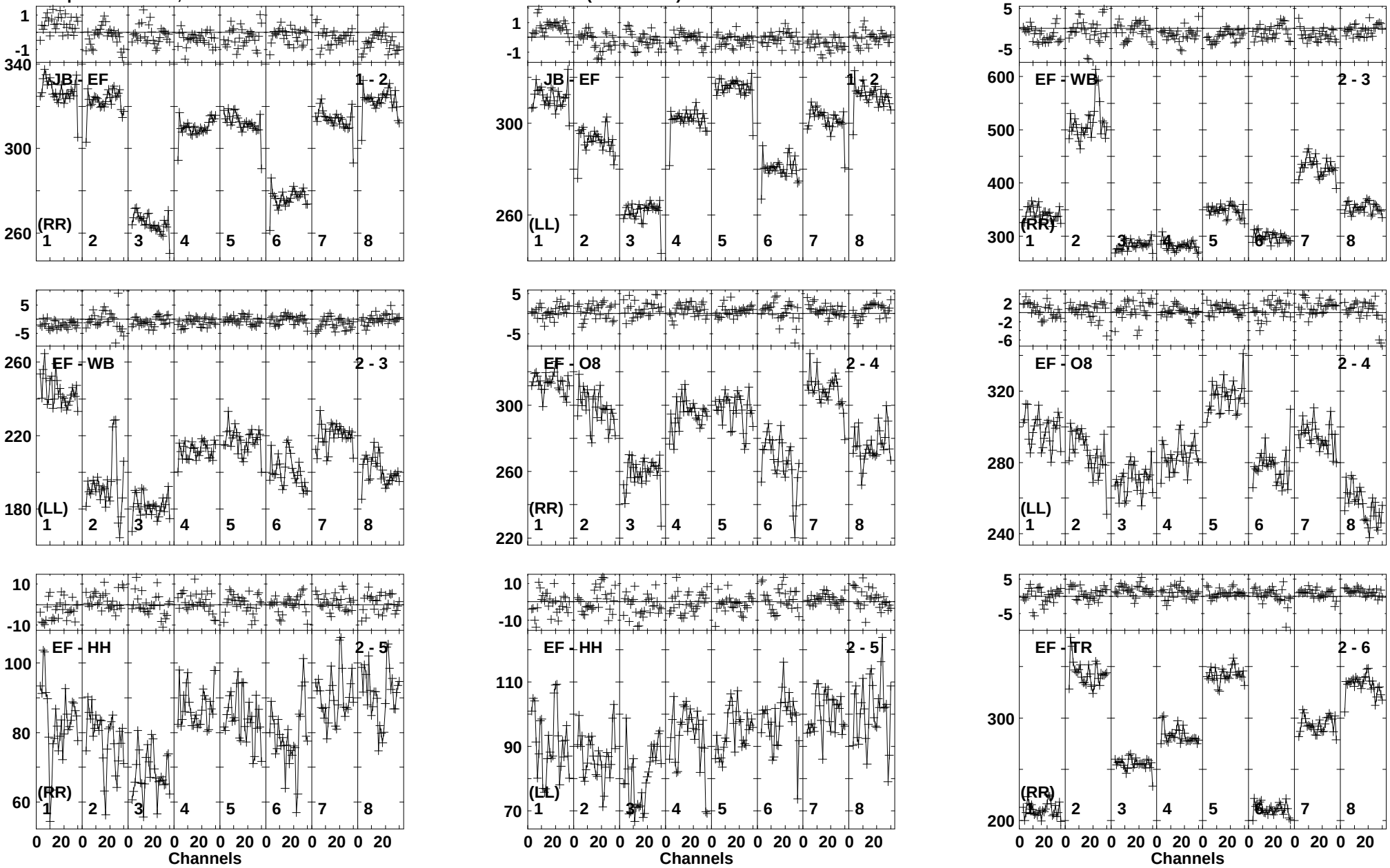

Lower frame: Milli Ampl Jy Top frame: Phas deg
Vector averaged cross-power spectrum Baseline: JB (01) - EF (02)
Timerange: 01/00:14:01 to 01/00:15:59

Plot file version 206 created 30-APR-2020 19:39:23
J0945-0153 EM141B.UVDATA.1
Freq = 1.5950 GHz, Bw = 16.000 MH Calibrated with CL # 3 and BP # 1 (BP mode 1)

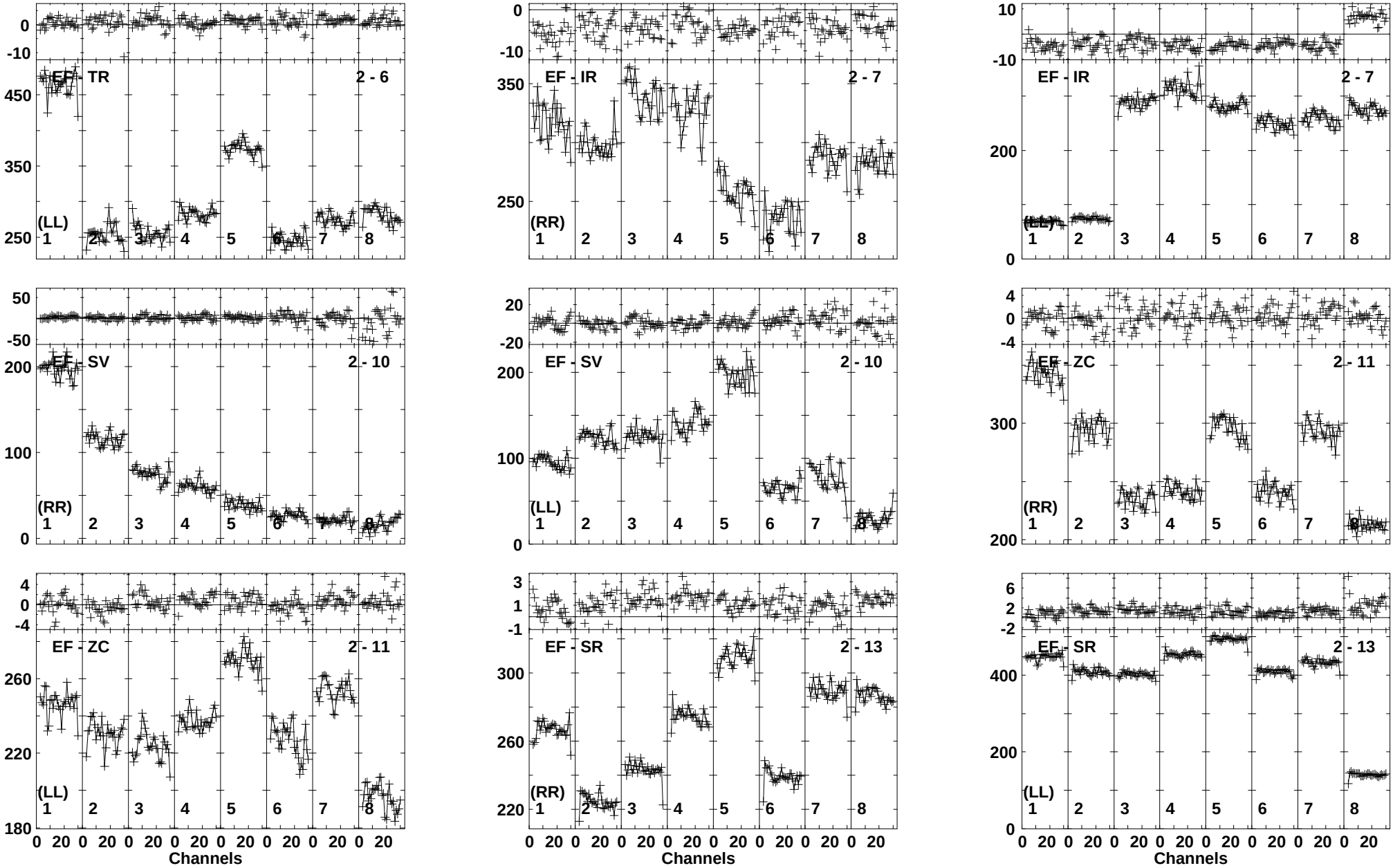

Lower frame: Milli Ampl Jy Top frame: Phas deg
Vector averaged cross-power spectrum Baseline: EF (02) - TR (06)
Timerange: 01/00:14:01 to 01/00:15:59

Plot file version 207 created 30-APR-2020 19:39:24
CGCG-N EM141B.UVDATA.1
Freq = 1.5950 GHz, Bw = 16.000 MH Calibrated with CL # 3 and BP # 1 (BP mode 1)

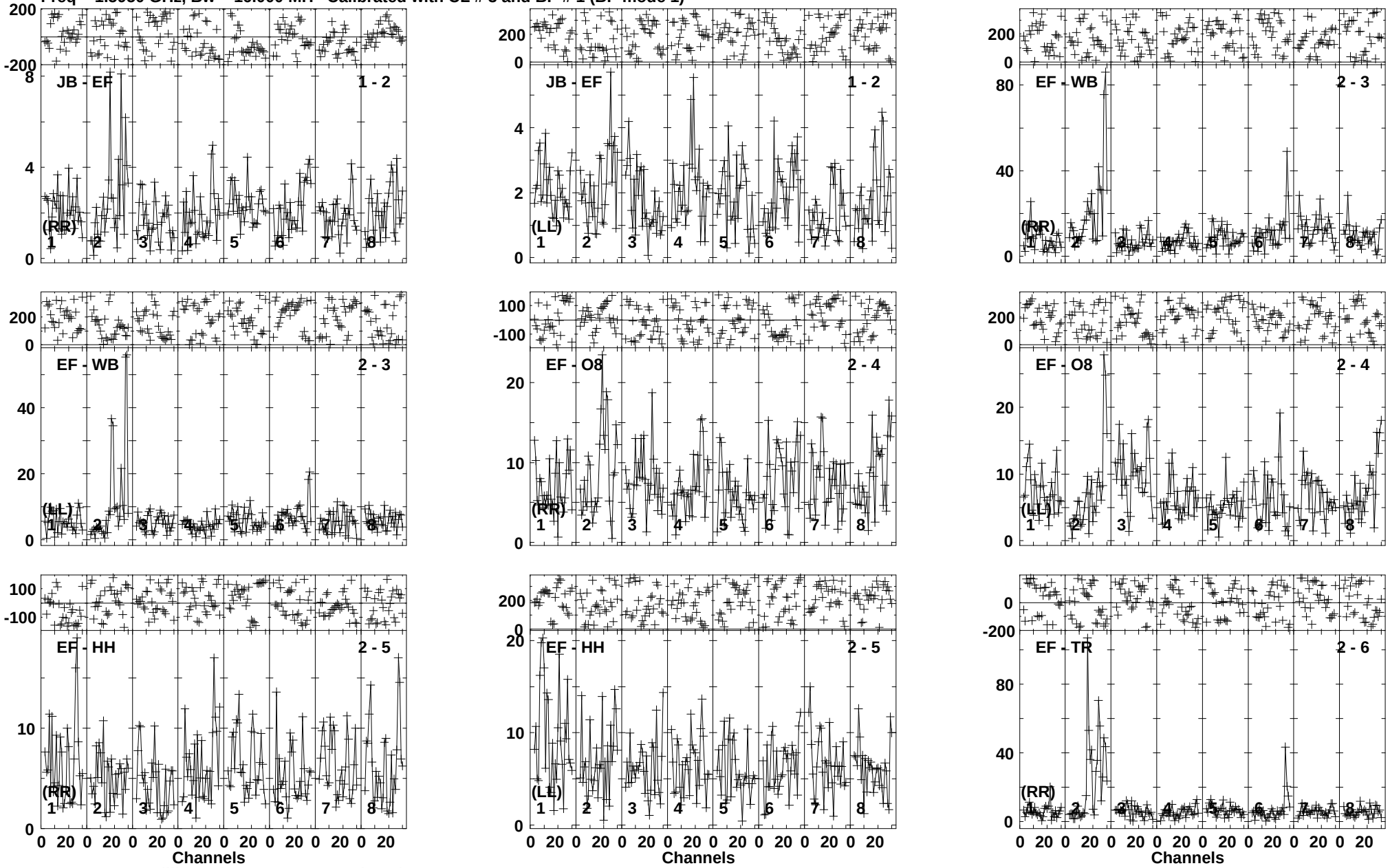

Lower frame: Milli Ampl Jy Top frame: Phas deg
Vector averaged cross-power spectrum Baseline: JB (01) - EF (02)
Timerange: 01/00:16:01 to 01/00:20:59

Plot file version 208 created 30-APR-2020 19:39:24
CGCG-N EM141B.UVDATA.1
Freq = 1.5950 GHz, Bw = 16.000 MH Calibrated with CL # 3 and BP # 1 (BP mode 1)

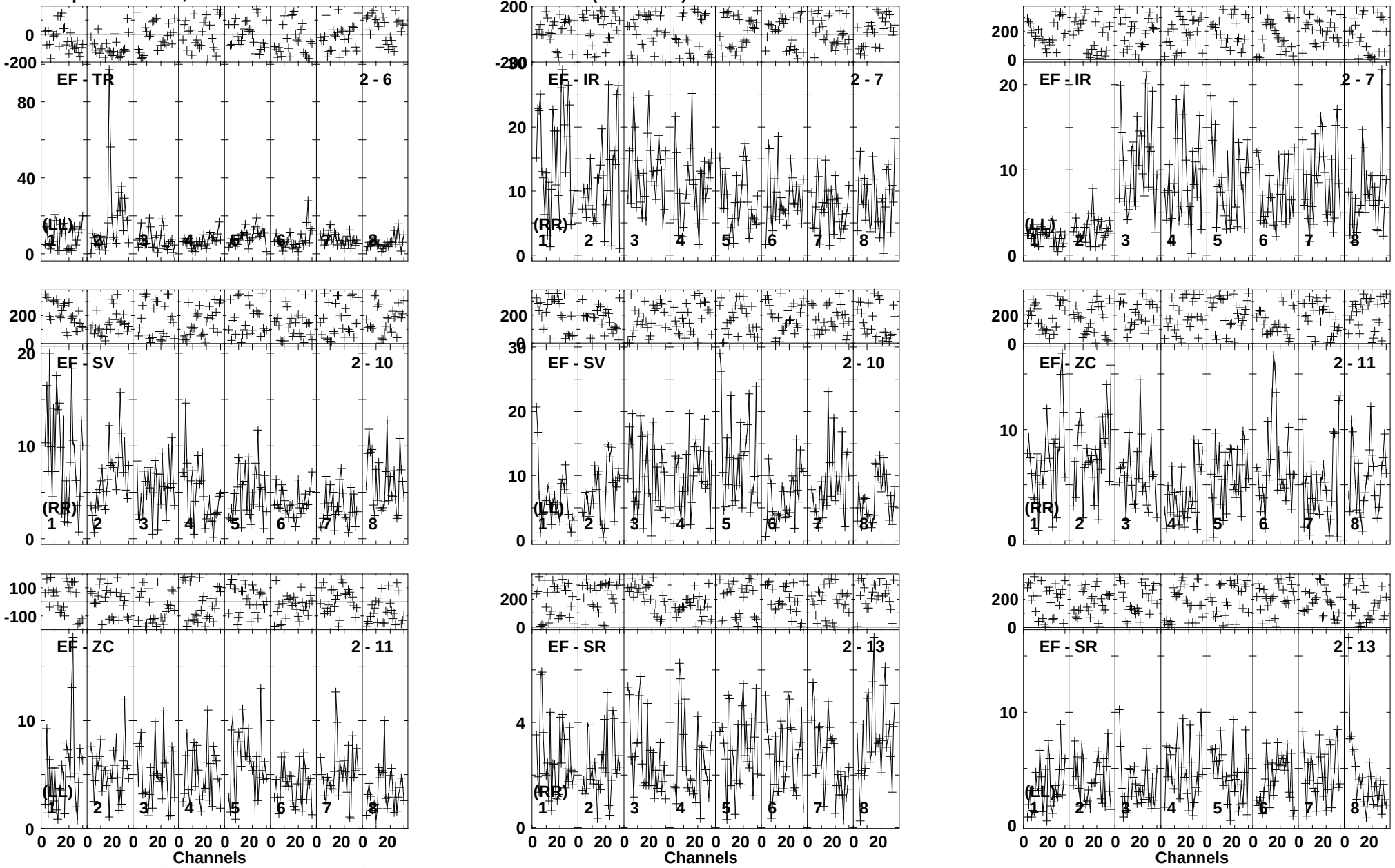

Lower frame: Milli Ampl Jy Top frame: Phas deg
Vector averaged cross-power spectrum Baseline: EF (02) - TR (06)
Timerange: 01/00:16:01 to 01/00:20:59

Plot file version 209 created 30-APR-2020 19:39:24
J0945-0153 EM141B.UVDATA.1
Freq = 1.5950 GHz, Bw = 16.000 MH Calibrated with CL # 3 and BP # 1 (BP mode 1)

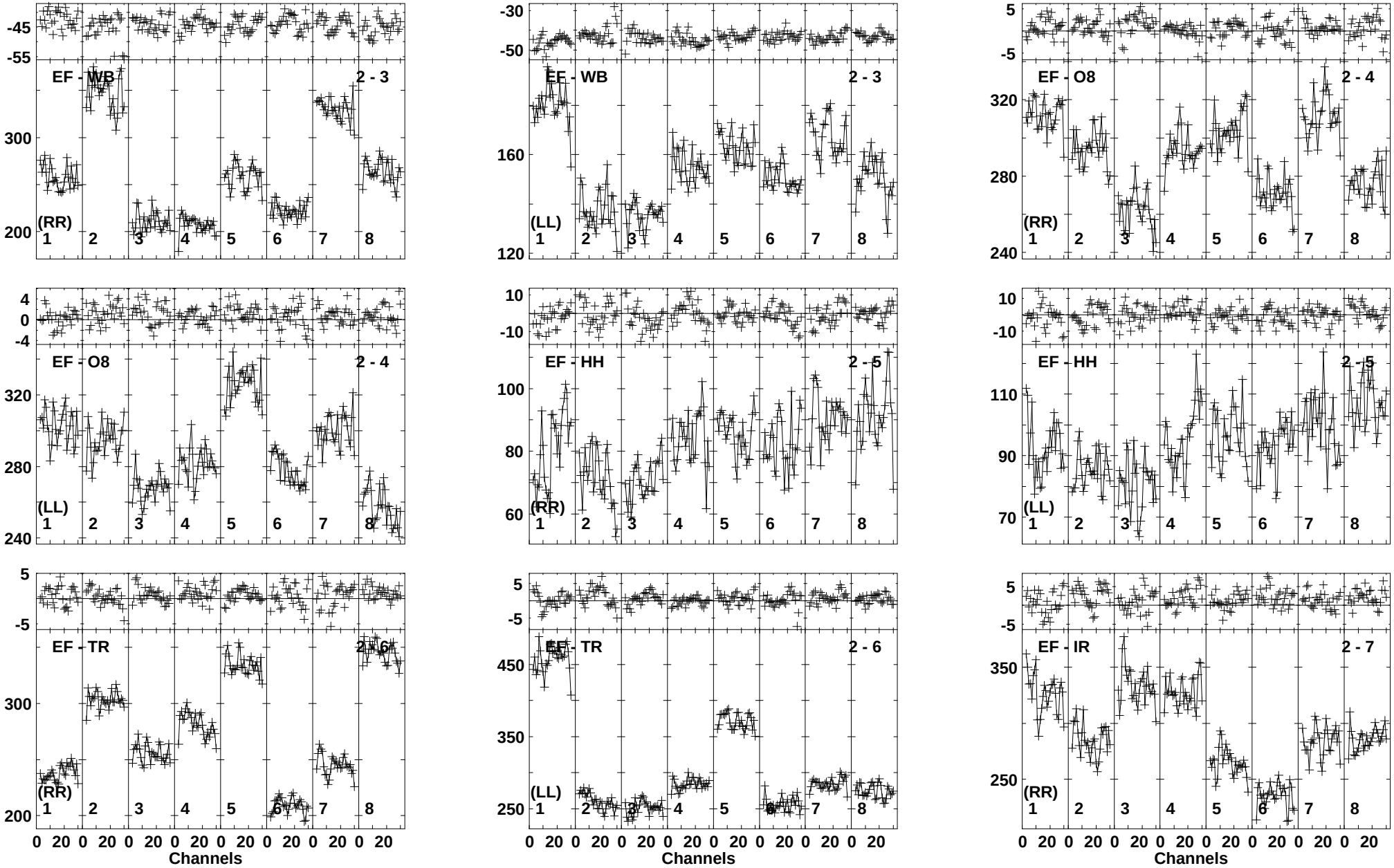

Lower frame: Milli Ampl Jy Top frame: Phas deg
Vector averaged cross-power spectrum Baseline: EF (02) - WB (03)
Timerange: 01/00:21:01 to 01/00:23:29

Plot file version 210 created 30-APR-2020 19:39:24
J0945-0153 EM141B.UVDATA.1
Freq = 1.5950 GHz, Bw = 16.000 MH Calibrated with CL # 3 and BP # 1 (BP mode 1)

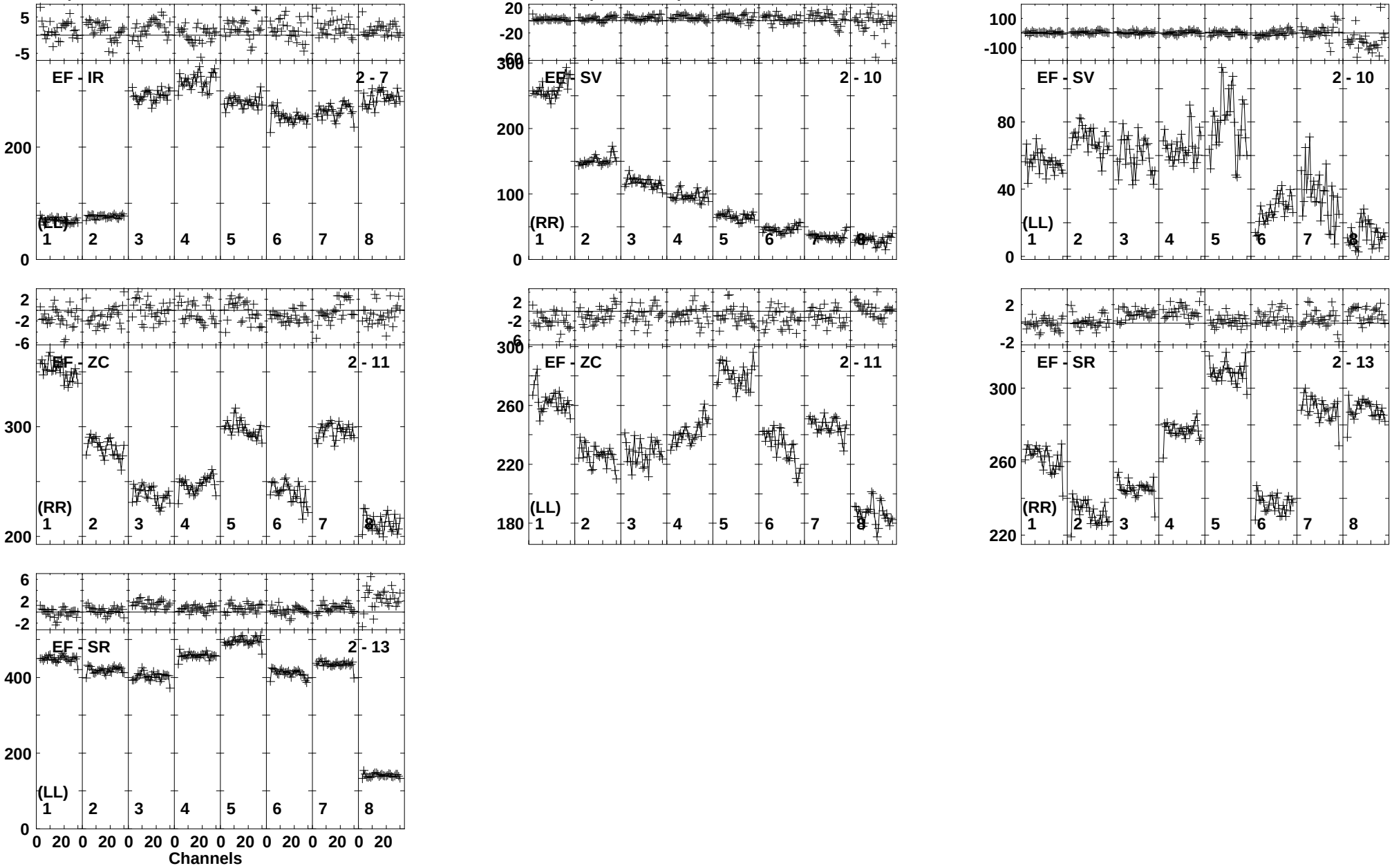

Lower frame: Milli Ampl Jy Top frame: Phas deg
Vector averaged cross-power spectrum Baseline: EF (02) - IR (07)
Timerange: 01/00:21:01 to 01/00:23:29

Plot file version 211 created 30-APR-2020 19:39:25
CGCG-N EM141B.UVDATA.1
Freq = 1.5950 GHz, Bw = 16.000 MH Calibrated with CL # 3 and BP # 1 (BP mode 1)



Lower frame: Milli Ampl Jy Top frame: Phas deg
Vector averaged cross-power spectrum Baseline: JB (01) - EF (02)
Timerange: 01/00:23:31 to 01/00:27:29

Plot file version 212 created 30-APR-2020 19:39:25
CGCG-N EM141B.UVDATA.1
Freq = 1.5950 GHz, Bw = 16.000 MH Calibrated with CL # 3 and BP # 1 (BP mode 1)

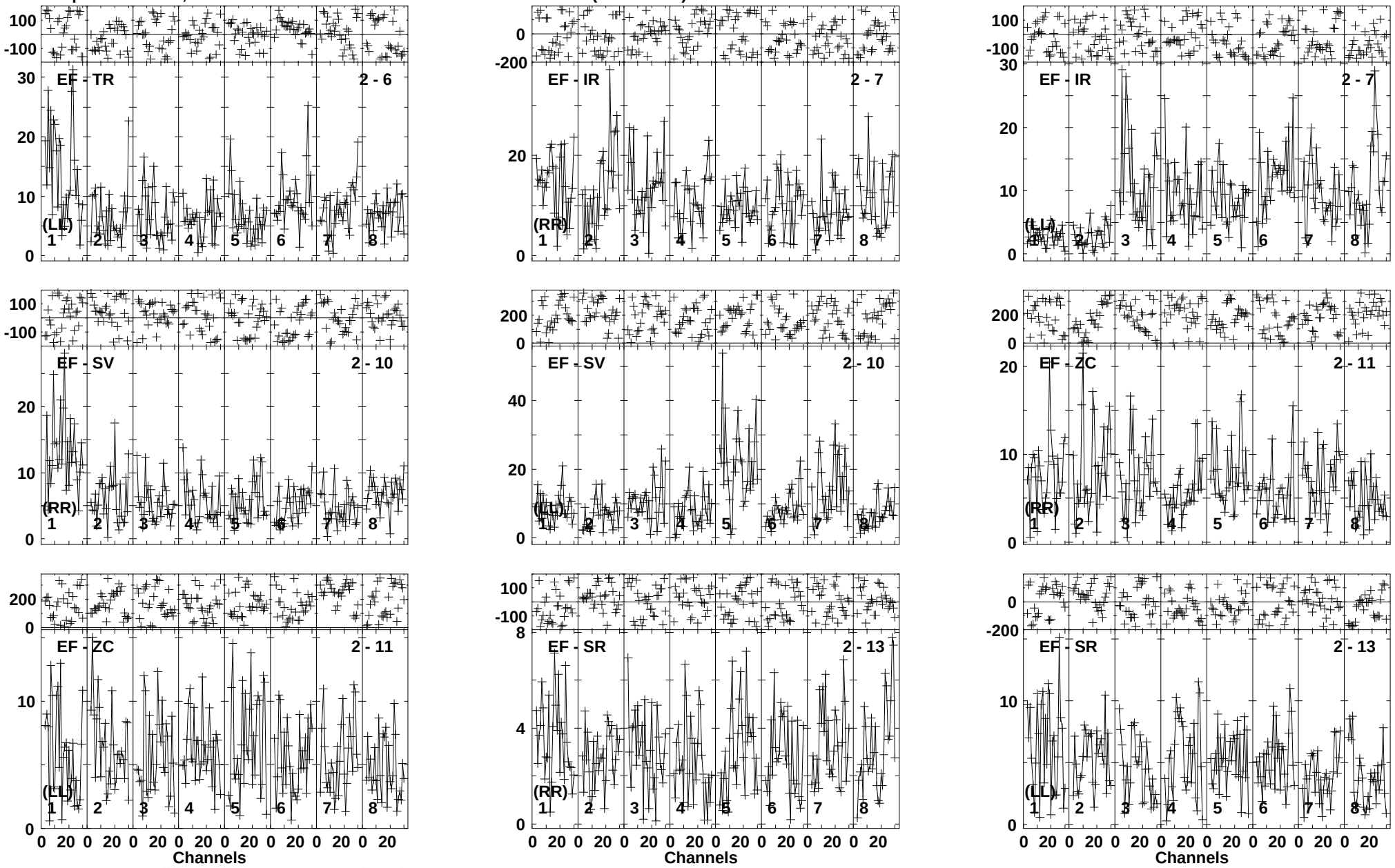

Lower frame: Milli Ampl Jy Top frame: Phas deg
Vector averaged cross-power spectrum Baseline: EF (02) - TR (06)
Timerange: 01/00:23:31 to 01/00:27:29

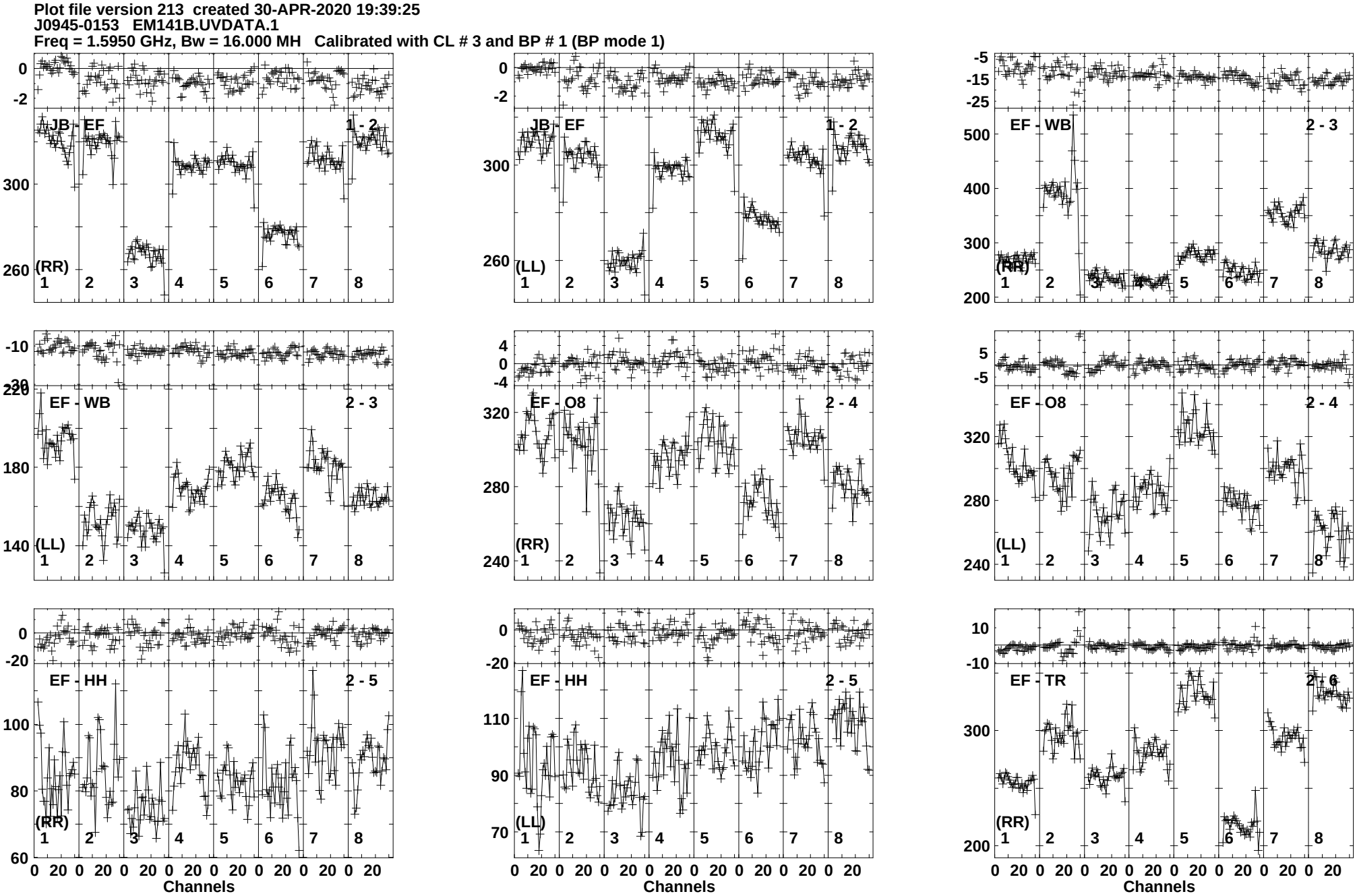
Plot file version 213 created 30-APR-2020 19:39:25
J0945-0153 EM141B.UVDATA.1
Freq = 1.5950 GHz, Bw = 16.000 MH Calibrated with CL # 3 and BP # 1 (BP mode 1)
JB - EF 1 - 2
(RR)
JB - EF 1 - 2
(LL)
EF - WB 2 - 3
(RR)
EF - WB 2 - 3
(LL)
EF - O8 2 - 4
(RR)
EF - O8 2 - 4
(LL)
EF - HH 2 - 5
(RR)
EF - HH 2 - 5
(LL)
EF - TR 2 - 6
(RR)
1 2 3 4 5 6 7 8
0 20 0 20 0 20 0 20 0 20 0 20 0 20 0 20
Channels
Lower frame: Milli Ampl Jy Top frame: Phas deg
Vector averaged cross-power spectrum Baseline: JB (01) - EF (02)
Timerange: 01/00:27:31 to 01/00:29:59

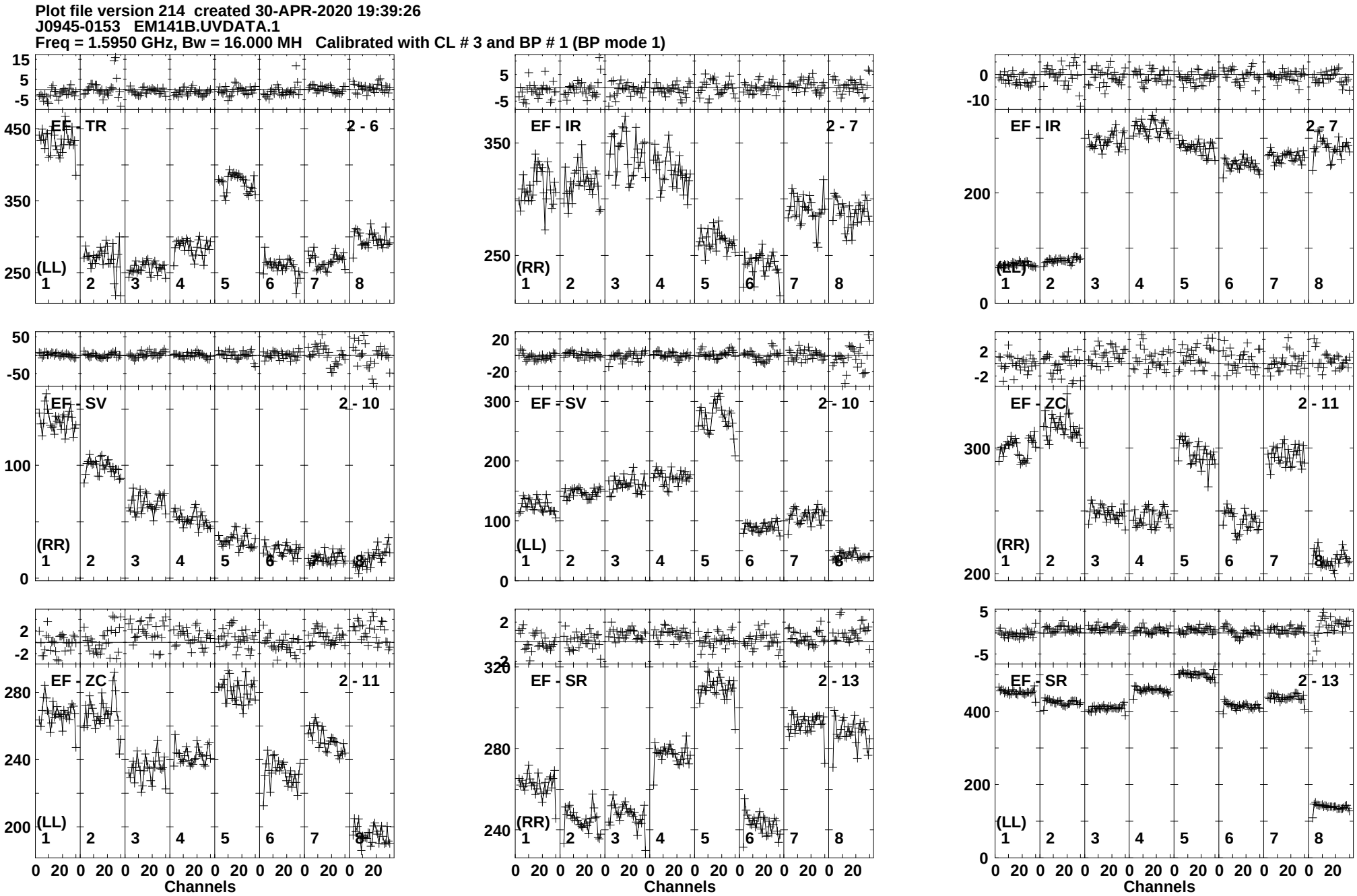
Plot file version 214 created 30-APR-2020 19:39:26
J0945-0153 EM141B.UVDATA.1
Freq = 1.5950 GHz, Bw = 16.000 MH Calibrated with CL # 3 and BP # 1 (BP mode 1)
EF - TR 2 - 6
(LL)
EF - IR 2 - 7
(RR)
EF - IR 2 - 7
(LL)
EF - SV 2 - 10
(RR)
EF - SV 2 - 10
(LL)
EF - ZC 2 - 11
(RR)
EF - ZC 2 - 11
(LL)
EF - SR 2 - 13
(RR)
EF - SR 2 - 13
(LL)
Channels
Channels
Channels
Lower frame: Milli Ampl Jy Top frame: Phas deg
Vector averaged cross-power spectrum Baseline: EF (02) - TR (06)
Timerange: 01/00:27:31 to 01/00:29:59