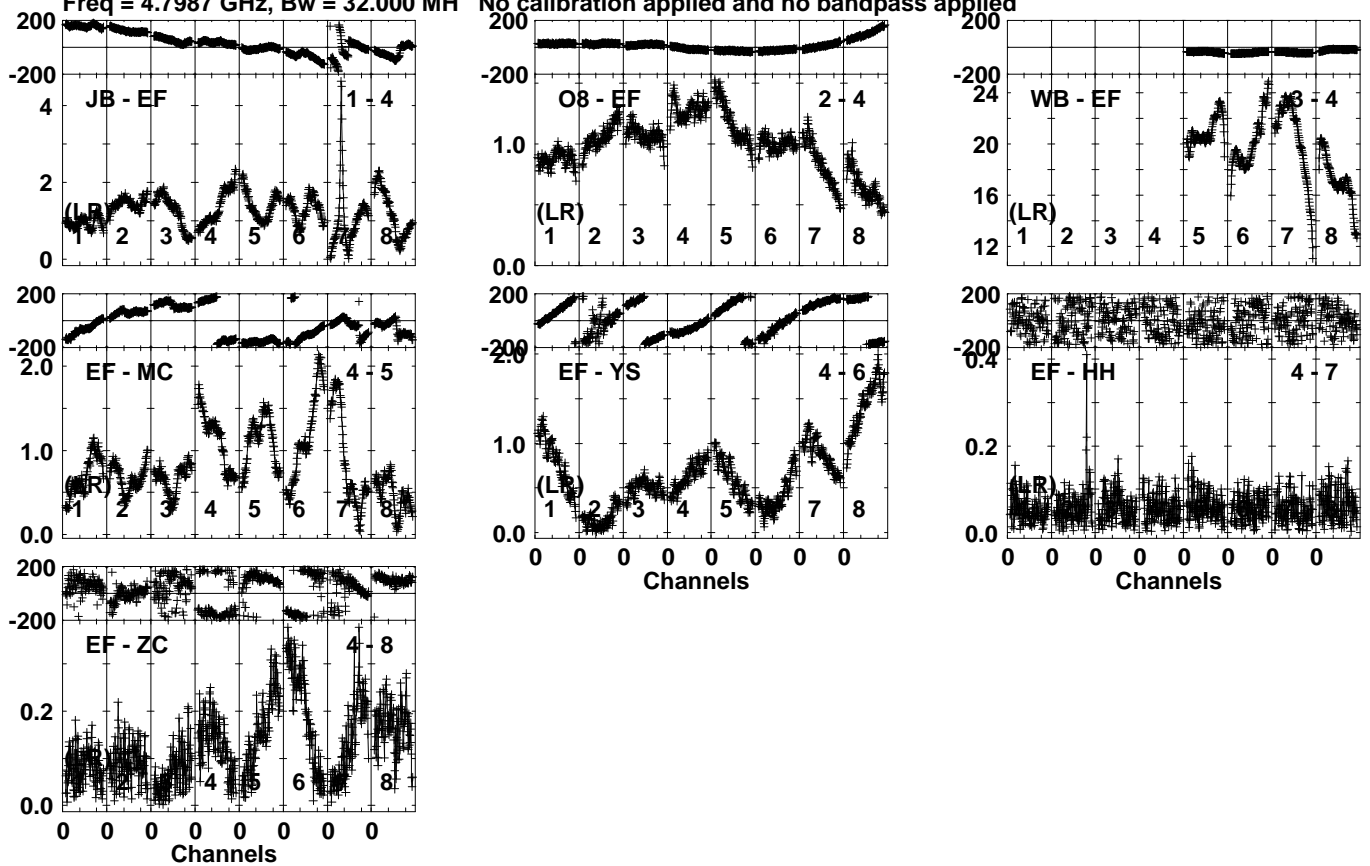


Plot file version 1 created 09-DEC-2020 16:51:29

PKS-00 EM143B.UVDATA.1

Freq = 4.7987 GHz, Bw = 32.000 MH No calibration applied and no bandpass applied



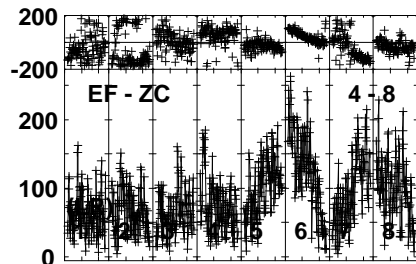
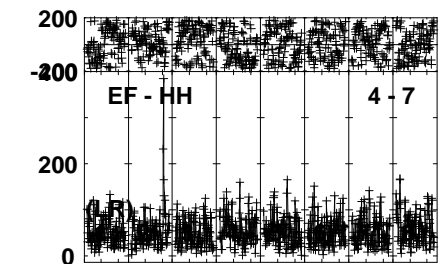
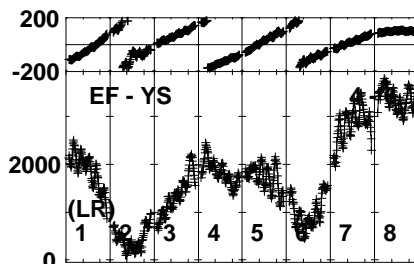
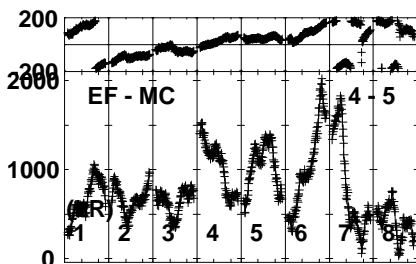
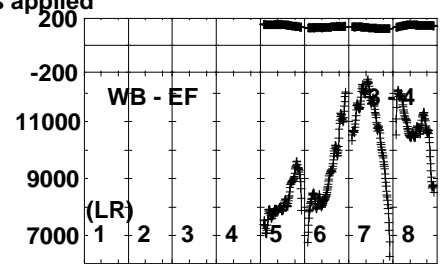
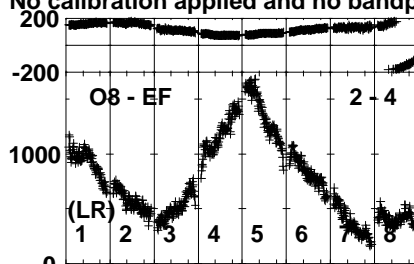
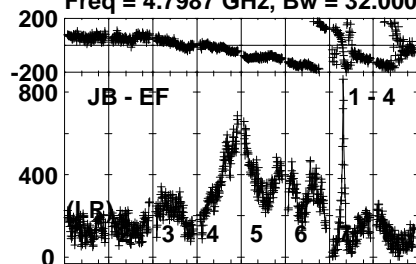
Lower frame: Milli Ampl Jy Top frame: Phas deg
Vector averaged cross-power spectrum Several baselines displayed
Timerange: 00/14:35:15 to 00/14:44:14

Plot file version 2 created 09-DEC-2020 16:51:31

PKS-00 EM143B.UVDATA.1

Freq = 4.7987 GHz, Bw = 32.000 MH

No calibration applied and no bandpass applied

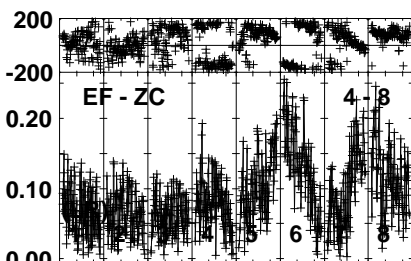
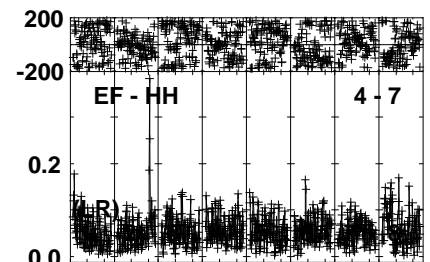
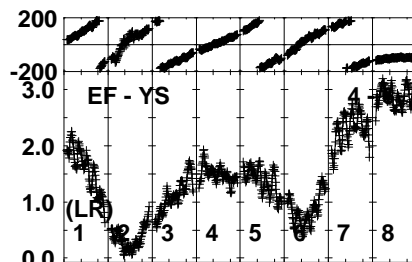
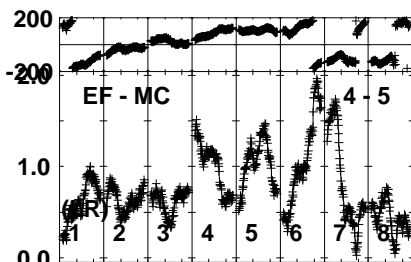
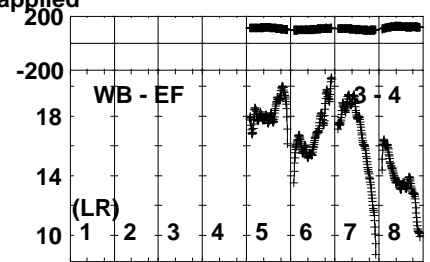
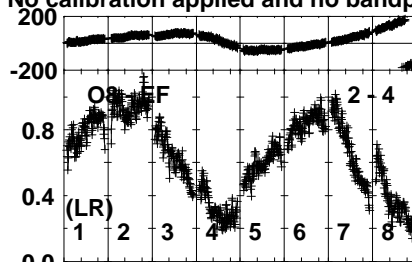
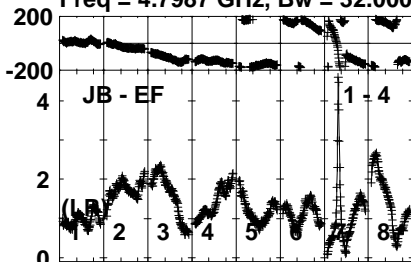


Lower frame: Micro Ampl Jy Top frame: Phas deg
Vector averaged cross-power spectrum Several baselines displayed
Timerange: 00/14:44:30 to 00/14:53:15

Plot file version 3 created 09-DEC-2020 16:51:33

PKS-00 EM143B.UVDATA.1

Freq = 4.7987 GHz, Bw = 32.000 MH No calibration applied and no bandpass applied

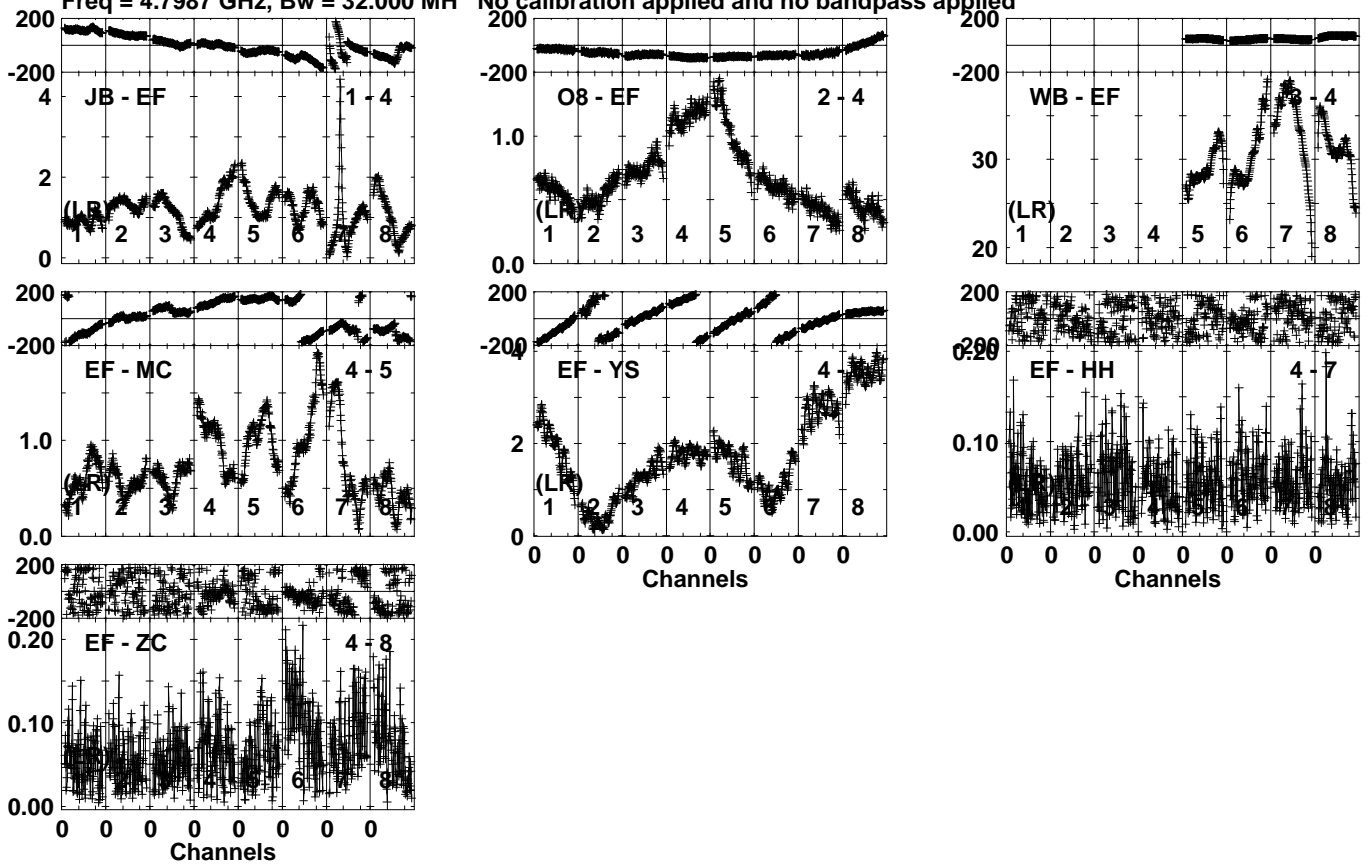


Lower frame: Milli Ampl Jy Top frame: Phas deg
Vector averaged cross-power spectrum Several baselines displayed
Timerange: 00/14:53:31 to 00/15:02:15

Plot file version 4 created 09-DEC-2020 16:51:35

PKS-00 EM143B.UVDATA.1

Freq = 4.7987 GHz, Bw = 32.000 MH No calibration applied and no bandpass applied



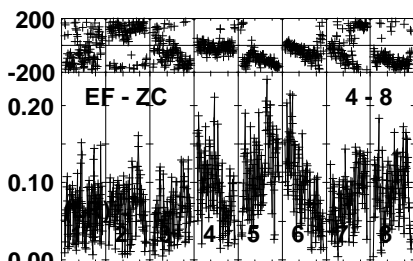
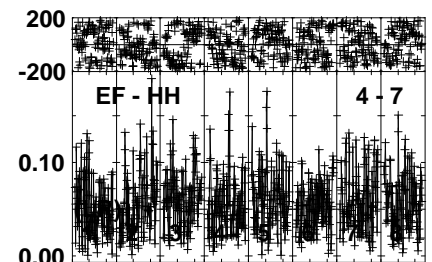
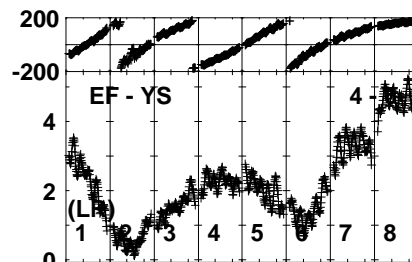
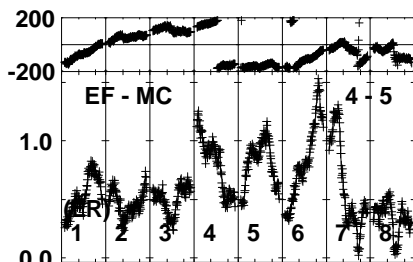
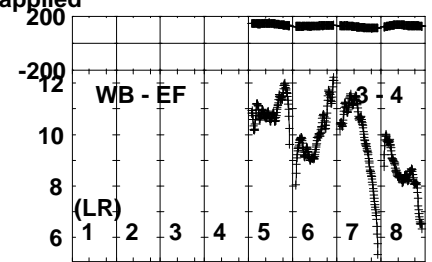
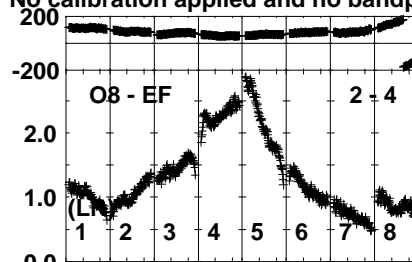
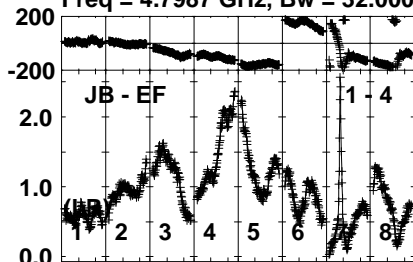
Lower frame: Milli Ampl Jy Top frame: Phas deg
Vector averaged cross-power spectrum Several baselines displayed
Timerange: 00/15:02:30 to 00/15:11:15

Plot file version 5 created 09-DEC-2020 16:51:37

PKS-00 EM143B.UVDATA.1

Freq = 4.7987 GHz, Bw = 32.000 MH

No calibration applied and no bandpass applied



Lower frame: Milli Ampl Jy Top frame: Phas deg

Vector averaged cross-power spectrum Several baselines displayed

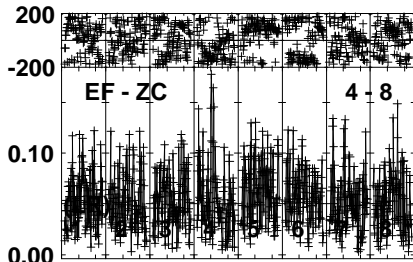
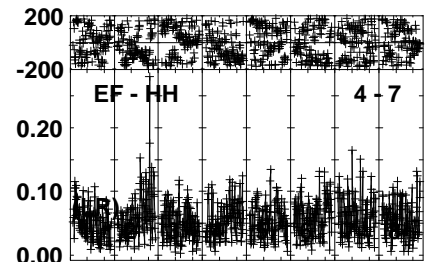
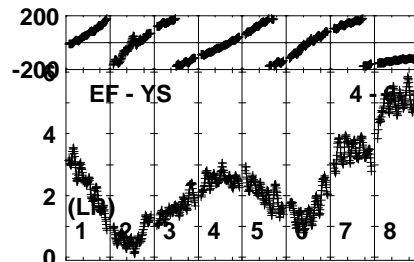
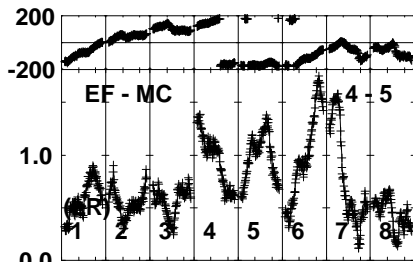
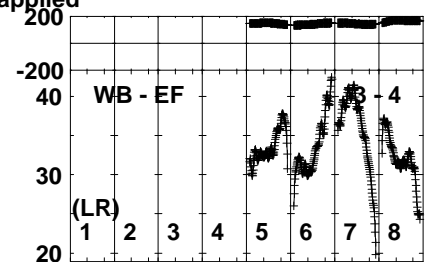
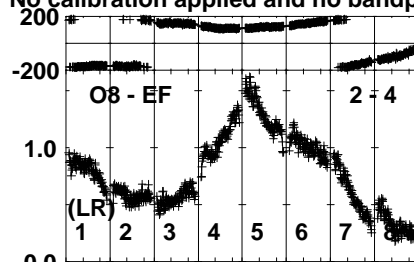
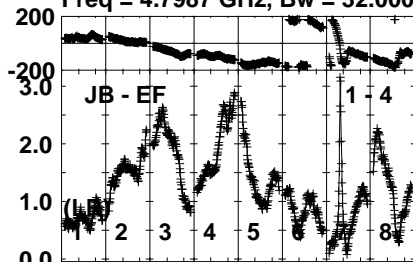
Timerange: 00/15:11:31 to 00/15:20:15

Plot file version 6 created 09-DEC-2020 16:51:38

PKS-00 EM143B.UVDATA.1

Freq = 4.7987 GHz, Bw = 32.000 MH

No calibration applied and no bandpass applied



Lower frame: Milli Ampl Jy Top frame: Phas deg
Vector averaged cross-power spectrum Several baselines displayed
Timerange: 00/15:20:31 to 00/15:29:59