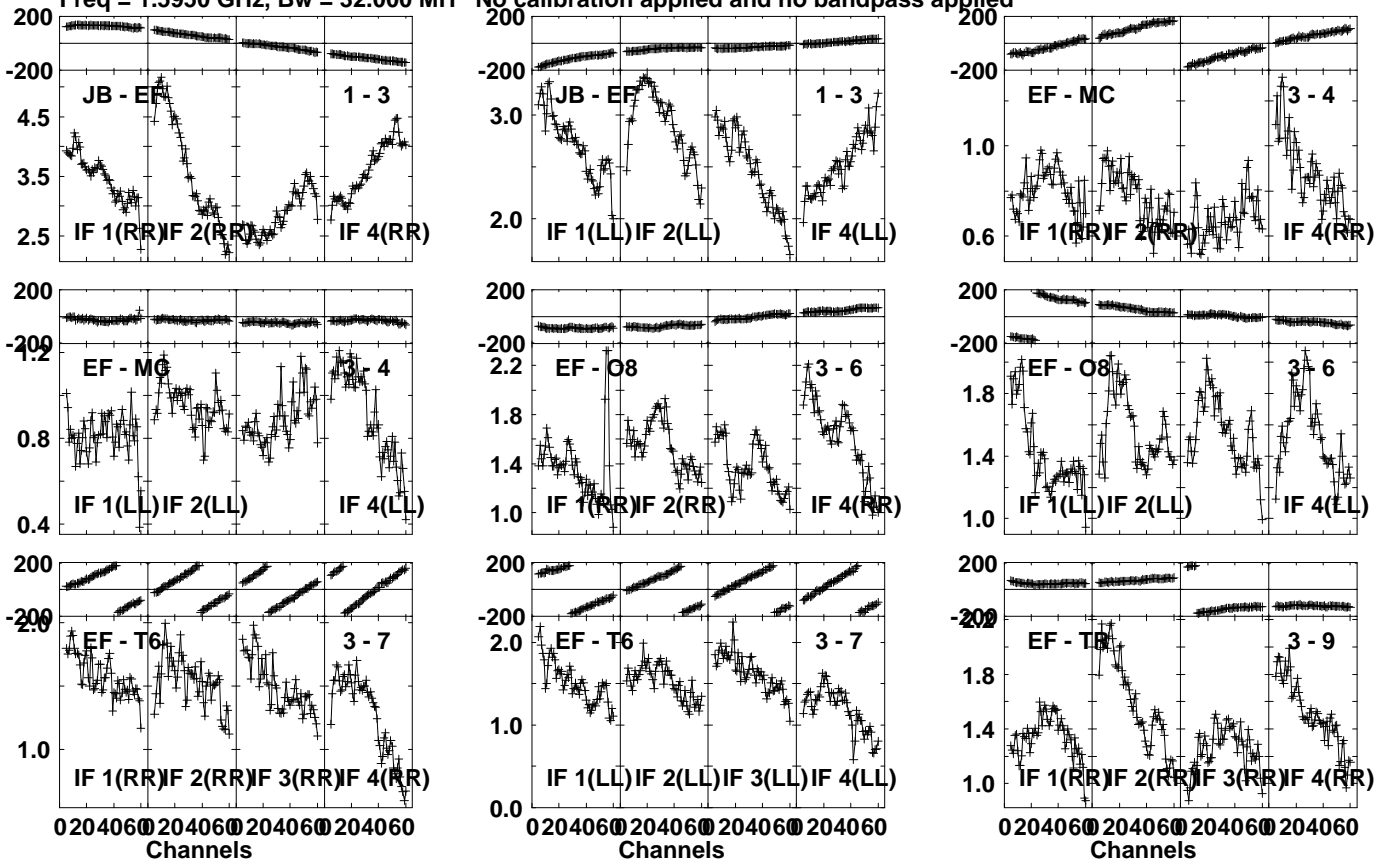


Plot file version 1 created 02-NOV-2021 17:42:04

J0847+4609 EM146.UVDATA.1

Freq = 1.5950 GHz, Bw = 32.000 MH No calibration applied and no bandpass applied



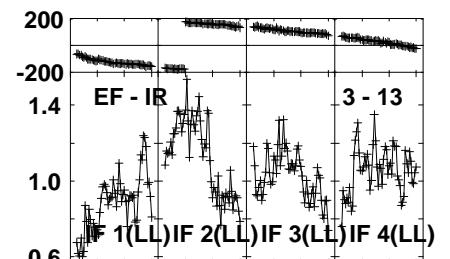
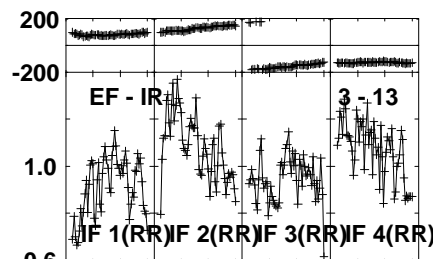
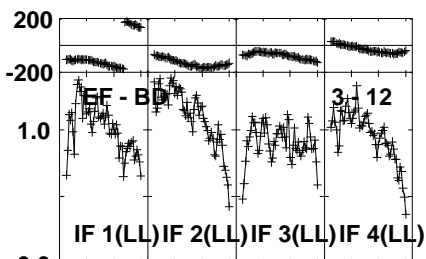
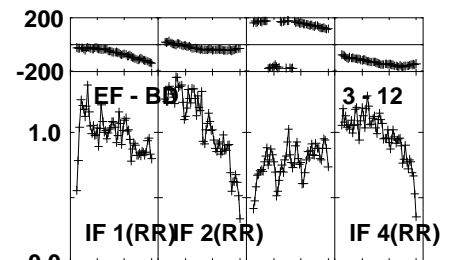
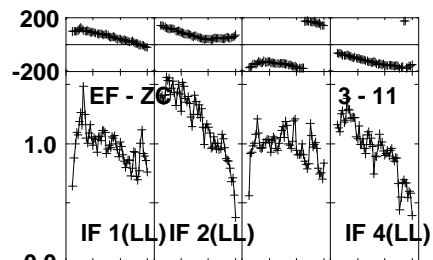
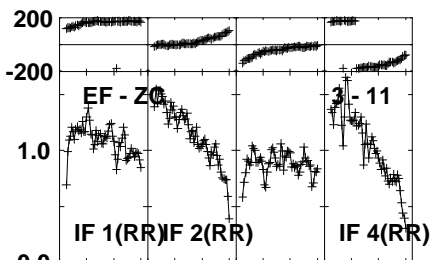
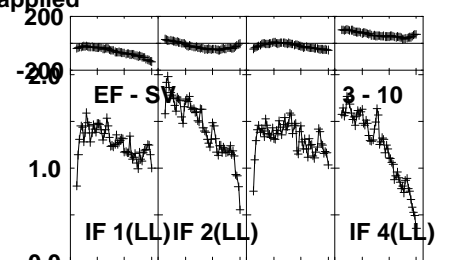
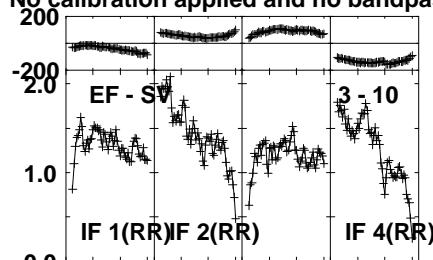
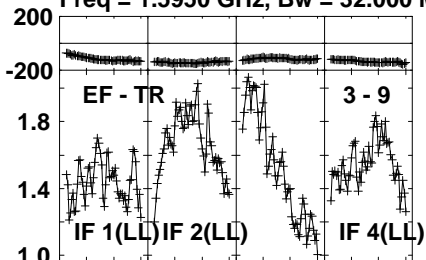
Lower frame: Milli Ampl Jy Top frame: Phas deg  
 Vector averaged cross-power spectrum Several baselines displayed  
 Timerange: 00/07:20:21 to 00/07:21:59

Plot file version 2 created 02-NOV-2021 17:42:04

J0847+4609 EM146.UVDATA.1

Freq = 1.5950 GHz, Bw = 32.000 MH

No calibration applied and no bandpass applied



0204060 204060 204060 204060  
Channels

0204060 204060 204060 204060  
Channels

0204060 204060 204060 204060  
Channels

Lower frame: Milli Ampl Jy Top frame: Phas deg  
Vector averaged cross-power spectrum Several baselines displayed  
Timerange: 00/07:20:21 to 00/07:21:59

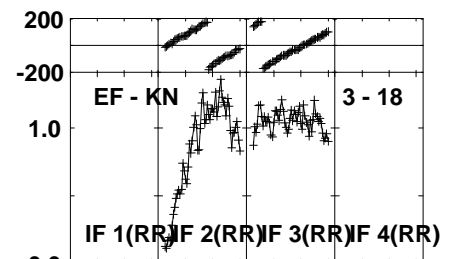
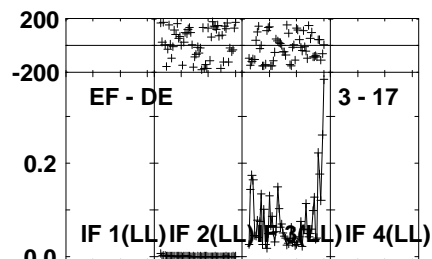
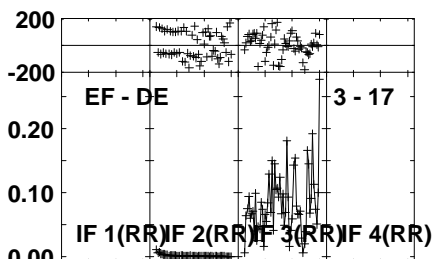
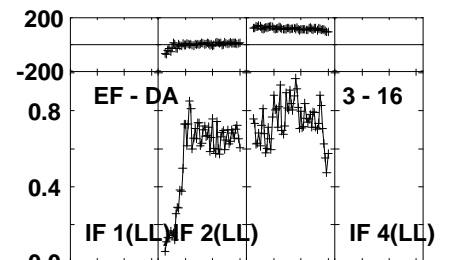
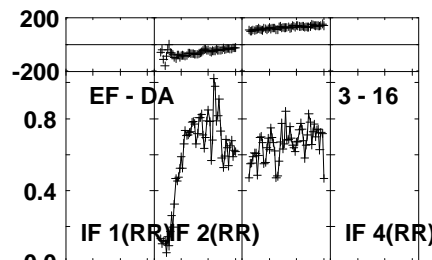
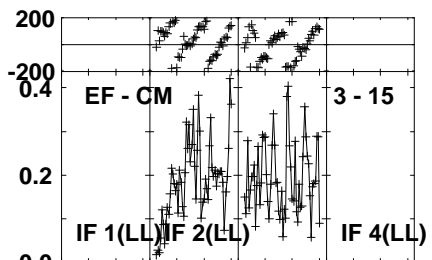
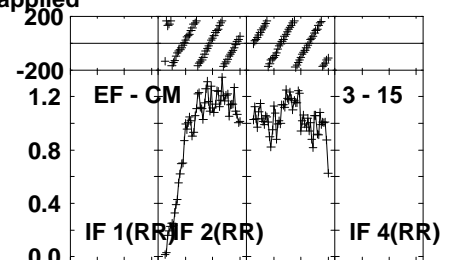
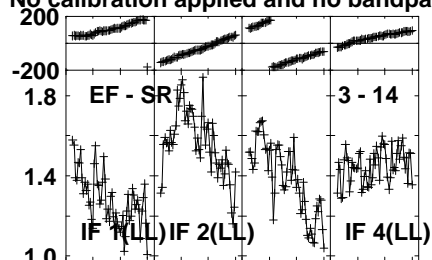
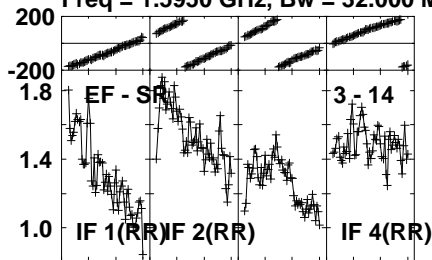


Plot file version 3 created 02-NOV-2021 17:42:05

J0847+4609 EM146.UVDATA.1

Freq = 1.5950 GHz, Bw = 32.000 MH

No calibration applied and no bandpass applied



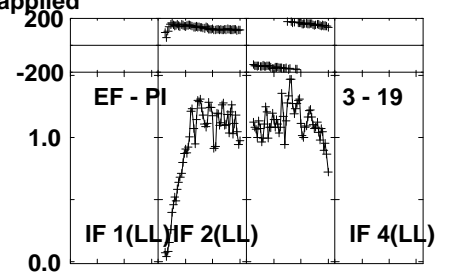
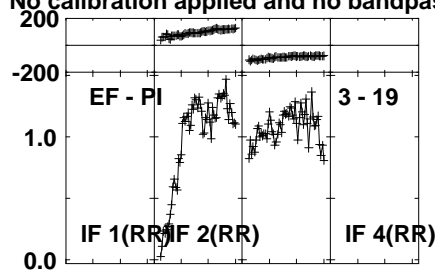
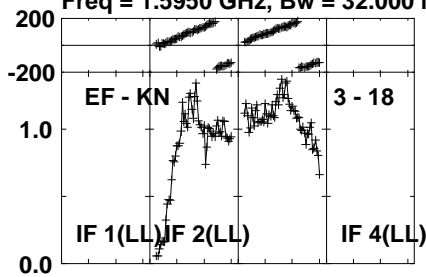
Lower frame: Milli Ampl Jy Top frame: Phas deg  
Vector averaged cross-power spectrum Several baselines displayed  
Timerange: 00/07:20:21 to 00/07:21:59

Plot file version 4 created 02-NOV-2021 17:42:05

J0847+4609 EM146.UVDATA.1

Freq = 1.5950 GHz, Bw = 32.000 MH

No calibration applied and no bandpass applied



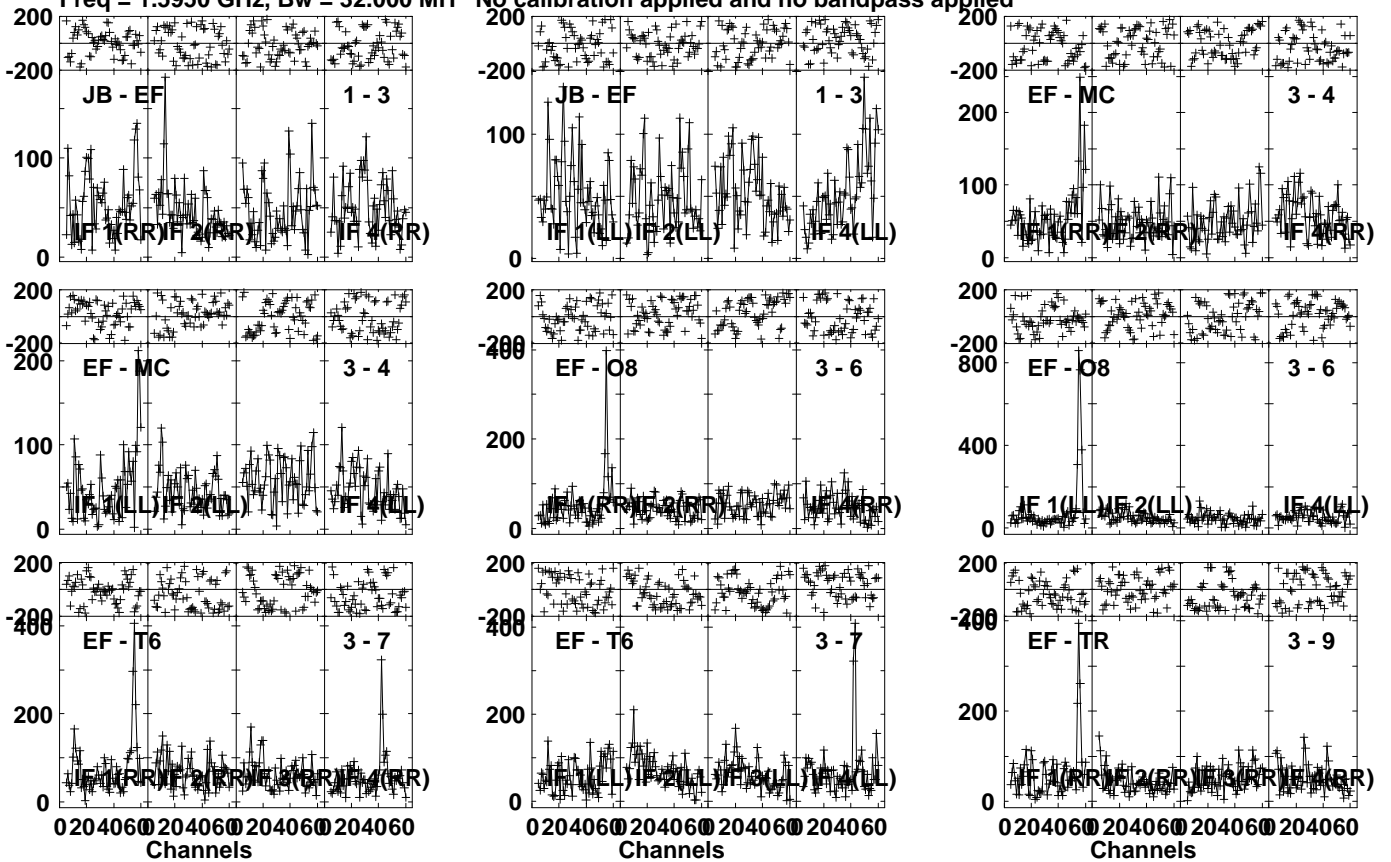
Lower frame: Milli Ampl Jy Top frame: Phas deg  
Vector averaged cross-power spectrum Several baselines displayed  
Timerange: 00/07:20:21 to 00/07:21:59

Plot file version 5 created 02-NOV-2021 17:42:05

J084408+4627 EM146.UVDATA.1

Freq = 1.5950 GHz, Bw = 32.000 MH

No calibration applied and no bandpass applied



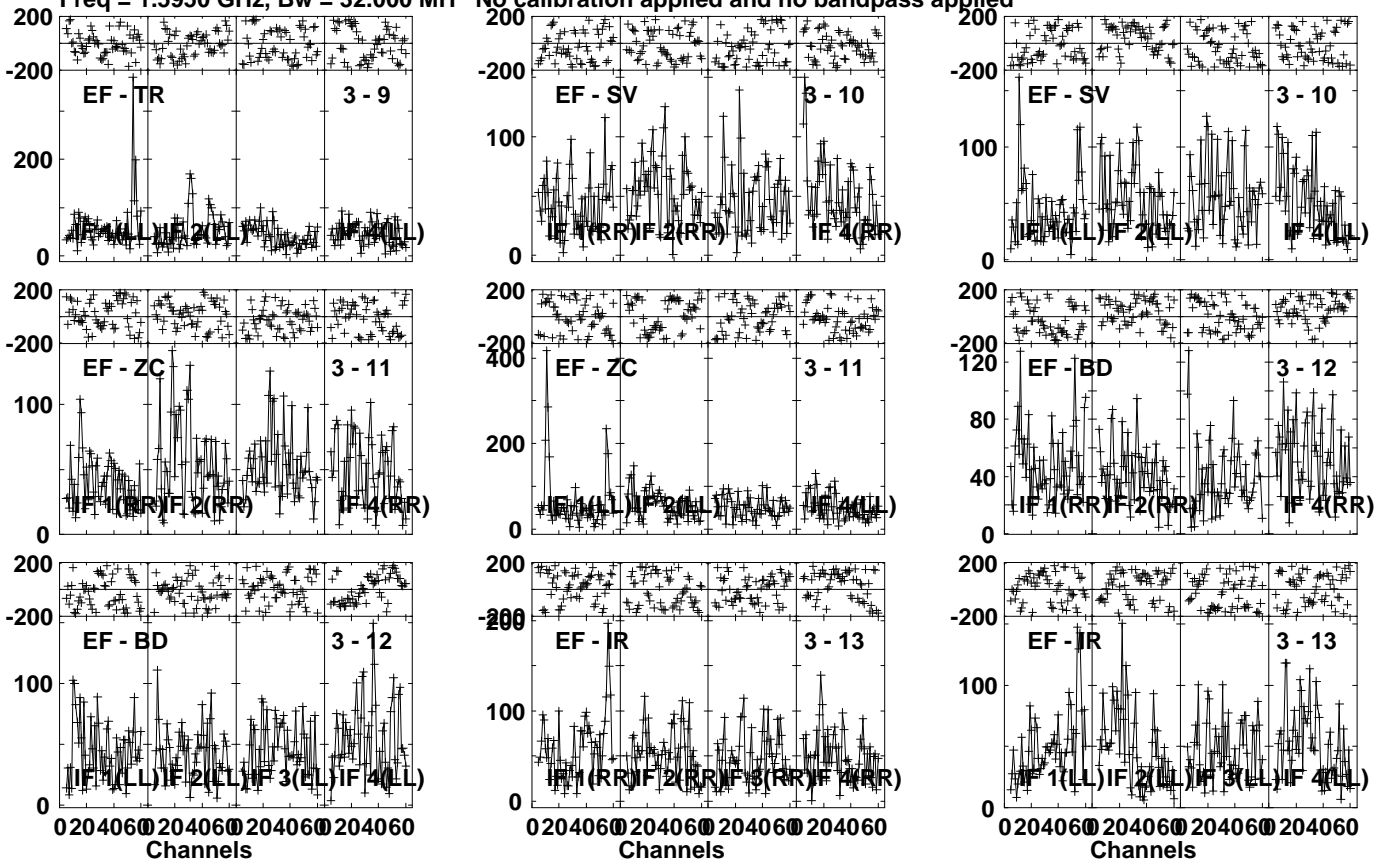
Lower frame: Micro Ampl Jy Top frame: Phas deg  
Vector averaged cross-power spectrum Several baselines displayed  
Timerange: 00/07:22:21 to 00/07:29:59

Plot file version 6 created 02-NOV-2021 17:42:05

J084408+4627 EM146.UVDATA.1

Freq = 1.5950 GHz, Bw = 32.000 MH

No calibration applied and no bandpass applied



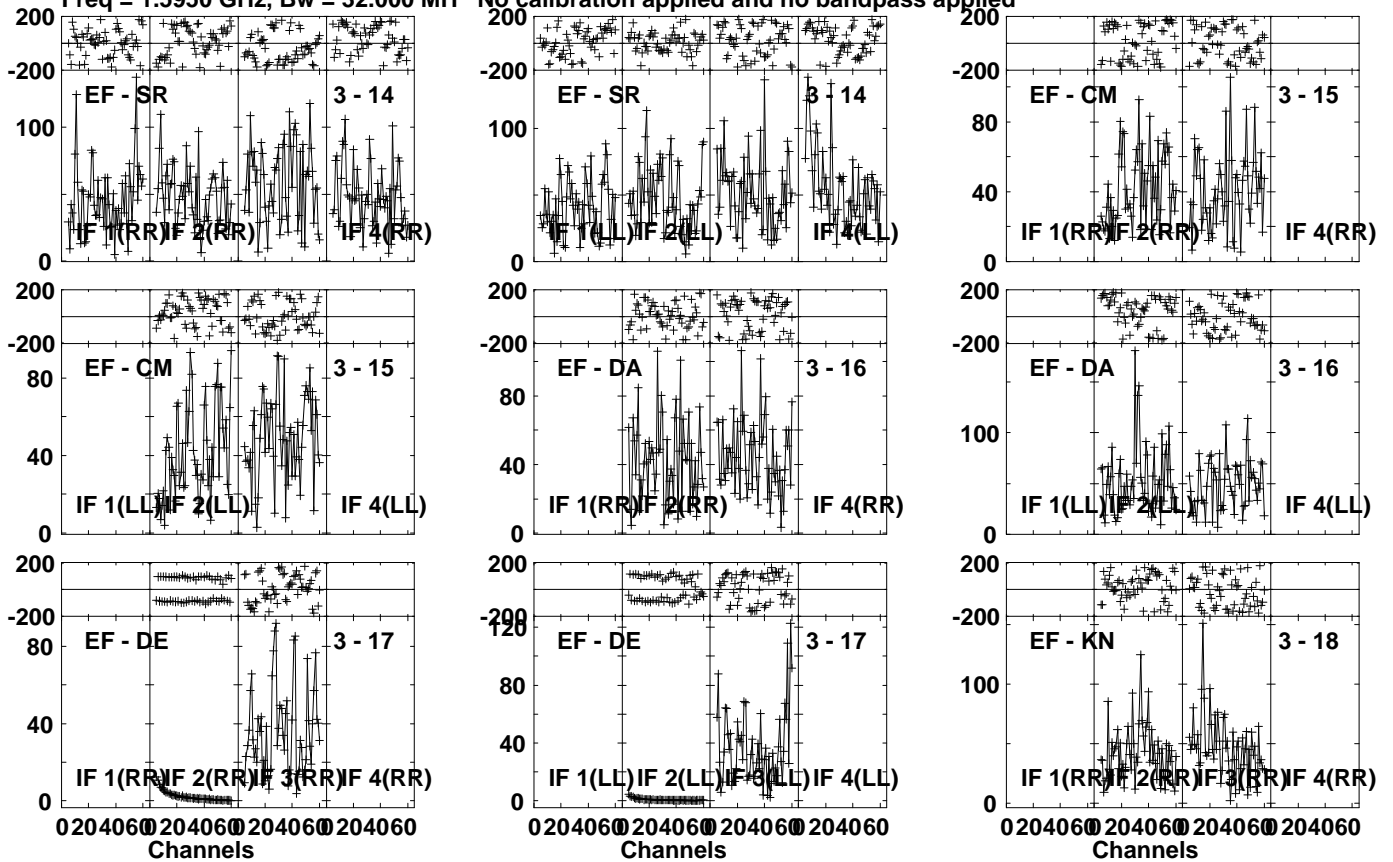
Lower frame: Micro Ampl Jy Top frame: Phas deg  
Vector averaged cross-power spectrum Several baselines displayed  
Timerange: 00/07:22:21 to 00/07:29:59

Plot file version 7 created 02-NOV-2021 17:42:06

J084408+4627 EM146.UVDATA.1

Freq = 1.5950 GHz, Bw = 32.000 MH

No calibration applied and no bandpass applied



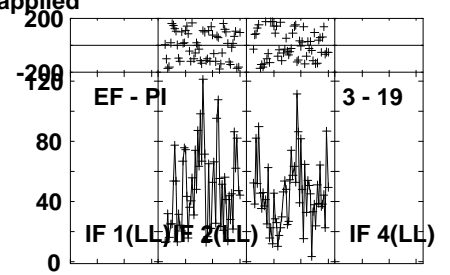
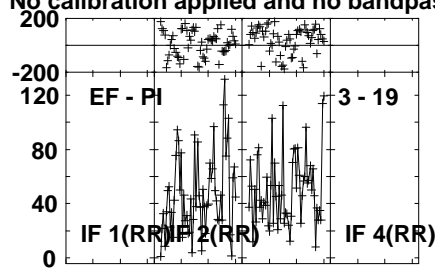
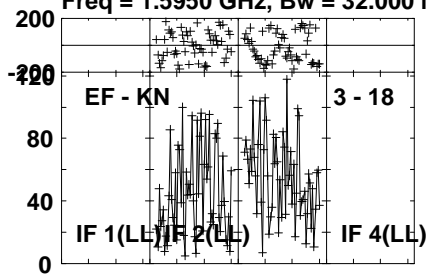
Lower frame: Micro Ampl Jy Top frame: Phas deg  
Vector averaged cross-power spectrum Several baselines displayed  
Timerange: 00/07:22:21 to 00/07:29:59

Plot file version 8 created 02-NOV-2021 17:42:06

J084408+4627 EM146.UVDATA.1

Freq = 1.5950 GHz, Bw = 32.000 MH

No calibration applied and no bandpass applied



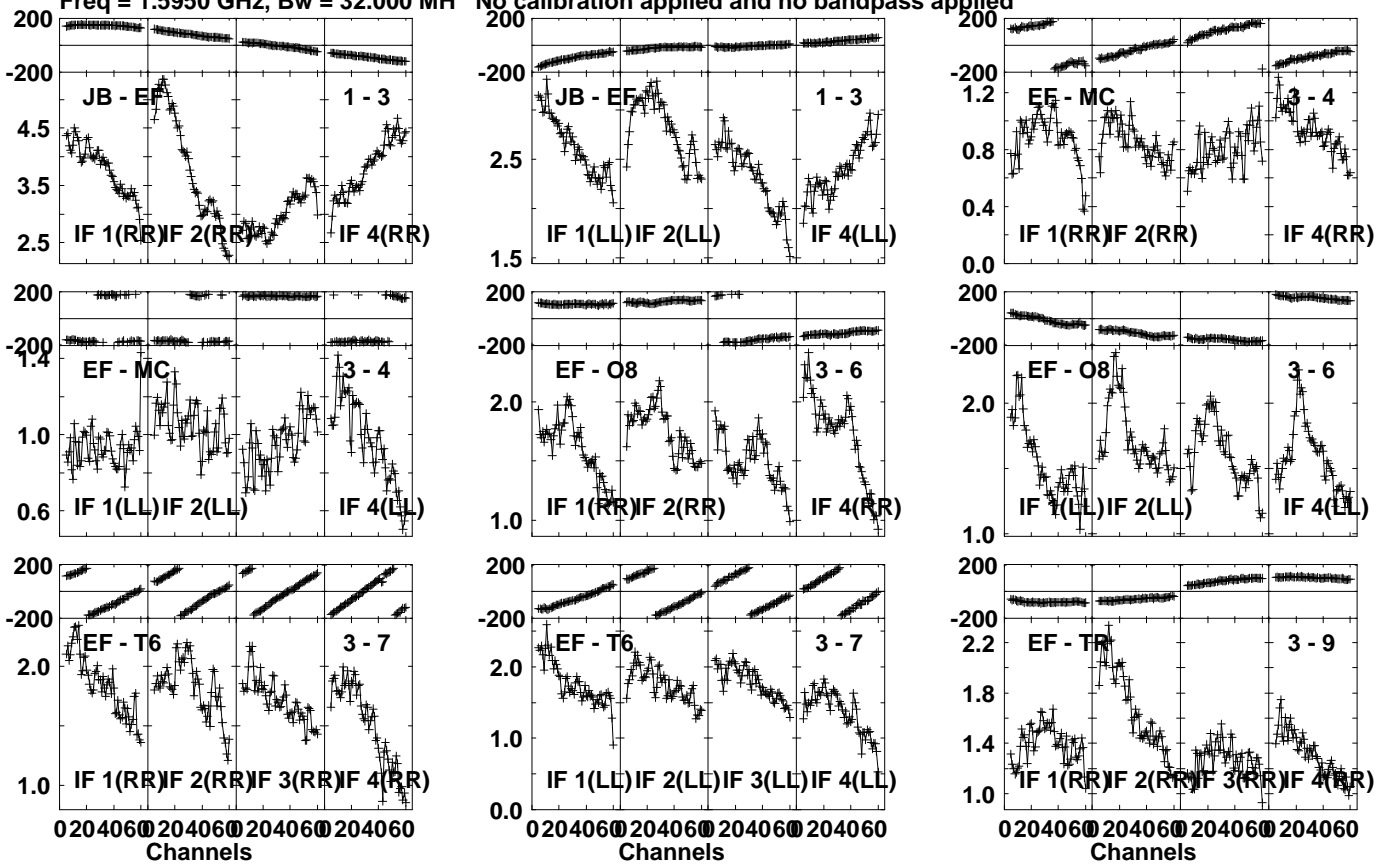
Lower frame: Micro Ampl Jy Top frame: Phas deg  
Vector averaged cross-power spectrum Several baselines displayed  
Timerange: 00/07:22:21 to 00/07:29:59

Plot file version 9 created 02-NOV-2021 17:42:06

J0847+4609 EM146.UVDATA.1

Freq = 1.5950 GHz, Bw = 32.000 MH

No calibration applied and no bandpass applied

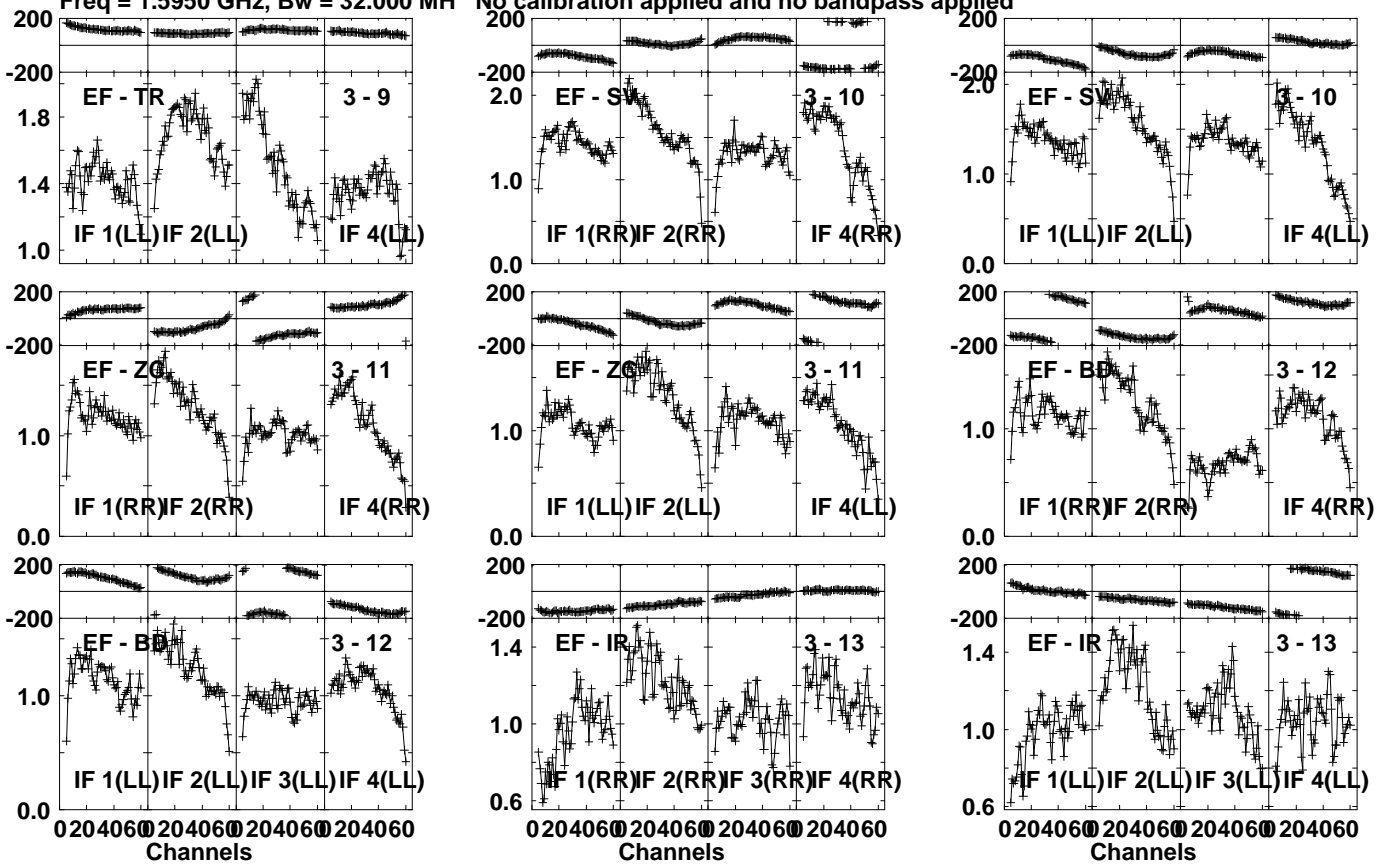


Lower frame: Milli Ampl Jy Top frame: Phas deg  
Vector averaged cross-power spectrum Several baselines displayed  
Timerange: 00:07:30:21 to 00:07:31:59

Plot file version 10 created 02-NOV-2021 17:42:06

J0847+4609 EM146.UVDATA.1

Freq = 1.5950 GHz, Bw = 32.000 MH No calibration applied and no bandpass applied



Lower frame: Milli Ampl Jy Top frame: Phas deg  
 Vector averaged cross-power spectrum Several baselines displayed  
 Timerange: 00/07:30:21 to 00/07:31:59

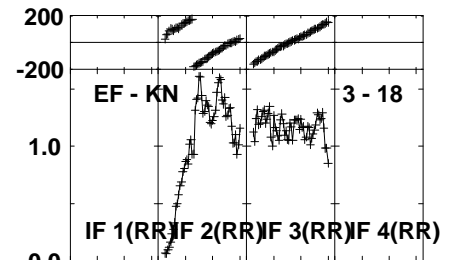
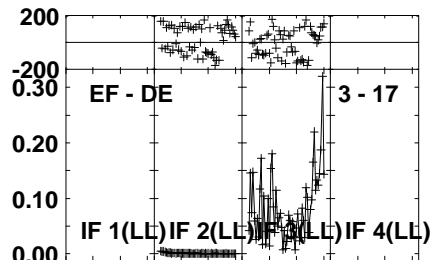
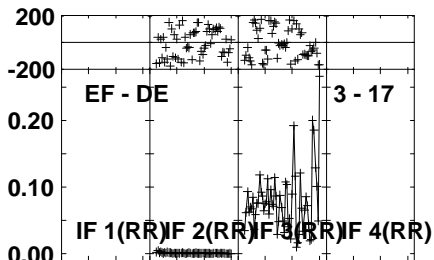
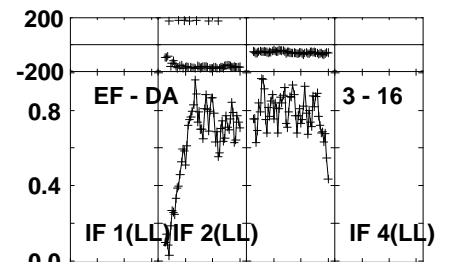
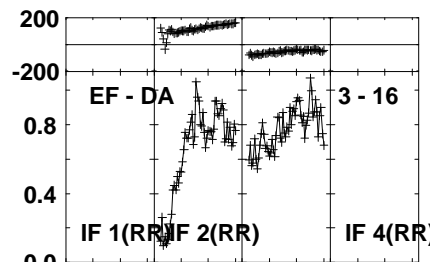
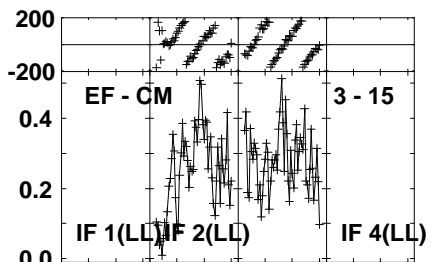
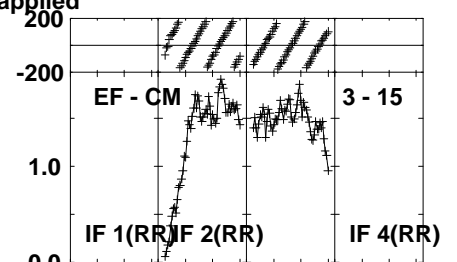
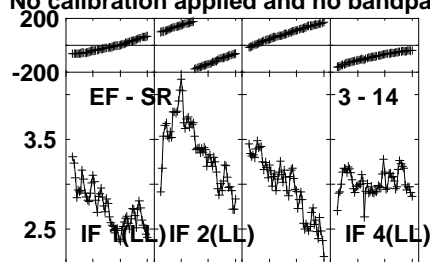
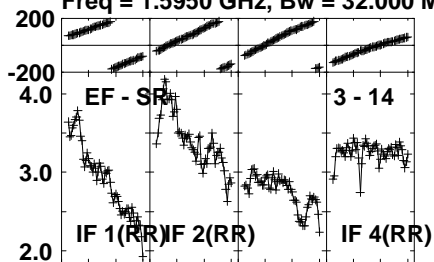


Plot file version 11 created 02-NOV-2021 17:42:07

J0847+4609 EM146.UVDATA.1

Freq = 1.5950 GHz, Bw = 32.000 MH

No calibration applied and no bandpass applied



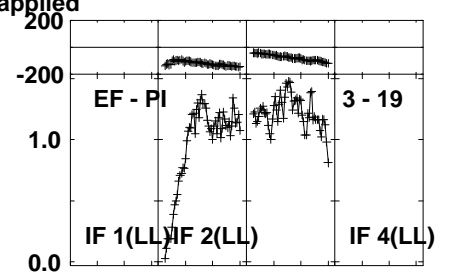
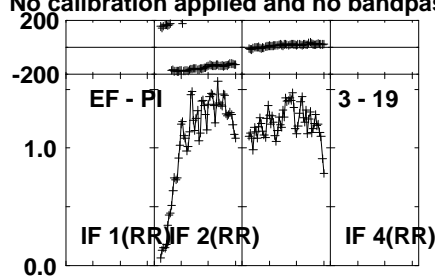
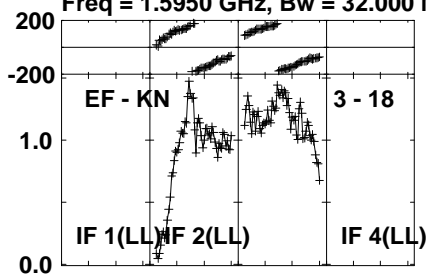
Lower frame: Milli Ampl Jy Top frame: Phas deg  
Vector averaged cross-power spectrum Several baselines displayed  
Timerange: 00/07:30:21 to 00/07:31:59

Plot file version 12 created 02-NOV-2021 17:42:07

J0847+4609 EM146.UVDATA.1

Freq = 1.5950 GHz, Bw = 32.000 MH

No calibration applied and no bandpass applied



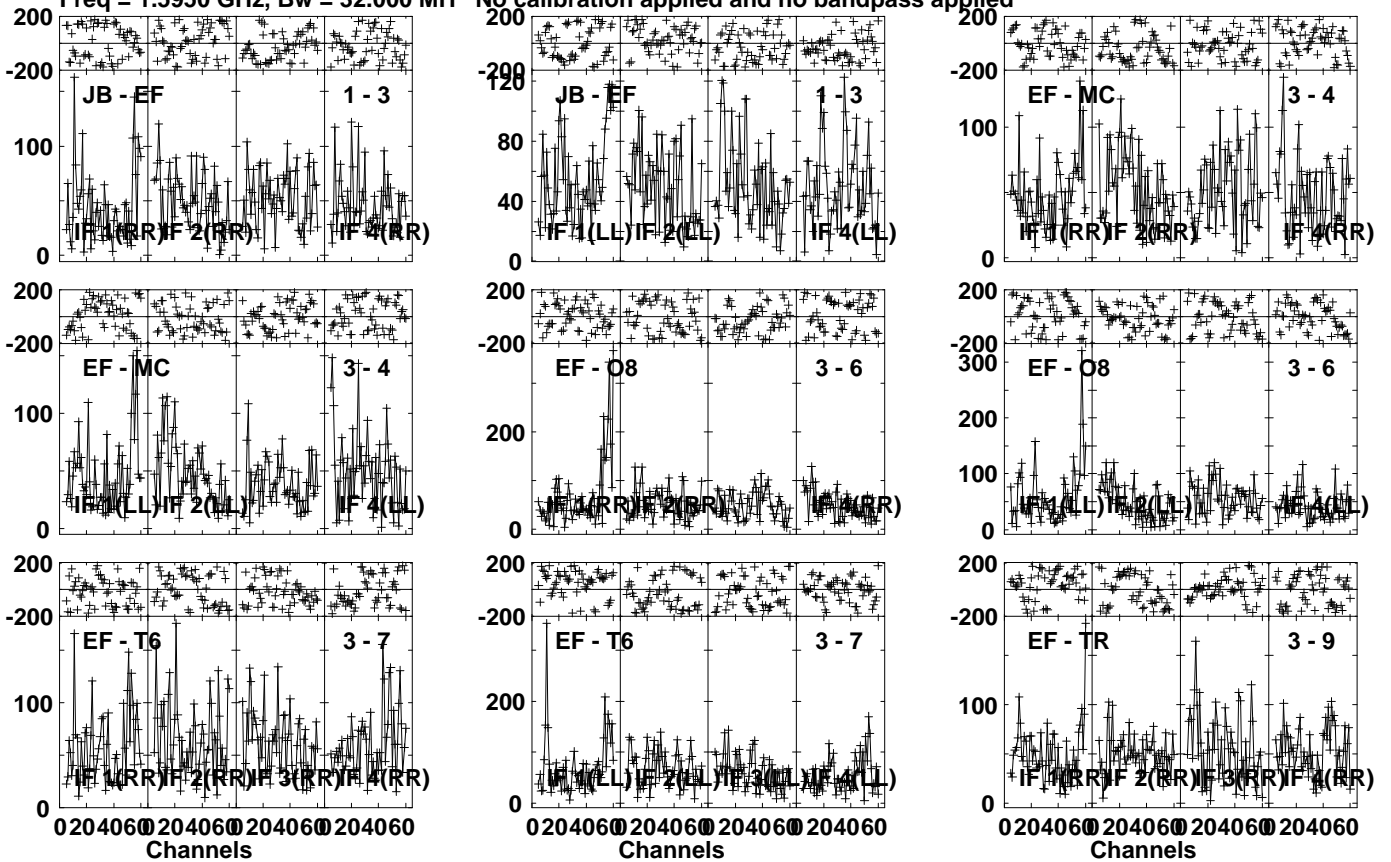
Lower frame: Milli Ampl Jy Top frame: Phas deg  
Vector averaged cross-power spectrum Several baselines displayed  
Timerange: 00/07:30:21 to 00/07:31:59

Plot file version 13 created 02-NOV-2021 17:42:07

J084408+4627 EM146.UVDATA.1

Freq = 1.5950 GHz, Bw = 32.000 MH

No calibration applied and no bandpass applied



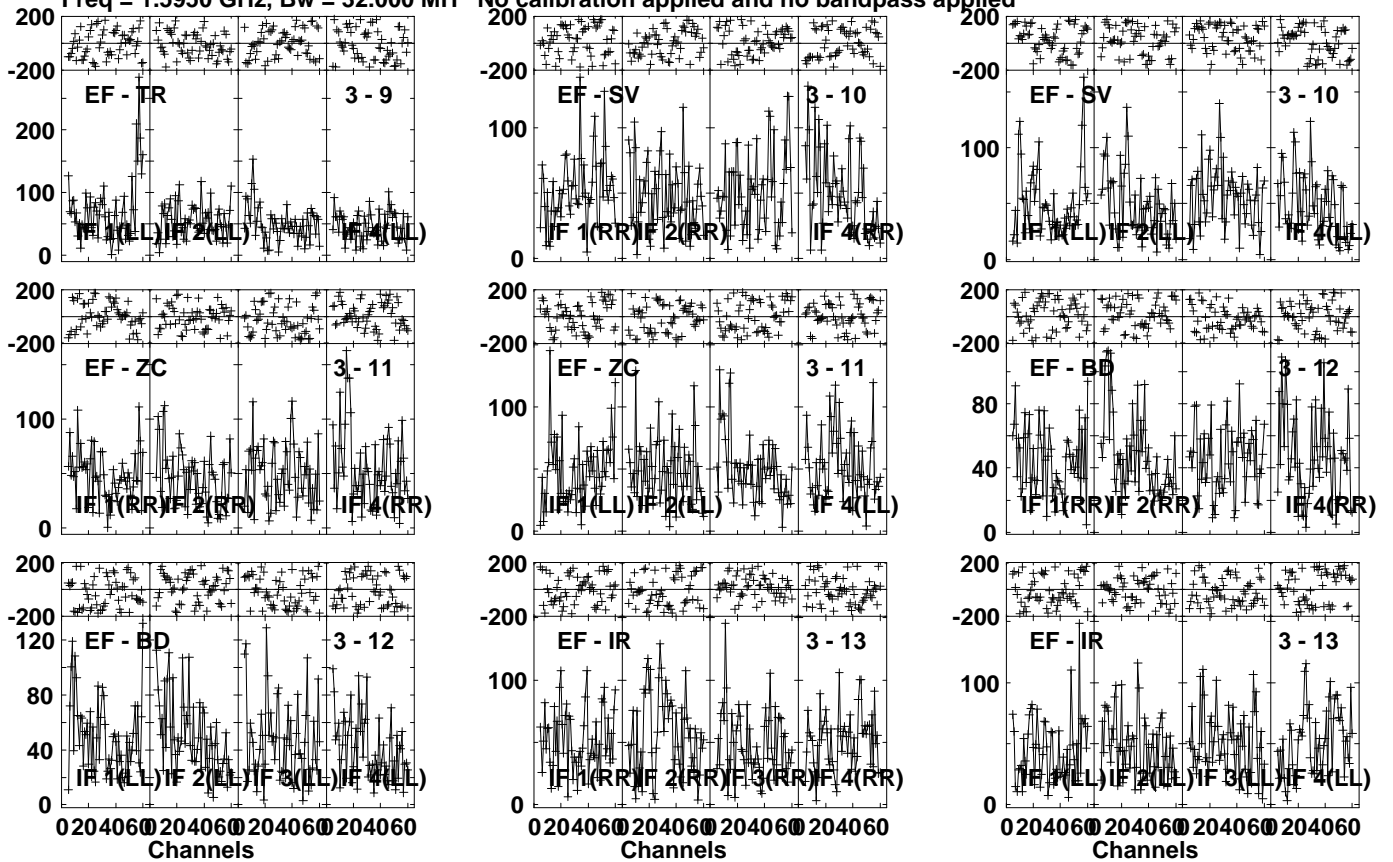
Lower frame: Micro Ampl Jy Top frame: Phas deg  
Vector averaged cross-power spectrum Several baselines displayed  
Timerange: 00/07:32:21 to 00/07:39:59

Plot file version 14 created 02-NOV-2021 17:42:08

J084408+4627 EM146.UVDATA.1

Freq = 1.5950 GHz, Bw = 32.000 MH

No calibration applied and no bandpass applied



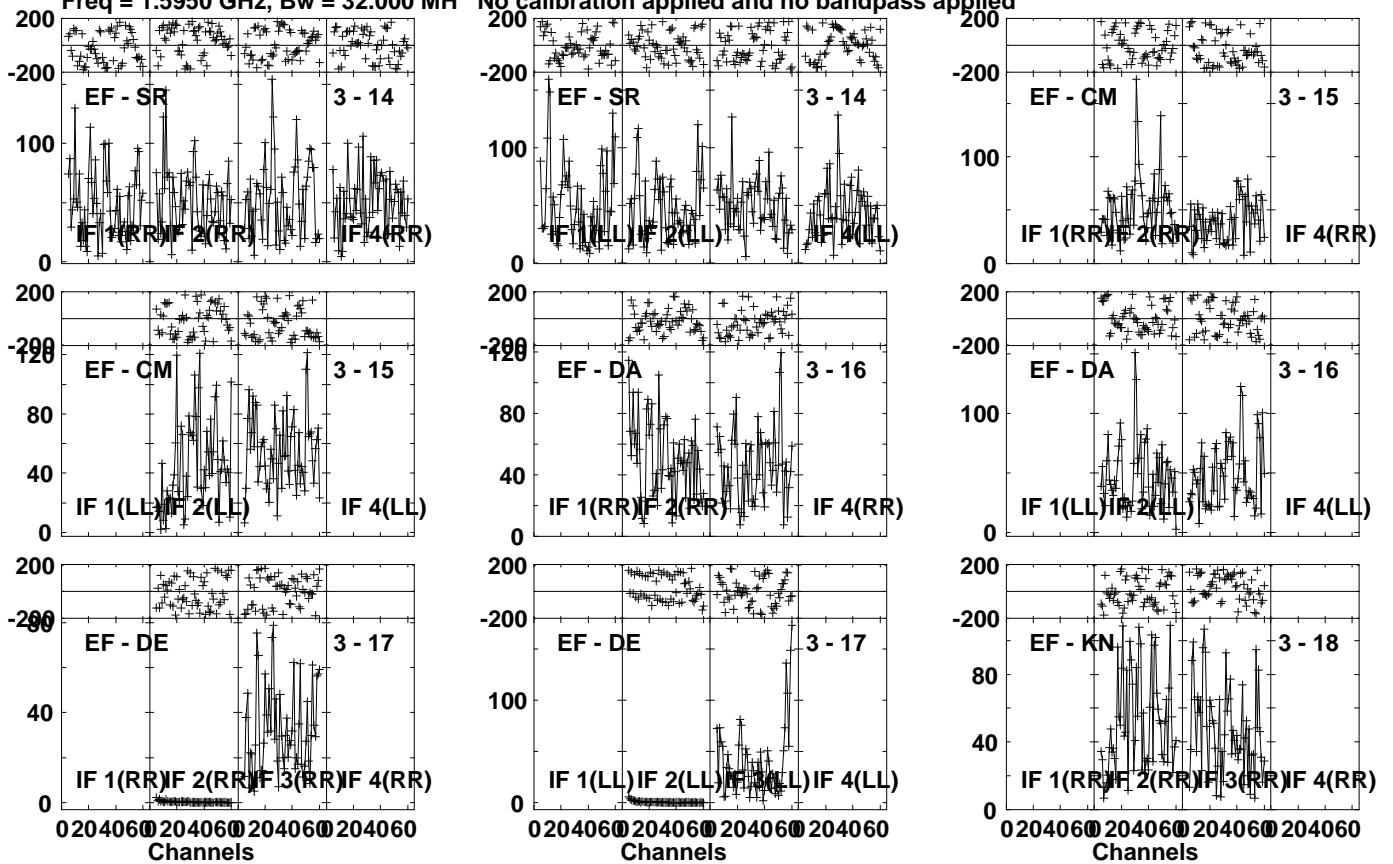
Lower frame: Micro Ampl Jy Top frame: Phas deg  
Vector averaged cross-power spectrum Several baselines displayed  
Timerange: 00/07:32:21 to 00/07:39:59

Plot file version 15 created 02-NOV-2021 17:42:08

J084408+4627 EM146.UVDATA.1

Freq = 1.5950 GHz, Bw = 32.000 MH

No calibration applied and no bandpass applied

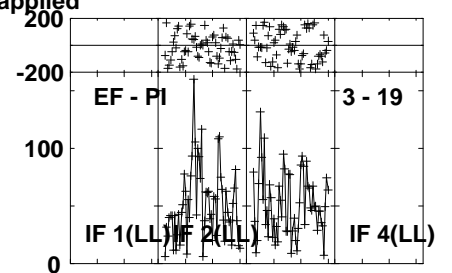
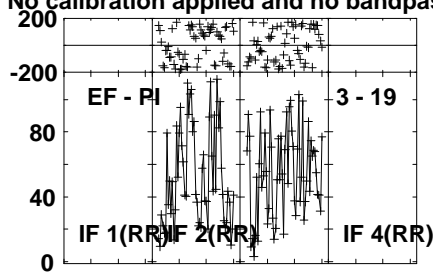
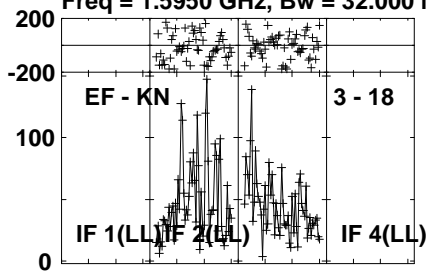


Lower frame: Micro Ampl Jy Top frame: Phas deg  
Vector averaged cross-power spectrum Several baselines displayed  
Timerange: 00/07:32:21 to 00/07:39:59

Plot file version 16 created 02-NOV-2021 17:42:08

J084408+4627 EM146.UVDATA.1

Freq = 1.5950 GHz, Bw = 32.000 MH No calibration applied and no bandpass applied



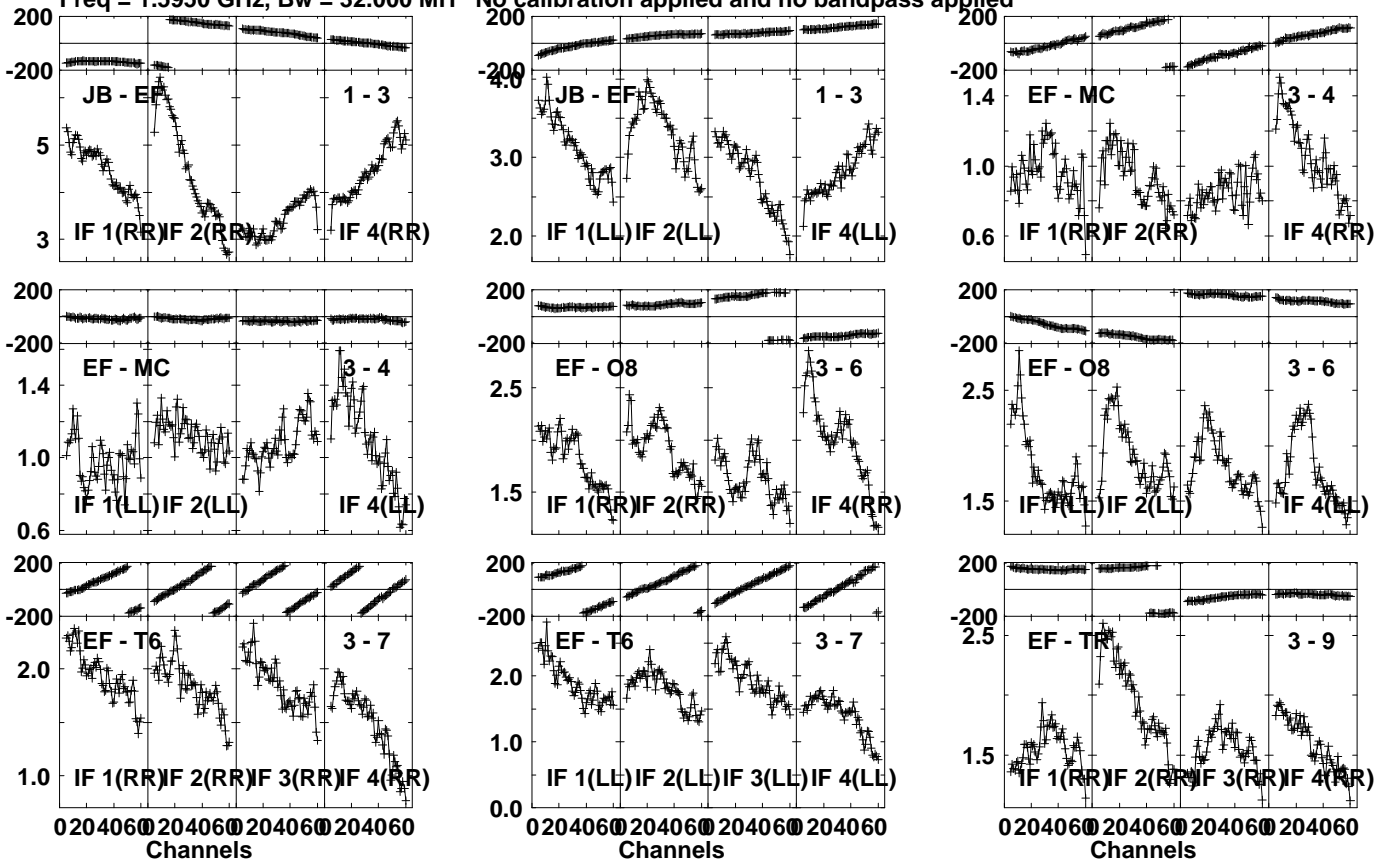
Lower frame: Micro Ampl Jy Top frame: Phas deg  
Vector averaged cross-power spectrum Several baselines displayed  
Timerange: 00/07:32:21 to 00/07:39:59

Plot file version 17 created 02-NOV-2021 17:42:08

J0847+4609 EM146.UVDATA.1

Freq = 1.5950 GHz, Bw = 32.000 MH

No calibration applied and no bandpass applied



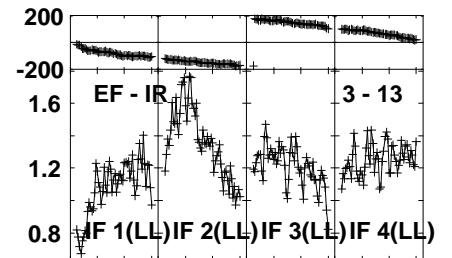
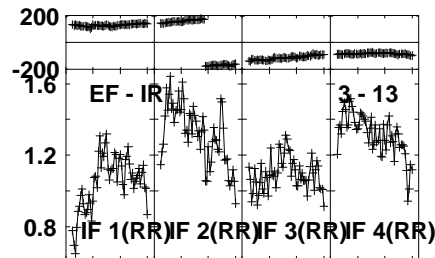
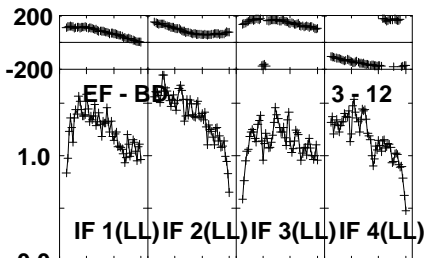
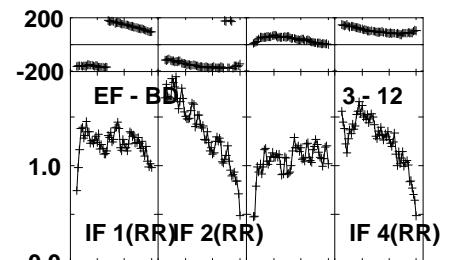
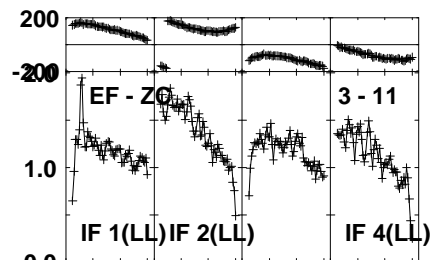
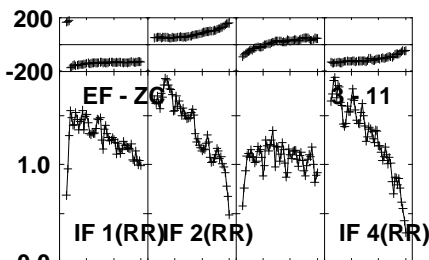
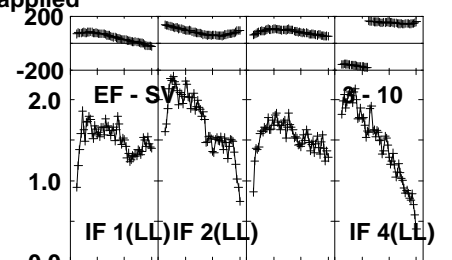
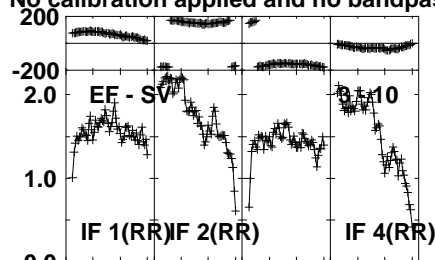
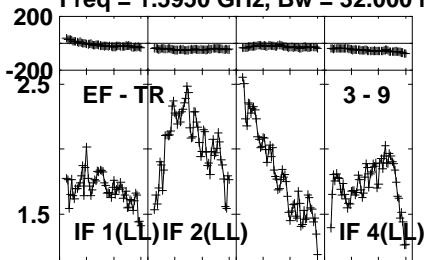
Lower frame: Milli Ampl Jy Top frame: Phas deg  
 Vector averaged cross-power spectrum Several baselines displayed  
 Timerange: 00/07:40:21 to 00/07:41:59

Plot file version 18 created 02-NOV-2021 17:42:09

J0847+4609 EM146.UVDATA.1

Freq = 1.5950 GHz, Bw = 32.000 MH

No calibration applied and no bandpass applied



0204060 204060 204060 204060  
Channels

0204060 204060 204060 204060  
Channels

0204060 204060 204060 204060  
Channels

Lower frame: Milli Ampl Jy Top frame: Phas deg  
Vector averaged cross-power spectrum Several baselines displayed  
Timerange: 00/07:40:21 to 00/07:41:59

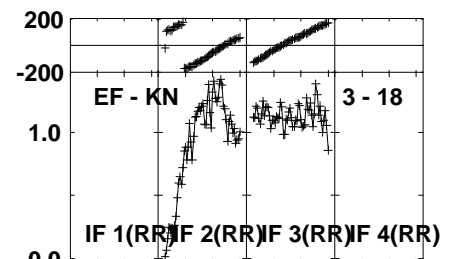
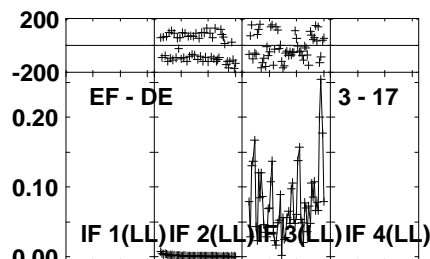
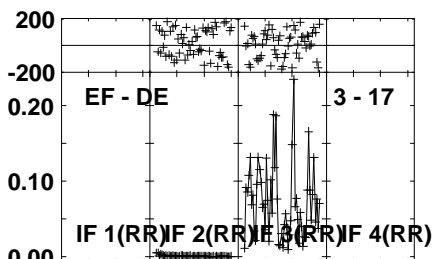
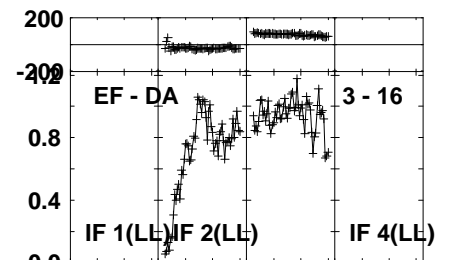
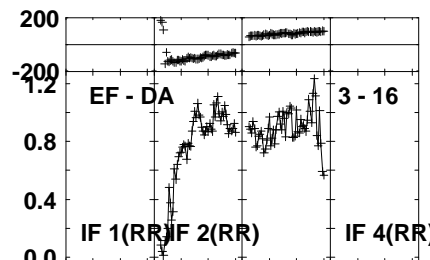
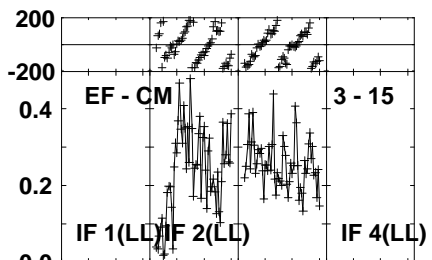
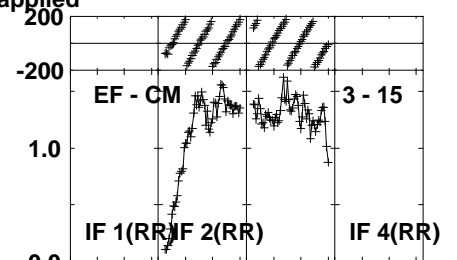
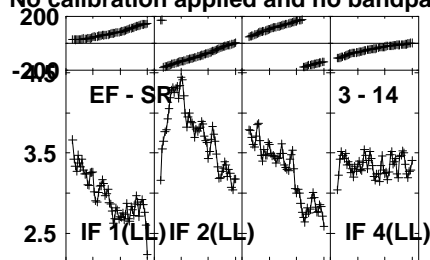
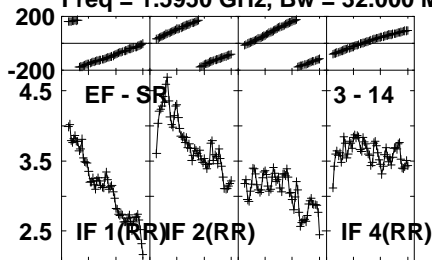


Plot file version 19 created 02-NOV-2021 17:42:09

J0847+4609 EM146.UVDATA.1

Freq = 1.5950 GHz, Bw = 32.000 MH

No calibration applied and no bandpass applied



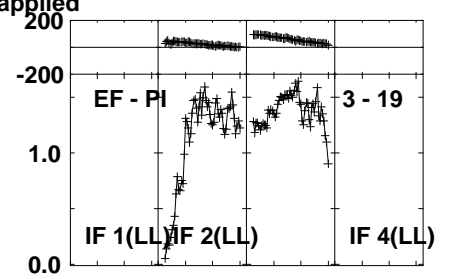
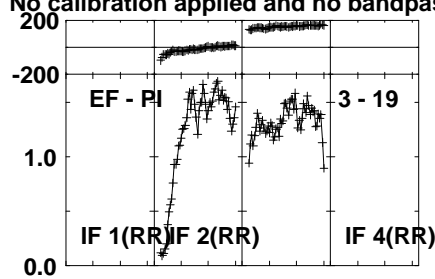
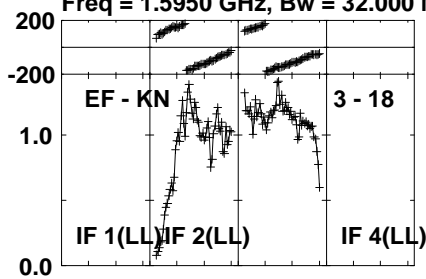
Lower frame: Milli Ampl Jy Top frame: Phas deg  
Vector averaged cross-power spectrum Several baselines displayed  
Timerange: 00/07:40:21 to 00/07:41:59

Plot file version 20 created 02-NOV-2021 17:42:09

J0847+4609 EM146.UVDATA.1

Freq = 1.5950 GHz, Bw = 32.000 MH

No calibration applied and no bandpass applied



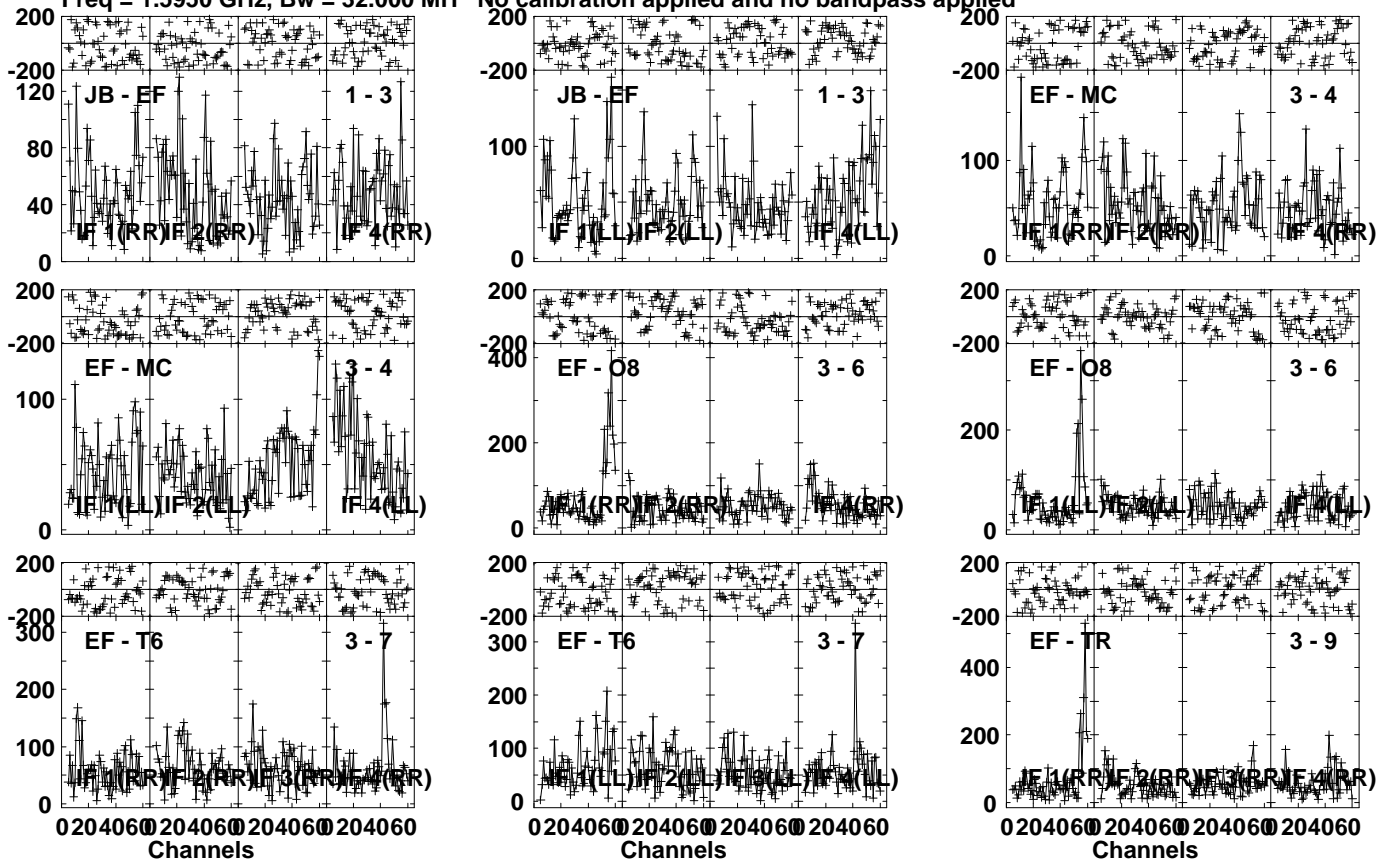
Lower frame: Milli Ampl Jy Top frame: Phas deg  
Vector averaged cross-power spectrum Several baselines displayed  
Timerange: 00/07:40:21 to 00/07:41:59

Plot file version 21 created 02-NOV-2021 17:42:09

J084408+4627 EM146.UVDATA.1

Freq = 1.5950 GHz, Bw = 32.000 MH

No calibration applied and no bandpass applied



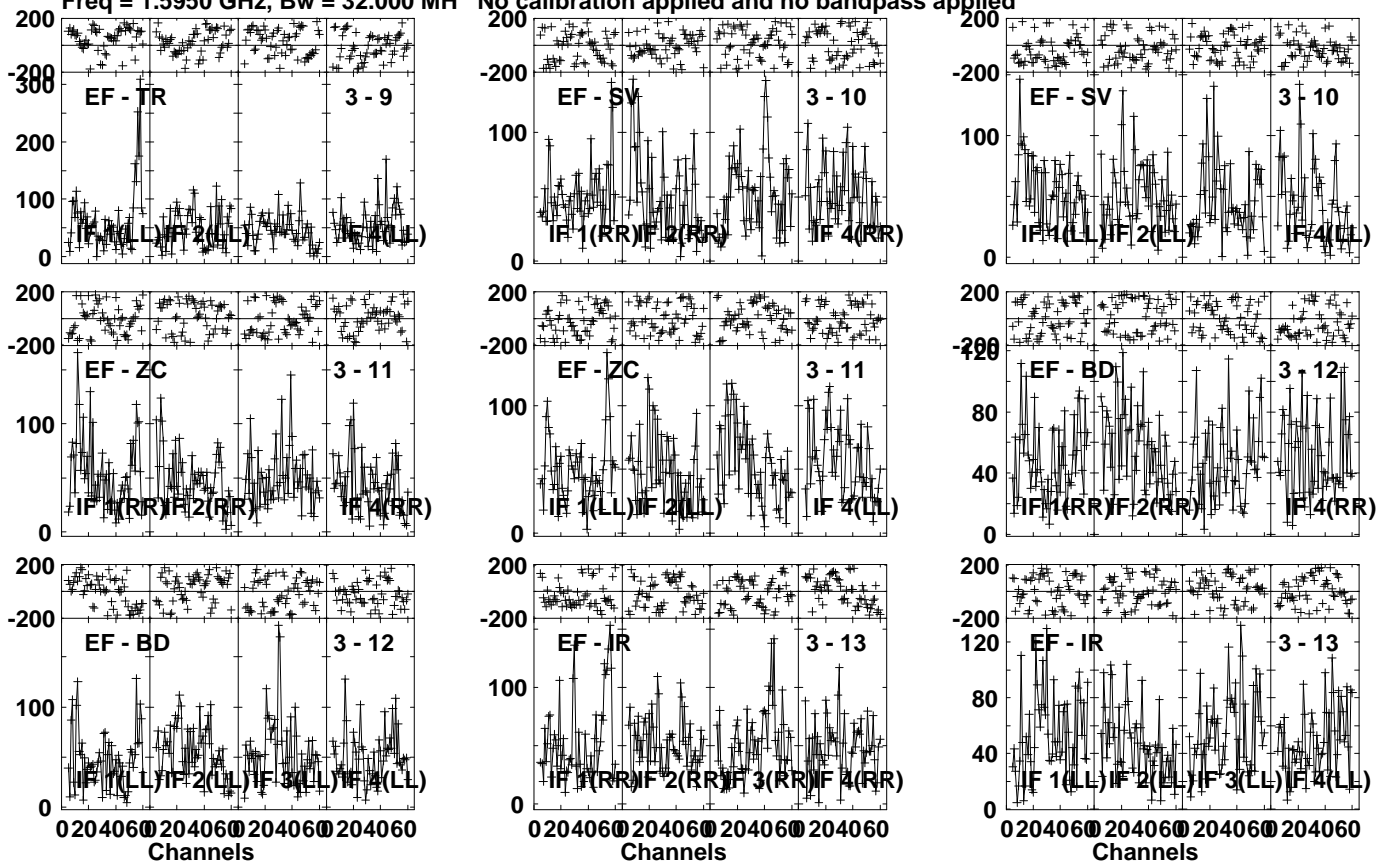
Lower frame: Micro Ampl Jy Top frame: Phas deg  
Vector averaged cross-power spectrum Several baselines displayed  
Timerange: 00/07:42:21 to 00/07:49:59

Plot file version 22 created 02-NOV-2021 17:42:10

J084408+4627 EM146.UVDATA.1

Freq = 1.5950 GHz, Bw = 32.000 MH

No calibration applied and no bandpass applied



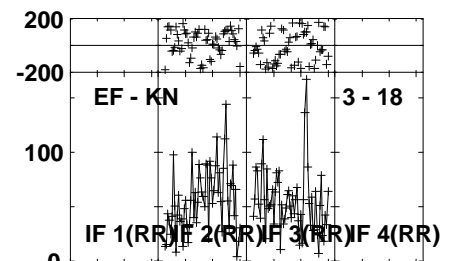
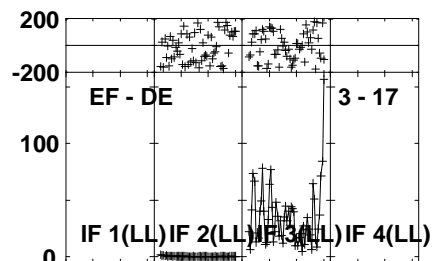
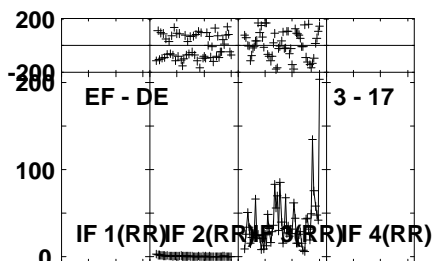
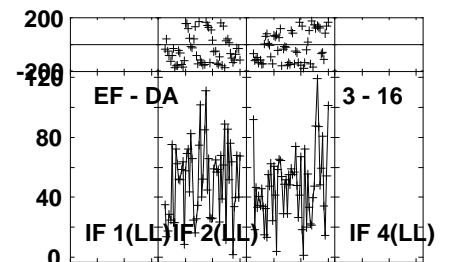
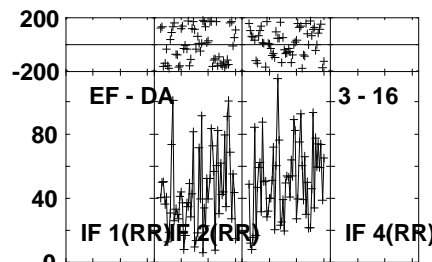
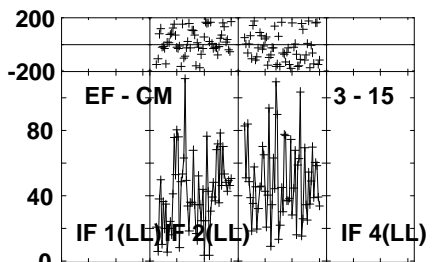
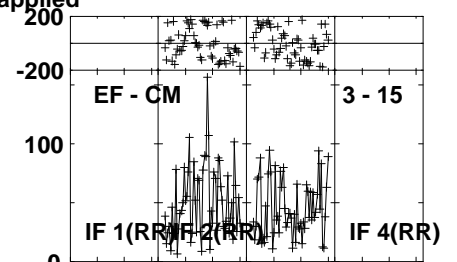
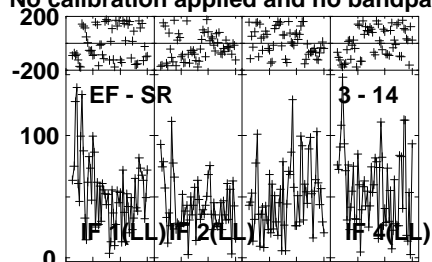
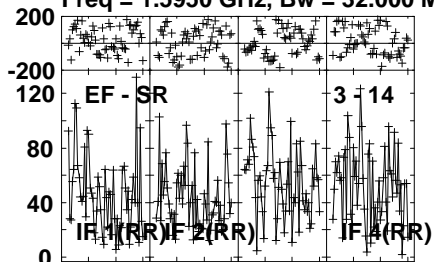
Lower frame: Micro Ampl Jy Top frame: Phas deg  
Vector averaged cross-power spectrum Several baselines displayed  
Timerange: 00/07:42:21 to 00/07:49:59

Plot file version 23 created 02-NOV-2021 17:42:10

J084408+4627 EM146.UVDATA.1

Freq = 1.5950 GHz, Bw = 32.000 MH

No calibration applied and no bandpass applied

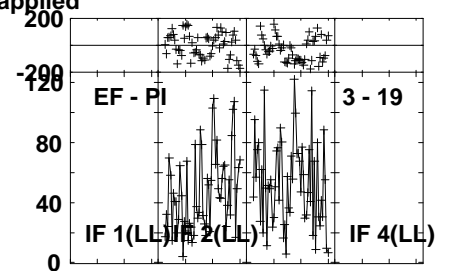
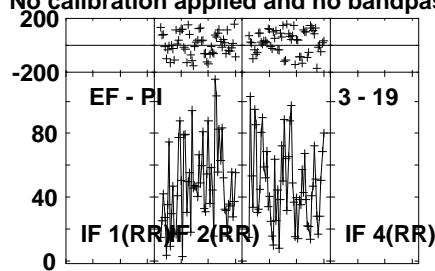
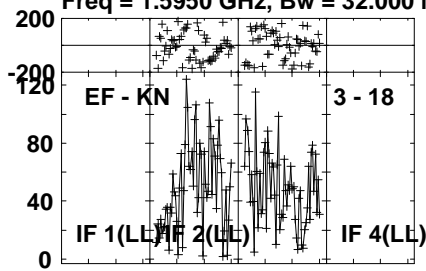


Lower frame: Micro Ampl Jy Top frame: Phas deg  
Vector averaged cross-power spectrum Several baselines displayed  
Timerange: 00/07:42:21 to 00/07:49:59

Plot file version 24 created 02-NOV-2021 17:42:10

J084408+4627 EM146.UVDATA.1

Freq = 1.5950 GHz, Bw = 32.000 MH No calibration applied and no bandpass applied



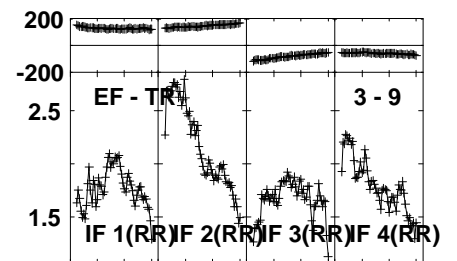
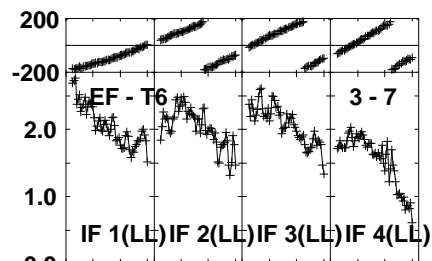
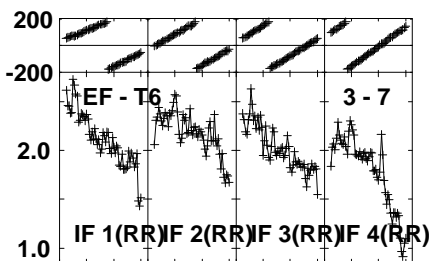
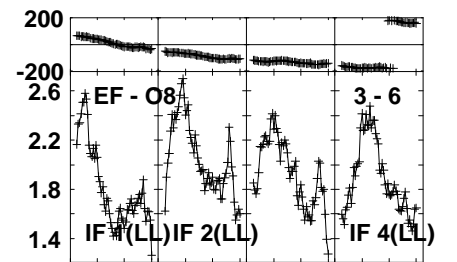
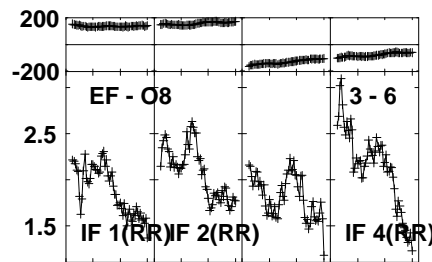
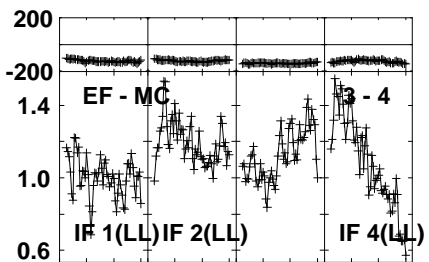
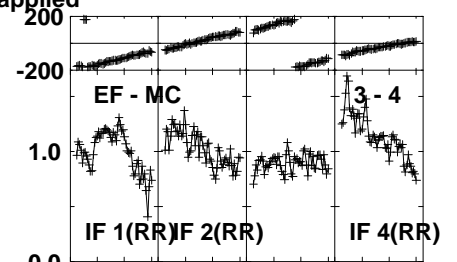
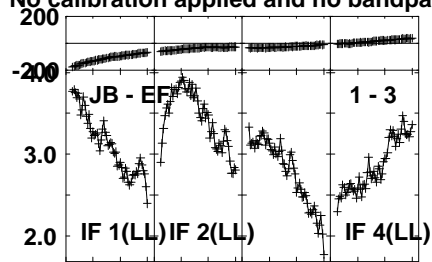
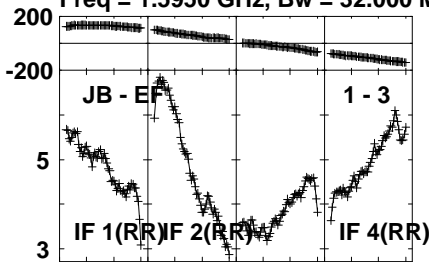
Lower frame: Micro Ampl Jy Top frame: Phas deg  
Vector averaged cross-power spectrum Several baselines displayed  
Timerange: 00/07:42:21 to 00/07:49:59

Plot file version 25 created 02-NOV-2021 17:42:10

J0847+4609 EM146.UVDATA.1

Freq = 1.5950 GHz, Bw = 32.000 MH

No calibration applied and no bandpass applied



0204060 204060 204060 204060  
Channels

0204060 204060 204060 204060  
Channels

0204060 204060 204060 204060  
Channels

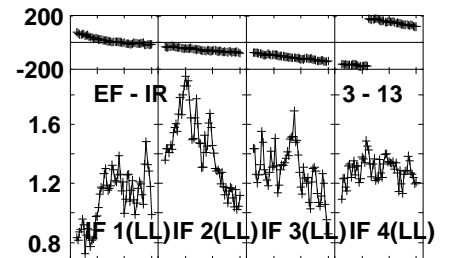
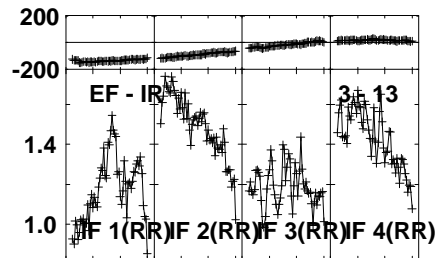
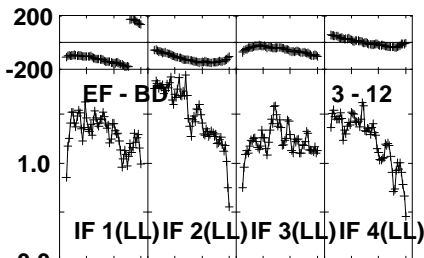
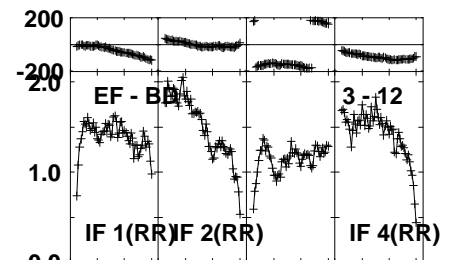
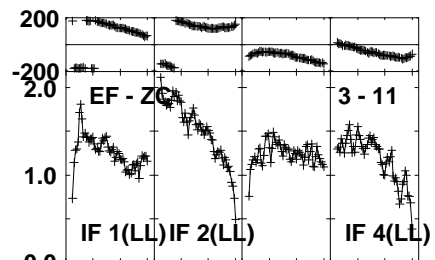
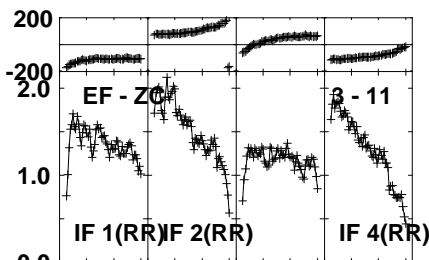
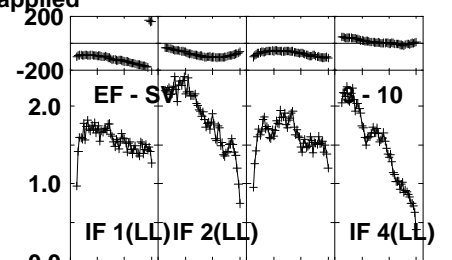
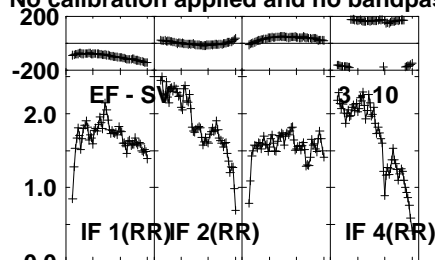
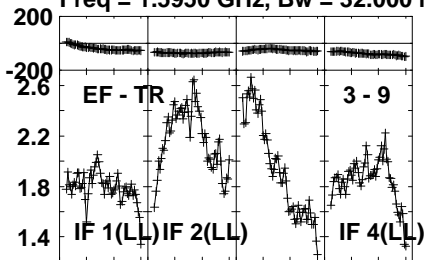
Lower frame: Milli Ampl Jy Top frame: Phas deg  
Vector averaged cross-power spectrum Several baselines displayed  
Timerange: 00/07:50:21 to 00/07:51:59

Plot file version 26 created 02-NOV-2021 17:42:11

J0847+4609 EM146.UVDATA.1

Freq = 1.5950 GHz, Bw = 32.000 MH

No calibration applied and no bandpass applied



0204060 204060 204060 204060  
Channels

0204060 204060 204060 204060  
Channels

0204060 204060 204060 204060  
Channels

Lower frame: Milli Ampl Jy Top frame: Phas deg  
Vector averaged cross-power spectrum Several baselines displayed  
Timerange: 00/07:50:21 to 00/07:51:59

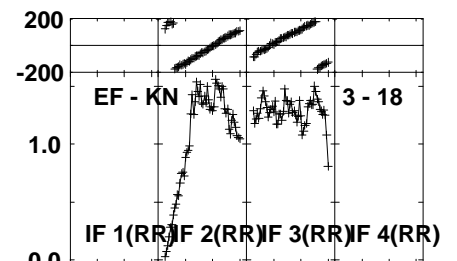
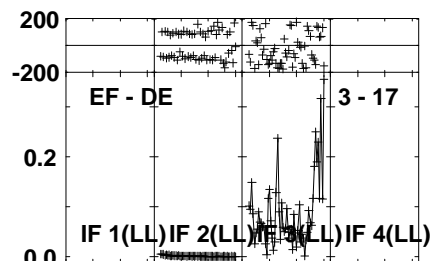
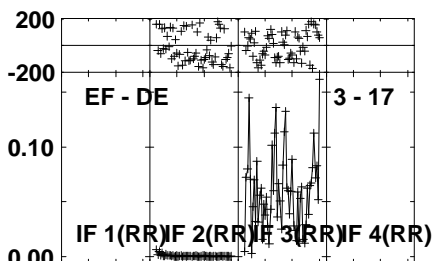
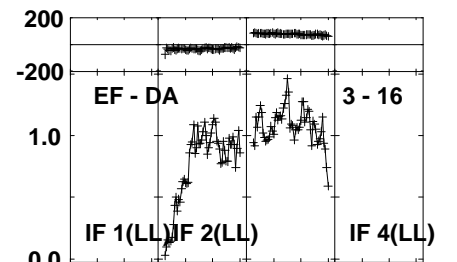
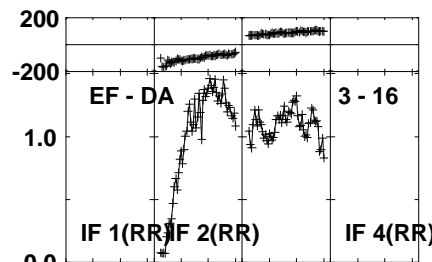
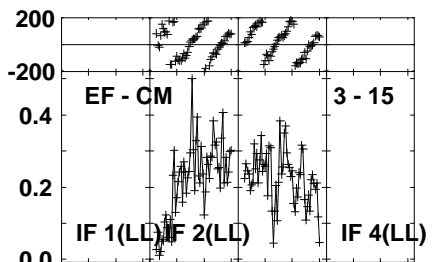
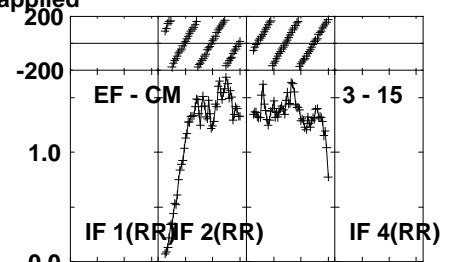
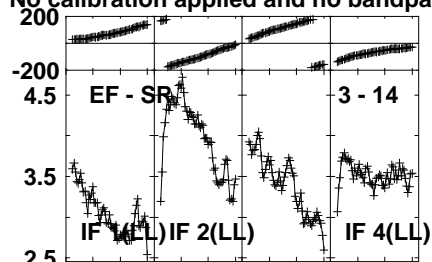
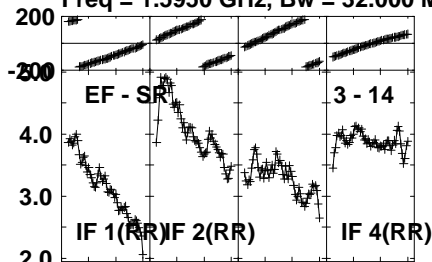


Plot file version 27 created 02-NOV-2021 17:42:11

J0847+4609 EM146.UVDATA.1

Freq = 1.5950 GHz, Bw = 32.000 MH

No calibration applied and no bandpass applied



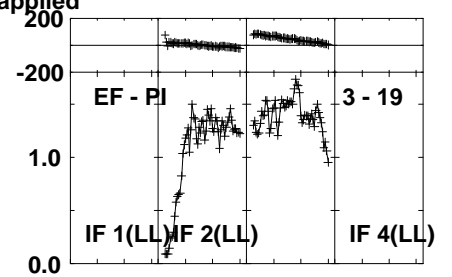
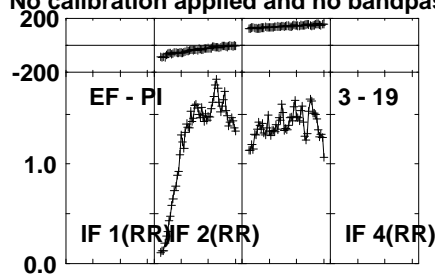
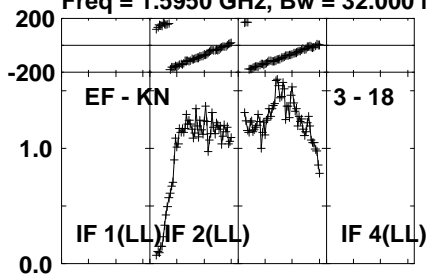
Lower frame: Milli Ampl Jy Top frame: Phas deg  
Vector averaged cross-power spectrum Several baselines displayed  
Timerange: 00/07:50:21 to 00/07:51:59

Plot file version 28 created 02-NOV-2021 17:42:11

J0847+4609 EM146.UVDATA.1

Freq = 1.5950 GHz, Bw = 32.000 MH

No calibration applied and no bandpass applied



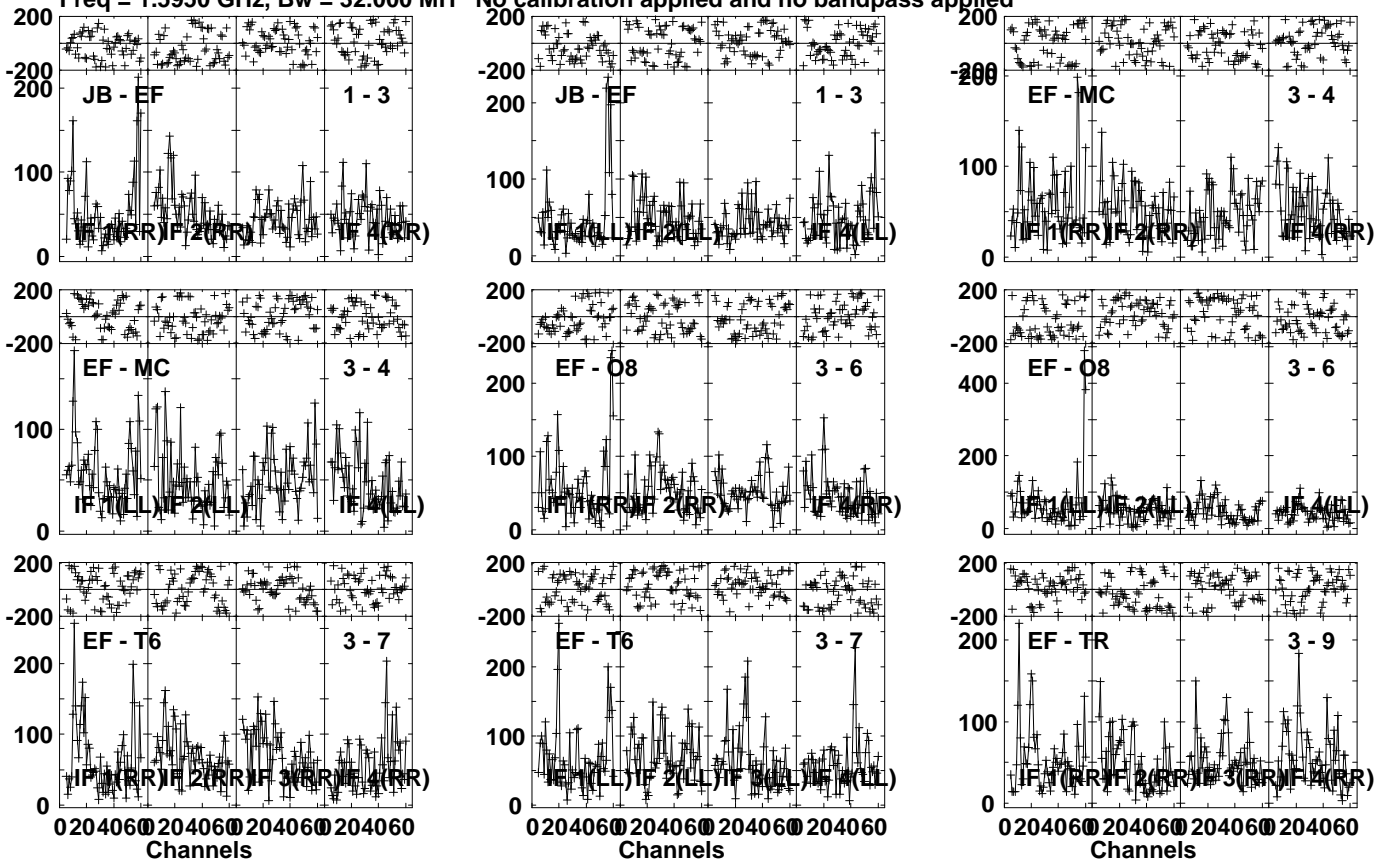
Lower frame: Milli Ampl Jy Top frame: Phas deg  
Vector averaged cross-power spectrum Several baselines displayed  
Timerange: 00/07:50:21 to 00/07:51:59

Plot file version 29 created 02-NOV-2021 17:42:11

J084408+4627 EM146.UVDATA.1

Freq = 1.5950 GHz, Bw = 32.000 MH

No calibration applied and no bandpass applied



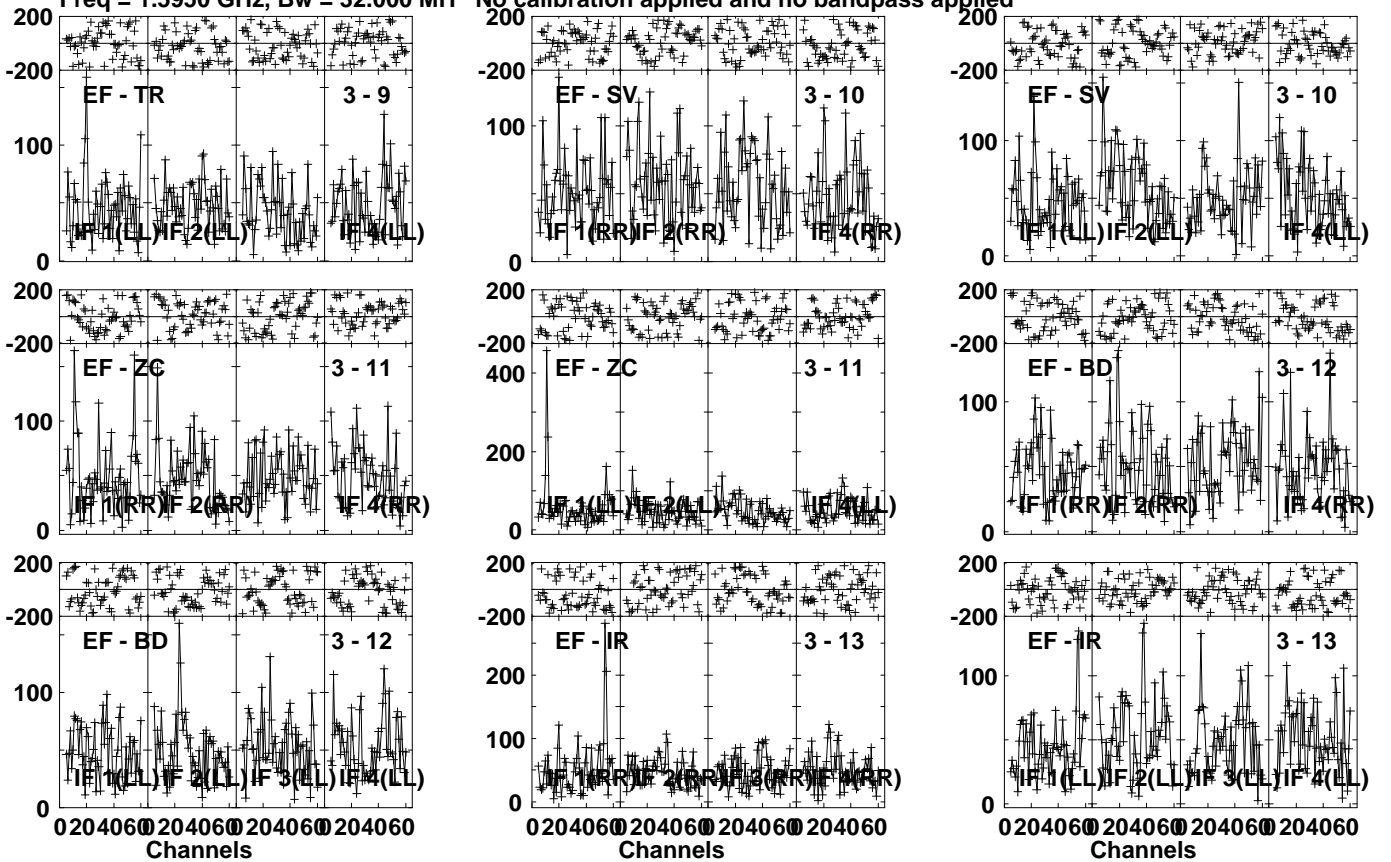
Lower frame: Micro Ampl Jy Top frame: Phas deg  
Vector averaged cross-power spectrum Several baselines displayed  
Timerange: 00/07:52:21 to 00/07:59:59

Plot file version 30 created 02-NOV-2021 17:42:12

J084408+4627 EM146.UVDATA.1

Freq = 1.5950 GHz, Bw = 32.000 MH

No calibration applied and no bandpass applied



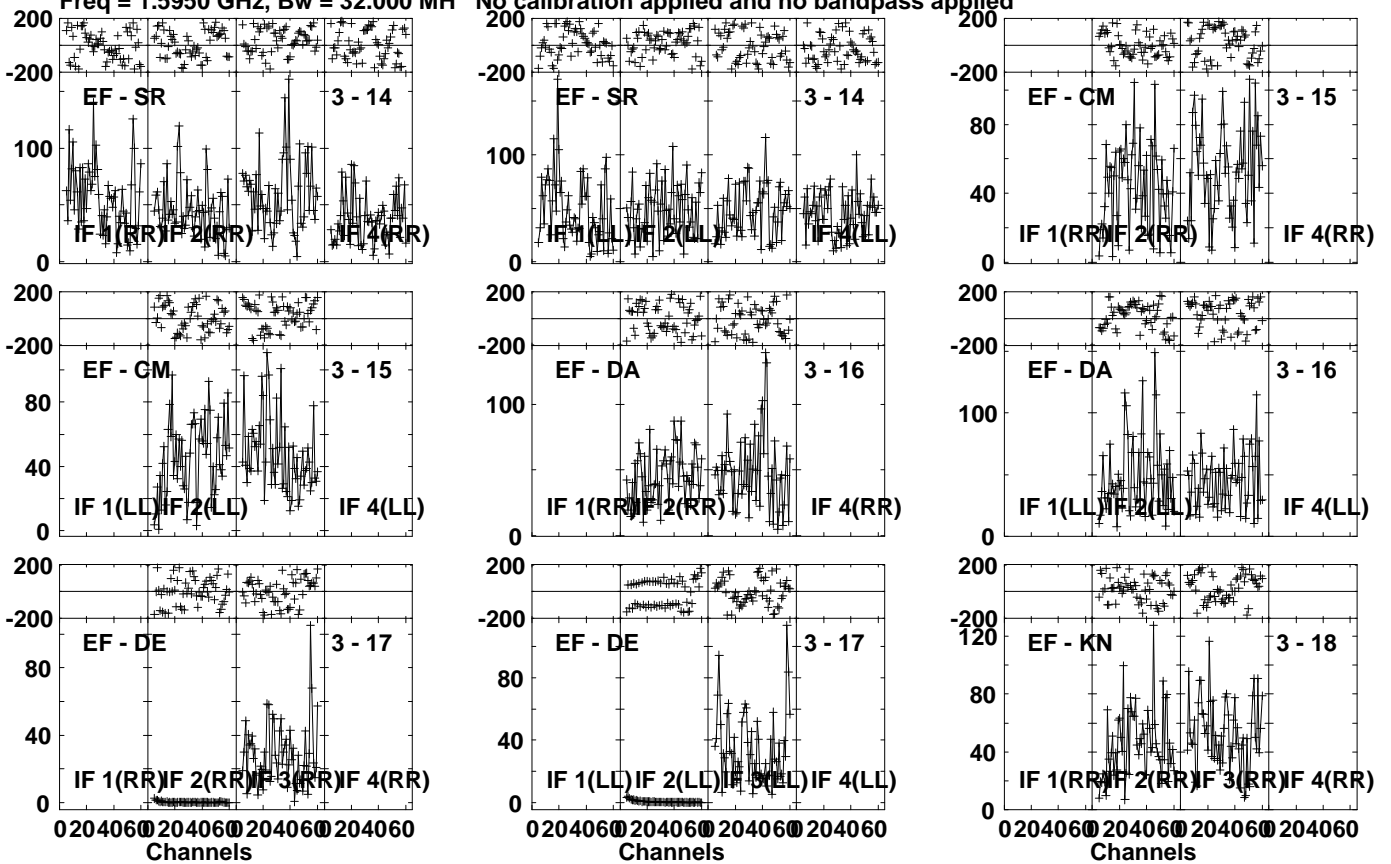
Lower frame: Micro Ampl Jy Top frame: Phas deg  
Vector averaged cross-power spectrum Several baselines displayed  
Timerange: 00:07:52:21 to 00:07:59:59

Plot file version 31 created 02-NOV-2021 17:42:12

J084408+4627 EM146.UVDATA.1

Freq = 1.5950 GHz, Bw = 32.000 MH

No calibration applied and no bandpass applied



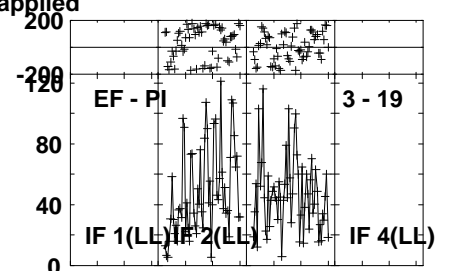
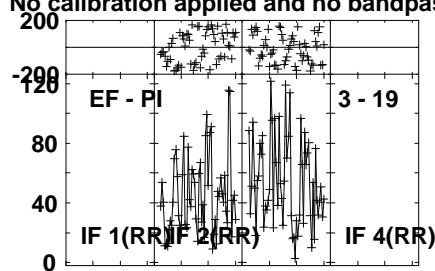
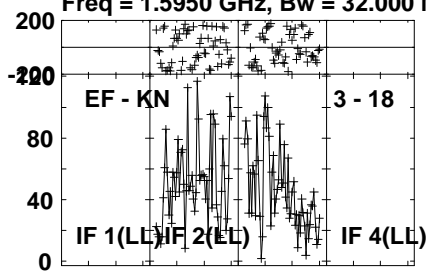
Lower frame: Micro Ampl Jy Top frame: Phas deg  
Vector averaged cross-power spectrum Several baselines displayed  
Timerange: 00/07:52:21 to 00/07:59:59

Plot file version 32 created 02-NOV-2021 17:42:12

J084408+4627 EM146.UVDATA.1

Freq = 1.5950 GHz, Bw = 32.000 MH

No calibration applied and no bandpass applied



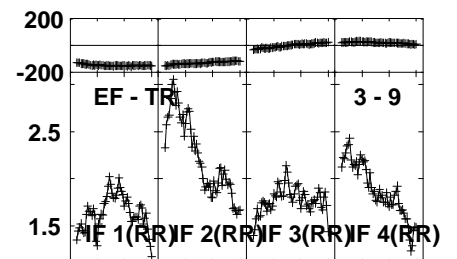
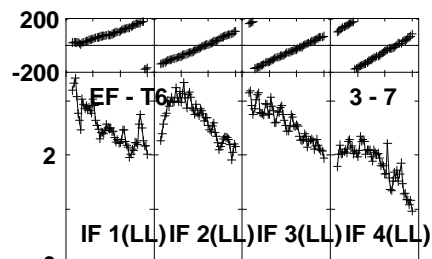
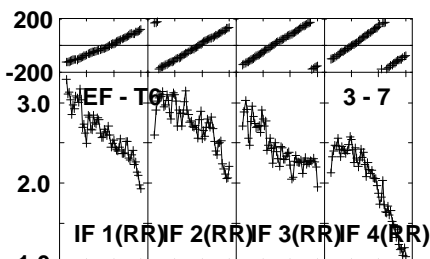
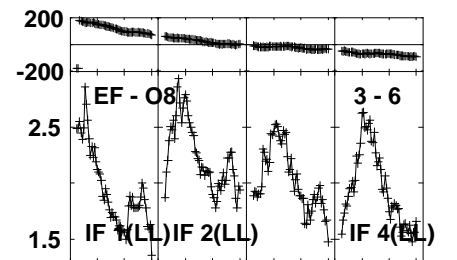
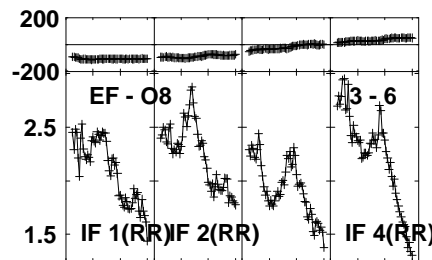
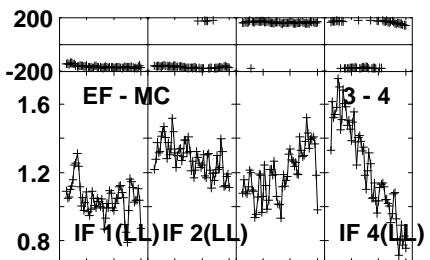
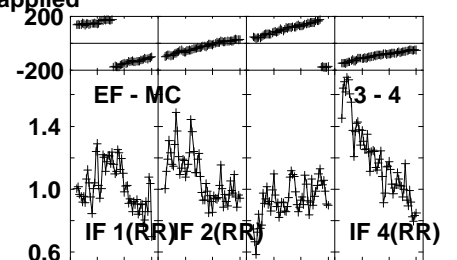
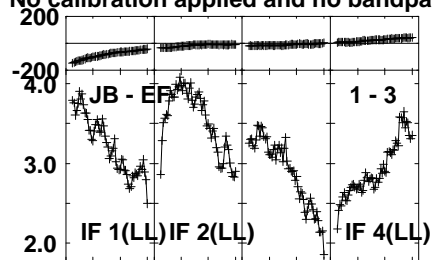
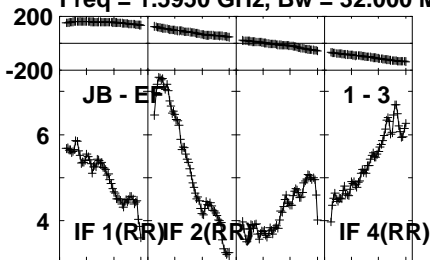
Lower frame: Micro Ampl Jy Top frame: Phas deg  
Vector averaged cross-power spectrum Several baselines displayed  
Timerange: 00/07:52:21 to 00/07:59:59

Plot file version 33 created 02-NOV-2021 17:42:12

J0847+4609 EM146.UVDATA.1

Freq = 1.5950 GHz, Bw = 32.000 MH

No calibration applied and no bandpass applied



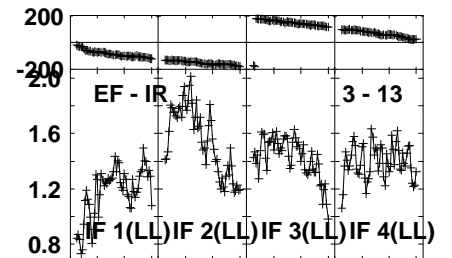
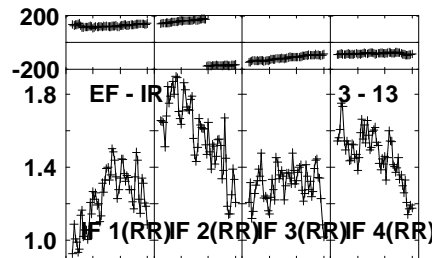
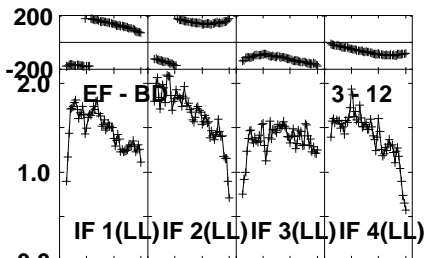
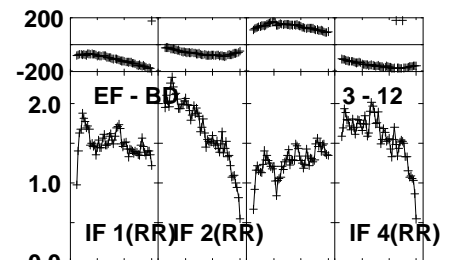
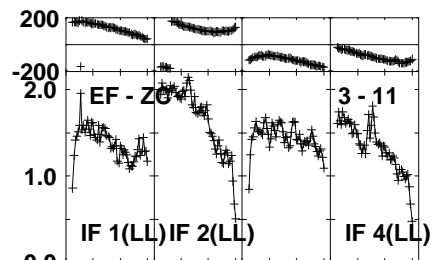
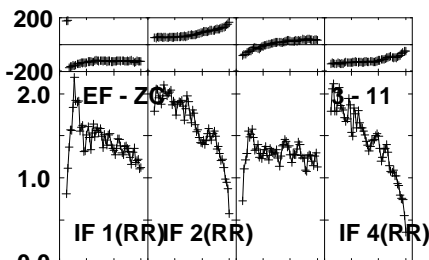
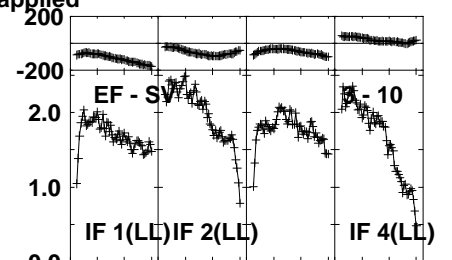
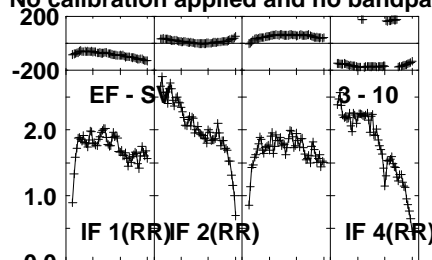
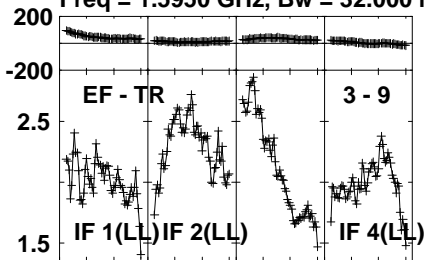
Lower frame: Milli Ampl Jy Top frame: Phas deg  
Vector averaged cross-power spectrum Several baselines displayed  
Timerange: 00/08:00:21 to 00/08:01:59

Plot file version 34 created 02-NOV-2021 17:42:13

J0847+4609 EM146.UVDATA.1

Freq = 1.5950 GHz, Bw = 32.000 MH

No calibration applied and no bandpass applied



Lower frame: Milli Ampl Jy Top frame: Phas deg  
Vector averaged cross-power spectrum Several baselines displayed  
Timerange: 00/08:00:21 to 00/08:01:59

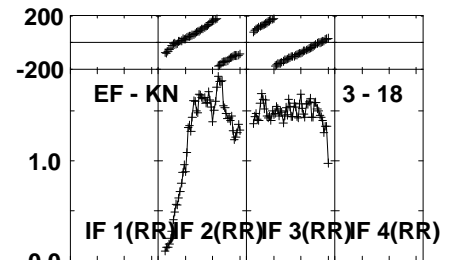
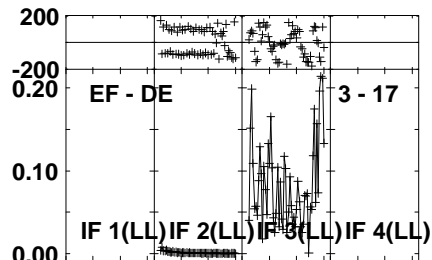
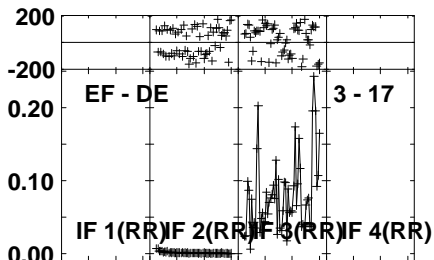
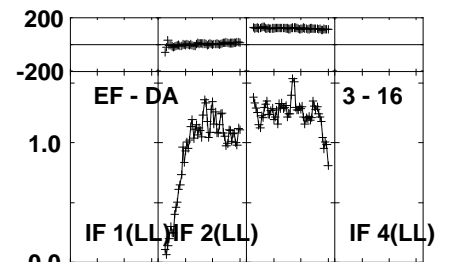
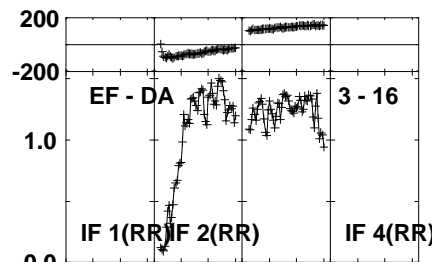
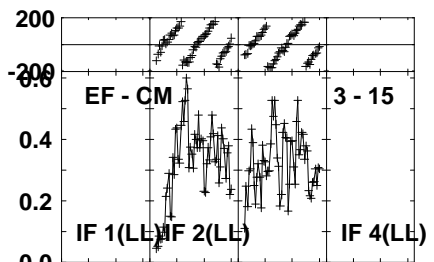
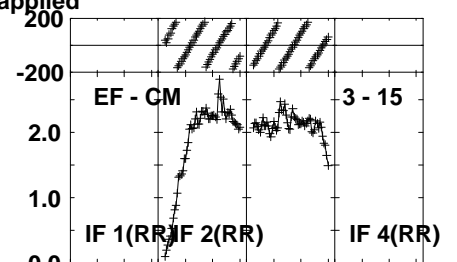
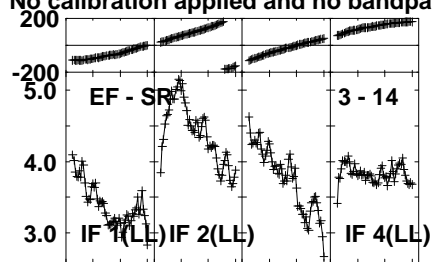
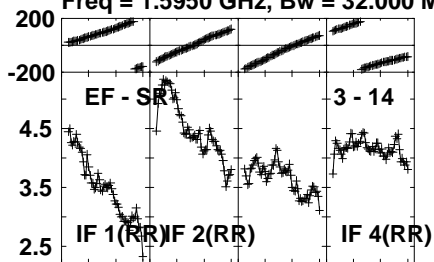


Plot file version 35 created 02-NOV-2021 17:42:13

J0847+4609 EM146.UVDATA.1

Freq = 1.5950 GHz, Bw = 32.000 MH

No calibration applied and no bandpass applied



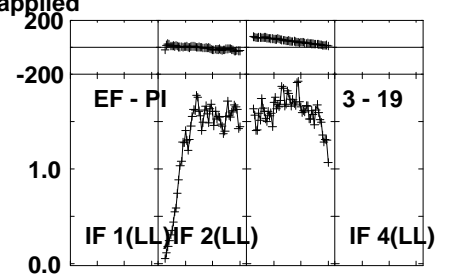
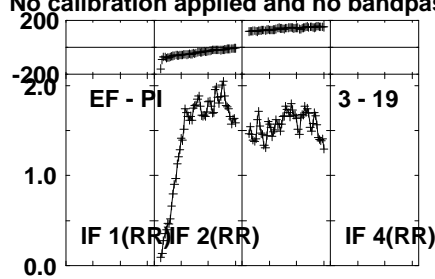
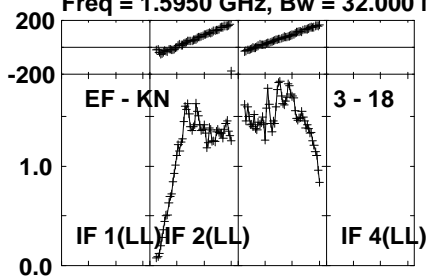
Lower frame: Milli Ampl Jy Top frame: Phas deg  
Vector averaged cross-power spectrum Several baselines displayed  
Timerange: 00/08:00:21 to 00/08:01:59

Plot file version 36 created 02-NOV-2021 17:42:13

J0847+4609 EM146.UVDATA.1

Freq = 1.5950 GHz, Bw = 32.000 MH

No calibration applied and no bandpass applied



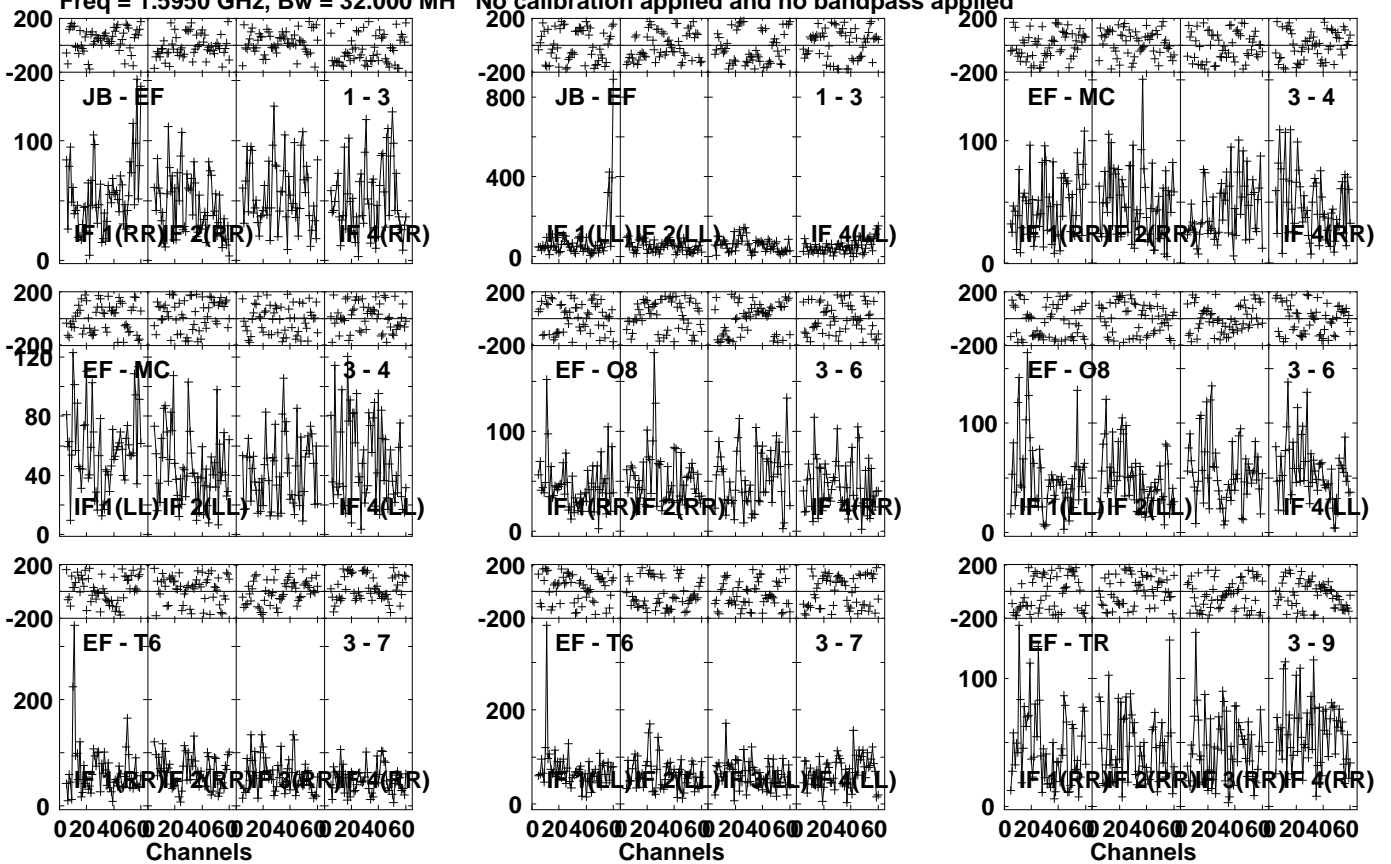
Lower frame: Milli Ampl Jy Top frame: Phas deg  
Vector averaged cross-power spectrum Several baselines displayed  
Timerange: 00/08:00:21 to 00/08:01:59

Plot file version 37 created 02-NOV-2021 17:42:13

J084408+4627 EM146.UVDATA.1

Freq = 1.5950 GHz, Bw = 32.000 MH

No calibration applied and no bandpass applied



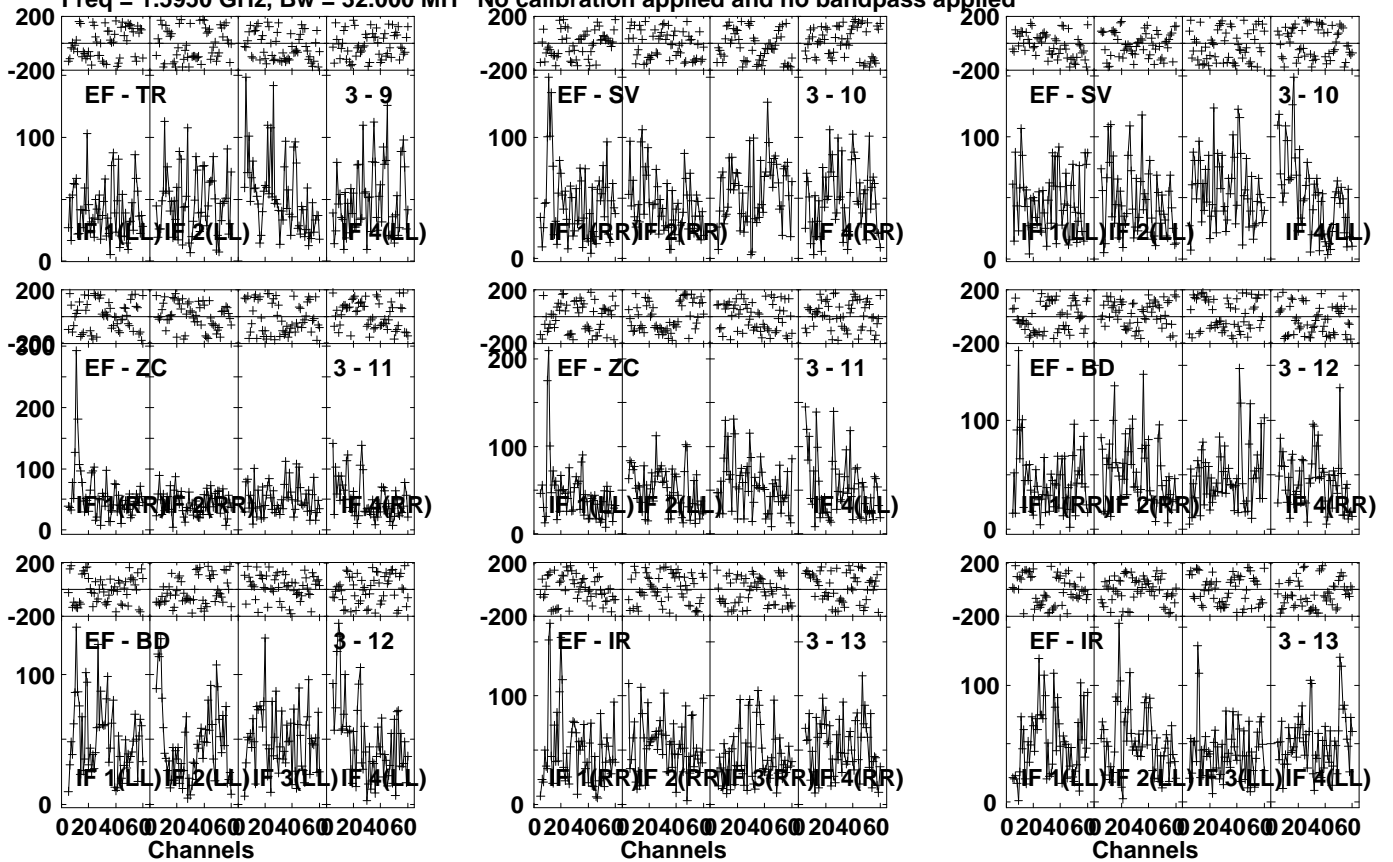
Lower frame: Micro Ampl Jy Top frame: Phas deg  
Vector averaged cross-power spectrum Several baselines displayed  
Timerange: 00/08:02:21 to 00/08:09:59

Plot file version 38 created 02-NOV-2021 17:42:16

J084408+4627 EM146.UVDATA.1

Freq = 1.5950 GHz, Bw = 32.000 MH

No calibration applied and no bandpass applied



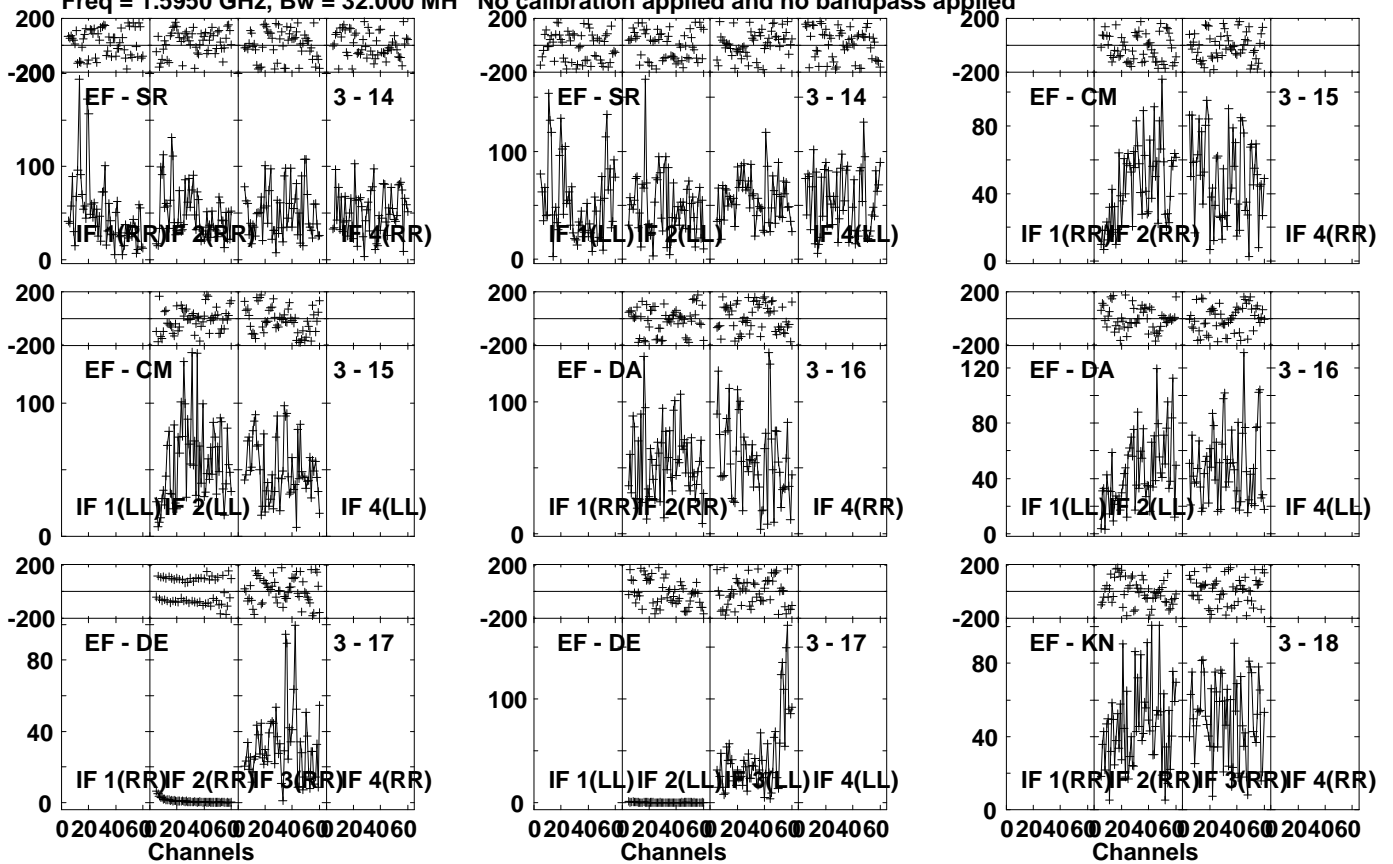
Lower frame: Micro Ampl Jy Top frame: Phas deg  
Vector averaged cross-power spectrum Several baselines displayed  
Timerange: 00:08:02:21 to 00:08:09:59

Plot file version 39 created 02-NOV-2021 17:42:16

J084408+4627 EM146.UVDATA.1

Freq = 1.5950 GHz, Bw = 32.000 MH

No calibration applied and no bandpass applied



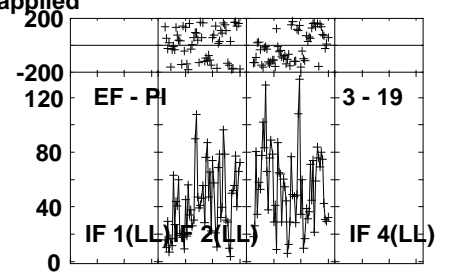
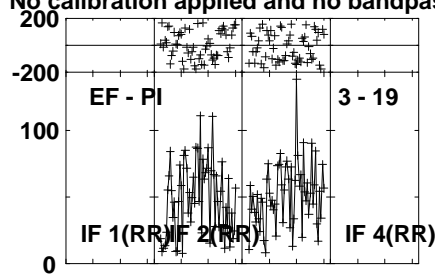
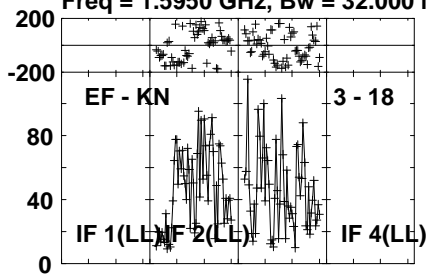
Lower frame: Micro Ampl Jy Top frame: Phas deg  
Vector averaged cross-power spectrum Several baselines displayed  
Timerange: 00:08:02:21 to 00:08:09:59

Plot file version 40 created 02-NOV-2021 17:42:16

J084408+4627 EM146.UVDATA.1

Freq = 1.5950 GHz, Bw = 32.000 MH

No calibration applied and no bandpass applied



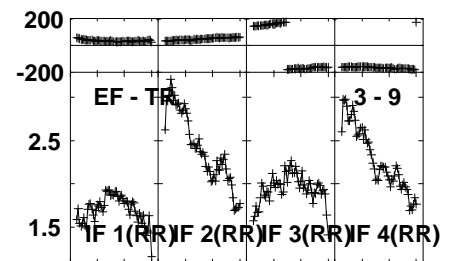
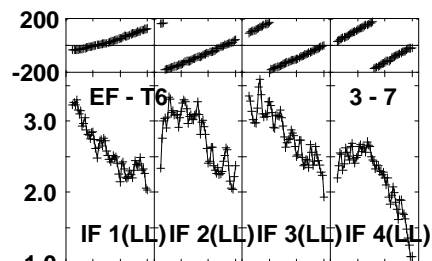
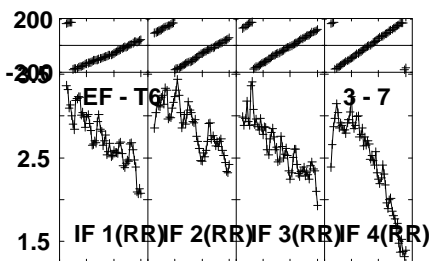
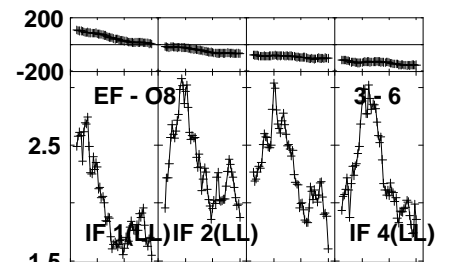
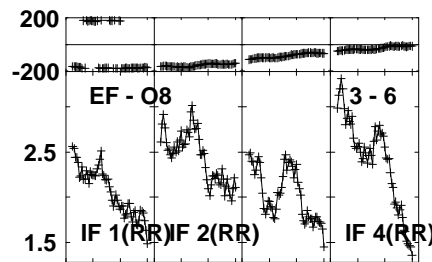
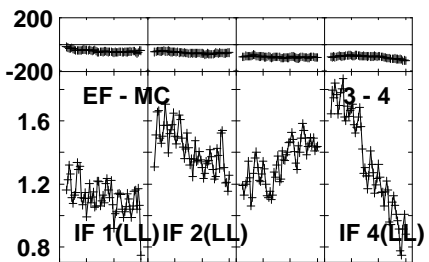
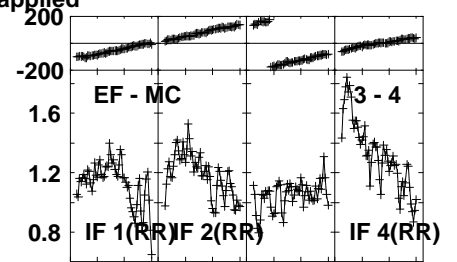
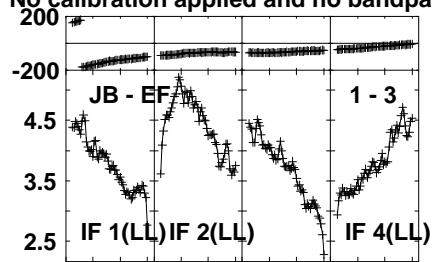
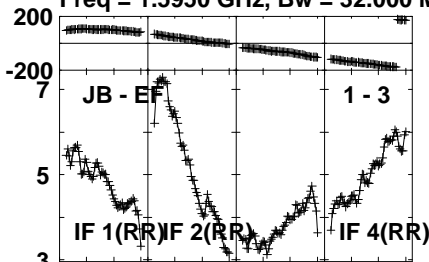
Lower frame: Micro Ampl Jy Top frame: Phas deg  
Vector averaged cross-power spectrum Several baselines displayed  
Timerange: 00/08:02:21 to 00/08:09:59

Plot file version 41 created 02-NOV-2021 17:42:17

J0847+4609 EM146.UVDATA.1

Freq = 1.5950 GHz, Bw = 32.000 MH

No calibration applied and no bandpass applied



0204060 204060 204060 204060  
Channels

0204060 204060 204060 204060  
Channels

0204060 204060 204060 204060  
Channels

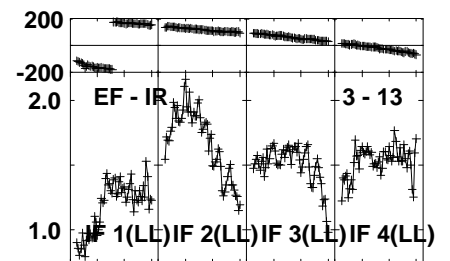
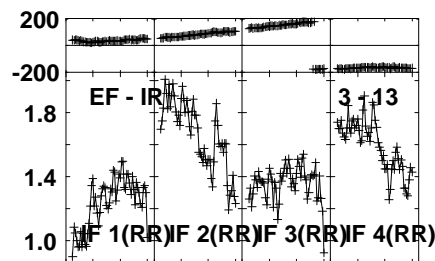
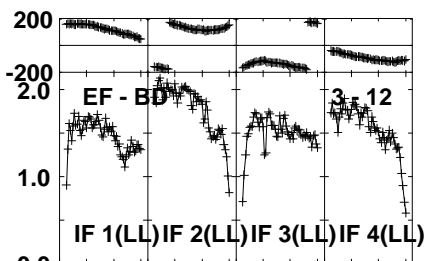
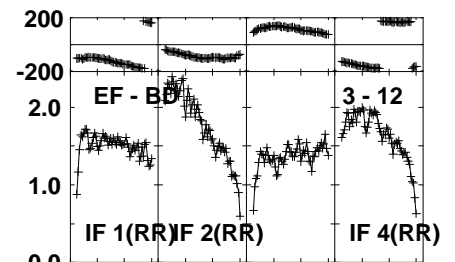
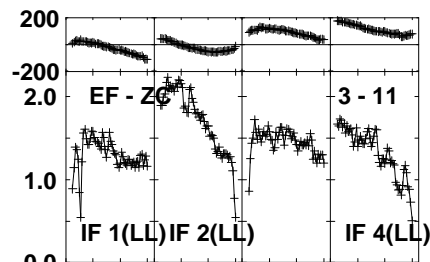
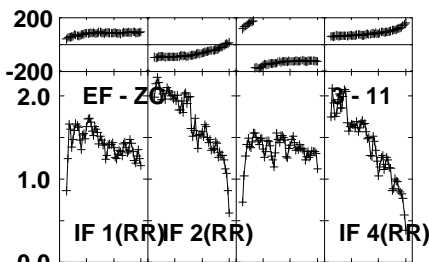
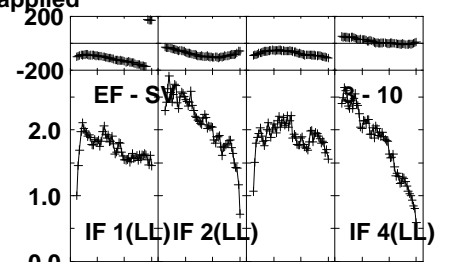
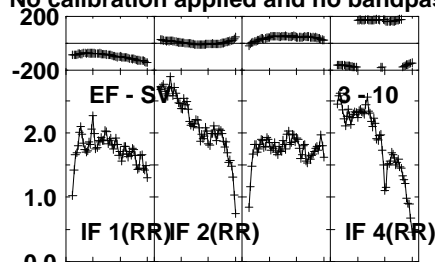
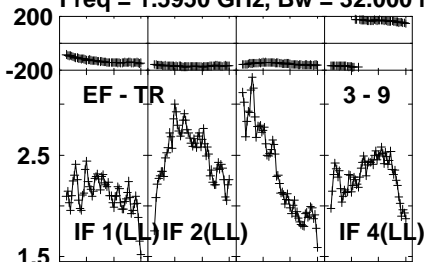
Lower frame: Milli Ampl Jy Top frame: Phas deg  
Vector averaged cross-power spectrum Several baselines displayed  
Timerange: 00/08:10:21 to 00/08:11:59

Plot file version 42 created 02-NOV-2021 17:42:17

J0847+4609 EM146.UVDATA.1

Freq = 1.5950 GHz, Bw = 32.000 MH

No calibration applied and no bandpass applied



0204060 204060 204060 204060  
Channels

0204060 204060 204060 204060  
Channels

0204060 204060 204060 204060  
Channels

Lower frame: Milli Ampl Jy Top frame: Phas deg  
Vector averaged cross-power spectrum Several baselines displayed  
Timerange: 00/08:10:21 to 00/08:11:59

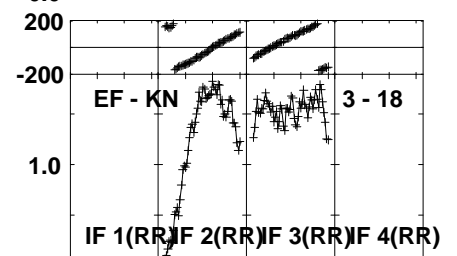
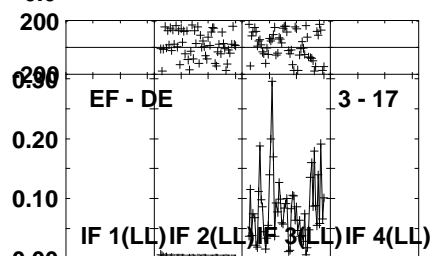
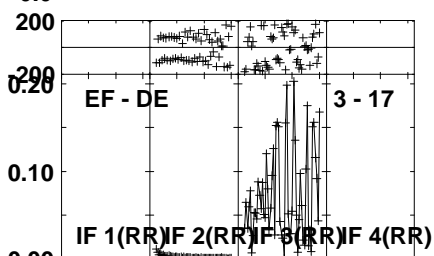
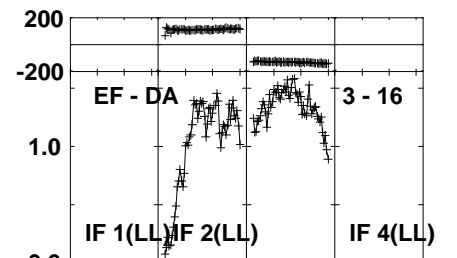
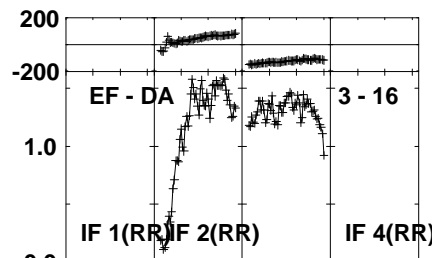
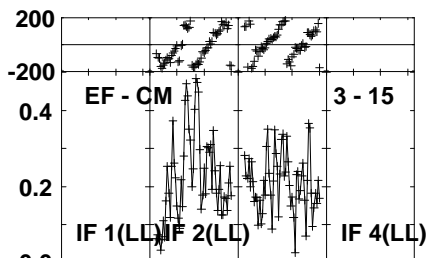
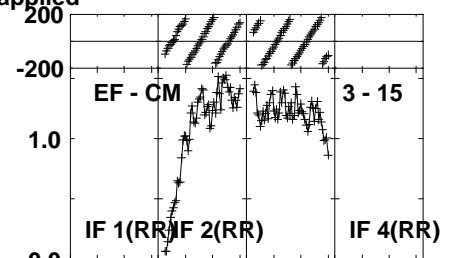
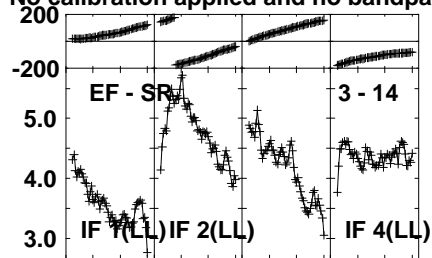
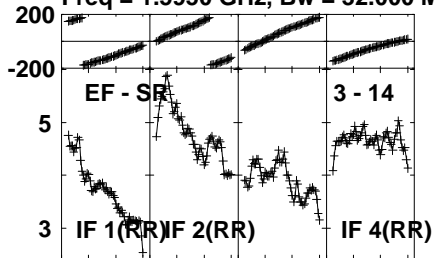


Plot file version 43 created 02-NOV-2021 17:42:17

J0847+4609 EM146.UVDATA.1

Freq = 1.5950 GHz, Bw = 32.000 MH

No calibration applied and no bandpass applied



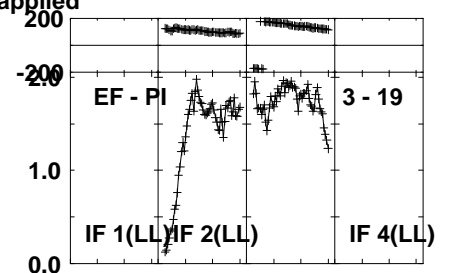
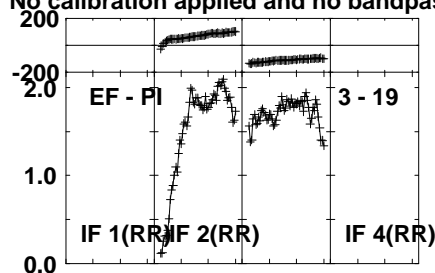
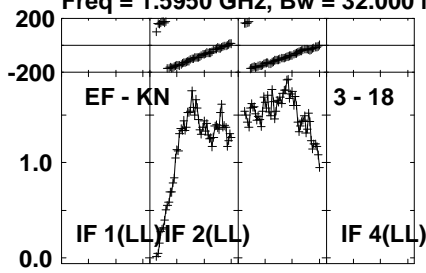
Lower frame: Milli Ampl Jy Top frame: Phas deg  
Vector averaged cross-power spectrum Several baselines displayed  
Timerange: 00/08:10:21 to 00/08:11:59

Plot file version 44 created 02-NOV-2021 17:42:18

J0847+4609 EM146.UVDATA.1

Freq = 1.5950 GHz, Bw = 32.000 MH

No calibration applied and no bandpass applied



Lower frame: Milli Ampl Jy Top frame: Phas deg

Vector averaged cross-power spectrum Several baselines displayed

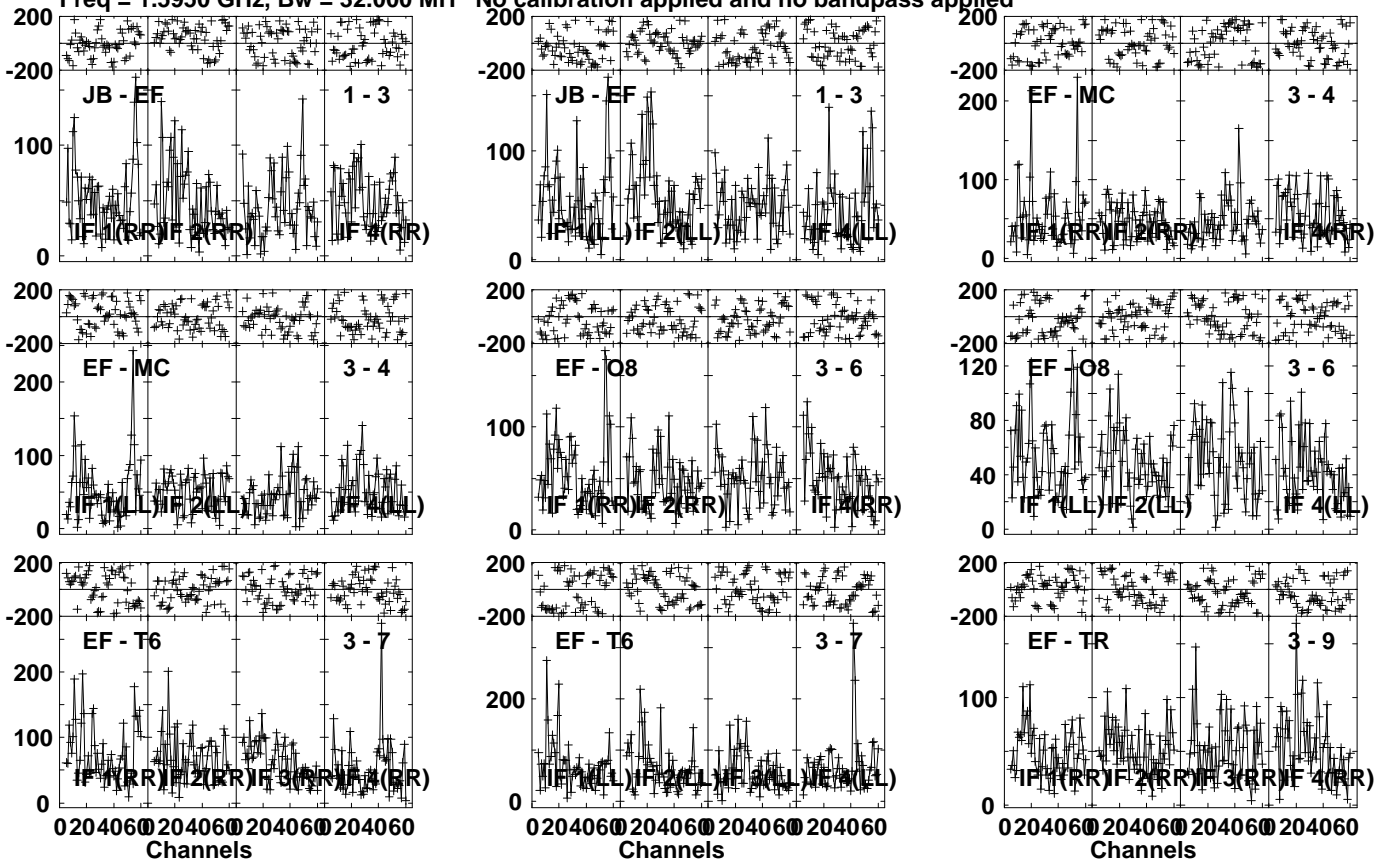
Timerange: 00/08:10:21 to 00/08:11:59

Plot file version 45 created 02-NOV-2021 17:42:18

J084408+4627 EM146.UVDATA.1

Freq = 1.5950 GHz, Bw = 32.000 MH

No calibration applied and no bandpass applied



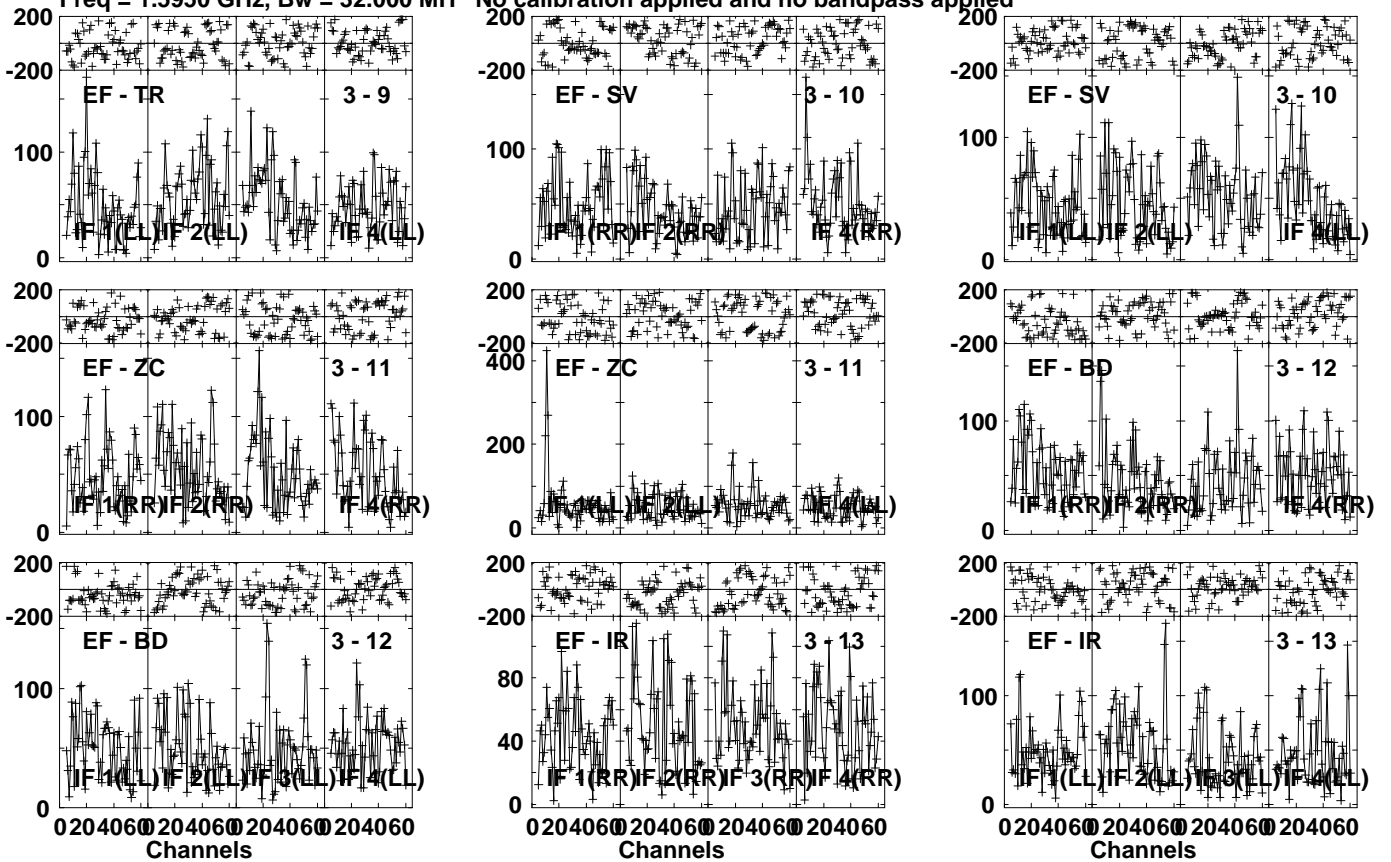
Lower frame: Micro Ampl Jy Top frame: Phas deg  
Vector averaged cross-power spectrum Several baselines displayed  
Timerange: 00/08:12:21 to 00/08:19:59

Plot file version 46 created 02-NOV-2021 17:42:18

J084408+4627 EM146.UVDATA.1

Freq = 1.5950 GHz, Bw = 32.000 MH

No calibration applied and no bandpass applied



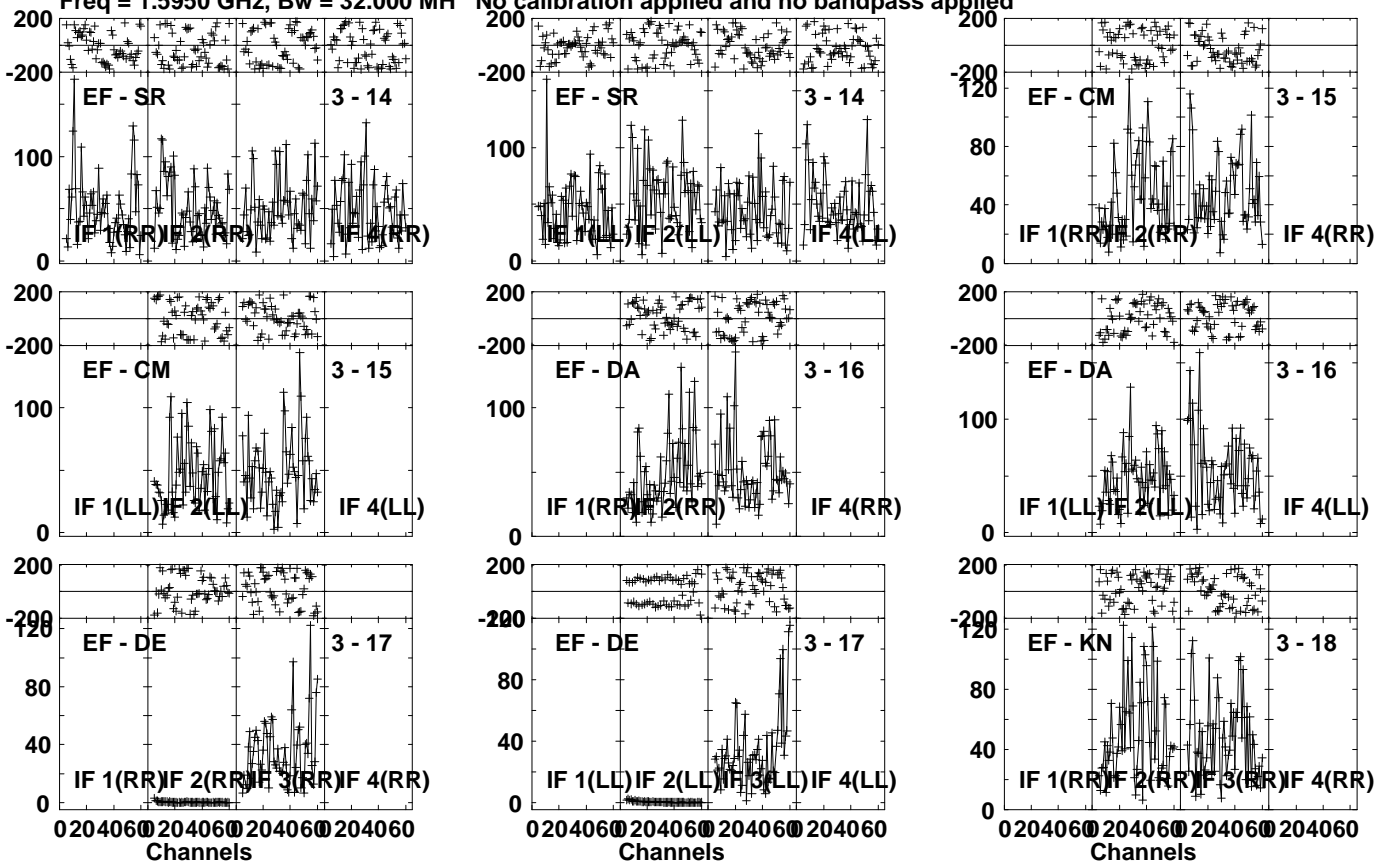
Lower frame: Micro Ampl Jy Top frame: Phas deg  
Vector averaged cross-power spectrum Several baselines displayed  
Timerange: 00/08:12:21 to 00/08:19:59

Plot file version 47 created 02-NOV-2021 17:42:19

J084408+4627 EM146.UVDATA.1

Freq = 1.5950 GHz, Bw = 32.000 MH

No calibration applied and no bandpass applied



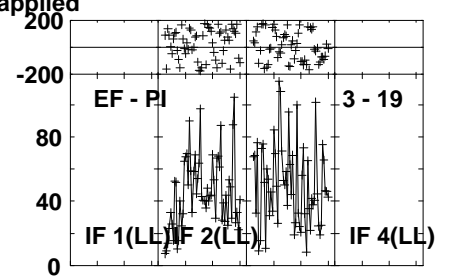
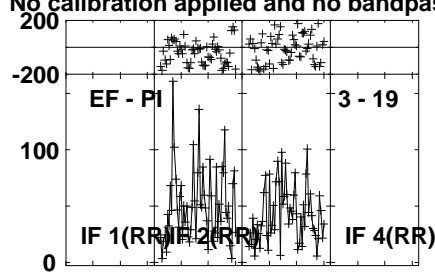
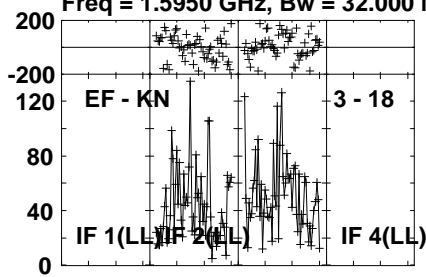
Lower frame: Micro Ampl Jy Top frame: Phas deg  
Vector averaged cross-power spectrum Several baselines displayed  
Timerange: 00:08:12:21 to 00:08:19:59

Plot file version 48 created 02-NOV-2021 17:42:19

J084408+4627 EM146.UVDATA.1

Freq = 1.5950 GHz, Bw = 32.000 MH

No calibration applied and no bandpass applied



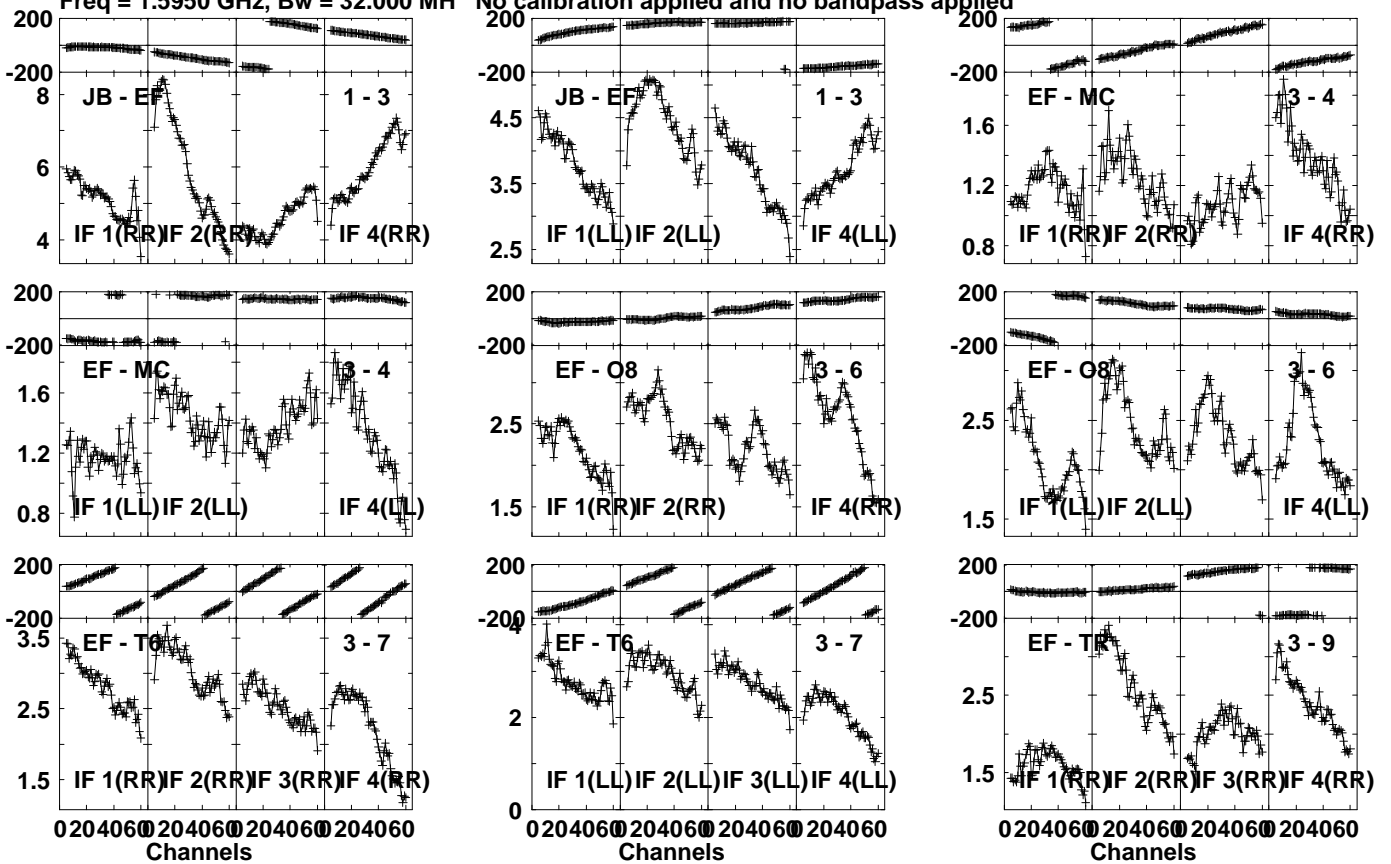
Lower frame: Micro Ampl Jy Top frame: Phas deg  
Vector averaged cross-power spectrum Several baselines displayed  
Timerange: 00/08:12:21 to 00/08:19:59

Plot file version 49 created 02-NOV-2021 17:42:19

J0847+4609 EM146.UVDATA.1

Freq = 1.5950 GHz, Bw = 32.000 MH

No calibration applied and no bandpass applied



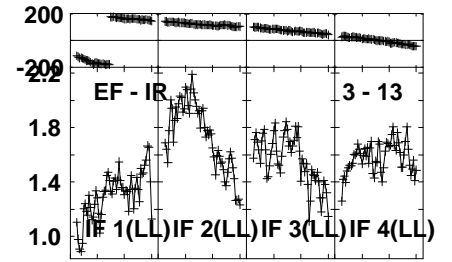
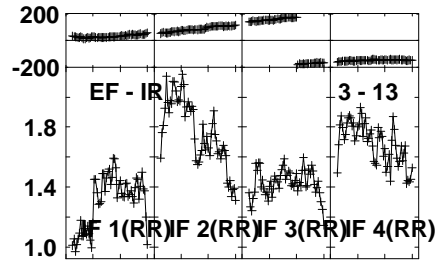
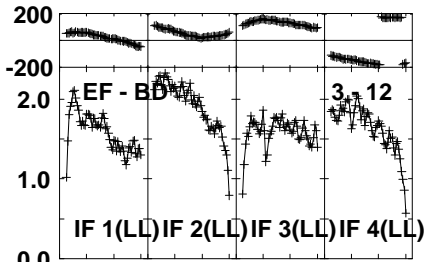
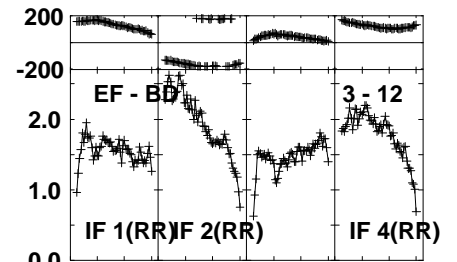
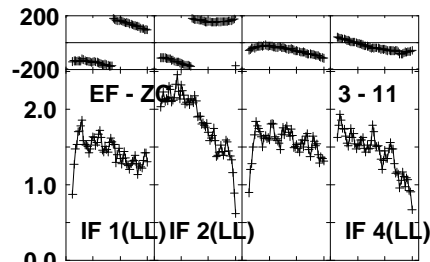
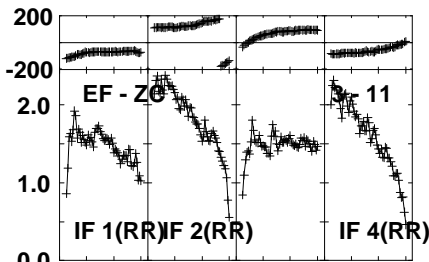
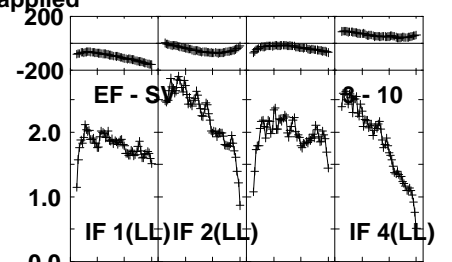
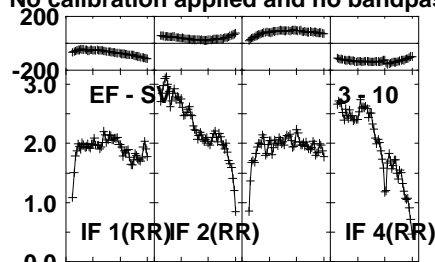
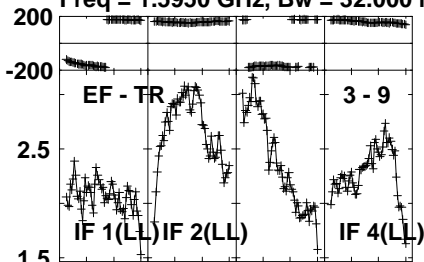
Lower frame: Milli Ampl Jy Top frame: Phas deg  
 Vector averaged cross-power spectrum Several baselines displayed  
 Timerange: 00/08:20:21 to 00/08:21:59

Plot file version 50 created 02-NOV-2021 17:42:20

J0847+4609 EM146.UVDATA.1

Freq = 1.5950 GHz, Bw = 32.000 MH

No calibration applied and no bandpass applied



Lower frame: Milli Ampl Jy Top frame: Phas deg  
Vector averaged cross-power spectrum Several baselines displayed  
Timerange: 00/08:20:21 to 00/08:21:59

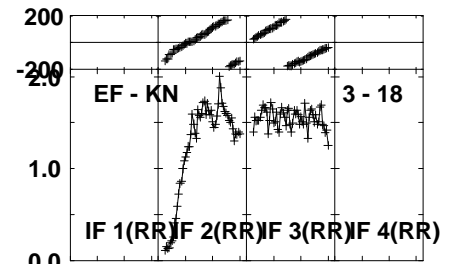
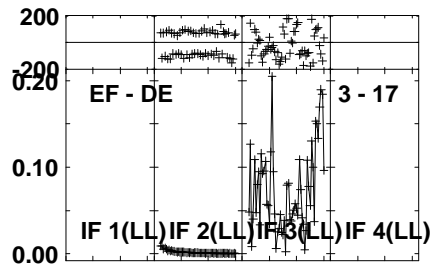
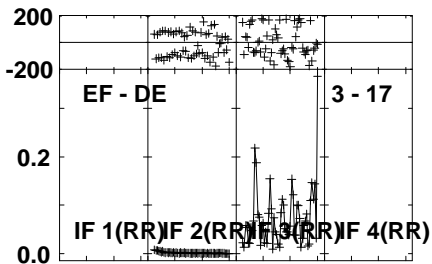
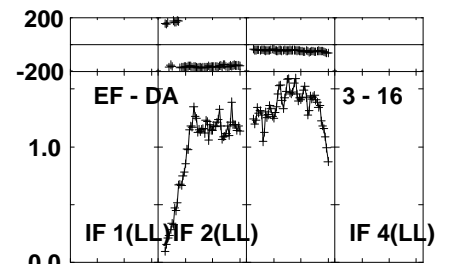
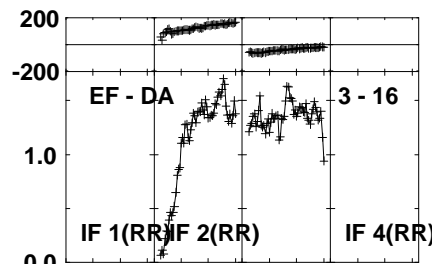
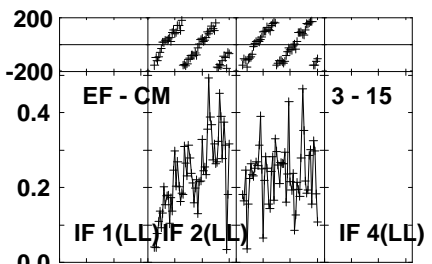
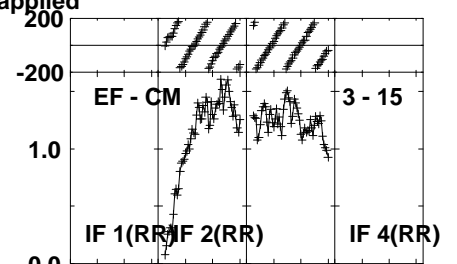
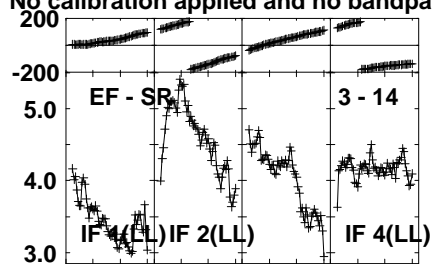
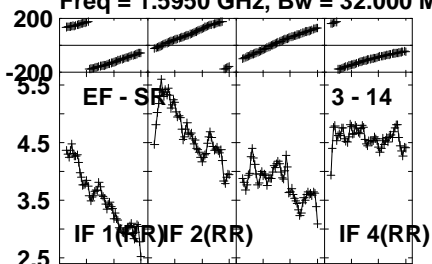


Plot file version 51 created 02-NOV-2021 17:42:20

J0847+4609 EM146.UVDATA.1

Freq = 1.5950 GHz, Bw = 32.000 MH

No calibration applied and no bandpass applied



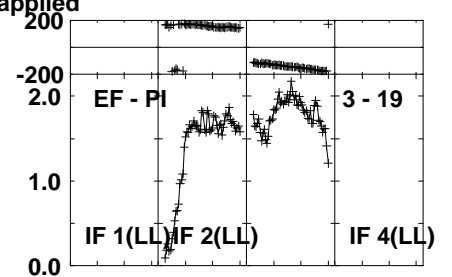
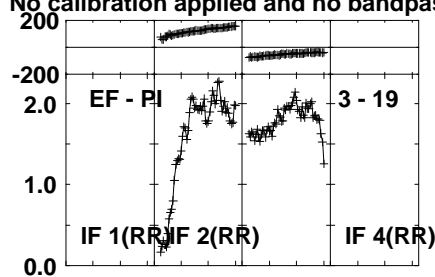
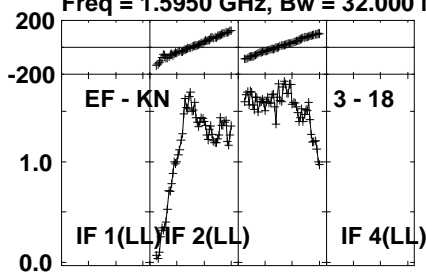
Lower frame: Milli Ampl Jy Top frame: Phas deg  
Vector averaged cross-power spectrum Several baselines displayed  
Timerange: 00/08:20:21 to 00/08:21:59

Plot file version 52 created 02-NOV-2021 17:42:20

J0847+4609 EM146.UVDATA.1

Freq = 1.5950 GHz, Bw = 32.000 MH

No calibration applied and no bandpass applied



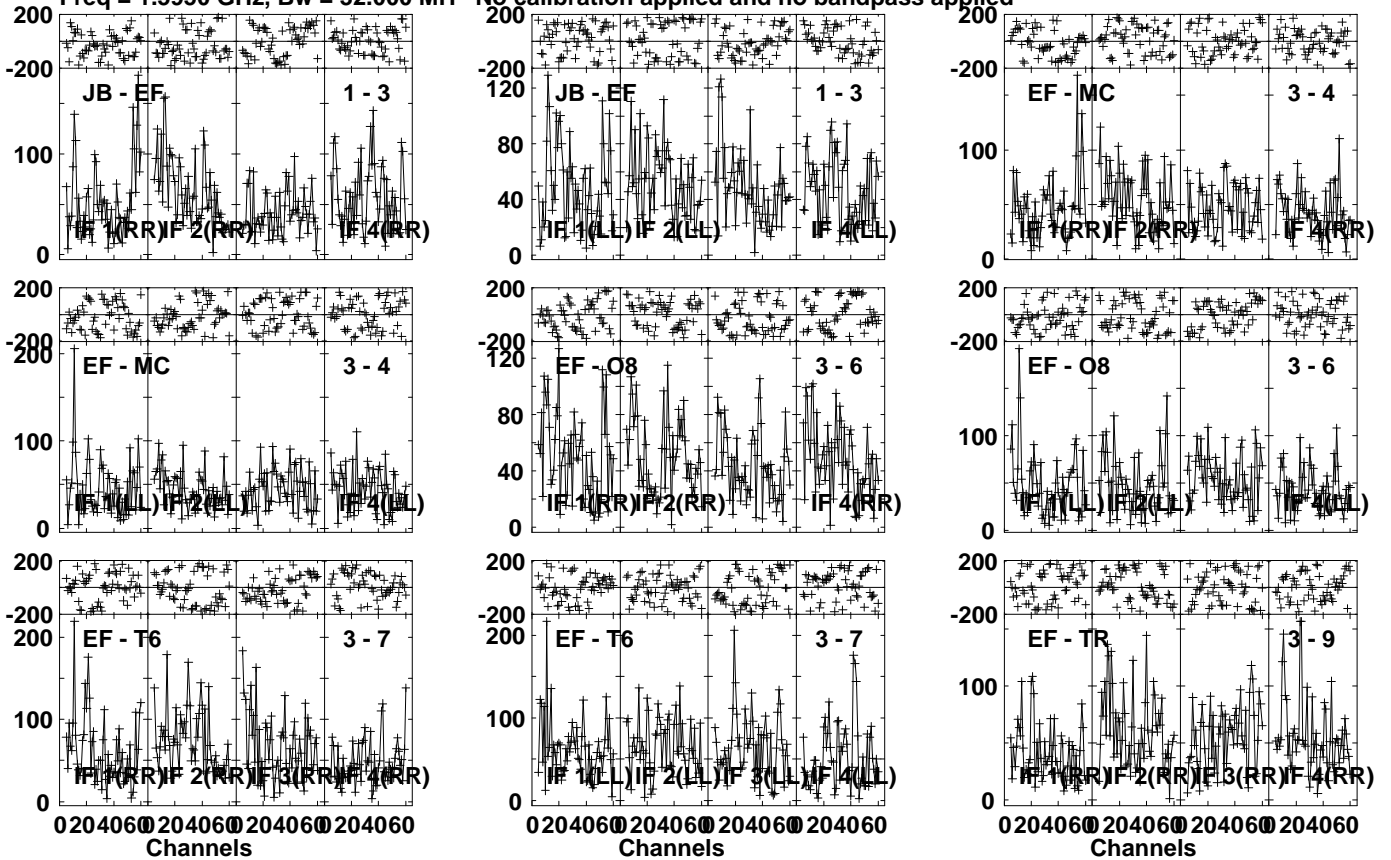
Lower frame: Milli Ampl Jy Top frame: Phas deg  
Vector averaged cross-power spectrum Several baselines displayed  
Timerange: 00/08:20:21 to 00/08:21:59

Plot file version 53 created 02-NOV-2021 17:42:20

J084408+4627 EM146.UVDATA.1

Freq = 1.5950 GHz, Bw = 32.000 MH

No calibration applied and no bandpass applied



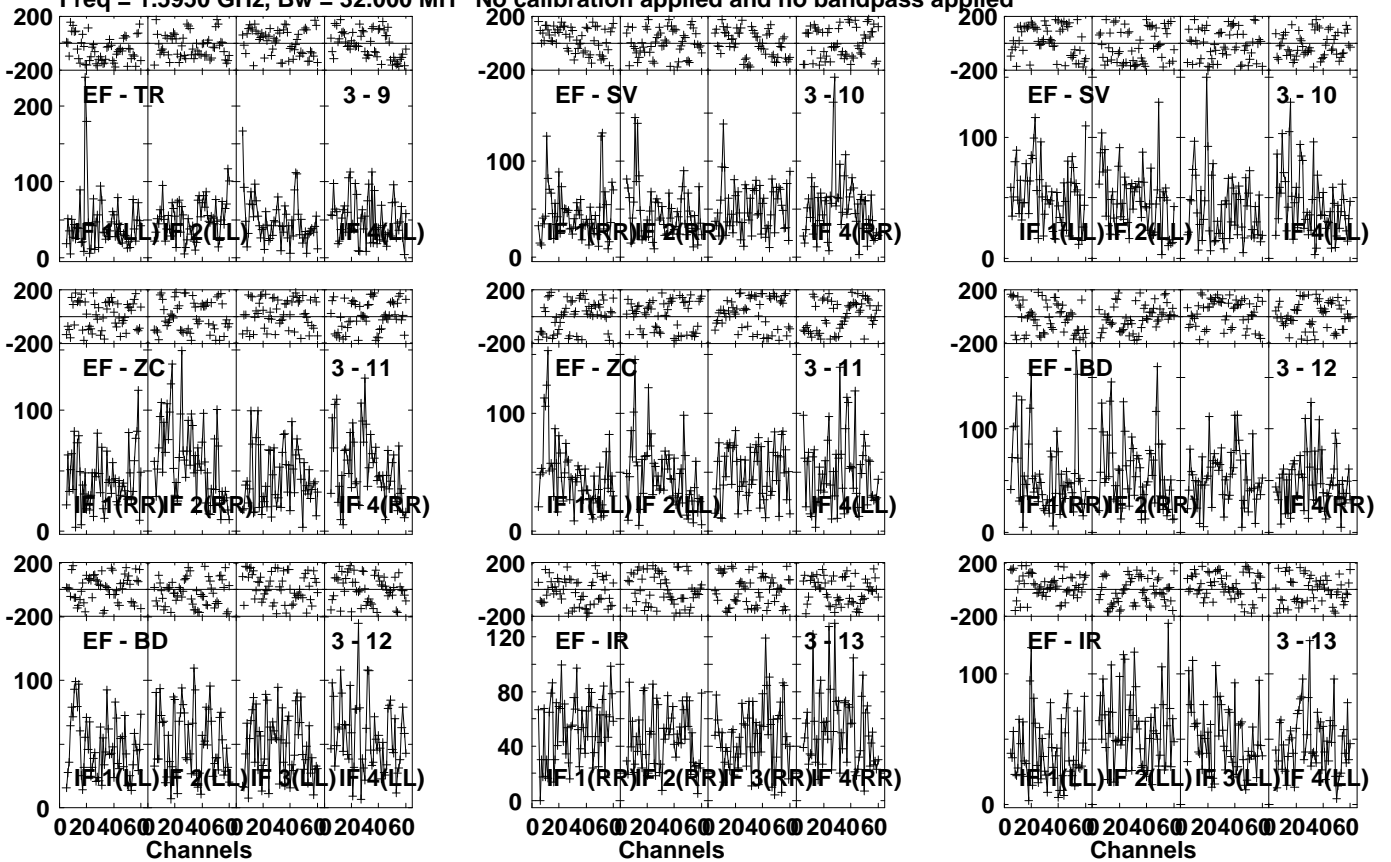
Lower frame: Micro Ampl Jy Top frame: Phas deg  
Vector averaged cross-power spectrum Several baselines displayed  
Timerange: 00/08:22:21 to 00/08:29:59

Plot file version 54 created 02-NOV-2021 17:42:21

J084408+4627 EM146.UVDATA.1

Freq = 1.5950 GHz, Bw = 32.000 MH

No calibration applied and no bandpass applied



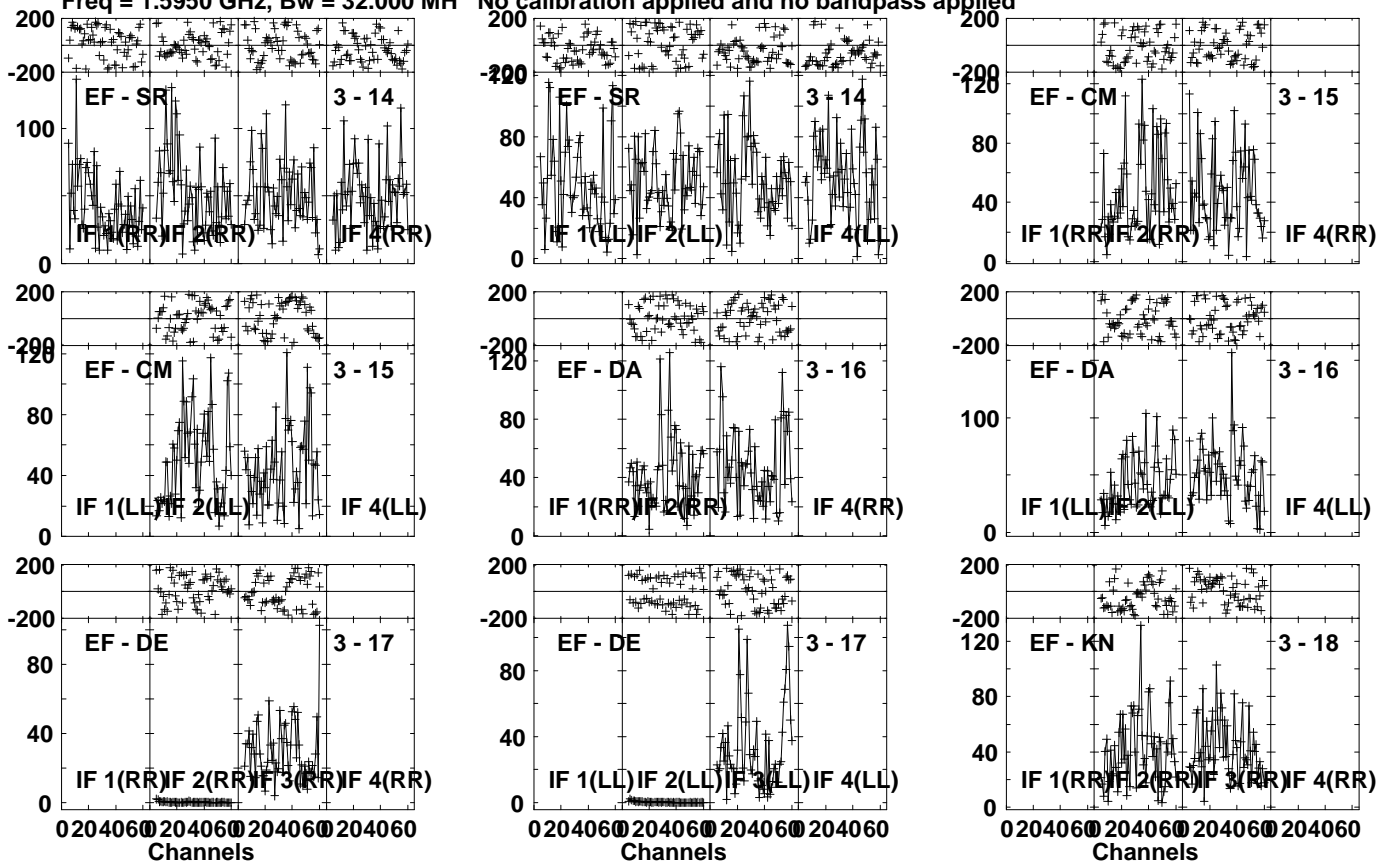
Lower frame: Micro Ampl Jy Top frame: Phas deg  
Vector averaged cross-power spectrum Several baselines displayed  
Timerange: 00/08:22:21 to 00/08:29:59

Plot file version 55 created 02-NOV-2021 17:42:21

J084408+4627 EM146.UVDATA.1

Freq = 1.5950 GHz, Bw = 32.000 MH

No calibration applied and no bandpass applied



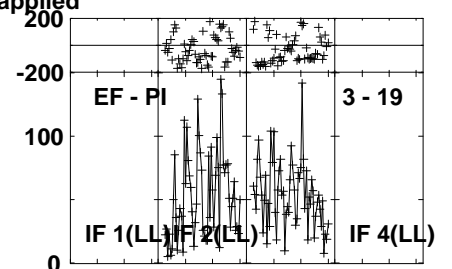
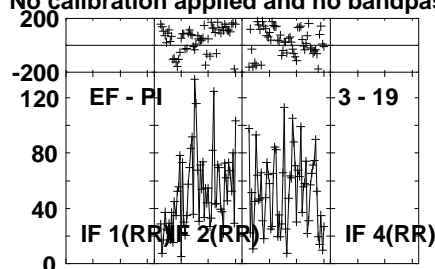
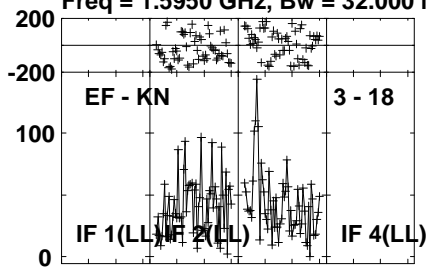
Lower frame: Micro Ampl Jy Top frame: Phas deg  
Vector averaged cross-power spectrum Several baselines displayed  
Timerange: 00/08:22:21 to 00/08:29:59

Plot file version 56 created 02-NOV-2021 17:42:21

J084408+4627 EM146.UVDATA.1

Freq = 1.5950 GHz, Bw = 32.000 MH

No calibration applied and no bandpass applied



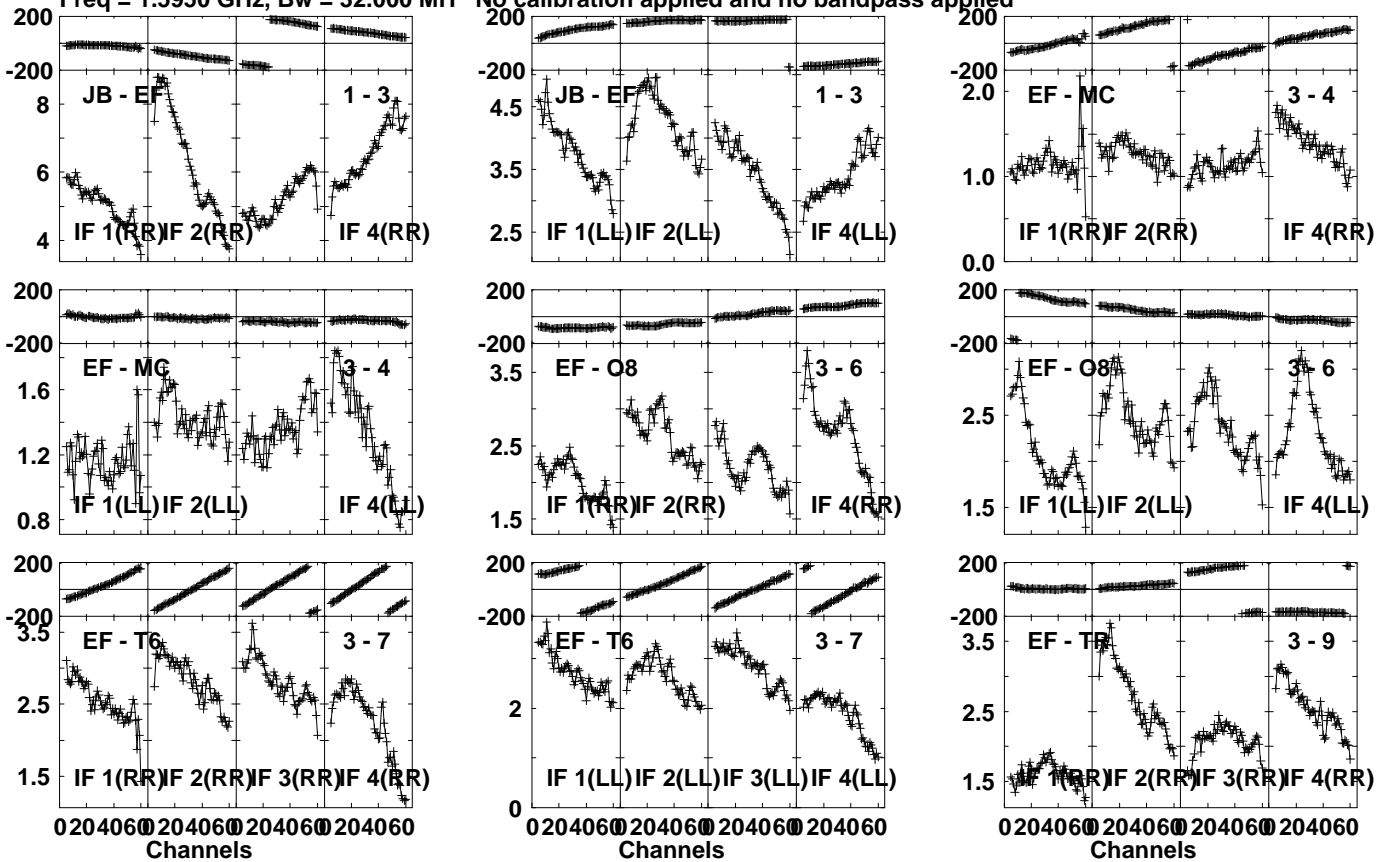
Lower frame: Micro Ampl Jy Top frame: Phas deg  
Vector averaged cross-power spectrum Several baselines displayed  
Timerange: 00/08:22:21 to 00/08:29:59

Plot file version 57 created 02-NOV-2021 17:42:22

J0847+4609 EM146.UVDATA.1

Freq = 1.5950 GHz, Bw = 32.000 MH

No calibration applied and no bandpass applied



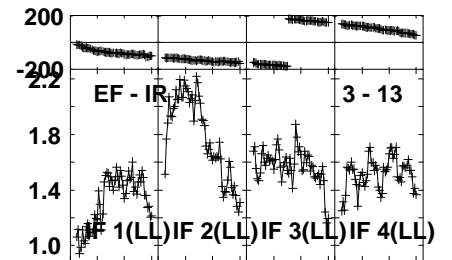
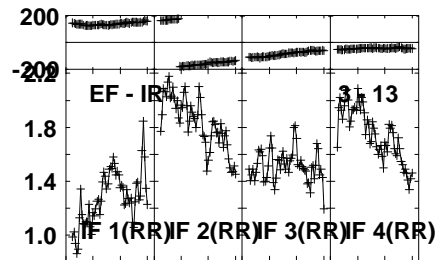
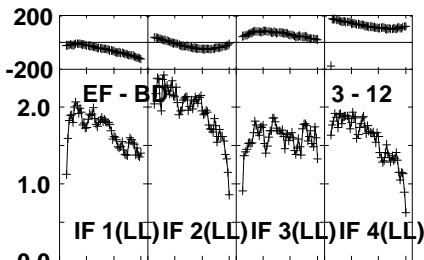
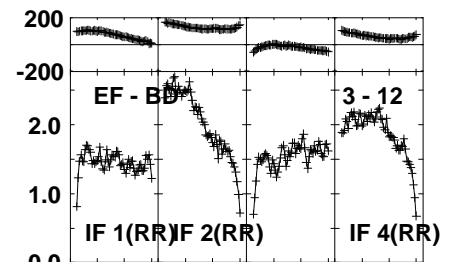
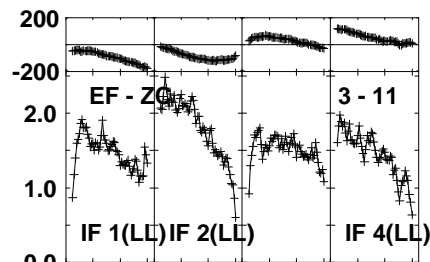
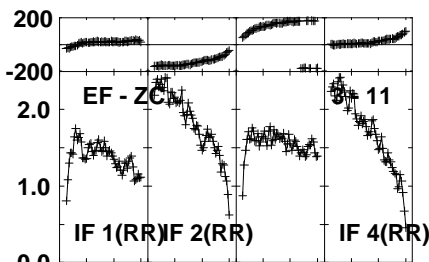
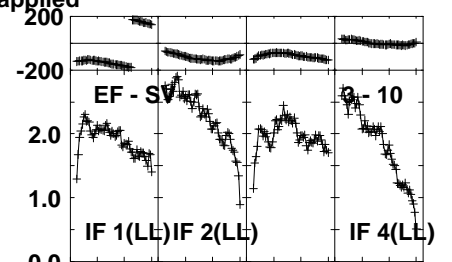
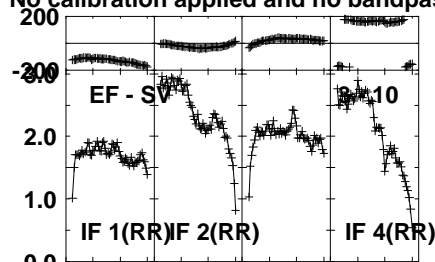
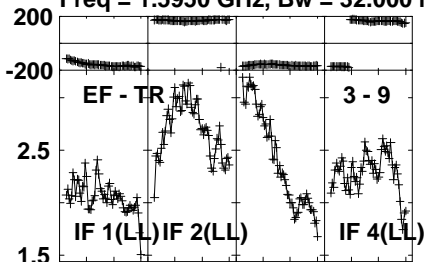
Lower frame: Milli Ampl Jy Top frame: Phas deg  
 Vector averaged cross-power spectrum Several baselines displayed  
 Timerange: 00/08:30:21 to 00/08:31:59

Plot file version 58 created 02-NOV-2021 17:42:22

J0847+4609 EM146.UVDATA.1

Freq = 1.5950 GHz, Bw = 32.000 MH

No calibration applied and no bandpass applied



Lower frame: Milli Ampl Jy Top frame: Phas deg  
Vector averaged cross-power spectrum Several baselines displayed  
Timerange: 00/08:30:21 to 00/08:31:59

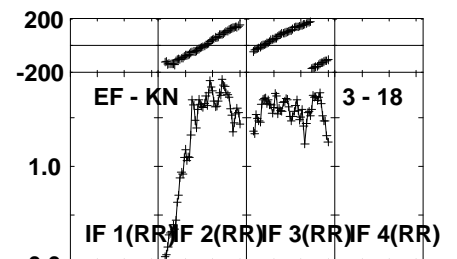
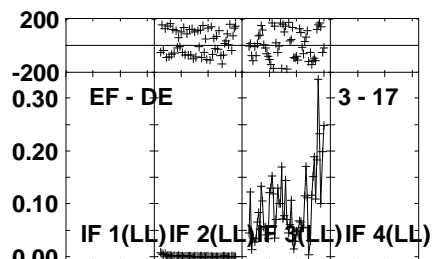
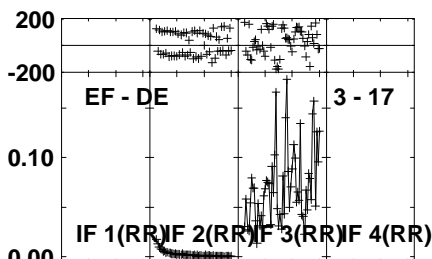
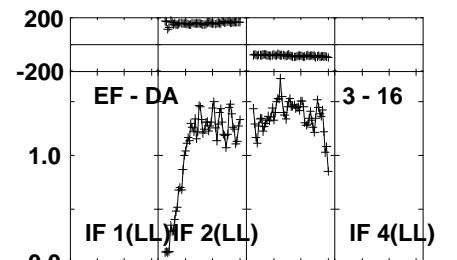
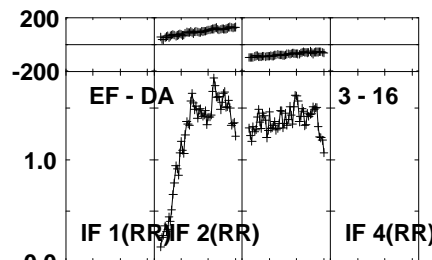
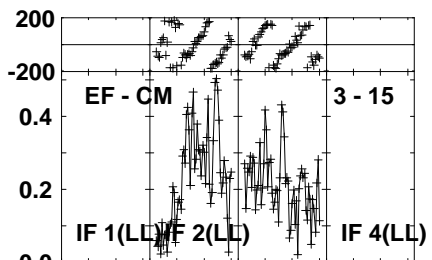
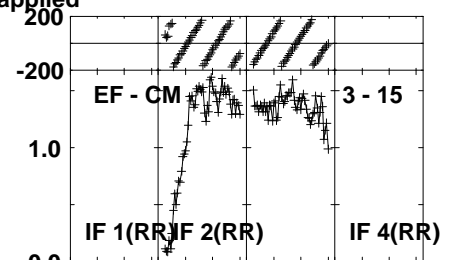
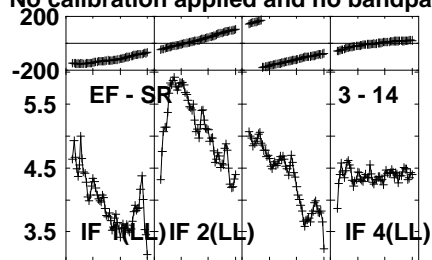
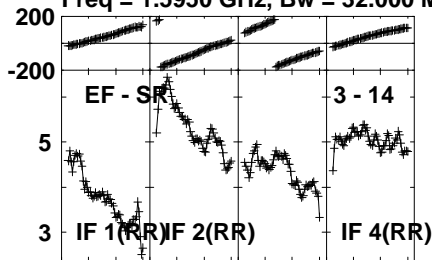


Plot file version 59 created 02-NOV-2021 17:42:22

J0847+4609 EM146.UVDATA.1

Freq = 1.5950 GHz, Bw = 32.000 MH

No calibration applied and no bandpass applied



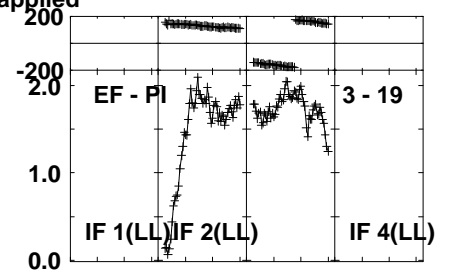
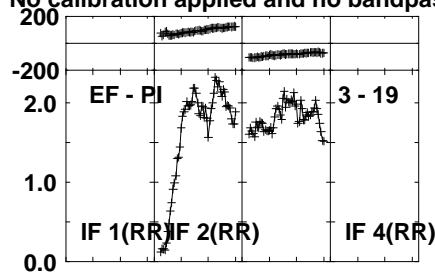
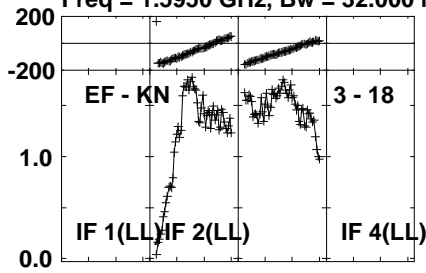
Lower frame: Milli Ampl Jy Top frame: Phas deg  
Vector averaged cross-power spectrum Several baselines displayed  
Timerange: 00/08:30:21 to 00/08:31:59

Plot file version 60 created 02-NOV-2021 17:42:22

J0847+4609 EM146.UVDATA.1

Freq = 1.5950 GHz, Bw = 32.000 MH

No calibration applied and no bandpass applied



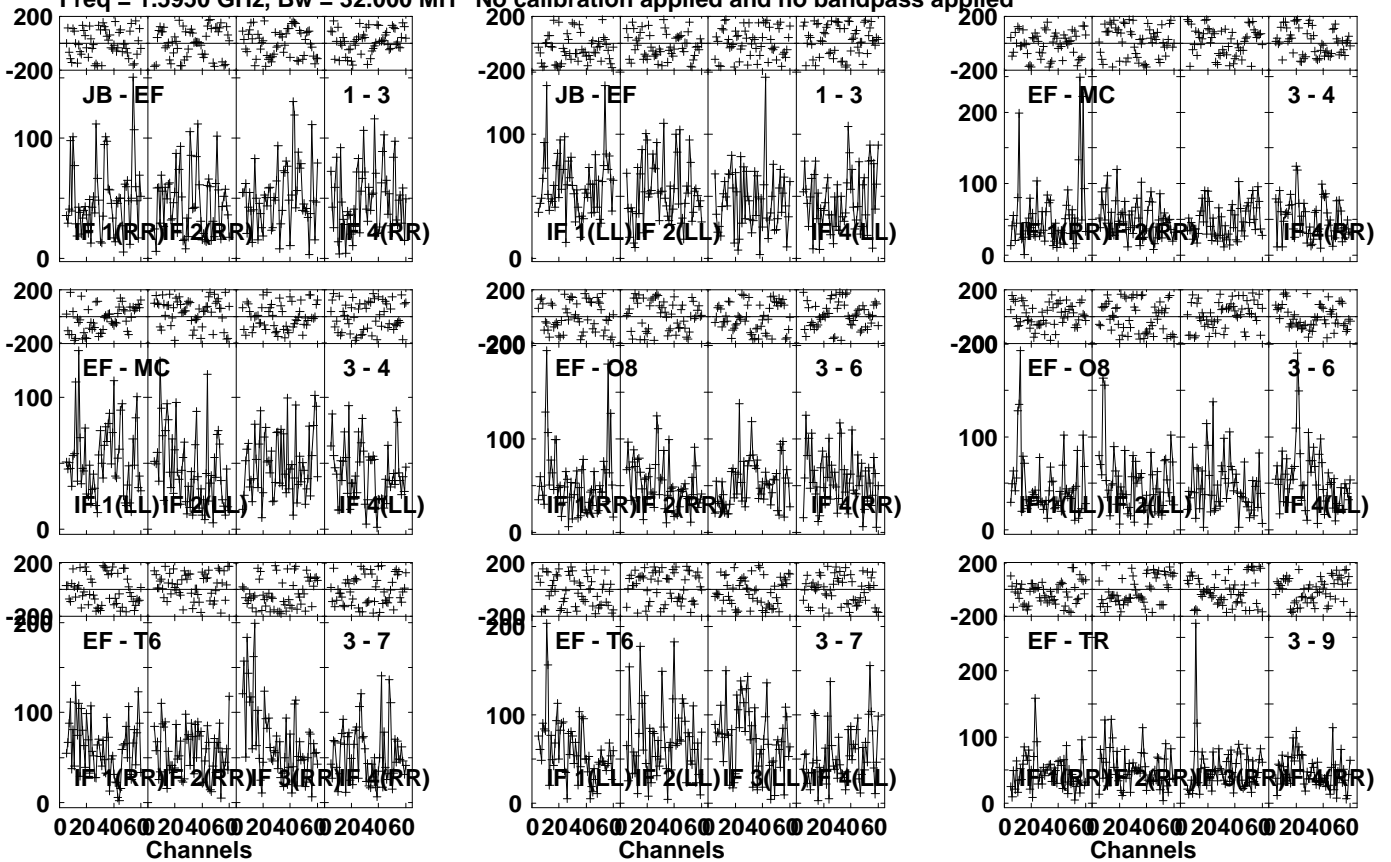
Lower frame: Milli Ampl Jy Top frame: Phas deg  
Vector averaged cross-power spectrum Several baselines displayed  
Timerange: 00/08:30:21 to 00/08:31:59

Plot file version 61 created 02-NOV-2021 17:42:22

J084408+4627 EM146.UVDATA.1

Freq = 1.5950 GHz, Bw = 32.000 MH

No calibration applied and no bandpass applied



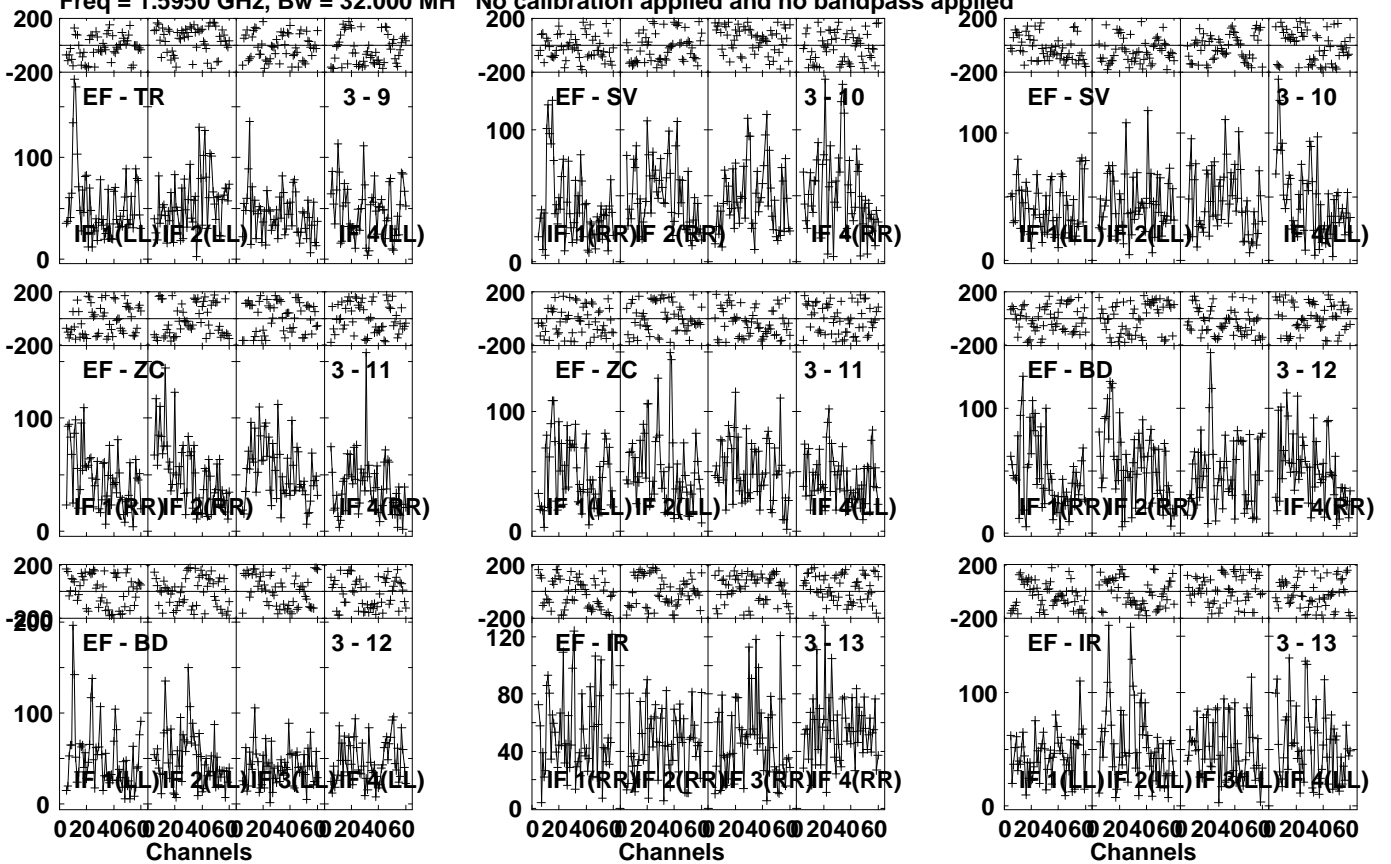
Lower frame: Micro Ampl Jy Top frame: Phas deg  
Vector averaged cross-power spectrum Several baselines displayed  
Timerange: 00/08:32:21 to 00/08:39:59

Plot file version 62 created 02-NOV-2021 17:42:23

J084408+4627 EM146.UVDATA.1

Freq = 1.5950 GHz, Bw = 32.000 MH

No calibration applied and no bandpass applied



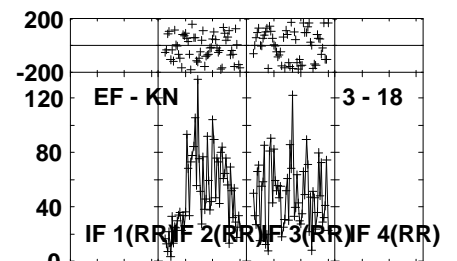
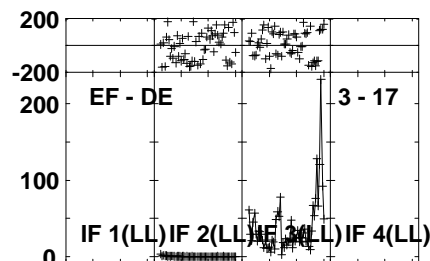
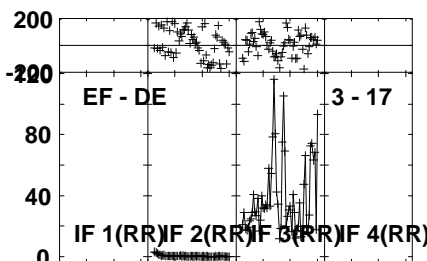
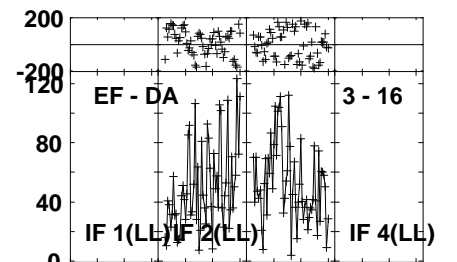
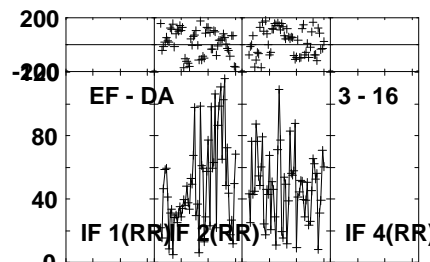
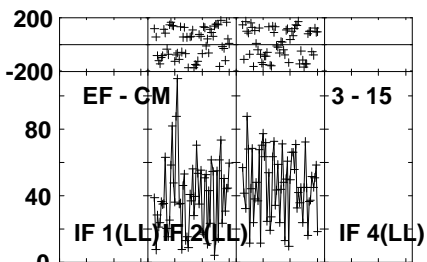
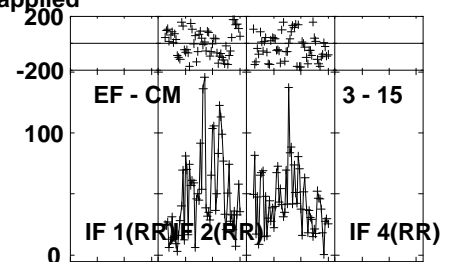
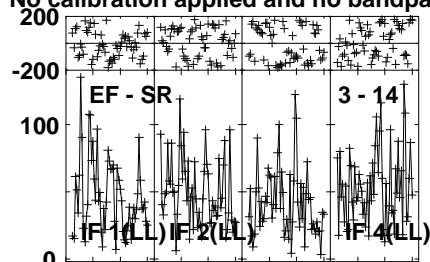
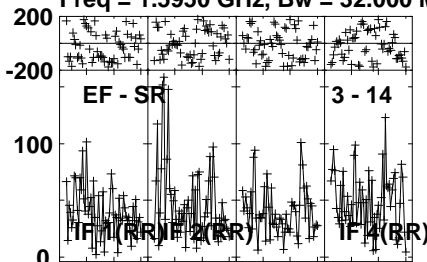
Lower frame: Micro Ampl Jy Top frame: Phas deg  
Vector averaged cross-power spectrum Several baselines displayed  
Timerange: 00/08:32:21 to 00/08:39:59

Plot file version 63 created 02-NOV-2021 17:42:23

J084408+4627 EM146.UVDATA.1

Freq = 1.5950 GHz, Bw = 32.000 MH

No calibration applied and no bandpass applied



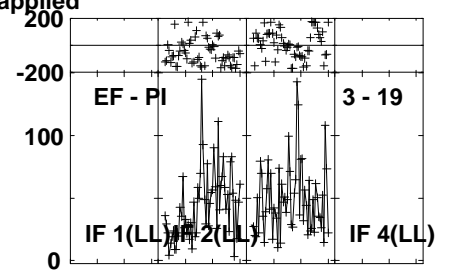
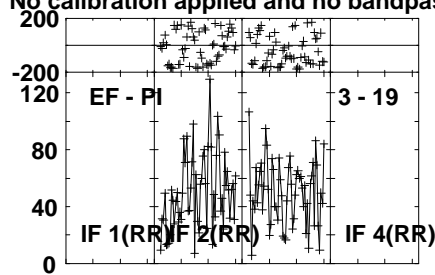
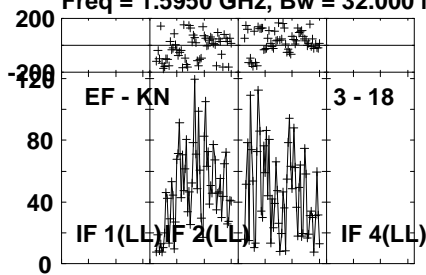
Lower frame: Micro Ampl Jy Top frame: Phas deg  
Vector averaged cross-power spectrum Several baselines displayed  
Timerange: 00/08:32:21 to 00/08:39:59

Plot file version 64 created 02-NOV-2021 17:42:23

J084408+4627 EM146.UVDATA.1

Freq = 1.5950 GHz, Bw = 32.000 MH

No calibration applied and no bandpass applied



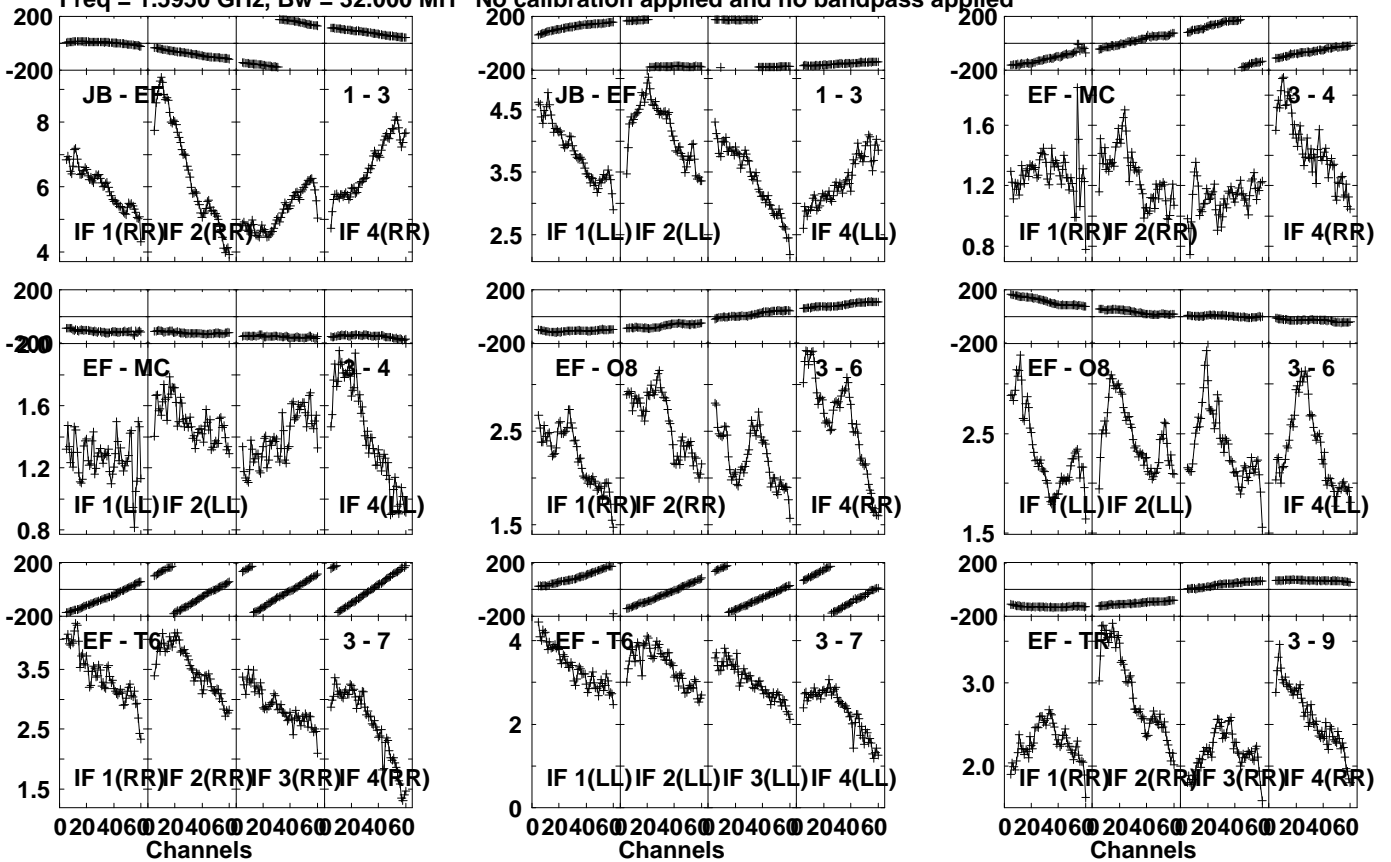
Lower frame: Micro Ampl Jy Top frame: Phas deg  
Vector averaged cross-power spectrum Several baselines displayed  
Timerange: 00/08:32:21 to 00/08:39:59

Plot file version 65 created 02-NOV-2021 17:42:23

J0847+4609 EM146.UVDATA.1

Freq = 1.5950 GHz, Bw = 32.000 MH

No calibration applied and no bandpass applied



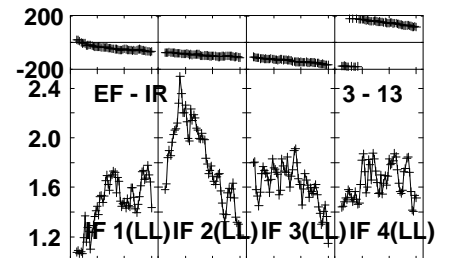
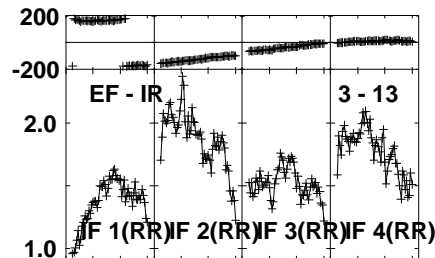
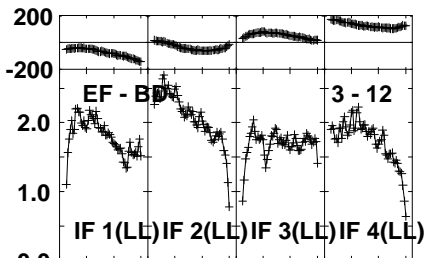
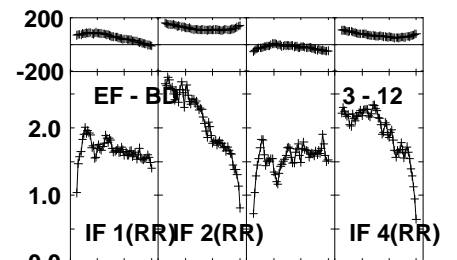
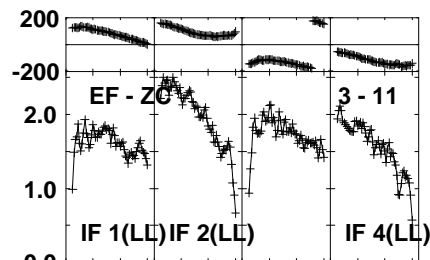
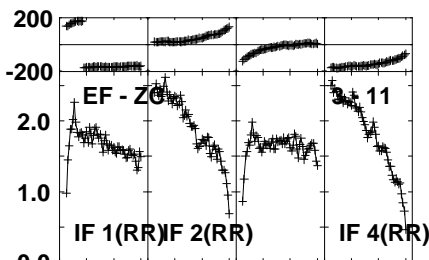
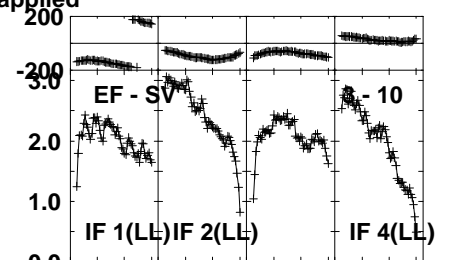
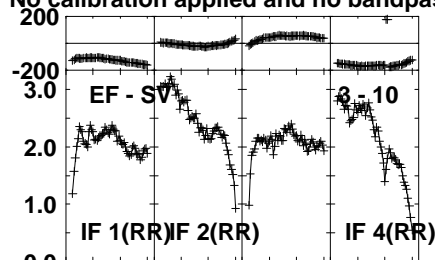
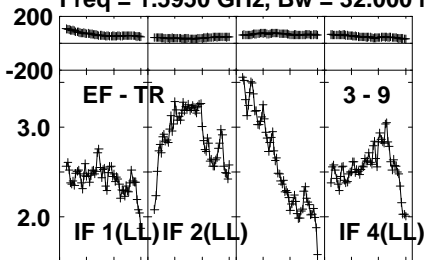
Lower frame: Milli Ampl Jy Top frame: Phas deg  
 Vector averaged cross-power spectrum Several baselines displayed  
 Timerange: 00/08:40:21 to 00/08:41:59

Plot file version 66 created 02-NOV-2021 17:42:24

J0847+4609 EM146.UVDATA.1

Freq = 1.5950 GHz, Bw = 32.000 MH

No calibration applied and no bandpass applied



0204060 204060 204060 204060  
Channels

0204060 204060 204060 204060  
Channels

0204060 204060 204060 204060  
Channels

Lower frame: Milli Ampl Jy Top frame: Phas deg  
Vector averaged cross-power spectrum Several baselines displayed  
Timerange: 00/08:40:21 to 00/08:41:59

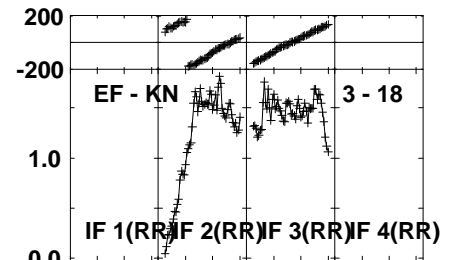
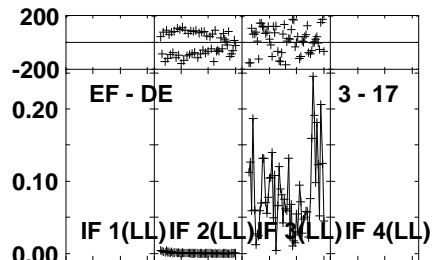
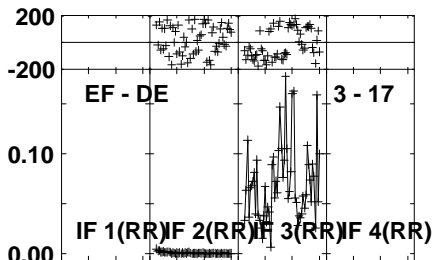
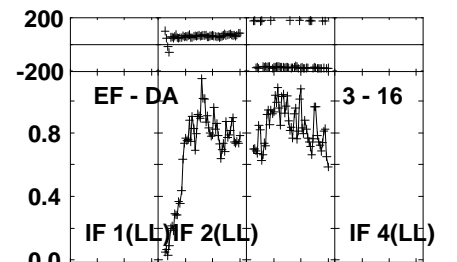
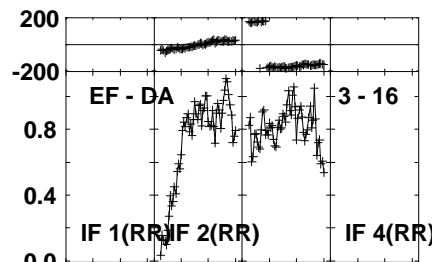
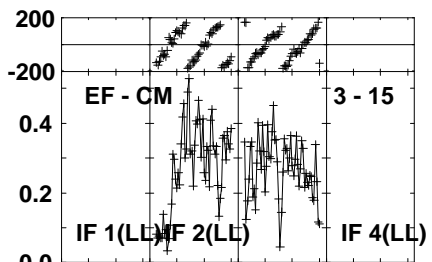
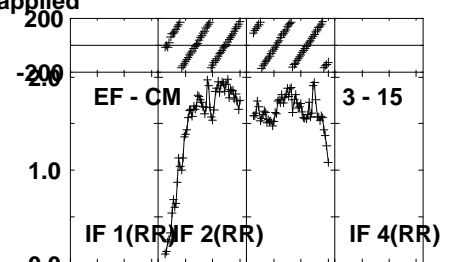
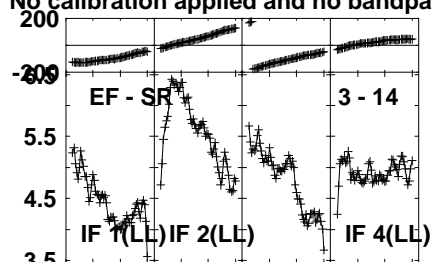
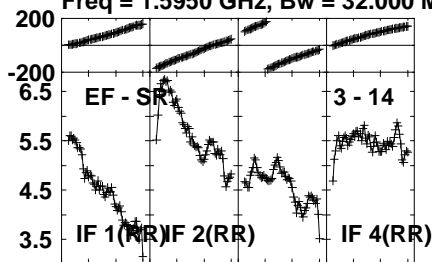


Plot file version 67 created 02-NOV-2021 17:42:24

J0847+4609 EM146.UVDATA.1

Freq = 1.5950 GHz, Bw = 32.000 MH

No calibration applied and no bandpass applied



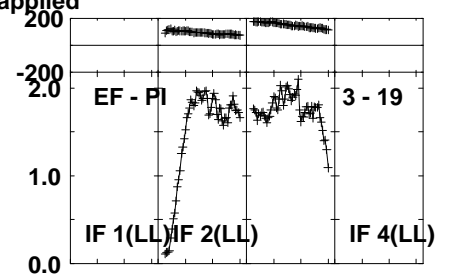
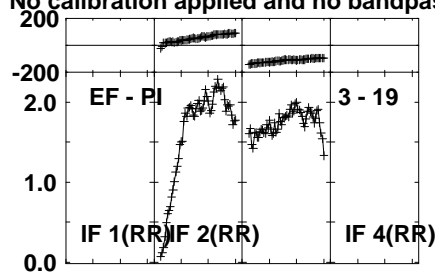
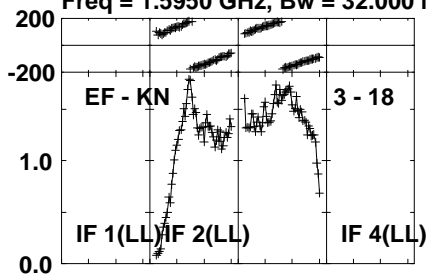
Lower frame: Milli Ampl Jy Top frame: Phas deg  
Vector averaged cross-power spectrum Several baselines displayed  
Timerange: 00/08:40:21 to 00/08:41:59

Plot file version 68 created 02-NOV-2021 17:42:24

J0847+4609 EM146.UVDATA.1

Freq = 1.5950 GHz, Bw = 32.000 MH

No calibration applied and no bandpass applied



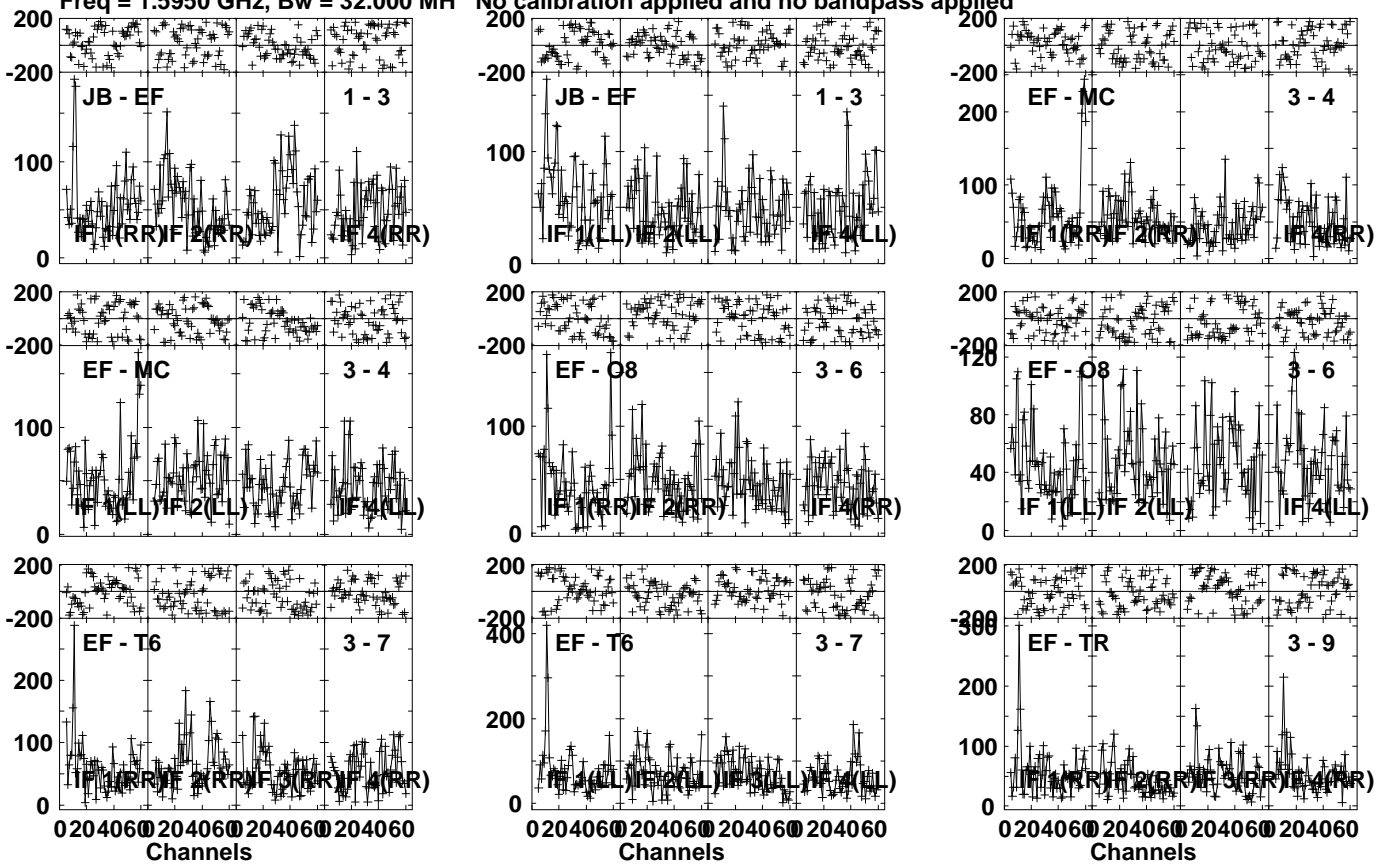
Lower frame: Milli Ampl Jy Top frame: Phas deg  
Vector averaged cross-power spectrum Several baselines displayed  
Timerange: 00/08:40:21 to 00/08:41:59

Plot file version 69 created 02-NOV-2021 17:42:25

J084408+4627 EM146.UVDATA.1

Freq = 1.5950 GHz, Bw = 32.000 MH

No calibration applied and no bandpass applied



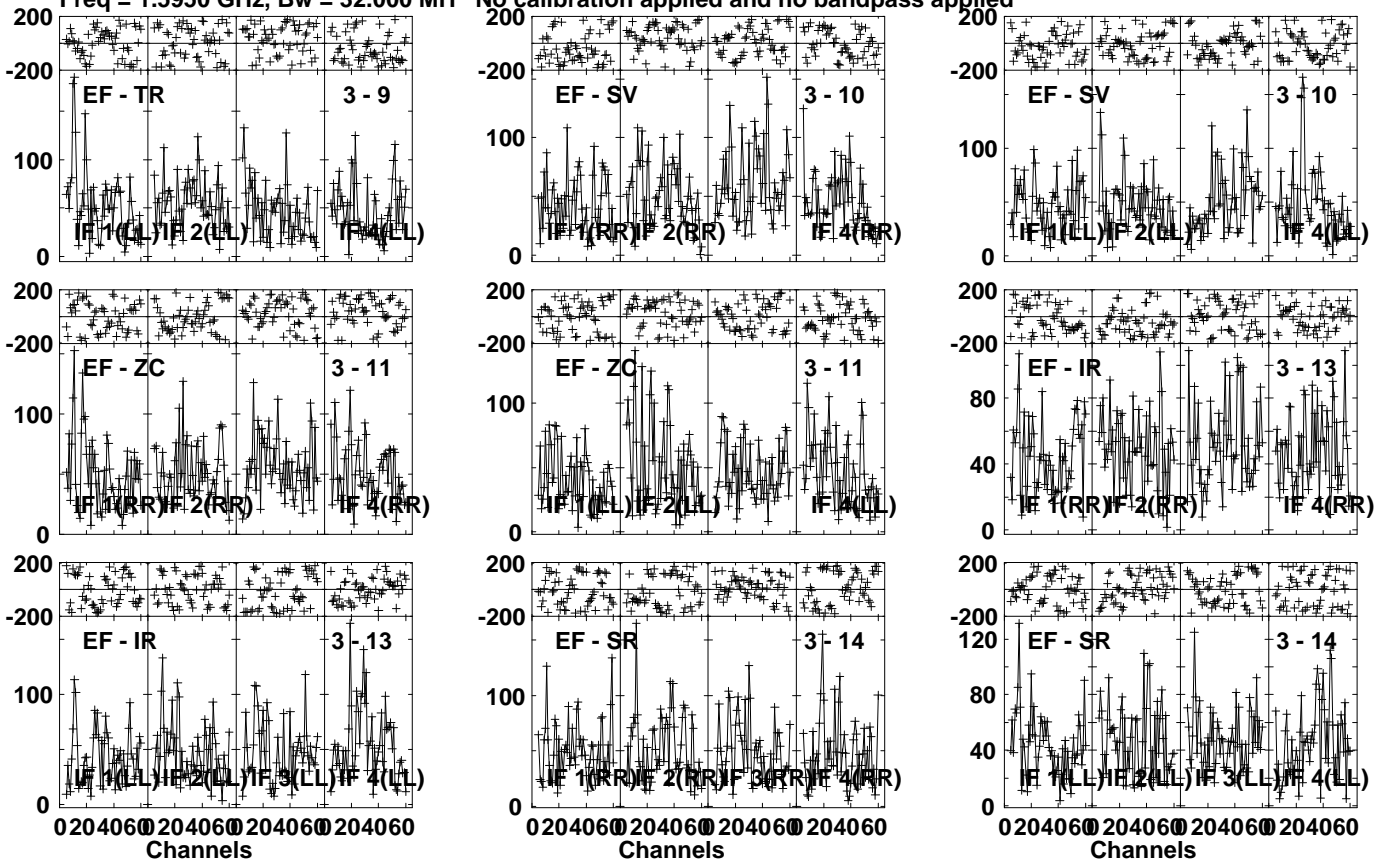
Lower frame: Micro Ampl Jy Top frame: Phas deg  
Vector averaged cross-power spectrum Several baselines displayed  
Timerange: 00/08:42:21 to 00/08:49:59

Plot file version 70 created 02-NOV-2021 17:42:25

J084408+4627 EM146.UVDATA.1

Freq = 1.5950 GHz, Bw = 32.000 MH

No calibration applied and no bandpass applied



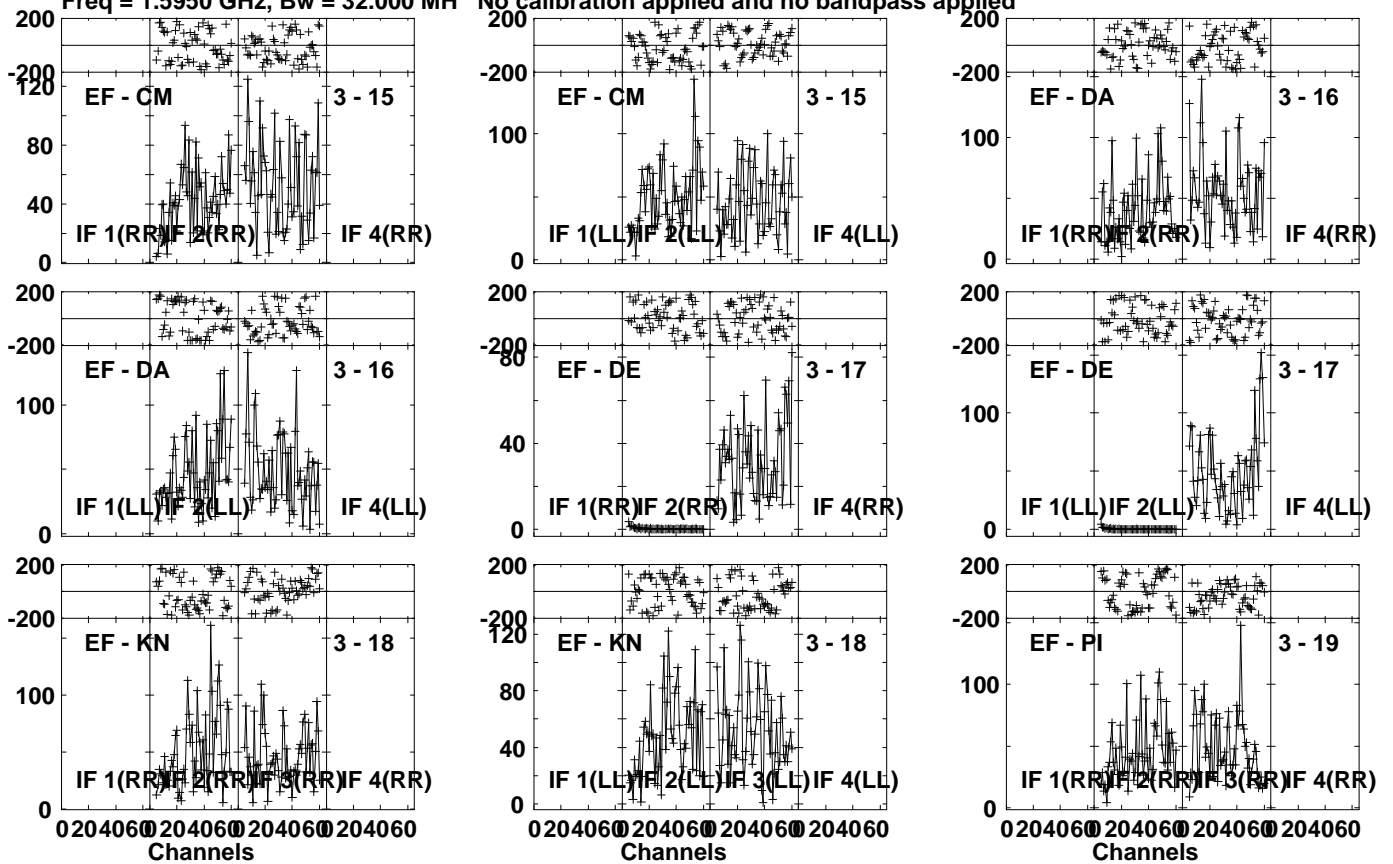
Lower frame: Micro Ampl Jy Top frame: Phas deg  
Vector averaged cross-power spectrum Several baselines displayed  
Timerange: 00/08:42:21 to 00/08:49:59

Plot file version 71 created 02-NOV-2021 17:42:25

J084408+4627 EM146.UVDATA.1

Freq = 1.5950 GHz, Bw = 32.000 MH

No calibration applied and no bandpass applied

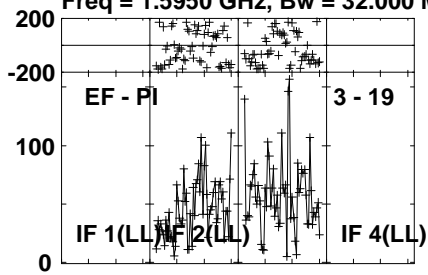


Lower frame: Micro Ampl Jy Top frame: Phas deg  
Vector averaged cross-power spectrum Several baselines displayed  
Timerange: 00:08:42:21 to 00:08:49:59

Plot file version 72 created 02-NOV-2021 17:42:26

J084408+4627 EM146.UVDATA.1

Freq = 1.5950 GHz, Bw = 32.000 MH No calibration applied and no bandpass applied



Lower frame: Micro Ampl Jy Top frame: Phas deg

Vector averaged cross-power spectrum Several baselines displayed

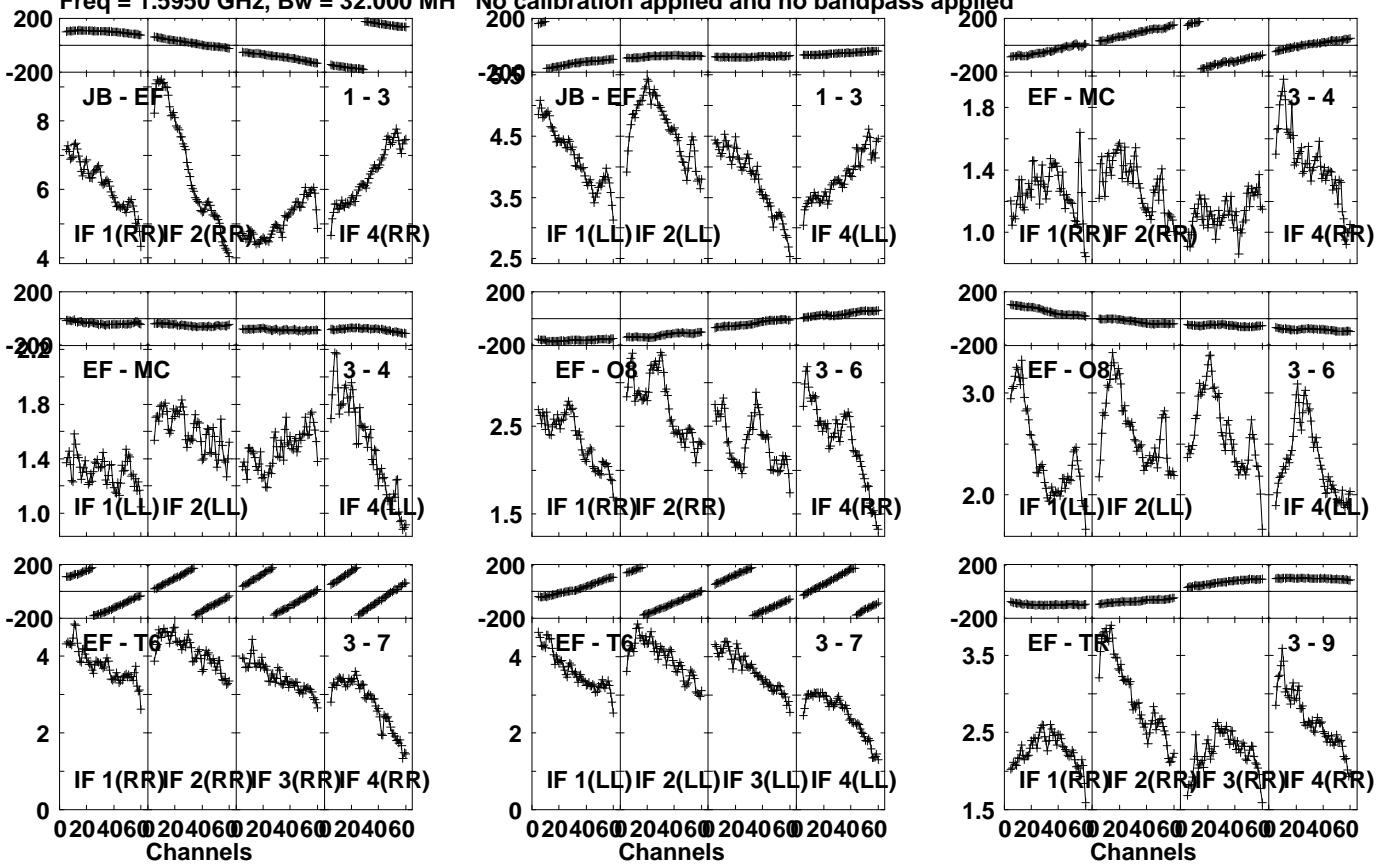
Timerange: 00/08:42:21 to 00/08:49:59

Plot file version 73 created 02-NOV-2021 17:42:26

J0847+4609 EM146.UVDATA.1

Freq = 1.5950 GHz, Bw = 32.000 MH

No calibration applied and no bandpass applied



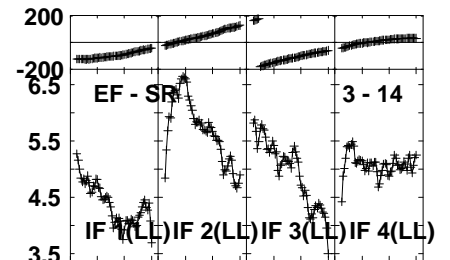
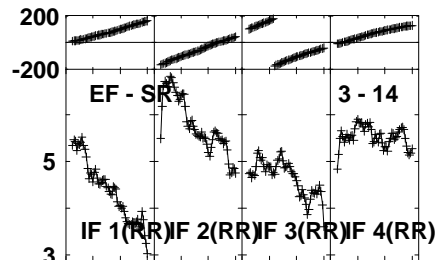
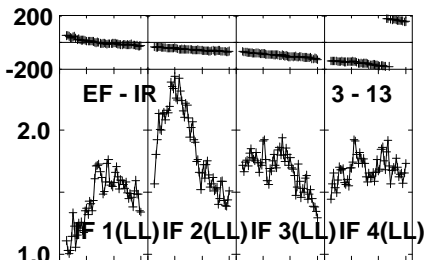
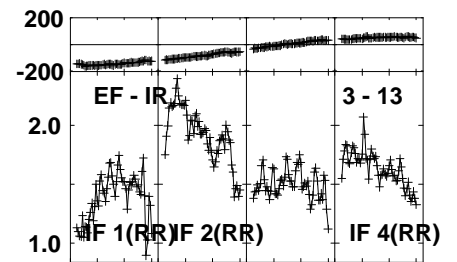
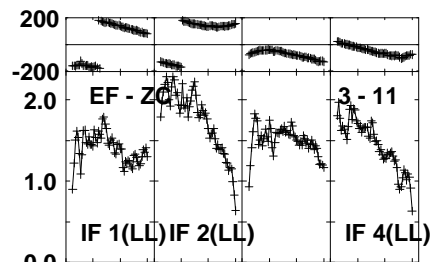
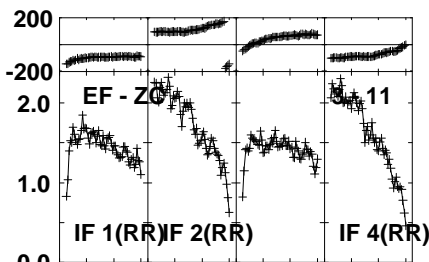
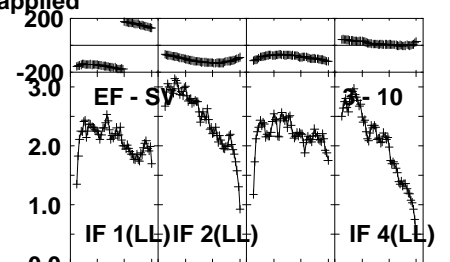
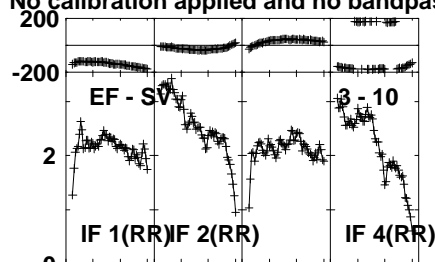
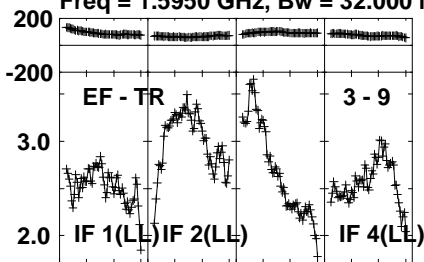
Lower frame: Milli Ampl Jy Top frame: Phas deg  
Vector averaged cross-power spectrum Several baselines displayed  
Timerange: 00/08:50:21 to 00/08:51:59

Plot file version 74 created 02-NOV-2021 17:42:26

J0847+4609 EM146.UVDATA.1

Freq = 1.5950 GHz, Bw = 32.000 MH

No calibration applied and no bandpass applied



Lower frame: Milli Ampl Jy Top frame: Phas deg  
Vector averaged cross-power spectrum Several baselines displayed  
Timerange: 00/08:50:21 to 00/08:51:59

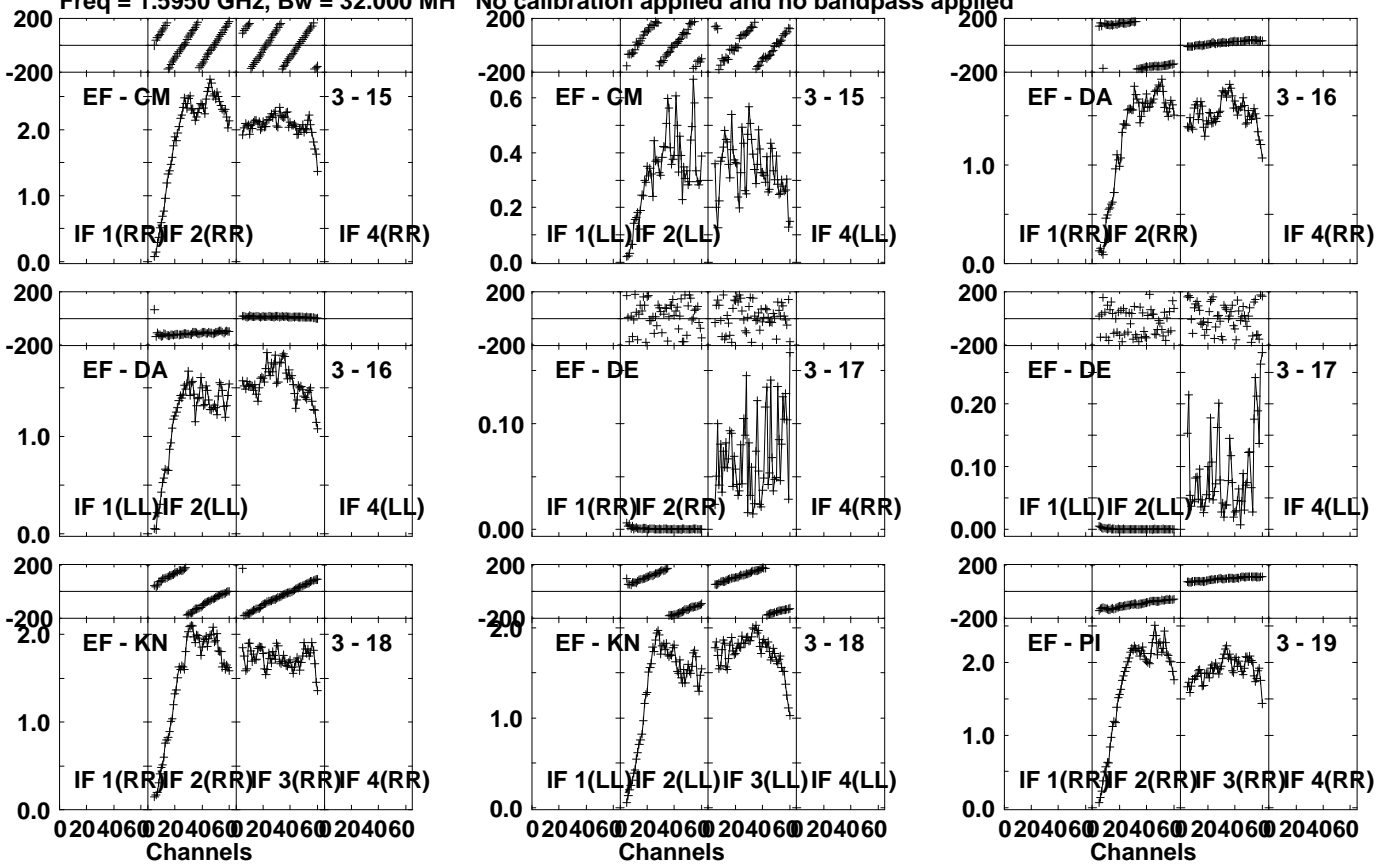


Plot file version 75 created 02-NOV-2021 17:42:26

J0847+4609 EM146.UVDATA.1

Freq = 1.5950 GHz, Bw = 32.000 MH

No calibration applied and no bandpass applied

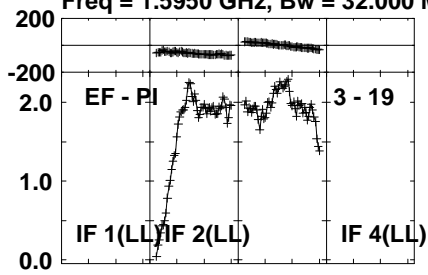


Lower frame: Milli Ampl Jy Top frame: Phas deg  
Vector averaged cross-power spectrum Several baselines displayed  
Timerange: 00/08:50:21 to 00/08:51:59

Plot file version 76 created 02-NOV-2021 17:42:26

J0847+4609 EM146.UVDATA.1

Freq = 1.5950 GHz, Bw = 32.000 MH No calibration applied and no bandpass applied



Lower frame: Milli Ampl Jy Top frame: Phas deg

Vector averaged cross-power spectrum Several baselines displayed

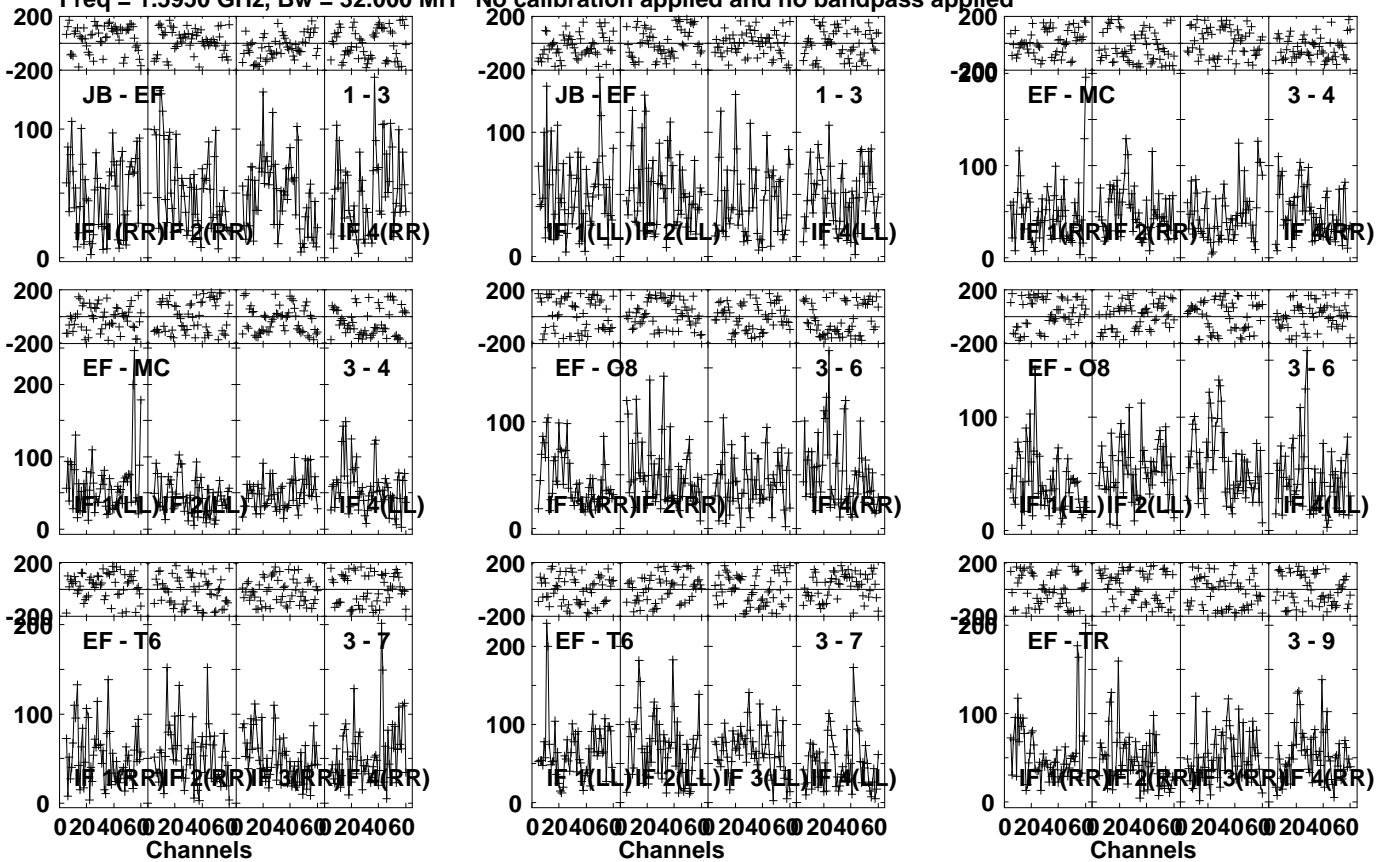
Timerange: 00/08:50:21 to 00/08:51:59

Plot file version 77 created 02-NOV-2021 17:42:26

J084408+4627 EM146.UVDATA.1

Freq = 1.5950 GHz, Bw = 32.000 MH

No calibration applied and no bandpass applied



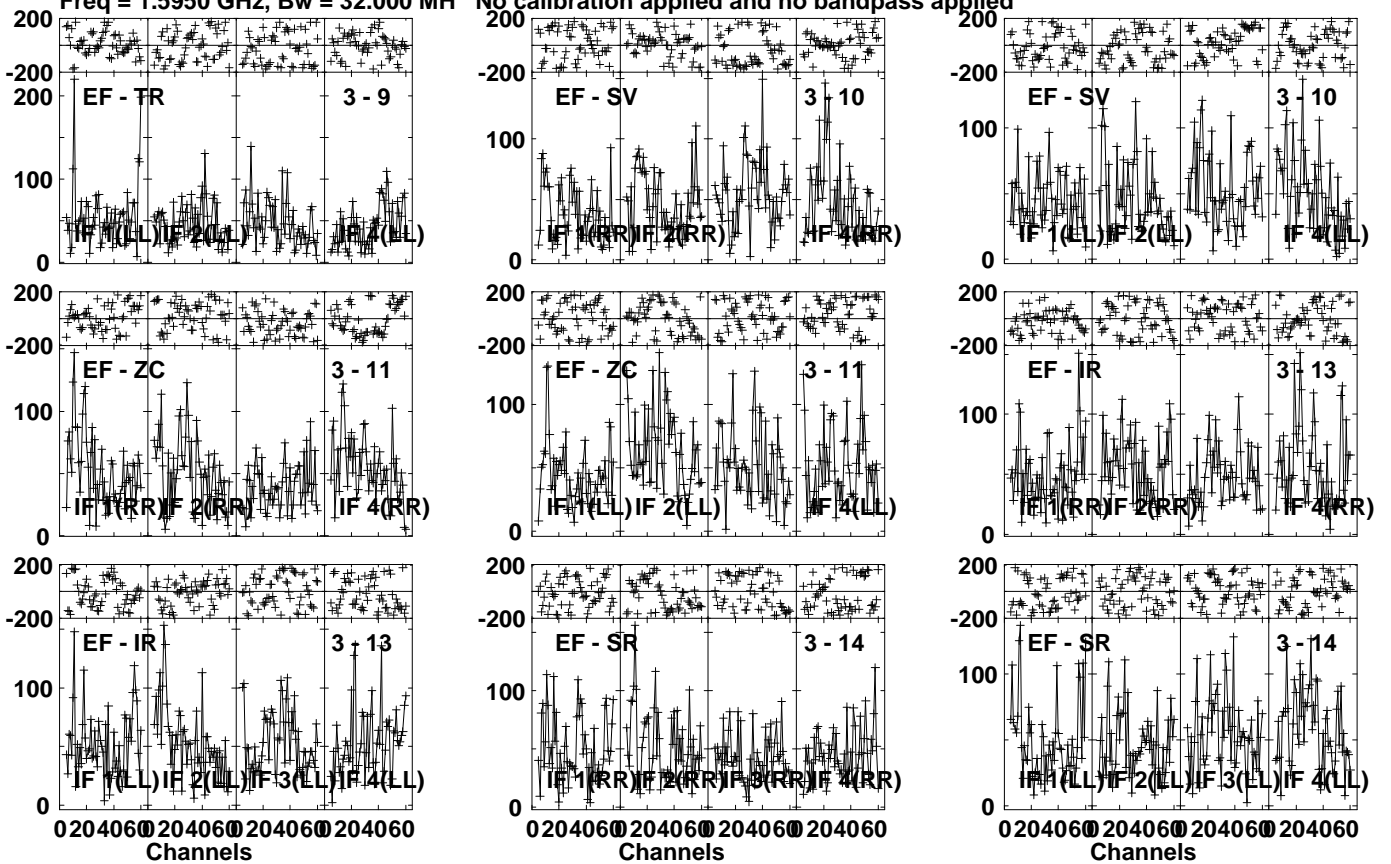
Lower frame: Micro Ampl Jy Top frame: Phas deg  
Vector averaged cross-power spectrum Several baselines displayed  
Timerange: 00/08:52:21 to 00/08:59:59

Plot file version 78 created 02-NOV-2021 17:42:27

J084408+4627 EM146.UVDATA.1

Freq = 1.5950 GHz, Bw = 32.000 MH

No calibration applied and no bandpass applied



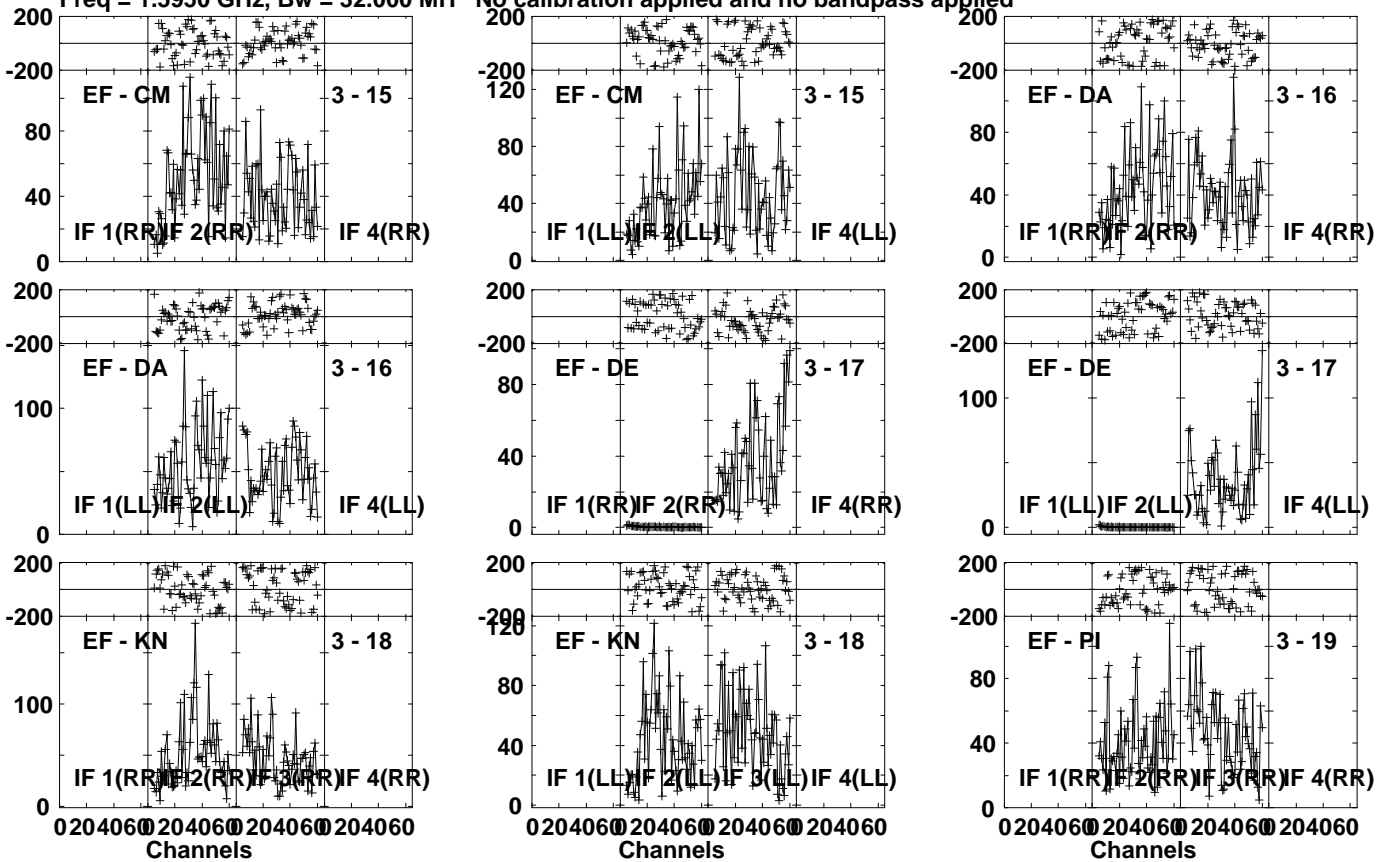
Lower frame: Micro Ampl Jy Top frame: Phas deg  
Vector averaged cross-power spectrum Several baselines displayed  
Timerange: 00/08:52:21 to 00/08:59:59

Plot file version 79 created 02-NOV-2021 17:42:27

J084408+4627 EM146.UVDATA.1

Freq = 1.5950 GHz, Bw = 32.000 MH

No calibration applied and no bandpass applied

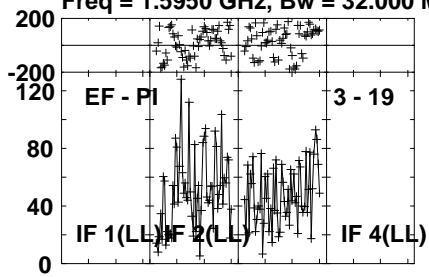


Lower frame: Micro Ampl Jy Top frame: Phas deg  
Vector averaged cross-power spectrum Several baselines displayed  
Timerange: 00/08:52:21 to 00/08:59:59

Plot file version 80 created 02-NOV-2021 17:42:27

J084408+4627 EM146.UVDATA.1

Freq = 1.5950 GHz, Bw = 32.000 MH No calibration applied and no bandpass applied



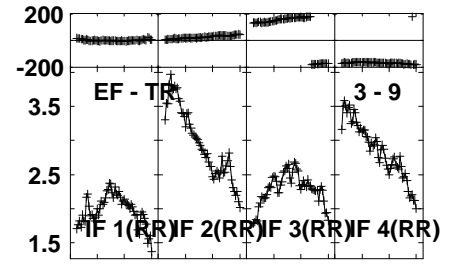
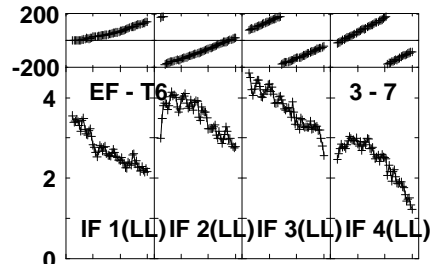
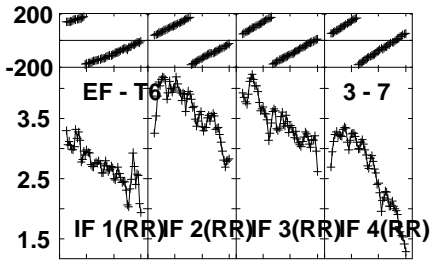
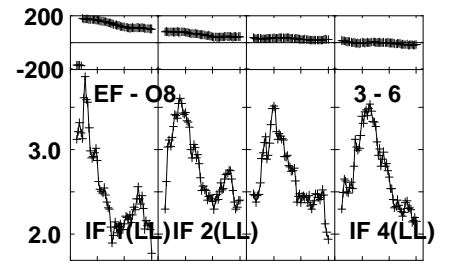
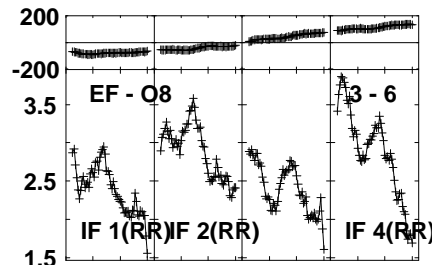
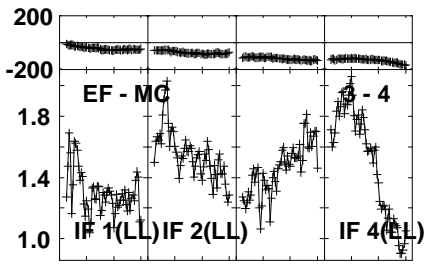
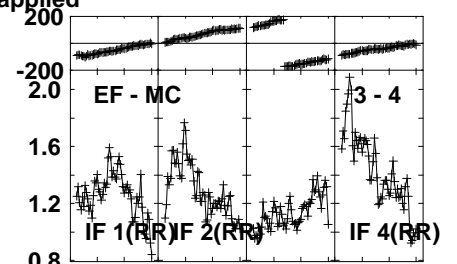
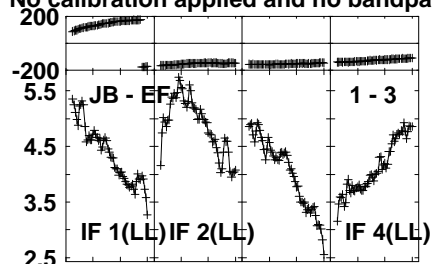
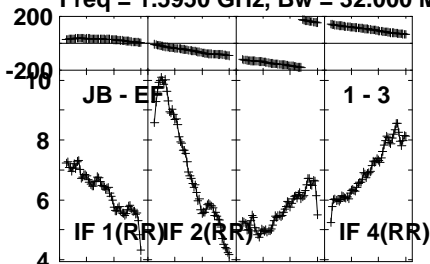
Lower frame: Micro Ampl Jy Top frame: Phas deg  
Vector averaged cross-power spectrum Several baselines displayed  
Timerange: 00/08:52:21 to 00/08:59:59

Plot file version 81 created 02-NOV-2021 17:42:27

J0847+4609 EM146.UVDATA.1

Freq = 1.5950 GHz, Bw = 32.000 MH

No calibration applied and no bandpass applied



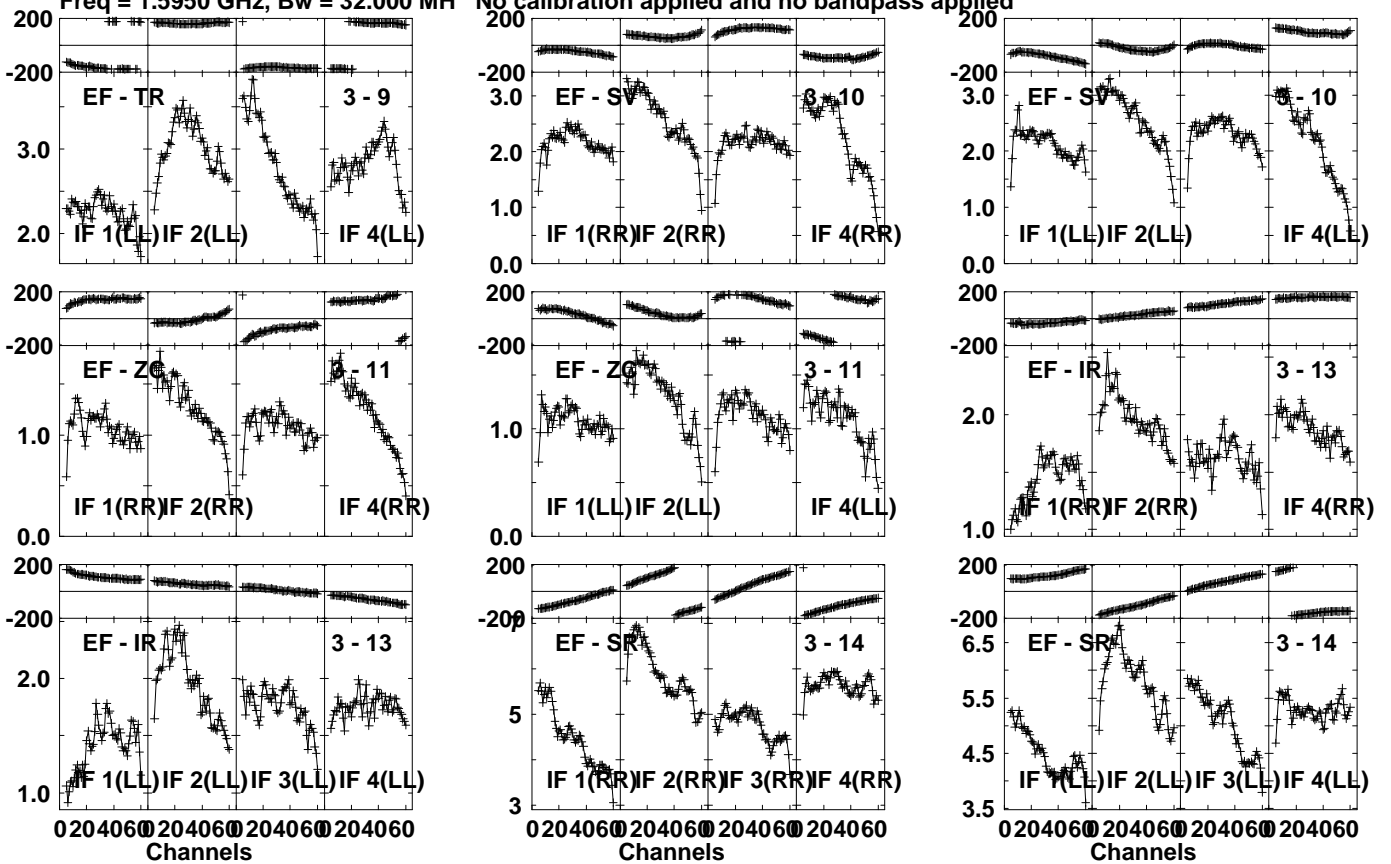
Lower frame: Milli Ampl Jy Top frame: Phas deg  
Vector averaged cross-power spectrum Several baselines displayed  
Timerange: 00/09:00:21 to 00/09:01:59

Plot file version 82 created 02-NOV-2021 17:42:28

J0847+4609 EM146.UVDATA.1

Freq = 1.5950 GHz, Bw = 32.000 MH

No calibration applied and no bandpass applied



Lower frame: Milli Ampl Jy Top frame: Phas deg  
Vector averaged cross-power spectrum Several baselines displayed  
Timerange: 00/09:00:21 to 00/09:01:59

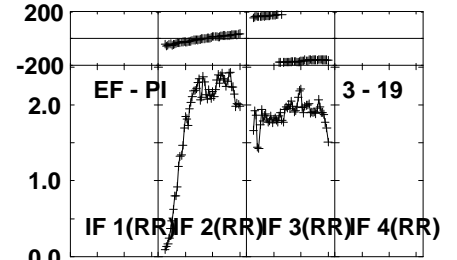
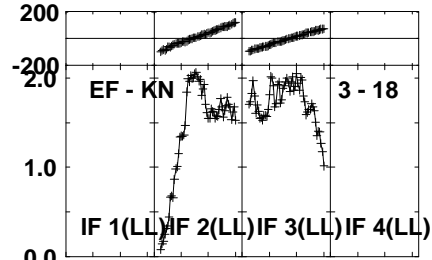
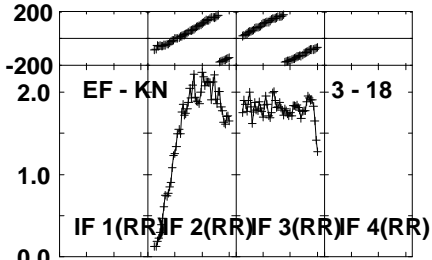
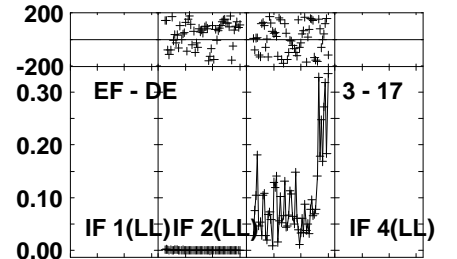
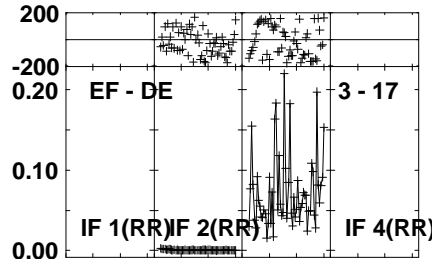
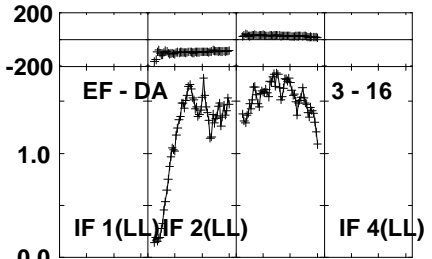
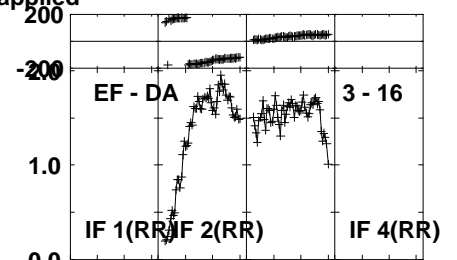
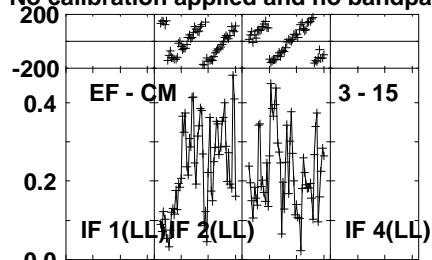
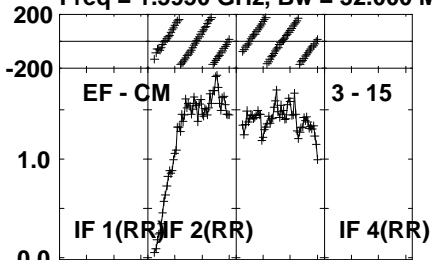


Plot file version 83 created 02-NOV-2021 17:42:28

J0847+4609 EM146.UVDATA.1

Freq = 1.5950 GHz, Bw = 32.000 MH

No calibration applied and no bandpass applied

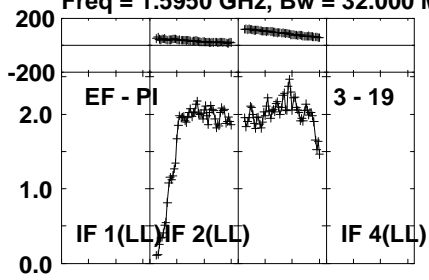


Lower frame: Milli Ampl Jy Top frame: Phas deg  
Vector averaged cross-power spectrum Several baselines displayed  
Timerange: 00/09:00:21 to 00/09:01:59

Plot file version 84 created 02-NOV-2021 17:42:28

J0847+4609 EM146.UVDATA.1

Freq = 1.5950 GHz, Bw = 32.000 MH No calibration applied and no bandpass applied



Lower frame: Milli Ampl Jy Top frame: Phas deg

Vector averaged cross-power spectrum Several baselines displayed

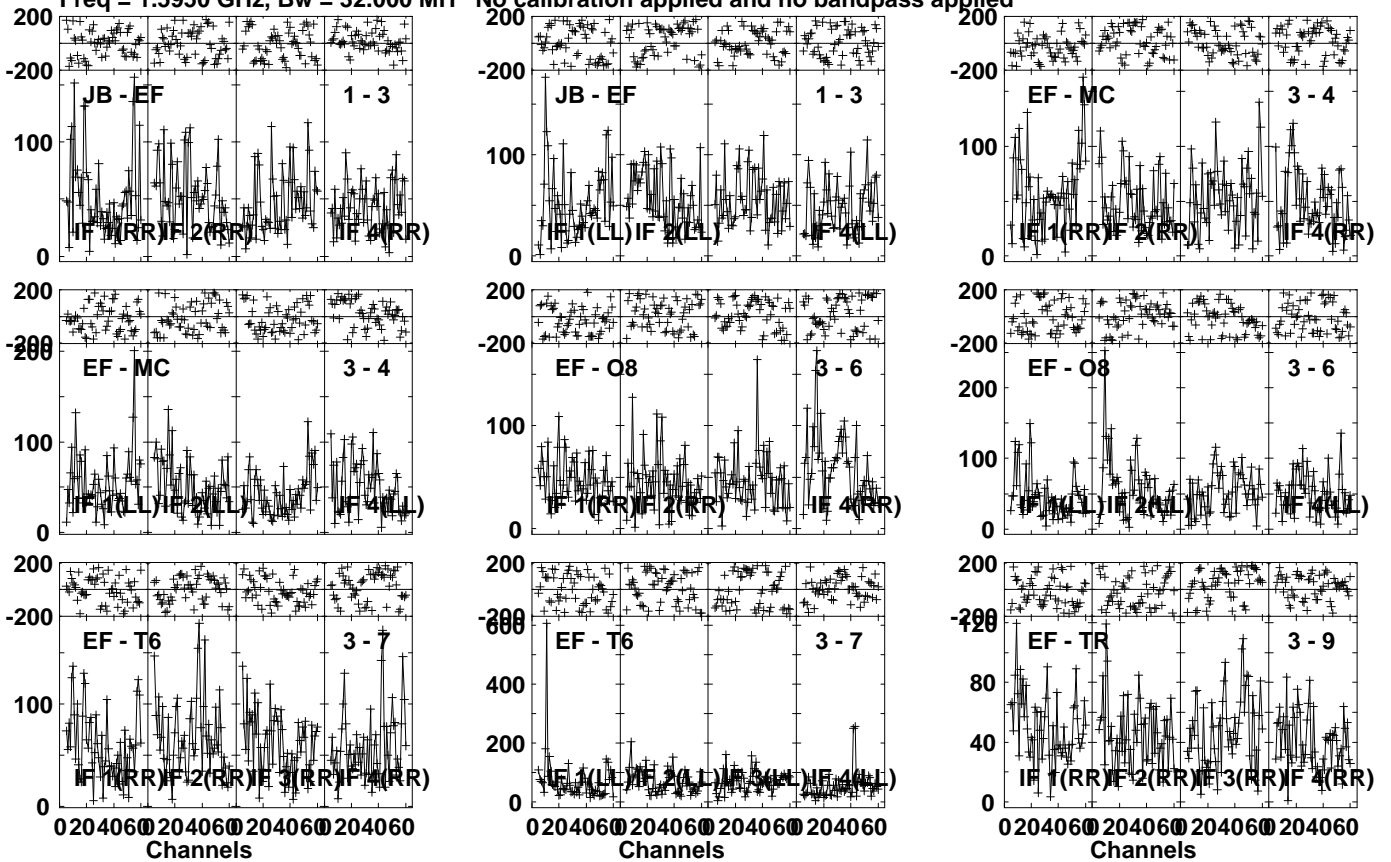
Timerange: 00/09:00:21 to 00/09:01:59

Plot file version 85 created 02-NOV-2021 17:42:28

J084408+4627 EM146.UVDATA.1

Freq = 1.5950 GHz, Bw = 32.000 MH

No calibration applied and no bandpass applied



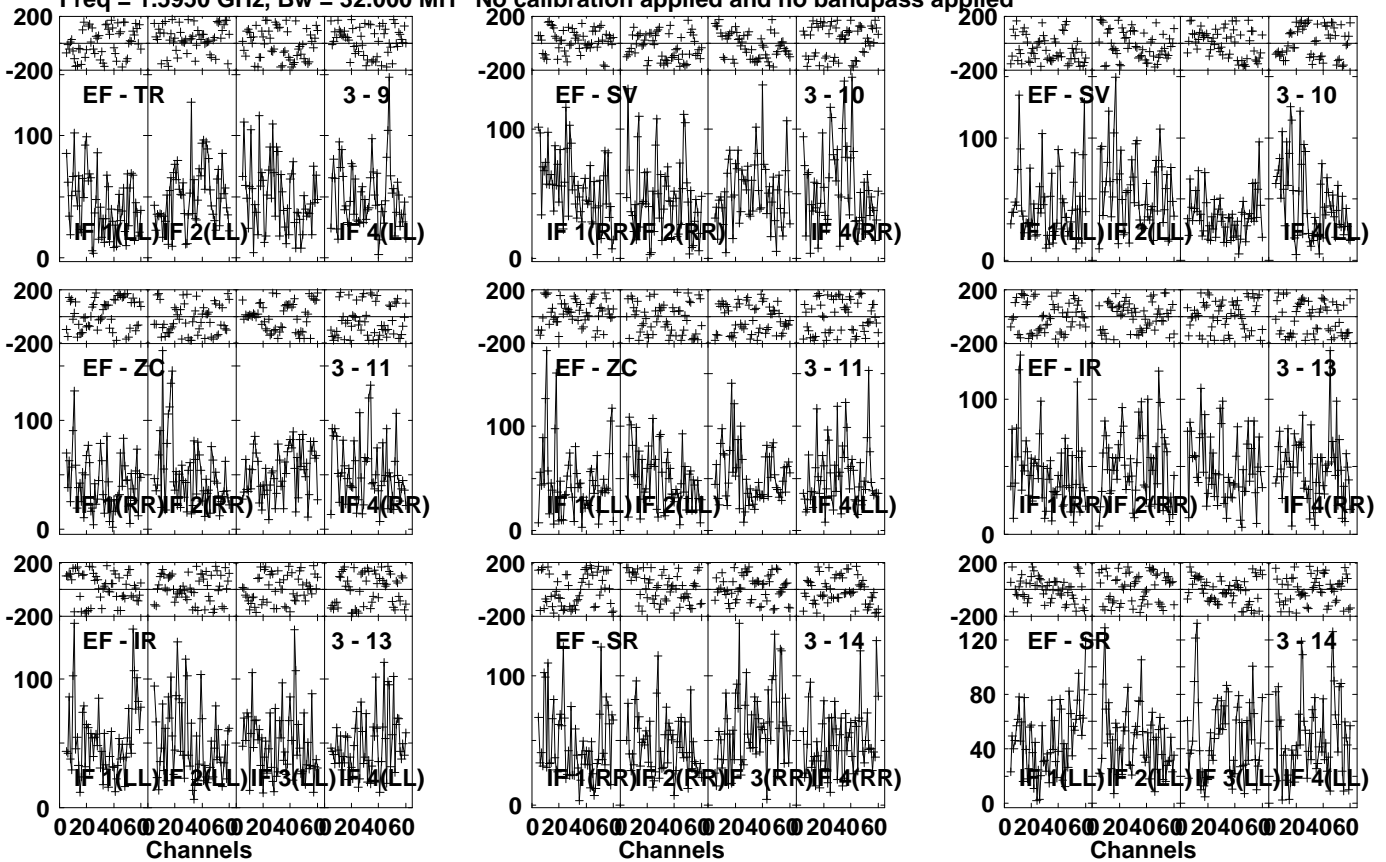
Lower frame: Micro Ampl Jy Top frame: Phas deg  
Vector averaged cross-power spectrum Several baselines displayed  
Timerange: 00/09:02:21 to 00/09:09:59

Plot file version 86 created 02-NOV-2021 17:42:28

J084408+4627 EM146.UVDATA.1

Freq = 1.5950 GHz, Bw = 32.000 MH

No calibration applied and no bandpass applied



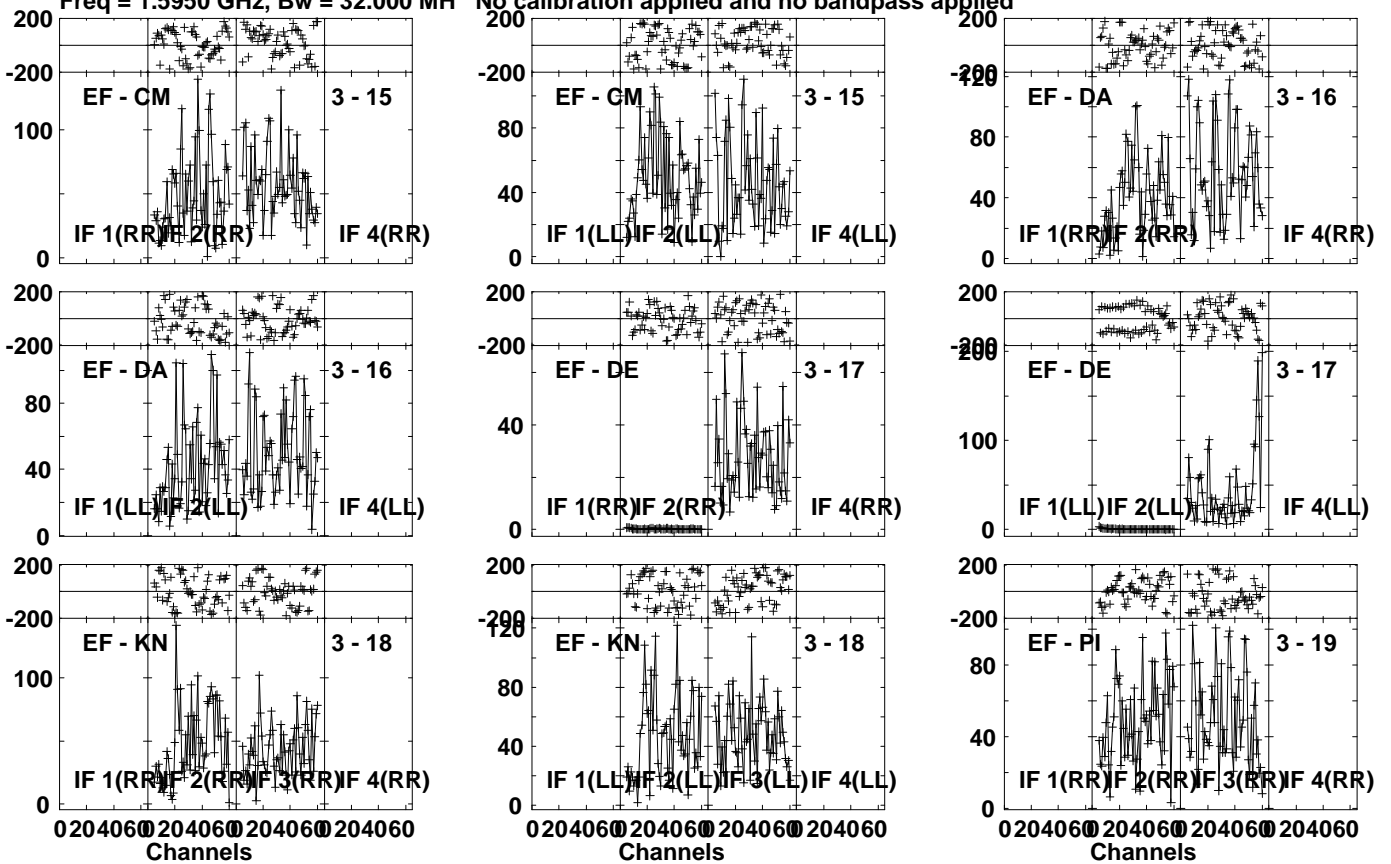
Lower frame: Micro Ampl Jy Top frame: Phas deg  
Vector averaged cross-power spectrum Several baselines displayed  
Timerange: 00/09:02:21 to 00/09:09:59

Plot file version 87 created 02-NOV-2021 17:42:29

J084408+4627 EM146.UVDATA.1

Freq = 1.5950 GHz, Bw = 32.000 MH

No calibration applied and no bandpass applied

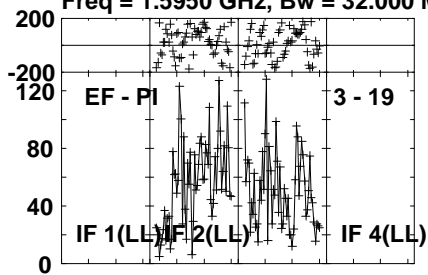


Lower frame: Micro Ampl Jy Top frame: Phas deg  
Vector averaged cross-power spectrum Several baselines displayed  
Timerange: 00/09:02:21 to 00/09:09:59

Plot file version 88 created 02-NOV-2021 17:42:29

J084408+4627 EM146.UVDATA.1

Freq = 1.5950 GHz, Bw = 32.000 MH No calibration applied and no bandpass applied

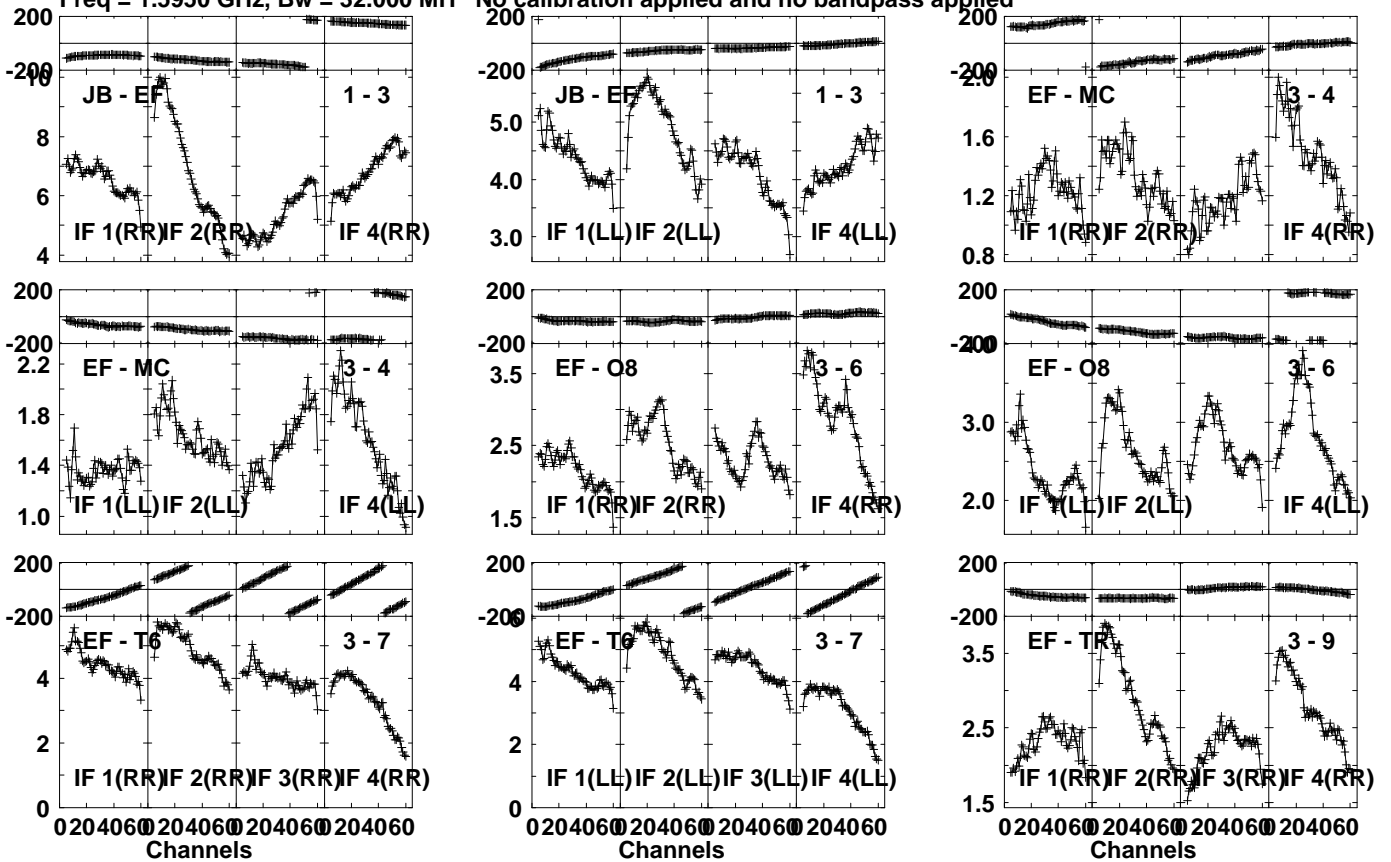


Lower frame: Micro Ampl Jy Top frame: Phas deg  
Vector averaged cross-power spectrum Several baselines displayed  
Timerange: 00/09:02:21 to 00/09:09:59

Plot file version 89 created 02-NOV-2021 17:42:30

J0847+4609 EM146.UVDATA.1

Freq = 1.5950 GHz, Bw = 32.000 MH No calibration applied and no bandpass applied



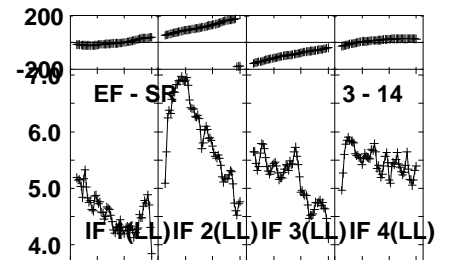
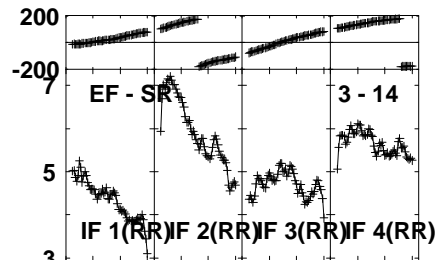
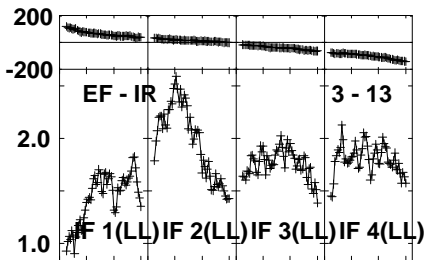
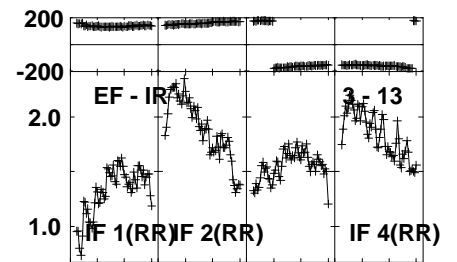
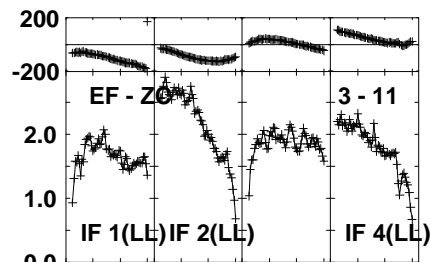
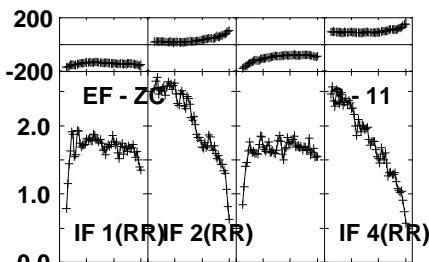
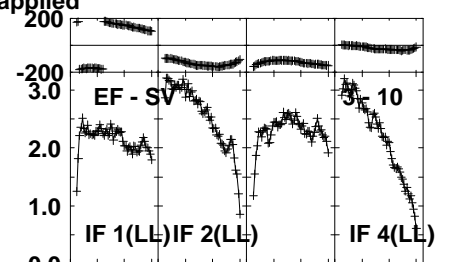
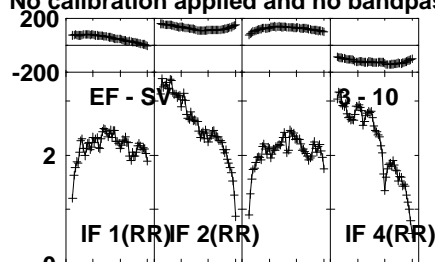
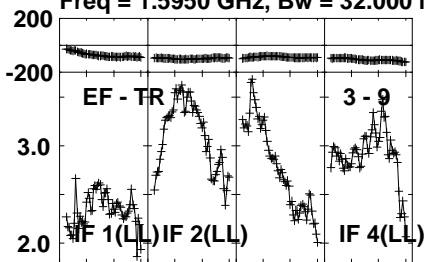
Lower frame: Milli Ampl Jy Top frame: Phas deg  
Vector averaged cross-power spectrum Several baselines displayed  
Timerange: 00/09:20:21 to 00/09:21:59

Plot file version 90 created 02-NOV-2021 17:42:30

J0847+4609 EM146.UVDATA.1

Freq = 1.5950 GHz, Bw = 32.000 MH

No calibration applied and no bandpass applied



0204060 204060 204060 204060  
Channels

0204060 204060 204060 204060  
Channels

0204060 204060 204060 204060  
Channels

Lower frame: Milli Ampl Jy Top frame: Phas deg  
Vector averaged cross-power spectrum Several baselines displayed  
Timerange: 00/09:20:21 to 00/09:21:59

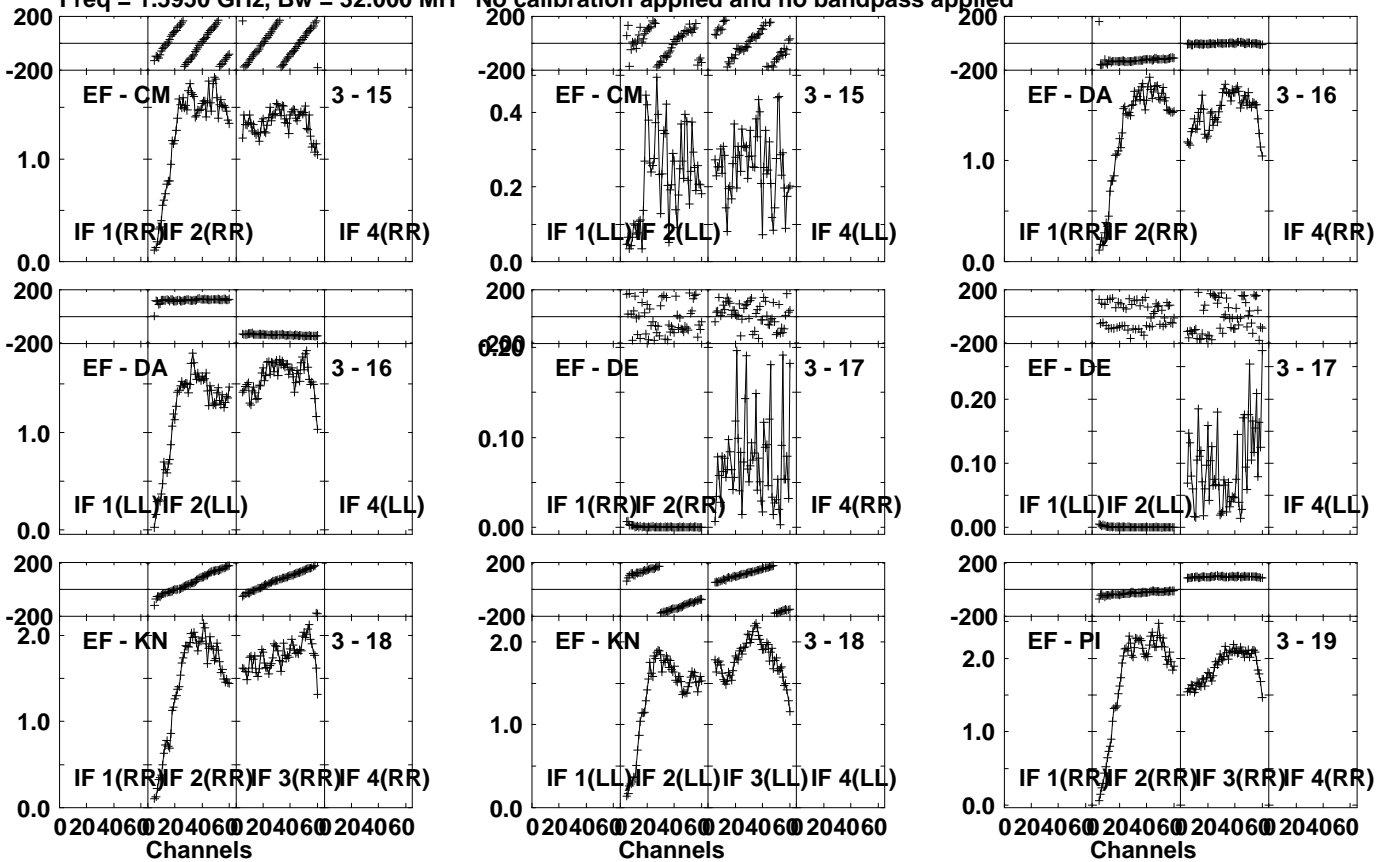


Plot file version 91 created 02-NOV-2021 17:42:30

J0847+4609 EM146.UVDATA.1

Freq = 1.5950 GHz, Bw = 32.000 MH

No calibration applied and no bandpass applied

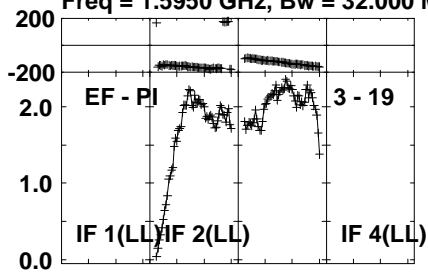


Lower frame: Milli Ampl Jy Top frame: Phas deg  
Vector averaged cross-power spectrum Several baselines displayed  
Timerange: 00/09:20:21 to 00/09:21:59

Plot file version 92 created 02-NOV-2021 17:42:31

J0847+4609 EM146.UVDATA.1

Freq = 1.5950 GHz, Bw = 32.000 MH No calibration applied and no bandpass applied



Lower frame: Milli Ampl Jy Top frame: Phas deg

Vector averaged cross-power spectrum Several baselines displayed

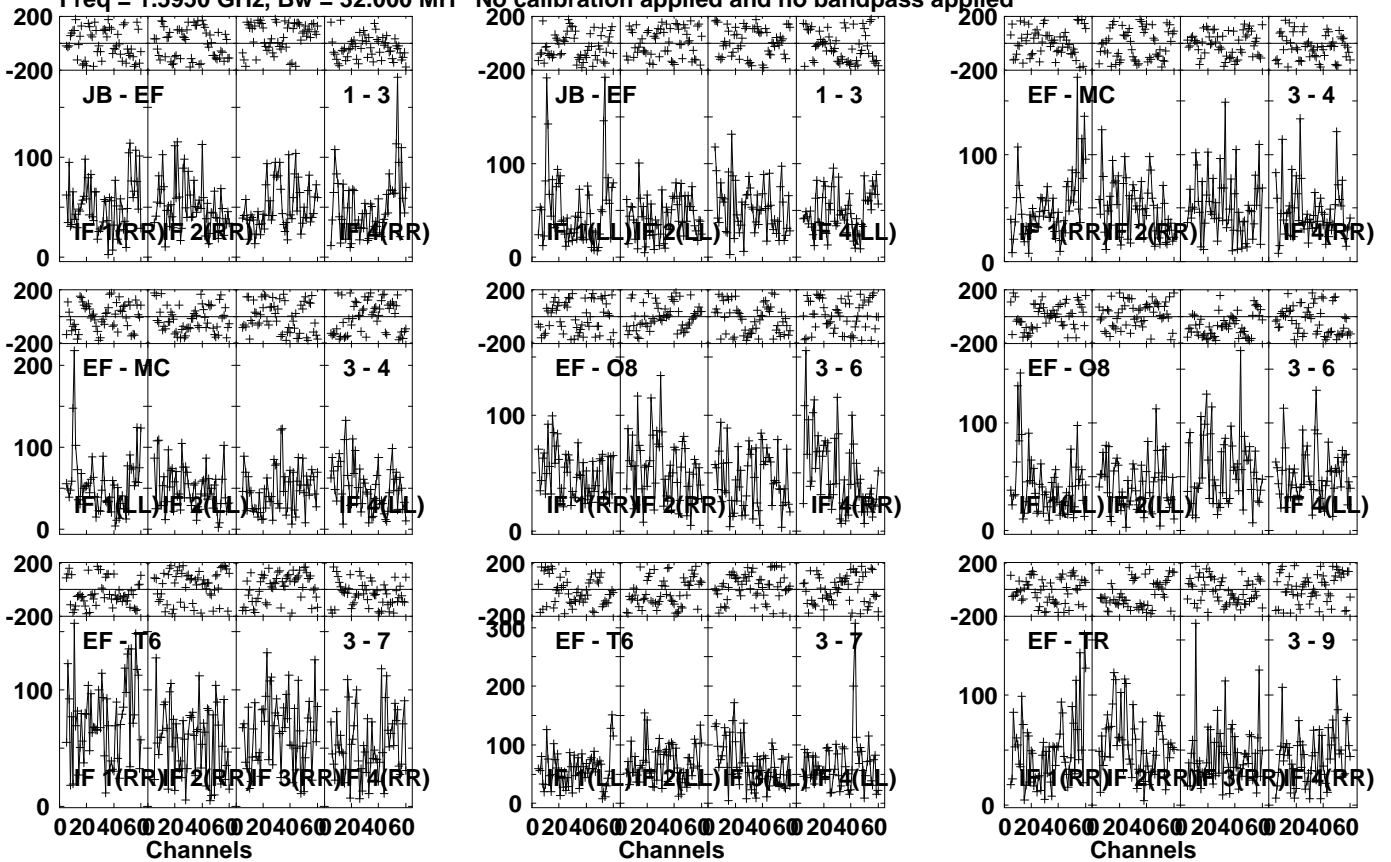
Timerange: 00/09:20:21 to 00/09:21:59

Plot file version 93 created 02-NOV-2021 17:42:31

J084408+4627 EM146.UVDATA.1

Freq = 1.5950 GHz, Bw = 32.000 MH

No calibration applied and no bandpass applied



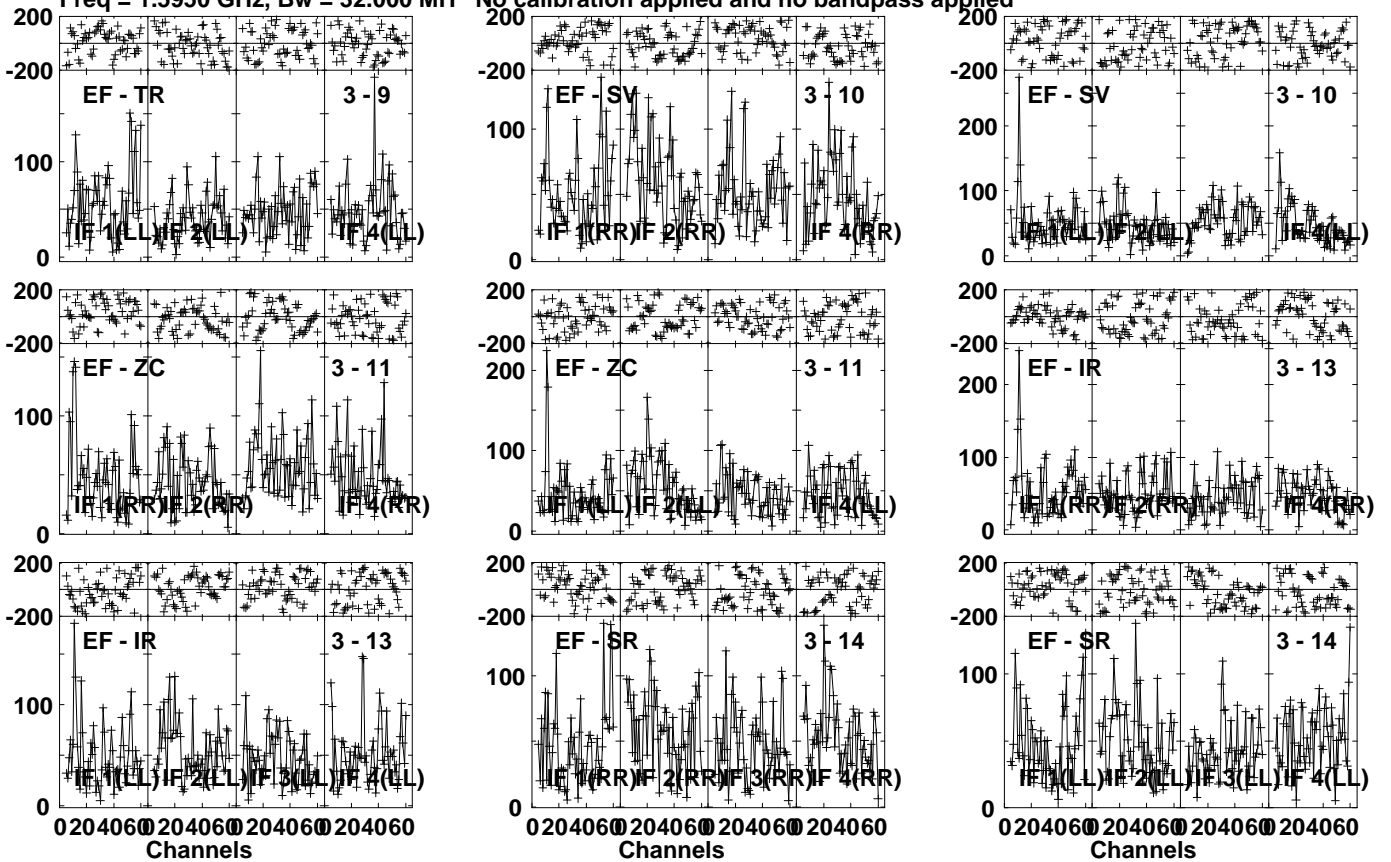
Lower frame: Micro Ampl Jy Top frame: Phas deg  
Vector averaged cross-power spectrum Several baselines displayed  
Timerange: 00/09:22:21 to 00/09:29:59

Plot file version 94 created 02-NOV-2021 17:42:31

J084408+4627 EM146.UVDATA.1

Freq = 1.5950 GHz, Bw = 32.000 MH

No calibration applied and no bandpass applied



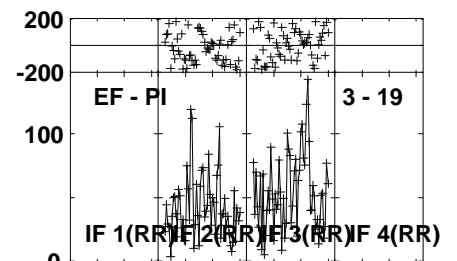
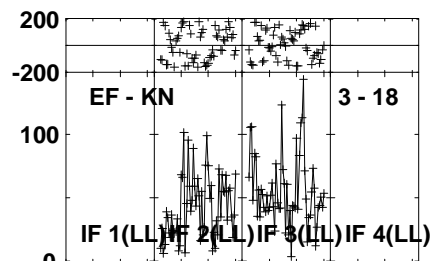
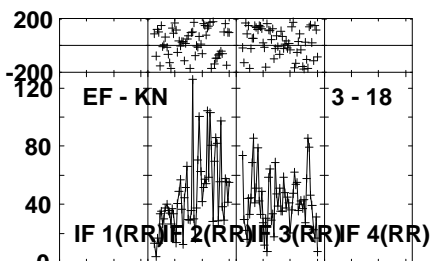
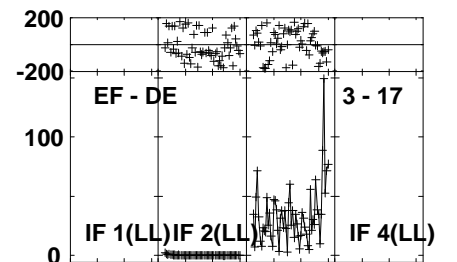
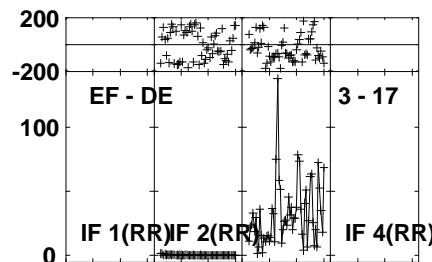
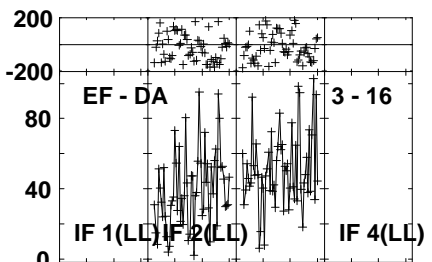
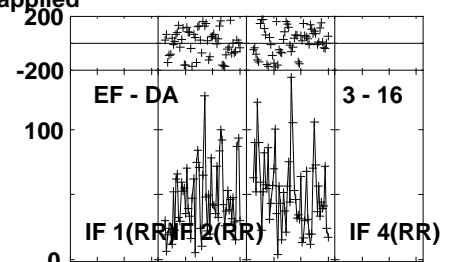
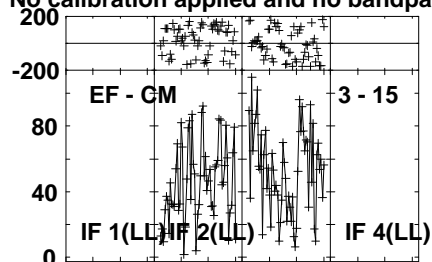
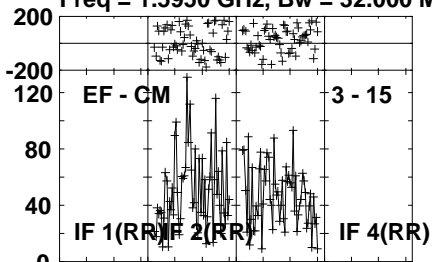
Lower frame: Micro Ampl Jy Top frame: Phas deg  
Vector averaged cross-power spectrum Several baselines displayed  
Timerange: 00/09:22:21 to 00/09:29:59

Plot file version 95 created 02-NOV-2021 17:42:31

J084408+4627 EM146.UVDATA.1

Freq = 1.5950 GHz, Bw = 32.000 MH

No calibration applied and no bandpass applied

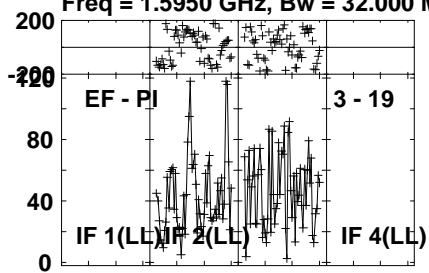


Lower frame: Micro Ampl Jy Top frame: Phas deg  
Vector averaged cross-power spectrum Several baselines displayed  
Timerange: 00/09:22:21 to 00/09:29:59

Plot file version 96 created 02-NOV-2021 17:42:32

J084408+4627 EM146.UVDATA.1

Freq = 1.5950 GHz, Bw = 32.000 MH No calibration applied and no bandpass applied



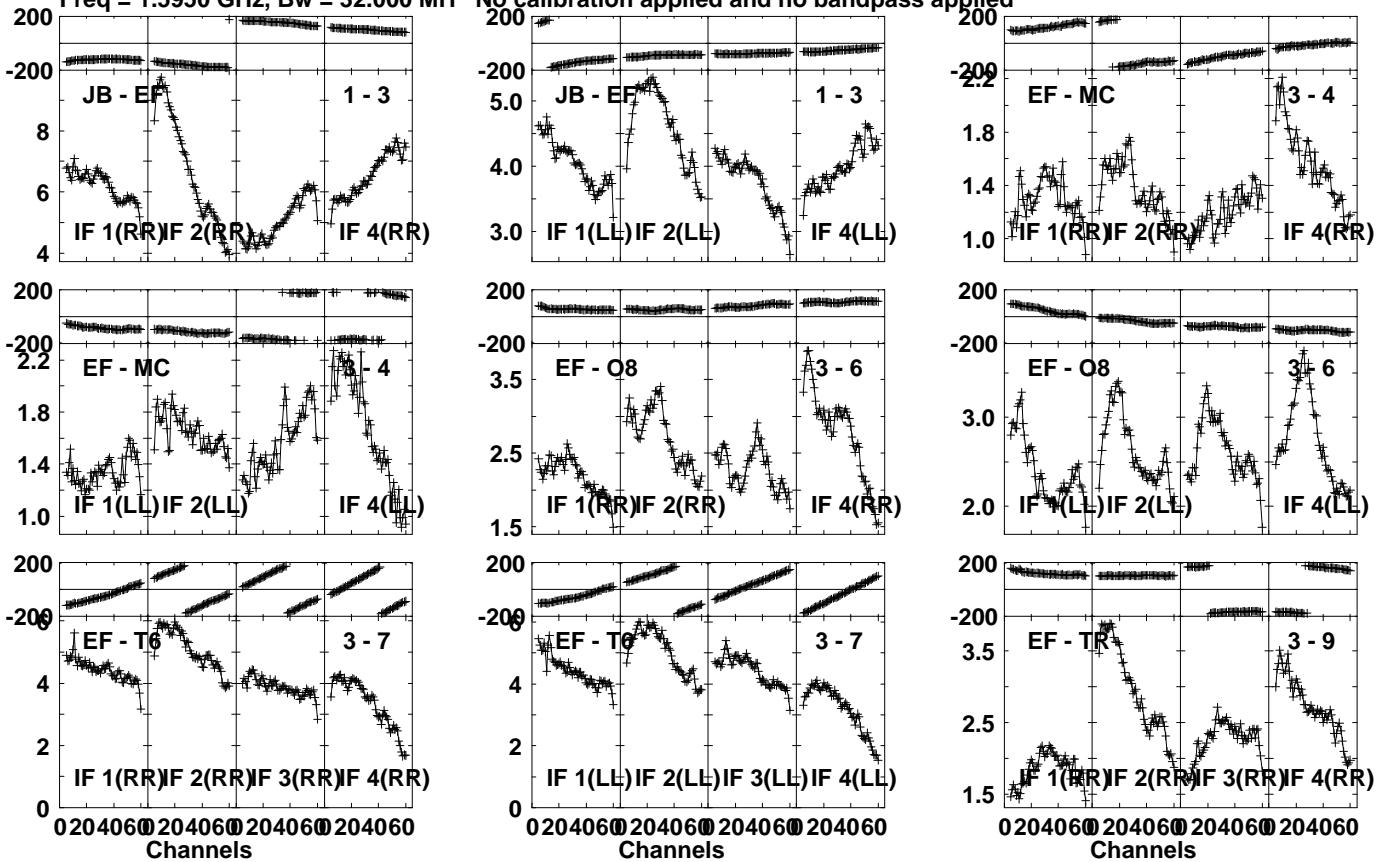
Lower frame: Micro Ampl Jy Top frame: Phas deg  
Vector averaged cross-power spectrum Several baselines displayed  
Timerange: 00/09:22:21 to 00/09:29:59

Plot file version 97 created 02-NOV-2021 17:42:32

J0847+4609 EM146.UVDATA.1

Freq = 1.5950 GHz, Bw = 32.000 MH

No calibration applied and no bandpass applied



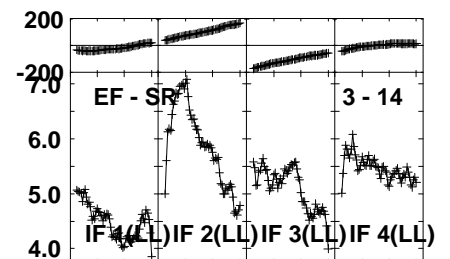
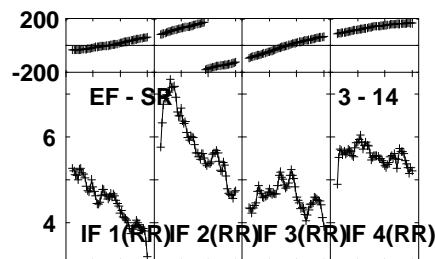
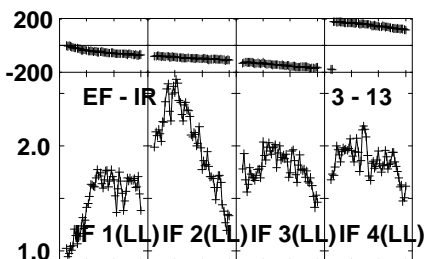
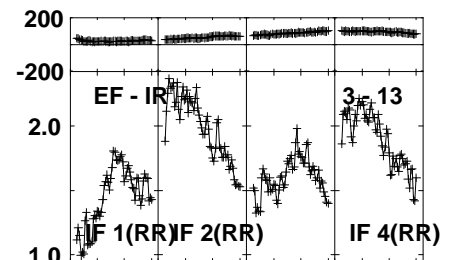
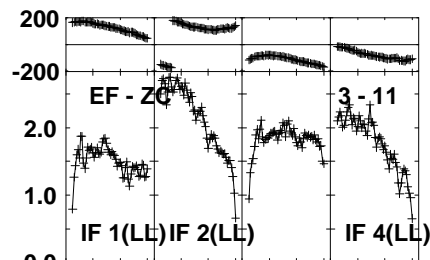
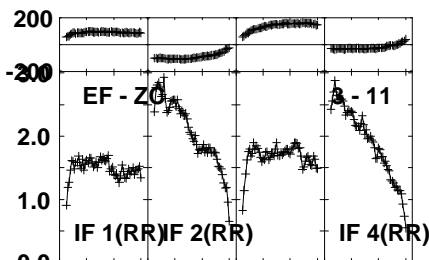
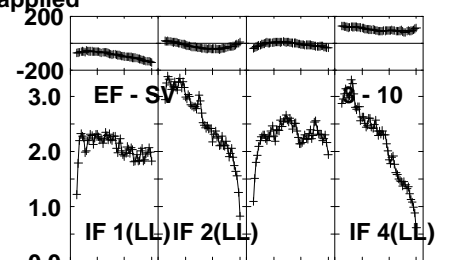
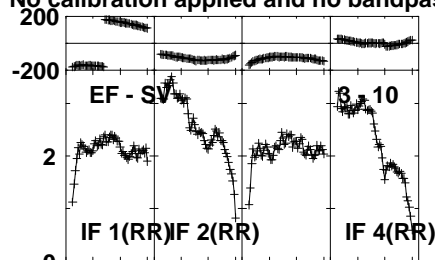
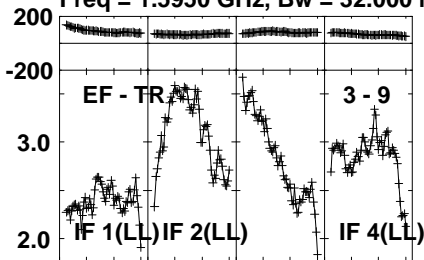
Lower frame: Milli Ampl Jy Top frame: Phas deg  
 Vector averaged cross-power spectrum Several baselines displayed  
 Timerange: 00/09:30:21 to 00/09:31:59

Plot file version 98 created 02-NOV-2021 17:42:32

J0847+4609 EM146.UVDATA.1

Freq = 1.5950 GHz, Bw = 32.000 MH

No calibration applied and no bandpass applied



Lower frame: Milli Ampl Jy Top frame: Phas deg  
Vector averaged cross-power spectrum Several baselines displayed  
Timerange: 00/09:30:21 to 00/09:31:59

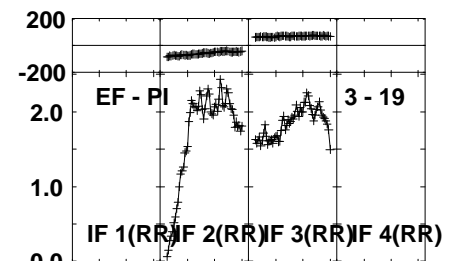
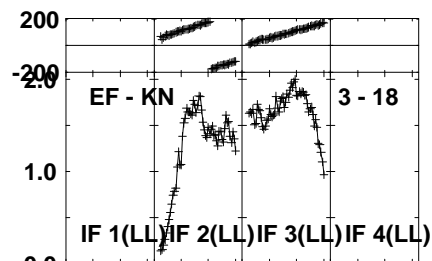
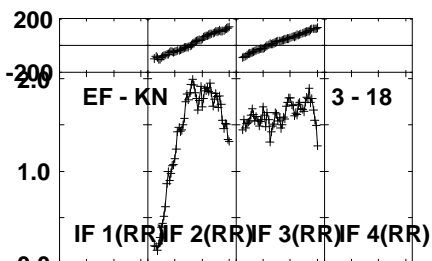
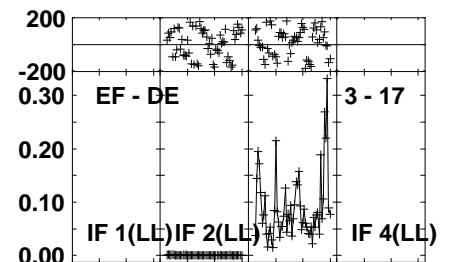
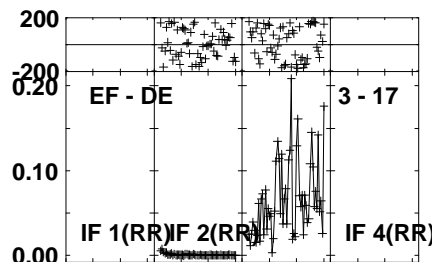
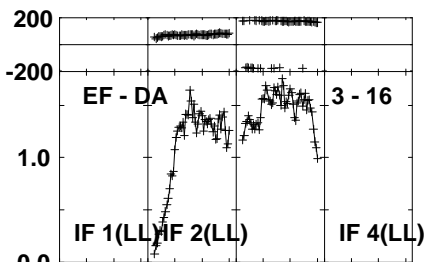
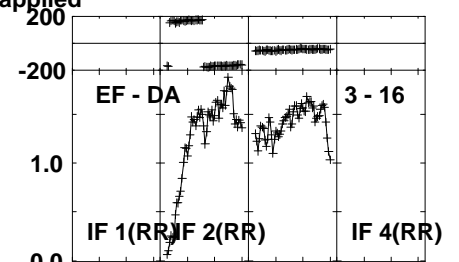
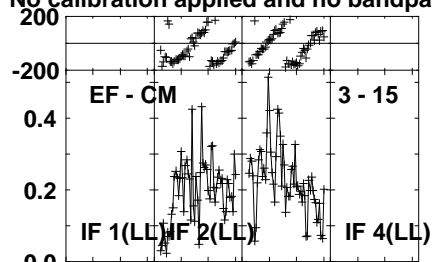
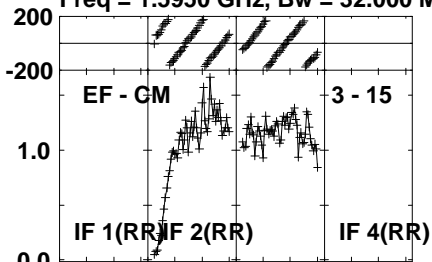


Plot file version 99 created 02-NOV-2021 17:42:32

J0847+4609 EM146.UVDATA.1

Freq = 1.5950 GHz, Bw = 32.000 MH

No calibration applied and no bandpass applied

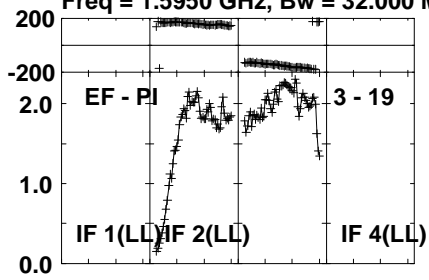


Lower frame: Milli Ampl Jy Top frame: Phas deg  
Vector averaged cross-power spectrum Several baselines displayed  
Timerange: 00/09:30:21 to 00/09:31:59

Plot file version 100 created 02-NOV-2021 17:42:32

J0847+4609 EM146.UVDATA.1

Freq = 1.5950 GHz, Bw = 32.000 MH No calibration applied and no bandpass applied



Lower frame: Milli Ampl Jy Top frame: Phas deg

Vector averaged cross-power spectrum Several baselines displayed

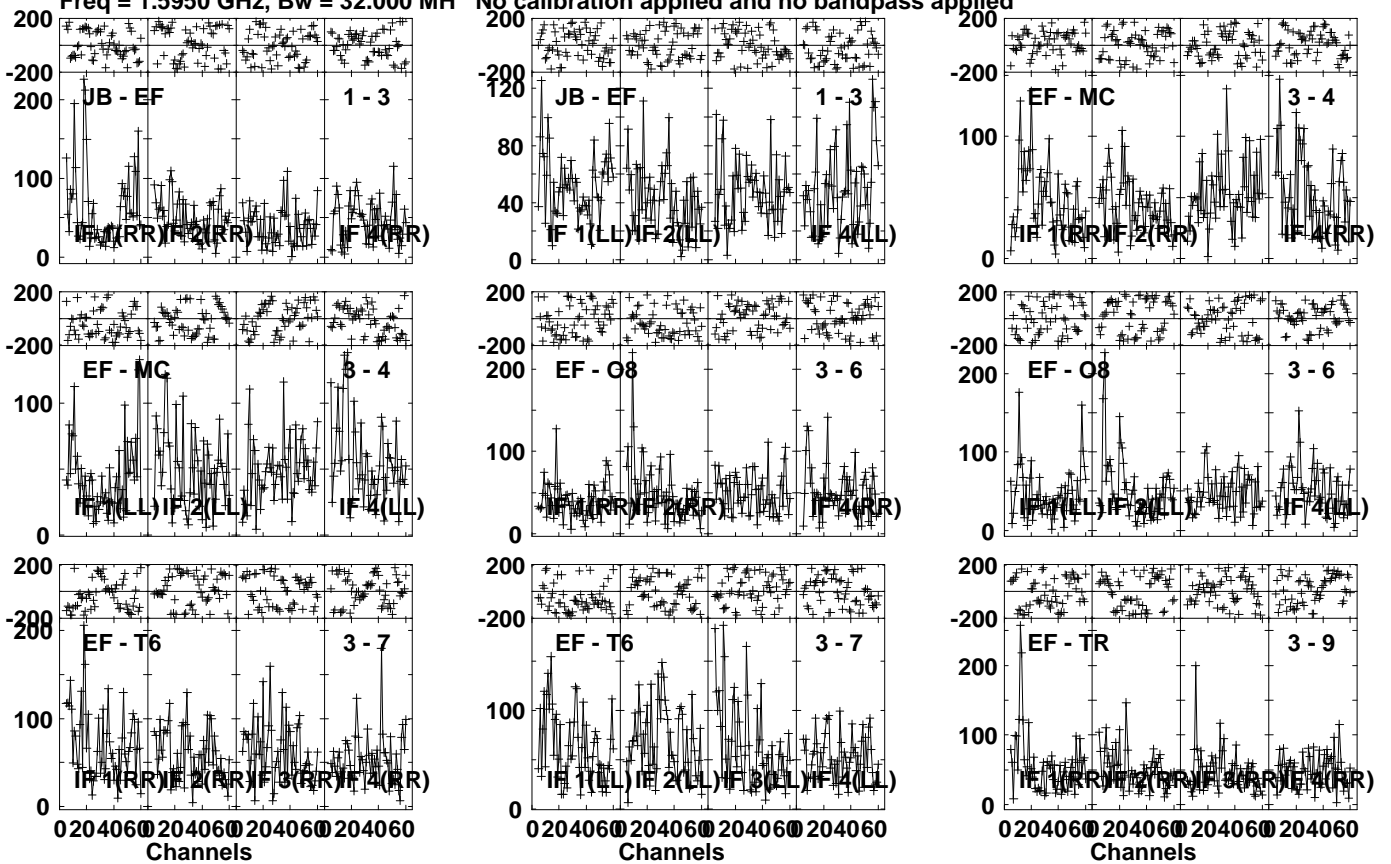
Timerange: 00/09:30:21 to 00/09:31:59

Plot file version 101 created 02-NOV-2021 17:42:32

J084408+4627 EM146.UVDATA.1

Freq = 1.5950 GHz, Bw = 32.000 MH

No calibration applied and no bandpass applied



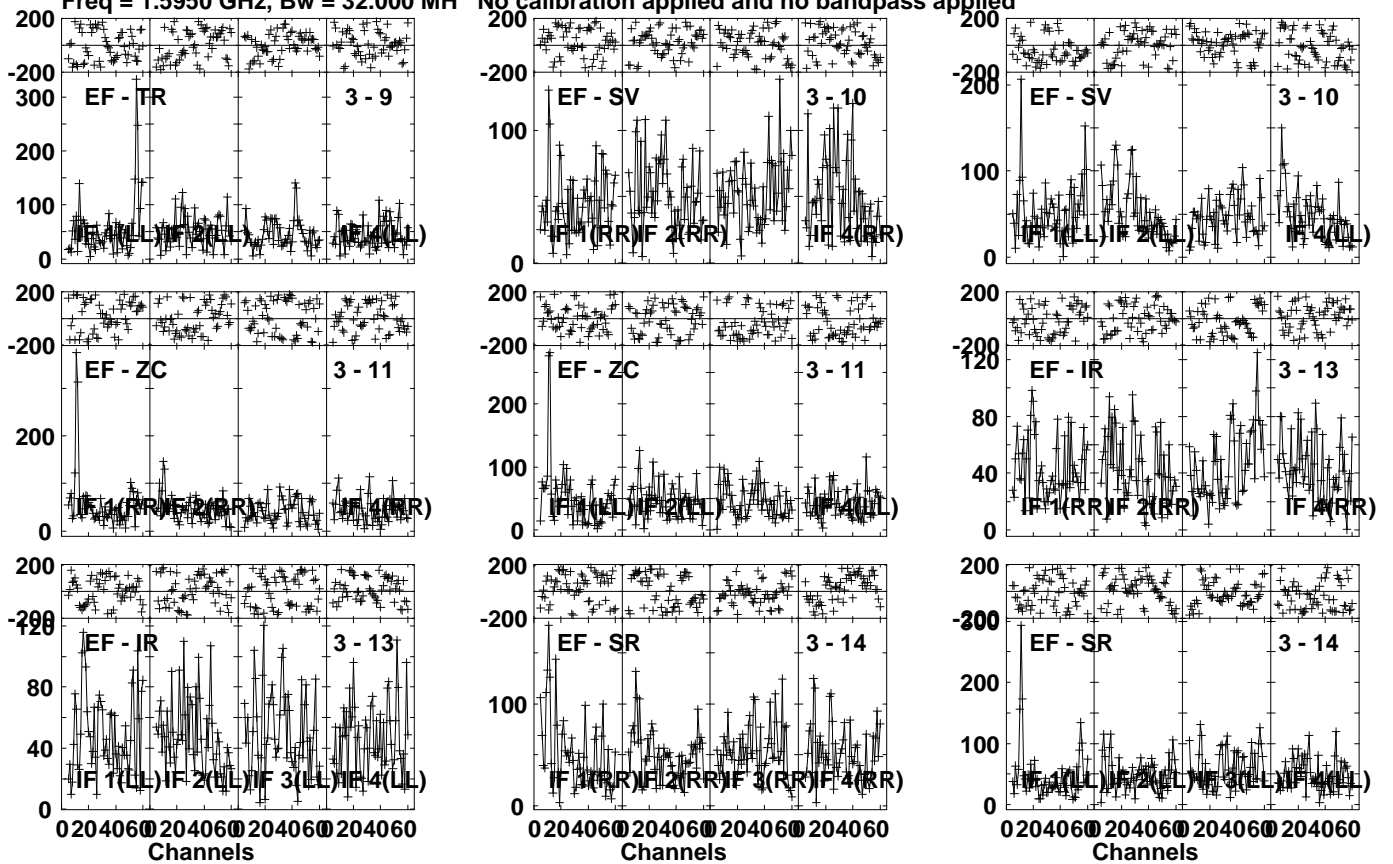
Lower frame: Micro Ampl Jy Top frame: Phas deg  
Vector averaged cross-power spectrum Several baselines displayed  
Timerange: 00/09:32:21 to 00/09:39:59

Plot file version 102 created 02-NOV-2021 17:42:33

J084408+4627 EM146.UVDATA.1

Freq = 1.5950 GHz, Bw = 32.000 MH

No calibration applied and no bandpass applied



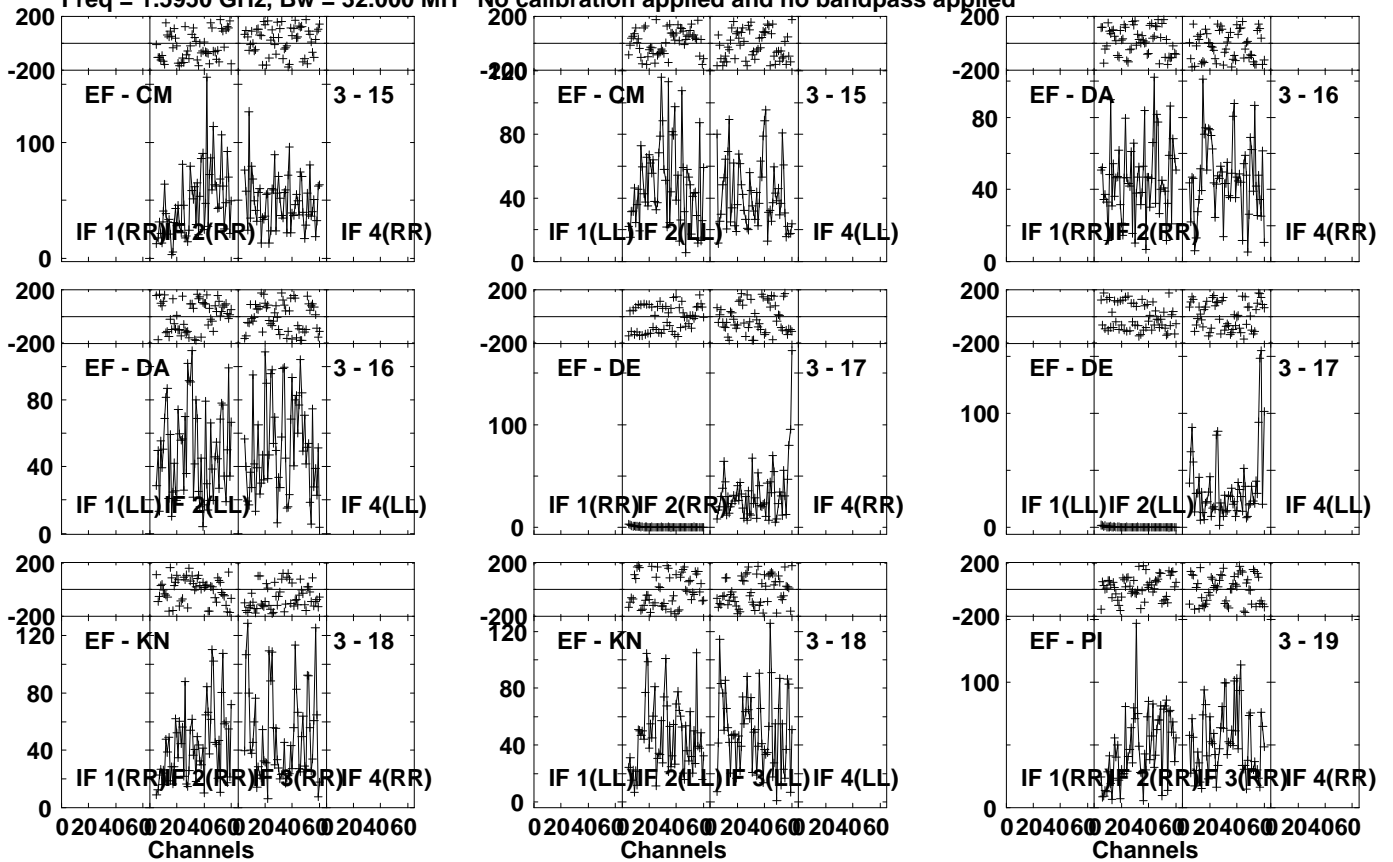
Lower frame: Micro Ampl Jy Top frame: Phas deg  
Vector averaged cross-power spectrum Several baselines displayed  
Timerange: 00/09:32:21 to 00/09:39:59

Plot file version 103 created 02-NOV-2021 17:42:33

J084408+4627 EM146.UVDATA.1

Freq = 1.5950 GHz, Bw = 32.000 MH

No calibration applied and no bandpass applied

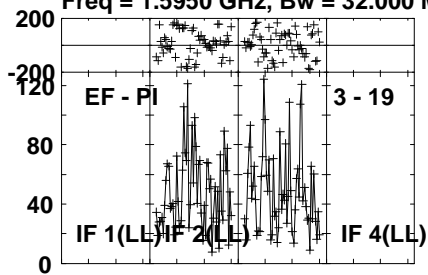


Lower frame: Micro Ampl Jy Top frame: Phas deg  
Vector averaged cross-power spectrum Several baselines displayed  
Timerange: 00/09:32:21 to 00/09:39:59

Plot file version 104 created 02-NOV-2021 17:42:33

J084408+4627 EM146.UVDATA.1

Freq = 1.5950 GHz, Bw = 32.000 MH No calibration applied and no bandpass applied



Lower frame: Micro Ampl Jy Top frame: Phas deg

Vector averaged cross-power spectrum Several baselines displayed

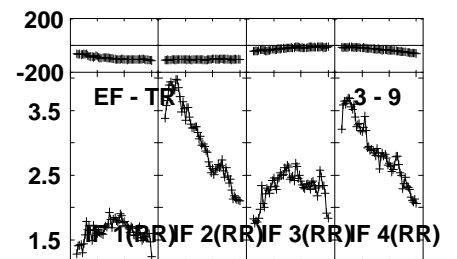
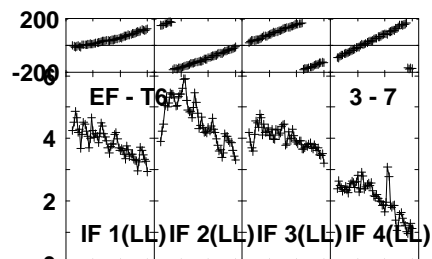
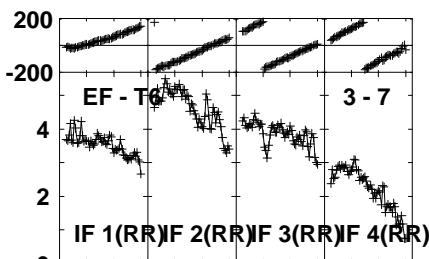
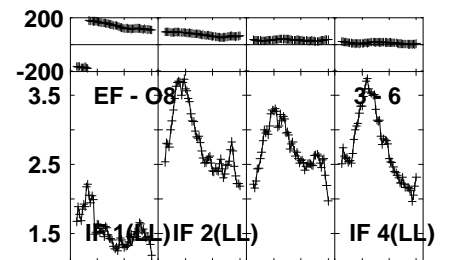
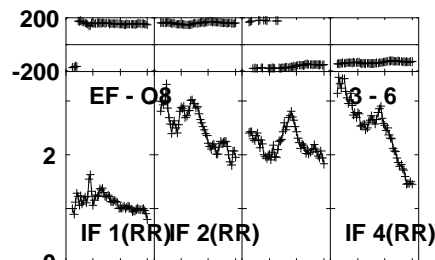
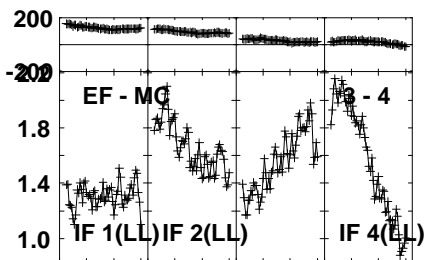
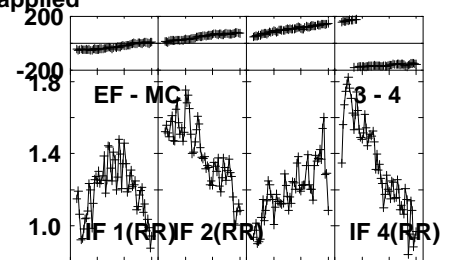
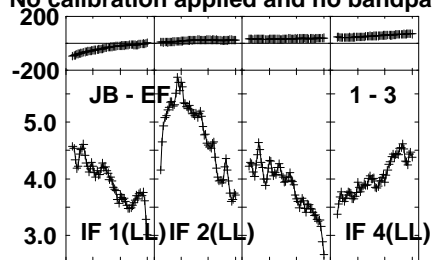
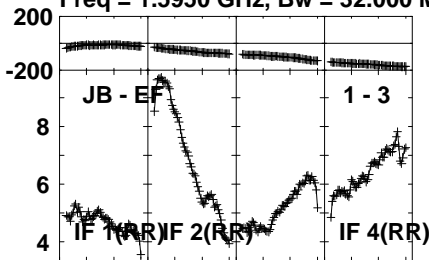
Timerange: 00/09:32:21 to 00/09:39:59

Plot file version 105 created 02-NOV-2021 17:42:33

J0847+4609 EM146.UVDATA.1

Freq = 1.5950 GHz, Bw = 32.000 MH

No calibration applied and no bandpass applied



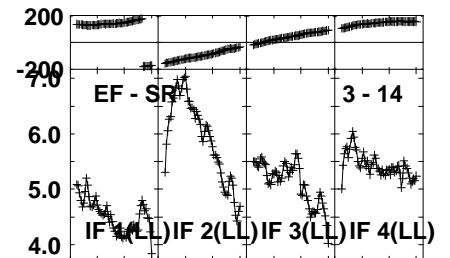
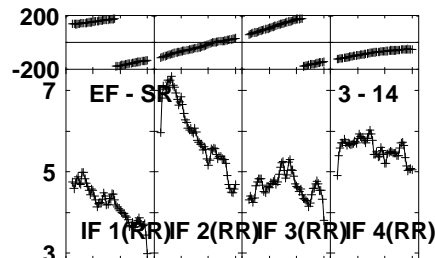
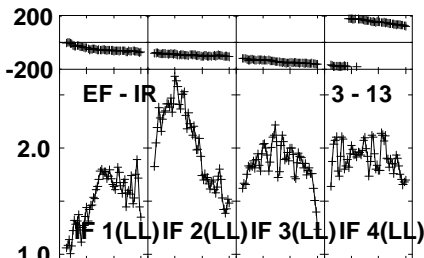
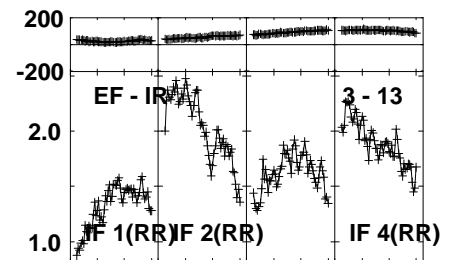
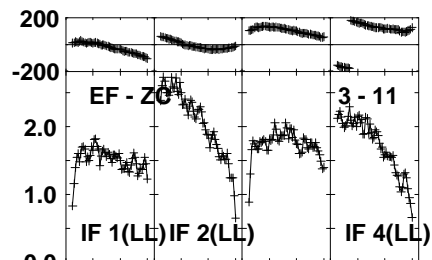
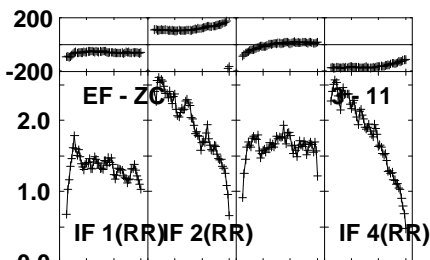
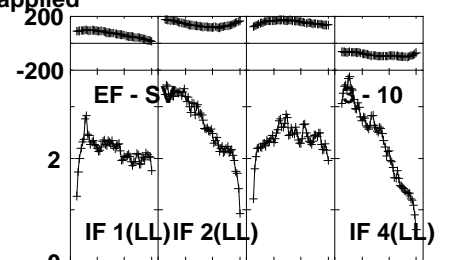
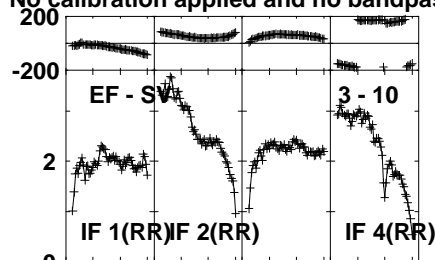
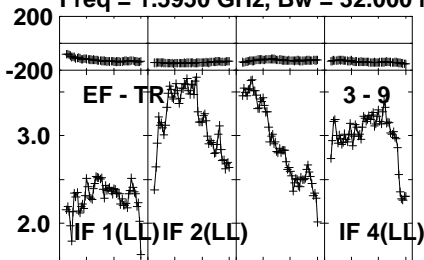
Lower frame: Milli Ampl Jy Top frame: Phas deg  
 Vector averaged cross-power spectrum Several baselines displayed  
 Timerange: 00/09:40:21 to 00/09:41:59

Plot file version 106 created 02-NOV-2021 17:42:33

J0847+4609 EM146.UVDATA.1

Freq = 1.5950 GHz, Bw = 32.000 MH

No calibration applied and no bandpass applied



0204060 204060 204060 204060  
Channels

0204060 204060 204060 204060  
Channels

0204060 204060 204060 204060  
Channels

Lower frame: Milli Ampl Jy Top frame: Phas deg  
Vector averaged cross-power spectrum Several baselines displayed  
Timerange: 00/09:40:21 to 00/09:41:59

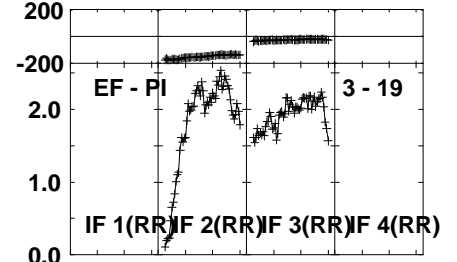
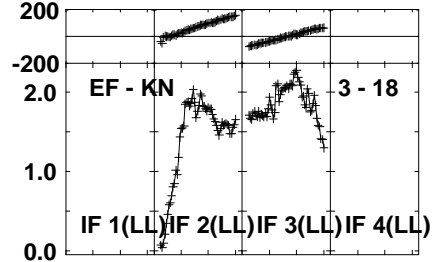
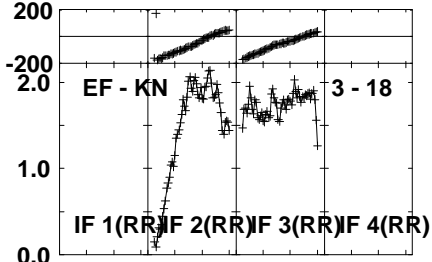
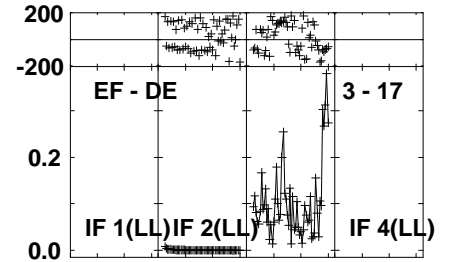
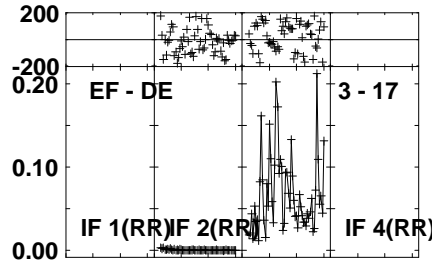
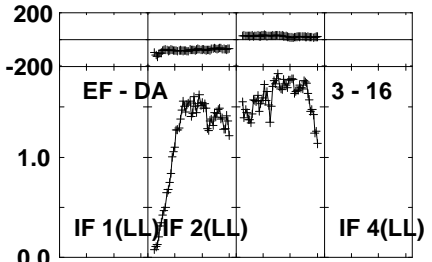
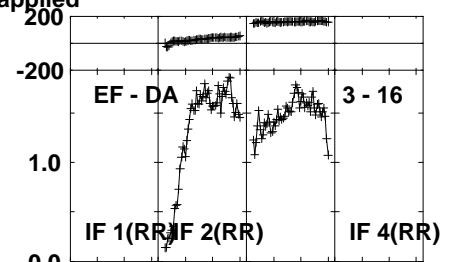
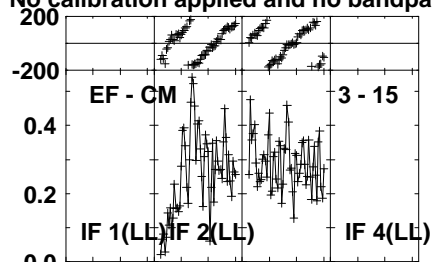
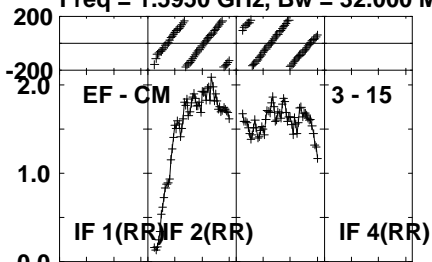


Plot file version 107 created 02-NOV-2021 17:42:34

J0847+4609 EM146.UVDATA.1

Freq = 1.5950 GHz, Bw = 32.000 MH

No calibration applied and no bandpass applied

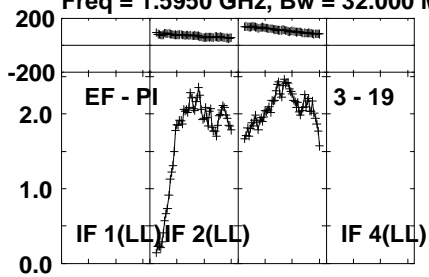


Lower frame: Milli Ampl Jy Top frame: Phas deg  
Vector averaged cross-power spectrum Several baselines displayed  
Timerange: 00/09:40:21 to 00/09:41:59

Plot file version 108 created 02-NOV-2021 17:42:34

J0847+4609 EM146.UVDATA.1

Freq = 1.5950 GHz, Bw = 32.000 MH No calibration applied and no bandpass applied



Lower frame: Milli Ampl Jy Top frame: Phas deg

Vector averaged cross-power spectrum Several baselines displayed

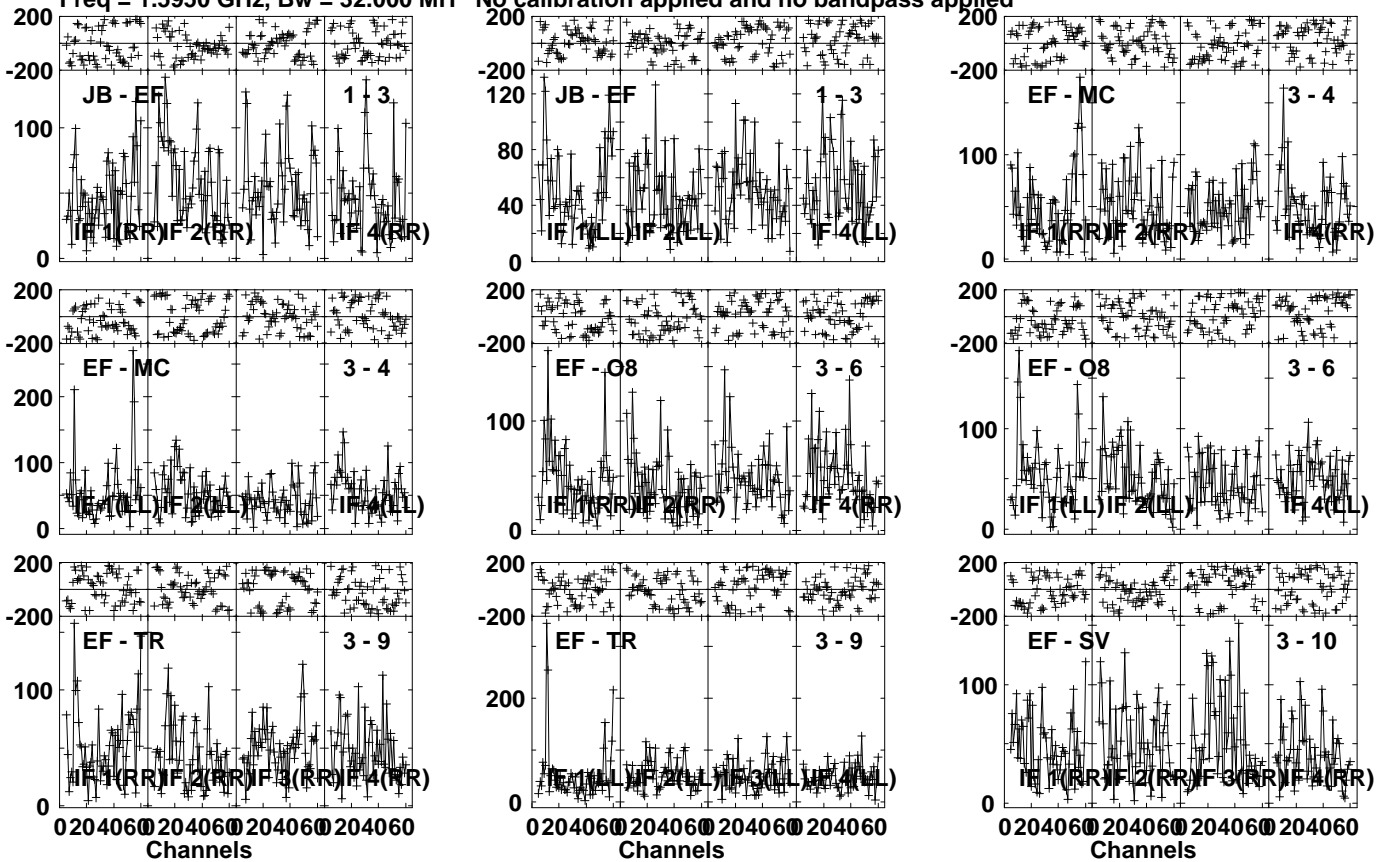
Timerange: 00/09:40:21 to 00/09:41:59

Plot file version 109 created 02-NOV-2021 17:42:34

J084408+4627 EM146.UVDATA.1

Freq = 1.5950 GHz, Bw = 32.000 MH

No calibration applied and no bandpass applied



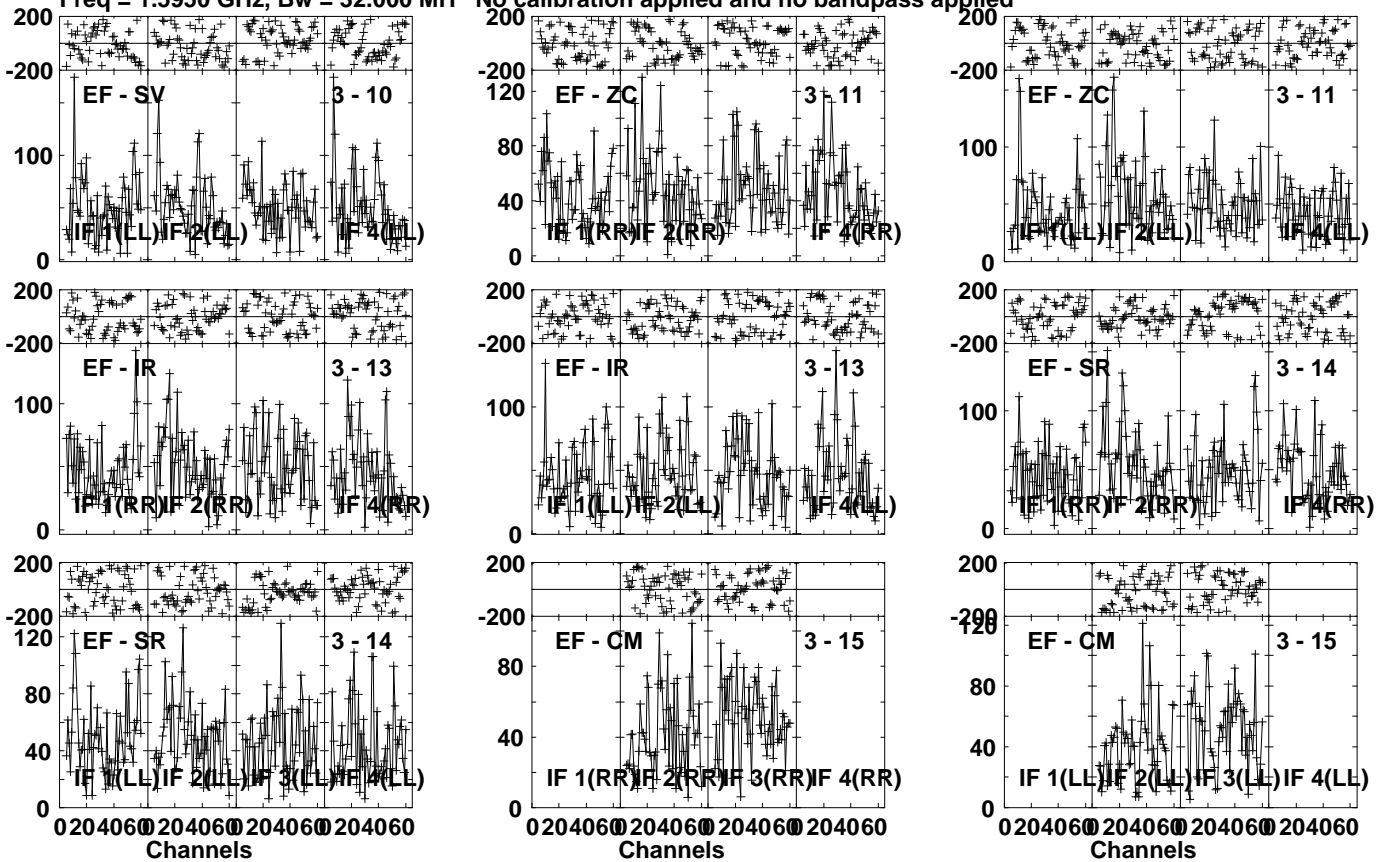
Lower frame: Micro Ampl Jy Top frame: Phas deg  
Vector averaged cross-power spectrum Several baselines displayed  
Timerange: 00/09:42:21 to 00/09:49:59

Plot file version 110 created 02-NOV-2021 17:42:34

J084408+4627 EM146.UVDATA.1

Freq = 1.5950 GHz, Bw = 32.000 MH

No calibration applied and no bandpass applied



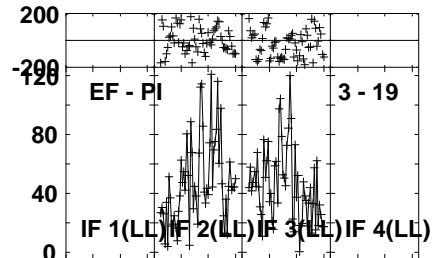
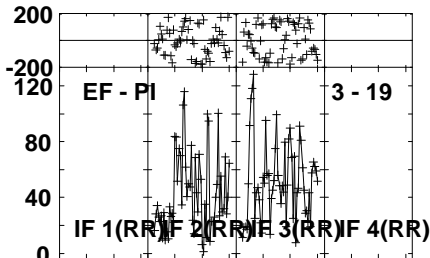
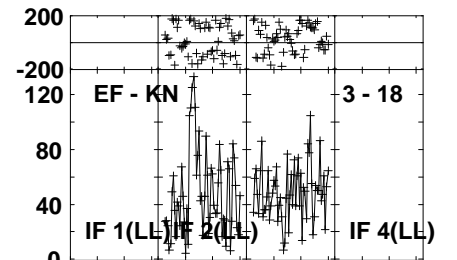
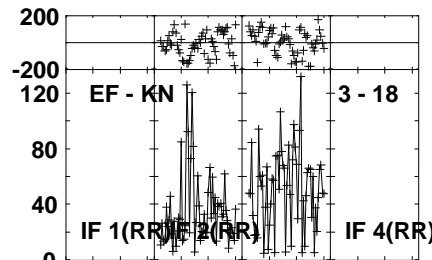
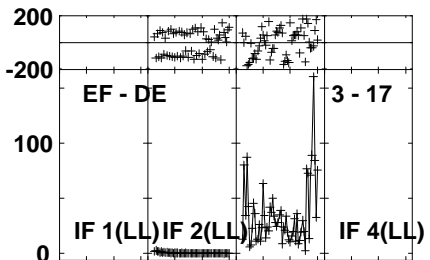
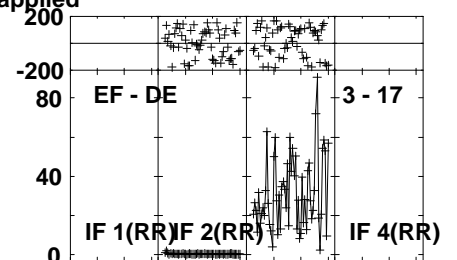
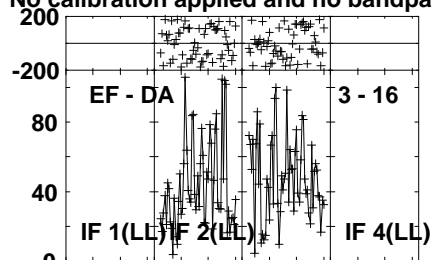
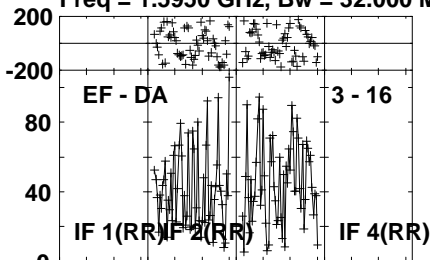
Lower frame: Micro Ampl Jy Top frame: Phas deg  
Vector averaged cross-power spectrum Several baselines displayed  
Timerange: 00/09:42:21 to 00/09:49:59

Plot file version 111 created 02-NOV-2021 17:42:34

J084408+4627 EM146.UVDATA.1

Freq = 1.5950 GHz, Bw = 32.000 MH

No calibration applied and no bandpass applied



0204060 204060 204060 204060  
Channels

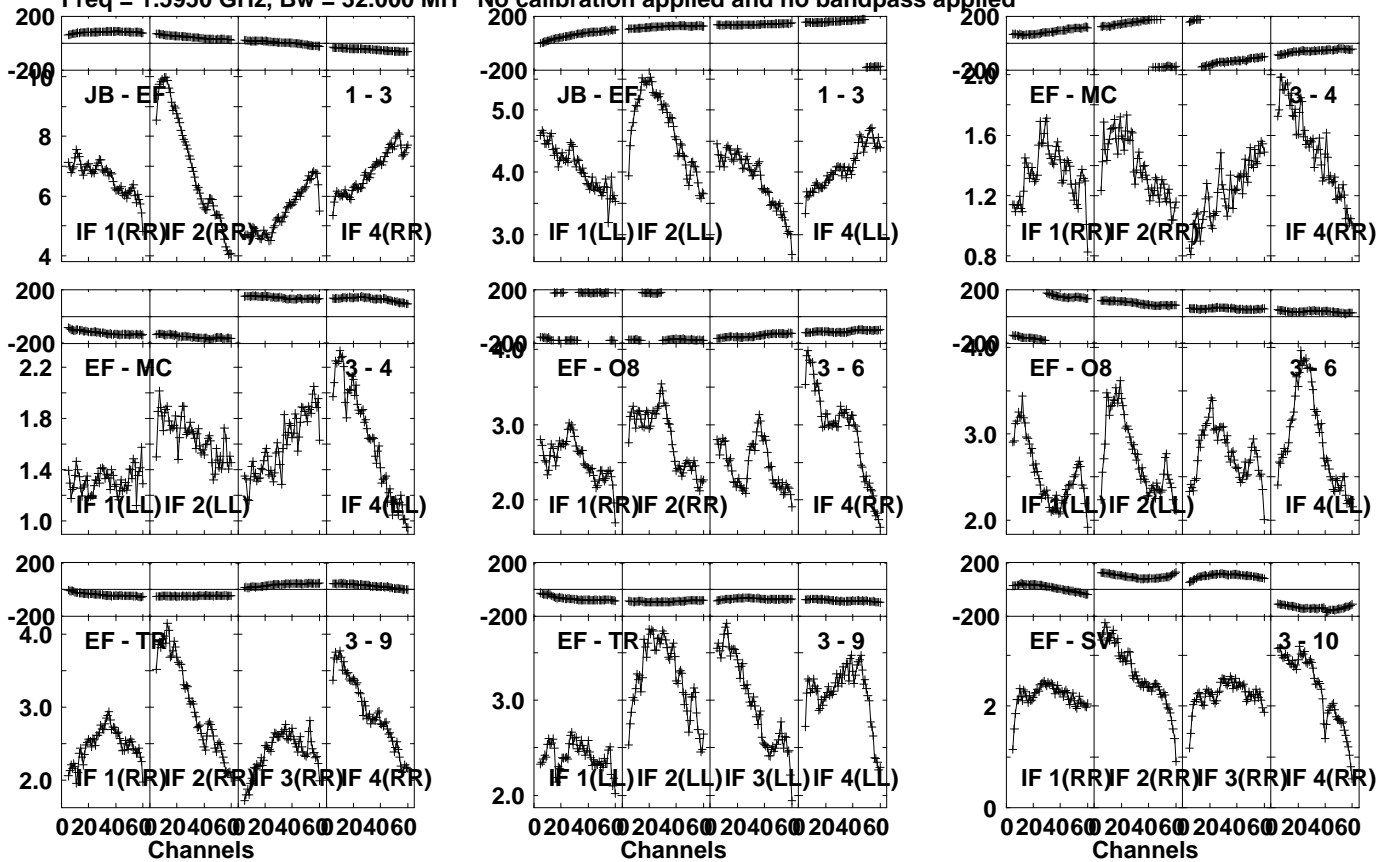
0204060 204060 204060 204060  
Channels

Lower frame: Micro Ampl Jy Top frame: Phas deg  
Vector averaged cross-power spectrum Several baselines displayed  
Timerange: 00/09:42:21 to 00/09:49:59

Plot file version 112 created 02-NOV-2021 17:42:35

J0847+4609 EM146.UVDATA.1

Freq = 1.5950 GHz, Bw = 32.000 MH No calibration applied and no bandpass applied



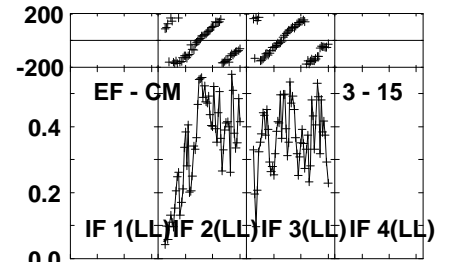
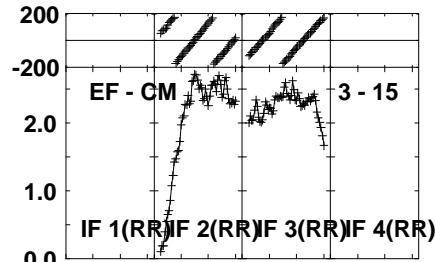
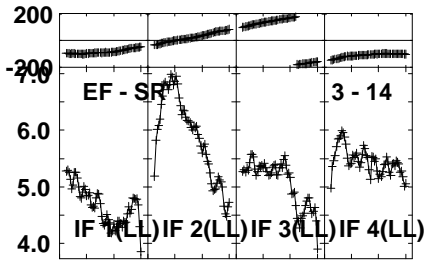
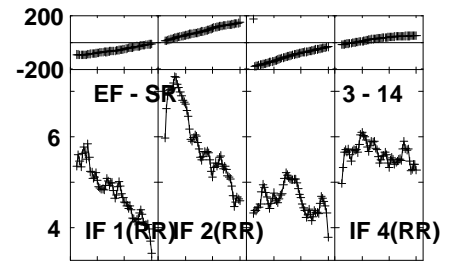
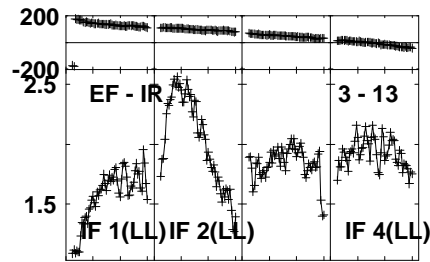
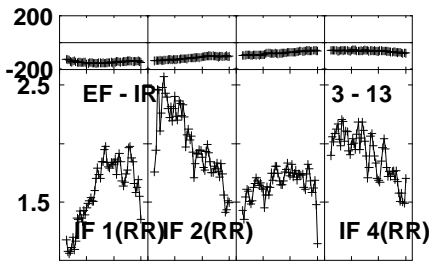
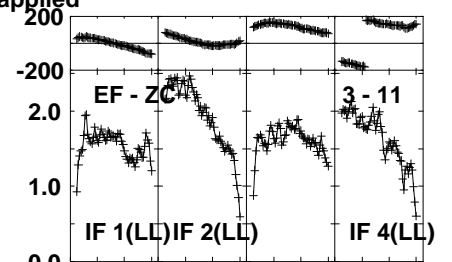
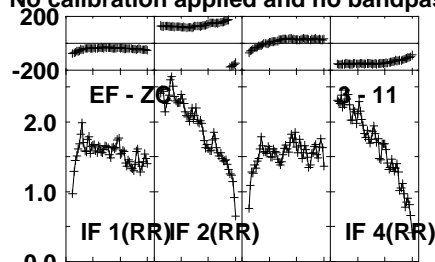
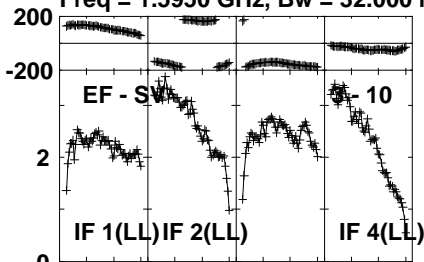
Lower frame: Milli Ampl Jy Top frame: Phas deg  
 Vector averaged cross-power spectrum Several baselines displayed  
 Timerange: 00/09:50:21 to 00/09:51:59

Plot file version 113 created 02-NOV-2021 17:42:35

J0847+4609 EM146.UVDATA.1

Freq = 1.5950 GHz, Bw = 32.000 MH

No calibration applied and no bandpass applied



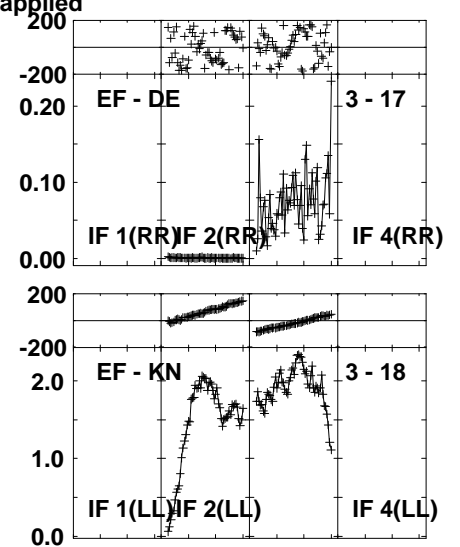
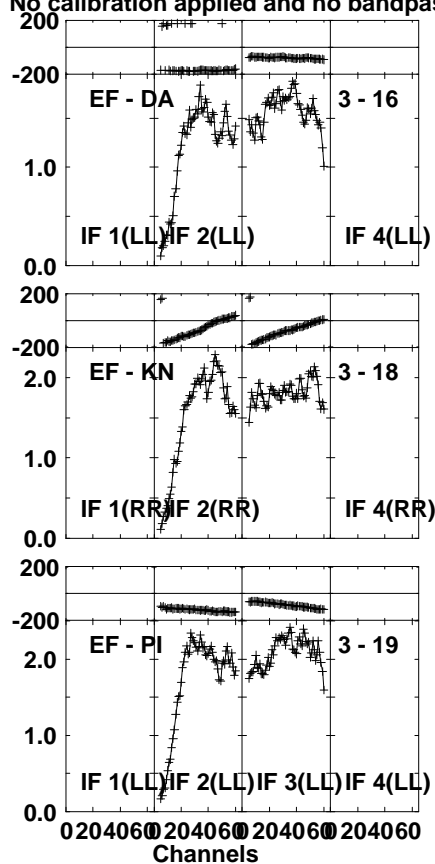
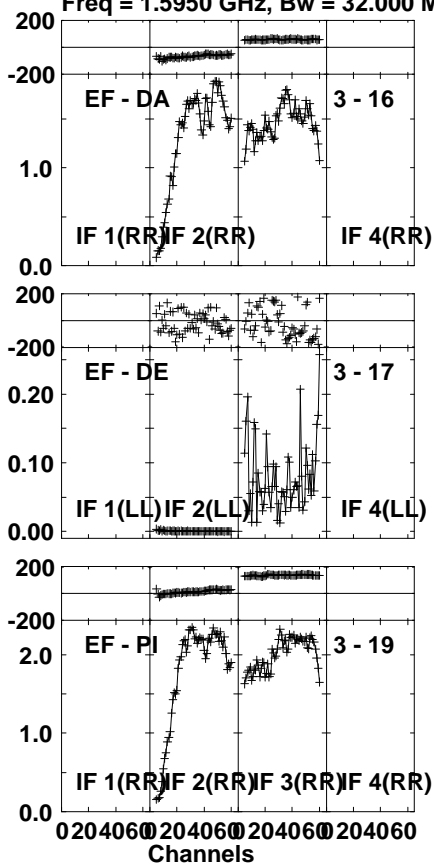
Lower frame: Milli Ampl Jy Top frame: Phas deg  
Vector averaged cross-power spectrum Several baselines displayed  
Timerange: 00/09:50:21 to 00/09:51:59

Plot file version 114 created 02-NOV-2021 17:42:35

J0847+4609 EM146.UVDATA.1

Freq = 1.5950 GHz, Bw = 32.000 MH

No calibration applied and no bandpass applied



Lower frame: Milli Ampl Jy Top frame: Phas deg

Vector averaged cross-power spectrum Several baselines displayed

Timerange: 00/09:50:21 to 00/09:51:59

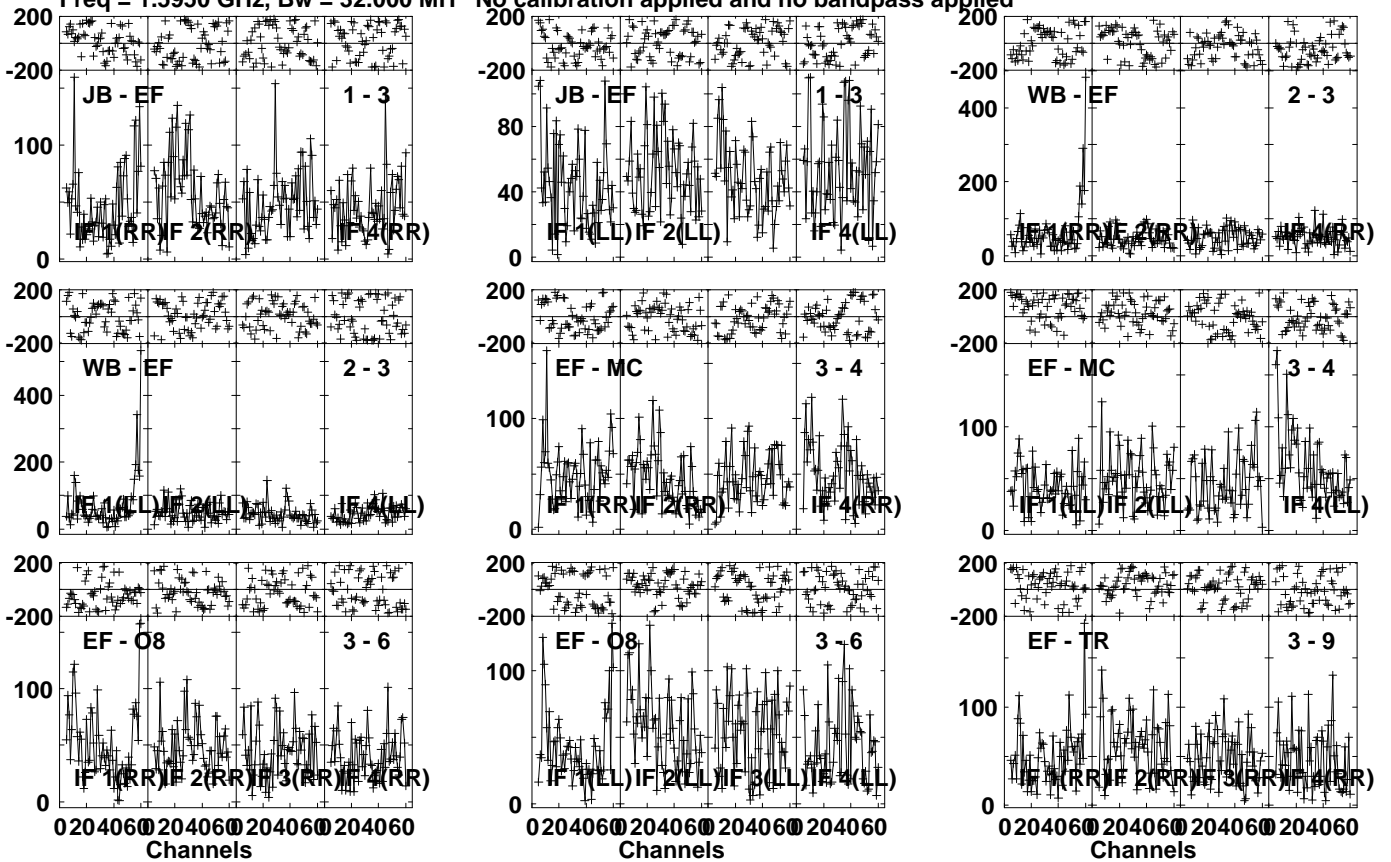


Plot file version 115 created 02-NOV-2021 17:42:35

J084408+4627 EM146.UVDATA.1

Freq = 1.5950 GHz, Bw = 32.000 MH

No calibration applied and no bandpass applied



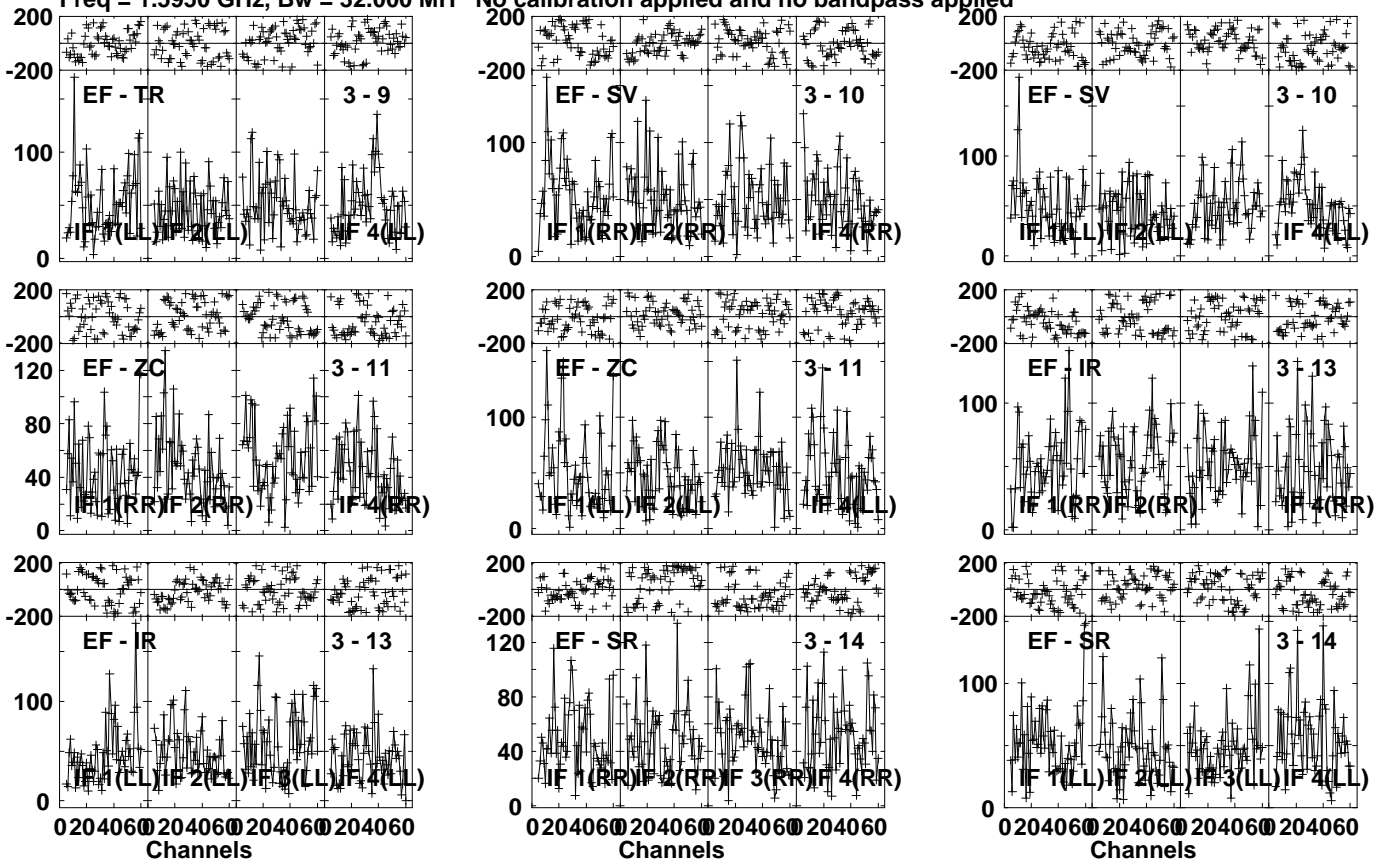
Lower frame: Micro Ampl Jy Top frame: Phas deg  
Vector averaged cross-power spectrum Several baselines displayed  
Timerange: 00/09:52:21 to 00/09:59:59

Plot file version 116 created 02-NOV-2021 17:42:36

J084408+4627 EM146.UVDATA.1

Freq = 1.5950 GHz, Bw = 32.000 MH

No calibration applied and no bandpass applied



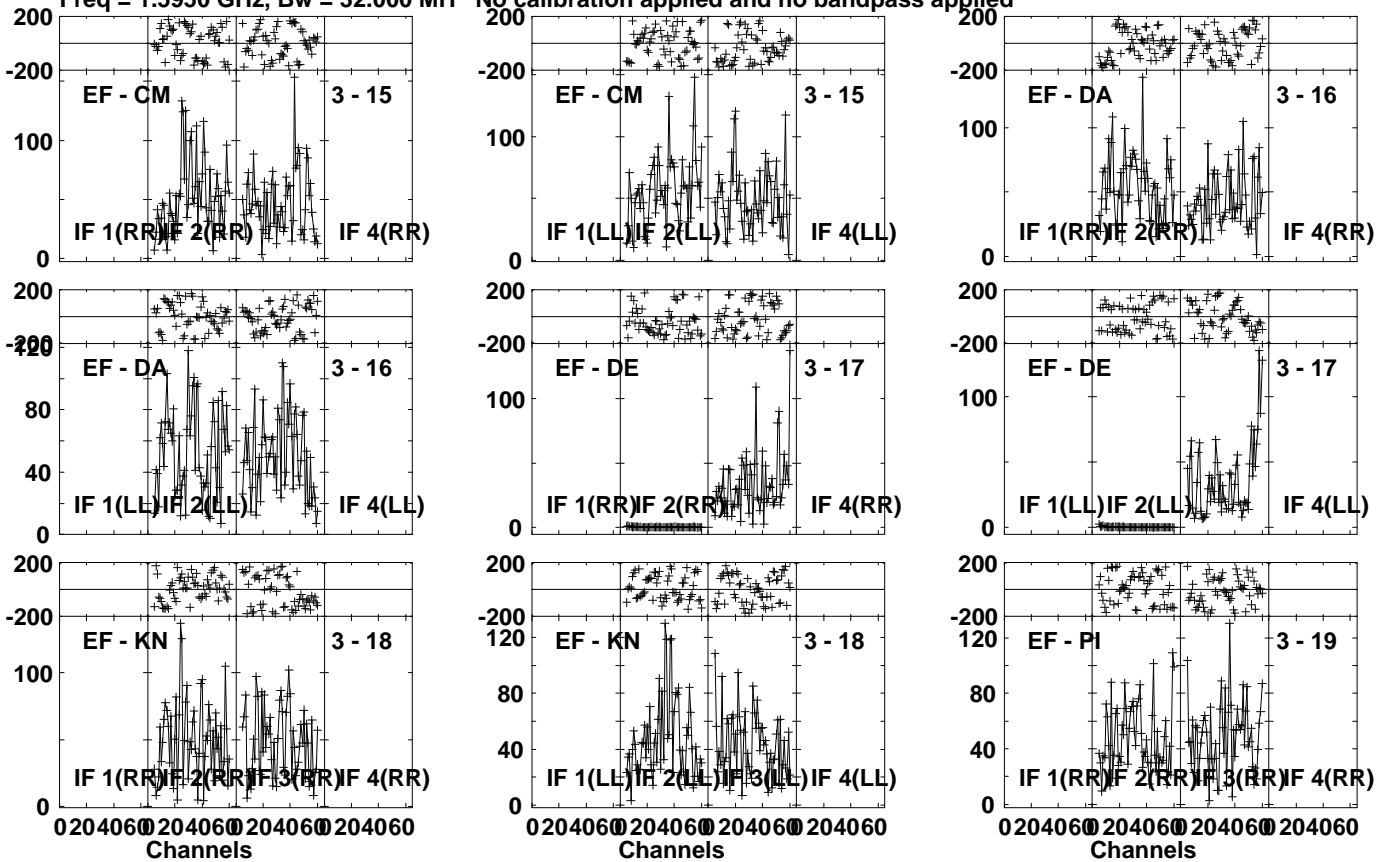
Lower frame: Micro Ampl Jy Top frame: Phas deg  
Vector averaged cross-power spectrum Several baselines displayed  
Timerange: 00/09:52:21 to 00/09:59:59

Plot file version 117 created 02-NOV-2021 17:42:36

J084408+4627 EM146.UVDATA.1

Freq = 1.5950 GHz, Bw = 32.000 MH

No calibration applied and no bandpass applied

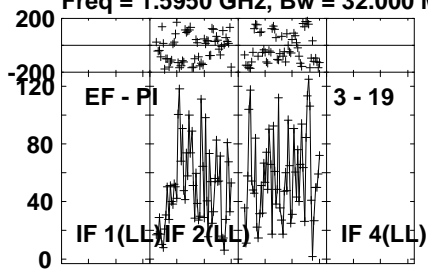


Lower frame: Micro Ampl Jy Top frame: Phas deg  
Vector averaged cross-power spectrum Several baselines displayed  
Timerange: 00/09:52:21 to 00/09:59:59

Plot file version 118 created 02-NOV-2021 17:42:36

J084408+4627 EM146.UVDATA.1

Freq = 1.5950 GHz, Bw = 32.000 MH No calibration applied and no bandpass applied



Lower frame: Micro Ampl Jy Top frame: Phas deg

Vector averaged cross-power spectrum Several baselines displayed

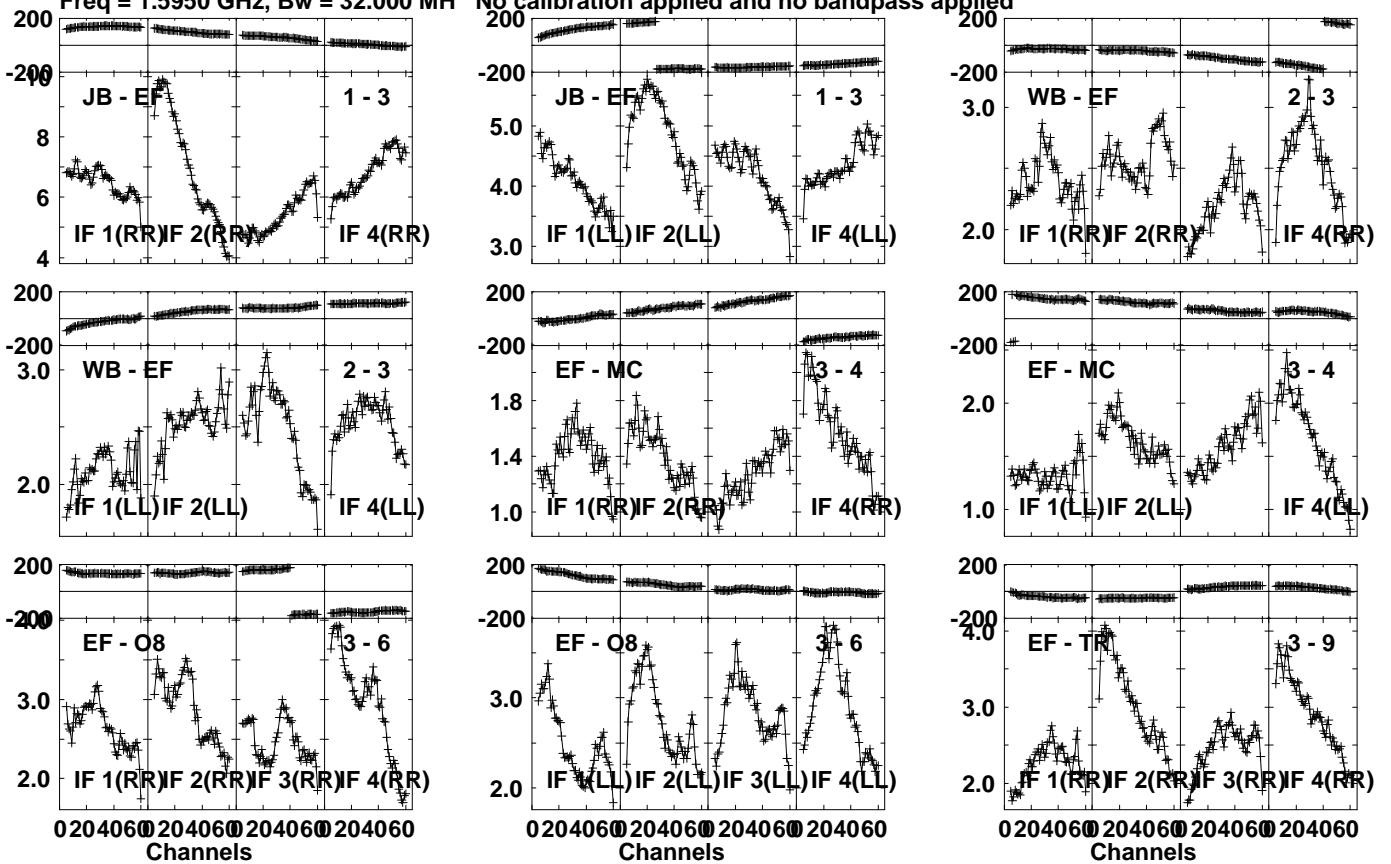
Timerange: 00/09:52:21 to 00/09:59:59

Plot file version 119 created 02-NOV-2021 17:42:36

J0847+4609 EM146.UVDATA.1

Freq = 1.5950 GHz, Bw = 32.000 MH

No calibration applied and no bandpass applied



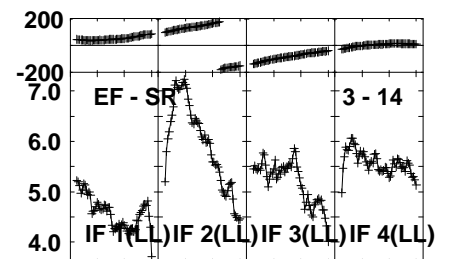
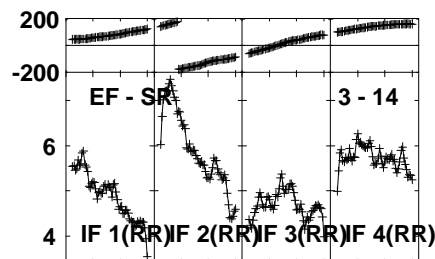
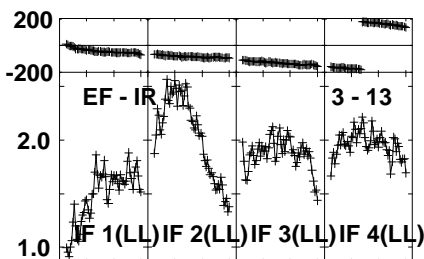
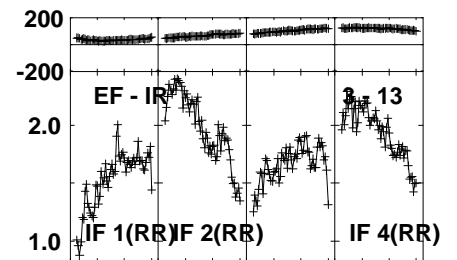
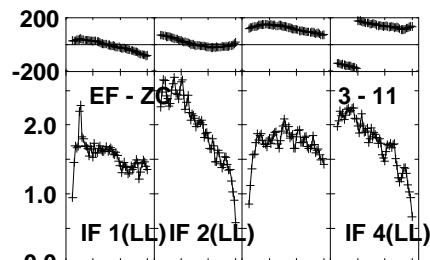
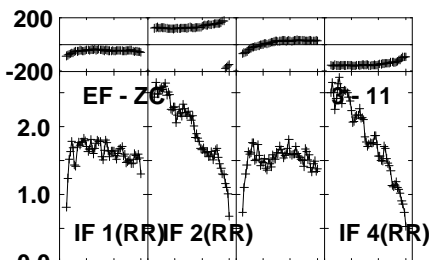
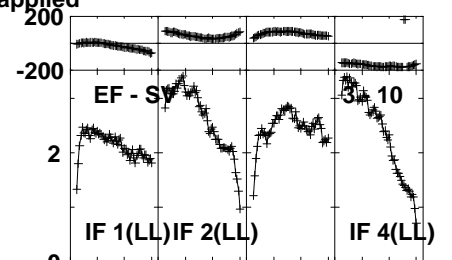
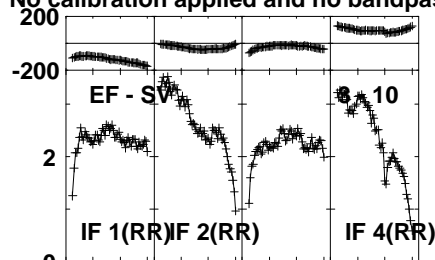
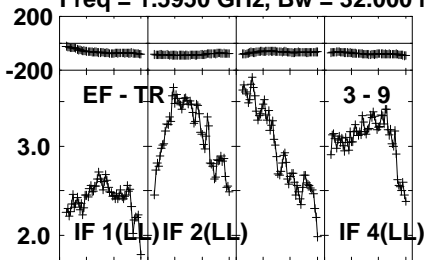
Lower frame: Milli Ampl Jy Top frame: Phas deg  
 Vector averaged cross-power spectrum Several baselines displayed  
 Timerange: 00/10/00:21 to 00/10/01:59

Plot file version 120 created 02-NOV-2021 17:42:37

J0847+4609 EM146.UVDATA.1

Freq = 1.5950 GHz, Bw = 32.000 MH

No calibration applied and no bandpass applied



0204060 204060 204060 204060  
Channels

0204060 204060 204060 204060  
Channels

0204060 204060 204060 204060  
Channels

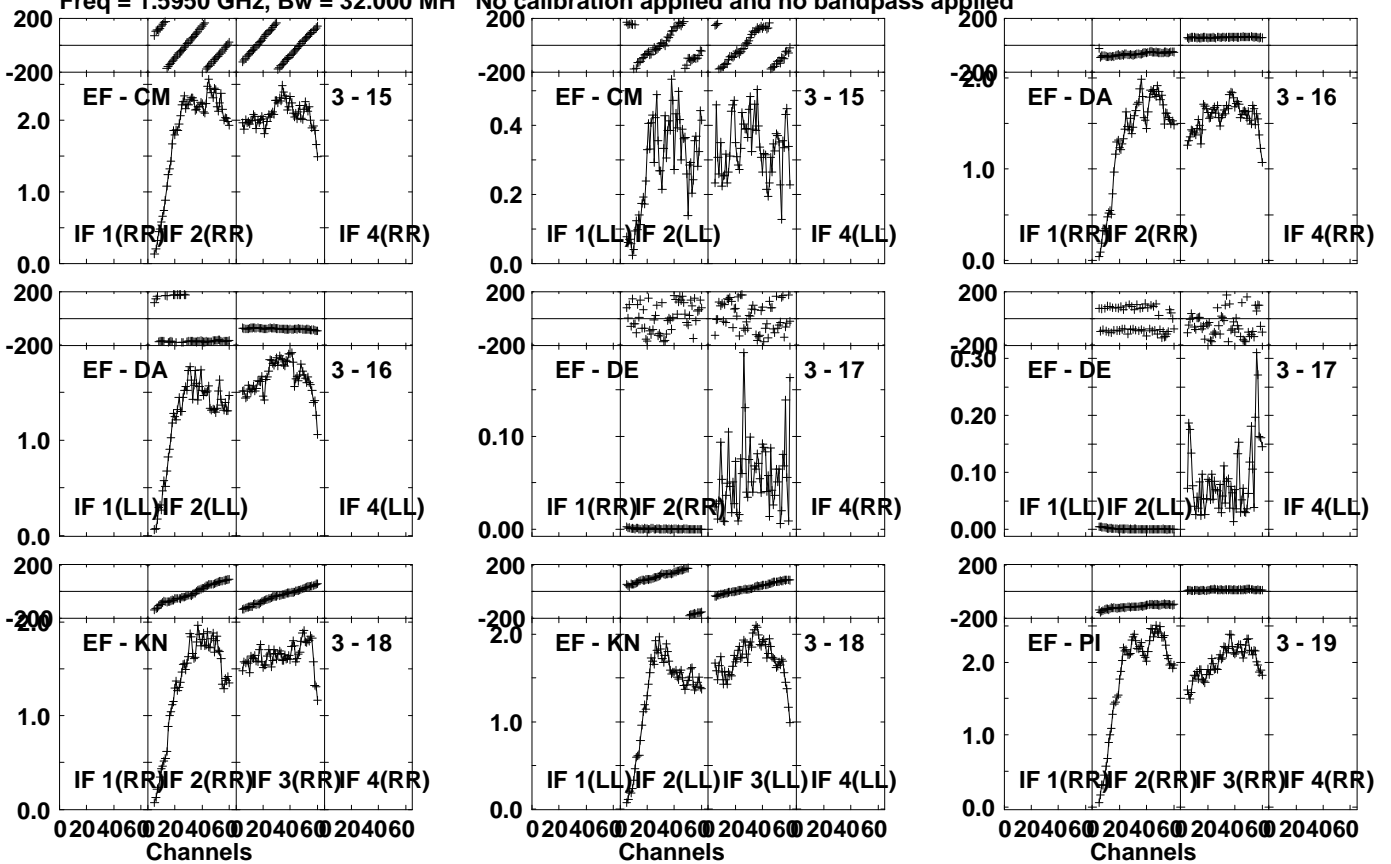
Lower frame: Milli Ampl Jy Top frame: Phas deg  
Vector averaged cross-power spectrum Several baselines displayed  
Timerange: 00/10:00:21 to 00/10:01:59

Plot file version 121 created 02-NOV-2021 17:42:37

J0847+4609 EM146.UVDATA.1

Freq = 1.5950 GHz, Bw = 32.000 MH

No calibration applied and no bandpass applied



Lower frame: Milli Ampl Jy Top frame: Phas deg

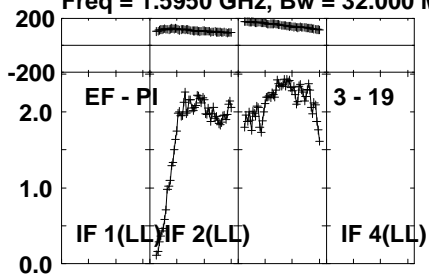
Vector averaged cross-power spectrum Several baselines displayed

Timerange: 00/10:00:21 to 00/10:01:59

Plot file version 122 created 02-NOV-2021 17:42:37

J0847+4609 EM146.UVDATA.1

Freq = 1.5950 GHz, Bw = 32.000 MH No calibration applied and no bandpass applied



Lower frame: Milli Ampl Jy Top frame: Phas deg

Vector averaged cross-power spectrum Several baselines displayed

Timerange: 00/10:00:21 to 00/10:01:59

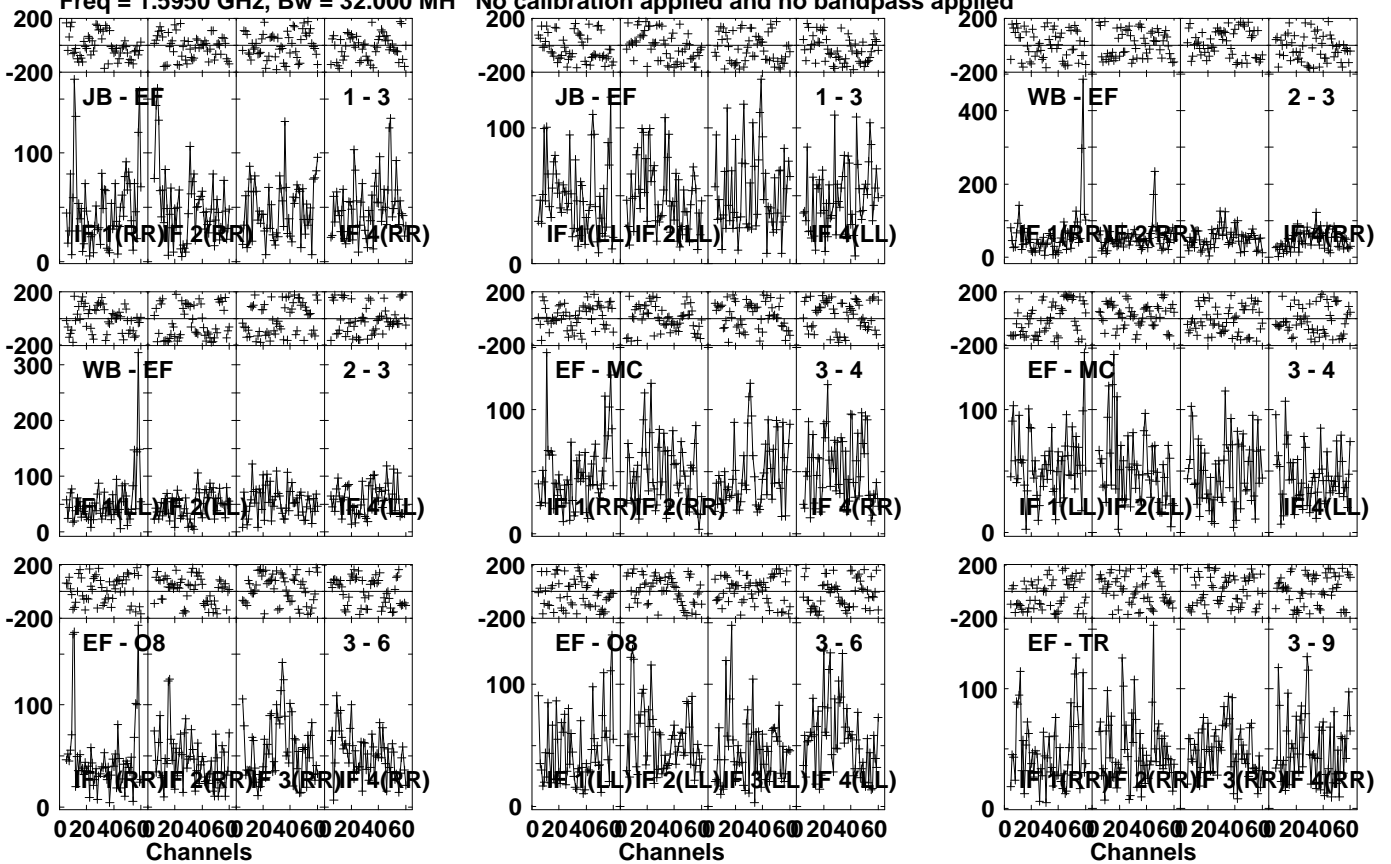


Plot file version 123 created 02-NOV-2021 17:42:37

J084408+4627 EM146.UVDATA.1

Freq = 1.5950 GHz, Bw = 32.000 MH

No calibration applied and no bandpass applied



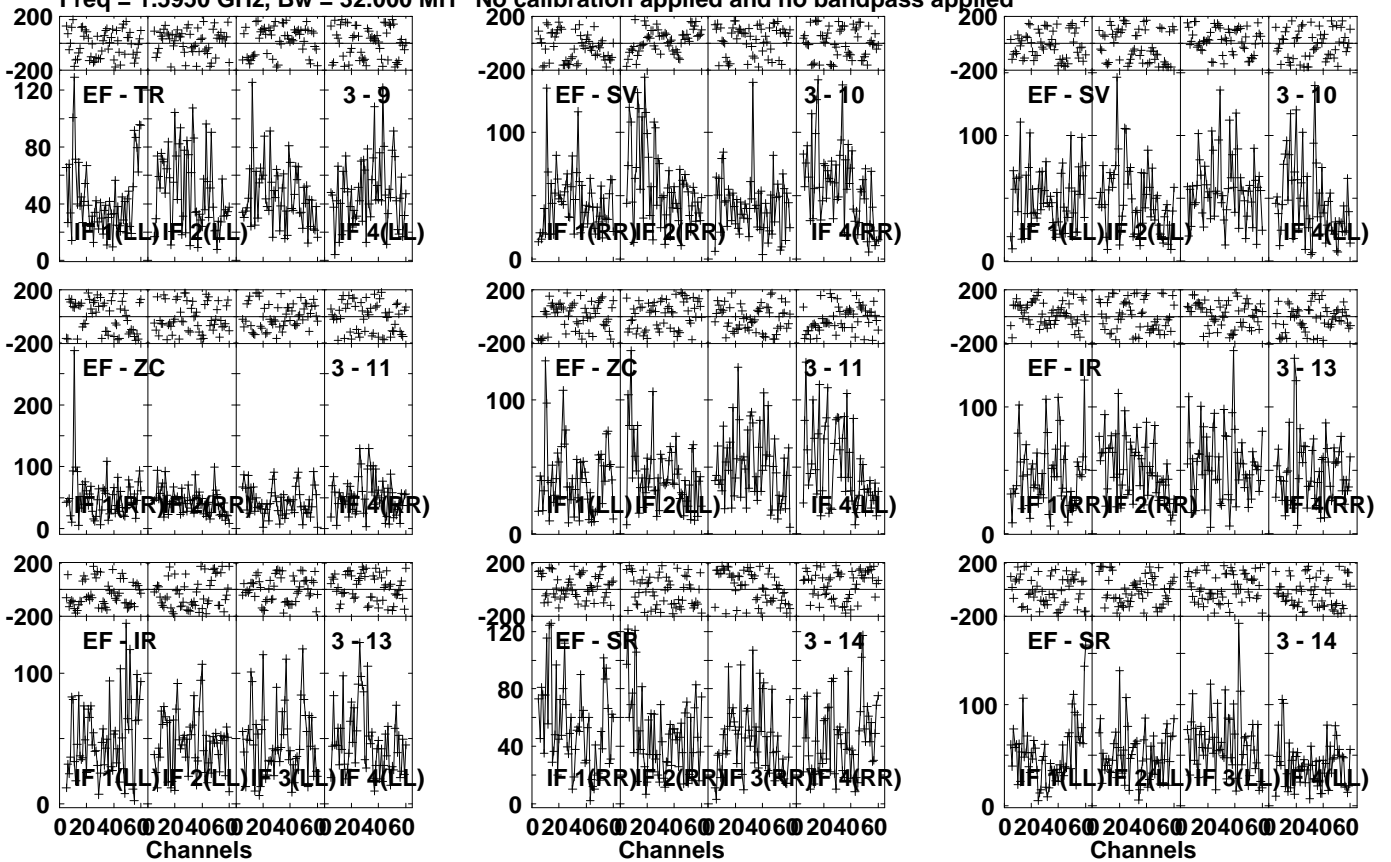
Lower frame: Micro Ampl Jy Top frame: Phas deg  
Vector averaged cross-power spectrum Several baselines displayed  
Timerange: 00/10:02:21 to 00/10:09:59

Plot file version 124 created 02-NOV-2021 17:42:37

J084408+4627 EM146.UVDATA.1

Freq = 1.5950 GHz, Bw = 32.000 MH

No calibration applied and no bandpass applied



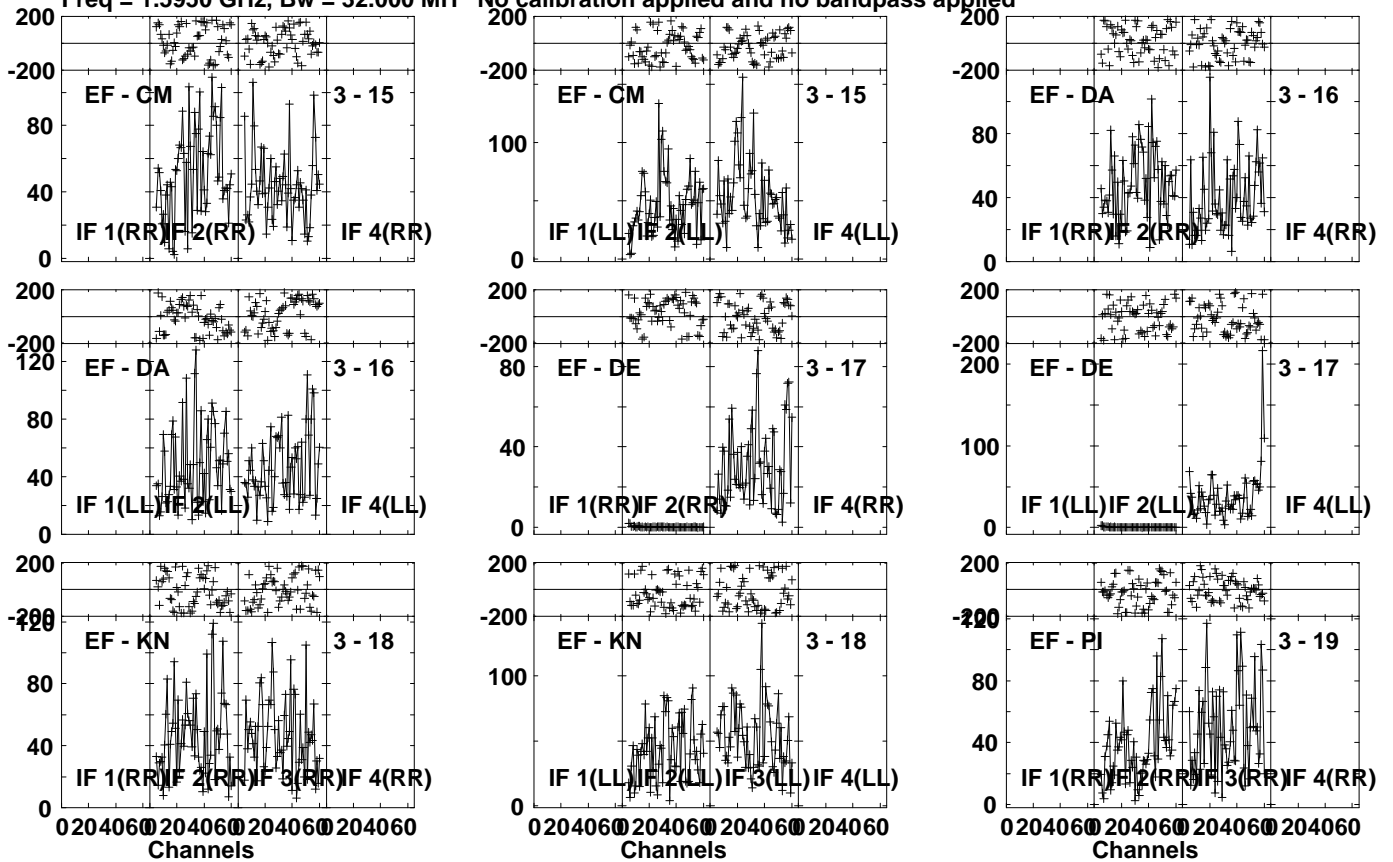
Lower frame: Micro Ampl Jy Top frame: Phas deg  
Vector averaged cross-power spectrum Several baselines displayed  
Timerange: 00/10:02:21 to 00/10:09:59

Plot file version 125 created 02-NOV-2021 17:42:38

J084408+4627 EM146.UVDATA.1

Freq = 1.5950 GHz, Bw = 32.000 MH

No calibration applied and no bandpass applied

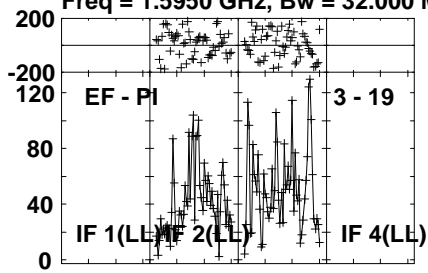


Lower frame: Micro Ampl Jy Top frame: Phas deg  
Vector averaged cross-power spectrum Several baselines displayed  
Timerange: 00/10:02:21 to 00/10:09:59

Plot file version 126 created 02-NOV-2021 17:42:38

J084408+4627 EM146.UVDATA.1

Freq = 1.5950 GHz, Bw = 32.000 MH No calibration applied and no bandpass applied



Lower frame: Micro Ampl Jy Top frame: Phas deg

Vector averaged cross-power spectrum Several baselines displayed

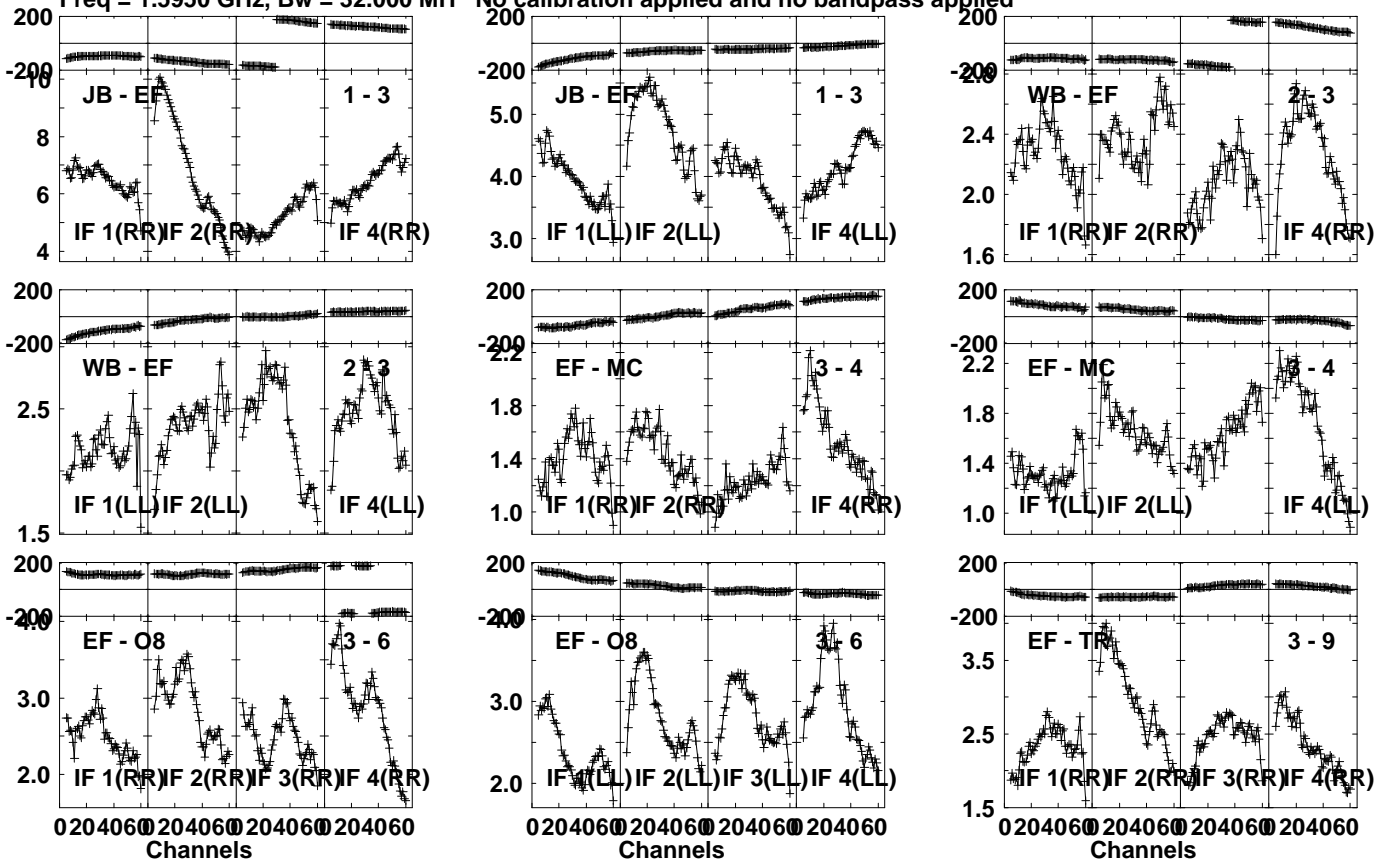
Timerange: 00/10:02:21 to 00/10:09:59

Plot file version 127 created 02-NOV-2021 17:42:38

J0847+4609 EM146.UVDATA.1

Freq = 1.5950 GHz, Bw = 32.000 MH

No calibration applied and no bandpass applied



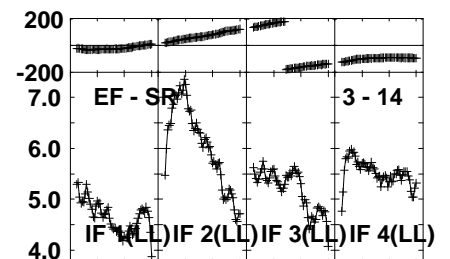
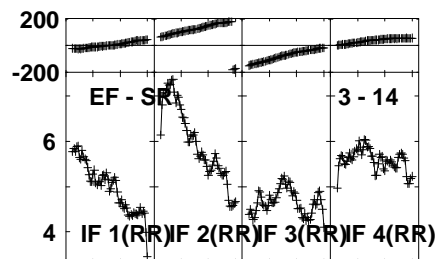
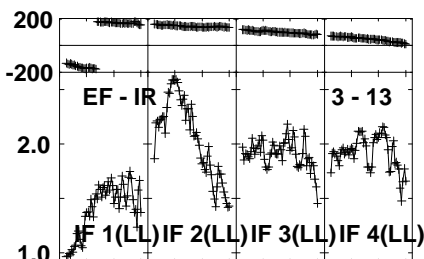
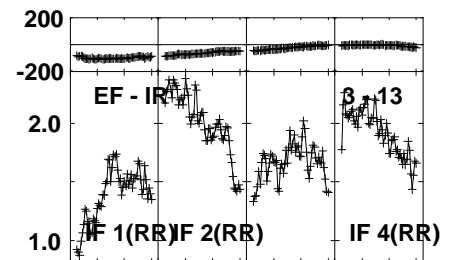
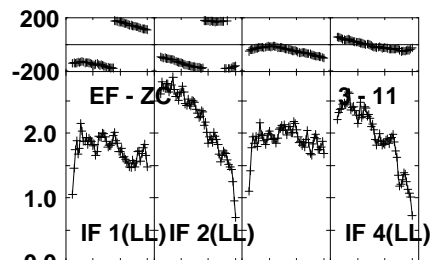
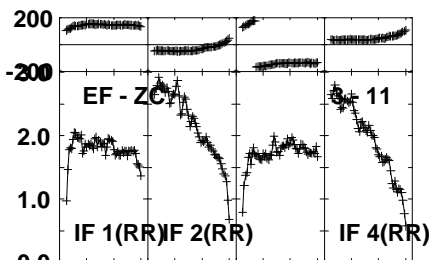
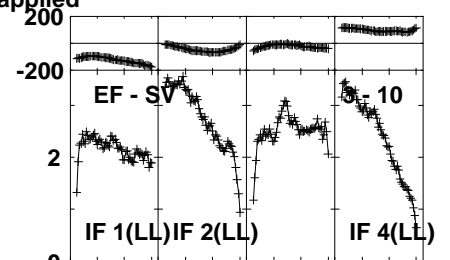
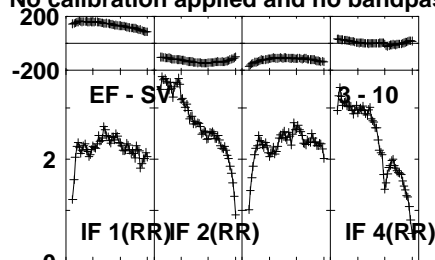
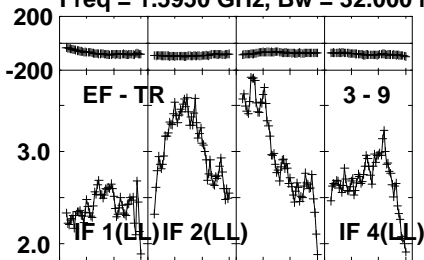
Lower frame: Milli Ampl Jy Top frame: Phas deg  
 Vector averaged cross-power spectrum Several baselines displayed  
 Timerange: 00/10:10:21 to 00/10:11:59

Plot file version 128 created 02-NOV-2021 17:42:38

J0847+4609 EM146.UVDATA.1

Freq = 1.5950 GHz, Bw = 32.000 MH

No calibration applied and no bandpass applied



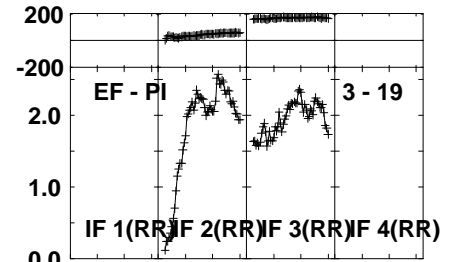
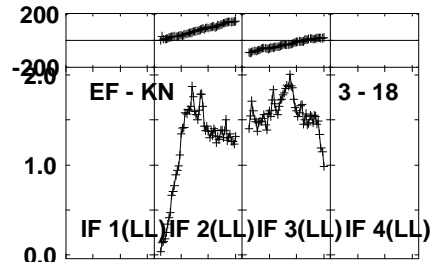
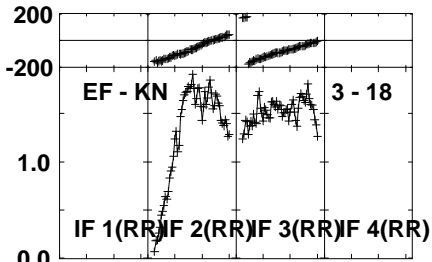
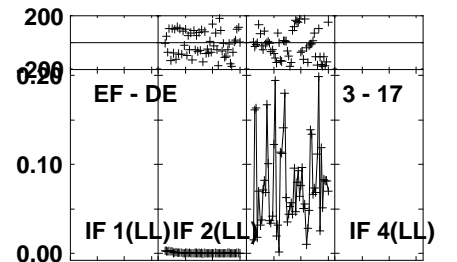
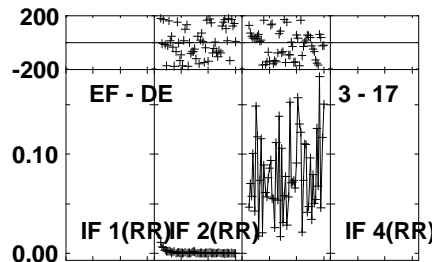
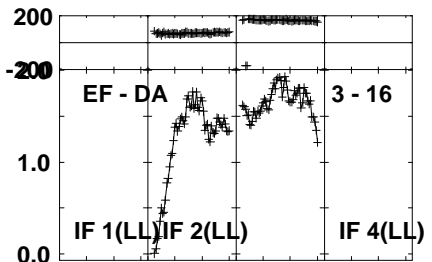
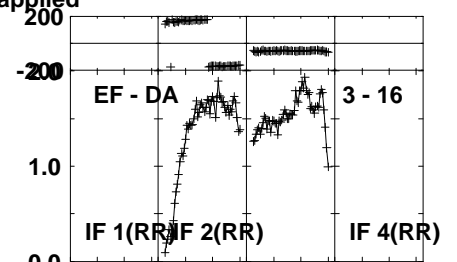
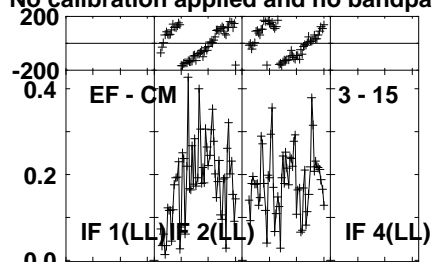
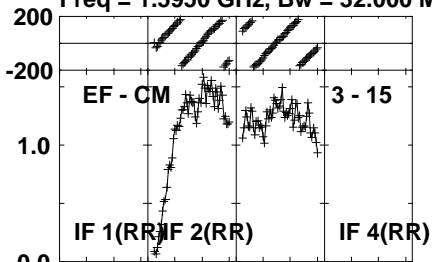
Lower frame: Milli Ampl Jy Top frame: Phas deg  
Vector averaged cross-power spectrum Several baselines displayed  
Timerange: 00/10:10:21 to 00/10:11:59

Plot file version 129 created 02-NOV-2021 17:42:39

J0847+4609 EM146.UVDATA.1

Freq = 1.5950 GHz, Bw = 32.000 MH

No calibration applied and no bandpass applied

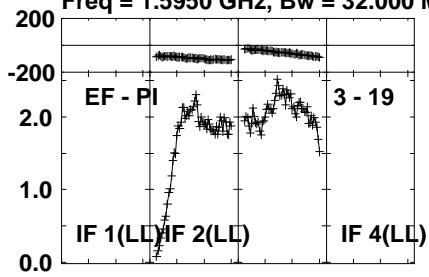


Lower frame: Milli Ampl Jy Top frame: Phas deg  
Vector averaged cross-power spectrum Several baselines displayed  
Timerange: 00/10:10:21 to 00/10:11:59

Plot file version 130 created 02-NOV-2021 17:42:39

J0847+4609 EM146.UVDATA.1

Freq = 1.5950 GHz, Bw = 32.000 MH No calibration applied and no bandpass applied



Lower frame: Milli Ampl Jy Top frame: Phas deg

Vector averaged cross-power spectrum Several baselines displayed

Timerange: 00/10:10:21 to 00/10:11:59

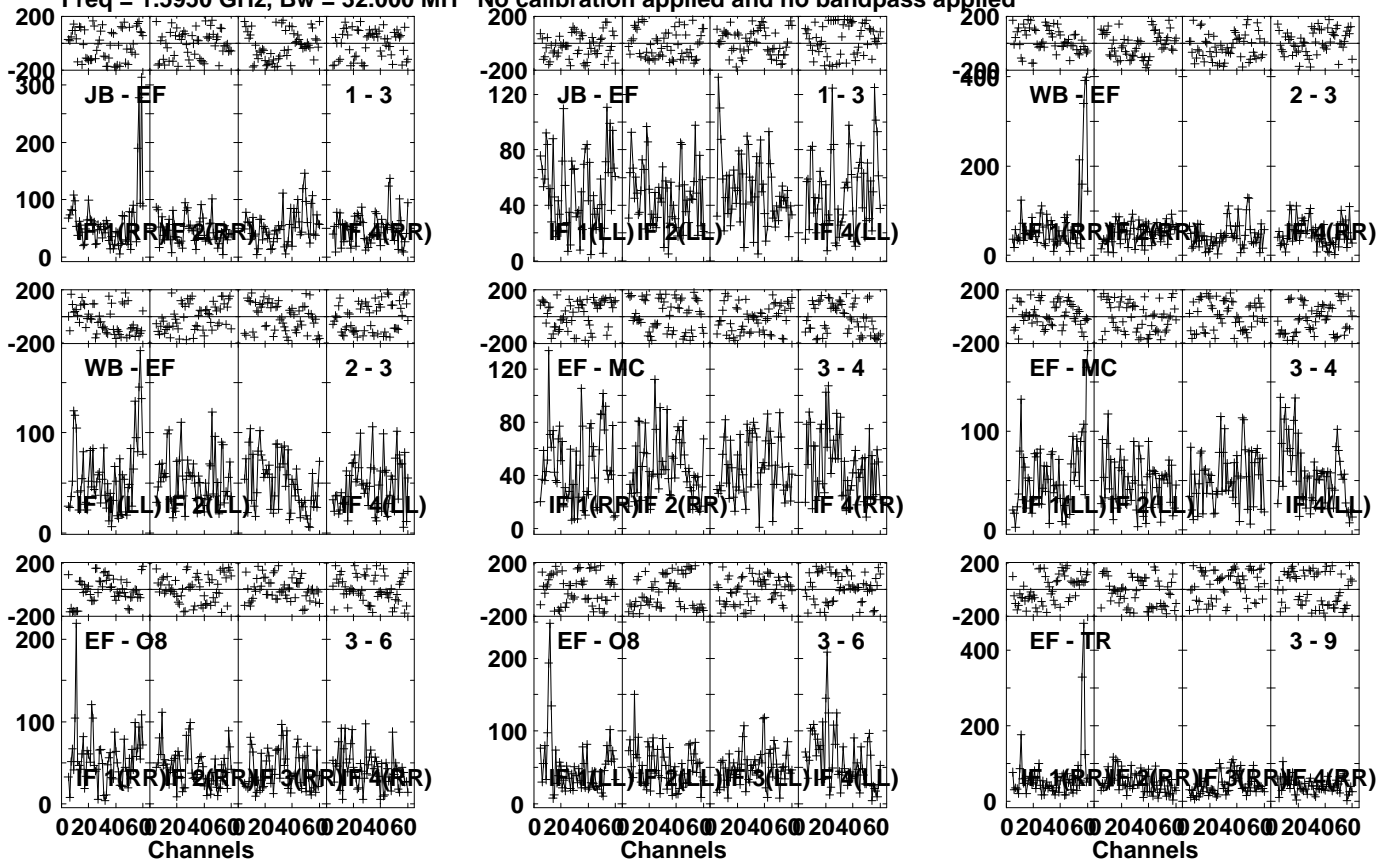


Plot file version 131 created 02-NOV-2021 17:42:39

J084408+4627 EM146.UVDATA.1

Freq = 1.5950 GHz, Bw = 32.000 MH

No calibration applied and no bandpass applied



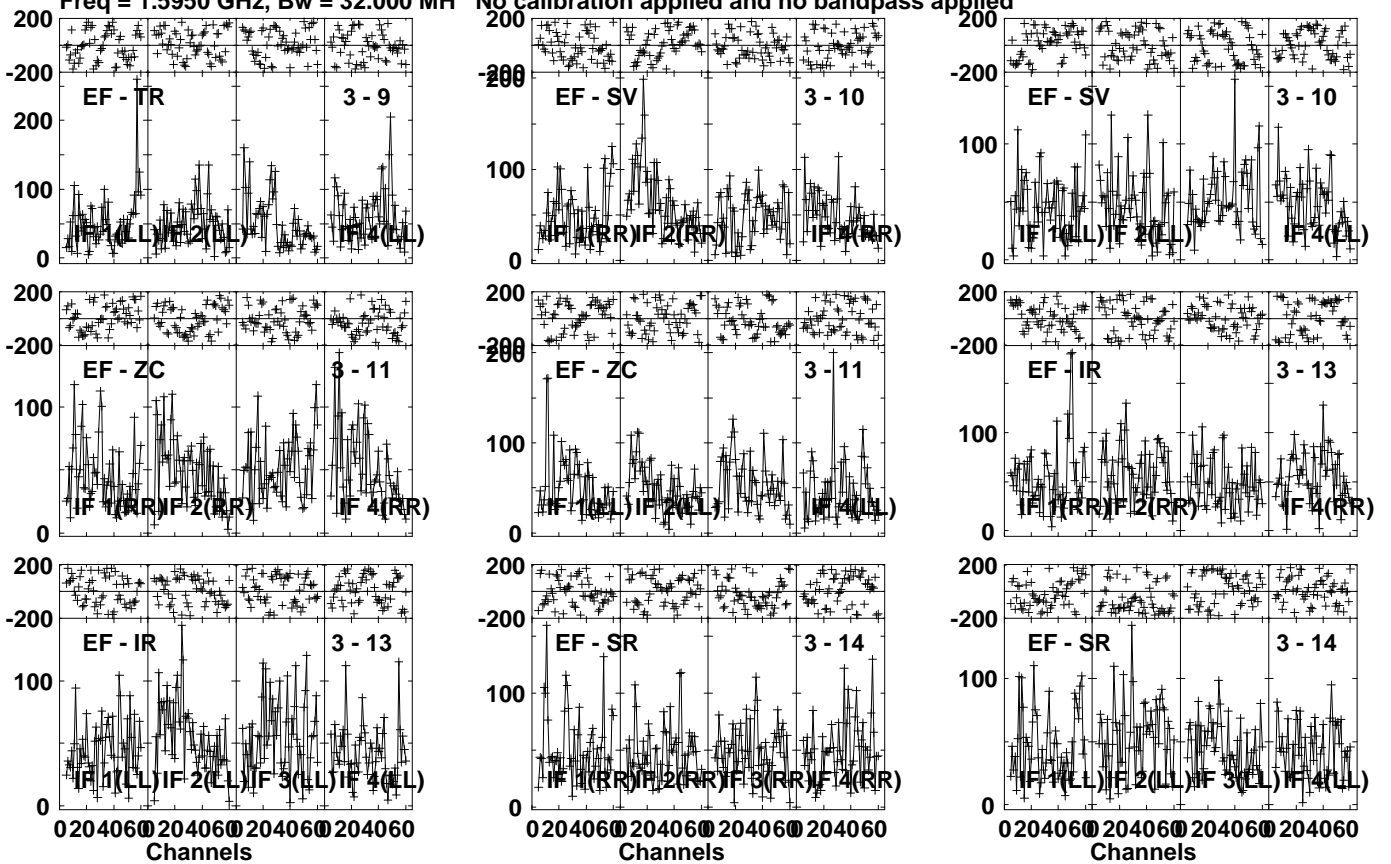
Lower frame: Micro Ampl Jy Top frame: Phas deg  
Vector averaged cross-power spectrum Several baselines displayed  
Timerange: 00/10:12:21 to 00/10:19:59

Plot file version 132 created 02-NOV-2021 17:42:39

J084408+4627 EM146.UVDATA.1

Freq = 1.5950 GHz, Bw = 32.000 MH

No calibration applied and no bandpass applied



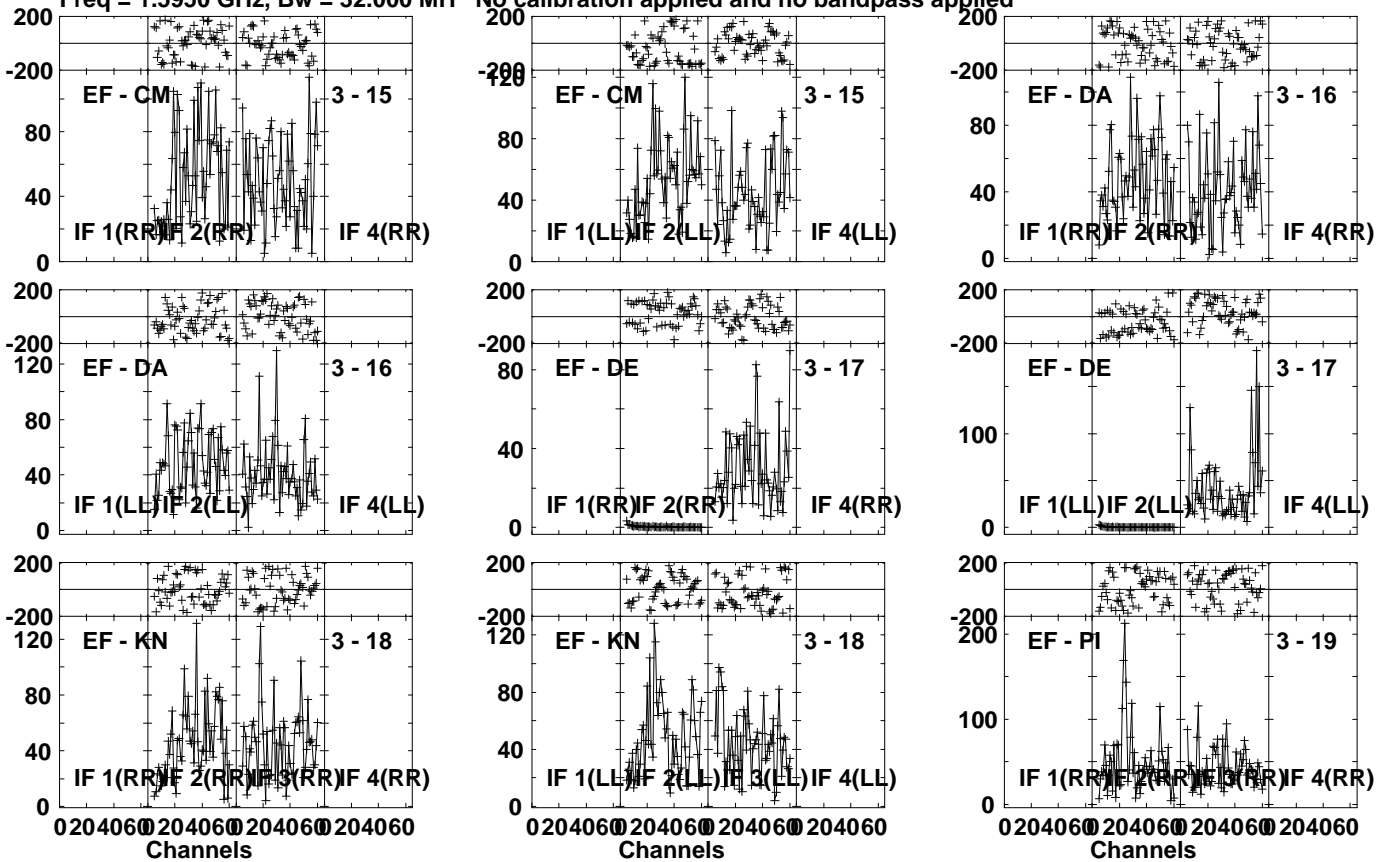
Lower frame: Micro Ampl Jy Top frame: Phas deg  
Vector averaged cross-power spectrum Several baselines displayed  
Timerange: 00/10:12:21 to 00/10:19:59

Plot file version 133 created 02-NOV-2021 17:42:39

J084408+4627 EM146.UVDATA.1

Freq = 1.5950 GHz, Bw = 32.000 MH

No calibration applied and no bandpass applied

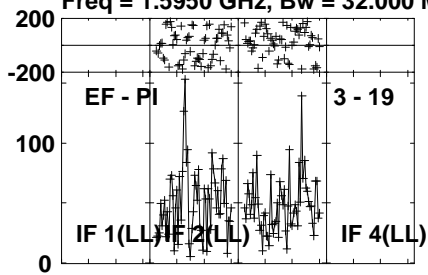


Lower frame: Micro Ampl Jy Top frame: Phas deg  
Vector averaged cross-power spectrum Several baselines displayed  
Timerange: 00/10:12:21 to 00/10:19:59

Plot file version 134 created 02-NOV-2021 17:42:40

J084408+4627 EM146.UVDATA.1

Freq = 1.5950 GHz, Bw = 32.000 MH No calibration applied and no bandpass applied



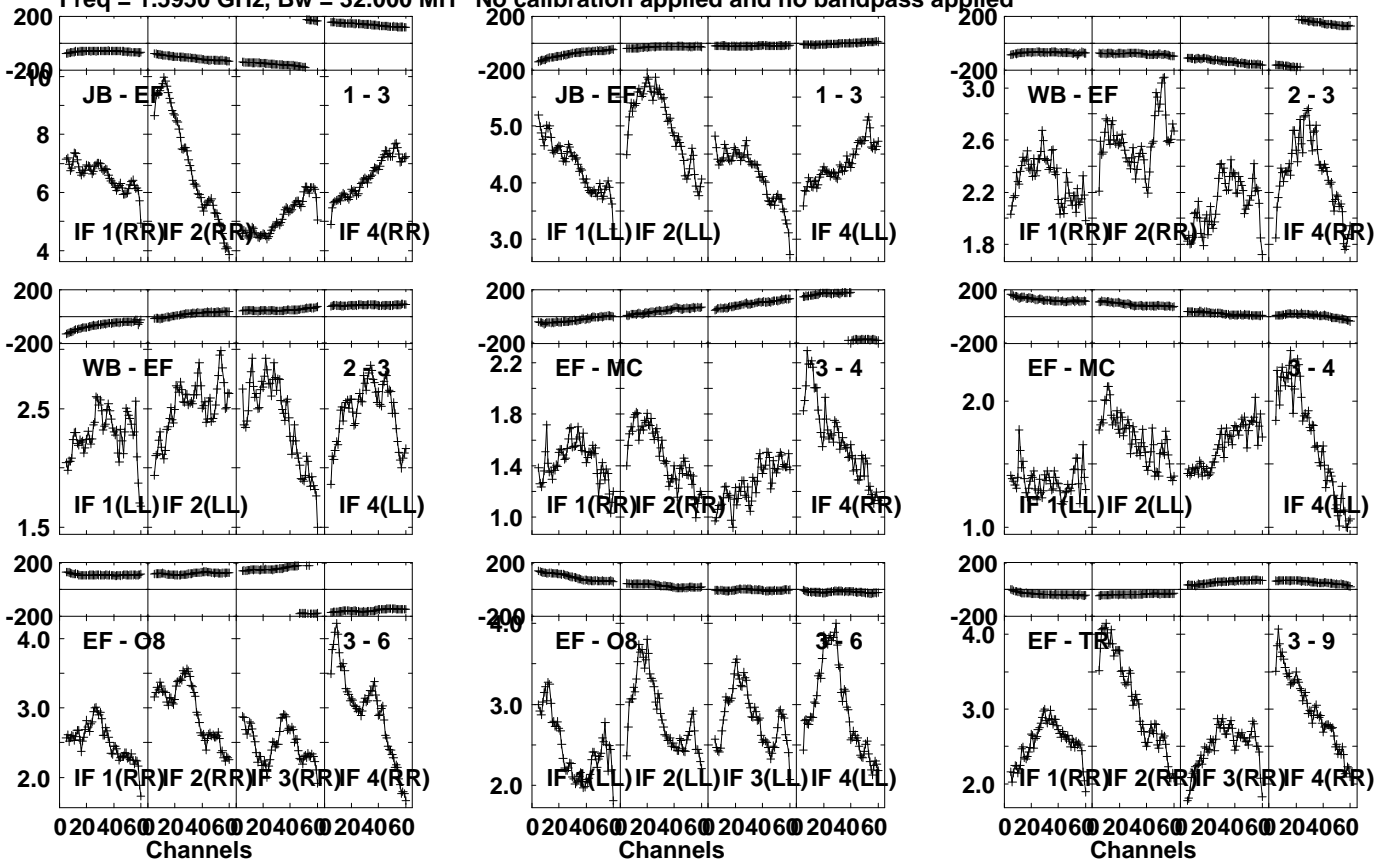
Lower frame: Micro Ampl Jy Top frame: Phas deg  
Vector averaged cross-power spectrum Several baselines displayed  
Timerange: 00/10:12:21 to 00/10:19:59

Plot file version 135 created 02-NOV-2021 17:42:40

J0847+4609 EM146.UVDATA.1

Freq = 1.5950 GHz, Bw = 32.000 MH

No calibration applied and no bandpass applied



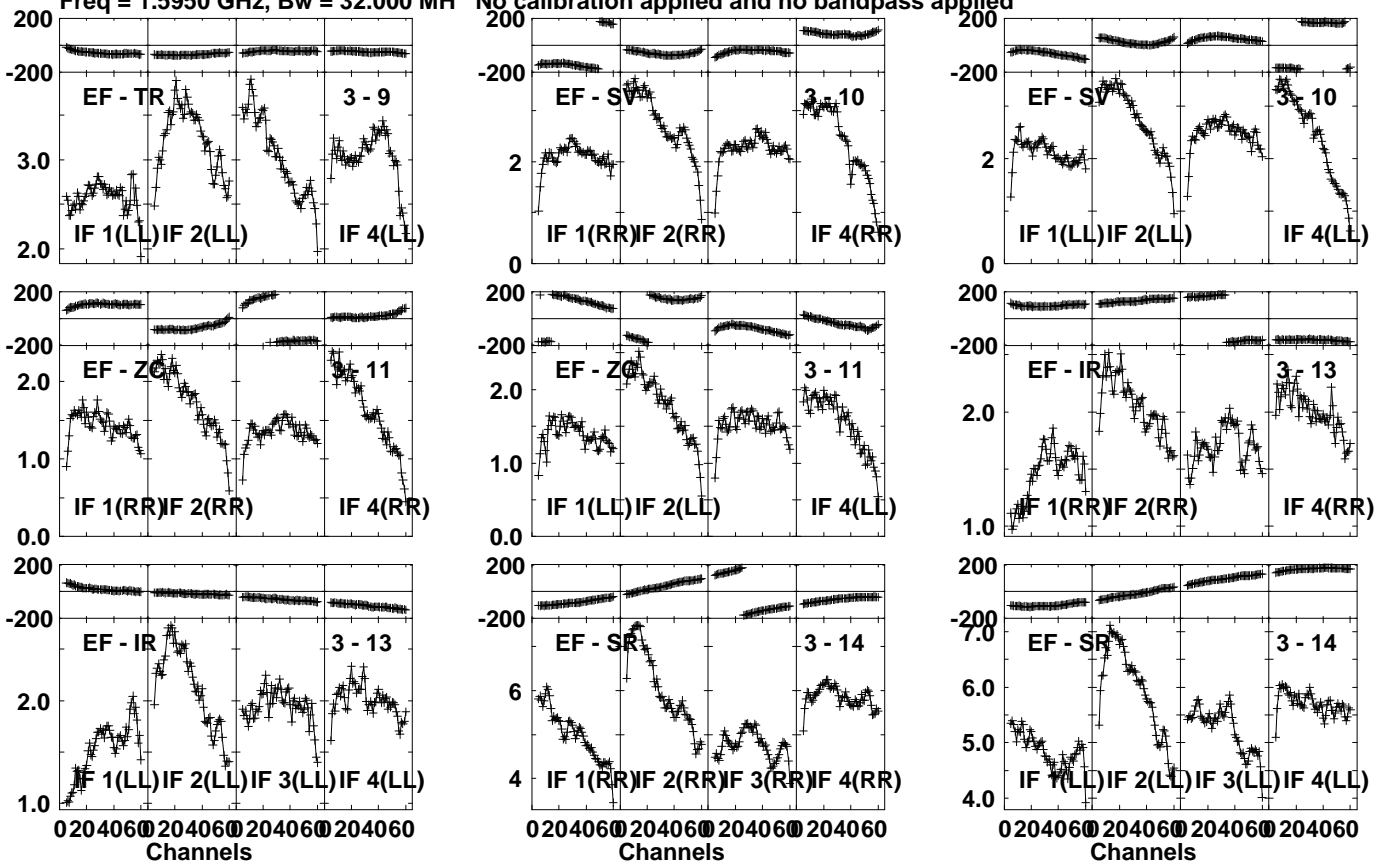
Lower frame: Milli Ampl Jy Top frame: Phas deg  
Vector averaged cross-power spectrum Several baselines displayed  
Timerange: 00/10:20:21 to 00/10:21:59

Plot file version 136 created 02-NOV-2021 17:42:40

J0847+4609 EM146.UVDATA.1

Freq = 1.5950 GHz, Bw = 32.000 MH

No calibration applied and no bandpass applied



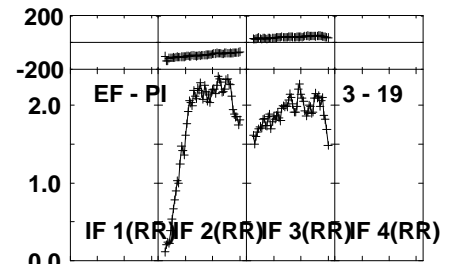
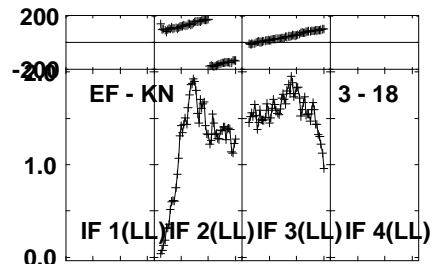
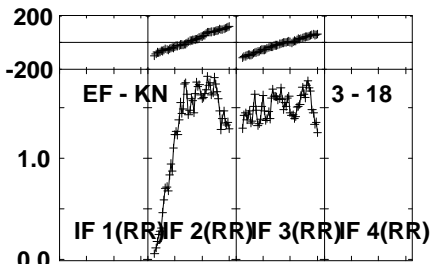
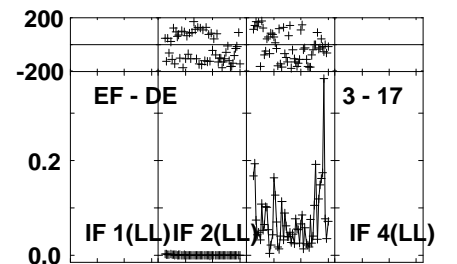
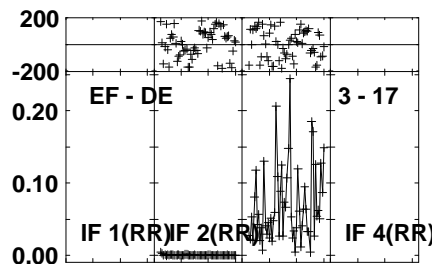
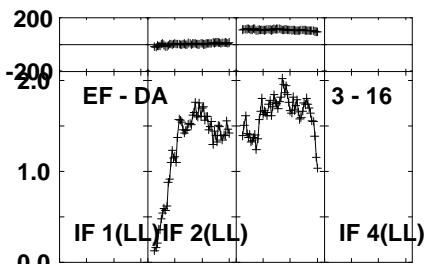
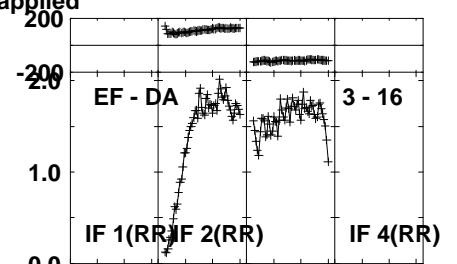
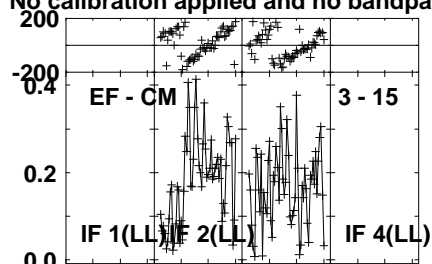
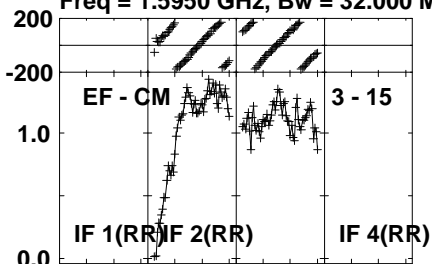
Lower frame: Milli Ampl Jy Top frame: Phas deg  
 Vector averaged cross-power spectrum Several baselines displayed  
 Timerange: 00/10:20:21 to 00/10:21:59

Plot file version 137 created 02-NOV-2021 17:42:40

J0847+4609 EM146.UVDATA.1

Freq = 1.5950 GHz, Bw = 32.000 MH

No calibration applied and no bandpass applied

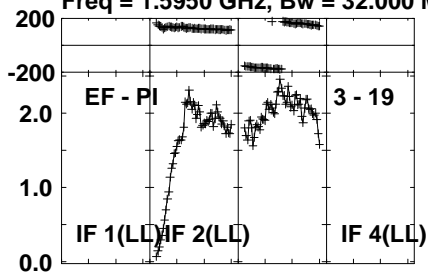


Lower frame: Milli Ampl Jy Top frame: Phas deg  
Vector averaged cross-power spectrum Several baselines displayed  
Timerange: 00/10:20:21 to 00/10:21:59

Plot file version 138 created 02-NOV-2021 17:42:40

J0847+4609 EM146.UVDATA.1

Freq = 1.5950 GHz, Bw = 32.000 MH No calibration applied and no bandpass applied



Lower frame: Milli Ampl Jy Top frame: Phas deg

Vector averaged cross-power spectrum Several baselines displayed

Timerange: 00/10:20:21 to 00/10:21:59

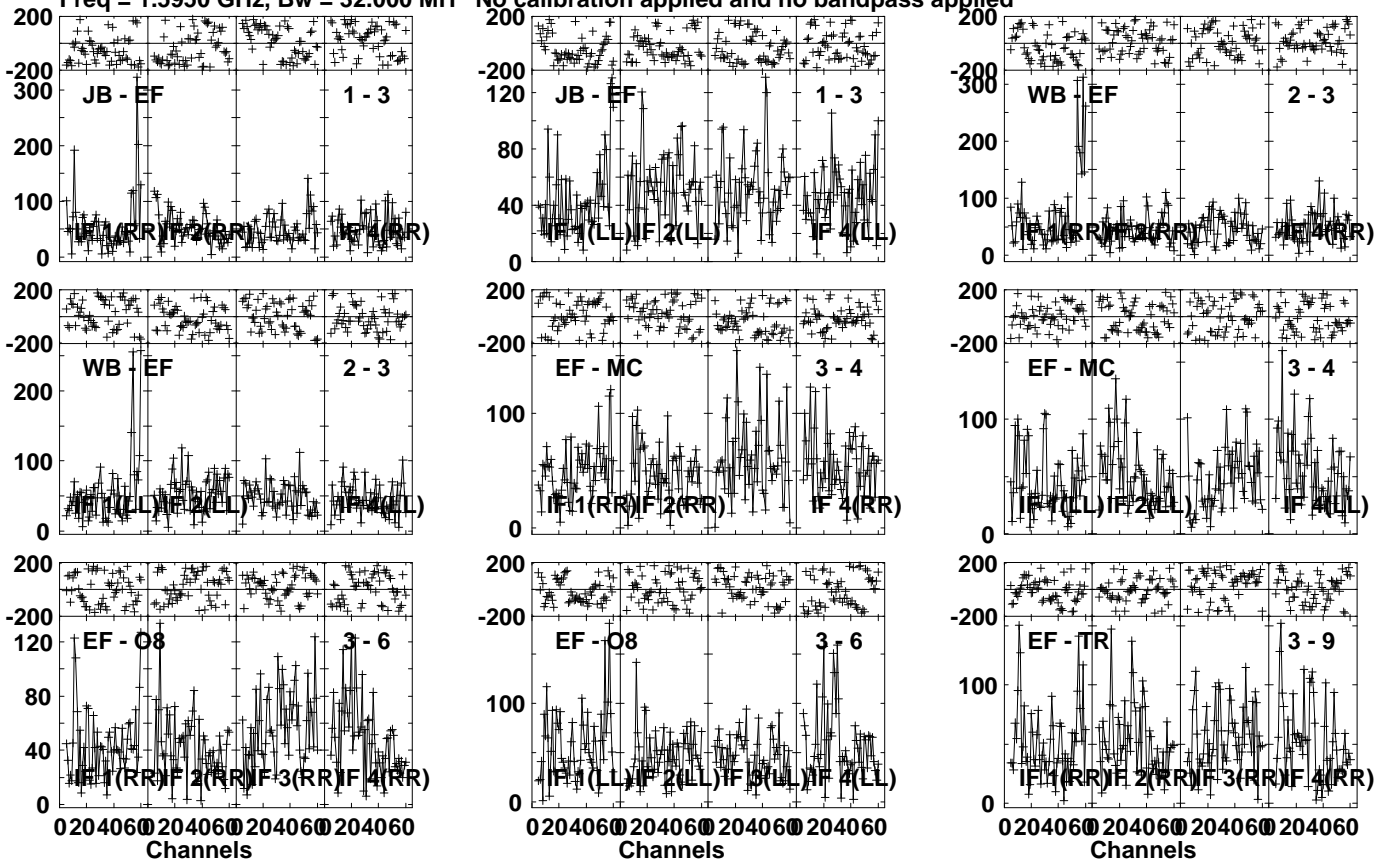


Plot file version 139 created 02-NOV-2021 17:42:40

J084408+4627 EM146.UVDATA.1

Freq = 1.5950 GHz, Bw = 32.000 MH

No calibration applied and no bandpass applied



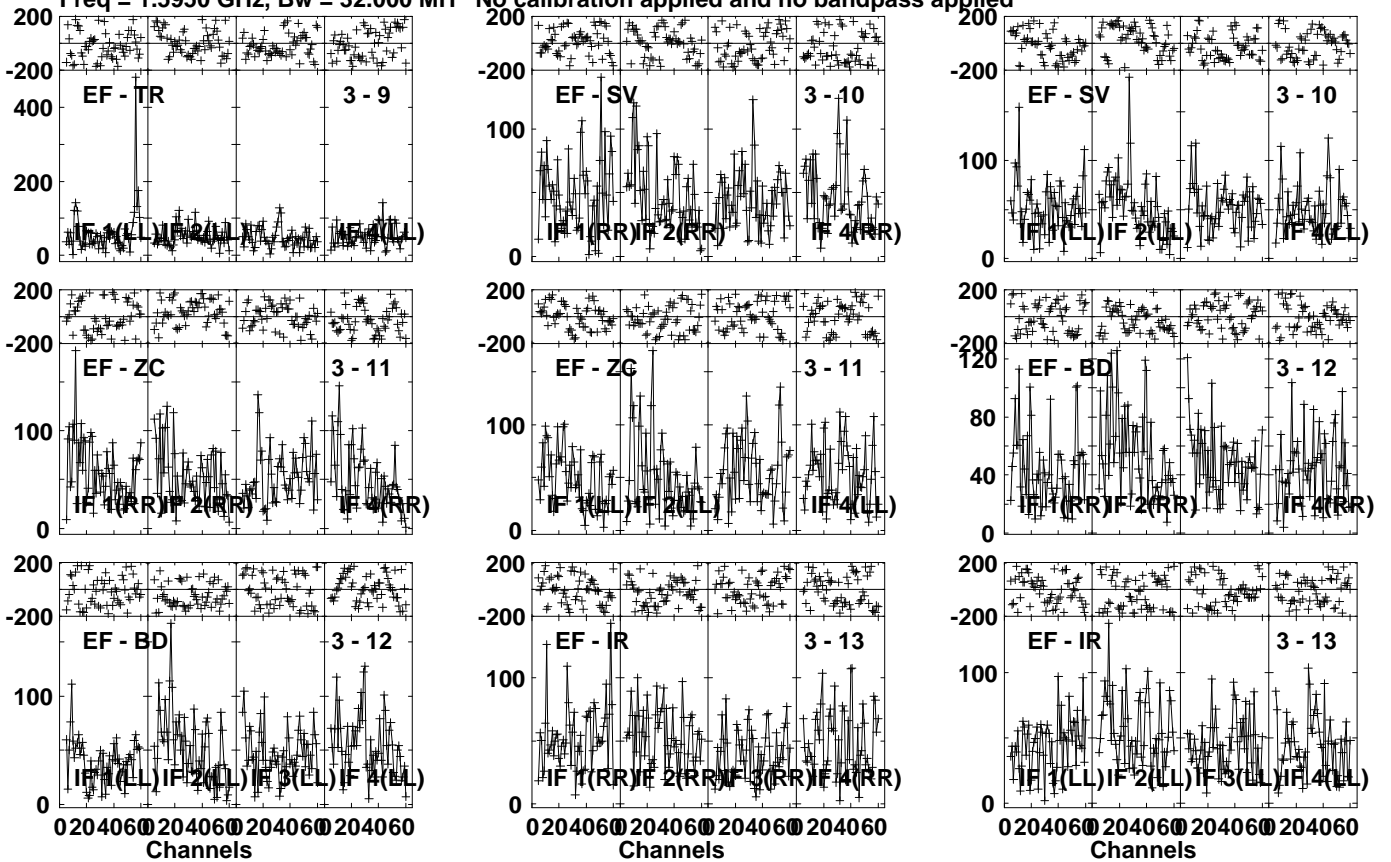
Lower frame: Micro Ampl Jy Top frame: Phas deg  
Vector averaged cross-power spectrum Several baselines displayed  
Timerange: 00/10:22:21 to 00/10:29:59

Plot file version 140 created 02-NOV-2021 17:42:41

J084408+4627 EM146.UVDATA.1

Freq = 1.5950 GHz, Bw = 32.000 MH

No calibration applied and no bandpass applied



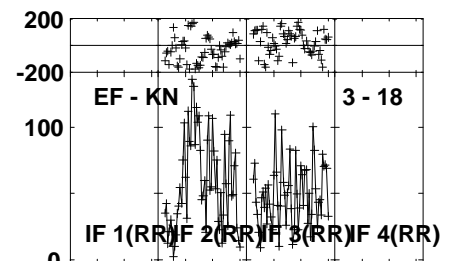
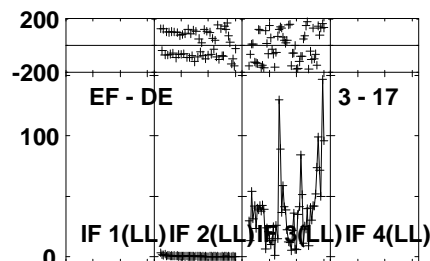
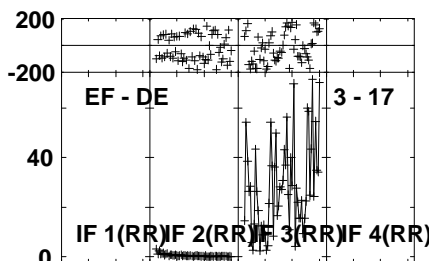
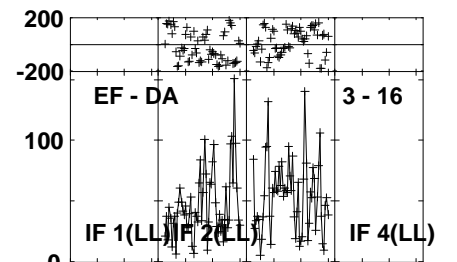
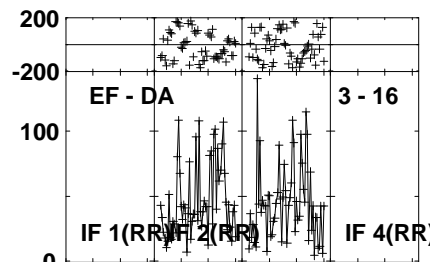
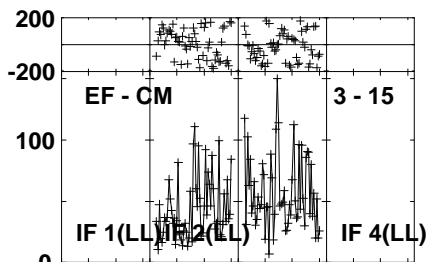
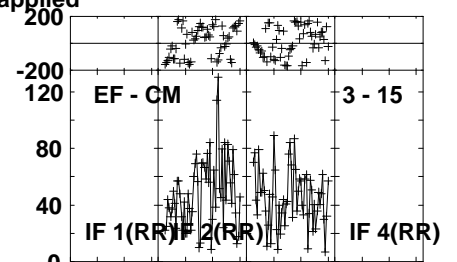
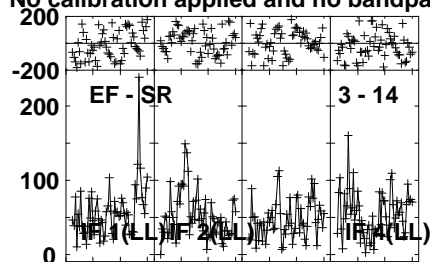
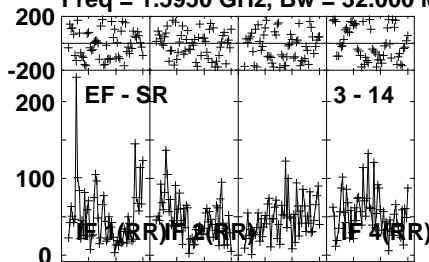
Lower frame: Micro Ampl Jy Top frame: Phas deg  
Vector averaged cross-power spectrum Several baselines displayed  
Timerange: 00/10:22:21 to 00/10:29:59

Plot file version 141 created 02-NOV-2021 17:42:41

J084408+4627 EM146.UVDATA.1

Freq = 1.5950 GHz, Bw = 32.000 MH

No calibration applied and no bandpass applied

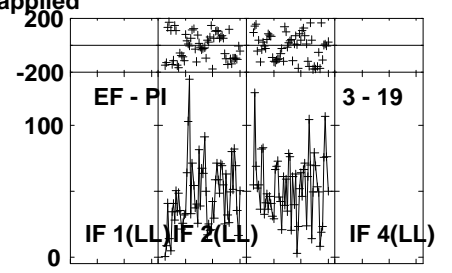
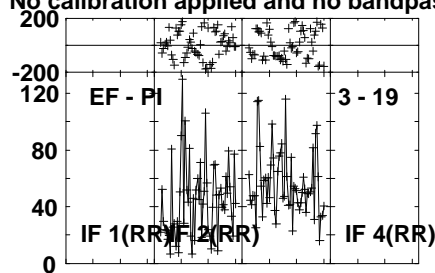
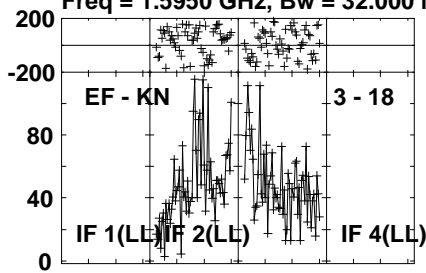


Lower frame: Micro Ampl Jy Top frame: Phas deg  
Vector averaged cross-power spectrum Several baselines displayed  
Timerange: 00/10:22:21 to 00/10:29:59

Plot file version 142 created 02-NOV-2021 17:42:41

J084408+4627 EM146.UVDATA.1

Freq = 1.5950 GHz, Bw = 32.000 MH No calibration applied and no bandpass applied



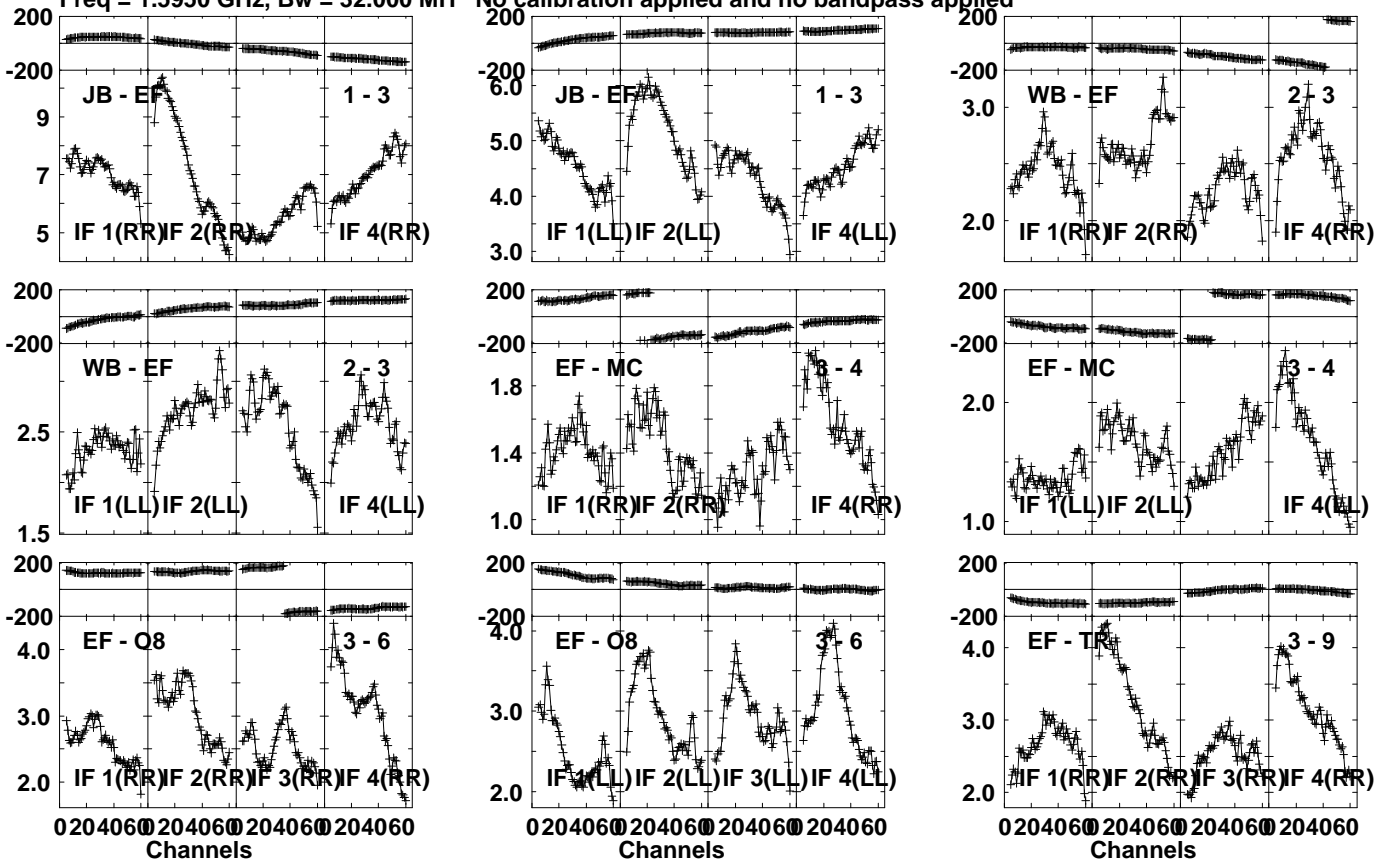
Lower frame: Micro Ampl Jy Top frame: Phas deg  
Vector averaged cross-power spectrum Several baselines displayed  
Timerange: 00/10:22:21 to 00/10:29:59

Plot file version 143 created 02-NOV-2021 17:42:41

J0847+4609 EM146.UVDATA.1

Freq = 1.5950 GHz, Bw = 32.000 MH

No calibration applied and no bandpass applied



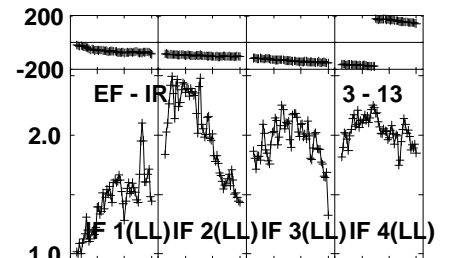
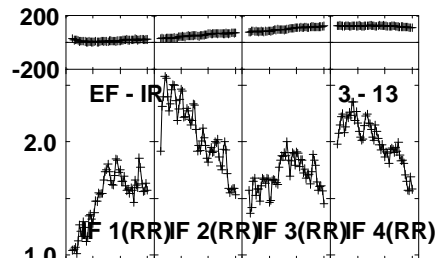
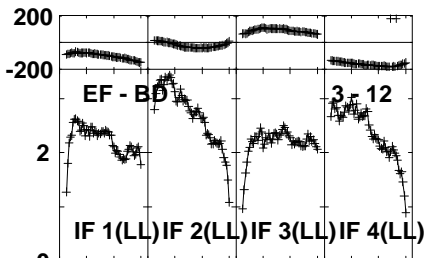
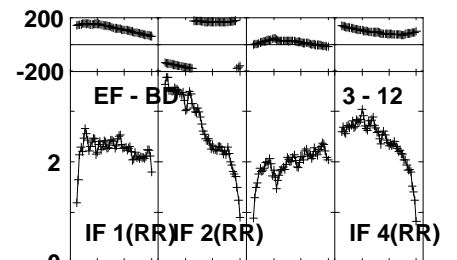
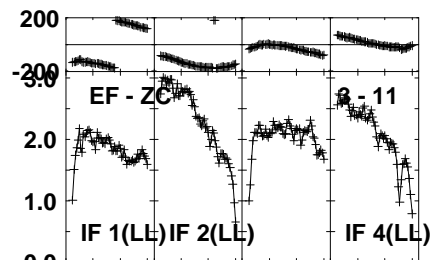
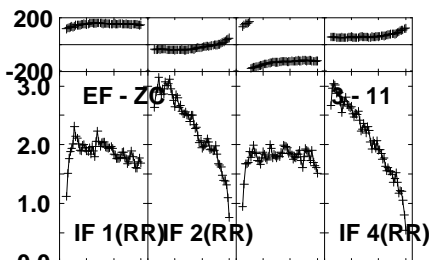
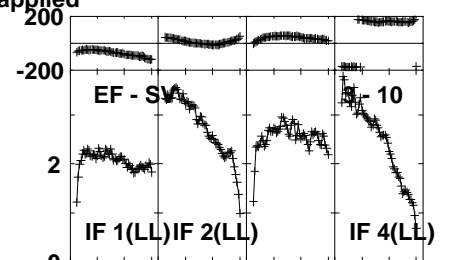
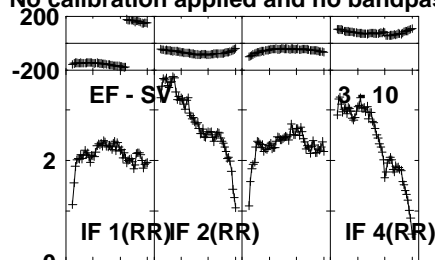
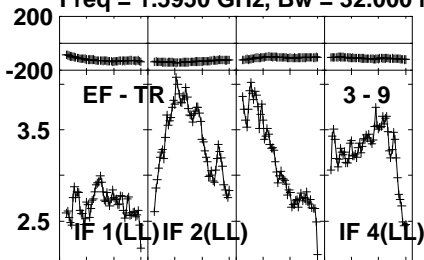
Lower frame: Milli Ampl Jy Top frame: Phas deg  
Vector averaged cross-power spectrum Several baselines displayed  
Timerange: 00/10:30:21 to 00/10:31:59

Plot file version 144 created 02-NOV-2021 17:42:42

J0847+4609 EM146.UVDATA.1

Freq = 1.5950 GHz, Bw = 32.000 MH

No calibration applied and no bandpass applied



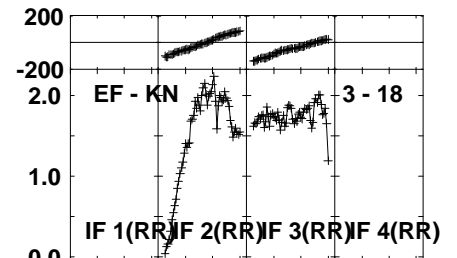
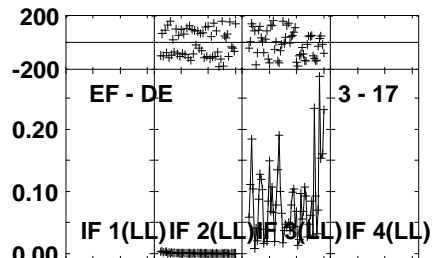
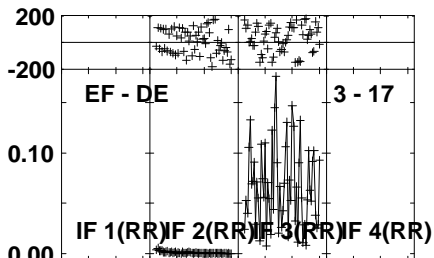
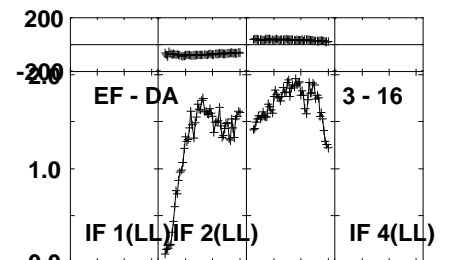
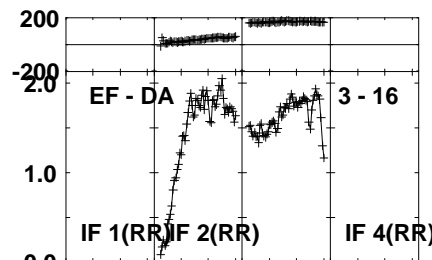
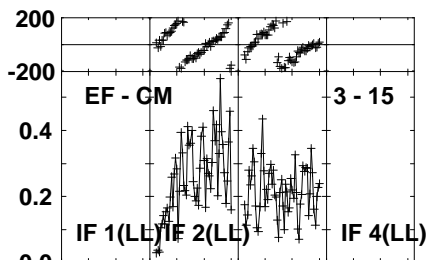
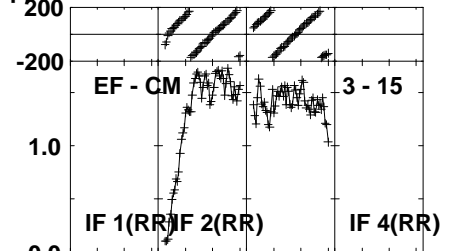
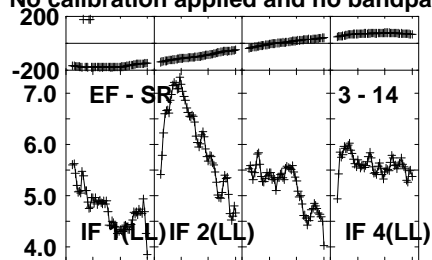
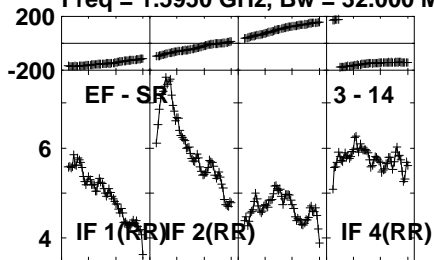
Lower frame: Milli Ampl Jy Top frame: Phas deg  
Vector averaged cross-power spectrum Several baselines displayed  
Timerange: 00/10:30:21 to 00/10:31:59

Plot file version 145 created 02-NOV-2021 17:42:42

J0847+4609 EM146.UVDATA.1

Freq = 1.5950 GHz, Bw = 32.000 MH

No calibration applied and no bandpass applied



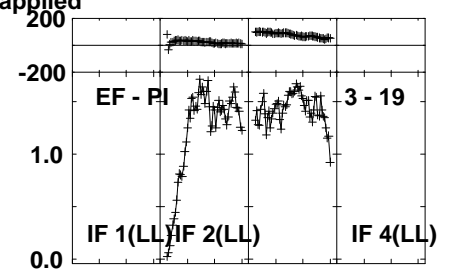
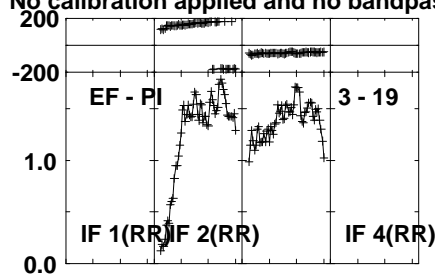
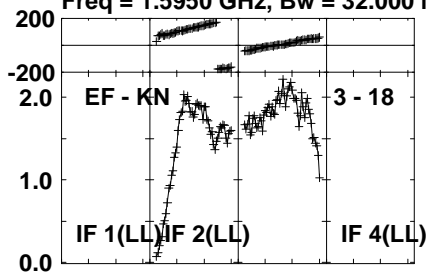
Lower frame: Milli Ampl Jy Top frame: Phas deg  
Vector averaged cross-power spectrum Several baselines displayed  
Timerange: 00/10:30:21 to 00/10:31:59

Plot file version 146 created 02-NOV-2021 17:42:42

J0847+4609 EM146.UVDATA.1

Freq = 1.5950 GHz, Bw = 32.000 MH

No calibration applied and no bandpass applied



Lower frame: Milli Ampl Jy Top frame: Phas deg  
Vector averaged cross-power spectrum Several baselines displayed  
Timerange: 00/10:30:21 to 00/10:31:59

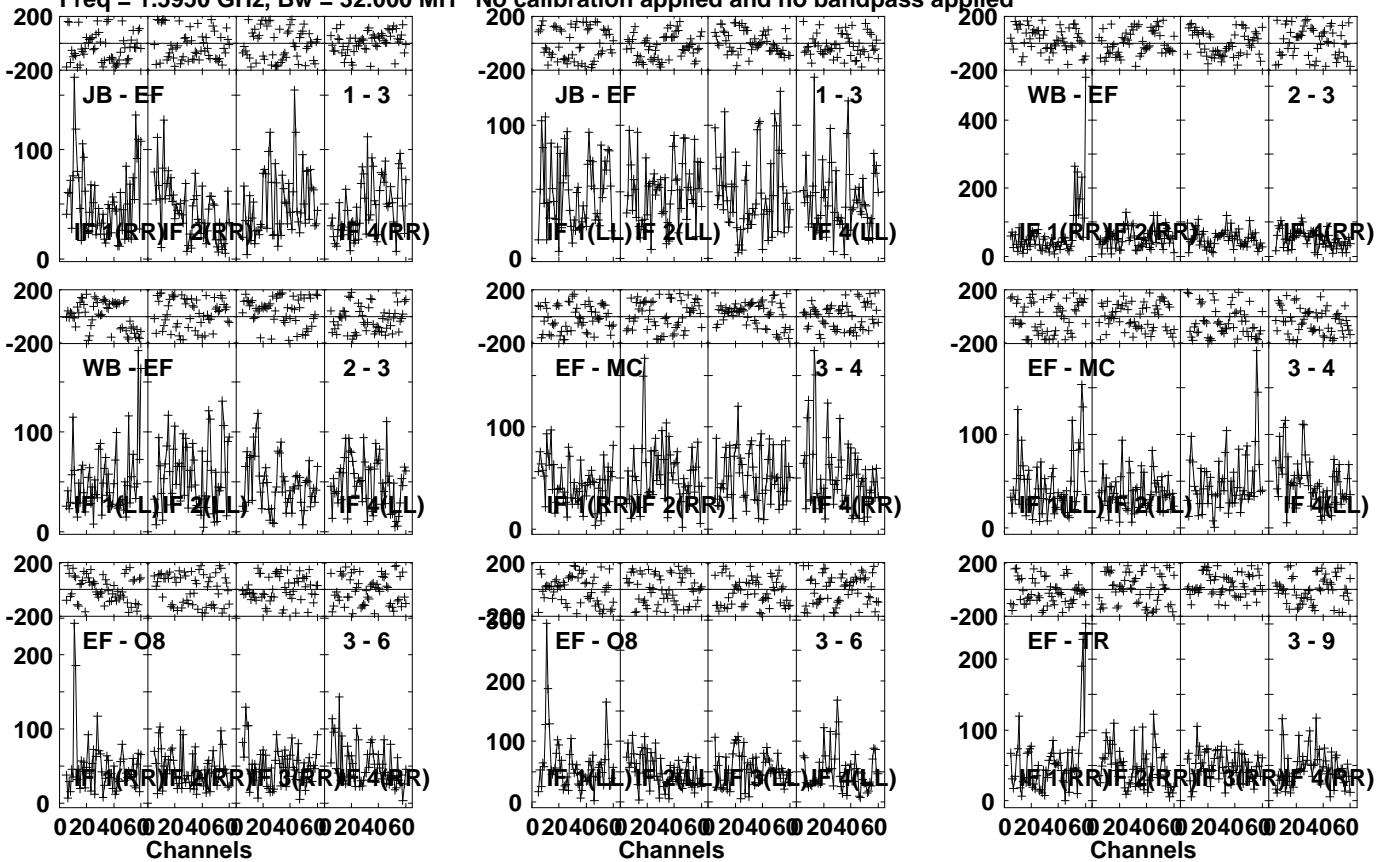


Plot file version 147 created 02-NOV-2021 17:42:42

J084408+4627 EM146.UVDATA.1

Freq = 1.5950 GHz, Bw = 32.000 MH

No calibration applied and no bandpass applied



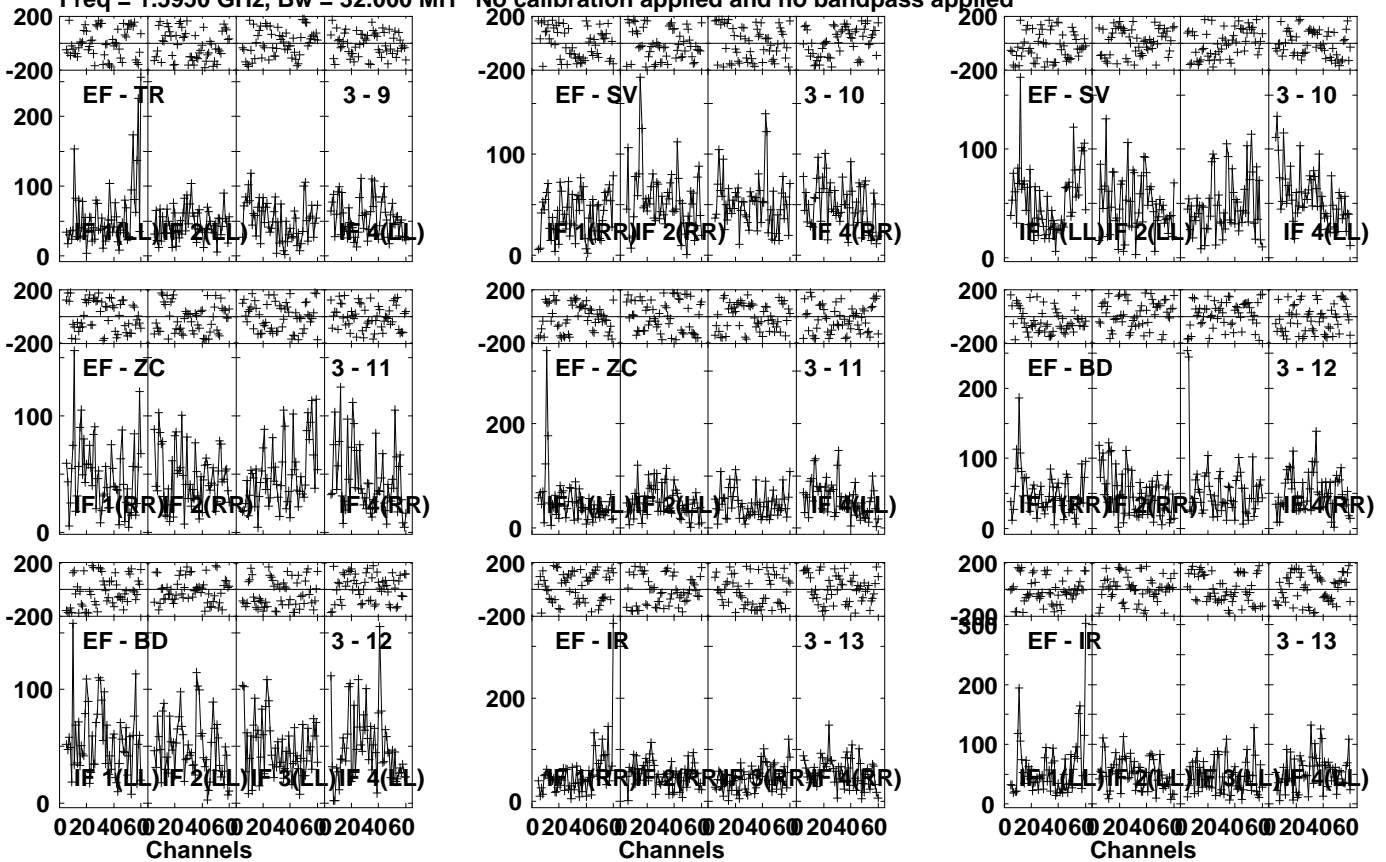
Lower frame: Micro Ampl Jy Top frame: Phas deg  
Vector averaged cross-power spectrum Several baselines displayed  
Timerange: 00/10:32:21 to 00/10:39:59

Plot file version 148 created 02-NOV-2021 17:42:43

J084408+4627 EM146.UVDATA.1

Freq = 1.5950 GHz, Bw = 32.000 MH

No calibration applied and no bandpass applied



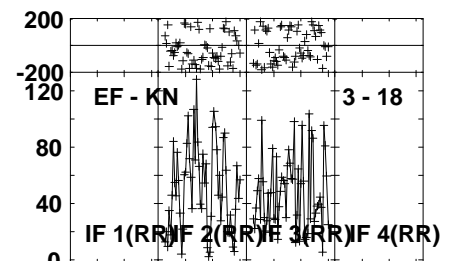
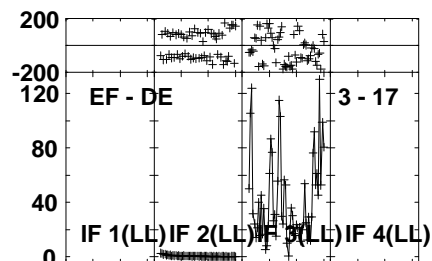
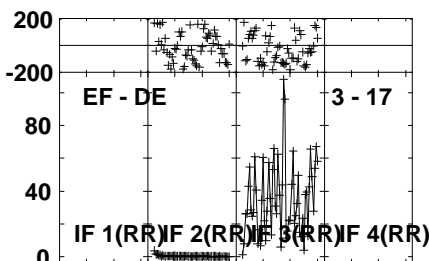
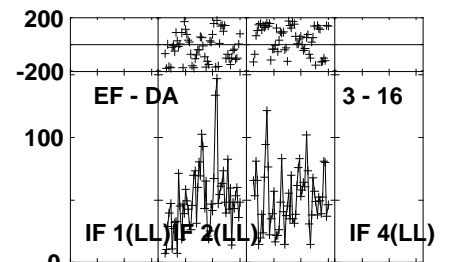
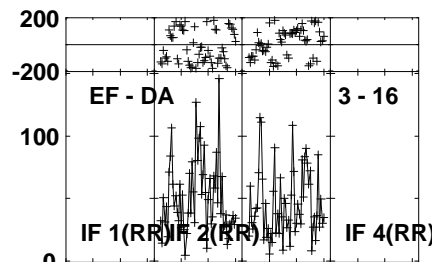
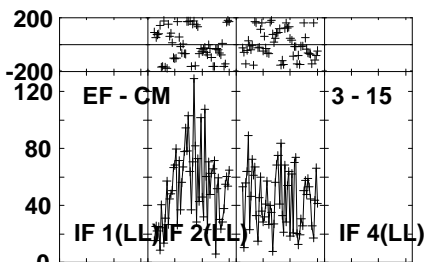
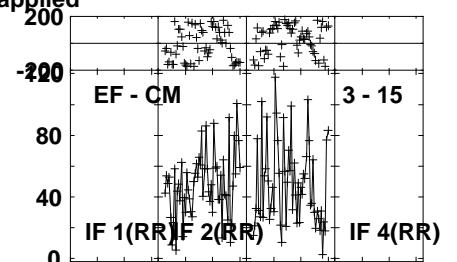
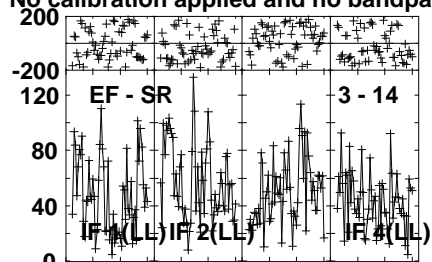
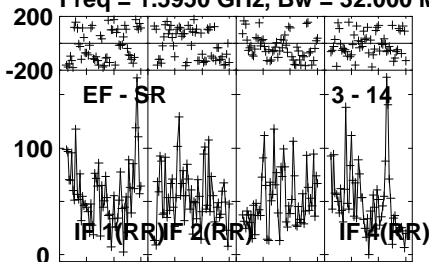
Lower frame: Micro Ampl Jy Top frame: Phas deg  
Vector averaged cross-power spectrum Several baselines displayed  
Timerange: 00/10:32:21 to 00/10:39:59

Plot file version 149 created 02-NOV-2021 17:42:43

J084408+4627 EM146.UVDATA.1

Freq = 1.5950 GHz, Bw = 32.000 MH

No calibration applied and no bandpass applied



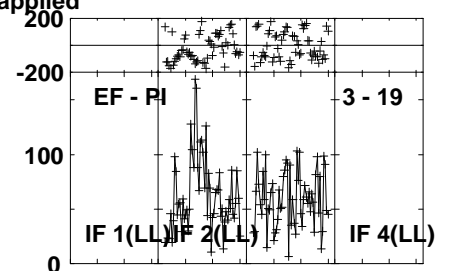
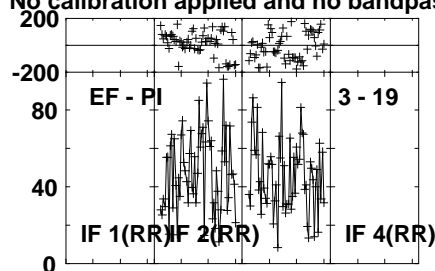
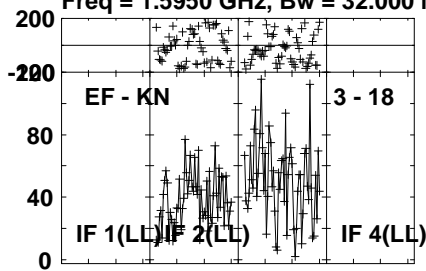
Lower frame: Micro Ampl Jy Top frame: Phas deg  
Vector averaged cross-power spectrum Several baselines displayed  
Timerange: 00/10:32:21 to 00/10:39:59

Plot file version 150 created 02-NOV-2021 17:42:43

J084408+4627 EM146.UVDATA.1

Freq = 1.5950 GHz, Bw = 32.000 MH

No calibration applied and no bandpass applied



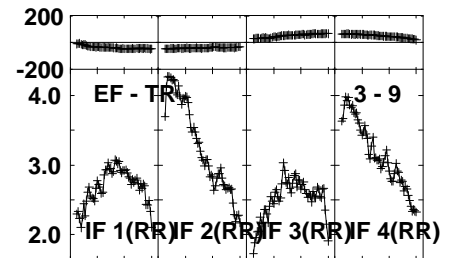
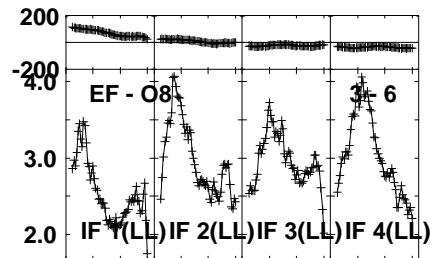
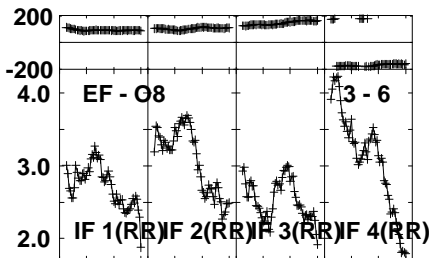
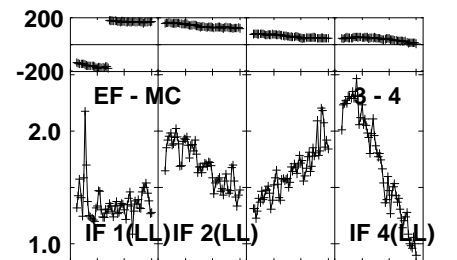
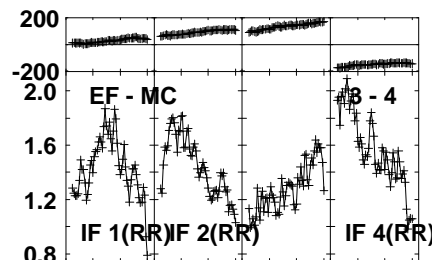
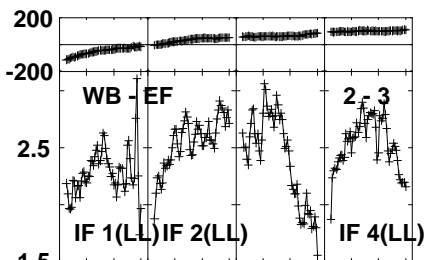
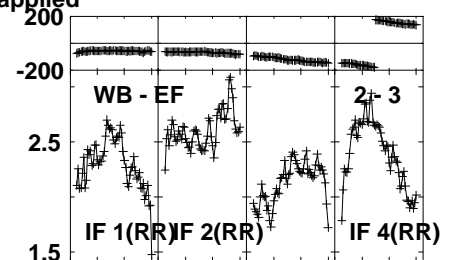
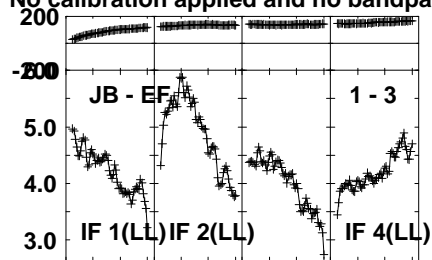
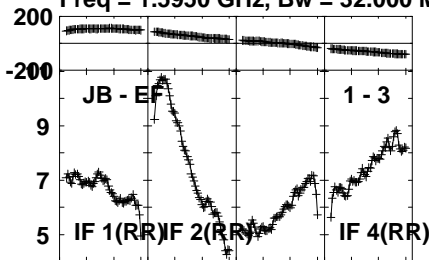
Lower frame: Micro Ampl Jy Top frame: Phas deg  
Vector averaged cross-power spectrum Several baselines displayed  
Timerange: 00/10:32:21 to 00/10:39:59

Plot file version 151 created 02-NOV-2021 17:42:43

J0847+4609 EM146.UVDATA.1

Freq = 1.5950 GHz, Bw = 32.000 MH

No calibration applied and no bandpass applied



0204060 204060 204060 204060  
Channels

0204060 204060 204060 204060  
Channels

0204060 204060 204060 204060  
Channels

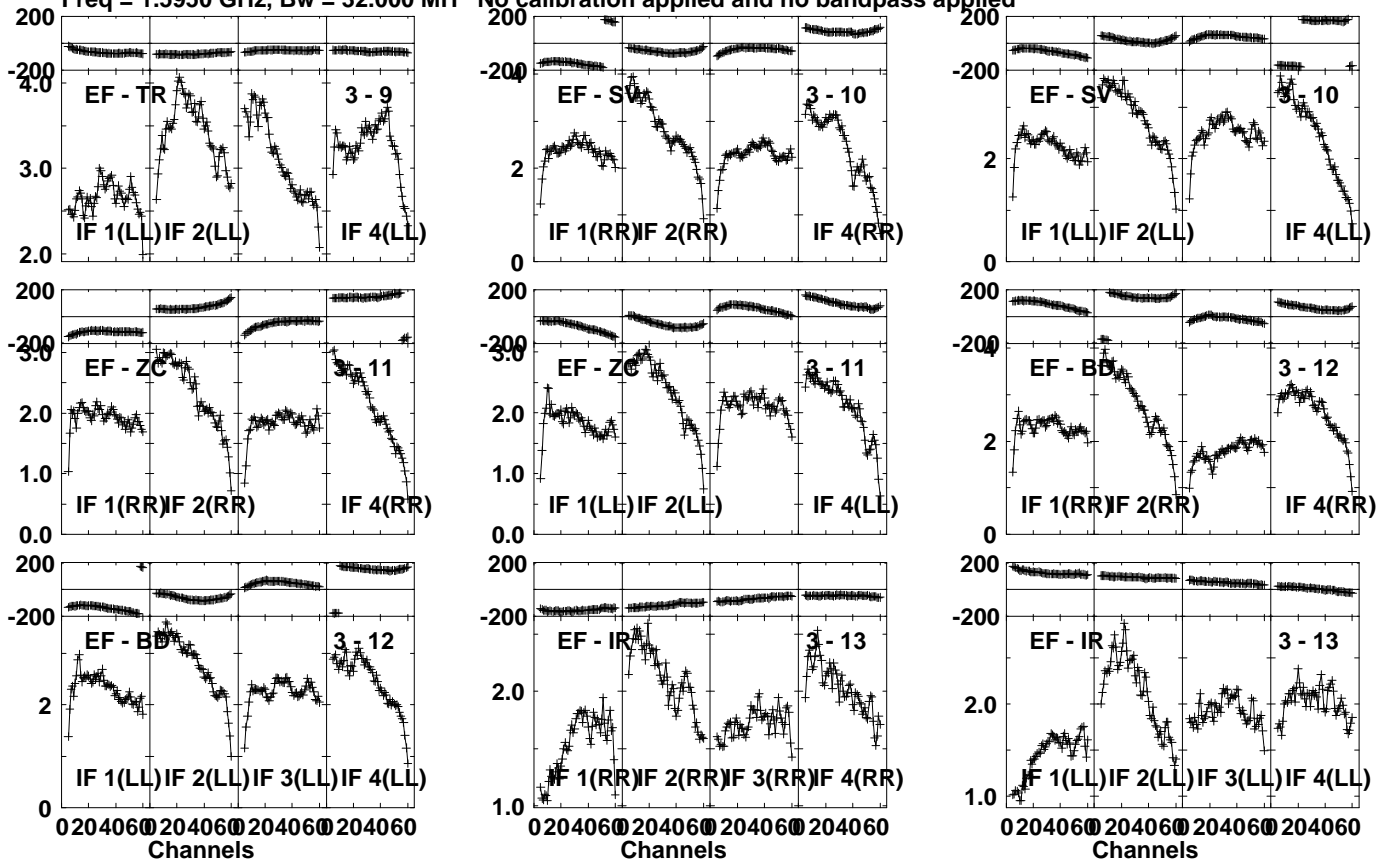
Lower frame: Milli Ampl Jy Top frame: Phas deg  
Vector averaged cross-power spectrum Several baselines displayed  
Timerange: 00/10:40:21 to 00/10:41:59

Plot file version 152 created 02-NOV-2021 17:42:43

J0847+4609 EM146.UVDATA.1

Freq = 1.5950 GHz, Bw = 32.000 MH

No calibration applied and no bandpass applied



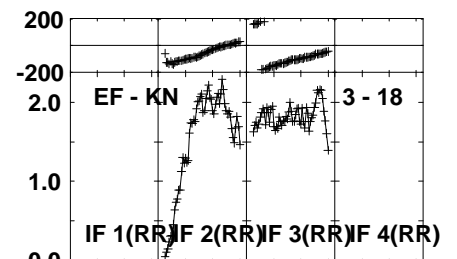
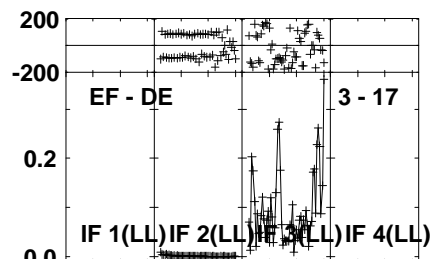
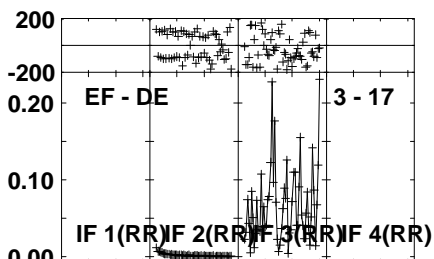
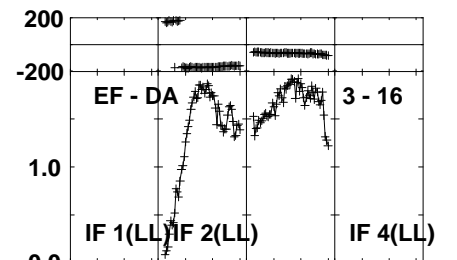
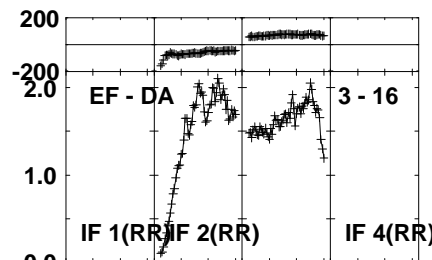
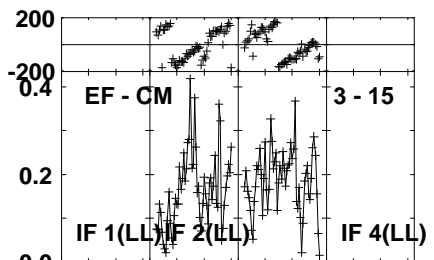
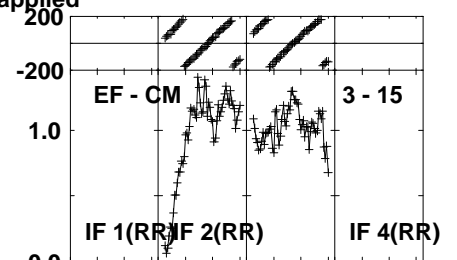
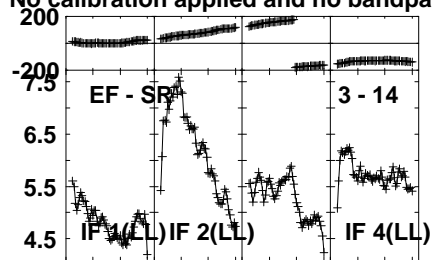
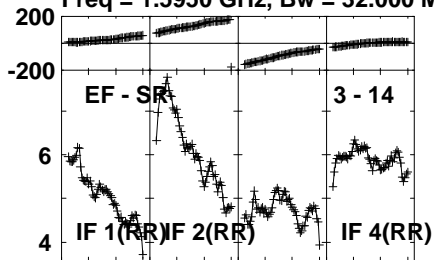
Lower frame: Milli Ampl Jy Top frame: Phas deg  
 Vector averaged cross-power spectrum Several baselines displayed  
 Timerange: 00/10:40:21 to 00/10:41:59

Plot file version 153 created 02-NOV-2021 17:42:44

J0847+4609 EM146.UVDATA.1

Freq = 1.5950 GHz, Bw = 32.000 MH

No calibration applied and no bandpass applied



0204060 204060 204060 204060 Channels

0204060 204060 204060 204060 Channels

0204060 204060 204060 204060 Channels

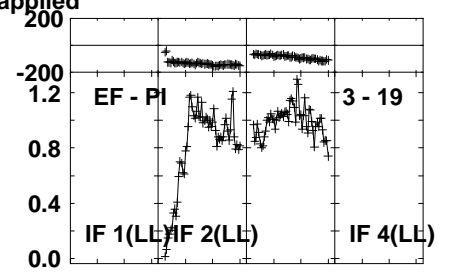
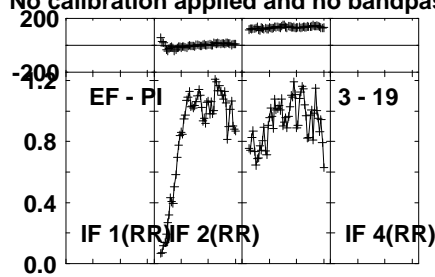
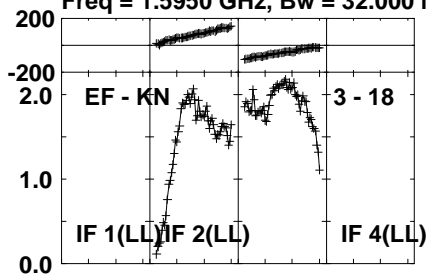
Lower frame: Milli Ampl Jy Top frame: Phas deg  
Vector averaged cross-power spectrum Several baselines displayed  
Timerange: 00/10:40:21 to 00/10:41:59

Plot file version 154 created 02-NOV-2021 17:42:44

J0847+4609 EM146.UVDATA.1

Freq = 1.5950 GHz, Bw = 32.000 MH

No calibration applied and no bandpass applied



Lower frame: Milli Ampl Jy Top frame: Phas deg  
Vector averaged cross-power spectrum Several baselines displayed  
Timerange: 00/10:40:21 to 00/10:41:59

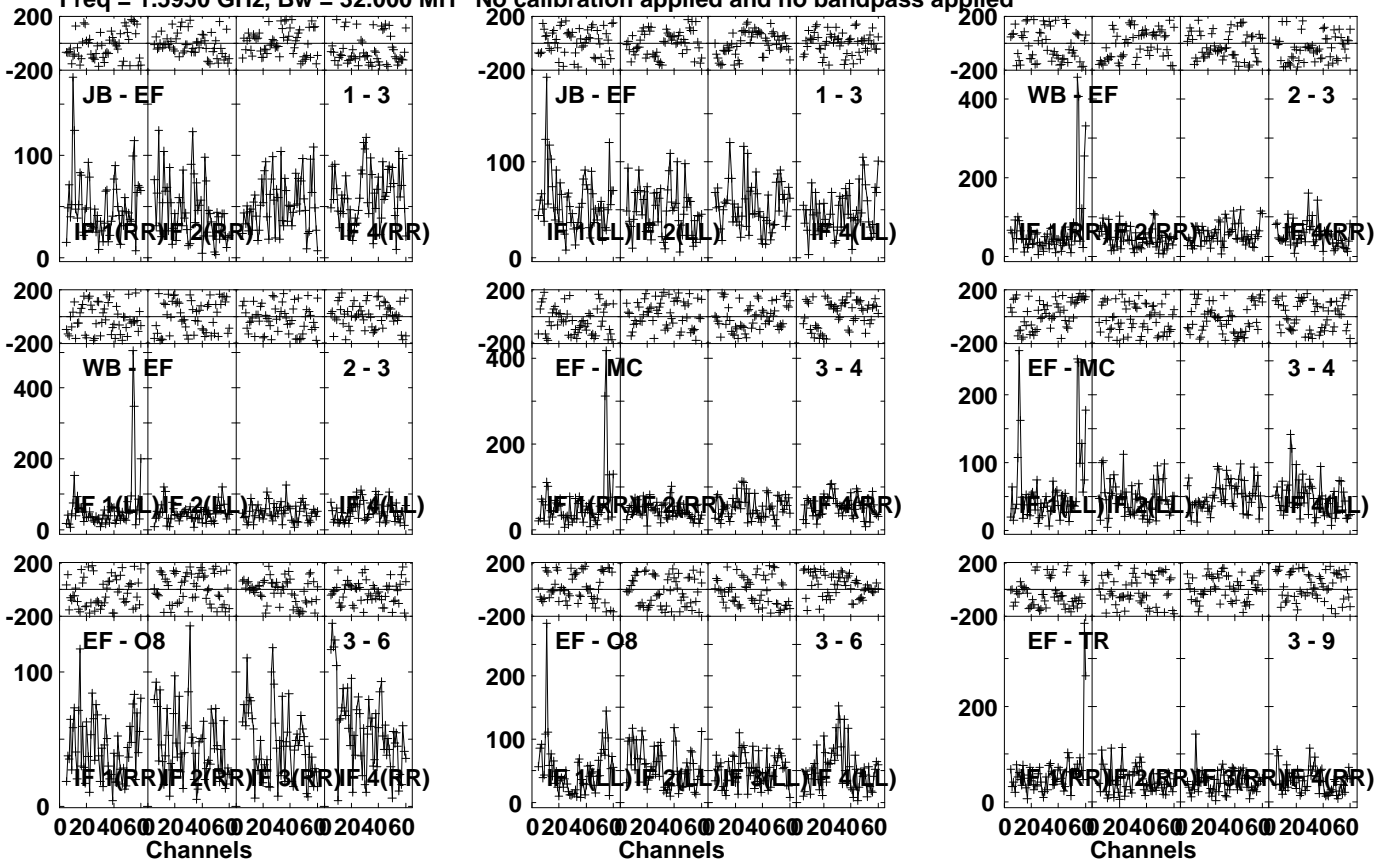


Plot file version 155 created 02-NOV-2021 17:42:44

J084408+4627 EM146.UVDATA.1

Freq = 1.5950 GHz, Bw = 32.000 MH

No calibration applied and no bandpass applied



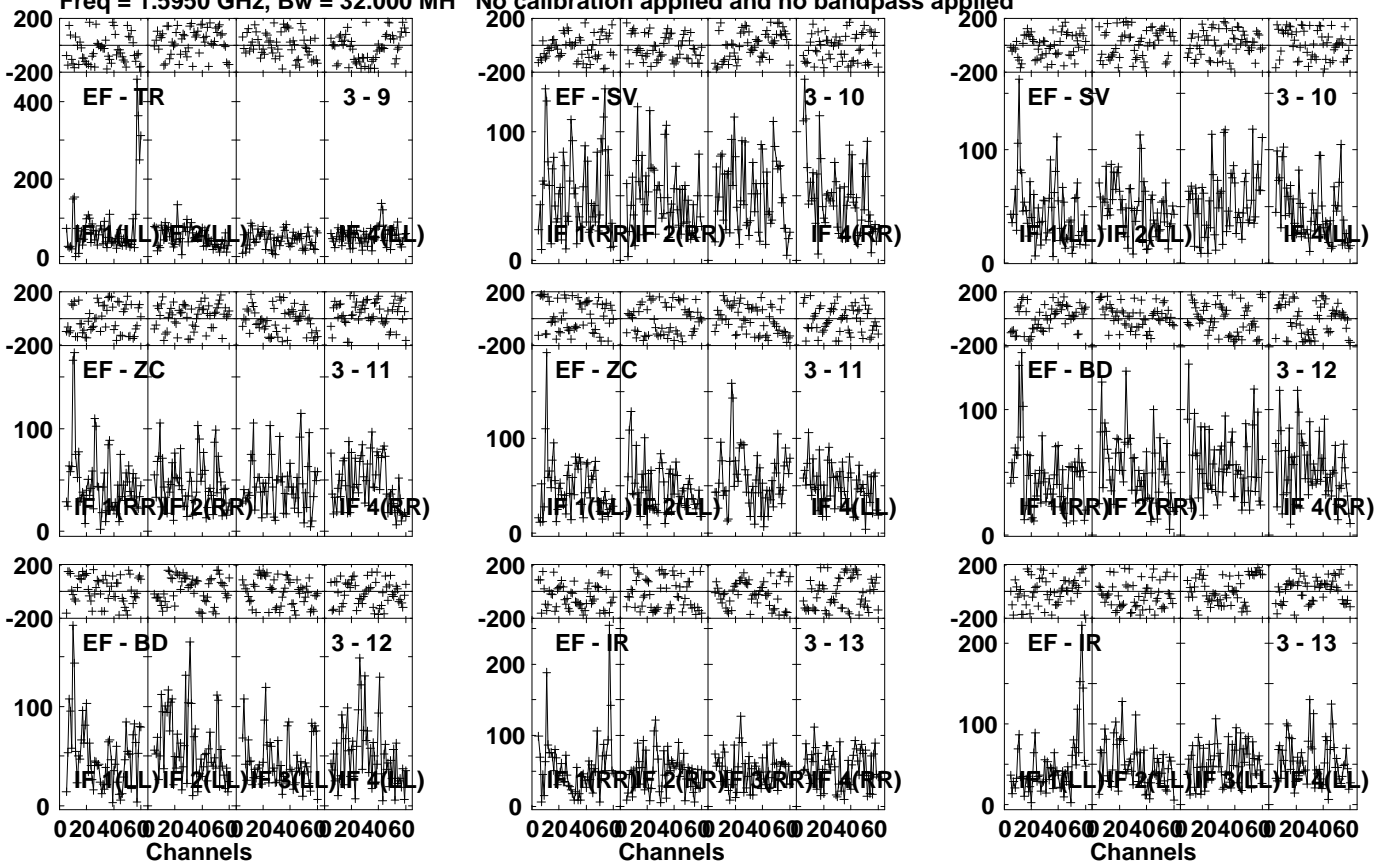
Lower frame: Micro Ampl Jy Top frame: Phas deg  
Vector averaged cross-power spectrum Several baselines displayed  
Timerange: 00/10:42:21 to 00/10:49:59

Plot file version 156 created 02-NOV-2021 17:42:44

J084408+4627 EM146.UVDATA.1

Freq = 1.5950 GHz, Bw = 32.000 MH

No calibration applied and no bandpass applied



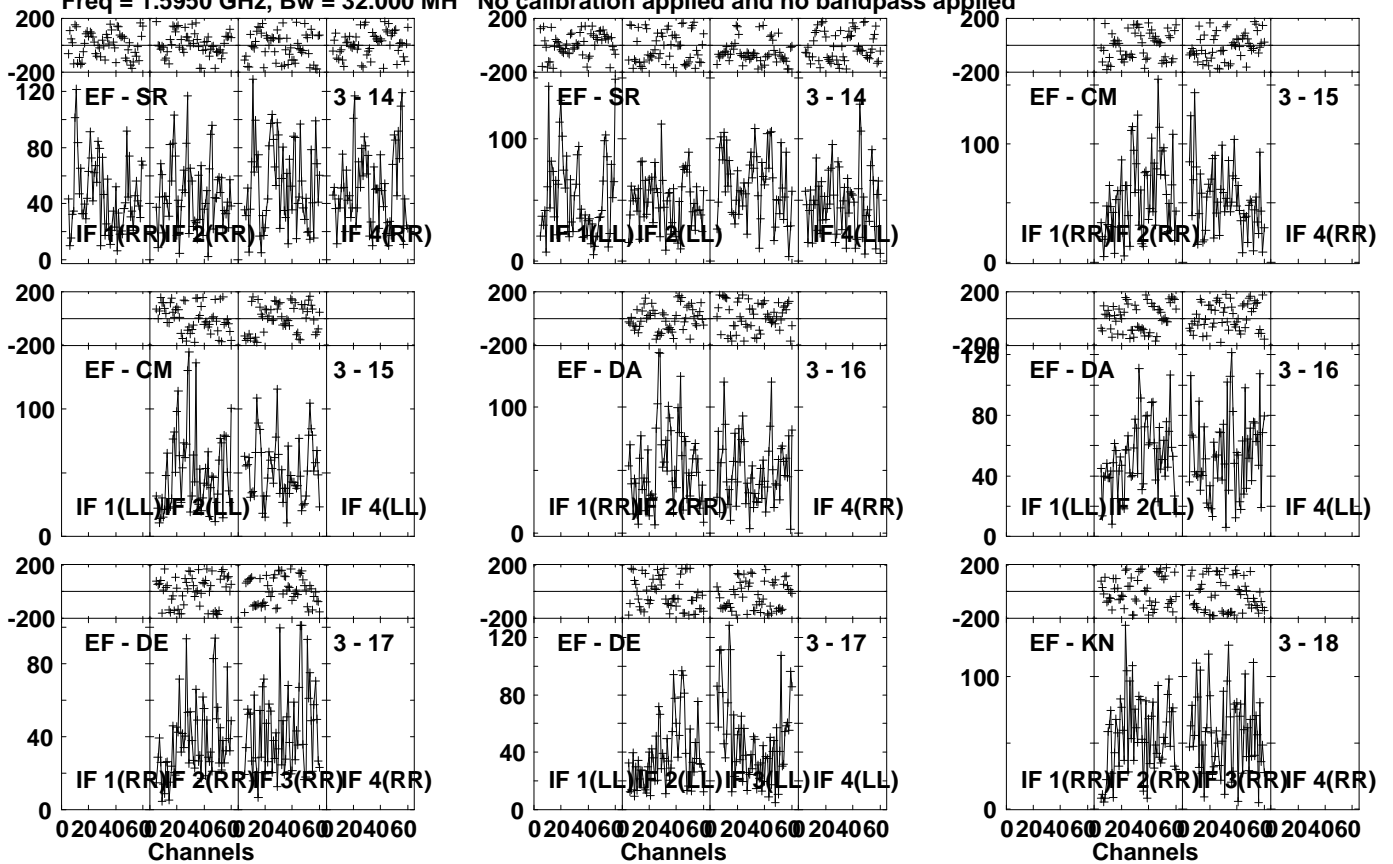
Lower frame: Micro Ampl Jy Top frame: Phas deg  
Vector averaged cross-power spectrum Several baselines displayed  
Timerange: 00/10:42:21 to 00/10:49:59

Plot file version 157 created 02-NOV-2021 17:42:45

J084408+4627 EM146.UVDATA.1

Freq = 1.5950 GHz, Bw = 32.000 MH

No calibration applied and no bandpass applied



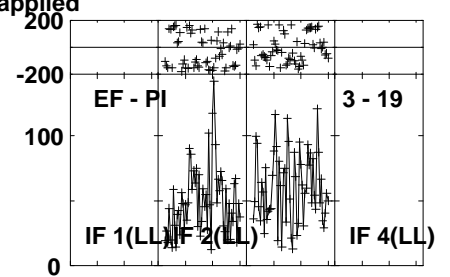
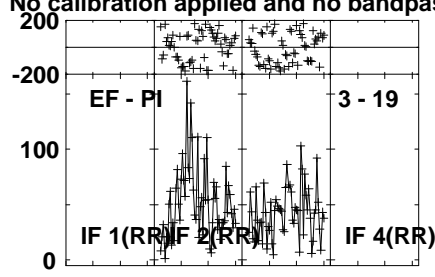
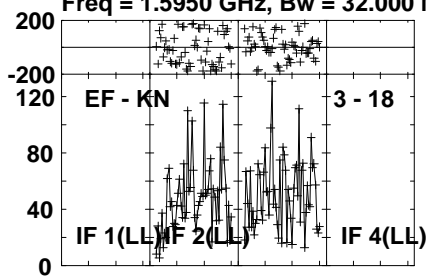
Lower frame: Micro Ampl Jy Top frame: Phas deg  
Vector averaged cross-power spectrum Several baselines displayed  
Timerange: 00/10:42:21 to 00/10:49:59

Plot file version 158 created 02-NOV-2021 17:42:45

J084408+4627 EM146.UVDATA.1

Freq = 1.5950 GHz, Bw = 32.000 MH

No calibration applied and no bandpass applied



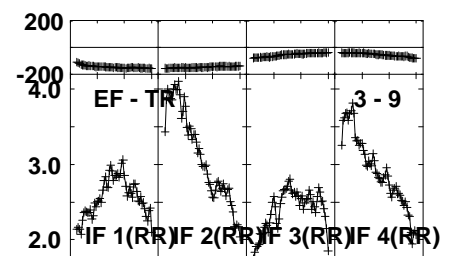
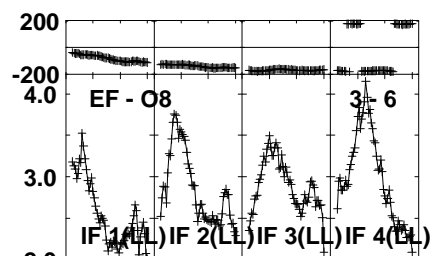
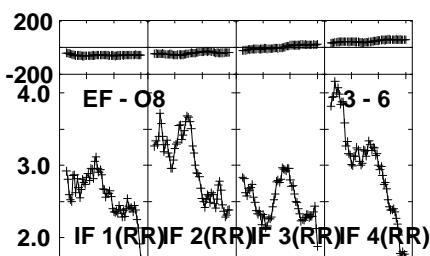
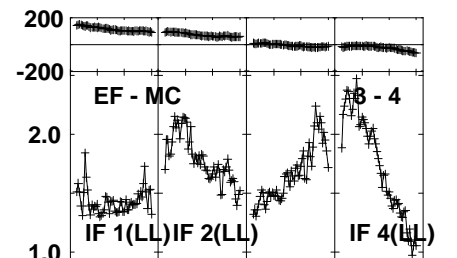
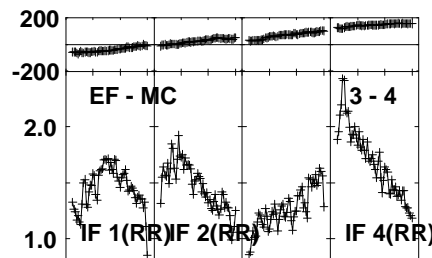
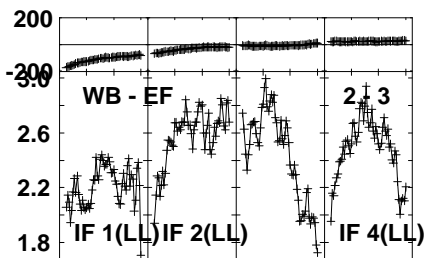
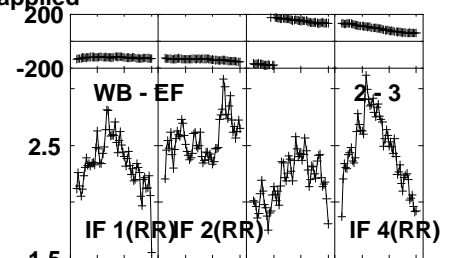
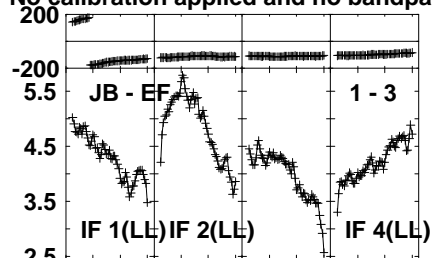
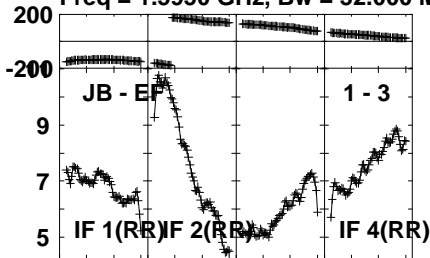
Lower frame: Micro Ampl Jy Top frame: Phas deg  
Vector averaged cross-power spectrum Several baselines displayed  
Timerange: 00/10:42:21 to 00/10:49:59

Plot file version 159 created 02-NOV-2021 17:42:45

J0847+4609 EM146.UVDATA.1

Freq = 1.5950 GHz, Bw = 32.000 MH

No calibration applied and no bandpass applied



0204060 204060 204060 204060  
Channels

0204060 204060 204060 204060  
Channels

0204060 204060 204060 204060  
Channels

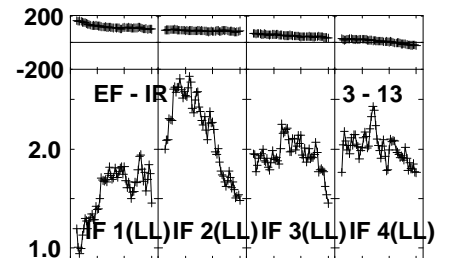
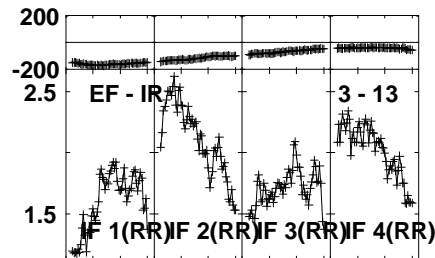
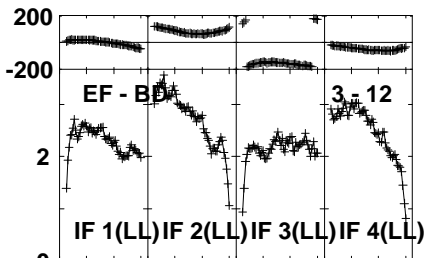
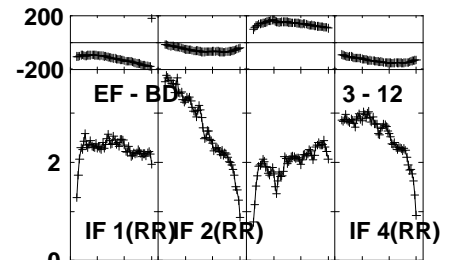
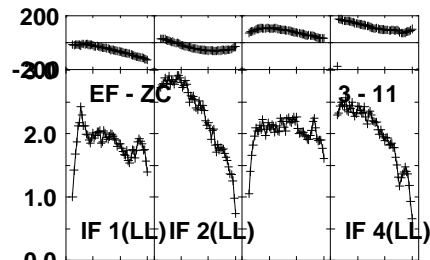
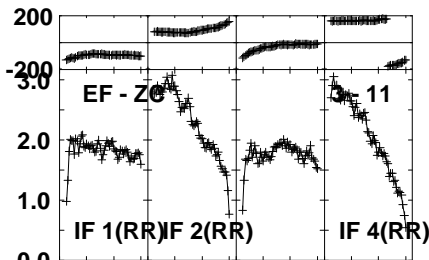
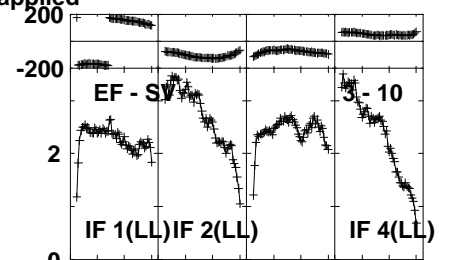
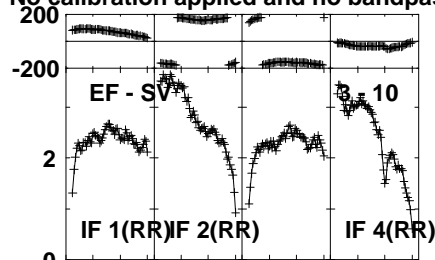
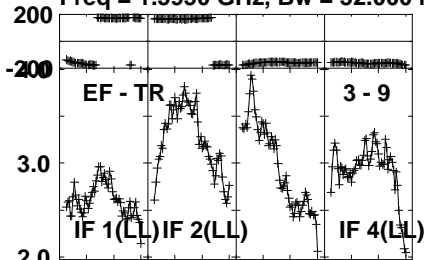
Lower frame: Milli Ampl Jy Top frame: Phas deg  
Vector averaged cross-power spectrum Several baselines displayed  
Timerange: 00/10:50:21 to 00/10:51:59

Plot file version 160 created 02-NOV-2021 17:42:45

J0847+4609 EM146.UVDATA.1

Freq = 1.5950 GHz, Bw = 32.000 MH

No calibration applied and no bandpass applied



0204060 204060 204060 204060  
Channels

0204060 204060 204060 204060  
Channels

0204060 204060 204060 204060  
Channels

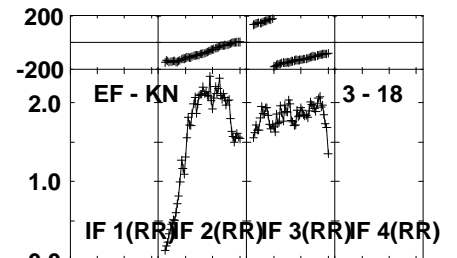
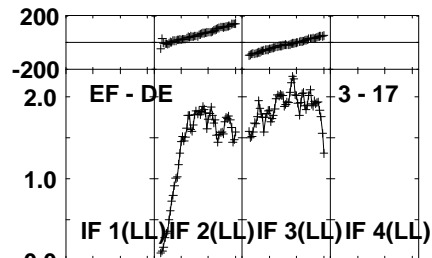
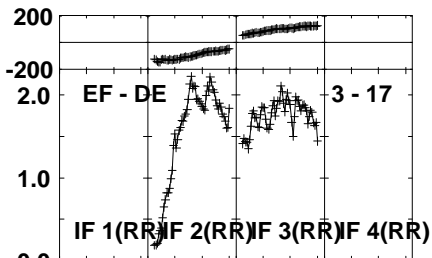
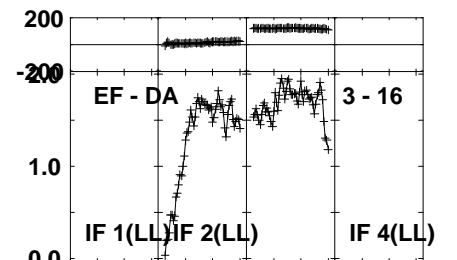
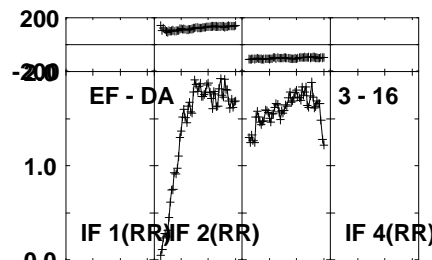
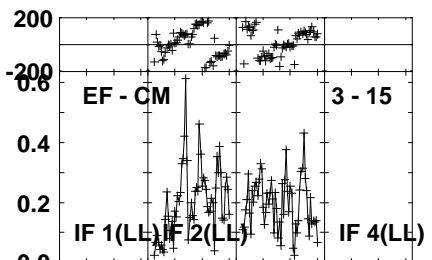
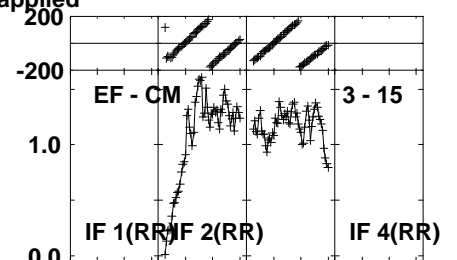
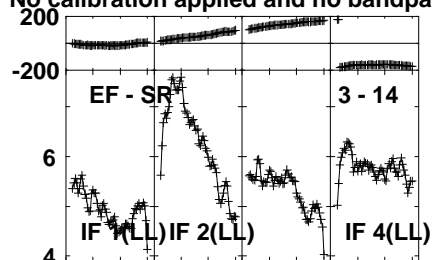
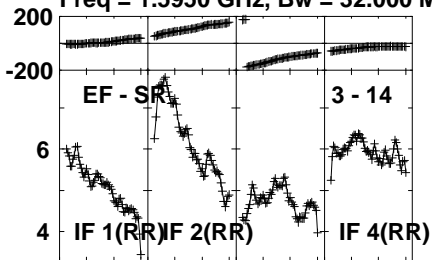
Lower frame: Milli Ampl Jy Top frame: Phas deg  
Vector averaged cross-power spectrum Several baselines displayed  
Timerange: 00/10:50:21 to 00/10:51:59

Plot file version 161 created 02-NOV-2021 17:42:45

J0847+4609 EM146.UVDATA.1

Freq = 1.5950 GHz, Bw = 32.000 MH

No calibration applied and no bandpass applied



0204060 204060 204060 204060  
Channels

0204060 204060 204060 204060  
Channels

0204060 204060 204060 204060  
Channels

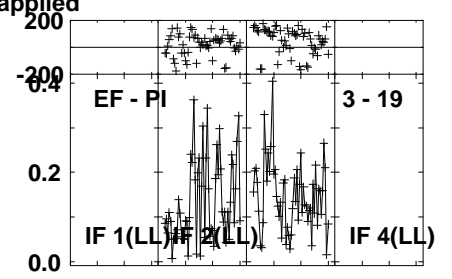
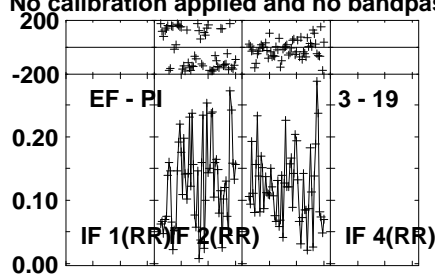
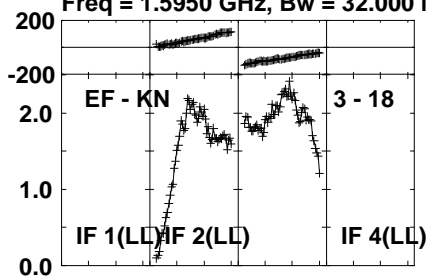
Lower frame: Milli Ampl Jy Top frame: Phas deg  
Vector averaged cross-power spectrum Several baselines displayed  
Timerange: 00/10:50:21 to 00/10:51:59

Plot file version 162 created 02-NOV-2021 17:42:46

J0847+4609 EM146.UVDATA.1

Freq = 1.5950 GHz, Bw = 32.000 MH

No calibration applied and no bandpass applied



Lower frame: Milli Ampl Jy Top frame: Phas deg  
Vector averaged cross-power spectrum Several baselines displayed  
Timerange: 00/10:50:21 to 00/10:51:59

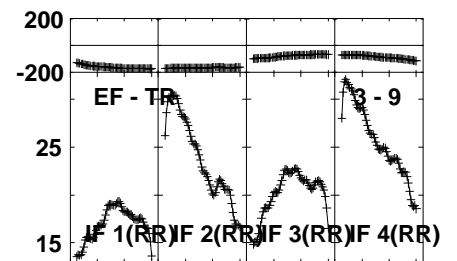
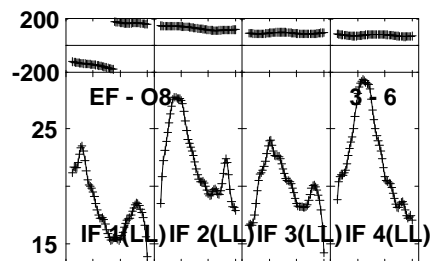
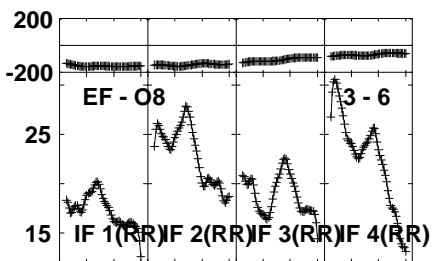
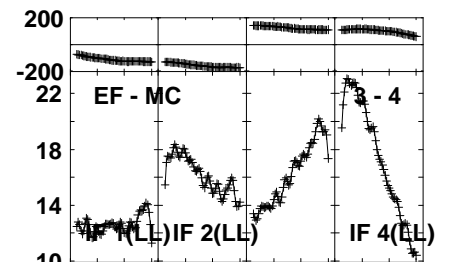
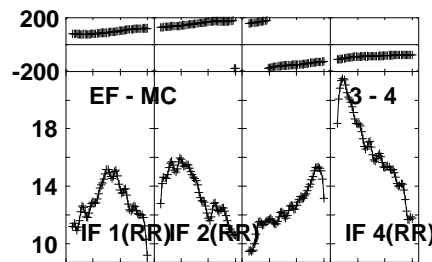
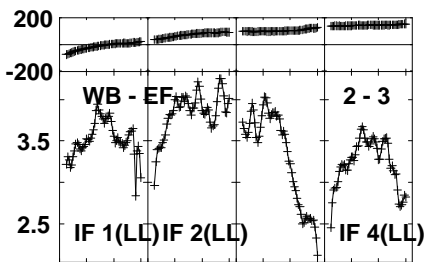
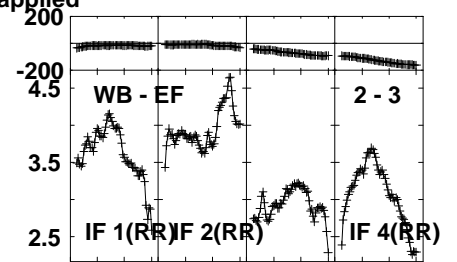
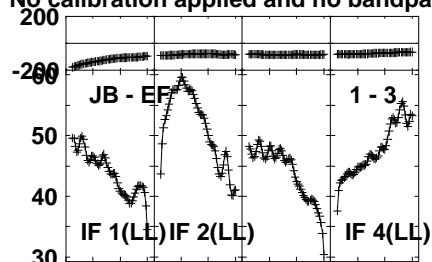
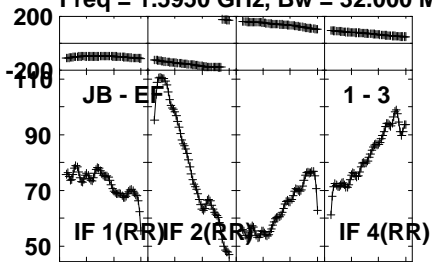


Plot file version 163 created 02-NOV-2021 17:42:46

J0927+39 EM146.UVDATA.1

Freq = 1.5950 GHz, Bw = 32.000 MH

No calibration applied and no bandpass applied



0204060 204060 204060 204060  
Channels

0204060 204060 204060 204060  
Channels

0204060 204060 204060 204060  
Channels

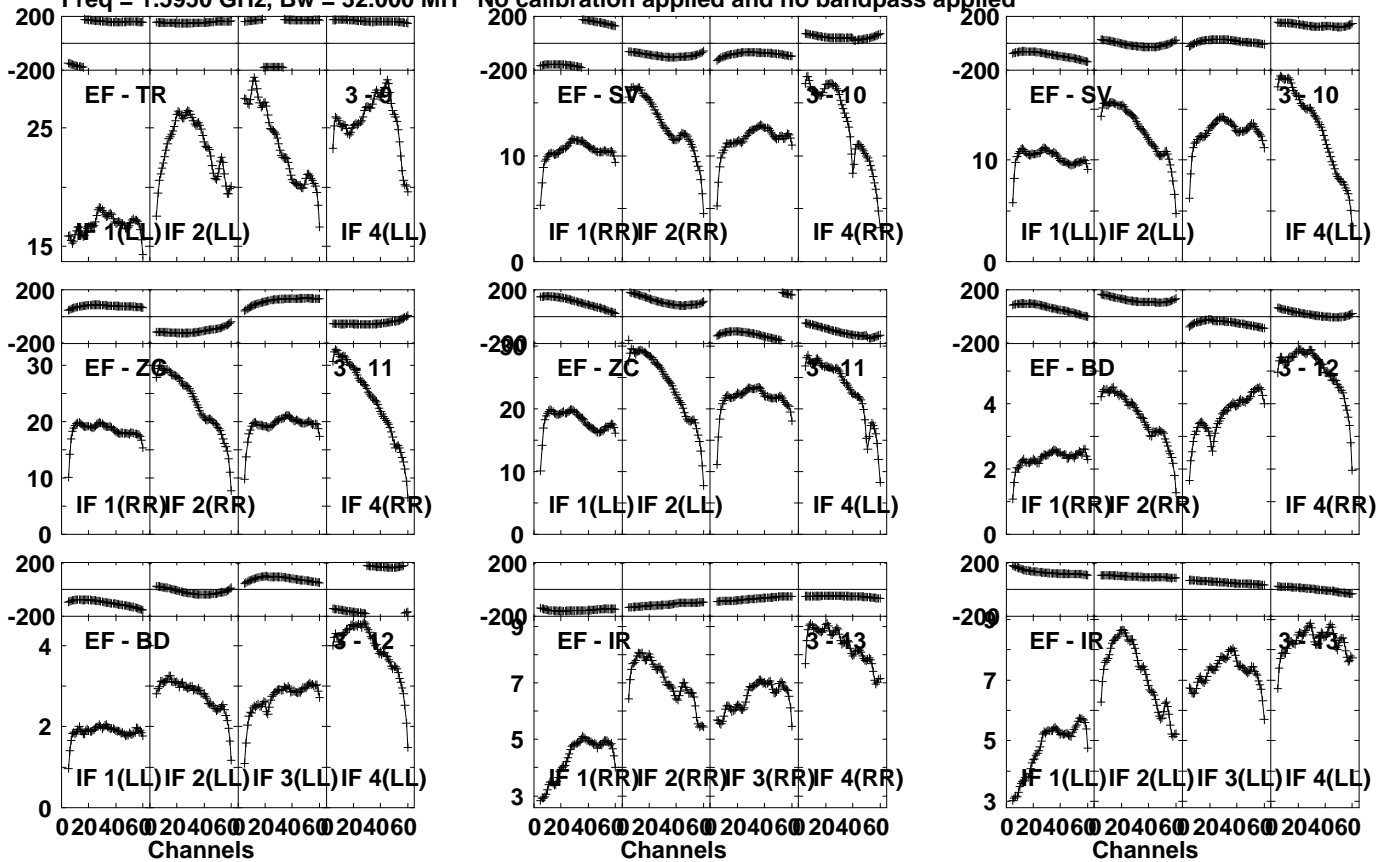
Lower frame: Milli Ampl Jy Top frame: Phas deg  
Vector averaged cross-power spectrum Several baselines displayed  
Timerange: 00/10:54:01 to 00/11:00:59

Plot file version 164 created 02-NOV-2021 17:42:46

J0927+39 EM146.UVDATA.1

Freq = 1.5950 GHz, Bw = 32.000 MH

No calibration applied and no bandpass applied



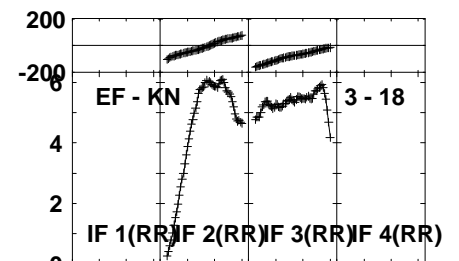
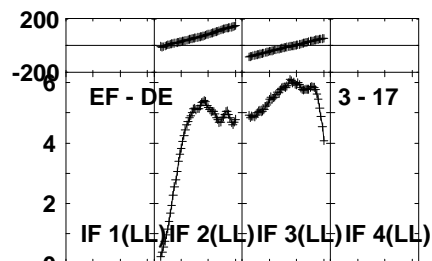
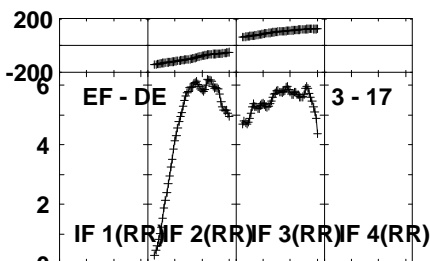
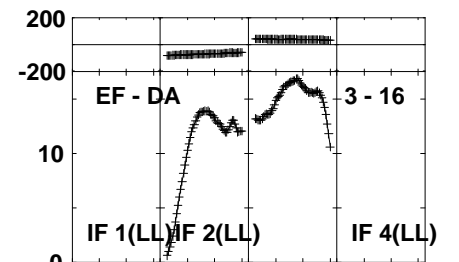
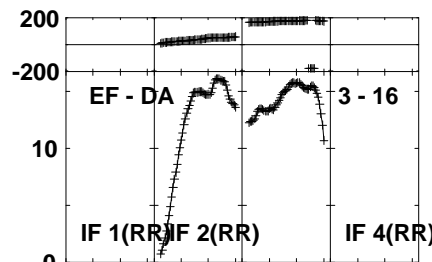
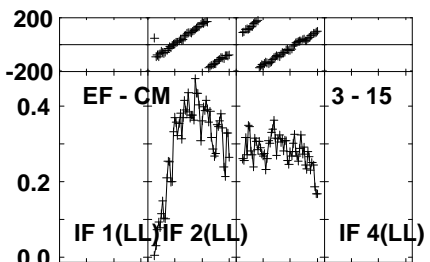
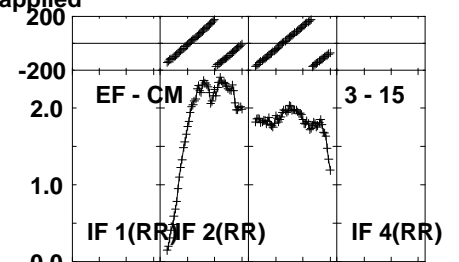
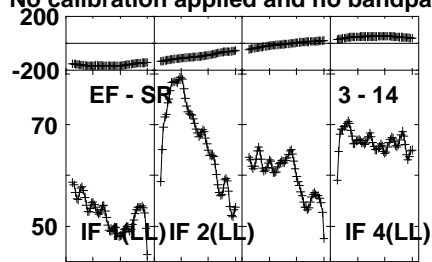
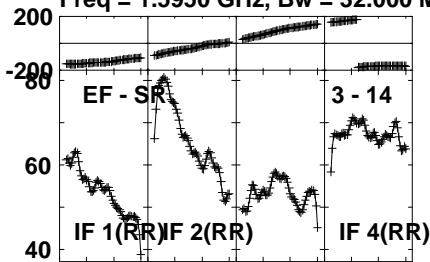
Lower frame: Milli Ampl Jy Top frame: Phas deg  
Vector averaged cross-power spectrum Several baselines displayed  
Timerange: 00/10:54:01 to 00/11:00:59

Plot file version 165 created 02-NOV-2021 17:42:46

J0927+39 EM146.UVDATA.1

Freq = 1.5950 GHz, Bw = 32.000 MH

No calibration applied and no bandpass applied

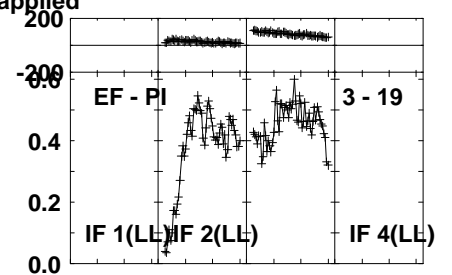
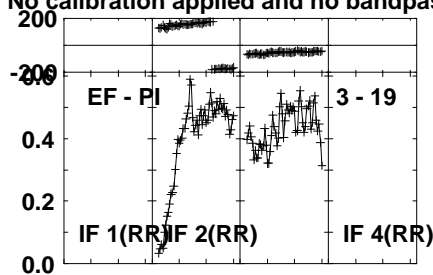
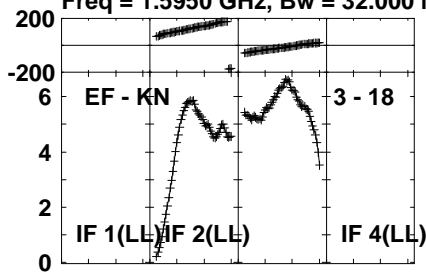


Lower frame: Milli Ampl Jy Top frame: Phas deg  
Vector averaged cross-power spectrum Several baselines displayed  
Timerange: 00/10:54:01 to 00/11:00:59

Plot file version 166 created 02-NOV-2021 17:42:47

J0927+39 EM146.UVDATA.1

Freq = 1.5950 GHz, Bw = 32.000 MH No calibration applied and no bandpass applied



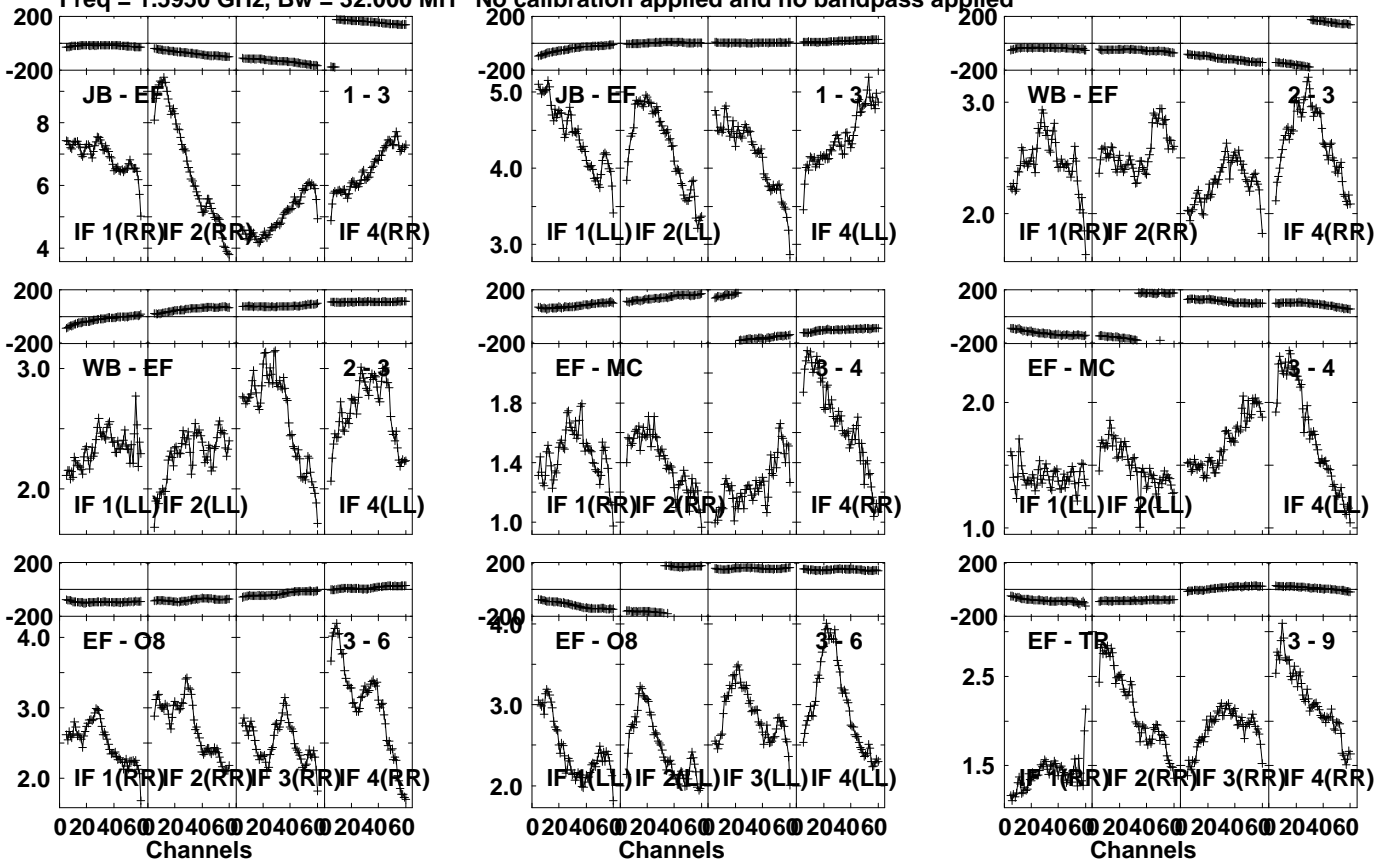
Lower frame: Milli Ampl Jy Top frame: Phas deg  
Vector averaged cross-power spectrum Several baselines displayed  
Timerange: 00/10:54:01 to 00/11:00:59

Plot file version 167 created 02-NOV-2021 17:42:47

J0847+4609 EM146.UVDATA.1

Freq = 1.5950 GHz, Bw = 32.000 MH

No calibration applied and no bandpass applied



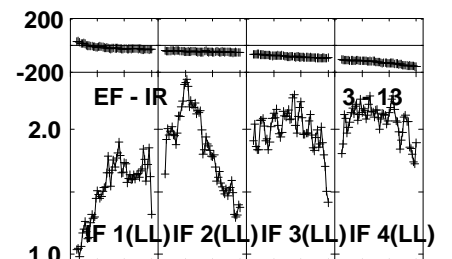
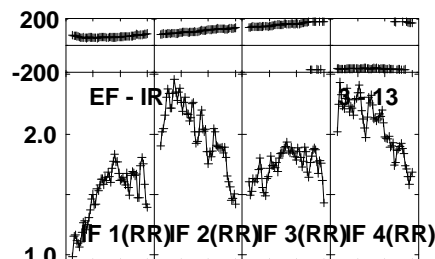
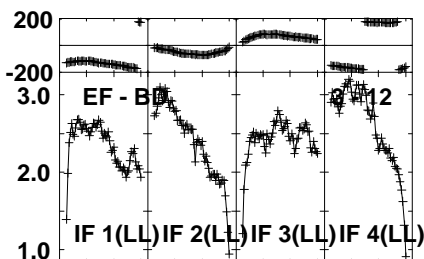
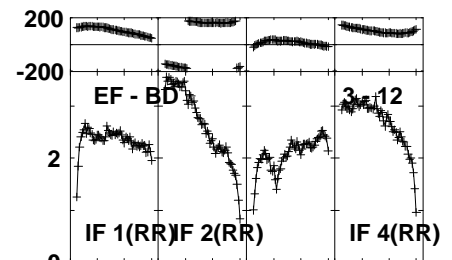
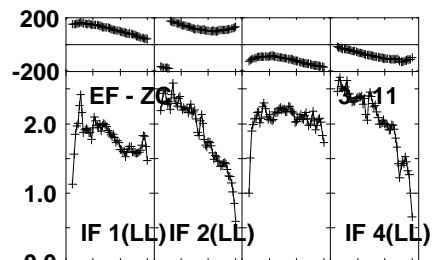
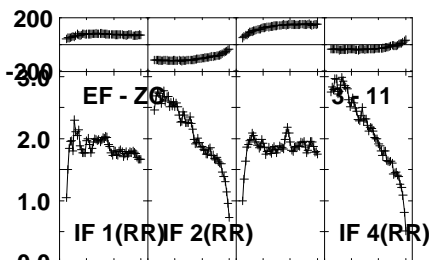
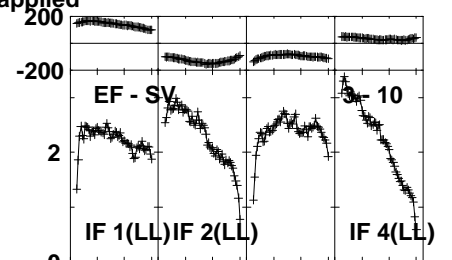
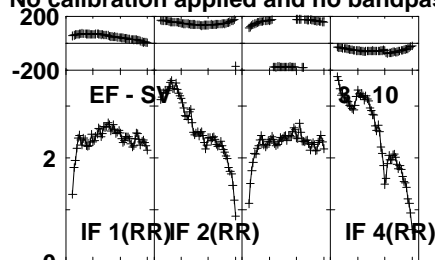
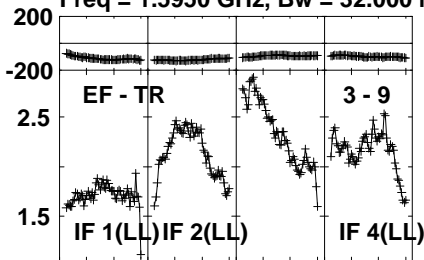
Lower frame: Milli Ampl Jy Top frame: Phas deg  
 Vector averaged cross-power spectrum Several baselines displayed  
 Timerange: 00/11:04:01 to 00/11:05:59

Plot file version 168 created 02-NOV-2021 17:42:47

J0847+4609 EM146.UVDATA.1

Freq = 1.5950 GHz, Bw = 32.000 MH

No calibration applied and no bandpass applied



0204060 204060 204060 204060  
Channels

0204060 204060 204060 204060  
Channels

0204060 204060 204060 204060  
Channels

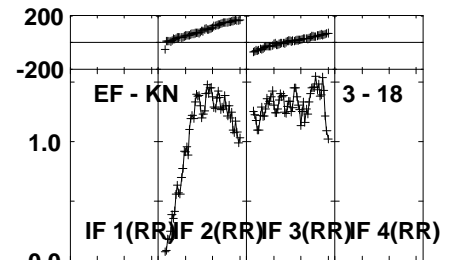
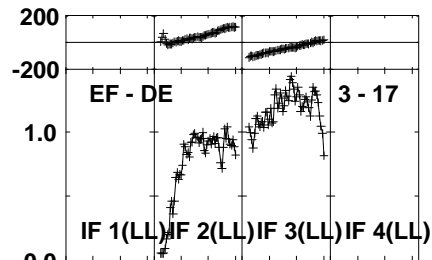
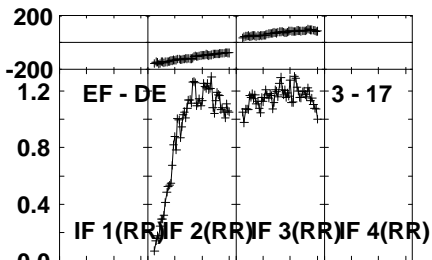
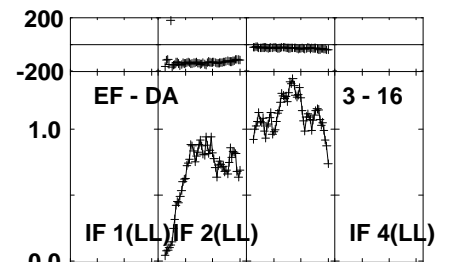
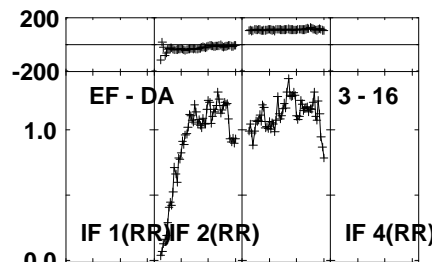
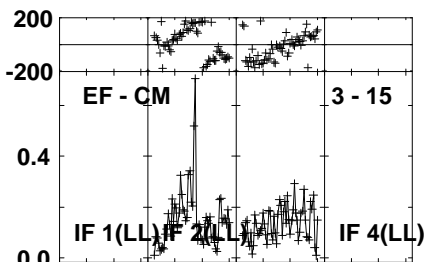
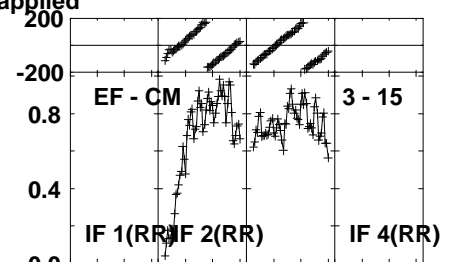
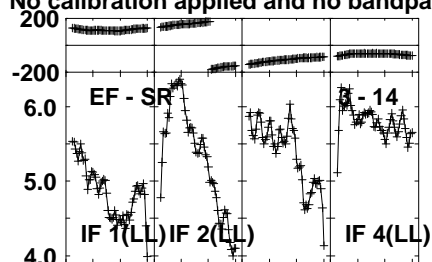
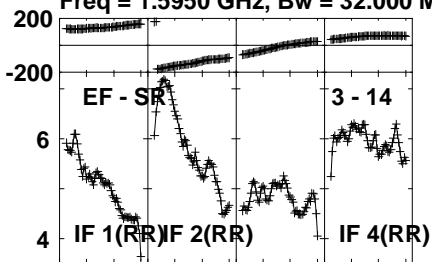
Lower frame: Milli Ampl Jy Top frame: Phas deg  
Vector averaged cross-power spectrum Several baselines displayed  
Timerange: 00/11:04:01 to 00/11:05:59

Plot file version 169 created 02-NOV-2021 17:42:47

J0847+4609 EM146.UVDATA.1

Freq = 1.5950 GHz, Bw = 32.000 MH

No calibration applied and no bandpass applied



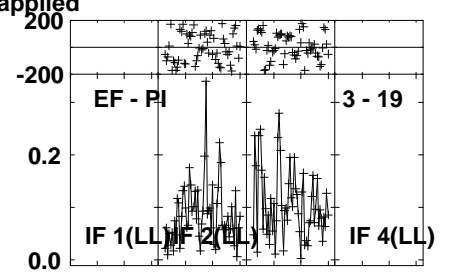
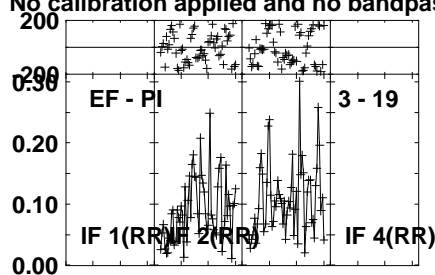
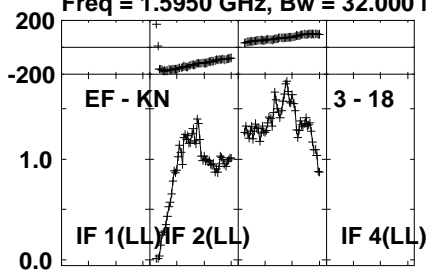
Lower frame: Milli Ampl Jy Top frame: Phas deg  
Vector averaged cross-power spectrum Several baselines displayed  
Timerange: 00/11:04:01 to 00/11:05:59

Plot file version 170 created 02-NOV-2021 17:42:47

J0847+4609 EM146.UVDATA.1

Freq = 1.5950 GHz, Bw = 32.000 MH

No calibration applied and no bandpass applied



Lower frame: Milli Ampl Jy Top frame: Phas deg  
Vector averaged cross-power spectrum Several baselines displayed  
Timerange: 00/11:04:01 to 00/11:05:59

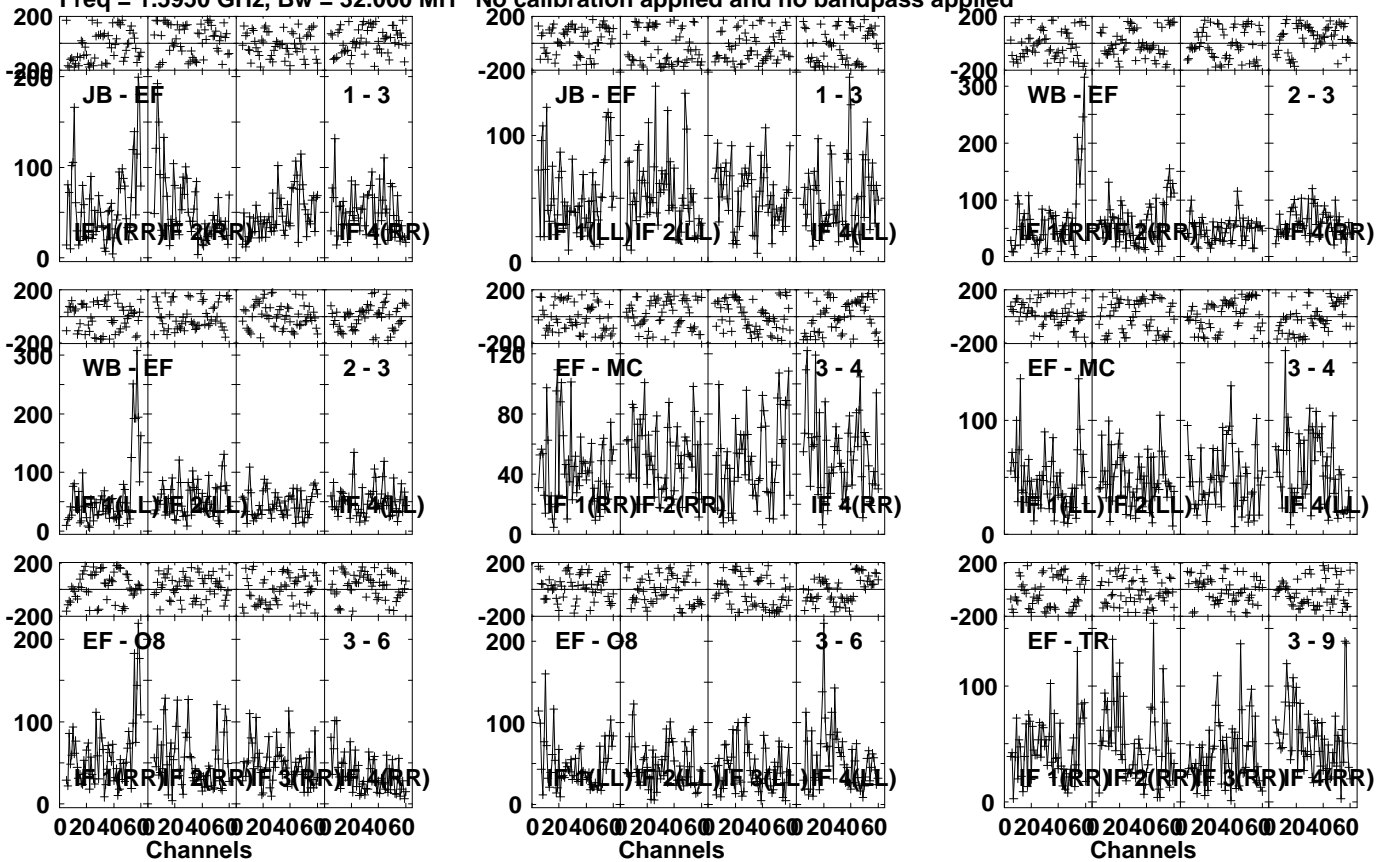


Plot file version 171 created 02-NOV-2021 17:42:48

J084408+4627 EM146.UVDATA.1

Freq = 1.5950 GHz, Bw = 32.000 MH

No calibration applied and no bandpass applied



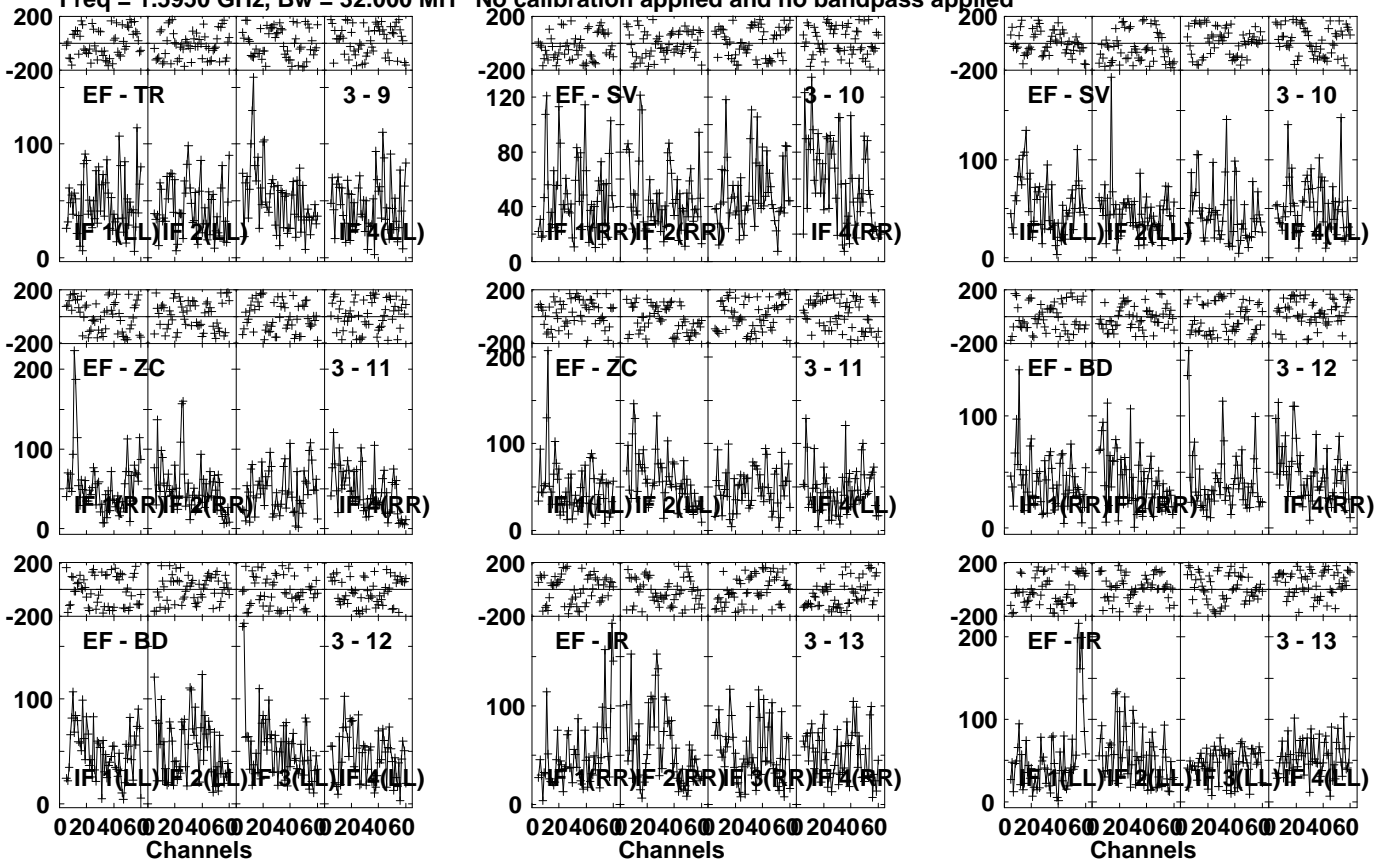
Lower frame: Micro Ampl Jy Top frame: Phas deg  
Vector averaged cross-power spectrum Several baselines displayed  
Timerange: 00/11:06:21 to 00/11:13:59

Plot file version 172 created 02-NOV-2021 17:42:48

J084408+4627 EM146.UVDATA.1

Freq = 1.5950 GHz, Bw = 32.000 MH

No calibration applied and no bandpass applied



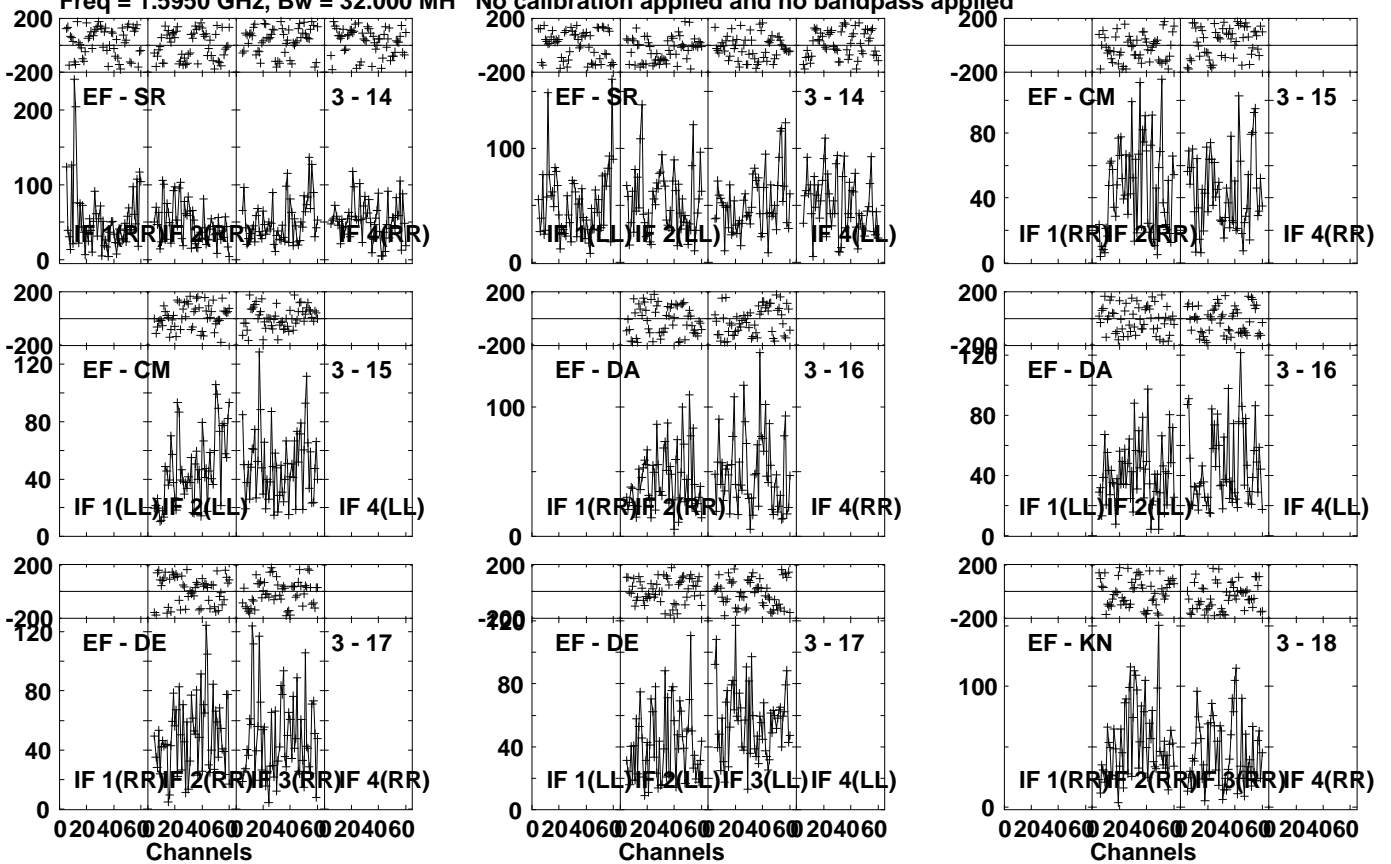
Lower frame: Micro Ampl Jy Top frame: Phas deg  
Vector averaged cross-power spectrum Several baselines displayed  
Timerange: 00/11:06:21 to 00/11:13:59

Plot file version 173 created 02-NOV-2021 17:42:48

J084408+4627 EM146.UVDATA.1

Freq = 1.5950 GHz, Bw = 32.000 MH

No calibration applied and no bandpass applied



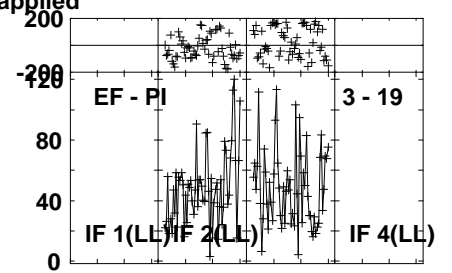
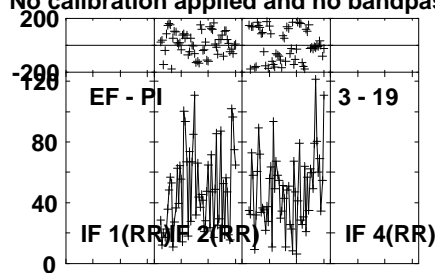
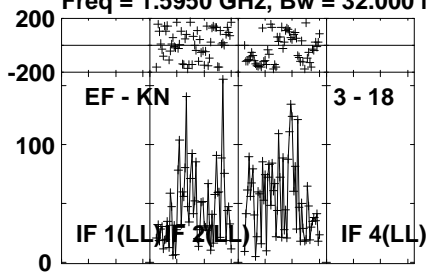
Lower frame: Micro Ampl Jy Top frame: Phas deg  
Vector averaged cross-power spectrum Several baselines displayed  
Timerange: 00/11:06:21 to 00/11:13:59

Plot file version 174 created 02-NOV-2021 17:42:48

J084408+4627 EM146.UVDATA.1

Freq = 1.5950 GHz, Bw = 32.000 MH

No calibration applied and no bandpass applied



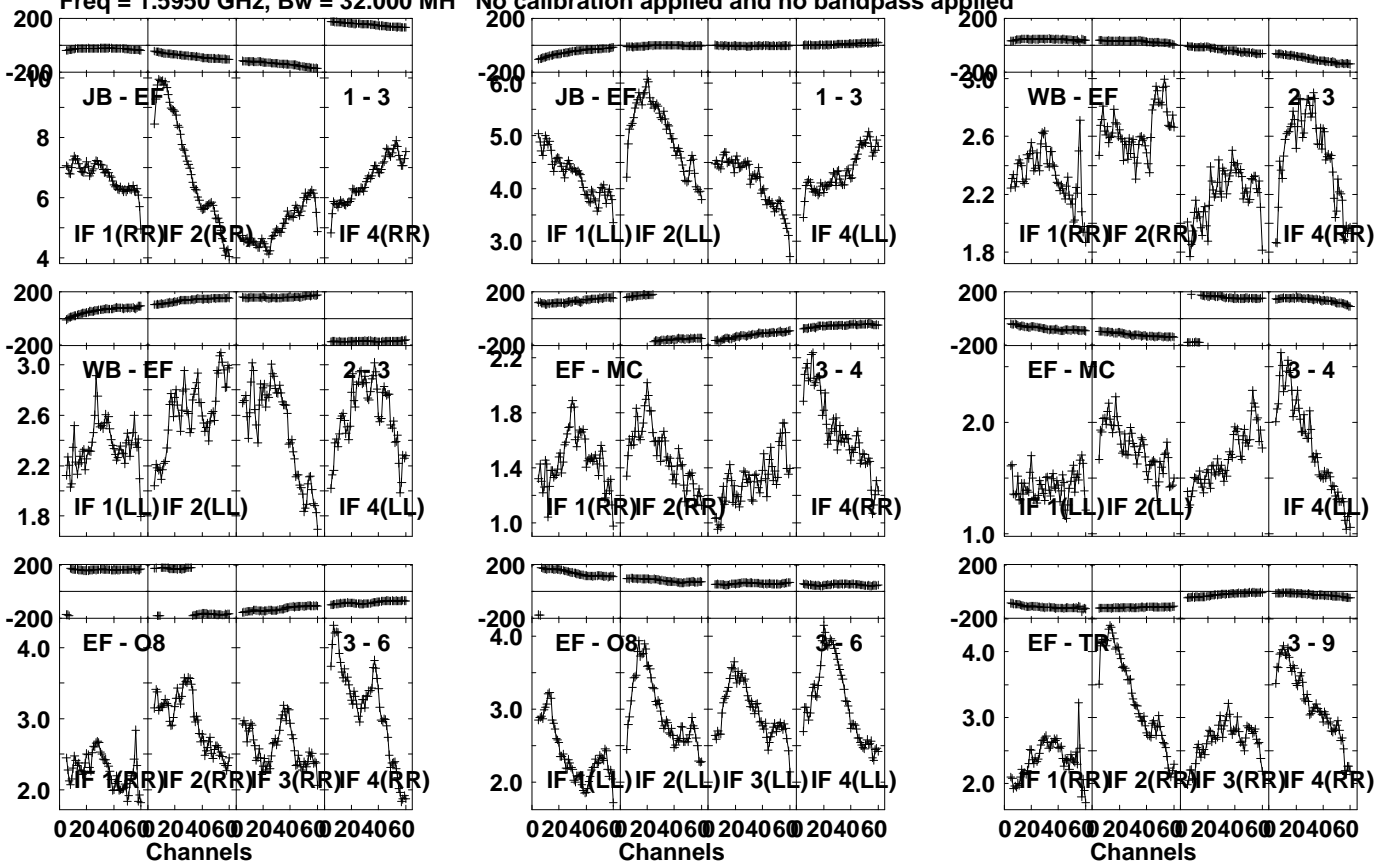
Lower frame: Micro Ampl Jy Top frame: Phas deg  
Vector averaged cross-power spectrum Several baselines displayed  
Timerange: 00/11:06:21 to 00/11:13:59

Plot file version 175 created 02-NOV-2021 17:42:49

J0847+4609 EM146.UVDATA.1

Freq = 1.5950 GHz, Bw = 32.000 MH

No calibration applied and no bandpass applied



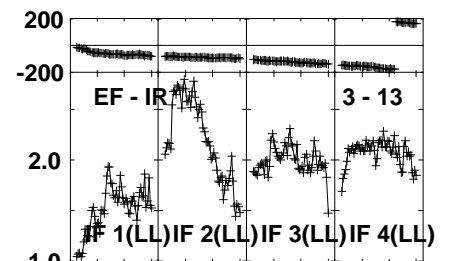
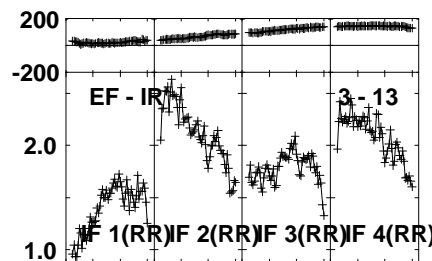
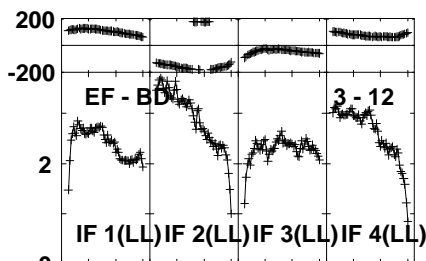
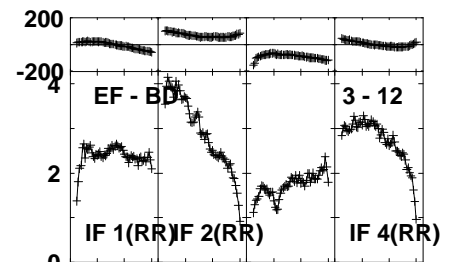
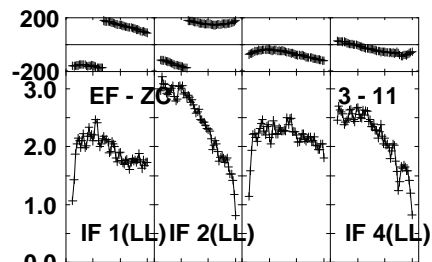
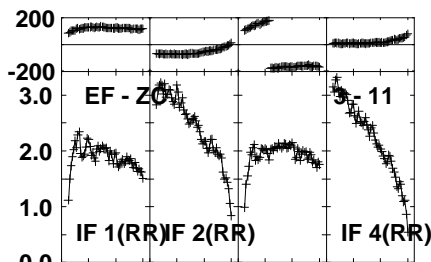
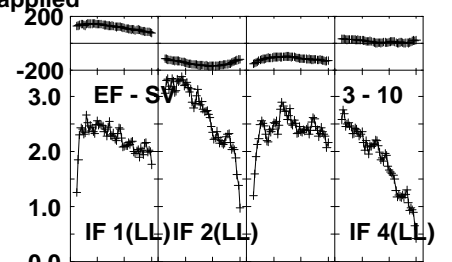
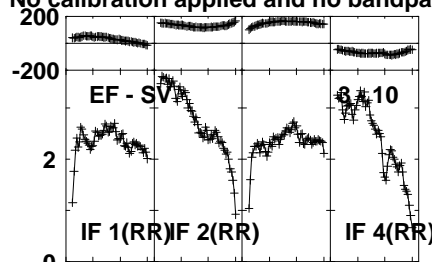
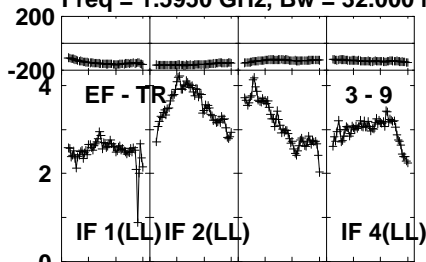
Lower frame: Milli Ampl Jy Top frame: Phas deg  
 Vector averaged cross-power spectrum Several baselines displayed  
 Timerange: 00/11:14:21 to 00/11:15:59

Plot file version 176 created 02-NOV-2021 17:42:49

J0847+4609 EM146.UVDATA.1

Freq = 1.5950 GHz, Bw = 32.000 MH

No calibration applied and no bandpass applied



0204060 204060 204060 204060  
Channels

0204060 204060 204060 204060  
Channels

0204060 204060 204060 204060  
Channels

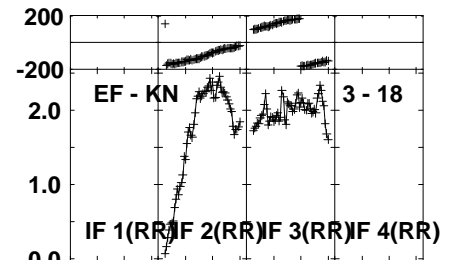
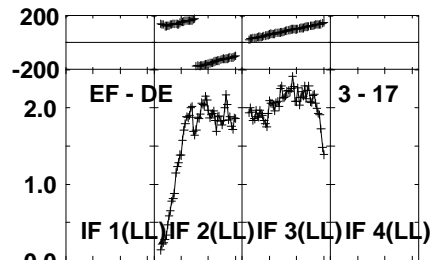
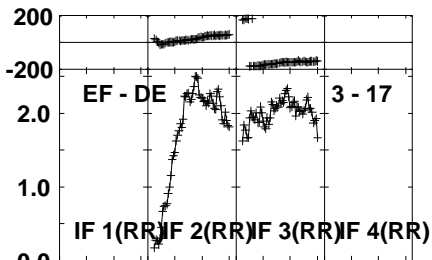
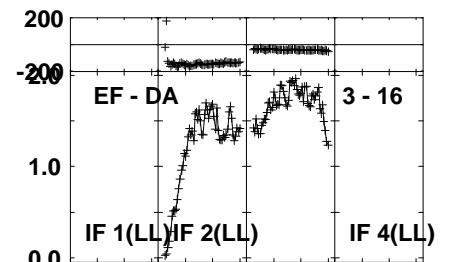
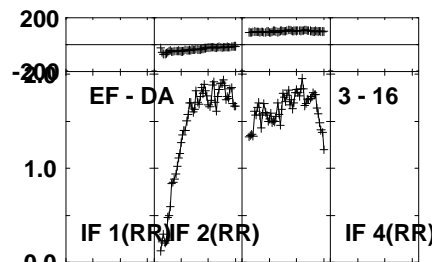
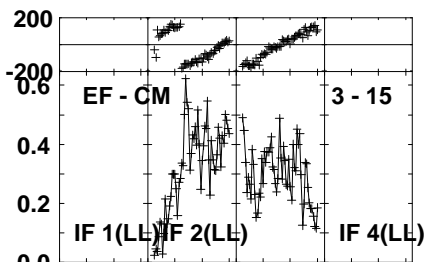
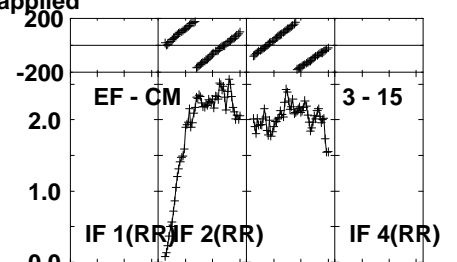
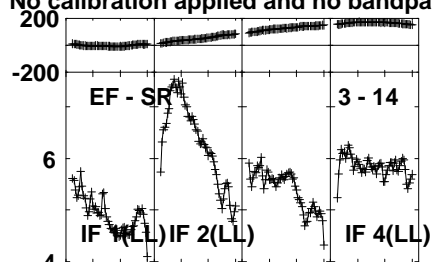
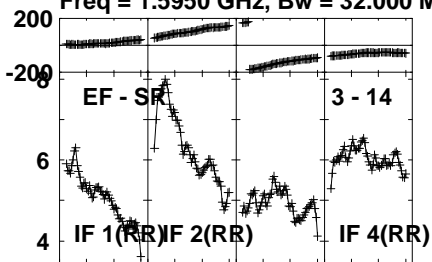
Lower frame: Milli Ampl Jy Top frame: Phas deg  
Vector averaged cross-power spectrum Several baselines displayed  
Timerange: 00/11:14:21 to 00/11:15:59

Plot file version 177 created 02-NOV-2021 17:42:49

J0847+4609 EM146.UVDATA.1

Freq = 1.5950 GHz, Bw = 32.000 MH

No calibration applied and no bandpass applied



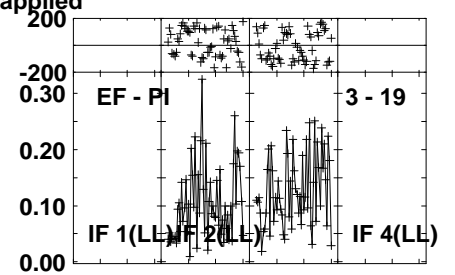
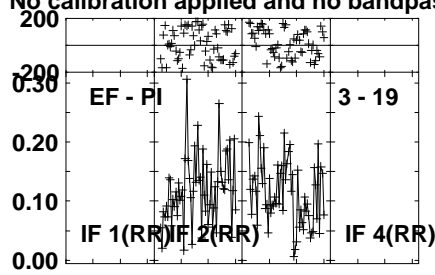
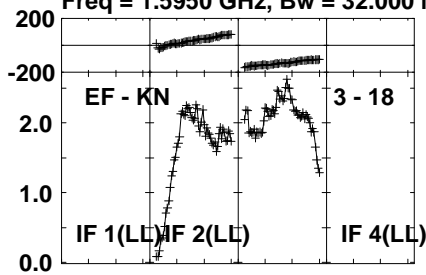
Lower frame: Milli Ampl Jy Top frame: Phas deg  
Vector averaged cross-power spectrum Several baselines displayed  
Timerange: 00/11:14:21 to 00/11:15:59

Plot file version 178 created 02-NOV-2021 17:42:49

J0847+4609 EM146.UVDATA.1

Freq = 1.5950 GHz, Bw = 32.000 MH

No calibration applied and no bandpass applied



Lower frame: Milli Ampl Jy Top frame: Phas deg  
Vector averaged cross-power spectrum Several baselines displayed  
Timerange: 00/11:14:21 to 00/11:15:59

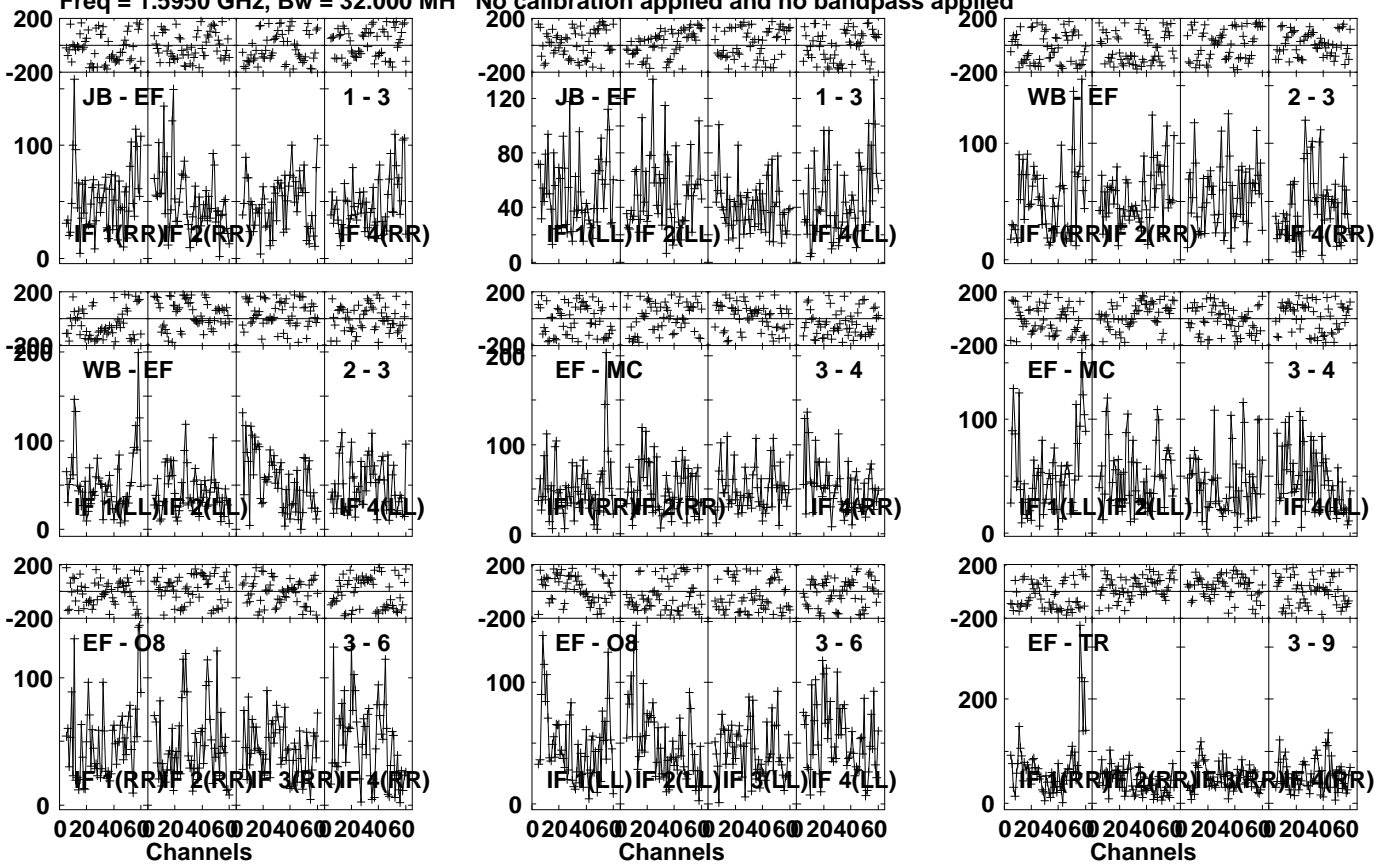


Plot file version 179 created 02-NOV-2021 17:42:49

J084408+4627 EM146.UVDATA.1

Freq = 1.5950 GHz, Bw = 32.000 MH

No calibration applied and no bandpass applied



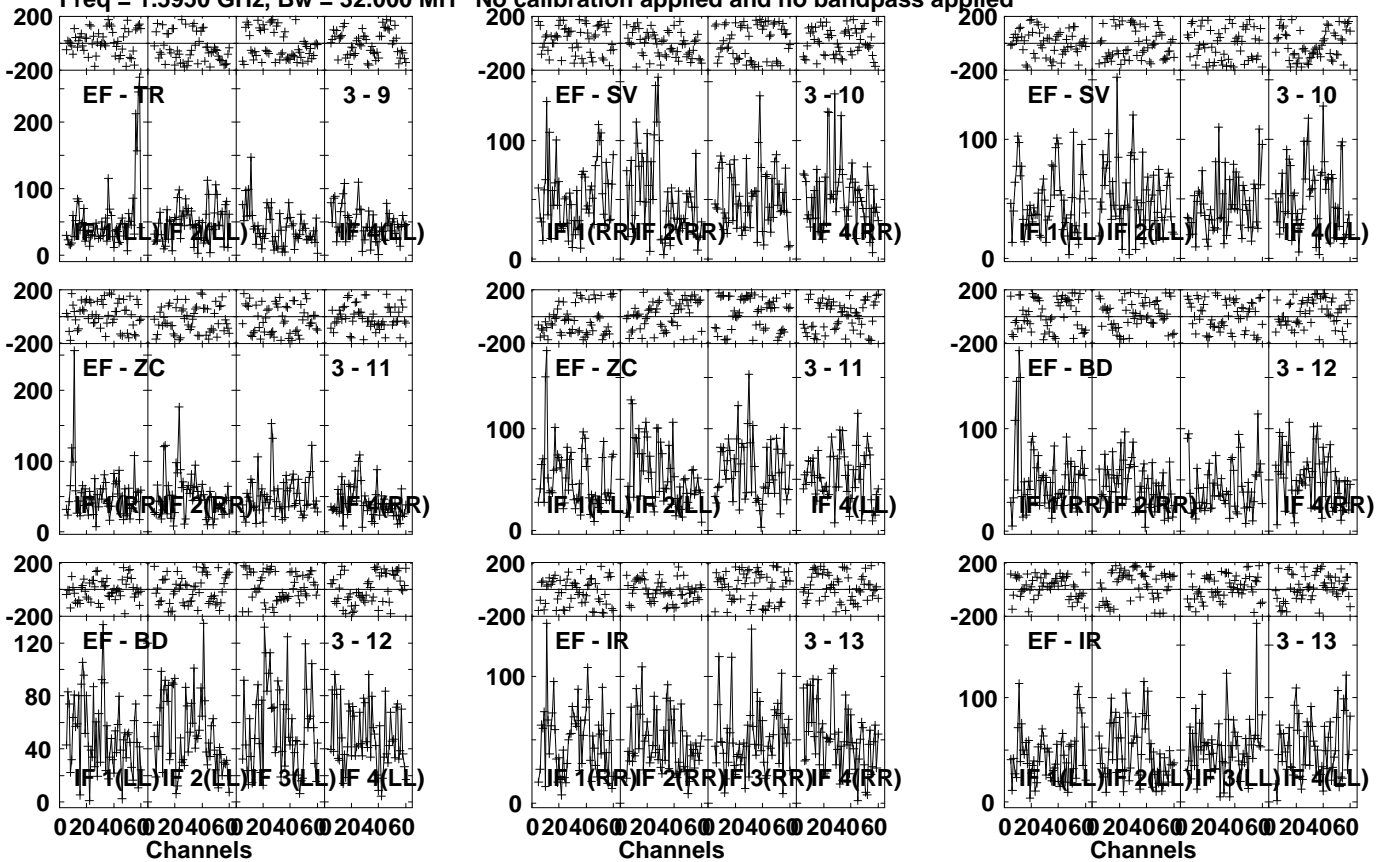
Lower frame: Micro Ampl Jy Top frame: Phas deg  
Vector averaged cross-power spectrum Several baselines displayed  
Timerange: 00/11:16:21 to 00/11:23:59

Plot file version 180 created 02-NOV-2021 17:42:50

J084408+4627 EM146.UVDATA.1

Freq = 1.5950 GHz, Bw = 32.000 MH

No calibration applied and no bandpass applied



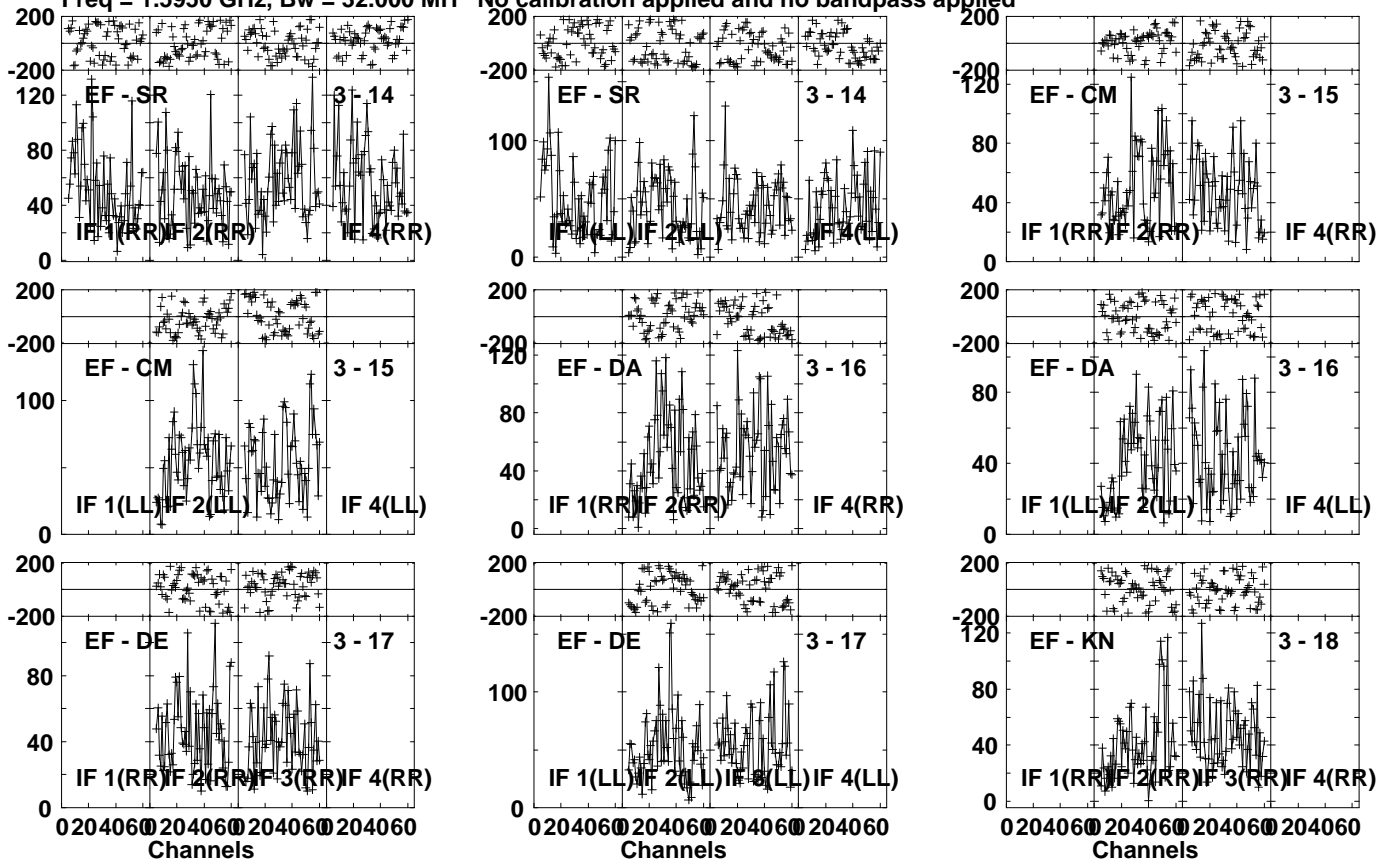
Lower frame: Micro Ampl Jy Top frame: Phas deg  
Vector averaged cross-power spectrum Several baselines displayed  
Timerange: 00/11:16:21 to 00/11:23:59

Plot file version 181 created 02-NOV-2021 17:42:50

J084408+4627 EM146.UVDATA.1

Freq = 1.5950 GHz, Bw = 32.000 MH

No calibration applied and no bandpass applied



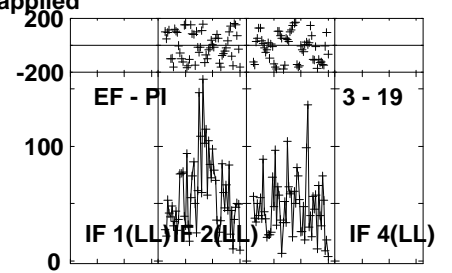
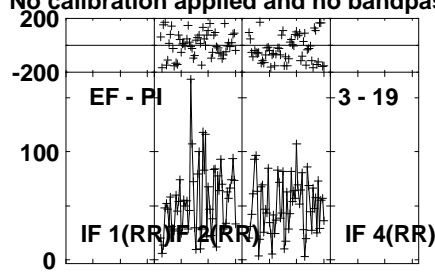
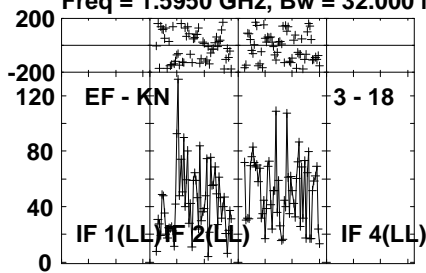
Lower frame: Micro Ampl Jy Top frame: Phas deg  
Vector averaged cross-power spectrum Several baselines displayed  
Timerange: 00/11:16:21 to 00/11:23:59

Plot file version 182 created 02-NOV-2021 17:42:50

J084408+4627 EM146.UVDATA.1

Freq = 1.5950 GHz, Bw = 32.000 MH

No calibration applied and no bandpass applied



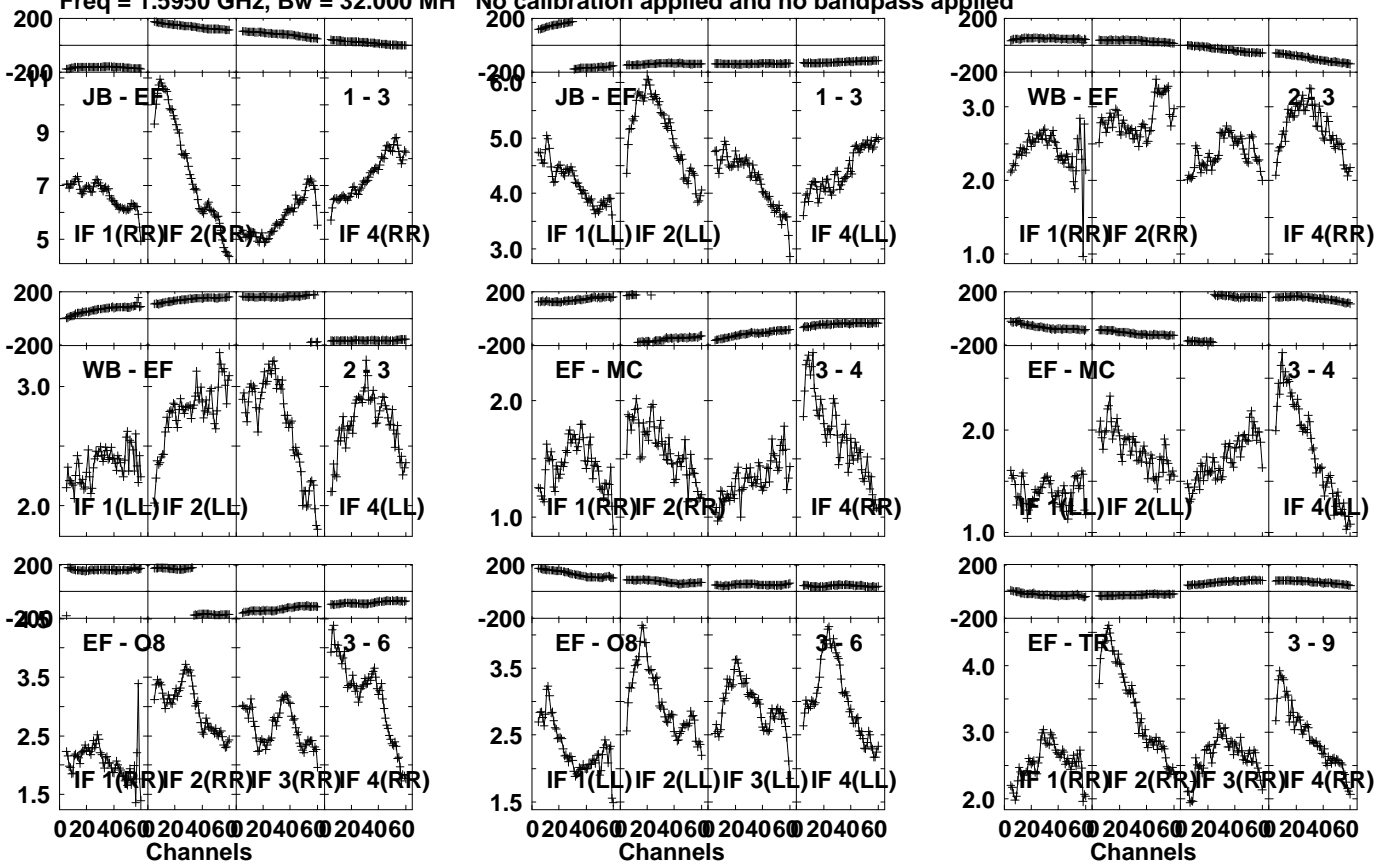
Lower frame: Micro Ampl Jy Top frame: Phas deg  
Vector averaged cross-power spectrum Several baselines displayed  
Timerange: 00/11:16:21 to 00/11:23:59

Plot file version 183 created 02-NOV-2021 17:42:50

J0847+4609 EM146.UVDATA.1

Freq = 1.5950 GHz, Bw = 32.000 MH

No calibration applied and no bandpass applied



Lower frame: Milli Ampl Jy Top frame: Phas deg

Vector averaged cross-power spectrum Several baselines displayed

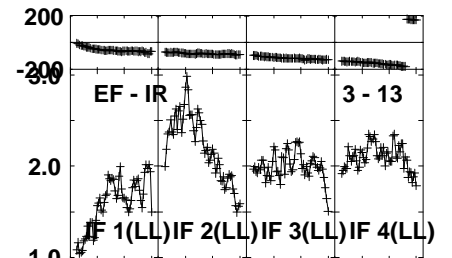
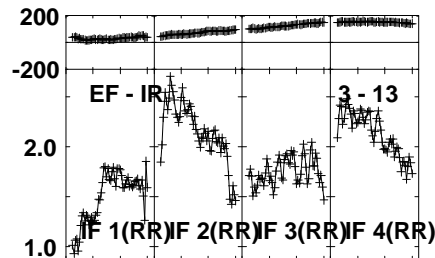
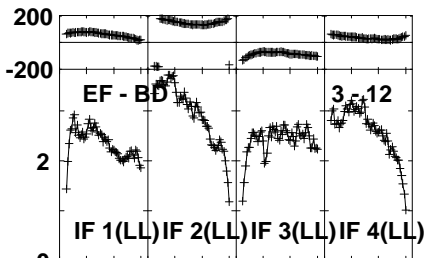
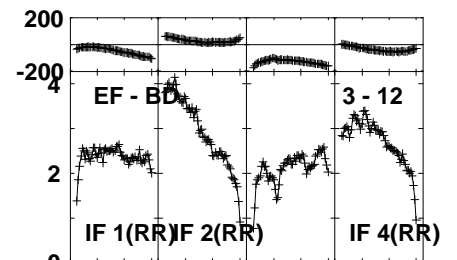
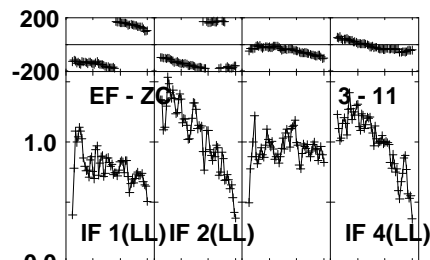
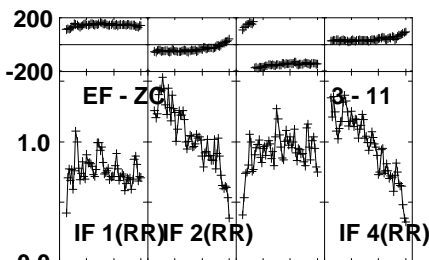
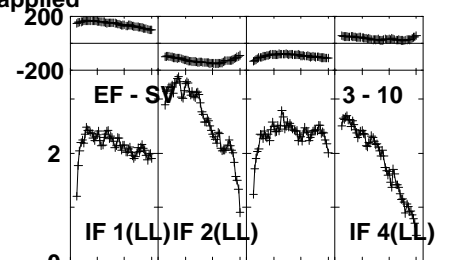
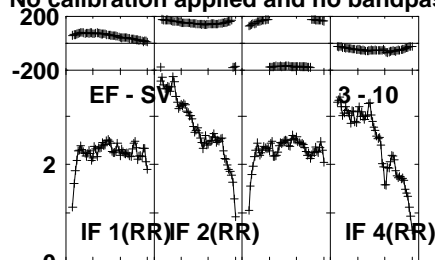
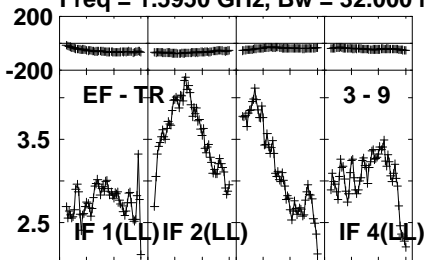
Timerange: 00/11:24:21 to 00/11:25:59

Plot file version 184 created 02-NOV-2021 17:42:51

J0847+4609 EM146.UVDATA.1

Freq = 1.5950 GHz, Bw = 32.000 MH

No calibration applied and no bandpass applied



Lower frame: Milli Ampl Jy Top frame: Phas deg

Vector averaged cross-power spectrum Several baselines displayed

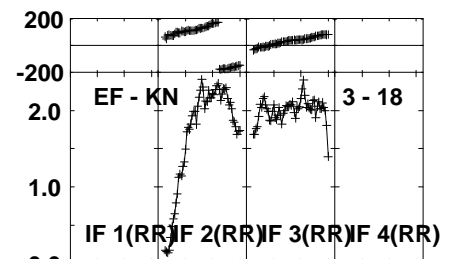
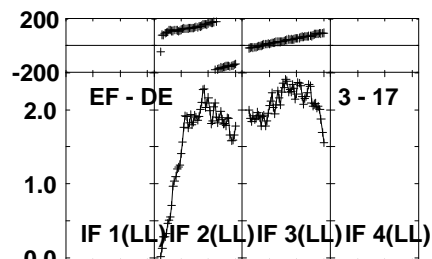
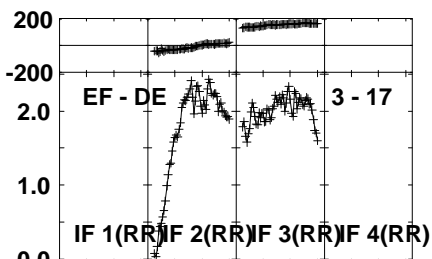
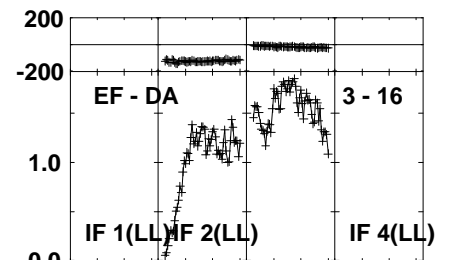
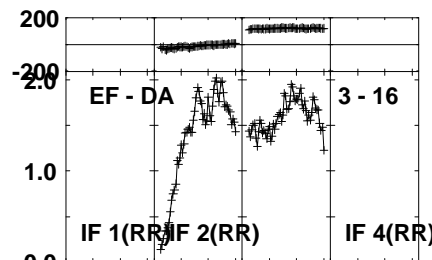
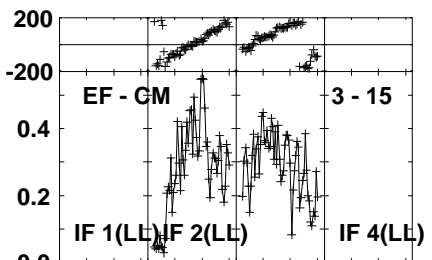
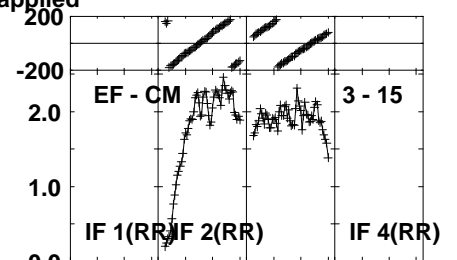
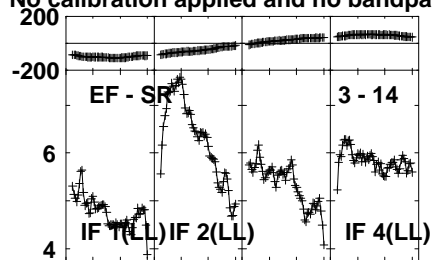
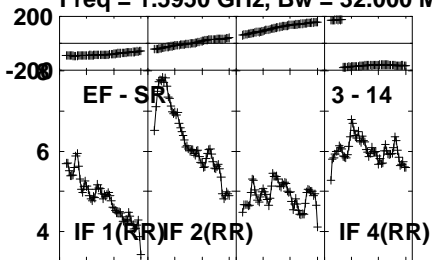
Timerange: 00/11:24:21 to 00/11:25:59

Plot file version 185 created 02-NOV-2021 17:42:51

J0847+4609 EM146.UVDATA.1

Freq = 1.5950 GHz, Bw = 32.000 MH

No calibration applied and no bandpass applied



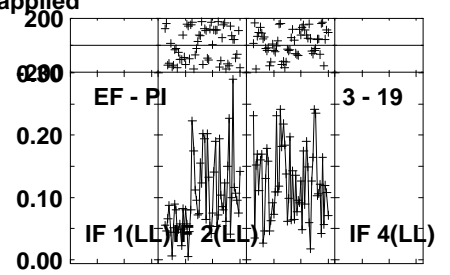
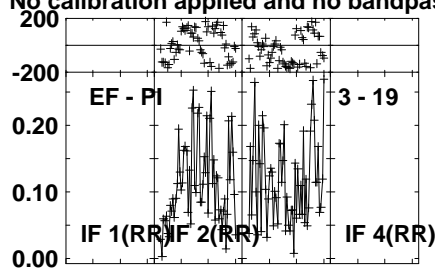
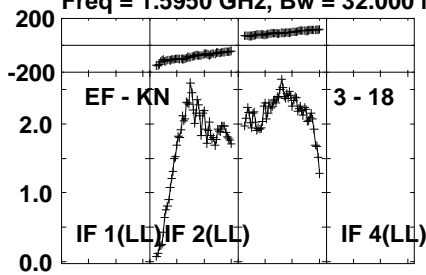
Lower frame: Milli Ampl Jy Top frame: Phas deg  
Vector averaged cross-power spectrum Several baselines displayed  
Timerange: 00/11:24:21 to 00/11:25:59

Plot file version 186 created 02-NOV-2021 17:42:51

J0847+4609 EM146.UVDATA.1

Freq = 1.5950 GHz, Bw = 32.000 MH

No calibration applied and no bandpass applied



Lower frame: Milli Ampl Jy Top frame: Phas deg  
Vector averaged cross-power spectrum Several baselines displayed  
Timerange: 00/11:24:21 to 00/11:25:59

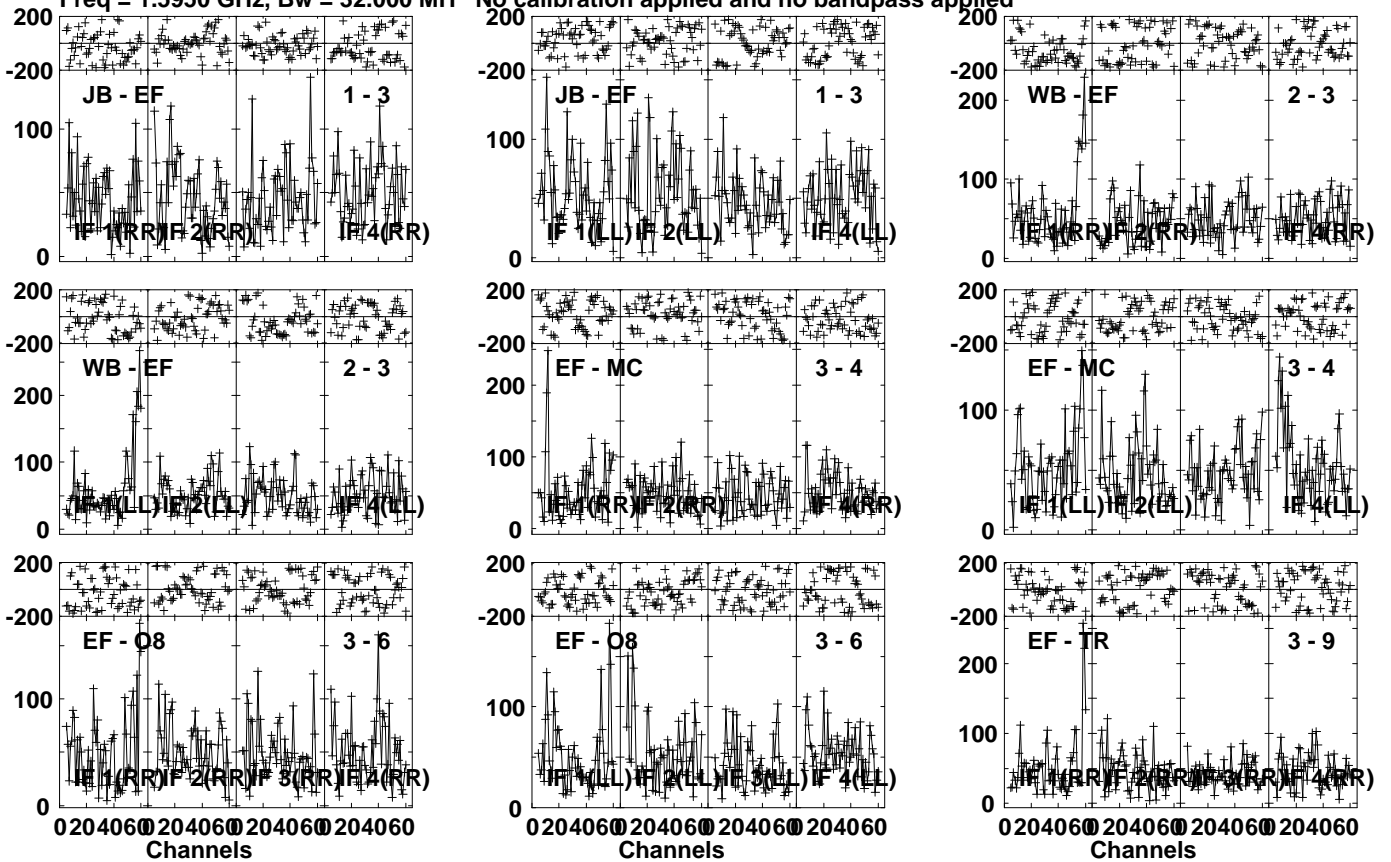


Plot file version 187 created 02-NOV-2021 17:42:51

J084408+4627 EM146.UVDATA.1

Freq = 1.5950 GHz, Bw = 32.000 MH

No calibration applied and no bandpass applied



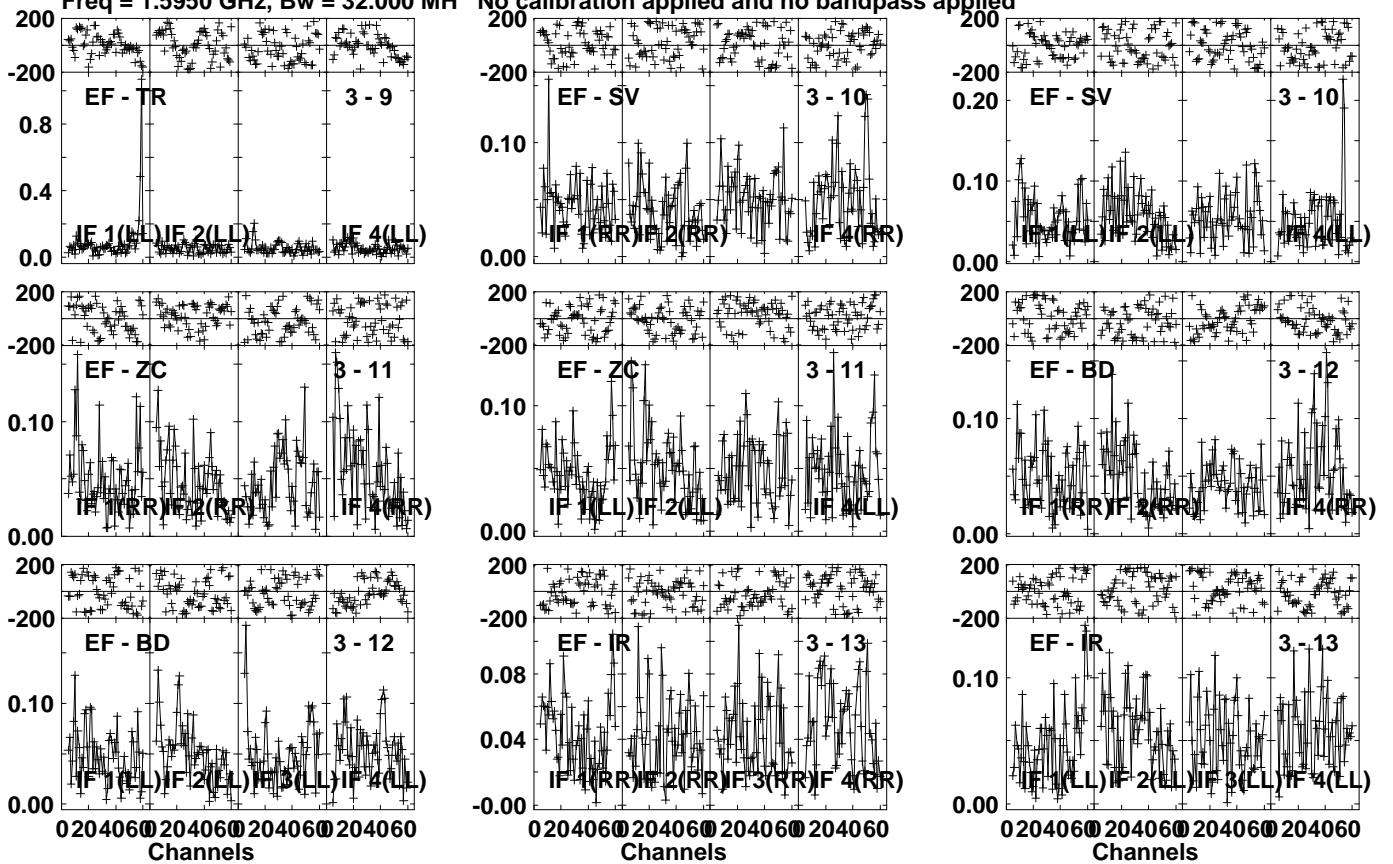
Lower frame: Micro Ampl Jy Top frame: Phas deg  
Vector averaged cross-power spectrum Several baselines displayed  
Timerange: 00/11:26:21 to 00/11:33:59

Plot file version 188 created 02-NOV-2021 17:42:52

J084408+4627 EM146.UVDATA.1

Freq = 1.5950 GHz, Bw = 32.000 MH

No calibration applied and no bandpass applied



Lower frame: Milli Ampl Jy Top frame: Phas deg

Vector averaged cross-power spectrum Several baselines displayed

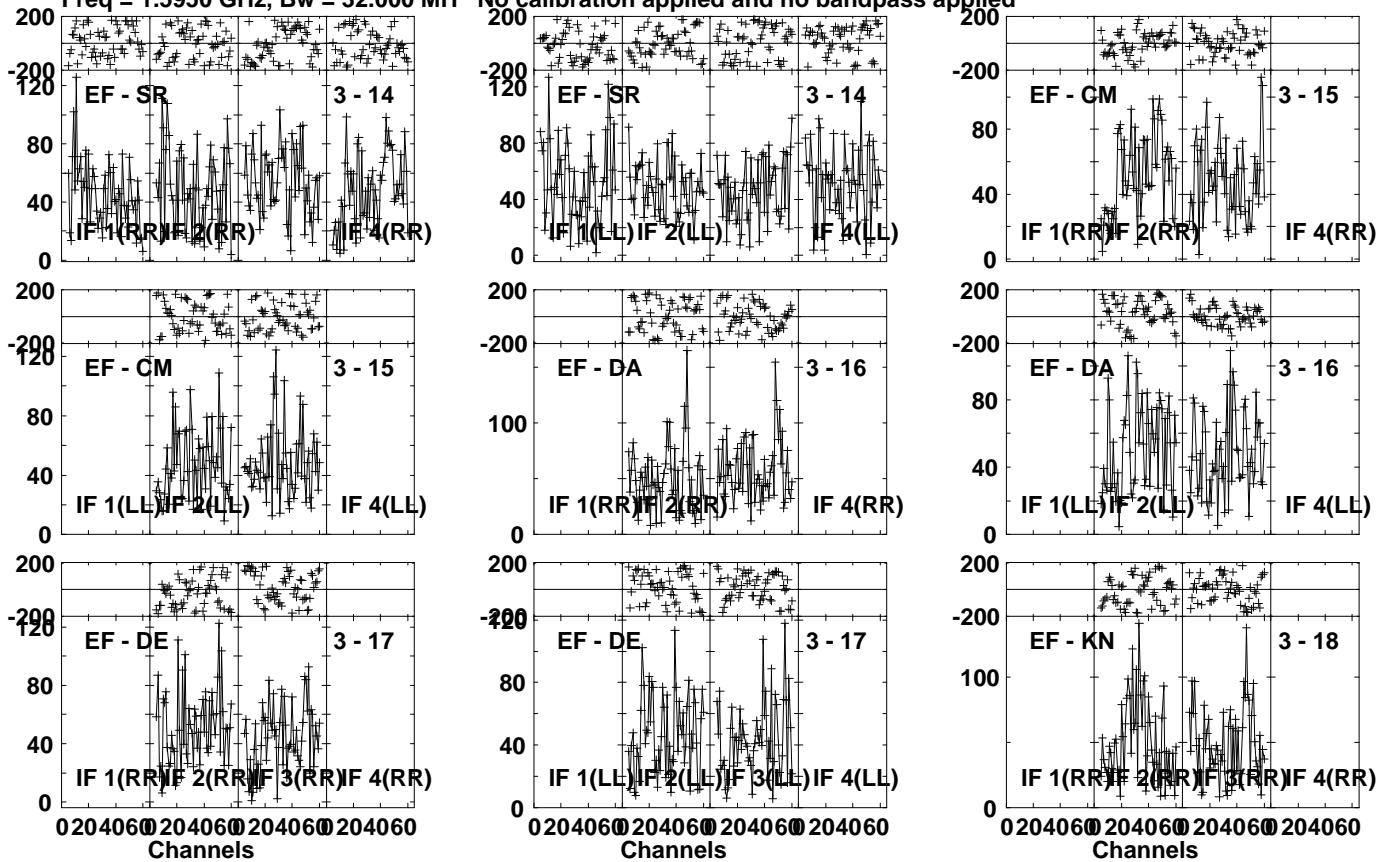
Timerange: 00/11:26:21 to 00/11:33:59

Plot file version 189 created 02-NOV-2021 17:42:52

J084408+4627 EM146.UVDATA.1

Freq = 1.5950 GHz, Bw = 32.000 MH

No calibration applied and no bandpass applied



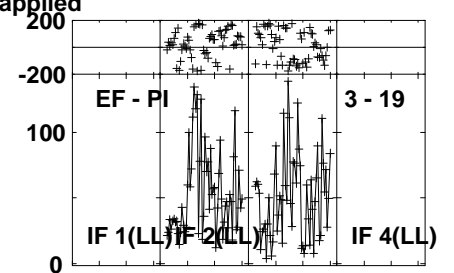
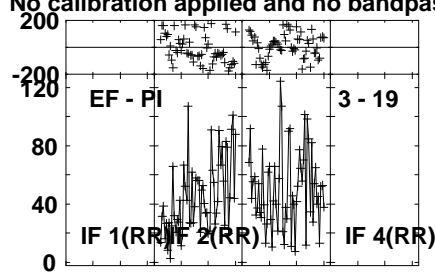
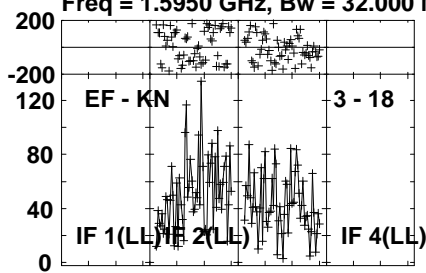
Lower frame: Micro Ampl Jy Top frame: Phas deg  
Vector averaged cross-power spectrum Several baselines displayed  
Timerange: 00/11:26:21 to 00/11:33:59

Plot file version 190 created 02-NOV-2021 17:42:52

J084408+4627 EM146.UVDATA.1

Freq = 1.5950 GHz, Bw = 32.000 MH

No calibration applied and no bandpass applied



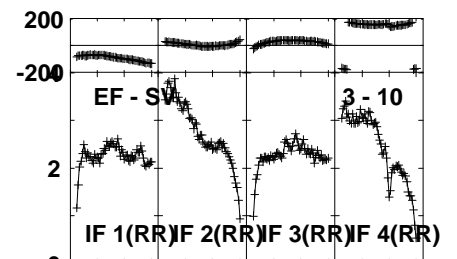
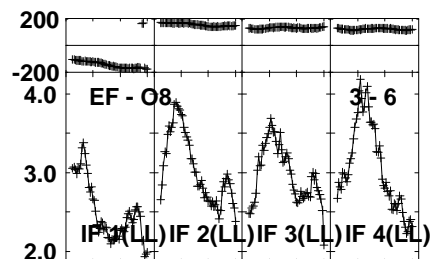
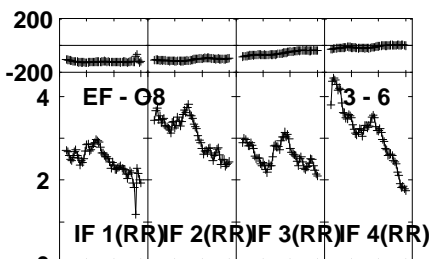
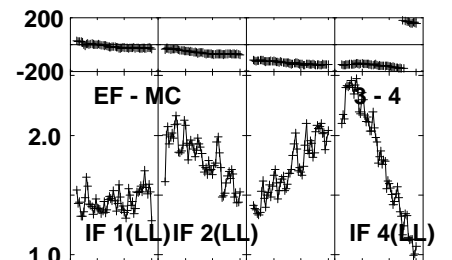
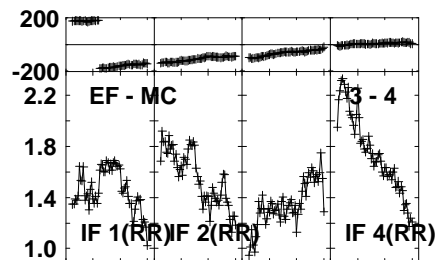
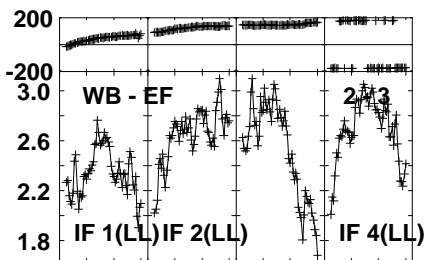
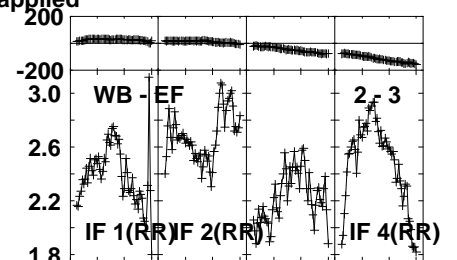
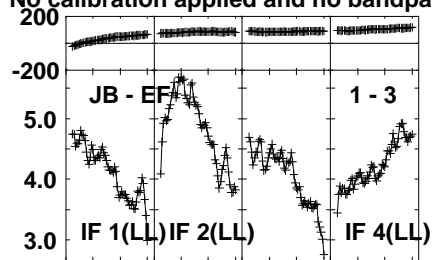
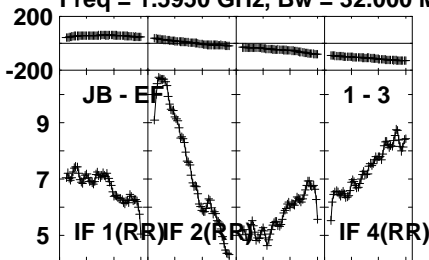
Lower frame: Micro Ampl Jy Top frame: Phas deg  
Vector averaged cross-power spectrum Several baselines displayed  
Timerange: 00/11:26:21 to 00/11:33:59

Plot file version 191 created 02-NOV-2021 17:42:52

J0847+4609 EM146.UVDATA.1

Freq = 1.5950 GHz, Bw = 32.000 MH

No calibration applied and no bandpass applied



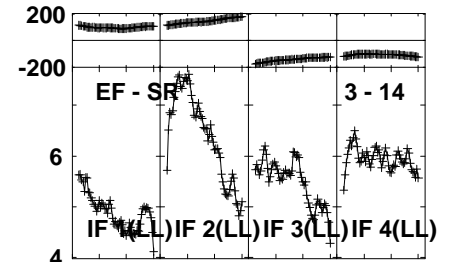
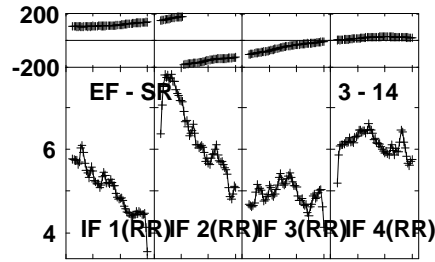
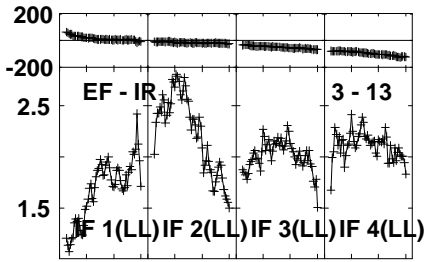
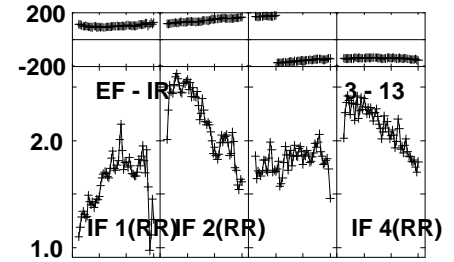
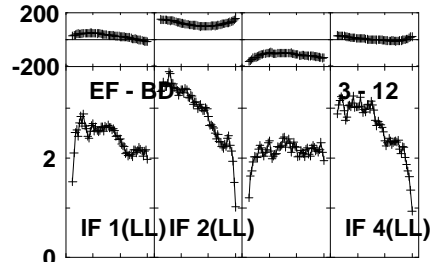
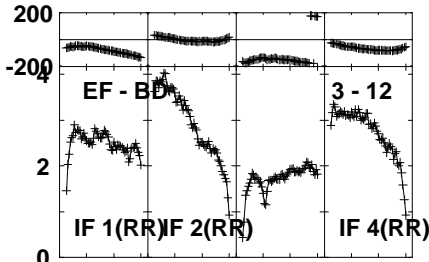
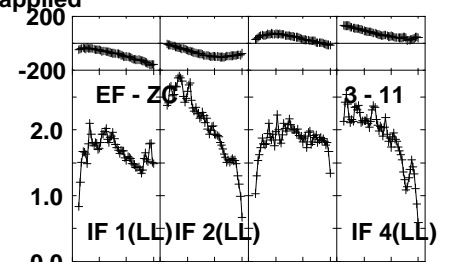
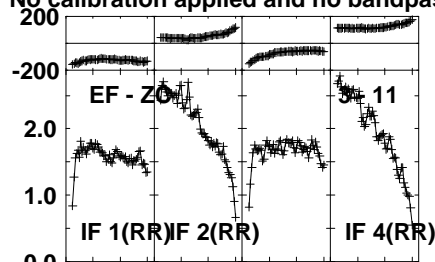
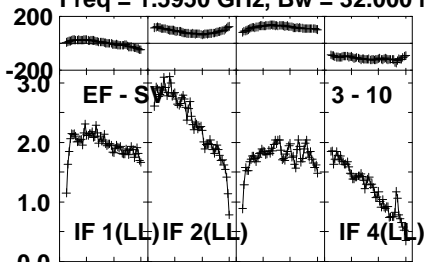
Lower frame: Milli Ampl Jy Top frame: Phas deg  
Vector averaged cross-power spectrum Several baselines displayed  
Timerange: 00/11:34:21 to 00/11:35:59

Plot file version 192 created 02-NOV-2021 17:42:53

J0847+4609 EM146.UVDATA.1

Freq = 1.5950 GHz, Bw = 32.000 MH

No calibration applied and no bandpass applied



0204060 204060 204060 204060  
Channels

0204060 204060 204060 204060  
Channels

0204060 204060 204060 204060  
Channels

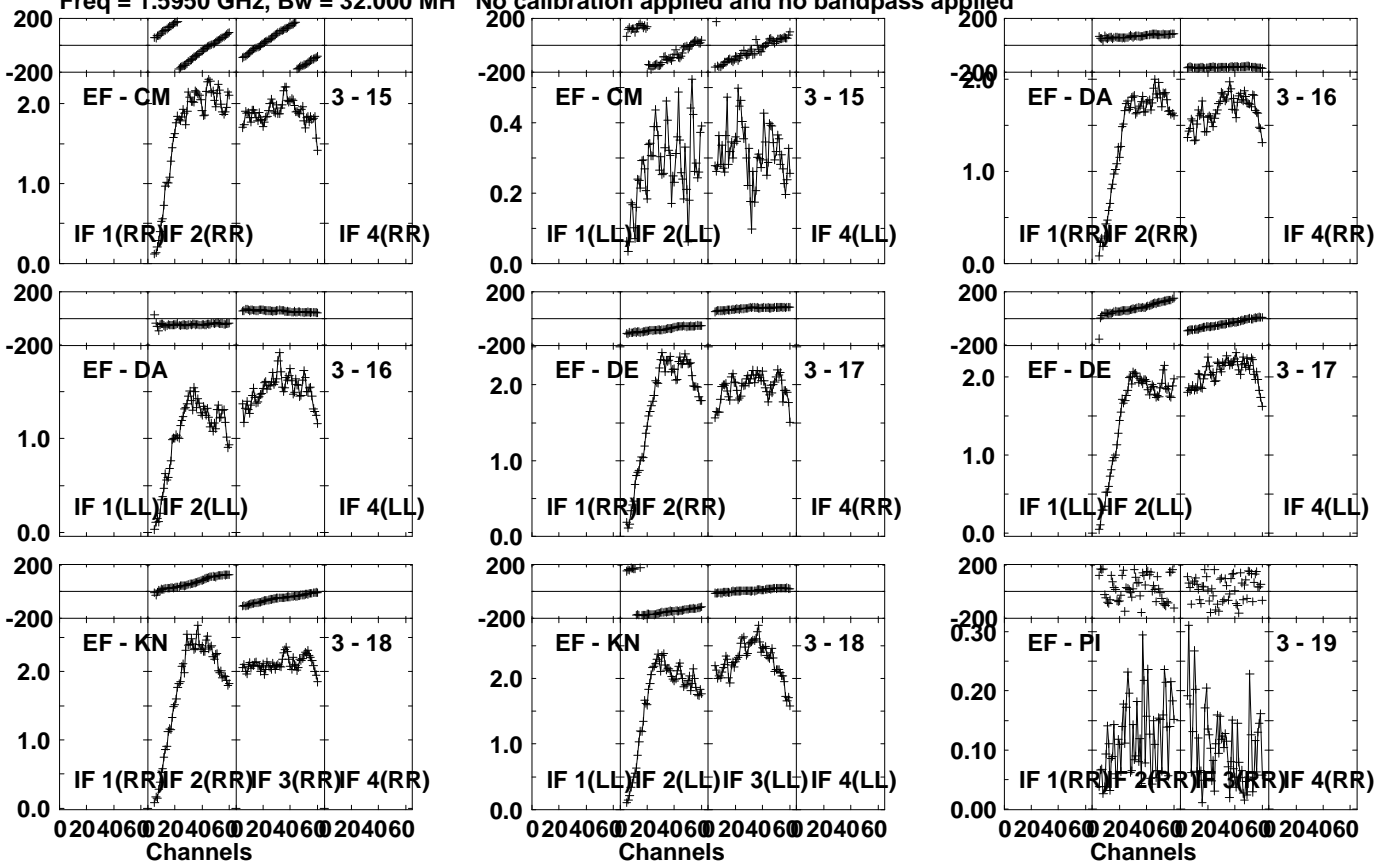
Lower frame: Milli Ampl Jy Top frame: Phas deg  
Vector averaged cross-power spectrum Several baselines displayed  
Timerange: 00/11:34:21 to 00/11:35:59

Plot file version 193 created 02-NOV-2021 17:42:53

J0847+4609 EM146.UVDATA.1

Freq = 1.5950 GHz, Bw = 32.000 MH

No calibration applied and no bandpass applied

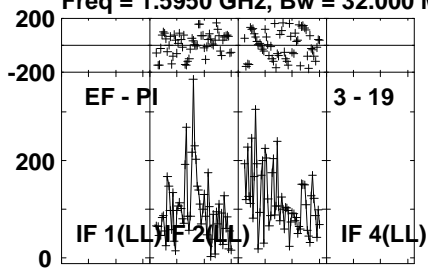


Lower frame: Milli Ampl Jy Top frame: Phas deg  
Vector averaged cross-power spectrum Several baselines displayed  
Timerange: 00/11:34:21 to 00/11:35:59

Plot file version 194 created 02-NOV-2021 17:42:53

J0847+4609 EM146.UVDATA.1

Freq = 1.5950 GHz, Bw = 32.000 MH No calibration applied and no bandpass applied



Lower frame: Micro Ampl Jy Top frame: Phas deg

Vector averaged cross-power spectrum Several baselines displayed

Timerange: 00/11:34:21 to 00/11:35:59

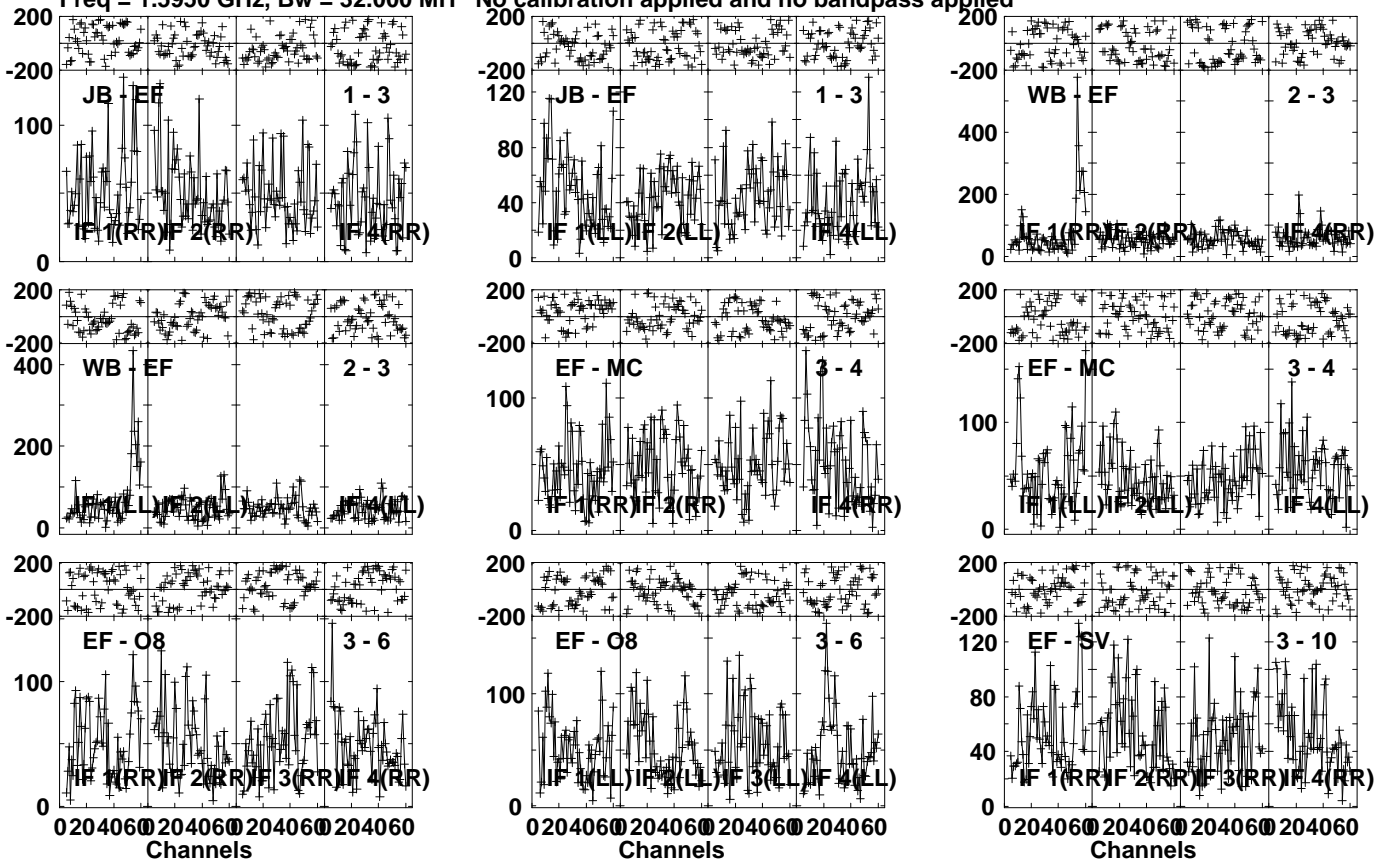


Plot file version 195 created 02-NOV-2021 17:42:53

J084408+4627 EM146.UVDATA.1

Freq = 1.5950 GHz, Bw = 32.000 MH

No calibration applied and no bandpass applied



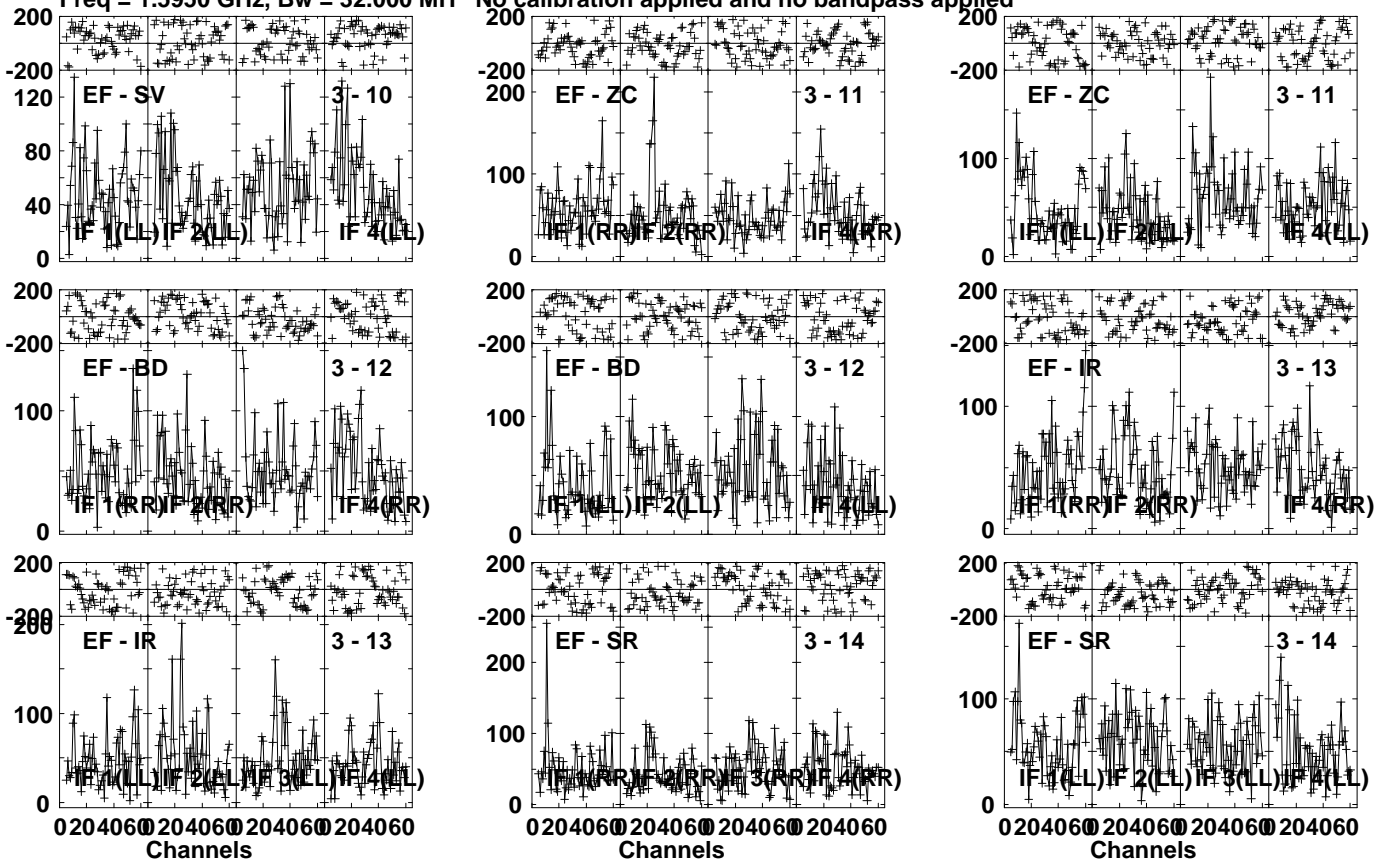
Lower frame: Micro Ampl Jy Top frame: Phas deg  
Vector averaged cross-power spectrum Several baselines displayed  
Timerange: 00/11:36:21 to 00/11:43:59

Plot file version 196 created 02-NOV-2021 17:42:54

J084408+4627 EM146.UVDATA.1

Freq = 1.5950 GHz, Bw = 32.000 MH

No calibration applied and no bandpass applied



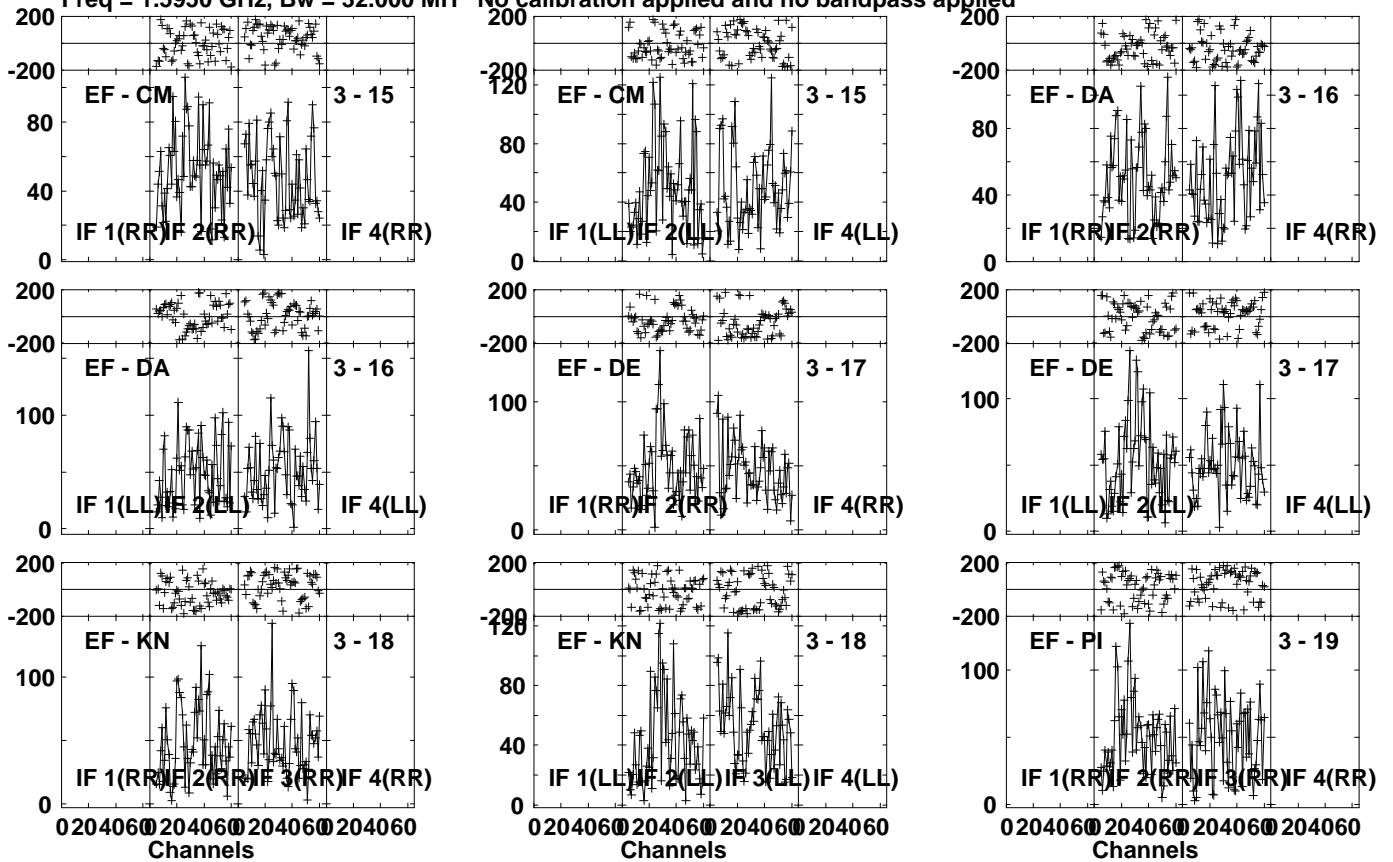
Lower frame: Micro Ampl Jy Top frame: Phas deg  
Vector averaged cross-power spectrum Several baselines displayed  
Timerange: 00/11:36:21 to 00/11:43:59

Plot file version 197 created 02-NOV-2021 17:42:54

J084408+4627 EM146.UVDATA.1

Freq = 1.5950 GHz, Bw = 32.000 MH

No calibration applied and no bandpass applied

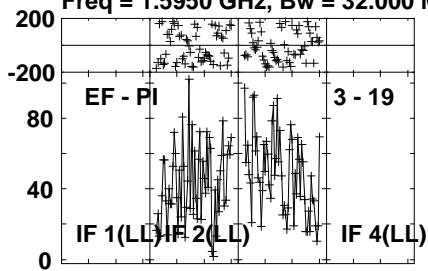


Lower frame: Micro Ampl Jy Top frame: Phas deg  
Vector averaged cross-power spectrum Several baselines displayed  
Timerange: 00/11:36:21 to 00/11:43:59

Plot file version 198 created 02-NOV-2021 17:42:54

J084408+4627 EM146.UVDATA.1

Freq = 1.5950 GHz, Bw = 32.000 MH No calibration applied and no bandpass applied



Lower frame: Micro Ampl Jy Top frame: Phas deg

Vector averaged cross-power spectrum Several baselines displayed

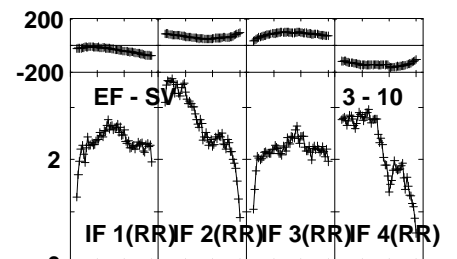
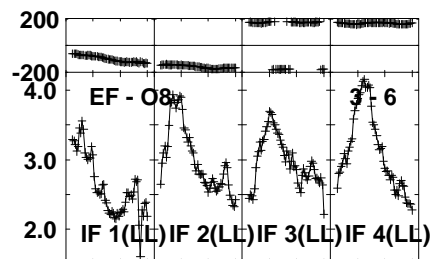
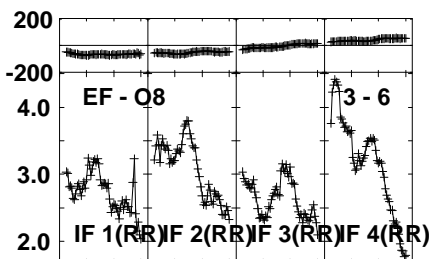
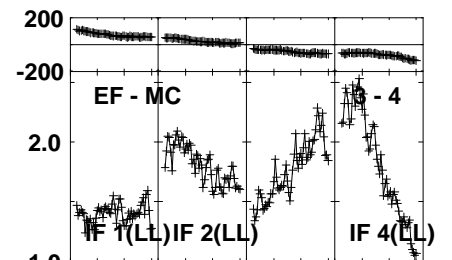
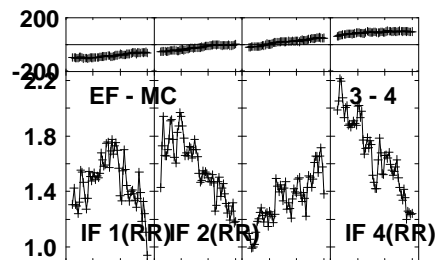
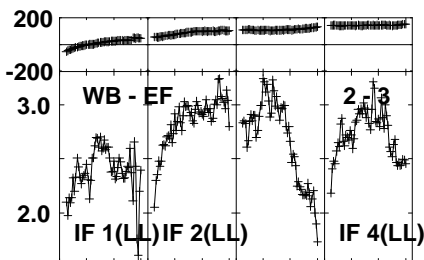
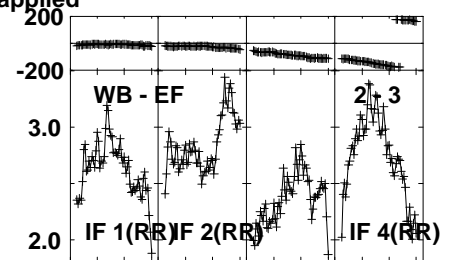
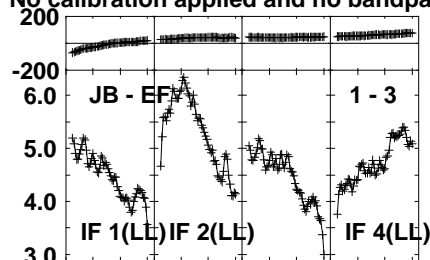
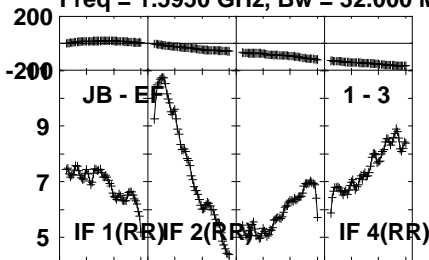
Timerange: 00/11:36:21 to 00/11:43:59

Plot file version 199 created 02-NOV-2021 17:42:54

J0847+4609 EM146.UVDATA.1

Freq = 1.5950 GHz, Bw = 32.000 MH

No calibration applied and no bandpass applied



0204060 204060 204060 204060 Channels

0204060 204060 204060 204060 Channels

0204060 204060 204060 204060 Channels

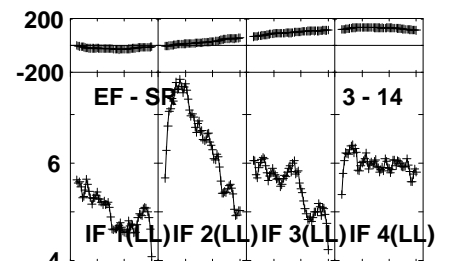
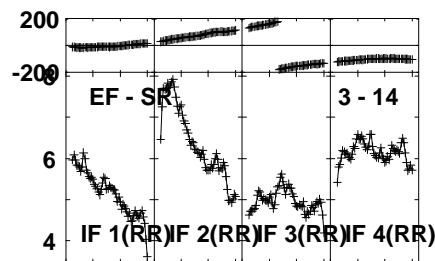
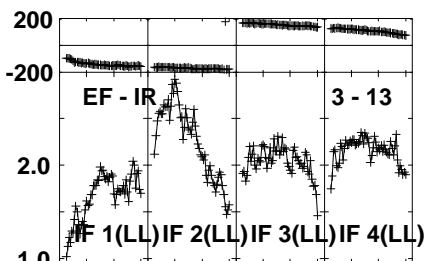
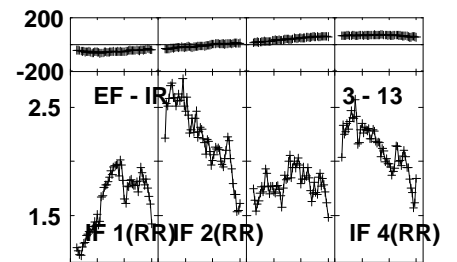
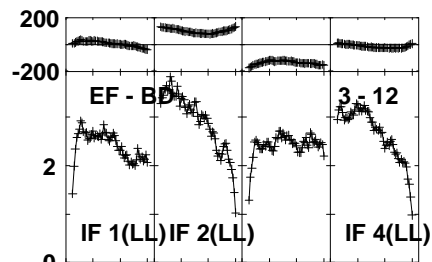
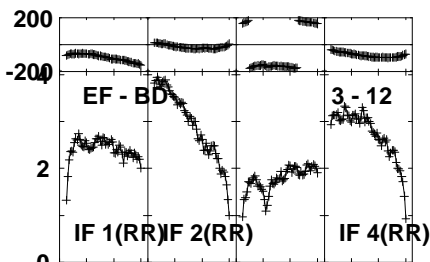
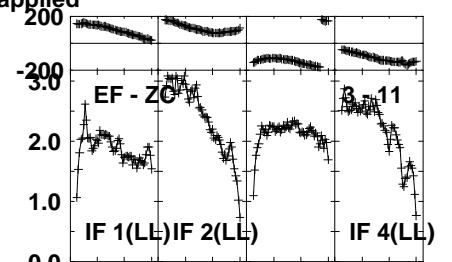
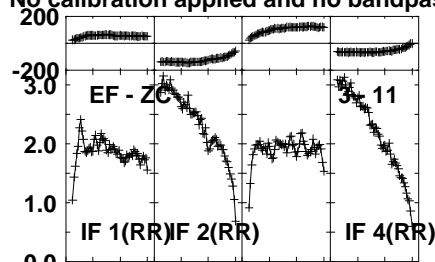
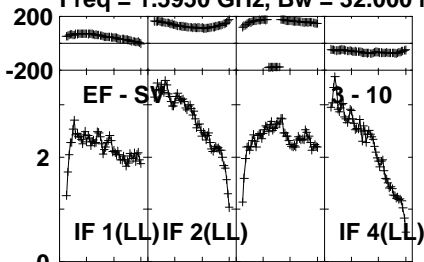
Lower frame: Milli Ampl Jy Top frame: Phas deg  
Vector averaged cross-power spectrum Several baselines displayed  
Timerange: 00/11:44:21 to 00/11:45:59

Plot file version 200 created 02-NOV-2021 17:42:55

J0847+4609 EM146.UVDATA.1

Freq = 1.5950 GHz, Bw = 32.000 MH

No calibration applied and no bandpass applied



0204060 204060 204060 204060  
Channels

0204060 204060 204060 204060  
Channels

0204060 204060 204060 204060  
Channels

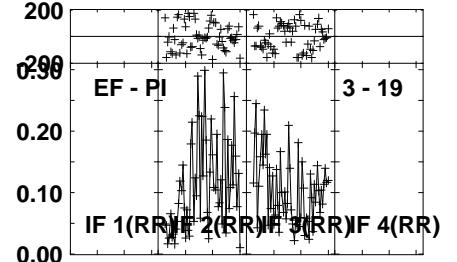
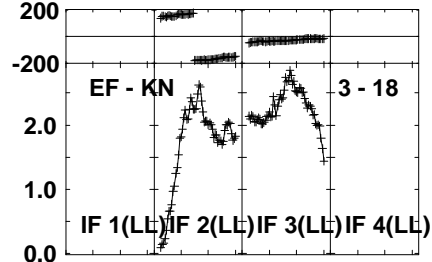
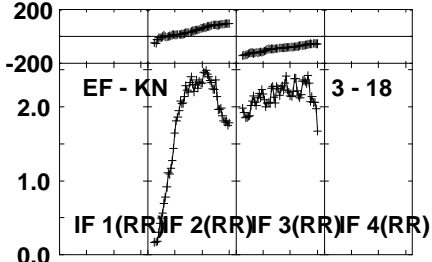
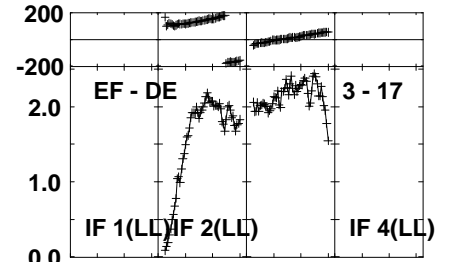
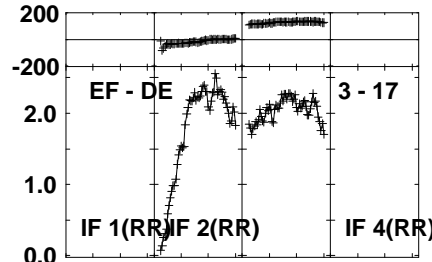
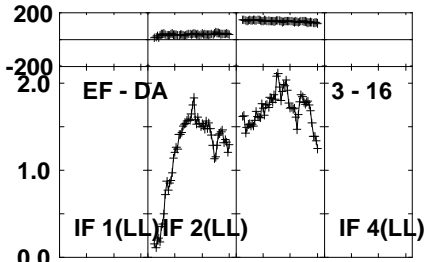
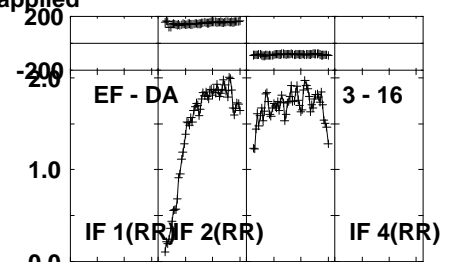
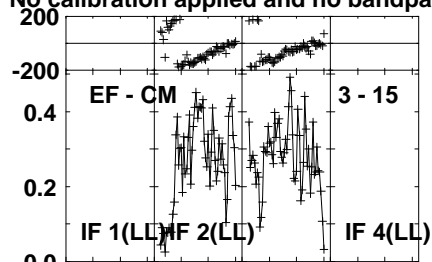
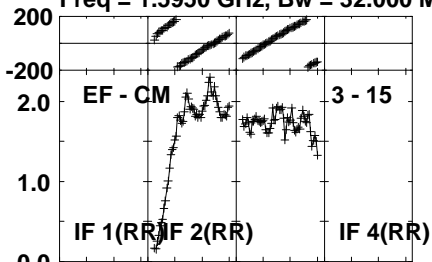
Lower frame: Milli Ampl Jy Top frame: Phas deg  
Vector averaged cross-power spectrum Several baselines displayed  
Timerange: 00/11:44:21 to 00/11:45:59

Plot file version 201 created 02-NOV-2021 17:42:55

J0847+4609 EM146.UVDATA.1

Freq = 1.5950 GHz, Bw = 32.000 MH

No calibration applied and no bandpass applied



0204060 204060 204060 204060 Channels

0204060 204060 204060 204060 Channels

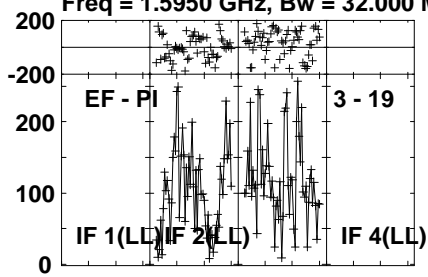
0204060 204060 204060 204060 Channels

Lower frame: Milli Ampl Jy Top frame: Phas deg  
Vector averaged cross-power spectrum Several baselines displayed  
Timerange: 00/11:44:21 to 00/11:45:59

Plot file version 202 created 02-NOV-2021 17:42:55

J0847+4609 EM146.UVDATA.1

Freq = 1.5950 GHz, Bw = 32.000 MH No calibration applied and no bandpass applied



Lower frame: Micro Ampl Jy Top frame: Phas deg

Vector averaged cross-power spectrum Several baselines displayed

Timerange: 00/11:44:21 to 00/11:45:59

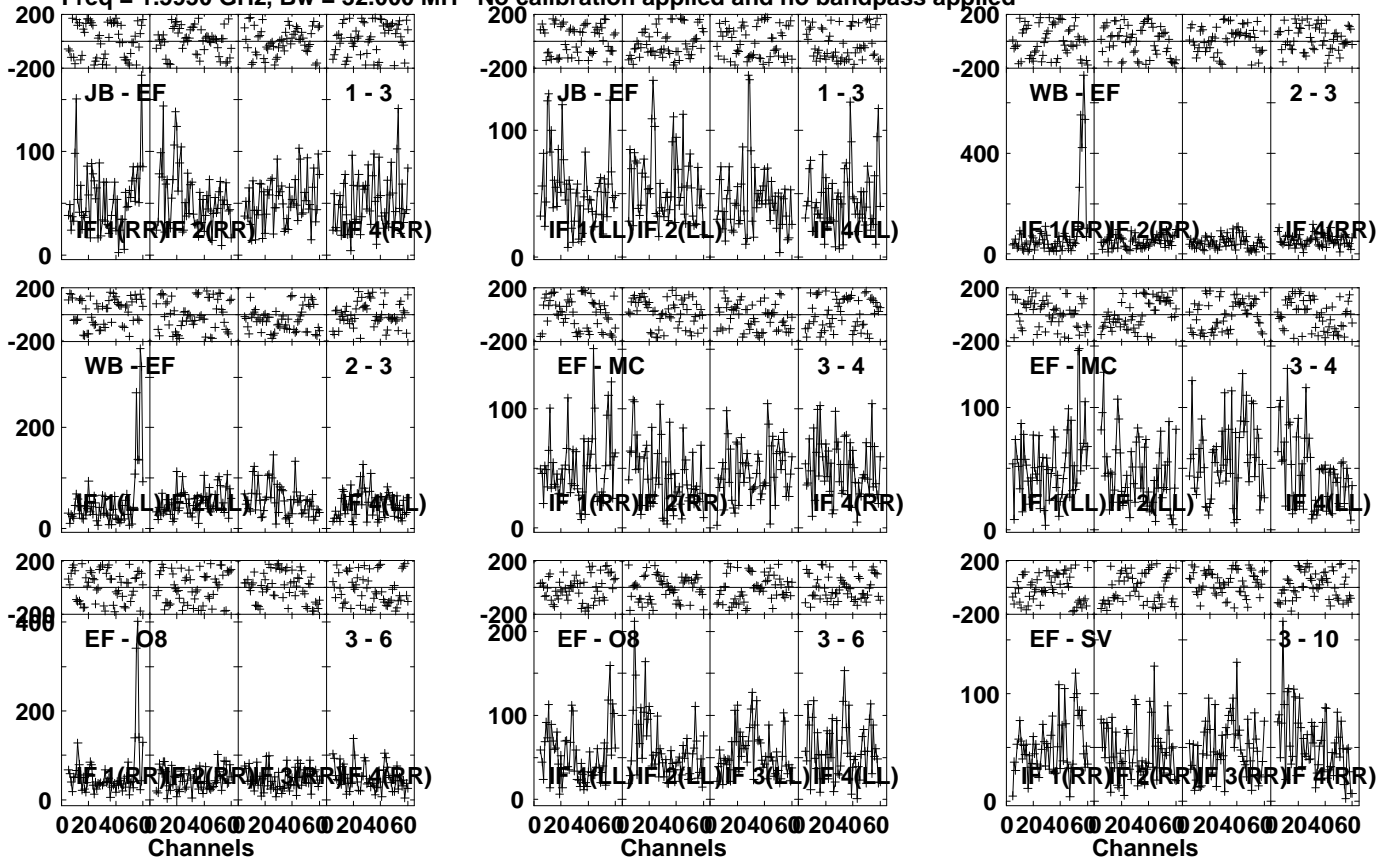


Plot file version 203 created 02-NOV-2021 17:42:55

J084408+4627 EM146.UVDATA.1

Freq = 1.5950 GHz, Bw = 32.000 MH

No calibration applied and no bandpass applied



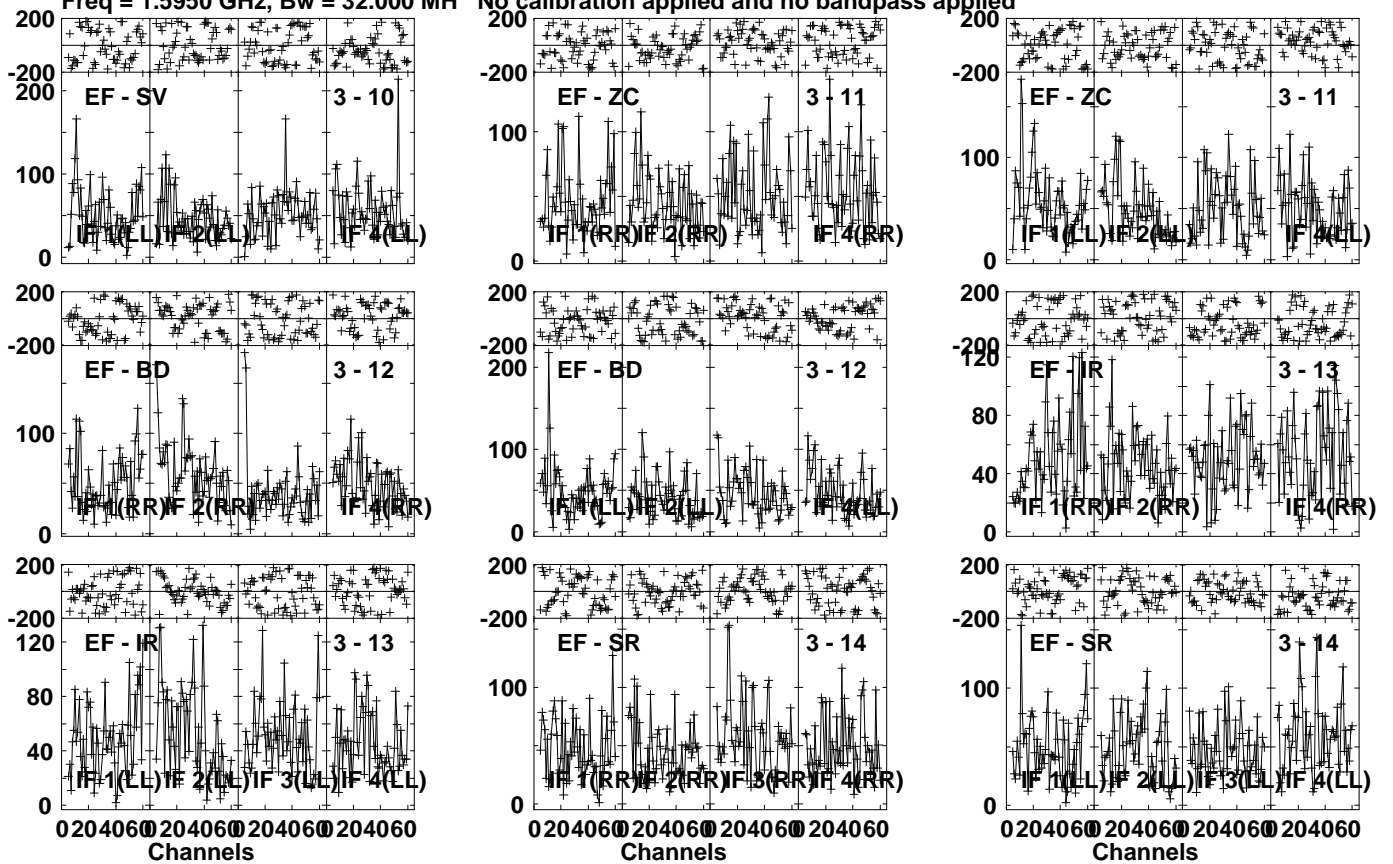
Lower frame: Micro Ampl Jy Top frame: Phas deg  
Vector averaged cross-power spectrum Several baselines displayed  
Timerange: 00/11:46:21 to 00/11:53:59

Plot file version 204 created 02-NOV-2021 17:42:56

J084408+4627 EM146.UVDATA.1

Freq = 1.5950 GHz, Bw = 32.000 MH

No calibration applied and no bandpass applied



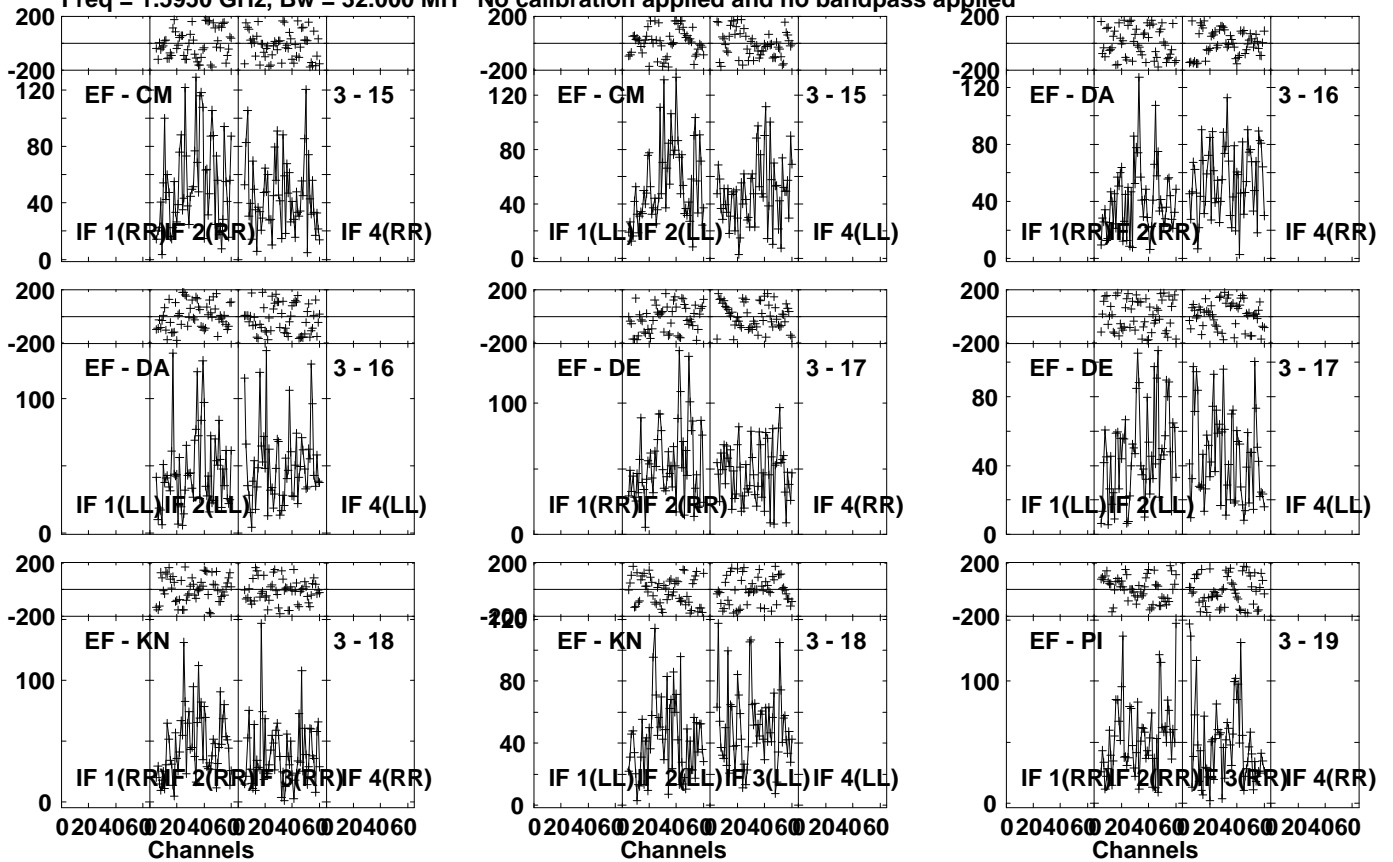
Lower frame: Micro Ampl Jy Top frame: Phas deg  
Vector averaged cross-power spectrum Several baselines displayed  
Timerange: 00/11:46:21 to 00/11:53:59

Plot file version 205 created 02-NOV-2021 17:42:56

J084408+4627 EM146.UVDATA.1

Freq = 1.5950 GHz, Bw = 32.000 MH

No calibration applied and no bandpass applied

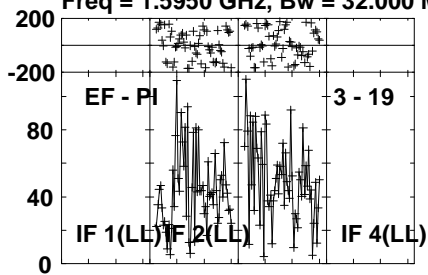


Lower frame: Micro Ampl Jy Top frame: Phas deg  
Vector averaged cross-power spectrum Several baselines displayed  
Timerange: 00/11:46:21 to 00/11:53:59

Plot file version 206 created 02-NOV-2021 17:42:56

J084408+4627 EM146.UVDATA.1

Freq = 1.5950 GHz, Bw = 32.000 MH No calibration applied and no bandpass applied



Lower frame: Micro Ampl Jy Top frame: Phas deg

Vector averaged cross-power spectrum Several baselines displayed

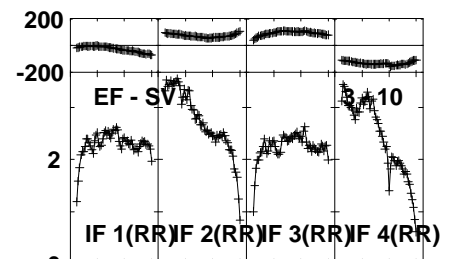
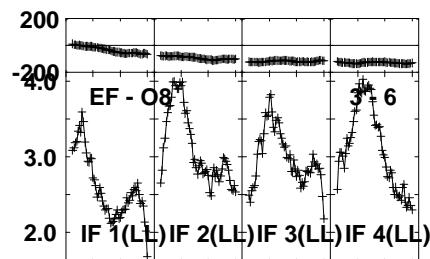
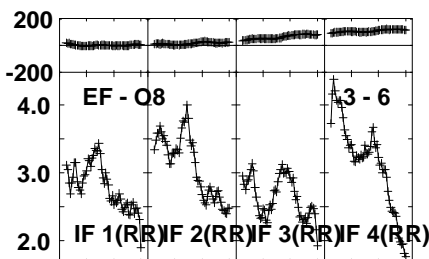
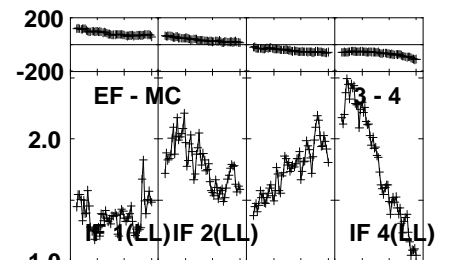
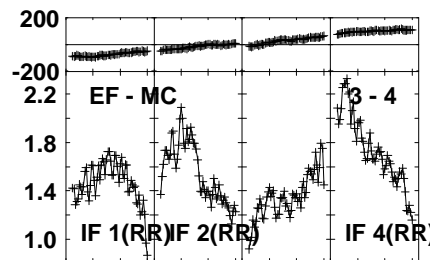
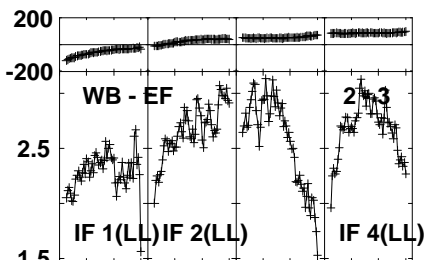
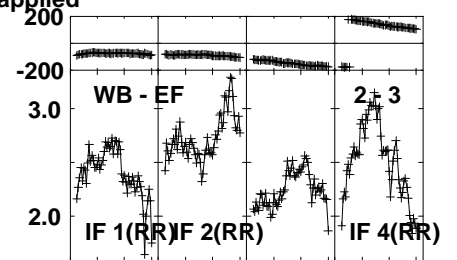
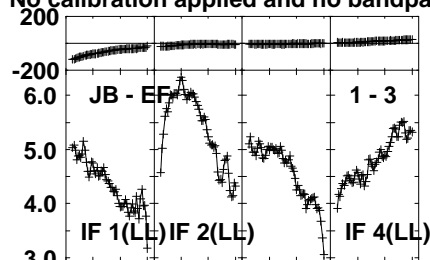
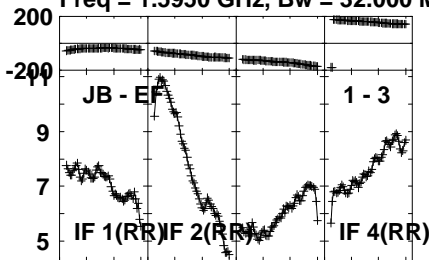
Timerange: 00/11:46:21 to 00/11:53:59

Plot file version 207 created 02-NOV-2021 17:42:56

J0847+4609 EM146.UVDATA.1

Freq = 1.5950 GHz, Bw = 32.000 MH

No calibration applied and no bandpass applied



020406@20406@20406@20406@20406@  
Channels

020406@20406@20406@20406@20406@  
Channels

020406@20406@20406@20406@20406@  
Channels

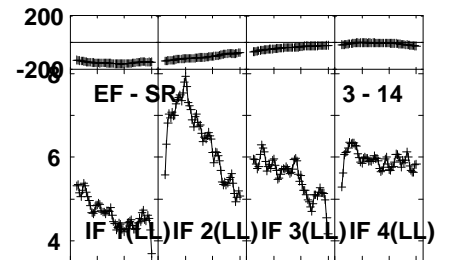
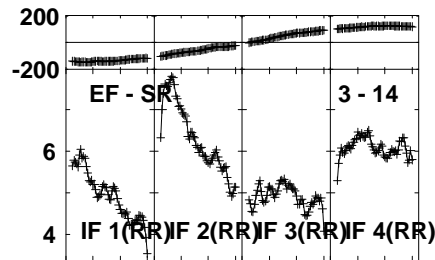
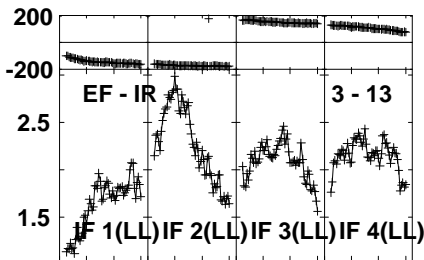
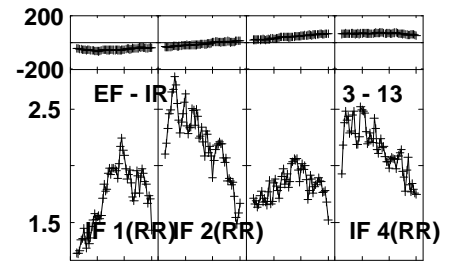
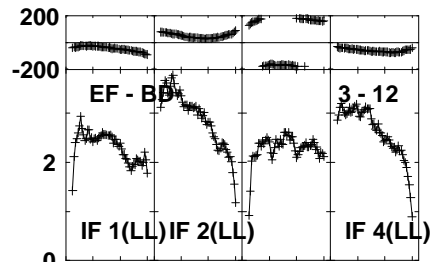
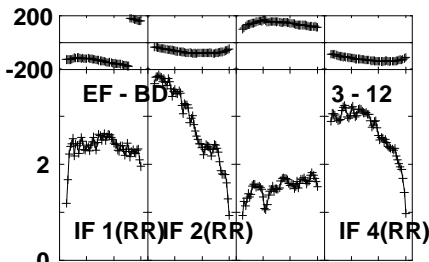
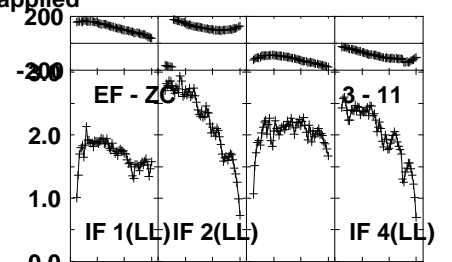
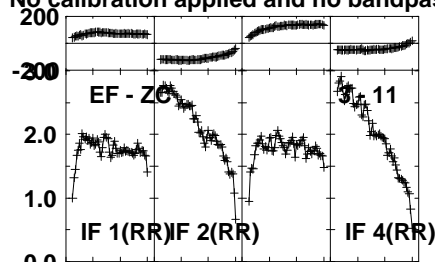
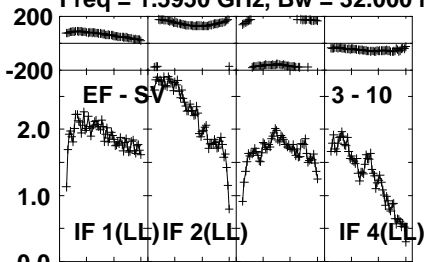
Lower frame: Milli Ampl Jy Top frame: Phas deg  
Vector averaged cross-power spectrum Several baselines displayed  
Timerange: 00/11:54:21 to 00/11:55:59

Plot file version 208 created 02-NOV-2021 17:42:57

J0847+4609 EM146.UVDATA.1

Freq = 1.5950 GHz, Bw = 32.000 MH

No calibration applied and no bandpass applied



0204060 204060 204060 204060  
Channels

0204060 204060 204060 204060  
Channels

0204060 204060 204060 204060  
Channels

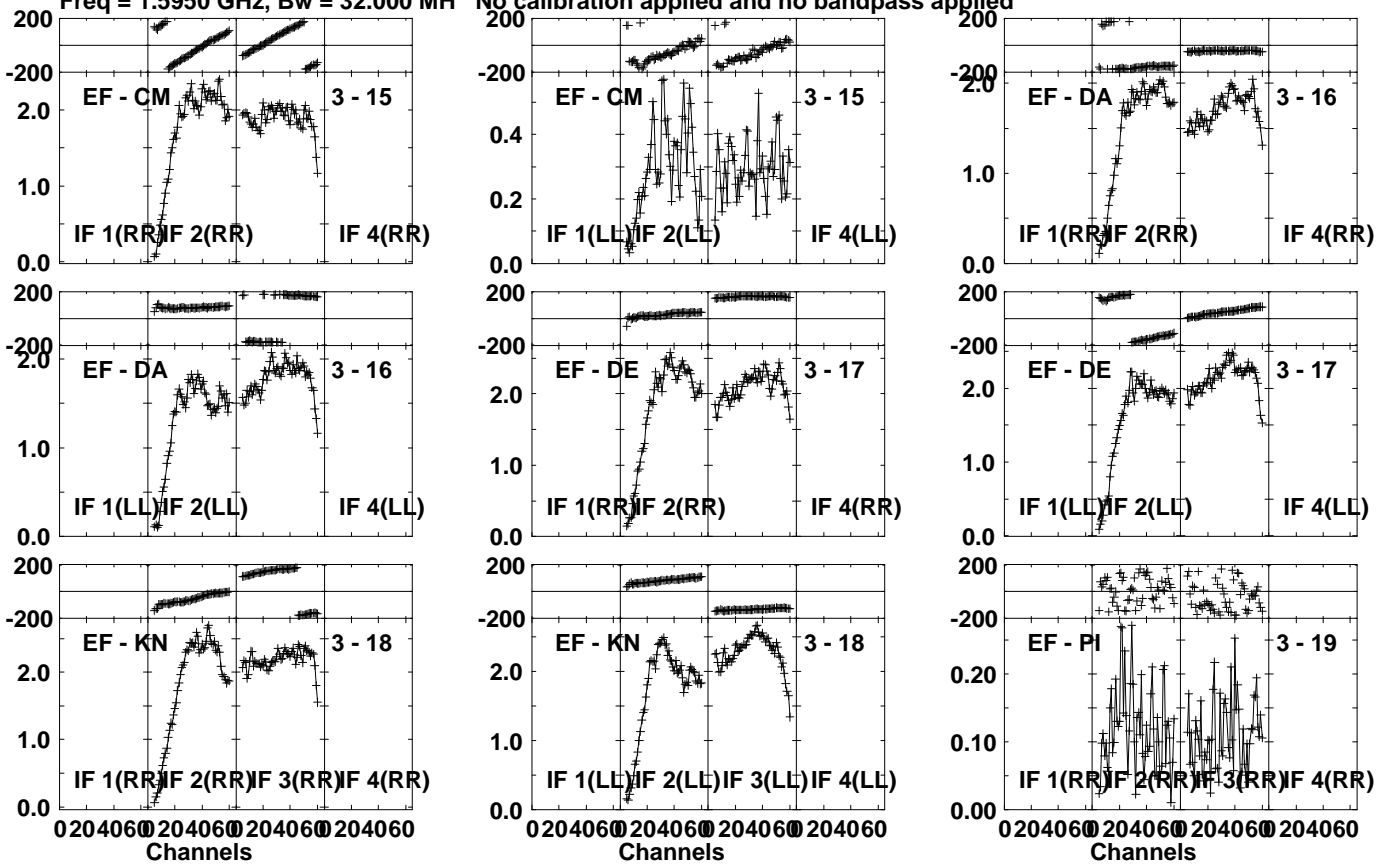
Lower frame: Milli Ampl Jy Top frame: Phas deg  
Vector averaged cross-power spectrum Several baselines displayed  
Timerange: 00/11:54:21 to 00/11:55:59

Plot file version 209 created 02-NOV-2021 17:42:57

J0847+4609 EM146.UVDATA.1

Freq = 1.5950 GHz, Bw = 32.000 MH

No calibration applied and no bandpass applied

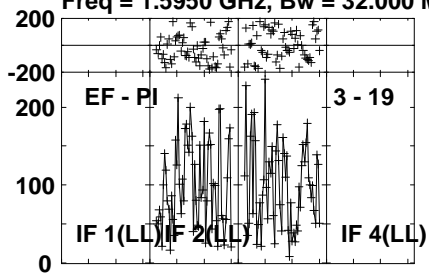


Lower frame: Milli Ampl Jy Top frame: Phas deg  
Vector averaged cross-power spectrum Several baselines displayed  
Timerange: 00/11:54:21 to 00/11:55:59

Plot file version 210 created 02-NOV-2021 17:42:57

J0847+4609 EM146.UVDATA.1

Freq = 1.5950 GHz, Bw = 32.000 MH No calibration applied and no bandpass applied



Lower frame: Micro Ampl Jy Top frame: Phas deg  
Vector averaged cross-power spectrum Several baselines displayed  
Timerange: 00/11:54:21 to 00/11:55:59

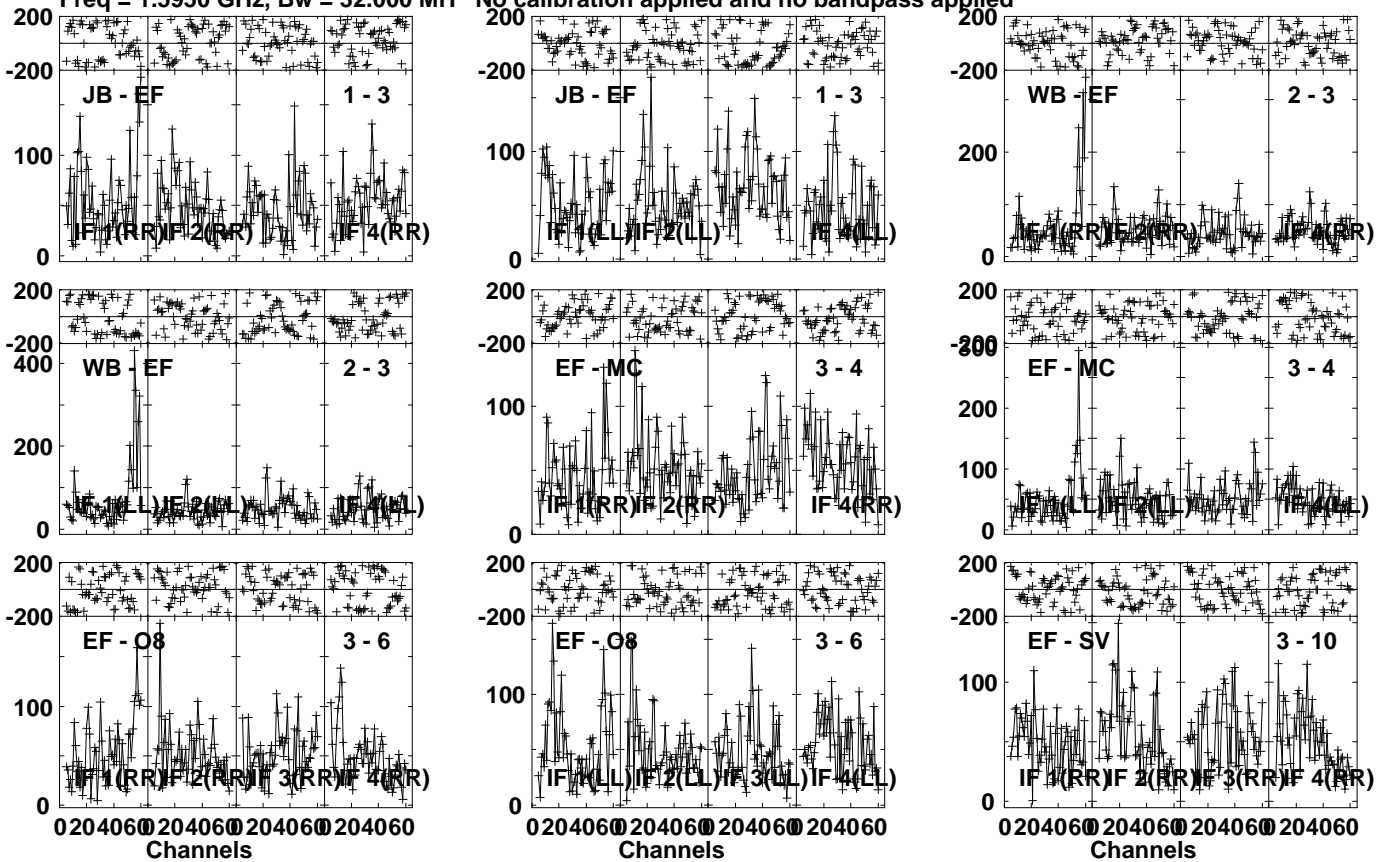


Plot file version 211 created 02-NOV-2021 17:42:57

J084408+4627 EM146.UVDATA.1

Freq = 1.5950 GHz, Bw = 32.000 MH

No calibration applied and no bandpass applied



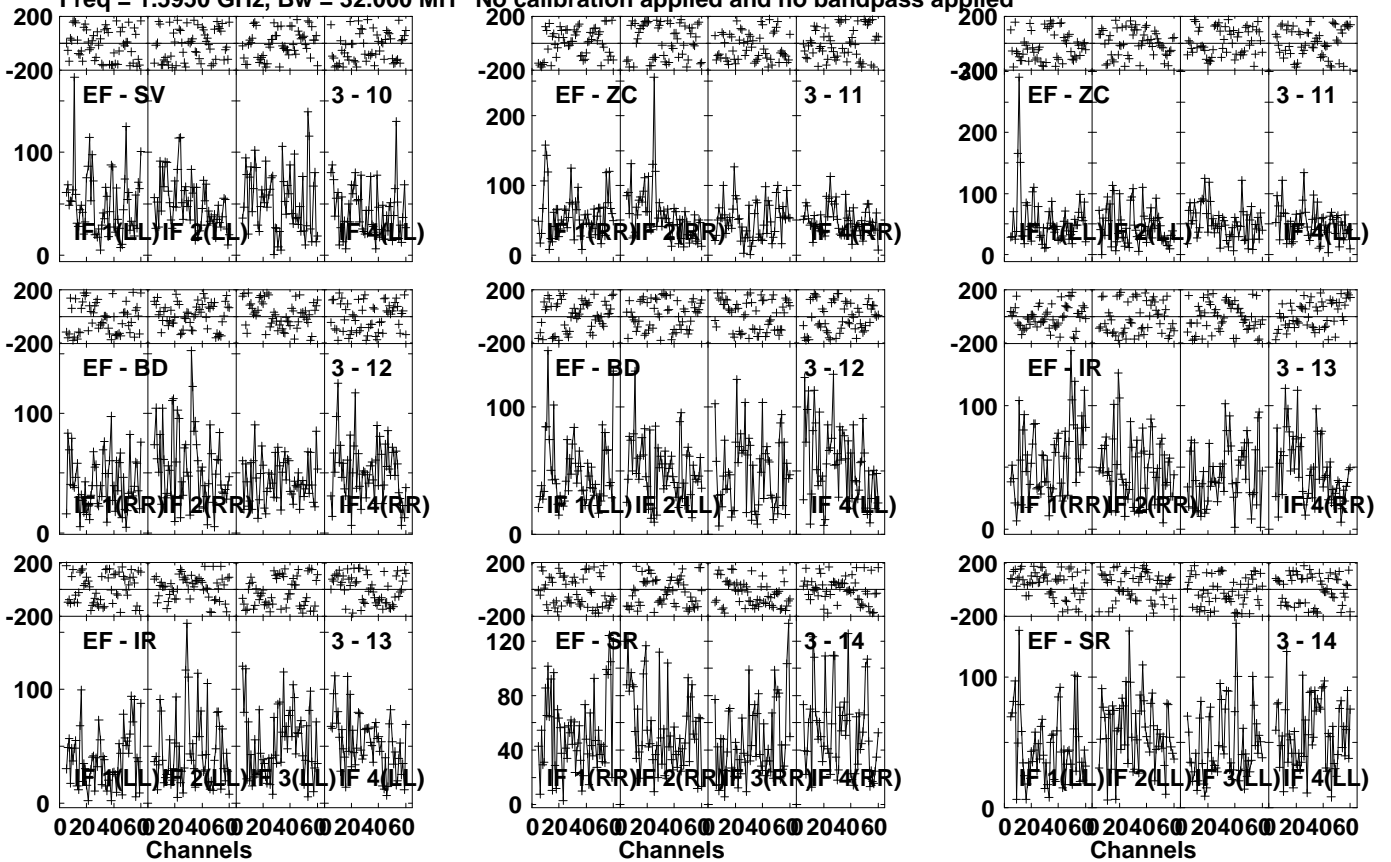
Lower frame: Micro Ampl Jy Top frame: Phas deg  
Vector averaged cross-power spectrum Several baselines displayed  
Timerange: 00/11:56:21 to 00/12:03:59

Plot file version 212 created 02-NOV-2021 17:42:57

J084408+4627 EM146.UVDATA.1

Freq = 1.5950 GHz, Bw = 32.000 MH

No calibration applied and no bandpass applied



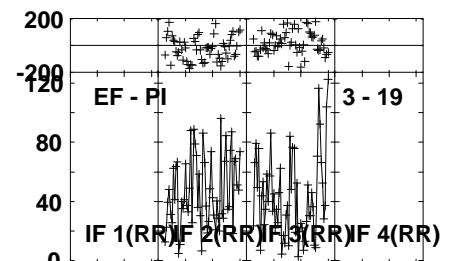
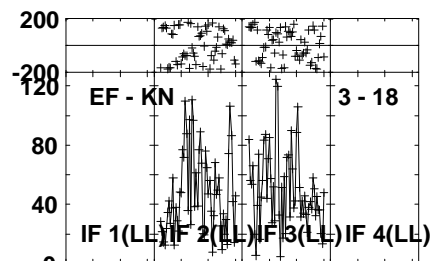
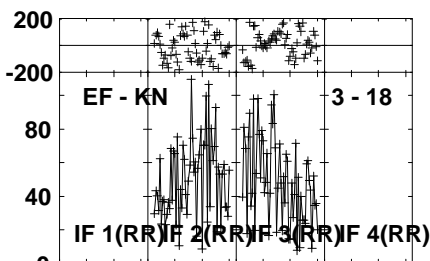
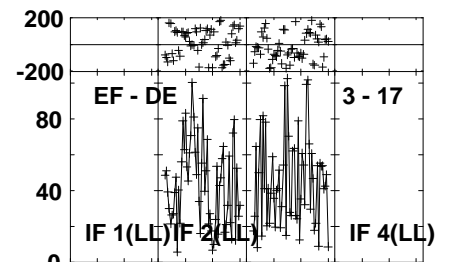
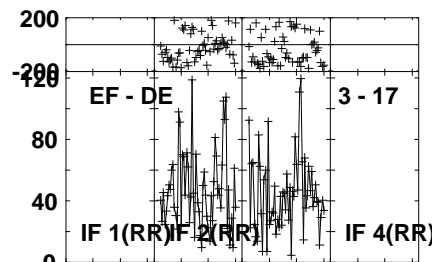
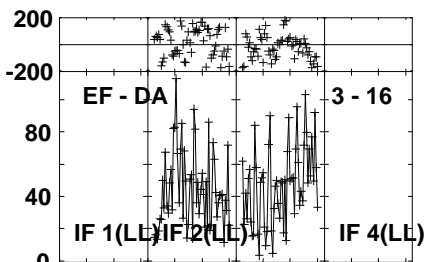
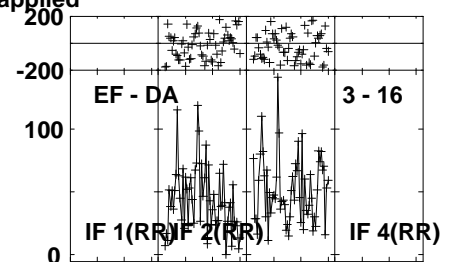
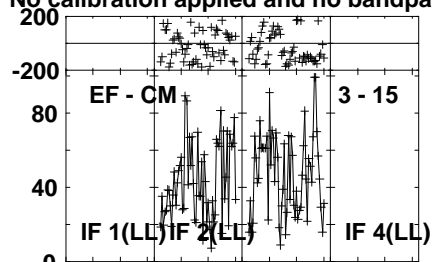
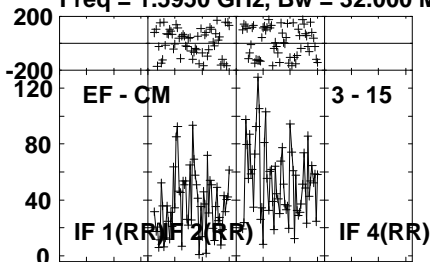
Lower frame: Micro Ampl Jy Top frame: Phas deg  
Vector averaged cross-power spectrum Several baselines displayed  
Timerange: 00/11:56:21 to 00/12:03:59

Plot file version 213 created 02-NOV-2021 17:42:58

J084408+4627 EM146.UVDATA.1

Freq = 1.5950 GHz, Bw = 32.000 MH

No calibration applied and no bandpass applied



0204060 204060 204060 204060 204060  
Channels

0204060 204060 204060 204060 204060  
Channels

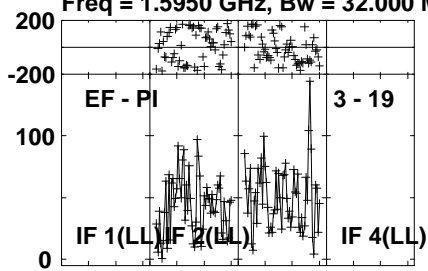
0204060 204060 204060 204060 204060  
Channels

Lower frame: Micro Ampl Jy Top frame: Phas deg  
Vector averaged cross-power spectrum Several baselines displayed  
Timerange: 00/11:56:21 to 00/12:03:59

Plot file version 214 created 02-NOV-2021 17:42:58

J084408+4627 EM146.UVDATA.1

Freq = 1.5950 GHz, Bw = 32.000 MH No calibration applied and no bandpass applied



Lower frame: Micro Ampl Jy Top frame: Phas deg

Vector averaged cross-power spectrum Several baselines displayed

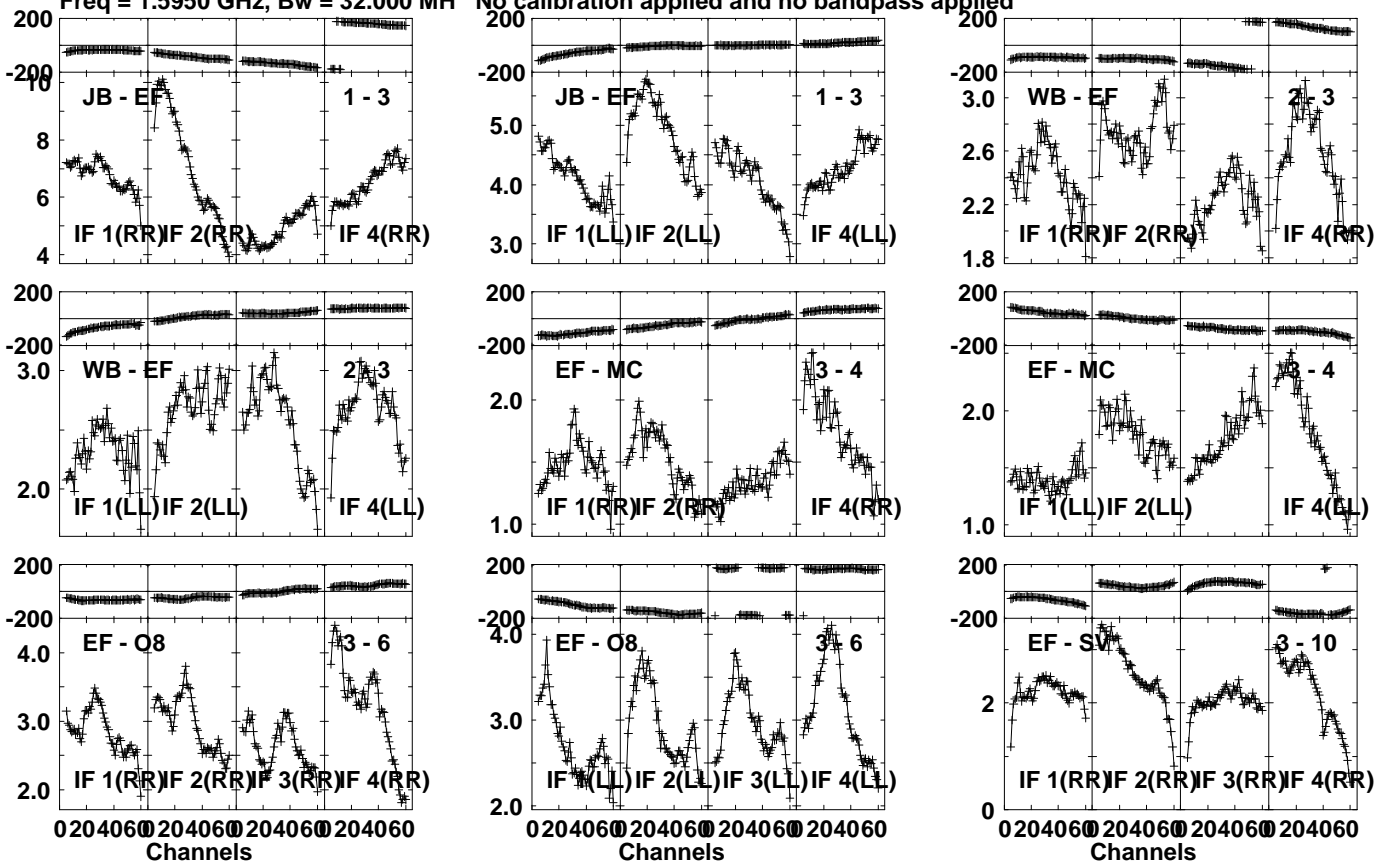
Timerange: 00/11:56:21 to 00/12:03:59

Plot file version 215 created 02-NOV-2021 17:42:58

J0847+4609 EM146.UVDATA.1

Freq = 1.5950 GHz, Bw = 32.000 MH

No calibration applied and no bandpass applied



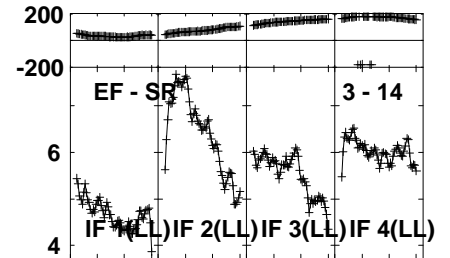
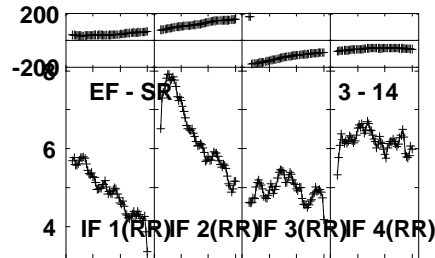
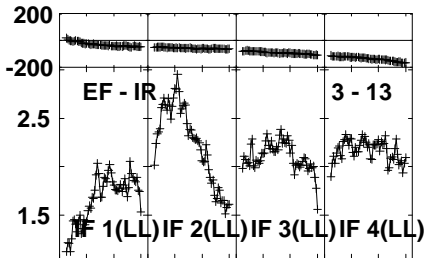
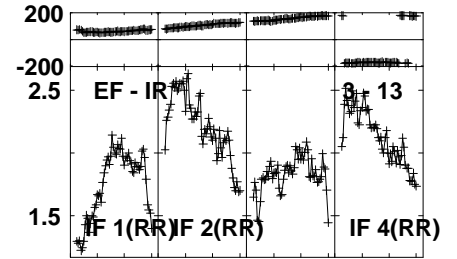
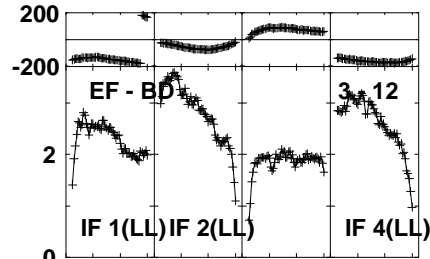
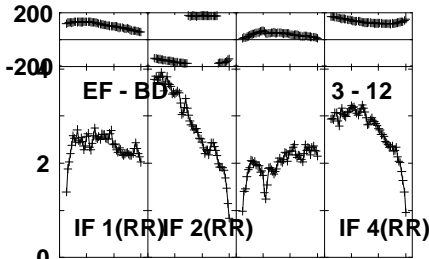
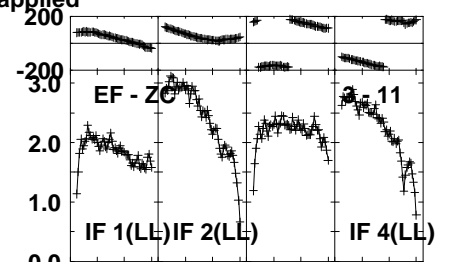
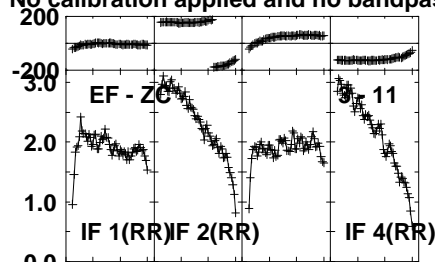
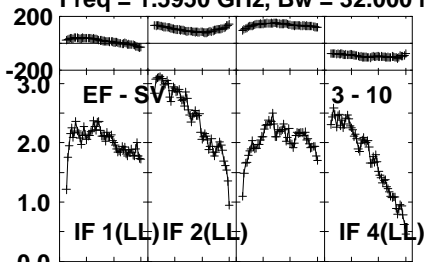
Lower frame: Milli Ampl Jy Top frame: Phas deg  
 Vector averaged cross-power spectrum Several baselines displayed  
 Timerange: 00:12:04:21 to 00:12:05:59

Plot file version 216 created 02-NOV-2021 17:42:58

J0847+4609 EM146.UVDATA.1

Freq = 1.5950 GHz, Bw = 32.000 MH

No calibration applied and no bandpass applied



0204060 204060 204060 204060  
Channels

0204060 204060 204060 204060  
Channels

0204060 204060 204060 204060  
Channels

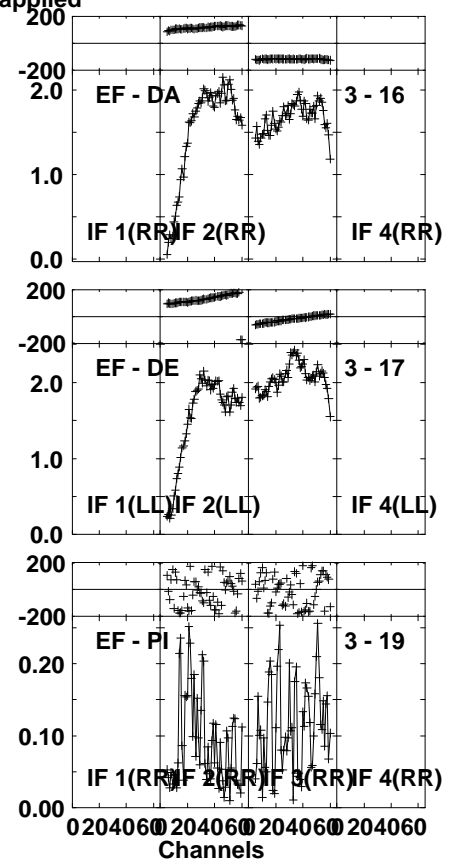
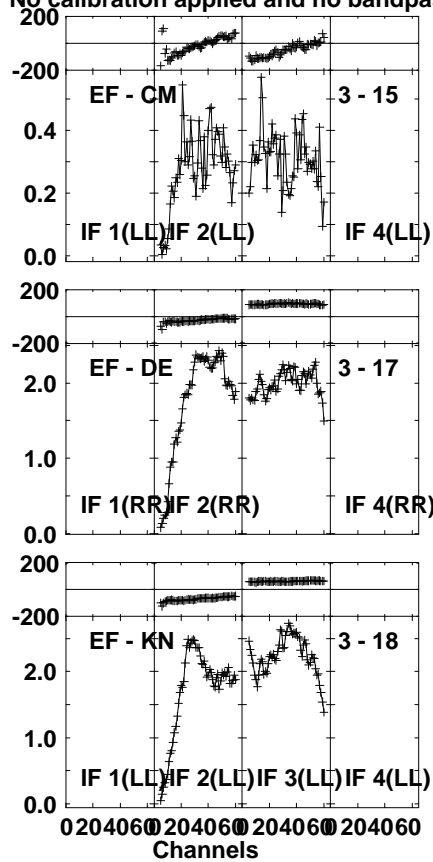
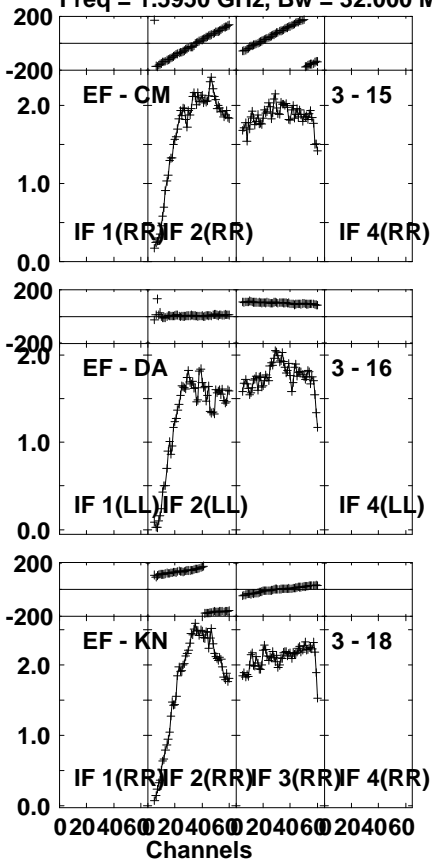
Lower frame: Milli Ampl Jy Top frame: Phas deg  
Vector averaged cross-power spectrum Several baselines displayed  
Timerange: 00/12:04:21 to 00/12:05:59

Plot file version 217 created 02-NOV-2021 17:42:59

J0847+4609 EM146.UVDATA.1

Freq = 1.5950 GHz, Bw = 32.000 MH

No calibration applied and no bandpass applied



Lower frame: Milli Ampl Jy Top frame: Phas deg

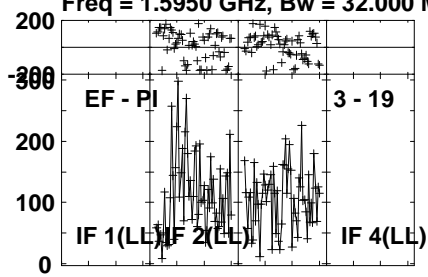
Vector averaged cross-power spectrum Several baselines displayed

Timerange: 00/12:04:21 to 00/12:05:59

Plot file version 218 created 02-NOV-2021 17:42:59

J0847+4609 EM146.UVDATA.1

Freq = 1.5950 GHz, Bw = 32.000 MH No calibration applied and no bandpass applied



Lower frame: Micro Ampl Jy Top frame: Phas deg

Vector averaged cross-power spectrum Several baselines displayed

Timerange: 00/12:04:21 to 00/12:05:59

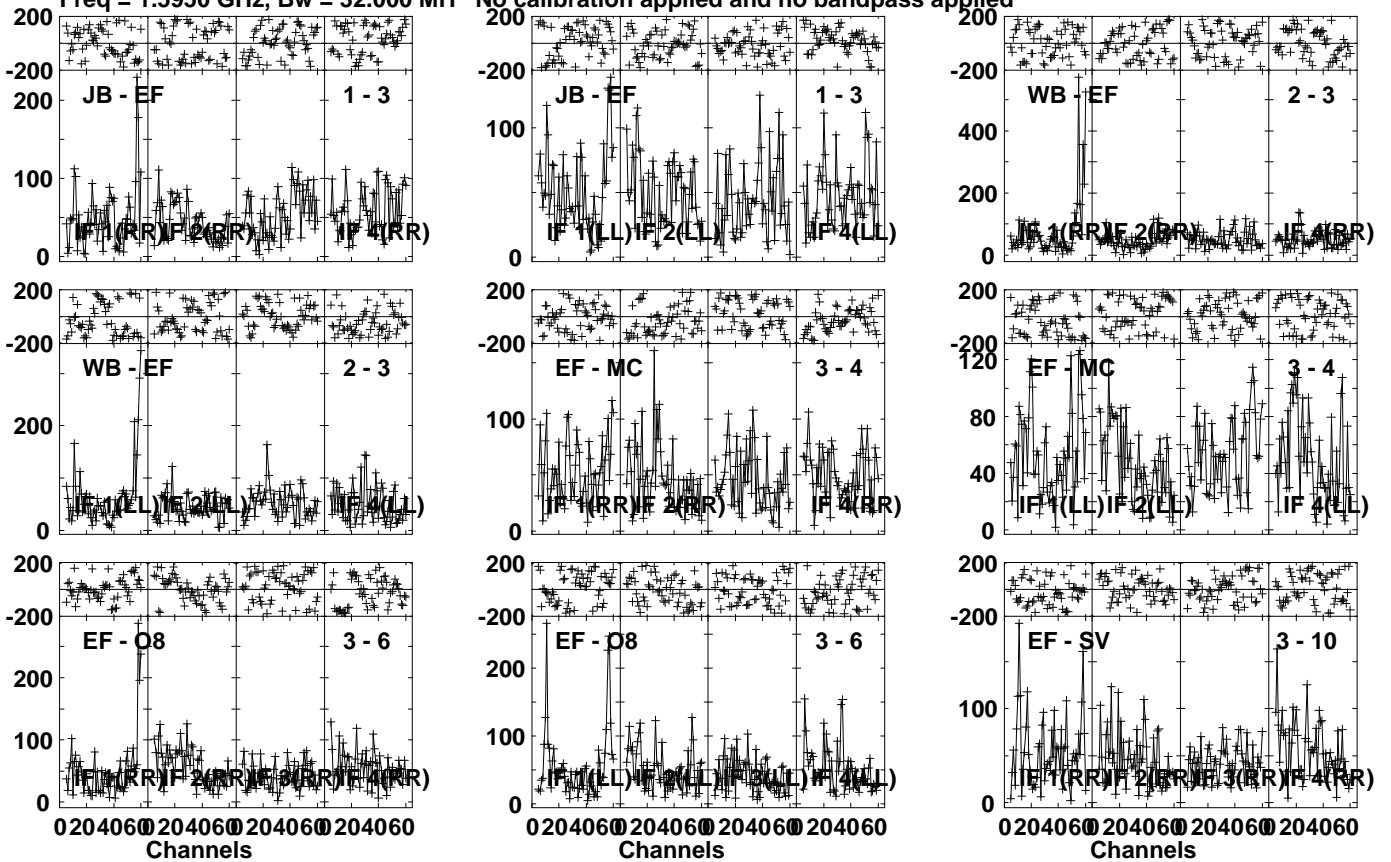


Plot file version 219 created 02-NOV-2021 17:42:59

J084408+4627 EM146.UVDATA.1

Freq = 1.5950 GHz, Bw = 32.000 MH

No calibration applied and no bandpass applied



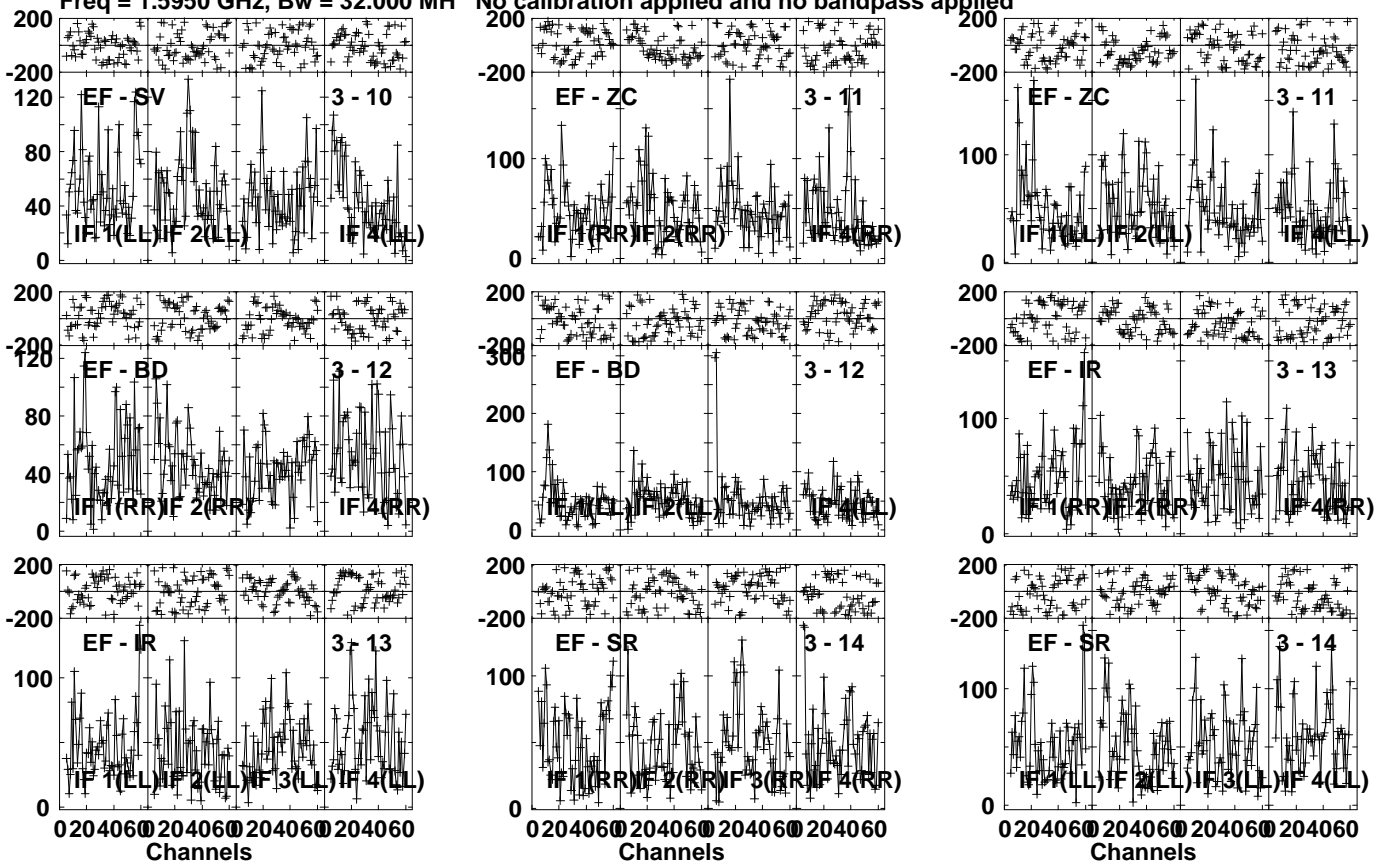
Lower frame: Micro Ampl Jy Top frame: Phas deg  
Vector averaged cross-power spectrum Several baselines displayed  
Timerange: 00:12:06:21 to 00:12:13:59

Plot file version 220 created 02-NOV-2021 17:42:59

J084408+4627 EM146.UVDATA.1

Freq = 1.5950 GHz, Bw = 32.000 MH

No calibration applied and no bandpass applied



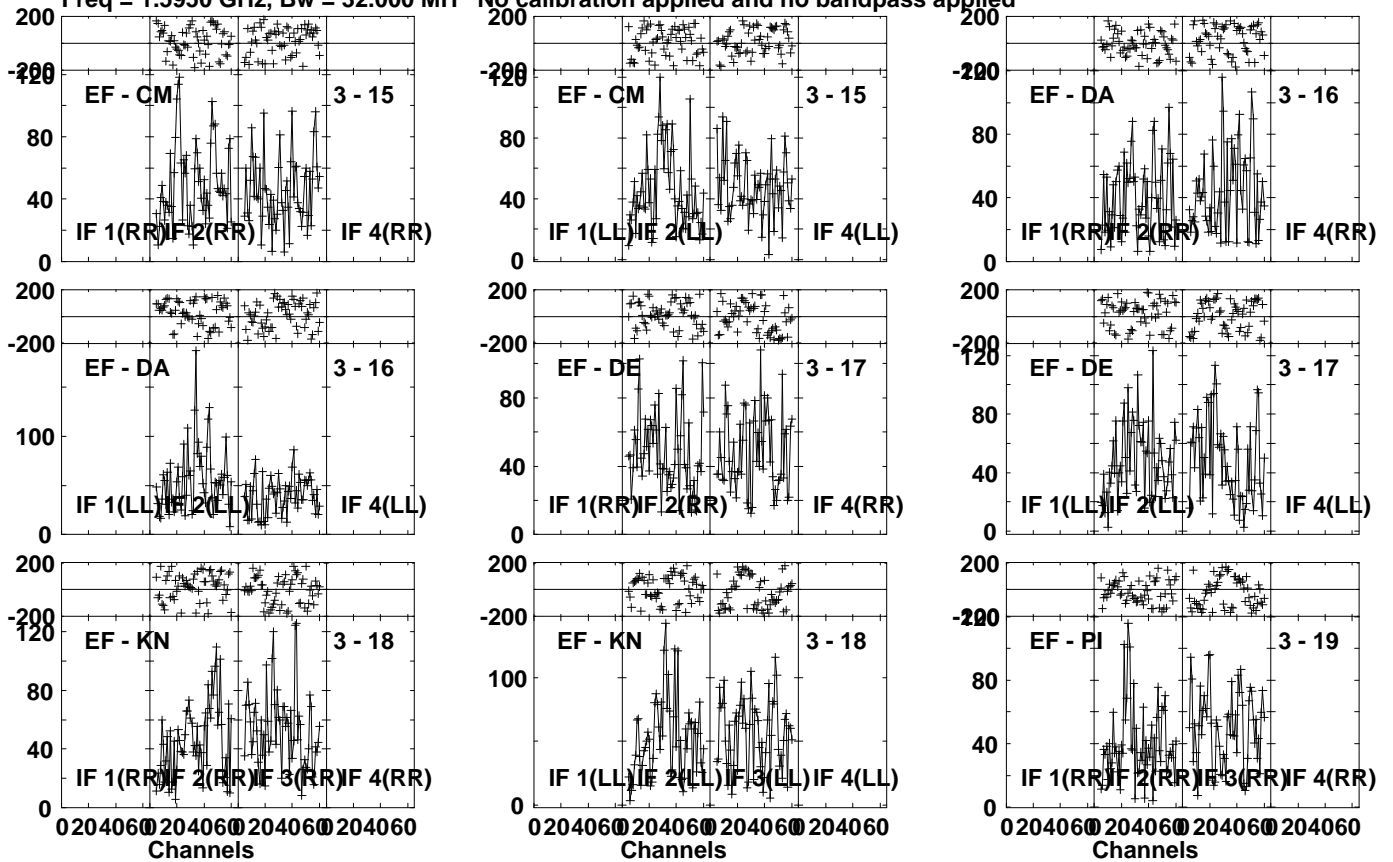
Lower frame: Micro Ampl Jy Top frame: Phas deg  
Vector averaged cross-power spectrum Several baselines displayed  
Timerange: 00/12:06:21 to 00/12:13:59

Plot file version 221 created 02-NOV-2021 17:43:00

J084408+4627 EM146.UVDATA.1

Freq = 1.5950 GHz, Bw = 32.000 MH

No calibration applied and no bandpass applied

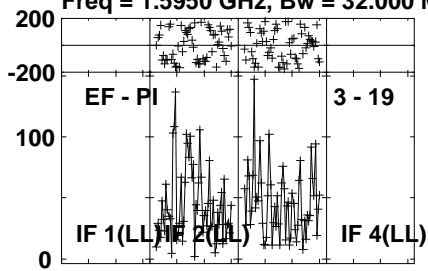


Lower frame: Micro Ampl Jy Top frame: Phas deg  
Vector averaged cross-power spectrum Several baselines displayed  
Timerange: 00:12:06:21 to 00:12:13:59

Plot file version 222 created 02-NOV-2021 17:43:00

J084408+4627 EM146.UVDATA.1

Freq = 1.5950 GHz, Bw = 32.000 MH No calibration applied and no bandpass applied



Lower frame: Micro Ampl Jy Top frame: Phas deg

Vector averaged cross-power spectrum Several baselines displayed

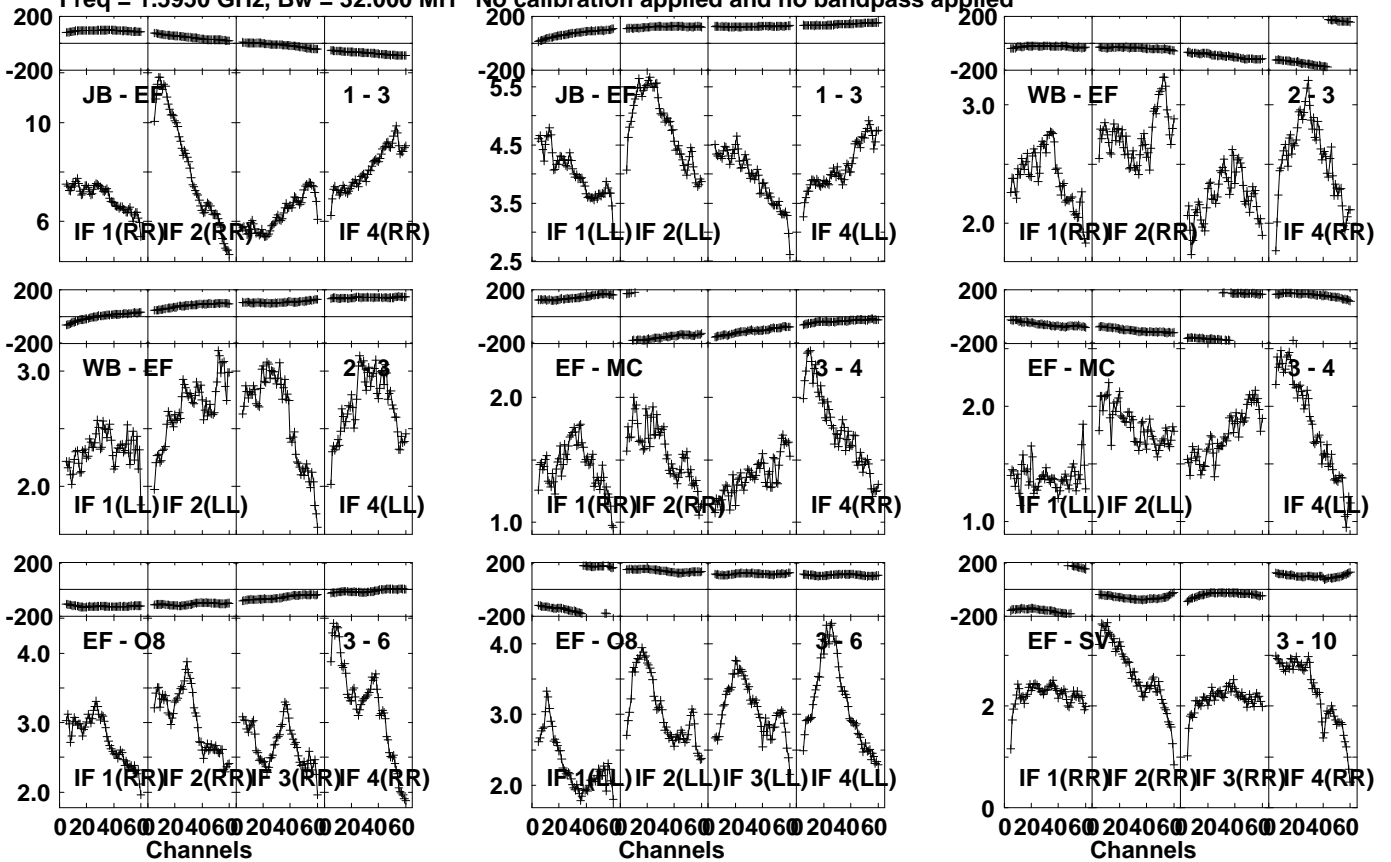
Timerange: 00/12:06:21 to 00/12:13:59

Plot file version 223 created 02-NOV-2021 17:43:00

J0847+4609 EM146.UVDATA.1

Freq = 1.5950 GHz, Bw = 32.000 MH

No calibration applied and no bandpass applied

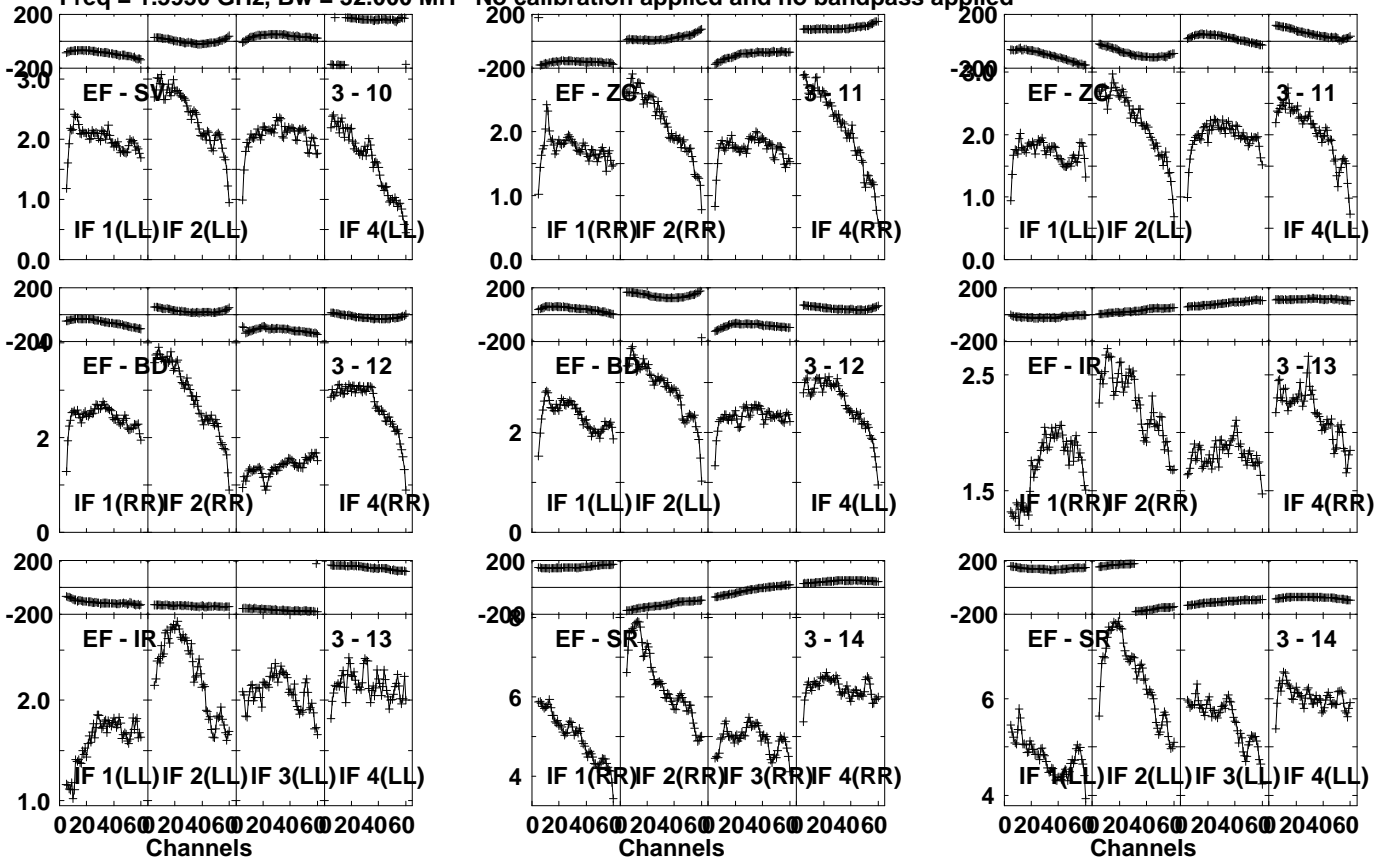


Lower frame: Milli Ampl Jy Top frame: Phas deg  
 Vector averaged cross-power spectrum Several baselines displayed  
 Timerange: 00/12:14:21 to 00/12:15:59

Plot file version 224 created 02-NOV-2021 17:43:00

J0847+4609 EM146.UVDATA.1

Freq = 1.5950 GHz, Bw = 32.000 MH No calibration applied and no bandpass applied



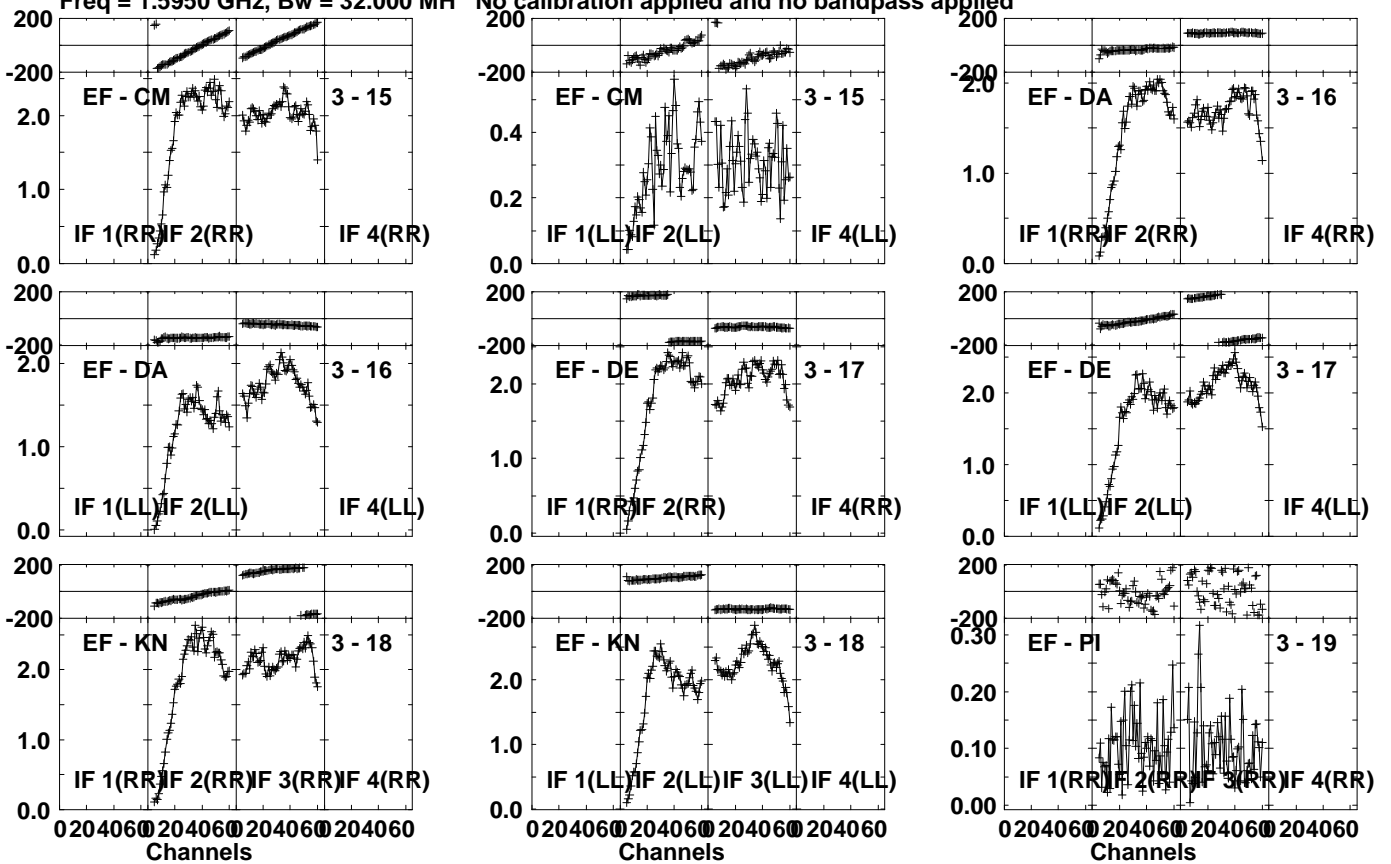
Lower frame: Milli Ampl Jy Top frame: Phas deg  
Vector averaged cross-power spectrum Several baselines displayed  
Timerange: 00/12:14:21 to 00/12:15:59

Plot file version 225 created 02-NOV-2021 17:43:00

J0847+4609 EM146.UVDATA.1

Freq = 1.5950 GHz, Bw = 32.000 MH

No calibration applied and no bandpass applied

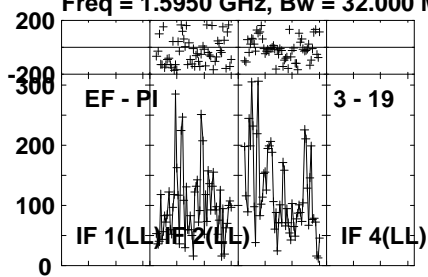


Lower frame: Milli Ampl Jy Top frame: Phas deg  
Vector averaged cross-power spectrum Several baselines displayed  
Timerange: 00/12:14:21 to 00/12:15:59

Plot file version 226 created 02-NOV-2021 17:43:01

J0847+4609 EM146.UVDATA.1

Freq = 1.5950 GHz, Bw = 32.000 MH No calibration applied and no bandpass applied



Lower frame: Micro Ampl Jy Top frame: Phas deg

Vector averaged cross-power spectrum Several baselines displayed

Timerange: 00/12:14:21 to 00/12:15:59

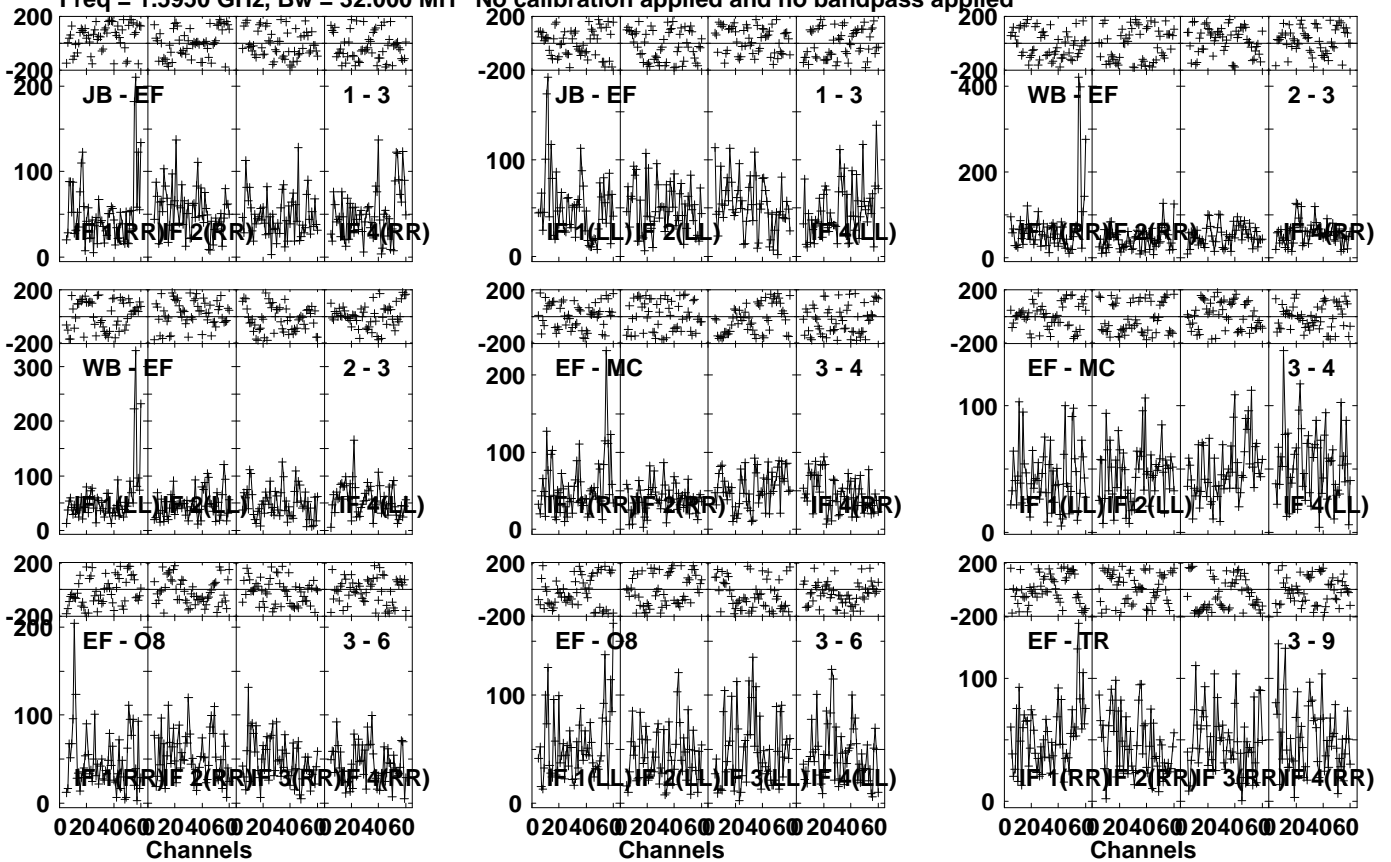


Plot file version 227 created 02-NOV-2021 17:43:01

J084408+4627 EM146.UVDATA.1

Freq = 1.5950 GHz, Bw = 32.000 MH

No calibration applied and no bandpass applied



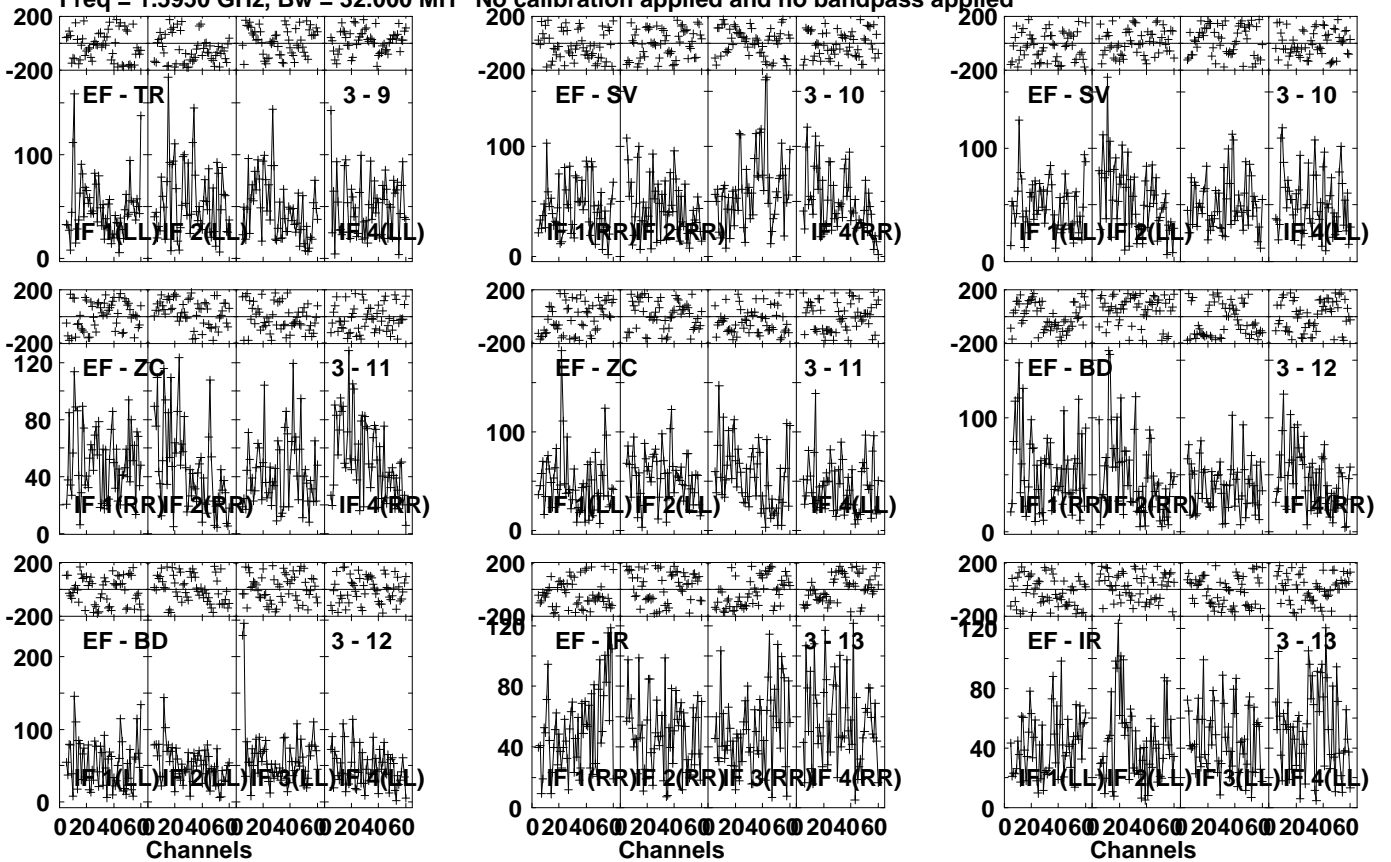
Lower frame: Micro Ampl Jy Top frame: Phas deg  
Vector averaged cross-power spectrum Several baselines displayed  
Timerange: 00/12:16:21 to 00/12:23:59

Plot file version 228 created 02-NOV-2021 17:43:01

J084408+4627 EM146.UVDATA.1

Freq = 1.5950 GHz, Bw = 32.000 MH

No calibration applied and no bandpass applied



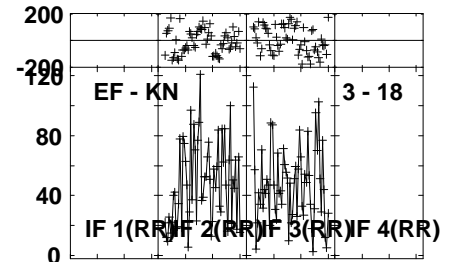
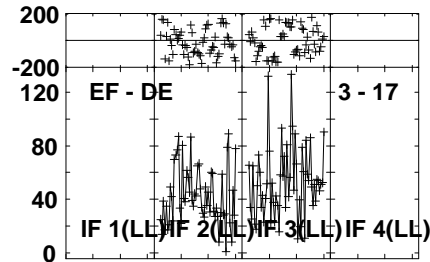
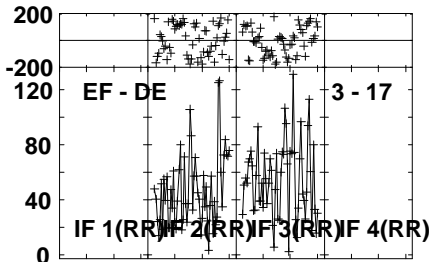
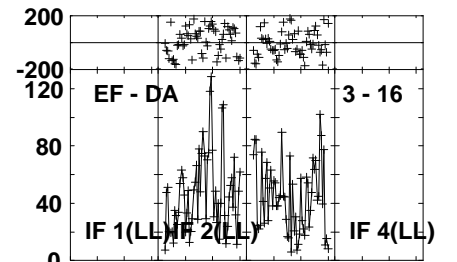
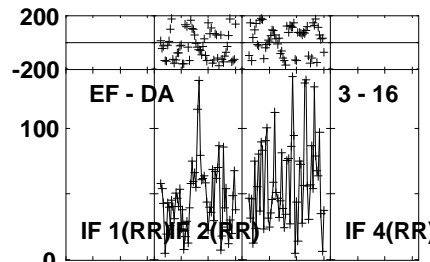
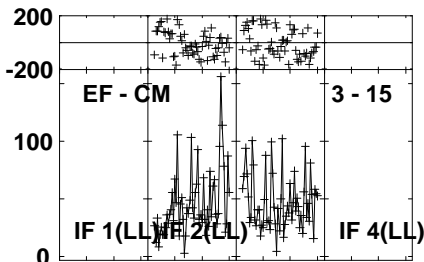
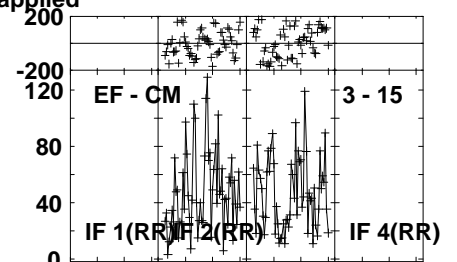
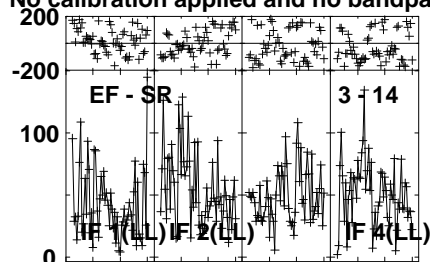
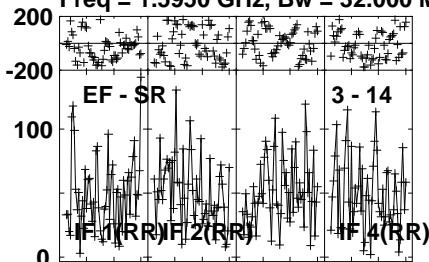
Lower frame: Micro Ampl Jy Top frame: Phas deg  
Vector averaged cross-power spectrum Several baselines displayed  
Timerange: 00/12:16:21 to 00/12:23:59

Plot file version 229 created 02-NOV-2021 17:43:01

J084408+4627 EM146.UVDATA.1

Freq = 1.5950 GHz, Bw = 32.000 MH

No calibration applied and no bandpass applied

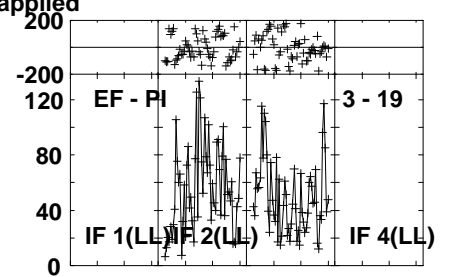
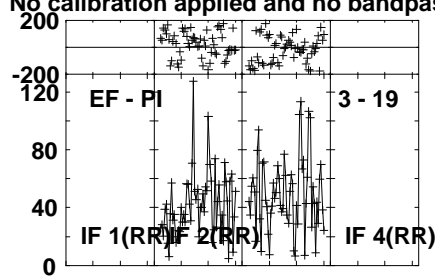
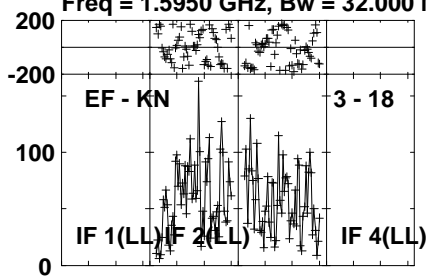


Lower frame: Micro Ampl Jy Top frame: Phas deg  
Vector averaged cross-power spectrum Several baselines displayed  
Timerange: 00:12:16:21 to 00:12:23:59

Plot file version 230 created 02-NOV-2021 17:43:02

J084408+4627 EM146.UVDATA.1

Freq = 1.5950 GHz, Bw = 32.000 MH No calibration applied and no bandpass applied

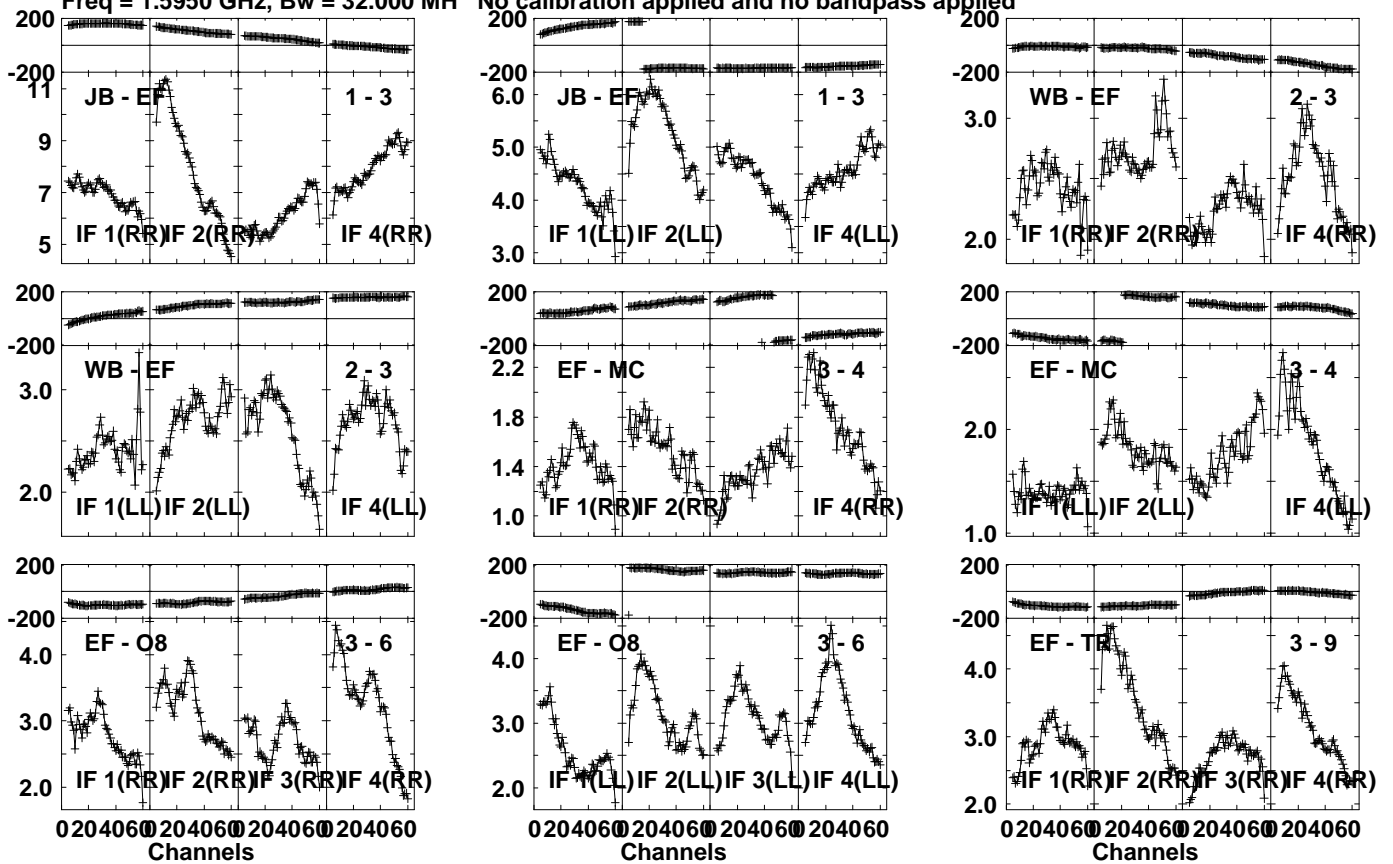


Lower frame: Micro Ampl Jy Top frame: Phas deg  
Vector averaged cross-power spectrum Several baselines displayed  
Timerange: 00/12:16:21 to 00/12:23:59

Plot file version 231 created 02-NOV-2021 17:43:02

J0847+4609 EM146.UVDATA.1

Freq = 1.5950 GHz, Bw = 32.000 MH No calibration applied and no bandpass applied



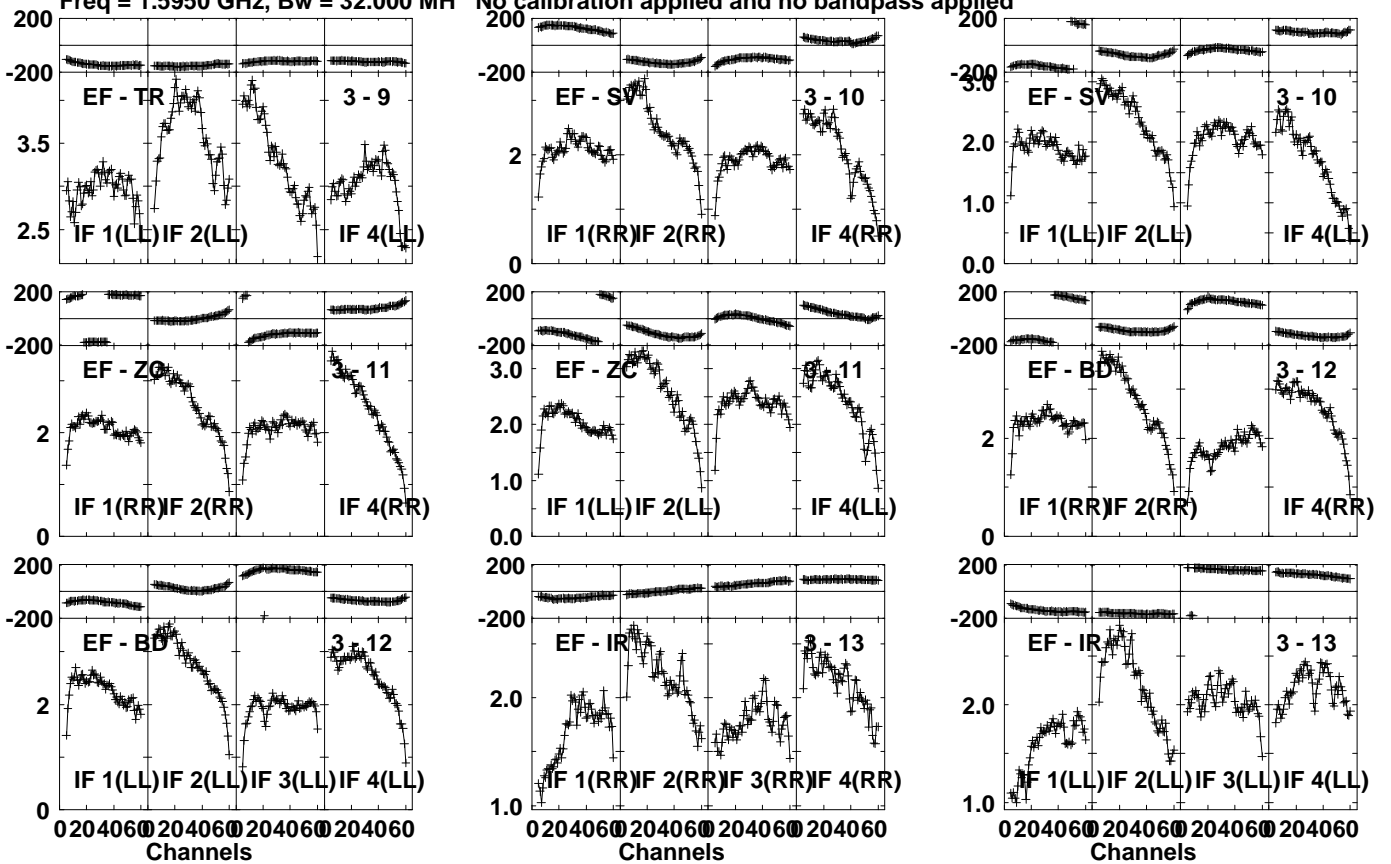
Lower frame: Milli Ampl Jy Top frame: Phas deg  
 Vector averaged cross-power spectrum Several baselines displayed  
 Timerange: 00/12:24:21 to 00/12:25:59

Plot file version 232 created 02-NOV-2021 17:43:02

J0847+4609 EM146.UVDATA.1

Freq = 1.5950 GHz, Bw = 32.000 MH

No calibration applied and no bandpass applied



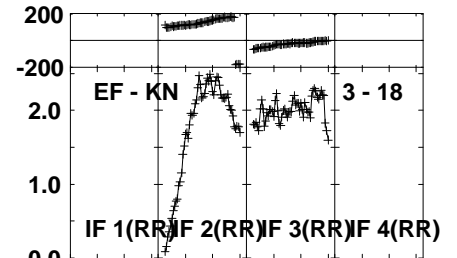
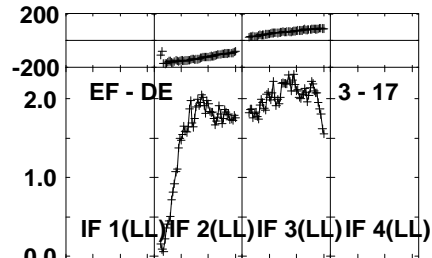
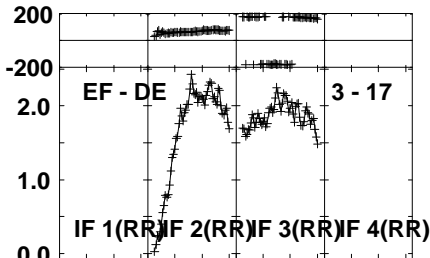
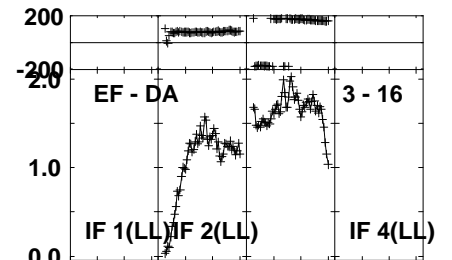
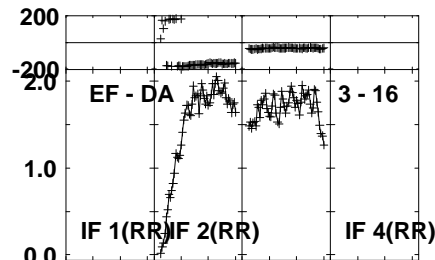
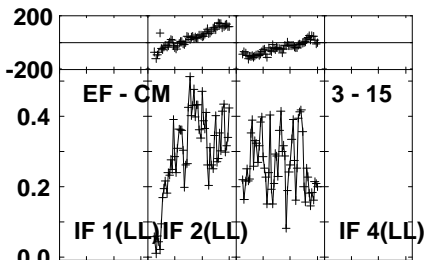
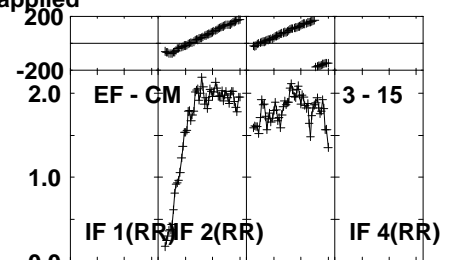
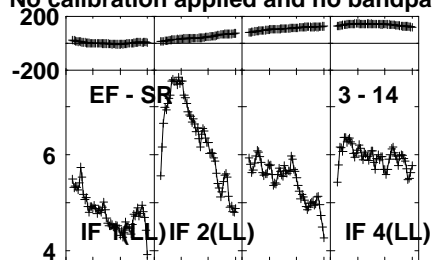
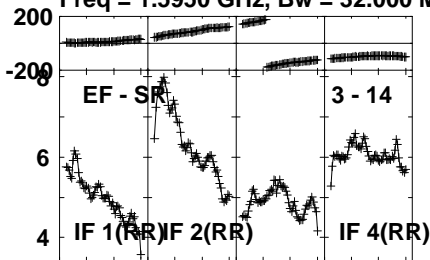
Lower frame: Milli Ampl Jy Top frame: Phas deg  
Vector averaged cross-power spectrum Several baselines displayed  
Timerange: 00/12:24:21 to 00/12:25:59

Plot file version 233 created 02-NOV-2021 17:43:02

J0847+4609 EM146.UVDATA.1

Freq = 1.5950 GHz, Bw = 32.000 MH

No calibration applied and no bandpass applied



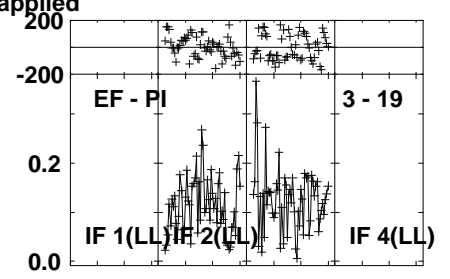
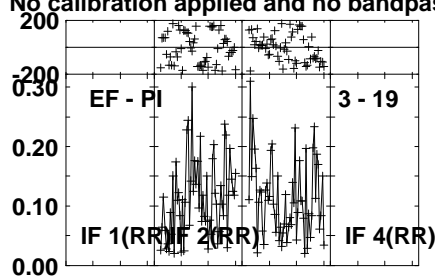
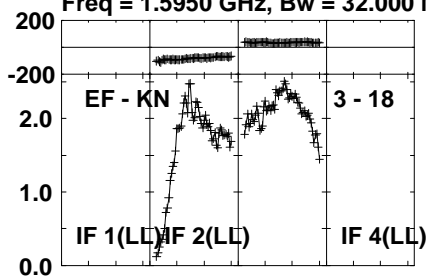
Lower frame: Milli Ampl Jy Top frame: Phas deg  
Vector averaged cross-power spectrum Several baselines displayed  
Timerange: 00/12:24:21 to 00/12:25:59

Plot file version 234 created 02-NOV-2021 17:43:03

J0847+4609 EM146.UVDATA.1

Freq = 1.5950 GHz, Bw = 32.000 MH

No calibration applied and no bandpass applied



Lower frame: Milli Ampl Jy Top frame: Phas deg  
Vector averaged cross-power spectrum Several baselines displayed  
Timerange: 00/12:24:21 to 00/12:25:59

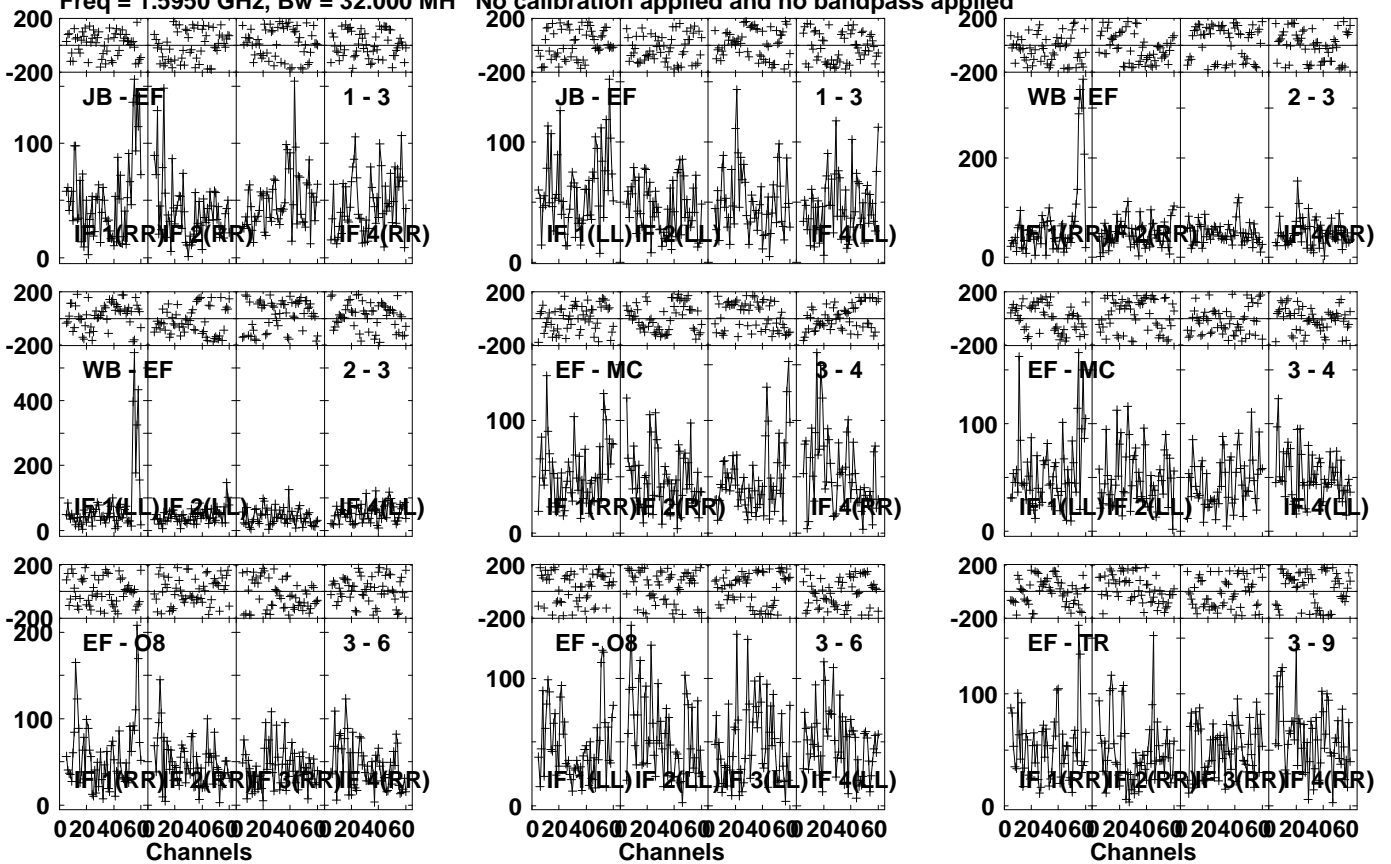


Plot file version 235 created 02-NOV-2021 17:43:03

J084408+4627 EM146.UVDATA.1

Freq = 1.5950 GHz, Bw = 32.000 MH

No calibration applied and no bandpass applied



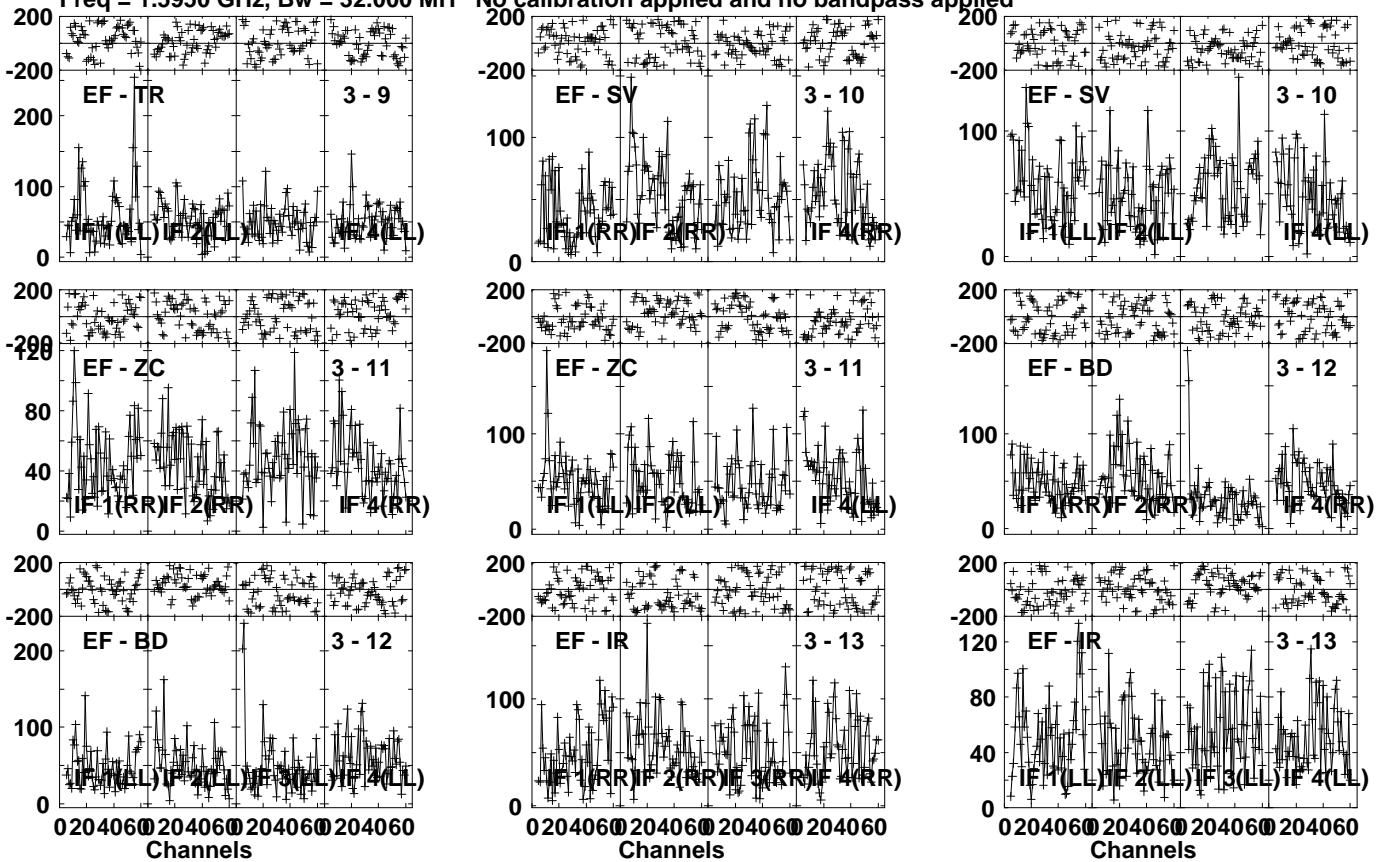
Lower frame: Micro Ampl Jy Top frame: Phas deg  
Vector averaged cross-power spectrum Several baselines displayed  
Timerange: 00/12:26:21 to 00/12:33:59

Plot file version 236 created 02-NOV-2021 17:43:03

J084408+4627 EM146.UVDATA.1

Freq = 1.5950 GHz, Bw = 32.000 MH

No calibration applied and no bandpass applied



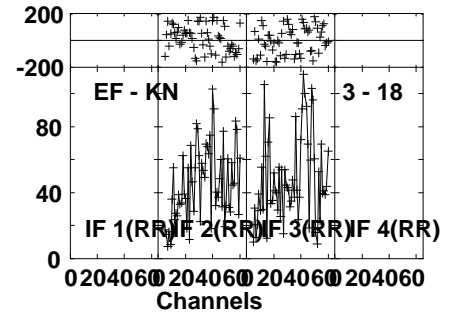
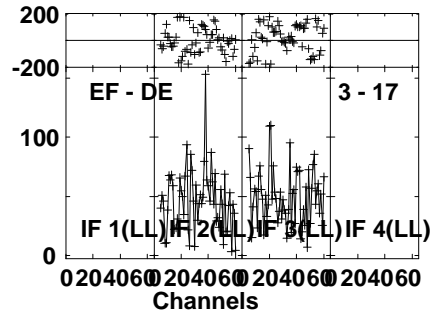
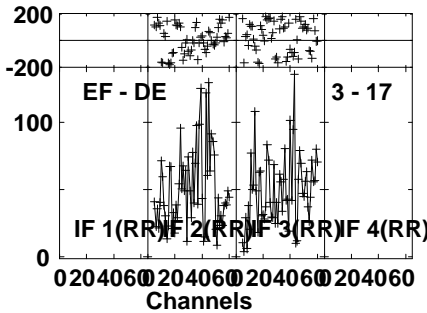
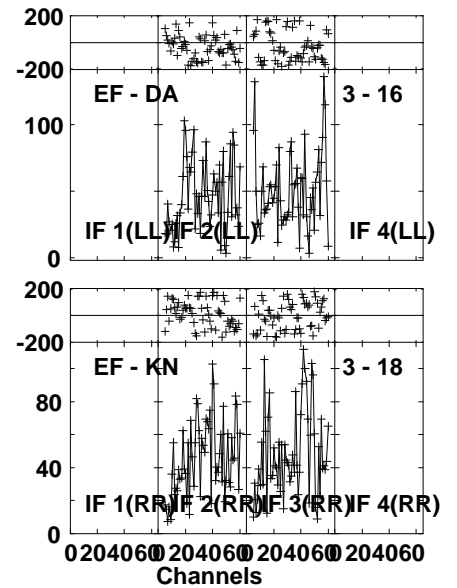
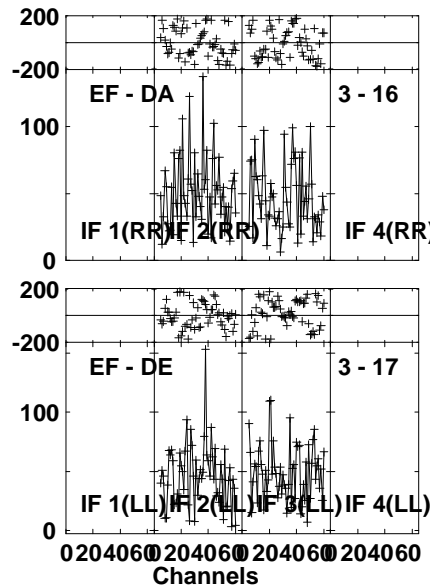
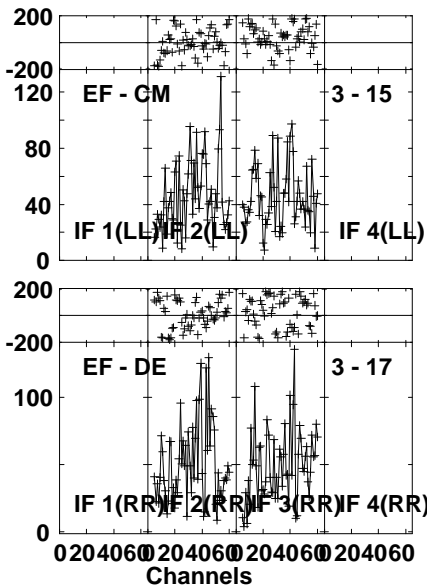
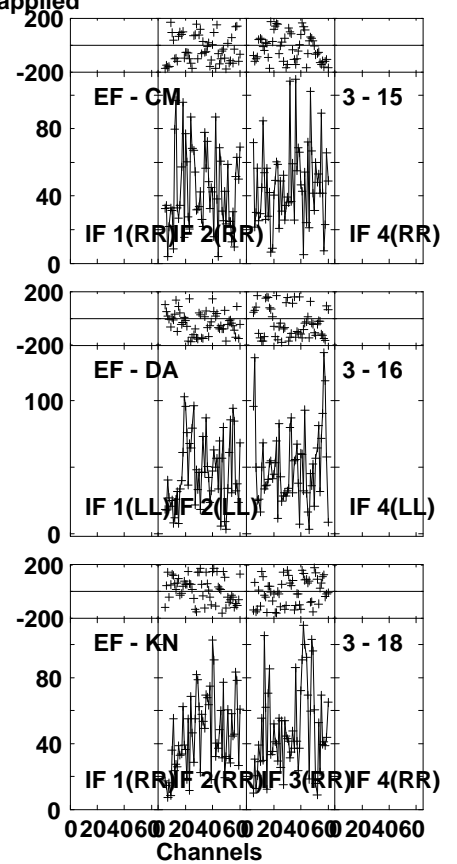
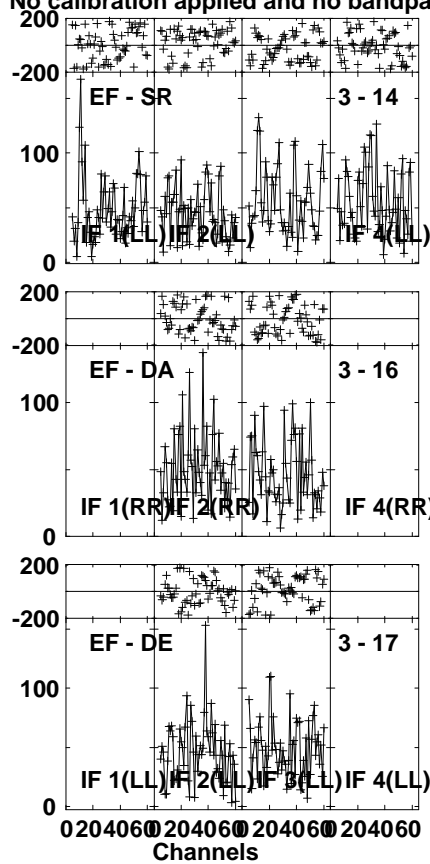
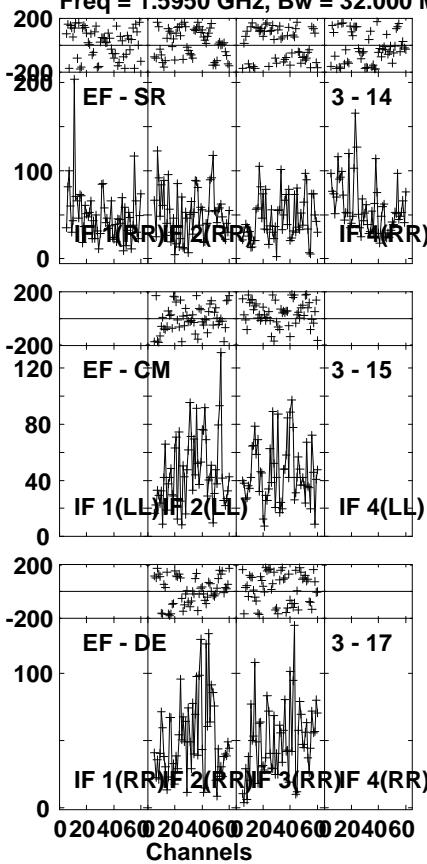
Lower frame: Micro Ampl Jy Top frame: Phas deg  
Vector averaged cross-power spectrum Several baselines displayed  
Timerange: 00/12:26:21 to 00/12:33:59

Plot file version 237 created 02-NOV-2021 17:43:03

J084408+4627 EM146.UVDATA.1

Freq = 1.5950 GHz, Bw = 32.000 MH

No calibration applied and no bandpass applied

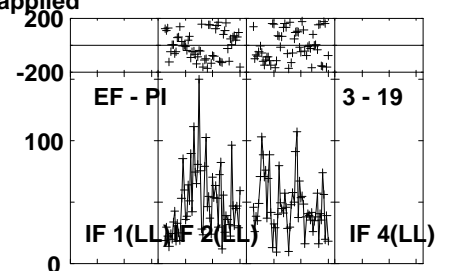
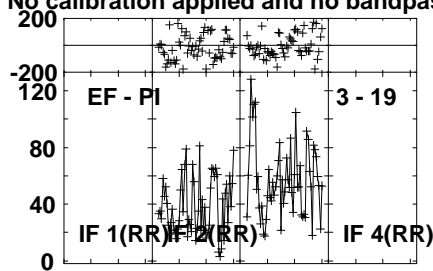
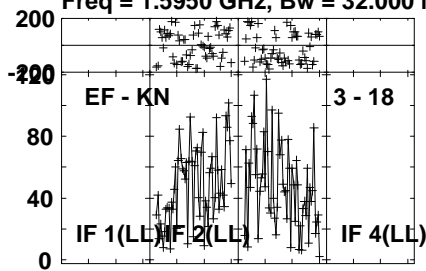


Lower frame: Micro Ampl Jy Top frame: Phas deg  
Vector averaged cross-power spectrum Several baselines displayed  
Timerange: 00:12:26:21 to 00:12:33:59

Plot file version 238 created 02-NOV-2021 17:43:03

J084408+4627 EM146.UVDATA.1

Freq = 1.5950 GHz, Bw = 32.000 MH No calibration applied and no bandpass applied



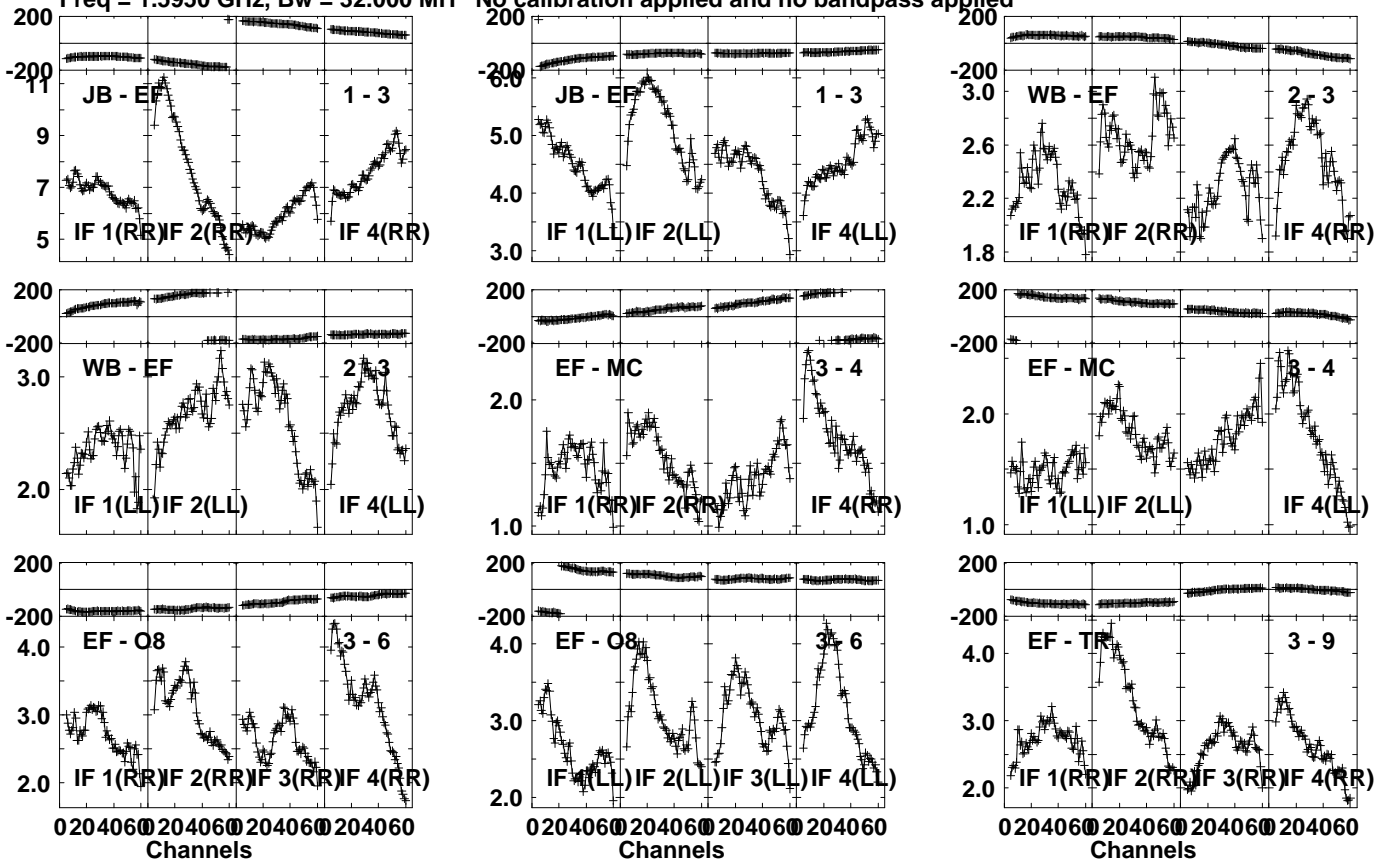
Lower frame: Micro Ampl Jy Top frame: Phas deg  
Vector averaged cross-power spectrum Several baselines displayed  
Timerange: 00/12:26:21 to 00/12:33:59

Plot file version 239 created 02-NOV-2021 17:43:04

J0847+4609 EM146.UVDATA.1

Freq = 1.5950 GHz, Bw = 32.000 MH

No calibration applied and no bandpass applied



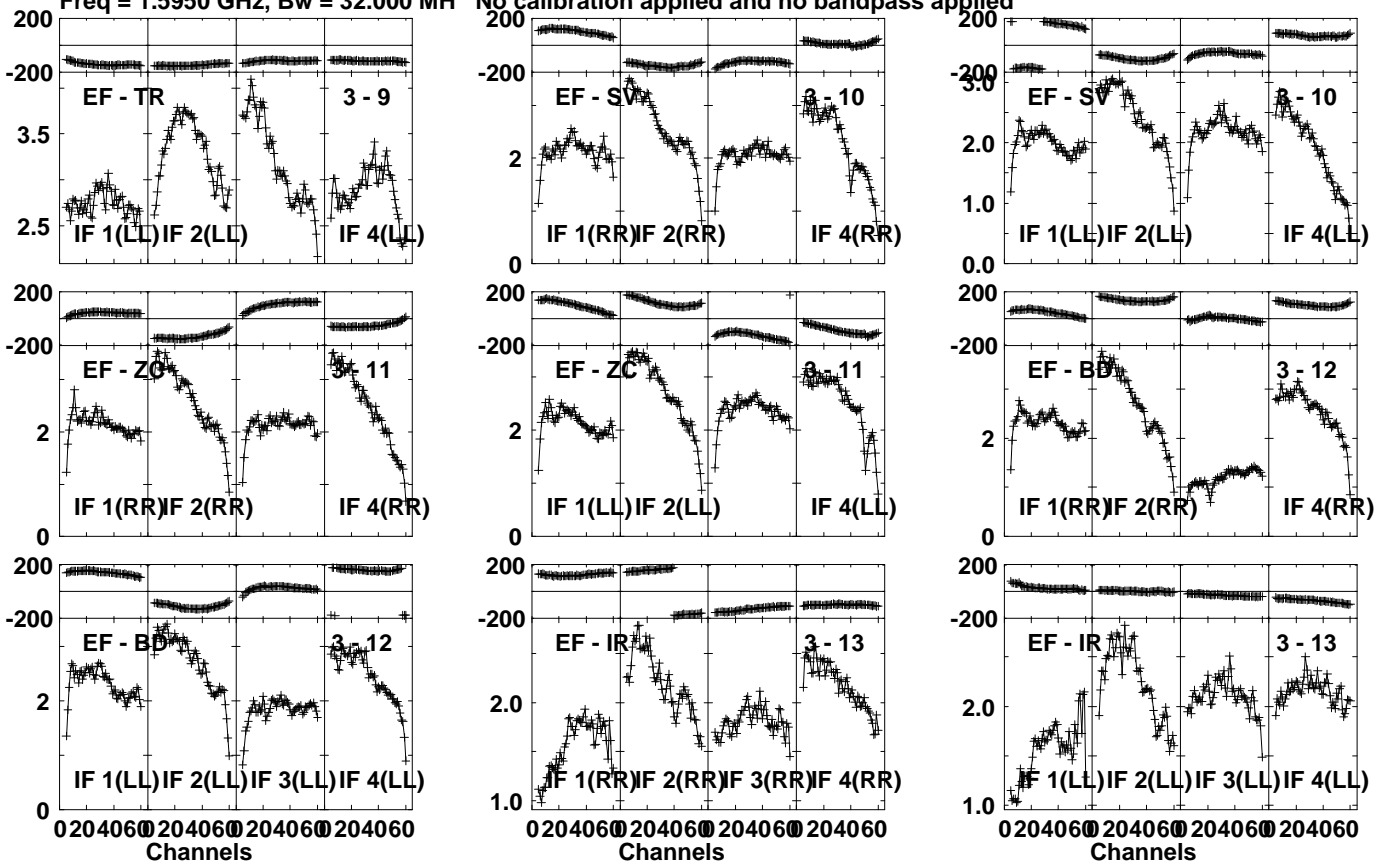
Lower frame: Milli Ampl Jy Top frame: Phas deg  
 Vector averaged cross-power spectrum Several baselines displayed  
 Timerange: 00/12:34:21 to 00/12:35:59

Plot file version 240 created 02-NOV-2021 17:43:04

J0847+4609 EM146.UVDATA.1

Freq = 1.5950 GHz, Bw = 32.000 MH

No calibration applied and no bandpass applied



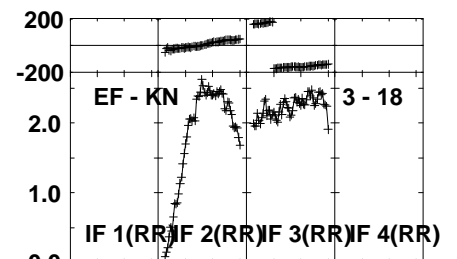
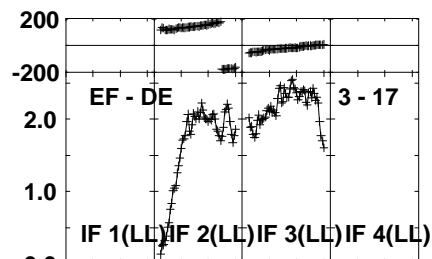
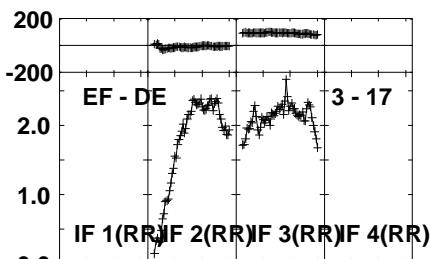
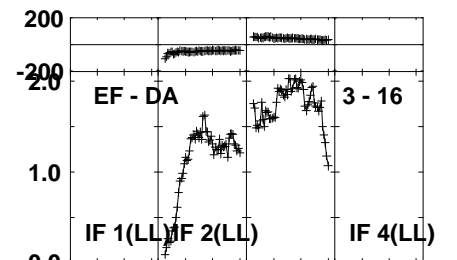
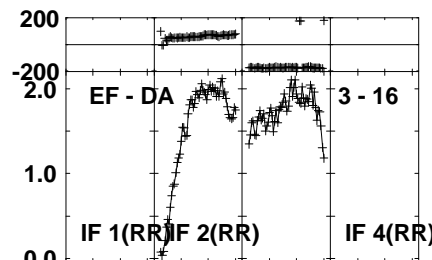
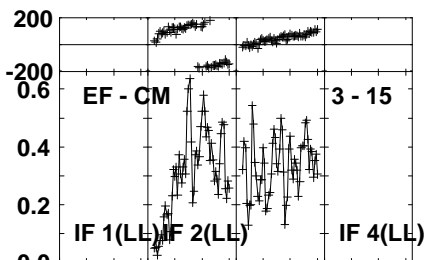
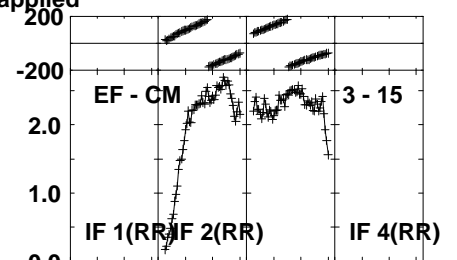
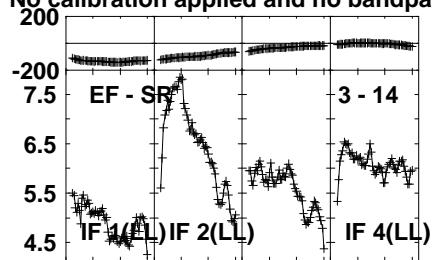
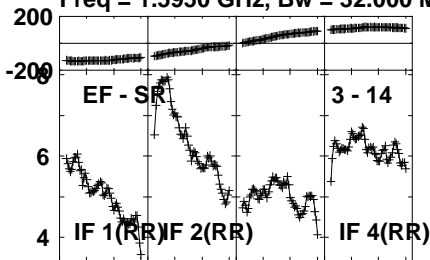
Lower frame: Milli Ampl Jy Top frame: Phas deg  
Vector averaged cross-power spectrum Several baselines displayed  
Timerange: 00/12:34:21 to 00/12:35:59

Plot file version 241 created 02-NOV-2021 17:43:04

J0847+4609 EM146.UVDATA.1

Freq = 1.5950 GHz, Bw = 32.000 MH

No calibration applied and no bandpass applied



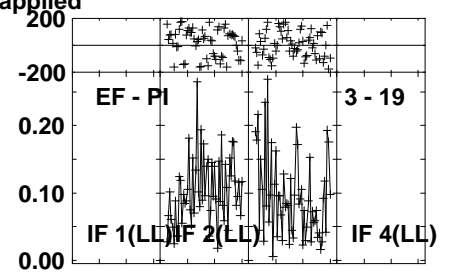
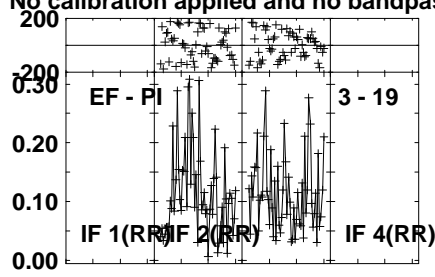
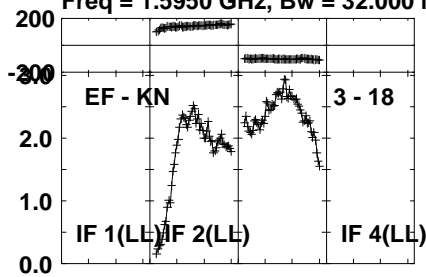
Lower frame: Milli Ampl Jy Top frame: Phas deg  
Vector averaged cross-power spectrum Several baselines displayed  
Timerange: 00/12:34:21 to 00/12:35:59

Plot file version 242 created 02-NOV-2021 17:43:04

J0847+4609 EM146.UVDATA.1

Freq = 1.5950 GHz, Bw = 32.000 MH

No calibration applied and no bandpass applied



Lower frame: Milli Ampl Jy Top frame: Phas deg  
Vector averaged cross-power spectrum Several baselines displayed  
Timerange: 00/12:34:21 to 00/12:35:59

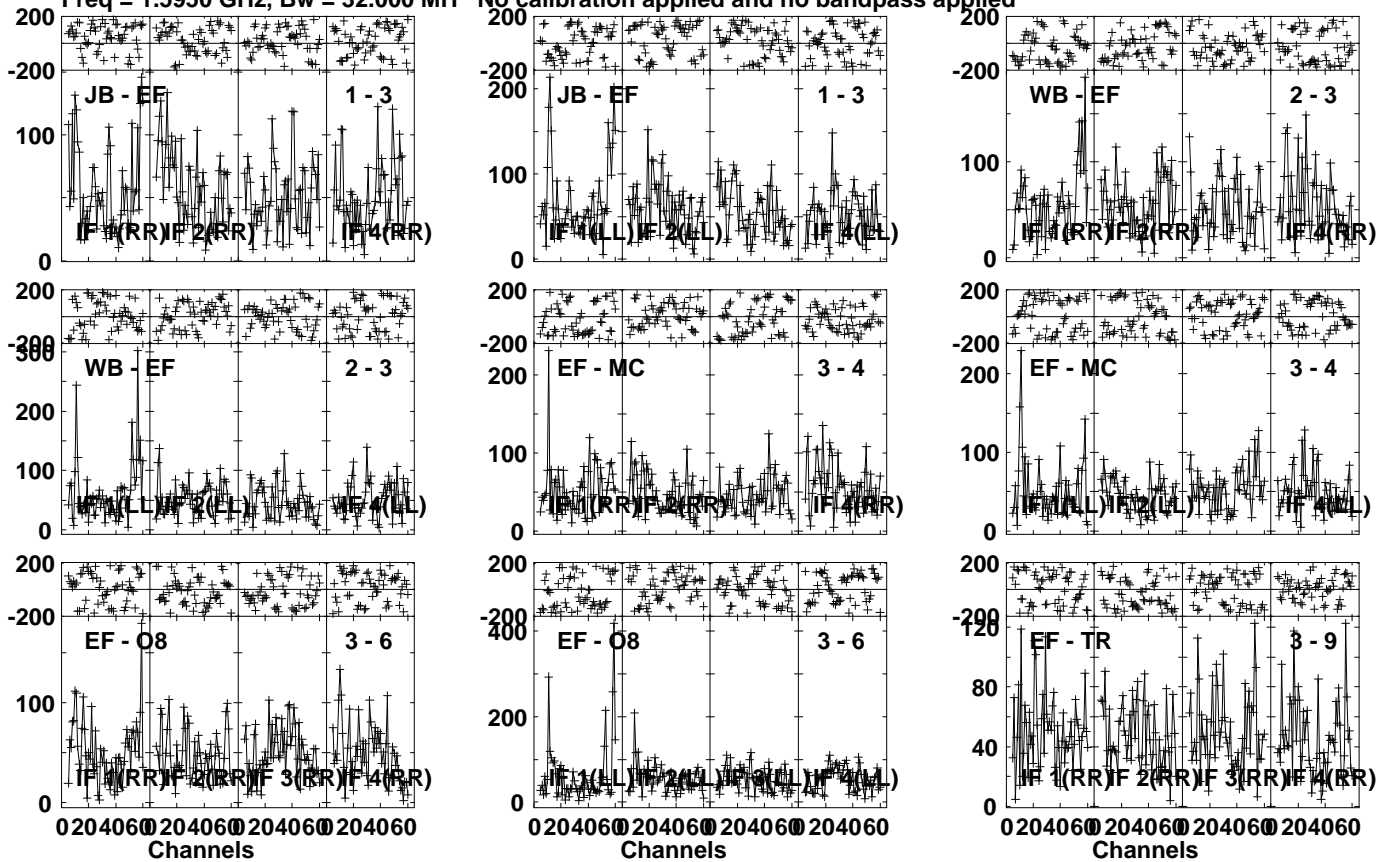


Plot file version 243 created 02-NOV-2021 17:43:04

J084408+4627 EM146.UVDATA.1

Freq = 1.5950 GHz, Bw = 32.000 MH

No calibration applied and no bandpass applied



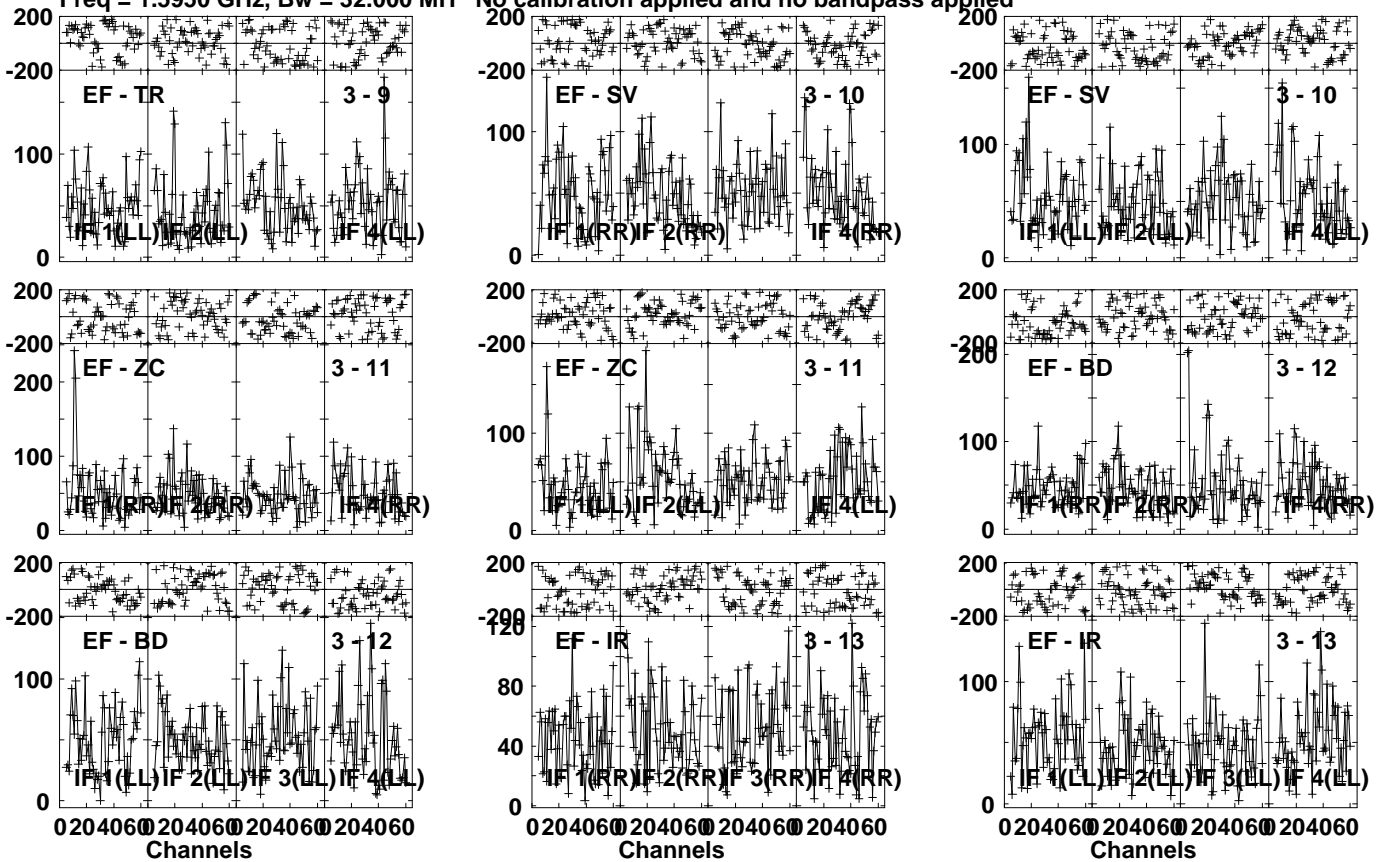
Lower frame: Micro Ampl Jy Top frame: Phas deg  
 Vector averaged cross-power spectrum Several baselines displayed  
 Timerange: 00/12:36:21 to 00/12:43:59

Plot file version 244 created 02-NOV-2021 17:43:05

J084408+4627 EM146.UVDATA.1

Freq = 1.5950 GHz, Bw = 32.000 MH

No calibration applied and no bandpass applied



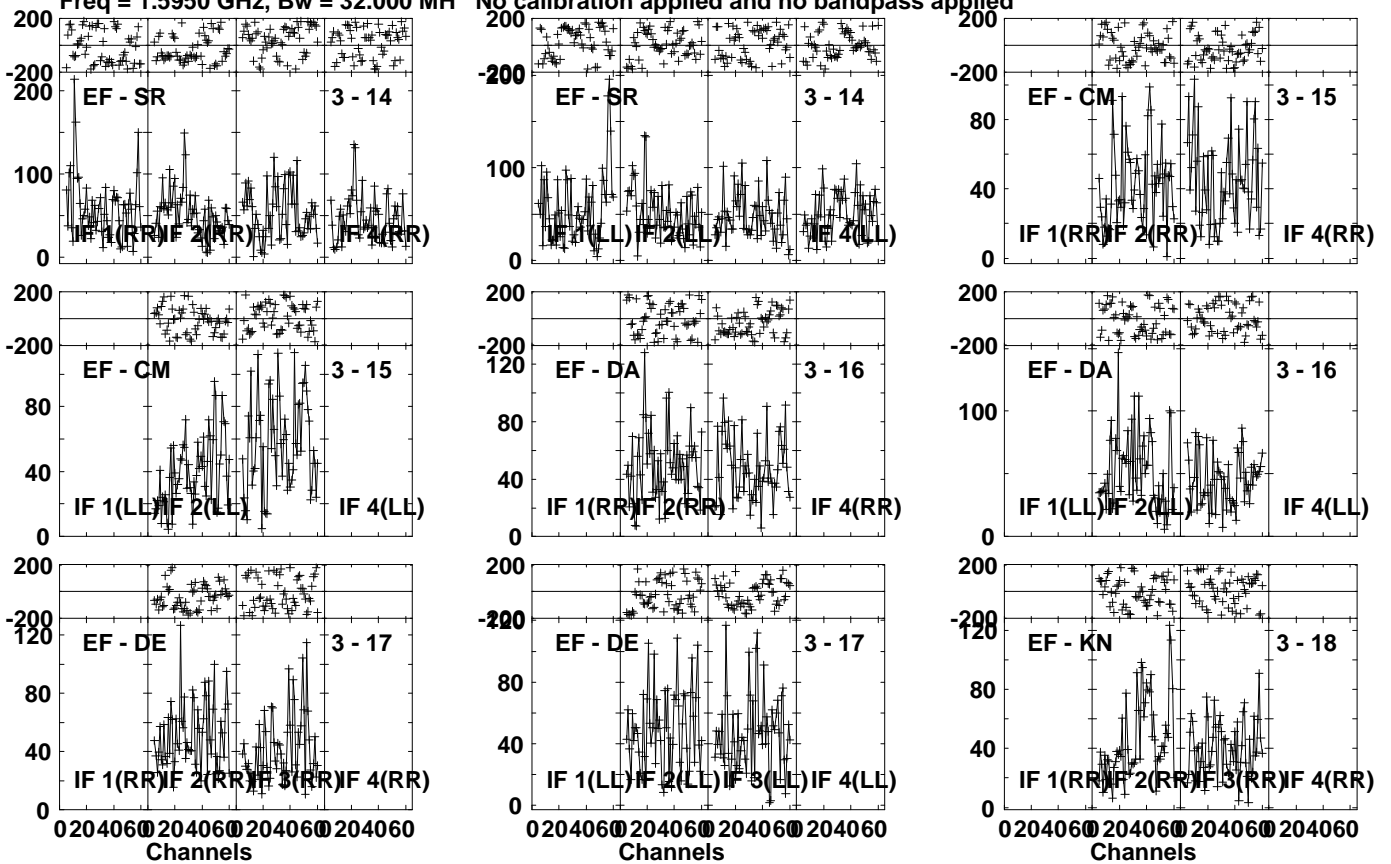
Lower frame: Micro Ampl Jy Top frame: Phas deg  
Vector averaged cross-power spectrum Several baselines displayed  
Timerange: 00/12:36:21 to 00/12:43:59

Plot file version 245 created 02-NOV-2021 17:43:05

J084408+4627 EM146.UVDATA.1

Freq = 1.5950 GHz, Bw = 32.000 MH

No calibration applied and no bandpass applied



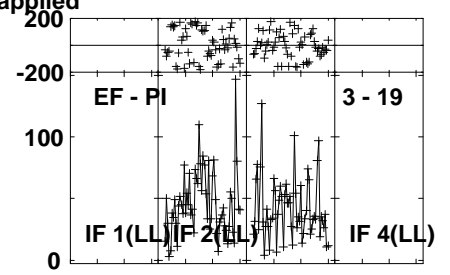
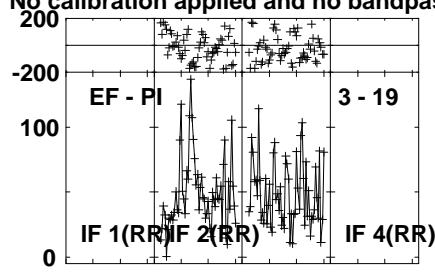
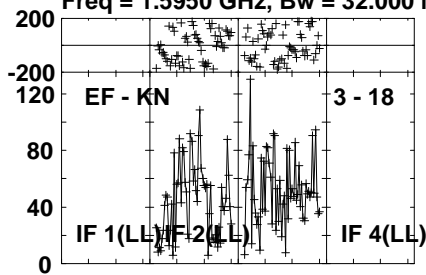
Lower frame: Micro Ampl Jy Top frame: Phas deg  
Vector averaged cross-power spectrum Several baselines displayed  
Timerange: 00/12:36:21 to 00/12:43:59

Plot file version 246 created 02-NOV-2021 17:43:05

J084408+4627 EM146.UVDATA.1

Freq = 1.5950 GHz, Bw = 32.000 MH

No calibration applied and no bandpass applied



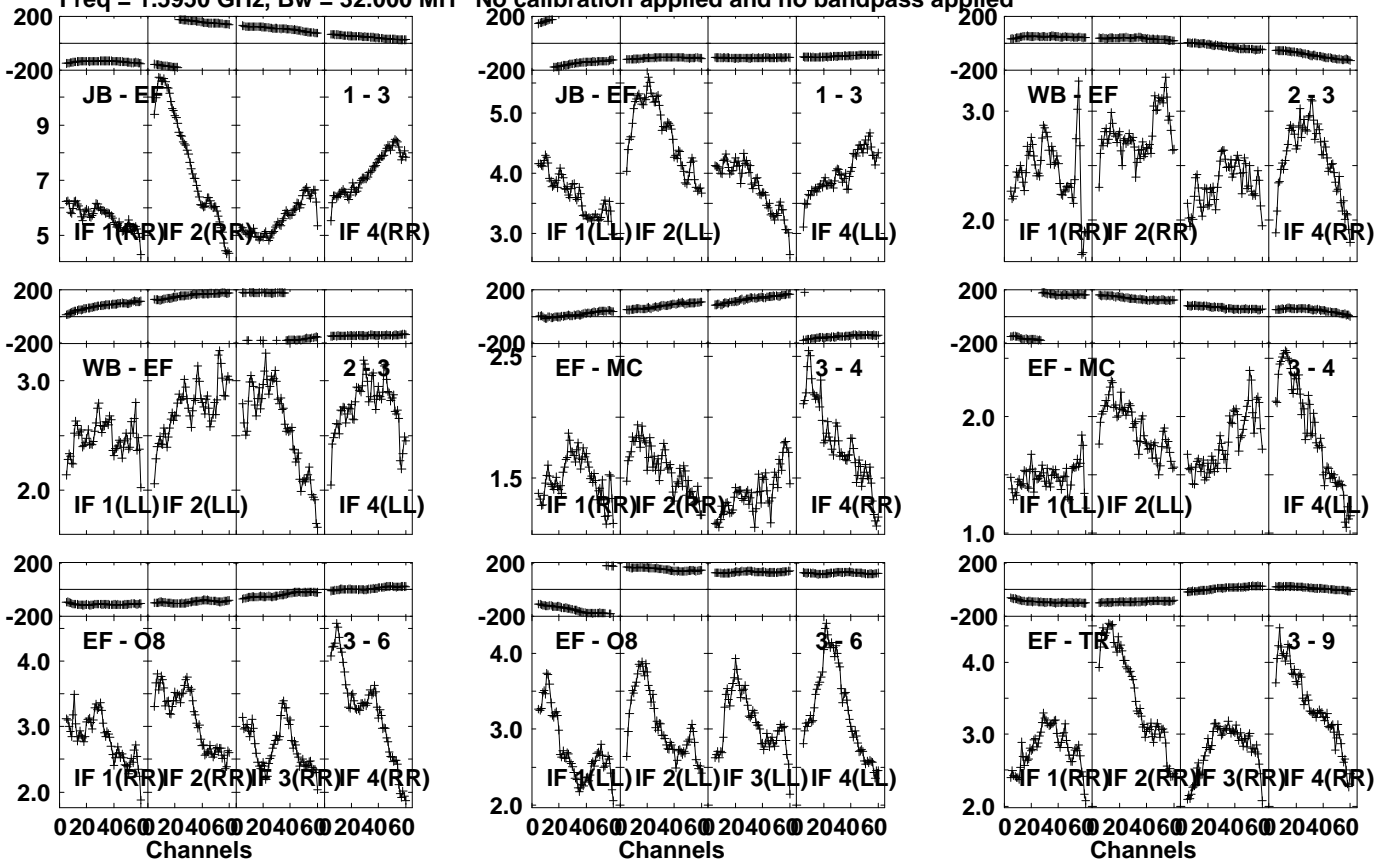
Lower frame: Micro Ampl Jy Top frame: Phas deg  
Vector averaged cross-power spectrum Several baselines displayed  
Timerange: 00/12:36:21 to 00/12:43:59

Plot file version 247 created 02-NOV-2021 17:43:05

J0847+4609 EM146.UVDATA.1

Freq = 1.5950 GHz, Bw = 32.000 MH

No calibration applied and no bandpass applied



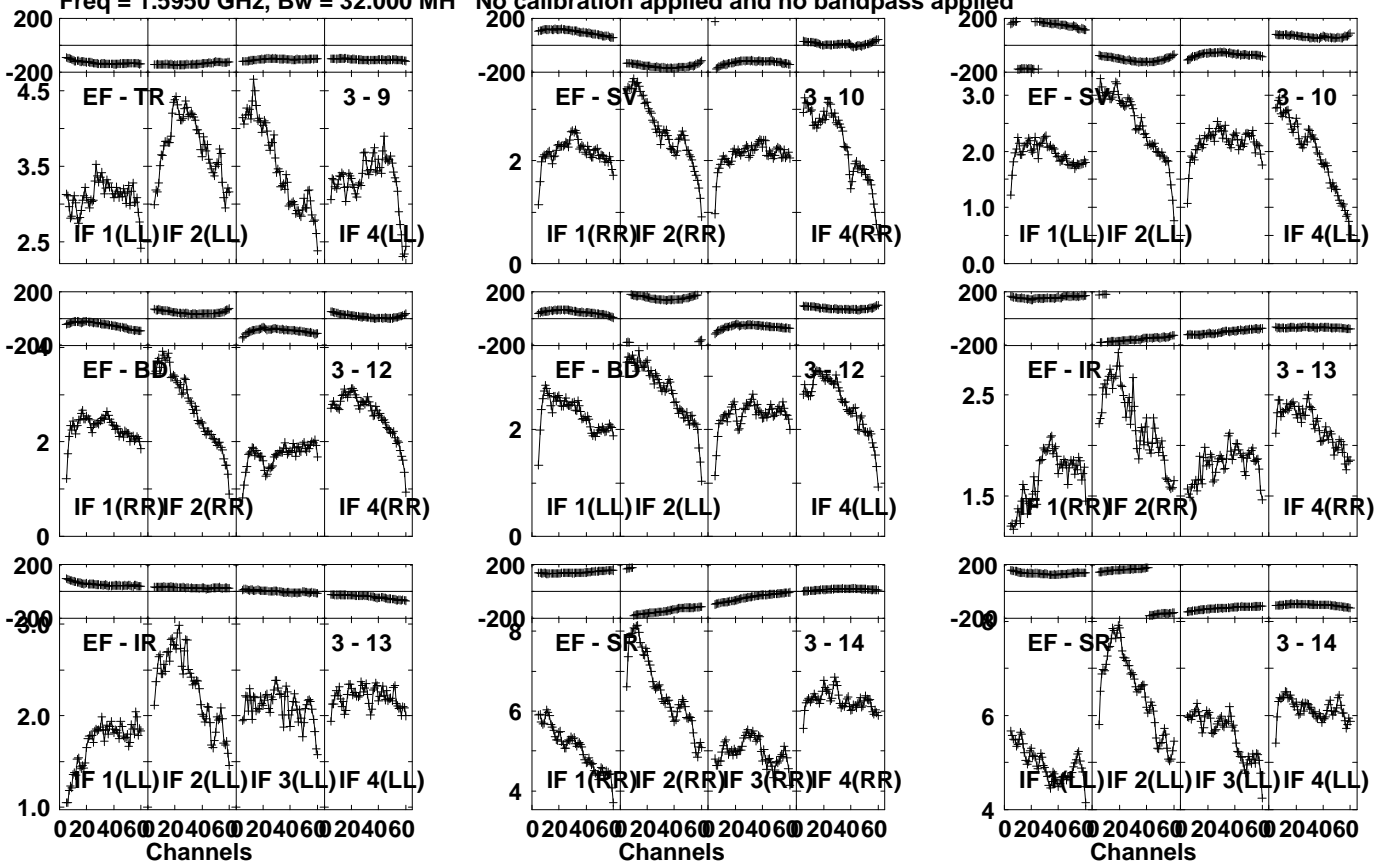
Lower frame: Milli Ampl Jy Top frame: Phas deg  
 Vector averaged cross-power spectrum Several baselines displayed  
 Timerange: 00/12:44:21 to 00/12:45:59

Plot file version 248 created 02-NOV-2021 17:43:06

J0847+4609 EM146.UVDATA.1

Freq = 1.5950 GHz, Bw = 32.000 MH

No calibration applied and no bandpass applied



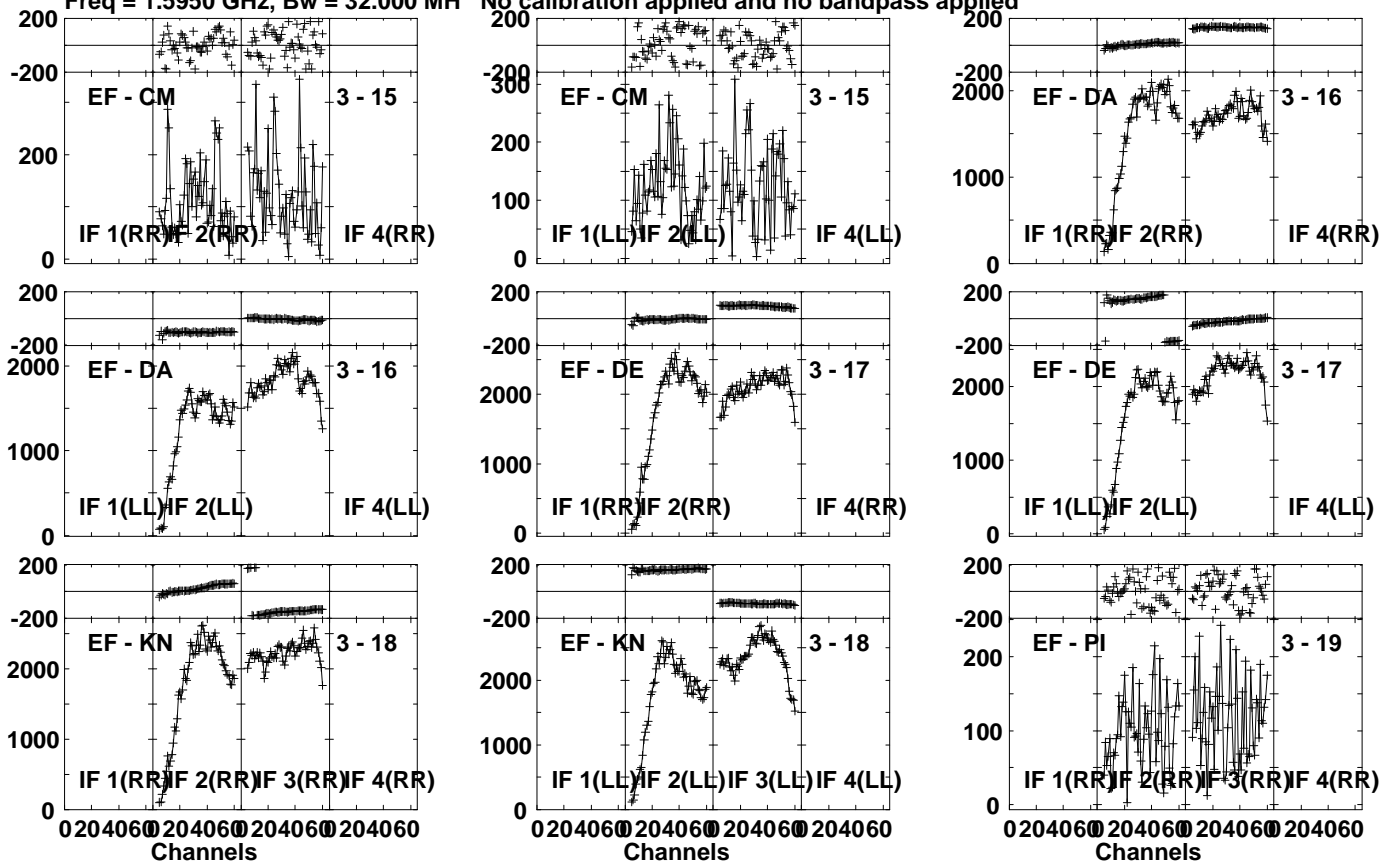
Lower frame: Milli Ampl Jy Top frame: Phas deg  
Vector averaged cross-power spectrum Several baselines displayed  
Timerange: 00/12:44:21 to 00/12:45:59

Plot file version 249 created 02-NOV-2021 17:43:06

J0847+4609 EM146.UVDATA.1

Freq = 1.5950 GHz, Bw = 32.000 MH

No calibration applied and no bandpass applied

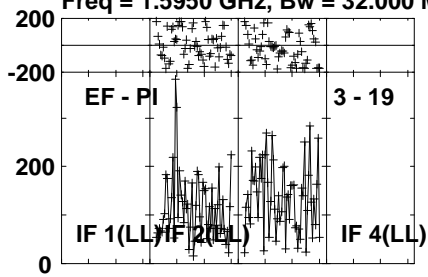


Lower frame: Micro Ampl Jy Top frame: Phas deg  
Vector averaged cross-power spectrum Several baselines displayed  
Timerange: 00/12:44:21 to 00/12:45:59

Plot file version 250 created 02-NOV-2021 17:43:06

J0847+4609 EM146.UVDATA.1

Freq = 1.5950 GHz, Bw = 32.000 MH No calibration applied and no bandpass applied



Lower frame: Micro Ampl Jy Top frame: Phas deg

Vector averaged cross-power spectrum Several baselines displayed

Timerange: 00/12:44:21 to 00/12:45:59

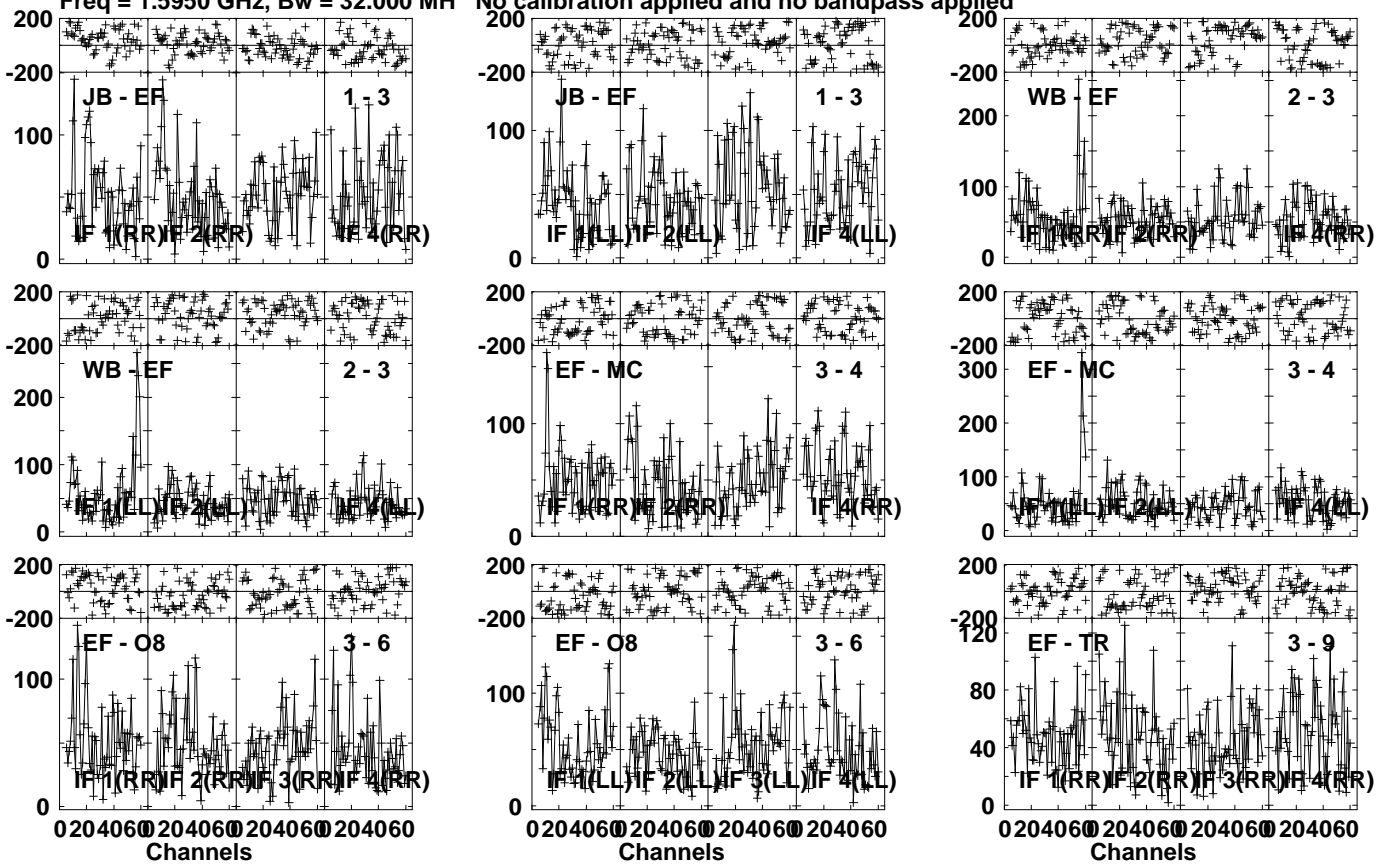


Plot file version 251 created 02-NOV-2021 17:43:06

J084408+4627 EM146.UVDATA.1

Freq = 1.5950 GHz, Bw = 32.000 MH

No calibration applied and no bandpass applied



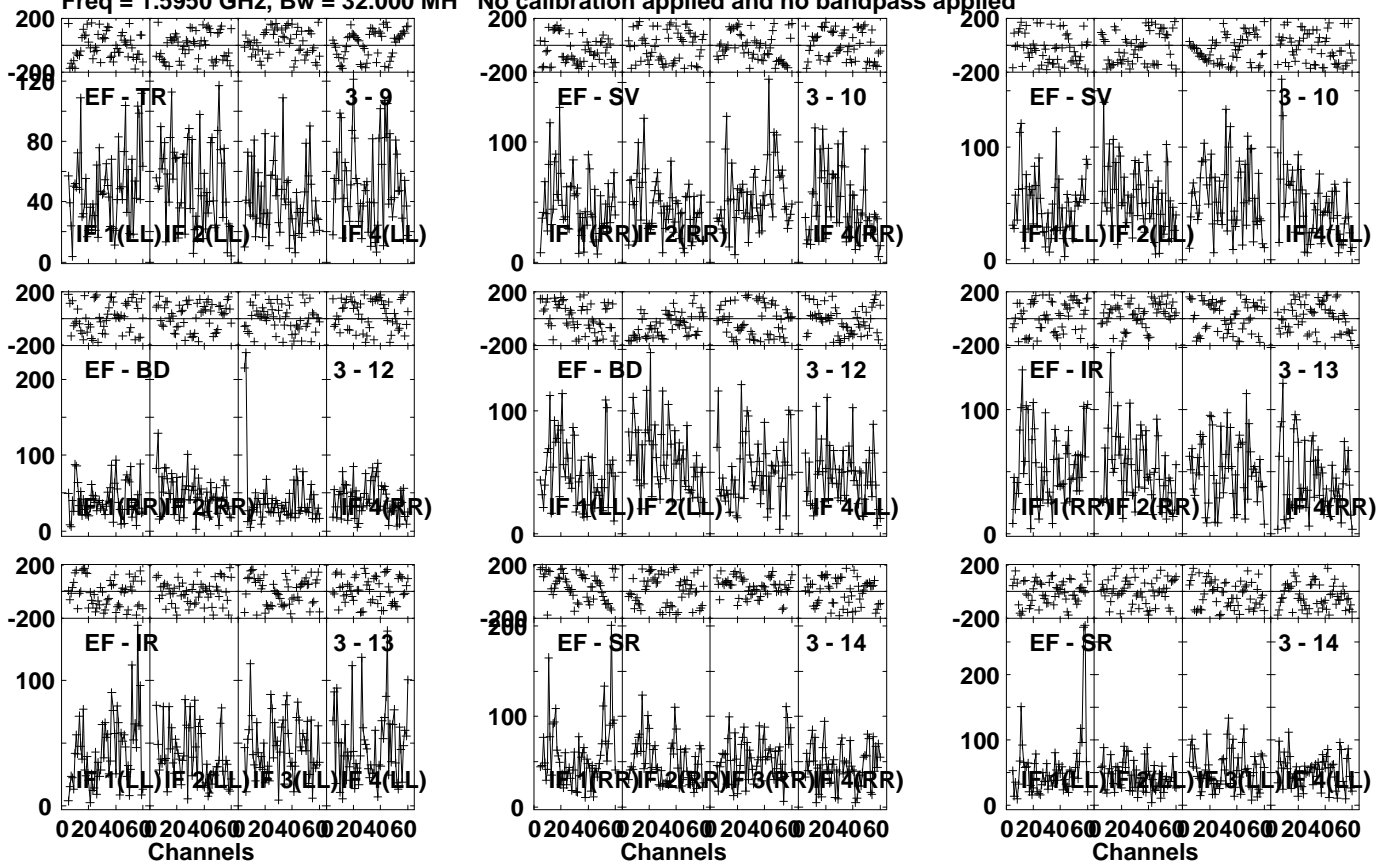
Lower frame: Micro Ampl Jy Top frame: Phas deg  
Vector averaged cross-power spectrum Several baselines displayed  
Timerange: 00/12:46:21 to 00/12:53:59

Plot file version 252 created 02-NOV-2021 17:43:07

J084408+4627 EM146.UVDATA.1

Freq = 1.5950 GHz, Bw = 32.000 MH

No calibration applied and no bandpass applied



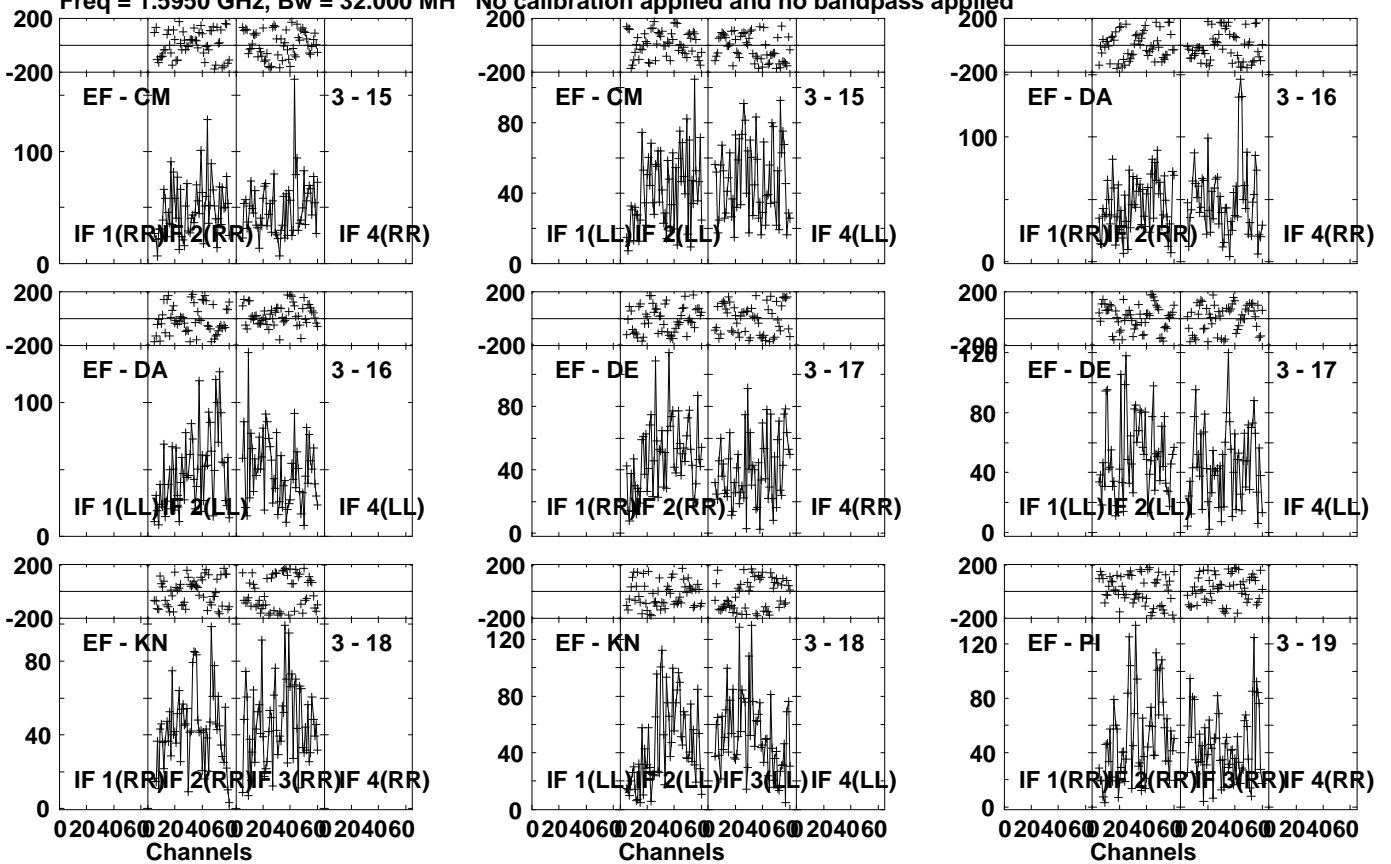
Lower frame: Micro Ampl Jy Top frame: Phas deg  
Vector averaged cross-power spectrum Several baselines displayed  
Timerange: 00/12:46:21 to 00/12:53:59

Plot file version 253 created 02-NOV-2021 17:43:07

J084408+4627 EM146.UVDATA.1

Freq = 1.5950 GHz, Bw = 32.000 MH

No calibration applied and no bandpass applied

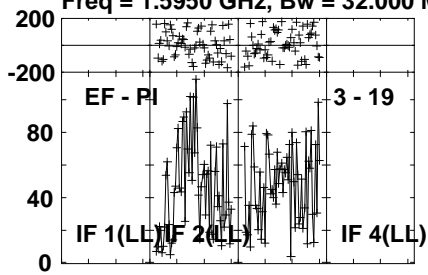


Lower frame: Micro Ampl Jy Top frame: Phas deg  
Vector averaged cross-power spectrum Several baselines displayed  
Timerange: 00/12:46:21 to 00/12:53:59

Plot file version 254 created 02-NOV-2021 17:43:07

J084408+4627 EM146.UVDATA.1

Freq = 1.5950 GHz, Bw = 32.000 MH No calibration applied and no bandpass applied



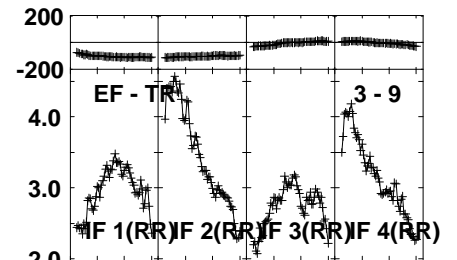
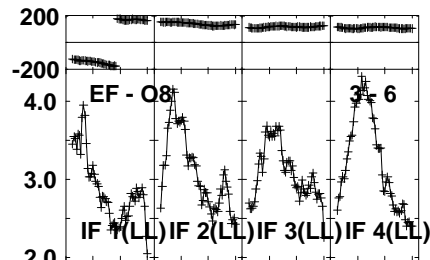
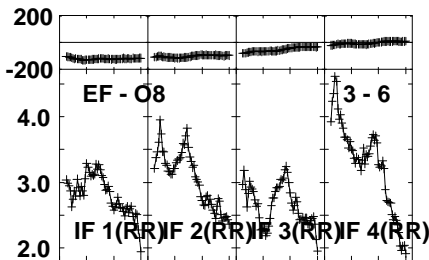
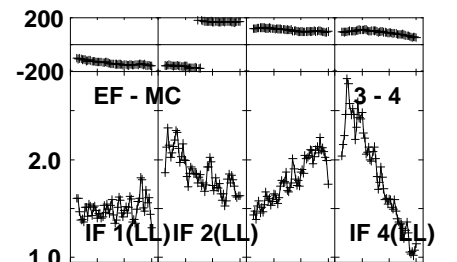
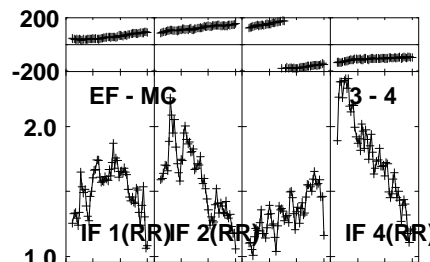
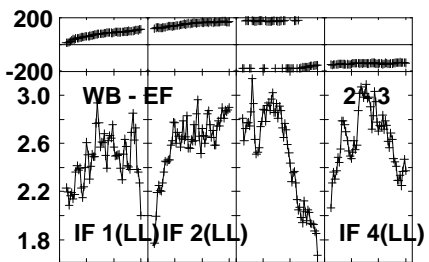
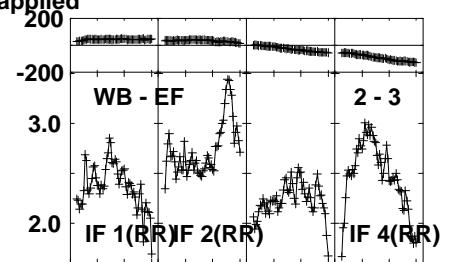
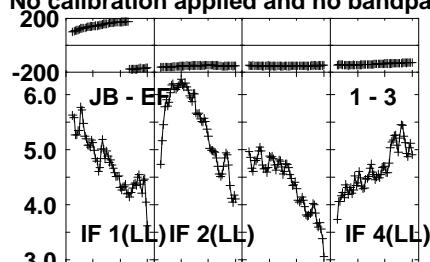
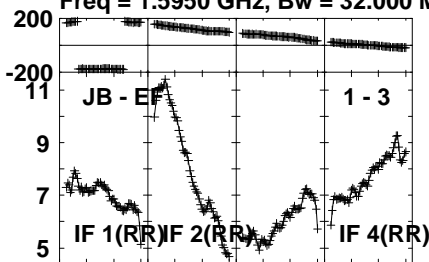
Lower frame: Micro Ampl Jy Top frame: Phas deg  
Vector averaged cross-power spectrum Several baselines displayed  
Timerange: 00/12:46:21 to 00/12:53:59

Plot file version 255 created 02-NOV-2021 17:43:07

J0847+4609 EM146.UVDATA.1

Freq = 1.5950 GHz, Bw = 32.000 MH

No calibration applied and no bandpass applied



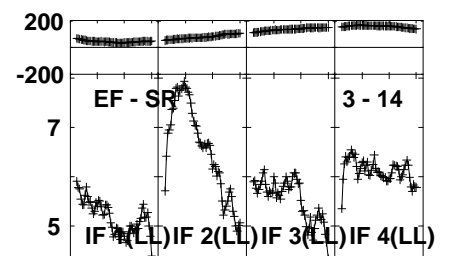
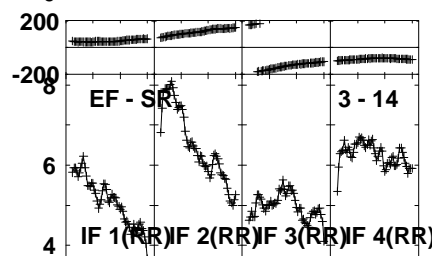
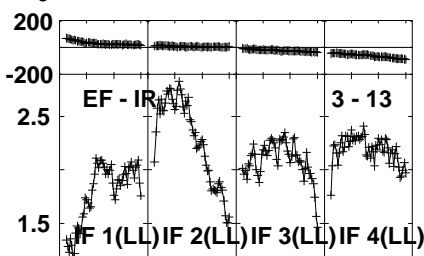
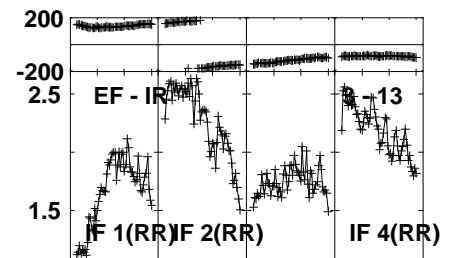
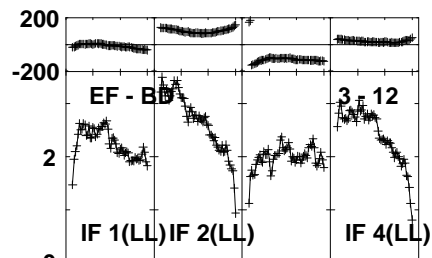
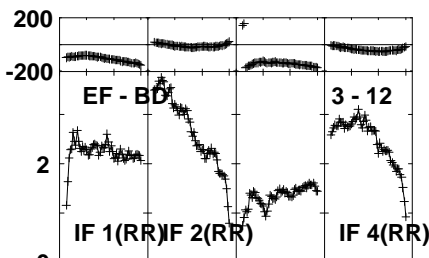
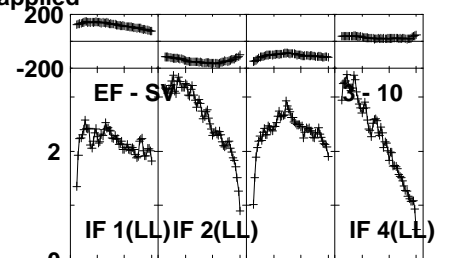
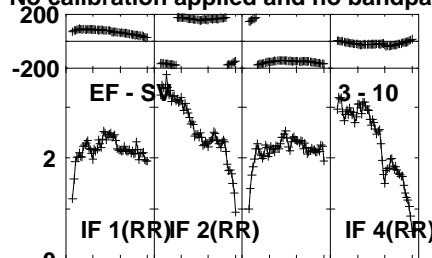
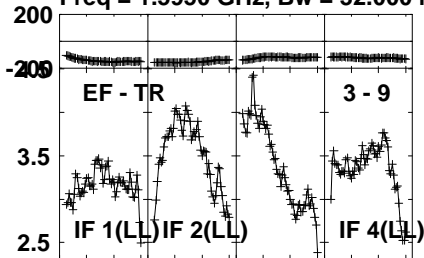
Lower frame: Milli Ampl Jy Top frame: Phas deg  
Vector averaged cross-power spectrum Several baselines displayed  
Timerange: 00/12:54:21 to 00/12:55:59

Plot file version 256 created 02-NOV-2021 17:43:07

J0847+4609 EM146.UVDATA.1

Freq = 1.5950 GHz, Bw = 32.000 MH

No calibration applied and no bandpass applied



0204060 204060 204060 204060  
Channels

0204060 204060 204060 204060  
Channels

0204060 204060 204060 204060  
Channels

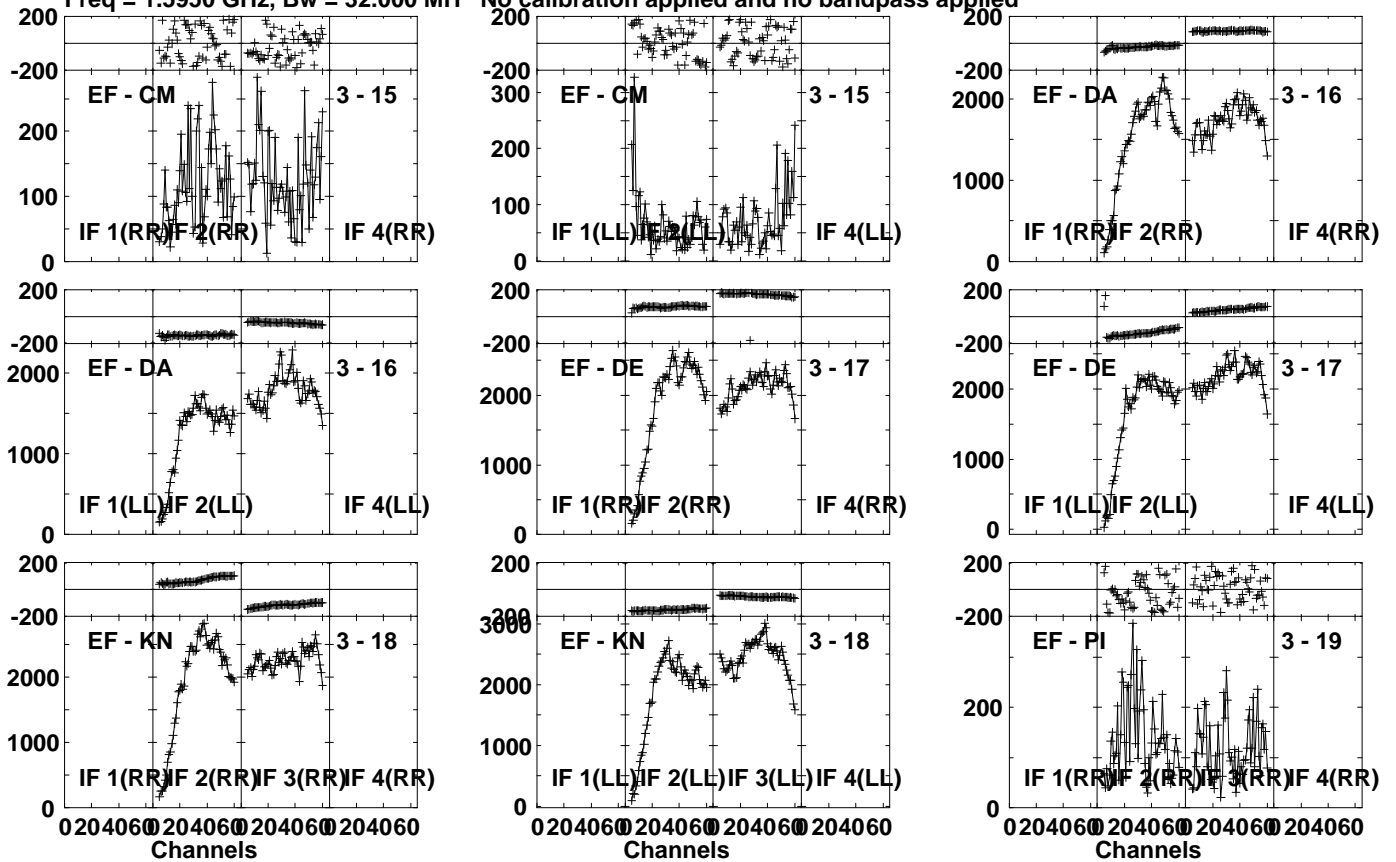
Lower frame: Milli Ampl Jy Top frame: Phas deg  
Vector averaged cross-power spectrum Several baselines displayed  
Timerange: 00:12:54:21 to 00:12:55:59

Plot file version 257 created 02-NOV-2021 17:43:08

J0847+4609 EM146.UVDATA.1

Freq = 1.5950 GHz, Bw = 32.000 MH

No calibration applied and no bandpass applied

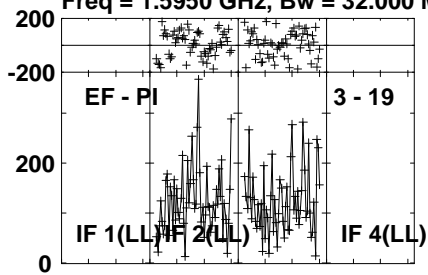


Lower frame: Micro Ampl Jy Top frame: Phas deg  
Vector averaged cross-power spectrum Several baselines displayed  
Timerange: 00/12:54:21 to 00/12:55:59

Plot file version 258 created 02-NOV-2021 17:43:08

J0847+4609 EM146.UVDATA.1

Freq = 1.5950 GHz, Bw = 32.000 MH No calibration applied and no bandpass applied



Lower frame: Micro Ampl Jy Top frame: Phas deg

Vector averaged cross-power spectrum Several baselines displayed

Timerange: 00/12:54:21 to 00/12:55:59

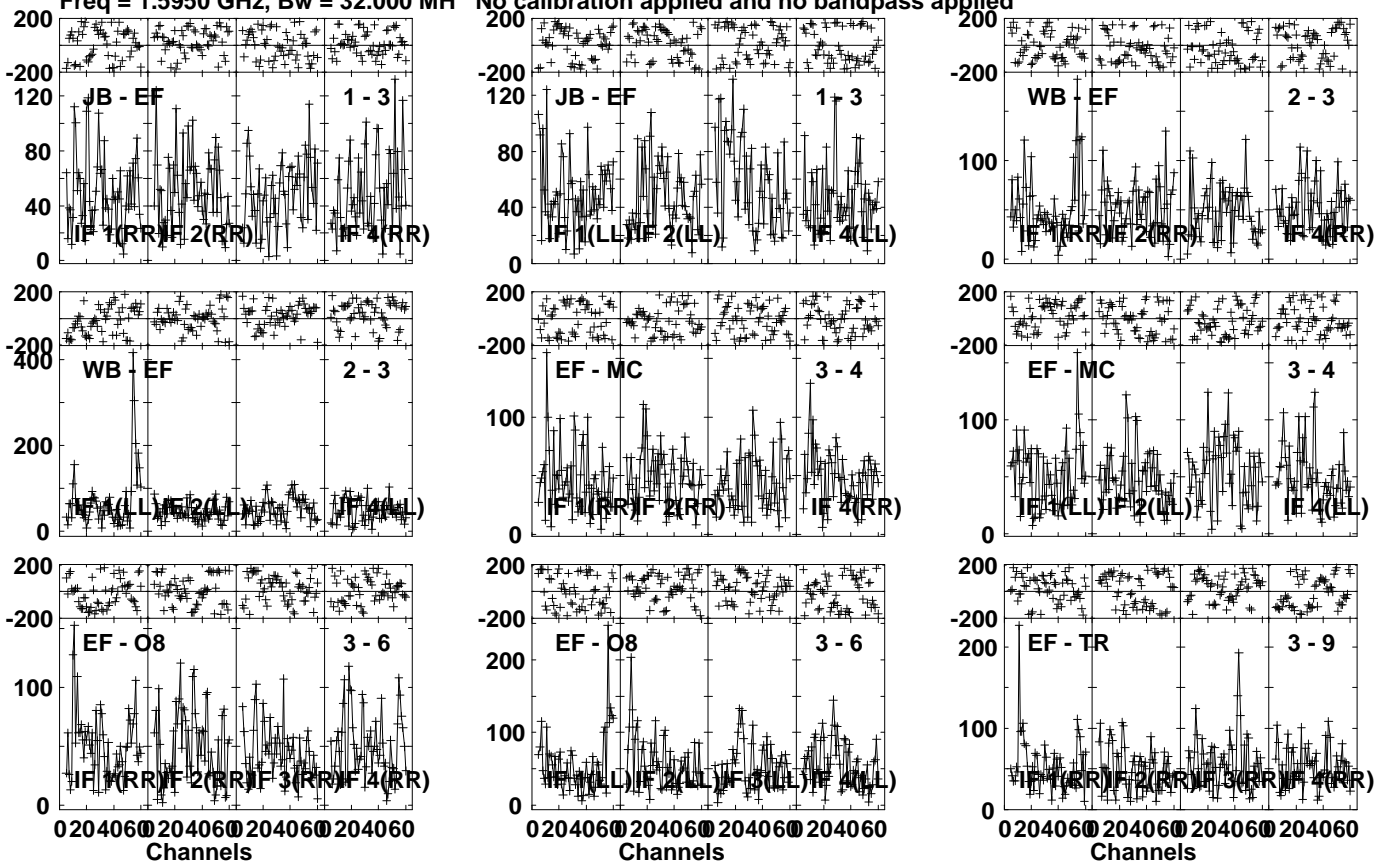


Plot file version 259 created 02-NOV-2021 17:43:08

J084408+4627 EM146.UVDATA.1

Freq = 1.5950 GHz, Bw = 32.000 MH

No calibration applied and no bandpass applied



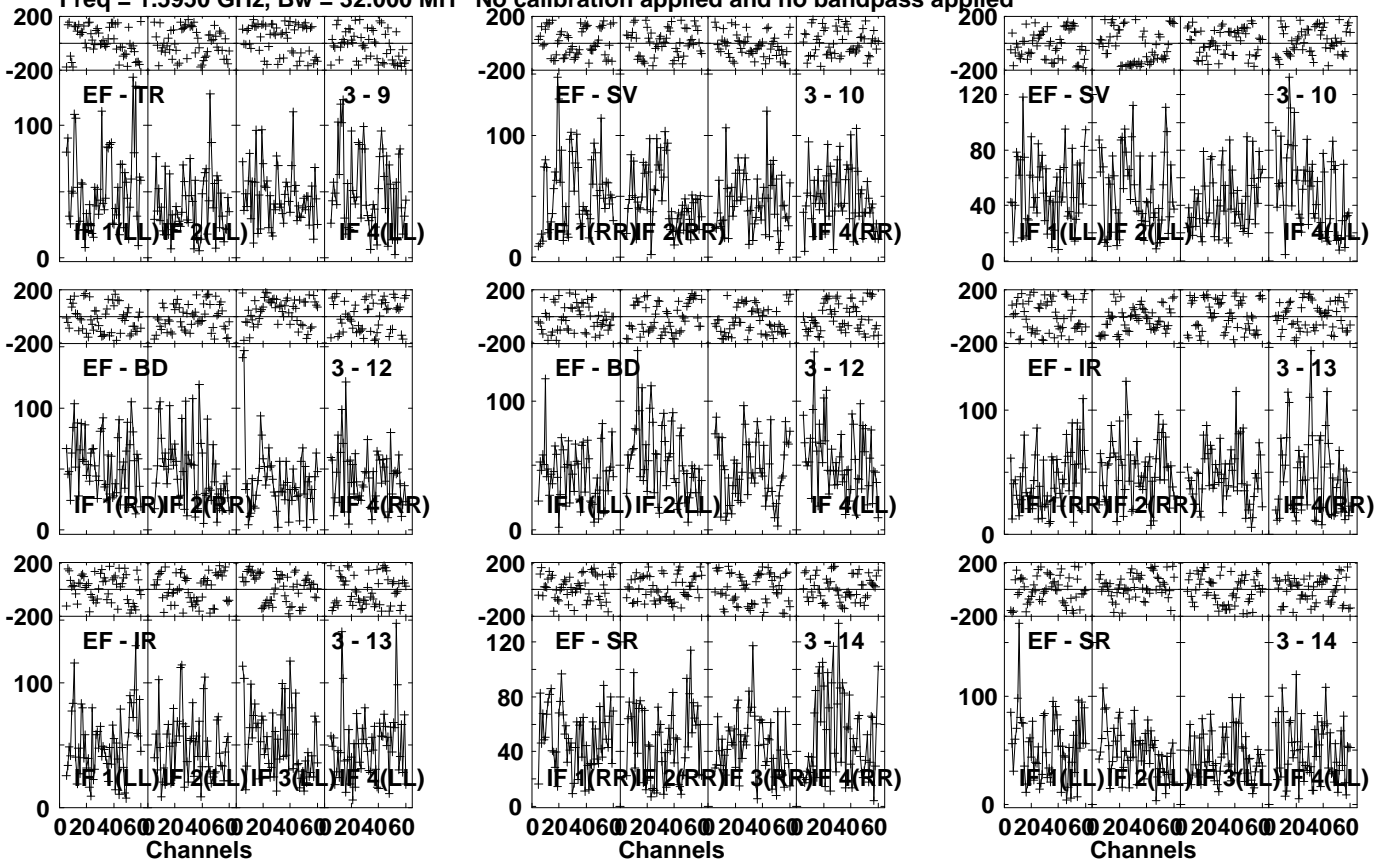
Lower frame: Micro Ampl Jy Top frame: Phas deg  
Vector averaged cross-power spectrum Several baselines displayed  
Timerange: 00/12:56:21 to 00/13:03:59

Plot file version 260 created 02-NOV-2021 17:43:08

J084408+4627 EM146.UVDATA.1

Freq = 1.5950 GHz, Bw = 32.000 MH

No calibration applied and no bandpass applied



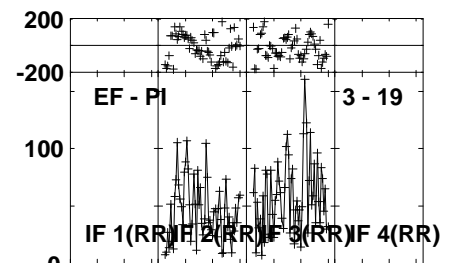
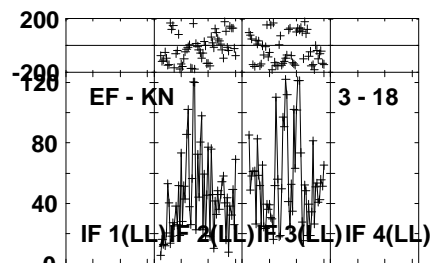
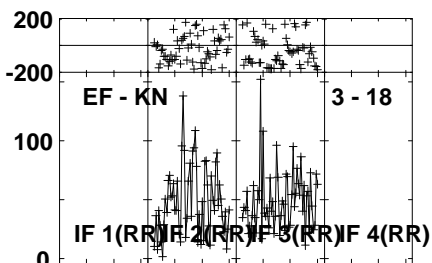
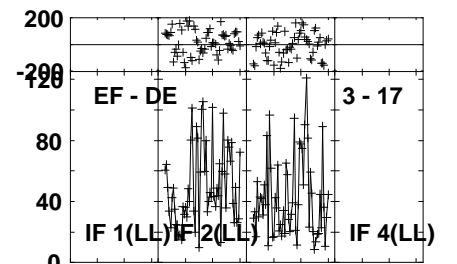
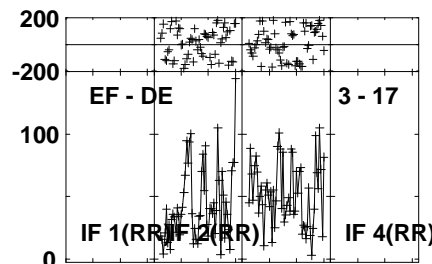
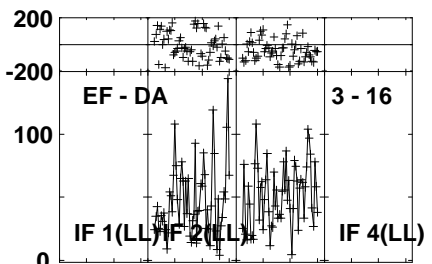
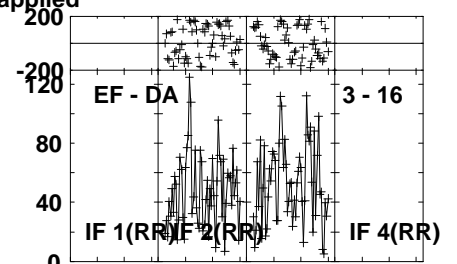
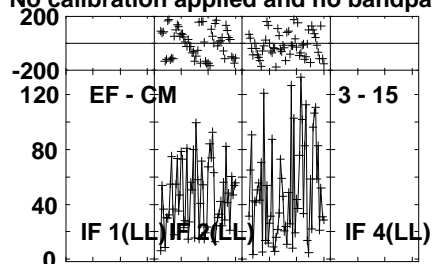
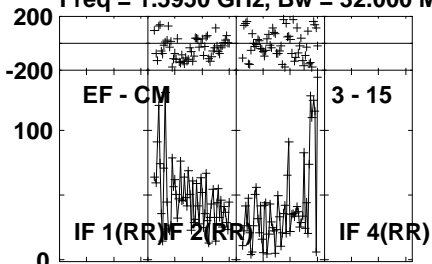
Lower frame: Micro Ampl Jy Top frame: Phas deg  
Vector averaged cross-power spectrum Several baselines displayed  
Timerange: 00/12:56:21 to 00/13:03:59

Plot file version 261 created 02-NOV-2021 17:43:09

J084408+4627 EM146.UVDATA.1

Freq = 1.5950 GHz, Bw = 32.000 MH

No calibration applied and no bandpass applied

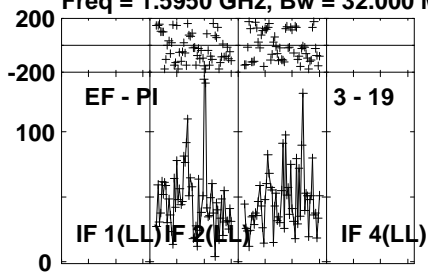


Lower frame: Micro Ampl Jy Top frame: Phas deg  
Vector averaged cross-power spectrum Several baselines displayed  
Timerange: 00/12:56:21 to 00/13:03:59

Plot file version 262 created 02-NOV-2021 17:43:09

J084408+4627 EM146.UVDATA.1

Freq = 1.5950 GHz, Bw = 32.000 MH No calibration applied and no bandpass applied



Lower frame: Micro Ampl Jy Top frame: Phas deg

Vector averaged cross-power spectrum Several baselines displayed

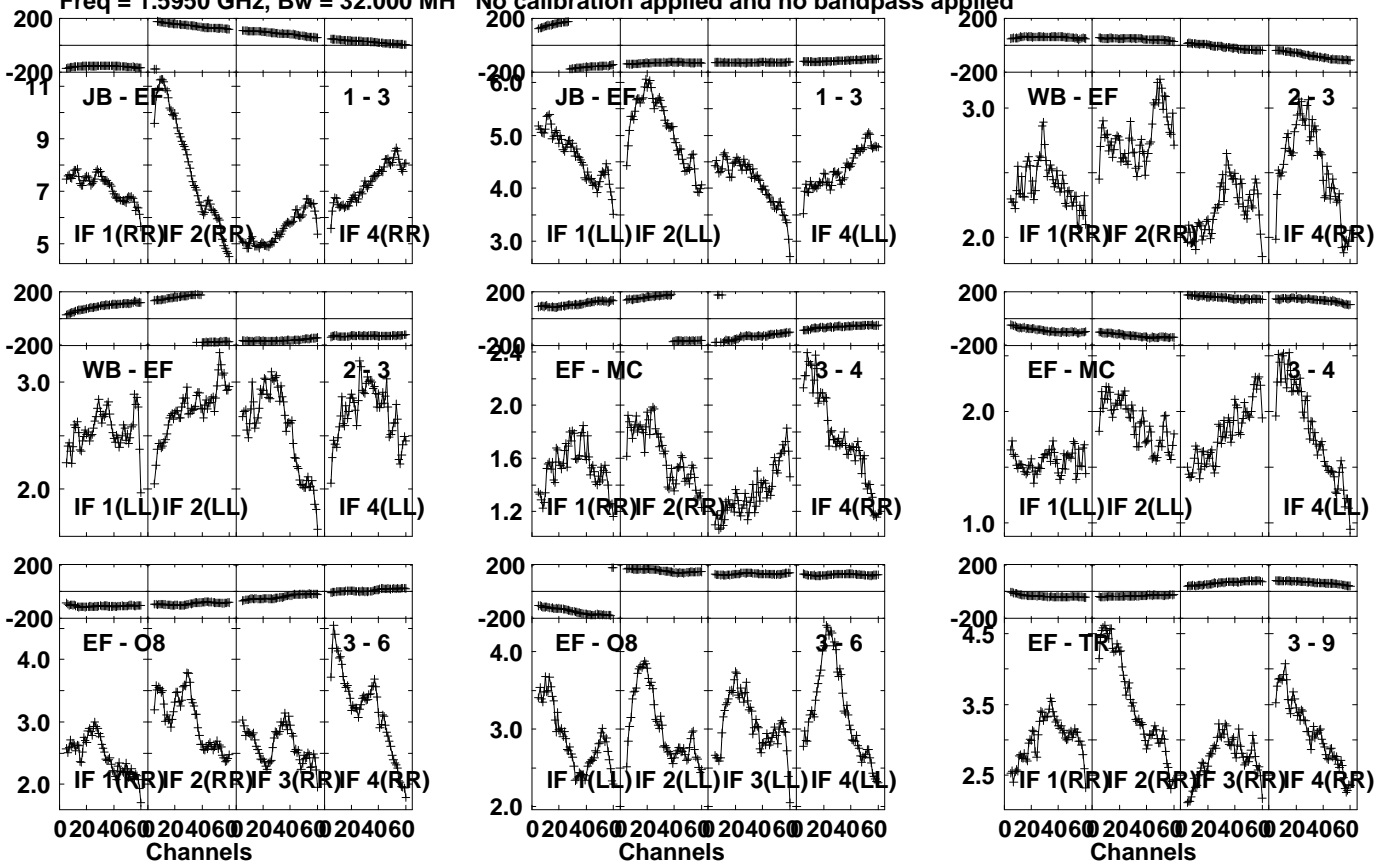
Timerange: 00/12:56:21 to 00/13:03:59

Plot file version 263 created 02-NOV-2021 17:43:09

J0847+4609 EM146.UVDATA.1

Freq = 1.5950 GHz, Bw = 32.000 MH

No calibration applied and no bandpass applied



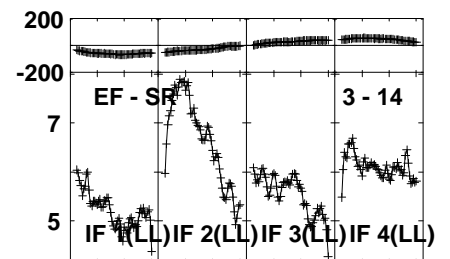
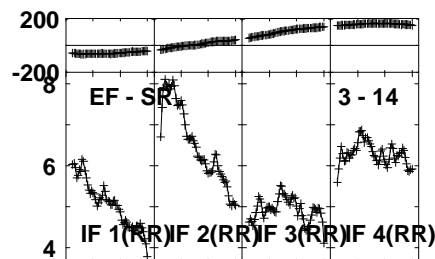
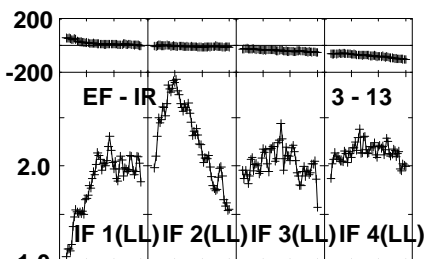
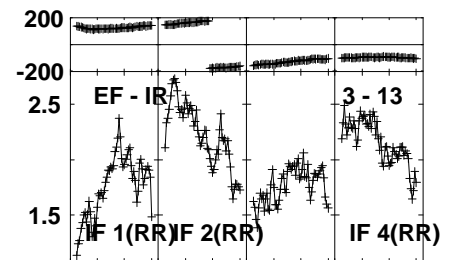
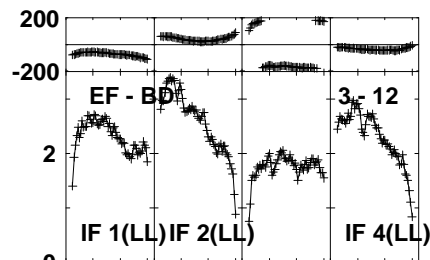
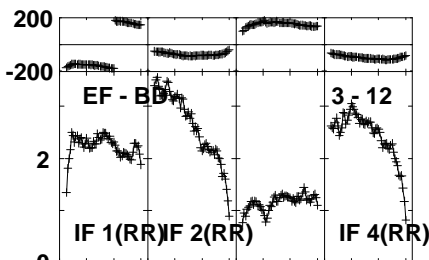
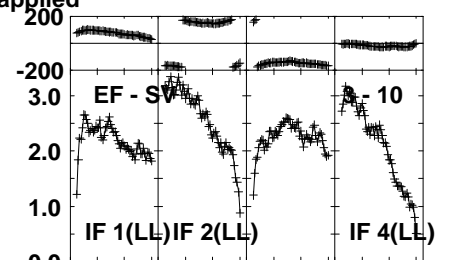
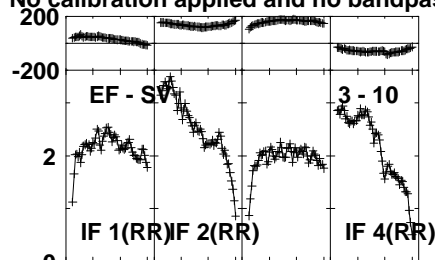
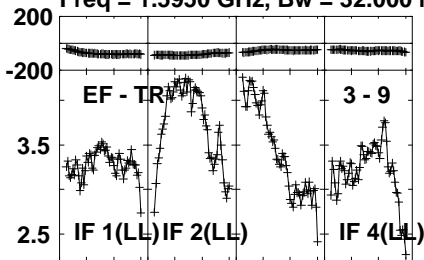
Lower frame: Milli Ampl Jy Top frame: Phas deg  
Vector averaged cross-power spectrum Several baselines displayed  
Timerange: 00/13:04:21 to 00/13:05:59

Plot file version 264 created 02-NOV-2021 17:43:09

J0847+4609 EM146.UVDATA.1

Freq = 1.5950 GHz, Bw = 32.000 MH

No calibration applied and no bandpass applied



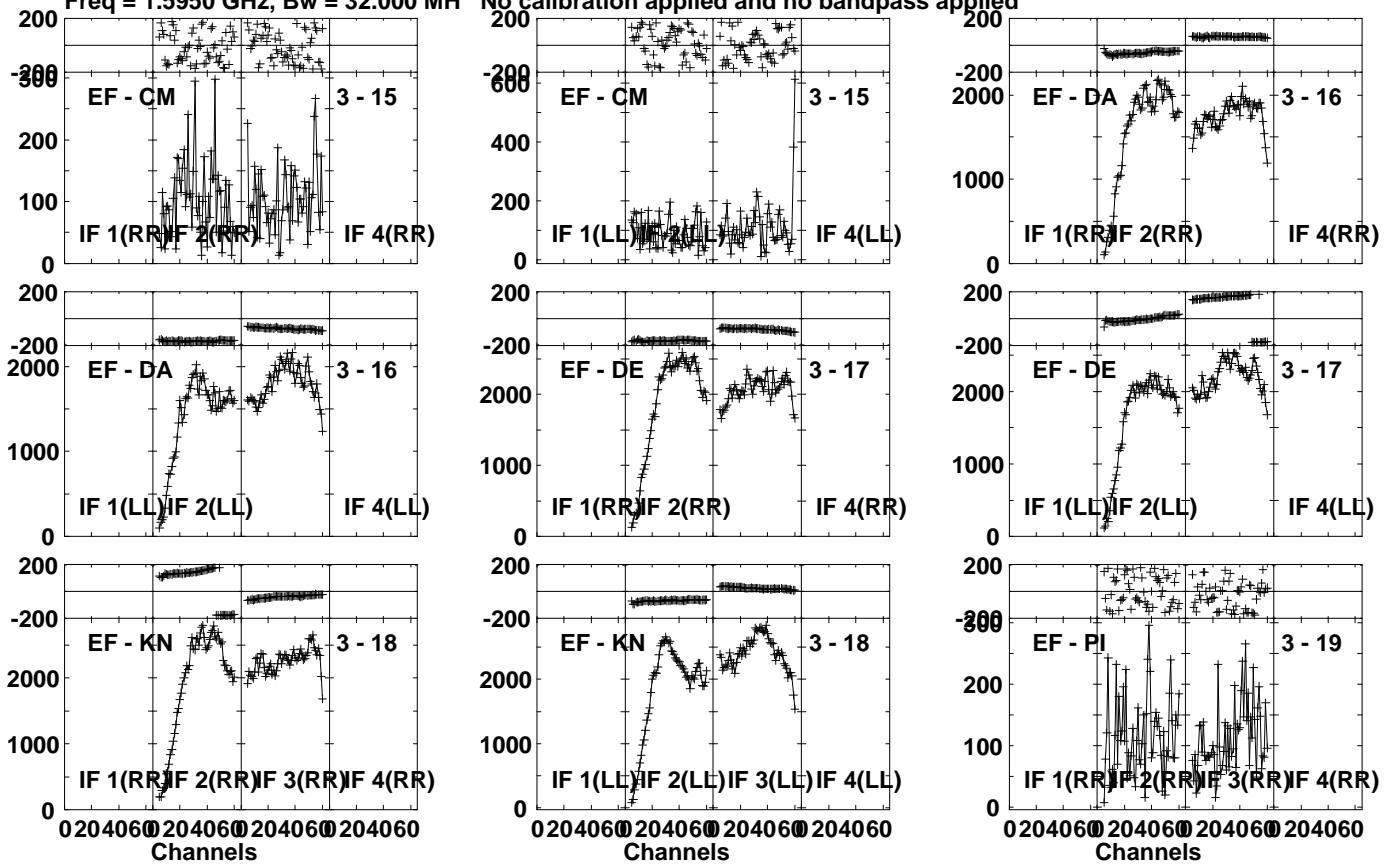
Lower frame: Milli Ampl Jy Top frame: Phas deg  
Vector averaged cross-power spectrum Several baselines displayed  
Timerange: 00/13:04:21 to 00/13:05:59

Plot file version 265 created 02-NOV-2021 17:43:09

J0847+4609 EM146.UVDATA.1

Freq = 1.5950 GHz, Bw = 32.000 MH

No calibration applied and no bandpass applied

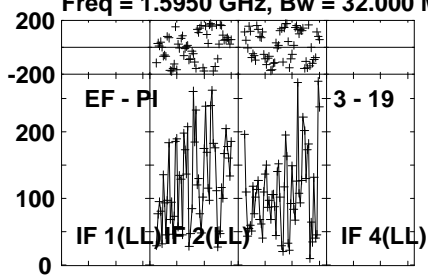


Lower frame: Micro Ampl Jy Top frame: Phas deg  
Vector averaged cross-power spectrum Several baselines displayed  
Timerange: 00/13:04:21 to 00/13:05:59

Plot file version 266 created 02-NOV-2021 17:43:10

J0847+4609 EM146.UVDATA.1

Freq = 1.5950 GHz, Bw = 32.000 MH No calibration applied and no bandpass applied



Lower frame: Micro Ampl Jy Top frame: Phas deg

Vector averaged cross-power spectrum Several baselines displayed

Timerange: 00/13:04:21 to 00/13:05:59

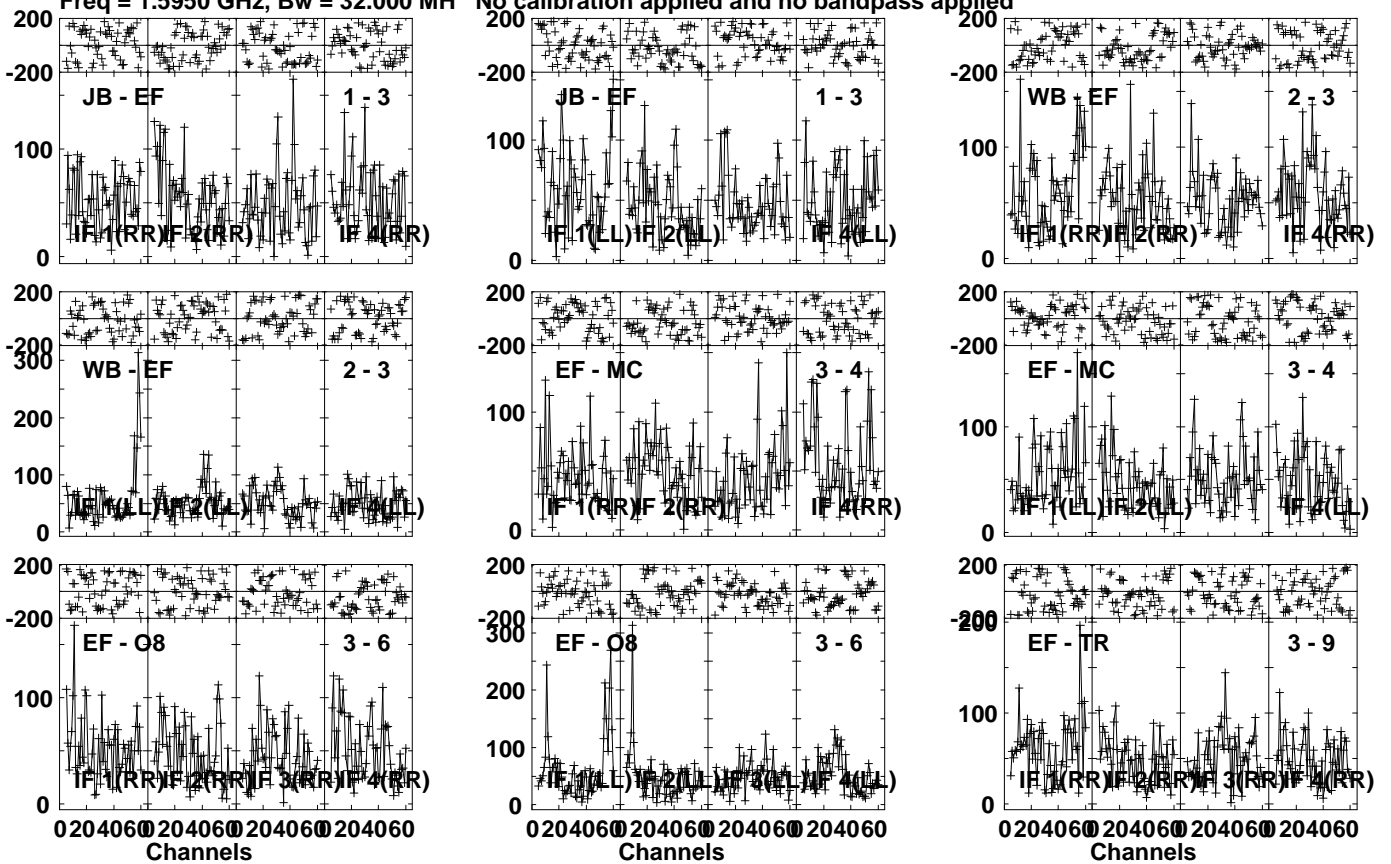


Plot file version 267 created 02-NOV-2021 17:43:10

J084408+4627 EM146.UVDATA.1

Freq = 1.5950 GHz, Bw = 32.000 MH

No calibration applied and no bandpass applied



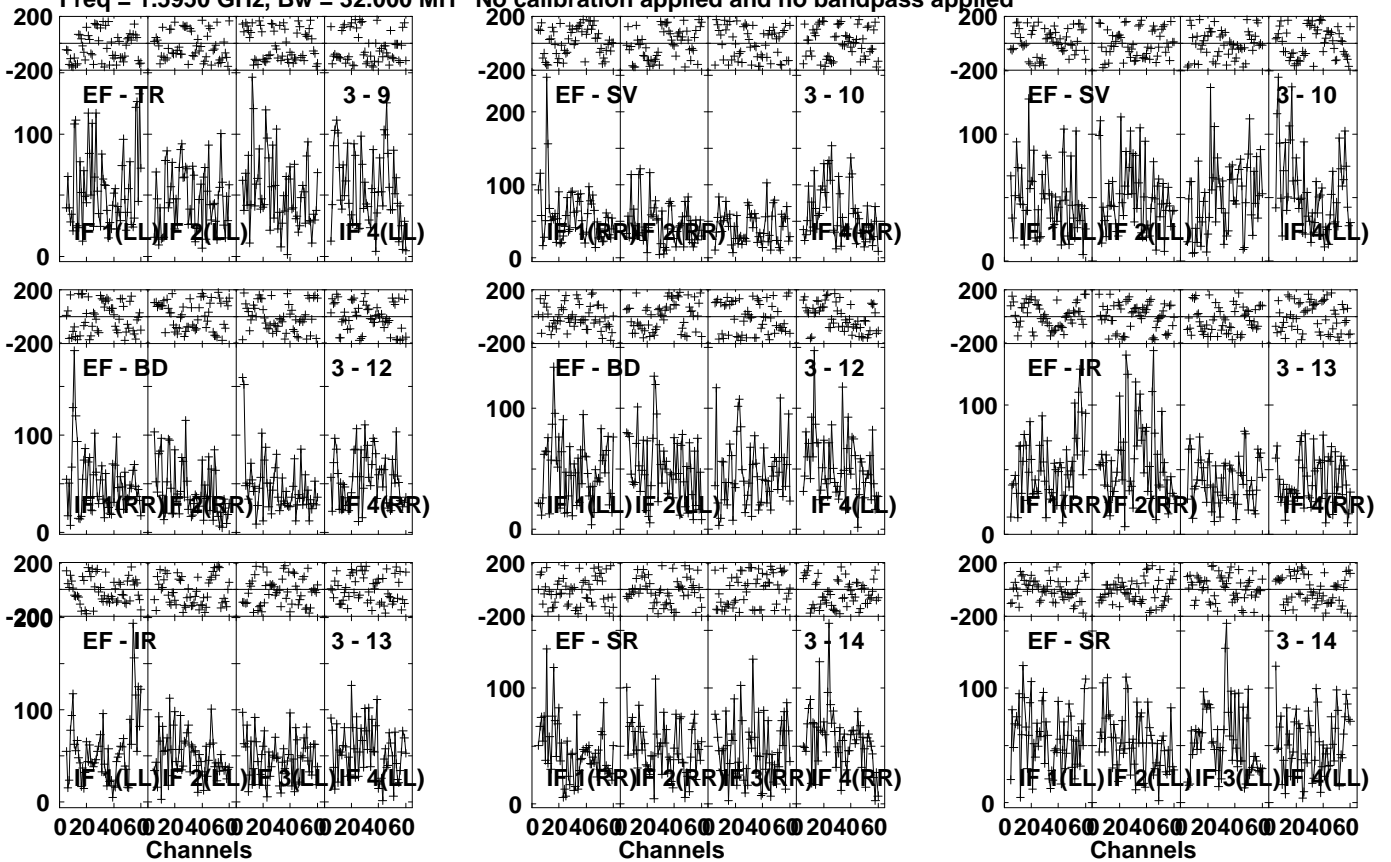
Lower frame: Micro Ampl Jy Top frame: Phas deg  
Vector averaged cross-power spectrum Several baselines displayed  
Timerange: 00/13:06:21 to 00/13:13:59

Plot file version 268 created 02-NOV-2021 17:43:10

J084408+4627 EM146.UVDATA.1

Freq = 1.5950 GHz, Bw = 32.000 MH

No calibration applied and no bandpass applied



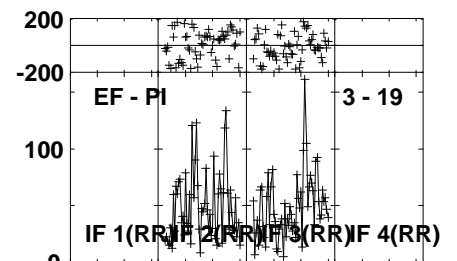
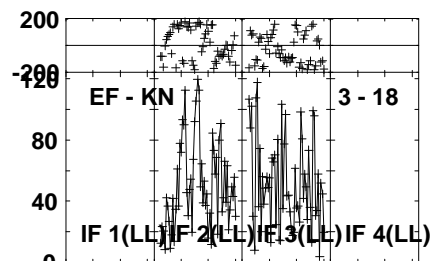
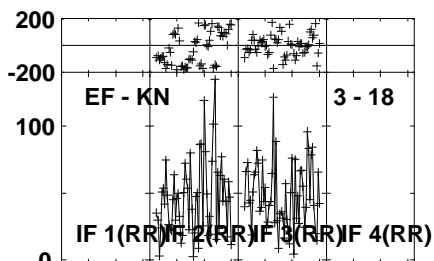
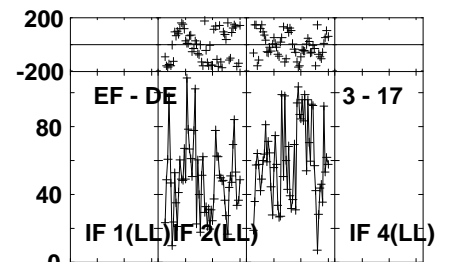
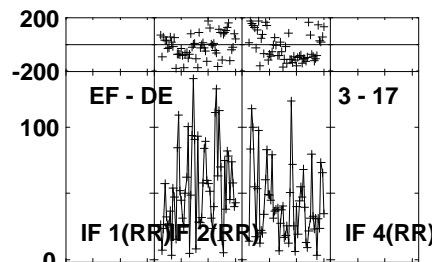
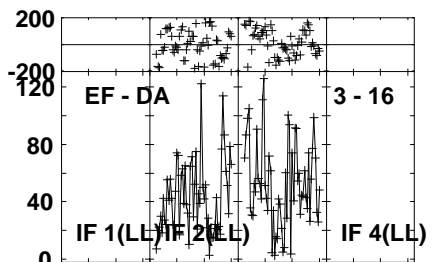
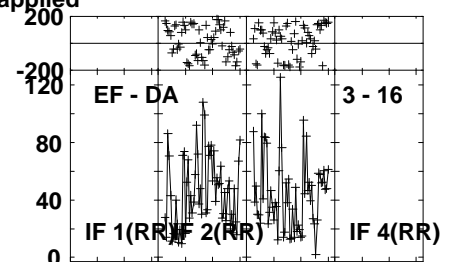
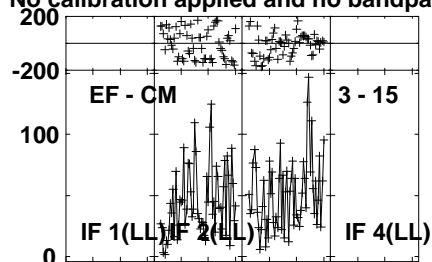
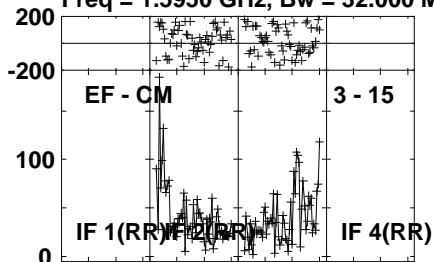
Lower frame: Micro Ampl Jy Top frame: Phas deg  
Vector averaged cross-power spectrum Several baselines displayed  
Timerange: 00/13:06:21 to 00/13:13:59

Plot file version 269 created 02-NOV-2021 17:43:10

J084408+4627 EM146.UVDATA.1

Freq = 1.5950 GHz, Bw = 32.000 MH

No calibration applied and no bandpass applied

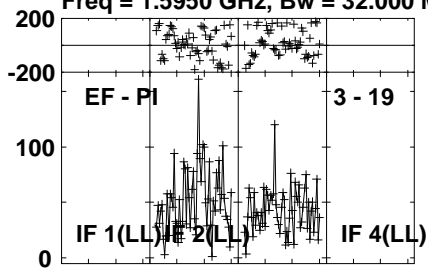


Lower frame: Micro Ampl Jy Top frame: Phas deg  
Vector averaged cross-power spectrum Several baselines displayed  
Timerange: 00/13:06:21 to 00/13:13:59

Plot file version 270 created 02-NOV-2021 17:43:11

J084408+4627 EM146.UVDATA.1

Freq = 1.5950 GHz, Bw = 32.000 MH No calibration applied and no bandpass applied



Lower frame: Micro Ampl Jy Top frame: Phas deg

Vector averaged cross-power spectrum Several baselines displayed

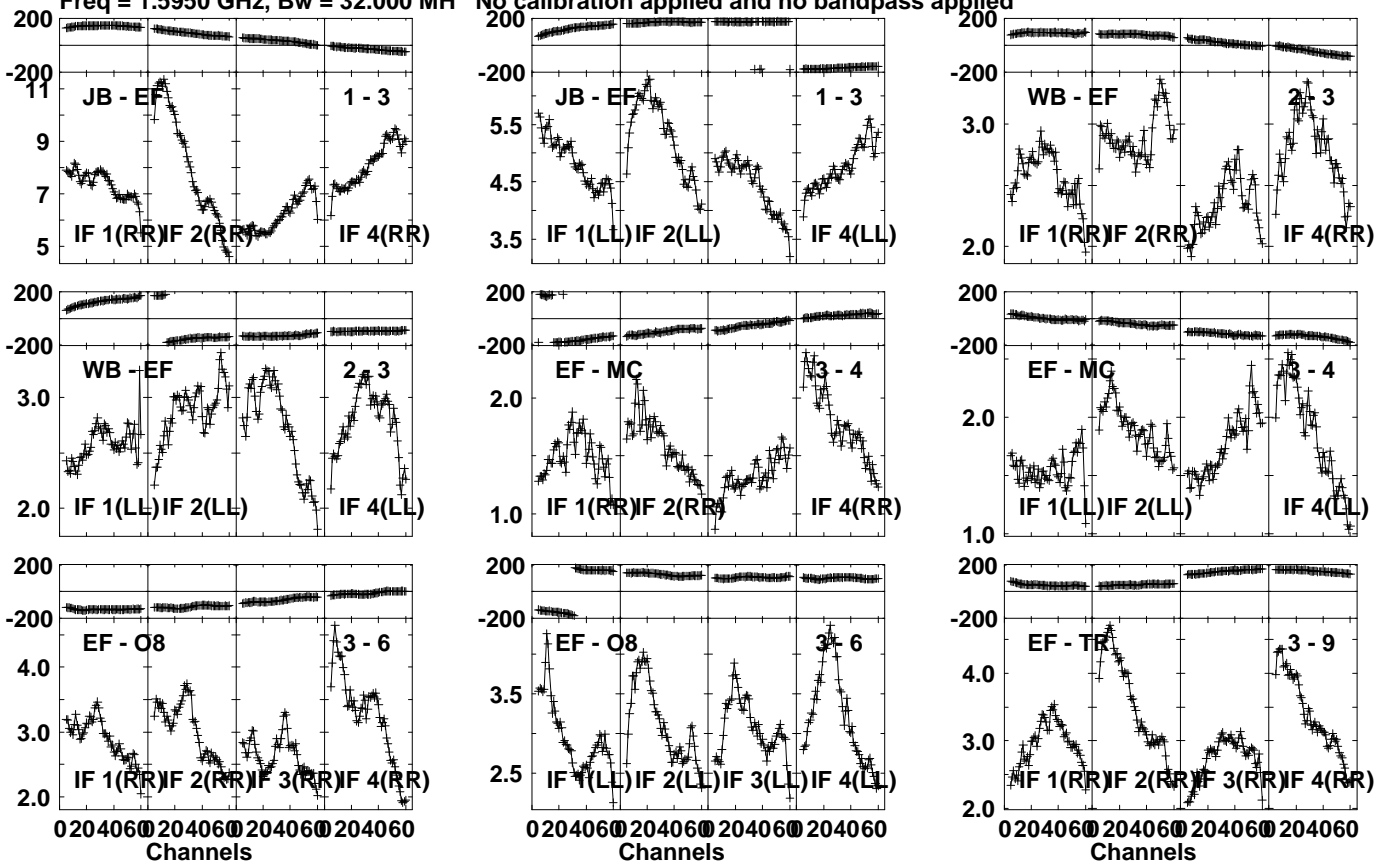
Timerange: 00/13:06:21 to 00/13:13:59

Plot file version 271 created 02-NOV-2021 17:43:11

J0847+4609 EM146.UVDATA.1

Freq = 1.5950 GHz, Bw = 32.000 MH

No calibration applied and no bandpass applied



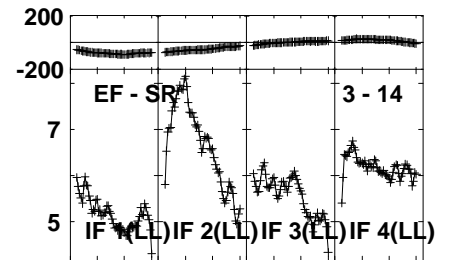
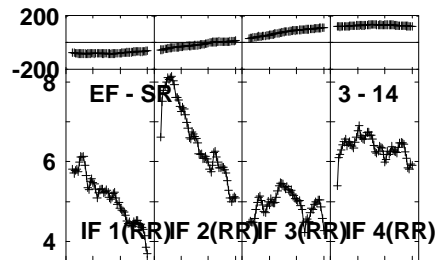
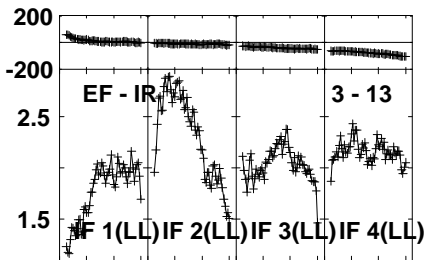
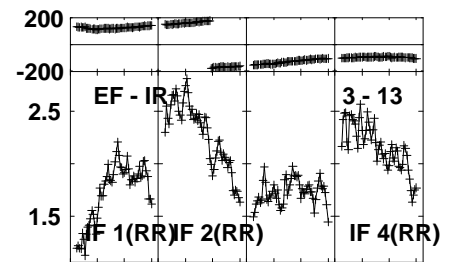
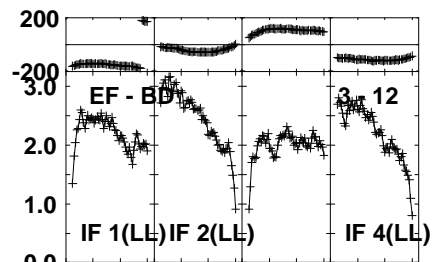
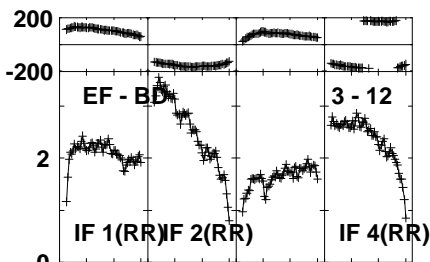
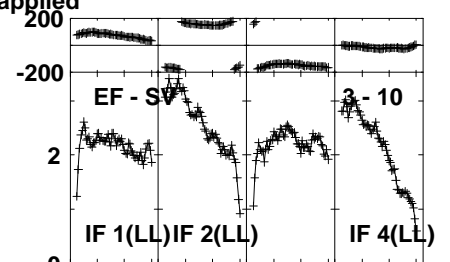
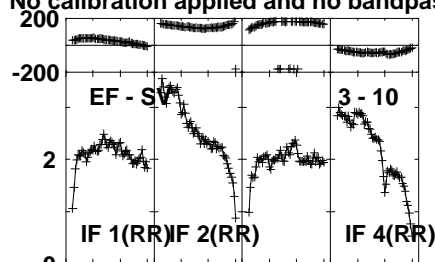
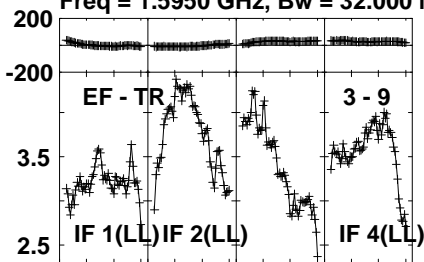
Lower frame: Milli Ampl Jy Top frame: Phas deg  
 Vector averaged cross-power spectrum Several baselines displayed  
 Timerange: 00/13:14:21 to 00/13:15:59

Plot file version 272 created 02-NOV-2021 17:43:11

J0847+4609 EM146.UVDATA.1

Freq = 1.5950 GHz, Bw = 32.000 MH

No calibration applied and no bandpass applied



0204060 204060 204060 204060  
Channels

0204060 204060 204060 204060  
Channels

0204060 204060 204060 204060  
Channels

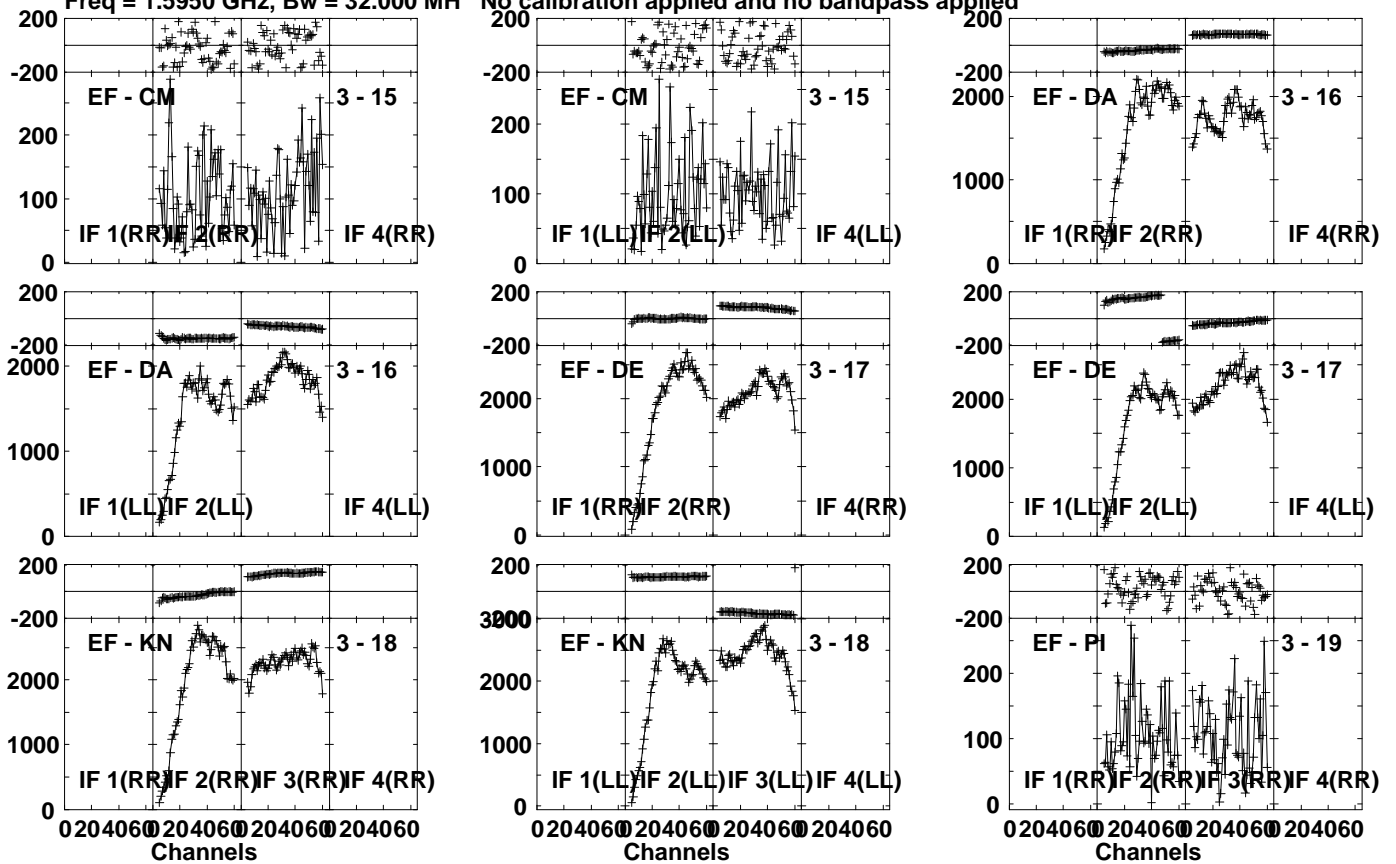
Lower frame: Milli Ampl Jy Top frame: Phas deg  
Vector averaged cross-power spectrum Several baselines displayed  
Timerange: 00/13:14:21 to 00/13:15:59

Plot file version 273 created 02-NOV-2021 17:43:11

J0847+4609 EM146.UVDATA.1

Freq = 1.5950 GHz, Bw = 32.000 MH

No calibration applied and no bandpass applied

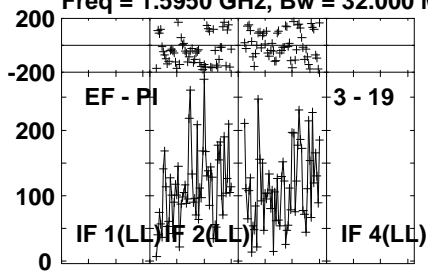


Lower frame: Micro Ampl Jy Top frame: Phas deg  
Vector averaged cross-power spectrum Several baselines displayed  
Timerange: 00/13:14:21 to 00/13:15:59

Plot file version 274 created 02-NOV-2021 17:43:11

J0847+4609 EM146.UVDATA.1

Freq = 1.5950 GHz, Bw = 32.000 MH No calibration applied and no bandpass applied



Lower frame: Micro Ampl Jy Top frame: Phas deg

Vector averaged cross-power spectrum Several baselines displayed

Timerange: 00/13:14:21 to 00/13:15:59

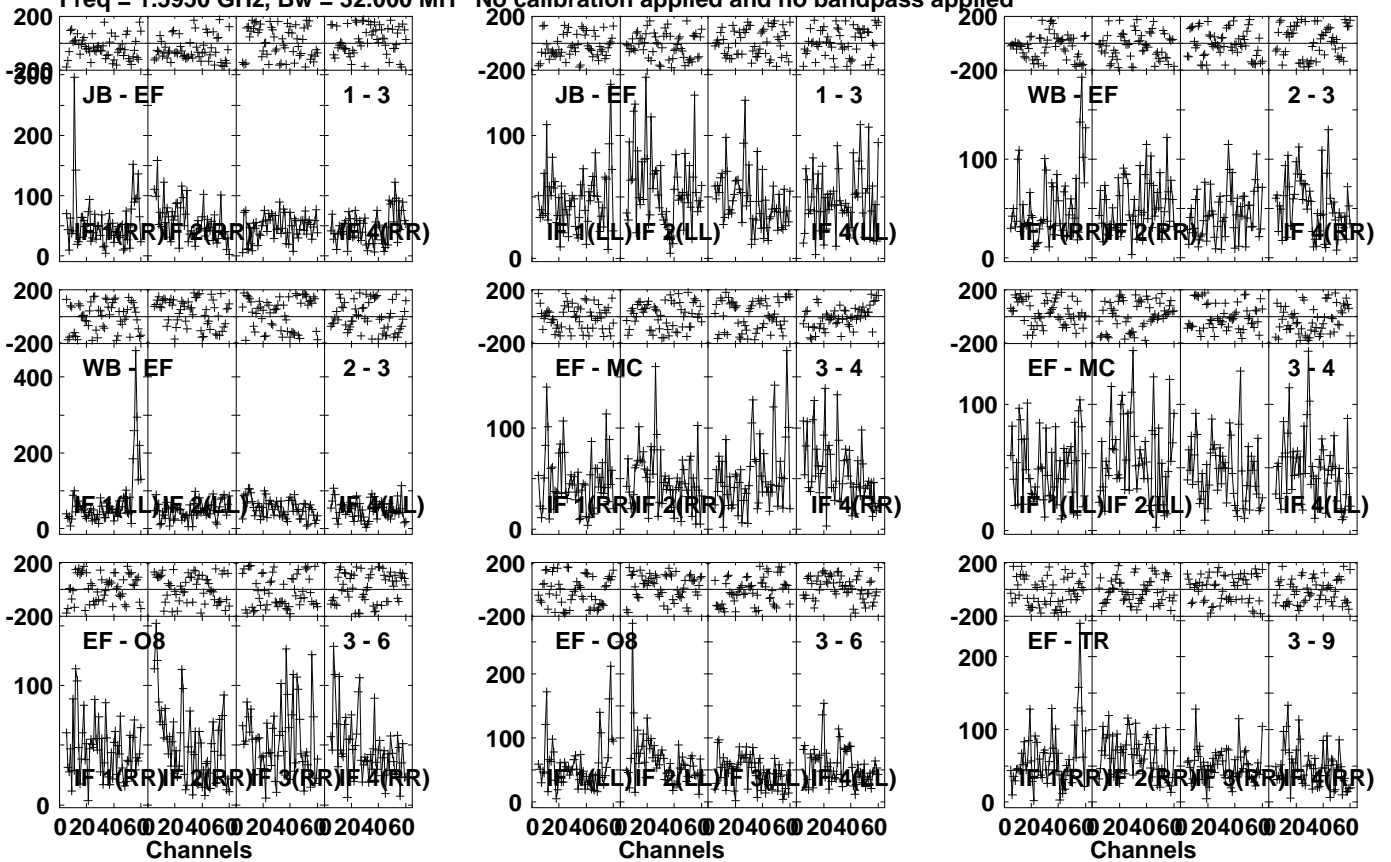


Plot file version 275 created 02-NOV-2021 17:43:11

J084408+4627 EM146.UVDATA.1

Freq = 1.5950 GHz, Bw = 32.000 MH

No calibration applied and no bandpass applied



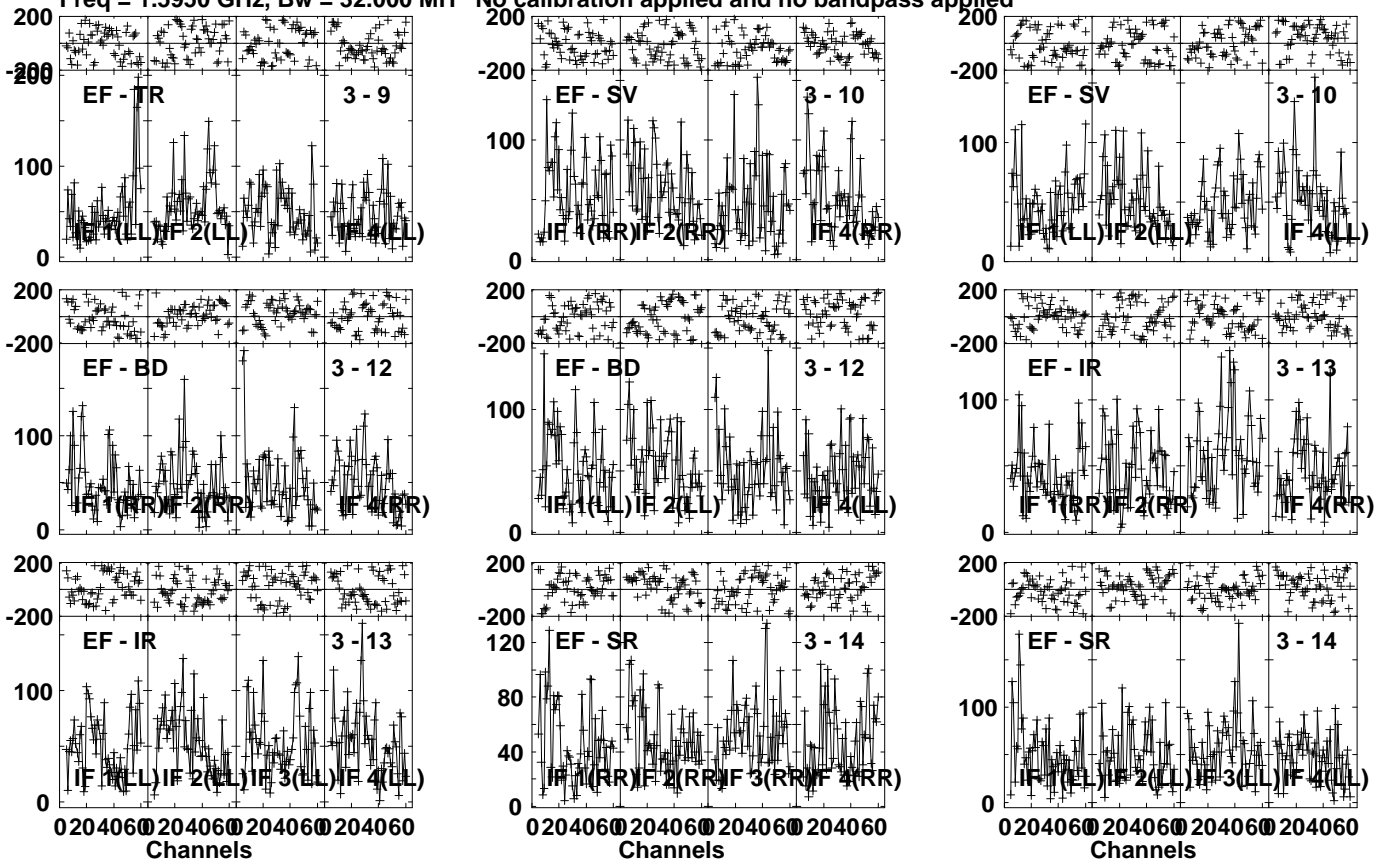
Lower frame: Micro Ampl Jy Top frame: Phas deg  
Vector averaged cross-power spectrum Several baselines displayed  
Timerange: 00/13:16:21 to 00/13:23:59

Plot file version 276 created 02-NOV-2021 17:43:12

J084408+4627 EM146.UVDATA.1

Freq = 1.5950 GHz, Bw = 32.000 MH

No calibration applied and no bandpass applied



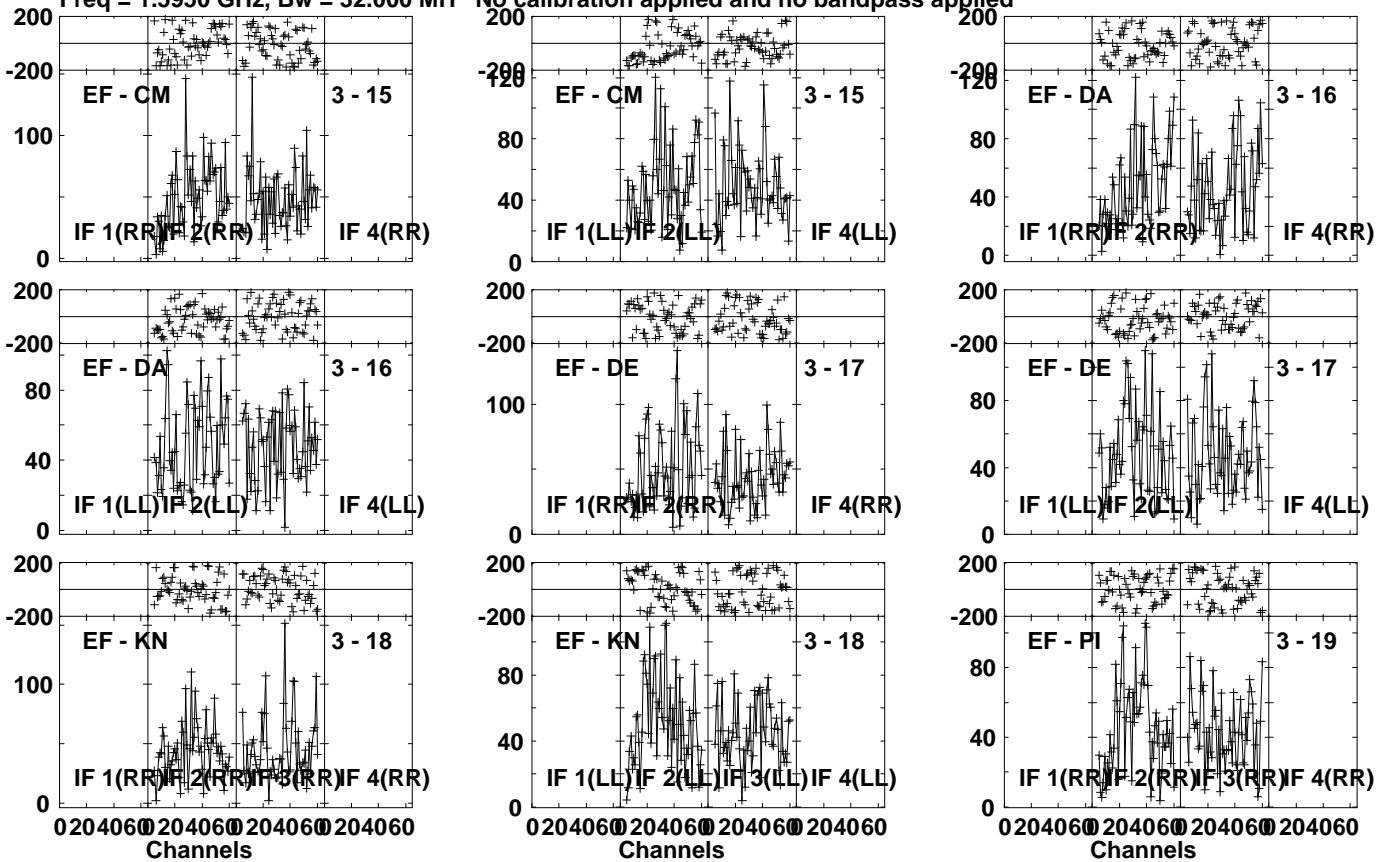
Lower frame: Micro Ampl Jy Top frame: Phas deg  
Vector averaged cross-power spectrum Several baselines displayed  
Timerange: 00/13:16:21 to 00/13:23:59

Plot file version 277 created 02-NOV-2021 17:43:12

J084408+4627 EM146.UVDATA.1

Freq = 1.5950 GHz, Bw = 32.000 MH

No calibration applied and no bandpass applied

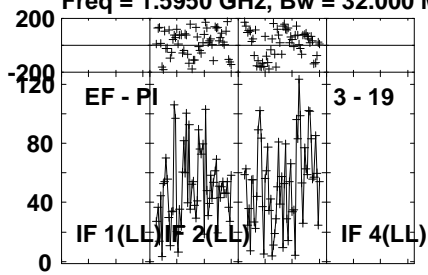


Lower frame: Micro Ampl Jy Top frame: Phas deg  
Vector averaged cross-power spectrum Several baselines displayed  
Timerange: 00/13:16:21 to 00/13:23:59

Plot file version 278 created 02-NOV-2021 17:43:12

J084408+4627 EM146.UVDATA.1

Freq = 1.5950 GHz, Bw = 32.000 MH No calibration applied and no bandpass applied



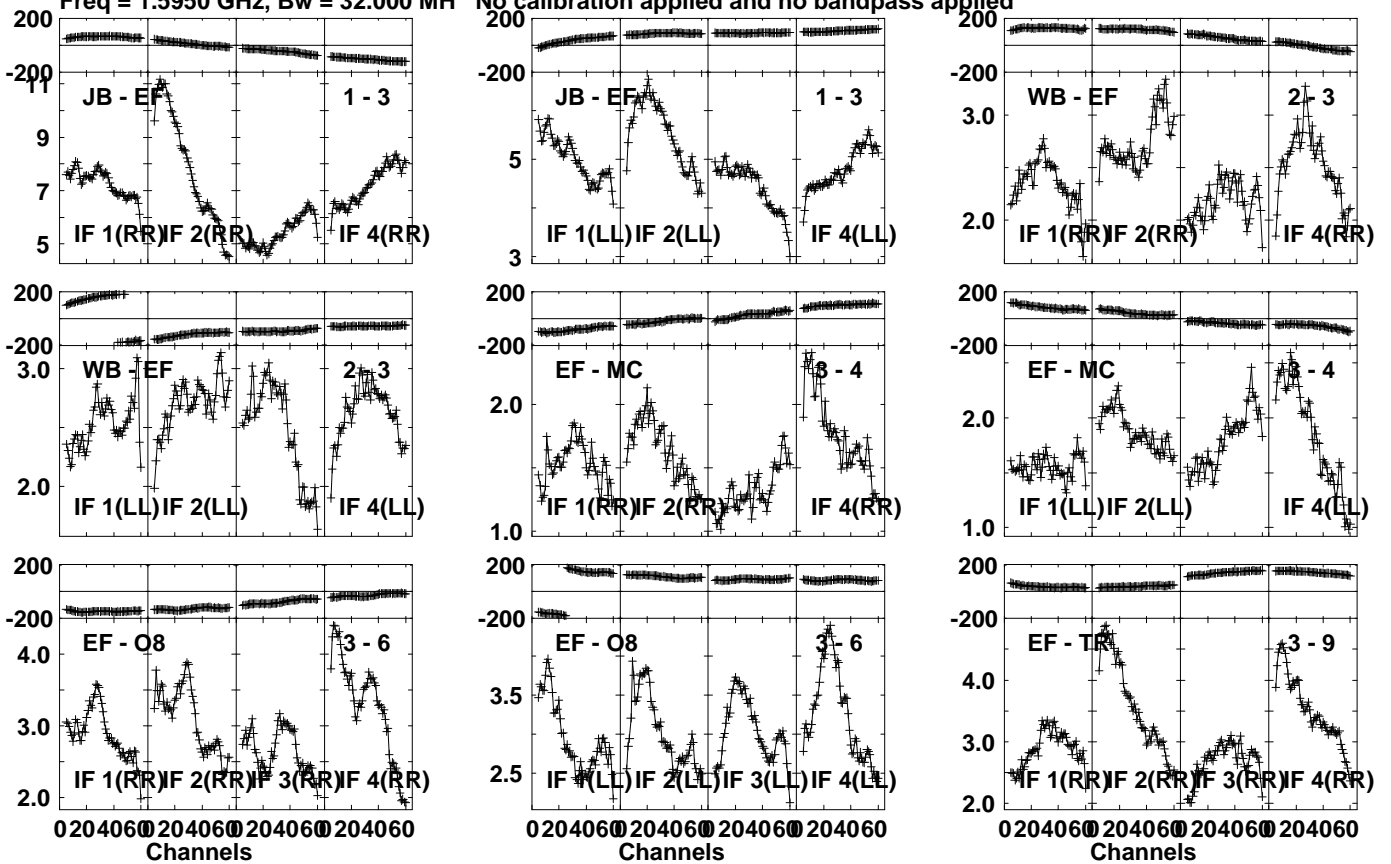
Lower frame: Micro Ampl Jy Top frame: Phas deg  
Vector averaged cross-power spectrum Several baselines displayed  
Timerange: 00/13:16:21 to 00/13:23:59

Plot file version 279 created 02-NOV-2021 17:43:12

J0847+4609 EM146.UVDATA.1

Freq = 1.5950 GHz, Bw = 32.000 MH

No calibration applied and no bandpass applied



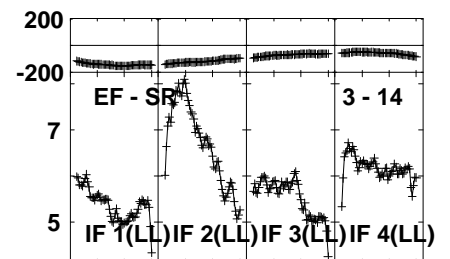
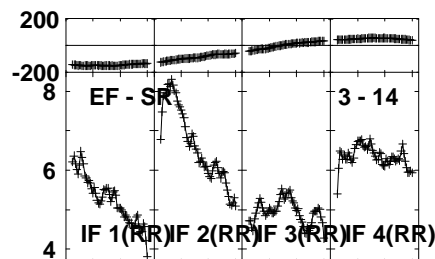
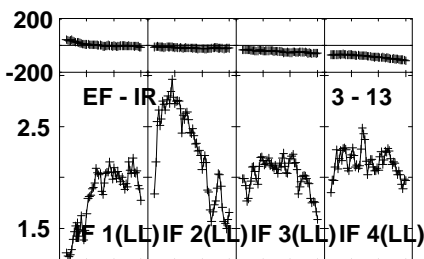
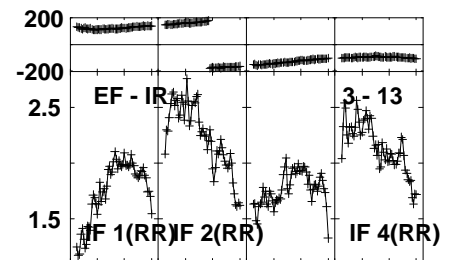
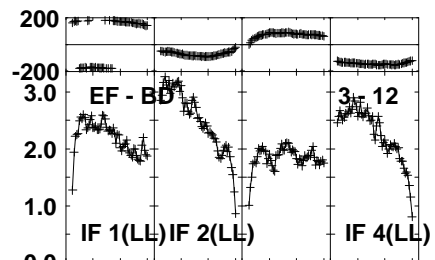
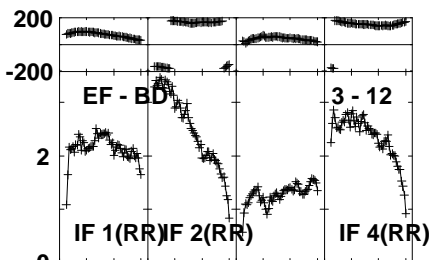
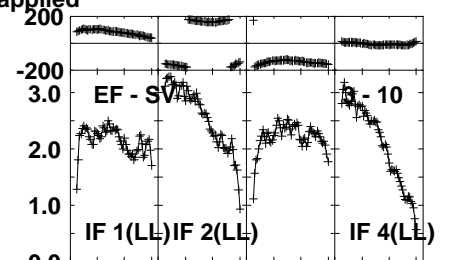
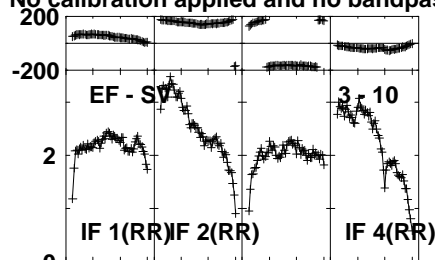
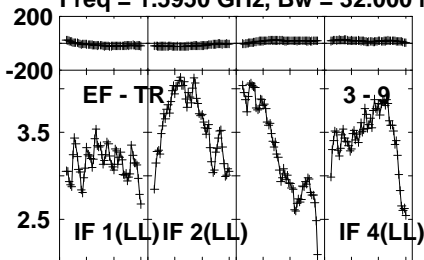
Lower frame: Milli Ampl Jy Top frame: Phas deg  
 Vector averaged cross-power spectrum Several baselines displayed  
 Timerange: 00/13:24:21 to 00/13:25:59

Plot file version 280 created 02-NOV-2021 17:43:13

J0847+4609 EM146.UVDATA.1

Freq = 1.5950 GHz, Bw = 32.000 MH

No calibration applied and no bandpass applied



0204060 204060 204060 204060  
Channels

0204060 204060 204060 204060  
Channels

0204060 204060 204060 204060  
Channels

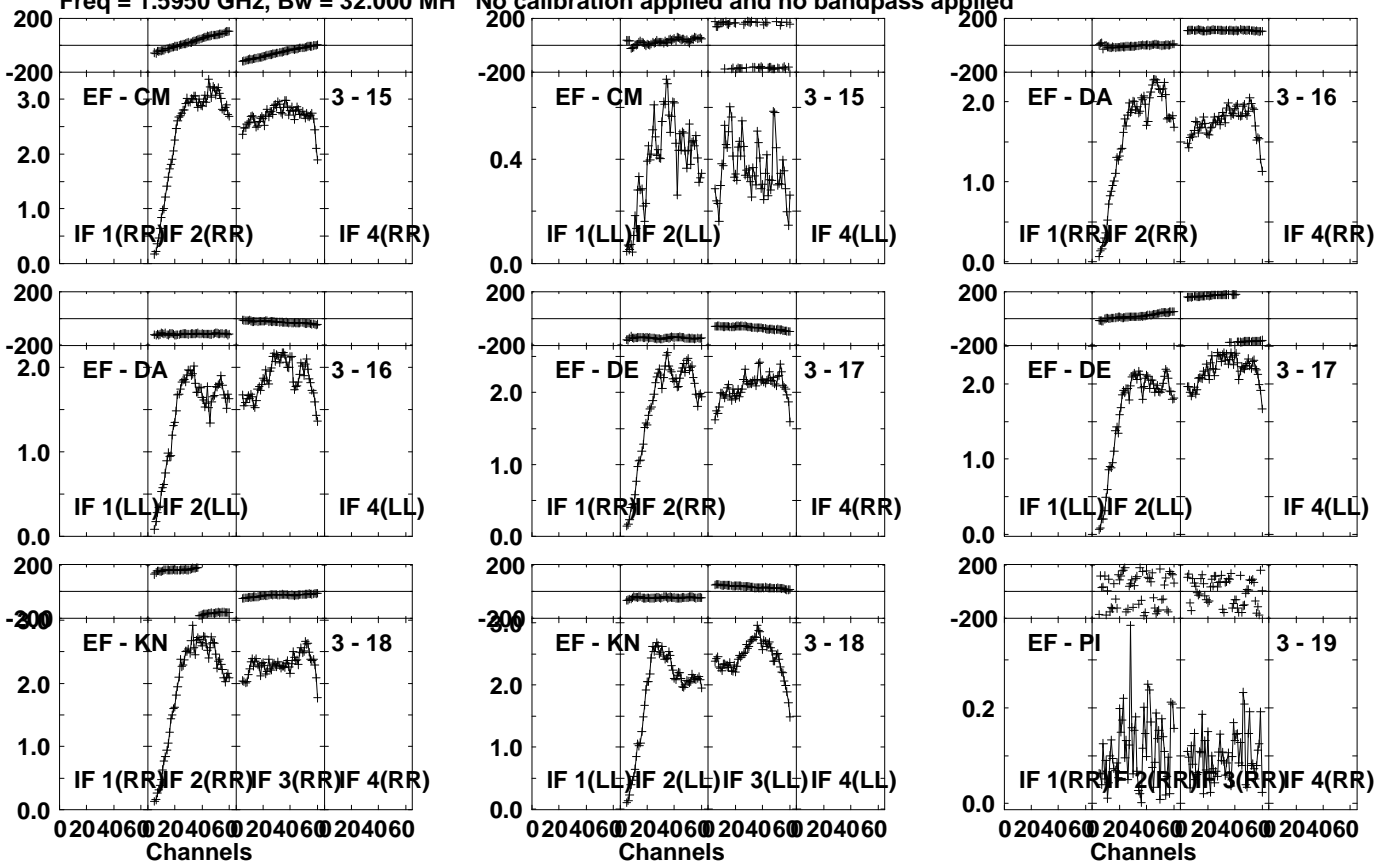
Lower frame: Milli Ampl Jy Top frame: Phas deg  
Vector averaged cross-power spectrum Several baselines displayed  
Timerange: 00/13:24:21 to 00/13:25:59

Plot file version 281 created 02-NOV-2021 17:43:13

J0847+4609 EM146.UVDATA.1

Freq = 1.5950 GHz, Bw = 32.000 MH

No calibration applied and no bandpass applied

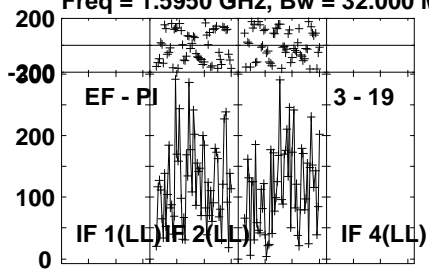


Lower frame: Milli Ampl Jy Top frame: Phas deg  
Vector averaged cross-power spectrum Several baselines displayed  
Timerange: 00/13:24:21 to 00/13:25:59

Plot file version 282 created 02-NOV-2021 17:43:13

J0847+4609 EM146.UVDATA.1

Freq = 1.5950 GHz, Bw = 32.000 MH No calibration applied and no bandpass applied



Lower frame: Micro Ampl Jy Top frame: Phas deg  
Vector averaged cross-power spectrum Several baselines displayed  
Timerange: 00/13:24:21 to 00/13:25:59

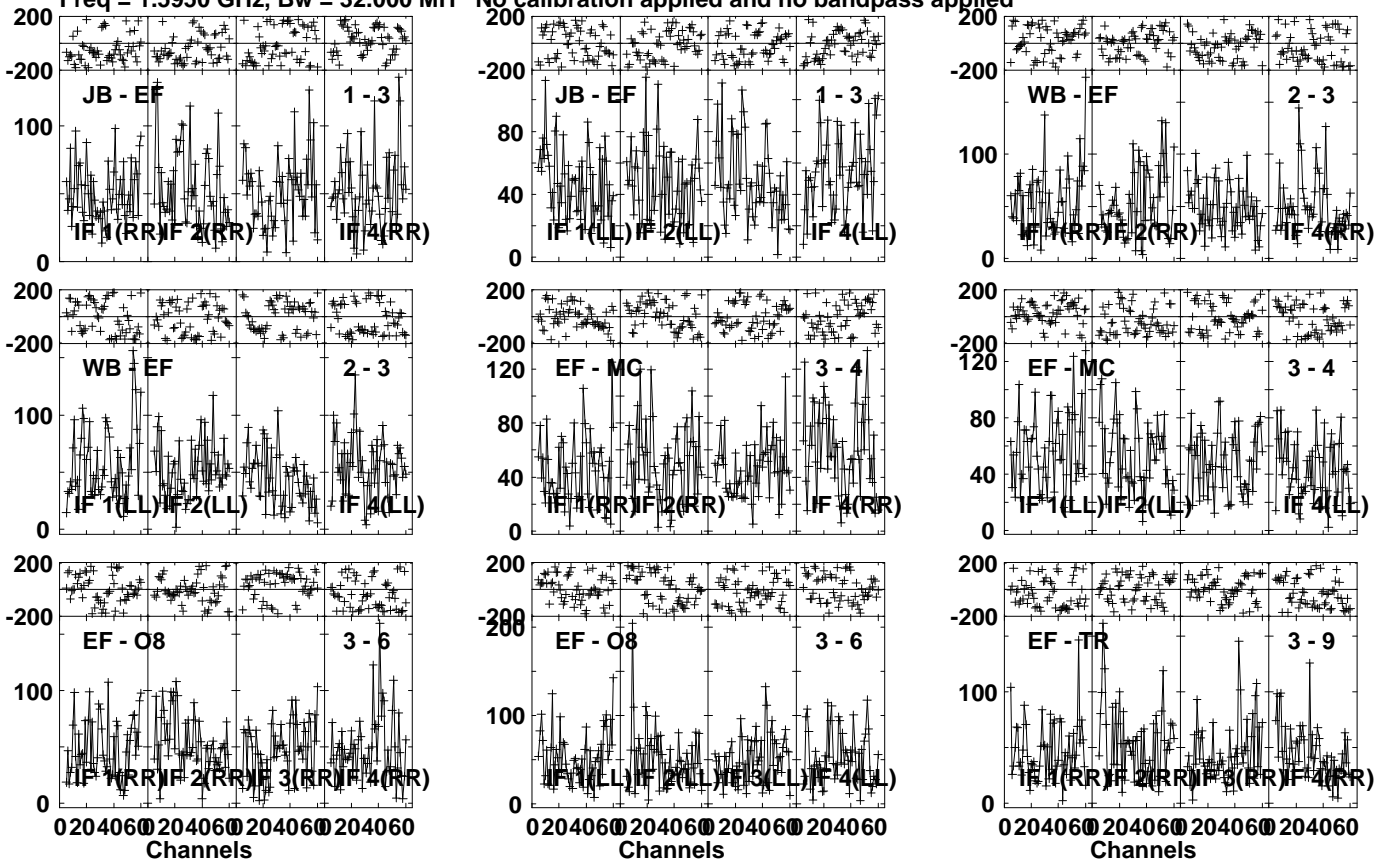


Plot file version 283 created 02-NOV-2021 17:43:13

J084408+4627 EM146.UVDATA.1

Freq = 1.5950 GHz, Bw = 32.000 MH

No calibration applied and no bandpass applied



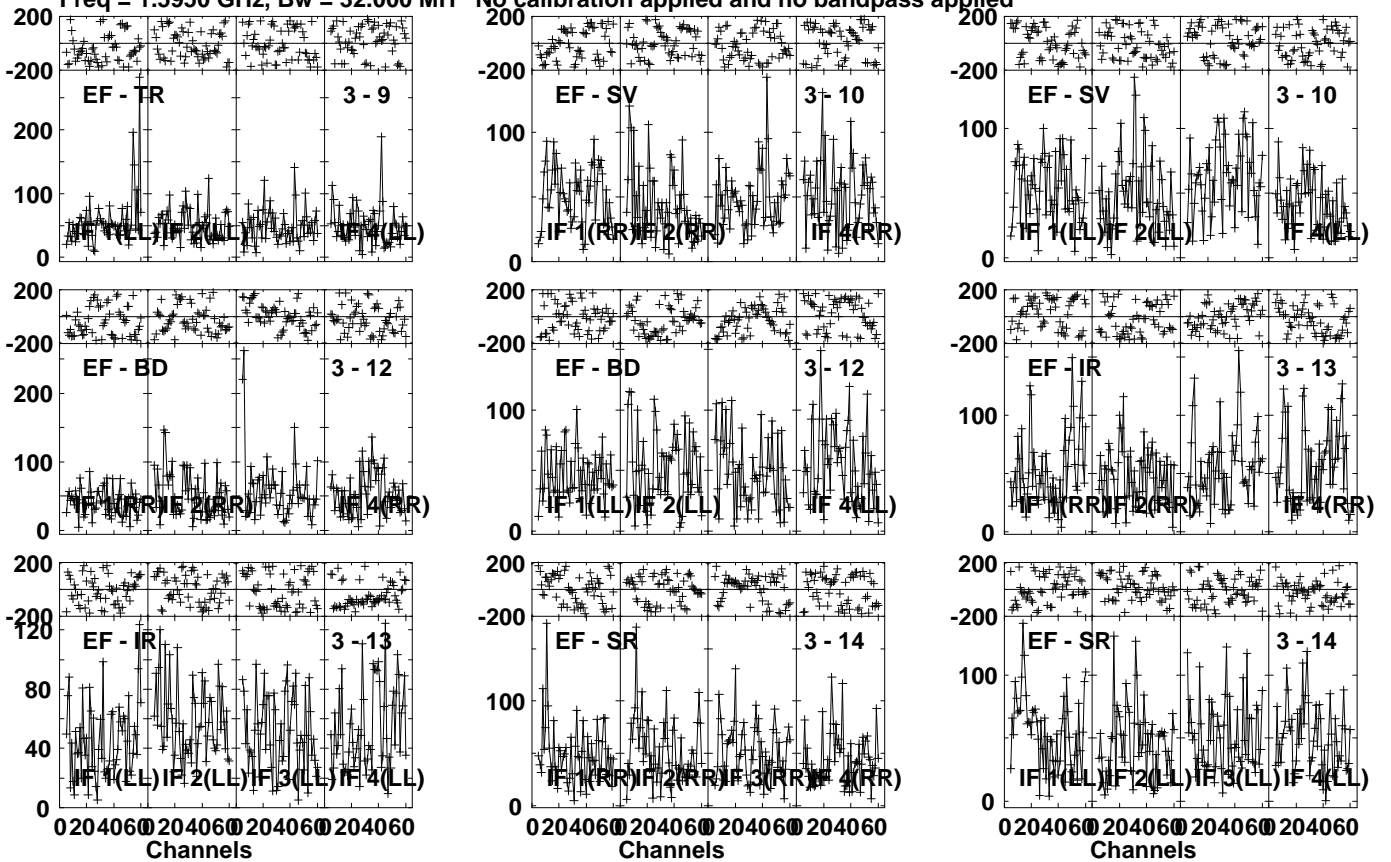
Lower frame: Micro Ampl Jy Top frame: Phas deg  
Vector averaged cross-power spectrum Several baselines displayed  
Timerange: 00/13:26:21 to 00/13:33:59

Plot file version 284 created 02-NOV-2021 17:43:13

J084408+4627 EM146.UVDATA.1

Freq = 1.5950 GHz, Bw = 32.000 MH

No calibration applied and no bandpass applied



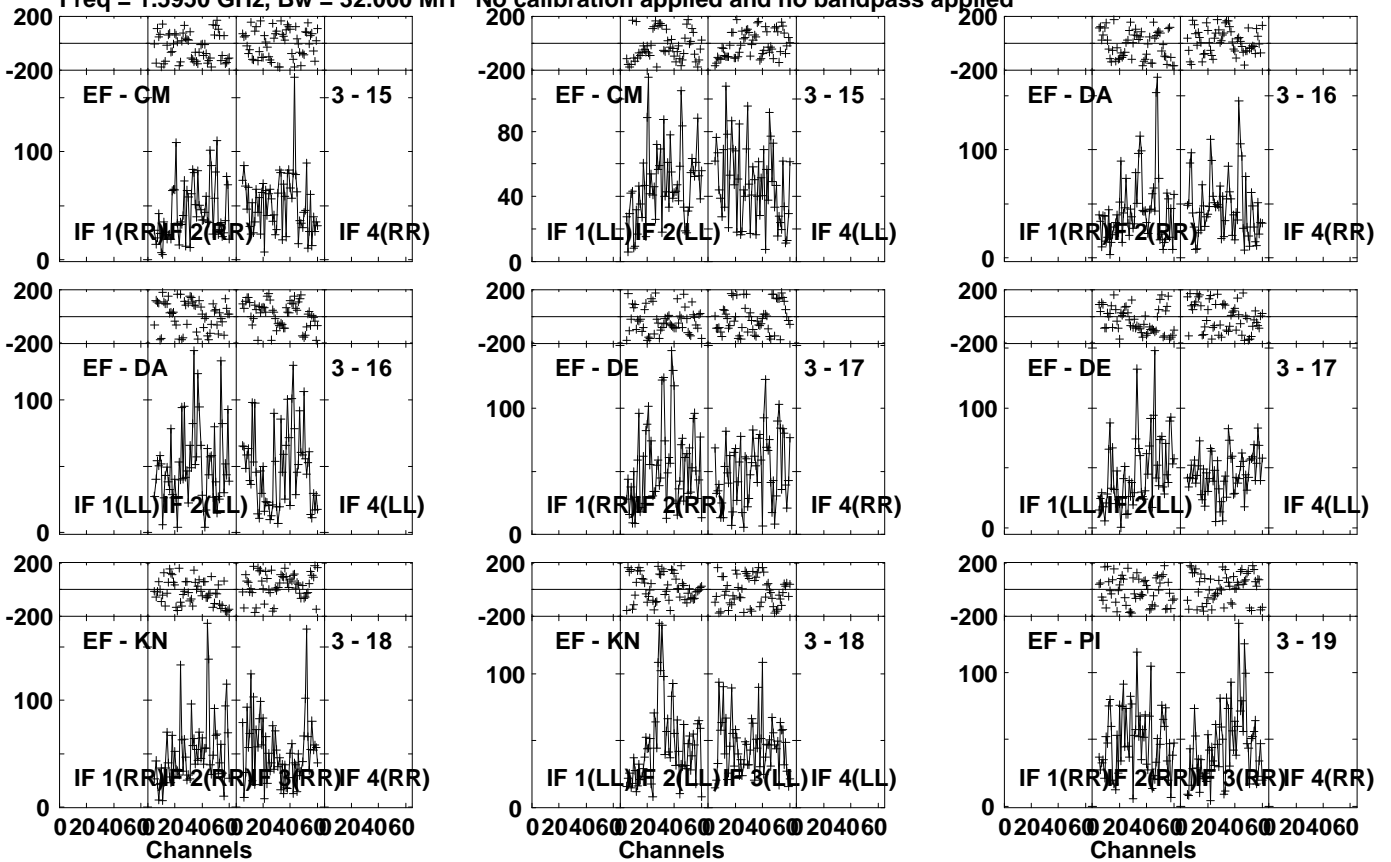
Lower frame: Micro Ampl Jy Top frame: Phas deg  
Vector averaged cross-power spectrum Several baselines displayed  
Timerange: 00/13:26:21 to 00/13:33:59

Plot file version 285 created 02-NOV-2021 17:43:14

J084408+4627 EM146.UVDATA.1

Freq = 1.5950 GHz, Bw = 32.000 MH

No calibration applied and no bandpass applied

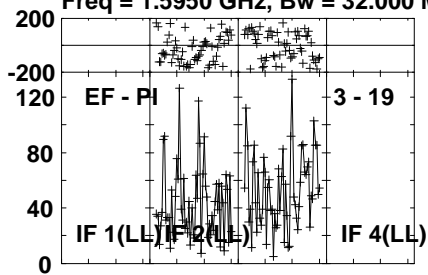


Lower frame: Micro Ampl Jy Top frame: Phas deg  
Vector averaged cross-power spectrum Several baselines displayed  
Timerange: 00/13:26:21 to 00/13:33:59

Plot file version 286 created 02-NOV-2021 17:43:14

J084408+4627 EM146.UVDATA.1

Freq = 1.5950 GHz, Bw = 32.000 MH No calibration applied and no bandpass applied



Lower frame: Micro Ampl Jy Top frame: Phas deg

Vector averaged cross-power spectrum Several baselines displayed

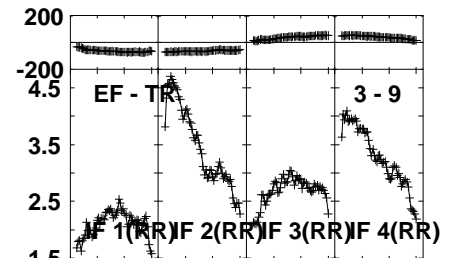
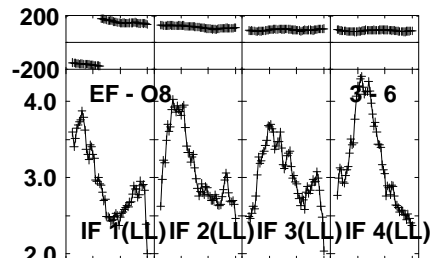
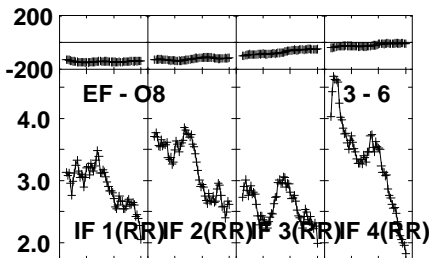
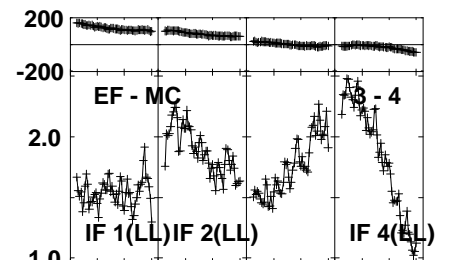
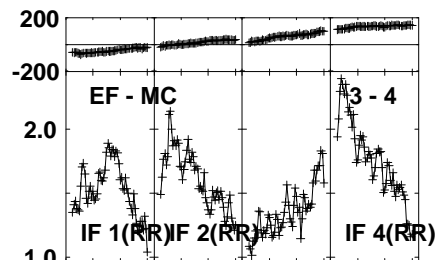
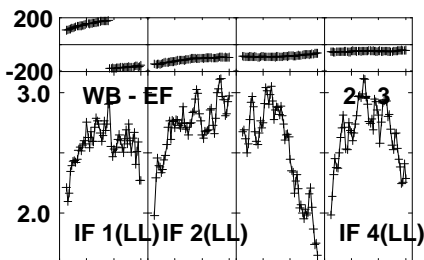
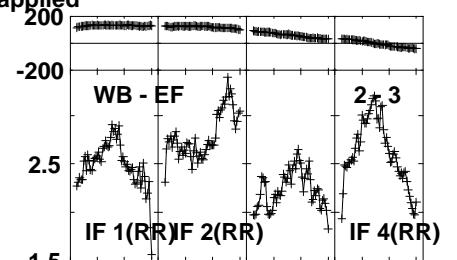
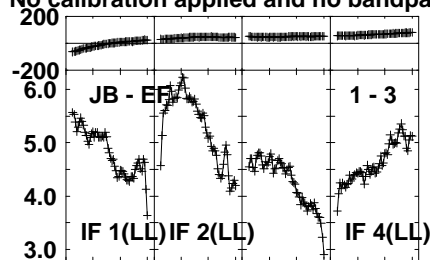
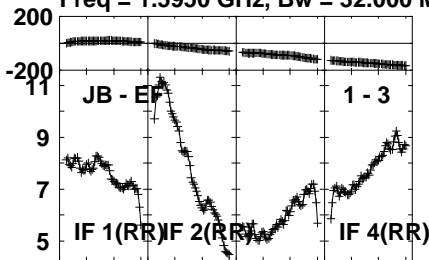
Timerange: 00/13:26:21 to 00/13:33:59

Plot file version 287 created 02-NOV-2021 17:43:14

J0847+4609 EM146.UVDATA.1

Freq = 1.5950 GHz, Bw = 32.000 MH

No calibration applied and no bandpass applied



0204060 204060 204060 204060  
Channels

0204060 204060 204060 204060  
Channels

0204060 204060 204060 204060  
Channels

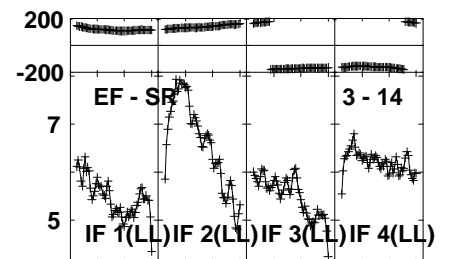
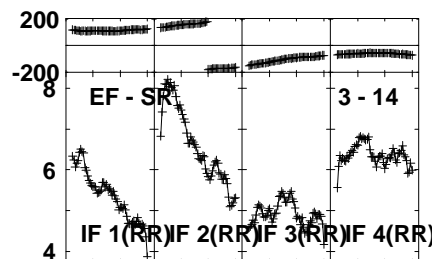
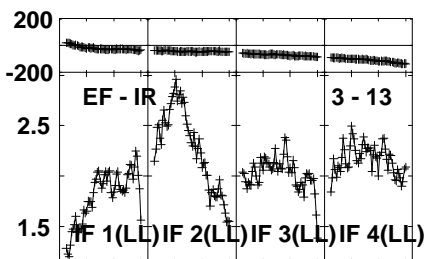
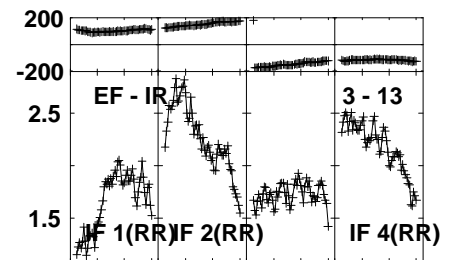
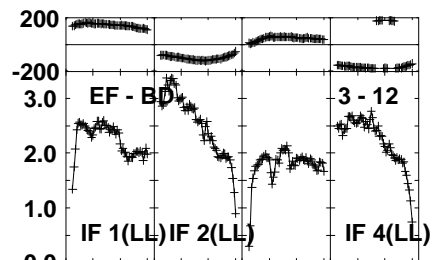
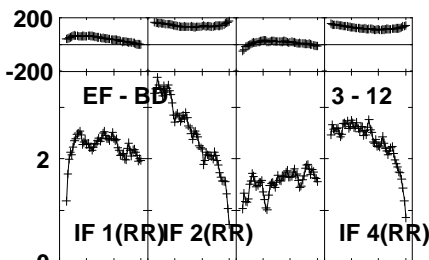
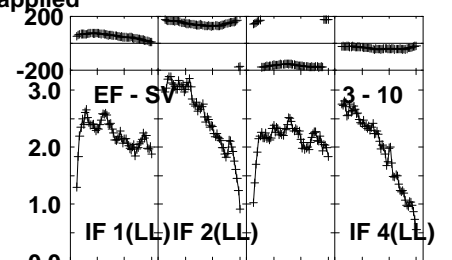
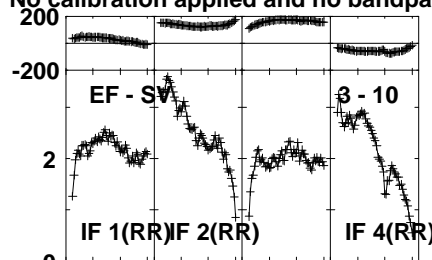
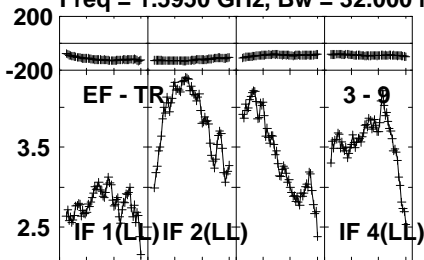
Lower frame: Milli Ampl Jy Top frame: Phas deg  
 Vector averaged cross-power spectrum Several baselines displayed  
 Timerange: 00/13:34:21 to 00/13:35:59

Plot file version 288 created 02-NOV-2021 17:43:14

J0847+4609 EM146.UVDATA.1

Freq = 1.5950 GHz, Bw = 32.000 MH

No calibration applied and no bandpass applied



020406@20406@20406@20406@  
Channels

020406@20406@20406@20406@  
Channels

020406@20406@20406@20406@  
Channels

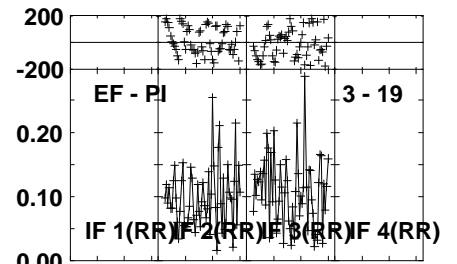
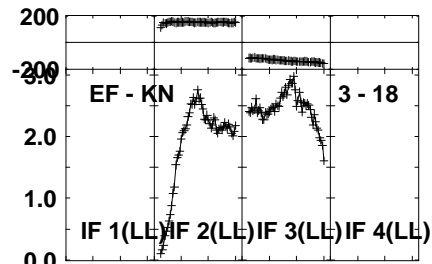
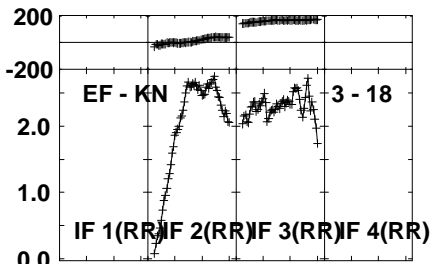
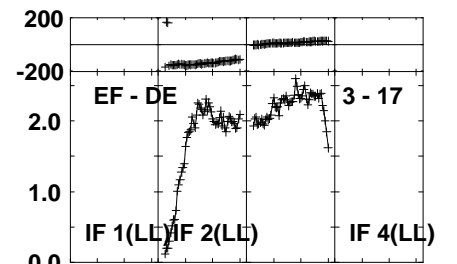
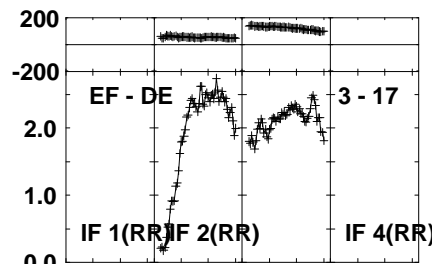
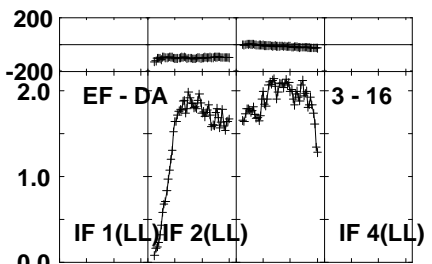
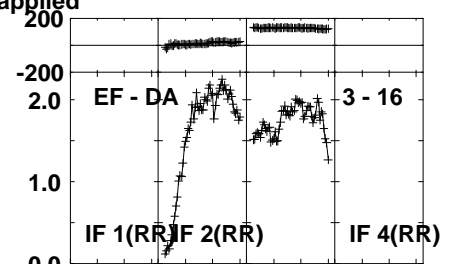
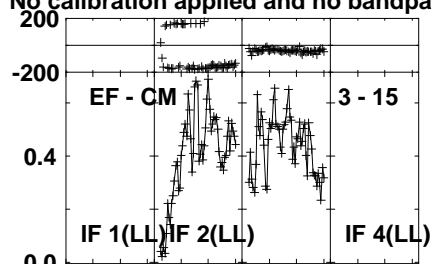
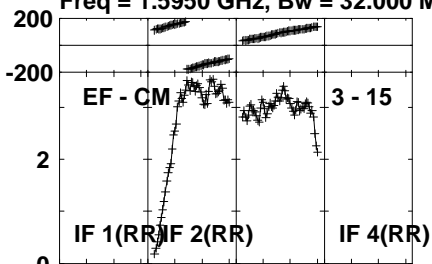
Lower frame: Milli Ampl Jy Top frame: Phas deg  
Vector averaged cross-power spectrum Several baselines displayed  
Timerange: 00/13:34:21 to 00/13:35:59

Plot file version 289 created 02-NOV-2021 17:43:15

J0847+4609 EM146.UVDATA.1

Freq = 1.5950 GHz, Bw = 32.000 MH

No calibration applied and no bandpass applied

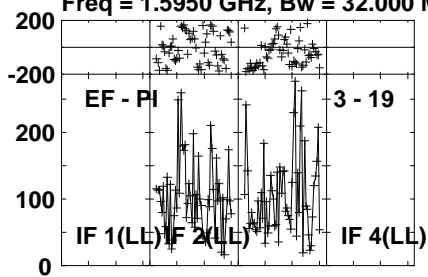


Lower frame: Milli Ampl Jy Top frame: Phas deg  
Vector averaged cross-power spectrum Several baselines displayed  
Timerange: 00/13:34:21 to 00/13:35:59

Plot file version 290 created 02-NOV-2021 17:43:15

J0847+4609 EM146.UVDATA.1

Freq = 1.5950 GHz, Bw = 32.000 MH No calibration applied and no bandpass applied



Lower frame: Micro Ampl Jy Top frame: Phas deg

Vector averaged cross-power spectrum Several baselines displayed

Timerange: 00/13:34:21 to 00/13:35:59

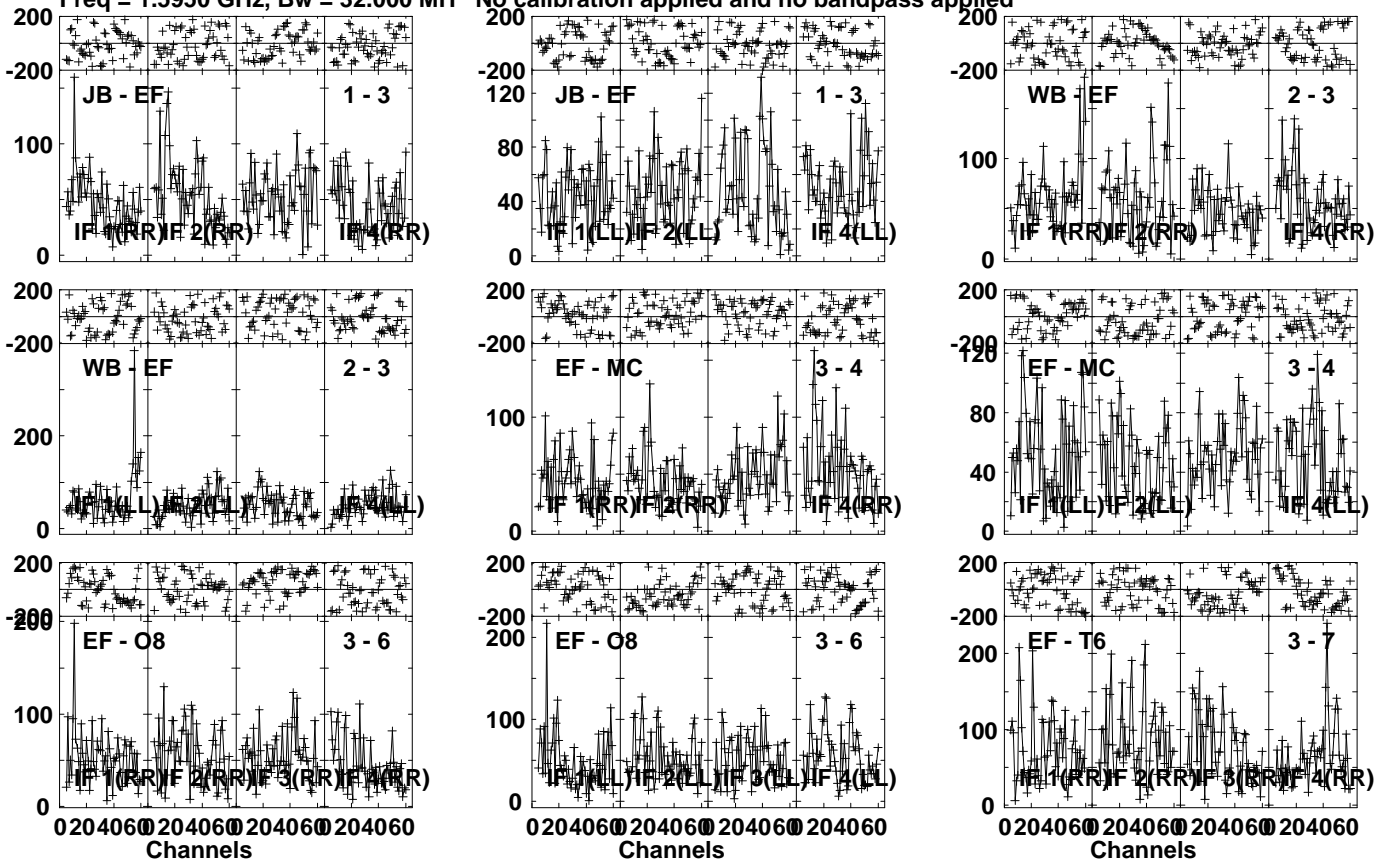


Plot file version 291 created 02-NOV-2021 17:43:15

J084408+4627 EM146.UVDATA.1

Freq = 1.5950 GHz, Bw = 32.000 MH

No calibration applied and no bandpass applied



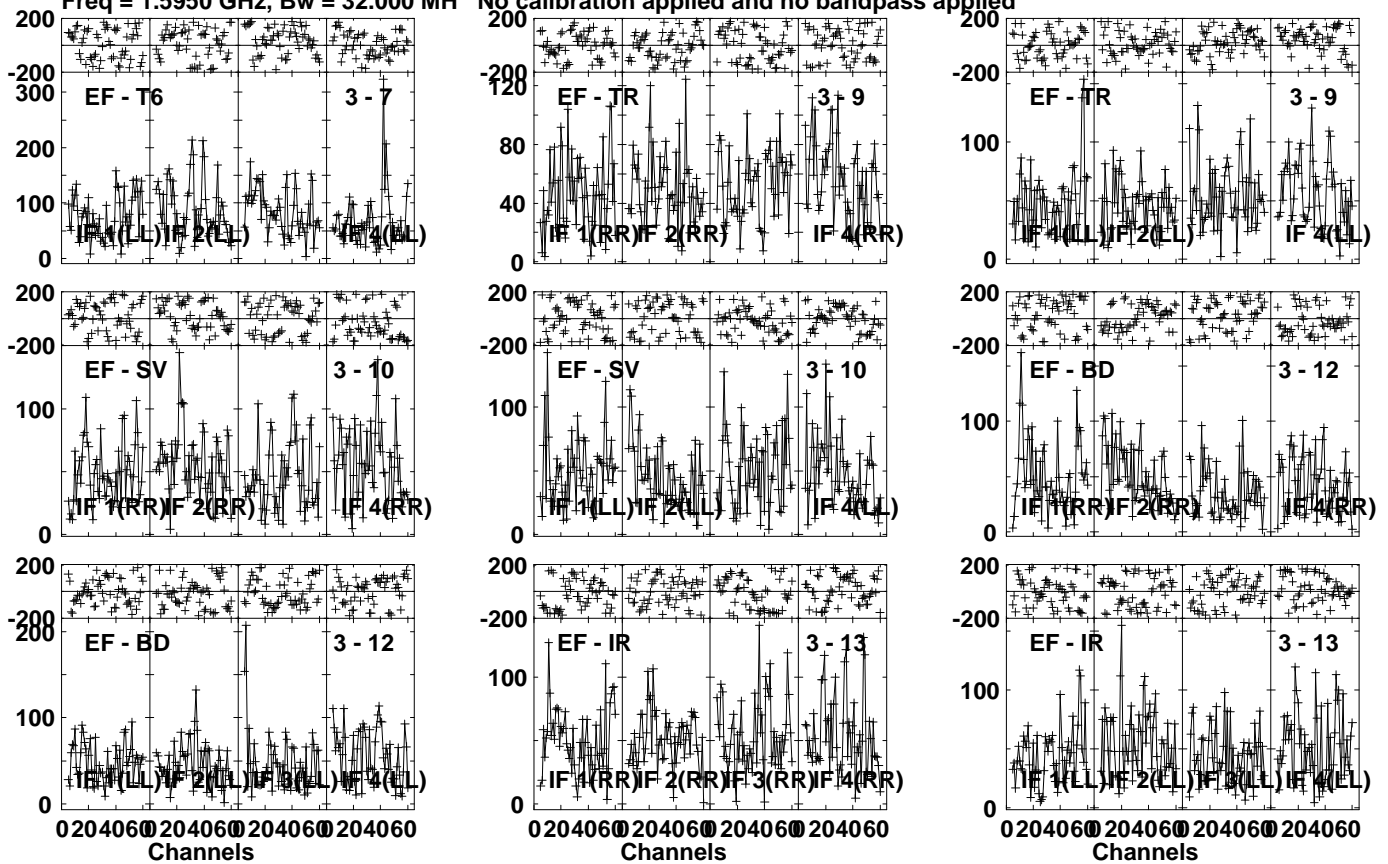
Lower frame: Micro Ampl Jy Top frame: Phas deg  
Vector averaged cross-power spectrum Several baselines displayed  
Timerange: 00/13:36:21 to 00/13:43:59

Plot file version 292 created 02-NOV-2021 17:43:15

J084408+4627 EM146.UVDATA.1

Freq = 1.5950 GHz, Bw = 32.000 MH

No calibration applied and no bandpass applied



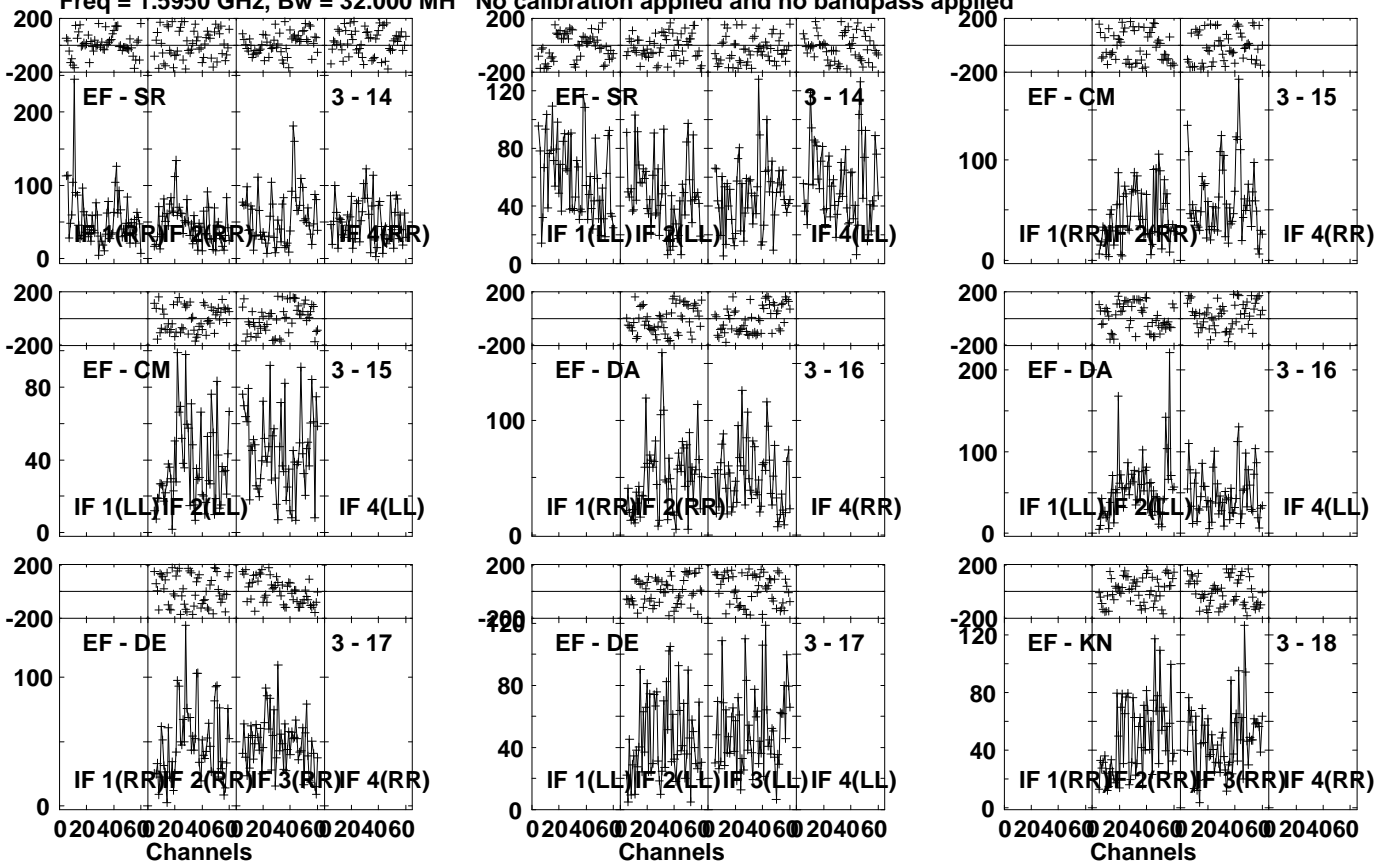
Lower frame: Micro Ampl Jy Top frame: Phas deg  
Vector averaged cross-power spectrum Several baselines displayed  
Timerange: 00/13:36:21 to 00/13:43:59

Plot file version 293 created 02-NOV-2021 17:43:15

J084408+4627 EM146.UVDATA.1

Freq = 1.5950 GHz, Bw = 32.000 MH

No calibration applied and no bandpass applied



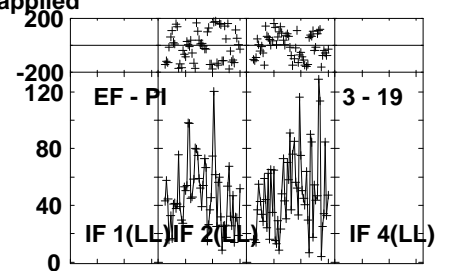
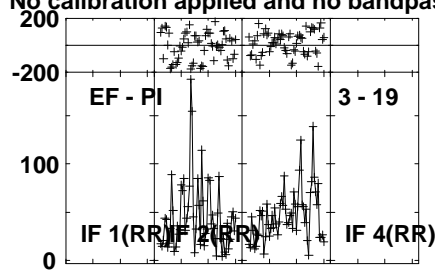
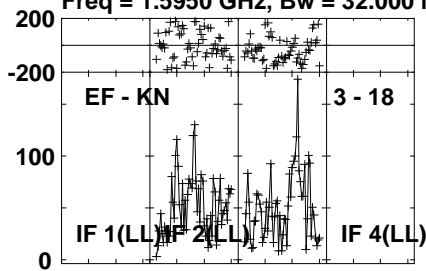
Lower frame: Micro Ampl Jy Top frame: Phas deg  
Vector averaged cross-power spectrum Several baselines displayed  
Timerange: 00/13:36:21 to 00/13:43:59

Plot file version 294 created 02-NOV-2021 17:43:16

J084408+4627 EM146.UVDATA.1

Freq = 1.5950 GHz, Bw = 32.000 MH

No calibration applied and no bandpass applied



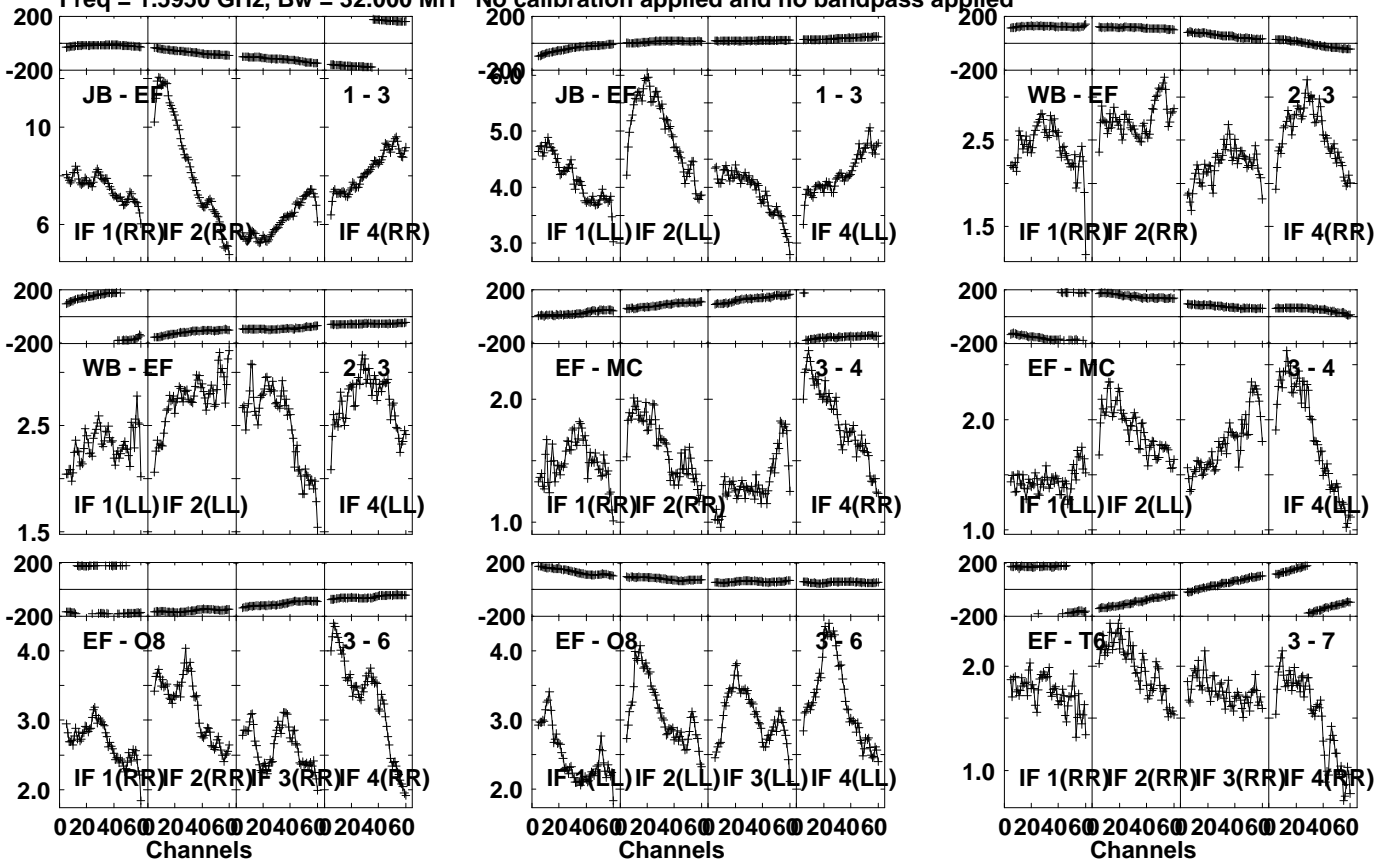
Lower frame: Micro Ampl Jy Top frame: Phas deg  
Vector averaged cross-power spectrum Several baselines displayed  
Timerange: 00/13:36:21 to 00/13:43:59

Plot file version 295 created 02-NOV-2021 17:43:16

J0847+4609 EM146.UVDATA.1

Freq = 1.5950 GHz, Bw = 32.000 MH

No calibration applied and no bandpass applied



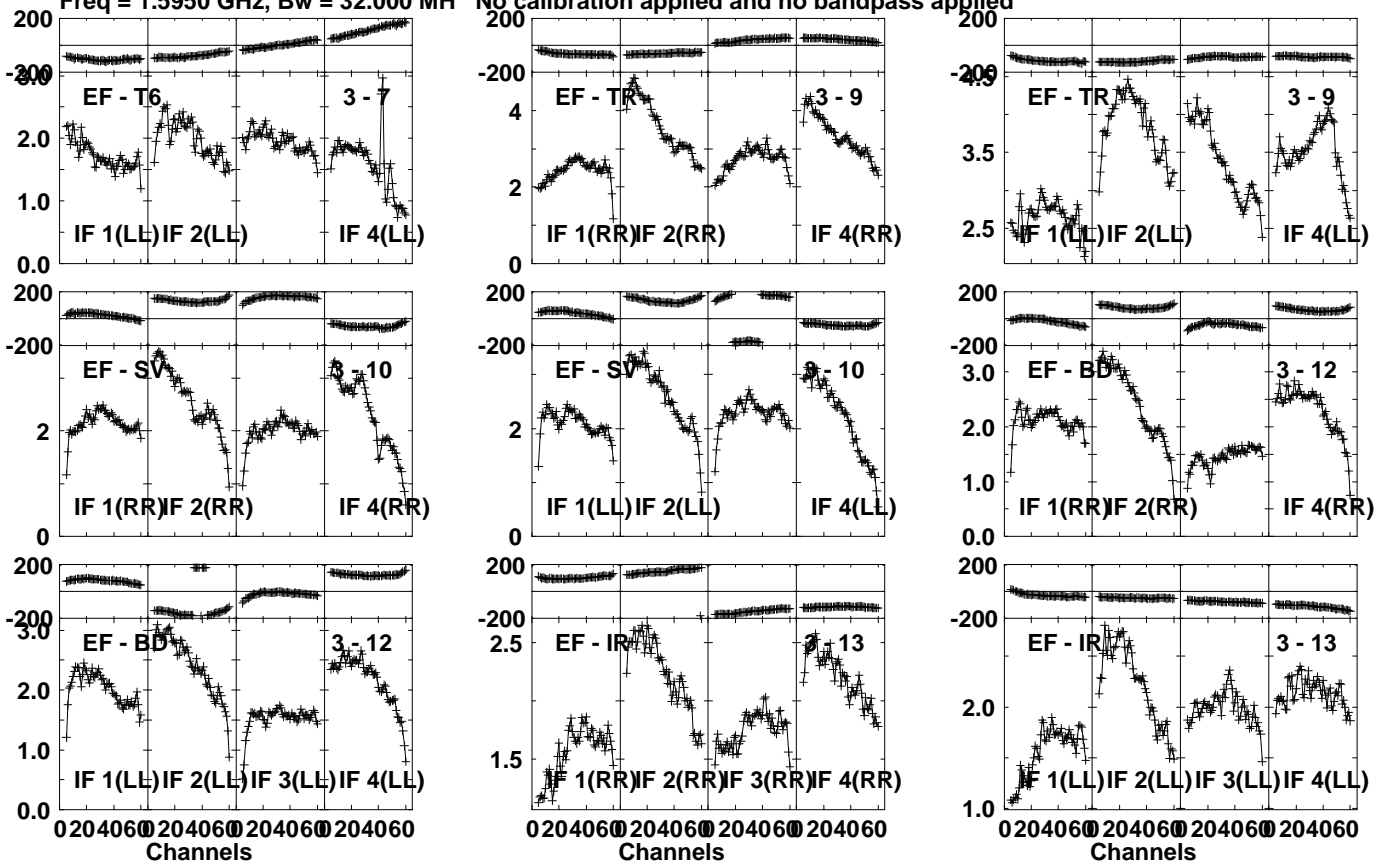
Lower frame: Milli Ampl Jy Top frame: Phas deg  
 Vector averaged cross-power spectrum Several baselines displayed  
 Timerange: 00/13:44:21 to 00/13:45:59

Plot file version 296 created 02-NOV-2021 17:43:16

J0847+4609 EM146.UVDATA.1

Freq = 1.5950 GHz, Bw = 32.000 MH

No calibration applied and no bandpass applied



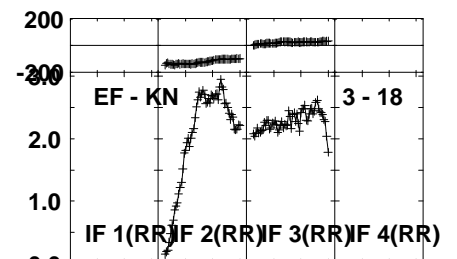
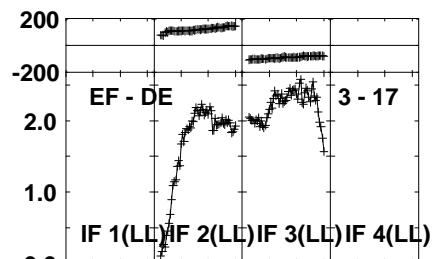
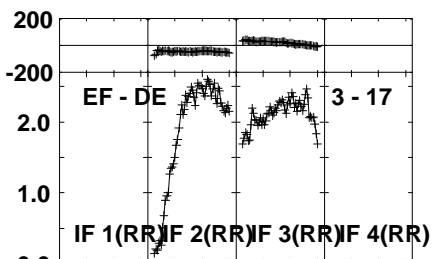
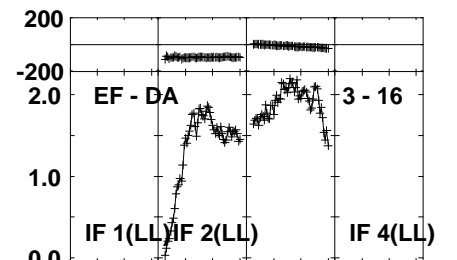
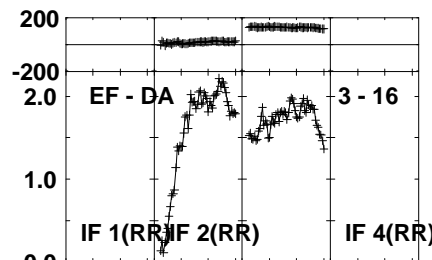
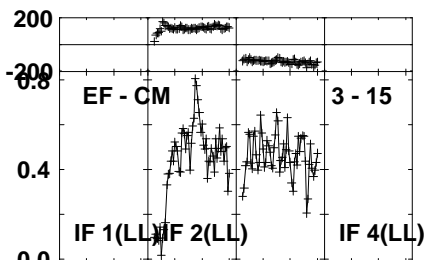
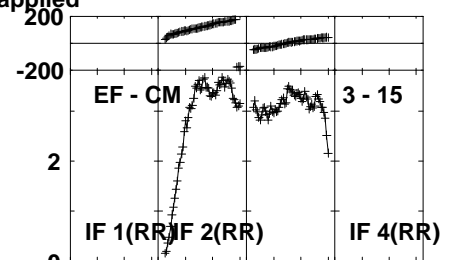
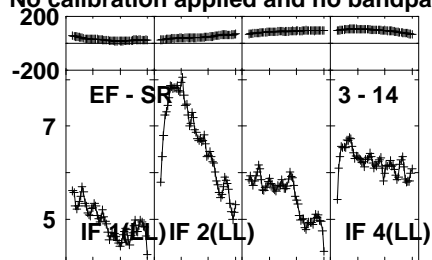
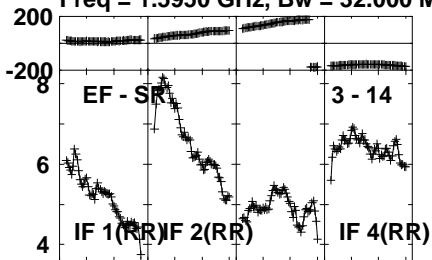
Lower frame: Milli Ampl Jy Top frame: Phas deg  
Vector averaged cross-power spectrum Several baselines displayed  
Timerange: 00/13:44:21 to 00/13:45:59

Plot file version 297 created 02-NOV-2021 17:43:16

J0847+4609 EM146.UVDATA.1

Freq = 1.5950 GHz, Bw = 32.000 MH

No calibration applied and no bandpass applied



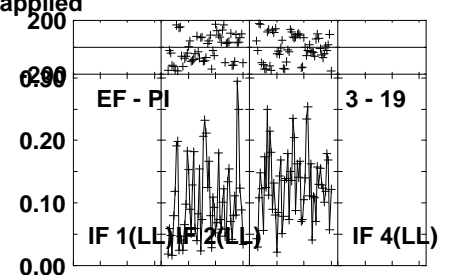
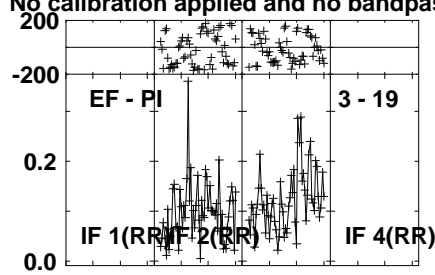
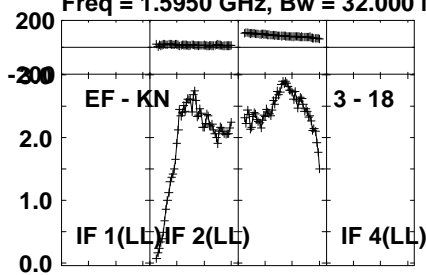
Lower frame: Milli Ampl Jy Top frame: Phas deg  
Vector averaged cross-power spectrum Several baselines displayed  
Timerange: 00/13:44:21 to 00/13:45:59

Plot file version 298 created 02-NOV-2021 17:43:17

J0847+4609 EM146.UVDATA.1

Freq = 1.5950 GHz, Bw = 32.000 MH

No calibration applied and no bandpass applied



Lower frame: Milli Ampl Jy Top frame: Phas deg  
Vector averaged cross-power spectrum Several baselines displayed  
Timerange: 00/13:44:21 to 00/13:45:59

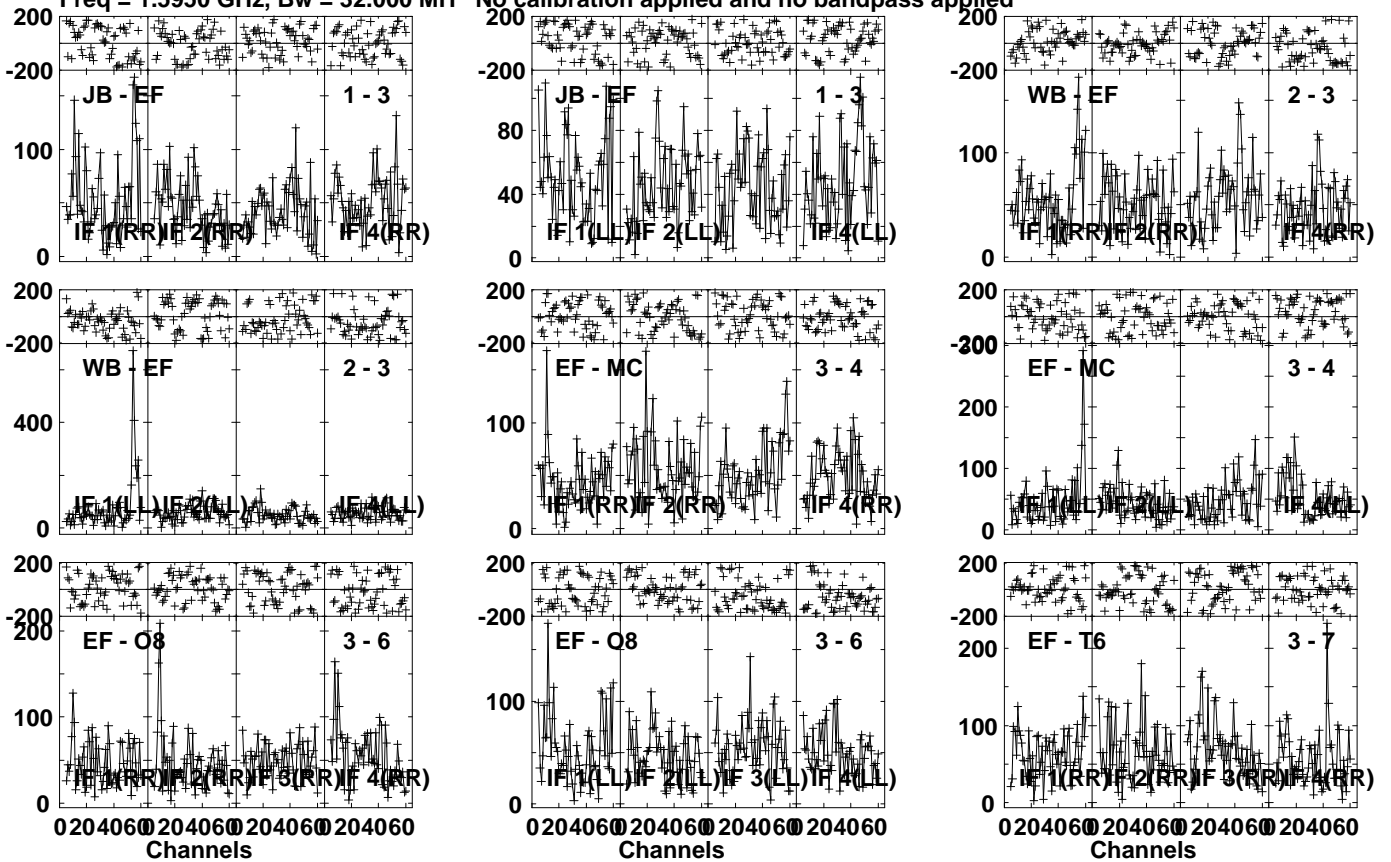


Plot file version 299 created 02-NOV-2021 17:43:17

J084408+4627 EM146.UVDATA.1

Freq = 1.5950 GHz, Bw = 32.000 MH

No calibration applied and no bandpass applied



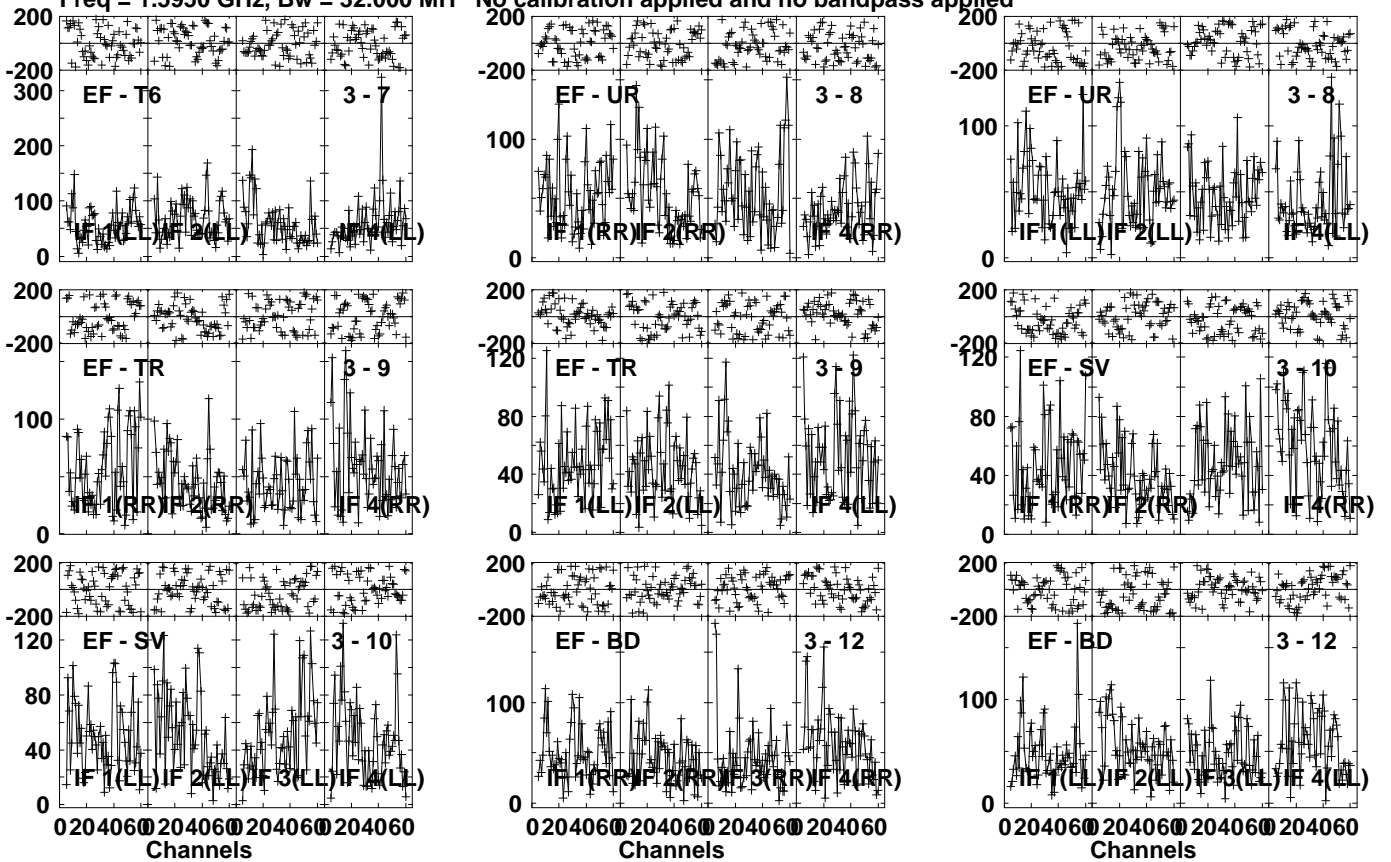
Lower frame: Micro Ampl Jy Top frame: Phas deg  
Vector averaged cross-power spectrum Several baselines displayed  
Timerange: 00/13:46:21 to 00/13:53:59

Plot file version 300 created 02-NOV-2021 17:43:17

J084408+4627 EM146.UVDATA.1

Freq = 1.5950 GHz, Bw = 32.000 MH

No calibration applied and no bandpass applied



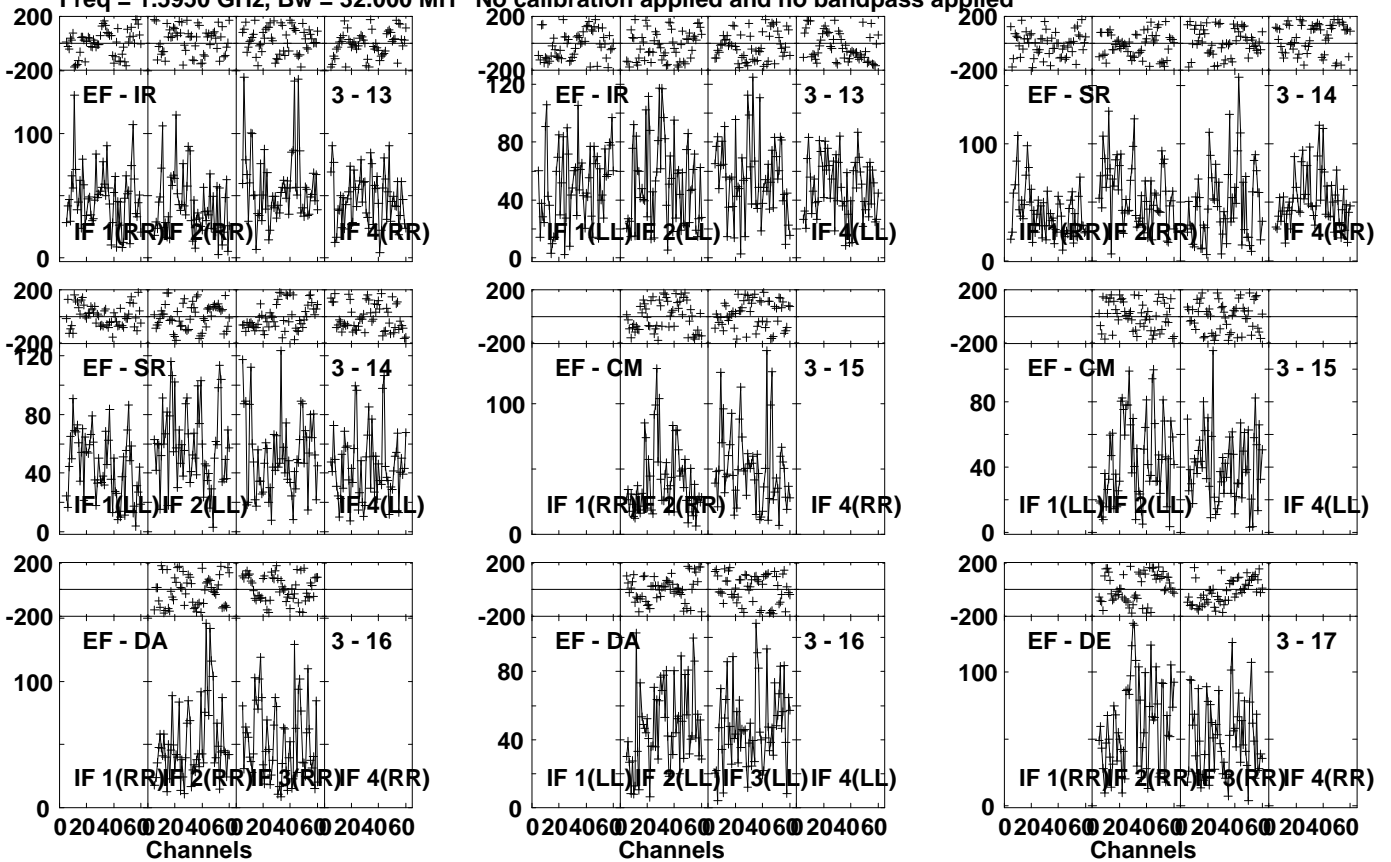
Lower frame: Micro Ampl Jy Top frame: Phas deg  
Vector averaged cross-power spectrum Several baselines displayed  
Timerange: 00/13:46:21 to 00/13:53:59

Plot file version 301 created 02-NOV-2021 17:43:17

J084408+4627 EM146.UVDATA.1

Freq = 1.5950 GHz, Bw = 32.000 MH

No calibration applied and no bandpass applied



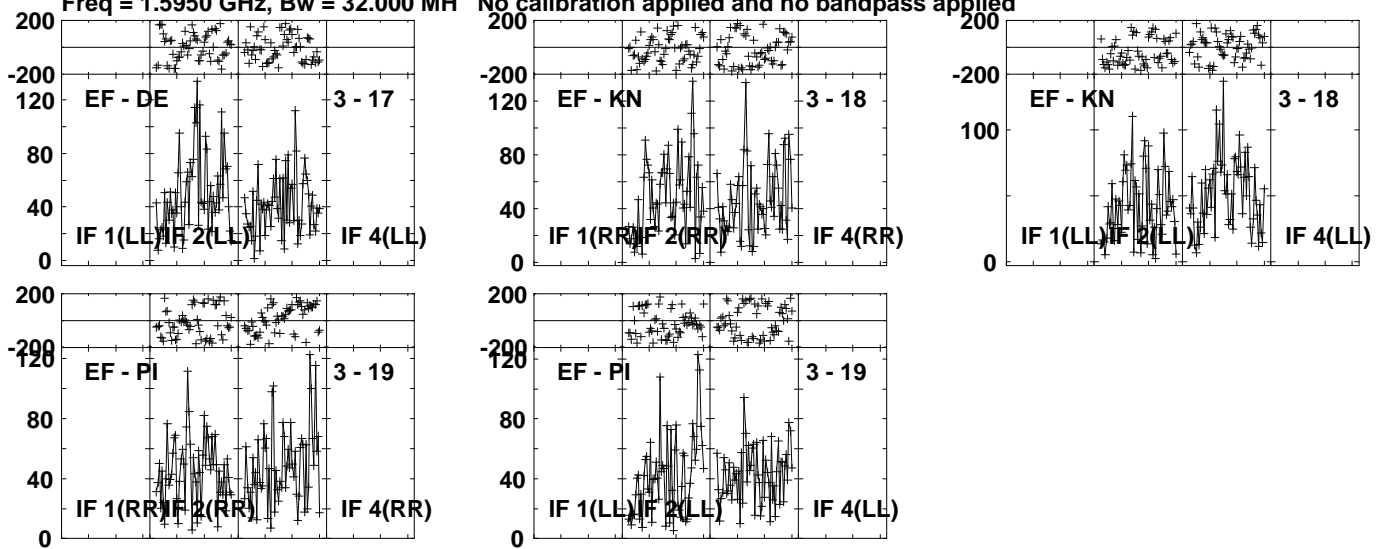
Lower frame: Micro Ampl Jy Top frame: Phas deg  
Vector averaged cross-power spectrum Several baselines displayed  
Timerange: 00:13:46:21 to 00:13:53:59

Plot file version 302 created 02-NOV-2021 17:43:18

J084408+4627 EM146.UVDATA.1

Freq = 1.5950 GHz, Bw = 32.000 MH

No calibration applied and no bandpass applied



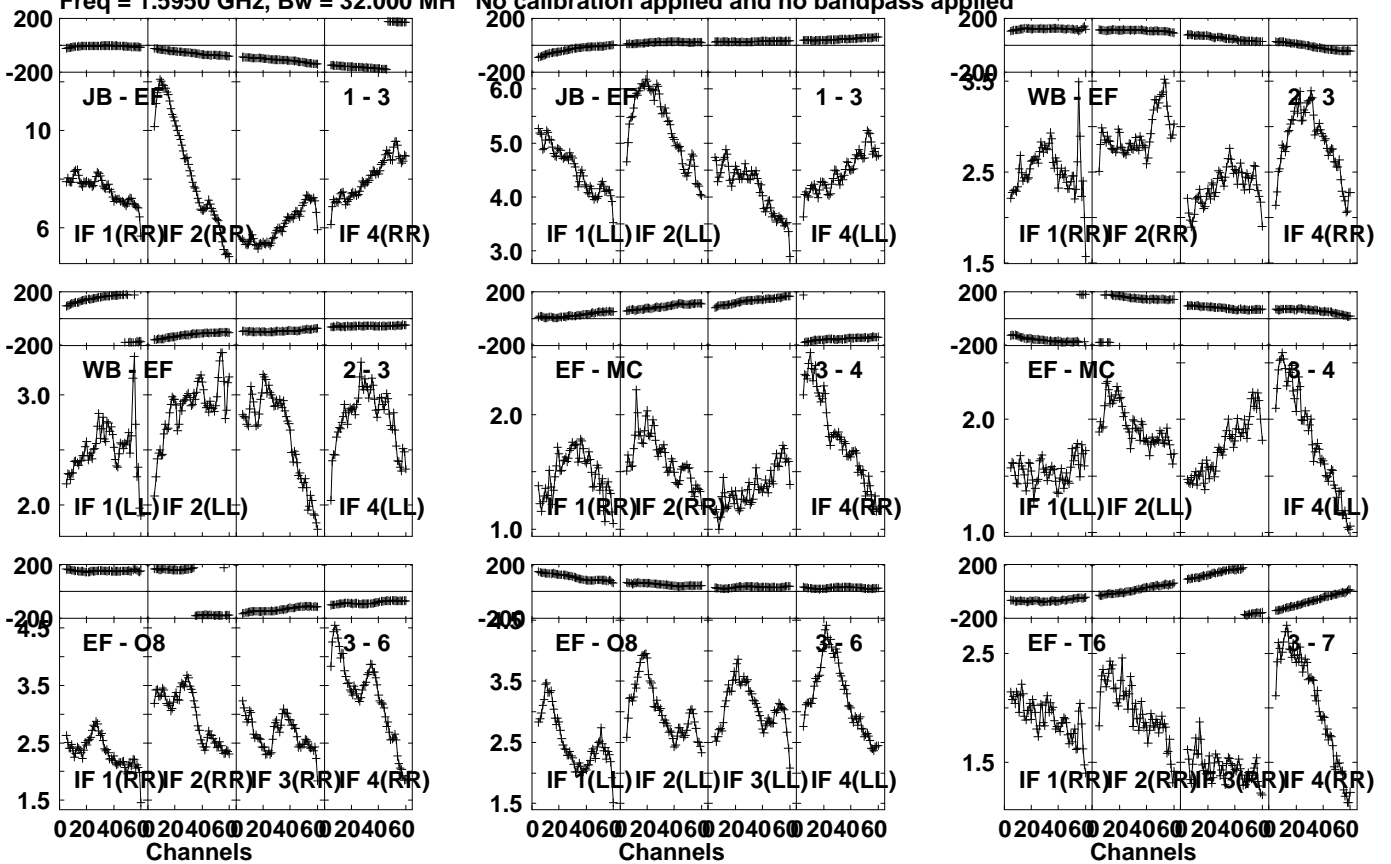
Lower frame: Micro Ampl Jy Top frame: Phas deg  
Vector averaged cross-power spectrum Several baselines displayed  
Timerange: 00/13:46:21 to 00/13:53:59

Plot file version 303 created 02-NOV-2021 17:43:18

J0847+4609 EM146.UVDATA.1

Freq = 1.5950 GHz, Bw = 32.000 MH

No calibration applied and no bandpass applied



Lower frame: Milli Ampl Jy Top frame: Phas deg

Vector averaged cross-power spectrum Several baselines displayed

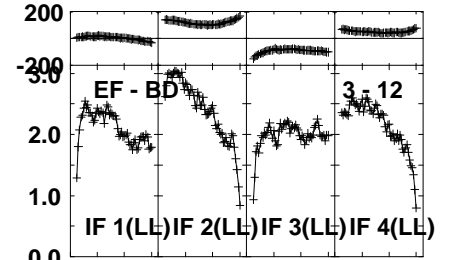
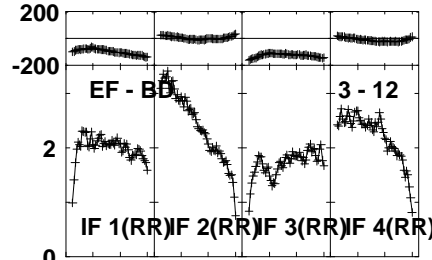
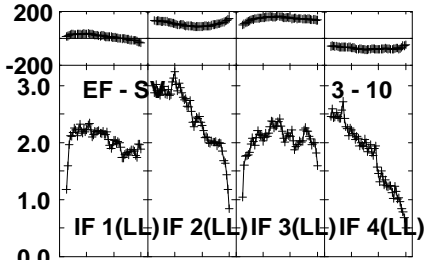
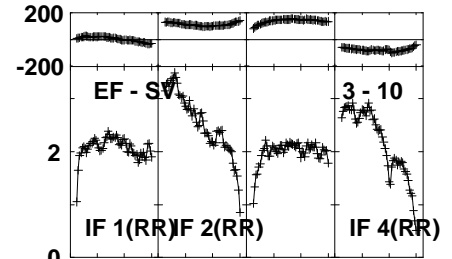
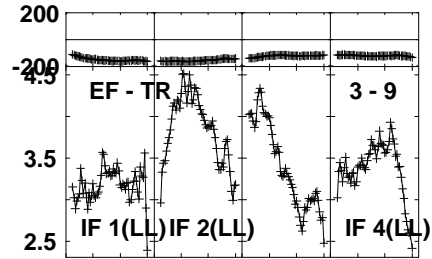
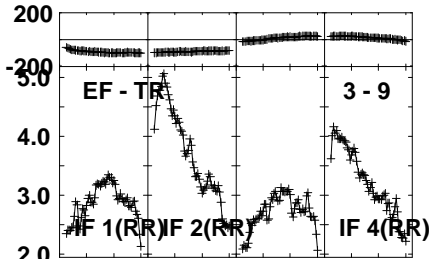
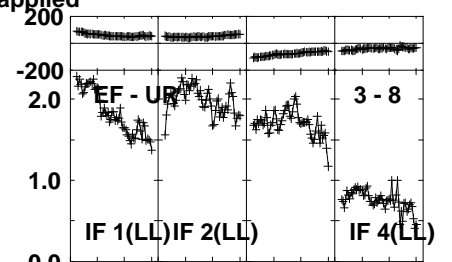
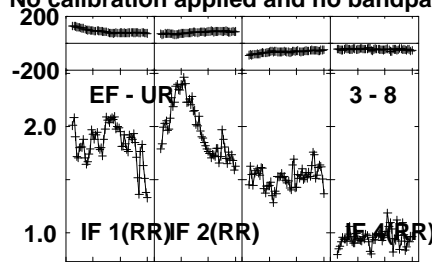
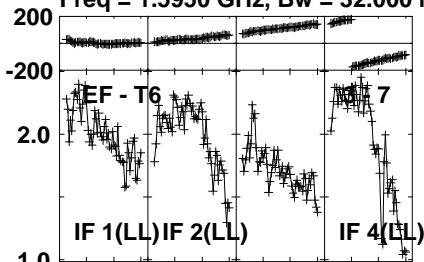
Timerange: 00/13:54:21 to 00/13:55:59

Plot file version 304 created 02-NOV-2021 17:43:18

J0847+4609 EM146.UVDATA.1

Freq = 1.5950 GHz, Bw = 32.000 MH

No calibration applied and no bandpass applied



Lower frame: Milli Ampl Jy Top frame: Phas deg

Vector averaged cross-power spectrum Several baselines displayed

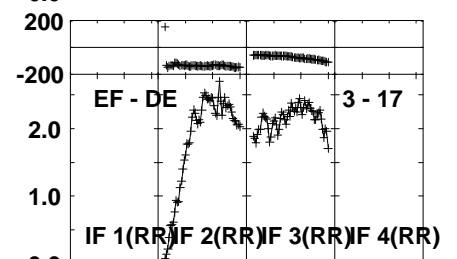
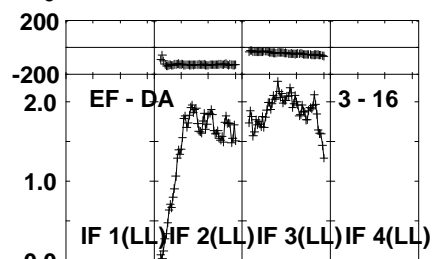
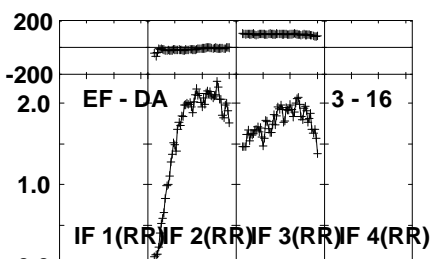
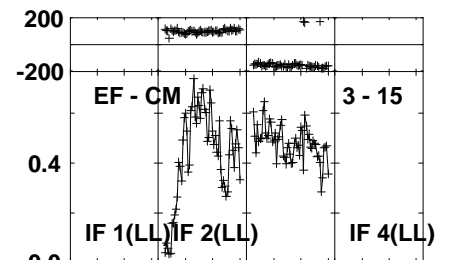
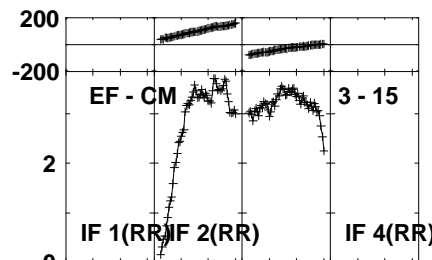
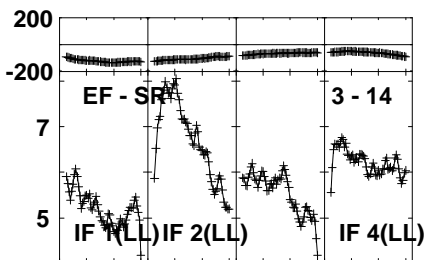
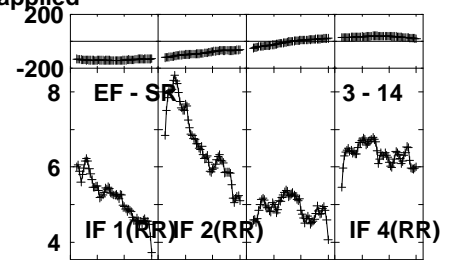
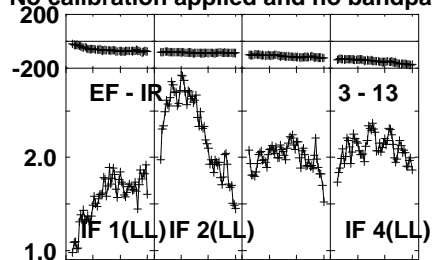
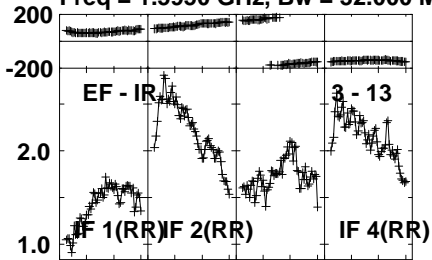
Timerange: 00/13:54:21 to 00/13:55:59

Plot file version 305 created 02-NOV-2021 17:43:18

J0847+4609 EM146.UVDATA.1

Freq = 1.5950 GHz, Bw = 32.000 MH

No calibration applied and no bandpass applied



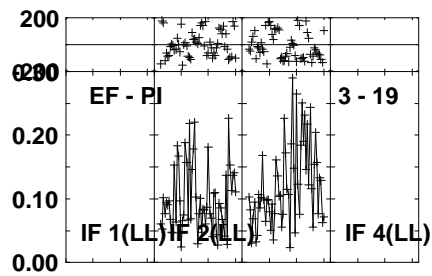
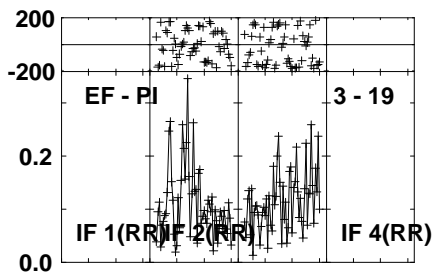
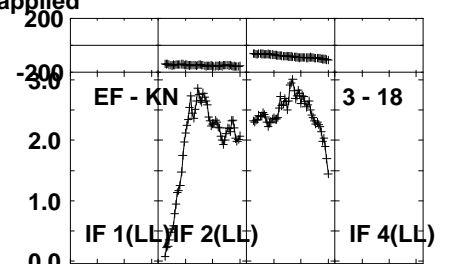
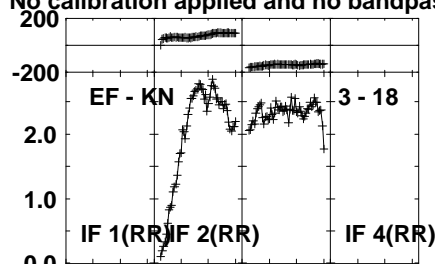
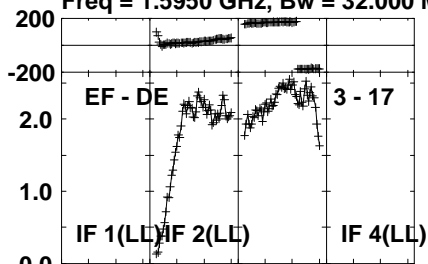
Lower frame: Milli Ampl Jy Top frame: Phas deg  
Vector averaged cross-power spectrum Several baselines displayed  
Timerange: 00/13:54:21 to 00/13:55:59

Plot file version 306 created 02-NOV-2021 17:43:19

J0847+4609 EM146.UVDATA.1

Freq = 1.5950 GHz, Bw = 32.000 MH

No calibration applied and no bandpass applied



Lower frame: Milli Ampl Jy Top frame: Phas deg

Vector averaged cross-power spectrum Several baselines displayed

Timerange: 00/13:54:21 to 00/13:55:59

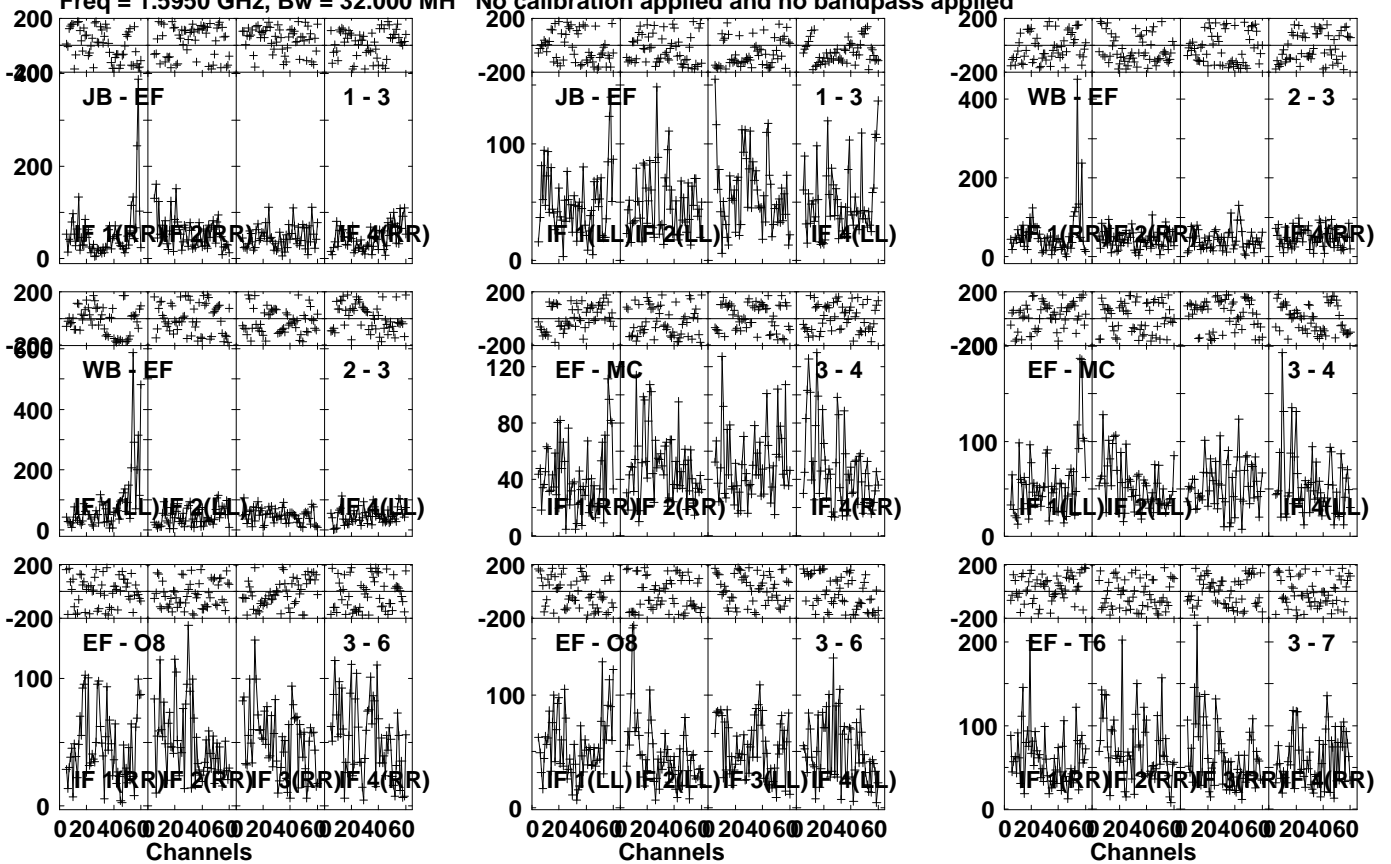


Plot file version 307 created 02-NOV-2021 17:43:19

J084408+4627 EM146.UVDATA.1

Freq = 1.5950 GHz, Bw = 32.000 MH

No calibration applied and no bandpass applied



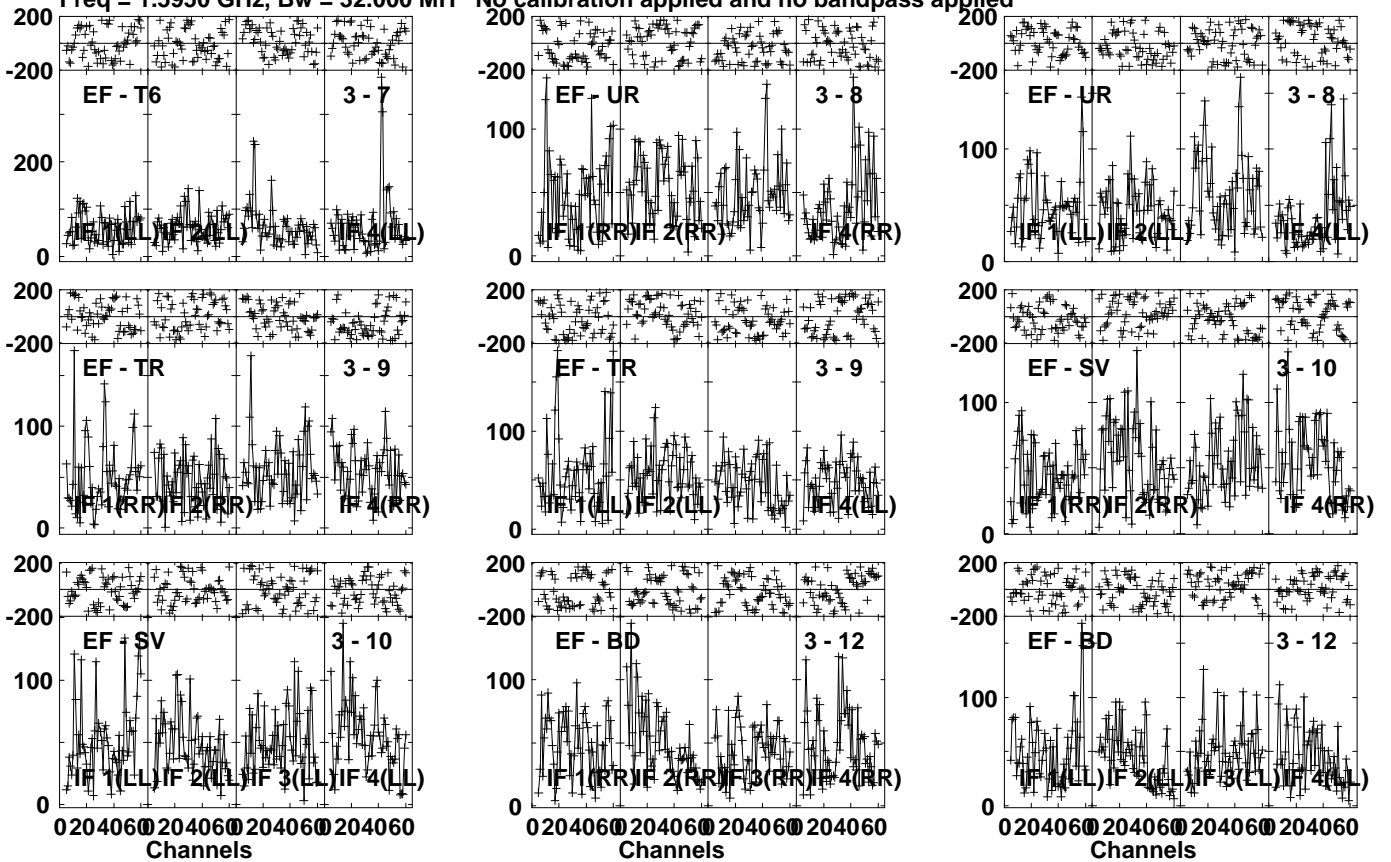
Lower frame: Micro Ampl Jy Top frame: Phas deg  
Vector averaged cross-power spectrum Several baselines displayed  
Timerange: 00/13:56:21 to 00/14:03:59

Plot file version 308 created 02-NOV-2021 17:43:19

J084408+4627 EM146.UVDATA.1

Freq = 1.5950 GHz, Bw = 32.000 MH

No calibration applied and no bandpass applied



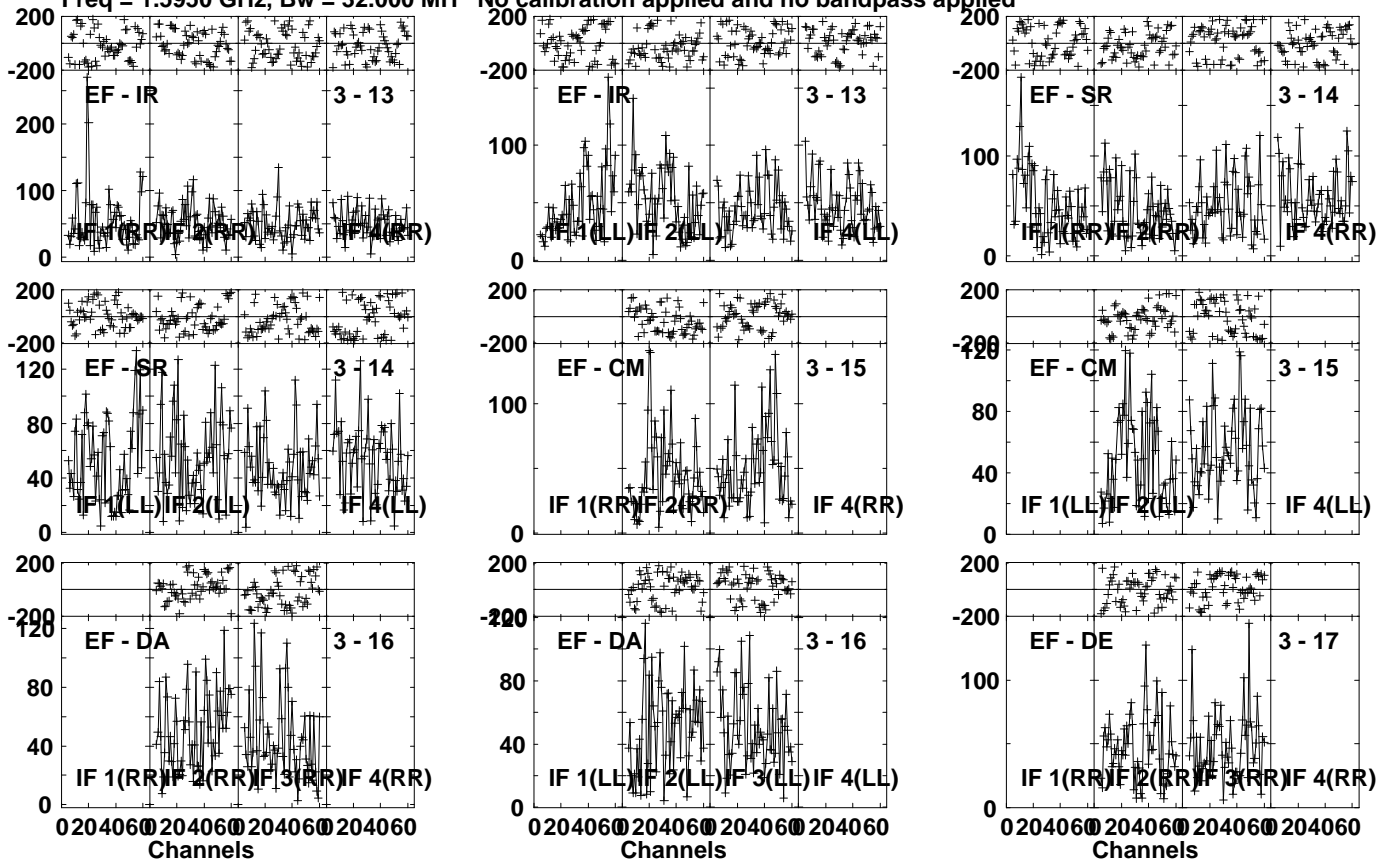
Lower frame: Micro Ampl Jy Top frame: Phas deg  
Vector averaged cross-power spectrum Several baselines displayed  
Timerange: 00:13:56:21 to 00:14:03:59

Plot file version 309 created 02-NOV-2021 17:43:19

J084408+4627 EM146.UVDATA.1

Freq = 1.5950 GHz, Bw = 32.000 MH

No calibration applied and no bandpass applied

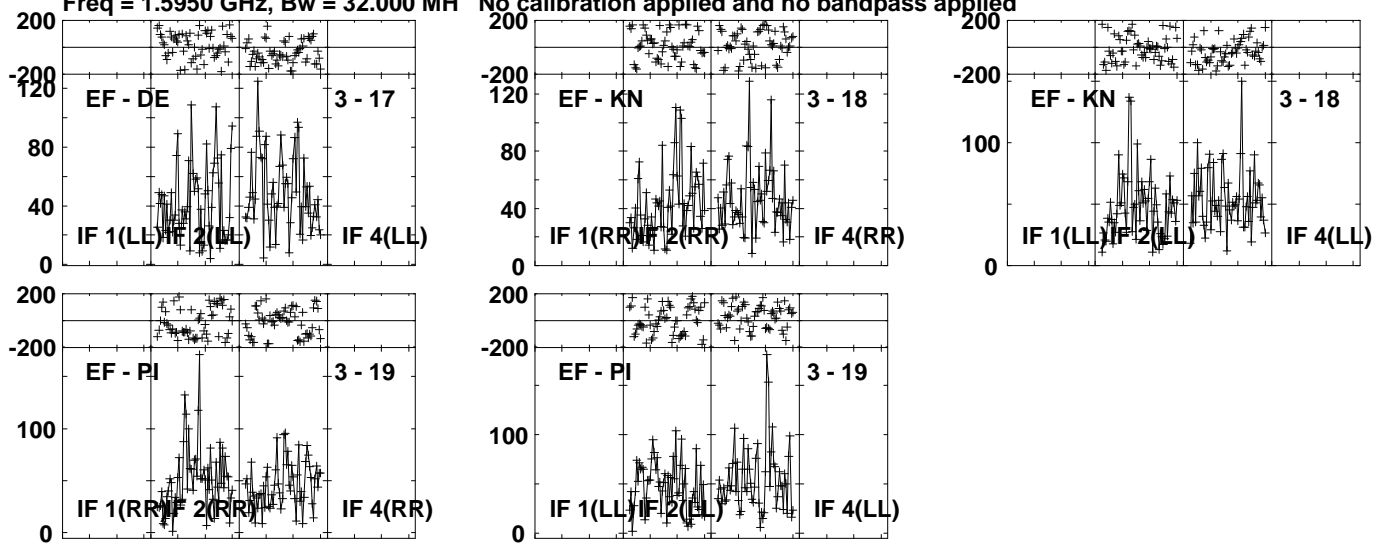


Lower frame: Micro Ampl Jy Top frame: Phas deg  
Vector averaged cross-power spectrum Several baselines displayed  
Timerange: 00/13:56:21 to 00/14:03:59

Plot file version 310 created 02-NOV-2021 17:43:20

J084408+4627 EM146.UVDATA.1

Freq = 1.5950 GHz, Bw = 32.000 MH No calibration applied and no bandpass applied



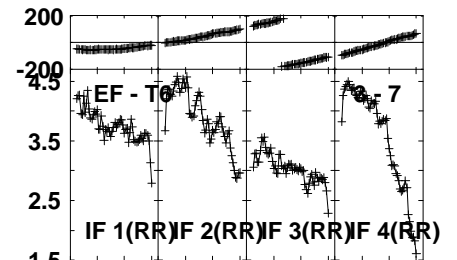
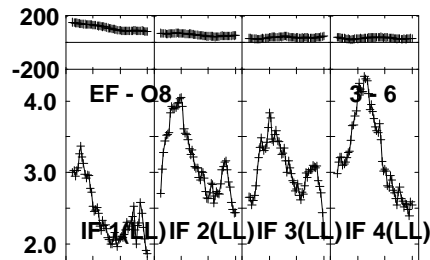
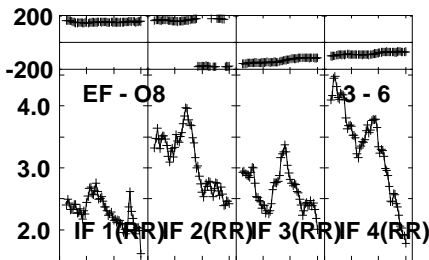
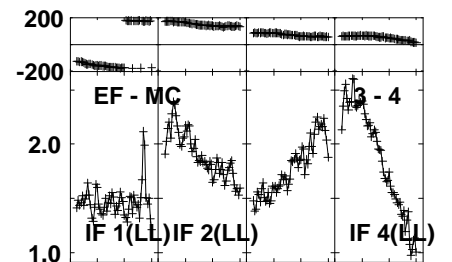
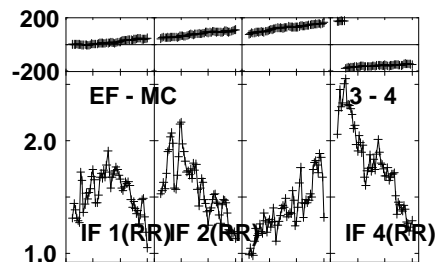
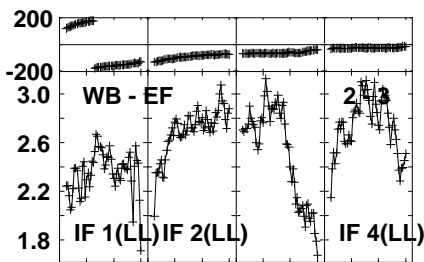
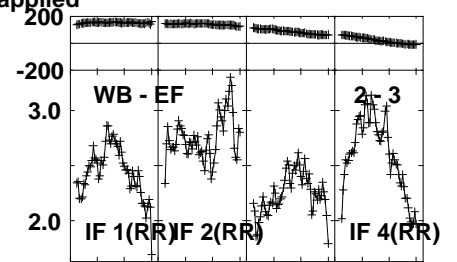
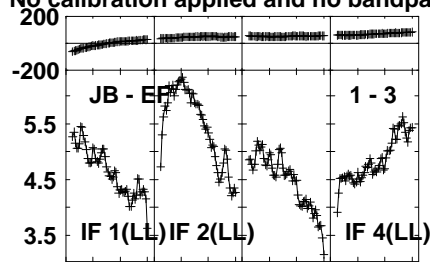
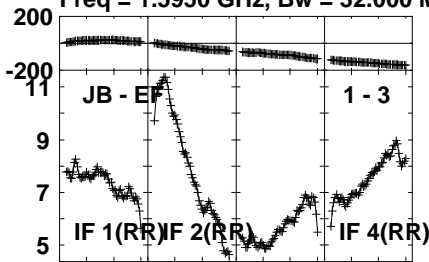
Lower frame: Micro Ampl Jy Top frame: Phas deg  
Vector averaged cross-power spectrum Several baselines displayed  
Timerange: 00/13:56:21 to 00/14:03:59

Plot file version 311 created 02-NOV-2021 17:43:20

J0847+4609 EM146.UVDATA.1

Freq = 1.5950 GHz, Bw = 32.000 MH

No calibration applied and no bandpass applied



0204060 204060 204060 204060 Channels

0204060 204060 204060 204060 Channels

0204060 204060 204060 204060 Channels

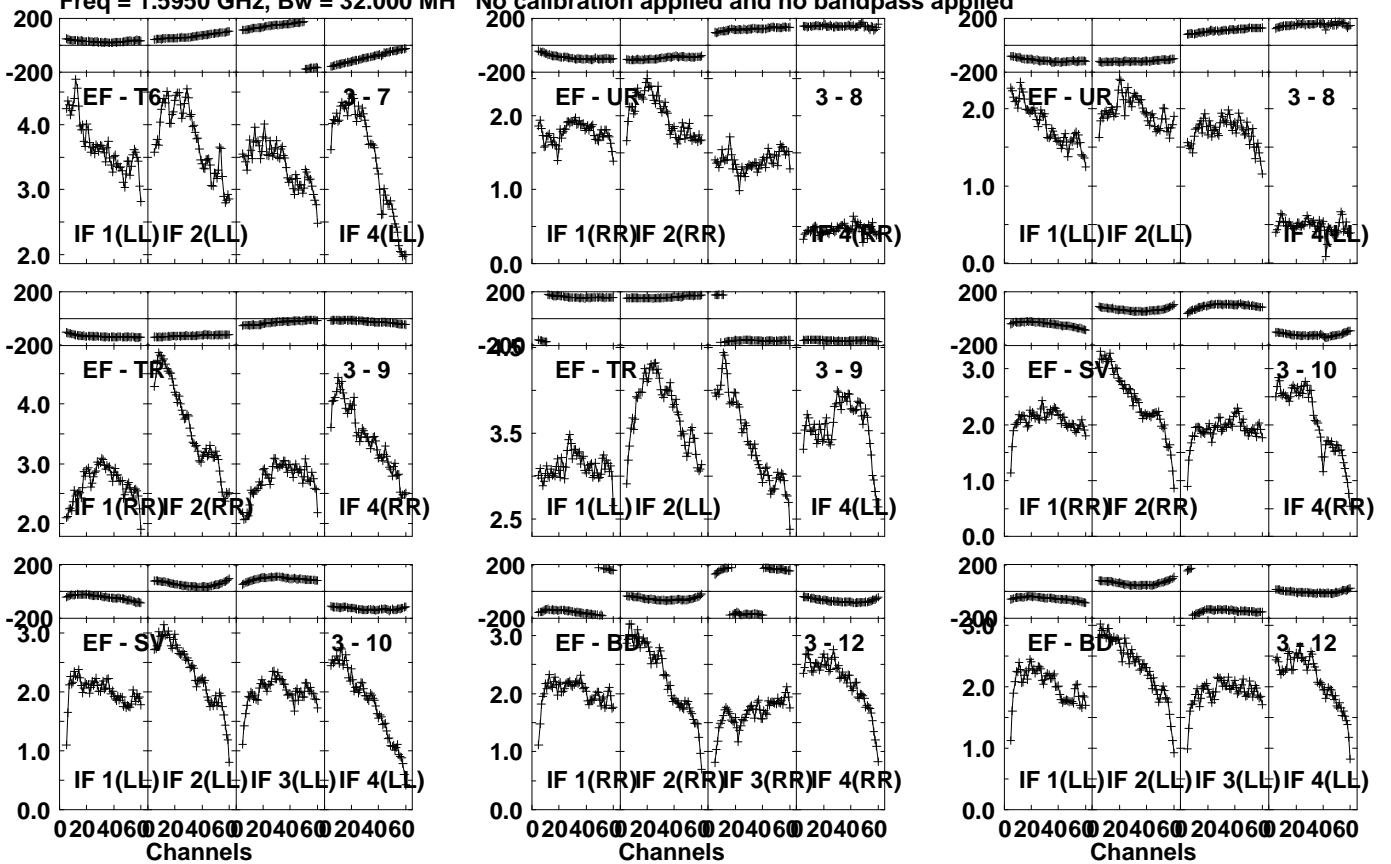
Lower frame: Milli Ampl Jy Top frame: Phas deg  
 Vector averaged cross-power spectrum Several baselines displayed  
 Timerange: 00/14:04:21 to 00/14:05:59

Plot file version 312 created 02-NOV-2021 17:43:20

J0847+4609 EM146.UVDATA.1

Freq = 1.5950 GHz, Bw = 32.000 MH

No calibration applied and no bandpass applied



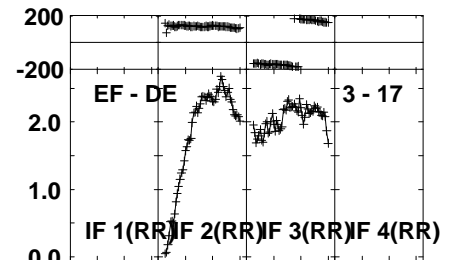
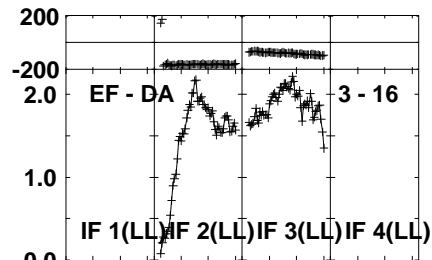
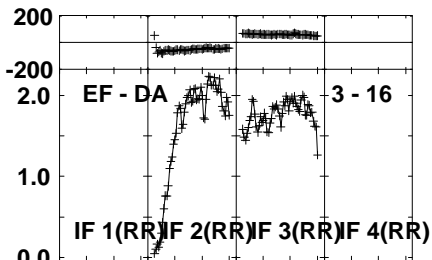
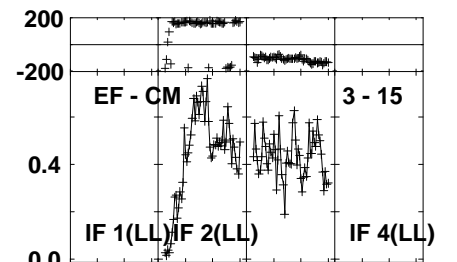
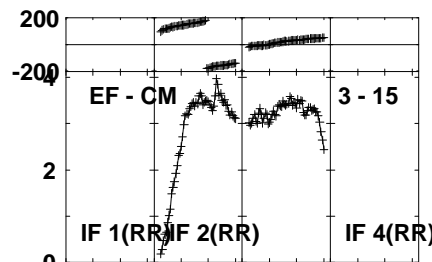
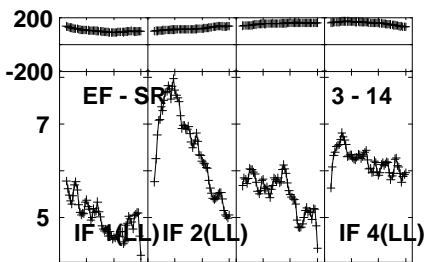
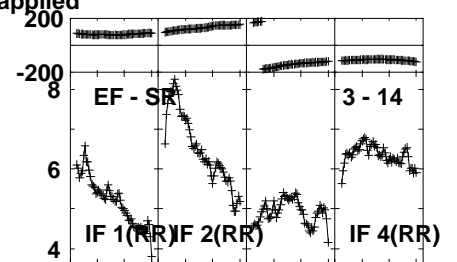
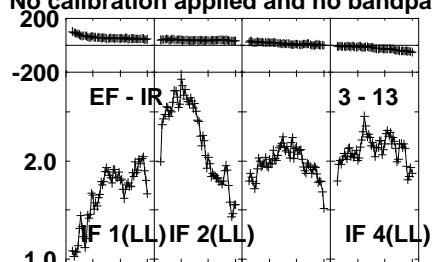
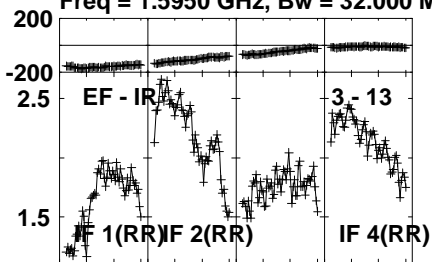
Lower frame: Milli Ampl Jy Top frame: Phas deg  
 Vector averaged cross-power spectrum Several baselines displayed  
 Timerange: 00/14:04:21 to 00/14:05:59

Plot file version 313 created 02-NOV-2021 17:43:20

J0847+4609 EM146.UVDATA.1

Freq = 1.5950 GHz, Bw = 32.000 MH

No calibration applied and no bandpass applied



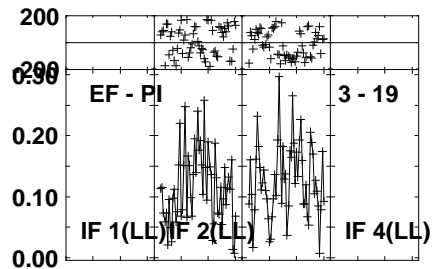
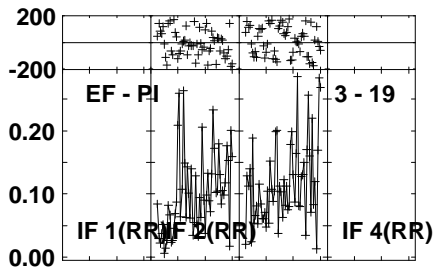
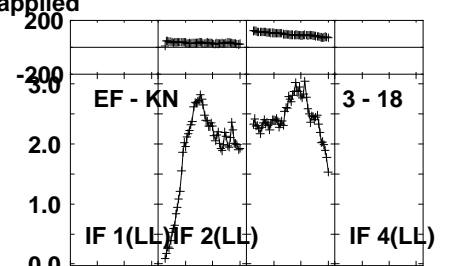
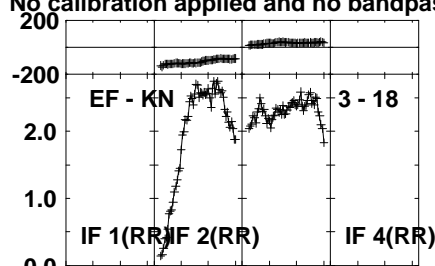
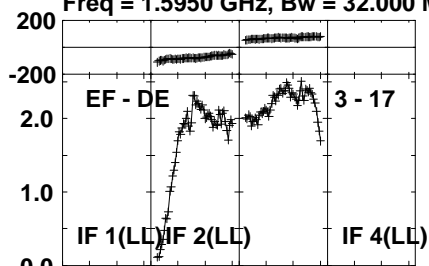
Lower frame: Milli Ampl Jy Top frame: Phas deg  
Vector averaged cross-power spectrum Several baselines displayed  
Timerange: 00/14:04:21 to 00/14:05:59

Plot file version 314 created 02-NOV-2021 17:43:21

J0847+4609 EM146.UVDATA.1

Freq = 1.5950 GHz, Bw = 32.000 MH

No calibration applied and no bandpass applied



Lower frame: Milli Ampl Jy Top frame: Phas deg  
Vector averaged cross-power spectrum Several baselines displayed  
Timerange: 00/14:04:21 to 00/14:05:59

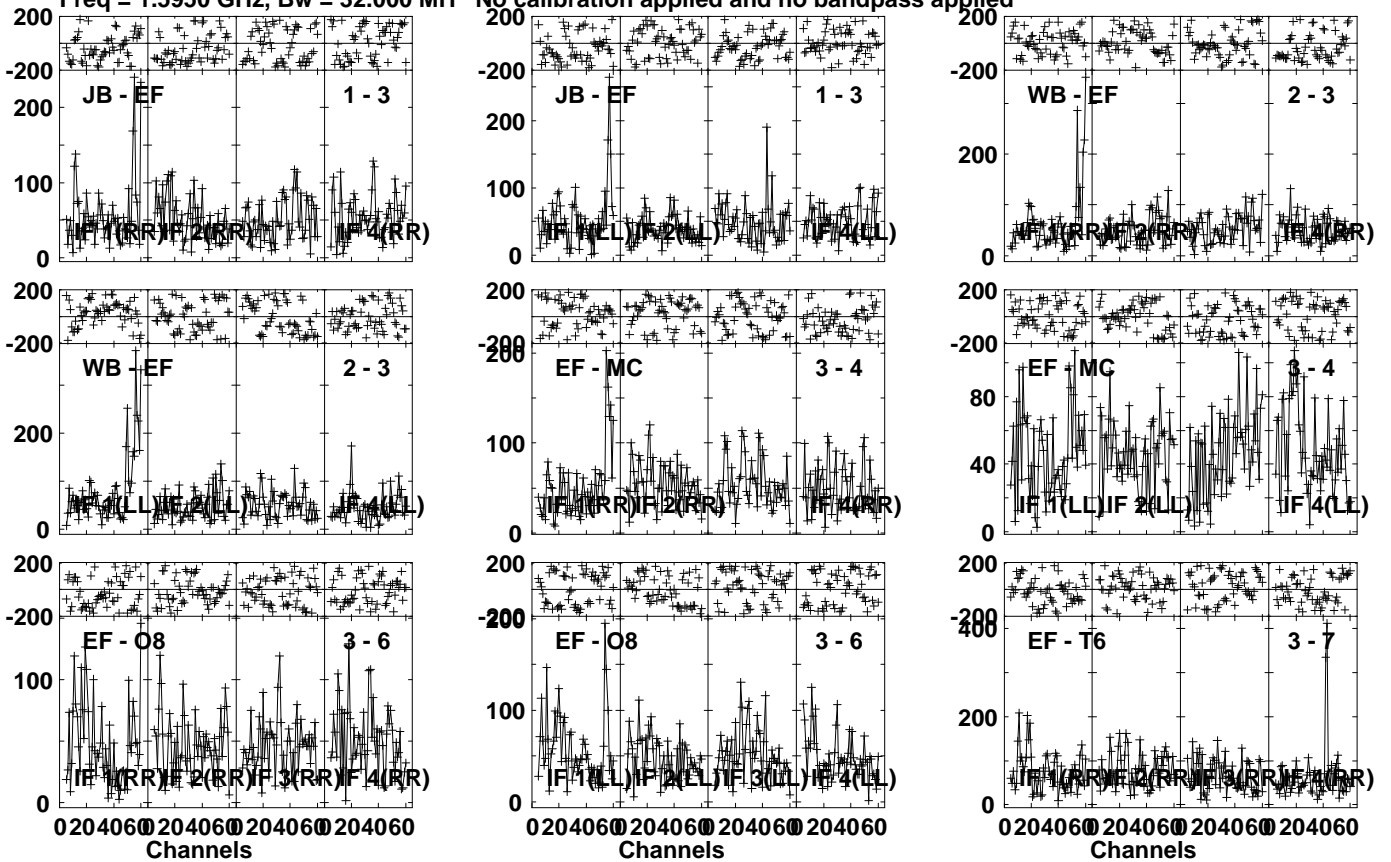


Plot file version 315 created 02-NOV-2021 17:43:21

J084408+4627 EM146.UVDATA.1

Freq = 1.5950 GHz, Bw = 32.000 MH

No calibration applied and no bandpass applied



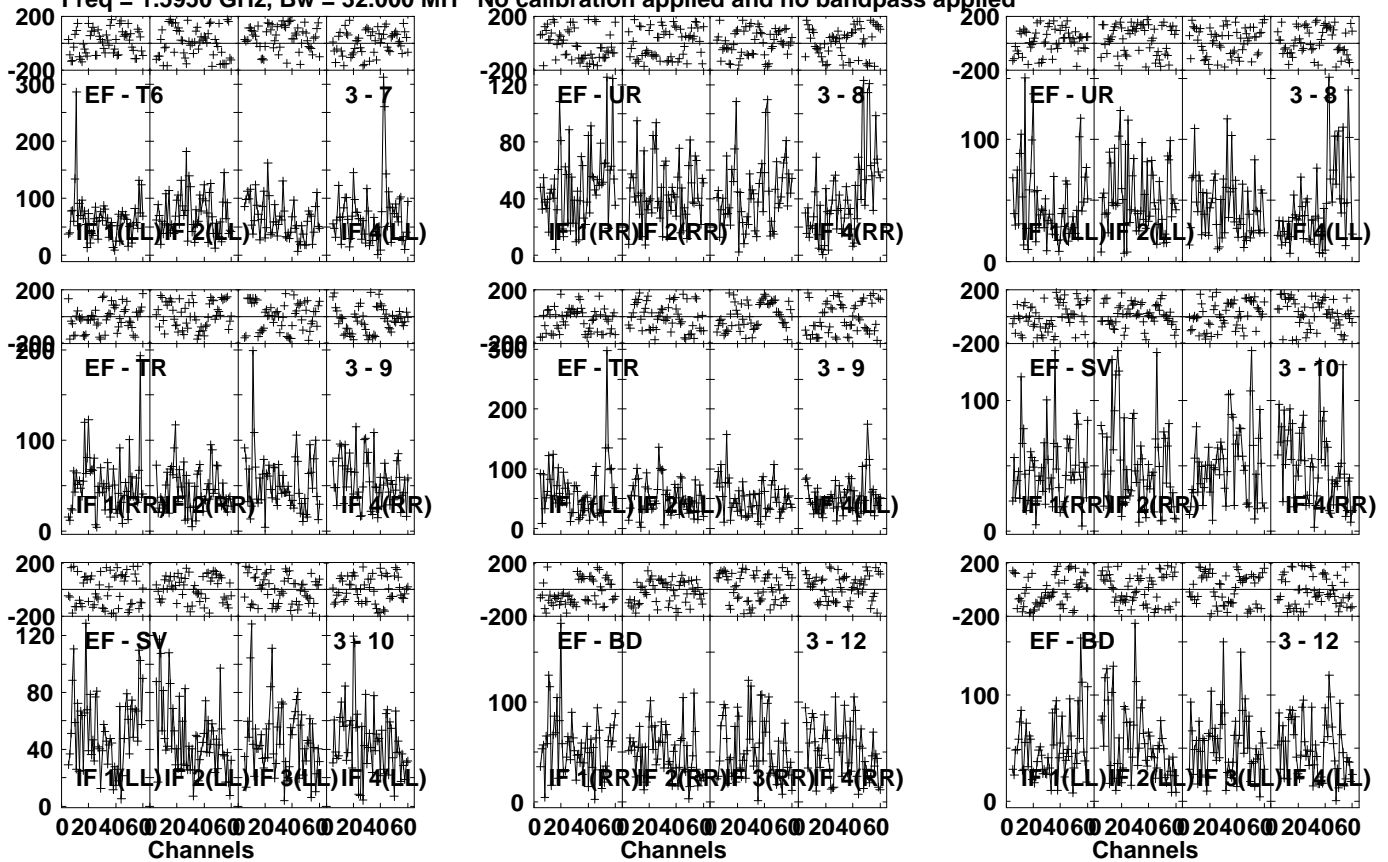
Lower frame: Micro Ampl Jy Top frame: Phas deg  
Vector averaged cross-power spectrum Several baselines displayed  
Timerange: 00/14:06:21 to 00/14:13:59

Plot file version 316 created 02-NOV-2021 17:43:21

J084408+4627 EM146.UVDATA.1

Freq = 1.5950 GHz, Bw = 32.000 MH

No calibration applied and no bandpass applied



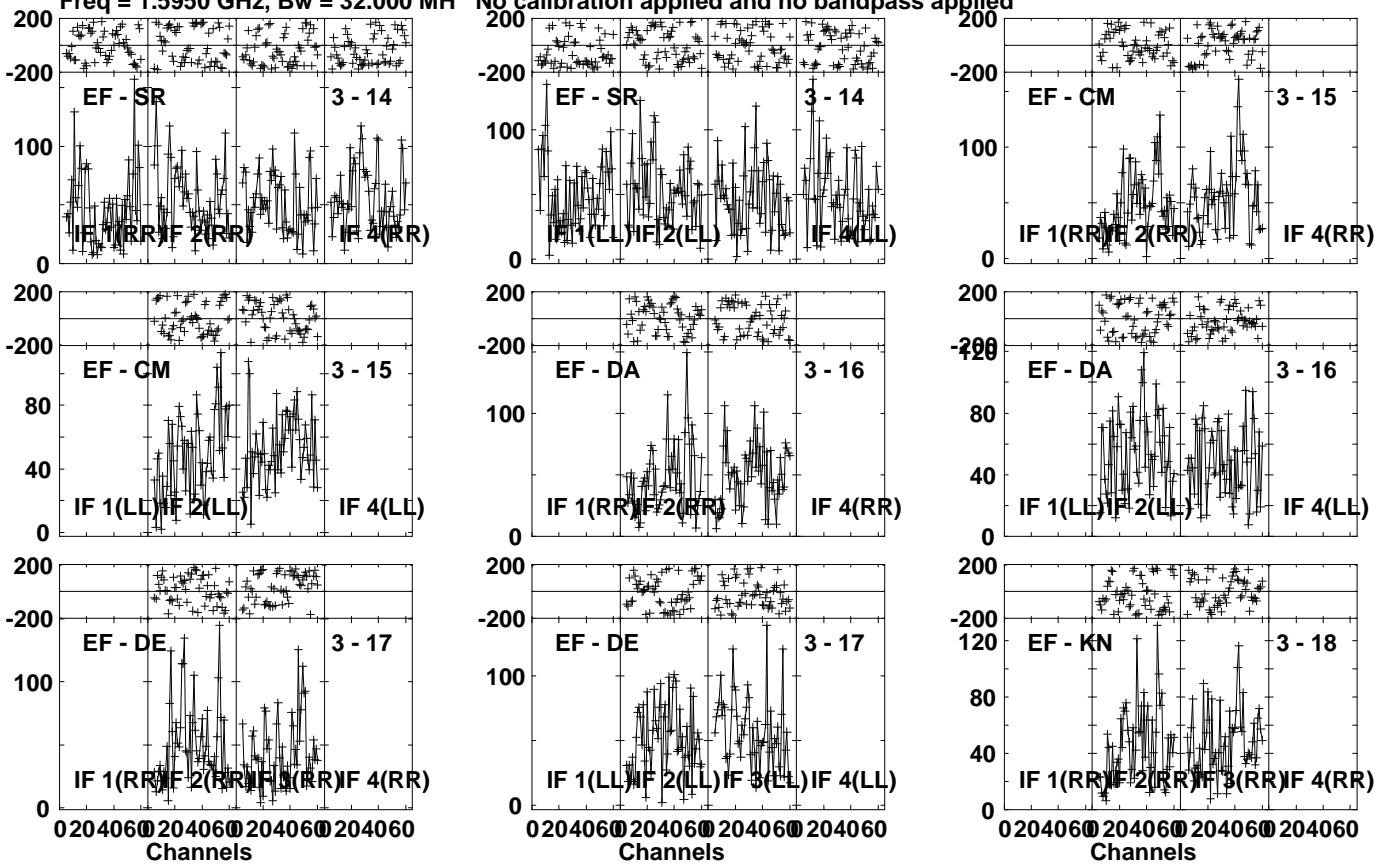
Lower frame: Micro Ampl Jy Top frame: Phas deg  
Vector averaged cross-power spectrum Several baselines displayed  
Timerange: 00/14:06:21 to 00/14:13:59

Plot file version 317 created 02-NOV-2021 17:43:21

J084408+4627 EM146.UVDATA.1

Freq = 1.5950 GHz, Bw = 32.000 MH

No calibration applied and no bandpass applied



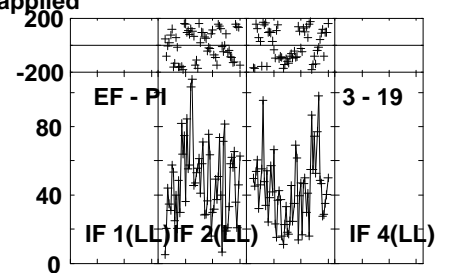
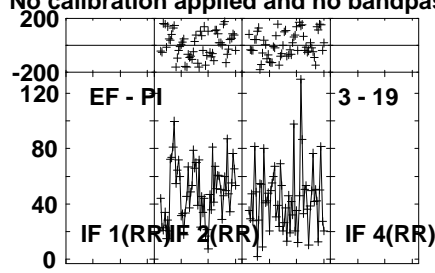
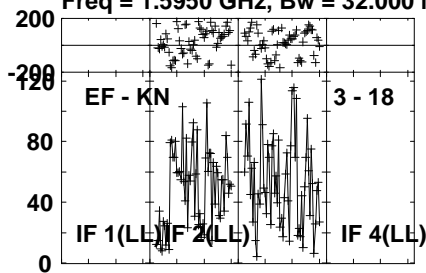
Lower frame: Micro Ampl Jy Top frame: Phas deg  
Vector averaged cross-power spectrum Several baselines displayed  
Timerange: 00/14:06:21 to 00/14:13:59

Plot file version 318 created 02-NOV-2021 17:43:22

J084408+4627 EM146.UVDATA.1

Freq = 1.5950 GHz, Bw = 32.000 MH

No calibration applied and no bandpass applied



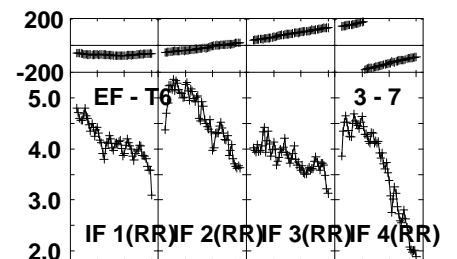
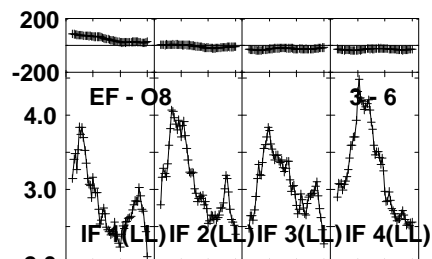
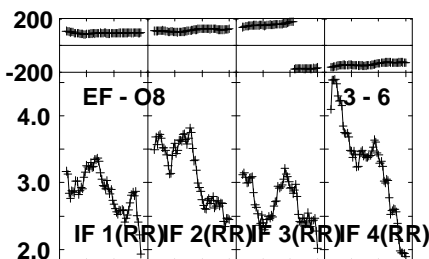
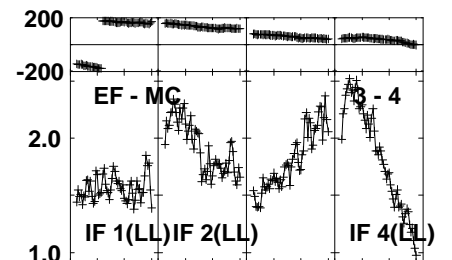
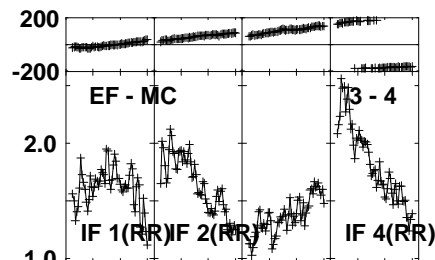
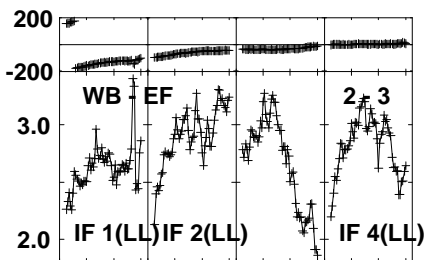
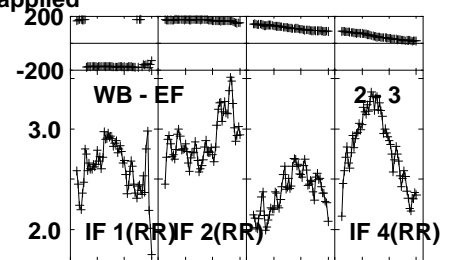
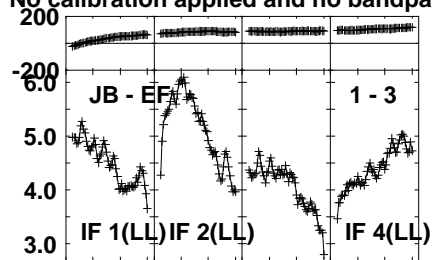
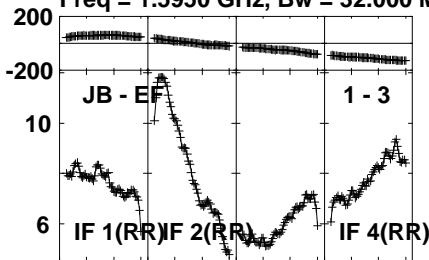
Lower frame: Micro Ampl Jy Top frame: Phas deg  
Vector averaged cross-power spectrum Several baselines displayed  
Timerange: 00/14:06:21 to 00/14:13:59

Plot file version 319 created 02-NOV-2021 17:43:22

J0847+4609 EM146.UVDATA.1

Freq = 1.5950 GHz, Bw = 32.000 MH

No calibration applied and no bandpass applied

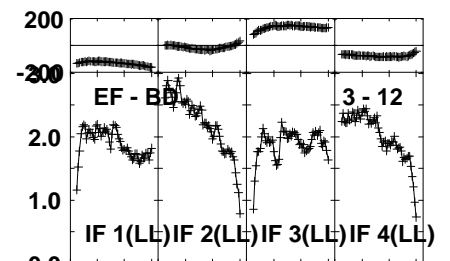
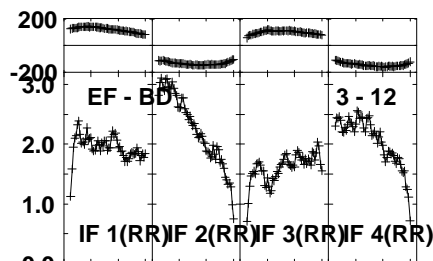
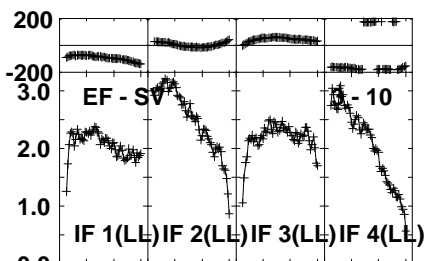
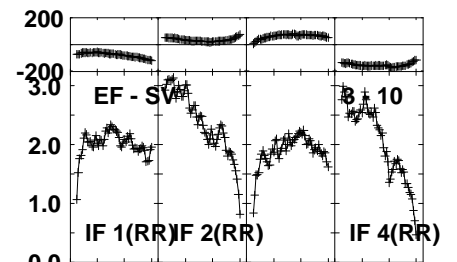
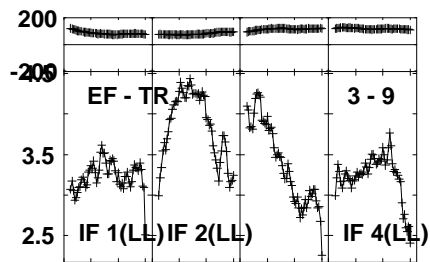
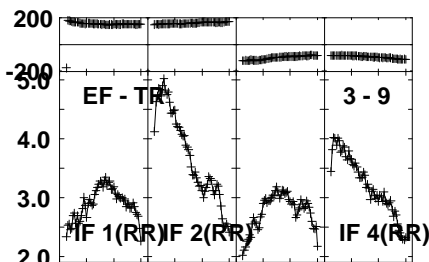
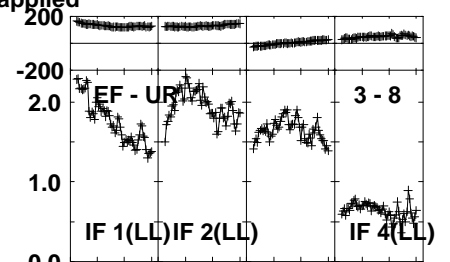
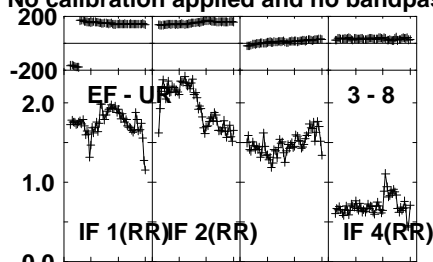
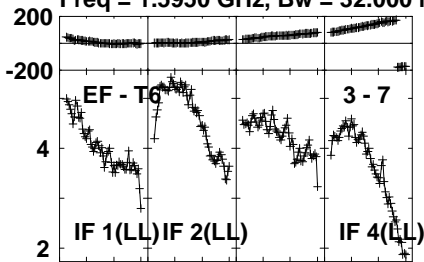


Lower frame: Milli Ampl Jy Top frame: Phas deg  
Vector averaged cross-power spectrum Several baselines displayed  
Timerange: 00/14:14:21 to 00/14:15:59

Plot file version 320 created 02-NOV-2021 17:43:22

J0847+4609 EM146.UVDATA.1

Freq = 1.5950 GHz, Bw = 32.000 MH No calibration applied and no bandpass applied



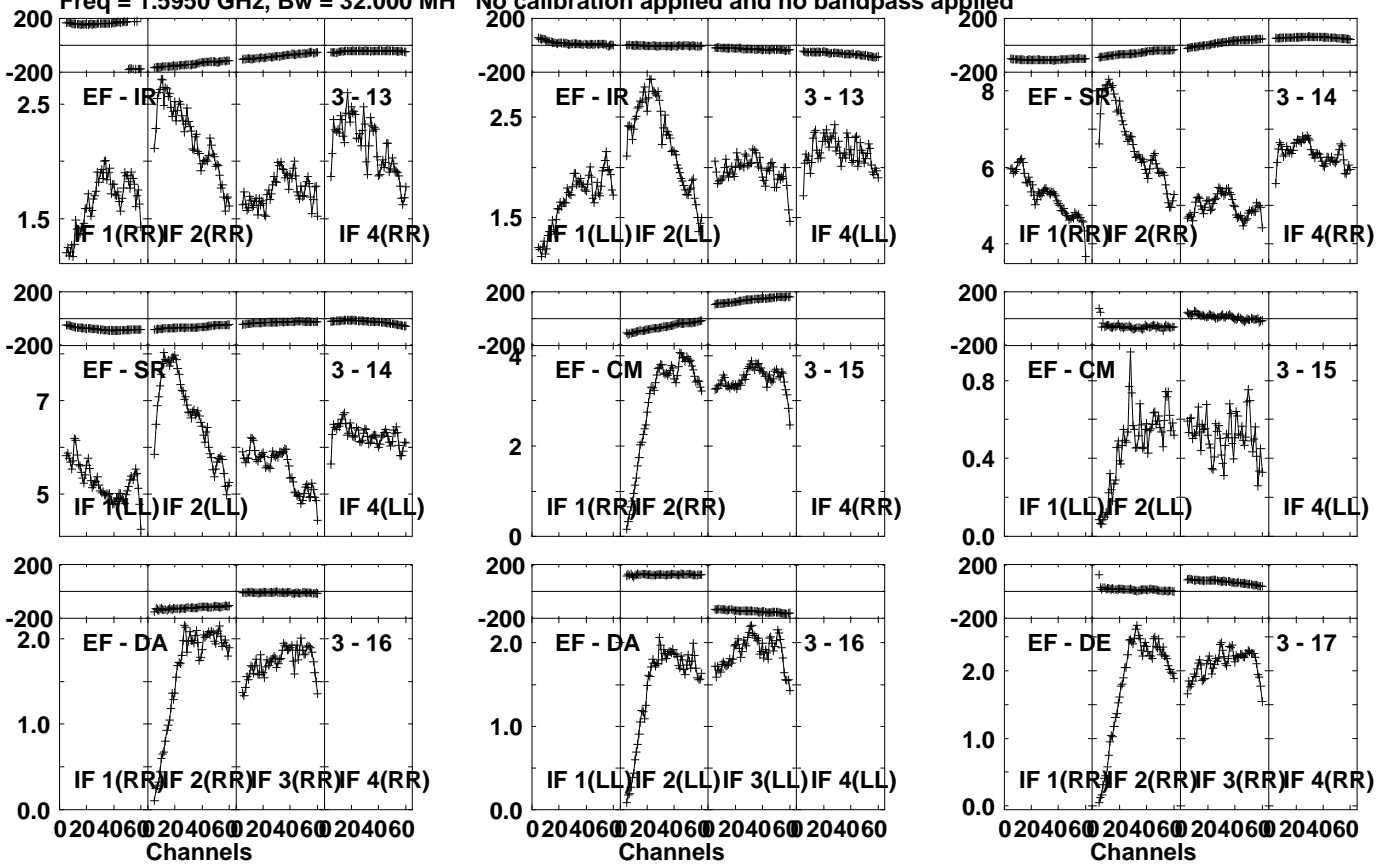
Lower frame: Milli Ampl Jy Top frame: Phas deg  
Vector averaged cross-power spectrum Several baselines displayed  
Timerange: 00/14:14:21 to 00/14:15:59

Plot file version 321 created 02-NOV-2021 17:43:22

J0847+4609 EM146.UVDATA.1

Freq = 1.5950 GHz, Bw = 32.000 MH

No calibration applied and no bandpass applied



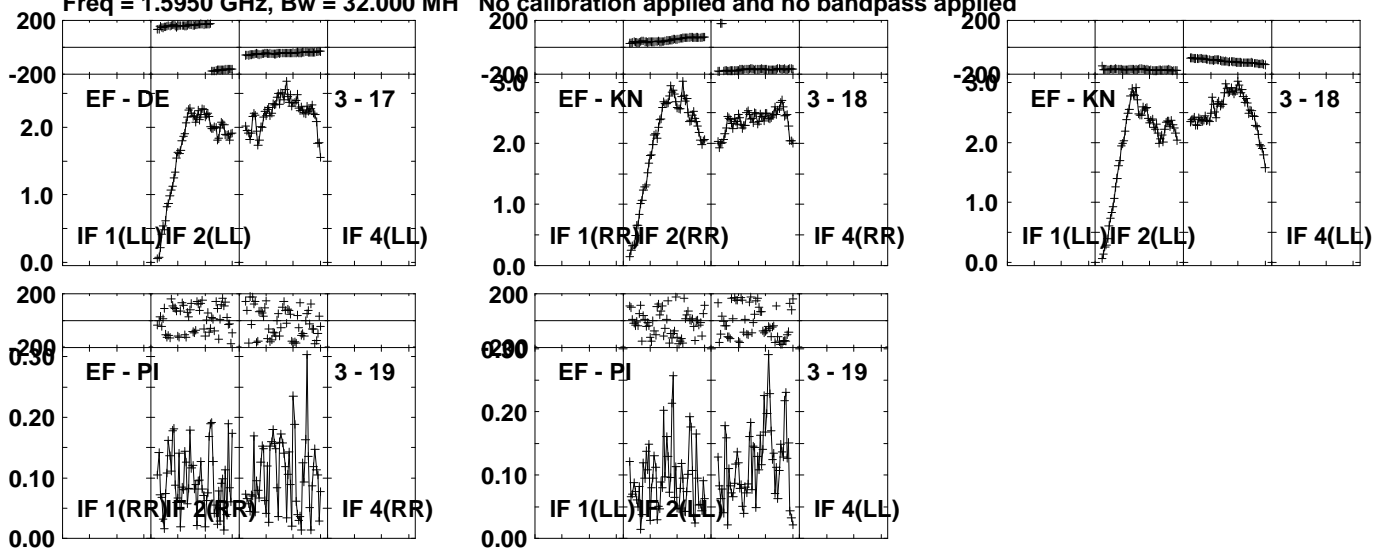
Lower frame: Milli Ampl Jy Top frame: Phas deg  
Vector averaged cross-power spectrum Several baselines displayed  
Timerange: 00/14:14:21 to 00/14:15:59

Plot file version 322 created 02-NOV-2021 17:43:23

J0847+4609 EM146.UVDATA.1

Freq = 1.5950 GHz, Bw = 32.000 MH

No calibration applied and no bandpass applied



Lower frame: Milli Ampl Jy Top frame: Phas deg  
Vector averaged cross-power spectrum Several baselines displayed  
Timerange: 00/14:14:21 to 00/14:15:59

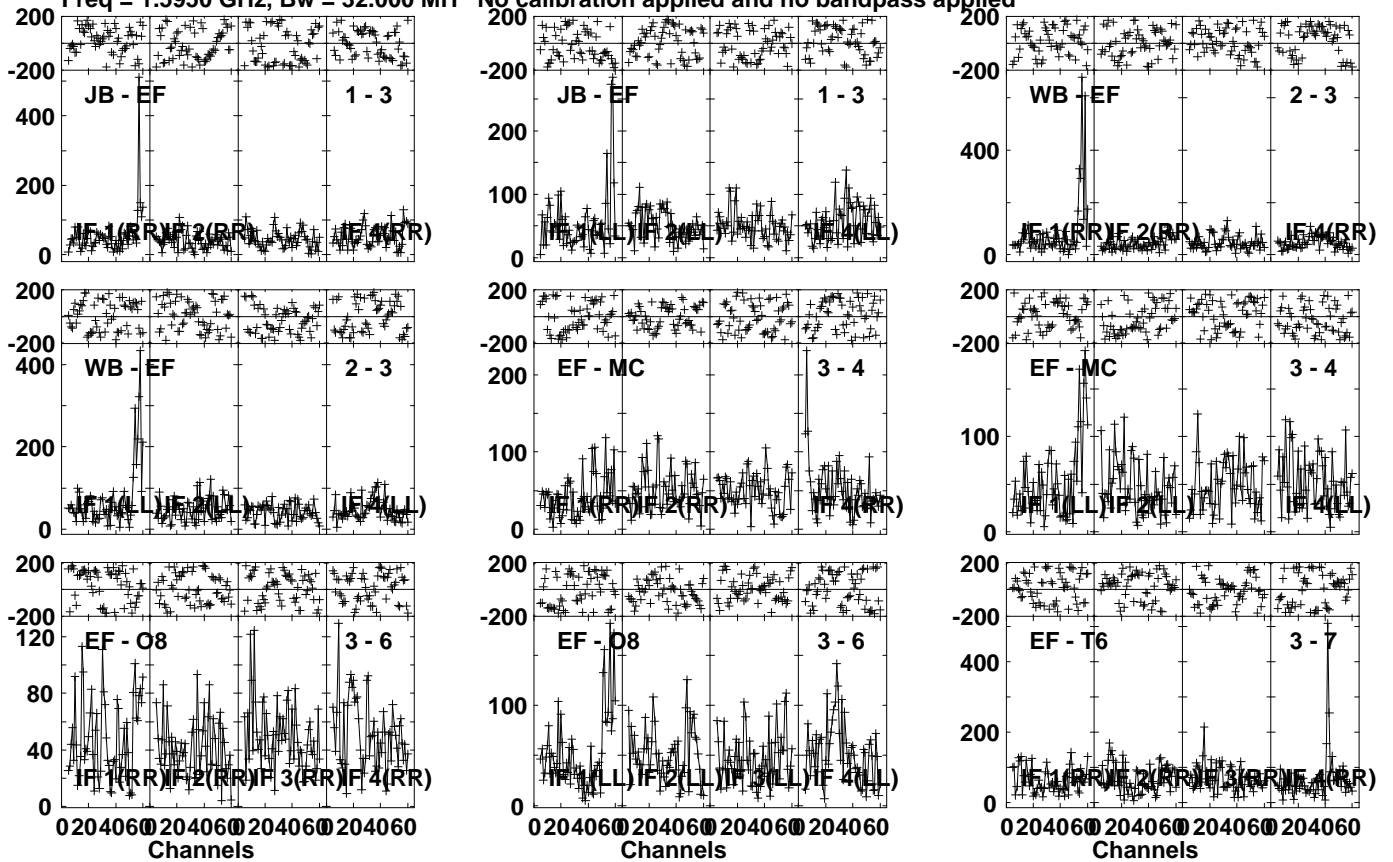


Plot file version 323 created 02-NOV-2021 17:43:23

J084408+4627 EM146.UVDATA.1

Freq = 1.5950 GHz, Bw = 32.000 MH

No calibration applied and no bandpass applied



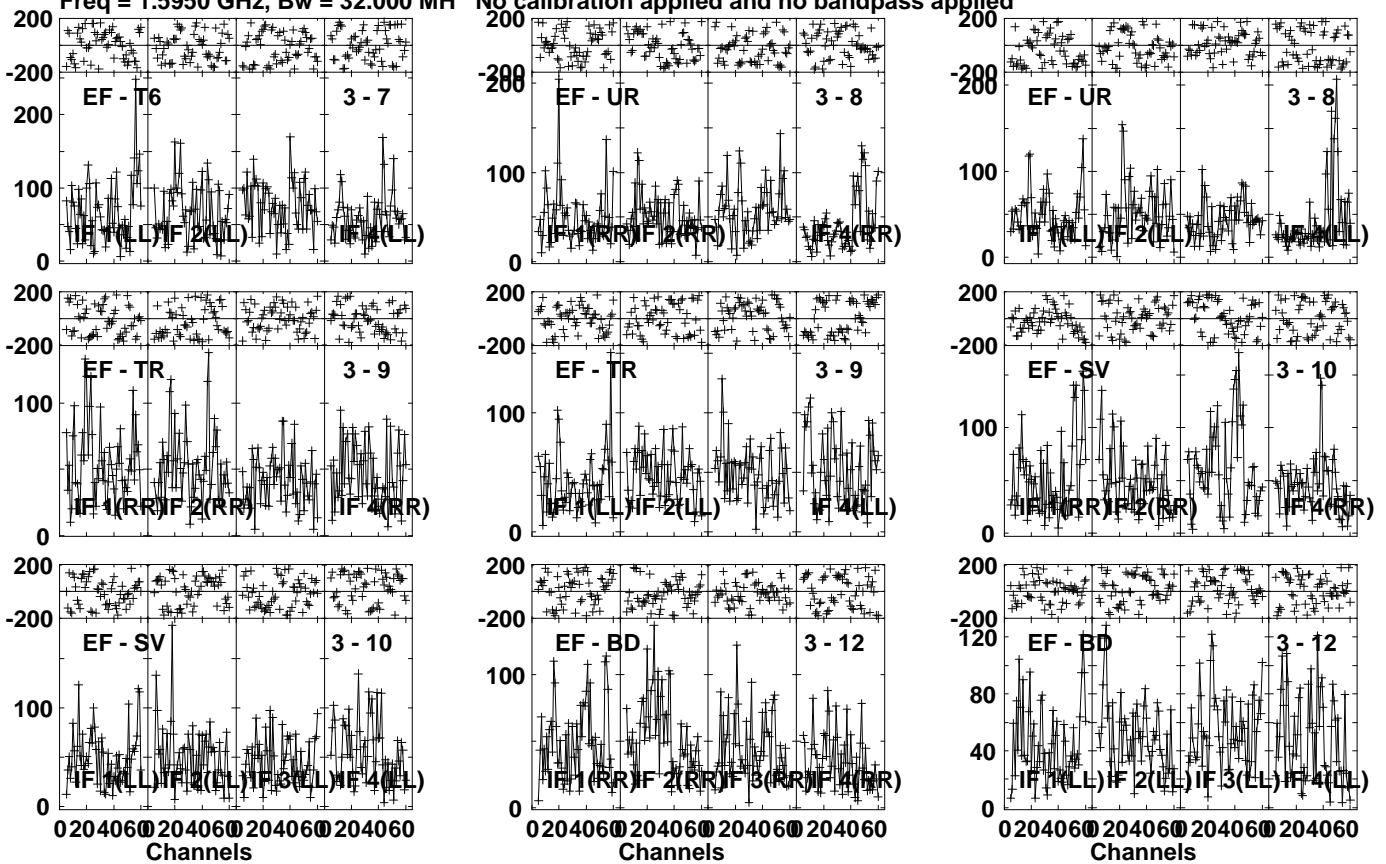
Lower frame: Micro Ampl Jy Top frame: Phas deg  
Vector averaged cross-power spectrum Several baselines displayed  
Timerange: 00/14:16:21 to 00/14:23:59

Plot file version 324 created 02-NOV-2021 17:43:23

J084408+4627 EM146.UVDATA.1

Freq = 1.5950 GHz, Bw = 32.000 MH

No calibration applied and no bandpass applied



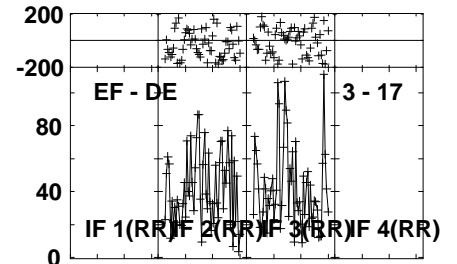
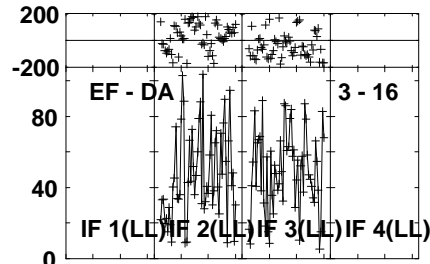
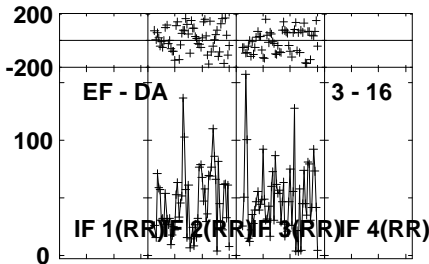
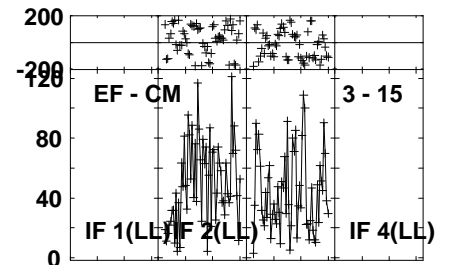
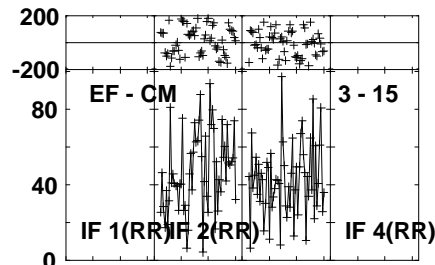
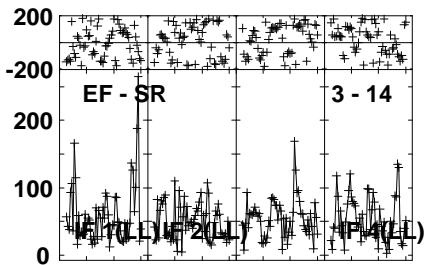
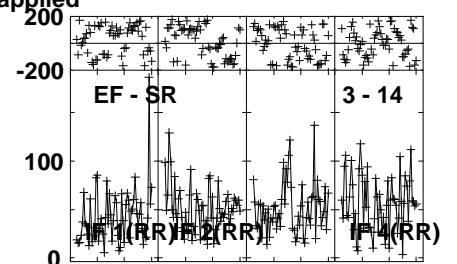
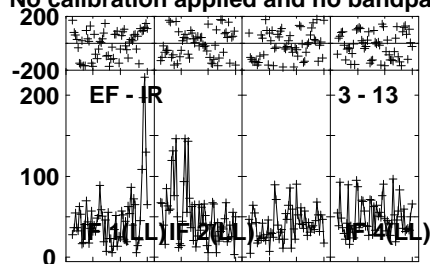
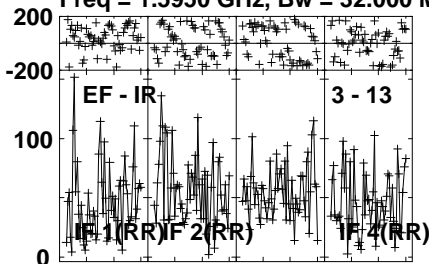
Lower frame: Micro Ampl Jy Top frame: Phas deg  
Vector averaged cross-power spectrum Several baselines displayed  
Timerange: 00/14:16:21 to 00/14:23:59

Plot file version 325 created 02-NOV-2021 17:43:23

J084408+4627 EM146.UVDATA.1

Freq = 1.5950 GHz, Bw = 32.000 MH

No calibration applied and no bandpass applied

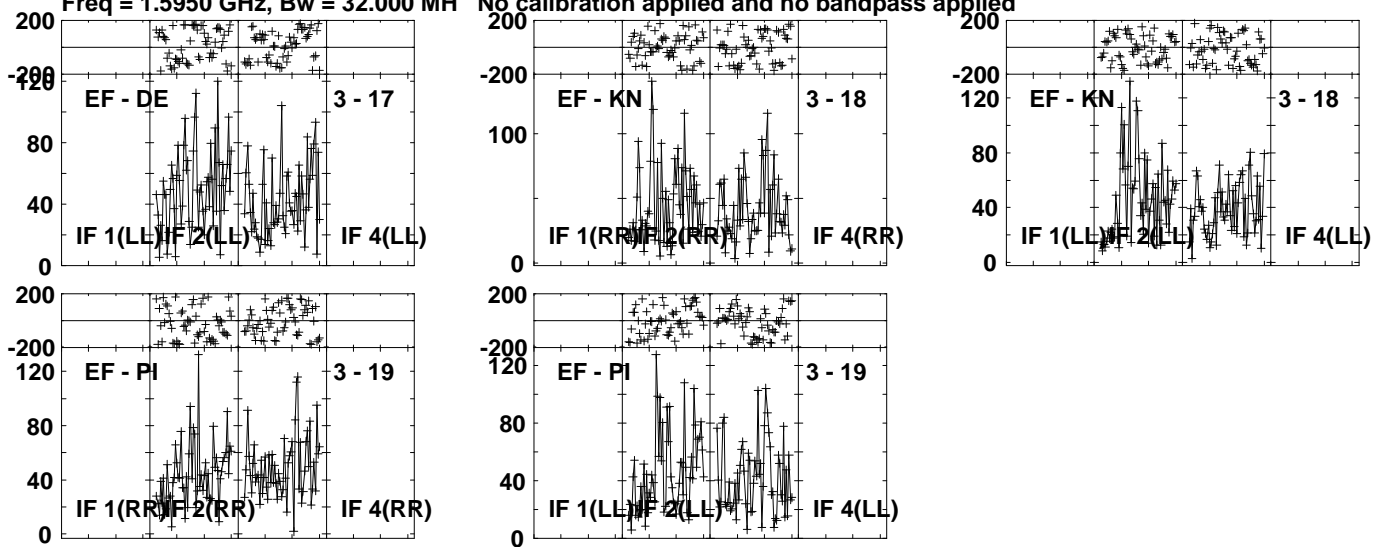


Lower frame: Micro Ampl Jy Top frame: Phas deg  
Vector averaged cross-power spectrum Several baselines displayed  
Timerange: 00/14:16:21 to 00/14:23:59

Plot file version 326 created 02-NOV-2021 17:43:24

J084408+4627 EM146.UVDATA.1

Freq = 1.5950 GHz, Bw = 32.000 MH No calibration applied and no bandpass applied



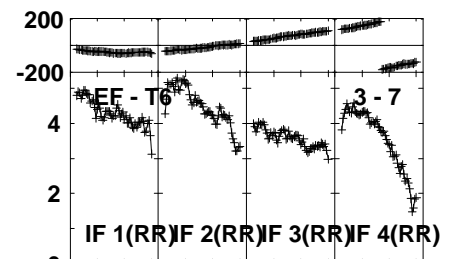
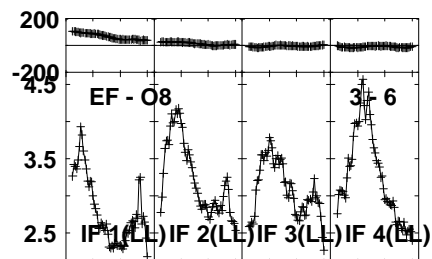
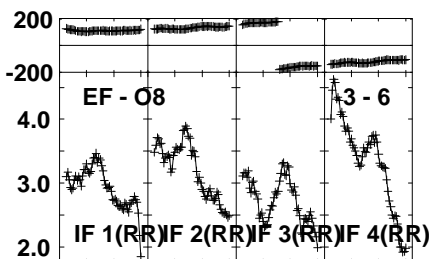
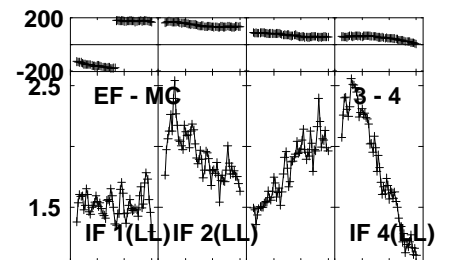
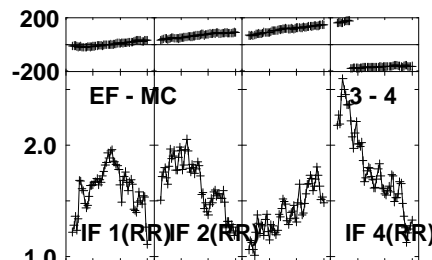
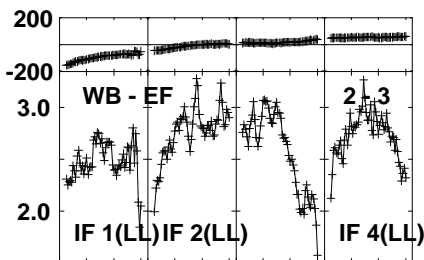
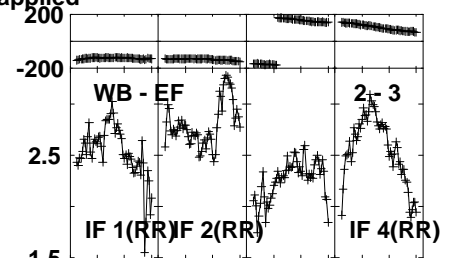
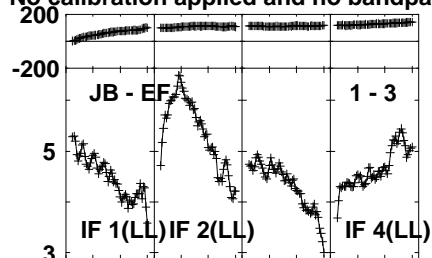
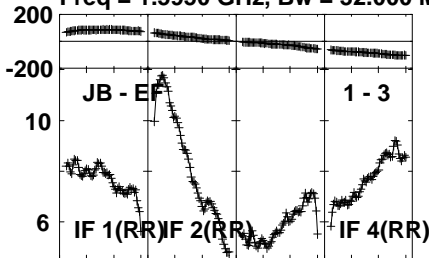
Lower frame: Micro Ampl Jy Top frame: Phas deg  
Vector averaged cross-power spectrum Several baselines displayed  
Timerange: 00/14:16:21 to 00/14:23:59

Plot file version 327 created 02-NOV-2021 17:43:24

J0847+4609 EM146.UVDATA.1

Freq = 1.5950 GHz, Bw = 32.000 MH

No calibration applied and no bandpass applied



0204060 204060 204060 204060  
Channels

0204060 204060 204060 204060  
Channels

0204060 204060 204060 204060  
Channels

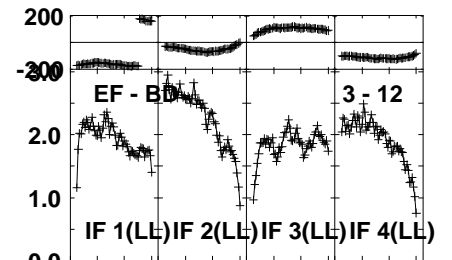
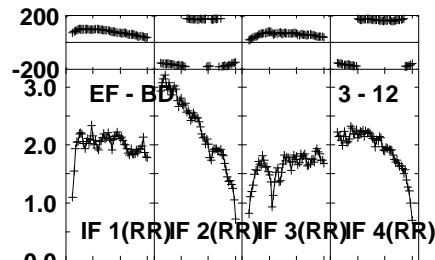
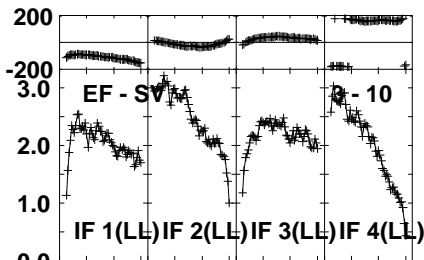
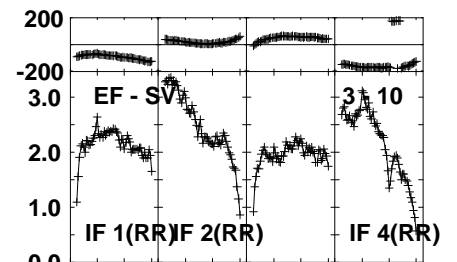
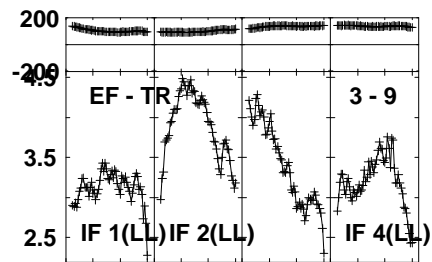
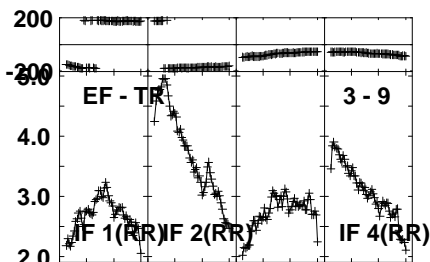
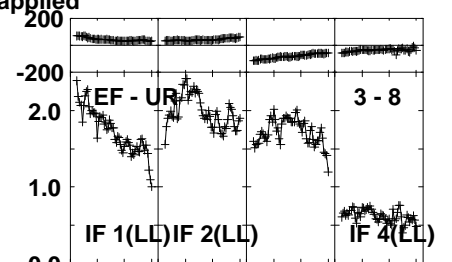
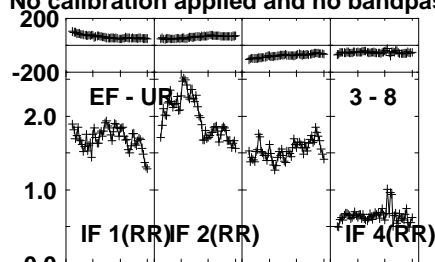
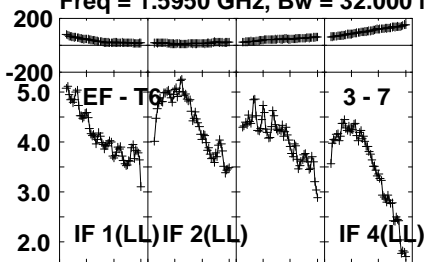
Lower frame: Milli Ampl Jy Top frame: Phas deg  
Vector averaged cross-power spectrum Several baselines displayed  
Timerange: 00/14:24:21 to 00/14:25:59

Plot file version 328 created 02-NOV-2021 17:43:24

J0847+4609 EM146.UVDATA.1

Freq = 1.5950 GHz, Bw = 32.000 MH

No calibration applied and no bandpass applied



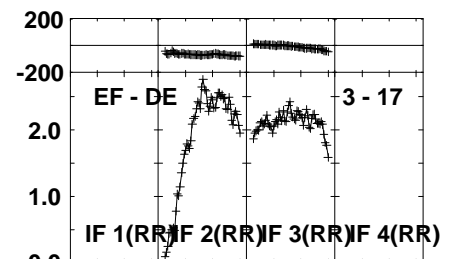
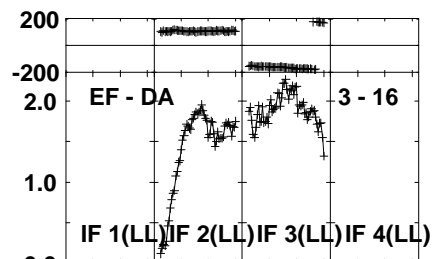
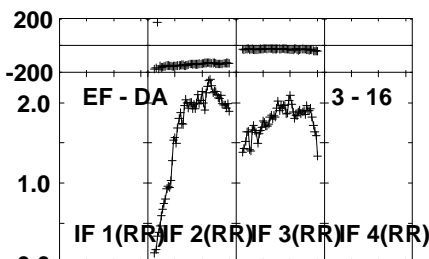
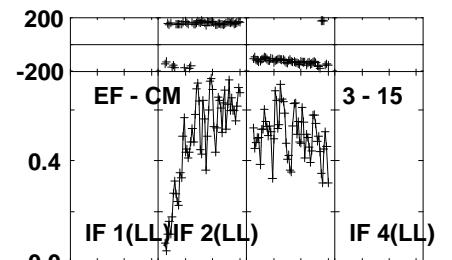
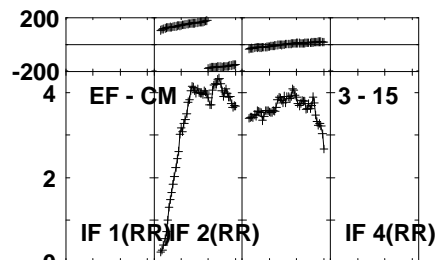
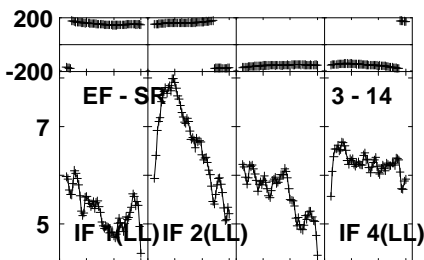
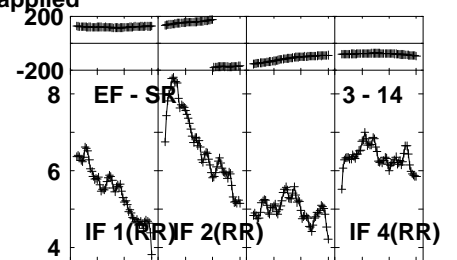
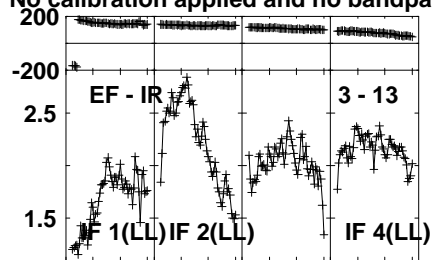
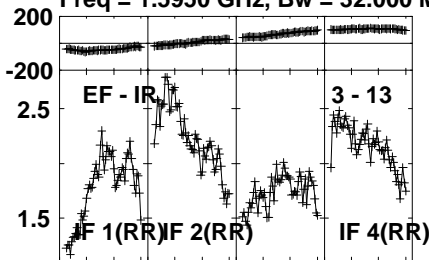
Lower frame: Milli Ampl Jy Top frame: Phas deg  
Vector averaged cross-power spectrum Several baselines displayed  
Timerange: 00/14:24:21 to 00/14:25:59

Plot file version 329 created 02-NOV-2021 17:43:24

J0847+4609 EM146.UVDATA.1

Freq = 1.5950 GHz, Bw = 32.000 MH

No calibration applied and no bandpass applied



Lower frame: Milli Ampl Jy Top frame: Phas deg

Vector averaged cross-power spectrum Several baselines displayed

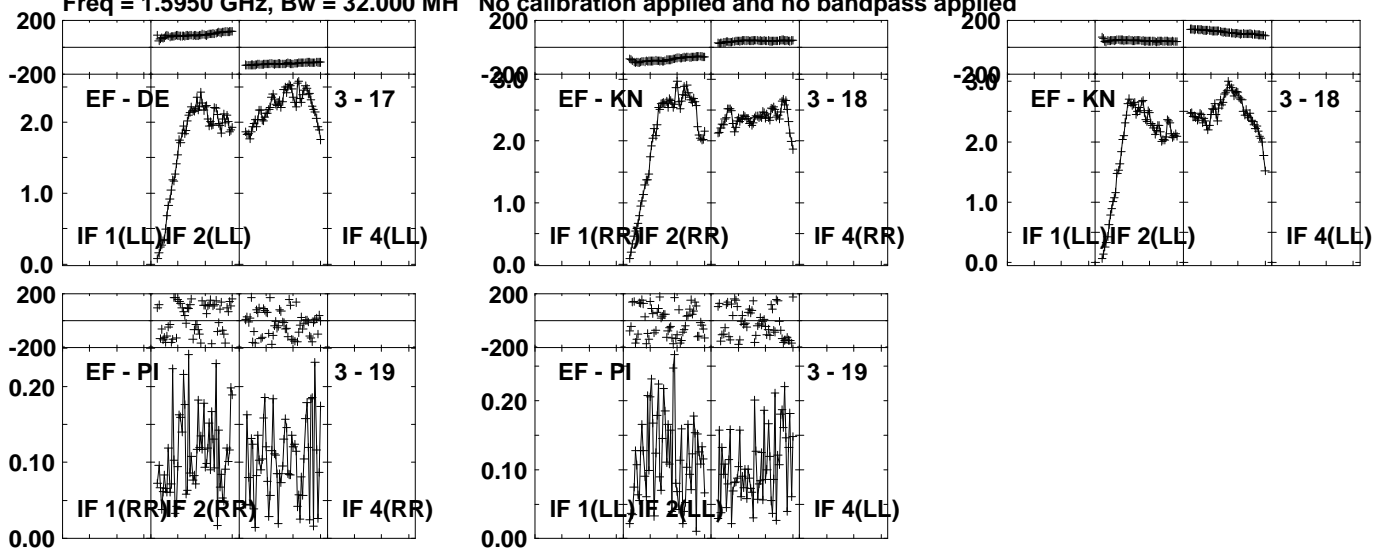
Timerange: 00/14:24:21 to 00/14:25:59

Plot file version 330 created 02-NOV-2021 17:43:25

J0847+4609 EM146.UVDATA.1

Freq = 1.5950 GHz, Bw = 32.000 MH

No calibration applied and no bandpass applied



Lower frame: Milli Ampl Jy Top frame: Phas deg  
Vector averaged cross-power spectrum Several baselines displayed  
Timerange: 00/14:24:21 to 00/14:25:59

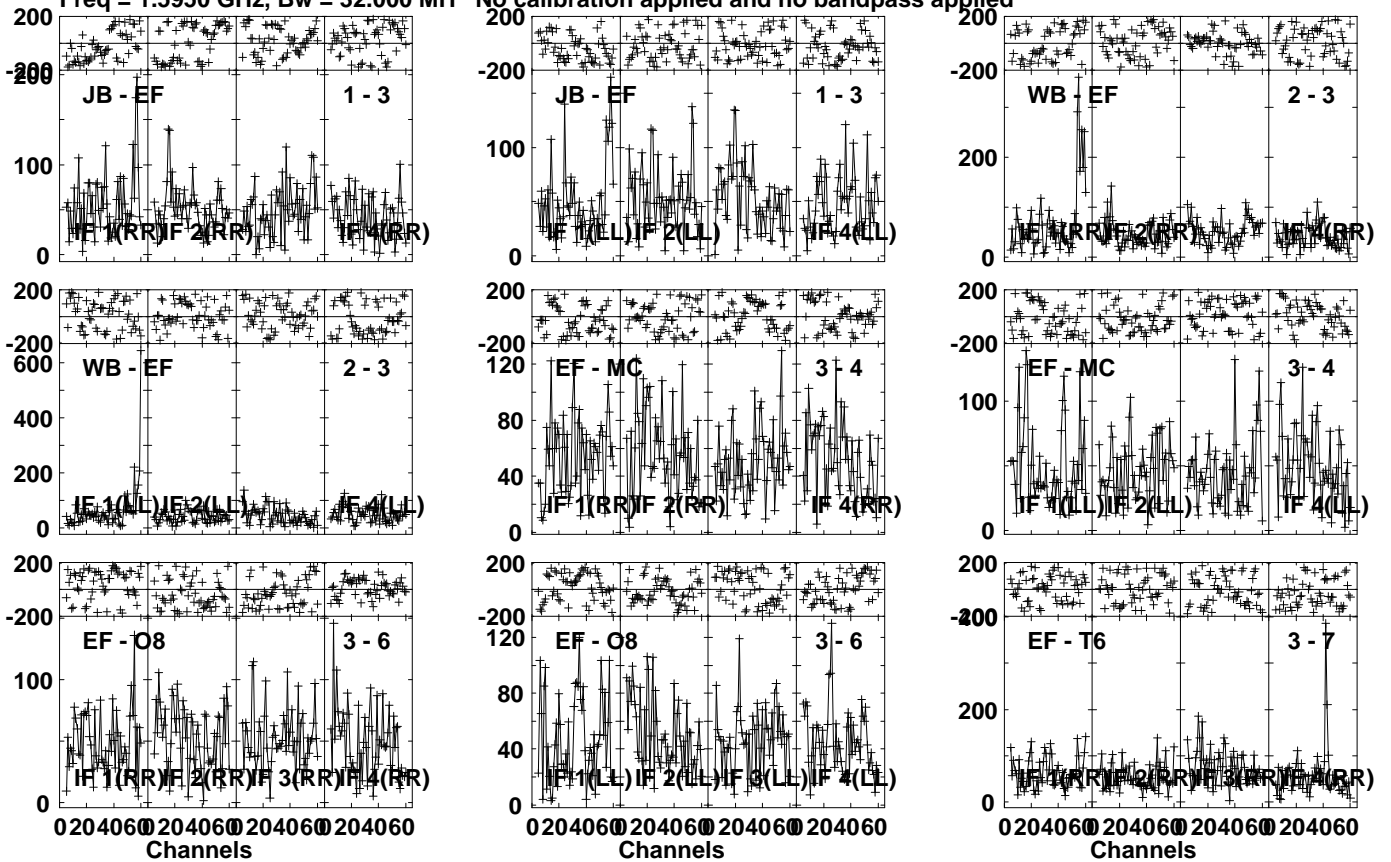


Plot file version 331 created 02-NOV-2021 17:43:25

J084408+4627 EM146.UVDATA.1

Freq = 1.5950 GHz, Bw = 32.000 MH

No calibration applied and no bandpass applied



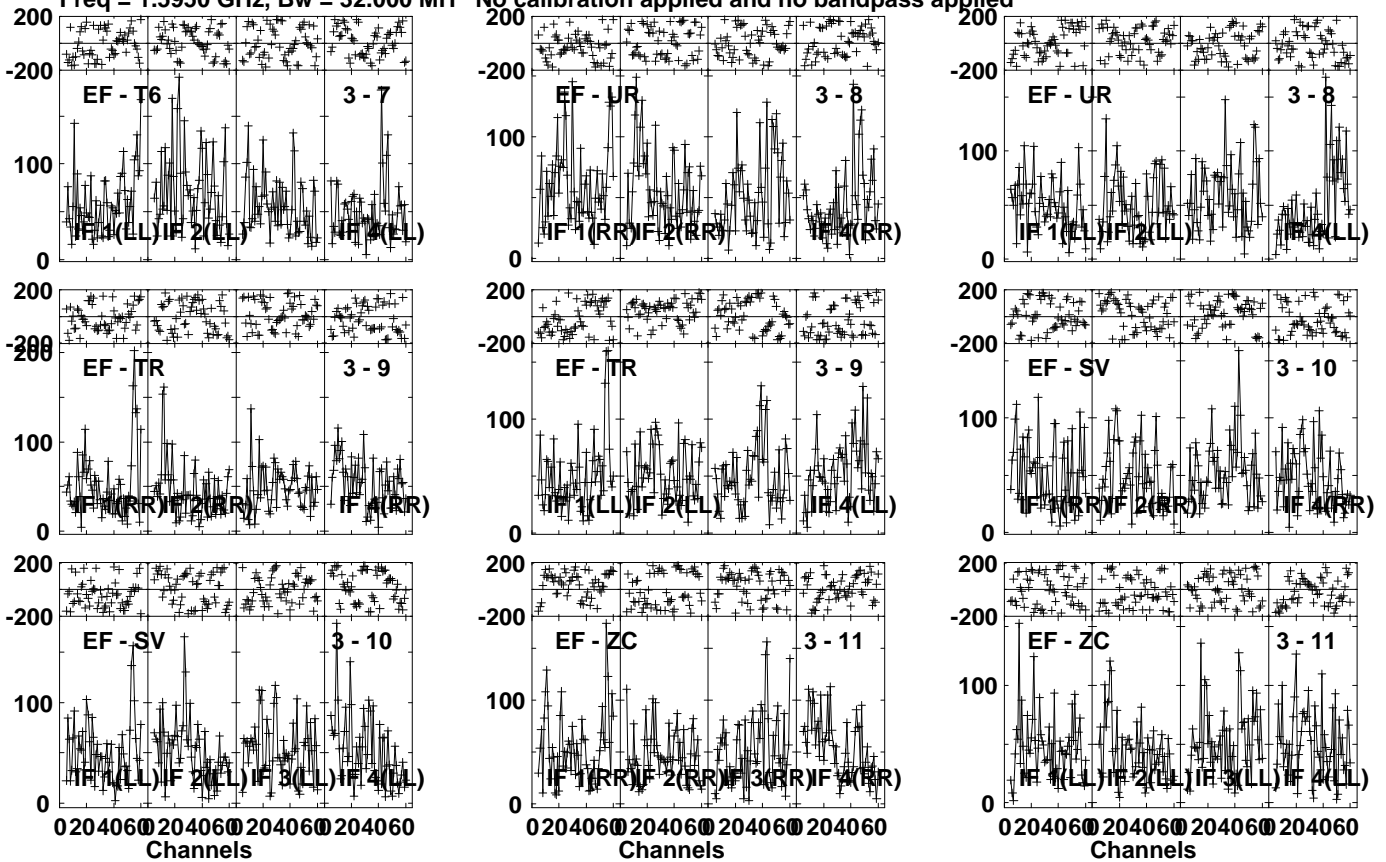
Lower frame: Micro Ampl Jy Top frame: Phas deg  
Vector averaged cross-power spectrum Several baselines displayed  
Timerange: 00/14:26:21 to 00/14:33:59

Plot file version 332 created 02-NOV-2021 17:43:25

J084408+4627 EM146.UVDATA.1

Freq = 1.5950 GHz, Bw = 32.000 MH

No calibration applied and no bandpass applied



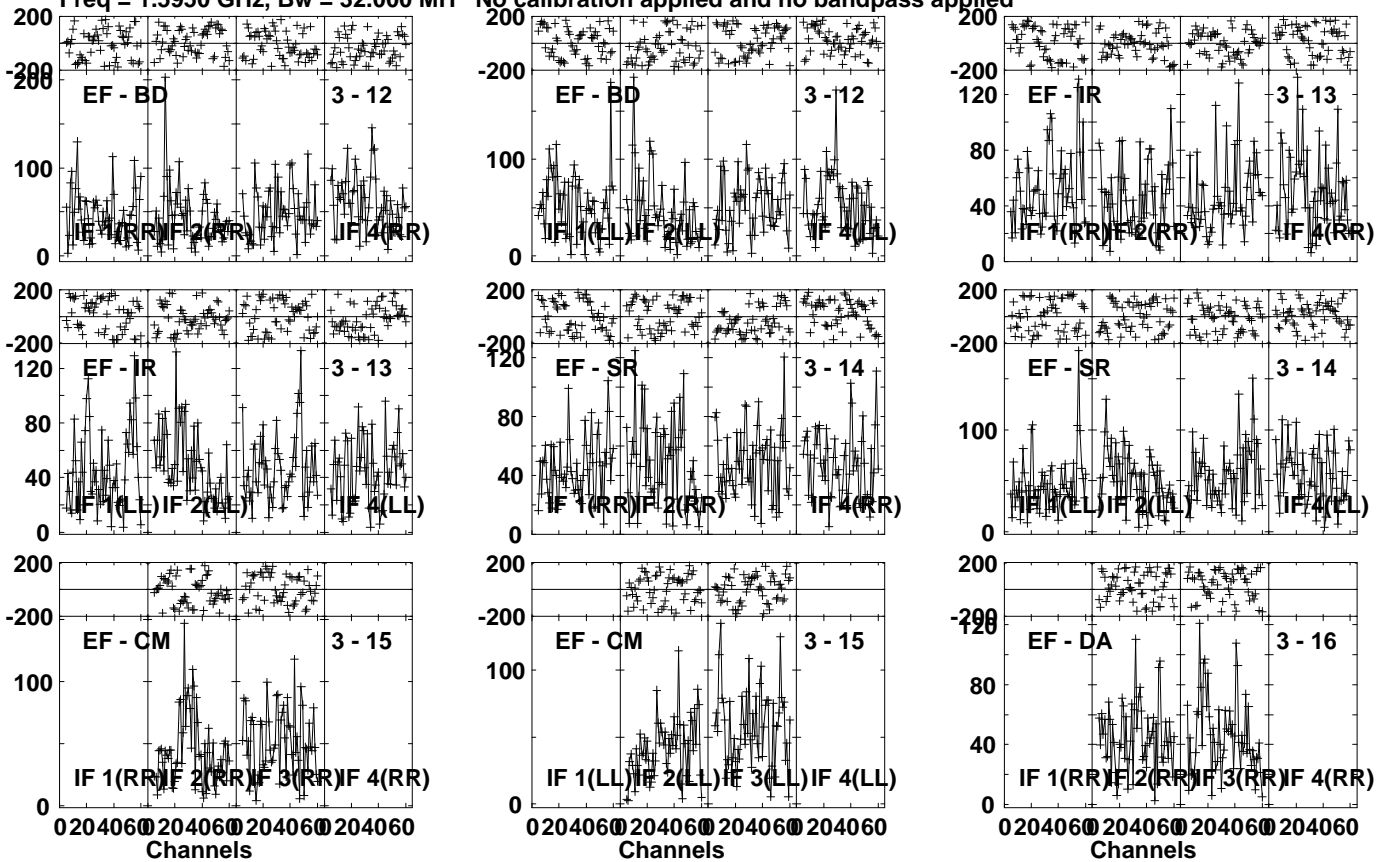
Lower frame: Micro Ampl Jy Top frame: Phas deg  
Vector averaged cross-power spectrum Several baselines displayed  
Timerange: 00/14:26:21 to 00/14:33:59

Plot file version 333 created 02-NOV-2021 17:43:26

J084408+4627 EM146.UVDATA.1

Freq = 1.5950 GHz, Bw = 32.000 MH

No calibration applied and no bandpass applied



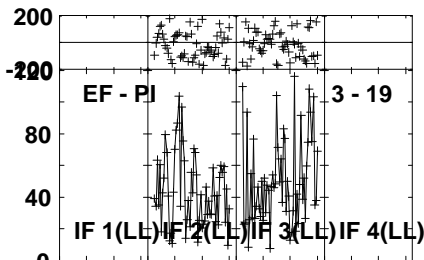
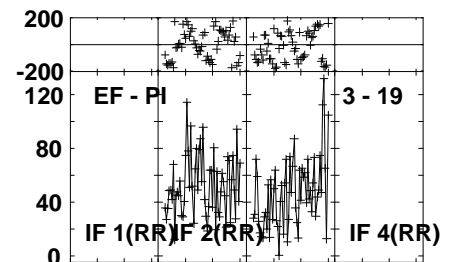
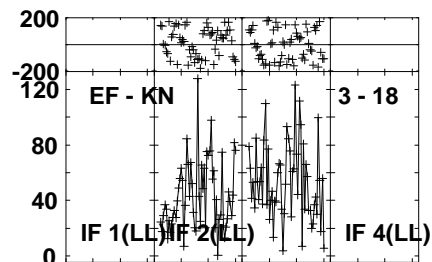
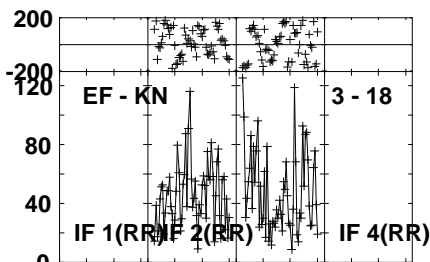
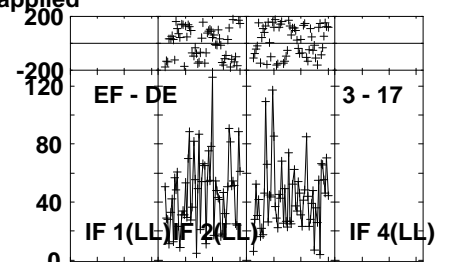
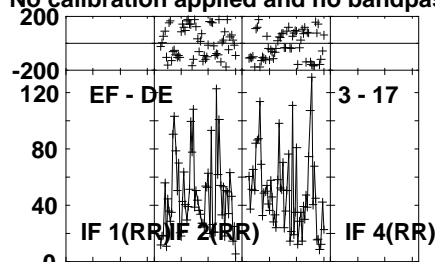
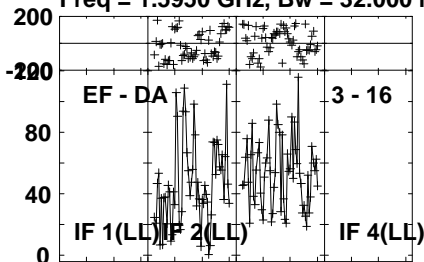
Lower frame: Micro Ampl Jy Top frame: Phas deg  
Vector averaged cross-power spectrum Several baselines displayed  
Timerange: 00/14:26:21 to 00/14:33:59

Plot file version 334 created 02-NOV-2021 17:43:26

J084408+4627 EM146.UVDATA.1

Freq = 1.5950 GHz, Bw = 32.000 MH

No calibration applied and no bandpass applied



020406@20406@20406@20406@

Channels

Lower frame: Micro Ampl Jy Top frame: Phas deg

Vector averaged cross-power spectrum Several baselines displayed

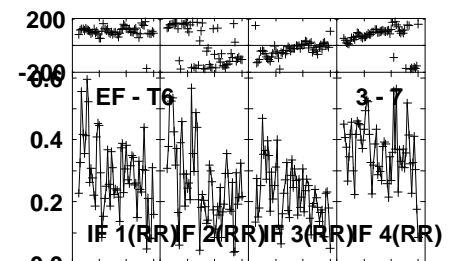
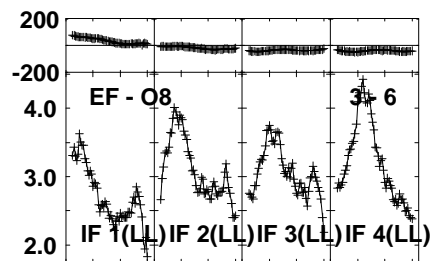
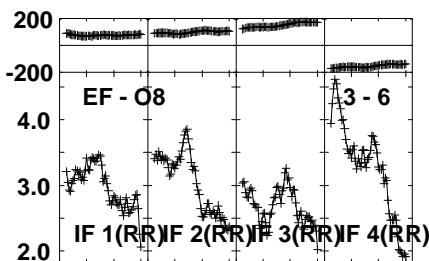
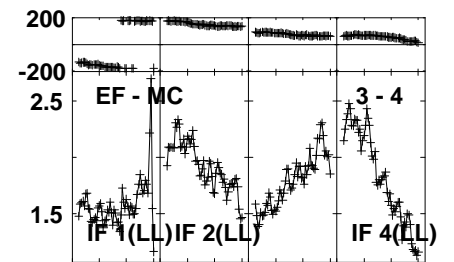
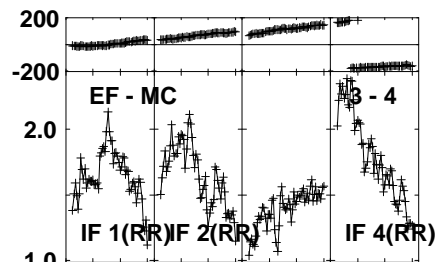
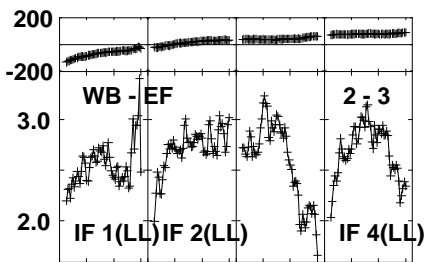
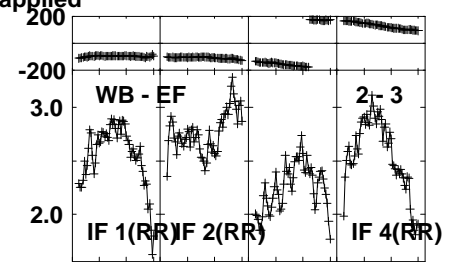
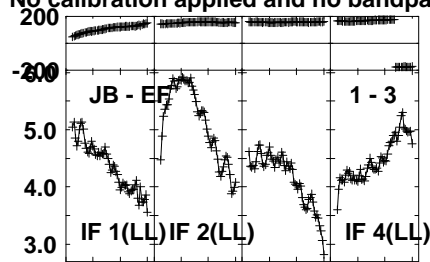
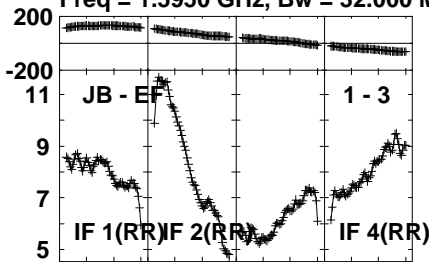
Timerange: 00/14:26:21 to 00/14:33:59

Plot file version 335 created 02-NOV-2021 17:43:26

J0847+4609 EM146.UVDATA.1

Freq = 1.5950 GHz, Bw = 32.000 MH

No calibration applied and no bandpass applied



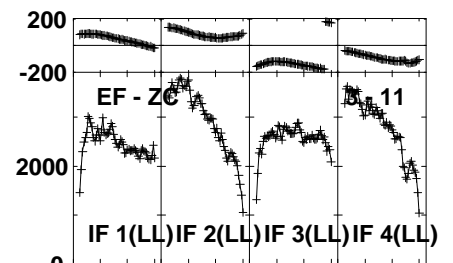
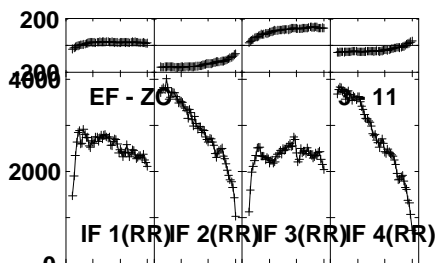
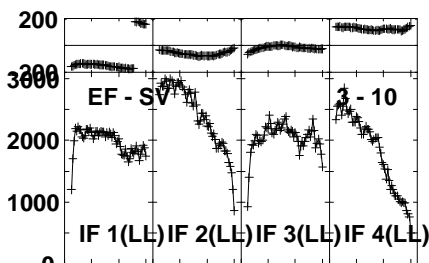
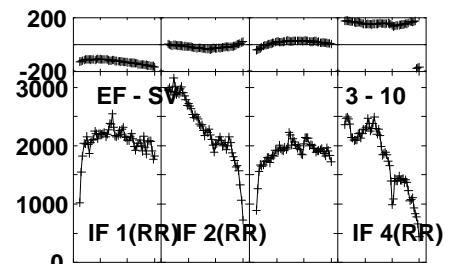
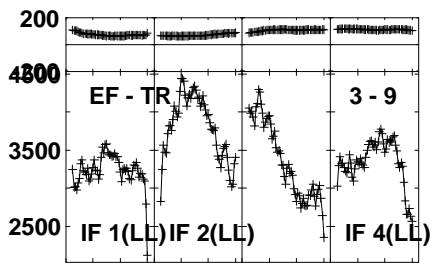
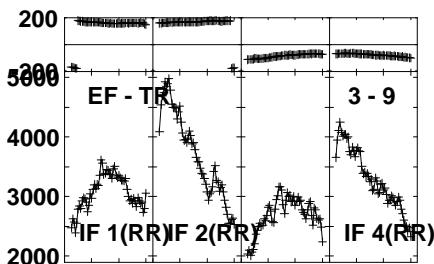
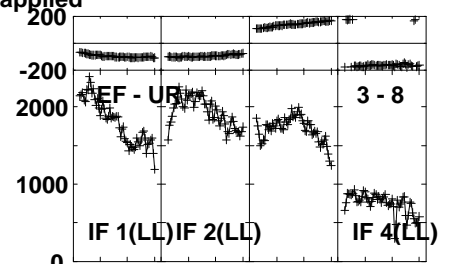
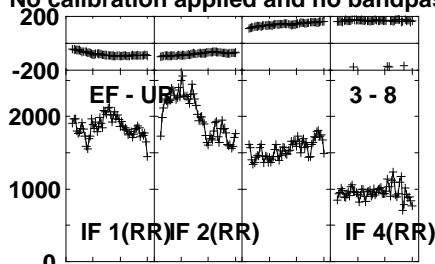
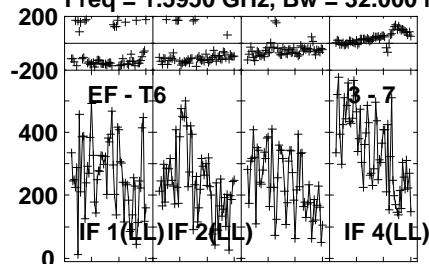
Lower frame: Milli Ampl Jy Top frame: Phas deg  
Vector averaged cross-power spectrum Several baselines displayed  
Timerange: 00/14:34:21 to 00/14:35:59

Plot file version 336 created 02-NOV-2021 17:43:27

J0847+4609 EM146.UVDATA.1

Freq = 1.5950 GHz, Bw = 32.000 MH

No calibration applied and no bandpass applied



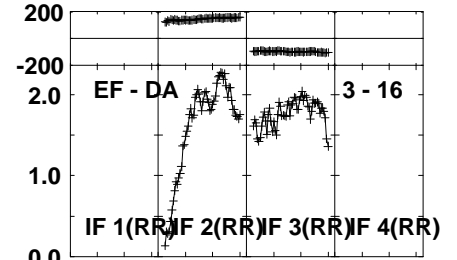
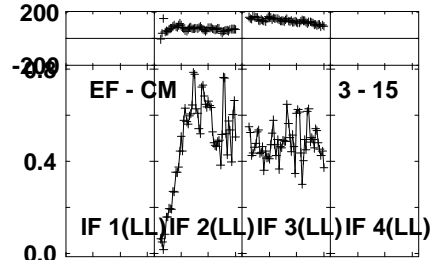
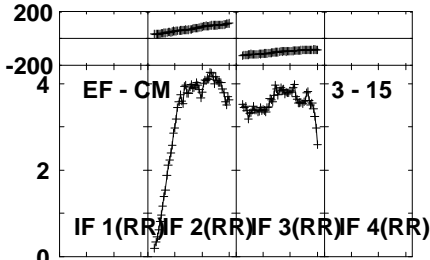
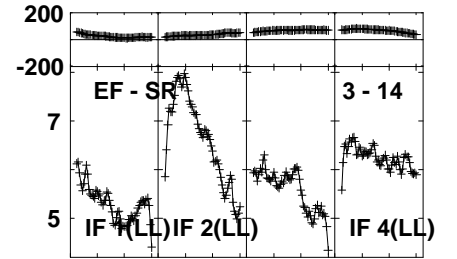
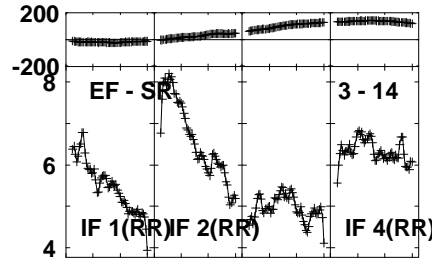
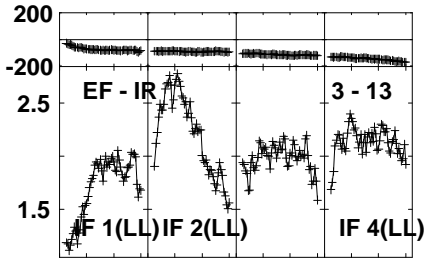
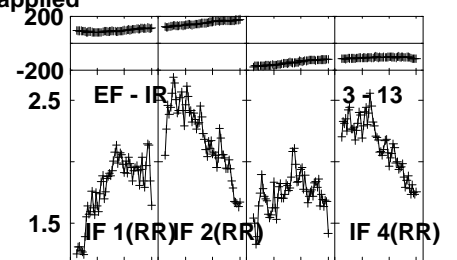
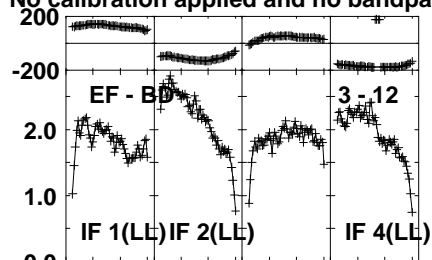
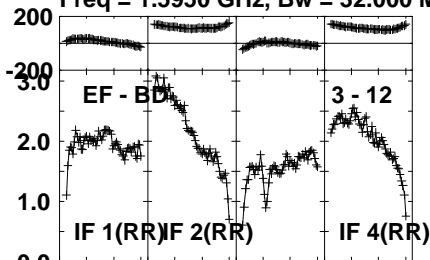
Lower frame: Micro Ampl Jy Top frame: Phas deg  
 Vector averaged cross-power spectrum Several baselines displayed  
 Timerange: 00/14:34:21 to 00/14:35:59

Plot file version 337 created 02-NOV-2021 17:43:27

J0847+4609 EM146.UVDATA.1

Freq = 1.5950 GHz, Bw = 32.000 MH

No calibration applied and no bandpass applied

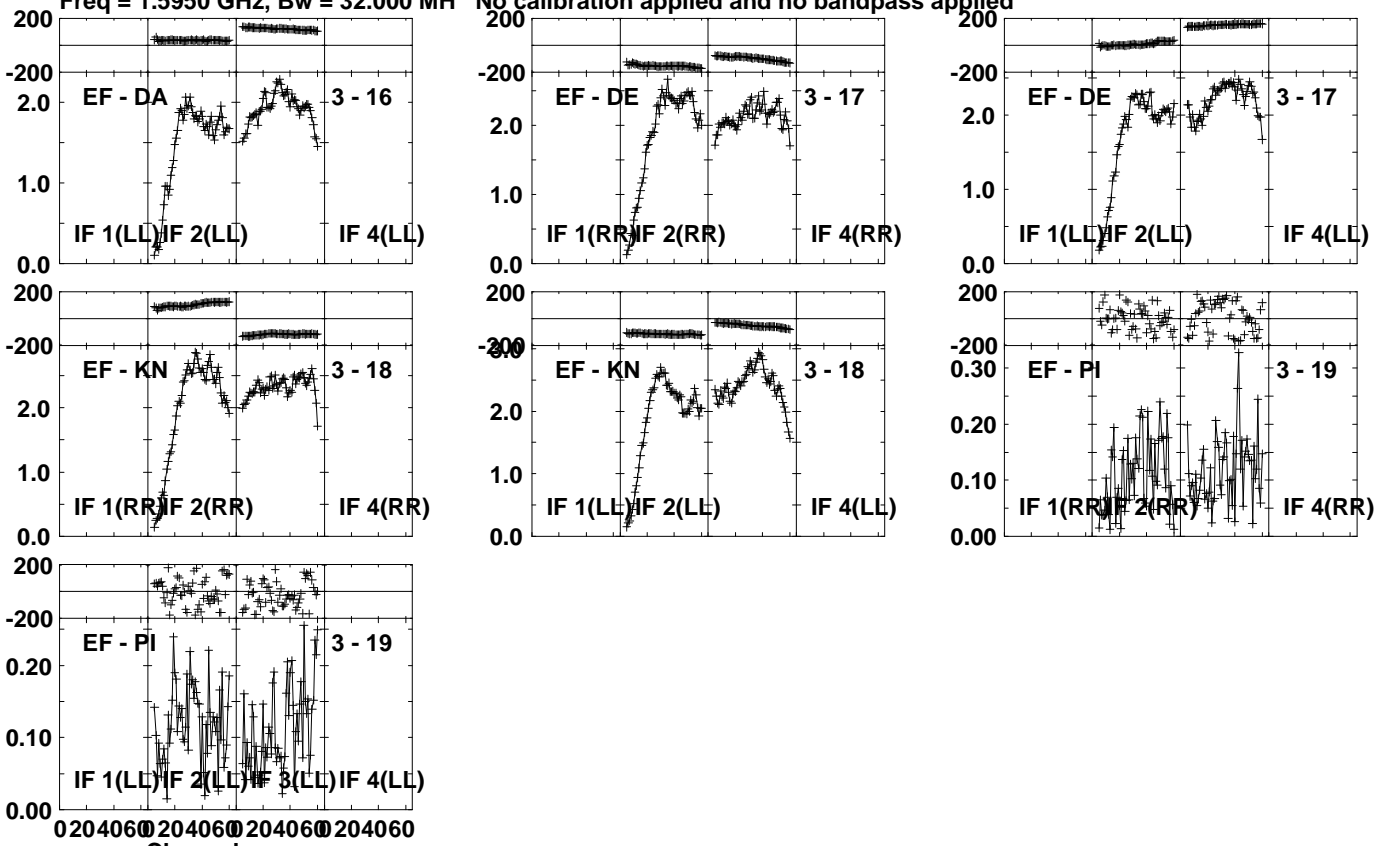


Lower frame: Milli Ampl Jy Top frame: Phas deg  
Vector averaged cross-power spectrum Several baselines displayed  
Timerange: 00/14:34:21 to 00/14:35:59

Plot file version 338 created 02-NOV-2021 17:43:27

J0847+4609 EM146.UVDATA.1

Freq = 1.5950 GHz, Bw = 32.000 MH No calibration applied and no bandpass applied



Lower frame: Milli Ampl Jy Top frame: Phas deg  
Vector averaged cross-power spectrum Several baselines displayed  
Timerange: 00/14:34:21 to 00/14:35:59

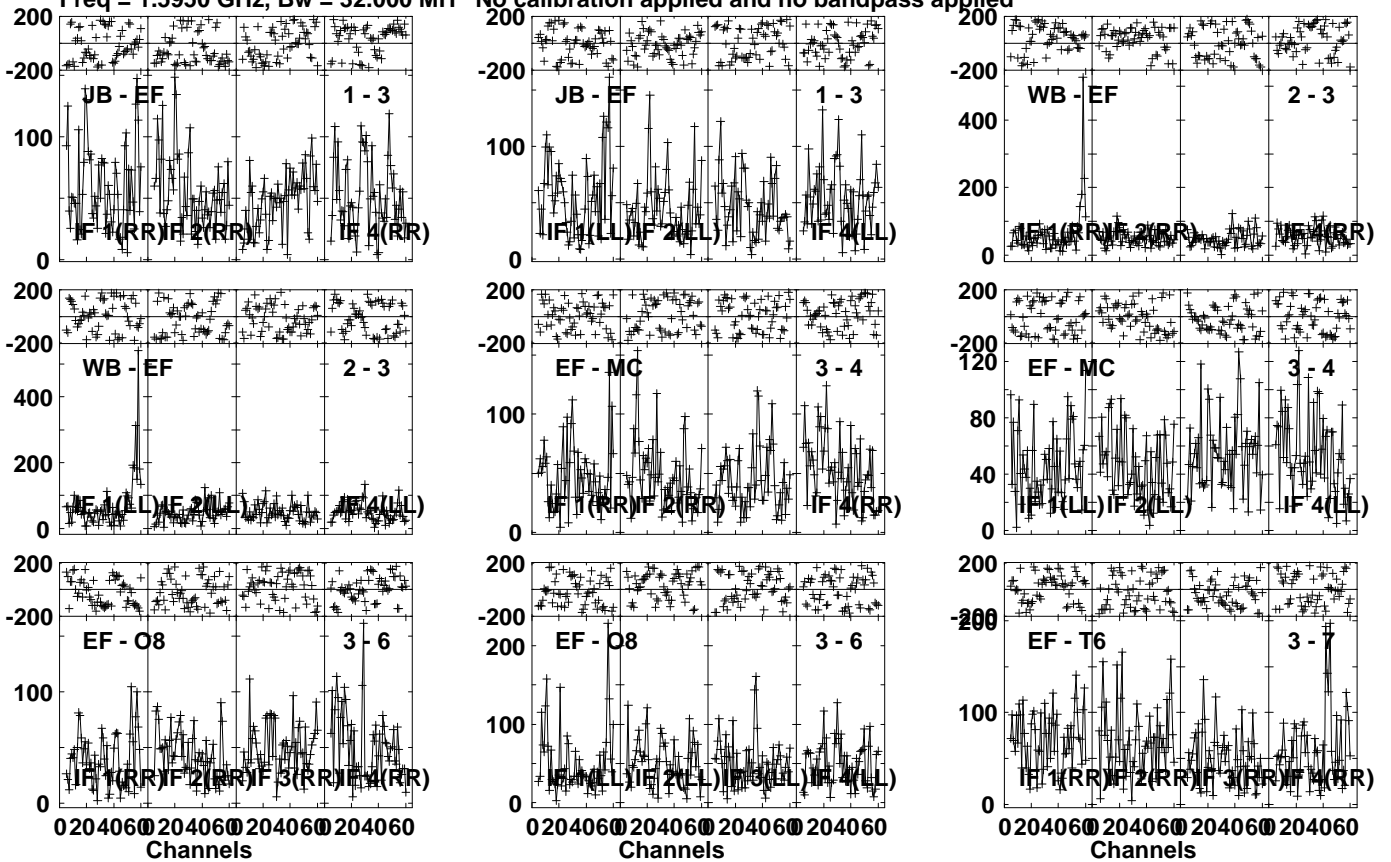


Plot file version 339 created 02-NOV-2021 17:43:28

J084408+4627 EM146.UVDATA.1

Freq = 1.5950 GHz, Bw = 32.000 MH

No calibration applied and no bandpass applied



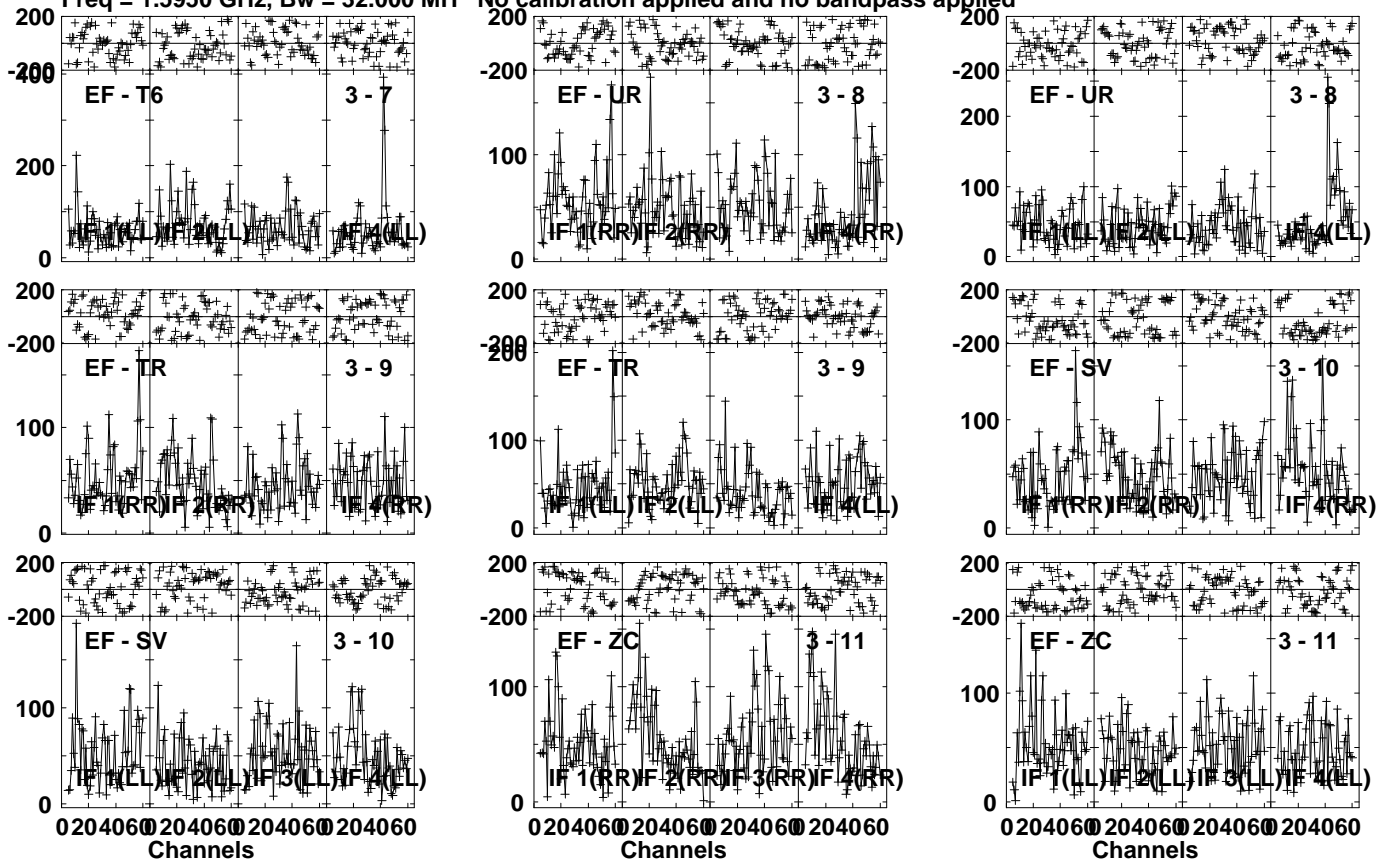
Lower frame: Micro Ampl Jy Top frame: Phas deg  
Vector averaged cross-power spectrum Several baselines displayed  
Timerange: 00/14:36:21 to 00/14:43:59

Plot file version 340 created 02-NOV-2021 17:43:28

J084408+4627 EM146.UVDATA.1

Freq = 1.5950 GHz, Bw = 32.000 MH

No calibration applied and no bandpass applied



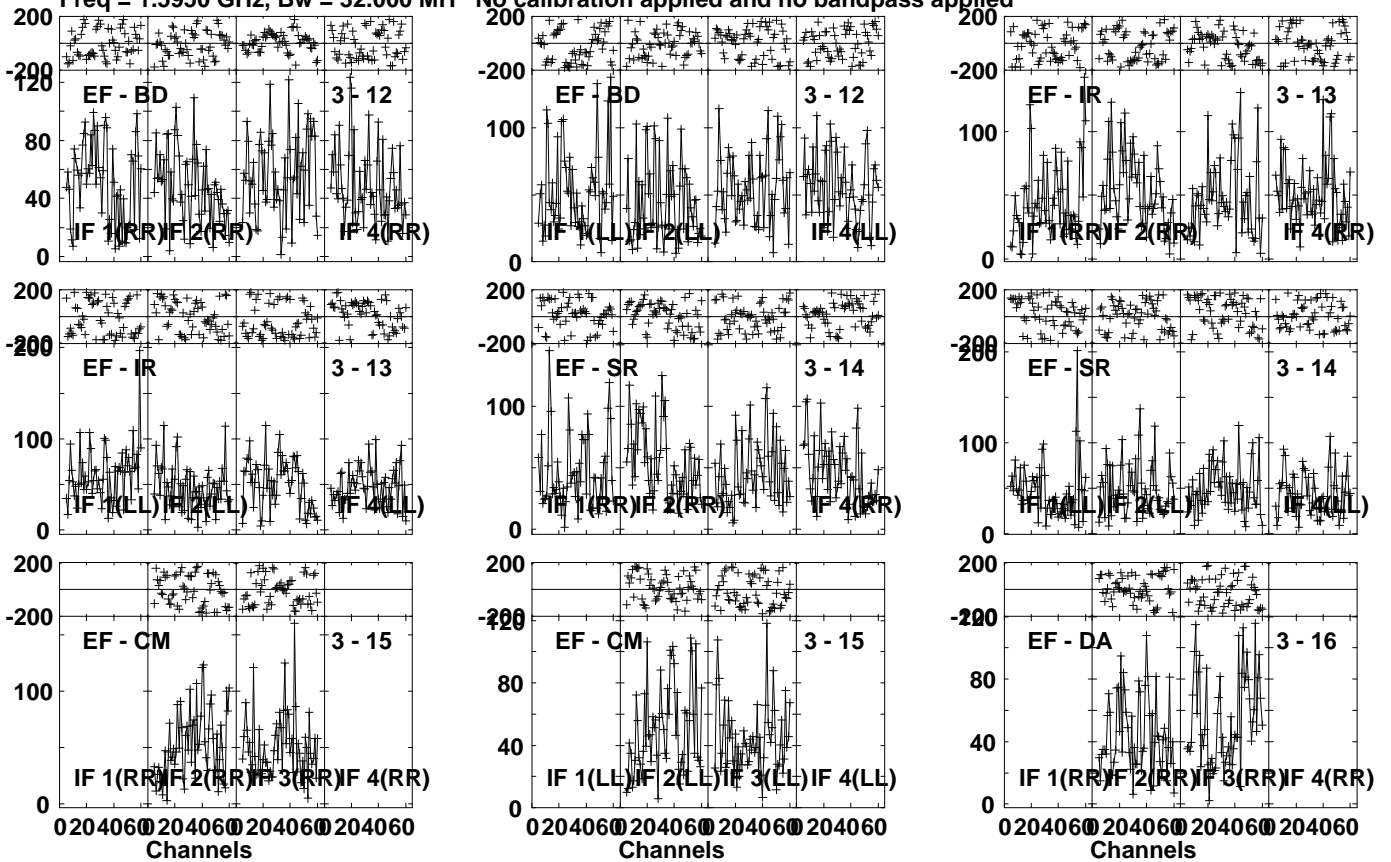
Lower frame: Micro Ampl Jy Top frame: Phas deg  
Vector averaged cross-power spectrum Several baselines displayed  
Timerange: 00:14:36:21 to 00:14:43:59

Plot file version 341 created 02-NOV-2021 17:43:28

J084408+4627 EM146.UVDATA.1

Freq = 1.5950 GHz, Bw = 32.000 MH

No calibration applied and no bandpass applied

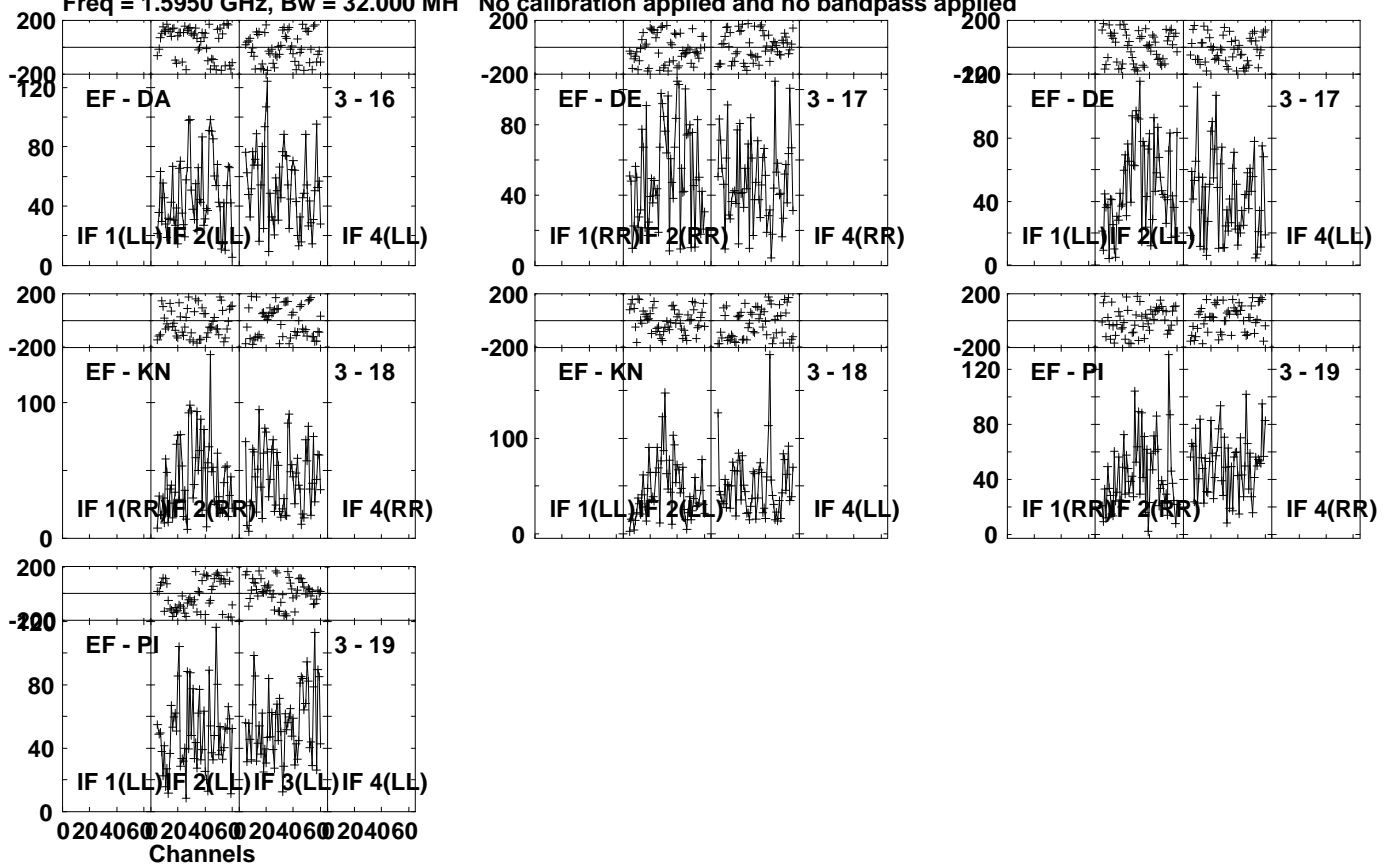


Lower frame: Micro Ampl Jy Top frame: Phas deg  
Vector averaged cross-power spectrum Several baselines displayed  
Timerange: 00/14:36:21 to 00/14:43:59

Plot file version 342 created 02-NOV-2021 17:43:29

J084408+4627 EM146.UVDATA.1

Freq = 1.5950 GHz, Bw = 32.000 MH No calibration applied and no bandpass applied



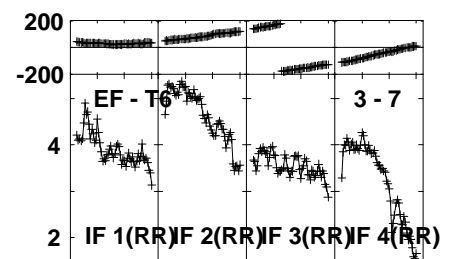
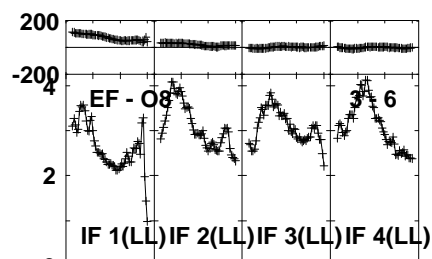
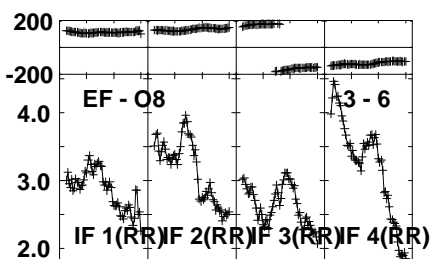
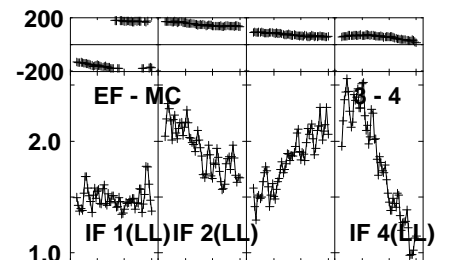
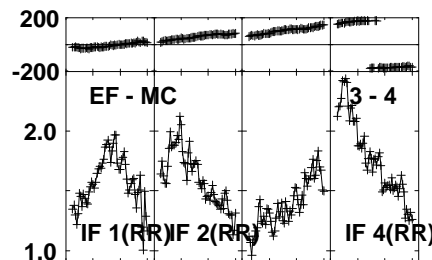
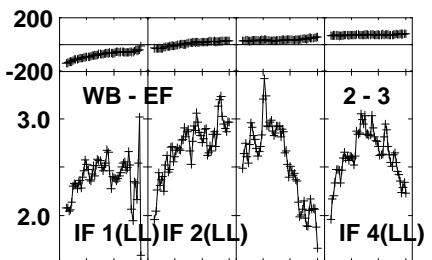
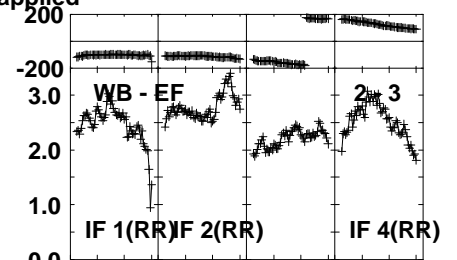
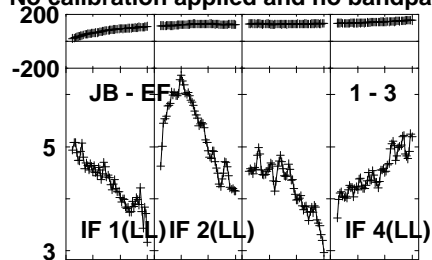
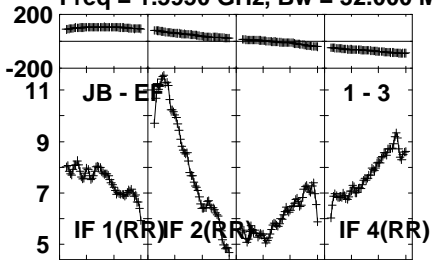
Lower frame: Micro Ampl Jy Top frame: Phas deg  
Vector averaged cross-power spectrum Several baselines displayed  
Timerange: 00/14:36:21 to 00/14:43:59

Plot file version 343 created 02-NOV-2021 17:43:29

J0847+4609 EM146.UVDATA.1

Freq = 1.5950 GHz, Bw = 32.000 MH

No calibration applied and no bandpass applied



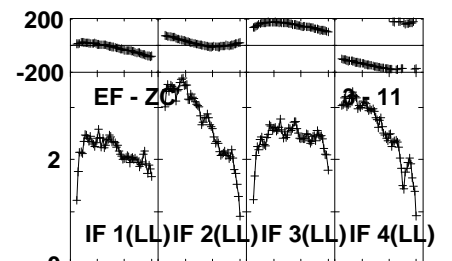
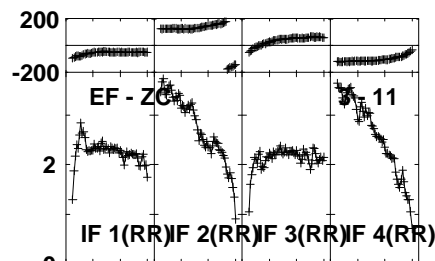
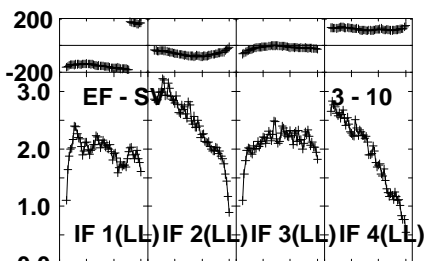
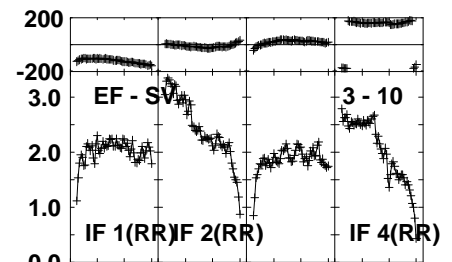
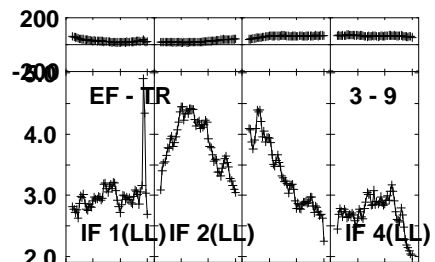
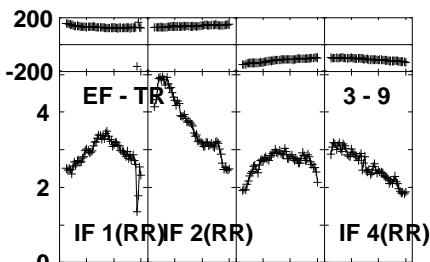
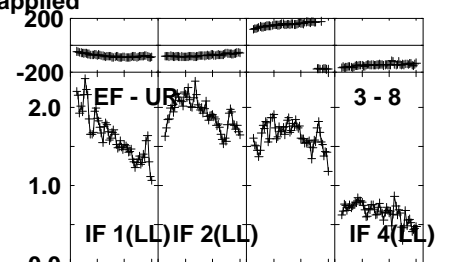
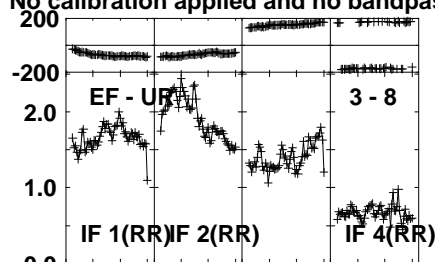
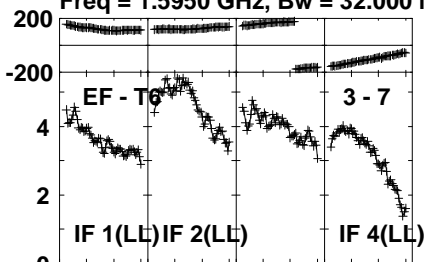
Lower frame: Milli Ampl Jy Top frame: Phas deg  
Vector averaged cross-power spectrum Several baselines displayed  
Timerange: 00/14:44:21 to 00/14:45:59

Plot file version 344 created 02-NOV-2021 17:43:29

J0847+4609 EM146.UVDATA.1

Freq = 1.5950 GHz, Bw = 32.000 MH

No calibration applied and no bandpass applied



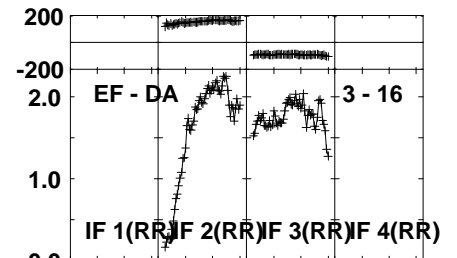
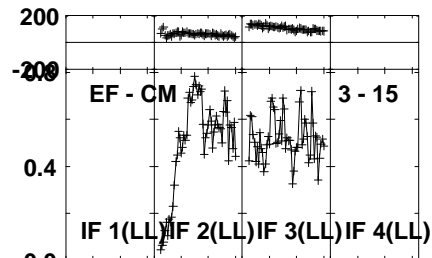
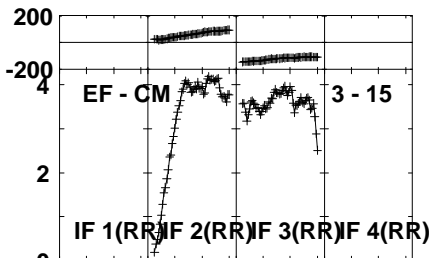
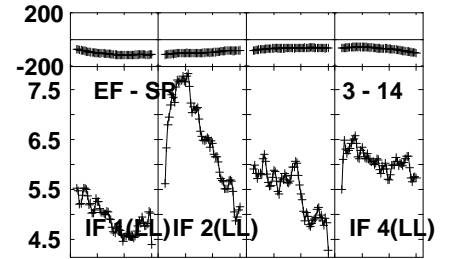
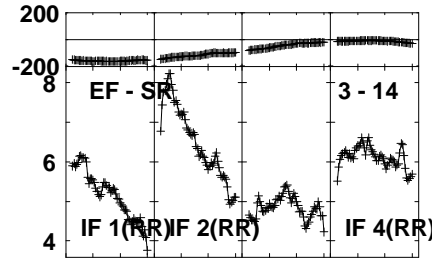
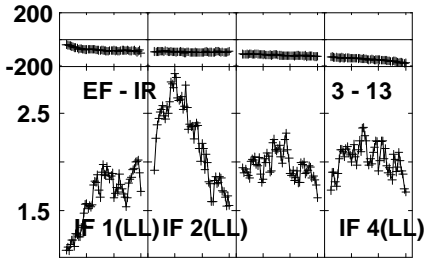
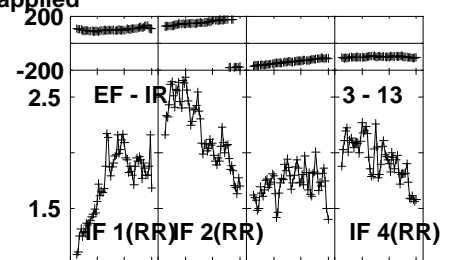
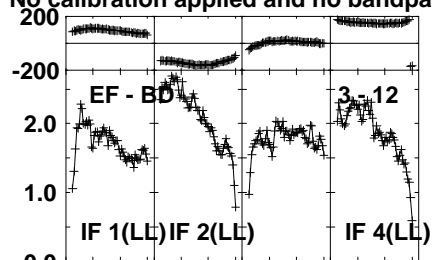
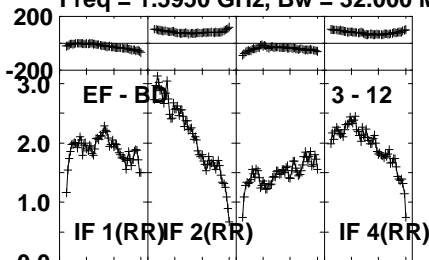
Lower frame: Milli Ampl Jy Top frame: Phas deg  
Vector averaged cross-power spectrum Several baselines displayed  
Timerange: 00/14:44:21 to 00/14:45:59

Plot file version 345 created 02-NOV-2021 17:43:29

J0847+4609 EM146.UVDATA.1

Freq = 1.5950 GHz, Bw = 32.000 MH

No calibration applied and no bandpass applied



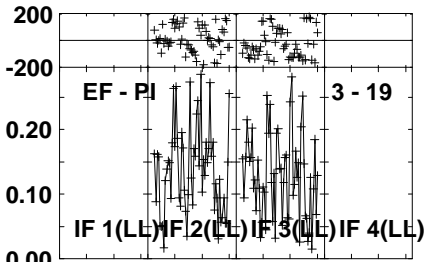
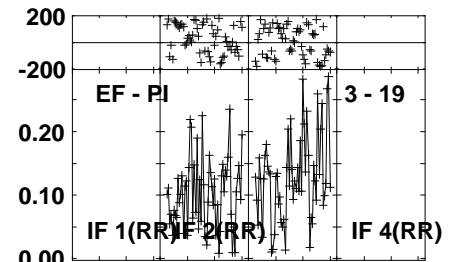
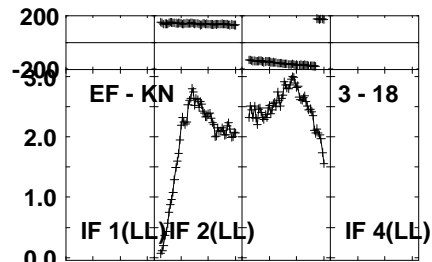
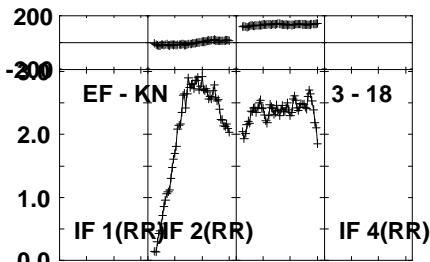
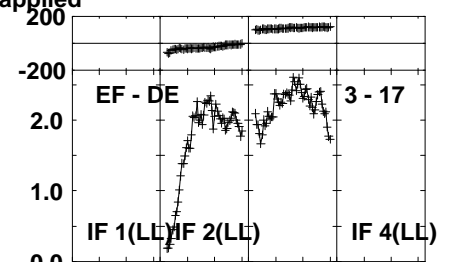
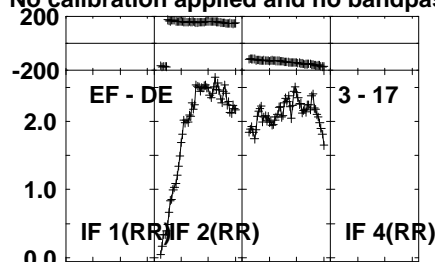
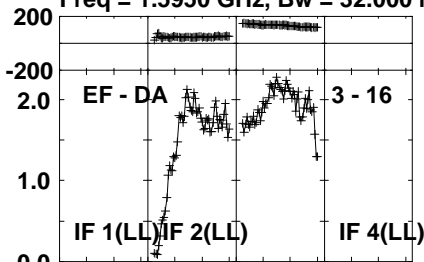
Lower frame: Milli Ampl Jy Top frame: Phas deg  
Vector averaged cross-power spectrum Several baselines displayed  
Timerange: 00/14:44:21 to 00/14:45:59

Plot file version 346 created 02-NOV-2021 17:43:30

J0847+4609 EM146.UVDATA.1

Freq = 1.5950 GHz, Bw = 32.000 MH

No calibration applied and no bandpass applied



0204060 204060 204060 204060

Channels

Lower frame: Milli Ampl Jy Top frame: Phas deg

Vector averaged cross-power spectrum Several baselines displayed

Timerange: 00/14:44:21 to 00/14:45:59

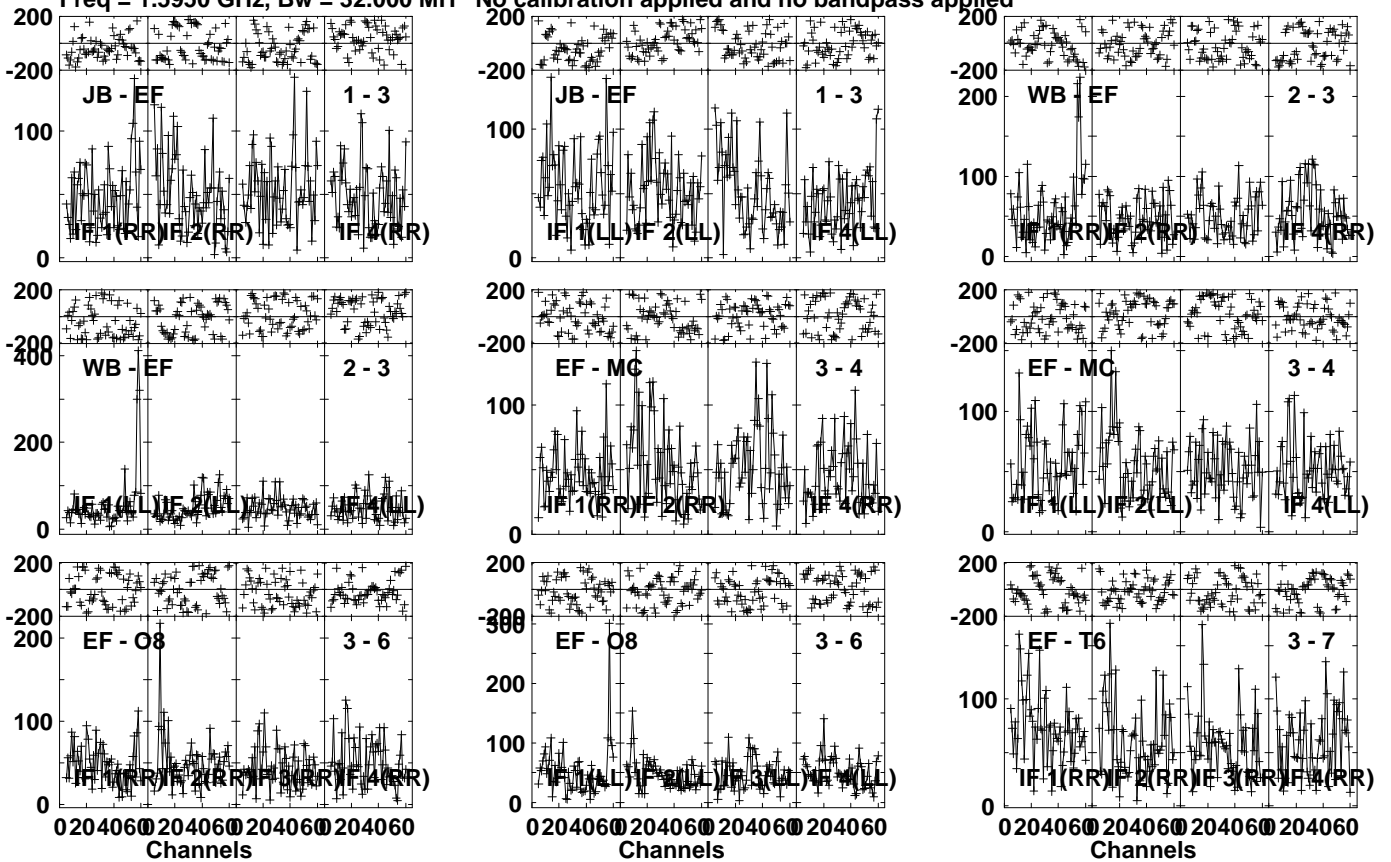


Plot file version 347 created 02-NOV-2021 17:43:30

J084408+4627 EM146.UVDATA.1

Freq = 1.5950 GHz, Bw = 32.000 MH

No calibration applied and no bandpass applied



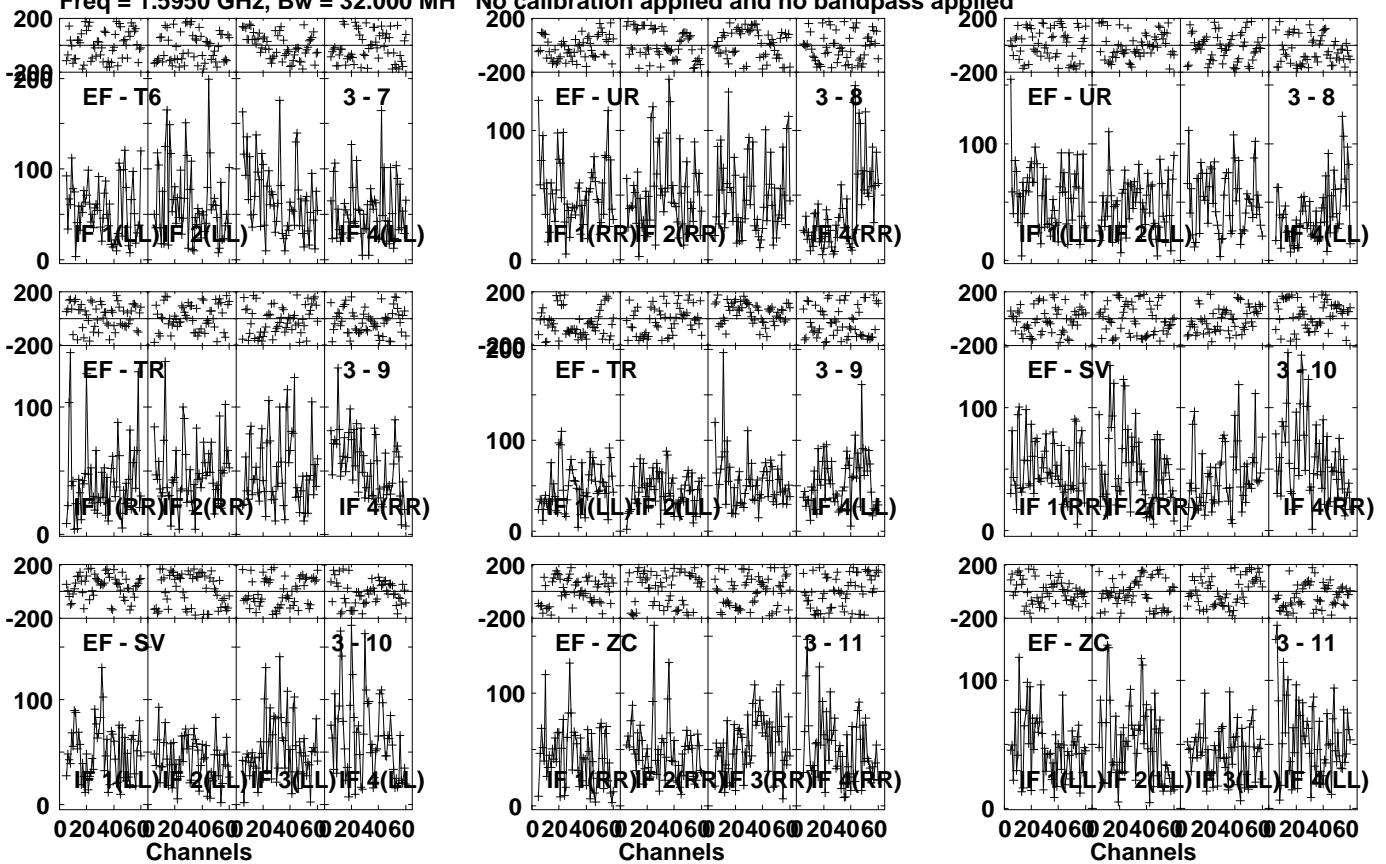
Lower frame: Micro Ampl Jy Top frame: Phas deg  
Vector averaged cross-power spectrum Several baselines displayed  
Timerange: 00/14:46:21 to 00/14:53:59

Plot file version 348 created 02-NOV-2021 17:43:30

J084408+4627 EM146.UVDATA.1

Freq = 1.5950 GHz, Bw = 32.000 MH

No calibration applied and no bandpass applied



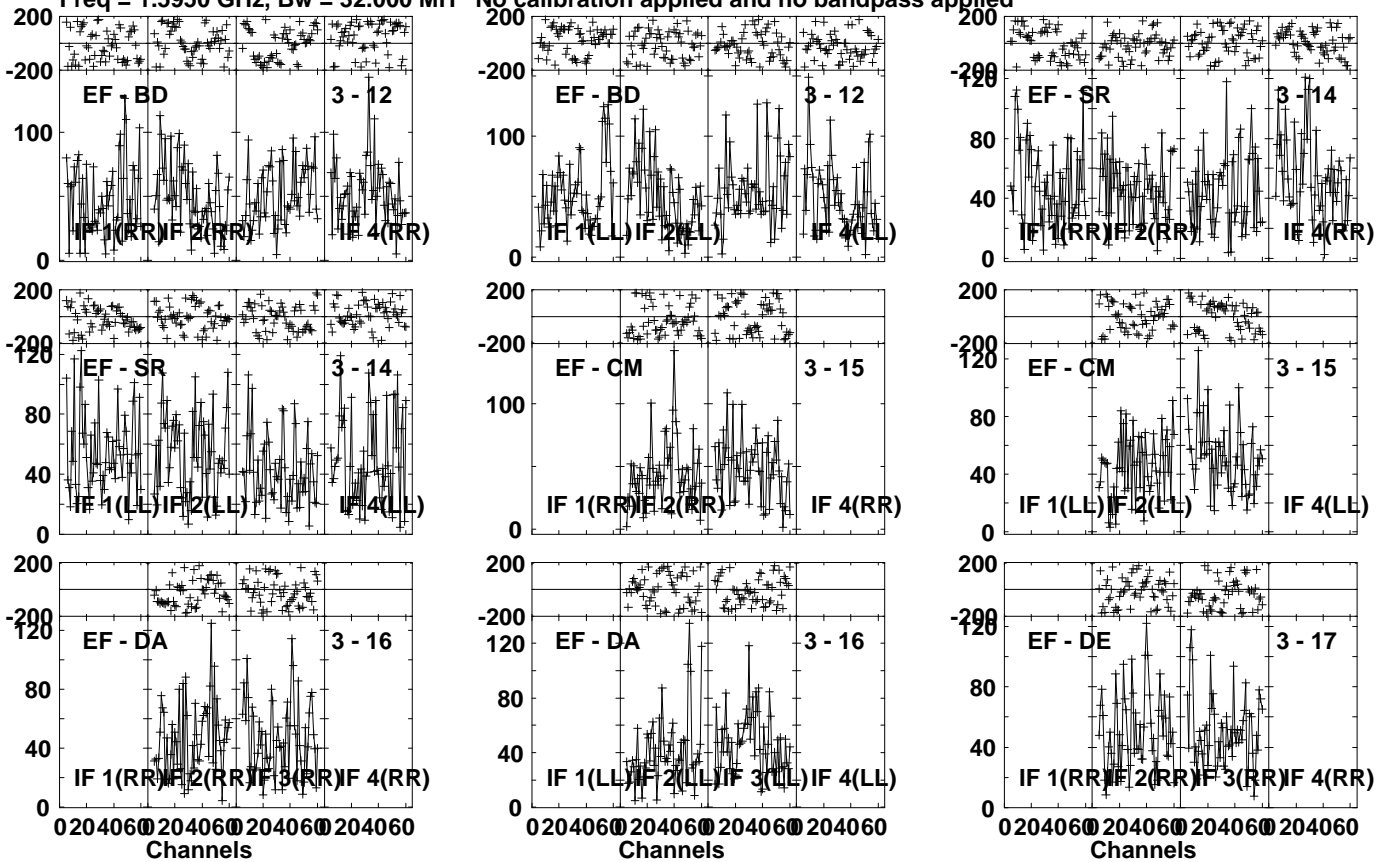
Lower frame: Micro Ampl Jy Top frame: Phas deg  
Vector averaged cross-power spectrum Several baselines displayed  
Timerange: 00/14:46:21 to 00/14:53:59

Plot file version 349 created 02-NOV-2021 17:43:31

J084408+4627 EM146.UVDATA.1

Freq = 1.5950 GHz, Bw = 32.000 MH

No calibration applied and no bandpass applied



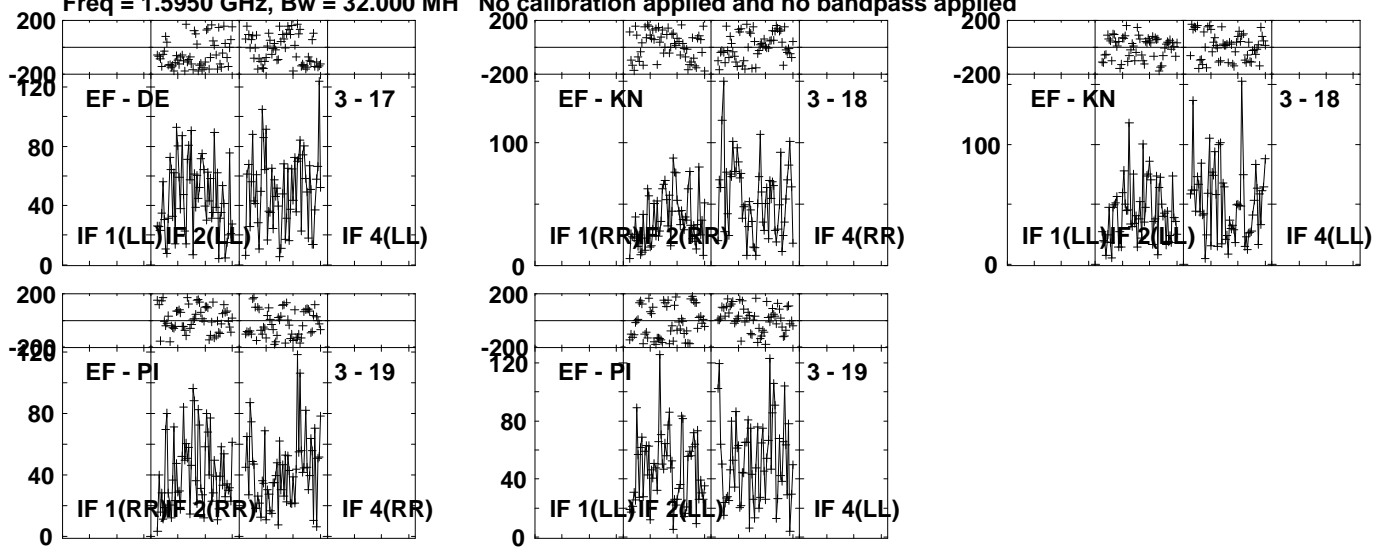
Lower frame: Micro Ampl Jy Top frame: Phas deg  
Vector averaged cross-power spectrum Several baselines displayed  
Timerange: 00/14:46:21 to 00/14:53:59

Plot file version 350 created 02-NOV-2021 17:43:31

J084408+4627 EM146.UVDATA.1

Freq = 1.5950 GHz, Bw = 32.000 MH

No calibration applied and no bandpass applied



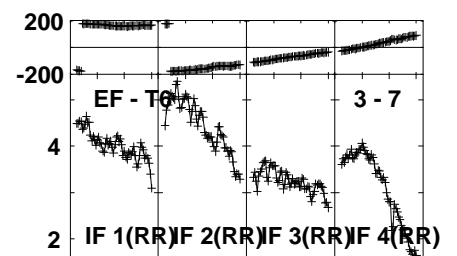
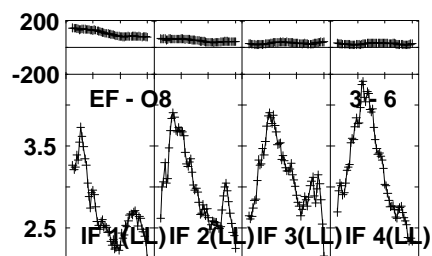
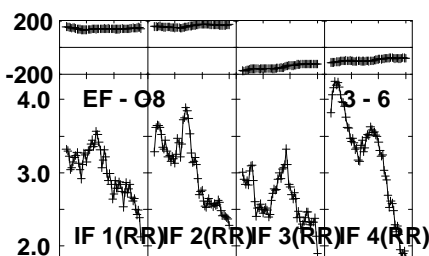
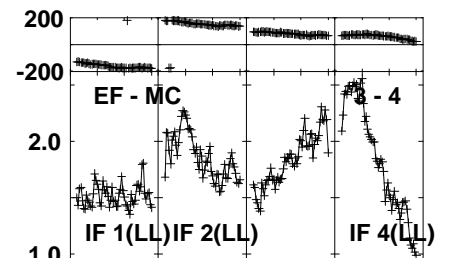
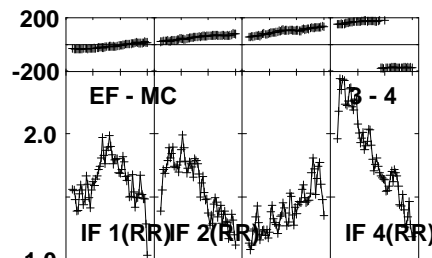
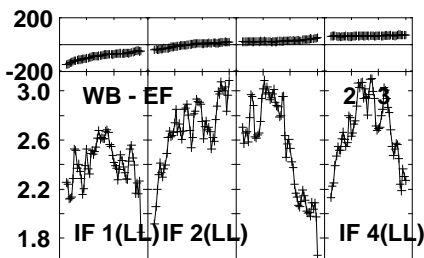
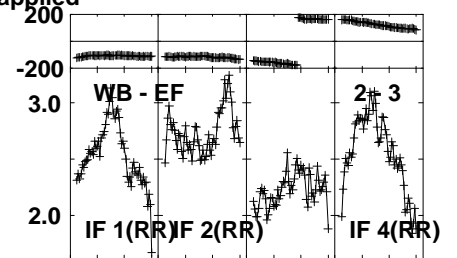
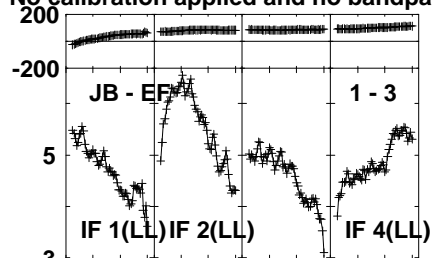
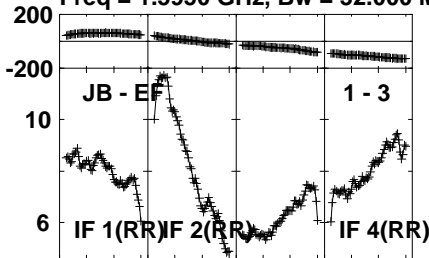
Lower frame: Micro Ampl Jy Top frame: Phas deg  
Vector averaged cross-power spectrum Several baselines displayed  
Timerange: 00/14:46:21 to 00/14:53:59

Plot file version 351 created 02-NOV-2021 17:43:31

J0847+4609 EM146.UVDATA.1

Freq = 1.5950 GHz, Bw = 32.000 MH

No calibration applied and no bandpass applied



0204060 204060 204060 204060 Channels

0204060 204060 204060 204060 Channels

0204060 204060 204060 204060 Channels

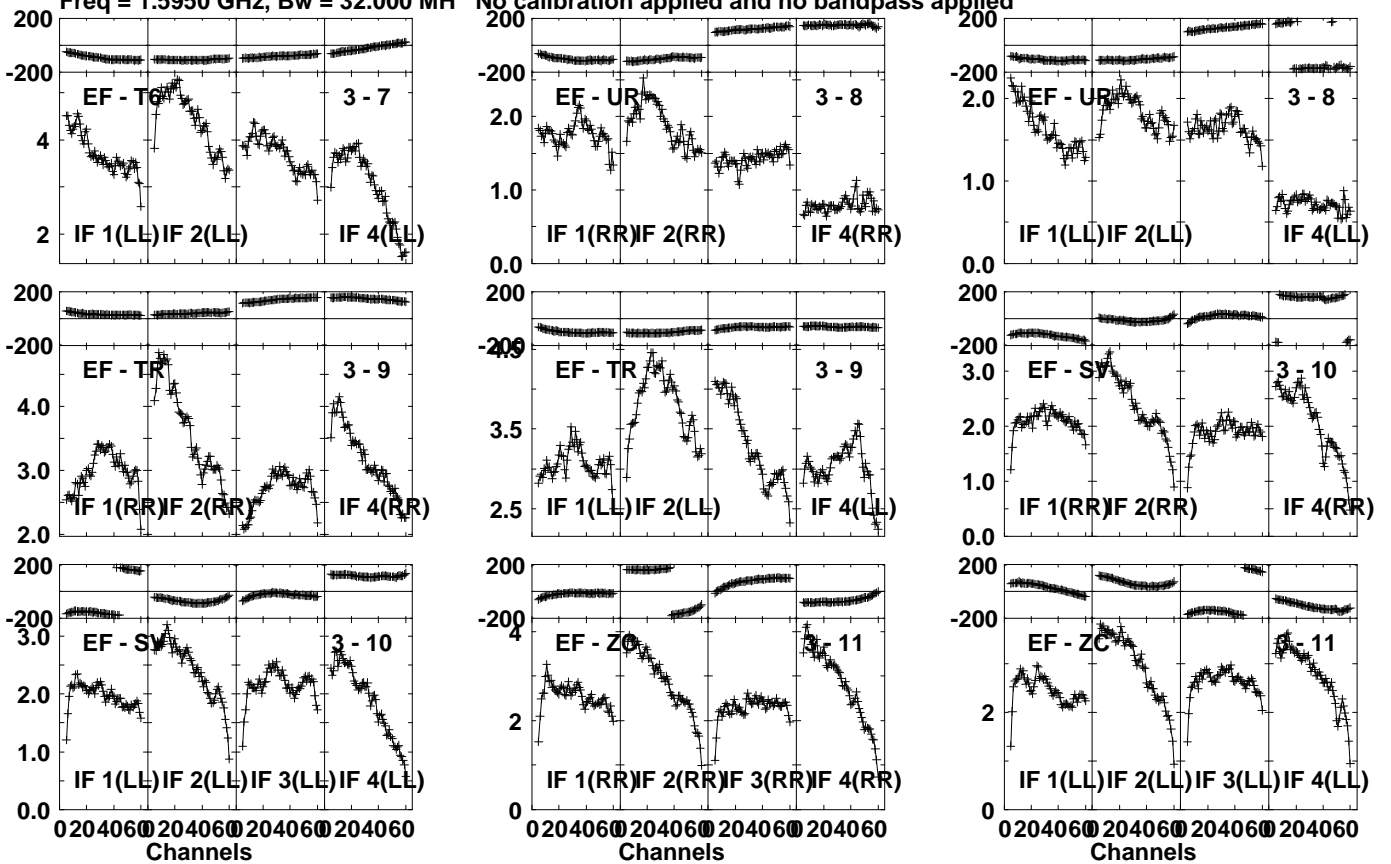
Lower frame: Milli Ampl Jy Top frame: Phas deg  
 Vector averaged cross-power spectrum Several baselines displayed  
 Timerange: 00/14:54:21 to 00/14:55:59

Plot file version 352 created 02-NOV-2021 17:43:31

J0847+4609 EM146.UVDATA.1

Freq = 1.5950 GHz, Bw = 32.000 MH

No calibration applied and no bandpass applied



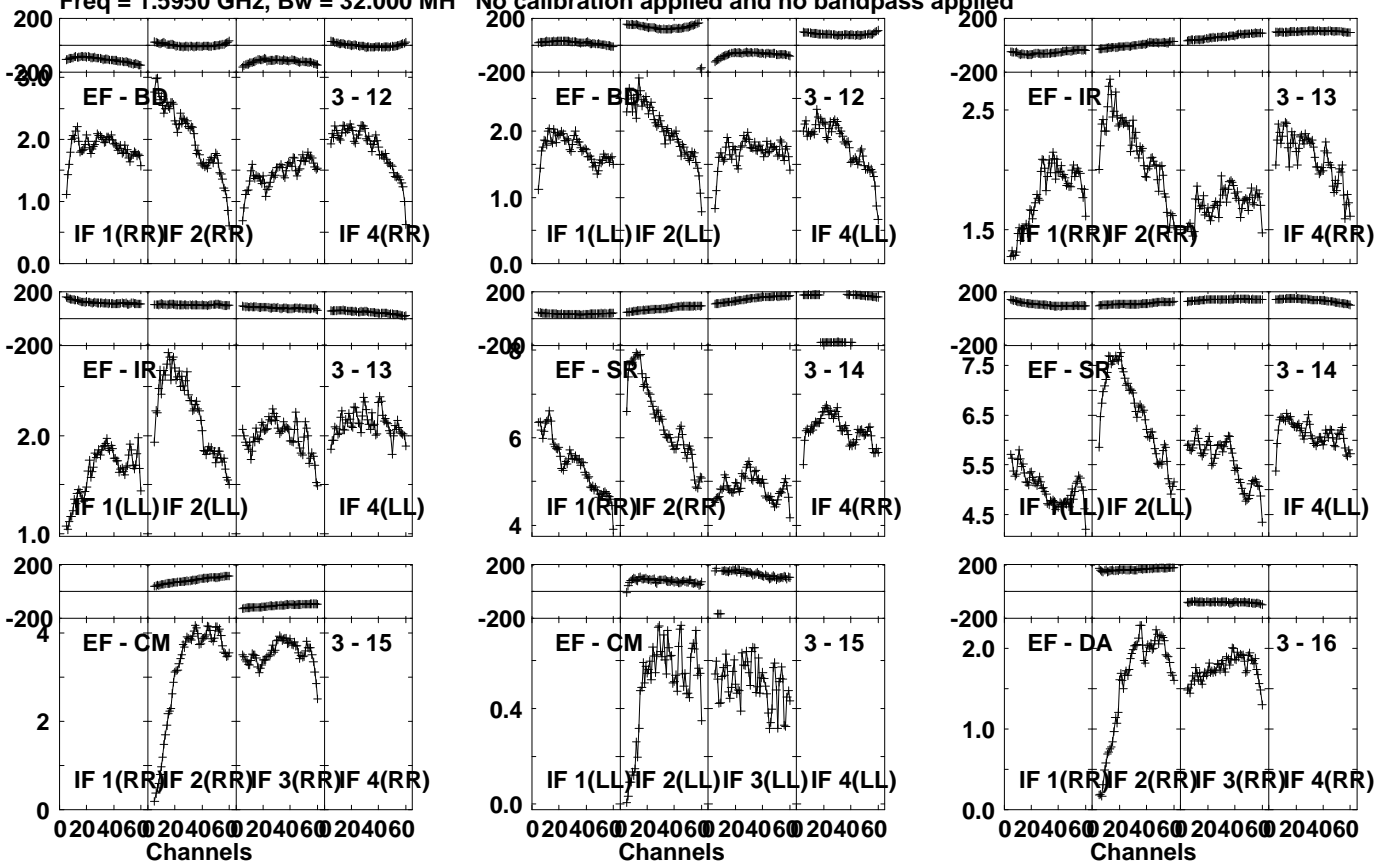
Lower frame: Milli Ampl Jy Top frame: Phas deg  
 Vector averaged cross-power spectrum Several baselines displayed  
 Timerange: 00/14:54:21 to 00/14:55:59

Plot file version 353 created 02-NOV-2021 17:43:32

J0847+4609 EM146.UVDATA.1

Freq = 1.5950 GHz, Bw = 32.000 MH

No calibration applied and no bandpass applied



Lower frame: Milli Ampl Jy Top frame: Phas deg

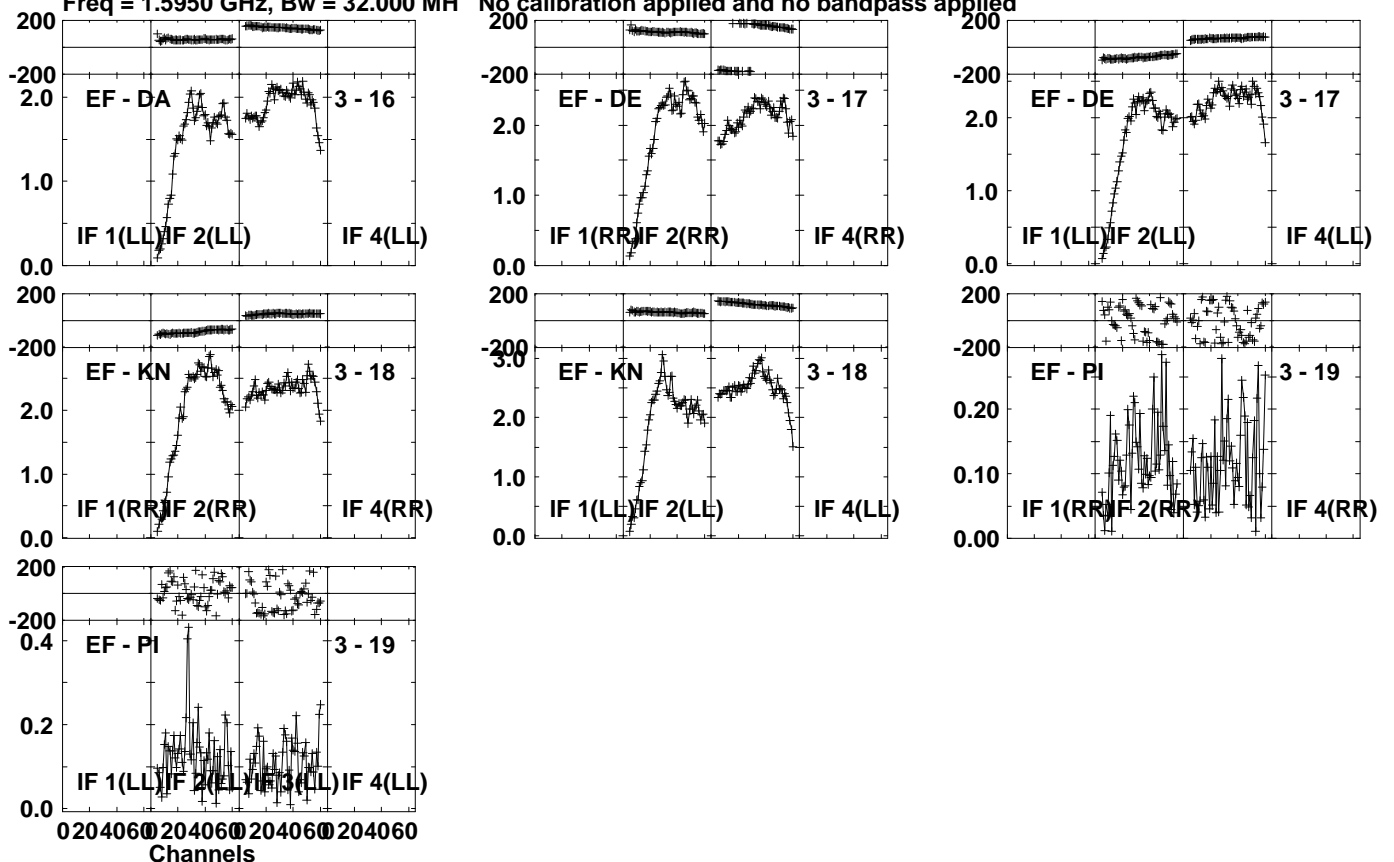
Vector averaged cross-power spectrum Several baselines displayed

Timerange: 00/14:54:21 to 00/14:55:59

Plot file version 354 created 02-NOV-2021 17:43:32

J0847+4609 EM146.UVDATA.1

Freq = 1.5950 GHz, Bw = 32.000 MH No calibration applied and no bandpass applied



Lower frame: Milli Ampl Jy Top frame: Phas deg  
Vector averaged cross-power spectrum Several baselines displayed  
Timerange: 00/14:54:21 to 00/14:55:59

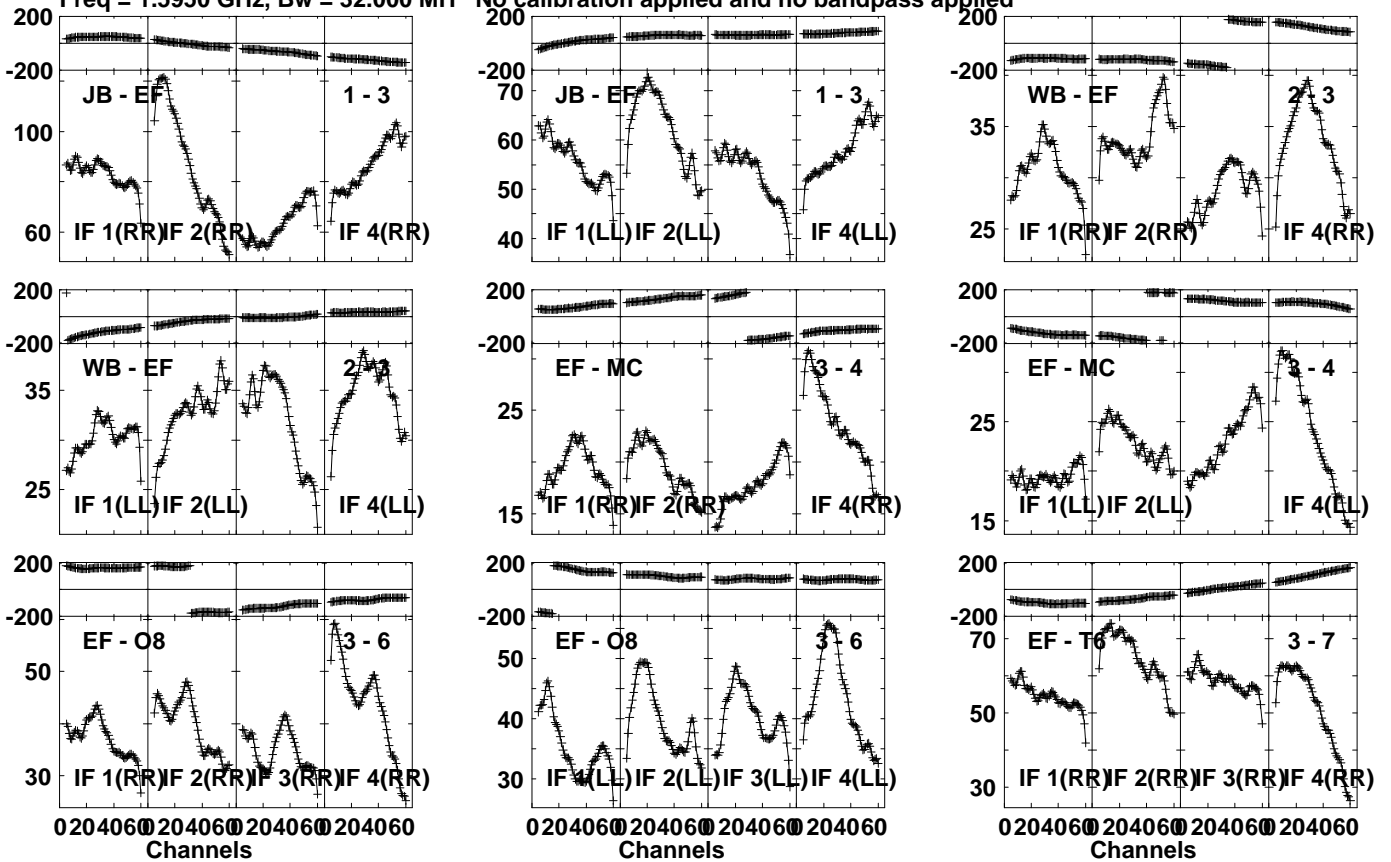


Plot file version 355 created 02-NOV-2021 17:43:32

J0927+39 EM146.UVDATA.1

Freq = 1.5950 GHz, Bw = 32.000 MH

No calibration applied and no bandpass applied



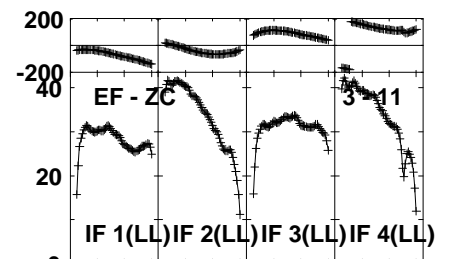
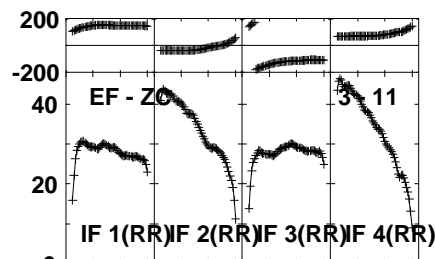
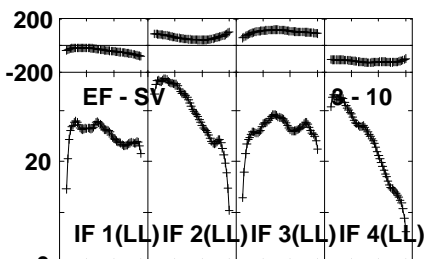
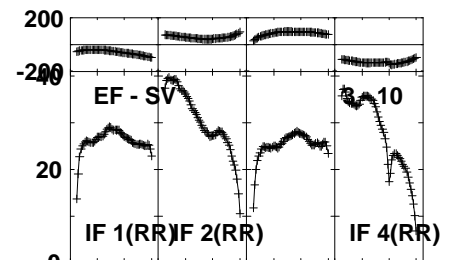
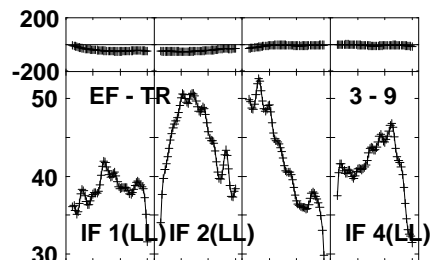
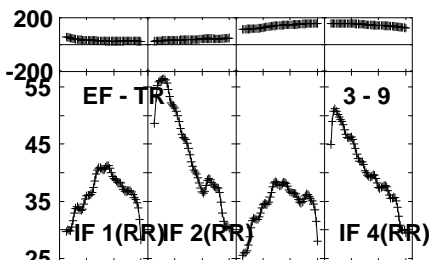
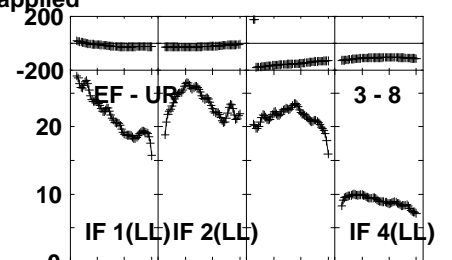
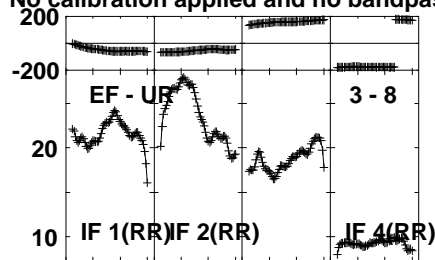
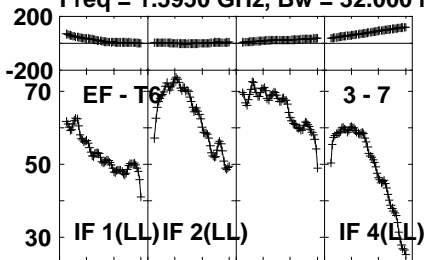
Lower frame: Milli Ampl Jy Top frame: Phas deg  
Vector averaged cross-power spectrum Several baselines displayed  
Timerange: 00/14:58:01 to 00/15:04:59

Plot file version 356 created 02-NOV-2021 17:43:32

J0927+39 EM146.UVDATA.1

Freq = 1.5950 GHz, Bw = 32.000 MH

No calibration applied and no bandpass applied



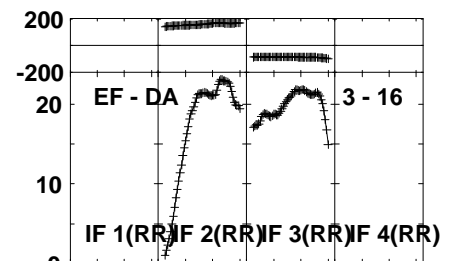
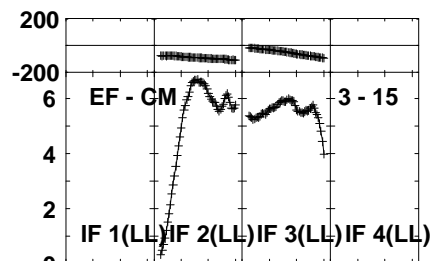
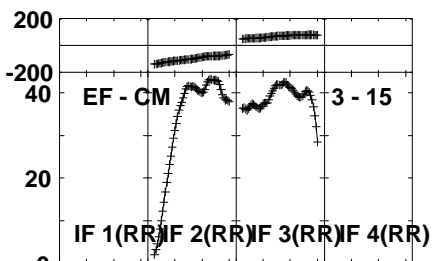
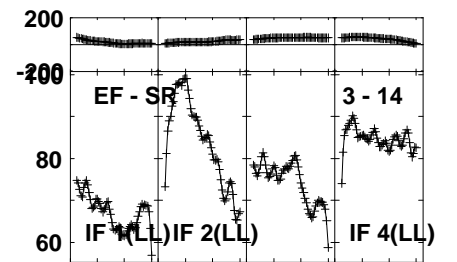
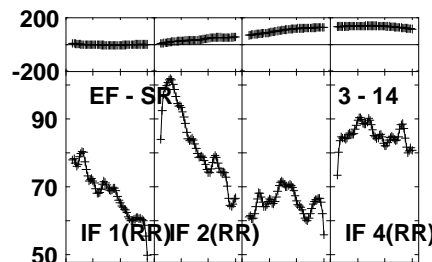
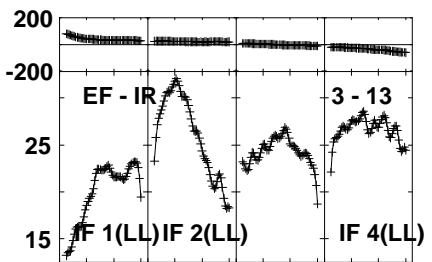
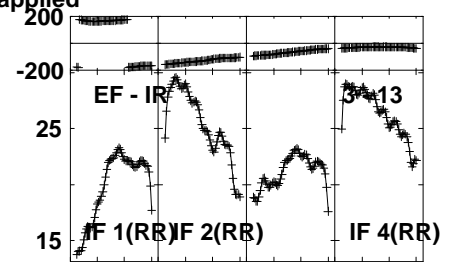
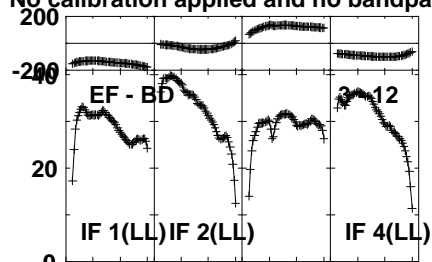
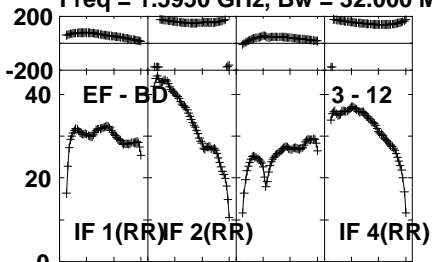
Lower frame: Milli Ampl Jy Top frame: Phas deg  
Vector averaged cross-power spectrum Several baselines displayed  
Timerange: 00/14:58:01 to 00/15:04:59

Plot file version 357 created 02-NOV-2021 17:43:33

J0927+39 EM146.UVDATA.1

Freq = 1.5950 GHz, Bw = 32.000 MH

No calibration applied and no bandpass applied



0204060 204060 204060 204060  
Channels

0204060 204060 204060 204060  
Channels

0204060 204060 204060 204060  
Channels

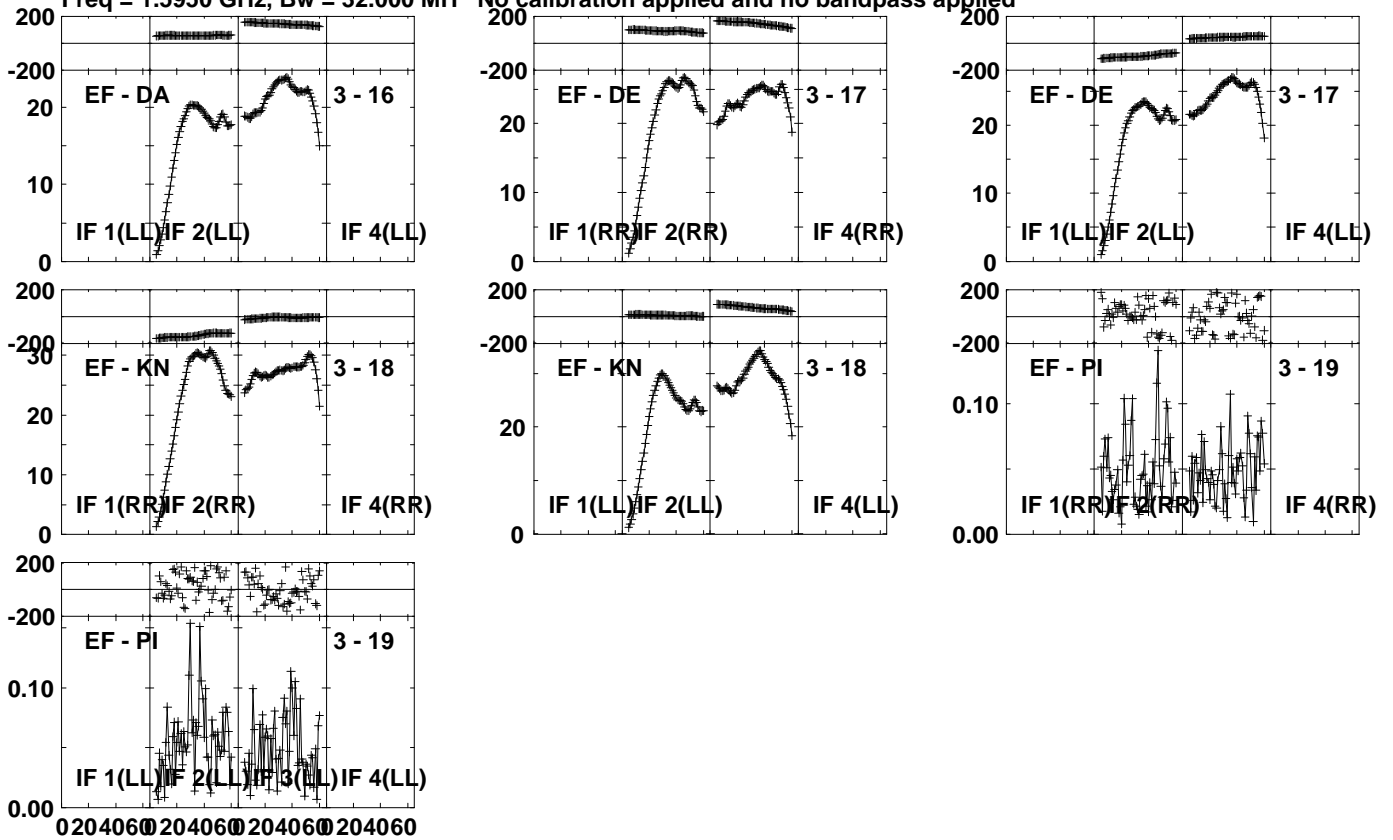
Lower frame: Milli Ampl Jy Top frame: Phas deg  
Vector averaged cross-power spectrum Several baselines displayed  
Timerange: 00/14:58:01 to 00/15:04:59

Plot file version 358 created 02-NOV-2021 17:43:33

J0927+39 EM146.UVDATA.1

Freq = 1.5950 GHz, Bw = 32.000 MH

No calibration applied and no bandpass applied



Lower frame: Milli Ampl Jy Top frame: Phas deg

Vector averaged cross-power spectrum Several baselines displayed

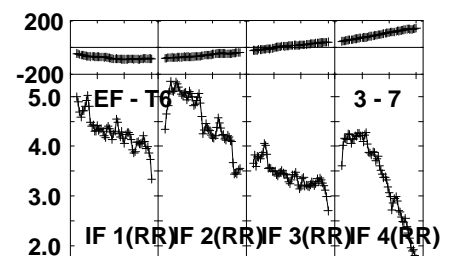
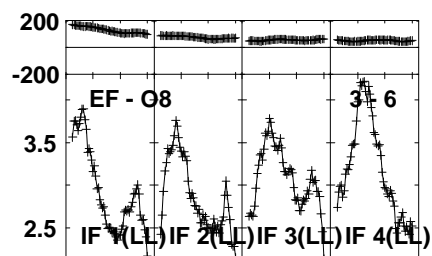
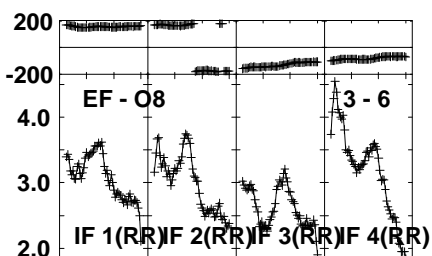
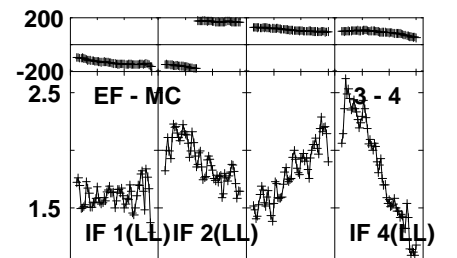
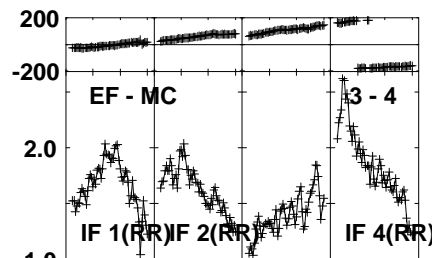
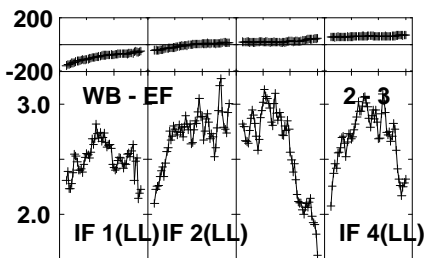
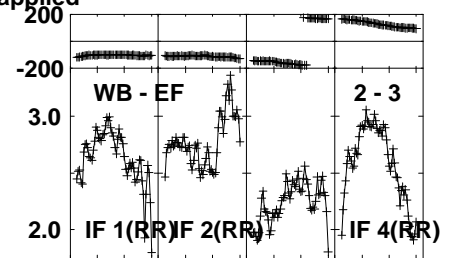
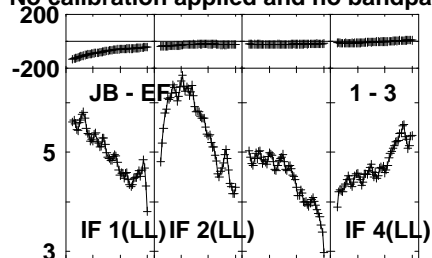
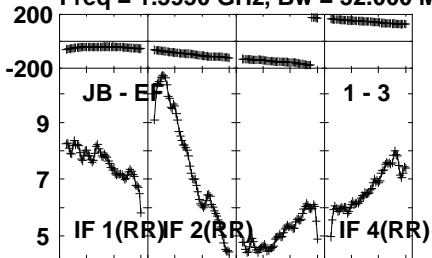
Timerange: 00/14:58:01 to 00/15:04:59

Plot file version 359 created 02-NOV-2021 17:43:33

J0847+4609 EM146.UVDATA.1

Freq = 1.5950 GHz, Bw = 32.000 MH

No calibration applied and no bandpass applied



0204060 204060 204060 204060  
Channels

0204060 204060 204060 204060  
Channels

0204060 204060 204060 204060  
Channels

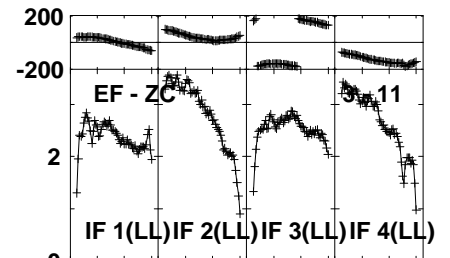
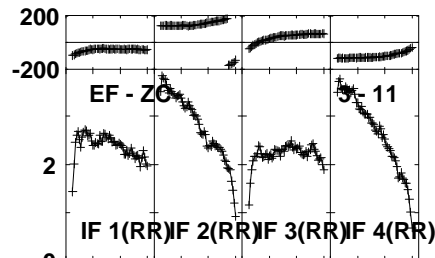
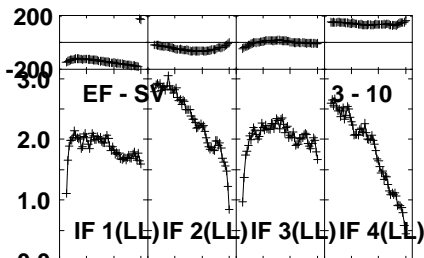
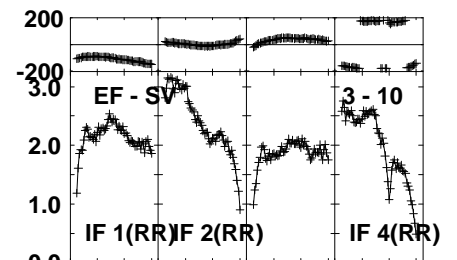
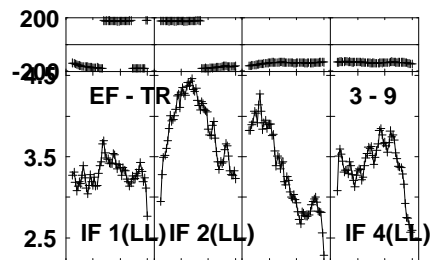
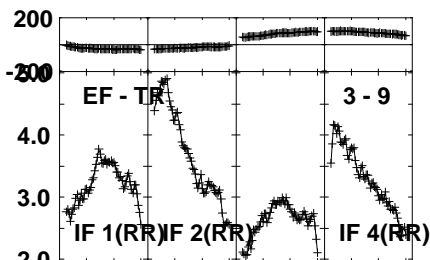
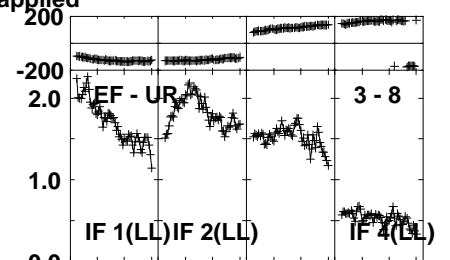
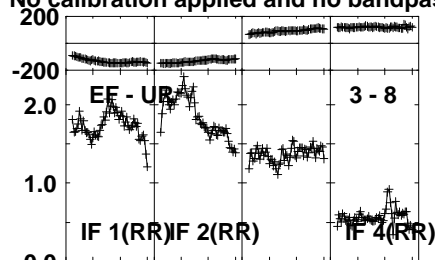
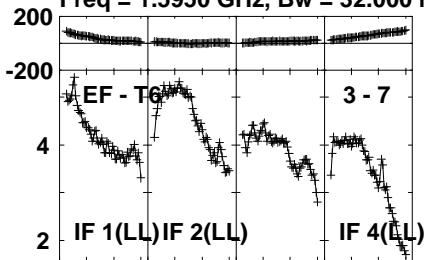
Lower frame: Milli Ampl Jy Top frame: Phas deg  
Vector averaged cross-power spectrum Several baselines displayed  
Timerange: 00/15:08:01 to 00/15:09:59

Plot file version 360 created 02-NOV-2021 17:43:33

J0847+4609 EM146.UVDATA.1

Freq = 1.5950 GHz, Bw = 32.000 MH

No calibration applied and no bandpass applied



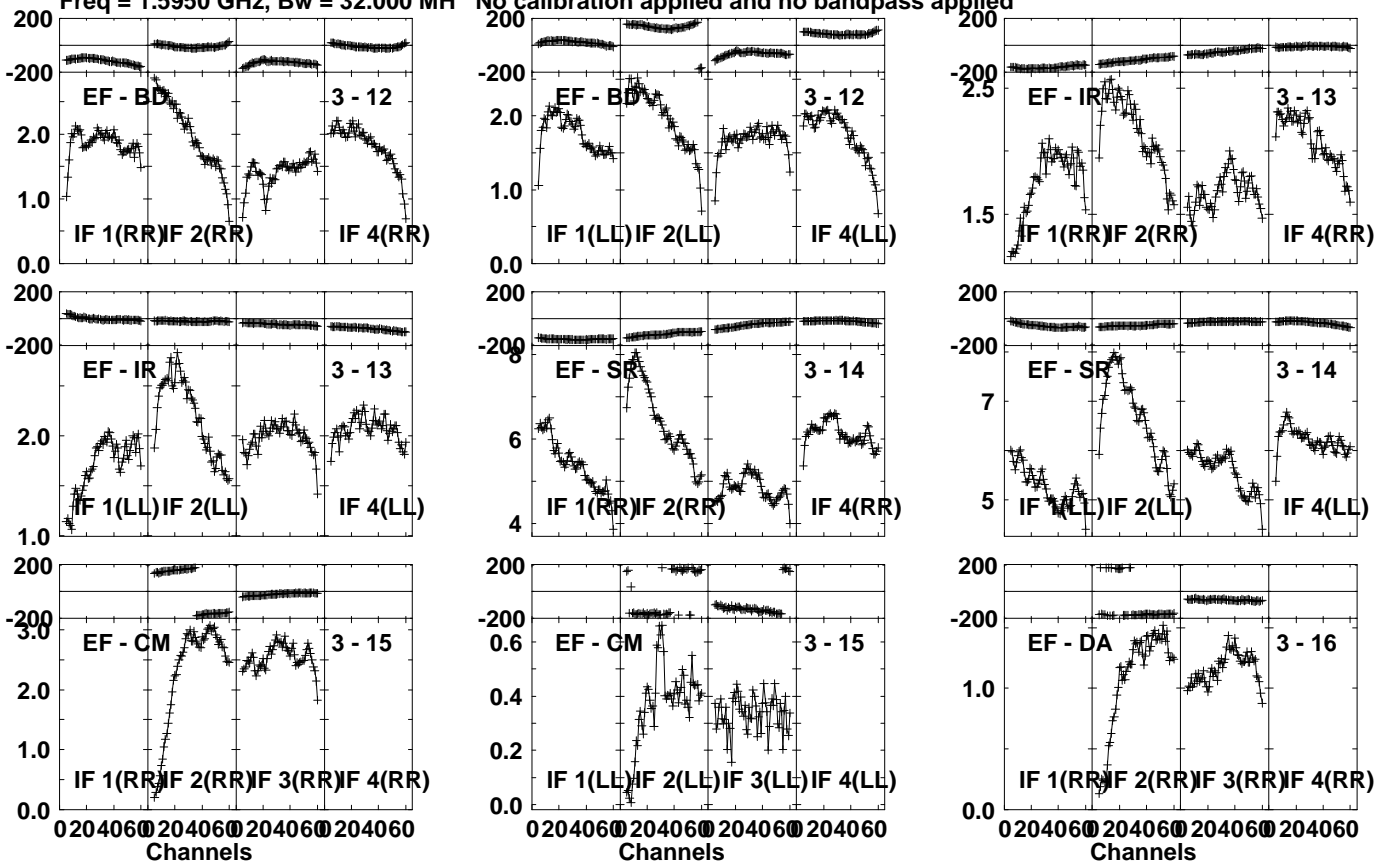
Lower frame: Milli Ampl Jy Top frame: Phas deg  
Vector averaged cross-power spectrum Several baselines displayed  
Timerange: 00/15:08:01 to 00/15:09:59

Plot file version 361 created 02-NOV-2021 17:43:34

J0847+4609 EM146.UVDATA.1

Freq = 1.5950 GHz, Bw = 32.000 MH

No calibration applied and no bandpass applied

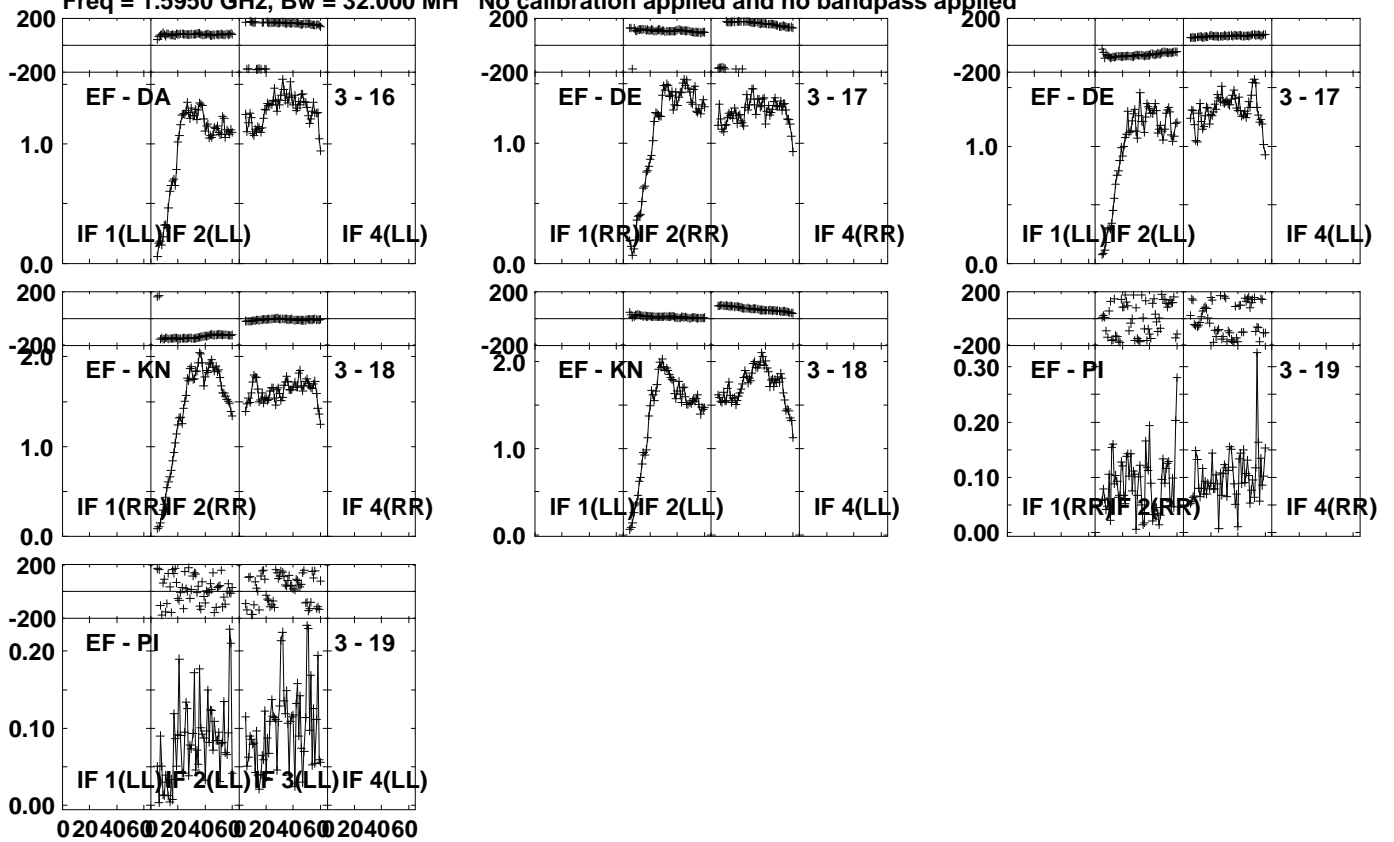


Lower frame: Milli Ampl Jy Top frame: Phas deg  
Vector averaged cross-power spectrum Several baselines displayed  
Timerange: 00/15:08:01 to 00/15:09:59

Plot file version 362 created 02-NOV-2021 17:43:34

J0847+4609 EM146.UVDATA.1

Freq = 1.5950 GHz, Bw = 32.000 MH No calibration applied and no bandpass applied



Lower frame: Milli Ampl Jy Top frame: Phas deg  
Vector averaged cross-power spectrum Several baselines displayed  
Timerange: 00/15:08:01 to 00/15:09:59

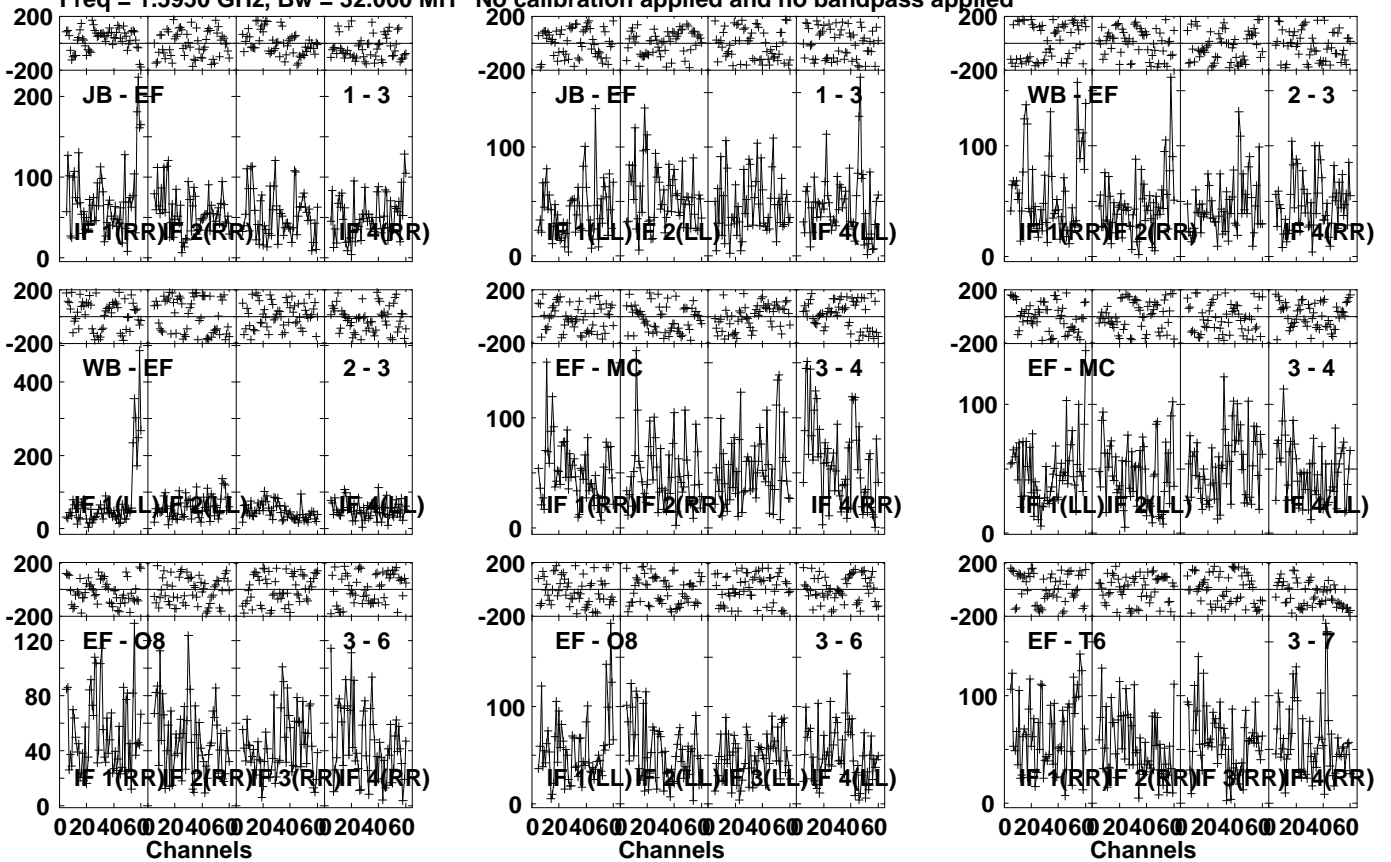


Plot file version 363 created 02-NOV-2021 17:43:34

J084408+4627 EM146.UVDATA.1

Freq = 1.5950 GHz, Bw = 32.000 MH

No calibration applied and no bandpass applied



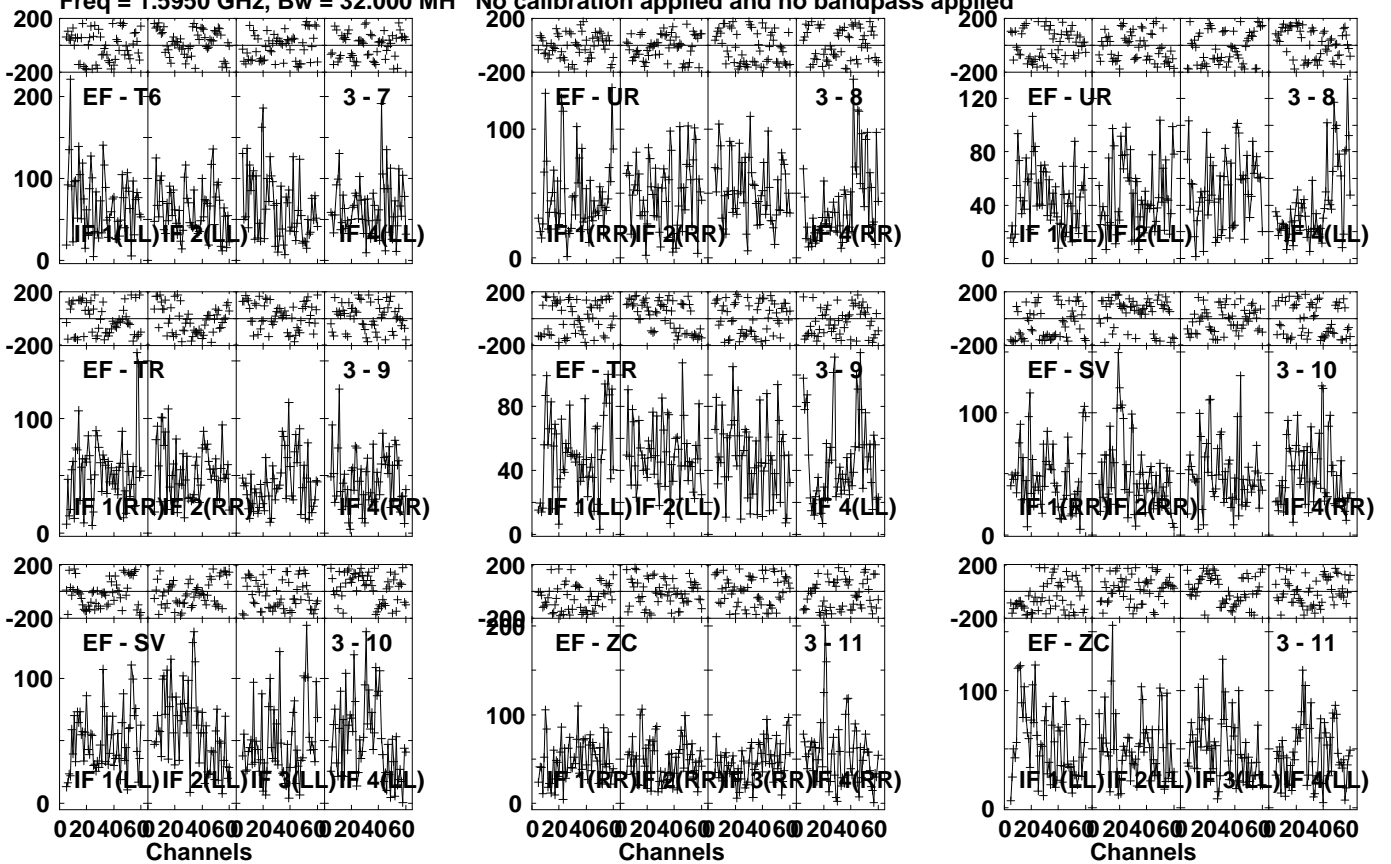
Lower frame: Micro Ampl Jy Top frame: Phas deg  
Vector averaged cross-power spectrum Several baselines displayed  
Timerange: 00/15:10:21 to 00/15:17:59

Plot file version 364 created 02-NOV-2021 17:43:35

J084408+4627 EM146.UVDATA.1

Freq = 1.5950 GHz, Bw = 32.000 MH

No calibration applied and no bandpass applied



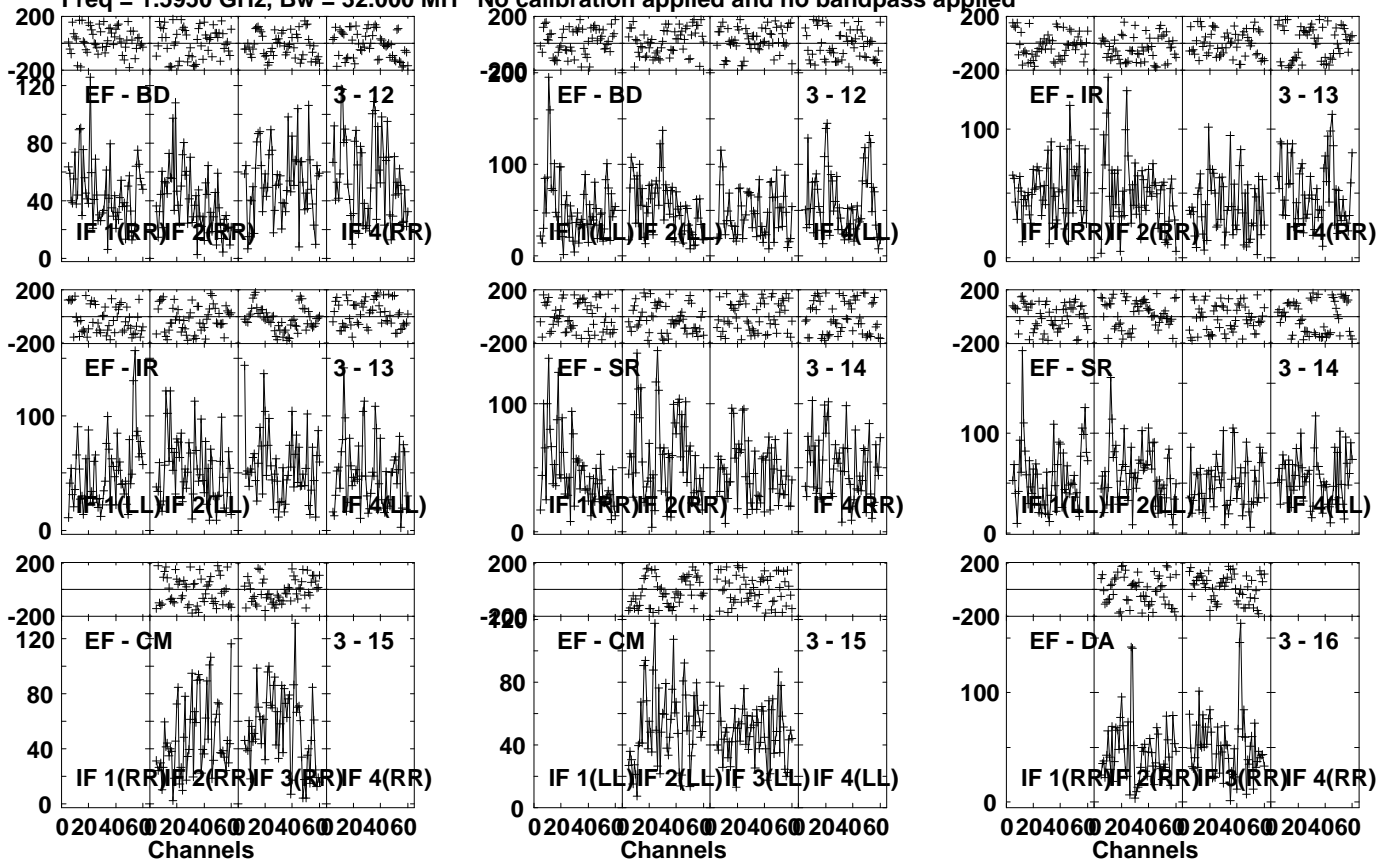
Lower frame: Micro Ampl Jy Top frame: Phas deg  
Vector averaged cross-power spectrum Several baselines displayed  
Timerange: 00/15:10:21 to 00/15:17:59

Plot file version 365 created 02-NOV-2021 17:43:35

J084408+4627 EM146.UVDATA.1

Freq = 1.5950 GHz, Bw = 32.000 MH

No calibration applied and no bandpass applied



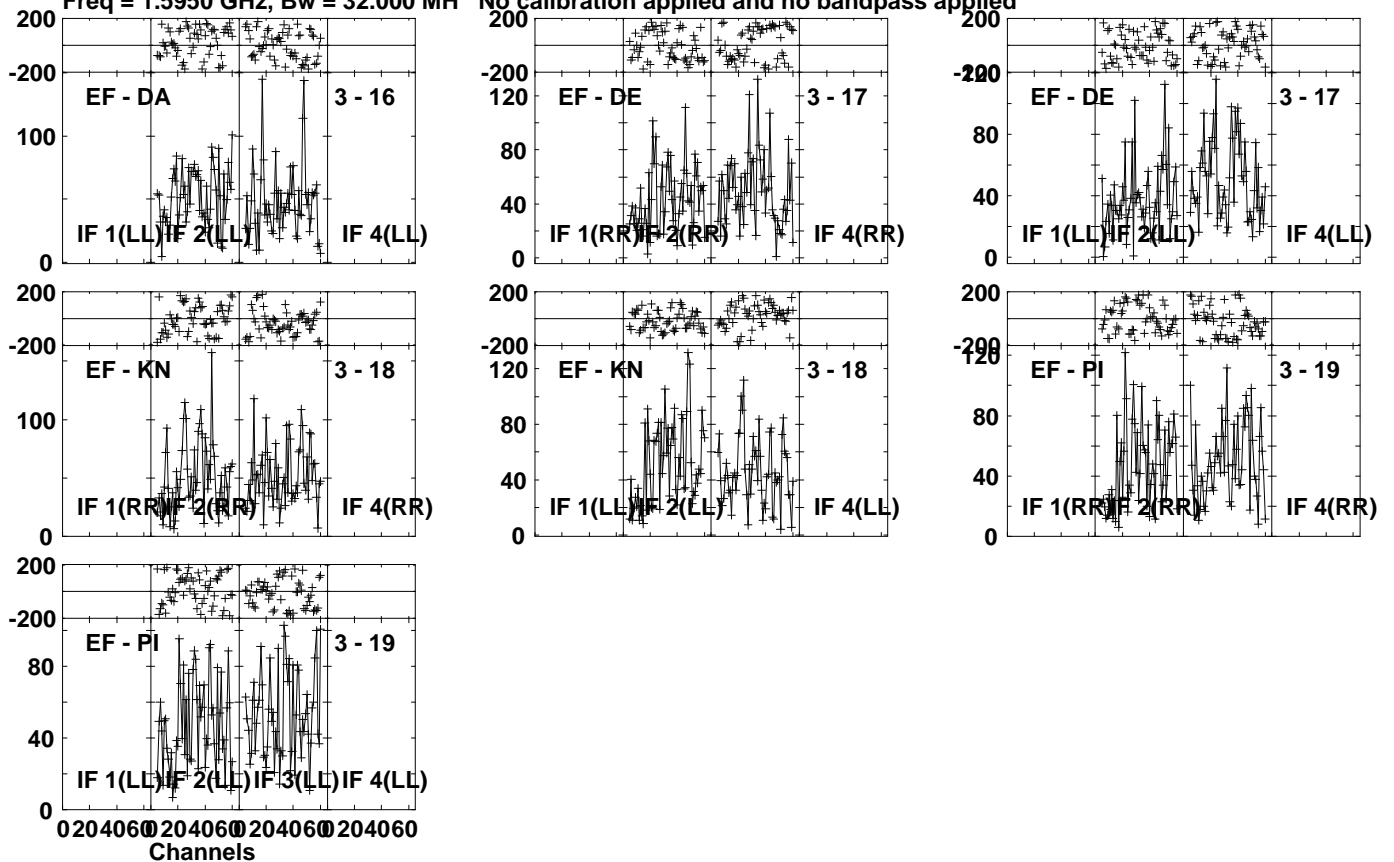
Lower frame: Micro Ampl Jy Top frame: Phas deg  
Vector averaged cross-power spectrum Several baselines displayed  
Timerange: 00:15:10:21 to 00:15:17:59

Plot file version 366 created 02-NOV-2021 17:43:35

J084408+4627 EM146.UVDATA.1

Freq = 1.5950 GHz, Bw = 32.000 MH

No calibration applied and no bandpass applied



Lower frame: Micro Ampl Jy Top frame: Phas deg

Vector averaged cross-power spectrum Several baselines displayed

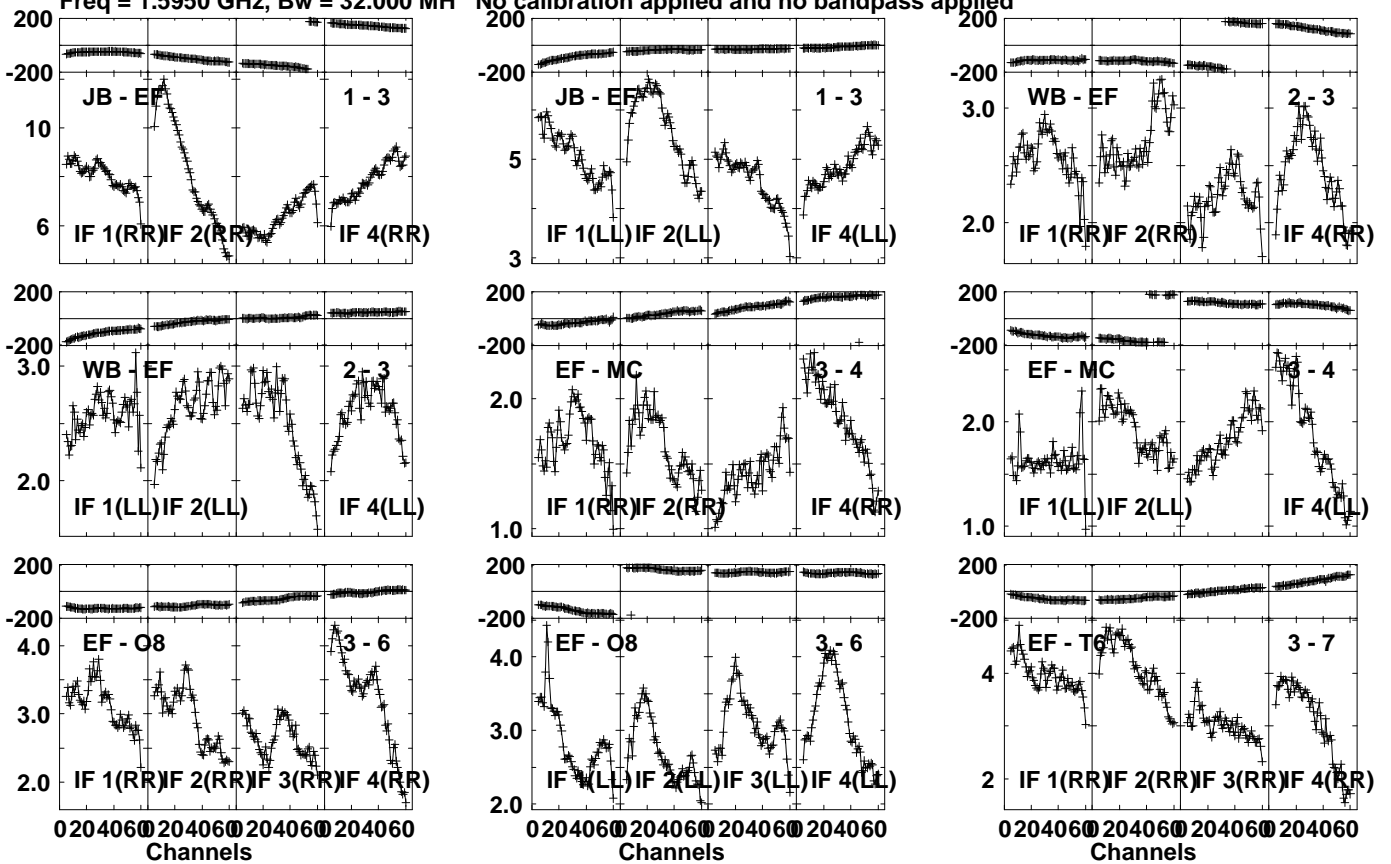
Timerange: 00/15:10:21 to 00/15:17:59

Plot file version 367 created 02-NOV-2021 17:43:35

J0847+4609 EM146.UVDATA.1

Freq = 1.5950 GHz, Bw = 32.000 MH

No calibration applied and no bandpass applied



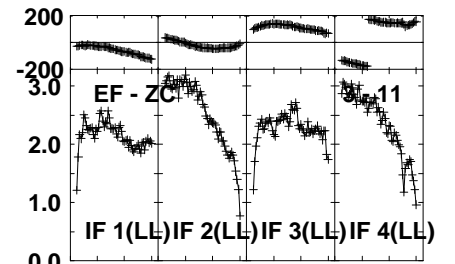
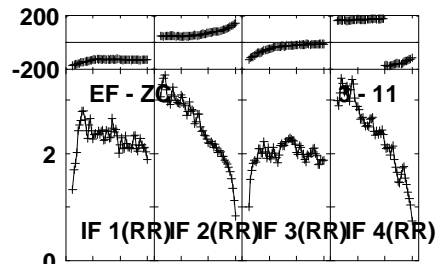
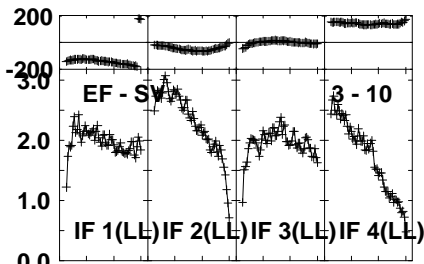
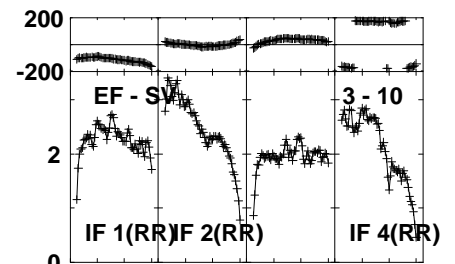
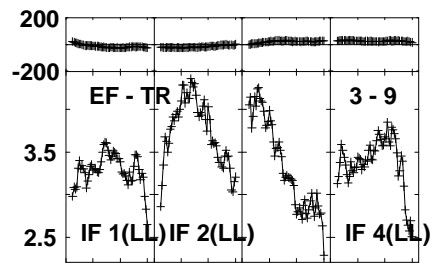
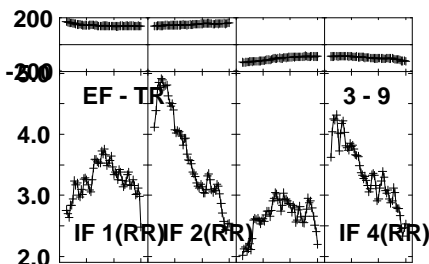
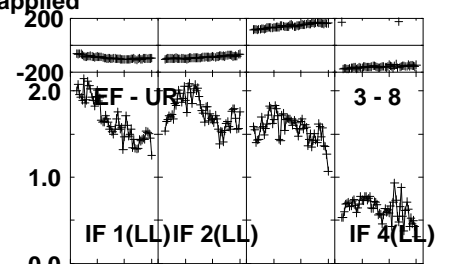
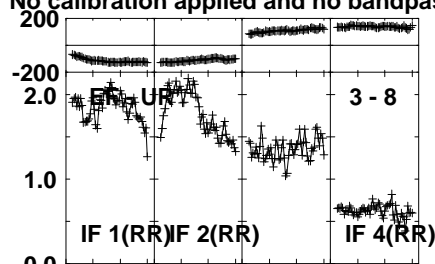
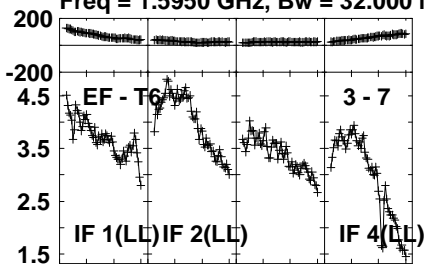
Lower frame: Milli Ampl Jy Top frame: Phas deg  
 Vector averaged cross-power spectrum Several baselines displayed  
 Timerange: 00/15:18:21 to 00/15:19:59

Plot file version 368 created 02-NOV-2021 17:43:36

J0847+4609 EM146.UVDATA.1

Freq = 1.5950 GHz, Bw = 32.000 MH

No calibration applied and no bandpass applied



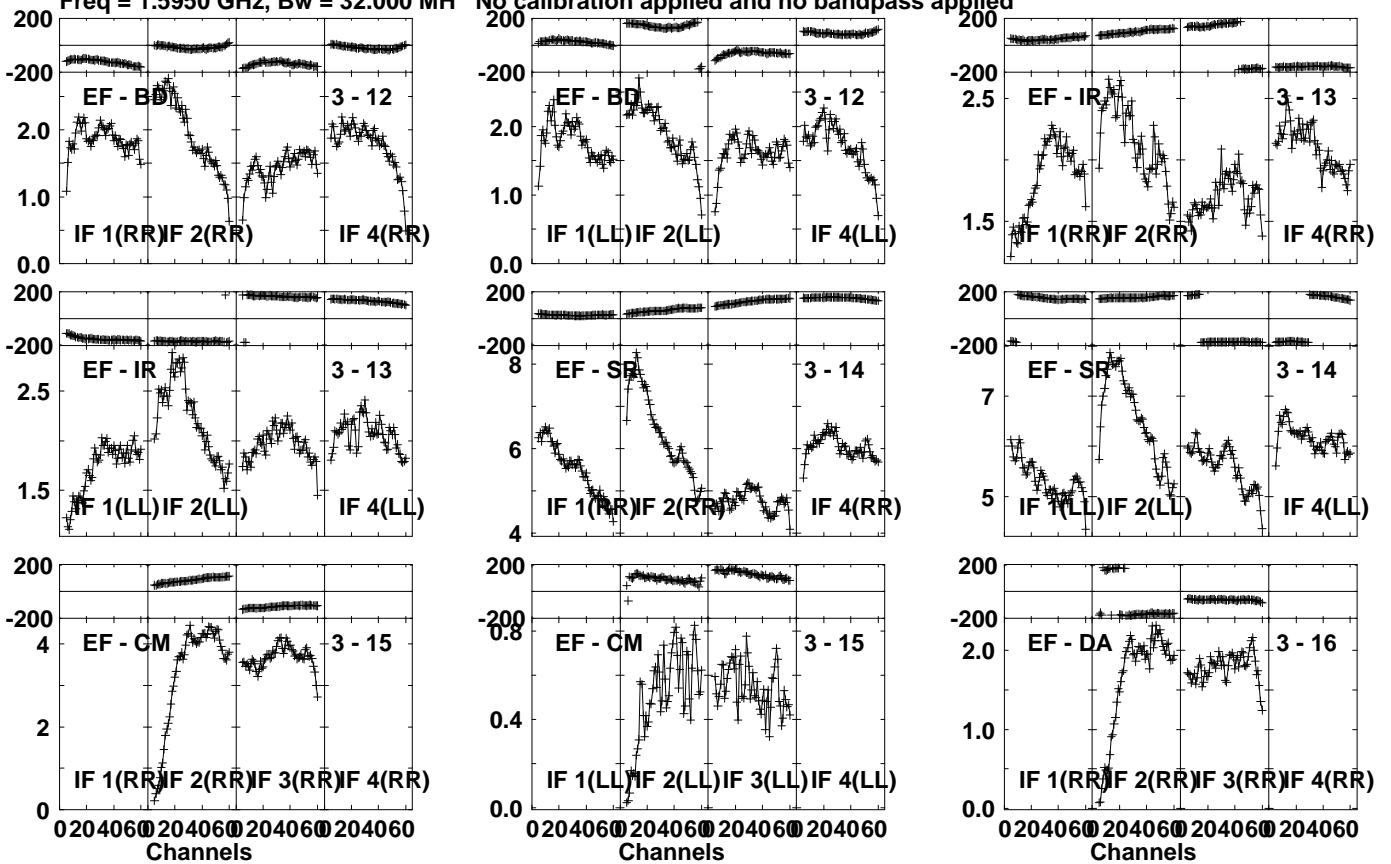
Lower frame: Milli Ampl Jy Top frame: Phas deg  
Vector averaged cross-power spectrum Several baselines displayed  
Timerange: 00:15:18:21 to 00:15:19:59

Plot file version 369 created 02-NOV-2021 17:43:36

J0847+4609 EM146.UVDATA.1

Freq = 1.5950 GHz, Bw = 32.000 MH

No calibration applied and no bandpass applied



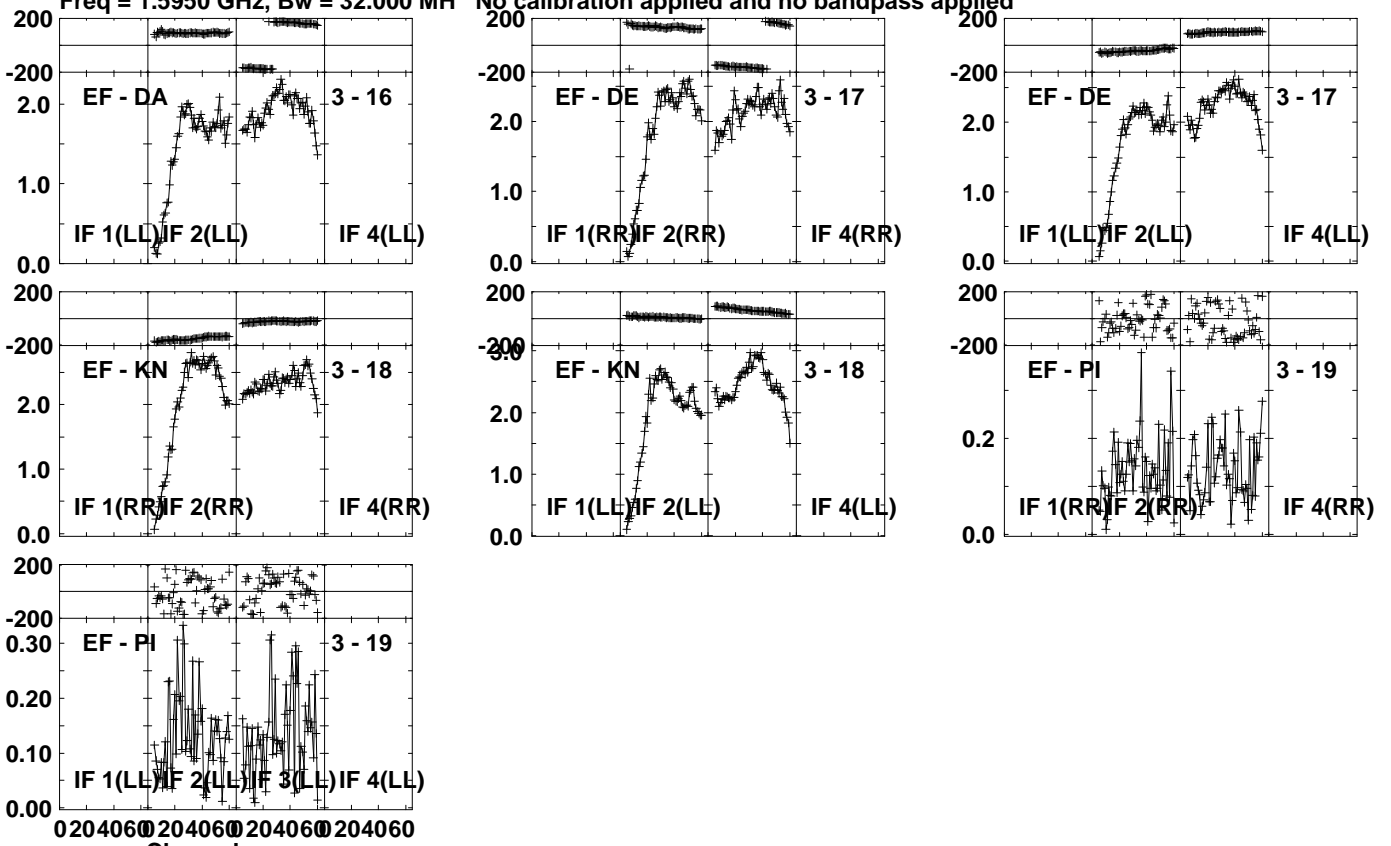
Lower frame: Milli Ampl Jy Top frame: Phas deg  
Vector averaged cross-power spectrum Several baselines displayed  
Timerange: 00/15:18:21 to 00/15:19:59

Plot file version 370 created 02-NOV-2021 17:43:36

J0847+4609 EM146.UVDATA.1

Freq = 1.5950 GHz, Bw = 32.000 MH

No calibration applied and no bandpass applied



Lower frame: Milli Ampl Jy Top frame: Phas deg

Vector averaged cross-power spectrum Several baselines displayed

Timerange: 00/15:18:21 to 00/15:19:59

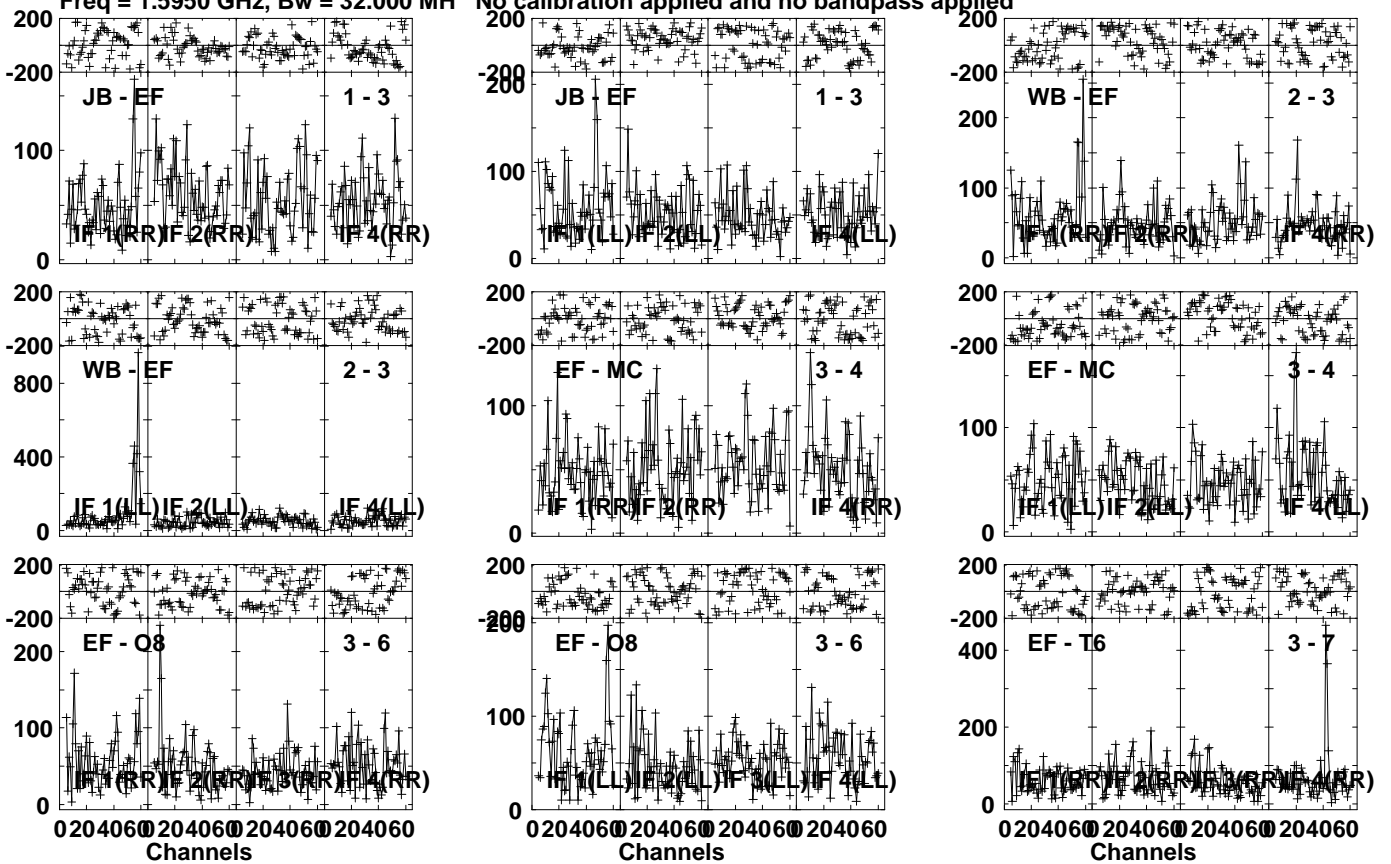


Plot file version 371 created 02-NOV-2021 17:43:36

J084408+4627 EM146.UVDATA.1

Freq = 1.5950 GHz, Bw = 32.000 MH

No calibration applied and no bandpass applied



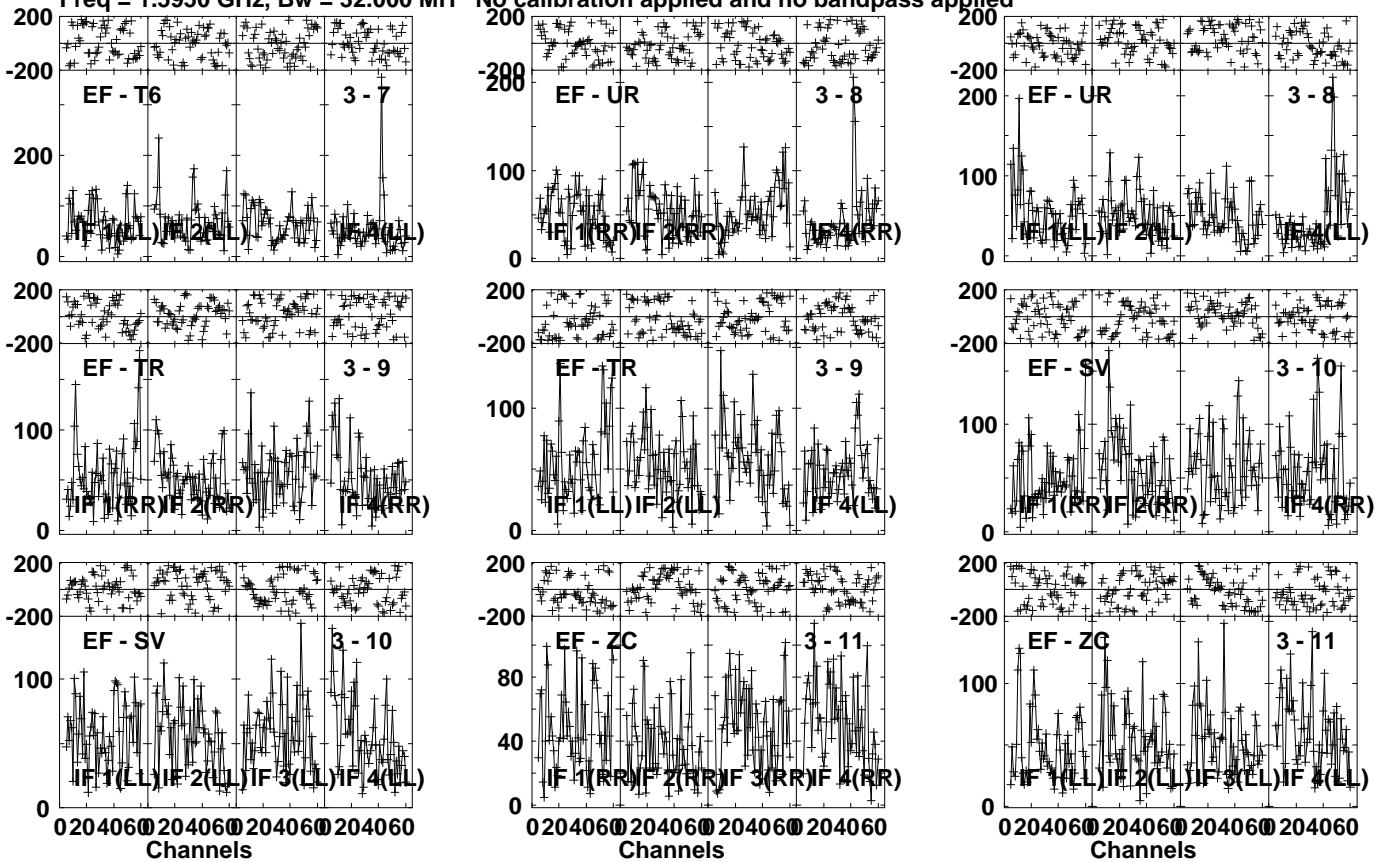
Lower frame: Micro Ampl Jy Top frame: Phas deg  
Vector averaged cross-power spectrum Several baselines displayed  
Timerange: 00/15:20:21 to 00/15:27:59

Plot file version 372 created 02-NOV-2021 17:43:37

J084408+4627 EM146.UVDATA.1

Freq = 1.5950 GHz, Bw = 32.000 MH

No calibration applied and no bandpass applied



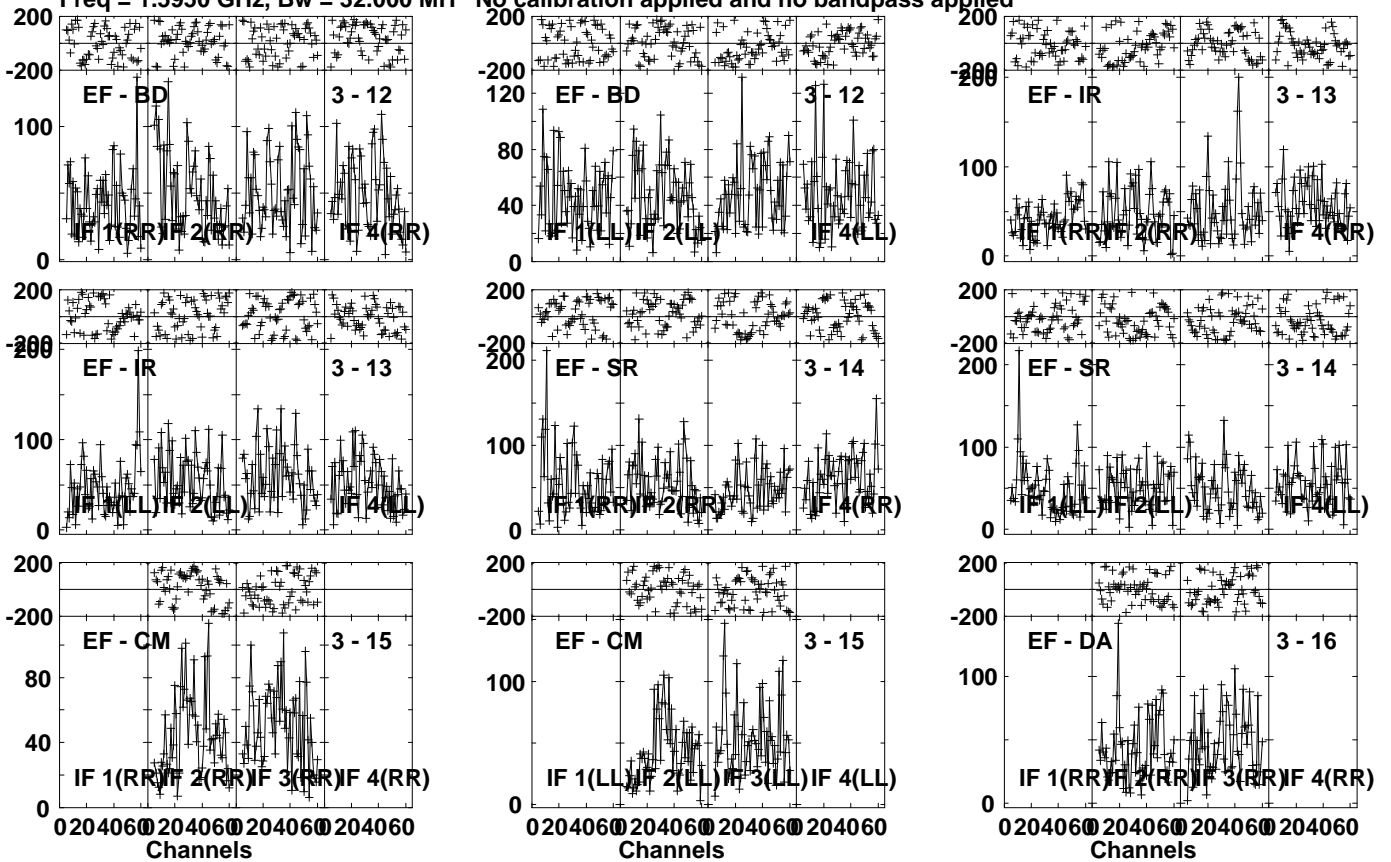
Lower frame: Micro Ampl Jy Top frame: Phas deg  
Vector averaged cross-power spectrum Several baselines displayed  
Timerange: 00:15:20:21 to 00:15:27:59

Plot file version 373 created 02-NOV-2021 17:43:37

J084408+4627 EM146.UVDATA.1

Freq = 1.5950 GHz, Bw = 32.000 MH

No calibration applied and no bandpass applied



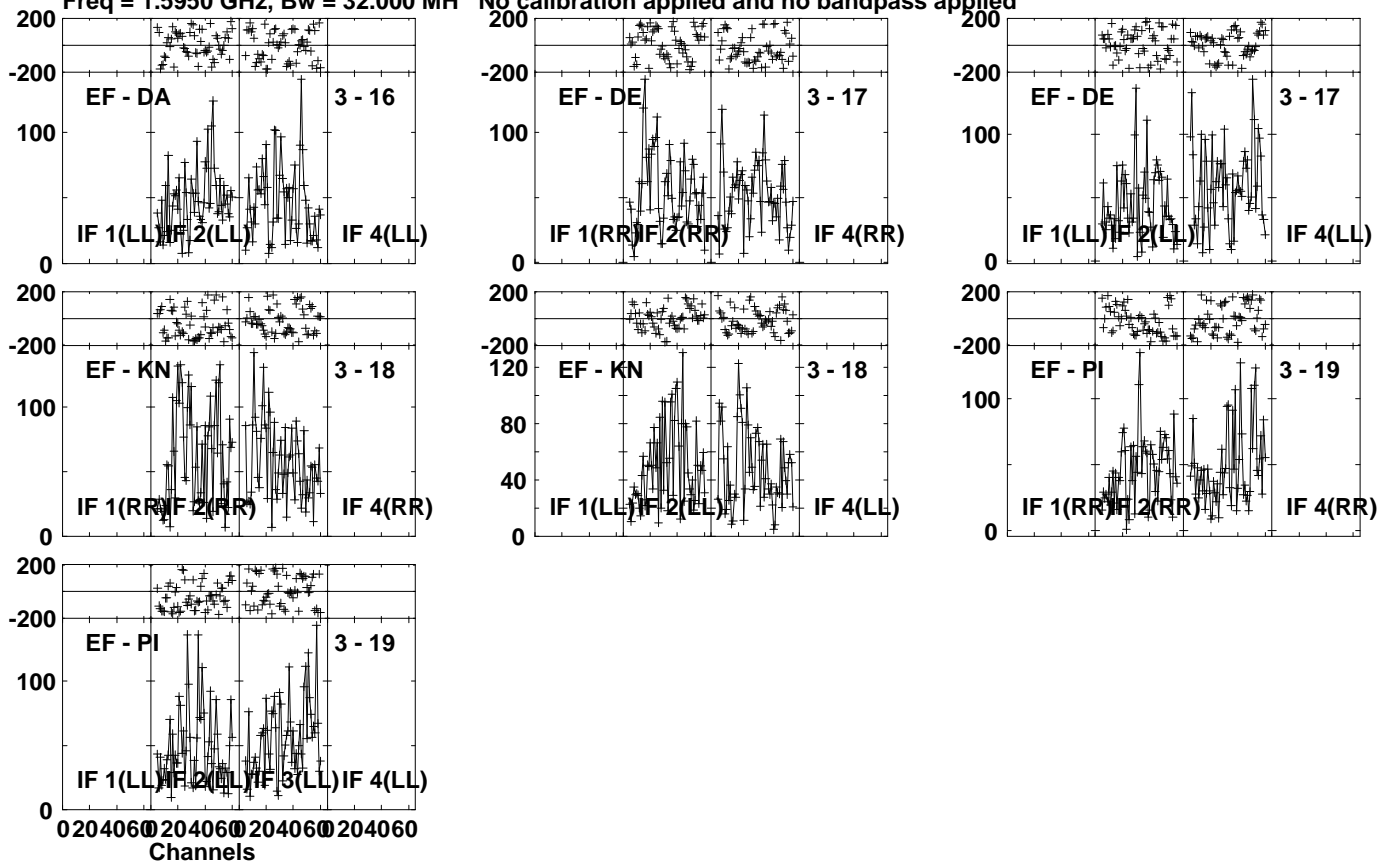
Lower frame: Micro Ampl Jy Top frame: Phas deg  
Vector averaged cross-power spectrum Several baselines displayed  
Timerange: 00/15:20:21 to 00/15:27:59

Plot file version 374 created 02-NOV-2021 17:43:37

J084408+4627 EM146.UVDATA.1

Freq = 1.5950 GHz, Bw = 32.000 MH

No calibration applied and no bandpass applied



Lower frame: Micro Ampl Jy Top frame: Phas deg

Vector averaged cross-power spectrum Several baselines displayed

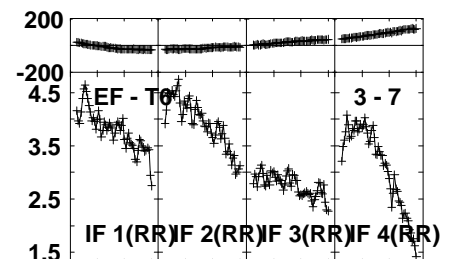
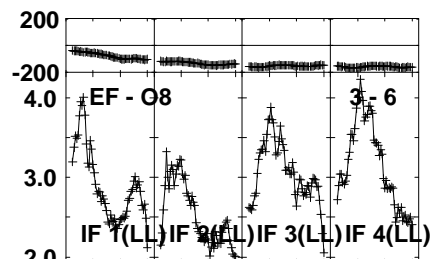
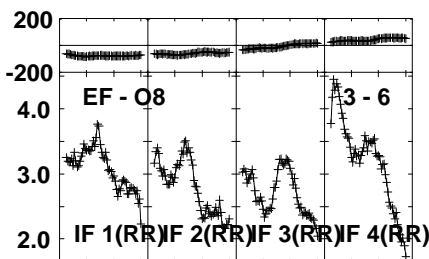
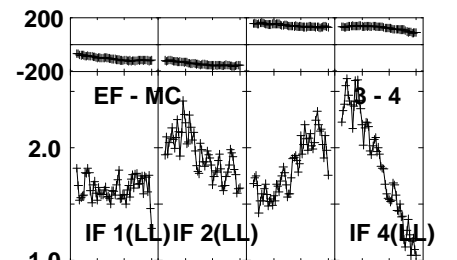
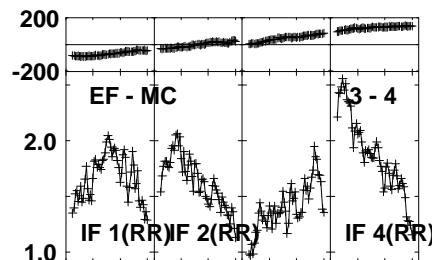
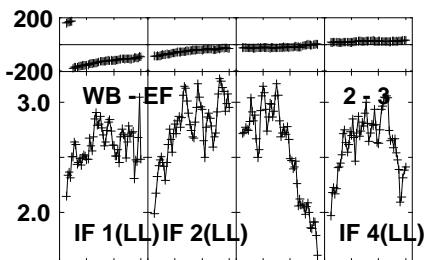
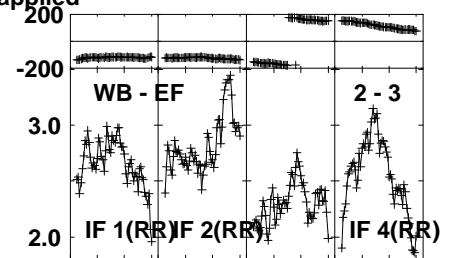
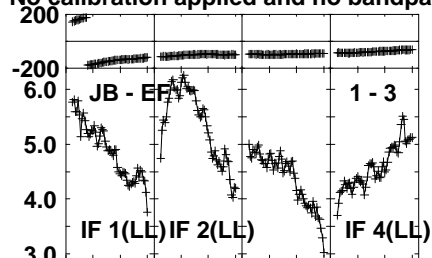
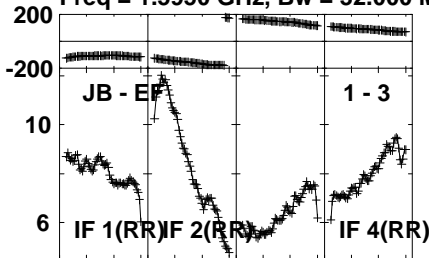
Timerange: 00/15:20:21 to 00/15:27:59

Plot file version 375 created 02-NOV-2021 17:43:38

J0847+4609 EM146.UVDATA.1

Freq = 1.5950 GHz, Bw = 32.000 MH

No calibration applied and no bandpass applied



0204060 204060 204060 204060  
Channels

0204060 204060 204060 204060  
Channels

0204060 204060 204060 204060  
Channels

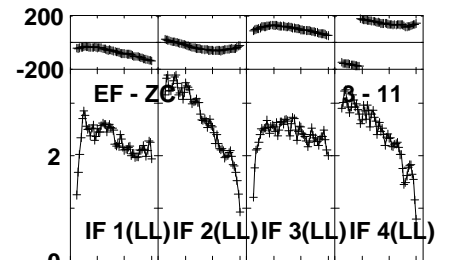
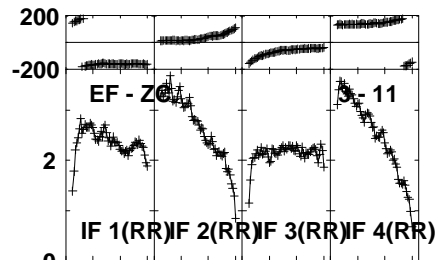
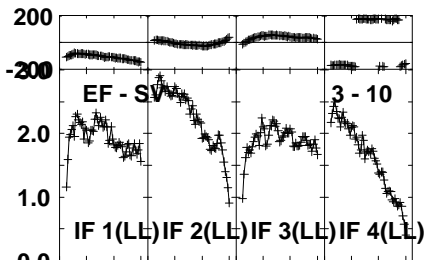
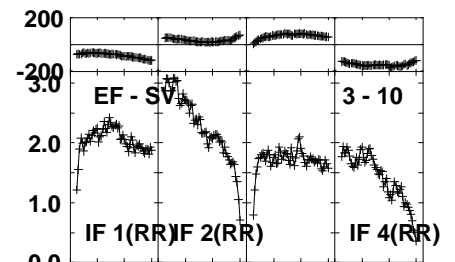
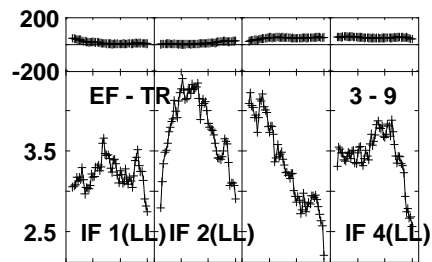
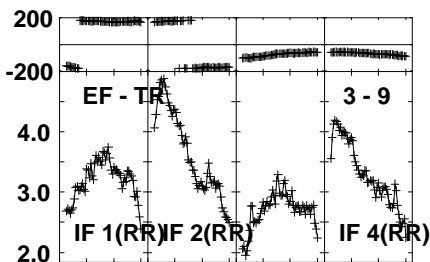
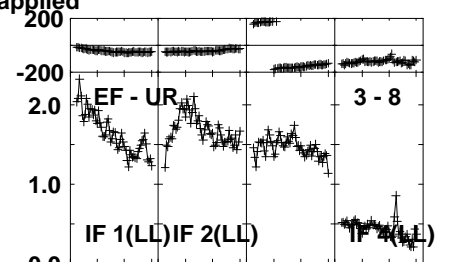
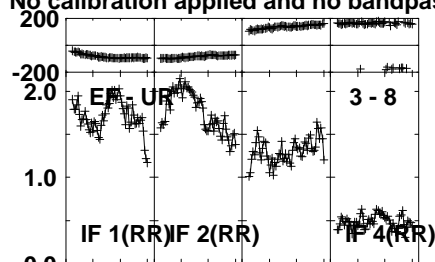
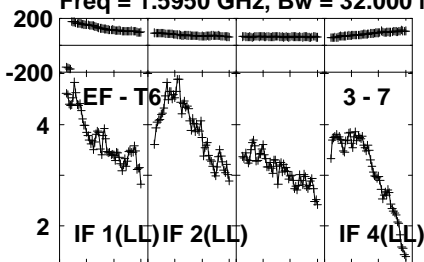
Lower frame: Milli Ampl Jy Top frame: Phas deg  
Vector averaged cross-power spectrum Several baselines displayed  
Timerange: 00/15:28:21 to 00/15:29:59

Plot file version 376 created 02-NOV-2021 17:43:38

J0847+4609 EM146.UVDATA.1

Freq = 1.5950 GHz, Bw = 32.000 MH

No calibration applied and no bandpass applied



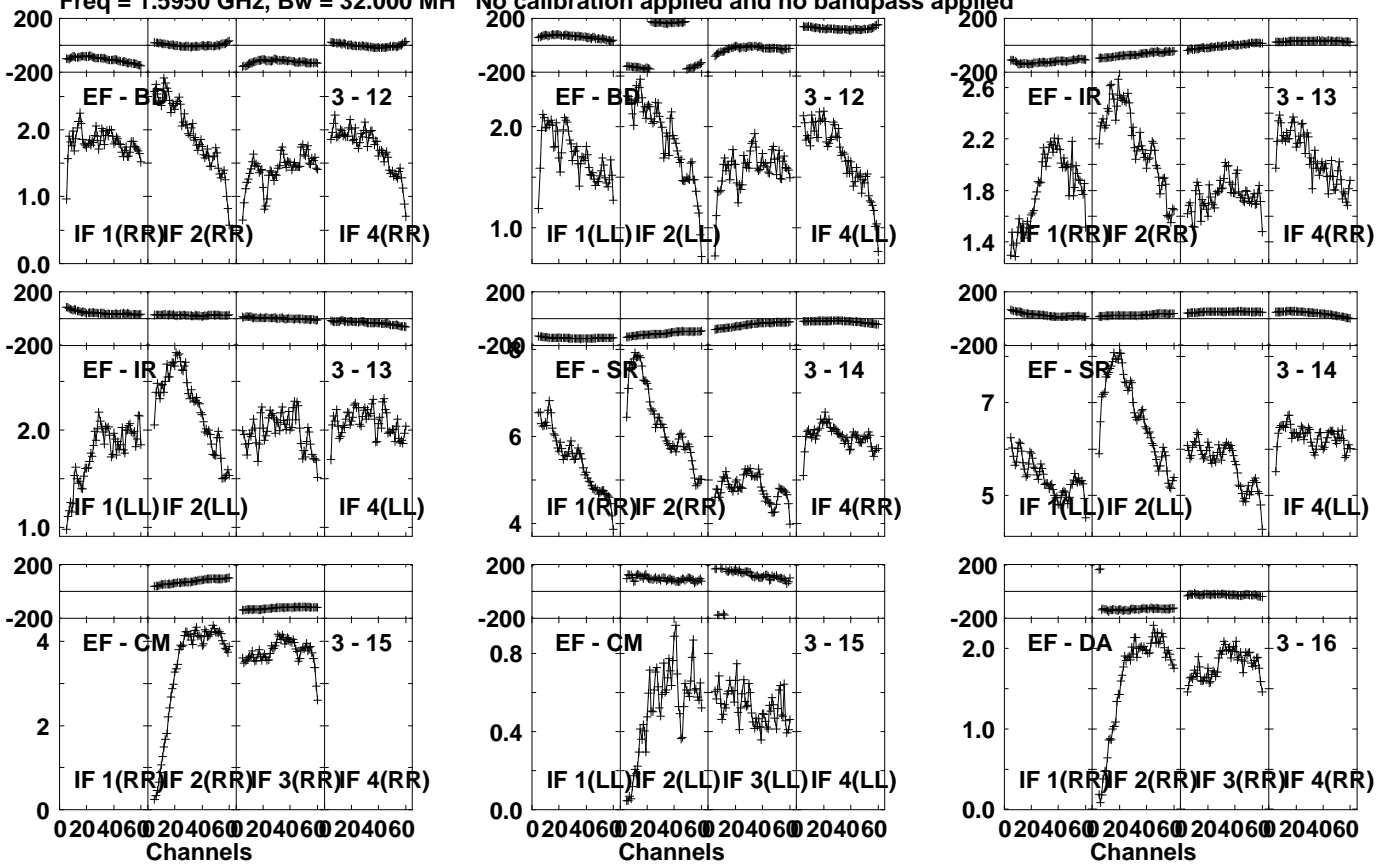
Lower frame: Milli Ampl Jy Top frame: Phas deg  
Vector averaged cross-power spectrum Several baselines displayed  
Timerange: 00/15:28:21 to 00/15:29:59

Plot file version 377 created 02-NOV-2021 17:43:38

J0847+4609 EM146.UVDATA.1

Freq = 1.5950 GHz, Bw = 32.000 MH

No calibration applied and no bandpass applied

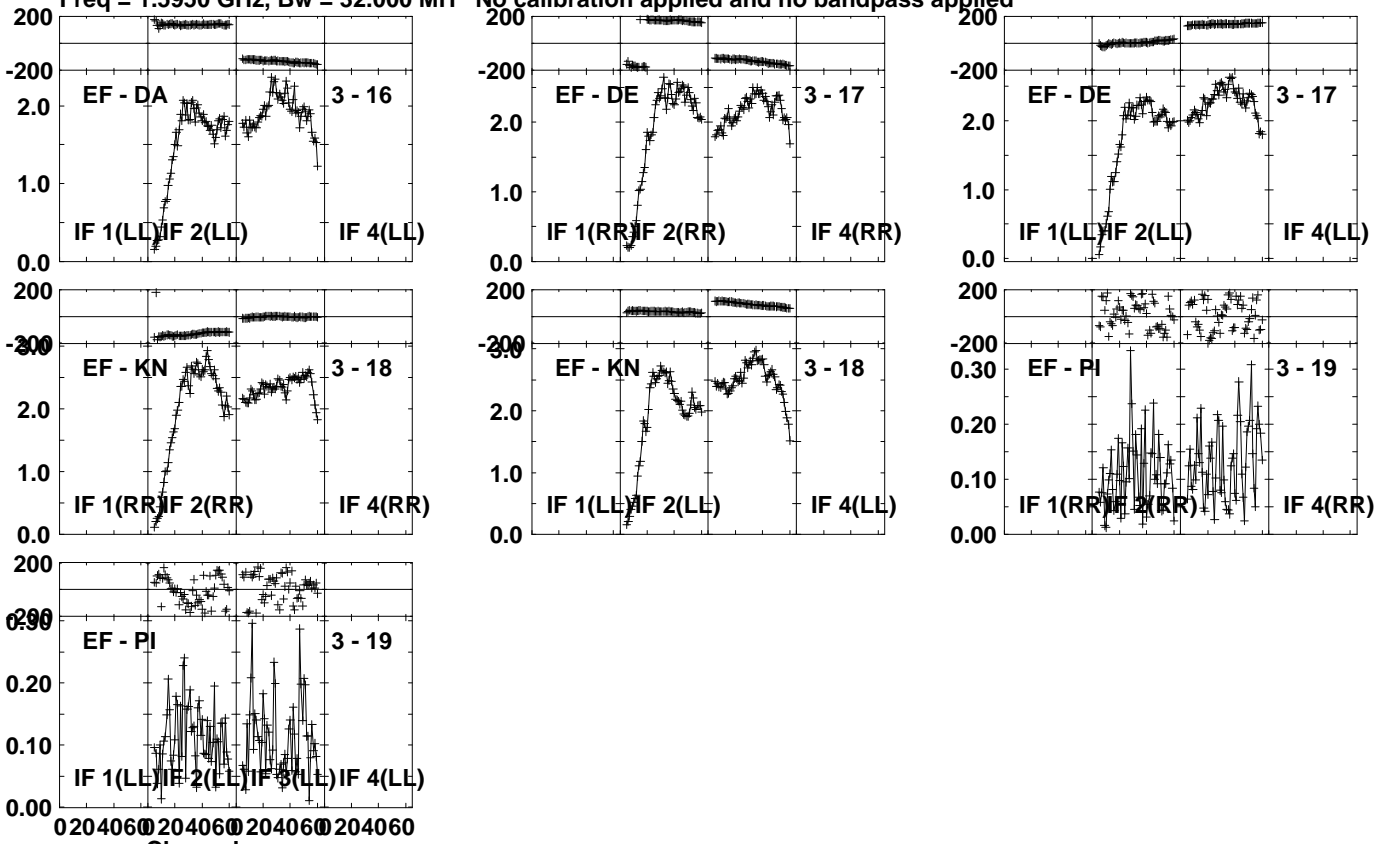


Lower frame: Milli Ampl Jy Top frame: Phas deg  
Vector averaged cross-power spectrum Several baselines displayed  
Timerange: 00/15:28:21 to 00/15:29:59

Plot file version 378 created 02-NOV-2021 17:43:38

J0847+4609 EM146.UVDATA.1

Freq = 1.5950 GHz, Bw = 32.000 MH No calibration applied and no bandpass applied



Lower frame: Milli Ampl Jy Top frame: Phas deg  
Vector averaged cross-power spectrum Several baselines displayed  
Timerange: 00/15:28:21 to 00/15:29:59

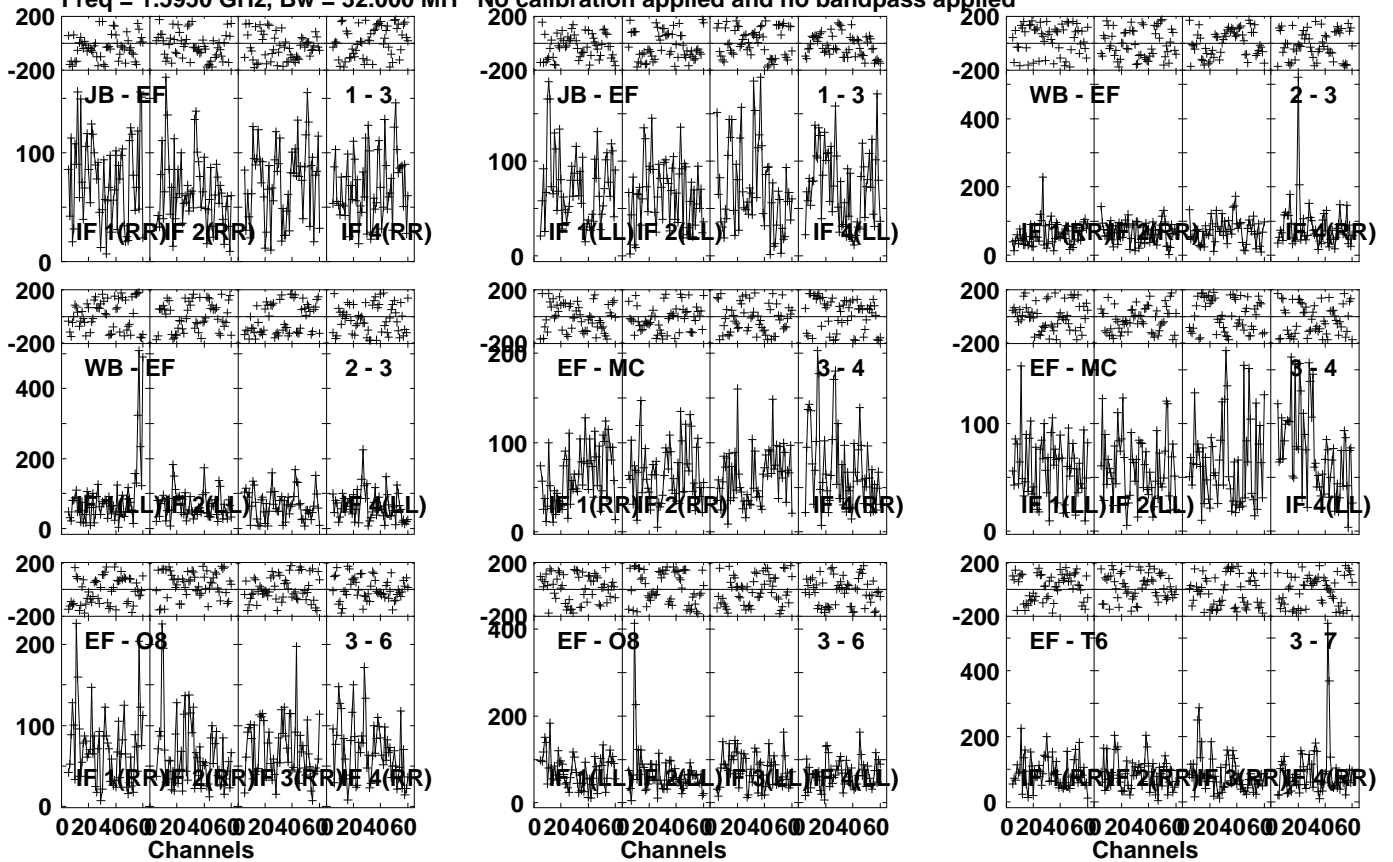


Plot file version 379 created 02-NOV-2021 17:43:39

J084408+4627 EM146.UVDATA.1

Freq = 1.5950 GHz, Bw = 32.000 MH

No calibration applied and no bandpass applied



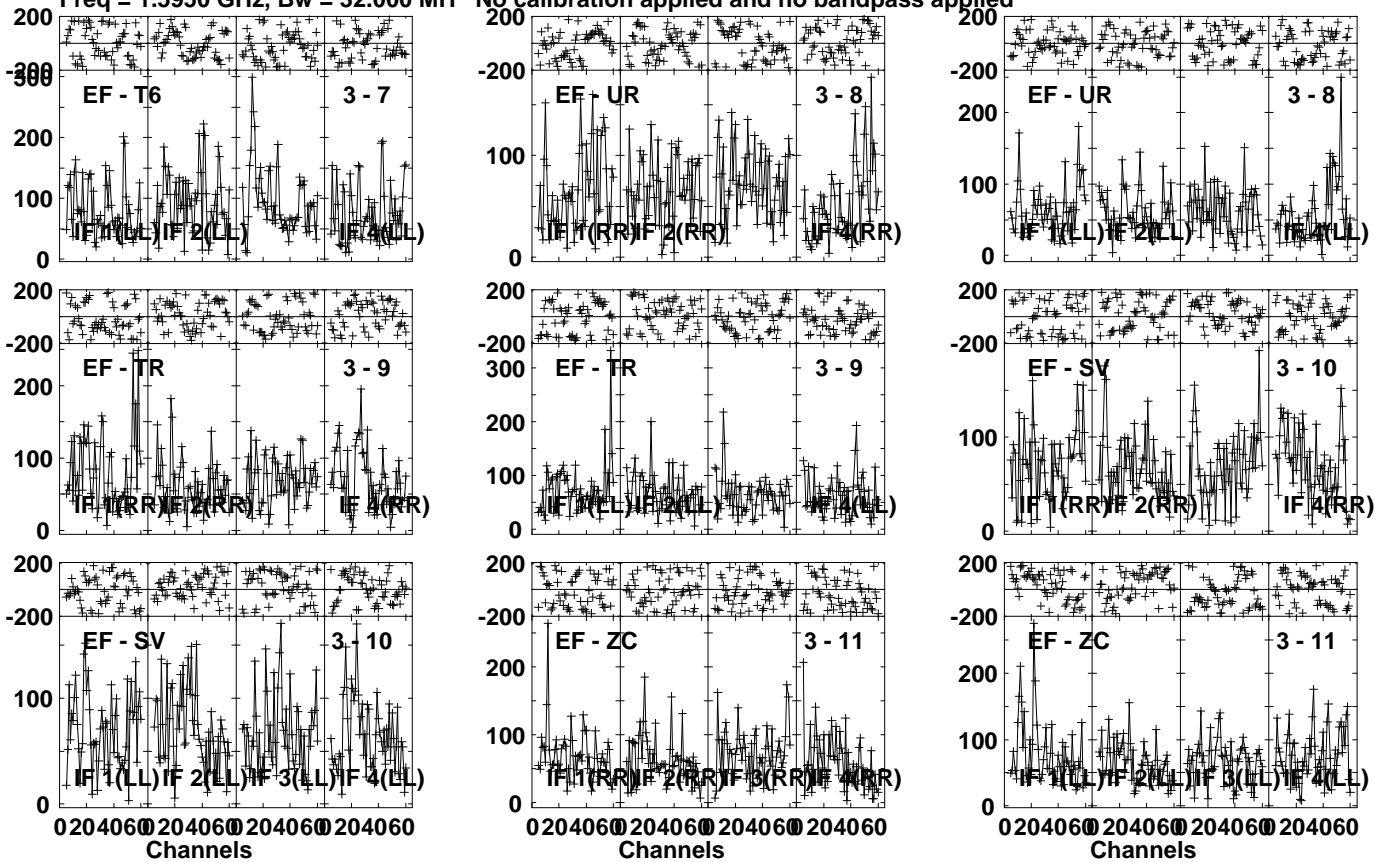
Lower frame: Micro Ampl Jy Top frame: Phas deg  
Vector averaged cross-power spectrum Several baselines displayed  
Timerange: 00/15:30:21 to 00/15:37:59

Plot file version 380 created 02-NOV-2021 17:43:39

J084408+4627 EM146.UVDATA.1

Freq = 1.5950 GHz, Bw = 32.000 MH

No calibration applied and no bandpass applied



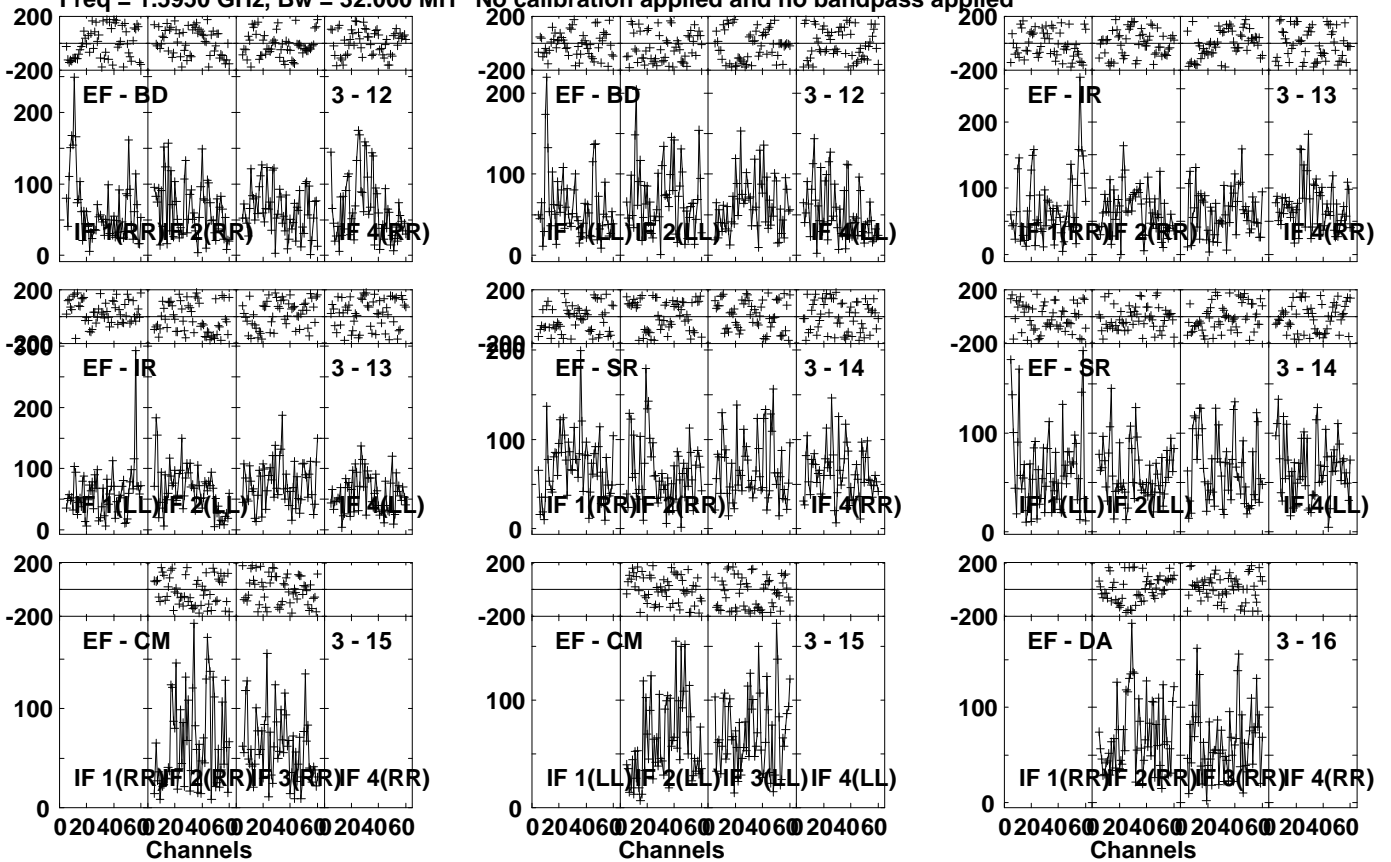
Lower frame: Micro Ampl Jy Top frame: Phas deg  
Vector averaged cross-power spectrum Several baselines displayed  
Timerange: 00/15:30:21 to 00/15:37:59

Plot file version 381 created 02-NOV-2021 17:43:39

J084408+4627 EM146.UVDATA.1

Freq = 1.5950 GHz, Bw = 32.000 MH

No calibration applied and no bandpass applied



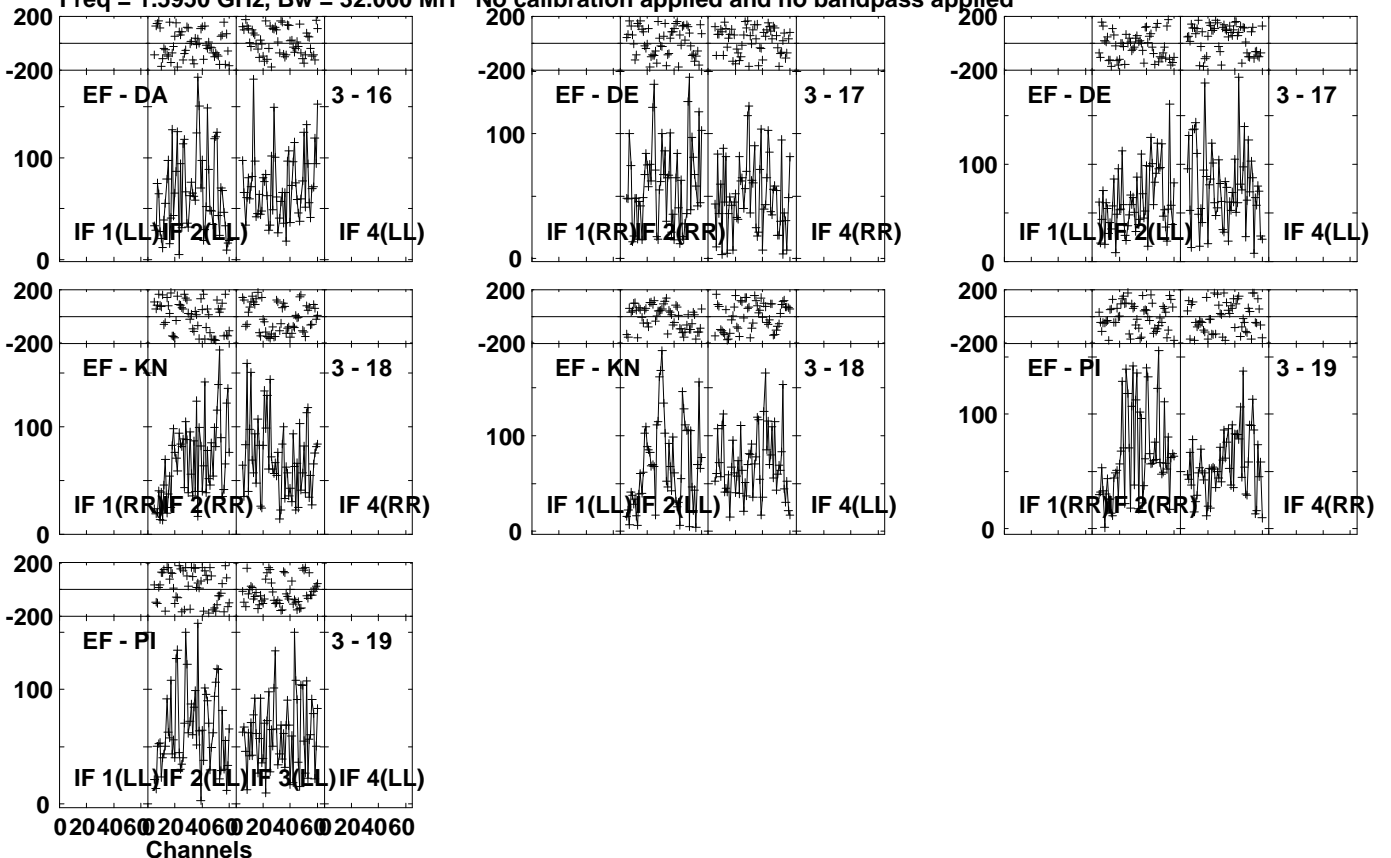
Lower frame: Micro Ampl Jy Top frame: Phas deg  
Vector averaged cross-power spectrum Several baselines displayed  
Timerange: 00/15:30:21 to 00/15:37:59

Plot file version 382 created 02-NOV-2021 17:43:40

J084408+4627 EM146.UVDATA.1

Freq = 1.5950 GHz, Bw = 32.000 MH

No calibration applied and no bandpass applied



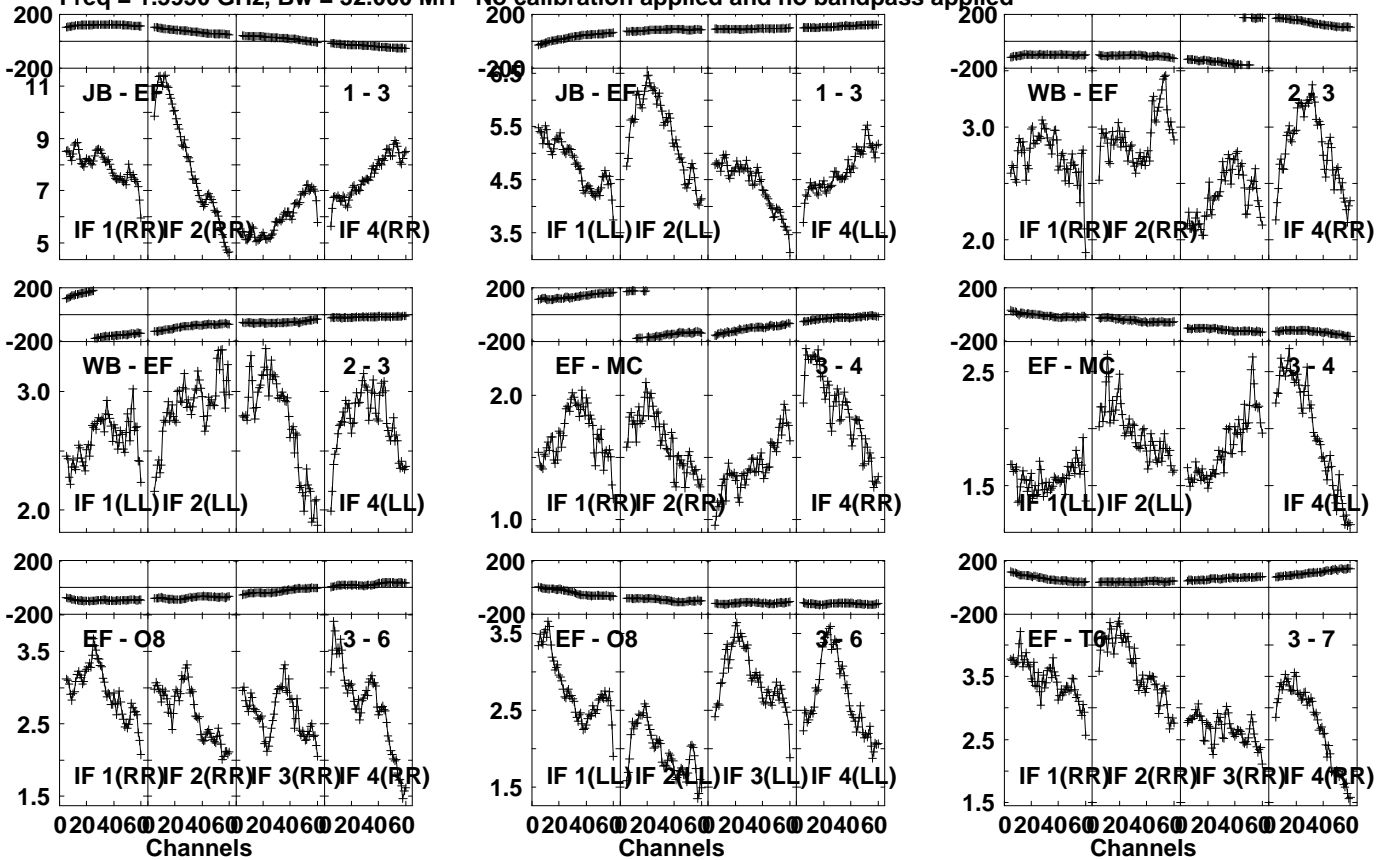
Lower frame: Micro Ampl Jy Top frame: Phas deg  
Vector averaged cross-power spectrum Several baselines displayed  
Timerange: 00/15:30:21 to 00/15:37:59

Plot file version 383 created 02-NOV-2021 17:43:42

J0847+4609 EM146.UVDATA.1

Freq = 1.5950 GHz, Bw = 32.000 MH

No calibration applied and no bandpass applied



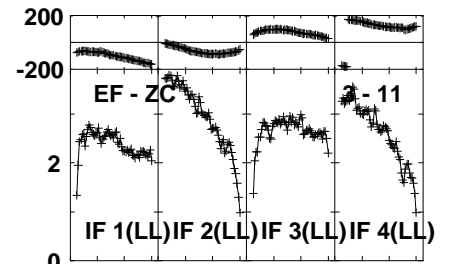
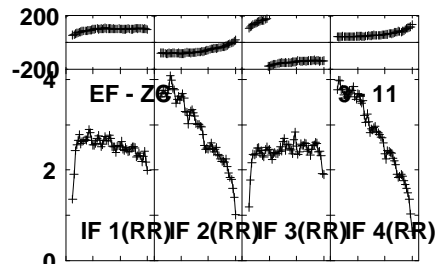
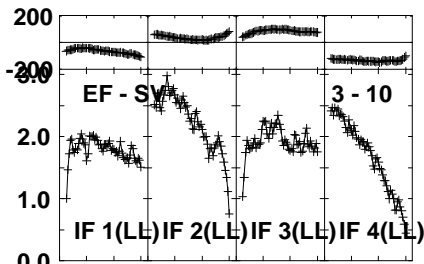
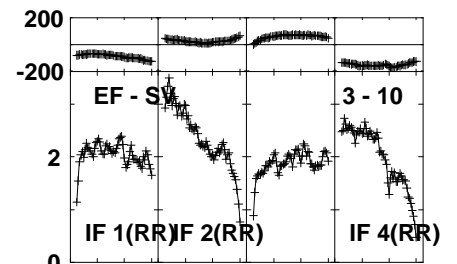
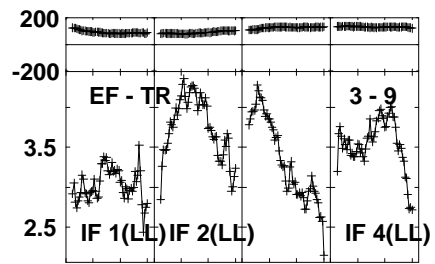
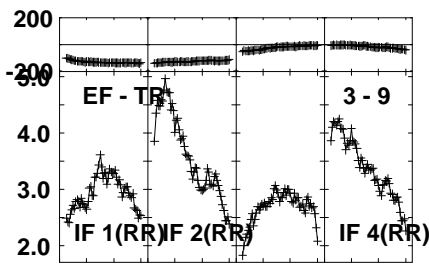
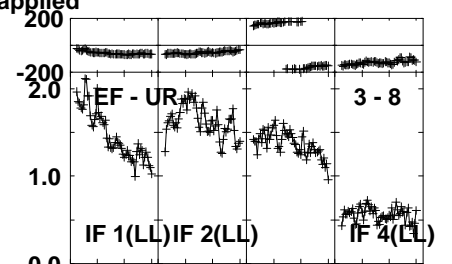
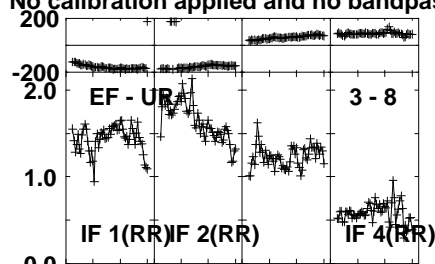
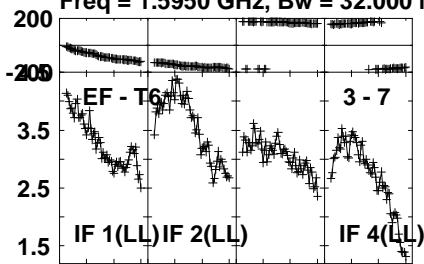
Lower frame: Milli Ampl Jy Top frame: Phas deg  
Vector averaged cross-power spectrum Several baselines displayed  
Timerange: 00/15:48:21 to 00/15:49:59

Plot file version 384 created 02-NOV-2021 17:43:42

J0847+4609 EM146.UVDATA.1

Freq = 1.5950 GHz, Bw = 32.000 MH

No calibration applied and no bandpass applied



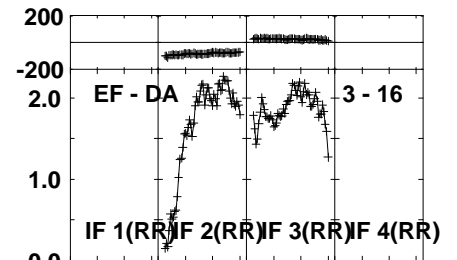
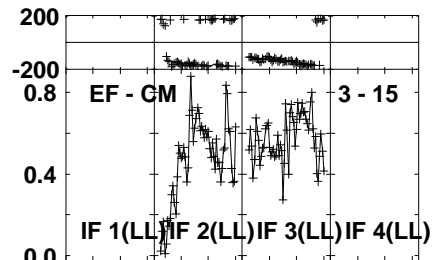
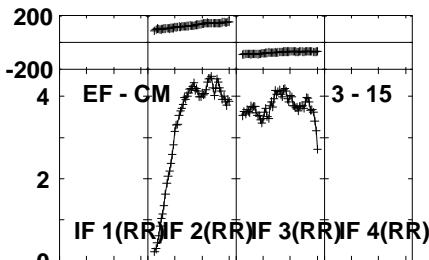
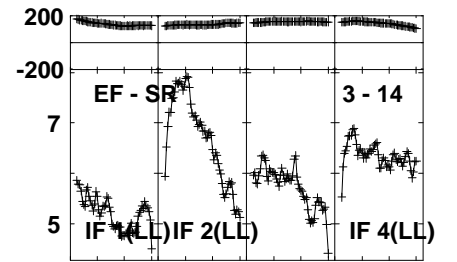
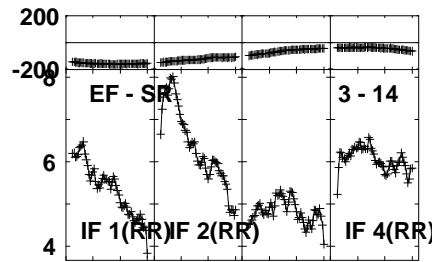
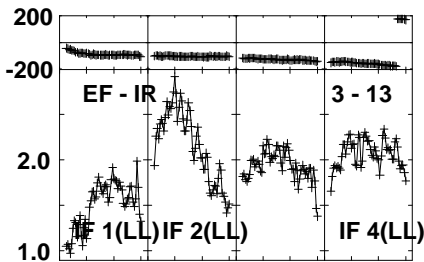
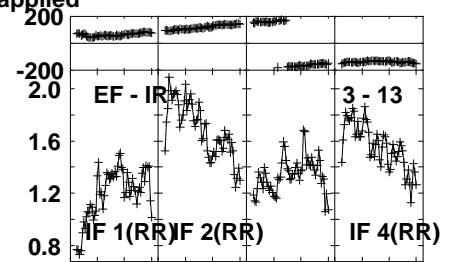
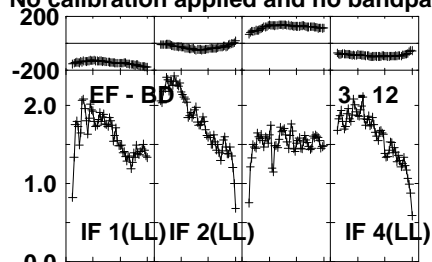
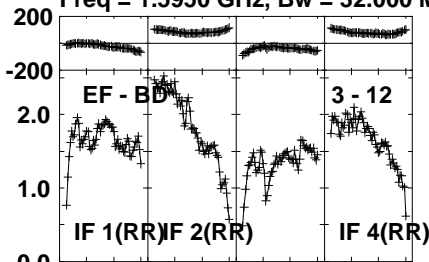
Lower frame: Milli Ampl Jy Top frame: Phas deg  
Vector averaged cross-power spectrum Several baselines displayed  
Timerange: 00/15:48:21 to 00/15:49:59

Plot file version 385 created 02-NOV-2021 17:43:43

J0847+4609 EM146.UVDATA.1

Freq = 1.5950 GHz, Bw = 32.000 MH

No calibration applied and no bandpass applied



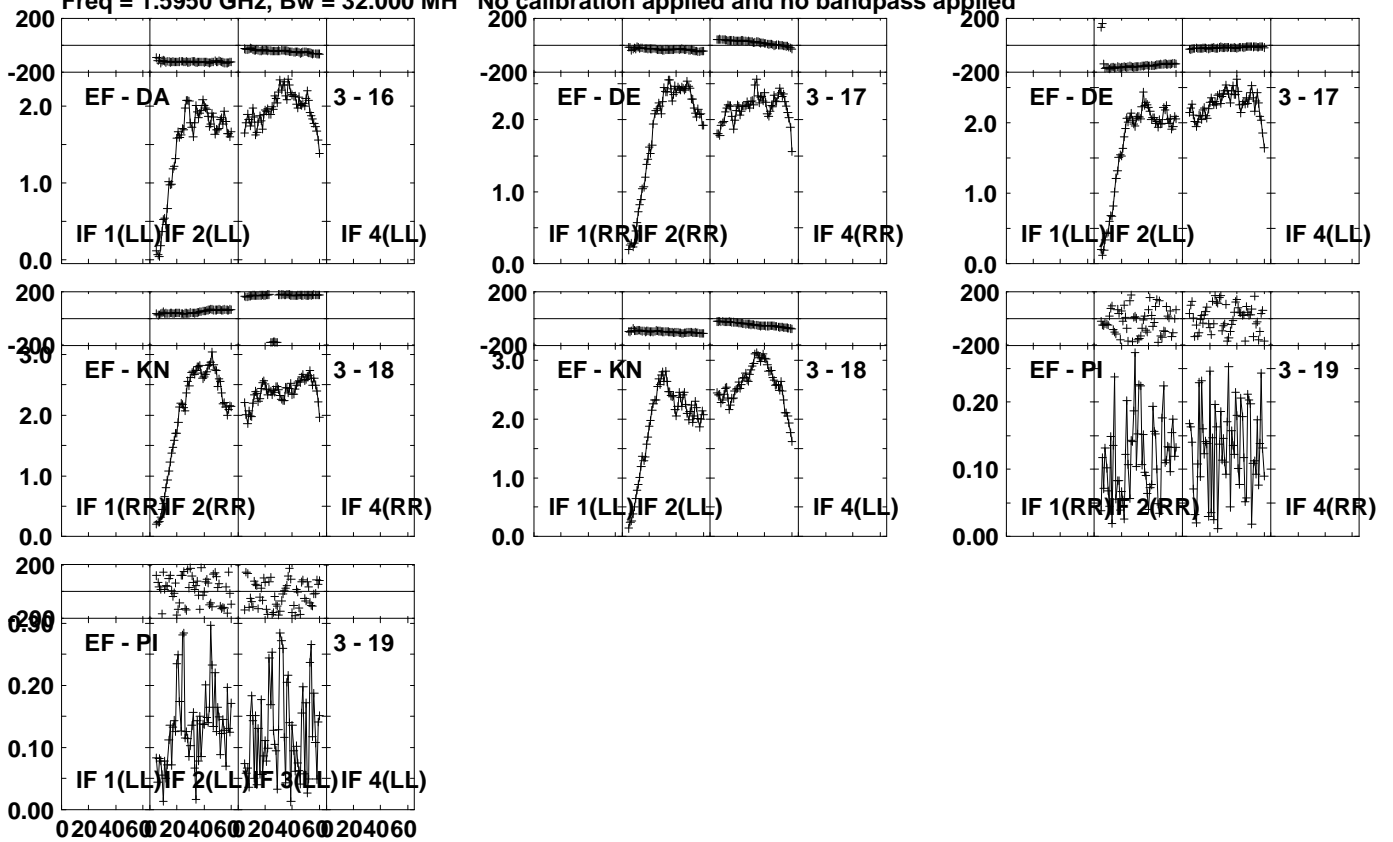
Lower frame: Milli Ampl Jy Top frame: Phas deg  
Vector averaged cross-power spectrum Several baselines displayed  
Timerange: 00/15:48:21 to 00/15:49:59

Plot file version 386 created 02-NOV-2021 17:43:43

J0847+4609 EM146.UVDATA.1

Freq = 1.5950 GHz, Bw = 32.000 MH

No calibration applied and no bandpass applied



Lower frame: Milli Ampl Jy Top frame: Phas deg  
Vector averaged cross-power spectrum Several baselines displayed  
Timerange: 00/15:48:21 to 00/15:49:59

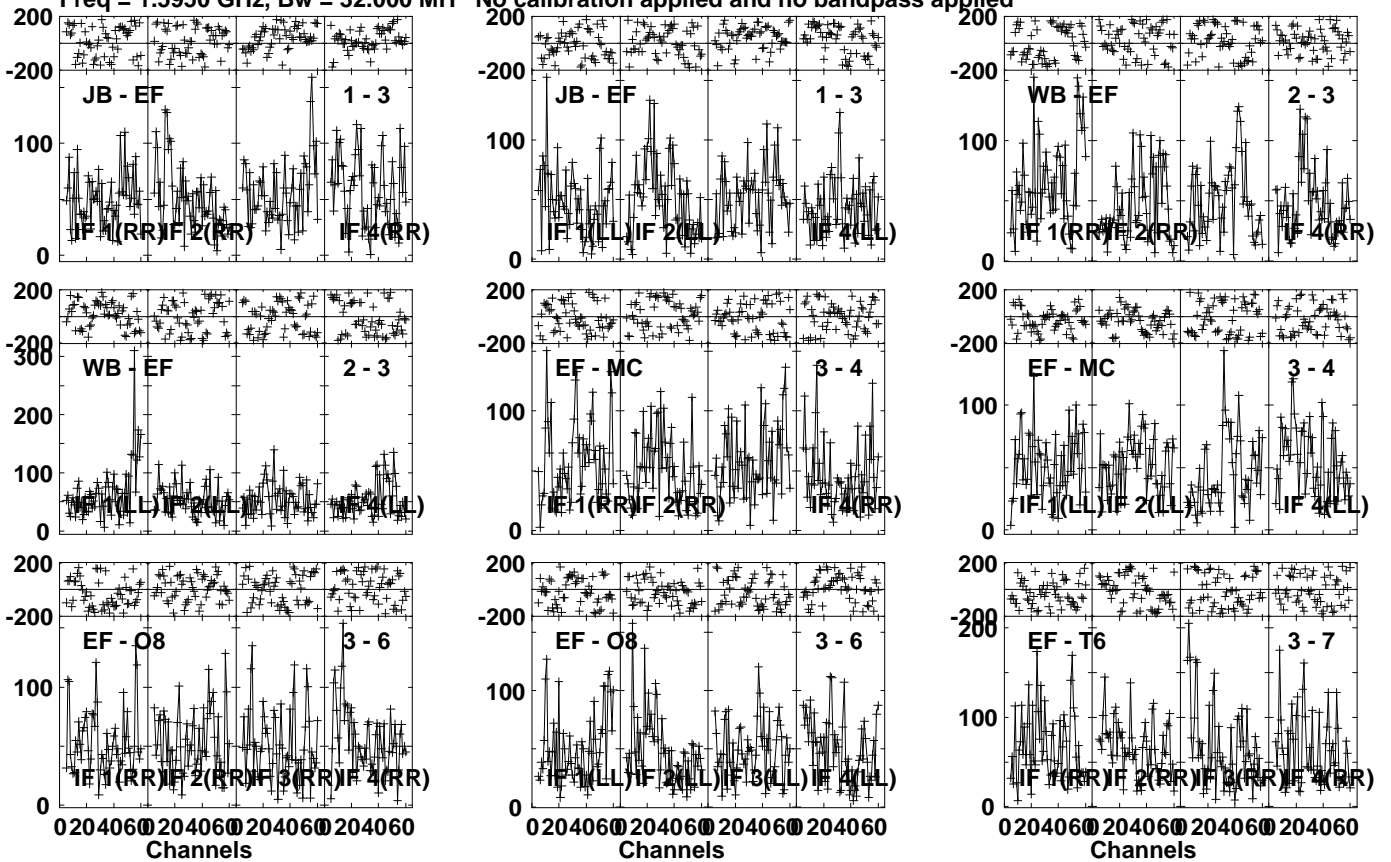


Plot file version 387 created 02-NOV-2021 17:43:43

J084408+4627 EM146.UVDATA.1

Freq = 1.5950 GHz, Bw = 32.000 MH

No calibration applied and no bandpass applied



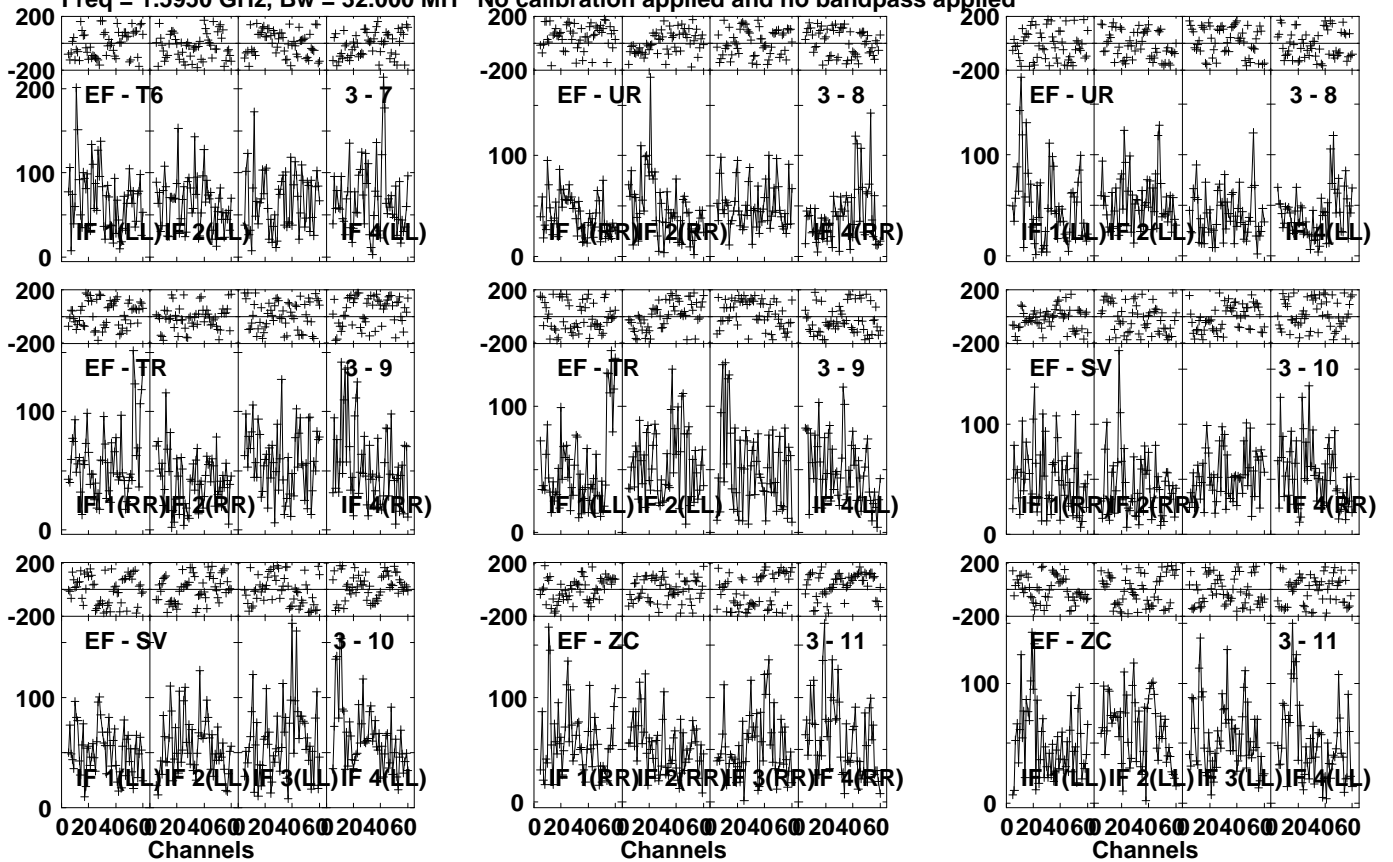
Lower frame: Micro Ampl Jy Top frame: Phas deg  
Vector averaged cross-power spectrum Several baselines displayed  
Timerange: 00/15:50:21 to 00/15:57:59

Plot file version 388 created 02-NOV-2021 17:43:43

J084408+4627 EM146.UVDATA.1

Freq = 1.5950 GHz, Bw = 32.000 MH

No calibration applied and no bandpass applied



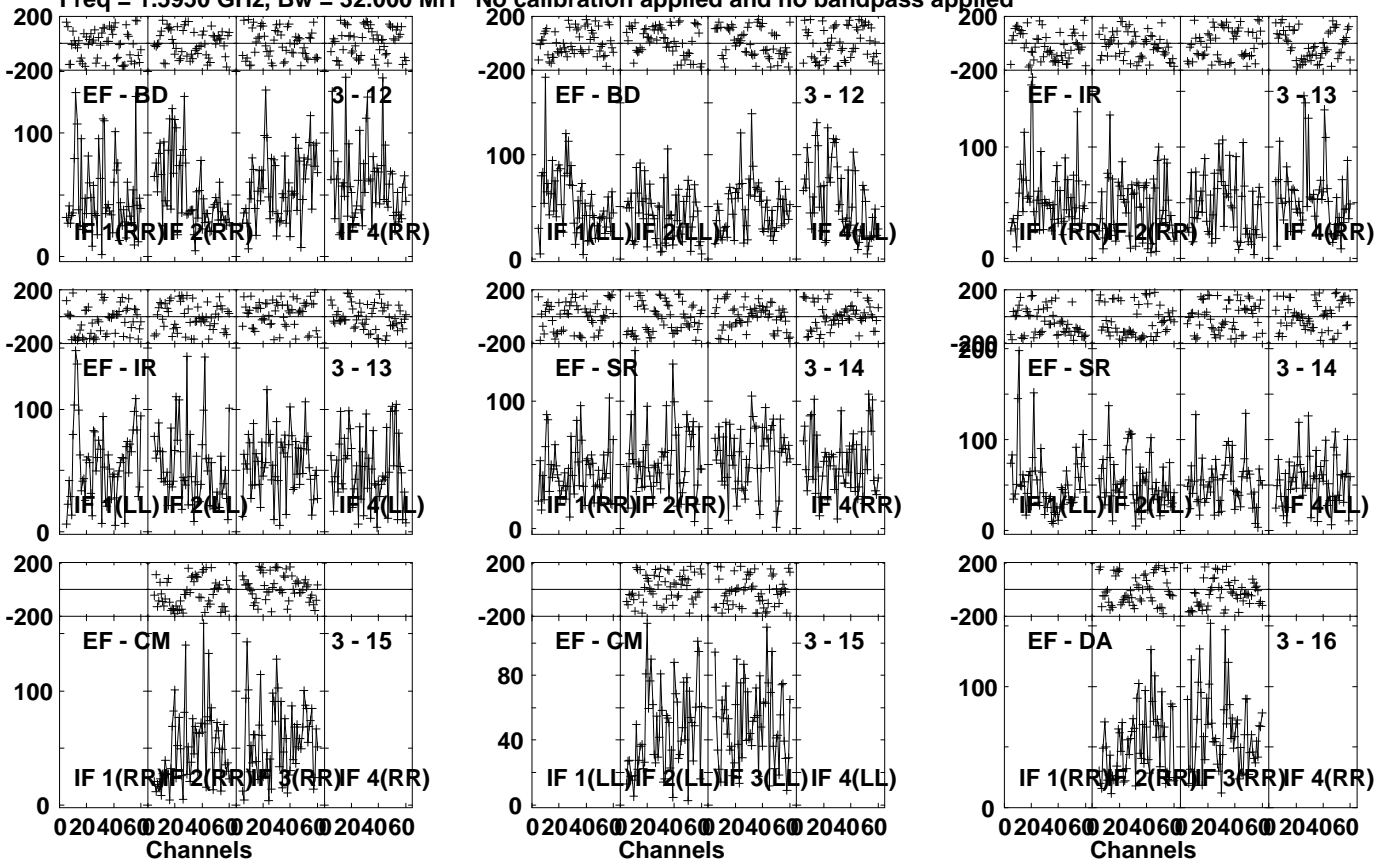
Lower frame: Micro Ampl Jy Top frame: Phas deg  
Vector averaged cross-power spectrum Several baselines displayed  
Timerange: 00/15:50:21 to 00/15:57:59

Plot file version 389 created 02-NOV-2021 17:43:44

J084408+4627 EM146.UVDATA.1

Freq = 1.5950 GHz, Bw = 32.000 MH

No calibration applied and no bandpass applied



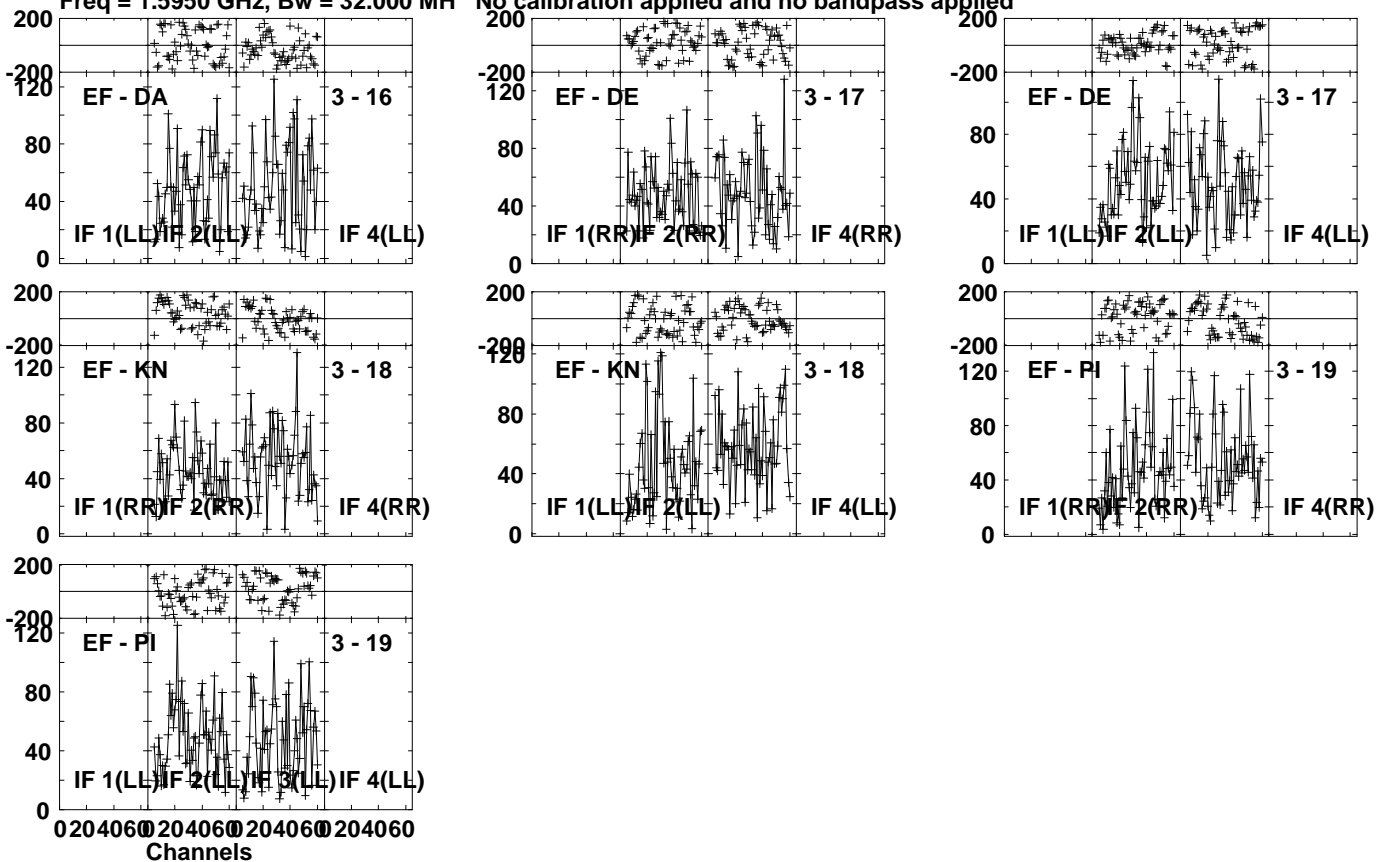
Lower frame: Micro Ampl Jy Top frame: Phas deg  
Vector averaged cross-power spectrum Several baselines displayed  
Timerange: 00/15:50:21 to 00/15:57:59

Plot file version 390 created 02-NOV-2021 17:43:44

J084408+4627 EM146.UVDATA.1

Freq = 1.5950 GHz, Bw = 32.000 MH

No calibration applied and no bandpass applied



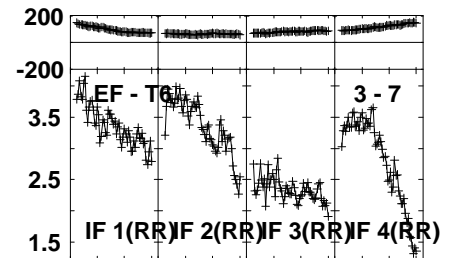
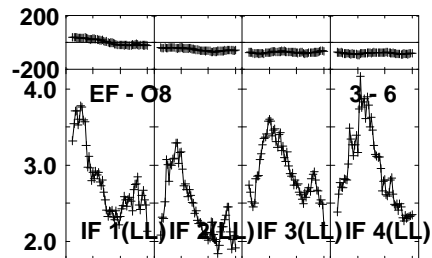
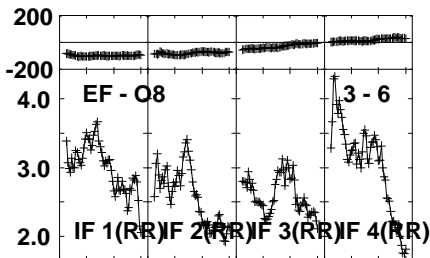
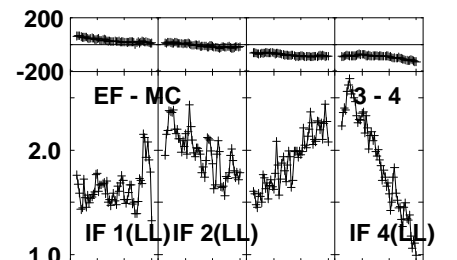
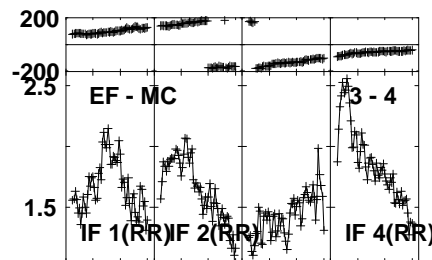
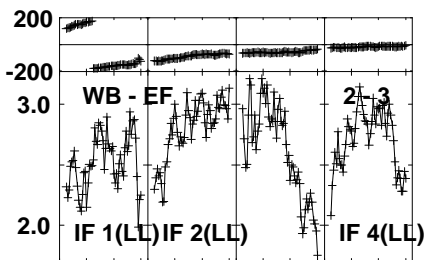
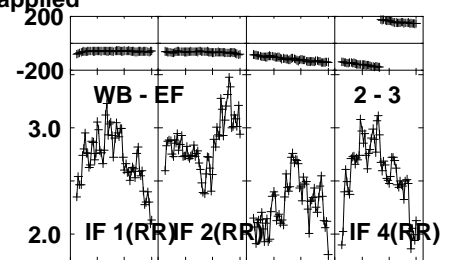
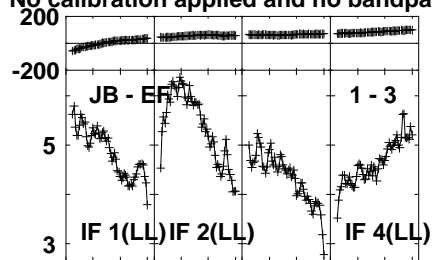
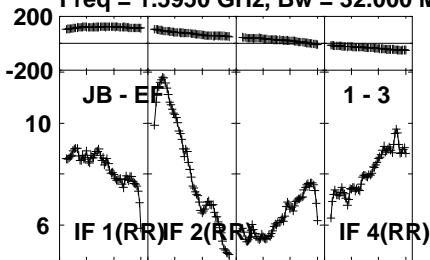
Lower frame: Micro Ampl Jy Top frame: Phas deg  
Vector averaged cross-power spectrum Several baselines displayed  
Timerange: 00/15:50:21 to 00/15:57:59

Plot file version 391 created 02-NOV-2021 17:43:44

J0847+4609 EM146.UVDATA.1

Freq = 1.5950 GHz, Bw = 32.000 MH

No calibration applied and no bandpass applied



0204060 0204060 0204060 0204060  
Channels

0204060 0204060 0204060 0204060  
Channels

0204060 0204060 0204060 0204060  
Channels

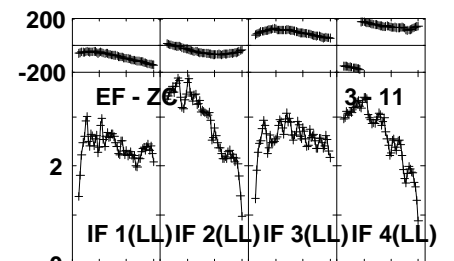
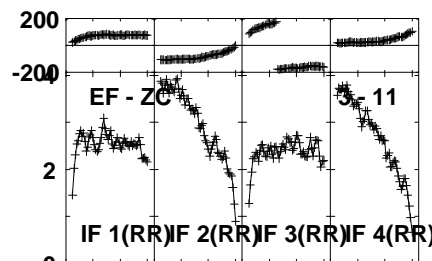
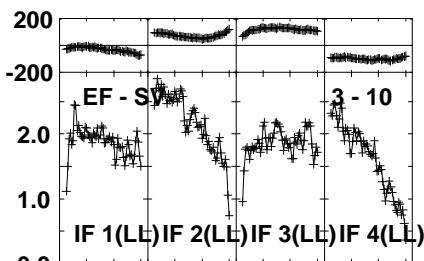
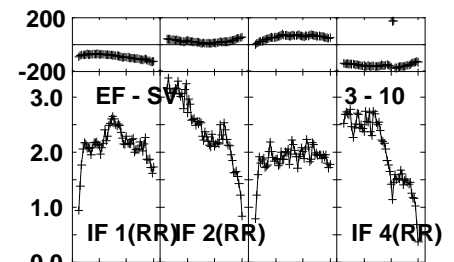
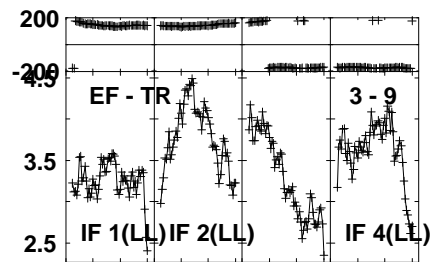
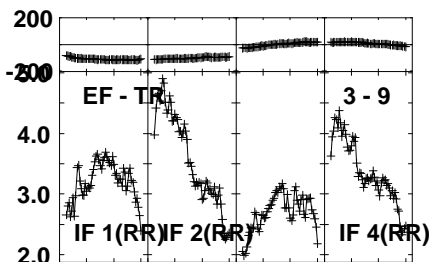
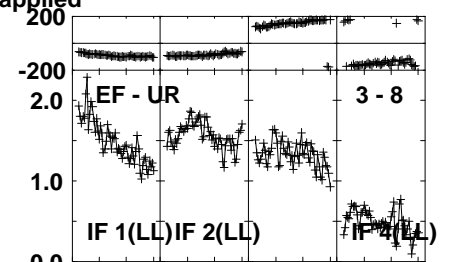
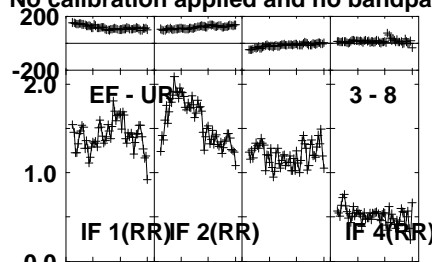
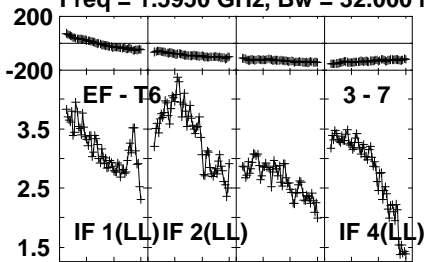
Lower frame: Milli Ampl Jy Top frame: Phas deg  
Vector averaged cross-power spectrum Several baselines displayed  
Timerange: 00/15:58:21 to 00/15:59:59

Plot file version 392 created 02-NOV-2021 17:43:44

J0847+4609 EM146.UVDATA.1

Freq = 1.5950 GHz, Bw = 32.000 MH

No calibration applied and no bandpass applied



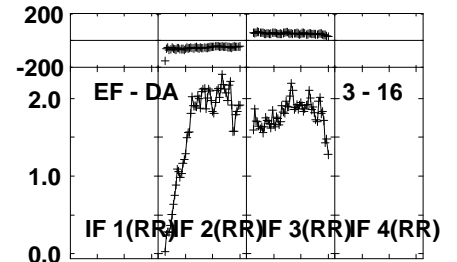
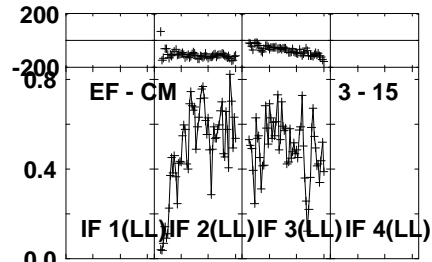
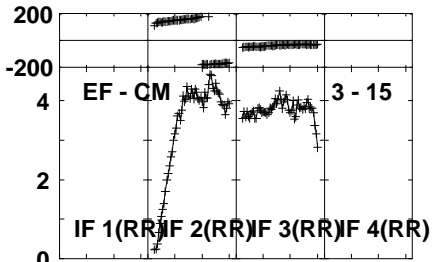
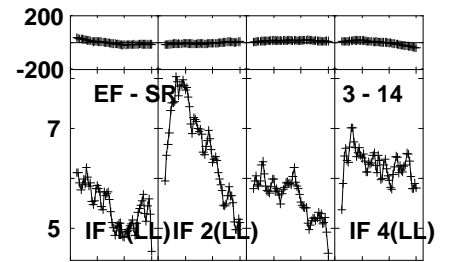
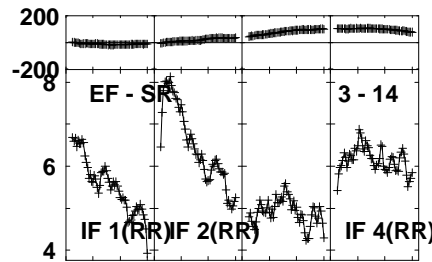
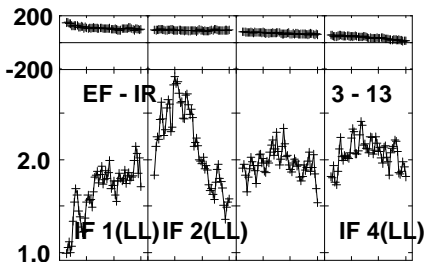
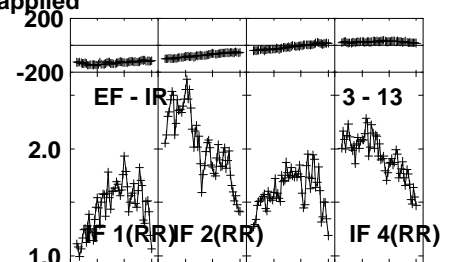
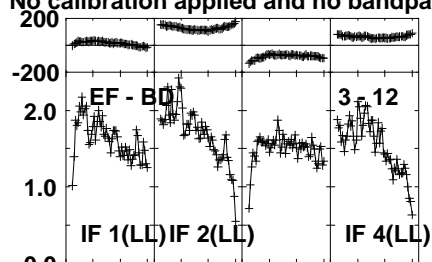
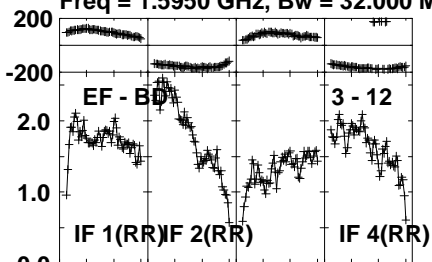
Lower frame: Milli Ampl Jy Top frame: Phas deg  
Vector averaged cross-power spectrum Several baselines displayed  
Timerange: 00/15:58:21 to 00/15:59:59

Plot file version 393 created 02-NOV-2021 17:43:45

J0847+4609 EM146.UVDATA.1

Freq = 1.5950 GHz, Bw = 32.000 MH

No calibration applied and no bandpass applied



Lower frame: Milli Ampl Jy Top frame: Phas deg

Vector averaged cross-power spectrum Several baselines displayed

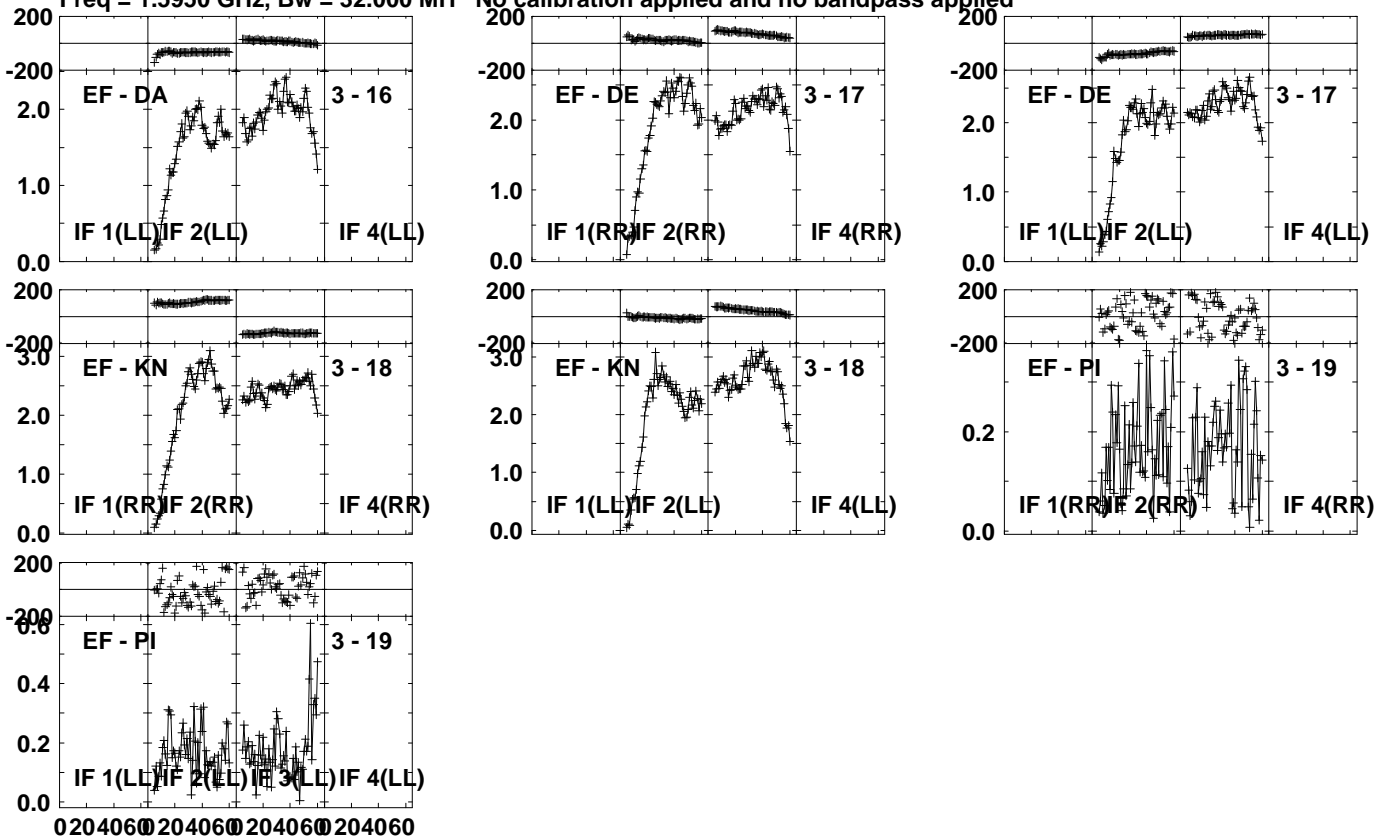
Timerange: 00/15:58:21 to 00/15:59:59

Plot file version 394 created 02-NOV-2021 17:43:45

J0847+4609 EM146.UVDATA.1

Freq = 1.5950 GHz, Bw = 32.000 MH

No calibration applied and no bandpass applied



Lower frame: Milli Ampl Jy Top frame: Phas deg

Vector averaged cross-power spectrum Several baselines displayed

Timerange: 00/15:58:21 to 00/15:59:59

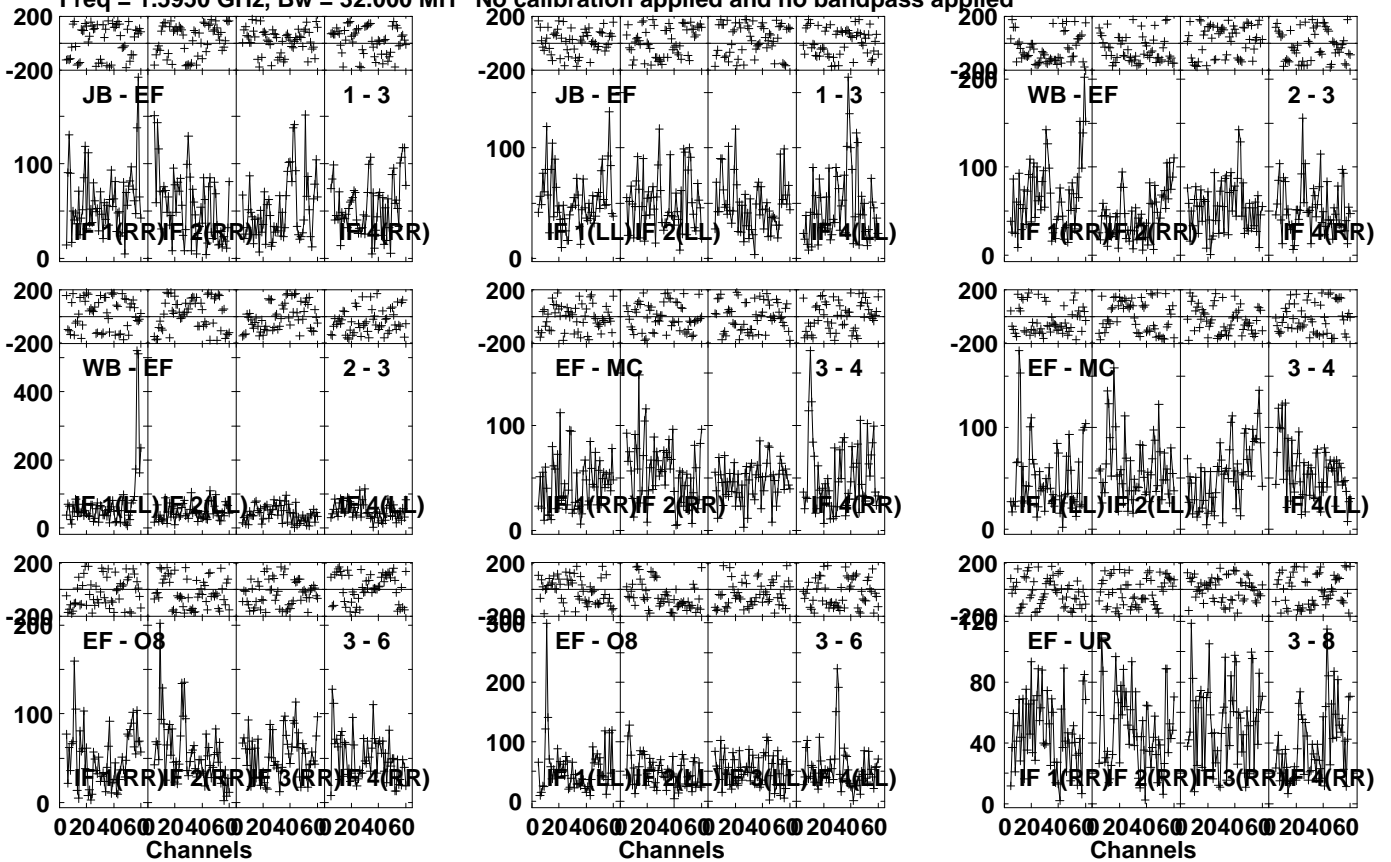


Plot file version 395 created 02-NOV-2021 17:43:45

J084408+4627 EM146.UVDATA.1

Freq = 1.5950 GHz, Bw = 32.000 MH

No calibration applied and no bandpass applied



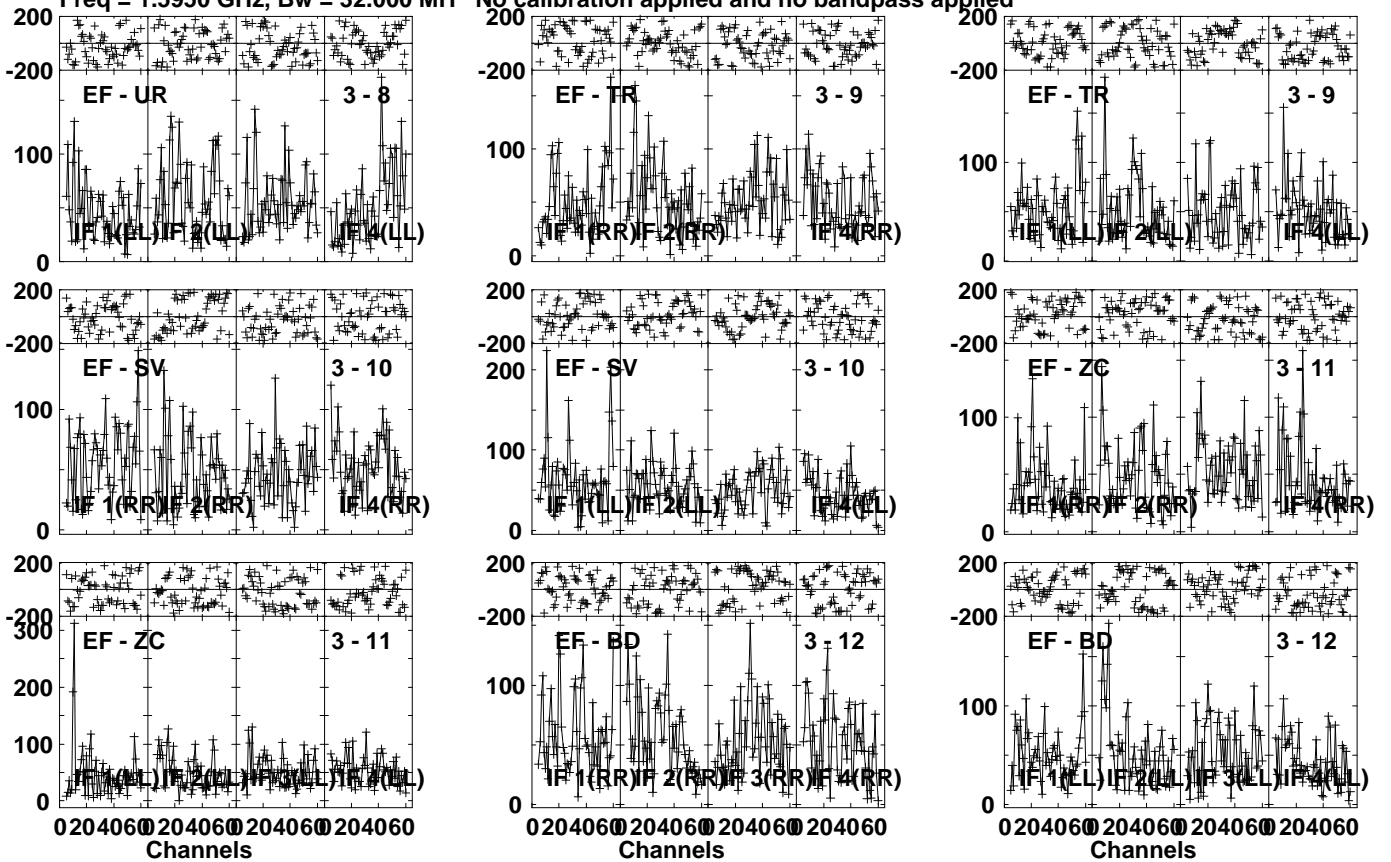
Lower frame: Micro Ampl Jy Top frame: Phas deg  
Vector averaged cross-power spectrum Several baselines displayed  
Timerange: 00/16:00:21 to 00/16:07:59

Plot file version 396 created 02-NOV-2021 17:43:46

J084408+4627 EM146.UVDATA.1

Freq = 1.5950 GHz, Bw = 32.000 MH

No calibration applied and no bandpass applied



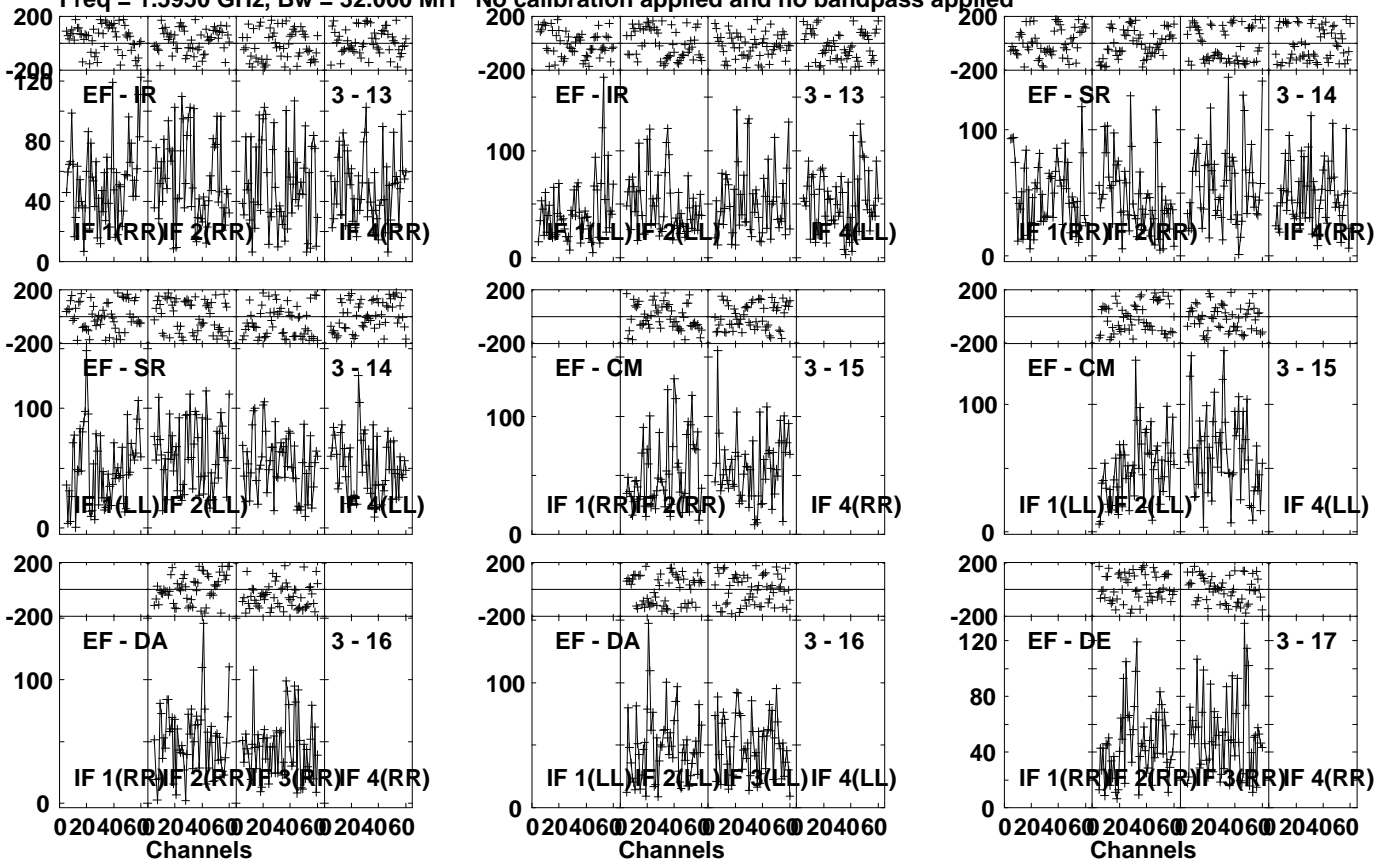
Lower frame: Micro Ampl Jy Top frame: Phas deg  
Vector averaged cross-power spectrum Several baselines displayed  
Timerange: 00/16:00:21 to 00/16:07:59

Plot file version 397 created 02-NOV-2021 17:43:46

J084408+4627 EM146.UVDATA.1

Freq = 1.5950 GHz, Bw = 32.000 MH

No calibration applied and no bandpass applied

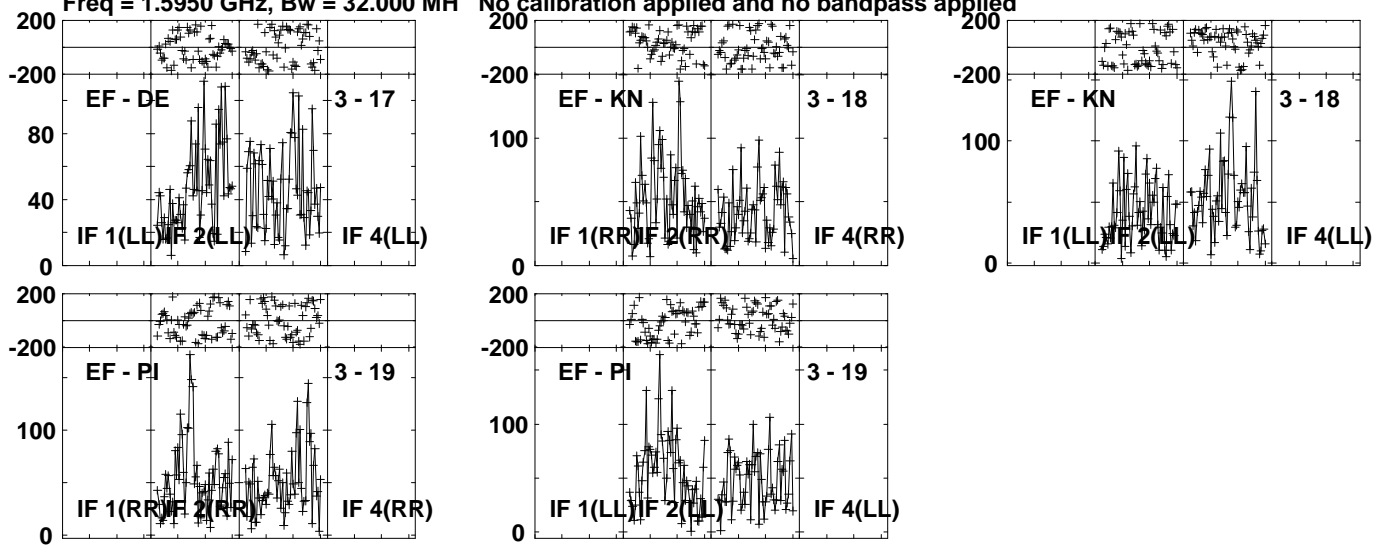


Lower frame: Micro Ampl Jy Top frame: Phas deg  
Vector averaged cross-power spectrum Several baselines displayed  
Timerange: 00/16:00:21 to 00/16:07:59

Plot file version 398 created 02-NOV-2021 17:43:46

J084408+4627 EM146.UVDATA.1

Freq = 1.5950 GHz, Bw = 32.000 MH No calibration applied and no bandpass applied



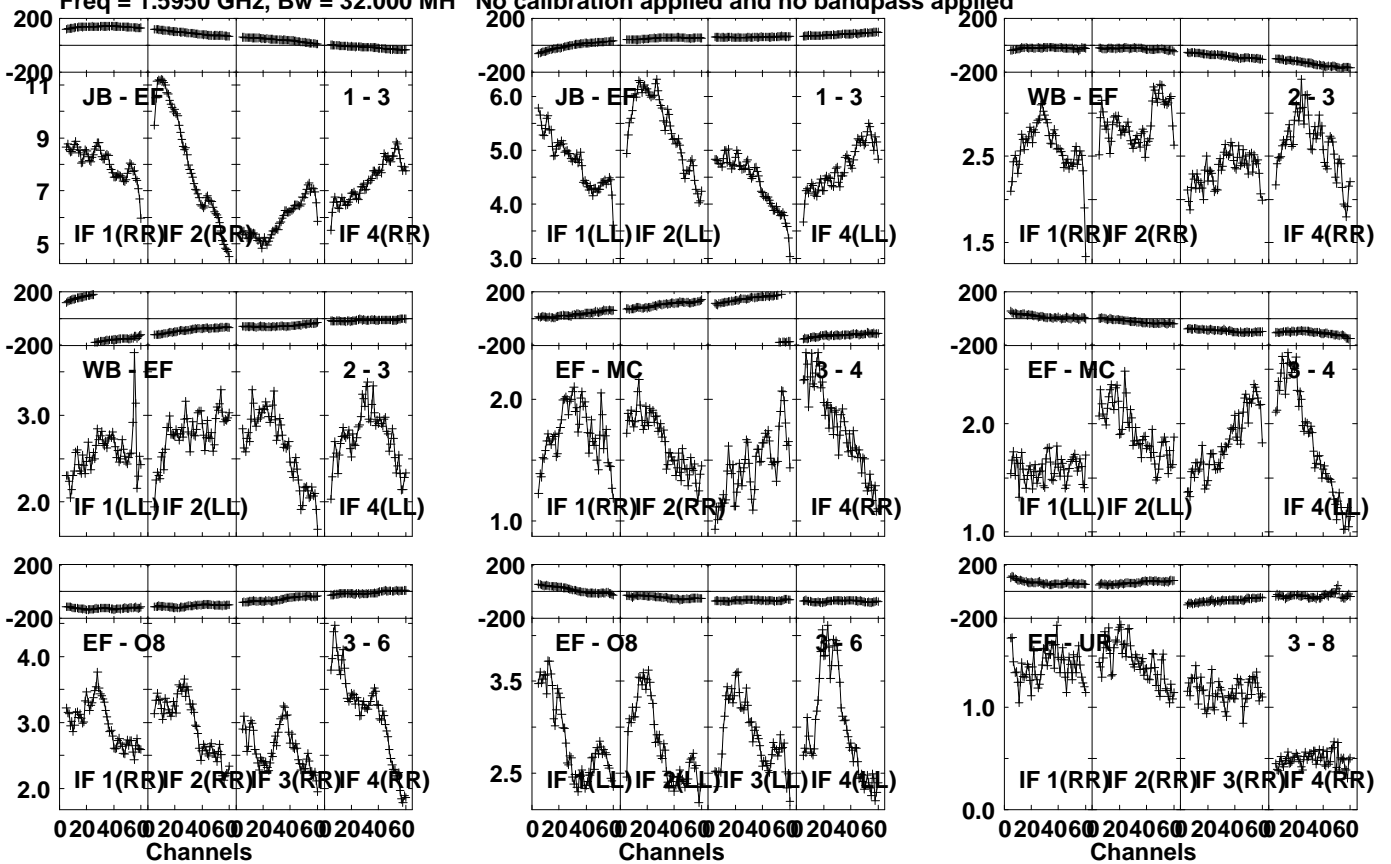
Lower frame: Micro Ampl Jy Top frame: Phas deg  
Vector averaged cross-power spectrum Several baselines displayed  
Timerange: 00/16:00:21 to 00/16:07:59

Plot file version 399 created 02-NOV-2021 17:43:46

J0847+4609 EM146.UVDATA.1

Freq = 1.5950 GHz, Bw = 32.000 MH

No calibration applied and no bandpass applied



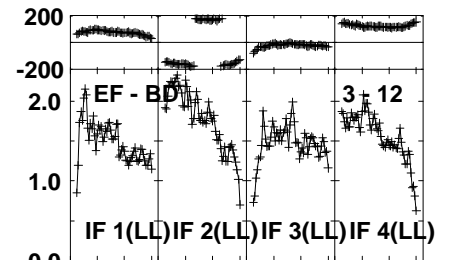
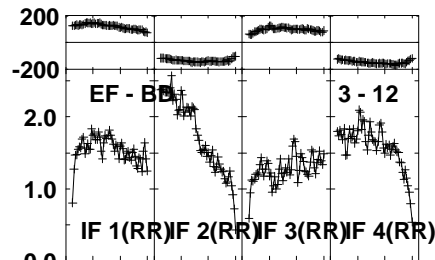
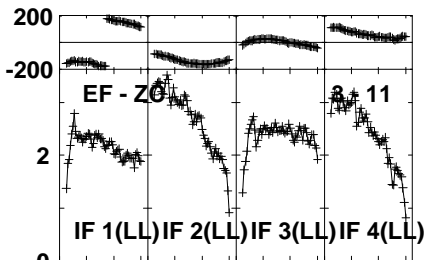
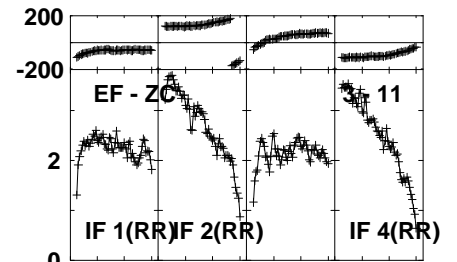
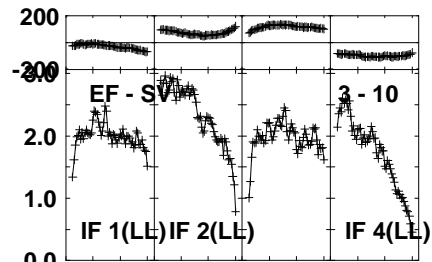
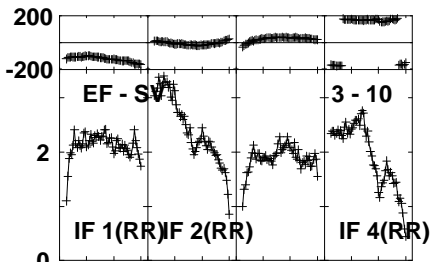
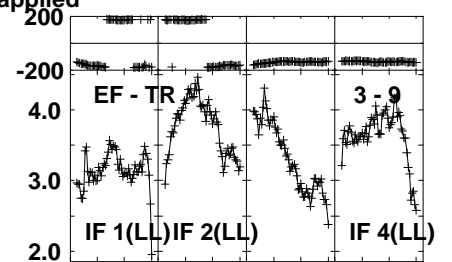
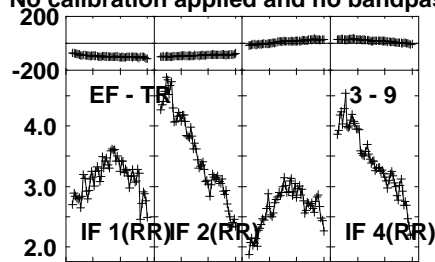
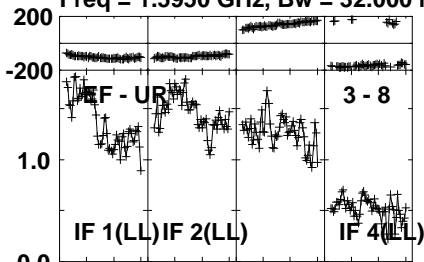
Lower frame: Milli Ampl Jy Top frame: Phas deg  
 Vector averaged cross-power spectrum Several baselines displayed  
 Timerange: 00/16:08:21 to 00/16:09:59

Plot file version 400 created 02-NOV-2021 17:43:47

J0847+4609 EM146.UVDATA.1

Freq = 1.5950 GHz, Bw = 32.000 MH

No calibration applied and no bandpass applied

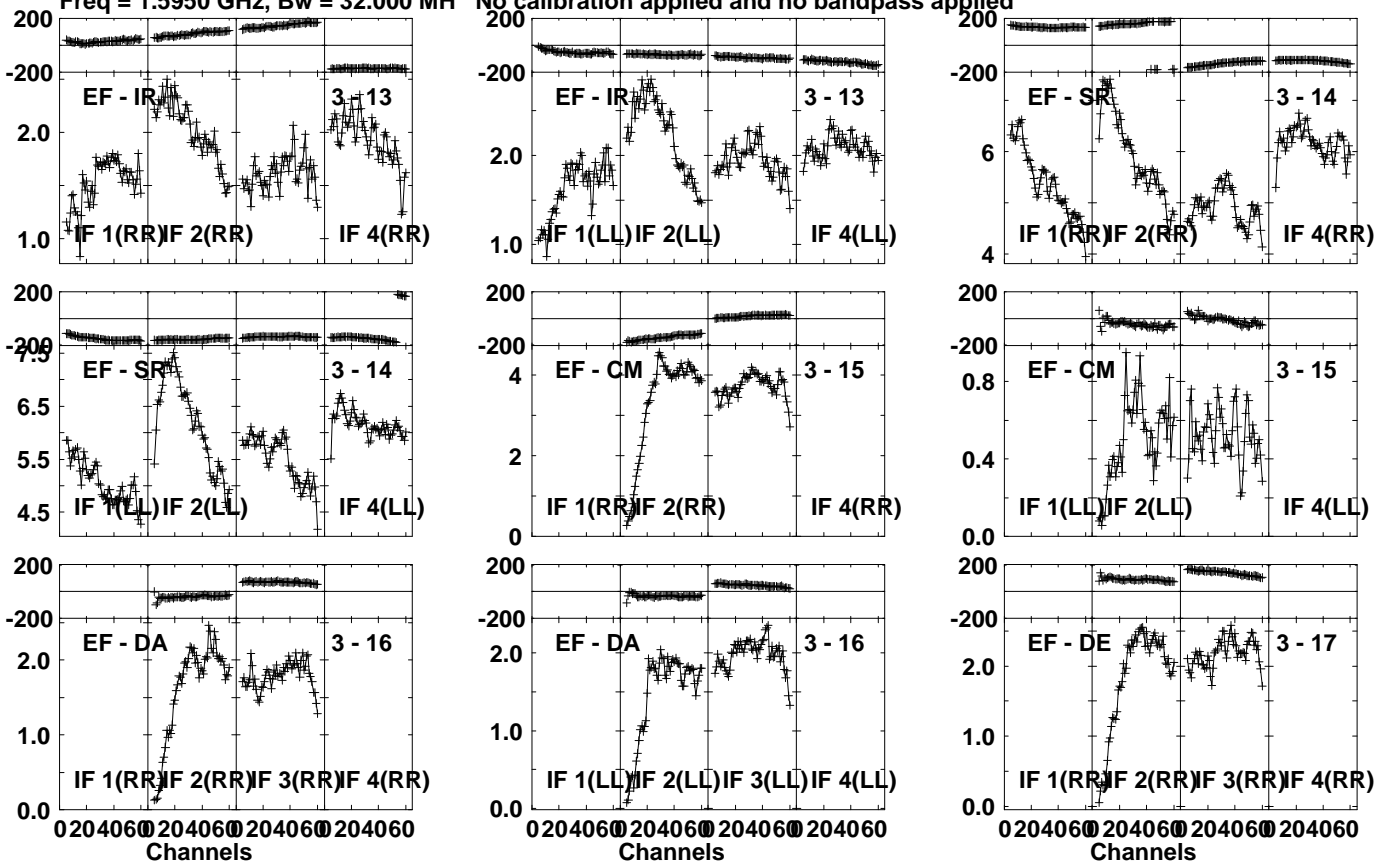


Lower frame: Milli Ampl Jy Top frame: Phas deg  
Vector averaged cross-power spectrum Several baselines displayed  
Timerange: 00/16:08:21 to 00/16:09:59

Plot file version 401 created 02-NOV-2021 17:43:47

J0847+4609 EM146.UVDATA.1

Freq = 1.5950 GHz, Bw = 32.000 MH No calibration applied and no bandpass applied



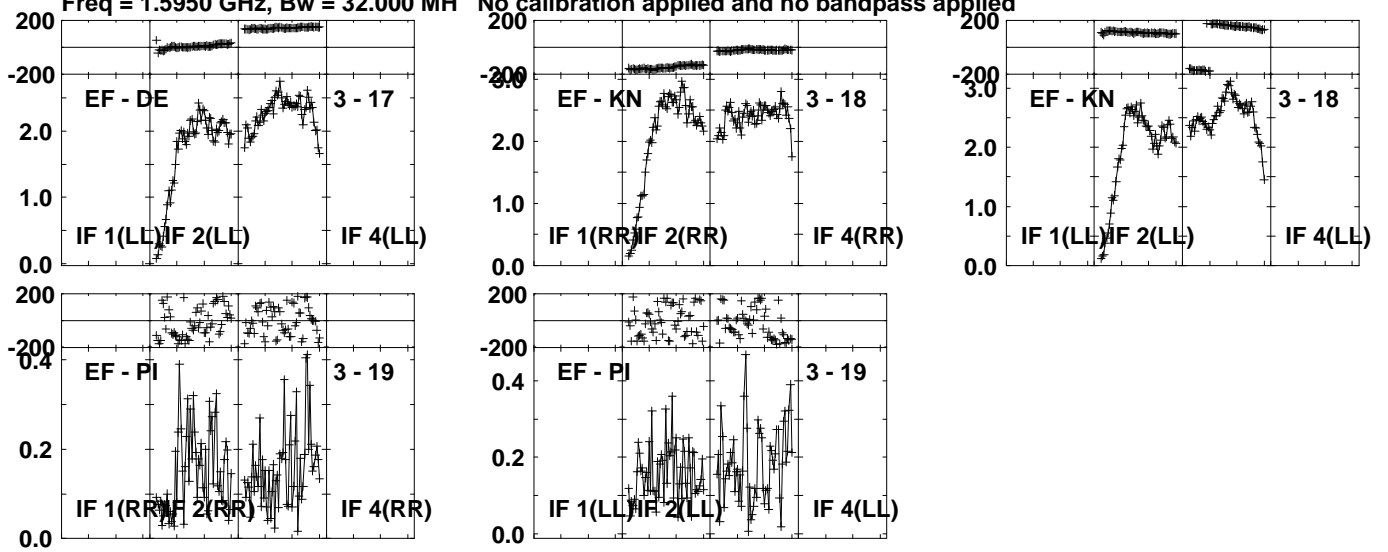
Lower frame: Milli Ampl Jy Top frame: Phas deg  
Vector averaged cross-power spectrum Several baselines displayed  
Timerange: 00/16:08:21 to 00/16:09:59

Plot file version 402 created 02-NOV-2021 17:43:47

J0847+4609 EM146.UVDATA.1

Freq = 1.5950 GHz, Bw = 32.000 MH

No calibration applied and no bandpass applied



Lower frame: Milli Ampl Jy Top frame: Phas deg

Vector averaged cross-power spectrum Several baselines displayed

Timerange: 00/16:08:21 to 00/16:09:59

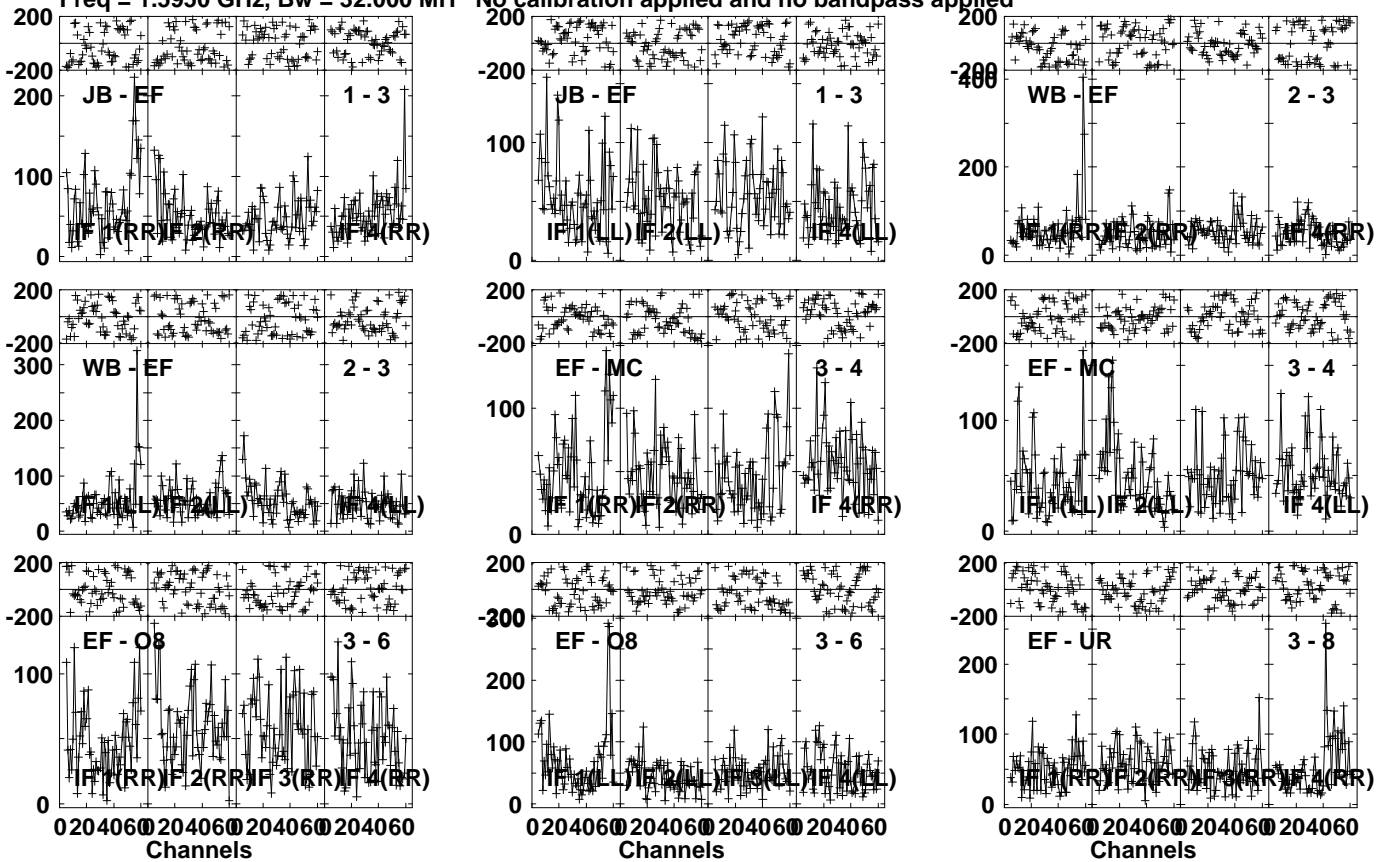


Plot file version 403 created 02-NOV-2021 17:43:47

J084408+4627 EM146.UVDATA.1

Freq = 1.5950 GHz, Bw = 32.000 MH

No calibration applied and no bandpass applied



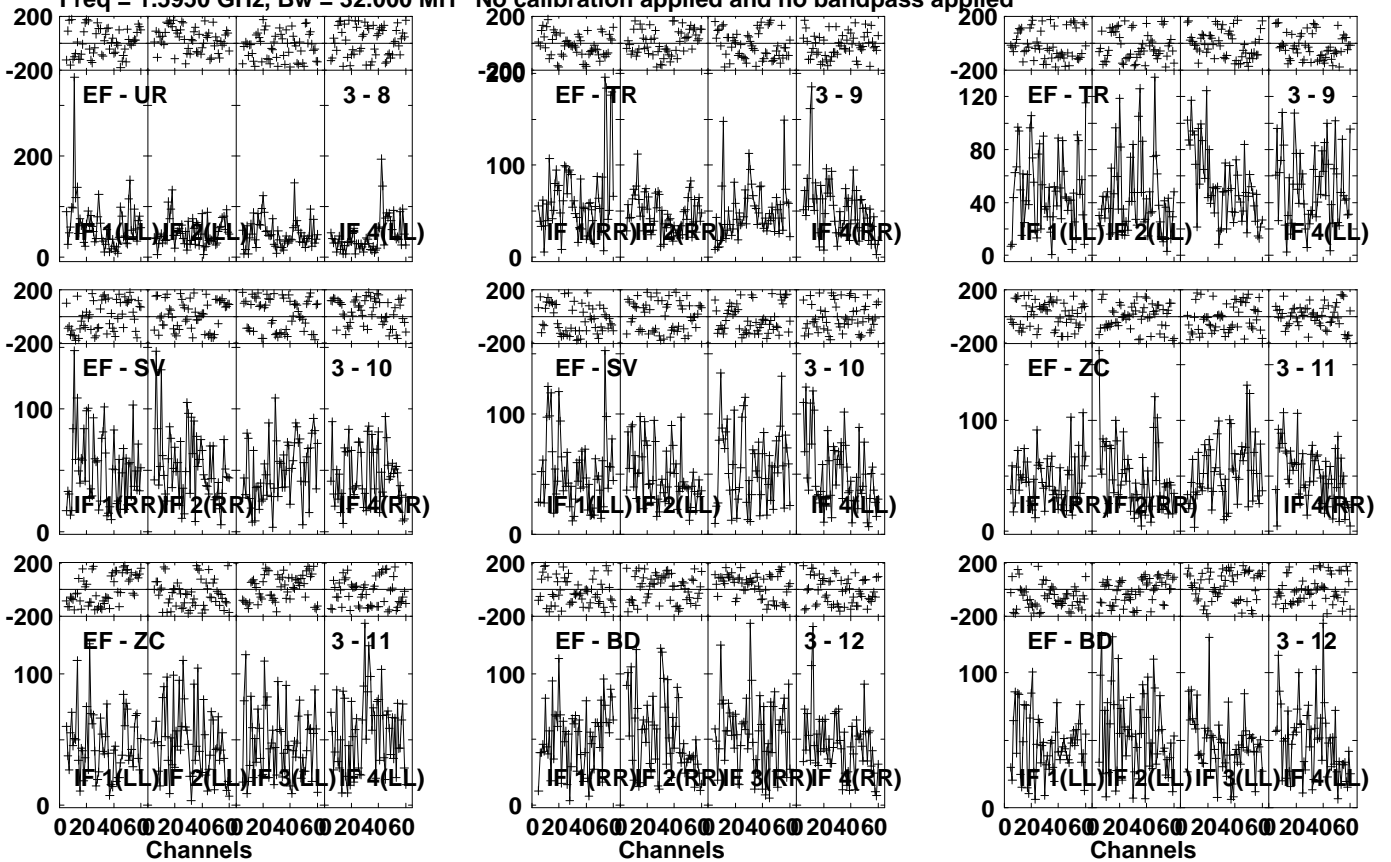
Lower frame: Micro Ampl Jy Top frame: Phas deg  
Vector averaged cross-power spectrum Several baselines displayed  
Timerange: 00/16:10:21 to 00/16:17:59

Plot file version 404 created 02-NOV-2021 17:43:48

J084408+4627 EM146.UVDATA.1

Freq = 1.5950 GHz, Bw = 32.000 MH

No calibration applied and no bandpass applied



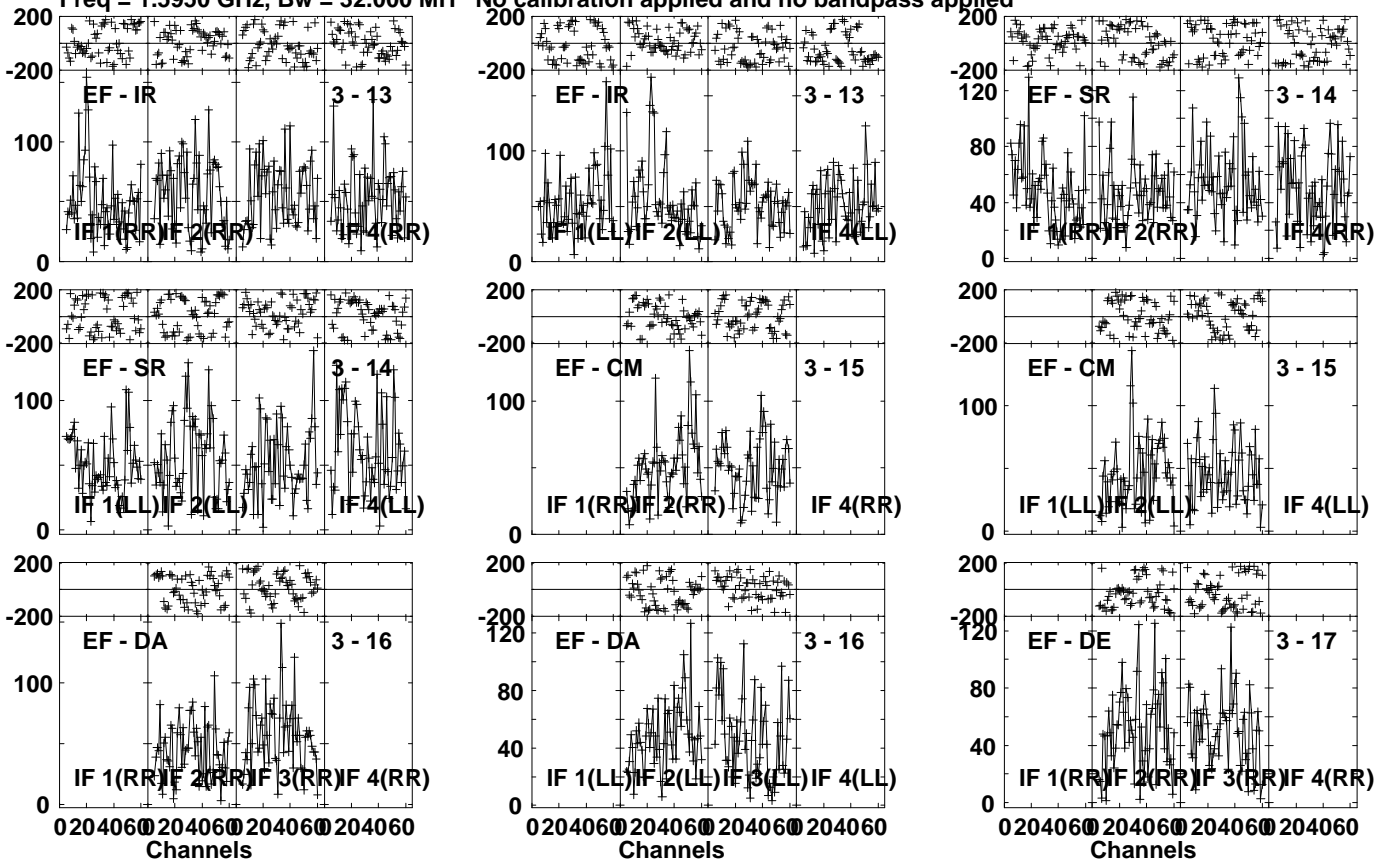
Lower frame: Micro Ampl Jy Top frame: Phas deg  
Vector averaged cross-power spectrum Several baselines displayed  
Timerange: 00/16:10:21 to 00/16:17:59

Plot file version 405 created 02-NOV-2021 17:43:48

J084408+4627 EM146.UVDATA.1

Freq = 1.5950 GHz, Bw = 32.000 MH

No calibration applied and no bandpass applied



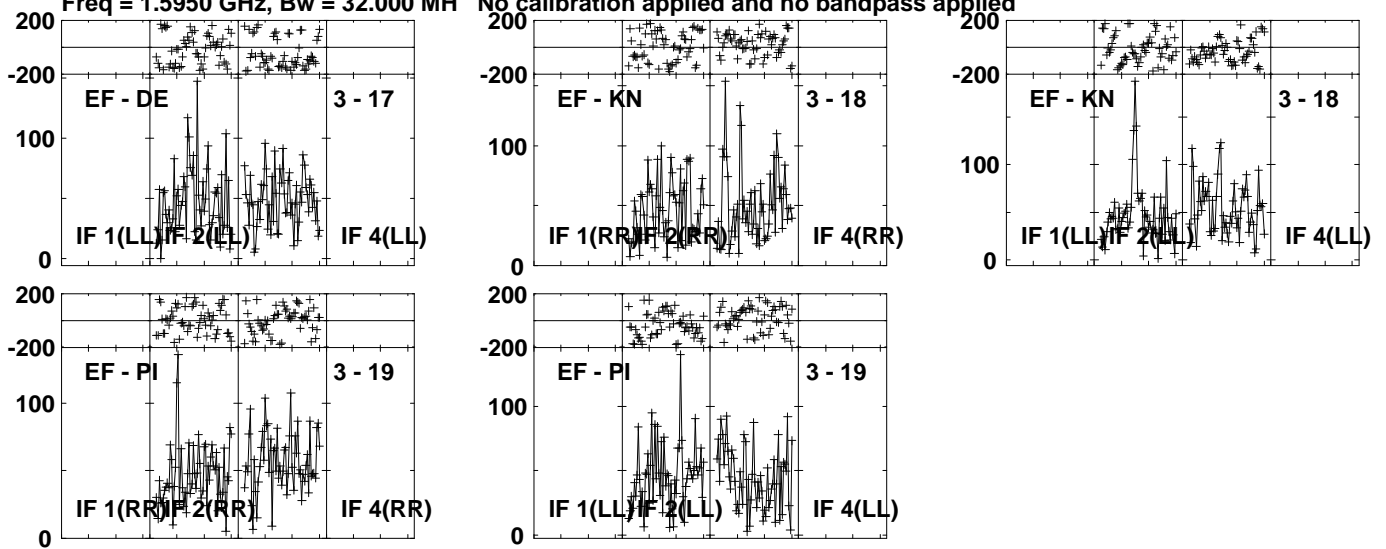
Lower frame: Micro Ampl Jy Top frame: Phas deg  
Vector averaged cross-power spectrum Several baselines displayed  
Timerange: 00:16:10:21 to 00:16:17:59

Plot file version 406 created 02-NOV-2021 17:43:48

J084408+4627 EM146.UVDATA.1

Freq = 1.5950 GHz, Bw = 32.000 MH

No calibration applied and no bandpass applied



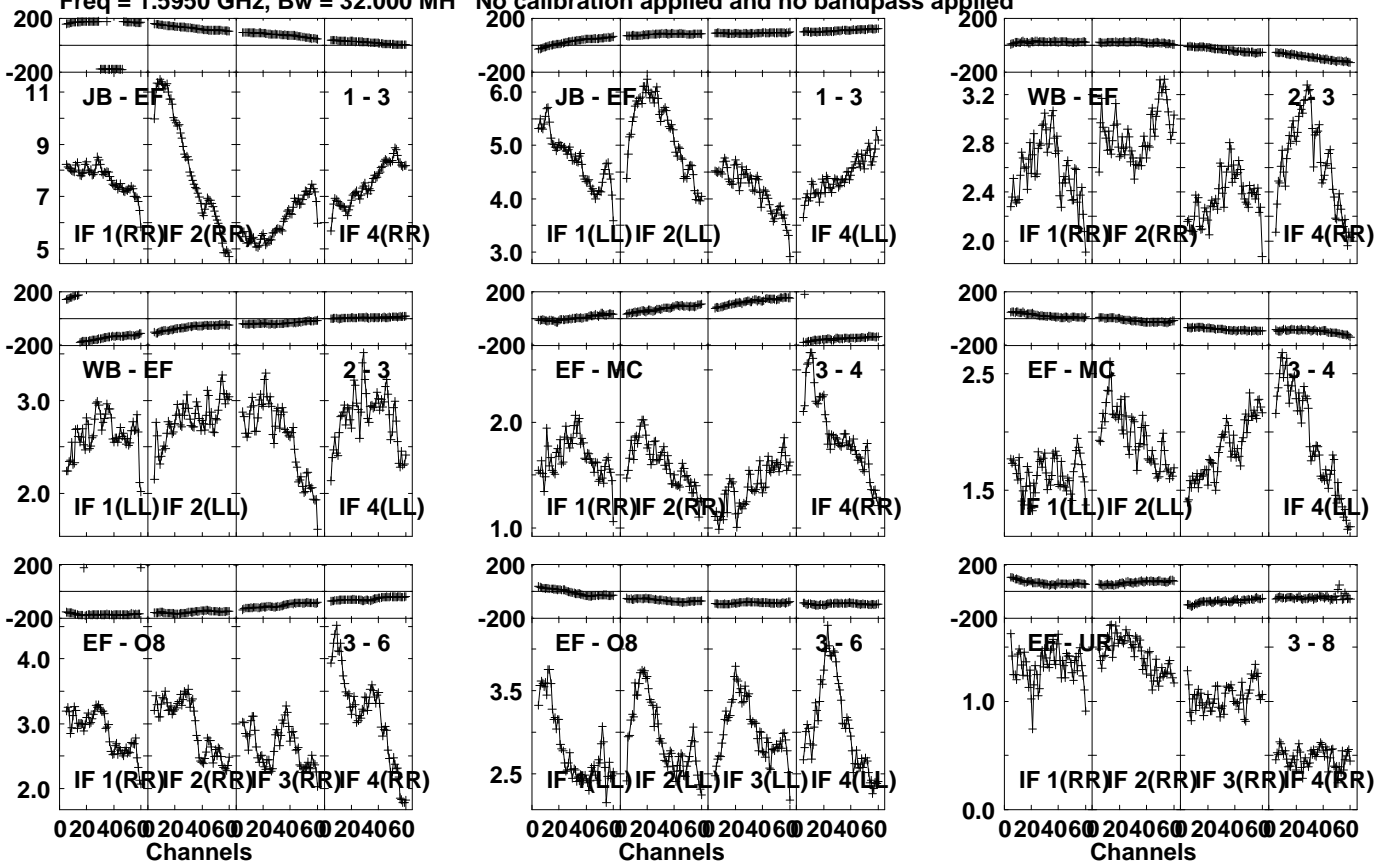
Lower frame: Micro Ampl Jy Top frame: Phas deg  
Vector averaged cross-power spectrum Several baselines displayed  
Timerange: 00/16:10:21 to 00/16:17:59

Plot file version 407 created 02-NOV-2021 17:43:48

J0847+4609 EM146.UVDATA.1

Freq = 1.5950 GHz, Bw = 32.000 MH

No calibration applied and no bandpass applied



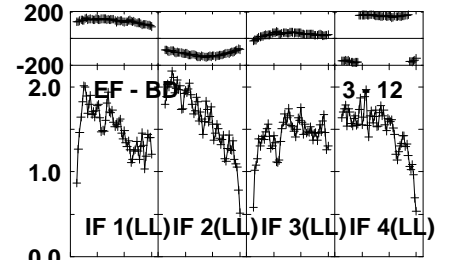
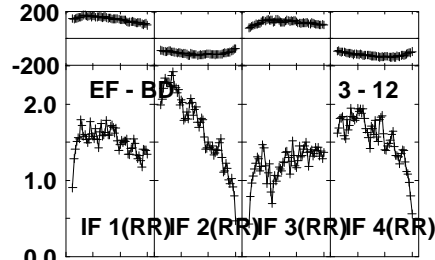
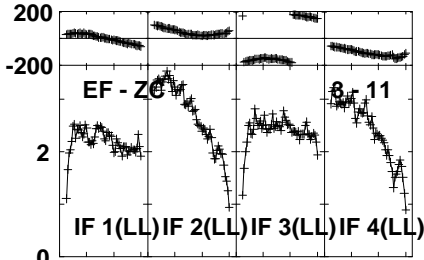
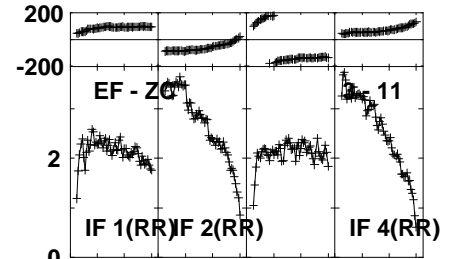
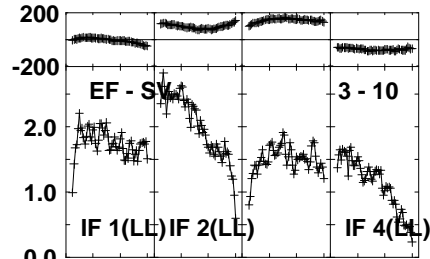
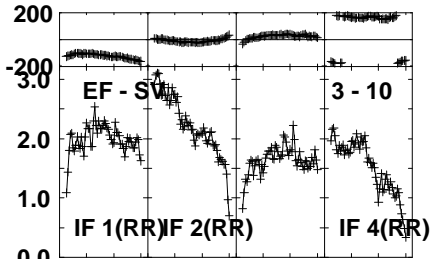
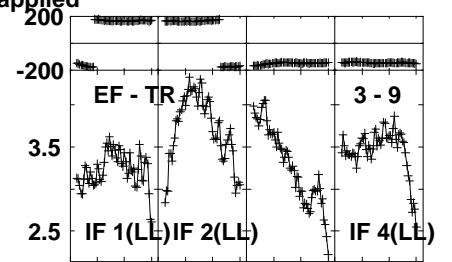
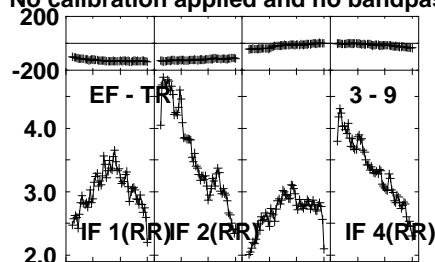
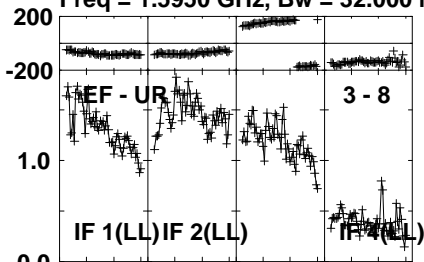
Lower frame: Milli Ampl Jy Top frame: Phas deg  
Vector averaged cross-power spectrum Several baselines displayed  
Timerange: 00/16:18:21 to 00/16:19:59

Plot file version 408 created 02-NOV-2021 17:43:49

J0847+4609 EM146.UVDATA.1

Freq = 1.5950 GHz, Bw = 32.000 MH

No calibration applied and no bandpass applied



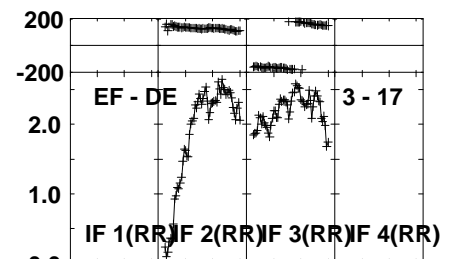
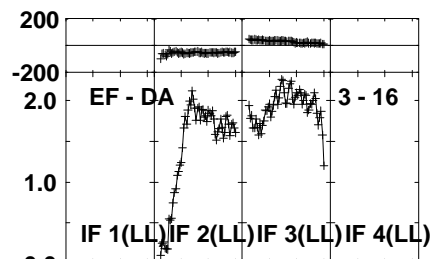
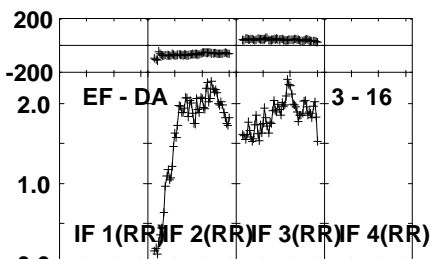
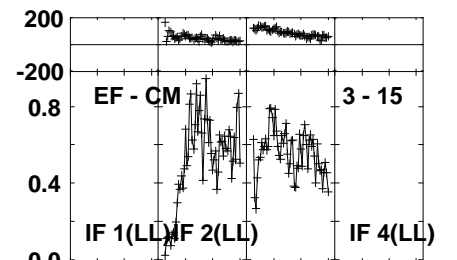
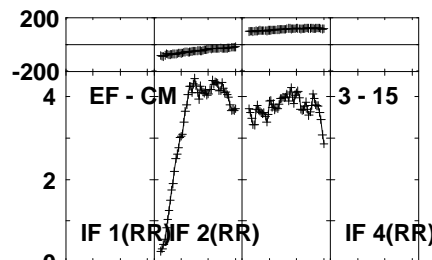
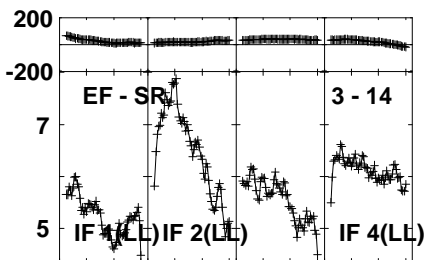
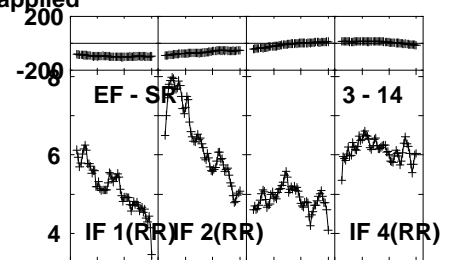
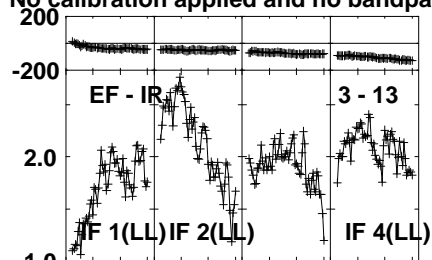
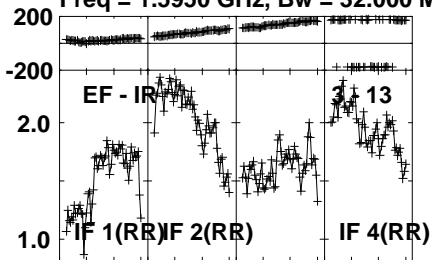
Lower frame: Milli Ampl Jy Top frame: Phas deg  
 Vector averaged cross-power spectrum Several baselines displayed  
 Timerange: 00/16:18:21 to 00/16:19:59

Plot file version 409 created 02-NOV-2021 17:43:49

J0847+4609 EM146.UVDATA.1

Freq = 1.5950 GHz, Bw = 32.000 MH

No calibration applied and no bandpass applied



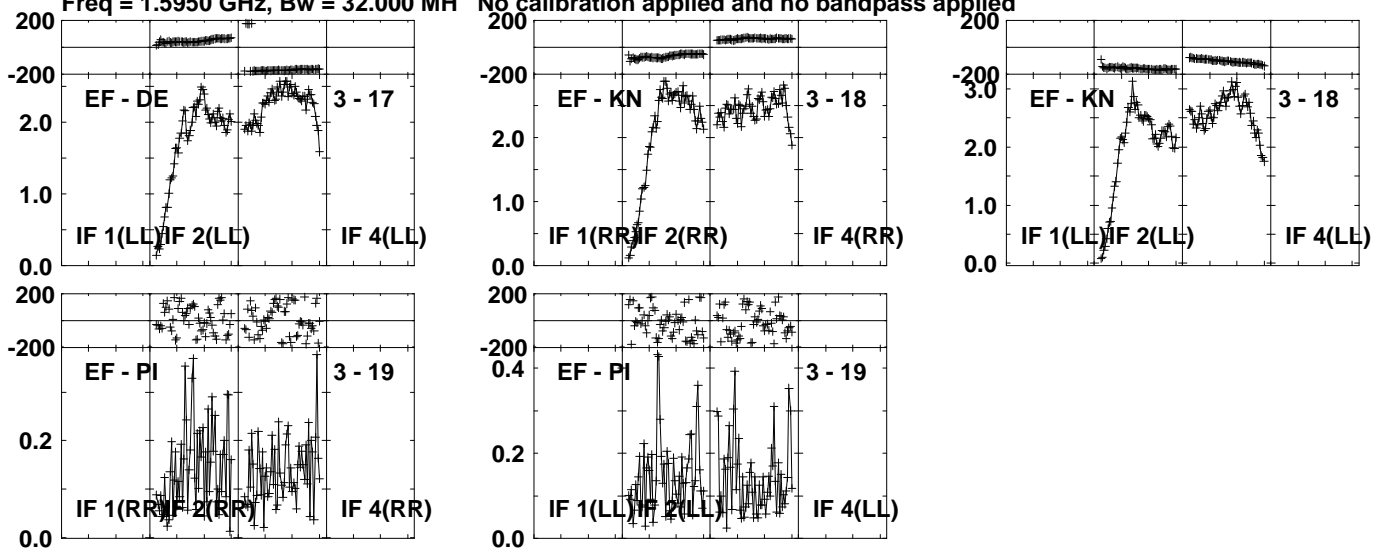
Lower frame: Milli Ampl Jy Top frame: Phas deg  
Vector averaged cross-power spectrum Several baselines displayed  
Timerange: 00/16:18:21 to 00/16:19:59

Plot file version 410 created 02-NOV-2021 17:43:49

J0847+4609 EM146.UVDATA.1

Freq = 1.5950 GHz, Bw = 32.000 MH

No calibration applied and no bandpass applied



Lower frame: Milli Ampl Jy Top frame: Phas deg  
Vector averaged cross-power spectrum Several baselines displayed  
Timerange: 00/16:18:21 to 00/16:19:59

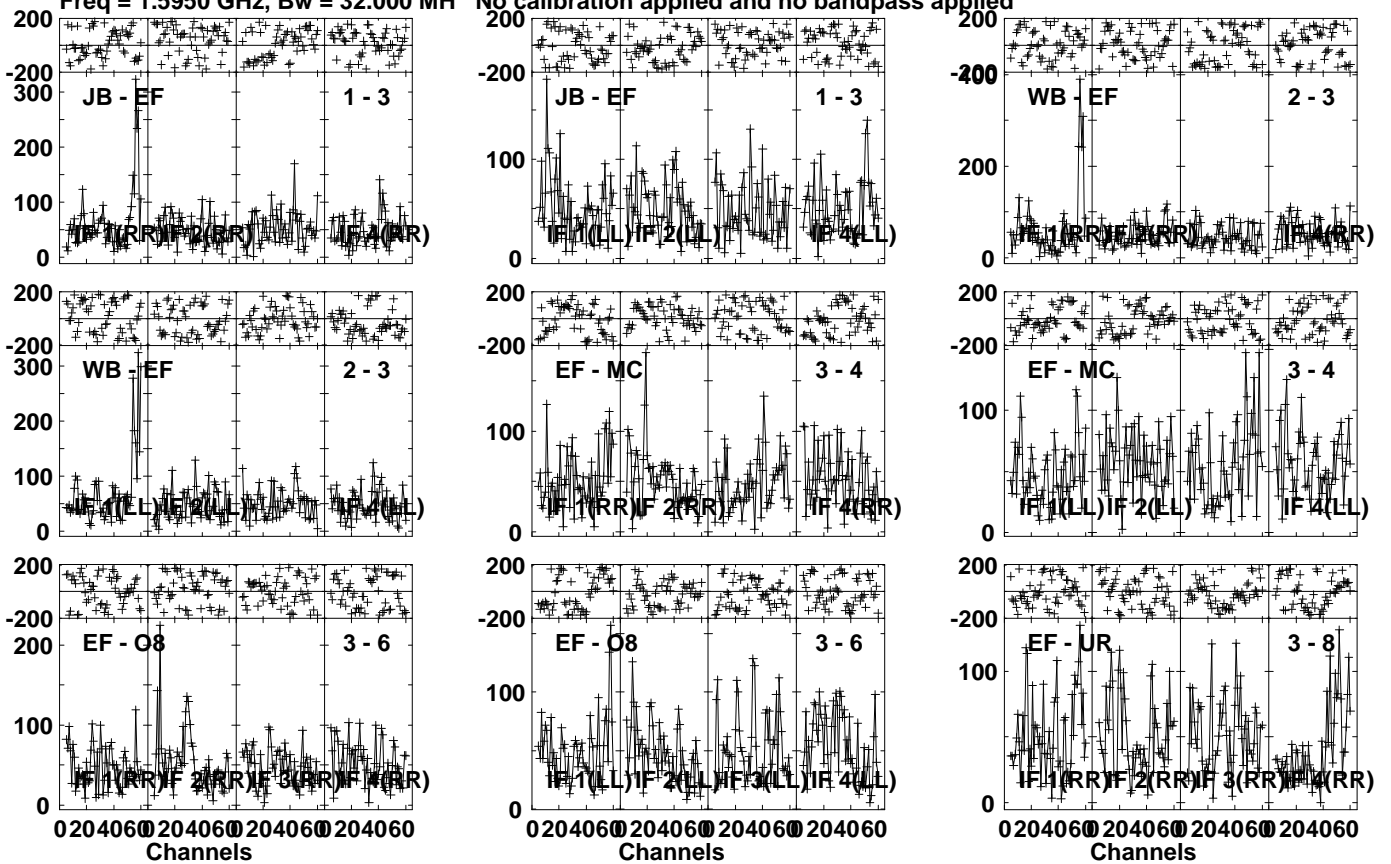


Plot file version 411 created 02-NOV-2021 17:43:49

J084408+4627 EM146.UVDATA.1

Freq = 1.5950 GHz, Bw = 32.000 MH

No calibration applied and no bandpass applied



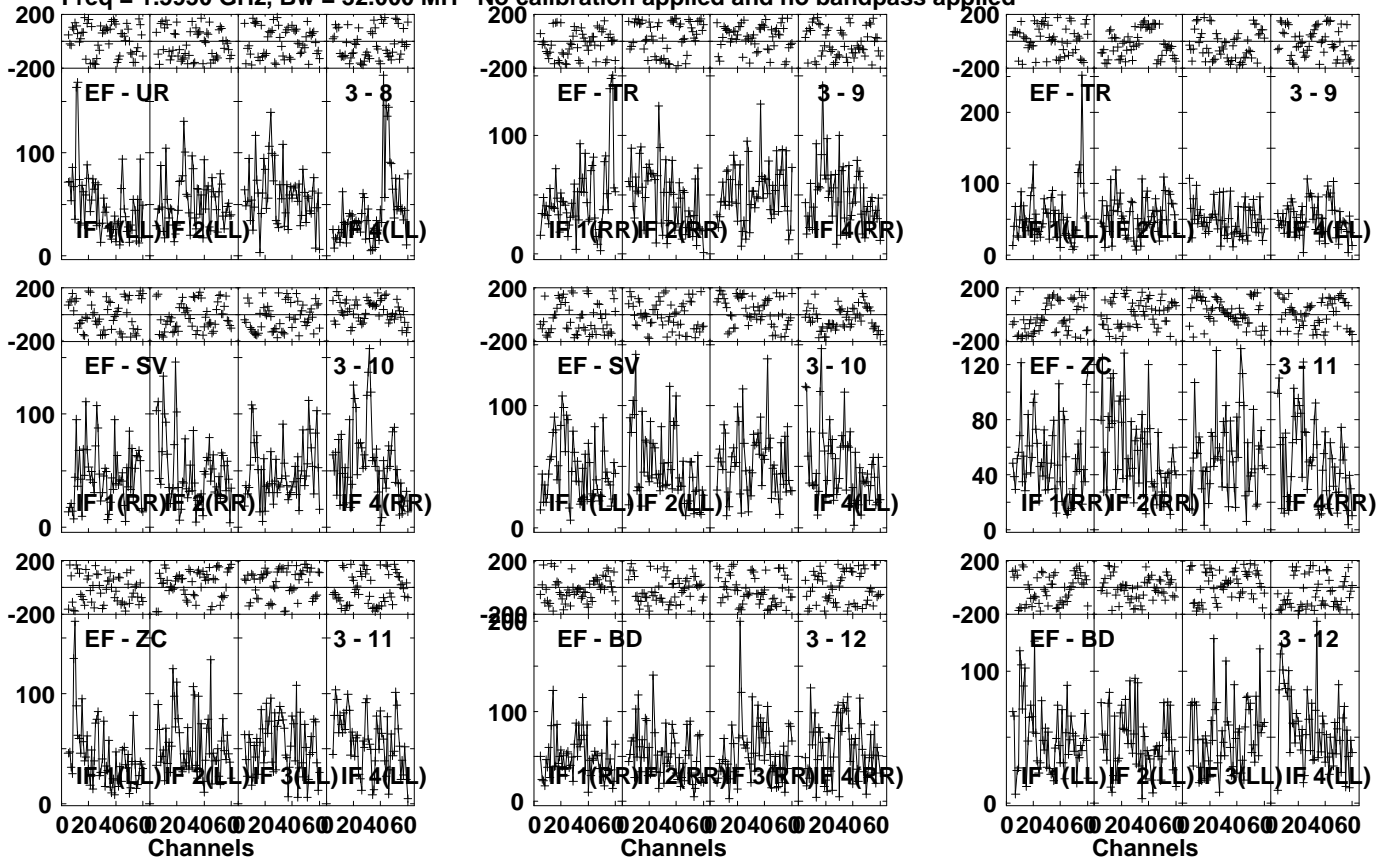
Lower frame: Micro Ampl Jy Top frame: Phas deg  
Vector averaged cross-power spectrum Several baselines displayed  
Timerange: 00/16:20:21 to 00/16:27:59

Plot file version 412 created 02-NOV-2021 17:43:50

J084408+4627 EM146.UVDATA.1

Freq = 1.5950 GHz, Bw = 32.000 MH

No calibration applied and no bandpass applied



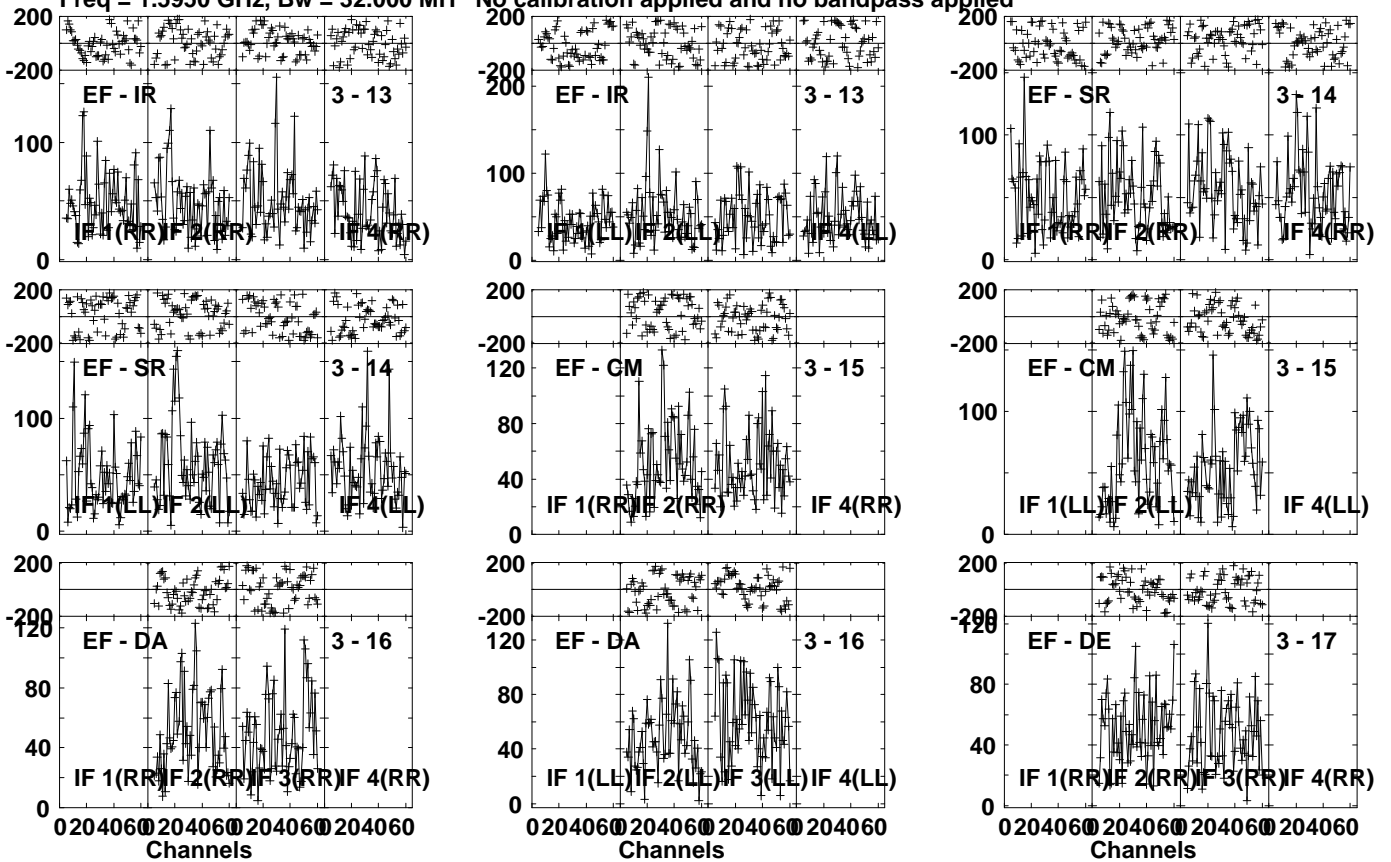
Lower frame: Micro Ampl Jy Top frame: Phas deg  
Vector averaged cross-power spectrum Several baselines displayed  
Timerange: 00/16:20:21 to 00/16:27:59

Plot file version 413 created 02-NOV-2021 17:43:50

J084408+4627 EM146.UVDATA.1

Freq = 1.5950 GHz, Bw = 32.000 MH

No calibration applied and no bandpass applied

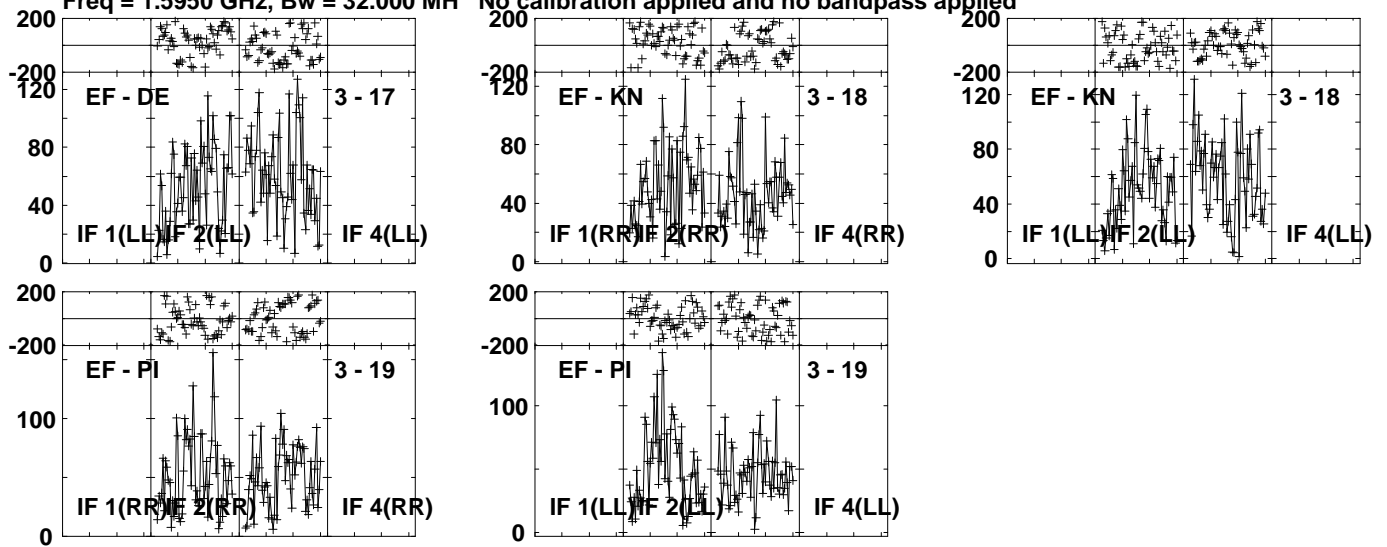


Lower frame: Micro Ampl Jy Top frame: Phas deg  
Vector averaged cross-power spectrum Several baselines displayed  
Timerange: 00/16:20:21 to 00/16:27:59

Plot file version 414 created 02-NOV-2021 17:43:50

J084408+4627 EM146.UVDATA.1

Freq = 1.5950 GHz, Bw = 32.000 MH No calibration applied and no bandpass applied



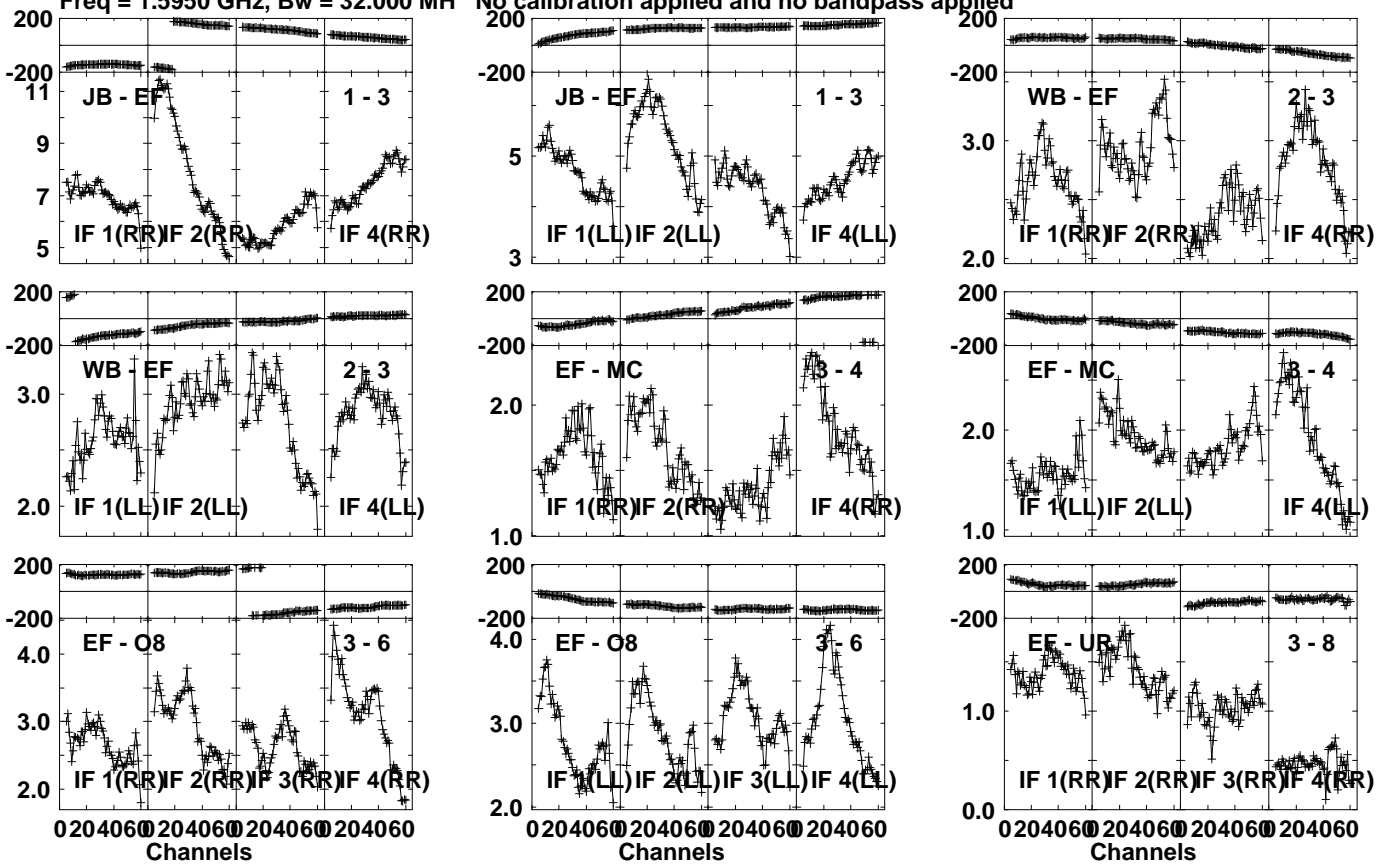
Lower frame: Micro Ampl Jy Top frame: Phas deg  
Vector averaged cross-power spectrum Several baselines displayed  
Timerange: 00/16:20:21 to 00/16:27:59

Plot file version 415 created 02-NOV-2021 17:43:50

J0847+4609 EM146.UVDATA.1

Freq = 1.5950 GHz, Bw = 32.000 MH

No calibration applied and no bandpass applied



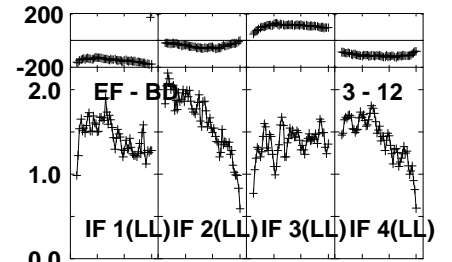
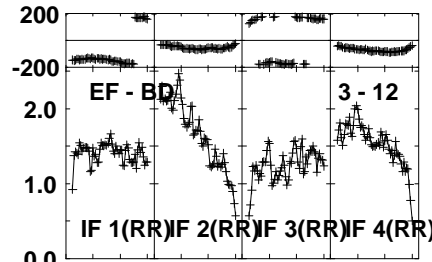
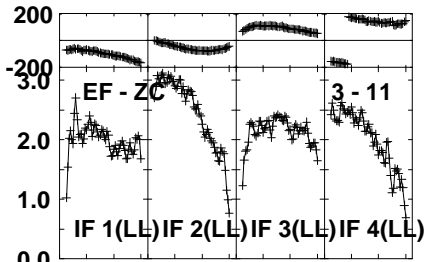
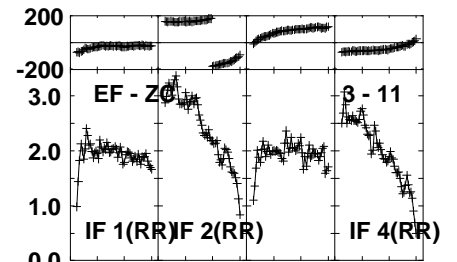
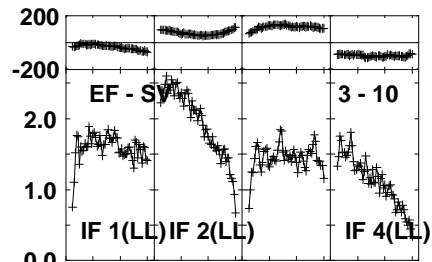
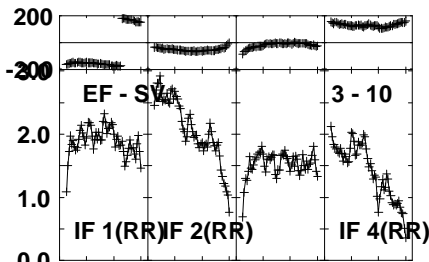
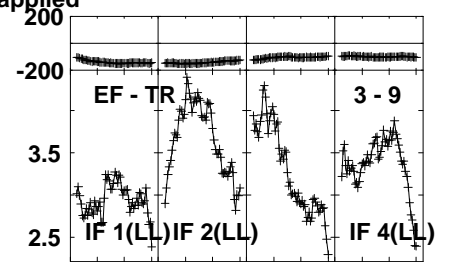
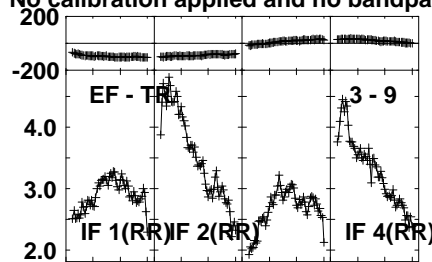
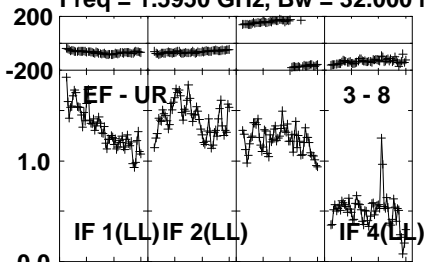
Lower frame: Milli Ampl Jy Top frame: Phas deg  
Vector averaged cross-power spectrum Several baselines displayed  
Timerange: 00/16:28:21 to 00/16:29:59

Plot file version 416 created 02-NOV-2021 17:43:51

J0847+4609 EM146.UVDATA.1

Freq = 1.5950 GHz, Bw = 32.000 MH

No calibration applied and no bandpass applied



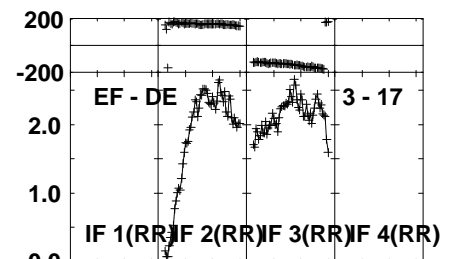
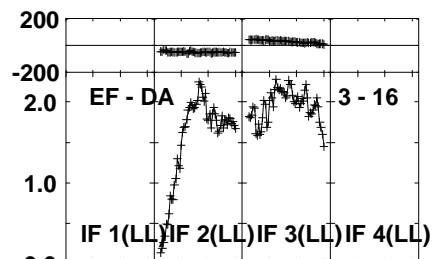
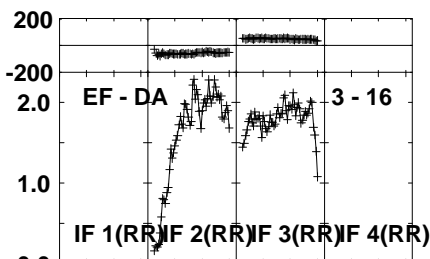
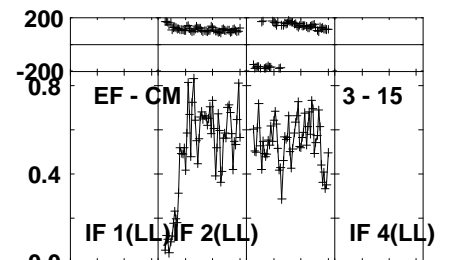
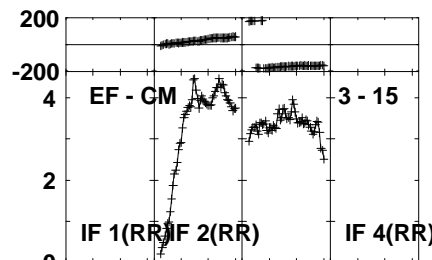
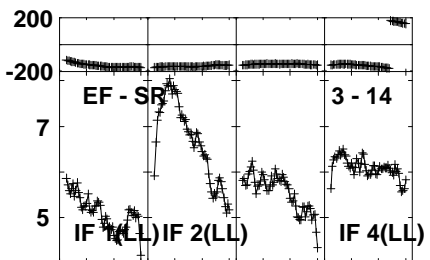
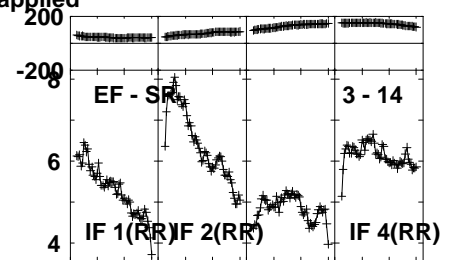
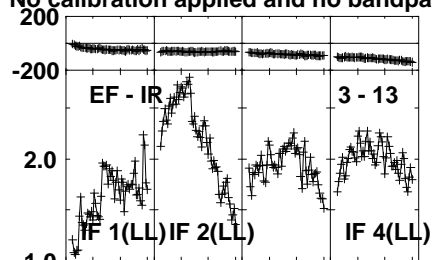
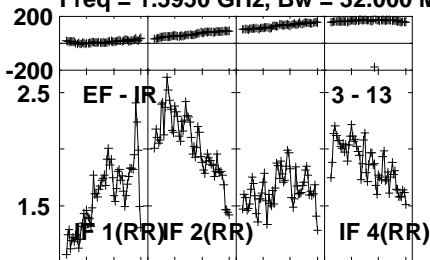
Lower frame: Milli Ampl Jy Top frame: Phas deg  
Vector averaged cross-power spectrum Several baselines displayed  
Timerange: 00/16:28:21 to 00/16:29:59

Plot file version 417 created 02-NOV-2021 17:43:51

J0847+4609 EM146.UVDATA.1

Freq = 1.5950 GHz, Bw = 32.000 MH

No calibration applied and no bandpass applied



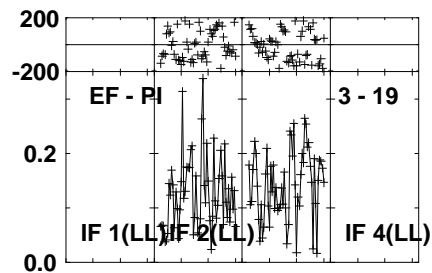
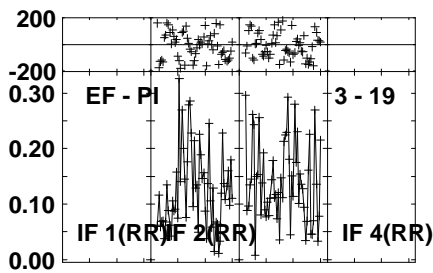
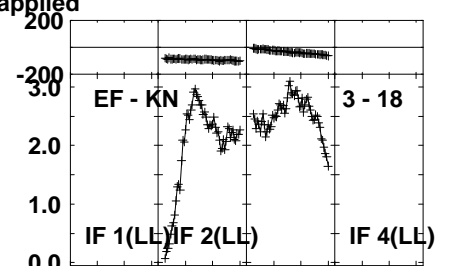
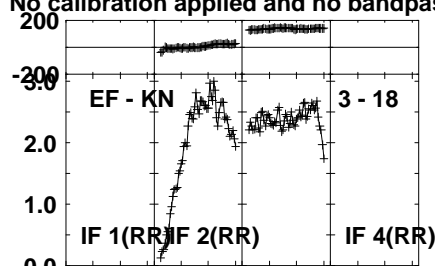
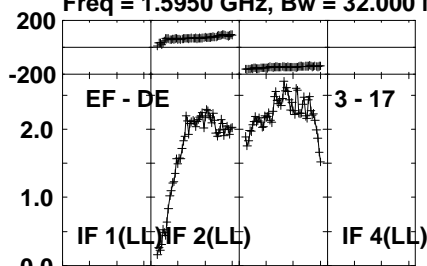
Lower frame: Milli Ampl Jy Top frame: Phas deg  
 Vector averaged cross-power spectrum Several baselines displayed  
 Timerange: 00/16:28:21 to 00/16:29:59

Plot file version 418 created 02-NOV-2021 17:43:51

J0847+4609 EM146.UVDATA.1

Freq = 1.5950 GHz, Bw = 32.000 MH

No calibration applied and no bandpass applied



Lower frame: Milli Ampl Jy Top frame: Phas deg  
Vector averaged cross-power spectrum Several baselines displayed  
Timerange: 00/16:28:21 to 00/16:29:59

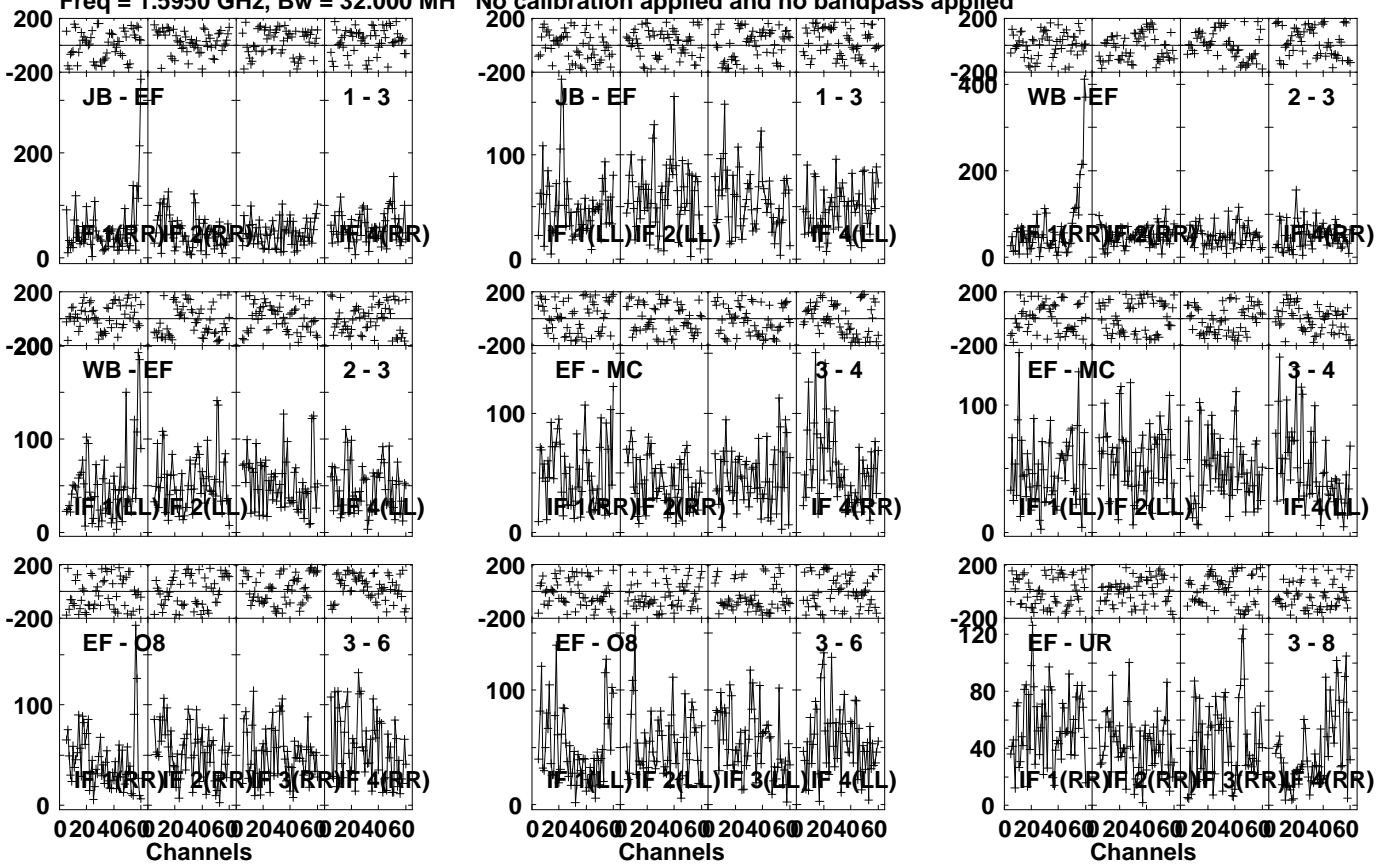


Plot file version 419 created 02-NOV-2021 17:43:51

J084408+4627 EM146.UVDATA.1

Freq = 1.5950 GHz, Bw = 32.000 MH

No calibration applied and no bandpass applied



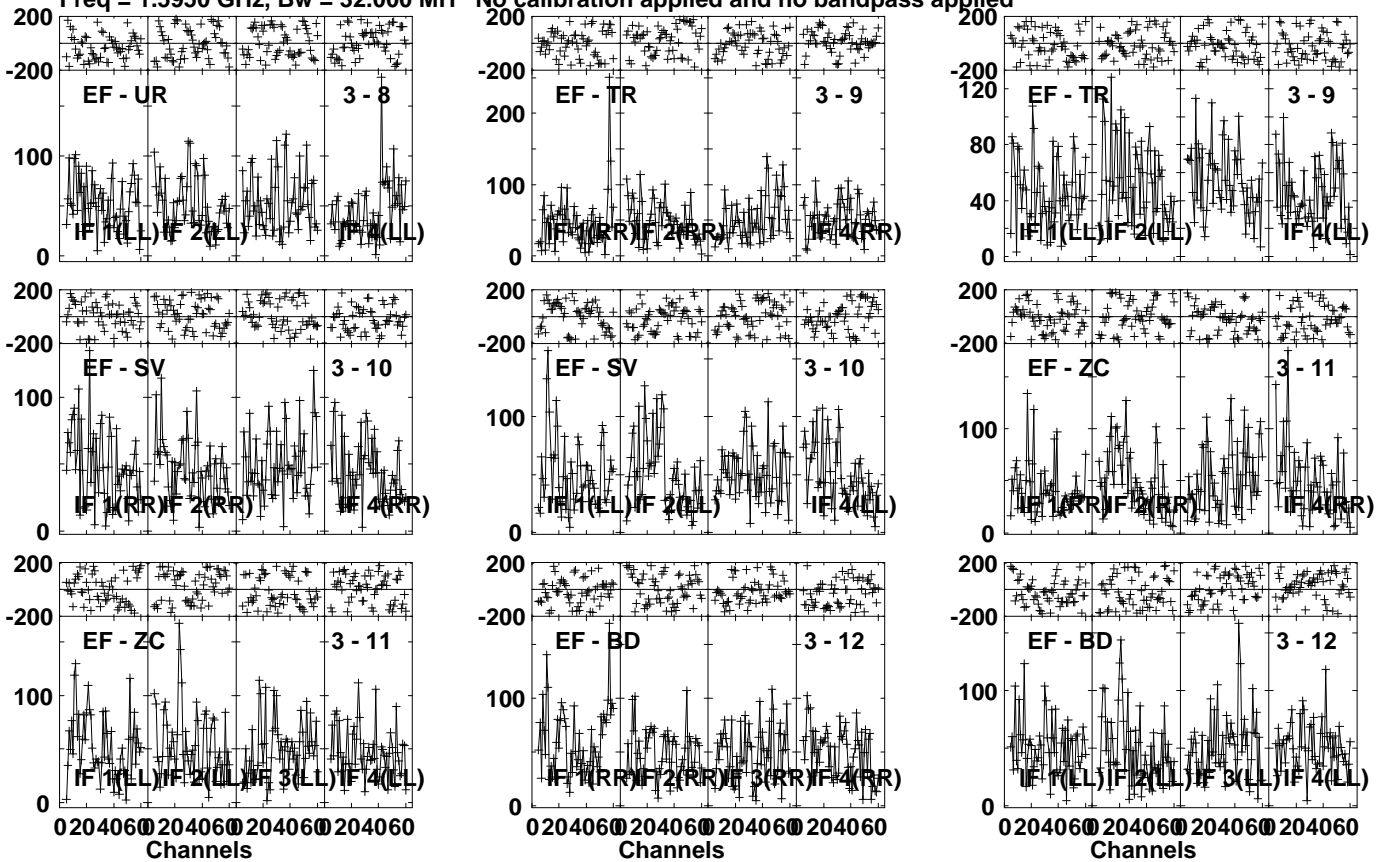
Lower frame: Micro Ampl Jy Top frame: Phas deg  
Vector averaged cross-power spectrum Several baselines displayed  
Timerange: 00/16:30:21 to 00/16:37:59

Plot file version 420 created 02-NOV-2021 17:43:52

J084408+4627 EM146.UVDATA.1

Freq = 1.5950 GHz, Bw = 32.000 MH

No calibration applied and no bandpass applied



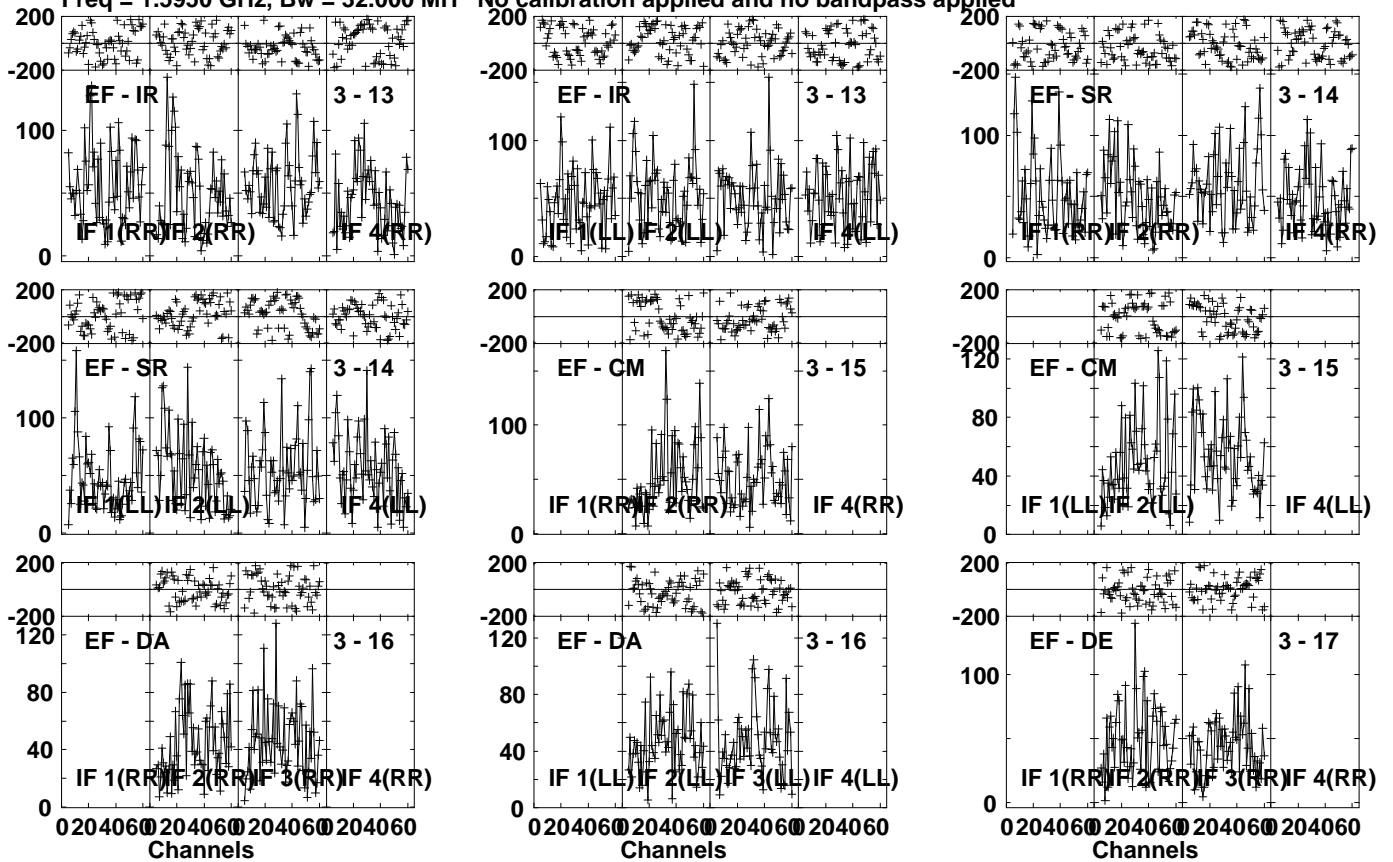
Lower frame: Micro Ampl Jy Top frame: Phas deg  
Vector averaged cross-power spectrum Several baselines displayed  
Timerange: 00/16:30:21 to 00/16:37:59

Plot file version 421 created 02-NOV-2021 17:43:52

J084408+4627 EM146.UVDATA.1

Freq = 1.5950 GHz, Bw = 32.000 MH

No calibration applied and no bandpass applied



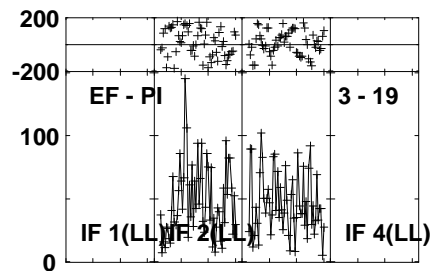
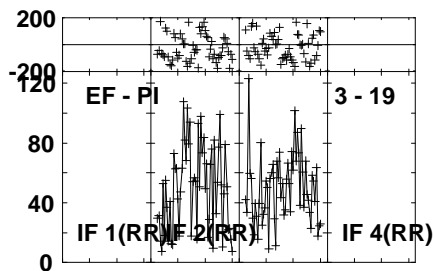
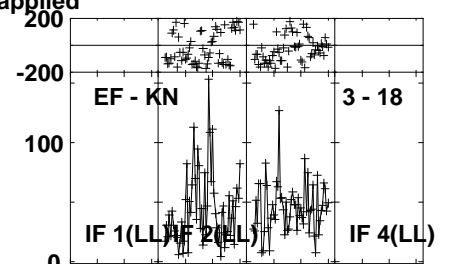
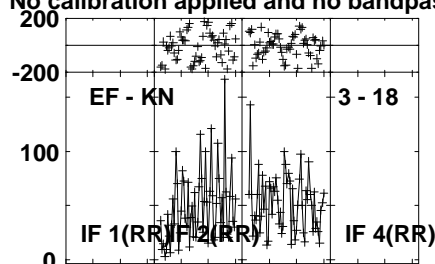
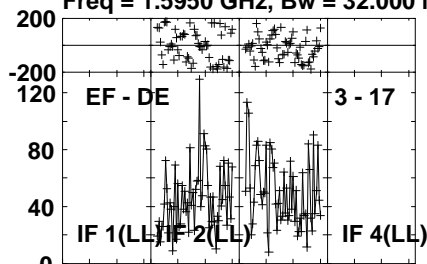
Lower frame: Micro Ampl Jy Top frame: Phas deg  
Vector averaged cross-power spectrum Several baselines displayed  
Timerange: 00/16:30:21 to 00/16:37:59

Plot file version 422 created 02-NOV-2021 17:43:52

J084408+4627 EM146.UVDATA.1

Freq = 1.5950 GHz, Bw = 32.000 MH

No calibration applied and no bandpass applied



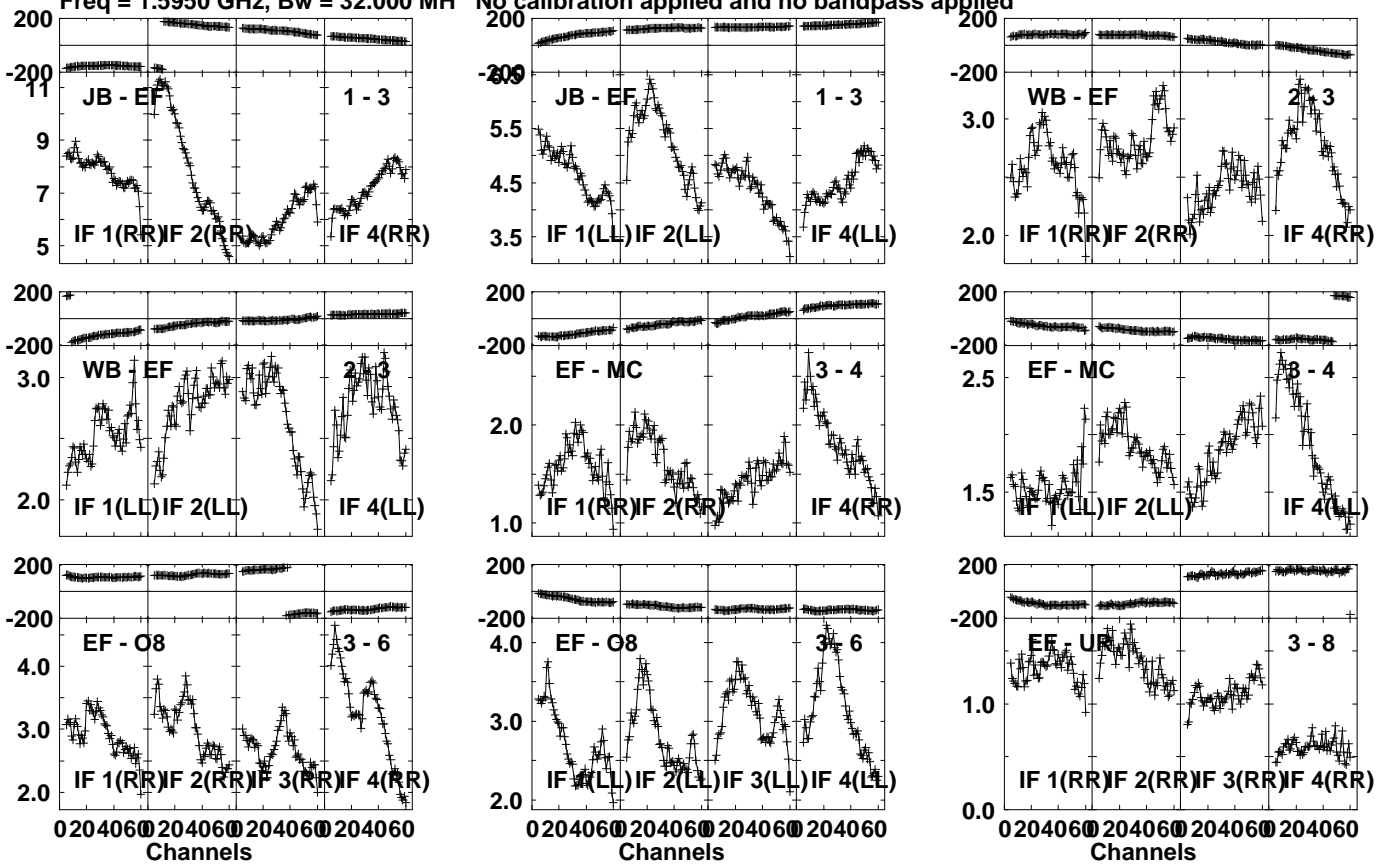
Lower frame: Micro Ampl Jy Top frame: Phas deg  
Vector averaged cross-power spectrum Several baselines displayed  
Timerange: 00:16:30:21 to 00:16:37:59

Plot file version 423 created 02-NOV-2021 17:43:52

J0847+4609 EM146.UVDATA.1

Freq = 1.5950 GHz, Bw = 32.000 MH

No calibration applied and no bandpass applied



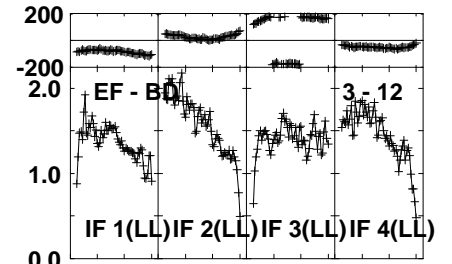
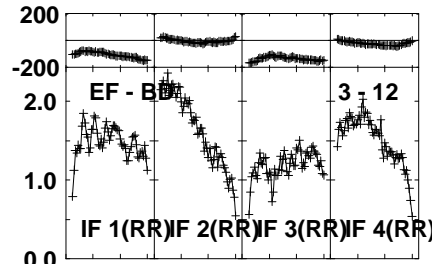
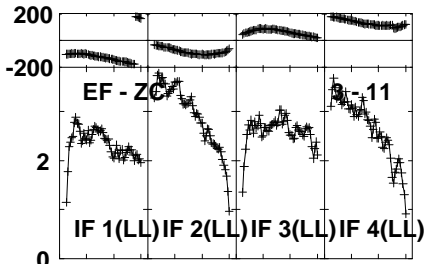
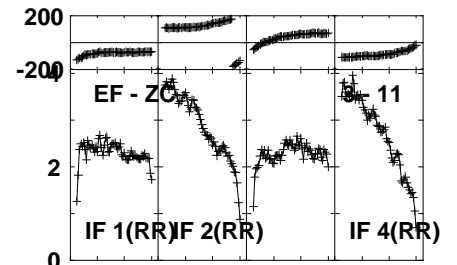
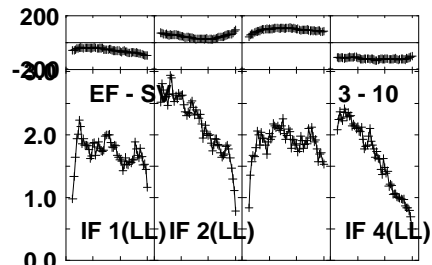
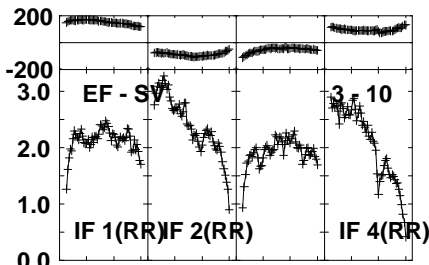
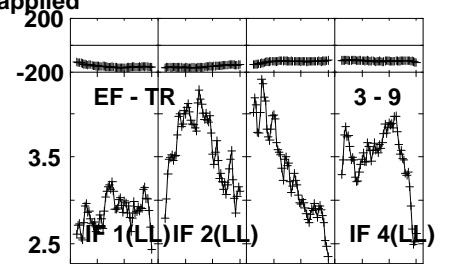
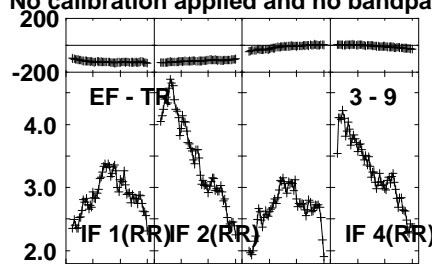
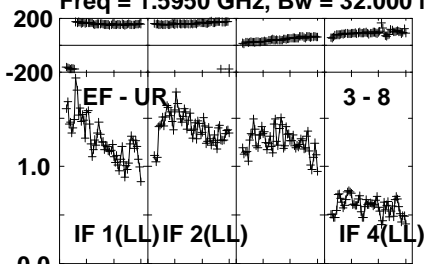
Lower frame: Milli Ampl Jy Top frame: Phas deg  
Vector averaged cross-power spectrum Several baselines displayed  
Timerange: 00/16:38:21 to 00/16:39:59

Plot file version 424 created 02-NOV-2021 17:43:53

J0847+4609 EM146.UVDATA.1

Freq = 1.5950 GHz, Bw = 32.000 MH

No calibration applied and no bandpass applied



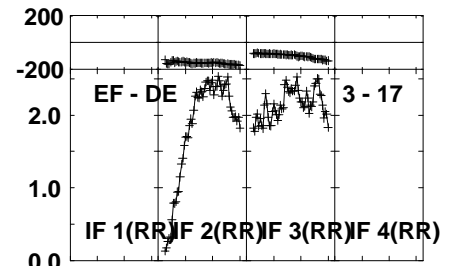
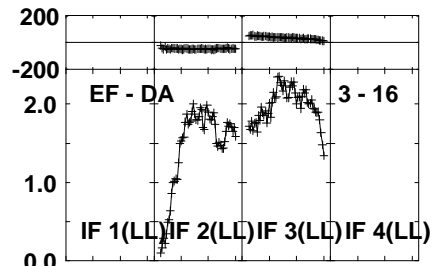
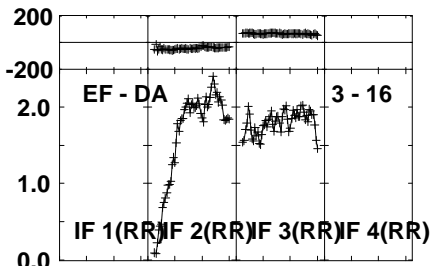
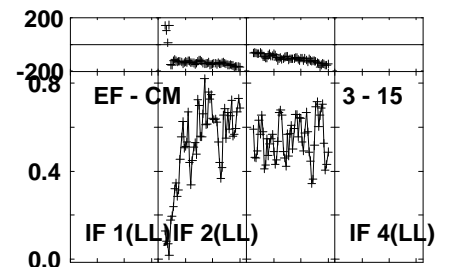
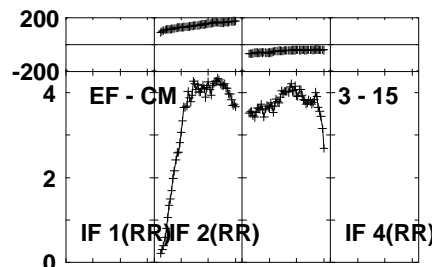
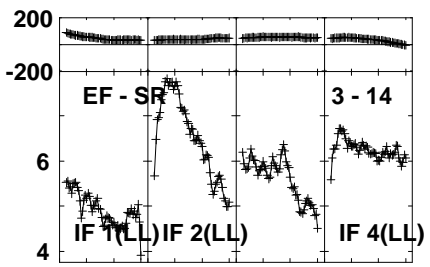
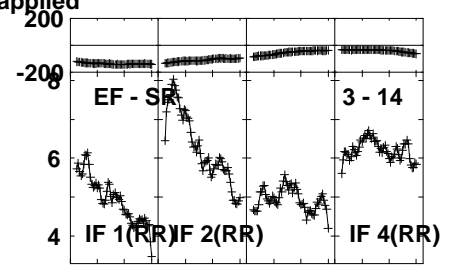
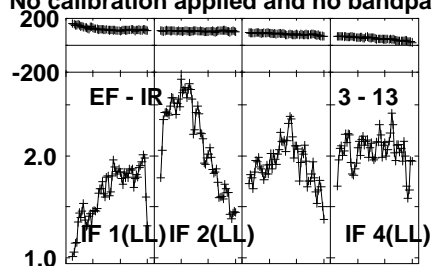
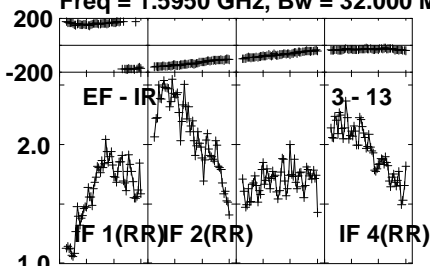
Lower frame: Milli Ampl Jy Top frame: Phas deg  
Vector averaged cross-power spectrum Several baselines displayed  
Timerange: 00/16:38:21 to 00/16:39:59

Plot file version 425 created 02-NOV-2021 17:43:53

J0847+4609 EM146.UVDATA.1

Freq = 1.5950 GHz, Bw = 32.000 MH

No calibration applied and no bandpass applied



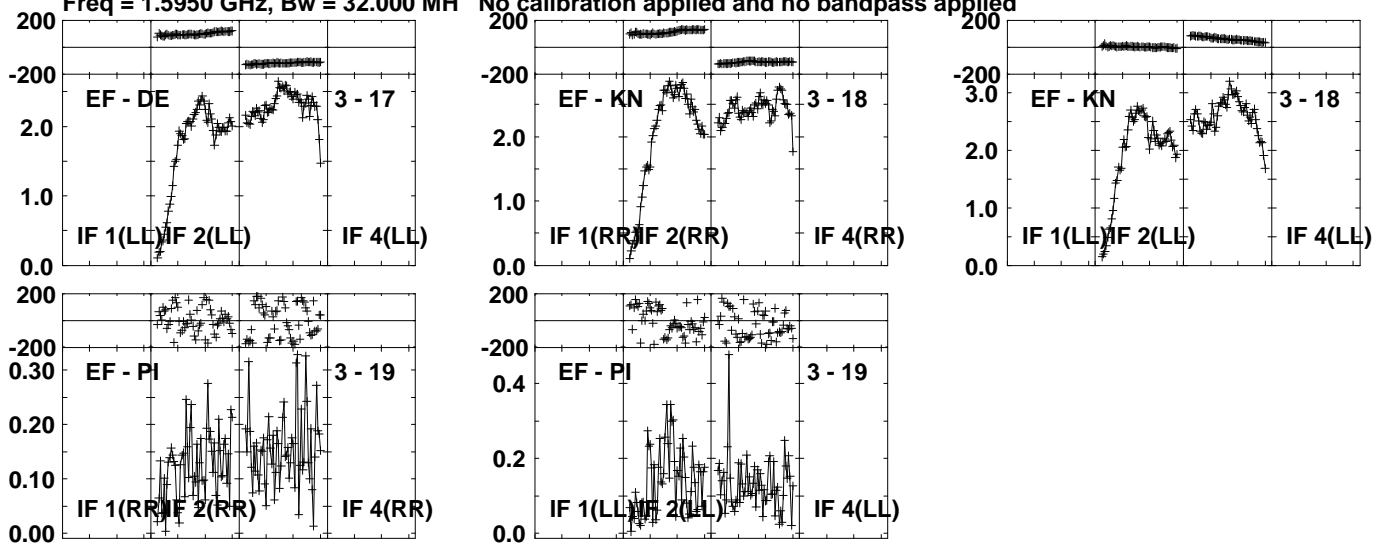
Lower frame: Milli Ampl Jy Top frame: Phas deg  
Vector averaged cross-power spectrum Several baselines displayed  
Timerange: 00/16:38:21 to 00/16:39:59

Plot file version 426 created 02-NOV-2021 17:43:53

J0847+4609 EM146.UVDATA.1

Freq = 1.5950 GHz, Bw = 32.000 MH

No calibration applied and no bandpass applied



Lower frame: Milli Ampl Jy Top frame: Phas deg  
Vector averaged cross-power spectrum Several baselines displayed  
Timerange: 00/16:38:21 to 00/16:39:59

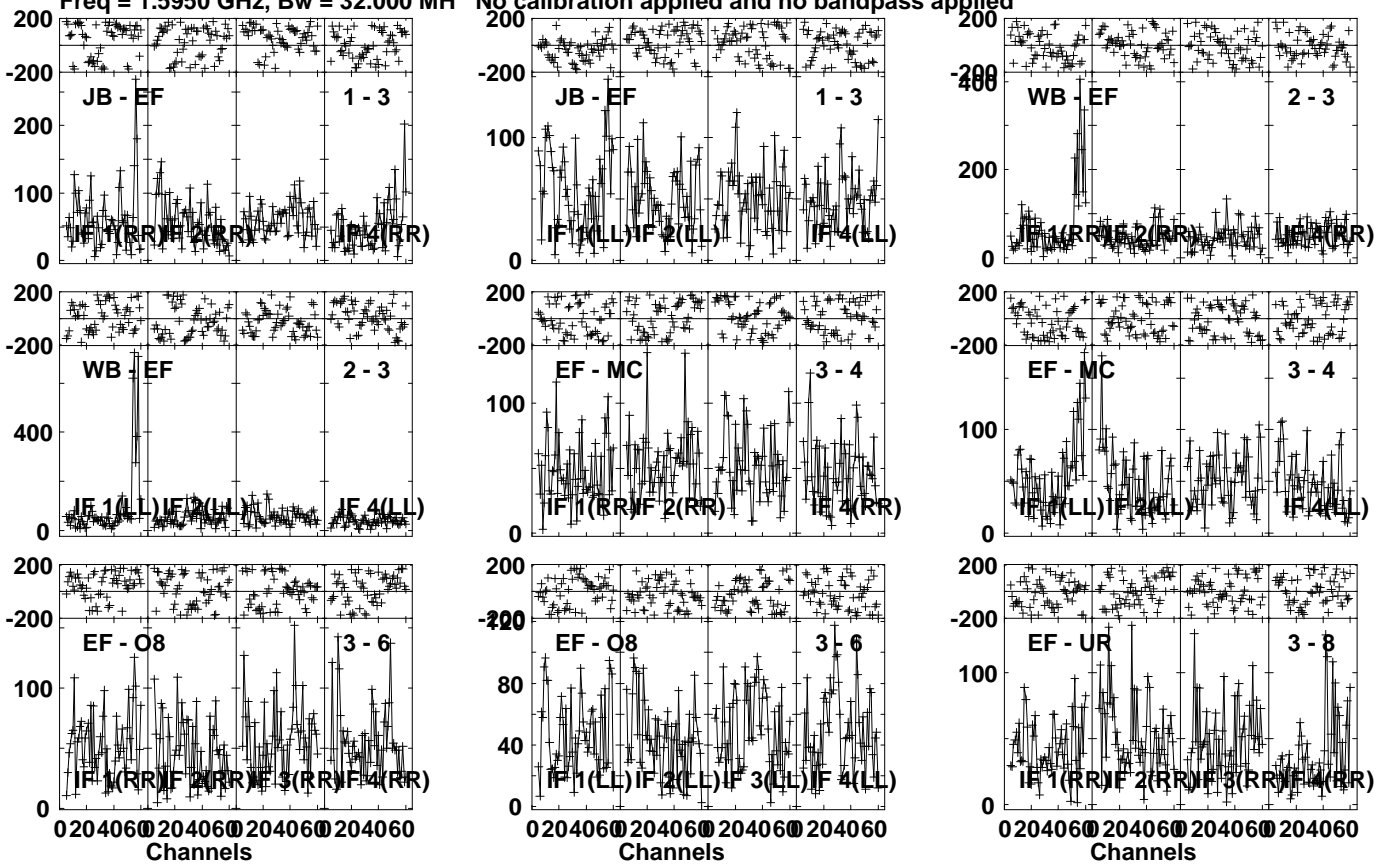


Plot file version 427 created 02-NOV-2021 17:43:53

J084408+4627 EM146.UVDATA.1

Freq = 1.5950 GHz, Bw = 32.000 MH

No calibration applied and no bandpass applied



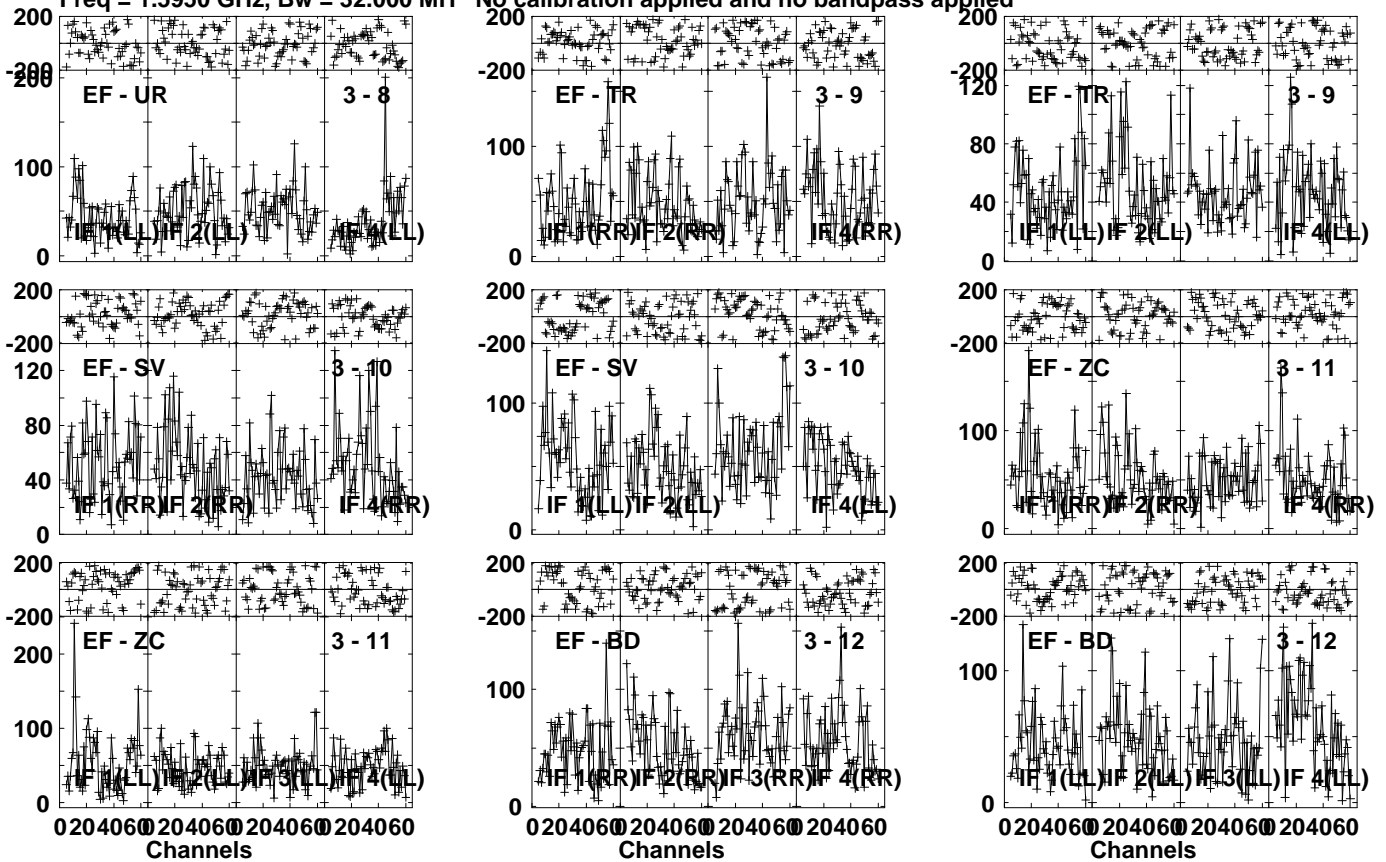
Lower frame: Micro Ampl Jy Top frame: Phas deg  
Vector averaged cross-power spectrum Several baselines displayed  
Timerange: 00/16:40:21 to 00/16:47:59

Plot file version 428 created 02-NOV-2021 17:43:54

J084408+4627 EM146.UVDATA.1

Freq = 1.5950 GHz, Bw = 32.000 MH

No calibration applied and no bandpass applied



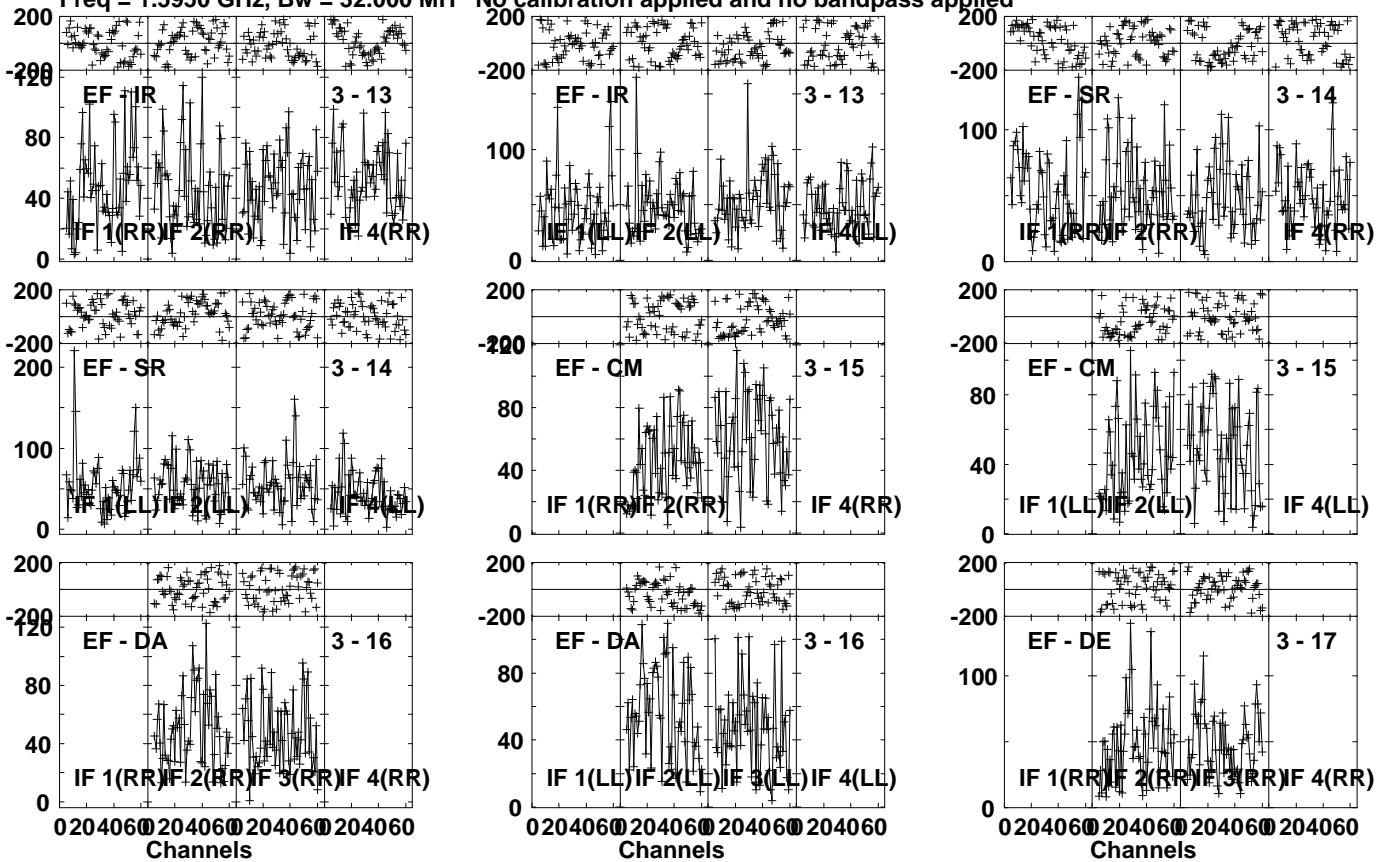
Lower frame: Micro Ampl Jy Top frame: Phas deg  
Vector averaged cross-power spectrum Several baselines displayed  
Timerange: 00/16:40:21 to 00/16:47:59

Plot file version 429 created 02-NOV-2021 17:43:54

J084408+4627 EM146.UVDATA.1

Freq = 1.5950 GHz, Bw = 32.000 MH

No calibration applied and no bandpass applied



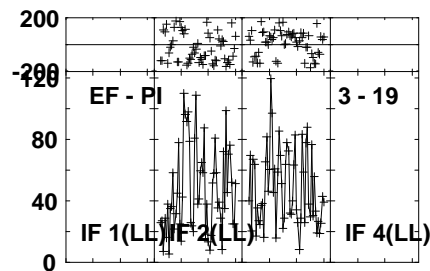
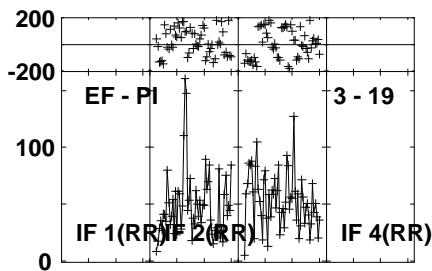
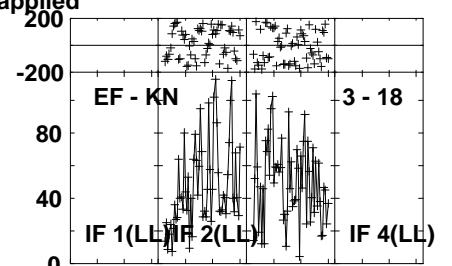
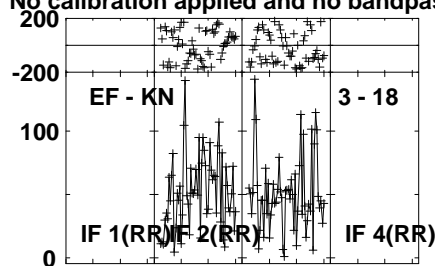
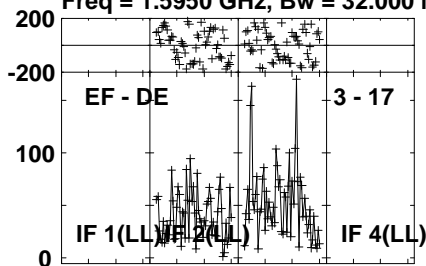
Lower frame: Micro Ampl Jy Top frame: Phas deg  
Vector averaged cross-power spectrum Several baselines displayed  
Timerange: 00:16:40:21 to 00:16:47:59

Plot file version 430 created 02-NOV-2021 17:43:54

J084408+4627 EM146.UVDATA.1

Freq = 1.5950 GHz, Bw = 32.000 MH

No calibration applied and no bandpass applied



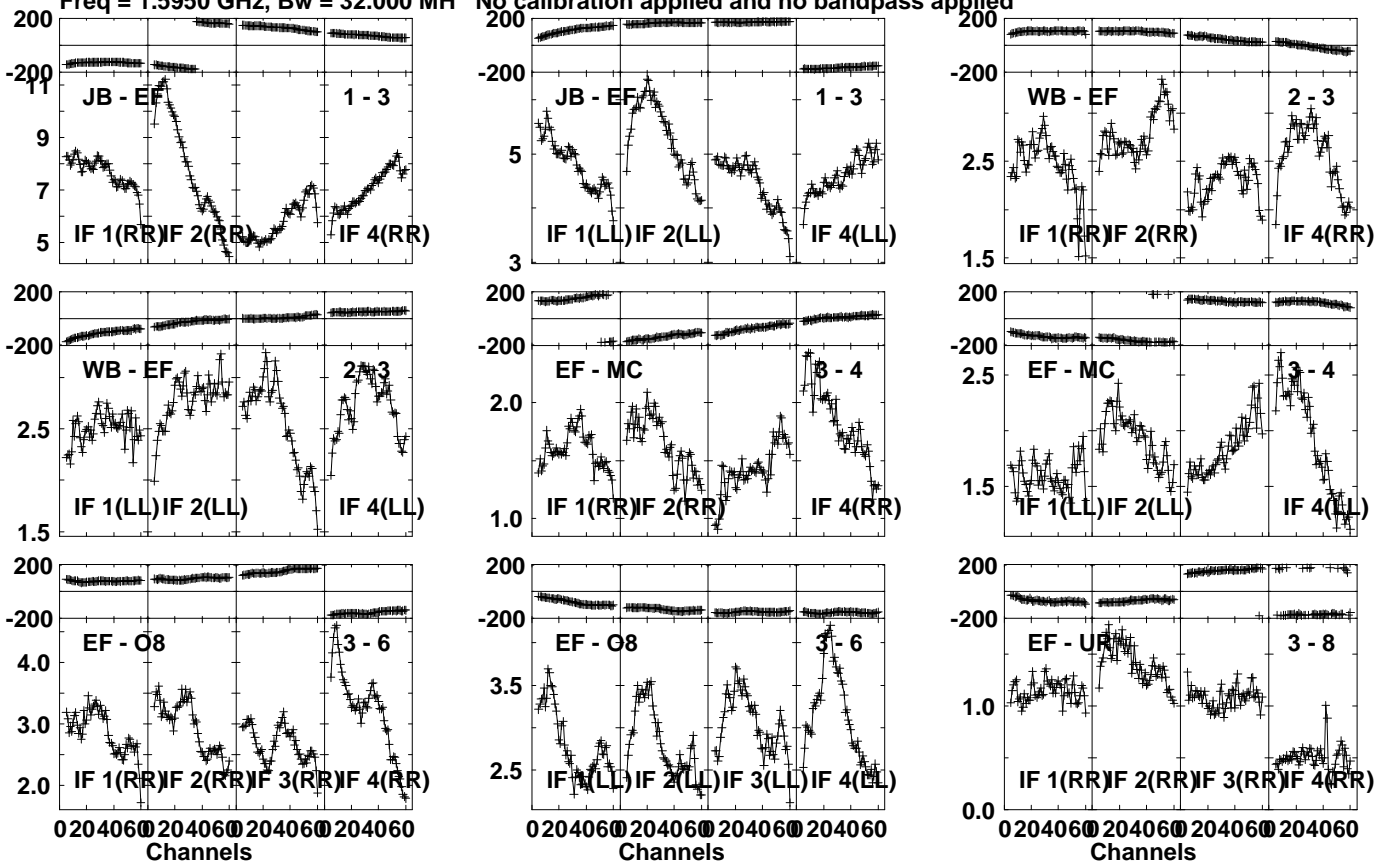
Lower frame: Micro Ampl Jy Top frame: Phas deg  
Vector averaged cross-power spectrum Several baselines displayed  
Timerange: 00/16:40:21 to 00/16:47:59

Plot file version 431 created 02-NOV-2021 17:43:54

J0847+4609 EM146.UVDATA.1

Freq = 1.5950 GHz, Bw = 32.000 MH

No calibration applied and no bandpass applied



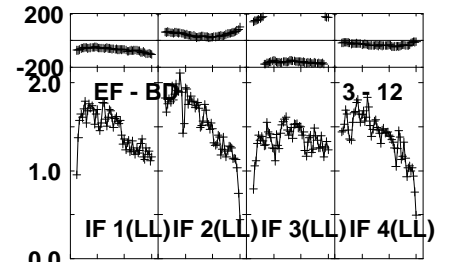
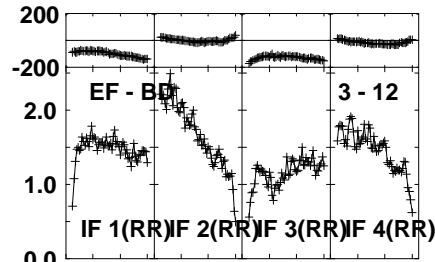
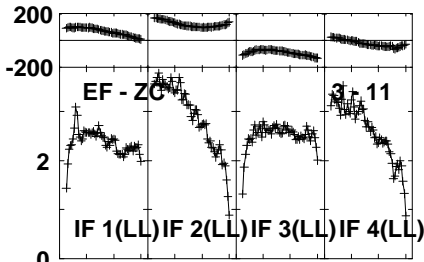
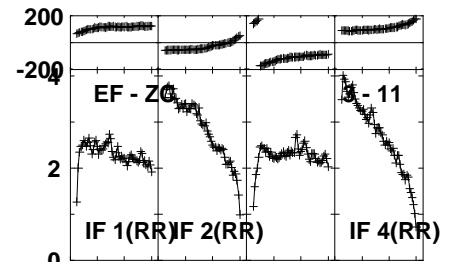
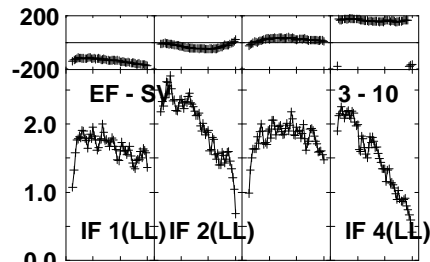
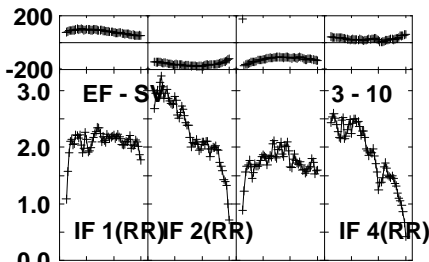
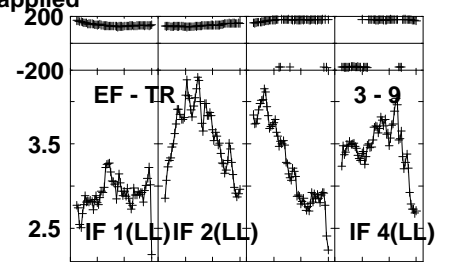
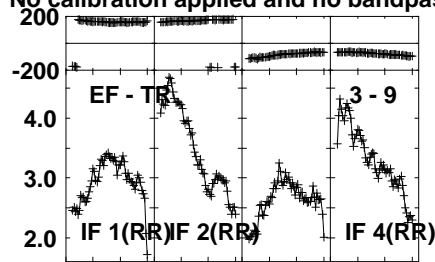
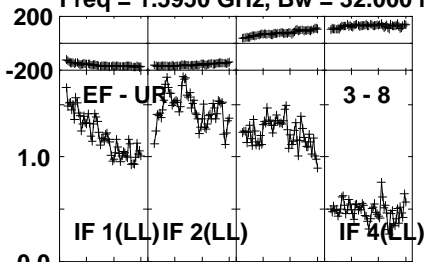
Lower frame: Milli Ampl Jy Top frame: Phas deg  
Vector averaged cross-power spectrum Several baselines displayed  
Timerange: 00/16:48:21 to 00/16:49:59

Plot file version 432 created 02-NOV-2021 17:43:55

J0847+4609 EM146.UVDATA.1

Freq = 1.5950 GHz, Bw = 32.000 MH

No calibration applied and no bandpass applied

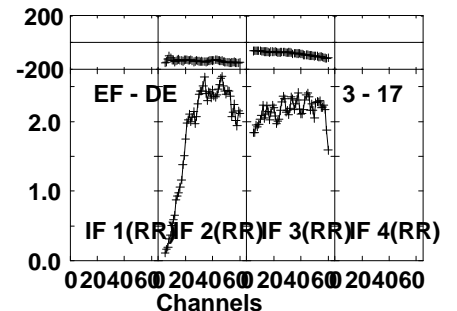
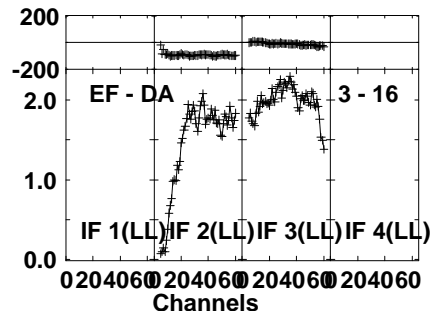
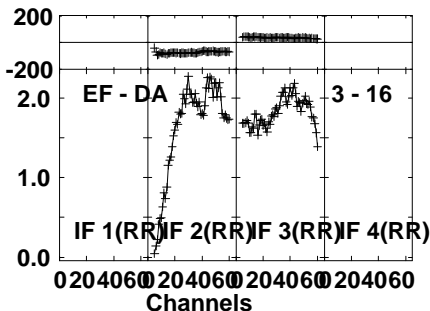
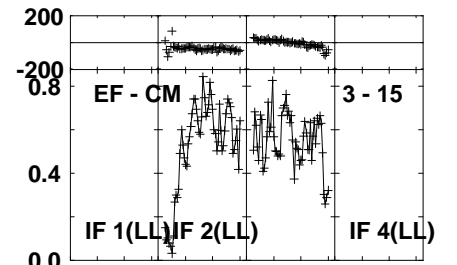
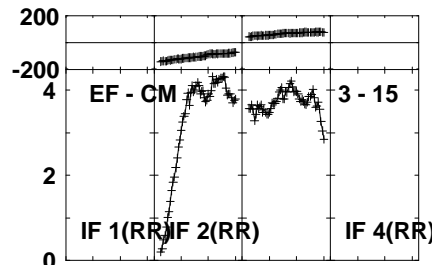
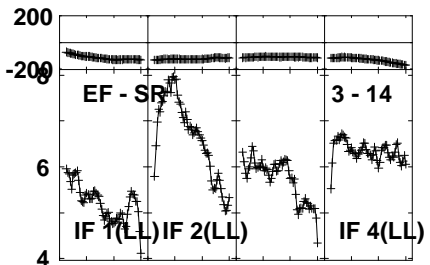
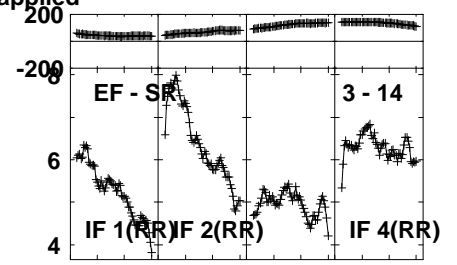
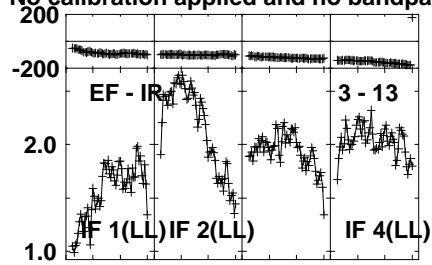
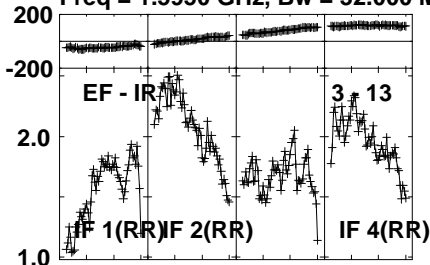


Lower frame: Milli Ampl Jy Top frame: Phas deg  
Vector averaged cross-power spectrum Several baselines displayed  
Timerange: 00/16:48:21 to 00/16:49:59

Plot file version 433 created 02-NOV-2021 17:43:55

J0847+4609 EM146.UVDATA.1

Freq = 1.5950 GHz, Bw = 32.000 MH No calibration applied and no bandpass applied



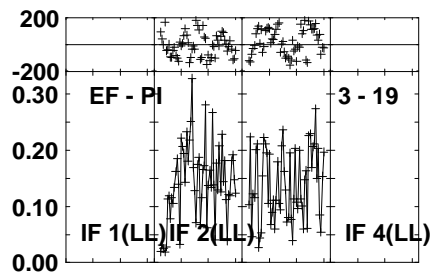
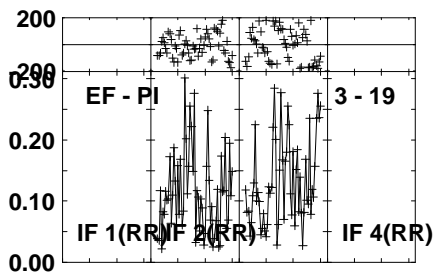
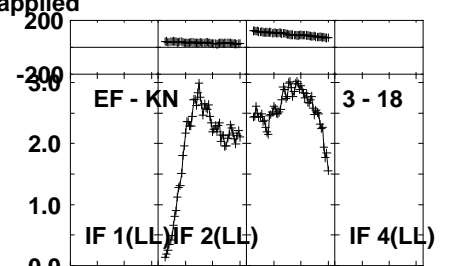
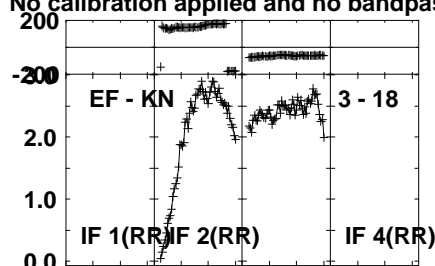
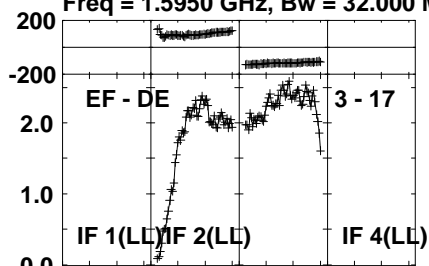
Lower frame: Milli Ampl Jy Top frame: Phas deg  
Vector averaged cross-power spectrum Several baselines displayed  
Timerange: 00/16:48:21 to 00/16:49:59

Plot file version 434 created 02-NOV-2021 17:43:55

J0847+4609 EM146.UVDATA.1

Freq = 1.5950 GHz, Bw = 32.000 MH

No calibration applied and no bandpass applied



Lower frame: Milli Ampl Jy Top frame: Phas deg

Vector averaged cross-power spectrum Several baselines displayed

Timerange: 00/16:48:21 to 00/16:49:59

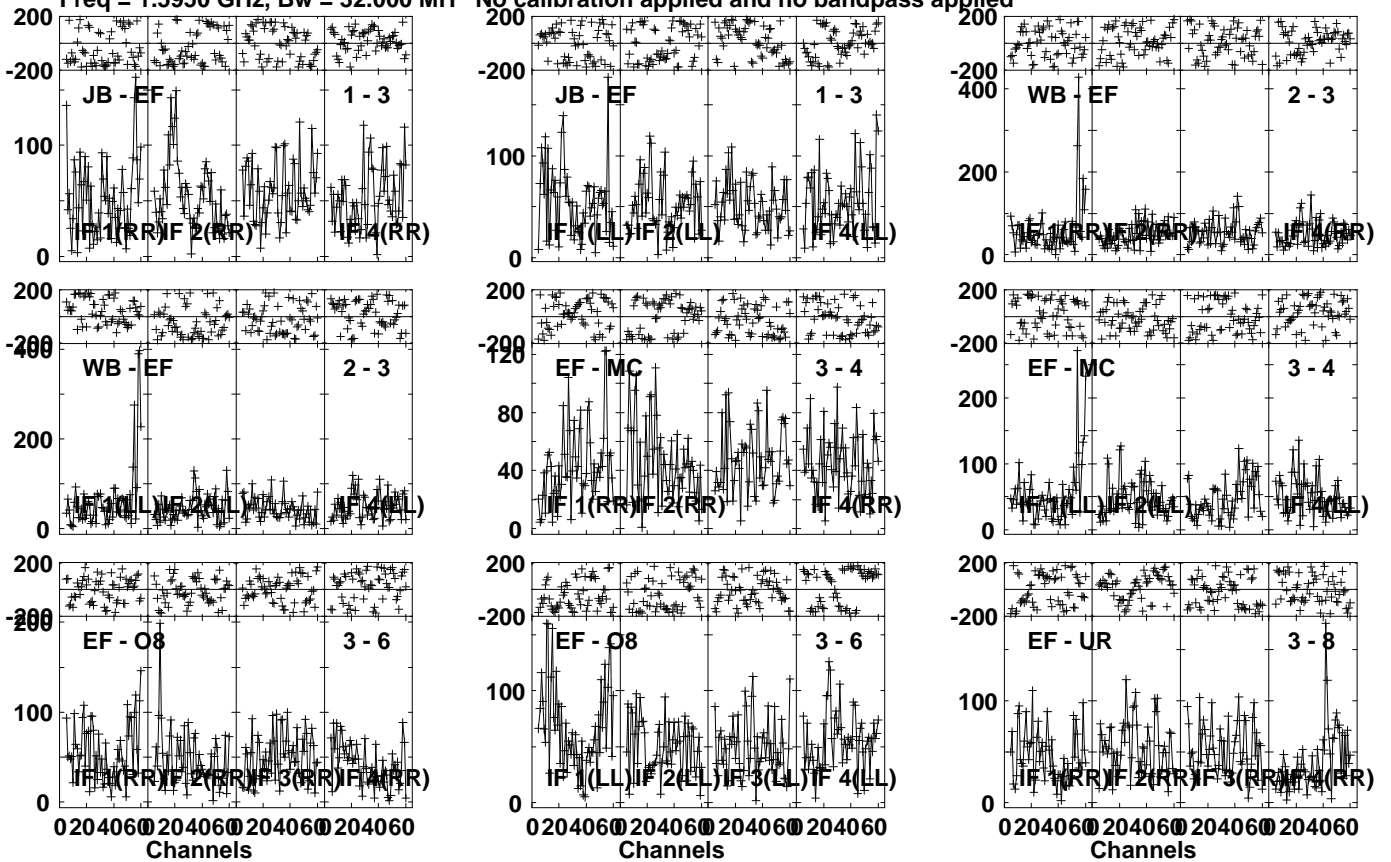


Plot file version 435 created 02-NOV-2021 17:43:55

J084408+4627 EM146.UVDATA.1

Freq = 1.5950 GHz, Bw = 32.000 MH

No calibration applied and no bandpass applied



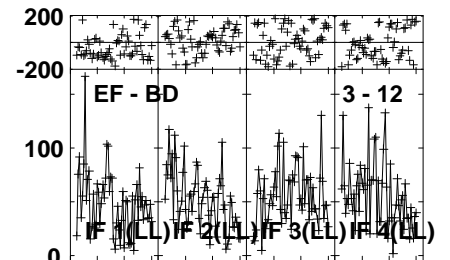
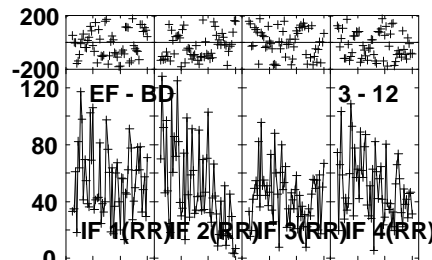
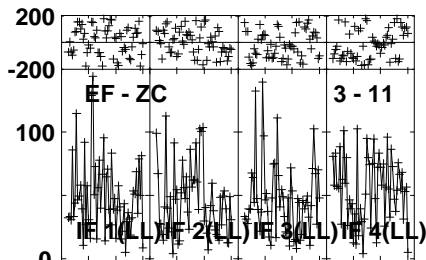
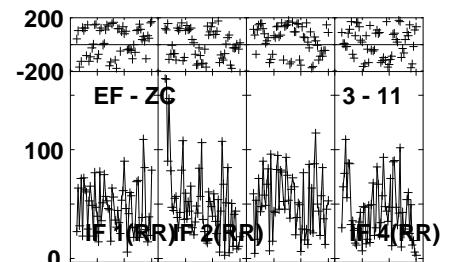
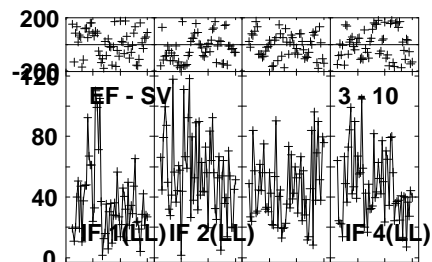
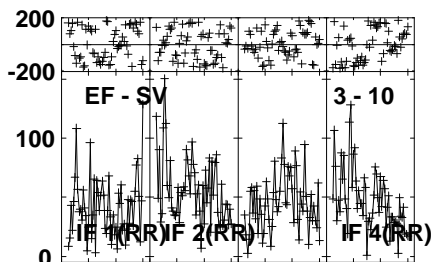
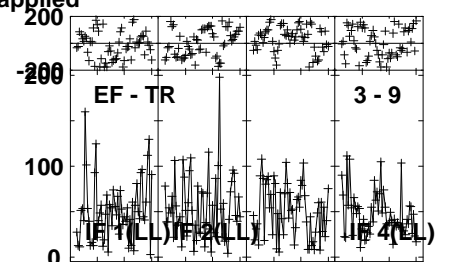
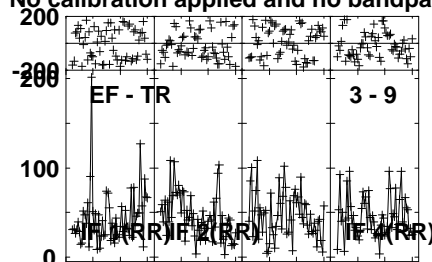
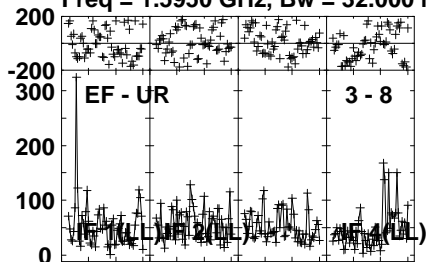
Lower frame: Micro Ampl Jy Top frame: Phas deg  
Vector averaged cross-power spectrum Several baselines displayed  
Timerange: 00/16:50:21 to 00/16:57:59

Plot file version 436 created 02-NOV-2021 17:43:56

J084408+4627 EM146.UVDATA.1

Freq = 1.5950 GHz, Bw = 32.000 MH

No calibration applied and no bandpass applied



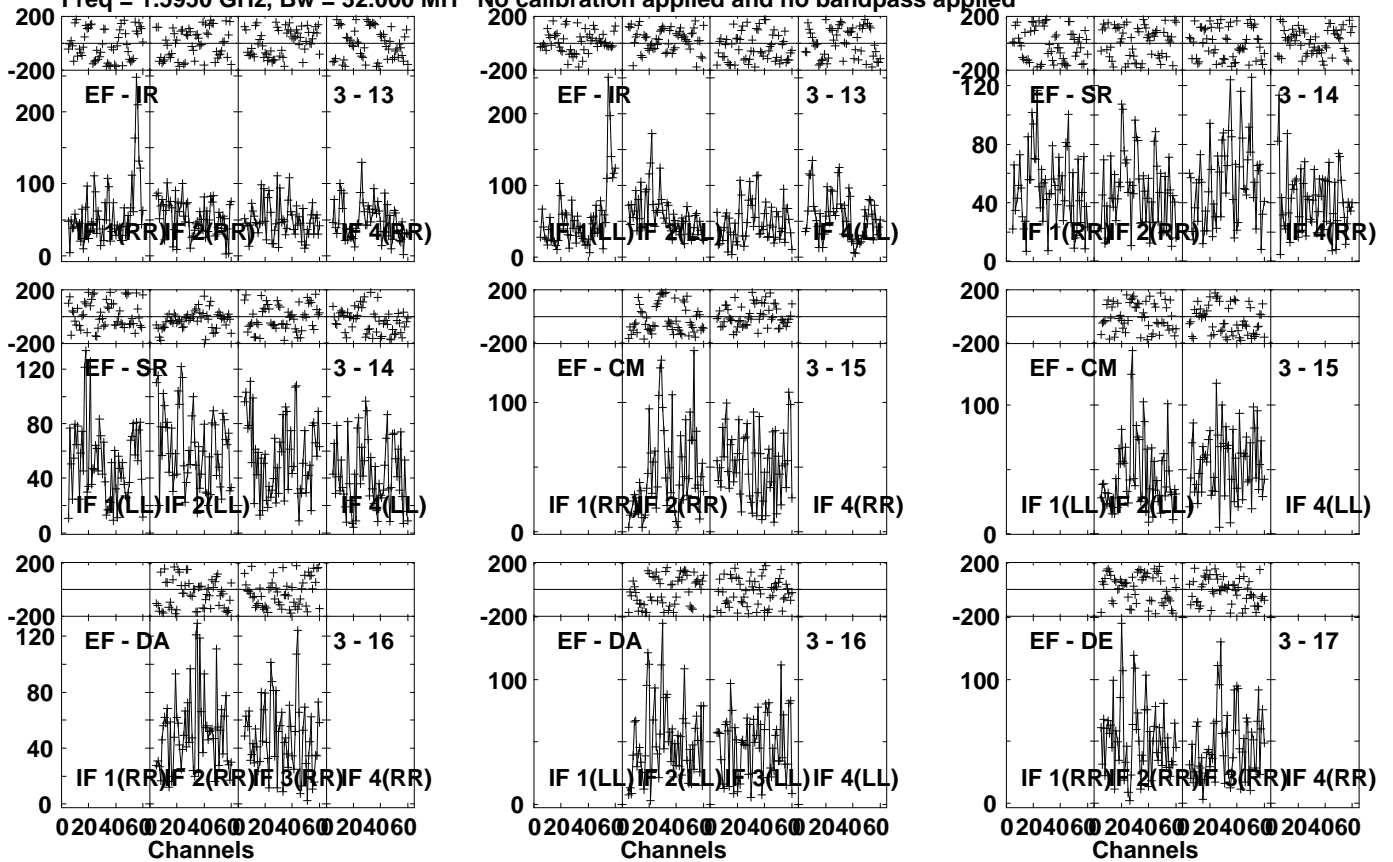
Lower frame: Micro Ampl Jy Top frame: Phas deg  
Vector averaged cross-power spectrum Several baselines displayed  
Timerange: 00:16:50:21 to 00:16:57:59

Plot file version 437 created 02-NOV-2021 17:43:56

J084408+4627 EM146.UVDATA.1

Freq = 1.5950 GHz, Bw = 32.000 MH

No calibration applied and no bandpass applied

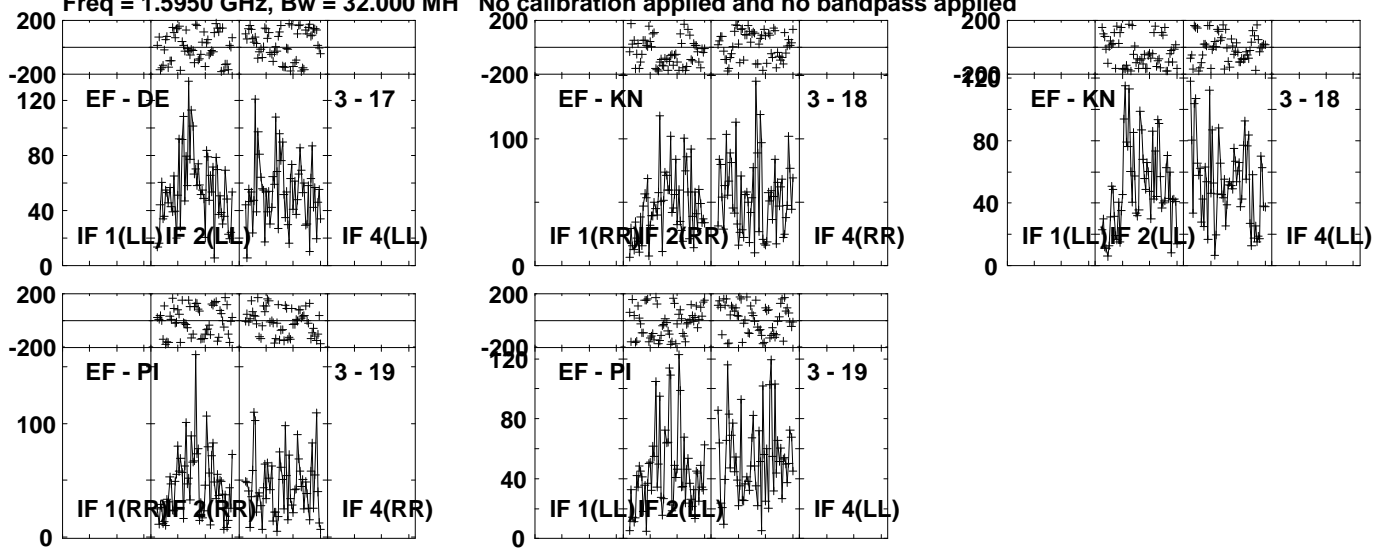


Lower frame: Micro Ampl Jy Top frame: Phas deg  
Vector averaged cross-power spectrum Several baselines displayed  
Timerange: 00/16:50:21 to 00/16:57:59

Plot file version 438 created 02-NOV-2021 17:43:56

J084408+4627 EM146.UVDATA.1

Freq = 1.5950 GHz, Bw = 32.000 MH No calibration applied and no bandpass applied



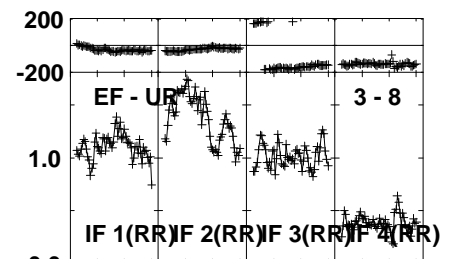
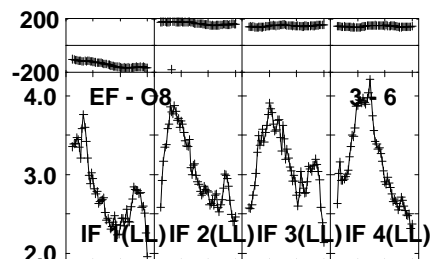
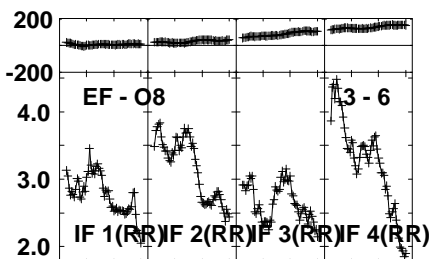
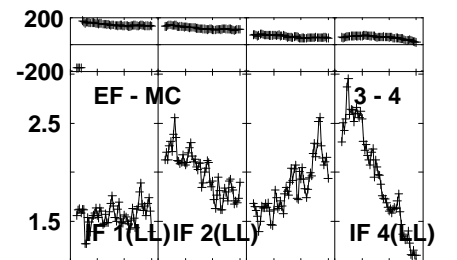
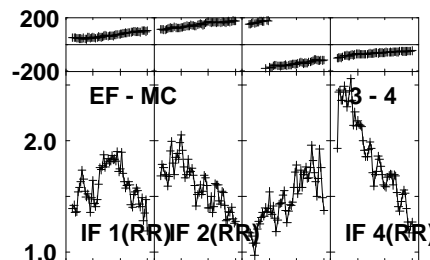
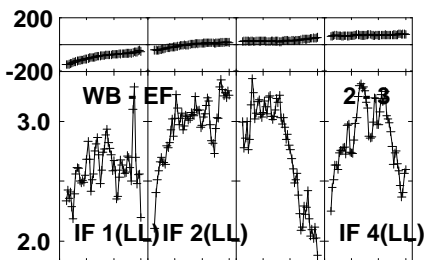
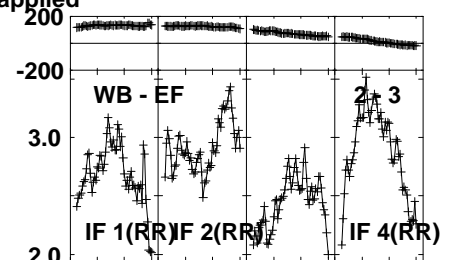
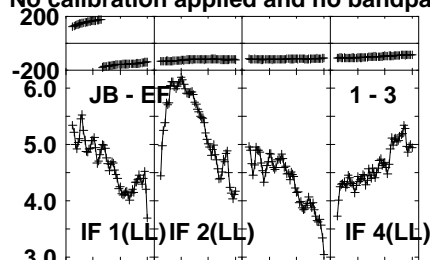
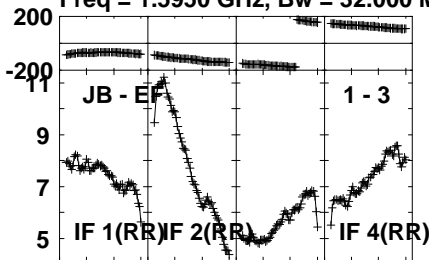
Lower frame: Micro Ampl Jy Top frame: Phas deg  
Vector averaged cross-power spectrum Several baselines displayed  
Timerange: 00/16:50:21 to 00/16:57:59

Plot file version 439 created 02-NOV-2021 17:43:57

J0847+4609 EM146.UVDATA.1

Freq = 1.5950 GHz, Bw = 32.000 MH

No calibration applied and no bandpass applied



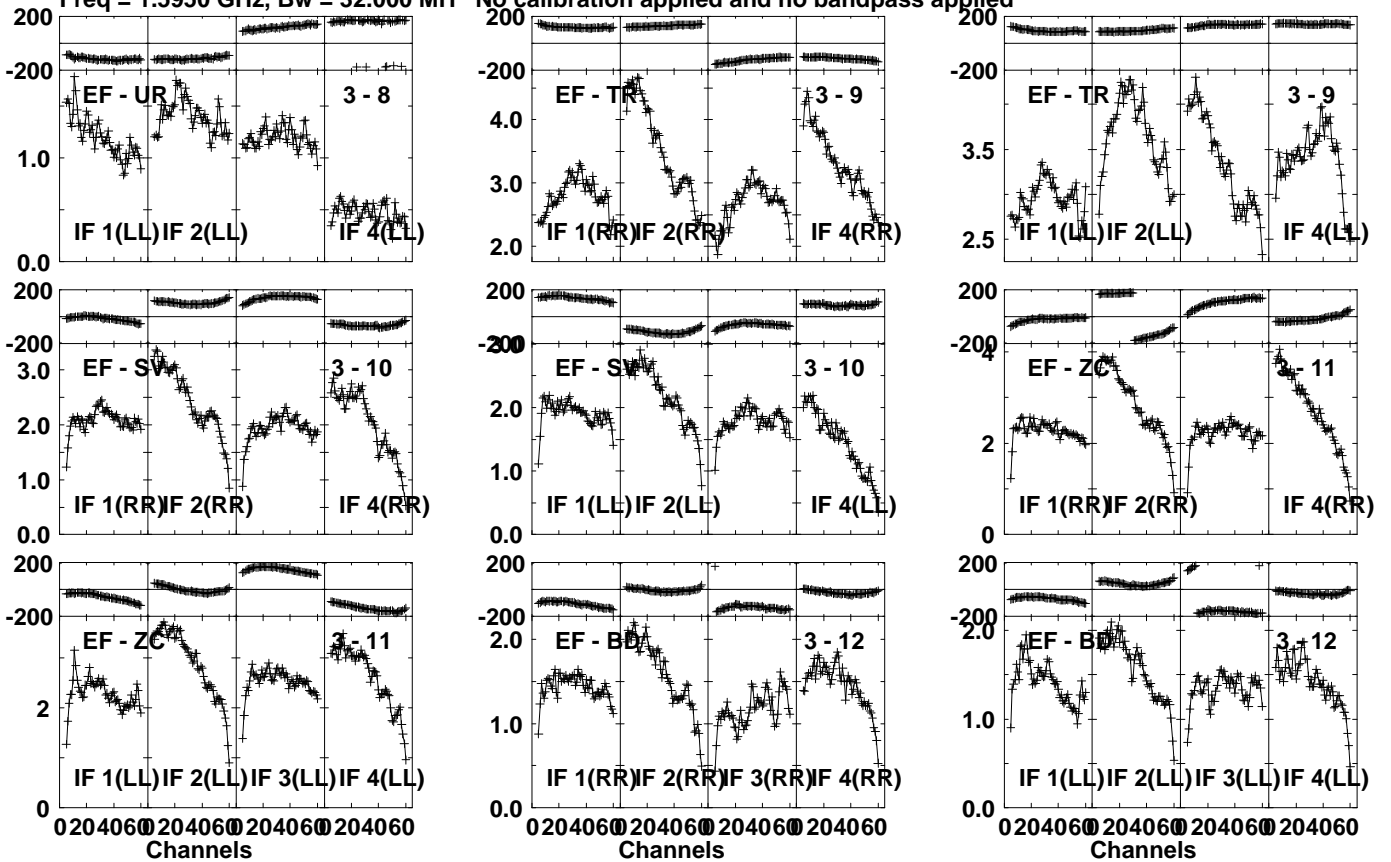
Lower frame: Milli Ampl Jy Top frame: Phas deg  
 Vector averaged cross-power spectrum Several baselines displayed  
 Timerange: 00/16:58:21 to 00/16:59:59

Plot file version 440 created 02-NOV-2021 17:43:57

J0847+4609 EM146.UVDATA.1

Freq = 1.5950 GHz, Bw = 32.000 MH

No calibration applied and no bandpass applied



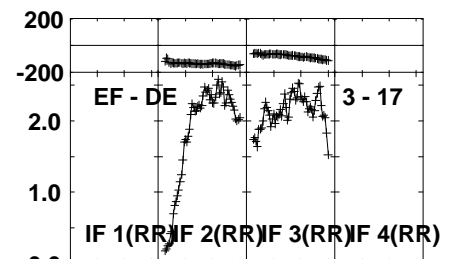
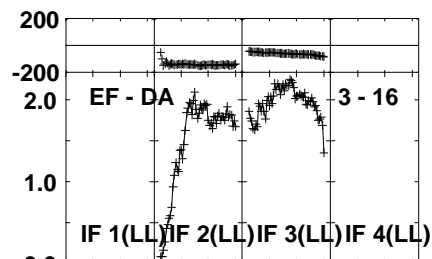
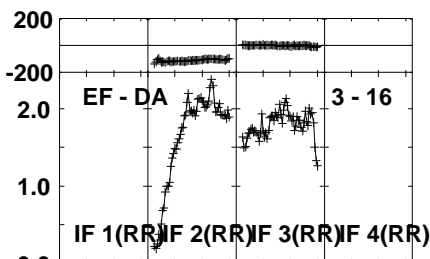
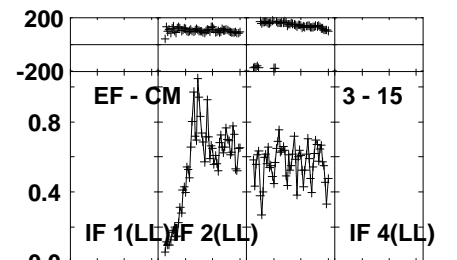
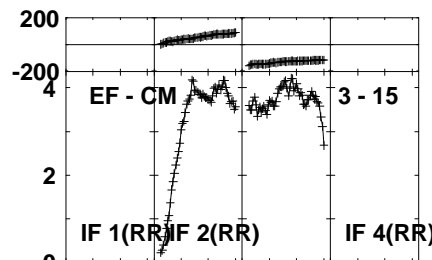
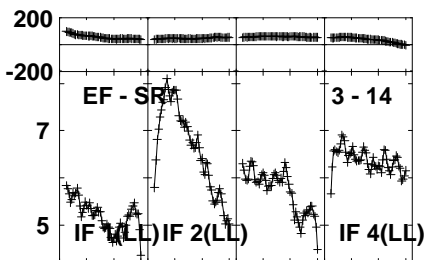
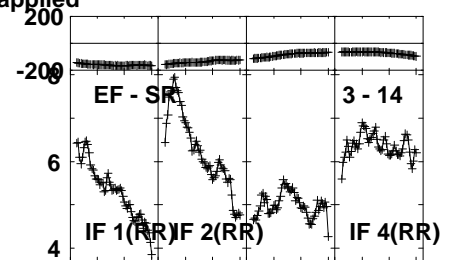
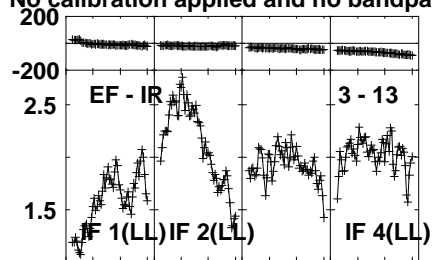
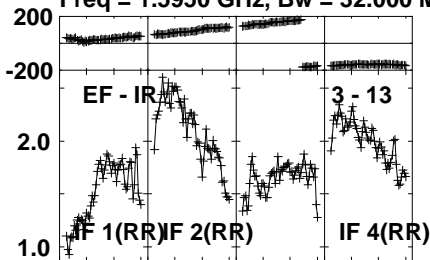
Lower frame: Milli Ampl Jy Top frame: Phas deg  
Vector averaged cross-power spectrum Several baselines displayed  
Timerange: 00/16:58:21 to 00/16:59:59

Plot file version 441 created 02-NOV-2021 17:43:57

J0847+4609 EM146.UVDATA.1

Freq = 1.5950 GHz, Bw = 32.000 MH

No calibration applied and no bandpass applied



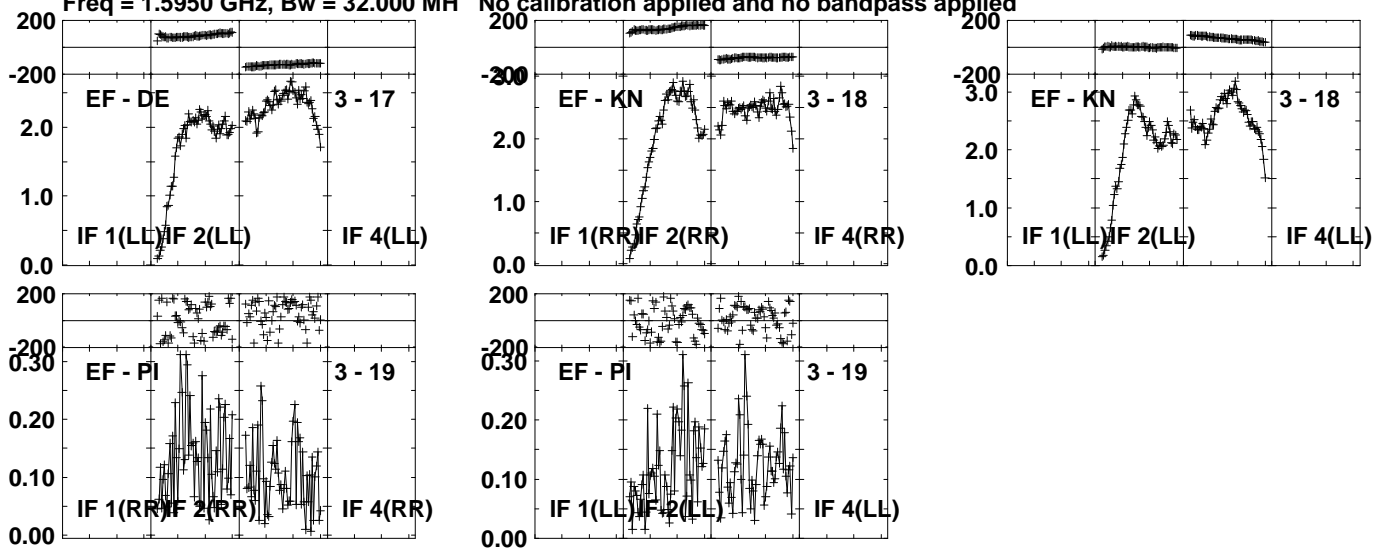
Lower frame: Milli Ampl Jy Top frame: Phas deg  
 Vector averaged cross-power spectrum Several baselines displayed  
 Timerange: 00/16:58:21 to 00/16:59:59

Plot file version 442 created 02-NOV-2021 17:43:57

J0847+4609 EM146.UVDATA.1

Freq = 1.5950 GHz, Bw = 32.000 MH

No calibration applied and no bandpass applied



Lower frame: Milli Ampl Jy Top frame: Phas deg  
Vector averaged cross-power spectrum Several baselines displayed  
Timerange: 00/16:58:21 to 00/16:59:59

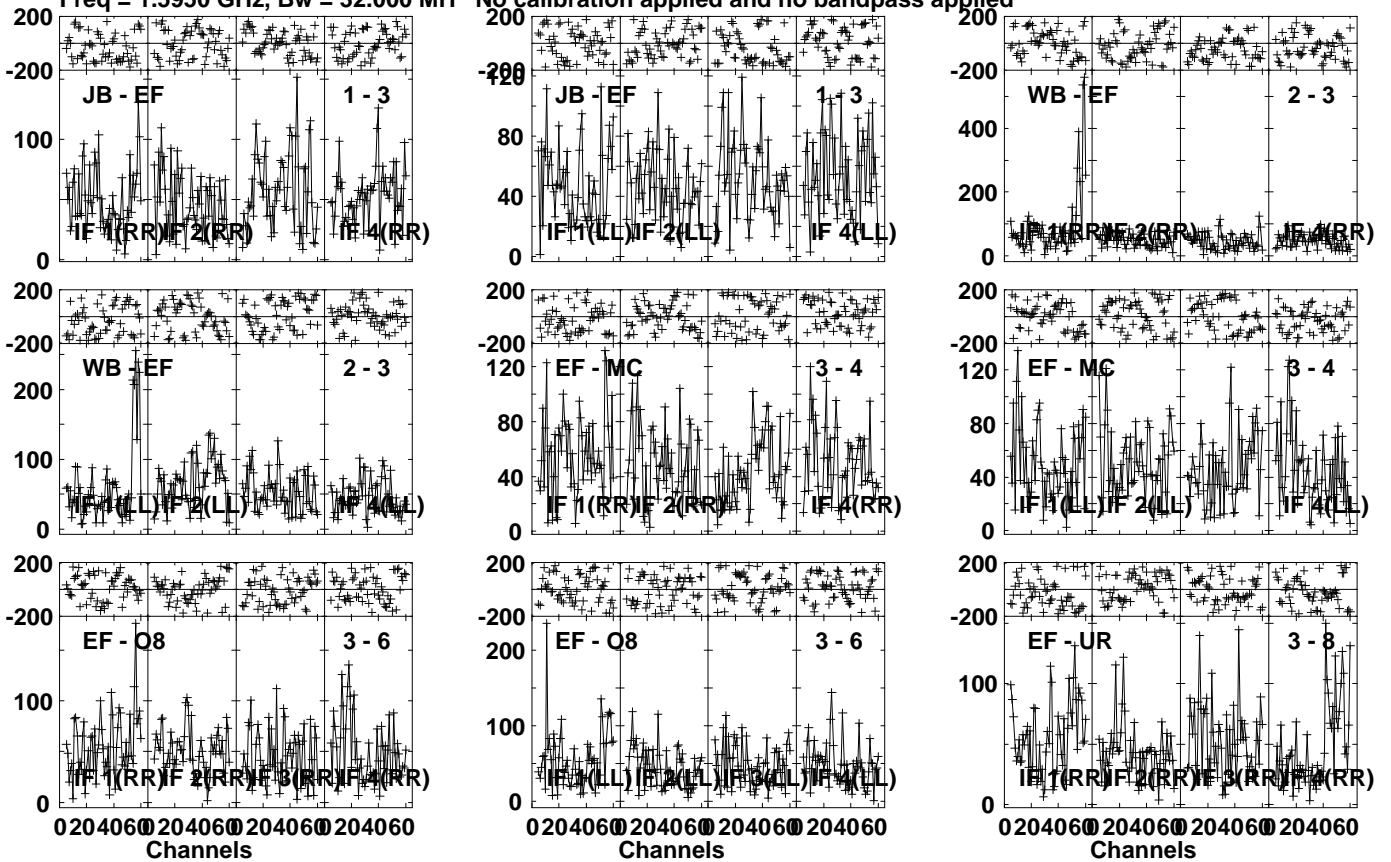


Plot file version 443 created 02-NOV-2021 17:43:57

J084408+4627 EM146.UVDATA.1

Freq = 1.5950 GHz, Bw = 32.000 MH

No calibration applied and no bandpass applied



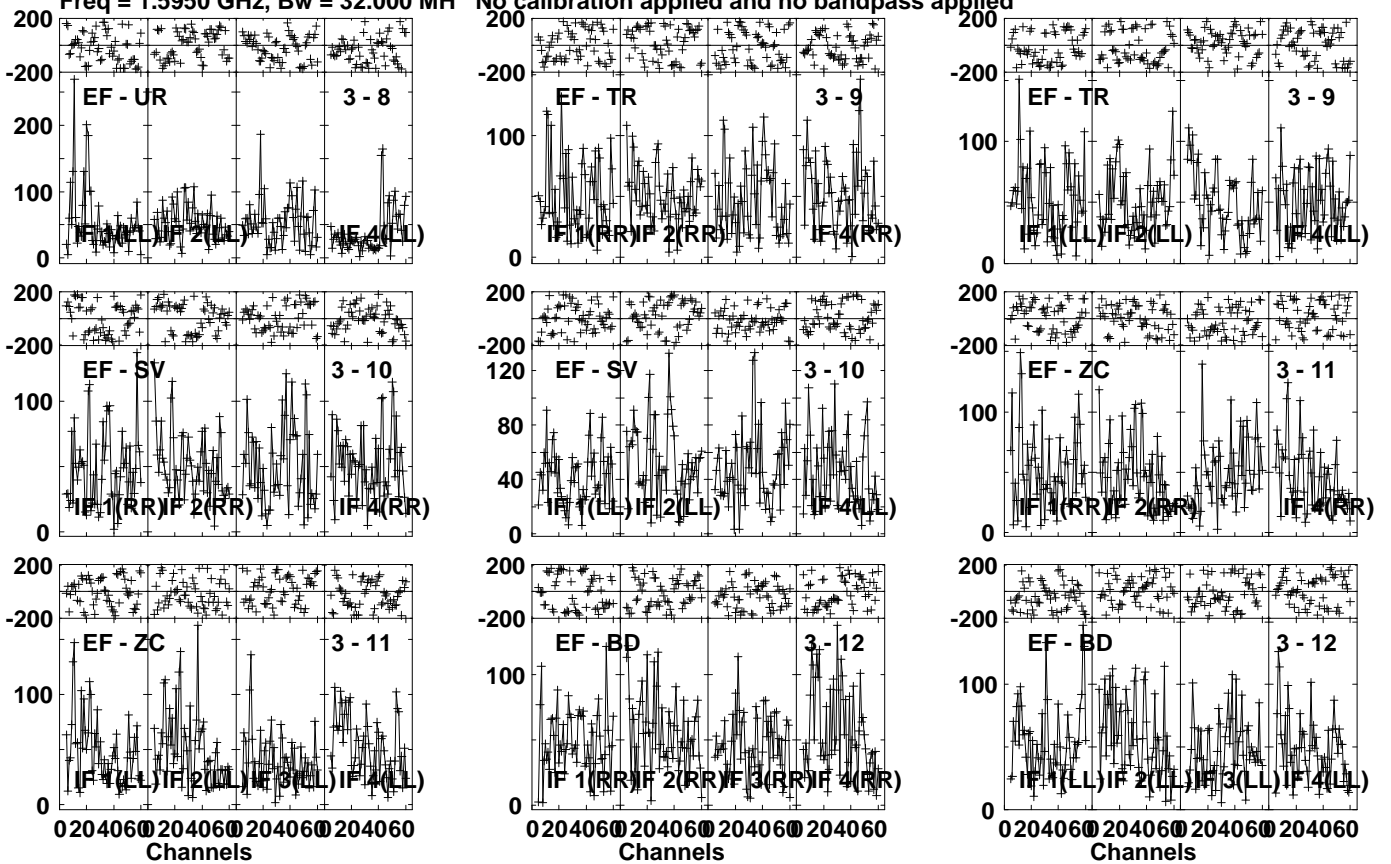
Lower frame: Micro Ampl Jy Top frame: Phas deg  
Vector averaged cross-power spectrum Several baselines displayed  
Timerange: 00/17:00:21 to 00/17:07:59

Plot file version 444 created 02-NOV-2021 17:43:58

J084408+4627 EM146.UVDATA.1

Freq = 1.5950 GHz, Bw = 32.000 MH

No calibration applied and no bandpass applied



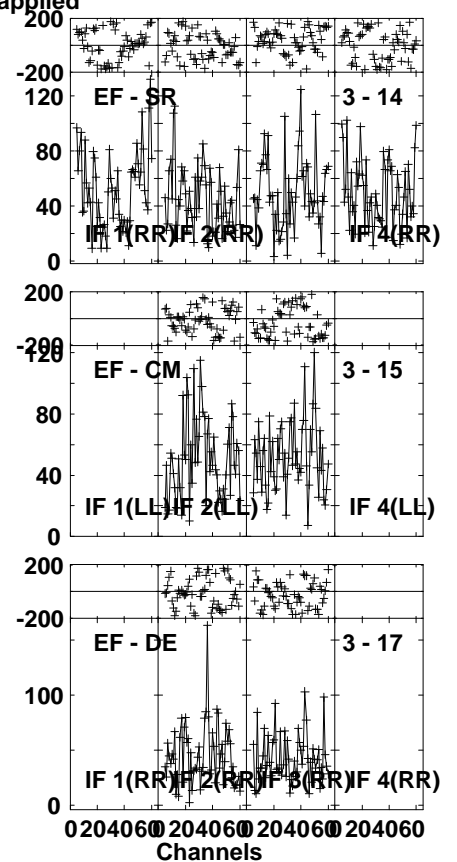
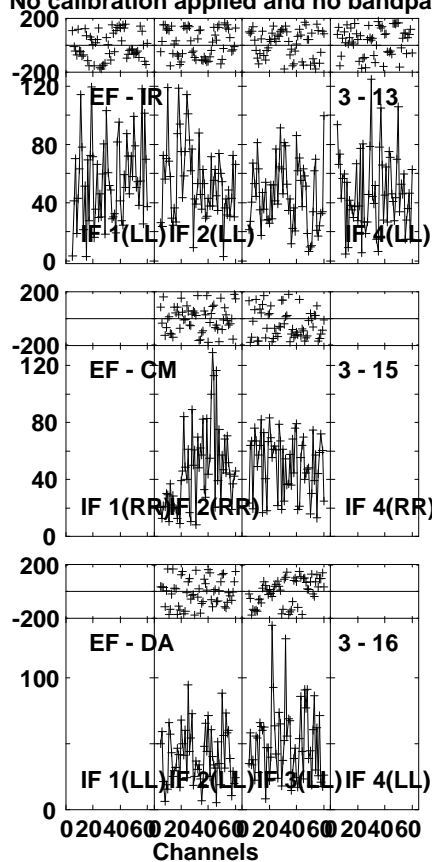
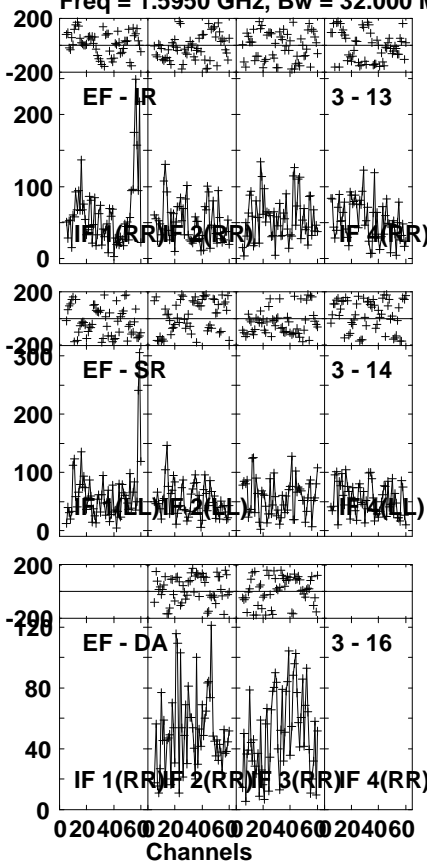
Lower frame: Micro Ampl Jy Top frame: Phas deg  
Vector averaged cross-power spectrum Several baselines displayed  
Timerange: 00/17:00:21 to 00/17:07:59

Plot file version 445 created 02-NOV-2021 17:43:58

J084408+4627 EM146.UVDATA.1

Freq = 1.5950 GHz, Bw = 32.000 MH

No calibration applied and no bandpass applied

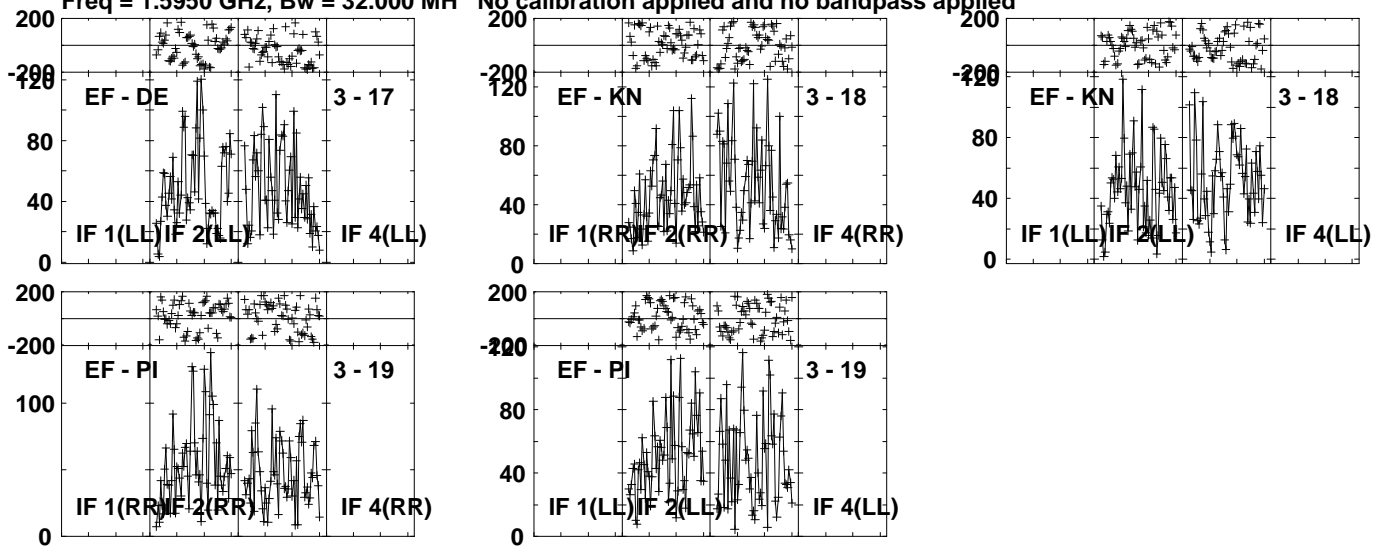


Lower frame: Micro Ampl Jy Top frame: Phas deg  
Vector averaged cross-power spectrum Several baselines displayed  
Timerange: 00:17:00:21 to 00:17:07:59

Plot file version 446 created 02-NOV-2021 17:43:58

J084408+4627 EM146.UVDATA.1

Freq = 1.5950 GHz, Bw = 32.000 MH No calibration applied and no bandpass applied



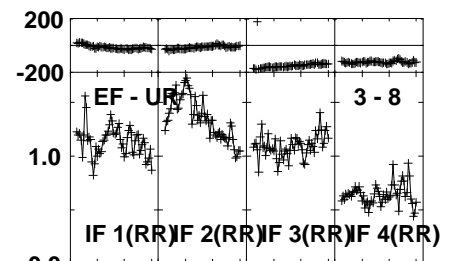
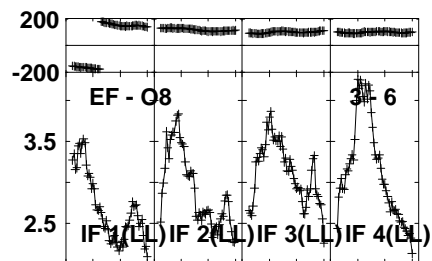
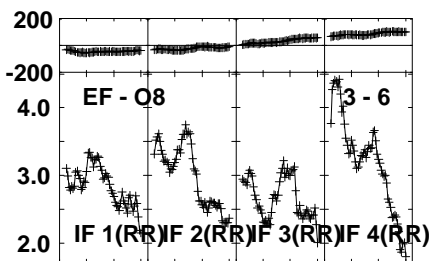
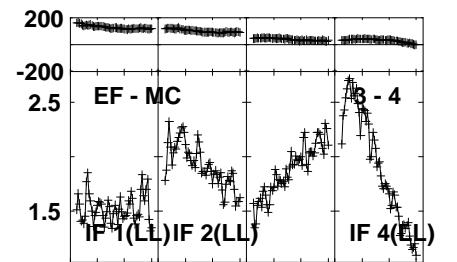
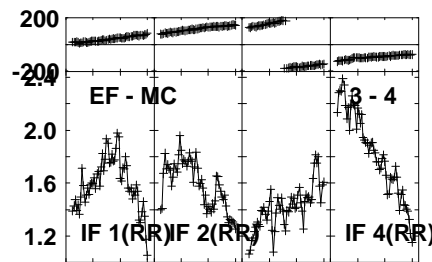
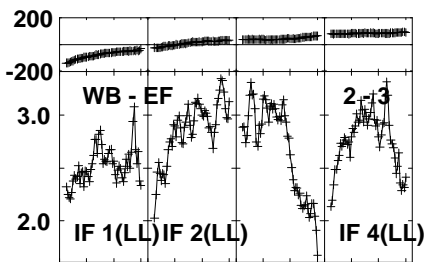
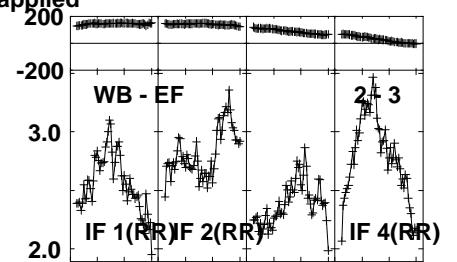
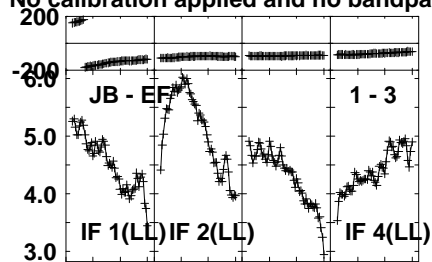
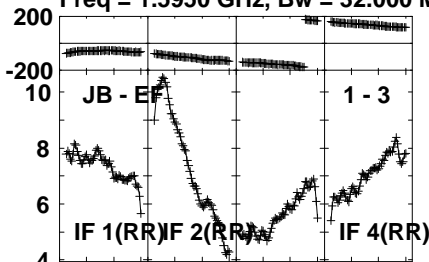
Lower frame: Micro Ampl Jy Top frame: Phas deg  
Vector averaged cross-power spectrum Several baselines displayed  
Timerange: 00/17:00:21 to 00/17:07:59

Plot file version 447 created 02-NOV-2021 17:43:59

J0847+4609 EM146.UVDATA.1

Freq = 1.5950 GHz, Bw = 32.000 MH

No calibration applied and no bandpass applied



0204060 204060 204060 204060  
Channels

0204060 204060 204060 204060  
Channels

0204060 204060 204060 204060  
Channels

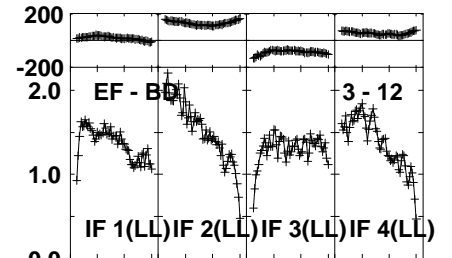
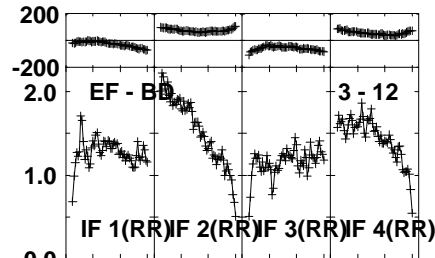
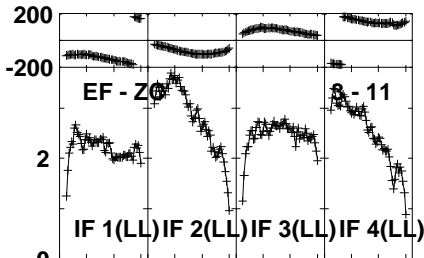
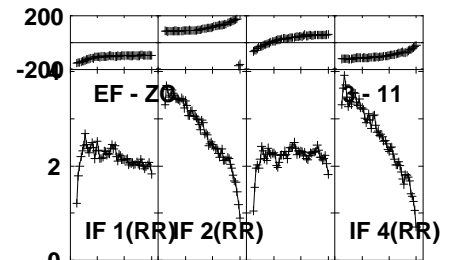
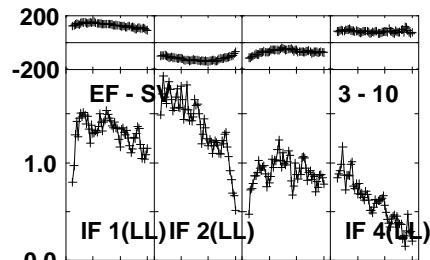
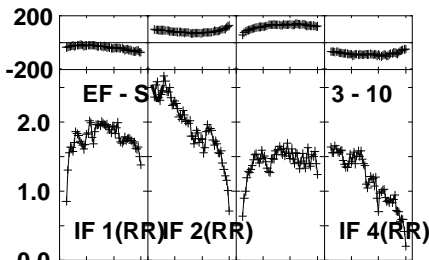
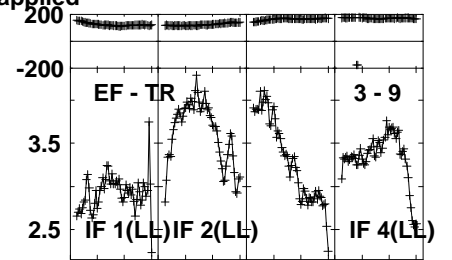
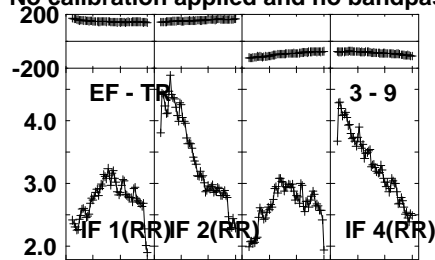
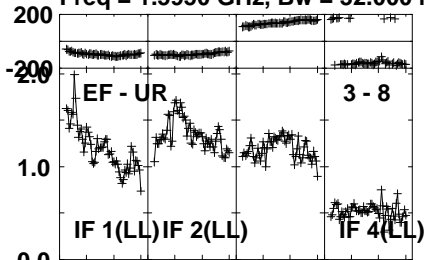
Lower frame: Milli Ampl Jy Top frame: Phas deg  
Vector averaged cross-power spectrum Several baselines displayed  
Timerange: 00/17:08:21 to 00/17:09:59

Plot file version 448 created 02-NOV-2021 17:43:59

J0847+4609 EM146.UVDATA.1

Freq = 1.5950 GHz, Bw = 32.000 MH

No calibration applied and no bandpass applied



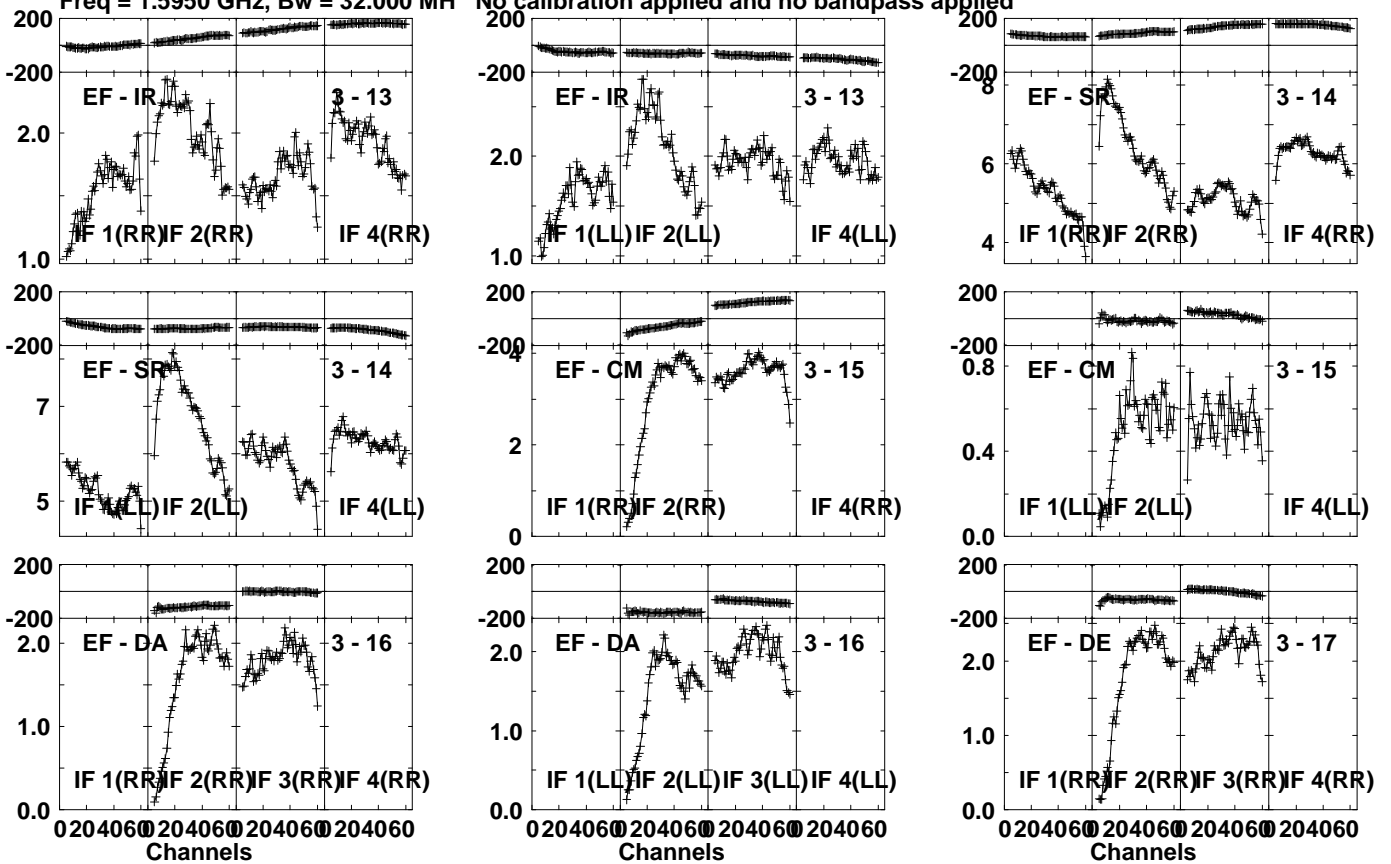
Lower frame: Milli Ampl Jy Top frame: Phas deg  
Vector averaged cross-power spectrum Several baselines displayed  
Timerange: 00/17:08:21 to 00/17:09:59

Plot file version 449 created 02-NOV-2021 17:43:59

J0847+4609 EM146.UVDATA.1

Freq = 1.5950 GHz, Bw = 32.000 MH

No calibration applied and no bandpass applied



Lower frame: Milli Ampl Jy Top frame: Phas deg

Vector averaged cross-power spectrum Several baselines displayed

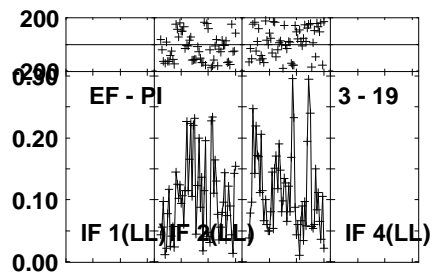
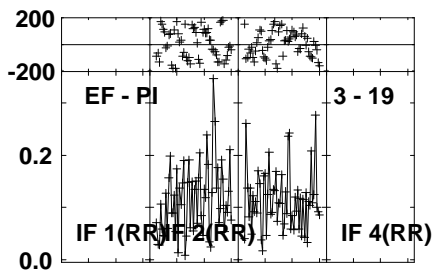
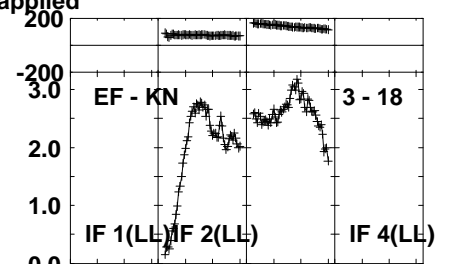
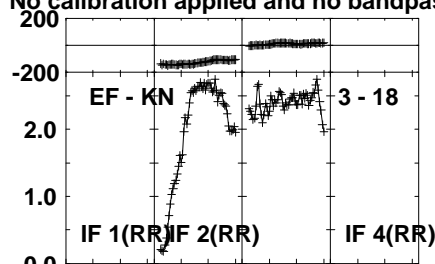
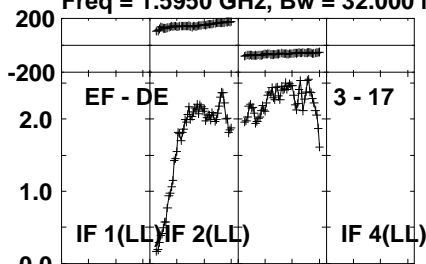
Timerange: 00/17:08:21 to 00/17:09:59

Plot file version 450 created 02-NOV-2021 17:43:59

J0847+4609 EM146.UVDATA.1

Freq = 1.5950 GHz, Bw = 32.000 MH

No calibration applied and no bandpass applied



Lower frame: Milli Ampl Jy Top frame: Phas deg

Vector averaged cross-power spectrum Several baselines displayed

Timerange: 00/17:08:21 to 00/17:09:59

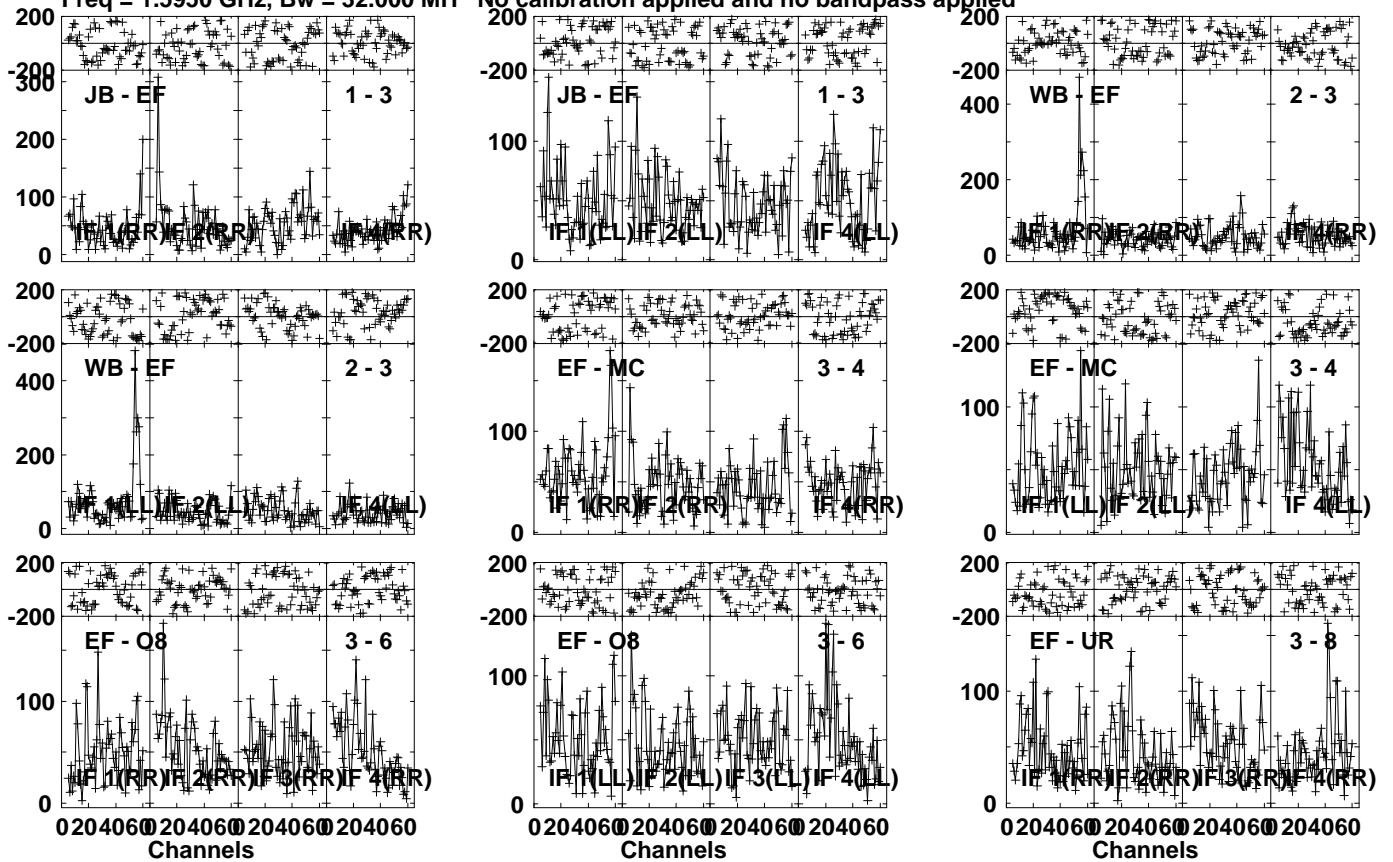


Plot file version 451 created 02-NOV-2021 17:44:00

J084408+4627 EM146.UVDATA.1

Freq = 1.5950 GHz, Bw = 32.000 MH

No calibration applied and no bandpass applied

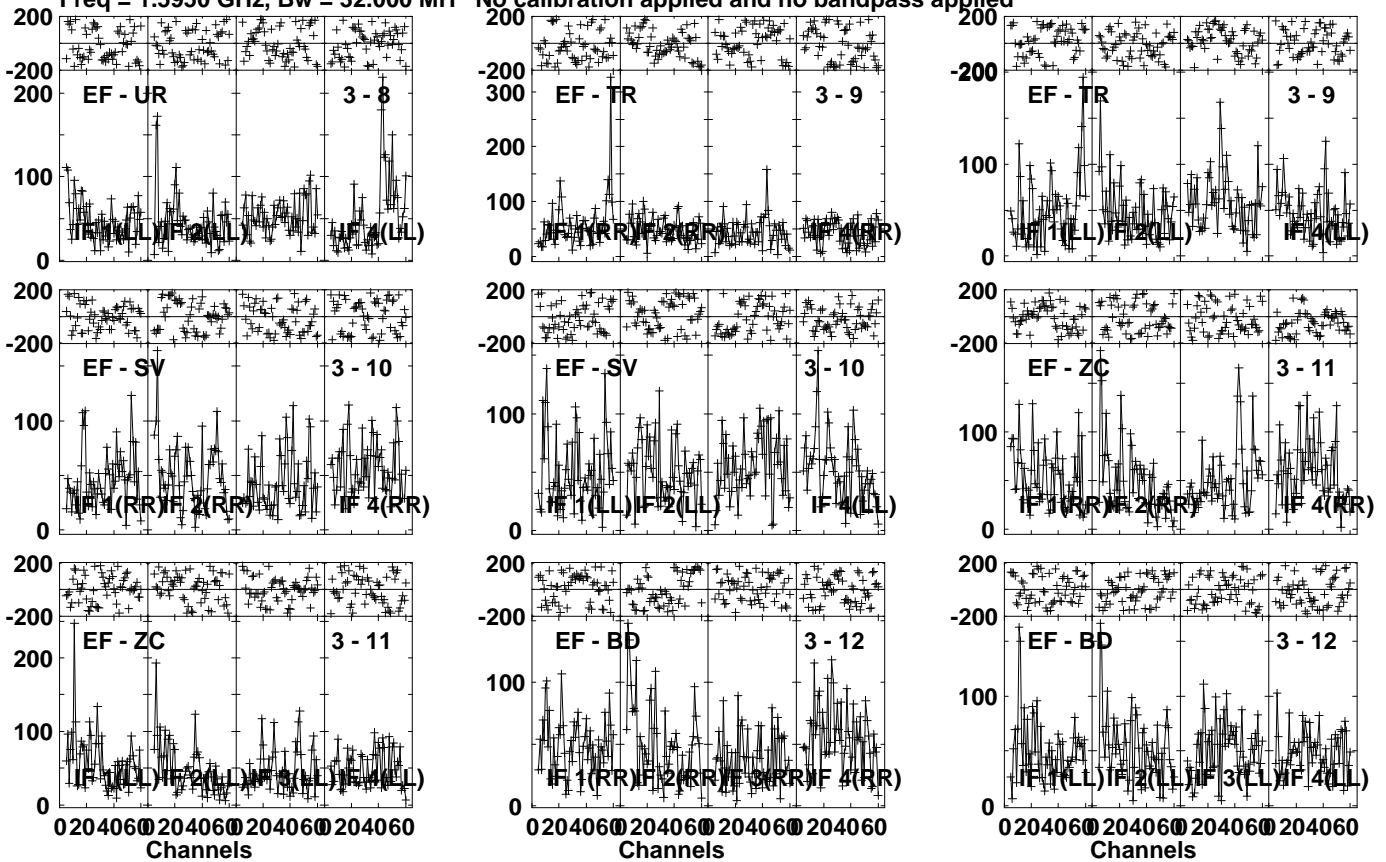


Lower frame: Micro Ampl Jy Top frame: Phas deg  
Vector averaged cross-power spectrum Several baselines displayed  
Timerange: 00/17:10:21 to 00/17:17:59

Plot file version 452 created 02-NOV-2021 17:44:00

J084408+4627 EM146.UVDATA.1

Freq = 1.5950 GHz, Bw = 32.000 MH No calibration applied and no bandpass applied



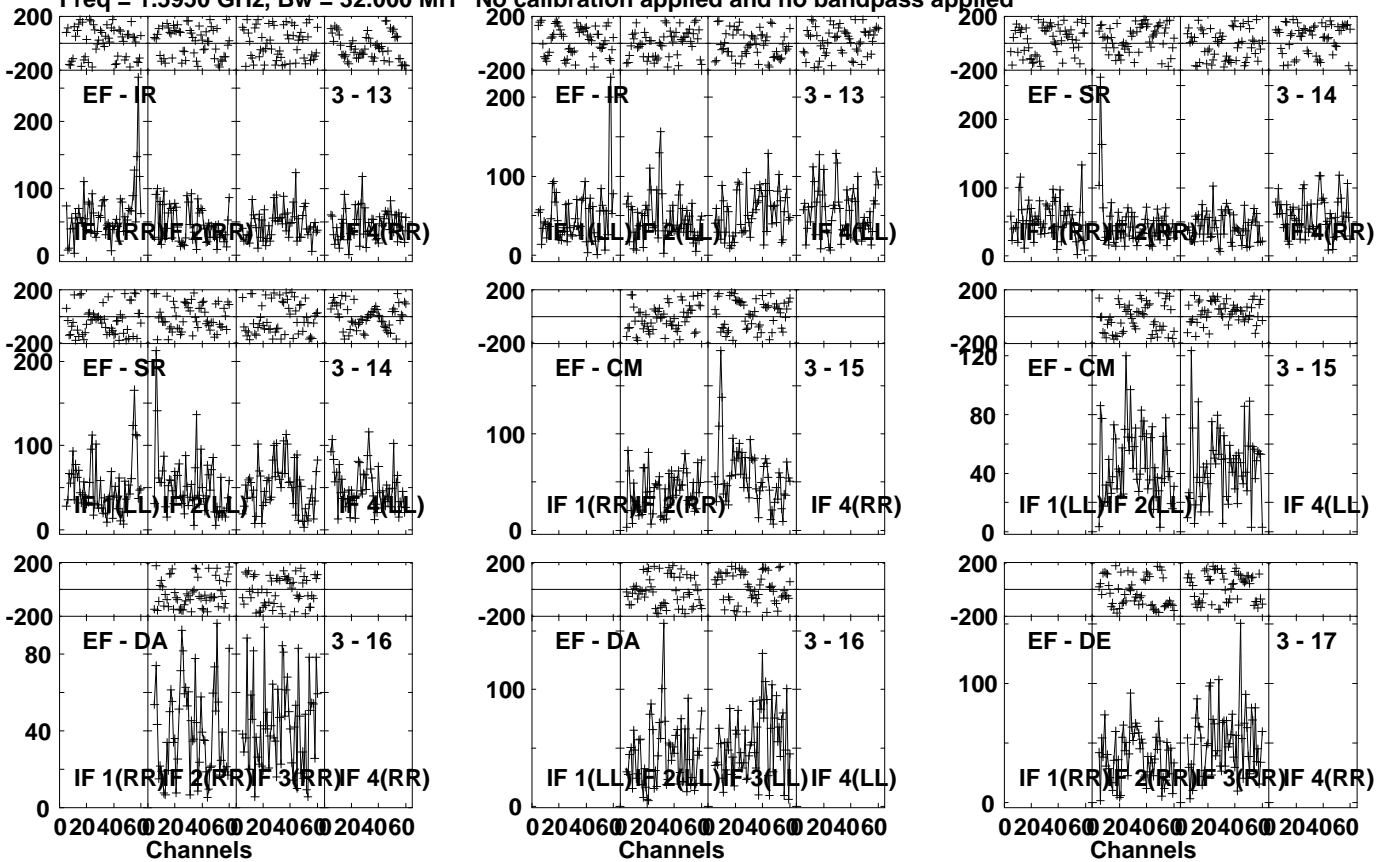
Lower frame: Micro Ampl Jy Top frame: Phas deg  
Vector averaged cross-power spectrum Several baselines displayed  
Timerange: 00/17:10:21 to 00/17:17:59

Plot file version 453 created 02-NOV-2021 17:44:00

J084408+4627 EM146.UVDATA.1

Freq = 1.5950 GHz, Bw = 32.000 MH

No calibration applied and no bandpass applied

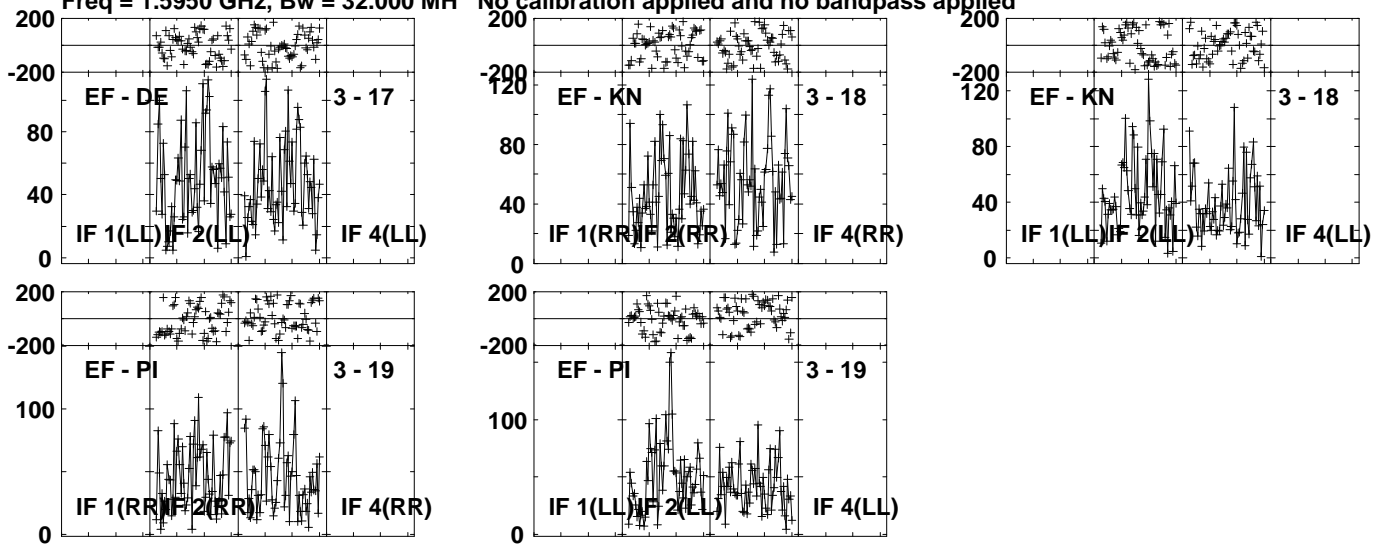


Lower frame: Micro Ampl Jy Top frame: Phas deg  
Vector averaged cross-power spectrum Several baselines displayed  
Timerange: 00/17:10:21 to 00/17:17:59

Plot file version 454 created 02-NOV-2021 17:44:00

J084408+4627 EM146.UVDATA.1

Freq = 1.5950 GHz, Bw = 32.000 MH No calibration applied and no bandpass applied



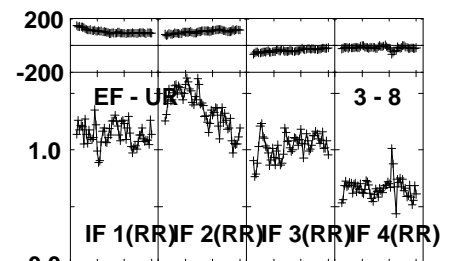
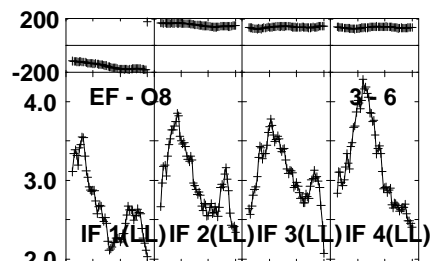
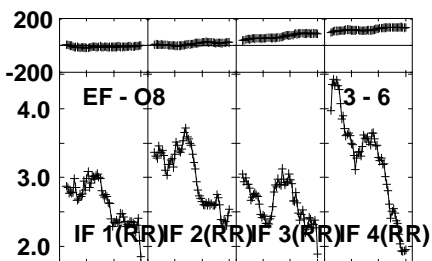
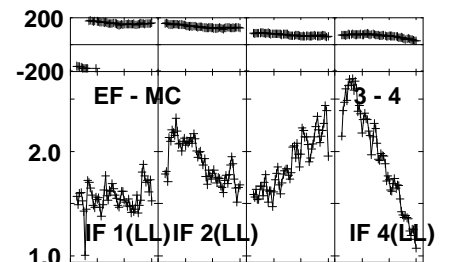
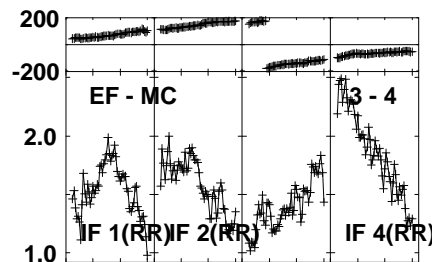
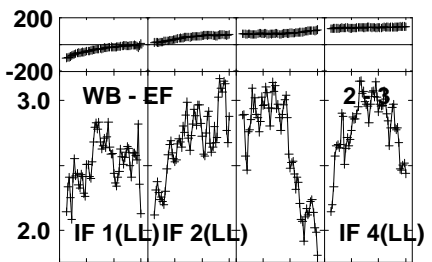
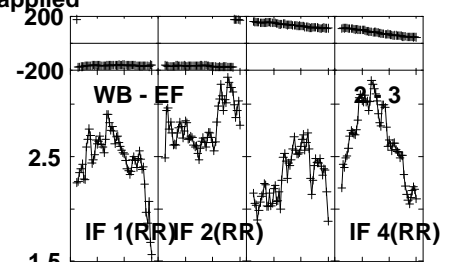
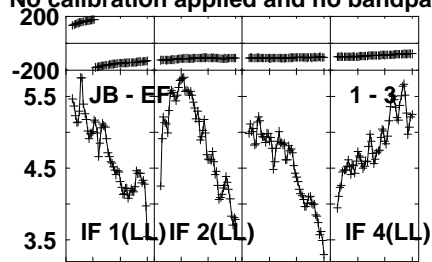
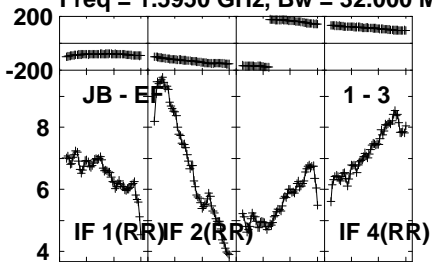
Lower frame: Micro Ampl Jy Top frame: Phas deg  
Vector averaged cross-power spectrum Several baselines displayed  
Timerange: 00/17:10:21 to 00/17:17:59

Plot file version 455 created 02-NOV-2021 17:44:01

J0847+4609 EM146.UVDATA.1

Freq = 1.5950 GHz, Bw = 32.000 MH

No calibration applied and no bandpass applied



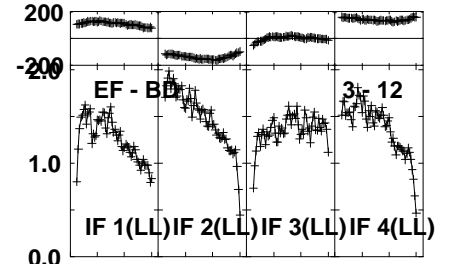
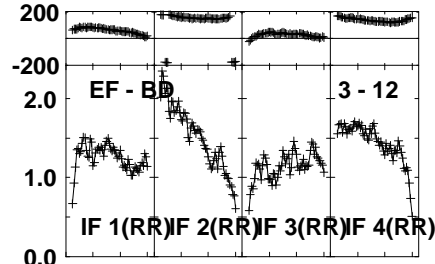
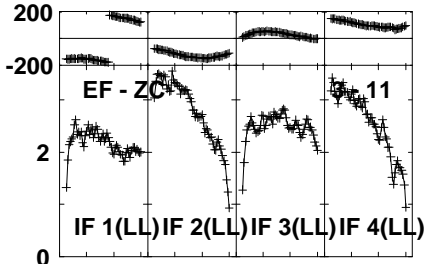
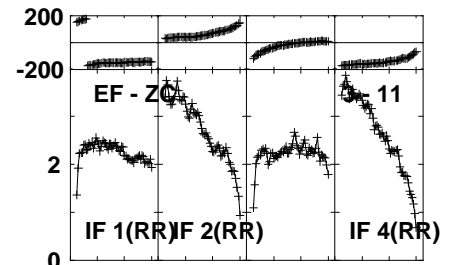
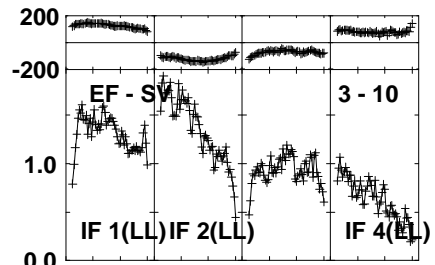
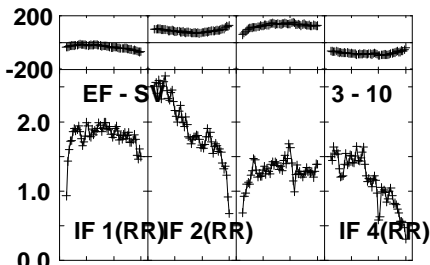
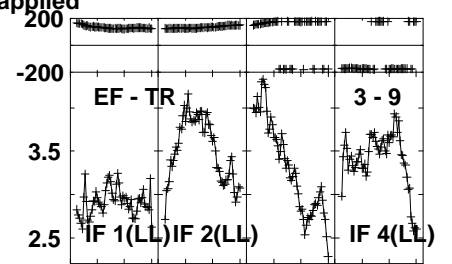
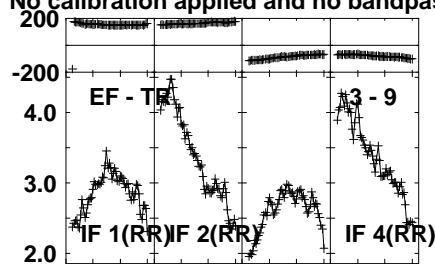
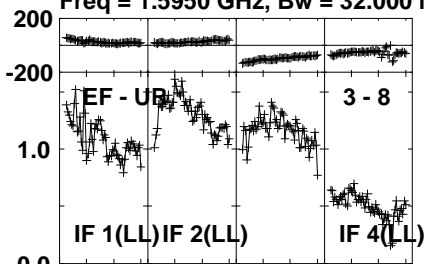
Lower frame: Milli Ampl Jy Top frame: Phas deg  
Vector averaged cross-power spectrum Several baselines displayed  
Timerange: 00/17:18:21 to 00/17:19:59

Plot file version 456 created 02-NOV-2021 17:44:01

J0847+4609 EM146.UVDATA.1

Freq = 1.5950 GHz, Bw = 32.000 MH

No calibration applied and no bandpass applied



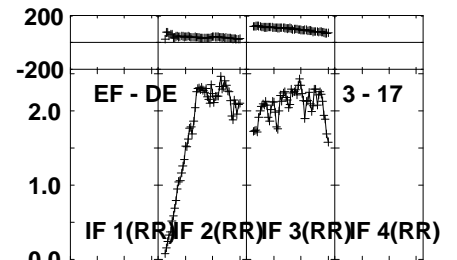
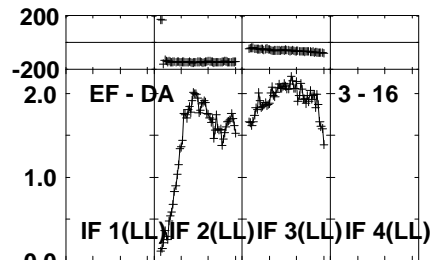
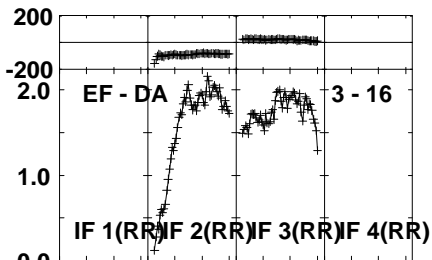
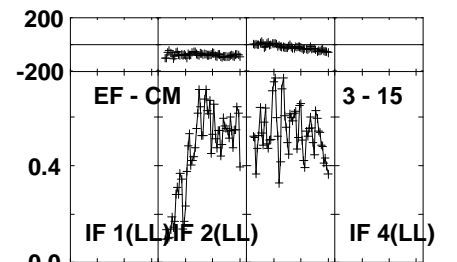
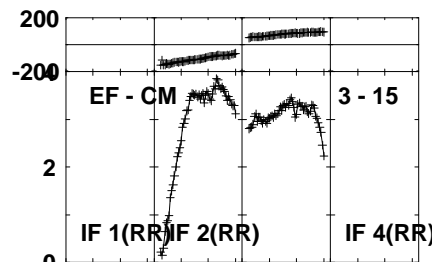
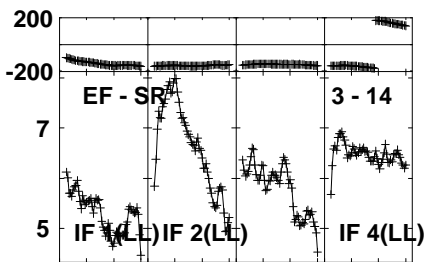
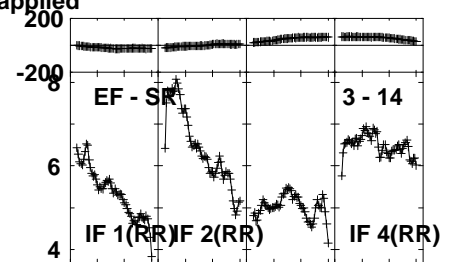
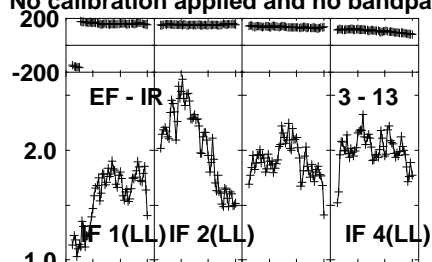
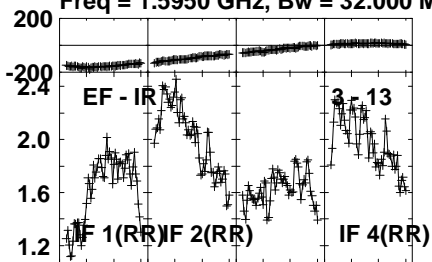
Lower frame: Milli Ampl Jy Top frame: Phas deg  
Vector averaged cross-power spectrum Several baselines displayed  
Timerange: 00/17:18:21 to 00/17:19:59

Plot file version 457 created 02-NOV-2021 17:44:01

J0847+4609 EM146.UVDATA.1

Freq = 1.5950 GHz, Bw = 32.000 MH

No calibration applied and no bandpass applied



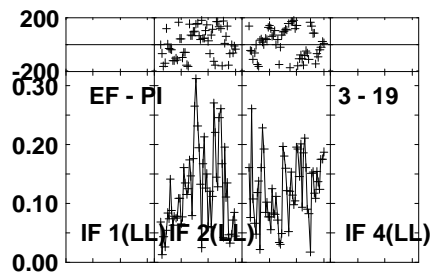
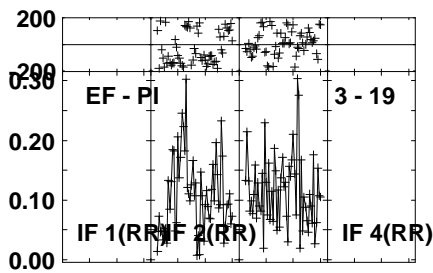
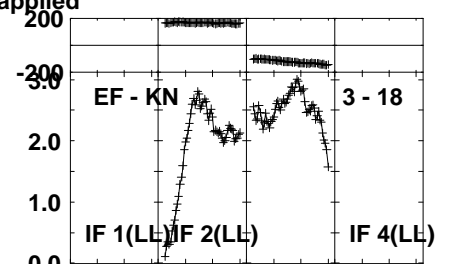
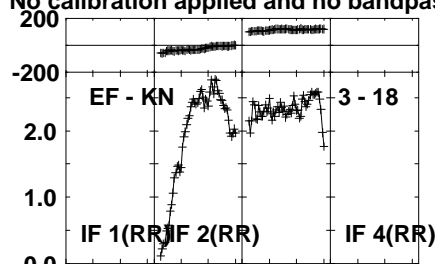
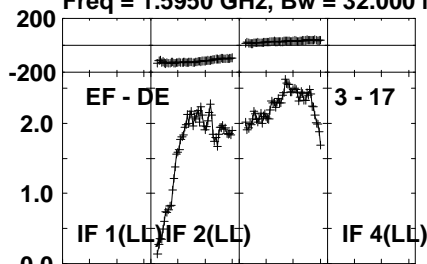
Lower frame: Milli Ampl Jy Top frame: Phas deg  
Vector averaged cross-power spectrum Several baselines displayed  
Timerange: 00/17:18:21 to 00/17:19:59

Plot file version 458 created 02-NOV-2021 17:44:02

J0847+4609 EM146.UVDATA.1

Freq = 1.5950 GHz, Bw = 32.000 MH

No calibration applied and no bandpass applied



Lower frame: Milli Ampl Jy Top frame: Phas deg  
Vector averaged cross-power spectrum Several baselines displayed  
Timerange: 00/17:18:21 to 00/17:19:59

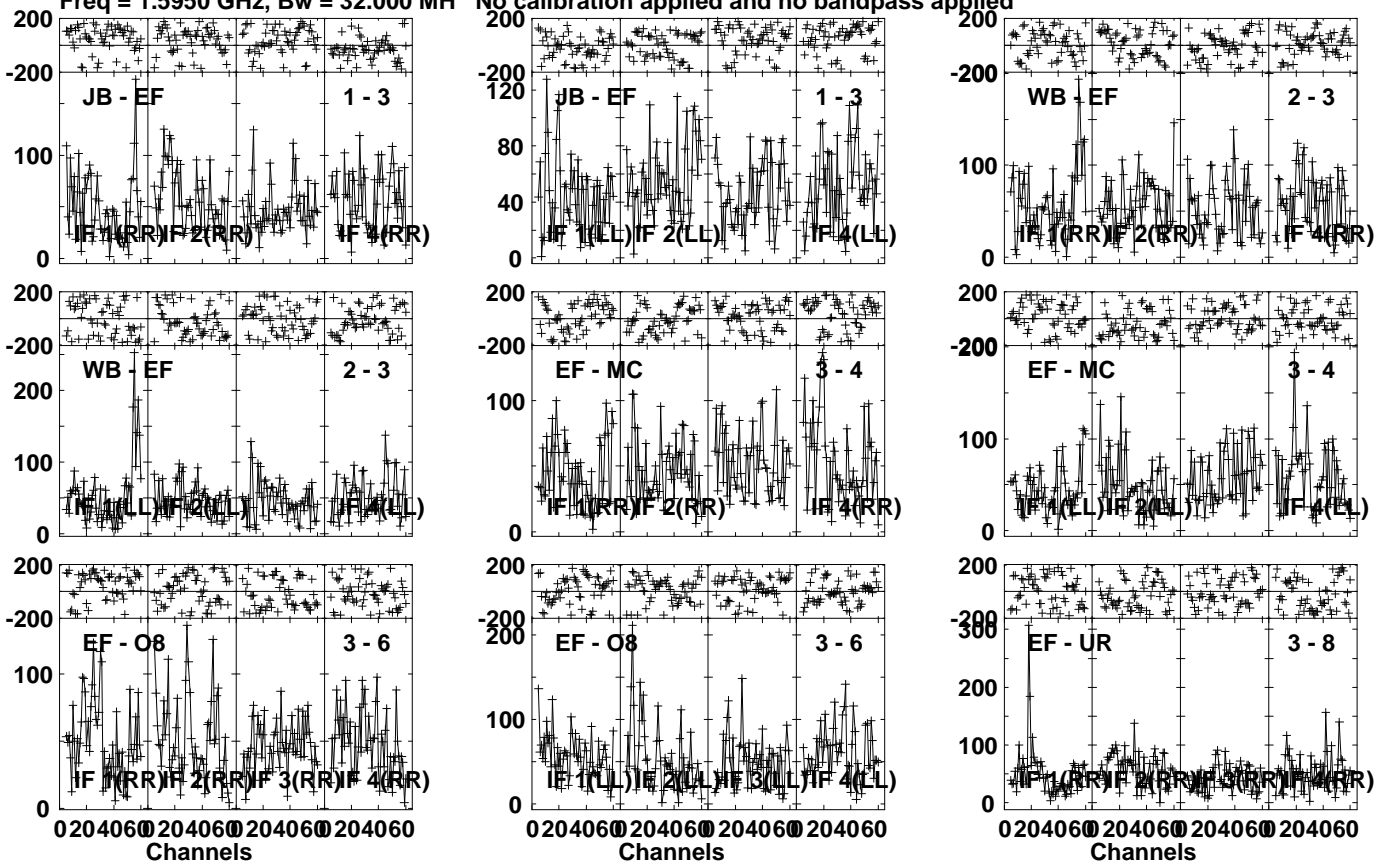


Plot file version 459 created 02-NOV-2021 17:44:02

J084408+4627 EM146.UVDATA.1

Freq = 1.5950 GHz, Bw = 32.000 MH

No calibration applied and no bandpass applied



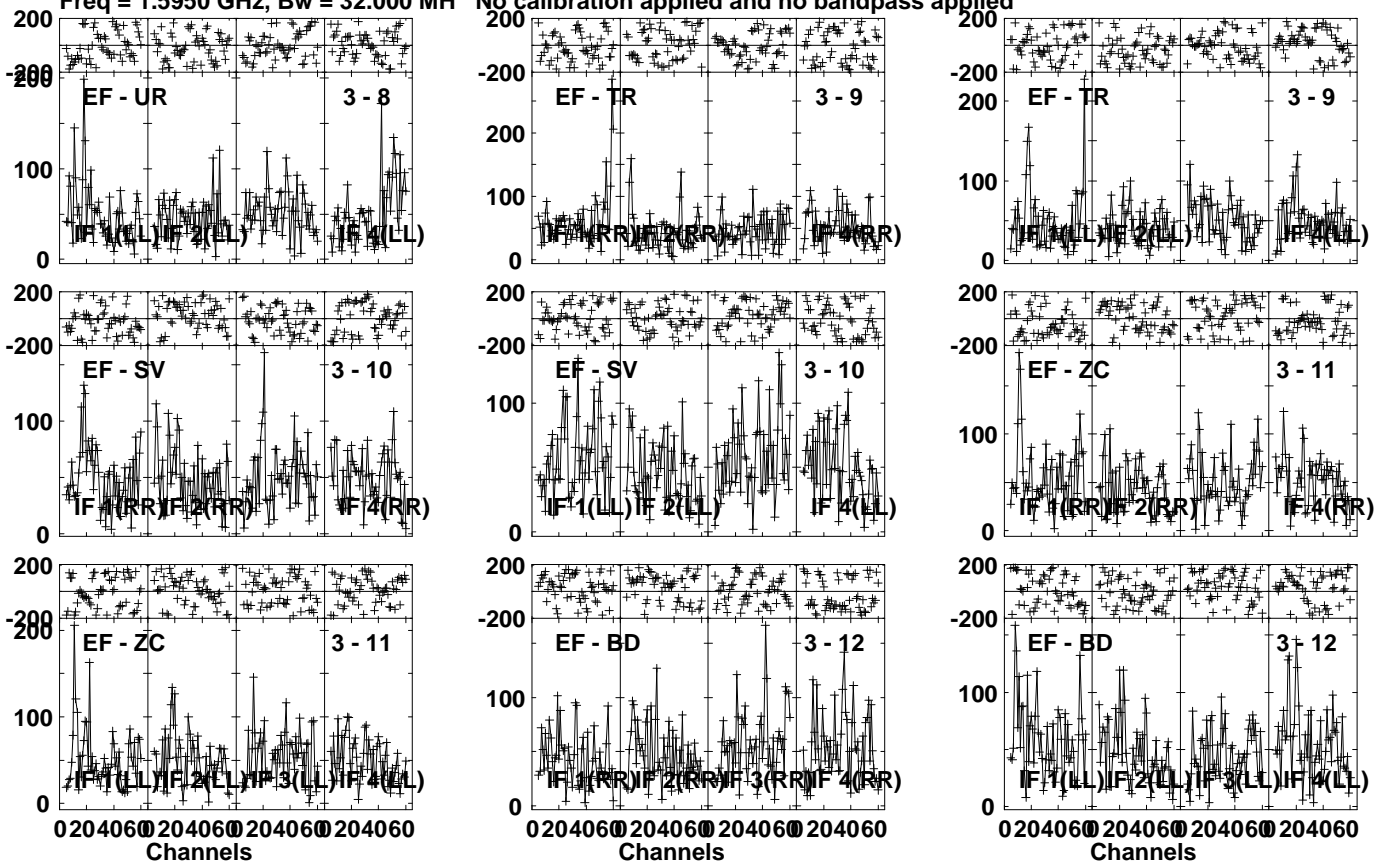
Lower frame: Micro Ampl Jy Top frame: Phas deg  
Vector averaged cross-power spectrum Several baselines displayed  
Timerange: 00/17:20:21 to 00/17:27:59

Plot file version 460 created 02-NOV-2021 17:44:02

J084408+4627 EM146.UVDATA.1

Freq = 1.5950 GHz, Bw = 32.000 MH

No calibration applied and no bandpass applied



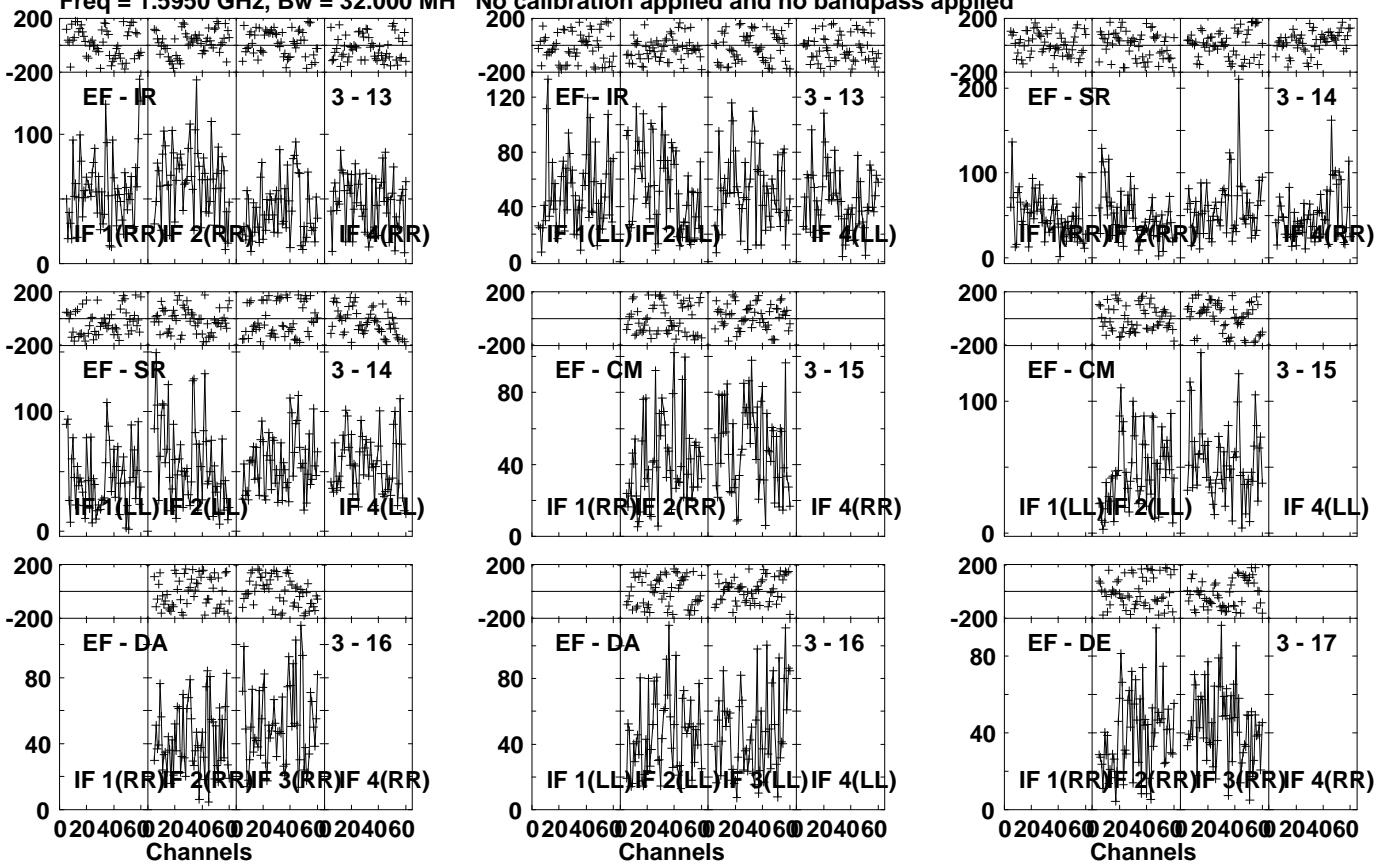
Lower frame: Micro Ampl Jy Top frame: Phas deg  
Vector averaged cross-power spectrum Several baselines displayed  
Timerange: 00/17:20:21 to 00/17:27:59

Plot file version 461 created 02-NOV-2021 17:44:02

J084408+4627 EM146.UVDATA.1

Freq = 1.5950 GHz, Bw = 32.000 MH

No calibration applied and no bandpass applied



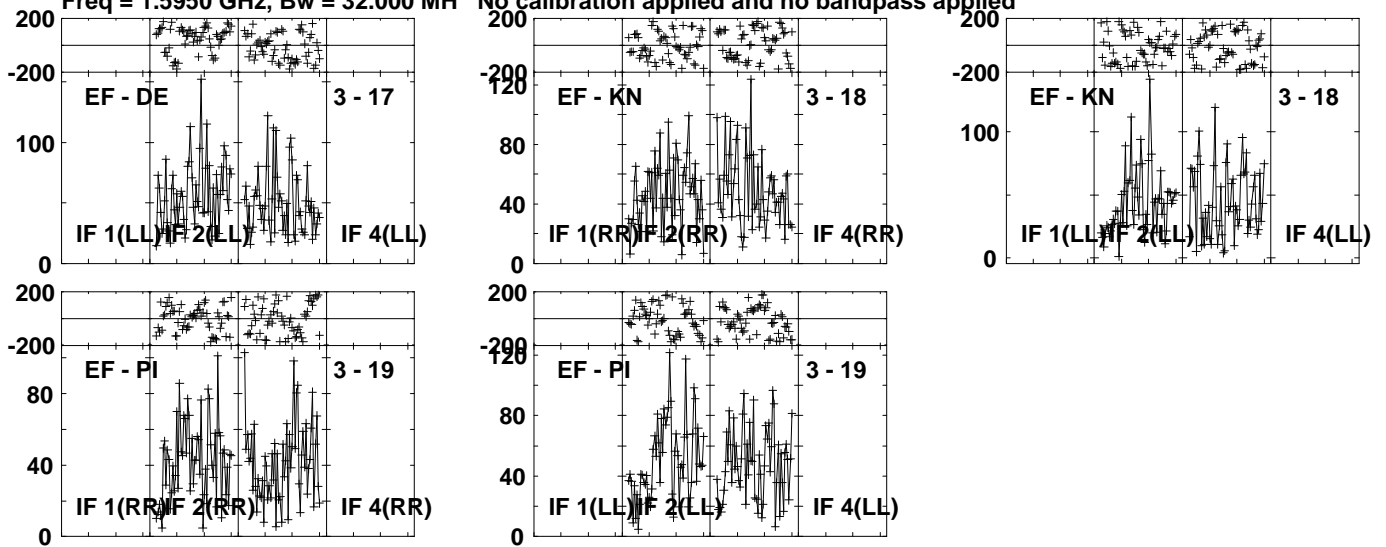
Lower frame: Micro Ampl Jy Top frame: Phas deg  
Vector averaged cross-power spectrum Several baselines displayed  
Timerange: 00/17:20:21 to 00/17:27:59

Plot file version 462 created 02-NOV-2021 17:44:03

J084408+4627 EM146.UVDATA.1

Freq = 1.5950 GHz, Bw = 32.000 MH

No calibration applied and no bandpass applied



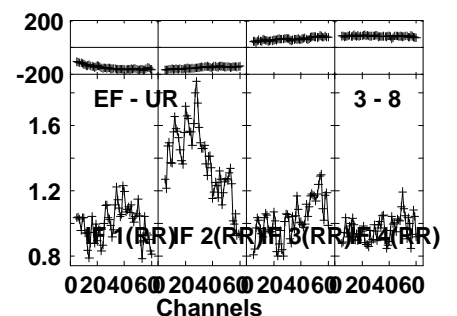
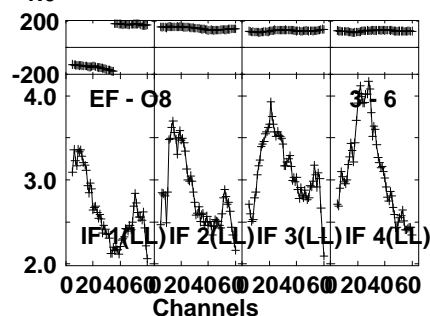
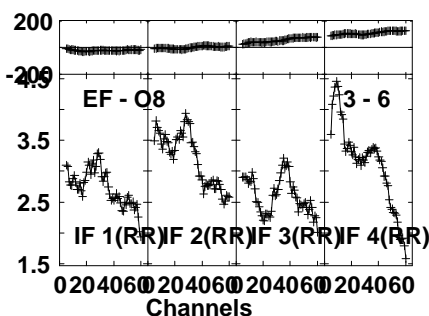
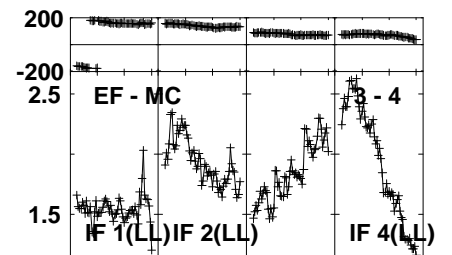
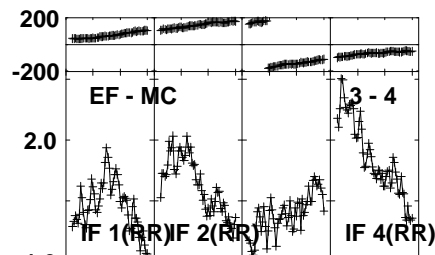
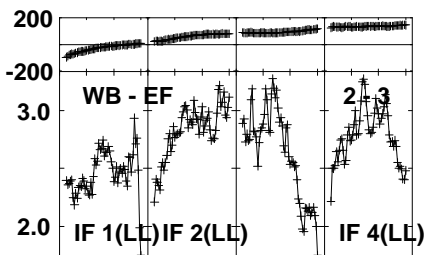
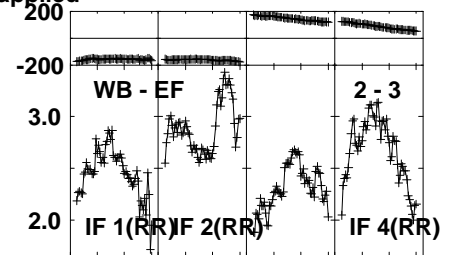
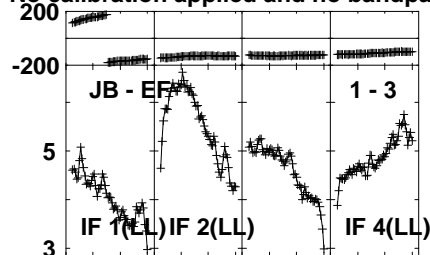
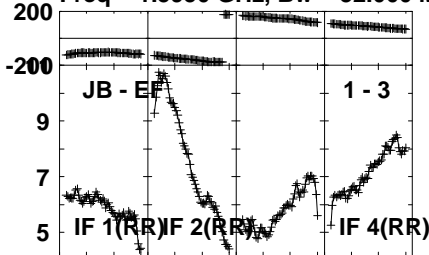
Lower frame: Micro Ampl Jy Top frame: Phas deg  
Vector averaged cross-power spectrum Several baselines displayed  
Timerange: 00/17:20:21 to 00/17:27:59

Plot file version 463 created 02-NOV-2021 17:44:03

J0847+4609 EM146.UVDATA.1

Freq = 1.5950 GHz, Bw = 32.000 MH

No calibration applied and no bandpass applied



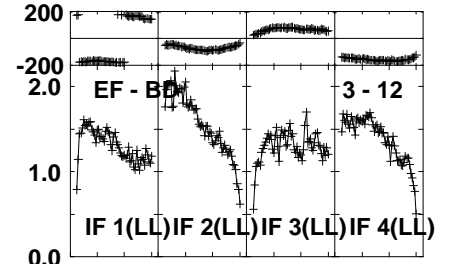
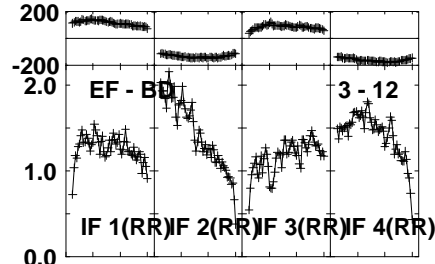
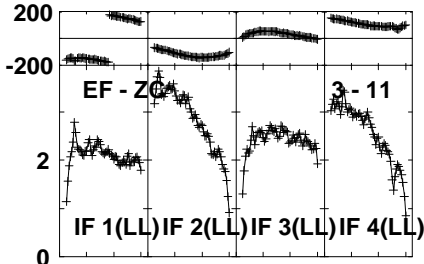
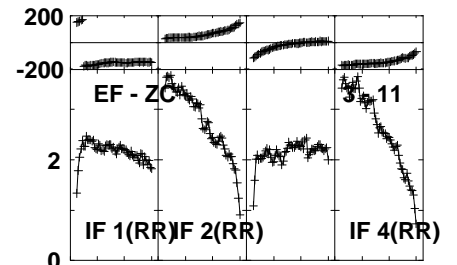
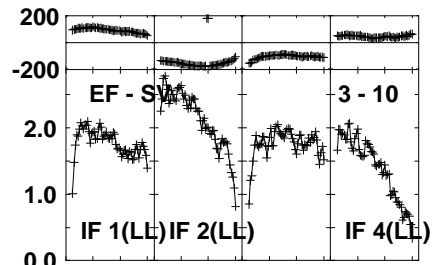
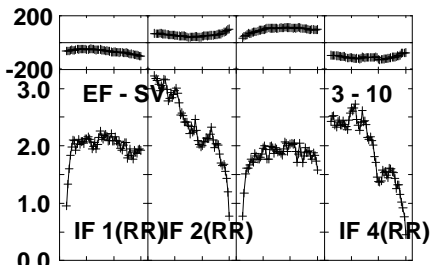
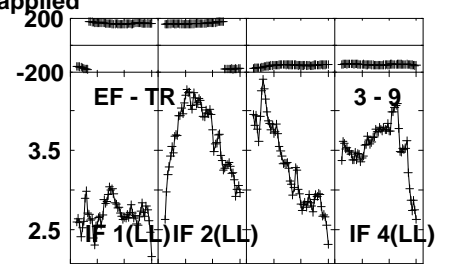
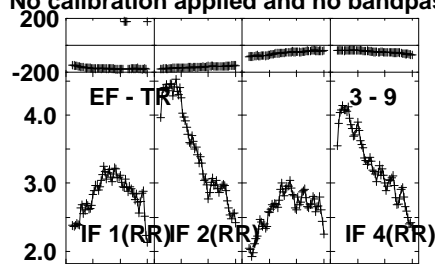
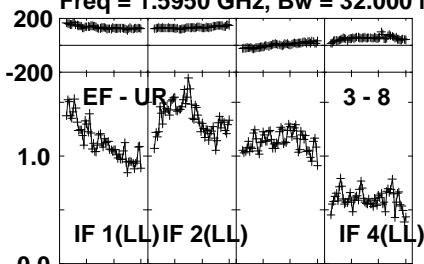
Lower frame: Milli Ampl Jy Top frame: Phas deg  
 Vector averaged cross-power spectrum Several baselines displayed  
 Timerange: 00/17:28:21 to 00/17:29:59

Plot file version 464 created 02-NOV-2021 17:44:03

J0847+4609 EM146.UVDATA.1

Freq = 1.5950 GHz, Bw = 32.000 MH

No calibration applied and no bandpass applied



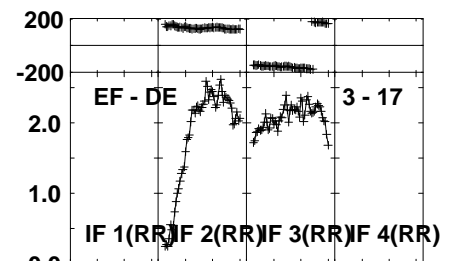
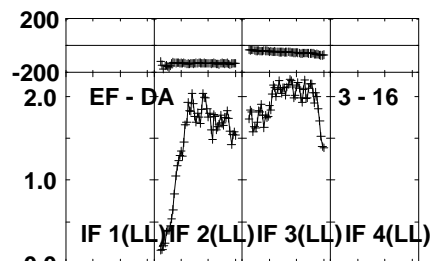
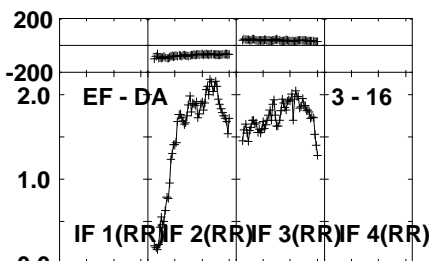
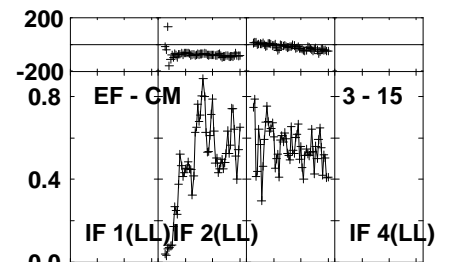
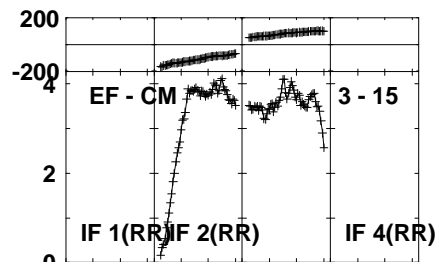
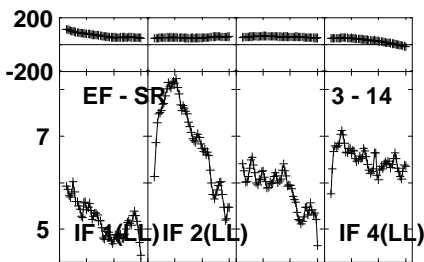
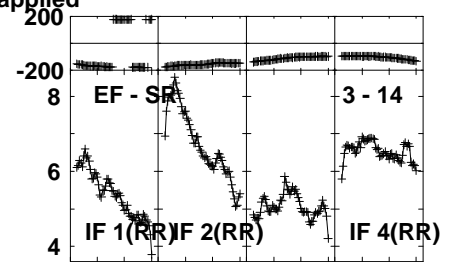
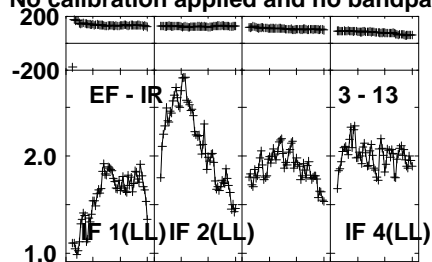
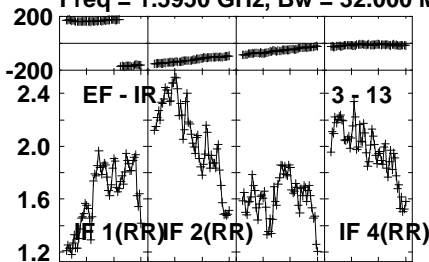
Lower frame: Milli Ampl Jy Top frame: Phas deg  
Vector averaged cross-power spectrum Several baselines displayed  
Timerange: 00/17:28:21 to 00/17:29:59

Plot file version 465 created 02-NOV-2021 17:44:03

J0847+4609 EM146.UVDATA.1

Freq = 1.5950 GHz, Bw = 32.000 MH

No calibration applied and no bandpass applied



0204060 204060 204060 204060  
Channels

0204060 204060 204060 204060  
Channels

0204060 204060 204060 204060  
Channels

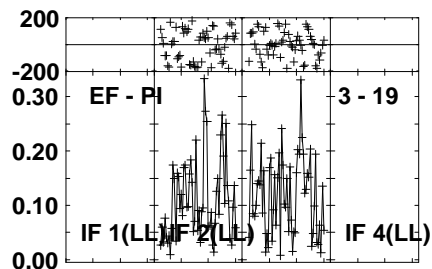
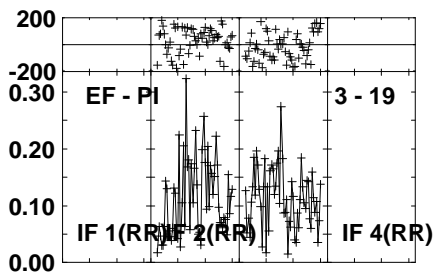
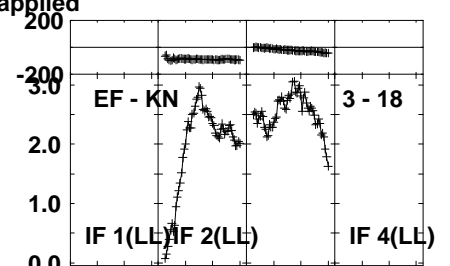
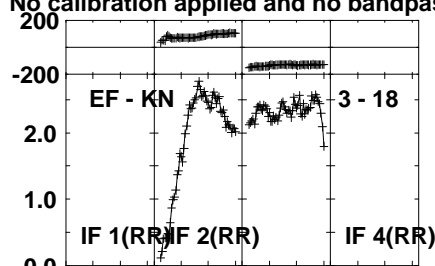
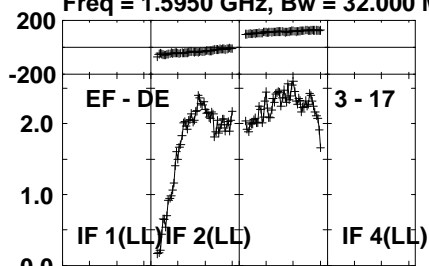
Lower frame: Milli Ampl Jy Top frame: Phas deg  
Vector averaged cross-power spectrum Several baselines displayed  
Timerange: 00/17:28:21 to 00/17:29:59

Plot file version 466 created 02-NOV-2021 17:44:04

J0847+4609 EM146.UVDATA.1

Freq = 1.5950 GHz, Bw = 32.000 MH

No calibration applied and no bandpass applied



Lower frame: Milli Ampl Jy Top frame: Phas deg  
Vector averaged cross-power spectrum Several baselines displayed  
Timerange: 00/17:28:21 to 00/17:29:59

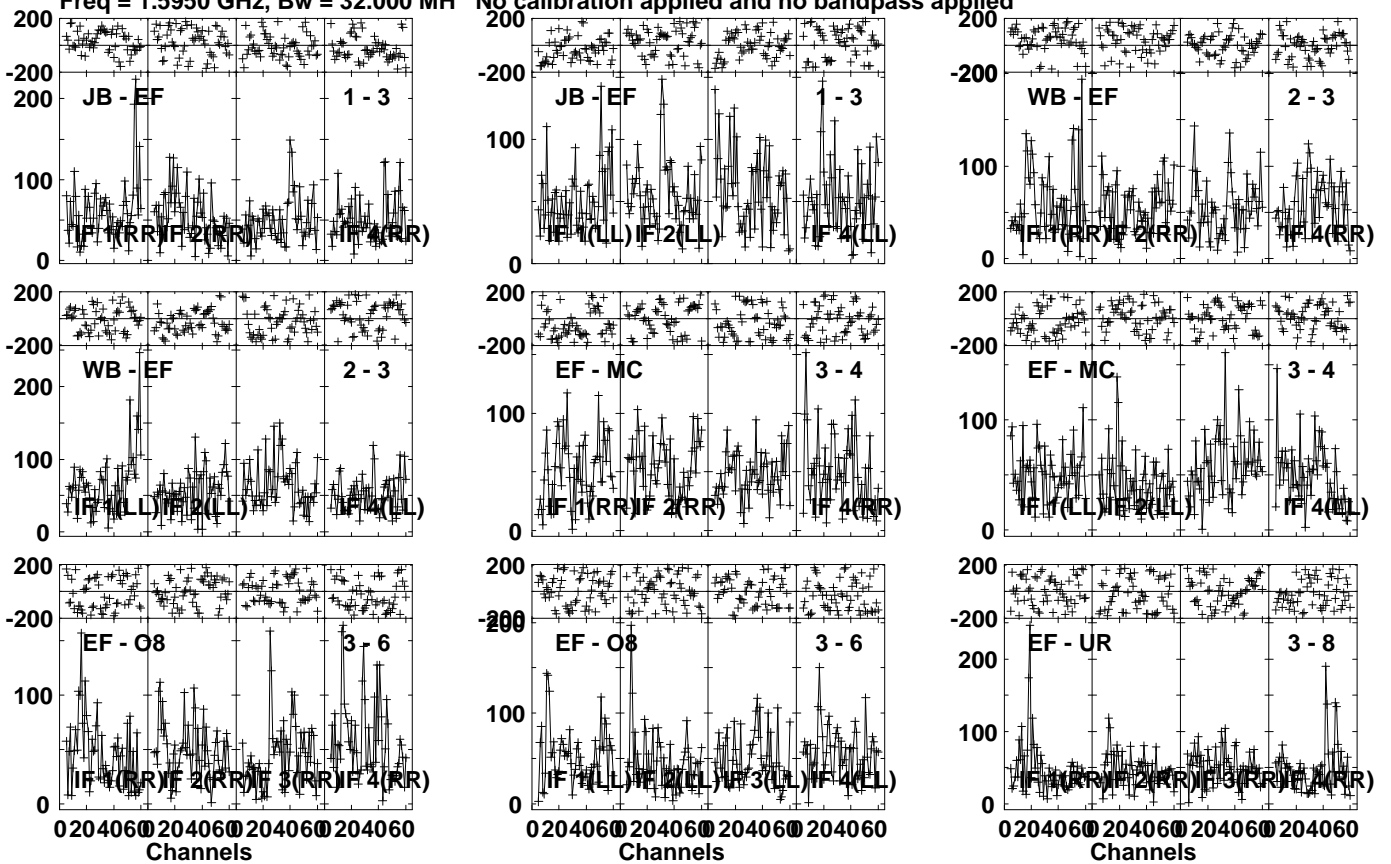


Plot file version 467 created 02-NOV-2021 17:44:04

J084408+4627 EM146.UVDATA.1

Freq = 1.5950 GHz, Bw = 32.000 MH

No calibration applied and no bandpass applied



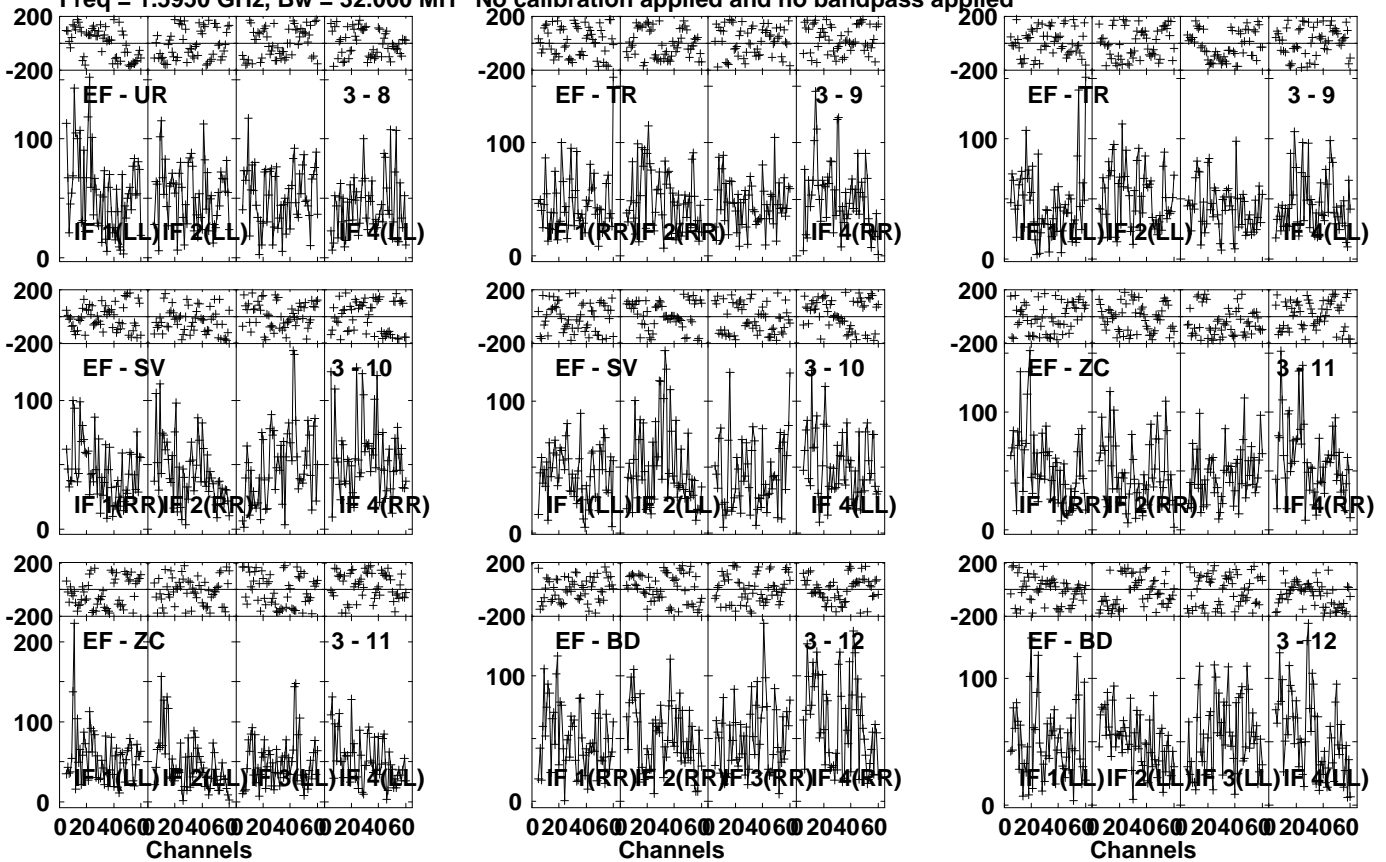
Lower frame: Micro Ampl Jy Top frame: Phas deg  
Vector averaged cross-power spectrum Several baselines displayed  
Timerange: 00/17:30:21 to 00/17:37:59

Plot file version 468 created 02-NOV-2021 17:44:04

J084408+4627 EM146.UVDATA.1

Freq = 1.5950 GHz, Bw = 32.000 MH

No calibration applied and no bandpass applied



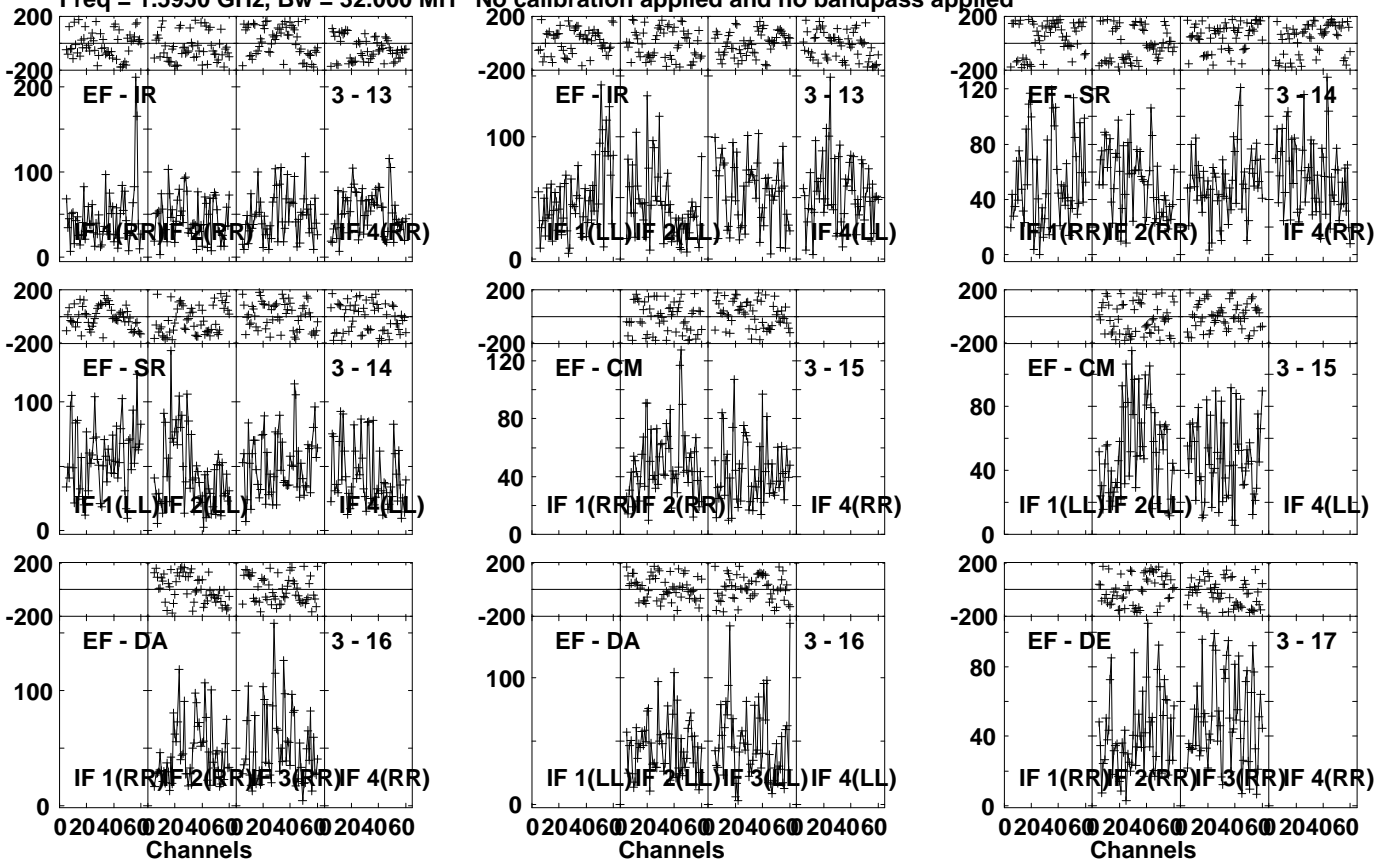
Lower frame: Micro Ampl Jy Top frame: Phas deg  
Vector averaged cross-power spectrum Several baselines displayed  
Timerange: 00/17:30:21 to 00/17:37:59

Plot file version 469 created 02-NOV-2021 17:44:05

J084408+4627 EM146.UVDATA.1

Freq = 1.5950 GHz, Bw = 32.000 MH

No calibration applied and no bandpass applied



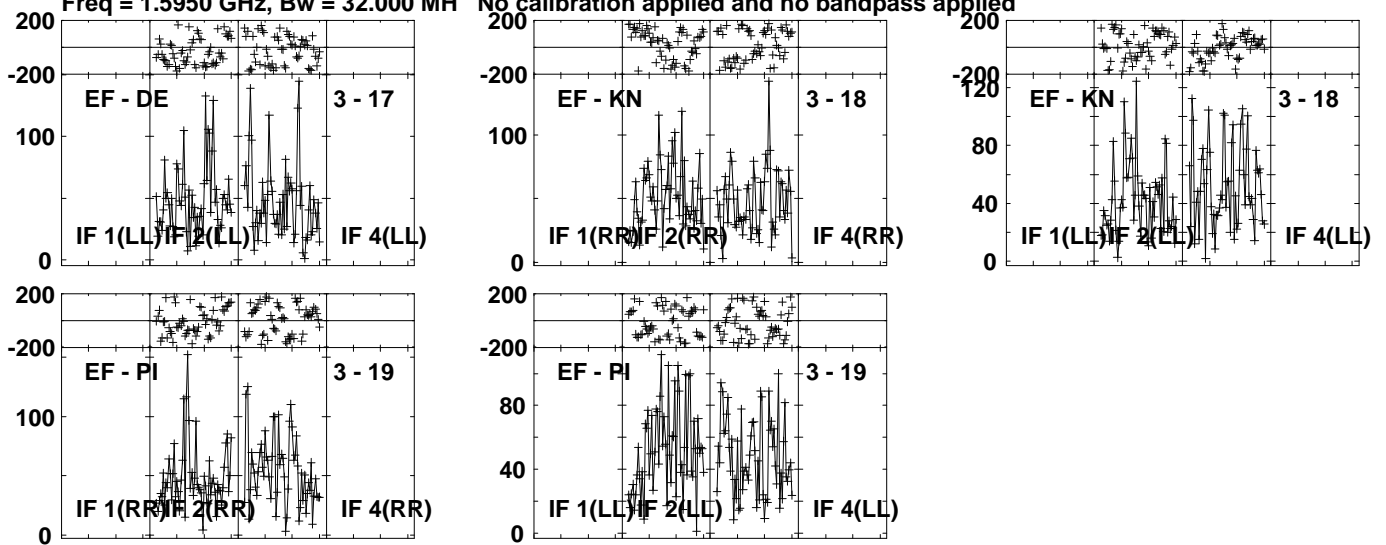
Lower frame: Micro Ampl Jy Top frame: Phas deg  
Vector averaged cross-power spectrum Several baselines displayed  
Timerange: 00/17:30:21 to 00/17:37:59

Plot file version 470 created 02-NOV-2021 17:44:05

J084408+4627 EM146.UVDATA.1

Freq = 1.5950 GHz, Bw = 32.000 MH

No calibration applied and no bandpass applied



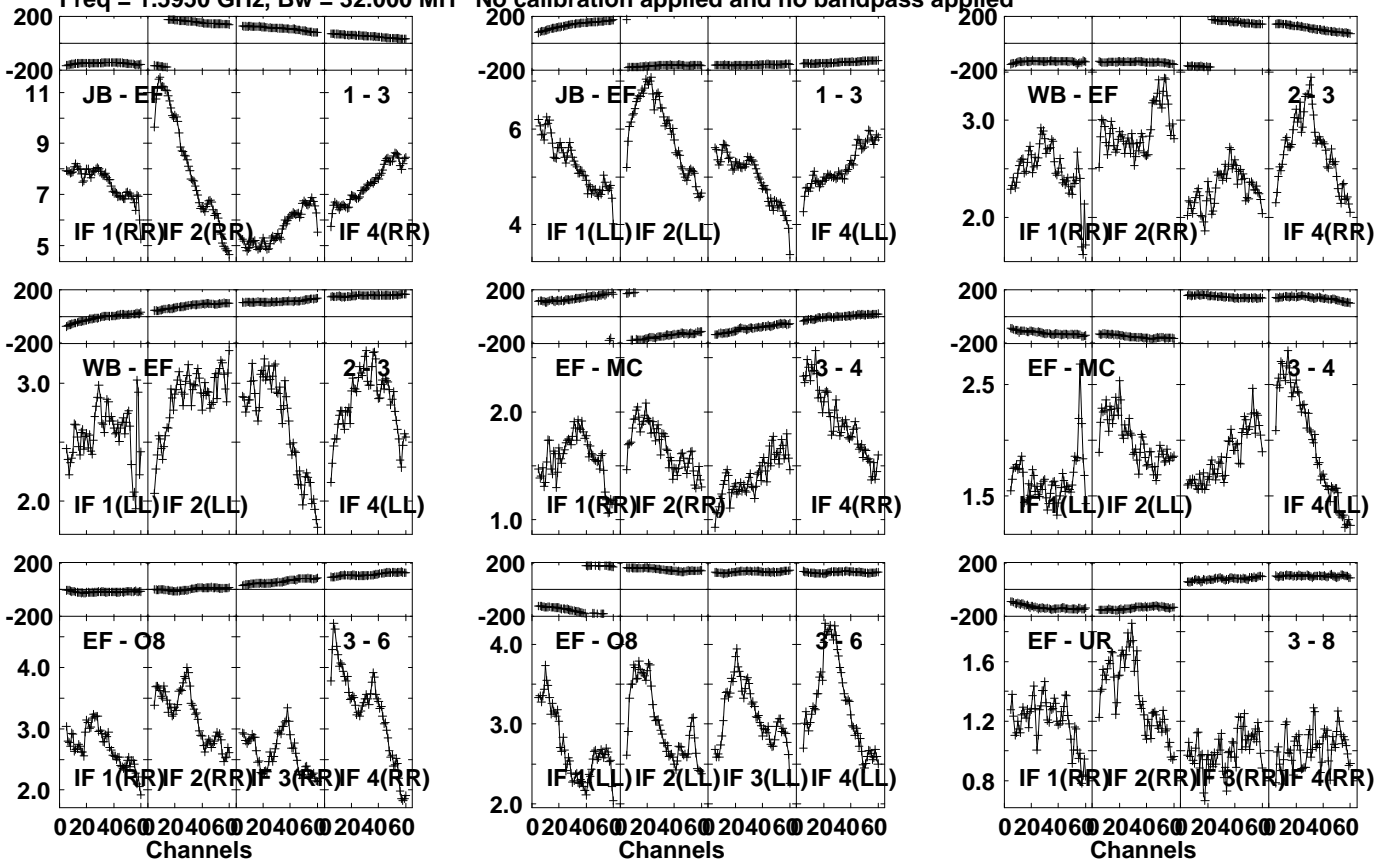
Lower frame: Micro Ampl Jy Top frame: Phas deg  
Vector averaged cross-power spectrum Several baselines displayed  
Timerange: 00/17:30:21 to 00/17:37:59

Plot file version 471 created 02-NOV-2021 17:44:05

J0847+4609 EM146.UVDATA.1

Freq = 1.5950 GHz, Bw = 32.000 MH

No calibration applied and no bandpass applied



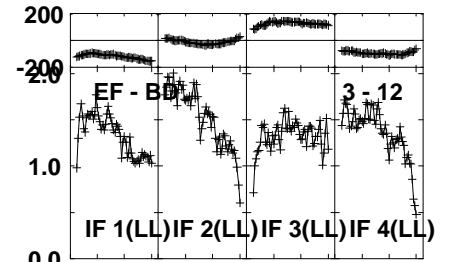
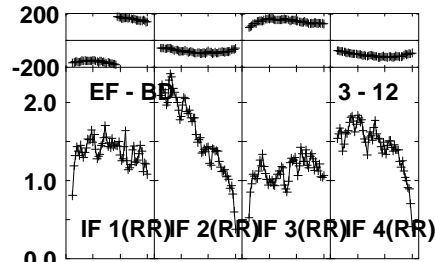
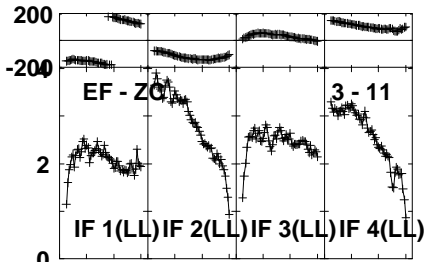
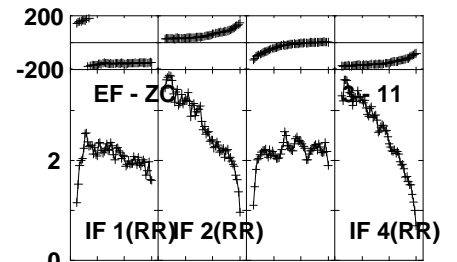
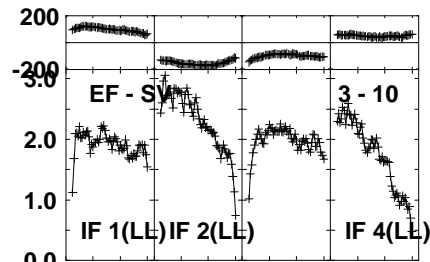
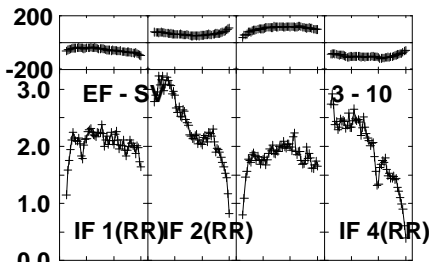
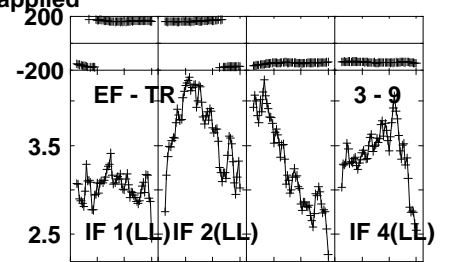
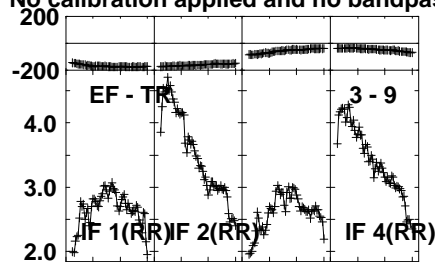
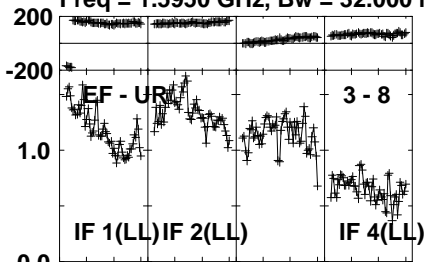
Lower frame: Milli Ampl Jy Top frame: Phas deg  
 Vector averaged cross-power spectrum Several baselines displayed  
 Timerange: 00/17:38:21 to 00/17:39:59

Plot file version 472 created 02-NOV-2021 17:44:05

J0847+4609 EM146.UVDATA.1

Freq = 1.5950 GHz, Bw = 32.000 MH

No calibration applied and no bandpass applied



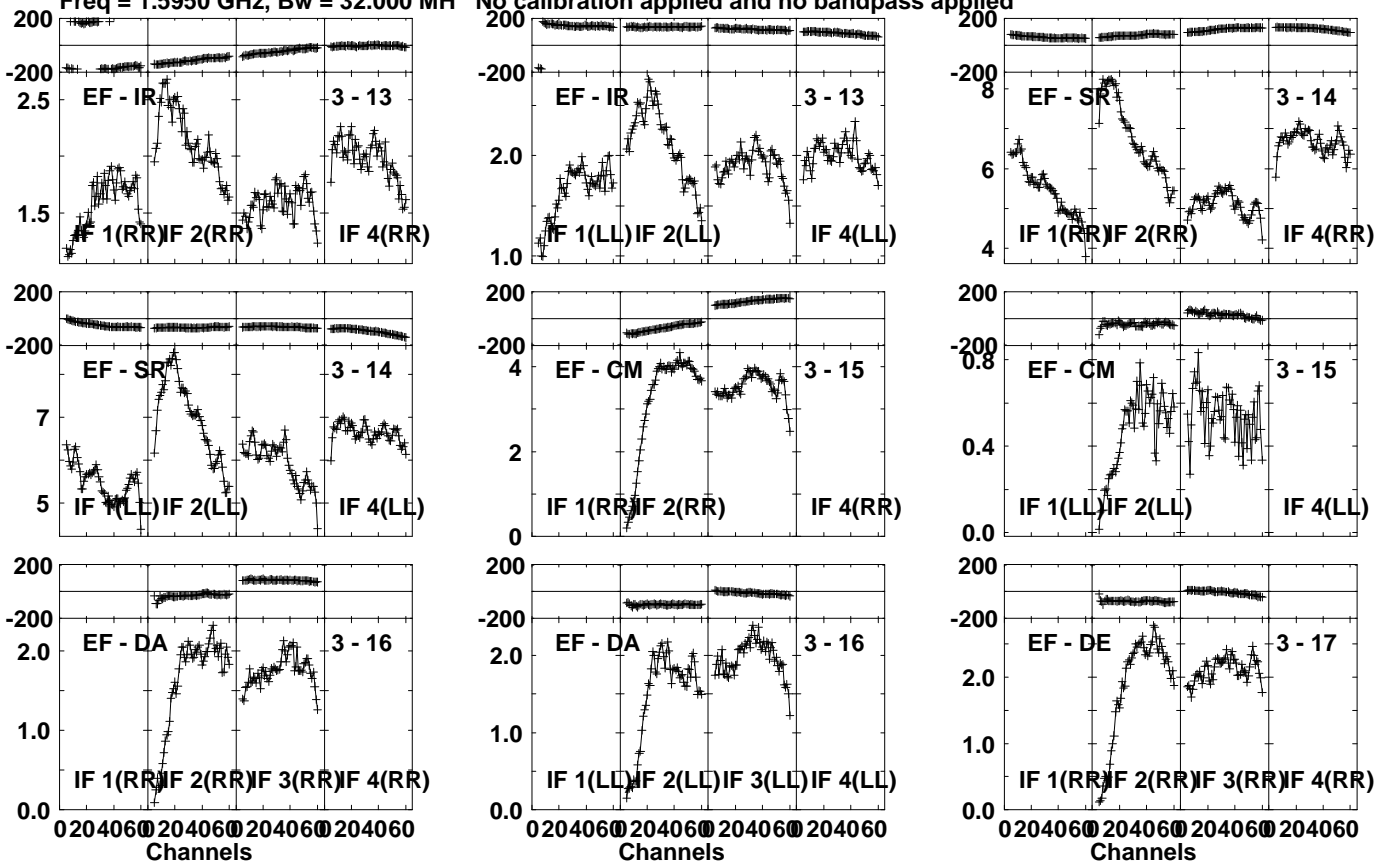
Lower frame: Milli Ampl Jy Top frame: Phas deg  
Vector averaged cross-power spectrum Several baselines displayed  
Timerange: 00/17:38:21 to 00/17:39:59

Plot file version 473 created 02-NOV-2021 17:44:06

J0847+4609 EM146.UVDATA.1

Freq = 1.5950 GHz, Bw = 32.000 MH

No calibration applied and no bandpass applied



Lower frame: Milli Ampl Jy Top frame: Phas deg

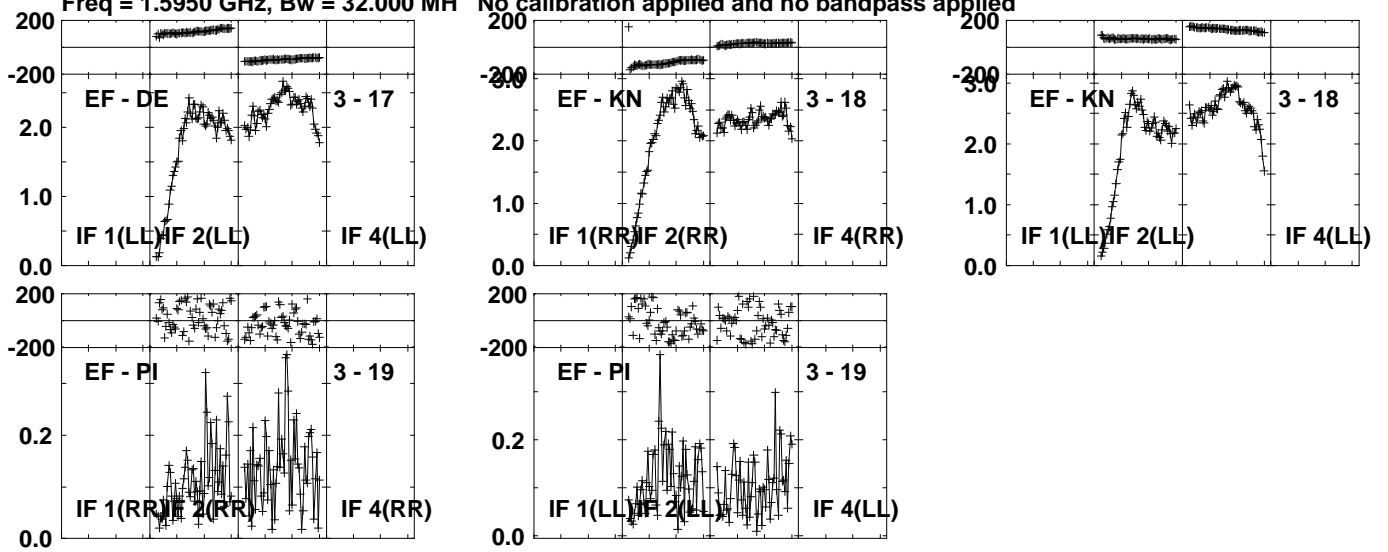
Vector averaged cross-power spectrum Several baselines displayed

Timerange: 00/17:38:21 to 00/17:39:59

Plot file version 474 created 02-NOV-2021 17:44:06

J0847+4609 EM146.UVDATA.1

Freq = 1.5950 GHz, Bw = 32.000 MH No calibration applied and no bandpass applied



Lower frame: Milli Ampl Jy Top frame: Phas deg  
Vector averaged cross-power spectrum Several baselines displayed  
Timerange: 00/17:38:21 to 00/17:39:59

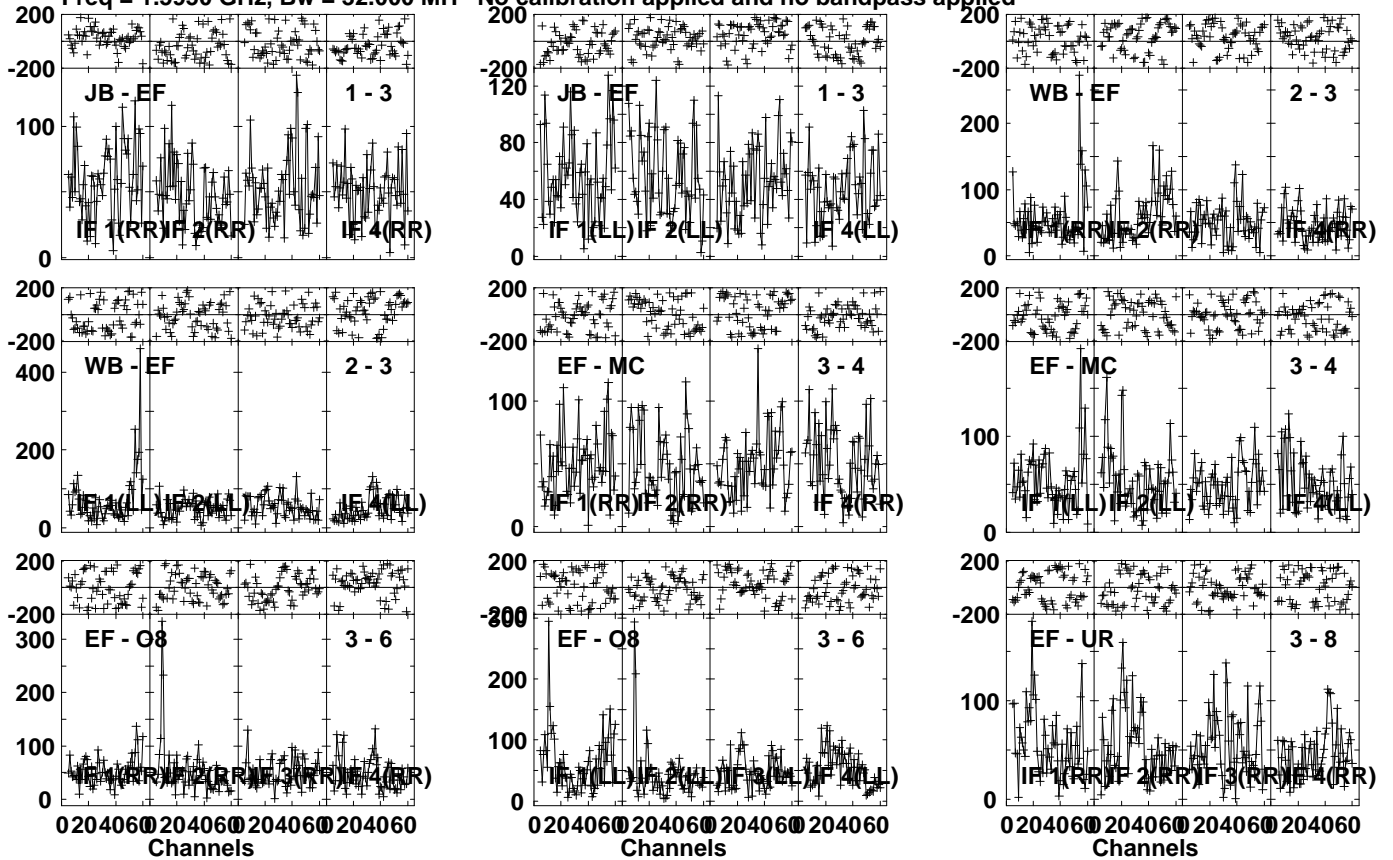


Plot file version 475 created 02-NOV-2021 17:44:06

J084408+4627 EM146.UVDATA.1

Freq = 1.5950 GHz, Bw = 32.000 MH

No calibration applied and no bandpass applied



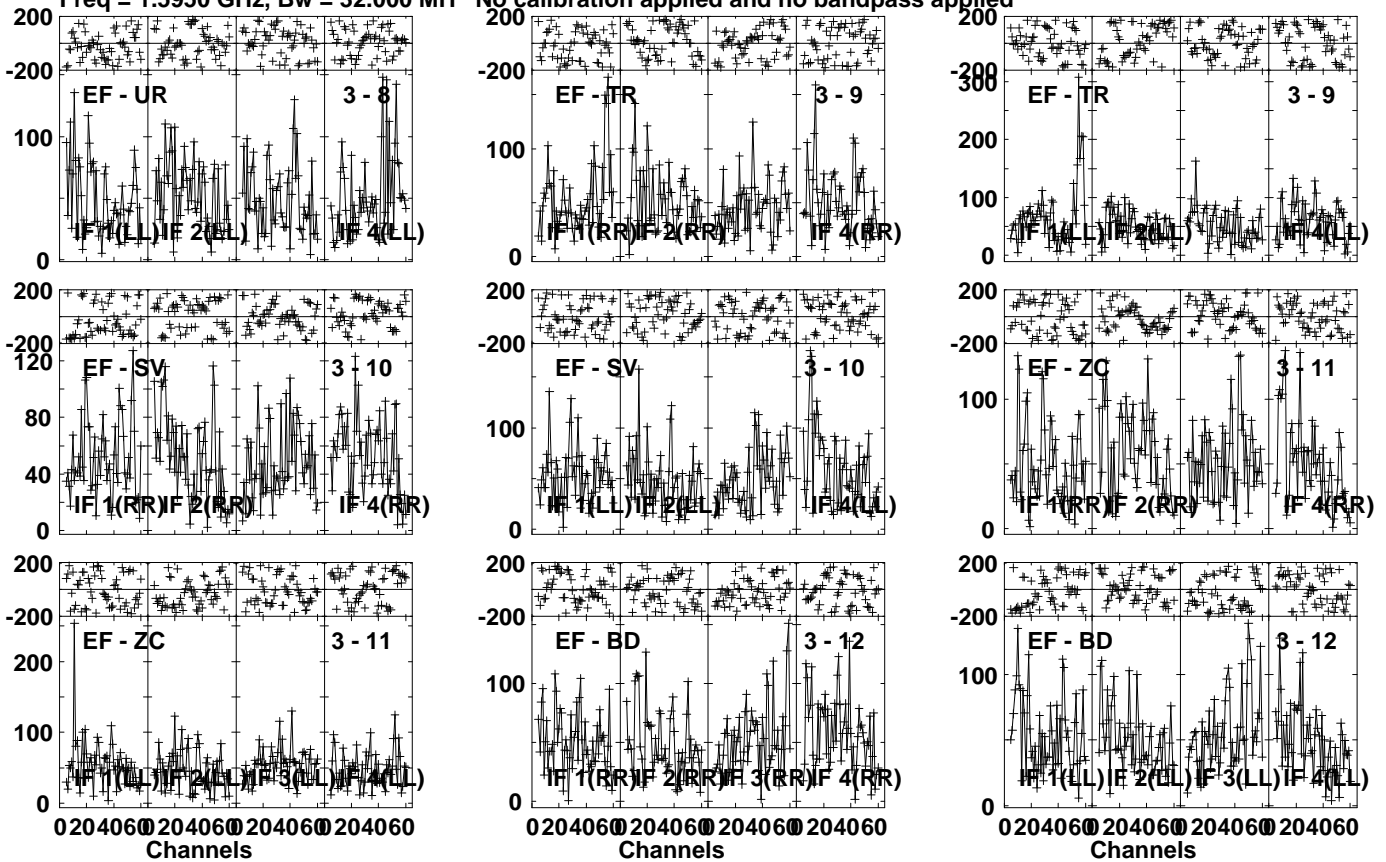
Lower frame: Micro Ampl Jy Top frame: Phas deg  
 Vector averaged cross-power spectrum Several baselines displayed  
 Timerange: 00/17:40:21 to 00/17:47:59

Plot file version 476 created 02-NOV-2021 17:44:06

J084408+4627 EM146.UVDATA.1

Freq = 1.5950 GHz, Bw = 32.000 MH

No calibration applied and no bandpass applied



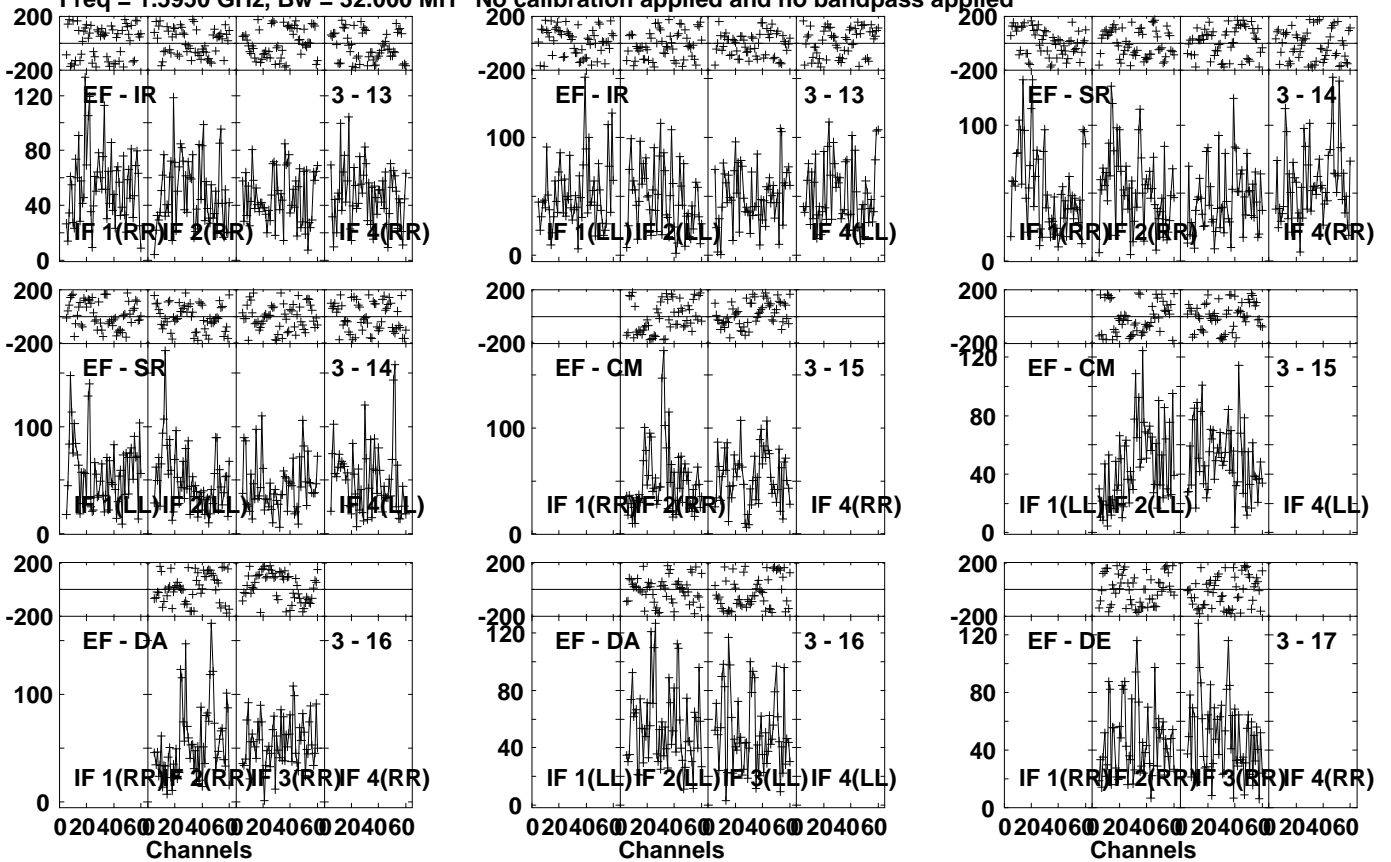
Lower frame: Micro Ampl Jy Top frame: Phas deg  
Vector averaged cross-power spectrum Several baselines displayed  
Timerange: 00/17:40:21 to 00/17:47:59

Plot file version 477 created 02-NOV-2021 17:44:07

J084408+4627 EM146.UVDATA.1

Freq = 1.5950 GHz, Bw = 32.000 MH

No calibration applied and no bandpass applied



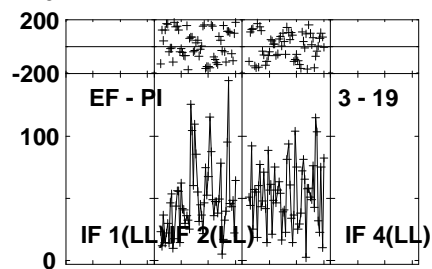
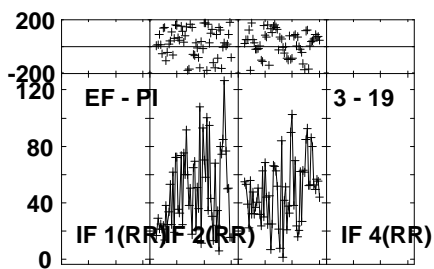
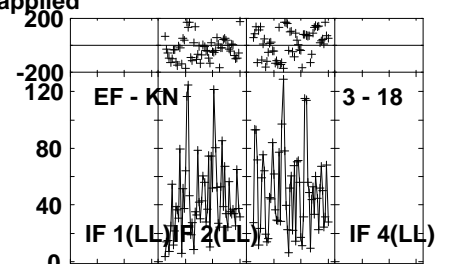
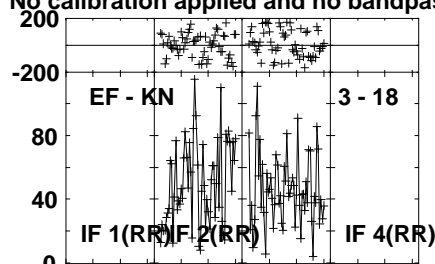
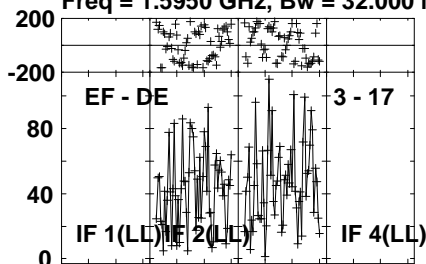
Lower frame: Micro Ampl Jy Top frame: Phas deg  
Vector averaged cross-power spectrum Several baselines displayed  
Timerange: 00/17:40:21 to 00/17:47:59

Plot file version 478 created 02-NOV-2021 17:44:07

J084408+4627 EM146.UVDATA.1

Freq = 1.5950 GHz, Bw = 32.000 MH

No calibration applied and no bandpass applied



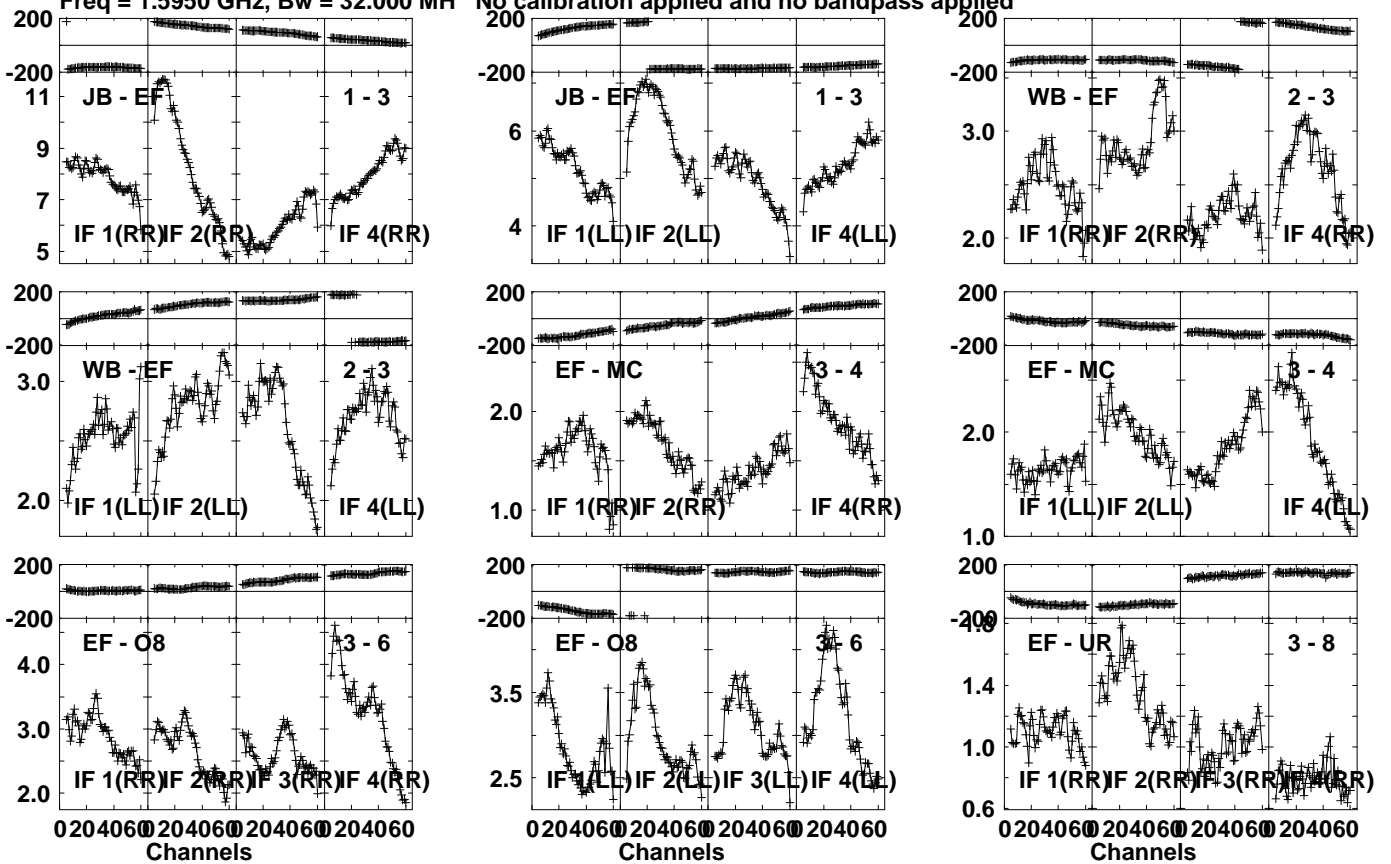
Lower frame: Micro Ampl Jy Top frame: Phas deg  
Vector averaged cross-power spectrum Several baselines displayed  
Timerange: 00/17:40:21 to 00/17:47:59

Plot file version 479 created 02-NOV-2021 17:44:07

J0847+4609 EM146.UVDATA.1

Freq = 1.5950 GHz, Bw = 32.000 MH

No calibration applied and no bandpass applied



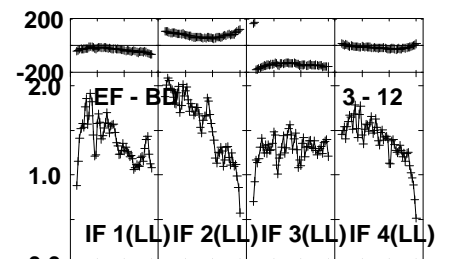
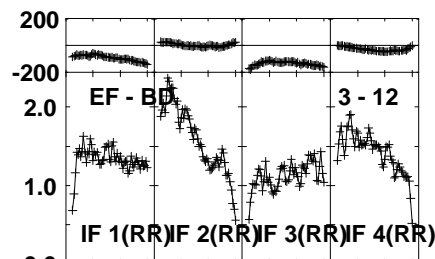
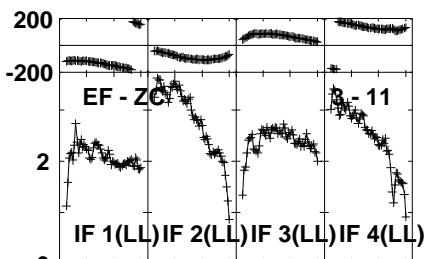
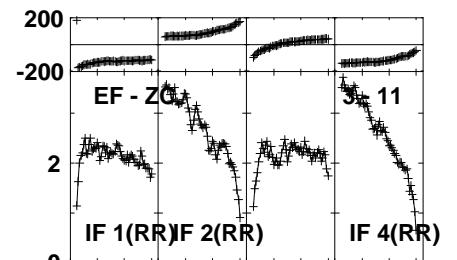
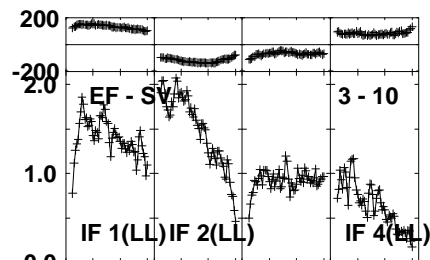
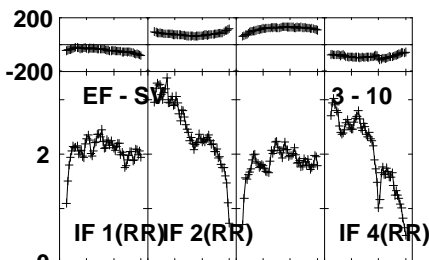
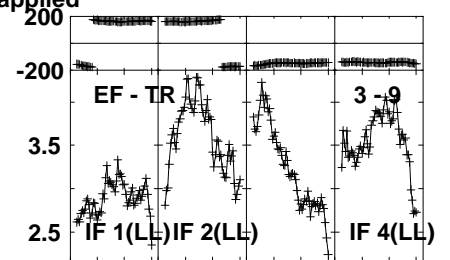
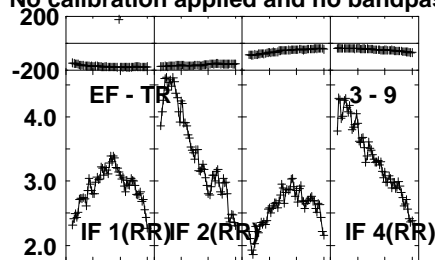
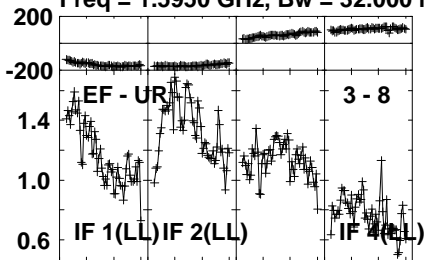
Lower frame: Milli Ampl Jy Top frame: Phas deg  
Vector averaged cross-power spectrum Several baselines displayed  
Timerange: 00/17:48:21 to 00/17:49:59

Plot file version 480 created 02-NOV-2021 17:44:07

J0847+4609 EM146.UVDATA.1

Freq = 1.5950 GHz, Bw = 32.000 MH

No calibration applied and no bandpass applied



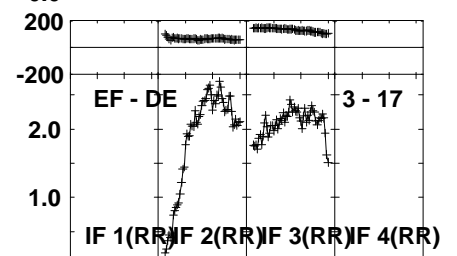
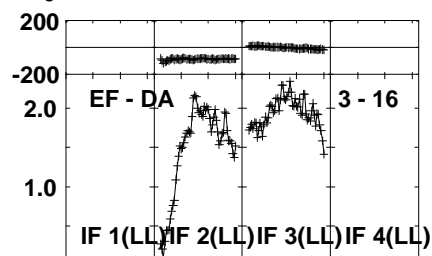
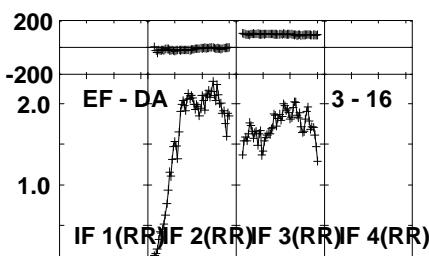
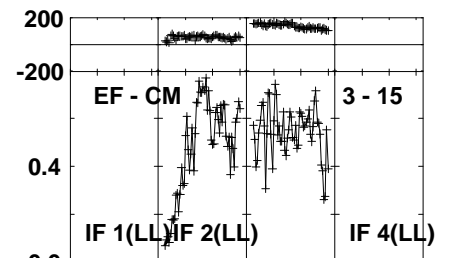
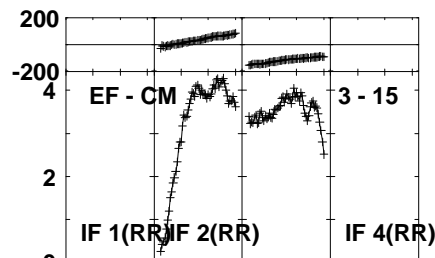
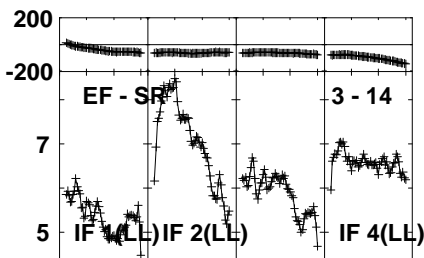
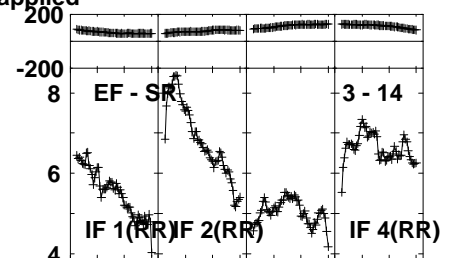
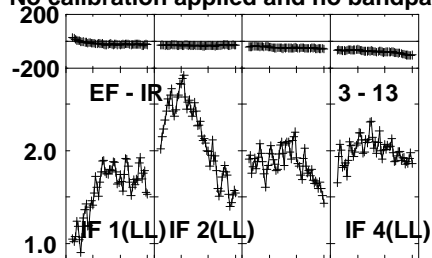
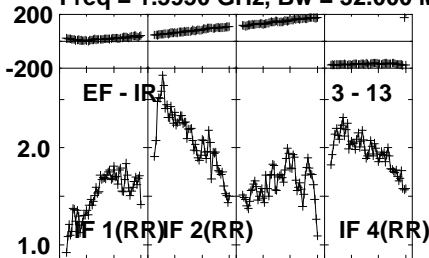
Lower frame: Milli Ampl Jy Top frame: Phas deg  
Vector averaged cross-power spectrum Several baselines displayed  
Timerange: 00/17:48:21 to 00/17:49:59

Plot file version 481 created 02-NOV-2021 17:44:07

J0847+4609 EM146.UVDATA.1

Freq = 1.5950 GHz, Bw = 32.000 MH

No calibration applied and no bandpass applied



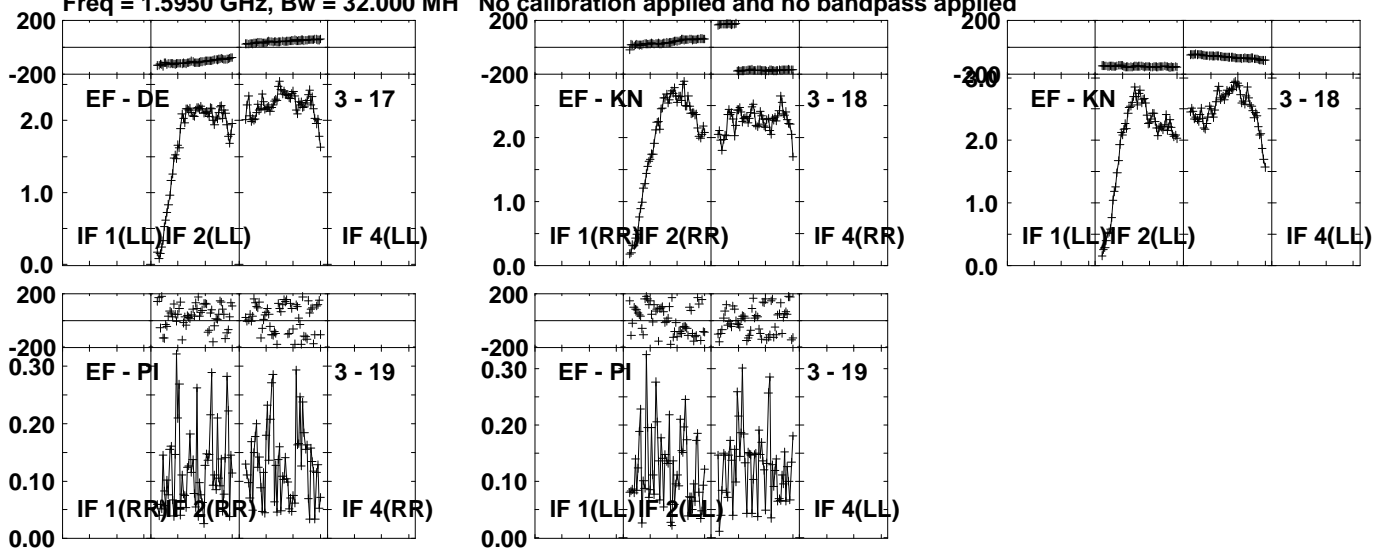
Lower frame: Milli Ampl Jy Top frame: Phas deg  
Vector averaged cross-power spectrum Several baselines displayed  
Timerange: 00/17:48:21 to 00/17:49:59

Plot file version 482 created 02-NOV-2021 17:44:08

J0847+4609 EM146.UVDATA.1

Freq = 1.5950 GHz, Bw = 32.000 MH

No calibration applied and no bandpass applied



Lower frame: Milli Ampl Jy Top frame: Phas deg  
Vector averaged cross-power spectrum Several baselines displayed  
Timerange: 00/17:48:21 to 00/17:49:59

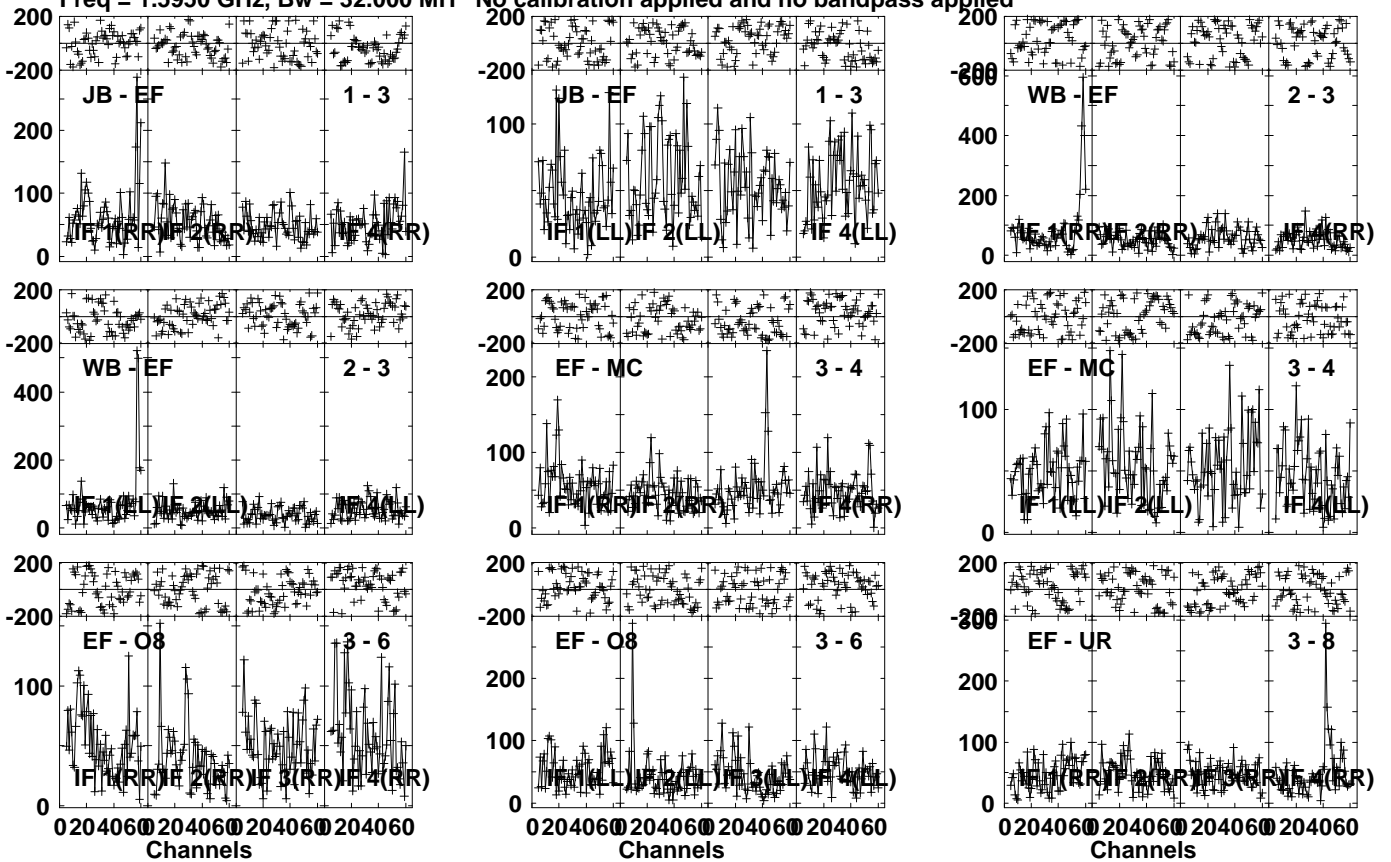


Plot file version 483 created 02-NOV-2021 17:44:08

J084408+4627 EM146.UVDATA.1

Freq = 1.5950 GHz, Bw = 32.000 MH

No calibration applied and no bandpass applied



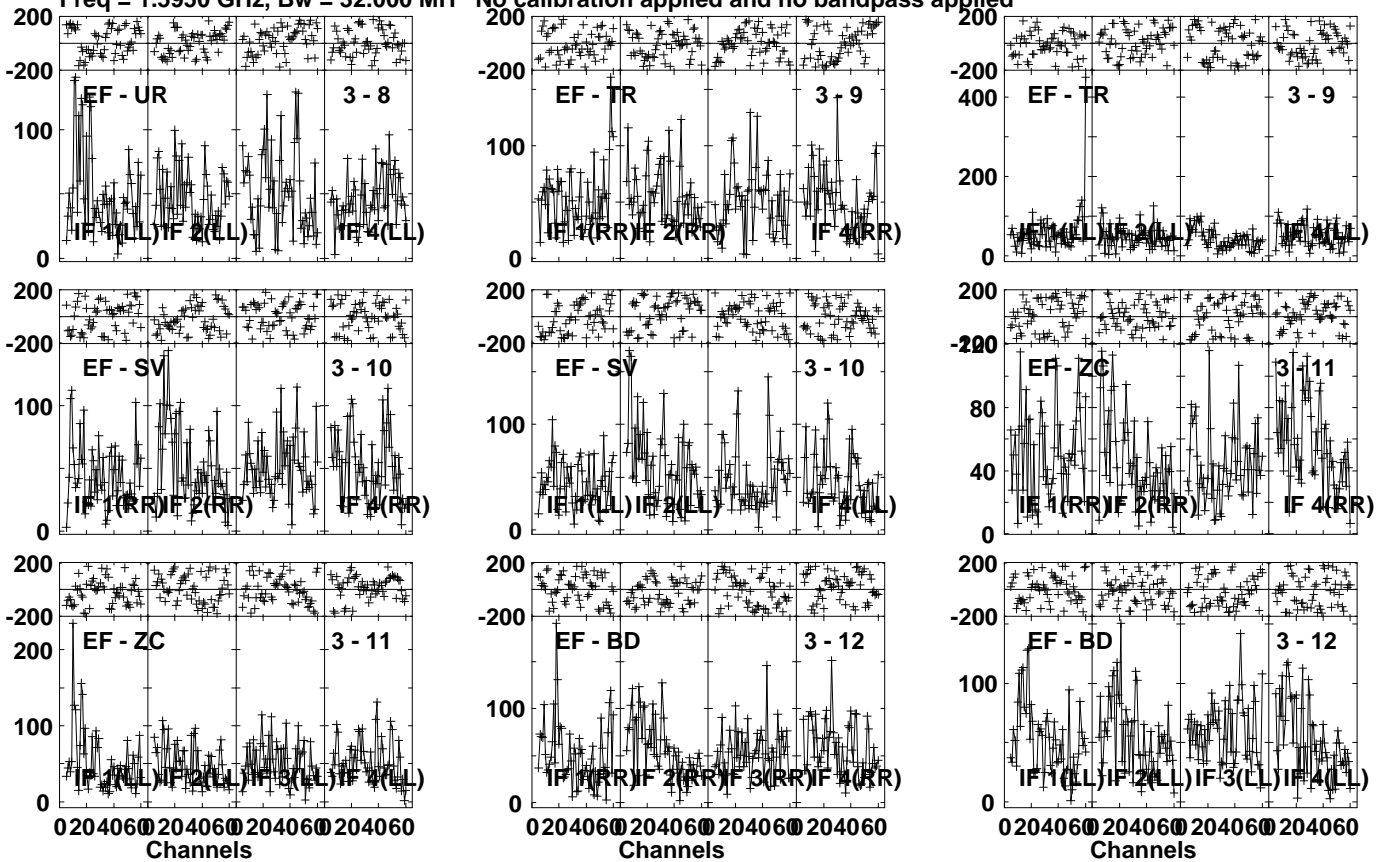
Lower frame: Micro Ampl Jy Top frame: Phas deg  
Vector averaged cross-power spectrum Several baselines displayed  
Timerange: 00:17:50:21 to 00:17:57:59

Plot file version 484 created 02-NOV-2021 17:44:08

J084408+4627 EM146.UVDATA.1

Freq = 1.5950 GHz, Bw = 32.000 MH

No calibration applied and no bandpass applied



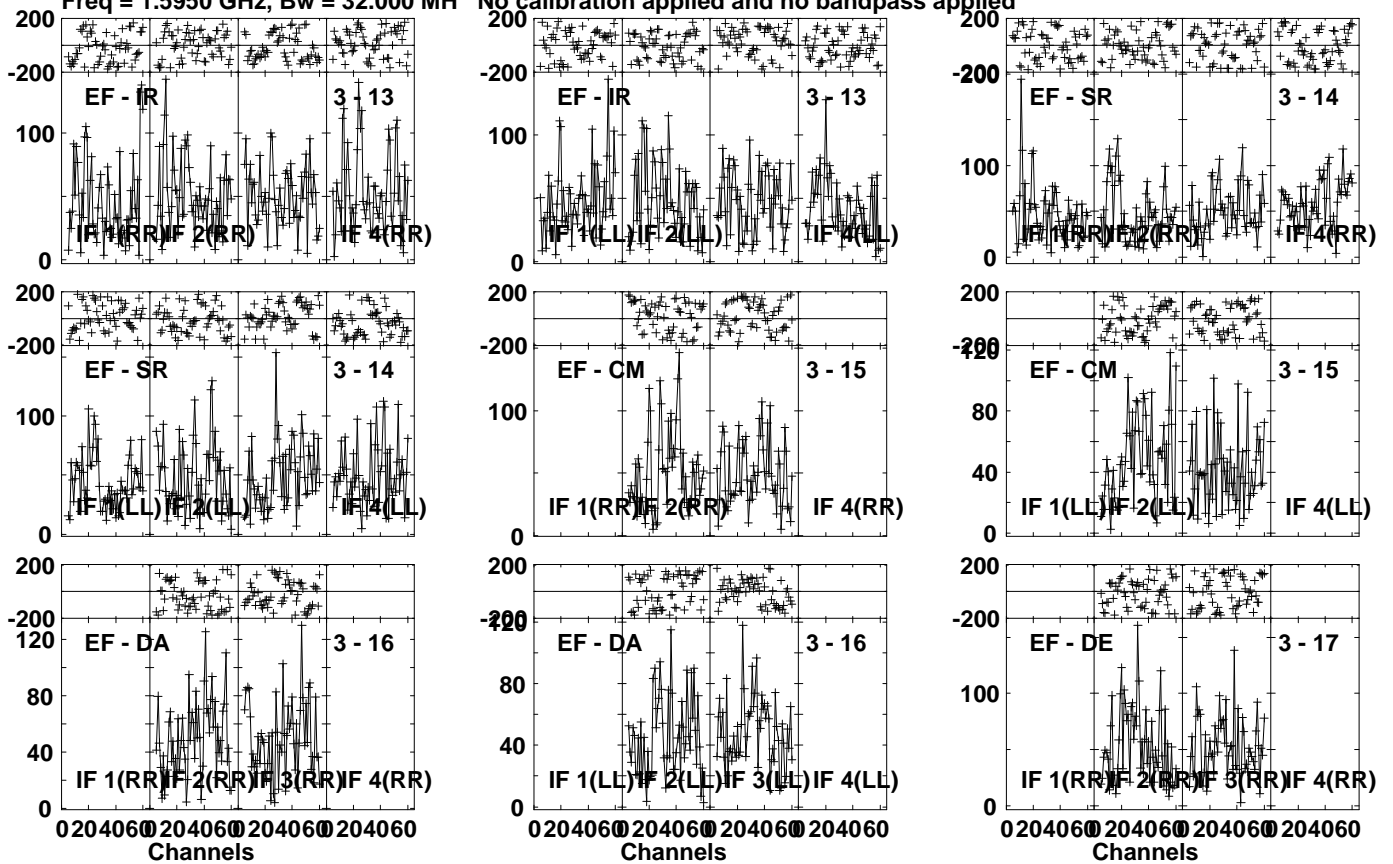
Lower frame: Micro Ampl Jy Top frame: Phas deg  
Vector averaged cross-power spectrum Several baselines displayed  
Timerange: 00/17:50:21 to 00/17:57:59

Plot file version 485 created 02-NOV-2021 17:44:09

J084408+4627 EM146.UVDATA.1

Freq = 1.5950 GHz, Bw = 32.000 MH

No calibration applied and no bandpass applied



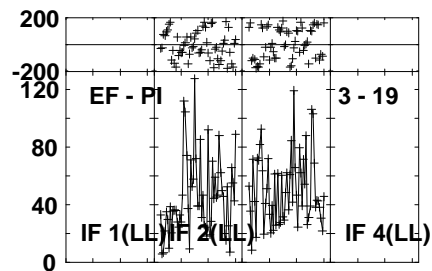
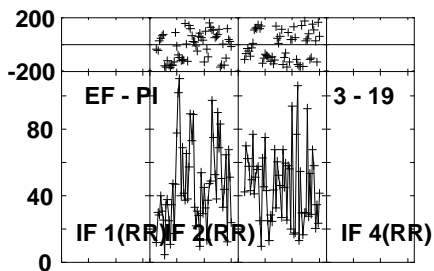
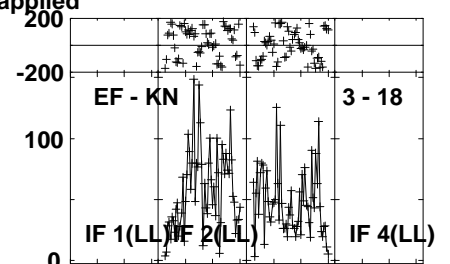
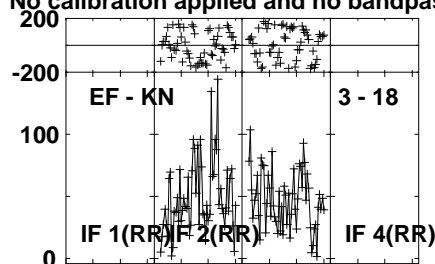
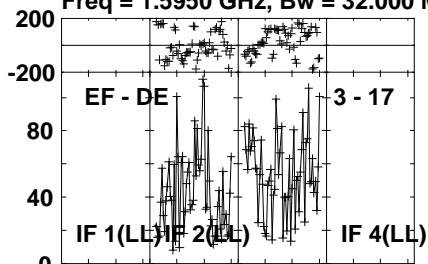
Lower frame: Micro Ampl Jy Top frame: Phas deg  
Vector averaged cross-power spectrum Several baselines displayed  
Timerange: 00/17:50:21 to 00/17:57:59

Plot file version 486 created 02-NOV-2021 17:44:09

J084408+4627 EM146.UVDATA.1

Freq = 1.5950 GHz, Bw = 32.000 MH

No calibration applied and no bandpass applied



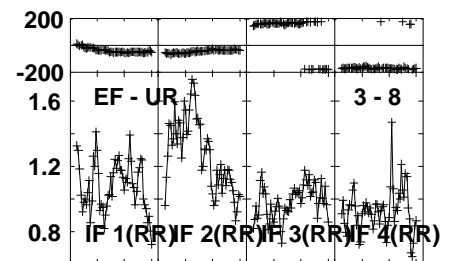
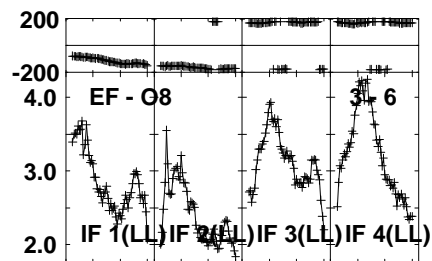
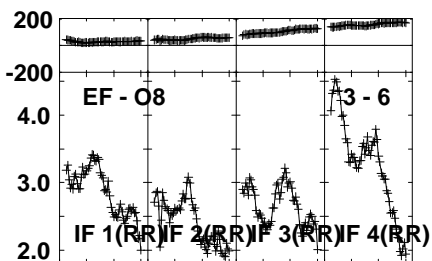
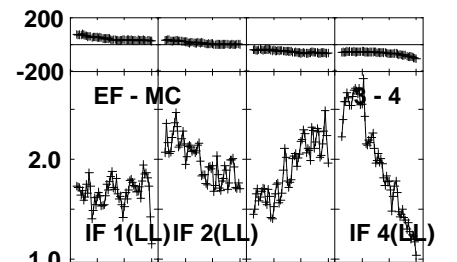
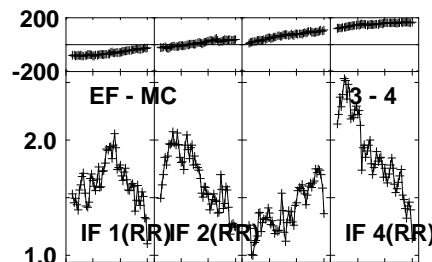
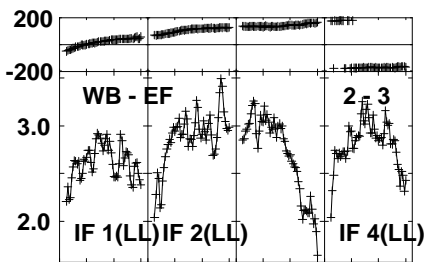
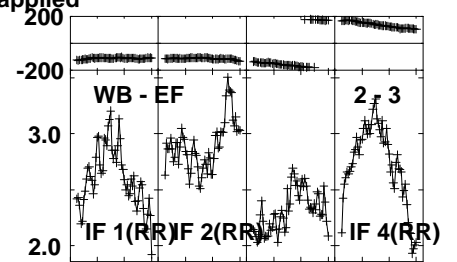
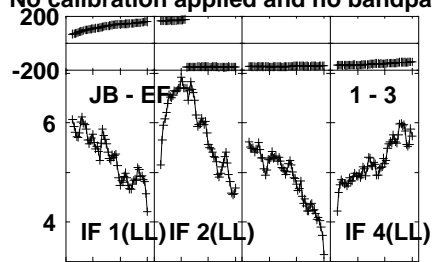
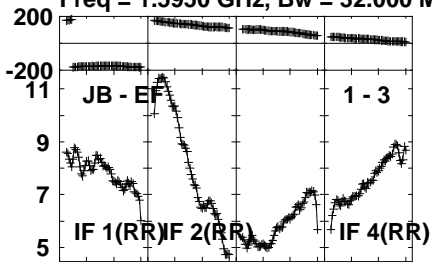
Lower frame: Micro Ampl Jy Top frame: Phas deg  
Vector averaged cross-power spectrum Several baselines displayed  
Timerange: 00/17:50:21 to 00/17:57:59

Plot file version 487 created 02-NOV-2021 17:44:09

J0847+4609 EM146.UVDATA.1

Freq = 1.5950 GHz, Bw = 32.000 MH

No calibration applied and no bandpass applied



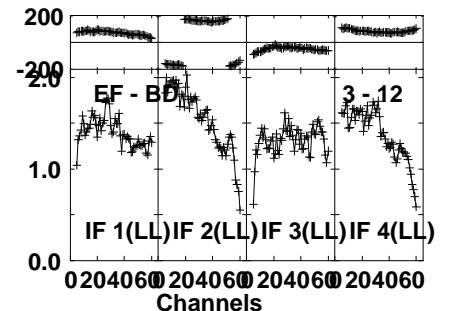
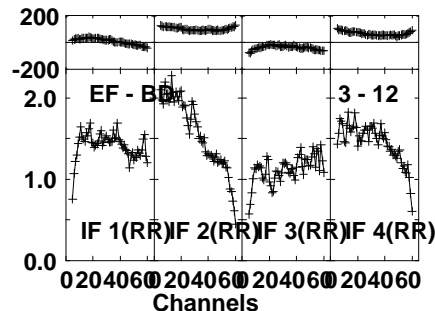
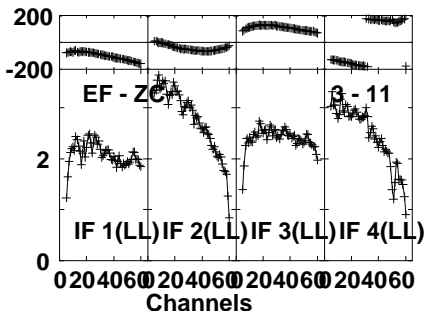
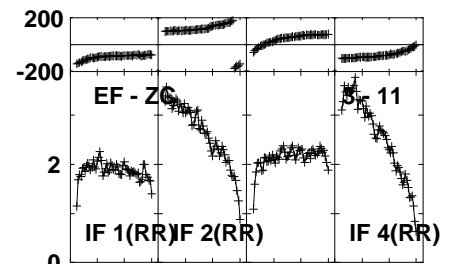
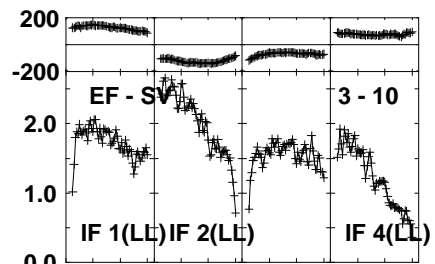
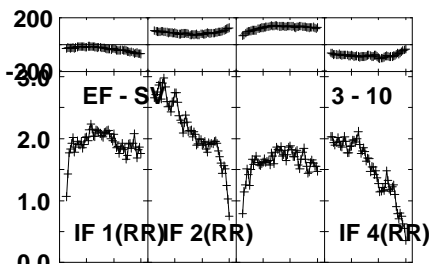
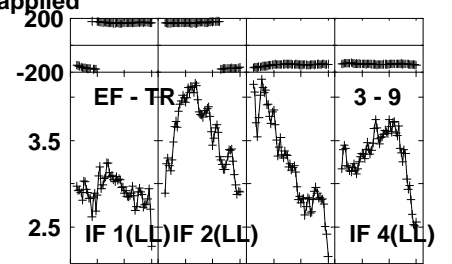
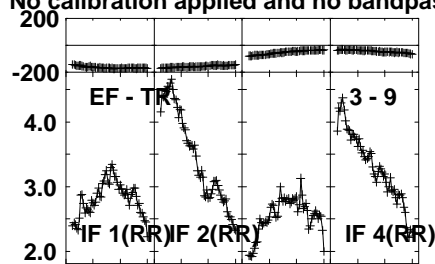
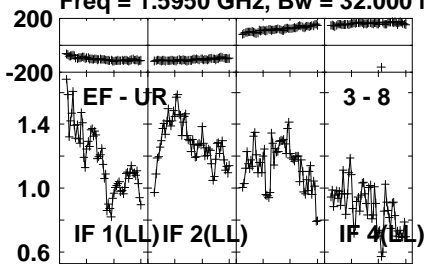
Lower frame: Milli Ampl Jy Top frame: Phas deg  
Vector averaged cross-power spectrum Several baselines displayed  
Timerange: 00/17:58:21 to 00/17:59:59

Plot file version 488 created 02-NOV-2021 17:44:09

J0847+4609 EM146.UVDATA.1

Freq = 1.5950 GHz, Bw = 32.000 MH

No calibration applied and no bandpass applied



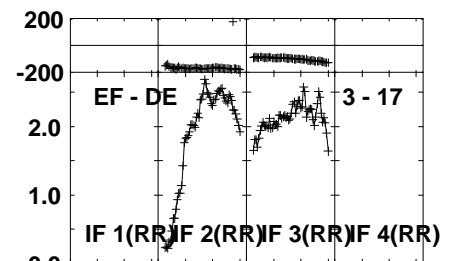
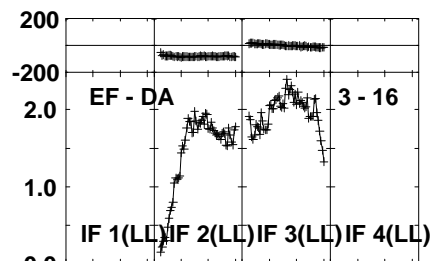
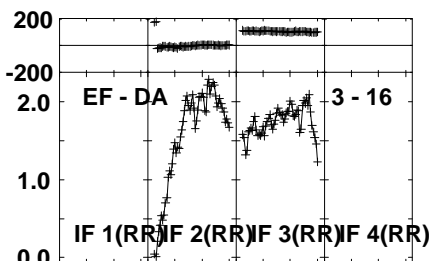
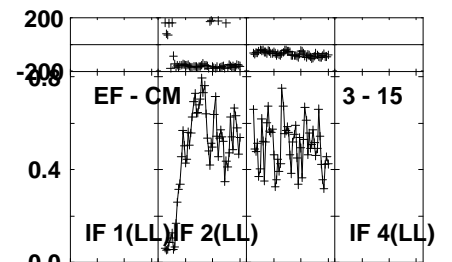
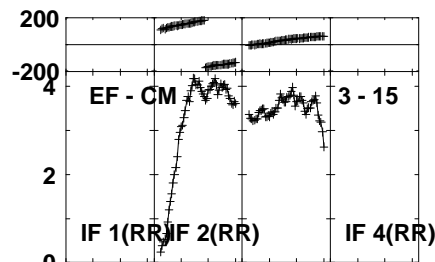
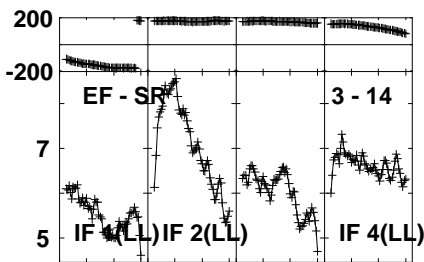
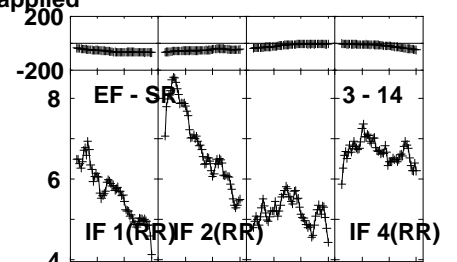
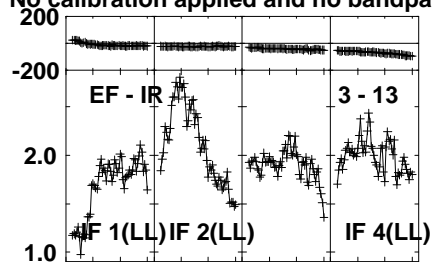
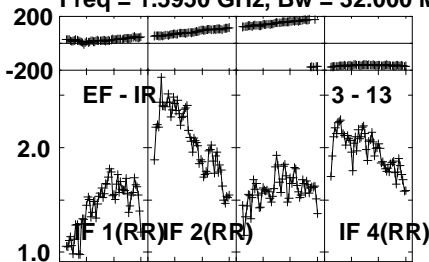
Lower frame: Milli Ampl Jy Top frame: Phas deg  
Vector averaged cross-power spectrum Several baselines displayed  
Timerange: 00/17:58:21 to 00/17:59:59

Plot file version 489 created 02-NOV-2021 17:44:10

J0847+4609 EM146.UVDATA.1

Freq = 1.5950 GHz, Bw = 32.000 MH

No calibration applied and no bandpass applied



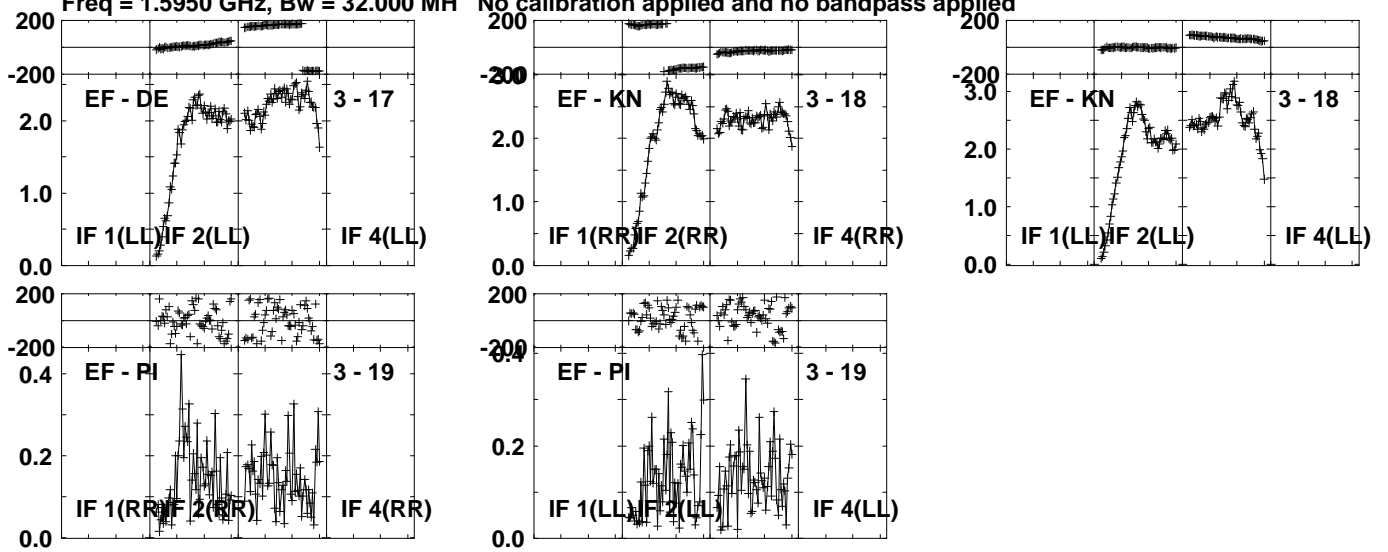
Lower frame: Milli Ampl Jy Top frame: Phas deg  
Vector averaged cross-power spectrum Several baselines displayed  
Timerange: 00/17:58:21 to 00/17:59:59

Plot file version 490 created 02-NOV-2021 17:44:10

J0847+4609 EM146.UVDATA.1

Freq = 1.5950 GHz, Bw = 32.000 MH

No calibration applied and no bandpass applied



Lower frame: Milli Ampl Jy Top frame: Phas deg

Vector averaged cross-power spectrum Several baselines displayed

Timerange: 00/17:58:21 to 00/17:59:59

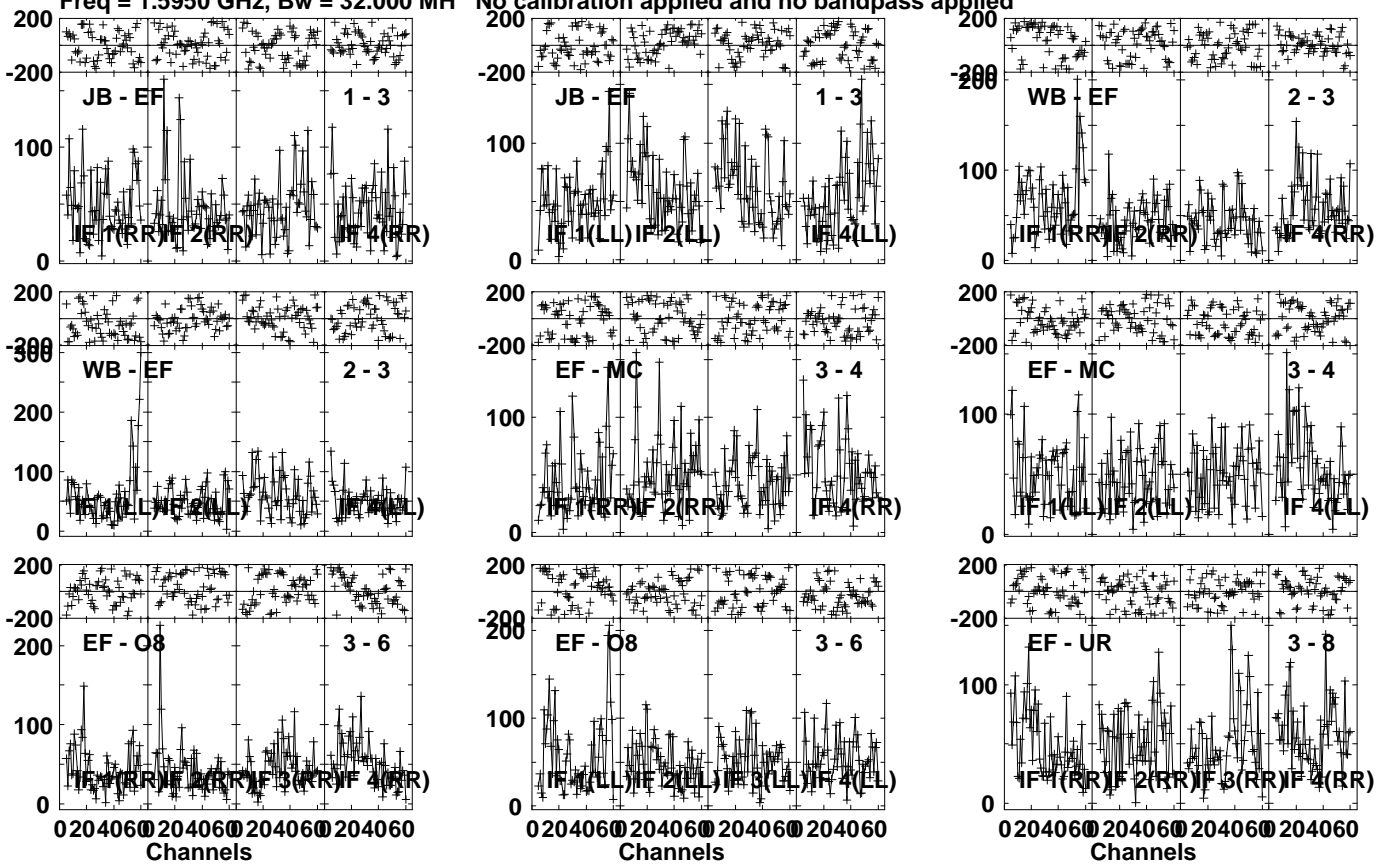


Plot file version 491 created 02-NOV-2021 17:44:10

J084408+4627 EM146.UVDATA.1

Freq = 1.5950 GHz, Bw = 32.000 MH

No calibration applied and no bandpass applied



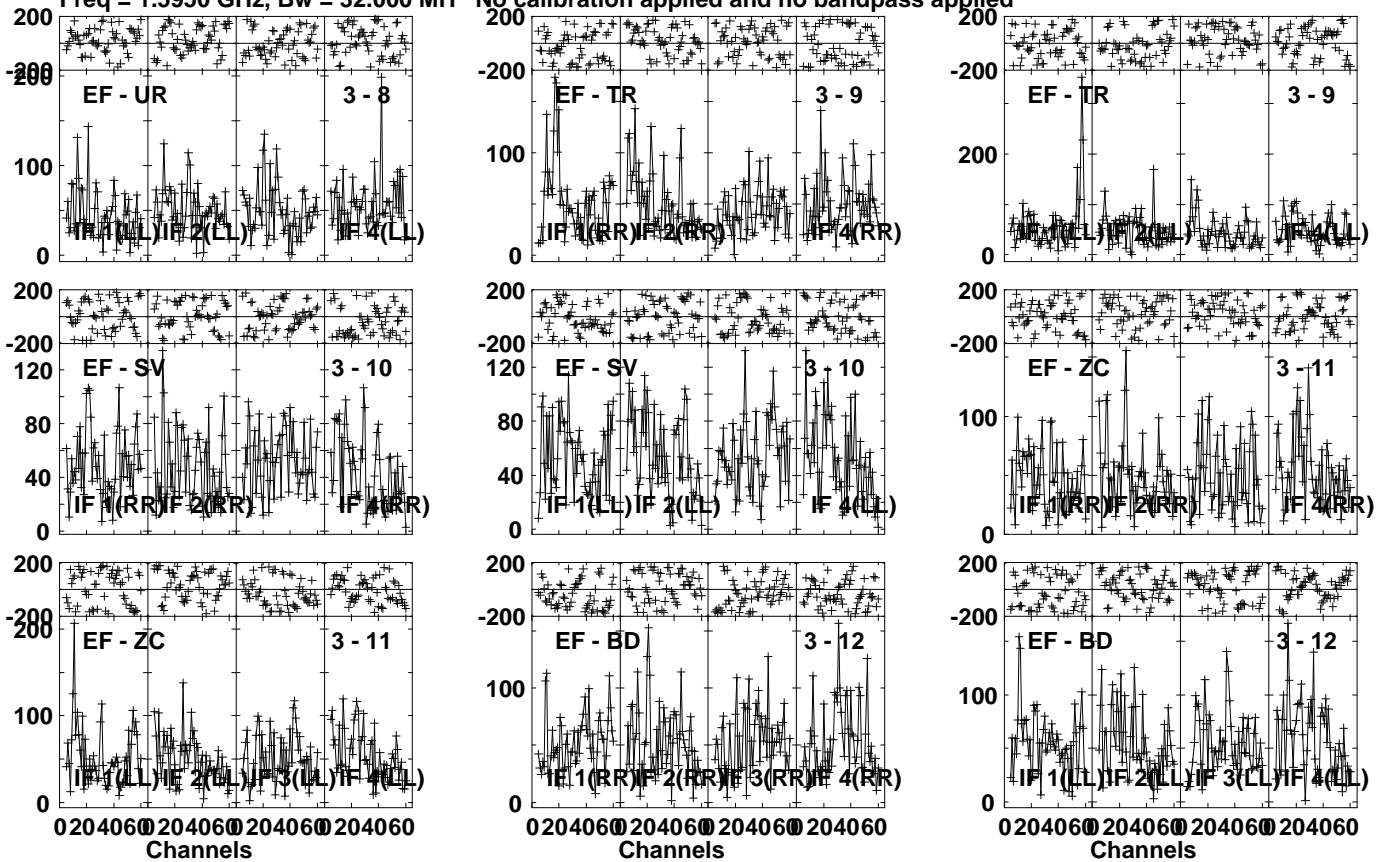
Lower frame: Micro Ampl Jy Top frame: Phas deg  
Vector averaged cross-power spectrum Several baselines displayed  
Timerange: 00:18:00:21 to 00:18:07:59

Plot file version 492 created 02-NOV-2021 17:44:10

J084408+4627 EM146.UVDATA.1

Freq = 1.5950 GHz, Bw = 32.000 MH

No calibration applied and no bandpass applied



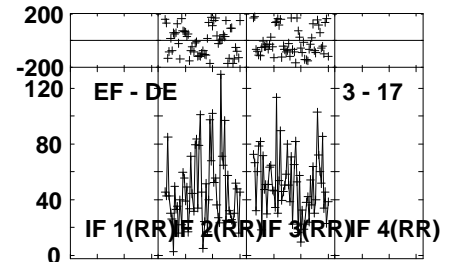
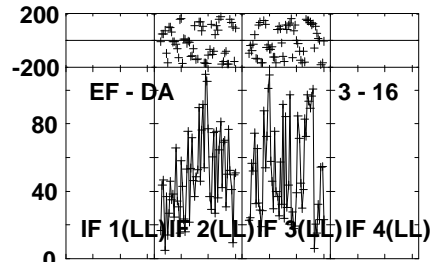
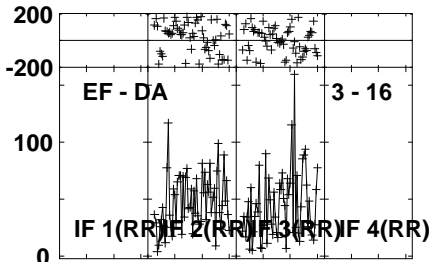
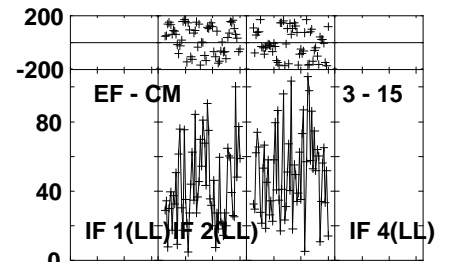
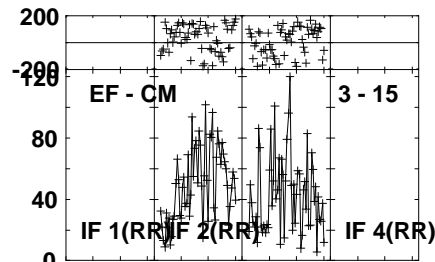
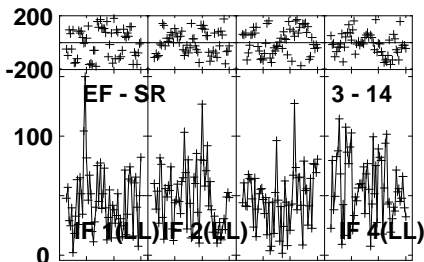
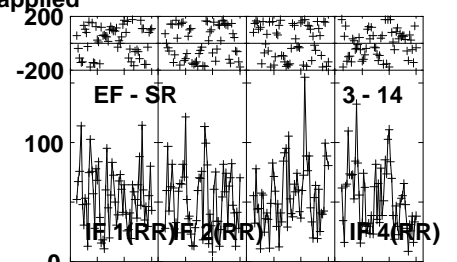
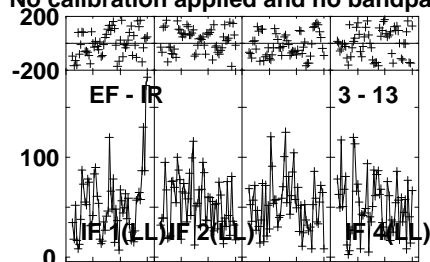
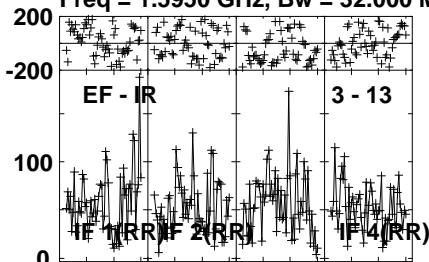
Lower frame: Micro Ampl Jy Top frame: Phas deg  
Vector averaged cross-power spectrum Several baselines displayed  
Timerange: 00:18:00:21 to 00:18:07:59

Plot file version 493 created 02-NOV-2021 17:44:11

J084408+4627 EM146.UVDATA.1

Freq = 1.5950 GHz, Bw = 32.000 MH

No calibration applied and no bandpass applied



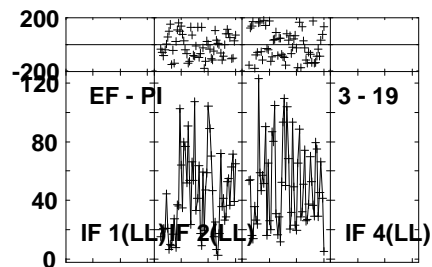
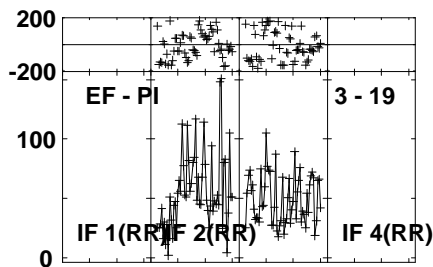
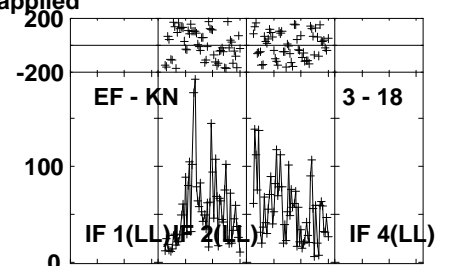
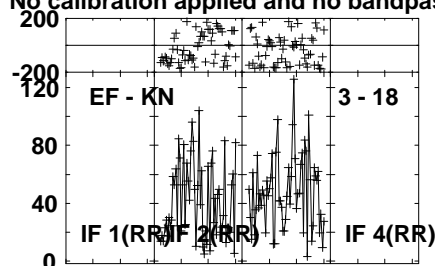
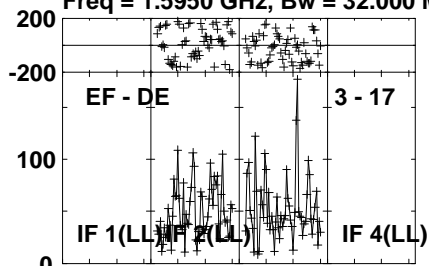
Lower frame: Micro Ampl Jy Top frame: Phas deg  
Vector averaged cross-power spectrum Several baselines displayed  
Timerange: 00/18:00:21 to 00/18:07:59

Plot file version 494 created 02-NOV-2021 17:44:11

J084408+4627 EM146.UVDATA.1

Freq = 1.5950 GHz, Bw = 32.000 MH

No calibration applied and no bandpass applied



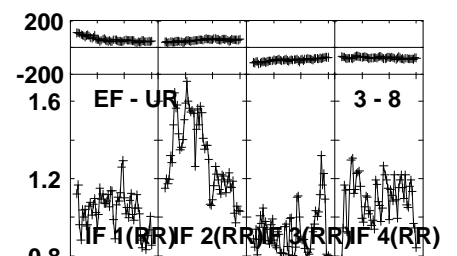
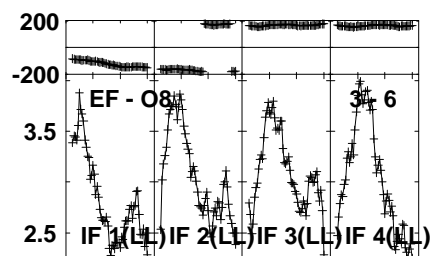
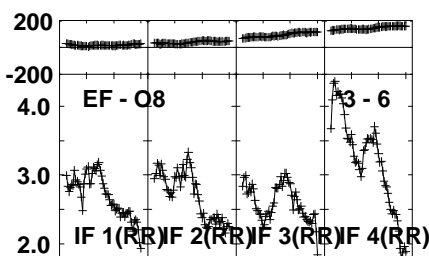
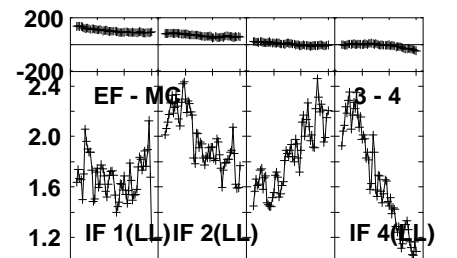
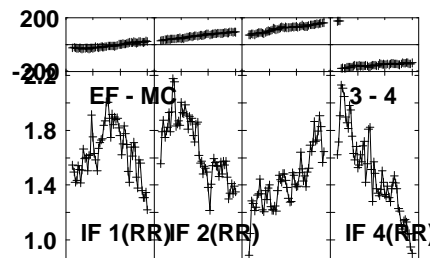
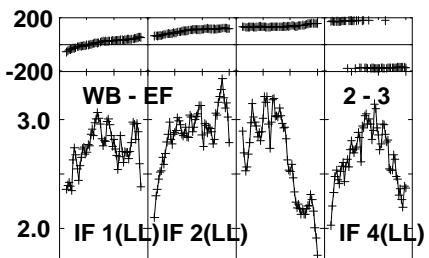
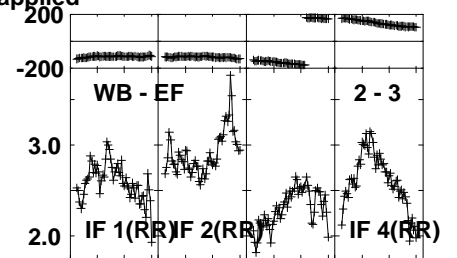
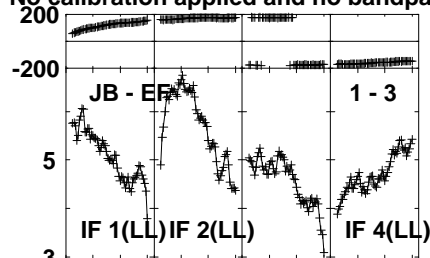
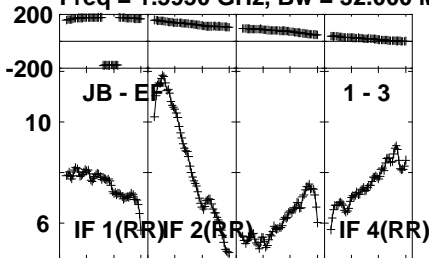
Lower frame: Micro Ampl Jy Top frame: Phas deg  
Vector averaged cross-power spectrum Several baselines displayed  
Timerange: 00/18:00:21 to 00/18:07:59

Plot file version 495 created 02-NOV-2021 17:44:11

J0847+4609 EM146.UVDATA.1

Freq = 1.5950 GHz, Bw = 32.000 MH

No calibration applied and no bandpass applied



0204060 204060 204060 204060  
Channels

0204060 204060 204060 204060  
Channels

0204060 204060 204060 204060  
Channels

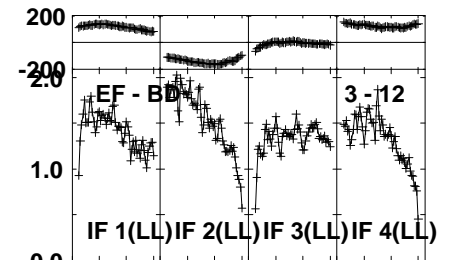
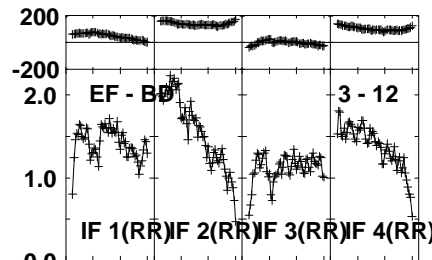
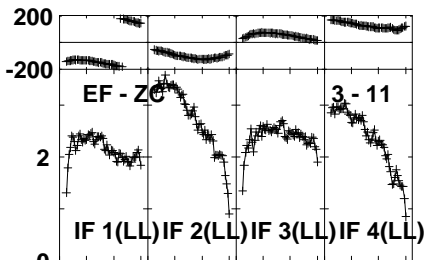
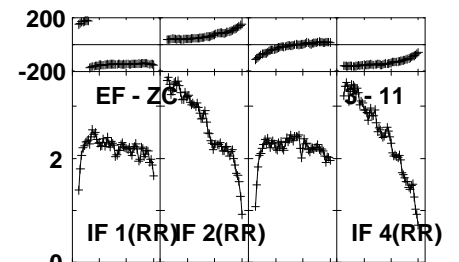
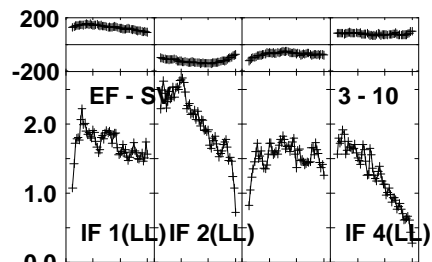
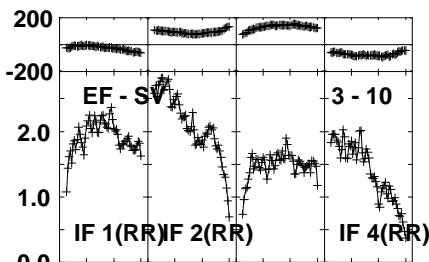
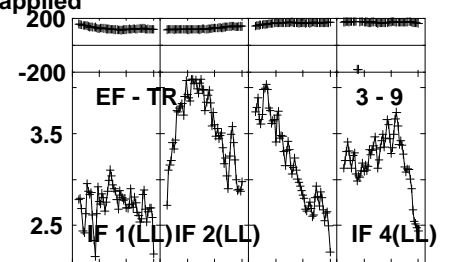
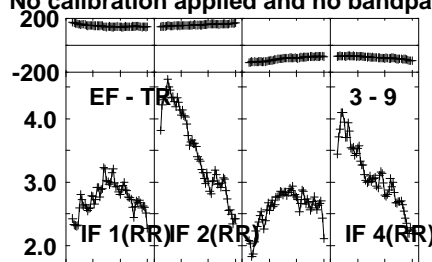
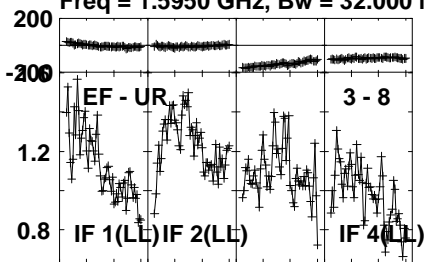
Lower frame: Milli Ampl Jy Top frame: Phas deg  
Vector averaged cross-power spectrum Several baselines displayed  
Timerange: 00/18:08:21 to 00/18:09:59

Plot file version 496 created 02-NOV-2021 17:44:11

J0847+4609 EM146.UVDATA.1

Freq = 1.5950 GHz, Bw = 32.000 MH

No calibration applied and no bandpass applied



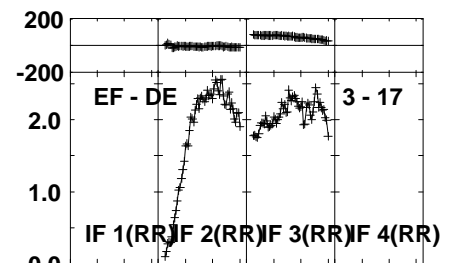
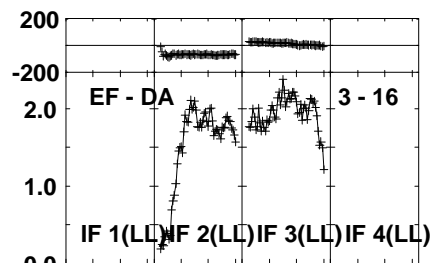
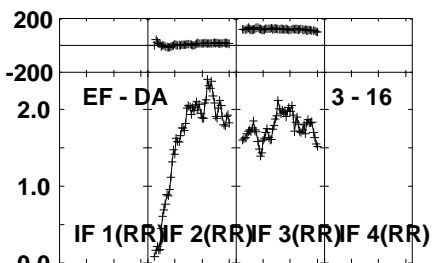
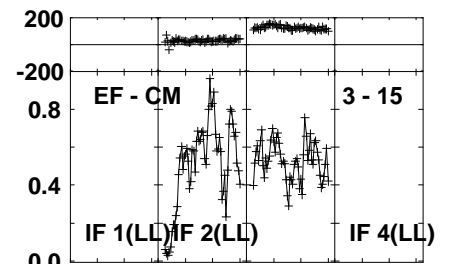
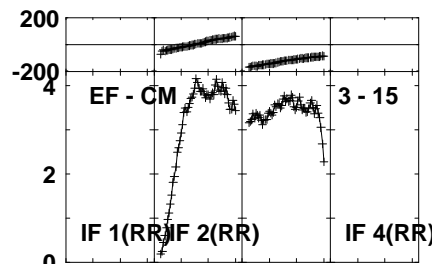
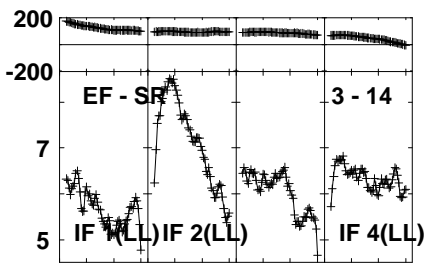
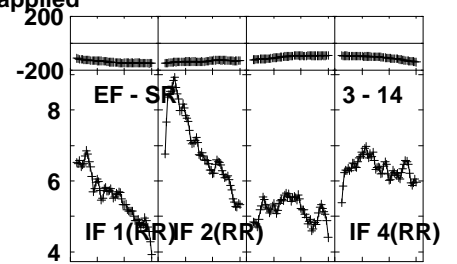
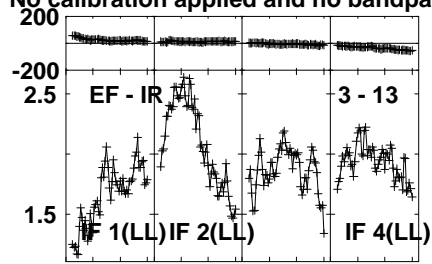
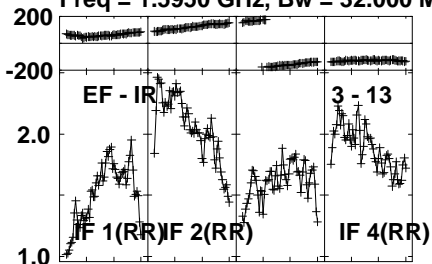
Lower frame: Milli Ampl Jy Top frame: Phas deg  
Vector averaged cross-power spectrum Several baselines displayed  
Timerange: 00:18:08:21 to 00:18:09:59

Plot file version 497 created 02-NOV-2021 17:44:12

J0847+4609 EM146.UVDATA.1

Freq = 1.5950 GHz, Bw = 32.000 MH

No calibration applied and no bandpass applied



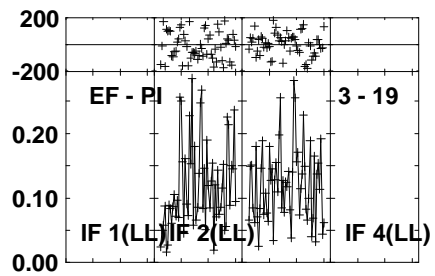
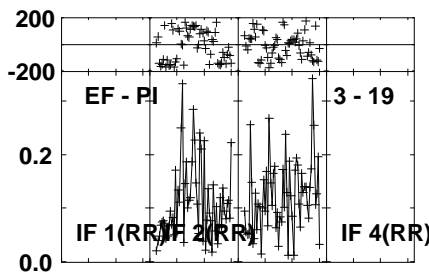
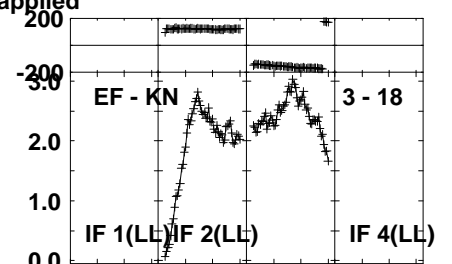
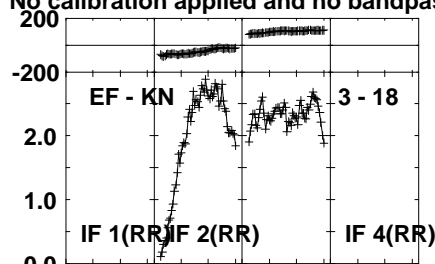
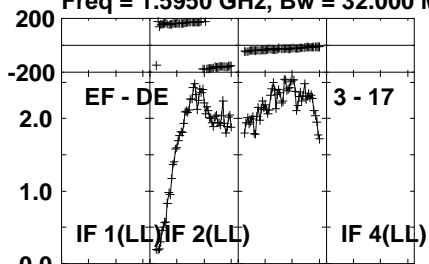
Lower frame: Milli Ampl Jy Top frame: Phas deg  
Vector averaged cross-power spectrum Several baselines displayed  
Timerange: 00/18:08:21 to 00/18:09:59

Plot file version 498 created 02-NOV-2021 17:44:12

J0847+4609 EM146.UVDATA.1

Freq = 1.5950 GHz, Bw = 32.000 MH

No calibration applied and no bandpass applied



Lower frame: Milli Ampl Jy Top frame: Phas deg

Vector averaged cross-power spectrum Several baselines displayed

Timerange: 00/18:08:21 to 00/18:09:59

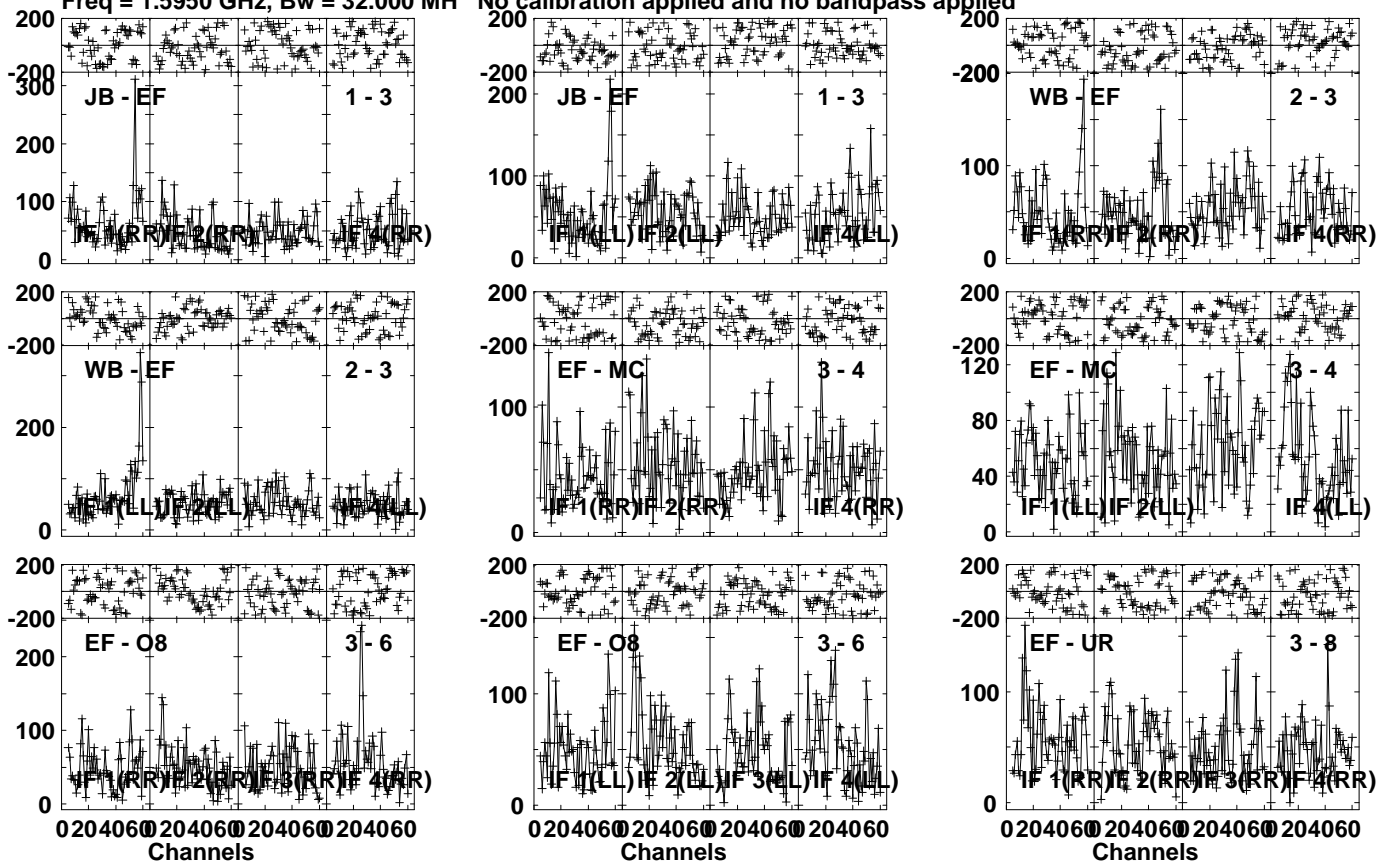


Plot file version 499 created 02-NOV-2021 17:44:12

J084408+4627 EM146.UVDATA.1

Freq = 1.5950 GHz, Bw = 32.000 MH

No calibration applied and no bandpass applied



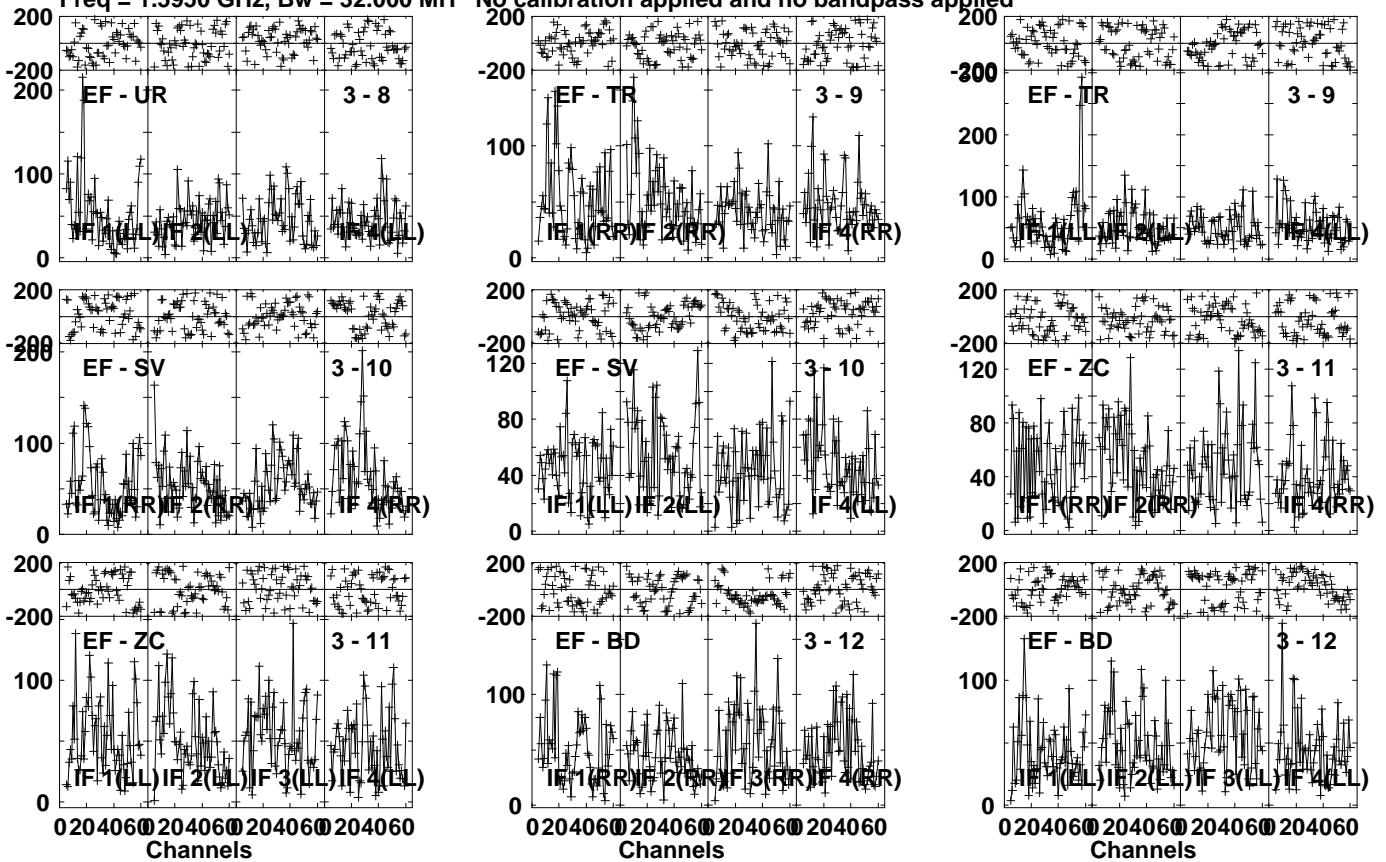
Lower frame: Micro Ampl Jy Top frame: Phas deg  
Vector averaged cross-power spectrum Several baselines displayed  
Timerange: 00:18:10:21 to 00:18:17:59

Plot file version 500 created 02-NOV-2021 17:44:12

J084408+4627 EM146.UVDATA.1

Freq = 1.5950 GHz, Bw = 32.000 MH

No calibration applied and no bandpass applied



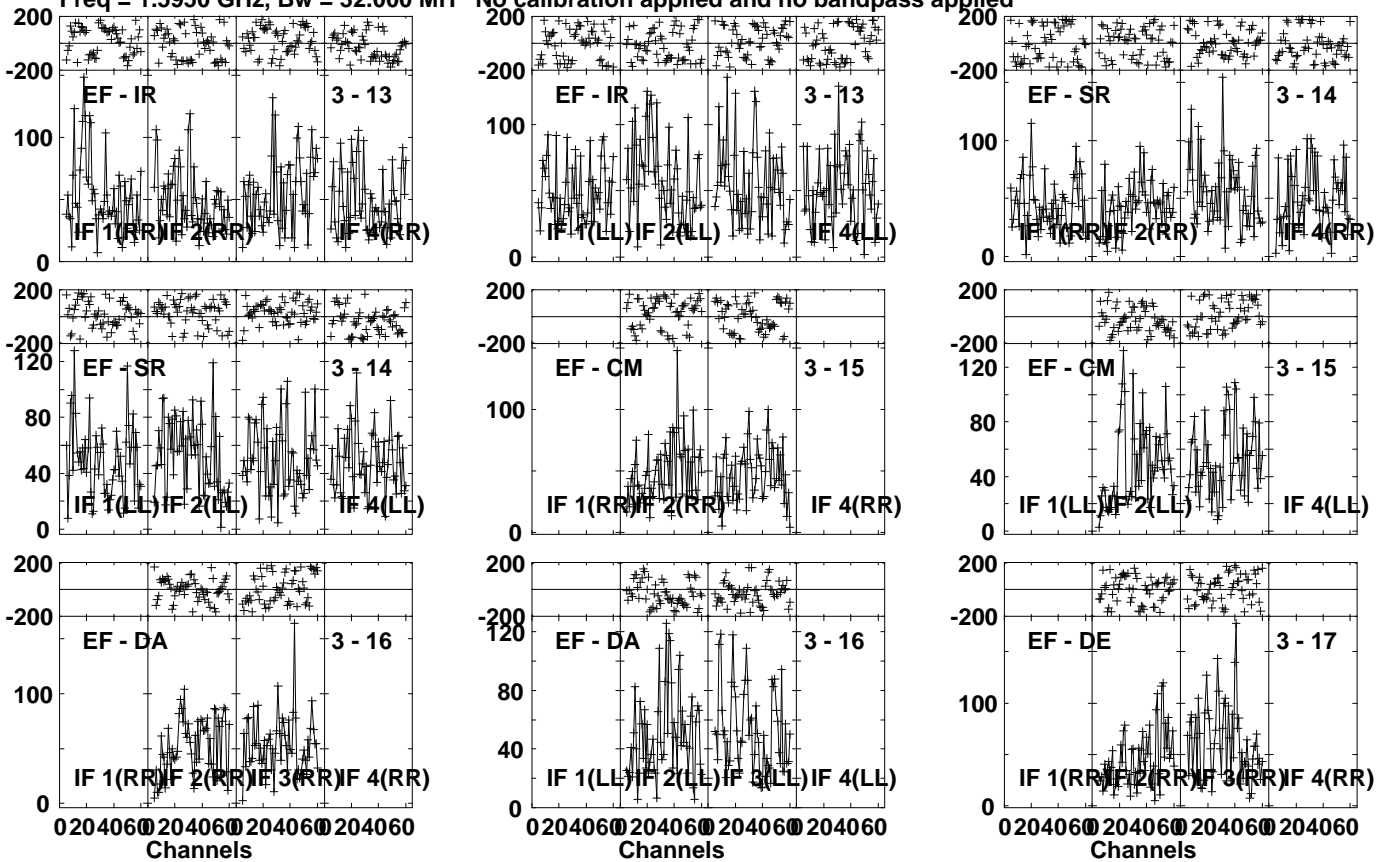
Lower frame: Micro Ampl Jy Top frame: Phas deg  
Vector averaged cross-power spectrum Several baselines displayed  
Timerange: 00/18:10:21 to 00/18:17:59

Plot file version 501 created 02-NOV-2021 17:44:13

J084408+4627 EM146.UVDATA.1

Freq = 1.5950 GHz, Bw = 32.000 MH

No calibration applied and no bandpass applied

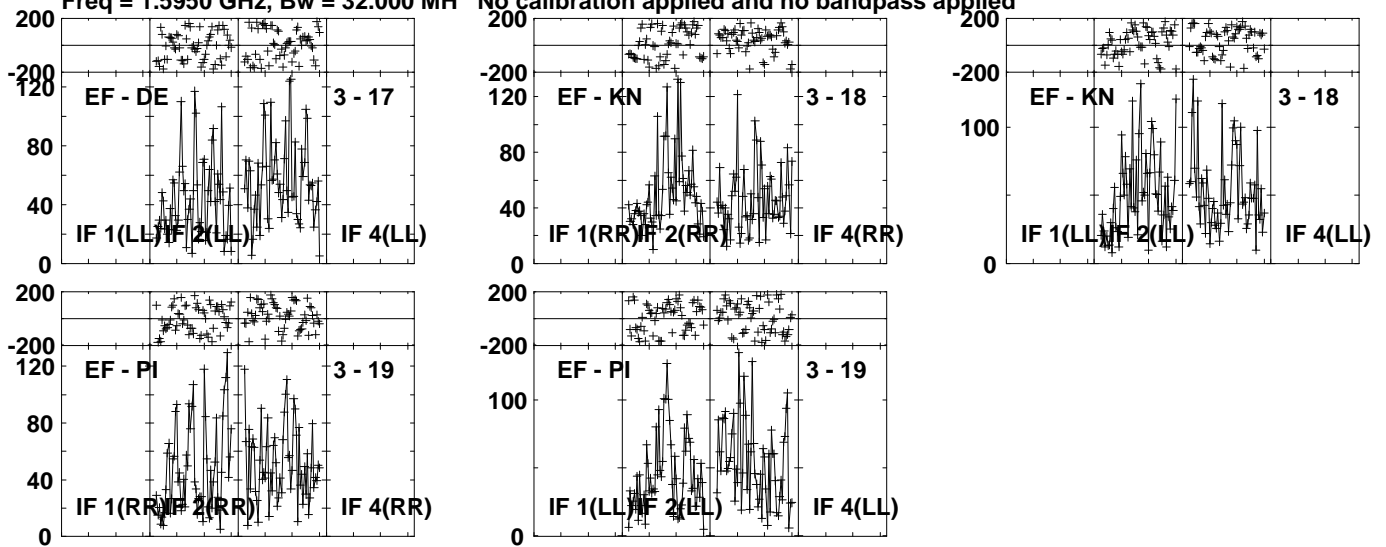


Lower frame: Micro Ampl Jy Top frame: Phas deg  
Vector averaged cross-power spectrum Several baselines displayed  
Timerange: 00/18:10:21 to 00/18:17:59

Plot file version 502 created 02-NOV-2021 17:44:13

J084408+4627 EM146.UVDATA.1

Freq = 1.5950 GHz, Bw = 32.000 MH No calibration applied and no bandpass applied



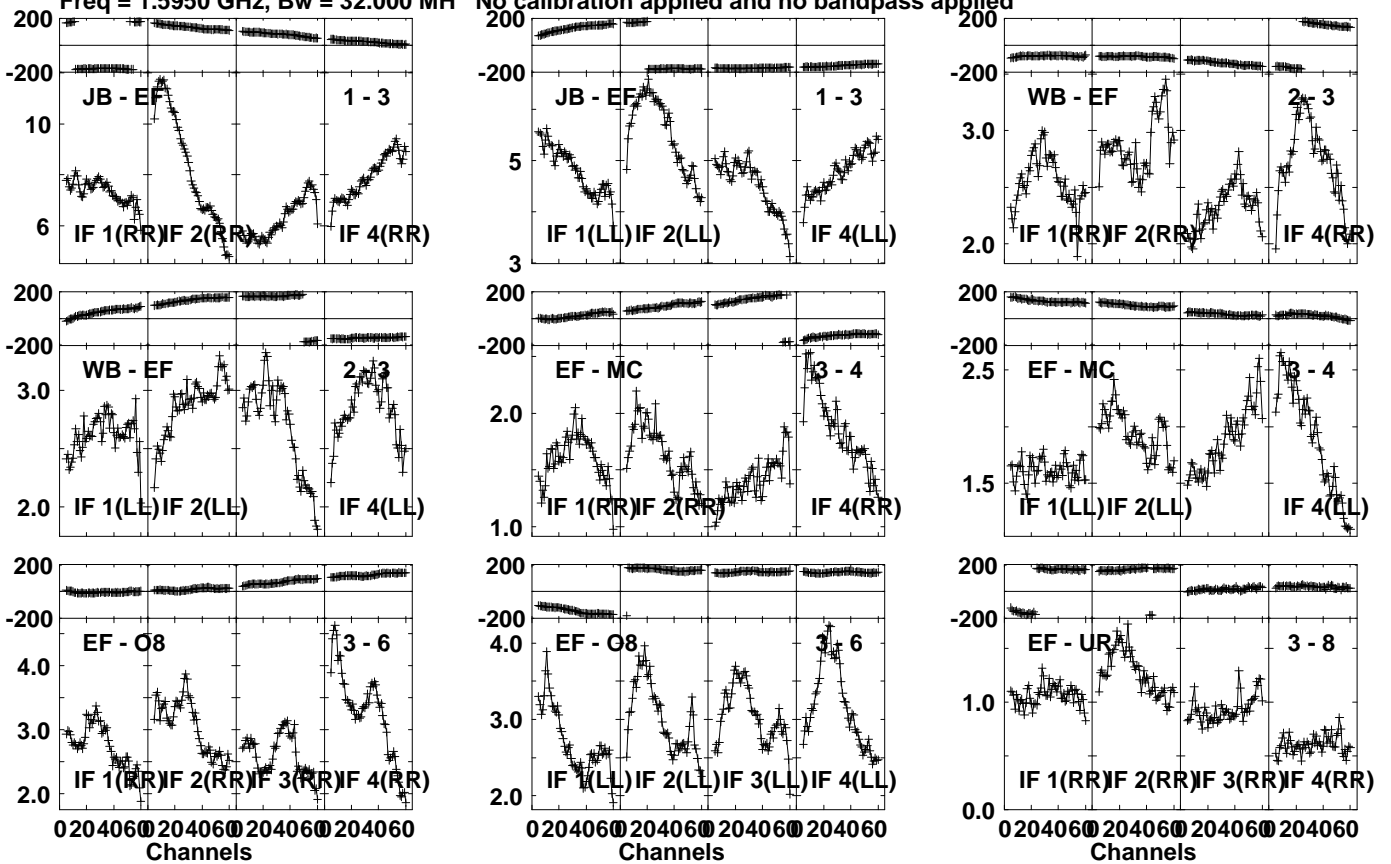
Lower frame: Micro Ampl Jy Top frame: Phas deg  
Vector averaged cross-power spectrum Several baselines displayed  
Timerange: 00/18:10:21 to 00/18:17:59

Plot file version 503 created 02-NOV-2021 17:44:13

J0847+4609 EM146.UVDATA.1

Freq = 1.5950 GHz, Bw = 32.000 MH

No calibration applied and no bandpass applied



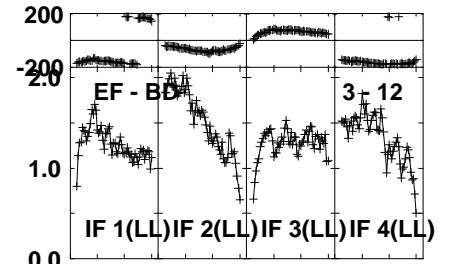
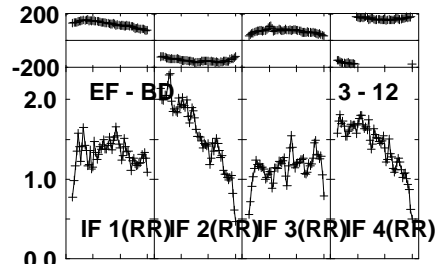
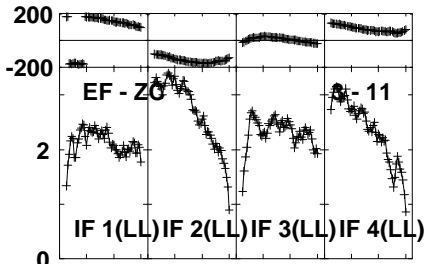
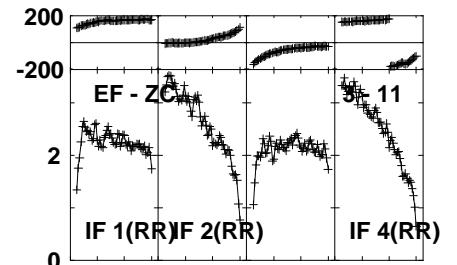
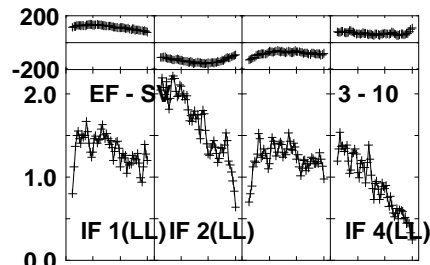
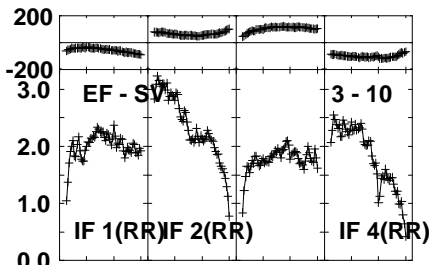
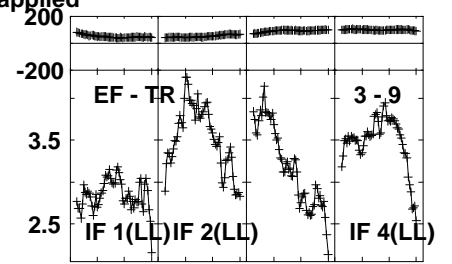
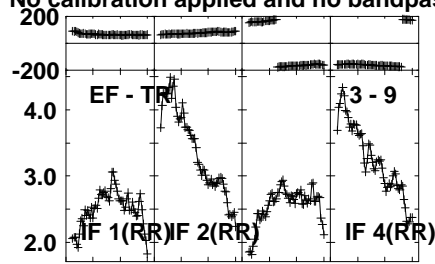
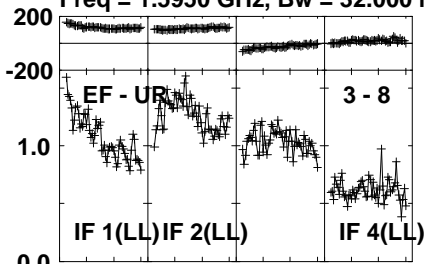
Lower frame: Milli Ampl Jy Top frame: Phas deg  
Vector averaged cross-power spectrum Several baselines displayed  
Timerange: 00/18:18:21 to 00/18:19:59

Plot file version 504 created 02-NOV-2021 17:44:13

J0847+4609 EM146.UVDATA.1

Freq = 1.5950 GHz, Bw = 32.000 MH

No calibration applied and no bandpass applied



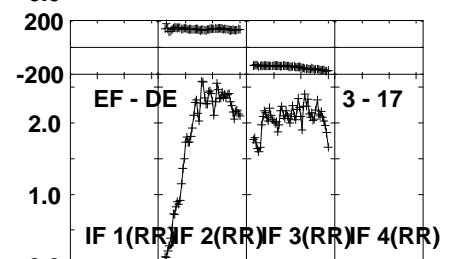
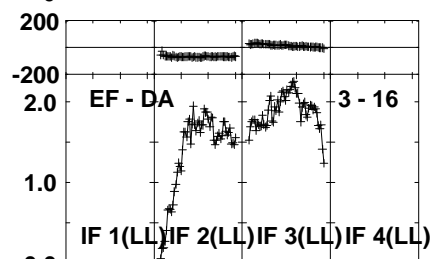
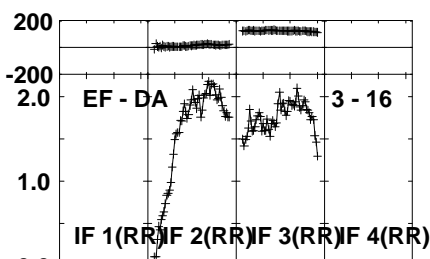
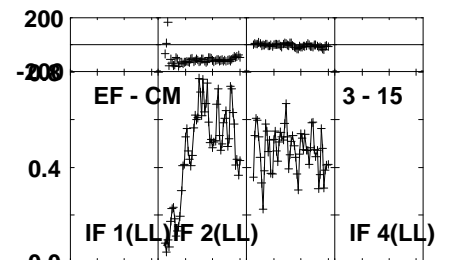
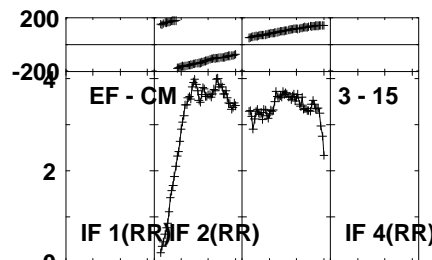
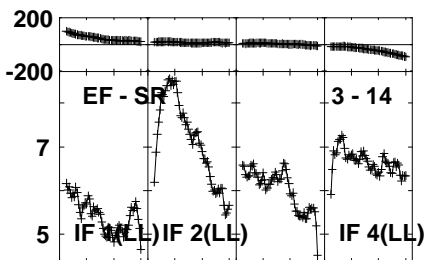
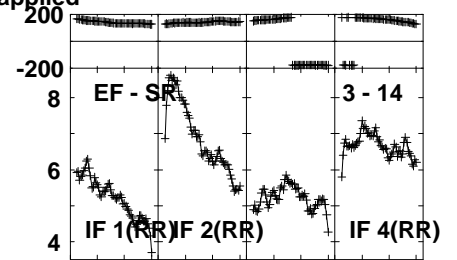
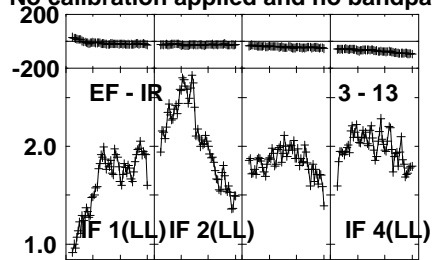
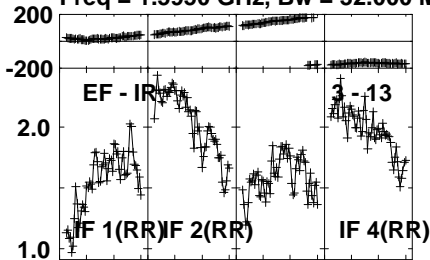
Lower frame: Milli Ampl Jy Top frame: Phas deg  
Vector averaged cross-power spectrum Several baselines displayed  
Timerange: 00:18:18:21 to 00:18:19:59

Plot file version 505 created 02-NOV-2021 17:44:14

J0847+4609 EM146.UVDATA.1

Freq = 1.5950 GHz, Bw = 32.000 MH

No calibration applied and no bandpass applied



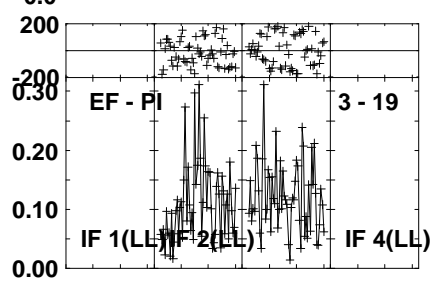
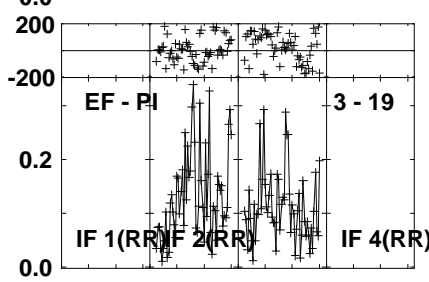
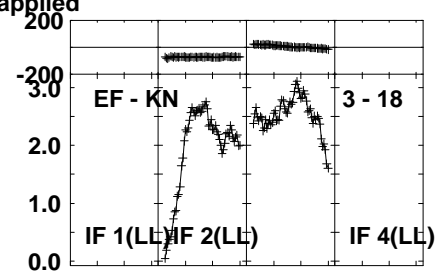
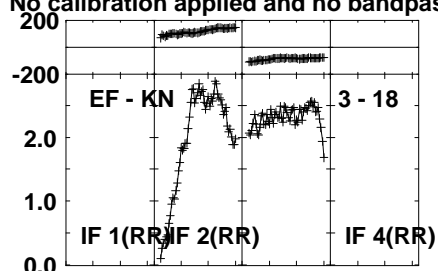
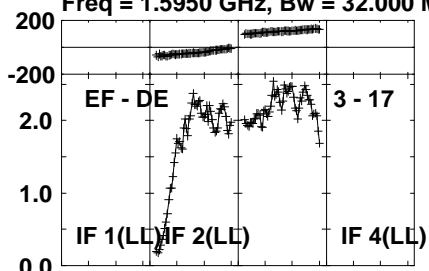
Lower frame: Milli Ampl Jy Top frame: Phas deg  
Vector averaged cross-power spectrum Several baselines displayed  
Timerange: 00/18:18:21 to 00/18:19:59

Plot file version 506 created 02-NOV-2021 17:44:14

J0847+4609 EM146.UVDATA.1

Freq = 1.5950 GHz, Bw = 32.000 MH

No calibration applied and no bandpass applied



Lower frame: Milli Ampl Jy Top frame: Phas deg  
Vector averaged cross-power spectrum Several baselines displayed  
Timerange: 00/18:18:21 to 00/18:19:59

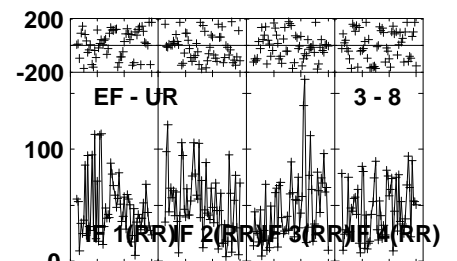
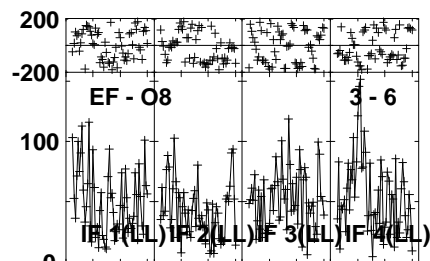
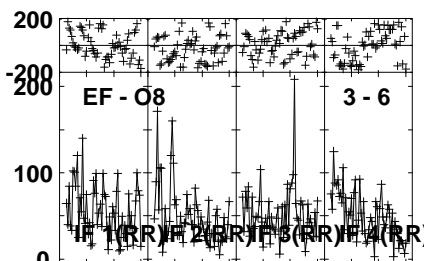
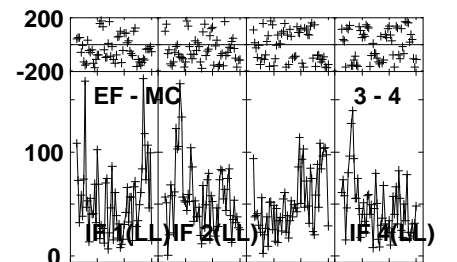
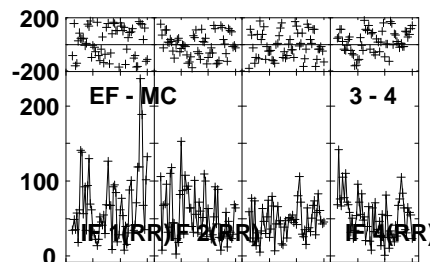
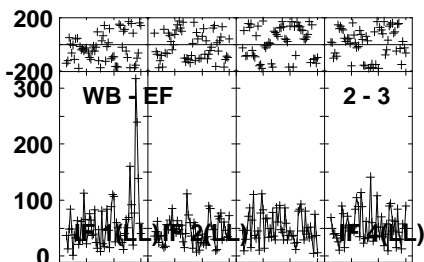
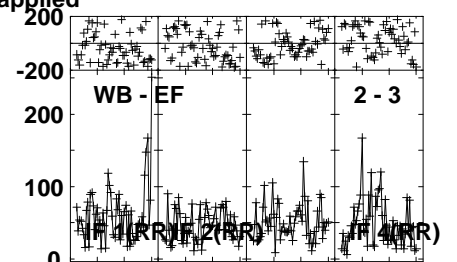
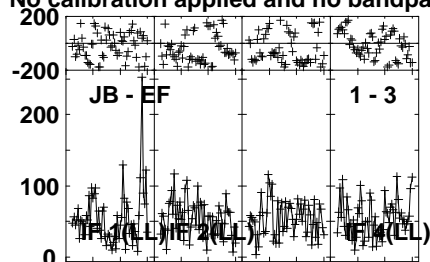
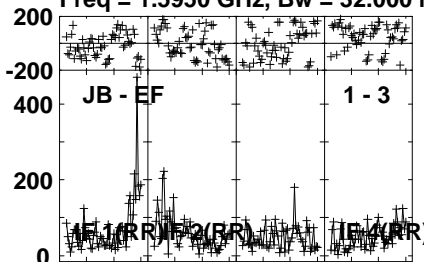


Plot file version 507 created 02-NOV-2021 17:44:14

J084408+4627 EM146.UVDATA.1

Freq = 1.5950 GHz, Bw = 32.000 MH

No calibration applied and no bandpass applied



0204060 204060 204060 204060  
Channels

0204060 204060 204060 204060  
Channels

0204060 204060 204060 204060  
Channels

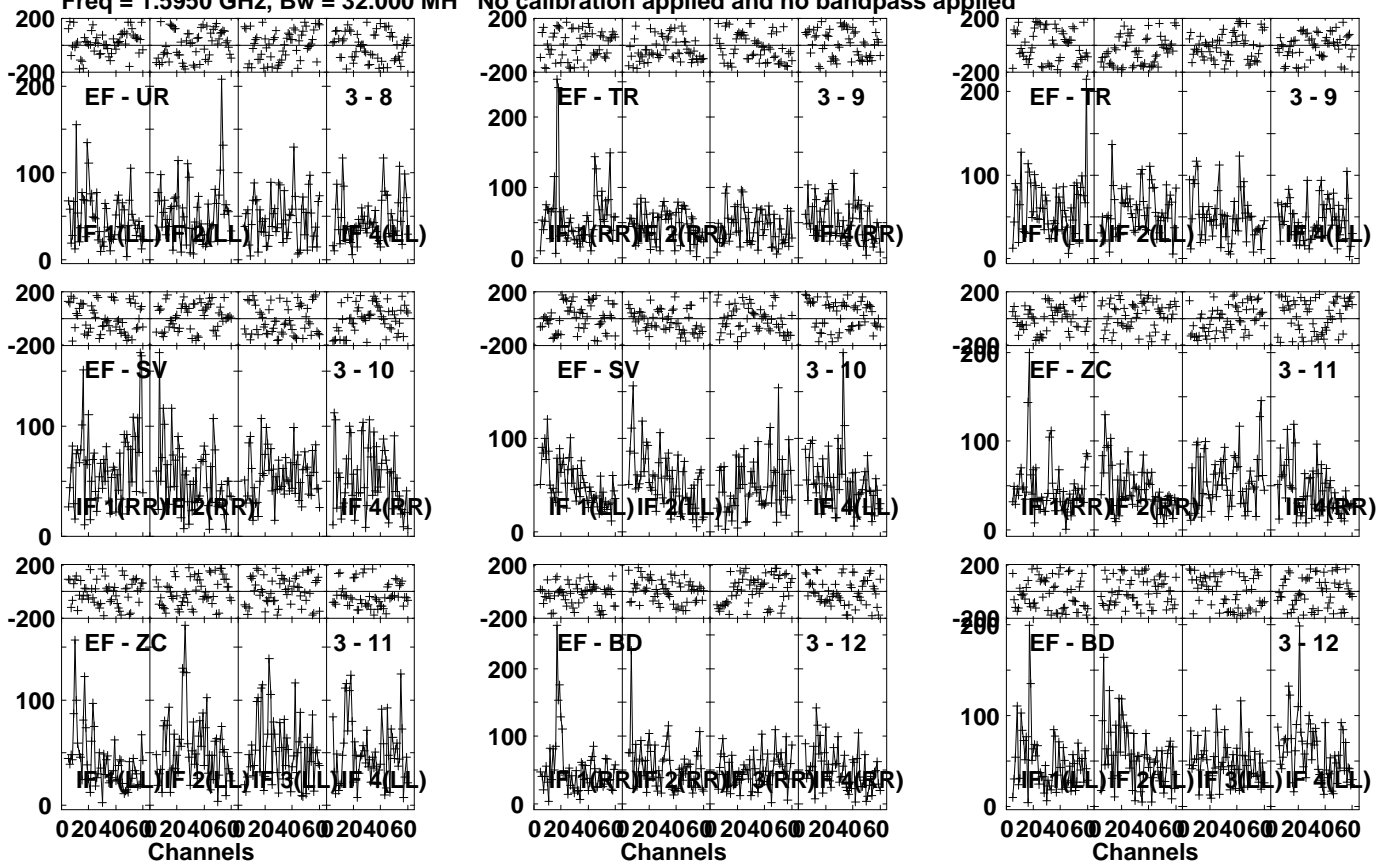
Lower frame: Micro Ampl Jy Top frame: Phas deg  
Vector averaged cross-power spectrum Several baselines displayed  
Timerange: 00/18:20:21 to 00/18:27:59

Plot file version 508 created 02-NOV-2021 17:44:14

J084408+4627 EM146.UVDATA.1

Freq = 1.5950 GHz, Bw = 32.000 MH

No calibration applied and no bandpass applied



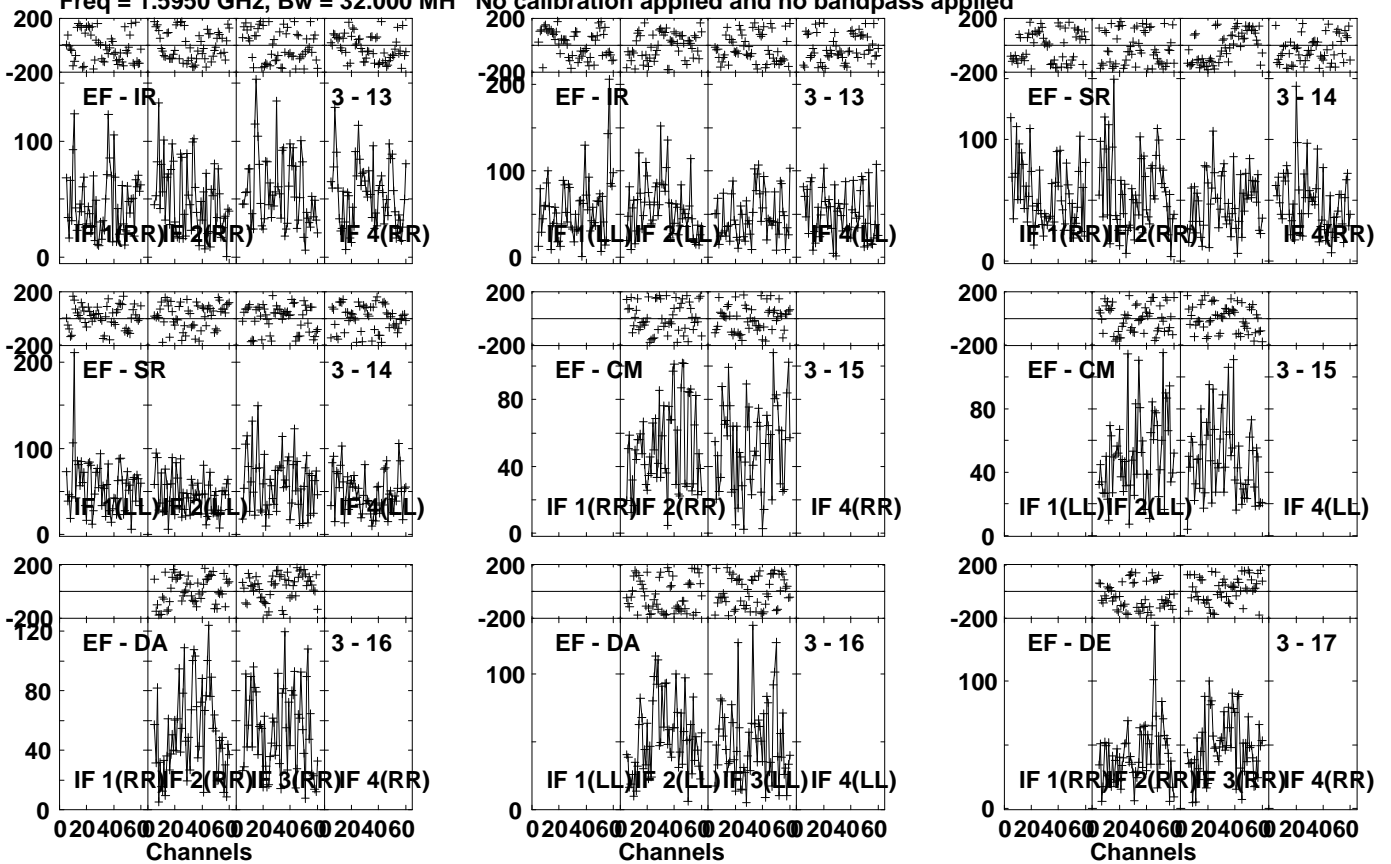
Lower frame: Micro Ampl Jy Top frame: Phas deg  
Vector averaged cross-power spectrum Several baselines displayed  
Timerange: 00/18:20:21 to 00/18:27:59

Plot file version 509 created 02-NOV-2021 17:44:15

J084408+4627 EM146.UVDATA.1

Freq = 1.5950 GHz, Bw = 32.000 MH

No calibration applied and no bandpass applied

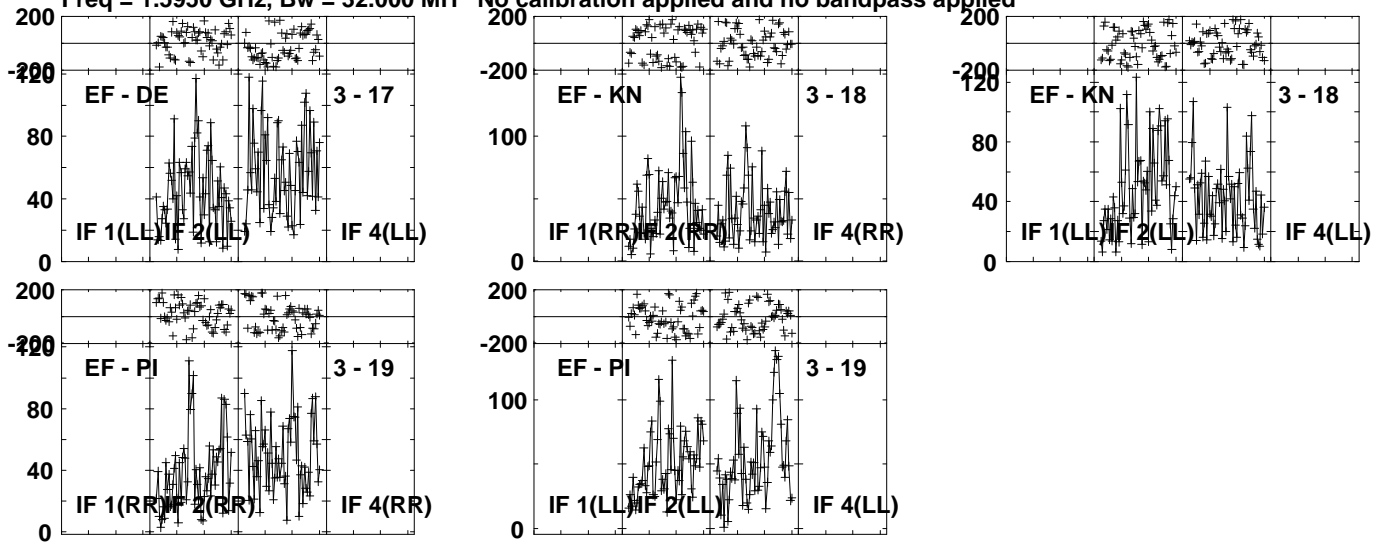


Lower frame: Micro Ampl Jy Top frame: Phas deg  
Vector averaged cross-power spectrum Several baselines displayed  
Timerange: 00/18:20:21 to 00/18:27:59

Plot file version 510 created 02-NOV-2021 17:44:15

J084408+4627 EM146.UVDATA.1

Freq = 1.5950 GHz, Bw = 32.000 MH No calibration applied and no bandpass applied



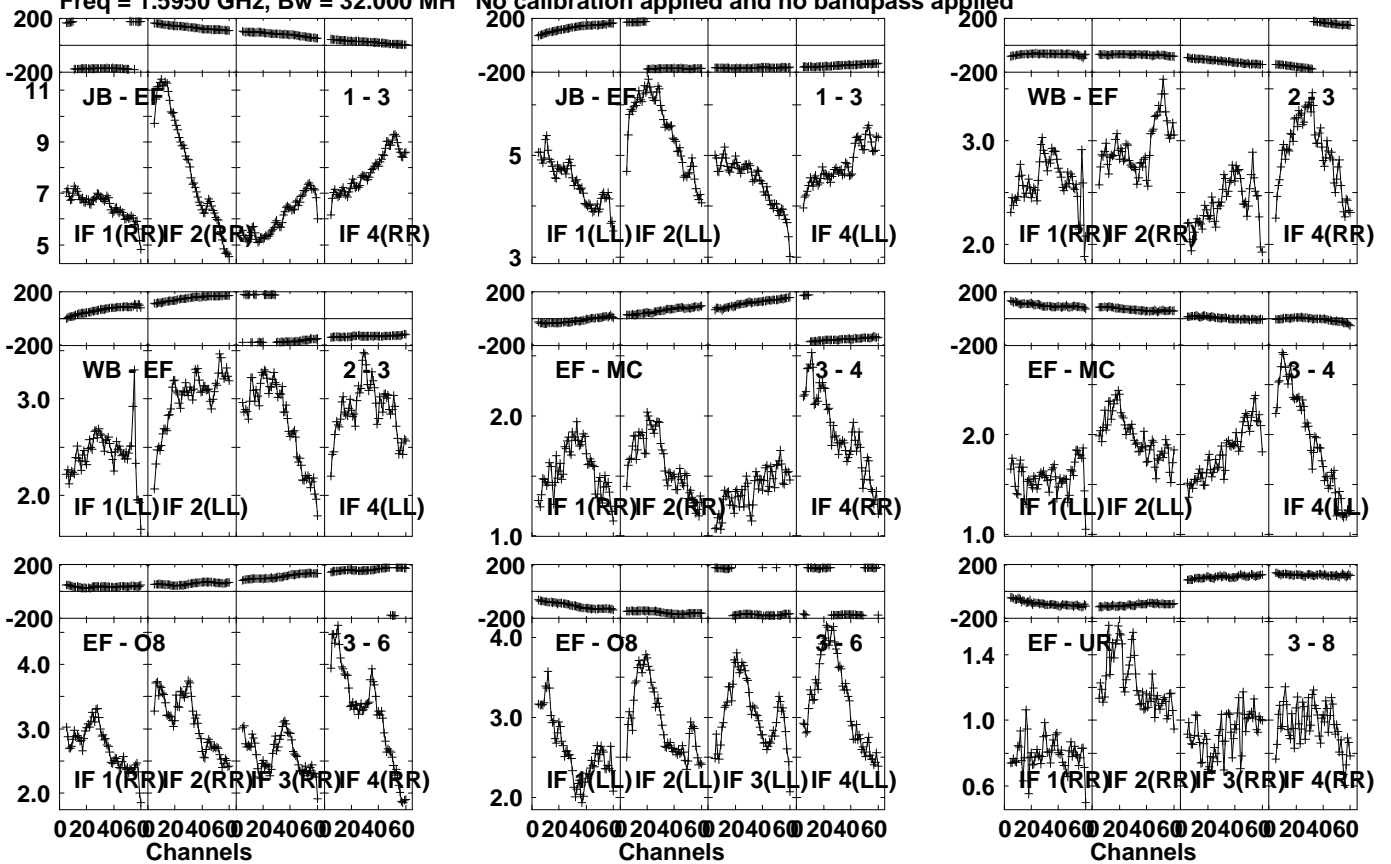
Lower frame: Micro Ampl Jy Top frame: Phas deg  
Vector averaged cross-power spectrum Several baselines displayed  
Timerange: 00/18:20:21 to 00/18:27:59

Plot file version 511 created 02-NOV-2021 17:44:15

J0847+4609 EM146.UVDATA.1

Freq = 1.5950 GHz, Bw = 32.000 MH

No calibration applied and no bandpass applied



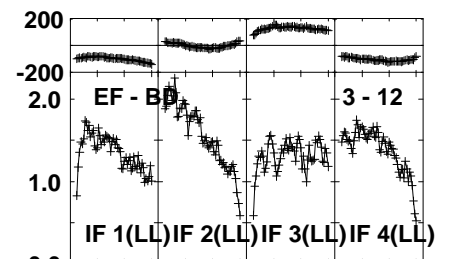
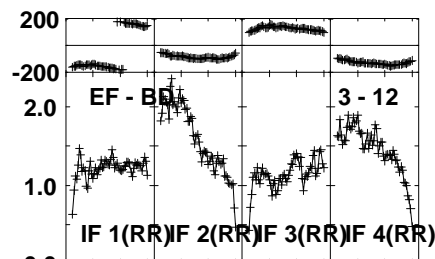
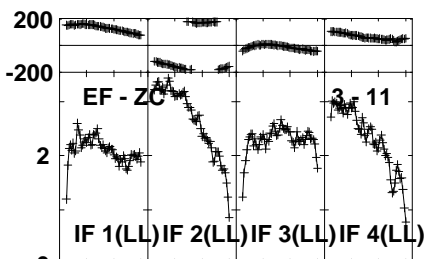
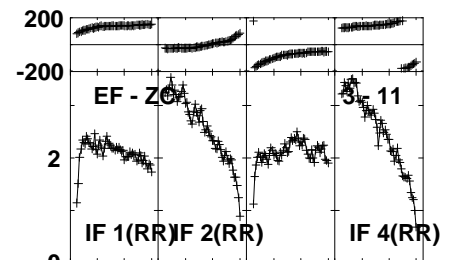
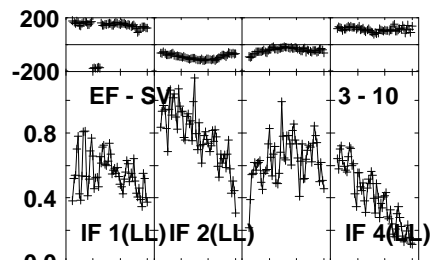
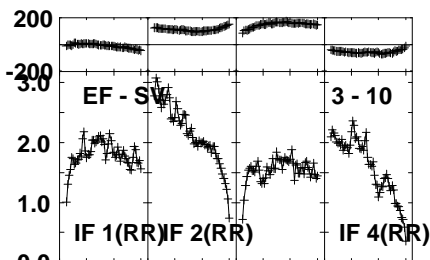
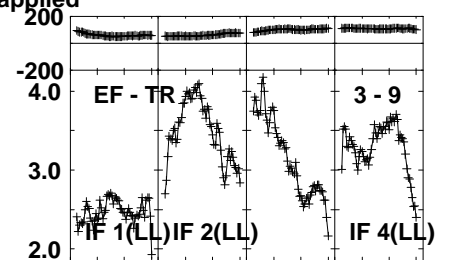
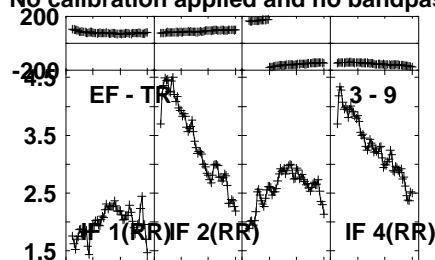
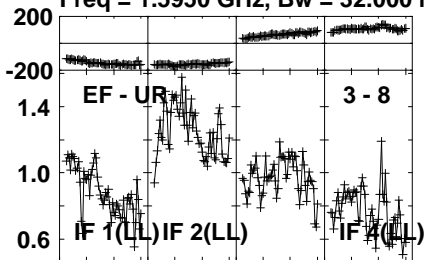
Lower frame: Milli Ampl Jy Top frame: Phas deg  
 Vector averaged cross-power spectrum Several baselines displayed  
 Timerange: 00/18:28:21 to 00/18:29:59

Plot file version 512 created 02-NOV-2021 17:44:15

J0847+4609 EM146.UVDATA.1

Freq = 1.5950 GHz, Bw = 32.000 MH

No calibration applied and no bandpass applied



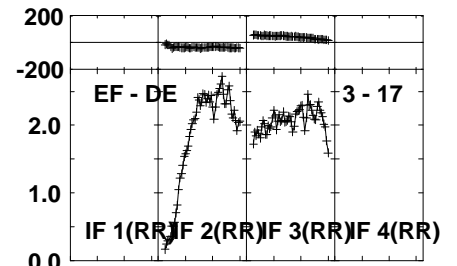
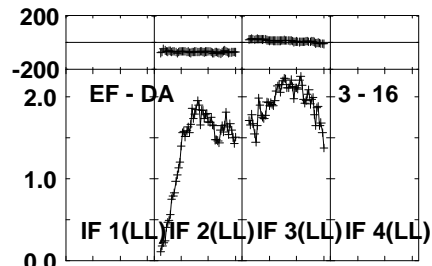
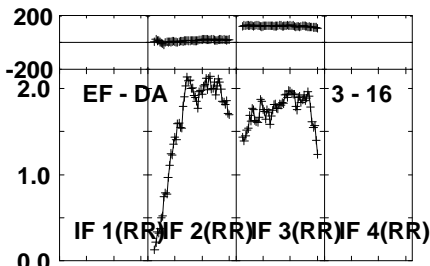
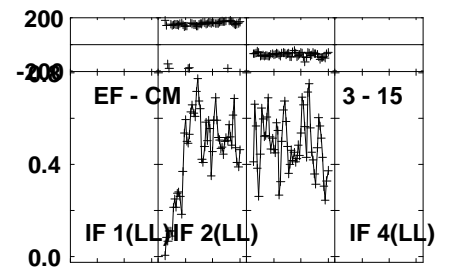
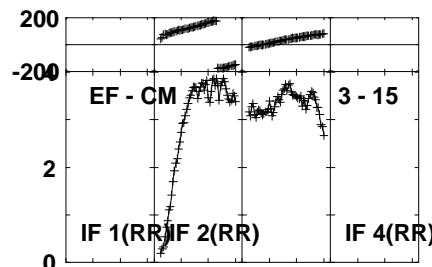
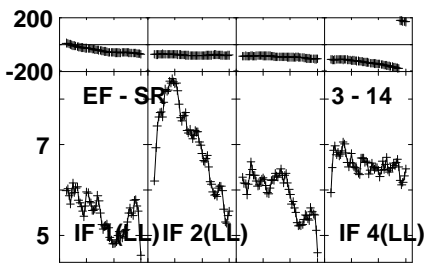
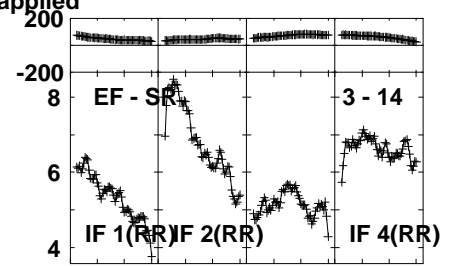
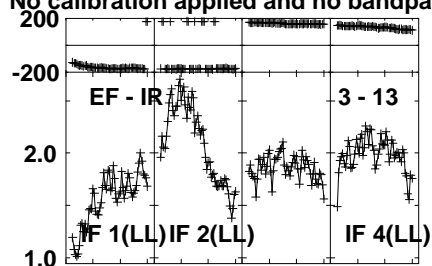
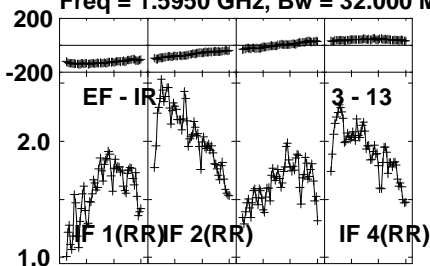
Lower frame: Milli Ampl Jy Top frame: Phas deg  
Vector averaged cross-power spectrum Several baselines displayed  
Timerange: 00:18:28:21 to 00:18:29:59

Plot file version 513 created 02-NOV-2021 17:44:16

J0847+4609 EM146.UVDATA.1

Freq = 1.5950 GHz, Bw = 32.000 MH

No calibration applied and no bandpass applied



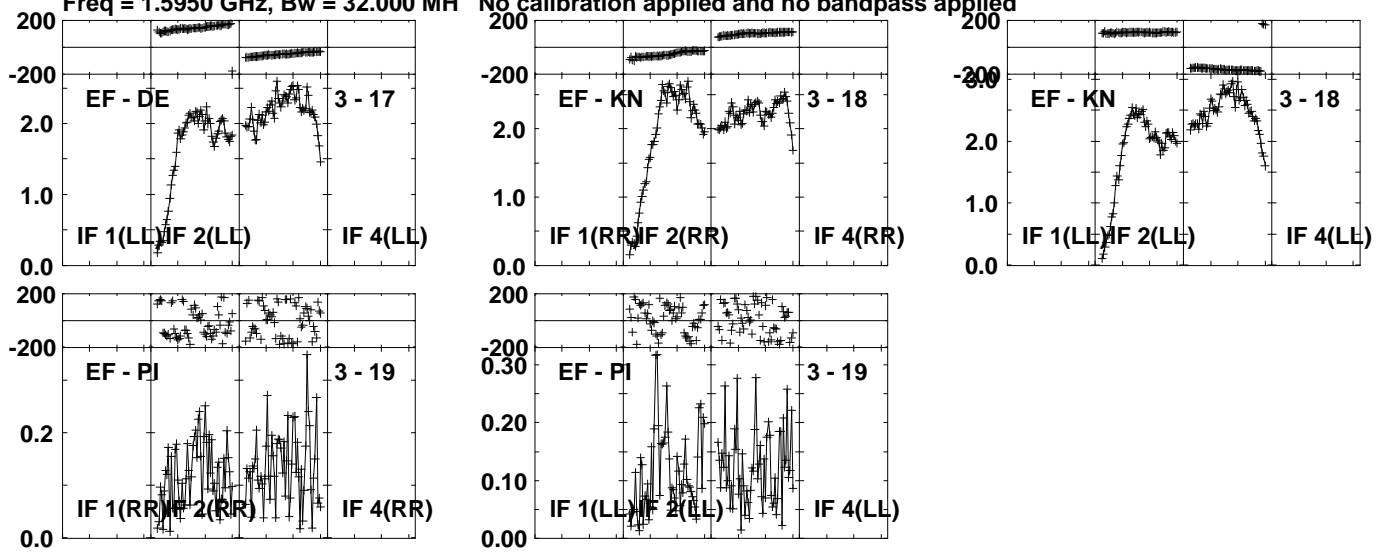
Lower frame: Milli Ampl Jy Top frame: Phas deg  
Vector averaged cross-power spectrum Several baselines displayed  
Timerange: 00/18:28:21 to 00/18:29:59

Plot file version 514 created 02-NOV-2021 17:44:16

J0847+4609 EM146.UVDATA.1

Freq = 1.5950 GHz, Bw = 32.000 MH

No calibration applied and no bandpass applied



Lower frame: Milli Ampl Jy Top frame: Phas deg

Vector averaged cross-power spectrum Several baselines displayed

Timerange: 00/18:28:21 to 00/18:29:59

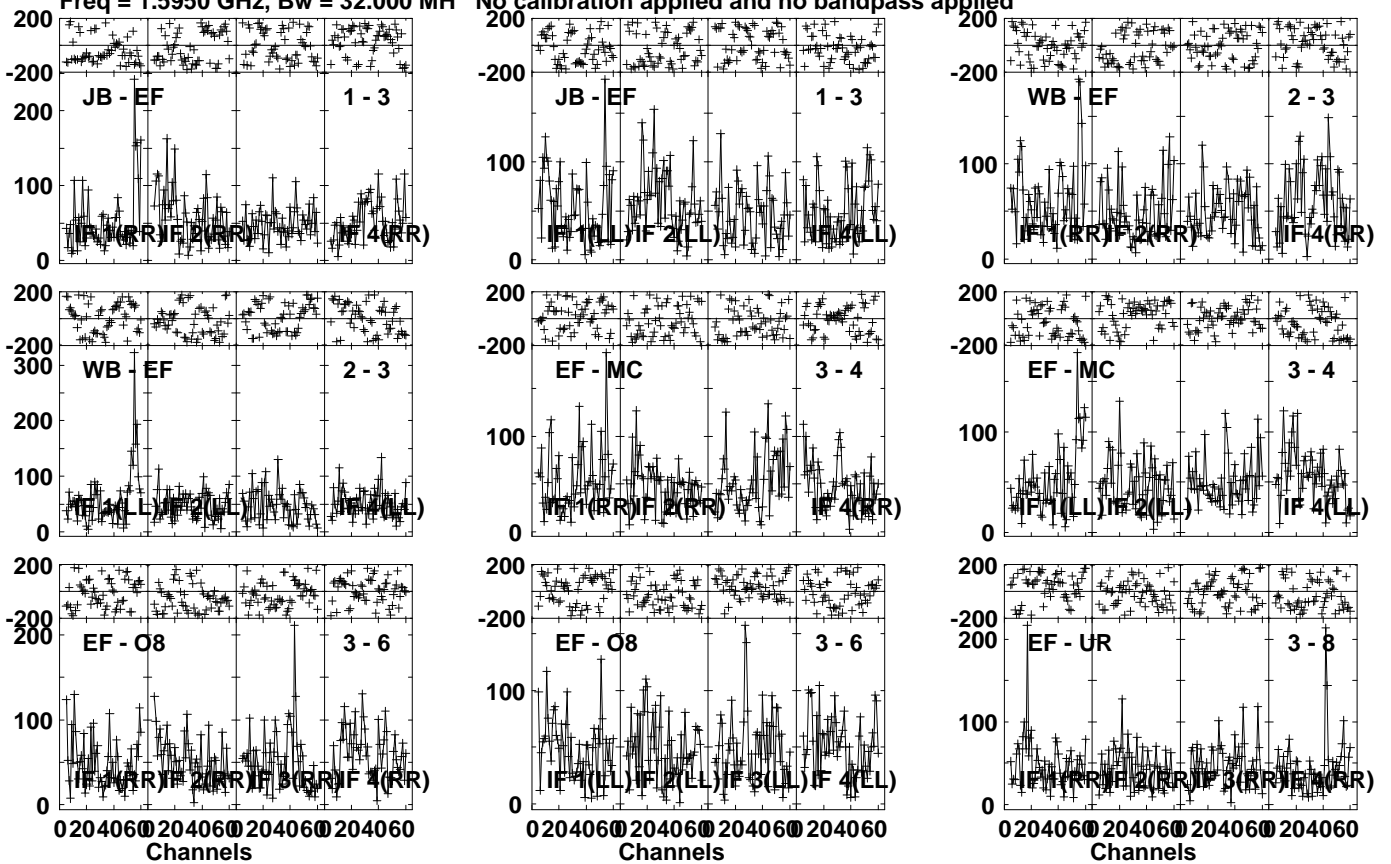


Plot file version 515 created 02-NOV-2021 17:44:16

J084408+4627 EM146.UVDATA.1

Freq = 1.5950 GHz, Bw = 32.000 MH

No calibration applied and no bandpass applied



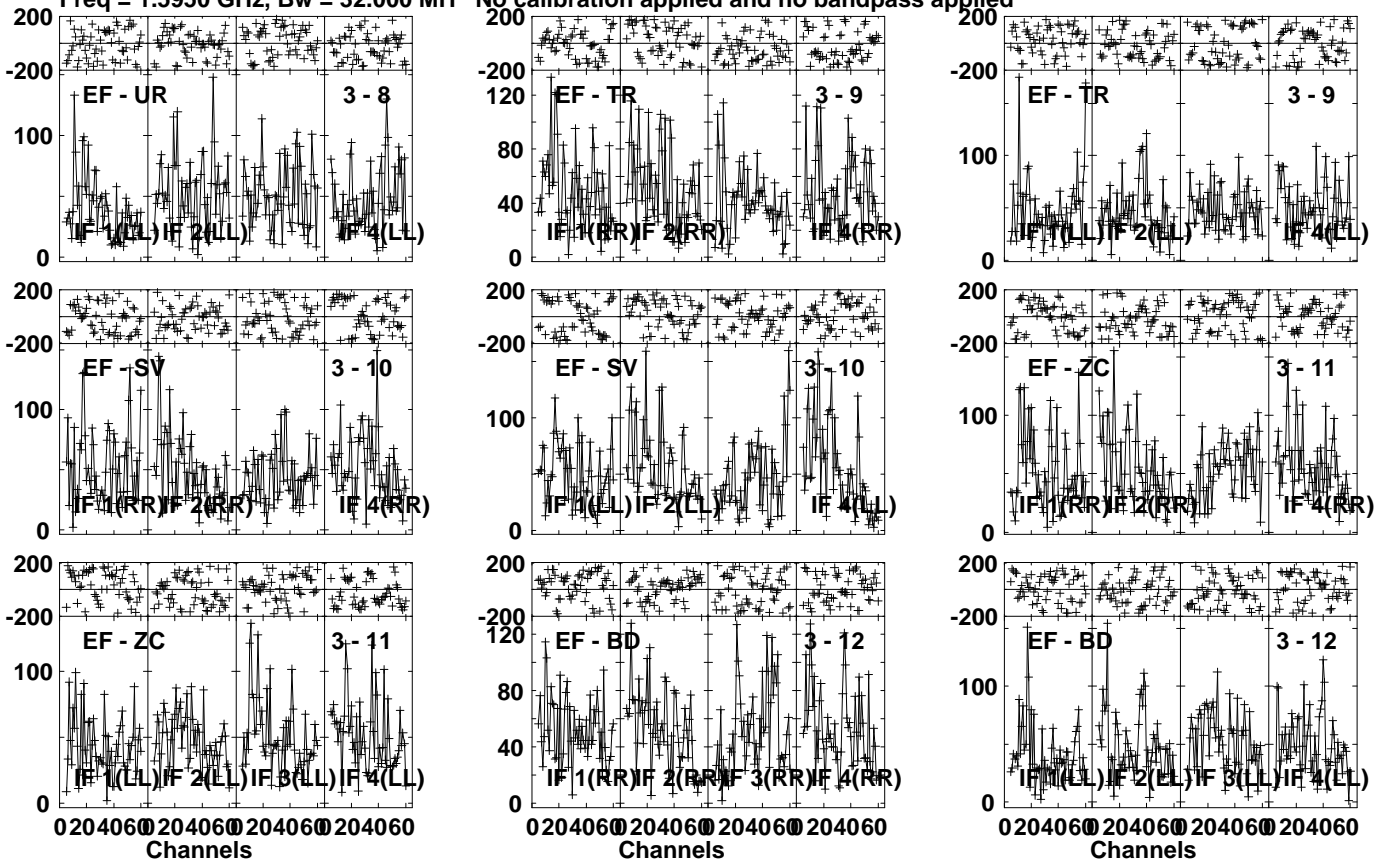
Lower frame: Micro Ampl Jy Top frame: Phas deg  
Vector averaged cross-power spectrum Several baselines displayed  
Timerange: 00/18:30:21 to 00/18:37:59

Plot file version 516 created 02-NOV-2021 17:44:16

J084408+4627 EM146.UVDATA.1

Freq = 1.5950 GHz, Bw = 32.000 MH

No calibration applied and no bandpass applied



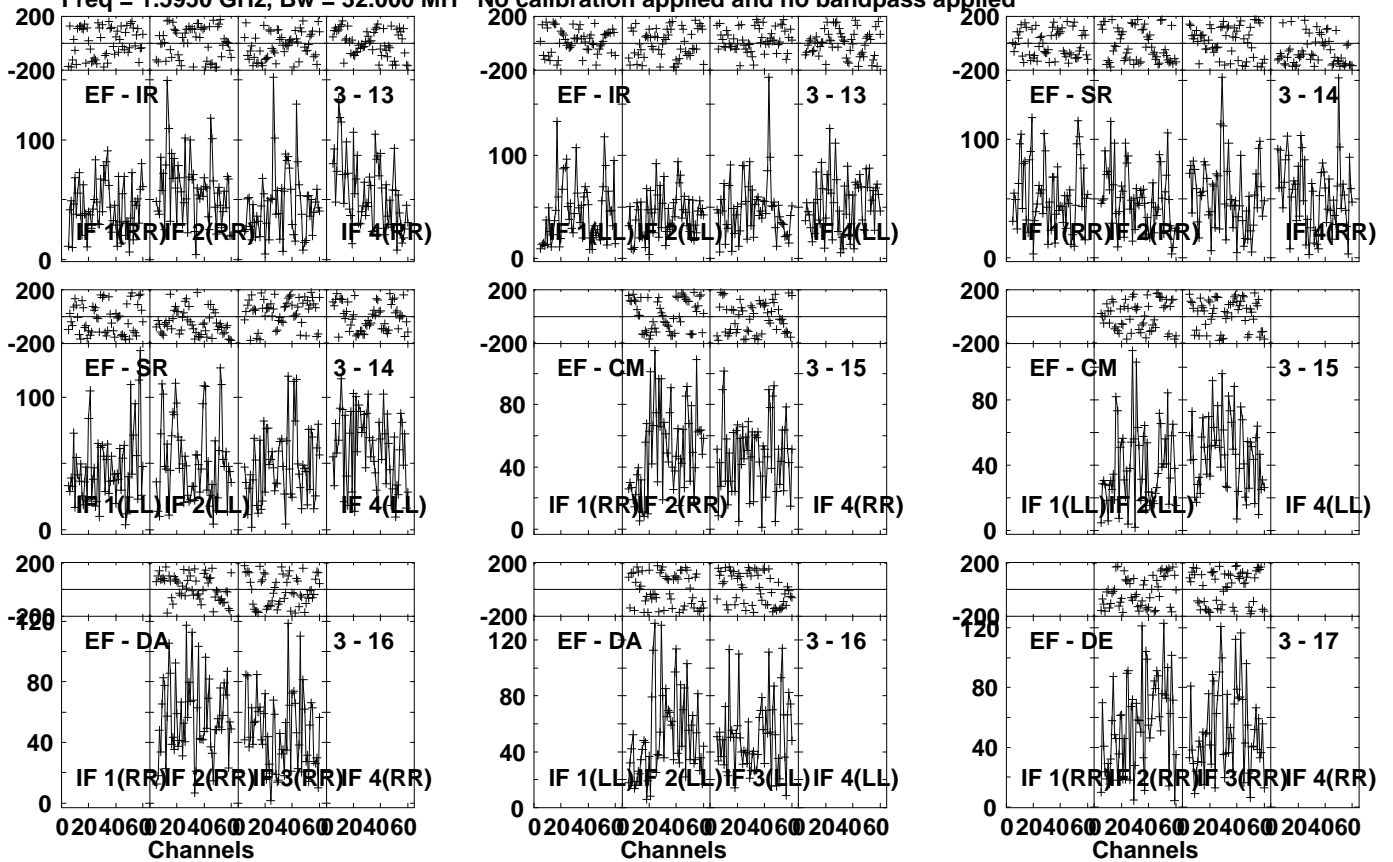
Lower frame: Micro Ampl Jy Top frame: Phas deg  
Vector averaged cross-power spectrum Several baselines displayed  
Timerange: 00:18:30:21 to 00:18:37:59

Plot file version 517 created 02-NOV-2021 17:44:17

J084408+4627 EM146.UVDATA.1

Freq = 1.5950 GHz, Bw = 32.000 MH

No calibration applied and no bandpass applied



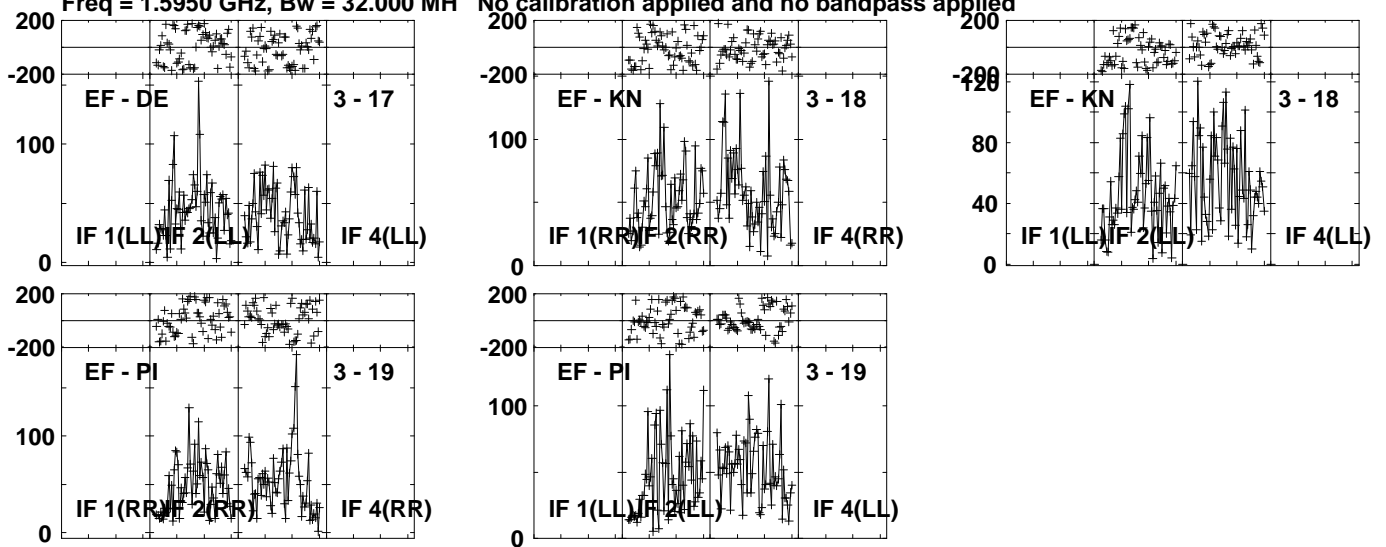
Lower frame: Micro Ampl Jy Top frame: Phas deg  
Vector averaged cross-power spectrum Several baselines displayed  
Timerange: 00:18:30:21 to 00:18:37:59

Plot file version 518 created 02-NOV-2021 17:44:17

J084408+4627 EM146.UVDATA.1

Freq = 1.5950 GHz, Bw = 32.000 MH

No calibration applied and no bandpass applied



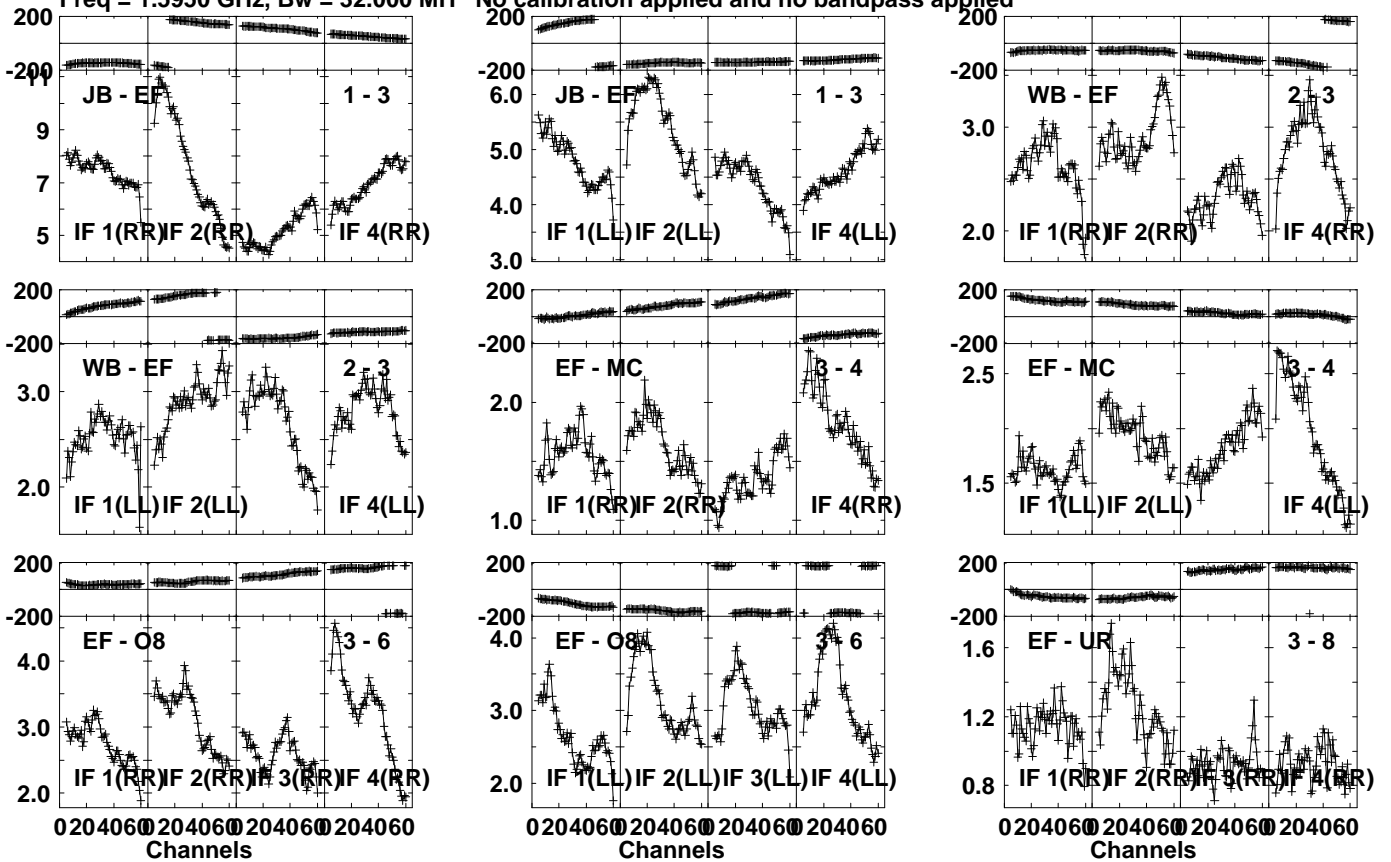
Lower frame: Micro Ampl Jy Top frame: Phas deg  
Vector averaged cross-power spectrum Several baselines displayed  
Timerange: 00/18:30:21 to 00/18:37:59

Plot file version 519 created 02-NOV-2021 17:44:17

J0847+4609 EM146.UVDATA.1

Freq = 1.5950 GHz, Bw = 32.000 MH

No calibration applied and no bandpass applied



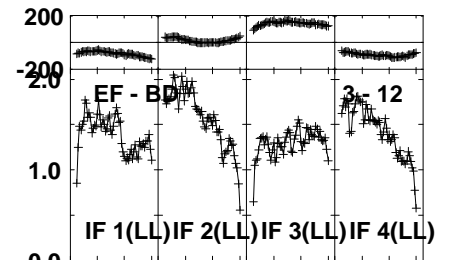
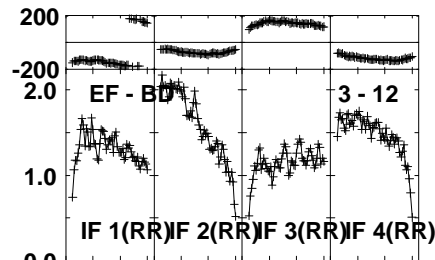
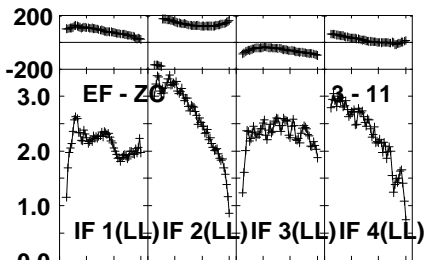
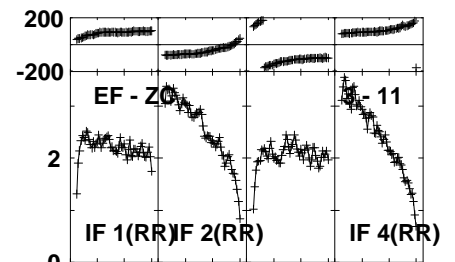
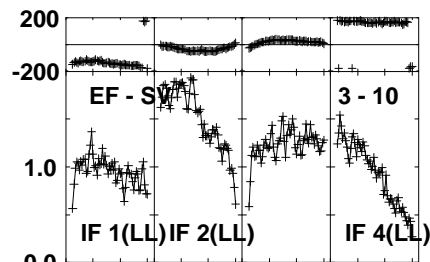
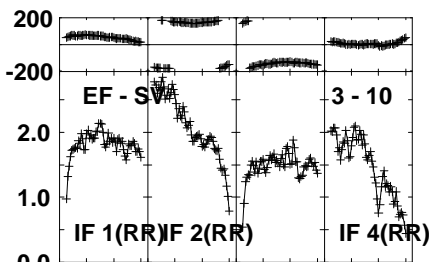
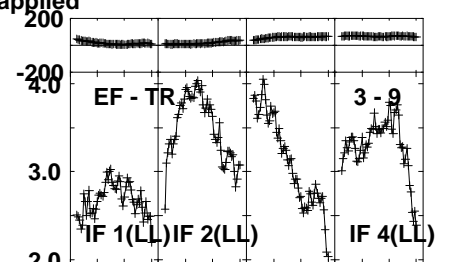
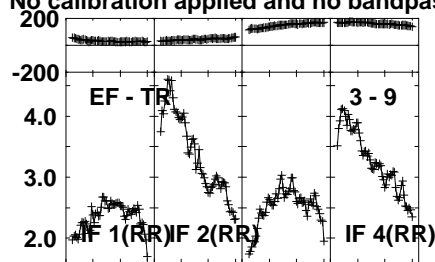
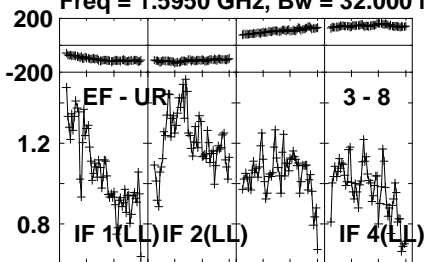
Lower frame: Milli Ampl Jy Top frame: Phas deg  
 Vector averaged cross-power spectrum Several baselines displayed  
 Timerange: 00/18:38:21 to 00/18:39:59

Plot file version 520 created 02-NOV-2021 17:44:18

J0847+4609 EM146.UVDATA.1

Freq = 1.5950 GHz, Bw = 32.000 MH

No calibration applied and no bandpass applied



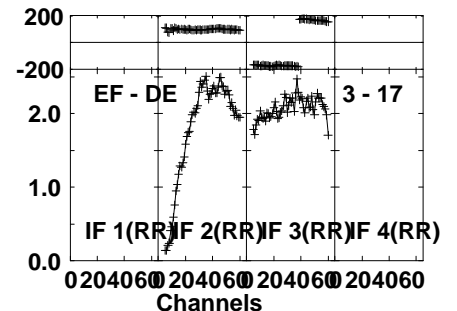
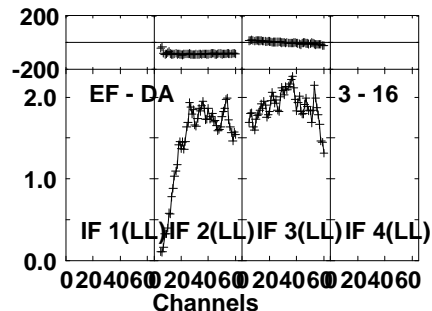
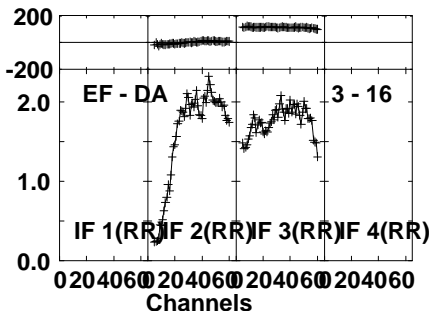
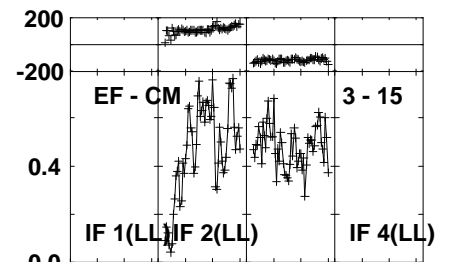
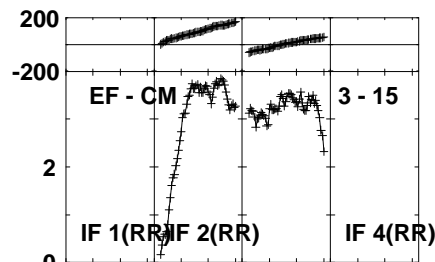
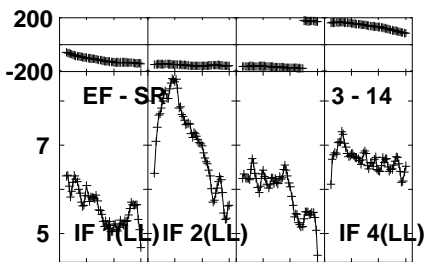
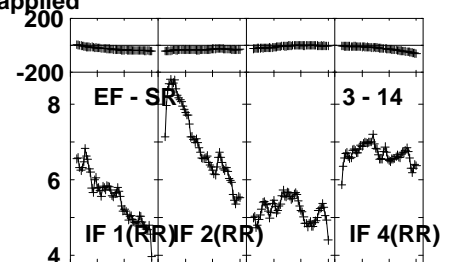
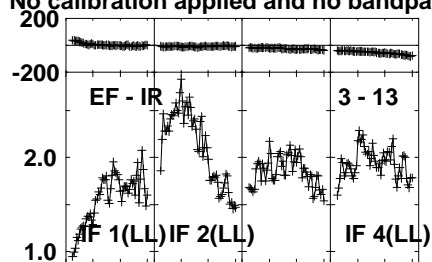
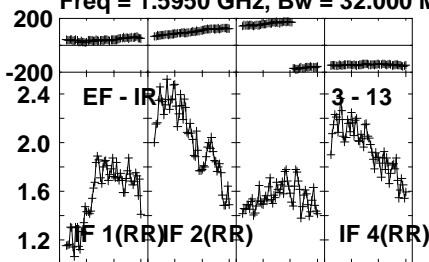
Lower frame: Milli Ampl Jy Top frame: Phas deg  
Vector averaged cross-power spectrum Several baselines displayed  
Timerange: 00/18:38:21 to 00/18:39:59

Plot file version 521 created 02-NOV-2021 17:44:18

J0847+4609 EM146.UVDATA.1

Freq = 1.5950 GHz, Bw = 32.000 MH

No calibration applied and no bandpass applied



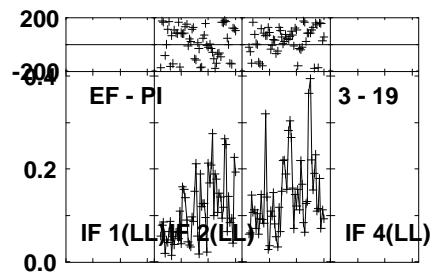
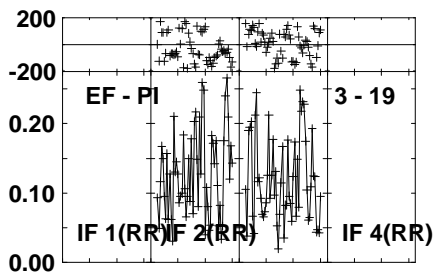
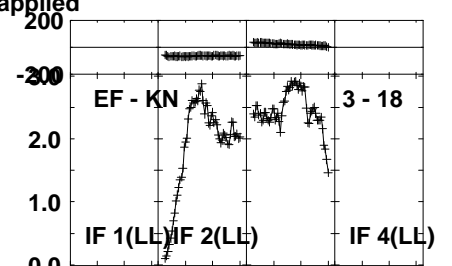
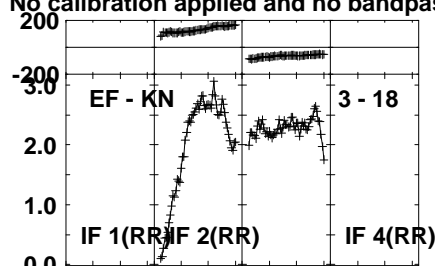
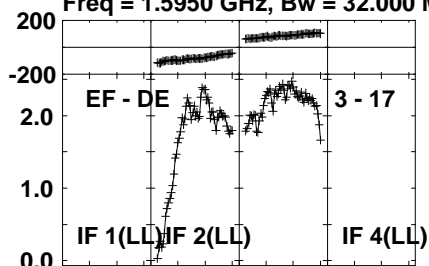
Lower frame: Milli Ampl Jy Top frame: Phas deg  
Vector averaged cross-power spectrum Several baselines displayed  
Timerange: 00/18:38:21 to 00/18:39:59

Plot file version 522 created 02-NOV-2021 17:44:18

J0847+4609 EM146.UVDATA.1

Freq = 1.5950 GHz, Bw = 32.000 MH

No calibration applied and no bandpass applied



Lower frame: Milli Ampl Jy Top frame: Phas deg  
Vector averaged cross-power spectrum Several baselines displayed  
Timerange: 00/18:38:21 to 00/18:39:59

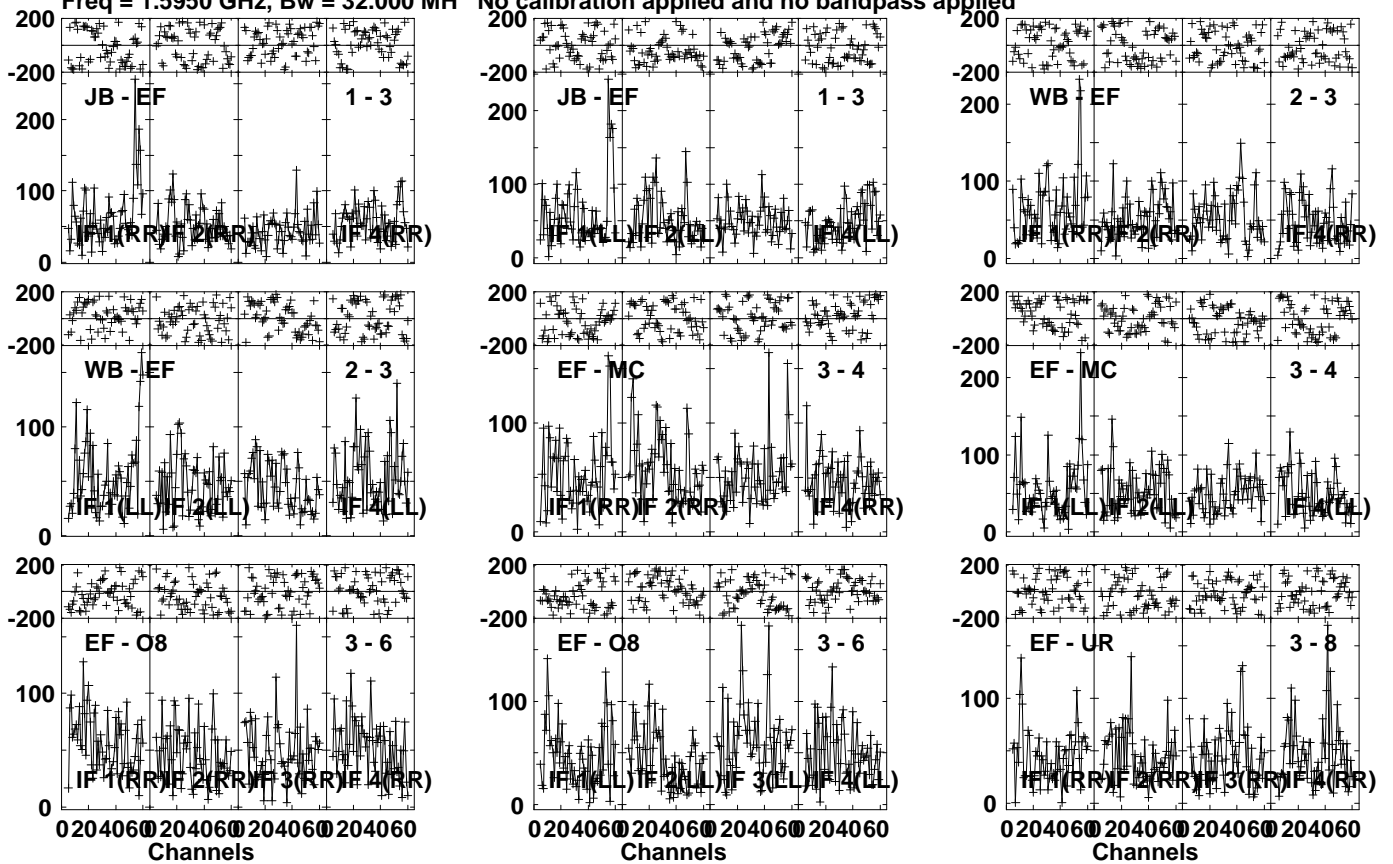


Plot file version 523 created 02-NOV-2021 17:44:18

J084408+4627 EM146.UVDATA.1

Freq = 1.5950 GHz, Bw = 32.000 MH

No calibration applied and no bandpass applied



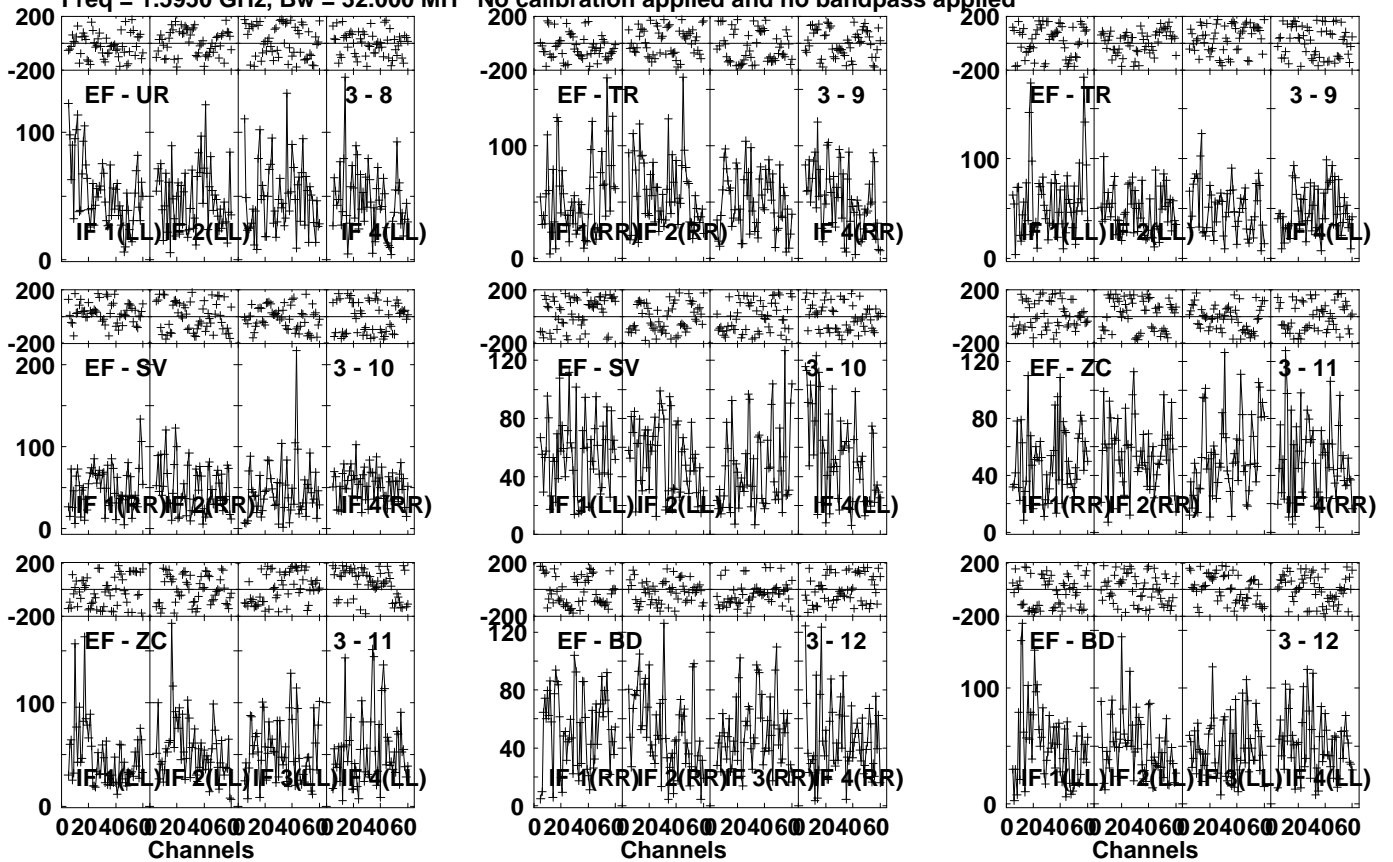
Lower frame: Micro Ampl Jy Top frame: Phas deg  
Vector averaged cross-power spectrum Several baselines displayed  
Timerange: 00/18:40:21 to 00/18:47:59

Plot file version 524 created 02-NOV-2021 17:44:19

J084408+4627 EM146.UVDATA.1

Freq = 1.5950 GHz, Bw = 32.000 MH

No calibration applied and no bandpass applied



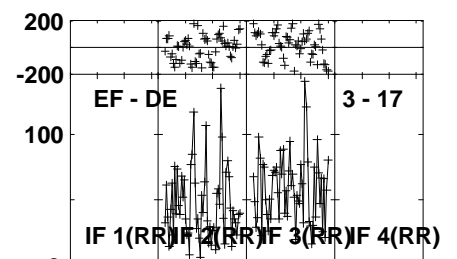
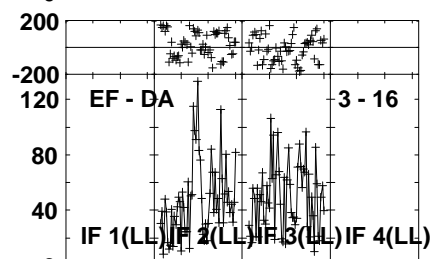
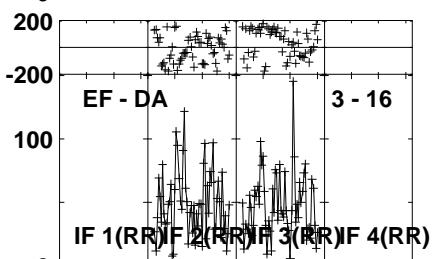
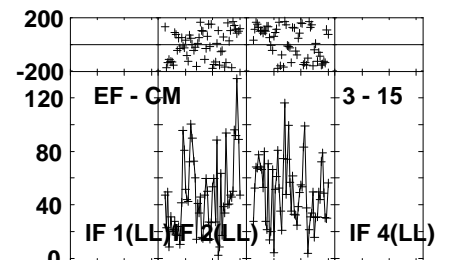
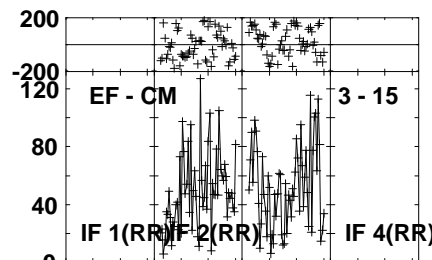
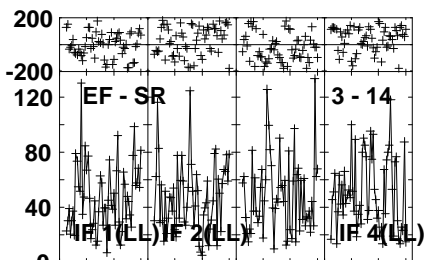
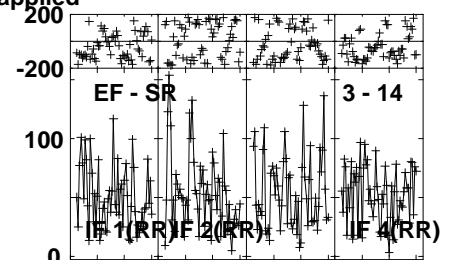
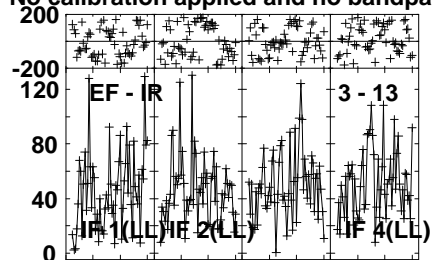
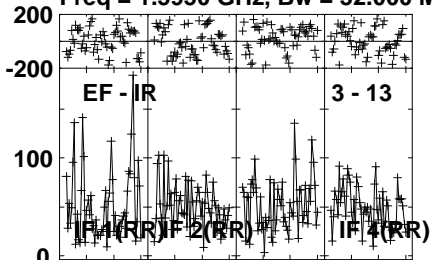
Lower frame: Micro Ampl Jy Top frame: Phas deg  
Vector averaged cross-power spectrum Several baselines displayed  
Timerange: 00:18:40:21 to 00:18:47:59

Plot file version 525 created 02-NOV-2021 17:44:19

J084408+4627 EM146.UVDATA.1

Freq = 1.5950 GHz, Bw = 32.000 MH

No calibration applied and no bandpass applied

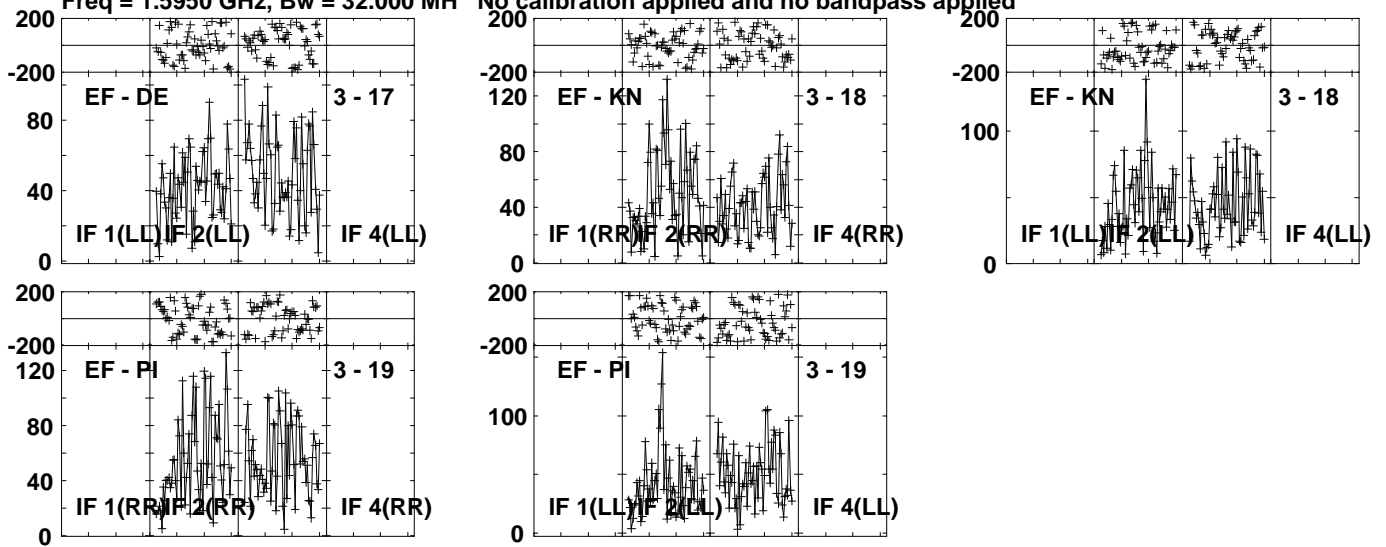


Lower frame: Micro Ampl Jy Top frame: Phas deg  
Vector averaged cross-power spectrum Several baselines displayed  
Timerange: 00/18:40:21 to 00/18:47:59

Plot file version 526 created 02-NOV-2021 17:44:19

J084408+4627 EM146.UVDATA.1

Freq = 1.5950 GHz, Bw = 32.000 MH No calibration applied and no bandpass applied



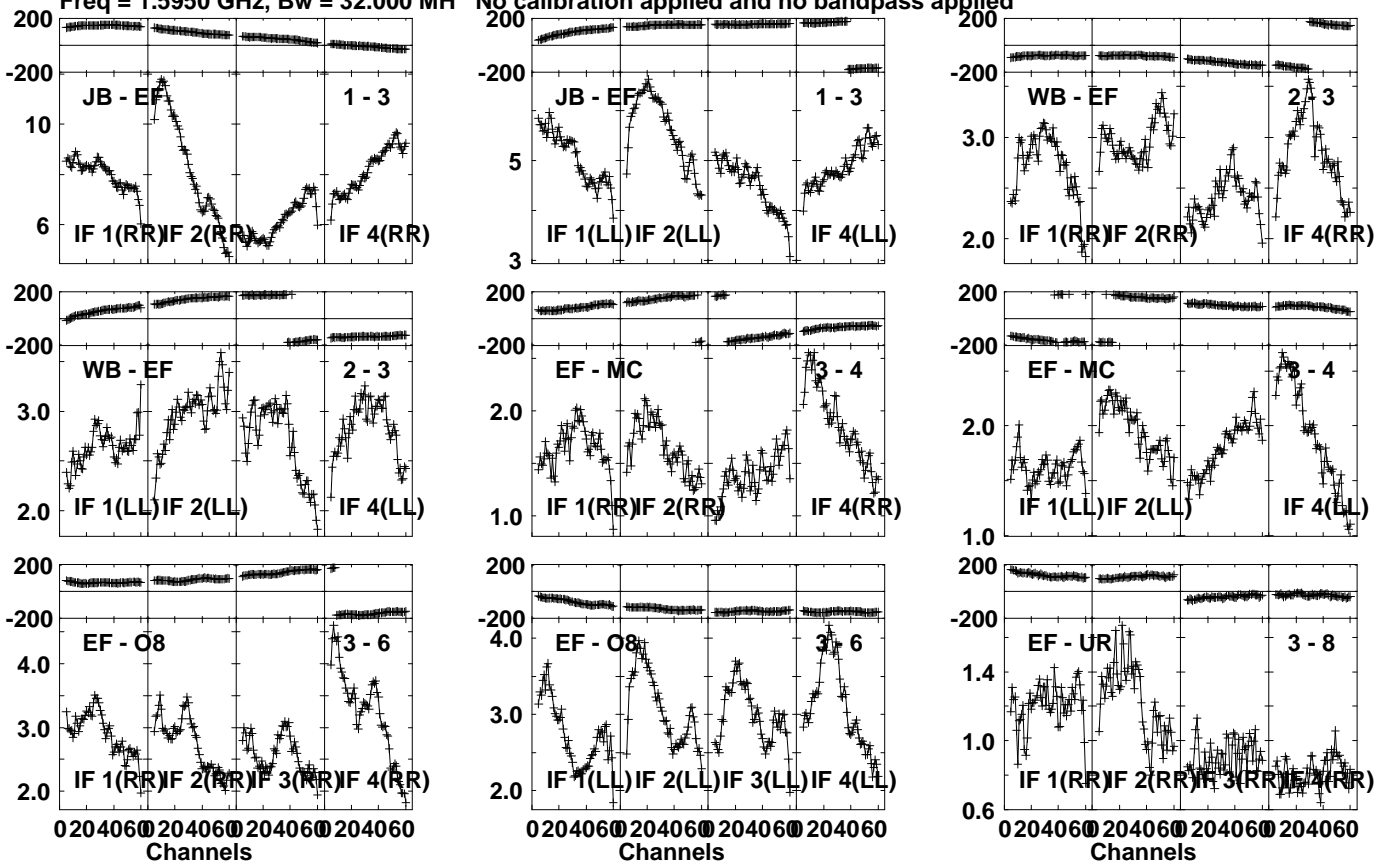
Lower frame: Micro Ampl Jy Top frame: Phas deg  
Vector averaged cross-power spectrum Several baselines displayed  
Timerange: 00/18:40:21 to 00/18:47:59

Plot file version 527 created 02-NOV-2021 17:44:19

J0847+4609 EM146.UVDATA.1

Freq = 1.5950 GHz, Bw = 32.000 MH

No calibration applied and no bandpass applied



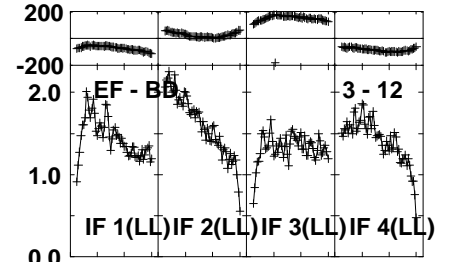
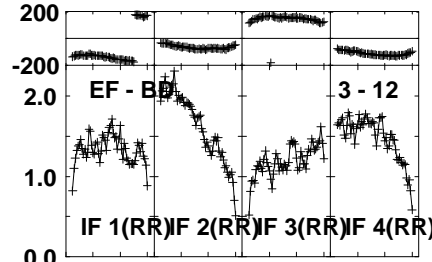
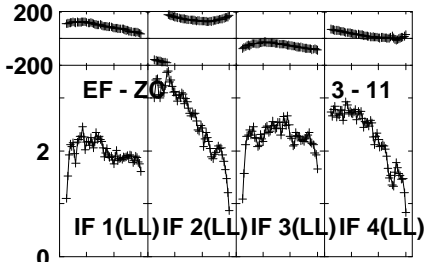
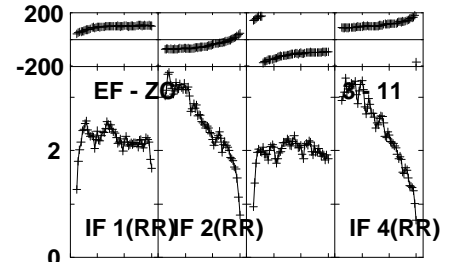
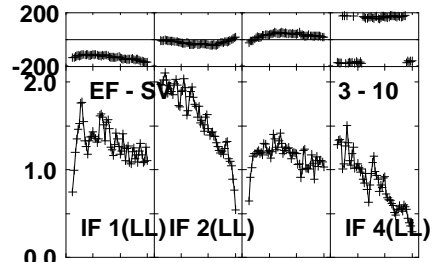
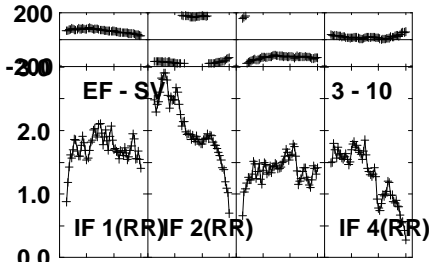
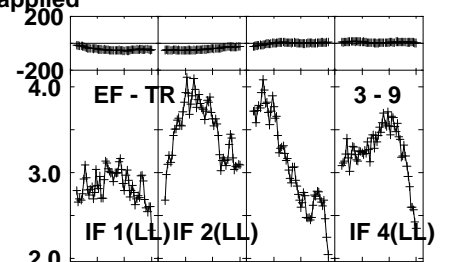
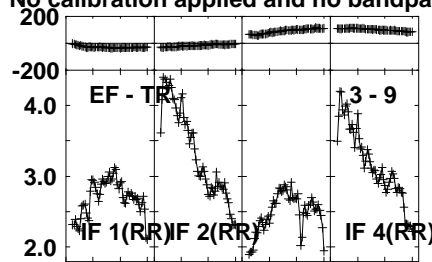
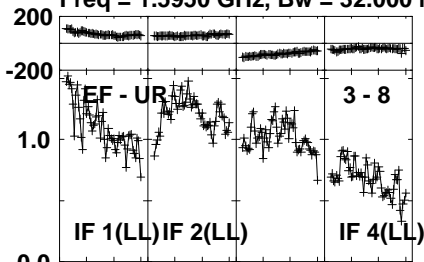
Lower frame: Milli Ampl Jy Top frame: Phas deg  
Vector averaged cross-power spectrum Several baselines displayed  
Timerange: 00/18:48:21 to 00/18:49:59

Plot file version 528 created 02-NOV-2021 17:44:20

J0847+4609 EM146.UVDATA.1

Freq = 1.5950 GHz, Bw = 32.000 MH

No calibration applied and no bandpass applied



Lower frame: Milli Ampl Jy Top frame: Phas deg

Vector averaged cross-power spectrum Several baselines displayed

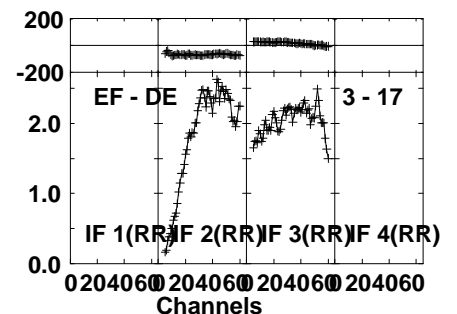
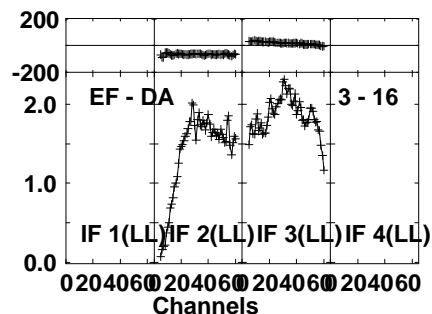
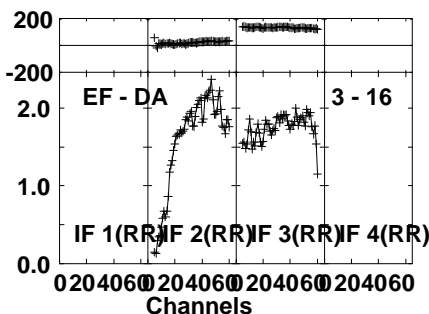
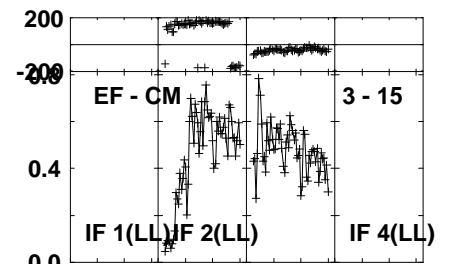
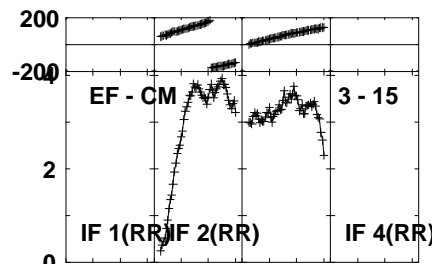
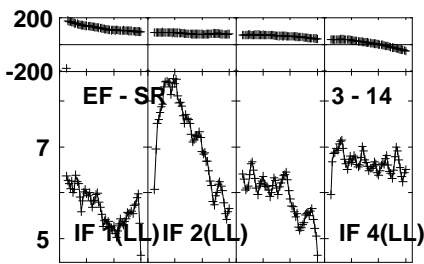
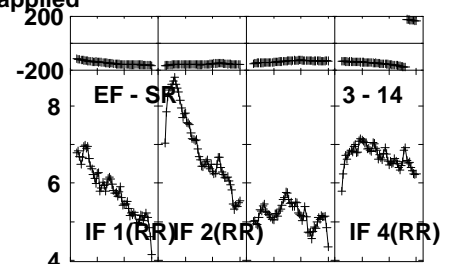
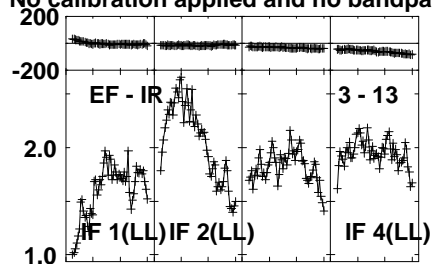
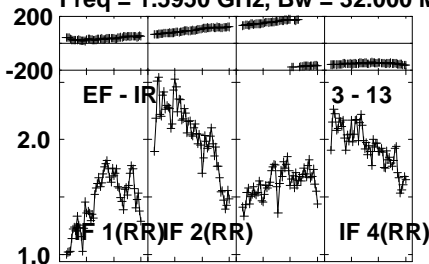
Timerange: 00/18:48:21 to 00/18:49:59

Plot file version 529 created 02-NOV-2021 17:44:20

J0847+4609 EM146.UVDATA.1

Freq = 1.5950 GHz, Bw = 32.000 MH

No calibration applied and no bandpass applied



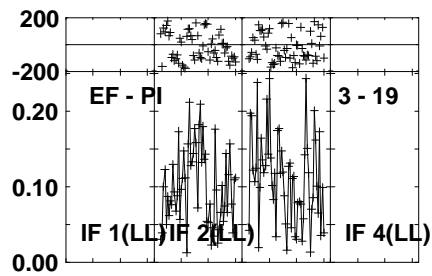
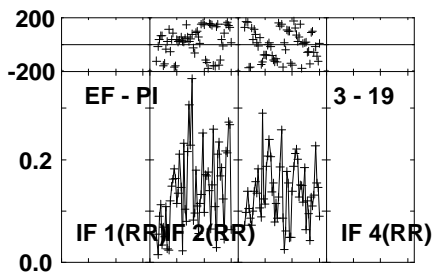
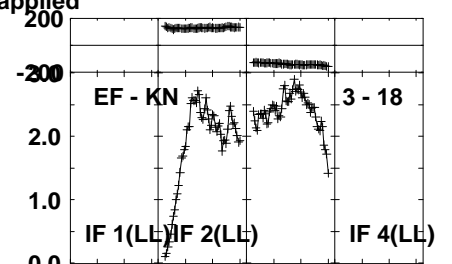
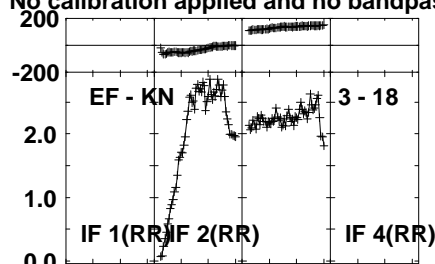
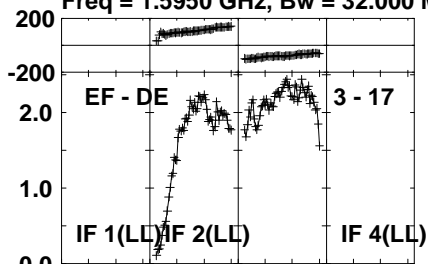
Lower frame: Milli Ampl Jy Top frame: Phas deg  
Vector averaged cross-power spectrum Several baselines displayed  
Timerange: 00/18:48:21 to 00/18:49:59

Plot file version 530 created 02-NOV-2021 17:44:20

J0847+4609 EM146.UVDATA.1

Freq = 1.5950 GHz, Bw = 32.000 MH

No calibration applied and no bandpass applied



Lower frame: Milli Ampl Jy Top frame: Phas deg

Vector averaged cross-power spectrum Several baselines displayed

Timerange: 00/18:48:21 to 00/18:49:59

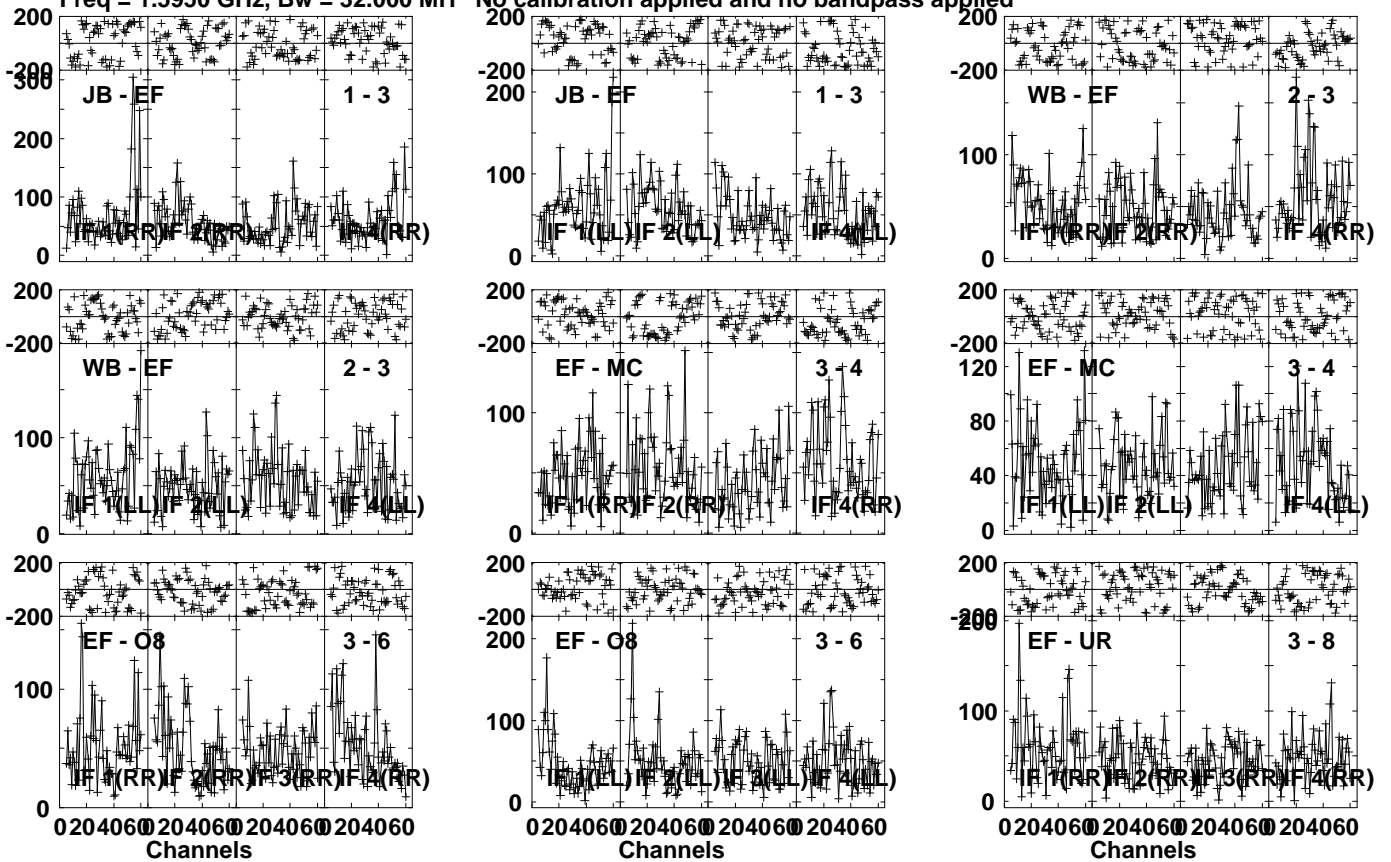


Plot file version 531 created 02-NOV-2021 17:44:20

J084408+4627 EM146.UVDATA.1

Freq = 1.5950 GHz, Bw = 32.000 MH

No calibration applied and no bandpass applied



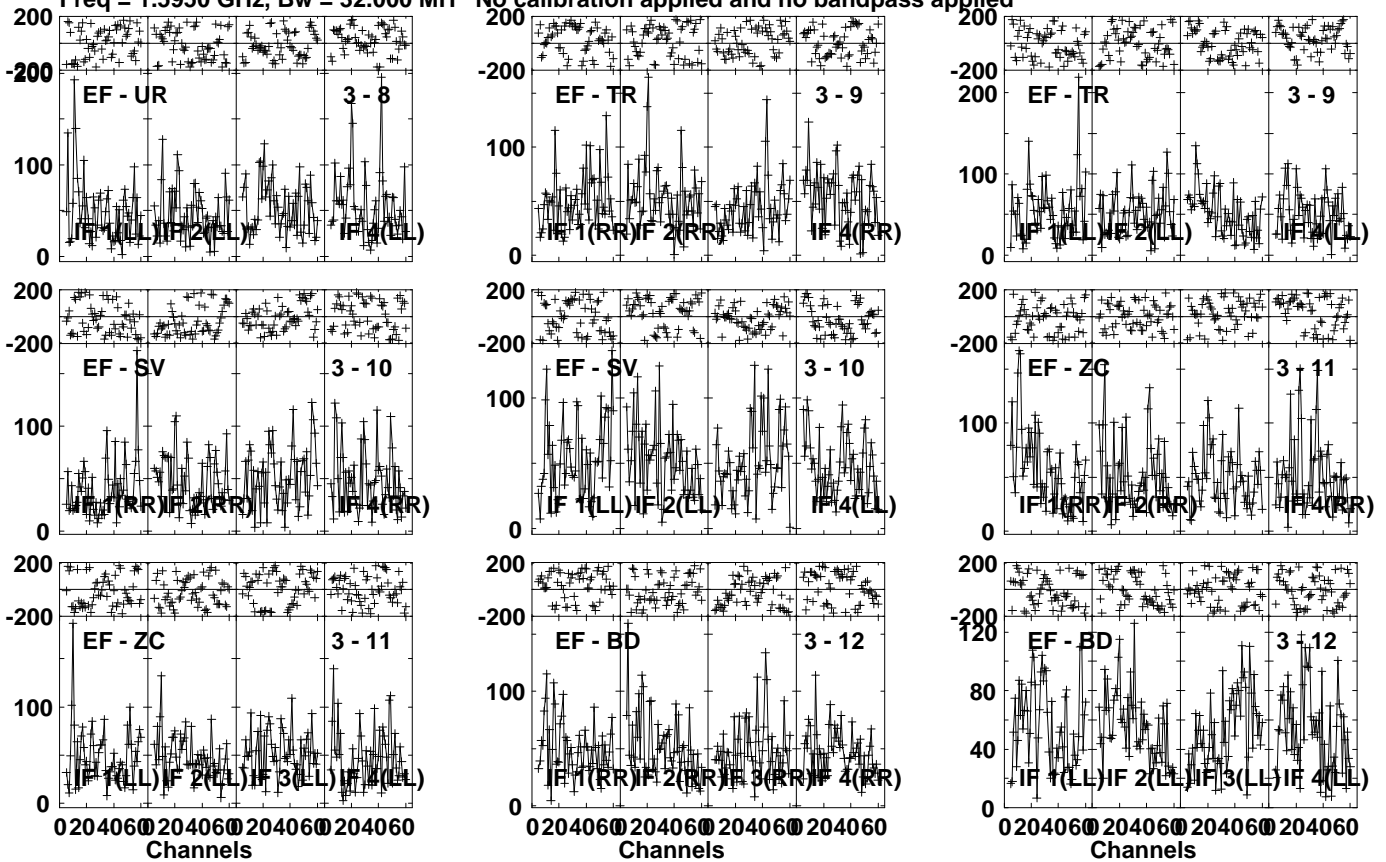
Lower frame: Micro Ampl Jy Top frame: Phas deg  
Vector averaged cross-power spectrum Several baselines displayed  
Timerange: 00/18:50:21 to 00/18:57:59

Plot file version 532 created 02-NOV-2021 17:44:21

J084408+4627 EM146.UVDATA.1

Freq = 1.5950 GHz, Bw = 32.000 MH

No calibration applied and no bandpass applied

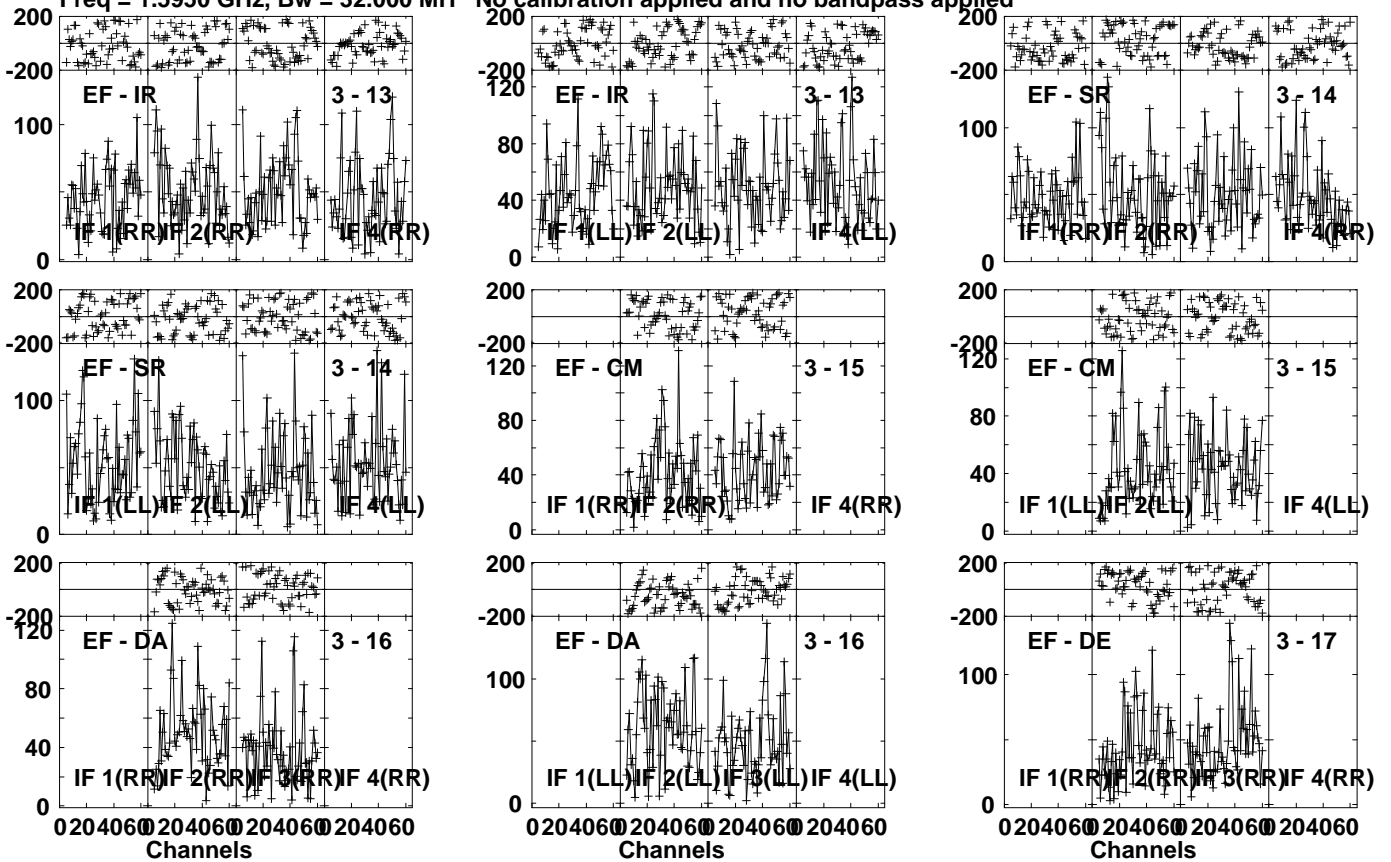


Lower frame: Micro Ampl Jy Top frame: Phas deg  
Vector averaged cross-power spectrum Several baselines displayed  
Timerange: 00:18:50:21 to 00:18:57:59

Plot file version 533 created 02-NOV-2021 17:44:21

J084408+4627 EM146.UVDATA.1

Freq = 1.5950 GHz, Bw = 32.000 MH No calibration applied and no bandpass applied



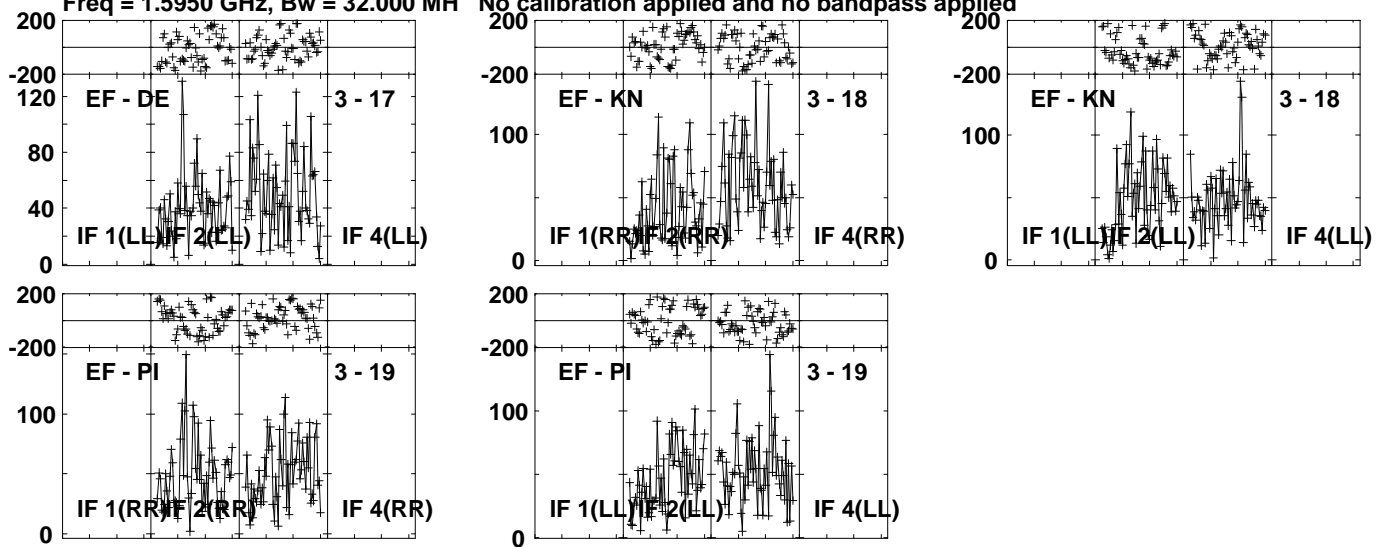
Lower frame: Micro Ampl Jy Top frame: Phas deg  
Vector averaged cross-power spectrum Several baselines displayed  
Timerange: 00/18:50:21 to 00/18:57:59

Plot file version 534 created 02-NOV-2021 17:44:21

J084408+4627 EM146.UVDATA.1

Freq = 1.5950 GHz, Bw = 32.000 MH

No calibration applied and no bandpass applied



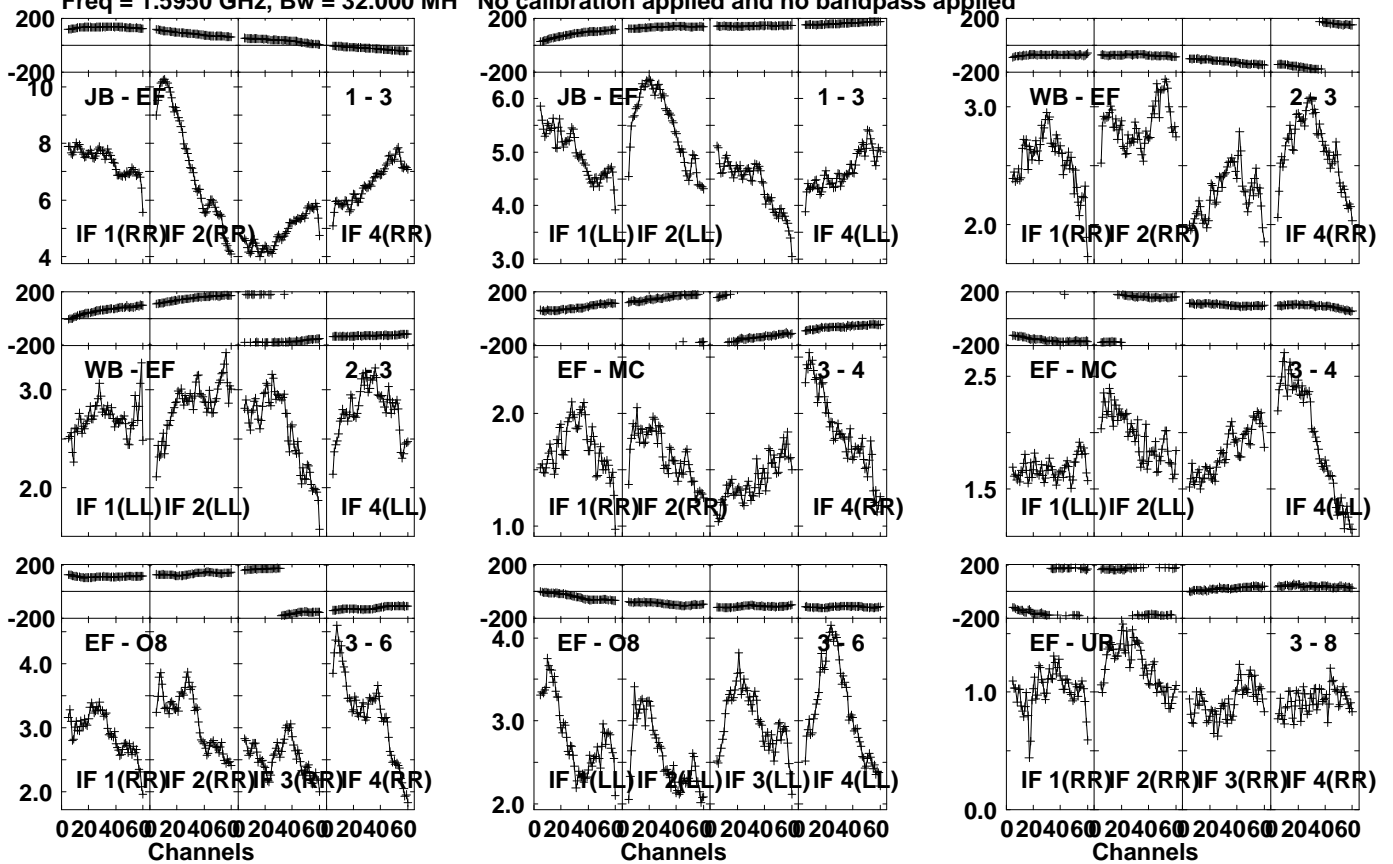
Lower frame: Micro Ampl Jy Top frame: Phas deg  
Vector averaged cross-power spectrum Several baselines displayed  
Timerange: 00/18:50:21 to 00/18:57:59

Plot file version 535 created 02-NOV-2021 17:44:21

J0847+4609 EM146.UVDATA.1

Freq = 1.5950 GHz, Bw = 32.000 MH

No calibration applied and no bandpass applied



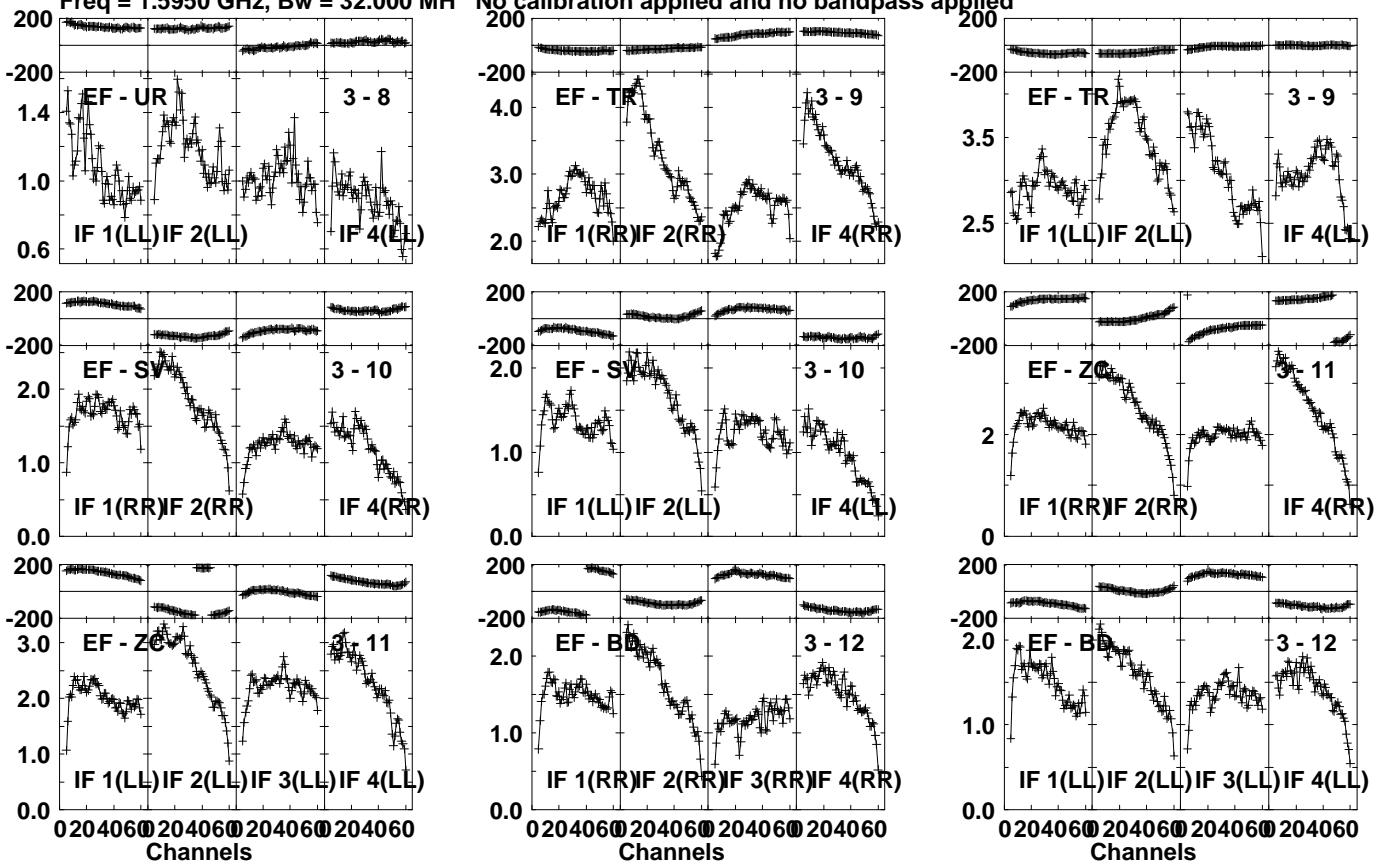
Lower frame: Milli Ampl Jy Top frame: Phas deg  
 Vector averaged cross-power spectrum Several baselines displayed  
 Timerange: 00/18:58:21 to 00/18:59:59

Plot file version 536 created 02-NOV-2021 17:44:21

J0847+4609 EM146.UVDATA.1

Freq = 1.5950 GHz, Bw = 32.000 MH

No calibration applied and no bandpass applied



Lower frame: Milli Ampl Jy Top frame: Phas deg

Vector averaged cross-power spectrum Several baselines displayed

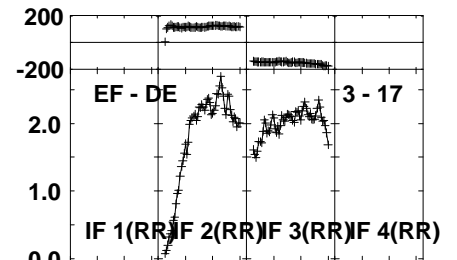
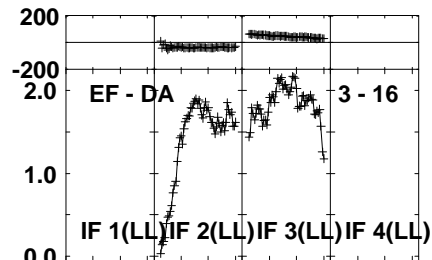
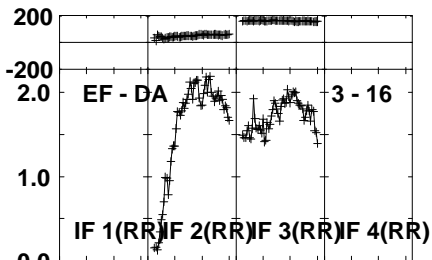
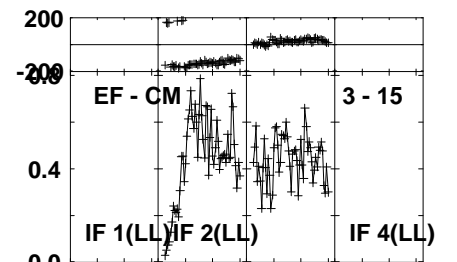
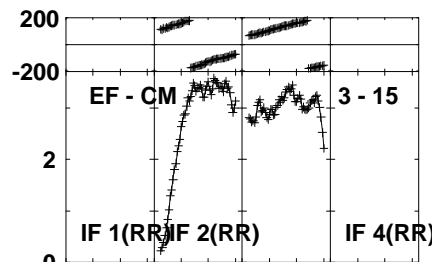
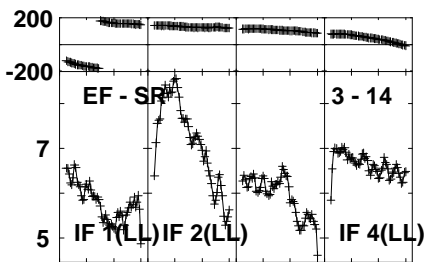
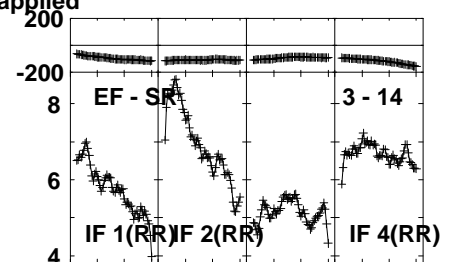
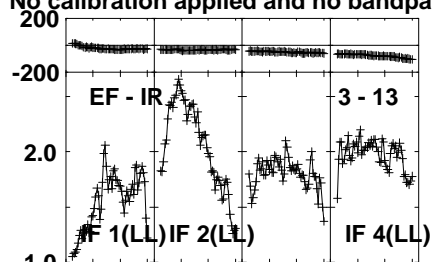
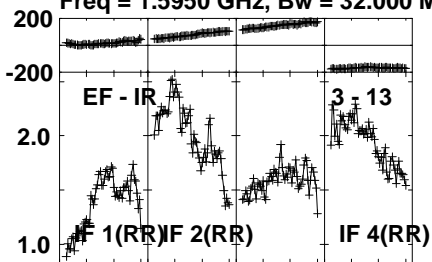
Timerange: 00:18:58:21 to 00:18:59:59

Plot file version 537 created 02-NOV-2021 17:44:21

J0847+4609 EM146.UVDATA.1

Freq = 1.5950 GHz, Bw = 32.000 MH

No calibration applied and no bandpass applied



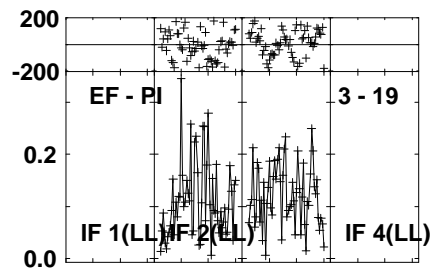
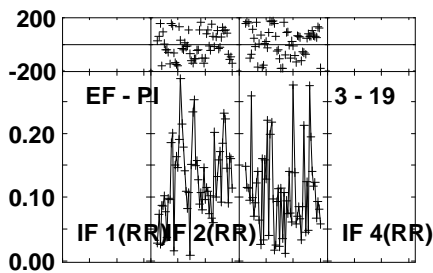
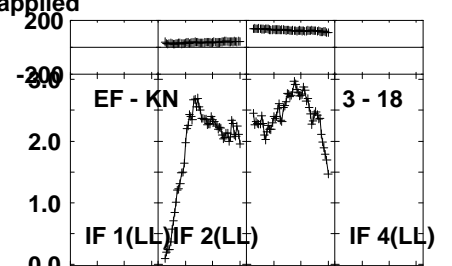
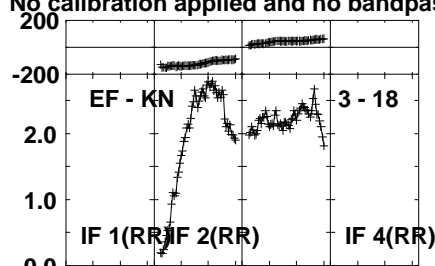
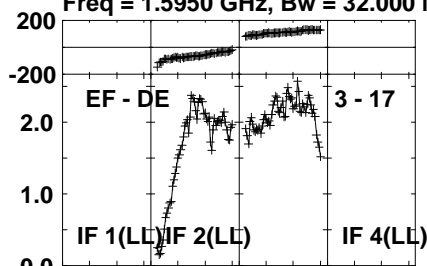
Lower frame: Milli Ampl Jy Top frame: Phas deg  
Vector averaged cross-power spectrum Several baselines displayed  
Timerange: 00/18:58:21 to 00/18:59:59

Plot file version 538 created 02-NOV-2021 17:44:21

J0847+4609 EM146.UVDATA.1

Freq = 1.5950 GHz, Bw = 32.000 MH

No calibration applied and no bandpass applied



Lower frame: Milli Ampl Jy Top frame: Phas deg  
Vector averaged cross-power spectrum Several baselines displayed  
Timerange: 00:18:58:21 to 00:18:59:59