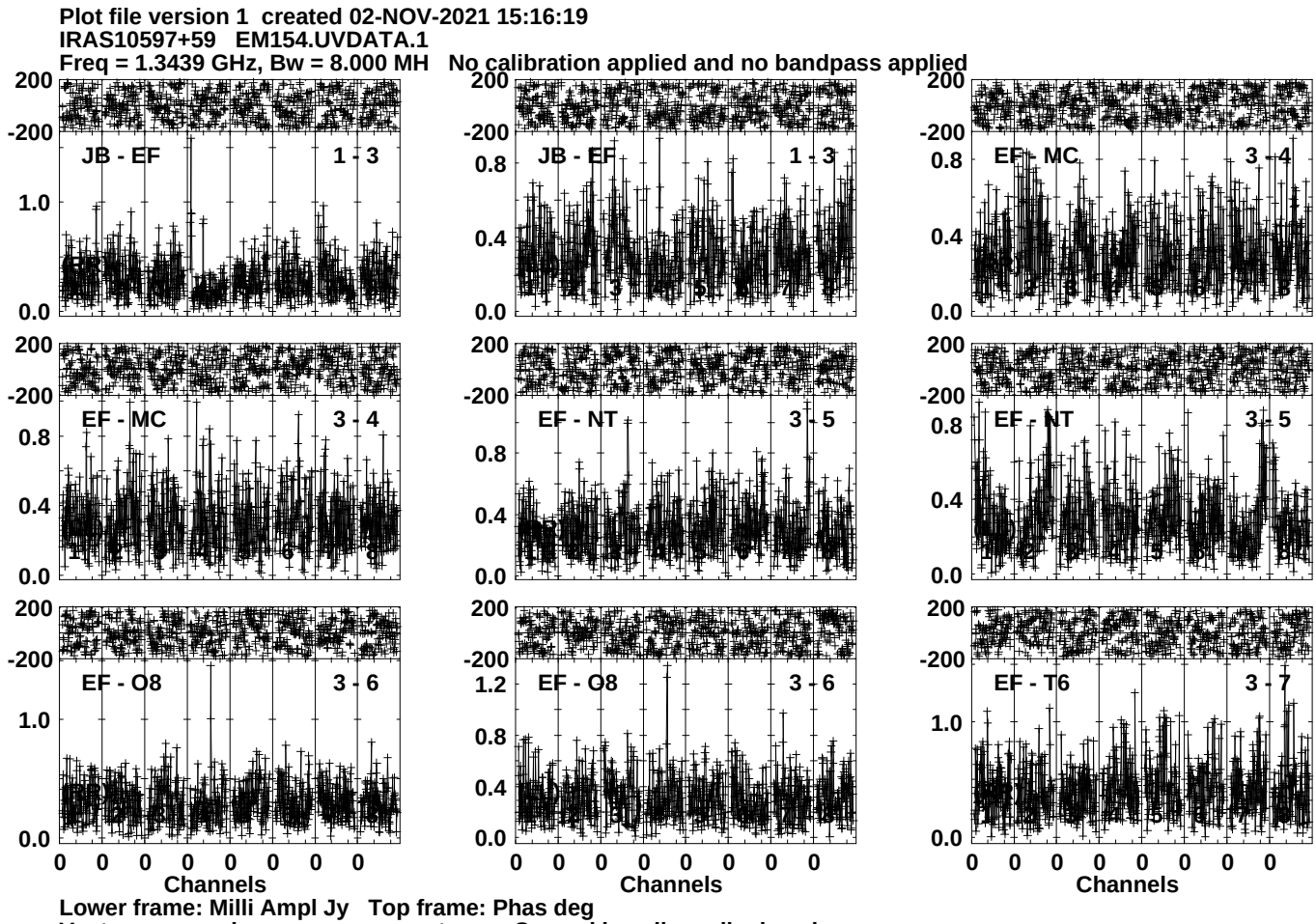
Plot file version 1 created 02-NOV-2021 15:16:19
IRAS10597+59 EM154.UVDATA.1
Freq = 1.3439 GHz, Bw = 8.000 MH No calibration applied and no bandpass applied
JB - EF 1 - 3
JB - EF 1 - 3
EF - MC 3 - 4
EF - MC 3 - 4
EF - NT 3 - 5
EF - NT 3 - 5
EF - O8 3 - 6
EF - O8 3 - 6
EF - T6 3 - 7
Channels
Channels
Channels
Lower frame: Milli Ampl Jy Top frame: Phas deg
Vector averaged cross-power spectrum Several baselines displayed
Timerange: 00/11:31:31 to 00/11:34:59

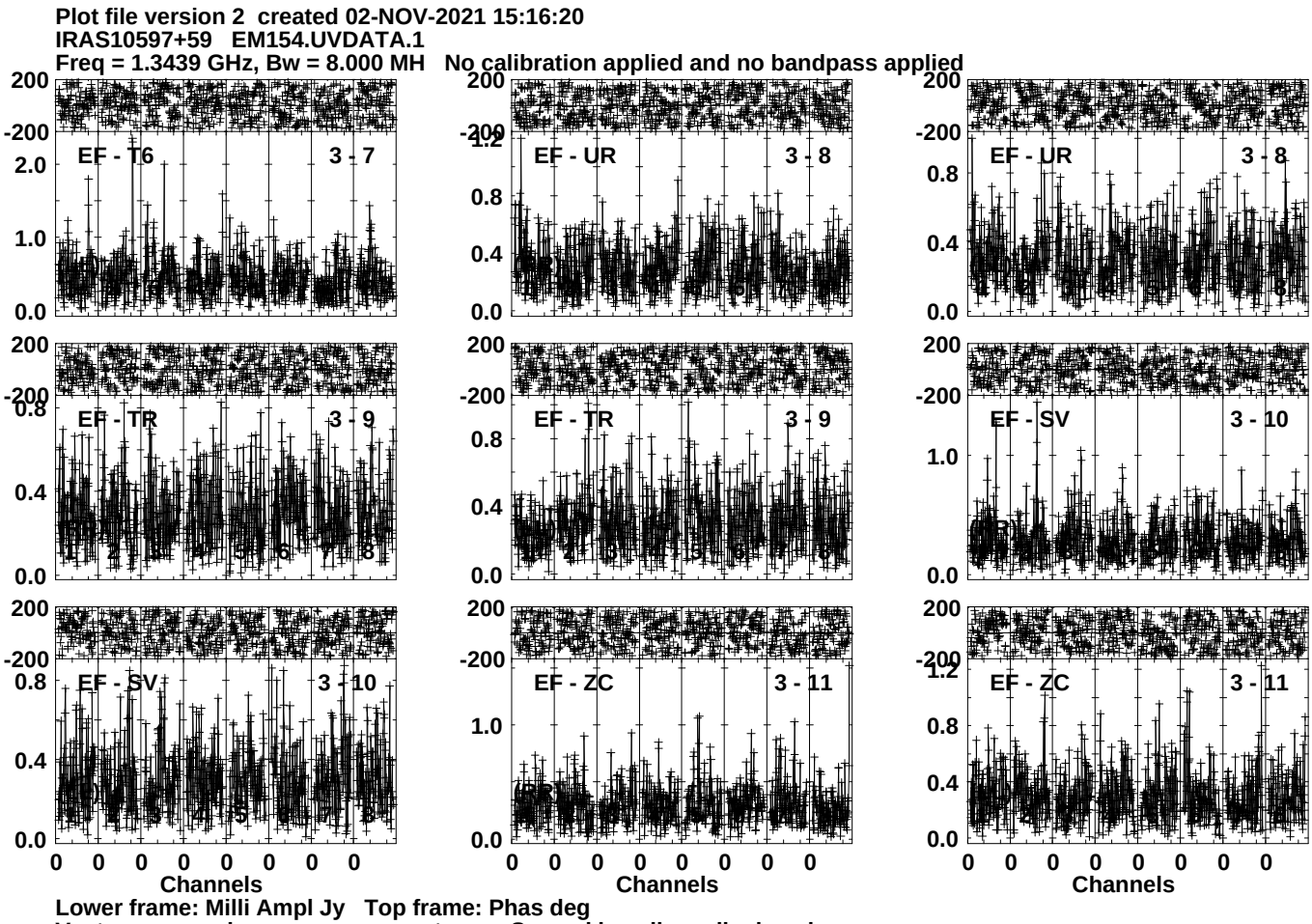
Plot file version 2 created 02-NOV-2021 15:16:20
IRAS10597+59 EM154.UVDATA.1
Freq = 1.3439 GHz, Bw = 8.000 MH No calibration applied and no bandpass applied
EF - T6 3 - 7
EF - UR 3 - 8
EF - UR 3 - 8
EF - TR 3 - 9
EF - TR 3 - 9
EF - SV 3 - 10
EF - SV 3 - 10
EF - ZC 3 - 11
EF - ZC 3 - 11
Channels
Channels
Channels
Lower frame: Milli Ampl Jy Top frame: Phas deg
Vector averaged cross-power spectrum Several baselines displayed
Timerange: 00/11:31:31 to 00/11:34:59

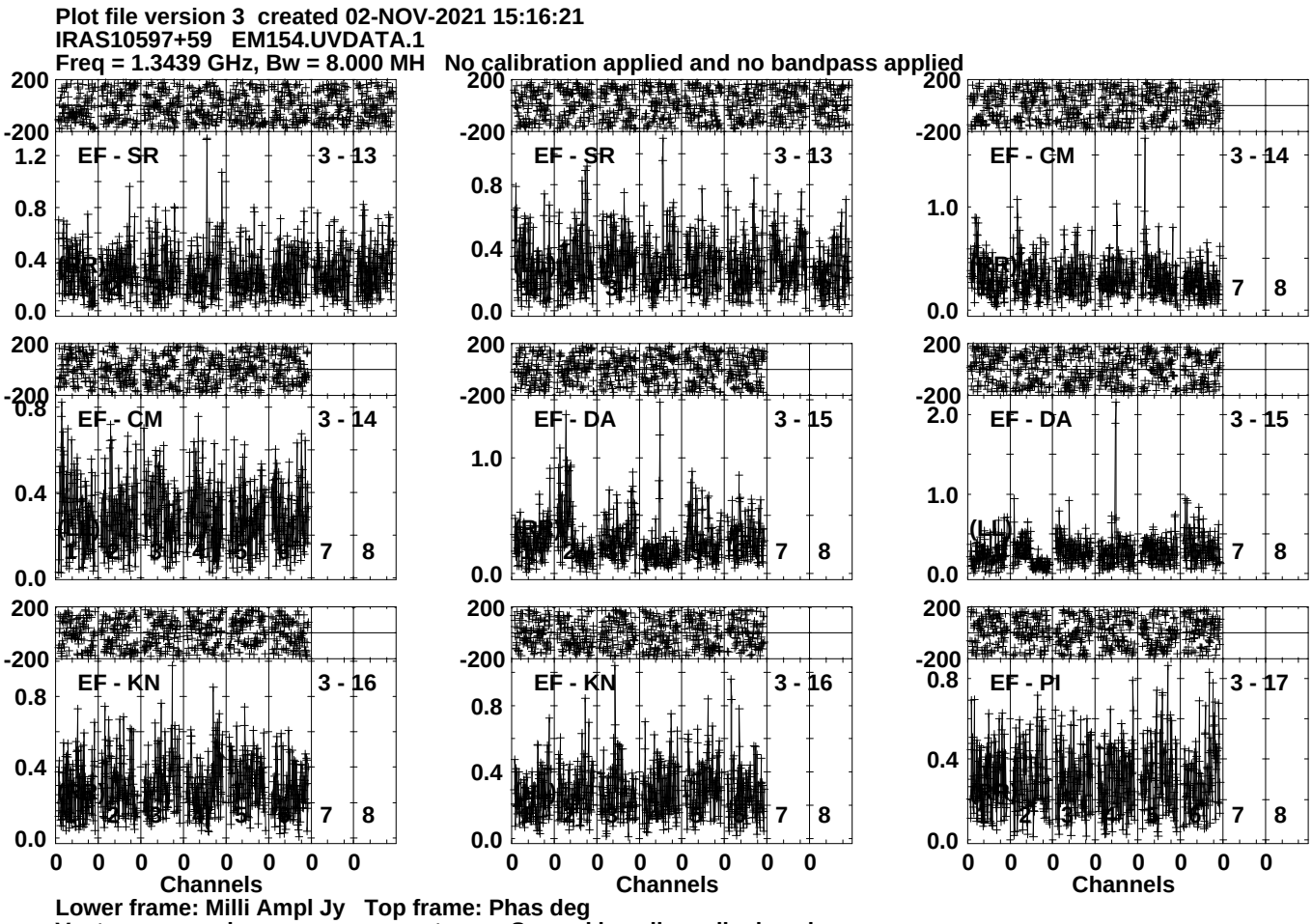
Plot file version 3 created 02-NOV-2021 15:16:21
IRAS10597+59 EM154.UVDATA.1
Freq = 1.3439 GHz, Bw = 8.000 MH No calibration applied and no bandpass applied
EF - SR 3 - 13
EF - SR 3 - 13
EF - CM 3 - 14
EF - CM 3 - 14
EF - DA 3 - 15
EF - DA 3 - 15
EF - KN 3 - 16
EF - KN 3 - 16
EF - PI 3 - 17
Channels
Channels
Channels
Lower frame: Milli Ampl Jy Top frame: Phas deg
Vector averaged cross-power spectrum Several baselines displayed
Timerange: 00/11:31:31 to 00/11:34:59

Plot file version 4 created 02-NOV-2021 15:16:21
IRAS10597+59 EM154.UVDATA.1
Freq = 1.3439 GHz, Bw = 8.000 MH No calibration applied and no bandpass applied

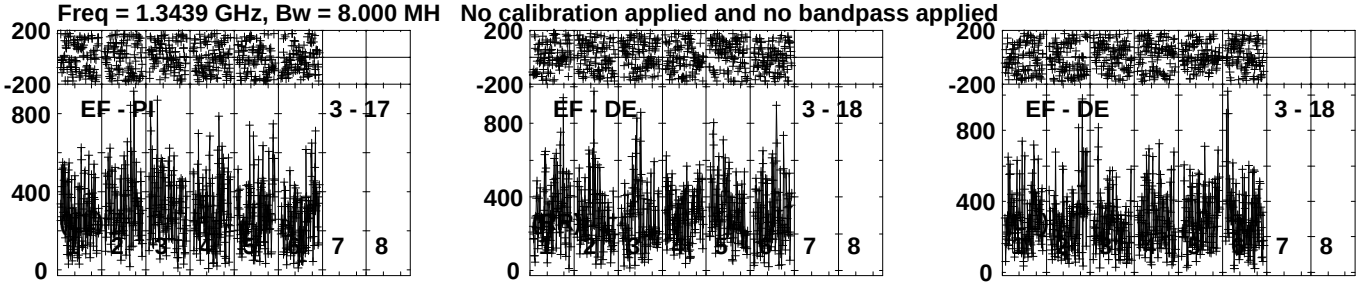

Lower frame: Micro Ampl Jy Top frame: Phas deg
Vector averaged cross-power spectrum Several baselines displayed
Timerange: 00/11:31:31 to 00/11:34:59

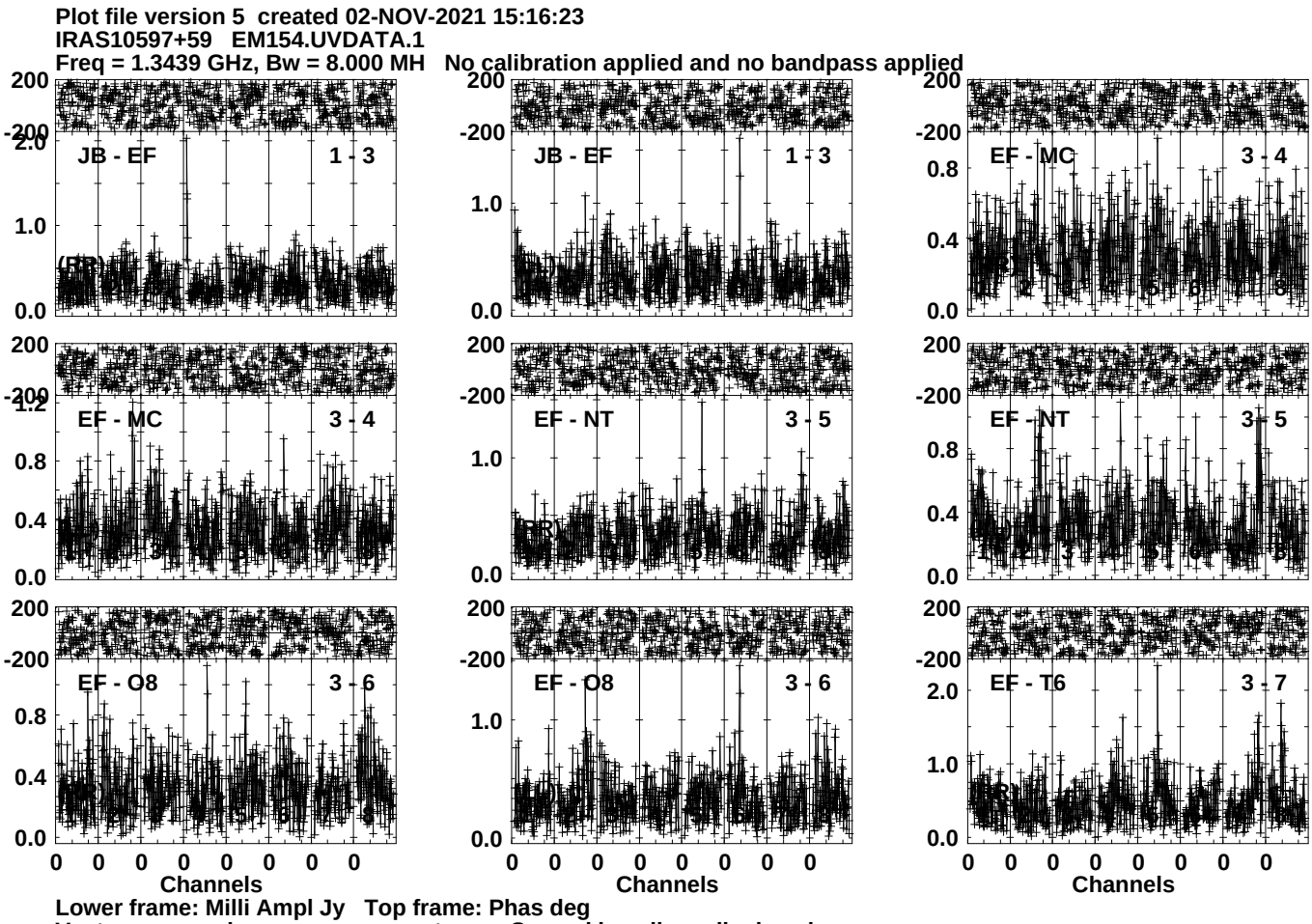
Plot file version 5 created 02-NOV-2021 15:16:23
IRAS10597+59 EM154.UVDATA.1
Freq = 1.3439 GHz, Bw = 8.000 MH No calibration applied and no bandpass applied
JB - EF 1 - 3
JB - EF 1 - 3
EF - MC 3 - 4
EF - MC 3 - 4
EF - NT 3 - 5
EF - NT 3 - 5
EF - O8 3 - 6
EF - O8 3 - 6
EF - T6 3 - 7
Channels
Channels
Channels
Lower frame: Milli Ampl Jy Top frame: Phas deg
Vector averaged cross-power spectrum Several baselines displayed
Timerange: 00/11:37:01 to 00/11:40:29

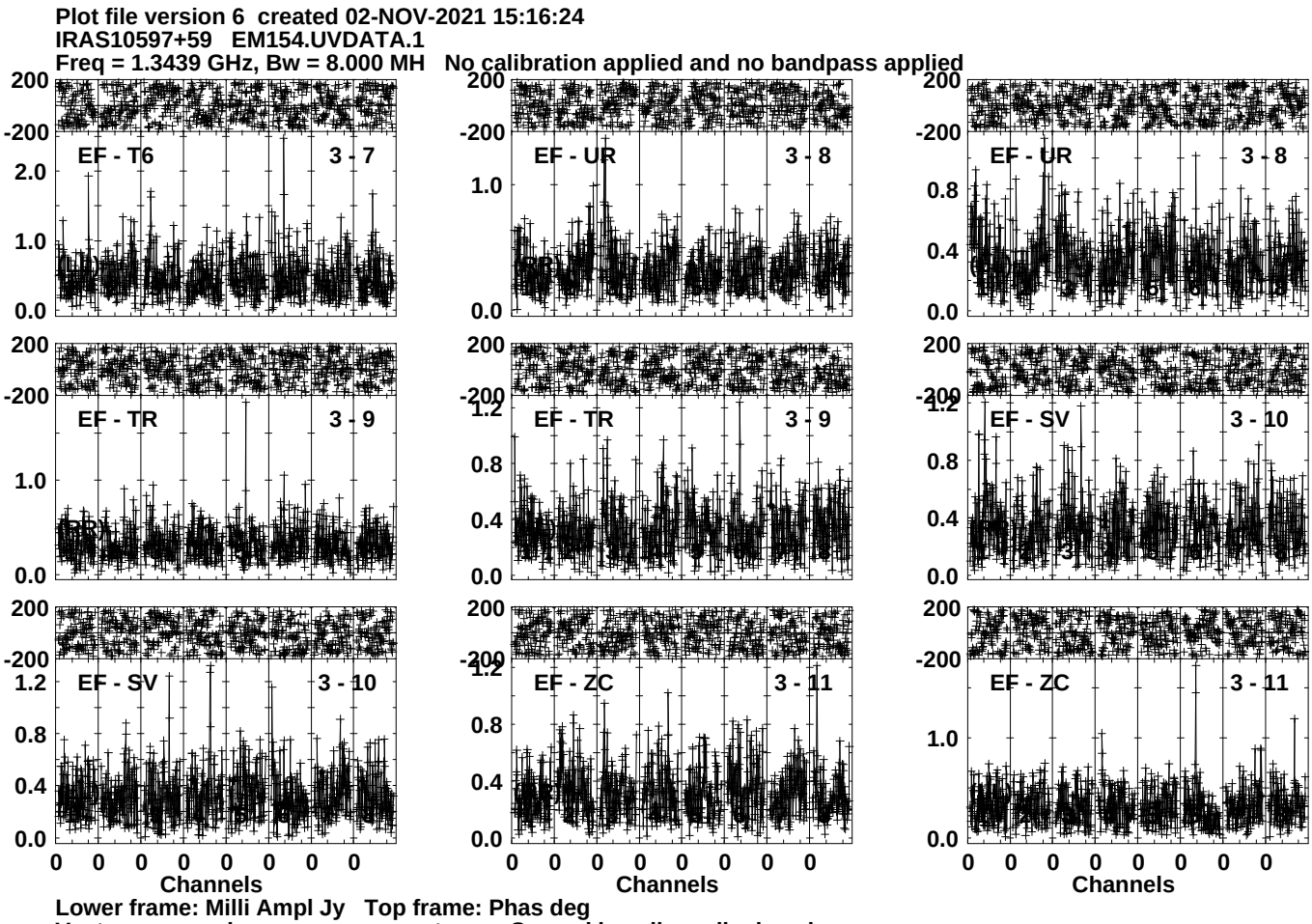
Plot file version 6 created 02-NOV-2021 15:16:24
IRAS10597+59 EM154.UVDATA.1
Freq = 1.3439 GHz, Bw = 8.000 MH No calibration applied and no bandpass applied
EF - T6 3 - 7
EF - UR 3 - 8
EF - UR 3 - 8
EF - TR 3 - 9
EF - TR 3 - 9
EF - SV 3 - 10
EF - SV 3 - 10
EF - ZC 3 - 11
EF - ZC 3 - 11
Channels
Channels
Channels
Lower frame: Milli Ampl Jy Top frame: Phas deg
Vector averaged cross-power spectrum Several baselines displayed
Timerange: 00/11:37:01 to 00/11:40:29

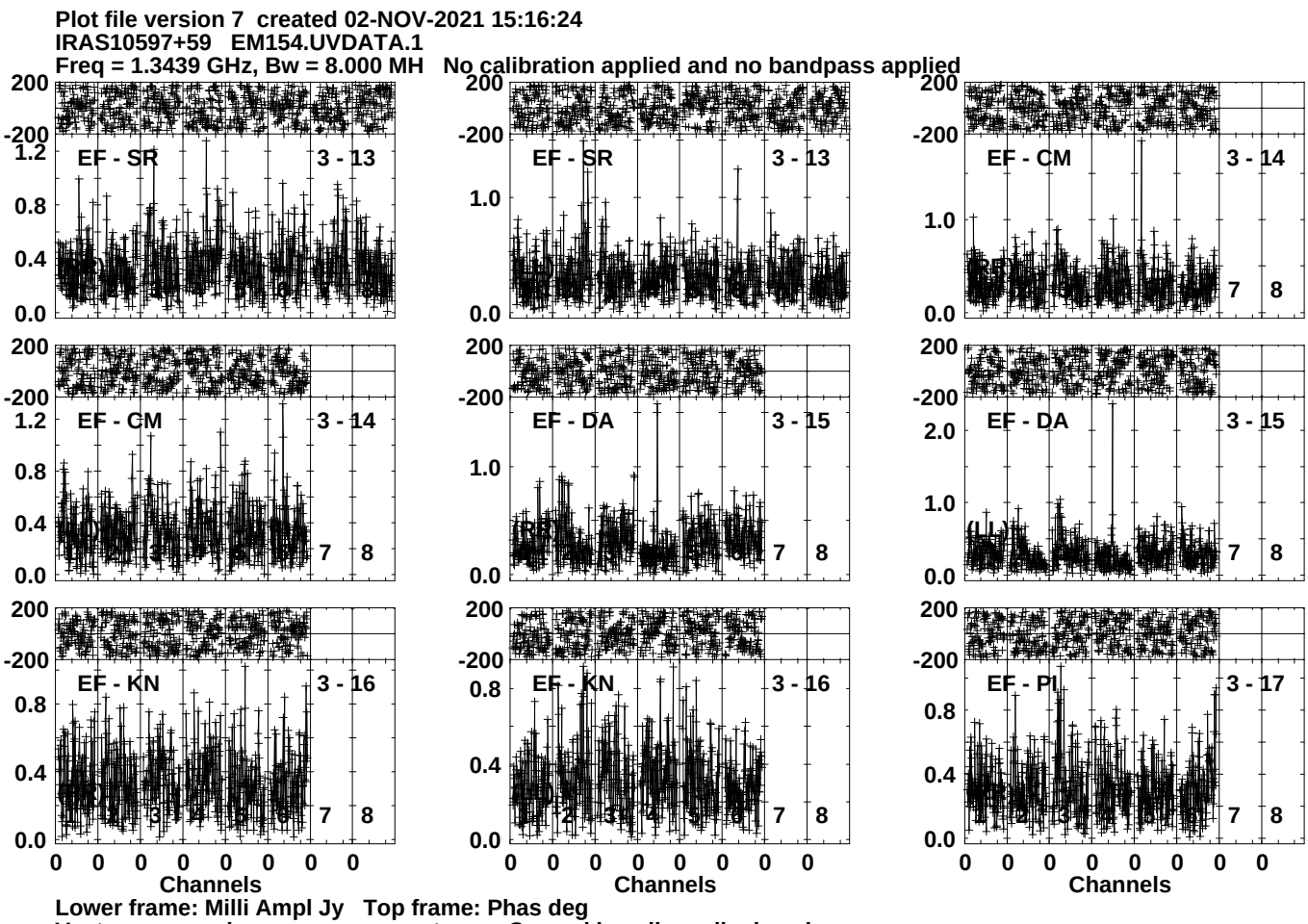
Plot file version 7 created 02-NOV-2021 15:16:24
IRAS10597+59 EM154.UVDATA.1
Freq = 1.3439 GHz, Bw = 8.000 MH No calibration applied and no bandpass applied
EF - SR 3 - 13
EF - SR 3 - 13
EF - CM 3 - 14
EF - CM 3 - 14
EF - DA 3 - 15
EF - DA 3 - 15
EF - KN 3 - 16
EF - KN 3 - 16
EF - PI 3 - 17
Channels
Channels
Channels
Lower frame: Milli Ampl Jy Top frame: Phas deg
Vector averaged cross-power spectrum Several baselines displayed
Timerange: 00/11:37:01 to 00/11:40:29

Plot file version 8 created 02-NOV-2021 15:16:25
IRAS10597+59 EM154.UVDATA.1
Freq = 1.3439 GHz, Bw = 8.000 MH No calibration applied and no bandpass applied

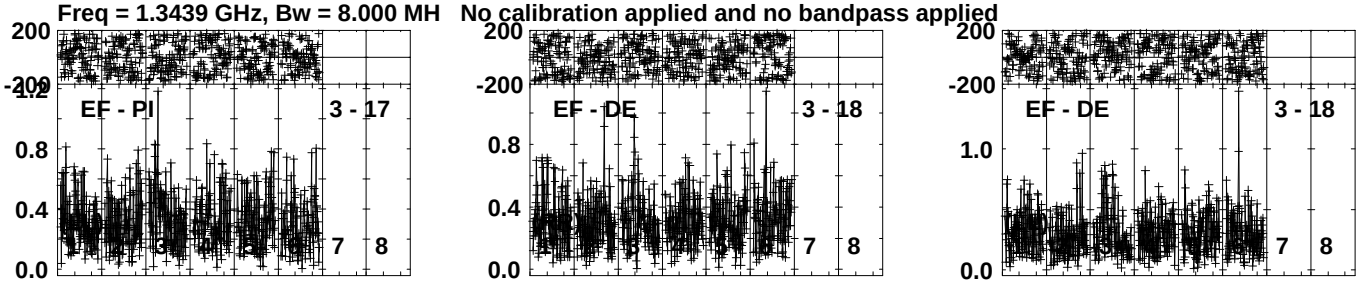

Lower frame: Milli Ampl Jy Top frame: Phas deg
Vector averaged cross-power spectrum Several baselines displayed
Timerange: 00/11:37:01 to 00/11:40:29

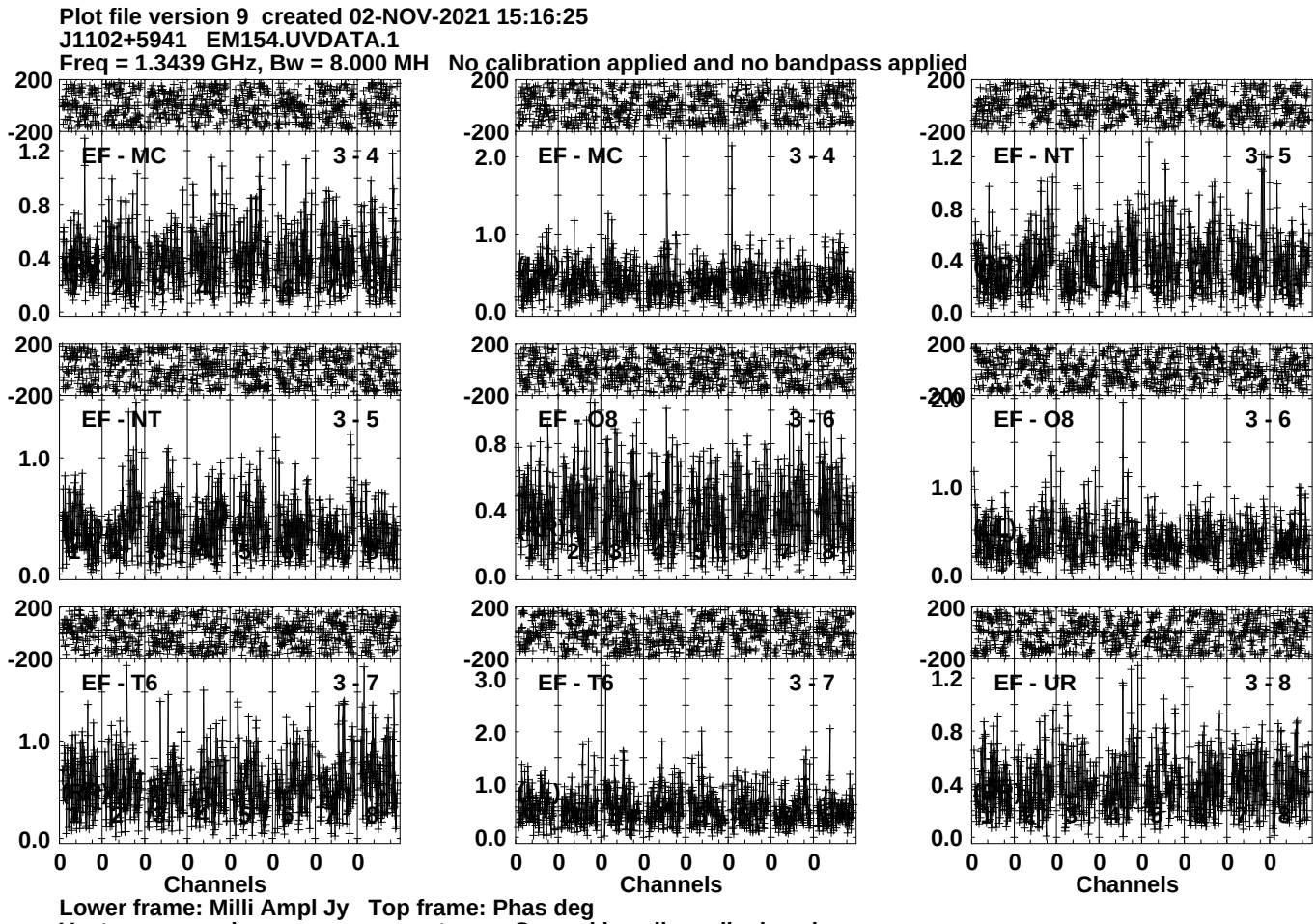
Plot file version 9 created 02-NOV-2021 15:16:25
J1102+5941 EM154.UVDATA.1
Freq = 1.3439 GHz, Bw = 8.000 MH No calibration applied and no bandpass applied
EF - MC 3 - 4
EF - MC 3 - 4
EF - NT 3 - 5
EF - NT 3 - 5
EF - O8 3 - 6
EF - O8 3 - 6
EF - T6 3 - 7
EF - T6 3 - 7
EF - UR 3 - 8
Channels
Channels
Channels
Lower frame: Milli Ampl Jy Top frame: Phas deg
Vector averaged cross-power spectrum Several baselines displayed
Timerange: 00/11:40:31 to 00/11:41:59

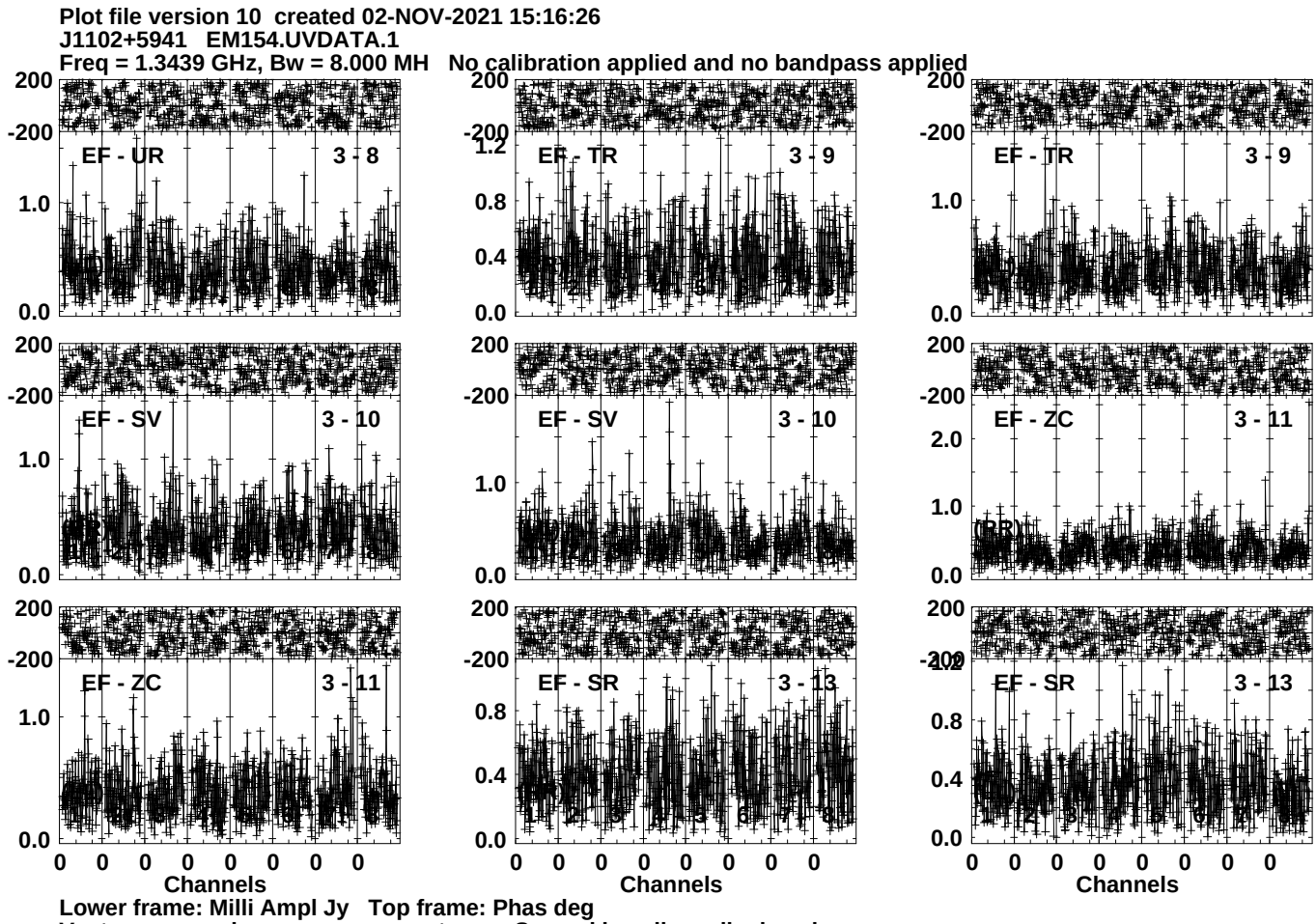
Plot file version 10 created 02-NOV-2021 15:16:26
J1102+5941 EM154.UVDATA.1
Freq = 1.3439 GHz, Bw = 8.000 MH No calibration applied and no bandpass applied
EF - UR 3 - 8
EF - TR 3 - 9
EF - TR 3 - 9
EF - SV 3 - 10
EF - SV 3 - 10
EF - ZC 3 - 11
EF - ZC 3 - 11
EF - SR 3 - 13
EF - SR 3 - 13
Channels
Channels
Channels
Lower frame: Milli Ampl Jy Top frame: Phas deg
Vector averaged cross-power spectrum Several baselines displayed
Timerange: 00/11:40:31 to 00/11:41:59

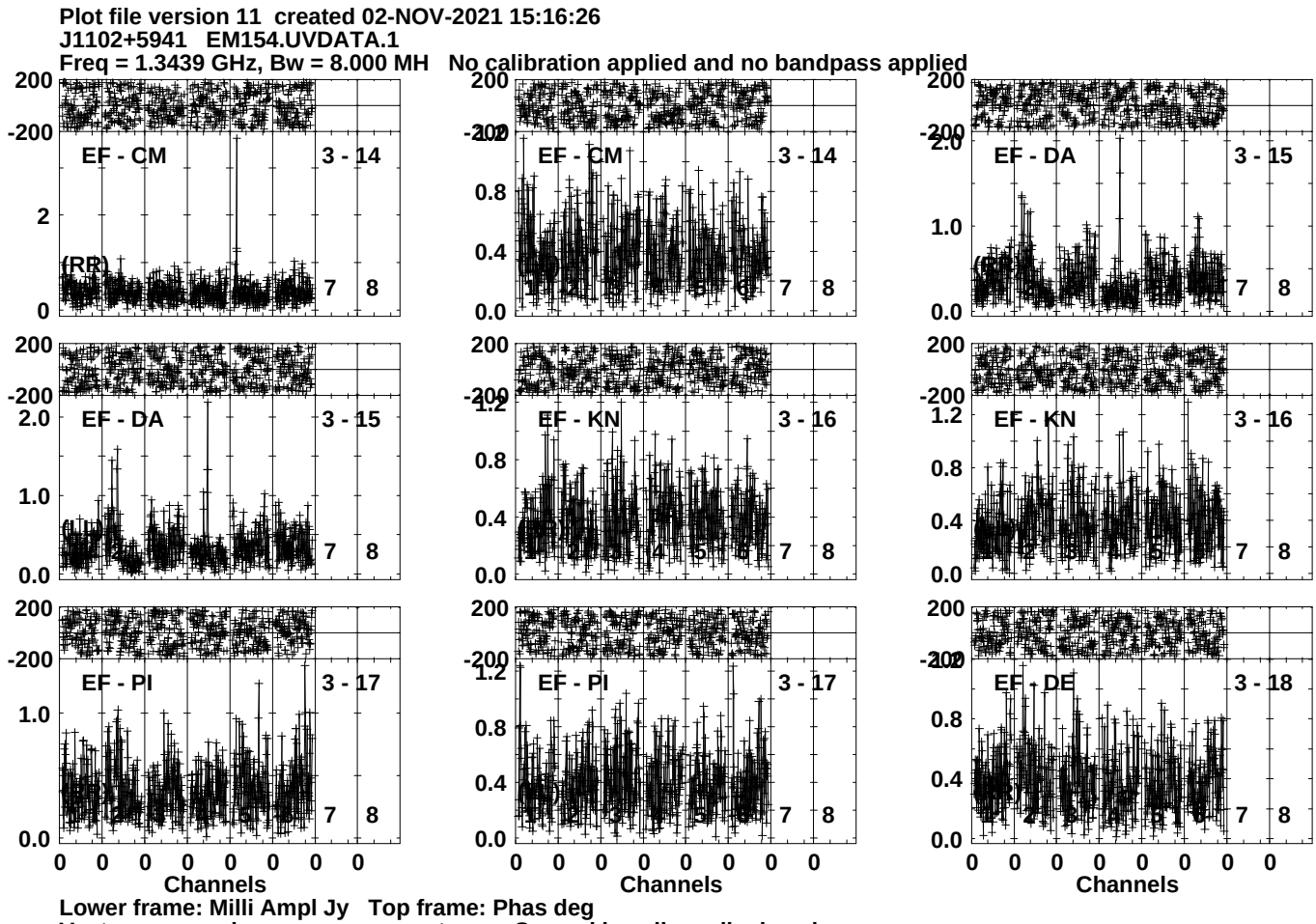
Plot file version 11 created 02-NOV-2021 15:16:26
J1102+5941 EM154.UVDATA.1
Freq = 1.3439 GHz, Bw = 8.000 MH No calibration applied and no bandpass applied
EF - CM
3 - 14
EF - CM
3 - 14
EF - DA
3 - 15
EF - DA
3 - 15
EF - KN
3 - 16
EF - KN
3 - 16
EF - PI
3 - 17
EF - PI
3 - 17
EF - DE
3 - 18
(RR)
Channels
Channels
Channels
Lower frame: Milli Ampl Jy Top frame: Phas deg
Vector averaged cross-power spectrum Several baselines displayed
Timerange: 00/11:40:31 to 00/11:41:59

Plot file version 12 created 02-NOV-2021 15:16:27
J1102+5941 EM154.UVDATA.1
Freq = 1.3439 GHz, Bw = 8.000 MH No calibration applied and no bandpass applied

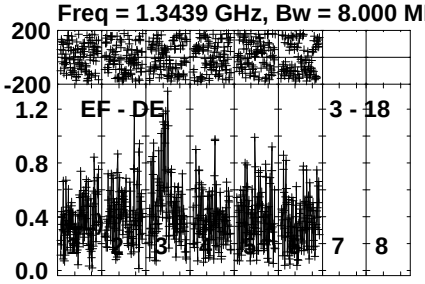

Lower frame: Milli Ampl Jy Top frame: Phas deg
Vector averaged cross-power spectrum Several baselines displayed
Timerange: 00/11:40:31 to 00/11:41:59

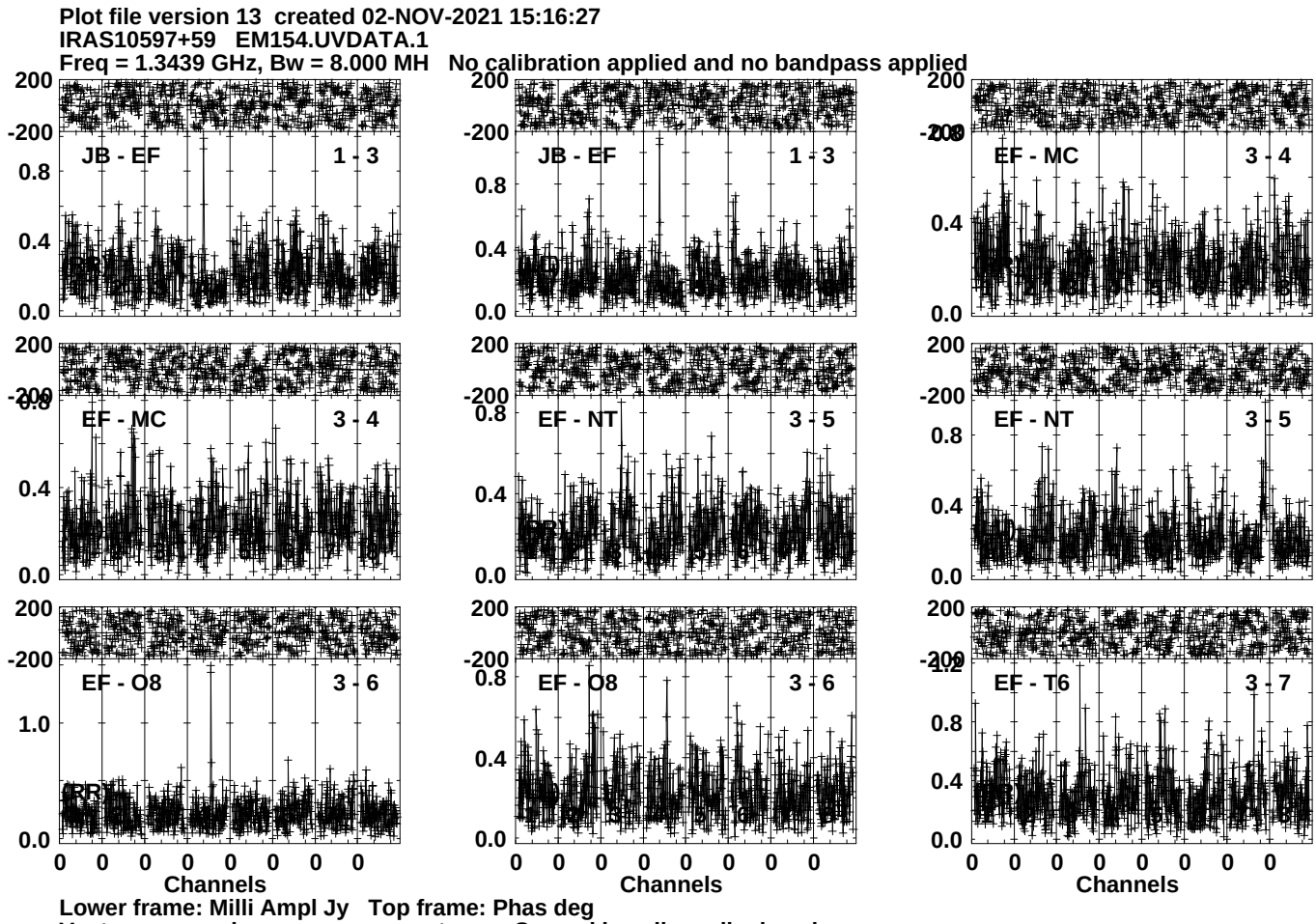
Plot file version 13 created 02-NOV-2021 15:16:27
IRAS10597+59 EM154.UVDATA.1
Freq = 1.3439 GHz, Bw = 8.000 MH No calibration applied and no bandpass applied
JB - EF 1 - 3
JB - EF 1 - 3
EF - MC 3 - 4
EF - MC 3 - 4
EF - NT 3 - 5
EF - NT 3 - 5
EF - O8 3 - 6
EF - O8 3 - 6
EF - T6 3 - 7
RR
Channels
Channels
Channels
Lower frame: Milli Ampl Jy Top frame: Phas deg
Vector averaged cross-power spectrum Several baselines displayed
Timerange: 00/11:42:01 to 00/11:45:29

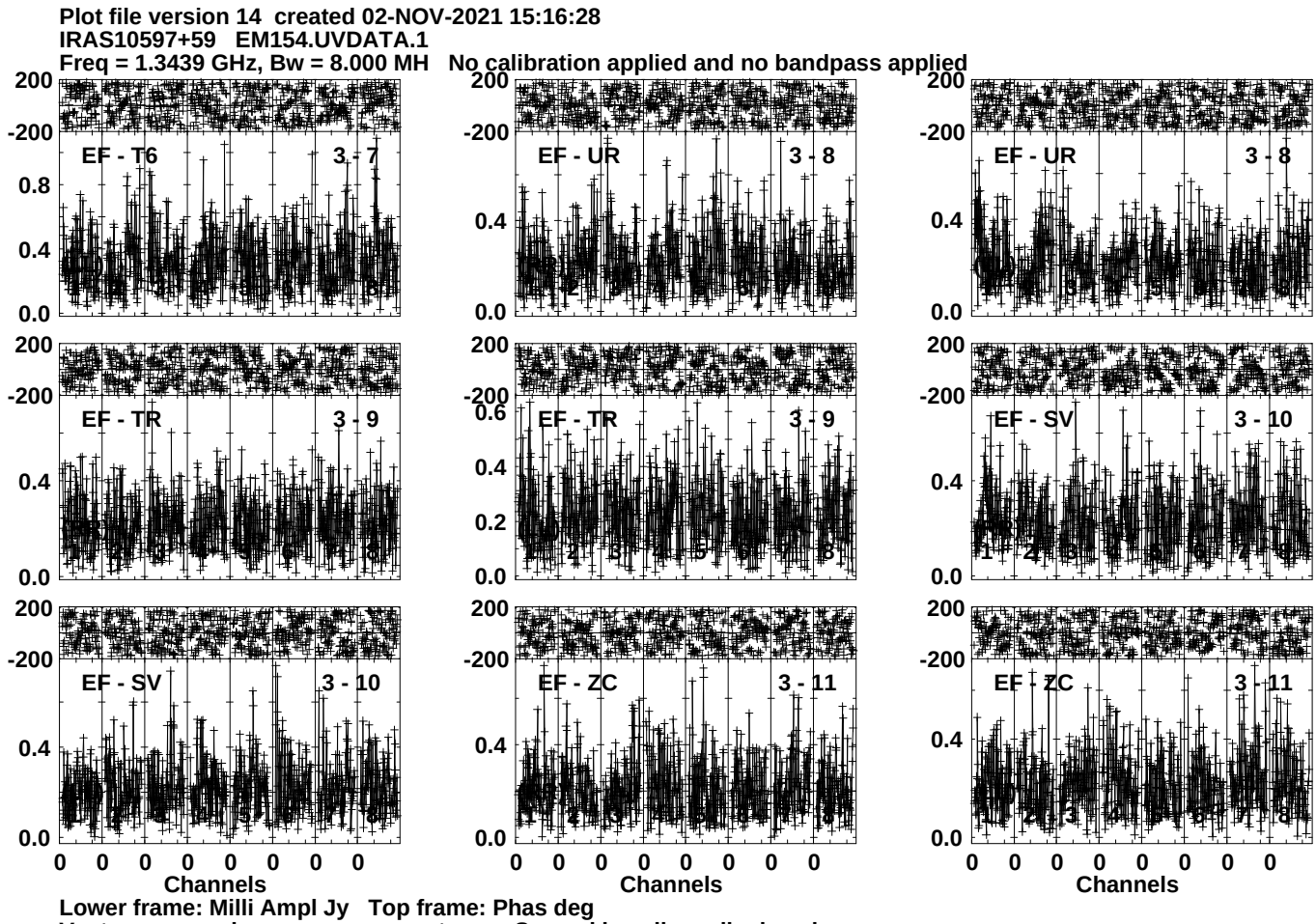
Plot file version 14 created 02-NOV-2021 15:16:28
IRAS10597+59 EM154.UVDATA.1
Freq = 1.3439 GHz, Bw = 8.000 MH No calibration applied and no bandpass applied
EF - T6 3 - 7
EF - UR 3 - 8
EF - UR 3 - 8
EF - TR 3 - 9
EF - TR 3 - 9
EF - SV 3 - 10
EF - SV 3 - 10
EF - ZC 3 - 11
EF - ZC 3 - 11
Channels
Channels
Channels
Lower frame: Milli Ampl Jy Top frame: Phas deg
Vector averaged cross-power spectrum Several baselines displayed
Timerange: 00/11:42:01 to 00/11:45:29

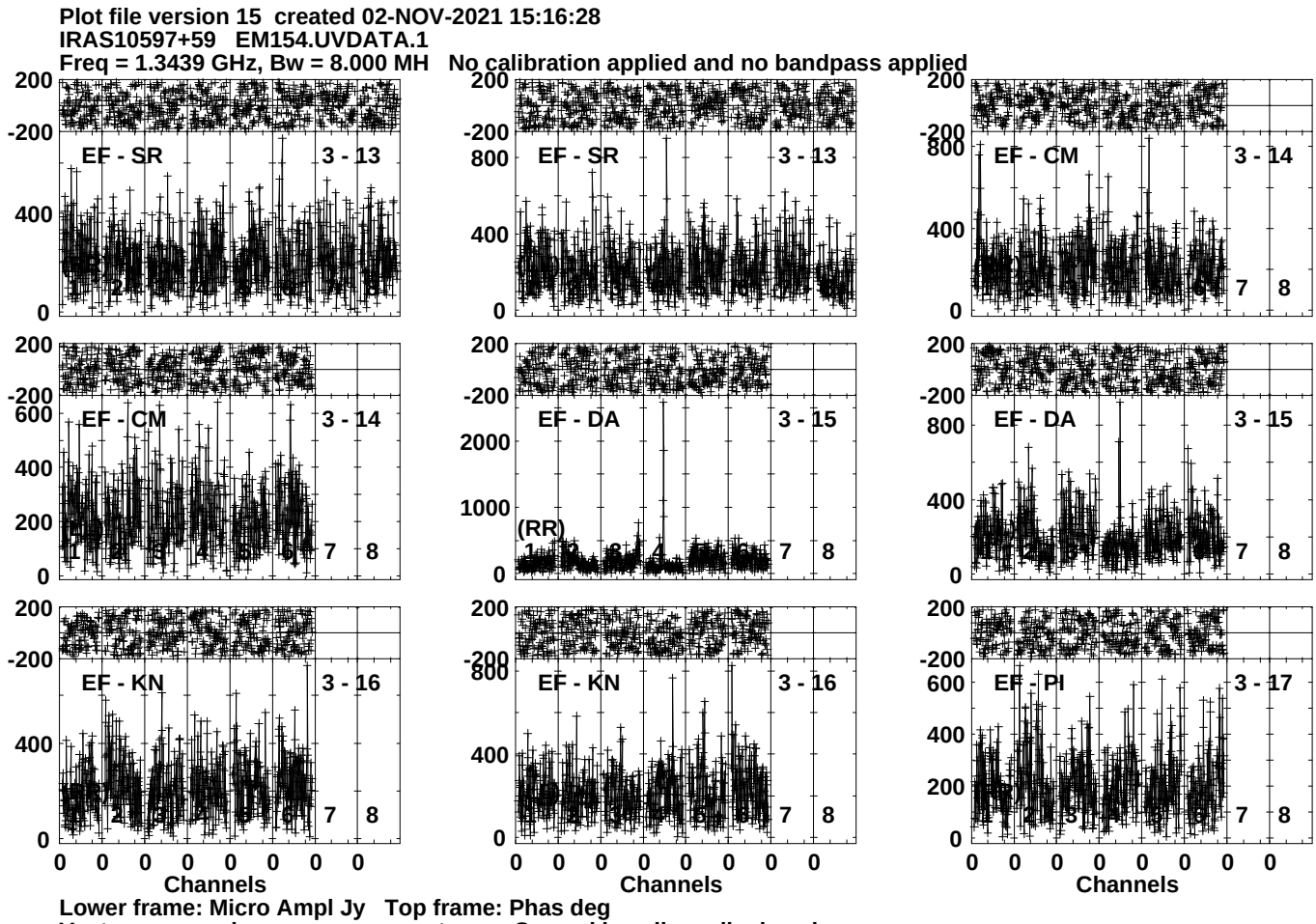
Plot file version 15 created 02-NOV-2021 15:16:28
IRAS10597+59 EM154.UVDATA.1
Freq = 1.3439 GHz, Bw = 8.000 MH No calibration applied and no bandpass applied
EF - SR 3 - 13
EF - SR 3 - 13
EF - CM 3 - 14
EF - CM 3 - 14
EF - DA 3 - 15
(RR)
EF - DA 3 - 15
EF - KN 3 - 16
EF - KN 3 - 16
EF - PI 3 - 17
Channels
Channels
Channels
Lower frame: Micro Ampl Jy Top frame: Phas deg
Vector averaged cross-power spectrum Several baselines displayed
Timerange: 00/11:42:01 to 00/11:45:29

Plot file version 16 created 02-NOV-2021 15:16:29
IRAS10597+59 EM154.UVDATA.1
Freq = 1.3439 GHz, Bw = 8.000 MH No calibration applied and no bandpass applied

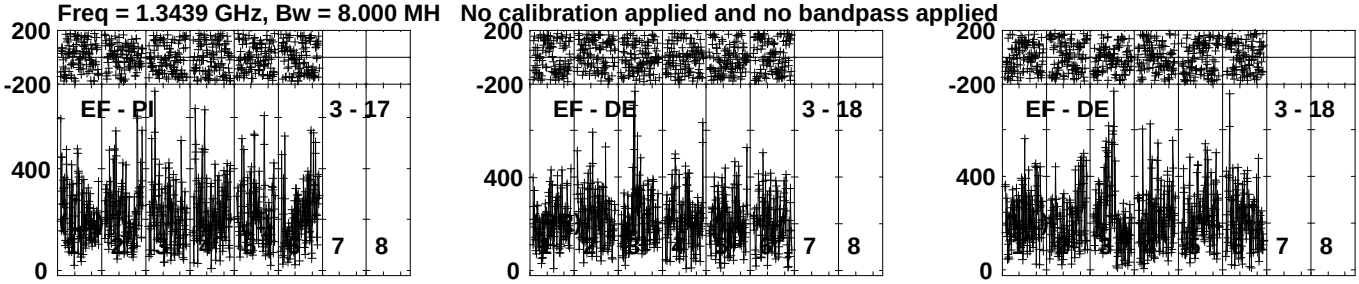

Lower frame: Micro Ampl Jy Top frame: Phas deg
Vector averaged cross-power spectrum Several baselines displayed
Timerange: 00/11:42:01 to 00/11:45:29

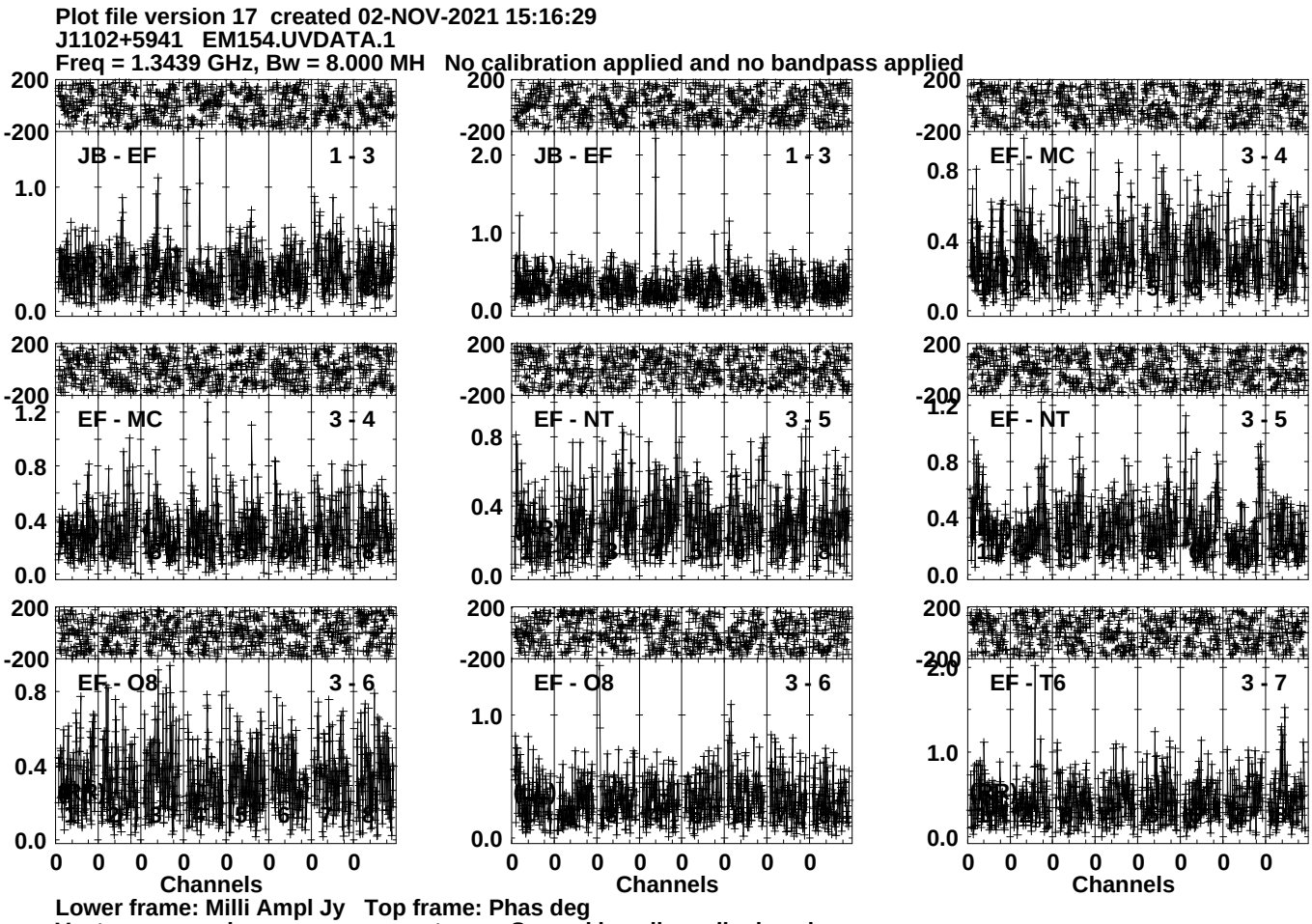
Plot file version 17 created 02-NOV-2021 15:16:29
J1102+5941 EM154.UVDATA.1
Freq = 1.3439 GHz, Bw = 8.000 MH No calibration applied and no bandpass applied
JB - EF 1 - 3
JB - EF 1 - 3
EF - MC 3 - 4
EF - MC 3 - 4
EF - NT 3 - 5
EF - NT 3 - 5
EF - O8 3 - 6
EF - O8 3 - 6
EF - T6 3 - 7
Channels
Channels
Channels
Lower frame: Milli Ampl Jy Top frame: Phas deg
Vector averaged cross-power spectrum Several baselines displayed
Timerange: 00/11:46:01 to 00/11:47:29

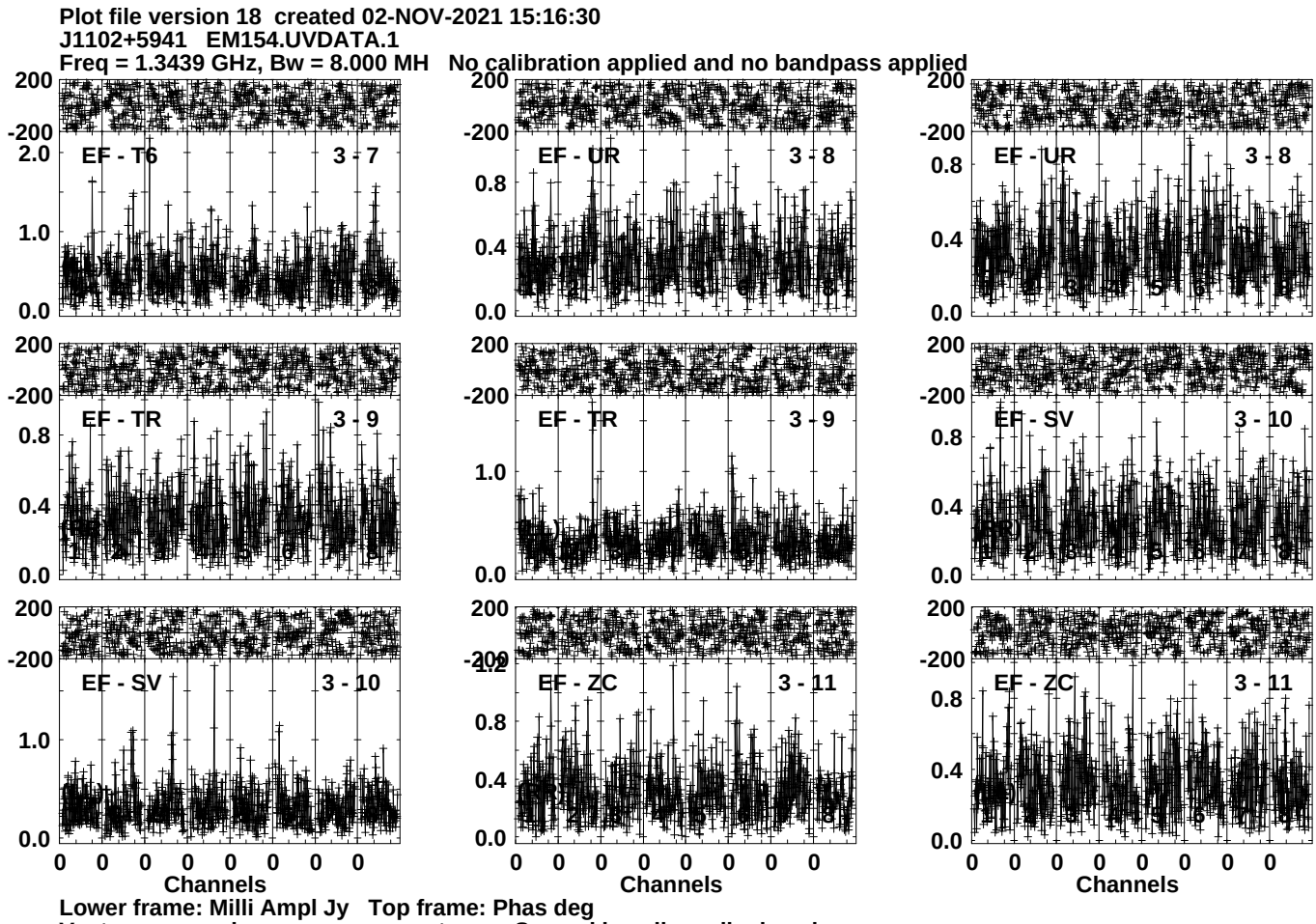
Plot file version 18 created 02-NOV-2021 15:16:30
J1102+5941 EM154.UVDATA.1
Freq = 1.3439 GHz, Bw = 8.000 MH No calibration applied and no bandpass applied
EF - T6 3 - 7
EF - UR 3 - 8
EF - UR 3 - 8
EF - TR 3 - 9
EF - TR 3 - 9
EF - SV 3 - 10
EF - SV 3 - 10
EF - ZC 3 - 11
EF - ZC 3 - 11
Channels
Channels
Channels
Lower frame: Milli Ampl Jy Top frame: Phas deg
Vector averaged cross-power spectrum Several baselines displayed
Timerange: 00/11:46:01 to 00/11:47:29

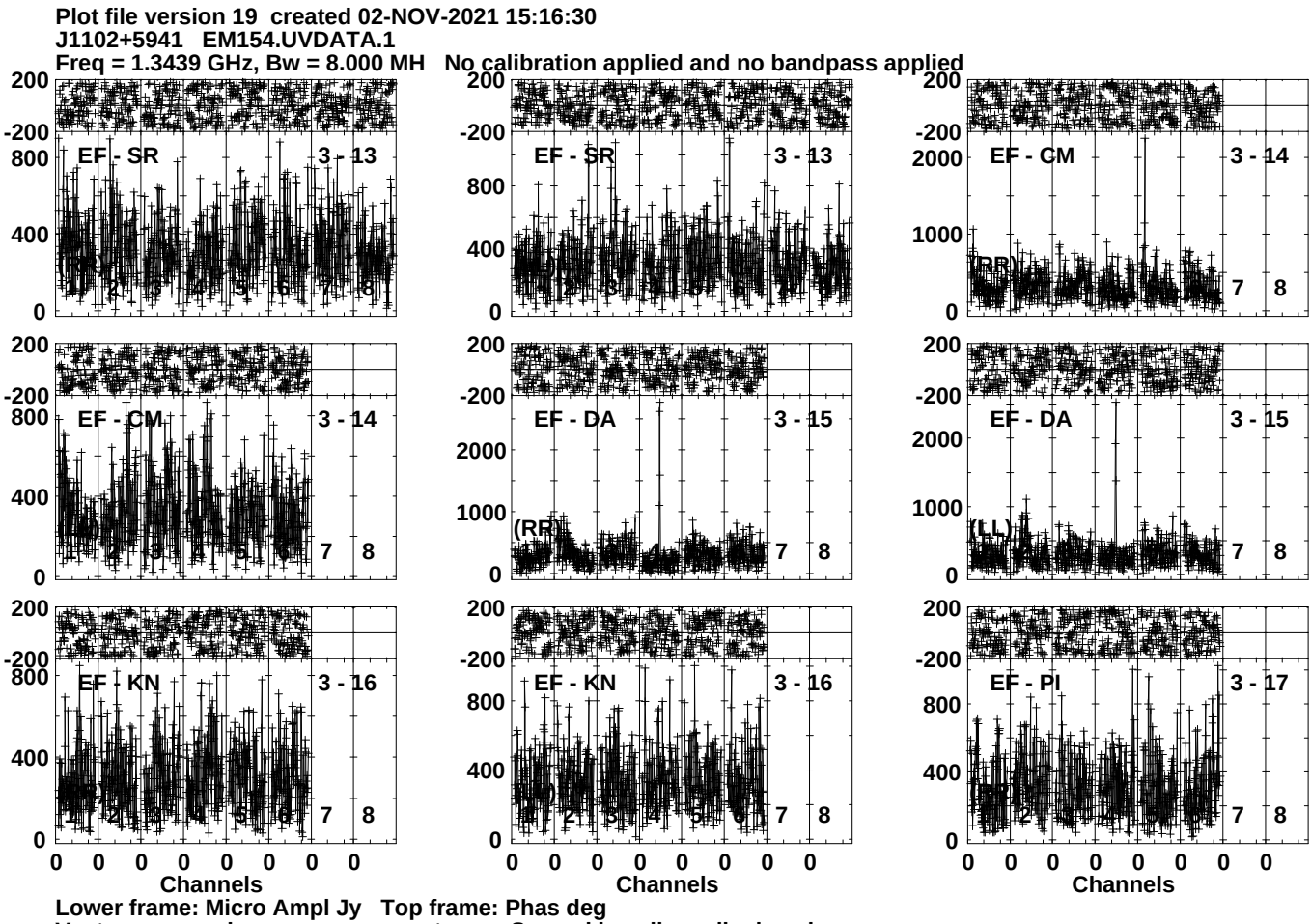
Plot file version 19 created 02-NOV-2021 15:16:30
J1102+5941 EM154.UVDATA.1
Freq = 1.3439 GHz, Bw = 8.000 MH No calibration applied and no bandpass applied
EF - SR 3 - 13
EF - SR 3 - 13
EF - CM 3 - 14
EF - CM 3 - 14
EF - DA 3 - 15
EF - DA 3 - 15
(RR)
(LL)
EF - KN 3 - 16
EF - KN 3 - 16
EF - PI 3 - 17
Channels
Channels
Channels
Lower frame: Micro Ampl Jy Top frame: Phas deg
Vector averaged cross-power spectrum Several baselines displayed
Timerange: 00/11:46:01 to 00/11:47:29

Plot file version 20 created 02-NOV-2021 15:16:31
J1102+5941 EM154.UVDATA.1
Freq = 1.3439 GHz, Bw = 8.000 MH No calibration applied and no bandpass applied

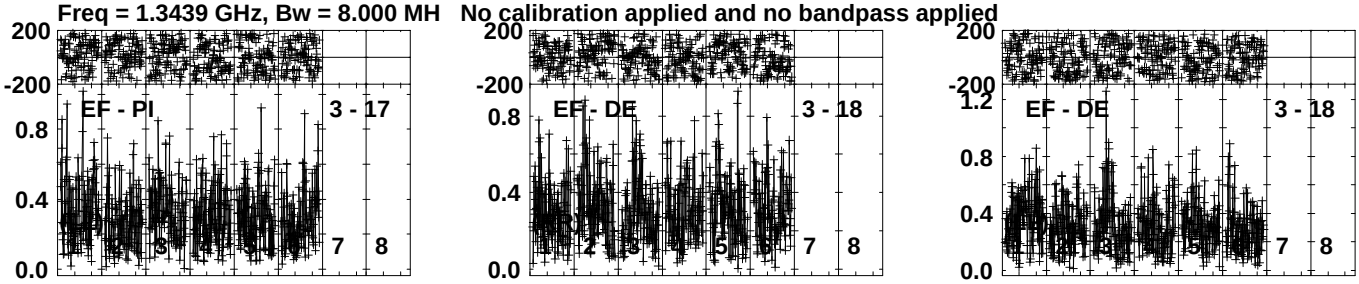

Lower frame: Milli Ampl Jy Top frame: Phas deg
Vector averaged cross-power spectrum Several baselines displayed
Timerange: 00/11:46:01 to 00/11:47:29

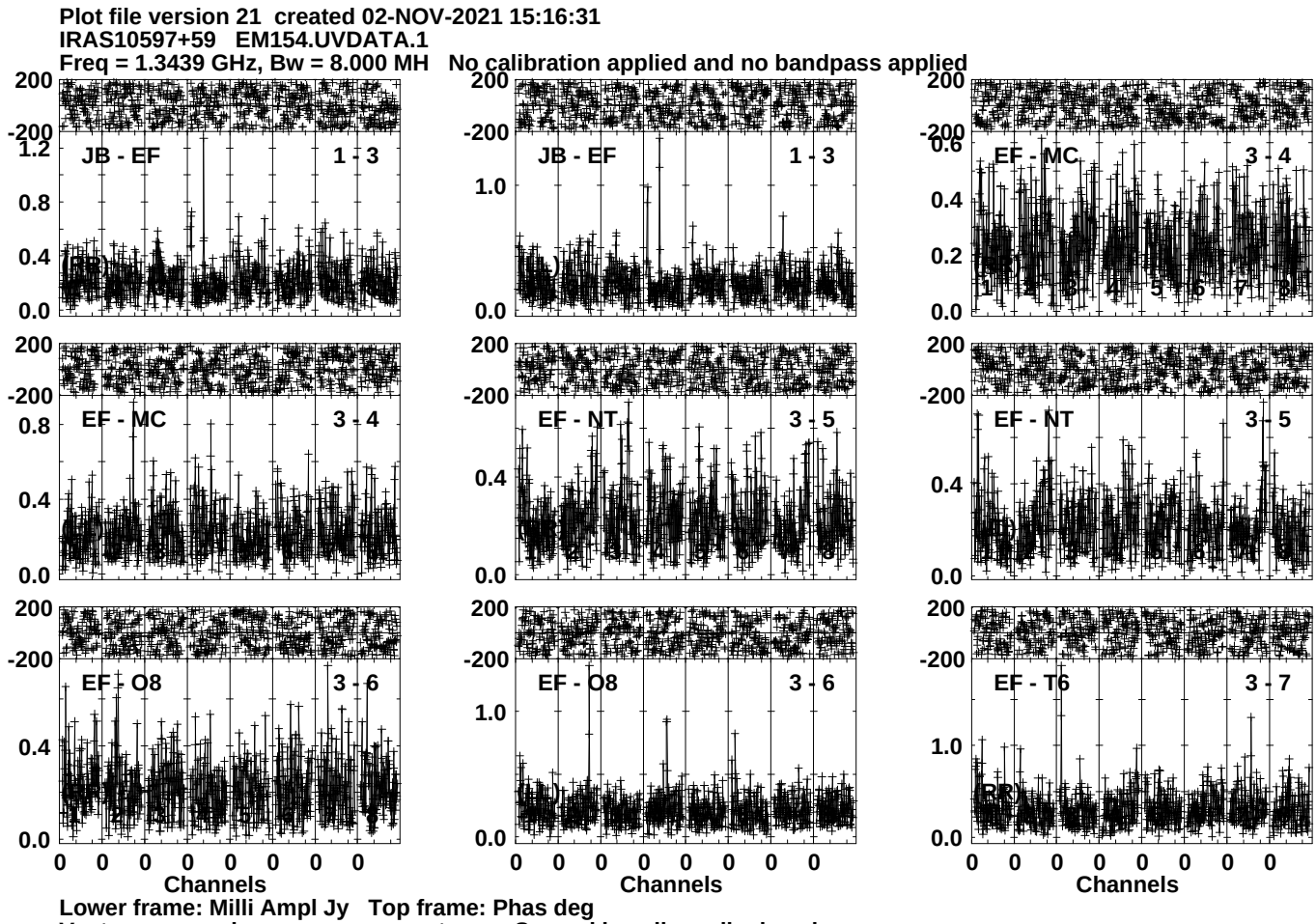
Plot file version 21 created 02-NOV-2021 15:16:31
IRAS10597+59 EM154.UVDATA.1
Freq = 1.3439 GHz, Bw = 8.000 MH No calibration applied and no bandpass applied
JB - EF 1 - 3
JB - EF 1 - 3
EF - MC 3 - 4
EF - MC 3 - 4
EF - NT 3 - 5
EF - NT 3 - 5
EF - O8 3 - 6
EF - O8 3 - 6
EF - T6 3 - 7
(RR)
Channels
Channels
Channels
Lower frame: Milli Ampl Jy Top frame: Phas deg
Vector averaged cross-power spectrum Several baselines displayed
Timerange: 00/11:47:31 to 00/11:50:59

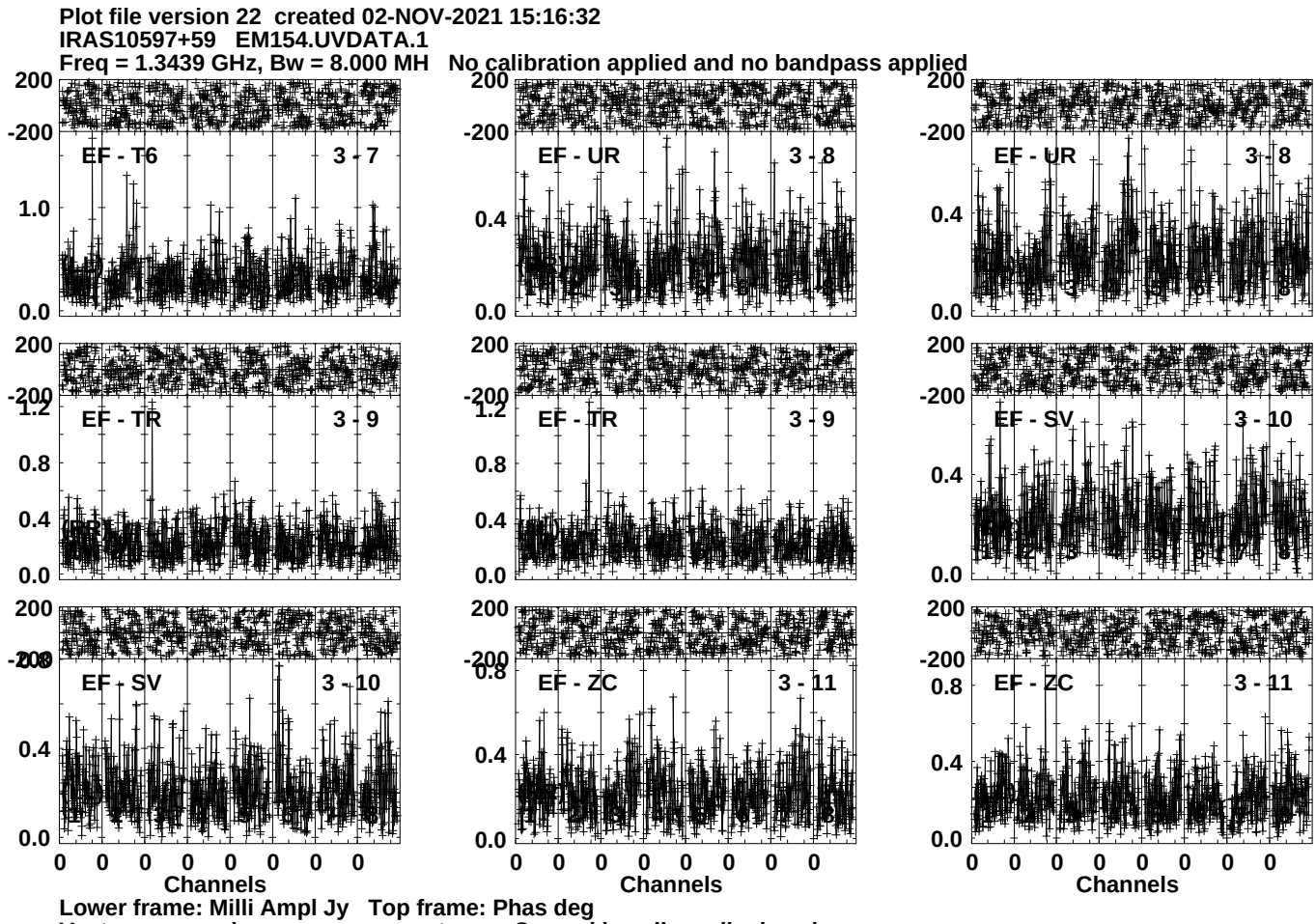
Plot file version 22 created 02-NOV-2021 15:16:32
IRAS10597+59 EM154.UVDATA.1
Freq = 1.3439 GHz, Bw = 8.000 MH No calibration applied and no bandpass applied
EF - T6 3 - 7
EF - UR 3 - 8
EF - UR 3 - 8
EF - TR 3 - 9
EF - TR 3 - 9
EF - SV 3 - 10
EF - SV 3 - 10
EF - ZC 3 - 11
EF - ZC 3 - 11
Channels
Channels
Channels
Lower frame: Milli Ampl Jy Top frame: Phas deg
Vector averaged cross-power spectrum Several baselines displayed
Timerange: 00/11:47:31 to 00/11:50:59

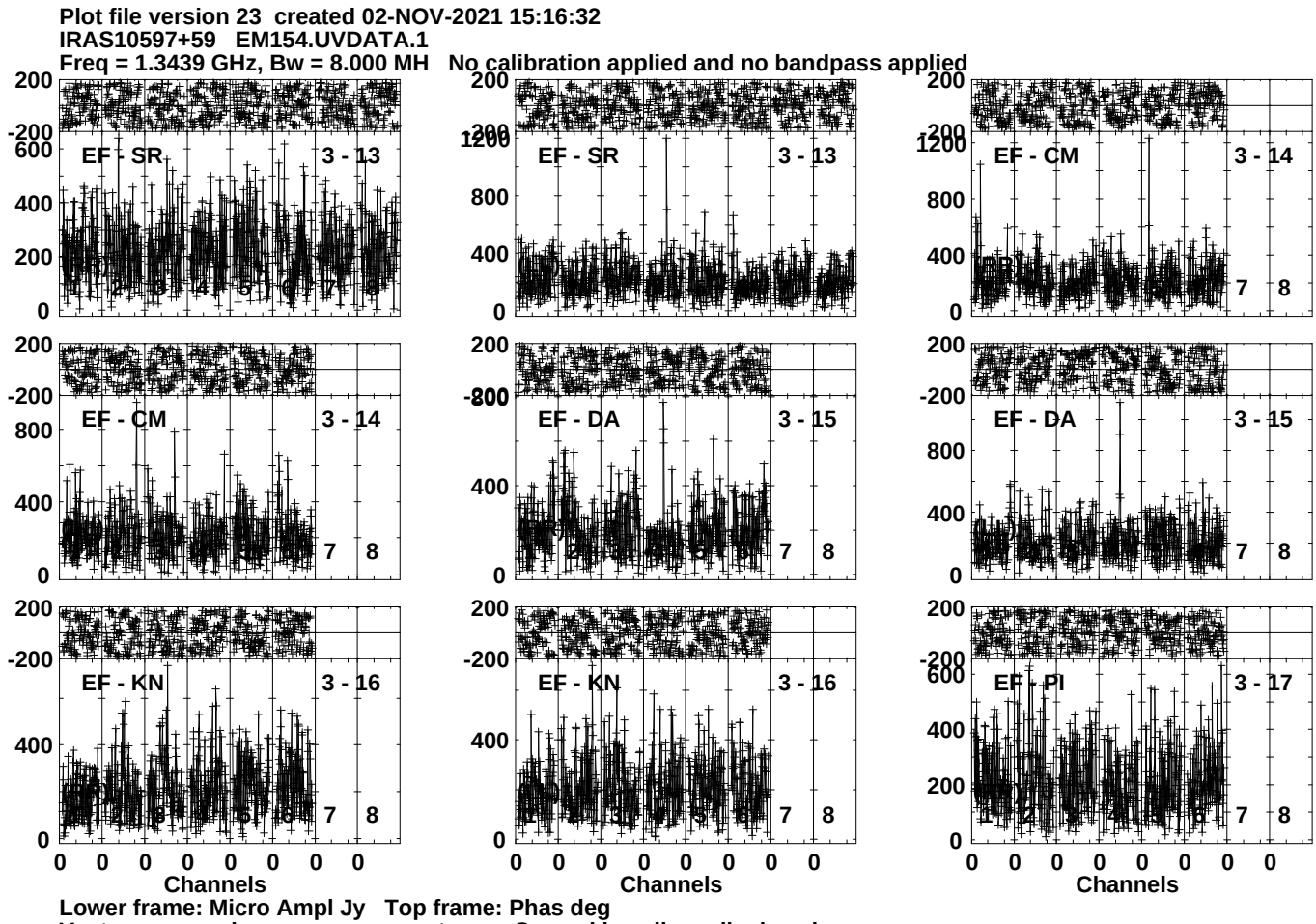
Plot file version 23 created 02-NOV-2021 15:16:32
IRAS10597+59 EM154.UVDATA.1
Freq = 1.3439 GHz, Bw = 8.000 MH No calibration applied and no bandpass applied
EF - SR 3 - 13
EF - SR 3 - 13
EF - CM 3 - 14
EF - CM 3 - 14
EF - DA 3 - 15
EF - DA 3 - 15
EF - KN 3 - 16
EF - KN 3 - 16
EF - PI 3 - 17
Channels
Channels
Channels
Lower frame: Micro Ampl Jy Top frame: Phas deg
Vector averaged cross-power spectrum Several baselines displayed
Timerange: 00/11:47:31 to 00/11:50:59

Plot file version 24 created 02-NOV-2021 15:16:33
IRAS10597+59 EM154.UVDATA.1
Freq = 1.3439 GHz, Bw = 8.000 MH No calibration applied and no bandpass applied

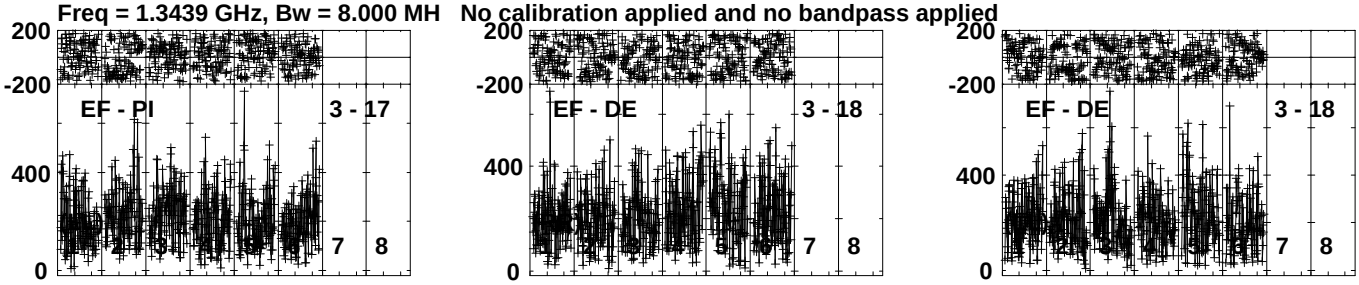

Lower frame: Micro Ampl Jy Top frame: Phas deg
Vector averaged cross-power spectrum Several baselines displayed
Timerange: 00/11:47:31 to 00/11:50:59

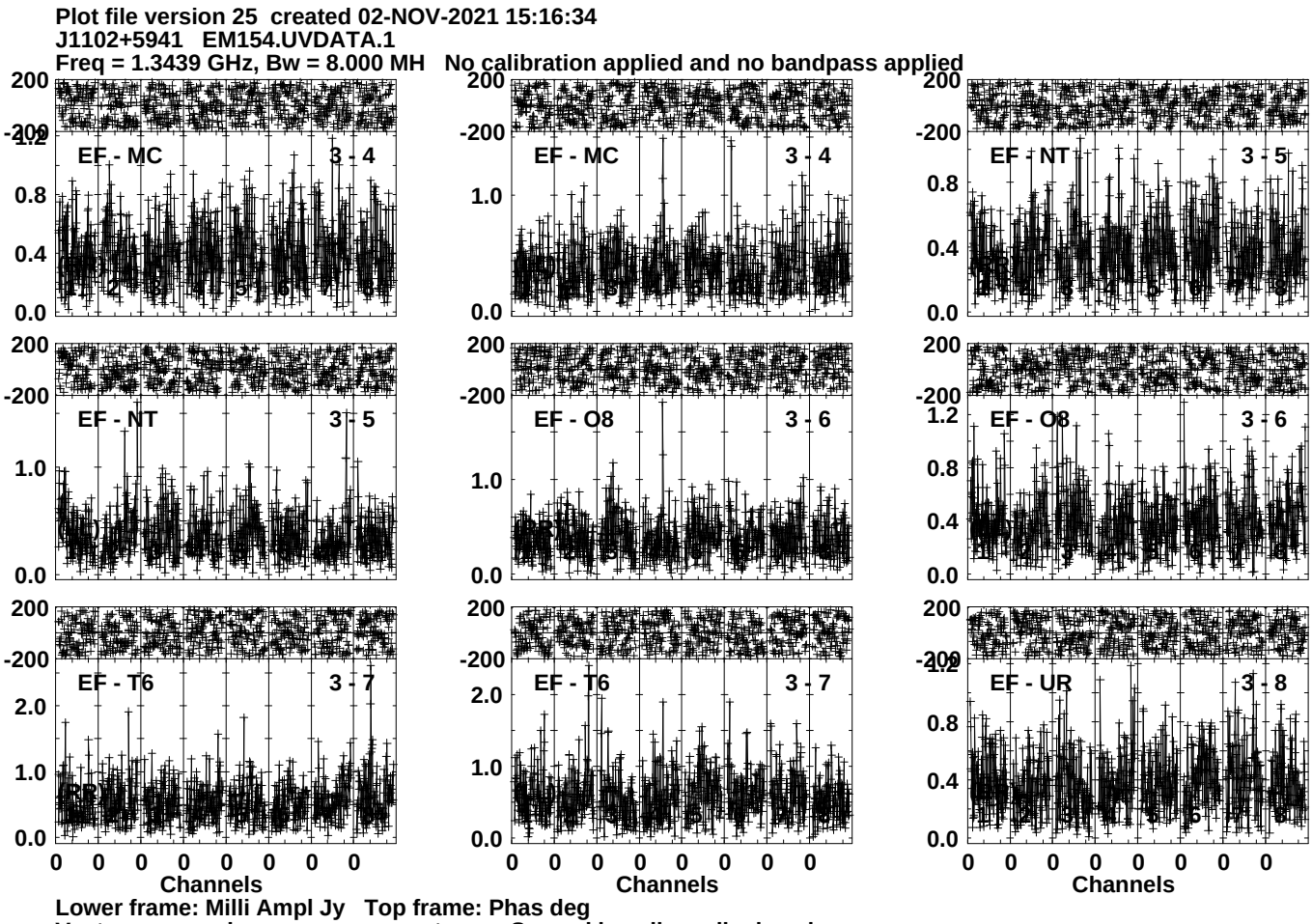
Plot file version 25 created 02-NOV-2021 15:16:34
J1102+5941 EM154.UVDATA.1
Freq = 1.3439 GHz, Bw = 8.000 MH No calibration applied and no bandpass applied
EF - MC 3 - 4
EF - MC 3 - 4
EF - NT 3 - 5
EF - NT 3 - 5
EF - O8 3 - 6
EF - O8 3 - 6
EF - T6 3 - 7
EF - T6 3 - 7
EF - UR 3 - 8
Channels
Channels
Channels
Lower frame: Milli Ampl Jy Top frame: Phas deg
Vector averaged cross-power spectrum Several baselines displayed
Timerange: 00/11:51:01 to 00/11:52:29

Plot file version 26 created 02-NOV-2021 15:16:34
J1102+5941 EM154.UVDATA.1
Freq = 1.3439 GHz, Bw = 8.000 MH No calibration applied and no bandpass applied

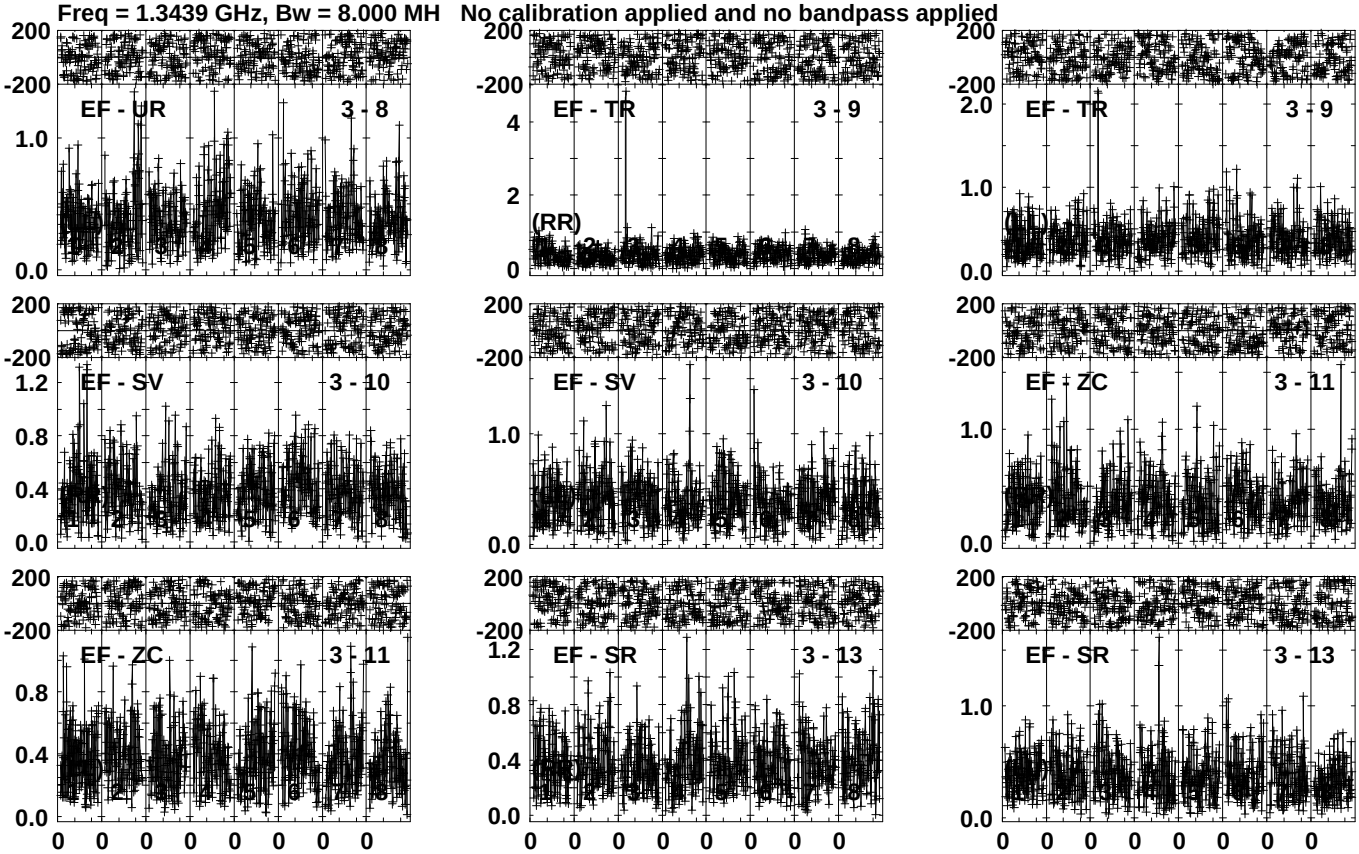

Lower frame: Milli Ampl Jy Top frame: Phas deg
Vector averaged cross-power spectrum Several baselines displayed
Timerange: 00/11:51:01 to 00/11:52:29

Plot file version 27 created 02-NOV-2021 15:16:35
J1102+5941 EM154.UVDATA.1
Freq = 1.3439 GHz, Bw = 8.000 MH No calibration applied and no bandpass applied

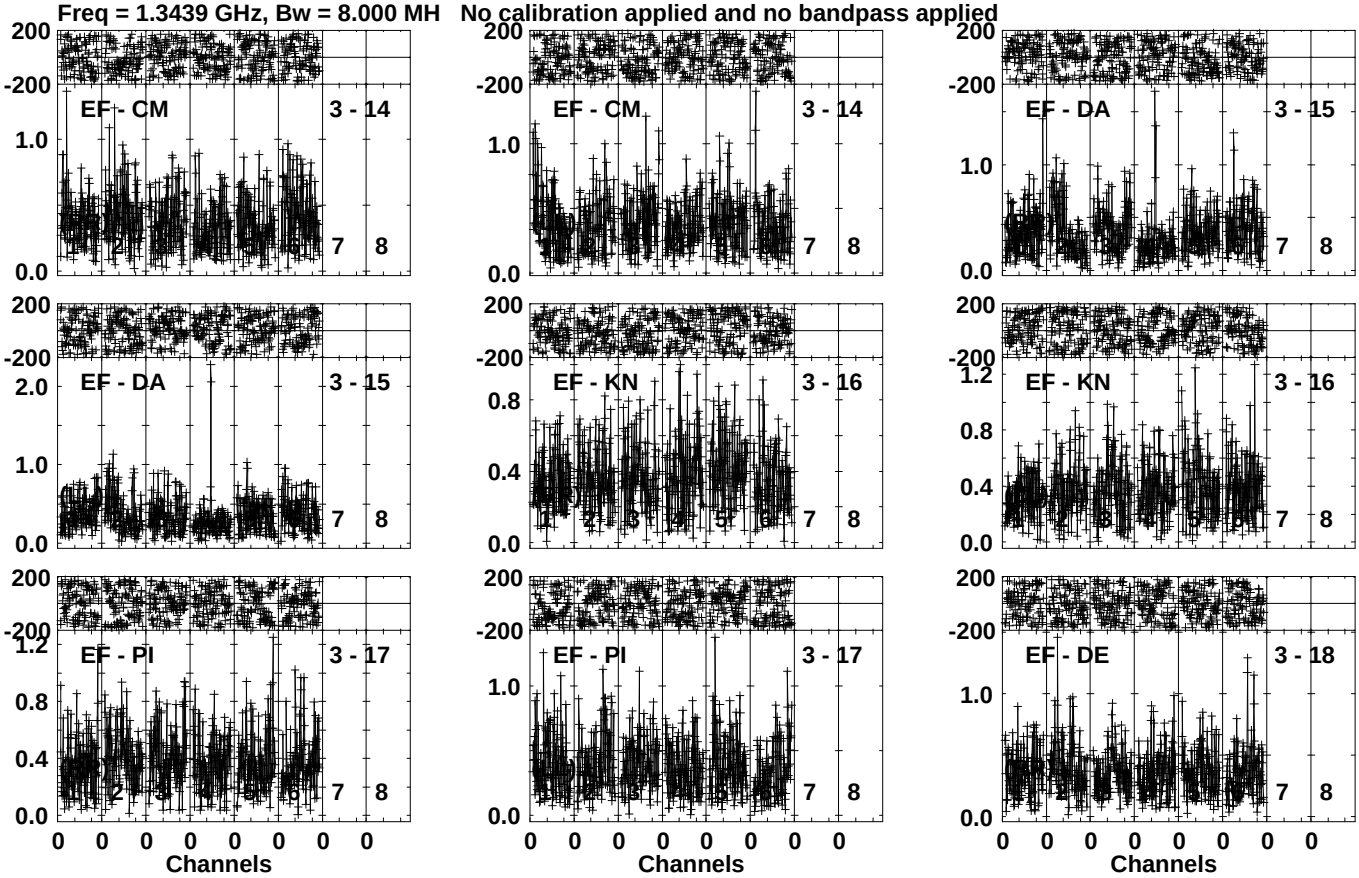

Lower frame: Milli Ampl Jy Top frame: Phas deg
Vector averaged cross-power spectrum Several baselines displayed
Timerange: 00/11:51:01 to 00/11:52:29

Plot file version 28 created 02-NOV-2021 15:16:35
J1102+5941 EM154.UVDATA.1
Freq = 1.3439 GHz, Bw = 8.000 MH No calibration applied and no bandpass applied

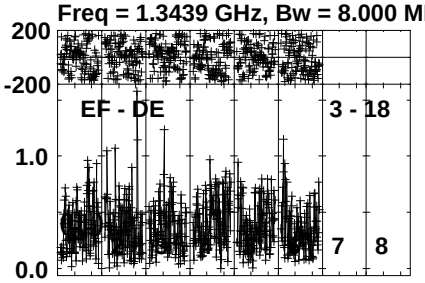

Lower frame: Milli Ampl Jy Top frame: Phas deg
Vector averaged cross-power spectrum Several baselines displayed
Timerange: 00/11:51:01 to 00/11:52:29

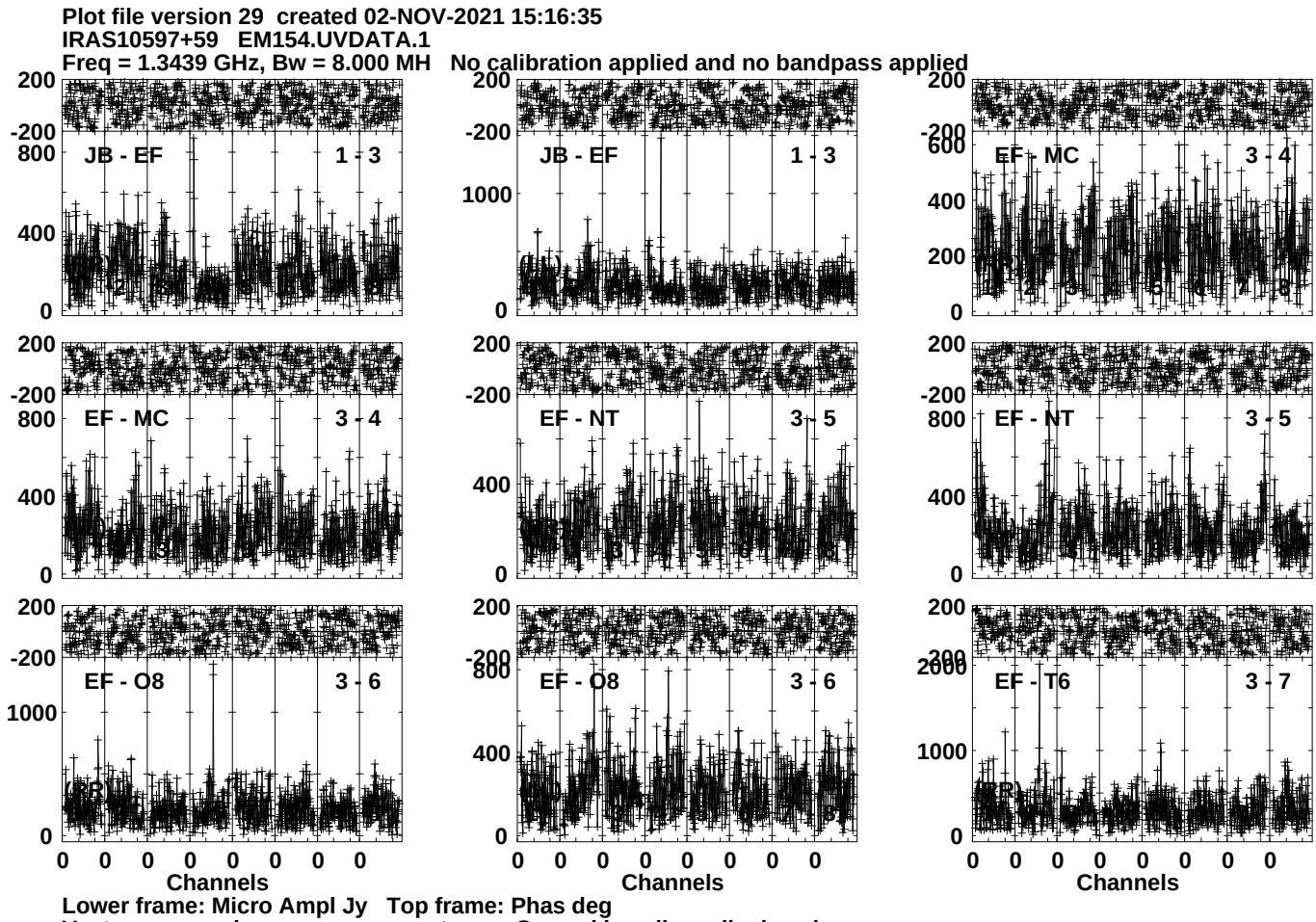
Plot file version 29 created 02-NOV-2021 15:16:35
IRAS10597+59 EM154.UVDATA.1
Freq = 1.3439 GHz, Bw = 8.000 MH No calibration applied and no bandpass applied
JB - EF 1 - 3
JB - EF 1 - 3
EF - MC 3 - 4
EF - MC 3 - 4
EF - NT 3 - 5
EF - NT 3 - 5
EF - O8 3 - 6
EF - O8 3 - 6
EF - T6 3 - 7
Channels
Channels
Channels
Lower frame: Micro Ampl Jy Top frame: Phas deg
Vector averaged cross-power spectrum Several baselines displayed
Timerange: 00/11:52:31 to 00/11:55:59

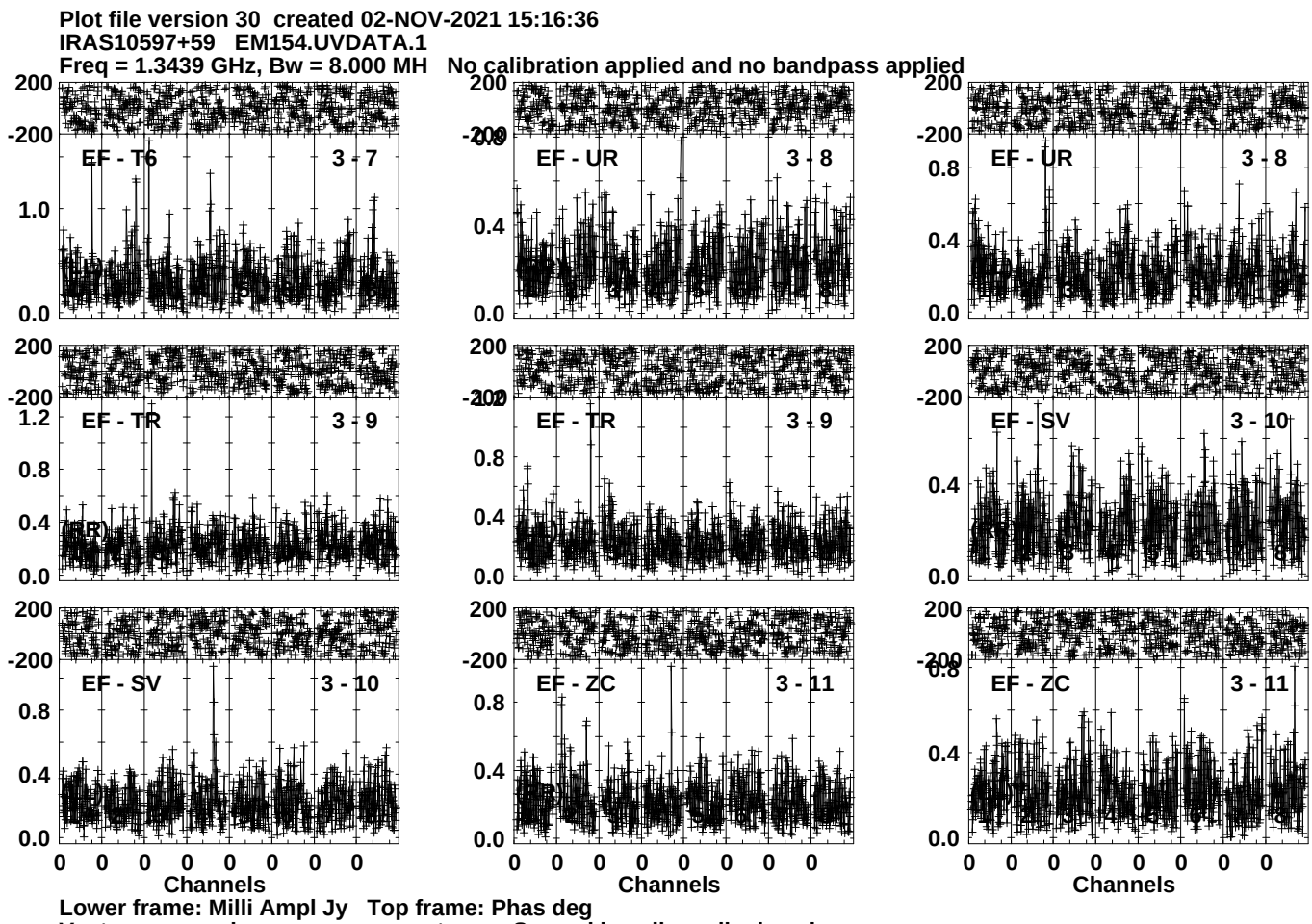
Plot file version 30 created 02-NOV-2021 15:16:36
IRAS10597+59 EM154.UVDATA.1
Freq = 1.3439 GHz, Bw = 8.000 MH No calibration applied and no bandpass applied
EF - T6 3 - 7
EF - UR 3 - 8
EF - UR 3 - 8
EF - TR 3 - 9
EF - TR 3 - 9
EF - SV 3 - 10
EF - SV 3 - 10
EF - ZC 3 - 11
EF - ZC 3 - 11
Channels
Channels
Channels
Lower frame: Milli Ampl Jy Top frame: Phas deg
Vector averaged cross-power spectrum Several baselines displayed
Timerange: 00/11:52:31 to 00/11:55:59

Plot file version 31 created 02-NOV-2021 15:16:37
IRAS10597+59 EM154.UVDATA.1
Freq = 1.3439 GHz, Bw = 8.000 MH No calibration applied and no bandpass applied

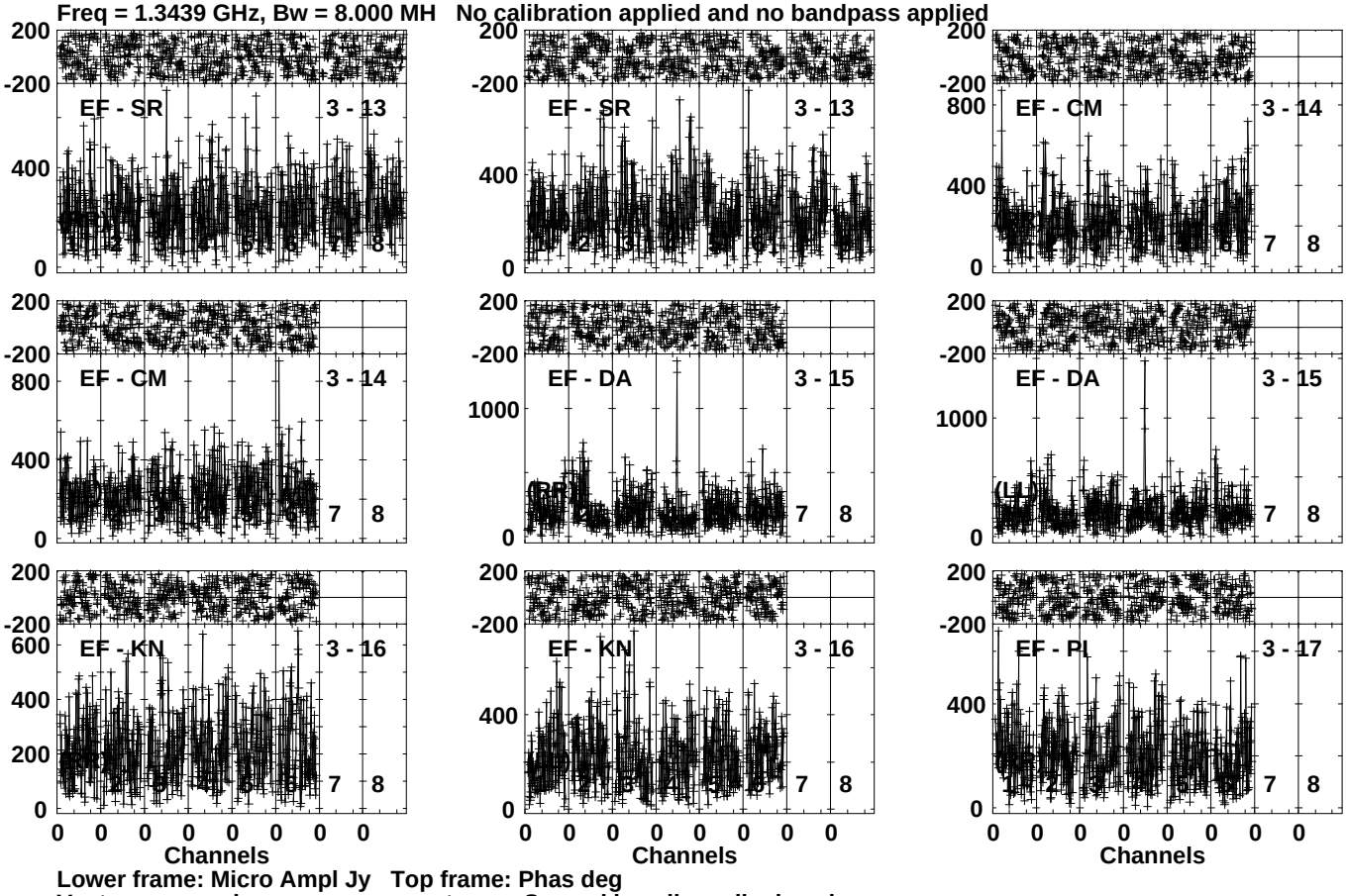

Lower frame: Micro Ampl Jy Top frame: Phas deg
Vector averaged cross-power spectrum Several baselines displayed
Timerange: 00/11:52:31 to 00/11:55:59

Plot file version 32 created 02-NOV-2021 15:16:37
IRAS10597+59 EM154.UVDATA.1
Freq = 1.3439 GHz, Bw = 8.000 MH No calibration applied and no bandpass applied

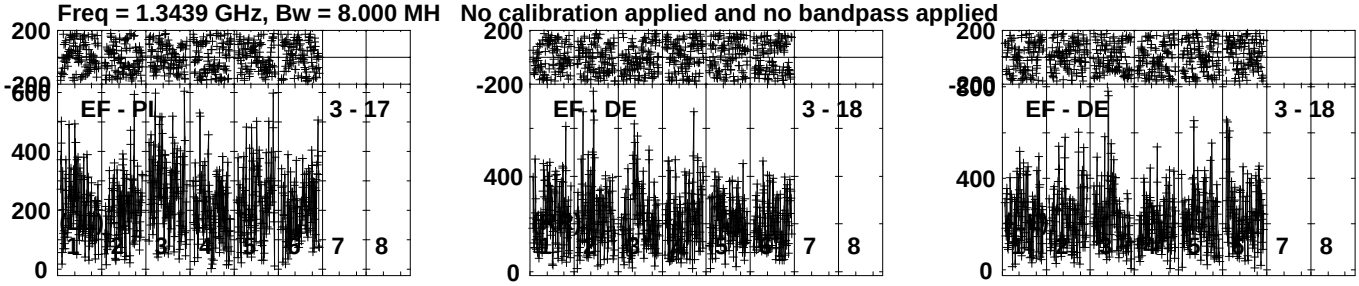

Lower frame: Micro Ampl Jy Top frame: Phas deg
Vector averaged cross-power spectrum Several baselines displayed
Timerange: 00/11:52:31 to 00/11:55:59

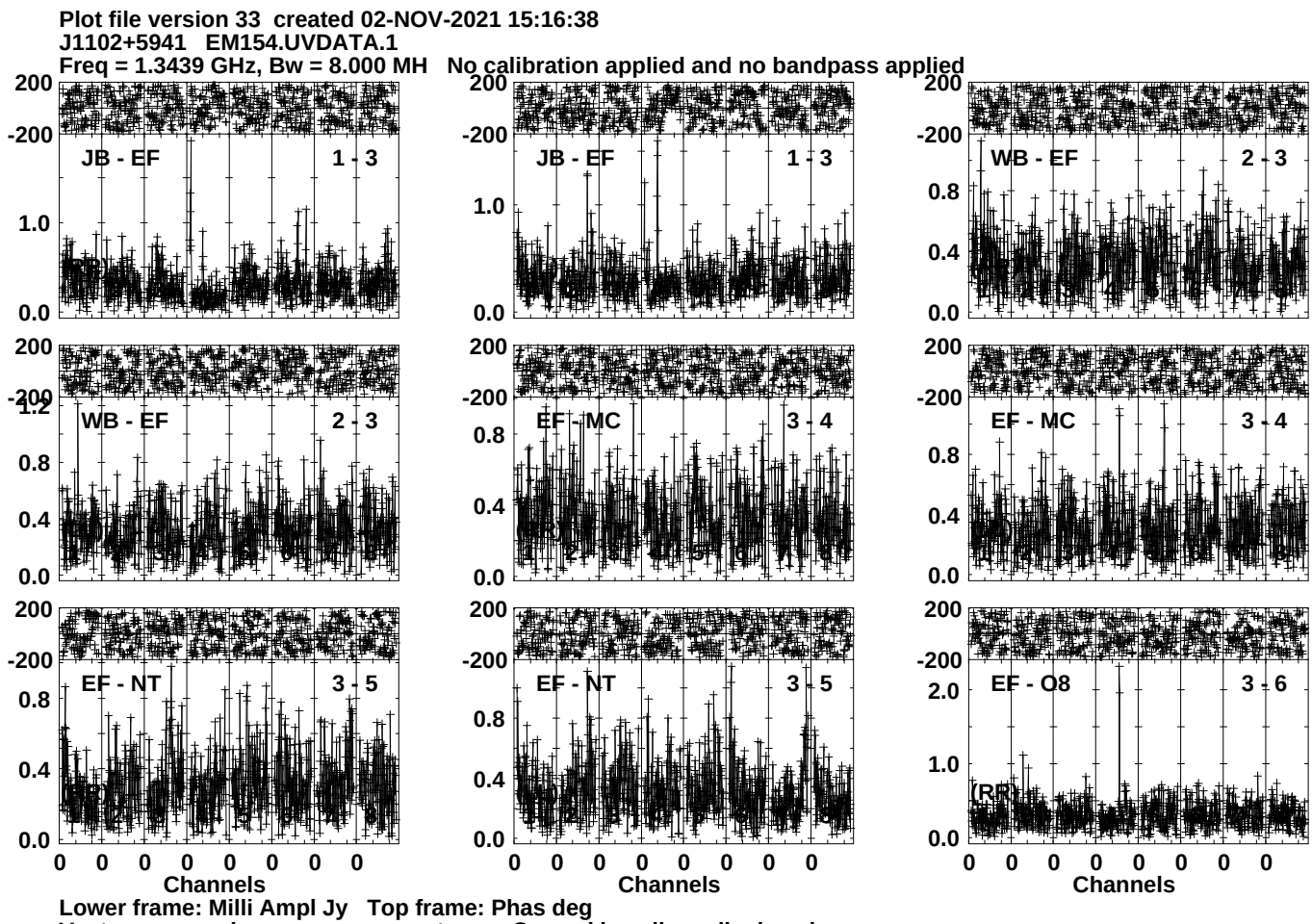
Plot file version 33 created 02-NOV-2021 15:16:38
J1102+5941 EM154.UVDATA.1
Freq = 1.3439 GHz, Bw = 8.000 MH No calibration applied and no bandpass applied
JB - EF 1 - 3
JB - EF 1 - 3
WB - EF 2 - 3
WB - EF 2 - 3
EF - MC 3 - 4
EF - MC 3 - 4
EF - NT 3 - 5
EF - NT 3 - 5
EF - O8 3 - 6
(RR)
Channels
Channels
Channels
Lower frame: Milli Ampl Jy Top frame: Phas deg
Vector averaged cross-power spectrum Several baselines displayed
Timerange: 00/11:56:31 to 00/11:57:59

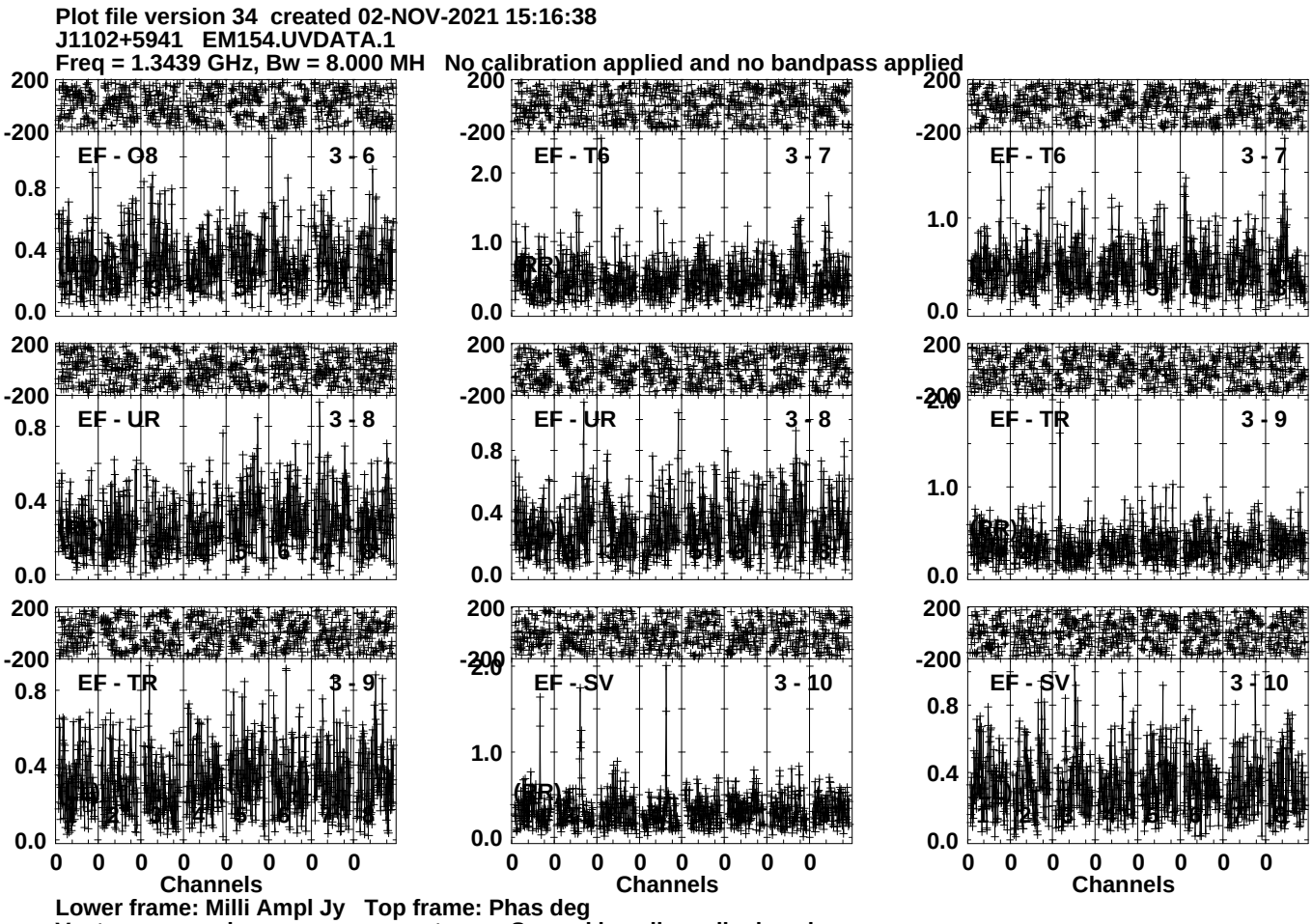
Plot file version 34 created 02-NOV-2021 15:16:38
J1102+5941 EM154.UVDATA.1
Freq = 1.3439 GHz, Bw = 8.000 MH No calibration applied and no bandpass applied
EF - O8 3 - 6
EF - T6 3 - 7
EF - T6 3 - 7
EF - UR 3 - 8
EF - UR 3 - 8
EF - TR 3 - 9
EF - TR 3 - 9
EF - SV 3 - 10
EF - SV 3 - 10
200
-200
0.8
0.4
0.0
2.0
1.0
(RR)
Channels
Lower frame: Milli Ampl Jy Top frame: Phas deg
Vector averaged cross-power spectrum Several baselines displayed
Timerange: 00/11:56:31 to 00/11:57:59

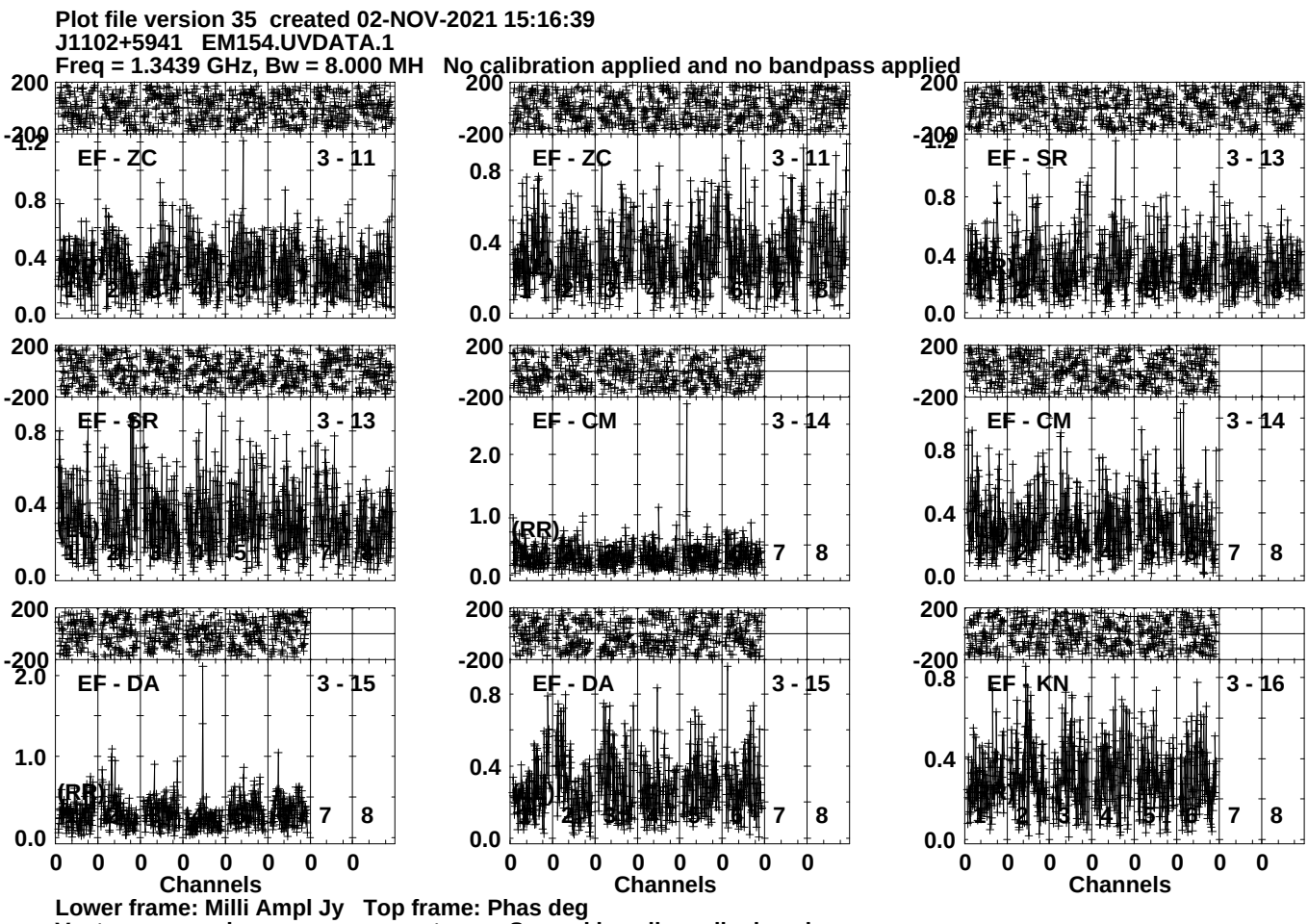
Plot file version 35 created 02-NOV-2021 15:16:39
J1102+5941 EM154.UVDATA.1
Freq = 1.3439 GHz, Bw = 8.000 MH No calibration applied and no bandpass applied
EF - ZC
3 - 11
EF - ZC
3 - 11
EF - SR
3 - 13
EF - SR
3 - 13
EF - CM
3 - 14
EF - CM
3 - 14
EF - DA
3 - 15
EF - DA
3 - 15
EF - KN
3 - 16
(RR)
Channels
Channels
Channels
Lower frame: Milli Ampl Jy Top frame: Phas deg
Vector averaged cross-power spectrum Several baselines displayed
Timerange: 00/11:56:31 to 00/11:57:59

Plot file version 36 created 02-NOV-2021 15:16:39
J1102+5941 EM154.UVDATA.1
Freq = 1.3439 GHz, Bw = 8.000 MH No calibration applied and no bandpass applied

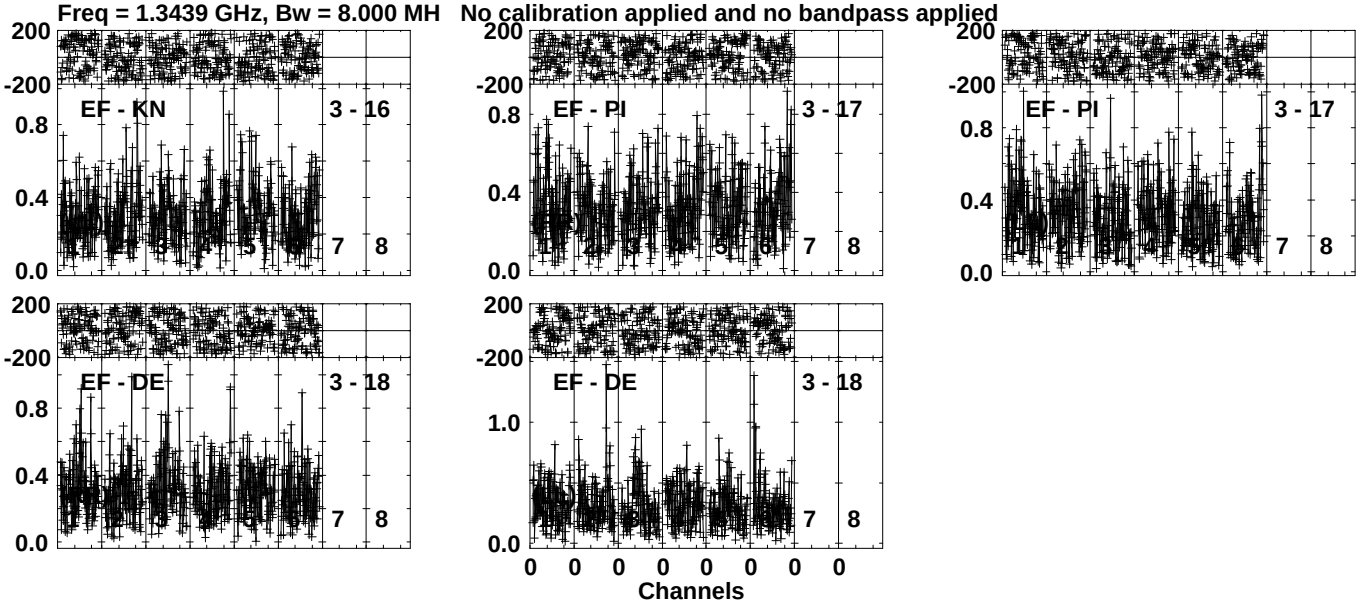

Lower frame: Milli Ampl Jy Top frame: Phas deg
Vector averaged cross-power spectrum Several baselines displayed
Timerange: 00/11:56:31 to 00/11:57:59

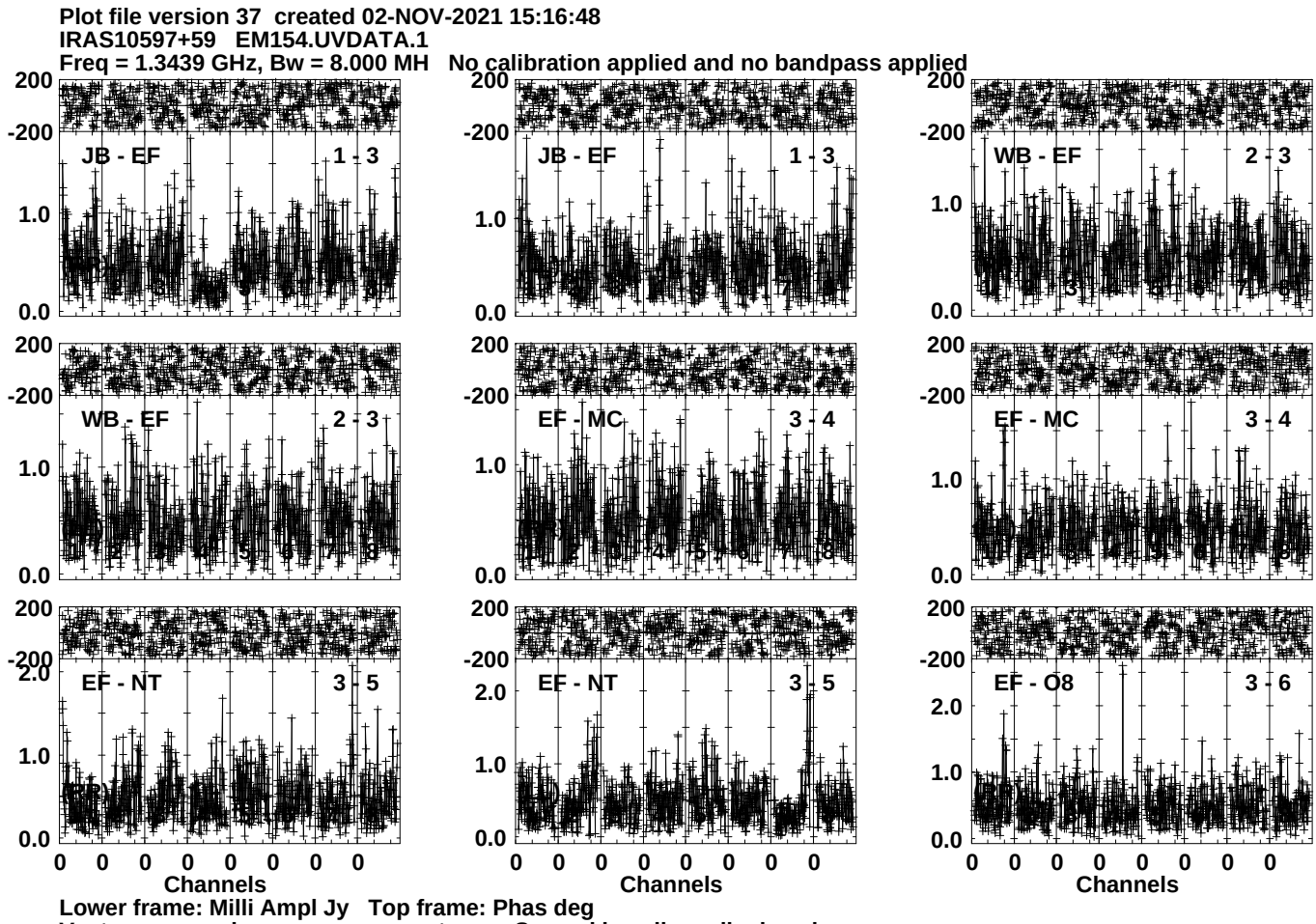
Plot file version 37 created 02-NOV-2021 15:16:48
IRAS10597+59 EM154.UVDATA.1
Freq = 1.3439 GHz, Bw = 8.000 MH No calibration applied and no bandpass applied
JB - EF 1 - 3
JB - EF 1 - 3
WB - EF 2 - 3
WB - EF 2 - 3
EF - MC 3 - 4
EF - MC 3 - 4
EF - NT 3 - 5
EF - NT 3 - 5
EF - O8 3 - 6
200
-200
2.0
1.0
0.0
0 0 0 0 0 0 0 0
Channels
Lower frame: Milli Ampl Jy Top frame: Phas deg
Vector averaged cross-power spectrum Several baselines displayed
Timerange: 00/12:08:31 to 00/12:11:59

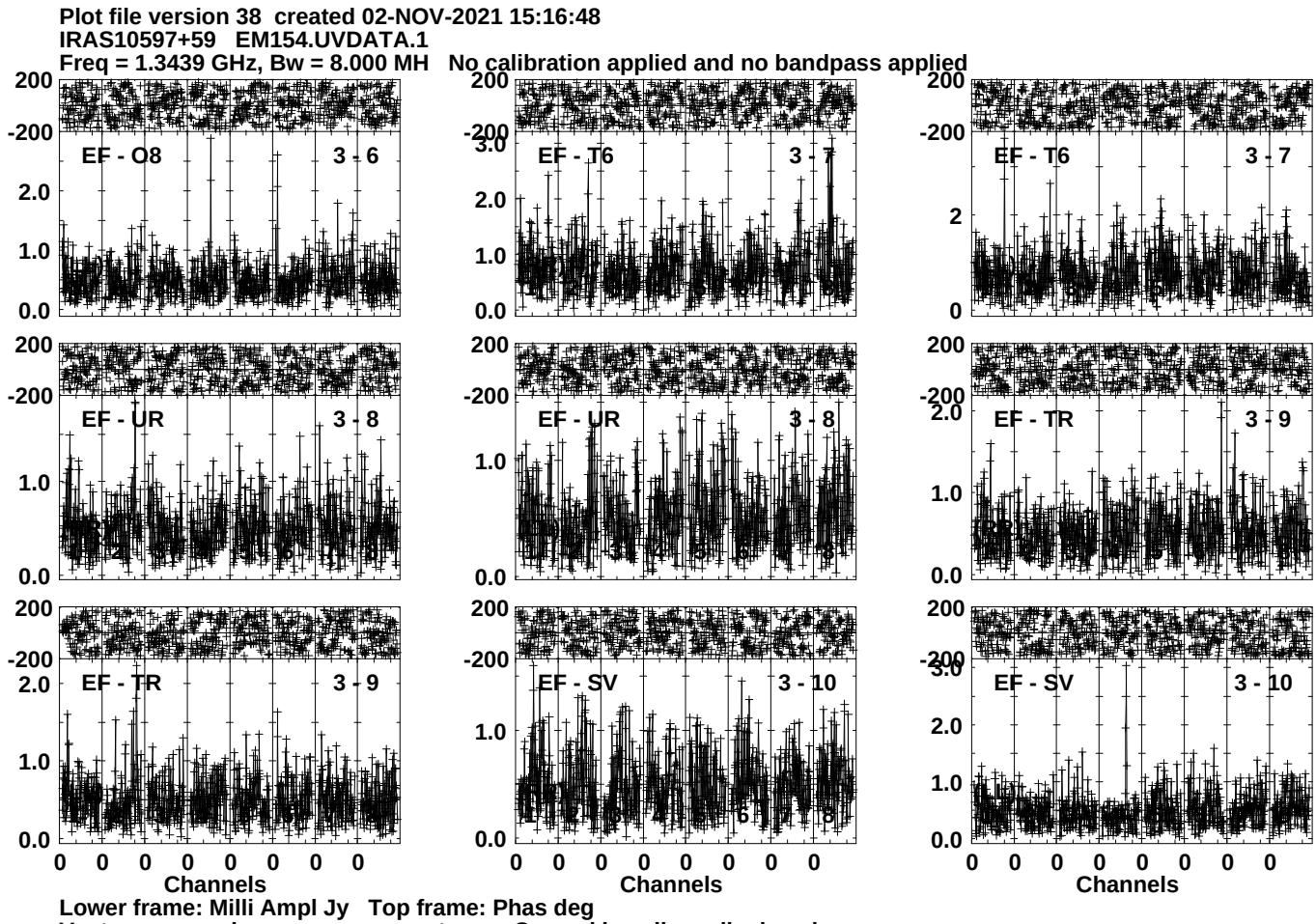
Plot file version 38 created 02-NOV-2021 15:16:48
IRAS10597+59 EM154.UVDATA.1
Freq = 1.3439 GHz, Bw = 8.000 MH No calibration applied and no bandpass applied
EF - O8 3 - 6
EF - T6 3 - 7
EF - T6 3 - 7
EF - UR 3 - 8
EF - UR 3 - 8
EF - TR 3 - 9
EF - TR 3 - 9
EF - SV 3 - 10
EF - SV 3 - 10
Channels
Channels
Channels
Lower frame: Milli Ampl Jy Top frame: Phas deg
Vector averaged cross-power spectrum Several baselines displayed
Timerange: 00/12:08:31 to 00/12:11:59

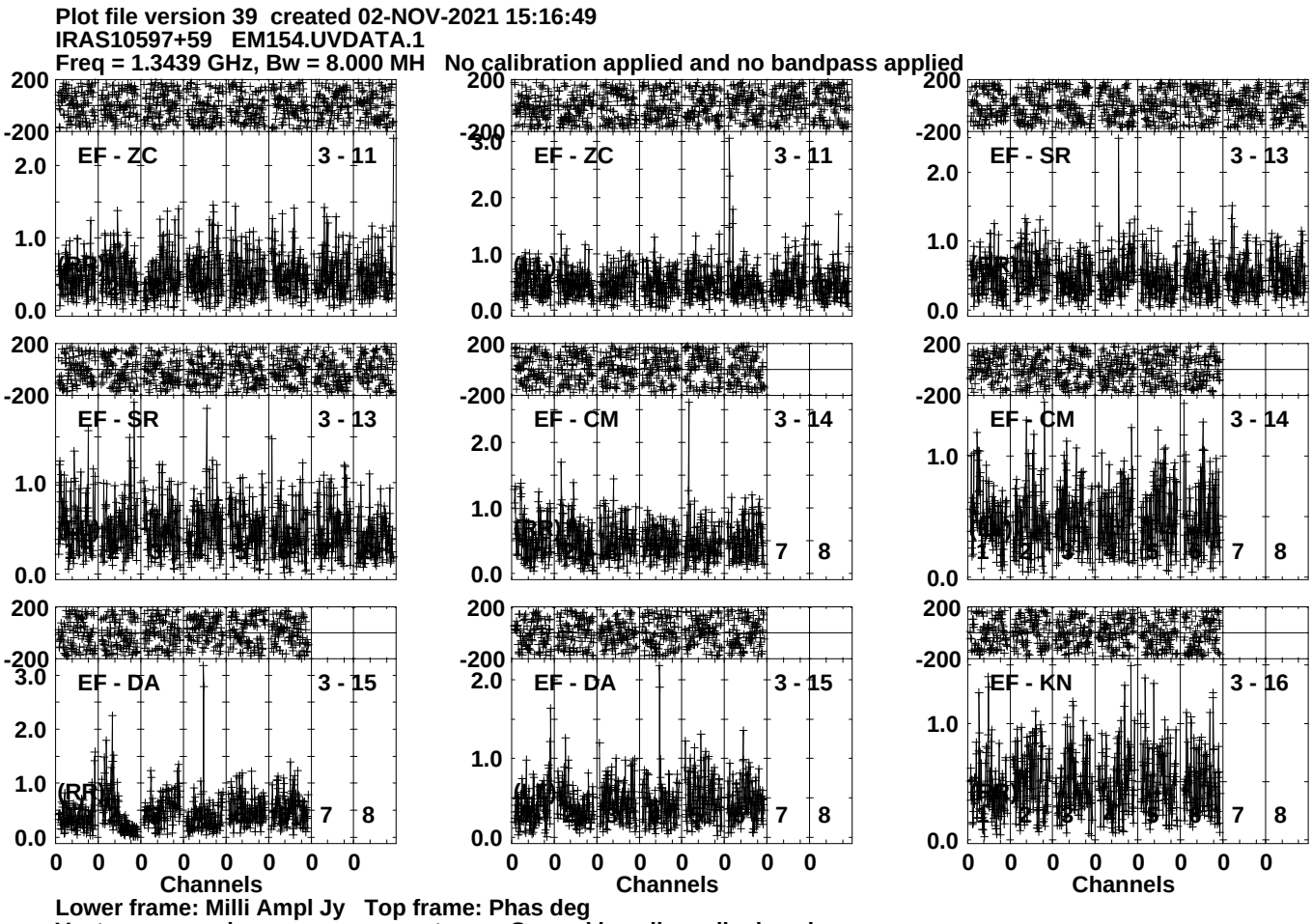
Plot file version 39 created 02-NOV-2021 15:16:49
IRAS10597+59 EM154.UVDATA.1
Freq = 1.3439 GHz, Bw = 8.000 MH No calibration applied and no bandpass applied
EF - ZC 3 - 11
EF - ZC 3 - 11
EF - SR 3 - 13
EF - SR 3 - 13
EF - CM 3 - 14
EF - CM 3 - 14
EF - DA 3 - 15
EF - DA 3 - 15
EF - KN 3 - 16
(RR)
Channels
Channels
Channels
Lower frame: Milli Ampl Jy Top frame: Phas deg
Vector averaged cross-power spectrum Several baselines displayed
Timerange: 00/12:08:31 to 00/12:11:59

Plot file version 40 created 02-NOV-2021 15:16:50
IRAS10597+59 EM154.UVDATA.1
Freq = 1.3439 GHz, Bw = 8.000 MH No calibration applied and no bandpass applied

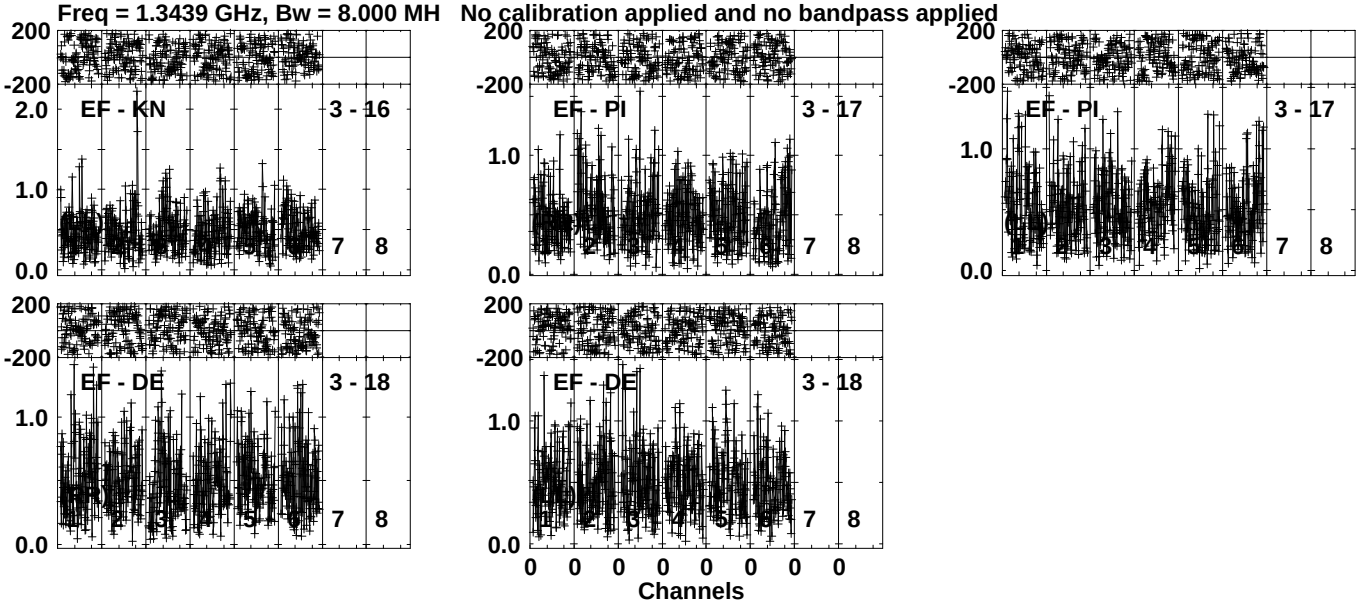

Lower frame: Milli Ampl Jy Top frame: Phas deg
Vector averaged cross-power spectrum Several baselines displayed
Timerange: 00/12:08:31 to 00/12:11:59

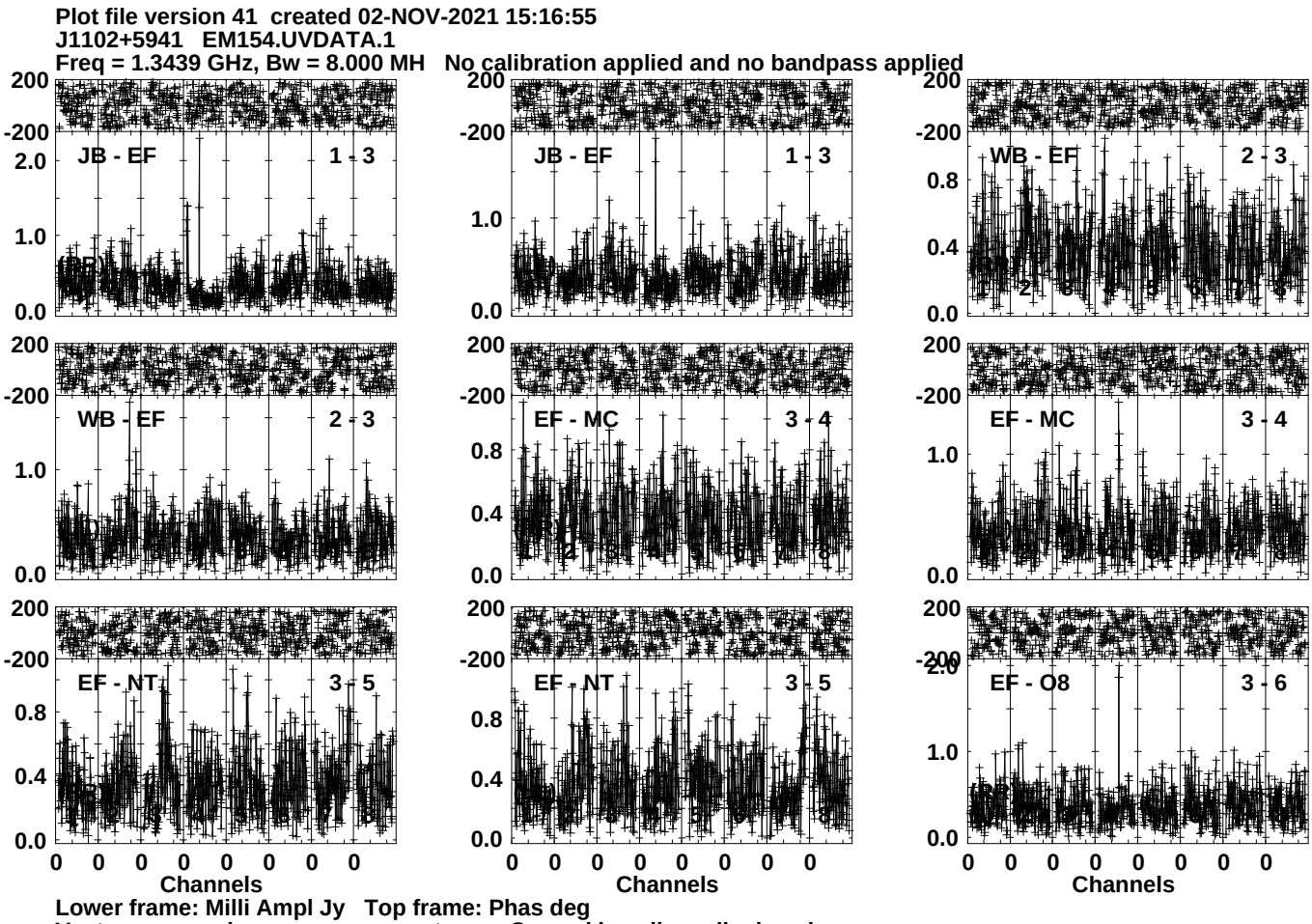
Plot file version 41 created 02-NOV-2021 15:16:55
J1102+5941 EM154.UVDATA.1
Freq = 1.3439 GHz, Bw = 8.000 MH No calibration applied and no bandpass applied
JB - EF 1 - 3
JB - EF 1 - 3
WB - EF 2 - 3
WB - EF 2 - 3
EF - MC 3 - 4
EF - MC 3 - 4
EF - NT 3 - 5
EF - NT 3 - 5
EF - O8 3 - 6
Channels
Channels
Channels
Lower frame: Milli Ampl Jy Top frame: Phas deg
Vector averaged cross-power spectrum Several baselines displayed
Timerange: 00/12:17:31 to 00/12:18:59

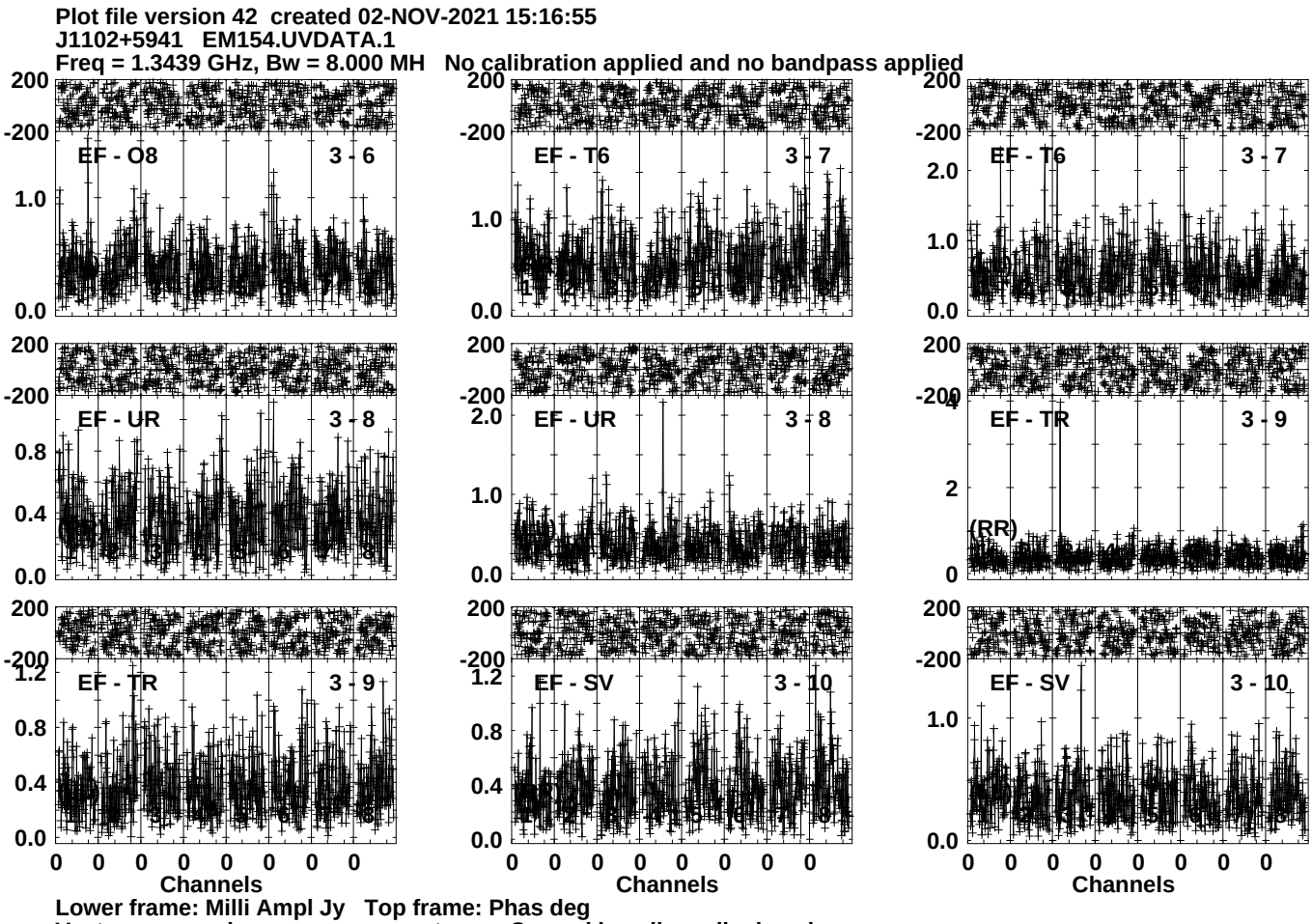
Plot file version 42 created 02-NOV-2021 15:16:55
J1102+5941 EM154.UVDATA.1
Freq = 1.3439 GHz, Bw = 8.000 MH No calibration applied and no bandpass applied
EF - O8 3 - 6
EF - T6 3 - 7
EF - T6 3 - 7
EF - UR 3 - 8
EF - UR 3 - 8
EF - TR 3 - 9
(RR)
EF - TR 3 - 9
EF - SV 3 - 10
EF - SV 3 - 10
Channels
Channels
Channels
Lower frame: Milli Ampl Jy Top frame: Phas deg
Vector averaged cross-power spectrum Several baselines displayed
Timerange: 00/12:17:31 to 00/12:18:59

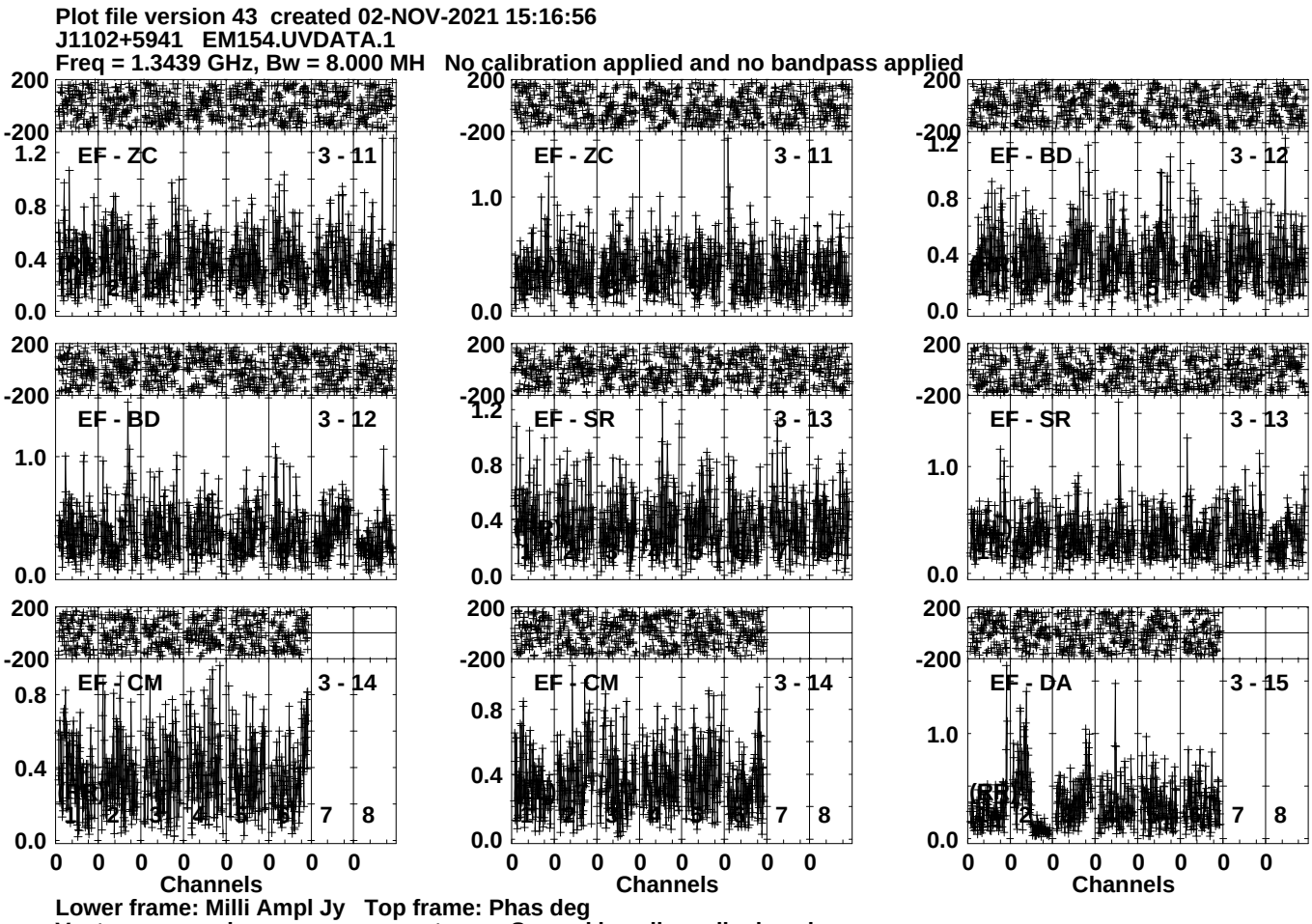
Plot file version 43 created 02-NOV-2021 15:16:56
J1102+5941 EM154.UVDATA.1
Freq = 1.3439 GHz, Bw = 8.000 MH No calibration applied and no bandpass applied
EF - ZC 3 - 11
EF - ZC 3 - 11
EF - BD 3 - 12
EF - BD 3 - 12
EF - SR 3 - 13
EF - SR 3 - 13
EF - CM 3 - 14
EF - CM 3 - 14
EF - DA 3 - 15
(RR)
Channels
Channels
Channels
Lower frame: Milli Ampl Jy Top frame: Phas deg
Vector averaged cross-power spectrum Several baselines displayed
Timerange: 00/12:17:31 to 00/12:18:59

Plot file version 44 created 02-NOV-2021 15:16:57
J1102+5941 EM154.UVDATA.1
Freq = 1.3439 GHz, Bw = 8.000 MH No calibration applied and no bandpass applied

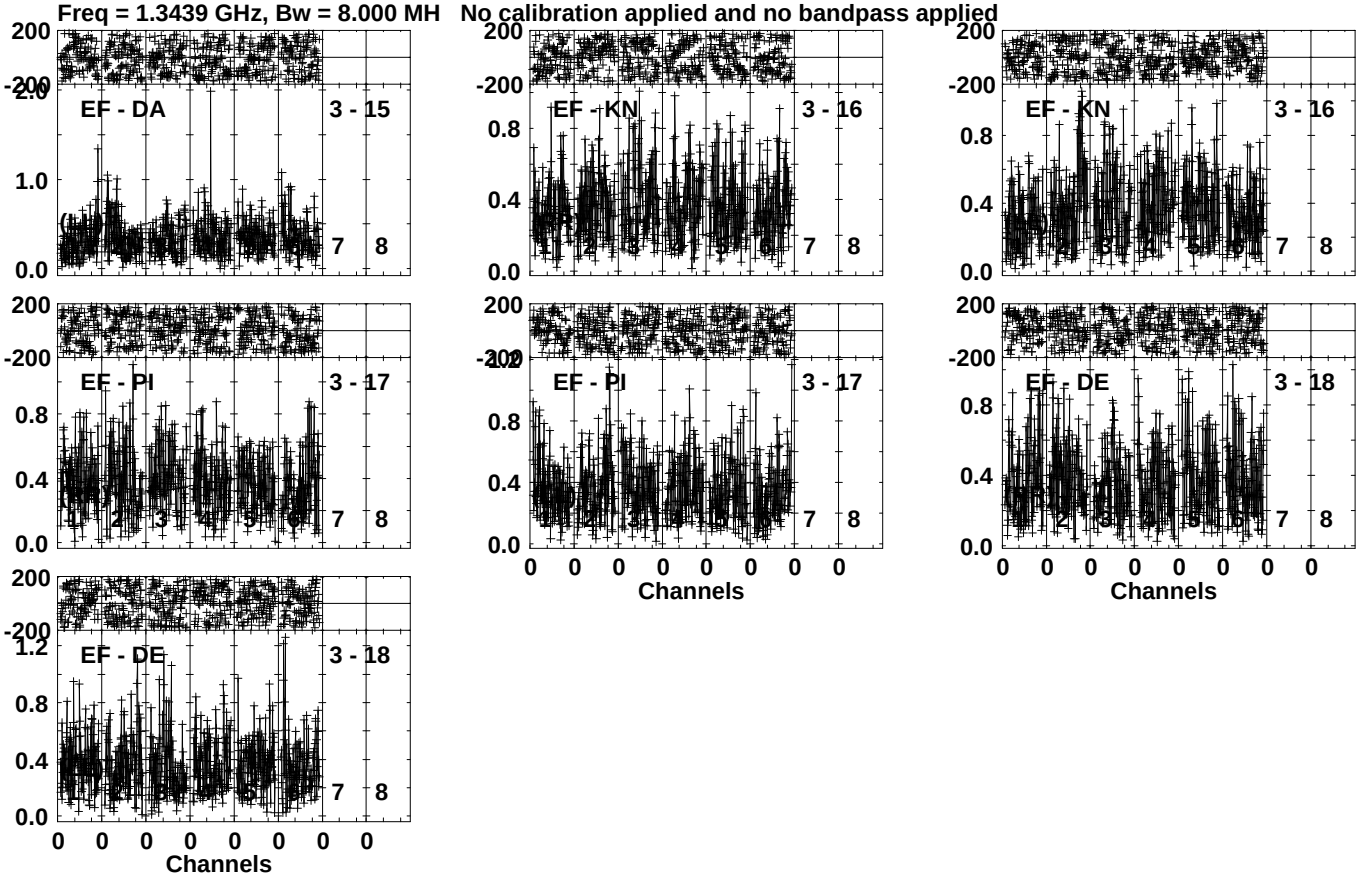

Lower frame: Milli Ampl Jy Top frame: Phas deg
Vector averaged cross-power spectrum Several baselines displayed
Timerange: 00/12:17:31 to 00/12:18:59

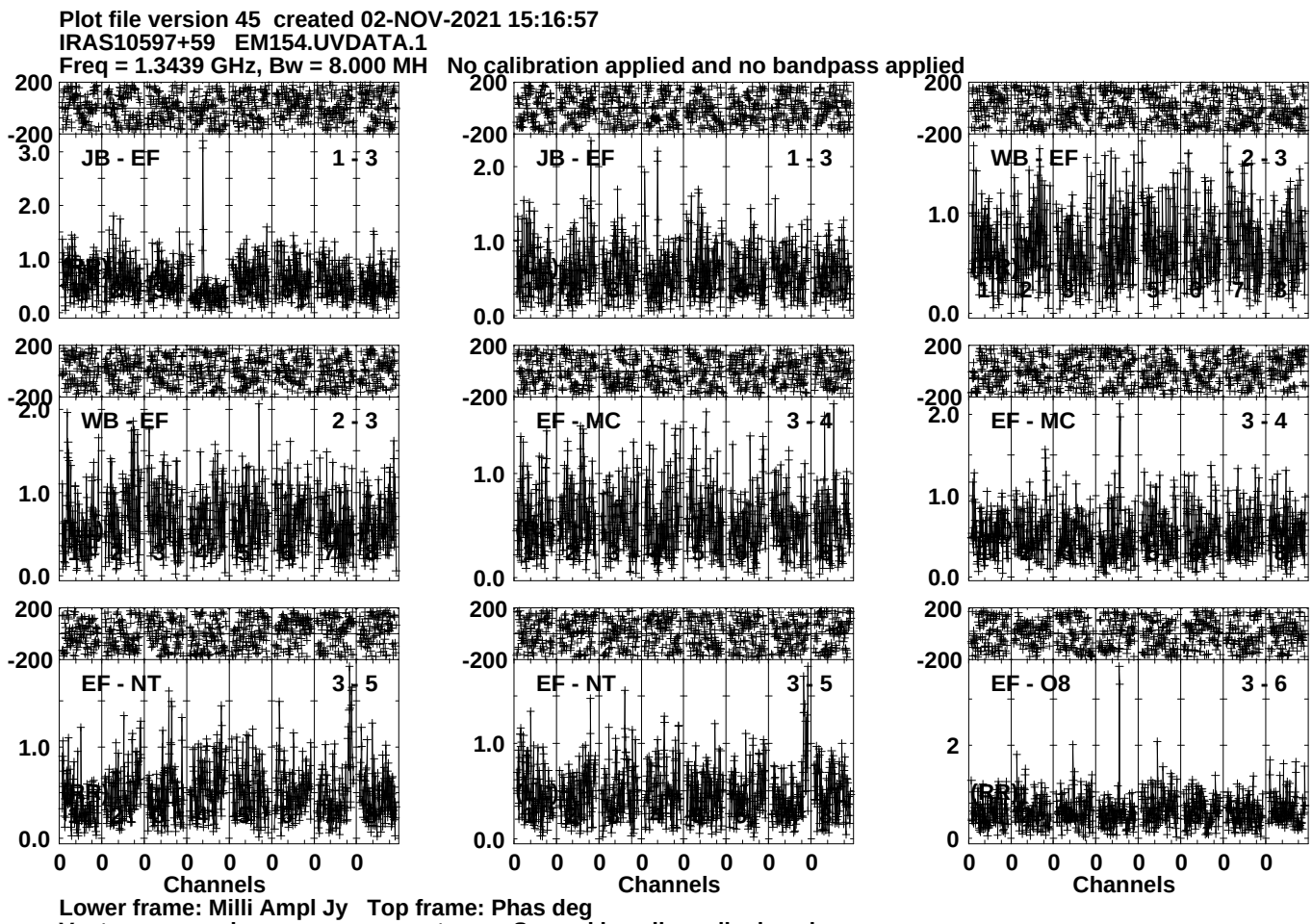
Plot file version 45 created 02-NOV-2021 15:16:57
IRAS10597+59 EM154.UVDATA.1
Freq = 1.3439 GHz, Bw = 8.000 MH No calibration applied and no bandpass applied
JB - EF 1 - 3
JB - EF 1 - 3
WB - EF 2 - 3
WB - EF 2 - 3
EF - MC 3 - 4
EF - MC 3 - 4
EF - NT 3 - 5
EF - NT 3 - 5
EF - O8 3 - 6
Channels
Channels
Channels
Lower frame: Milli Ampl Jy Top frame: Phas deg
Vector averaged cross-power spectrum Several baselines displayed
Timerange: 00/12:19:01 to 00/12:22:29

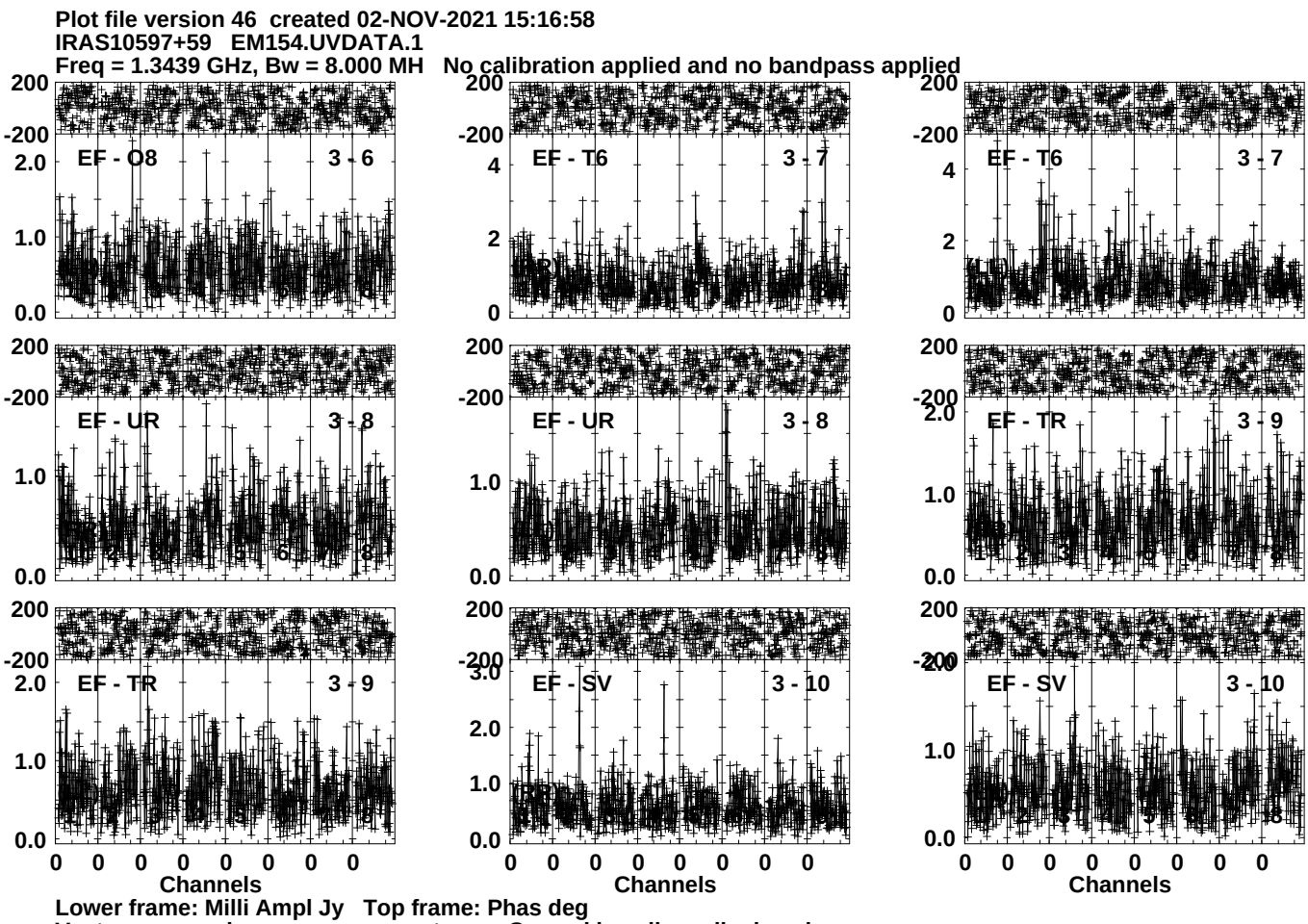
Plot file version 46 created 02-NOV-2021 15:16:58
IRAS10597+59 EM154.UVDATA.1
Freq = 1.3439 GHz, Bw = 8.000 MH No calibration applied and no bandpass applied
EF - O8 3 - 6
EF - T6 3 - 7
EF - T6 3 - 7
EF - UR 3 - 8
EF - UR 3 - 8
EF - TR 3 - 9
EF - TR 3 - 9
EF - SV 3 - 10
EF - SV 3 - 10
Channels
Channels
Channels
Lower frame: Milli Ampl Jy Top frame: Phas deg
Vector averaged cross-power spectrum Several baselines displayed
Timerange: 00/12:19:01 to 00/12:22:29

Plot file version 47 created 02-NOV-2021 15:16:58
IRAS10597+59 EM154.UVDATA.1
Freq = 1.3439 GHz, Bw = 8.000 MH No calibration applied and no bandpass applied

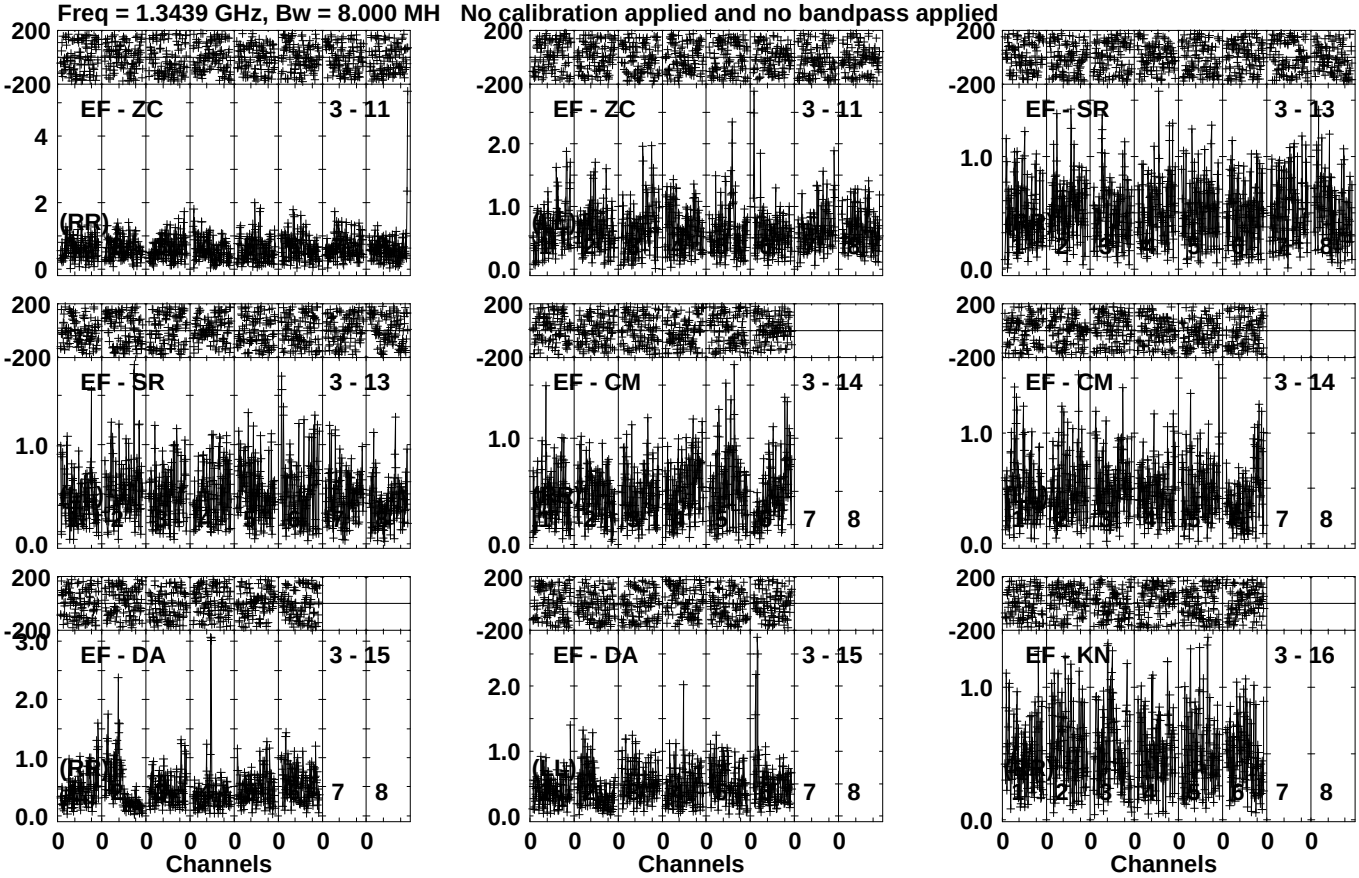

Lower frame: Milli Ampl Jy Top frame: Phas deg
Vector averaged cross-power spectrum Several baselines displayed
Timerange: 00/12:19:01 to 00/12:22:29

Plot file version 48 created 02-NOV-2021 15:16:59
IRAS10597+59 EM154.UVDATA.1
Freq = 1.3439 GHz, Bw = 8.000 MH No calibration applied and no bandpass applied

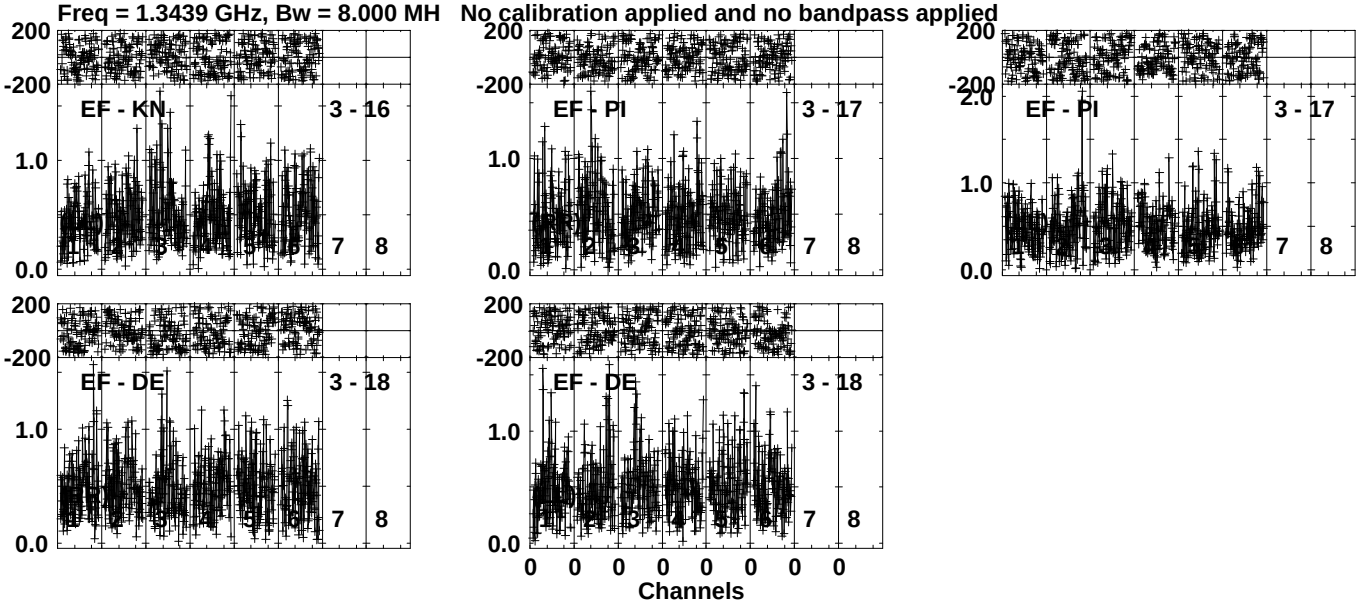

Lower frame: Milli Ampl Jy Top frame: Phas deg
Vector averaged cross-power spectrum Several baselines displayed
Timerange: 00/12:19:01 to 00/12:22:29

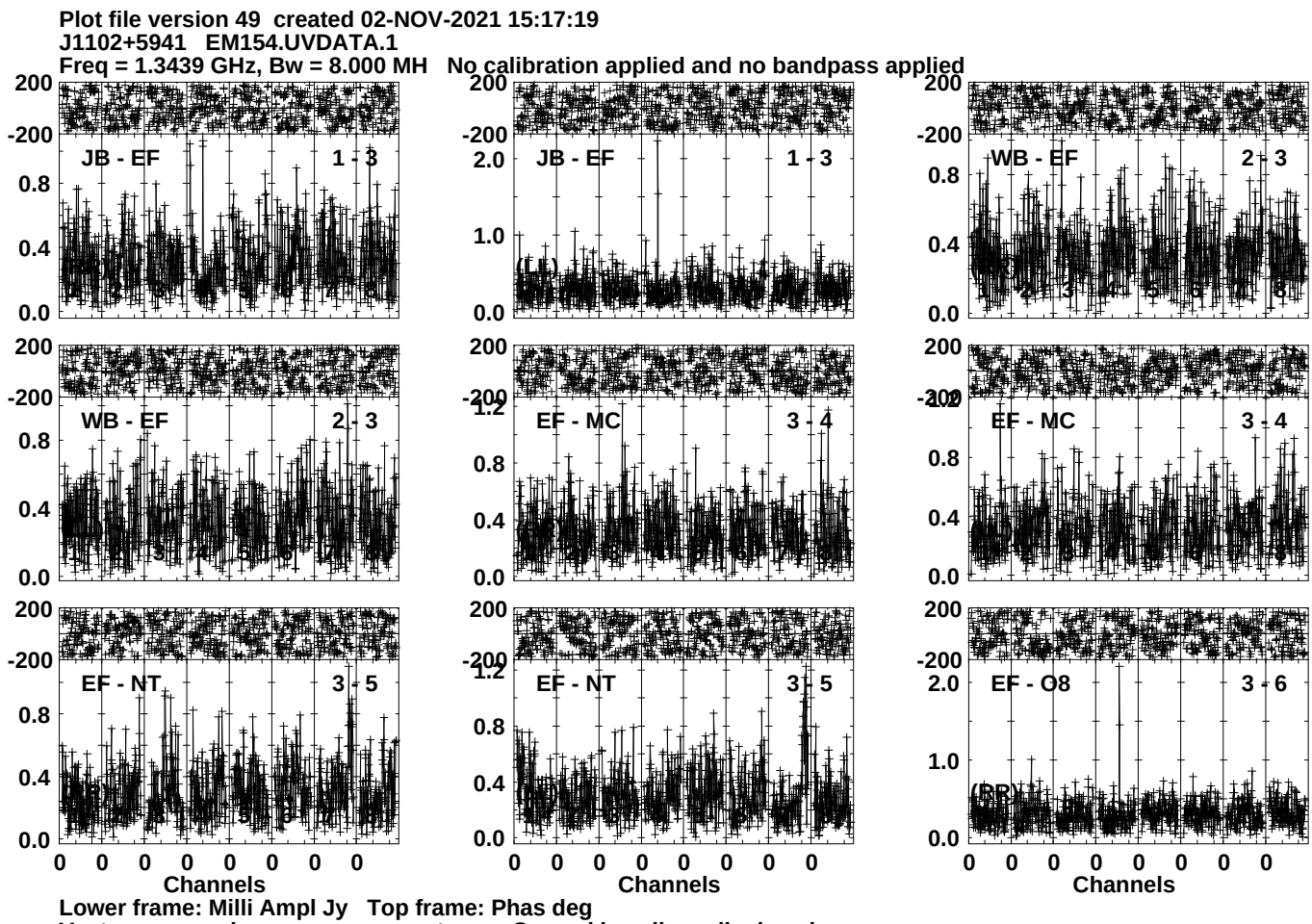
Plot file version 49 created 02-NOV-2021 15:17:19
J1102+5941 EM154.UVDATA.1
Freq = 1.3439 GHz, Bw = 8.000 MH No calibration applied and no bandpass applied
JB - EF 1 - 3
JB - EF 1 - 3
WB - EF 2 - 3
WB - EF 2 - 3
EF - MC 3 - 4
EF - MC 3 - 4
EF - NT 3 - 5
EF - NT 3 - 5
EF - O8 3 - 6
(RR)
Channels
Channels
Channels
Lower frame: Milli Ampl Jy Top frame: Phas deg
Vector averaged cross-power spectrum Several baselines displayed
Timerange: 00/12:49:01 to 00/12:50:29

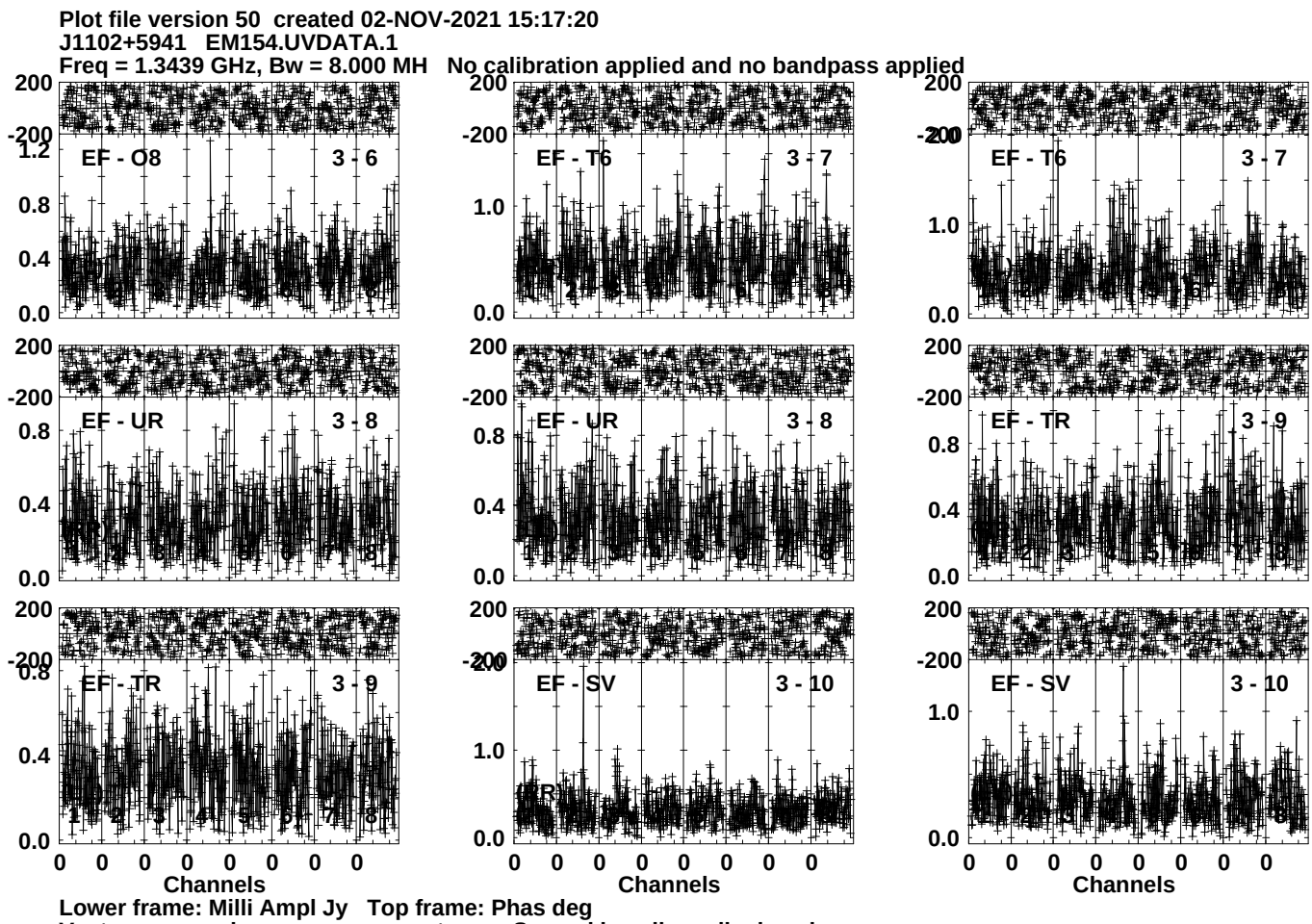
Plot file version 50 created 02-NOV-2021 15:17:20
J1102+5941 EM154.UVDATA.1
Freq = 1.3439 GHz, Bw = 8.000 MH No calibration applied and no bandpass applied
EF - O8 3 - 6
EF - T6 3 - 7
EF - T6 3 - 7
EF - UR 3 - 8
EF - UR 3 - 8
EF - TR 3 - 9
EF - TR 3 - 9
EF - SV 3 - 10
EF - SV 3 - 10
Channels
Channels
Channels
Lower frame: Milli Ampl Jy Top frame: Phas deg
Vector averaged cross-power spectrum Several baselines displayed
Timerange: 00/12:49:01 to 00/12:50:29

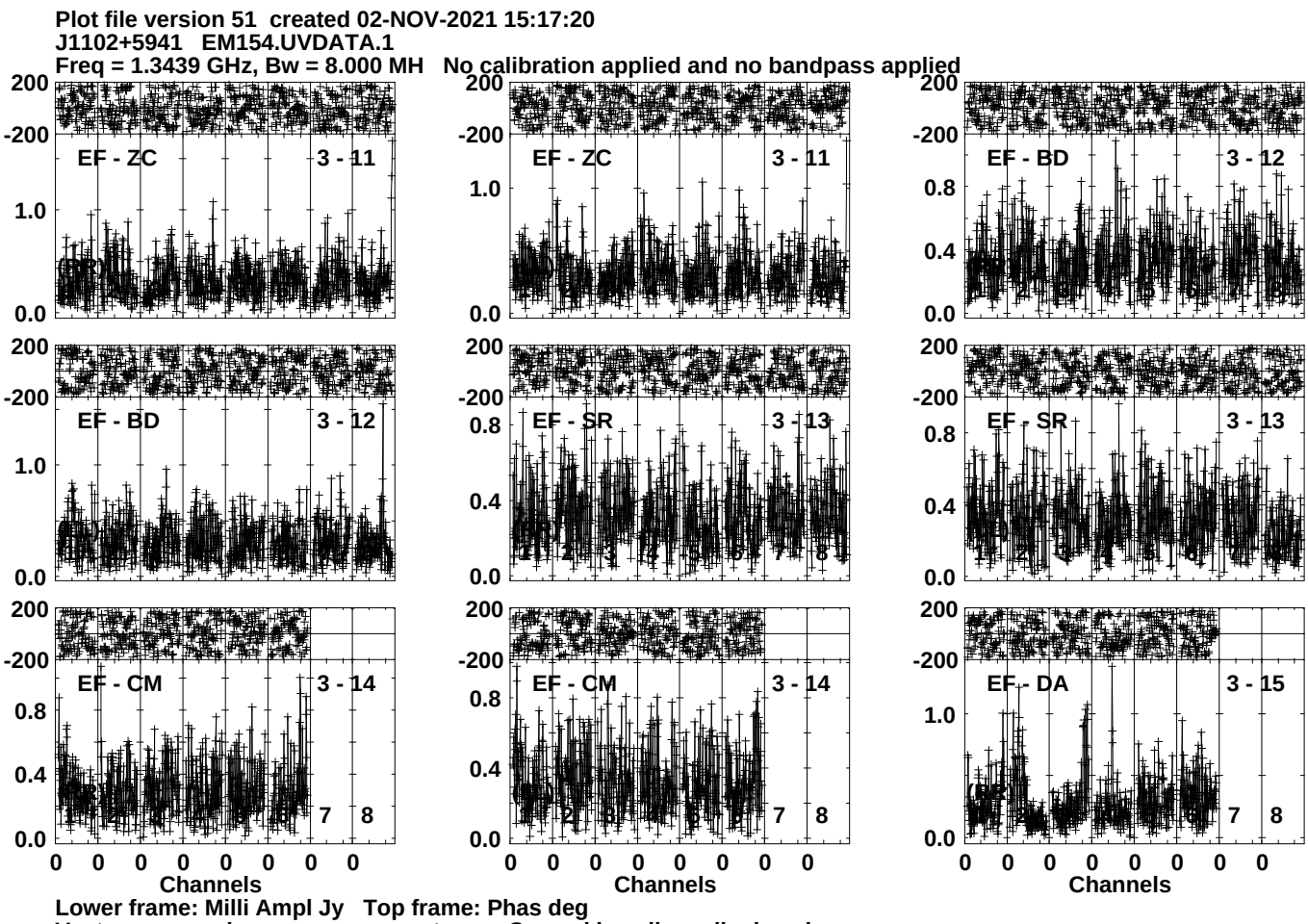
Plot file version 51 created 02-NOV-2021 15:17:20
J1102+5941 EM154.UVDATA.1
Freq = 1.3439 GHz, Bw = 8.000 MH No calibration applied and no bandpass applied
EF - ZC 3 - 11
EF - ZC 3 - 11
EF - BD 3 - 12
EF - BD 3 - 12
EF - SR 3 - 13
EF - SR 3 - 13
EF - CM 3 - 14
EF - CM 3 - 14
EF - DA 3 - 15
Channels
Channels
Channels
Lower frame: Milli Ampl Jy Top frame: Phas deg
Vector averaged cross-power spectrum Several baselines displayed
Timerange: 00/12:49:01 to 00/12:50:29

Plot file version 52 created 02-NOV-2021 15:17:21
J1102+5941 EM154.UVDATA.1
Freq = 1.3439 GHz, Bw = 8.000 MH No calibration applied and no bandpass applied

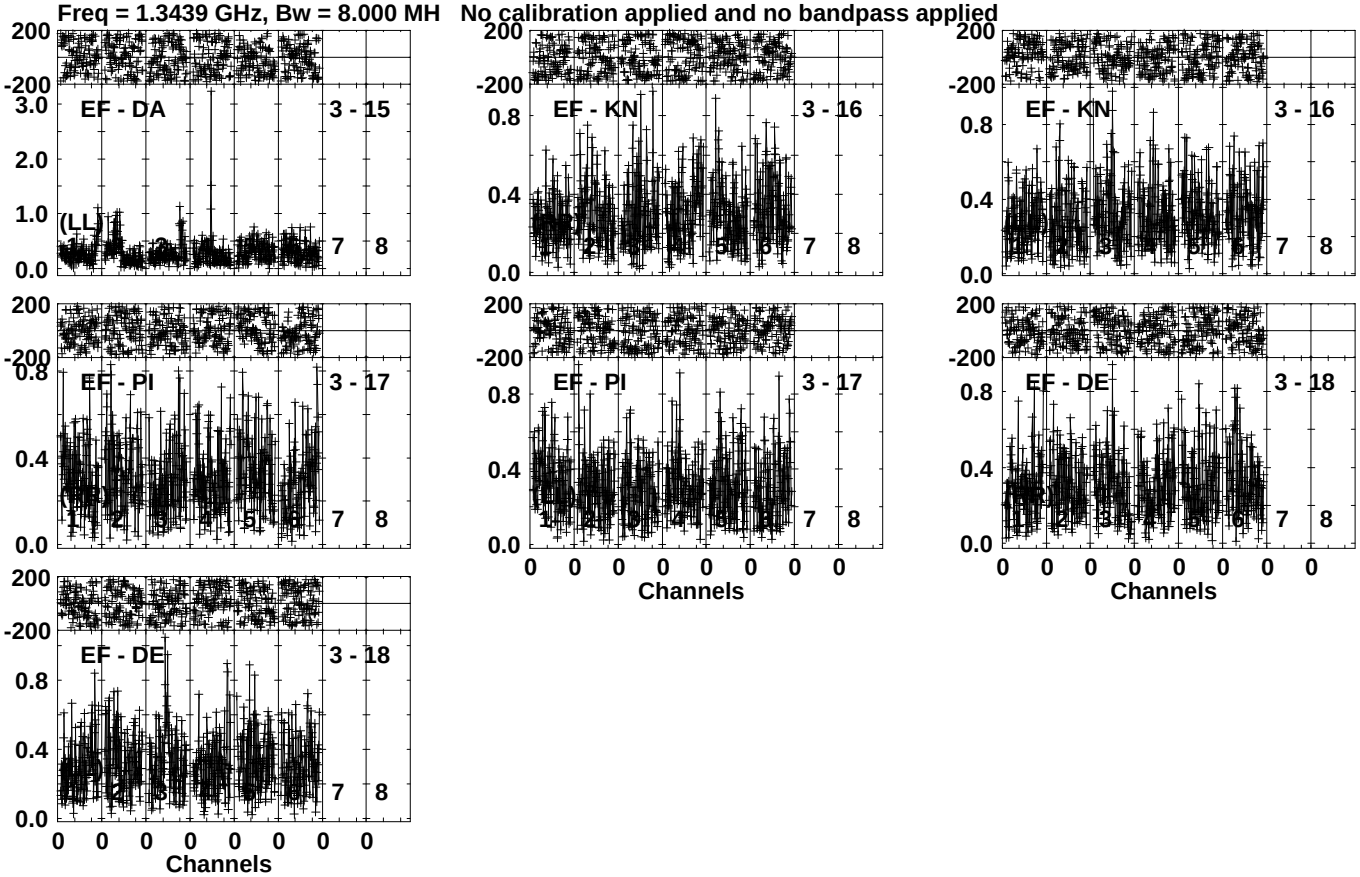

Lower frame: Milli Ampl Jy Top frame: Phas deg
Vector averaged cross-power spectrum Several baselines displayed
Timerange: 00/12:49:01 to 00/12:50:29

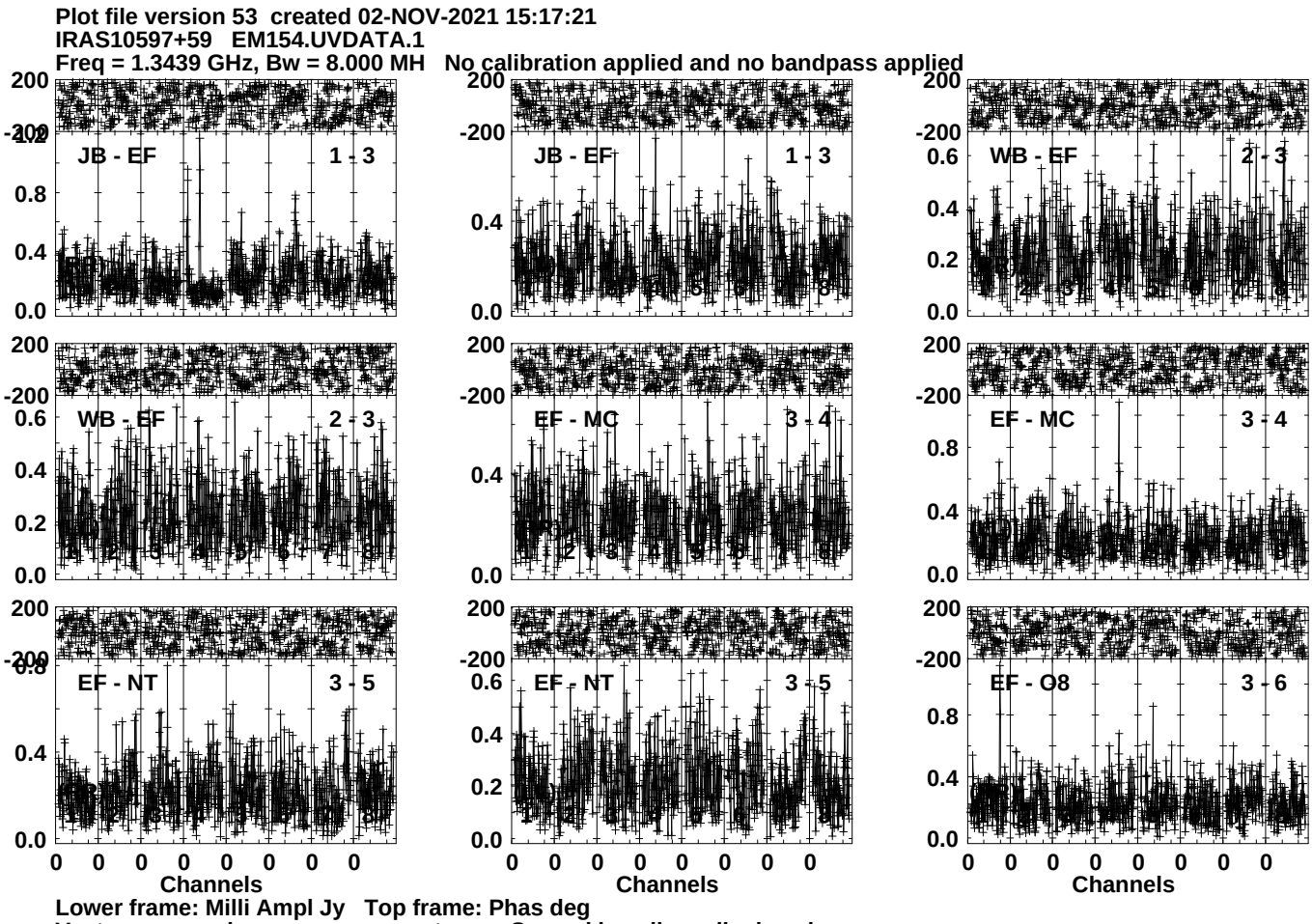
Plot file version 53 created 02-NOV-2021 15:17:21
IRAS10597+59 EM154.UVDATA.1
Freq = 1.3439 GHz, Bw = 8.000 MH No calibration applied and no bandpass applied
JB - EF 1 - 3
JB - EF 1 - 3
WB - EF 2 - 3
WB - EF 2 - 3
EF - MC 3 - 4
EF - MC 3 - 4
EF - NT 3 - 5
EF - NT 3 - 5
EF - O8 3 - 6
Channels
Channels
Channels
Lower frame: Milli Ampl Jy Top frame: Phas deg
Vector averaged cross-power spectrum Several baselines displayed
Timerange: 00/12:50:31 to 00/12:53:59

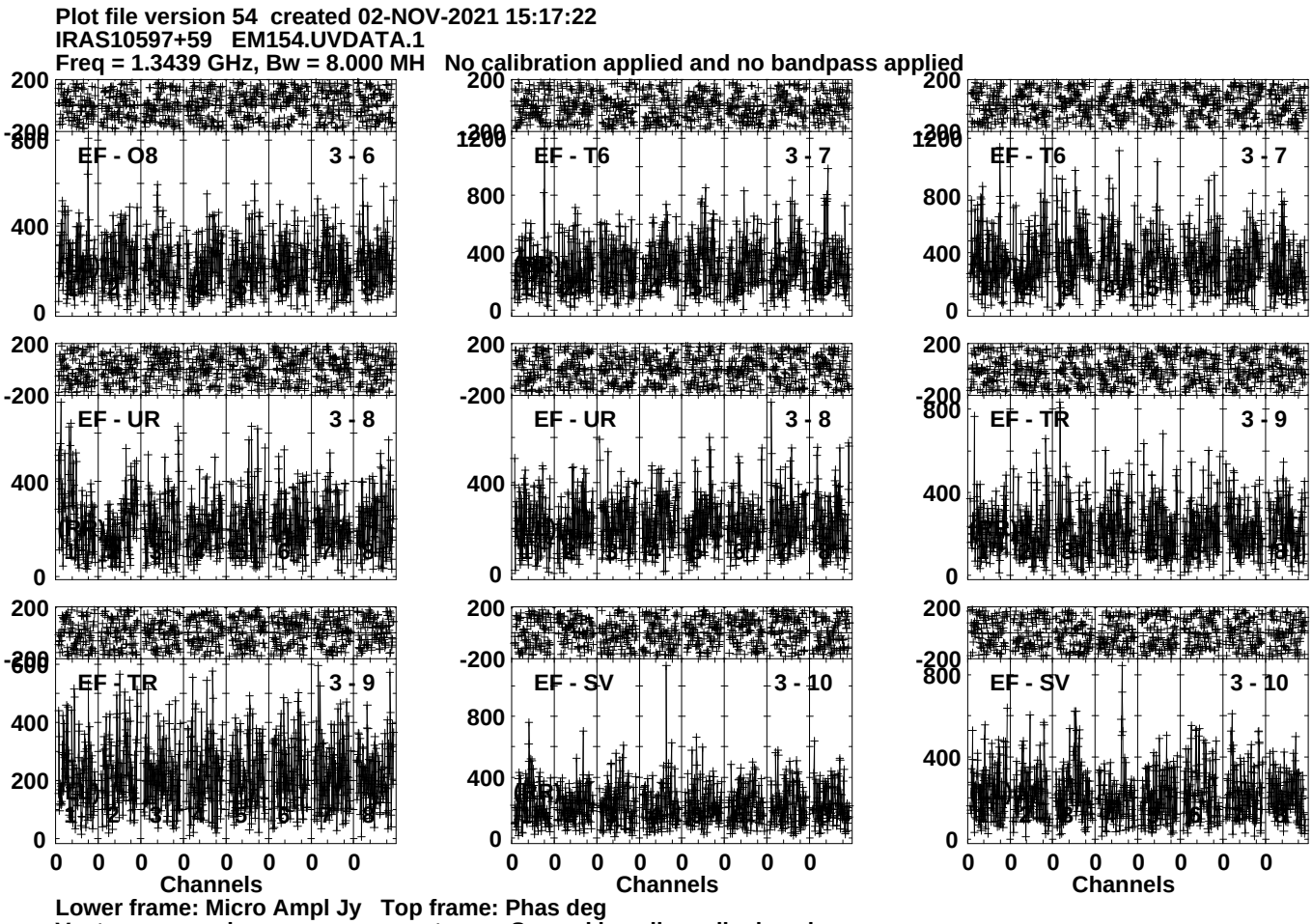
Plot file version 54 created 02-NOV-2021 15:17:22
IRAS10597+59 EM154.UVDATA.1
Freq = 1.3439 GHz, Bw = 8.000 MH No calibration applied and no bandpass applied
EF - O8 3 - 6
EF - T6 3 - 7
EF - T6 3 - 7
EF - UR 3 - 8
EF - UR 3 - 8
EF - TR 3 - 9
EF - TR 3 - 9
EF - SV 3 - 10
EF - SV 3 - 10
Channels
Channels
Channels
Lower frame: Micro Ampl Jy Top frame: Phas deg
Vector averaged cross-power spectrum Several baselines displayed
Timerange: 00/12:50:31 to 00/12:53:59

Plot file version 55 created 02-NOV-2021 15:17:22
IRAS10597+59 EM154.UVDATA.1
Freq = 1.3439 GHz, Bw = 8.000 MH No calibration applied and no bandpass applied

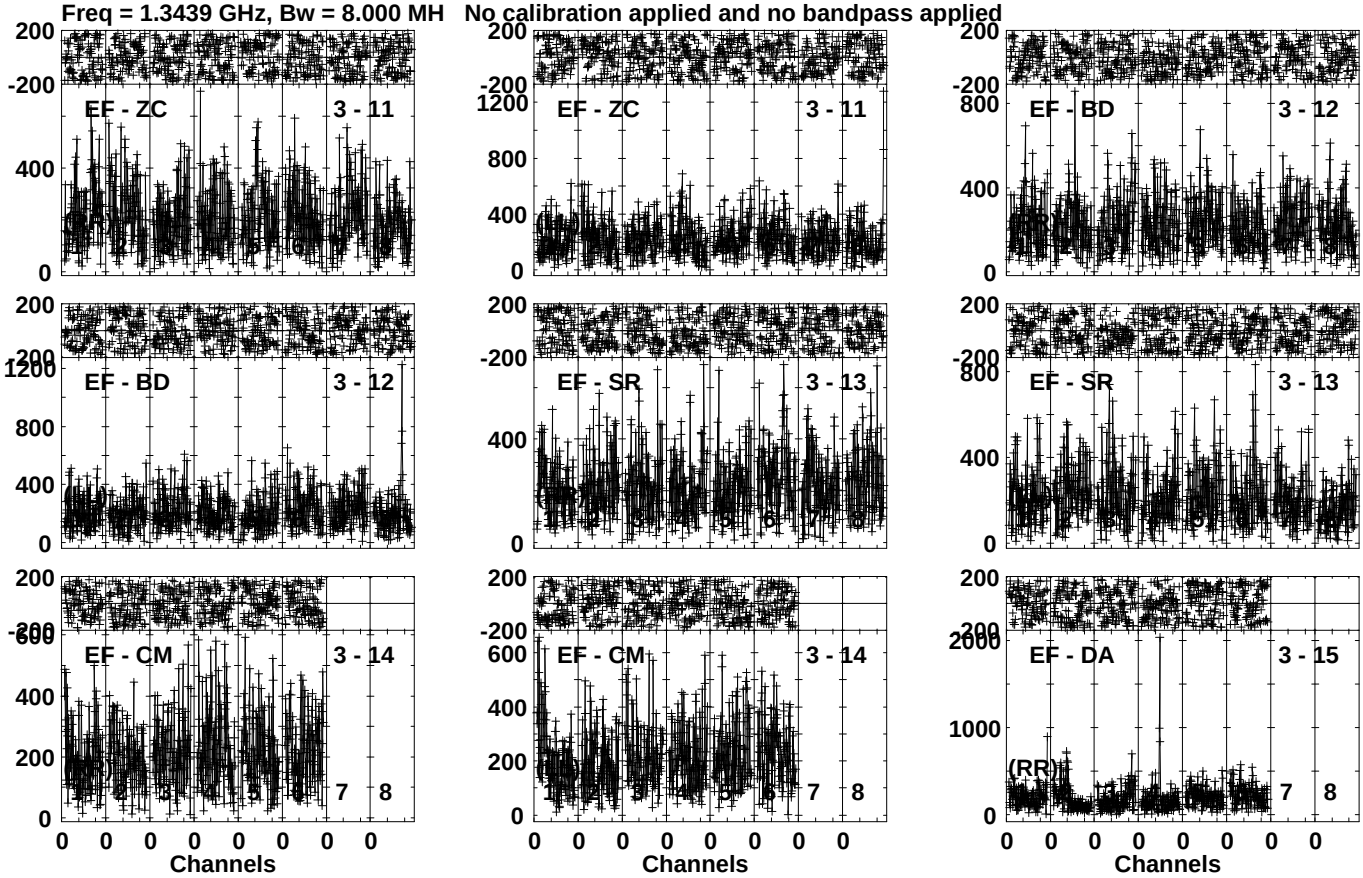

Lower frame: Micro Ampl Jy Top frame: Phas deg
Vector averaged cross-power spectrum Several baselines displayed
Timerange: 00/12:50:31 to 00/12:53:59

Plot file version 56 created 02-NOV-2021 15:17:23
IRAS10597+59 EM154.UVDATA.1
Freq = 1.3439 GHz, Bw = 8.000 MH No calibration applied and no bandpass applied

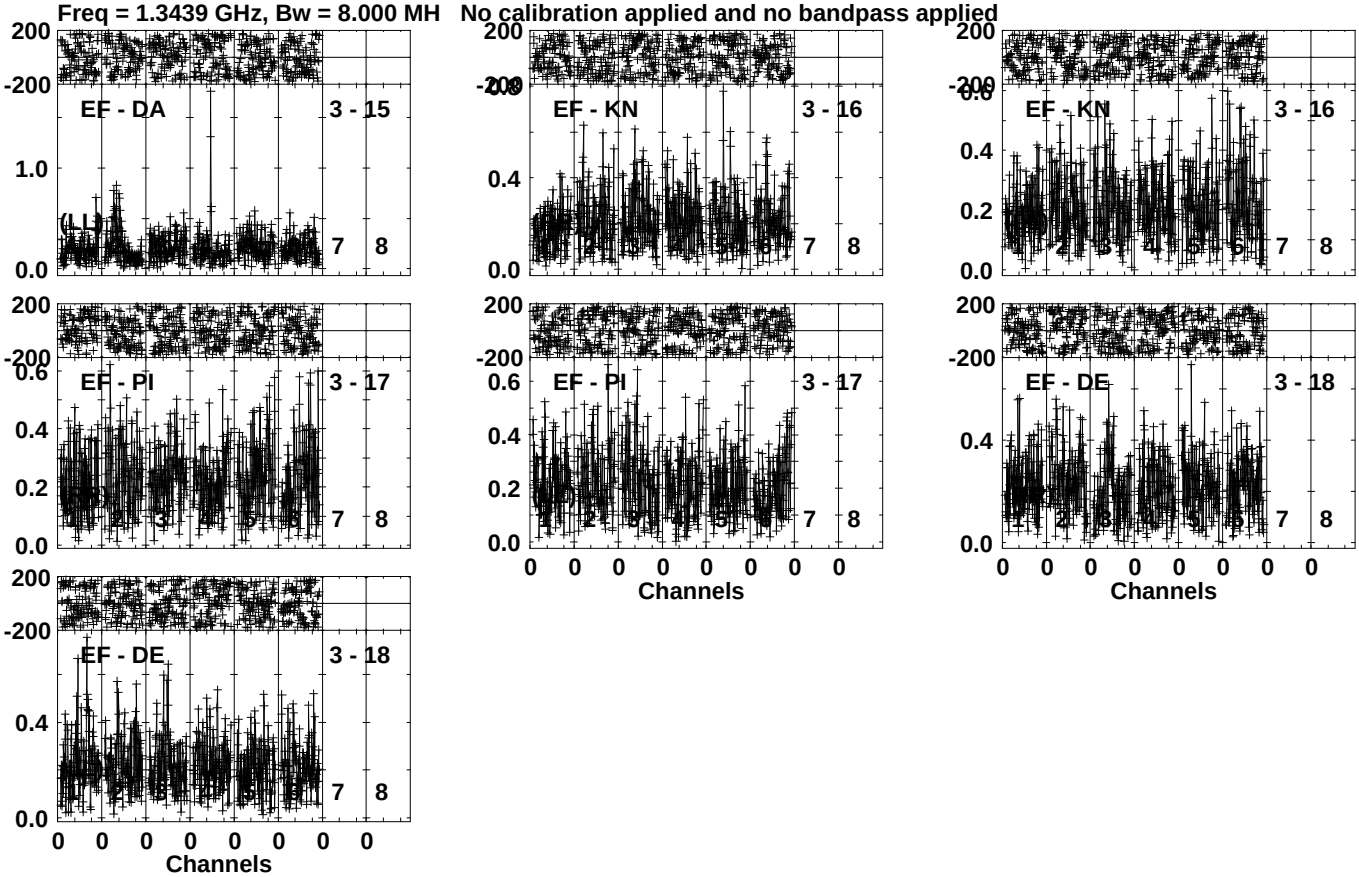

Lower frame: Milli Ampl Jy Top frame: Phas deg
Vector averaged cross-power spectrum Several baselines displayed
Timerange: 00/12:50:31 to 00/12:53:59

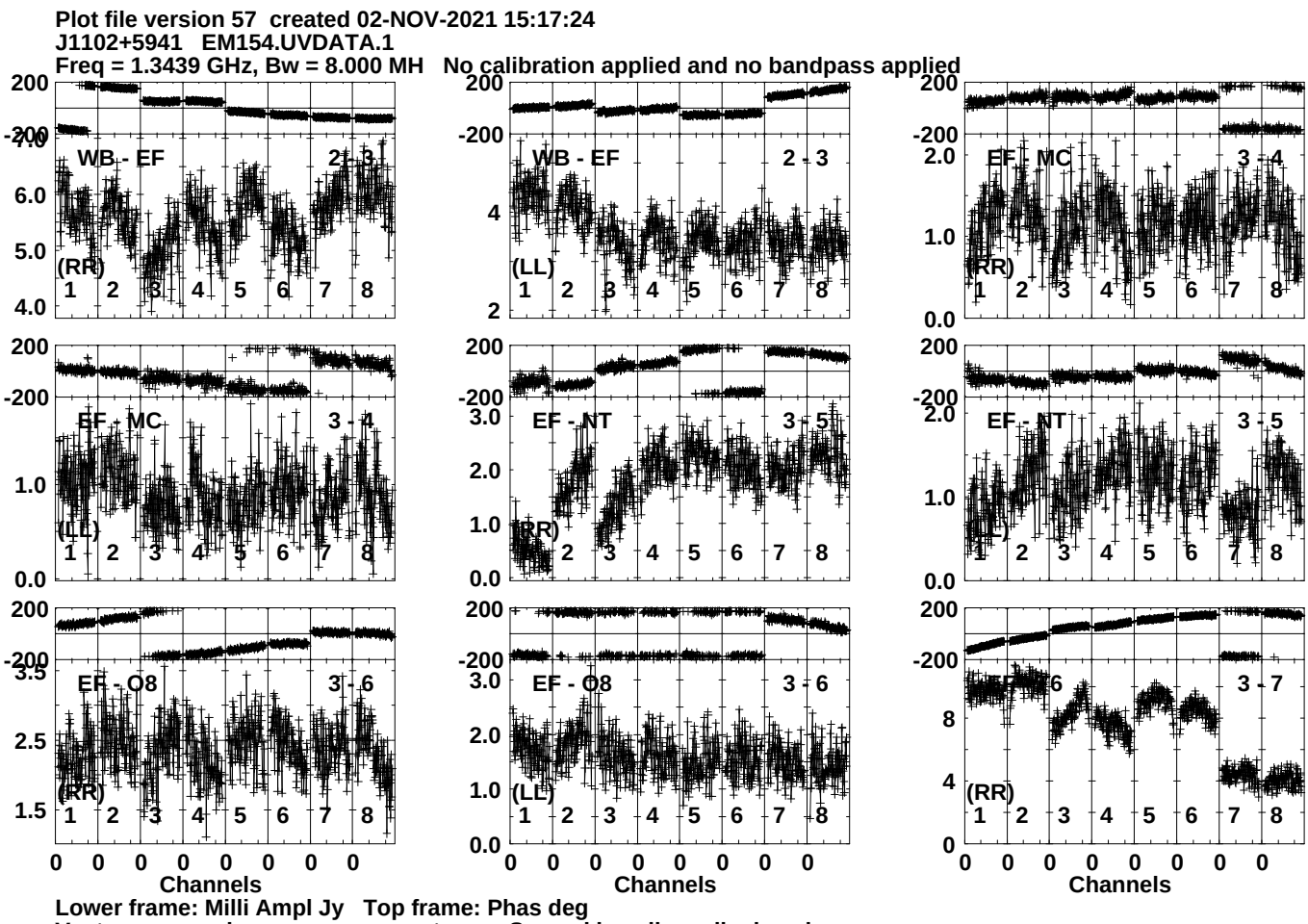
Plot file version 57 created 02-NOV-2021 15:17:24
J1102+5941 EM154.UVDATA.1
Freq = 1.3439 GHz, Bw = 8.000 MH No calibration applied and no bandpass applied
WB - EF 2 - 3
(RR)
WB - EF 2 - 3
(LL)
EF - MC 3 - 4
(RR)
EF - MC 3 - 4
(LL)
EF - NT 3 - 5
(RR)
EF - NT 3 - 5
(LL)
EF - O8 3 - 6
(RR)
EF - O8 3 - 6
(LL)
EF - O6 3 - 7
(RR)
Channels
Channels
Channels
Lower frame: Milli Ampl Jy Top frame: Phas deg
Vector averaged cross-power spectrum Several baselines displayed
Timerange: 00/12:54:01 to 00/12:55:29

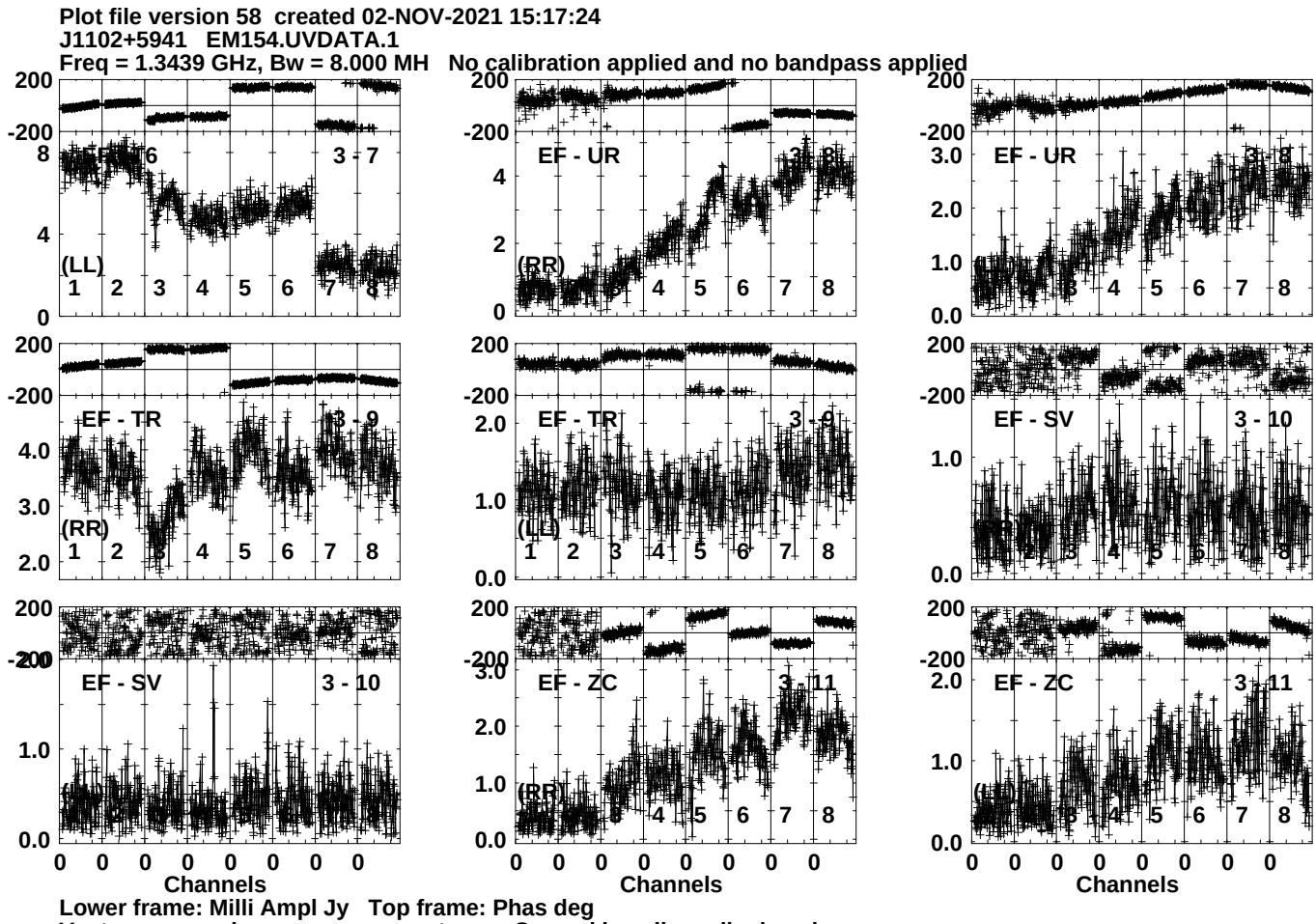
Plot file version 58 created 02-NOV-2021 15:17:24
J1102+5941 EM154.UVDATA.1
Freq = 1.3439 GHz, Bw = 8.000 MH No calibration applied and no bandpass applied
EF - 6
3 - 7
(LL)
EF - UR
3 - 8
(RR)
EF - UR
3 - 8
EF - TR
3 - 9
(RR)
EF - TR
3 - 9
(LL)
EF - SV
3 - 10
EF - SV
3 - 10
EF - ZC
3 - 11
(RR)
EF - ZC
3 - 11
Channels
Channels
Channels
Lower frame: Milli Ampl Jy Top frame: Phas deg
Vector averaged cross-power spectrum Several baselines displayed
Timerange: 00/12:54:01 to 00/12:55:29

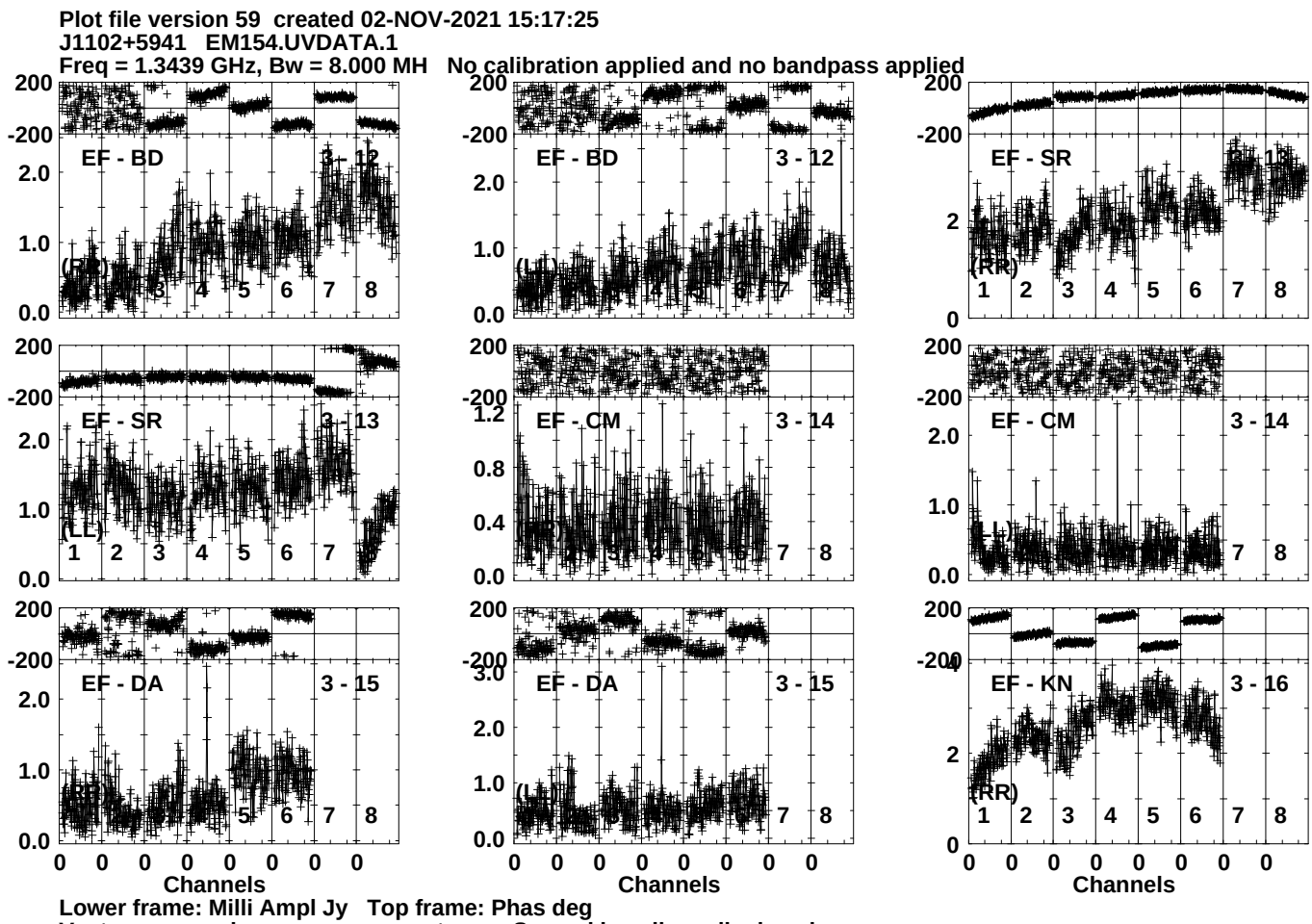
Plot file version 59 created 02-NOV-2021 15:17:25
J1102+5941 EM154.UVDATA.1
Freq = 1.3439 GHz, Bw = 8.000 MH No calibration applied and no bandpass applied
EF - BD 3 - 12
EF - BD 3 - 12
EF - SR 3 - 11
EF - SR 3 - 13
EF - CM 3 - 14
EF - CM 3 - 14
EF - DA 3 - 15
EF - DA 3 - 15
EF - KN 3 - 16
(RR)
(LL)
Channels
Lower frame: Milli Ampl Jy Top frame: Phas deg
Vector averaged cross-power spectrum Several baselines displayed
Timerange: 00/12:54:01 to 00/12:55:29

Plot file version 60 created 02-NOV-2021 15:17:26
J1102+5941 EM154.UVDATA.1
Freq = 1.3439 GHz, Bw = 8.000 MH No calibration applied and no bandpass applied

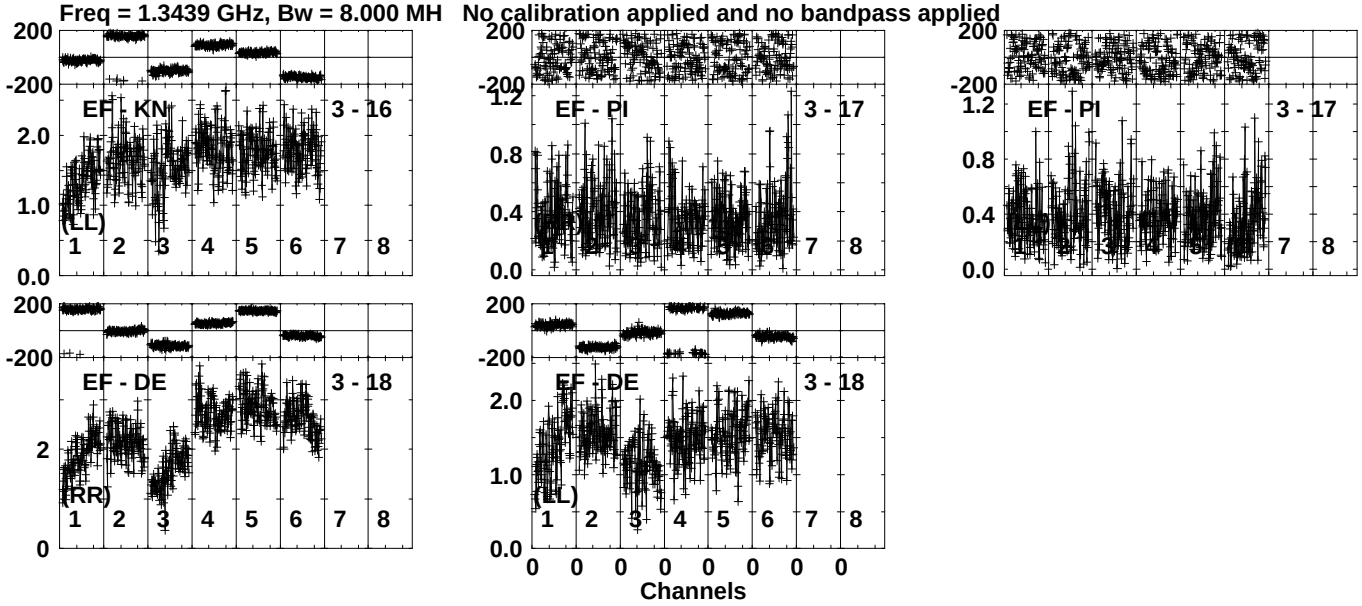

Lower frame: Milli Ampl Jy Top frame: Phas deg
Vector averaged cross-power spectrum Several baselines displayed
Timerange: 00/12:54:01 to 00/12:55:29

Plot file version 61 created 02-NOV-2021 15:17:27
4C39.25 EM154.UVDATA.1
Freq = 1.3439 GHz, Bw = 8.000 MH No calibration applied and no bandpass applied

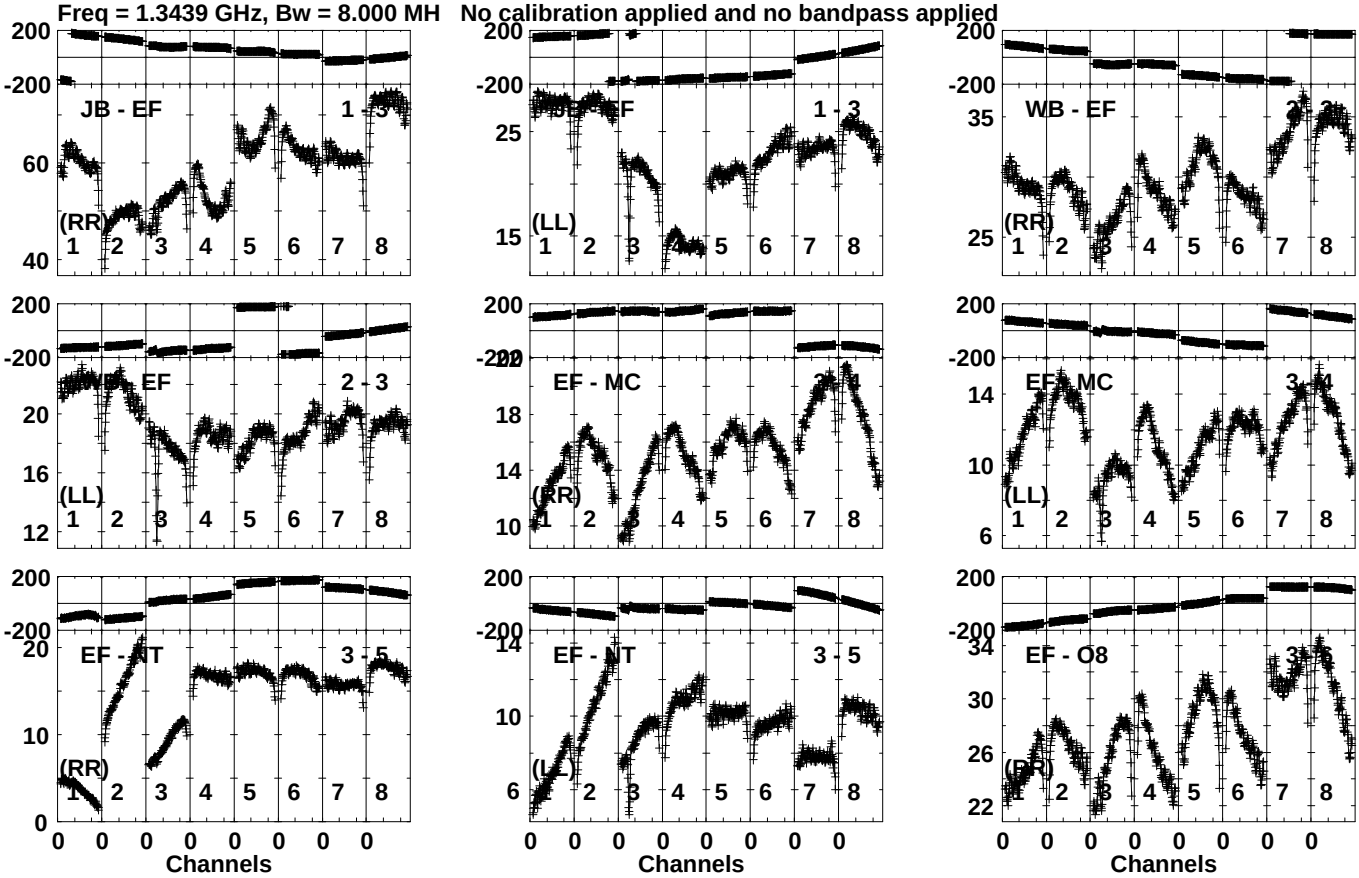

Lower frame: Milli Ampl Jy Top frame: Phas deg
Vector averaged cross-power spectrum Several baselines displayed
Timerange: 00/13:00:31 to 00/13:05:29

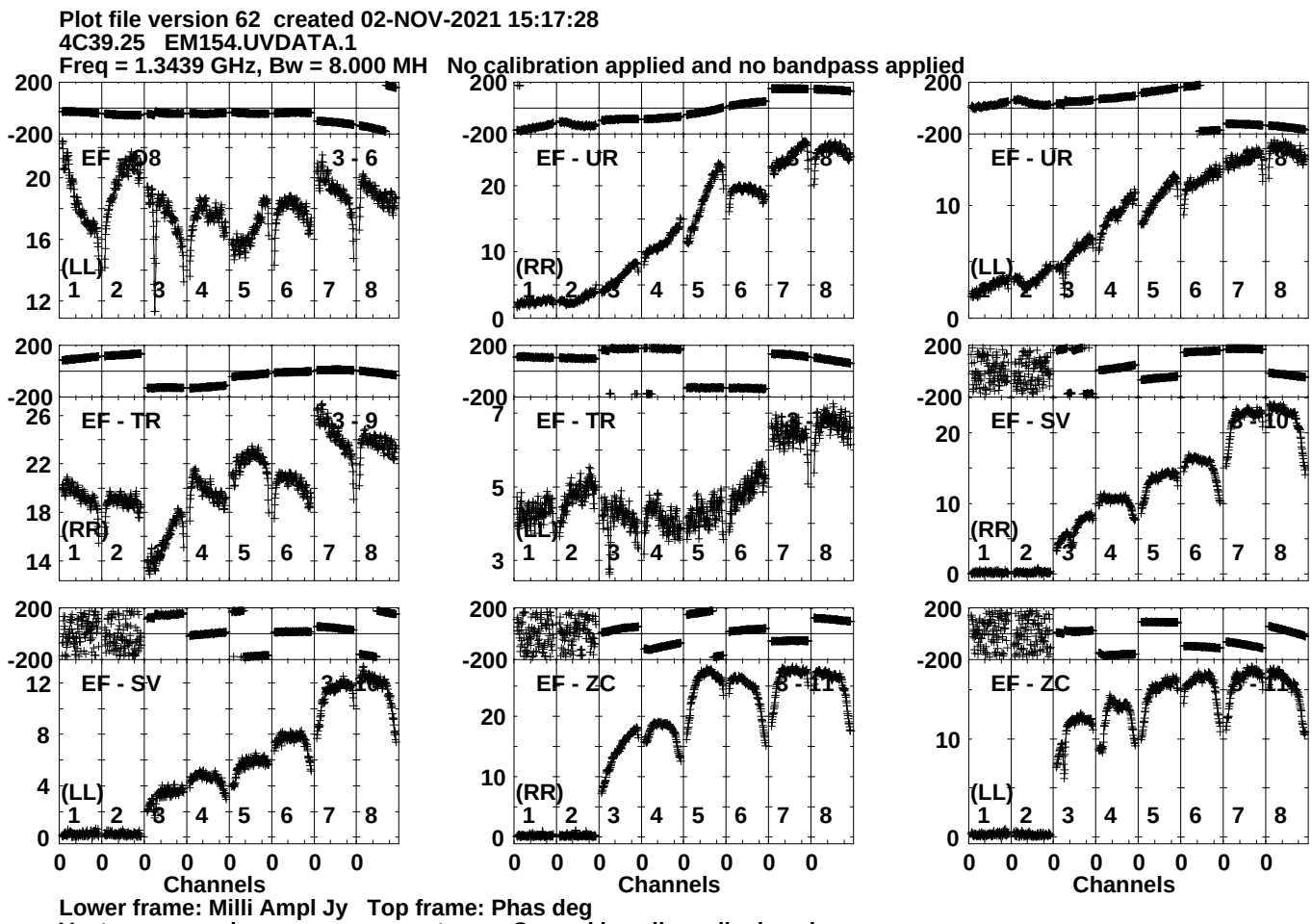
Plot file version 62 created 02-NOV-2021 15:17:28
4C39.25 EM154.UVDATA.1
Freq = 1.3439 GHz, Bw = 8.000 MH No calibration applied and no bandpass applied
EF - O8
3 - 6
(LL)
EF - UR
(RR)
EF - UR
(LL)
EF - TR
3 - 9
(RR)
EF - TR
(LL)
EF - SV
(RR)
EF - SV
(LL)
EF - ZC
3 - 11
(RR)
EF - ZC
(LL)
Channels
Channels
Channels
Lower frame: Milli Ampl Jy Top frame: Phas deg
Vector averaged cross-power spectrum Several baselines displayed
Timerange: 00/13:00:31 to 00/13:05:29

Plot file version 63 created 02-NOV-2021 15:17:29
4C39.25 EM154.UVDATA.1
Freq = 1.3439 GHz, Bw = 8.000 MH No calibration applied and no bandpass applied

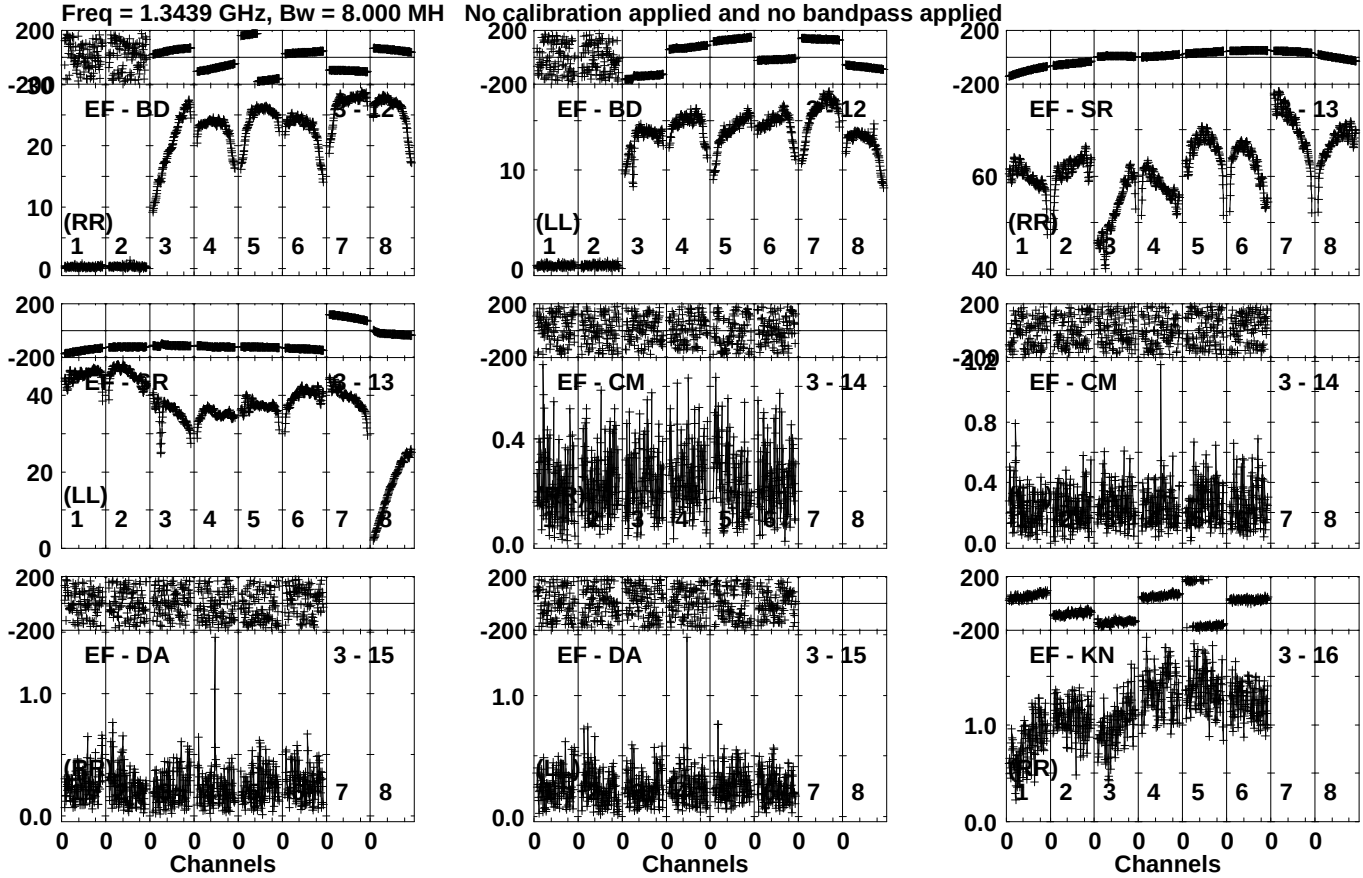

Lower frame: Milli Ampl Jy Top frame: Phas deg
Vector averaged cross-power spectrum Several baselines displayed
Timerange: 00/13:00:31 to 00/13:05:29

Plot file version 64 created 02-NOV-2021 15:17:30
4C39.25 EM154.UVDATA.1
Freq = 1.3439 GHz, Bw = 8.000 MH No calibration applied and no bandpass applied

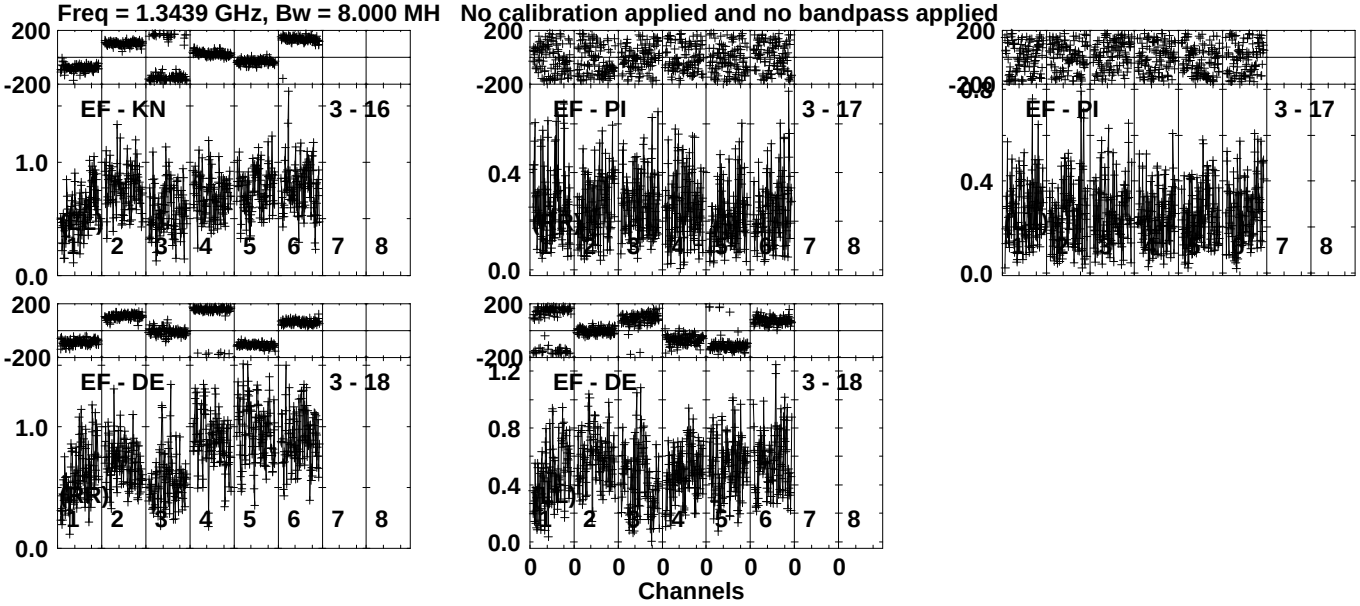

Lower frame: Milli Ampl Jy Top frame: Phas deg
Vector averaged cross-power spectrum Several baselines displayed
Timerange: 00/13:00:31 to 00/13:05:29

Plot file version 65 created 02-NOV-2021 15:17:31
J1102+5941 EM154.UVDATA.1
Freq = 1.3439 GHz, Bw = 8.000 MH No calibration applied and no bandpass applied

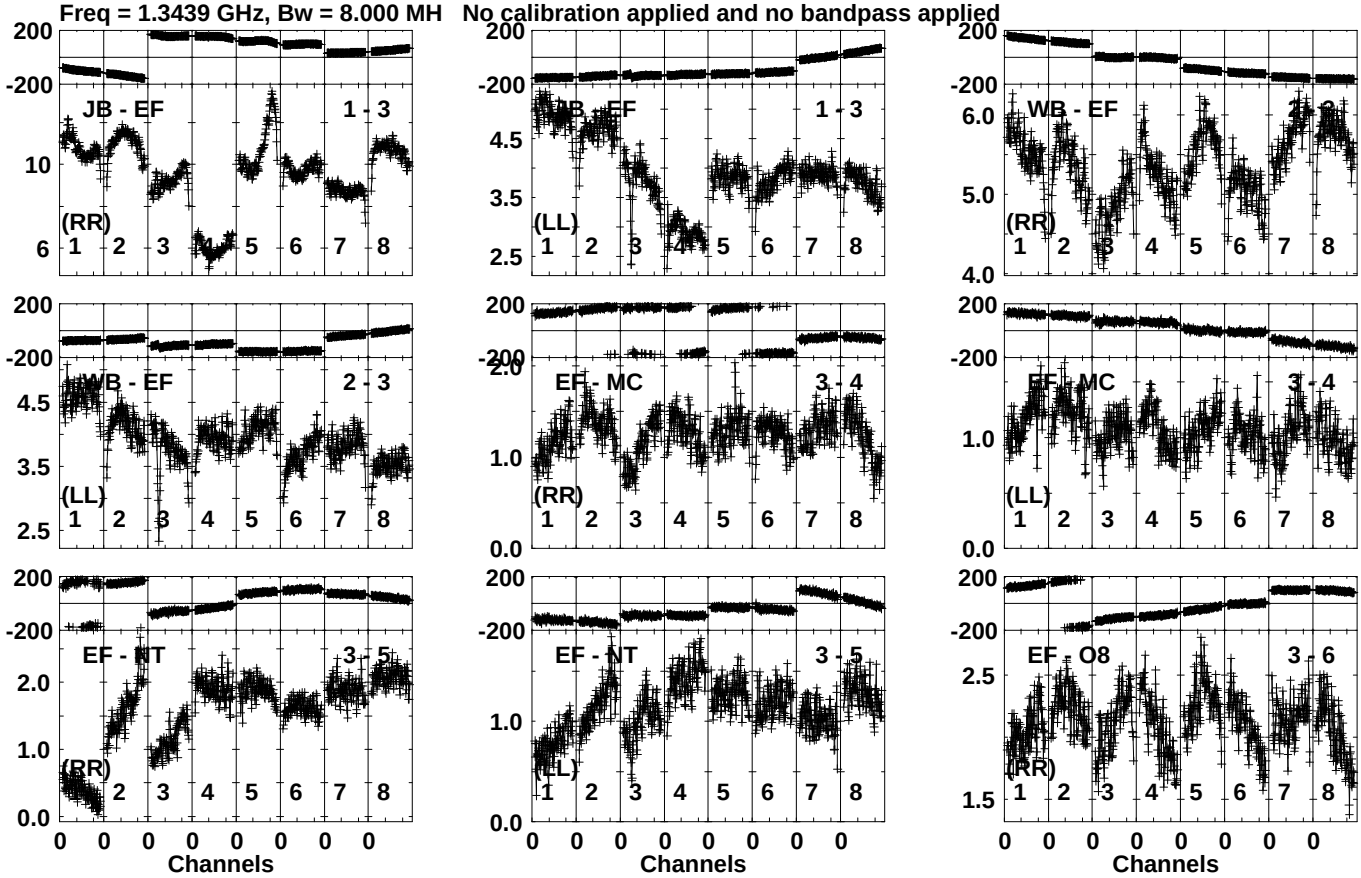

Lower frame: Milli Ampl Jy Top frame: Phas deg
Vector averaged cross-power spectrum Several baselines displayed
Timerange: 00/13:10:31 to 00/13:15:29

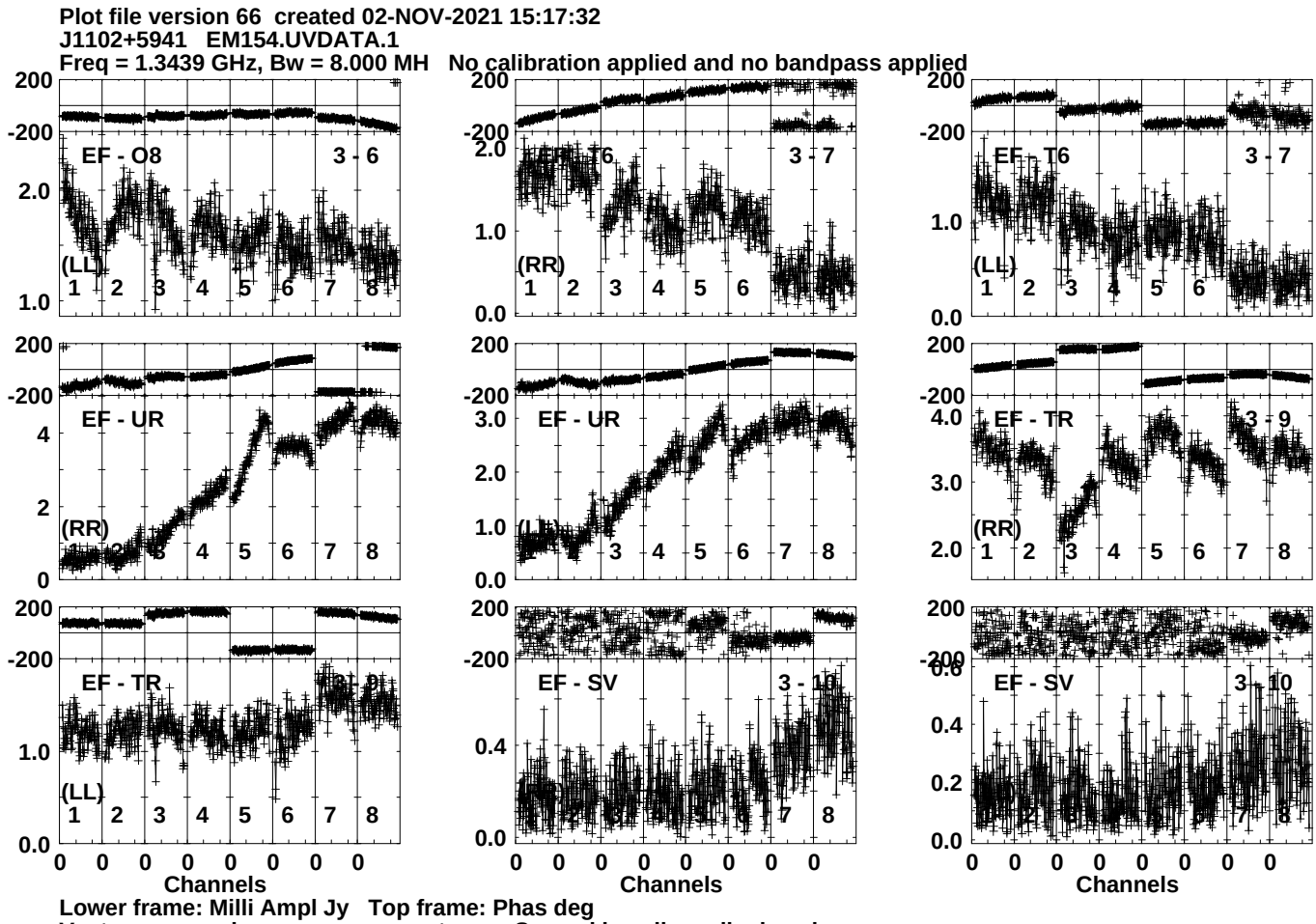
Plot file version 66 created 02-NOV-2021 15:17:32
J1102+5941 EM154.UVDATA.1
Freq = 1.3439 GHz, Bw = 8.000 MH No calibration applied and no bandpass applied
EF - O8
3 - 6
(LL)
EF - T6
3 - 7
(RR)
EF - T6
3 - 7
(LL)
EF - UR
(RR)
EF - UR
(LL)
EF - TR
3 - 9
(RR)
EF - TR
(LL)
EF - SV
3 - 10
EF - SV
3 - 10
Channels
Channels
Channels
Lower frame: Milli Ampl Jy Top frame: Phas deg
Vector averaged cross-power spectrum Several baselines displayed
Timerange: 00/13:10:31 to 00/13:15:29

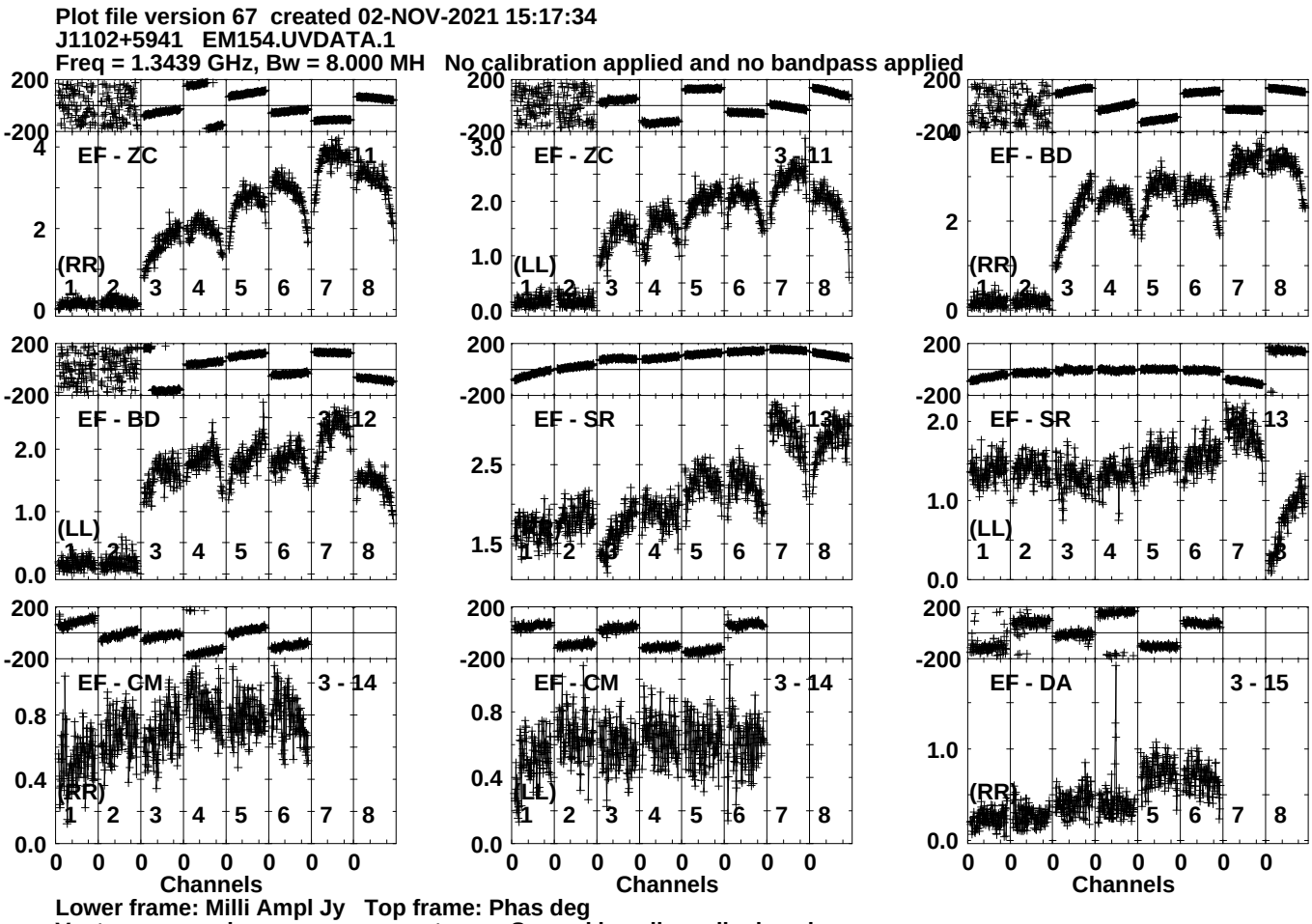
Plot file version 67 created 02-NOV-2021 15:17:34
J1102+5941 EM154.UVDATA.1
Freq = 1.3439 GHz, Bw = 8.000 MH No calibration applied and no bandpass applied
EF - ZC 3 - 11
(RR)
EF - ZC 3 - 11
(LL)
EF - BD 3 - 11
(RR)
EF - BD 3 - 12
(LL)
EF - SR 3 - 13
EF - SR 3 - 13
(LL)
EF - CM 3 - 14
(RR)
EF - CM 3 - 14
(LL)
EF - DA 3 - 15
(RR)
Channels
Channels
Channels
Lower frame: Milli Ampl Jy Top frame: Phas deg
Vector averaged cross-power spectrum Several baselines displayed
Timerange: 00/13:10:31 to 00/13:15:29

Plot file version 68 created 02-NOV-2021 15:17:35
J1102+5941 EM154.UVDATA.1
Freq = 1.3439 GHz, Bw = 8.000 MH No calibration applied and no bandpass applied

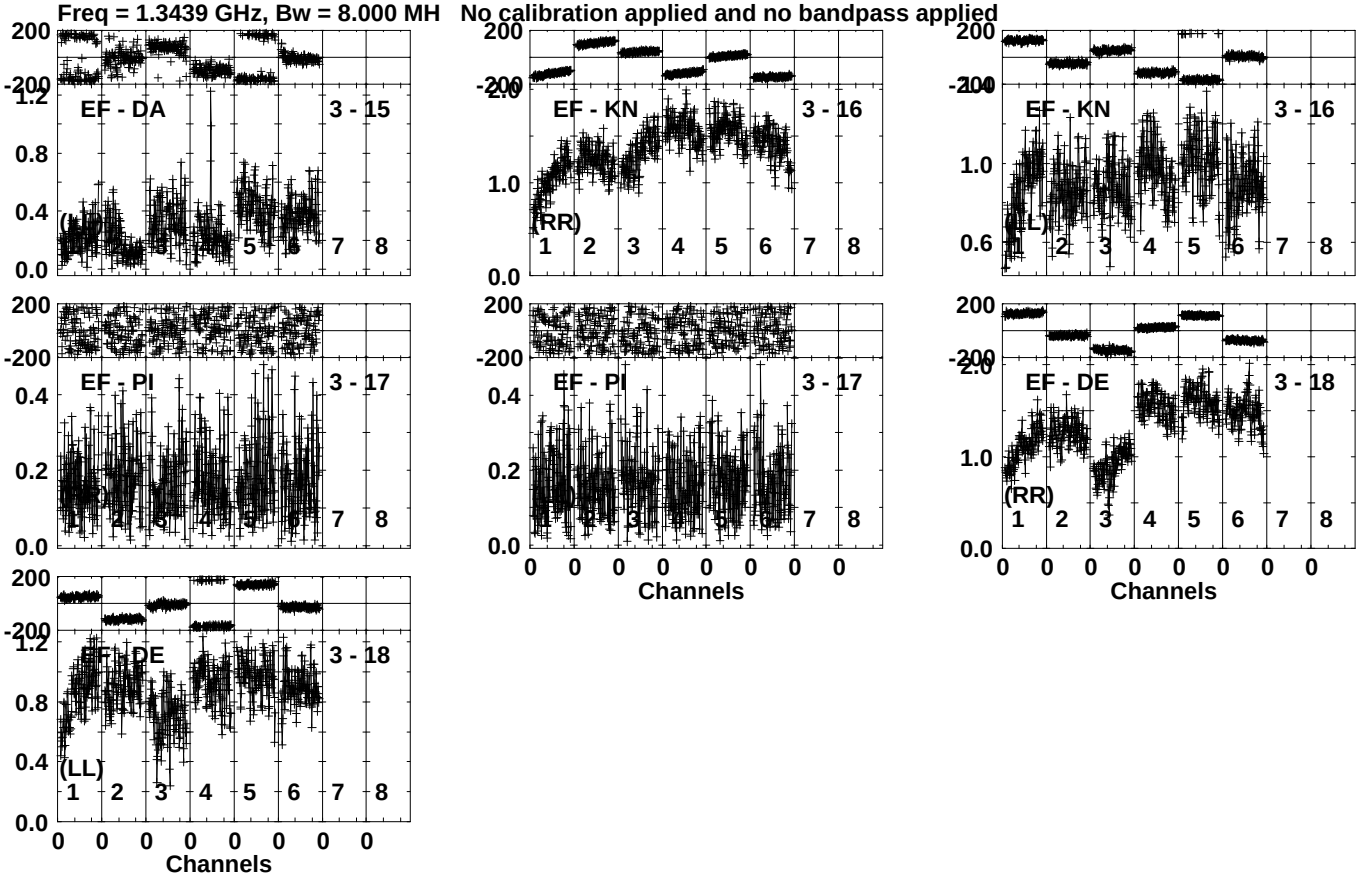

Lower frame: Milli Ampl Jy Top frame: Phas deg
Vector averaged cross-power spectrum Several baselines displayed
Timerange: 00/13:10:31 to 00/13:15:29

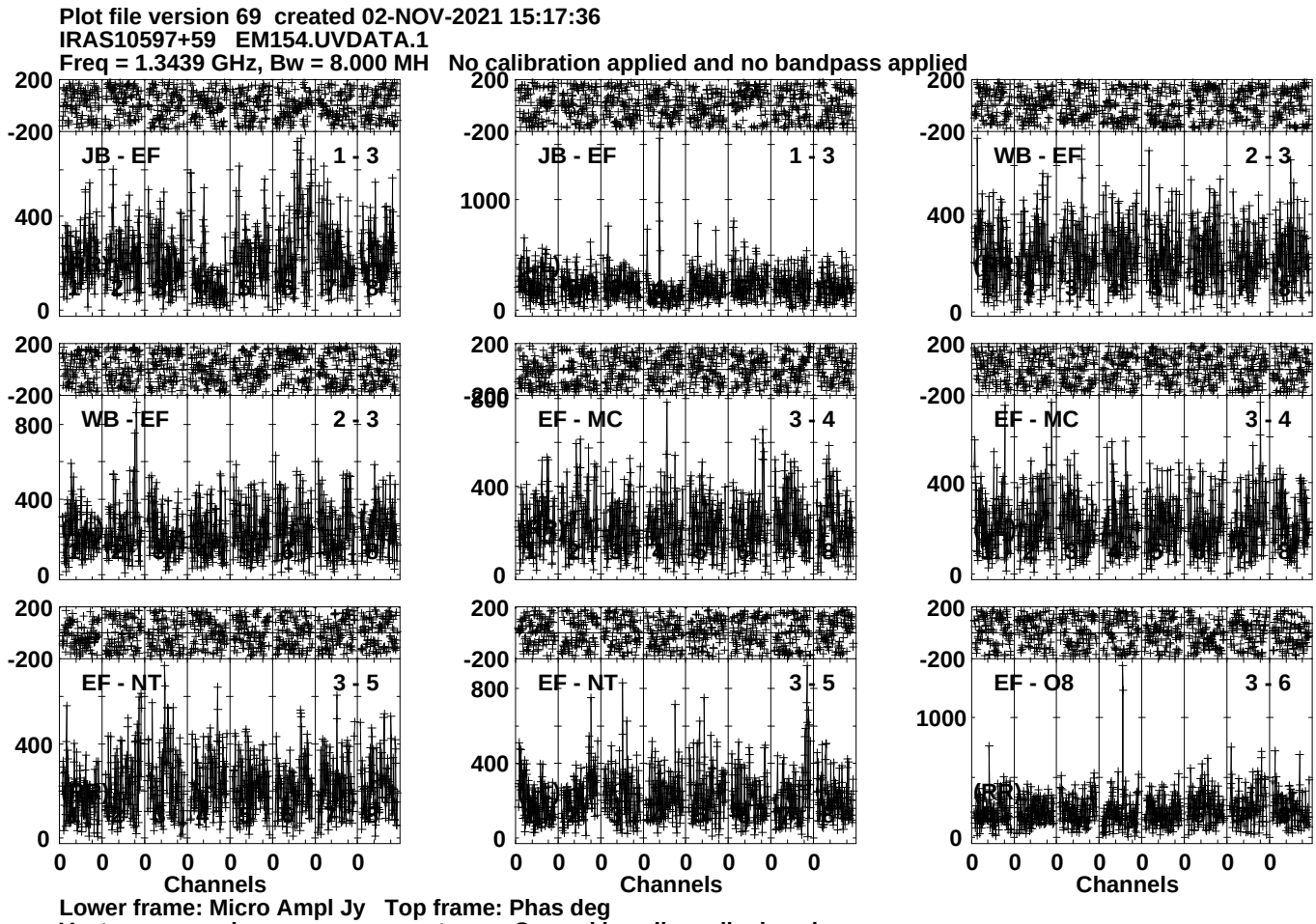
Plot file version 69 created 02-NOV-2021 15:17:36
IRAS10597+59 EM154.UVDATA.1
Freq = 1.3439 GHz, Bw = 8.000 MH No calibration applied and no bandpass applied
JB - EF 1 - 3
JB - EF 1 - 3
WB - EF 2 - 3
WB - EF 2 - 3
EF - MC 3 - 4
EF - MC 3 - 4
EF - NT 3 - 5
EF - NT 3 - 5
EF - O8 3 - 6
Channels
Channels
Channels
Lower frame: Micro Ampl Jy Top frame: Phas deg
Vector averaged cross-power spectrum Several baselines displayed
Timerange: 00/13:15:31 to 00/13:18:59

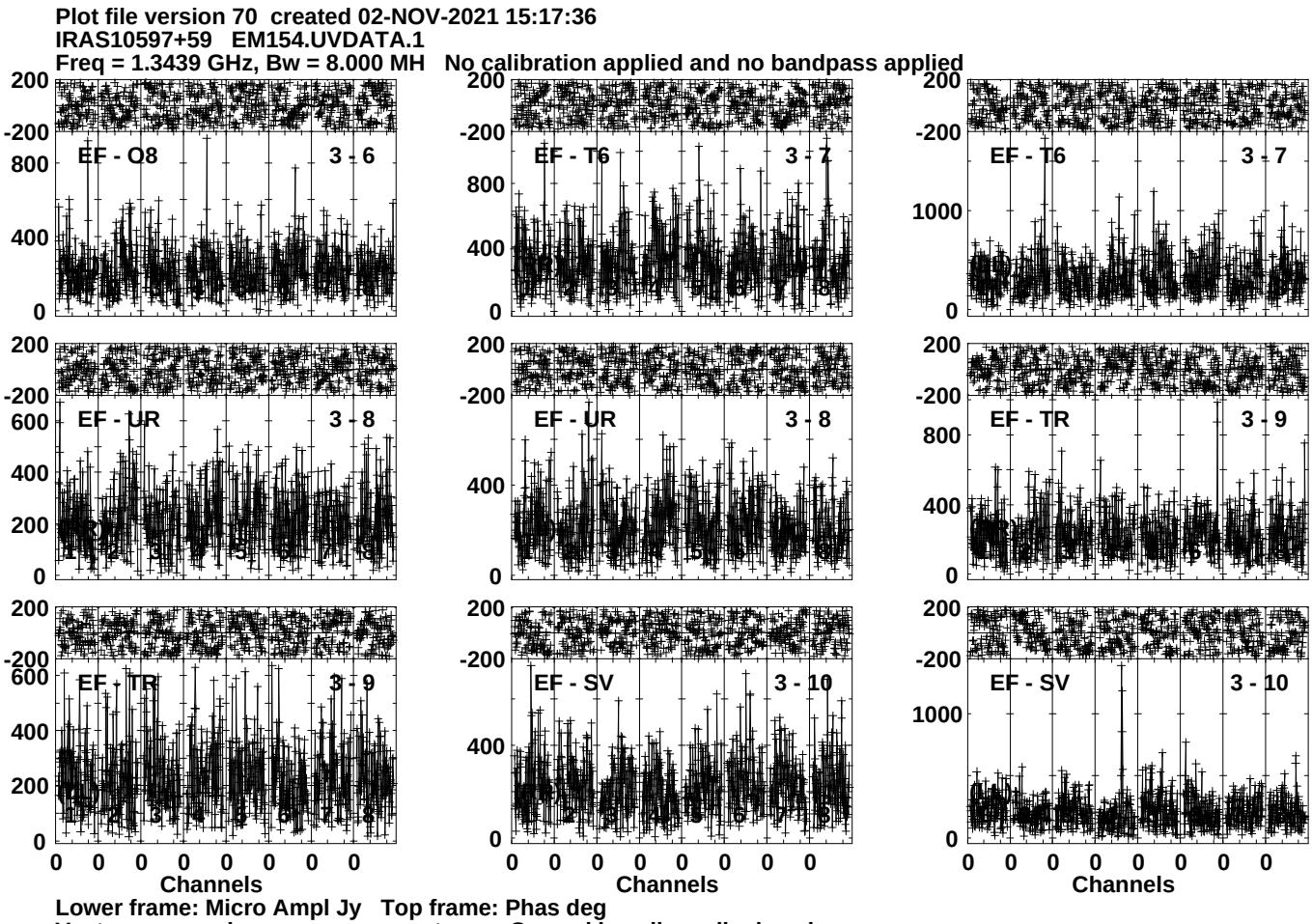
Plot file version 70 created 02-NOV-2021 15:17:36
IRAS10597+59 EM154.UVDATA.1
Freq = 1.3439 GHz, Bw = 8.000 MH No calibration applied and no bandpass applied
EF - O8 3 - 6
EF - T6 3 - 7
EF - T6 3 - 7
EF - UR 3 - 8
EF - UR 3 - 8
EF - TR 3 - 9
EF - TR 3 - 9
EF - SV 3 - 10
EF - SV 3 - 10
Channels
Channels
Channels
Lower frame: Micro Ampl Jy Top frame: Phas deg
Vector averaged cross-power spectrum Several baselines displayed
Timerange: 00/13:15:31 to 00/13:18:59

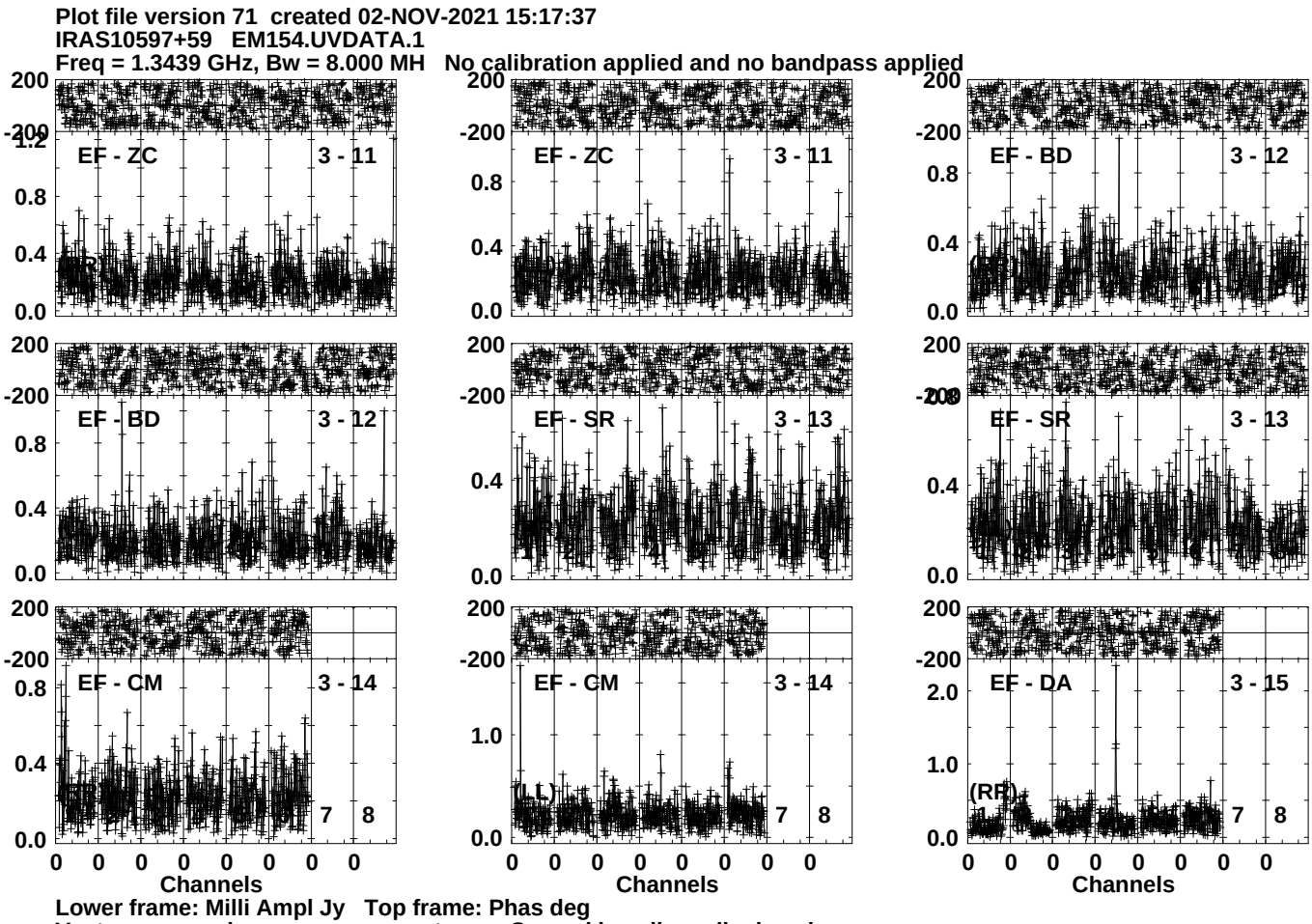
Plot file version 71 created 02-NOV-2021 15:17:37
IRAS10597+59 EM154.UVDATA.1
Freq = 1.3439 GHz, Bw = 8.000 MH No calibration applied and no bandpass applied
EF - ZC 3 - 11
EF - ZC 3 - 11
EF - BD 3 - 12
EF - BD 3 - 12
EF - SR 3 - 13
EF - SR 3 - 13
EF - CM 3 - 14
EF - CM 3 - 14
EF - DA 3 - 15
(RR)
Channels
Channels
Channels
Lower frame: Milli Ampl Jy Top frame: Phas deg
Vector averaged cross-power spectrum Several baselines displayed
Timerange: 00/13:15:31 to 00/13:18:59

Plot file version 72 created 02-NOV-2021 15:17:37
IRAS10597+59 EM154.UVDATA.1
Freq = 1.3439 GHz, Bw = 8.000 MH No calibration applied and no bandpass applied

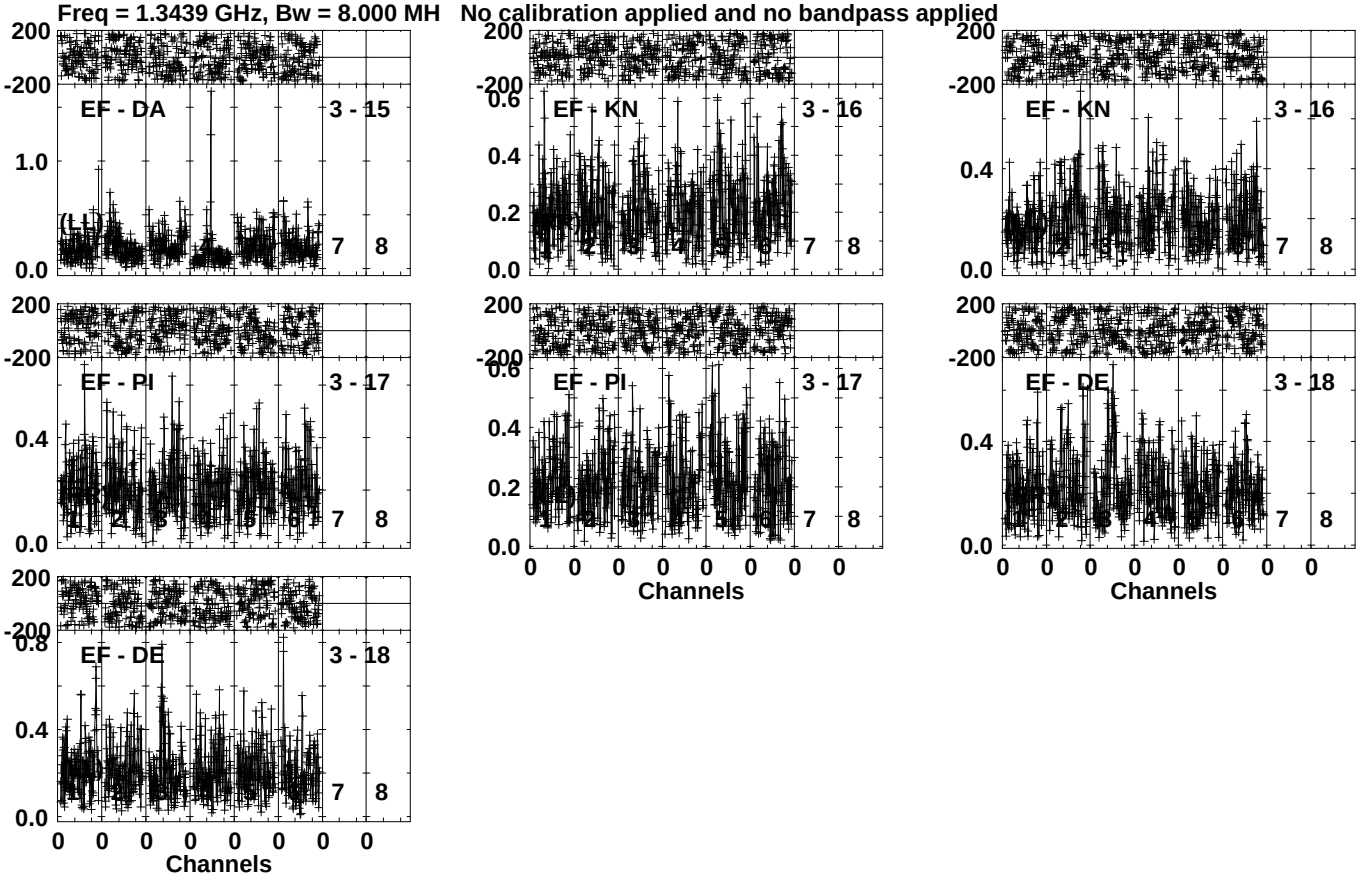

Lower frame: Milli Ampl Jy Top frame: Phas deg
Vector averaged cross-power spectrum Several baselines displayed
Timerange: 00/13:15:31 to 00/13:18:59

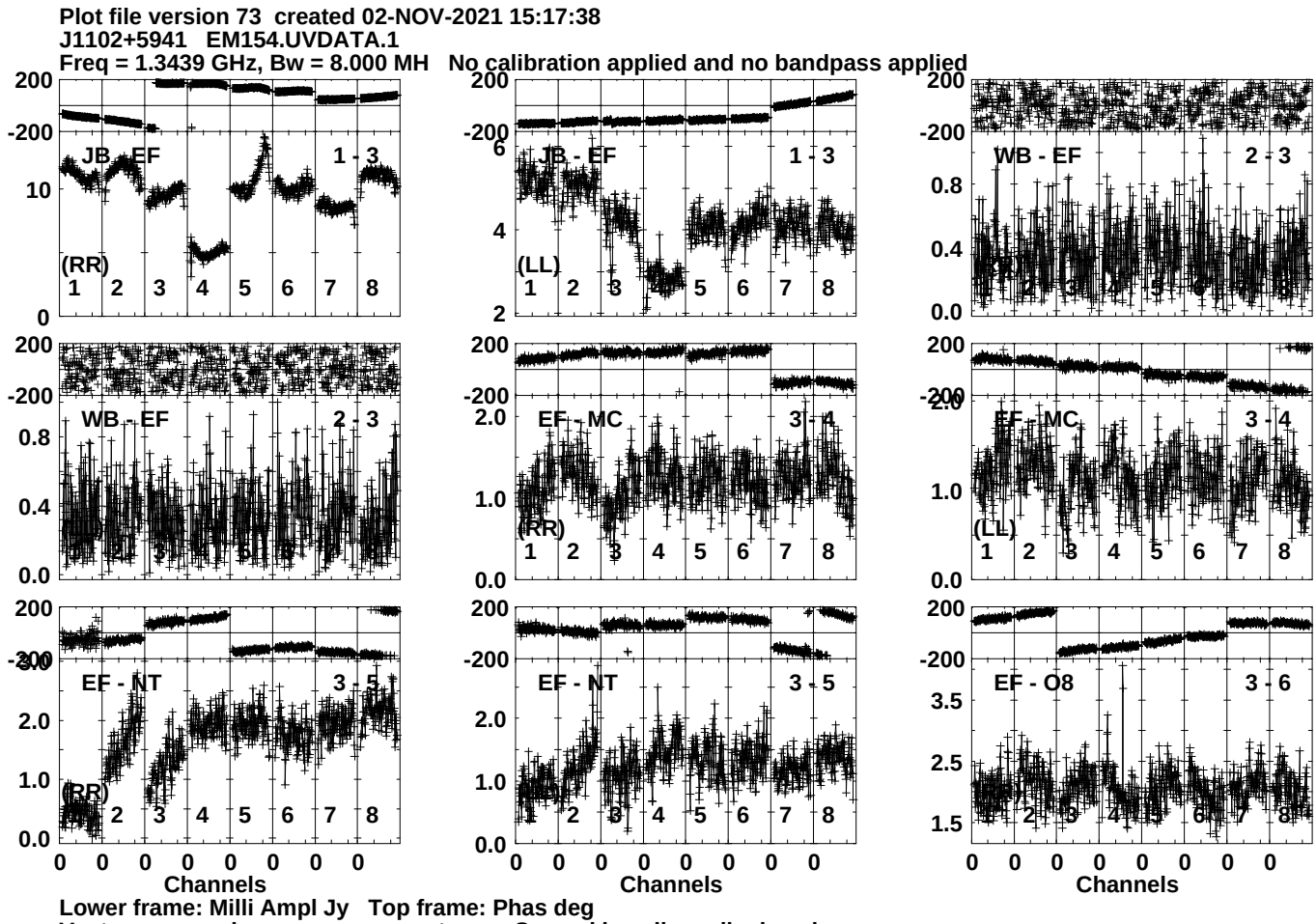
Plot file version 73 created 02-NOV-2021 15:17:38
J1102+5941 EM154.UVDATA.1
Freq = 1.3439 GHz, Bw = 8.000 MH No calibration applied and no bandpass applied
JB - EF 1 - 3
(RR)
JB - EF 1 - 3
(LL)
WB - EF 2 - 3
WB - EF 2 - 3
EF - MC 3 - 4
(RR)
EF - MC 3 - 4
(LL)
EF - NT 3 - 5
(RR)
EF - NT 3 - 5
EF - O8 3 - 6
Channels
Channels
Channels
Lower frame: Milli Ampl Jy Top frame: Phas deg
Vector averaged cross-power spectrum Several baselines displayed
Timerange: 00/13:19:31 to 00/13:20:59

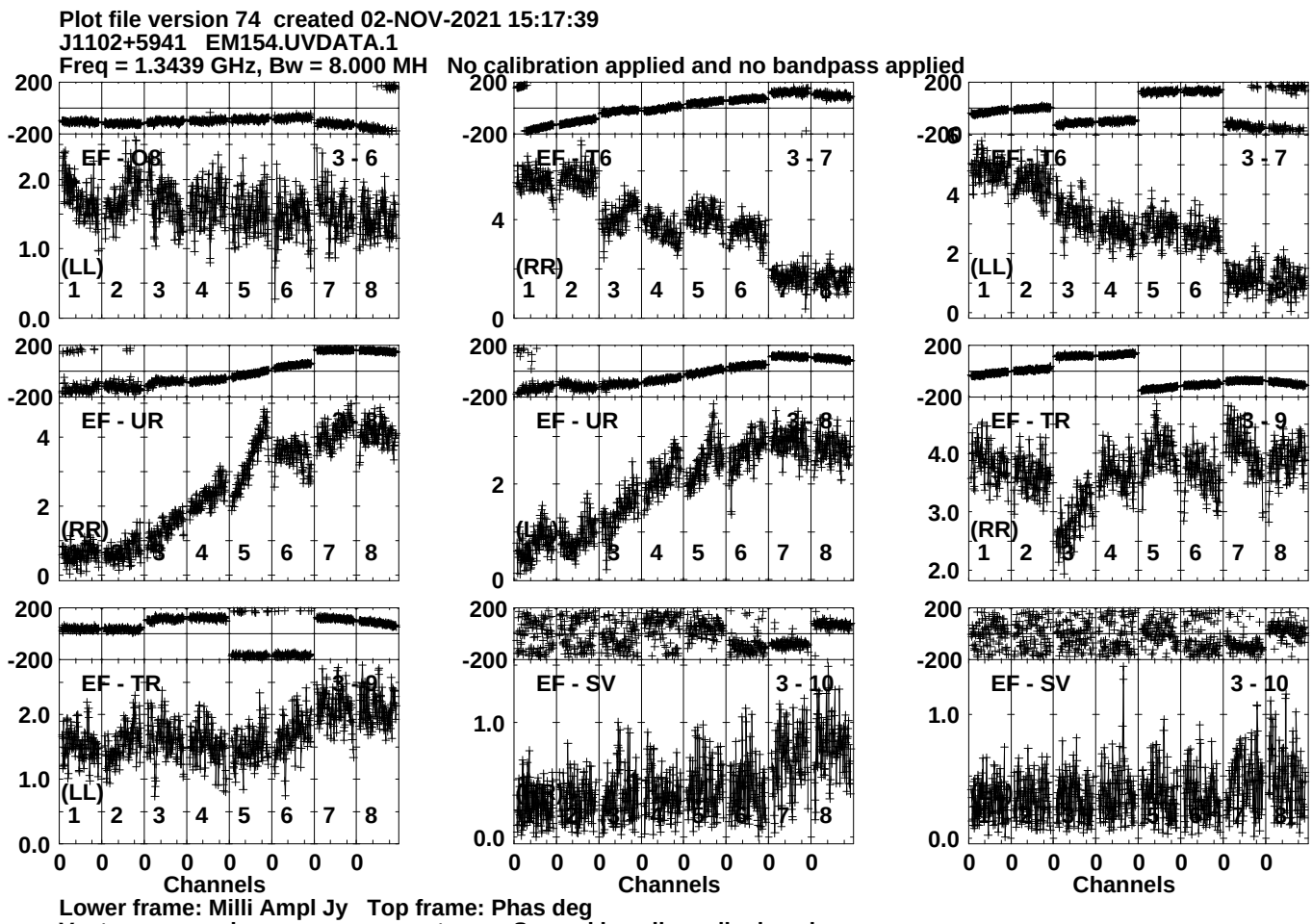
Plot file version 74 created 02-NOV-2021 15:17:39
J1102+5941 EM154.UVDATA.1
Freq = 1.3439 GHz, Bw = 8.000 MH No calibration applied and no bandpass applied
EF - O8
3 - 6
(LL)
EF - T6
3 - 7
(RR)
EF - T6
3 - 7
(LL)
EF - UR
(RR)
EF - UR
3 - 8
EF - TR
3 - 9
(RR)
EF - TR
3 - 9
(LL)
EF - SV
3 - 10
EF - SV
3 - 10
Channels
Channels
Channels
Lower frame: Milli Ampl Jy Top frame: Phas deg
Vector averaged cross-power spectrum Several baselines displayed
Timerange: 00/13:19:31 to 00/13:20:59

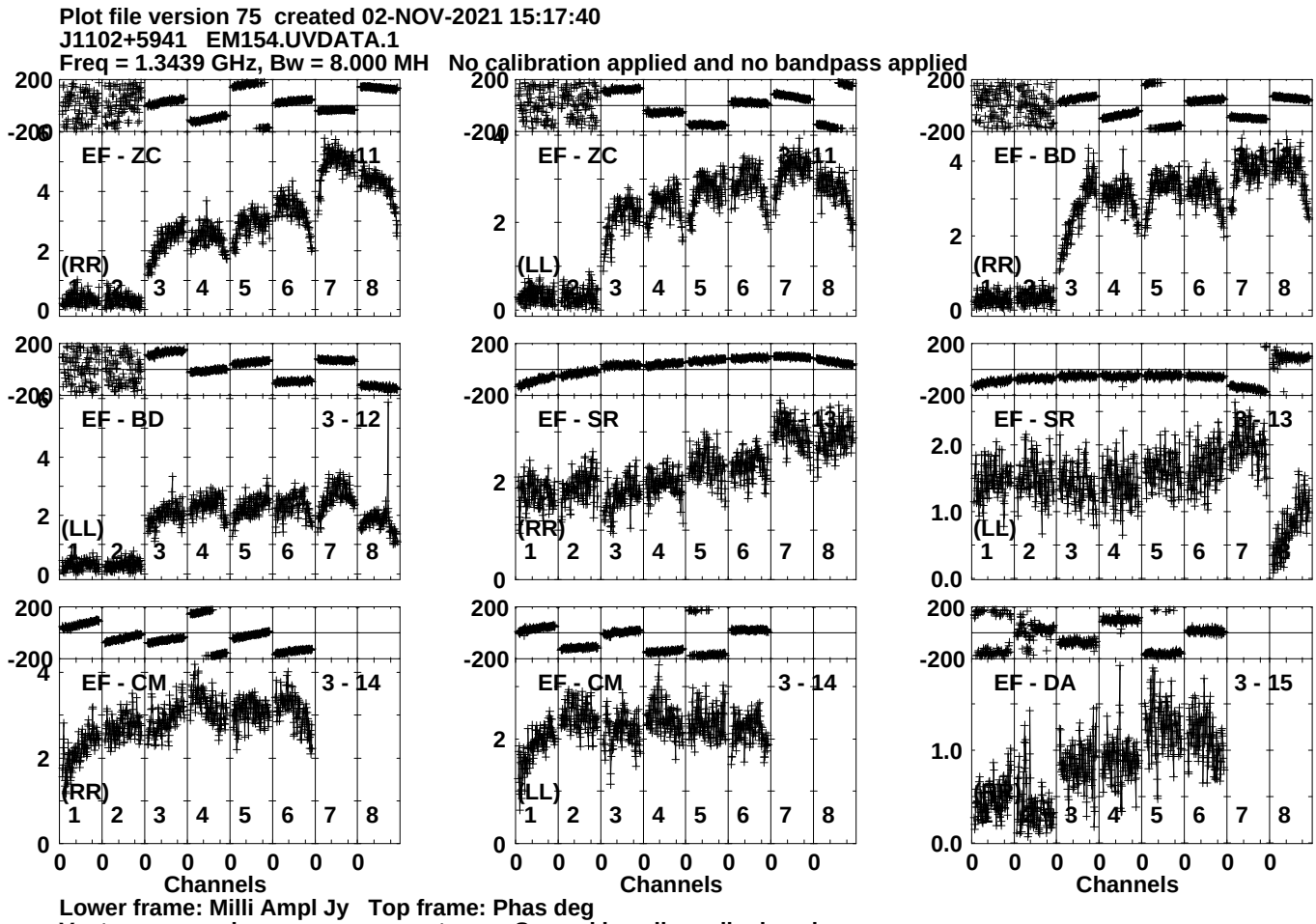
Plot file version 75 created 02-NOV-2021 15:17:40
J1102+5941 EM154.UVDATA.1
Freq = 1.3439 GHz, Bw = 8.000 MH No calibration applied and no bandpass applied
EF - ZC 1 - 11
(RR)
EF - ZC 2 - 11
(LL)
EF - BD 1 - 12
(RR)
EF - BD 3 - 12
(LL)
EF - SR 1 - 13
(RR)
EF - SR 2 - 13
(LL)
EF - CM 1 - 14
(RR)
EF - CM 3 - 14
(LL)
EF - DA 1 - 15
(RR)
Channels
Channels
Channels
Lower frame: Milli Ampl Jy Top frame: Phas deg
Vector averaged cross-power spectrum Several baselines displayed
Timerange: 00/13:19:31 to 00/13:20:59

Plot file version 76 created 02-NOV-2021 15:17:40
J1102+5941 EM154.UVDATA.1
Freq = 1.3439 GHz, Bw = 8.000 MH No calibration applied and no bandpass applied

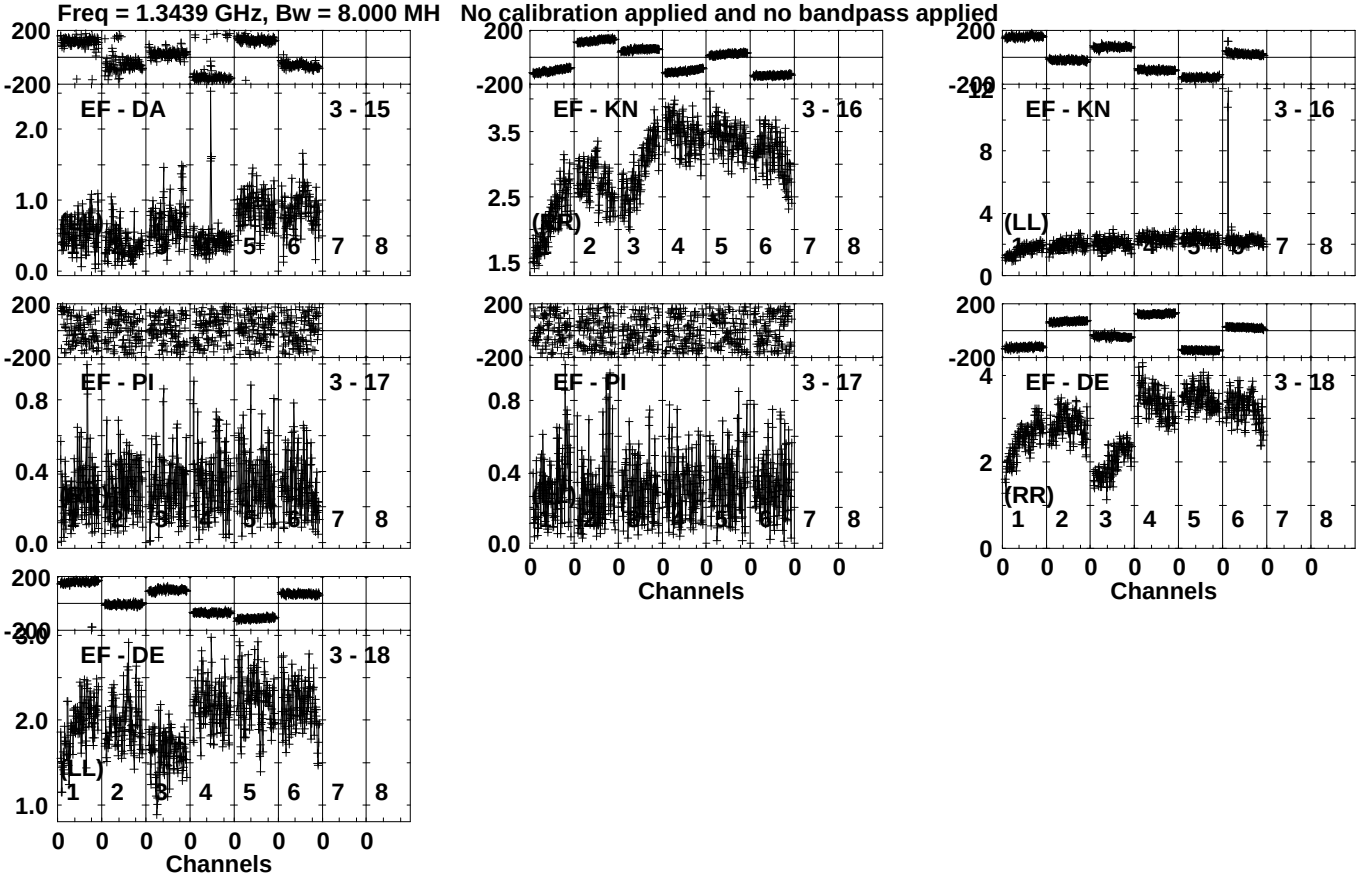

Lower frame: Milli Ampl Jy Top frame: Phas deg
Vector averaged cross-power spectrum Several baselines displayed
Timerange: 00/13:19:31 to 00/13:20:59

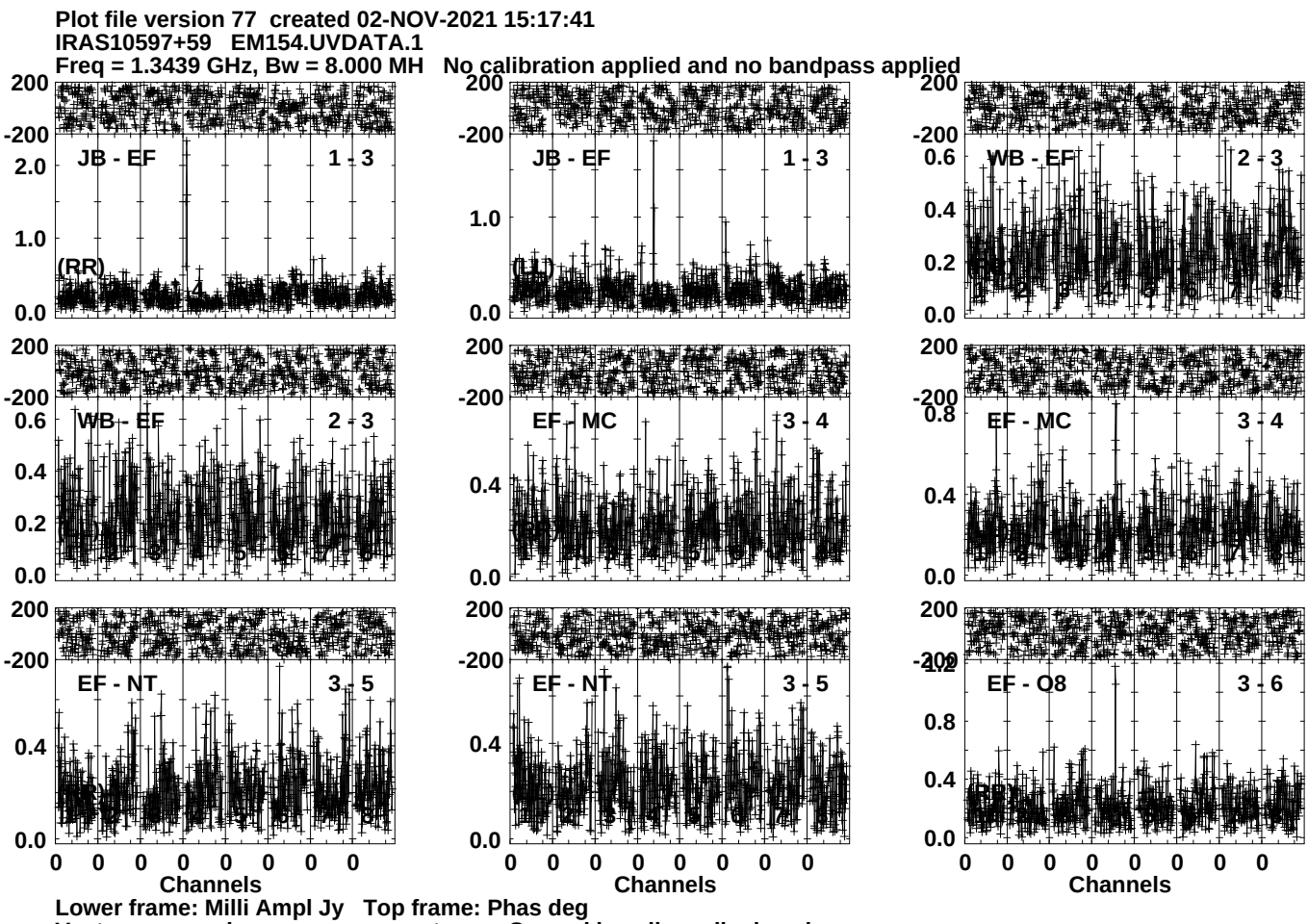
Plot file version 77 created 02-NOV-2021 15:17:41
IRAS10597+59 EM154.UVDATA.1
Freq = 1.3439 GHz, Bw = 8.000 MH No calibration applied and no bandpass applied
JB - EF 1 - 3
(RR)
JB - EF 1 - 3
(LL)
WB - EF 2 - 3
WB - EF 2 - 3
EF - MC 3 - 4
EF - MC 3 - 4
EF - NT 3 - 5
EF - NT 3 - 5
EF - O8 3 - 6
Channels
Channels
Channels
Lower frame: Milli Ampl Jy Top frame: Phas deg
Vector averaged cross-power spectrum Several baselines displayed
Timerange: 00/13:21:01 to 00/13:24:29

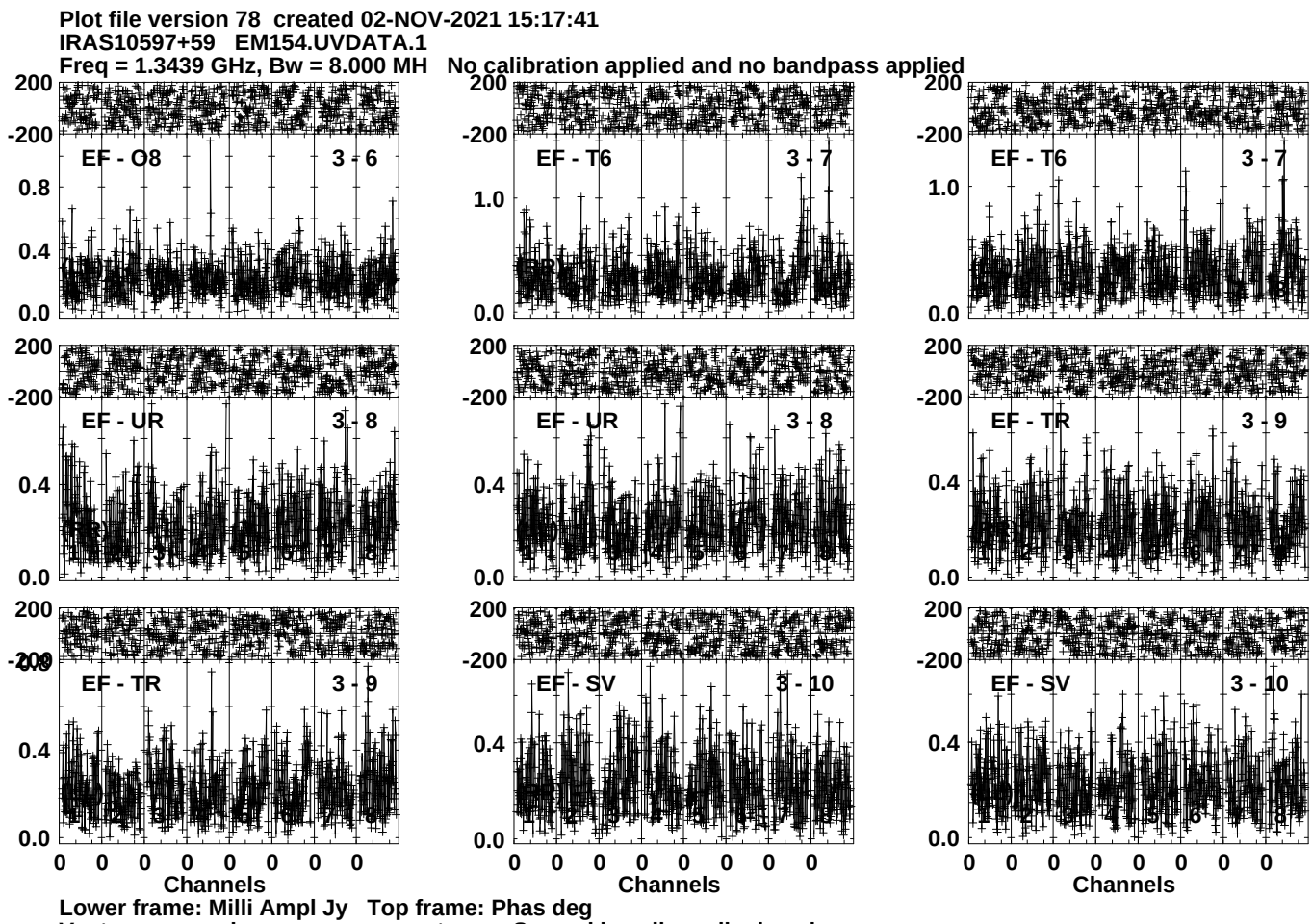
Plot file version 78 created 02-NOV-2021 15:17:41
IRAS10597+59 EM154.UVDATA.1
Freq = 1.3439 GHz, Bw = 8.000 MH No calibration applied and no bandpass applied
EF - O8 3 - 6
EF - T6 3 - 7
EF - T6 3 - 7
EF - UR 3 - 8
EF - UR 3 - 8
EF - TR 3 - 9
EF - TR 3 - 9
EF - SV 3 - 10
EF - SV 3 - 10
Channels
Channels
Channels
Lower frame: Milli Ampl Jy Top frame: Phas deg
Vector averaged cross-power spectrum Several baselines displayed
Timerange: 00/13:21:01 to 00/13:24:29

Plot file version 79 created 02-NOV-2021 15:17:42
IRAS10597+59 EM154.UVDATA.1
Freq = 1.3439 GHz, Bw = 8.000 MH No calibration applied and no bandpass applied

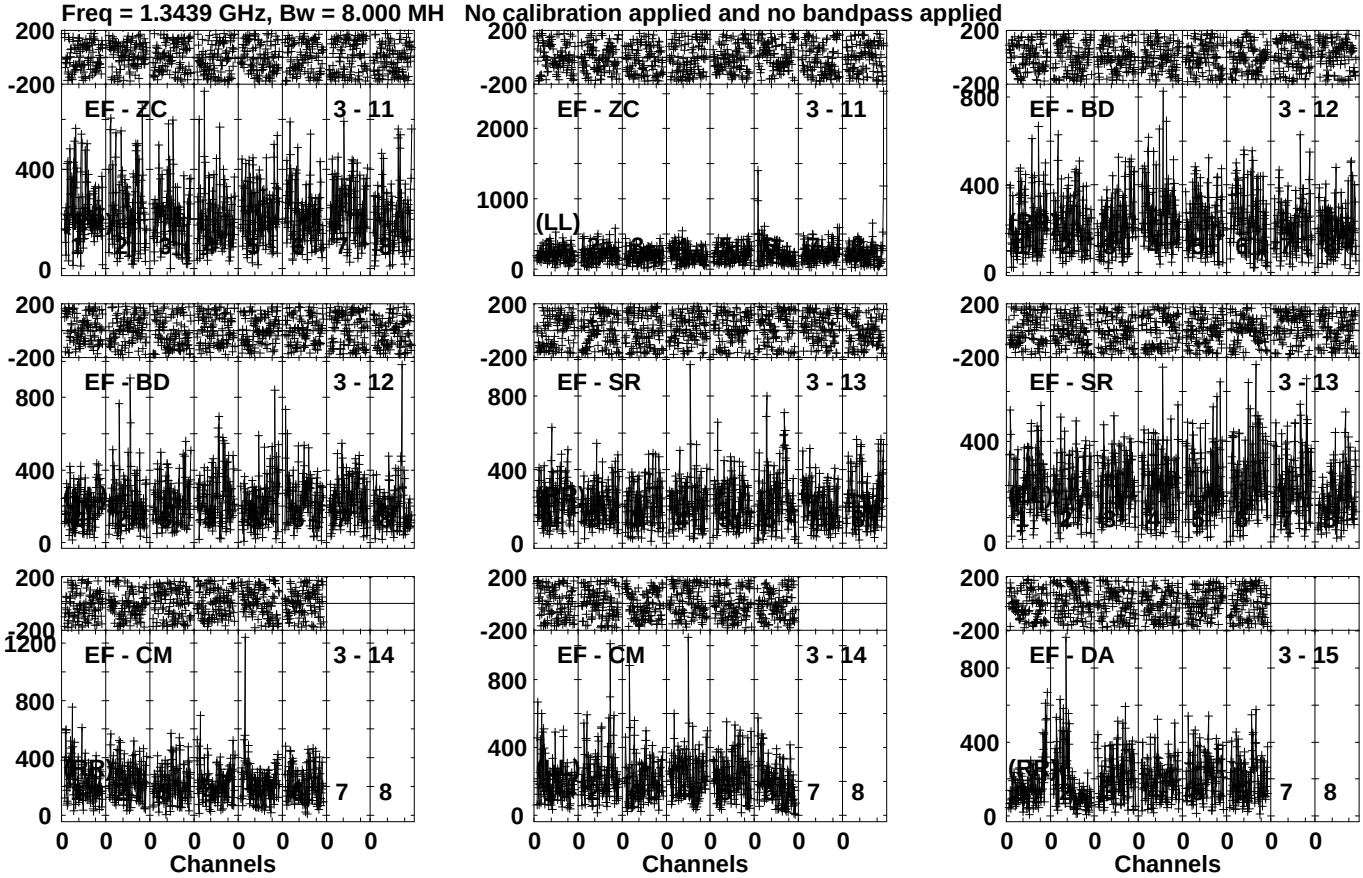

Lower frame: Micro Ampl Jy Top frame: Phas deg
Vector averaged cross-power spectrum Several baselines displayed
Timerange: 00/13:21:01 to 00/13:24:29

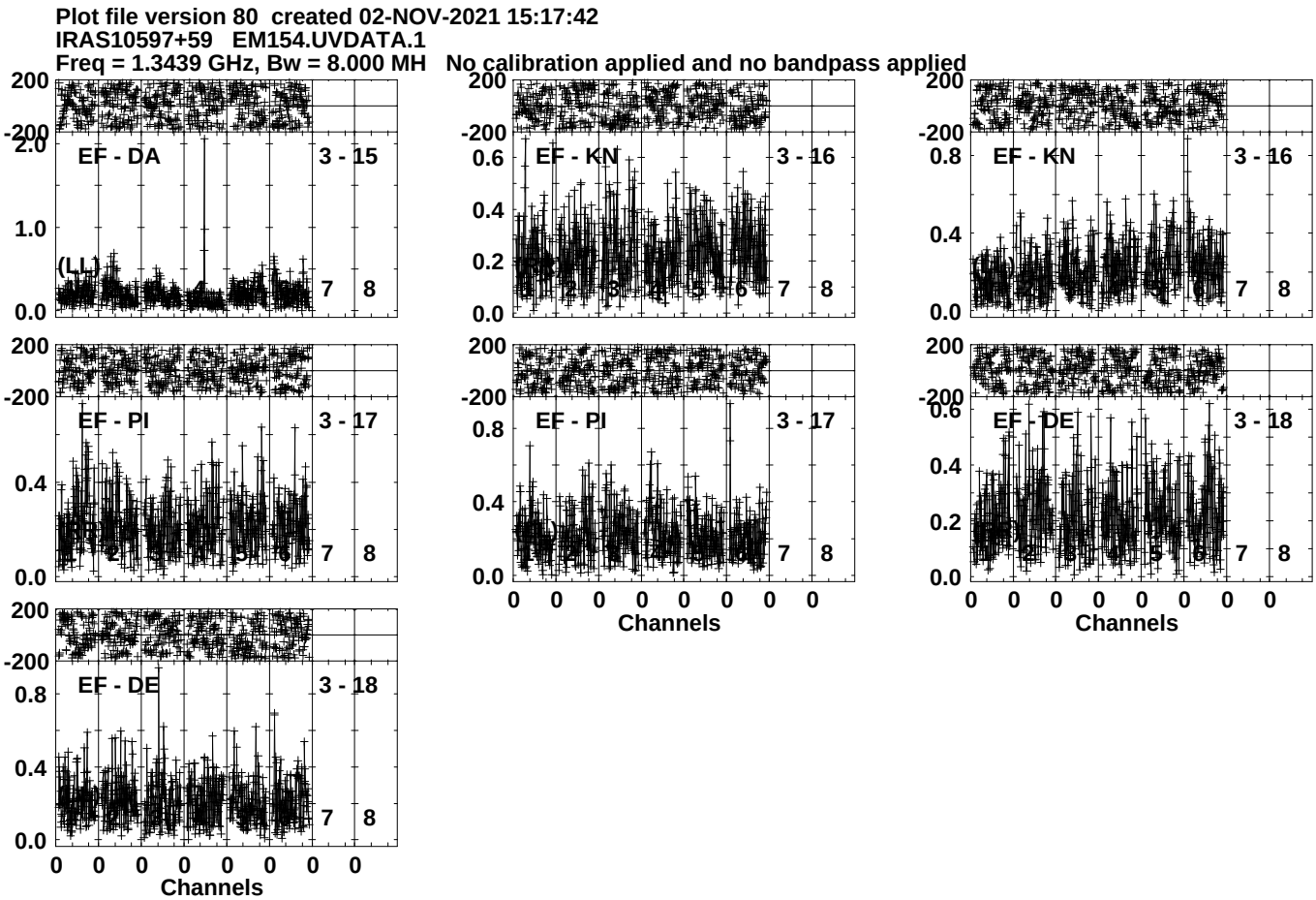
Plot file version 80 created 02-NOV-2021 15:17:42
IRAS10597+59 EM154.UVDATA.1
Freq = 1.3439 GHz, Bw = 8.000 MH No calibration applied and no bandpass applied
EF - DA
3 - 15
(LL)
EF - KN
3 - 16
EF - KN
3 - 16
EF - PI
3 - 17
EF - PI
3 - 17
EF - DE
3 - 18
EF - DE
3 - 18
Channels
Channels
Channels
Lower frame: Milli Ampl Jy Top frame: Phas deg
Vector averaged cross-power spectrum Several baselines displayed
Timerange: 00/13:21:01 to 00/13:24:29

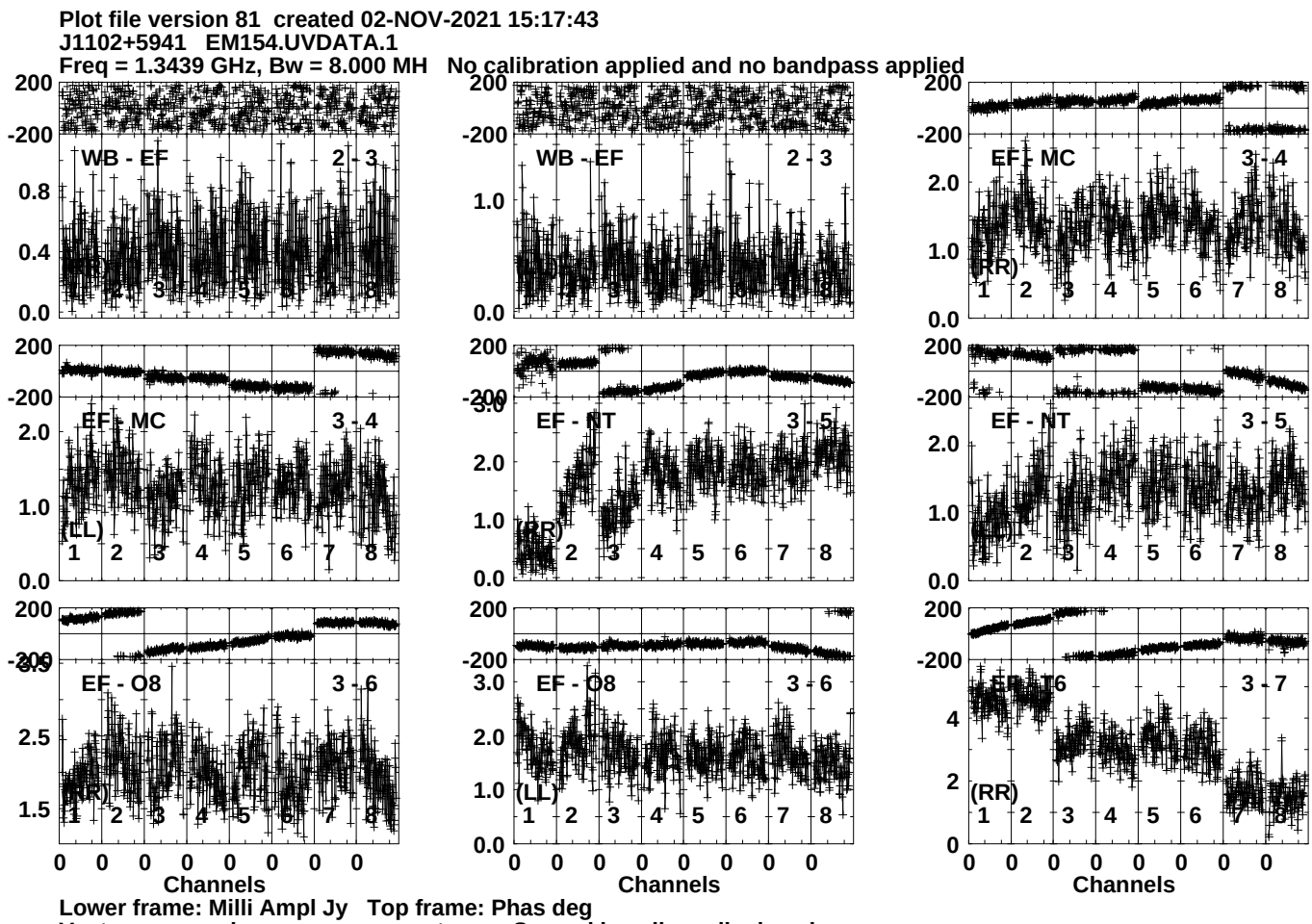
Plot file version 81 created 02-NOV-2021 15:17:43
J1102+5941 EM154.UVDATA.1
Freq = 1.3439 GHz, Bw = 8.000 MH No calibration applied and no bandpass applied
WB - EF 2 - 3
WB - EF 2 - 3
EF - MC 3 - 4
EF - MC 3 - 4
(LL)
(RR)
EF - NT 3 - 5
EF - NT 3 - 5
(RR)
EF - O8 3 - 6
EF - O8 3 - 6
(LL)
EF - T6 3 - 7
(RR)
Channels
Channels
Channels
Lower frame: Milli Ampl Jy Top frame: Phas deg
Vector averaged cross-power spectrum Several baselines displayed
Timerange: 00/13:24:31 to 00/13:25:59

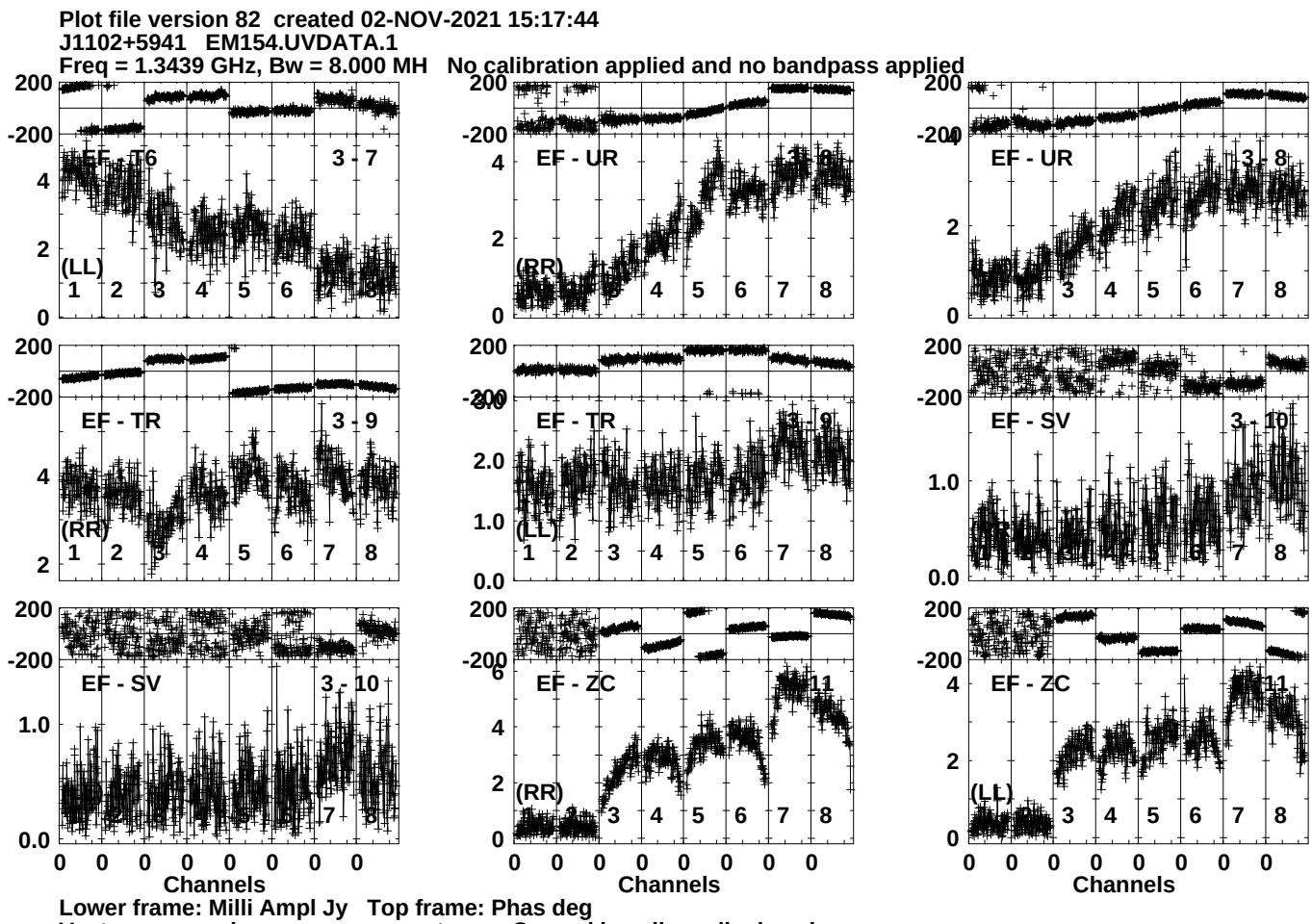
Plot file version 82 created 02-NOV-2021 15:17:44
J1102+5941 EM154.UVDATA.1
Freq = 1.3439 GHz, Bw = 8.000 MH No calibration applied and no bandpass applied
EF - T6 3 - 7
EF - UR 3 - 8
EF - UR 3 - 8
EF - TR 3 - 9
EF - TR 3 - 9
EF - SV 3 - 10
EF - SV 3 - 10
EF - ZC 11
EF - ZC 11
(LL)
(RR)
(RR)
(LL)
(RR)
(LL)
Channels
Channels
Channels
Lower frame: Milli Ampl Jy Top frame: Phas deg
Vector averaged cross-power spectrum Several baselines displayed
Timerange: 00/13:24:31 to 00/13:25:59

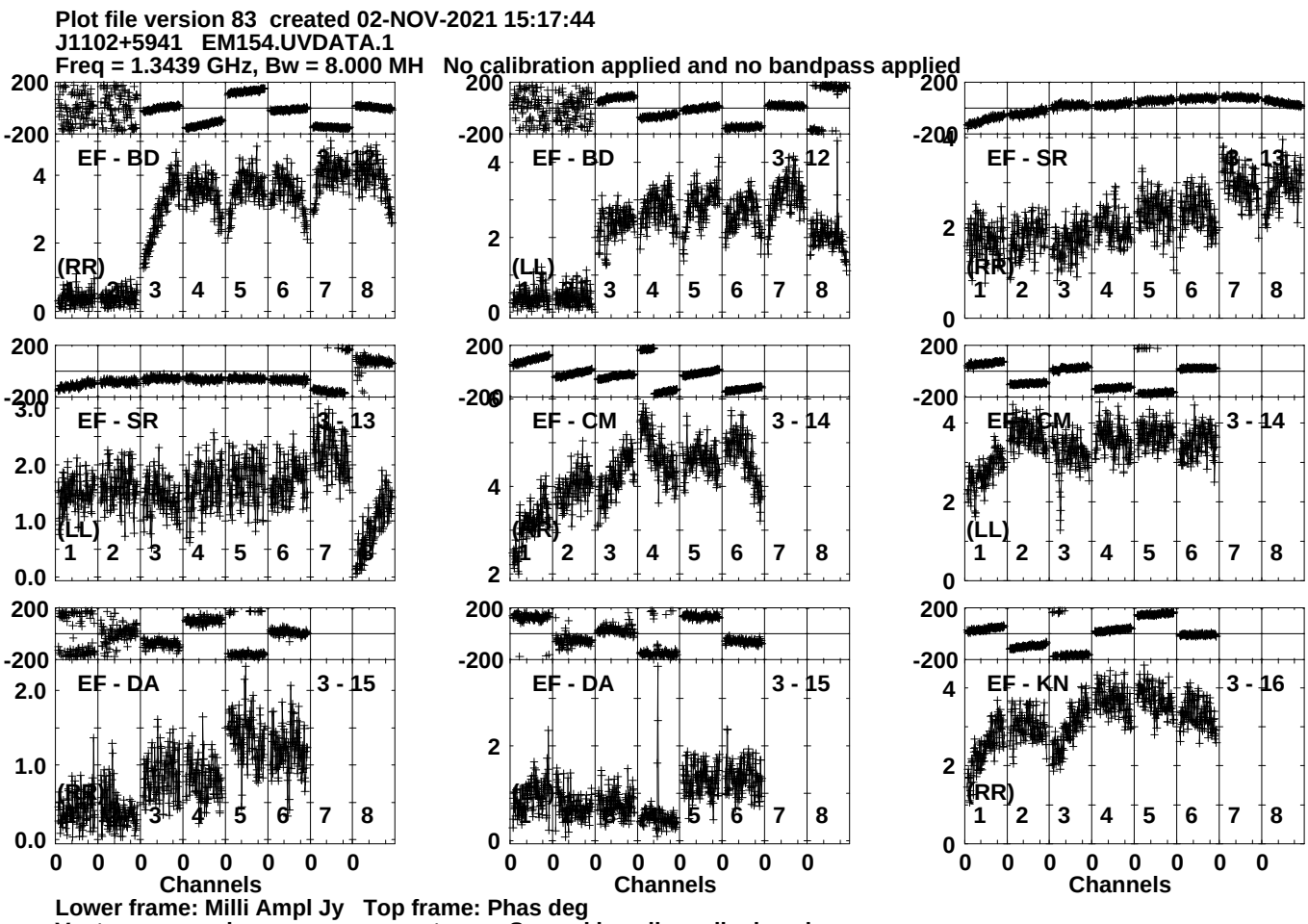
Plot file version 83 created 02-NOV-2021 15:17:44
J1102+5941 EM154.UVDATA.1
Freq = 1.3439 GHz, Bw = 8.000 MH No calibration applied and no bandpass applied
EF - BD
3 - 12
(RR)
EF - BD
3 - 12
(LL)
EF - SR
3 - 13
(RR)
EF - SR
3 - 13
(LL)
EF - CM
3 - 14
(RR)
EF - CM
3 - 14
(LL)
EF - DA
3 - 15
(RR)
EF - DA
3 - 15
(LL)
EF - KN
3 - 16
(RR)
Channels
Channels
Channels
Lower frame: Milli Ampl Jy Top frame: Phas deg
Vector averaged cross-power spectrum Several baselines displayed
Timerange: 00/13:24:31 to 00/13:25:59

Plot file version 84 created 02-NOV-2021 15:17:45
J1102+5941 EM154.UVDATA.1
Freq = 1.3439 GHz, Bw = 8.000 MH No calibration applied and no bandpass applied

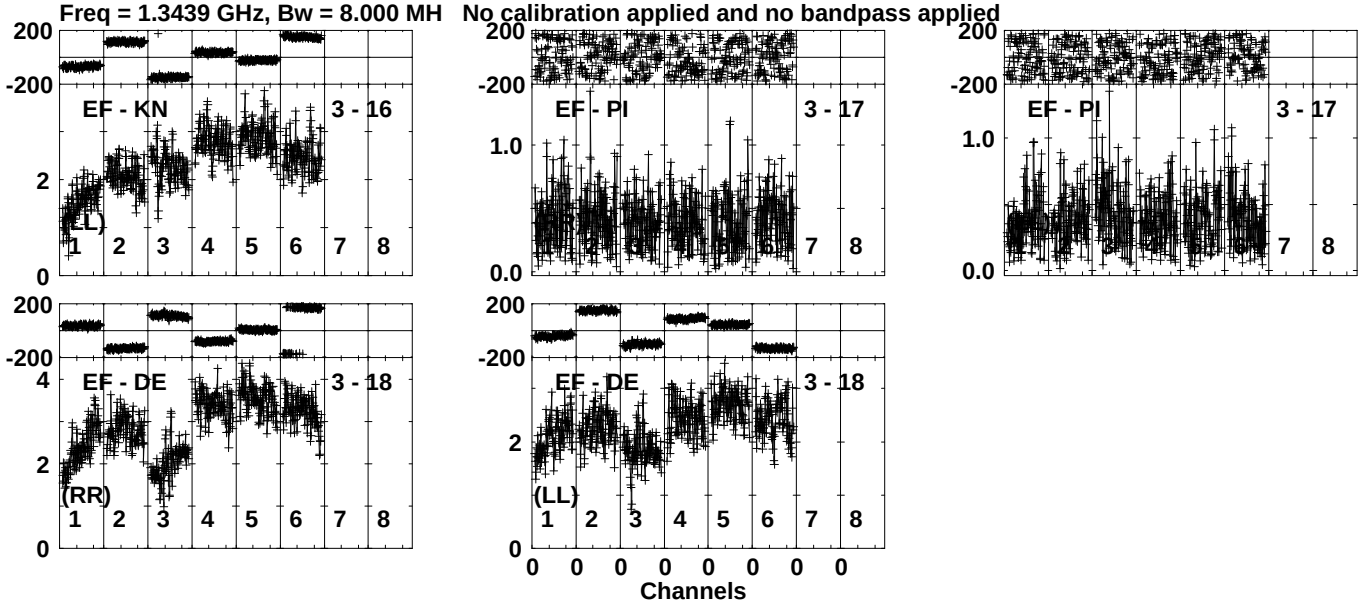

Lower frame: Milli Ampl Jy Top frame: Phas deg
Vector averaged cross-power spectrum Several baselines displayed
Timerange: 00/13:24:31 to 00/13:25:59

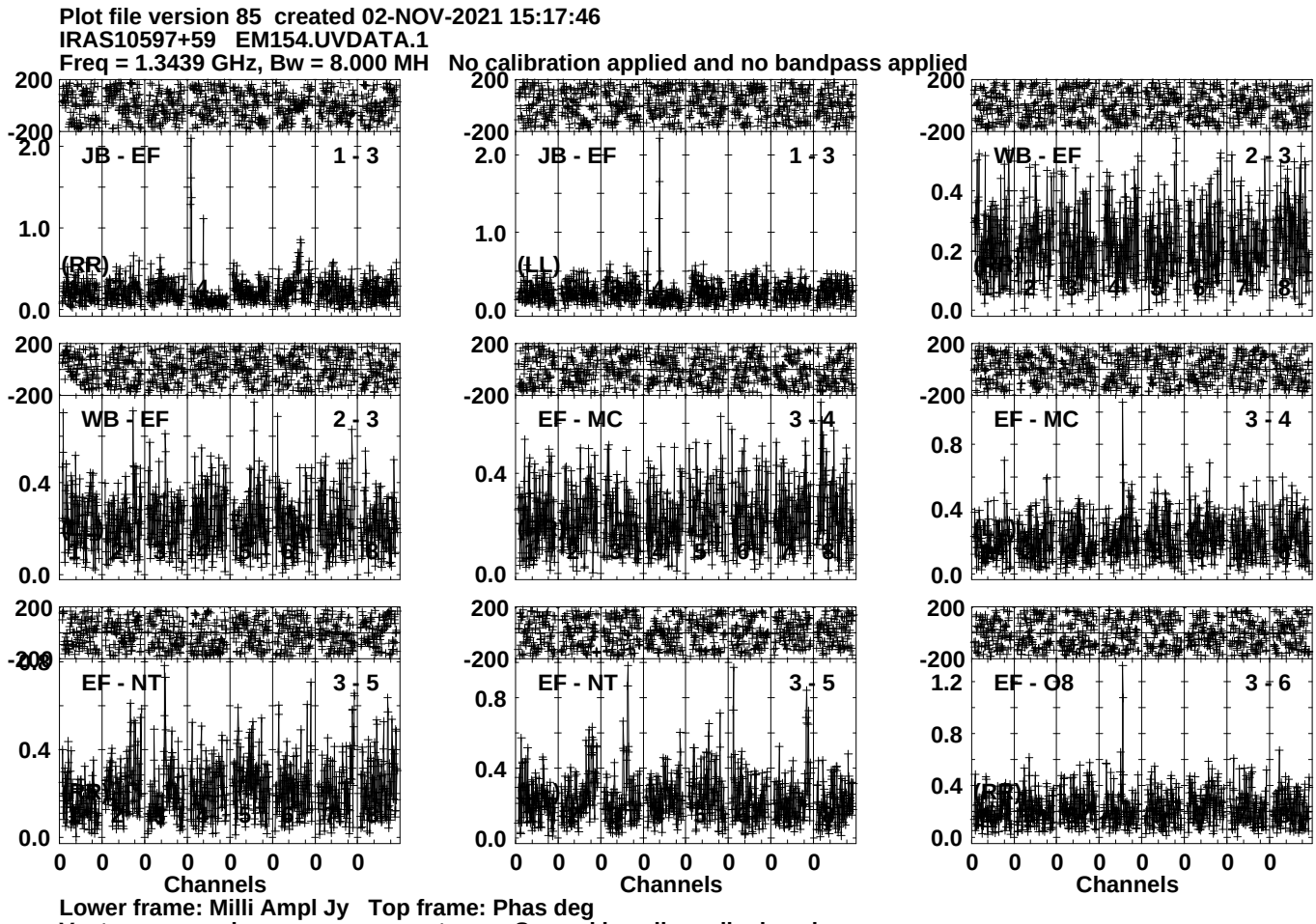
Plot file version 85 created 02-NOV-2021 15:17:46
IRAS10597+59 EM154.UVDATA.1
Freq = 1.3439 GHz, Bw = 8.000 MH No calibration applied and no bandpass applied
JB - EF 1 - 3 (RR)
JB - EF 1 - 3 (LL)
WB - EF 2 - 3
WB - EF 2 - 3
EF - MC 3 - 4
EF - MC 3 - 4
EF - NT 3 - 5
EF - NT 3 - 5
EF - O8 3 - 6 (RR)
Channels
Channels
Channels
Lower frame: Milli Ampl Jy Top frame: Phas deg
Vector averaged cross-power spectrum Several baselines displayed
Timerange: 00/13:26:01 to 00/13:29:29

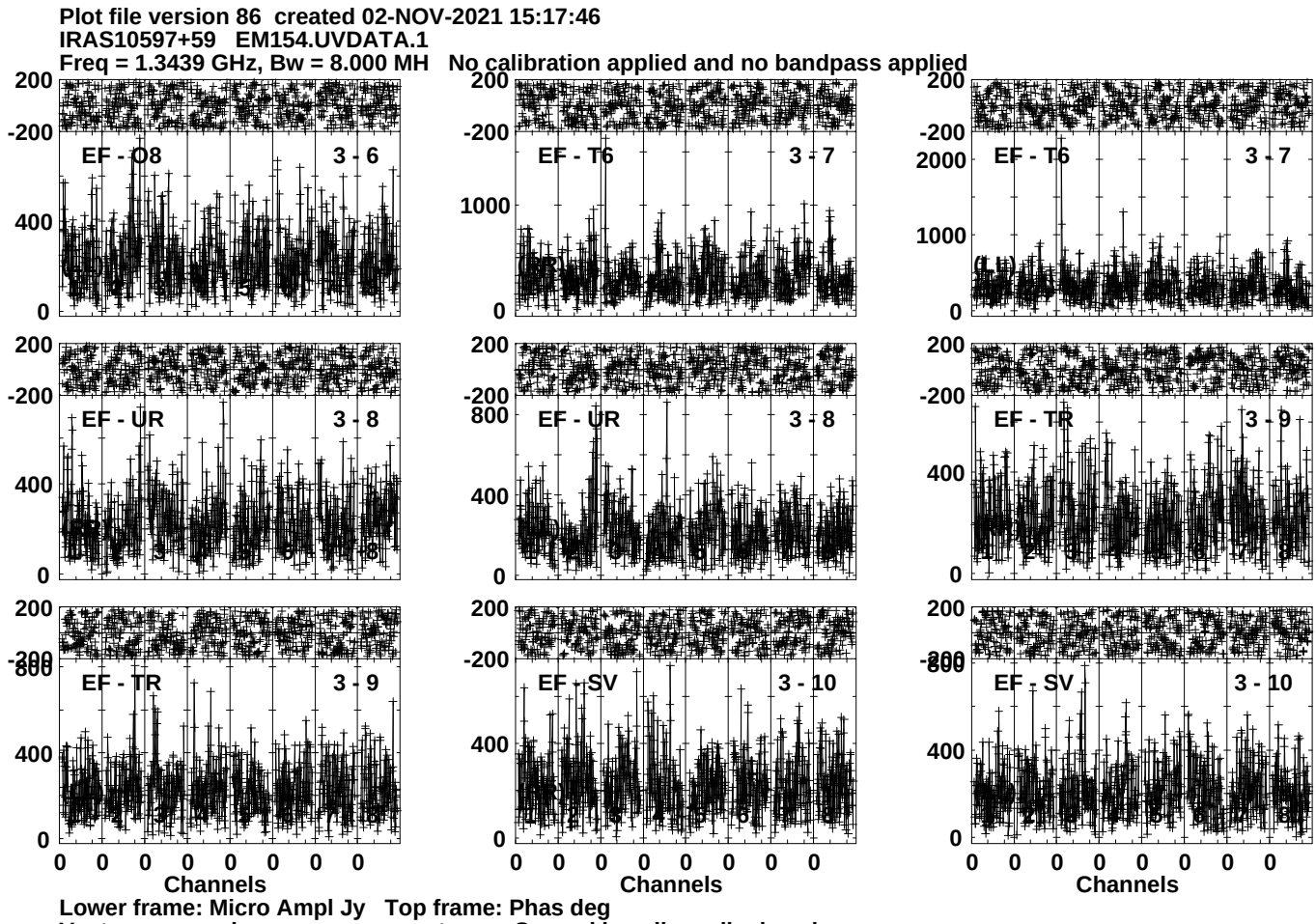
Plot file version 86 created 02-NOV-2021 15:17:46
IRAS10597+59 EM154.UVDATA.1
Freq = 1.3439 GHz, Bw = 8.000 MH No calibration applied and no bandpass applied
EF - O8 3 - 6
EF - T6 3 - 7
EF - T6 3 - 7
EF - UR 3 - 8
EF - UR 3 - 8
EF - TR 3 - 9
EF - TR 3 - 9
EF - SV 3 - 10
EF - SV 3 - 10
Channels
Channels
Channels
Lower frame: Micro Ampl Jy Top frame: Phas deg
Vector averaged cross-power spectrum Several baselines displayed
Timerange: 00/13:26:01 to 00/13:29:29

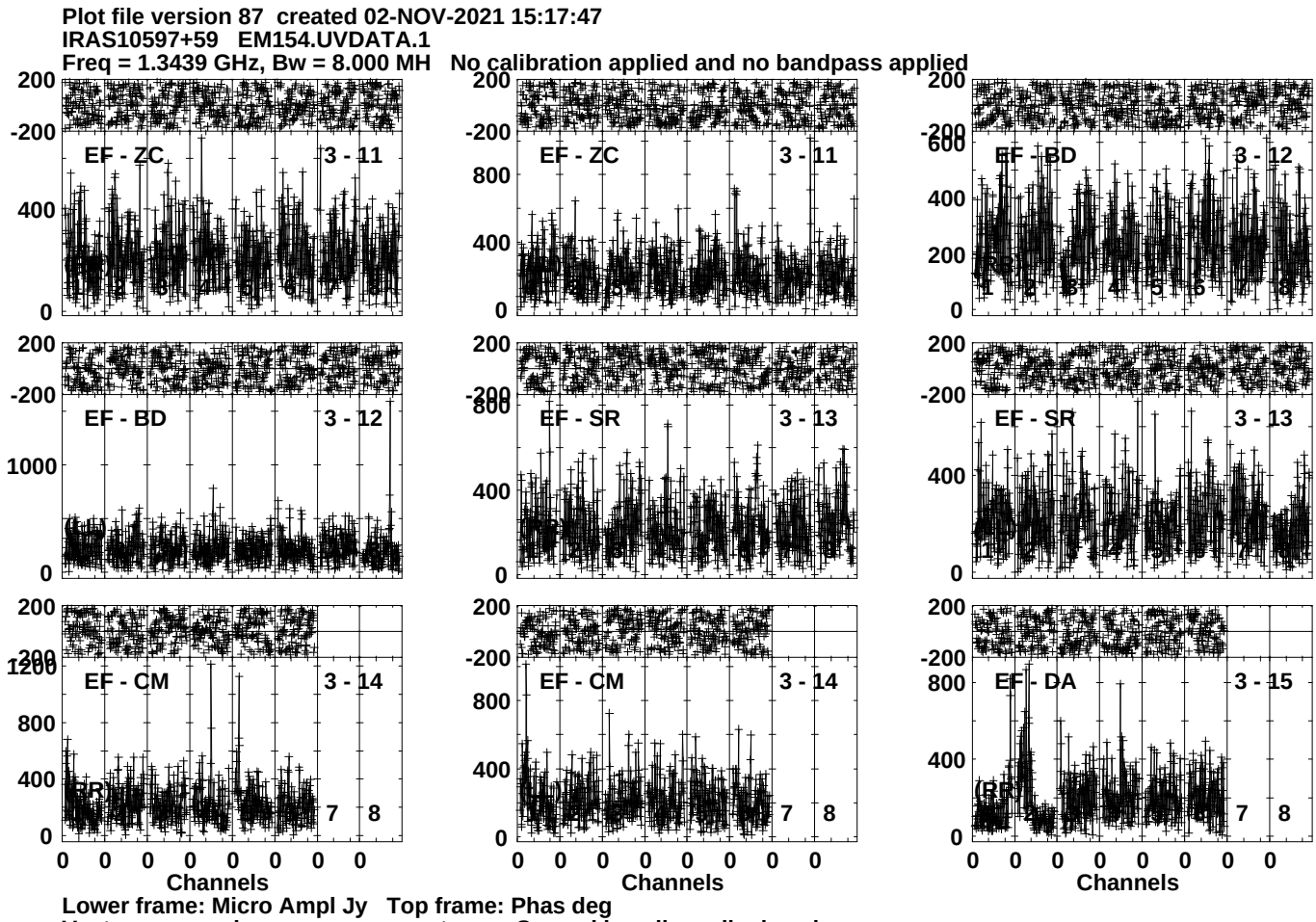
Plot file version 87 created 02-NOV-2021 15:17:47
IRAS10597+59 EM154.UVDATA.1
Freq = 1.3439 GHz, Bw = 8.000 MH No calibration applied and no bandpass applied
EF - ZC 3 - 11
EF - ZC 3 - 11
EF - BD 3 - 12
EF - BD 3 - 12
EF - SR 3 - 13
EF - SR 3 - 13
EF - CM 3 - 14
EF - CM 3 - 14
EF - DA 3 - 15
(RR)
Channels
Channels
Channels
Lower frame: Micro Ampl Jy Top frame: Phas deg
Vector averaged cross-power spectrum Several baselines displayed
Timerange: 00/13:26:01 to 00/13:29:29

Plot file version 88 created 02-NOV-2021 15:17:47
IRAS10597+59 EM154.UVDATA.1
Freq = 1.3439 GHz, Bw = 8.000 MH No calibration applied and no bandpass applied

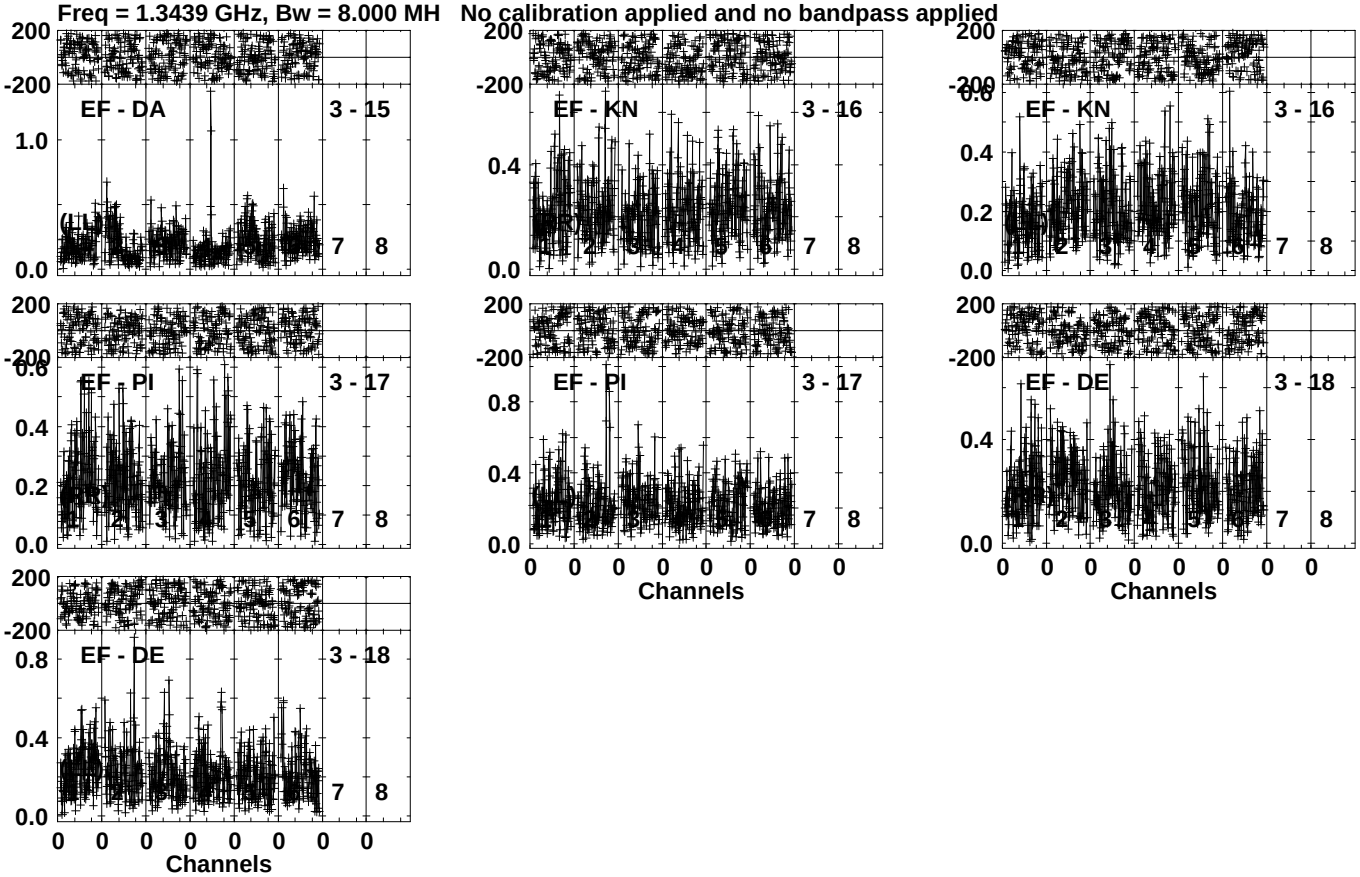

Lower frame: Milli Ampl Jy Top frame: Phas deg
Vector averaged cross-power spectrum Several baselines displayed
Timerange: 00/13:26:01 to 00/13:29:29

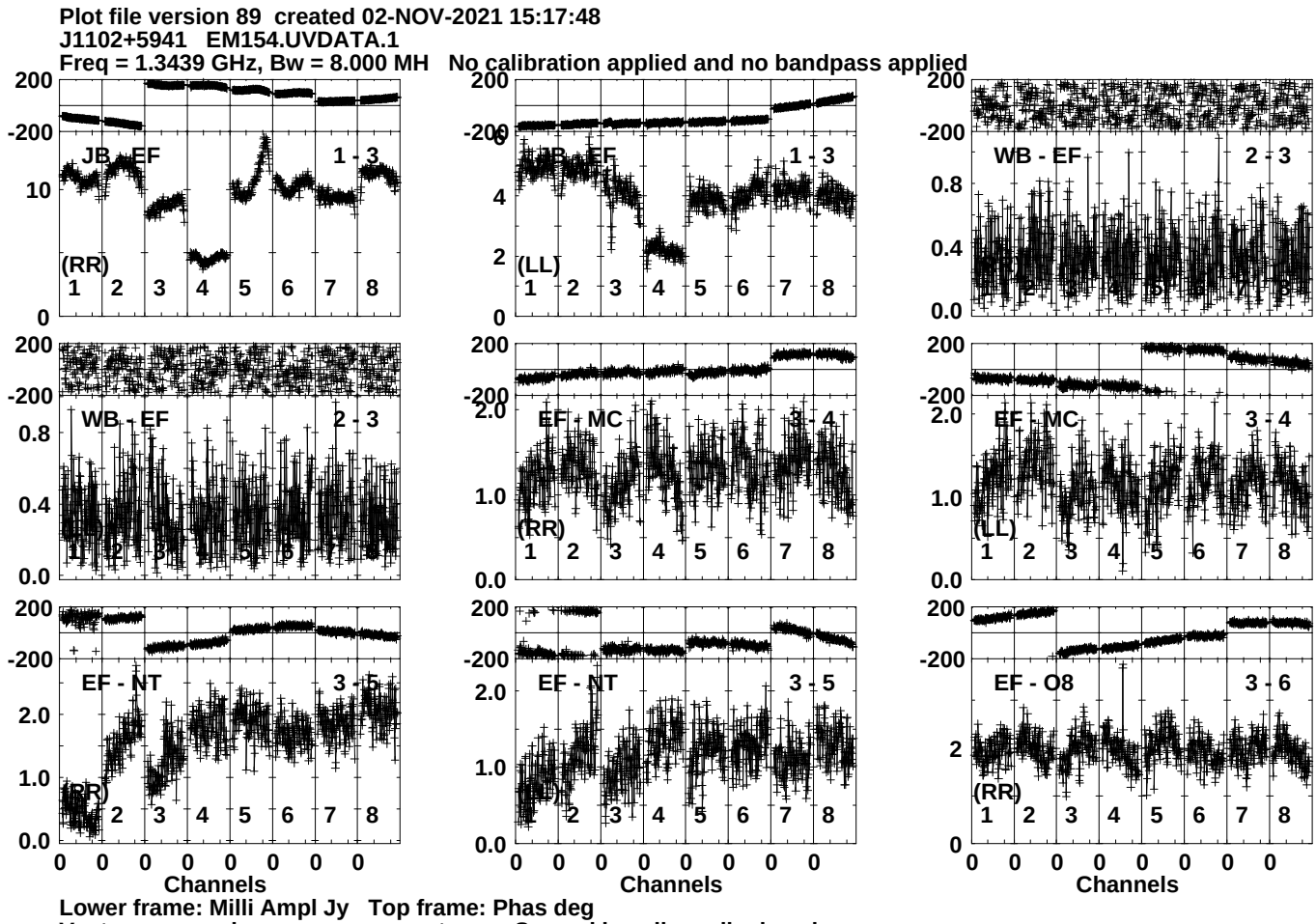
Plot file version 89 created 02-NOV-2021 15:17:48
J1102+5941 EM154.UVDATA.1
Freq = 1.3439 GHz, Bw = 8.000 MH No calibration applied and no bandpass applied
JB - EF
1 - 3
(RR)
JB - EF
1 - 3
(LL)
WB - EF
2 - 3
WB - EF
2 - 3
EF - MC
3 - 4
(RR)
EF - MC
3 - 4
(LL)
EF - NT
3 - 5
(RR)
EF - NT
3 - 5
EF - O8
3 - 6
(RR)
Channels
Channels
Channels
Lower frame: Milli Ampl Jy Top frame: Phas deg
Vector averaged cross-power spectrum Several baselines displayed
Timerange: 00/13:30:01 to 00/13:31:29

Plot file version 90 created 02-NOV-2021 15:17:49
J1102+5941 EM154.UVDATA.1
Freq = 1.3439 GHz, Bw = 8.000 MH No calibration applied and no bandpass applied

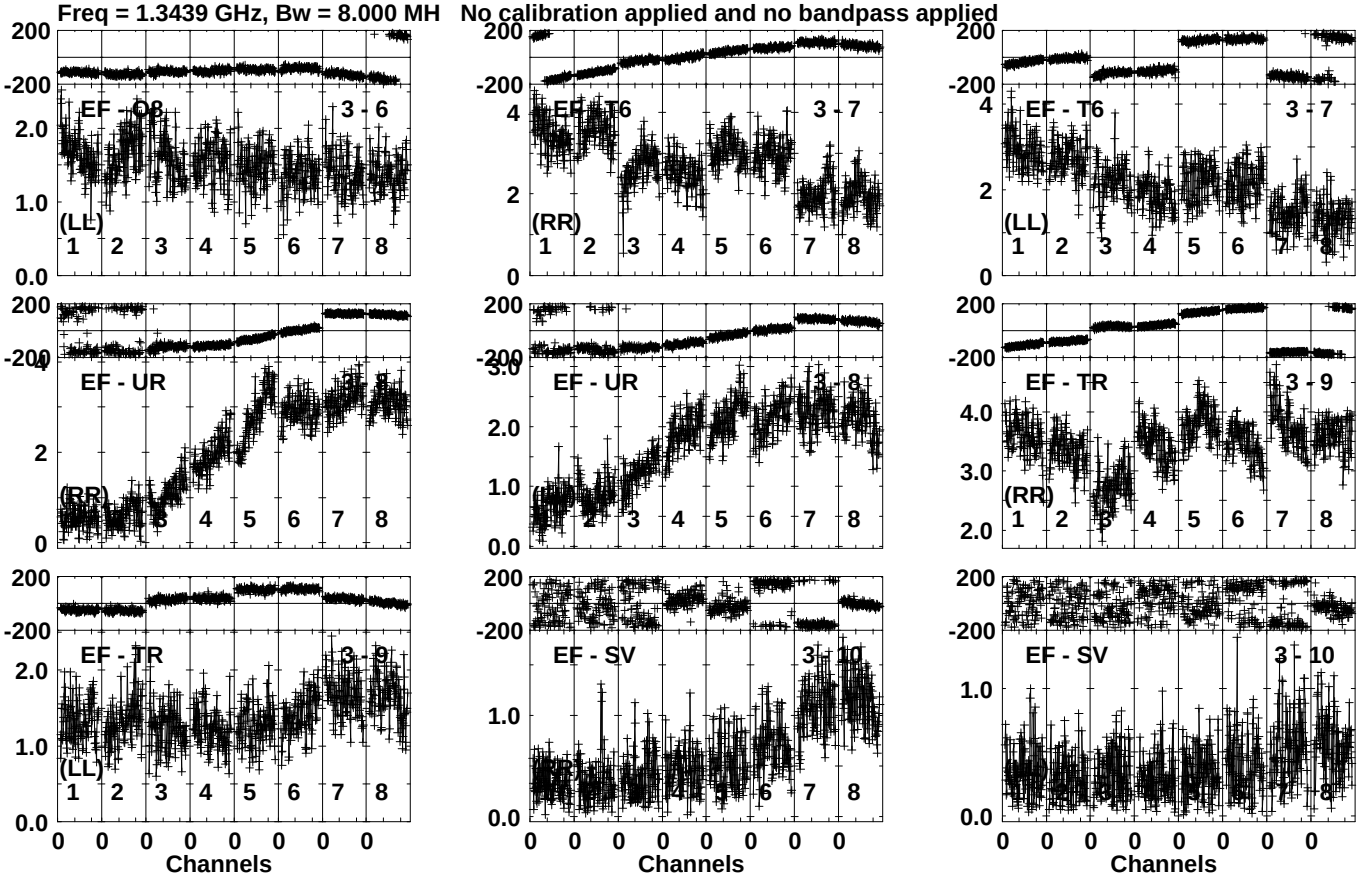

Lower frame: Milli Ampl Jy Top frame: Phas deg
Vector averaged cross-power spectrum Several baselines displayed
Timerange: 00/13:30:01 to 00/13:31:29

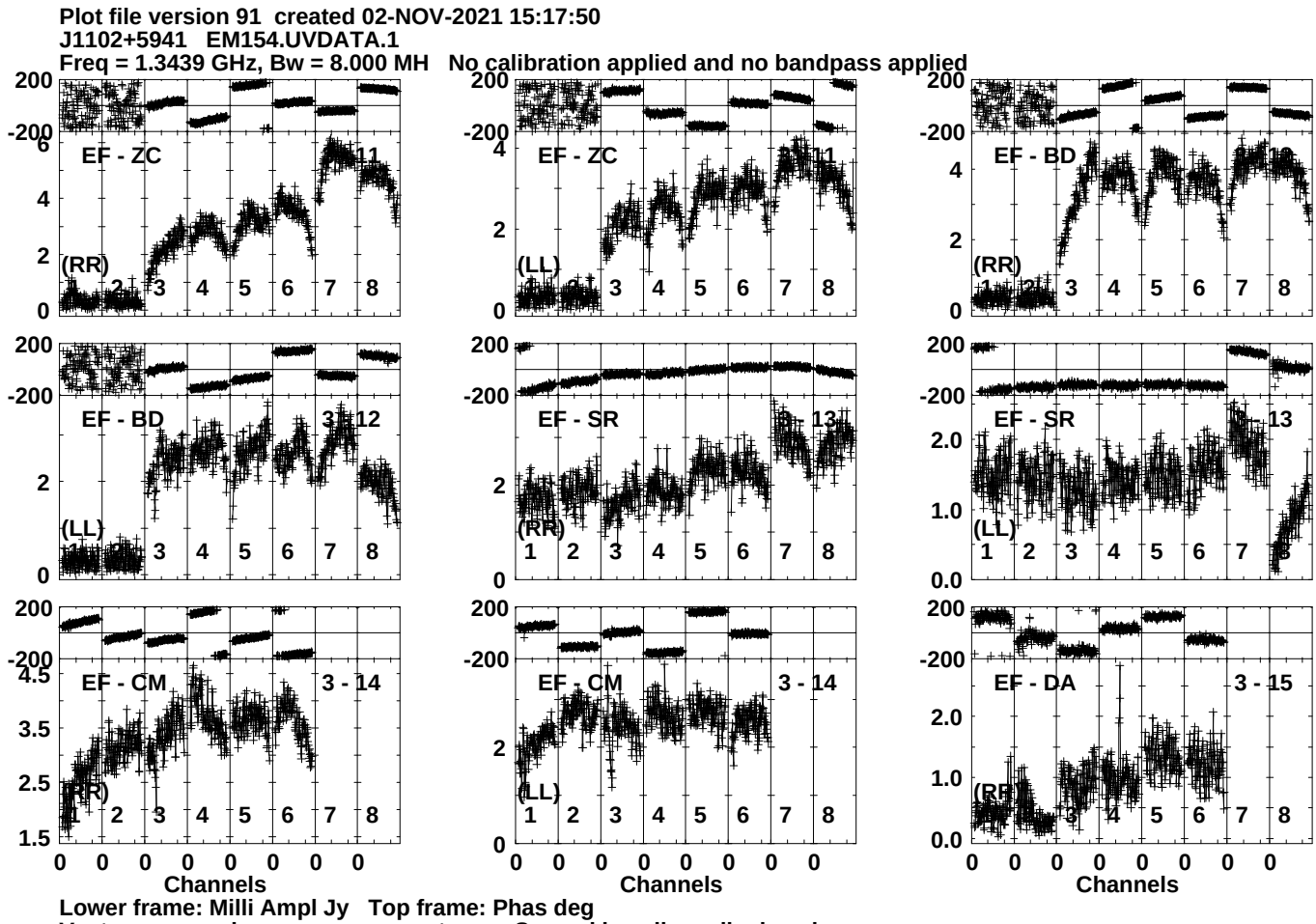
Plot file version 91 created 02-NOV-2021 15:17:50
J1102+5941 EM154.UVDATA.1
Freq = 1.3439 GHz, Bw = 8.000 MH No calibration applied and no bandpass applied
EF - ZC 1 - 11
(RR)
EF - ZC 2 - 11
(LL)
EF - BD 1 - 12
(RR)
EF - BD 3 - 12
(LL)
EF - SR 2 - 13
(RR)
EF - SR 13
(LL)
EF - CM 3 - 14
(RR)
EF - CM 3 - 14
(LL)
EF - DA 3 - 15
(RR)
Channels
Channels
Channels
Lower frame: Milli Ampl Jy Top frame: Phas deg
Vector averaged cross-power spectrum Several baselines displayed
Timerange: 00/13:30:01 to 00/13:31:29

Plot file version 92 created 02-NOV-2021 15:17:50
J1102+5941 EM154.UVDATA.1
Freq = 1.3439 GHz, Bw = 8.000 MH No calibration applied and no bandpass applied

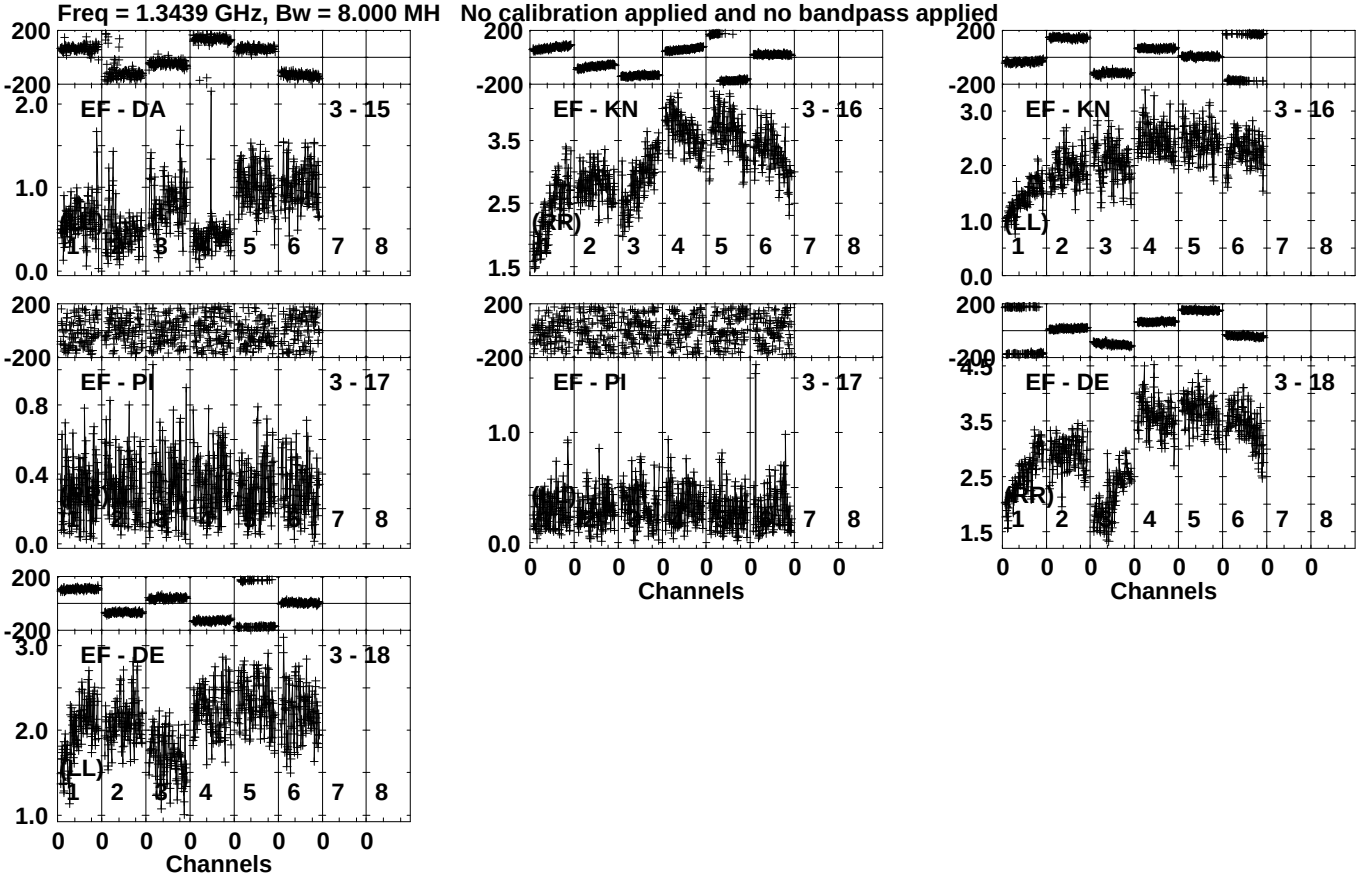

Lower frame: Milli Ampl Jy Top frame: Phas deg
Vector averaged cross-power spectrum Several baselines displayed
Timerange: 00/13:30:01 to 00/13:31:29

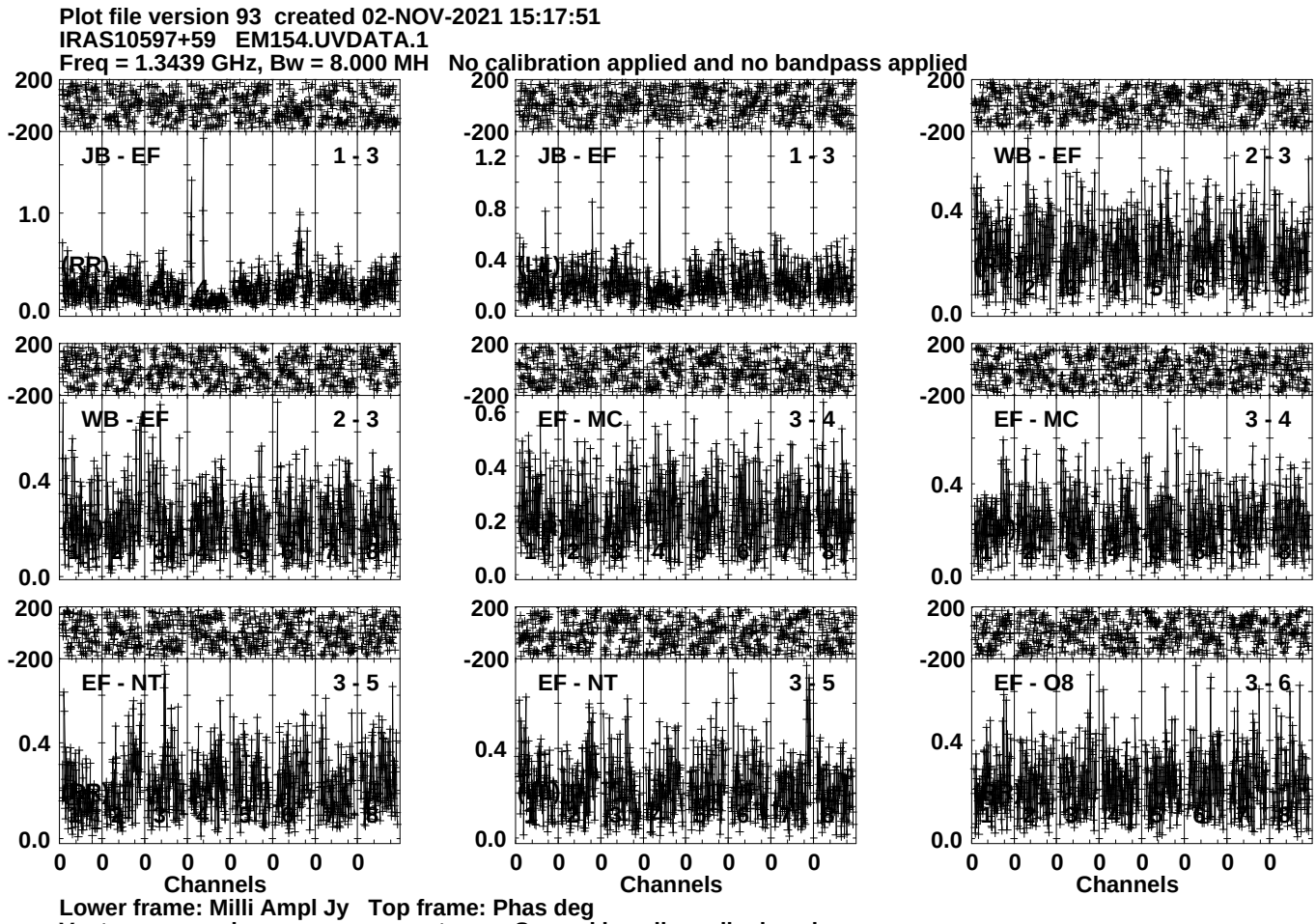
Plot file version 93 created 02-NOV-2021 15:17:51
IRAS10597+59 EM154.UVDATA.1
Freq = 1.3439 GHz, Bw = 8.000 MH No calibration applied and no bandpass applied
JB - EF 1 - 3
JB - EF 1 - 3
WB - EF 2 - 3
WB - EF 2 - 3
EF - MC 3 - 4
EF - MC 3 - 4
EF - NT 3 - 5
EF - NT 3 - 5
EF - Q8 3 - 6
(RR)
Channels
Channels
Channels
Lower frame: Milli Ampl Jy Top frame: Phas deg
Vector averaged cross-power spectrum Several baselines displayed
Timerange: 00/13:31:31 to 00/13:34:59

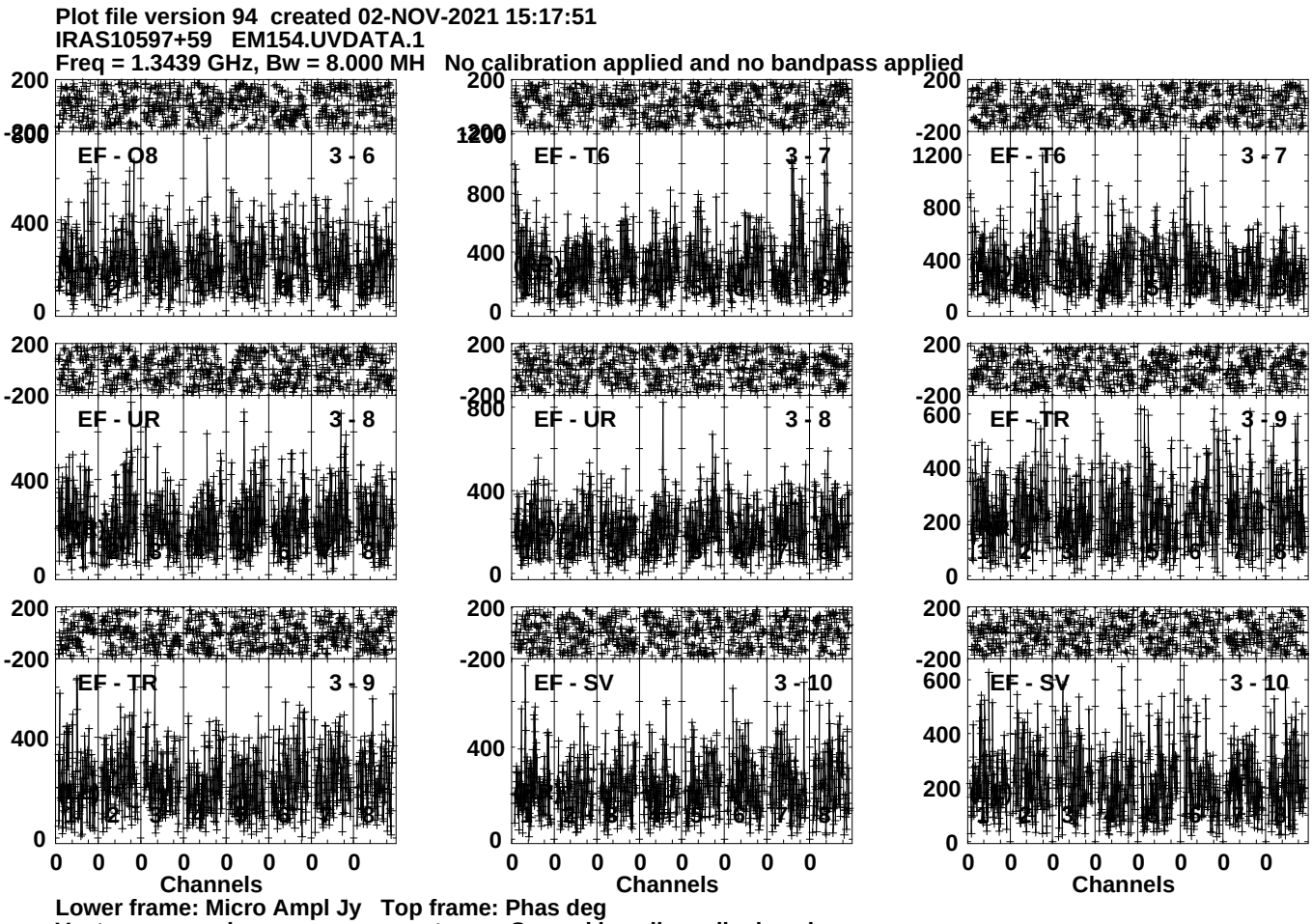
Plot file version 94 created 02-NOV-2021 15:17:51
IRAS10597+59 EM154.UVDATA.1
Freq = 1.3439 GHz, Bw = 8.000 MH No calibration applied and no bandpass applied
EF - O8 3 - 6
EF - T6 3 - 7
EF - T6 3 - 7
EF - UR 3 - 8
EF - UR 3 - 8
EF - TR 3 - 9
EF - TR 3 - 9
EF - SV 3 - 10
EF - SV 3 - 10
Channels
Channels
Channels
Lower frame: Micro Ampl Jy Top frame: Phas deg
Vector averaged cross-power spectrum Several baselines displayed
Timerange: 00/13:31:31 to 00/13:34:59

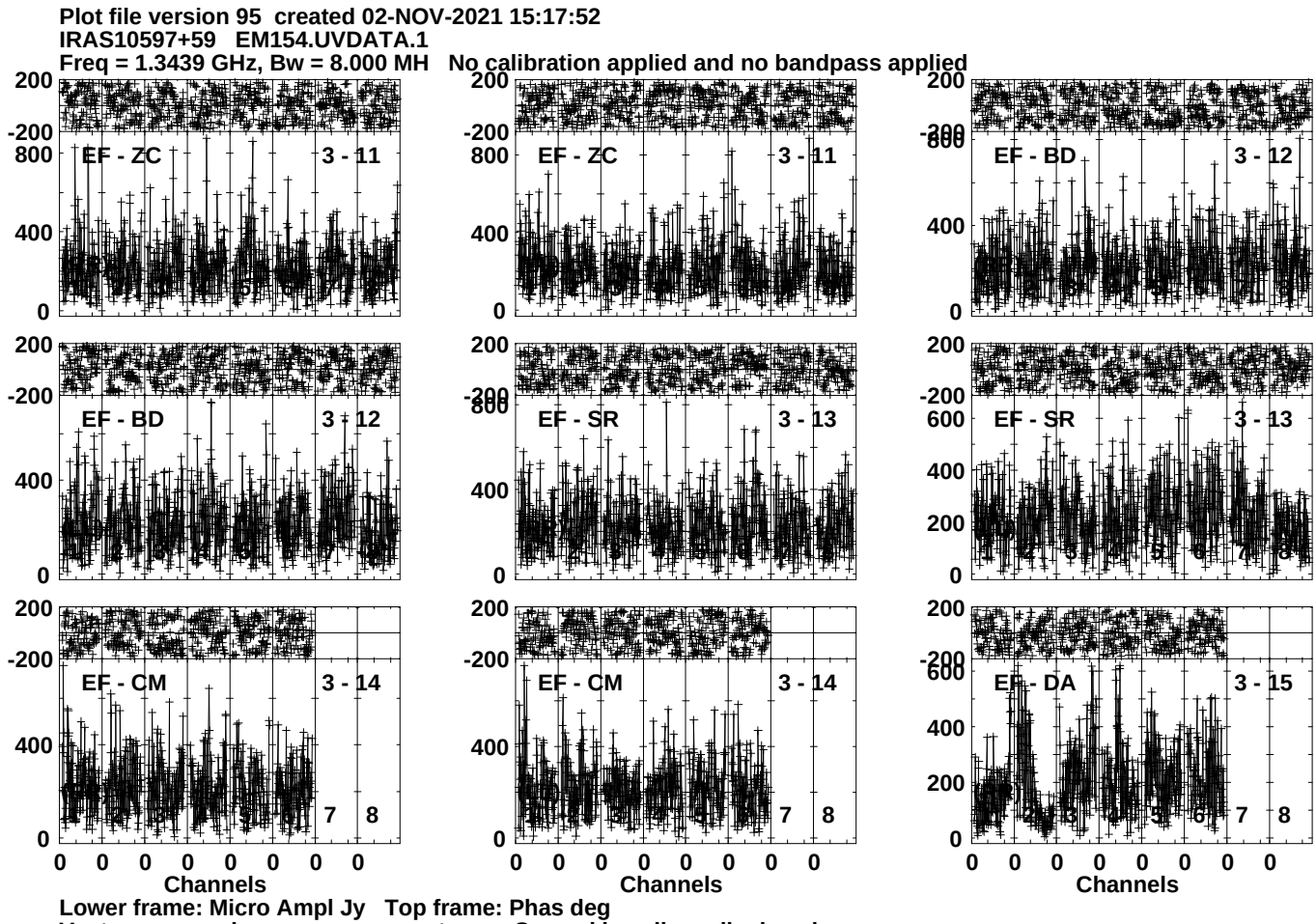
Plot file version 95 created 02-NOV-2021 15:17:52
IRAS10597+59 EM154.UVDATA.1
Freq = 1.3439 GHz, Bw = 8.000 MH No calibration applied and no bandpass applied
EF - ZC 3 - 11
EF - ZC 3 - 11
EF - BD 3 - 12
EF - BD 3 - 12
EF - SR 3 - 13
EF - SR 3 - 13
EF - CM 3 - 14
EF - CM 3 - 14
EF - DA 3 - 15
Channels
Channels
Channels
Lower frame: Micro Ampl Jy Top frame: Phas deg
Vector averaged cross-power spectrum Several baselines displayed
Timerange: 00/13:31:31 to 00/13:34:59

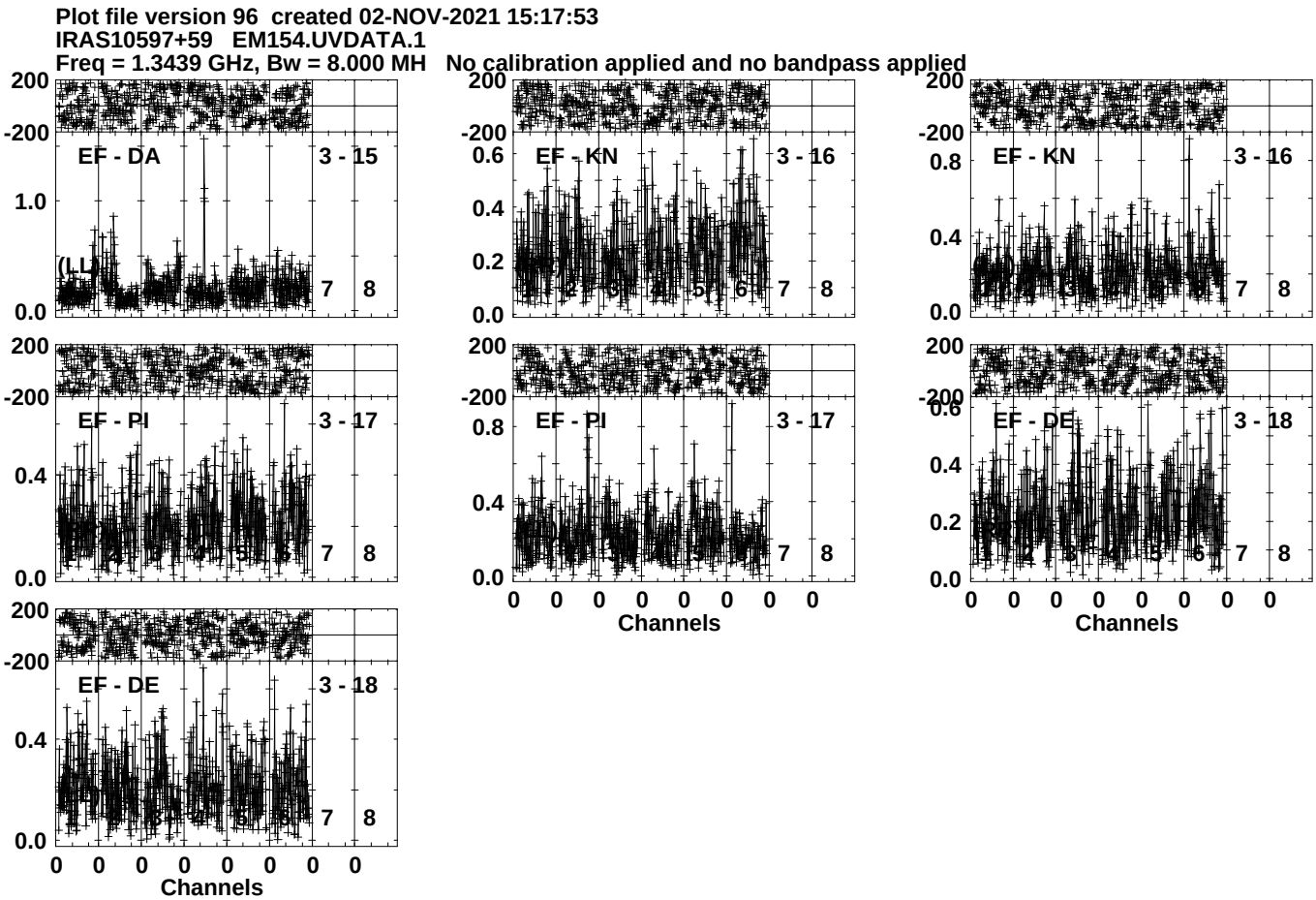
Plot file version 96 created 02-NOV-2021 15:17:53
IRAS10597+59 EM154.UVDATA.1
Freq = 1.3439 GHz, Bw = 8.000 MH No calibration applied and no bandpass applied
EF - DA
3 - 15
(LL)
EF - KN
3 - 16
EF - KN
3 - 16
EF - PI
3 - 17
EF - PI
3 - 17
EF - DE
3 - 18
EF - DE
3 - 18
Channels
Channels
Channels
Lower frame: Milli Ampl Jy Top frame: Phas deg
Vector averaged cross-power spectrum Several baselines displayed
Timerange: 00/13:31:31 to 00/13:34:59

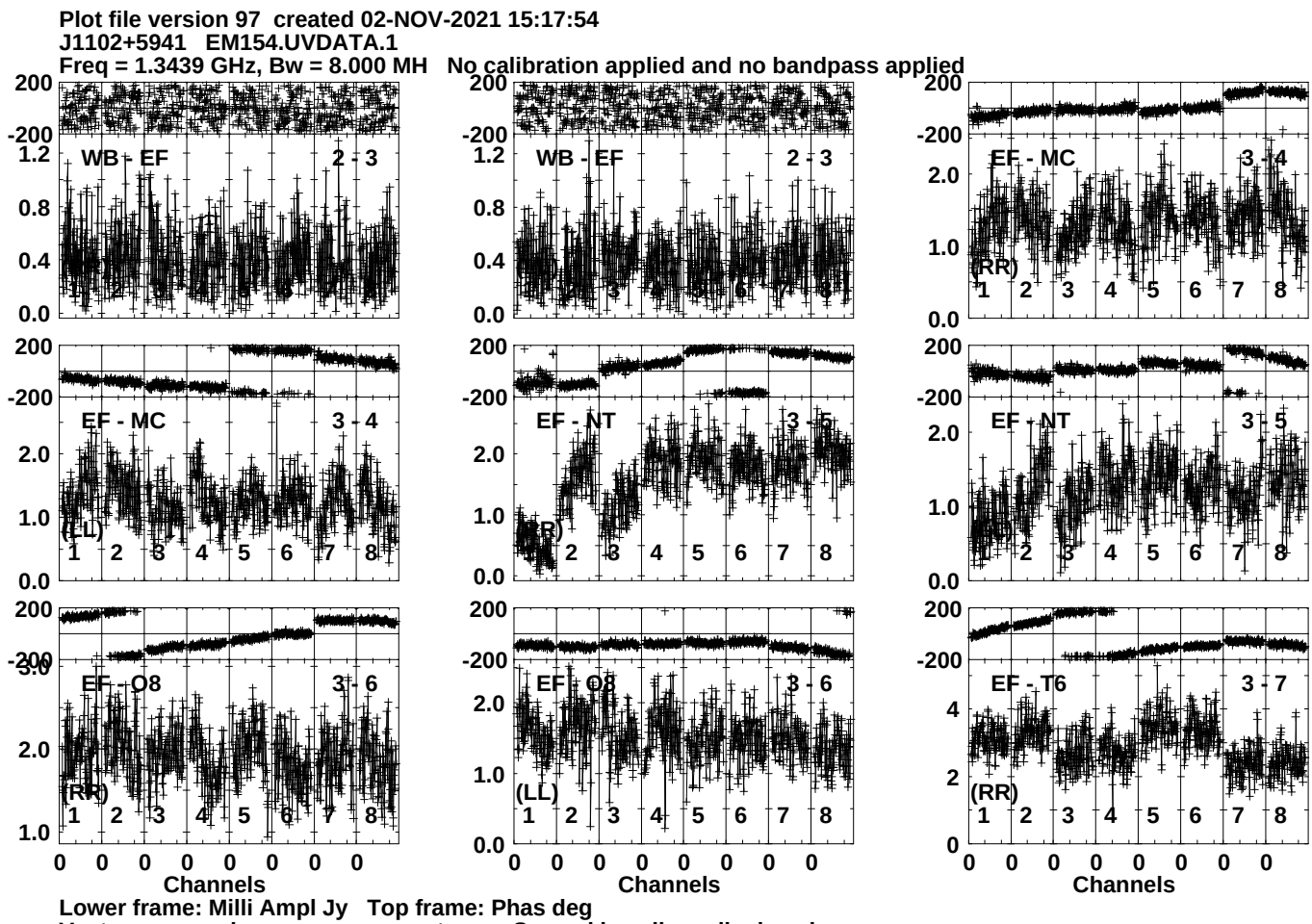
Plot file version 97 created 02-NOV-2021 15:17:54
J1102+5941 EM154.UVDATA.1
Freq = 1.3439 GHz, Bw = 8.000 MH No calibration applied and no bandpass applied
WB - EF 2 - 3
WB - EF 2 - 3
EF - MC 3 - 4
EF - MC 3 - 4
EF - NT 3 - 5
EF - NT 3 - 5
EF - O8 3 - 6
EF - O8 3 - 6
EF - T6 3 - 7
(RR)
(LL)
Channels
Lower frame: Milli Ampl Jy Top frame: Phas deg
Vector averaged cross-power spectrum Several baselines displayed
Timerange: 00/13:35:01 to 00/13:36:29

Plot file version 98 created 02-NOV-2021 15:17:54
J1102+5941 EM154.UVDATA.1
Freq = 1.3439 GHz, Bw = 8.000 MH No calibration applied and no bandpass applied

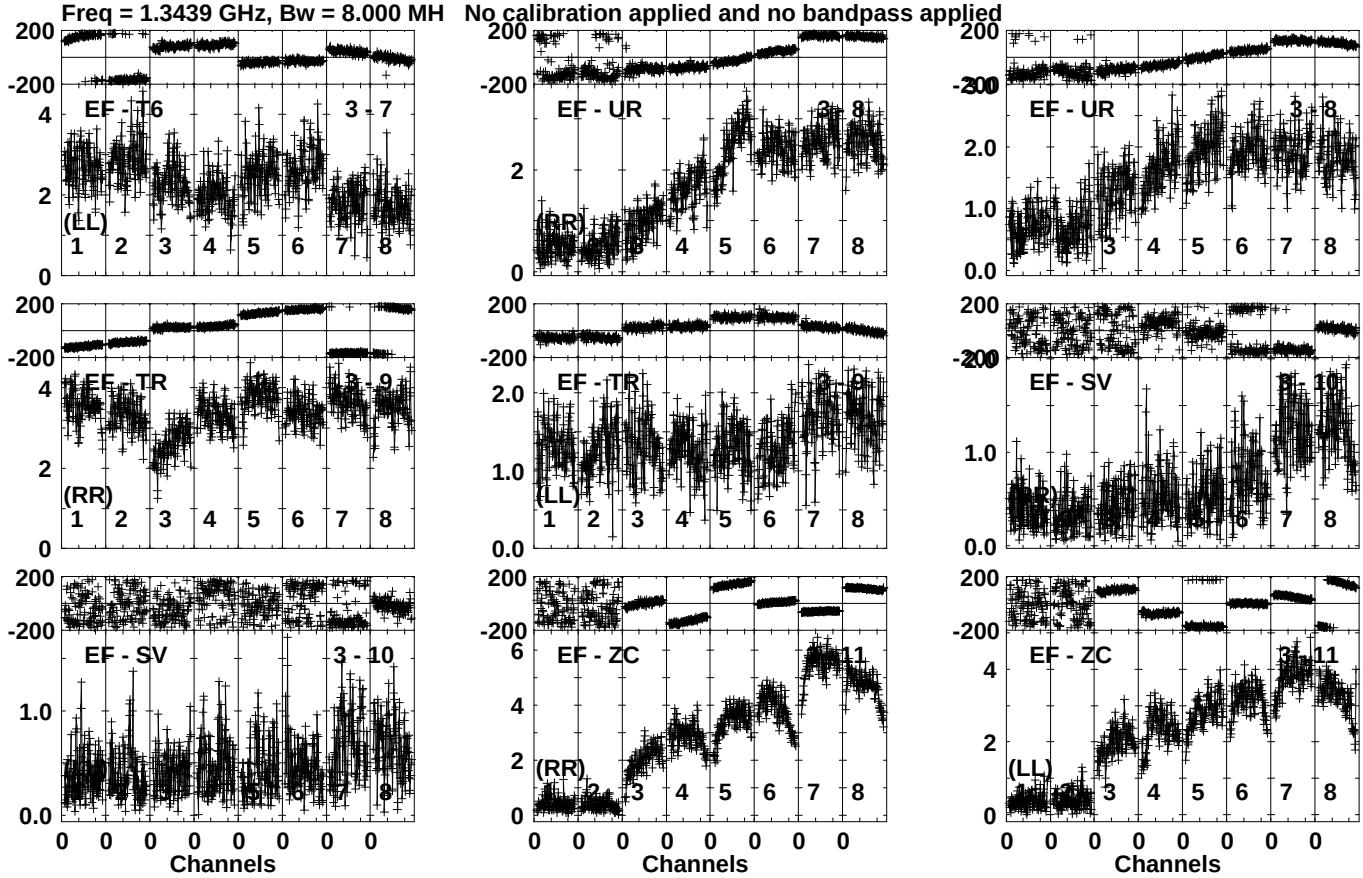

Lower frame: Milli Ampl Jy Top frame: Phas deg
Vector averaged cross-power spectrum Several baselines displayed
Timerange: 00/13:35:01 to 00/13:36:29

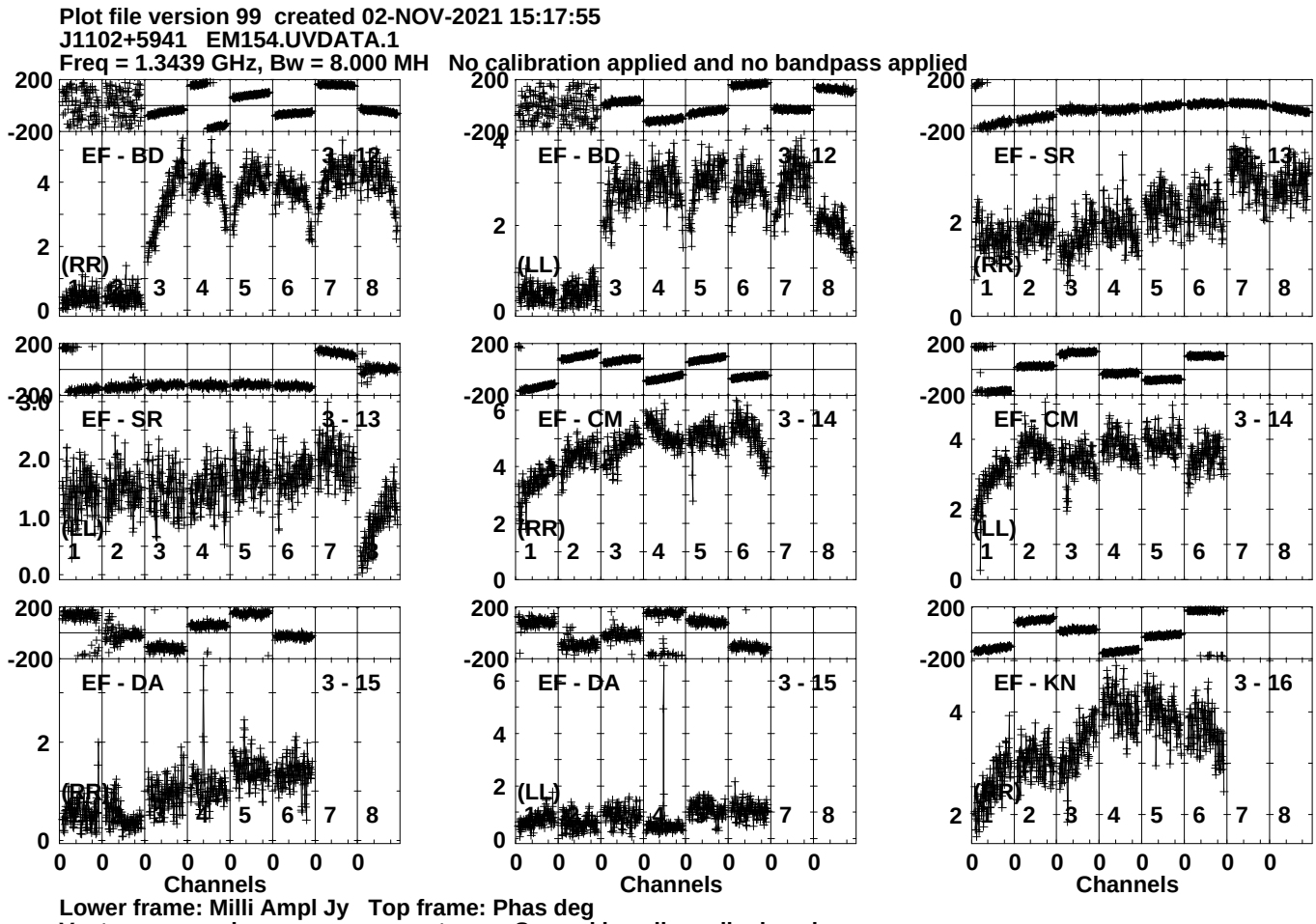
Plot file version 99 created 02-NOV-2021 15:17:55
J1102+5941 EM154.UVDATA.1
Freq = 1.3439 GHz, Bw = 8.000 MH No calibration applied and no bandpass applied
EF - BD 3 - 12
(RR)
EF - BD 3 - 12
(LL)
EF - SR 3 - 13
(RR)
EF - SR 3 - 13
(LL)
EF - CM 3 - 14
(RR)
EF - CM 3 - 14
(LL)
EF - DA 3 - 15
(RR)
EF - DA 3 - 15
(LL)
EF - KN 3 - 16
(RR)
Channels
Channels
Channels
Lower frame: Milli Ampl Jy Top frame: Phas deg
Vector averaged cross-power spectrum Several baselines displayed
Timerange: 00/13:35:01 to 00/13:36:29

Plot file version 100 created 02-NOV-2021 15:17:55
J1102+5941 EM154.UVDATA.1
Freq = 1.3439 GHz, Bw = 8.000 MH No calibration applied and no bandpass applied

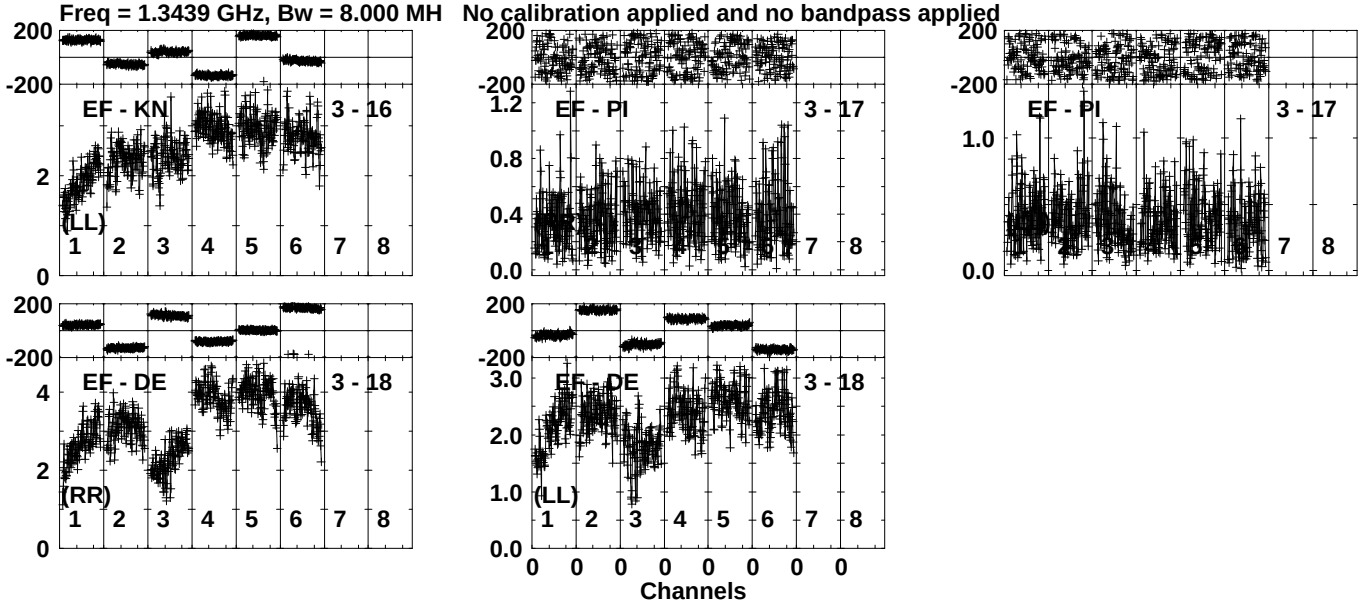

Lower frame: Milli Ampl Jy Top frame: Phas deg
Vector averaged cross-power spectrum Several baselines displayed
Timerange: 00/13:35:01 to 00/13:36:29

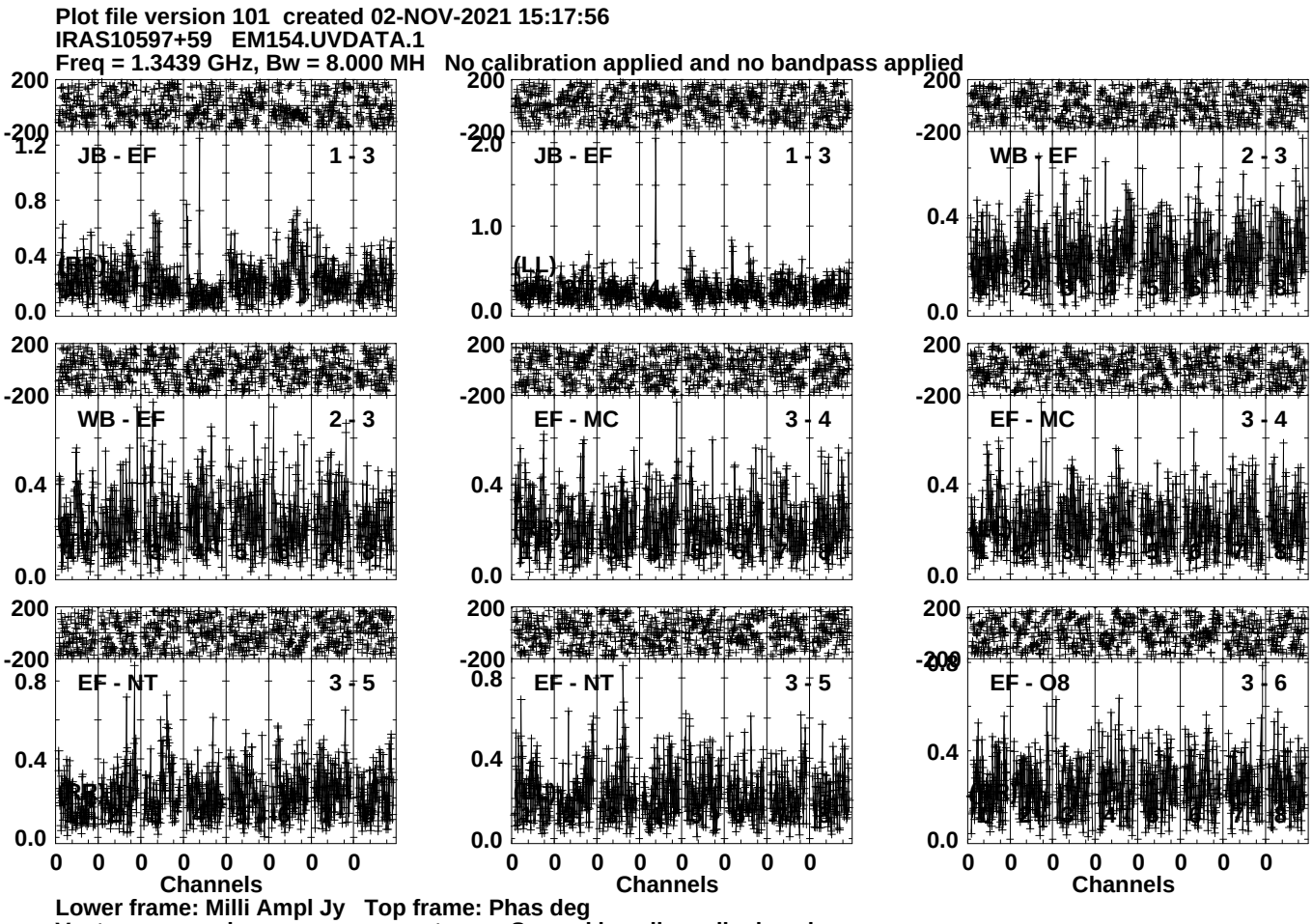
Plot file version 101 created 02-NOV-2021 15:17:56
IRAS10597+59 EM154.UVDATA.1
Freq = 1.3439 GHz, Bw = 8.000 MH No calibration applied and no bandpass applied
JB - EF 1 - 3
JB - EF 1 - 3
WB - EF 2 - 3
WB - EF 2 - 3
EF - MC 3 - 4
EF - MC 3 - 4
EF - NT 3 - 5
EF - NT 3 - 5
EF - O8 3 - 6
Channels
Channels
Channels
Lower frame: Milli Ampl Jy Top frame: Phas deg
Vector averaged cross-power spectrum Several baselines displayed
Timerange: 00/13:36:31 to 00/13:39:59

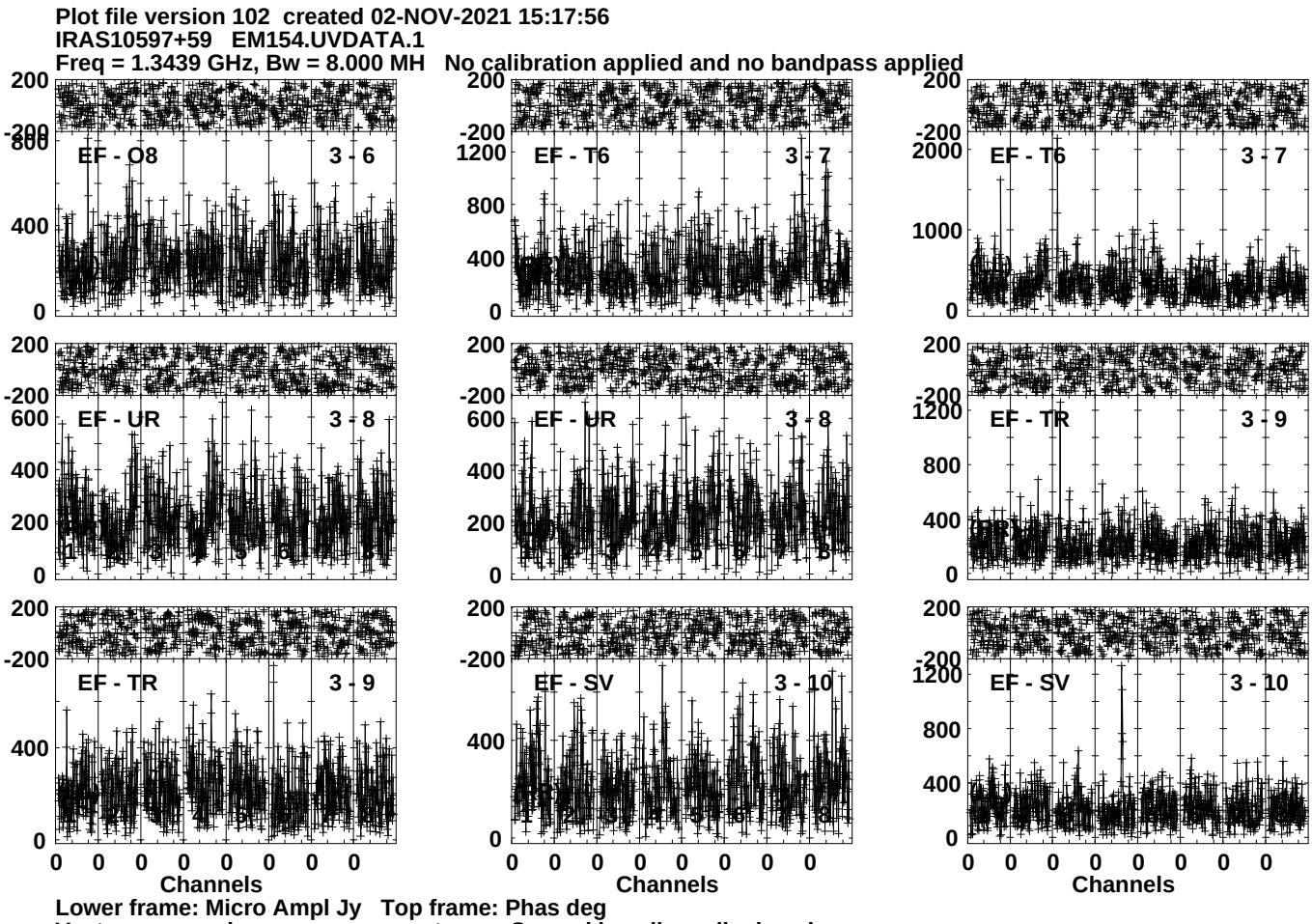
Plot file version 102 created 02-NOV-2021 15:17:56
IRAS10597+59 EM154.UVDATA.1
Freq = 1.3439 GHz, Bw = 8.000 MH No calibration applied and no bandpass applied
EF - O8 3 - 6
EF - T6 3 - 7
EF - T6 3 - 7
EF - UR 3 - 8
EF - UR 3 - 8
EF - TR 3 - 9
EF - TR 3 - 9
EF - SV 3 - 10
EF - SV 3 - 10
Channels
Channels
Channels
Lower frame: Micro Ampl Jy Top frame: Phas deg
Vector averaged cross-power spectrum Several baselines displayed
Timerange: 00/13:36:31 to 00/13:39:59

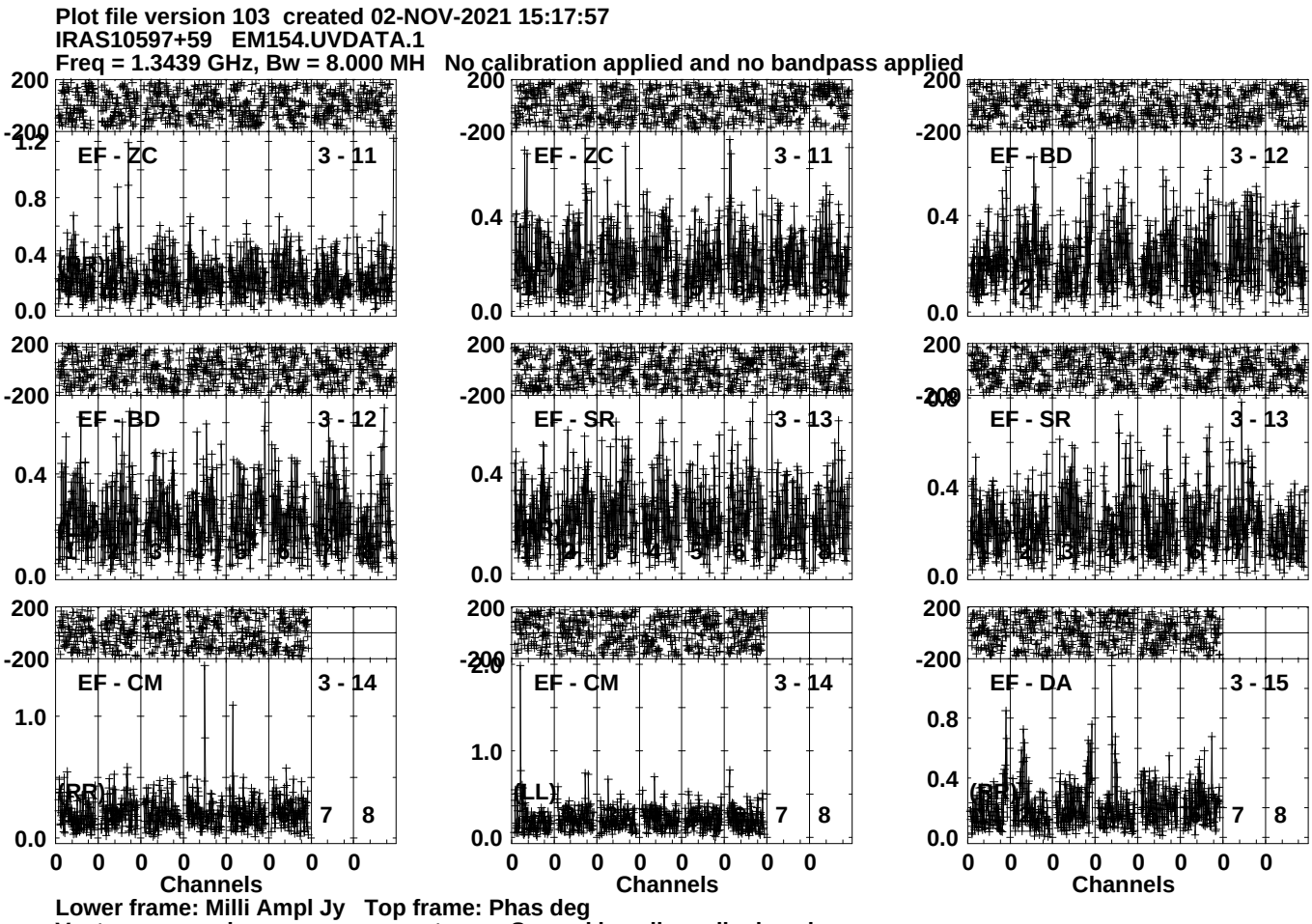
Plot file version 103 created 02-NOV-2021 15:17:57
IRAS10597+59 EM154.UVDATA.1
Freq = 1.3439 GHz, Bw = 8.000 MH No calibration applied and no bandpass applied
EF - ZC 3 - 11
EF - ZC 3 - 11
EF - BD 3 - 12
EF - BD 3 - 12
EF - SR 3 - 13
EF - SR 3 - 13
EF - CM 3 - 14
EF - CM 3 - 14
EF - DA 3 - 15
(RR)
(LL)
(RR)
Channels
Channels
Channels
Lower frame: Milli Ampl Jy Top frame: Phas deg
Vector averaged cross-power spectrum Several baselines displayed
Timerange: 00/13:36:31 to 00/13:39:59

Plot file version 104 created 02-NOV-2021 15:17:58
IRAS10597+59 EM154.UVDATA.1
Freq = 1.3439 GHz, Bw = 8.000 MH No calibration applied and no bandpass applied

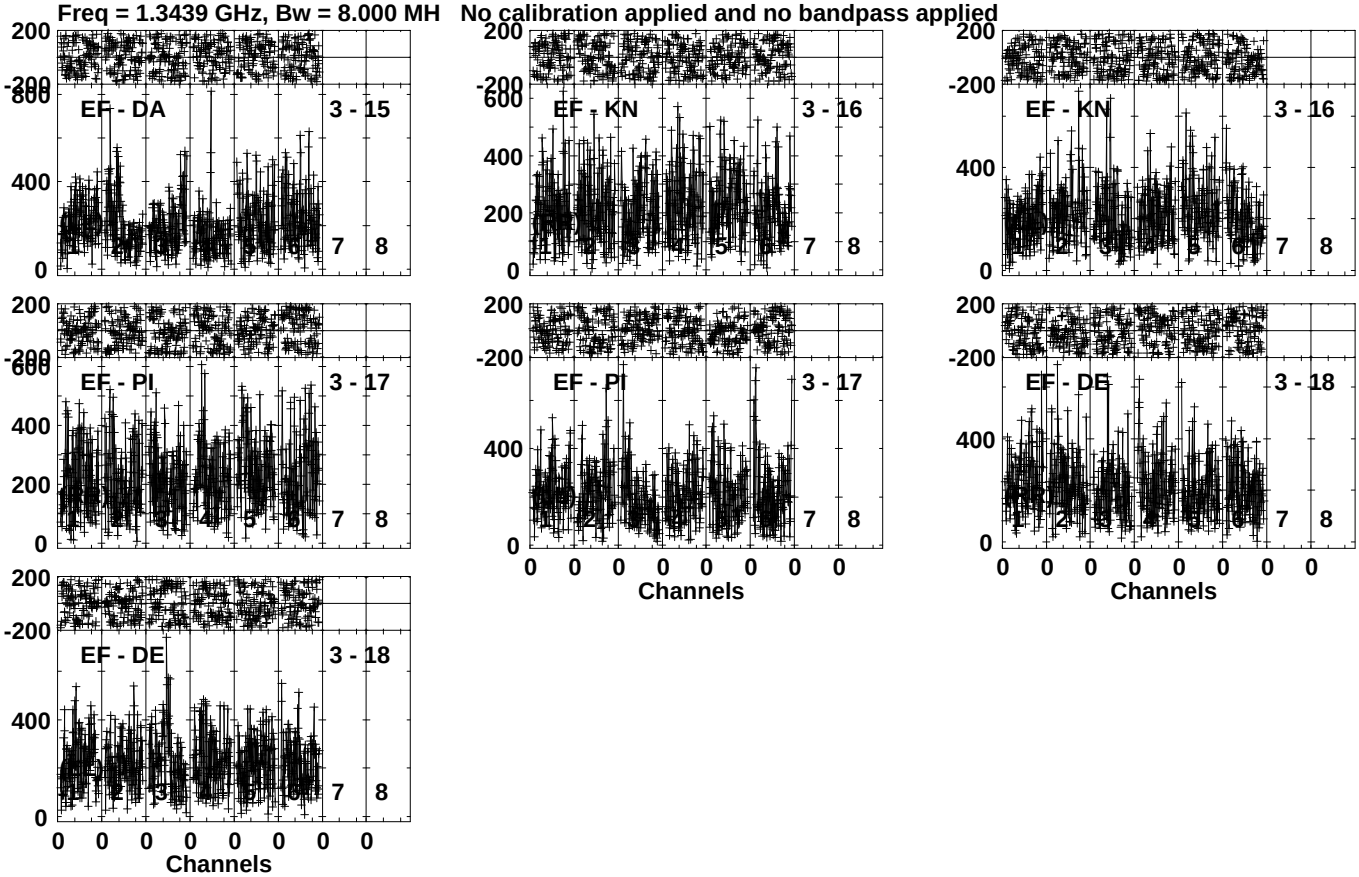

Lower frame: Micro Ampl Jy Top frame: Phas deg
Vector averaged cross-power spectrum Several baselines displayed
Timerange: 00/13:36:31 to 00/13:39:59

Plot file version 105 created 02-NOV-2021 15:17:59
J1102+5941 EM154.UVDATA.1
Freq = 1.3439 GHz, Bw = 8.000 MH No calibration applied and no bandpass applied

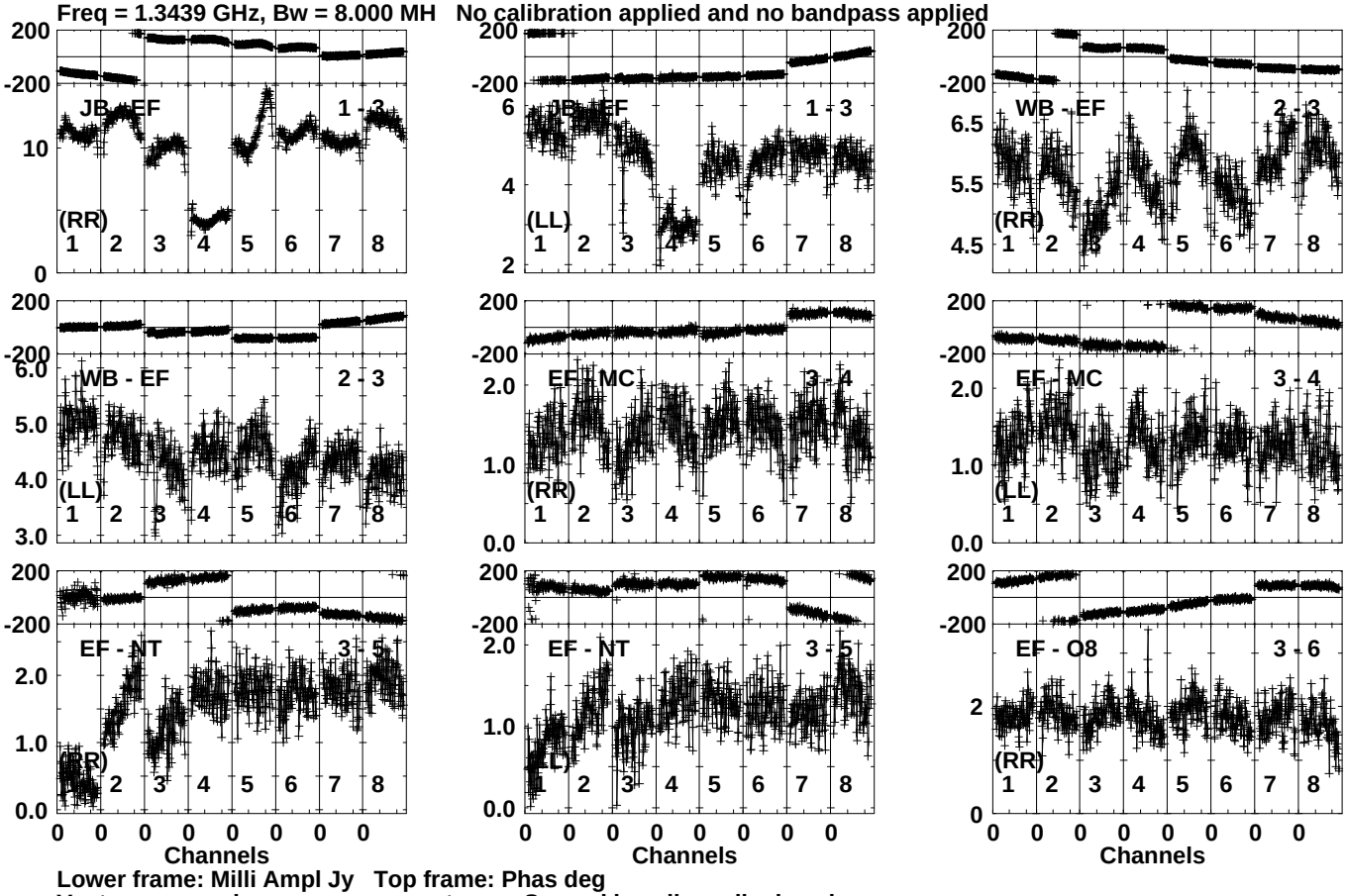

Lower frame: Milli Ampl Jy Top frame: Phas deg
Vector averaged cross-power spectrum Several baselines displayed
Timerange: 00/13:40:31 to 00/13:41:59

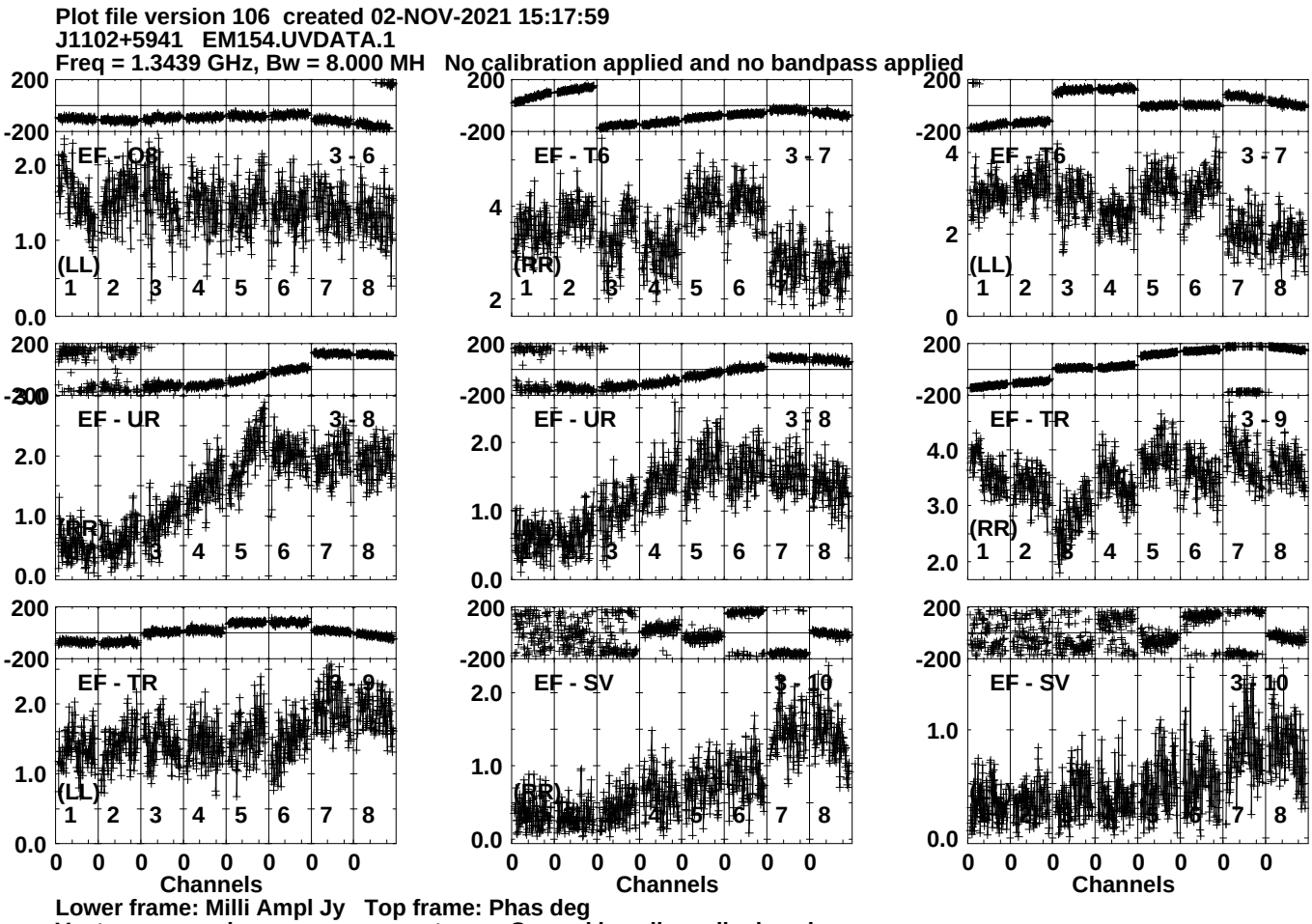
Plot file version 106 created 02-NOV-2021 15:17:59
J1102+5941 EM154.UVDATA.1
Freq = 1.3439 GHz, Bw = 8.000 MH No calibration applied and no bandpass applied
EF - OR 3 - 6
EF - T6 3 - 7
EF - T6 3 - 7
EF - UR 3 - 8
EF - UR 3 - 8
EF - TR 3 - 9
EF - TR 3 - 9
EF - SV 3 - 10
EF - SV 3 - 10
(LL)
(RR)
(LL)
(RR)
(LL)
(RR)
(LL)
(RR)
Channels
Channels
Channels
Lower frame: Milli Ampl Jy Top frame: Phas deg
Vector averaged cross-power spectrum Several baselines displayed
Timerange: 00/13:40:31 to 00/13:41:59

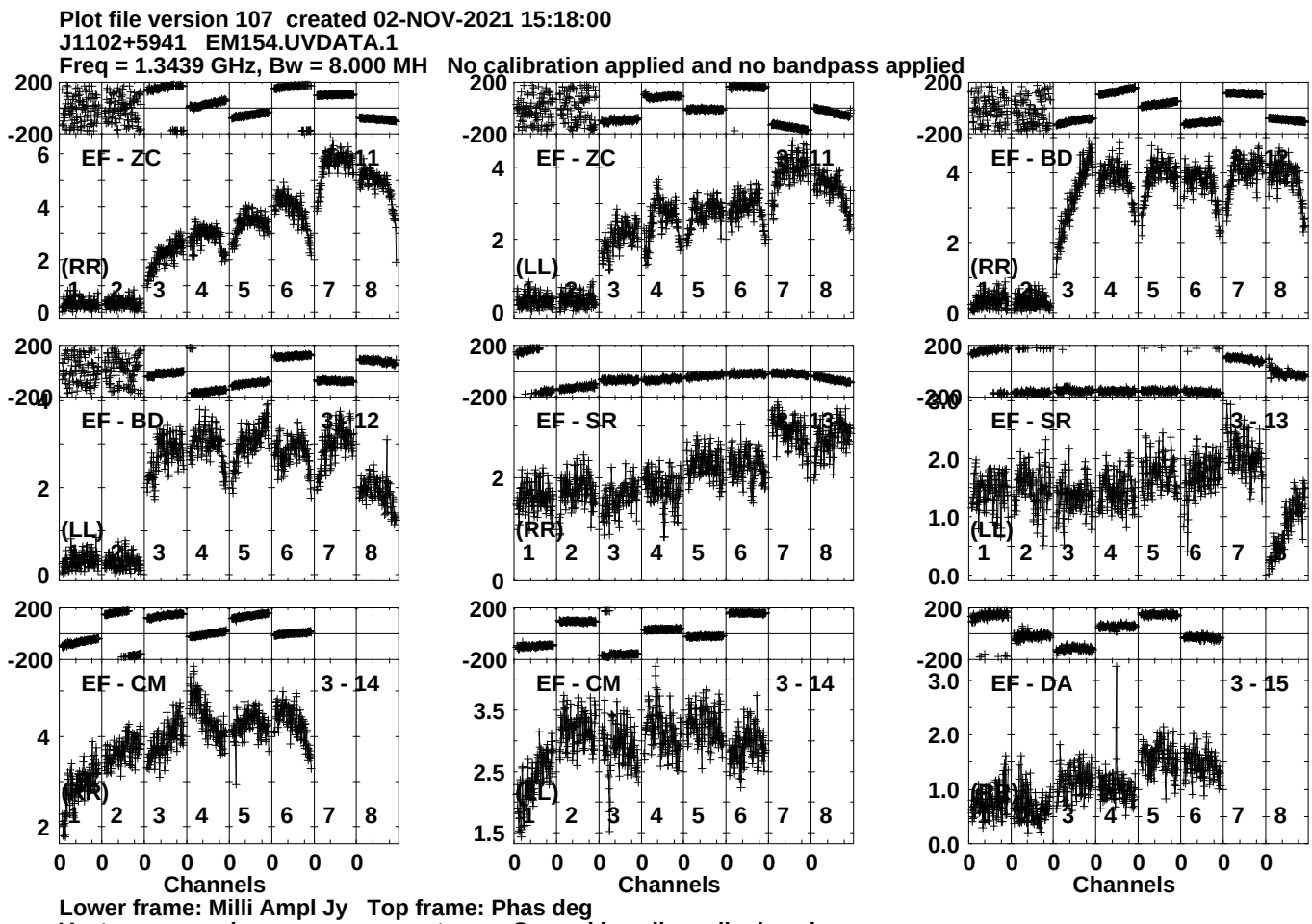
Plot file version 107 created 02-NOV-2021 15:18:00
J1102+5941 EM154.UVDATA.1
Freq = 1.3439 GHz, Bw = 8.000 MH No calibration applied and no bandpass applied
EF - ZC 1 - 11
(RR)
EF - ZC 2 - 11
(LL)
EF - BD 1 - 12
(RR)
EF - BD 2 - 12
(LL)
EF - SR 1 - 13
(RR)
EF - SR 2 - 13
(LL)
EF - CM 1 - 14
(RR)
EF - CM 2 - 14
(LL)
EF - DA 1 - 15
(RR)
Channels
Lower frame: Milli Ampl Jy Top frame: Phas deg
Vector averaged cross-power spectrum Several baselines displayed
Timerange: 00/13:40:31 to 00/13:41:59

Plot file version 108 created 02-NOV-2021 15:18:00
J1102+5941 EM154.UVDATA.1
Freq = 1.3439 GHz, Bw = 8.000 MH No calibration applied and no bandpass applied

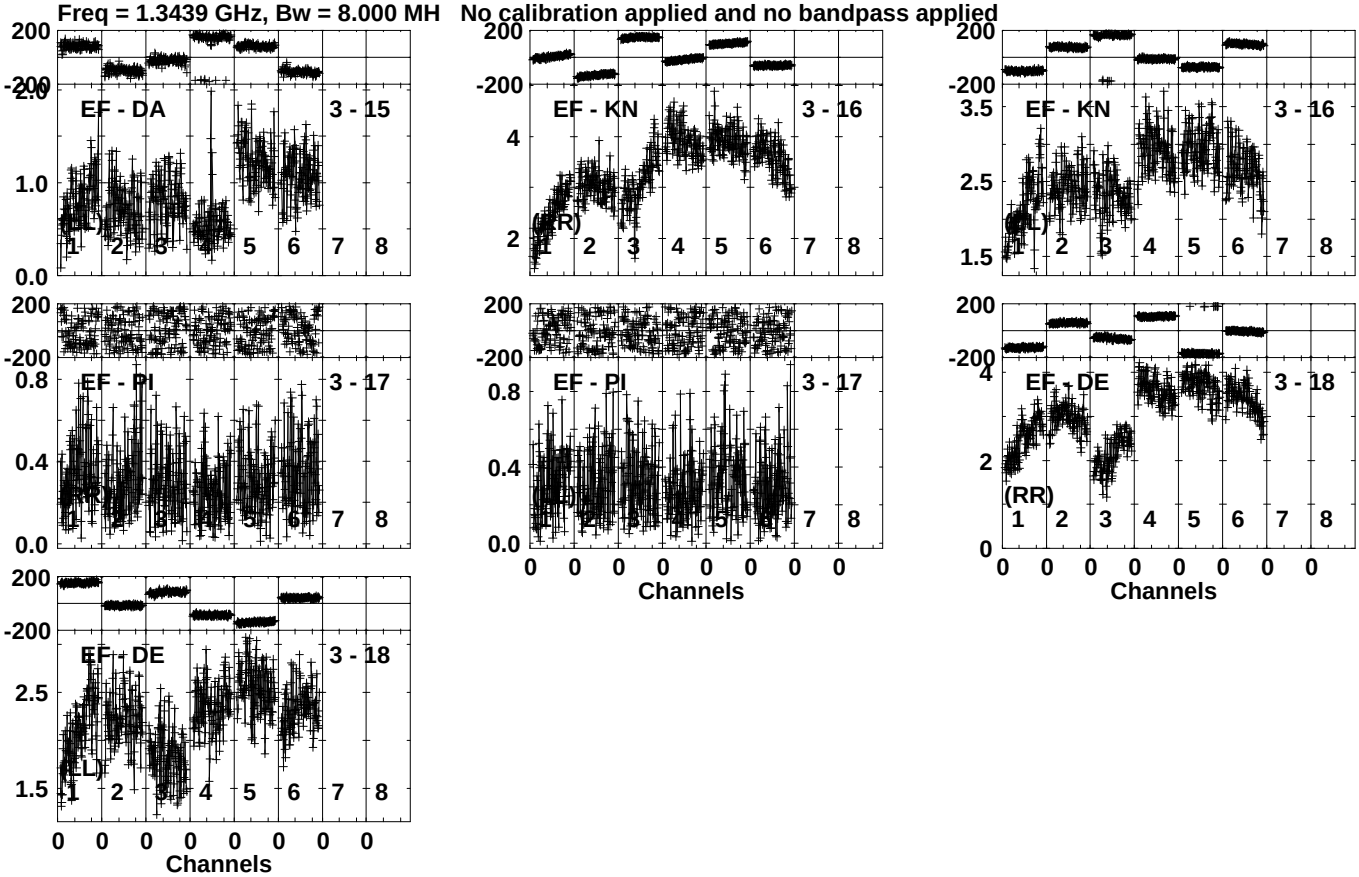

Lower frame: Milli Ampl Jy Top frame: Phas deg
Vector averaged cross-power spectrum Several baselines displayed
Timerange: 00/13:40:31 to 00/13:41:59

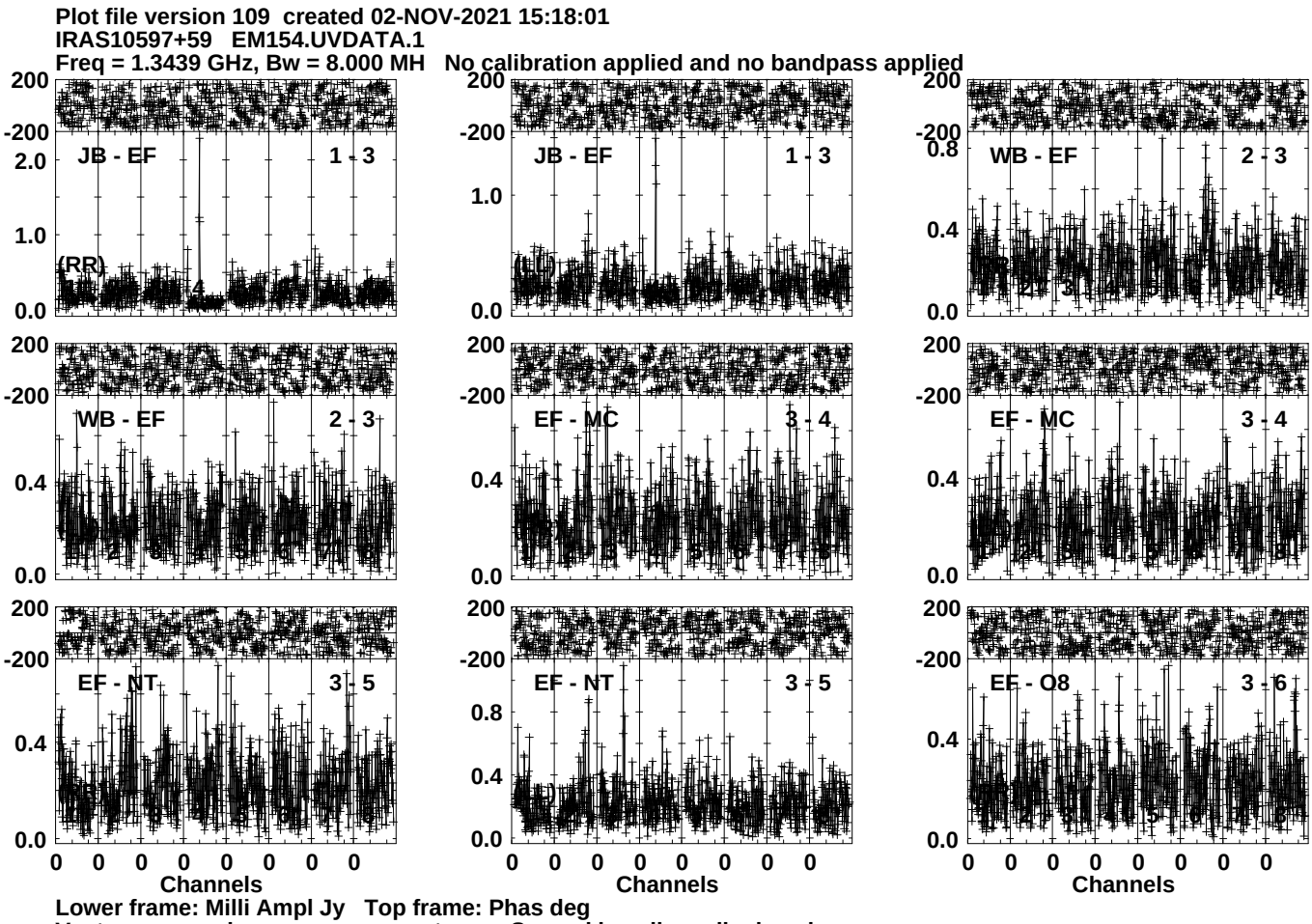
Plot file version 109 created 02-NOV-2021 15:18:01
IRAS10597+59 EM154.UVDATA.1
Freq = 1.3439 GHz, Bw = 8.000 MH No calibration applied and no bandpass applied
JB - EF 1 - 3
JB - EF 1 - 3
WB - EF 2 - 3
WB - EF 2 - 3
EF - MC 3 - 4
EF - MC 3 - 4
EF - NT 3 - 5
EF - NT 3 - 5
EF - O8 3 - 6
(RR)
Channels
Channels
Channels
Lower frame: Milli Ampl Jy Top frame: Phas deg
Vector averaged cross-power spectrum Several baselines displayed
Timerange: 00/13:42:01 to 00/13:45:29

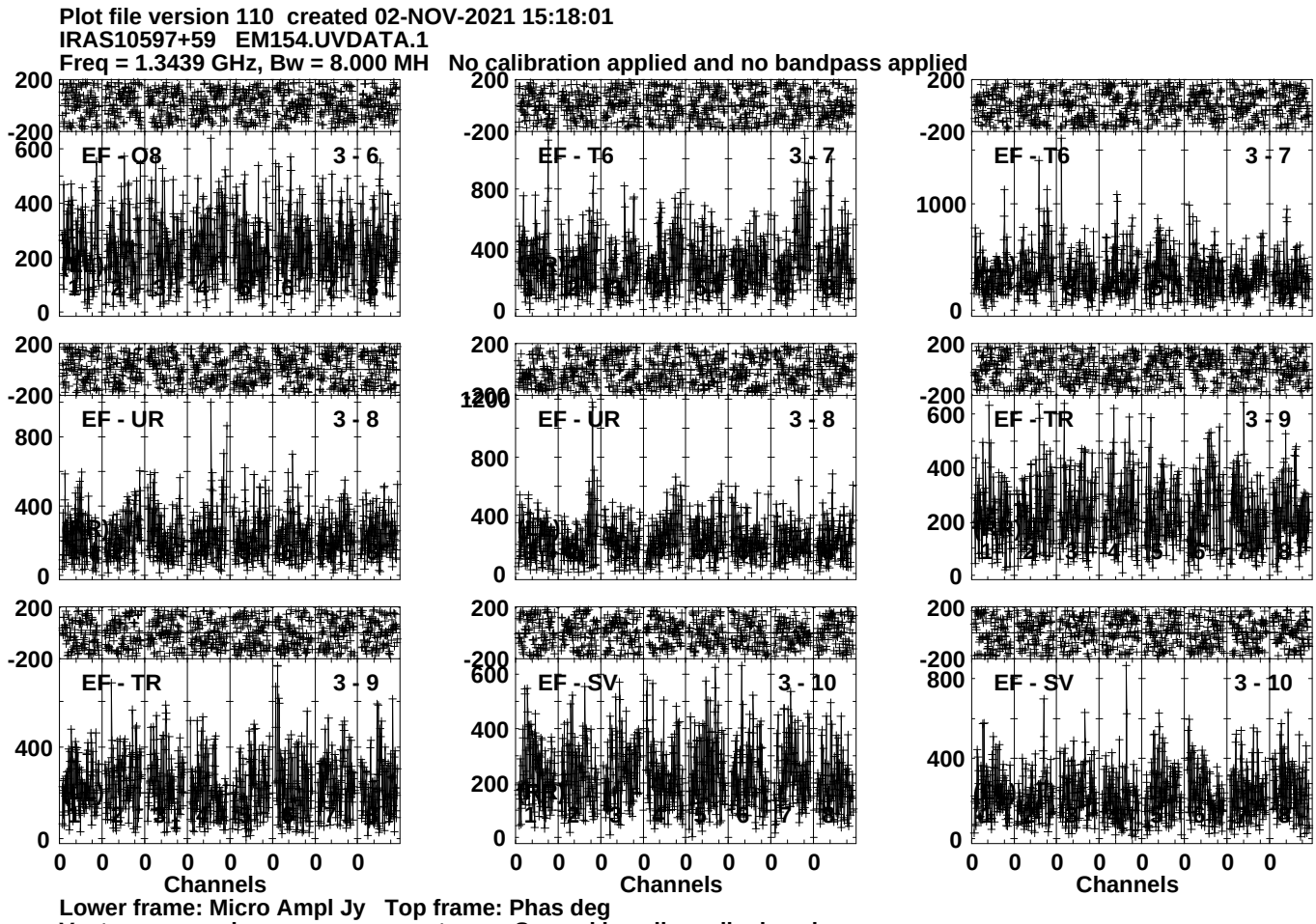
Plot file version 110 created 02-NOV-2021 15:18:01
IRAS10597+59 EM154.UVDATA.1
Freq = 1.3439 GHz, Bw = 8.000 MH No calibration applied and no bandpass applied
EF - O8 3 - 6
EF - T6 3 - 7
EF - T6 3 - 7
EF - UR 3 - 8
EF - UR 3 - 8
EF - TR 3 - 9
EF - TR 3 - 9
EF - SV 3 - 10
EF - SV 3 - 10
Channels
Channels
Channels
Lower frame: Micro Ampl Jy Top frame: Phas deg
Vector averaged cross-power spectrum Several baselines displayed
Timerange: 00/13:42:01 to 00/13:45:29

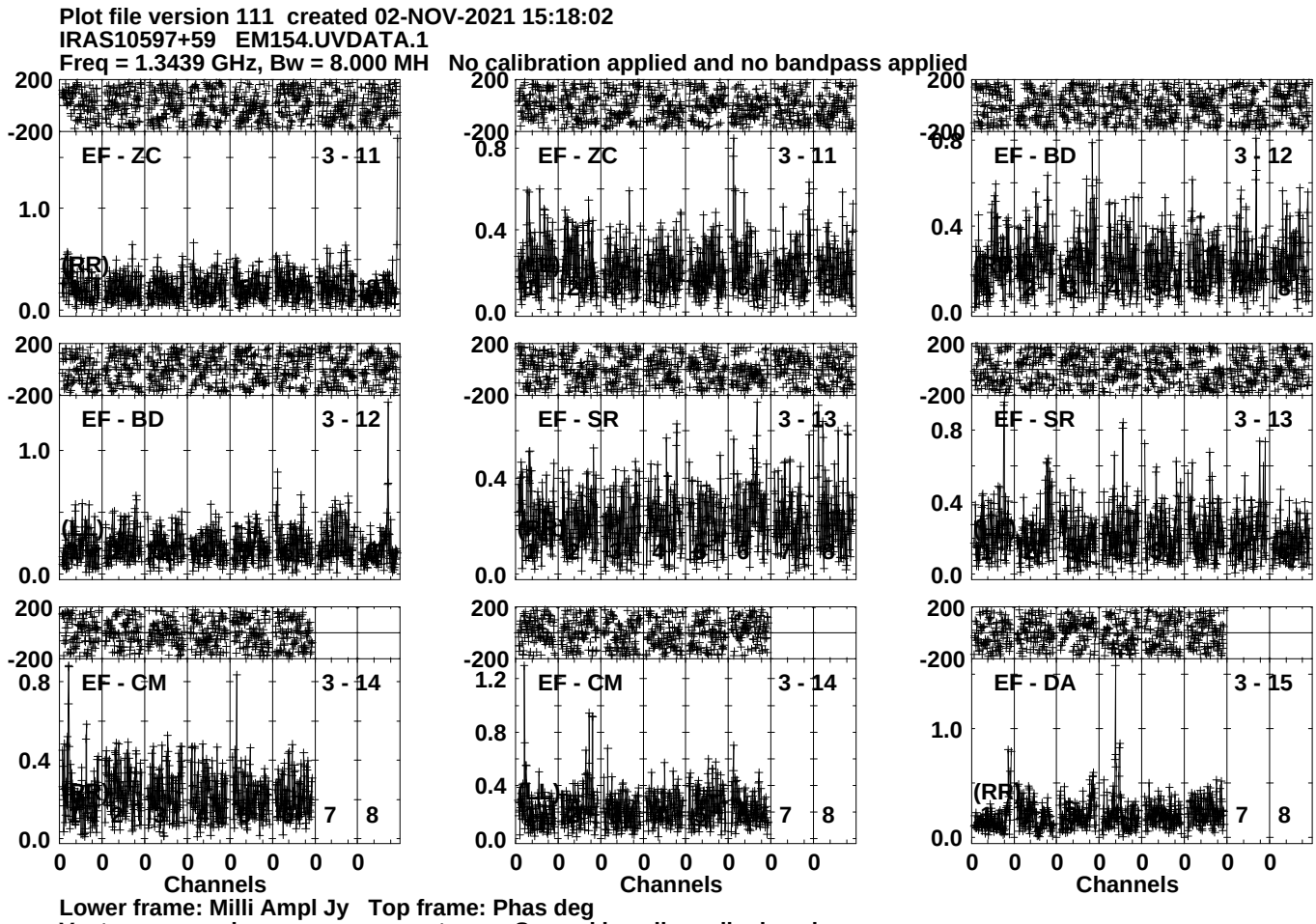
Plot file version 111 created 02-NOV-2021 15:18:02
IRAS10597+59 EM154.UVDATA.1
Freq = 1.3439 GHz, Bw = 8.000 MH No calibration applied and no bandpass applied
EF - ZC
3 - 11
(RR)
EF - ZC
3 - 11
EF - BD
3 - 12
EF - BD
3 - 12
(LL)
EF - SR
3 - 13
EF - SR
3 - 13
EF - CM
3 - 14
EF - CM
3 - 14
EF - DA
3 - 15
(RR)
Channels
Channels
Channels
Lower frame: Milli Ampl Jy Top frame: Phas deg
Vector averaged cross-power spectrum Several baselines displayed
Timerange: 00/13:42:01 to 00/13:45:29

Plot file version 112 created 02-NOV-2021 15:18:03
IRAS10597+59 EM154.UVDATA.1
Freq = 1.3439 GHz, Bw = 8.000 MH No calibration applied and no bandpass applied

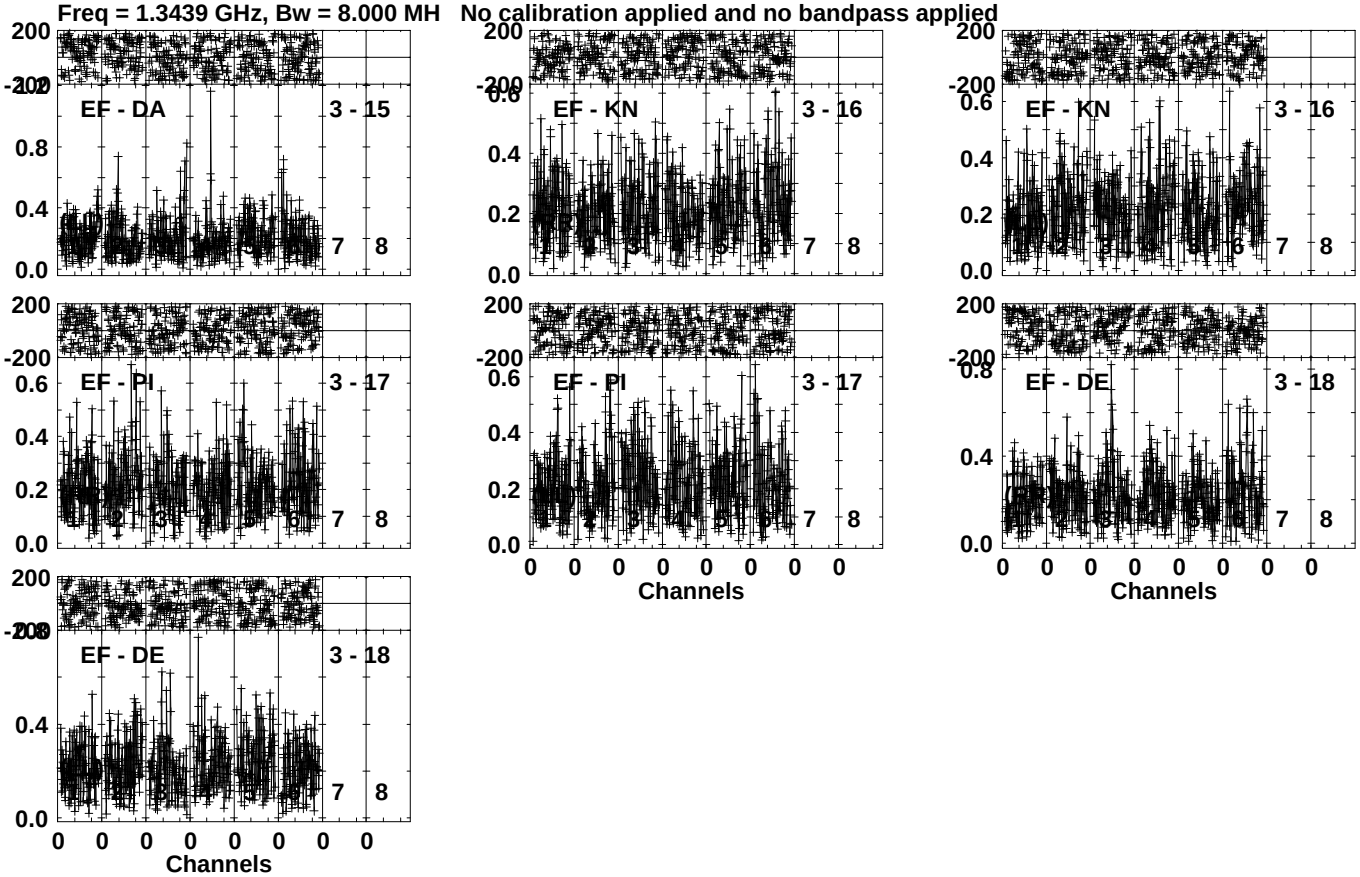

Lower frame: Milli Ampl Jy Top frame: Phas deg
Vector averaged cross-power spectrum Several baselines displayed
Timerange: 00/13:42:01 to 00/13:45:29

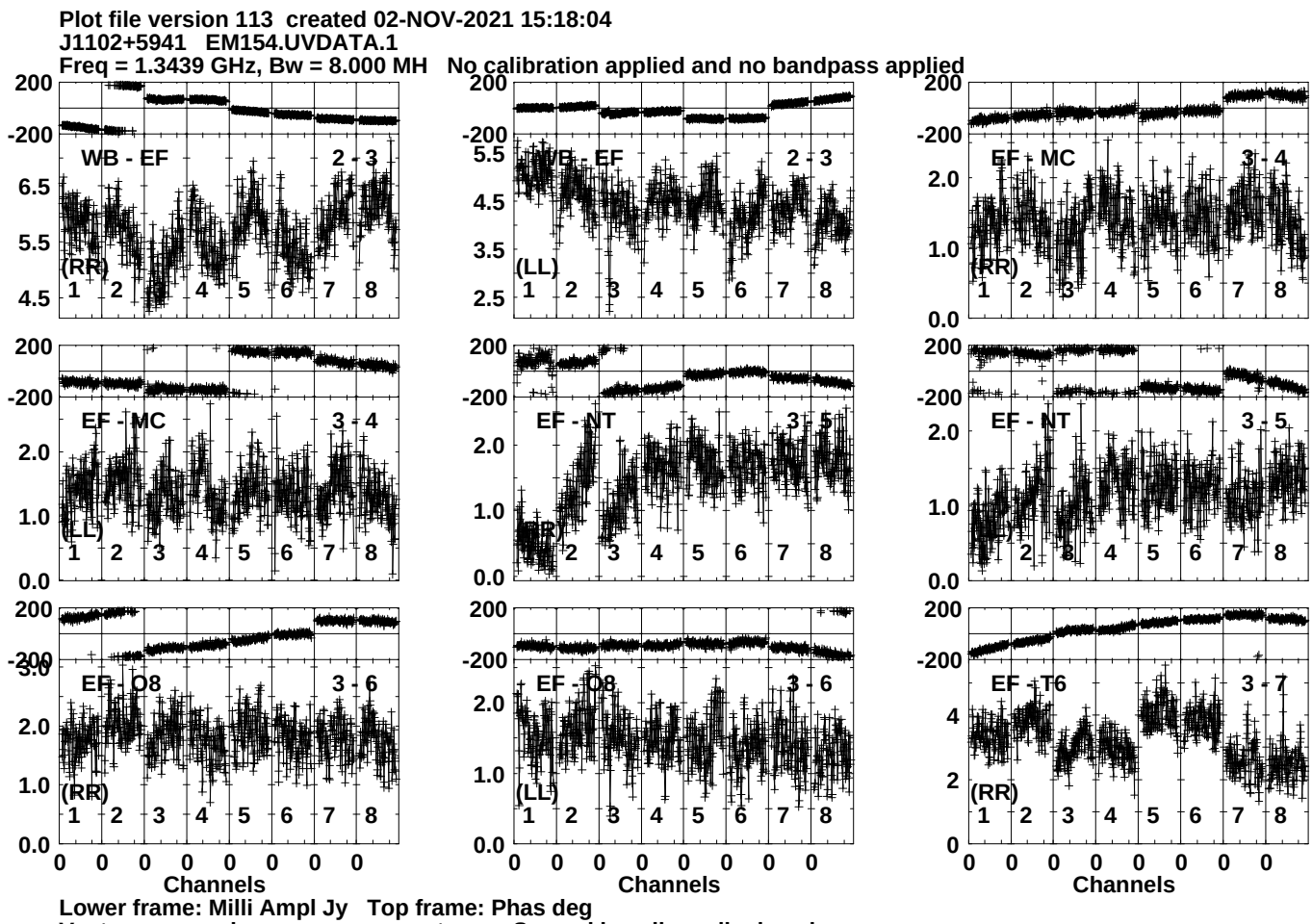
Plot file version 113 created 02-NOV-2021 15:18:04
J1102+5941 EM154.UVDATA.1
Freq = 1.3439 GHz, Bw = 8.000 MH No calibration applied and no bandpass applied
WB - EF 2 - 3
(RR)
WB - EF 2 - 3
(LL)
EF - MC 3 - 4
(RR)
EF - MC 3 - 4
(LL)
EF - NT 3 - 5
(RR)
EF - NT 3 - 5
EF - O8 3 - 6
(RR)
EF - O8 3 - 6
(LL)
EF - T6 3 - 7
(RR)
Channels
Channels
Channels
Lower frame: Milli Ampl Jy Top frame: Phas deg
Vector averaged cross-power spectrum Several baselines displayed
Timerange: 00/13:45:31 to 00/13:46:59

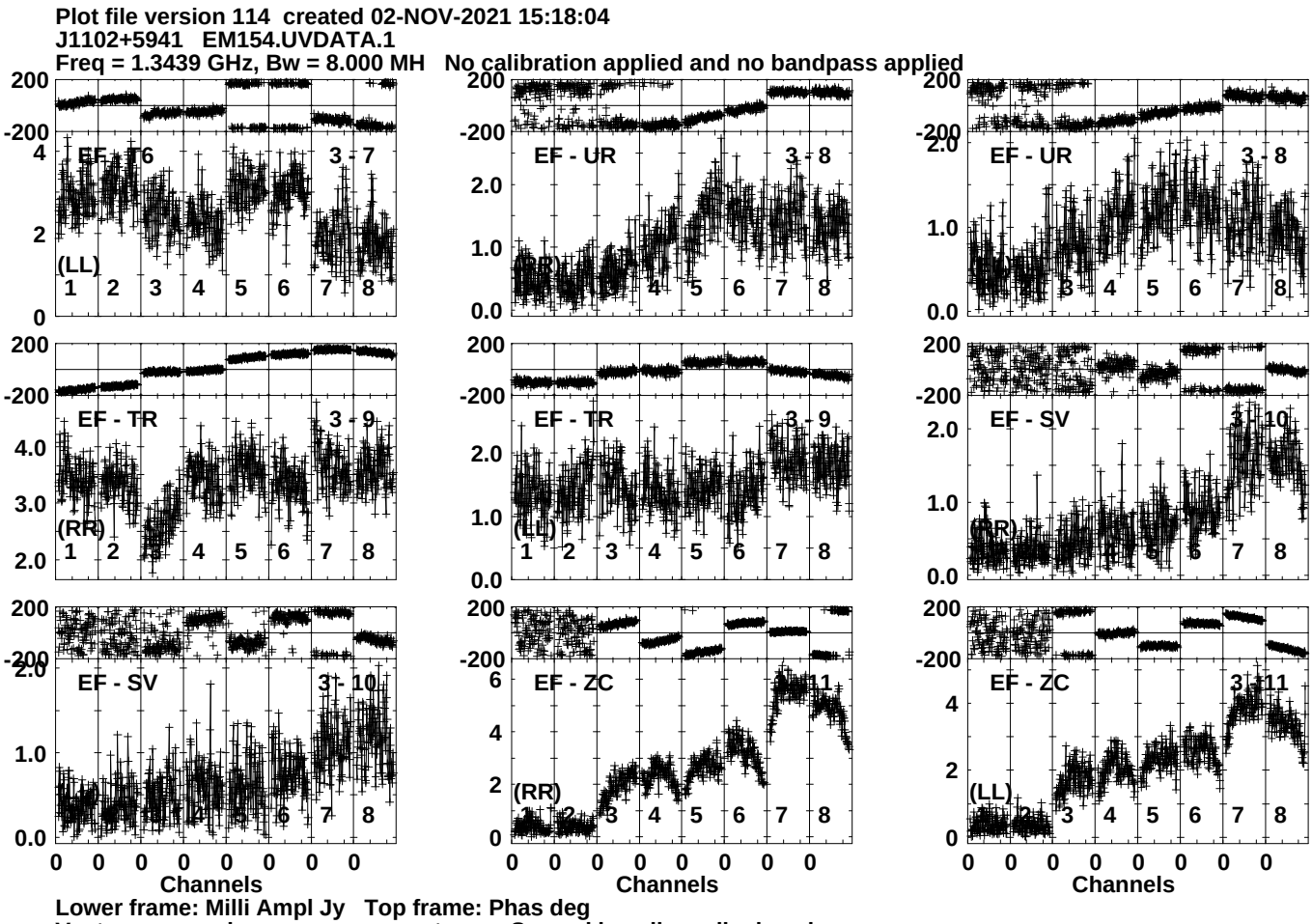
Plot file version 114 created 02-NOV-2021 15:18:04
J1102+5941 EM154.UVDATA.1
Freq = 1.3439 GHz, Bw = 8.000 MH No calibration applied and no bandpass applied
EF - T6 3 - 7
EF - UR 3 - 8
EF - UR 3 - 8
EF - TR 3 - 9
EF - TR 3 - 9
EF - SV 3 - 10
EF - SV 3 - 10
EF - ZC 3 - 11
EF - ZC 3 - 11
(LL)
(RR)
(LL)
(RR)
(RR)
(LL)
Channels
Channels
Channels
Lower frame: Milli Ampl Jy Top frame: Phas deg
Vector averaged cross-power spectrum Several baselines displayed
Timerange: 00/13:45:31 to 00/13:46:59

Plot file version 115 created 02-NOV-2021 15:18:05
J1102+5941 EM154.UVDATA.1
Freq = 1.3439 GHz, Bw = 8.000 MH No calibration applied and no bandpass applied

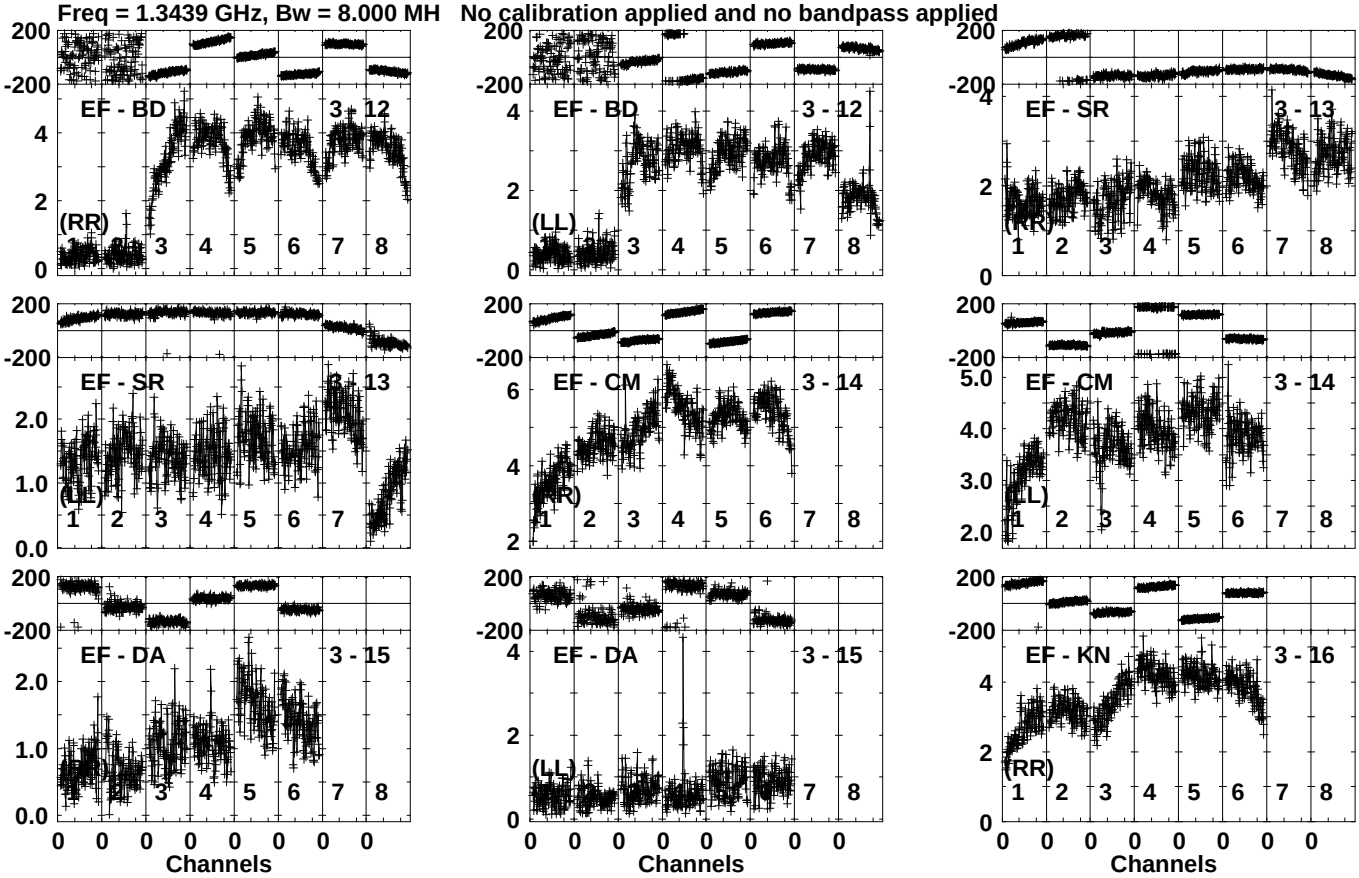

Lower frame: Milli Ampl Jy Top frame: Phas deg
Vector averaged cross-power spectrum Several baselines displayed
Timerange: 00/13:45:31 to 00/13:46:59

Plot file version 116 created 02-NOV-2021 15:18:05
J1102+5941 EM154.UVDATA.1
Freq = 1.3439 GHz, Bw = 8.000 MH No calibration applied and no bandpass applied

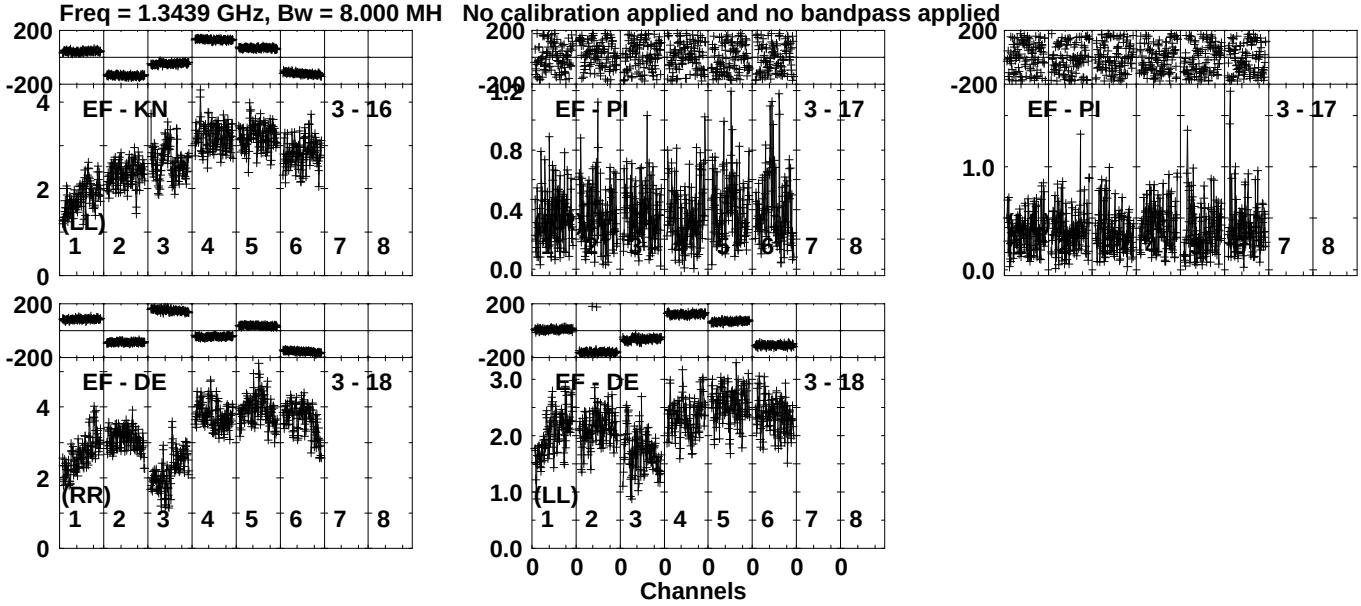

Lower frame: Milli Ampl Jy Top frame: Phas deg
Vector averaged cross-power spectrum Several baselines displayed
Timerange: 00/13:45:31 to 00/13:46:59

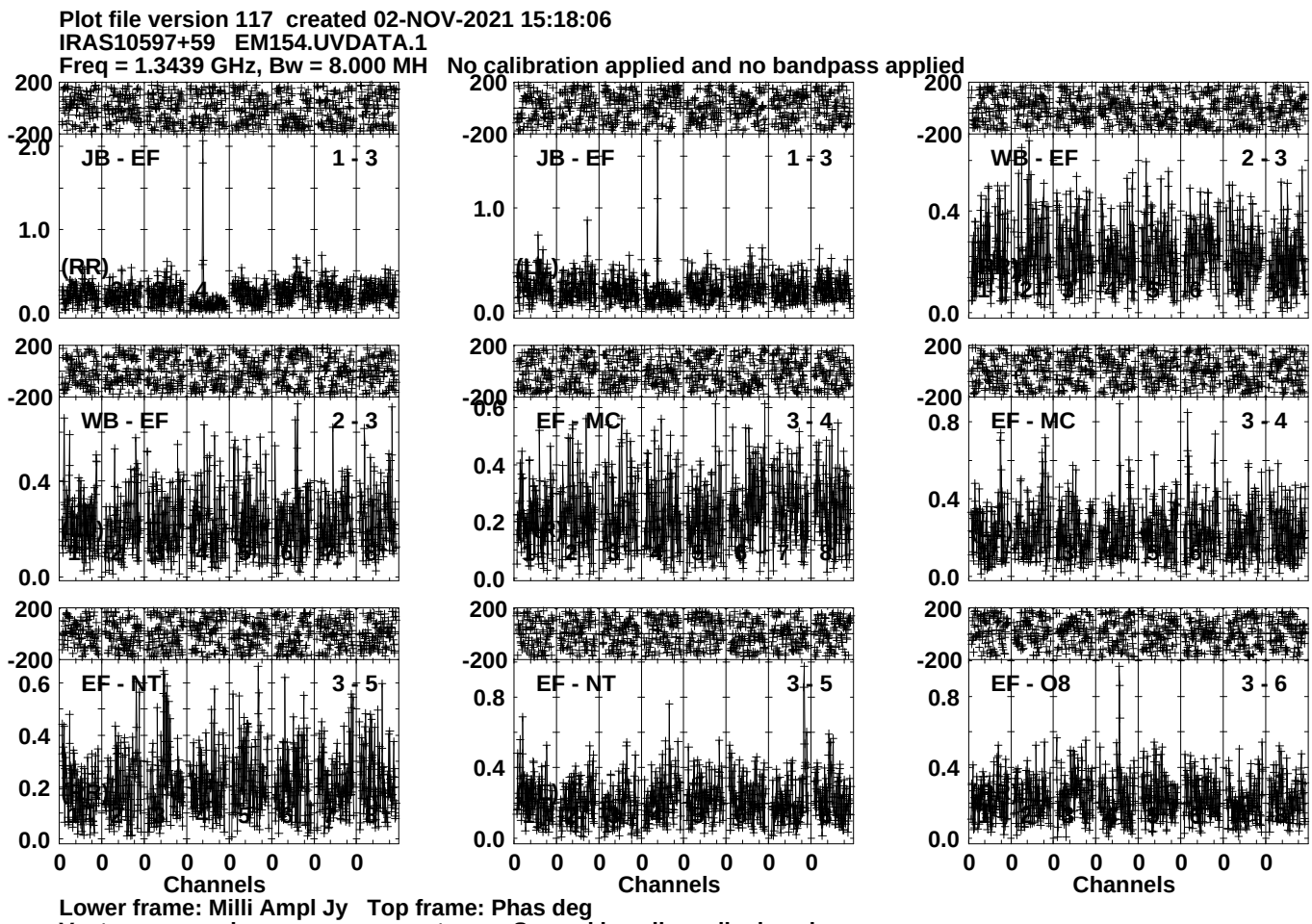
Plot file version 117 created 02-NOV-2021 15:18:06
IRAS10597+59 EM154.UVDATA.1
Freq = 1.3439 GHz, Bw = 8.000 MH No calibration applied and no bandpass applied
JB - EF 1 - 3
(RR)
JB - EF 1 - 3
(LL)
WB - EF 2 - 3
WB - EF 2 - 3
EF - MC 3 - 4
EF - MC 3 - 4
EF - NT 3 - 5
EF - NT 3 - 5
EF - O8 3 - 6
Channels
Channels
Channels
Lower frame: Milli Ampl Jy Top frame: Phas deg
Vector averaged cross-power spectrum Several baselines displayed
Timerange: 00/13:47:01 to 00/13:50:29

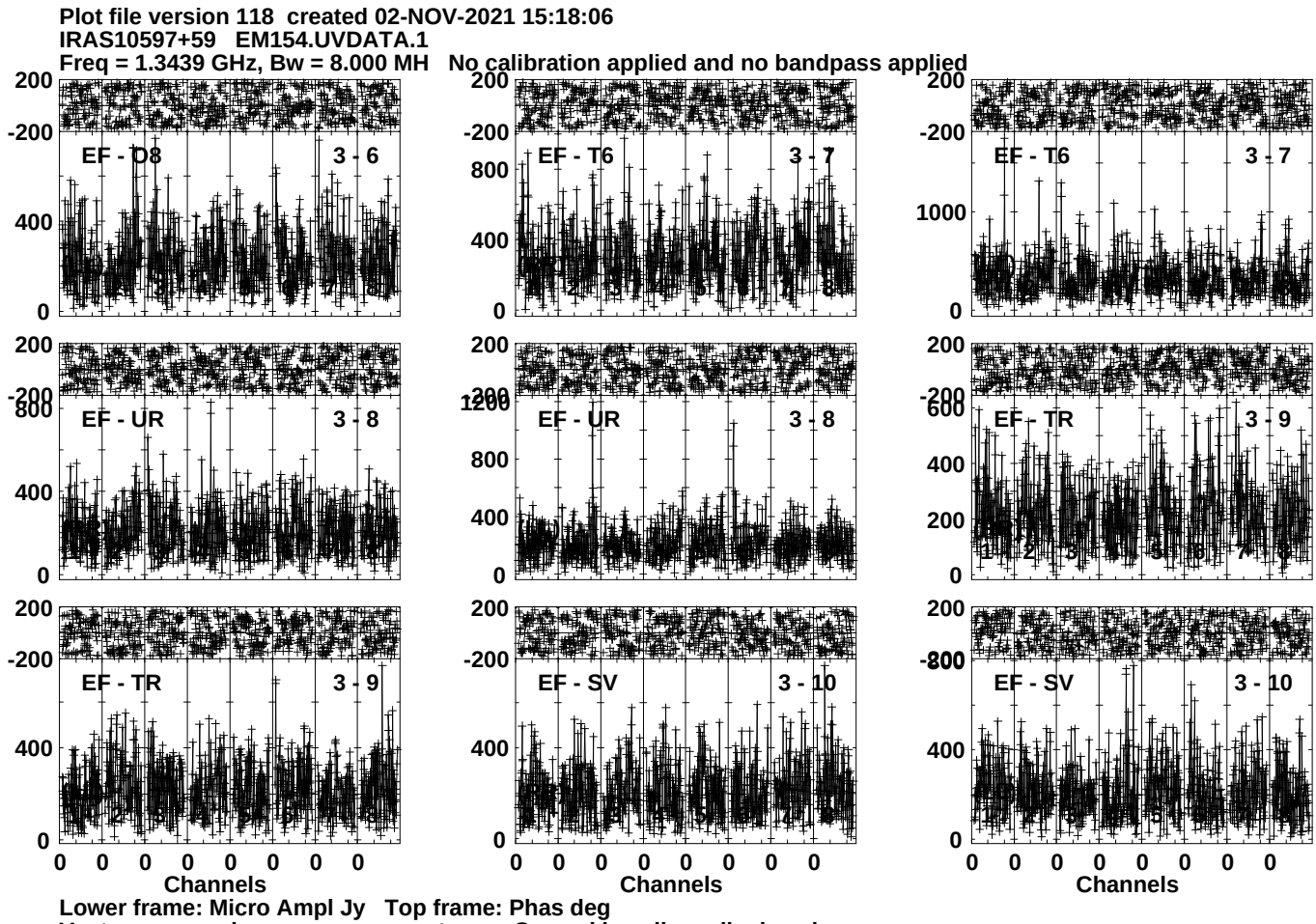
Plot file version 118 created 02-NOV-2021 15:18:06
IRAS10597+59 EM154.UVDATA.1
Freq = 1.3439 GHz, Bw = 8.000 MH No calibration applied and no bandpass applied
EF - T8
3 - 6
EF - T6
3 - 7
EF - T6
3 - 7
EF - UR
3 - 8
EF - UR
3 - 8
EF - TR
3 - 9
EF - TR
3 - 9
EF - SV
3 - 10
EF - SV
3 - 10
Channels
Channels
Channels
Lower frame: Micro Ampl Jy Top frame: Phas deg
Vector averaged cross-power spectrum Several baselines displayed
Timerange: 00/13:47:01 to 00/13:50:29

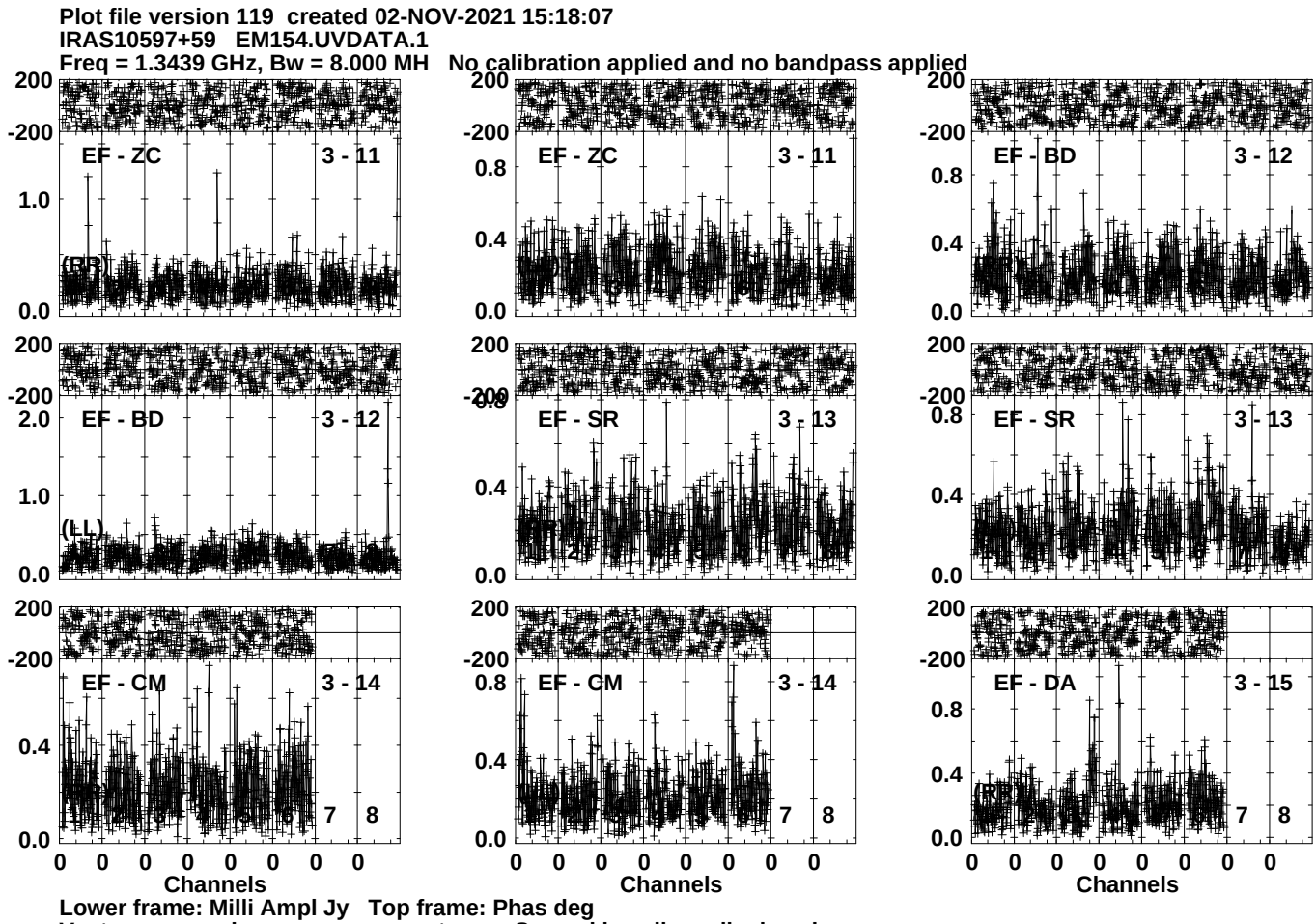
Plot file version 119 created 02-NOV-2021 15:18:07
IRAS10597+59 EM154.UVDATA.1
Freq = 1.3439 GHz, Bw = 8.000 MH No calibration applied and no bandpass applied
EF - ZC 3 - 11
EF - ZC 3 - 11
EF - BD 3 - 12
EF - BD 3 - 12
EF - SR 3 - 13
EF - SR 3 - 13
EF - CM 3 - 14
EF - CM 3 - 14
EF - DA 3 - 15
(RR)
(LL)
Channels
Lower frame: Milli Ampl Jy Top frame: Phas deg
Vector averaged cross-power spectrum Several baselines displayed
Timerange: 00/13:47:01 to 00/13:50:29

Plot file version 120 created 02-NOV-2021 15:18:08
IRAS10597+59 EM154.UVDATA.1
Freq = 1.3439 GHz, Bw = 8.000 MH No calibration applied and no bandpass applied

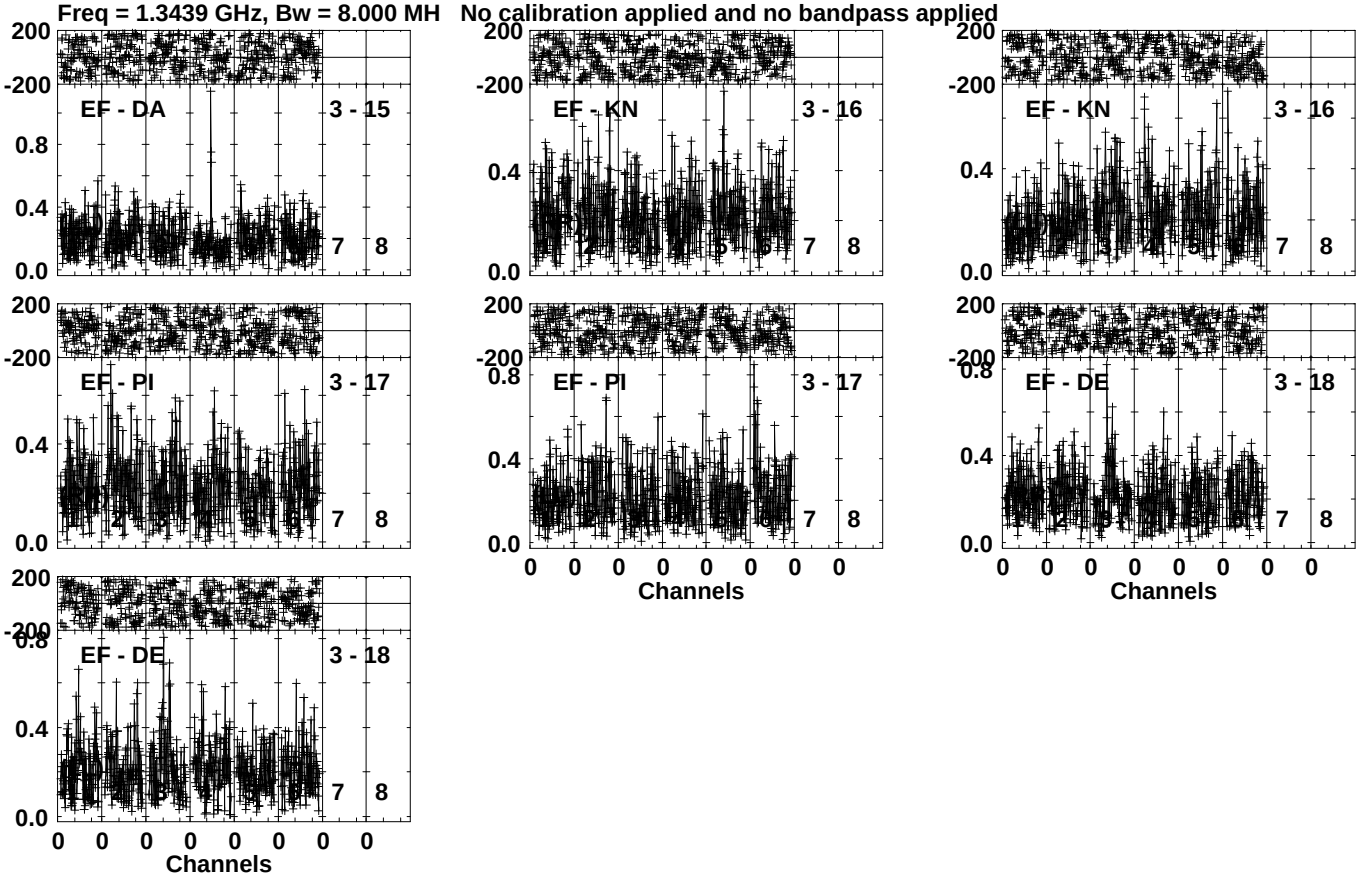

Lower frame: Milli Ampl Jy Top frame: Phas deg
Vector averaged cross-power spectrum Several baselines displayed
Timerange: 00/13:47:01 to 00/13:50:29

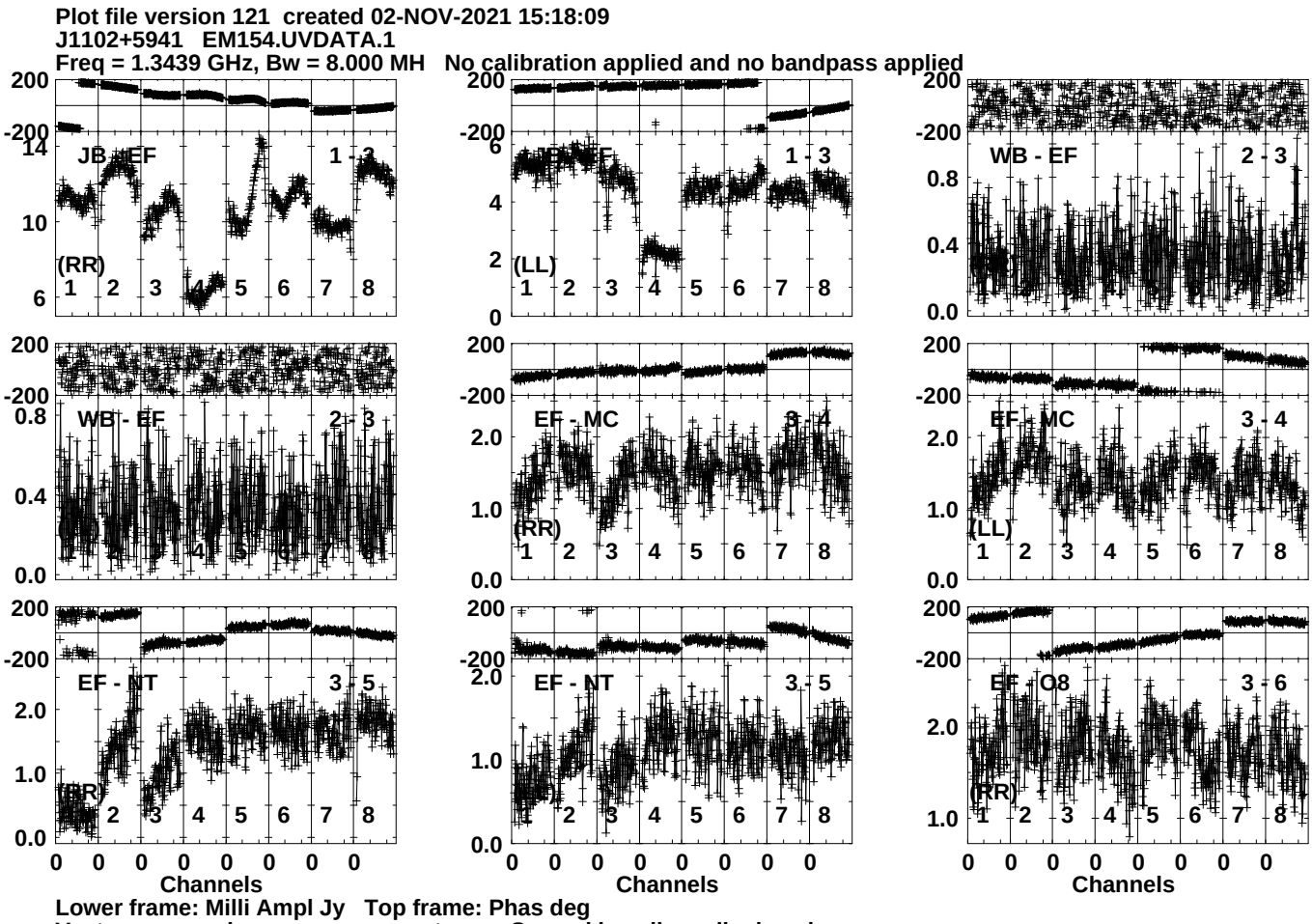
Plot file version 121 created 02-NOV-2021 15:18:09
J1102+5941 EM154.UVDATA.1
Freq = 1.3439 GHz, Bw = 8.000 MH No calibration applied and no bandpass applied
JB - EF 1 - 3
(RR)
WB - EF 2 - 3
EF - MC 3 - 4
EF - NT 3 - 5
(LL)
EF - O8 3 - 6
Channels
Lower frame: Milli Ampl Jy Top frame: Phas deg
Vector averaged cross-power spectrum Several baselines displayed
Timerange: 00/13:51:01 to 00/13:52:29

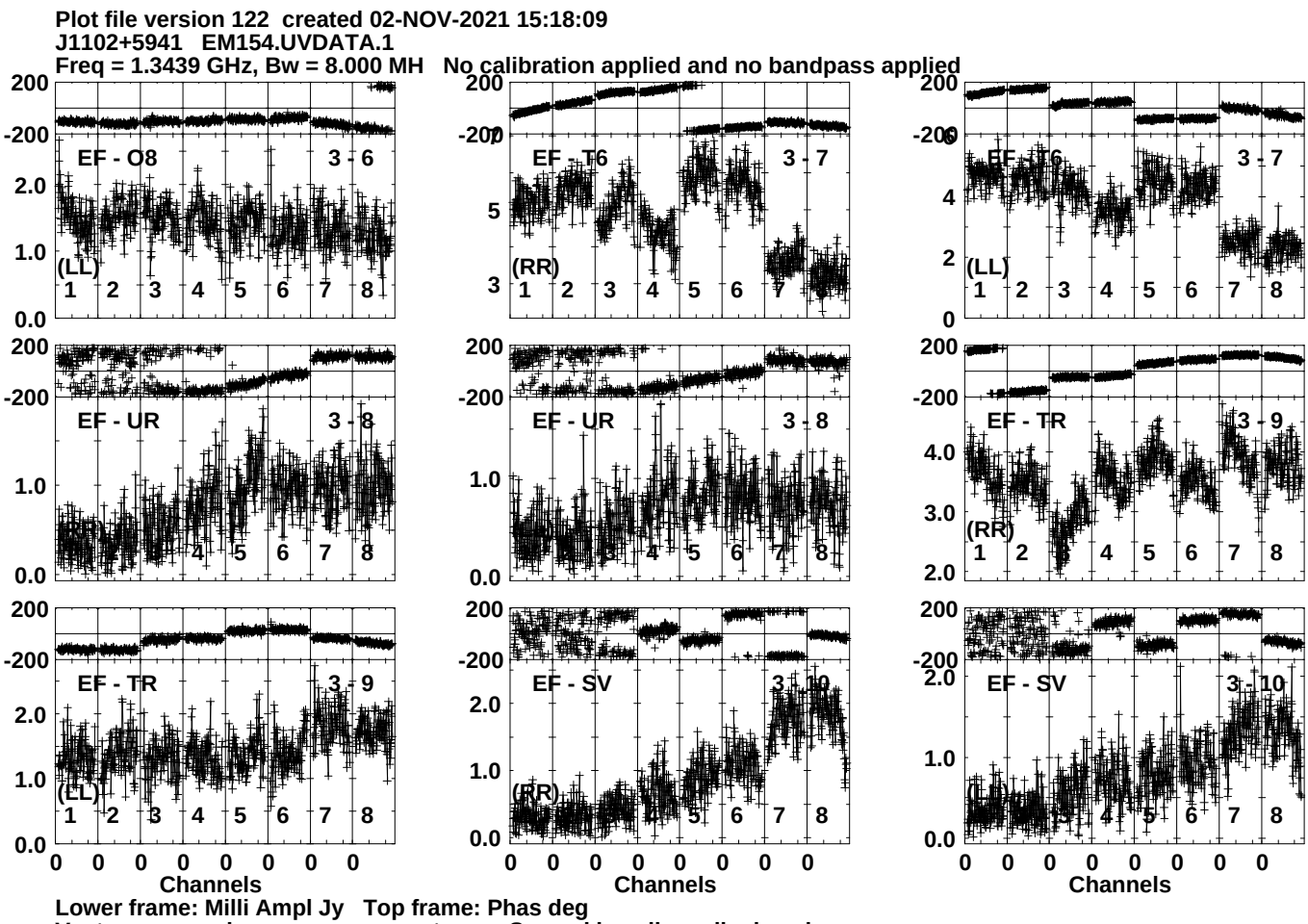
Plot file version 122 created 02-NOV-2021 15:18:09
J1102+5941 EM154.UVDATA.1
Freq = 1.3439 GHz, Bw = 8.000 MH No calibration applied and no bandpass applied
EF - O8 3 - 6
EF - T6 3 - 7
EF - T6 3 - 7
EF - UR 3 - 8
EF - UR 3 - 8
EF - TR 3 - 9
EF - TR 3 - 9
EF - SV 3 - 10
EF - SV 3 - 10
(LL)
(RR)
Channels
Lower frame: Milli Ampl Jy Top frame: Phas deg
Vector averaged cross-power spectrum Several baselines displayed
Timerange: 00/13:51:01 to 00/13:52:29

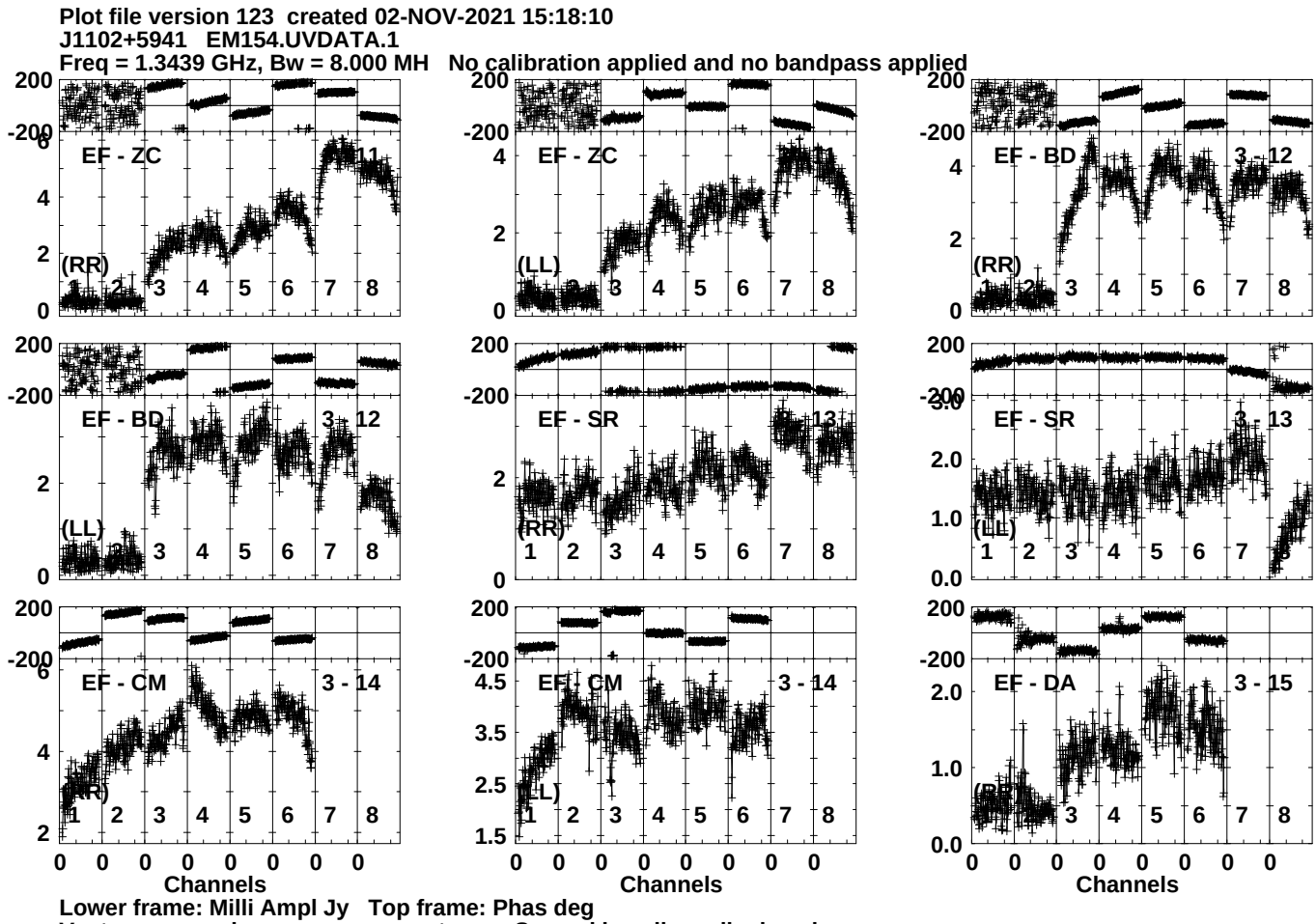
Plot file version 123 created 02-NOV-2021 15:18:10
J1102+5941 EM154.UVDATA.1
Freq = 1.3439 GHz, Bw = 8.000 MH No calibration applied and no bandpass applied
EF - ZC 3 - 11
(RR)
EF - ZC 3 - 11
(LL)
EF - BD 3 - 12
(RR)
EF - BD 3 - 12
(LL)
EF - SR 3 - 13
(RR)
EF - SR 3 - 13
(LL)
EF - CM 3 - 14
(RR)
EF - CM 3 - 14
(LL)
EF - DA 3 - 15
(RR)
Channels
Channels
Channels
Lower frame: Milli Ampl Jy Top frame: Phas deg
Vector averaged cross-power spectrum Several baselines displayed
Timerange: 00/13:51:01 to 00/13:52:29

Plot file version 124 created 02-NOV-2021 15:18:10
J1102+5941 EM154.UVDATA.1
Freq = 1.3439 GHz, Bw = 8.000 MH No calibration applied and no bandpass applied

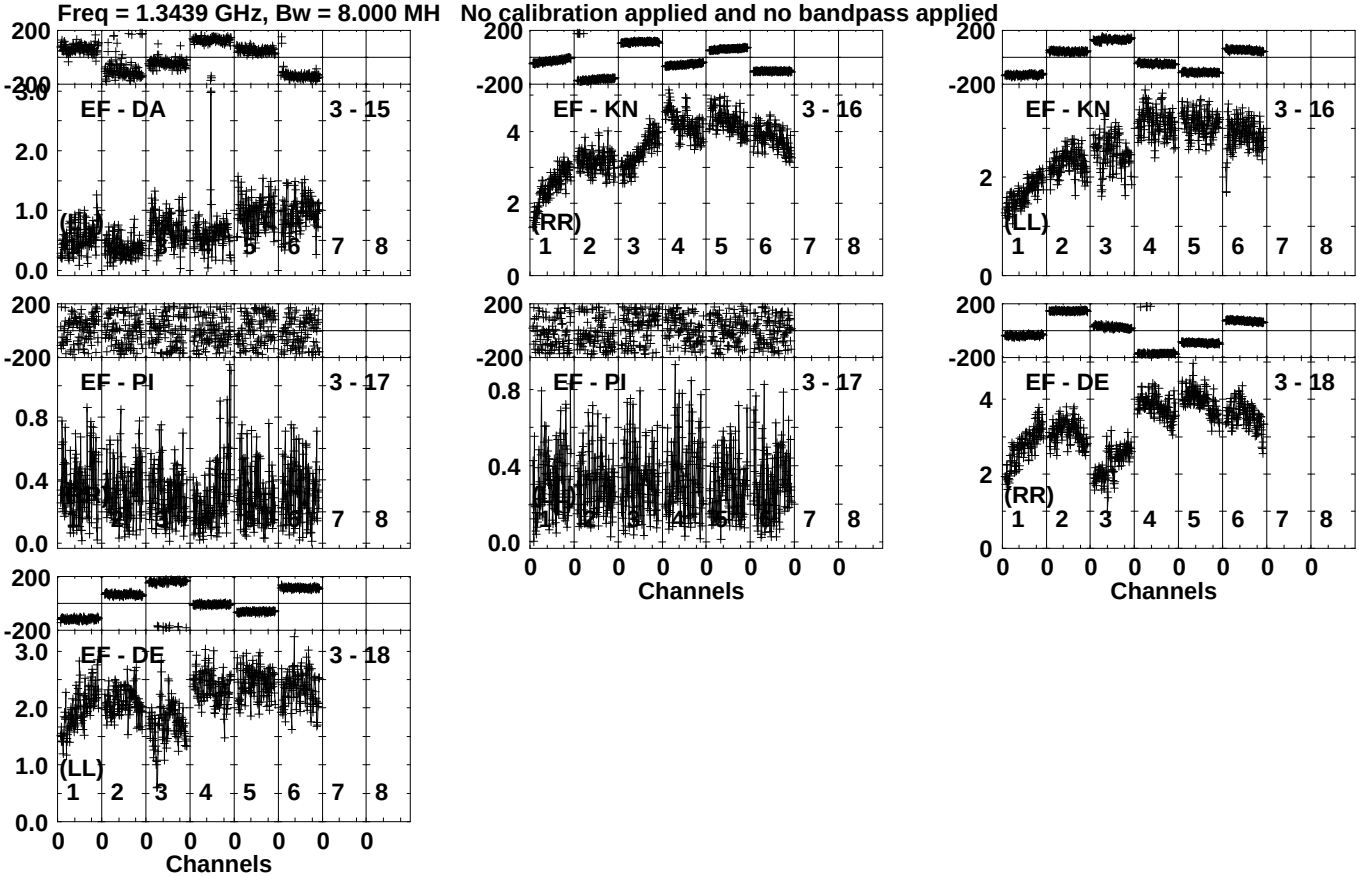

Lower frame: Milli Ampl Jy Top frame: Phas deg
Vector averaged cross-power spectrum Several baselines displayed
Timerange: 00/13:51:01 to 00/13:52:29

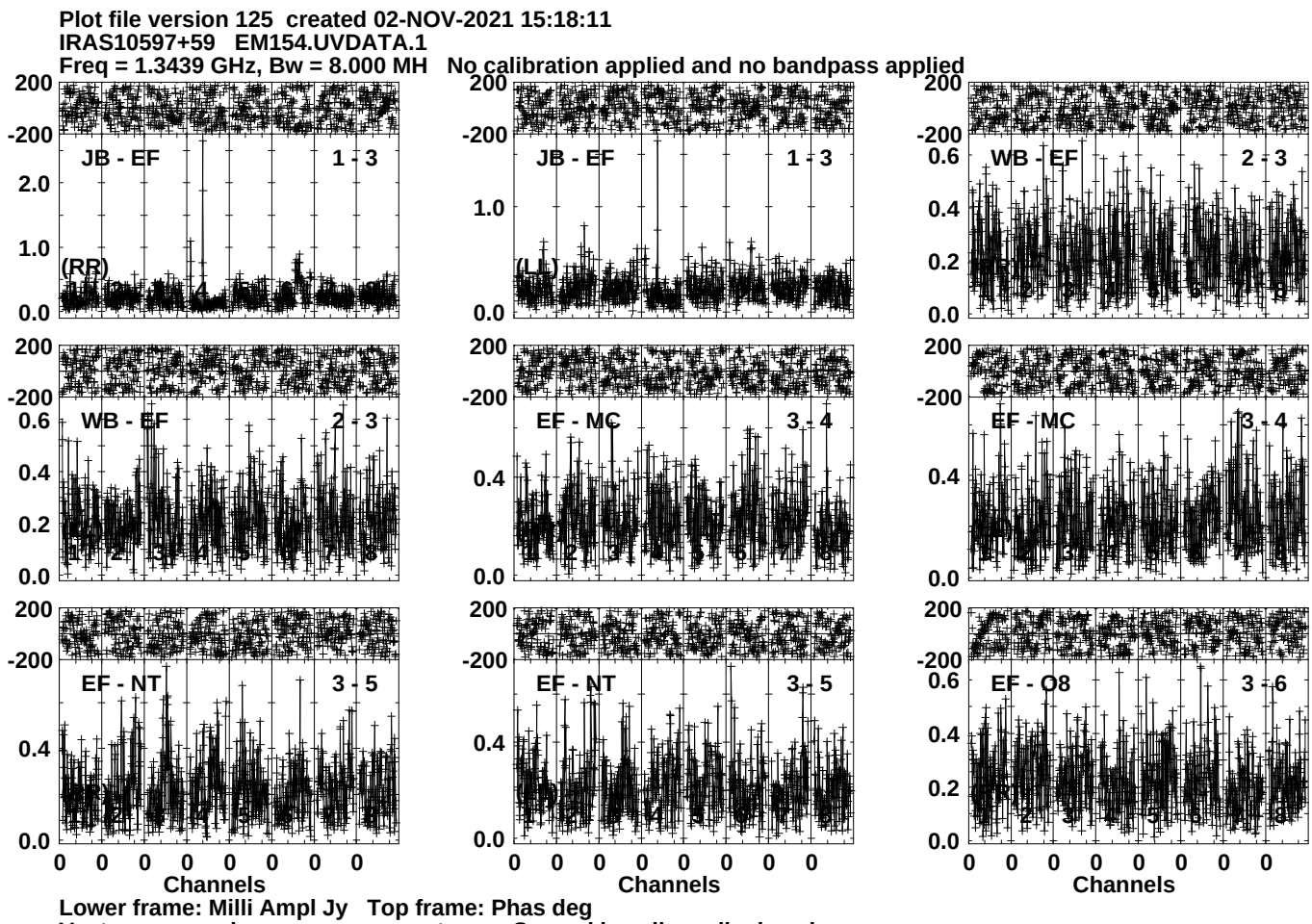
Plot file version 125 created 02-NOV-2021 15:18:11
IRAS10597+59 EM154.UVDATA.1
Freq = 1.3439 GHz, Bw = 8.000 MH No calibration applied and no bandpass applied
JB - EF 1 - 3
(RR)
JB - EF 1 - 3
(LL)
WB - EF 2 - 3
WB - EF 2 - 3
EF - MC 3 - 4
EF - MC 3 - 4
EF - NT 3 - 5
EF - NT 3 - 5
EF - O8 3 - 6
Channels
Channels
Channels
Lower frame: Milli Ampl Jy Top frame: Phas deg
Vector averaged cross-power spectrum Several baselines displayed
Timerange: 00/13:52:31 to 00/13:55:59

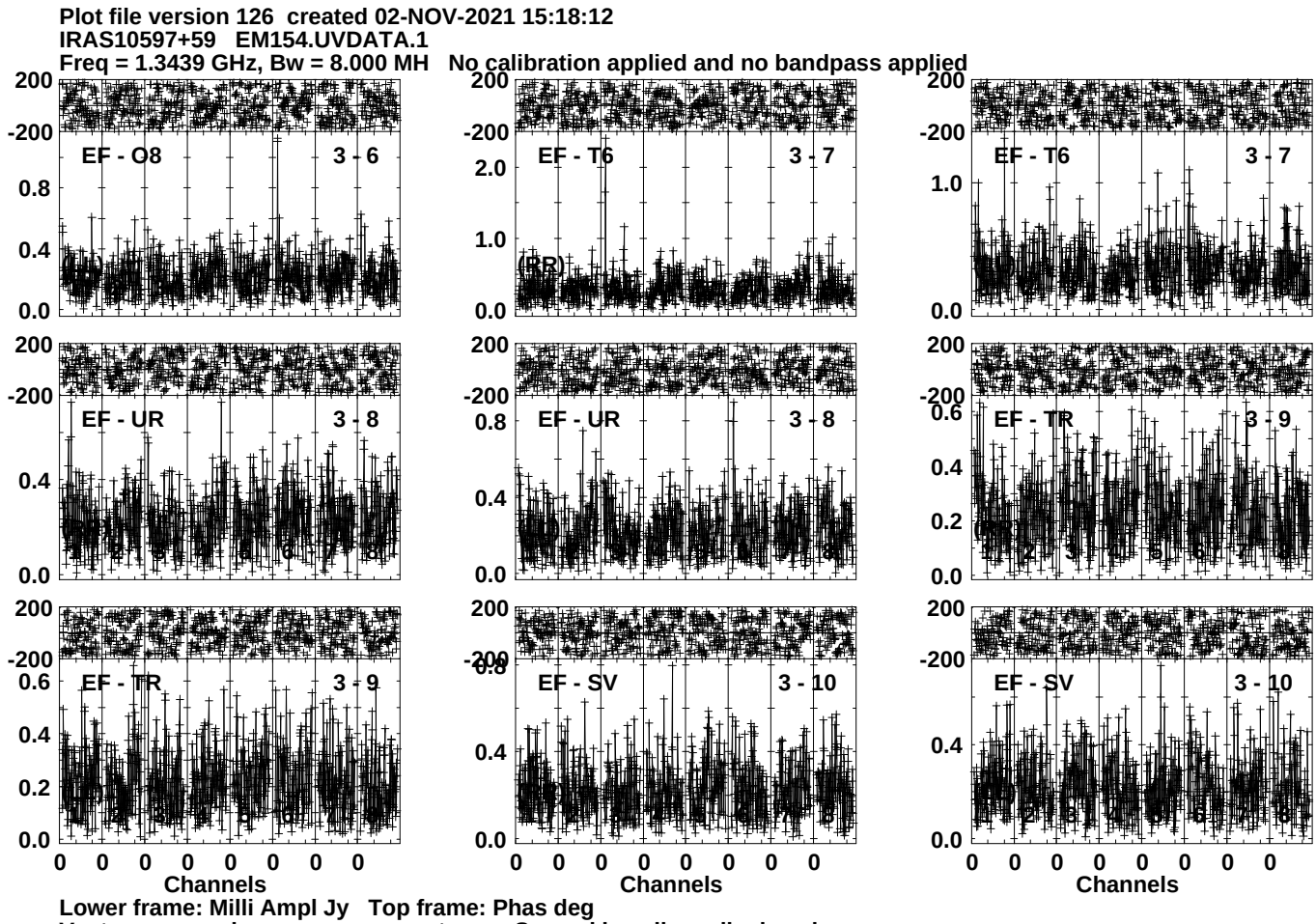
Plot file version 126 created 02-NOV-2021 15:18:12
IRAS10597+59 EM154.UVDATA.1
Freq = 1.3439 GHz, Bw = 8.000 MH No calibration applied and no bandpass applied
EF - O8 3 - 6
EF - T6 3 - 7
EF - T6 3 - 7
EF - UR 3 - 8
EF - UR 3 - 8
EF - TR 3 - 9
EF - TR 3 - 9
EF - SV 3 - 10
EF - SV 3 - 10
(RR)
Channels
Channels
Channels
Lower frame: Milli Ampl Jy Top frame: Phas deg
Vector averaged cross-power spectrum Several baselines displayed
Timerange: 00/13:52:31 to 00/13:55:59

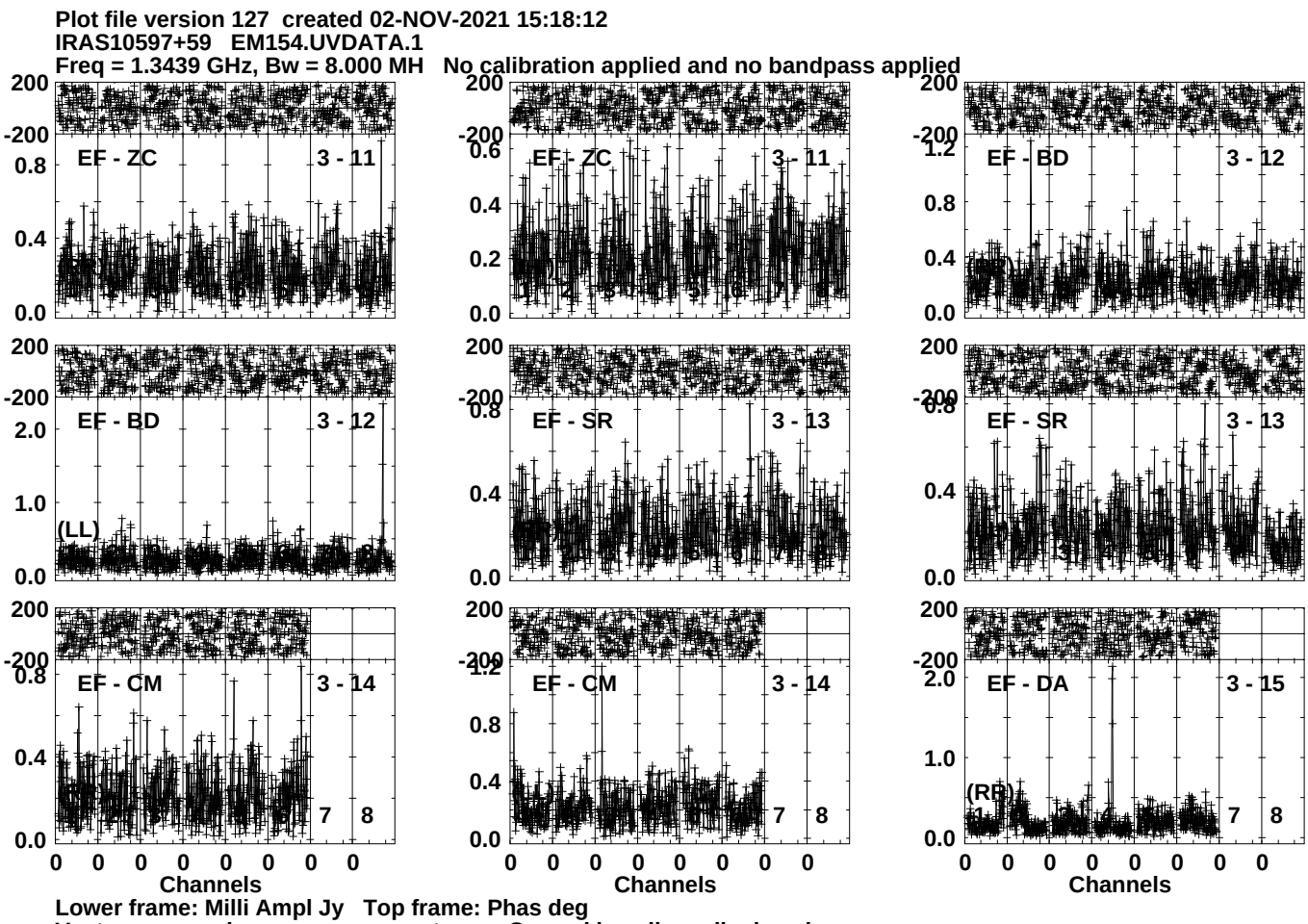
Plot file version 127 created 02-NOV-2021 15:18:12
IRAS10597+59 EM154.UVDATA.1
Freq = 1.3439 GHz, Bw = 8.000 MH No calibration applied and no bandpass applied
EF - ZC
3 - 11
EF - ZC
3 - 11
EF - BD
3 - 12
EF - BD
3 - 12
(LL)
EF - SR
3 - 13
EF - SR
3 - 13
EF - CM
3 - 14
EF - CM
3 - 14
EF - DA
3 - 15
(RR)
Channels
Channels
Channels
Lower frame: Milli Ampl Jy Top frame: Phas deg
Vector averaged cross-power spectrum Several baselines displayed
Timerange: 00/13:52:31 to 00/13:55:59

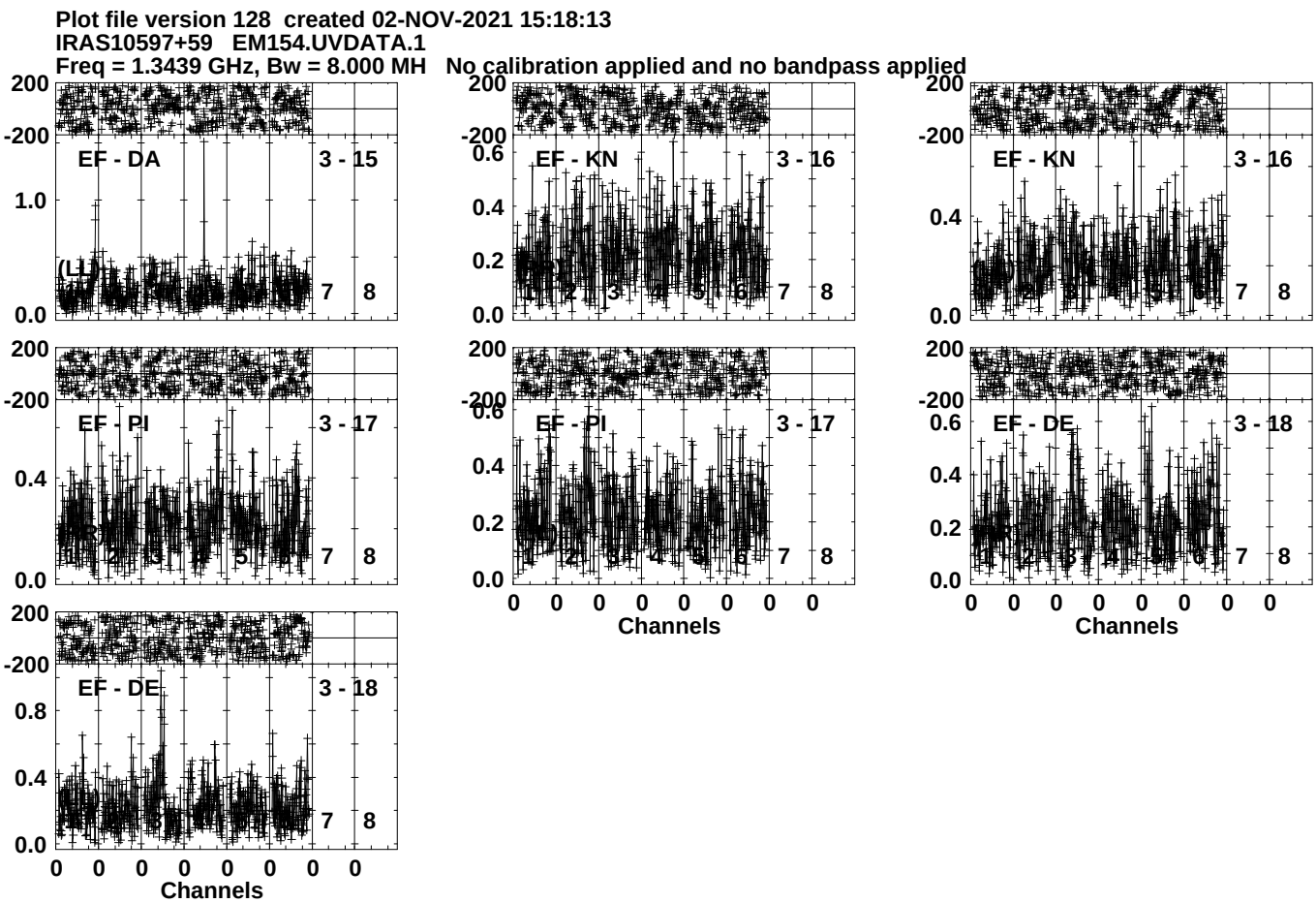
Plot file version 128 created 02-NOV-2021 15:18:13
IRAS10597+59 EM154.UVDATA.1
Freq = 1.3439 GHz, Bw = 8.000 MH No calibration applied and no bandpass applied
EF - DA
3 - 15
(LL)
EF - KN
3 - 16
EF - KN
3 - 16
EF - PI
3 - 17
EF - PI
3 - 17
EF - DE
3 - 18
EF - DE
3 - 18
Channels
Channels
Channels
Lower frame: Milli Ampl Jy Top frame: Phas deg
Vector averaged cross-power spectrum Several baselines displayed
Timerange: 00/13:52:31 to 00/13:55:59

Plot file version 129 created 02-NOV-2021 15:18:14
J1102+5941 EM154.UVDATA.1
Freq = 1.3439 GHz, Bw = 8.000 MH No calibration applied and no bandpass applied

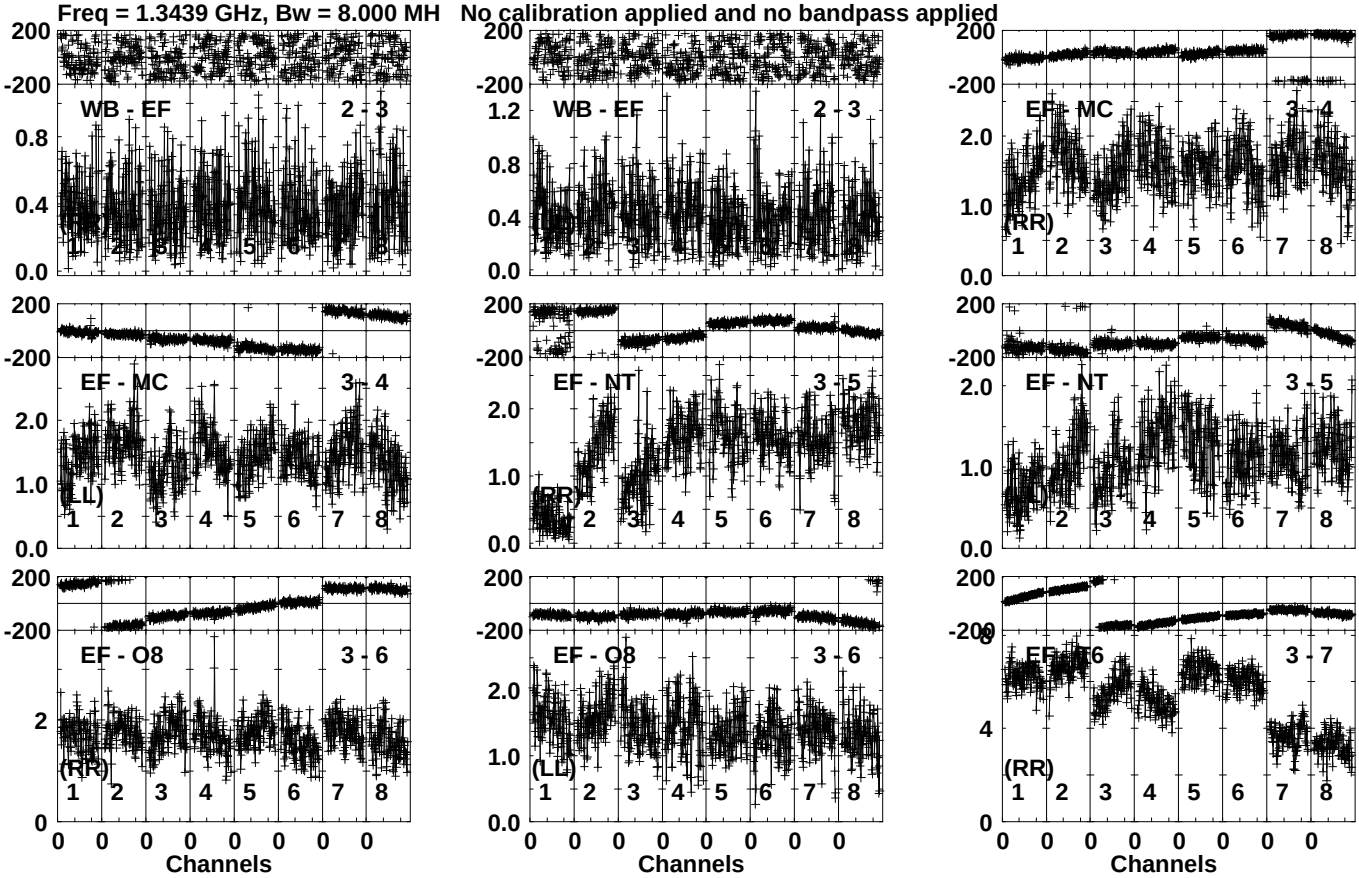

Lower frame: Milli Ampl Jy Top frame: Phas deg
Vector averaged cross-power spectrum Several baselines displayed
Timerange: 00/13:56:01 to 00/13:57:29

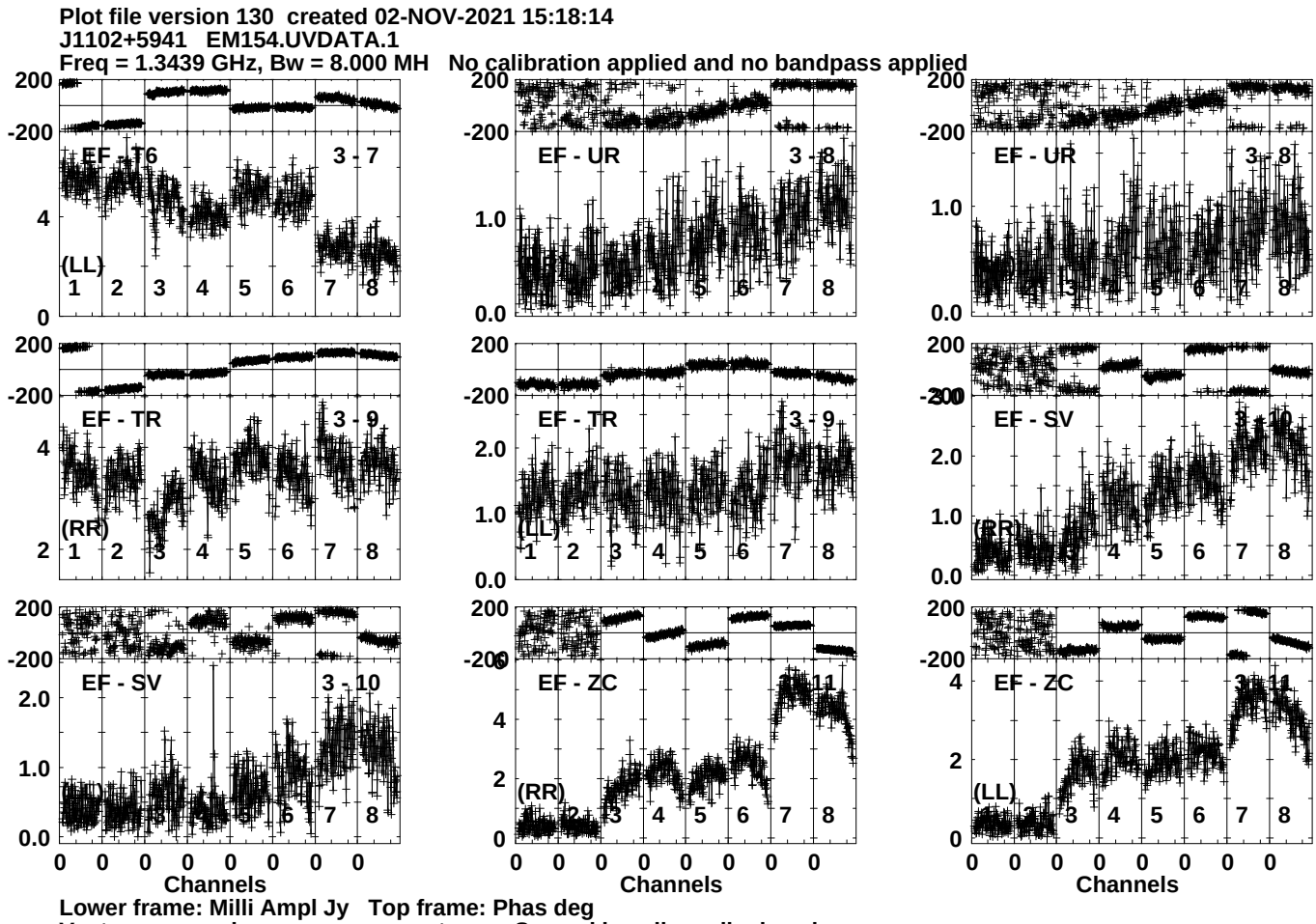
Plot file version 130 created 02-NOV-2021 15:18:14
J1102+5941 EM154.UVDATA.1
Freq = 1.3439 GHz, Bw = 8.000 MH No calibration applied and no bandpass applied
EF - T6 3 - 7
(LL)
EF - UR 3 - 8
EF - UR 3 - 8
EF - TR 3 - 9
(RR)
EF - TR 3 - 9
(LL)
EF - SV 3 - 10
(RR)
EF - SV 3 - 10
EF - ZC 3 - 11
(RR)
EF - ZC 3 - 11
(LL)
Channels
Channels
Channels
Lower frame: Milli Ampl Jy Top frame: Phas deg
Vector averaged cross-power spectrum Several baselines displayed
Timerange: 00/13:56:01 to 00/13:57:29

Plot file version 131 created 02-NOV-2021 15:18:15
J1102+5941 EM154.UVDATA.1
Freq = 1.3439 GHz, Bw = 8.000 MH No calibration applied and no bandpass applied

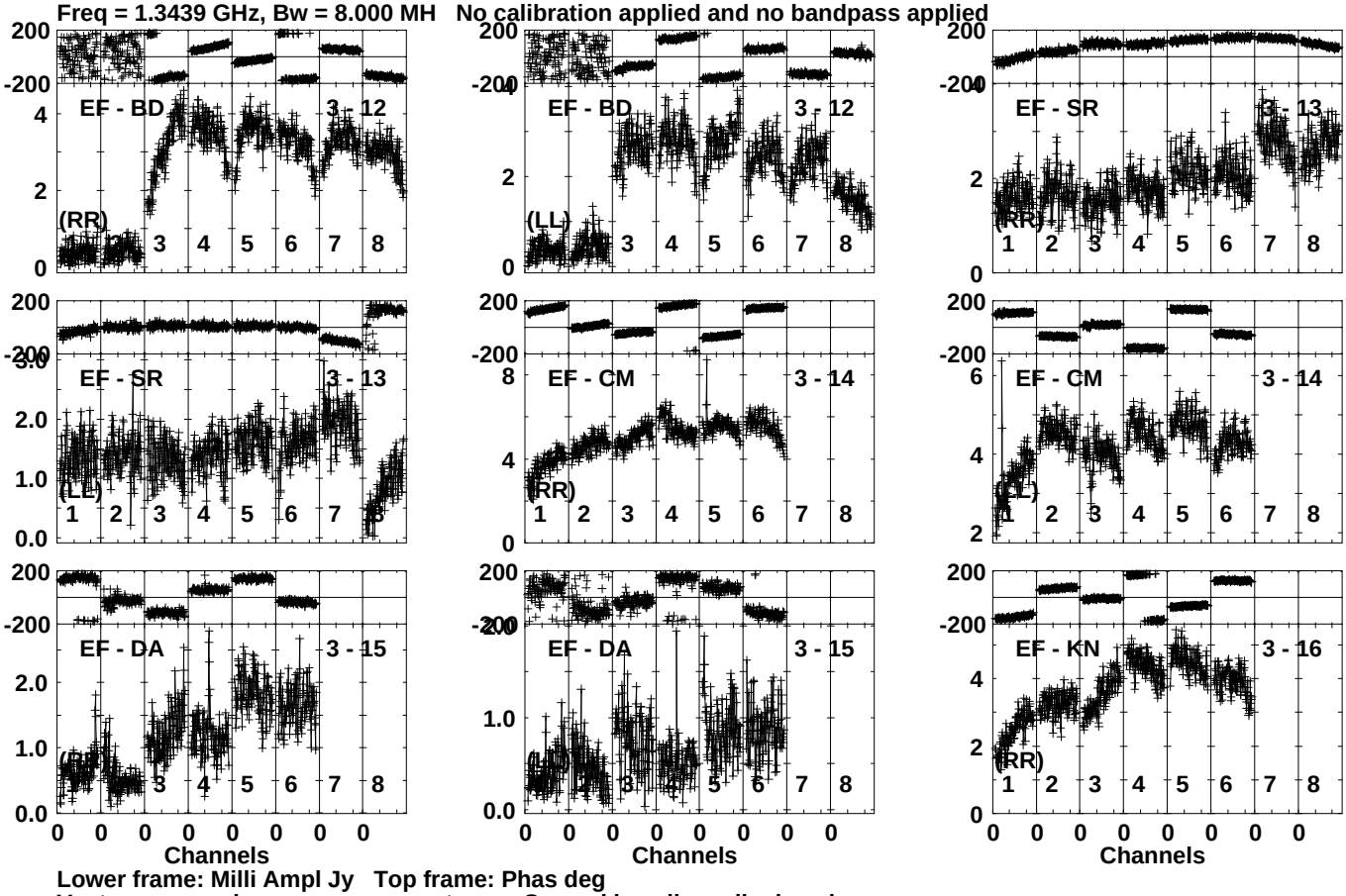

Lower frame: Milli Ampl Jy Top frame: Phas deg
Vector averaged cross-power spectrum Several baselines displayed
Timerange: 00/13:56:01 to 00/13:57:29

Plot file version 132 created 02-NOV-2021 15:18:15
J1102+5941 EM154.UVDATA.1
Freq = 1.3439 GHz, Bw = 8.000 MH No calibration applied and no bandpass applied

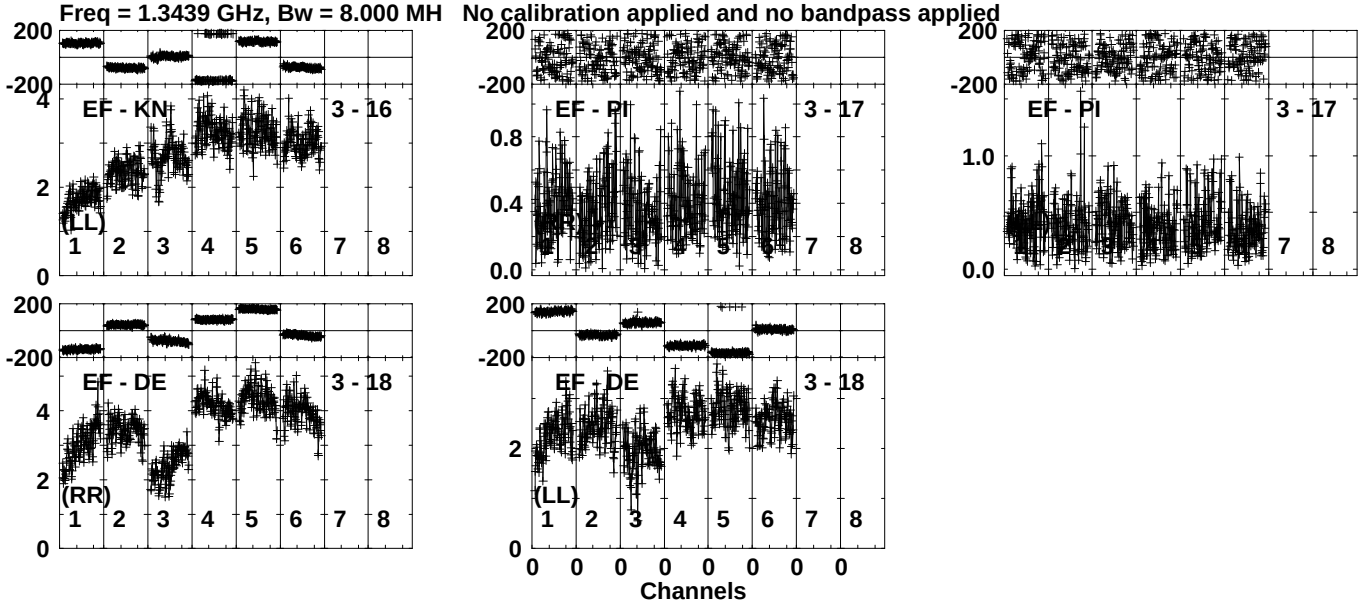

Lower frame: Milli Ampl Jy Top frame: Phas deg
Vector averaged cross-power spectrum Several baselines displayed
Timerange: 00/13:56:01 to 00/13:57:29

Plot file version 133 created 02-NOV-2021 15:18:16
IRAS10597+59 EM154.UVDATA.1
Freq = 1.3439 GHz, Bw = 8.000 MH No calibration applied and no bandpass applied

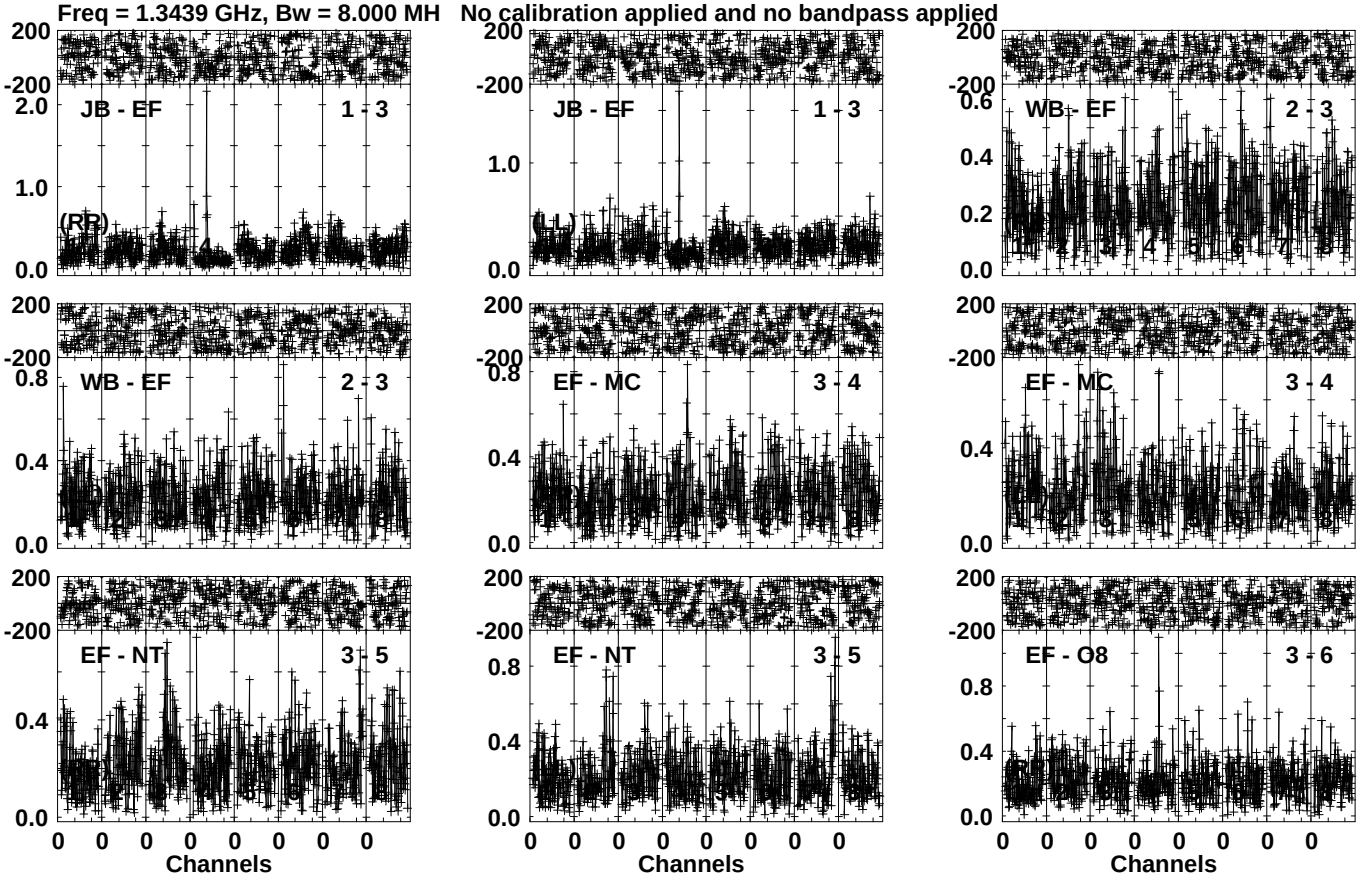

Lower frame: Milli Ampl Jy Top frame: Phas deg
Vector averaged cross-power spectrum Several baselines displayed
Timerange: 00/13:57:31 to 00/14:00:59

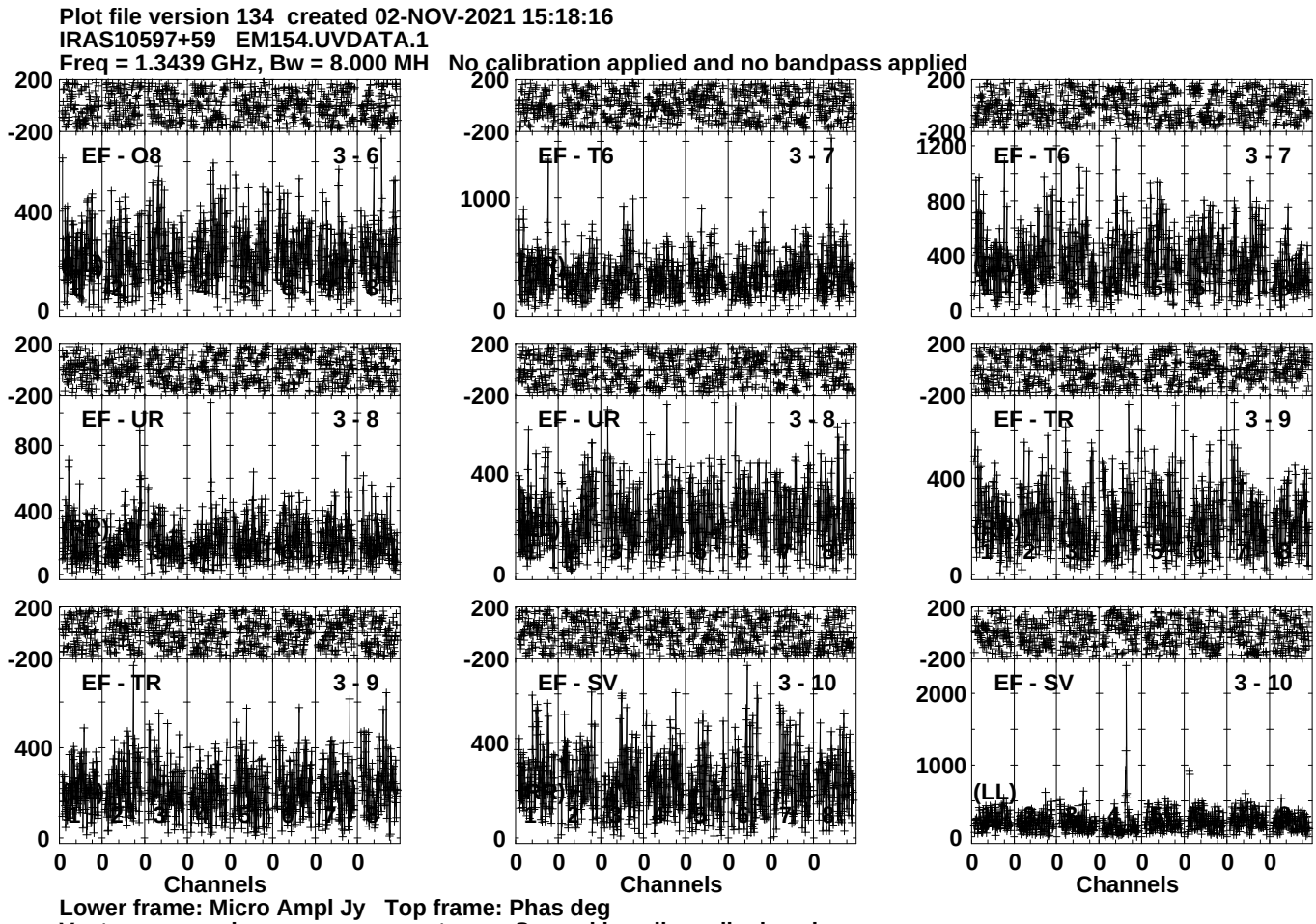
Plot file version 134 created 02-NOV-2021 15:18:16
IRAS10597+59 EM154.UVDATA.1
Freq = 1.3439 GHz, Bw = 8.000 MH No calibration applied and no bandpass applied
EF - O8 3 - 6
EF - T6 3 - 7
EF - T6 3 - 7
EF - UR 3 - 8
EF - UR 3 - 8
EF - TR 3 - 9
EF - TR 3 - 9
EF - SV 3 - 10
EF - SV 3 - 10
(LL)
Channels
Channels
Channels
Lower frame: Micro Ampl Jy Top frame: Phas deg
Vector averaged cross-power spectrum Several baselines displayed
Timerange: 00/13:57:31 to 00/14:00:59

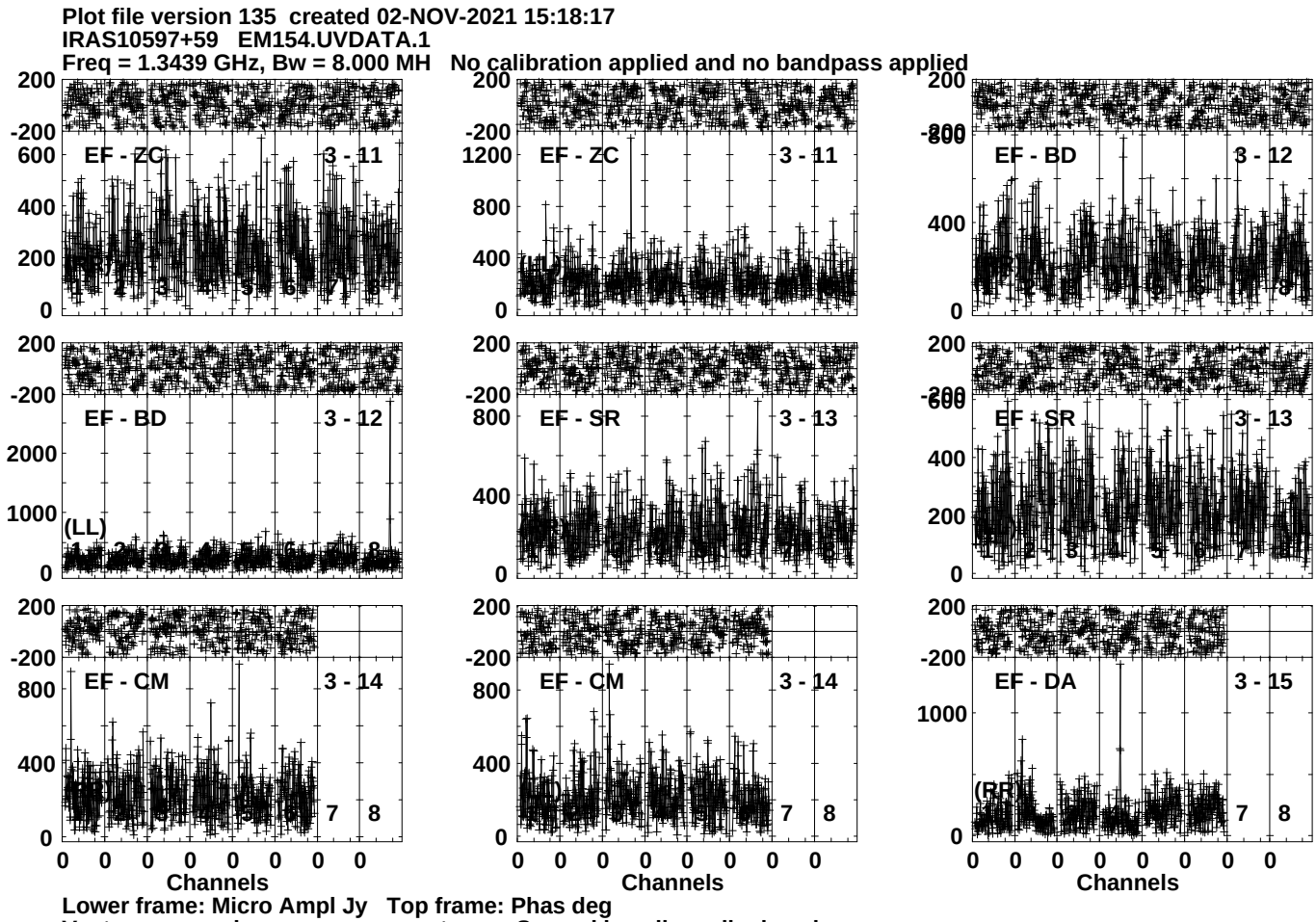
Plot file version 135 created 02-NOV-2021 15:18:17
IRAS10597+59 EM154.UVDATA.1
Freq = 1.3439 GHz, Bw = 8.000 MH No calibration applied and no bandpass applied
EF - ZC 3 - 11
EF - ZC 3 - 11
EF - BD 3 - 12
EF - BD 3 - 12
(LL)
EF - SR 3 - 13
EF - SR 3 - 13
EF - CM 3 - 14
EF - CM 3 - 14
EF - DA 3 - 15
(RR)
Channels
Channels
Channels
Lower frame: Micro Ampl Jy Top frame: Phas deg
Vector averaged cross-power spectrum Several baselines displayed
Timerange: 00/13:57:31 to 00/14:00:59

Plot file version 136 created 02-NOV-2021 15:18:18
IRAS10597+59 EM154.UVDATA.1
Freq = 1.3439 GHz, Bw = 8.000 MH No calibration applied and no bandpass applied

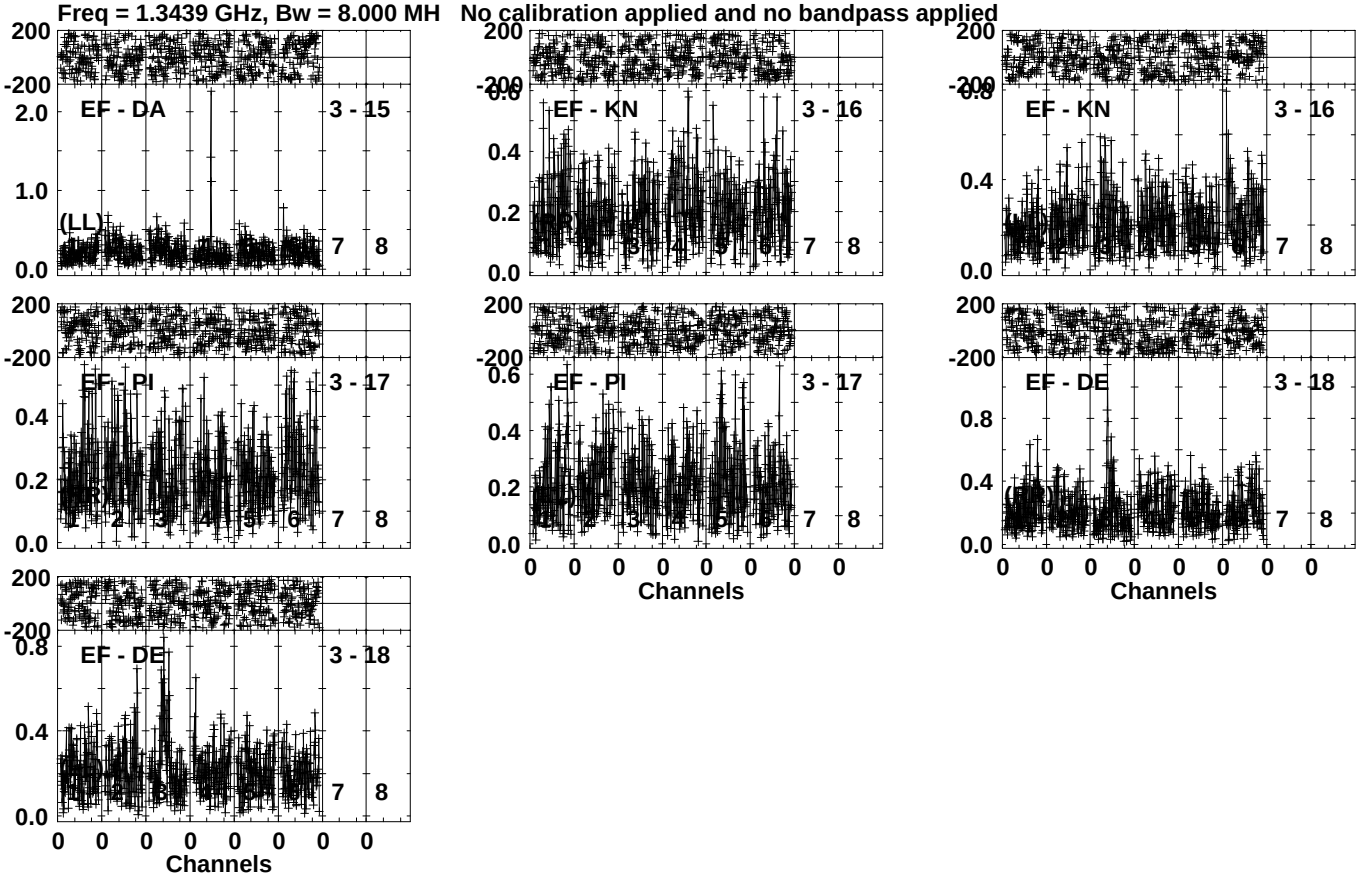

Lower frame: Milli Ampl Jy Top frame: Phas deg
Vector averaged cross-power spectrum Several baselines displayed
Timerange: 00/13:57:31 to 00/14:00:59

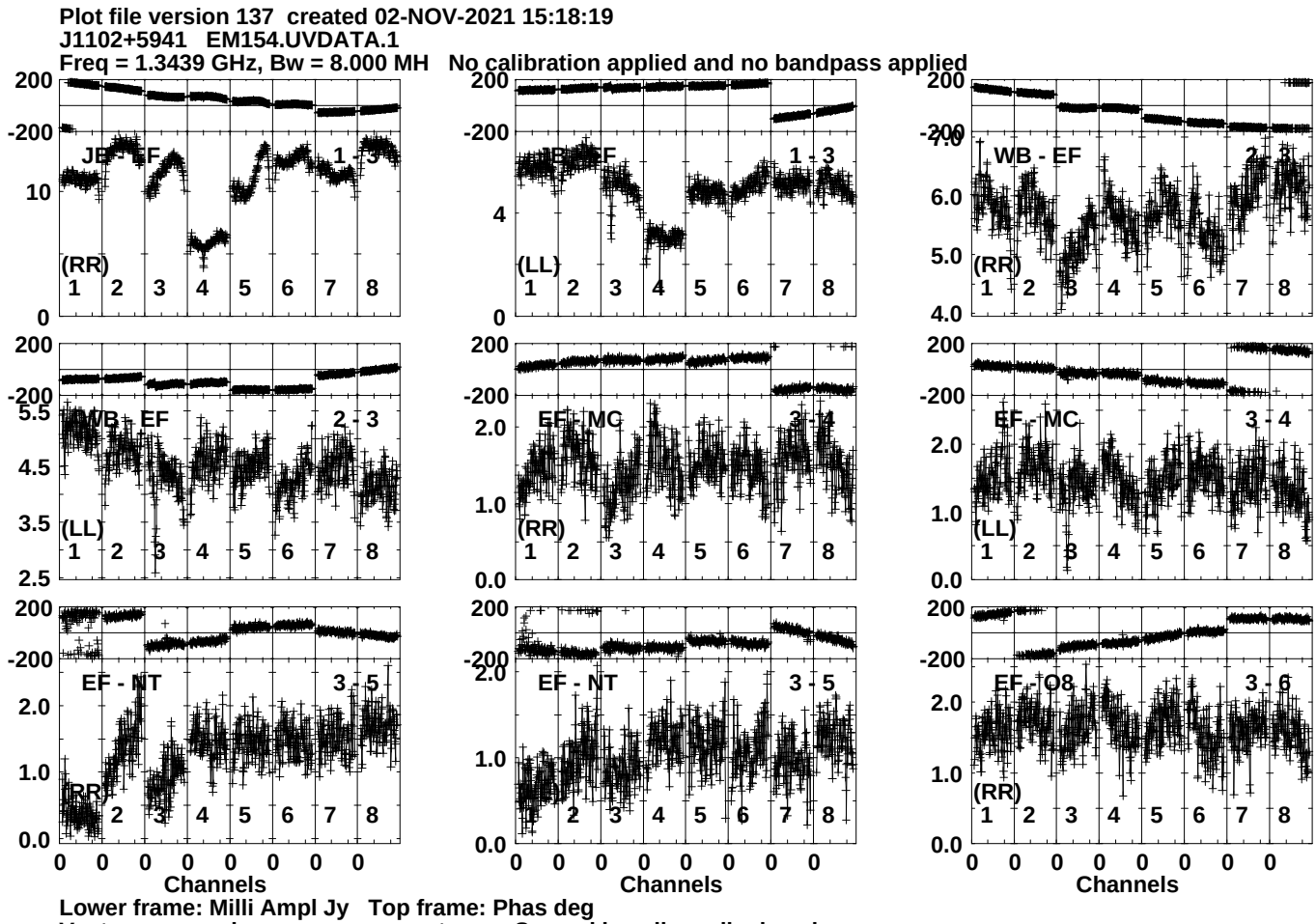
Plot file version 137 created 02-NOV-2021 15:18:19
J1102+5941 EM154.UVDATA.1
Freq = 1.3439 GHz, Bw = 8.000 MH No calibration applied and no bandpass applied
WB - EF 1 - 3
(RR)
WB - EF 1 - 3
(LL)
WB - EF 2 - 3
(LL)
EF - MC 2 - 4
(RR)
EF - MC 3 - 4
(LL)
EF - NT 3 - 5
(RR)
EF - NT 3 - 5
EF - O8 3 - 6
(RR)
Channels
Channels
Channels
Lower frame: Milli Ampl Jy Top frame: Phas deg
Vector averaged cross-power spectrum Several baselines displayed
Timerange: 00/14:01:31 to 00/14:02:59

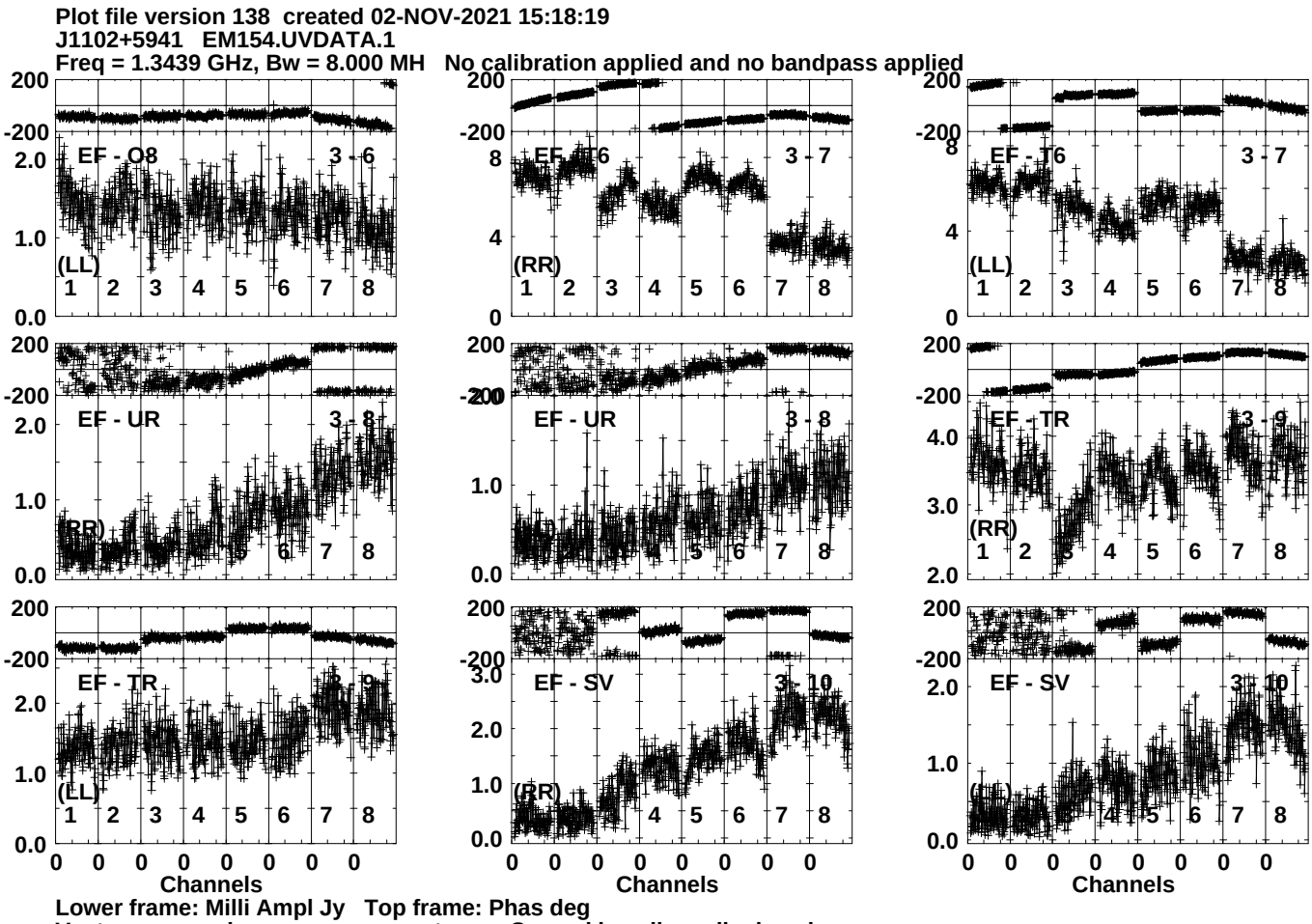
Plot file version 138 created 02-NOV-2021 15:18:19
J1102+5941 EM154.UVDATA.1
Freq = 1.3439 GHz, Bw = 8.000 MH No calibration applied and no bandpass applied
EF - O8 3 - 6
EF - T6 3 - 7
EF - T6 3 - 7
EF - UR 3 - 8
EF - UR 3 - 8
EF - TR 3 - 9
EF - TR 3 - 9
EF - SV 3 - 10
EF - SV 3 - 10
(LL)
(RR)
Channels
Lower frame: Milli Ampl Jy Top frame: Phas deg
Vector averaged cross-power spectrum Several baselines displayed
Timerange: 00/14:01:31 to 00/14:02:59

Plot file version 139 created 02-NOV-2021 15:18:20
J1102+5941 EM154.UVDATA.1
Freq = 1.3439 GHz, Bw = 8.000 MH No calibration applied and no bandpass applied

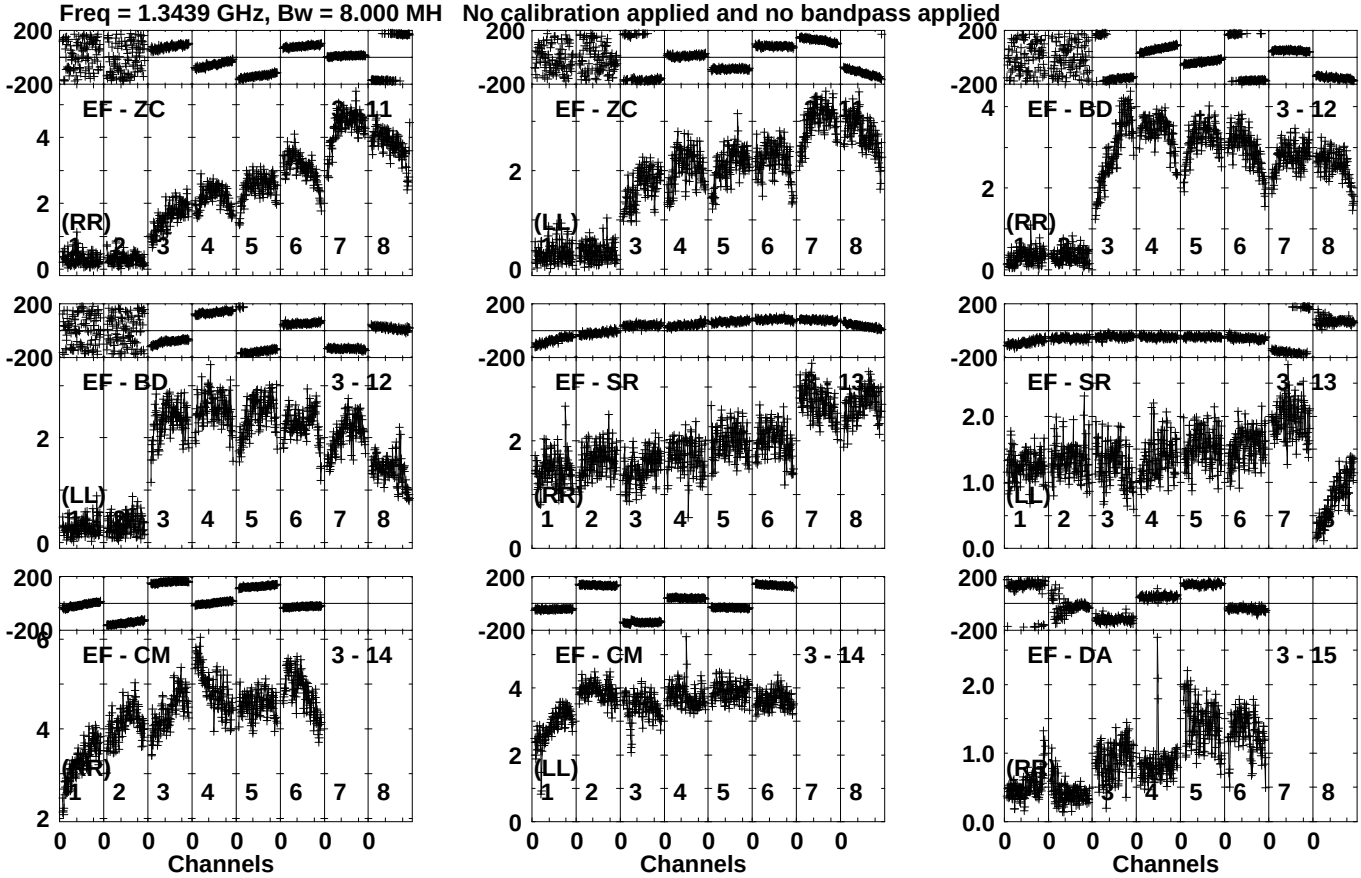

Lower frame: Milli Ampl Jy Top frame: Phas deg
Vector averaged cross-power spectrum Several baselines displayed
Timerange: 00/14:01:31 to 00/14:02:59

Plot file version 140 created 02-NOV-2021 15:18:20
J1102+5941 EM154.UVDATA.1
Freq = 1.3439 GHz, Bw = 8.000 MH No calibration applied and no bandpass applied

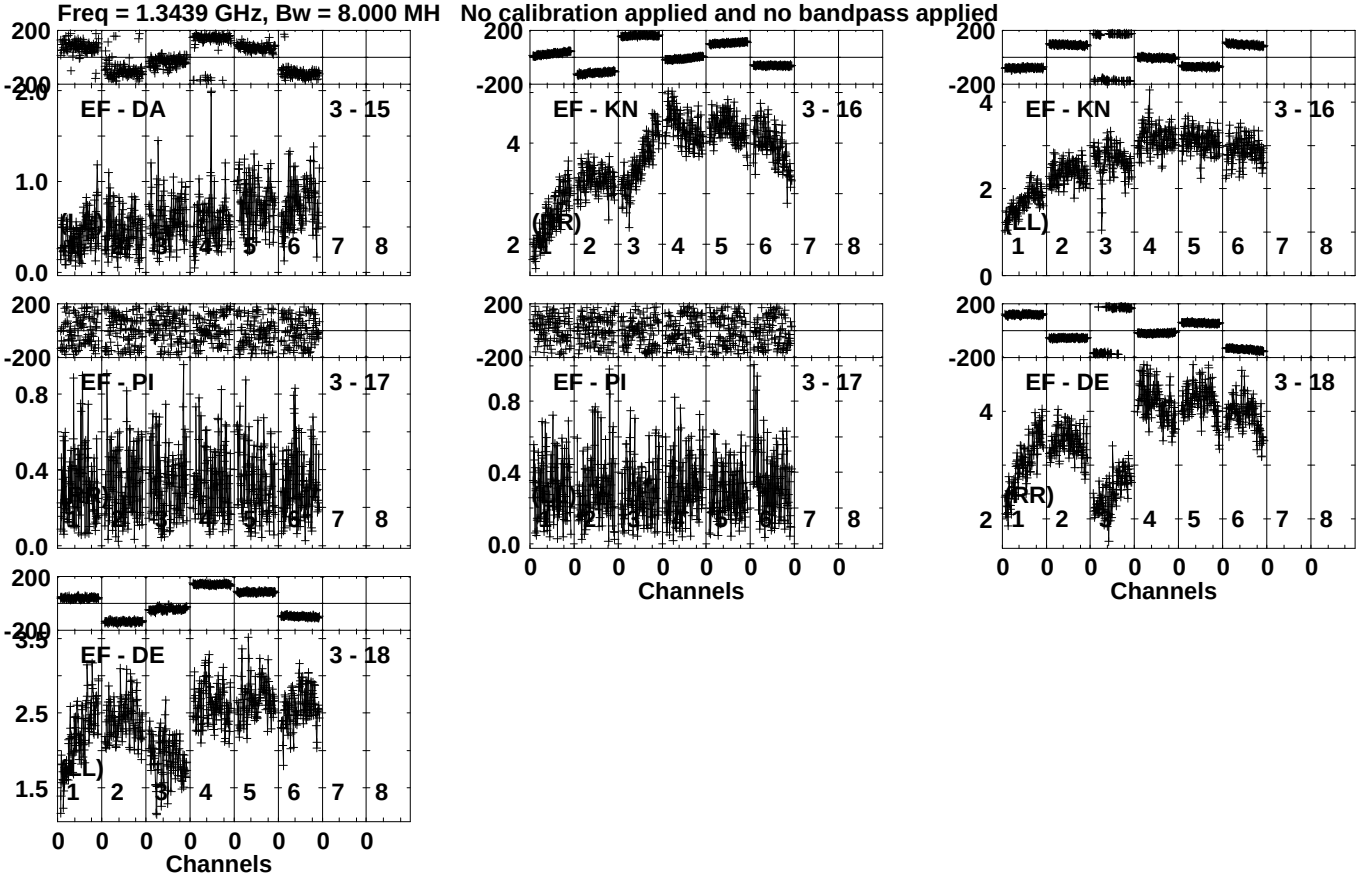

Lower frame: Milli Ampl Jy Top frame: Phas deg
Vector averaged cross-power spectrum Several baselines displayed
Timerange: 00/14:01:31 to 00/14:02:59

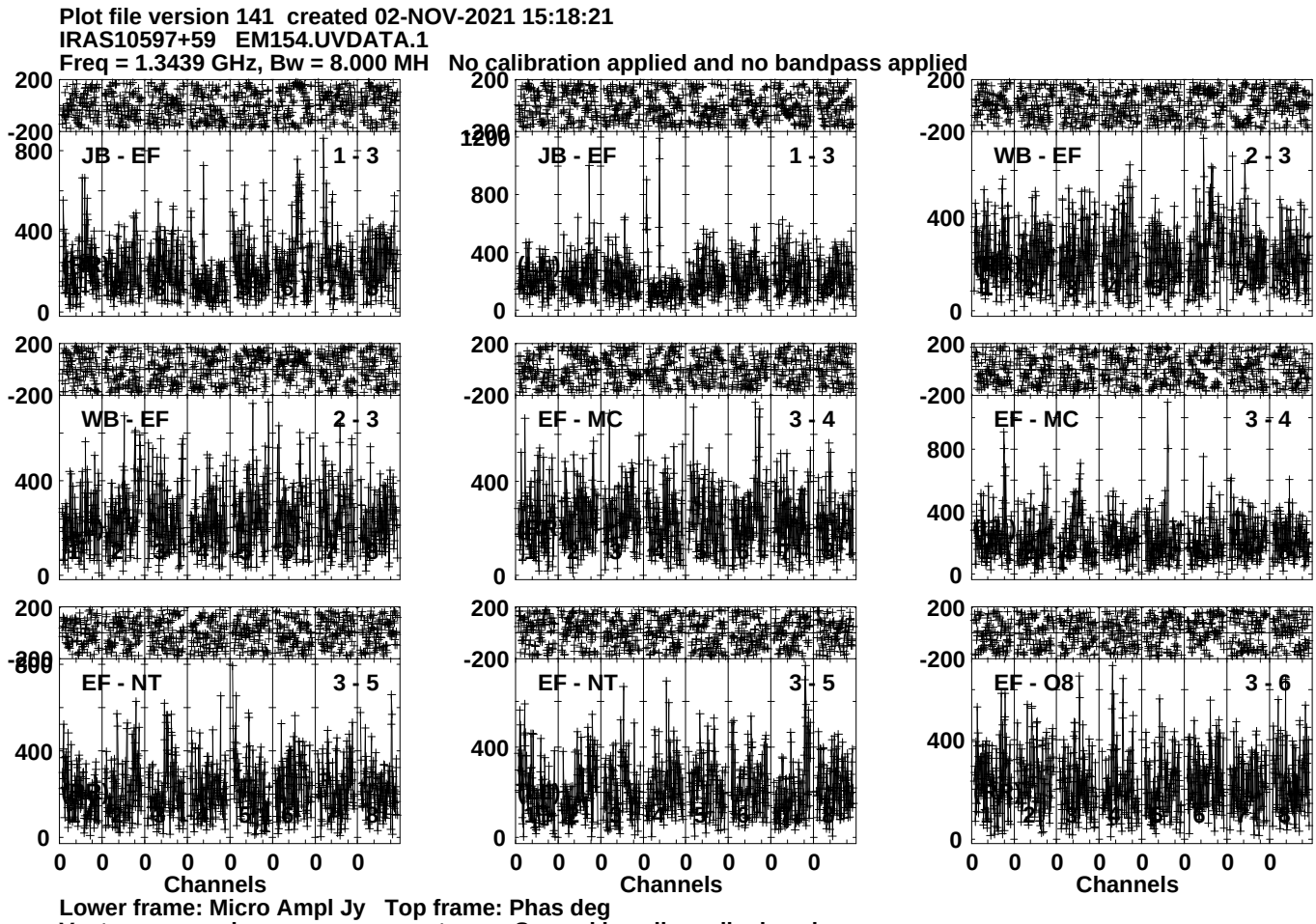
Plot file version 141 created 02-NOV-2021 15:18:21
IRAS10597+59 EM154.UVDATA.1
Freq = 1.3439 GHz, Bw = 8.000 MH No calibration applied and no bandpass applied
JB - EF 1 - 3
JB - EF 1 - 3
WB - EF 2 - 3
WB - EF 2 - 3
EF - MC 3 - 4
EF - MC 3 - 4
EF - NT 3 - 5
EF - NT 3 - 5
EF - O8 3 - 6
200
-200
800
400
0
1200
Channels
Lower frame: Micro Ampl Jy Top frame: Phas deg
Vector averaged cross-power spectrum Several baselines displayed
Timerange: 00/14:03:01 to 00/14:06:29

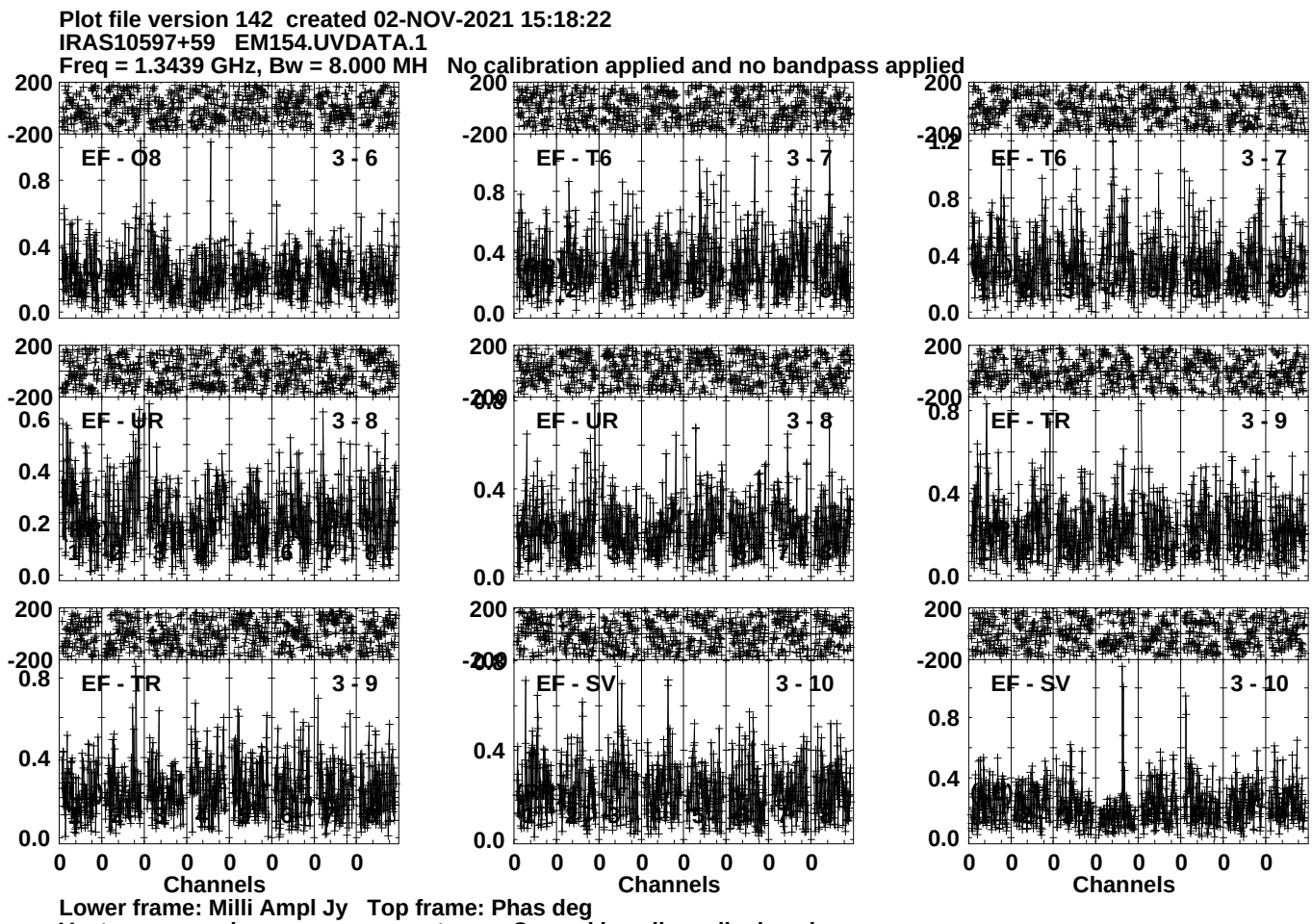
Plot file version 142 created 02-NOV-2021 15:18:22
IRAS10597+59 EM154.UVDATA.1
Freq = 1.3439 GHz, Bw = 8.000 MH No calibration applied and no bandpass applied
EF - O8 3 - 6
EF - T6 3 - 7
EF - T6 3 - 7
EF - UR 3 - 8
EF - UR 3 - 8
EF - TR 3 - 9
EF - TR 3 - 9
EF - SV 3 - 10
EF - SV 3 - 10
200
-200
0.0
0.4
0.8
0.2
0.6
1.2
0 0 0 0 0 0 0 0
Channels
Lower frame: Milli Ampl Jy Top frame: Phas deg
Vector averaged cross-power spectrum Several baselines displayed
Timerange: 00/14:03:01 to 00/14:06:29

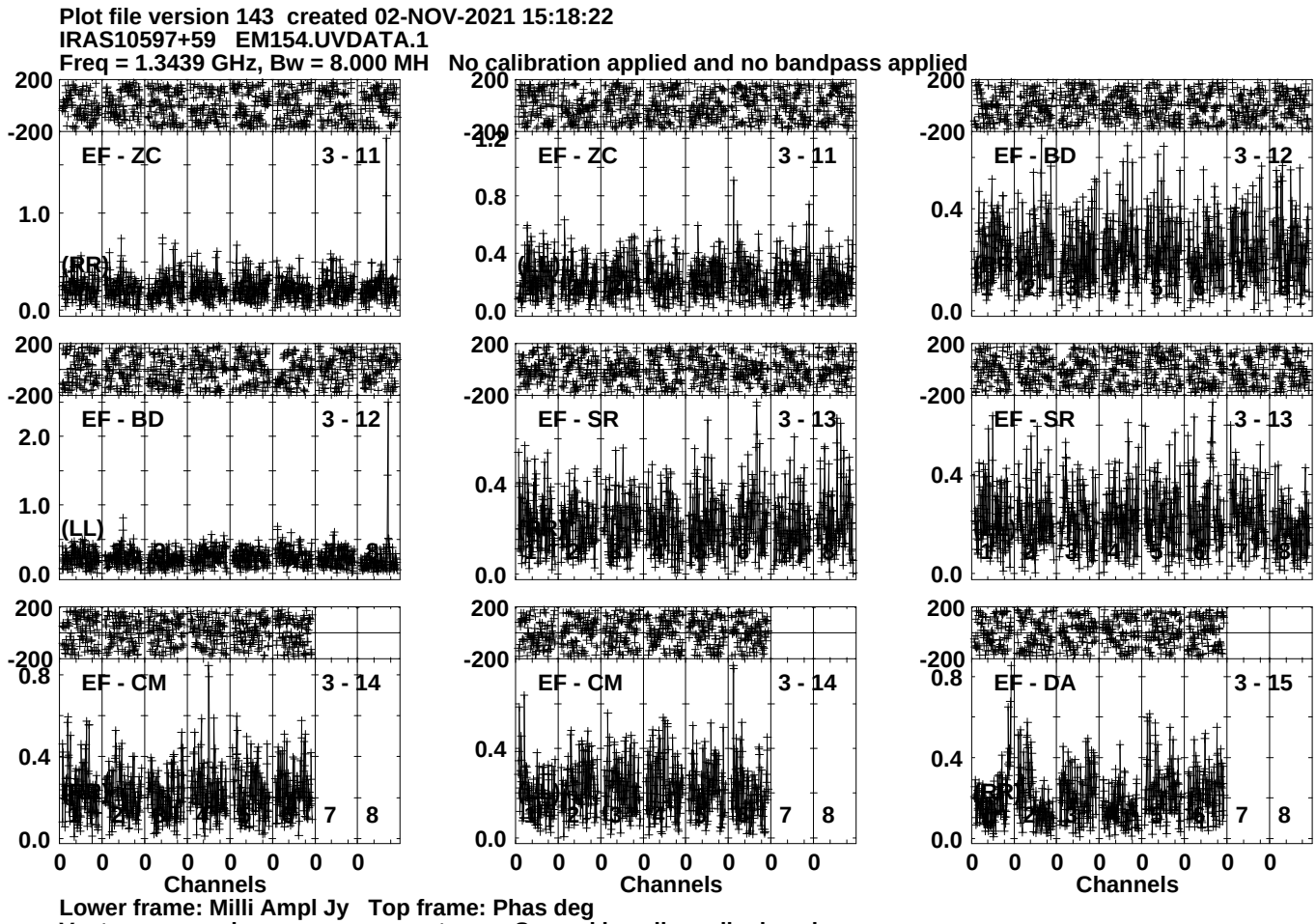
Plot file version 143 created 02-NOV-2021 15:18:22
IRAS10597+59 EM154.UVDATA.1
Freq = 1.3439 GHz, Bw = 8.000 MH No calibration applied and no bandpass applied
EF - ZC 3 - 11
EF - ZC 3 - 11
EF - BD 3 - 12
EF - BD 3 - 12
EF - SR 3 - 13
EF - SR 3 - 13
EF - CM 3 - 14
EF - CM 3 - 14
EF - DA 3 - 15
(RR)
(LL)
Channels
Channels
Channels
Lower frame: Milli Ampl Jy Top frame: Phas deg
Vector averaged cross-power spectrum Several baselines displayed
Timerange: 00/14:03:01 to 00/14:06:29

Plot file version 144 created 02-NOV-2021 15:18:23
IRAS10597+59 EM154.UVDATA.1
Freq = 1.3439 GHz, Bw = 8.000 MH No calibration applied and no bandpass applied

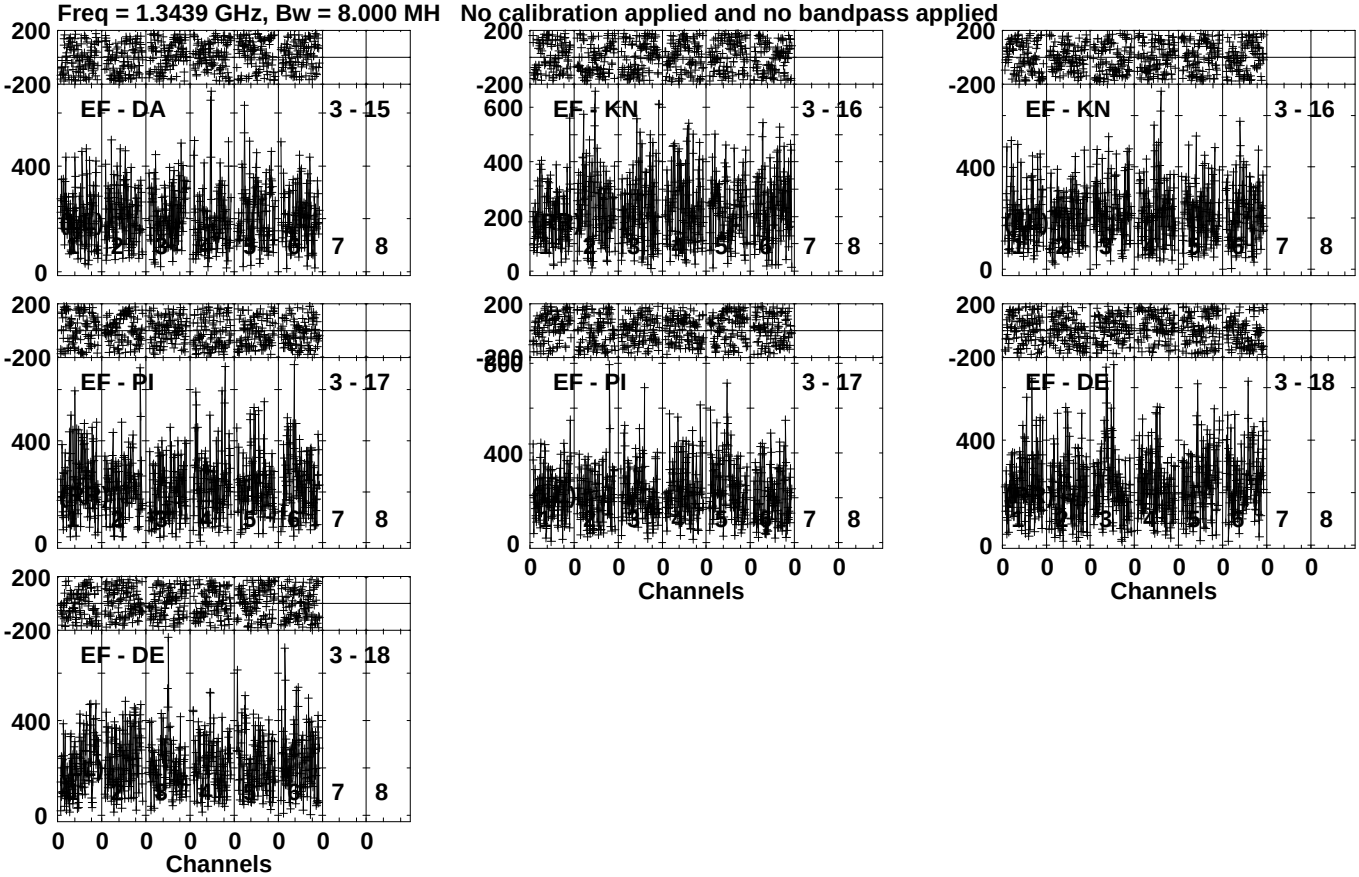

Lower frame: Micro Ampl Jy Top frame: Phas deg
Vector averaged cross-power spectrum Several baselines displayed
Timerange: 00/14:03:01 to 00/14:06:29

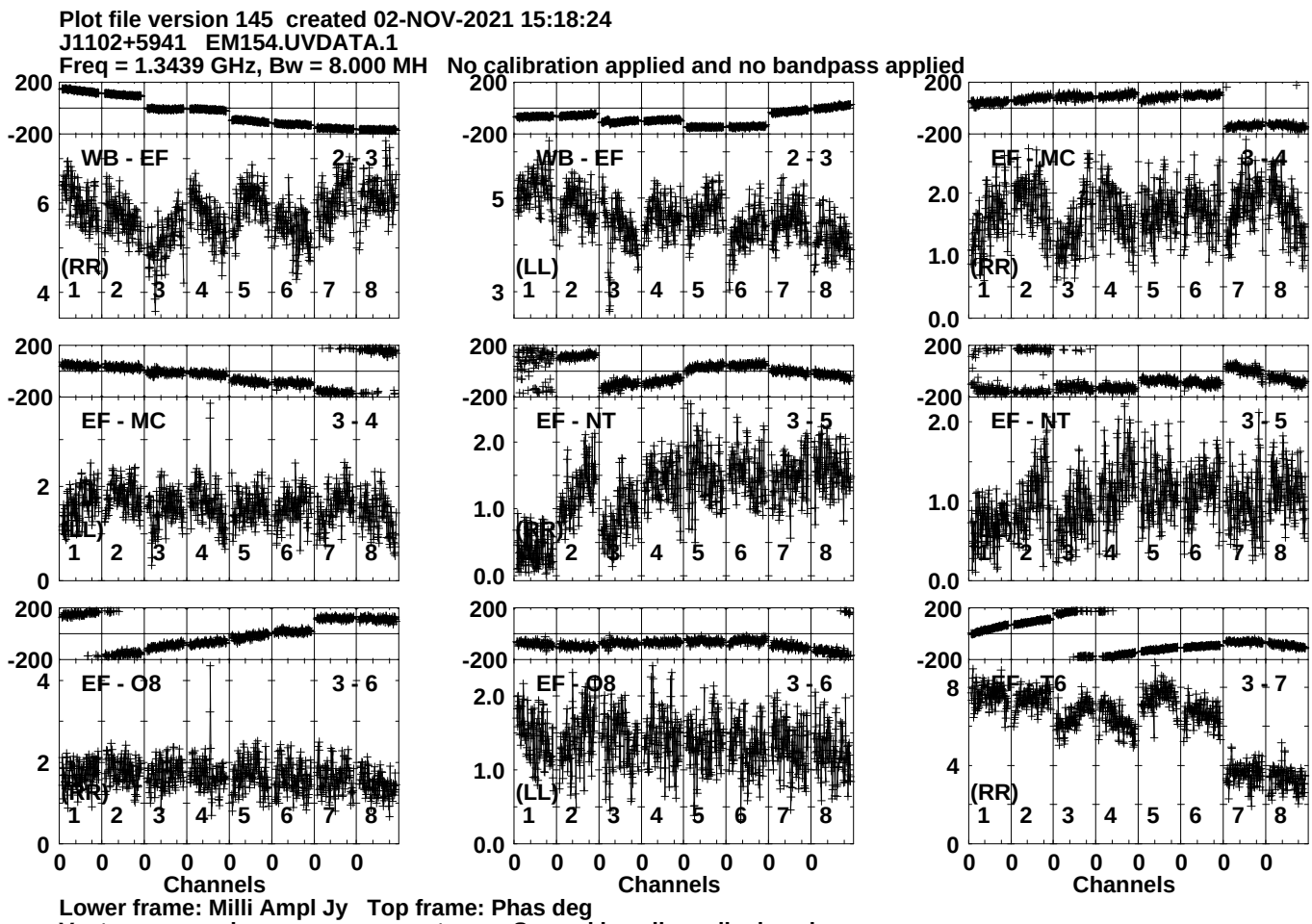
Plot file version 145 created 02-NOV-2021 15:18:24
J1102+5941 EM154.UVDATA.1
Freq = 1.3439 GHz, Bw = 8.000 MH No calibration applied and no bandpass applied
WB - EF 2 - 3
(RR)
WB - EF 2 - 3
(LL)
EF - MC 3 - 4
(RR)
EF - MC 3 - 4
(LL)
EF - NT 3 - 5
(RR)
EF - NT 3 - 5
EF - O8 3 - 6
(RR)
EF - O8 3 - 6
(LL)
EF - T6 3 - 7
(RR)
Channels
Channels
Channels
Lower frame: Milli Ampl Jy Top frame: Phas deg
Vector averaged cross-power spectrum Several baselines displayed
Timerange: 00/14:06:31 to 00/14:07:59

Plot file version 146 created 02-NOV-2021 15:18:24
J1102+5941 EM154.UVDATA.1
Freq = 1.3439 GHz, Bw = 8.000 MH No calibration applied and no bandpass applied

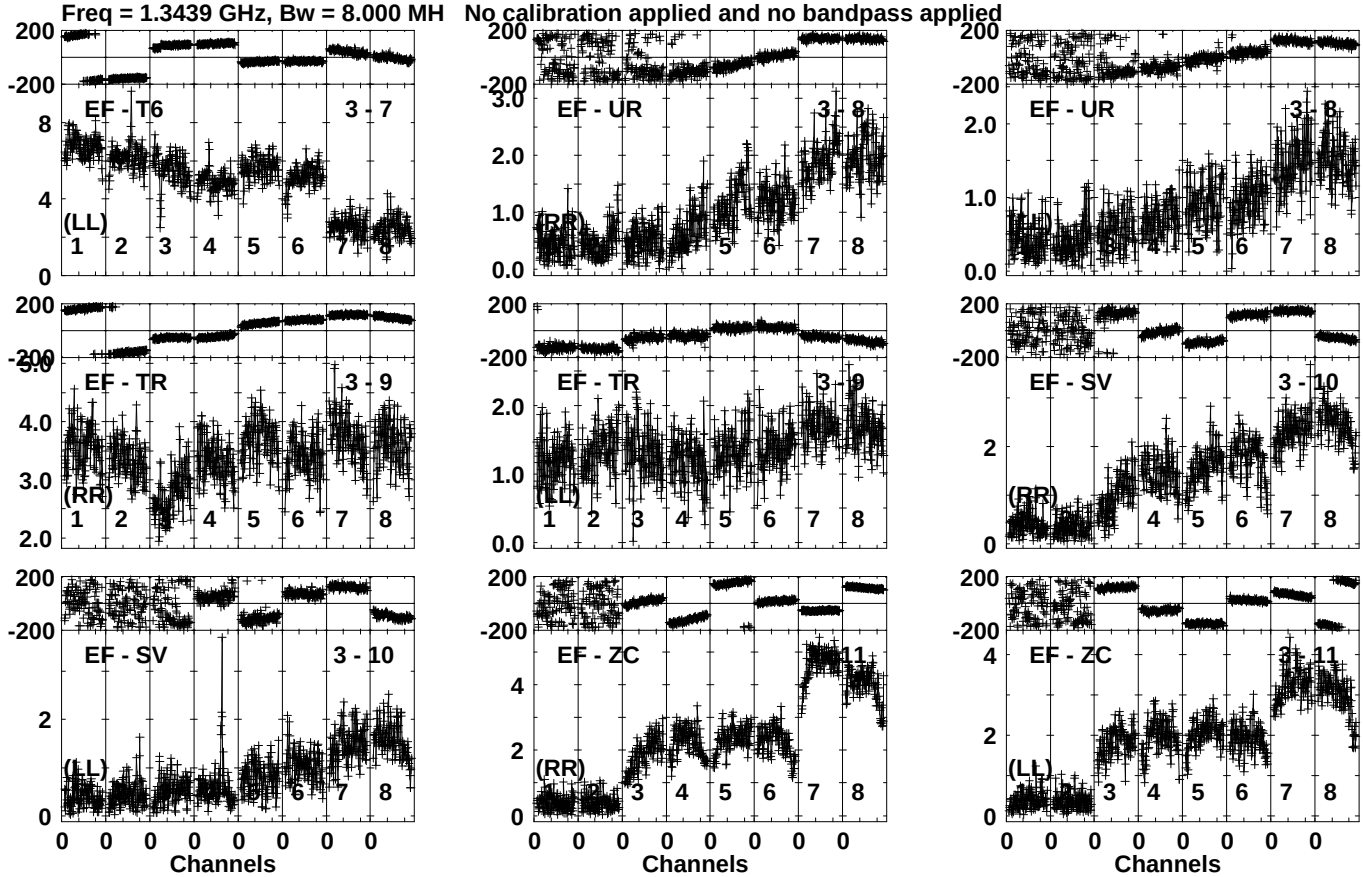

Lower frame: Milli Ampl Jy Top frame: Phas deg
Vector averaged cross-power spectrum Several baselines displayed
Timerange: 00/14:06:31 to 00/14:07:59

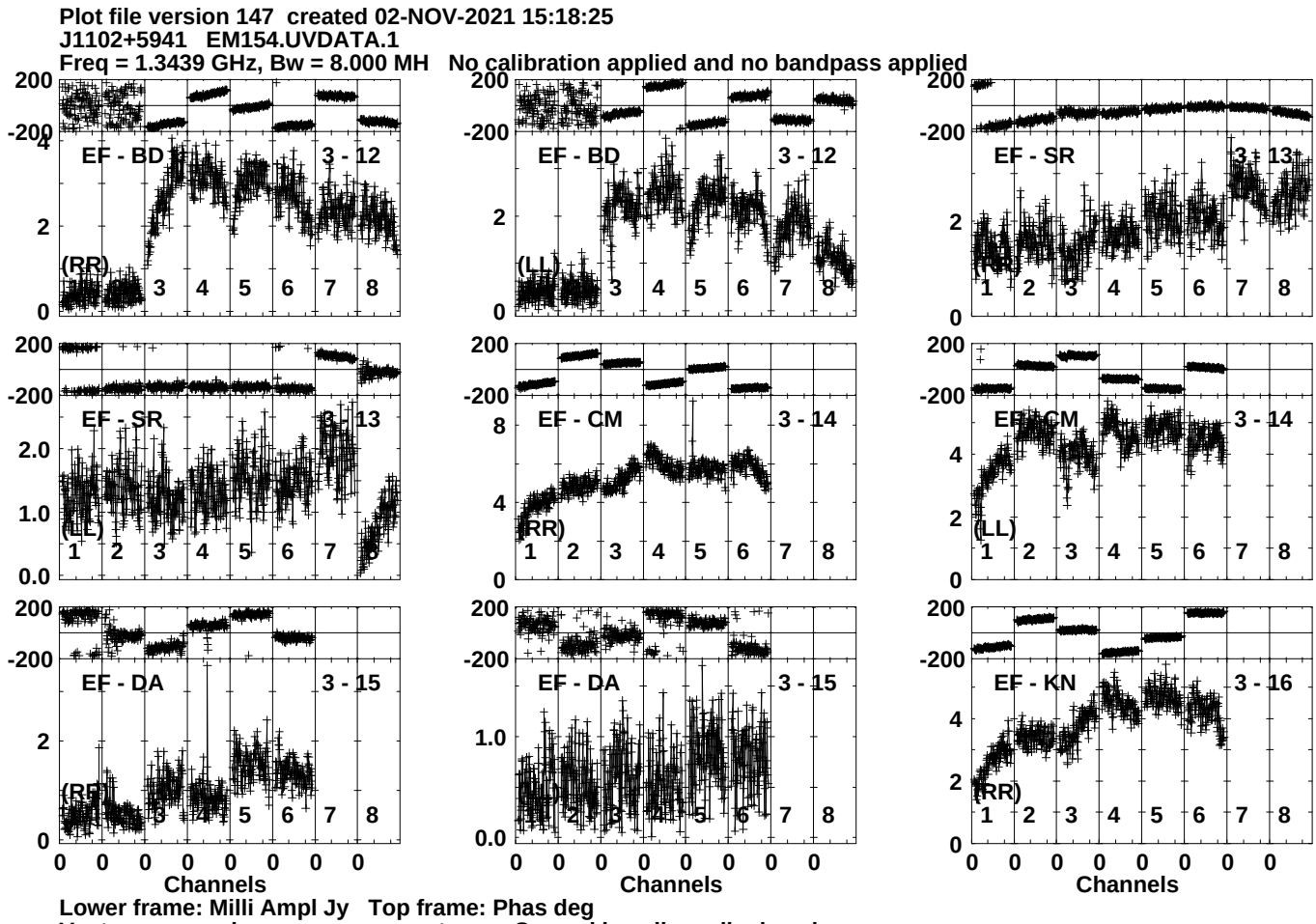
Plot file version 147 created 02-NOV-2021 15:18:25
J1102+5941 EM154.UVDATA.1
Freq = 1.3439 GHz, Bw = 8.000 MH No calibration applied and no bandpass applied
EF - BD 3 - 12
(RR)
EF - BD 3 - 12
(LL)
EF - SR 3 - 13
EF - SR 3 - 13
(LL)
EF - CM 3 - 14
(RR)
EF - CM 3 - 14
(LL)
EF - DA 3 - 15
(RR)
EF - DA 3 - 15
EF - KN 3 - 16
(RR)
Channels
Channels
Channels
Lower frame: Milli Ampl Jy Top frame: Phas deg
Vector averaged cross-power spectrum Several baselines displayed
Timerange: 00/14:06:31 to 00/14:07:59

Plot file version 148 created 02-NOV-2021 15:18:26
J1102+5941 EM154.UVDATA.1
Freq = 1.3439 GHz, Bw = 8.000 MH No calibration applied and no bandpass applied

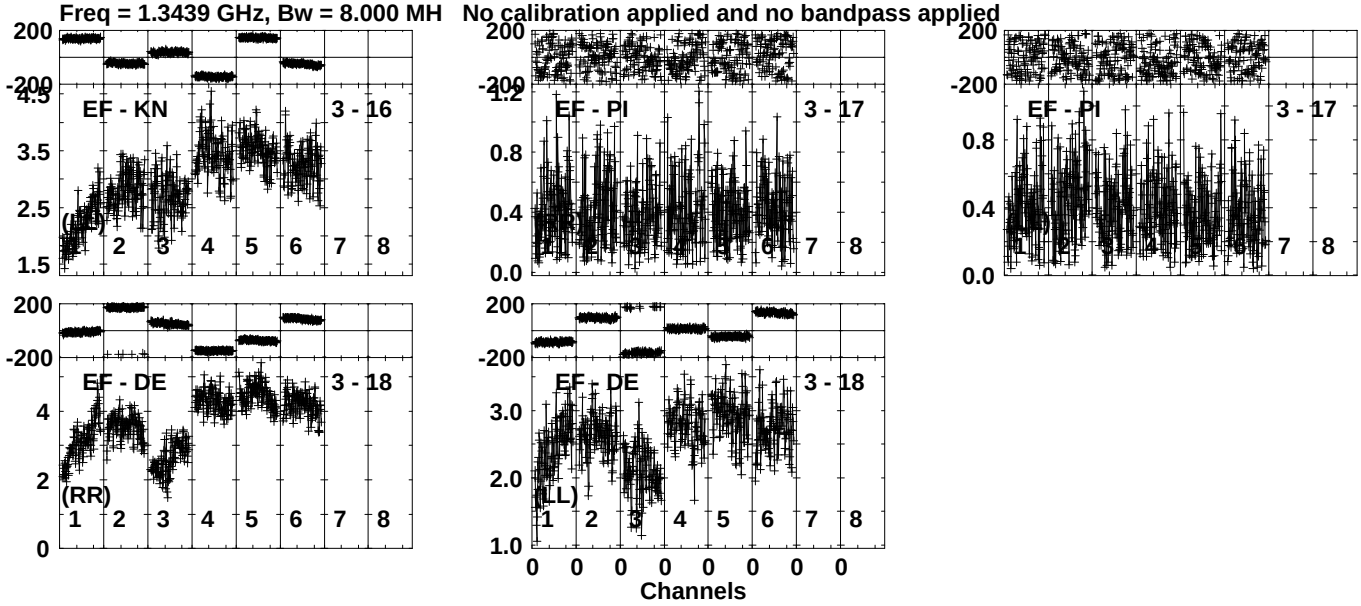

Lower frame: Milli Ampl Jy Top frame: Phas deg
Vector averaged cross-power spectrum Several baselines displayed
Timerange: 00/14:06:31 to 00/14:07:59

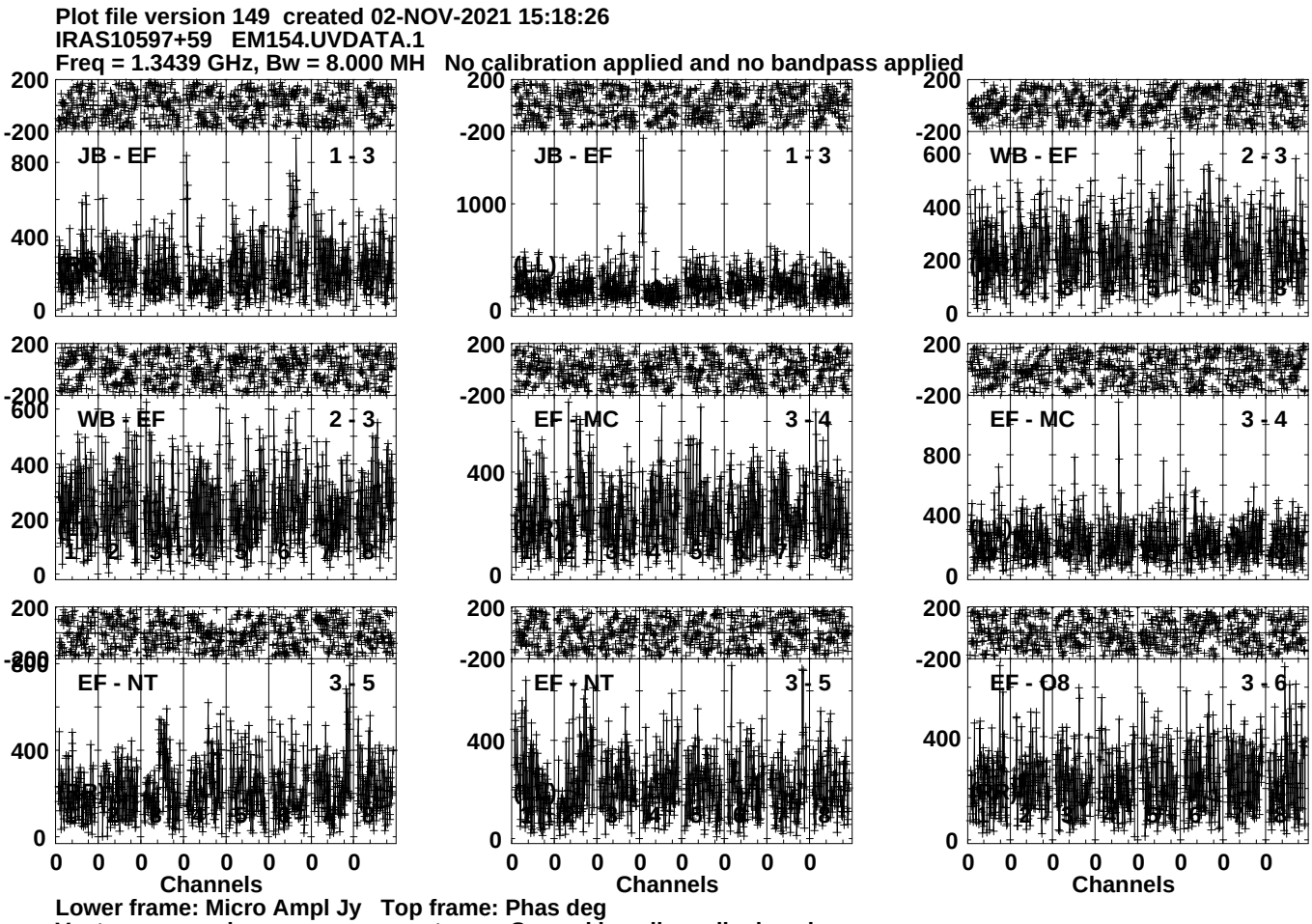
Plot file version 149 created 02-NOV-2021 15:18:26
IRAS10597+59 EM154.UVDATA.1
Freq = 1.3439 GHz, Bw = 8.000 MH No calibration applied and no bandpass applied
JB - EF 1 - 3
JB - EF 1 - 3
WB - EF 2 - 3
WB - EF 2 - 3
EF - MC 3 - 4
EF - MC 3 - 4
EF - NT 3 - 5
EF - NT 3 - 5
EF - O8 3 - 6
Channels
Channels
Channels
Lower frame: Micro Ampl Jy Top frame: Phas deg
Vector averaged cross-power spectrum Several baselines displayed
Timerange: 00/14:08:01 to 00/14:11:29

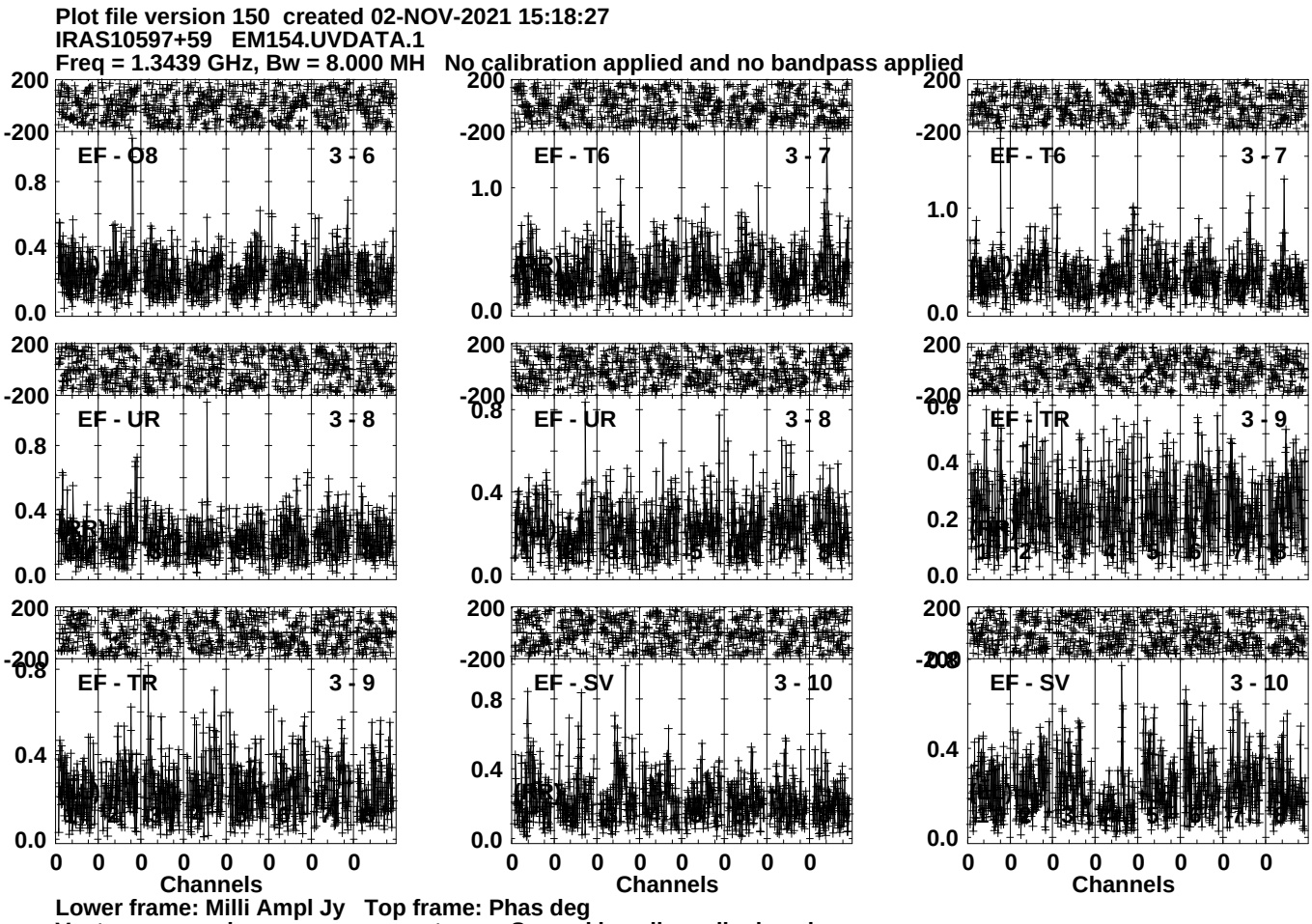
Plot file version 150 created 02-NOV-2021 15:18:27
IRAS10597+59 EM154.UVDATA.1
Freq = 1.3439 GHz, Bw = 8.000 MH No calibration applied and no bandpass applied
EF - O8 3 - 6
EF - T6 3 - 7
EF - T6 3 - 7
EF - UR 3 - 8
EF - UR 3 - 8
EF - TR 3 - 9
EF - TR 3 - 9
EF - SV 3 - 10
EF - SV 3 - 10
Channels
Channels
Channels
Lower frame: Milli Ampl Jy Top frame: Phas deg
Vector averaged cross-power spectrum Several baselines displayed
Timerange: 00/14:08:01 to 00/14:11:29

Plot file version 151 created 02-NOV-2021 15:18:27
IRAS10597+59 EM154.UVDATA.1
Freq = 1.3439 GHz, Bw = 8.000 MH No calibration applied and no bandpass applied

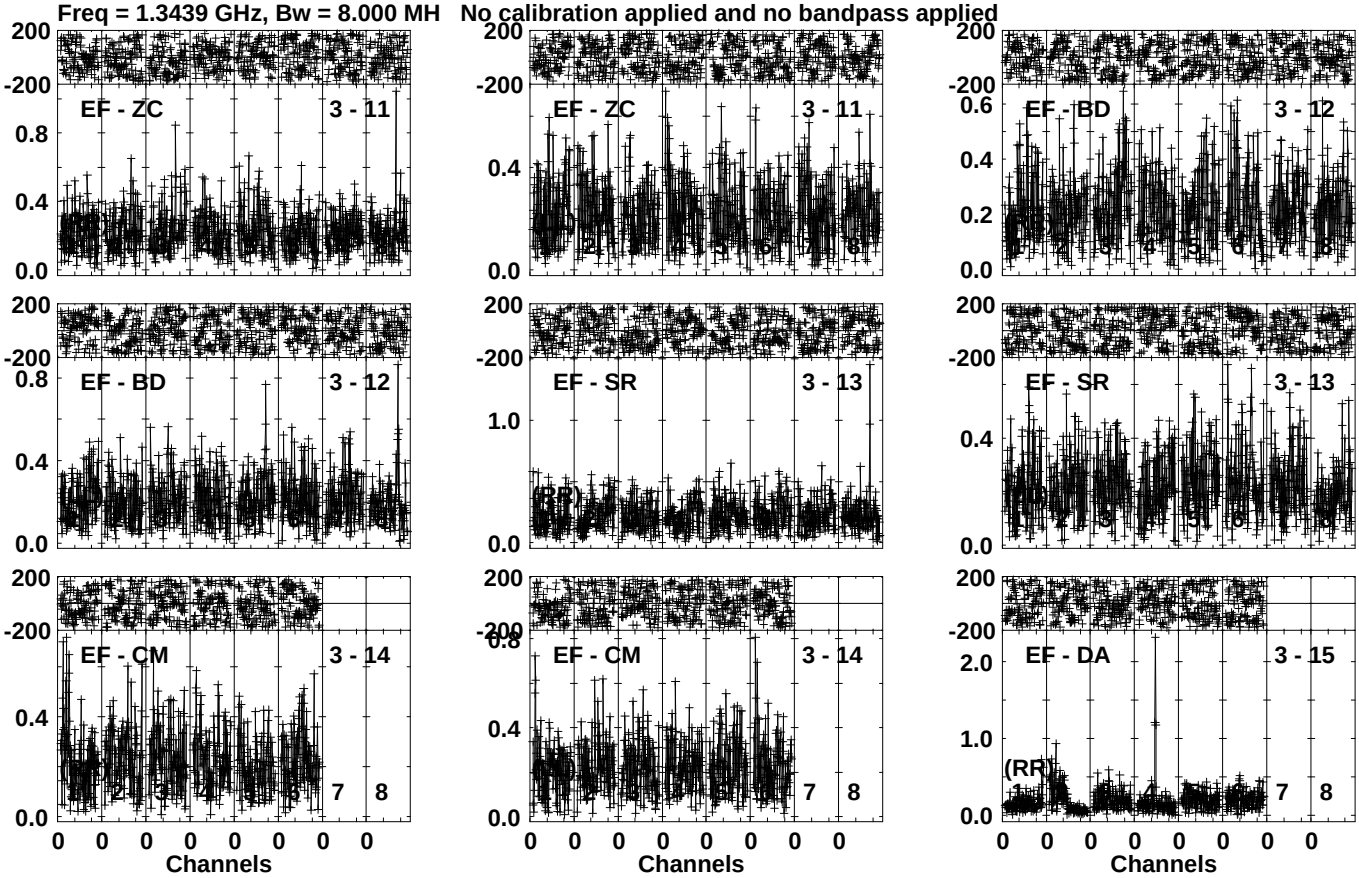

Lower frame: Milli Ampl Jy Top frame: Phas deg
Vector averaged cross-power spectrum Several baselines displayed
Timerange: 00/14:08:01 to 00/14:11:29

Plot file version 152 created 02-NOV-2021 15:18:28
IRAS10597+59 EM154.UVDATA.1
Freq = 1.3439 GHz, Bw = 8.000 MH No calibration applied and no bandpass applied

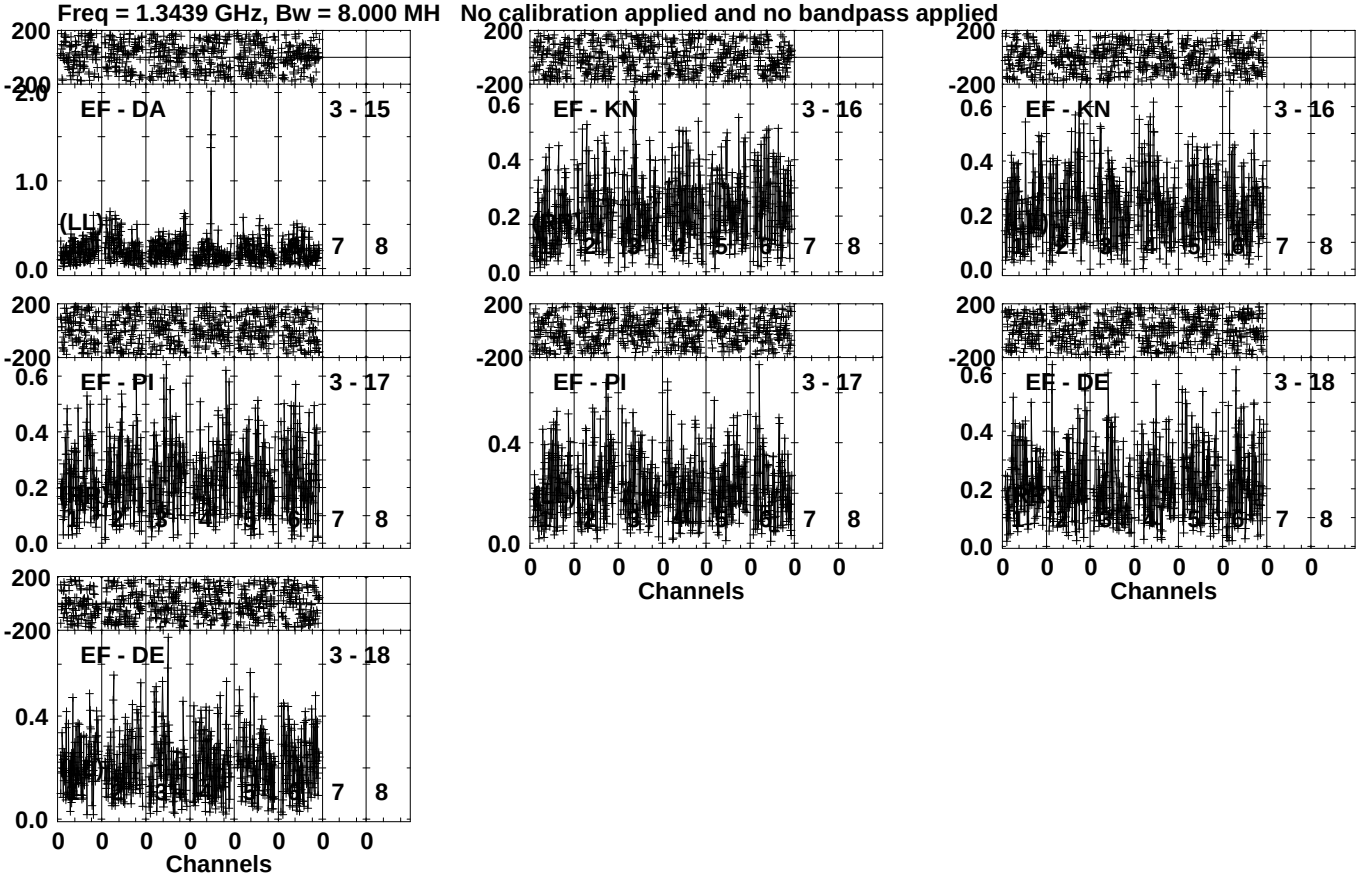

Lower frame: Milli Ampl Jy Top frame: Phas deg
Vector averaged cross-power spectrum Several baselines displayed
Timerange: 00/14:08:01 to 00/14:11:29

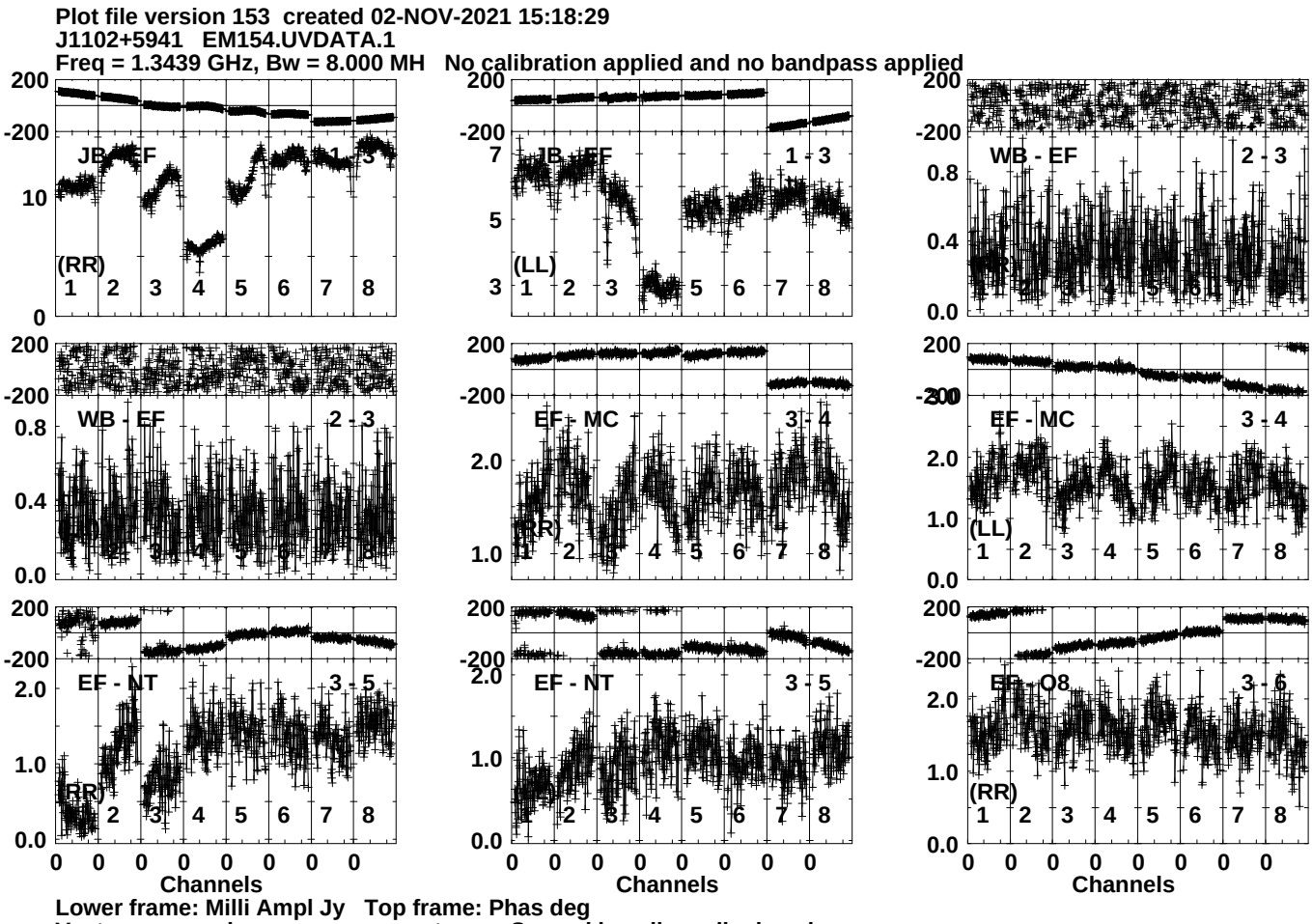
Plot file version 153 created 02-NOV-2021 15:18:29
J1102+5941 EM154.UVDATA.1
Freq = 1.3439 GHz, Bw = 8.000 MH No calibration applied and no bandpass applied
JB - EF
1 - 3
(RR)
JB - EF
1 - 3
(LL)
WB - EF
2 - 3
WB - EF
2 - 3
EF - MC
3 - 4
(RR)
EF - MC
3 - 4
(LL)
EF - NT
3 - 5
(RR)
EF - NT
3 - 5
EF - O8
3 - 6
(RR)
Channels
Channels
Channels
Lower frame: Milli Ampl Jy Top frame: Phas deg
Vector averaged cross-power spectrum Several baselines displayed
Timerange: 00/14:12:01 to 00/14:13:29

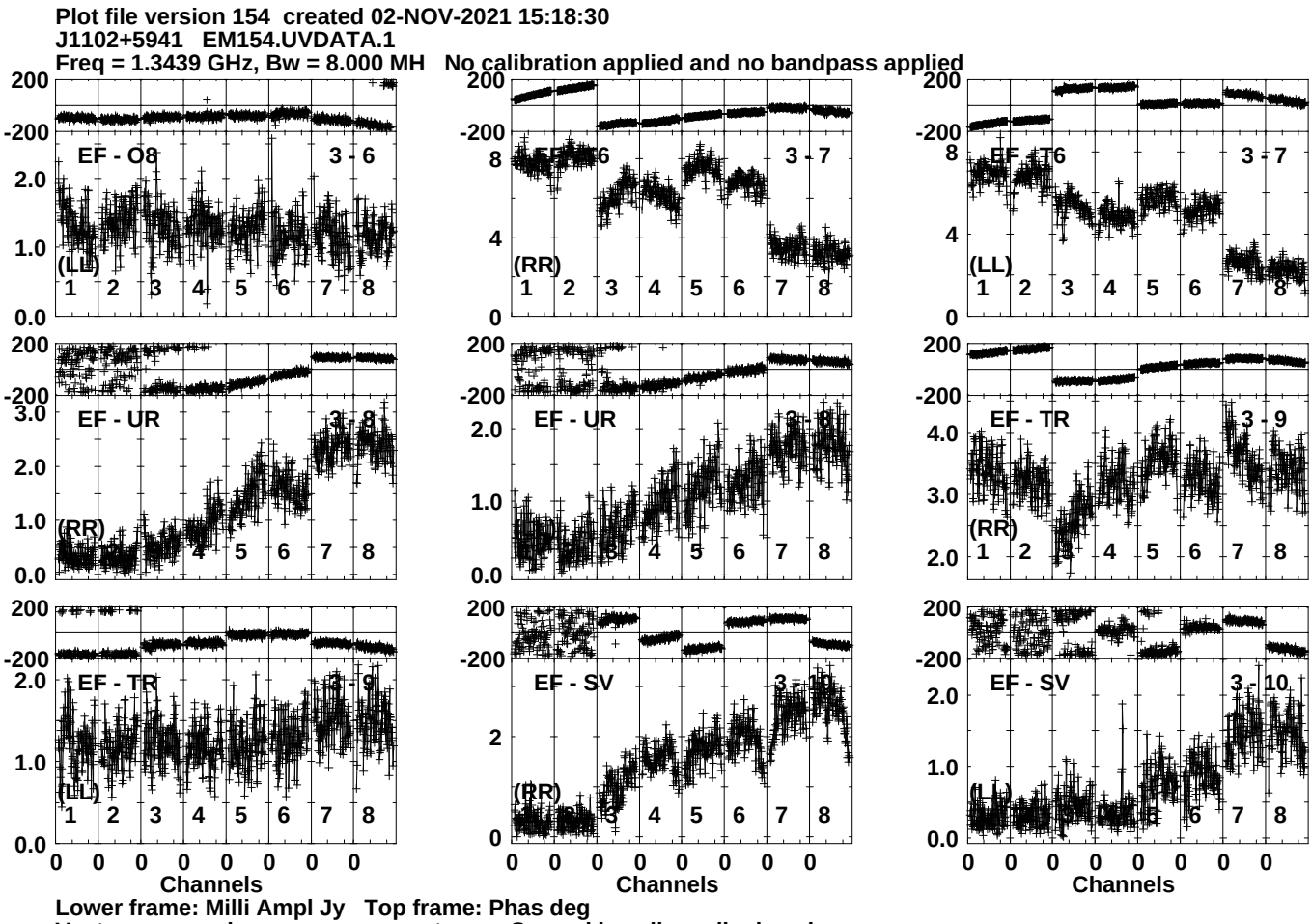
Plot file version 154 created 02-NOV-2021 15:18:30
J1102+5941 EM154.UVDATA.1
Freq = 1.3439 GHz, Bw = 8.000 MH No calibration applied and no bandpass applied
EF - O8
3 - 6
(LL)
EF - T6
3 - 7
(RR)
EF - T6
3 - 7
(LL)
EF - UR
3 - 8
(RR)
EF - UR
3 - 8
EF - TR
3 - 9
(RR)
EF - TR
3 - 9
(LL)
EF - SV
3 - 10
(RR)
EF - SV
3 - 10
(LL)
Channels
Channels
Channels
Lower frame: Milli Ampl Jy Top frame: Phas deg
Vector averaged cross-power spectrum Several baselines displayed
Timerange: 00/14:12:01 to 00/14:13:29

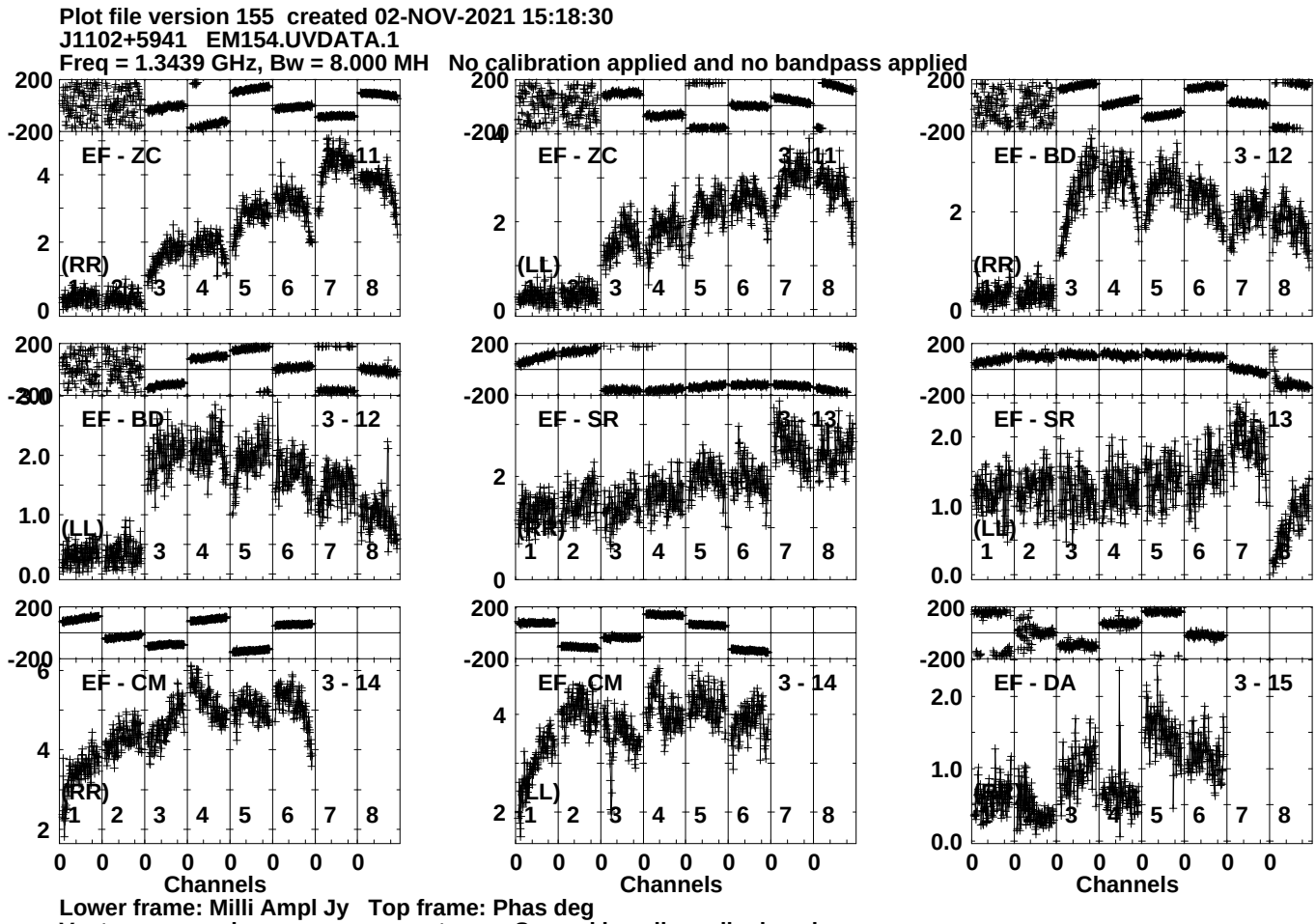
Plot file version 155 created 02-NOV-2021 15:18:30
J1102+5941 EM154.UVDATA.1
Freq = 1.3439 GHz, Bw = 8.000 MH No calibration applied and no bandpass applied
EF - ZC 3 - 11
(RR)
EF - ZC 3 - 11
(LL)
EF - BD 3 - 12
(RR)
EF - BD 3 - 12
(LL)
EF - SR 3 - 13
(RR)
EF - SR 3 - 13
(LL)
EF - CM 3 - 14
(RR)
EF - CM 3 - 14
(LL)
EF - DA 3 - 15
Channels
Channels
Channels
Lower frame: Milli Ampl Jy Top frame: Phas deg
Vector averaged cross-power spectrum Several baselines displayed
Timerange: 00/14:12:01 to 00/14:13:29

Plot file version 156 created 02-NOV-2021 15:18:31
J1102+5941 EM154.UVDATA.1
Freq = 1.3439 GHz, Bw = 8.000 MH No calibration applied and no bandpass applied

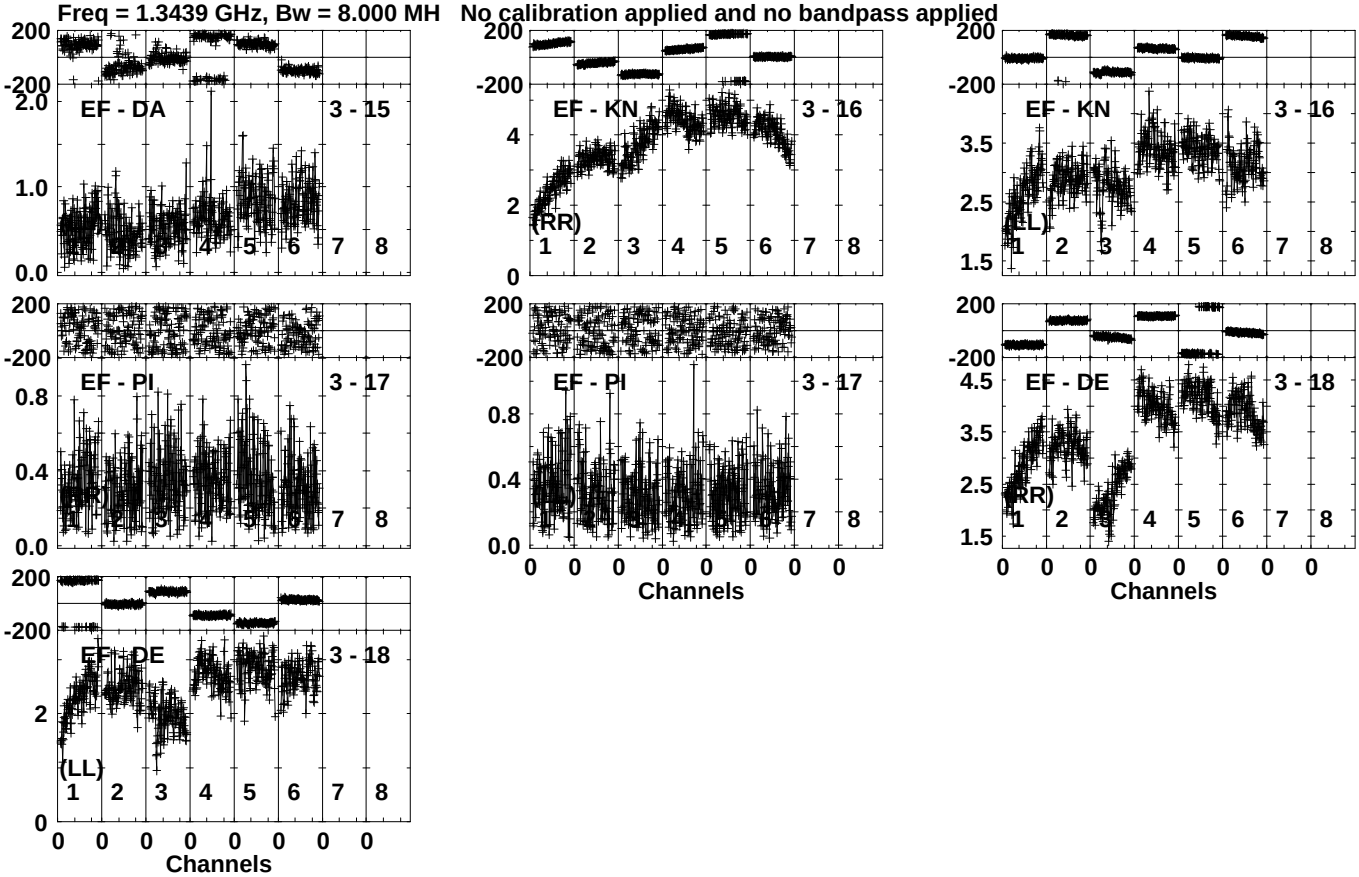

Lower frame: Milli Ampl Jy Top frame: Phas deg
Vector averaged cross-power spectrum Several baselines displayed
Timerange: 00/14:12:01 to 00/14:13:29

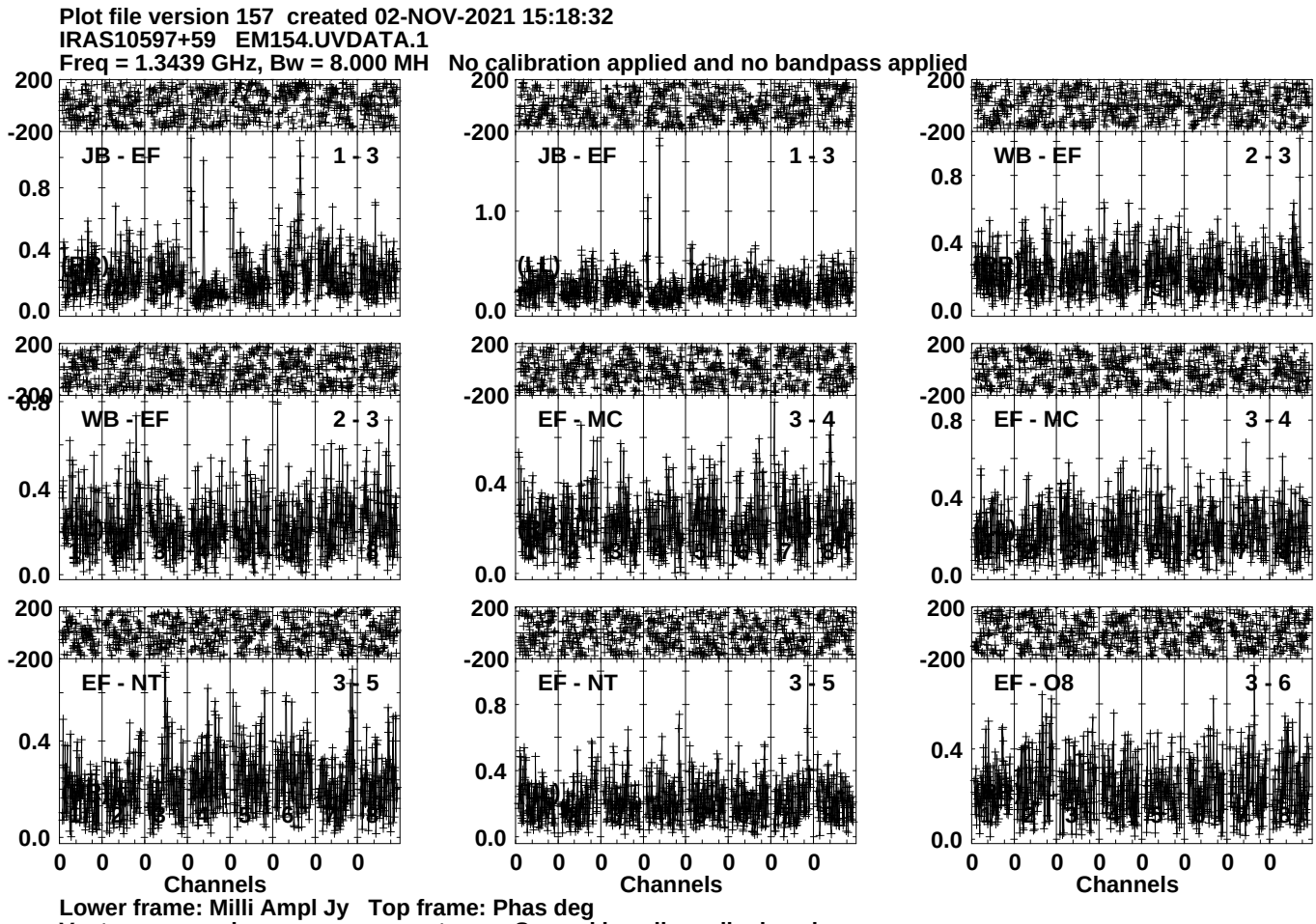
Plot file version 157 created 02-NOV-2021 15:18:32
IRAS10597+59 EM154.UVDATA.1
Freq = 1.3439 GHz, Bw = 8.000 MH No calibration applied and no bandpass applied
JB - EF 1 - 3
JB - EF 1 - 3
WB - EF 2 - 3
WB - EF 2 - 3
EF - MC 3 - 4
EF - MC 3 - 4
EF - NT 3 - 5
EF - NT 3 - 5
EF - O8 3 - 6
200
-200
0.8
0.4
0.0
1.0
0 0 0 0 0 0 0 0
Channels
Lower frame: Milli Ampl Jy Top frame: Phas deg
Vector averaged cross-power spectrum Several baselines displayed
Timerange: 00/14:13:31 to 00/14:16:59

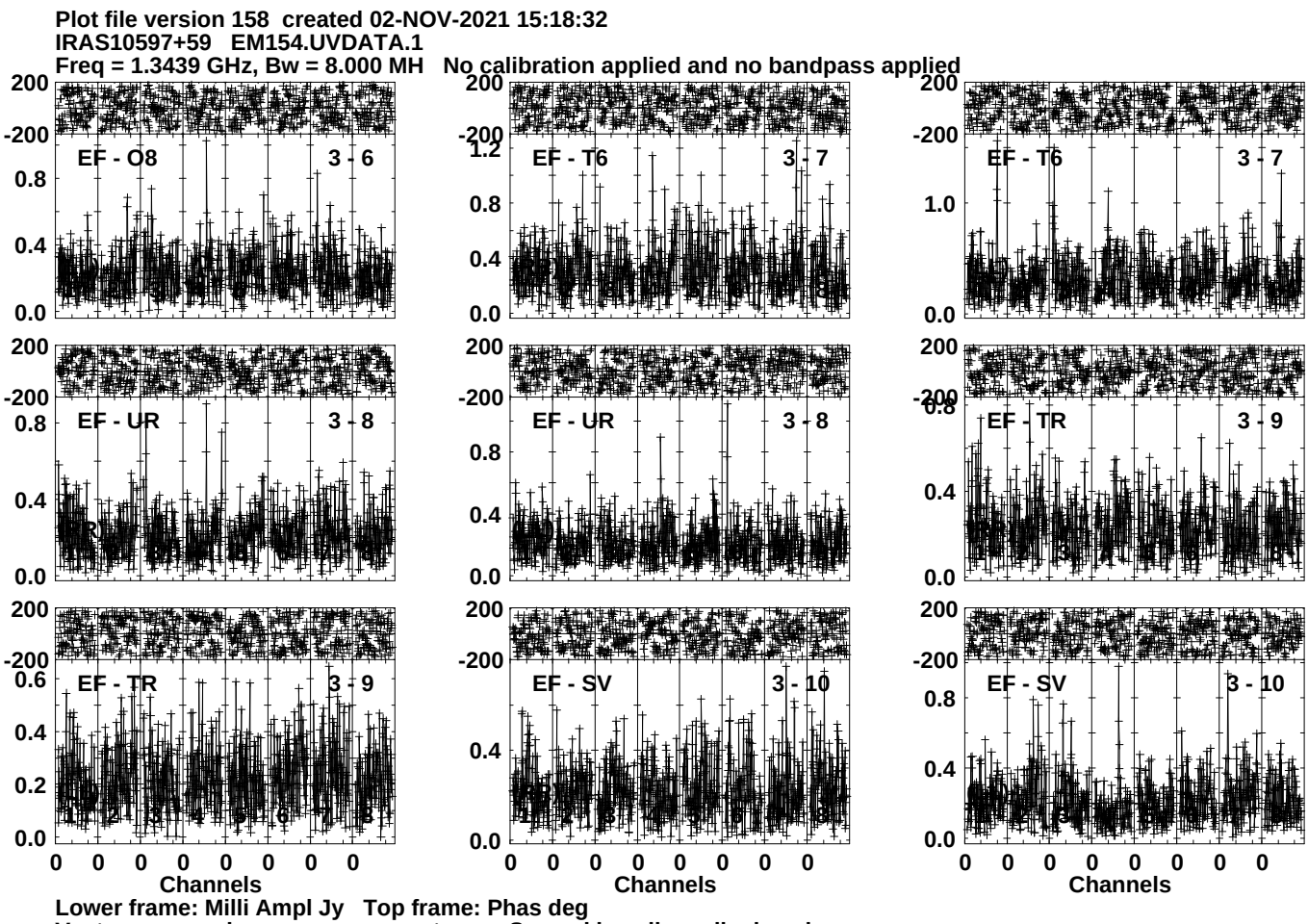
Plot file version 158 created 02-NOV-2021 15:18:32
IRAS10597+59 EM154.UVDATA.1
Freq = 1.3439 GHz, Bw = 8.000 MH No calibration applied and no bandpass applied
EF - O8 3 - 6
EF - T6 3 - 7
EF - T6 3 - 7
EF - UR 3 - 8
EF - UR 3 - 8
EF - TR 3 - 9
EF - TR 3 - 9
EF - SV 3 - 10
EF - SV 3 - 10
Channels
Channels
Channels
Lower frame: Milli Ampl Jy Top frame: Phas deg
Vector averaged cross-power spectrum Several baselines displayed
Timerange: 00/14:13:31 to 00/14:16:59

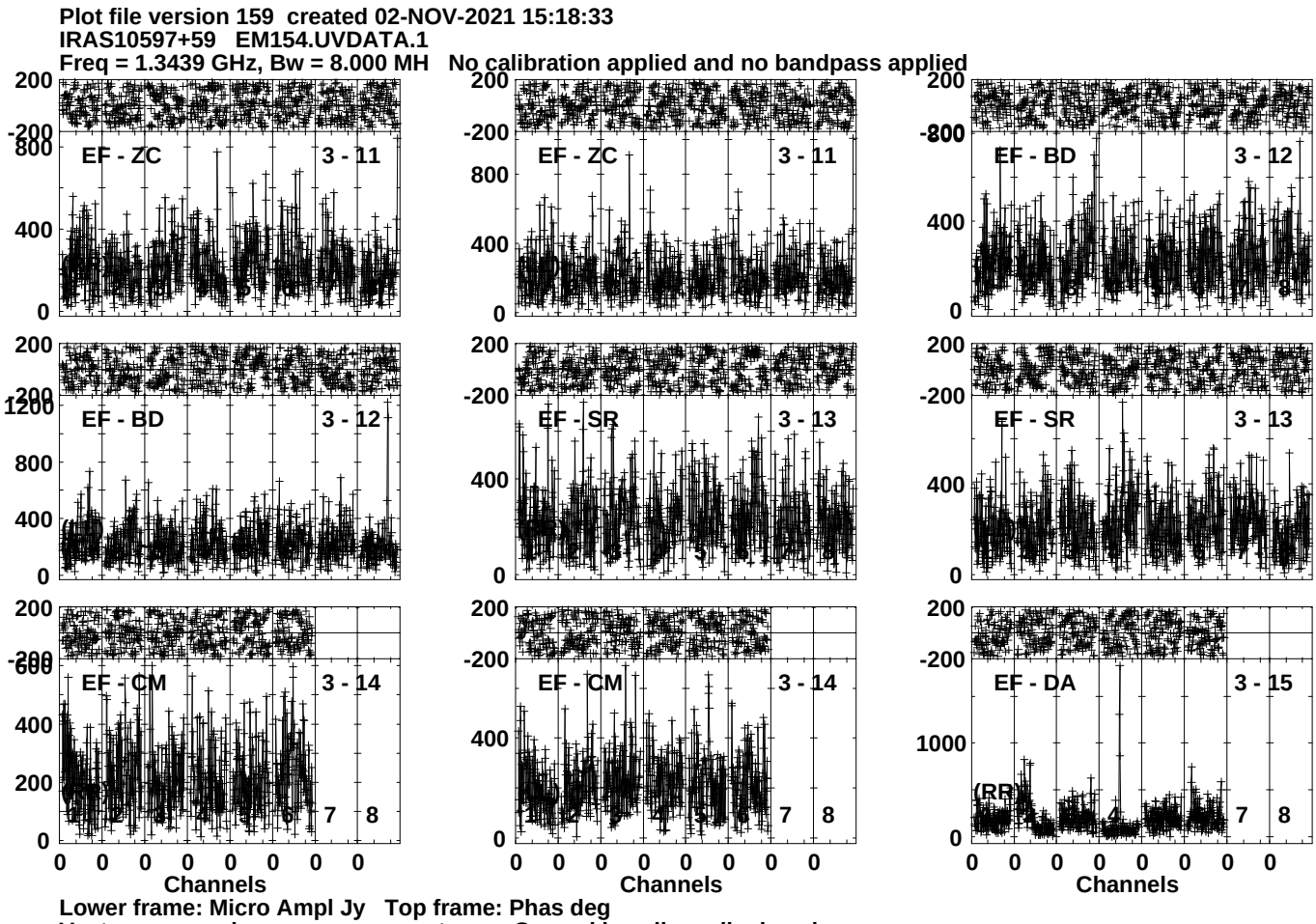
Plot file version 159 created 02-NOV-2021 15:18:33
IRAS10597+59 EM154.UVDATA.1
Freq = 1.3439 GHz, Bw = 8.000 MH No calibration applied and no bandpass applied
EF - ZC 3 - 11
EF - ZC 3 - 11
EF - BD 3 - 12
EF - BD 3 - 12
EF - SR 3 - 13
EF - SR 3 - 13
EF - CM 3 - 14
EF - CM 3 - 14
EF - DA 3 - 15
(RR)
Channels
Channels
Channels
Lower frame: Micro Ampl Jy Top frame: Phas deg
Vector averaged cross-power spectrum Several baselines displayed
Timerange: 00/14:13:31 to 00/14:16:59

Plot file version 160 created 02-NOV-2021 15:18:33
IRAS10597+59 EM154.UVDATA.1
Freq = 1.3439 GHz, Bw = 8.000 MH No calibration applied and no bandpass applied

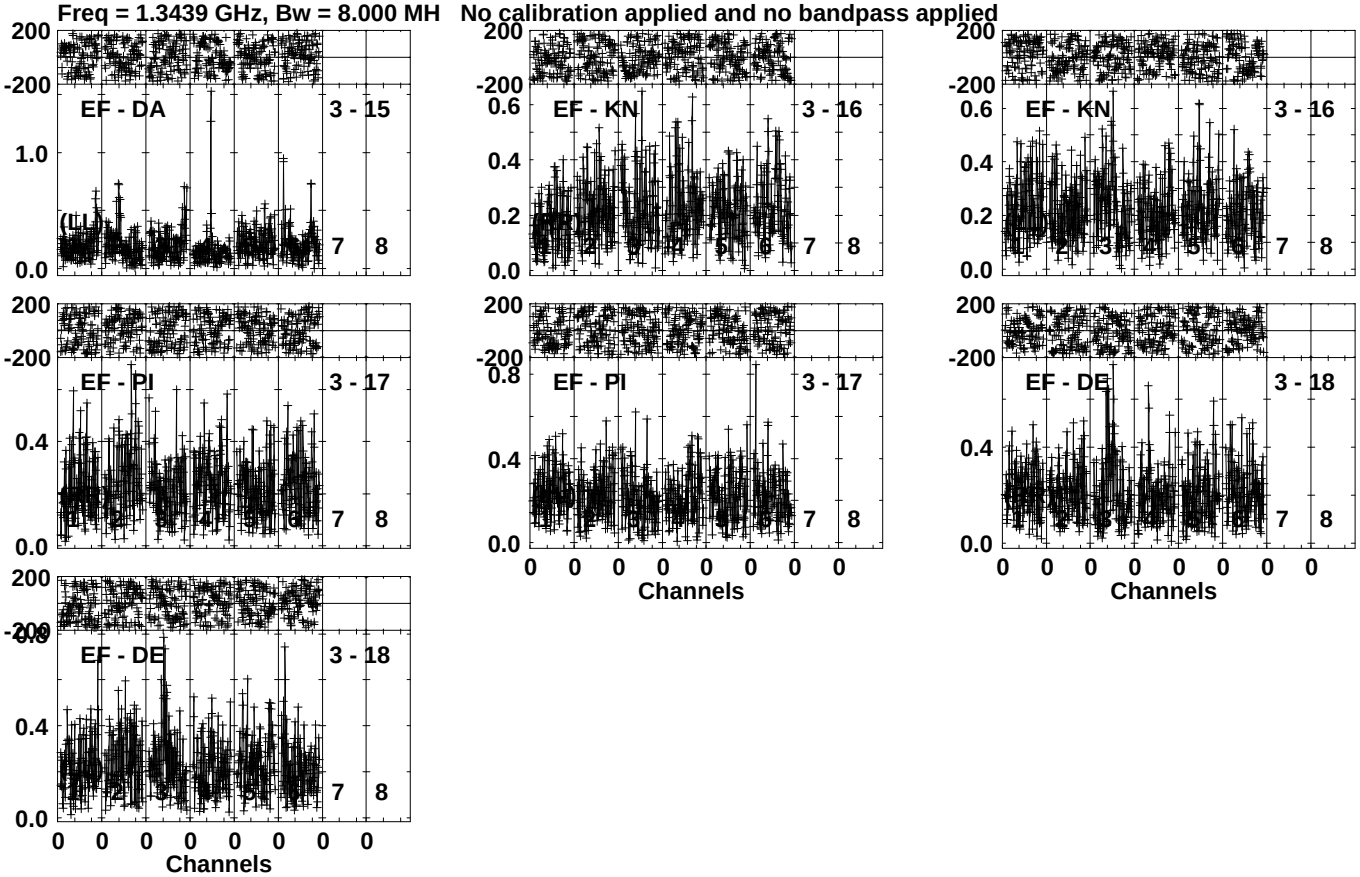

Lower frame: Milli Ampl Jy Top frame: Phas deg
Vector averaged cross-power spectrum Several baselines displayed
Timerange: 00/14:13:31 to 00/14:16:59

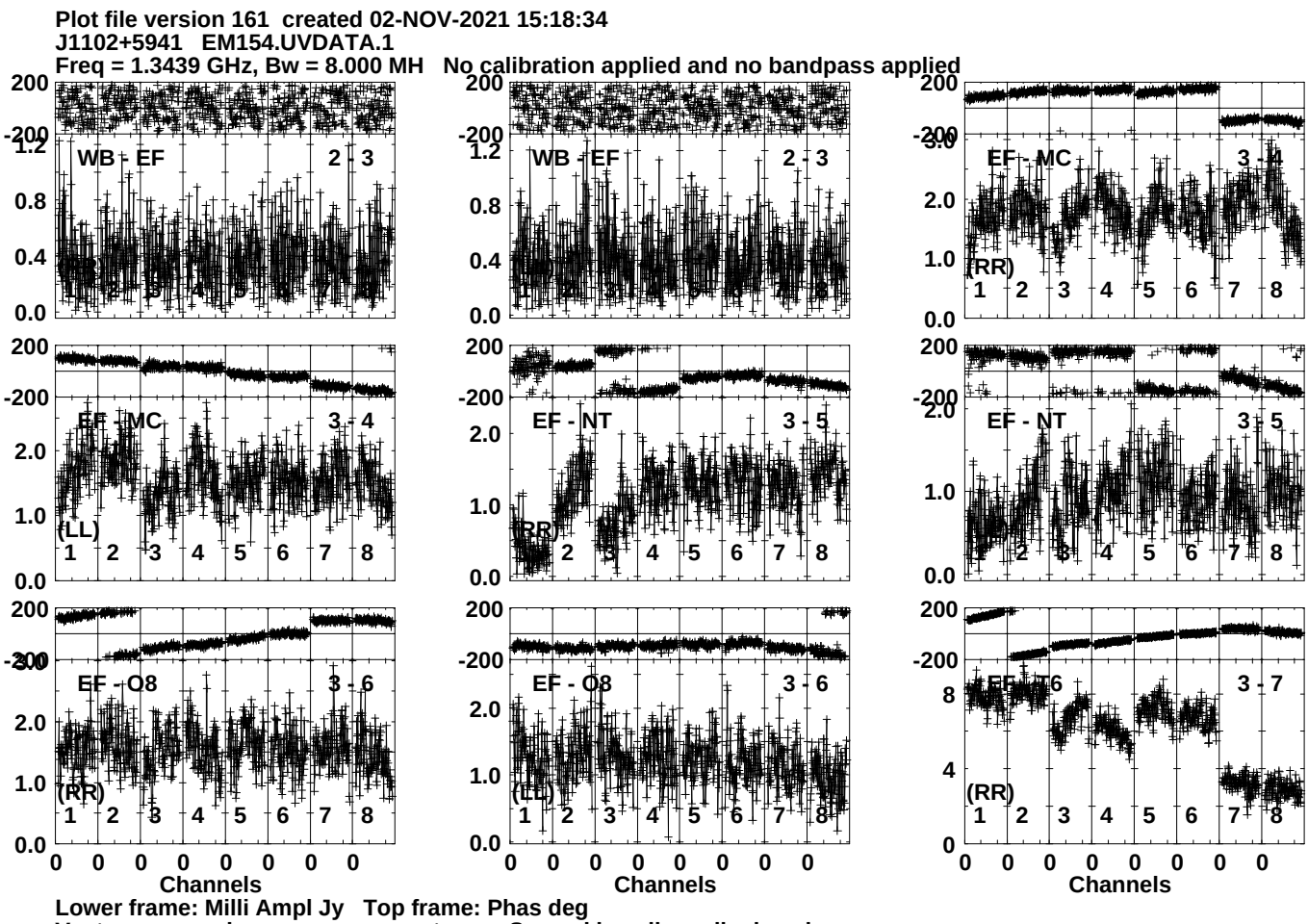
Plot file version 161 created 02-NOV-2021 15:18:34
J1102+5941 EM154.UVDATA.1
Freq = 1.3439 GHz, Bw = 8.000 MH No calibration applied and no bandpass applied
WB - EF 2 - 3
WB - EF 2 - 3
EF - MC 3 - 4
EF - MC 3 - 4
(LL)
EF - NT 3 - 5
EF - NT 3 - 5
RR)
EF - O8 3 - 6
EF - O8 3 - 6
(RR)
EF - O6 3 - 7
(LL)
(RR)
Channels
Channels
Channels
Lower frame: Milli Ampl Jy Top frame: Phas deg
Vector averaged cross-power spectrum Several baselines displayed
Timerange: 00/14:17:01 to 00/14:18:29

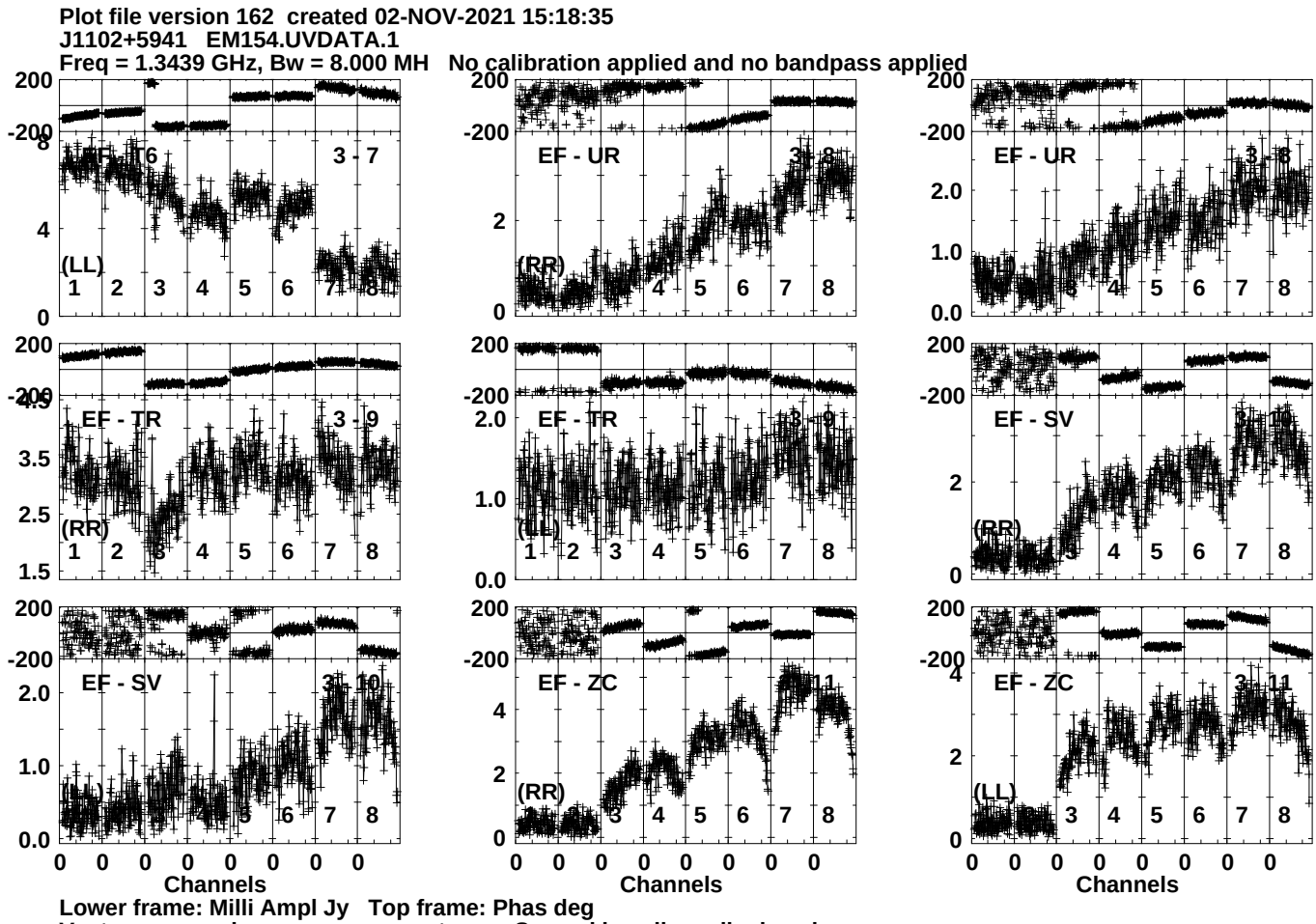
Plot file version 162 created 02-NOV-2021 15:18:35
J1102+5941 EM154.UVDATA.1
Freq = 1.3439 GHz, Bw = 8.000 MH No calibration applied and no bandpass applied
EF - T6
3 - 7
(LL)
EF - UR
3 - 8
(RR)
EF - UR
3 - 8
EF - TR
3 - 9
(RR)
EF - TR
3 - 9
(LL)
EF - SV
3 - 10
EF - SV
3 - 10
EF - ZC
3 - 11
(RR)
EF - ZC
3 - 11
(LL)
Channels
Channels
Channels
Lower frame: Milli Ampl Jy Top frame: Phas deg
Vector averaged cross-power spectrum Several baselines displayed
Timerange: 00/14:17:01 to 00/14:18:29

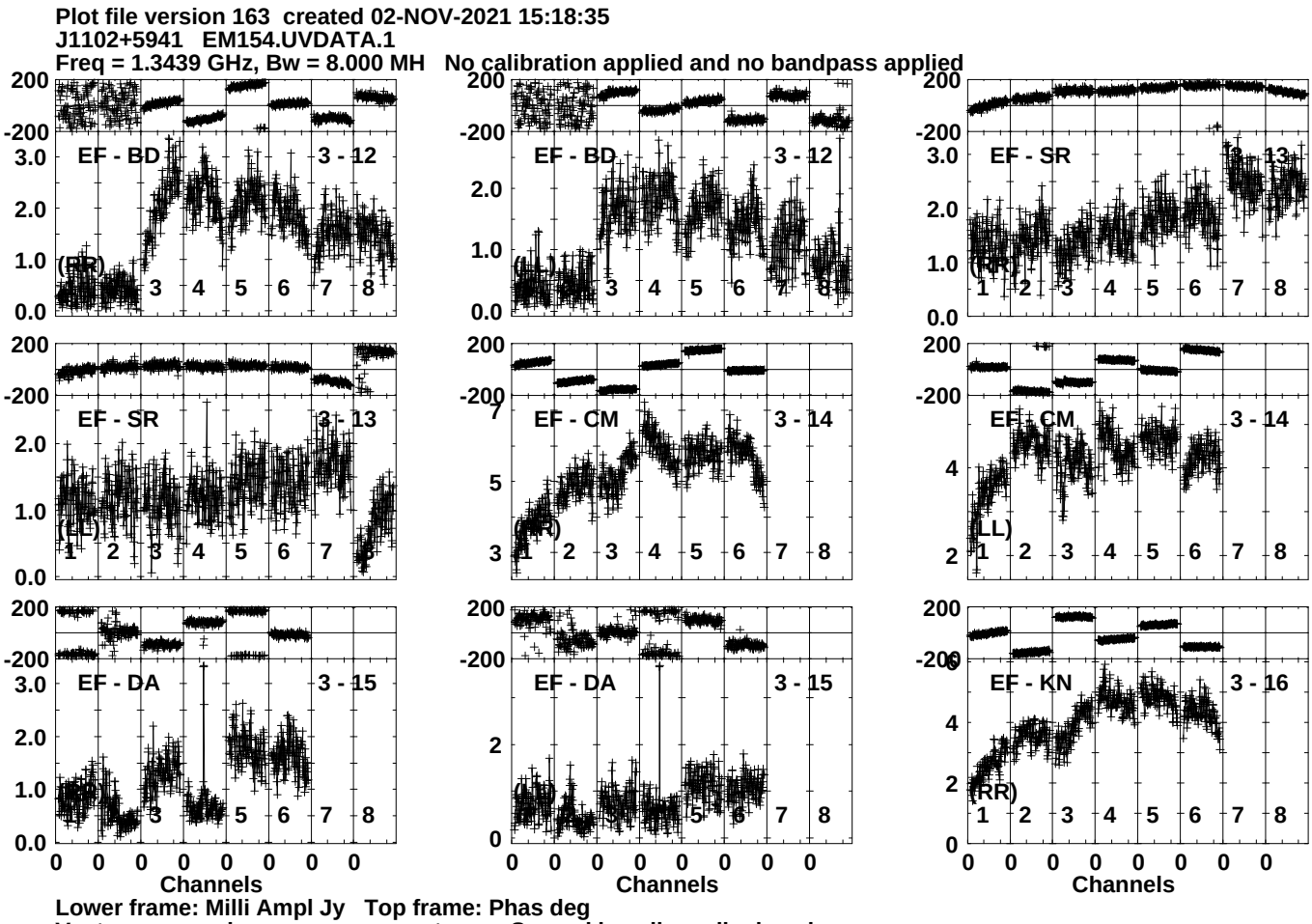
Plot file version 163 created 02-NOV-2021 15:18:35
J1102+5941 EM154.UVDATA.1
Freq = 1.3439 GHz, Bw = 8.000 MH No calibration applied and no bandpass applied
EF - BD 3 - 12
EF - SR 3 - 13
EF - CM 3 - 14
EF - DA 3 - 15
EF - KN 3 - 16
(RR)
(LL)
Channels
Lower frame: Milli Ampl Jy Top frame: Phas deg
Vector averaged cross-power spectrum Several baselines displayed
Timerange: 00/14:17:01 to 00/14:18:29

Plot file version 164 created 02-NOV-2021 15:18:36
J1102+5941 EM154.UVDATA.1
Freq = 1.3439 GHz, Bw = 8.000 MH No calibration applied and no bandpass applied

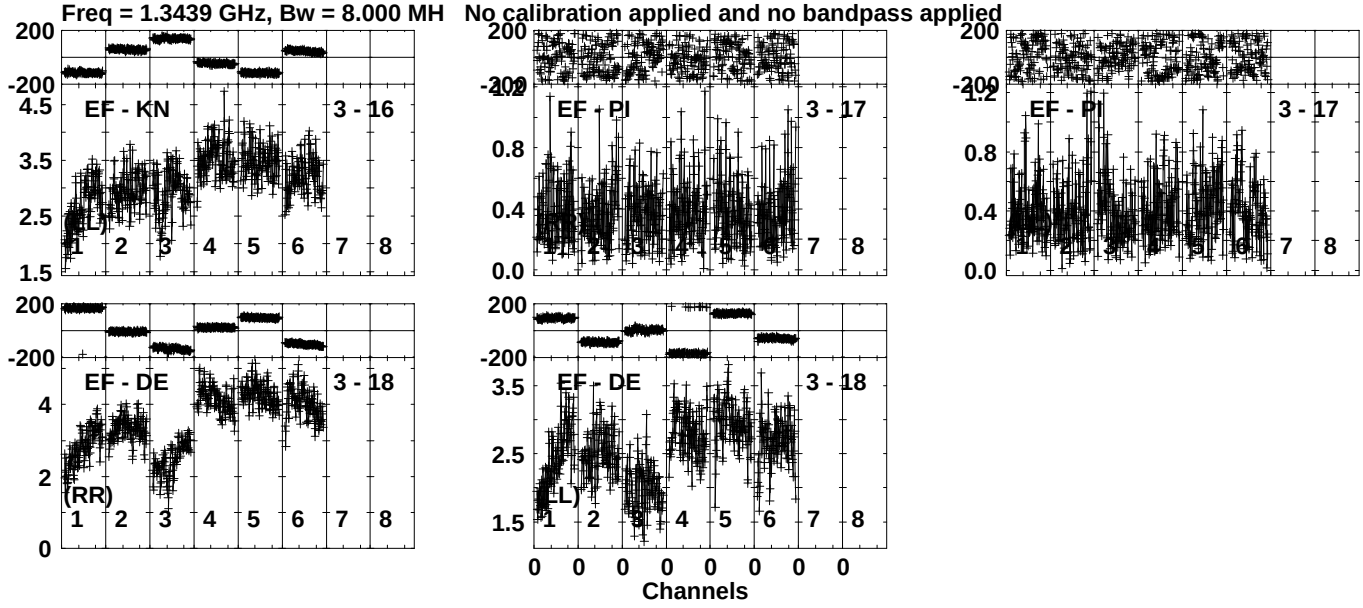

Lower frame: Milli Ampl Jy Top frame: Phas deg
Vector averaged cross-power spectrum Several baselines displayed
Timerange: 00/14:17:01 to 00/14:18:29

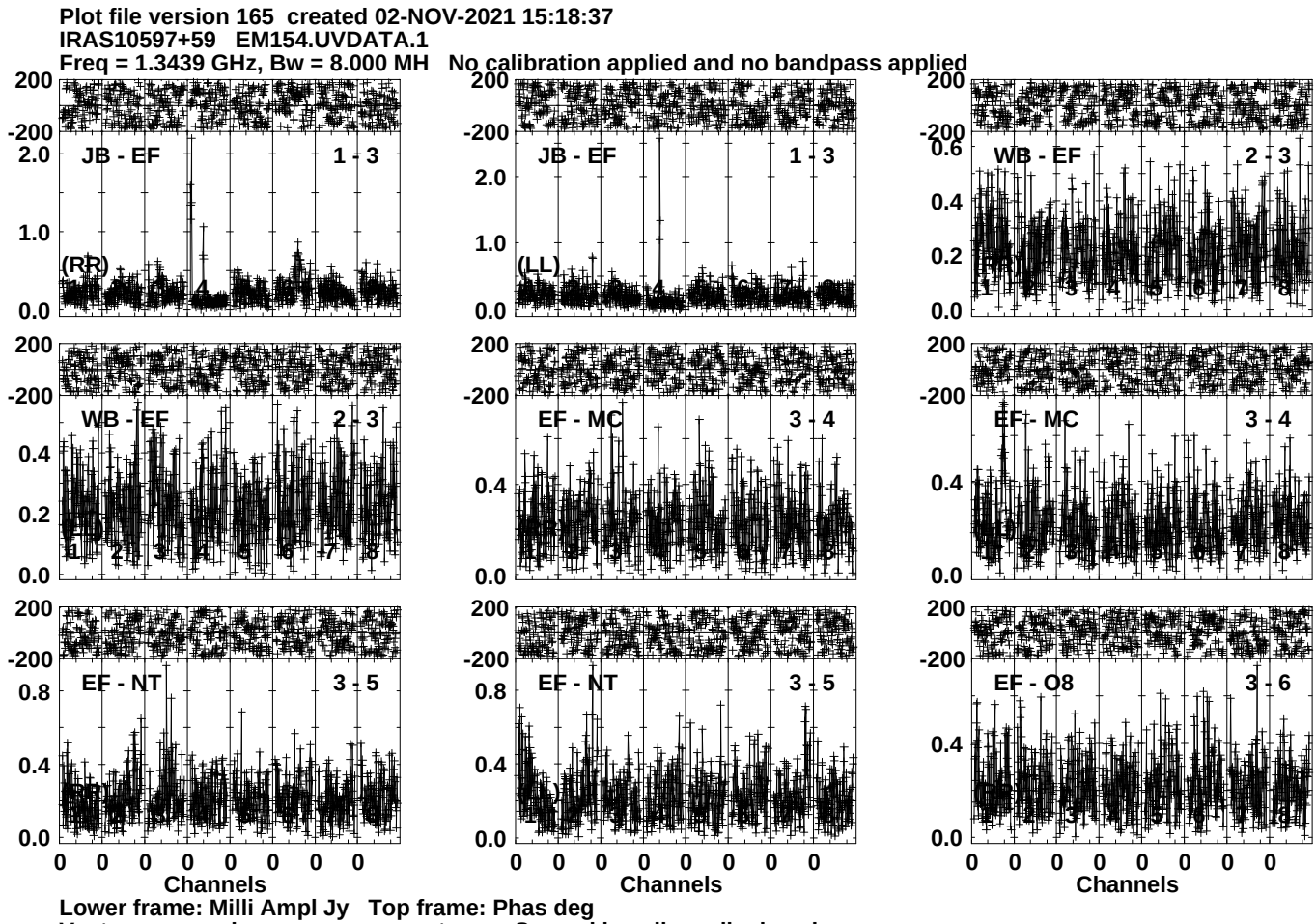
Plot file version 165 created 02-NOV-2021 15:18:37
IRAS10597+59 EM154.UVDATA.1
Freq = 1.3439 GHz, Bw = 8.000 MH No calibration applied and no bandpass applied
JB - EF 1 - 3
(RR)
JB - EF 1 - 3
(LL)
WB - EF 2 - 3
WB - EF 2 - 3
EF - MC 3 - 4
EF - MC 3 - 4
EF - NT 3 - 5
EF - NT 3 - 5
EF - O8 3 - 6
Channels
Channels
Channels
Lower frame: Milli Ampl Jy Top frame: Phas deg
Vector averaged cross-power spectrum Several baselines displayed
Timerange: 00/14:18:31 to 00/14:21:59

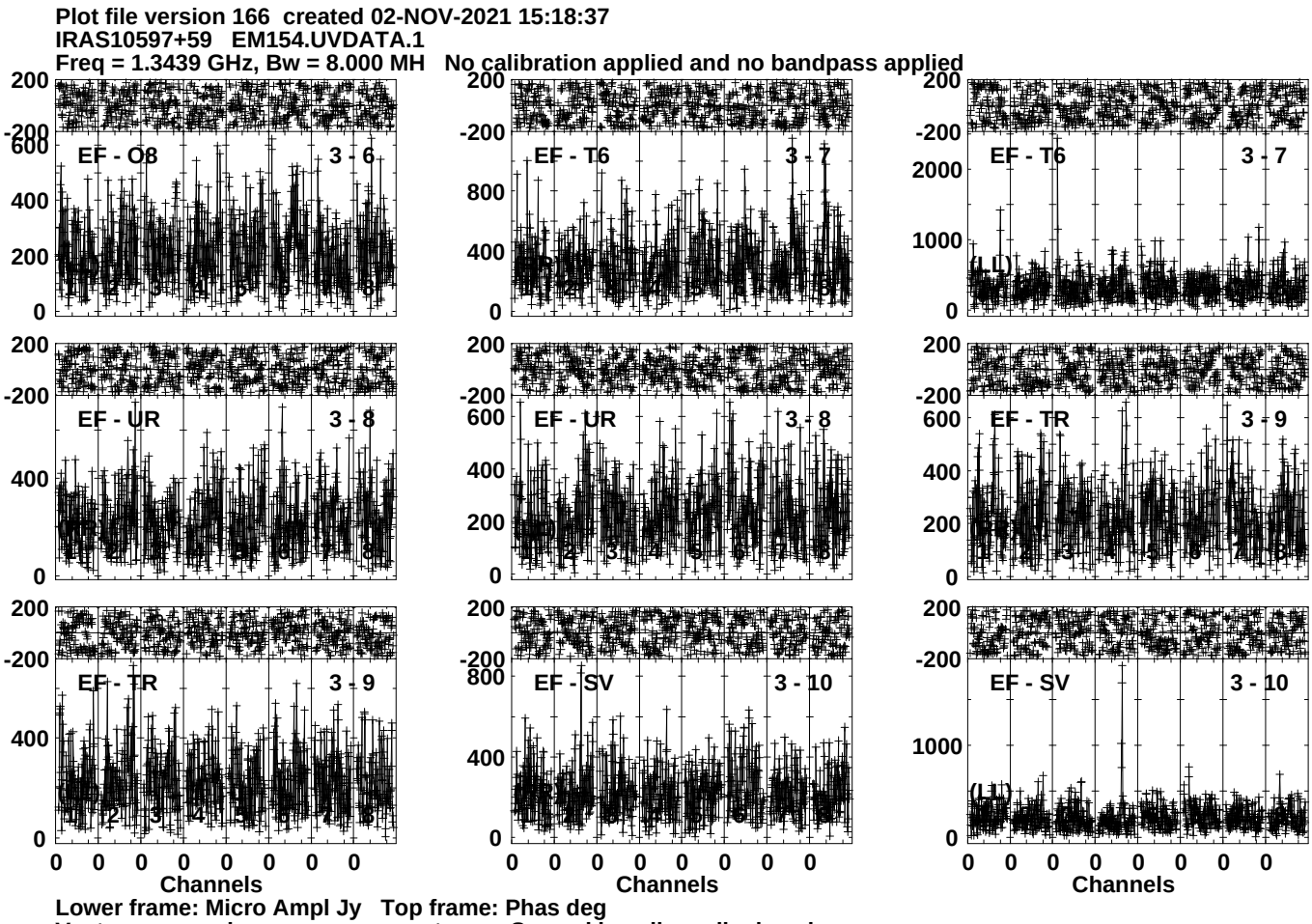
Plot file version 166 created 02-NOV-2021 15:18:37
IRAS10597+59 EM154.UVDATA.1
Freq = 1.3439 GHz, Bw = 8.000 MH No calibration applied and no bandpass applied
EF - O8 3 - 6
EF - T6 3 - 7
EF - T6 3 - 7
EF - UR 3 - 8
EF - UR 3 - 8
EF - TR 3 - 9
EF - TR 3 - 9
EF - SV 3 - 10
EF - SV 3 - 10
Channels
Channels
Channels
Lower frame: Micro Ampl Jy Top frame: Phas deg
Vector averaged cross-power spectrum Several baselines displayed
Timerange: 00/14:18:31 to 00/14:21:59

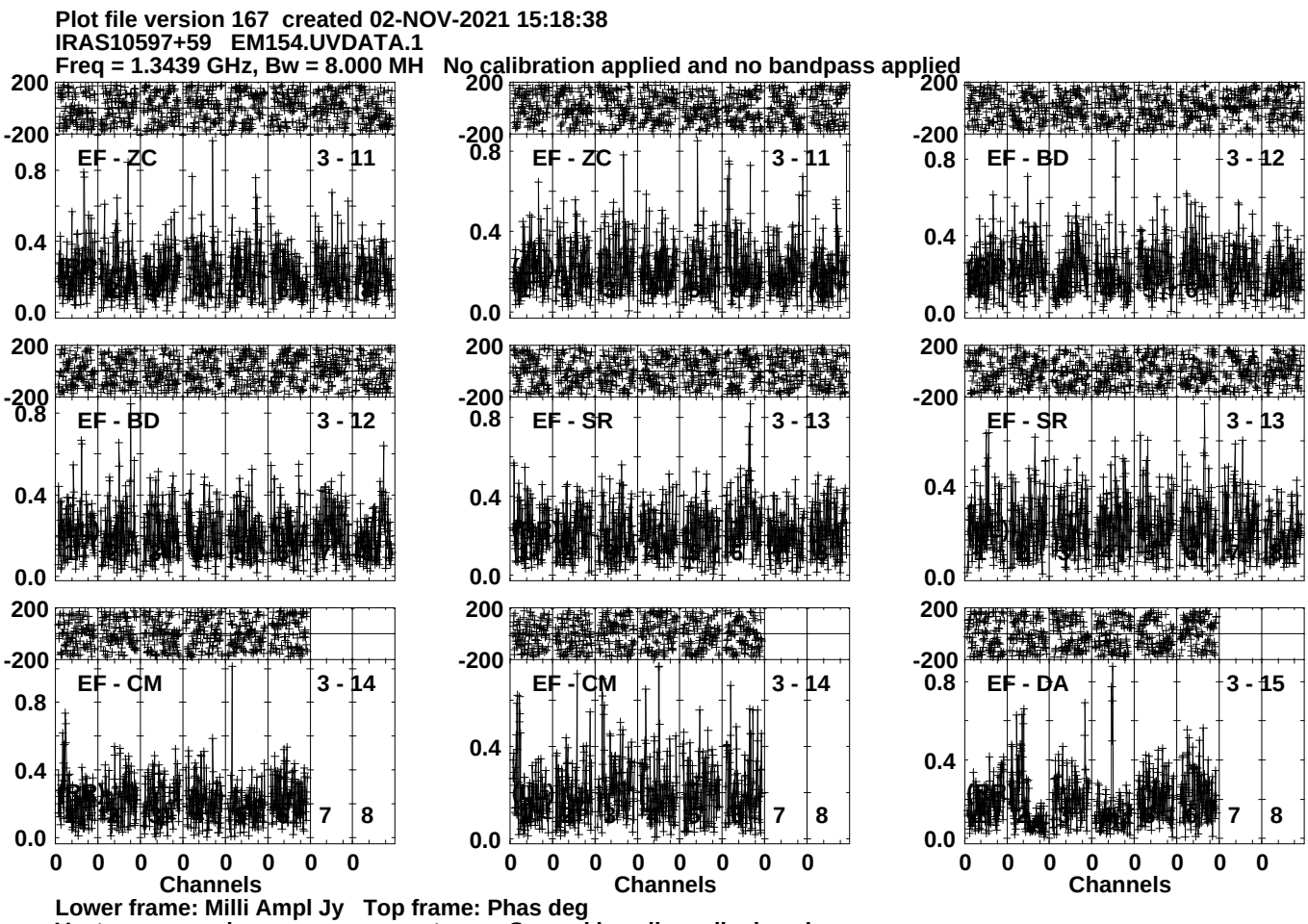
Plot file version 167 created 02-NOV-2021 15:18:38
IRAS10597+59 EM154.UVDATA.1
Freq = 1.3439 GHz, Bw = 8.000 MH No calibration applied and no bandpass applied
EF - ZC
3 - 11
EF - ZC
3 - 11
EF - BD
3 - 12
EF - BD
3 - 12
EF - SR
3 - 13
EF - SR
3 - 13
EF - CM
3 - 14
EF - CM
3 - 14
EF - DA
3 - 15
200
-200
0.8
0.4
0.0
7
8
0 0 0 0 0 0 0 0
Channels
Lower frame: Milli Ampl Jy Top frame: Phas deg
Vector averaged cross-power spectrum Several baselines displayed
Timerange: 00/14:18:31 to 00/14:21:59

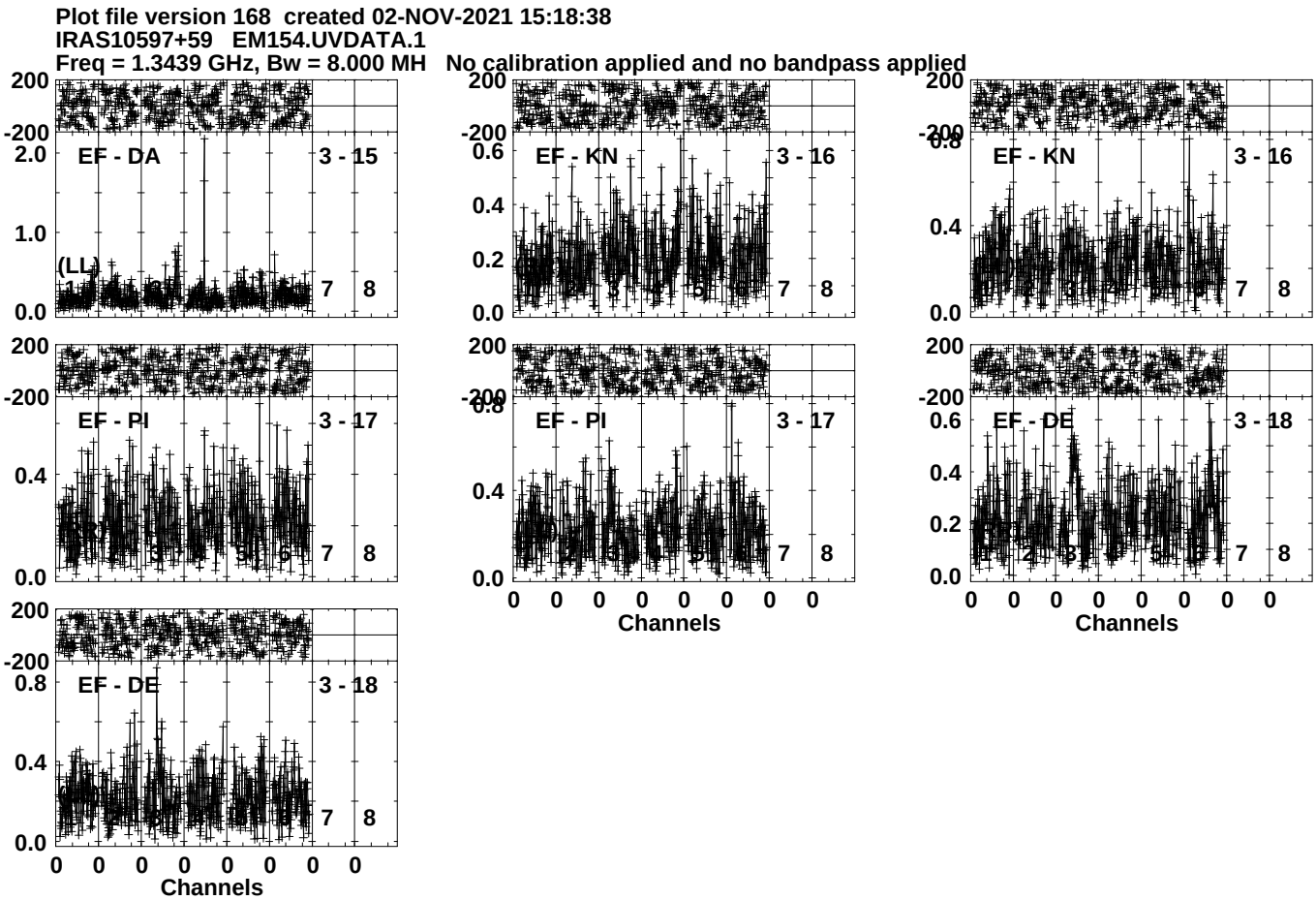
Plot file version 168 created 02-NOV-2021 15:18:38
IRAS10597+59 EM154.UVDATA.1
Freq = 1.3439 GHz, Bw = 8.000 MH No calibration applied and no bandpass applied
EF - DA
3 - 15
(LL)
EF - KN
3 - 16
EF - KN
3 - 16
EF - PI
3 - 17
EF - PI
3 - 17
EF - DE
3 - 18
EF - DE
3 - 18
Channels
Channels
Channels
Lower frame: Milli Ampl Jy Top frame: Phas deg
Vector averaged cross-power spectrum Several baselines displayed
Timerange: 00/14:18:31 to 00/14:21:59

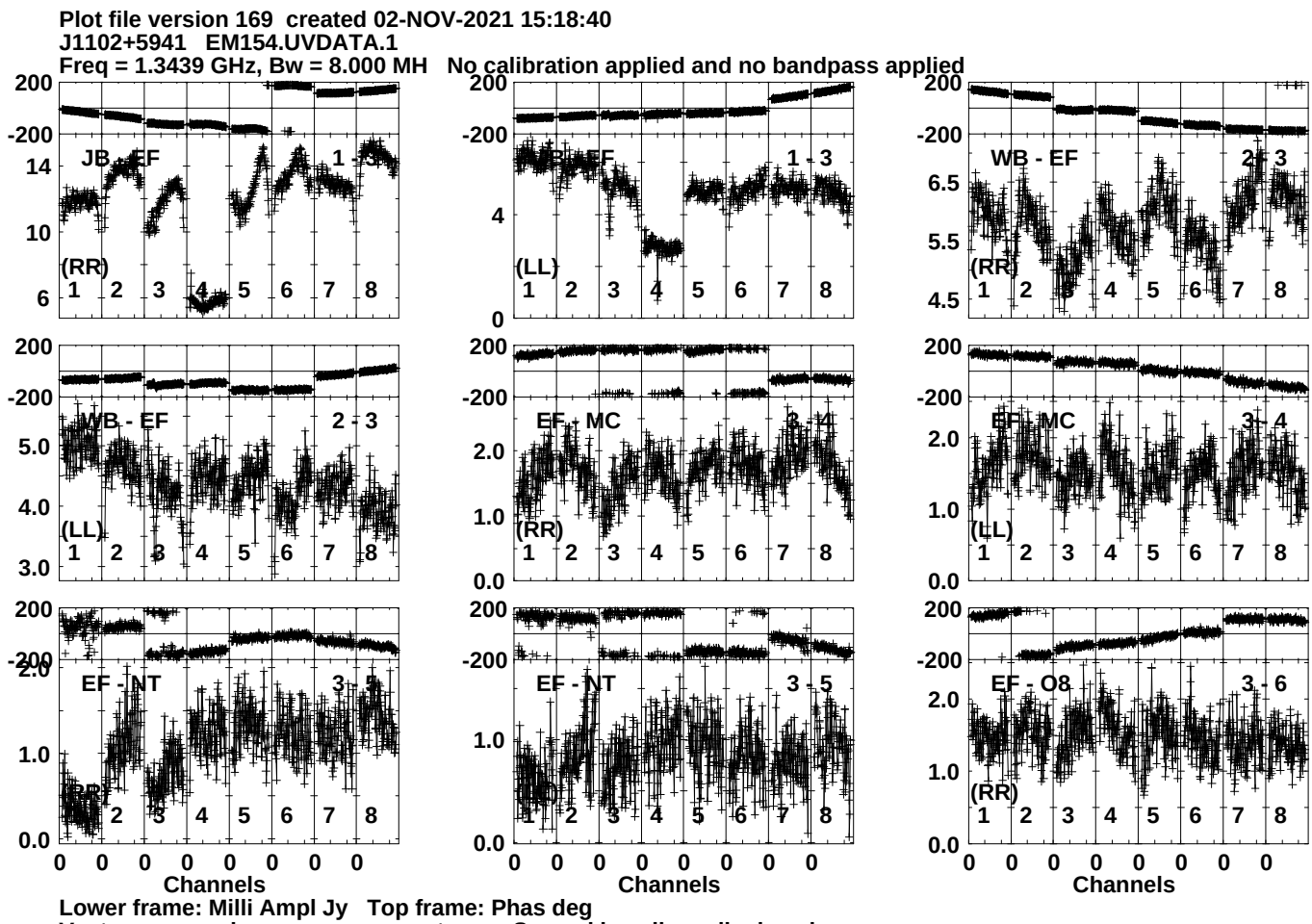
Plot file version 169 created 02-NOV-2021 15:18:40
J1102+5941 EM154.UVDATA.1
Freq = 1.3439 GHz, Bw = 8.000 MH No calibration applied and no bandpass applied
JB - EF 1 - 3
(RR)
WB - EF 2 - 3
(LL)
WB - EF 2 - 3
(RR)
EF - MC 3 - 4
(RR)
EF - MC 3 - 4
(LL)
EF - NT 3 - 5
(RR)
EF - NT 3 - 5
(LL)
EF - O8 3 - 6
(RR)
Channels
Channels
Channels
Lower frame: Milli Ampl Jy Top frame: Phas deg
Vector averaged cross-power spectrum Several baselines displayed
Timerange: 00/14:22:31 to 00/14:23:59

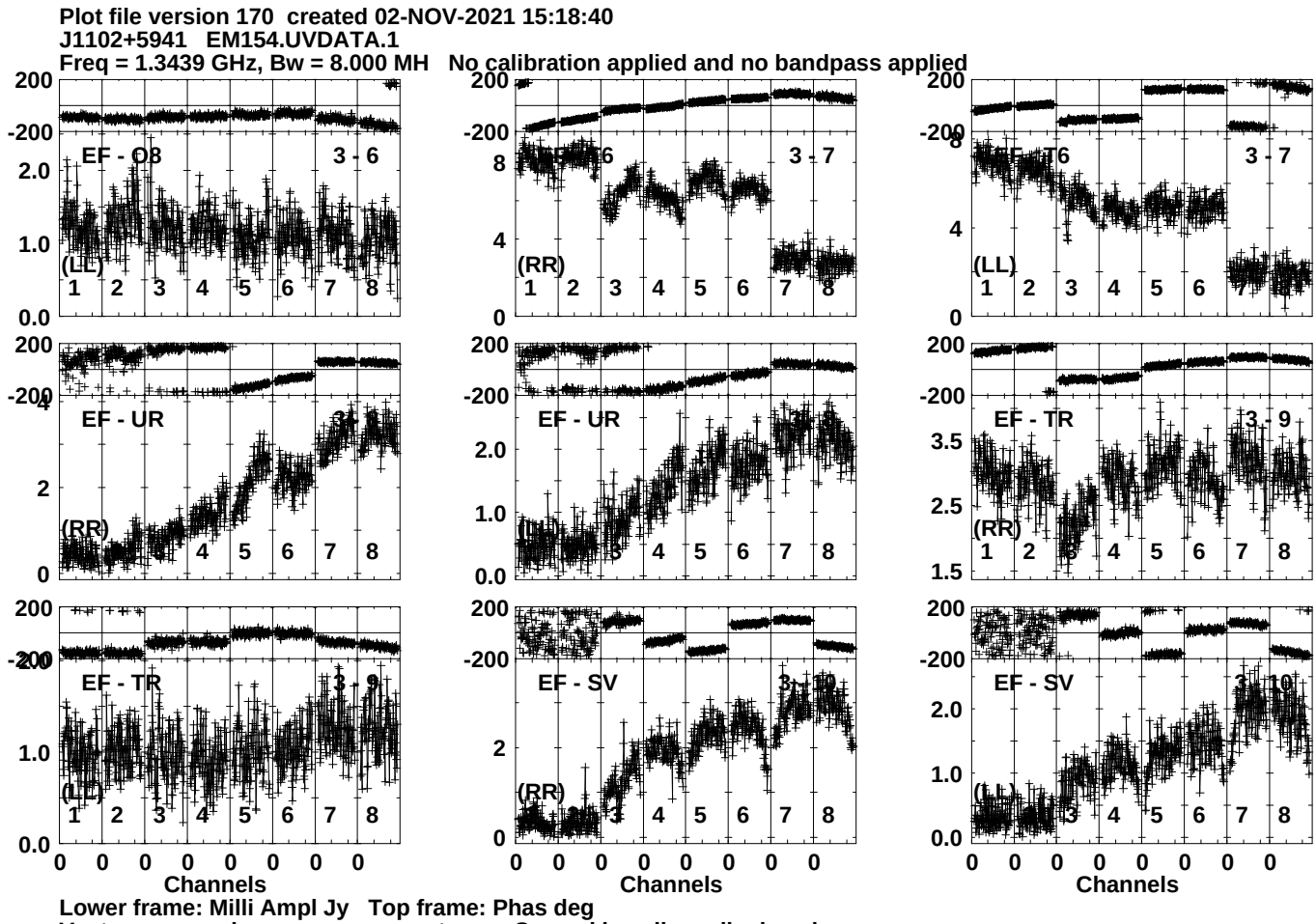
Plot file version 170 created 02-NOV-2021 15:18:40
J1102+5941 EM154.UVDATA.1
Freq = 1.3439 GHz, Bw = 8.000 MH No calibration applied and no bandpass applied
EF - O8
3 - 6
(LL)
EF - T6
3 - 7
(RR)
EF - T6
3 - 7
(LL)
EF - UR
3 - 6
(RR)
EF - UR
3 - 8
(LL)
EF - TR
3 - 9
(RR)
EF - TR
3 - 9
(LL)
EF - SV
3 - 10
(RR)
EF - SV
3 - 10
(LL)
Channels
Channels
Channels
Lower frame: Milli Ampl Jy Top frame: Phas deg
Vector averaged cross-power spectrum Several baselines displayed
Timerange: 00/14:22:31 to 00/14:23:59

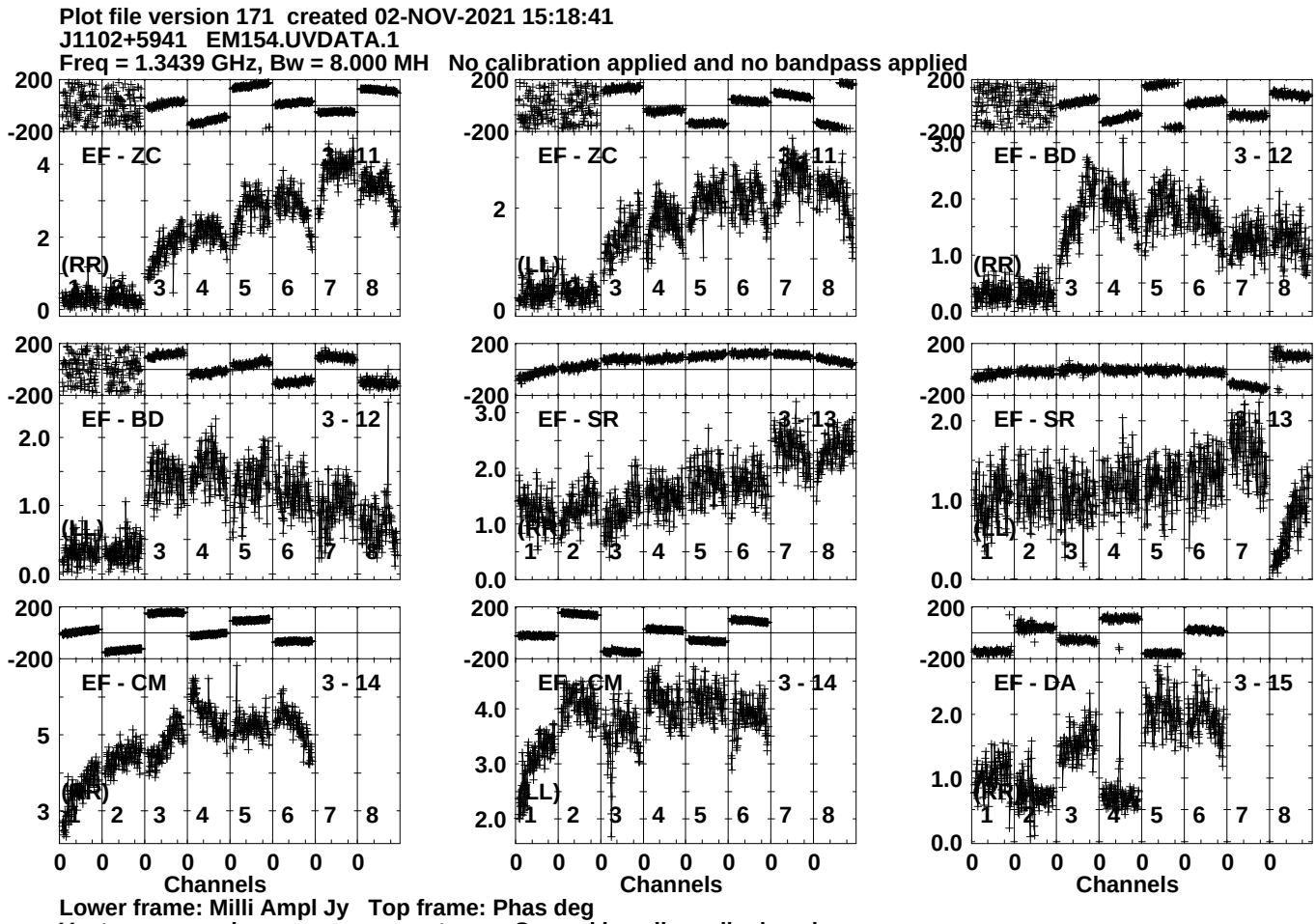
Plot file version 171 created 02-NOV-2021 15:18:41
J1102+5941 EM154.UVDATA.1
Freq = 1.3439 GHz, Bw = 8.000 MH No calibration applied and no bandpass applied
EF - ZC 3 - 11
(RR)
EF - ZC 3 - 11
(LL)
EF - BD 3 - 12
(RR)
EF - BD 3 - 12
(LL)
EF - SR 3 - 13
(RL)
EF - SR 3 - 13
(LR)
EF - CM 3 - 14
(RR)
EF - CM 3 - 14
(LL)
EF - DA 3 - 15
(RR)
Channels
Channels
Channels
Lower frame: Milli Ampl Jy Top frame: Phas deg
Vector averaged cross-power spectrum Several baselines displayed
Timerange: 00/14:22:31 to 00/14:23:59

Plot file version 172 created 02-NOV-2021 15:18:41
J1102+5941 EM154.UVDATA.1
Freq = 1.3439 GHz, Bw = 8.000 MH No calibration applied and no bandpass applied

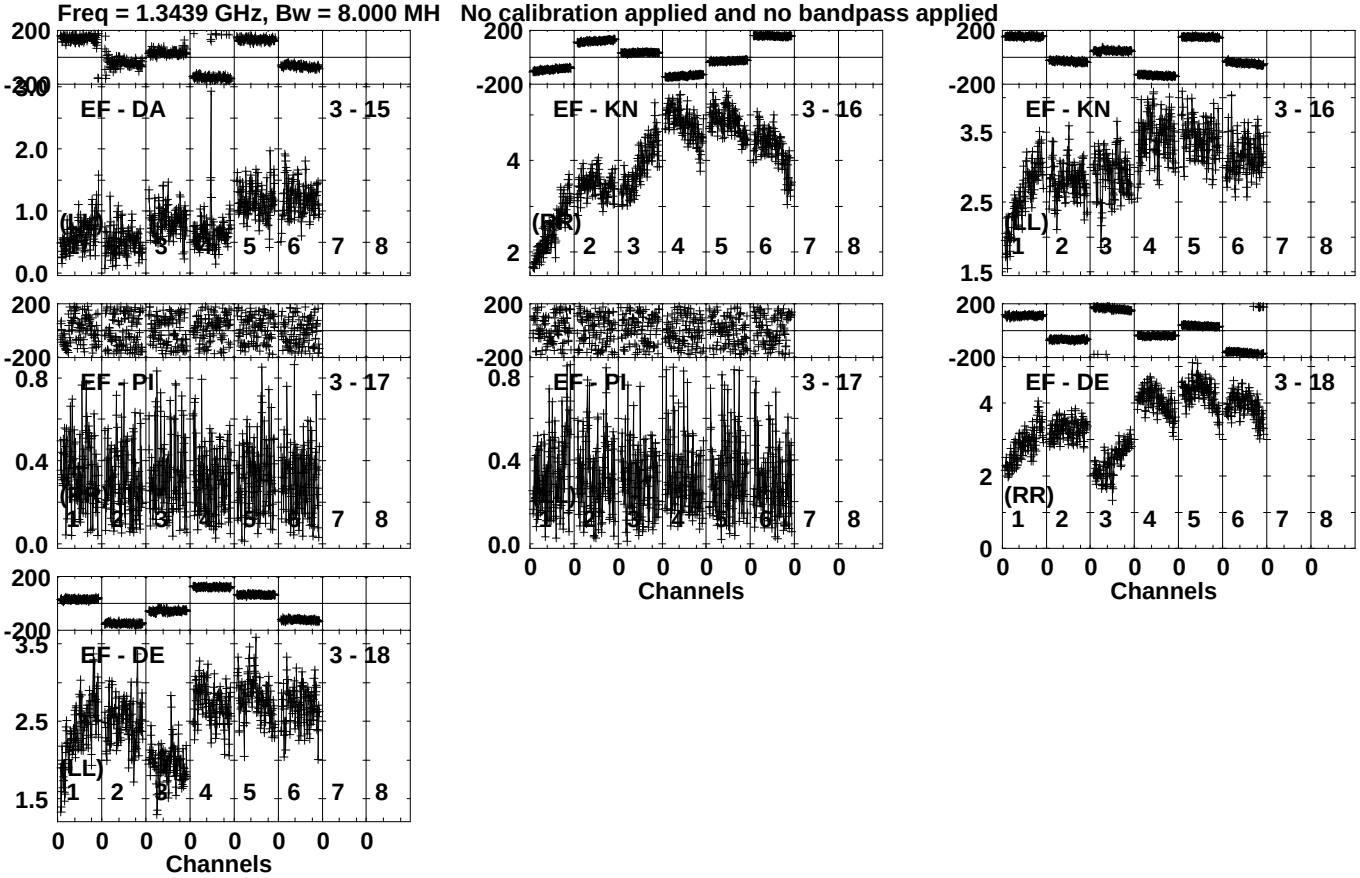

Lower frame: Milli Ampl Jy Top frame: Phas deg
Vector averaged cross-power spectrum Several baselines displayed
Timerange: 00/14:22:31 to 00/14:23:59

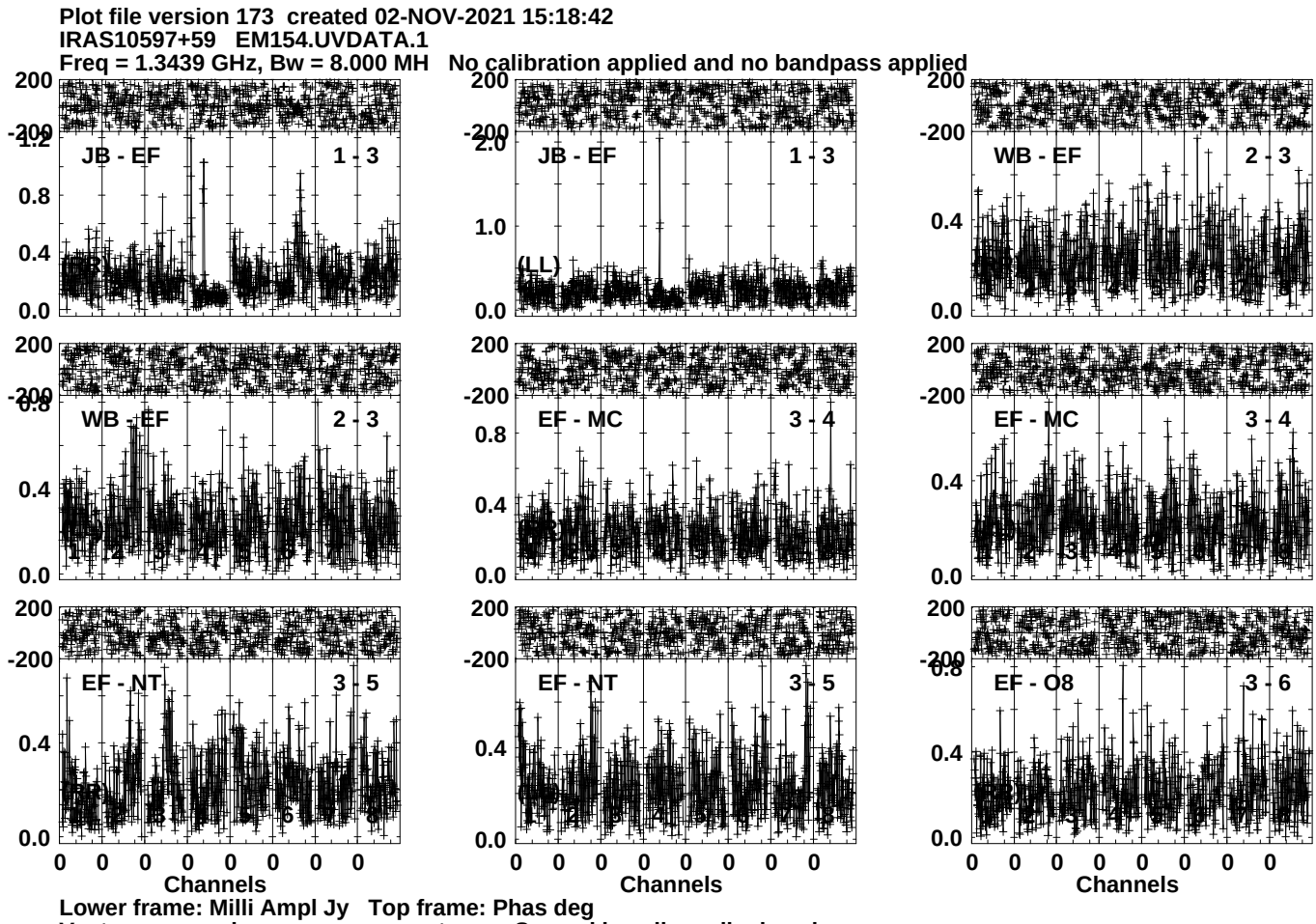
Plot file version 173 created 02-NOV-2021 15:18:42
IRAS10597+59 EM154.UVDATA.1
Freq = 1.3439 GHz, Bw = 8.000 MH No calibration applied and no bandpass applied
JB - EF 1 - 3
JB - EF 1 - 3
WB - EF 2 - 3
WB - EF 2 - 3
EF - MC 3 - 4
EF - MC 3 - 4
EF - NT 3 - 5
EF - NT 3 - 5
EF - O8 3 - 6
(LL)
Channels
Channels
Channels
Lower frame: Milli Ampl Jy Top frame: Phas deg
Vector averaged cross-power spectrum Several baselines displayed
Timerange: 00/14:24:01 to 00/14:27:29

Plot file version 174 created 02-NOV-2021 15:18:42
IRAS10597+59 EM154.UVDATA.1
Freq = 1.3439 GHz, Bw = 8.000 MH No calibration applied and no bandpass applied

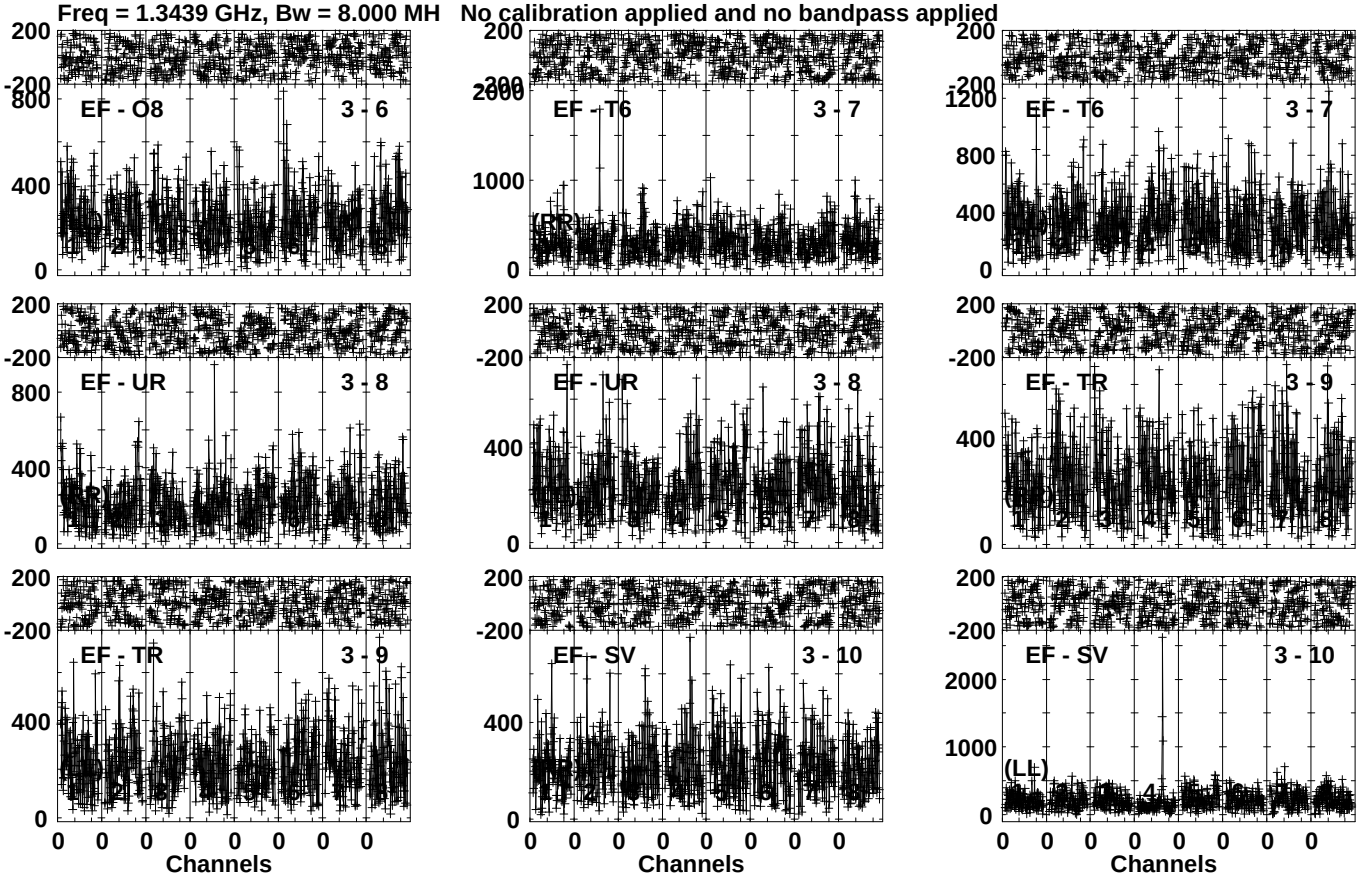

Lower frame: Micro Ampl Jy Top frame: Phas deg
Vector averaged cross-power spectrum Several baselines displayed
Timerange: 00/14:24:01 to 00/14:27:29

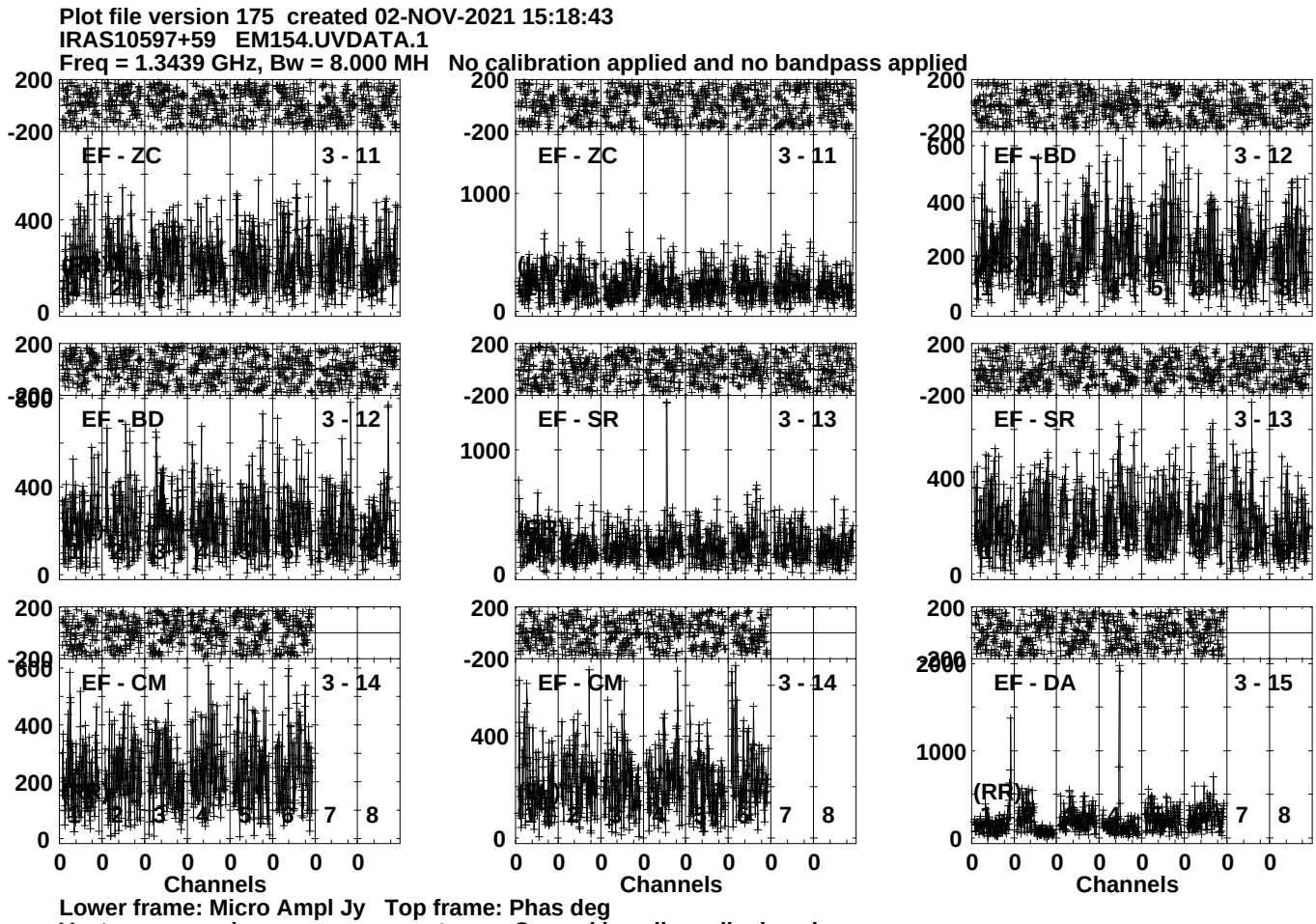
Plot file version 175 created 02-NOV-2021 15:18:43
IRAS10597+59 EM154.UVDATA.1
Freq = 1.3439 GHz, Bw = 8.000 MH No calibration applied and no bandpass applied
EF - ZC
3 - 11
EF - ZC
3 - 11
EF - BD
3 - 12
EF - BD
3 - 12
EF - SR
3 - 13
EF - SR
3 - 13
EF - CM
3 - 14
EF - CM
3 - 14
EF - DA
3 - 15
(RR)
Channels
Channels
Channels
Lower frame: Micro Ampl Jy Top frame: Phas deg
Vector averaged cross-power spectrum Several baselines displayed
Timerange: 00/14:24:01 to 00/14:27:29

Plot file version 176 created 02-NOV-2021 15:18:43
IRAS10597+59 EM154.UVDATA.1
Freq = 1.3439 GHz, Bw = 8.000 MH No calibration applied and no bandpass applied

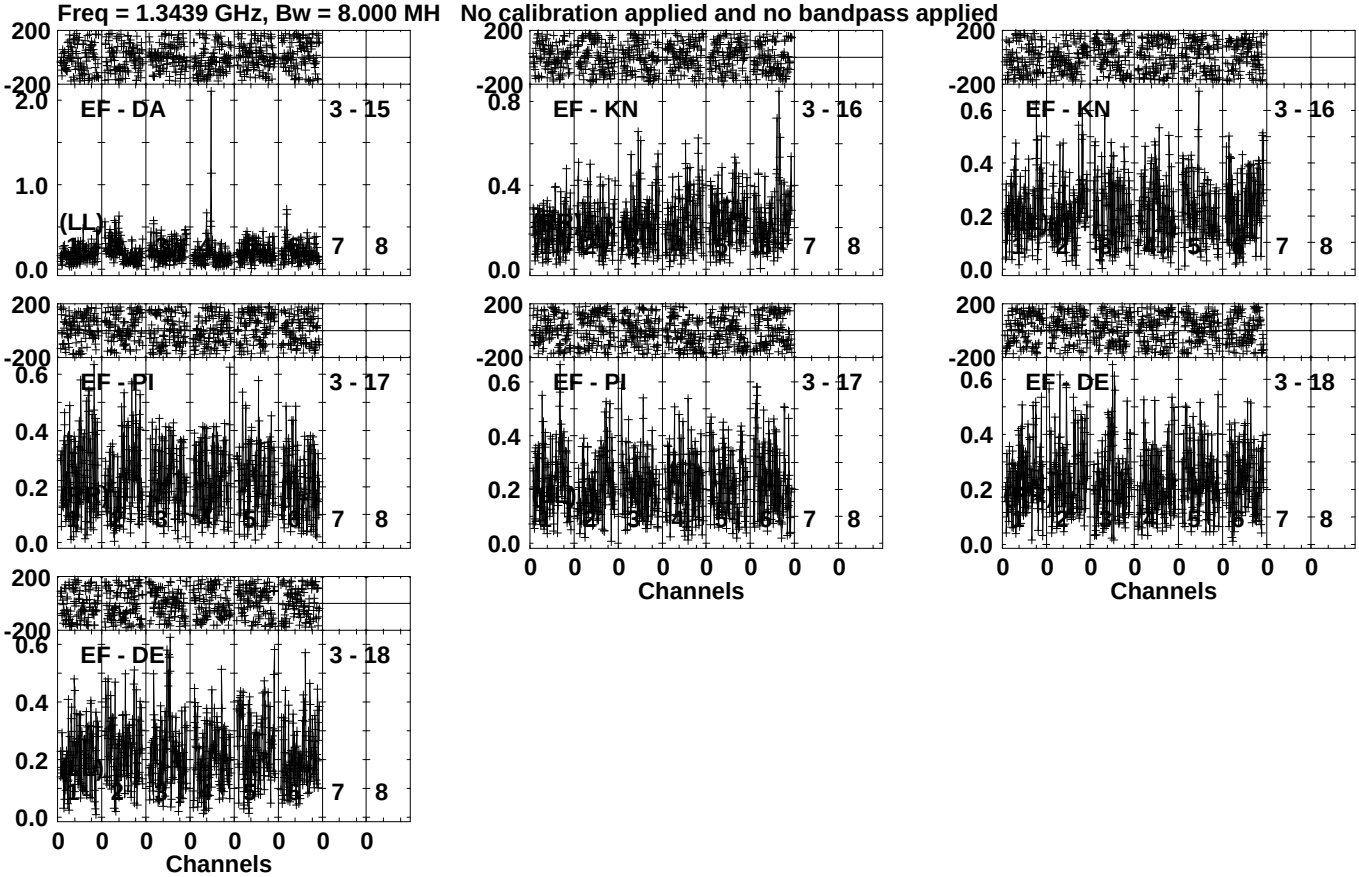

Lower frame: Milli Ampl Jy Top frame: Phas deg
Vector averaged cross-power spectrum Several baselines displayed
Timerange: 00/14:24:01 to 00/14:27:29

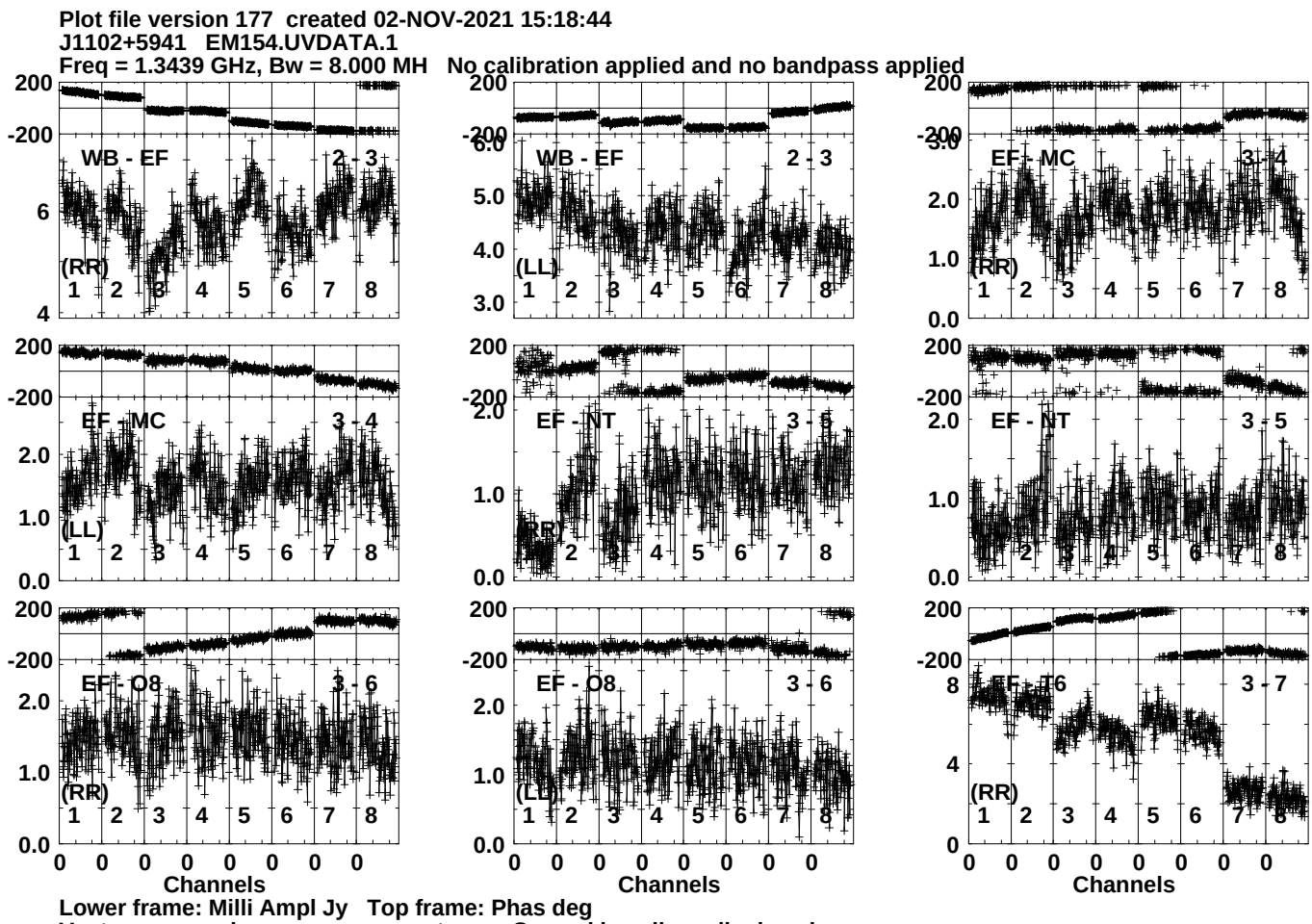
Plot file version 177 created 02-NOV-2021 15:18:44
J1102+5941 EM154.UVDATA.1
Freq = 1.3439 GHz, Bw = 8.000 MH No calibration applied and no bandpass applied
WB - EF 2 - 3 (RR)
WB - EF 2 - 3 (LL)
EF - MC 3 - 4 (RR)
EF - MC 3 - 4 (LL)
EF - NT 3 - 5 (RR)
EF - NT 3 - 5
EF - O8 3 - 6 (RR)
EF - O8 3 - 6 (LL)
EF - T6 3 - 7 (RR)
Channels
Lower frame: Milli Ampl Jy Top frame: Phas deg
Vector averaged cross-power spectrum Several baselines displayed
Timerange: 00/14:27:31 to 00/14:28:59

Plot file version 178 created 02-NOV-2021 15:18:45
J1102+5941 EM154.UVDATA.1
Freq = 1.3439 GHz, Bw = 8.000 MH No calibration applied and no bandpass applied

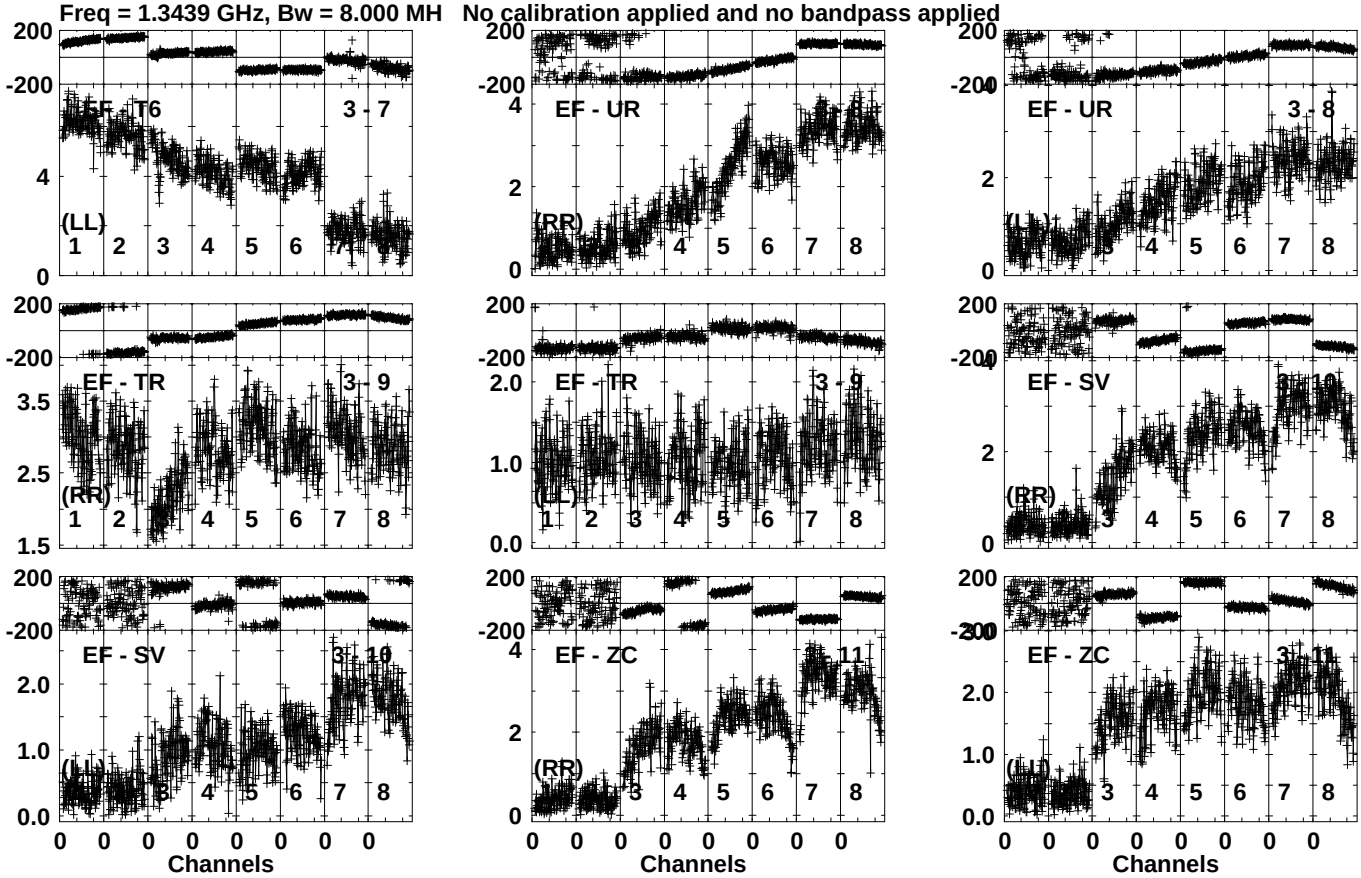

Lower frame: Milli Ampl Jy Top frame: Phas deg
Vector averaged cross-power spectrum Several baselines displayed
Timerange: 00/14:27:31 to 00/14:28:59

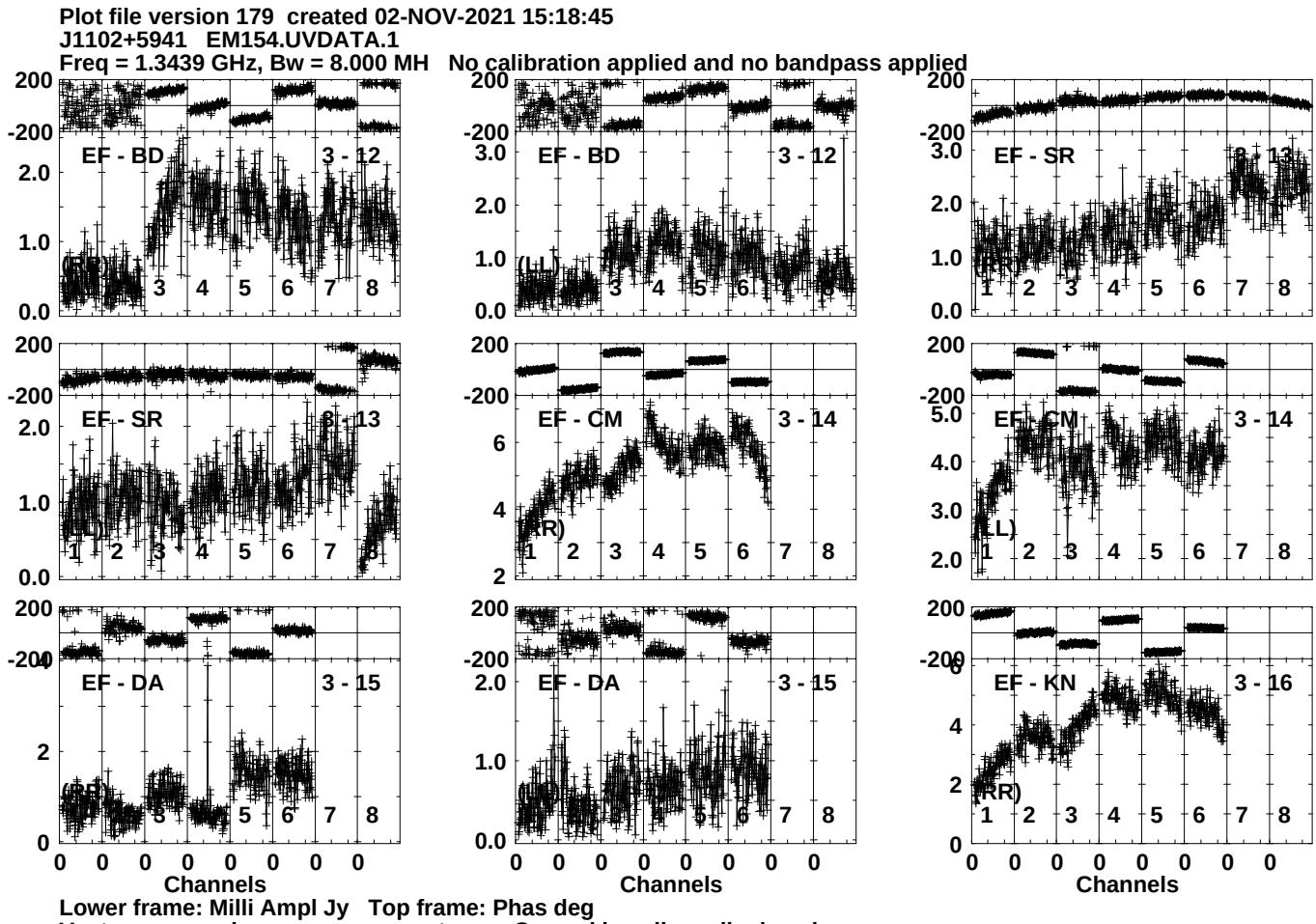
Plot file version 179 created 02-NOV-2021 15:18:45
J1102+5941 EM154.UVDATA.1
Freq = 1.3439 GHz, Bw = 8.000 MH No calibration applied and no bandpass applied
EF - BD 3 - 12
EF - BD 3 - 12
EF - SR 3 - 13
EF - SR 3 - 13
EF - CM 3 - 14
EF - CM 3 - 14
EF - DA 3 - 15
EF - DA 3 - 15
EF - KN 3 - 16
(RR)
(LL)
(RL)
(LR)
Channels
Lower frame: Milli Ampl Jy Top frame: Phas deg
Vector averaged cross-power spectrum Several baselines displayed
Timerange: 00/14:27:31 to 00/14:28:59

Plot file version 180 created 02-NOV-2021 15:18:46
J1102+5941 EM154.UVDATA.1
Freq = 1.3439 GHz, Bw = 8.000 MH No calibration applied and no bandpass applied

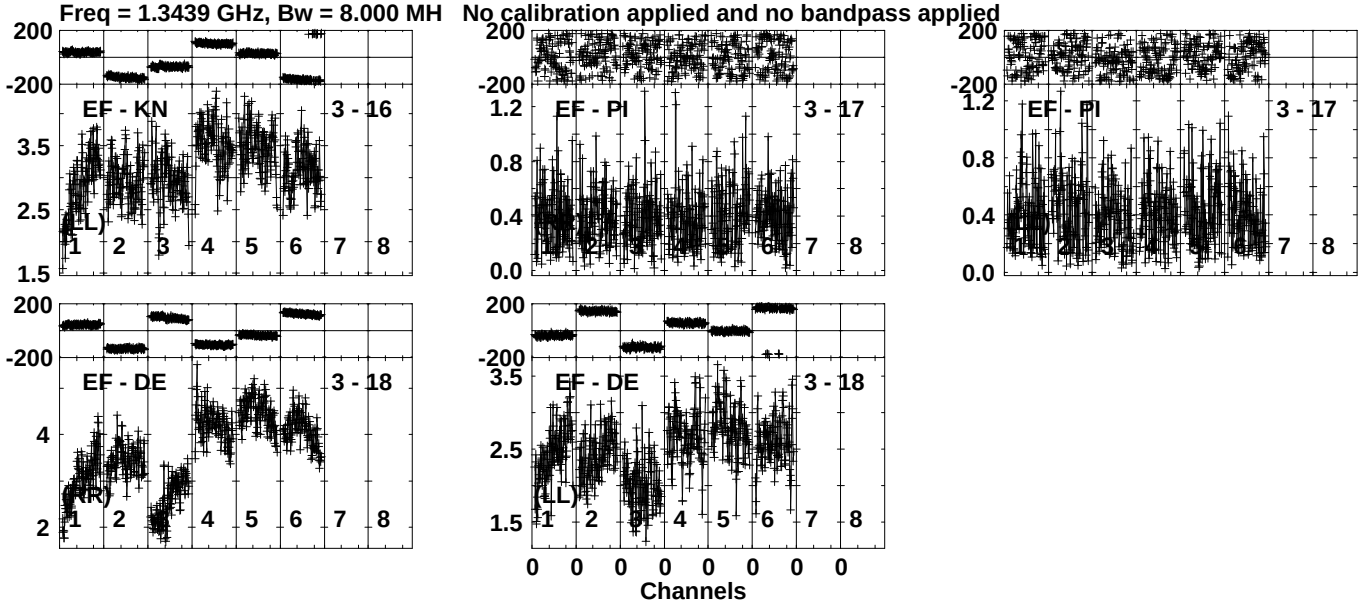

Lower frame: Milli Ampl Jy Top frame: Phas deg
Vector averaged cross-power spectrum Several baselines displayed
Timerange: 00/14:27:31 to 00/14:28:59

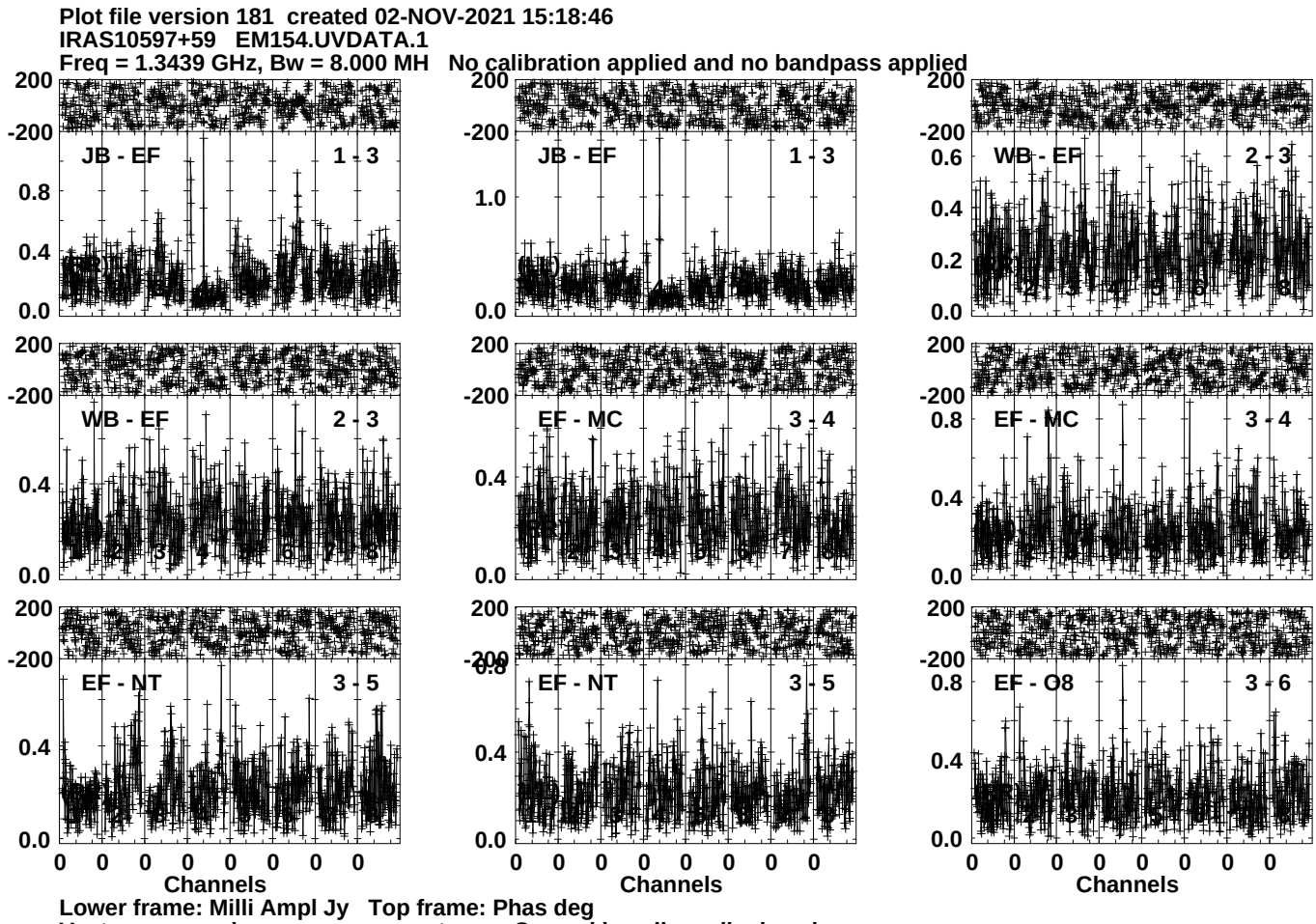
Plot file version 181 created 02-NOV-2021 15:18:46
IRAS10597+59 EM154.UVDATA.1
Freq = 1.3439 GHz, Bw = 8.000 MH No calibration applied and no bandpass applied
JB - EF 1 - 3
JB - EF 1 - 3
WB - EF 2 - 3
WB - EF 2 - 3
EF - MC 3 - 4
EF - MC 3 - 4
EF - NT 3 - 5
EF - NT 3 - 5
EF - O8 3 - 6
Channels
Channels
Channels
Lower frame: Milli Ampl Jy Top frame: Phas deg
Vector averaged cross-power spectrum Several baselines displayed
Timerange: 00/14:29:01 to 00/14:32:29

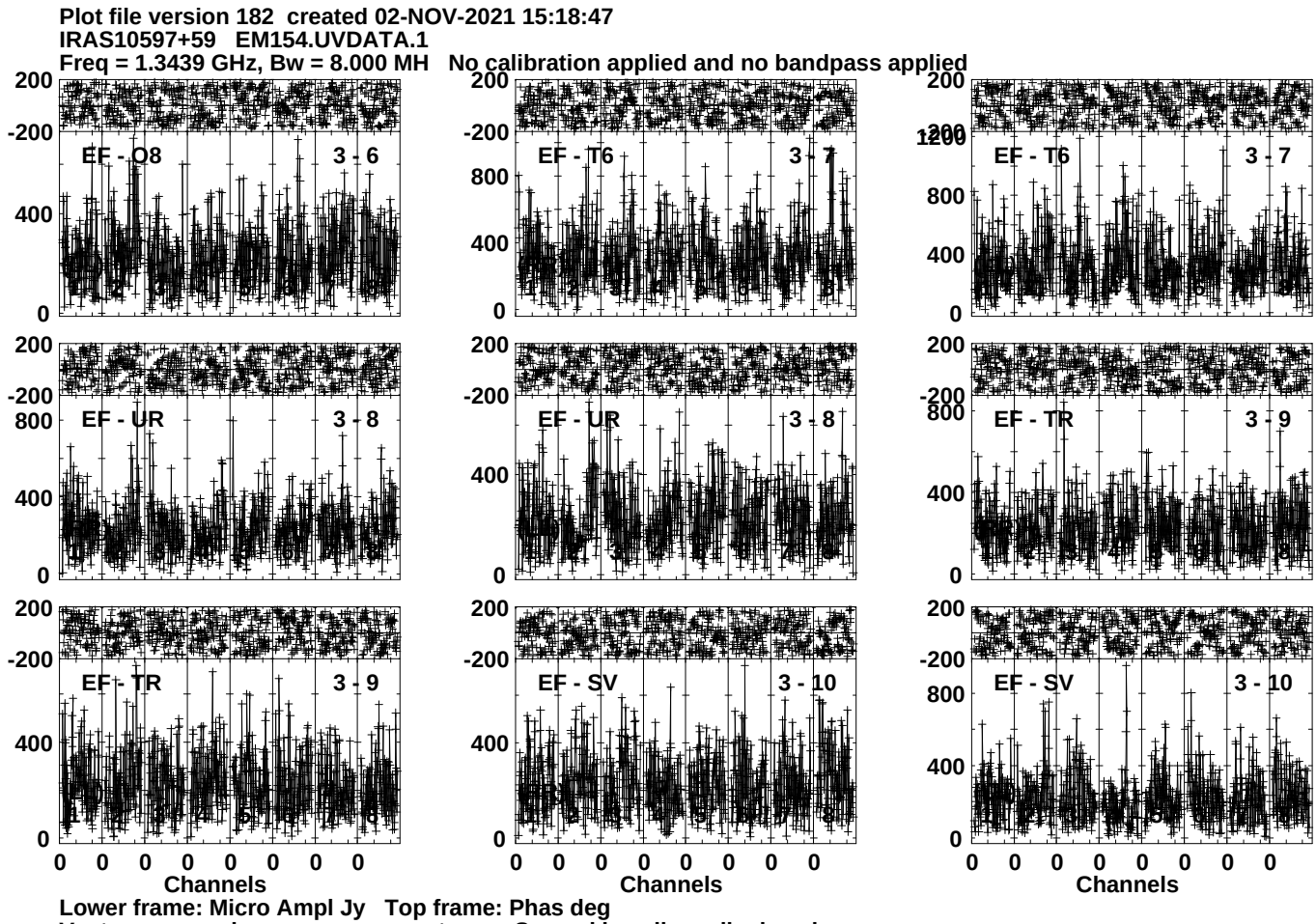
Plot file version 182 created 02-NOV-2021 15:18:47
IRAS10597+59 EM154.UVDATA.1
Freq = 1.3439 GHz, Bw = 8.000 MH No calibration applied and no bandpass applied
EF - O8 3 - 6
EF - T6 3 - 7
EF - T6 3 - 7
EF - UR 3 - 8
EF - UR 3 - 8
EF - TR 3 - 9
EF - TR 3 - 9
EF - SV 3 - 10
EF - SV 3 - 10
Channels
Channels
Channels
Lower frame: Micro Ampl Jy Top frame: Phas deg
Vector averaged cross-power spectrum Several baselines displayed
Timerange: 00/14:29:01 to 00/14:32:29

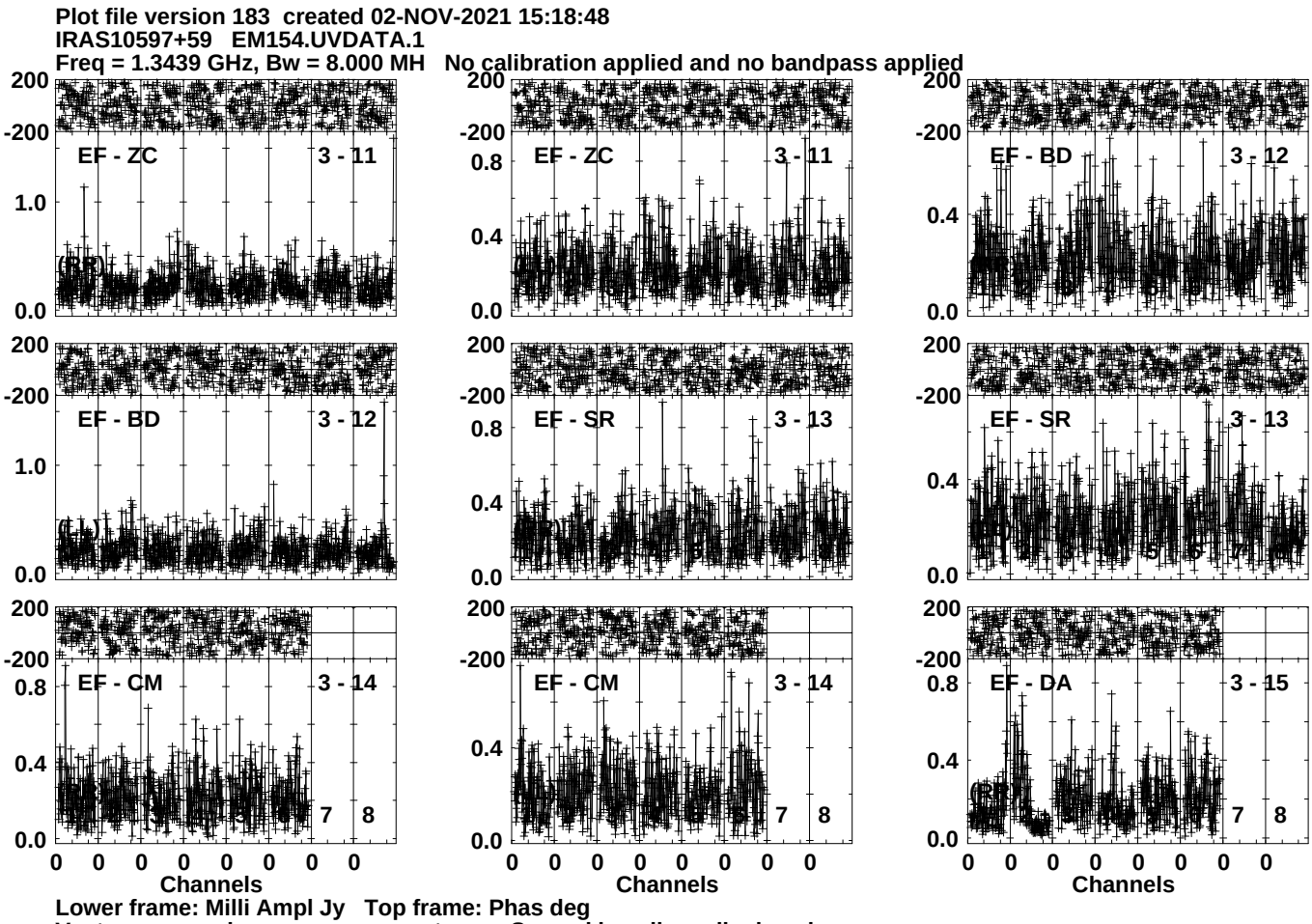
Plot file version 183 created 02-NOV-2021 15:18:48
IRAS10597+59 EM154.UVDATA.1
Freq = 1.3439 GHz, Bw = 8.000 MH No calibration applied and no bandpass applied
EF - ZC 3 - 11
EF - ZC 3 - 11
EF - BD 3 - 12
EF - BD 3 - 12
EF - SR 3 - 13
EF - SR 3 - 13
EF - CM 3 - 14
EF - CM 3 - 14
EF - DA 3 - 15
Channels
Channels
Channels
Lower frame: Milli Ampl Jy Top frame: Phas deg
Vector averaged cross-power spectrum Several baselines displayed
Timerange: 00/14:29:01 to 00/14:32:29

Plot file version 184 created 02-NOV-2021 15:18:48
IRAS10597+59 EM154.UVDATA.1
Freq = 1.3439 GHz, Bw = 8.000 MH No calibration applied and no bandpass applied

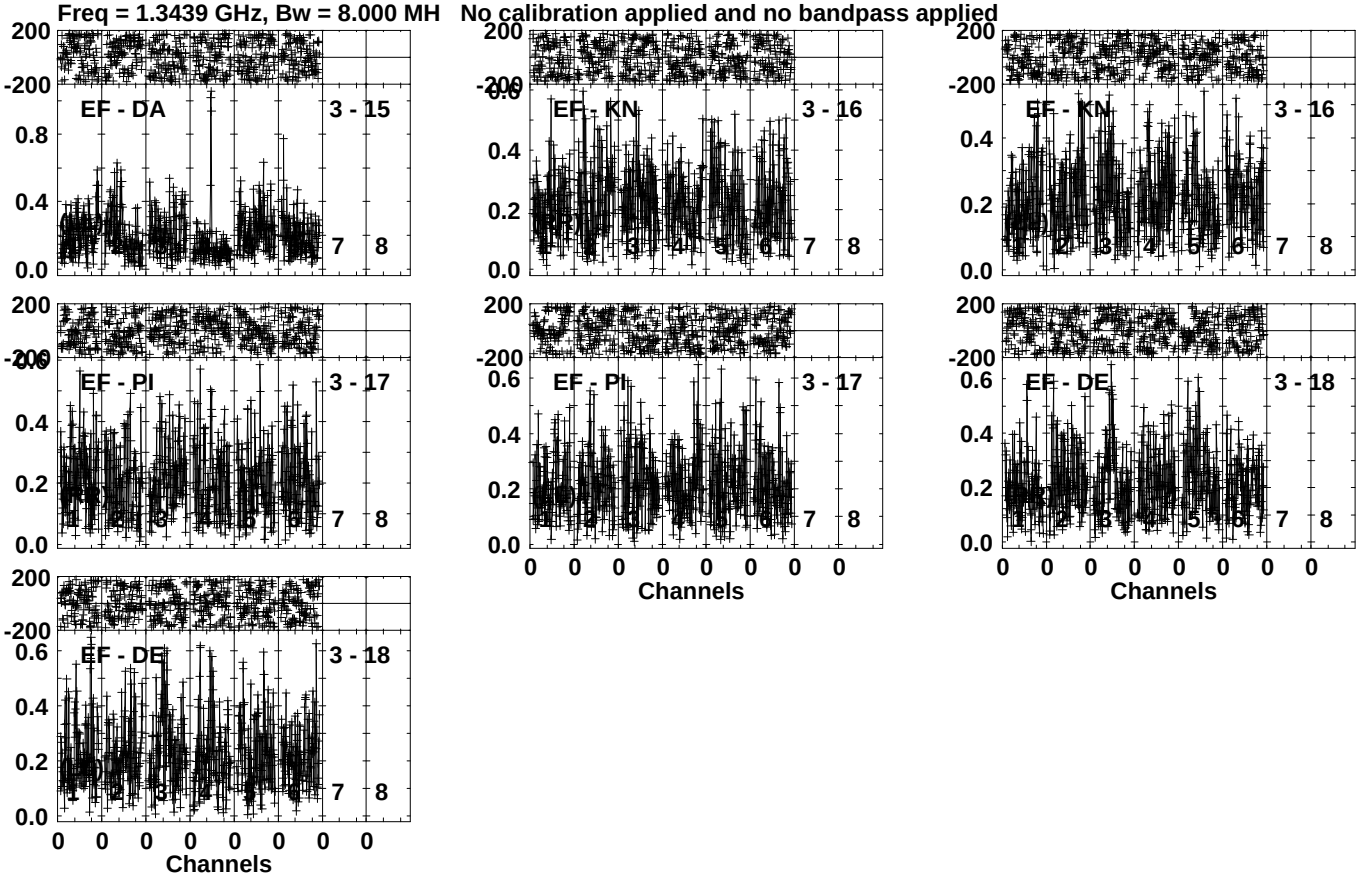

Lower frame: Milli Ampl Jy Top frame: Phas deg
Vector averaged cross-power spectrum Several baselines displayed
Timerange: 00/14:29:01 to 00/14:32:29

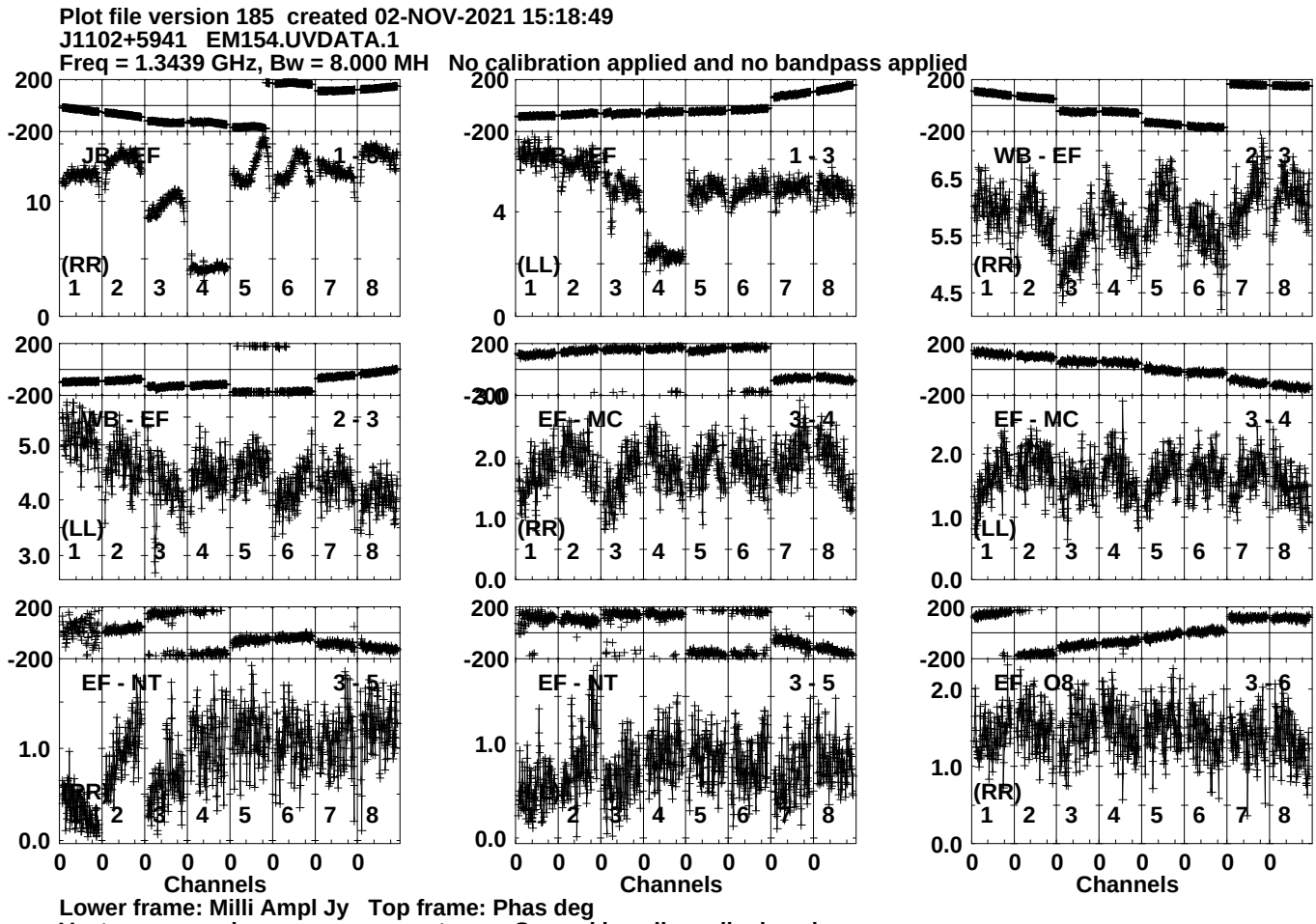
Plot file version 185 created 02-NOV-2021 15:18:49
J1102+5941 EM154.UVDATA.1
Freq = 1.3439 GHz, Bw = 8.000 MH No calibration applied and no bandpass applied
WB - EF 1 - 2
(RR)
WB - EF 1 - 3
(LL)
WB - EF 2 - 3
(RR)
WB - EF 2 - 3
(LL)
EF - MC 3 - 4
(RR)
EF - MC 3 - 4
(LL)
EF - NT 3 - 5
(RR)
EF - NT 3 - 5
EF - O8 3 - 6
(RR)
Channels
Channels
Channels
Lower frame: Milli Ampl Jy Top frame: Phas deg
Vector averaged cross-power spectrum Several baselines displayed
Timerange: 00/14:33:01 to 00/14:34:29

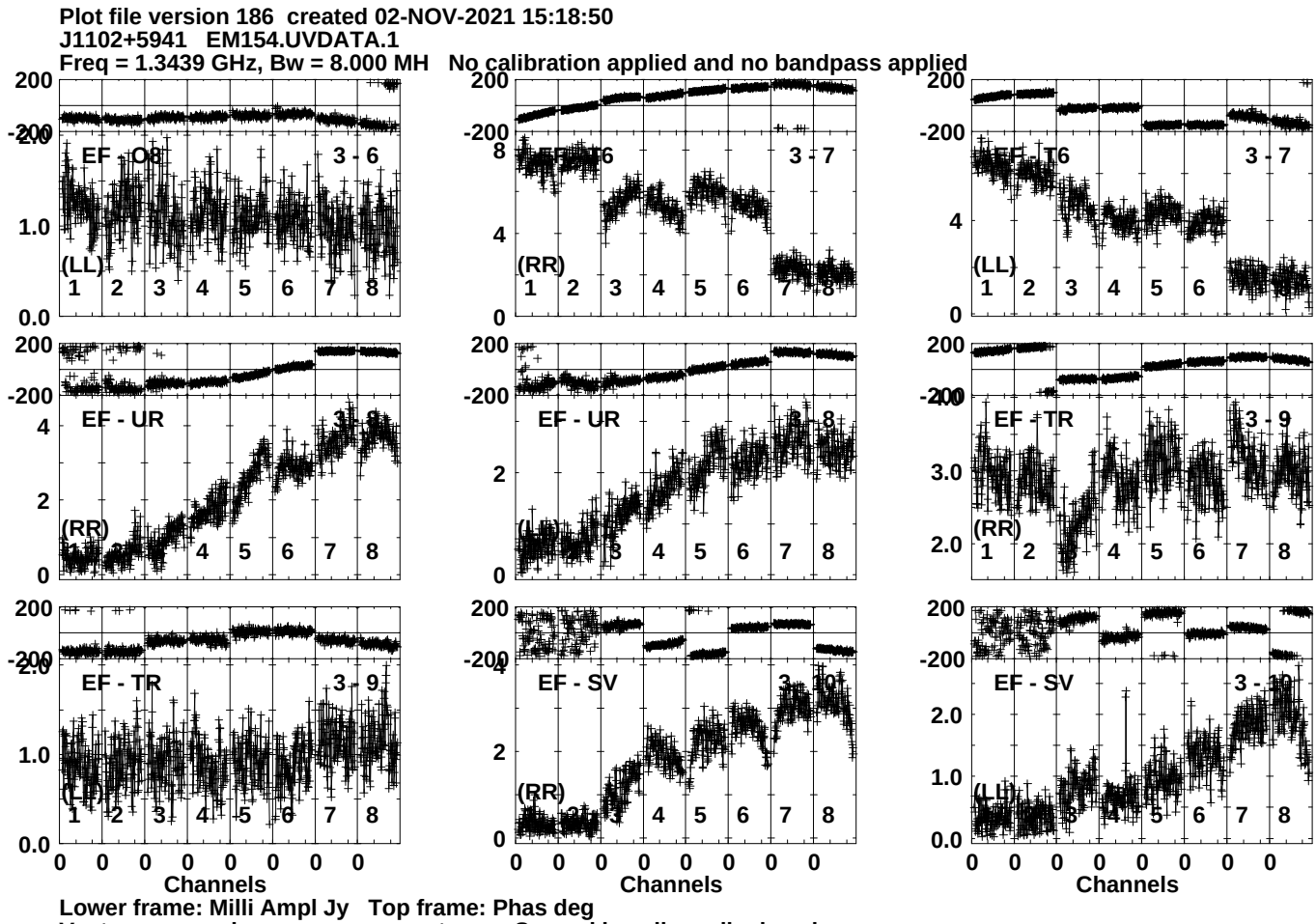
Plot file version 186 created 02-NOV-2021 15:18:50
J1102+5941 EM154.UVDATA.1
Freq = 1.3439 GHz, Bw = 8.000 MH No calibration applied and no bandpass applied
EF - O8
3 - 6
(LL)
EF - T6
3 - 7
(RR)
EF - T6
3 - 7
(LL)
EF - UR
3 - 8
(RR)
EF - UR
3 - 8
(LL)
EF - TR
3 - 9
(RR)
EF - TR
3 - 9
(LL)
EF - SV
3 - 10
(RR)
EF - SV
3 - 10
(LL)
Channels
Channels
Channels
Lower frame: Milli Ampl Jy Top frame: Phas deg
Vector averaged cross-power spectrum Several baselines displayed
Timerange: 00/14:33:01 to 00/14:34:29

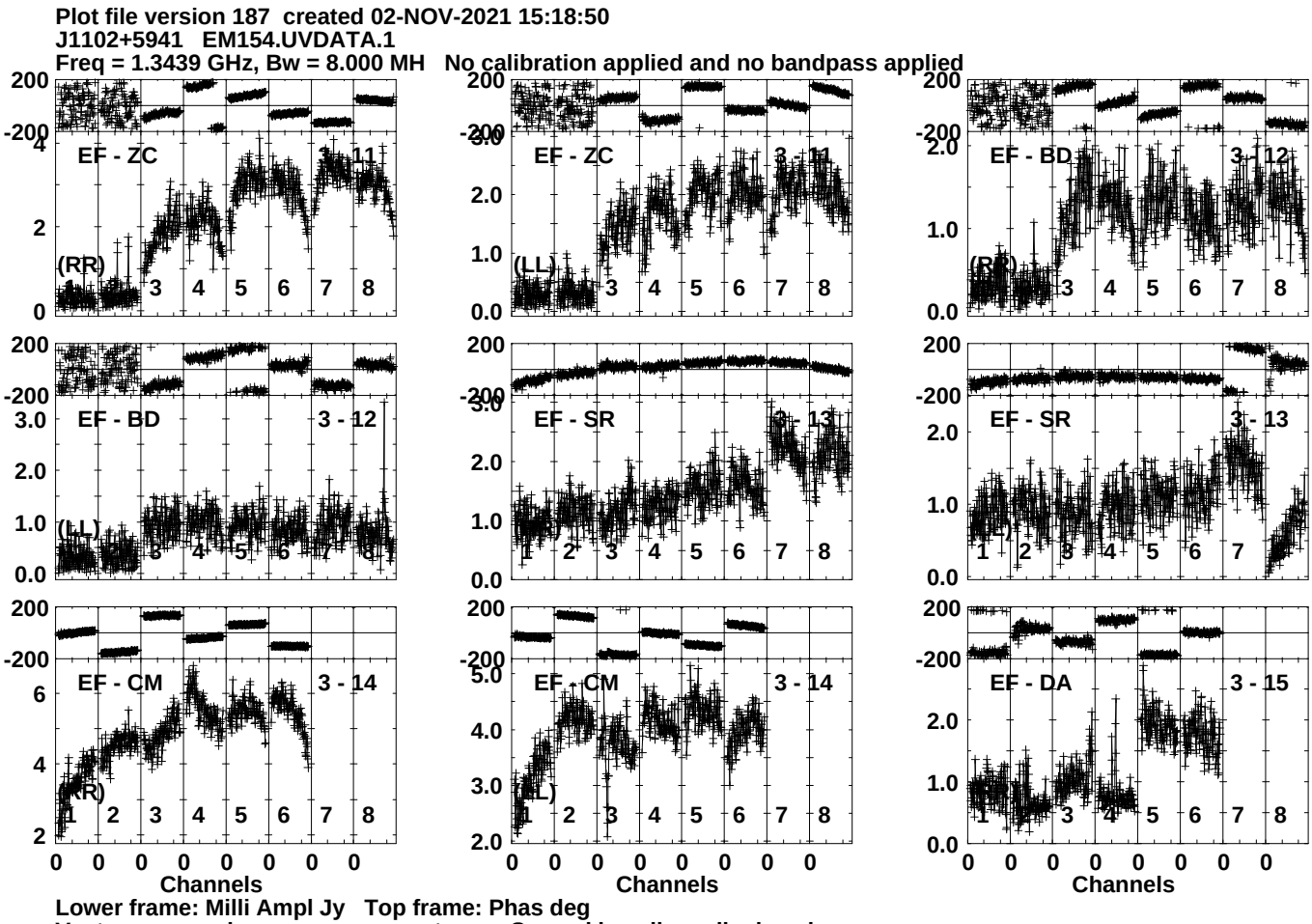
Plot file version 187 created 02-NOV-2021 15:18:50
J1102+5941 EM154.UVDATA.1
Freq = 1.3439 GHz, Bw = 8.000 MH No calibration applied and no bandpass applied
EF - ZC 3 - 11
(RR)
EF - ZC 3 - 11
(LL)
EF - BD 3 - 12
(RR)
EF - BD 3 - 12
(LL)
EF - SR 3 - 13
EF - SR 3 - 13
EF - CM 3 - 14
(RR)
EF - CM 3 - 14
(LL)
EF - DA 3 - 15
Channels
Channels
Channels
Lower frame: Milli Ampl Jy Top frame: Phas deg
Vector averaged cross-power spectrum Several baselines displayed
Timerange: 00/14:33:01 to 00/14:34:29

Plot file version 188 created 02-NOV-2021 15:18:51
J1102+5941 EM154.UVDATA.1
Freq = 1.3439 GHz, Bw = 8.000 MH No calibration applied and no bandpass applied

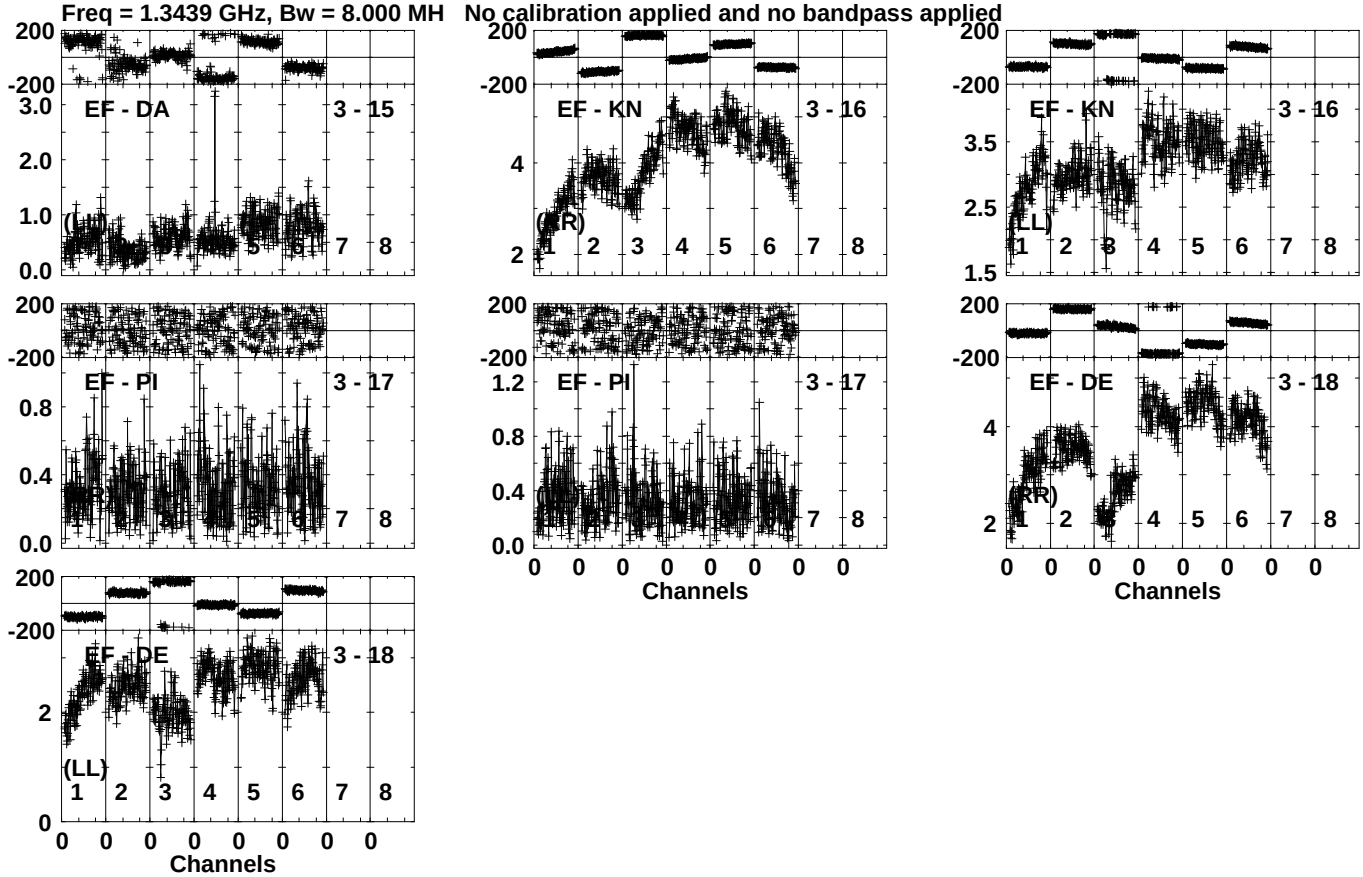

Lower frame: Milli Ampl Jy Top frame: Phas deg
Vector averaged cross-power spectrum Several baselines displayed
Timerange: 00/14:33:01 to 00/14:34:29

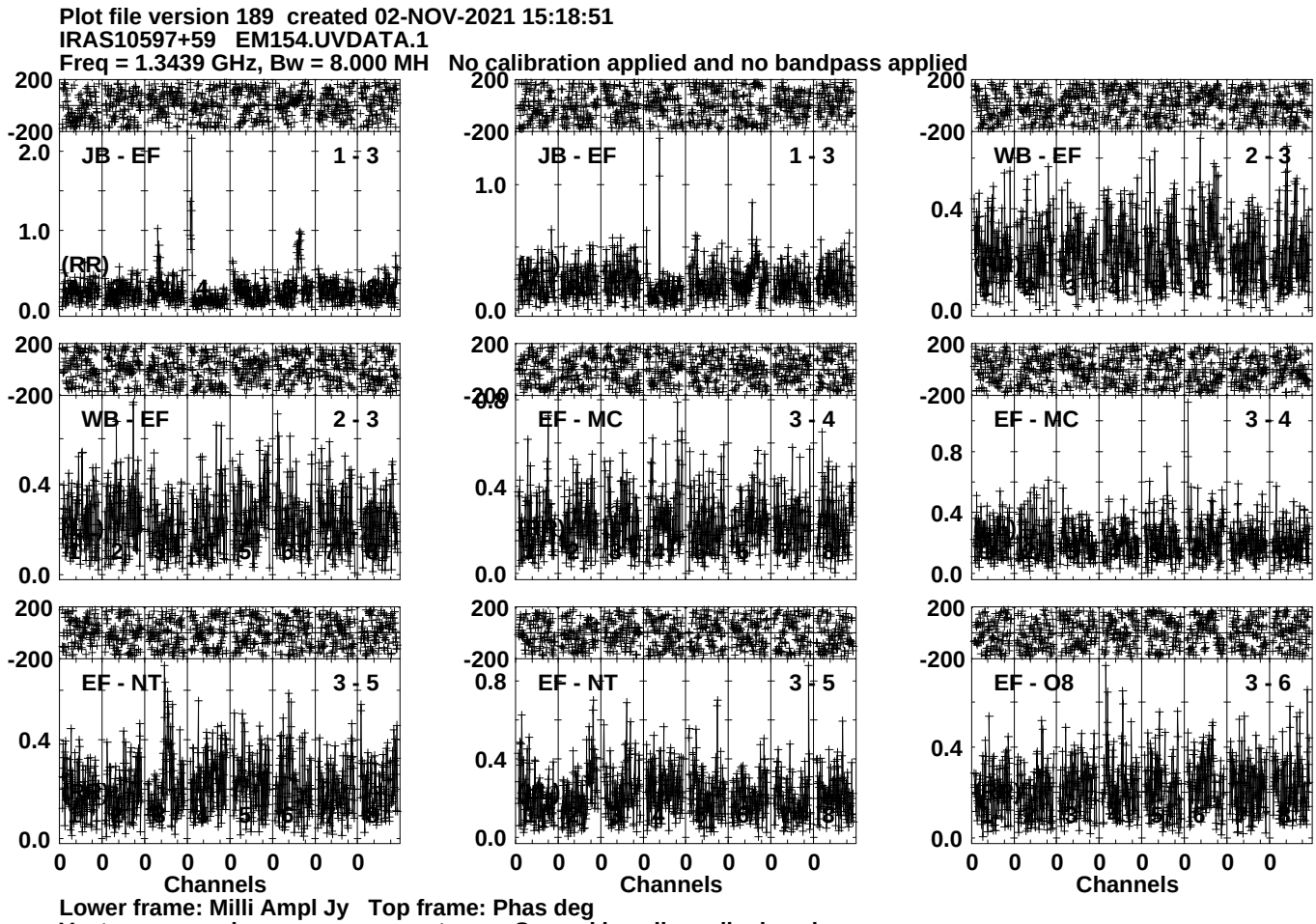
Plot file version 189 created 02-NOV-2021 15:18:51
IRAS10597+59 EM154.UVDATA.1
Freq = 1.3439 GHz, Bw = 8.000 MH No calibration applied and no bandpass applied
JB - EF 1 - 3
(RR)
JB - EF 1 - 3
WB - EF 2 - 3
WB - EF 2 - 3
EF - MC 3 - 4
EF - MC 3 - 4
EF - NT 3 - 5
EF - NT 3 - 5
EF - O8 3 - 6
Channels
Channels
Channels
Lower frame: Milli Ampl Jy Top frame: Phas deg
Vector averaged cross-power spectrum Several baselines displayed
Timerange: 00/14:34:31 to 00/14:37:59

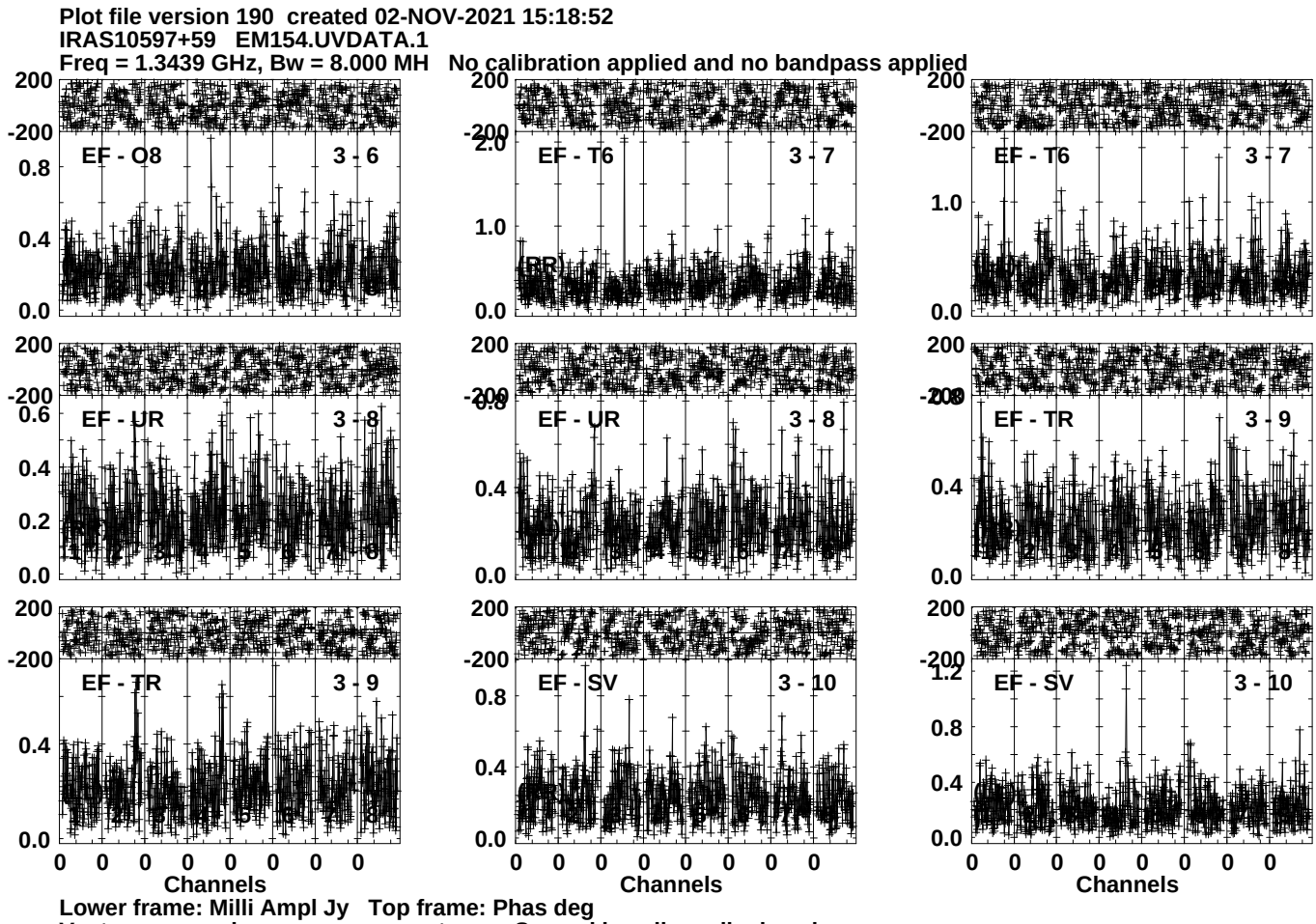
Plot file version 190 created 02-NOV-2021 15:18:52
IRAS10597+59 EM154.UVDATA.1
Freq = 1.3439 GHz, Bw = 8.000 MH No calibration applied and no bandpass applied
EF - O8 3 - 6
EF - T6 3 - 7
EF - T6 3 - 7
EF - UR 3 - 8
EF - UR 3 - 8
EF - TR 3 - 9
EF - TR 3 - 9
EF - SV 3 - 10
EF - SV 3 - 10
Channels
Channels
Channels
Lower frame: Milli Ampl Jy Top frame: Phas deg
Vector averaged cross-power spectrum Several baselines displayed
Timerange: 00/14:34:31 to 00/14:37:59

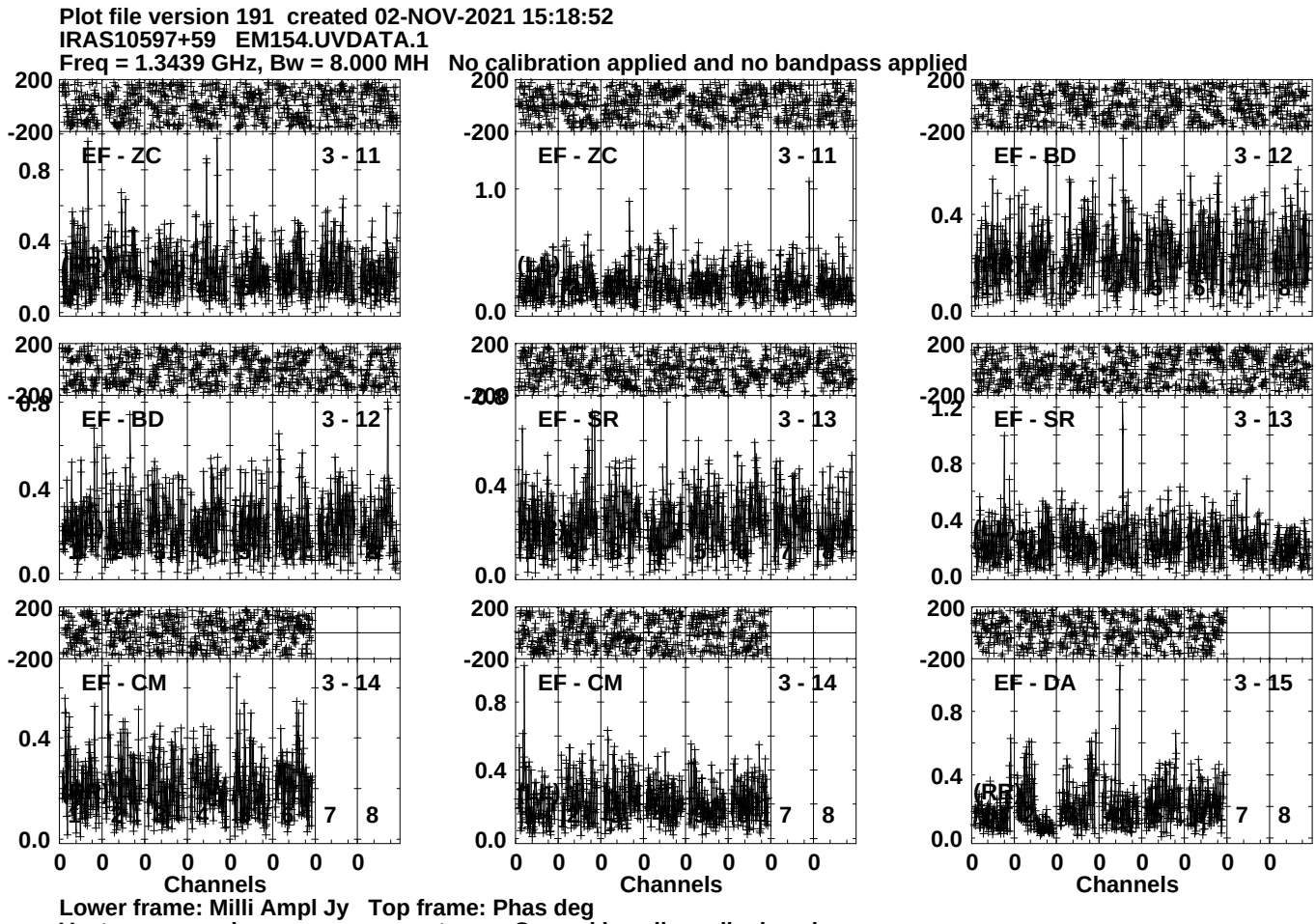
Plot file version 191 created 02-NOV-2021 15:18:52
IRAS10597+59 EM154.UVDATA.1
Freq = 1.3439 GHz, Bw = 8.000 MH No calibration applied and no bandpass applied
EF - ZC 3 - 11
EF - ZC 3 - 11
EF - BD 3 - 12
EF - BD 3 - 12
EF - SR 3 - 13
EF - SR 3 - 13
EF - CM 3 - 14
EF - CM 3 - 14
EF - DA 3 - 15
(RR)
Channels
Channels
Channels
Lower frame: Milli Ampl Jy Top frame: Phas deg
Vector averaged cross-power spectrum Several baselines displayed
Timerange: 00/14:34:31 to 00/14:37:59

Plot file version 192 created 02-NOV-2021 15:18:53
IRAS10597+59 EM154.UVDATA.1
Freq = 1.3439 GHz, Bw = 8.000 MH No calibration applied and no bandpass applied

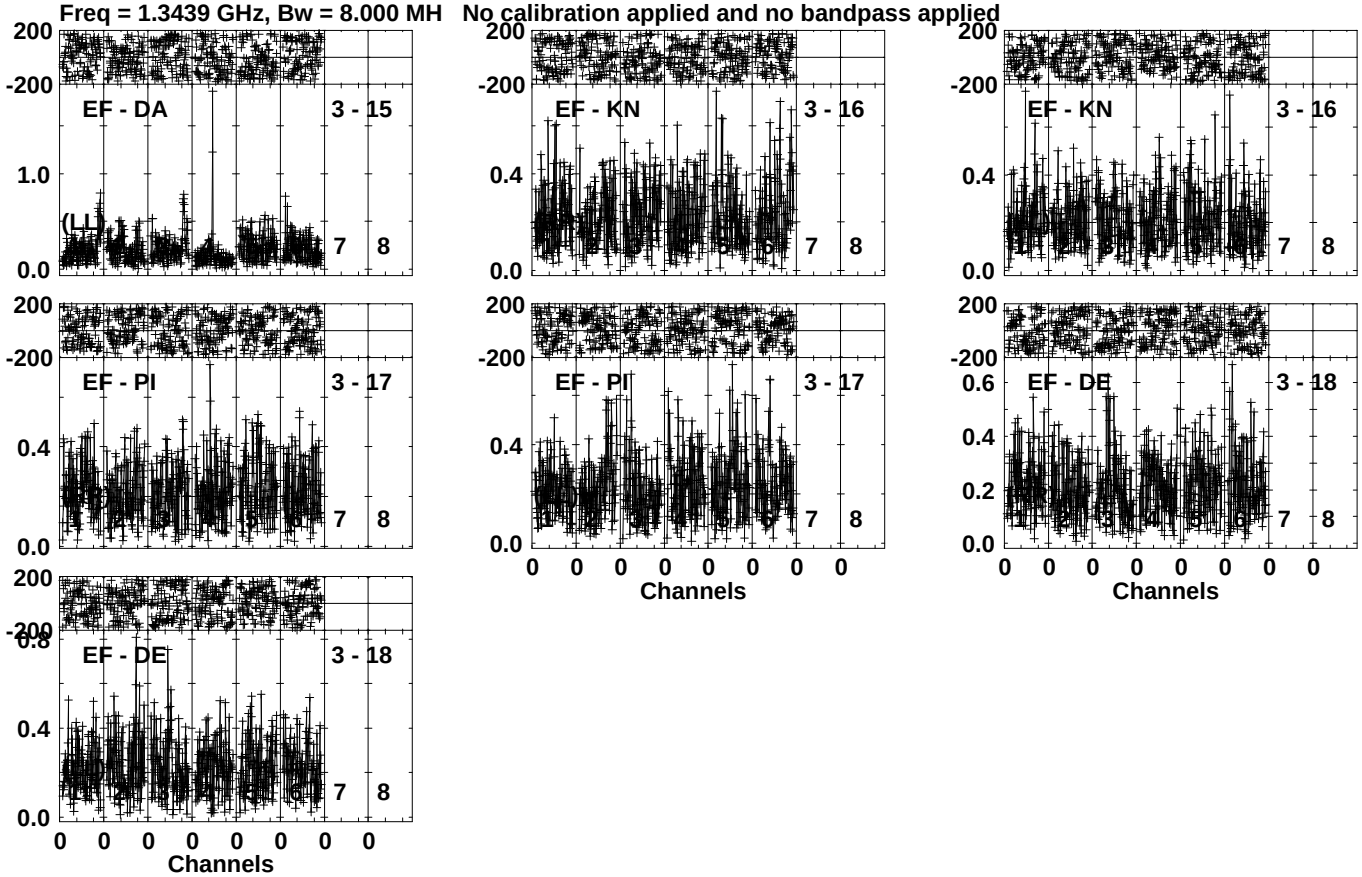

Lower frame: Milli Ampl Jy Top frame: Phas deg
Vector averaged cross-power spectrum Several baselines displayed
Timerange: 00/14:34:31 to 00/14:37:59

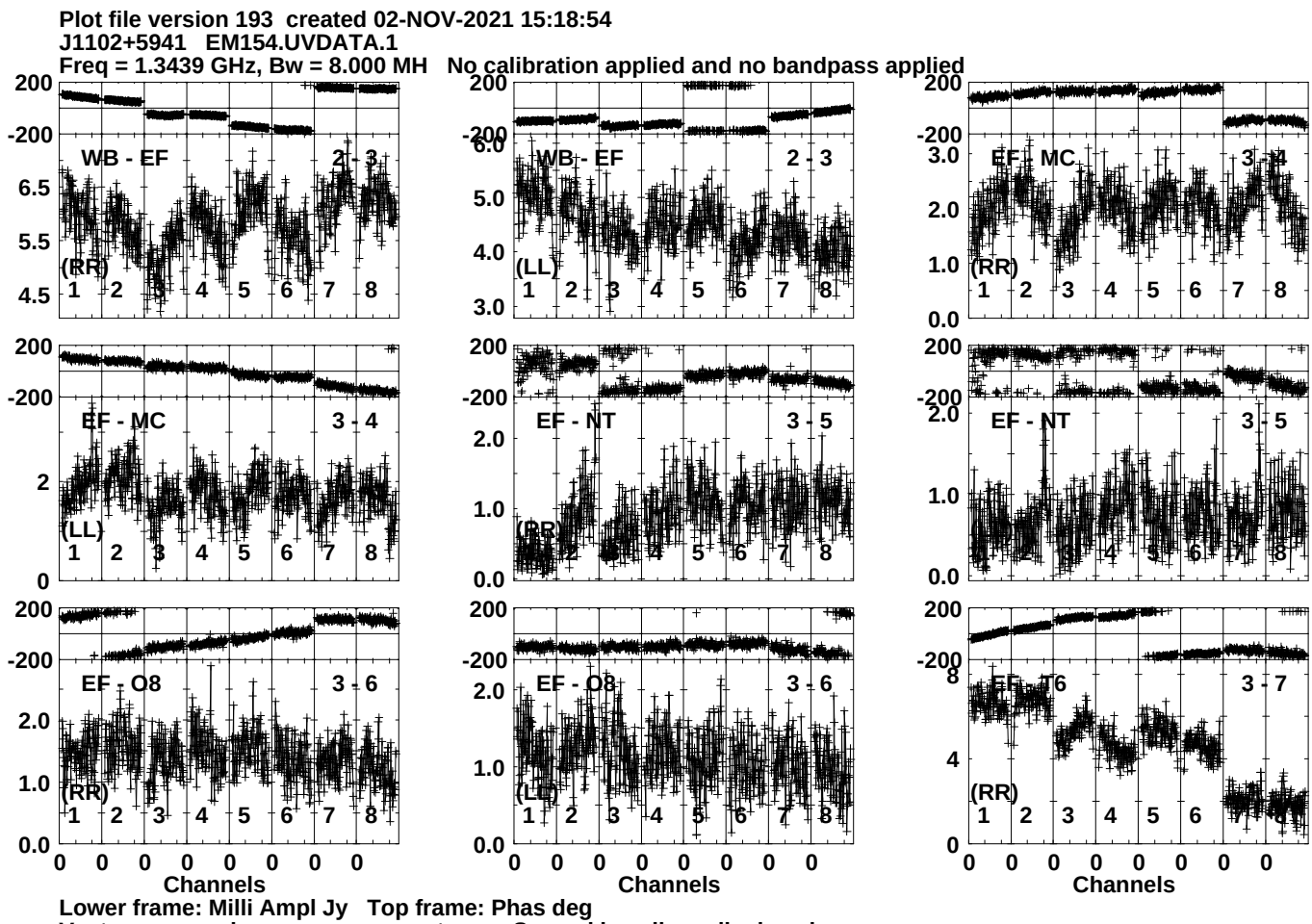
Plot file version 193 created 02-NOV-2021 15:18:54
J1102+5941 EM154.UVDATA.1
Freq = 1.3439 GHz, Bw = 8.000 MH No calibration applied and no bandpass applied
WB - EF 2 - 3
(RR)
WB - EF 2 - 3
(LL)
EF - MC 3 - 4
(RR)
EF - MC 3 - 4
(LL)
EF - NT 3 - 5
(RR)
EF - NT 3 - 5
EF - O8 3 - 6
(RR)
EF - O8 3 - 6
(LL)
EF - 6 3 - 7
(RR)
Channels
Channels
Channels
Lower frame: Milli Ampl Jy Top frame: Phas deg
Vector averaged cross-power spectrum Several baselines displayed
Timerange: 00/14:38:01 to 00/14:39:29

Plot file version 194 created 02-NOV-2021 15:18:54
J1102+5941 EM154.UVDATA.1
Freq = 1.3439 GHz, Bw = 8.000 MH No calibration applied and no bandpass applied

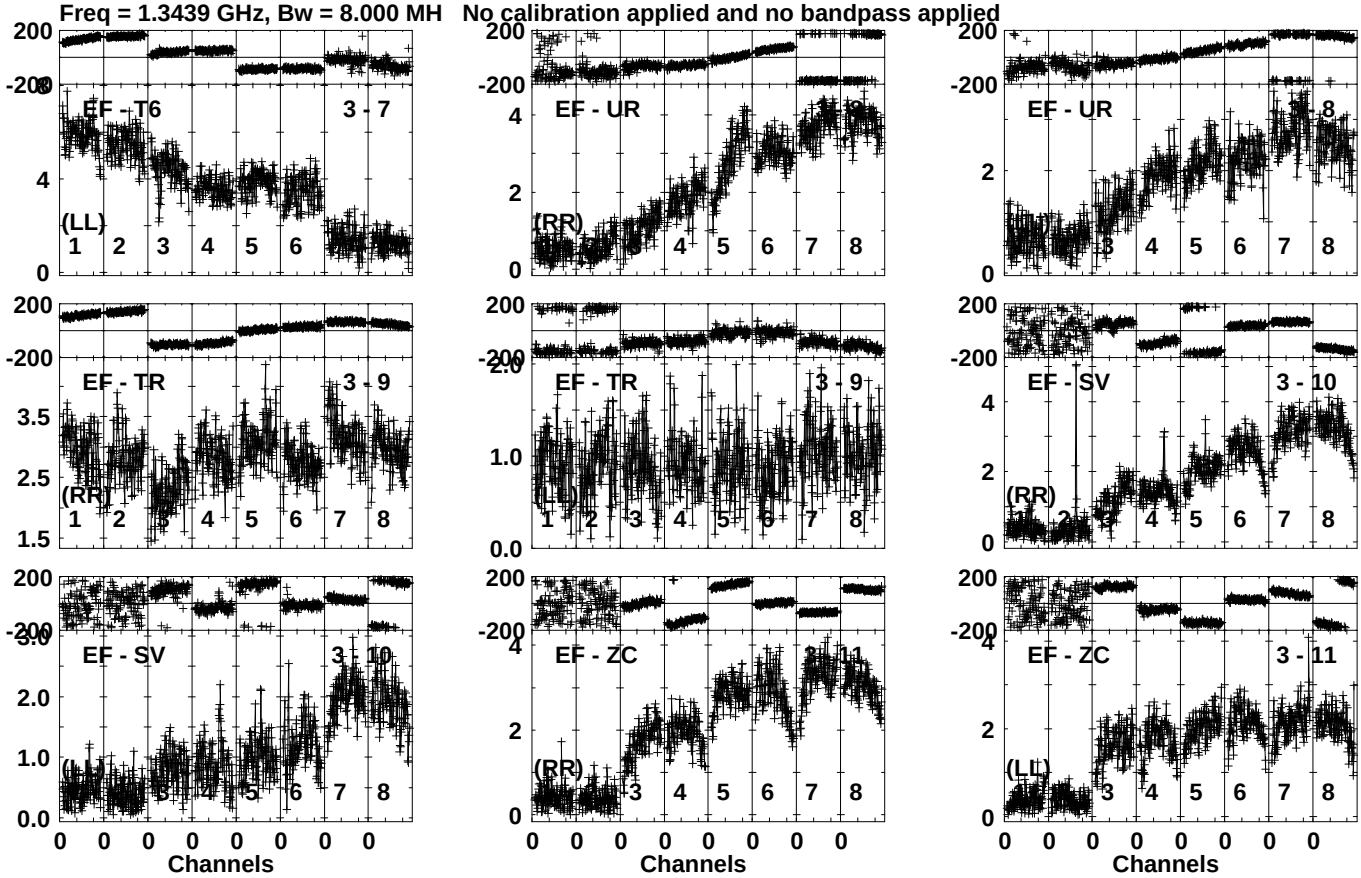

Lower frame: Milli Ampl Jy Top frame: Phas deg
Vector averaged cross-power spectrum Several baselines displayed
Timerange: 00/14:38:01 to 00/14:39:29

Plot file version 195 created 02-NOV-2021 15:18:55
J1102+5941 EM154.UVDATA.1
Freq = 1.3439 GHz, Bw = 8.000 MH No calibration applied and no bandpass applied

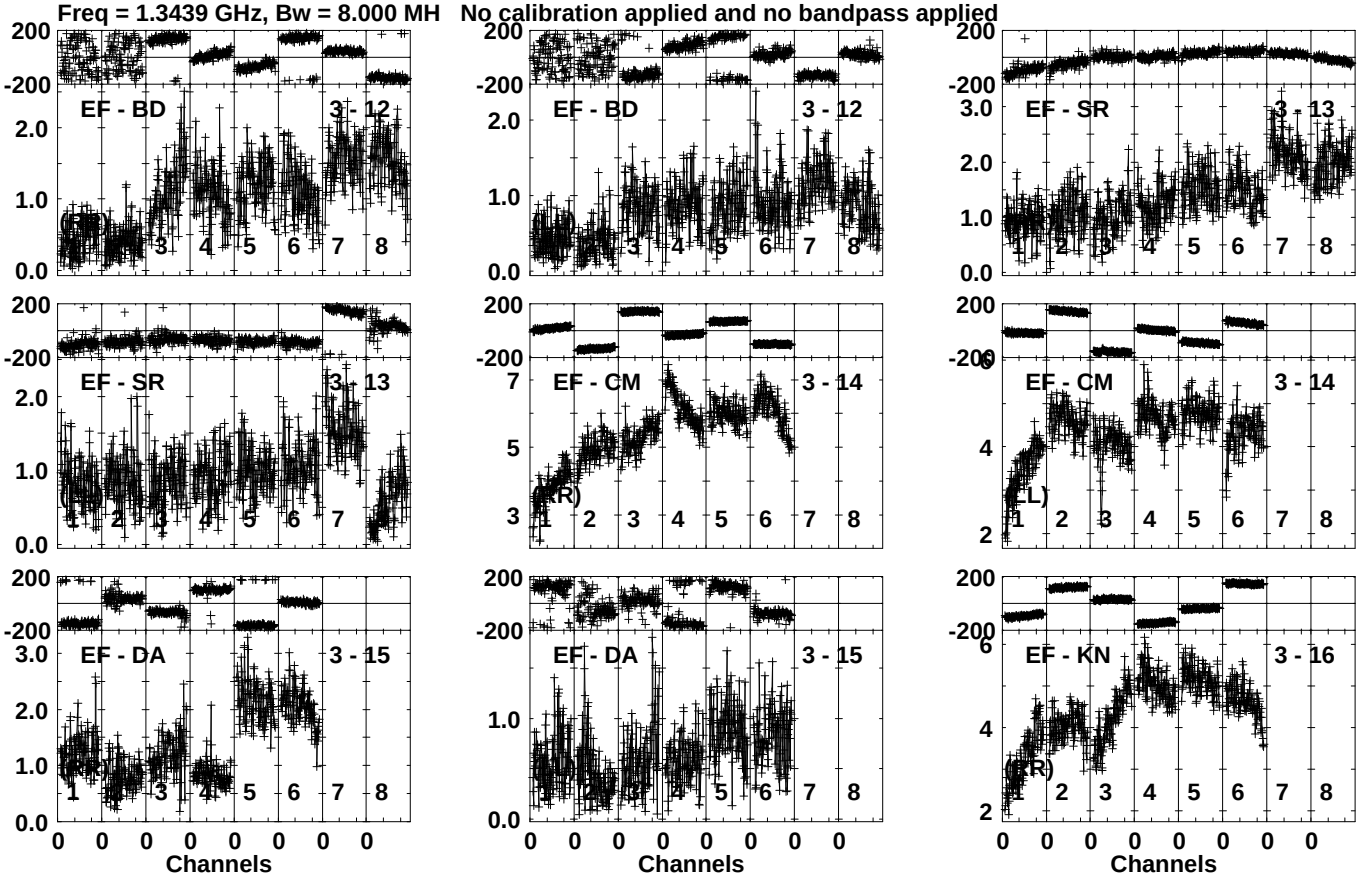

Lower frame: Milli Ampl Jy Top frame: Phas deg
Vector averaged cross-power spectrum Several baselines displayed
Timerange: 00/14:38:01 to 00/14:39:29

Plot file version 196 created 02-NOV-2021 15:18:55
J1102+5941 EM154.UVDATA.1
Freq = 1.3439 GHz, Bw = 8.000 MH No calibration applied and no bandpass applied

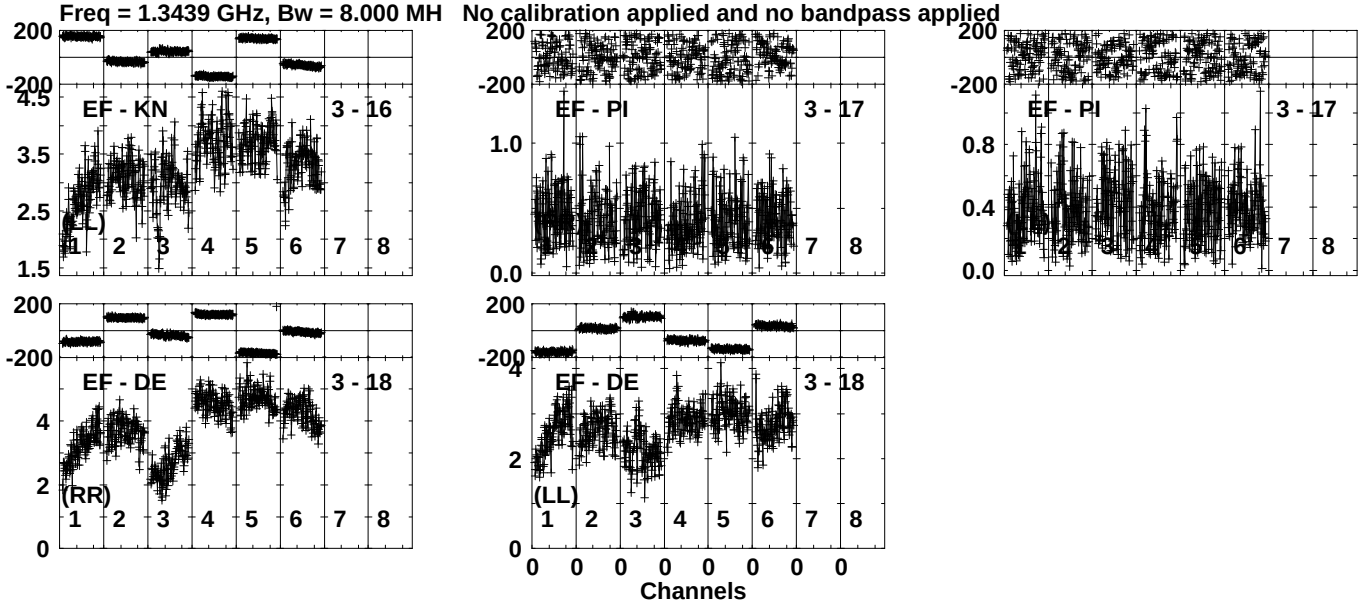

Lower frame: Milli Ampl Jy Top frame: Phas deg
Vector averaged cross-power spectrum Several baselines displayed
Timerange: 00/14:38:01 to 00/14:39:29

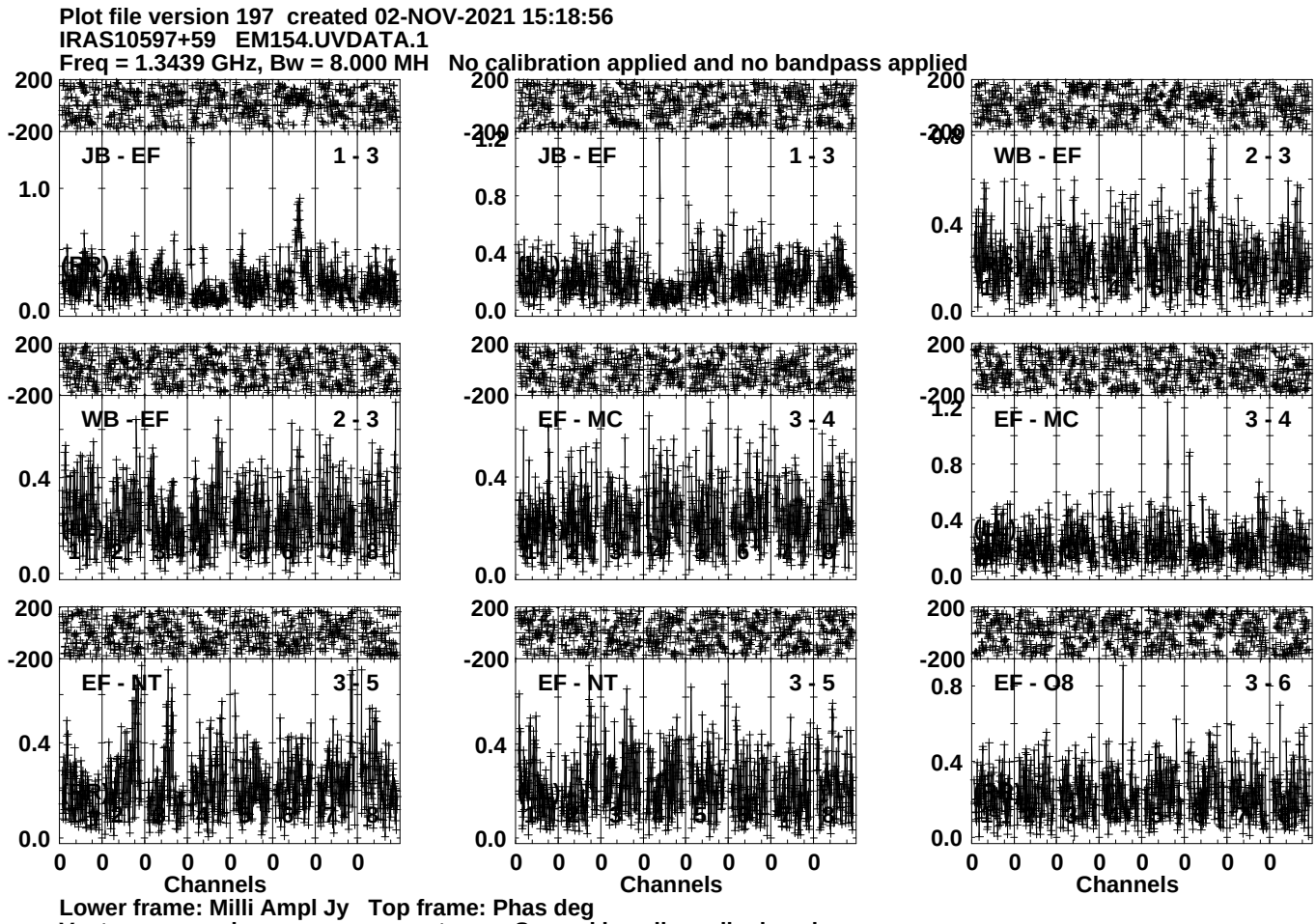
Plot file version 197 created 02-NOV-2021 15:18:56
IRAS10597+59 EM154.UVDATA.1
Freq = 1.3439 GHz, Bw = 8.000 MH No calibration applied and no bandpass applied
JB - EF 1 - 3
JB - EF 1 - 3
WB - EF 2 - 3
WB - EF 2 - 3
EF - MC 3 - 4
EF - MC 3 - 4
EF - NT 3 - 5
EF - NT 3 - 5
EF - O8 3 - 6
Channels
Channels
Channels
Lower frame: Milli Ampl Jy Top frame: Phas deg
Vector averaged cross-power spectrum Several baselines displayed
Timerange: 00/14:39:31 to 00/14:42:59

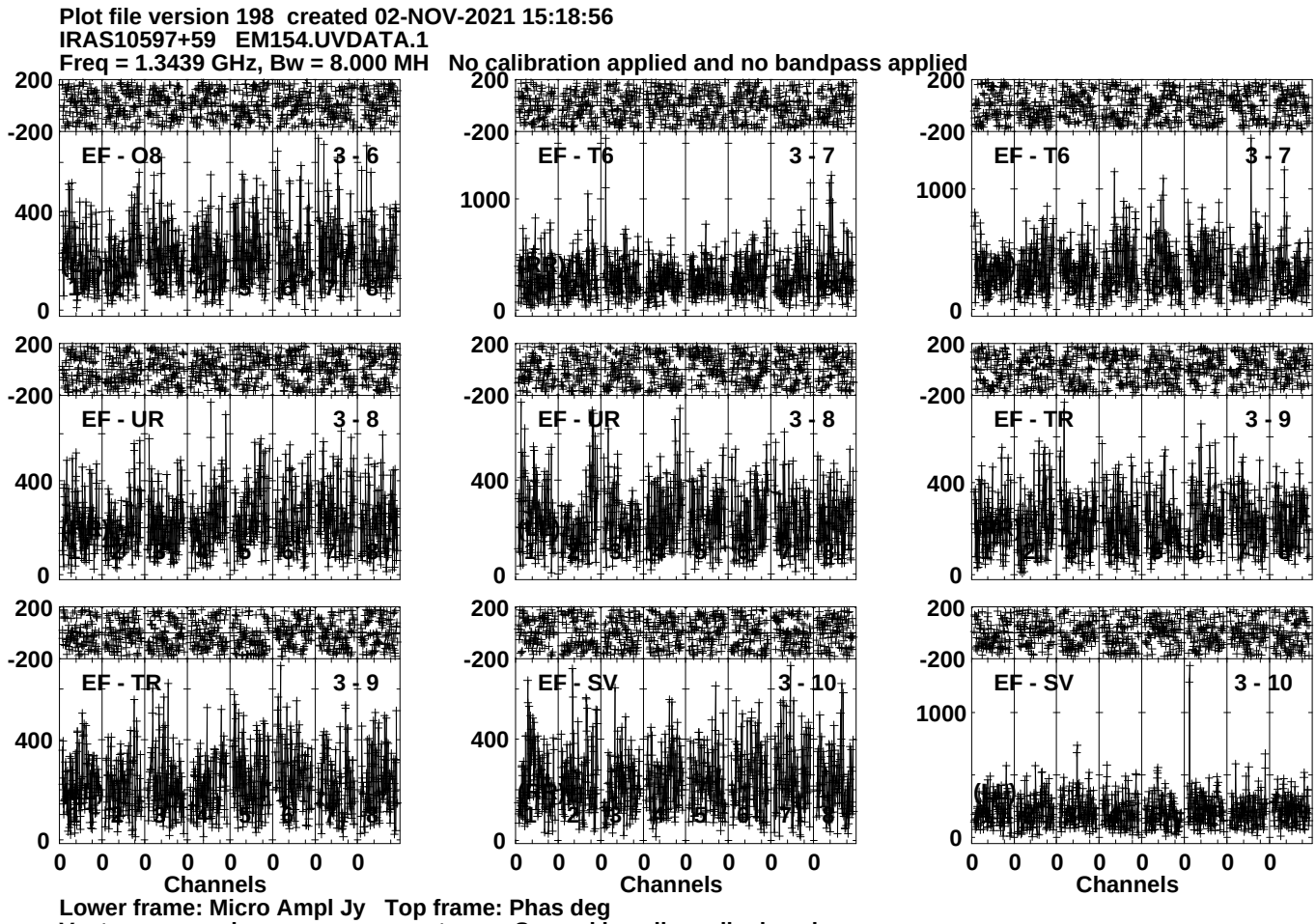
Plot file version 198 created 02-NOV-2021 15:18:56
IRAS10597+59 EM154.UVDATA.1
Freq = 1.3439 GHz, Bw = 8.000 MH No calibration applied and no bandpass applied
EF - O8 3 - 6
EF - T6 3 - 7
EF - T6 3 - 7
EF - UR 3 - 8
EF - UR 3 - 8
EF - TR 3 - 9
EF - TR 3 - 9
EF - SV 3 - 10
EF - SV 3 - 10
200
-200
400
1000
0
Channels
Lower frame: Micro Ampl Jy Top frame: Phas deg
Vector averaged cross-power spectrum Several baselines displayed
Timerange: 00/14:39:31 to 00/14:42:59

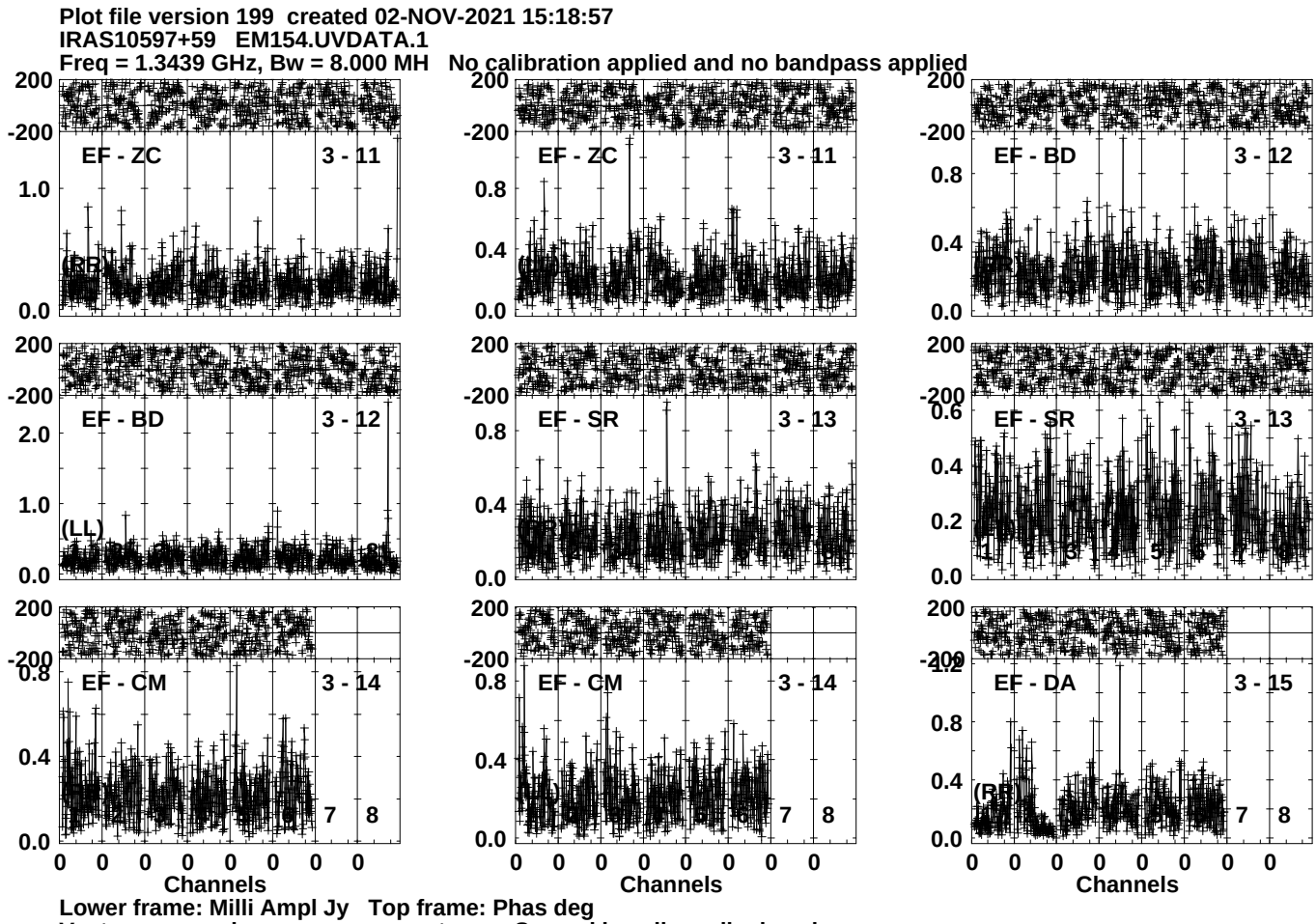
Plot file version 199 created 02-NOV-2021 15:18:57
IRAS10597+59 EM154.UVDATA.1
Freq = 1.3439 GHz, Bw = 8.000 MH No calibration applied and no bandpass applied
EF - ZC
3 - 11
EF - ZC
3 - 11
EF - BD
3 - 12
EF - BD
3 - 12
EF - SR
3 - 13
EF - SR
3 - 13
EF - CM
3 - 14
EF - CM
3 - 14
EF - DA
3 - 15
(RR)
(LL)
Channels
Channels
Channels
Lower frame: Milli Ampl Jy Top frame: Phas deg
Vector averaged cross-power spectrum Several baselines displayed
Timerange: 00/14:39:31 to 00/14:42:59

Plot file version 200 created 02-NOV-2021 15:18:57
IRAS10597+59 EM154.UVDATA.1
Freq = 1.3439 GHz, Bw = 8.000 MH No calibration applied and no bandpass applied

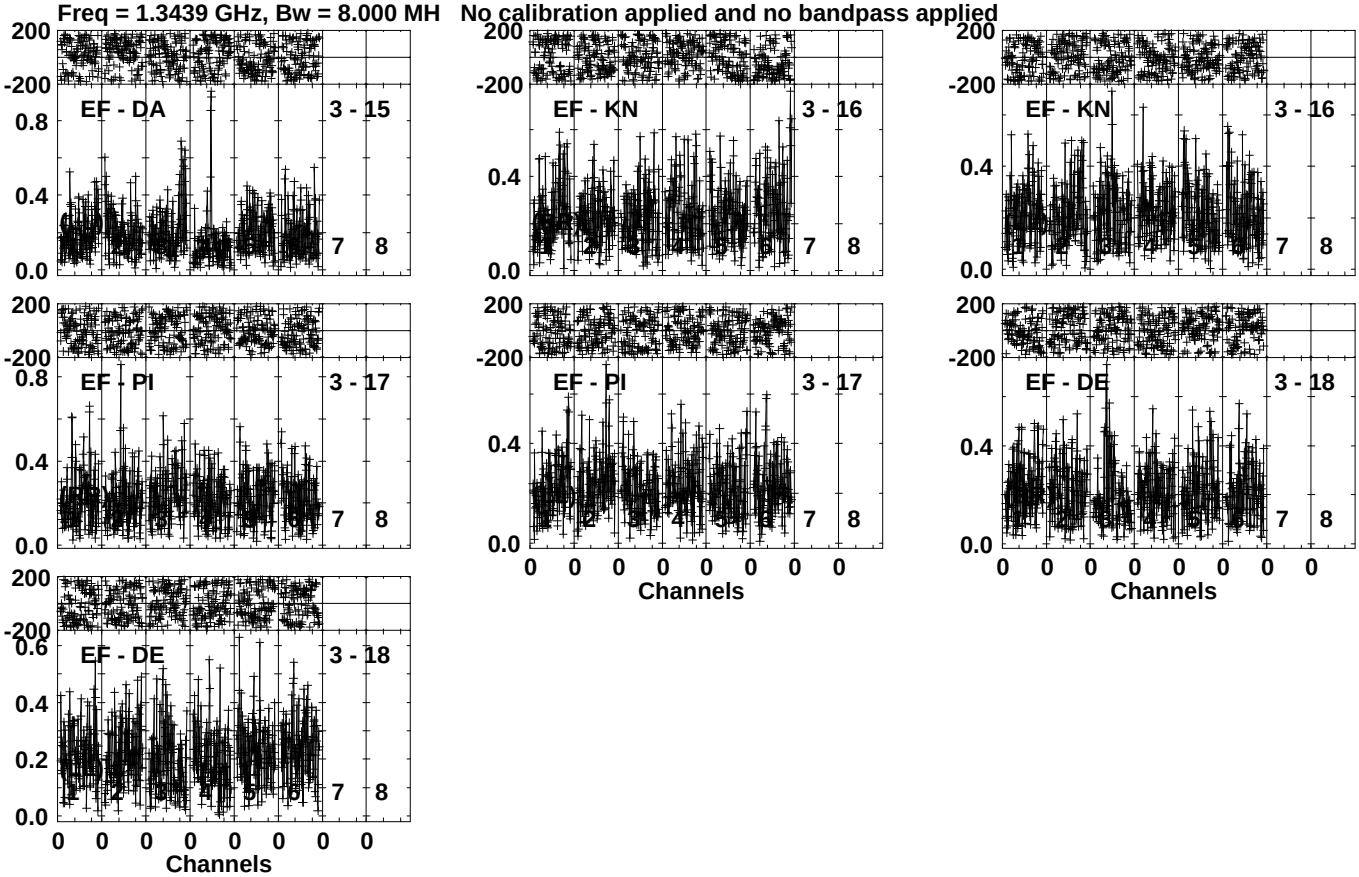

Lower frame: Milli Ampl Jy Top frame: Phas deg
Vector averaged cross-power spectrum Several baselines displayed
Timerange: 00/14:39:31 to 00/14:42:59

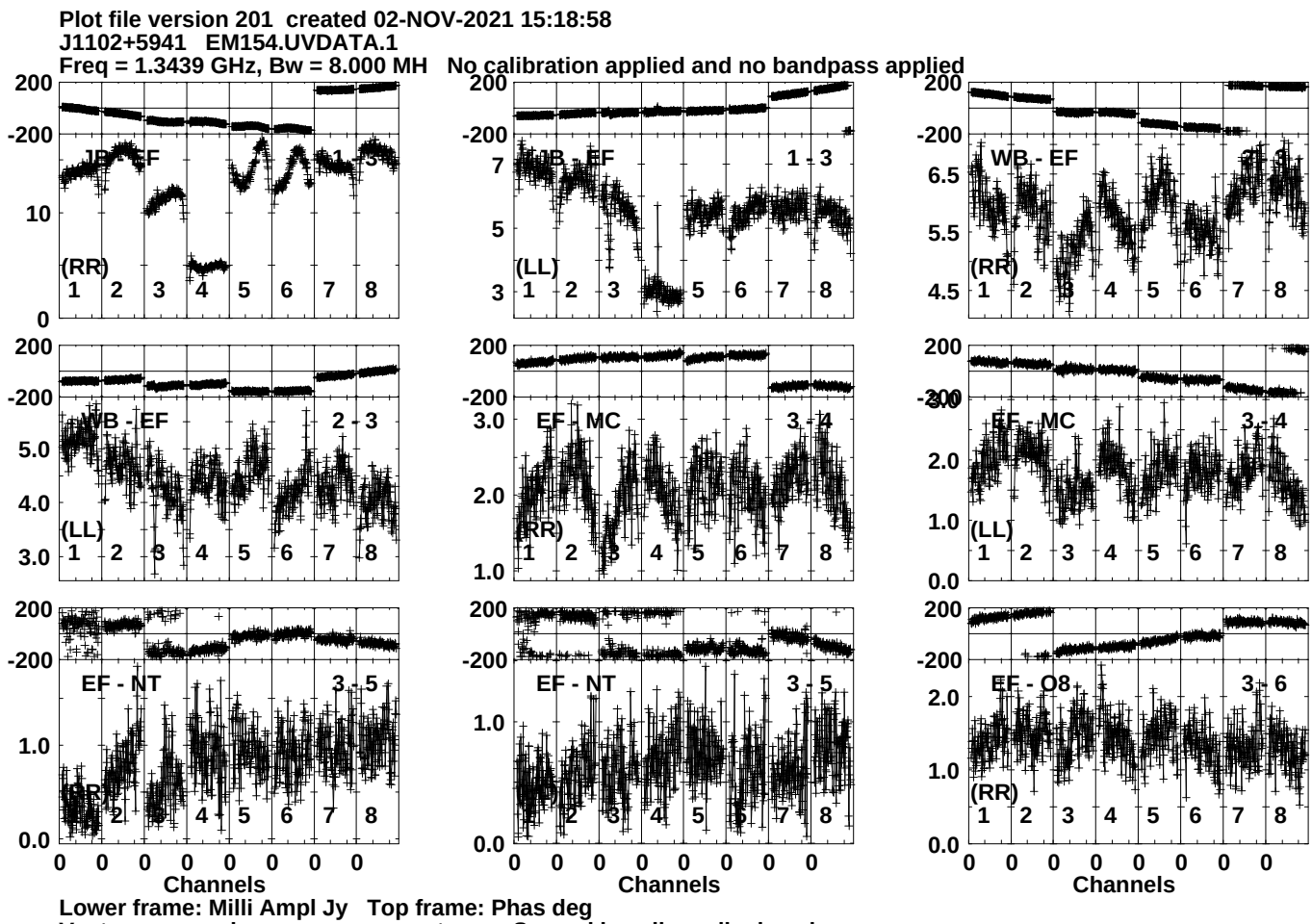
Plot file version 201 created 02-NOV-2021 15:18:58
J1102+5941 EM154.UVDATA.1
Freq = 1.3439 GHz, Bw = 8.000 MH No calibration applied and no bandpass applied
WB - EF 1 - 3
(RR)
WB - EF 1 - 3
(LL)
WB - EF 1 - 3
(RR)
WB - EF 2 - 3
(LL)
EF - MC 3 - 4
(RR)
EF - MC 3 - 4
(LL)
EF - NT 3 - 5
(RR)
EF - NT 3 - 5
EF - O8 3 - 6
(RR)
Channels
Channels
Channels
Lower frame: Milli Ampl Jy Top frame: Phas deg
Vector averaged cross-power spectrum Several baselines displayed
Timerange: 00/14:43:31 to 00/14:44:59

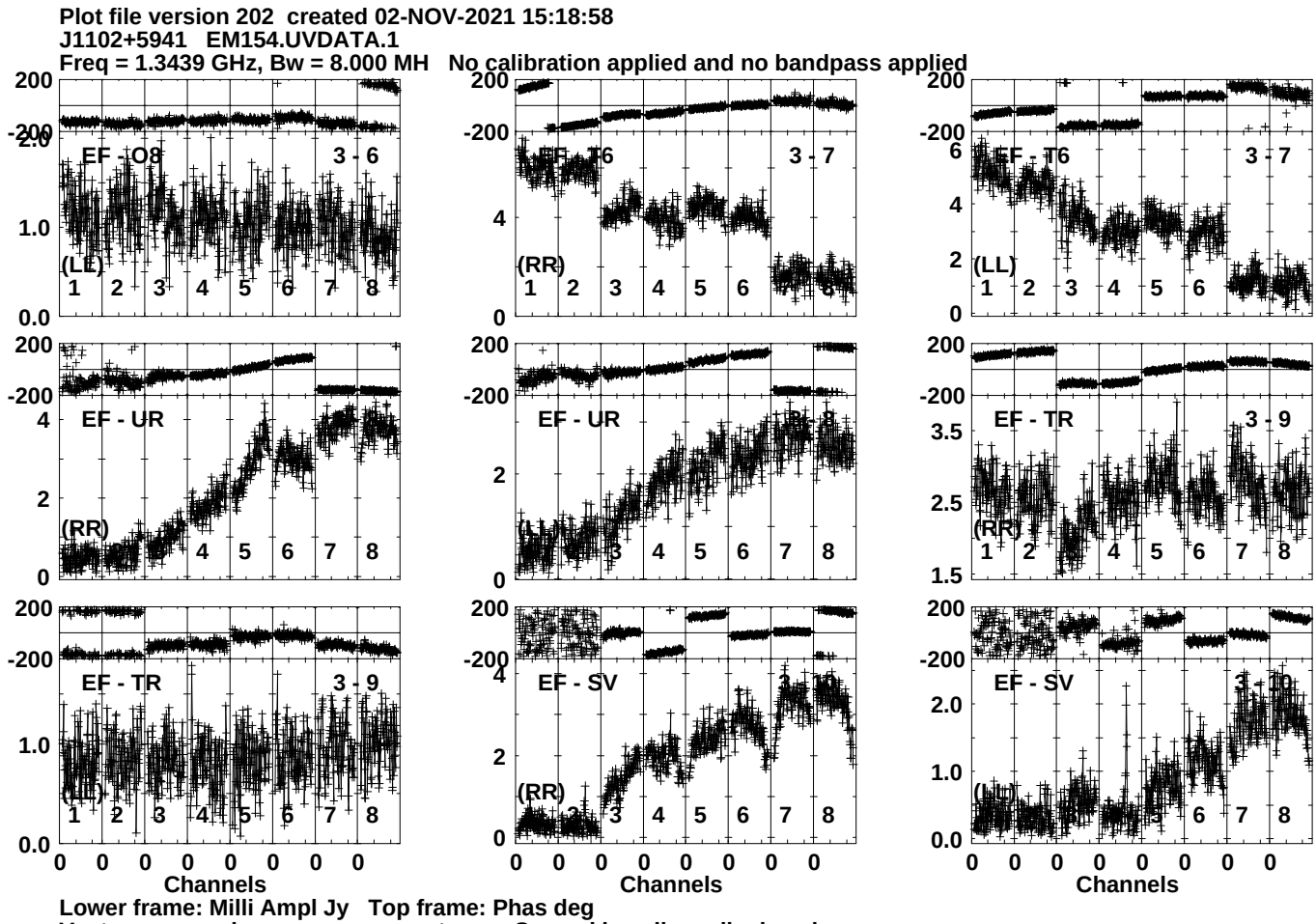
Plot file version 202 created 02-NOV-2021 15:18:58
J1102+5941 EM154.UVDATA.1
Freq = 1.3439 GHz, Bw = 8.000 MH No calibration applied and no bandpass applied
EF - O8 3 - 6
EF - T6 3 - 7
EF - T6 3 - 7
EF - UR
EF - UR
EF - TR 3 - 9
EF - TR 3 - 9
EF - SV
EF - SV 3 - 10
(LL)
(RR)
(LL)
(RR)
(LL)
(RR)
(LL)
(RR)
(LL)
Channels
Channels
Channels
Lower frame: Milli Ampl Jy Top frame: Phas deg
Vector averaged cross-power spectrum Several baselines displayed
Timerange: 00/14:43:31 to 00/14:44:59

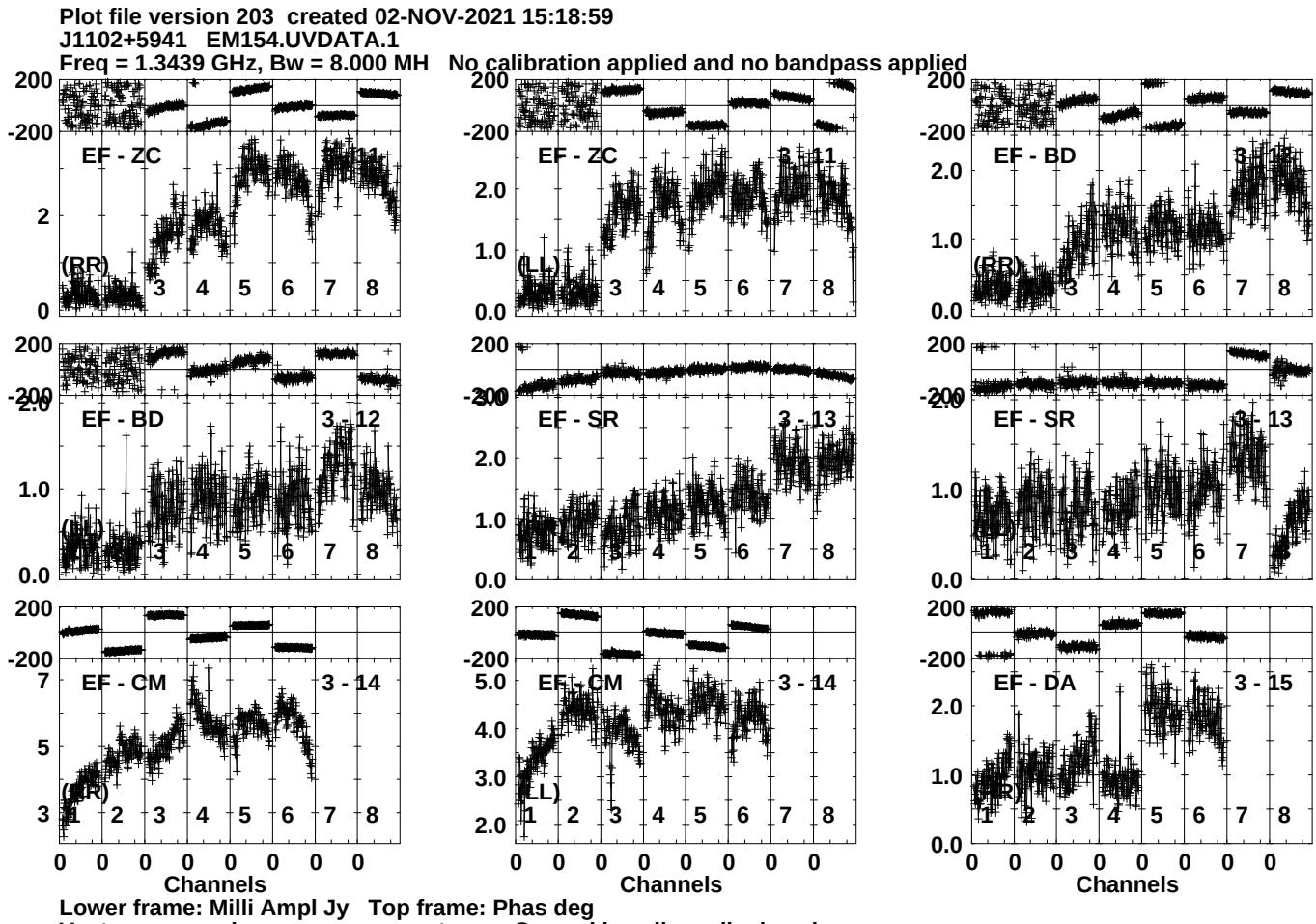
Plot file version 203 created 02-NOV-2021 15:18:59
J1102+5941 EM154.UVDATA.1
Freq = 1.3439 GHz, Bw = 8.000 MH No calibration applied and no bandpass applied
EF - ZC 3 - 11
(RR)
EF - ZC 3 - 11
(LL)
EF - BD 3 - 12
(RR)
EF - BD 3 - 12
(LL)
EF - SR 3 - 13
EF - SR 3 - 13
EF - CM 3 - 14
(RR)
EF - CM 3 - 14
(LL)
EF - DA 3 - 15
(RR)
Channels
Channels
Channels
Lower frame: Milli Ampl Jy Top frame: Phas deg
Vector averaged cross-power spectrum Several baselines displayed
Timerange: 00/14:43:31 to 00/14:44:59

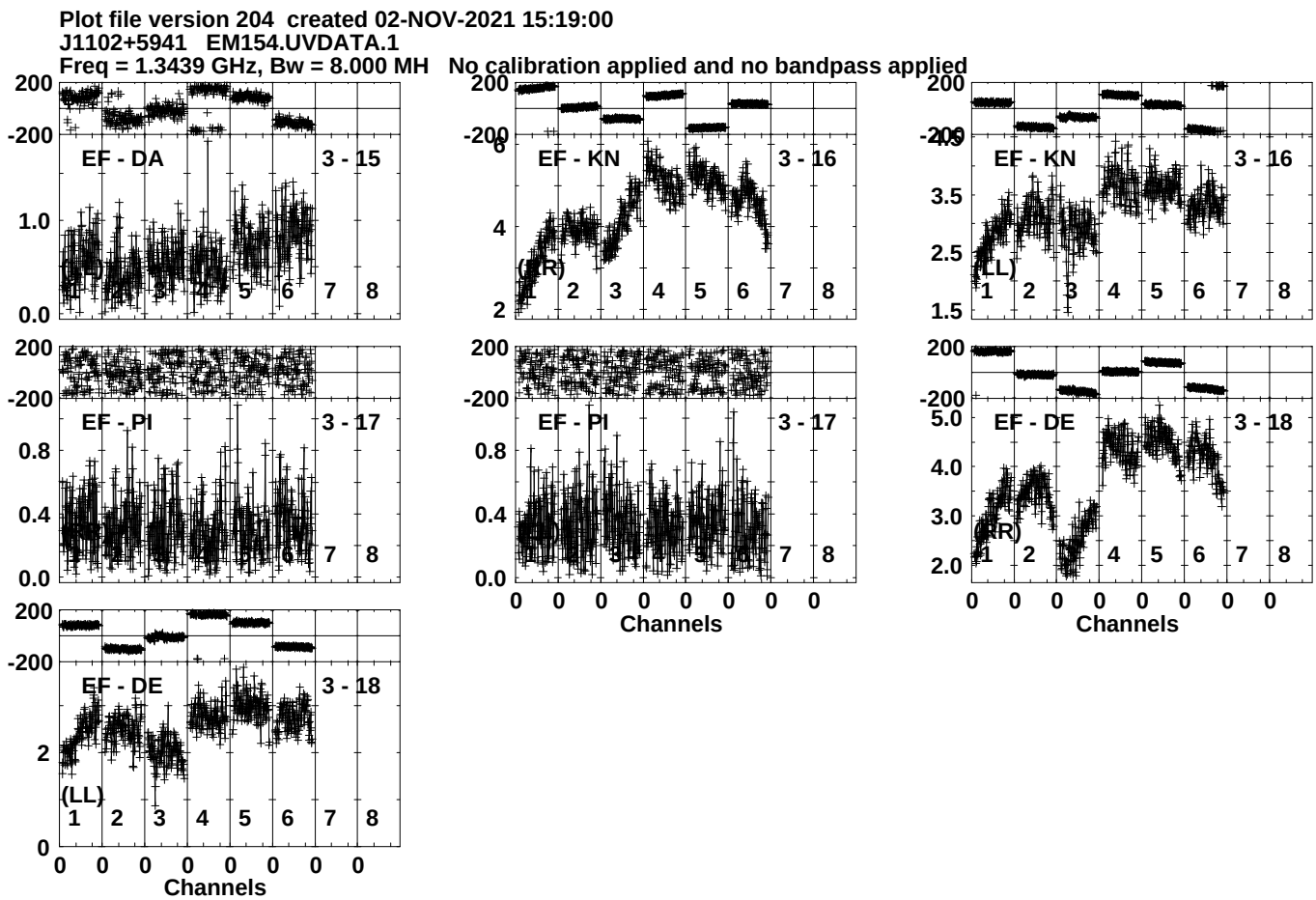
Plot file version 204 created 02-NOV-2021 15:19:00
J1102+5941 EM154.UVDATA.1
Freq = 1.3439 GHz, Bw = 8.000 MH No calibration applied and no bandpass applied
EF - DA
3 - 15
EF - KN
3 - 16
EF - KN
3 - 16
EF - PI
3 - 17
EF - PI
3 - 17
EF - DE
3 - 18
EF - DE
3 - 18
(RR)
(LL)
Channels
Channels
Channels
Lower frame: Milli Ampl Jy Top frame: Phas deg
Vector averaged cross-power spectrum Several baselines displayed
Timerange: 00/14:43:31 to 00/14:44:59

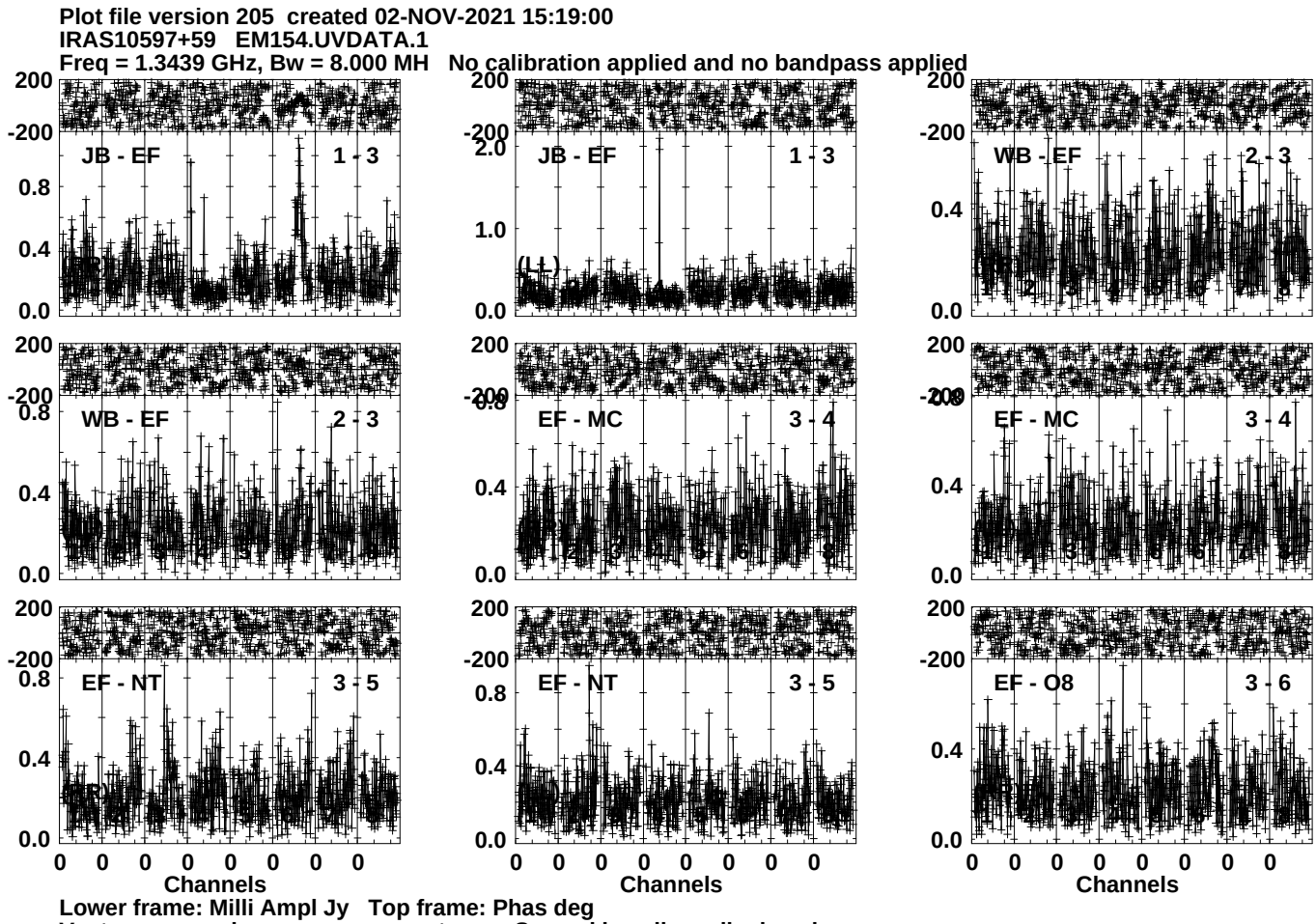
Plot file version 205 created 02-NOV-2021 15:19:00
IRAS10597+59 EM154.UVDATA.1
Freq = 1.3439 GHz, Bw = 8.000 MH No calibration applied and no bandpass applied
JB - EF 1 - 3
JB - EF 1 - 3
WB - EF 2 - 3
WB - EF 2 - 3
EF - MC 3 - 4
EF - MC 3 - 4
EF - NT 3 - 5
EF - NT 3 - 5
EF - O8 3 - 6
200
-200
0.8
0.4
0.0
2.0
1.0
0 0 0 0 0 0 0 0
Channels
Lower frame: Milli Ampl Jy Top frame: Phas deg
Vector averaged cross-power spectrum Several baselines displayed
Timerange: 00/14:45:01 to 00/14:48:29

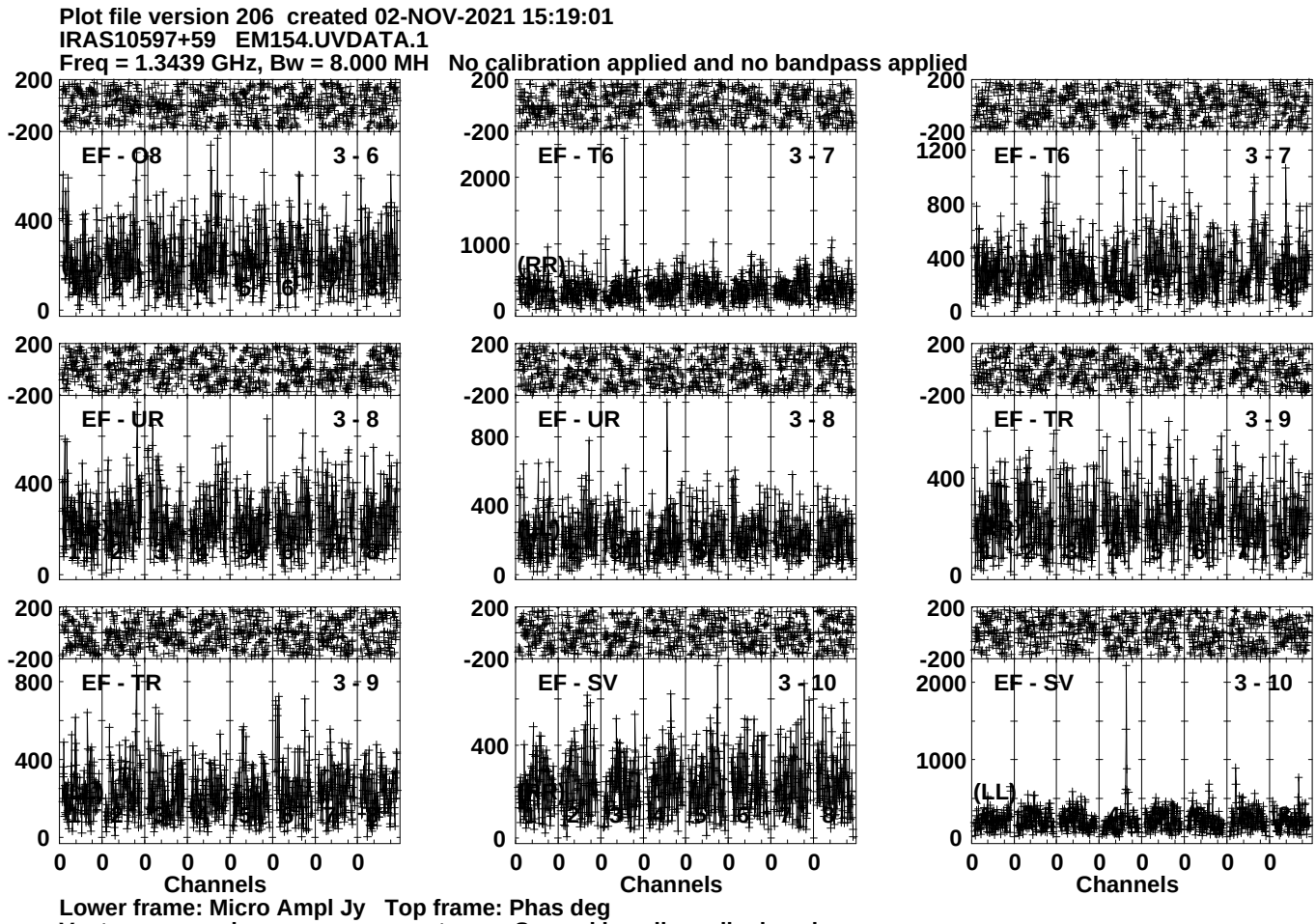
Plot file version 206 created 02-NOV-2021 15:19:01
IRAS10597+59 EM154.UVDATA.1
Freq = 1.3439 GHz, Bw = 8.000 MH No calibration applied and no bandpass applied
EF - O8 3 - 6
EF - T6 3 - 7
(RR)
EF - T6 3 - 7
EF - UR 3 - 8
EF - UR 3 - 8
EF - TR 3 - 9
EF - TR 3 - 9
EF - SV 3 - 10
EF - SV 3 - 10
(LL)
Channels
Channels
Channels
Lower frame: Micro Ampl Jy Top frame: Phas deg
Vector averaged cross-power spectrum Several baselines displayed
Timerange: 00/14:45:01 to 00/14:48:29

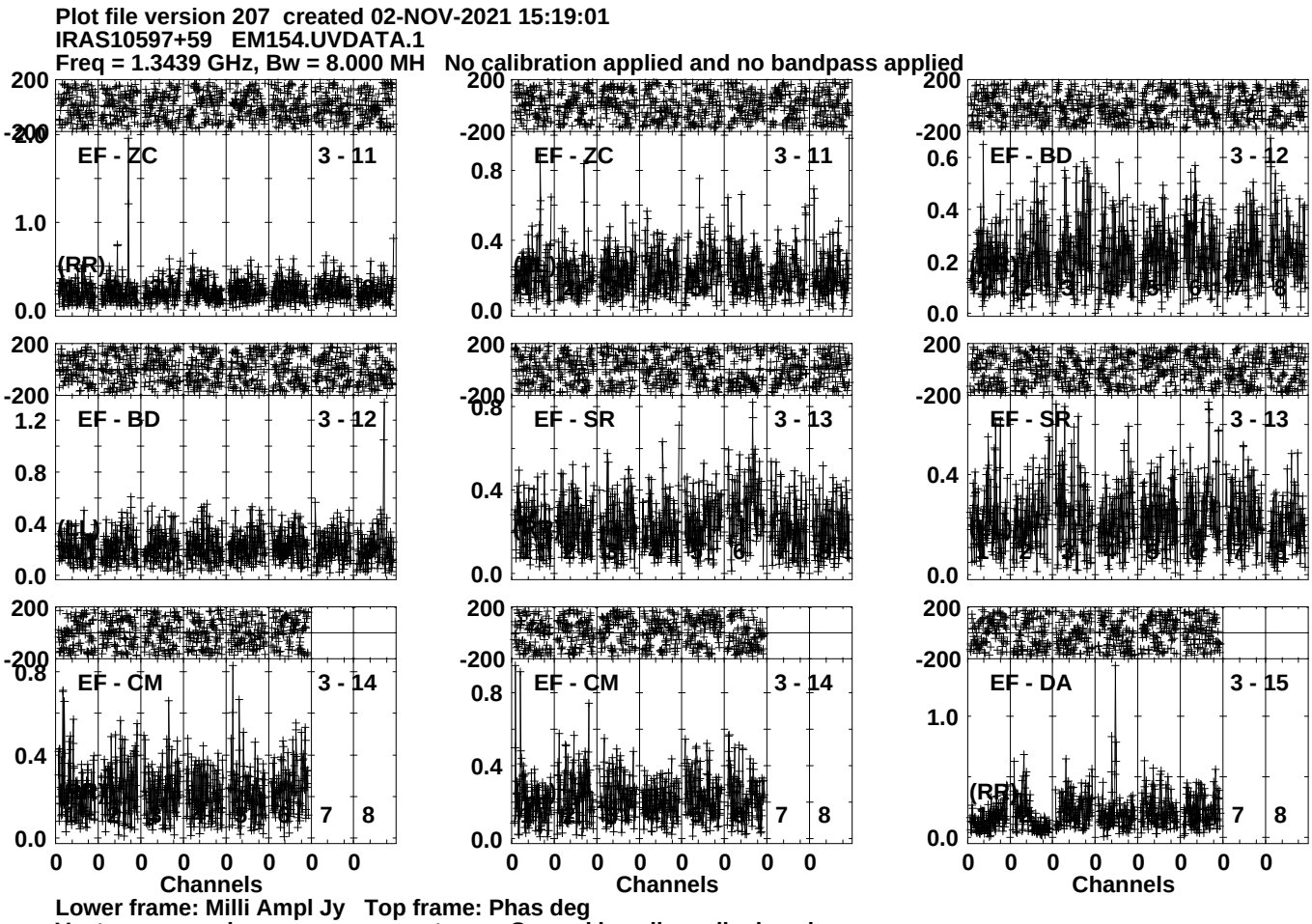
Plot file version 207 created 02-NOV-2021 15:19:01
IRAS10597+59 EM154.UVDATA.1
Freq = 1.3439 GHz, Bw = 8.000 MH No calibration applied and no bandpass applied
EF - ZC 3 - 11
EF - ZC 3 - 11
EF - BD 3 - 12
EF - BD 3 - 12
EF - SR 3 - 13
EF - SR 3 - 13
EF - CM 3 - 14
EF - CM 3 - 14
EF - DA 3 - 15
(RR)
(LL)
(RR)
Channels
Channels
Channels
Lower frame: Milli Ampl Jy Top frame: Phas deg
Vector averaged cross-power spectrum Several baselines displayed
Timerange: 00/14:45:01 to 00/14:48:29

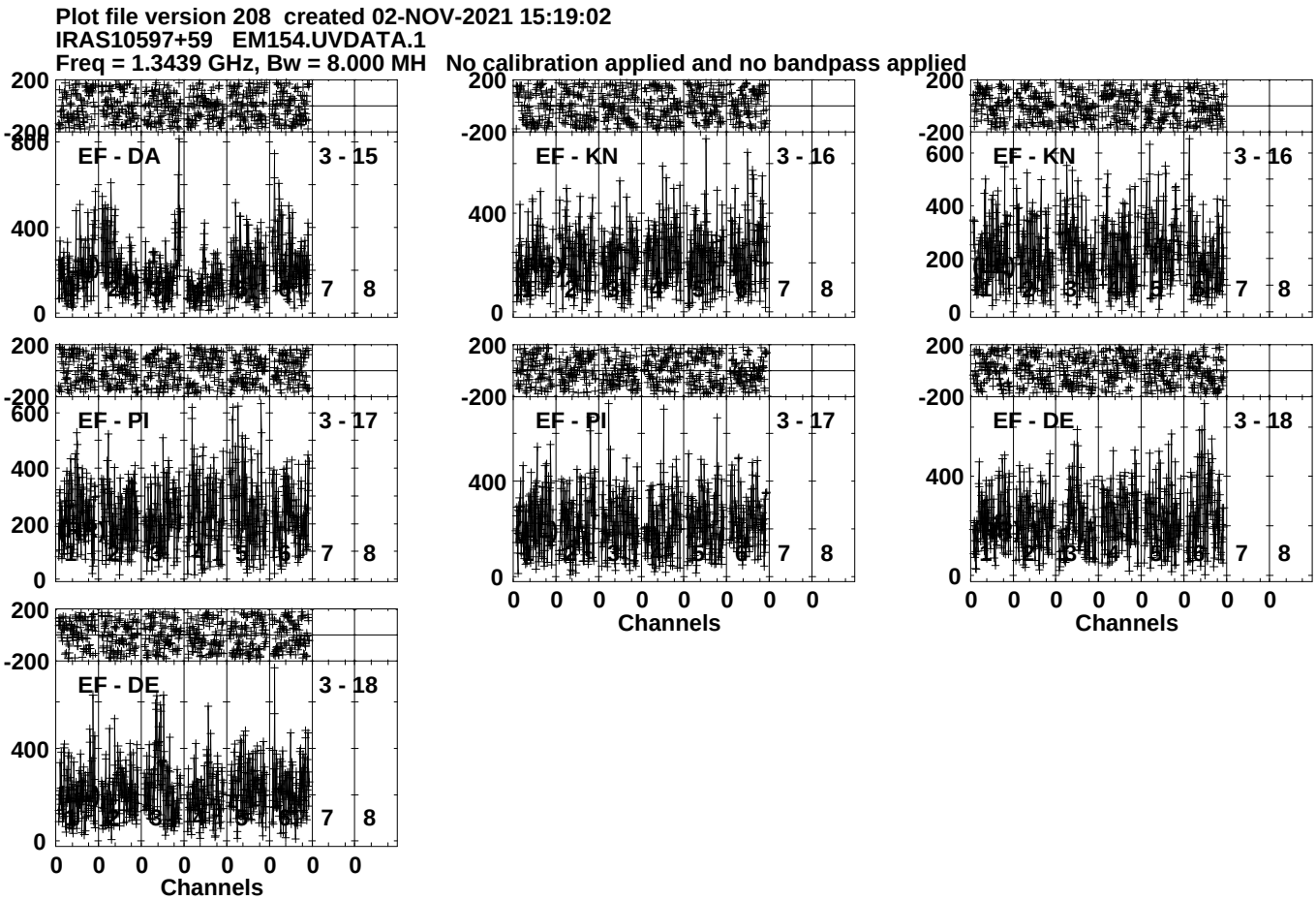
Plot file version 208 created 02-NOV-2021 15:19:02
IRAS10597+59 EM154.UVDATA.1
Freq = 1.3439 GHz, Bw = 8.000 MH No calibration applied and no bandpass applied
EF - DA
3 - 15
EF - KN
3 - 16
EF - KN
3 - 16
EF - PI
3 - 17
EF - PI
3 - 17
EF - DE
3 - 18
EF - DE
3 - 18
Channels
Channels
Channels
Lower frame: Micro Ampl Jy Top frame: Phas deg
Vector averaged cross-power spectrum Several baselines displayed
Timerange: 00/14:45:01 to 00/14:48:29

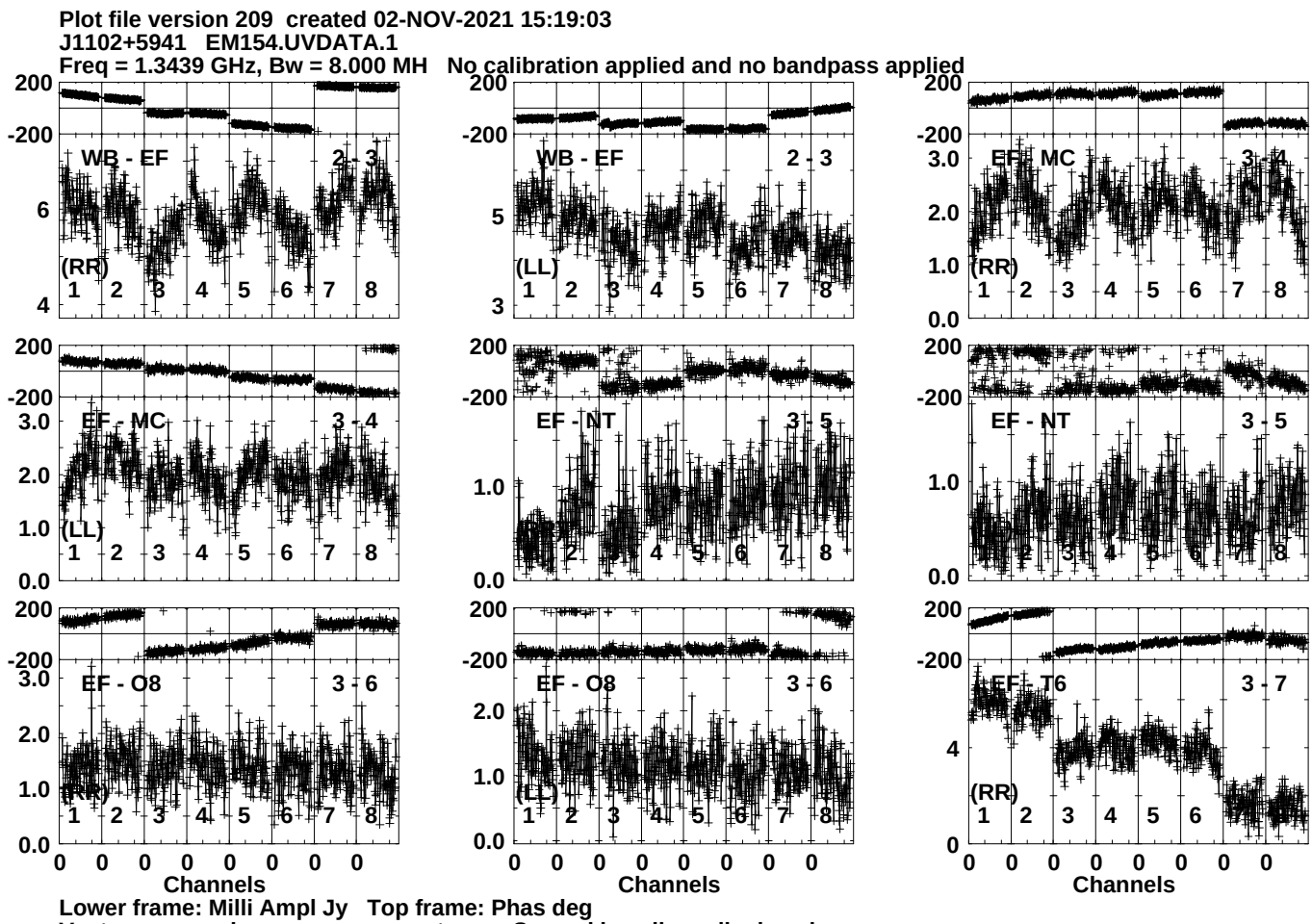
Plot file version 209 created 02-NOV-2021 15:19:03
J1102+5941 EM154.UVDATA.1
Freq = 1.3439 GHz, Bw = 8.000 MH No calibration applied and no bandpass applied
WB - EF 2 - 3
(RR)
WB - EF 2 - 3
(LL)
EF - MC 3 - 4
(RR)
EF - MC 3 - 4
(LL)
EF - NT 3 - 5
EF - NT 3 - 5
EF - O8 3 - 6
(RR)
EF - O8 3 - 6
(LL)
EF - T6 3 - 7
(RR)
Channels
Channels
Channels
Lower frame: Milli Ampl Jy Top frame: Phas deg
Vector averaged cross-power spectrum Several baselines displayed
Timerange: 00/14:48:31 to 00/14:49:59

Plot file version 210 created 02-NOV-2021 15:19:03
J1102+5941 EM154.UVDATA.1
Freq = 1.3439 GHz, Bw = 8.000 MH No calibration applied and no bandpass applied

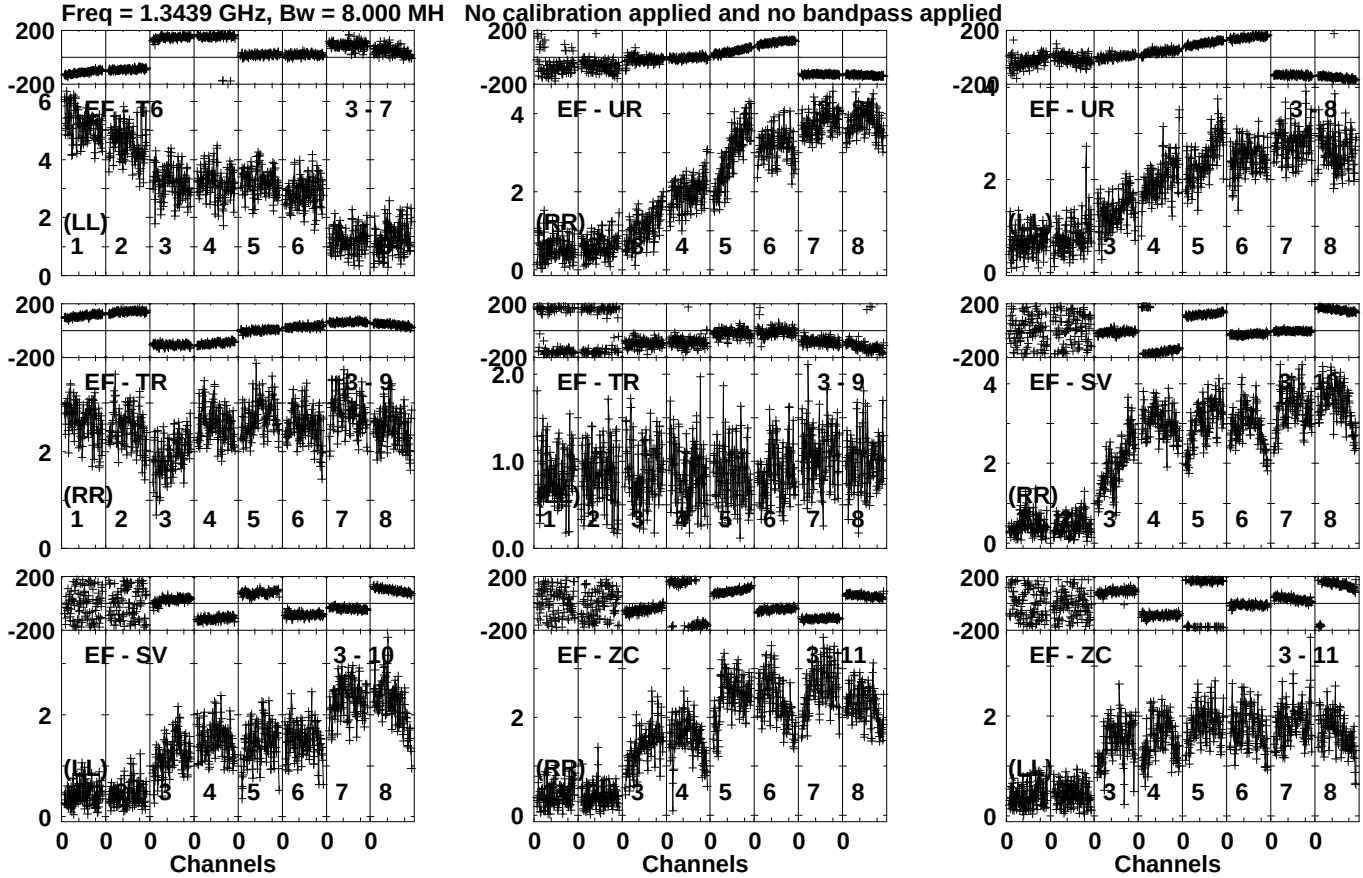

Lower frame: Milli Ampl Jy Top frame: Phas deg
Vector averaged cross-power spectrum Several baselines displayed
Timerange: 00/14:48:31 to 00/14:49:59

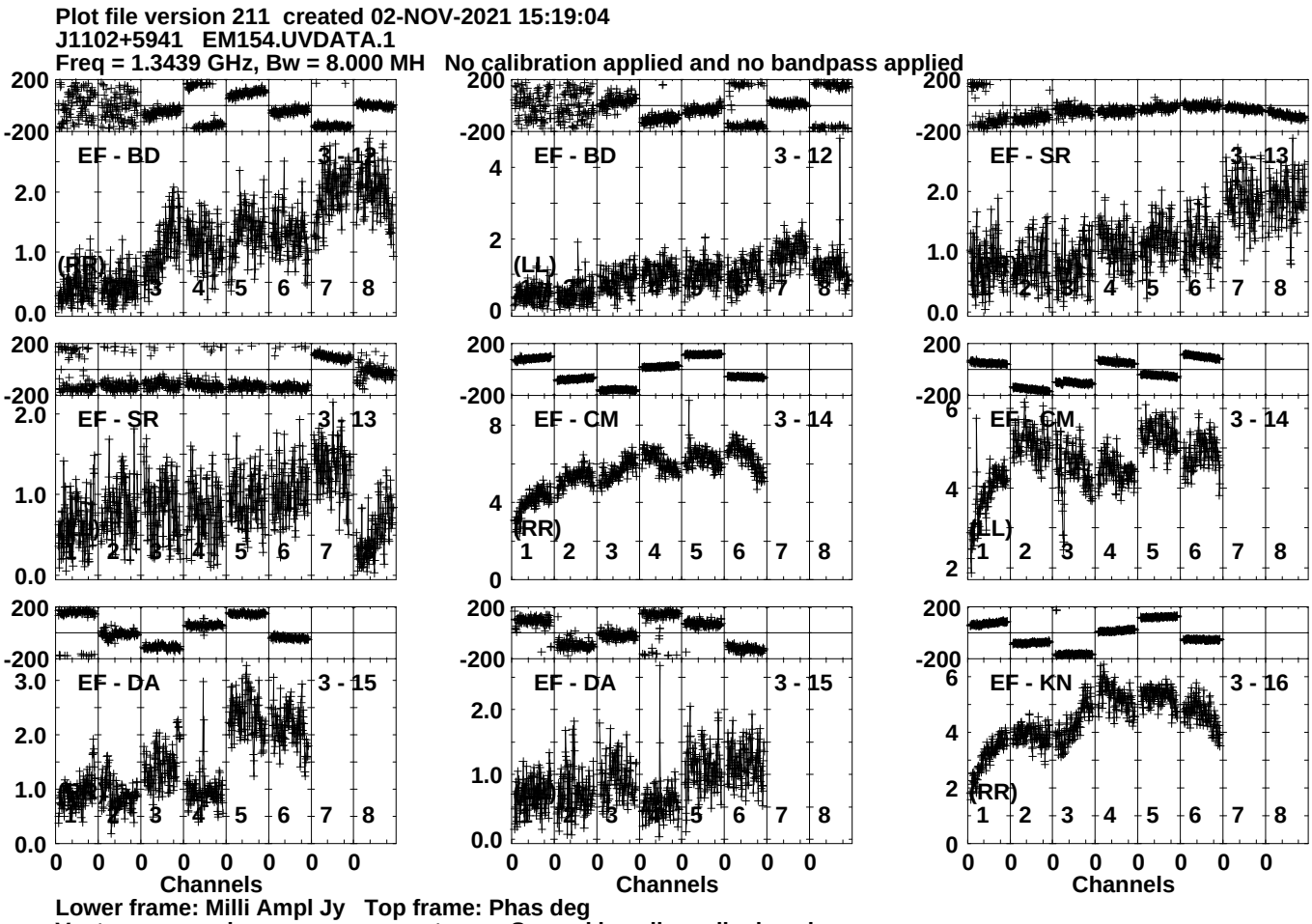
Plot file version 211 created 02-NOV-2021 15:19:04
J1102+5941 EM154.UVDATA.1
Freq = 1.3439 GHz, Bw = 8.000 MH No calibration applied and no bandpass applied
EF - BD 3 - 12
(RR)
EF - BD 3 - 12
(LL)
EF - SR 3 - 13
EF - SR 3 - 13
EF - CM 3 - 14
(RR)
EF - CM 3 - 14
(LL)
EF - DA 3 - 15
EF - DA 3 - 15
EF - KN 3 - 16
(RR)
Channels
Channels
Channels
Lower frame: Milli Ampl Jy Top frame: Phas deg
Vector averaged cross-power spectrum Several baselines displayed
Timerange: 00/14:48:31 to 00/14:49:59

Plot file version 212 created 02-NOV-2021 15:19:04
J1102+5941 EM154.UVDATA.1
Freq = 1.3439 GHz, Bw = 8.000 MH No calibration applied and no bandpass applied

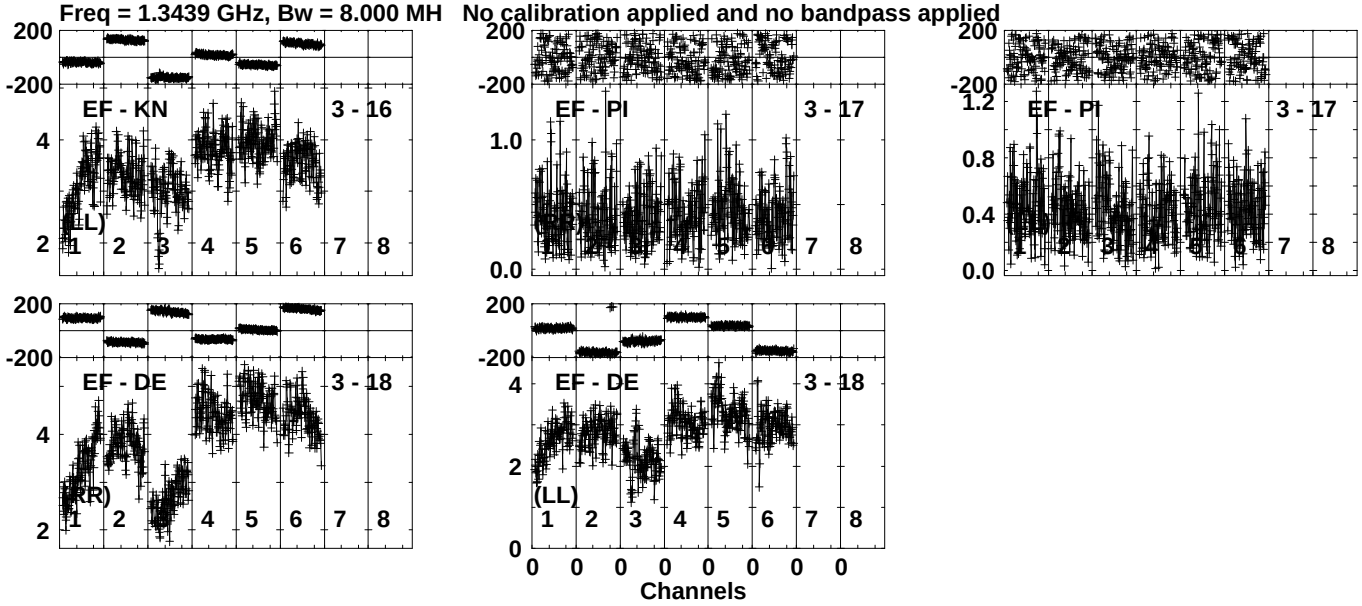

Lower frame: Milli Ampl Jy Top frame: Phas deg
Vector averaged cross-power spectrum Several baselines displayed
Timerange: 00/14:48:31 to 00/14:49:59

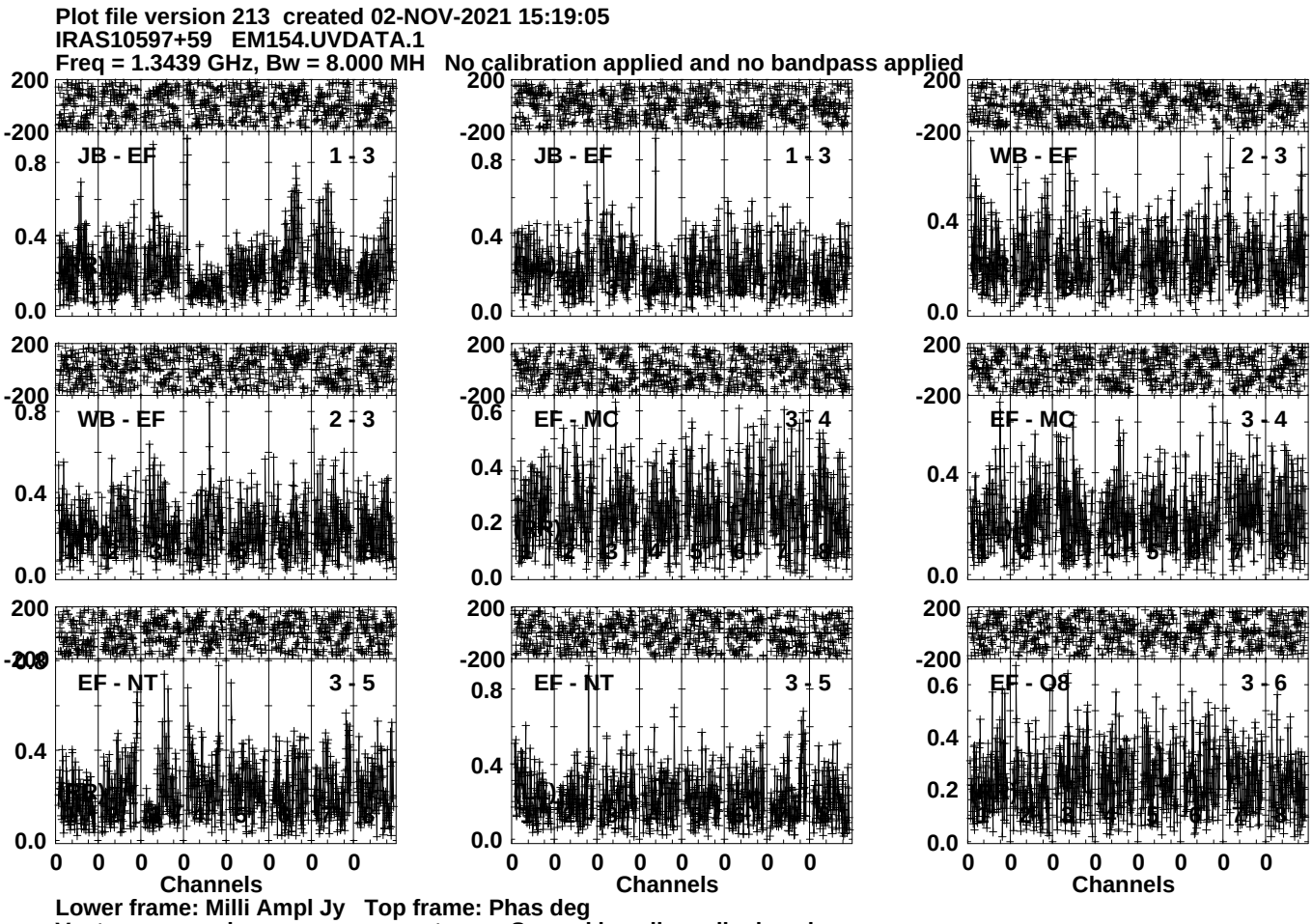
Plot file version 213 created 02-NOV-2021 15:19:05
IRAS10597+59 EM154.UVDATA.1
Freq = 1.3439 GHz, Bw = 8.000 MH No calibration applied and no bandpass applied
JB - EF 1 - 3
JB - EF 1 - 3
WB - EF 2 - 3
WB - EF 2 - 3
EF - MC 3 - 4
EF - MC 3 - 4
EF - NT 3 - 5
EF - NT 3 - 5
EF - Q8 3 - 6
Channels
Channels
Channels
Lower frame: Milli Ampl Jy Top frame: Phas deg
Vector averaged cross-power spectrum Several baselines displayed
Timerange: 00/14:50:01 to 00/14:53:29

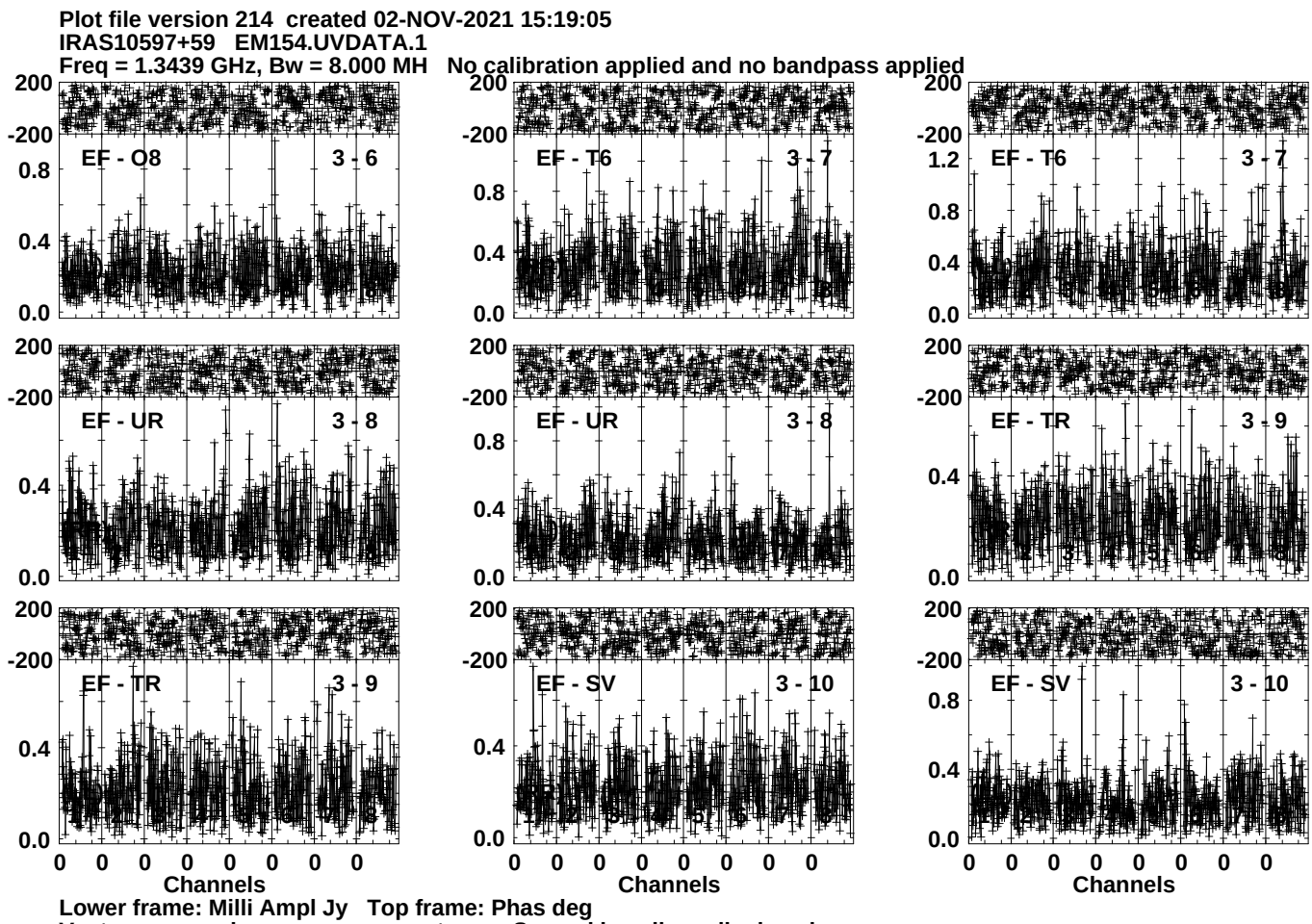
Plot file version 214 created 02-NOV-2021 15:19:05
IRAS10597+59 EM154.UVDATA.1
Freq = 1.3439 GHz, Bw = 8.000 MH No calibration applied and no bandpass applied
EF - O8 3 - 6
EF - T6 3 - 7
EF - T6 3 - 7
EF - UR 3 - 8
EF - UR 3 - 8
EF - TR 3 - 9
EF - TR 3 - 9
EF - SV 3 - 10
EF - SV 3 - 10
Channels
Channels
Channels
Lower frame: Milli Ampl Jy Top frame: Phas deg
Vector averaged cross-power spectrum Several baselines displayed
Timerange: 00/14:50:01 to 00/14:53:29

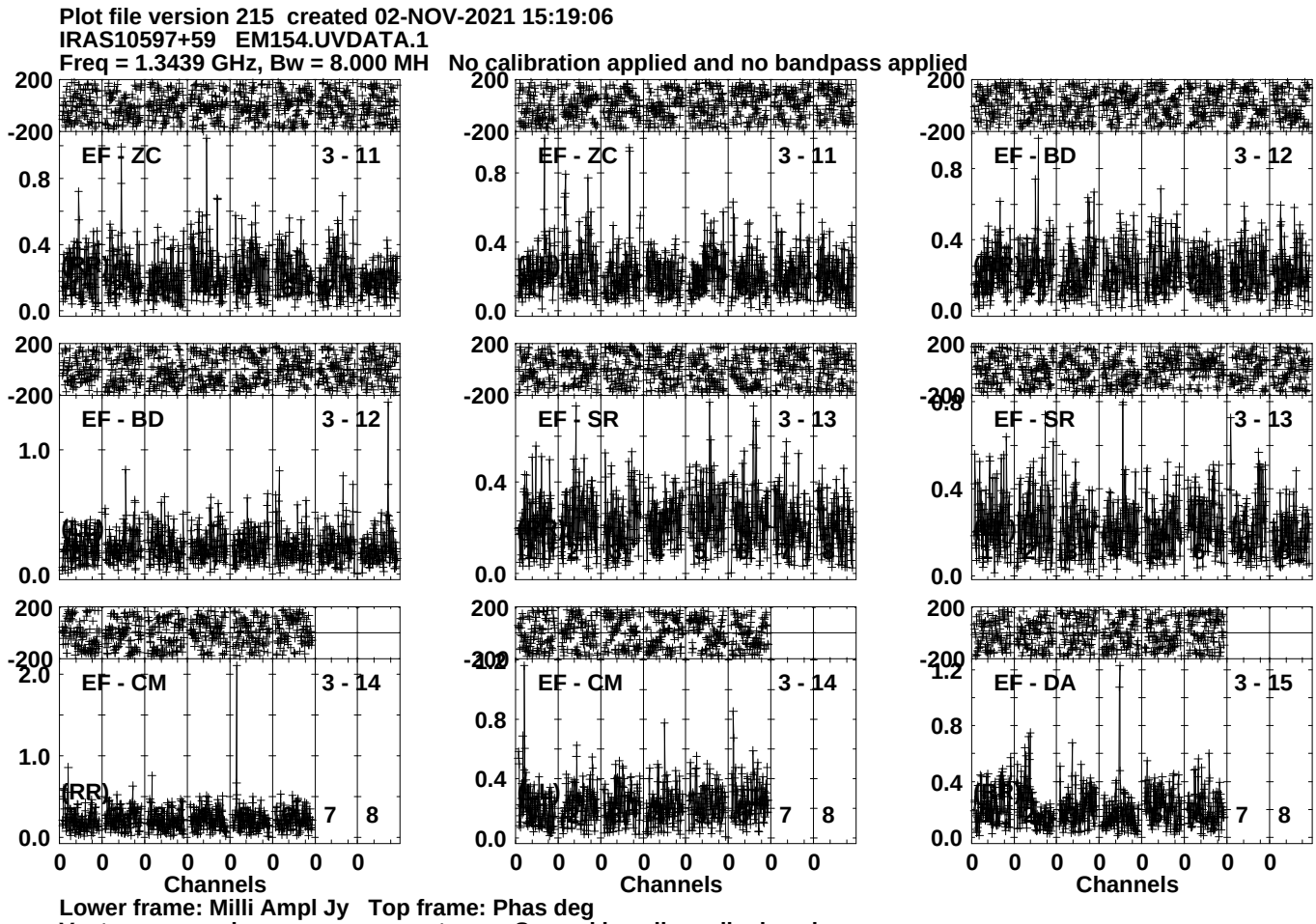
Plot file version 215 created 02-NOV-2021 15:19:06
IRAS10597+59 EM154.UVDATA.1
Freq = 1.3439 GHz, Bw = 8.000 MH No calibration applied and no bandpass applied
EF - ZC
3 - 11
EF - ZC
3 - 11
EF - BD
3 - 12
EF - BD
3 - 12
EF - SR
3 - 13
EF - SR
3 - 13
EF - CM
3 - 14
EF - CM
3 - 14
EF - DA
3 - 15
(RR)
Channels
Channels
Channels
Lower frame: Milli Ampl Jy Top frame: Phas deg
Vector averaged cross-power spectrum Several baselines displayed
Timerange: 00/14:50:01 to 00/14:53:29

Plot file version 216 created 02-NOV-2021 15:19:07
IRAS10597+59 EM154.UVDATA.1
Freq = 1.3439 GHz, Bw = 8.000 MH No calibration applied and no bandpass applied

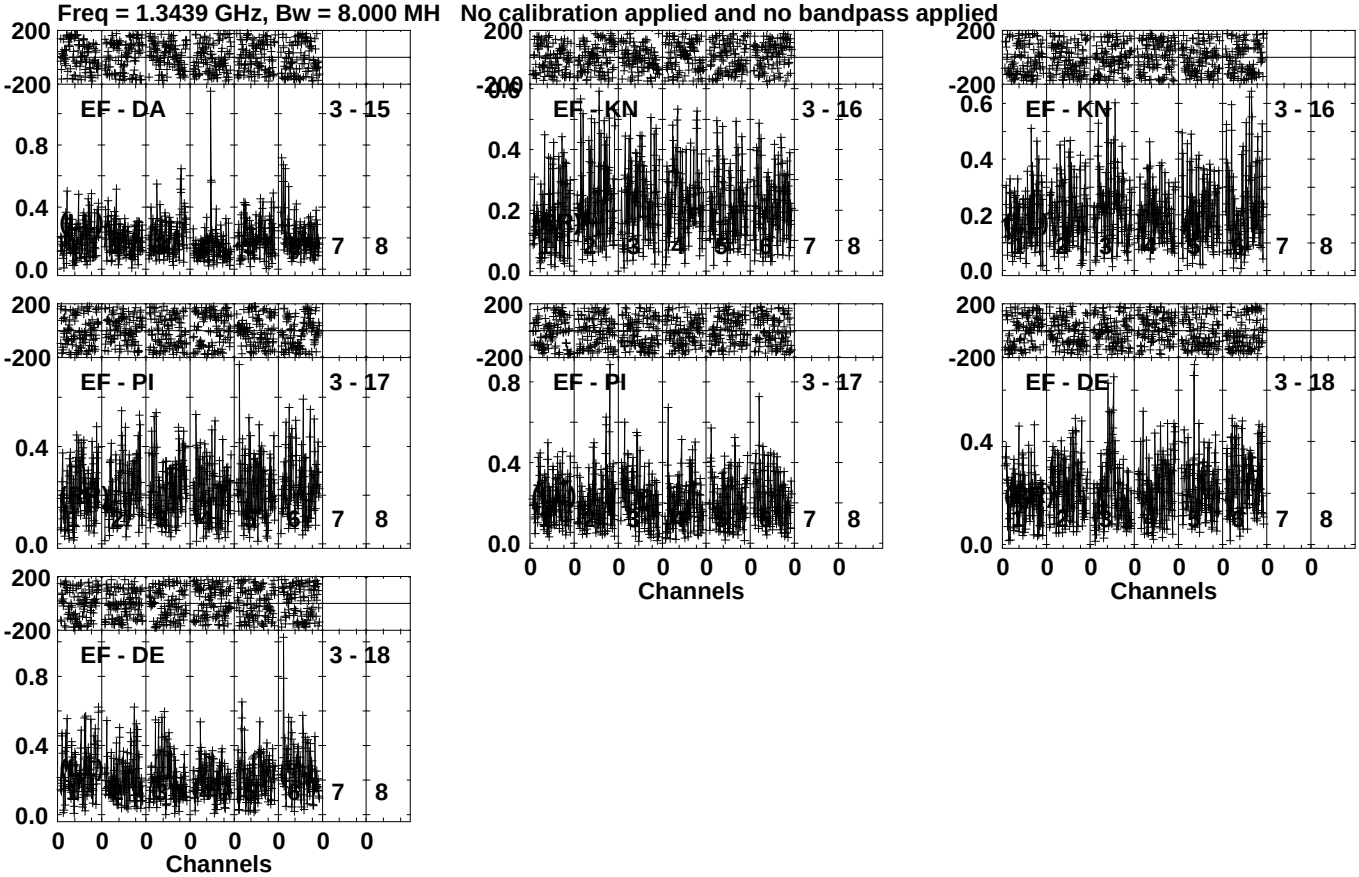

Lower frame: Milli Ampl Jy Top frame: Phas deg
Vector averaged cross-power spectrum Several baselines displayed
Timerange: 00/14:50:01 to 00/14:53:29

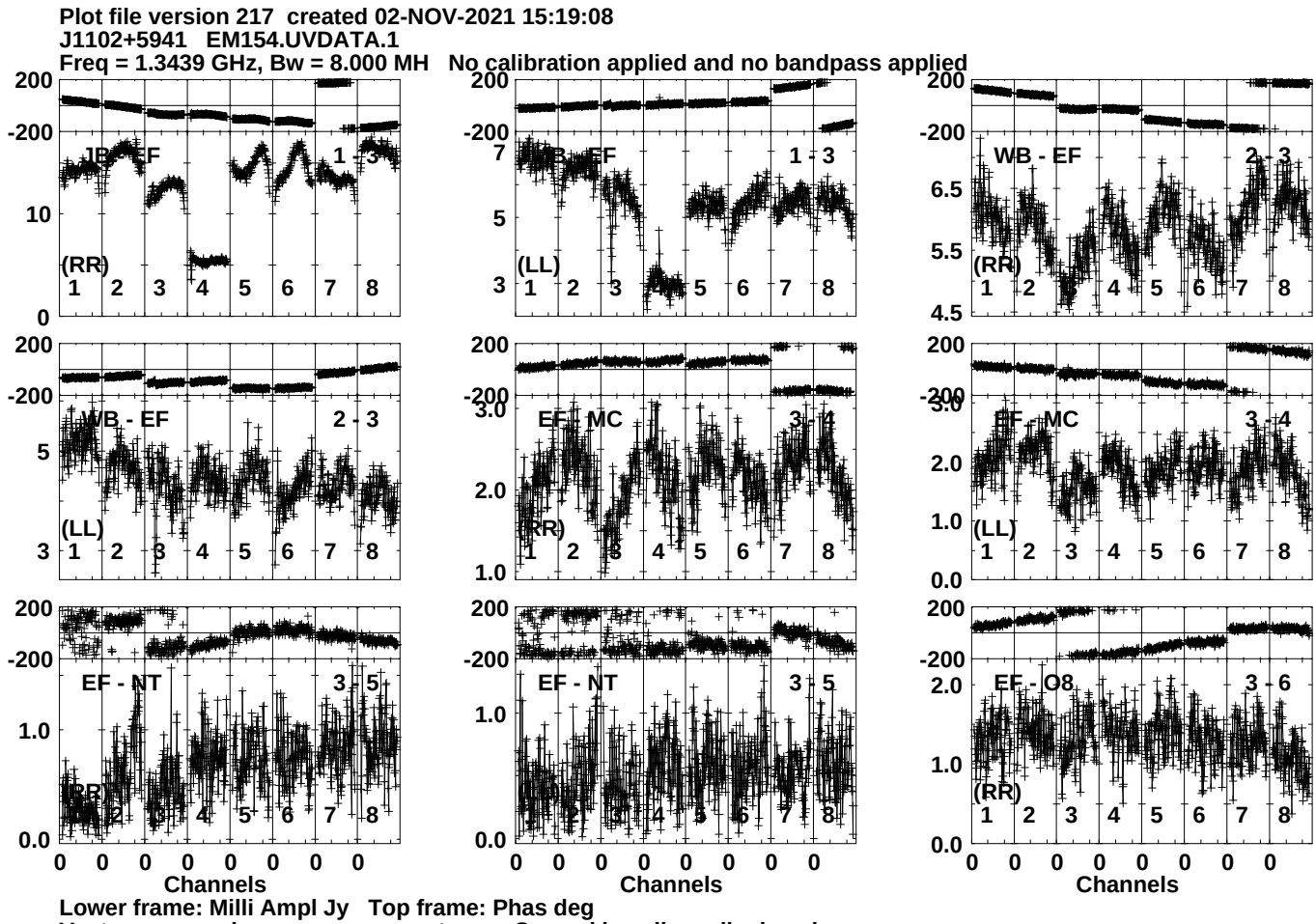
Plot file version 217 created 02-NOV-2021 15:19:08
J1102+5941 EM154.UVDATA.1
Freq = 1.3439 GHz, Bw = 8.000 MH No calibration applied and no bandpass applied
WB - EF 1 - 3
(RR)
WB - EF 1 - 3
(LL)
WB - EF 2 - 3
(RR)
WB - EF 2 - 3
(LL)
EF - MC 3 - 4
(RR)
EF - MC 3 - 4
(LL)
EF - NT 3 - 5
(RR)
EF - NT 3 - 5
EF - O8 3 - 6
(RR)
Channels
Channels
Channels
Lower frame: Milli Ampl Jy Top frame: Phas deg
Vector averaged cross-power spectrum Several baselines displayed
Timerange: 00/14:54:01 to 00/14:55:29

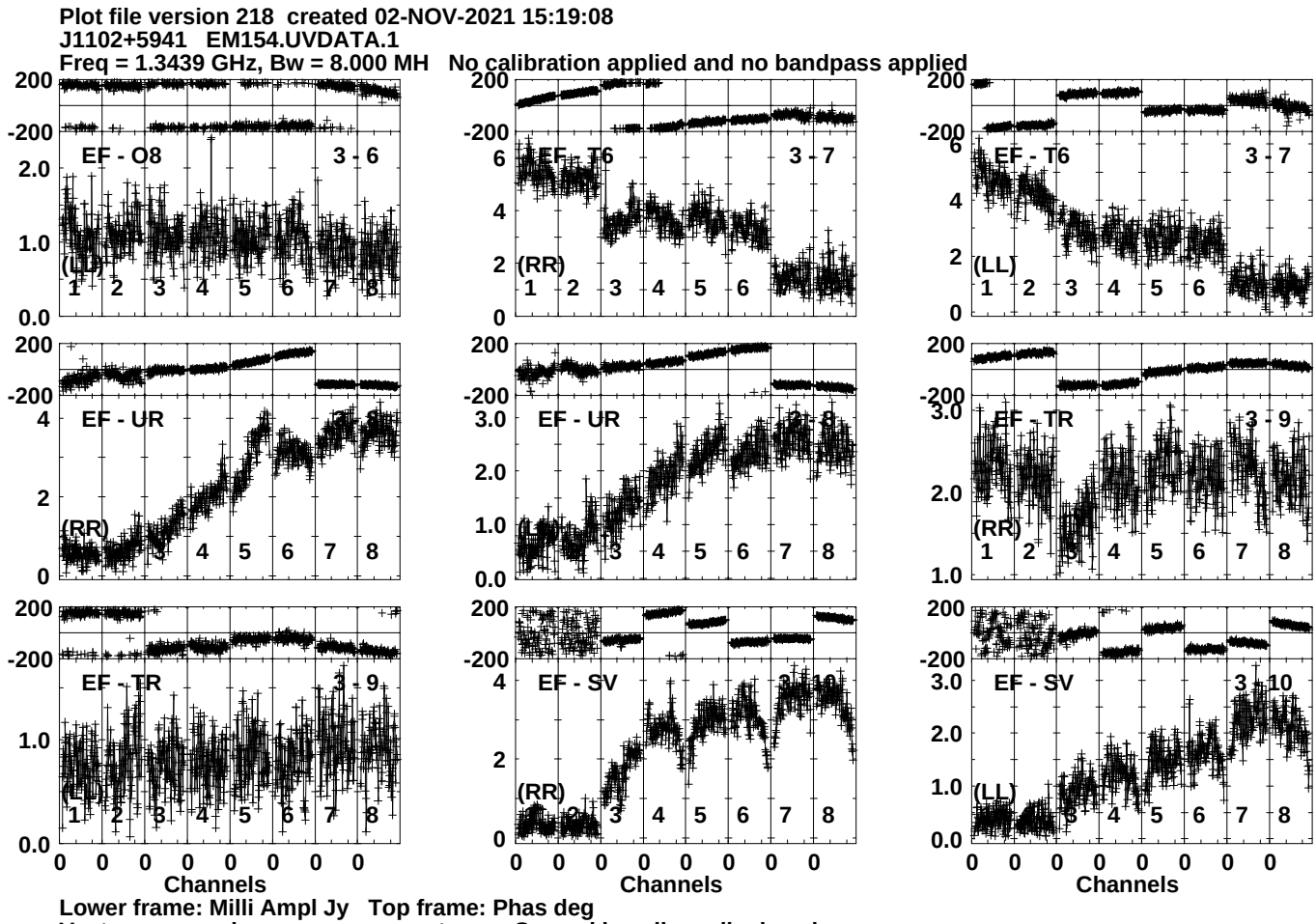
Plot file version 218 created 02-NOV-2021 15:19:08
J1102+5941 EM154.UVDATA.1
Freq = 1.3439 GHz, Bw = 8.000 MH No calibration applied and no bandpass applied
EF - O8 3 - 6
EF - T6 3 - 7
EF - T6 3 - 7
EF - UR 3 - 8
EF - UR 3 - 8
EF - TR 3 - 9
EF - TR 3 - 9
EF - SV 3 - 10
EF - SV 3 - 10
(LL)
(RR)
Channels
Lower frame: Milli Ampl Jy Top frame: Phas deg
Vector averaged cross-power spectrum Several baselines displayed
Timerange: 00/14:54:01 to 00/14:55:29

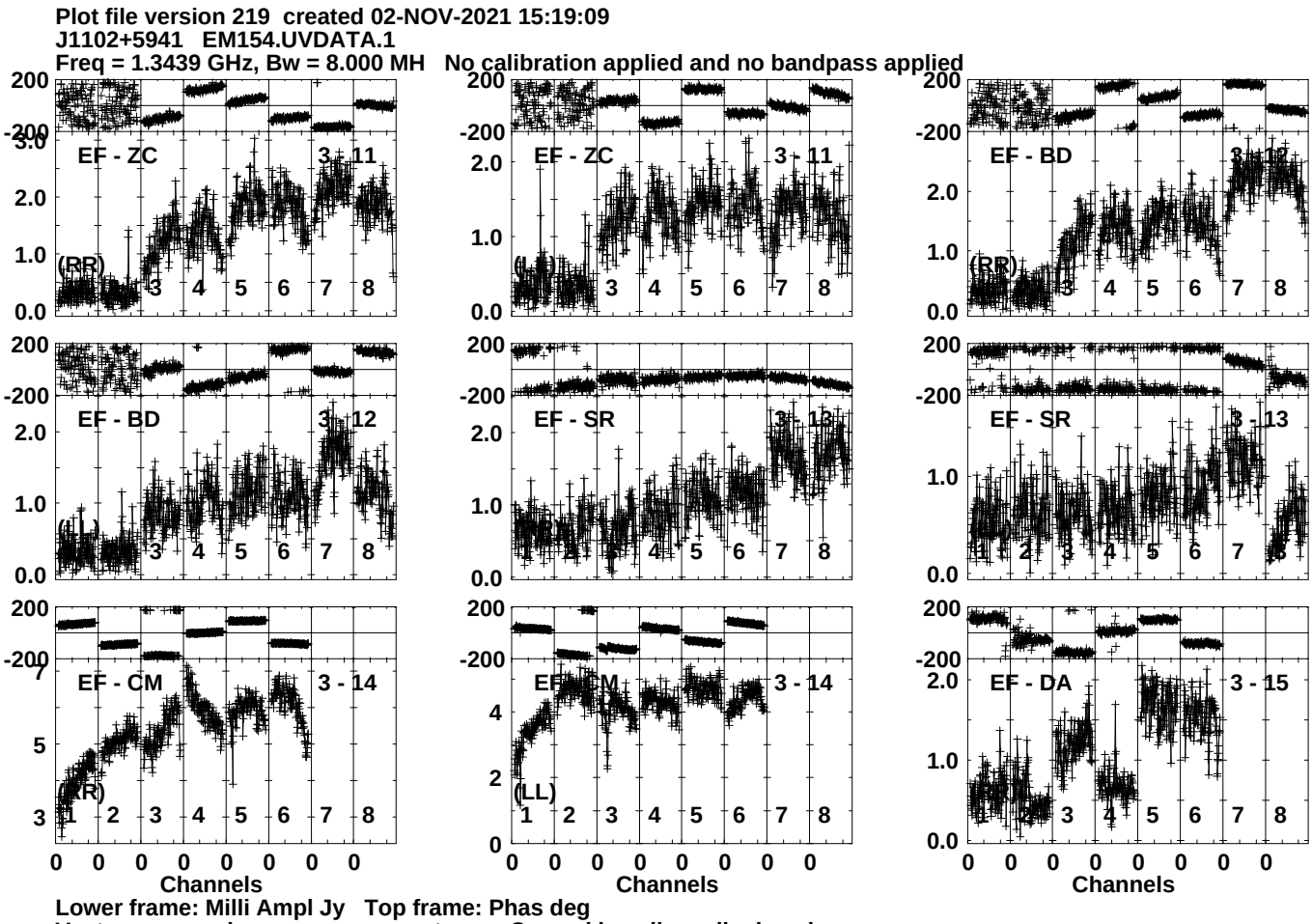
Plot file version 219 created 02-NOV-2021 15:19:09
J1102+5941 EM154.UVDATA.1
Freq = 1.3439 GHz, Bw = 8.000 MH No calibration applied and no bandpass applied
EF - ZC 3 - 11
EF - ZC 3 - 11
EF - BD 3 - 12
EF - BD 3 - 12
EF - SR 3 - 13
EF - SR 3 - 13
EF - CM 3 - 14
EF - CM 3 - 14
EF - DA 3 - 15
(RR)
(LL)
Channels
Lower frame: Milli Ampl Jy Top frame: Phas deg
Vector averaged cross-power spectrum Several baselines displayed
Timerange: 00/14:54:01 to 00/14:55:29

Plot file version 220 created 02-NOV-2021 15:19:09
J1102+5941 EM154.UVDATA.1
Freq = 1.3439 GHz, Bw = 8.000 MH No calibration applied and no bandpass applied

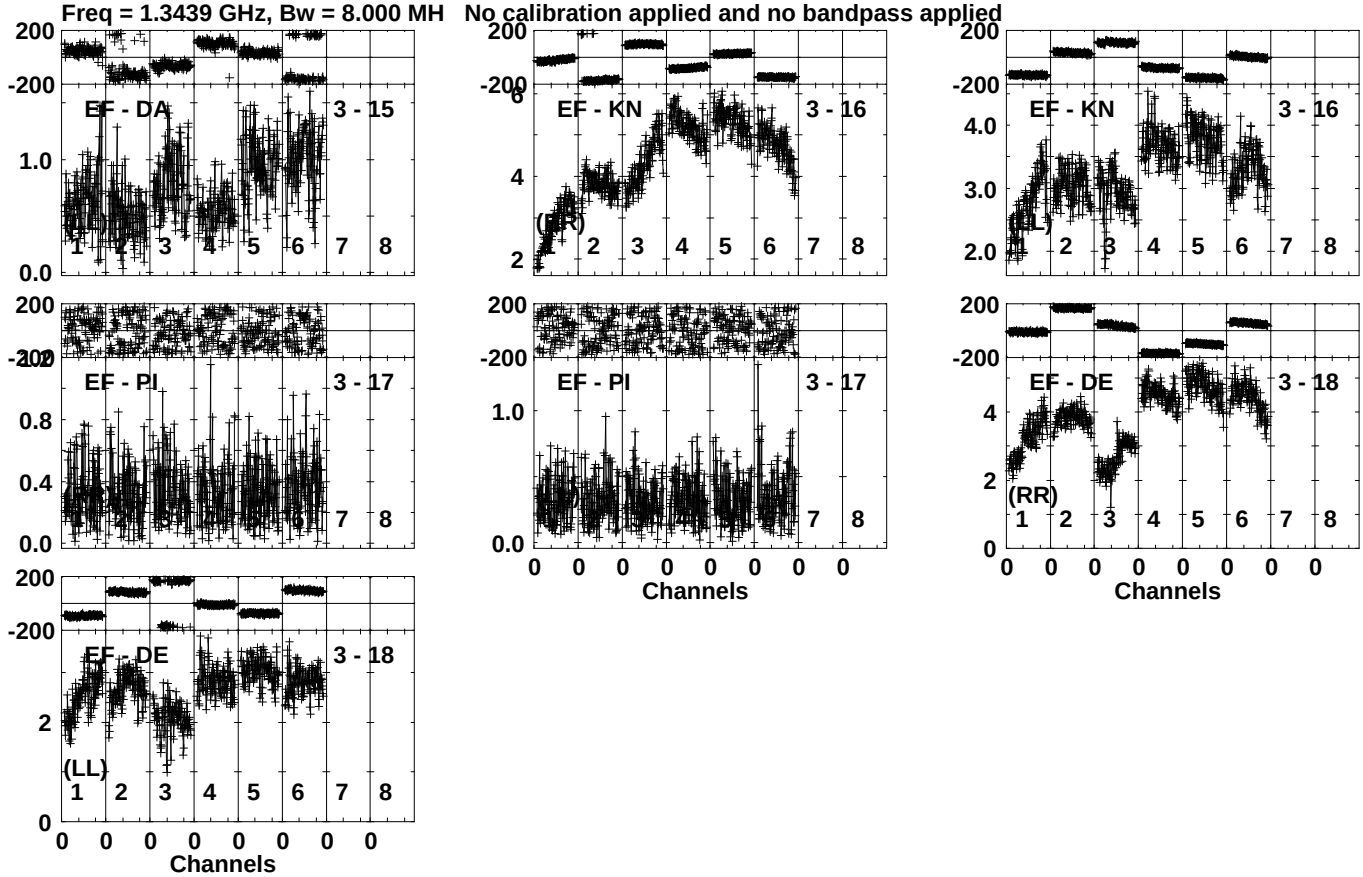

Lower frame: Milli Ampl Jy Top frame: Phas deg
Vector averaged cross-power spectrum Several baselines displayed
Timerange: 00/14:54:01 to 00/14:55:29

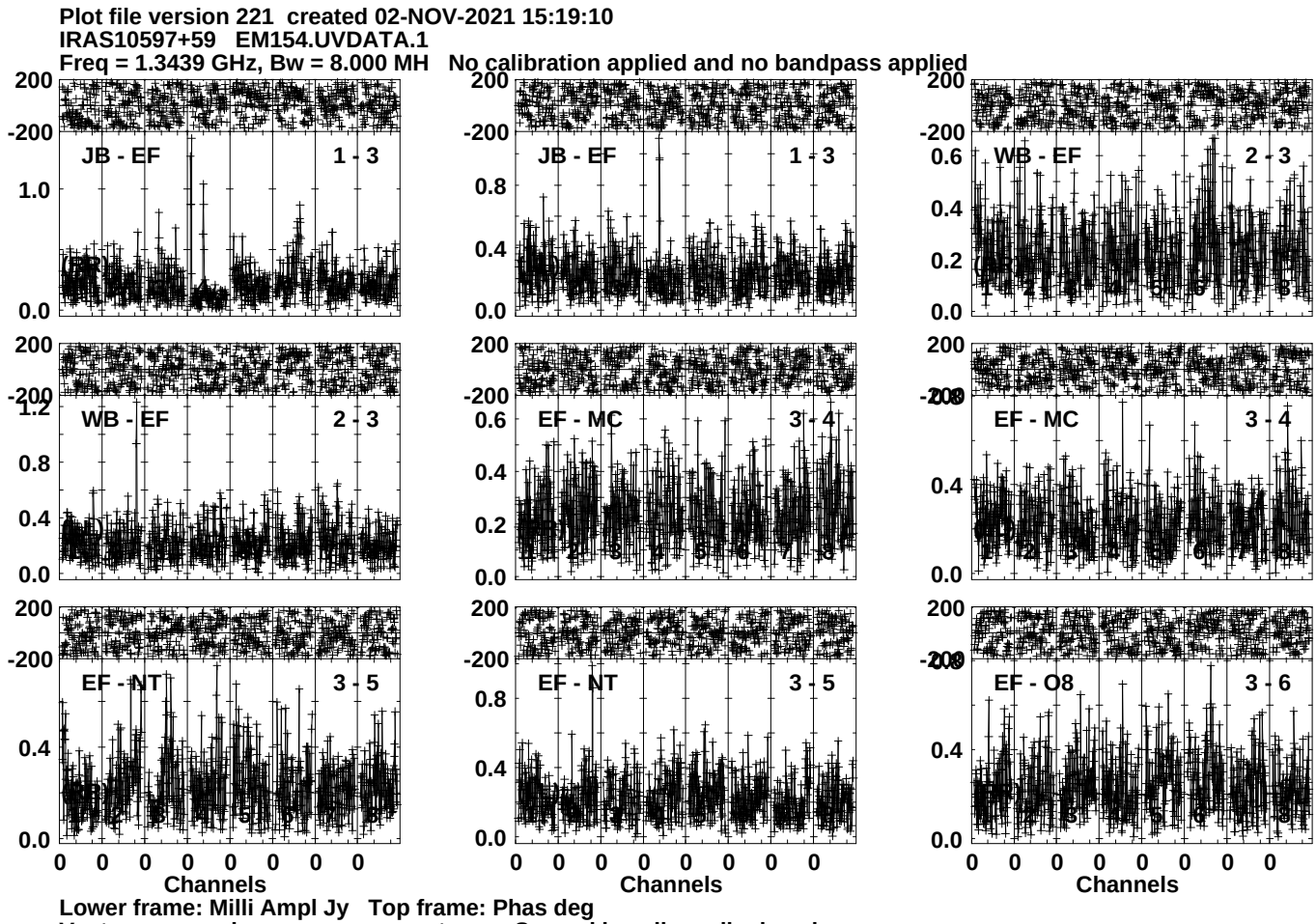
Plot file version 221 created 02-NOV-2021 15:19:10
IRAS10597+59 EM154.UVDATA.1
Freq = 1.3439 GHz, Bw = 8.000 MH No calibration applied and no bandpass applied
JB - EF 1 - 3
JB - EF 1 - 3
WB - EF 2 - 3
WB - EF 2 - 3
EF - MC 3 - 4
EF - MC 3 - 4
EF - NT 3 - 5
EF - NT 3 - 5
EF - O8 3 - 6
Channels
Channels
Channels
Lower frame: Milli Ampl Jy Top frame: Phas deg
Vector averaged cross-power spectrum Several baselines displayed
Timerange: 00/14:55:31 to 00/14:58:59

Plot file version 222 created 02-NOV-2021 15:19:11
IRAS10597+59 EM154.UVDATA.1
Freq = 1.3439 GHz, Bw = 8.000 MH No calibration applied and no bandpass applied

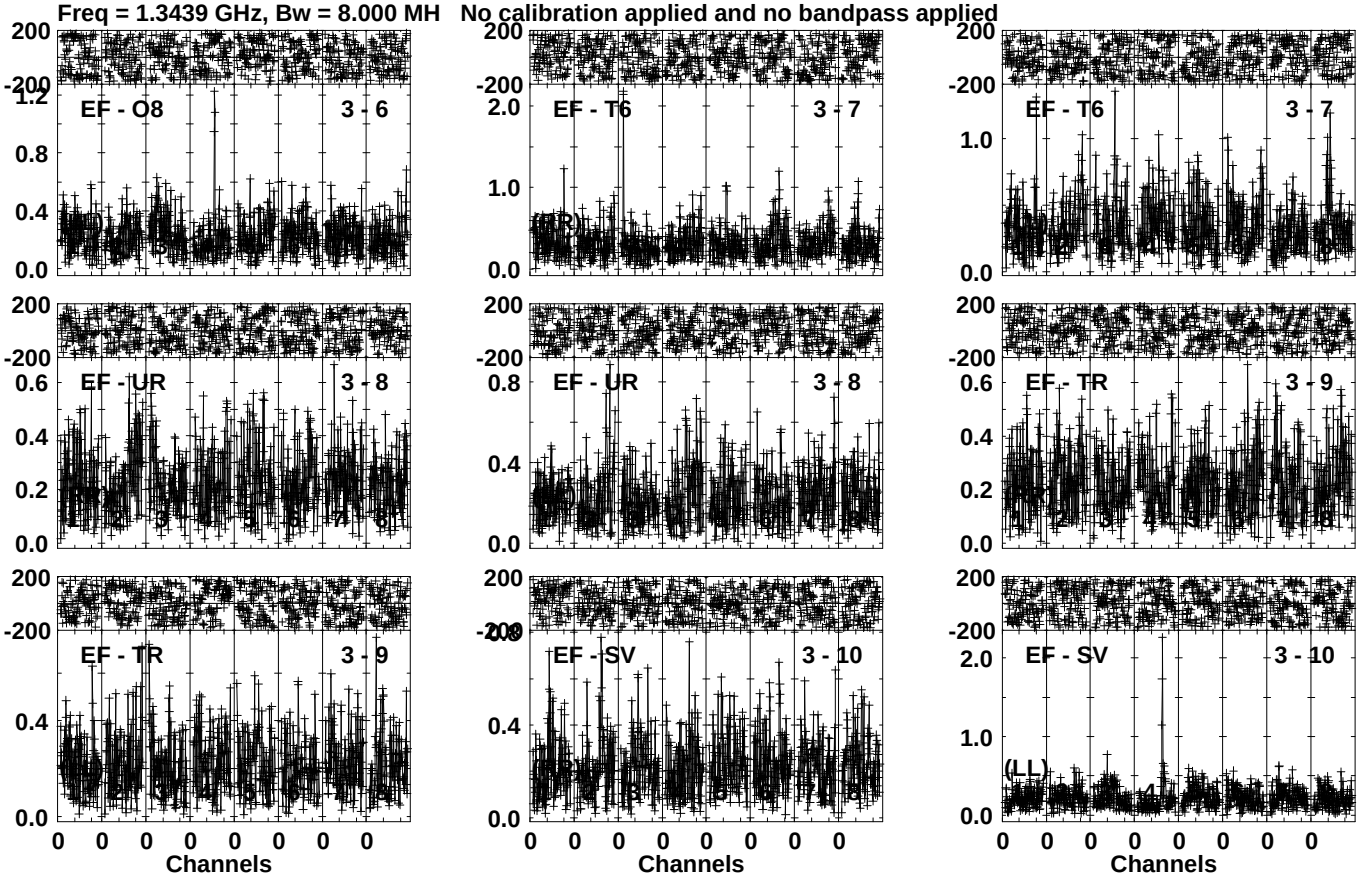

Lower frame: Milli Ampl Jy Top frame: Phas deg
Vector averaged cross-power spectrum Several baselines displayed
Timerange: 00/14:55:31 to 00/14:58:59

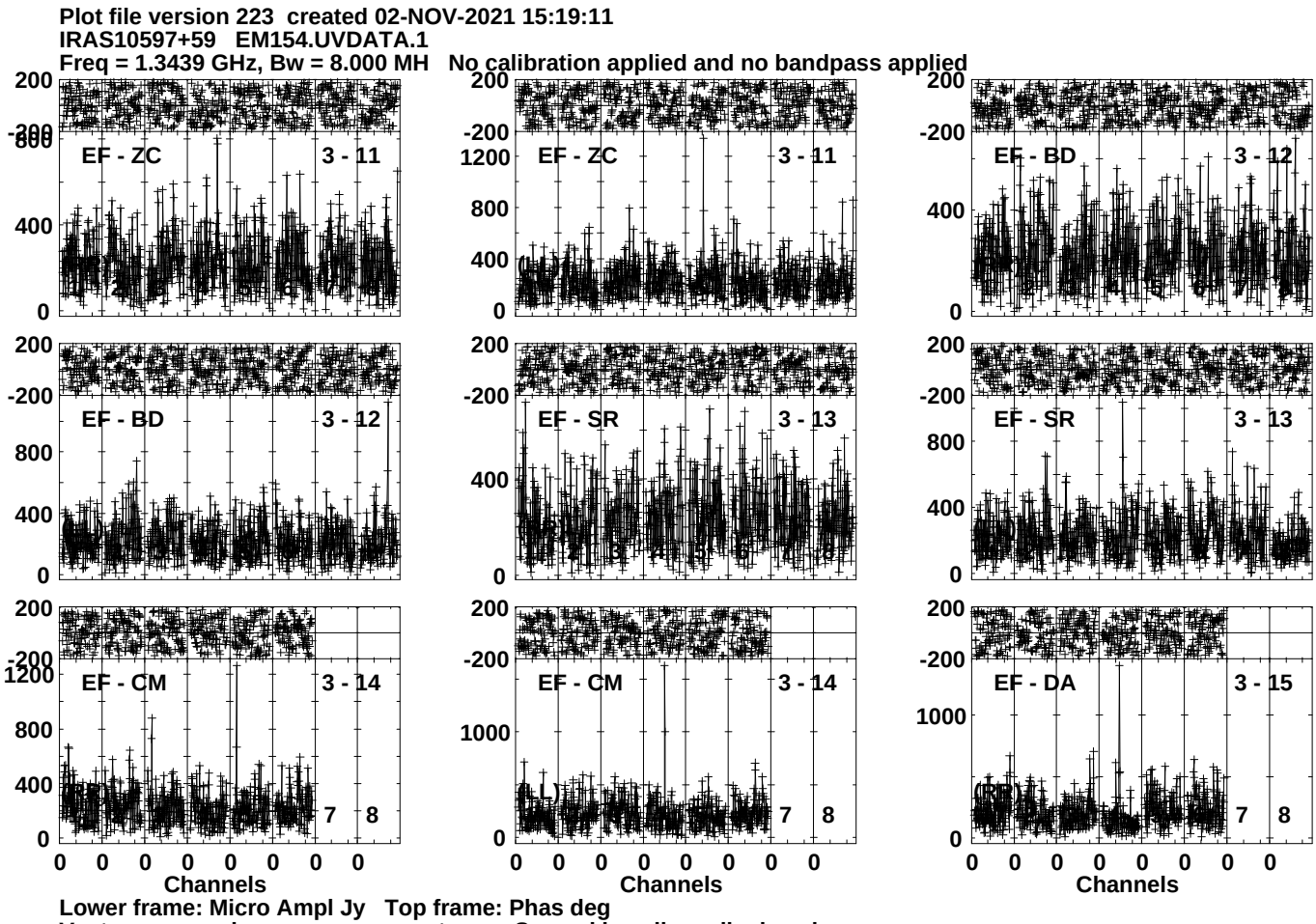
Plot file version 223 created 02-NOV-2021 15:19:11
IRAS10597+59 EM154.UVDATA.1
Freq = 1.3439 GHz, Bw = 8.000 MH No calibration applied and no bandpass applied
EF - ZC 3 - 11
EF - ZC 3 - 11
EF - BD 3 - 12
EF - BD 3 - 12
EF - SR 3 - 13
EF - SR 3 - 13
EF - CM 3 - 14
EF - CM 3 - 14
EF - DA 3 - 15
Channels
Channels
Channels
Lower frame: Micro Ampl Jy Top frame: Phas deg
Vector averaged cross-power spectrum Several baselines displayed
Timerange: 00/14:55:31 to 00/14:58:59

Plot file version 224 created 02-NOV-2021 15:19:12
IRAS10597+59 EM154.UVDATA.1
Freq = 1.3439 GHz, Bw = 8.000 MH No calibration applied and no bandpass applied

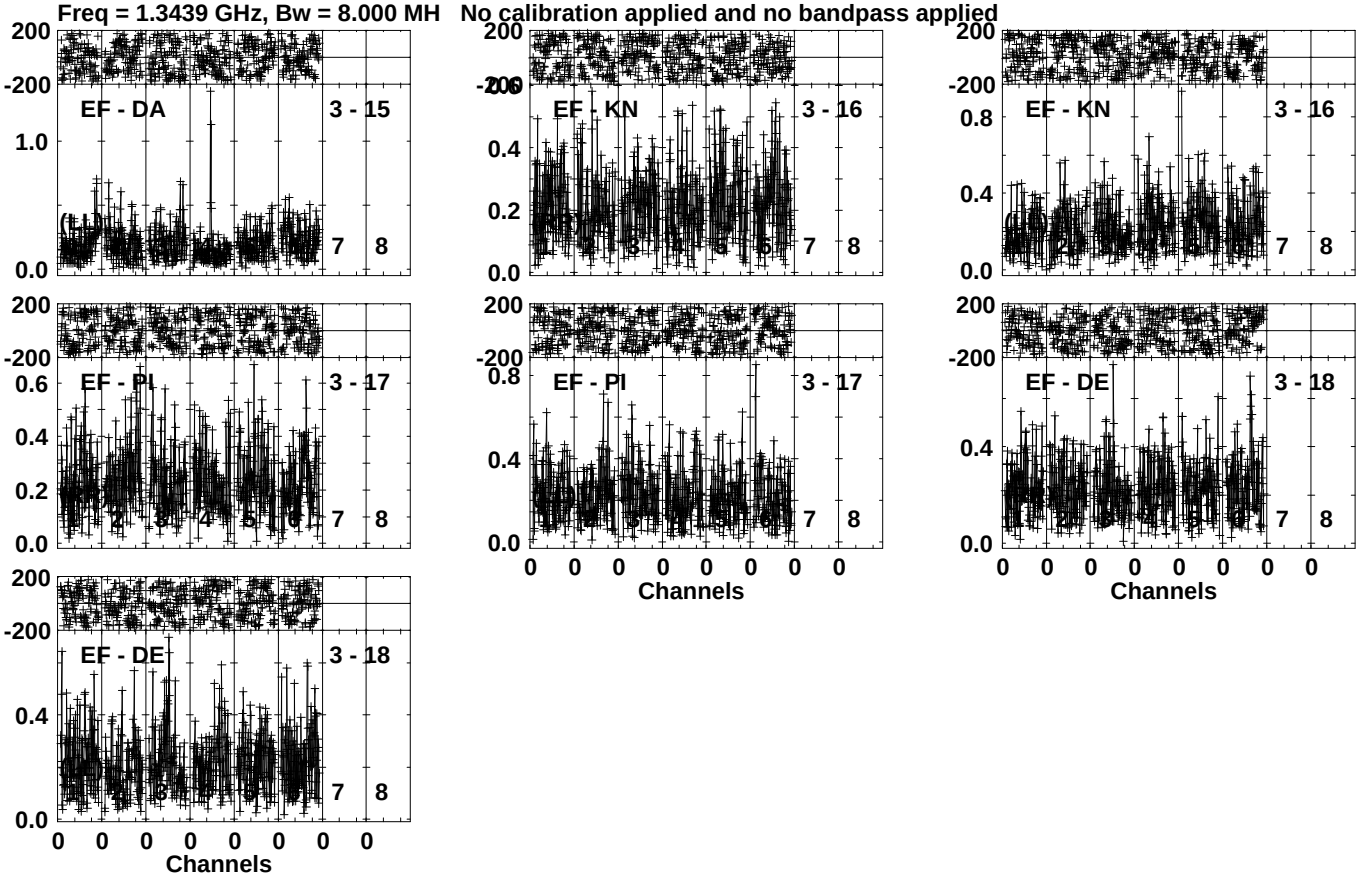

Lower frame: Milli Ampl Jy Top frame: Phas deg
Vector averaged cross-power spectrum Several baselines displayed
Timerange: 00/14:55:31 to 00/14:58:59

Plot file version 225 created 02-NOV-2021 15:19:13
J1102+5941 EM154.UVDATA.1
Freq = 1.3439 GHz, Bw = 8.000 MH No calibration applied and no bandpass applied

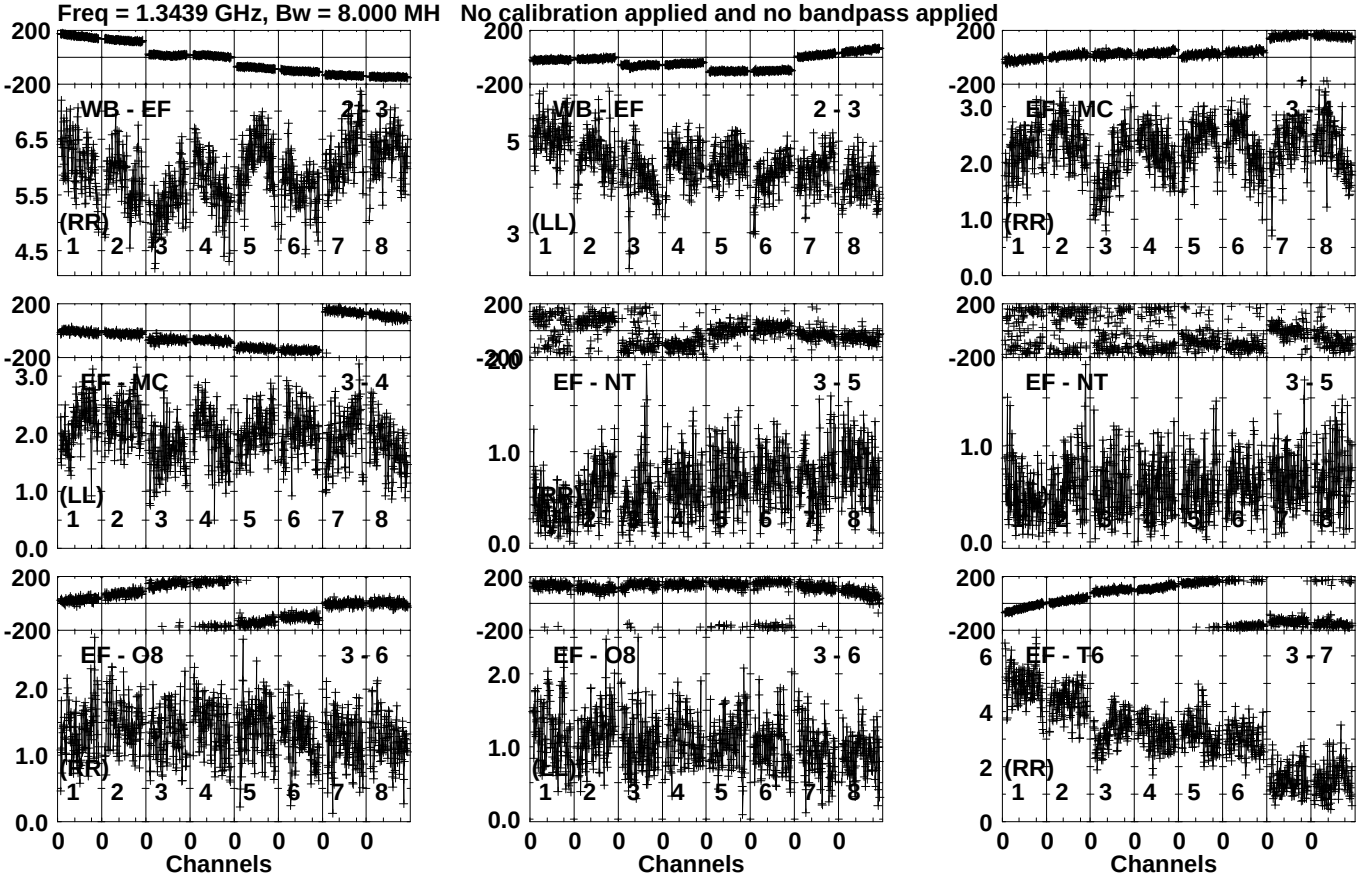

Lower frame: Milli Ampl Jy Top frame: Phas deg
Vector averaged cross-power spectrum Several baselines displayed
Timerange: 00/14:59:01 to 00/15:00:29

Plot file version 226 created 02-NOV-2021 15:19:13
J1102+5941 EM154.UVDATA.1
Freq = 1.3439 GHz, Bw = 8.000 MH No calibration applied and no bandpass applied

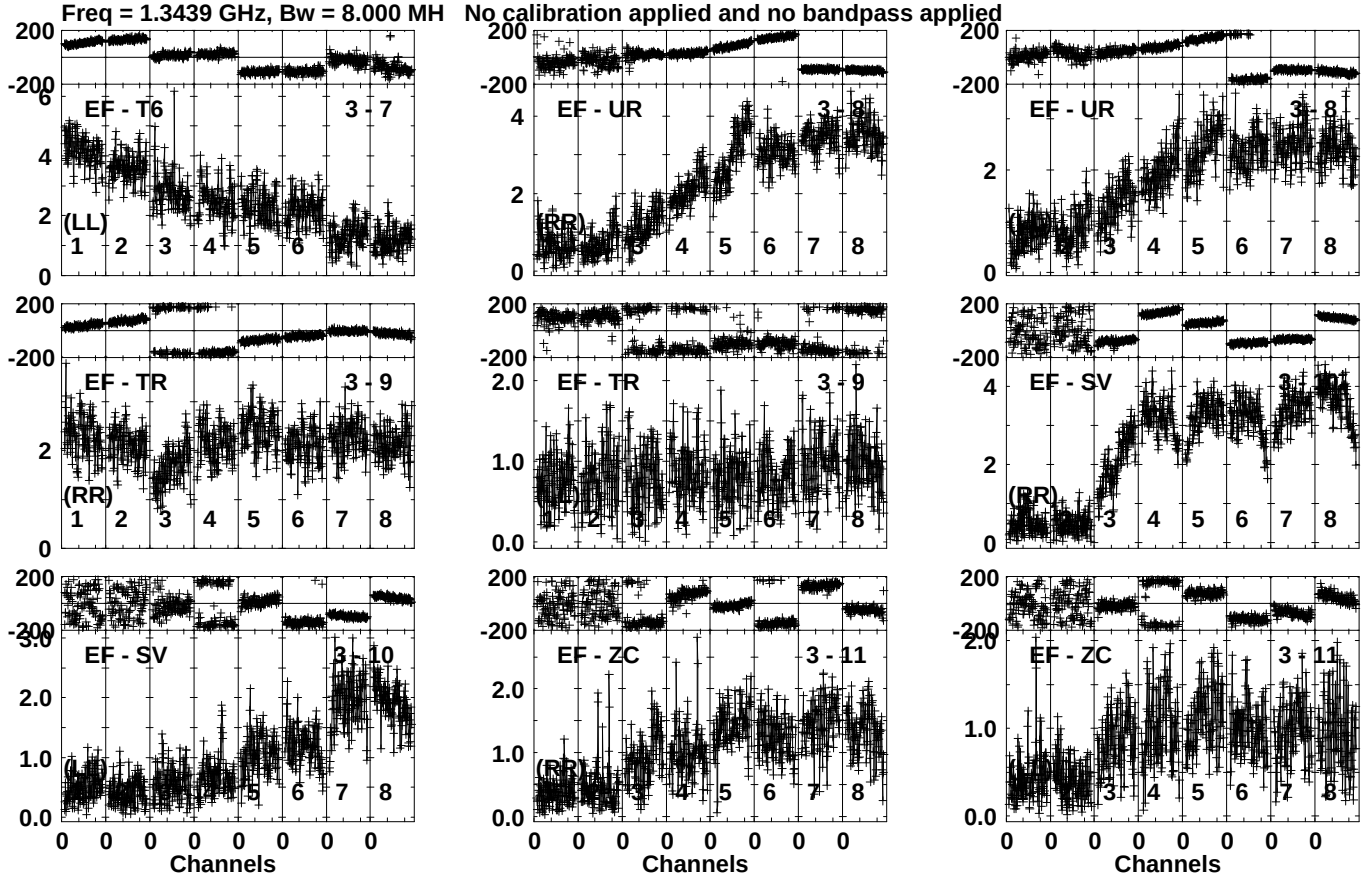

Lower frame: Milli Ampl Jy Top frame: Phas deg
Vector averaged cross-power spectrum Several baselines displayed
Timerange: 00/14:59:01 to 00/15:00:29

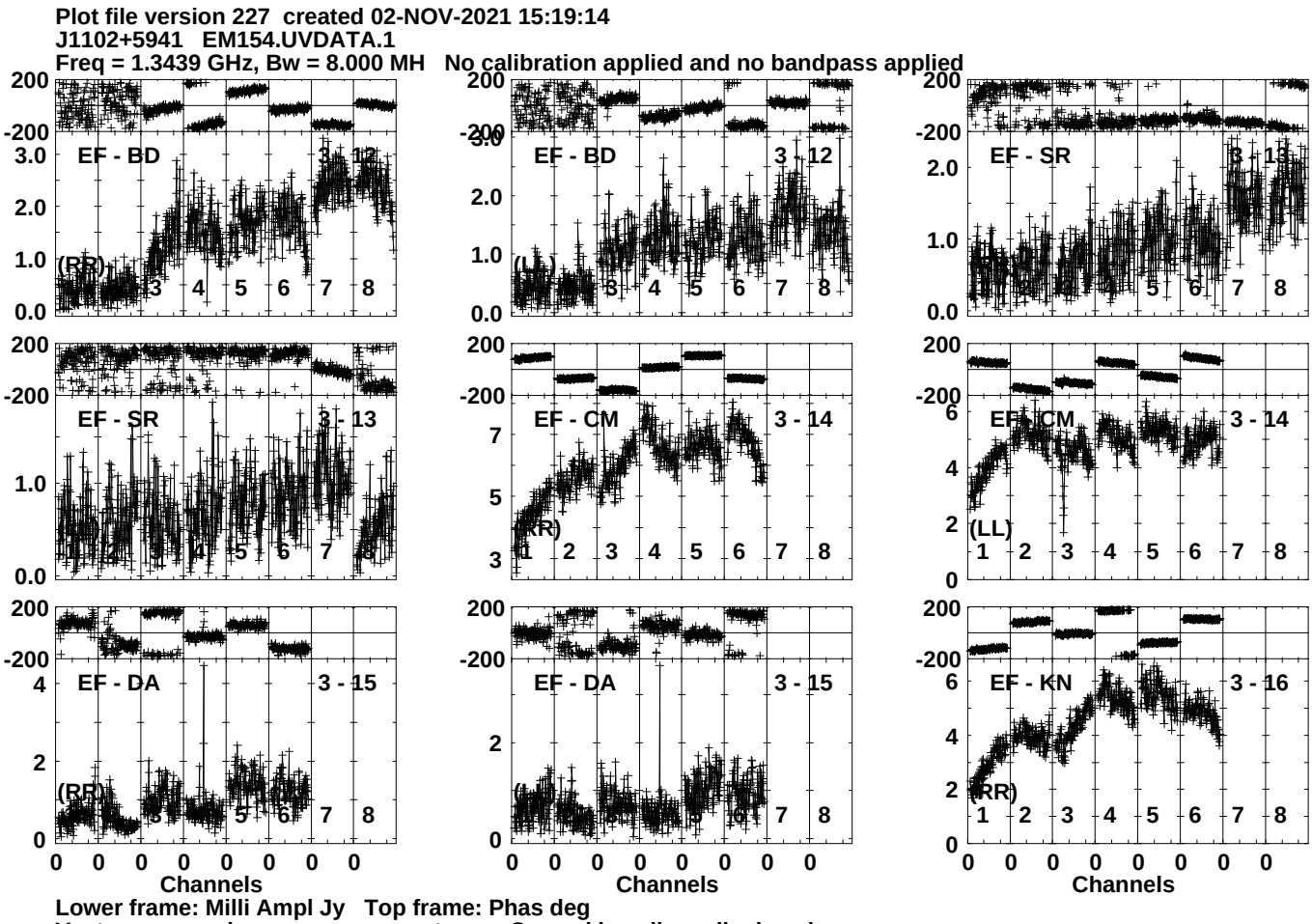
Plot file version 227 created 02-NOV-2021 15:19:14
J1102+5941 EM154.UVDATA.1
Freq = 1.3439 GHz, Bw = 8.000 MH No calibration applied and no bandpass applied
EF - BD 3 - 12
EF - BD 3 - 12
EF - SR 3 - 13
EF - SR 3 - 13
EF - CM 3 - 14
EF - CM 3 - 14
EF - DA 3 - 15
EF - DA 3 - 15
EF - KN 3 - 16
(RR)
(LL)
Channels
Lower frame: Milli Ampl Jy Top frame: Phas deg
Vector averaged cross-power spectrum Several baselines displayed
Timerange: 00/14:59:01 to 00/15:00:29

Plot file version 228 created 02-NOV-2021 15:19:14
J1102+5941 EM154.UVDATA.1
Freq = 1.3439 GHz, Bw = 8.000 MH No calibration applied and no bandpass applied

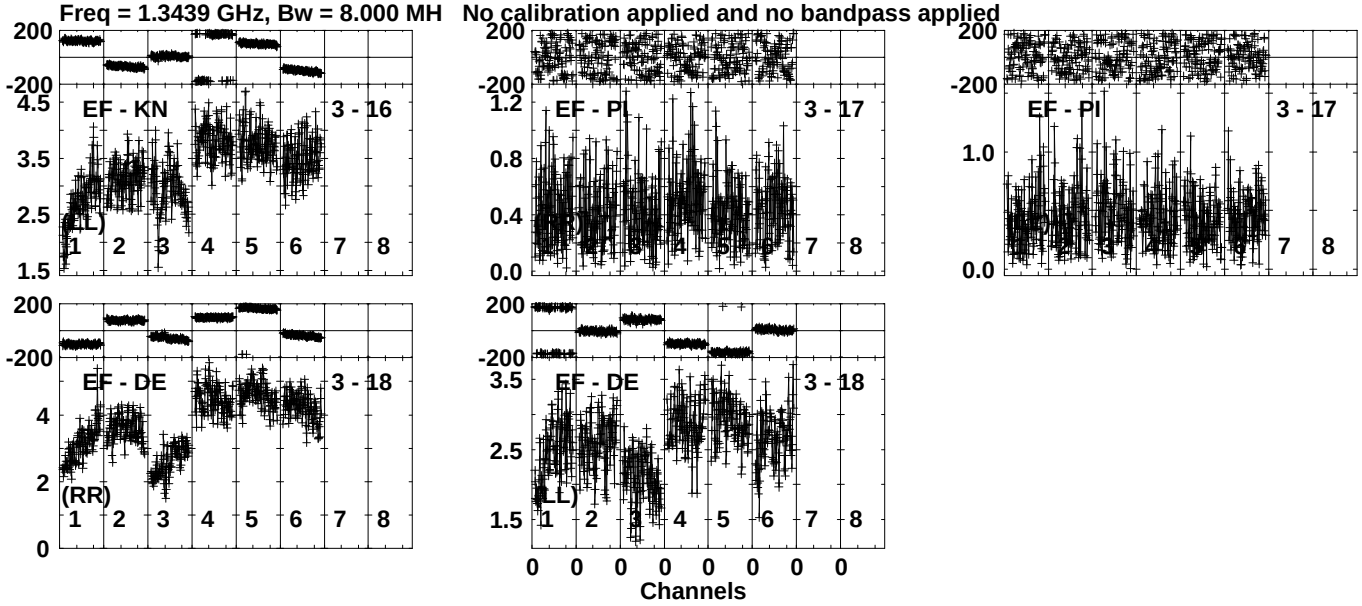

Lower frame: Milli Ampl Jy Top frame: Phas deg
Vector averaged cross-power spectrum Several baselines displayed
Timerange: 00/14:59:01 to 00/15:00:29

Plot file version 229 created 02-NOV-2021 15:19:15
IRAS10597+59 EM154.UVDATA.1
Freq = 1.3439 GHz, Bw = 8.000 MH No calibration applied and no bandpass applied

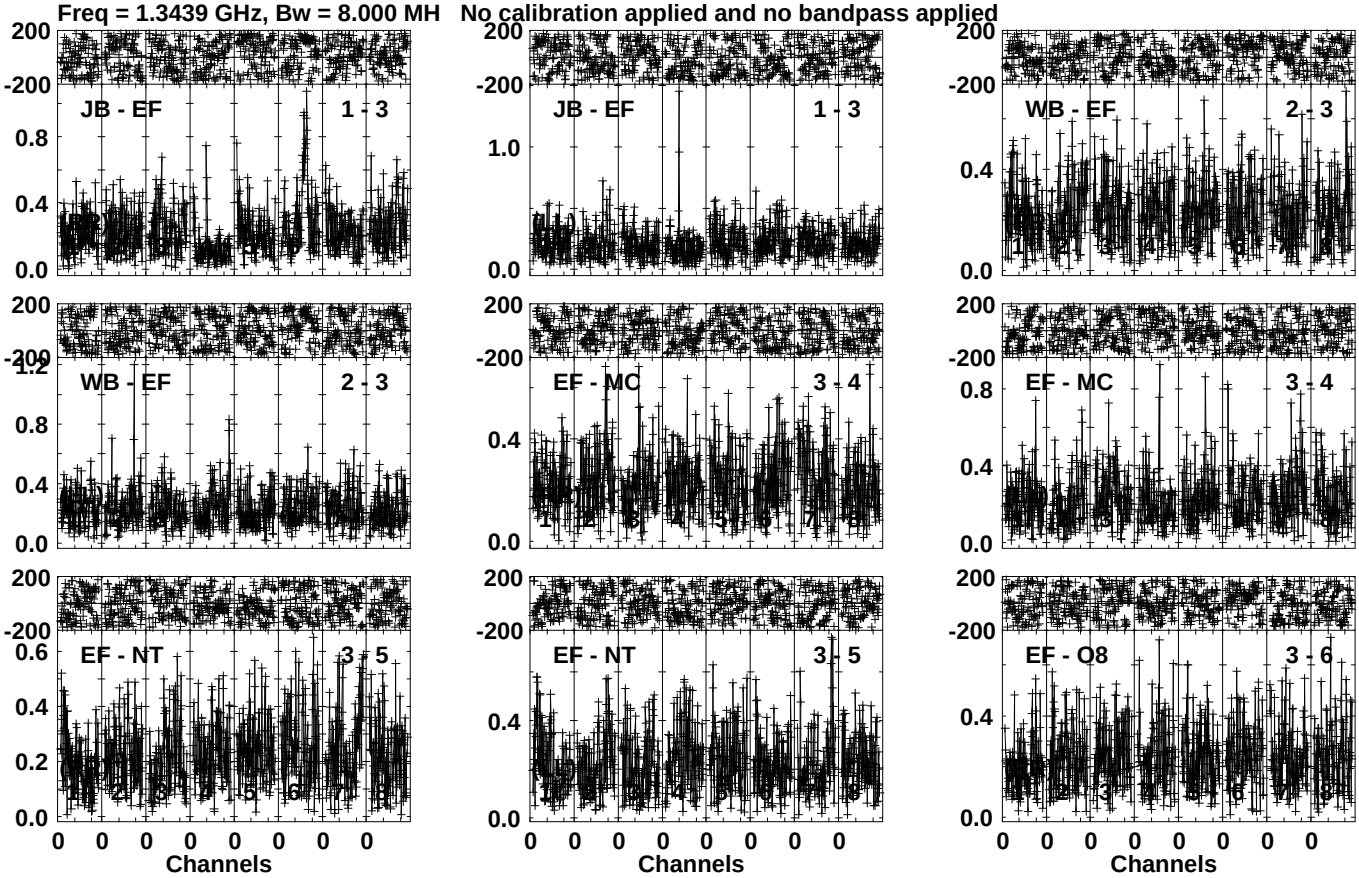

Lower frame: Milli Ampl Jy Top frame: Phas deg
Vector averaged cross-power spectrum Several baselines displayed
Timerange: 00/15:00:31 to 00/15:03:59

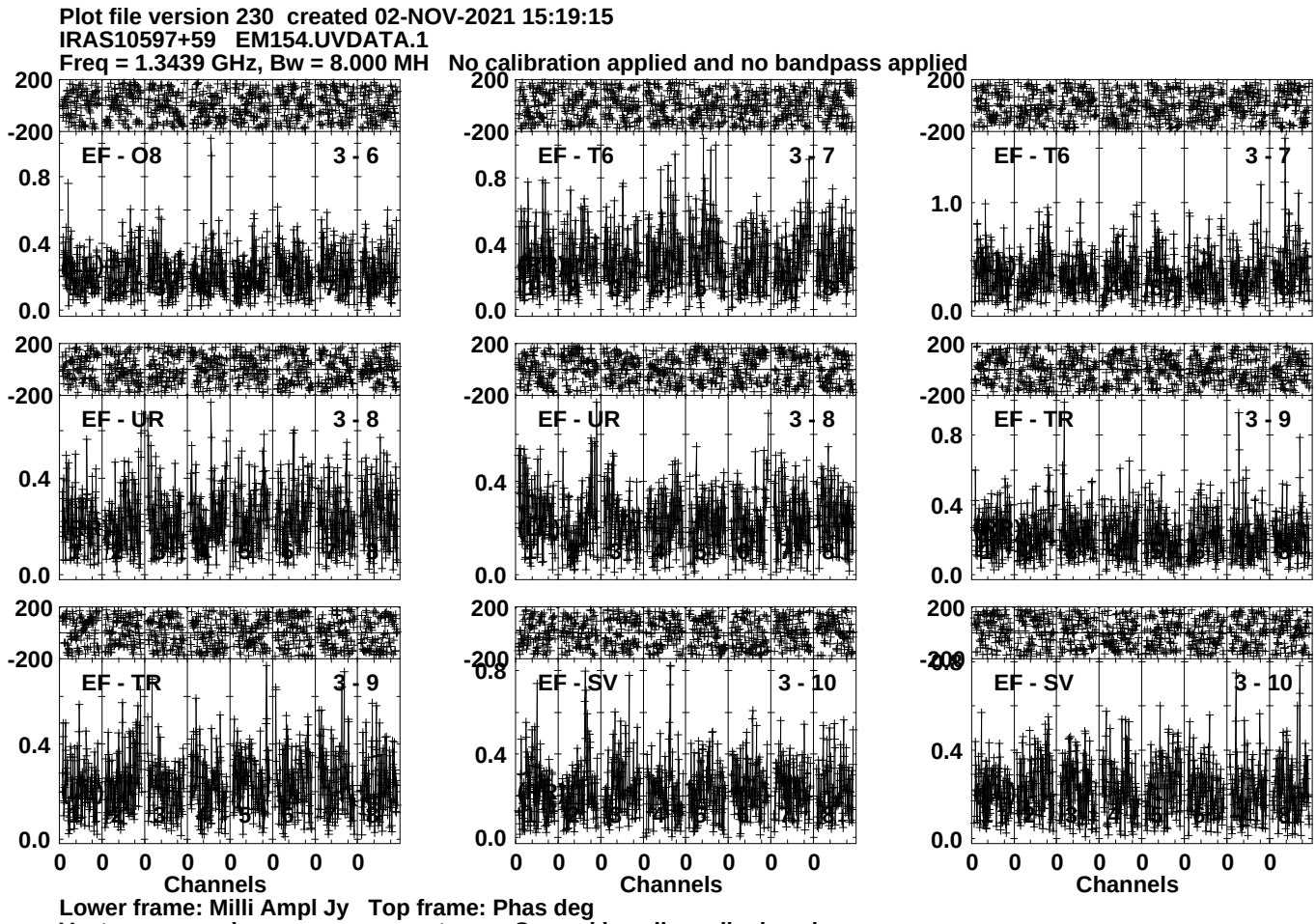
Plot file version 230 created 02-NOV-2021 15:19:15
IRAS10597+59 EM154.UVDATA.1
Freq = 1.3439 GHz, Bw = 8.000 MH No calibration applied and no bandpass applied
EF - O8
3 - 6
EF - T6
3 - 7
EF - T6
3 - 7
EF - UR
3 - 8
EF - UR
3 - 8
EF - TR
3 - 9
EF - TR
3 - 9
EF - SV
3 - 10
EF - SV
3 - 10
Channels
Channels
Channels
Lower frame: Milli Ampl Jy Top frame: Phas deg
Vector averaged cross-power spectrum Several baselines displayed
Timerange: 00/15:00:31 to 00/15:03:59

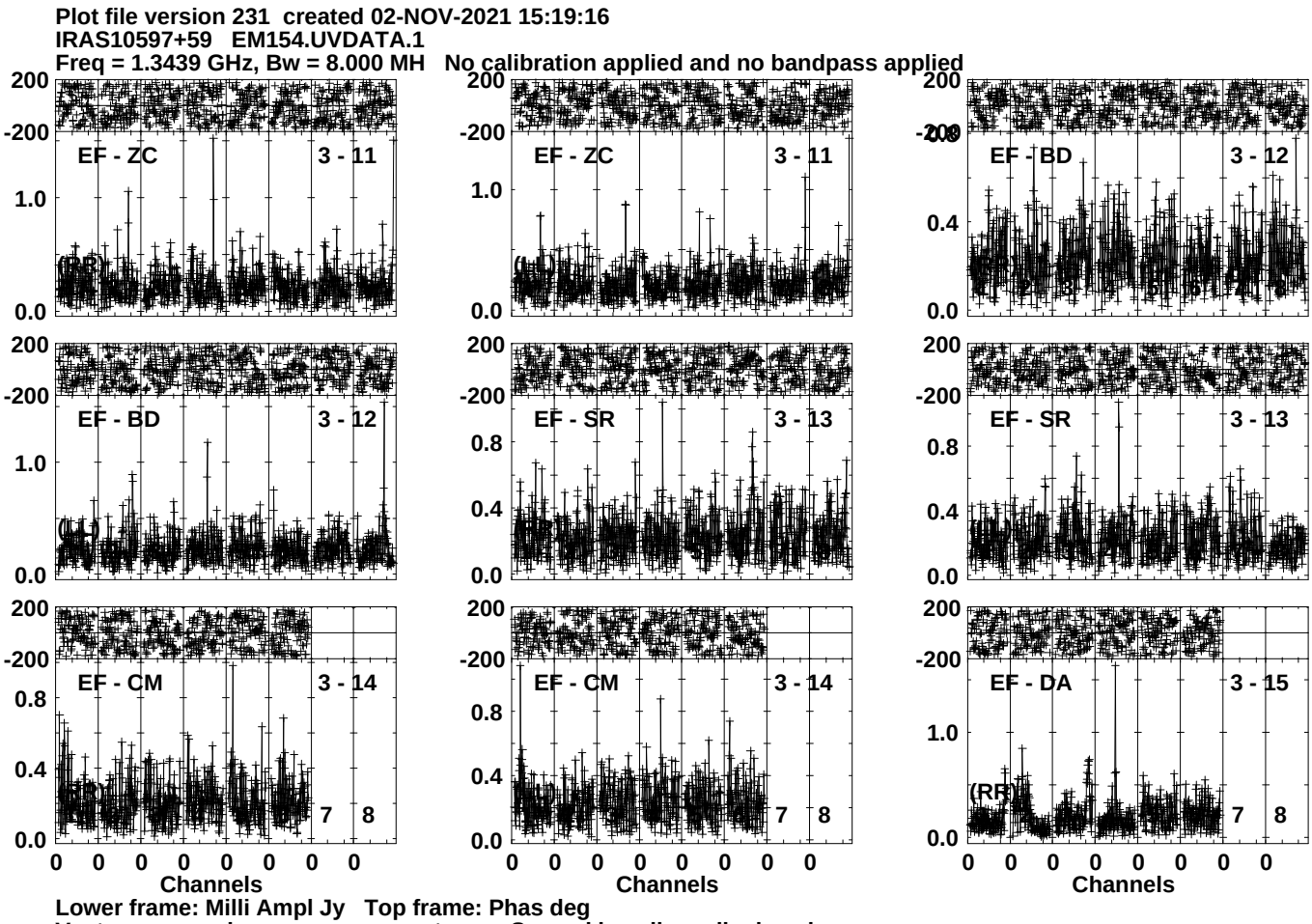
Plot file version 231 created 02-NOV-2021 15:19:16
IRAS10597+59 EM154.UVDATA.1
Freq = 1.3439 GHz, Bw = 8.000 MH No calibration applied and no bandpass applied
EF - ZC
3 - 11
EF - ZC
3 - 11
EF - BD
3 - 12
EF - BD
3 - 12
EF - SR
3 - 13
EF - SR
3 - 13
EF - CM
3 - 14
EF - CM
3 - 14
EF - DA
3 - 15
(RR)
Channels
Channels
Channels
Lower frame: Milli Ampl Jy Top frame: Phas deg
Vector averaged cross-power spectrum Several baselines displayed
Timerange: 00/15:00:31 to 00/15:03:59

Plot file version 232 created 02-NOV-2021 15:19:17
IRAS10597+59 EM154.UVDATA.1
Freq = 1.3439 GHz, Bw = 8.000 MH No calibration applied and no bandpass applied

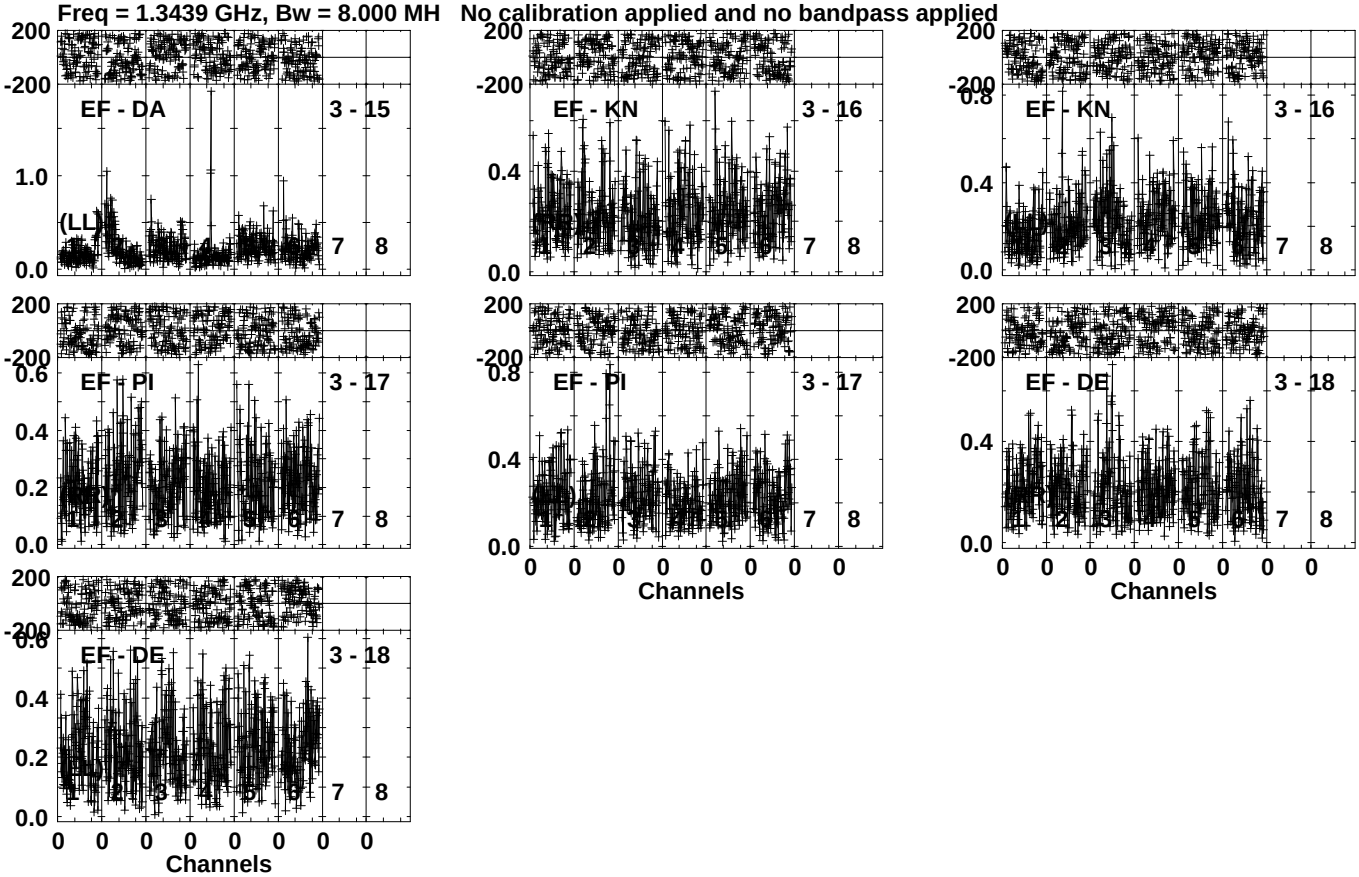

Lower frame: Milli Ampl Jy Top frame: Phas deg
Vector averaged cross-power spectrum Several baselines displayed
Timerange: 00/15:00:31 to 00/15:03:59

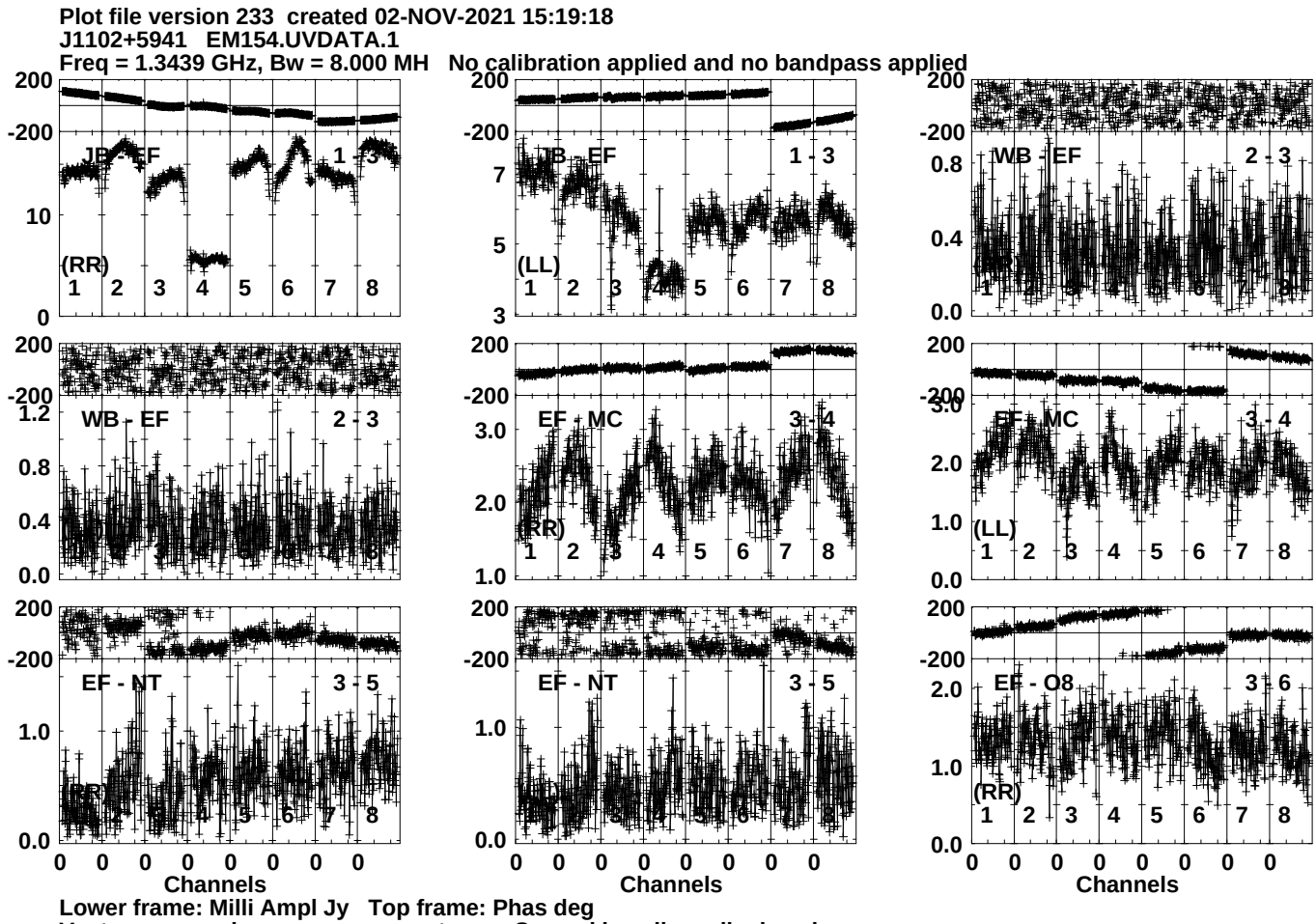
Plot file version 233 created 02-NOV-2021 15:19:18
J1102+5941 EM154.UVDATA.1
Freq = 1.3439 GHz, Bw = 8.000 MH No calibration applied and no bandpass applied
WB - EF 1 - 3
(RR)
WB - EF 1 - 3
(LL)
WB - EF 2 - 3
WB - EF 2 - 3
EF - MC 3 - 4
(RR)
EF - MC 3 - 4
(LL)
EF - NT 3 - 5
(RR)
EF - NT 3 - 5
EF - O8 3 - 6
(RR)
Channels
Channels
Channels
Lower frame: Milli Ampl Jy Top frame: Phas deg
Vector averaged cross-power spectrum Several baselines displayed
Timerange: 00/15:04:31 to 00/15:05:59

Plot file version 234 created 02-NOV-2021 15:19:18
J1102+5941 EM154.UVDATA.1
Freq = 1.3439 GHz, Bw = 8.000 MH No calibration applied and no bandpass applied

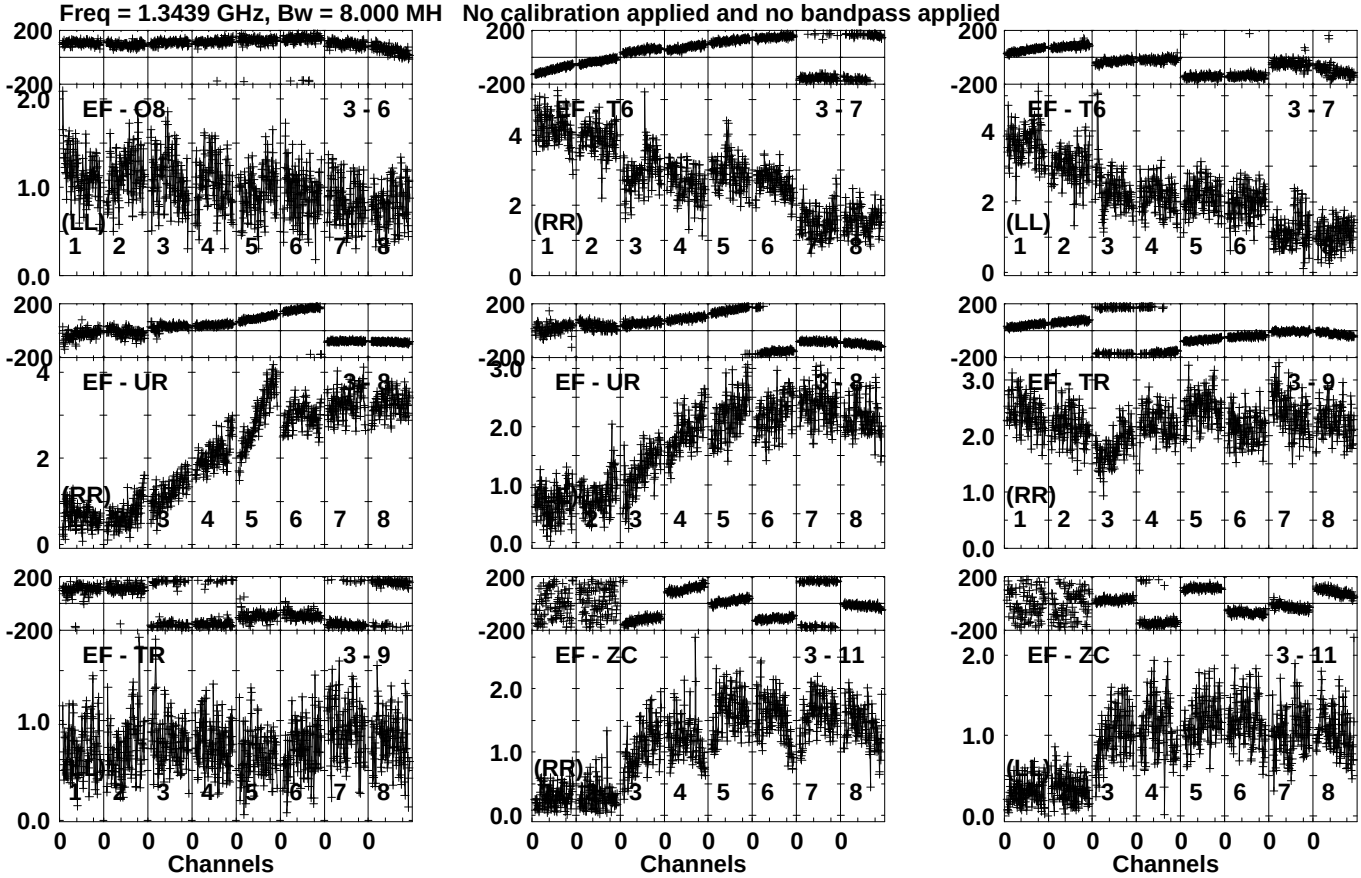

Lower frame: Milli Ampl Jy Top frame: Phas deg
Vector averaged cross-power spectrum Several baselines displayed
Timerange: 00/15:04:31 to 00/15:05:59

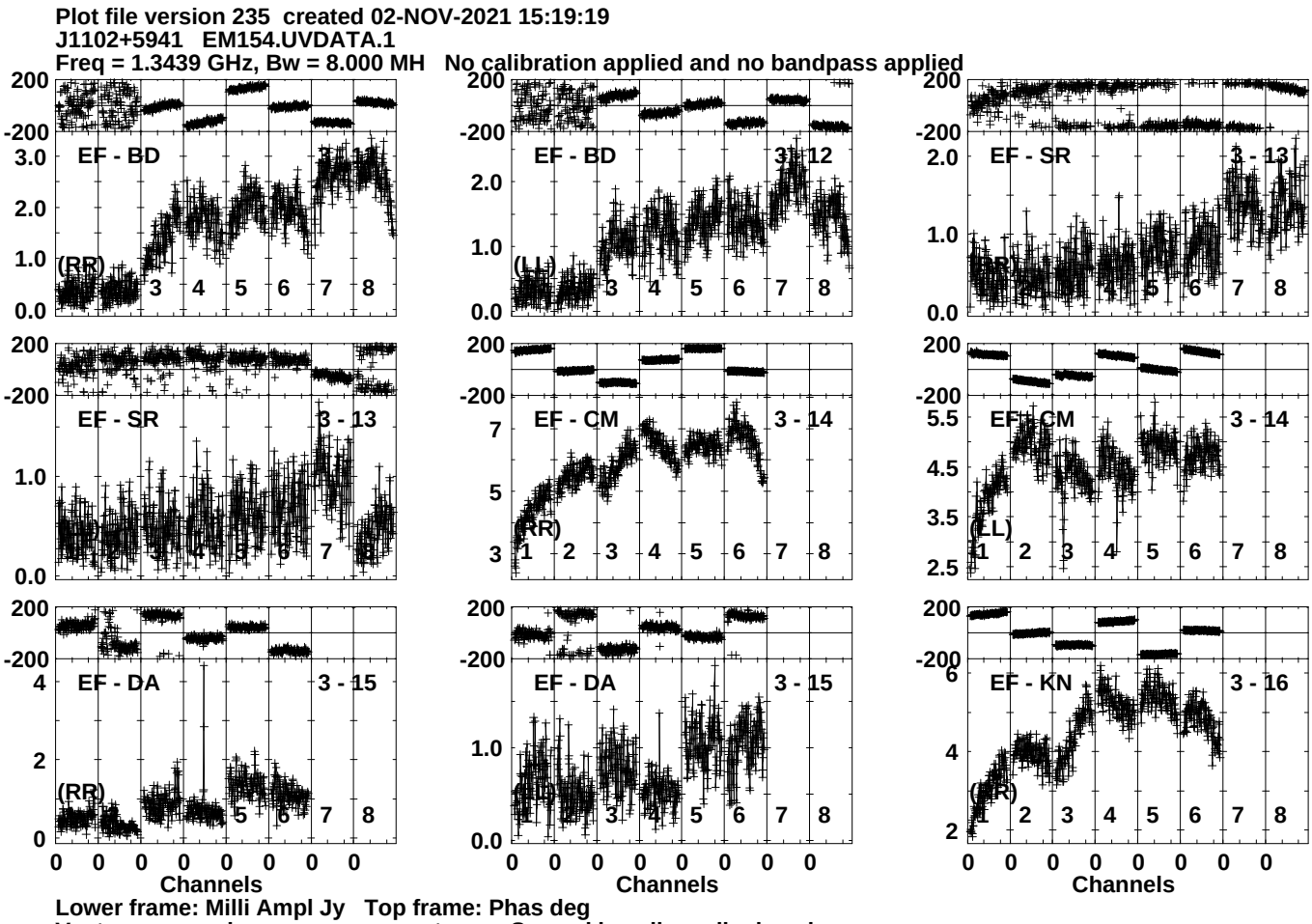
Plot file version 235 created 02-NOV-2021 15:19:19
J1102+5941 EM154.UVDATA.1
Freq = 1.3439 GHz, Bw = 8.000 MH No calibration applied and no bandpass applied
EF - BD 3 - 11
(RR)
EF - BD 3 - 12
(LL)
EF - SR 3 - 13
(RL)
EF - SR 3 - 13
(LR)
EF - CM 3 - 14
(RR)
EF - CM 3 - 14
(LL)
EF - DA 3 - 15
(RR)
EF - DA 3 - 15
(LL)
EF - KN 3 - 16
(RR)
Channels
Channels
Channels
Lower frame: Milli Ampl Jy Top frame: Phas deg
Vector averaged cross-power spectrum Several baselines displayed
Timerange: 00/15:04:31 to 00/15:05:59

Plot file version 236 created 02-NOV-2021 15:19:19
J1102+5941 EM154.UVDATA.1
Freq = 1.3439 GHz, Bw = 8.000 MH No calibration applied and no bandpass applied

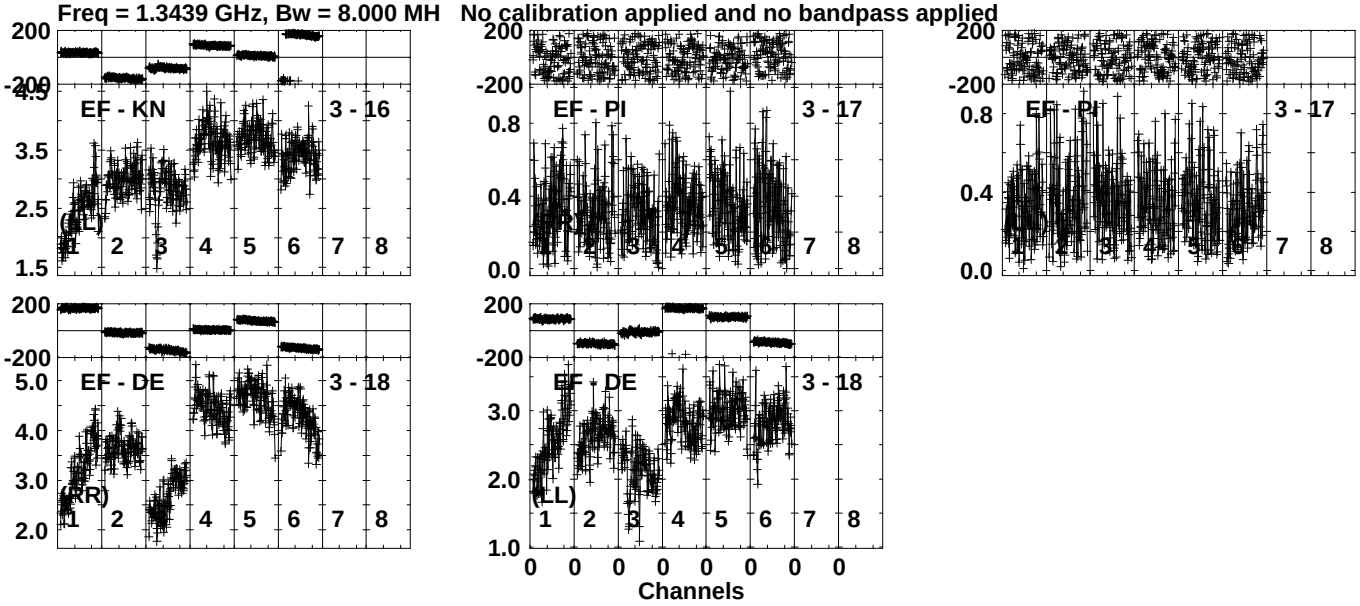

Lower frame: Milli Ampl Jy Top frame: Phas deg
Vector averaged cross-power spectrum Several baselines displayed
Timerange: 00/15:04:31 to 00/15:05:59

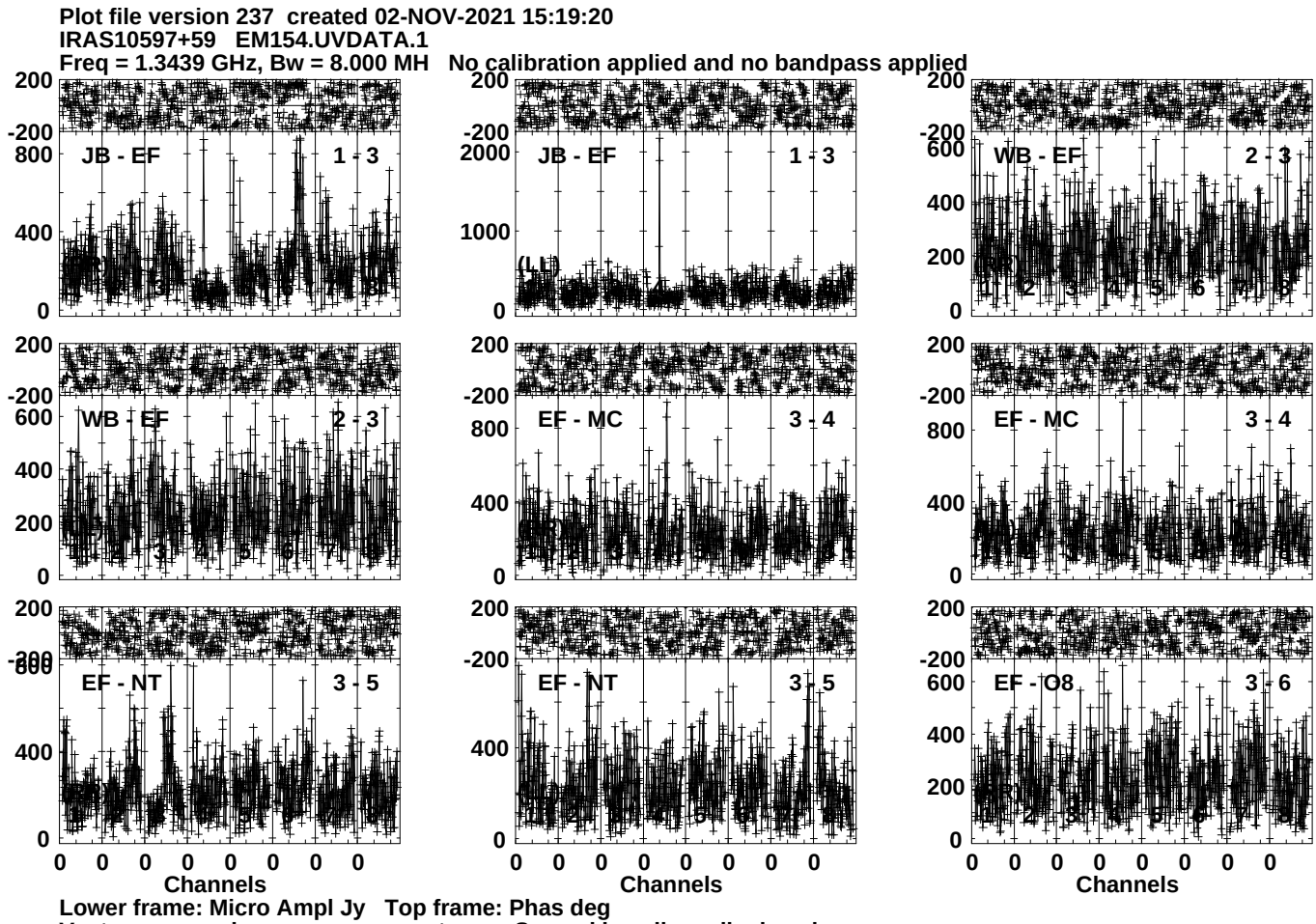
Plot file version 237 created 02-NOV-2021 15:19:20
IRAS10597+59 EM154.UVDATA.1
Freq = 1.3439 GHz, Bw = 8.000 MH No calibration applied and no bandpass applied
JB - EF 1 - 3
JB - EF 1 - 3
WB - EF 2 - 3
WB - EF 2 - 3
EF - MC 3 - 4
EF - MC 3 - 4
EF - NT 3 - 5
EF - NT 3 - 5
EF - O8 3 - 6
Channels
Channels
Channels
Lower frame: Micro Ampl Jy Top frame: Phas deg
Vector averaged cross-power spectrum Several baselines displayed
Timerange: 00/15:06:01 to 00/15:09:29

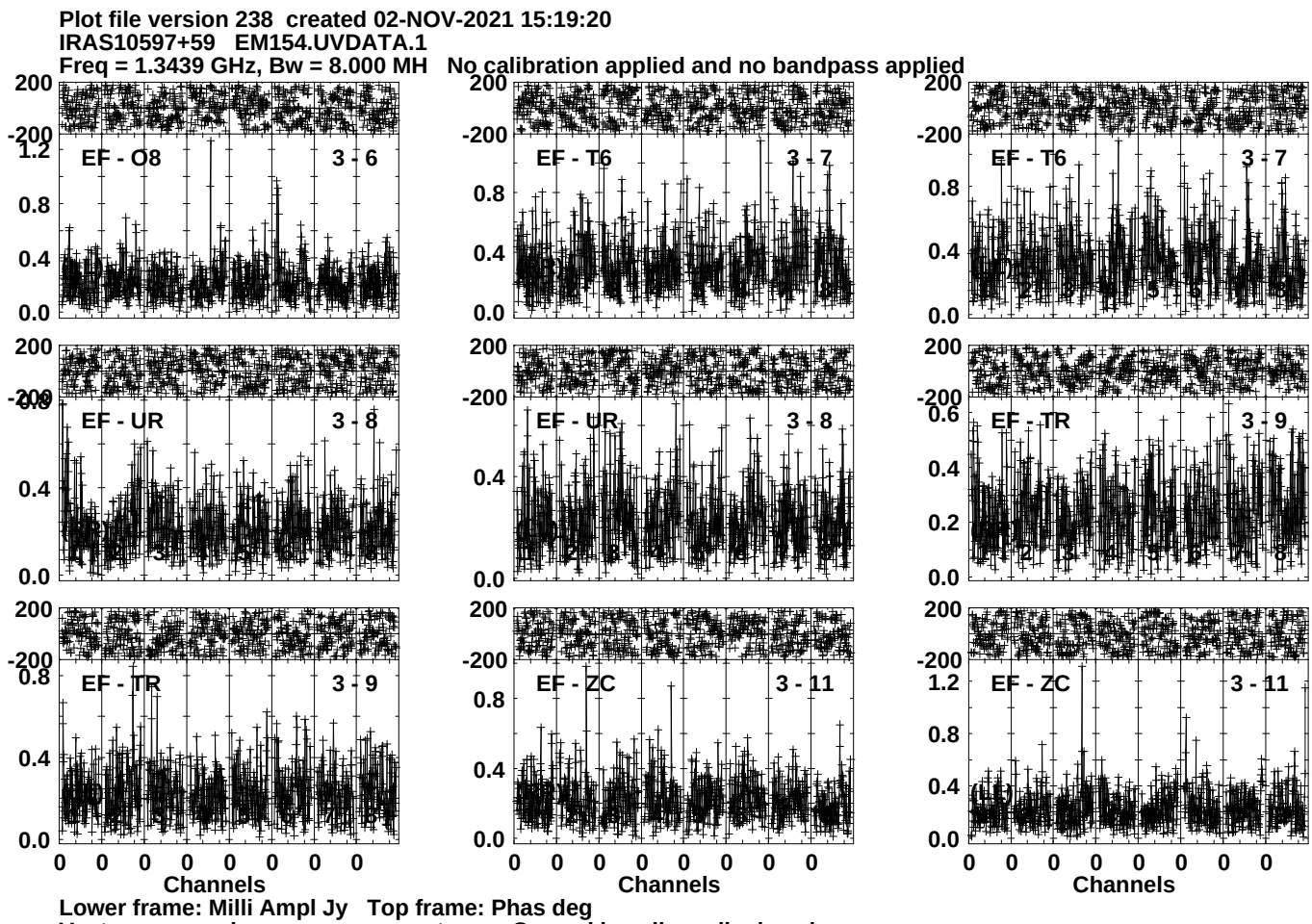
Plot file version 238 created 02-NOV-2021 15:19:20
IRAS10597+59 EM154.UVDATA.1
Freq = 1.3439 GHz, Bw = 8.000 MH No calibration applied and no bandpass applied
EF - O8 3 - 6
EF - T6 3 - 7
EF - T6 3 - 7
EF - UR 3 - 8
EF - UR 3 - 8
EF - TR 3 - 9
EF - TR 3 - 9
EF - ZC 3 - 11
EF - ZC 3 - 11
Channels
Channels
Channels
Lower frame: Milli Ampl Jy Top frame: Phas deg
Vector averaged cross-power spectrum Several baselines displayed
Timerange: 00/15:06:01 to 00/15:09:29

Plot file version 239 created 02-NOV-2021 15:19:21
IRAS10597+59 EM154.UVDATA.1
Freq = 1.3439 GHz, Bw = 8.000 MH No calibration applied and no bandpass applied

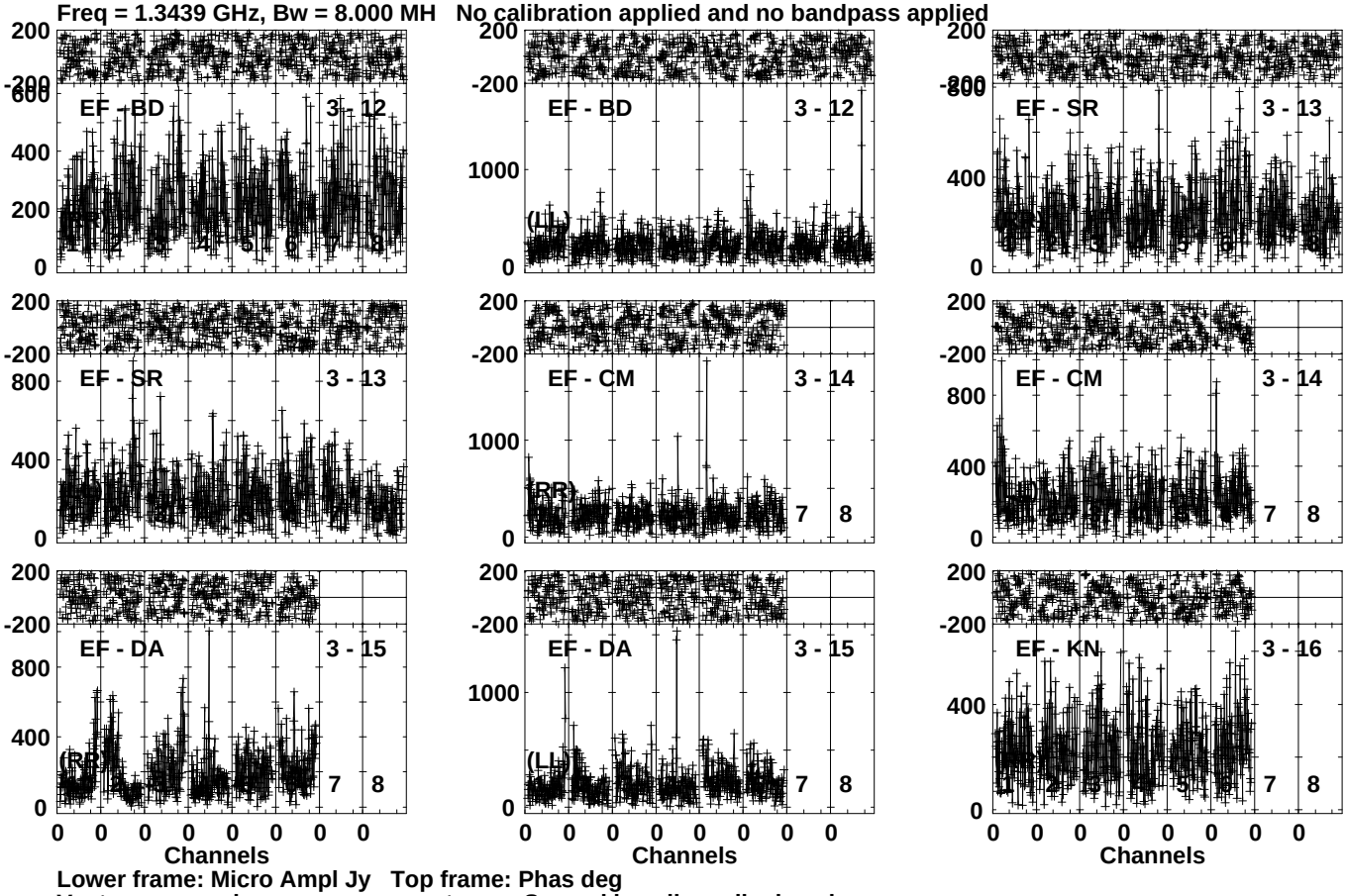

Lower frame: Micro Ampl Jy Top frame: Phas deg
Vector averaged cross-power spectrum Several baselines displayed
Timerange: 00/15:06:01 to 00/15:09:29

Plot file version 240 created 02-NOV-2021 15:19:22
IRAS10597+59 EM154.UVDATA.1
Freq = 1.3439 GHz, Bw = 8.000 MH No calibration applied and no bandpass applied

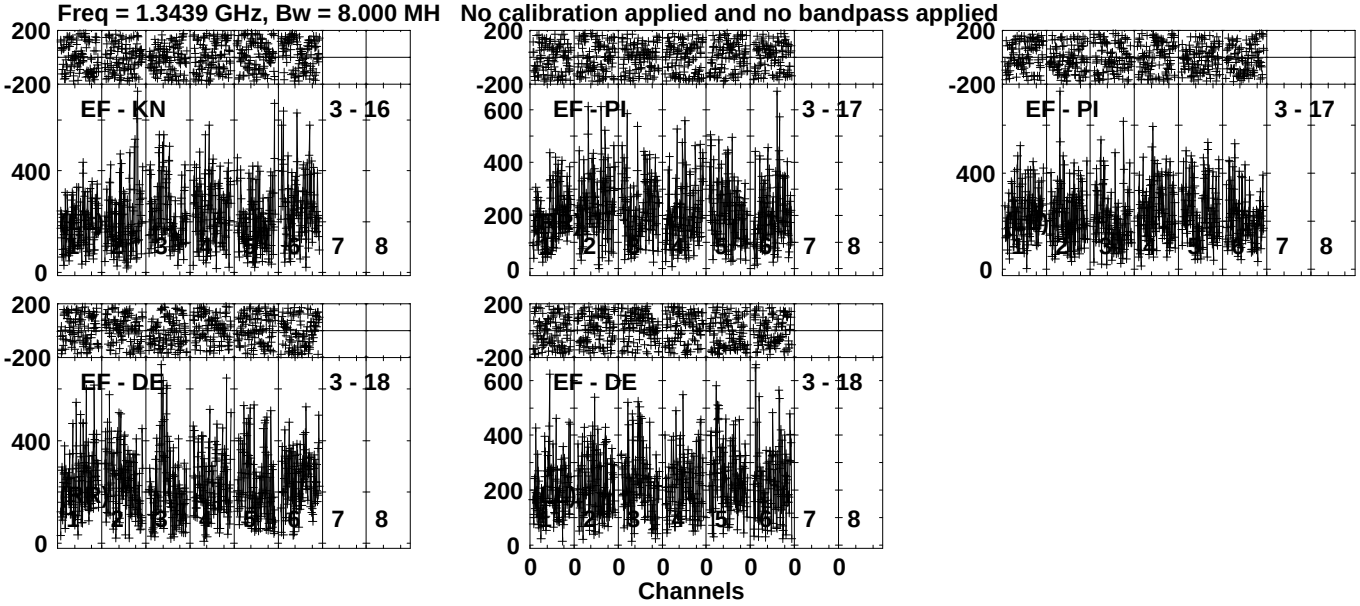

Lower frame: Micro Ampl Jy Top frame: Phas deg
Vector averaged cross-power spectrum Several baselines displayed
Timerange: 00/15:06:01 to 00/15:09:29

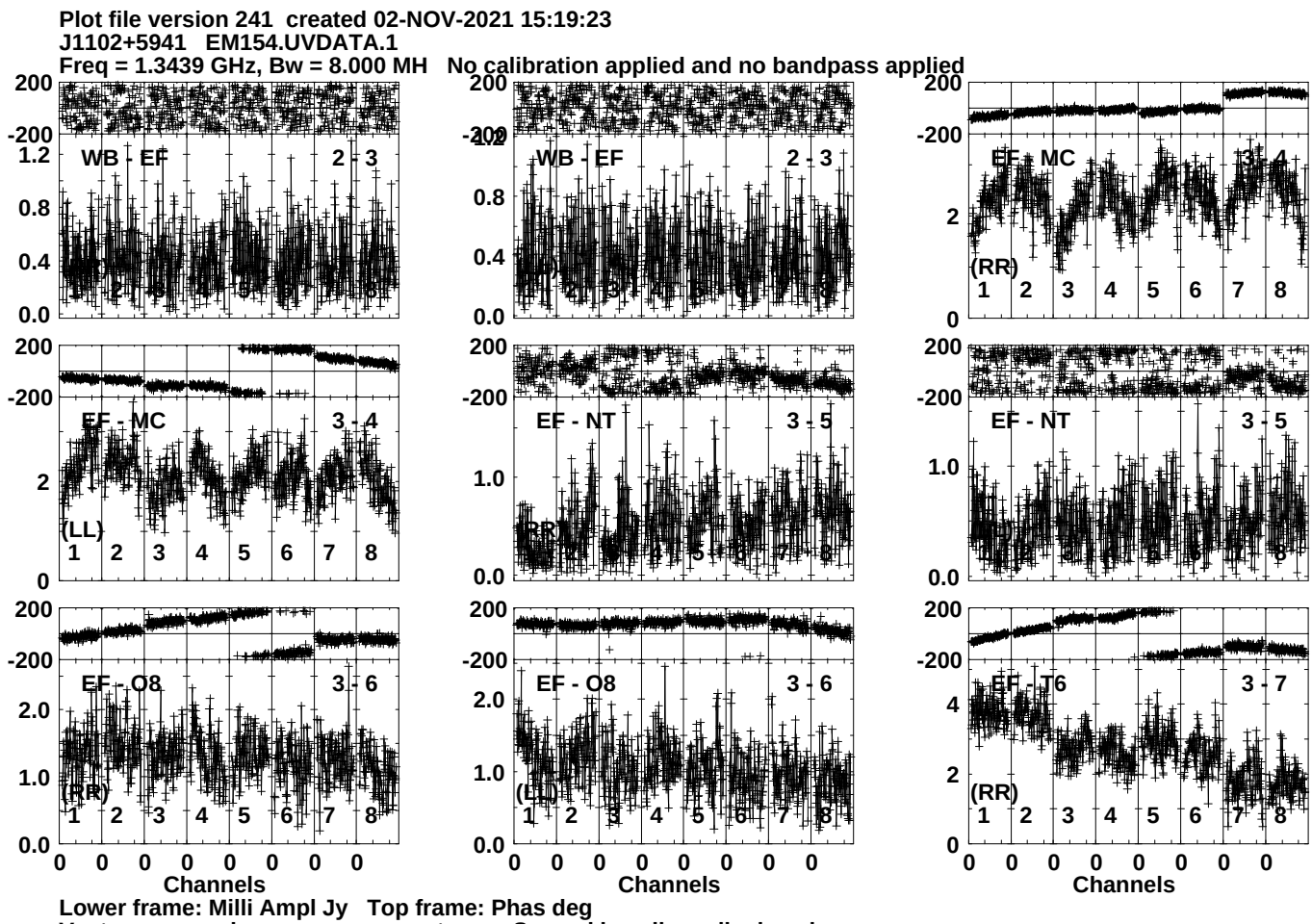
Plot file version 241 created 02-NOV-2021 15:19:23
J1102+5941 EM154.UVDATA.1
Freq = 1.3439 GHz, Bw = 8.000 MH No calibration applied and no bandpass applied
WB - EF 2 - 3
WB - EF 2 - 3
EF - MC 3 - 4
(RR)
EF - MC 3 - 4
(LL)
EF - NT 3 - 5
(RR)
EF - NT 3 - 5
EF - O8 3 - 6
(LR)
EF - O8 3 - 6
(LL)
EF - T6 3 - 7
(RR)
Channels
Channels
Channels
Lower frame: Milli Ampl Jy Top frame: Phas deg
Vector averaged cross-power spectrum Several baselines displayed
Timerange: 00/15:09:31 to 00/15:10:59

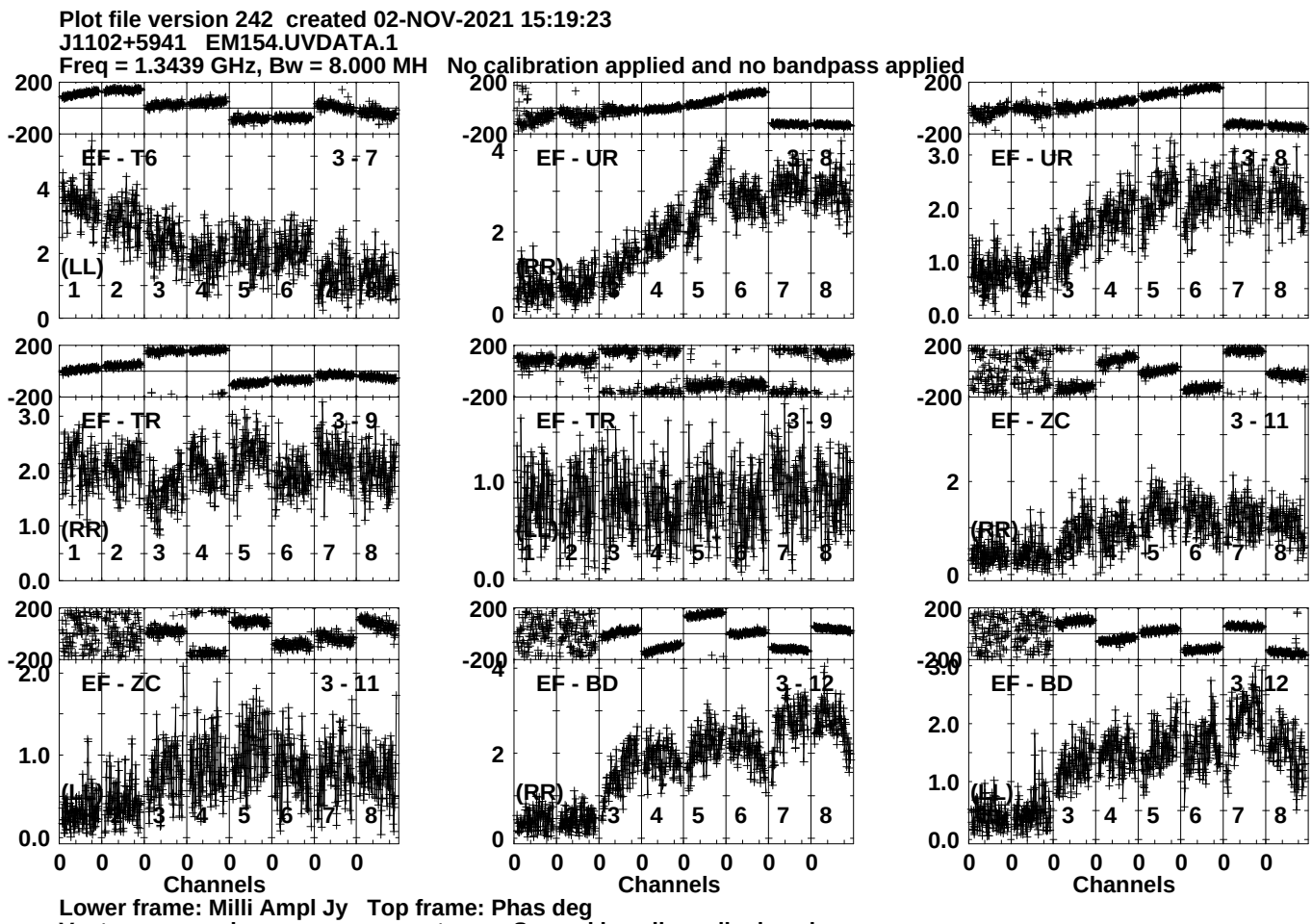
Plot file version 242 created 02-NOV-2021 15:19:23
J1102+5941 EM154.UVDATA.1
Freq = 1.3439 GHz, Bw = 8.000 MH No calibration applied and no bandpass applied
EF - T6
3 - 7
(LL)
EF - UR
3 - 8
(RR)
EF - UR
3 - 8
EF - TR
3 - 9
(RR)
EF - TR
3 - 9
(LL)
EF - ZC
3 - 11
(RR)
EF - ZC
3 - 11
(LL)
EF - BD
3 - 12
(RR)
EF - BD
3 - 12
(LL)
Channels
Channels
Channels
Lower frame: Milli Ampl Jy Top frame: Phas deg
Vector averaged cross-power spectrum Several baselines displayed
Timerange: 00/15:09:31 to 00/15:10:59

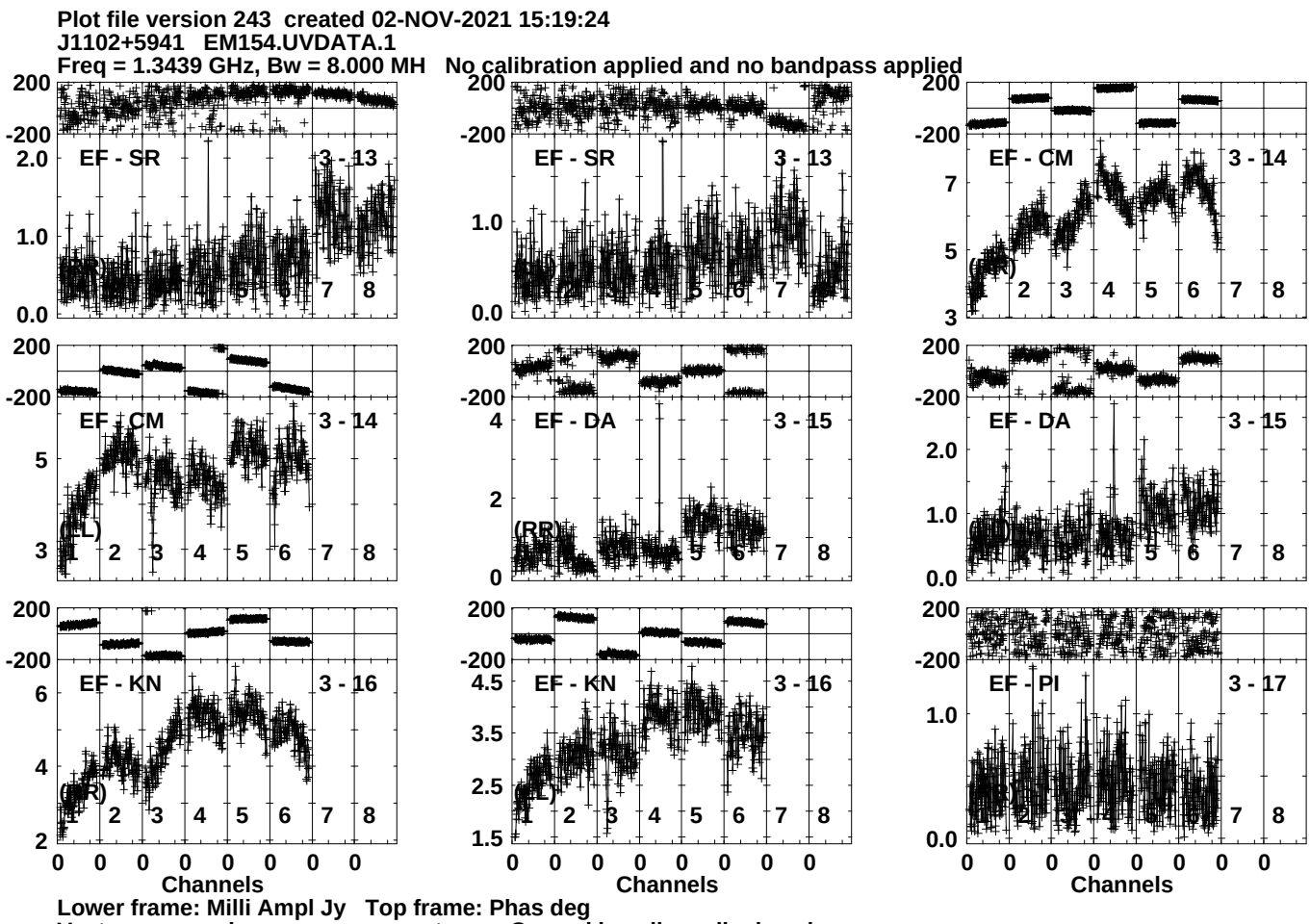
Plot file version 243 created 02-NOV-2021 15:19:24
J1102+5941 EM154.UVDATA.1
Freq = 1.3439 GHz, Bw = 8.000 MH No calibration applied and no bandpass applied
EF - SR 3 - 13
EF - SR 3 - 13
EF - CM 3 - 14
EF - CM 3 - 14
EF - DA 3 - 15
EF - DA 3 - 15
EF - KN 3 - 16
EF - KN 3 - 16
EF - PI 3 - 17
(RR)
(LL)
(RL)
(LR)
Channels
Channels
Channels
Lower frame: Milli Ampl Jy Top frame: Phas deg
Vector averaged cross-power spectrum Several baselines displayed
Timerange: 00/15:09:31 to 00/15:10:59

Plot file version 244 created 02-NOV-2021 15:19:24
J1102+5941 EM154.UVDATA.1
Freq = 1.3439 GHz, Bw = 8.000 MH No calibration applied and no bandpass applied

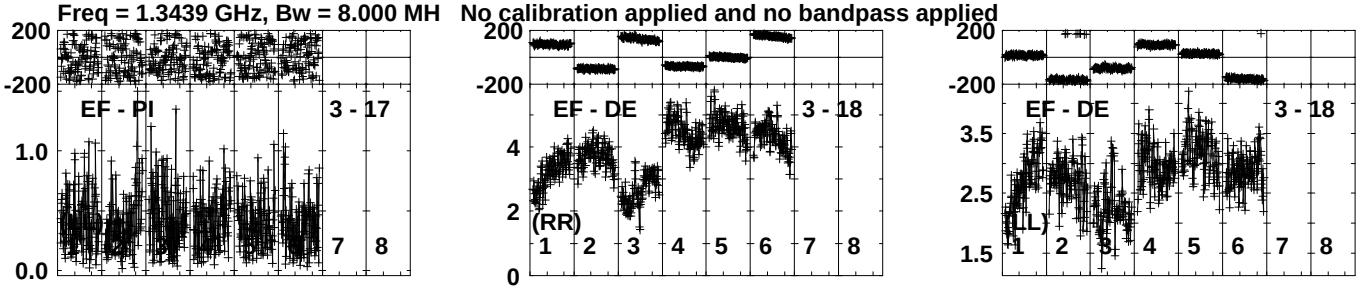

Lower frame: Milli Ampl Jy Top frame: Phas deg
Vector averaged cross-power spectrum Several baselines displayed
Timerange: 00/15:09:31 to 00/15:10:59

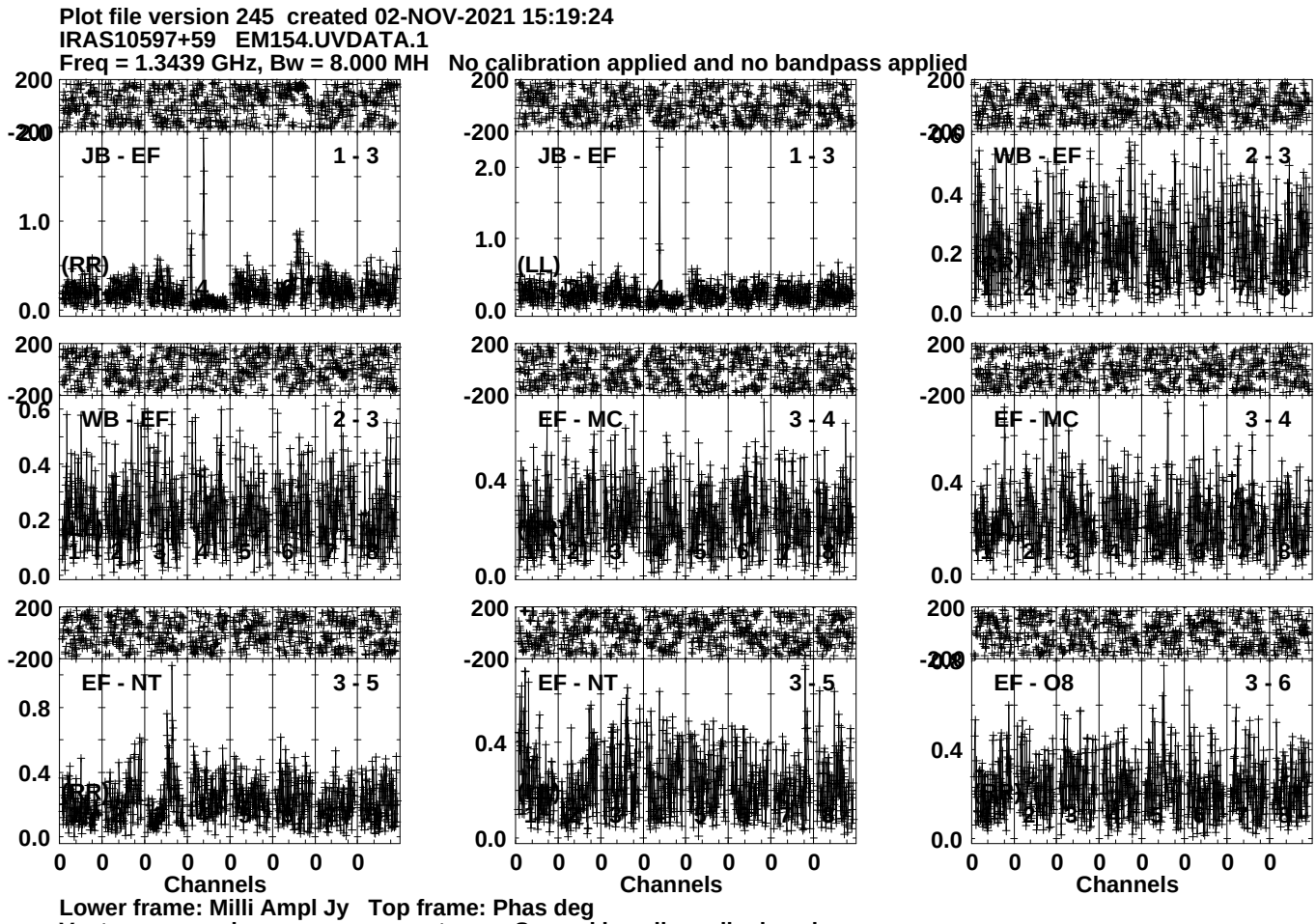
Plot file version 245 created 02-NOV-2021 15:19:24
IRAS10597+59 EM154.UVDATA.1
Freq = 1.3439 GHz, Bw = 8.000 MH No calibration applied and no bandpass applied
JB - EF 1 - 3
(RR)
JB - EF 1 - 3
(LL)
WB - EF 2 - 3
WB - EF 2 - 3
EF - MC 3 - 4
EF - MC 3 - 4
EF - NT 3 - 5
EF - NT 3 - 5
EF - O8 3 - 6
Channels
Channels
Channels
Lower frame: Milli Ampl Jy Top frame: Phas deg
Vector averaged cross-power spectrum Several baselines displayed
Timerange: 00/15:11:01 to 00/15:14:29

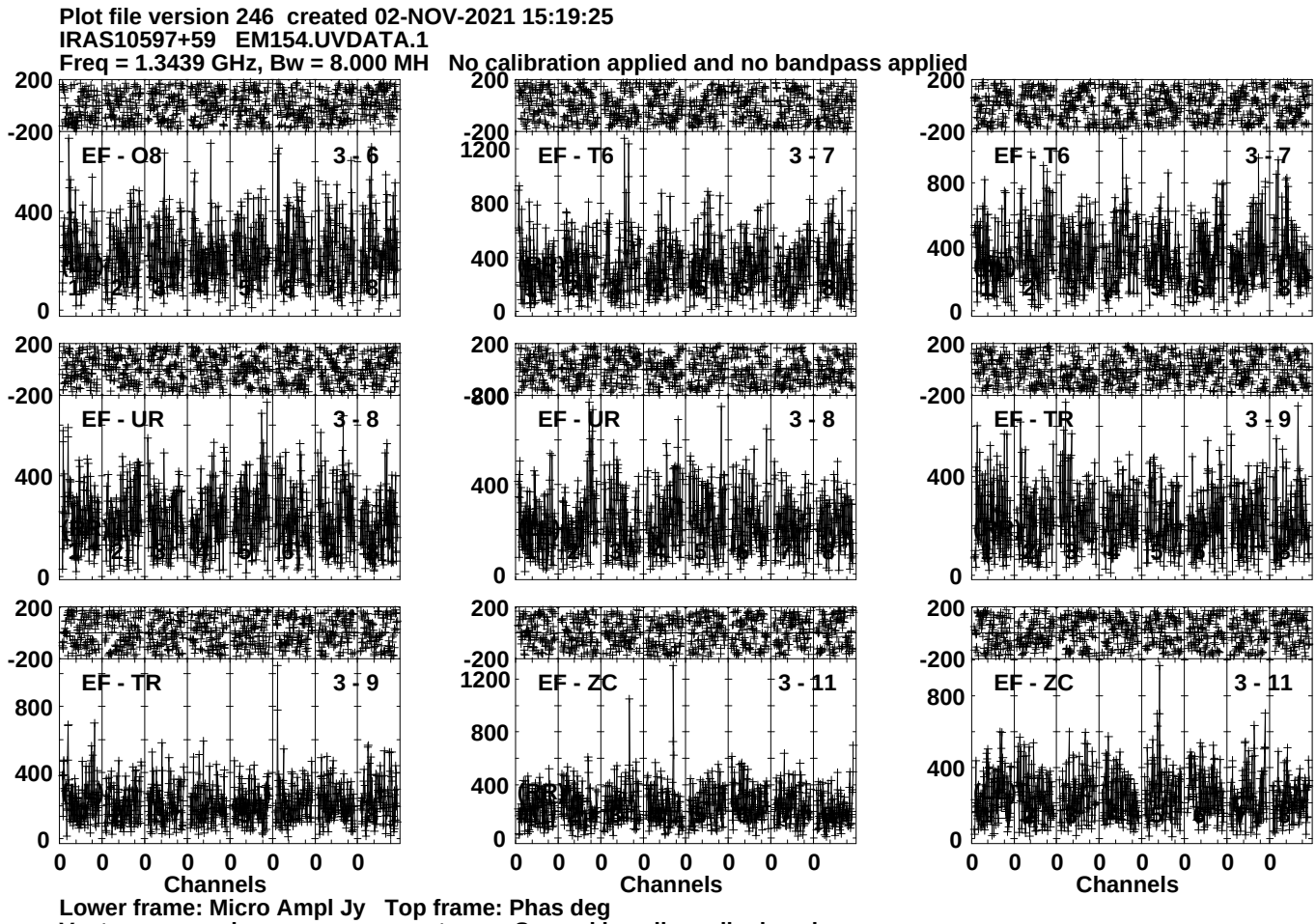
Plot file version 246 created 02-NOV-2021 15:19:25
IRAS10597+59 EM154.UVDATA.1
Freq = 1.3439 GHz, Bw = 8.000 MH No calibration applied and no bandpass applied
EF - O8 3 - 6
EF - T6 3 - 7
EF - T6 3 - 7
EF - UR 3 - 8
EF - UR 3 - 8
EF - TR 3 - 9
EF - TR 3 - 9
EF - ZC 3 - 11
EF - ZC 3 - 11
Channels
Channels
Channels
Lower frame: Micro Ampl Jy Top frame: Phas deg
Vector averaged cross-power spectrum Several baselines displayed
Timerange: 00/15:11:01 to 00/15:14:29

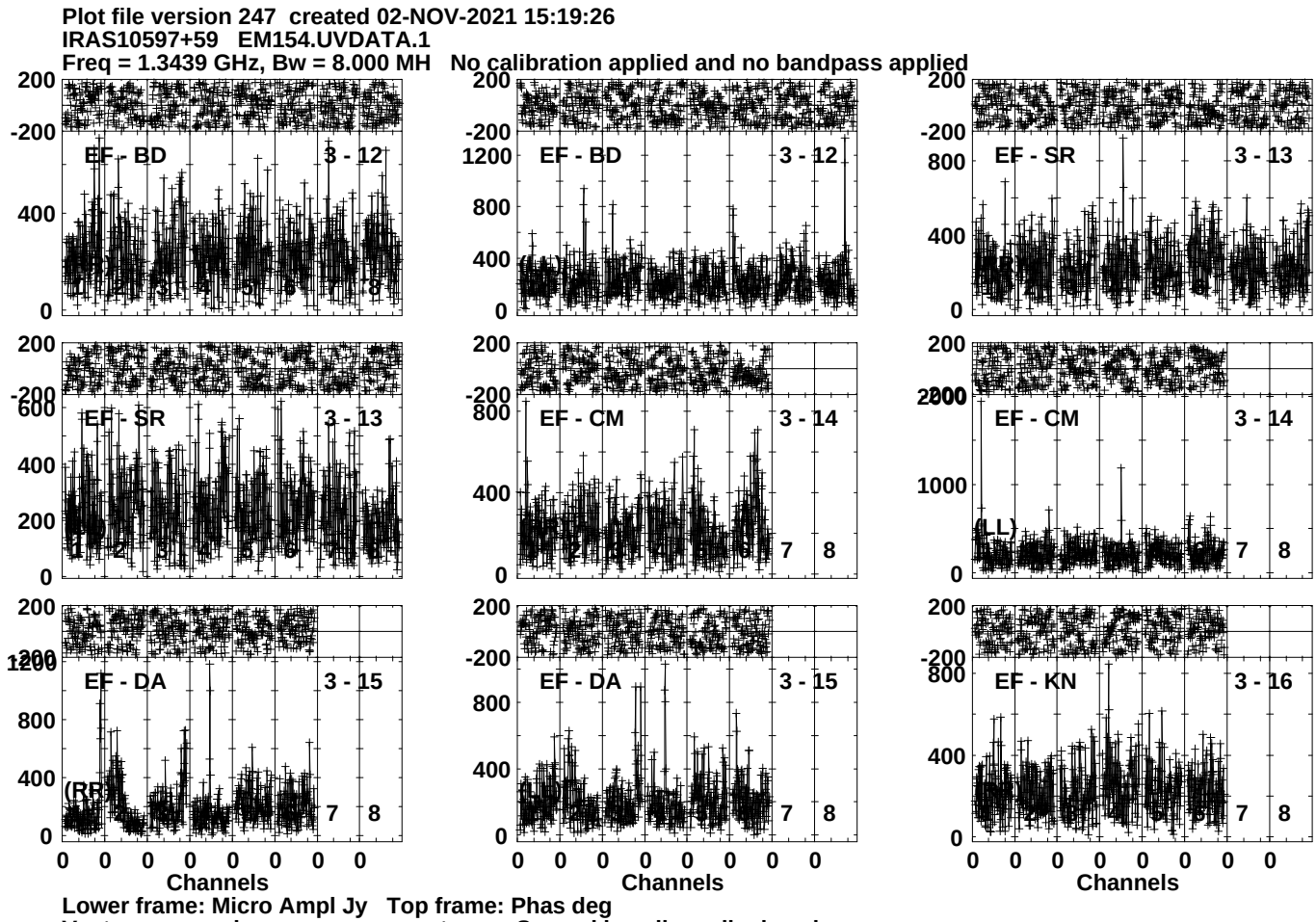
Plot file version 247 created 02-NOV-2021 15:19:26
IRAS10597+59 EM154.UVDATA.1
Freq = 1.3439 GHz, Bw = 8.000 MH No calibration applied and no bandpass applied
EF - BD 3 - 12
EF - BD 3 - 12
EF - SR 3 - 13
EF - SR 3 - 13
EF - CM 3 - 14
EF - CM 3 - 14
(LL)
EF - DA 3 - 15
EF - DA 3 - 15
(RR)
EF - KN 3 - 16
Channels
Channels
Channels
Lower frame: Micro Ampl Jy Top frame: Phas deg
Vector averaged cross-power spectrum Several baselines displayed
Timerange: 00/15:11:01 to 00/15:14:29

Plot file version 248 created 02-NOV-2021 15:19:26
IRAS10597+59 EM154.UVDATA.1
Freq = 1.3439 GHz, Bw = 8.000 MH No calibration applied and no bandpass applied

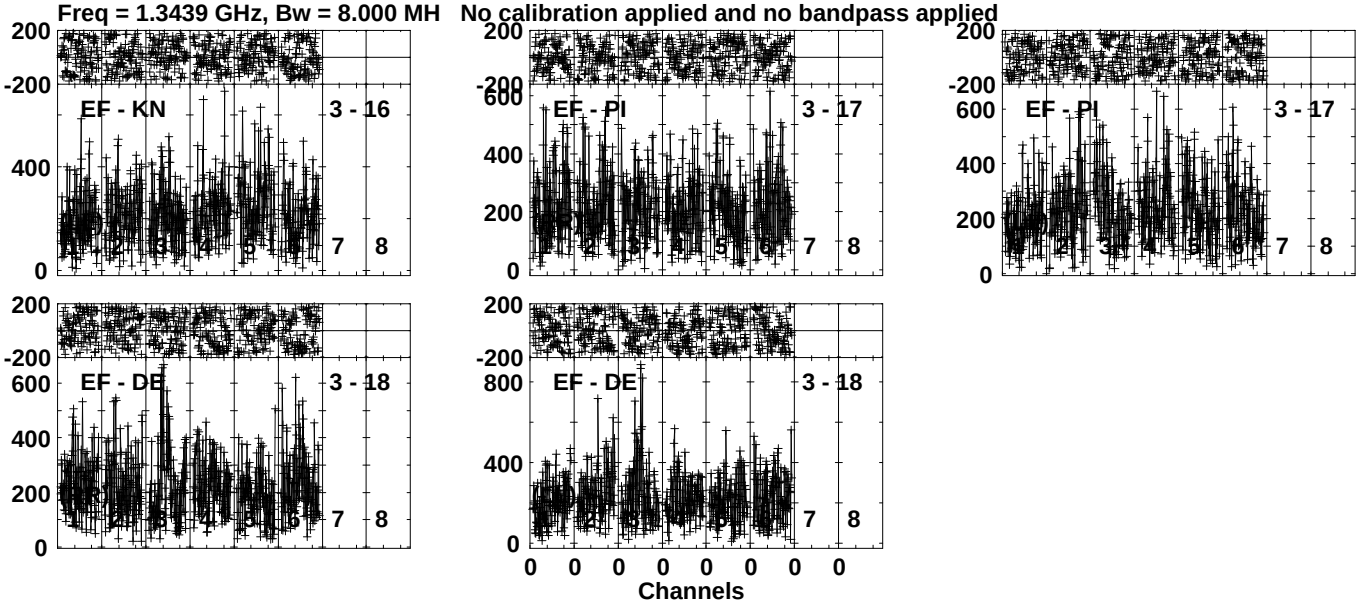

Lower frame: Micro Ampl Jy Top frame: Phas deg
Vector averaged cross-power spectrum Several baselines displayed
Timerange: 00/15:11:01 to 00/15:14:29

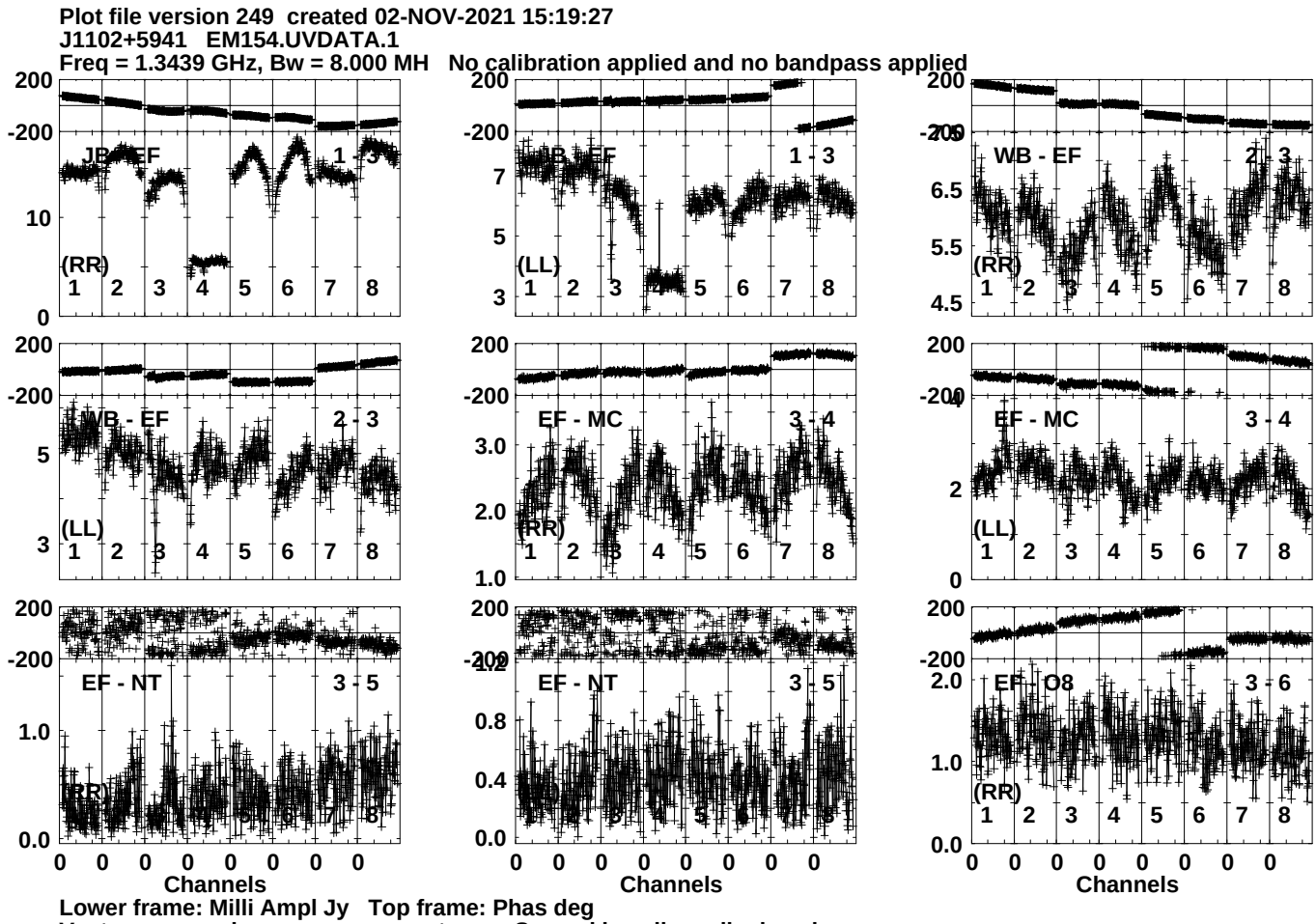
Plot file version 249 created 02-NOV-2021 15:19:27
J1102+5941 EM154.UVDATA.1
Freq = 1.3439 GHz, Bw = 8.000 MH No calibration applied and no bandpass applied
WB - EF 1 - 3
(RR)
WB - EF 1 - 3
(LL)
WB - EF 2 - 3
(RR)
WB - EF 2 - 3
(LL)
EF - MC 3 - 4
(RR)
EF - MC 3 - 4
(LL)
EF - NT 3 - 5
(RR)
EF - NT 3 - 5
EF - O8 3 - 6
(RR)
Channels
Channels
Channels
Lower frame: Milli Ampl Jy Top frame: Phas deg
Vector averaged cross-power spectrum Several baselines displayed
Timerange: 00/15:15:01 to 00/15:16:29

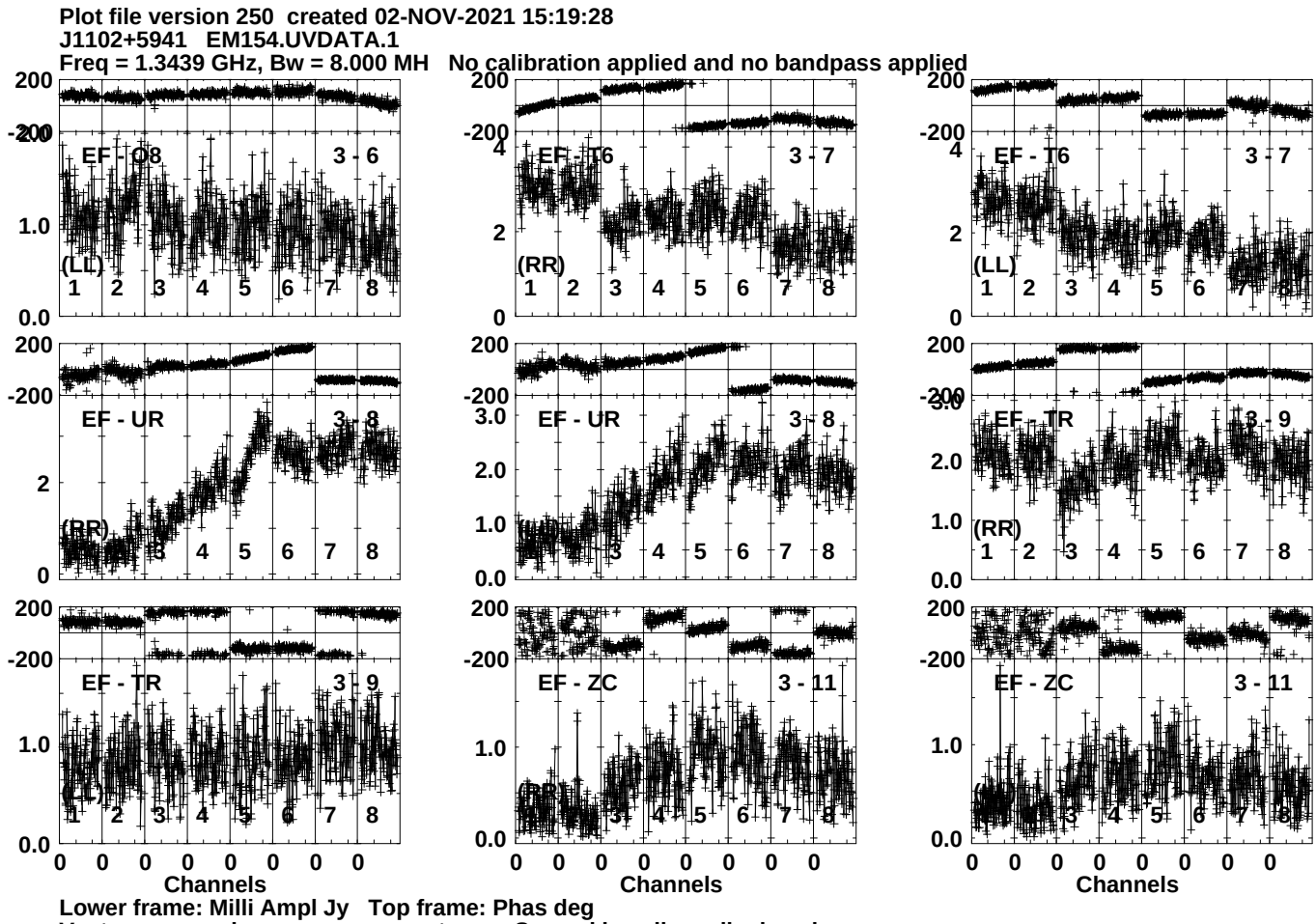
Plot file version 250 created 02-NOV-2021 15:19:28
J1102+5941 EM154.UVDATA.1
Freq = 1.3439 GHz, Bw = 8.000 MH No calibration applied and no bandpass applied
EF - O8 3 - 6
(LL)
EF - T6 3 - 7
(RR)
EF - T6 3 - 7
(LL)
EF - UR 3 - 8
(RR)
EF - UR 3 - 8
EF - TR 3 - 9
(RR)
EF - TR 3 - 9
(LL)
EF - ZC 3 - 11
EF - ZC 3 - 11
Channels
Channels
Channels
Lower frame: Milli Ampl Jy Top frame: Phas deg
Vector averaged cross-power spectrum Several baselines displayed
Timerange: 00/15:15:01 to 00/15:16:29

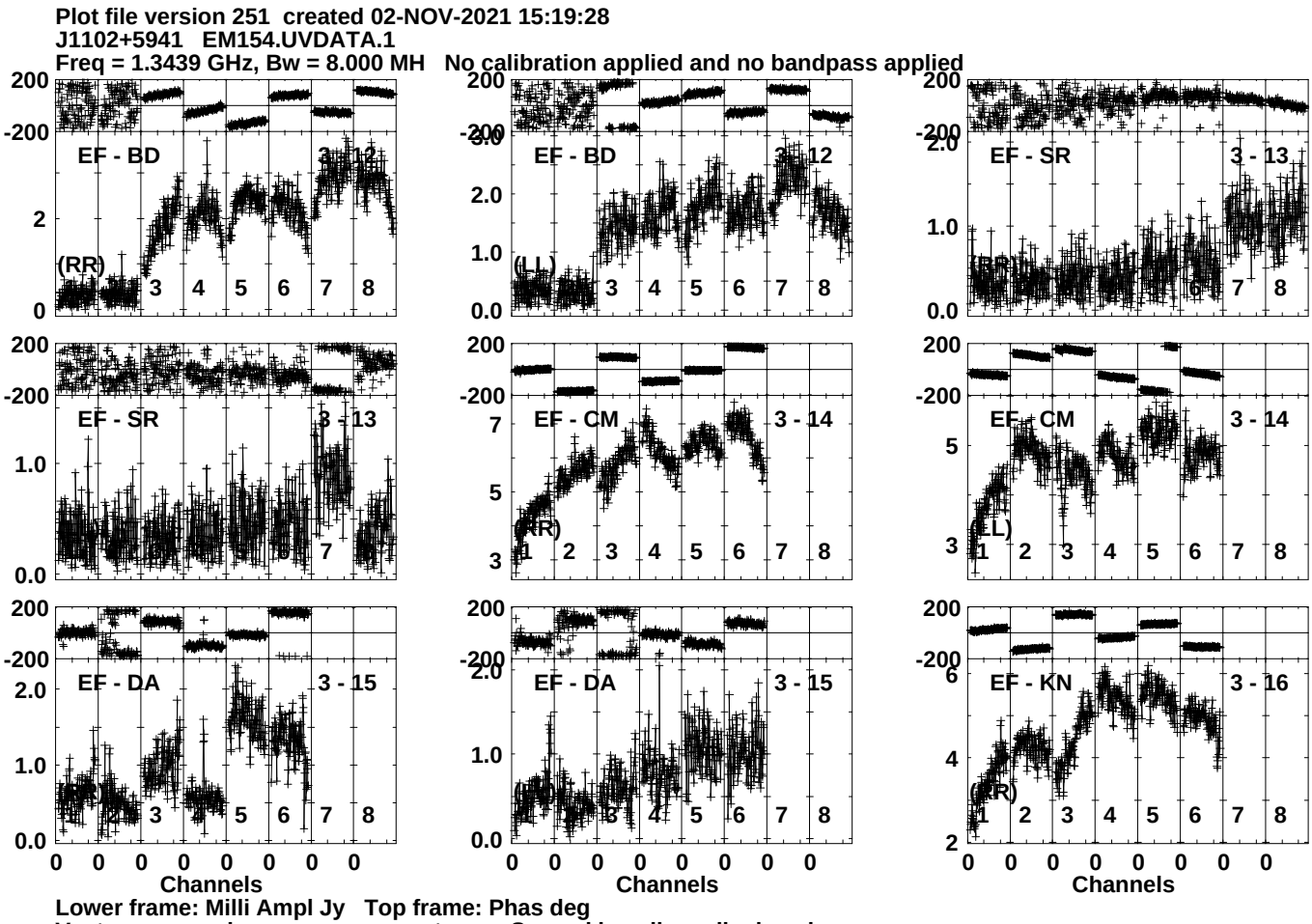
Plot file version 251 created 02-NOV-2021 15:19:28
J1102+5941 EM154.UVDATA.1
Freq = 1.3439 GHz, Bw = 8.000 MH No calibration applied and no bandpass applied
EF - BD 3 - 12
(RR)
EF - BD 3 - 12
(LL)
EF - SR 3 - 13
(RR)
EF - SR 3 - 13
EF - CM 3 - 14
(RR)
EF - CM 3 - 14
(LL)
EF - DA 3 - 15
EF - DA 3 - 15
EF - KN 3 - 16
(RR)
Channels
Channels
Channels
Lower frame: Milli Ampl Jy Top frame: Phas deg
Vector averaged cross-power spectrum Several baselines displayed
Timerange: 00/15:15:01 to 00/15:16:29

Plot file version 252 created 02-NOV-2021 15:19:29
J1102+5941 EM154.UVDATA.1
Freq = 1.3439 GHz, Bw = 8.000 MH No calibration applied and no bandpass applied

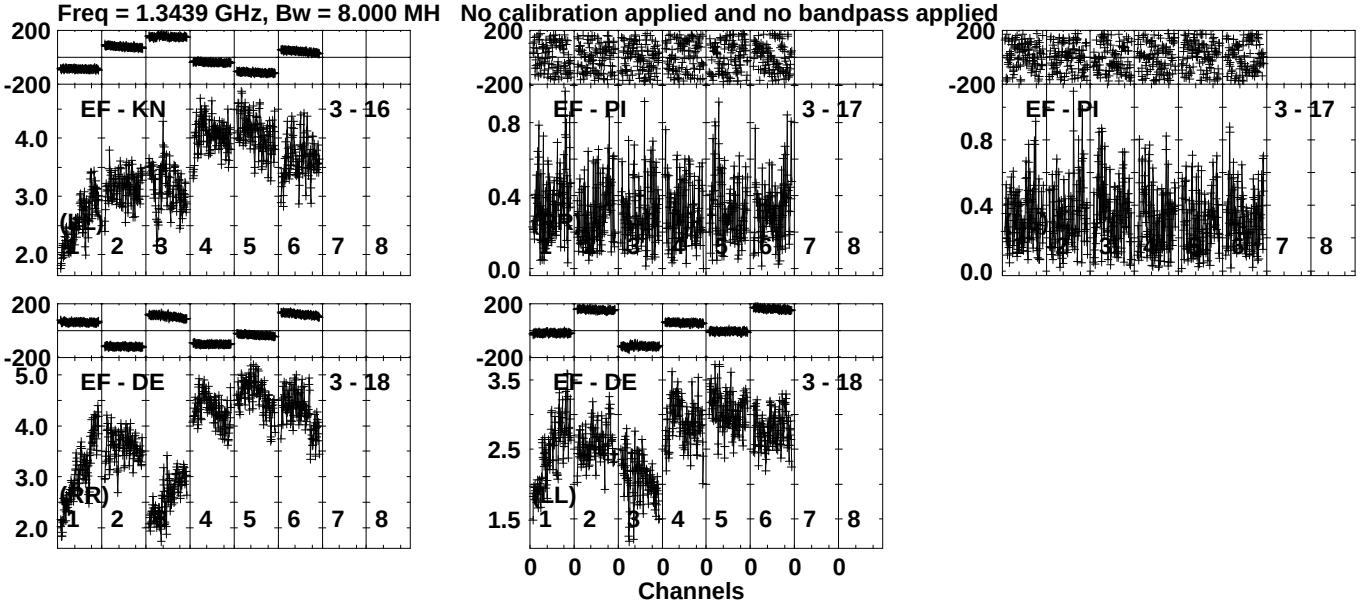

Lower frame: Milli Ampl Jy Top frame: Phas deg
Vector averaged cross-power spectrum Several baselines displayed
Timerange: 00/15:15:01 to 00/15:16:29

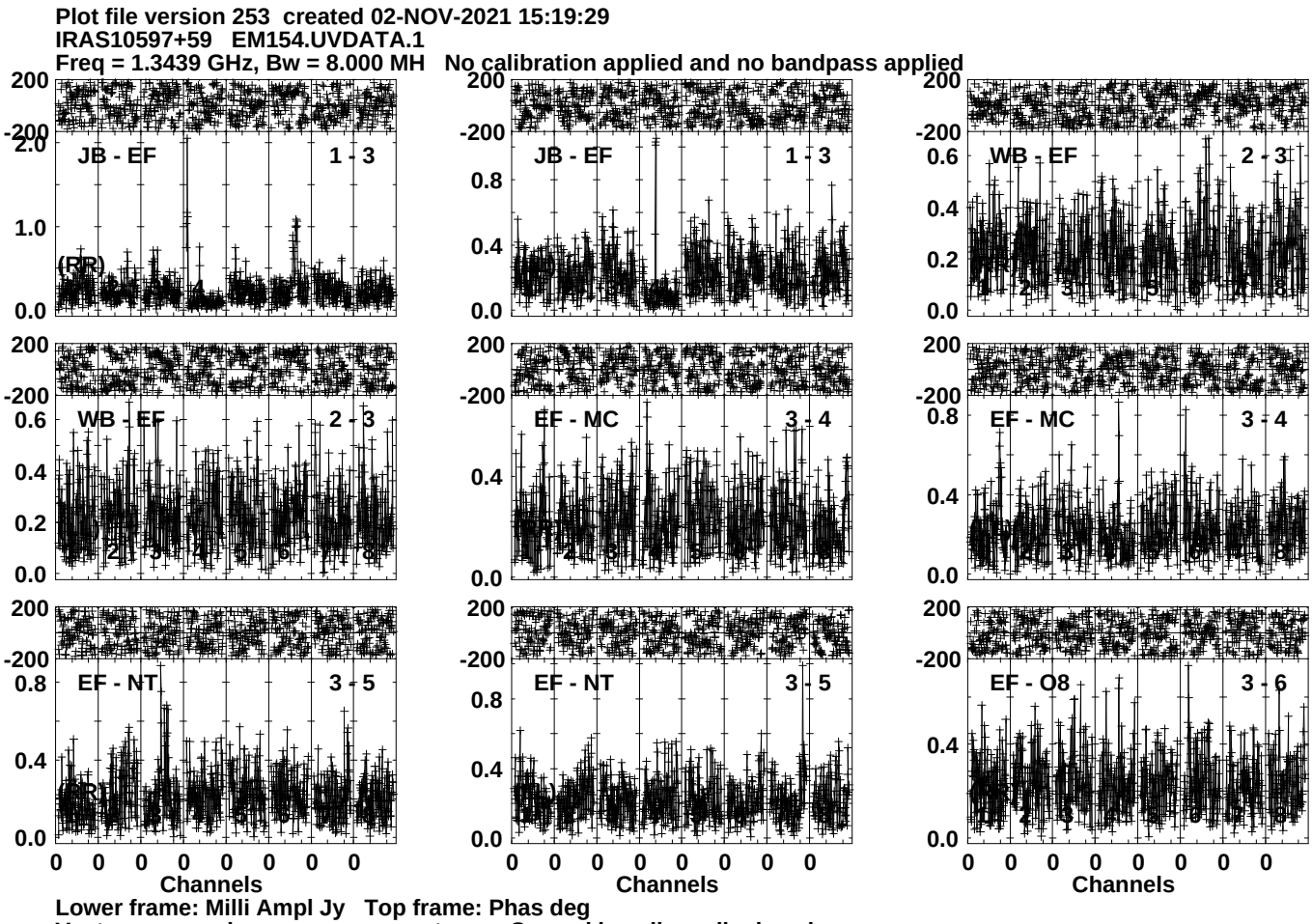
Plot file version 253 created 02-NOV-2021 15:19:29
IRAS10597+59 EM154.UVDATA.1
Freq = 1.3439 GHz, Bw = 8.000 MH No calibration applied and no bandpass applied
JB - EF 1 - 3
JB - EF 1 - 3
WB - EF 2 - 3
WB - EF 2 - 3
EF - MC 3 - 4
EF - MC 3 - 4
EF - NT 3 - 5
EF - NT 3 - 5
EF - O8 3 - 6
(RR)
(RR)
Channels
Channels
Channels
Lower frame: Milli Ampl Jy Top frame: Phas deg
Vector averaged cross-power spectrum Several baselines displayed
Timerange: 00/15:16:31 to 00/15:19:59

Plot file version 254 created 02-NOV-2021 15:19:30
IRAS10597+59 EM154.UVDATA.1
Freq = 1.3439 GHz, Bw = 8.000 MH No calibration applied and no bandpass applied

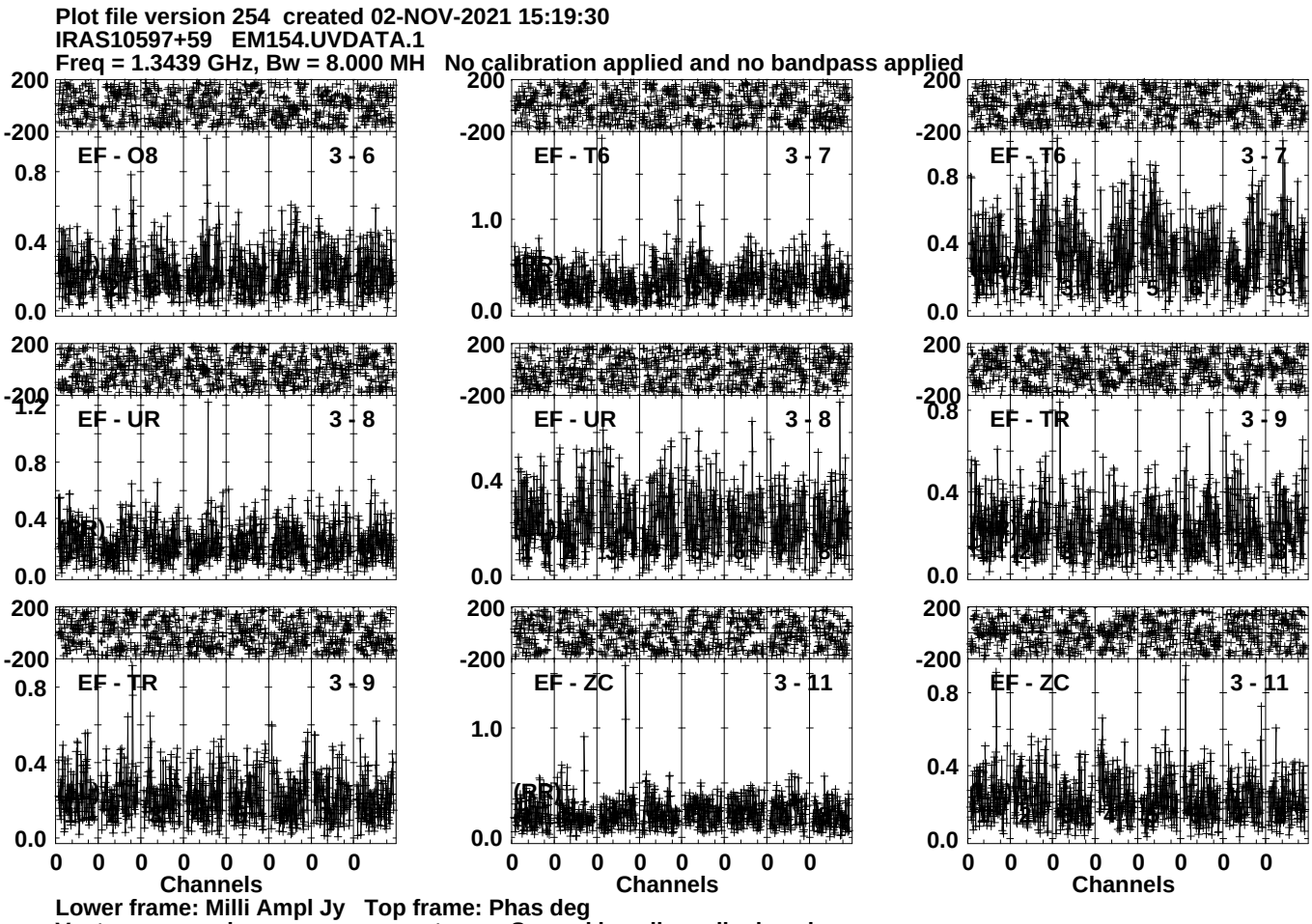

Lower frame: Milli Ampl Jy Top frame: Phas deg
Vector averaged cross-power spectrum Several baselines displayed
Timerange: 00/15:16:31 to 00/15:19:59

Plot file version 255 created 02-NOV-2021 15:19:30
IRAS10597+59 EM154.UVDATA.1
Freq = 1.3439 GHz, Bw = 8.000 MH No calibration applied and no bandpass applied

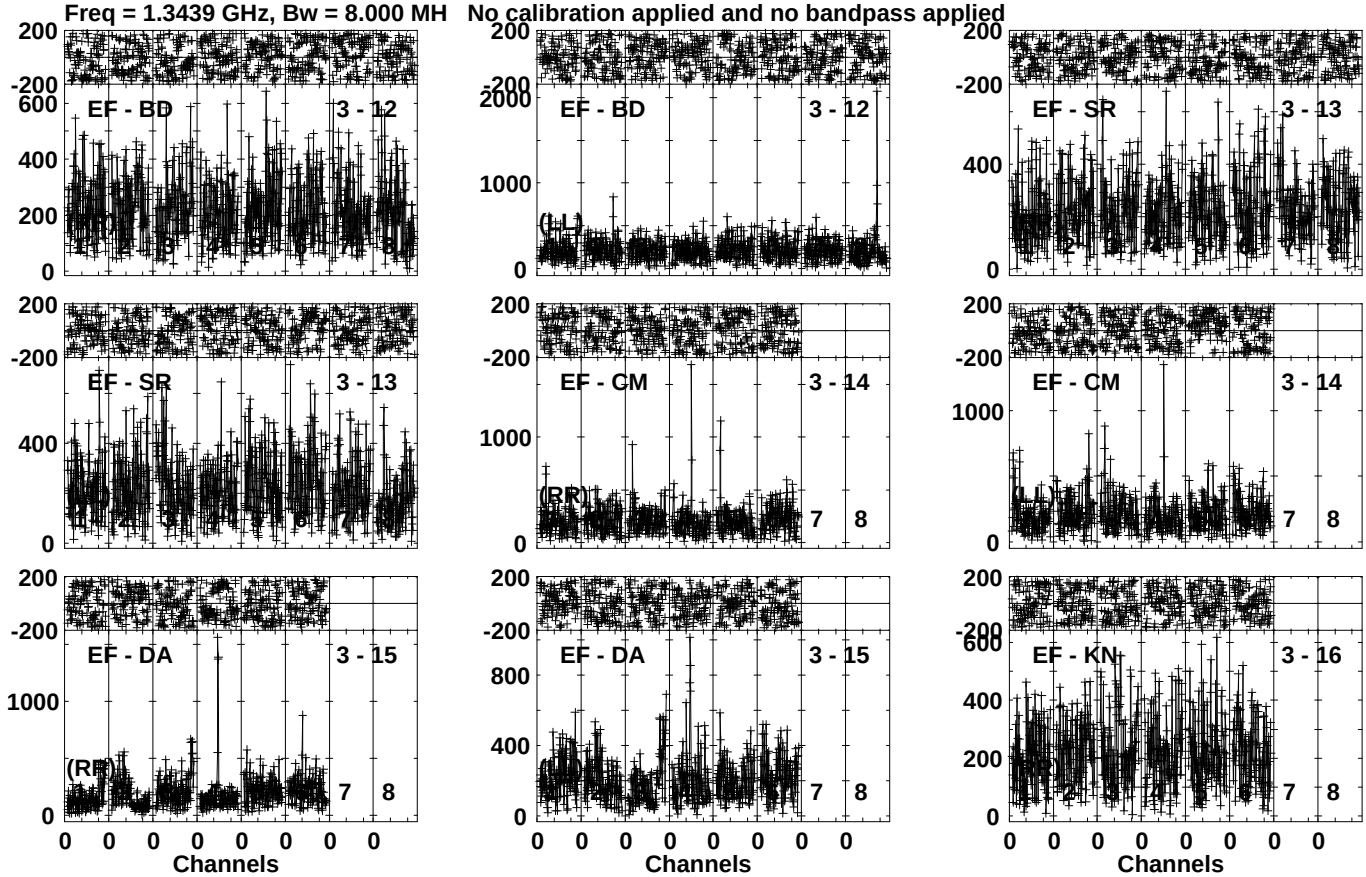

Lower frame: Micro Ampl Jy Top frame: Phas deg
Vector averaged cross-power spectrum Several baselines displayed
Timerange: 00/15:16:31 to 00/15:19:59

Plot file version 256 created 02-NOV-2021 15:19:31
IRAS10597+59 EM154.UVDATA.1
Freq = 1.3439 GHz, Bw = 8.000 MH No calibration applied and no bandpass applied

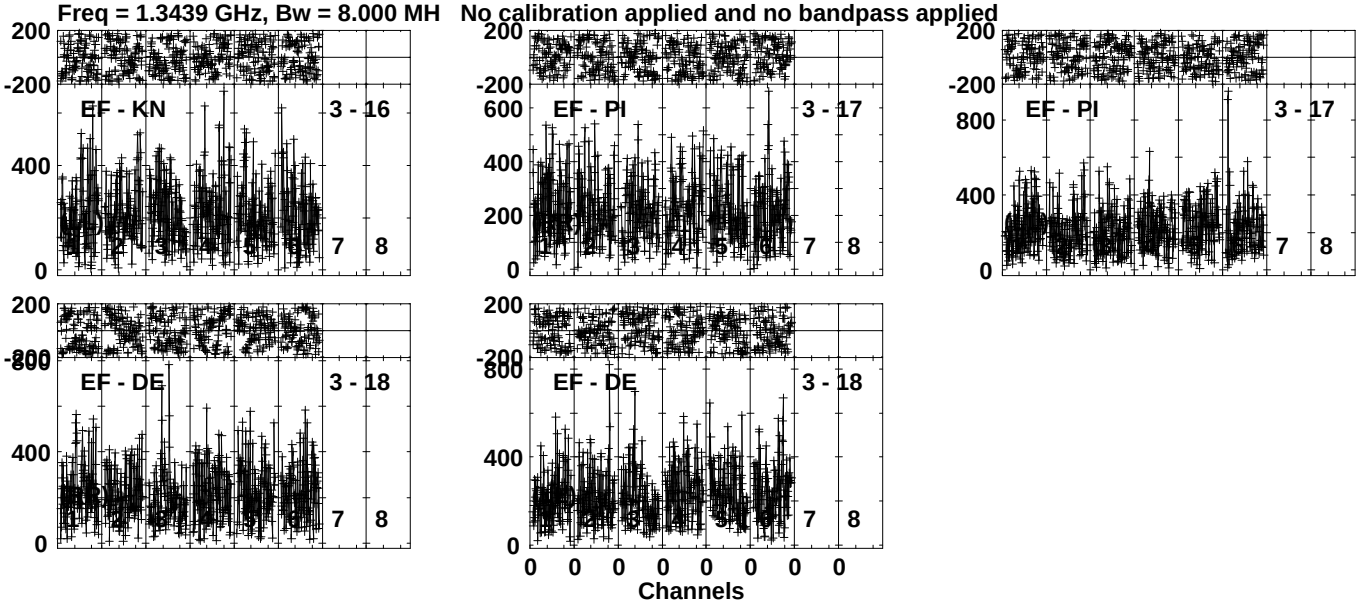

Lower frame: Micro Ampl Jy Top frame: Phas deg
Vector averaged cross-power spectrum Several baselines displayed
Timerange: 00/15:16:31 to 00/15:19:59

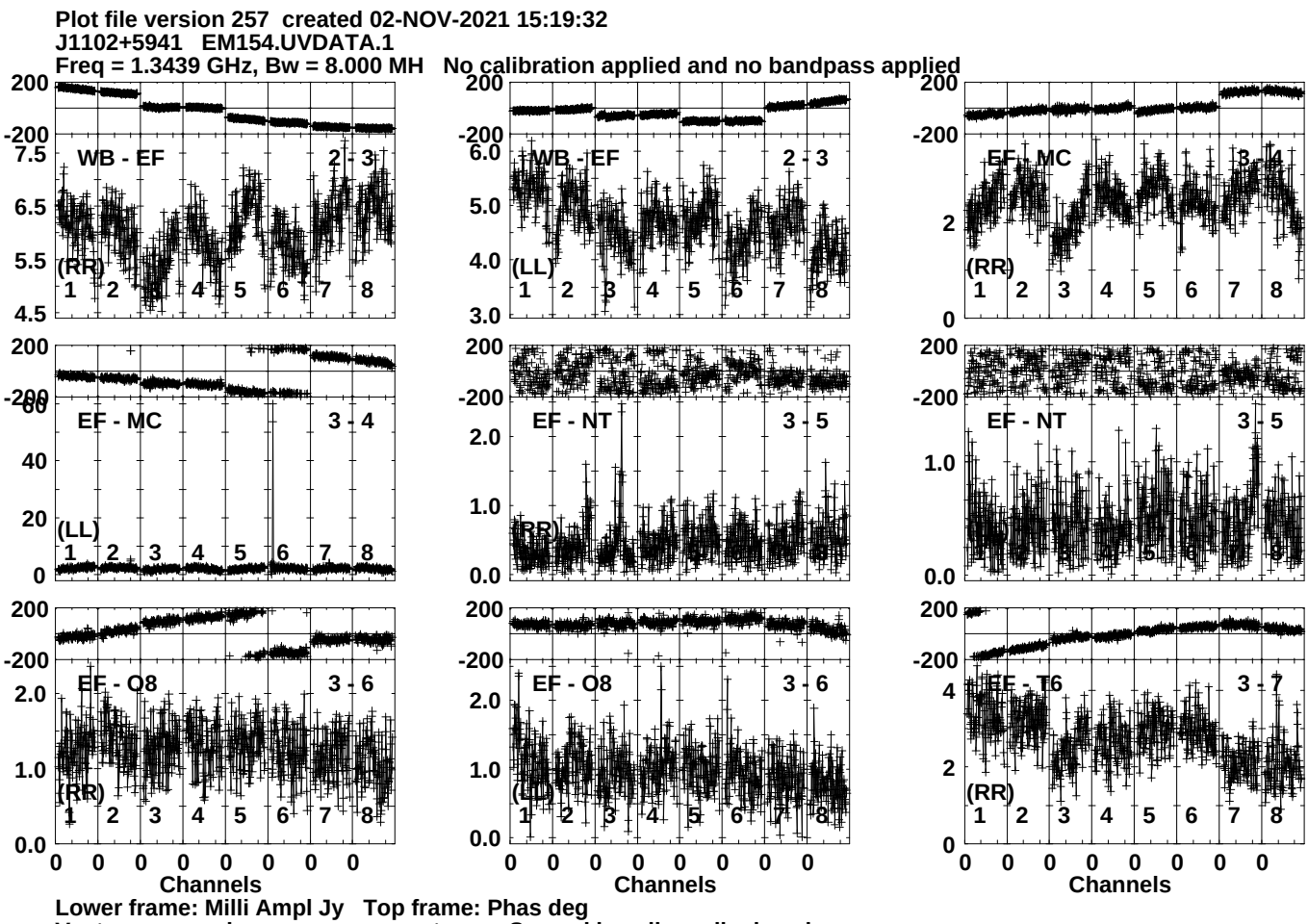
Plot file version 257 created 02-NOV-2021 15:19:32
J1102+5941 EM154.UVDATA.1
Freq = 1.3439 GHz, Bw = 8.000 MH No calibration applied and no bandpass applied
WB - EF 2 - 3
(RR)
WB - EF 2 - 3
(LL)
EF - MC 3 - 4
(RR)
EF - MC 3 - 4
(LL)
EF - NT 3 - 5
(RR)
EF - NT 3 - 5
EF - O8 3 - 6
(RR)
EF - O8 3 - 6
(LL)
EF - T6 3 - 7
(RR)
Channels
Channels
Channels
Lower frame: Milli Ampl Jy Top frame: Phas deg
Vector averaged cross-power spectrum Several baselines displayed
Timerange: 00/15:20:01 to 00/15:21:29

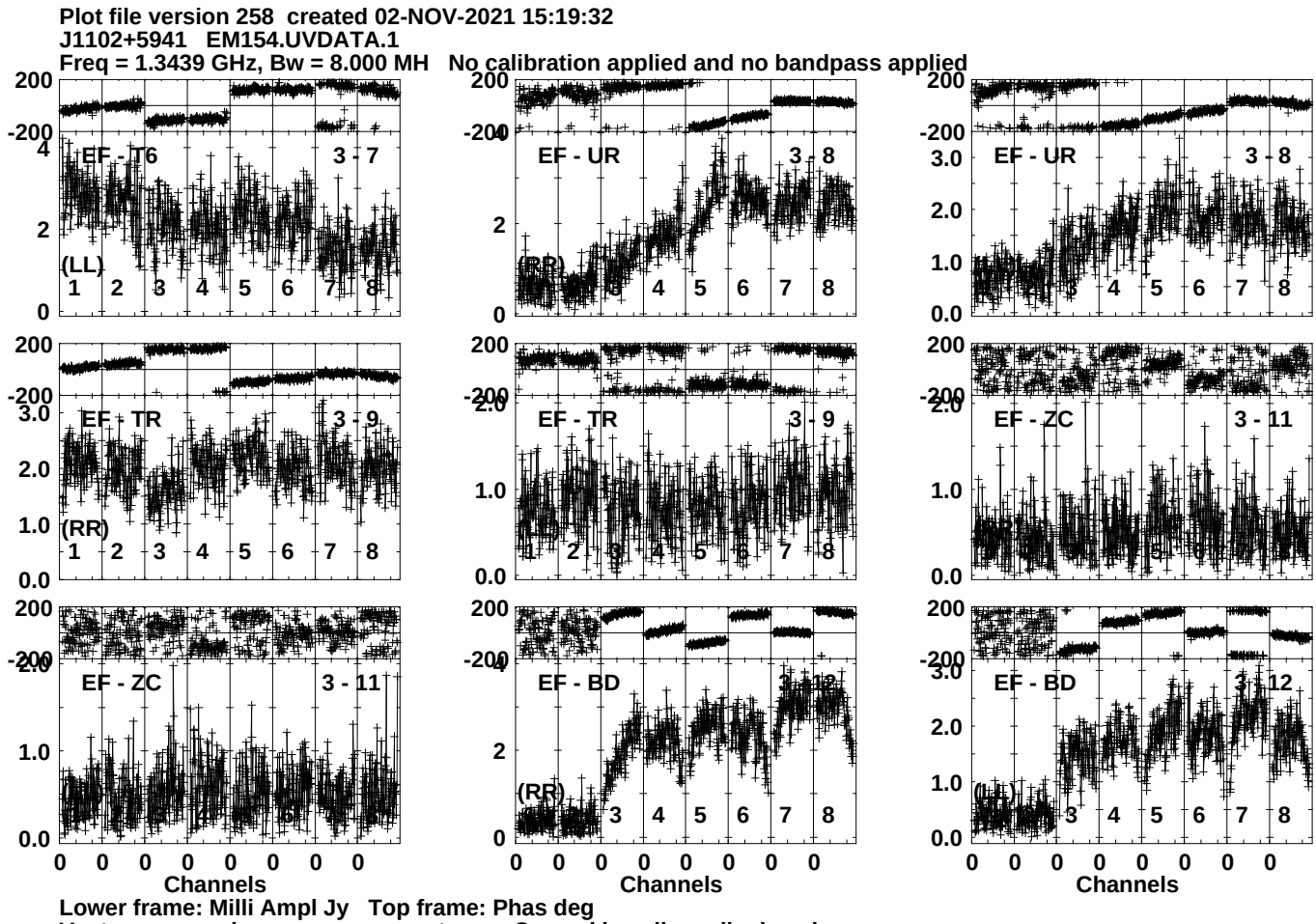
Plot file version 258 created 02-NOV-2021 15:19:32
J1102+5941 EM154.UVDATA.1
Freq = 1.3439 GHz, Bw = 8.000 MH No calibration applied and no bandpass applied
EF - T6
3 - 7
(LL)
EF - UR
3 - 8
(RR)
EF - UR
3 - 8
EF - TR
3 - 9
(RR)
EF - TR
3 - 9
EF - ZC
3 - 11
EF - ZC
3 - 11
EF - BD
3 - 12
(RR)
EF - BD
3 - 12
Channels
Channels
Channels
Lower frame: Milli Ampl Jy Top frame: Phas deg
Vector averaged cross-power spectrum Several baselines displayed
Timerange: 00/15:20:01 to 00/15:21:29

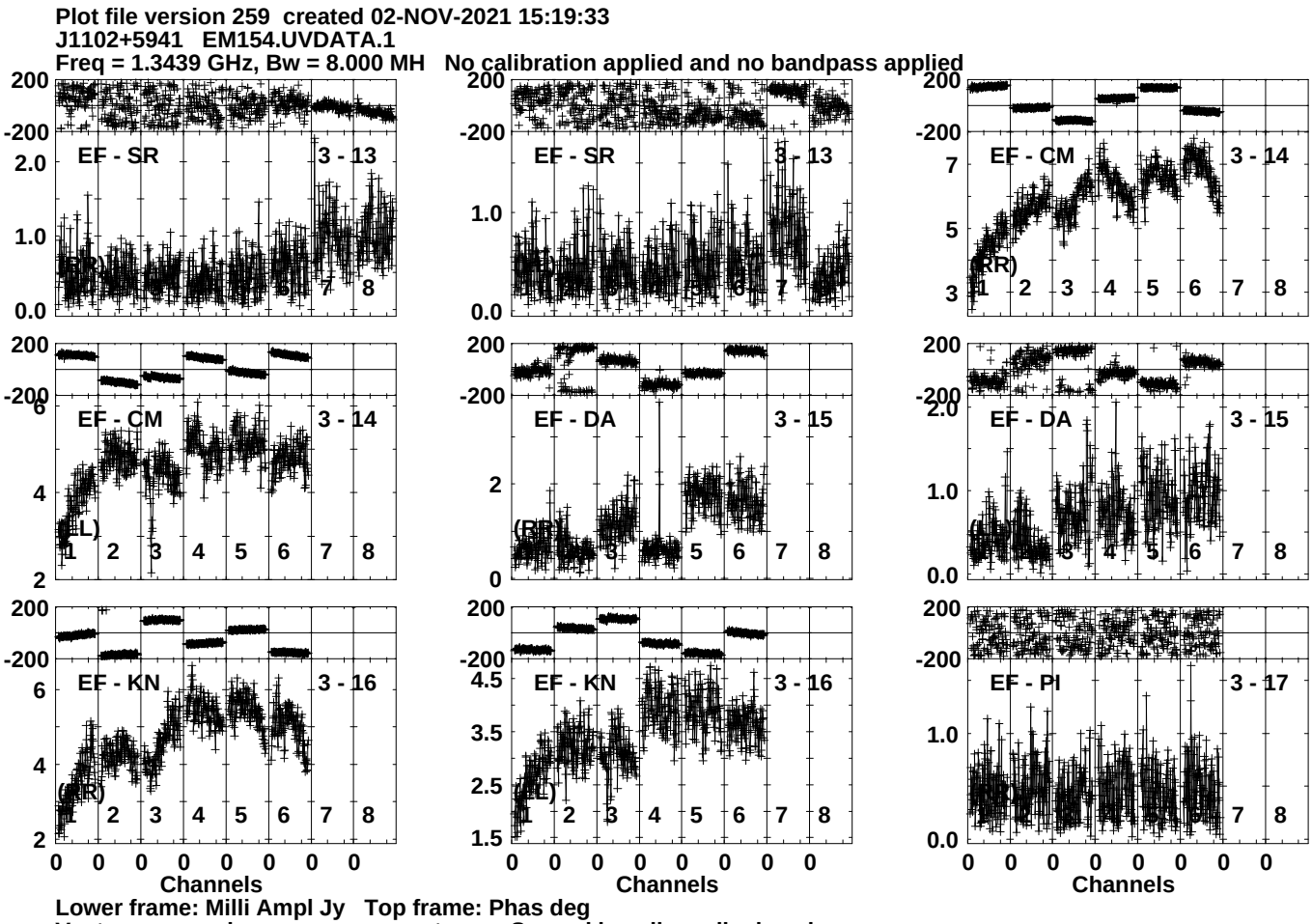
Plot file version 259 created 02-NOV-2021 15:19:33
J1102+5941 EM154.UVDATA.1
Freq = 1.3439 GHz, Bw = 8.000 MH No calibration applied and no bandpass applied
EF - SR 3 - 13
EF - SR 3 - 13
EF - CM 3 - 14
EF - CM 3 - 14
EF - DA 3 - 15
EF - DA 3 - 15
EF - KN 3 - 16
EF - KN 3 - 16
EF - PI 3 - 17
(RR)
(LL)
(RR)
(LL)
Channels
Channels
Channels
Lower frame: Milli Ampl Jy Top frame: Phas deg
Vector averaged cross-power spectrum Several baselines displayed
Timerange: 00/15:20:01 to 00/15:21:29

Plot file version 260 created 02-NOV-2021 15:19:33
J1102+5941 EM154.UVDATA.1
Freq = 1.3439 GHz, Bw = 8.000 MH No calibration applied and no bandpass applied

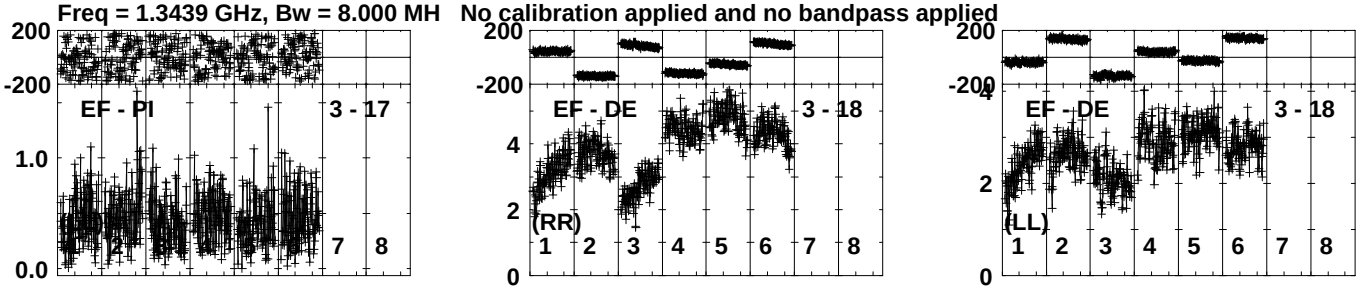

Lower frame: Milli Ampl Jy Top frame: Phas deg
Vector averaged cross-power spectrum Several baselines displayed
Timerange: 00/15:20:01 to 00/15:21:29

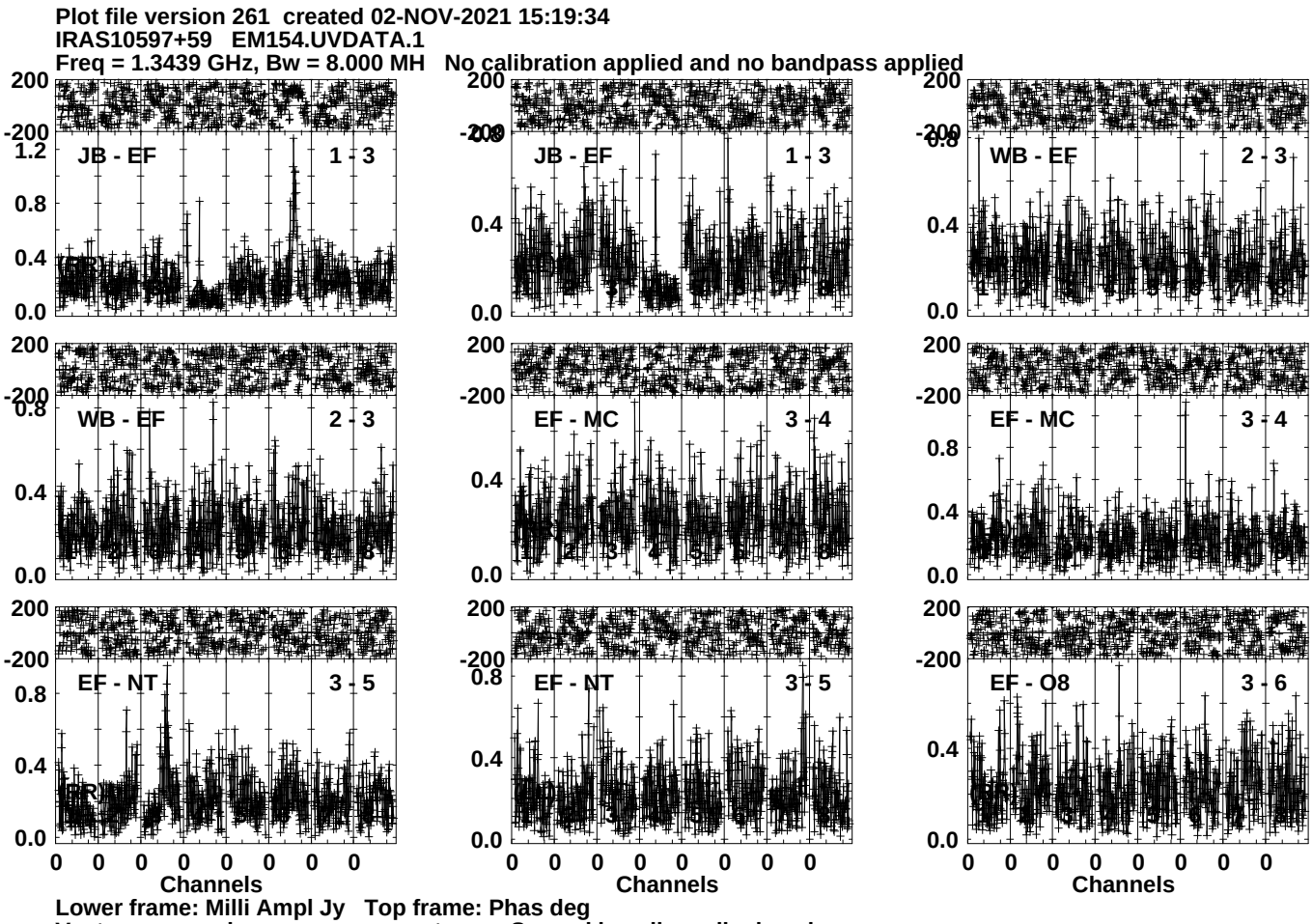
Plot file version 261 created 02-NOV-2021 15:19:34
IRAS10597+59 EM154.UVDATA.1
Freq = 1.3439 GHz, Bw = 8.000 MH No calibration applied and no bandpass applied
JB - EF 1 - 3
JB - EF 1 - 3
WB - EF 2 - 3
WB - EF 2 - 3
EF - MC 3 - 4
EF - MC 3 - 4
EF - NT 3 - 5
EF - NT 3 - 5
EF - O8 3 - 6
Channels
Channels
Channels
Lower frame: Milli Ampl Jy Top frame: Phas deg
Vector averaged cross-power spectrum Several baselines displayed
Timerange: 00/15:21:31 to 00/15:24:59

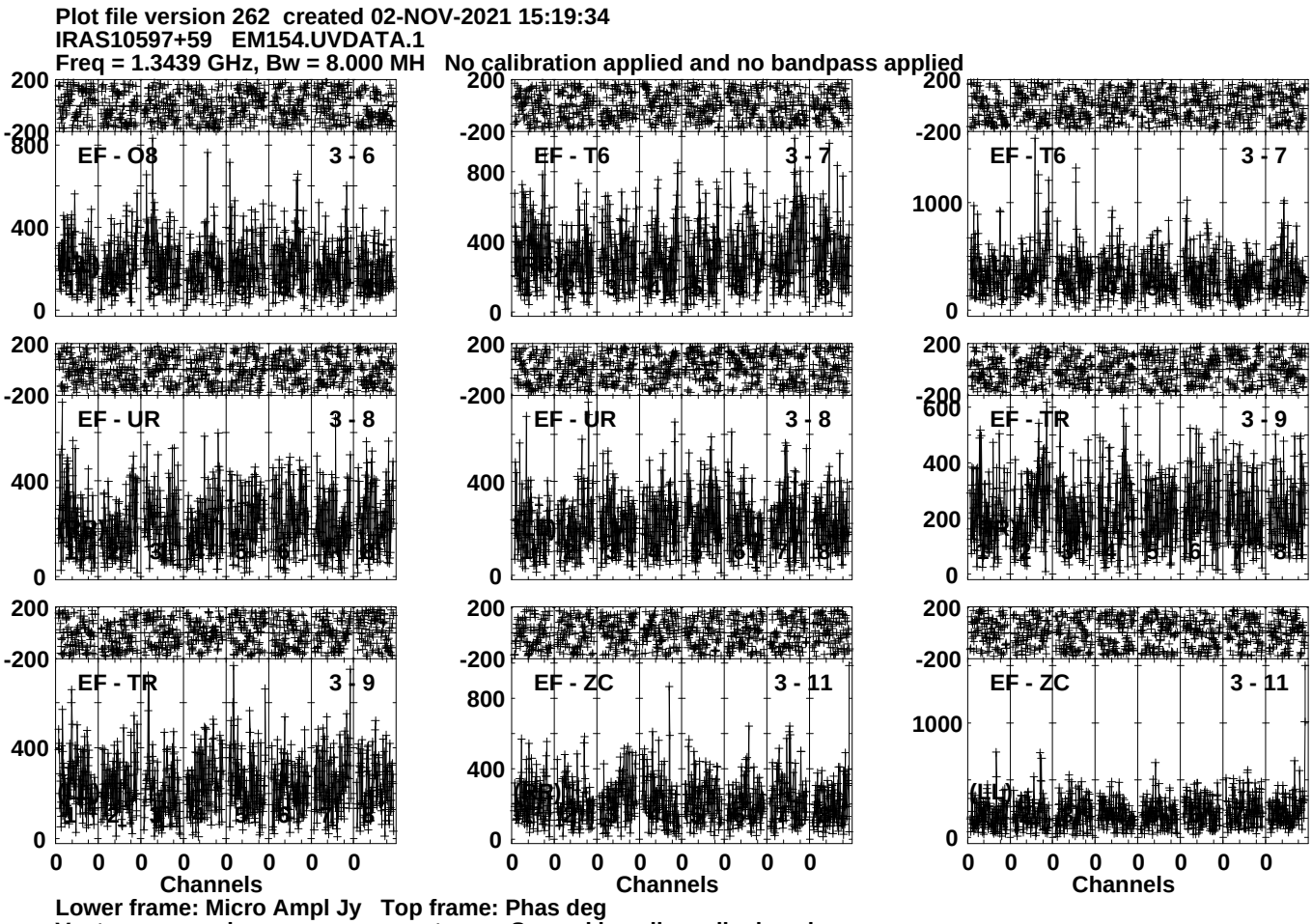
Plot file version 262 created 02-NOV-2021 15:19:34
IRAS10597+59 EM154.UVDATA.1
Freq = 1.3439 GHz, Bw = 8.000 MH No calibration applied and no bandpass applied
EF - O8 3 - 6
EF - T6 3 - 7
EF - T6 3 - 7
EF - UR 3 - 8
EF - UR 3 - 8
EF - TR 3 - 9
EF - TR 3 - 9
EF - ZC 3 - 11
EF - ZC 3 - 11
Channels
Channels
Channels
Lower frame: Micro Ampl Jy Top frame: Phas deg
Vector averaged cross-power spectrum Several baselines displayed
Timerange: 00/15:21:31 to 00/15:24:59

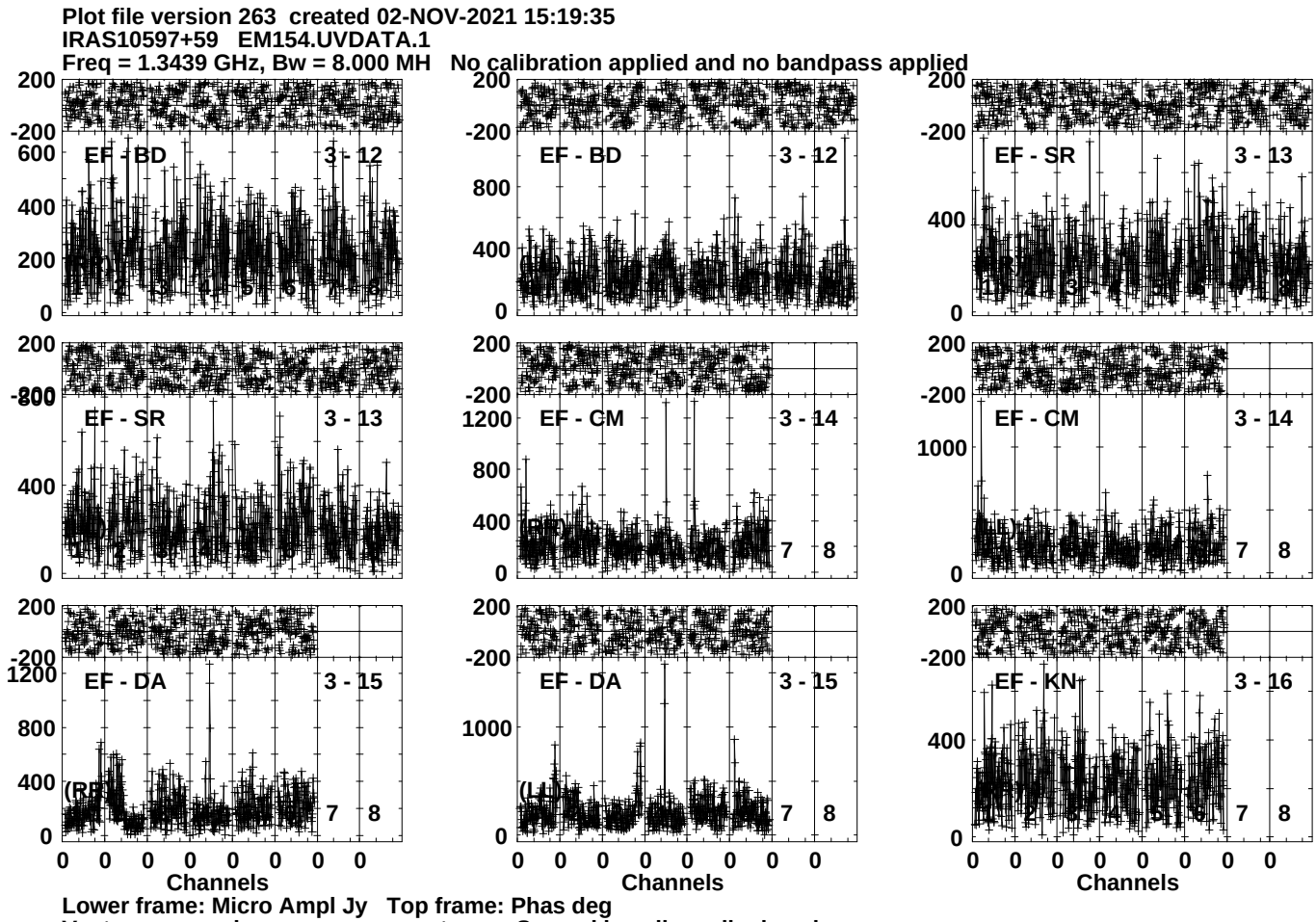
Plot file version 263 created 02-NOV-2021 15:19:35
IRAS10597+59 EM154.UVDATA.1
Freq = 1.3439 GHz, Bw = 8.000 MH No calibration applied and no bandpass applied
EF - BD 3 - 12
EF - BD 3 - 12
EF - SR 3 - 13
EF - SR 3 - 13
EF - CM 3 - 14
EF - CM 3 - 14
EF - DA 3 - 15
EF - DA 3 - 15
EF - KN 3 - 16
(RR)
(LL)
Channels
Lower frame: Micro Ampl Jy Top frame: Phas deg
Vector averaged cross-power spectrum Several baselines displayed
Timerange: 00/15:21:31 to 00/15:24:59

Plot file version 264 created 02-NOV-2021 15:19:35
IRAS10597+59 EM154.UVDATA.1
Freq = 1.3439 GHz, Bw = 8.000 MH No calibration applied and no bandpass applied

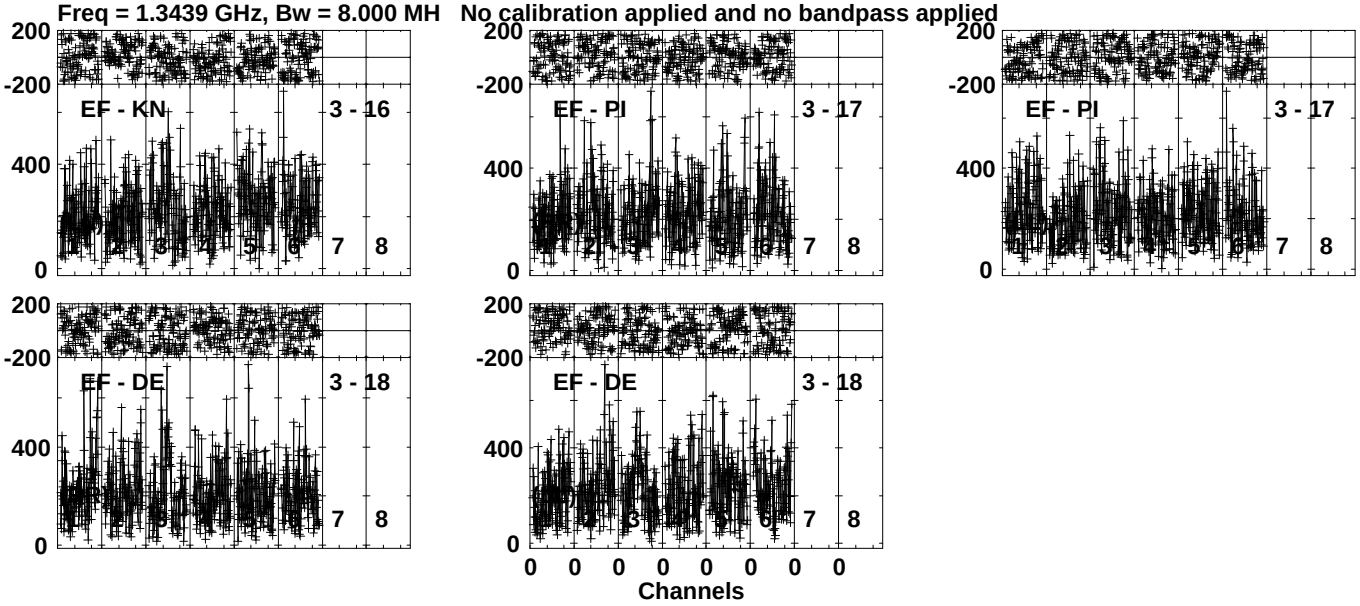

Lower frame: Micro Ampl Jy Top frame: Phas deg
Vector averaged cross-power spectrum Several baselines displayed
Timerange: 00/15:21:31 to 00/15:24:59

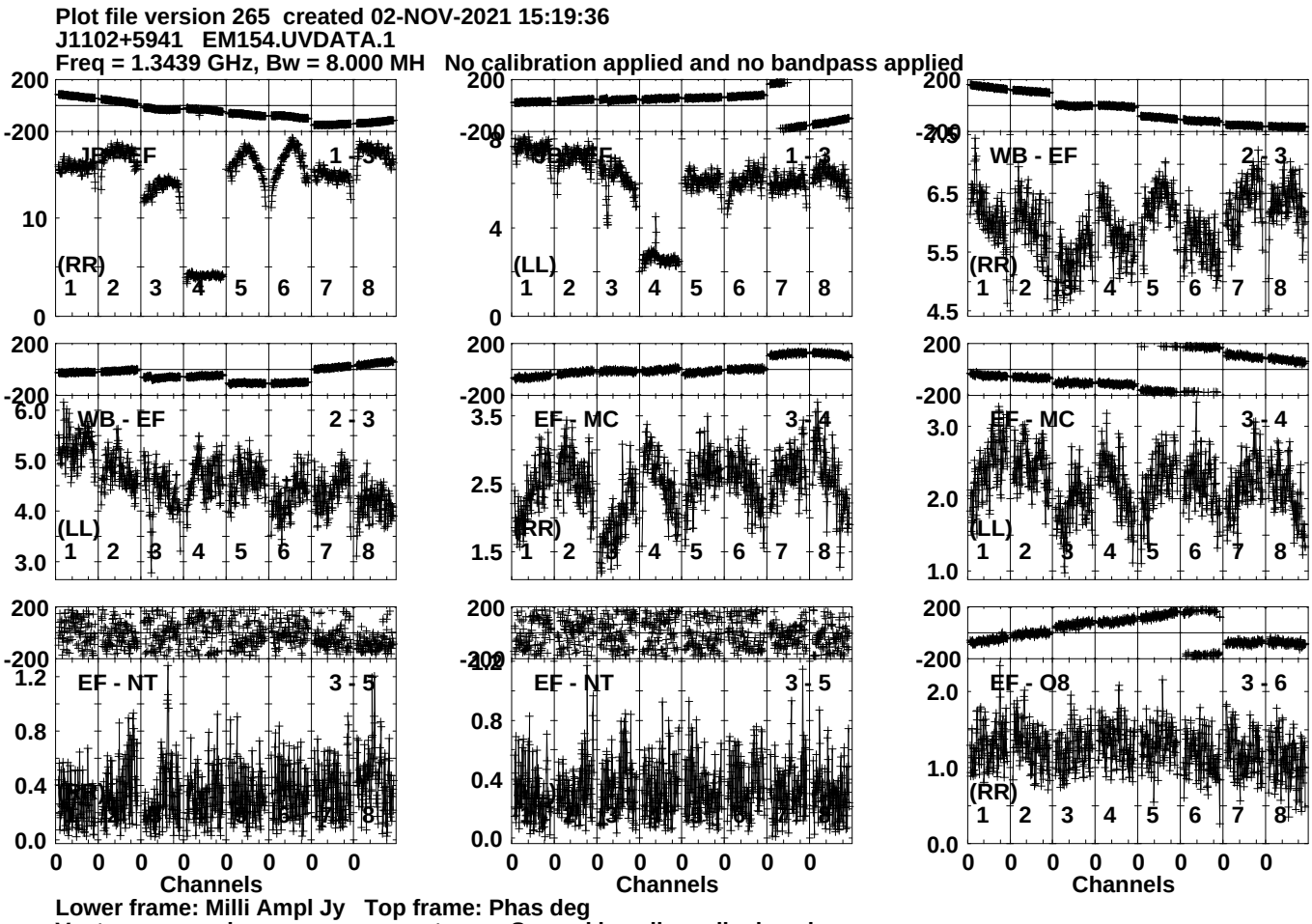
Plot file version 265 created 02-NOV-2021 15:19:36
J1102+5941 EM154.UVDATA.1
Freq = 1.3439 GHz, Bw = 8.000 MH No calibration applied and no bandpass applied
WB - EF
1 - 3
(RR)
WB - EF
1 - 3
(LL)
WB - EF
2 - 3
(RR)
WB - EF
2 - 3
(LL)
EF - MC
3 - 4
(RR)
EF - MC
3 - 4
(LL)
EF - NT
3 - 5
EF - NT
3 - 5
EF - O8
3 - 6
(RR)
Channels
Channels
Channels
Lower frame: Milli Ampl Jy Top frame: Phas deg
Vector averaged cross-power spectrum Several baselines displayed
Timerange: 00/15:25:31 to 00/15:26:59

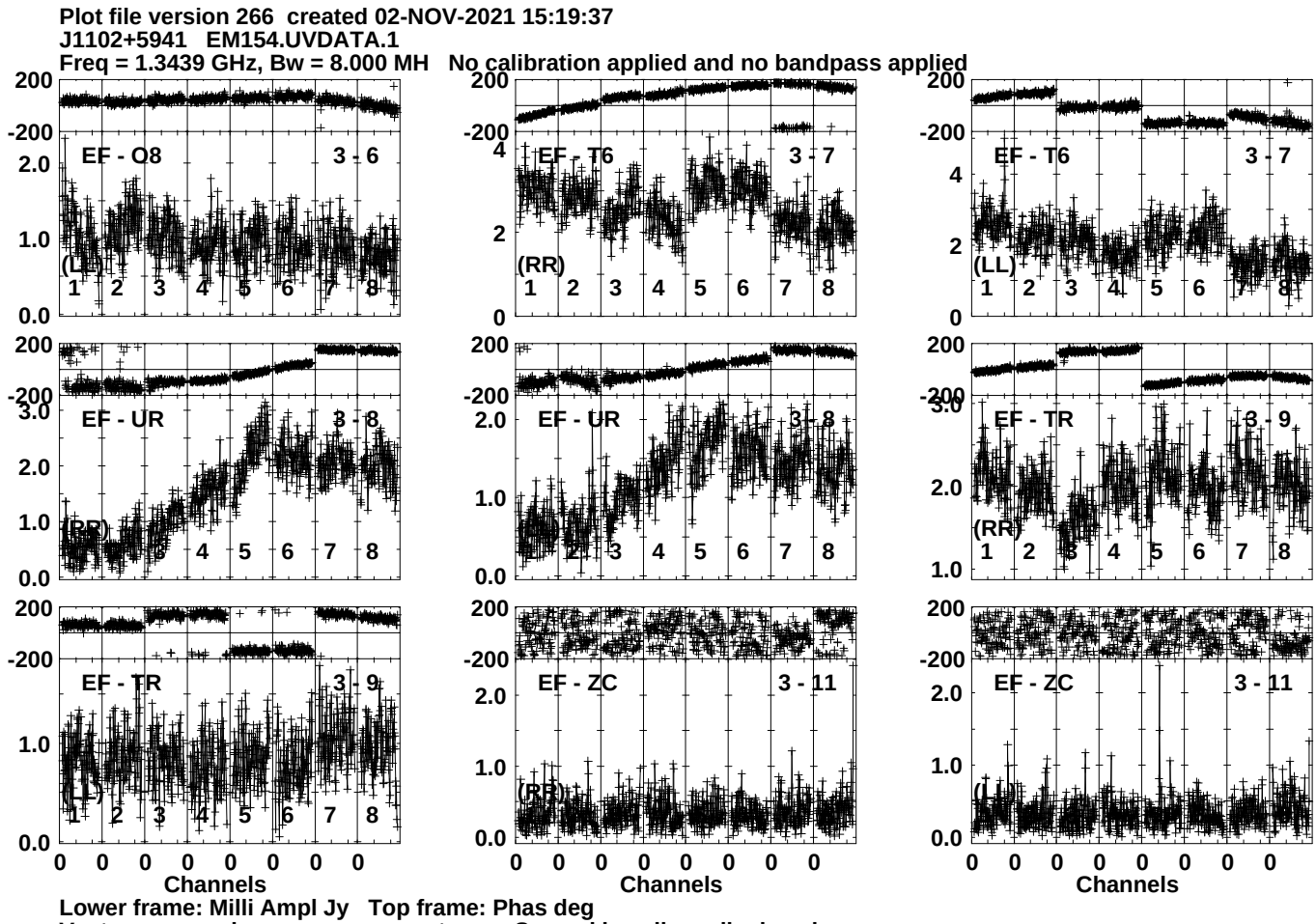
Plot file version 266 created 02-NOV-2021 15:19:37
J1102+5941 EM154.UVDATA.1
Freq = 1.3439 GHz, Bw = 8.000 MH No calibration applied and no bandpass applied
EF - O8 3 - 6
EF - T6 3 - 7
EF - T6 3 - 7
EF - UR 3 - 8
EF - UR 3 - 8
EF - TR 3 - 9
EF - TR 3 - 9
EF - ZC 3 - 11
EF - ZC 3 - 11
(LL)
(RR)
(RR)
(LL)
(RR)
(LL)
(RR)
(LL)
Channels
Channels
Channels
Lower frame: Milli Ampl Jy Top frame: Phas deg
Vector averaged cross-power spectrum Several baselines displayed
Timerange: 00/15:25:31 to 00/15:26:59

Plot file version 267 created 02-NOV-2021 15:19:37
J1102+5941 EM154.UVDATA.1
Freq = 1.3439 GHz, Bw = 8.000 MH No calibration applied and no bandpass applied

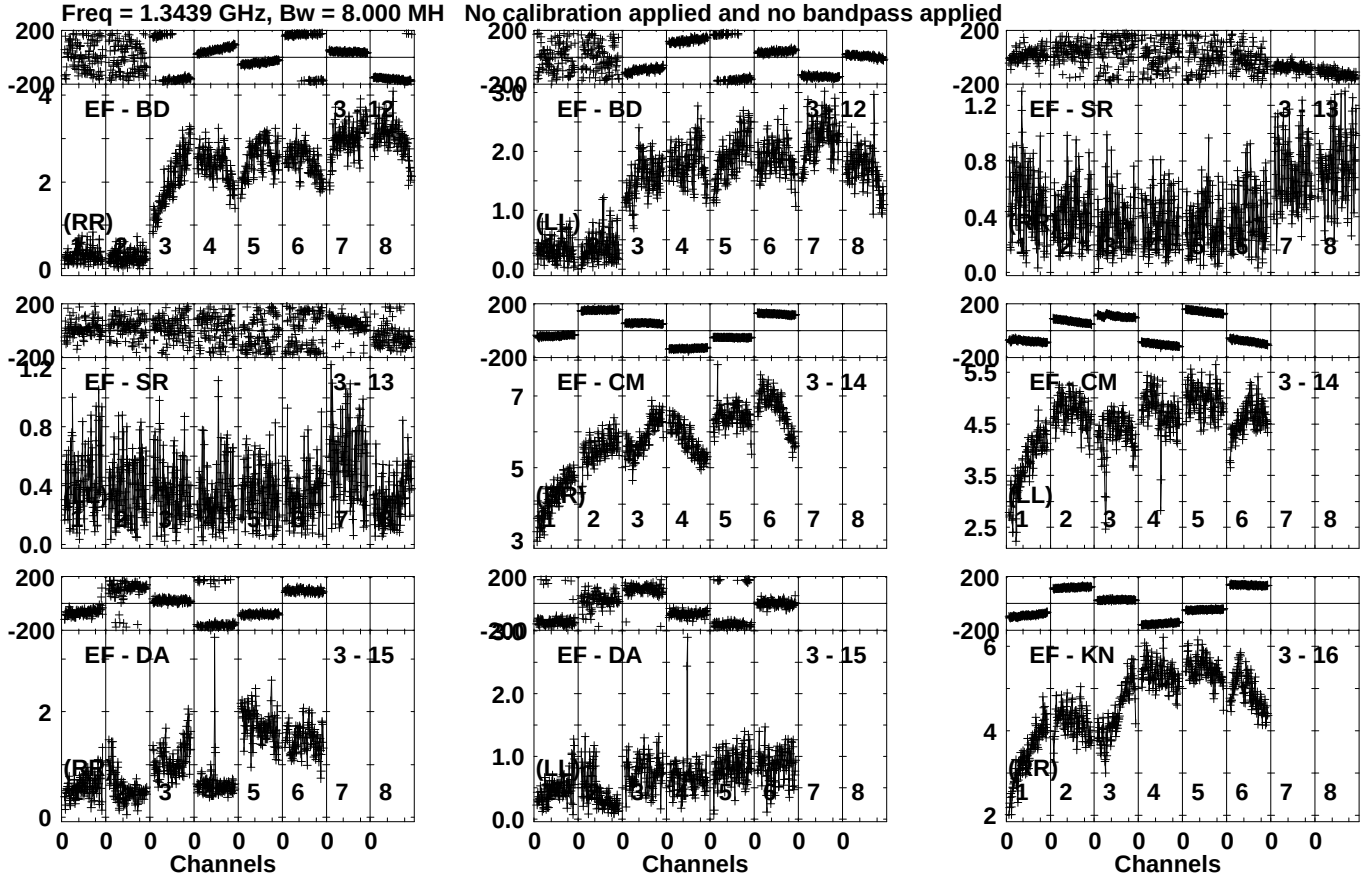

Lower frame: Milli Ampl Jy Top frame: Phas deg
Vector averaged cross-power spectrum Several baselines displayed
Timerange: 00/15:25:31 to 00/15:26:59

Plot file version 268 created 02-NOV-2021 15:19:38
J1102+5941 EM154.UVDATA.1
Freq = 1.3439 GHz, Bw = 8.000 MH No calibration applied and no bandpass applied

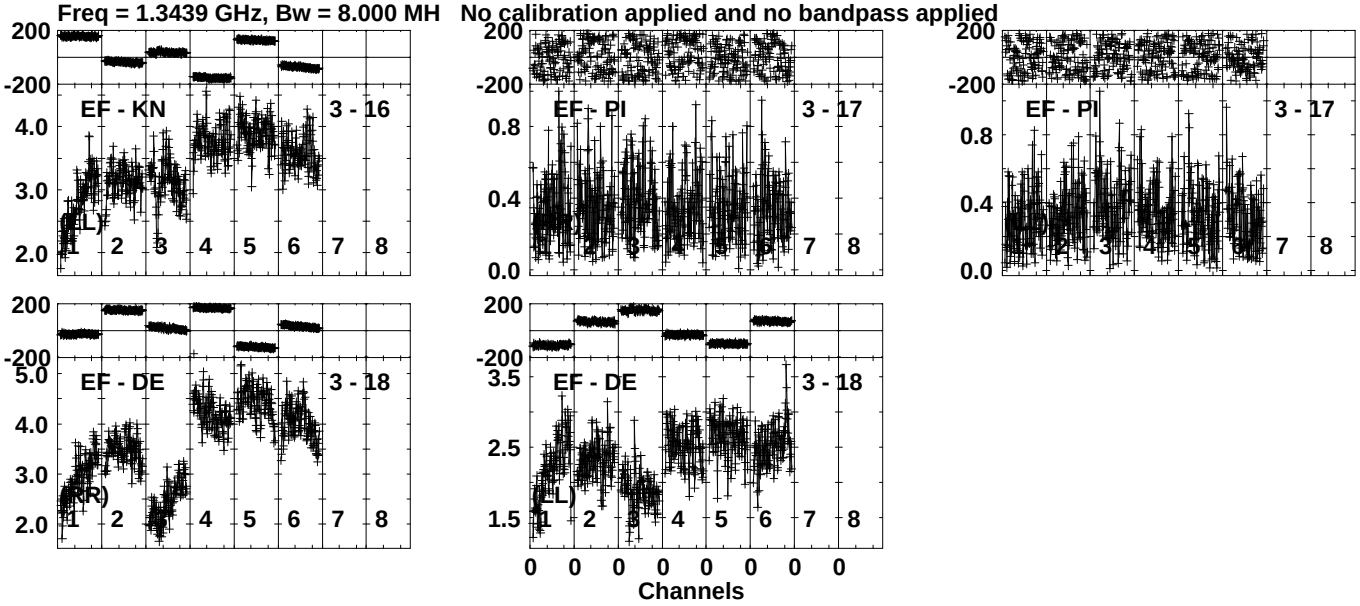

Lower frame: Milli Ampl Jy Top frame: Phas deg
Vector averaged cross-power spectrum Several baselines displayed
Timerange: 00/15:25:31 to 00/15:26:59

Plot file version 269 created 02-NOV-2021 15:19:38
IRAS10597+59 EM154.UVDATA.1
Freq = 1.3439 GHz, Bw = 8.000 MH No calibration applied and no bandpass applied

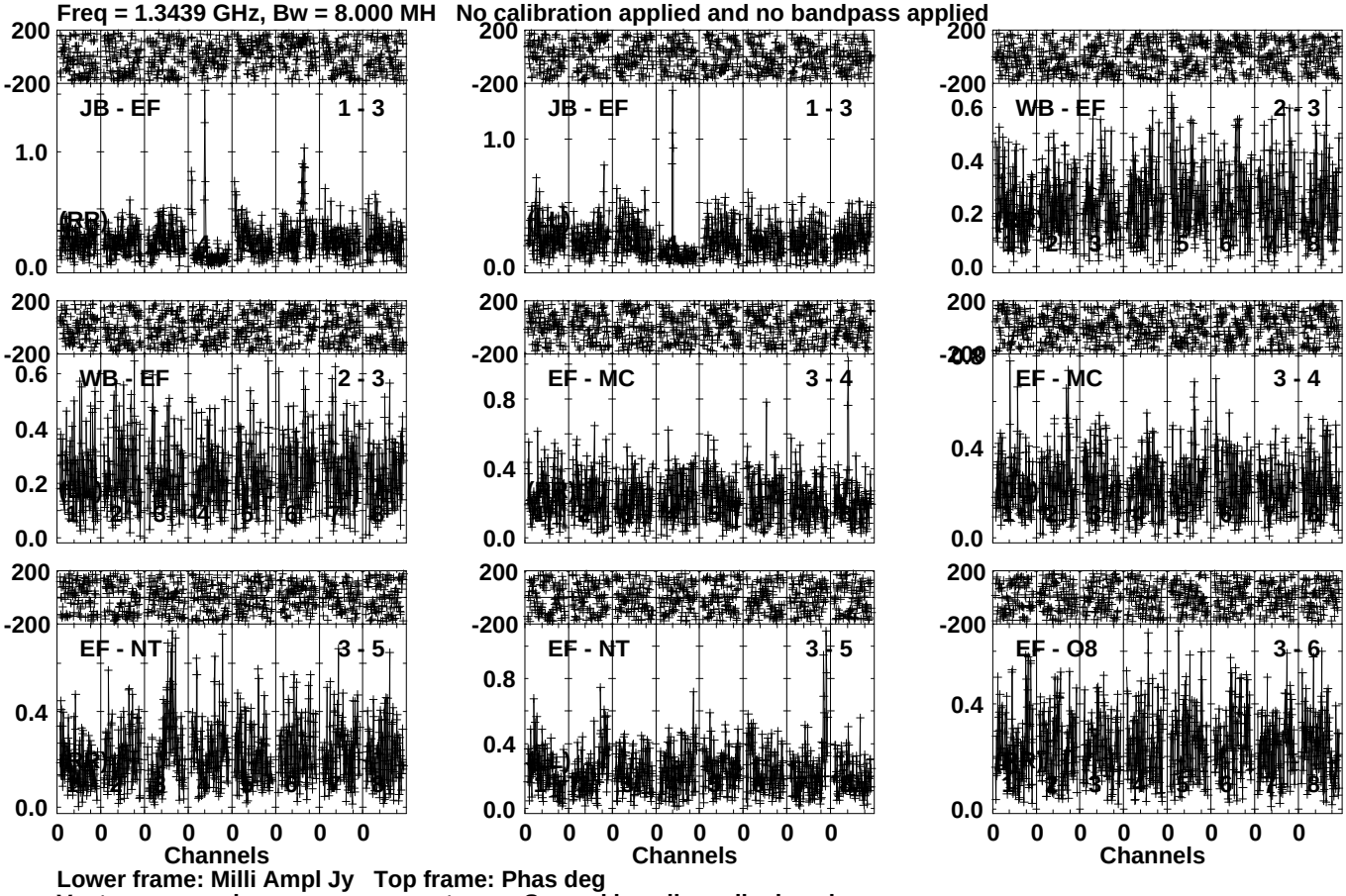

Lower frame: Milli Ampl Jy Top frame: Phas deg
Vector averaged cross-power spectrum Several baselines displayed
Timerange: 00/15:27:01 to 00/15:30:29

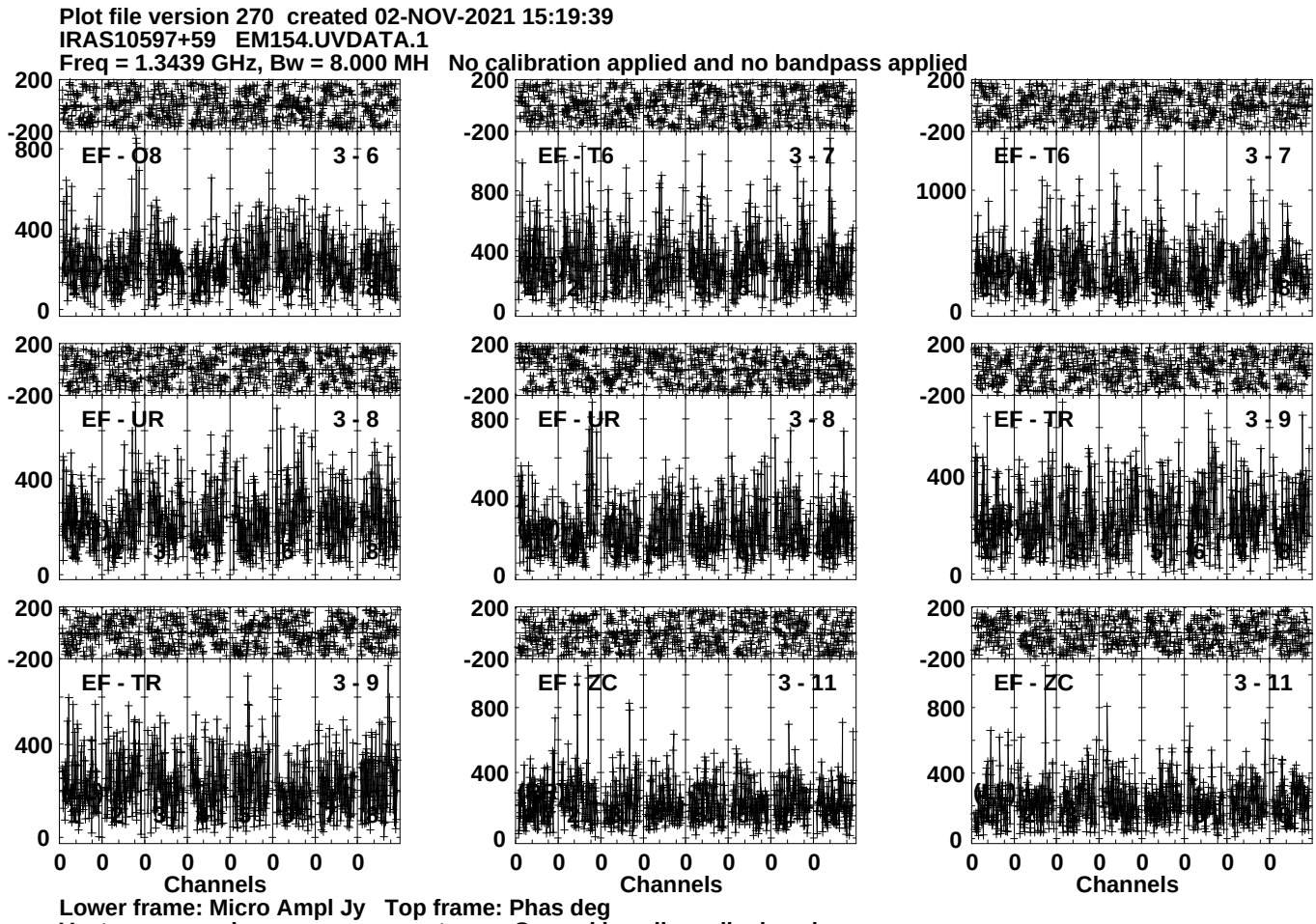
Plot file version 270 created 02-NOV-2021 15:19:39
IRAS10597+59 EM154.UVDATA.1
Freq = 1.3439 GHz, Bw = 8.000 MH No calibration applied and no bandpass applied
EF - O8 3 - 6
EF - T6 3 - 7
EF - T6 3 - 7
EF - UR 3 - 8
EF - UR 3 - 8
EF - TR 3 - 9
EF - TR 3 - 9
EF - ZC 3 - 11
EF - ZC 3 - 11
Channels
Channels
Channels
Lower frame: Micro Ampl Jy Top frame: Phas deg
Vector averaged cross-power spectrum Several baselines displayed
Timerange: 00/15:27:01 to 00/15:30:29

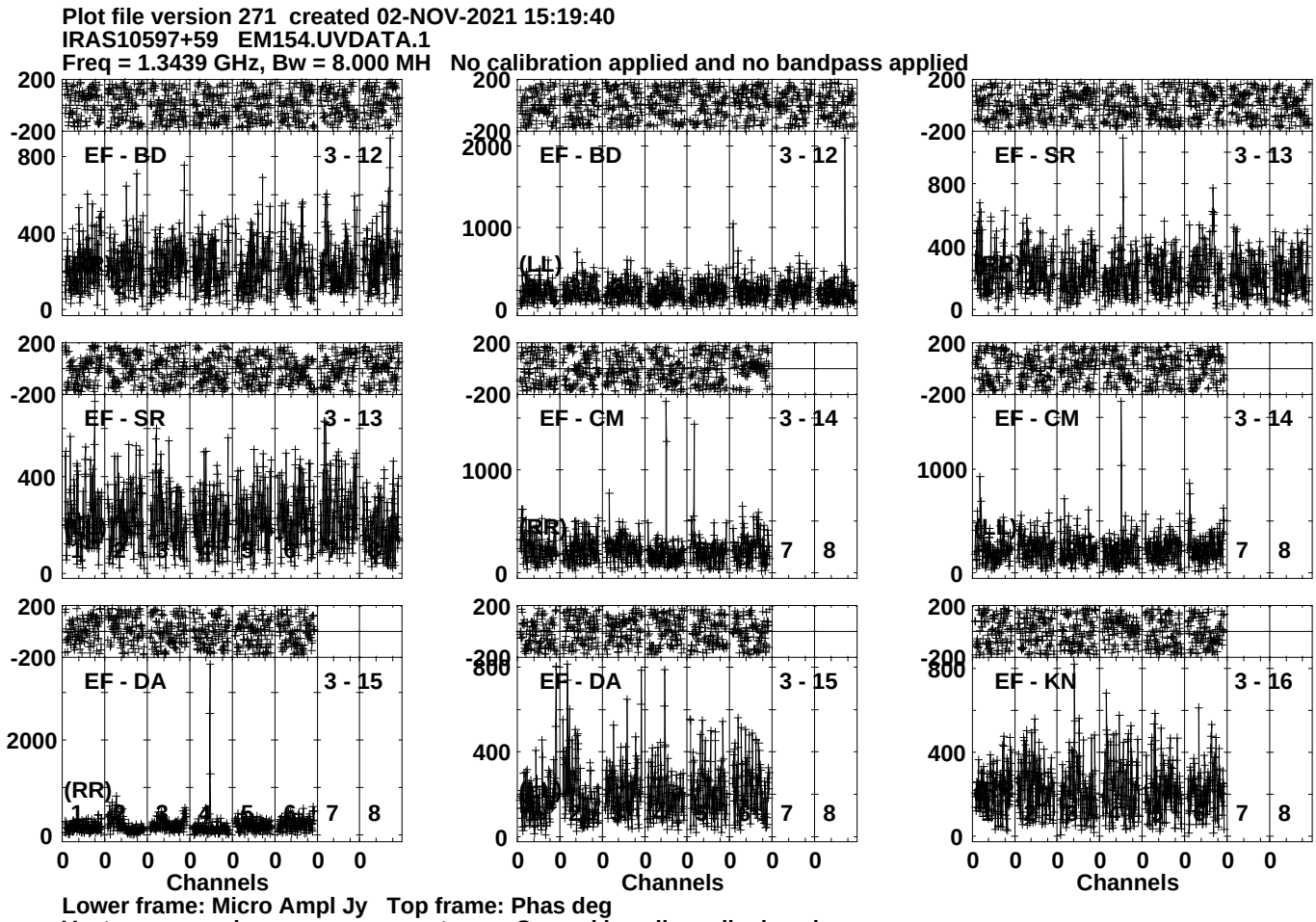
Plot file version 271 created 02-NOV-2021 15:19:40
IRAS10597+59 EM154.UVDATA.1
Freq = 1.3439 GHz, Bw = 8.000 MH No calibration applied and no bandpass applied
EF - BD 3 - 12
EF - BD 3 - 12
EF - SR 3 - 13
EF - SR 3 - 13
EF - CM 3 - 14
EF - CM 3 - 14
EF - DA 3 - 15
EF - DA 3 - 15
EF - KN 3 - 16
(LL)
(RR)
(RR)
Channels
Channels
Channels
Lower frame: Micro Ampl Jy Top frame: Phas deg
Vector averaged cross-power spectrum Several baselines displayed
Timerange: 00/15:27:01 to 00/15:30:29

Plot file version 272 created 02-NOV-2021 15:19:40
IRAS10597+59 EM154.UVDATA.1
Freq = 1.3439 GHz, Bw = 8.000 MH No calibration applied and no bandpass applied

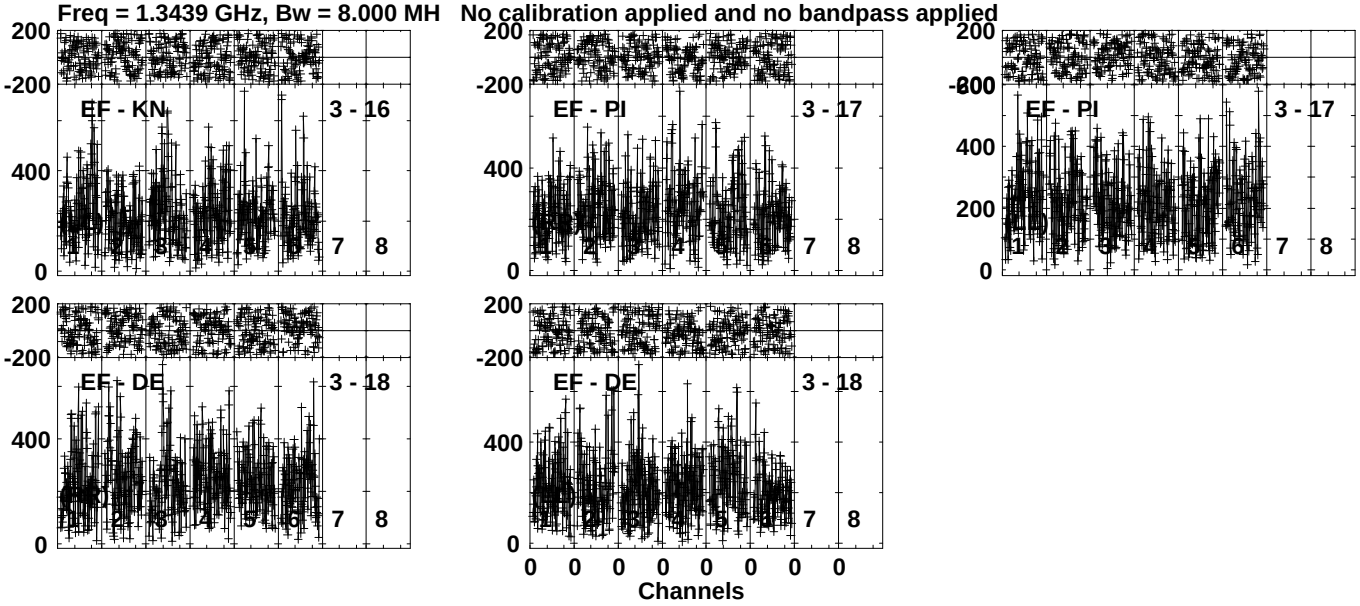

Lower frame: Micro Ampl Jy Top frame: Phas deg
Vector averaged cross-power spectrum Several baselines displayed
Timerange: 00/15:27:01 to 00/15:30:29

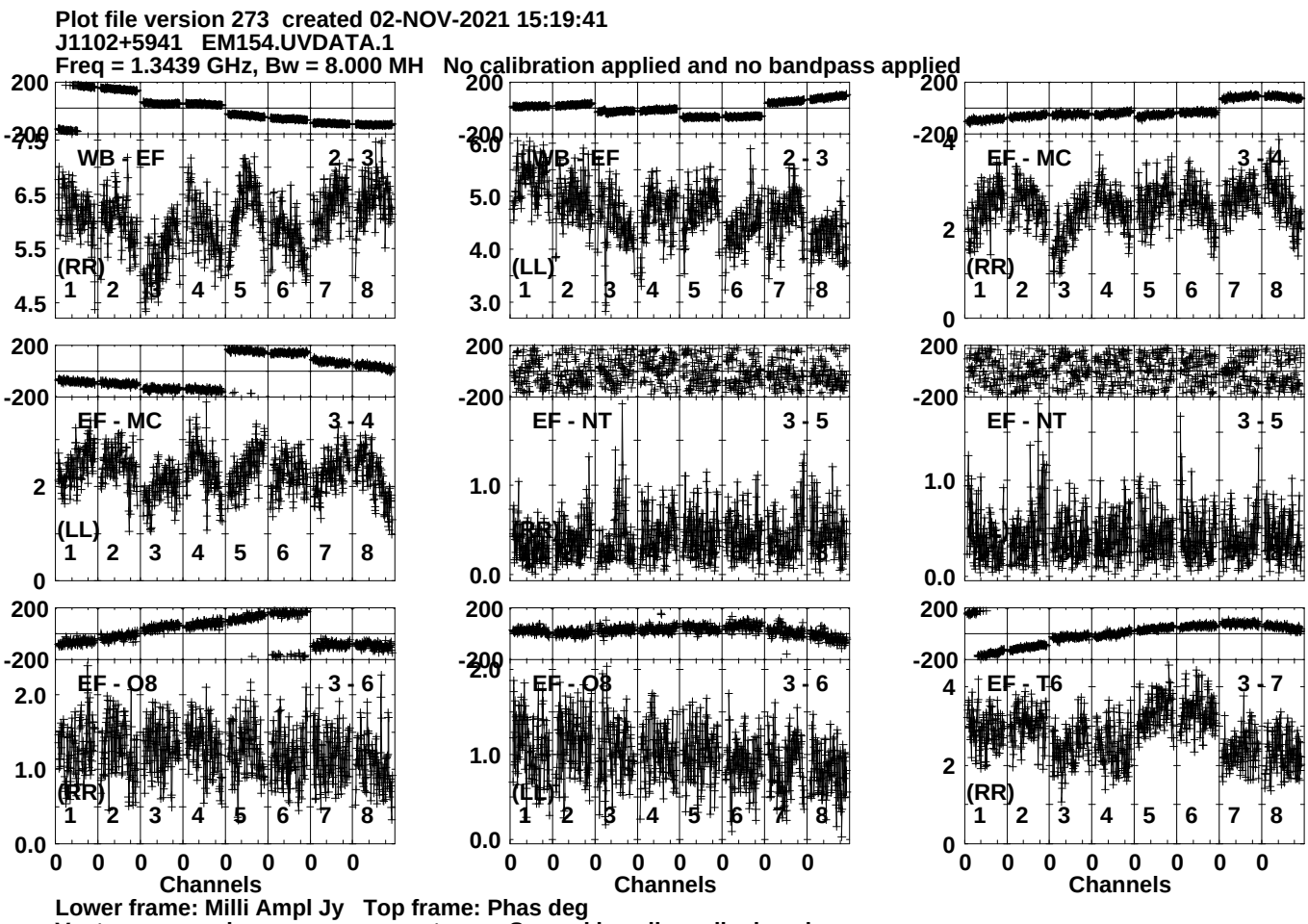
Plot file version 273 created 02-NOV-2021 15:19:41
J1102+5941 EM154.UVDATA.1
Freq = 1.3439 GHz, Bw = 8.000 MH No calibration applied and no bandpass applied
WB - EF 2 - 3
(RR)
WB - EF 2 - 3
(LL)
EF - MC 3 - 4
(RR)
EF - MC 3 - 4
(LL)
EF - NT 3 - 5
(RR)
EF - NT 3 - 5
(LL)
EF - O8 3 - 6
(RR)
EF - O8 3 - 6
(LL)
EF - T6 3 - 7
(RR)
1 2 3 4 5 6 7 8
Channels
Lower frame: Milli Ampl Jy Top frame: Phas deg
Vector averaged cross-power spectrum Several baselines displayed
Timerange: 00/15:30:31 to 00/15:31:59

Plot file version 274 created 02-NOV-2021 15:19:41
J1102+5941 EM154.UVDATA.1
Freq = 1.3439 GHz, Bw = 8.000 MH No calibration applied and no bandpass applied

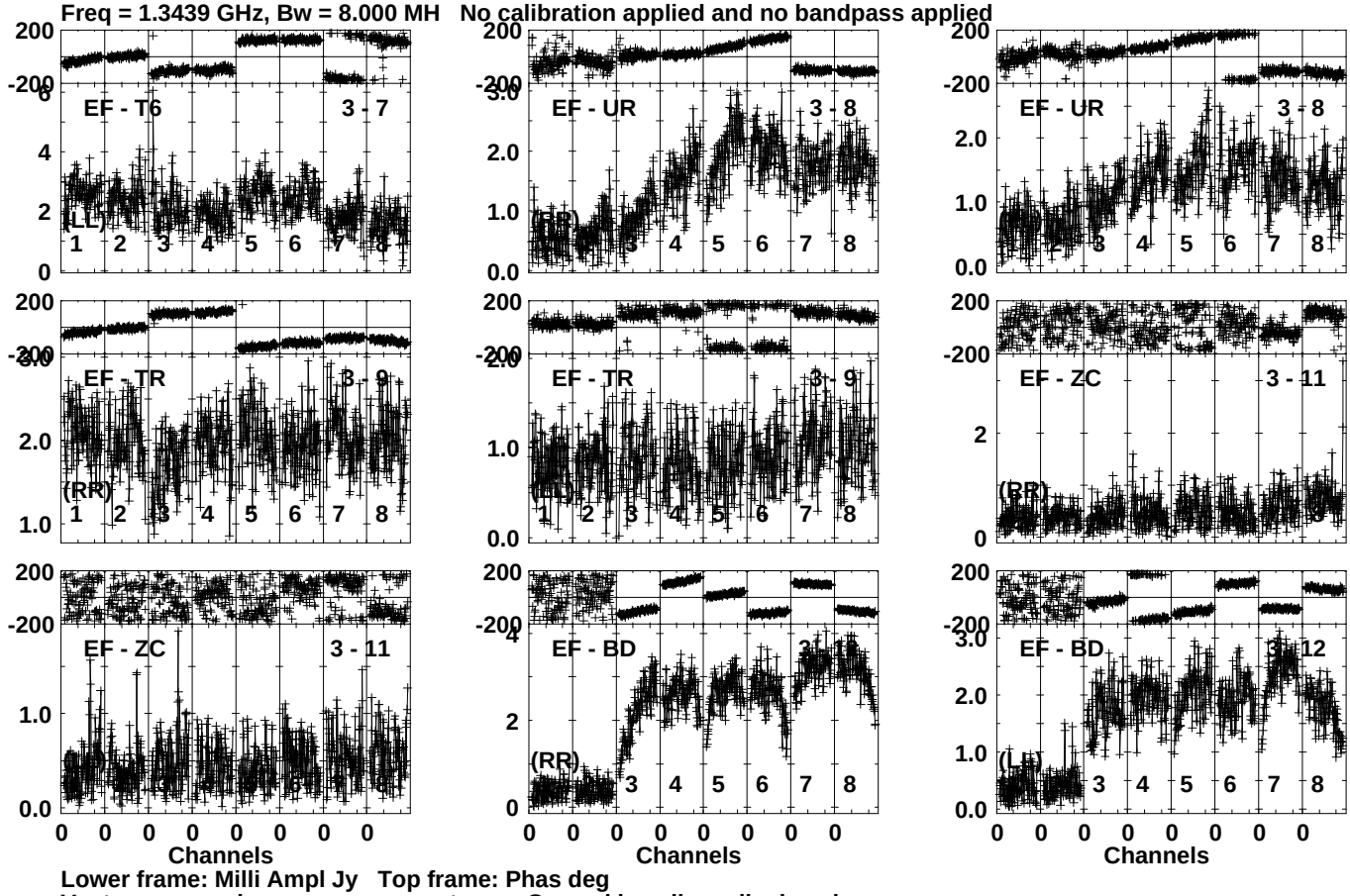

Lower frame: Milli Ampl Jy Top frame: Phas deg
Vector averaged cross-power spectrum Several baselines displayed
Timerange: 00/15:30:31 to 00/15:31:59

Plot file version 275 created 02-NOV-2021 15:19:42
J1102+5941 EM154.UVDATA.1
Freq = 1.3439 GHz, Bw = 8.000 MH No calibration applied and no bandpass applied

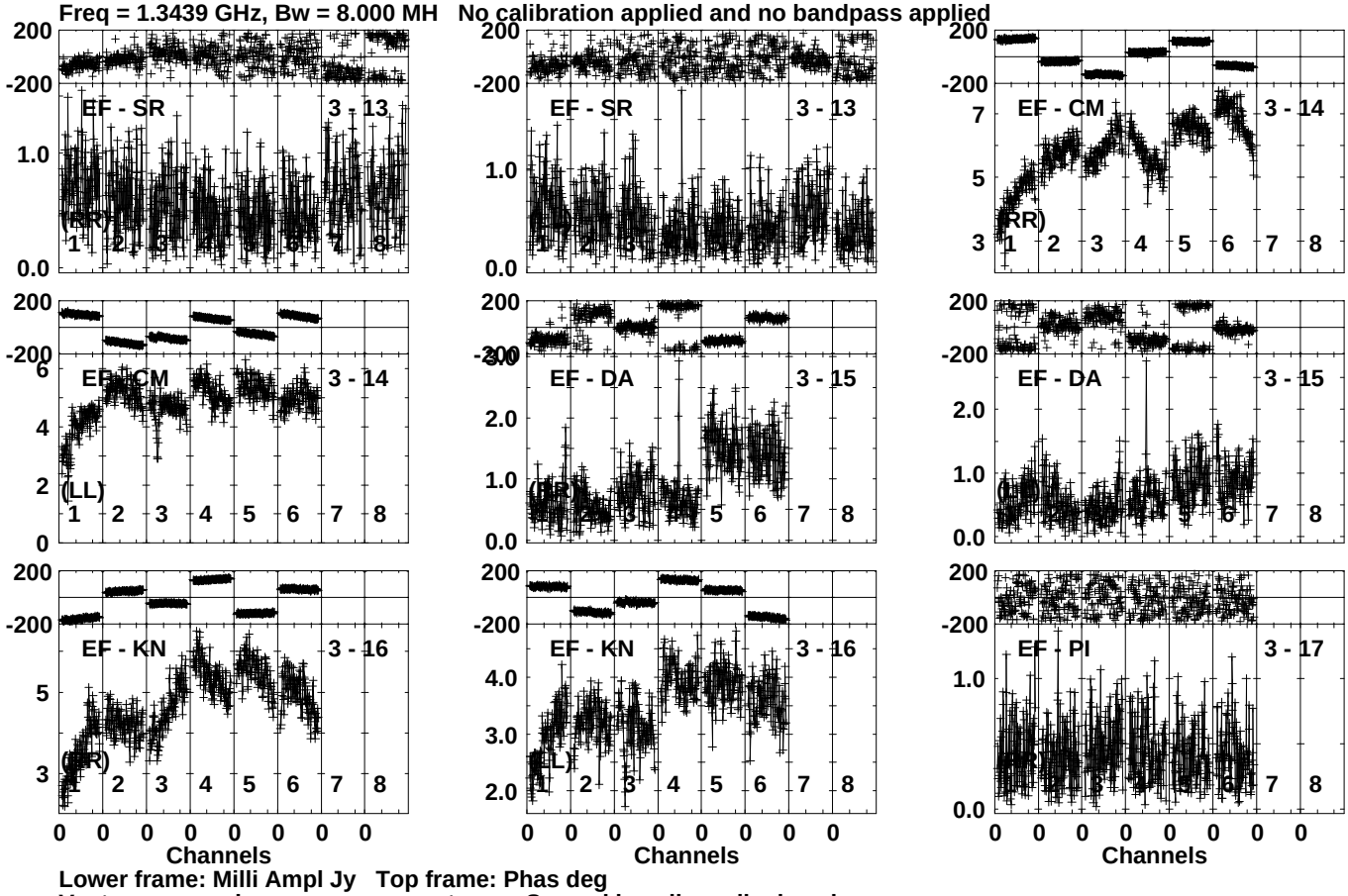

Lower frame: Milli Ampl Jy Top frame: Phas deg
Vector averaged cross-power spectrum Several baselines displayed
Timerange: 00/15:30:31 to 00/15:31:59

Plot file version 276 created 02-NOV-2021 15:19:42
J1102+5941 EM154.UVDATA.1
Freq = 1.3439 GHz, Bw = 8.000 MH No calibration applied and no bandpass applied

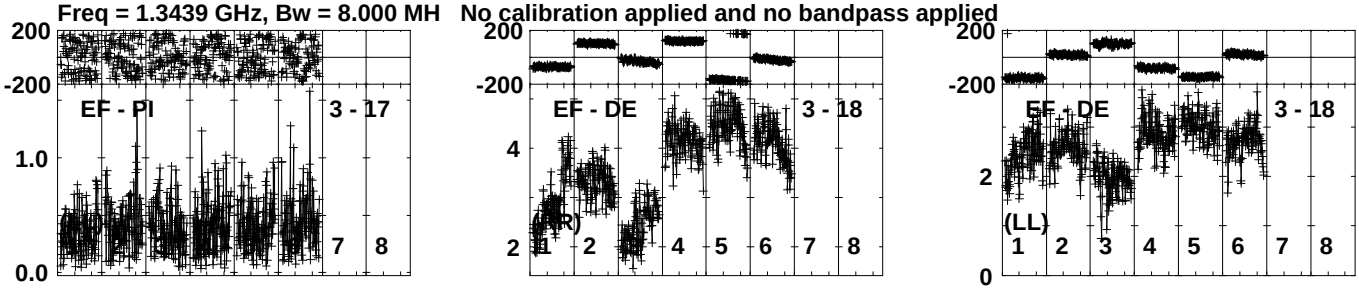

Lower frame: Milli Ampl Jy Top frame: Phas deg
Vector averaged cross-power spectrum Several baselines displayed
Timerange: 00/15:30:31 to 00/15:31:59

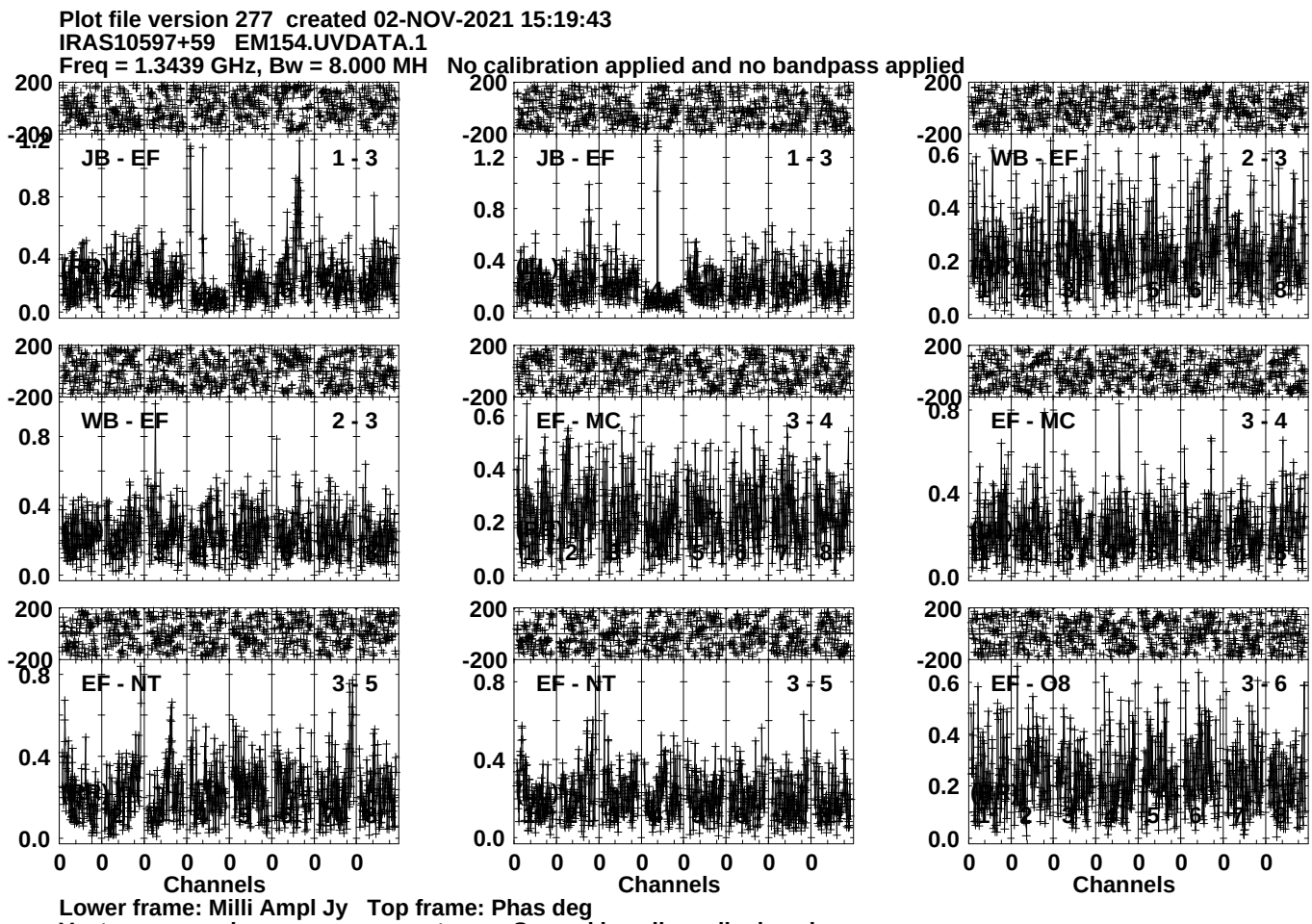
Plot file version 277 created 02-NOV-2021 15:19:43
IRAS10597+59 EM154.UVDATA.1
Freq = 1.3439 GHz, Bw = 8.000 MH No calibration applied and no bandpass applied
JB - EF 1 - 3
JB - EF 1 - 3
WB - EF 2 - 3
WB - EF 2 - 3
EF - MC 3 - 4
EF - MC 3 - 4
EF - NT 3 - 5
EF - NT 3 - 5
EF - O8 3 - 6
Channels
Channels
Channels
Lower frame: Milli Ampl Jy Top frame: Phas deg
Vector averaged cross-power spectrum Several baselines displayed
Timerange: 00/15:32:01 to 00/15:35:29

Plot file version 278 created 02-NOV-2021 15:19:43
IRAS10597+59 EM154.UVDATA.1
Freq = 1.3439 GHz, Bw = 8.000 MH No calibration applied and no bandpass applied

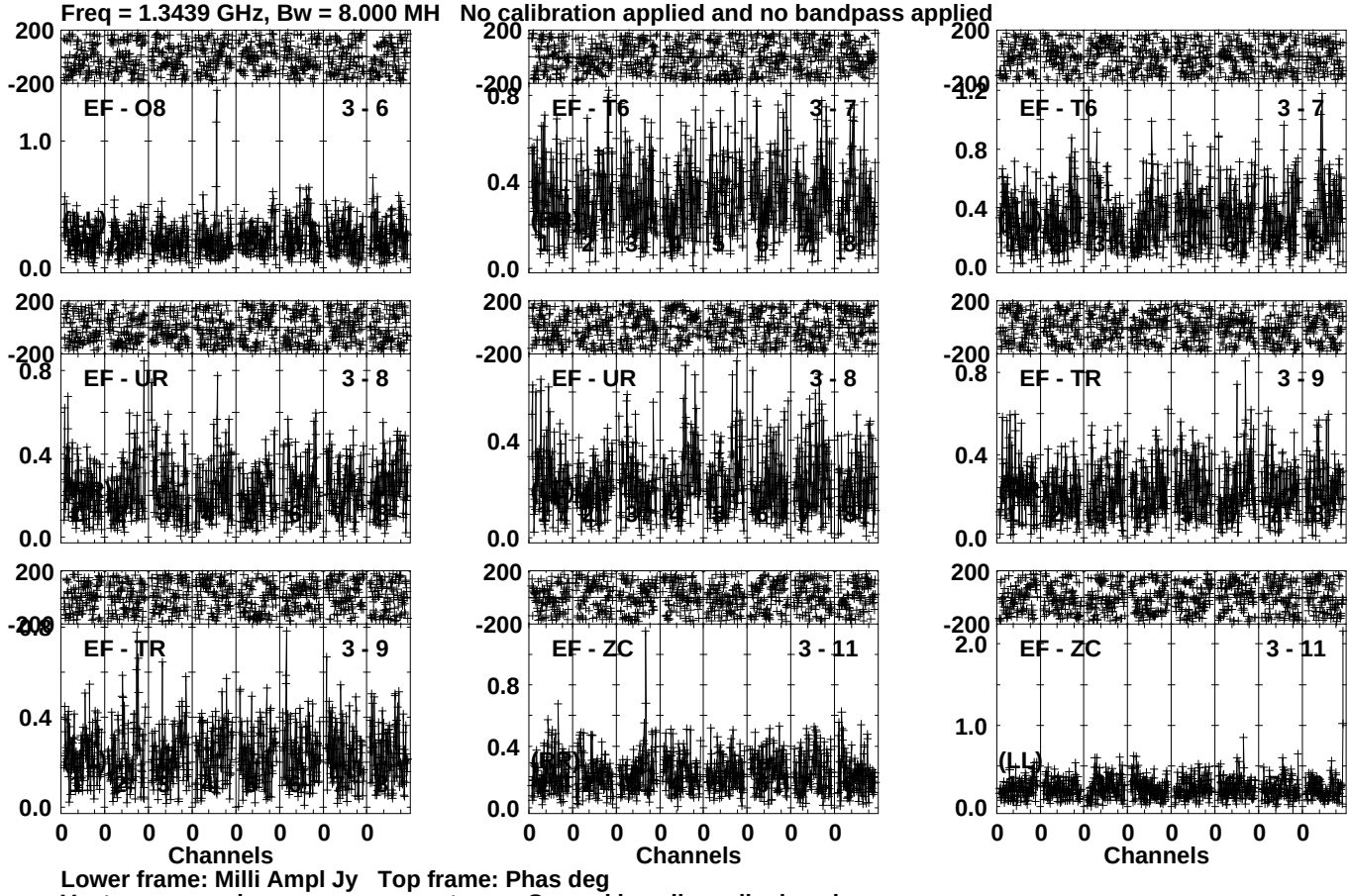

Lower frame: Milli Ampl Jy Top frame: Phas deg
Vector averaged cross-power spectrum Several baselines displayed
Timerange: 00/15:32:01 to 00/15:35:29

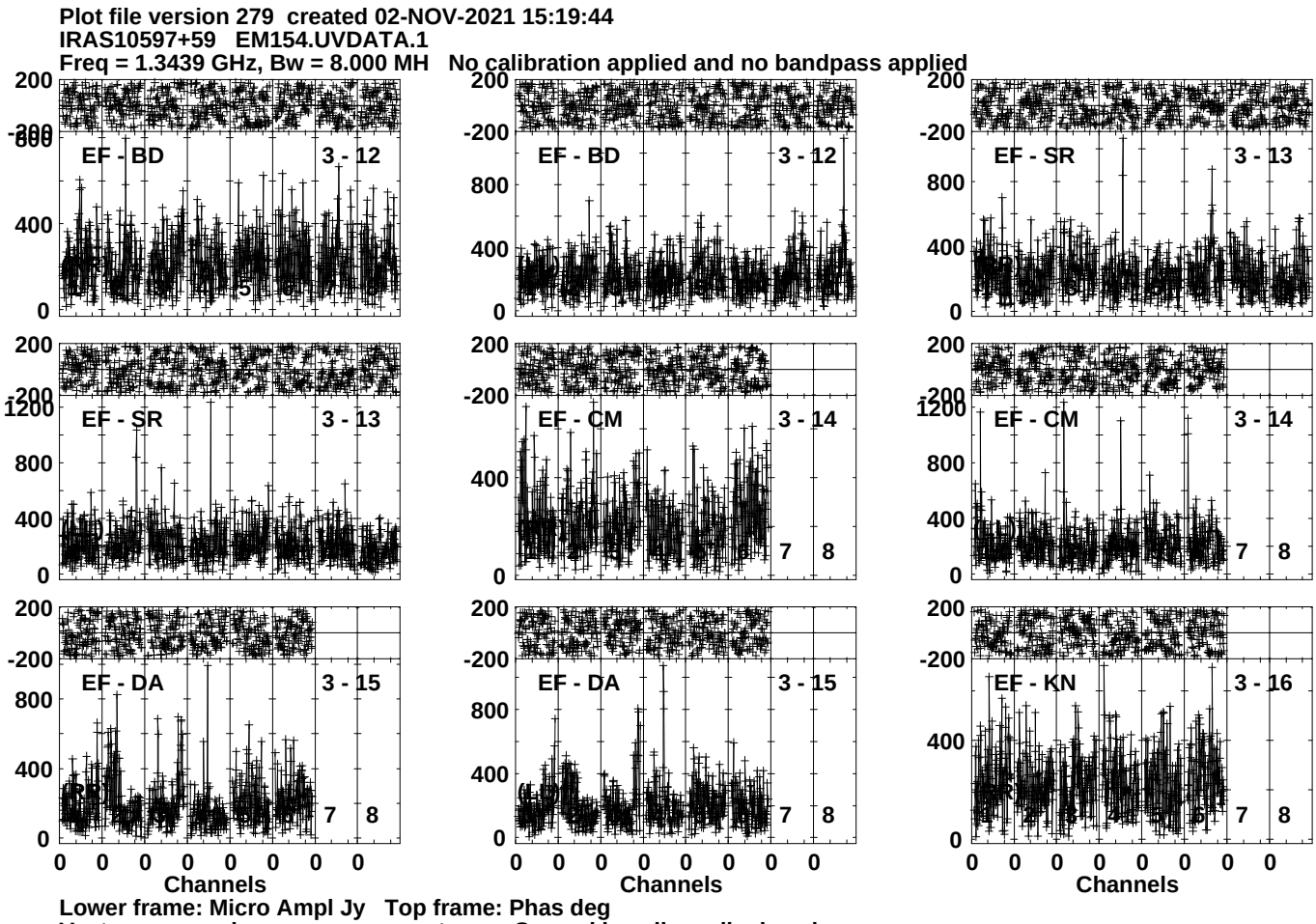
Plot file version 279 created 02-NOV-2021 15:19:44
IRAS10597+59 EM154.UVDATA.1
Freq = 1.3439 GHz, Bw = 8.000 MH No calibration applied and no bandpass applied
EF - BD 3 - 12
EF - BD 3 - 12
EF - SR 3 - 13
EF - SR 3 - 13
EF - CM 3 - 14
EF - CM 3 - 14
EF - DA 3 - 15
EF - DA 3 - 15
EF - KN 3 - 16
Channels
Channels
Channels
Lower frame: Micro Ampl Jy Top frame: Phas deg
Vector averaged cross-power spectrum Several baselines displayed
Timerange: 00/15:32:01 to 00/15:35:29

Plot file version 280 created 02-NOV-2021 15:19:45
IRAS10597+59 EM154.UVDATA.1
Freq = 1.3439 GHz, Bw = 8.000 MH No calibration applied and no bandpass applied

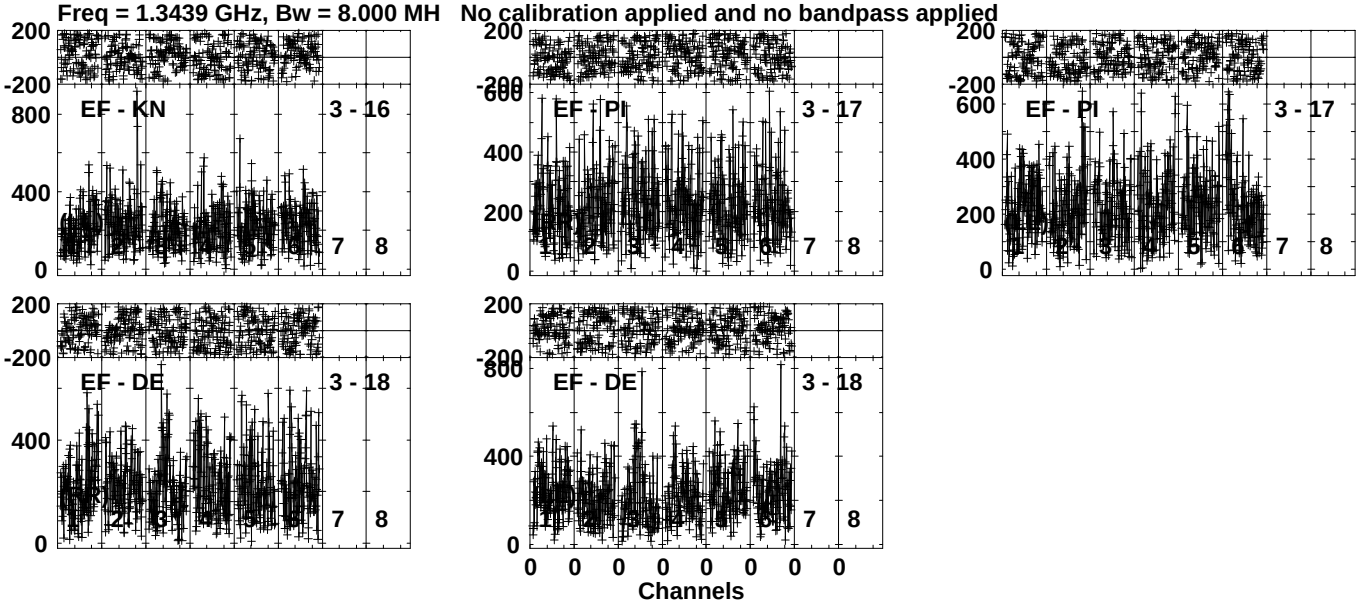

Lower frame: Micro Ampl Jy Top frame: Phas deg
Vector averaged cross-power spectrum Several baselines displayed
Timerange: 00/15:32:01 to 00/15:35:29

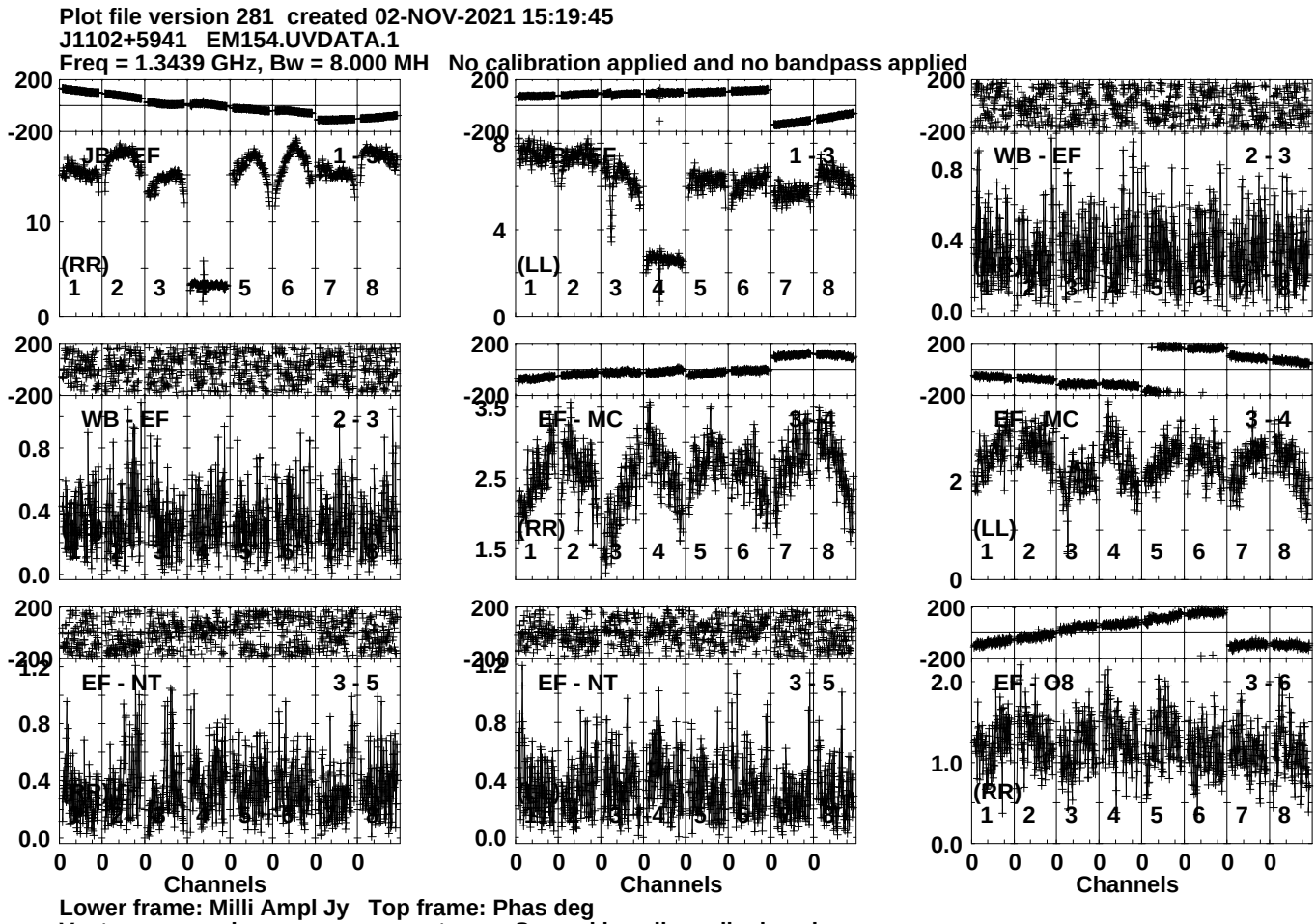
Plot file version 281 created 02-NOV-2021 15:19:45
J1102+5941 EM154.UVDATA.1
Freq = 1.3439 GHz, Bw = 8.000 MH No calibration applied and no bandpass applied
WB - EF 1 - 3
(RR)
WB - EF 1 - 3
(LL)
WB - EF 2 - 3
WB - EF 2 - 3
EF - MC 3 - 4
(RR)
EF - MC 3 - 4
(LL)
EF - NT 3 - 5
EF - NT 3 - 5
EF - O8 3 - 6
(RR)
Channels
Channels
Channels
Lower frame: Milli Ampl Jy Top frame: Phas deg
Vector averaged cross-power spectrum Several baselines displayed
Timerange: 00/15:36:01 to 00/15:37:29

Plot file version 282 created 02-NOV-2021 15:19:46
J1102+5941 EM154.UVDATA.1
Freq = 1.3439 GHz, Bw = 8.000 MH No calibration applied and no bandpass applied

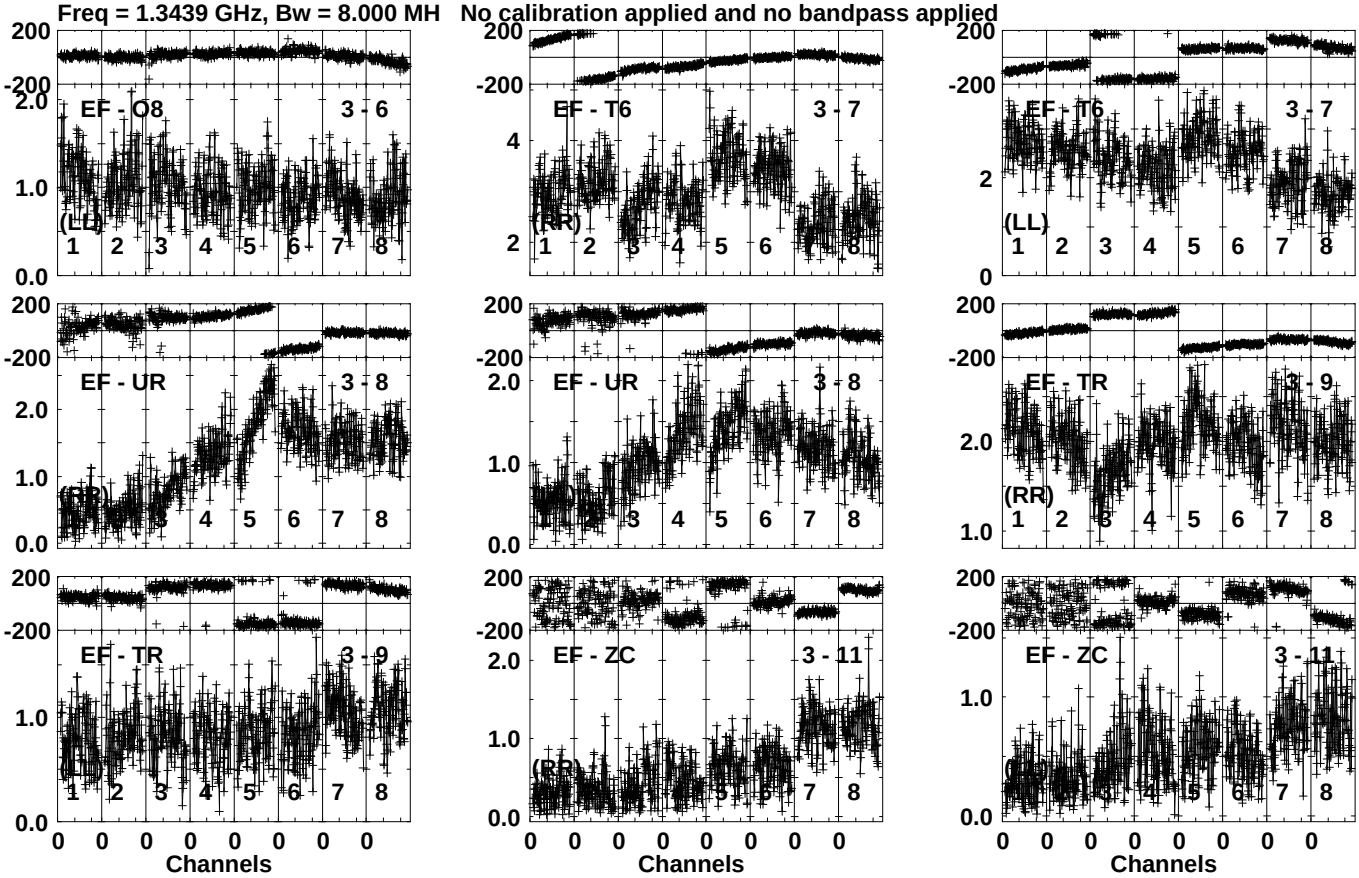

Lower frame: Milli Ampl Jy Top frame: Phas deg
Vector averaged cross-power spectrum Several baselines displayed
Timerange: 00/15:36:01 to 00/15:37:29

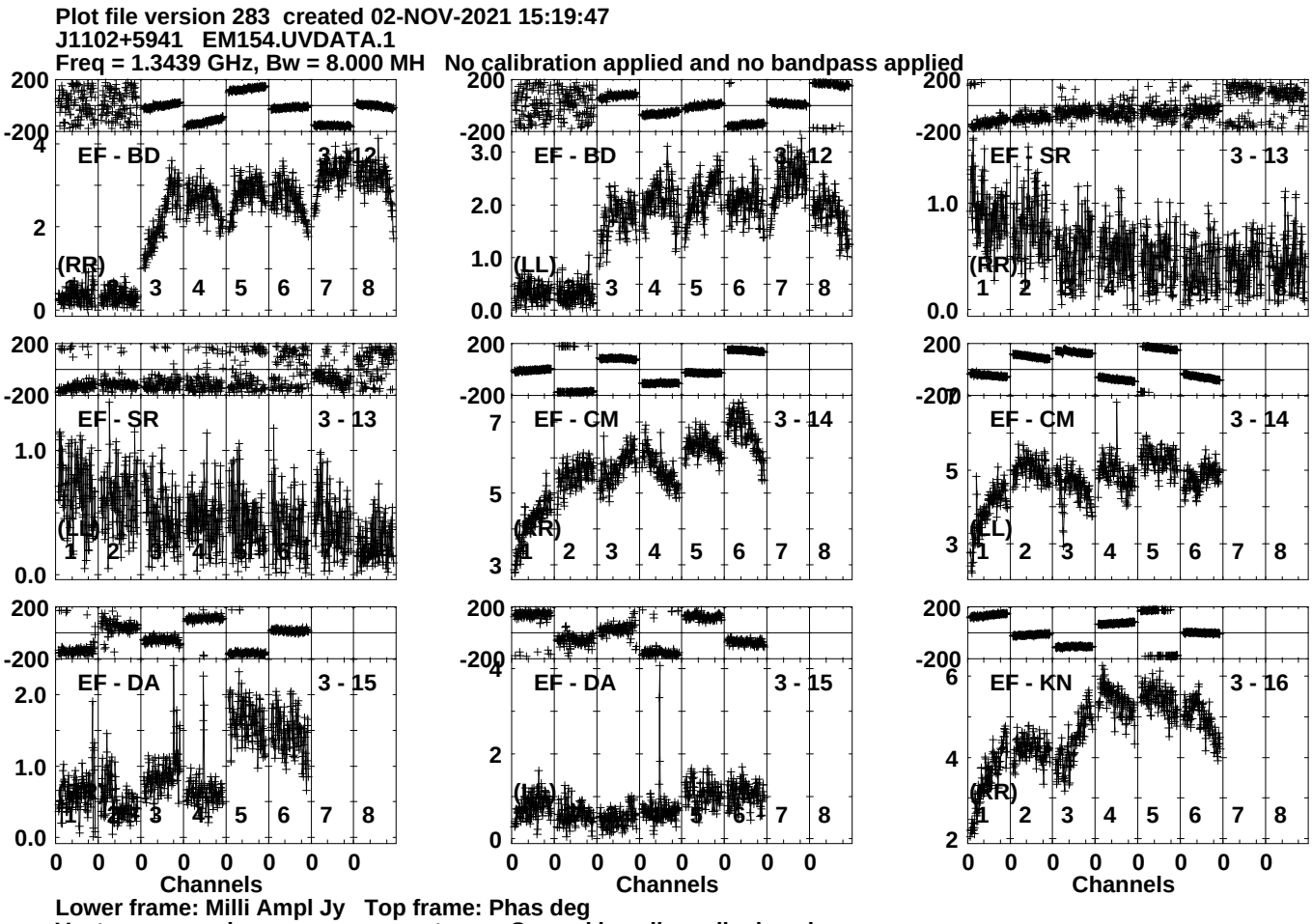
Plot file version 283 created 02-NOV-2021 15:19:47
J1102+5941 EM154.UVDATA.1
Freq = 1.3439 GHz, Bw = 8.000 MH No calibration applied and no bandpass applied
EF - BD 3 - 12
(RR)
EF - BD 3 - 12
(LL)
EF - SR 3 - 13
(RR)
EF - SR 3 - 13
(LL)
EF - CM 3 - 14
(RR)
EF - CM 3 - 14
(LL)
EF - DA 3 - 15
EF - DA 3 - 15
EF - KN 3 - 16
(RR)
Channels
Channels
Channels
Lower frame: Milli Ampl Jy Top frame: Phas deg
Vector averaged cross-power spectrum Several baselines displayed
Timerange: 00/15:36:01 to 00/15:37:29

Plot file version 284 created 02-NOV-2021 15:19:47
J1102+5941 EM154.UVDATA.1
Freq = 1.3439 GHz, Bw = 8.000 MH No calibration applied and no bandpass applied

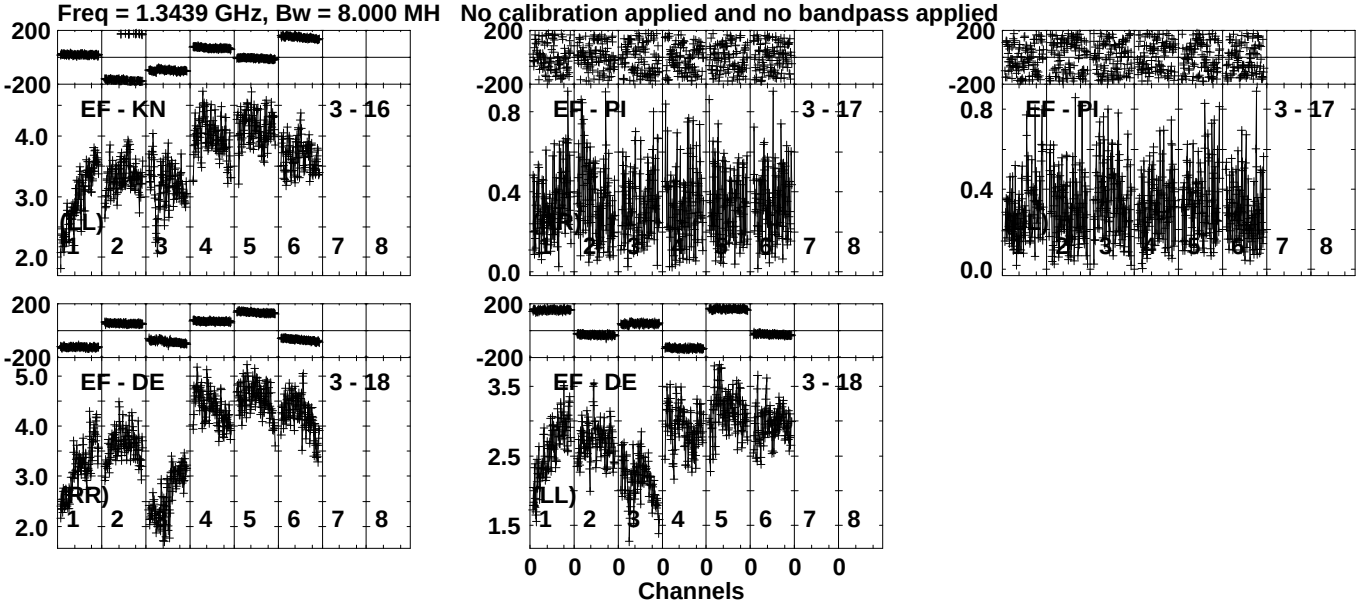

Lower frame: Milli Ampl Jy Top frame: Phas deg
Vector averaged cross-power spectrum Several baselines displayed
Timerange: 00/15:36:01 to 00/15:37:29

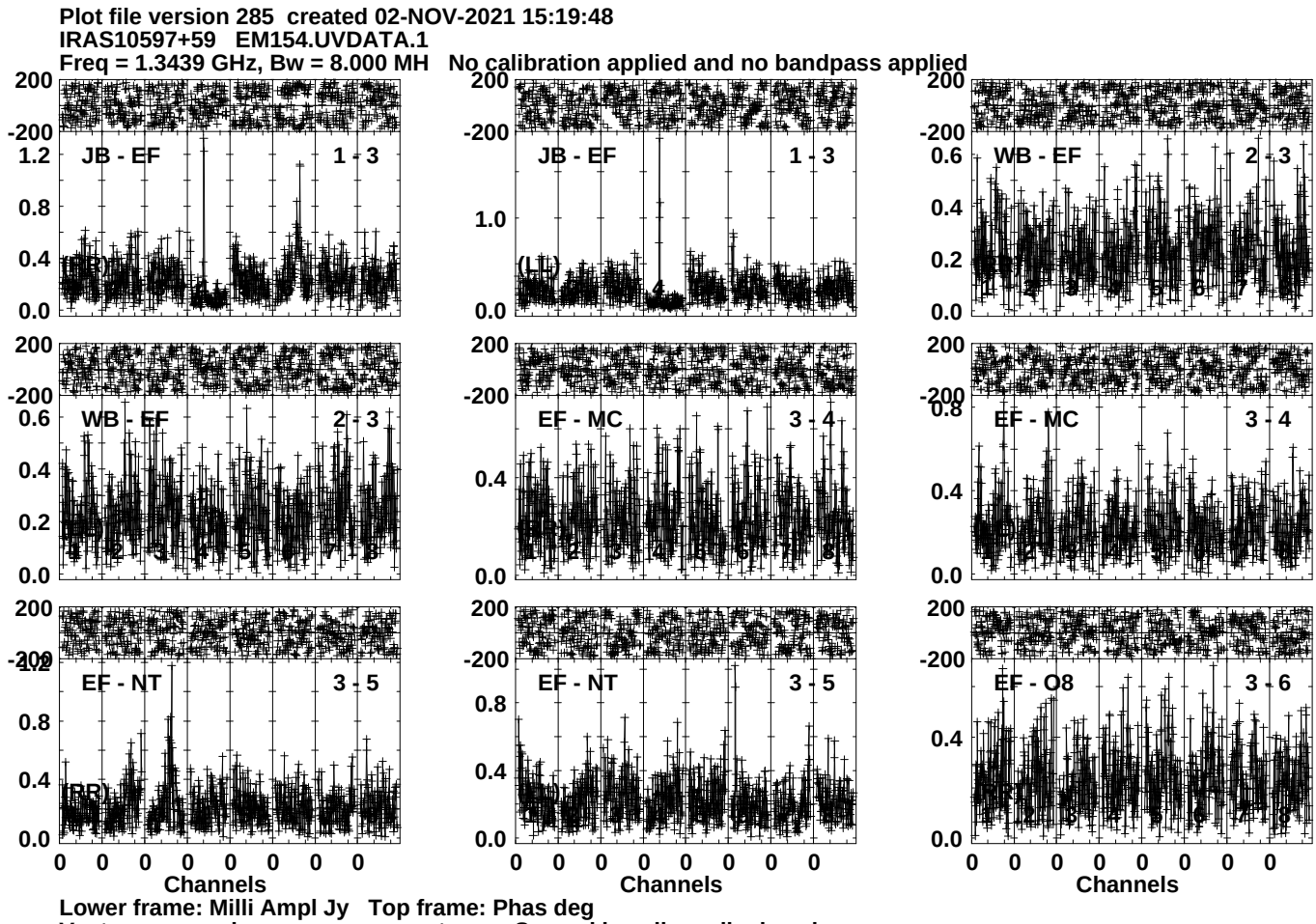
Plot file version 285 created 02-NOV-2021 15:19:48
IRAS10597+59 EM154.UVDATA.1
Freq = 1.3439 GHz, Bw = 8.000 MH No calibration applied and no bandpass applied
JB - EF 1 - 3
JB - EF 1 - 3
WB - EF 2 - 3
WB - EF 2 - 3
EF - MC 3 - 4
EF - MC 3 - 4
EF - NT 3 - 5
EF - NT 3 - 5
EF - O8 3 - 6
(RR)
(LL)
Channels
Channels
Channels
Lower frame: Milli Ampl Jy Top frame: Phas deg
Vector averaged cross-power spectrum Several baselines displayed
Timerange: 00/15:37:31 to 00/15:40:59

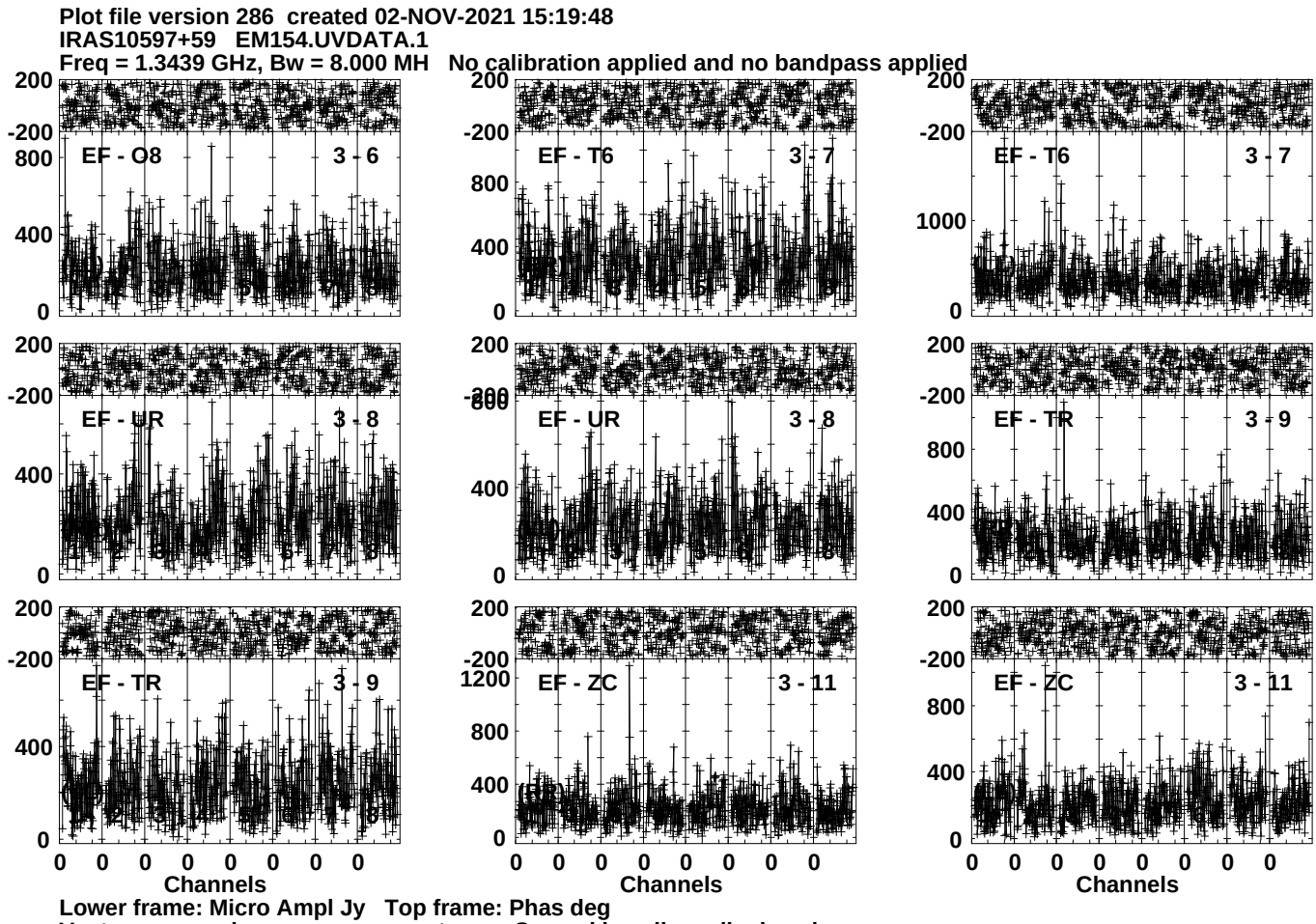
Plot file version 286 created 02-NOV-2021 15:19:48
IRAS10597+59 EM154.UVDATA.1
Freq = 1.3439 GHz, Bw = 8.000 MH No calibration applied and no bandpass applied
EF - O8 3 - 6
EF - T6 3 - 7
EF - T6 3 - 7
EF - UR 3 - 8
EF - UR 3 - 8
EF - TR 3 - 9
EF - TR 3 - 9
EF - ZC 3 - 11
EF - ZC 3 - 11
Channels
Channels
Channels
Lower frame: Micro Ampl Jy Top frame: Phas deg
Vector averaged cross-power spectrum Several baselines displayed
Timerange: 00/15:37:31 to 00/15:40:59

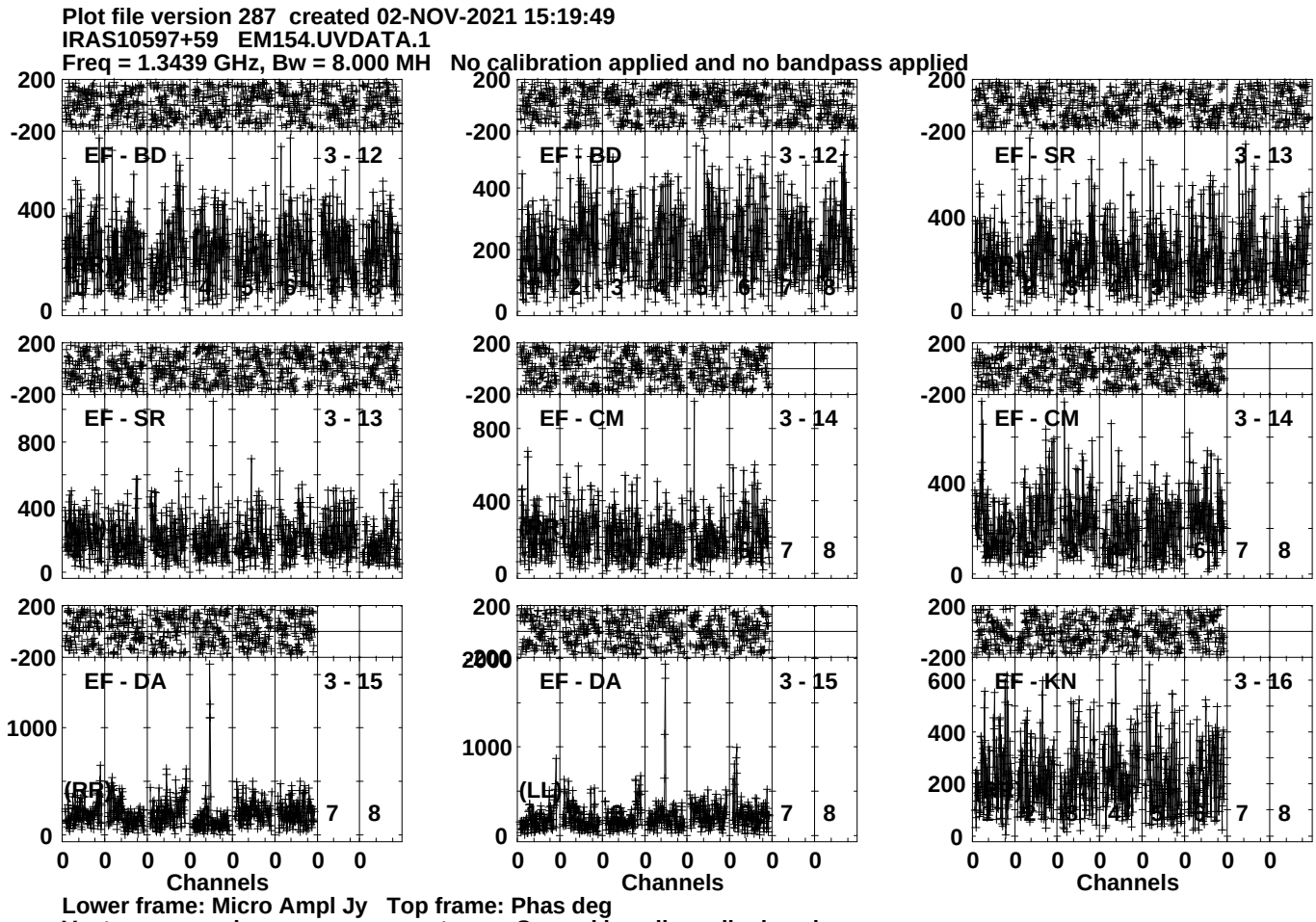
Plot file version 287 created 02-NOV-2021 15:19:49
IRAS10597+59 EM154.UVDATA.1
Freq = 1.3439 GHz, Bw = 8.000 MH No calibration applied and no bandpass applied
EF - BD 3 - 12
EF - BD 3 - 12
EF - SR 3 - 13
EF - SR 3 - 13
EF - CM 3 - 14
EF - CM 3 - 14
EF - DA 3 - 15
(RR)
EF - DA 3 - 15
(LL)
EF - KN 3 - 16
Channels
Channels
Channels
Lower frame: Micro Ampl Jy Top frame: Phas deg
Vector averaged cross-power spectrum Several baselines displayed
Timerange: 00/15:37:31 to 00/15:40:59

Plot file version 288 created 02-NOV-2021 15:19:49
IRAS10597+59 EM154.UVDATA.1
Freq = 1.3439 GHz, Bw = 8.000 MH No calibration applied and no bandpass applied

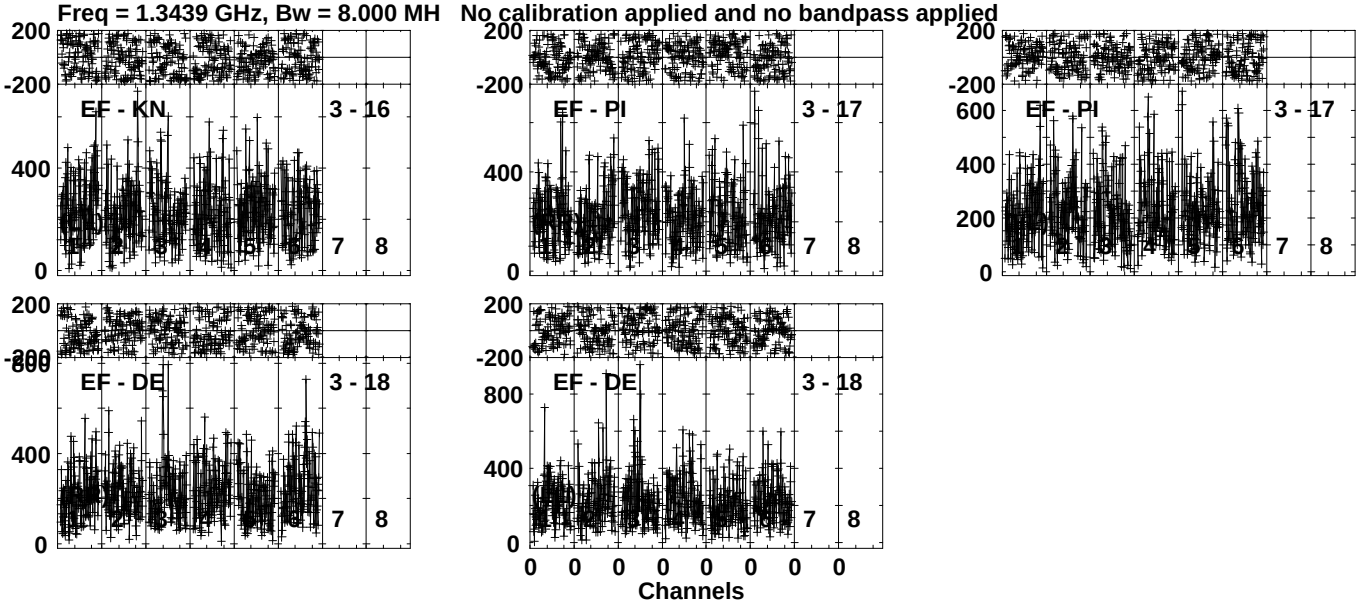

Lower frame: Micro Ampl Jy Top frame: Phas deg
Vector averaged cross-power spectrum Several baselines displayed
Timerange: 00/15:37:31 to 00/15:40:59

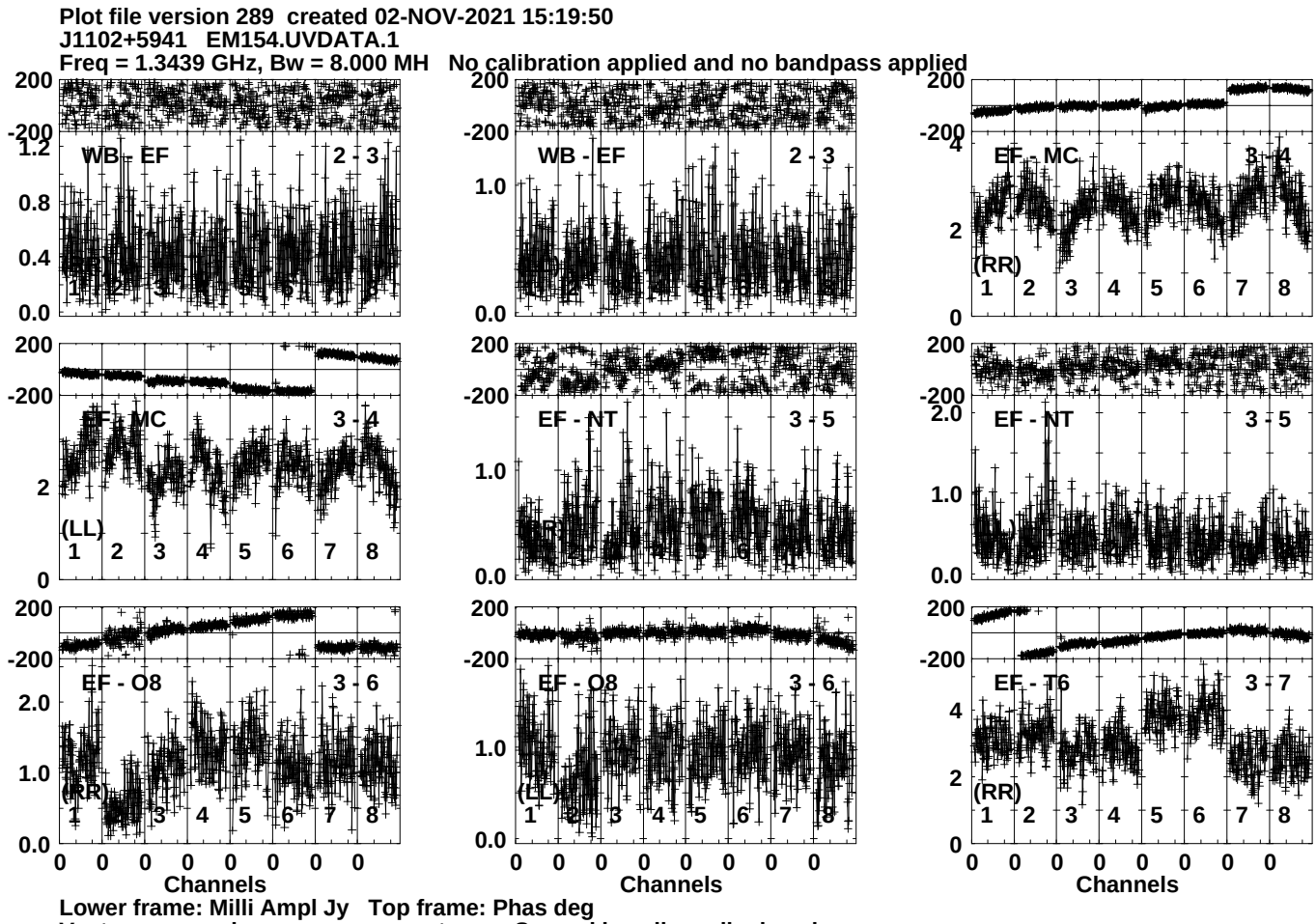
Plot file version 289 created 02-NOV-2021 15:19:50
J1102+5941 EM154.UVDATA.1
Freq = 1.3439 GHz, Bw = 8.000 MH No calibration applied and no bandpass applied
WB - EF 2 - 3
WB - EF 2 - 3
EF - MC 3 - 4
EF - MC 3 - 4
(RR)
EF - NT 3 - 5
EF - NT 3 - 5
(LL)
EF - O8 3 - 6
EF - O8 3 - 6
(RR)
(LL)
EF - T6 3 - 7
(RR)
1 2 3 4 5 6 7 8
Channels
Lower frame: Milli Ampl Jy Top frame: Phas deg
Vector averaged cross-power spectrum Several baselines displayed
Timerange: 00/15:41:01 to 00/15:42:29

Plot file version 290 created 02-NOV-2021 15:19:51
J1102+5941 EM154.UVDATA.1
Freq = 1.3439 GHz, Bw = 8.000 MH No calibration applied and no bandpass applied

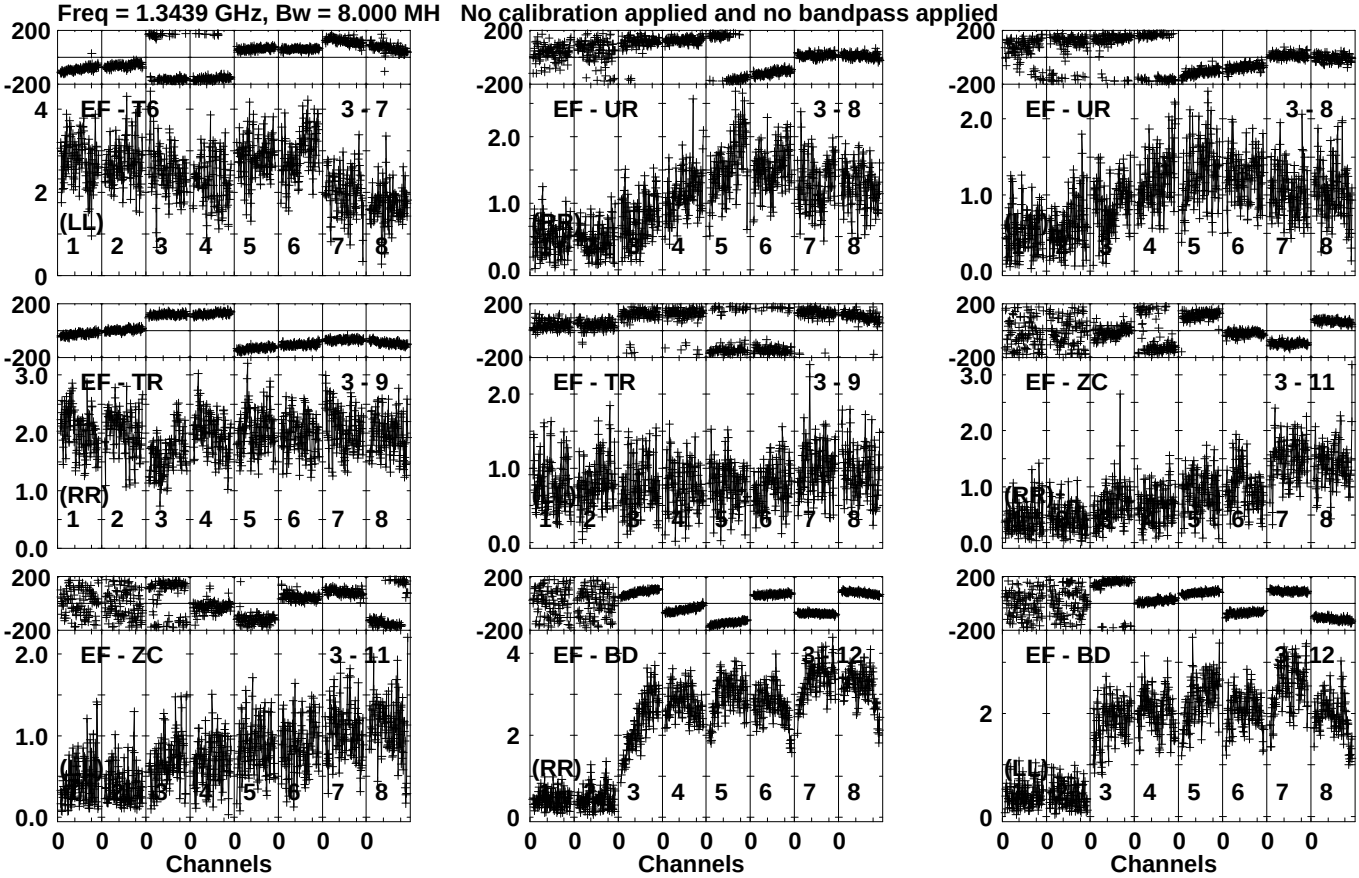

Lower frame: Milli Ampl Jy Top frame: Phas deg
Vector averaged cross-power spectrum Several baselines displayed
Timerange: 00/15:41:01 to 00/15:42:29

Plot file version 291 created 02-NOV-2021 15:19:51
J1102+5941 EM154.UVDATA.1
Freq = 1.3439 GHz, Bw = 8.000 MH No calibration applied and no bandpass applied

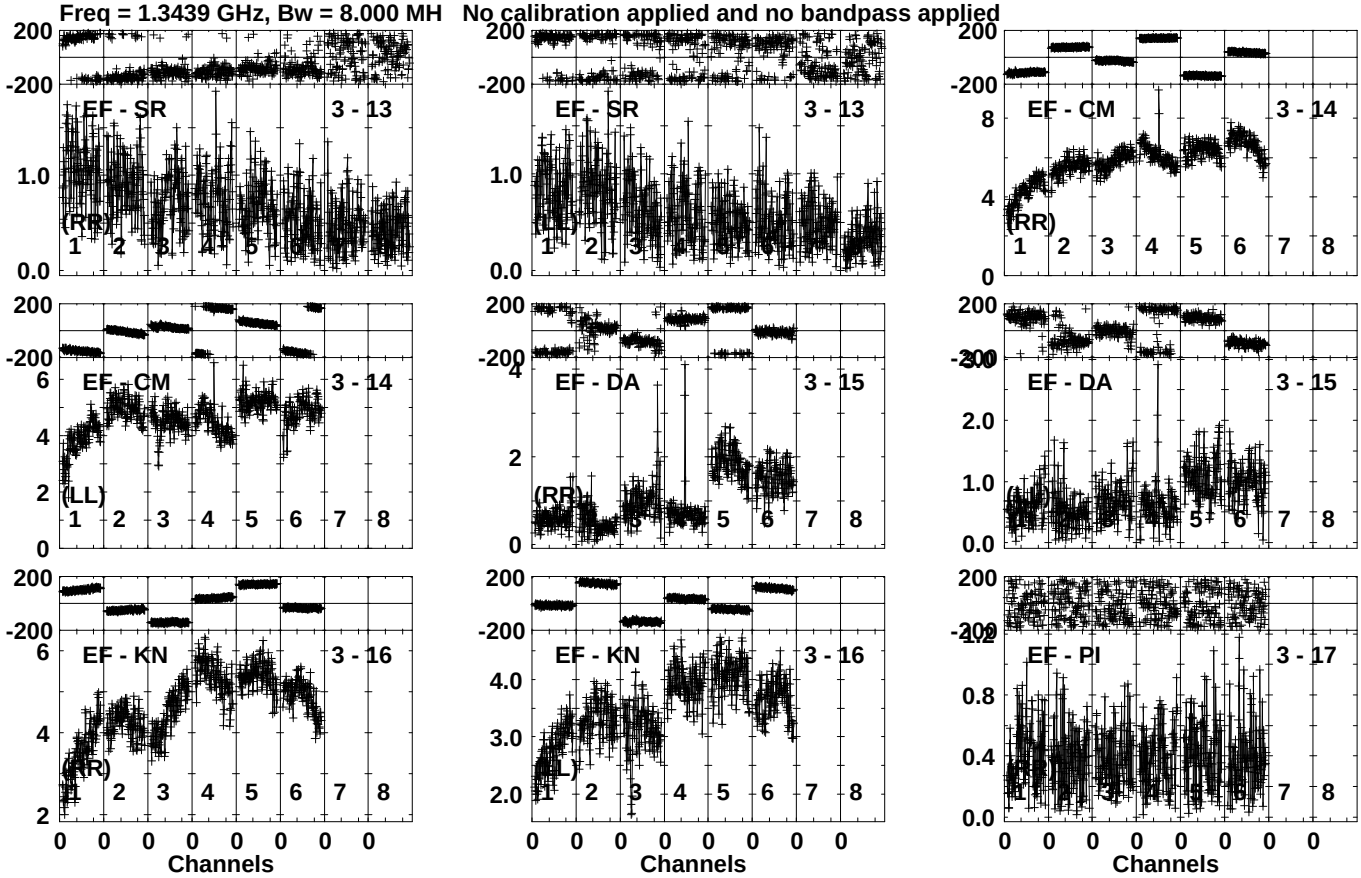

Lower frame: Milli Ampl Jy Top frame: Phas deg
Vector averaged cross-power spectrum Several baselines displayed
Timerange: 00/15:41:01 to 00/15:42:29

Plot file version 292 created 02-NOV-2021 15:19:52
J1102+5941 EM154.UVDATA.1
Freq = 1.3439 GHz, Bw = 8.000 MH No calibration applied and no bandpass applied

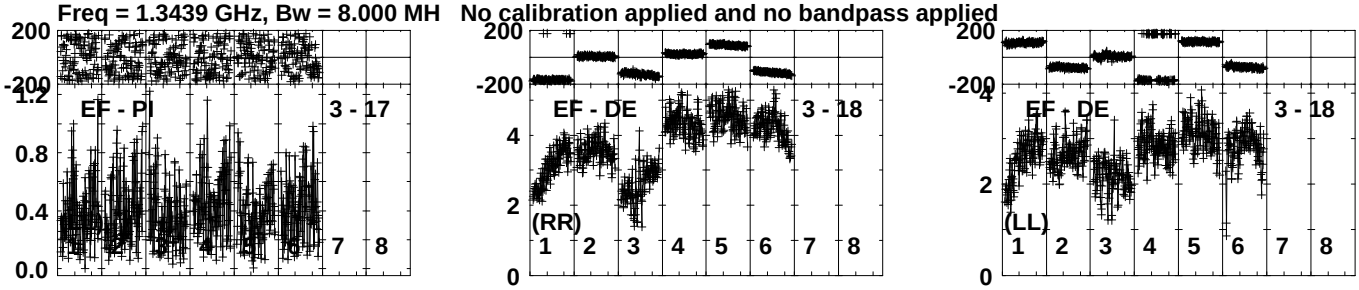

Lower frame: Milli Ampl Jy Top frame: Phas deg
Vector averaged cross-power spectrum Several baselines displayed
Timerange: 00/15:41:01 to 00/15:42:29

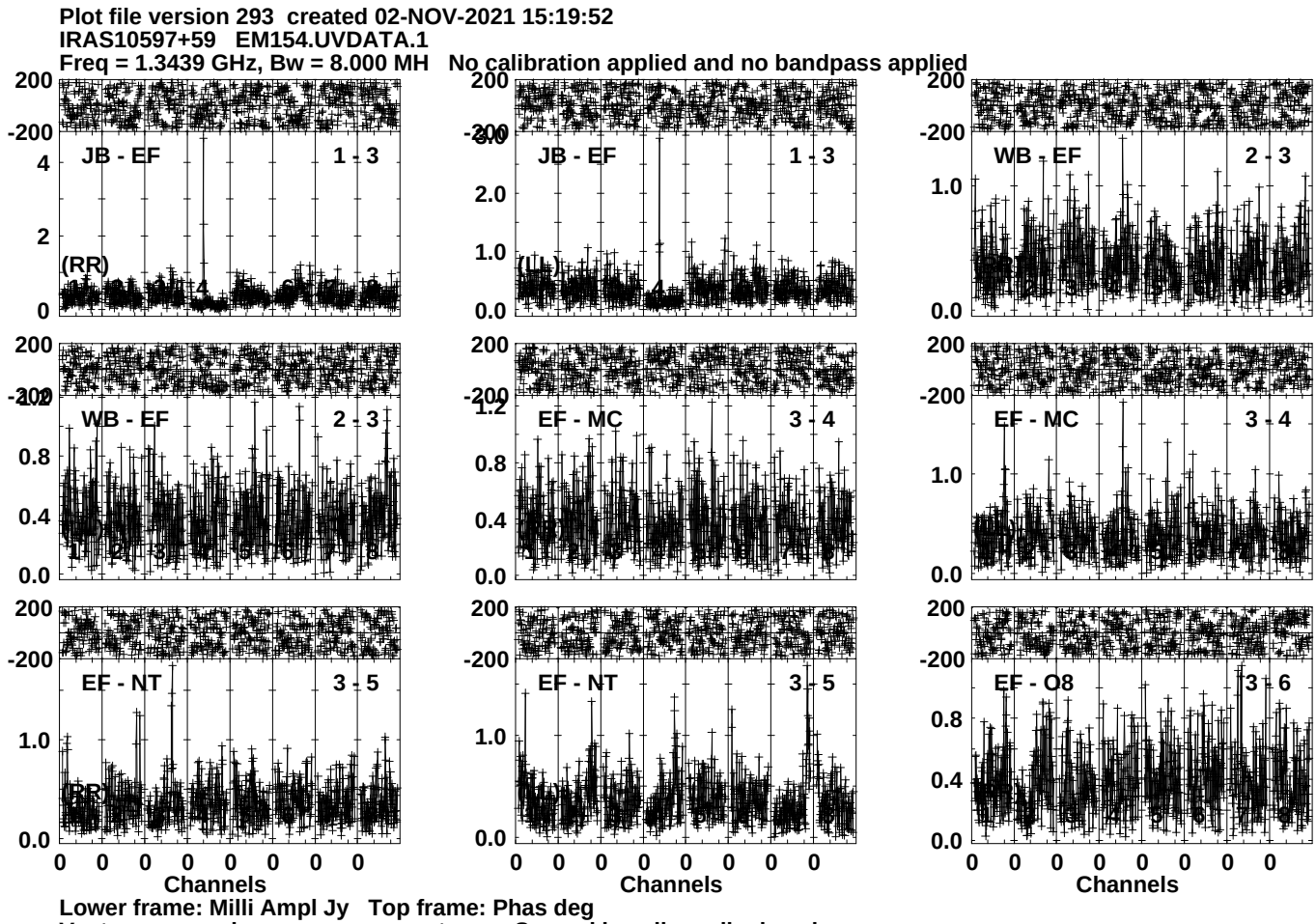
Plot file version 293 created 02-NOV-2021 15:19:52
IRAS10597+59 EM154.UVDATA.1
Freq = 1.3439 GHz, Bw = 8.000 MH No calibration applied and no bandpass applied
JB - EF
1 - 3
(RR)
JB - EF
1 - 3
WB - EF
2 - 3
WB - EF
2 - 3
EF - MC
3 - 4
EF - MC
3 - 4
EF - NT
3 - 5
EF - NT
3 - 5
EF - O8
3 - 6
Channels
Channels
Channels
Lower frame: Milli Ampl Jy Top frame: Phas deg
Vector averaged cross-power spectrum Several baselines displayed
Timerange: 00/15:42:31 to 00/15:45:59

Plot file version 294 created 02-NOV-2021 15:19:53
IRAS10597+59 EM154.UVDATA.1
Freq = 1.3439 GHz, Bw = 8.000 MH No calibration applied and no bandpass applied

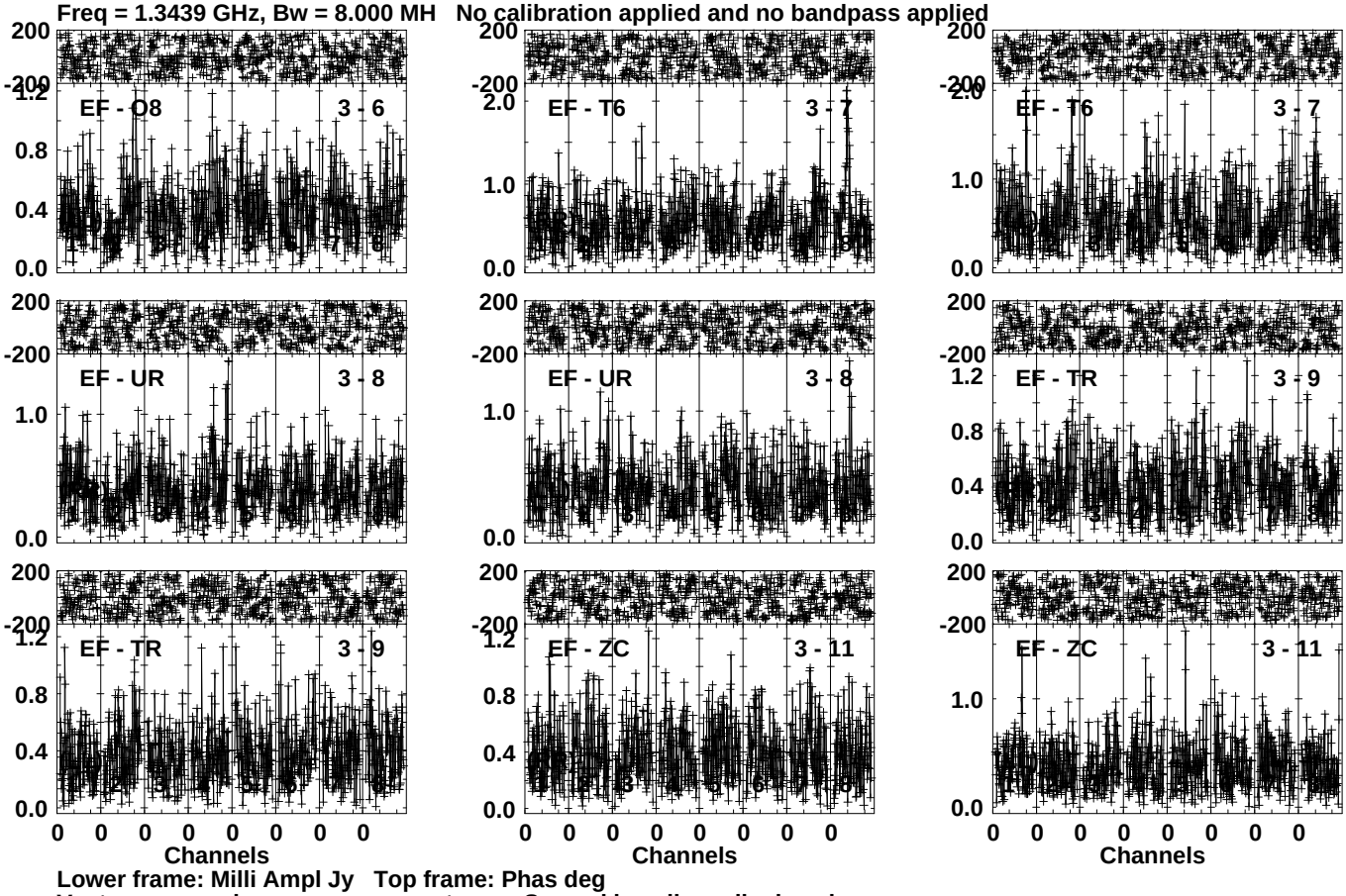

Lower frame: Milli Ampl Jy Top frame: Phas deg
Vector averaged cross-power spectrum Several baselines displayed
Timerange: 00/15:42:31 to 00/15:45:59

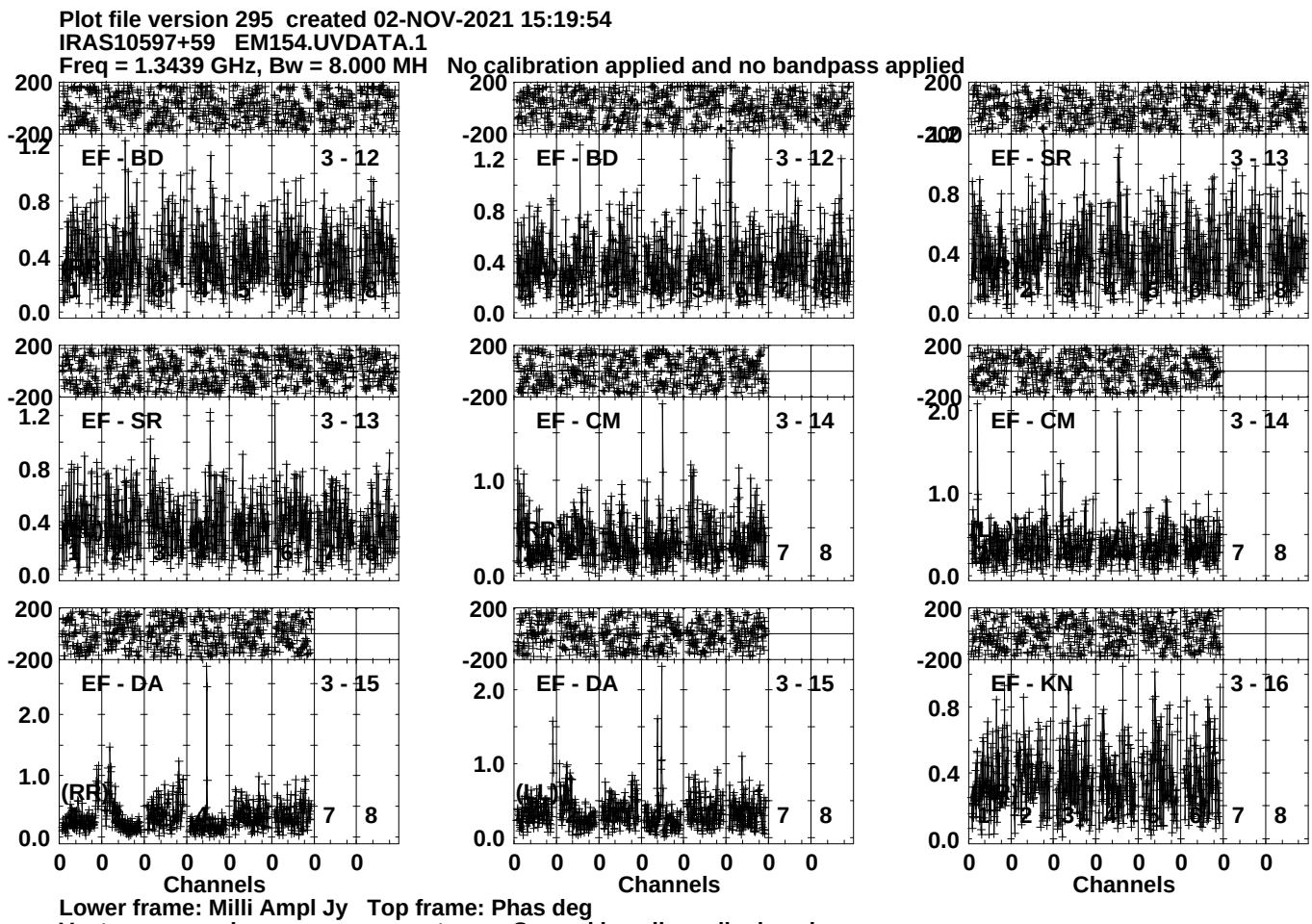
Plot file version 295 created 02-NOV-2021 15:19:54
IRAS10597+59 EM154.UVDATA.1
Freq = 1.3439 GHz, Bw = 8.000 MH No calibration applied and no bandpass applied
EF - BD 3 - 12
EF - BD 3 - 12
EF - SR 3 - 13
EF - SR 3 - 13
EF - CM 3 - 14
EF - CM 3 - 14
EF - DA 3 - 15
EF - DA 3 - 15
EF - KN 3 - 16
(RR)
(LL)
Channels
Channels
Channels
Lower frame: Milli Ampl Jy Top frame: Phas deg
Vector averaged cross-power spectrum Several baselines displayed
Timerange: 00/15:42:31 to 00/15:45:59

Plot file version 296 created 02-NOV-2021 15:19:54
IRAS10597+59 EM154.UVDATA.1
Freq = 1.3439 GHz, Bw = 8.000 MH No calibration applied and no bandpass applied

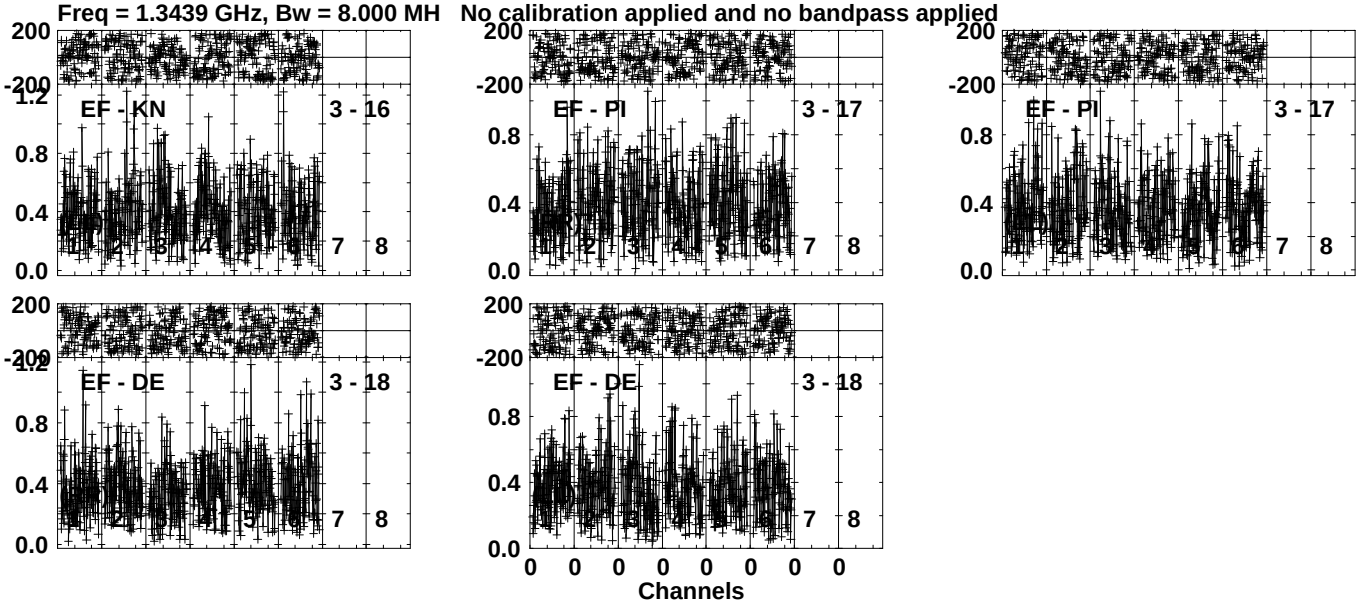

Lower frame: Milli Ampl Jy Top frame: Phas deg
Vector averaged cross-power spectrum Several baselines displayed
Timerange: 00/15:42:31 to 00/15:45:59

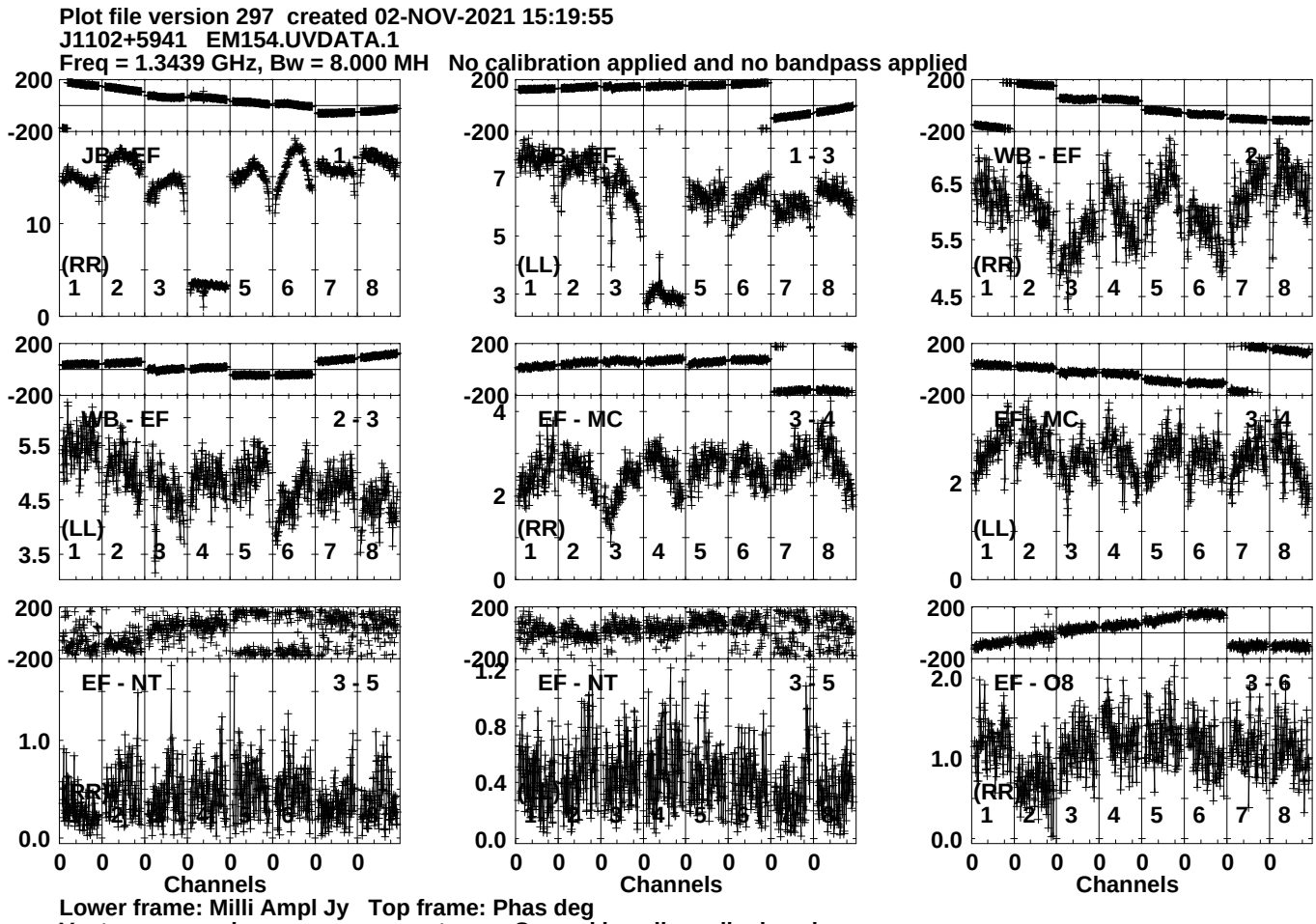
Plot file version 297 created 02-NOV-2021 15:19:55
J1102+5941 EM154.UVDATA.1
Freq = 1.3439 GHz, Bw = 8.000 MH No calibration applied and no bandpass applied
JB - EF 1 - 2
(RR)
WB - EF 1 - 3
(LL)
WB - EF 2 - 3
(RR)
WB - EF 2 - 3
(LL)
EF - MC 3 - 4
(RR)
EF - MC 3 - 4
(LL)
EF - NT 3 - 5
(RR)
EF - NT 3 - 5
(LL)
EF - O8 3 - 6
(RR)
Channels
Channels
Channels
Lower frame: Milli Ampl Jy Top frame: Phas deg
Vector averaged cross-power spectrum Several baselines displayed
Timerange: 00/15:46:31 to 00/15:47:59

Plot file version 298 created 02-NOV-2021 15:19:56
J1102+5941 EM154.UVDATA.1
Freq = 1.3439 GHz, Bw = 8.000 MH No calibration applied and no bandpass applied

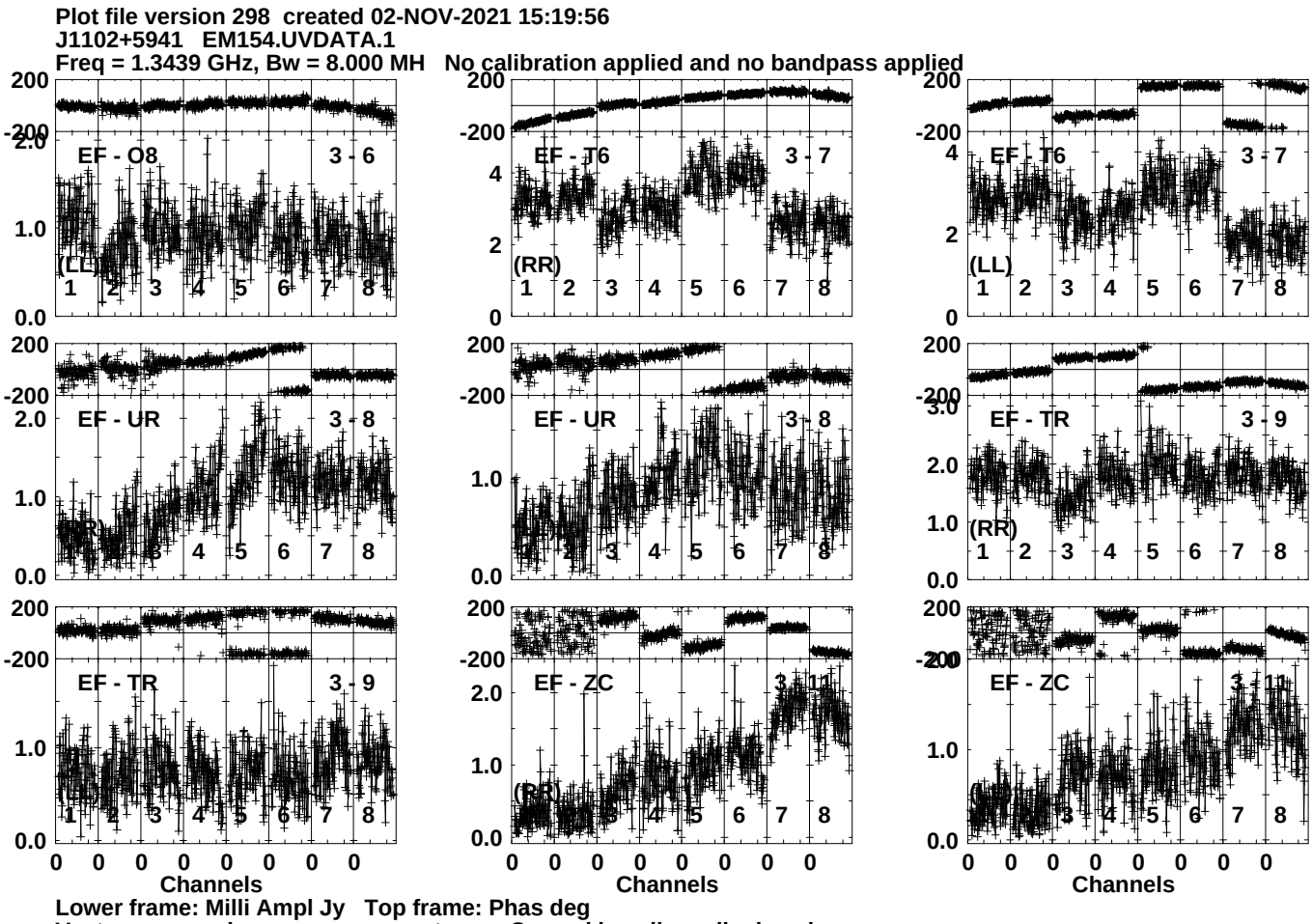

Lower frame: Milli Ampl Jy Top frame: Phas deg
Vector averaged cross-power spectrum Several baselines displayed
Timerange: 00/15:46:31 to 00/15:47:59

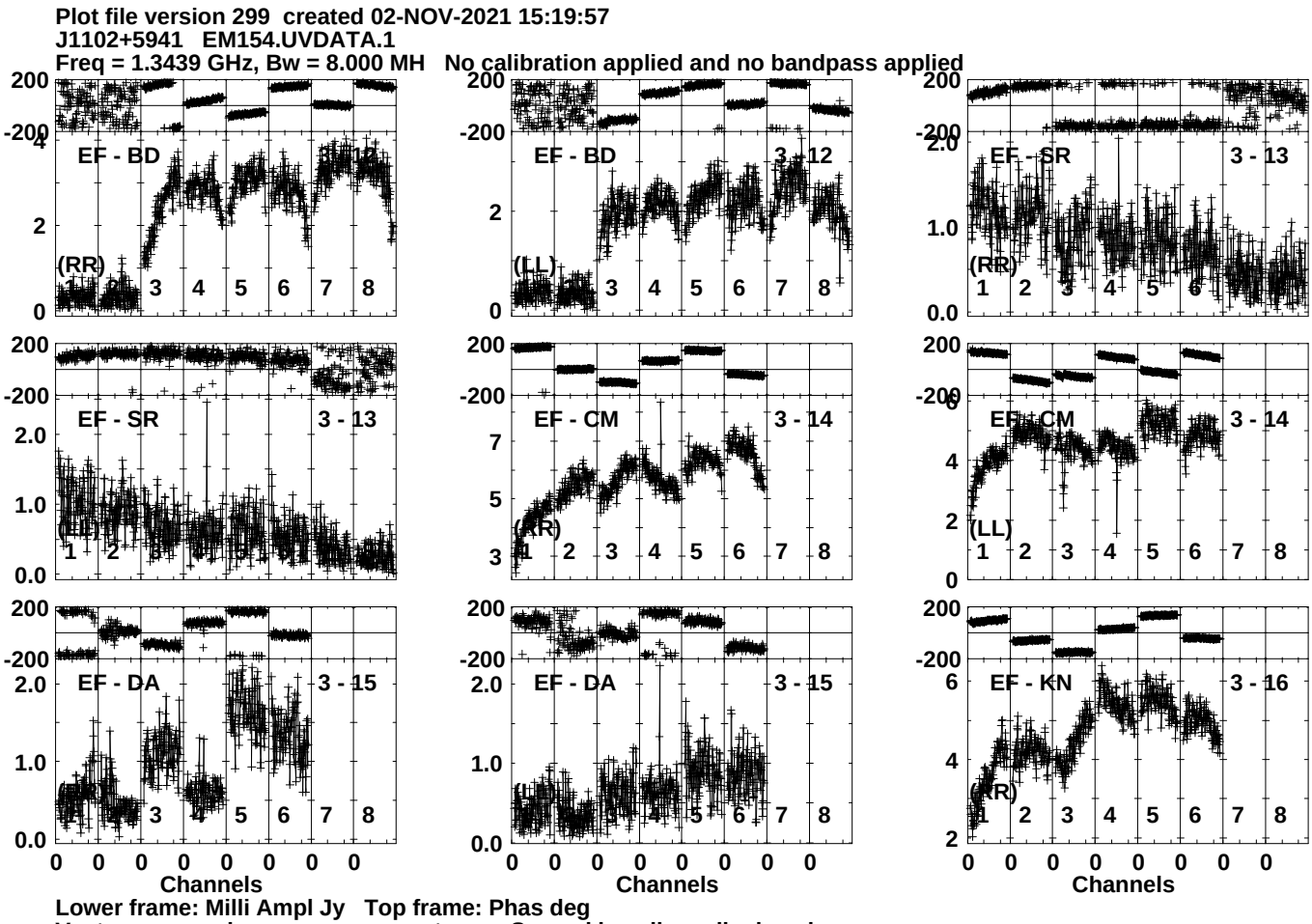
Plot file version 299 created 02-NOV-2021 15:19:57
J1102+5941 EM154.UVDATA.1
Freq = 1.3439 GHz, Bw = 8.000 MH No calibration applied and no bandpass applied
EF - BD 3 - 12
(RR)
EF - BD 3 - 12
(LL)
EF - SR 3 - 13
(RR)
EF - SR 3 - 13
(LL)
EF - CM 3 - 14
(RR)
EF - CM 3 - 14
(LL)
EF - DA 3 - 15
(RR)
EF - DA 3 - 15
(LL)
EF - KN 3 - 16
(RR)
Channels
Channels
Channels
Lower frame: Milli Ampl Jy Top frame: Phas deg
Vector averaged cross-power spectrum Several baselines displayed
Timerange: 00/15:46:31 to 00/15:47:59

Plot file version 300 created 02-NOV-2021 15:19:57
J1102+5941 EM154.UVDATA.1
Freq = 1.3439 GHz, Bw = 8.000 MH No calibration applied and no bandpass applied

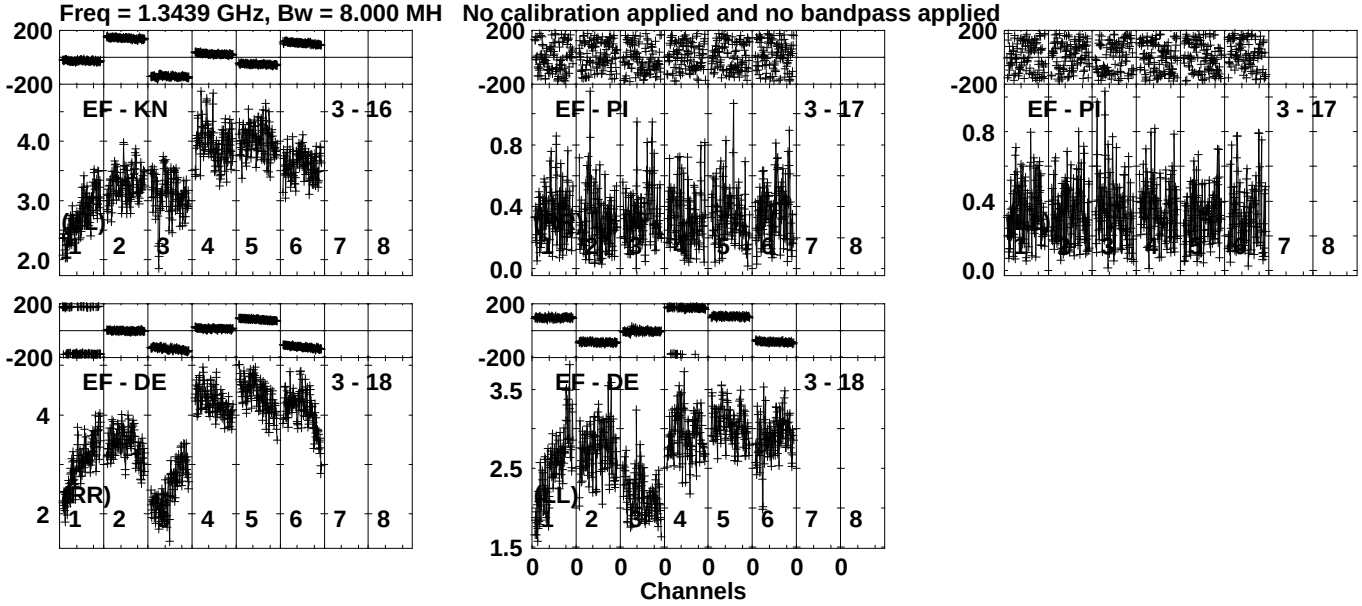

Lower frame: Milli Ampl Jy Top frame: Phas deg
Vector averaged cross-power spectrum Several baselines displayed
Timerange: 00/15:46:31 to 00/15:47:59

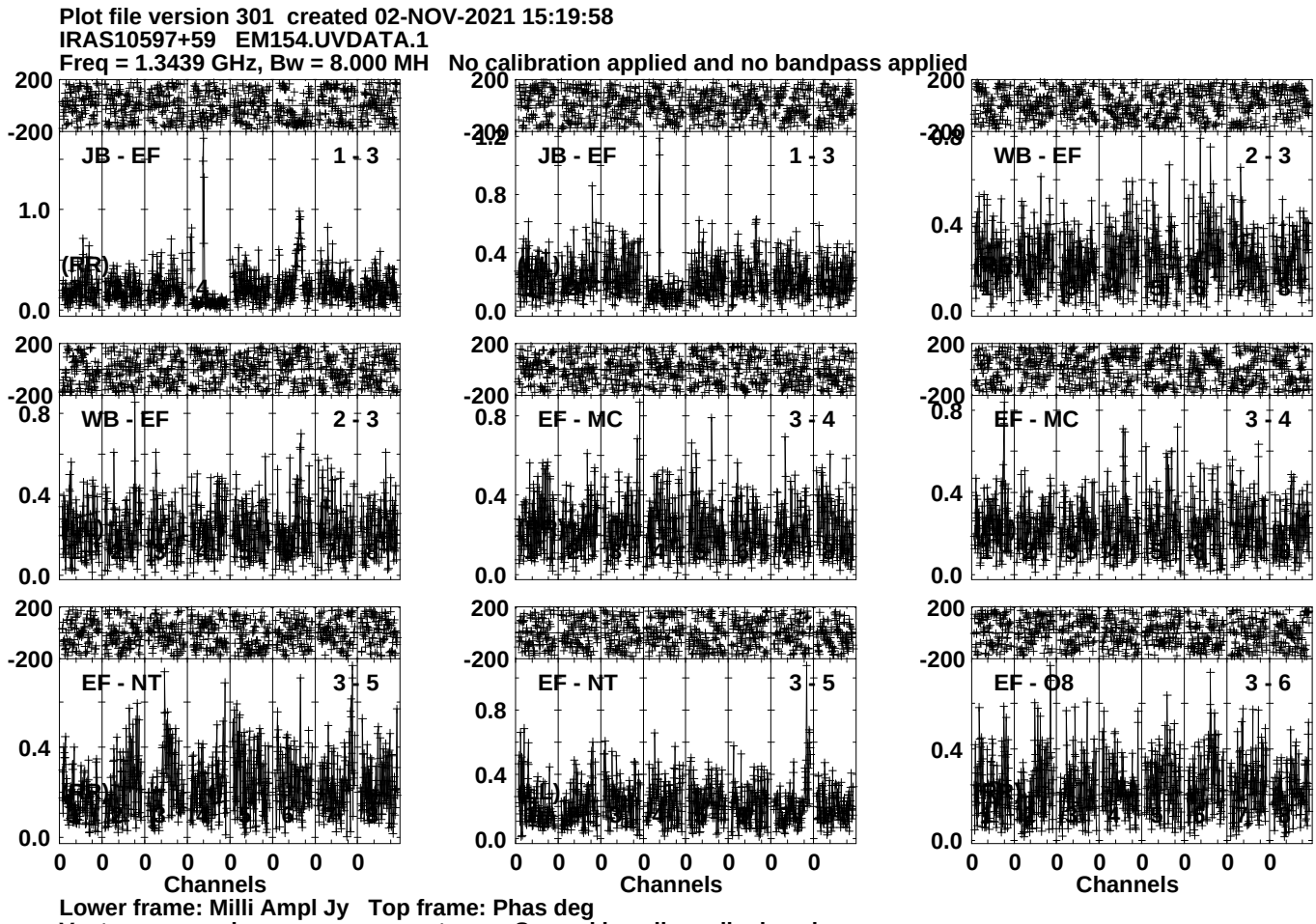
Plot file version 301 created 02-NOV-2021 15:19:58
IRAS10597+59 EM154.UVDATA.1
Freq = 1.3439 GHz, Bw = 8.000 MH No calibration applied and no bandpass applied
JB - EF 1 - 3
JB - EF 1 - 3
WB - EF 2 - 3
WB - EF 2 - 3
EF - MC 3 - 4
EF - MC 3 - 4
EF - NT 3 - 5
EF - NT 3 - 5
EF - O8 3 - 6
(Deg)
Channels
Lower frame: Milli Ampl Jy Top frame: Phas deg
Vector averaged cross-power spectrum Several baselines displayed
Timerange: 00/15:48:01 to 00/15:51:29

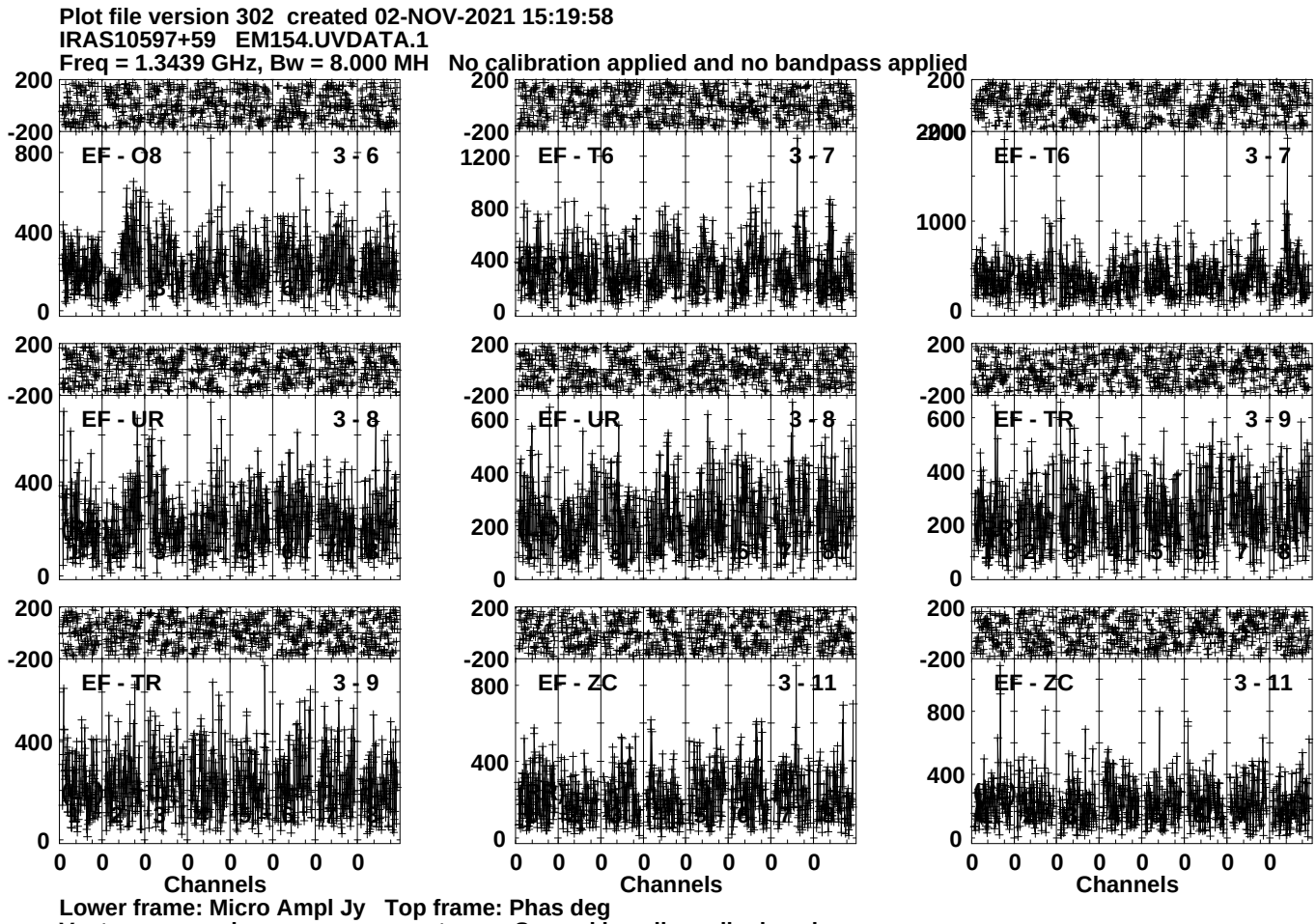
Plot file version 302 created 02-NOV-2021 15:19:58
IRAS10597+59 EM154.UVDATA.1
Freq = 1.3439 GHz, Bw = 8.000 MH No calibration applied and no bandpass applied
EF - O8 3 - 6
EF - T6 3 - 7
EF - T6 3 - 7
EF - UR 3 - 8
EF - UR 3 - 8
EF - TR 3 - 9
EF - TR 3 - 9
EF - ZC 3 - 11
EF - ZC 3 - 11
Channels
Channels
Channels
Lower frame: Micro Ampl Jy Top frame: Phas deg
Vector averaged cross-power spectrum Several baselines displayed
Timerange: 00/15:48:01 to 00/15:51:29

Plot file version 303 created 02-NOV-2021 15:19:59
IRAS10597+59 EM154.UVDATA.1
Freq = 1.3439 GHz, Bw = 8.000 MH No calibration applied and no bandpass applied

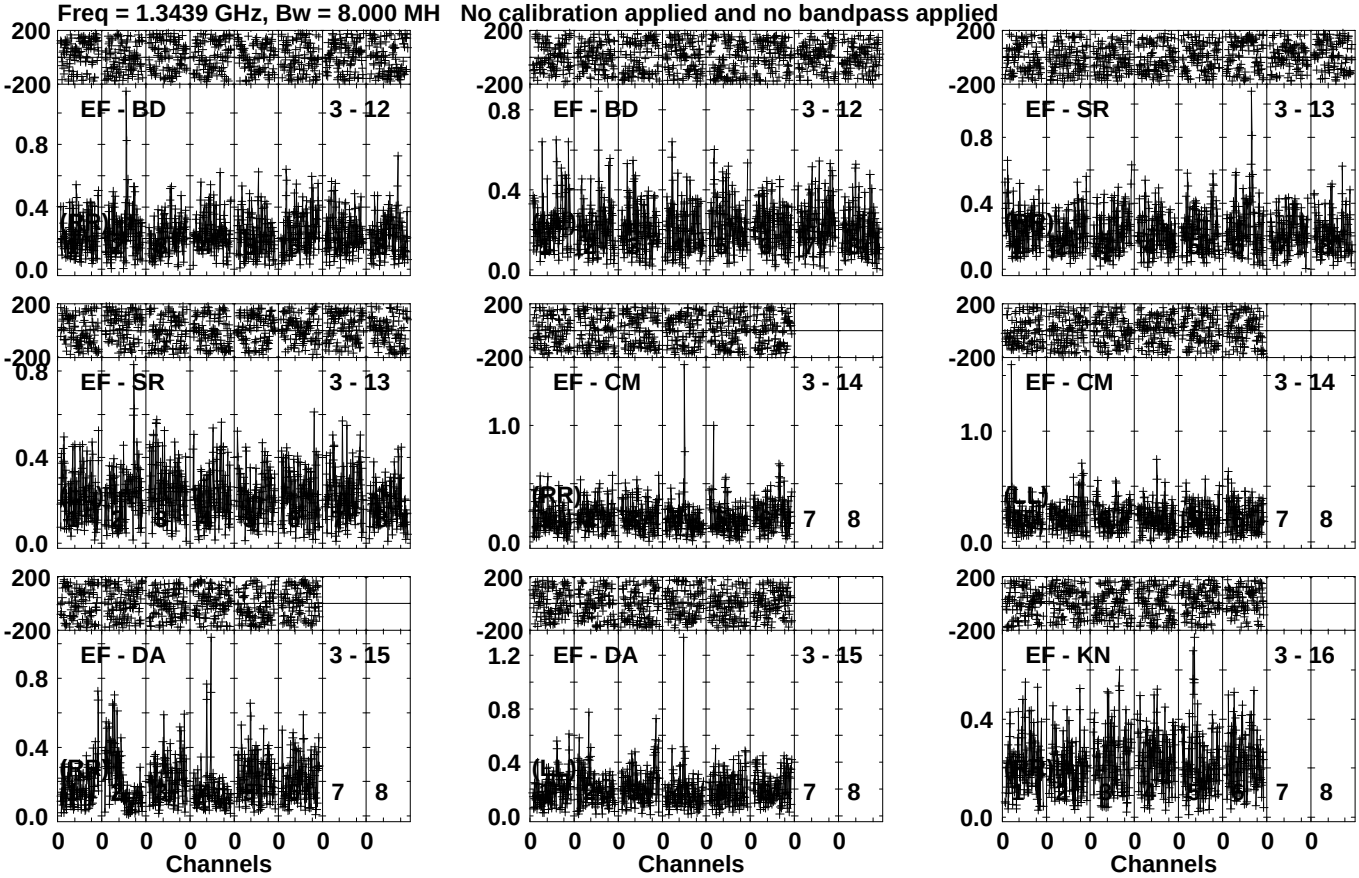

Lower frame: Milli Ampl Jy Top frame: Phas deg
Vector averaged cross-power spectrum Several baselines displayed
Timerange: 00/15:48:01 to 00/15:51:29

Plot file version 304 created 02-NOV-2021 15:19:59
IRAS10597+59 EM154.UVDATA.1
Freq = 1.3439 GHz, Bw = 8.000 MH No calibration applied and no bandpass applied

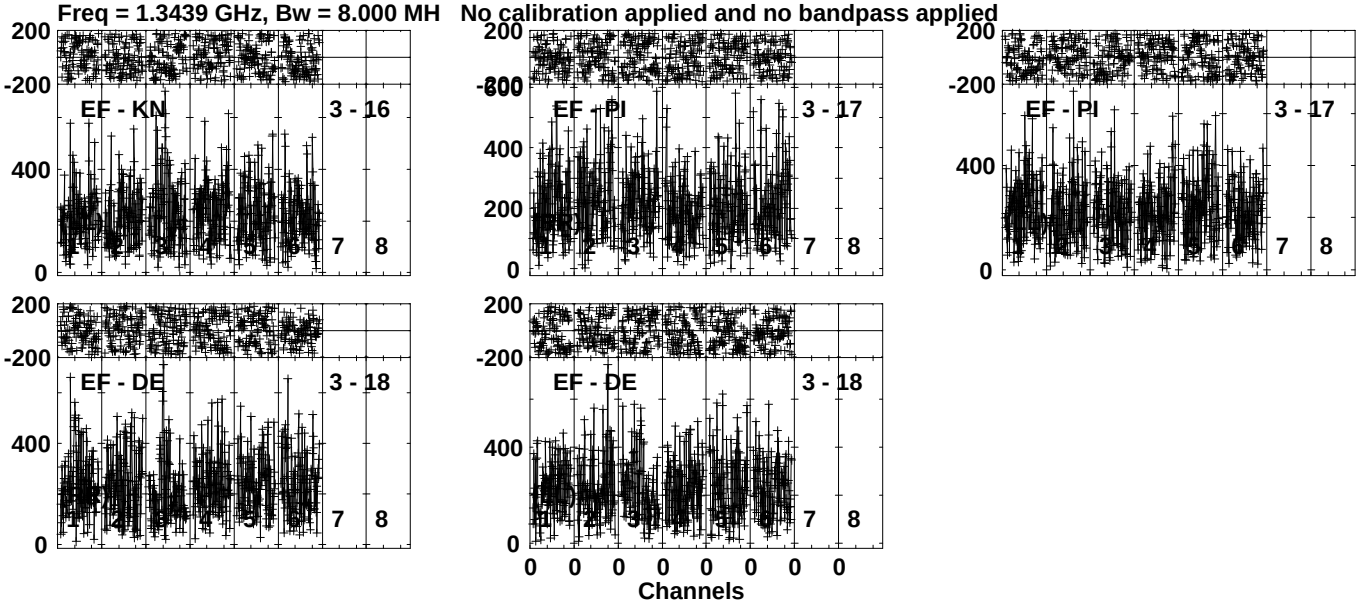

Lower frame: Micro Ampl Jy Top frame: Phas deg
Vector averaged cross-power spectrum Several baselines displayed
Timerange: 00/15:48:01 to 00/15:51:29

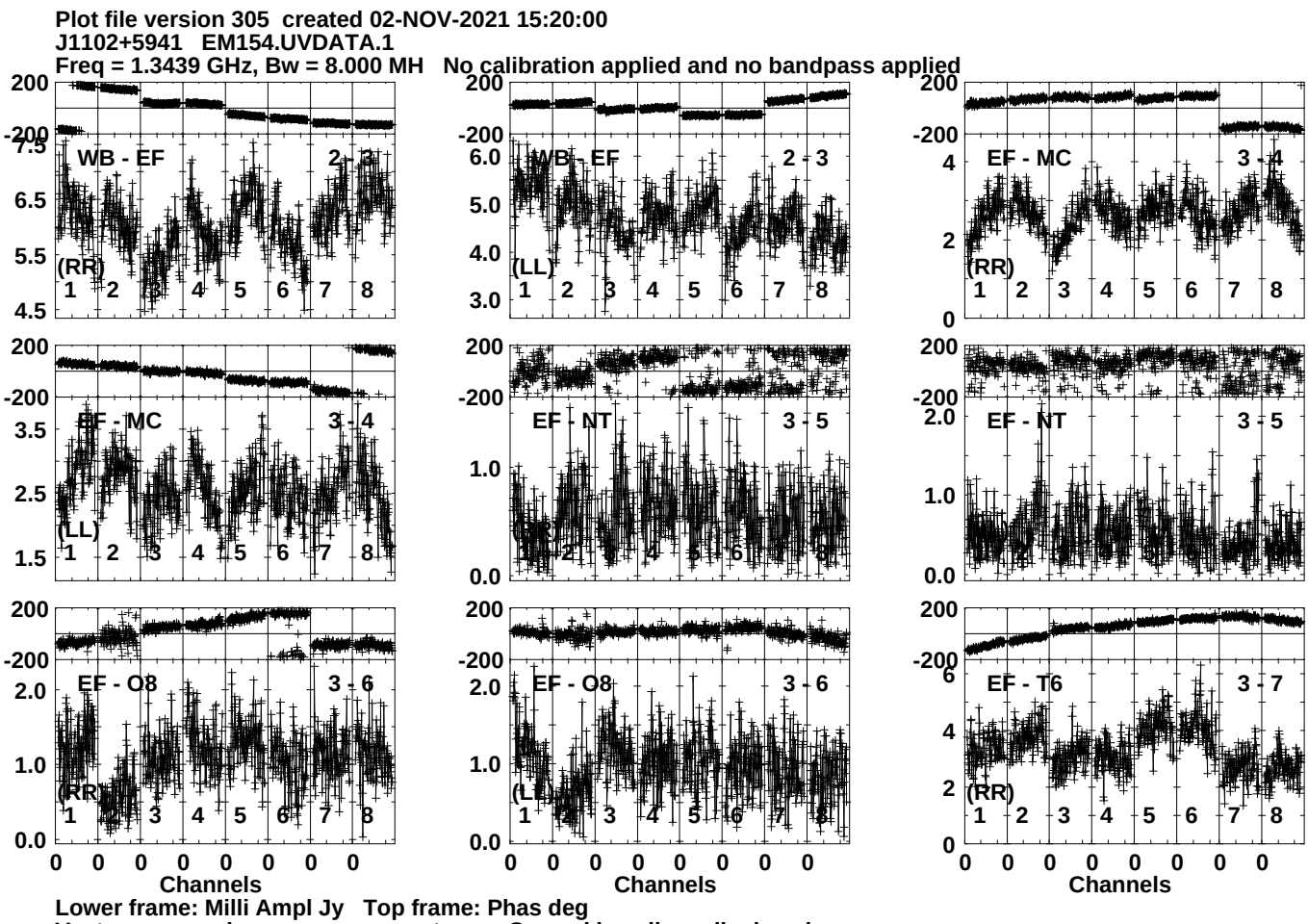
Plot file version 305 created 02-NOV-2021 15:20:00
J1102+5941 EM154.UVDATA.1
Freq = 1.3439 GHz, Bw = 8.000 MH No calibration applied and no bandpass applied
WB - EF 2 - 3
(RR)
WB - EF 2 - 3
(LL)
EF - MC 3 - 4
(RR)
EF - MC 3 - 4
(LL)
EF - NT 3 - 5
(RR)
EF - NT 3 - 5
EF - O8 3 - 6
(RR)
EF - O8 3 - 6
(LL)
EF - T6 3 - 7
(RR)
Channels
Channels
Channels
Lower frame: Milli Ampl Jy Top frame: Phas deg
Vector averaged cross-power spectrum Several baselines displayed
Timerange: 00/15:51:31 to 00/15:52:59

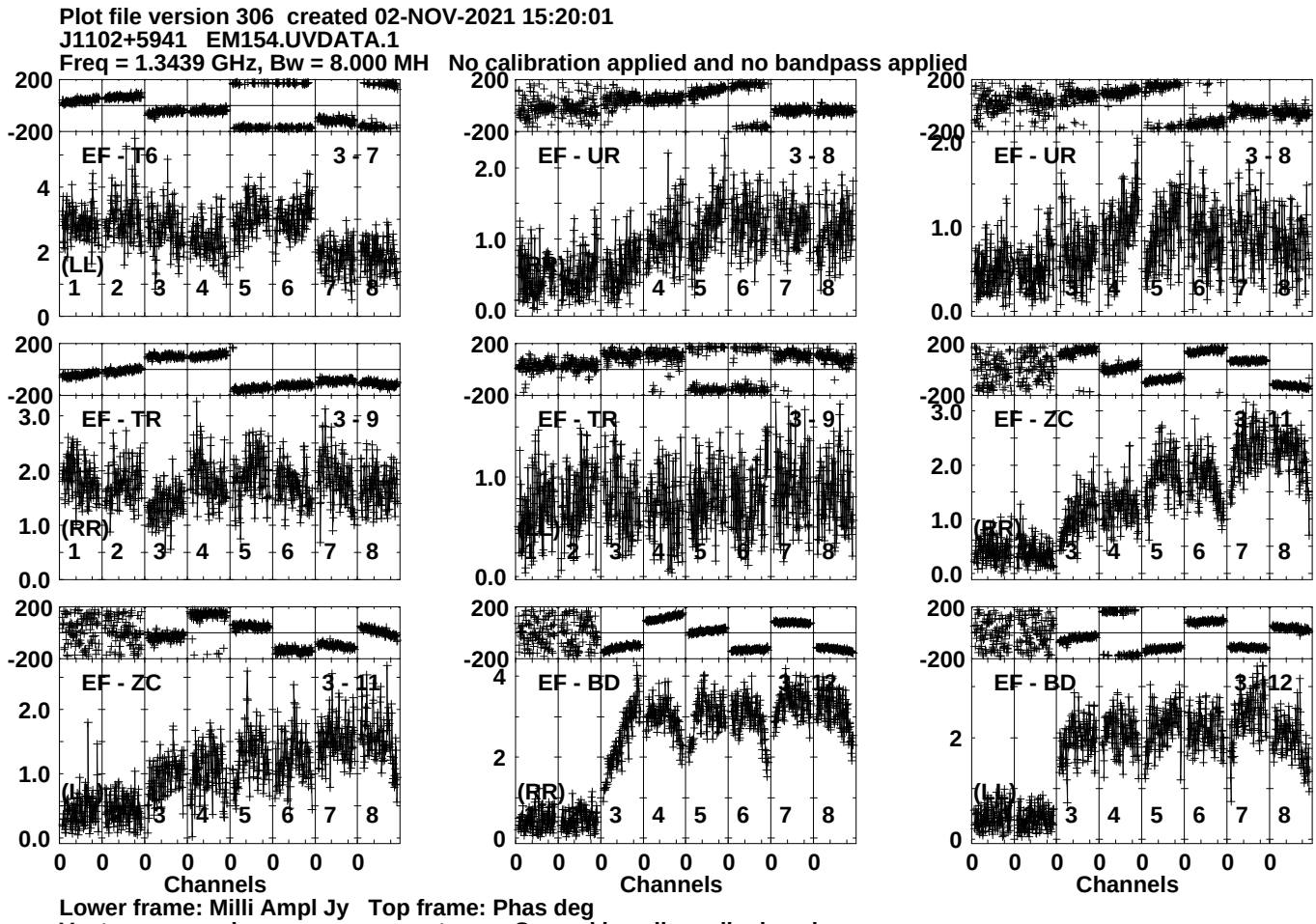
Plot file version 306 created 02-NOV-2021 15:20:01
J1102+5941 EM154.UVDATA.1
Freq = 1.3439 GHz, Bw = 8.000 MH No calibration applied and no bandpass applied
EF - T6 3 - 7
(LL)
EF - UR 3 - 8
EF - UR 3 - 8
EF - TR 3 - 9
(RR)
EF - TR 3 - 9
EF - ZC 3 - 11
(RR)
EF - ZC 3 - 11
(LL)
EF - BD 3 - 12
(RR)
EF - BD 3 - 12
(LL)
Channels
Channels
Channels
Lower frame: Milli Ampl Jy Top frame: Phas deg
Vector averaged cross-power spectrum Several baselines displayed
Timerange: 00/15:51:31 to 00/15:52:59

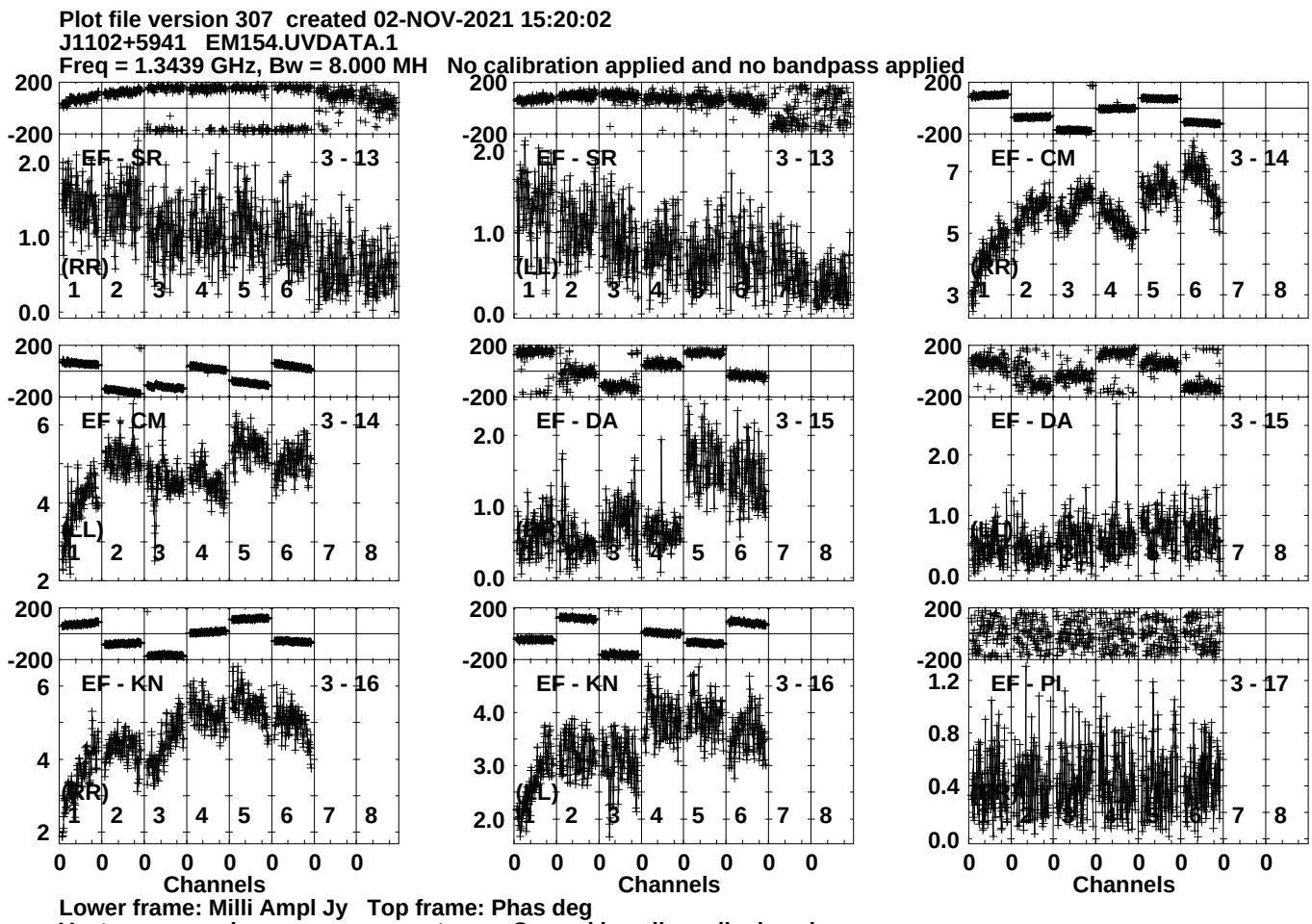
Plot file version 307 created 02-NOV-2021 15:20:02
J1102+5941 EM154.UVDATA.1
Freq = 1.3439 GHz, Bw = 8.000 MH No calibration applied and no bandpass applied
EF - SR 3 - 13
(RR)
EF - SR 3 - 13
(LL)
EF - CM 3 - 14
(RR)
EF - CM 3 - 14
(LL)
EF - DA 3 - 15
(RL)
EF - DA 3 - 15
(LR)
EF - KN 3 - 16
(RR)
EF - KN 3 - 16
(LL)
EF - PI 3 - 17
(RL)
Channels
Channels
Channels
Lower frame: Milli Ampl Jy Top frame: Phas deg
Vector averaged cross-power spectrum Several baselines displayed
Timerange: 00/15:51:31 to 00/15:52:59

Plot file version 308 created 02-NOV-2021 15:20:02
J1102+5941 EM154.UVDATA.1
Freq = 1.3439 GHz, Bw = 8.000 MH No calibration applied and no bandpass applied

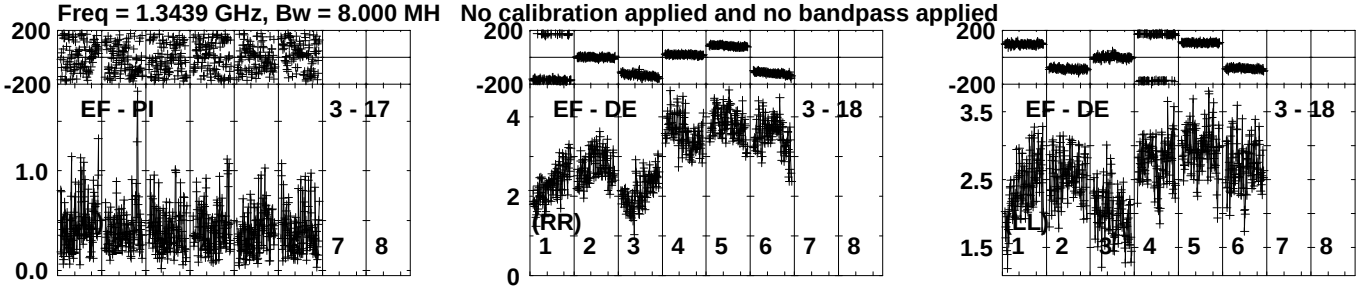

Lower frame: Milli Ampl Jy Top frame: Phas deg
Vector averaged cross-power spectrum Several baselines displayed
Timerange: 00/15:51:31 to 00/15:52:59

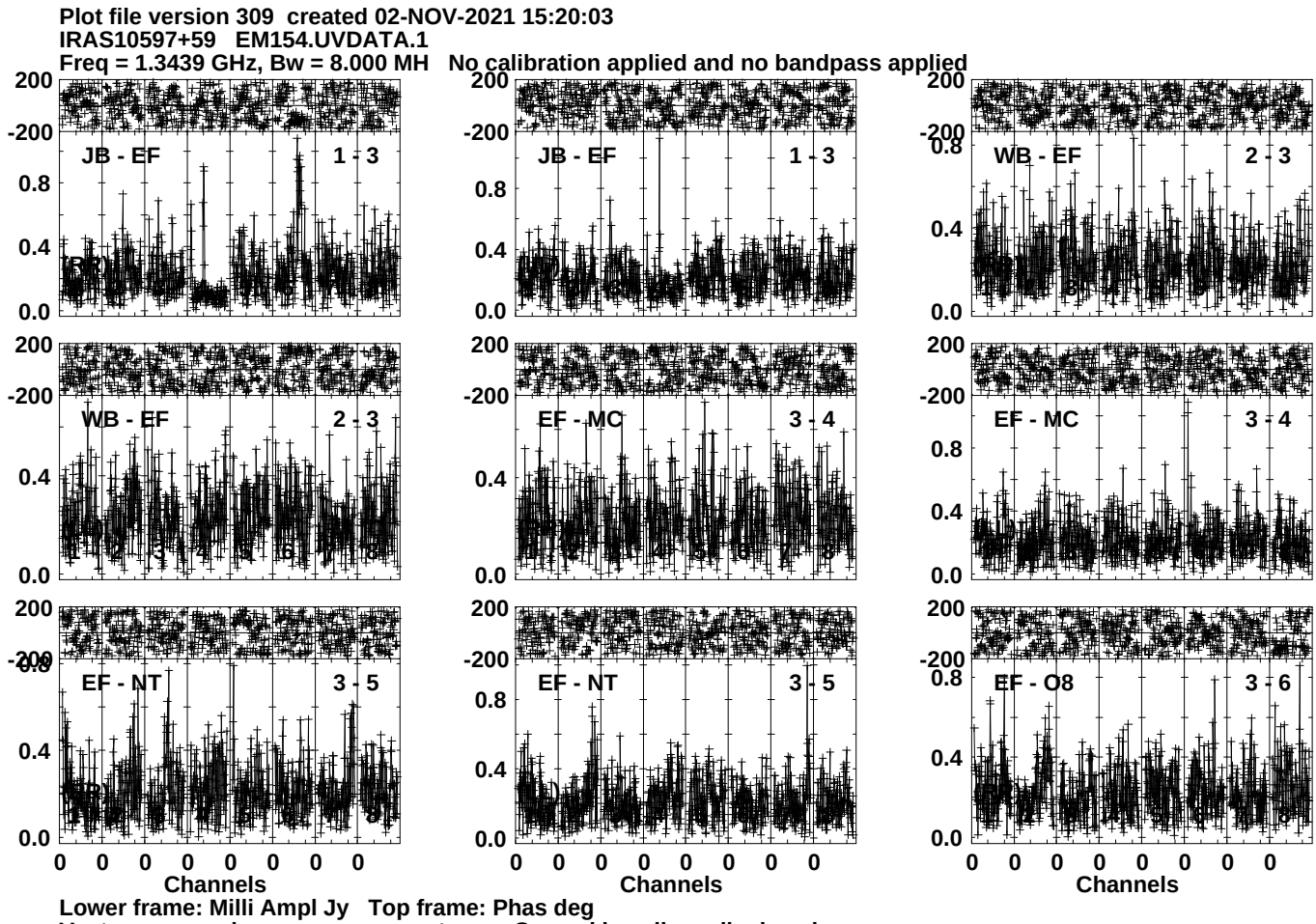
Plot file version 309 created 02-NOV-2021 15:20:03
IRAS10597+59 EM154.UVDATA.1
Freq = 1.3439 GHz, Bw = 8.000 MH No calibration applied and no bandpass applied
JB - EF 1 - 3
JB - EF 1 - 3
WB - EF 2 - 3
WB - EF 2 - 3
EF - MC 3 - 4
EF - MC 3 - 4
EF - NT 3 - 5
EF - NT 3 - 5
EF - O8 3 - 6
200
-200
0.8
0.4
0.0
0 0 0 0 0 0 0 0
Channels
Lower frame: Milli Ampl Jy Top frame: Phas deg
Vector averaged cross-power spectrum Several baselines displayed
Timerange: 00/15:53:01 to 00/15:56:29

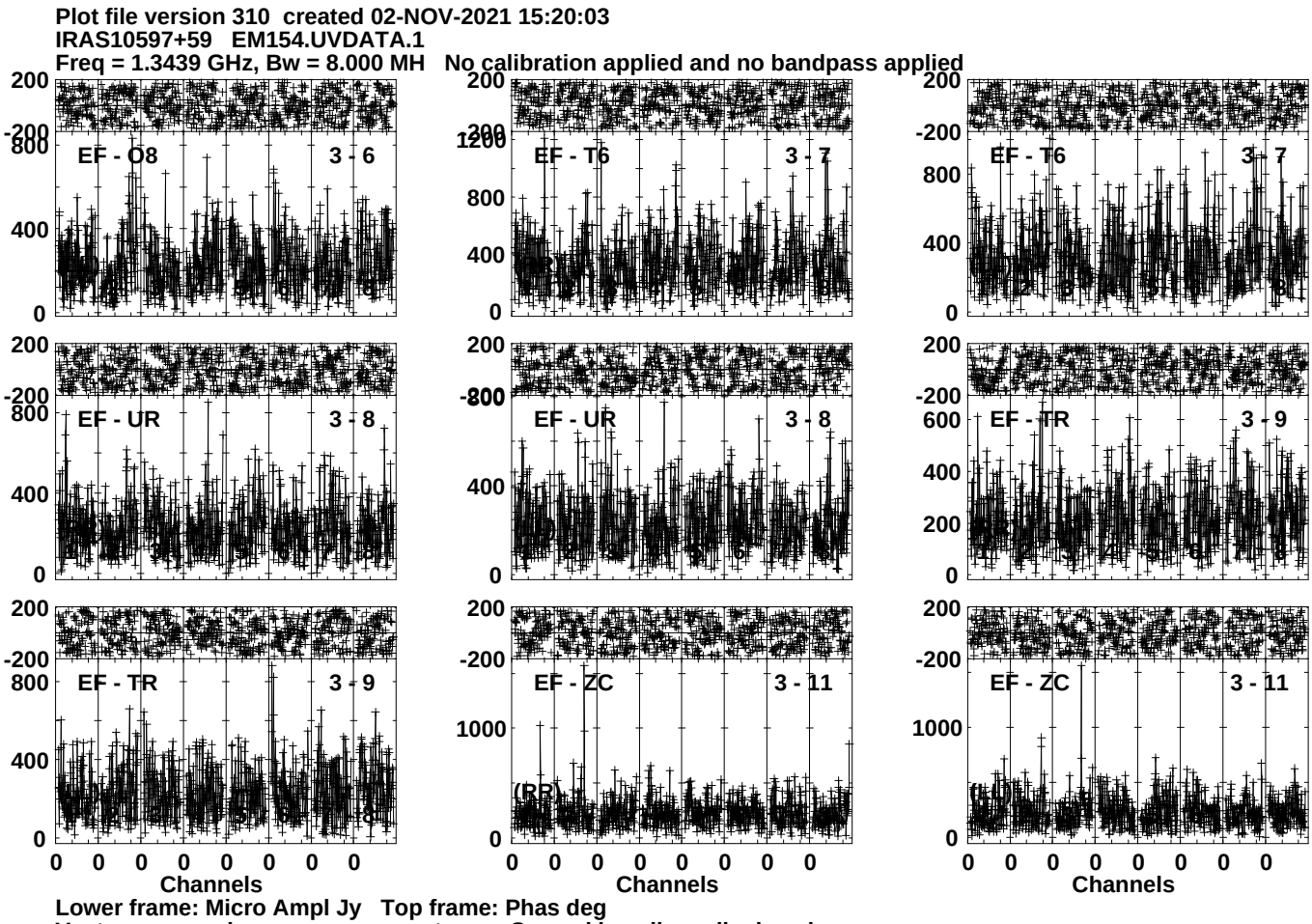
Plot file version 310 created 02-NOV-2021 15:20:03
IRAS10597+59 EM154.UVDATA.1
Freq = 1.3439 GHz, Bw = 8.000 MH No calibration applied and no bandpass applied
EF - O8 3 - 6
EF - T6 3 - 7
EF - T6 3 - 7
EF - UR 3 - 8
EF - UR 3 - 8
EF - TR 3 - 9
EF - TR 3 - 9
EF - ZC 3 - 11
EF - ZC 3 - 11
(RR)
Channels
Channels
Channels
Lower frame: Micro Ampl Jy Top frame: Phas deg
Vector averaged cross-power spectrum Several baselines displayed
Timerange: 00/15:53:01 to 00/15:56:29

Plot file version 311 created 02-NOV-2021 15:20:04
IRAS10597+59 EM154.UVDATA.1
Freq = 1.3439 GHz, Bw = 8.000 MH No calibration applied and no bandpass applied

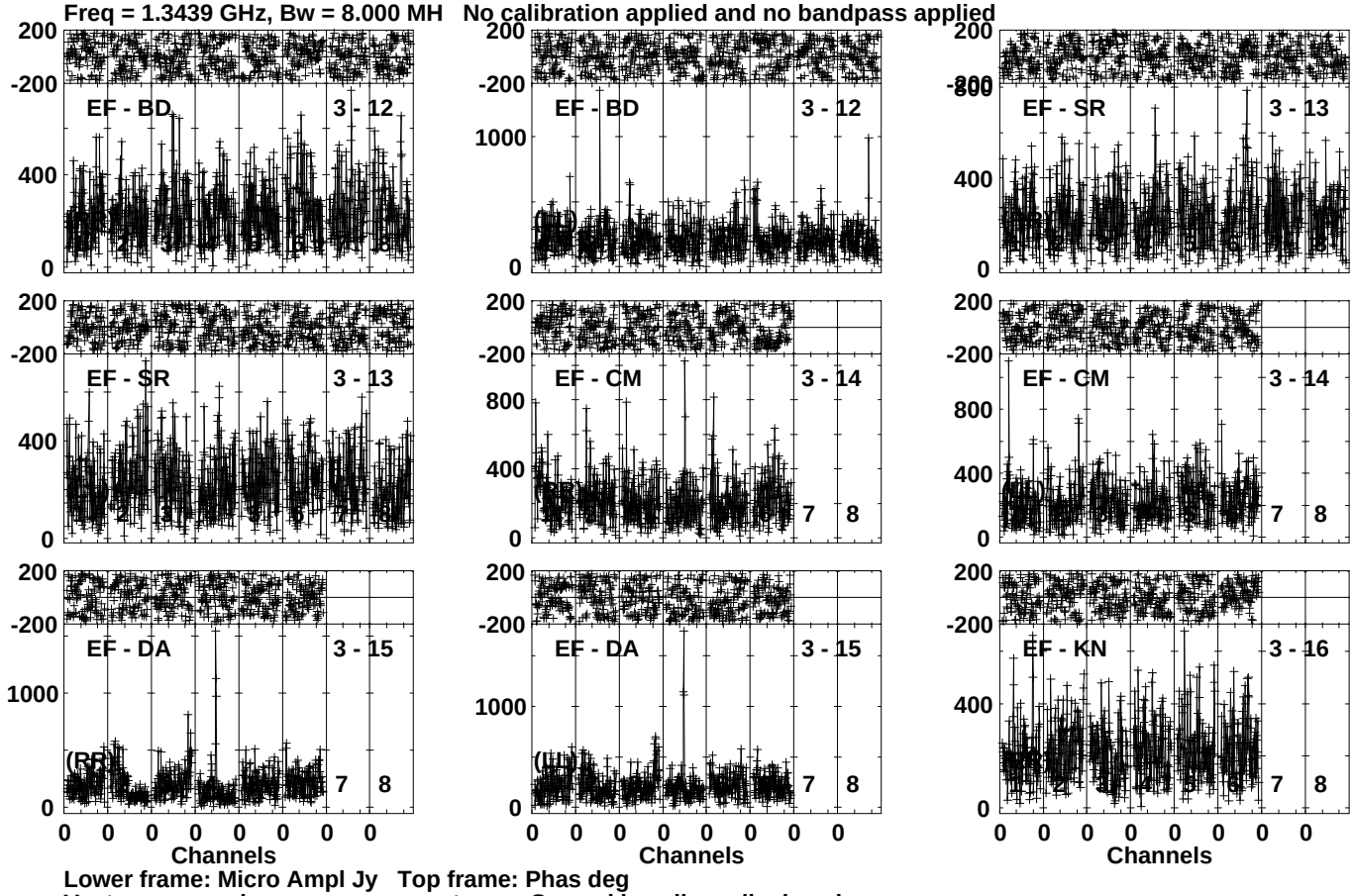

Lower frame: Micro Ampl Jy Top frame: Phas deg
Vector averaged cross-power spectrum Several baselines displayed
Timerange: 00/15:53:01 to 00/15:56:29

Plot file version 312 created 02-NOV-2021 15:20:05
IRAS10597+59 EM154.UVDATA.1
Freq = 1.3439 GHz, Bw = 8.000 MH No calibration applied and no bandpass applied

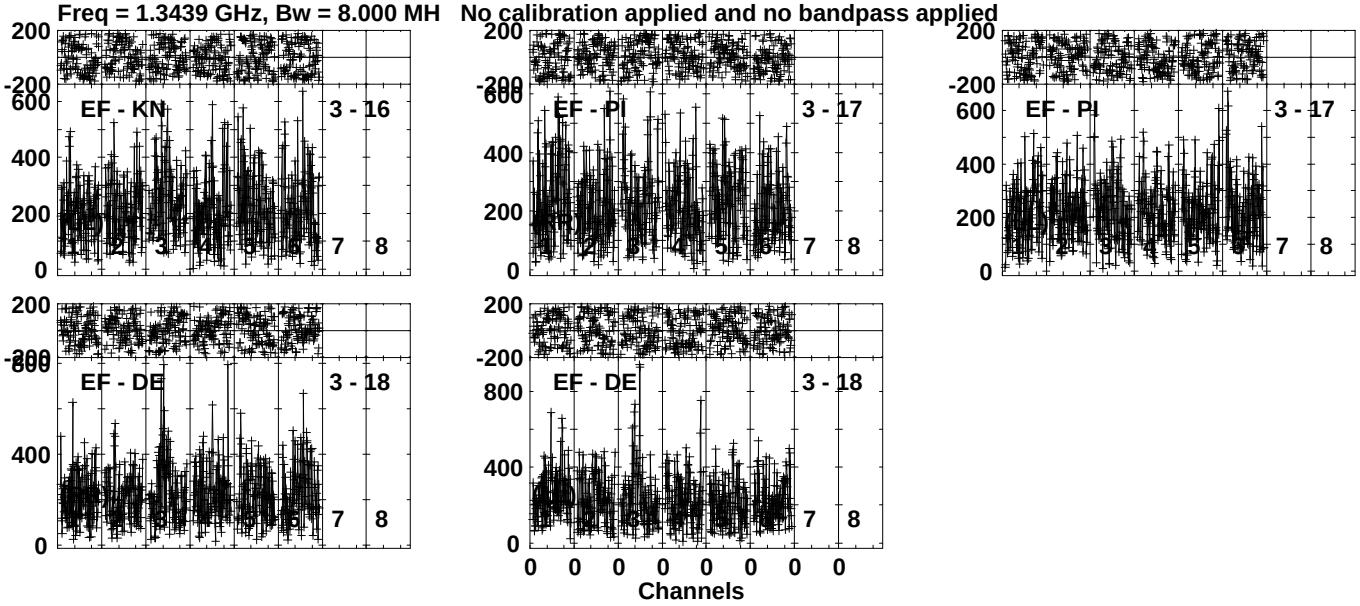

Lower frame: Micro Ampl Jy Top frame: Phas deg
Vector averaged cross-power spectrum Several baselines displayed
Timerange: 00/15:53:01 to 00/15:56:29

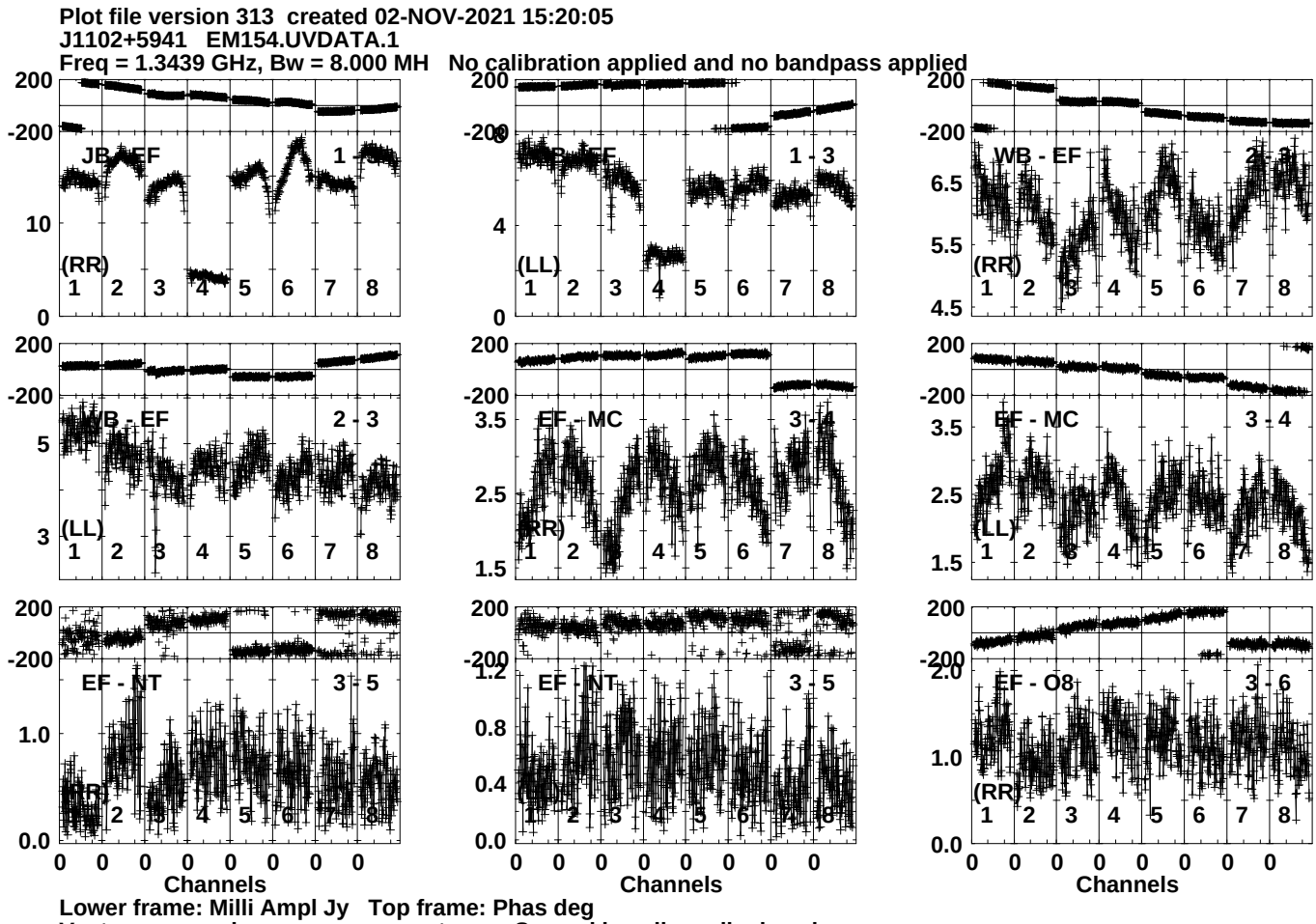
Plot file version 313 created 02-NOV-2021 15:20:05
J1102+5941 EM154.UVDATA.1
Freq = 1.3439 GHz, Bw = 8.000 MH No calibration applied and no bandpass applied
JB - EF 1 - 2
(RR)
WB - EF 1 - 3
(LL)
WB - EF 2 - 3
(RR)
WB - EF 2 - 3
(LL)
EF - MC 3 - 4
(RR)
EF - MC 3 - 4
(LL)
EF - NT 3 - 5
(RR)
EF - NT 3 - 5
(LL)
EF - O8 3 - 6
(RR)
Channels
Channels
Channels
Lower frame: Milli Ampl Jy Top frame: Phas deg
Vector averaged cross-power spectrum Several baselines displayed
Timerange: 00/15:57:01 to 00/15:58:29

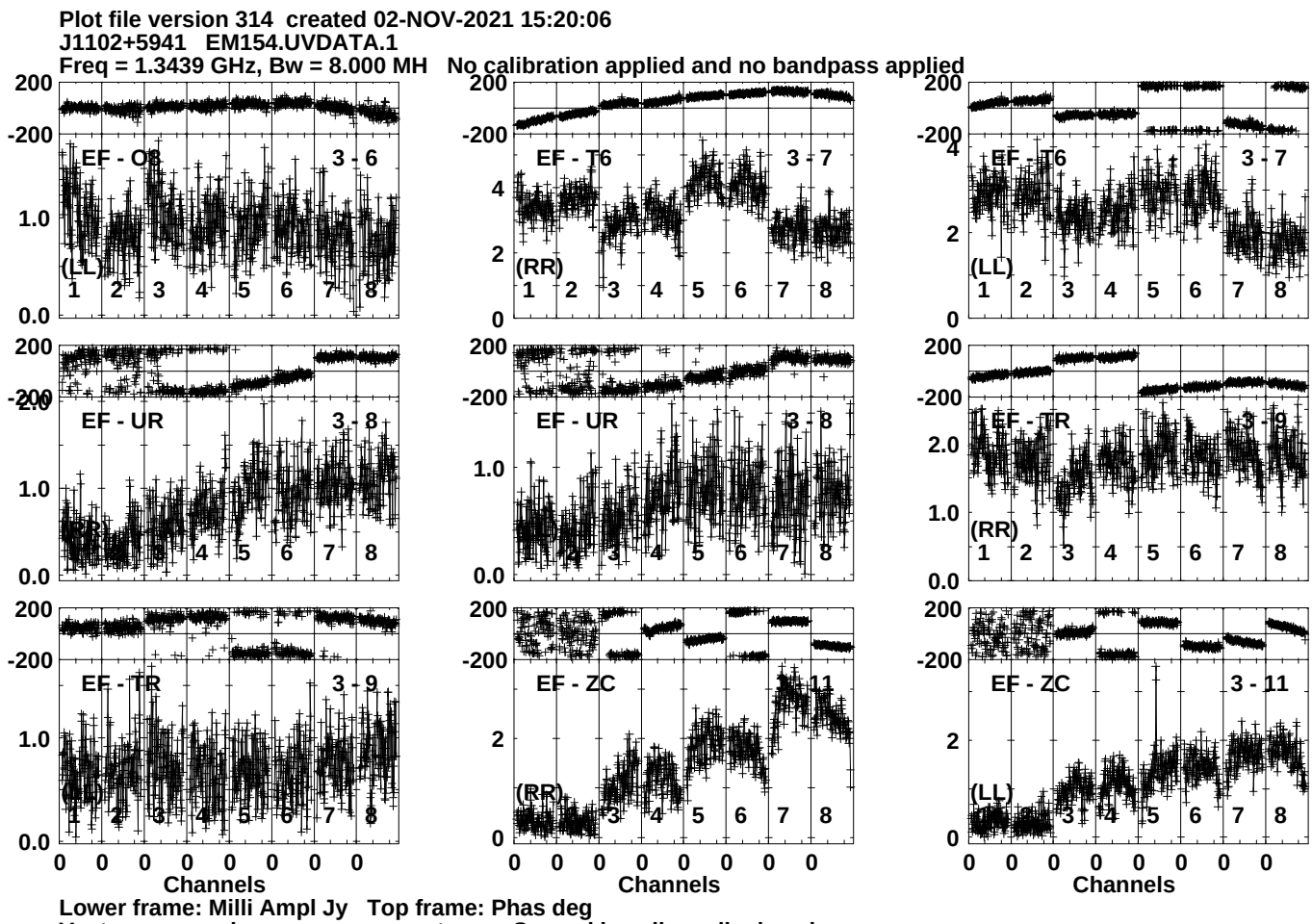
Plot file version 314 created 02-NOV-2021 15:20:06
J1102+5941 EM154.UVDATA.1
Freq = 1.3439 GHz, Bw = 8.000 MH No calibration applied and no bandpass applied
EF - OR 3 - 6
EF - T6 3 - 7
EF - T6 3 - 7
EF - UR 3 - 8
EF - UR 3 - 8
EF - TR 3 - 9
EF - TR 3 - 9
EF - ZC 3 - 11
EF - ZC 3 - 11
(LL)
(RR)
Channels
Lower frame: Milli Ampl Jy Top frame: Phas deg
Vector averaged cross-power spectrum Several baselines displayed
Timerange: 00/15:57:01 to 00/15:58:29

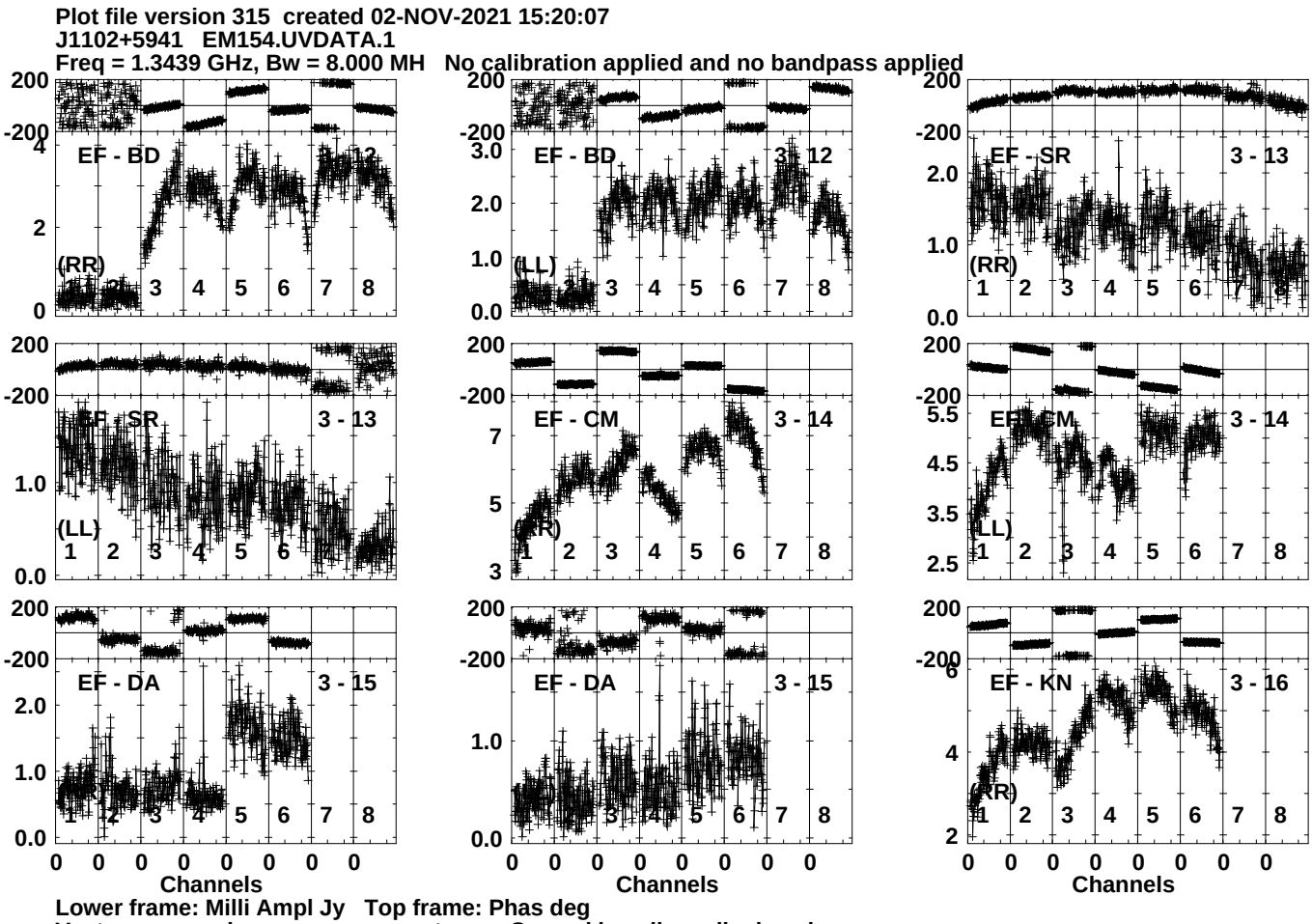
Plot file version 315 created 02-NOV-2021 15:20:07
J1102+5941 EM154.UVDATA.1
Freq = 1.3439 GHz, Bw = 8.000 MH No calibration applied and no bandpass applied
EF - BD 3 - 12
(RR)
EF - BD 3 - 12
(LL)
EF - SR 3 - 13
(RR)
EF - SR 3 - 13
(LL)
EF - CM 3 - 14
(RR)
EF - CM 3 - 14
(LL)
EF - DA 3 - 15
EF - DA 3 - 15
EF - KN 3 - 16
(RR)
Channels
Channels
Channels
Lower frame: Milli Ampl Jy Top frame: Phas deg
Vector averaged cross-power spectrum Several baselines displayed
Timerange: 00/15:57:01 to 00/15:58:29

Plot file version 316 created 02-NOV-2021 15:20:07
J1102+5941 EM154.UVDATA.1
Freq = 1.3439 GHz, Bw = 8.000 MH No calibration applied and no bandpass applied

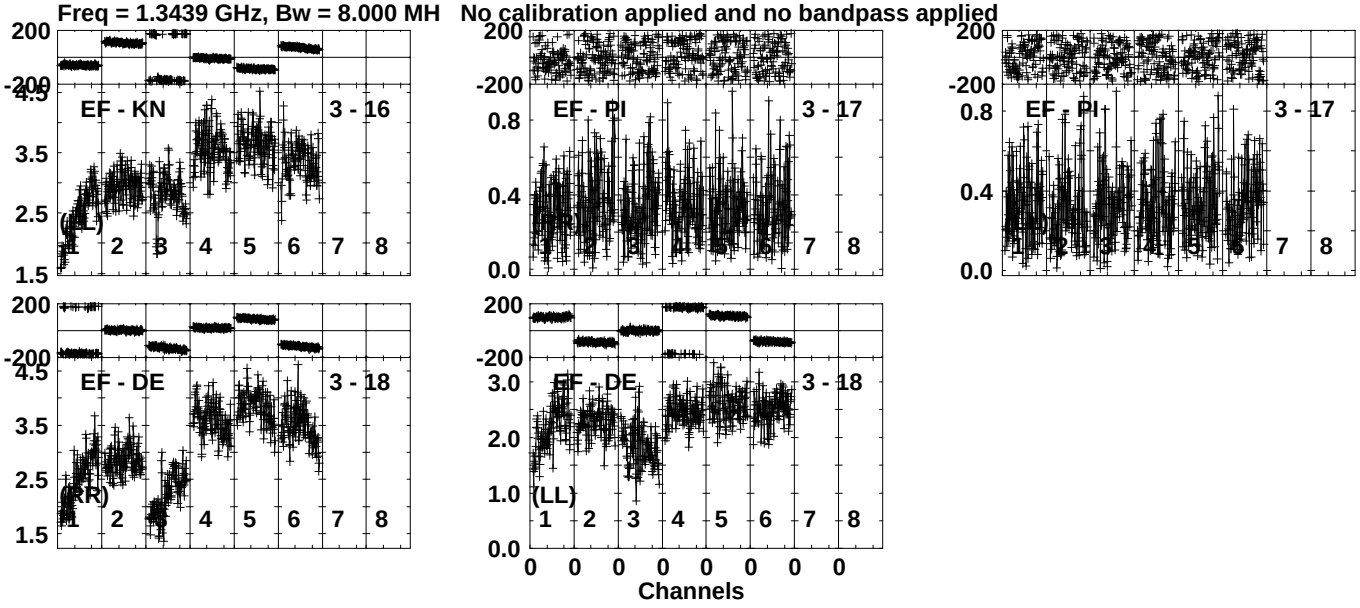

Lower frame: Milli Ampl Jy Top frame: Phas deg
Vector averaged cross-power spectrum Several baselines displayed
Timerange: 00/15:57:01 to 00/15:58:29

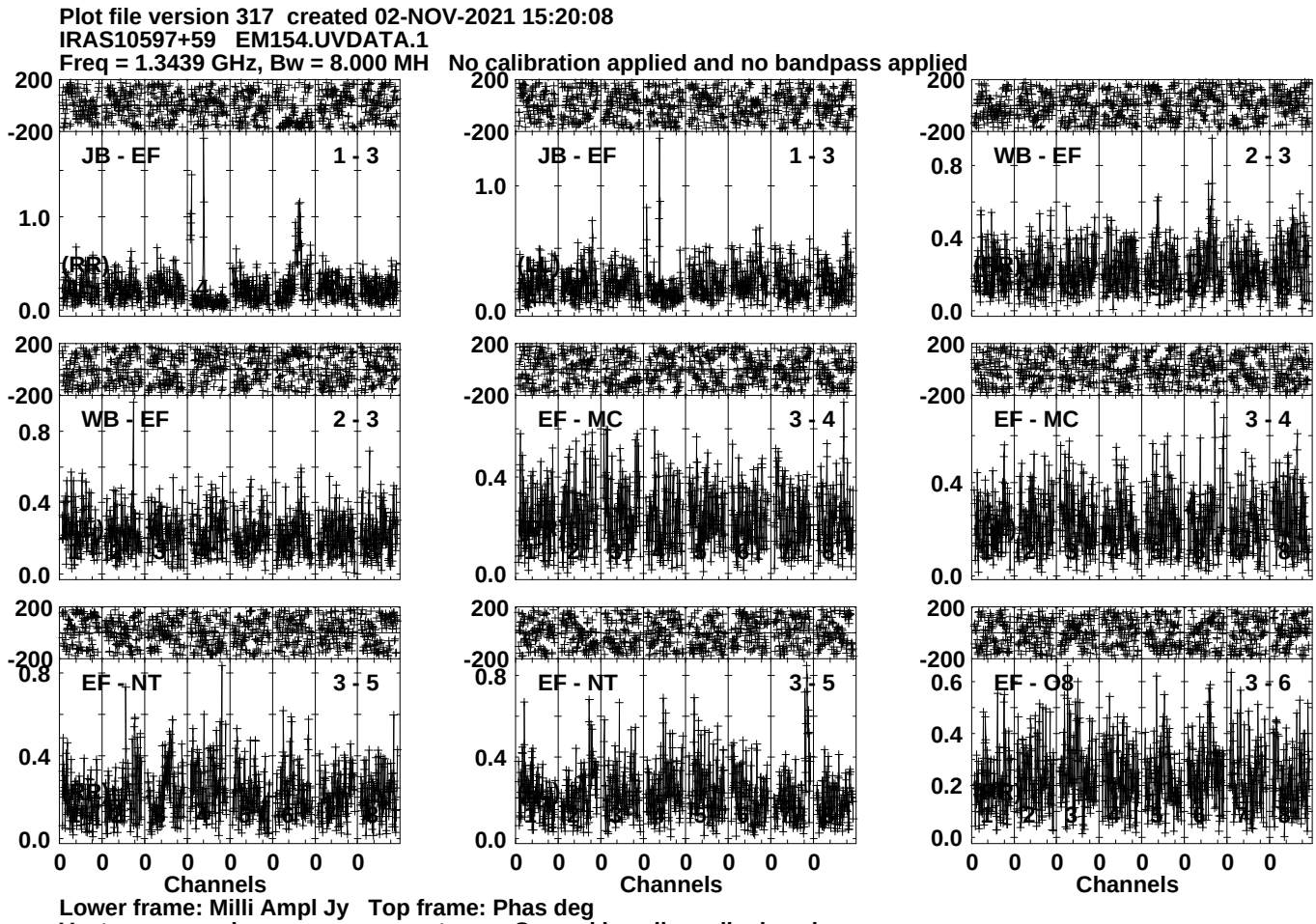
Plot file version 317 created 02-NOV-2021 15:20:08
IRAS10597+59 EM154.UVDATA.1
Freq = 1.3439 GHz, Bw = 8.000 MH No calibration applied and no bandpass applied
JB - EF 1 - 3
JB - EF 1 - 3
WB - EF 2 - 3
WB - EF 2 - 3
EF - MC 3 - 4
EF - MC 3 - 4
EF - NT 3 - 5
EF - NT 3 - 5
EF - O8 3 - 6
(RR)
Channels
Channels
Channels
Lower frame: Milli Ampl Jy Top frame: Phas deg
Vector averaged cross-power spectrum Several baselines displayed
Timerange: 00/15:58:31 to 00/16:01:59

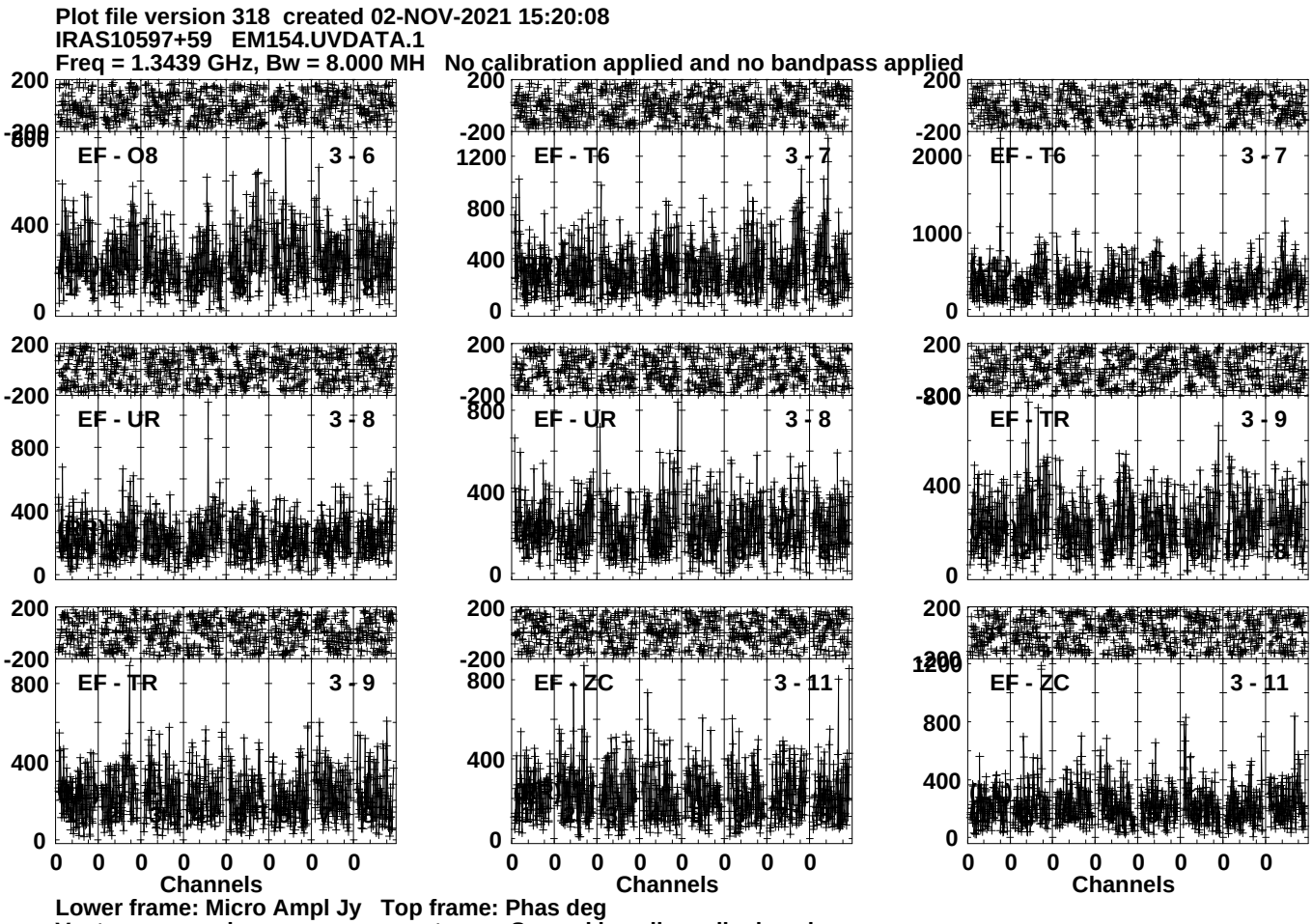
Plot file version 318 created 02-NOV-2021 15:20:08
IRAS10597+59 EM154.UVDATA.1
Freq = 1.3439 GHz, Bw = 8.000 MH No calibration applied and no bandpass applied
EF - O8 3 - 6
EF - T6 3 - 7
EF - T6 3 - 7
EF - UR 3 - 8
EF - UR 3 - 8
EF - TR 3 - 9
EF - TR 3 - 9
EF - ZC 3 - 11
EF - ZC 3 - 11
Channels
Channels
Channels
Lower frame: Micro Ampl Jy Top frame: Phas deg
Vector averaged cross-power spectrum Several baselines displayed
Timerange: 00/15:58:31 to 00/16:01:59

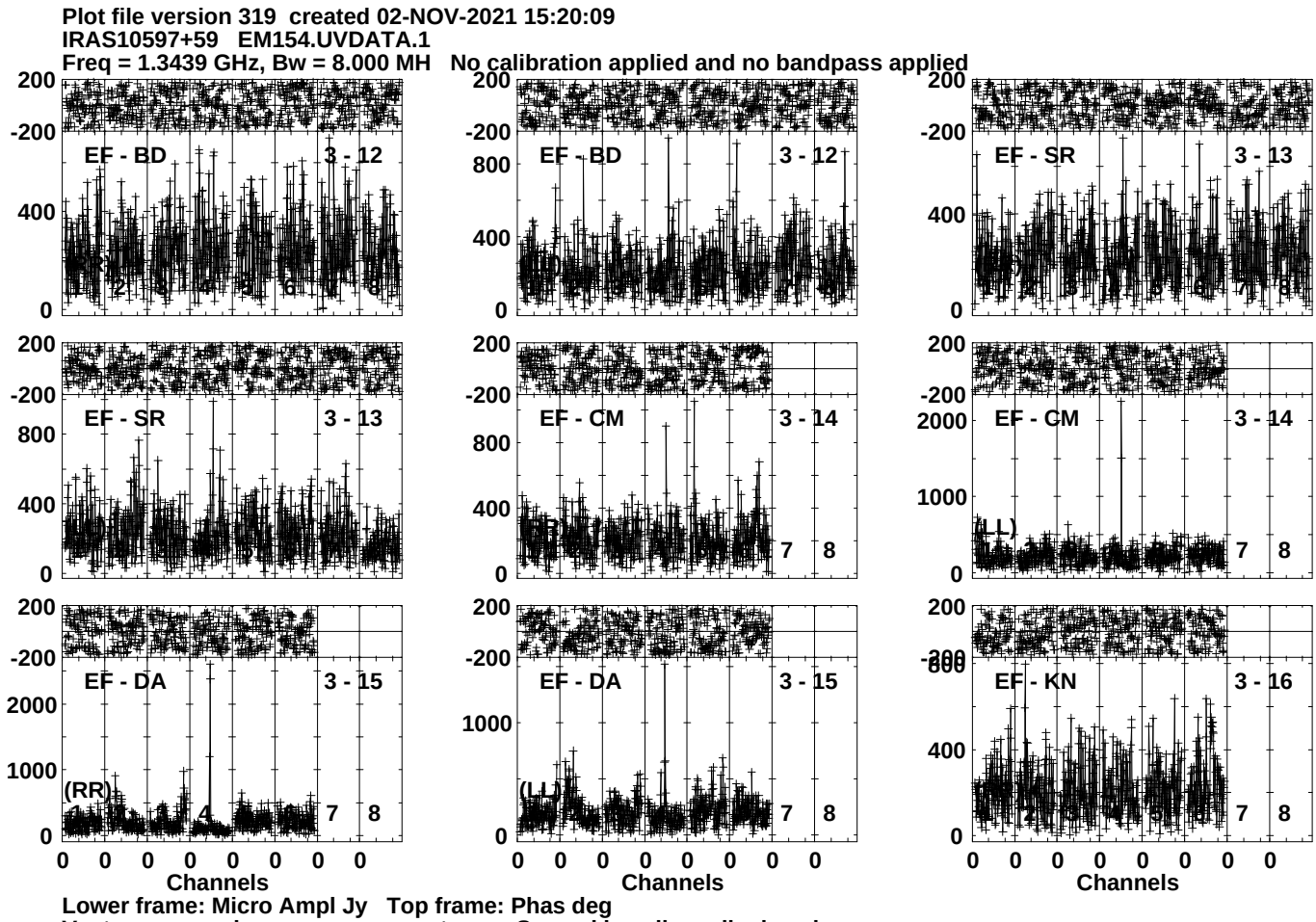
Plot file version 319 created 02-NOV-2021 15:20:09
IRAS10597+59 EM154.UVDATA.1
Freq = 1.3439 GHz, Bw = 8.000 MH No calibration applied and no bandpass applied
EF - BD 3 - 12
EF - BD 3 - 12
EF - SR 3 - 13
EF - SR 3 - 13
EF - CM 3 - 14
EF - CM 3 - 14
EF - DA 3 - 15
EF - DA 3 - 15
EF - KN 3 - 16
(RR)
(LL)
Channels
Lower frame: Micro Ampl Jy Top frame: Phas deg
Vector averaged cross-power spectrum Several baselines displayed
Timerange: 00/15:58:31 to 00/16:01:59

Plot file version 320 created 02-NOV-2021 15:20:09
IRAS10597+59 EM154.UVDATA.1
Freq = 1.3439 GHz, Bw = 8.000 MH No calibration applied and no bandpass applied

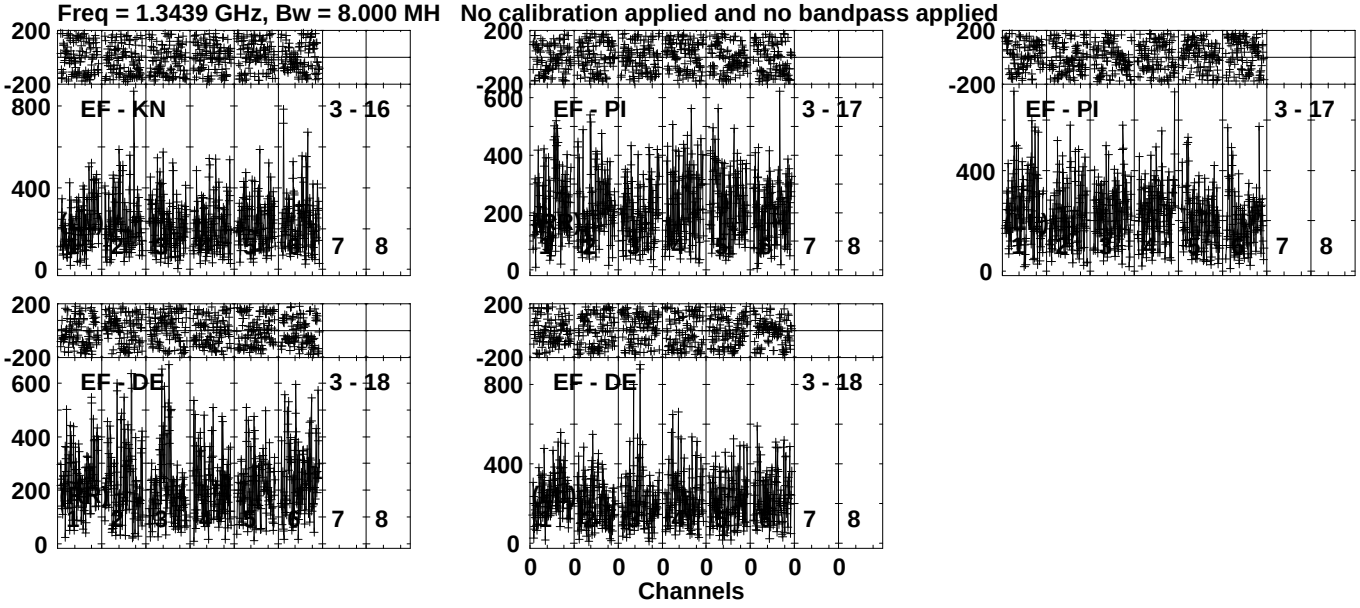

Lower frame: Micro Ampl Jy Top frame: Phas deg
Vector averaged cross-power spectrum Several baselines displayed
Timerange: 00/15:58:31 to 00/16:01:59

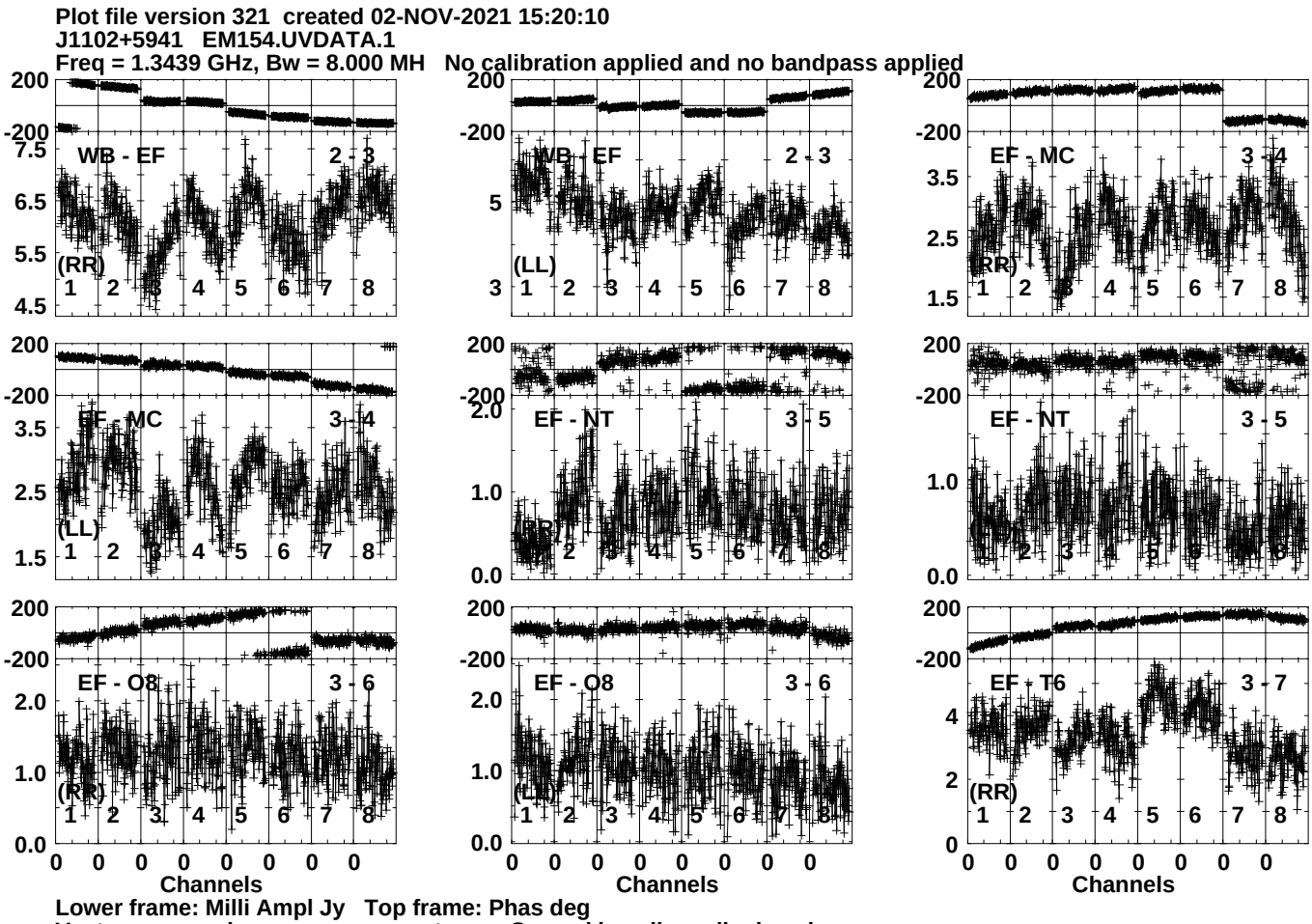
Plot file version 321 created 02-NOV-2021 15:20:10
J1102+5941 EM154.UVDATA.1
Freq = 1.3439 GHz, Bw = 8.000 MH No calibration applied and no bandpass applied
WB - EF 2 - 3
(RR)
WB - EF 2 - 3
(LL)
EF - MC 3 - 4
(RR)
EF - MC 3 - 4
(LL)
EF - NT 3 - 5
(RR)
EF - NT 3 - 5
(LL)
EF - O8 3 - 6
(RR)
EF - O8 3 - 6
(LL)
EF - T6 3 - 7
(RR)
Channels
Channels
Channels
Lower frame: Milli Ampl Jy Top frame: Phas deg
Vector averaged cross-power spectrum Several baselines displayed
Timerange: 00/16:02:01 to 00/16:03:29

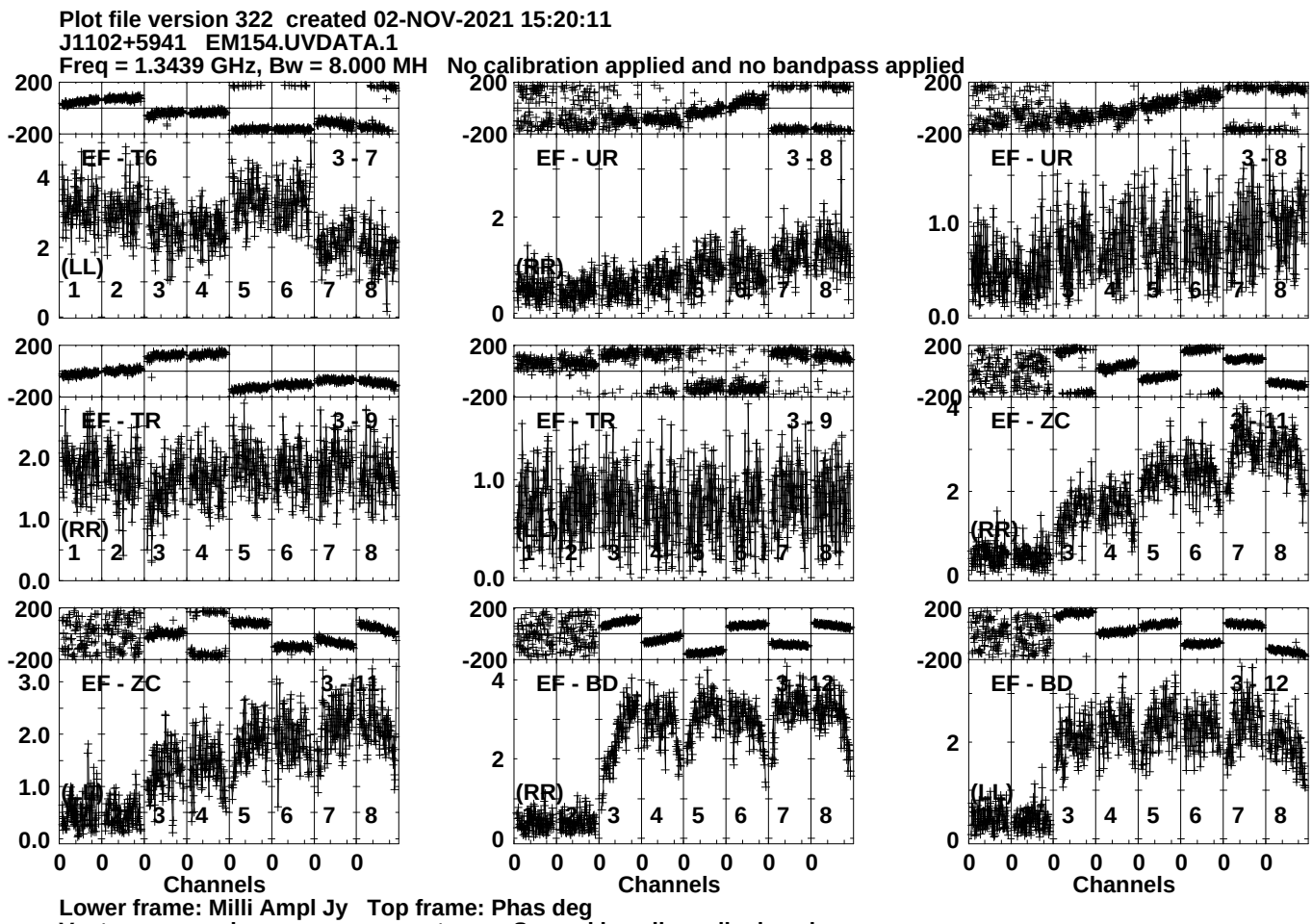
Plot file version 322 created 02-NOV-2021 15:20:11
J1102+5941 EM154.UVDATA.1
Freq = 1.3439 GHz, Bw = 8.000 MH No calibration applied and no bandpass applied
EF - T6 3 - 7
(LL)
EF - UR 3 - 8
(RR)
EF - UR 3 - 8
(LL)
EF - TR 3 - 9
(RR)
EF - TR 3 - 9
(LL)
EF - ZC 3 - 11
(RR)
EF - ZC 3 - 11
(LL)
EF - BD 3 - 12
(RR)
EF - BD 3 - 12
(LL)
Channels
Channels
Channels
Lower frame: Milli Ampl Jy Top frame: Phas deg
Vector averaged cross-power spectrum Several baselines displayed
Timerange: 00/16:02:01 to 00/16:03:29

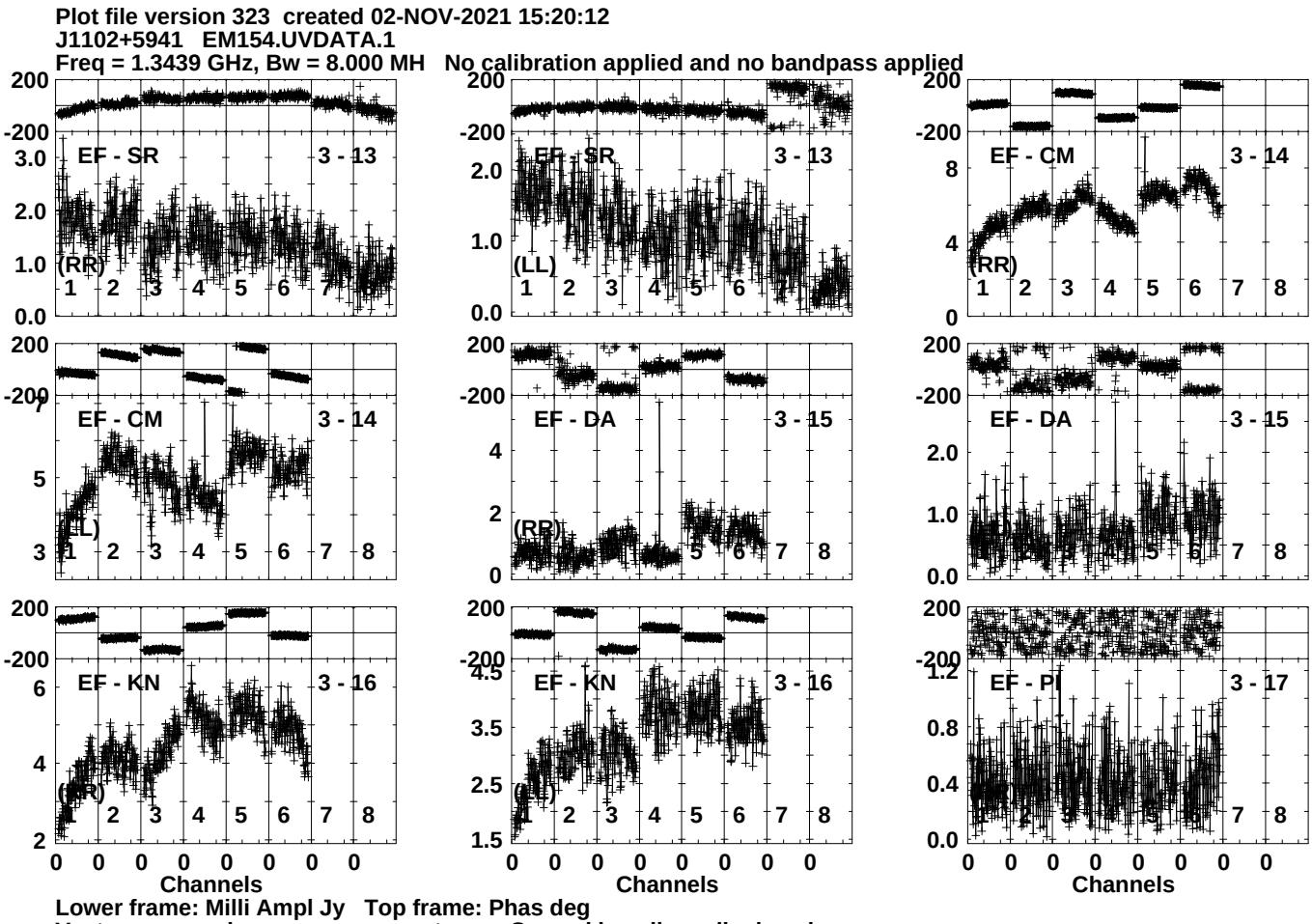
Plot file version 323 created 02-NOV-2021 15:20:12
J1102+5941 EM154.UVDATA.1
Freq = 1.3439 GHz, Bw = 8.000 MH No calibration applied and no bandpass applied
EF - SR 3 - 13
(RR)
EF - SR 3 - 13
(LL)
EF - CM 3 - 14
(RR)
EF - CM 3 - 14
(LL)
EF - DA 3 - 15
(RR)
EF - DA 3 - 15
EF - KN 3 - 16
(RR)
EF - KN 3 - 16
(LL)
EF - PI 3 - 17
Channels
Channels
Channels
Lower frame: Milli Ampl Jy Top frame: Phas deg
Vector averaged cross-power spectrum Several baselines displayed
Timerange: 00/16:02:01 to 00/16:03:29

Plot file version 324 created 02-NOV-2021 15:20:12
J1102+5941 EM154.UVDATA.1
Freq = 1.3439 GHz, Bw = 8.000 MH No calibration applied and no bandpass applied

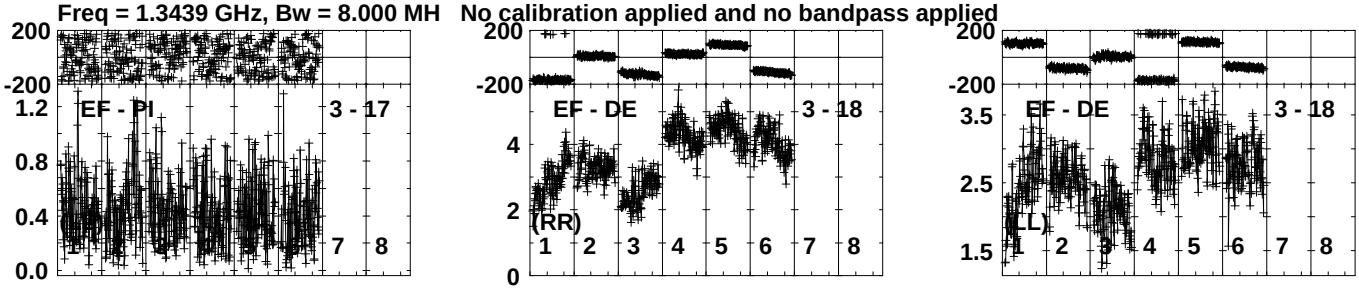

Lower frame: Milli Ampl Jy Top frame: Phas deg
Vector averaged cross-power spectrum Several baselines displayed
Timerange: 00/16:02:01 to 00/16:03:29

Plot file version 325 created 02-NOV-2021 15:20:13
IRAS10597+59 EM154.UVDATA.1
Freq = 1.3439 GHz, Bw = 8.000 MH No calibration applied and no bandpass applied

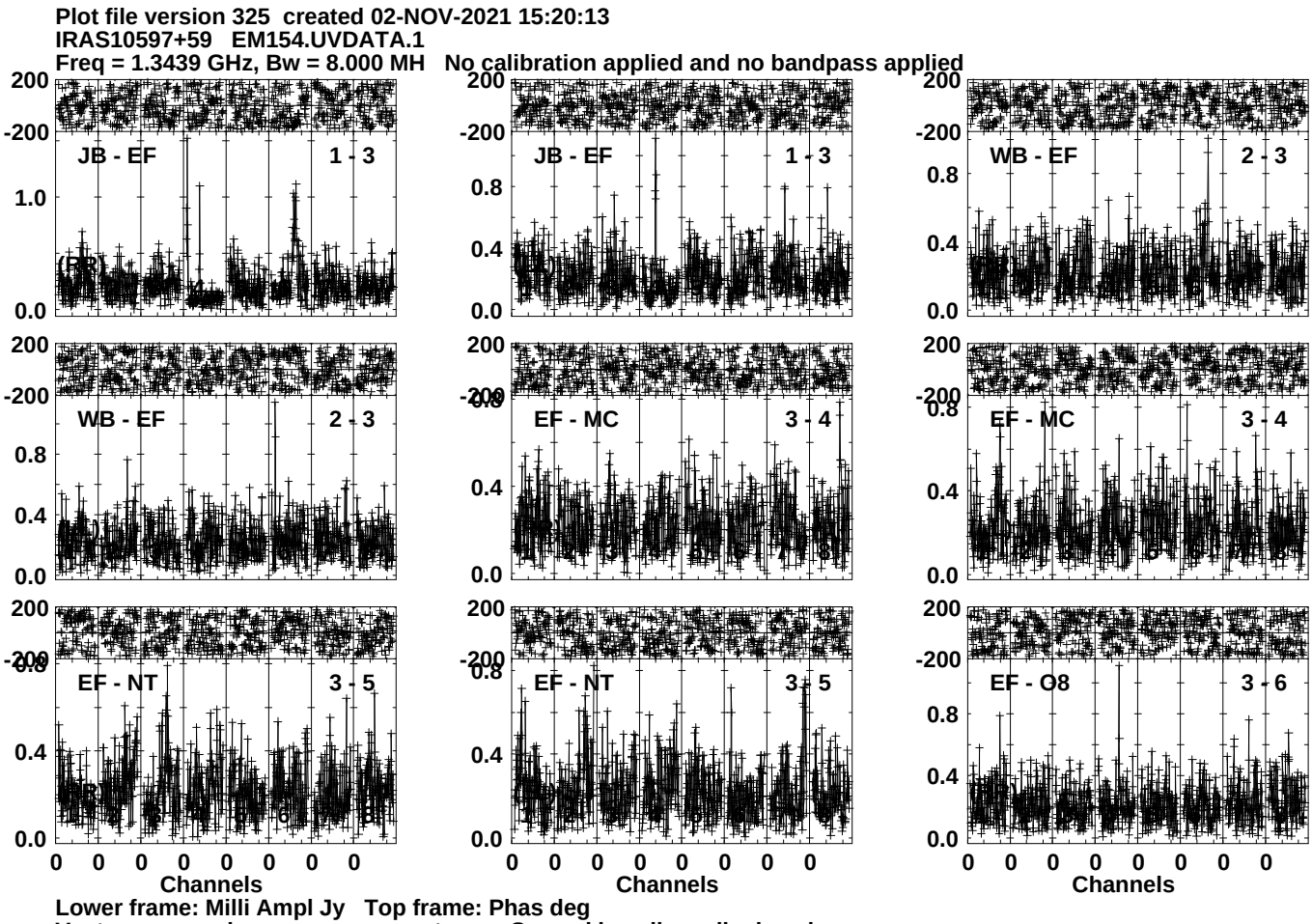

Lower frame: Milli Ampl Jy Top frame: Phas deg
Vector averaged cross-power spectrum Several baselines displayed
Timerange: 00/16:03:31 to 00/16:06:59

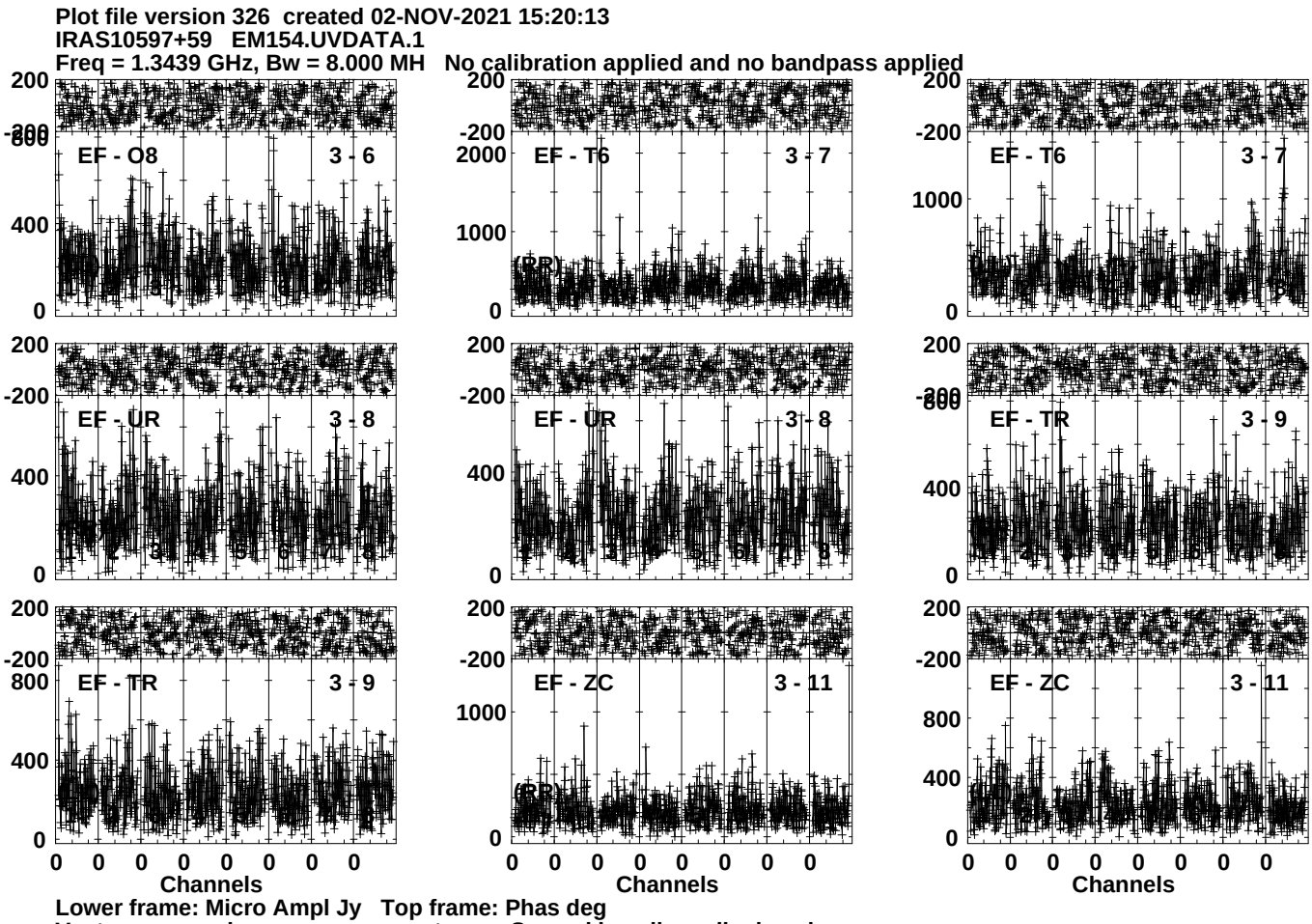
Plot file version 326 created 02-NOV-2021 15:20:13
IRAS10597+59 EM154.UVDATA.1
Freq = 1.3439 GHz, Bw = 8.000 MH No calibration applied and no bandpass applied
EF - O8 3 - 6
EF - T6 3 - 7
EF - T6 3 - 7
EF - UR 3 - 8
EF - UR 3 - 8
EF - TR 3 - 9
EF - TR 3 - 9
EF - ZC 3 - 11
EF - ZC 3 - 11
(RR)
(RR)
Channels
Channels
Channels
Lower frame: Micro Ampl Jy Top frame: Phas deg
Vector averaged cross-power spectrum Several baselines displayed
Timerange: 00/16:03:31 to 00/16:06:59

Plot file version 327 created 02-NOV-2021 15:20:14
IRAS10597+59 EM154.UVDATA.1
Freq = 1.3439 GHz, Bw = 8.000 MH No calibration applied and no bandpass applied

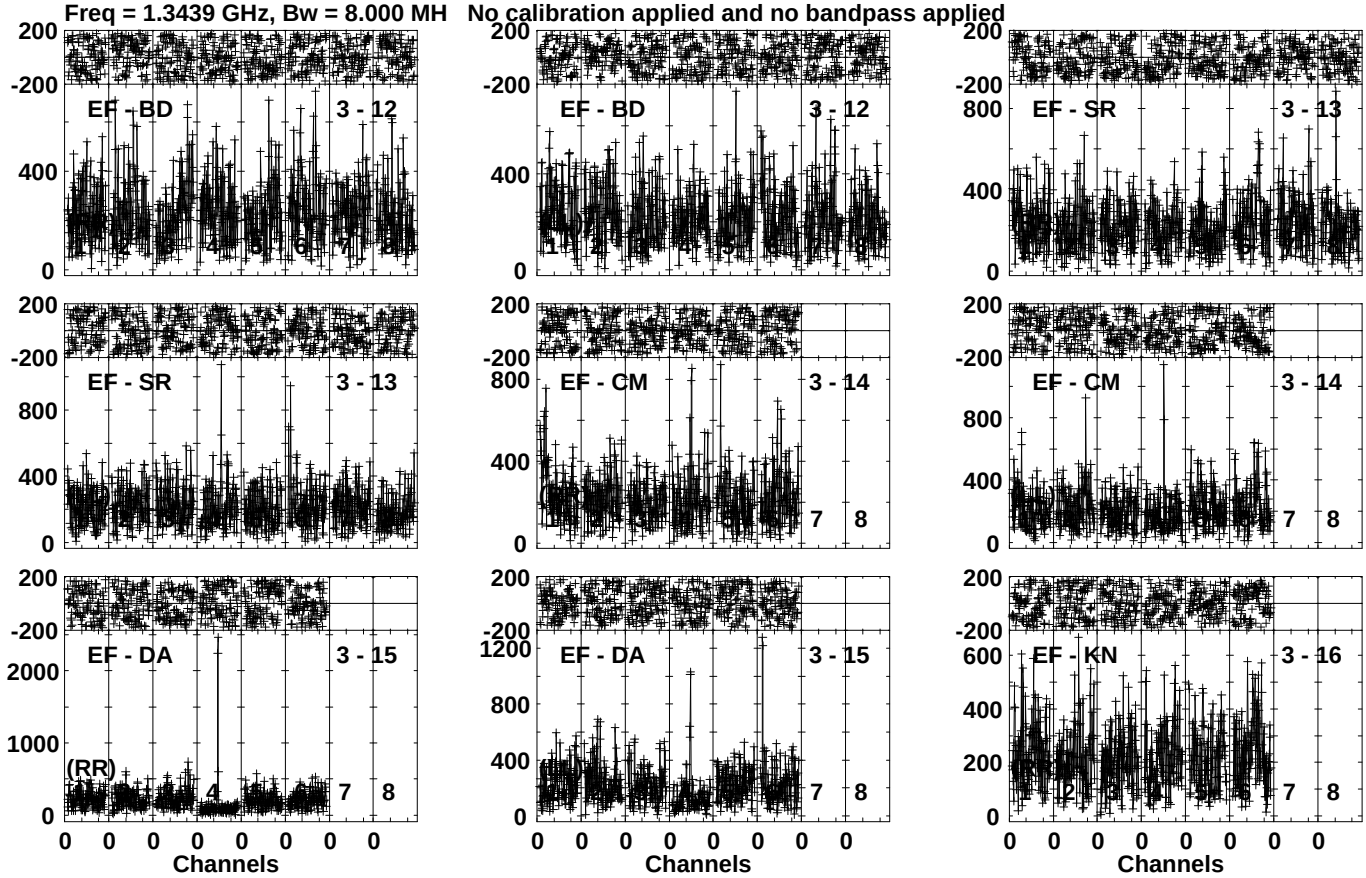

Lower frame: Micro Ampl Jy Top frame: Phas deg
Vector averaged cross-power spectrum Several baselines displayed
Timerange: 00/16:03:31 to 00/16:06:59

Plot file version 328 created 02-NOV-2021 15:20:14
IRAS10597+59 EM154.UVDATA.1
Freq = 1.3439 GHz, Bw = 8.000 MH No calibration applied and no bandpass applied

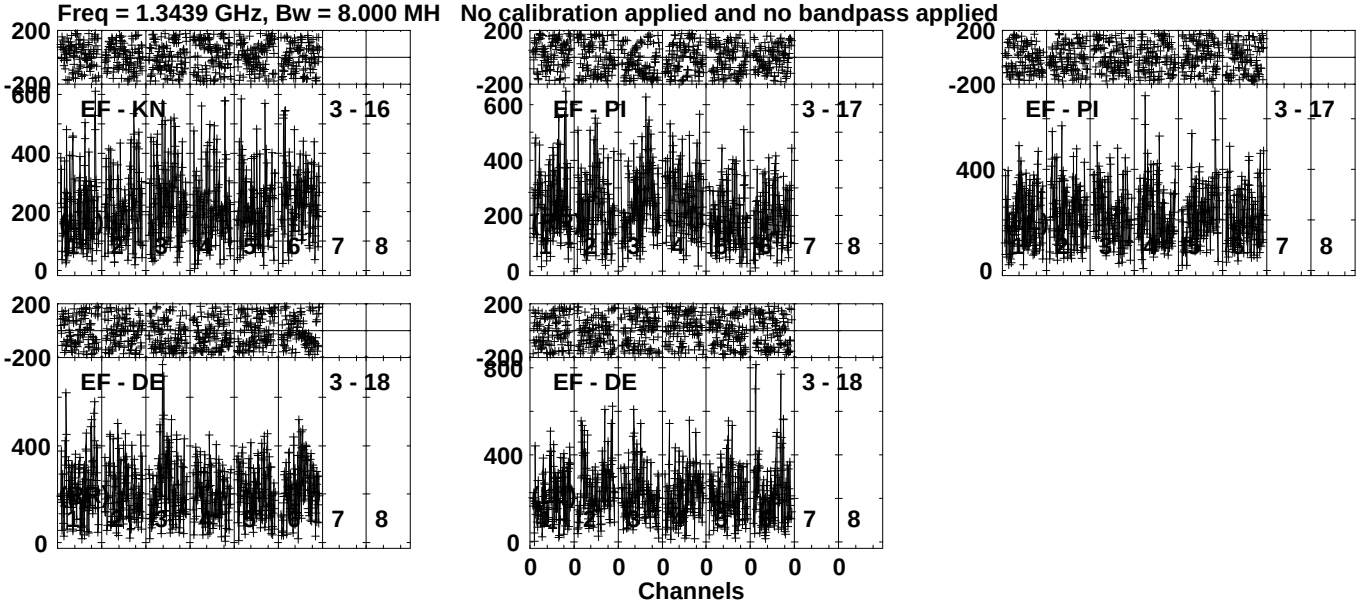

Lower frame: Micro Ampl Jy Top frame: Phas deg
Vector averaged cross-power spectrum Several baselines displayed
Timerange: 00/16:03:31 to 00/16:06:59

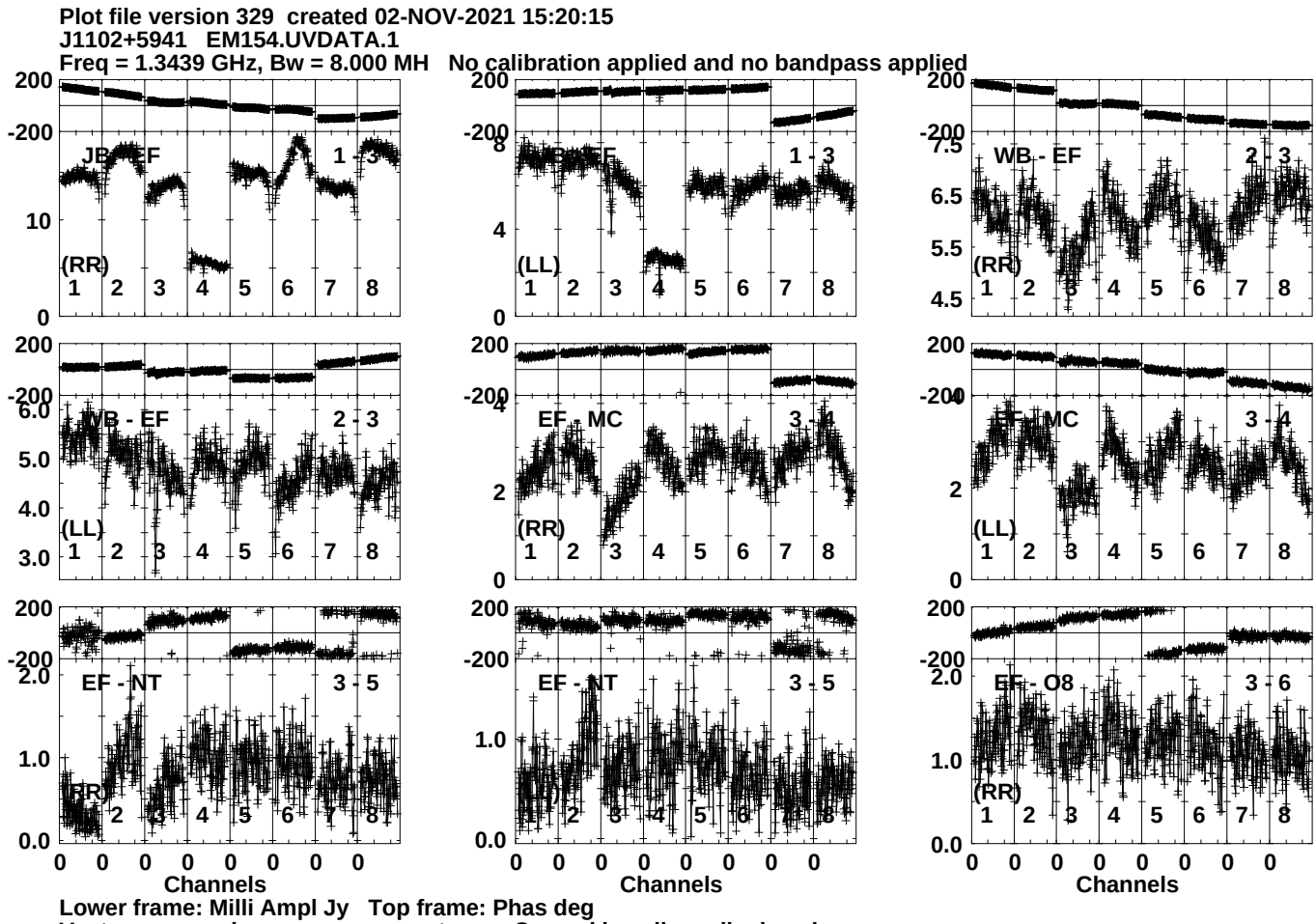
Plot file version 329 created 02-NOV-2021 15:20:15
J1102+5941 EM154.UVDATA.1
Freq = 1.3439 GHz, Bw = 8.000 MH No calibration applied and no bandpass applied
JB - EF 1 - 3
(RR)
WB - EF 2 - 3
(LL)
WB - EF 2 - 3
(RR)
EF - MC 3 - 4
(RR)
EF - MC 3 - 4
(LL)
EF - NT 3 - 5
(RR)
EF - NT 3 - 5
(RR)
EF - O8 3 - 6
(RR)
Channels
Channels
Channels
Lower frame: Milli Ampl Jy Top frame: Phas deg
Vector averaged cross-power spectrum Several baselines displayed
Timerange: 00/16:07:31 to 00/16:08:59

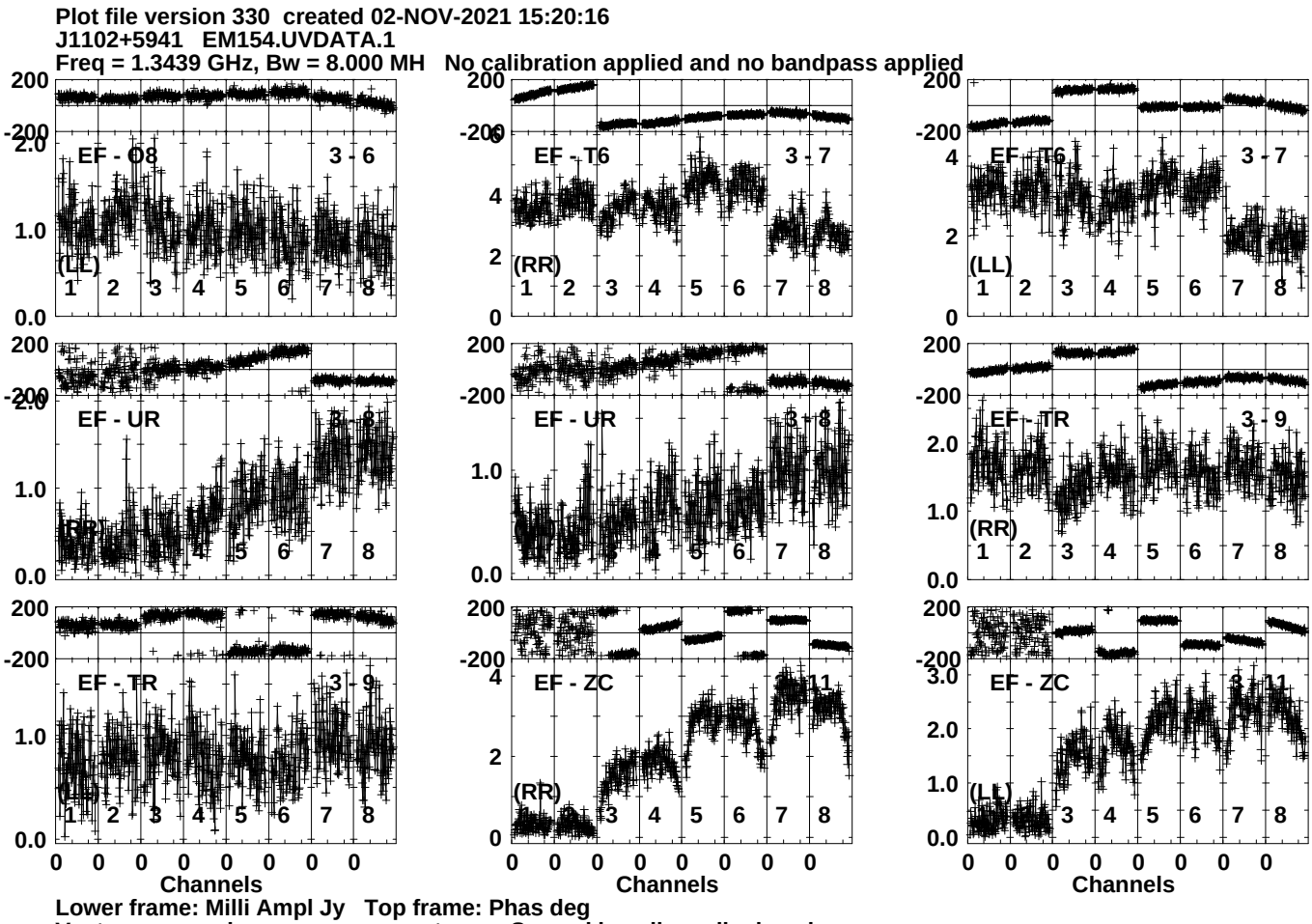
Plot file version 330 created 02-NOV-2021 15:20:16
J1102+5941 EM154.UVDATA.1
Freq = 1.3439 GHz, Bw = 8.000 MH No calibration applied and no bandpass applied
EF - O8 3 - 6
EF - T6 3 - 7
EF - T6 3 - 7
EF - UR 3 - 8
EF - UR 3 - 8
EF - TR 3 - 9
EF - TR 3 - 9
EF - ZC 3 - 11
EF - ZC 3 - 11
(LL)
(RR)
(RR)
(RR)
(LL)
(RR)
(LL)
(LL)
(RR)
Channels
Channels
Channels
Lower frame: Milli Ampl Jy Top frame: Phas deg
Vector averaged cross-power spectrum Several baselines displayed
Timerange: 00/16:07:31 to 00/16:08:59

Plot file version 331 created 02-NOV-2021 15:20:17
J1102+5941 EM154.UVDATA.1
Freq = 1.3439 GHz, Bw = 8.000 MH No calibration applied and no bandpass applied

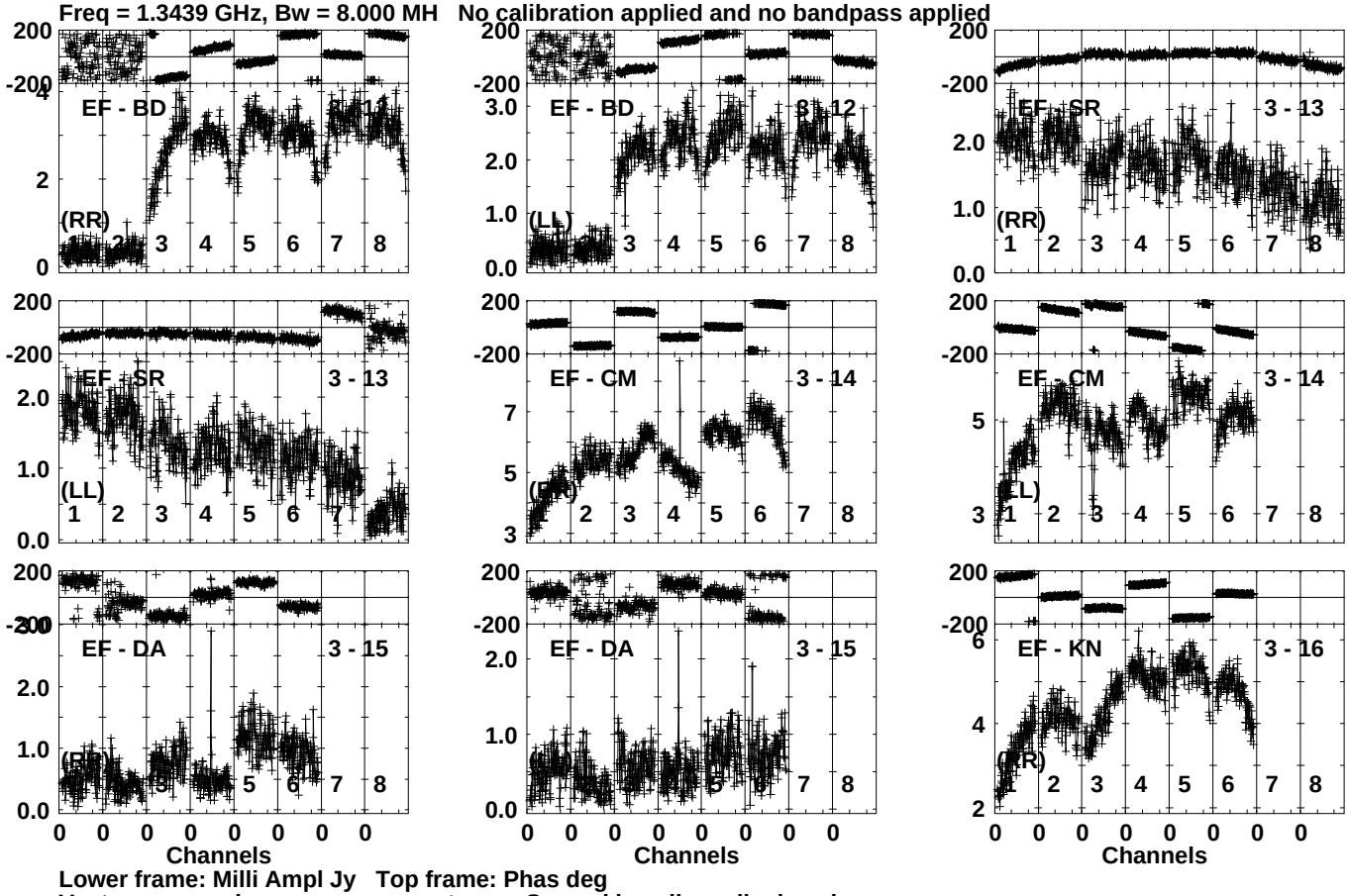

Lower frame: Milli Ampl Jy Top frame: Phas deg
Vector averaged cross-power spectrum Several baselines displayed
Timerange: 00/16:07:31 to 00/16:08:59

Plot file version 332 created 02-NOV-2021 15:20:17
J1102+5941 EM154.UVDATA.1
Freq = 1.3439 GHz, Bw = 8.000 MH No calibration applied and no bandpass applied

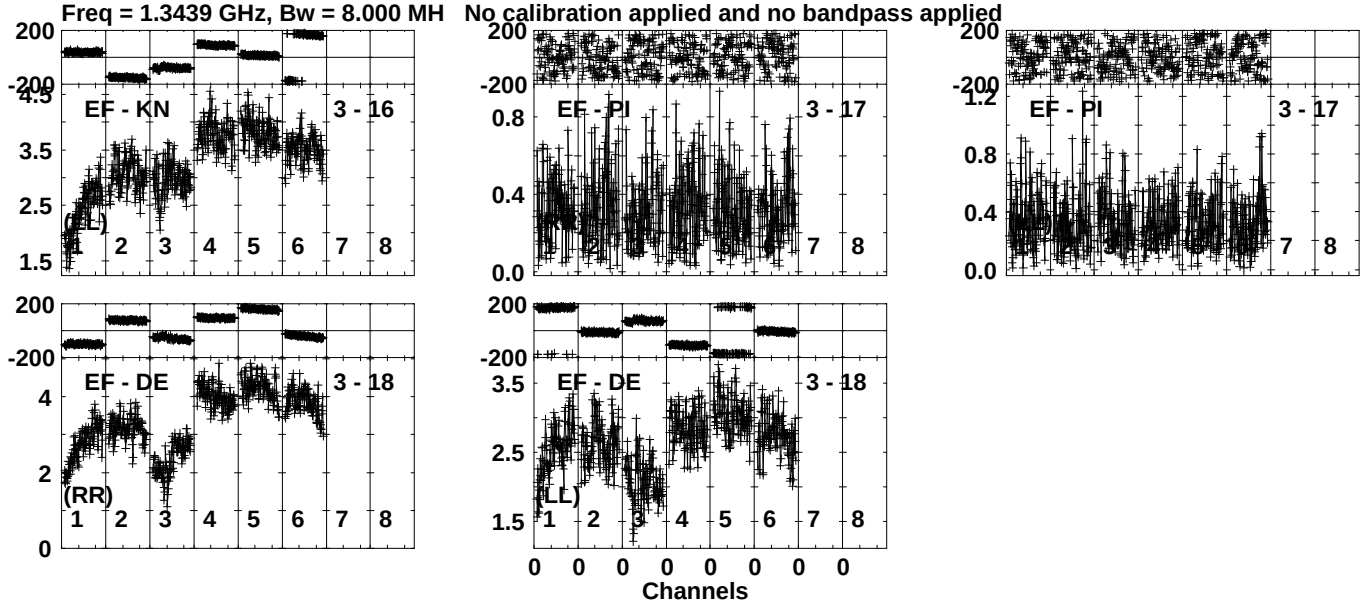

Lower frame: Milli Ampl Jy Top frame: Phas deg
Vector averaged cross-power spectrum Several baselines displayed
Timerange: 00/16:07:31 to 00/16:08:59

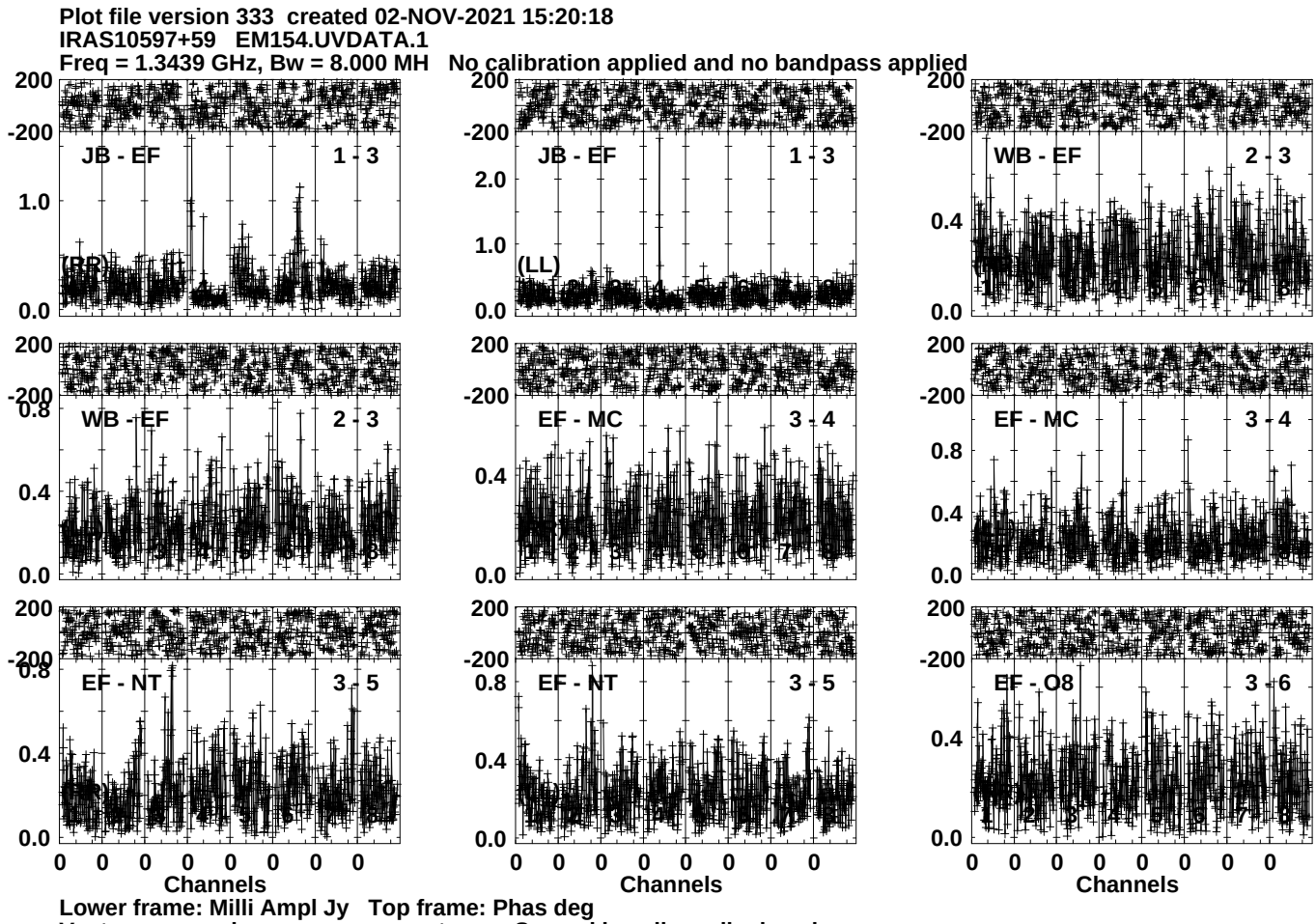
Plot file version 333 created 02-NOV-2021 15:20:18
IRAS10597+59 EM154.UVDATA.1
Freq = 1.3439 GHz, Bw = 8.000 MH No calibration applied and no bandpass applied
JB - EF 1 - 3
(RR)
JB - EF 1 - 3
(LL)
WB - EF 2 - 3
WB - EF 2 - 3
EF - MC 3 - 4
EF - MC 3 - 4
EF - NT 3 - 5
EF - NT 3 - 5
EF - O8 3 - 6
Channels
Channels
Channels
Lower frame: Milli Ampl Jy Top frame: Phas deg
Vector averaged cross-power spectrum Several baselines displayed
Timerange: 00/16:09:01 to 00/16:12:29

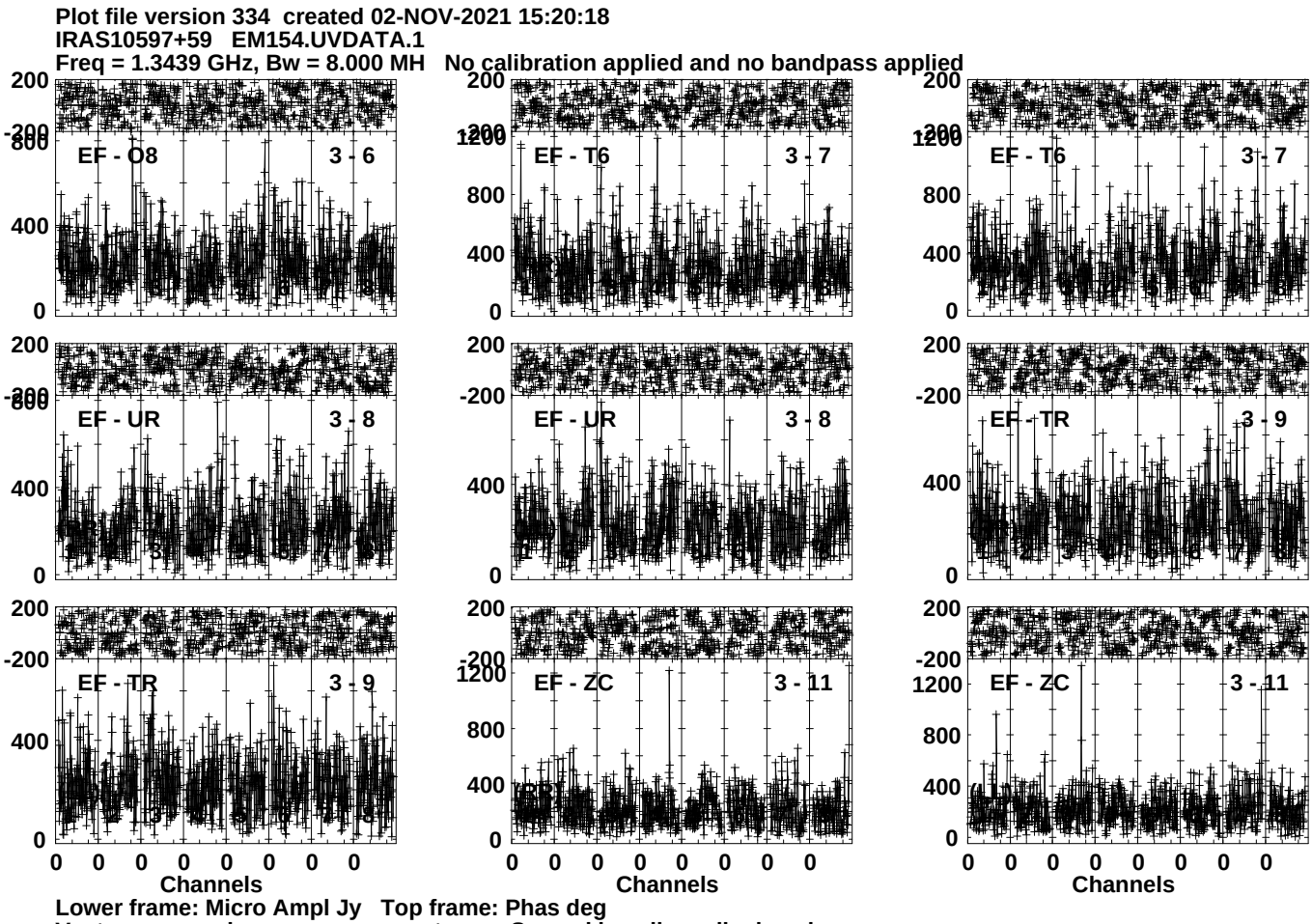
Plot file version 334 created 02-NOV-2021 15:20:18
IRAS10597+59 EM154.UVDATA.1
Freq = 1.3439 GHz, Bw = 8.000 MH No calibration applied and no bandpass applied
EF - O8 3 - 6
EF - T6 3 - 7
EF - T6 3 - 7
EF - UR 3 - 8
EF - UR 3 - 8
EF - TR 3 - 9
EF - TR 3 - 9
EF - ZC 3 - 11
EF - ZC 3 - 11
200
-200
800
400
0
1200
Channels
Lower frame: Micro Ampl Jy Top frame: Phas deg
Vector averaged cross-power spectrum Several baselines displayed
Timerange: 00/16:09:01 to 00/16:12:29

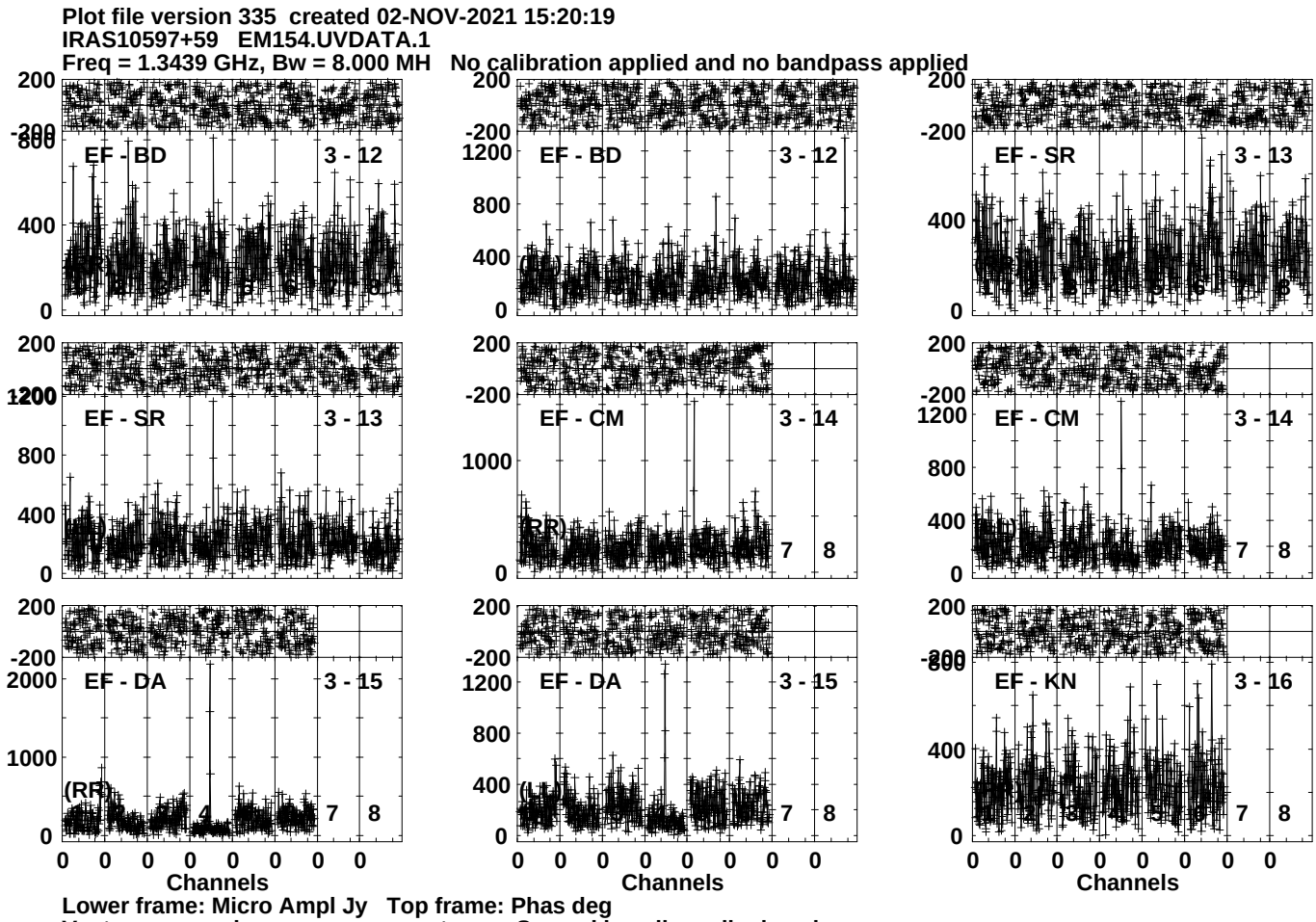
Plot file version 335 created 02-NOV-2021 15:20:19
IRAS10597+59 EM154.UVDATA.1
Freq = 1.3439 GHz, Bw = 8.000 MH No calibration applied and no bandpass applied
EF - BD 3 - 12
EF - BD 3 - 12
EF - SR 3 - 13
EF - SR 3 - 13
EF - CM 3 - 14
EF - CM 3 - 14
EF - DA 3 - 15
EF - DA 3 - 15
EF - KN 3 - 16
(RR)
(LL)
Channels
Lower frame: Micro Ampl Jy Top frame: Phas deg
Vector averaged cross-power spectrum Several baselines displayed
Timerange: 00/16:09:01 to 00/16:12:29

Plot file version 336 created 02-NOV-2021 15:20:19
IRAS10597+59 EM154.UVDATA.1
Freq = 1.3439 GHz, Bw = 8.000 MH No calibration applied and no bandpass applied

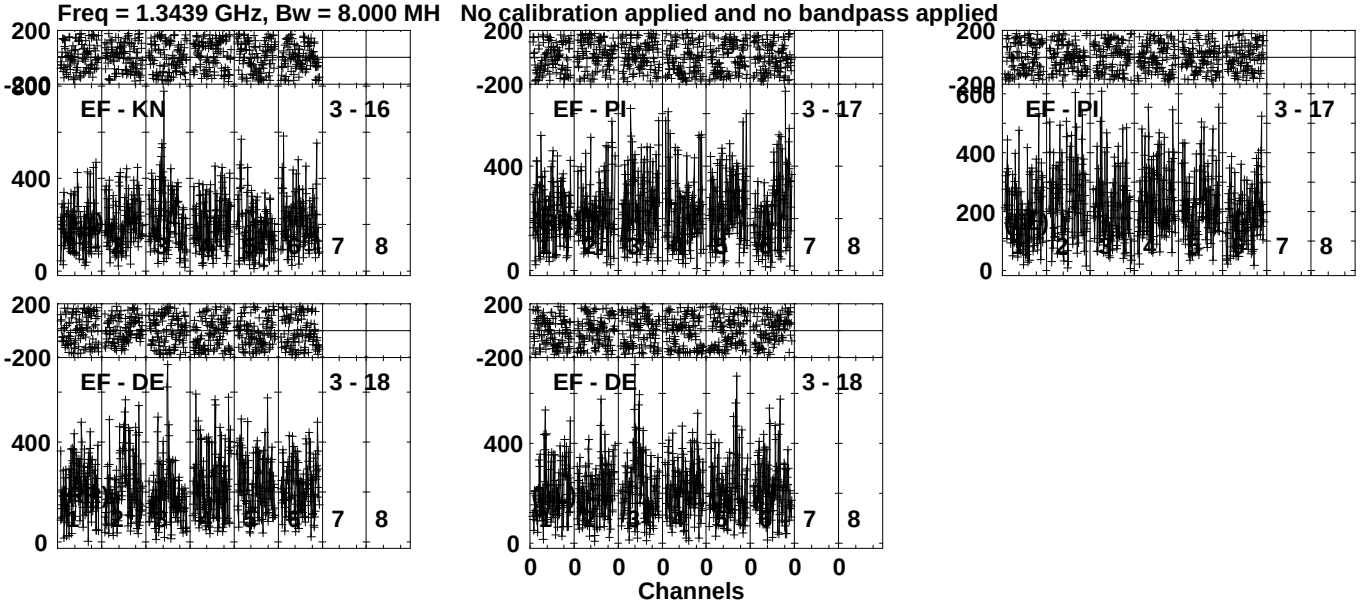

Lower frame: Micro Ampl Jy Top frame: Phas deg
Vector averaged cross-power spectrum Several baselines displayed
Timerange: 00/16:09:01 to 00/16:12:29

Plot file version 337 created 02-NOV-2021 15:20:21
J1102+5941 EM154.UVDATA.1
Freq = 1.3439 GHz, Bw = 8.000 MH No calibration applied and no bandpass applied

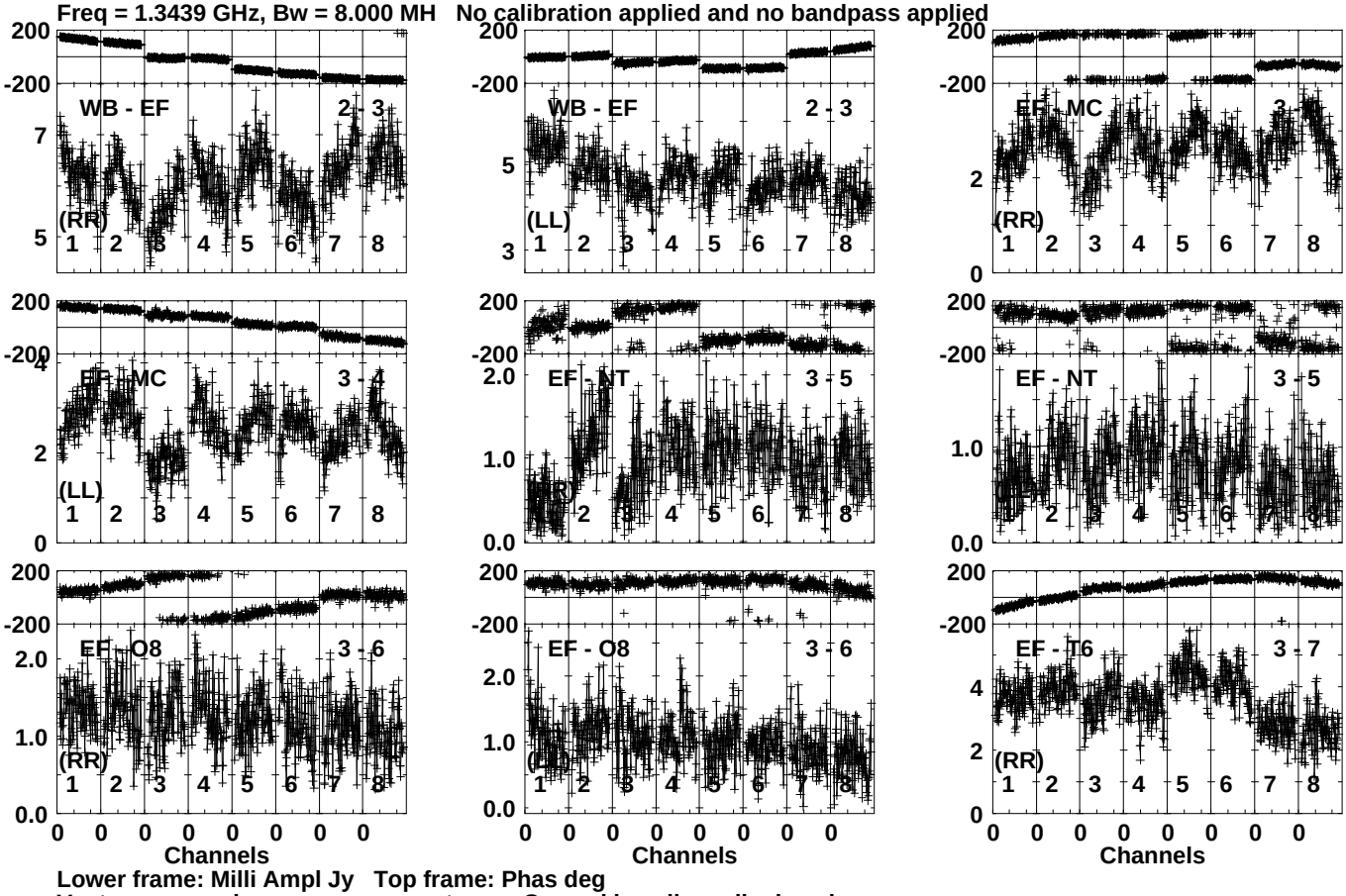

Lower frame: Milli Ampl Jy Top frame: Phas deg
Vector averaged cross-power spectrum Several baselines displayed
Timerange: 00/16:12:31 to 00/16:13:59

Plot file version 338 created 02-NOV-2021 15:20:21
J1102+5941 EM154.UVDATA.1
Freq = 1.3439 GHz, Bw = 8.000 MH No calibration applied and no bandpass applied

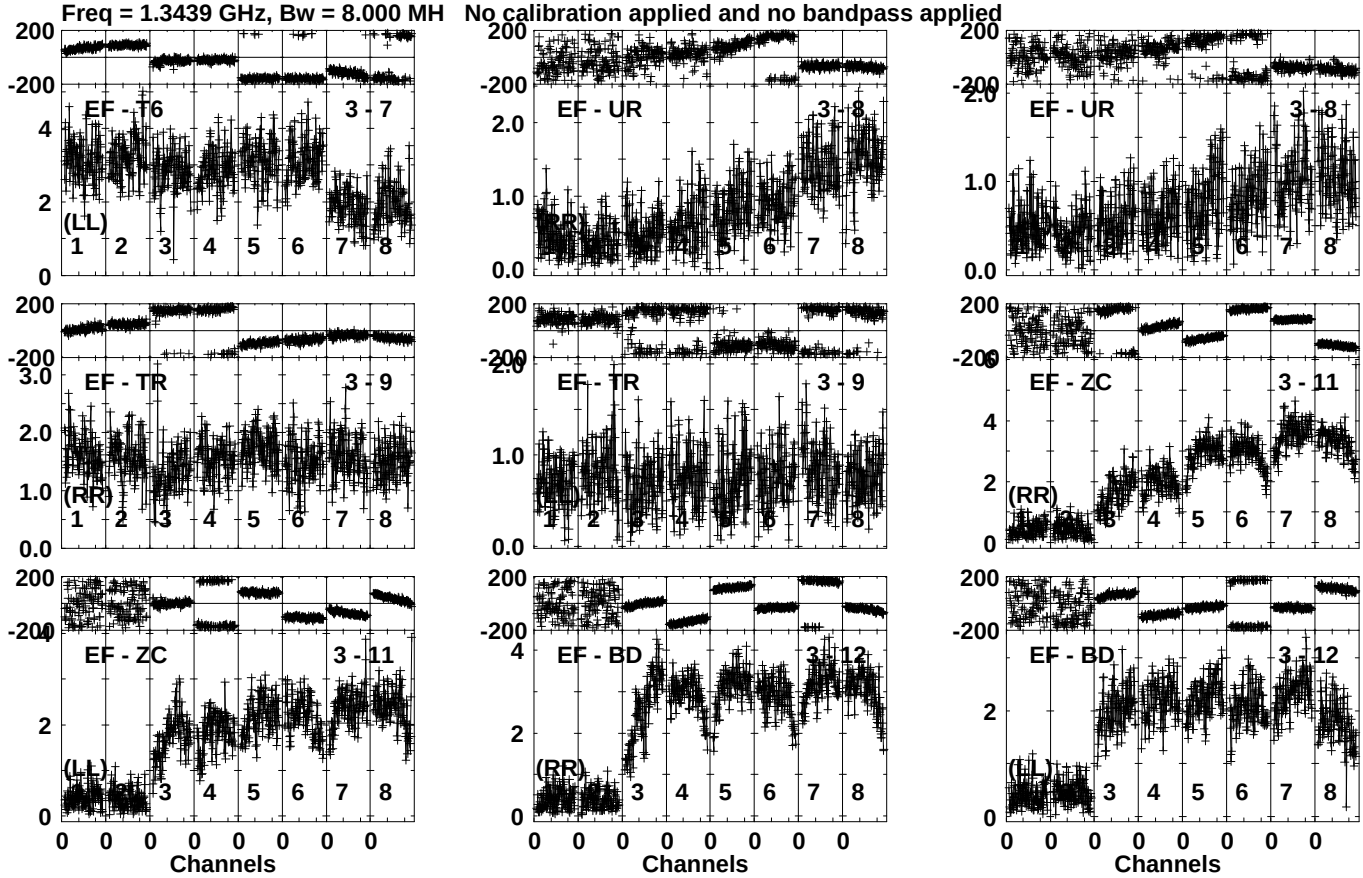

Lower frame: Milli Ampl Jy Top frame: Phas deg
Vector averaged cross-power spectrum Several baselines displayed
Timerange: 00/16:12:31 to 00/16:13:59

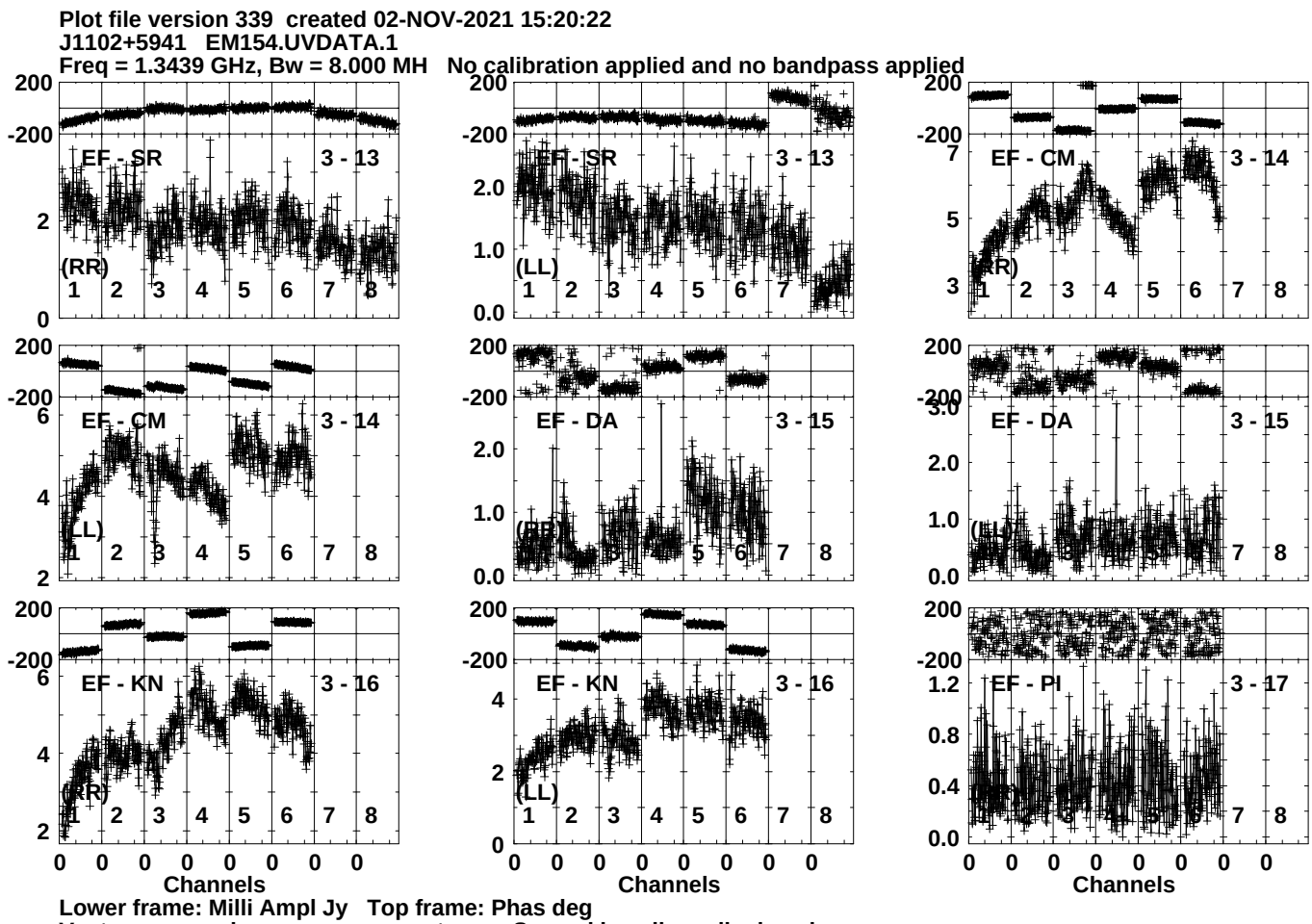
Plot file version 339 created 02-NOV-2021 15:20:22
J1102+5941 EM154.UVDATA.1
Freq = 1.3439 GHz, Bw = 8.000 MH No calibration applied and no bandpass applied
EF - SR 3 - 13
(RR)
EF - SR 3 - 13
(LL)
EF - CM 3 - 14
(RR)
EF - CM 3 - 14
(LL)
EF - DA 3 - 15
(RR)
EF - DA 3 - 15
(LL)
EF - KN 3 - 16
(RR)
EF - KN 3 - 16
(LL)
EF - PI 3 - 17
(RR)
Channels
Channels
Channels
Lower frame: Milli Ampl Jy Top frame: Phas deg
Vector averaged cross-power spectrum Several baselines displayed
Timerange: 00/16:12:31 to 00/16:13:59

Plot file version 340 created 02-NOV-2021 15:20:22
J1102+5941 EM154.UVDATA.1
Freq = 1.3439 GHz, Bw = 8.000 MH No calibration applied and no bandpass applied

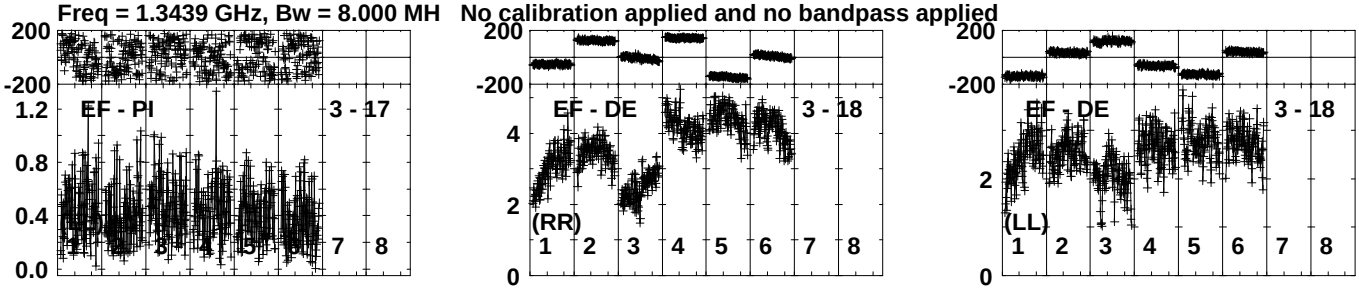

Lower frame: Milli Ampl Jy Top frame: Phas deg
Vector averaged cross-power spectrum Several baselines displayed
Timerange: 00/16:12:31 to 00/16:13:59

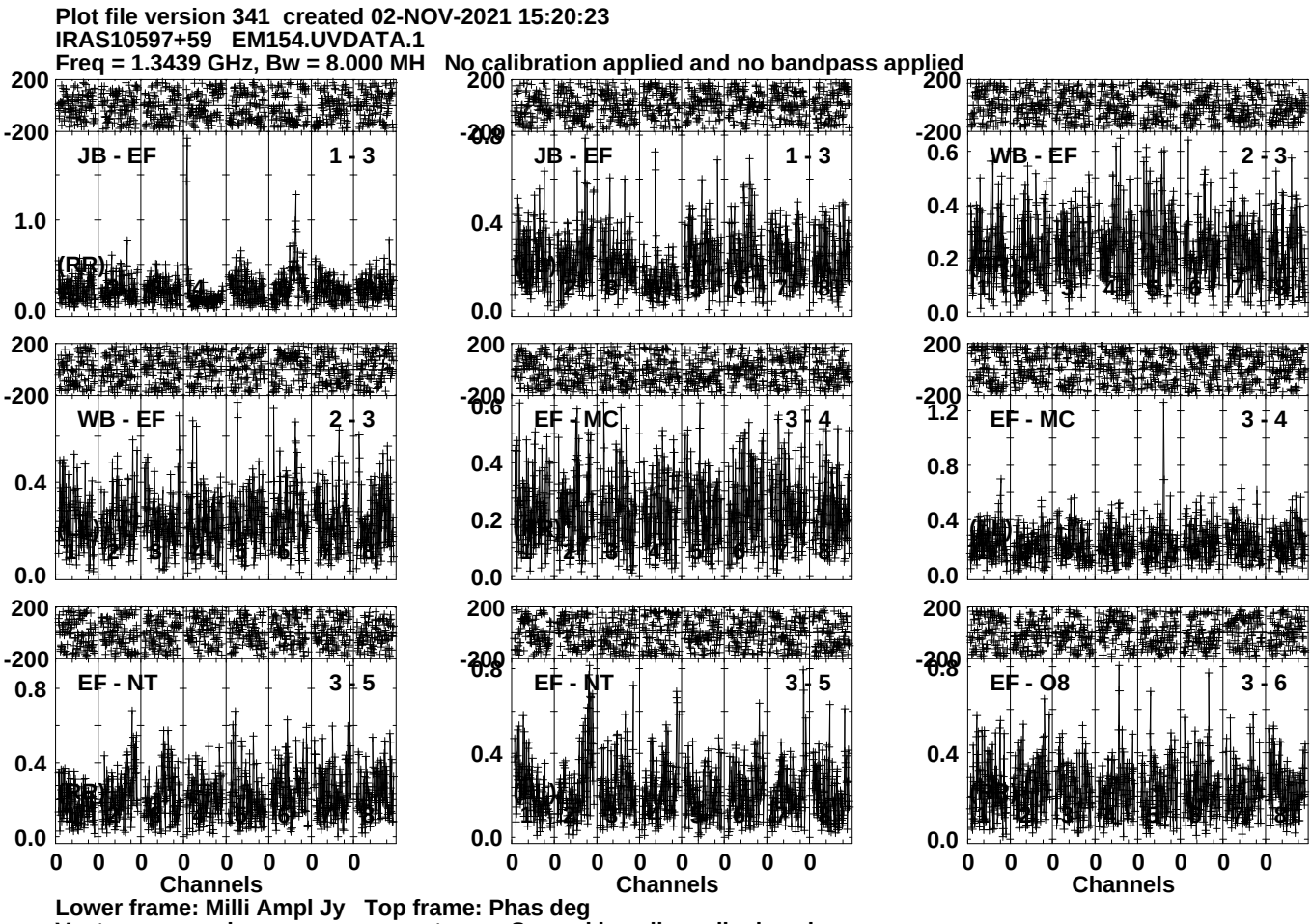
Plot file version 341 created 02-NOV-2021 15:20:23
IRAS10597+59 EM154.UVDATA.1
Freq = 1.3439 GHz, Bw = 8.000 MH No calibration applied and no bandpass applied
JB - EF 1 - 3
JB - EF 1 - 3
WB - EF 2 - 3
WB - EF 2 - 3
EF - MC 3 - 4
EF - MC 3 - 4
EF - NT 3 - 5
EF - NT 3 - 5
EF - O8 3 - 6
(RR)
Channels
Channels
Channels
Lower frame: Milli Ampl Jy Top frame: Phas deg
Vector averaged cross-power spectrum Several baselines displayed
Timerange: 00/16:14:01 to 00/16:17:29

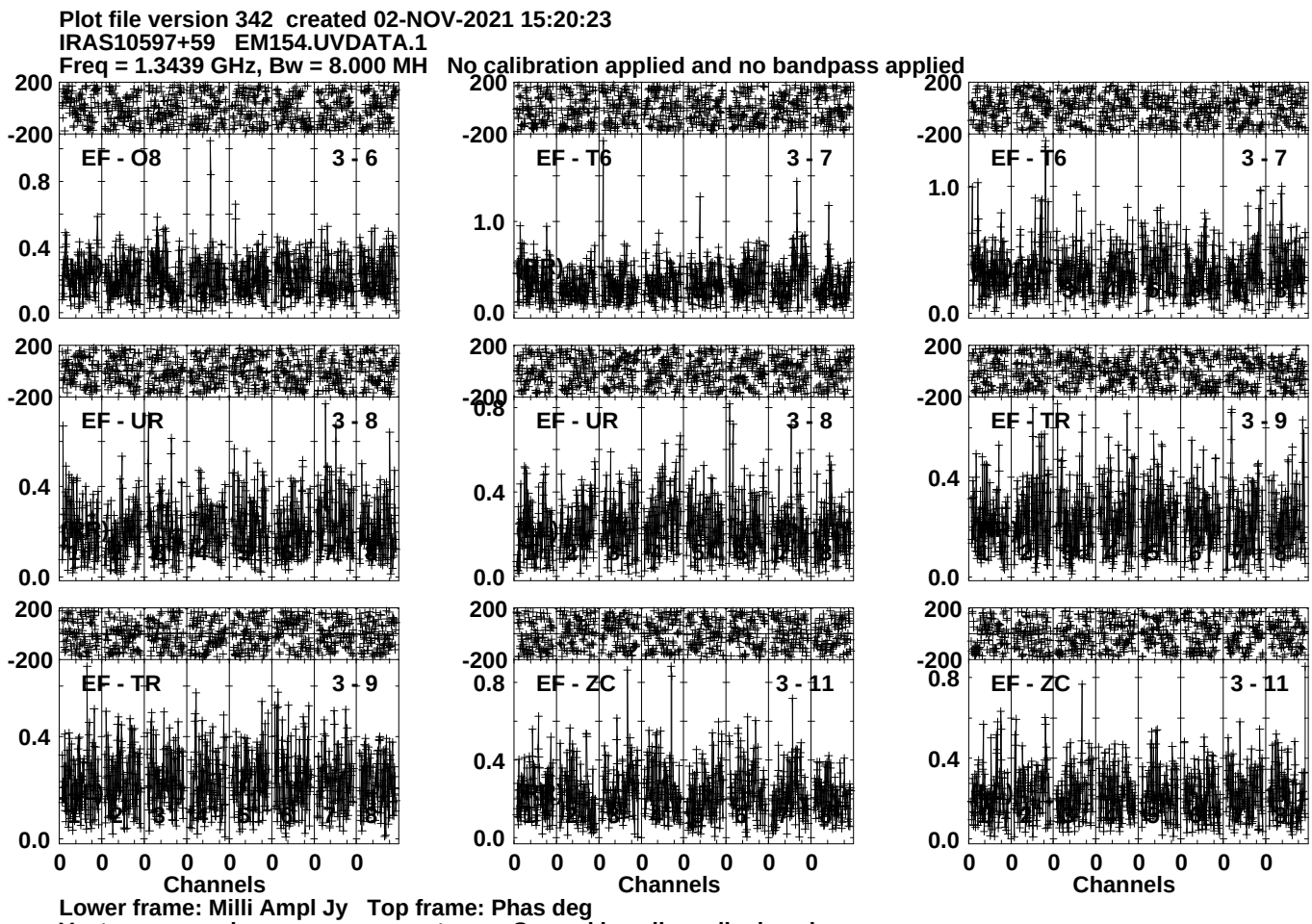
Plot file version 342 created 02-NOV-2021 15:20:23
IRAS10597+59 EM154.UVDATA.1
Freq = 1.3439 GHz, Bw = 8.000 MH No calibration applied and no bandpass applied
EF - O8 3 - 6
EF - T6 3 - 7
EF - T6 3 - 7
EF - UR 3 - 8
EF - UR 3 - 8
EF - TR 3 - 9
EF - TR 3 - 9
EF - ZC 3 - 11
EF - ZC 3 - 11
Channels
Channels
Channels
Lower frame: Milli Ampl Jy Top frame: Phas deg
Vector averaged cross-power spectrum Several baselines displayed
Timerange: 00/16:14:01 to 00/16:17:29

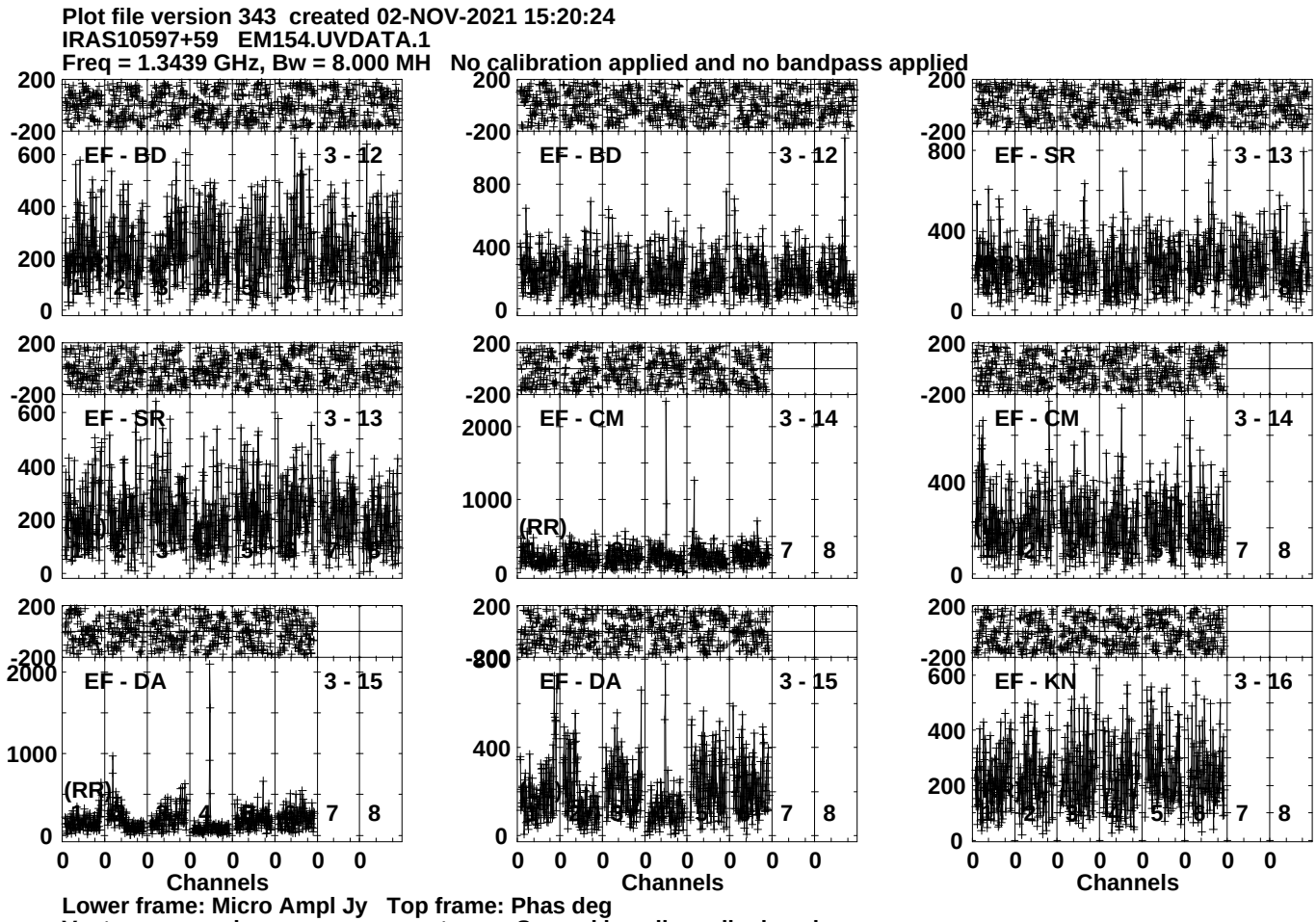
Plot file version 343 created 02-NOV-2021 15:20:24
IRAS10597+59 EM154.UVDATA.1
Freq = 1.3439 GHz, Bw = 8.000 MH No calibration applied and no bandpass applied
EF - BD 3 - 12
EF - BD 3 - 12
EF - SR 3 - 13
EF - SR 3 - 13
EF - CM 3 - 14
EF - CM 3 - 14
EF - DA 3 - 15
EF - DA 3 - 15
EF - KN 3 - 16
(RR)
(RR)
Channels
Channels
Channels
Lower frame: Micro Ampl Jy Top frame: Phas deg
Vector averaged cross-power spectrum Several baselines displayed
Timerange: 00/16:14:01 to 00/16:17:29

Plot file version 344 created 02-NOV-2021 15:20:25
IRAS10597+59 EM154.UVDATA.1
Freq = 1.3439 GHz, Bw = 8.000 MH No calibration applied and no bandpass applied

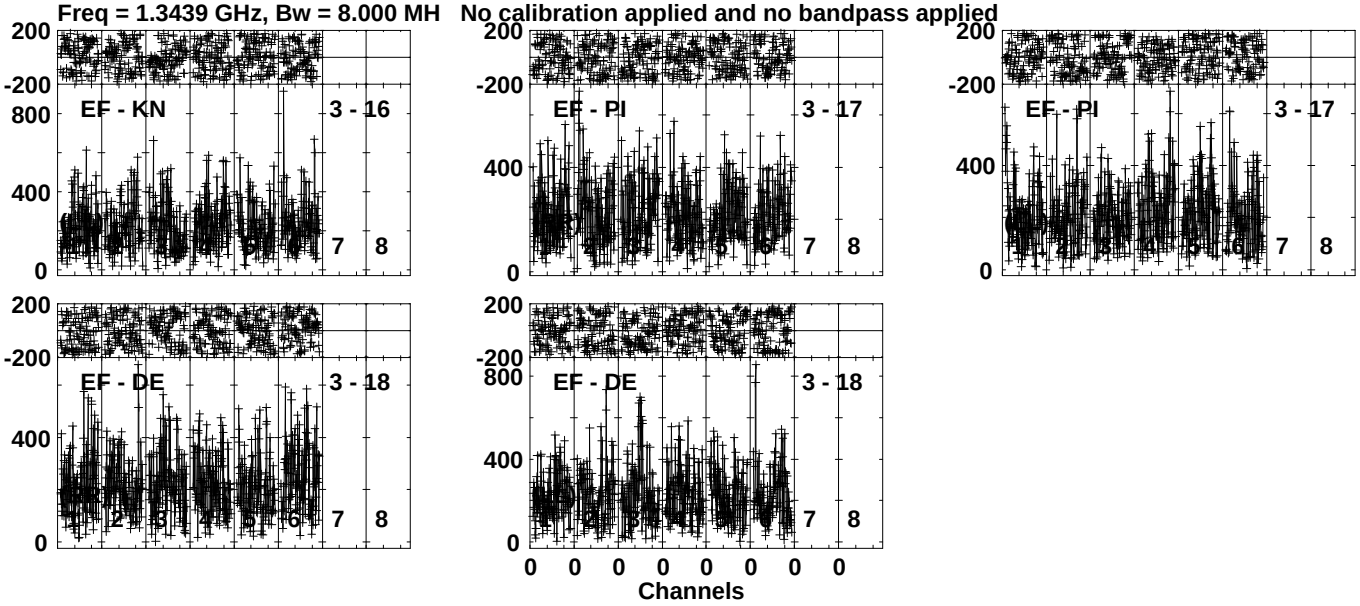

Lower frame: Micro Ampl Jy Top frame: Phas deg
Vector averaged cross-power spectrum Several baselines displayed
Timerange: 00/16:14:01 to 00/16:17:29

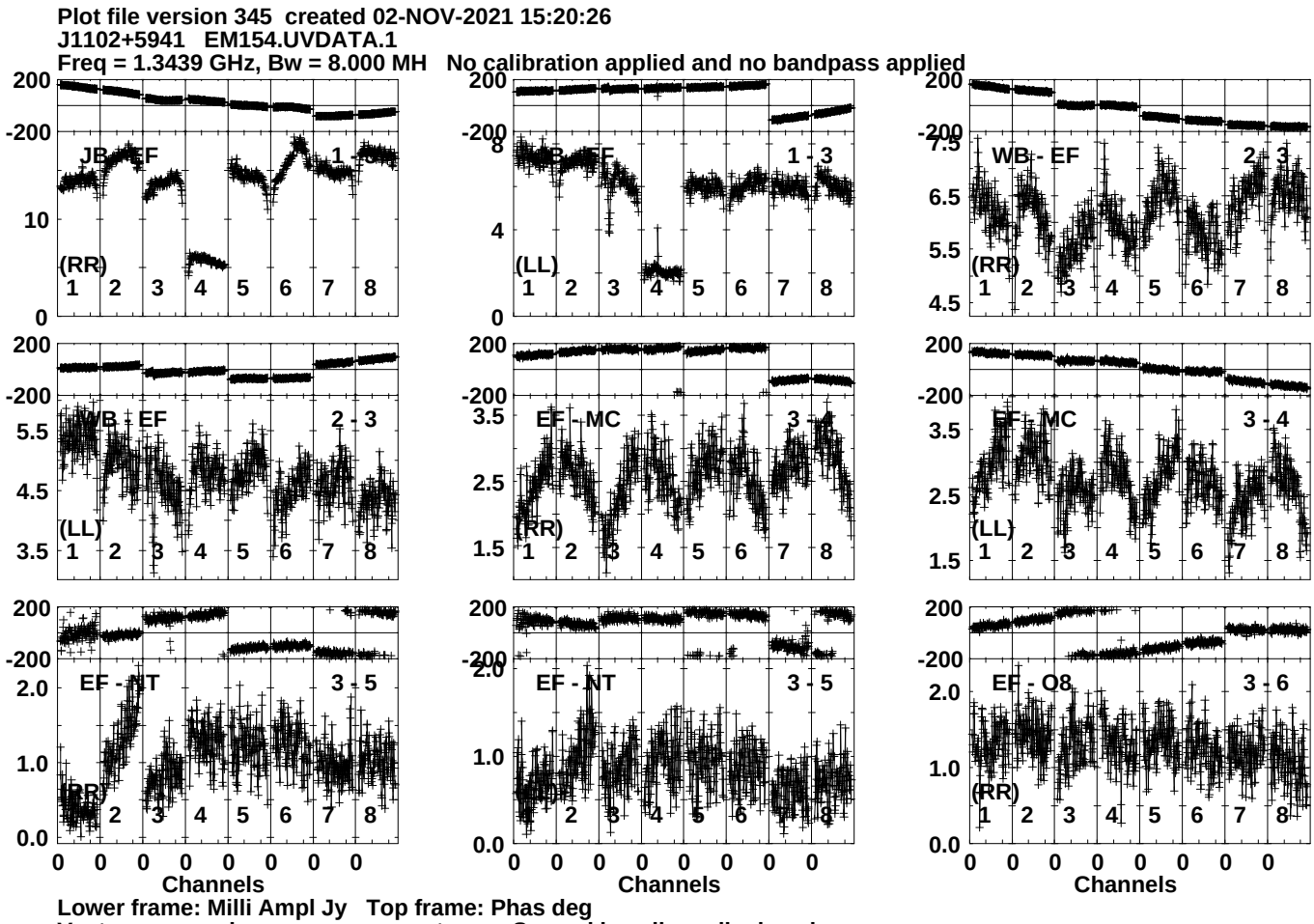
Plot file version 345 created 02-NOV-2021 15:20:26
J1102+5941 EM154.UVDATA.1
Freq = 1.3439 GHz, Bw = 8.000 MH No calibration applied and no bandpass applied
JB - EF 1 - 2
(RR)
WB - EF 1 - 3
(LL)
WB - EF 2 - 3
(RR)
WB - EF 2 - 3
(LL)
EF - MC 3 - 4
(RR)
EF - MC 3 - 4
(LL)
EF - NT 3 - 5
(RR)
EF - NT 3 - 5
(LL)
EF - O8 3 - 6
(RR)
Channels
Channels
Channels
Lower frame: Milli Ampl Jy Top frame: Phas deg
Vector averaged cross-power spectrum Several baselines displayed
Timerange: 00/16:18:01 to 00/16:19:29

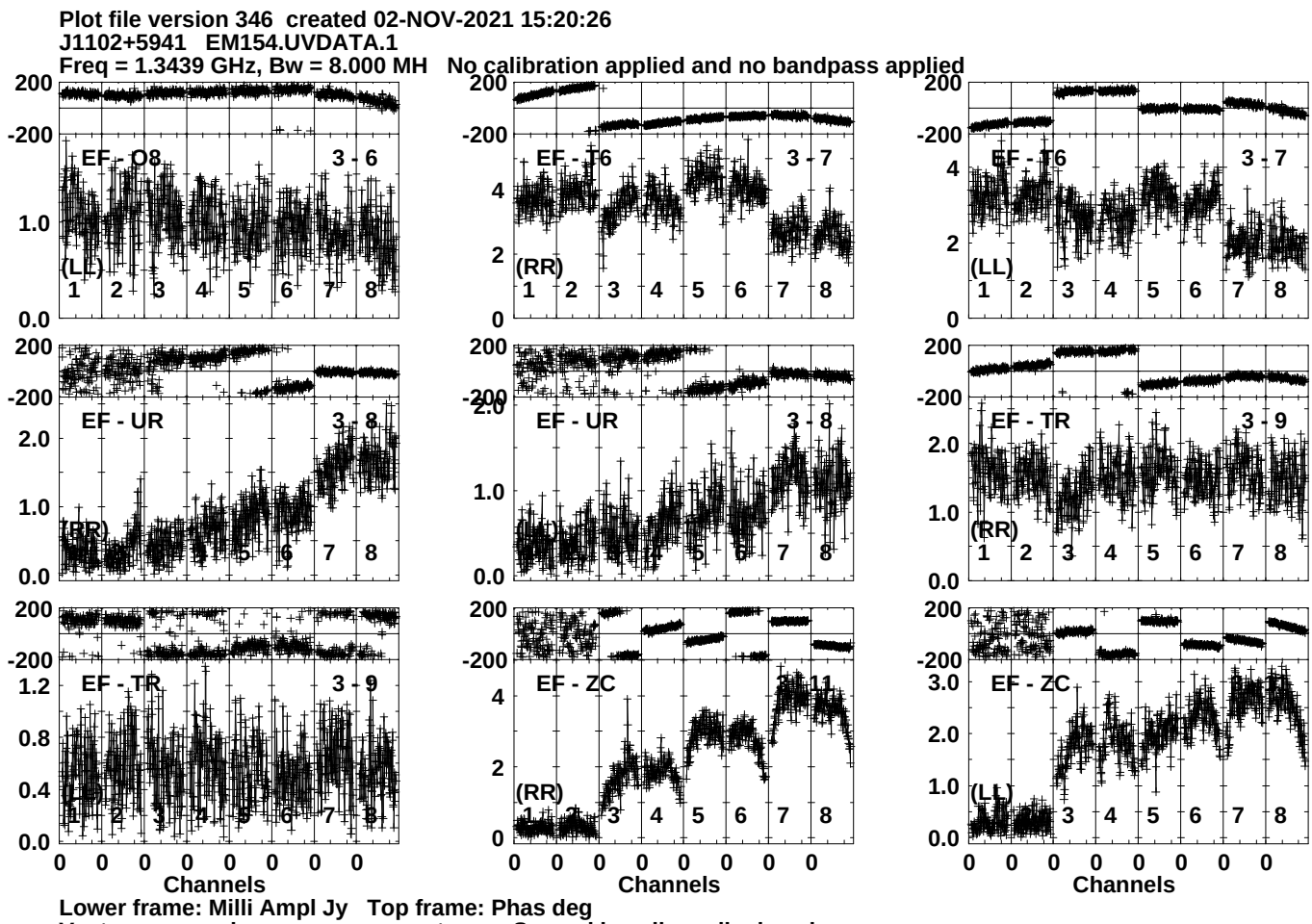
Plot file version 346 created 02-NOV-2021 15:20:26
J1102+5941 EM154.UVDATA.1
Freq = 1.3439 GHz, Bw = 8.000 MH No calibration applied and no bandpass applied
EF - O8 3 - 6
EF - T6 3 - 7
EF - T6 3 - 7
EF - UR 3 - 8
EF - UR 3 - 8
EF - TR 3 - 9
EF - TR 3 - 9
EF - ZC 3 - 11
EF - ZC
(LL)
(RR)
Channels
Lower frame: Milli Ampl Jy Top frame: Phas deg
Vector averaged cross-power spectrum Several baselines displayed
Timerange: 00/16:18:01 to 00/16:19:29

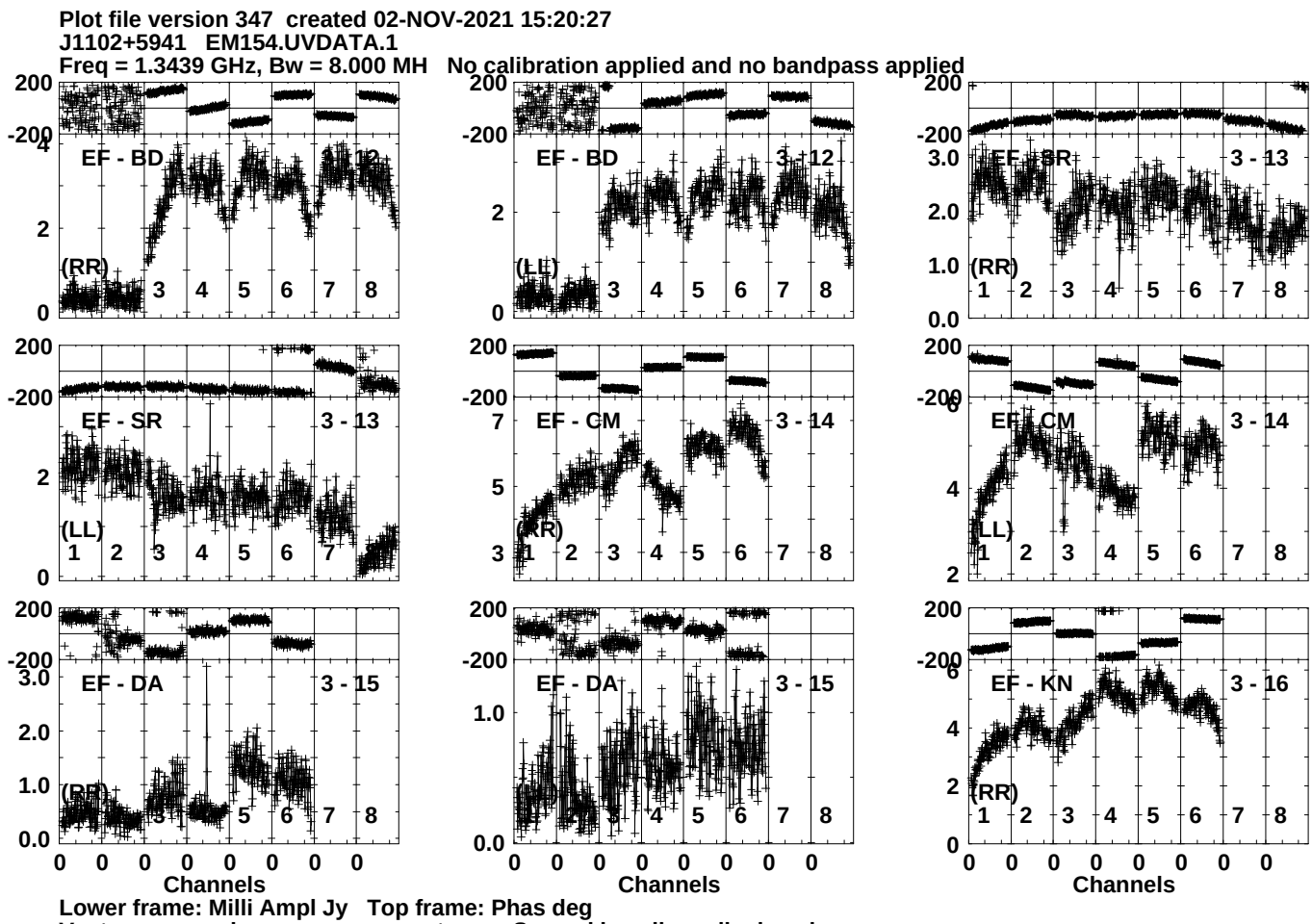
Plot file version 347 created 02-NOV-2021 15:20:27
J1102+5941 EM154.UVDATA.1
Freq = 1.3439 GHz, Bw = 8.000 MH No calibration applied and no bandpass applied
EF - BD 3 - 12
(RR)
EF - BD 3 - 12
(LL)
EF - SR 3 - 13
(RR)
EF - SR 3 - 13
(LL)
EF - CM 3 - 14
(RR)
EF - CM 3 - 14
(LL)
EF - DA 3 - 15
(RR)
EF - DA 3 - 15
EF - KN 3 - 16
(RR)
Channels
Channels
Channels
Lower frame: Milli Ampl Jy Top frame: Phas deg
Vector averaged cross-power spectrum Several baselines displayed
Timerange: 00/16:18:01 to 00/16:19:29

Plot file version 348 created 02-NOV-2021 15:20:27
J1102+5941 EM154.UVDATA.1
Freq = 1.3439 GHz, Bw = 8.000 MH No calibration applied and no bandpass applied

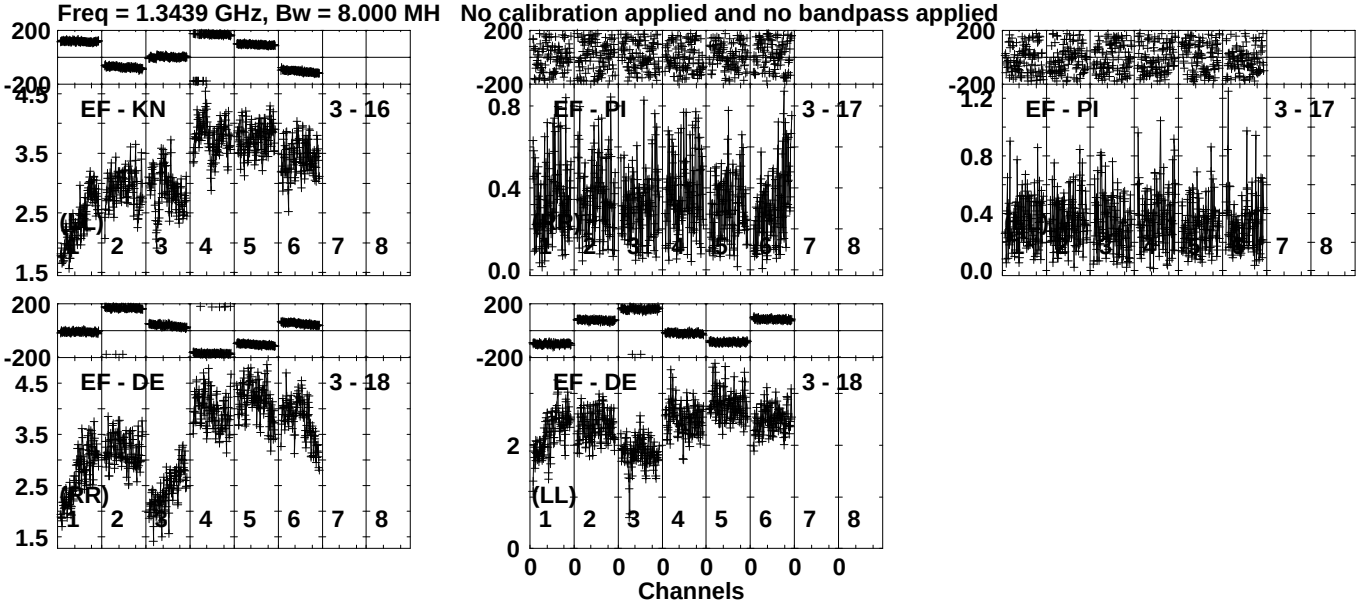

Lower frame: Milli Ampl Jy Top frame: Phas deg
Vector averaged cross-power spectrum Several baselines displayed
Timerange: 00/16:18:01 to 00/16:19:29

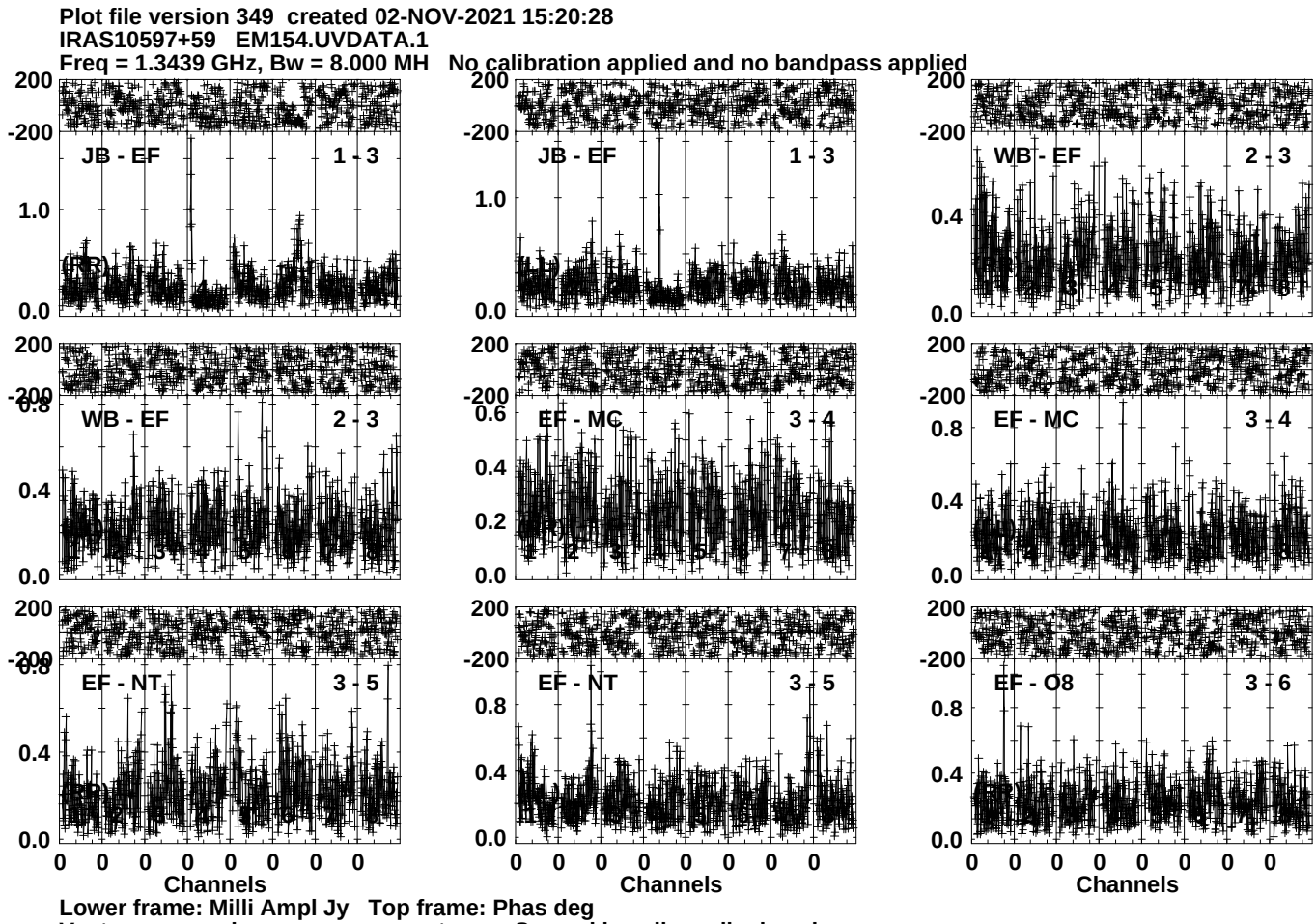
Plot file version 349 created 02-NOV-2021 15:20:28
IRAS10597+59 EM154.UVDATA.1
Freq = 1.3439 GHz, Bw = 8.000 MH No calibration applied and no bandpass applied
JB - EF 1 - 3
JB - EF 1 - 3
WB - EF 2 - 3
WB - EF 2 - 3
EF - MC 3 - 4
EF - MC 3 - 4
EF - NT 3 - 5
EF - NT 3 - 5
EF - O8 3 - 6
Channels
Channels
Channels
Lower frame: Milli Ampl Jy Top frame: Phas deg
Vector averaged cross-power spectrum Several baselines displayed
Timerange: 00/16:19:31 to 00/16:22:59

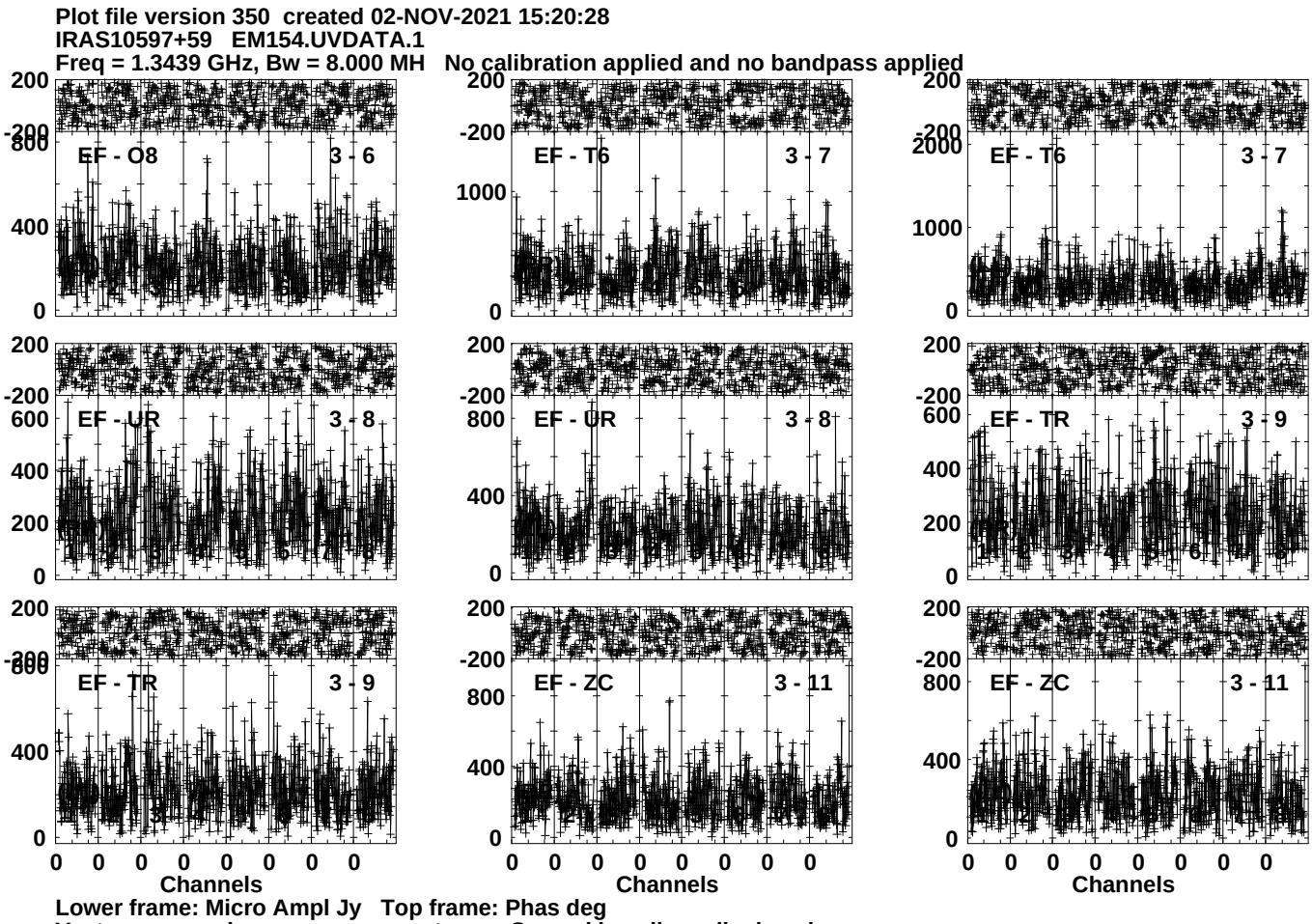
Plot file version 350 created 02-NOV-2021 15:20:28
IRAS10597+59 EM154.UVDATA.1
Freq = 1.3439 GHz, Bw = 8.000 MH No calibration applied and no bandpass applied
EF - O8 3 - 6
EF - T6 3 - 7
EF - T6 3 - 7
EF - UR 3 - 8
EF - UR 3 - 8
EF - TR 3 - 9
EF - TR 3 - 9
EF - ZC 3 - 11
EF - ZC 3 - 11
Channels
Channels
Channels
Lower frame: Micro Ampl Jy Top frame: Phas deg
Vector averaged cross-power spectrum Several baselines displayed
Timerange: 00/16:19:31 to 00/16:22:59

Plot file version 351 created 02-NOV-2021 15:20:29
IRAS10597+59 EM154.UVDATA.1
Freq = 1.3439 GHz, Bw = 8.000 MH No calibration applied and no bandpass applied

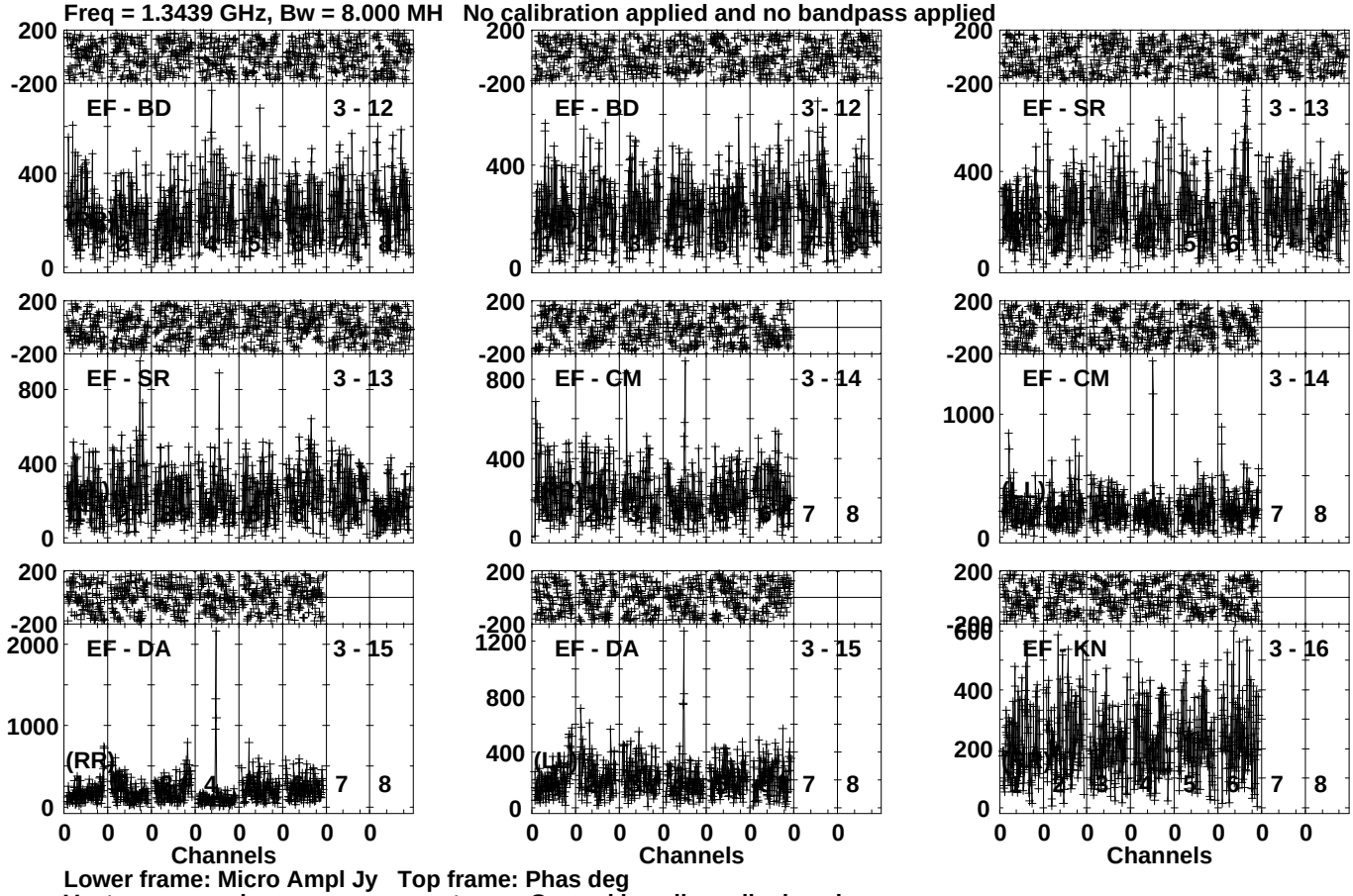

Lower frame: Micro Ampl Jy Top frame: Phas deg
Vector averaged cross-power spectrum Several baselines displayed
Timerange: 00/16:19:31 to 00/16:22:59

Plot file version 352 created 02-NOV-2021 15:20:30
IRAS10597+59 EM154.UVDATA.1
Freq = 1.3439 GHz, Bw = 8.000 MH No calibration applied and no bandpass applied

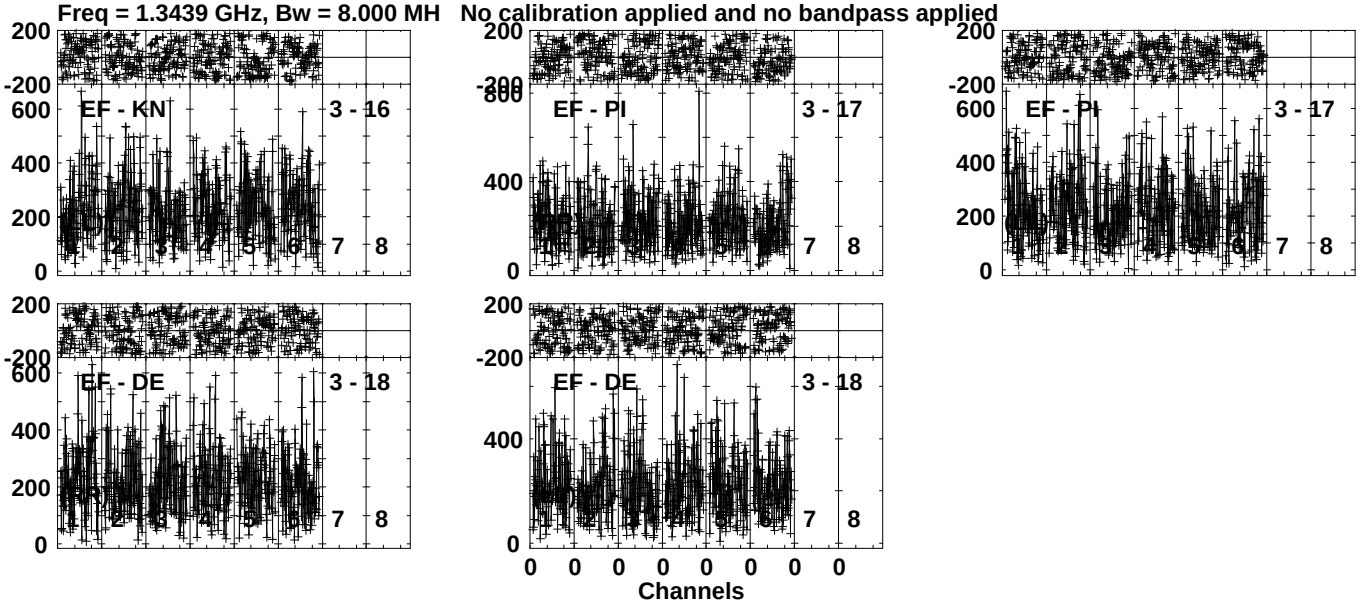

Lower frame: Micro Ampl Jy Top frame: Phas deg
Vector averaged cross-power spectrum Several baselines displayed
Timerange: 00/16:19:31 to 00/16:22:59

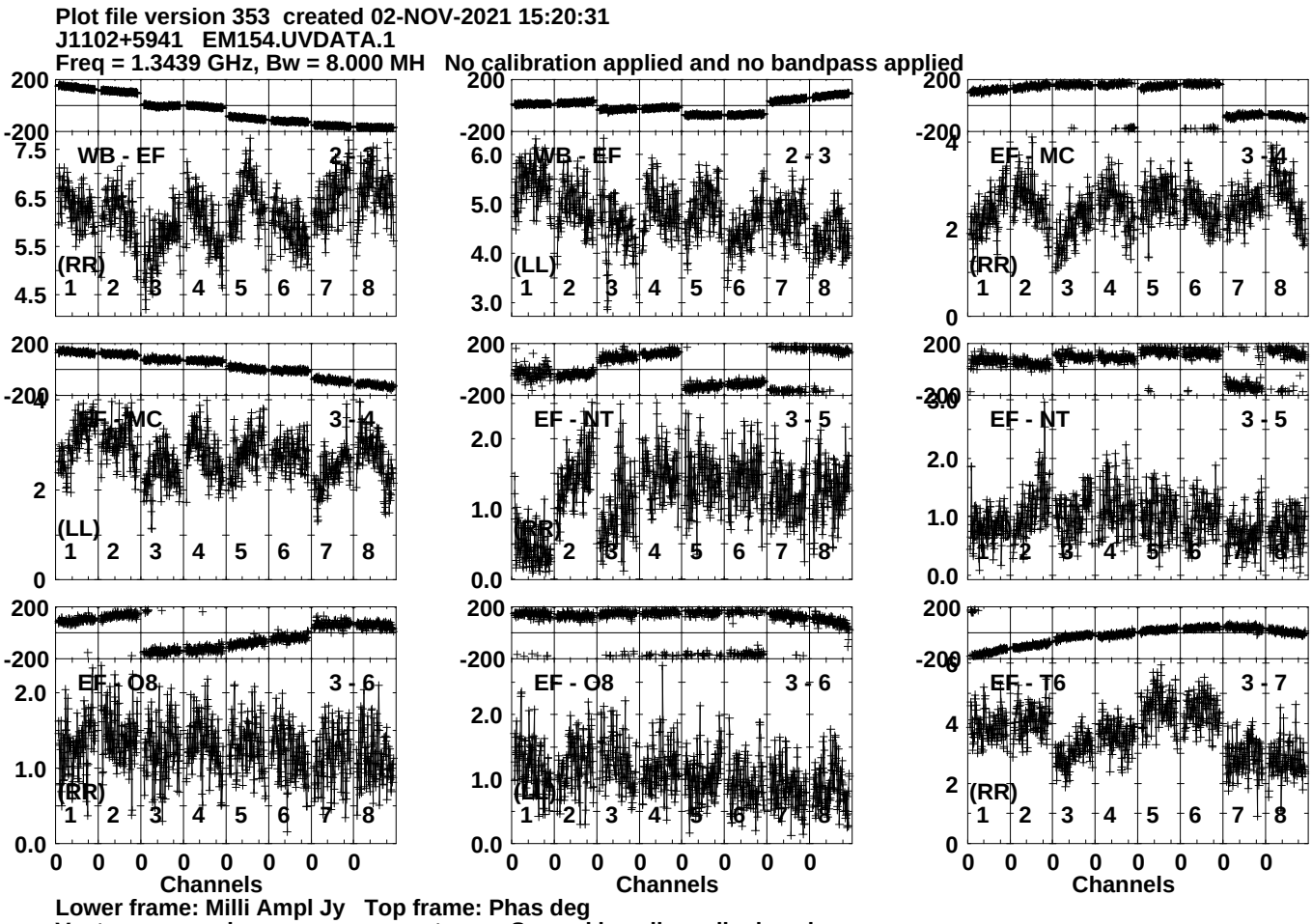
Plot file version 353 created 02-NOV-2021 15:20:31
J1102+5941 EM154.UVDATA.1
Freq = 1.3439 GHz, Bw = 8.000 MH No calibration applied and no bandpass applied
WB - EF 2 - 1
(RR)
WB - EF 2 - 3
(LL)
EF - MC 3 - 4
(RR)
EF - MC 3 - 4
(LL)
EF - NT 3 - 5
(RR)
EF - NT 3 - 5
EF - O8 3 - 6
(RR)
EF - O8 3 - 6
(LL)
EF - T6 3 - 7
(RR)
Channels
Channels
Channels
Lower frame: Milli Ampl Jy Top frame: Phas deg
Vector averaged cross-power spectrum Several baselines displayed
Timerange: 00/16:23:01 to 00/16:24:29

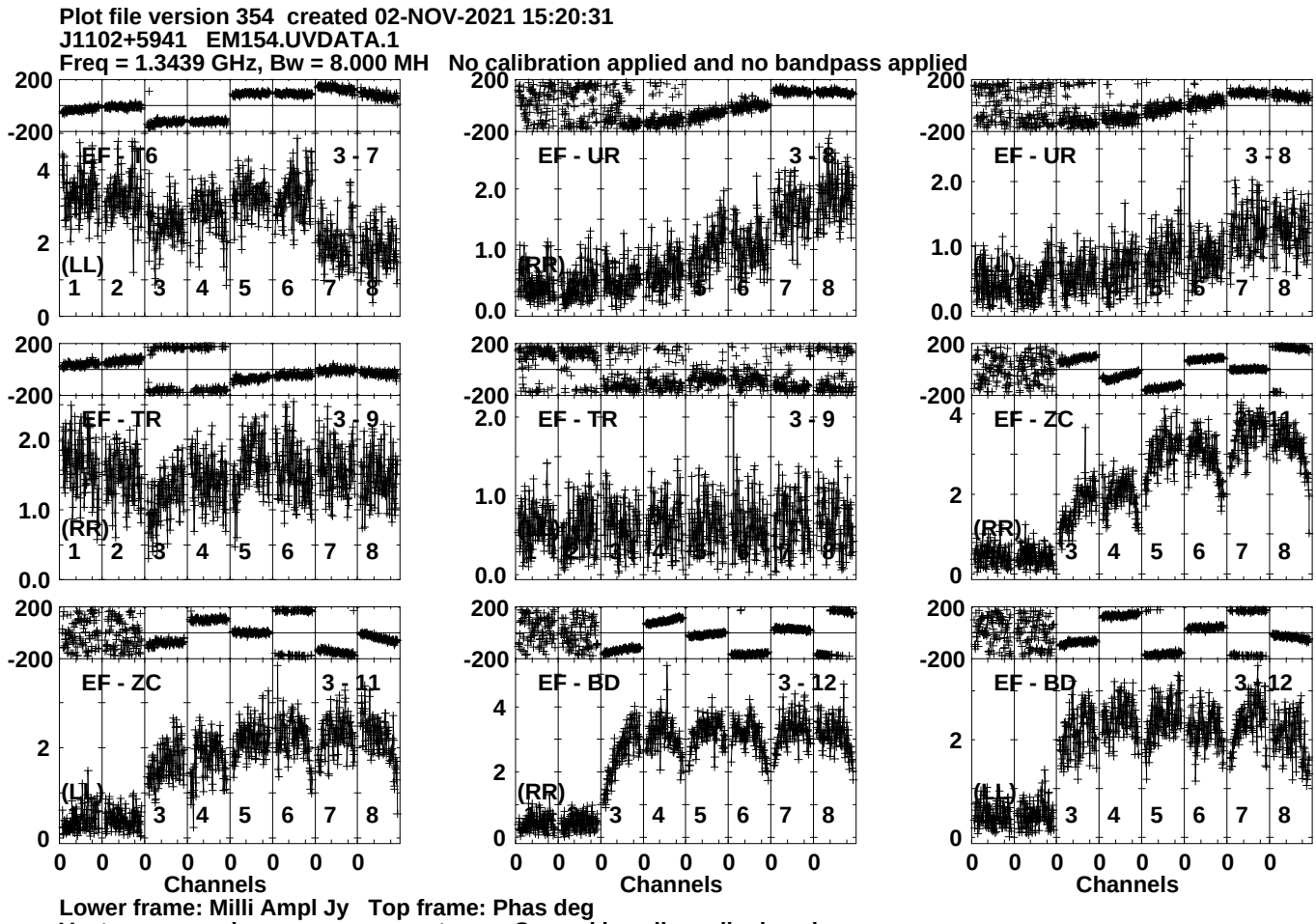
Plot file version 354 created 02-NOV-2021 15:20:31
J1102+5941 EM154.UVDATA.1
Freq = 1.3439 GHz, Bw = 8.000 MH No calibration applied and no bandpass applied
EF - T6 3 - 7
(LL)
EF - UR 3 - 8
(RR)
EF - UR 3 - 8
EF - TR 3 - 9
(RR)
EF - TR 3 - 9
EF - ZC 3 - 11
(RR)
EF - ZC 3 - 11
(LL)
EF - BD 3 - 12
(RR)
EF - BD 3 - 12
(LL)
Channels
Channels
Channels
Lower frame: Milli Ampl Jy Top frame: Phas deg
Vector averaged cross-power spectrum Several baselines displayed
Timerange: 00/16:23:01 to 00/16:24:29

Plot file version 355 created 02-NOV-2021 15:20:32
J1102+5941 EM154.UVDATA.1
Freq = 1.3439 GHz, Bw = 8.000 MH No calibration applied and no bandpass applied

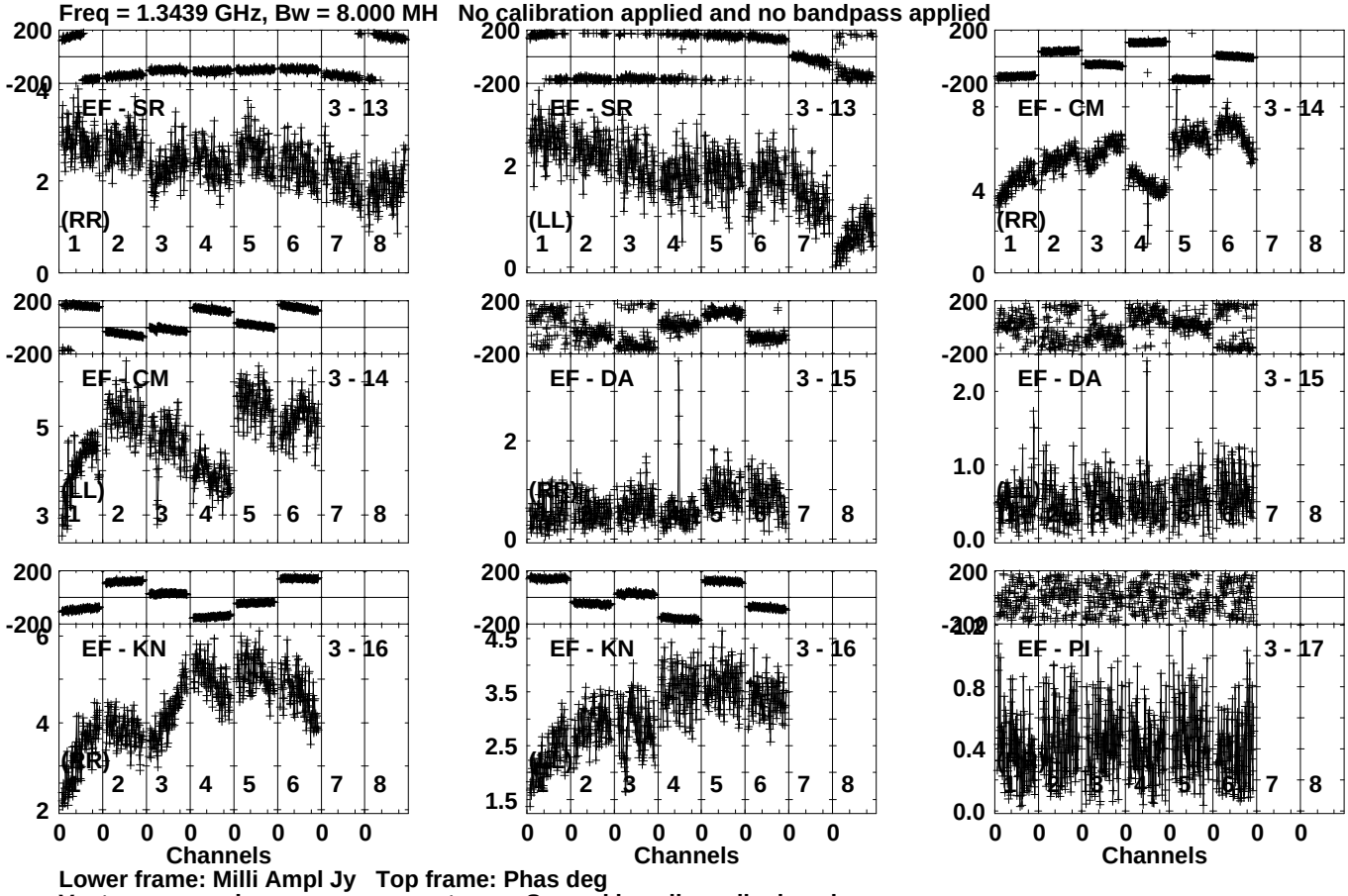

Lower frame: Milli Ampl Jy Top frame: Phas deg
Vector averaged cross-power spectrum Several baselines displayed
Timerange: 00/16:23:01 to 00/16:24:29

Plot file version 356 created 02-NOV-2021 15:20:32
J1102+5941 EM154.UVDATA.1
Freq = 1.3439 GHz, Bw = 8.000 MH No calibration applied and no bandpass applied

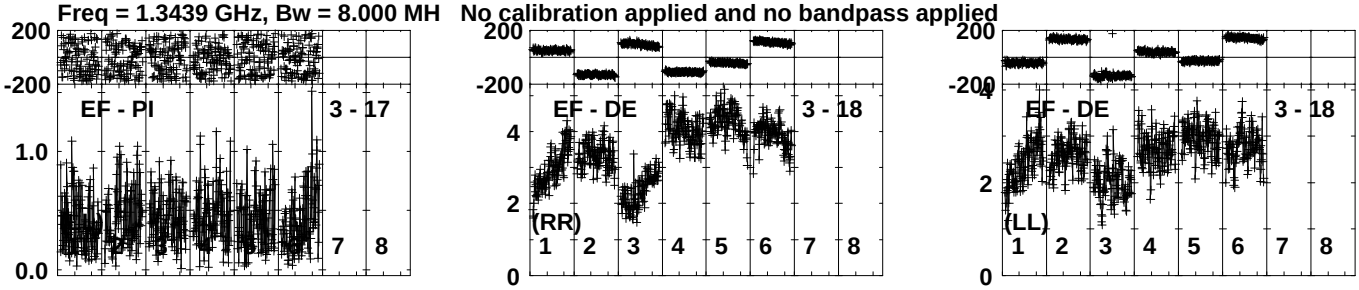

Lower frame: Milli Ampl Jy Top frame: Phas deg
Vector averaged cross-power spectrum Several baselines displayed
Timerange: 00/16:23:01 to 00/16:24:29

Plot file version 357 created 02-NOV-2021 15:20:33
IRAS10597+59 EM154.UVDATA.1
Freq = 1.3439 GHz, Bw = 8.000 MH No calibration applied and no bandpass applied

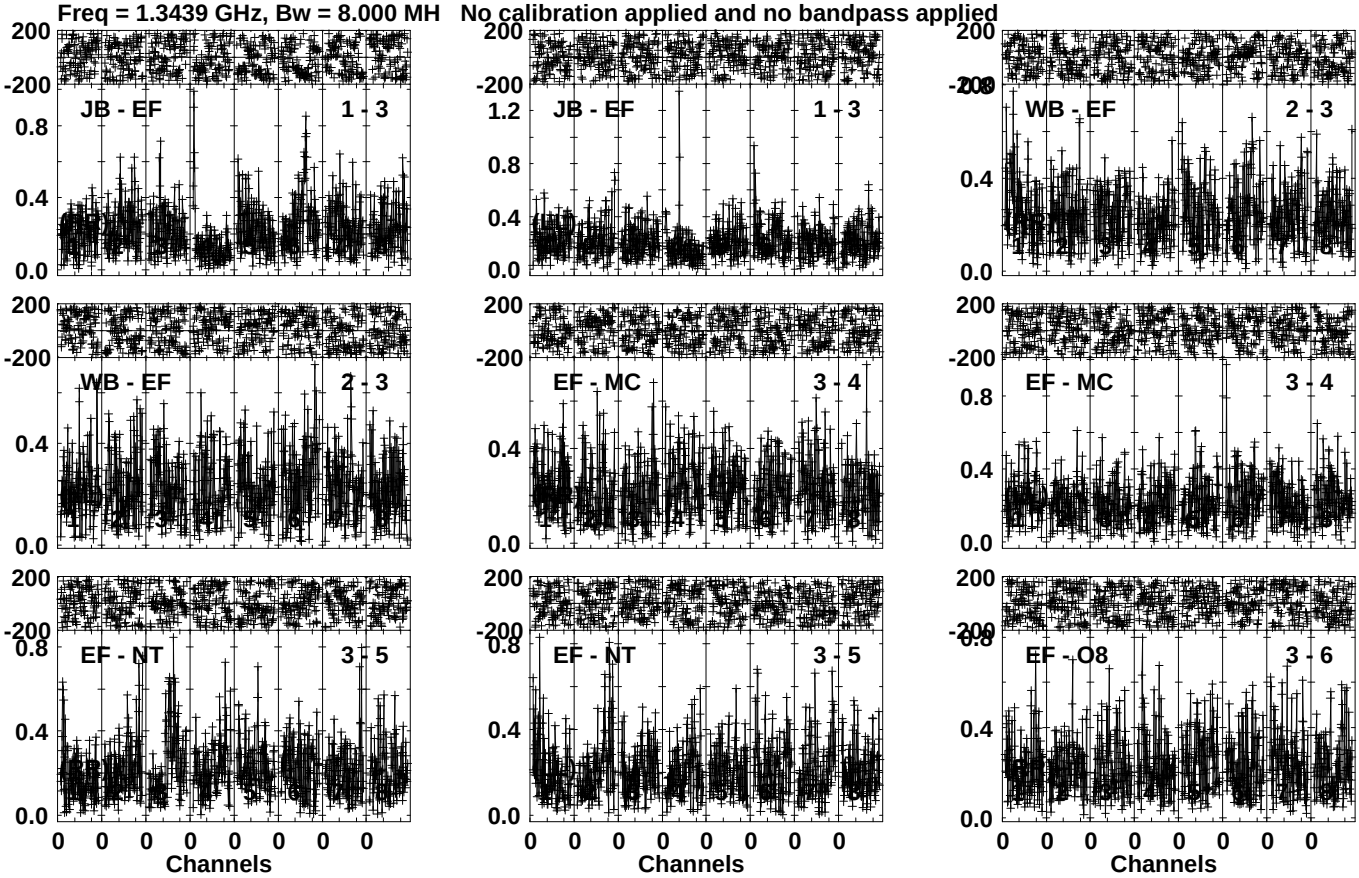

Lower frame: Milli Ampl Jy Top frame: Phas deg
Vector averaged cross-power spectrum Several baselines displayed
Timerange: 00/16:24:31 to 00/16:27:59

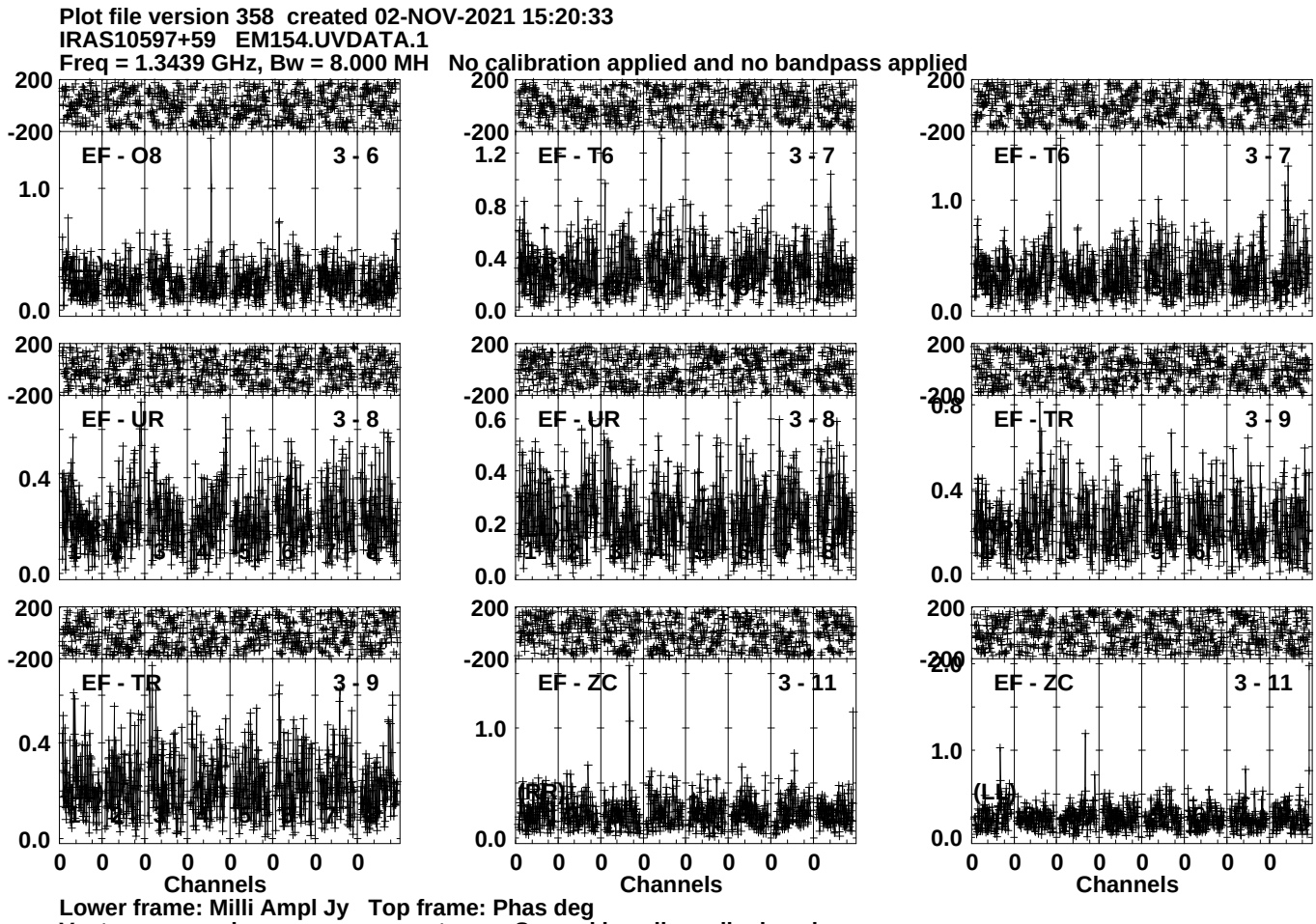
Plot file version 358 created 02-NOV-2021 15:20:33
IRAS10597+59 EM154.UVDATA.1
Freq = 1.3439 GHz, Bw = 8.000 MH No calibration applied and no bandpass applied
EF - O8 3 - 6
EF - T6 3 - 7
EF - T6 3 - 7
EF - UR 3 - 8
EF - UR 3 - 8
EF - TR 3 - 9
EF - TR 3 - 9
EF - ZC 3 - 11
EF - ZC 3 - 11
Channels
Channels
Channels
Lower frame: Milli Ampl Jy Top frame: Phas deg
Vector averaged cross-power spectrum Several baselines displayed
Timerange: 00/16:24:31 to 00/16:27:59

Plot file version 359 created 02-NOV-2021 15:20:34
IRAS10597+59 EM154.UVDATA.1
Freq = 1.3439 GHz, Bw = 8.000 MH No calibration applied and no bandpass applied

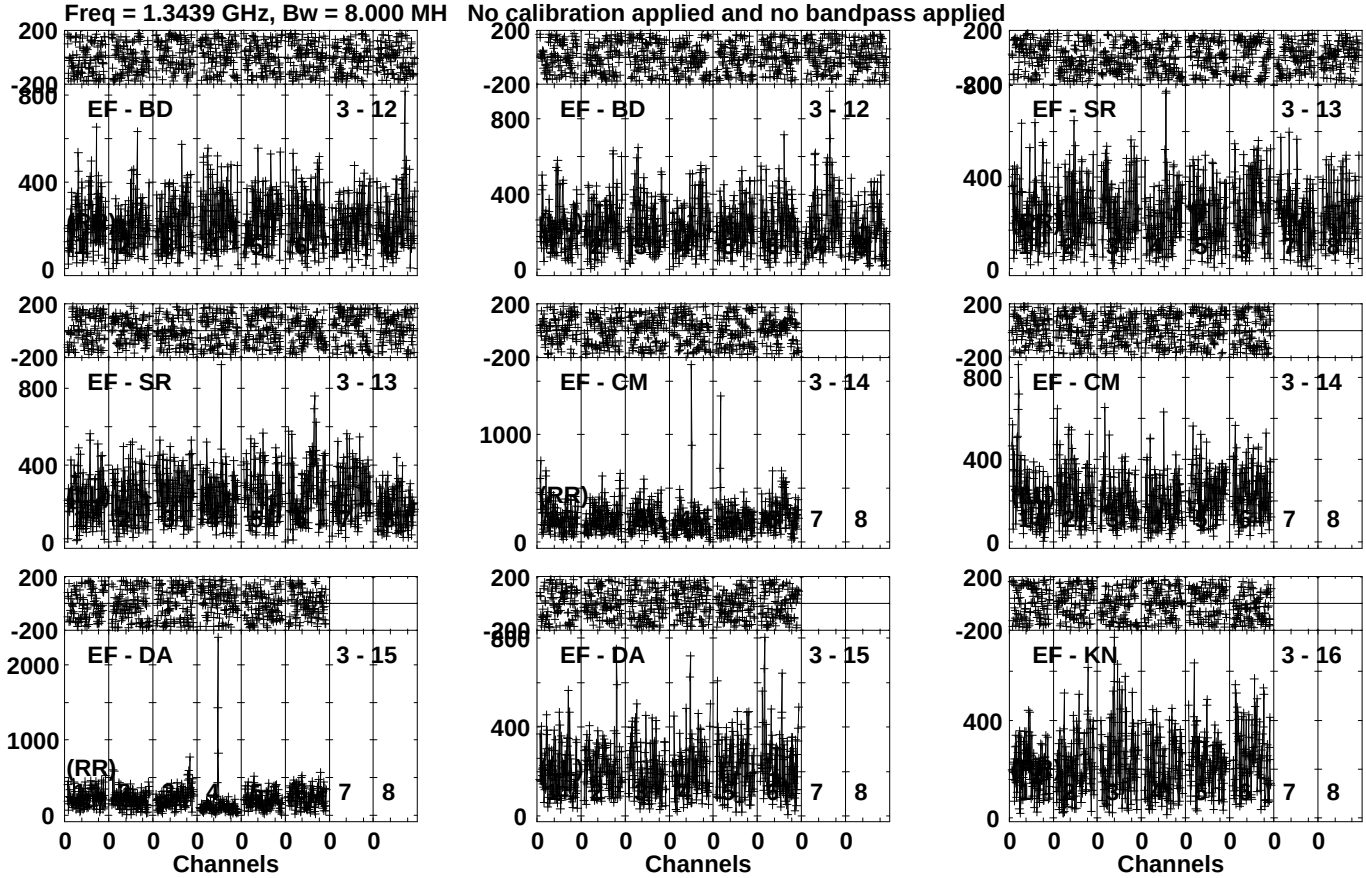

Lower frame: Micro Ampl Jy Top frame: Phas deg
Vector averaged cross-power spectrum Several baselines displayed
Timerange: 00/16:24:31 to 00/16:27:59

Plot file version 360 created 02-NOV-2021 15:20:34
IRAS10597+59 EM154.UVDATA.1
Freq = 1.3439 GHz, Bw = 8.000 MH No calibration applied and no bandpass applied

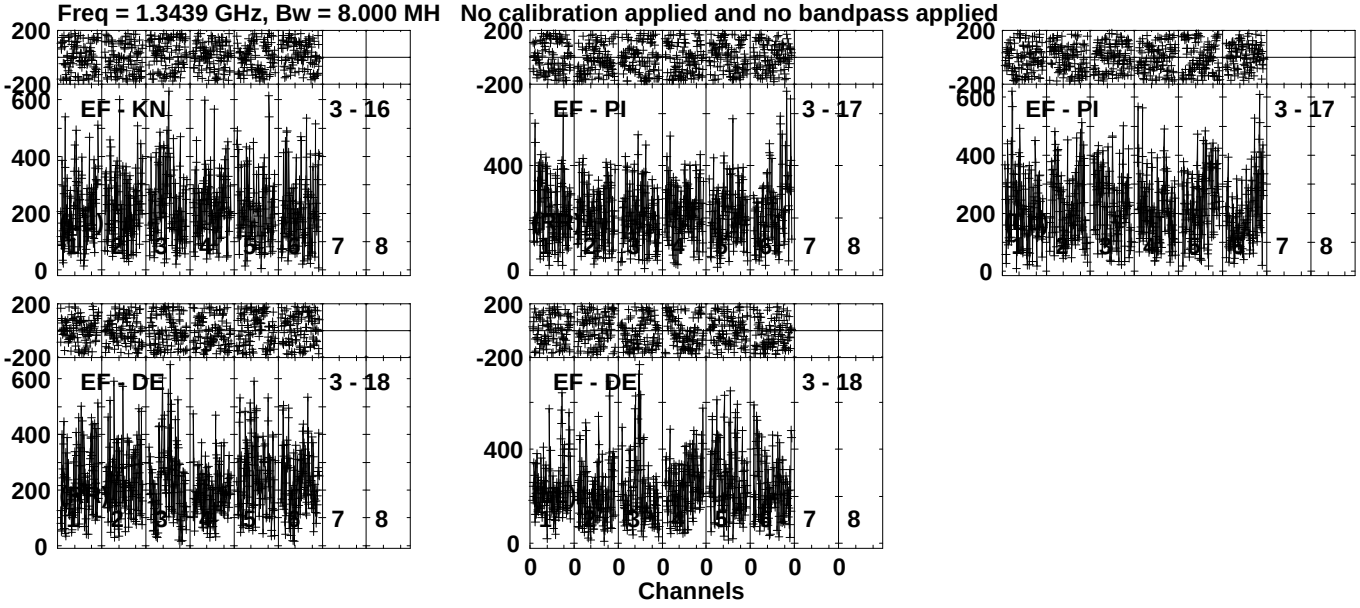

Lower frame: Micro Ampl Jy Top frame: Phas deg
Vector averaged cross-power spectrum Several baselines displayed
Timerange: 00/16:24:31 to 00/16:27:59

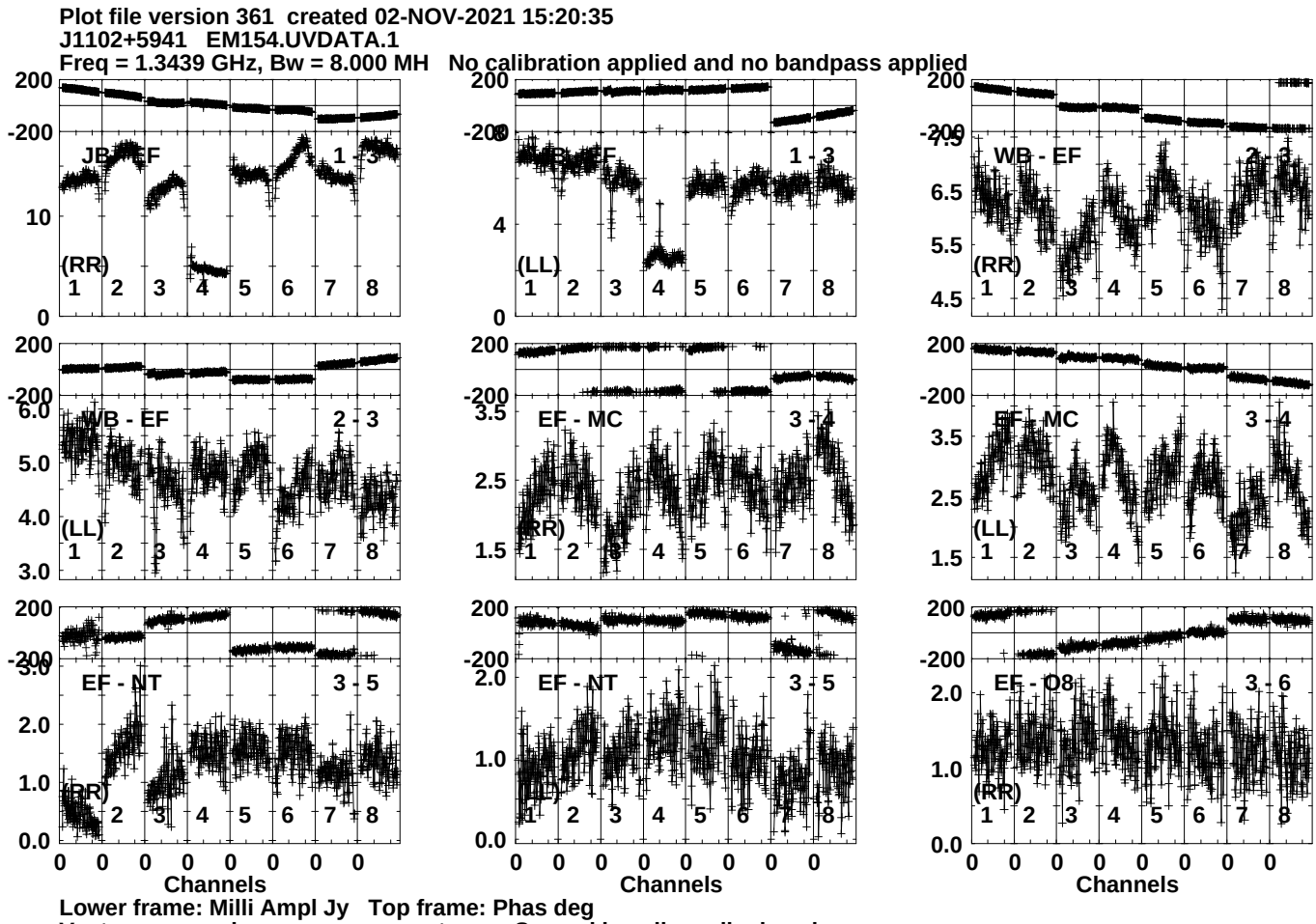
Plot file version 361 created 02-NOV-2021 15:20:35
J1102+5941 EM154.UVDATA.1
Freq = 1.3439 GHz, Bw = 8.000 MH No calibration applied and no bandpass applied
JB - EF
1 - 3
(RR)
WB - EF
2 - 3
(LL)
WB - EF
2 - 3
(RR)
EF - MC
3 - 4
(RR)
EF - MC
3 - 4
(LL)
EF - NT
3 - 5
(RR)
EF - NT
3 - 5
(LL)
EF - O8
3 - 6
(RR)
Channels
Channels
Channels
Lower frame: Milli Ampl Jy Top frame: Phas deg
Vector averaged cross-power spectrum Several baselines displayed
Timerange: 00/16:28:31 to 00/16:29:59

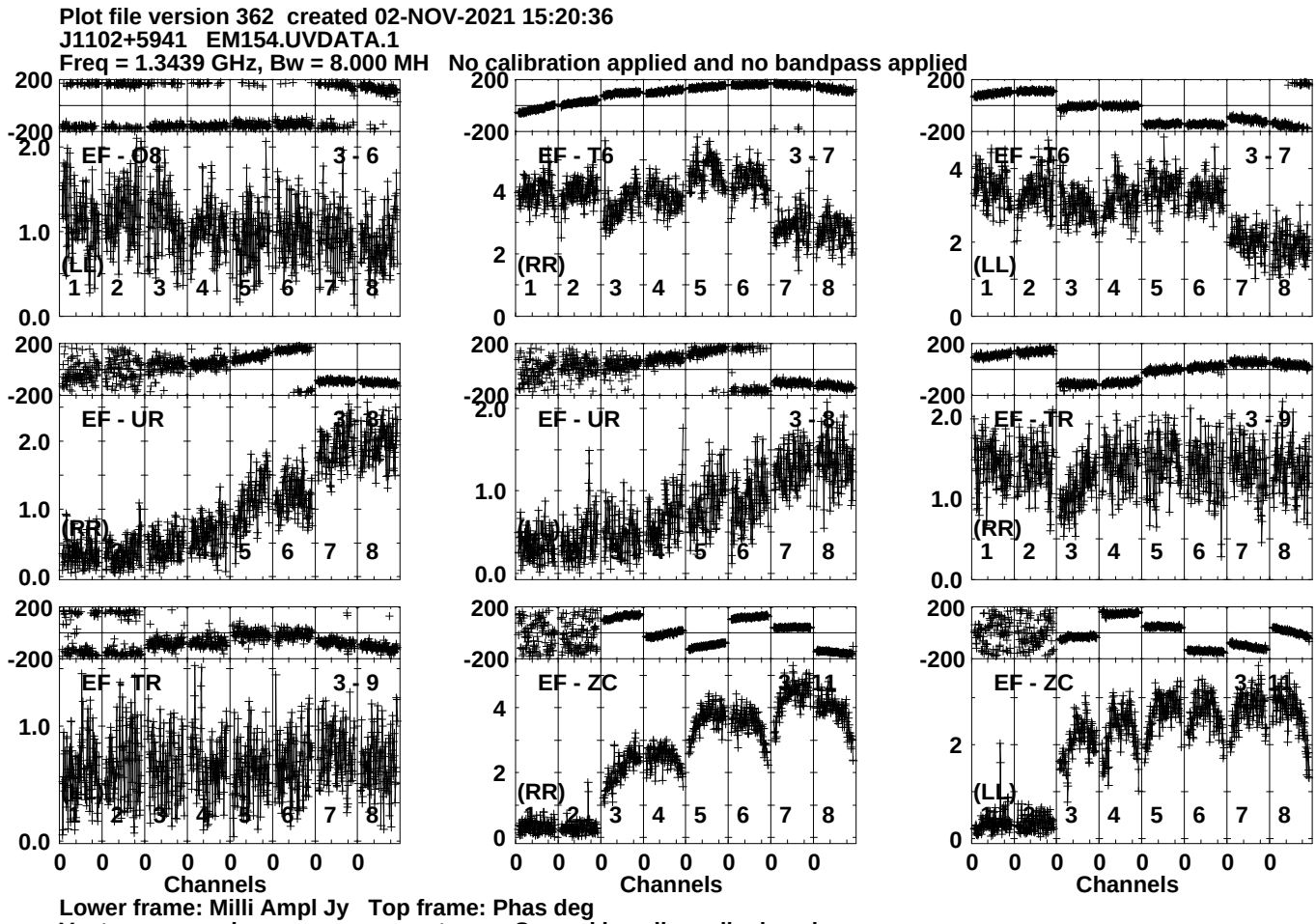
Plot file version 362 created 02-NOV-2021 15:20:36
J1102+5941 EM154.UVDATA.1
Freq = 1.3439 GHz, Bw = 8.000 MH No calibration applied and no bandpass applied
EF - O8 3 - 6
EF - T6 3 - 7
EF - T6 3 - 7
EF - UR 3 - 8
EF - UR 3 - 8
EF - TR 3 - 9
EF - TR 3 - 9
EF - ZC 3 - 11
EF - ZC 3 - 11
(LL)
(RR)
Channels
Lower frame: Milli Ampl Jy Top frame: Phas deg
Vector averaged cross-power spectrum Several baselines displayed
Timerange: 00/16:28:31 to 00/16:29:59

Plot file version 363 created 02-NOV-2021 15:20:36
J1102+5941 EM154.UVDATA.1
Freq = 1.3439 GHz, Bw = 8.000 MH No calibration applied and no bandpass applied

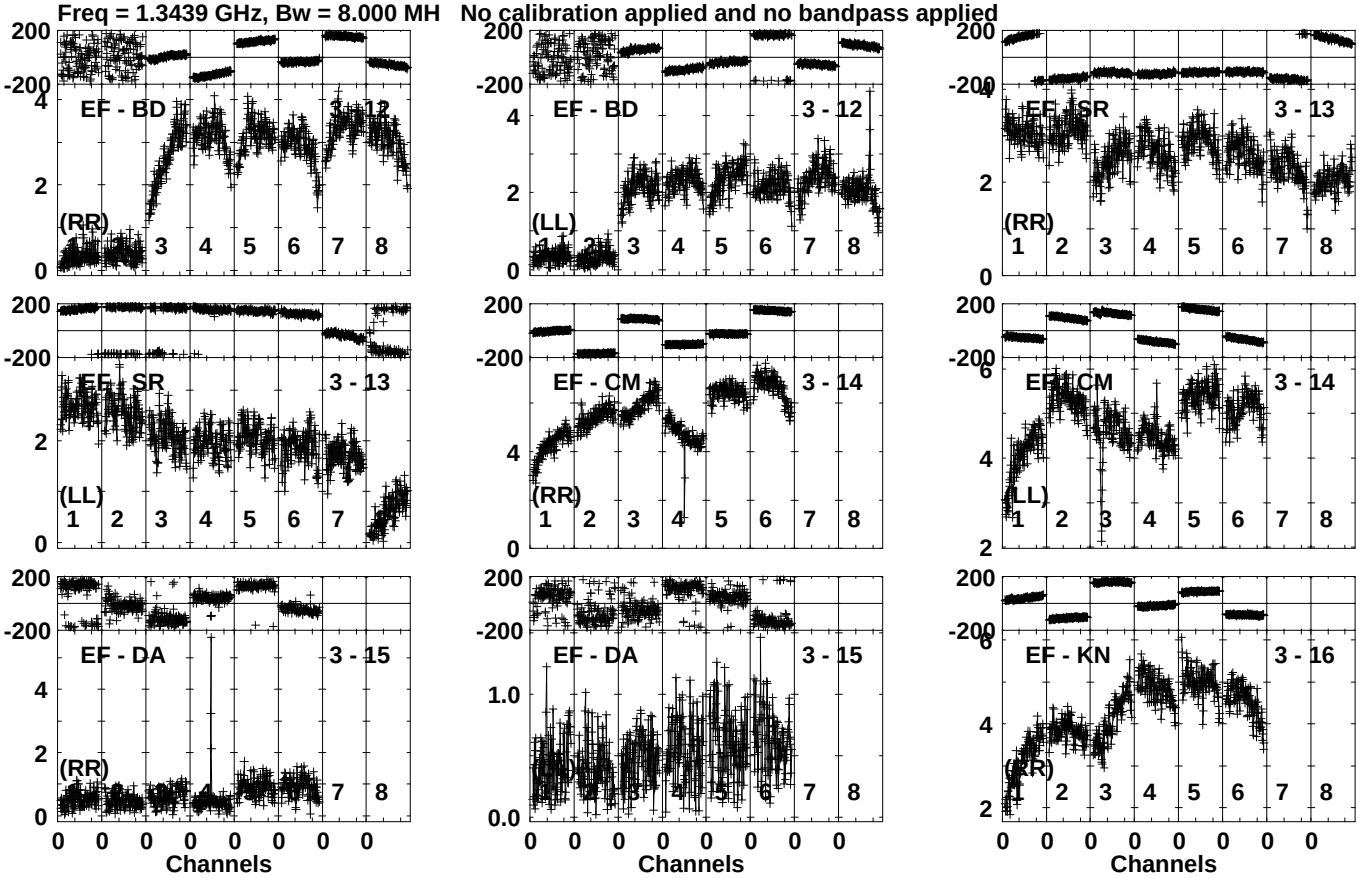

Lower frame: Milli Ampl Jy Top frame: Phas deg
Vector averaged cross-power spectrum Several baselines displayed
Timerange: 00/16:28:31 to 00/16:29:59

Plot file version 364 created 02-NOV-2021 15:20:37
J1102+5941 EM154.UVDATA.1
Freq = 1.3439 GHz, Bw = 8.000 MH No calibration applied and no bandpass applied

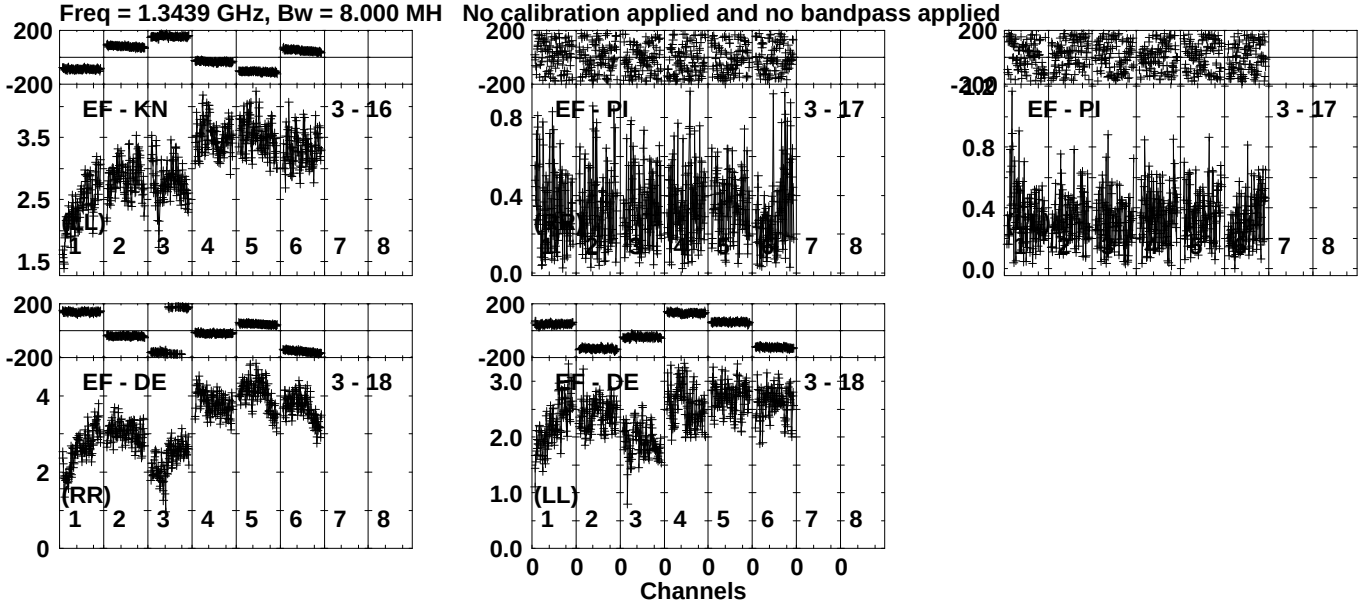

Lower frame: Milli Ampl Jy Top frame: Phas deg
Vector averaged cross-power spectrum Several baselines displayed
Timerange: 00/16:28:31 to 00/16:29:59

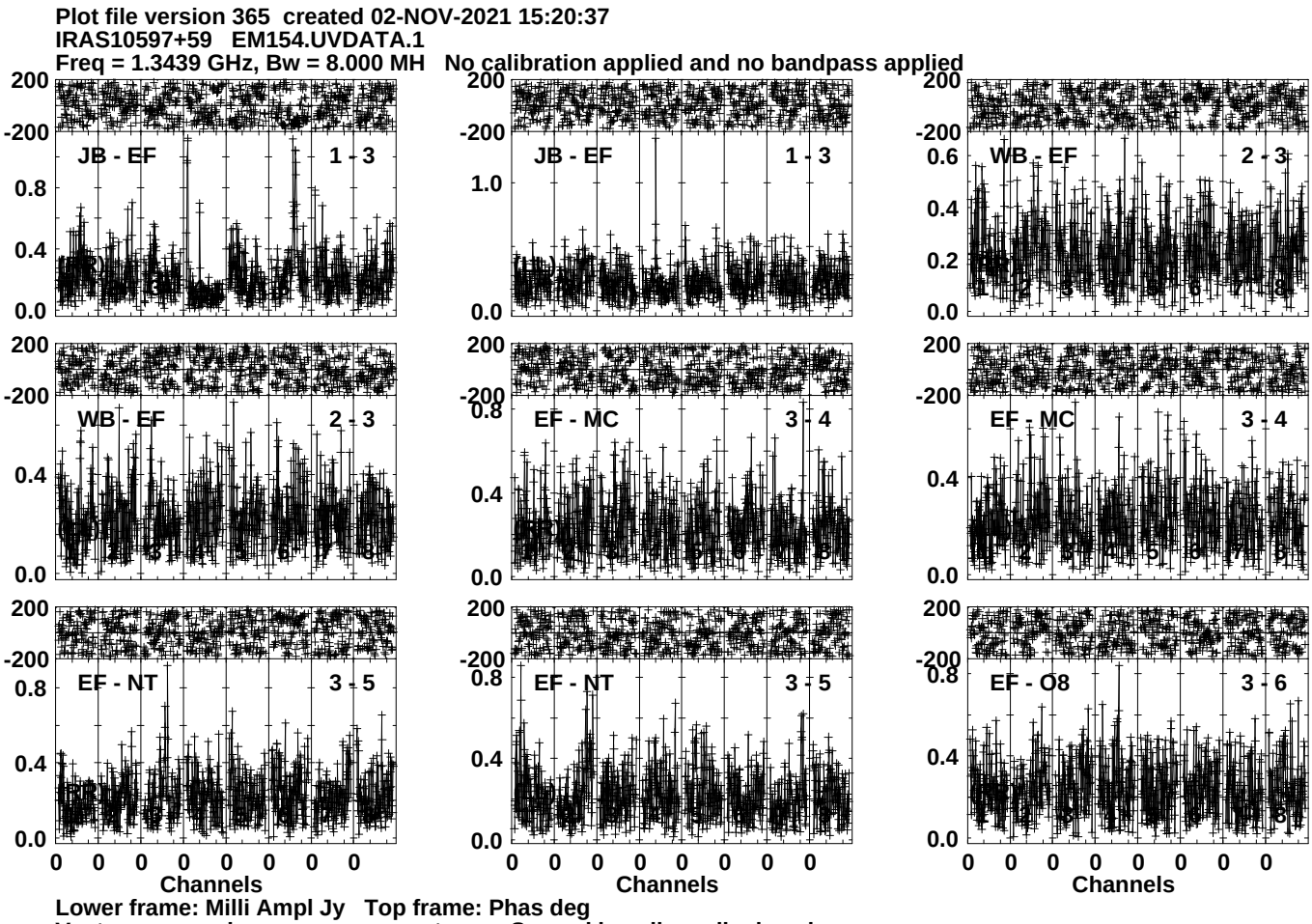
Plot file version 365 created 02-NOV-2021 15:20:37
IRAS10597+59 EM154.UVDATA.1
Freq = 1.3439 GHz, Bw = 8.000 MH No calibration applied and no bandpass applied
JB - EF 1 - 3
JB - EF 1 - 3
WB - EF 2 - 3
WB - EF 2 - 3
EF - MC 3 - 4
EF - MC 3 - 4
EF - NT 3 - 5
EF - NT 3 - 5
EF - O8 3 - 6
Channels
Channels
Channels
Lower frame: Milli Ampl Jy Top frame: Phas deg
Vector averaged cross-power spectrum Several baselines displayed
Timerange: 00/16:30:01 to 00/16:33:29

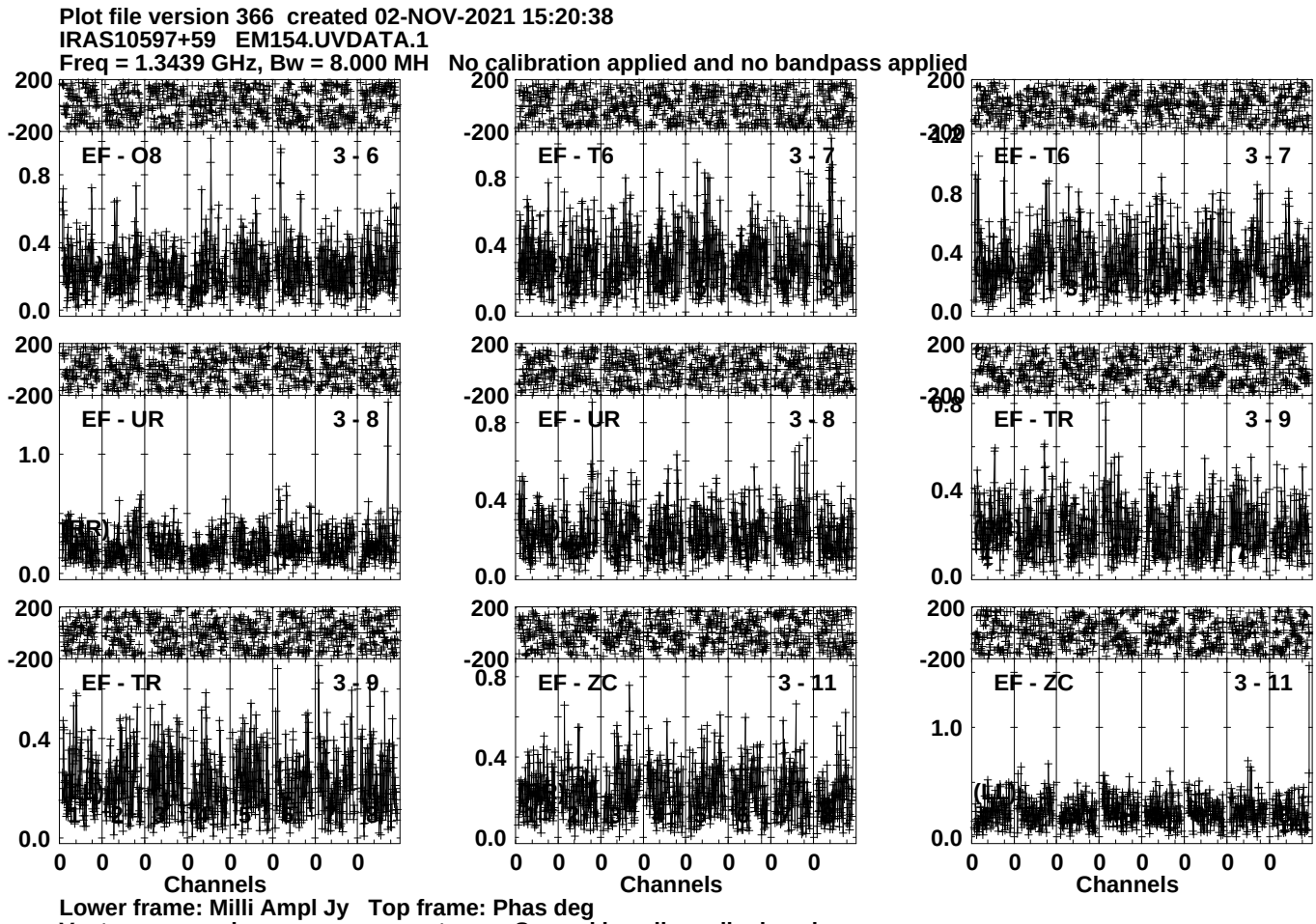
Plot file version 366 created 02-NOV-2021 15:20:38
IRAS10597+59 EM154.UVDATA.1
Freq = 1.3439 GHz, Bw = 8.000 MH No calibration applied and no bandpass applied
EF - O8 3 - 6
EF - T6 3 - 7
EF - T6 3 - 7
EF - UR 3 - 8
EF - UR 3 - 8
EF - TR 3 - 9
EF - TR 3 - 9
EF - ZC 3 - 11
EF - ZC 3 - 11
Channels
Channels
Channels
Lower frame: Milli Ampl Jy Top frame: Phas deg
Vector averaged cross-power spectrum Several baselines displayed
Timerange: 00/16:30:01 to 00/16:33:29

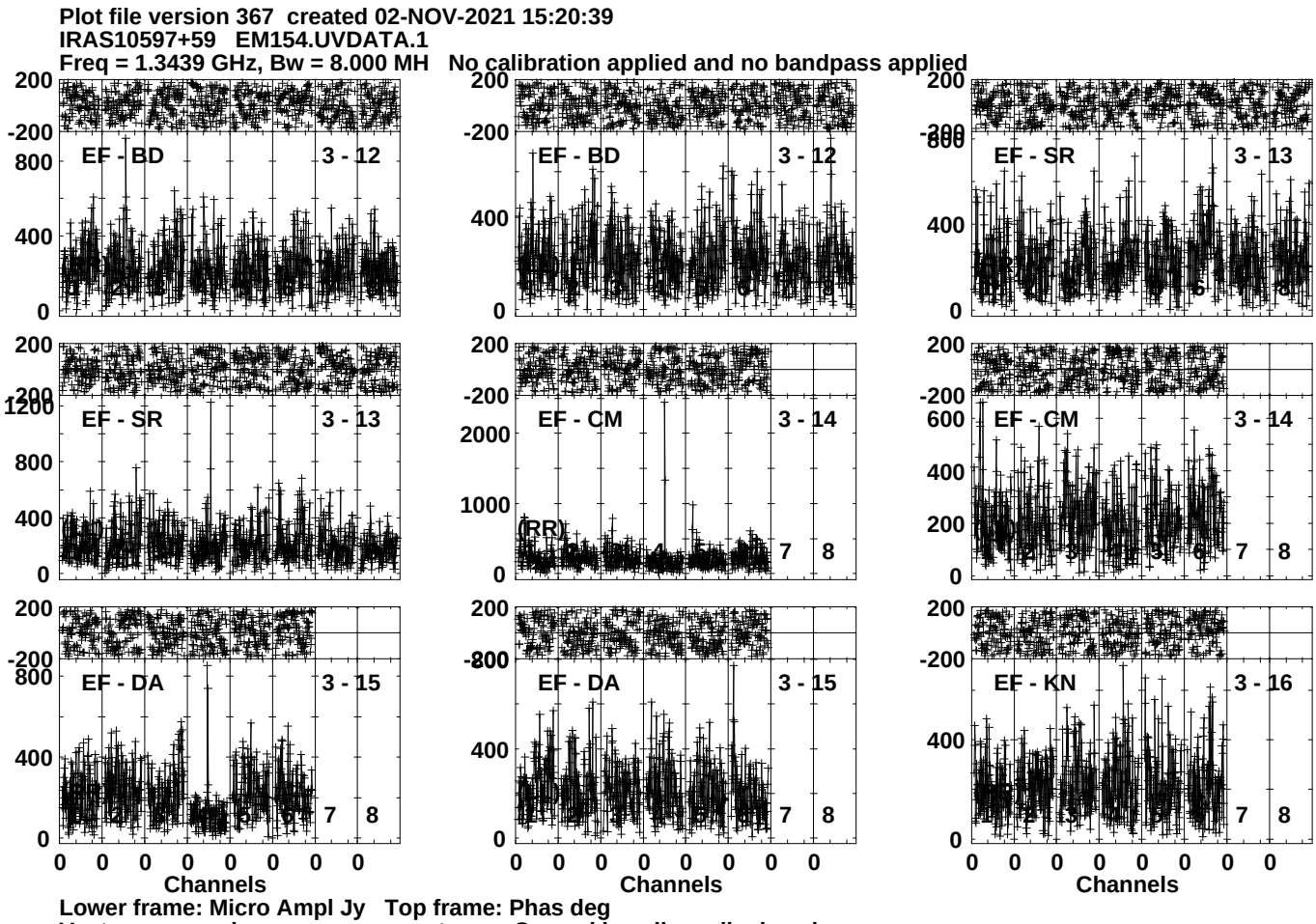
Plot file version 367 created 02-NOV-2021 15:20:39
IRAS10597+59 EM154.UVDATA.1
Freq = 1.3439 GHz, Bw = 8.000 MH No calibration applied and no bandpass applied
EF - BD 3 - 12
EF - BD 3 - 12
EF - SR 3 - 13
EF - SR 3 - 13
EF - CM 3 - 14
(RR)
EF - CM 3 - 14
EF - DA 3 - 15
EF - DA 3 - 15
EF - KN 3 - 16
Channels
Channels
Channels
Lower frame: Micro Ampl Jy Top frame: Phas deg
Vector averaged cross-power spectrum Several baselines displayed
Timerange: 00/16:30:01 to 00/16:33:29

Plot file version 368 created 02-NOV-2021 15:20:39
IRAS10597+59 EM154.UVDATA.1
Freq = 1.3439 GHz, Bw = 8.000 MH No calibration applied and no bandpass applied

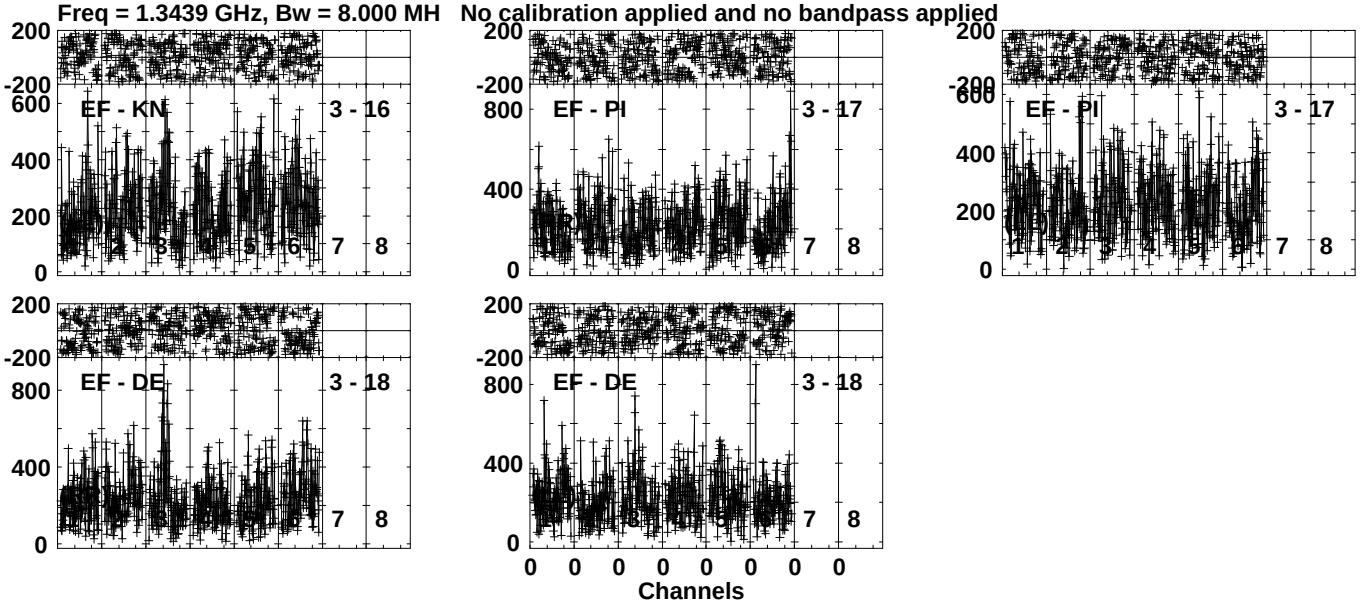

Lower frame: Micro Ampl Jy Top frame: Phas deg
Vector averaged cross-power spectrum Several baselines displayed
Timerange: 00/16:30:01 to 00/16:33:29

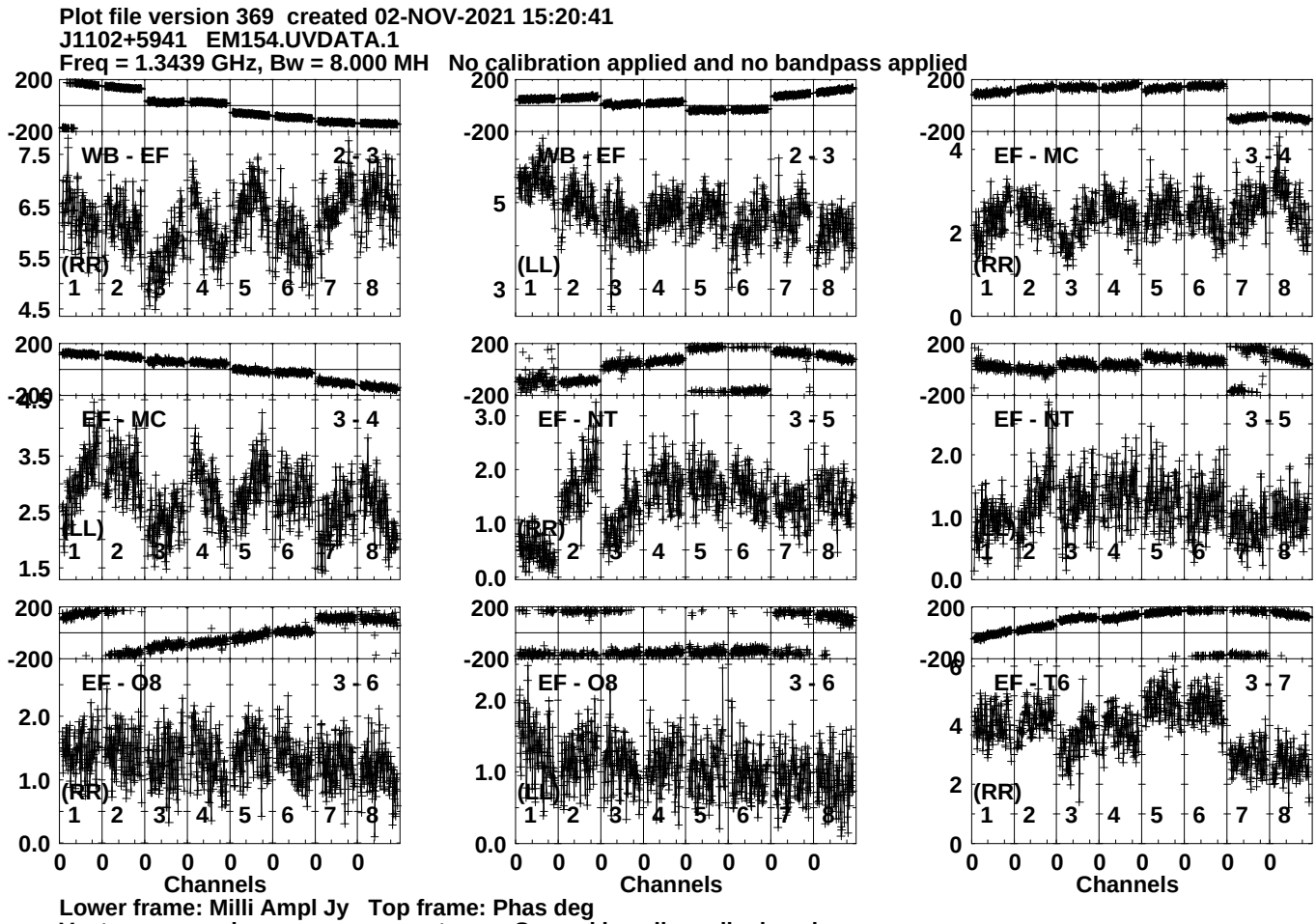
Plot file version 369 created 02-NOV-2021 15:20:41
J1102+5941 EM154.UVDATA.1
Freq = 1.3439 GHz, Bw = 8.000 MH No calibration applied and no bandpass applied
WB - EF 2 - 3
(RR)
WB - EF 2 - 3
(LL)
EF - MC 3 - 4
(RR)
EF - MC 3 - 4
(LL)
EF - NT 3 - 5
(RR)
EF - NT 3 - 5
EF - O8 3 - 6
(RR)
EF - O8 3 - 6
(LL)
EF - T6 3 - 7
(RR)
Channels
Channels
Channels
Lower frame: Milli Ampl Jy Top frame: Phas deg
Vector averaged cross-power spectrum Several baselines displayed
Timerange: 00/16:33:31 to 00/16:34:59

Plot file version 370 created 02-NOV-2021 15:20:41
J1102+5941 EM154.UVDATA.1
Freq = 1.3439 GHz, Bw = 8.000 MH No calibration applied and no bandpass applied

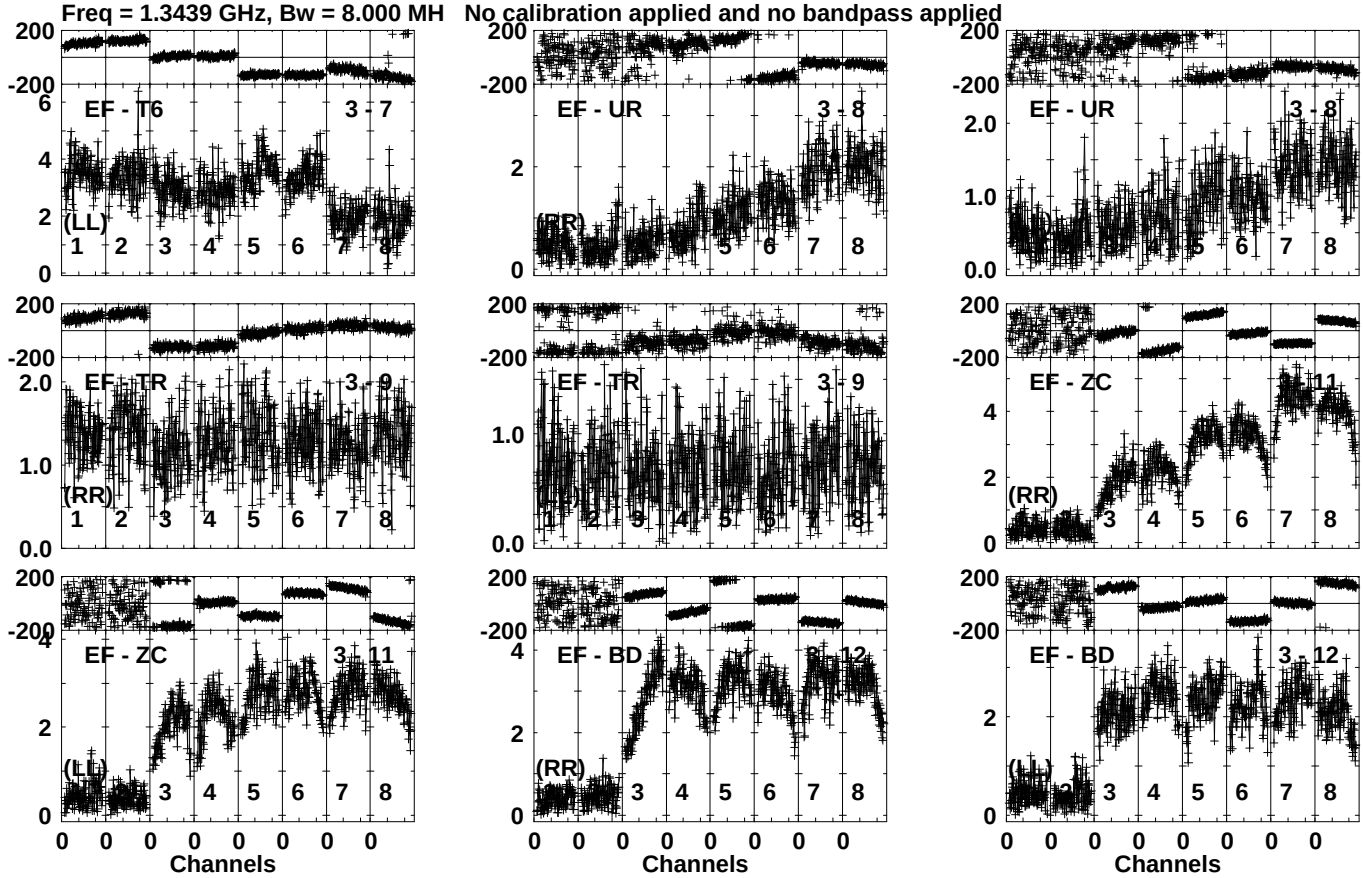

Lower frame: Milli Ampl Jy Top frame: Phas deg
Vector averaged cross-power spectrum Several baselines displayed
Timerange: 00/16:33:31 to 00/16:34:59

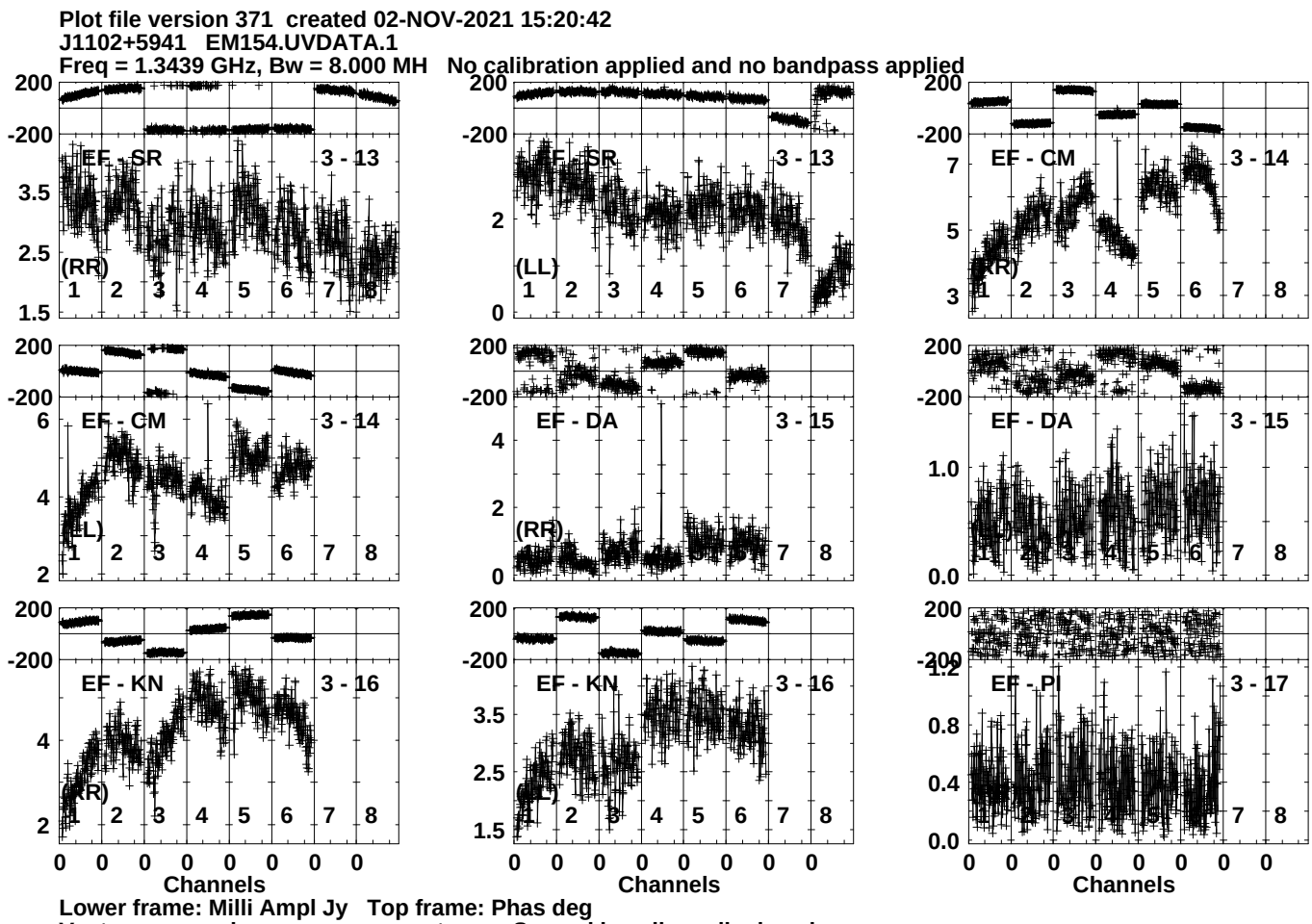
Plot file version 371 created 02-NOV-2021 15:20:42
J1102+5941 EM154.UVDATA.1
Freq = 1.3439 GHz, Bw = 8.000 MH No calibration applied and no bandpass applied
EF - SR 3 - 13
(RR)
EF - SR 3 - 13
(LL)
EF - CM 3 - 14
(RR)
EF - CM 3 - 14
(LL)
EF - DA 3 - 15
(RR)
EF - DA 3 - 15
EF - KN 3 - 16
(RR)
EF - KN 3 - 16
(LL)
EF - PI 3 - 17
Channels
Channels
Channels
Lower frame: Milli Ampl Jy Top frame: Phas deg
Vector averaged cross-power spectrum Several baselines displayed
Timerange: 00/16:33:31 to 00/16:34:59

Plot file version 372 created 02-NOV-2021 15:20:42
J1102+5941 EM154.UVDATA.1
Freq = 1.3439 GHz, Bw = 8.000 MH No calibration applied and no bandpass applied

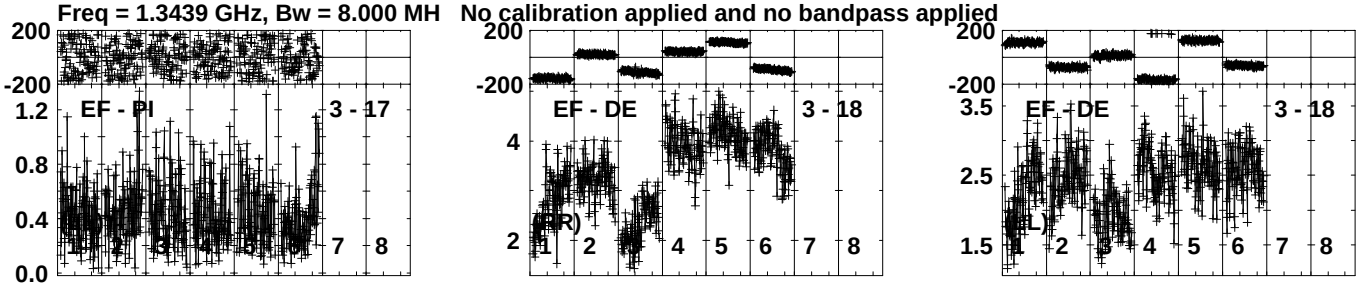

Lower frame: Milli Ampl Jy Top frame: Phas deg
Vector averaged cross-power spectrum Several baselines displayed
Timerange: 00/16:33:31 to 00/16:34:59

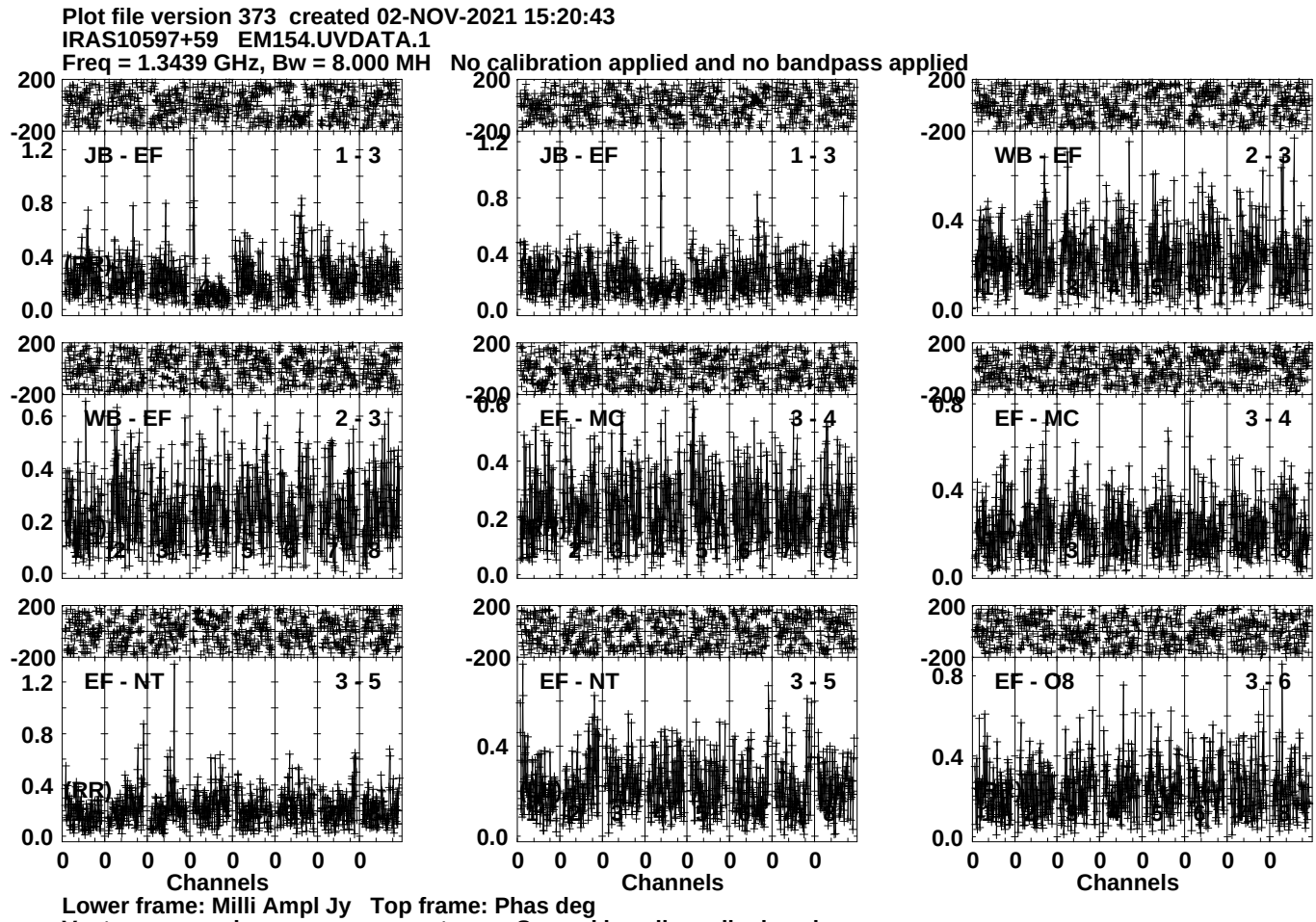
Plot file version 373 created 02-NOV-2021 15:20:43
IRAS10597+59 EM154.UVDATA.1
Freq = 1.3439 GHz, Bw = 8.000 MH No calibration applied and no bandpass applied
JB - EF 1 - 3
JB - EF 1 - 3
WB - EF 2 - 3
WB - EF 2 - 3
EF - MC 3 - 4
EF - MC 3 - 4
EF - NT 3 - 5
EF - NT 3 - 5
EF - O8 3 - 6
(RR)
Channels
Channels
Channels
Lower frame: Milli Ampl Jy Top frame: Phas deg
Vector averaged cross-power spectrum Several baselines displayed
Timerange: 00/16:35:01 to 00/16:38:29

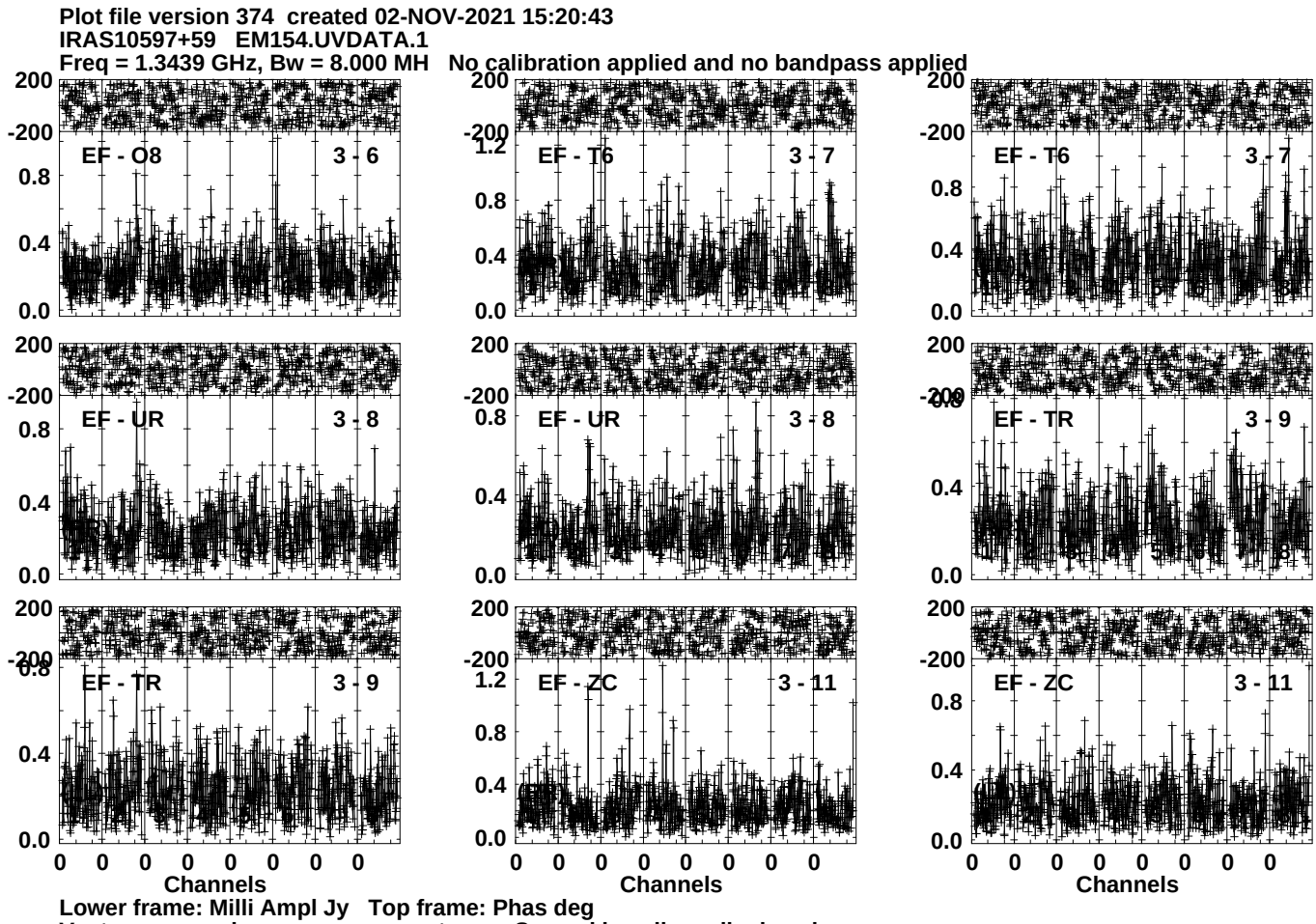
Plot file version 374 created 02-NOV-2021 15:20:43
IRAS10597+59 EM154.UVDATA.1
Freq = 1.3439 GHz, Bw = 8.000 MH No calibration applied and no bandpass applied
EF - O8 3 - 6
EF - T6 3 - 7
EF - T6 3 - 7
EF - UR 3 - 8
EF - UR 3 - 8
EF - TR 3 - 9
EF - TR 3 - 9
EF - ZC 3 - 11
EF - ZC 3 - 11
200
-200
1.2
0.8
0.4
0.0
0 0 0 0 0 0 0 0
Channels
Lower frame: Milli Ampl Jy Top frame: Phas deg
Vector averaged cross-power spectrum Several baselines displayed
Timerange: 00/16:35:01 to 00/16:38:29

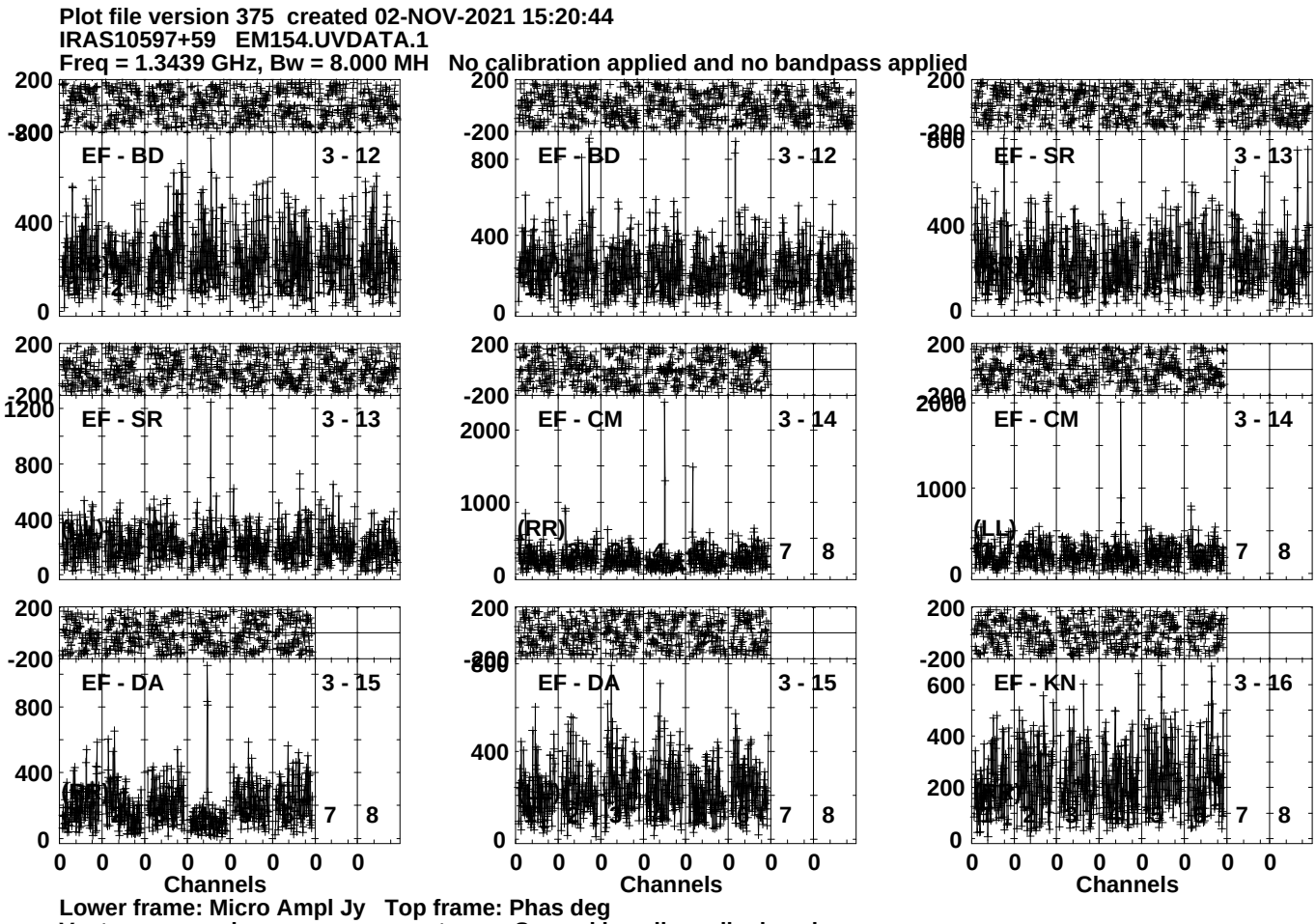
Plot file version 375 created 02-NOV-2021 15:20:44
IRAS10597+59 EM154.UVDATA.1
Freq = 1.3439 GHz, Bw = 8.000 MH No calibration applied and no bandpass applied
EF - BD 3 - 12
EF - BD 3 - 12
EF - SR 3 - 13
EF - SR 3 - 13
EF - CM 3 - 14
(RR)
EF - CM 3 - 14
(LL)
EF - DA 3 - 15
EF - DA 3 - 15
EF - KN 3 - 16
Channels
Channels
Channels
Lower frame: Micro Ampl Jy Top frame: Phas deg
Vector averaged cross-power spectrum Several baselines displayed
Timerange: 00/16:35:01 to 00/16:38:29

Plot file version 376 created 02-NOV-2021 15:20:44
IRAS10597+59 EM154.UVDATA.1
Freq = 1.3439 GHz, Bw = 8.000 MH No calibration applied and no bandpass applied

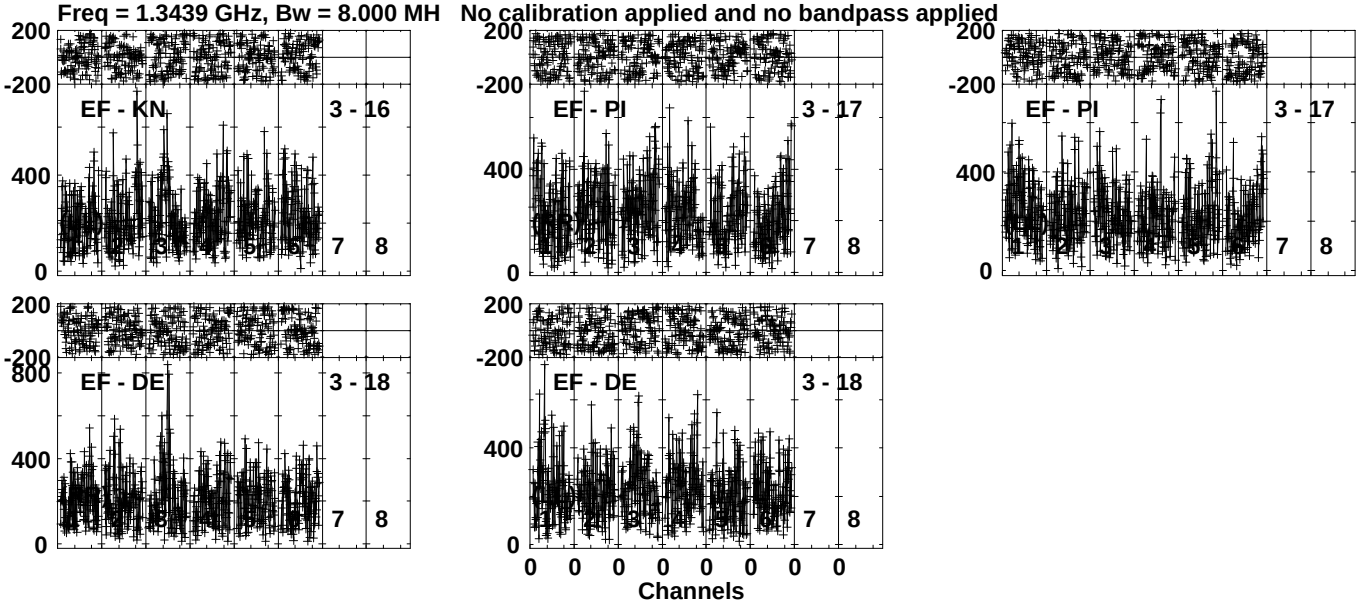

Lower frame: Micro Ampl Jy Top frame: Phas deg
Vector averaged cross-power spectrum Several baselines displayed
Timerange: 00/16:35:01 to 00/16:38:29

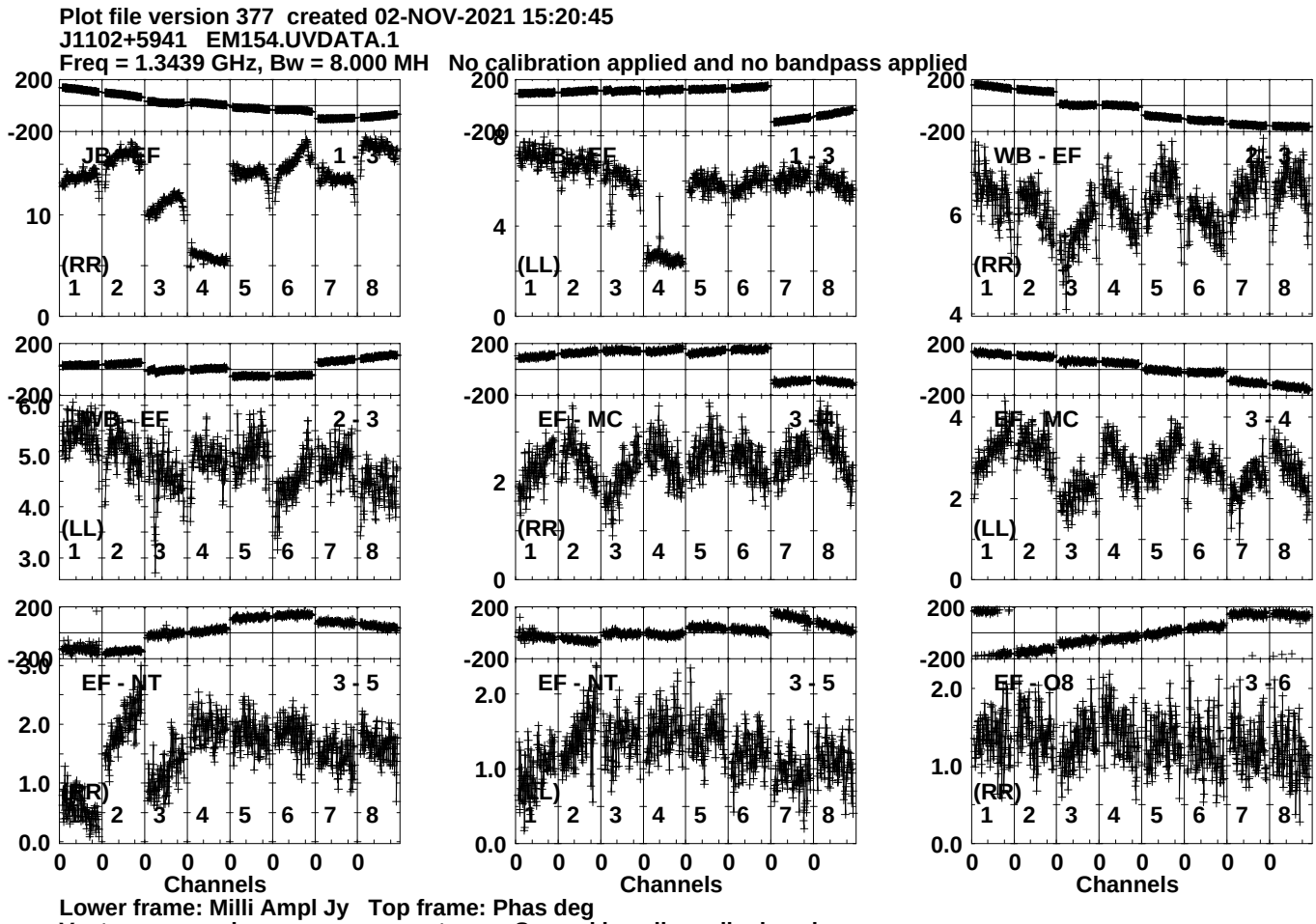
Plot file version 377 created 02-NOV-2021 15:20:45
J1102+5941 EM154.UVDATA.1
Freq = 1.3439 GHz, Bw = 8.000 MH No calibration applied and no bandpass applied
JB - EF 1 - 3
(RR)
EF - EF 1 - 3
(LL)
WB - EF 2 - 3
(RR)
WB - EF 2 - 3
(LL)
EF - MC 3 - 4
(RR)
EF - MC 3 - 4
(LL)
EF - NT 3 - 5
(RR)
EF - NT 3 - 5
(LL)
EF - O8 3 - 6
(RR)
1 2 3 4 5 6 7 8
Channels
Lower frame: Milli Ampl Jy Top frame: Phas deg
Vector averaged cross-power spectrum Several baselines displayed
Timerange: 00/16:39:01 to 00/16:40:29

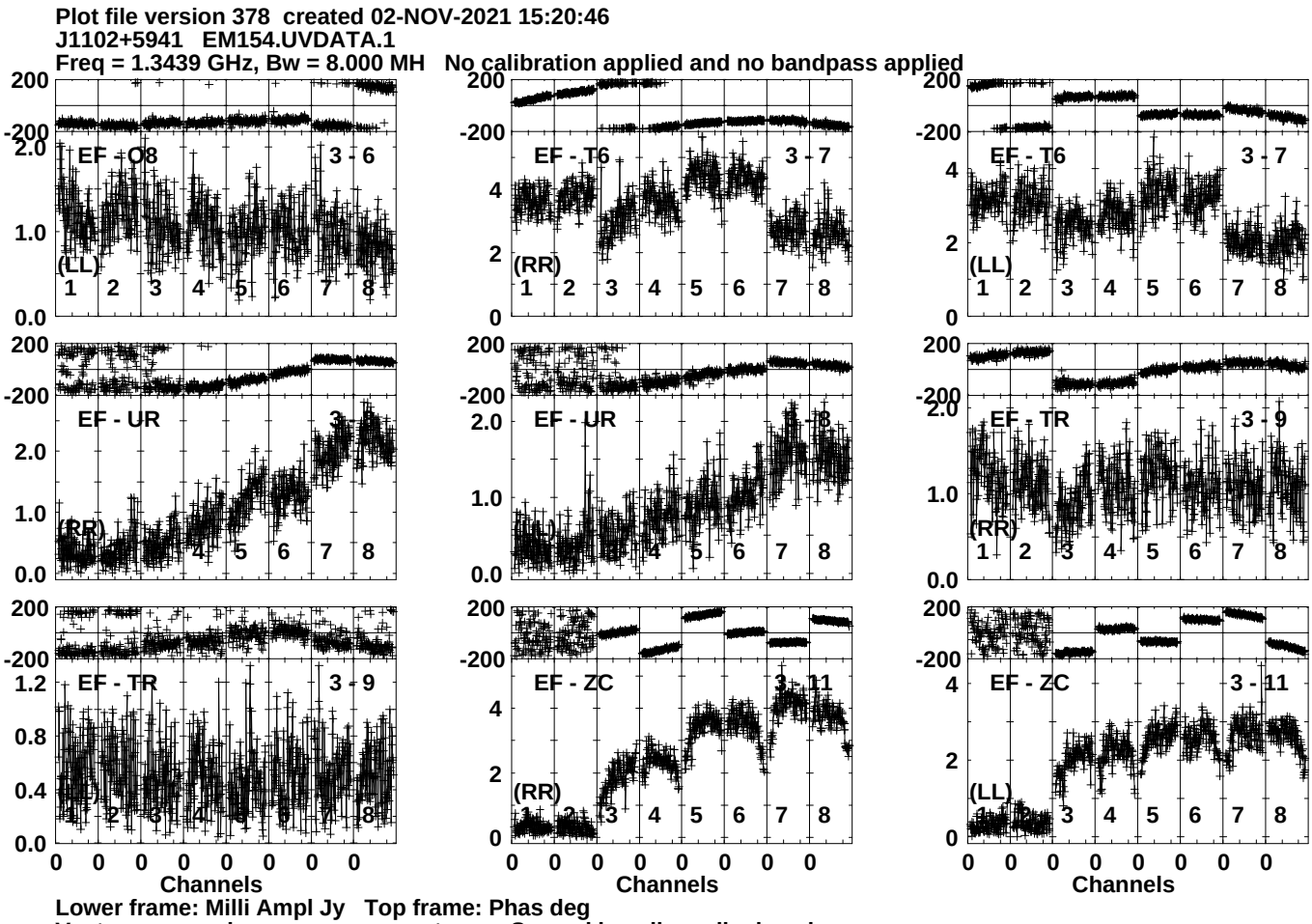
Plot file version 378 created 02-NOV-2021 15:20:46
J1102+5941 EM154.UVDATA.1
Freq = 1.3439 GHz, Bw = 8.000 MH No calibration applied and no bandpass applied
EF - O8 3 - 6
EF - T6 3 - 7
EF - T6 3 - 7
EF - UR 3 - 8
EF - UR 3 - 8
EF - TR 3 - 9
EF - TR 3 - 9
EF - ZC 3 - 11
EF - ZC 3 - 11
(LL)
(RR)
Channels
Lower frame: Milli Ampl Jy Top frame: Phas deg
Vector averaged cross-power spectrum Several baselines displayed
Timerange: 00/16:39:01 to 00/16:40:29

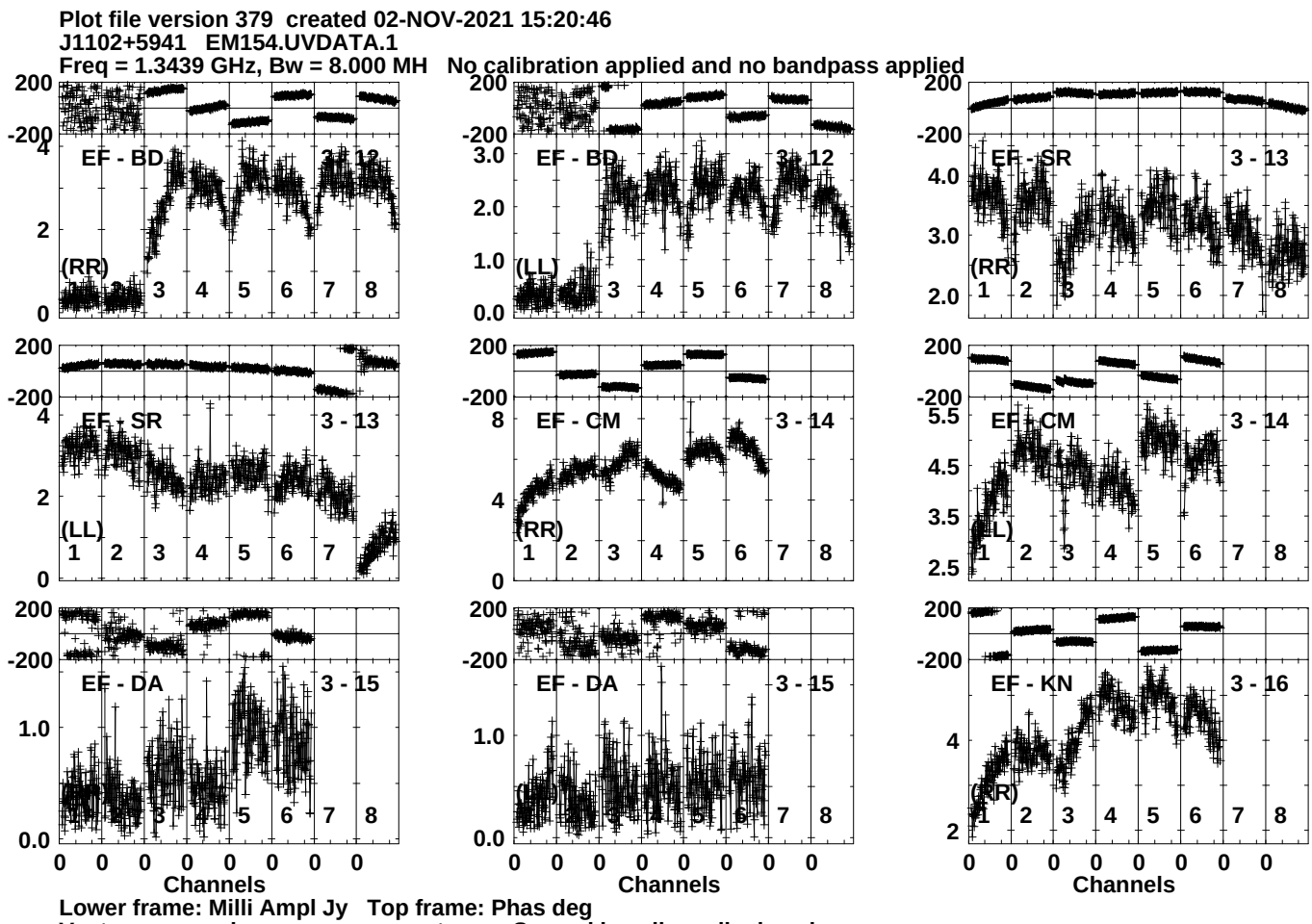
Plot file version 379 created 02-NOV-2021 15:20:46
J1102+5941 EM154.UVDATA.1
Freq = 1.3439 GHz, Bw = 8.000 MH No calibration applied and no bandpass applied
EF - BD 3 - 12
(RR)
EF - BD 3 - 12
(LL)
EF - SR 3 - 13
(RR)
EF - SR 3 - 13
(LL)
EF - CM 3 - 14
(RR)
EF - CM 3 - 14
(LL)
EF - DA 3 - 15
EF - DA 3 - 15
EF - KN 3 - 16
(RR)
Channels
Channels
Channels
Lower frame: Milli Ampl Jy Top frame: Phas deg
Vector averaged cross-power spectrum Several baselines displayed
Timerange: 00/16:39:01 to 00/16:40:29

Plot file version 380 created 02-NOV-2021 15:20:47
J1102+5941 EM154.UVDATA.1
Freq = 1.3439 GHz, Bw = 8.000 MH No calibration applied and no bandpass applied

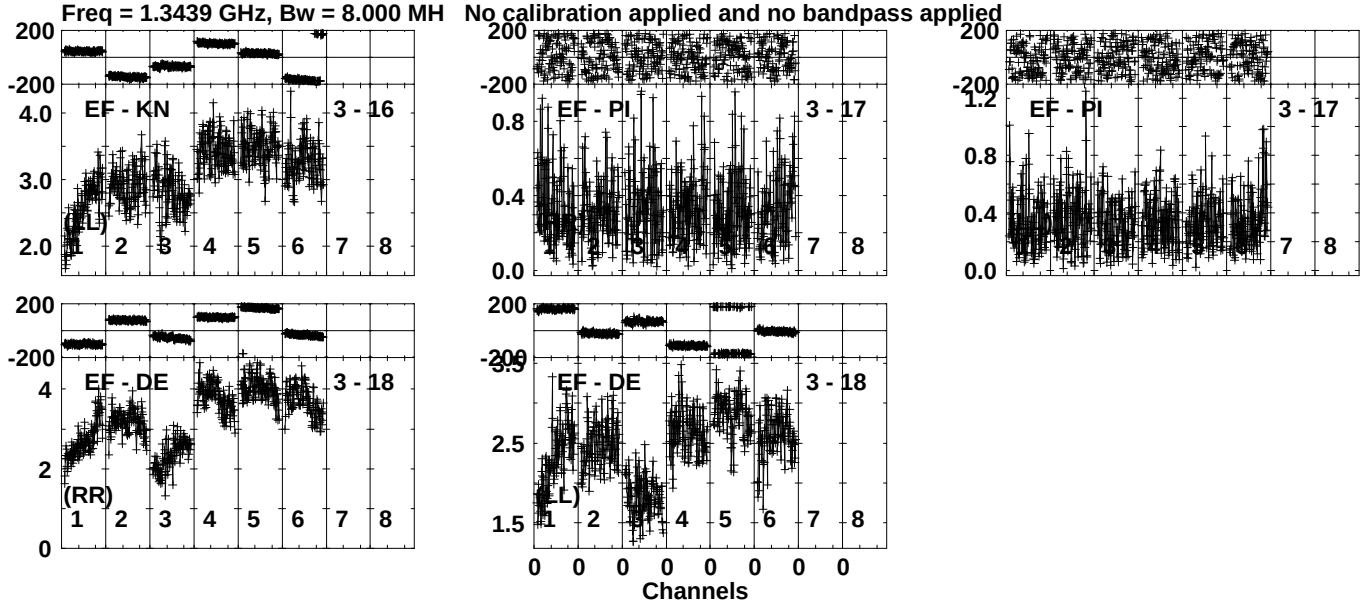

Lower frame: Milli Ampl Jy Top frame: Phas deg
Vector averaged cross-power spectrum Several baselines displayed
Timerange: 00/16:39:01 to 00/16:40:29

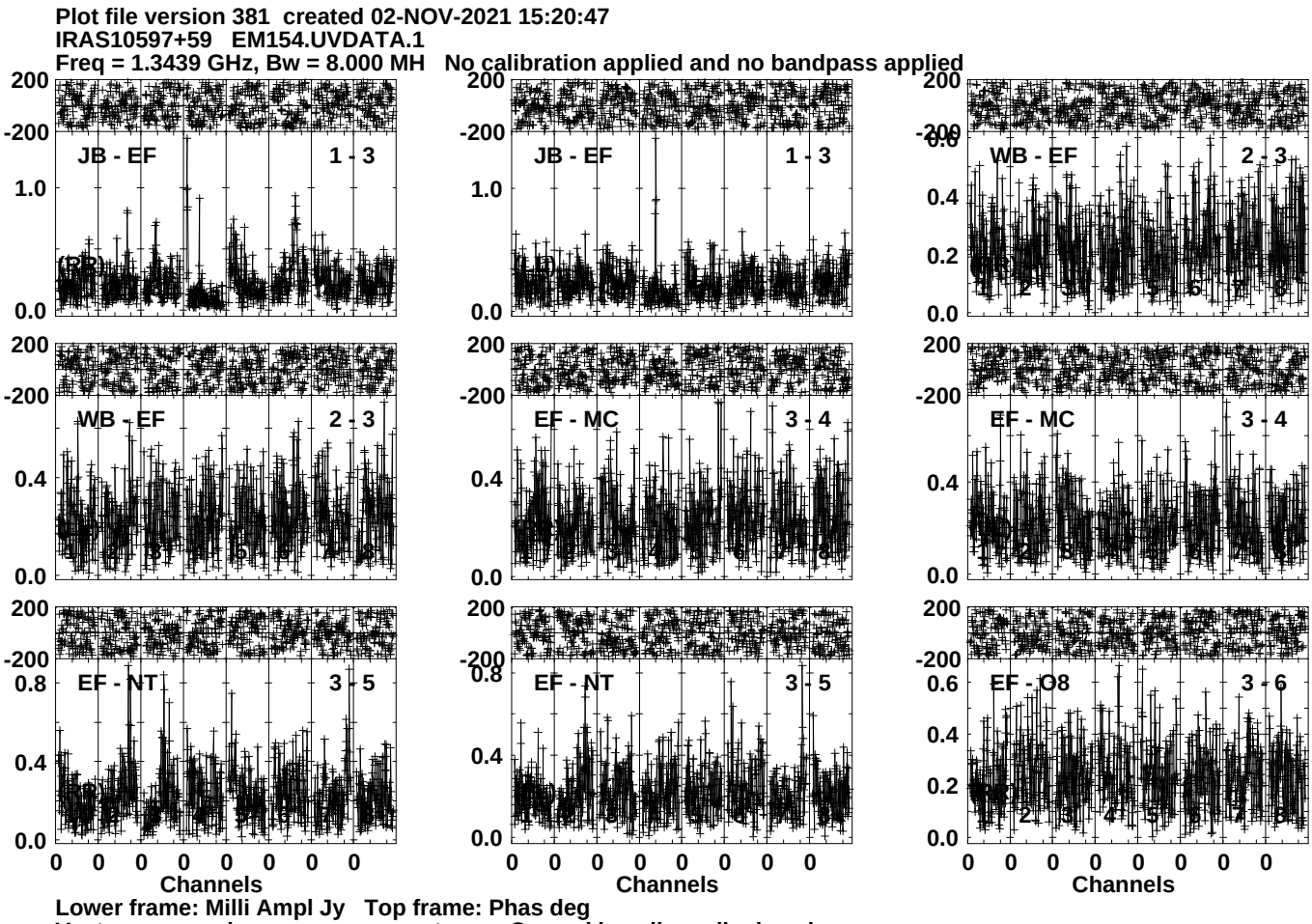
Plot file version 381 created 02-NOV-2021 15:20:47
IRAS10597+59 EM154.UVDATA.1
Freq = 1.3439 GHz, Bw = 8.000 MH No calibration applied and no bandpass applied
JB - EF 1 - 3
JB - EF 1 - 3
WB - EF 2 - 3
WB - EF 2 - 3
EF - MC 3 - 4
EF - MC 3 - 4
EF - NT 3 - 5
EF - NT 3 - 5
EF - O8 3 - 6
Channels
Channels
Channels
Lower frame: Milli Ampl Jy Top frame: Phas deg
Vector averaged cross-power spectrum Several baselines displayed
Timerange: 00/16:40:31 to 00/16:43:59

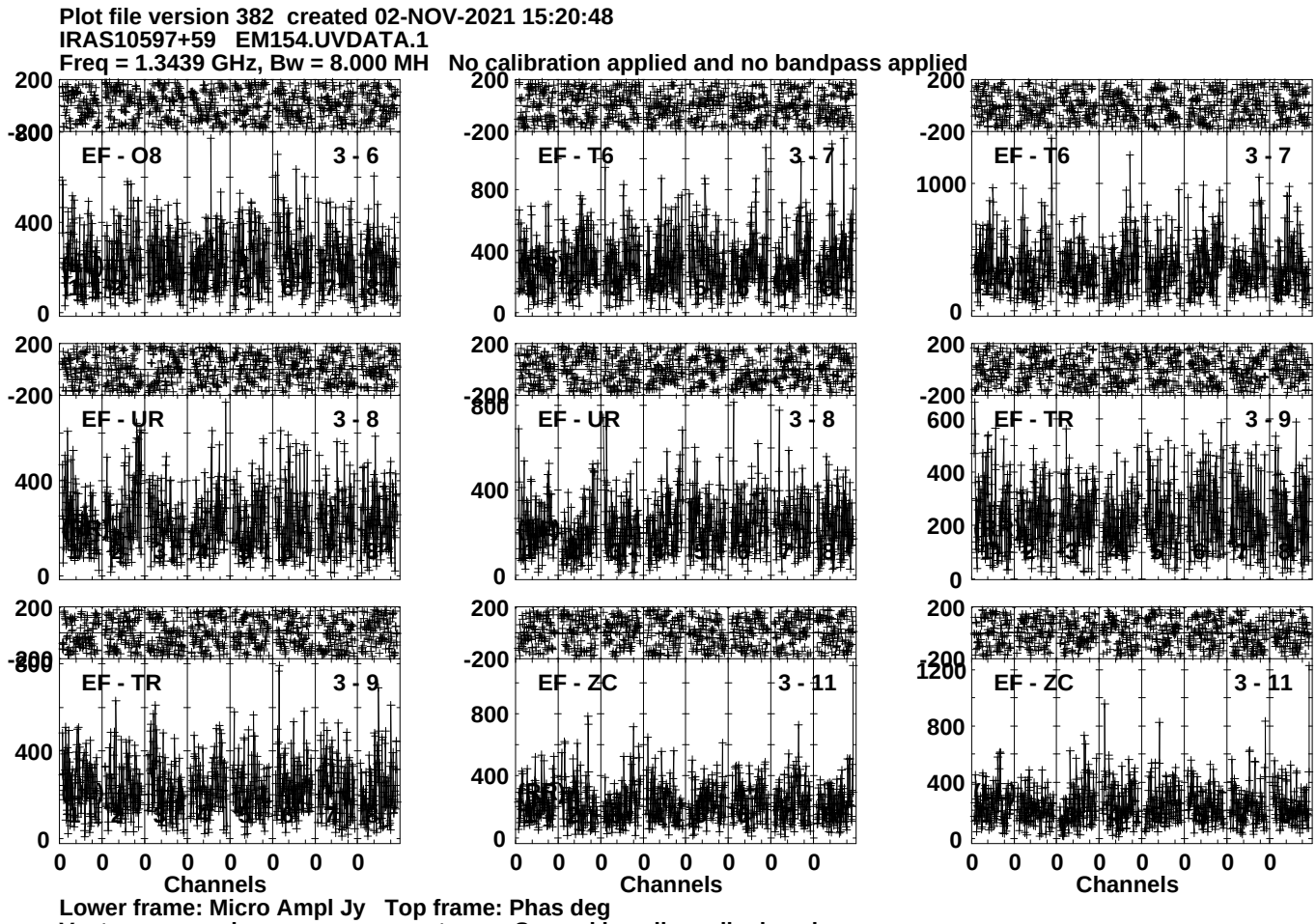
Plot file version 382 created 02-NOV-2021 15:20:48
IRAS10597+59 EM154.UVDATA.1
Freq = 1.3439 GHz, Bw = 8.000 MH No calibration applied and no bandpass applied
EF - O8 3 - 6
EF - T6 3 - 7
EF - T6 3 - 7
EF - UR 3 - 8
EF - UR 3 - 8
EF - TR 3 - 9
EF - TR 3 - 9
EF - ZC 3 - 11
EF - ZC 3 - 11
Channels
Channels
Channels
Lower frame: Micro Ampl Jy Top frame: Phas deg
Vector averaged cross-power spectrum Several baselines displayed
Timerange: 00/16:40:31 to 00/16:43:59

Plot file version 383 created 02-NOV-2021 15:20:49
IRAS10597+59 EM154.UVDATA.1
Freq = 1.3439 GHz, Bw = 8.000 MH No calibration applied and no bandpass applied

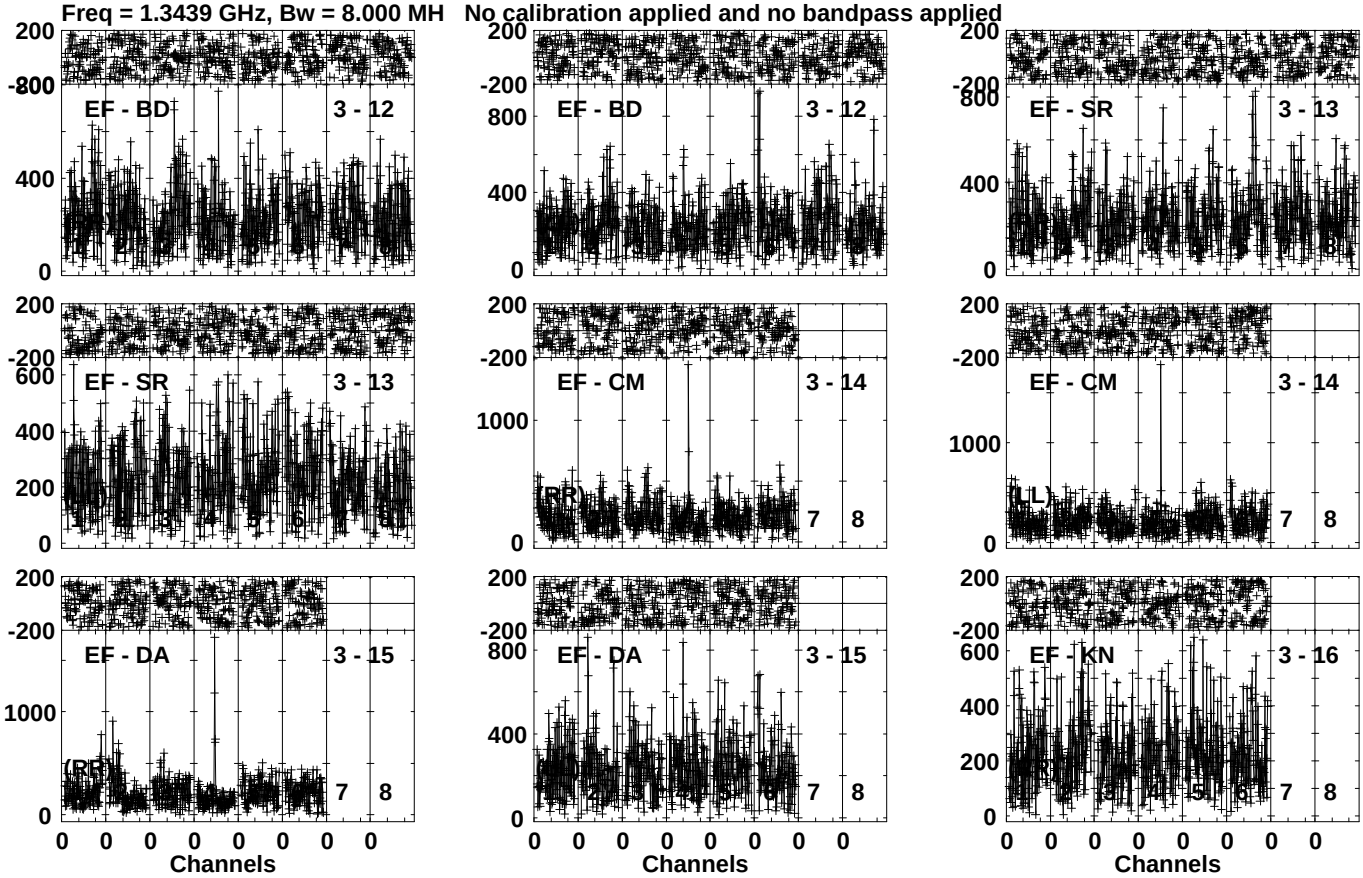

Lower frame: Micro Ampl Jy Top frame: Phas deg
Vector averaged cross-power spectrum Several baselines displayed
Timerange: 00/16:40:31 to 00/16:43:59

Plot file version 384 created 02-NOV-2021 15:20:49
IRAS10597+59 EM154.UVDATA.1
Freq = 1.3439 GHz, Bw = 8.000 MH No calibration applied and no bandpass applied

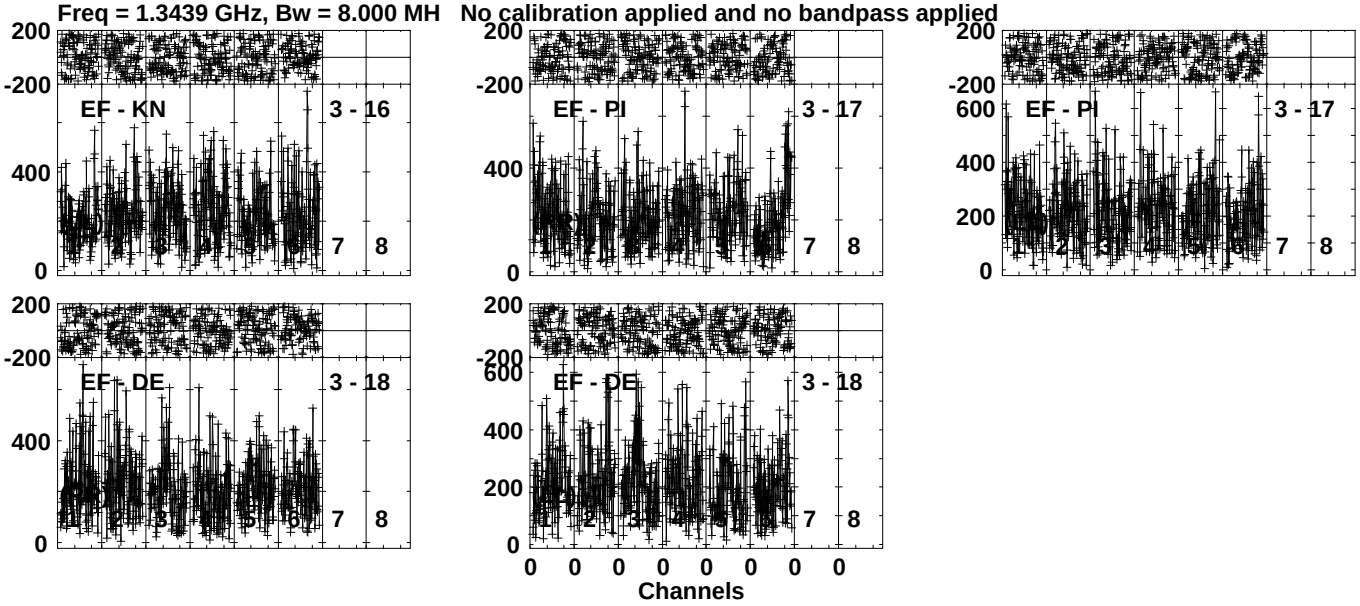

Lower frame: Micro Ampl Jy Top frame: Phas deg
Vector averaged cross-power spectrum Several baselines displayed
Timerange: 00/16:40:31 to 00/16:43:59

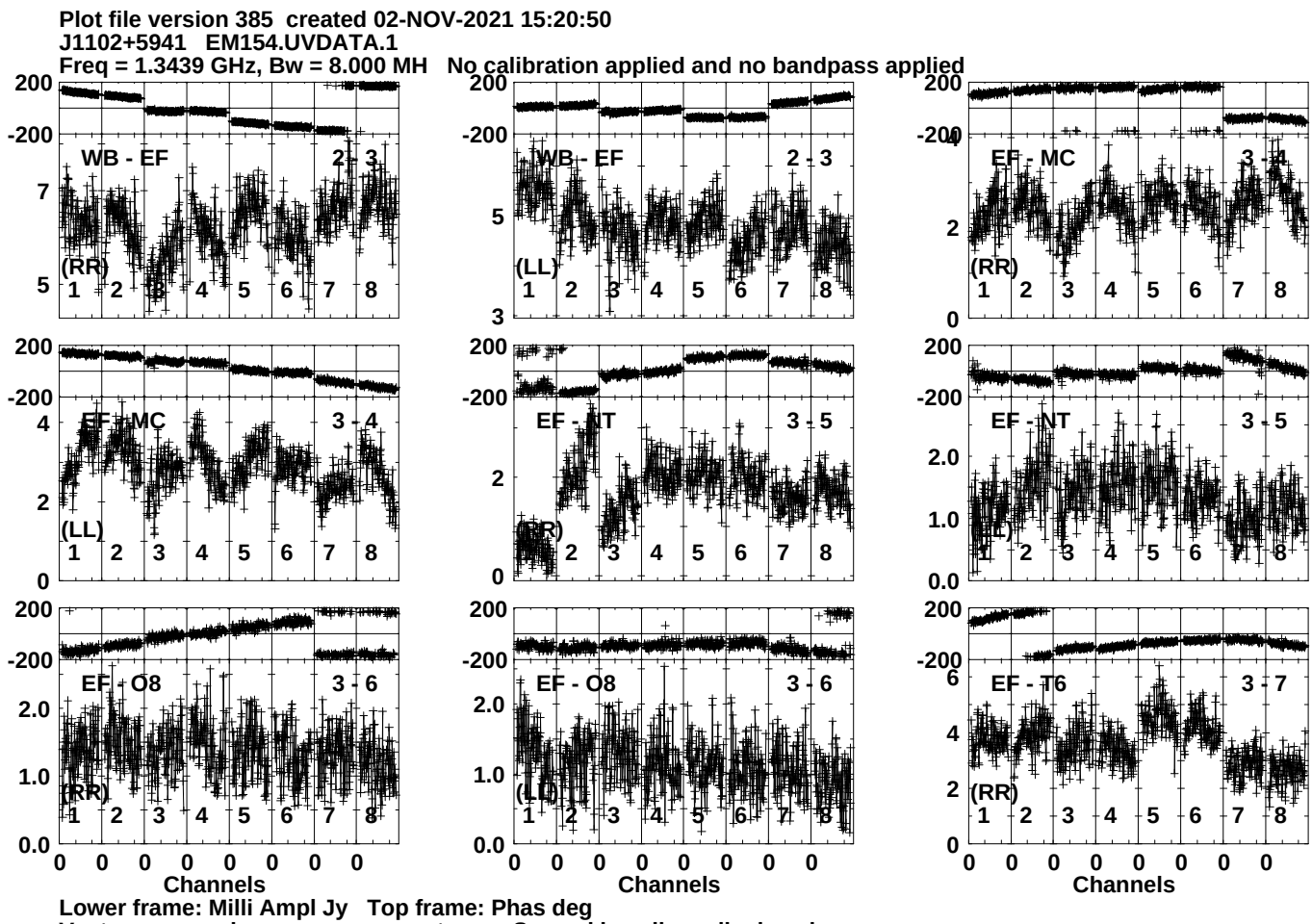
Plot file version 385 created 02-NOV-2021 15:20:50
J1102+5941 EM154.UVDATA.1
Freq = 1.3439 GHz, Bw = 8.000 MH No calibration applied and no bandpass applied
WB - EF 2 - 3
(RR)
WB - EF 2 - 3
(LL)
EF - MC 3 - 4
(RR)
EF - MC 3 - 4
(LL)
EF - NT 3 - 5
(RR)
EF - NT 3 - 5
(LL)
EF - O8 3 - 6
(RR)
EF - O8 3 - 6
(LL)
EF - T6 3 - 7
(RR)
Channels
Channels
Channels
Lower frame: Milli Ampl Jy Top frame: Phas deg
Vector averaged cross-power spectrum Several baselines displayed
Timerange: 00/16:44:01 to 00/16:45:29

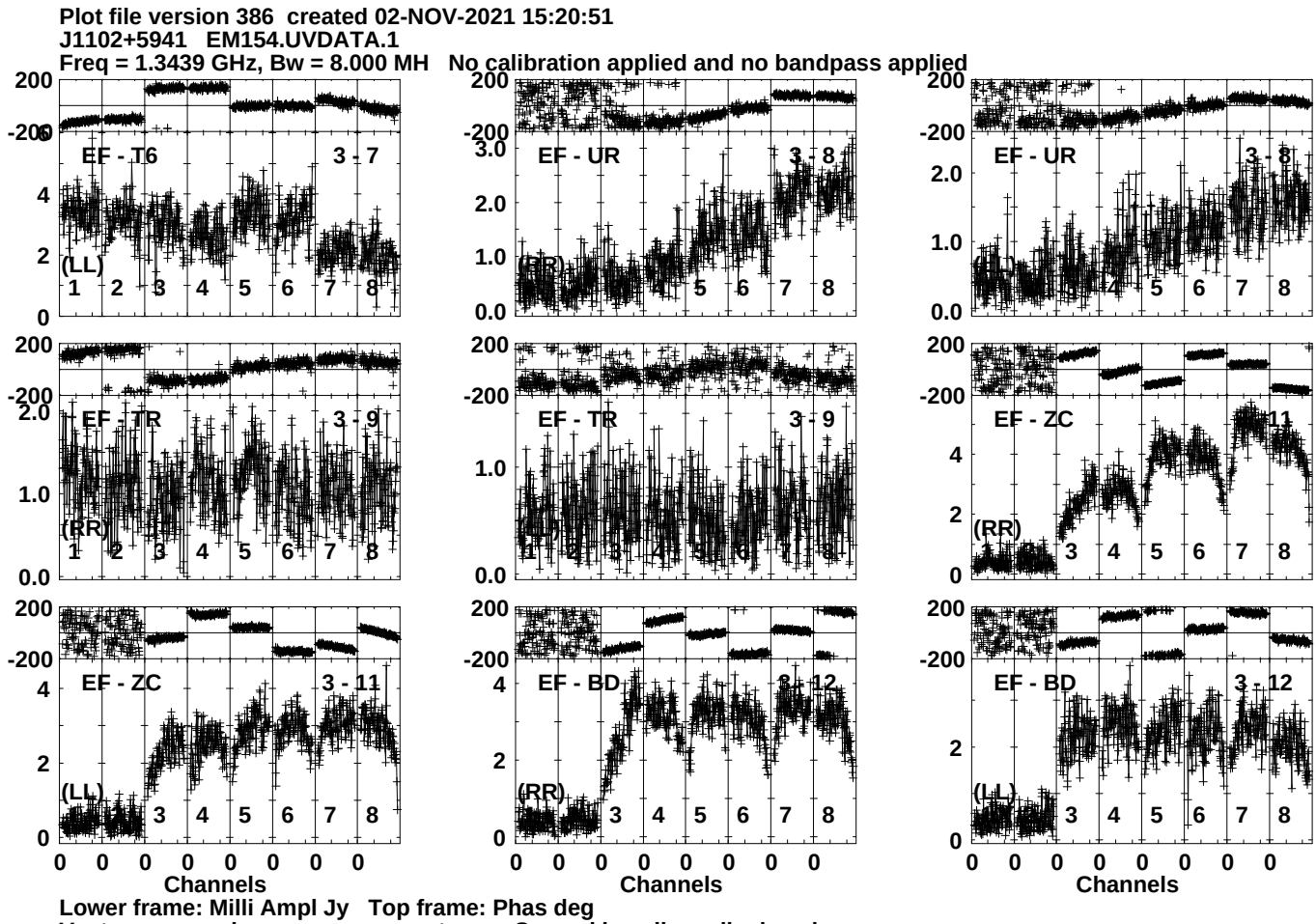
Plot file version 386 created 02-NOV-2021 15:20:51
J1102+5941 EM154.UVDATA.1
Freq = 1.3439 GHz, Bw = 8.000 MH No calibration applied and no bandpass applied
EF - T6 3 - 7
(LL)
EF - UR 3 - 8
(RR)
EF - UR 3 - 8
(LL)
EF - TR 3 - 9
(RR)
EF - TR 3 - 9
(LL)
EF - ZC 3 - 11
(RR)
EF - ZC 3 - 11
(LL)
EF - BD 3 - 12
(RR)
EF - BD 3 - 12
(LL)
Channels
Channels
Channels
Lower frame: Milli Ampl Jy Top frame: Phas deg
Vector averaged cross-power spectrum Several baselines displayed
Timerange: 00/16:44:01 to 00/16:45:29

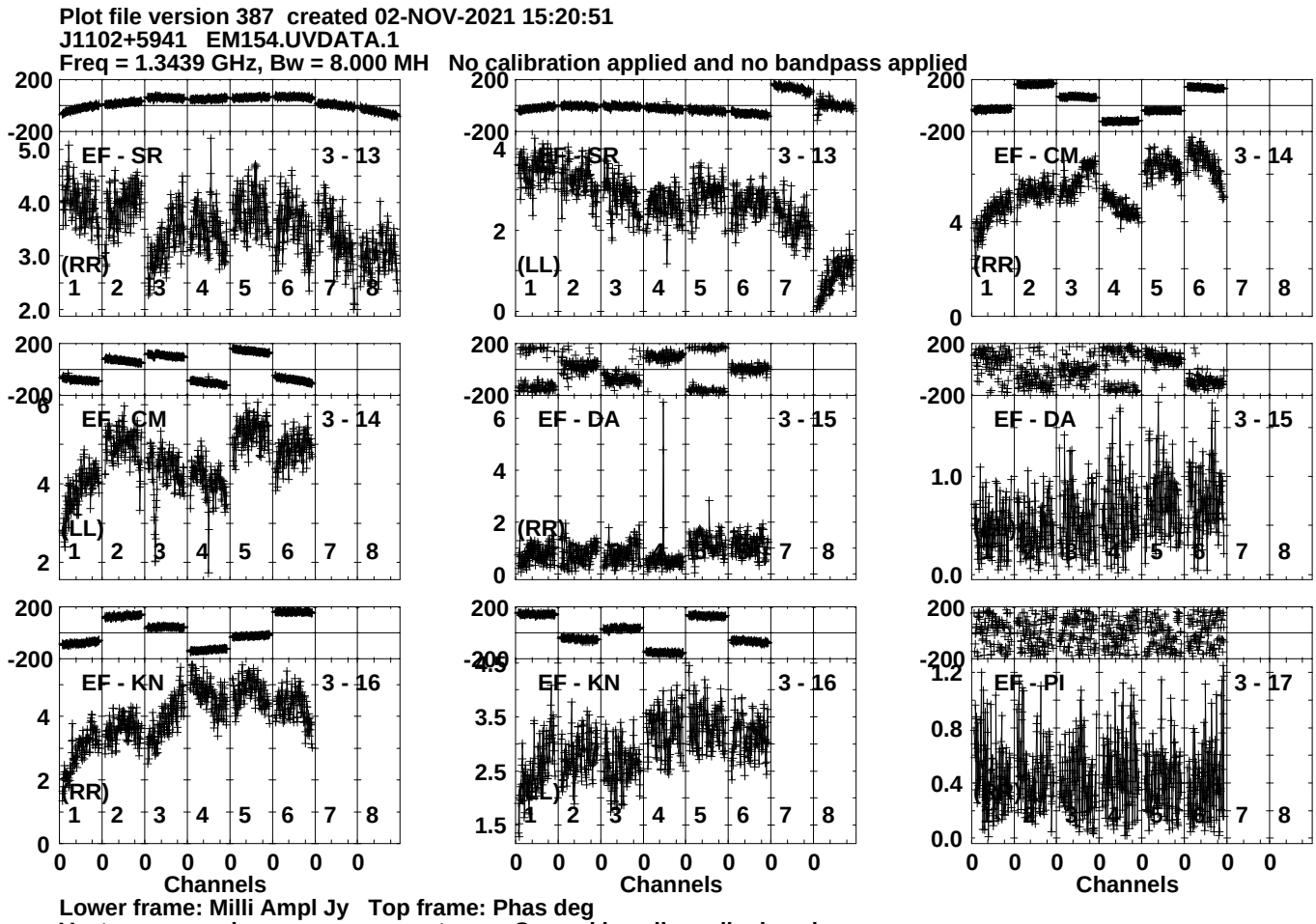
Plot file version 387 created 02-NOV-2021 15:20:51
J1102+5941 EM154.UVDATA.1
Freq = 1.3439 GHz, Bw = 8.000 MH No calibration applied and no bandpass applied
EF - SR 3 - 13
(RR)
EF - SR 3 - 13
(LL)
EF - CM 3 - 14
(RR)
EF - CM 3 - 14
(LL)
EF - DA 3 - 15
(RR)
EF - DA 3 - 15
EF - KN 3 - 16
(RR)
EF - KN 3 - 16
(LL)
EF - PI 3 - 17
Channels
Channels
Channels
Lower frame: Milli Ampl Jy Top frame: Phas deg
Vector averaged cross-power spectrum Several baselines displayed
Timerange: 00/16:44:01 to 00/16:45:29

Plot file version 388 created 02-NOV-2021 15:20:52
J1102+5941 EM154.UVDATA.1
Freq = 1.3439 GHz, Bw = 8.000 MH No calibration applied and no bandpass applied

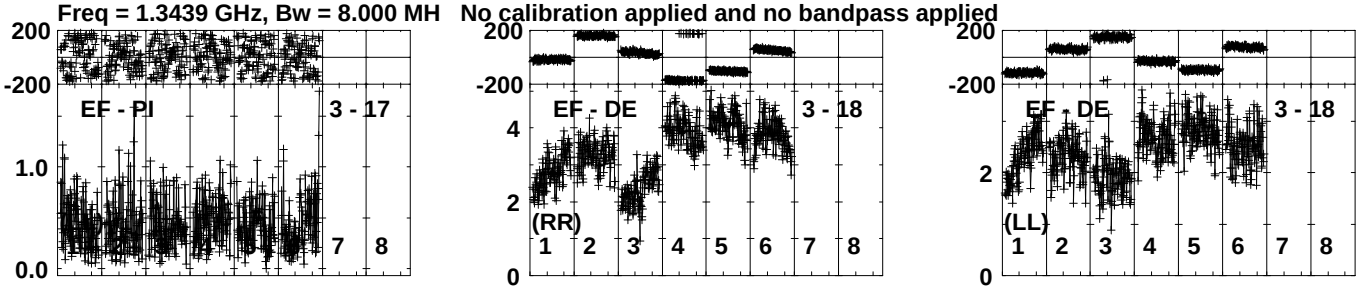

Lower frame: Milli Ampl Jy Top frame: Phas deg
Vector averaged cross-power spectrum Several baselines displayed
Timerange: 00/16:44:01 to 00/16:45:29

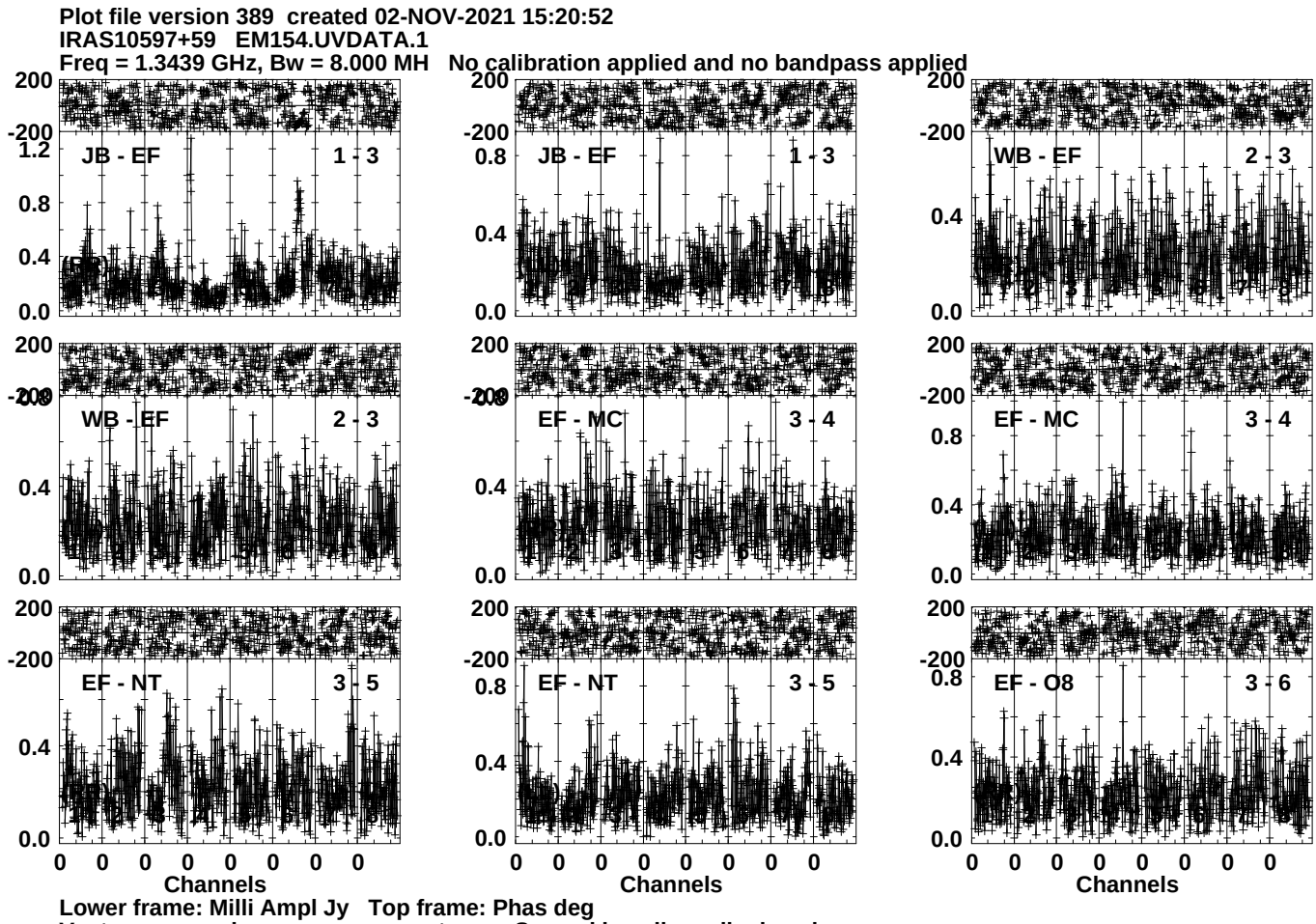
Plot file version 389 created 02-NOV-2021 15:20:52
IRAS10597+59 EM154.UVDATA.1
Freq = 1.3439 GHz, Bw = 8.000 MH No calibration applied and no bandpass applied
JB - EF 1 - 3
JB - EF 1 - 3
WB - EF 2 - 3
WB - EF 2 - 3
EF - MC 3 - 4
EF - MC 3 - 4
EF - NT 3 - 5
EF - NT 3 - 5
EF - O8 3 - 6
Channels
Channels
Channels
Lower frame: Milli Ampl Jy Top frame: Phas deg
Vector averaged cross-power spectrum Several baselines displayed
Timerange: 00/16:45:31 to 00/16:48:59

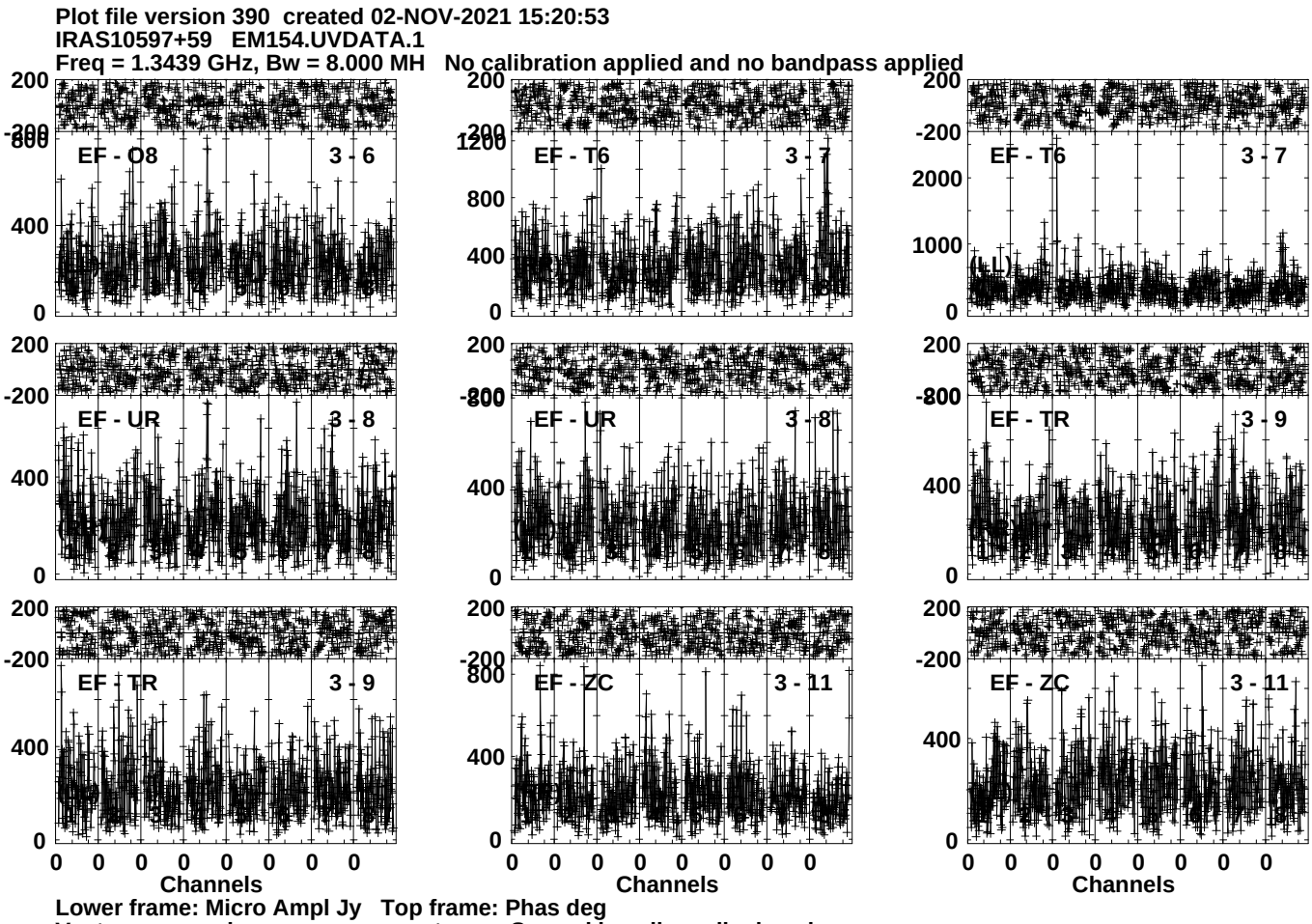
Plot file version 390 created 02-NOV-2021 15:20:53
IRAS10597+59 EM154.UVDATA.1
Freq = 1.3439 GHz, Bw = 8.000 MH No calibration applied and no bandpass applied
EF - O8 3 - 6
EF - T6 3 - 7
EF - T6 3 - 7
(LL)
EF - UR 3 - 8
EF - UR 3 - 8
EF - TR 3 - 9
EF - TR 3 - 9
EF - ZC 3 - 11
EF - ZC 3 - 11
Channels
Channels
Channels
Lower frame: Micro Ampl Jy Top frame: Phas deg
Vector averaged cross-power spectrum Several baselines displayed
Timerange: 00/16:45:31 to 00/16:48:59

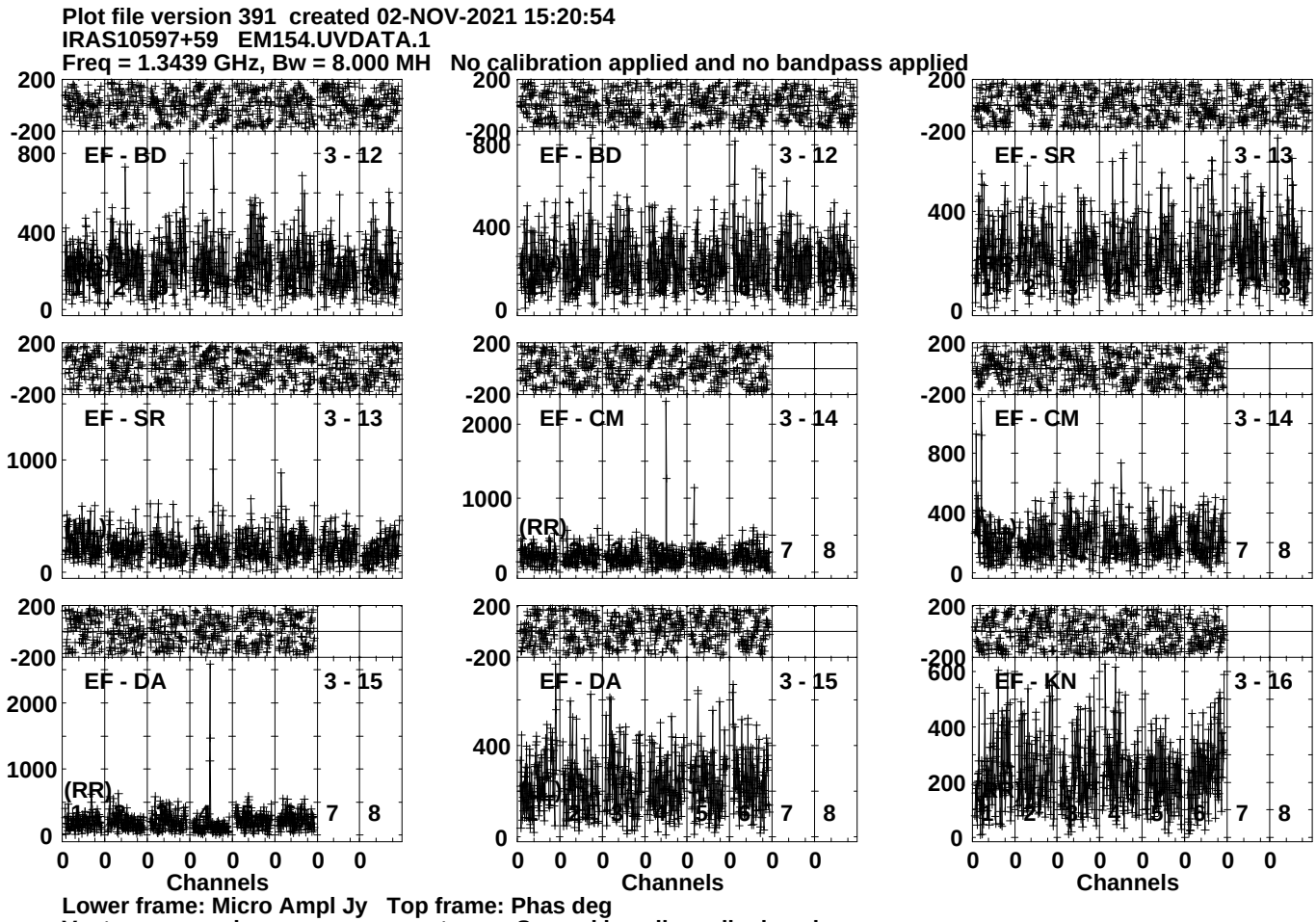
Plot file version 391 created 02-NOV-2021 15:20:54
IRAS10597+59 EM154.UVDATA.1
Freq = 1.3439 GHz, Bw = 8.000 MH No calibration applied and no bandpass applied
EF - BD 3 - 12
EF - BD 3 - 12
EF - SR 3 - 13
EF - SR 3 - 13
EF - CM 3 - 14
(RR)
EF - CM 3 - 14
EF - DA 3 - 15
(RR)
EF - DA 3 - 15
EF - KN 3 - 16
Channels
Channels
Channels
Lower frame: Micro Ampl Jy Top frame: Phas deg
Vector averaged cross-power spectrum Several baselines displayed
Timerange: 00/16:45:31 to 00/16:48:59

Plot file version 392 created 02-NOV-2021 15:20:54
IRAS10597+59 EM154.UVDATA.1
Freq = 1.3439 GHz, Bw = 8.000 MH No calibration applied and no bandpass applied

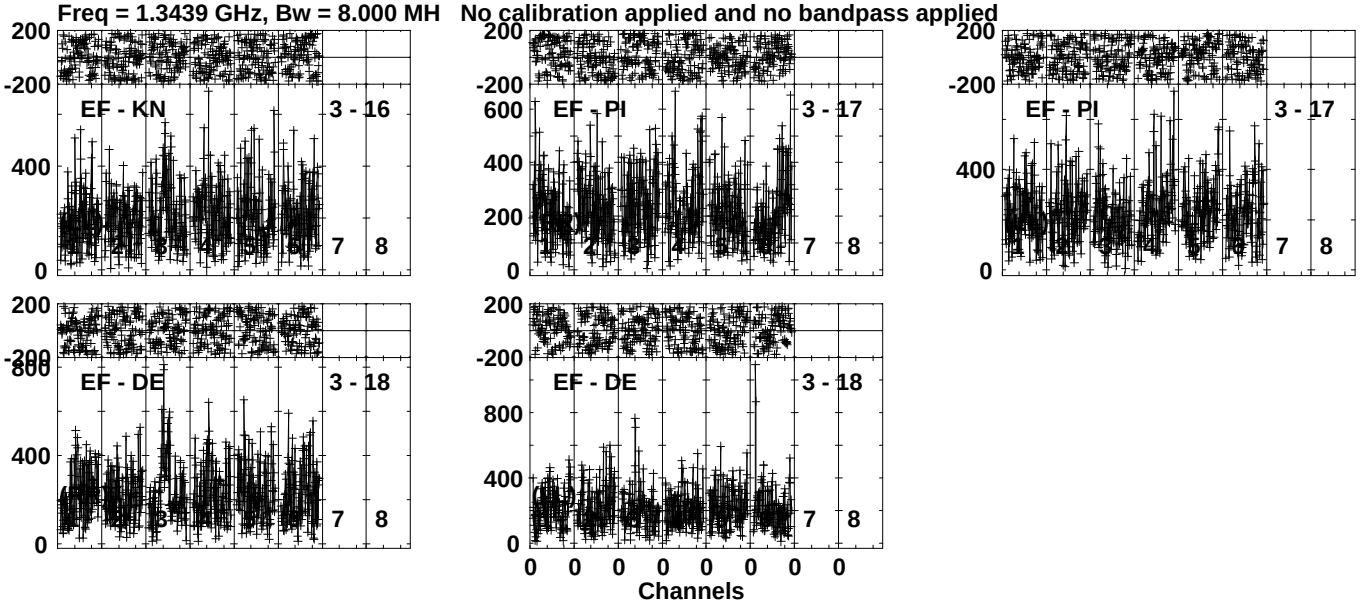

Lower frame: Micro Ampl Jy Top frame: Phas deg
Vector averaged cross-power spectrum Several baselines displayed
Timerange: 00/16:45:31 to 00/16:48:59

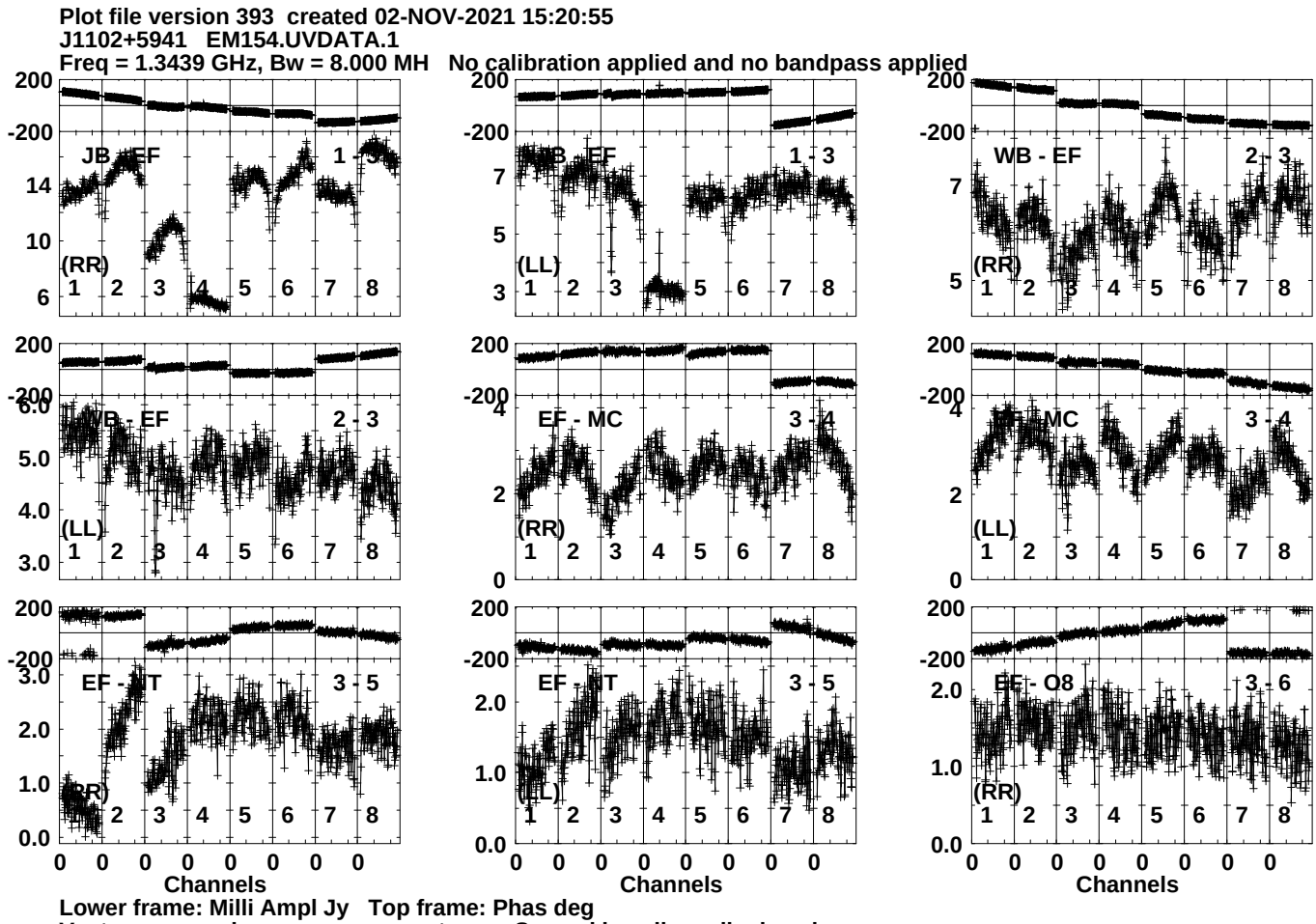
Plot file version 393 created 02-NOV-2021 15:20:55
J1102+5941 EM154.UVDATA.1
Freq = 1.3439 GHz, Bw = 8.000 MH No calibration applied and no bandpass applied
JB - EF 1 - 3
(RR)
WB - EF 1 - 3
(LL)
WB - EF 2 - 3
(RR)
WB - EF 2 - 3
(LL)
EF - MC 3 - 4
(RR)
EF - MC 3 - 4
(LL)
EF - NT 3 - 5
(RR)
EF - NT 3 - 5
(LL)
EF - O8 3 - 6
(RR)
Channels
Channels
Channels
Lower frame: Milli Ampl Jy Top frame: Phas deg
Vector averaged cross-power spectrum Several baselines displayed
Timerange: 00/16:49:31 to 00/16:50:59

Plot file version 394 created 02-NOV-2021 15:20:56
J1102+5941 EM154.UVDATA.1
Freq = 1.3439 GHz, Bw = 8.000 MH No calibration applied and no bandpass applied

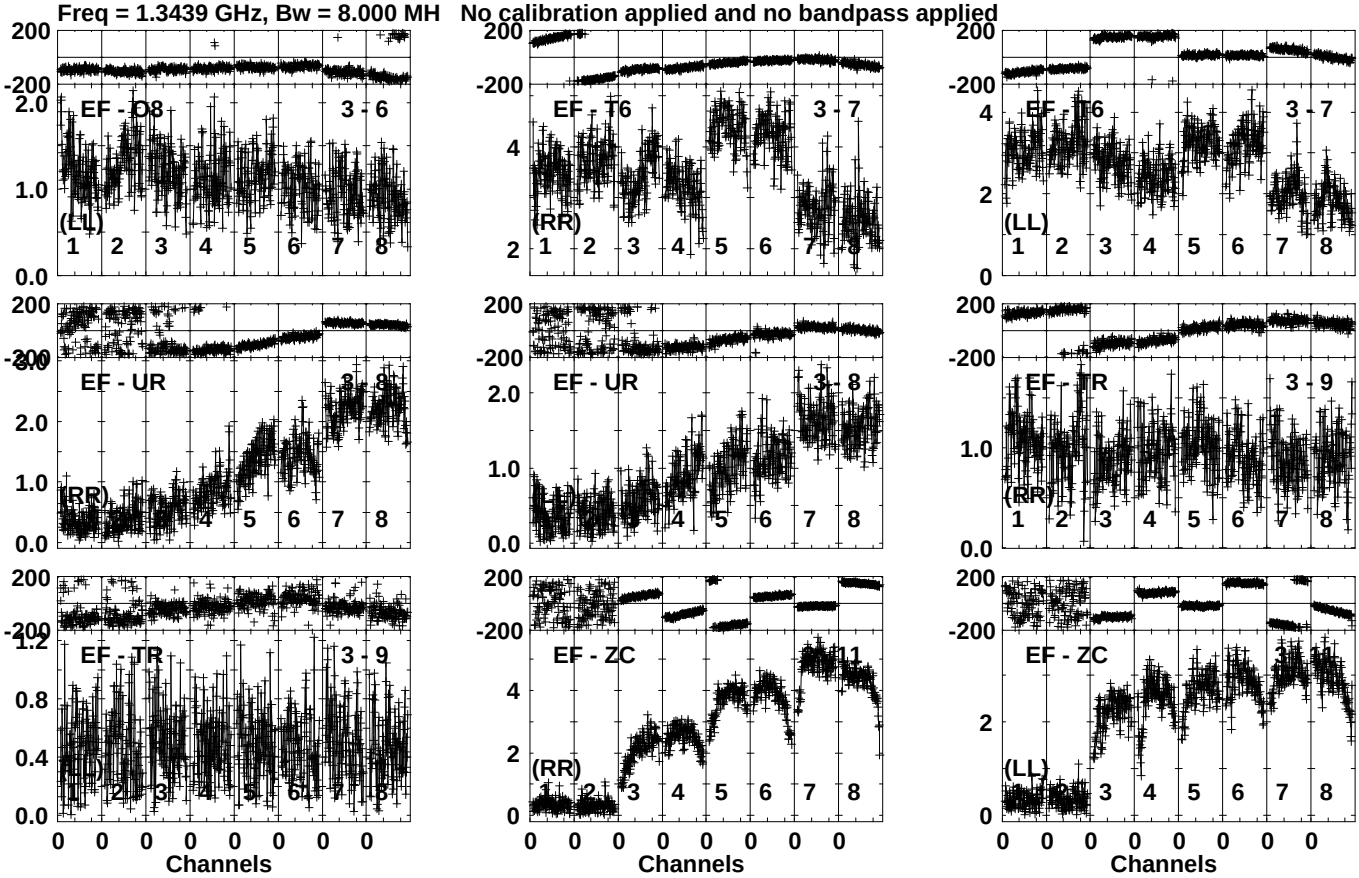

Lower frame: Milli Ampl Jy Top frame: Phas deg
Vector averaged cross-power spectrum Several baselines displayed
Timerange: 00/16:49:31 to 00/16:50:59

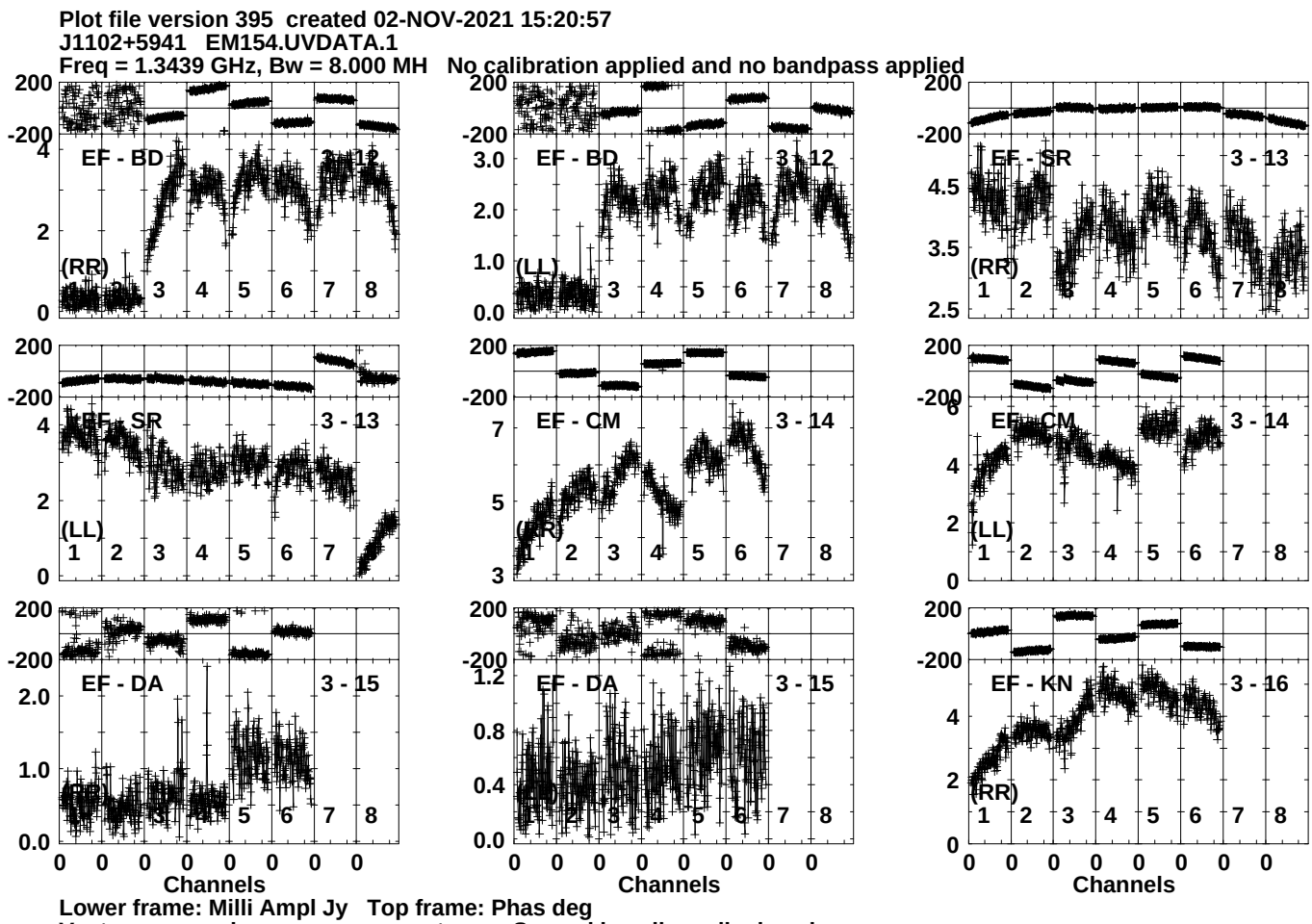
Plot file version 395 created 02-NOV-2021 15:20:57
J1102+5941 EM154.UVDATA.1
Freq = 1.3439 GHz, Bw = 8.000 MH No calibration applied and no bandpass applied
EF - BD 3 - 12
(RR)
EF - BD 3 - 12
(LL)
EF - SR 3 - 13
(RR)
EF - SR 3 - 13
(LL)
EF - CM 3 - 14
(RR)
EF - CM 3 - 14
(LL)
EF - DA 3 - 15
EF - DA 3 - 15
EF - KN 3 - 16
(RR)
Channels
Channels
Channels
Lower frame: Milli Ampl Jy Top frame: Phas deg
Vector averaged cross-power spectrum Several baselines displayed
Timerange: 00/16:49:31 to 00/16:50:59

Plot file version 396 created 02-NOV-2021 15:20:57
J1102+5941 EM154.UVDATA.1
Freq = 1.3439 GHz, Bw = 8.000 MH No calibration applied and no bandpass applied

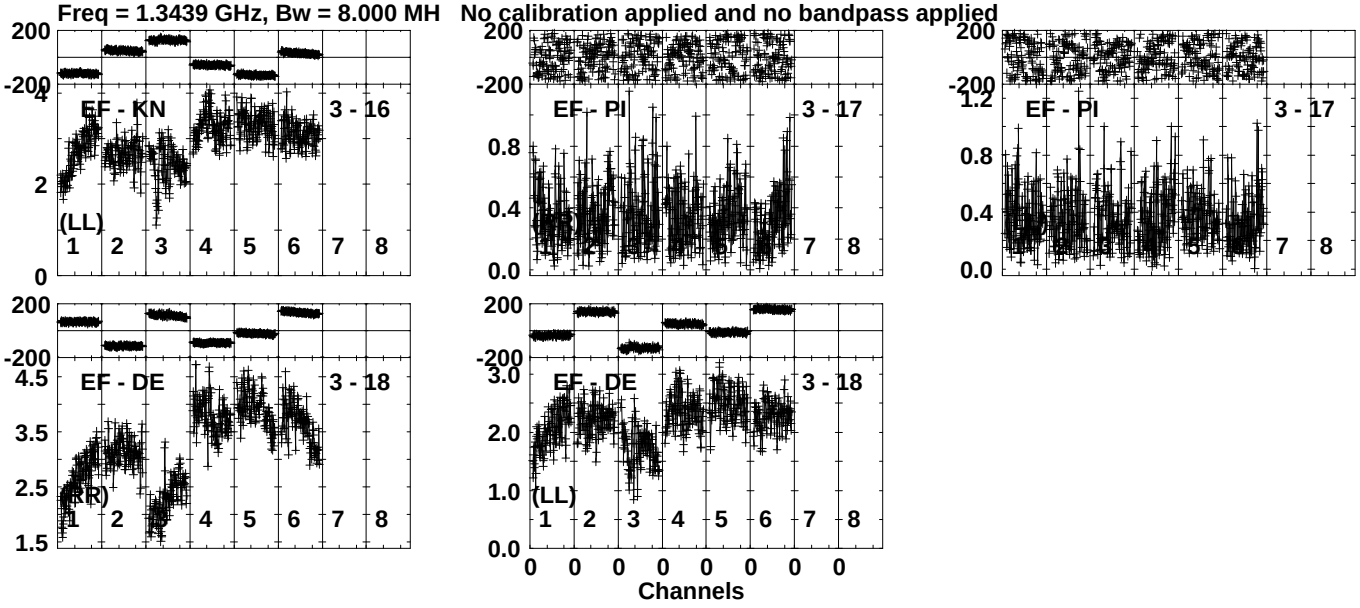

Lower frame: Milli Ampl Jy Top frame: Phas deg
Vector averaged cross-power spectrum Several baselines displayed
Timerange: 00/16:49:31 to 00/16:50:59

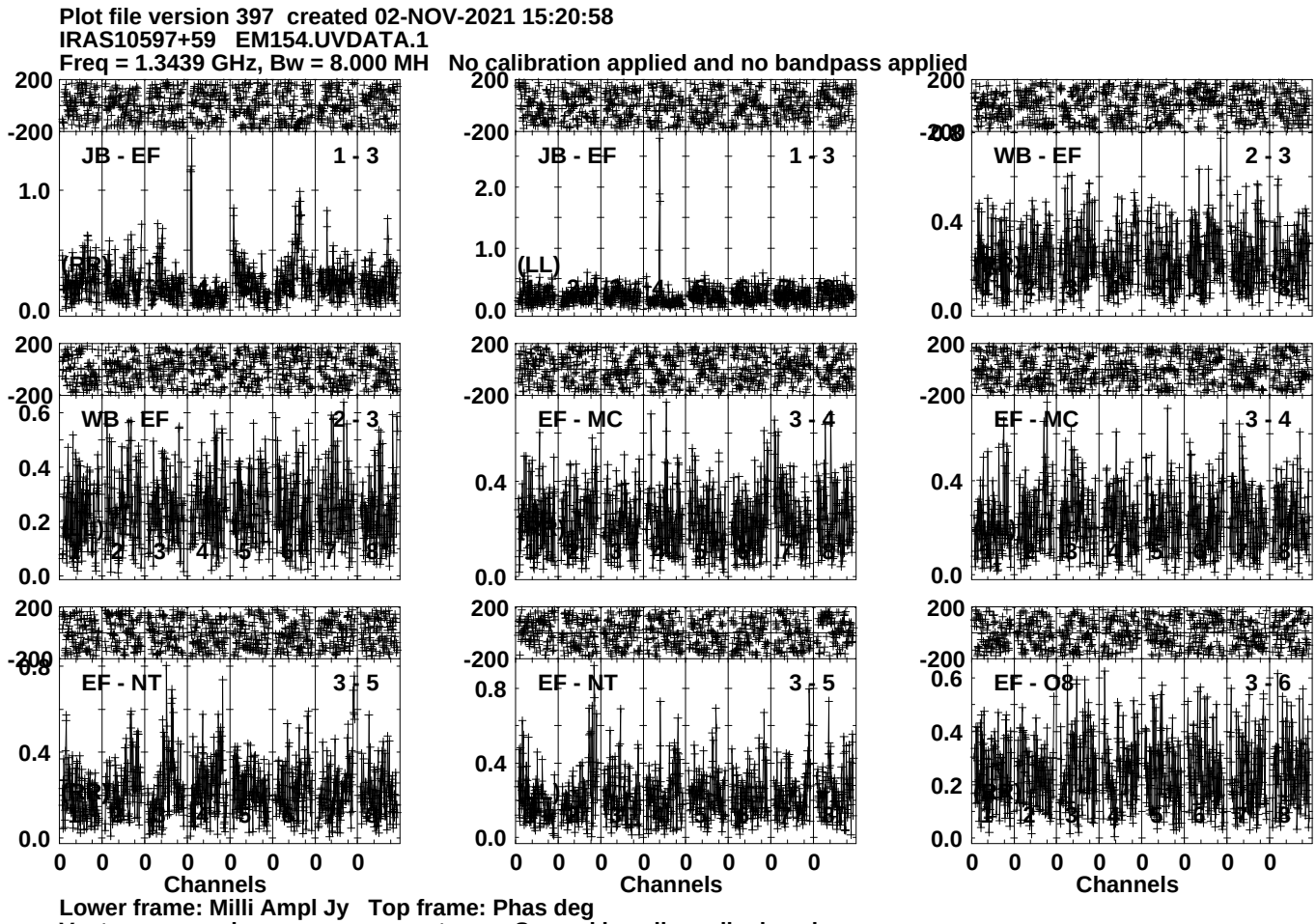
Plot file version 397 created 02-NOV-2021 15:20:58
IRAS10597+59 EM154.UVDATA.1
Freq = 1.3439 GHz, Bw = 8.000 MH No calibration applied and no bandpass applied
JB - EF 1 - 3
(RR)
JB - EF 1 - 3
(LL)
WB - EF 2 - 3
WB - EF 2 - 3
EF - MC 3 - 4
EF - MC 3 - 4
EF - NT 3 - 5
EF - NT 3 - 5
EF - O8 3 - 6
Channels
Channels
Channels
Lower frame: Milli Ampl Jy Top frame: Phas deg
Vector averaged cross-power spectrum Several baselines displayed
Timerange: 00/16:51:01 to 00/16:54:29

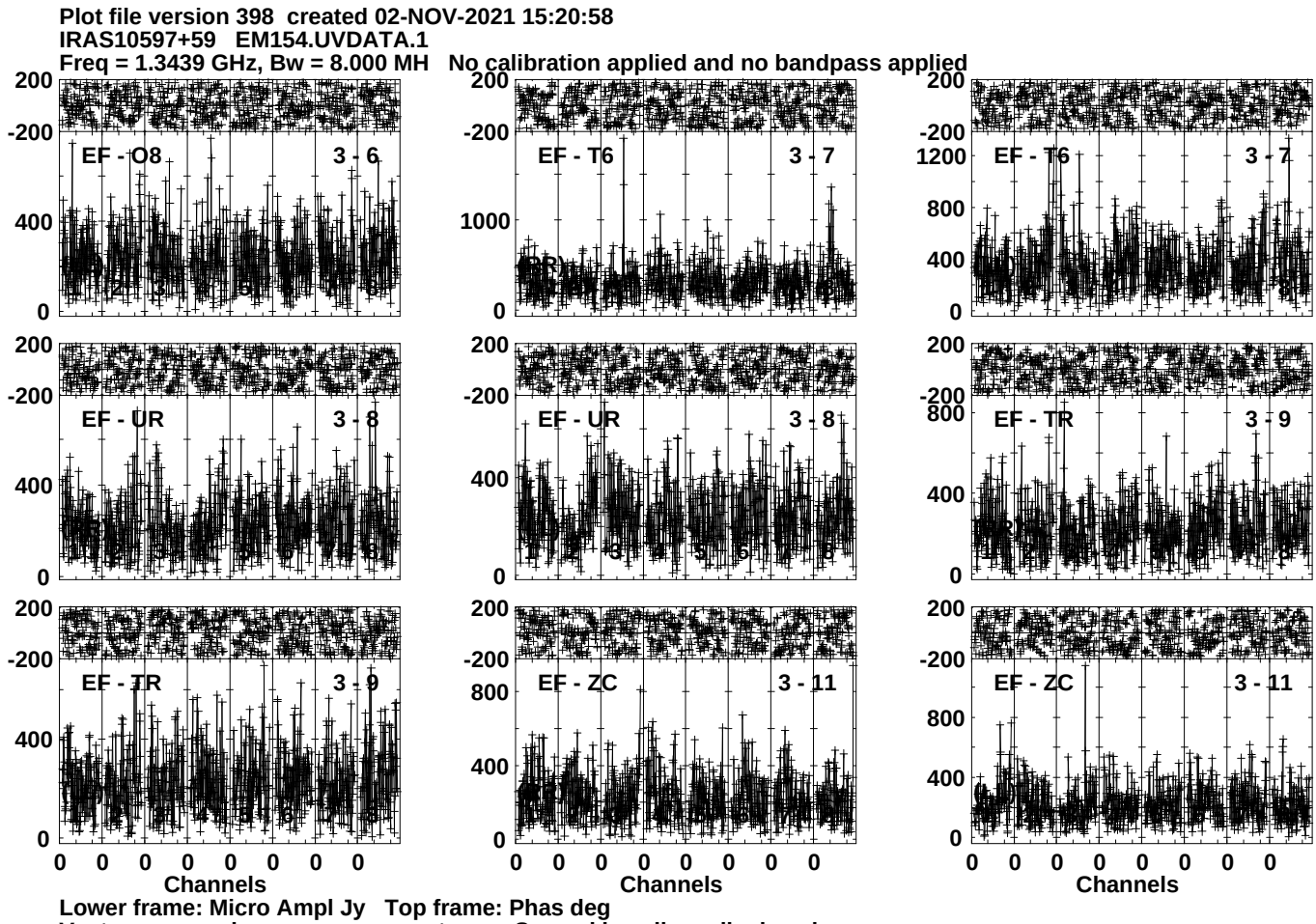
Plot file version 398 created 02-NOV-2021 15:20:58
IRAS10597+59 EM154.UVDATA.1
Freq = 1.3439 GHz, Bw = 8.000 MH No calibration applied and no bandpass applied
EF - O8 3 - 6
EF - T6 3 - 7
EF - T6 3 - 7
EF - UR 3 - 8
EF - UR 3 - 8
EF - TR 3 - 9
EF - TR 3 - 9
EF - ZC 3 - 11
EF - ZC 3 - 11
Channels
Channels
Channels
Lower frame: Micro Ampl Jy Top frame: Phas deg
Vector averaged cross-power spectrum Several baselines displayed
Timerange: 00/16:51:01 to 00/16:54:29

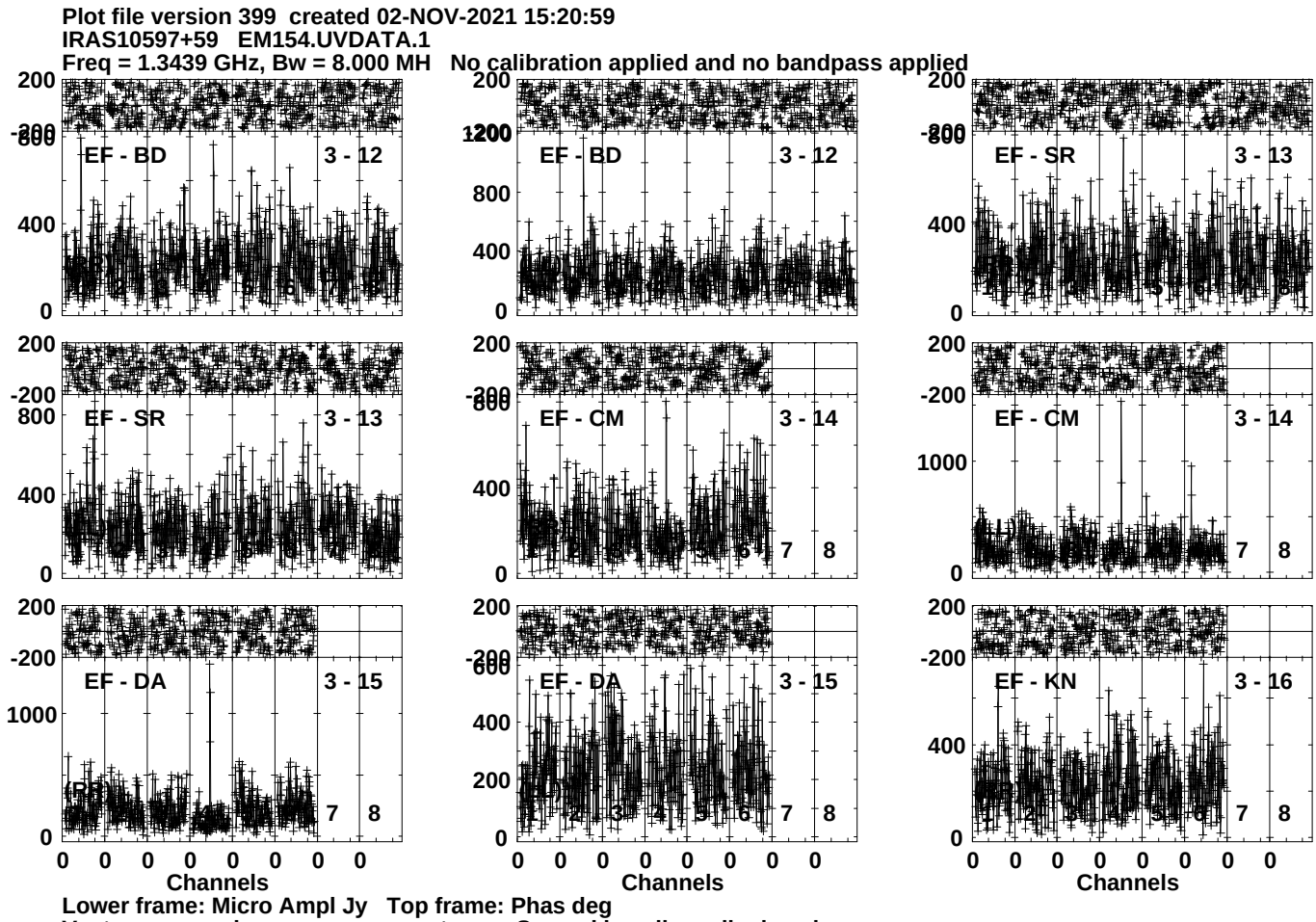
Plot file version 399 created 02-NOV-2021 15:20:59
IRAS10597+59 EM154.UVDATA.1
Freq = 1.3439 GHz, Bw = 8.000 MH No calibration applied and no bandpass applied
EF - BD 3 - 12
EF - BD 3 - 12
EF - SR 3 - 13
EF - SR 3 - 13
EF - CM 3 - 14
EF - CM 3 - 14
EF - DA 3 - 15
EF - DA 3 - 15
EF - KN 3 - 16
Channels
Channels
Channels
Lower frame: Micro Ampl Jy Top frame: Phas deg
Vector averaged cross-power spectrum Several baselines displayed
Timerange: 00/16:51:01 to 00/16:54:29

Plot file version 400 created 02-NOV-2021 15:21:00
IRAS10597+59 EM154.UVDATA.1
Freq = 1.3439 GHz, Bw = 8.000 MH No calibration applied and no bandpass applied

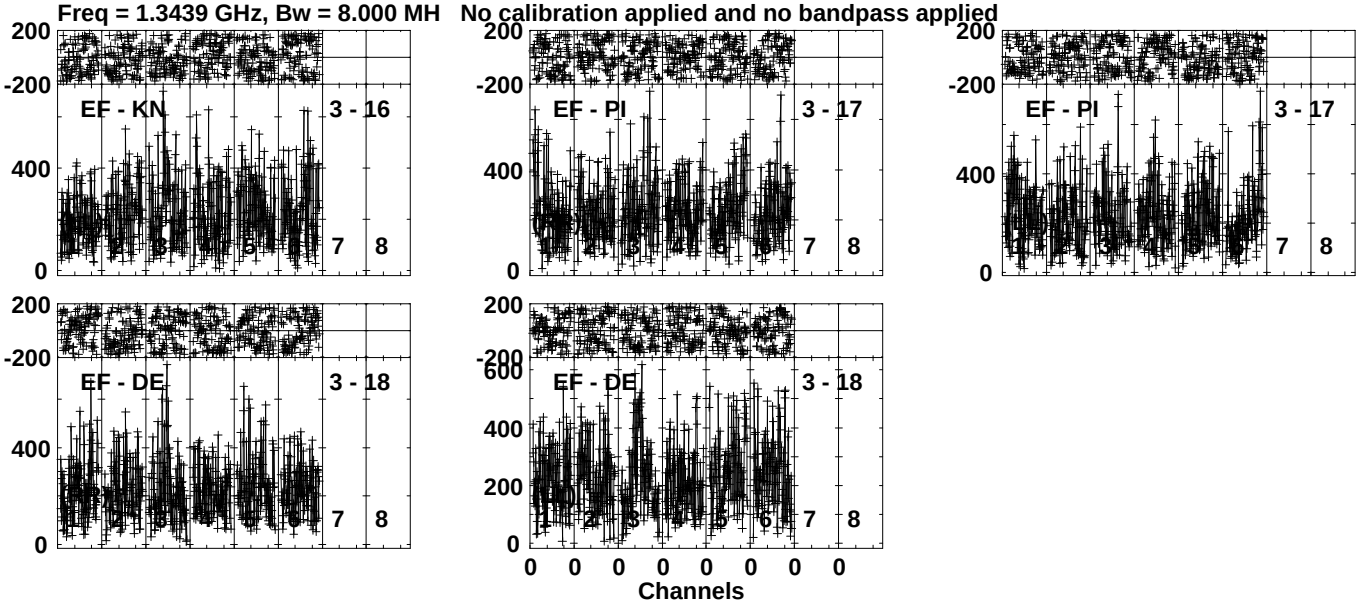

Lower frame: Micro Ampl Jy Top frame: Phas deg
Vector averaged cross-power spectrum Several baselines displayed
Timerange: 00/16:51:01 to 00/16:54:29

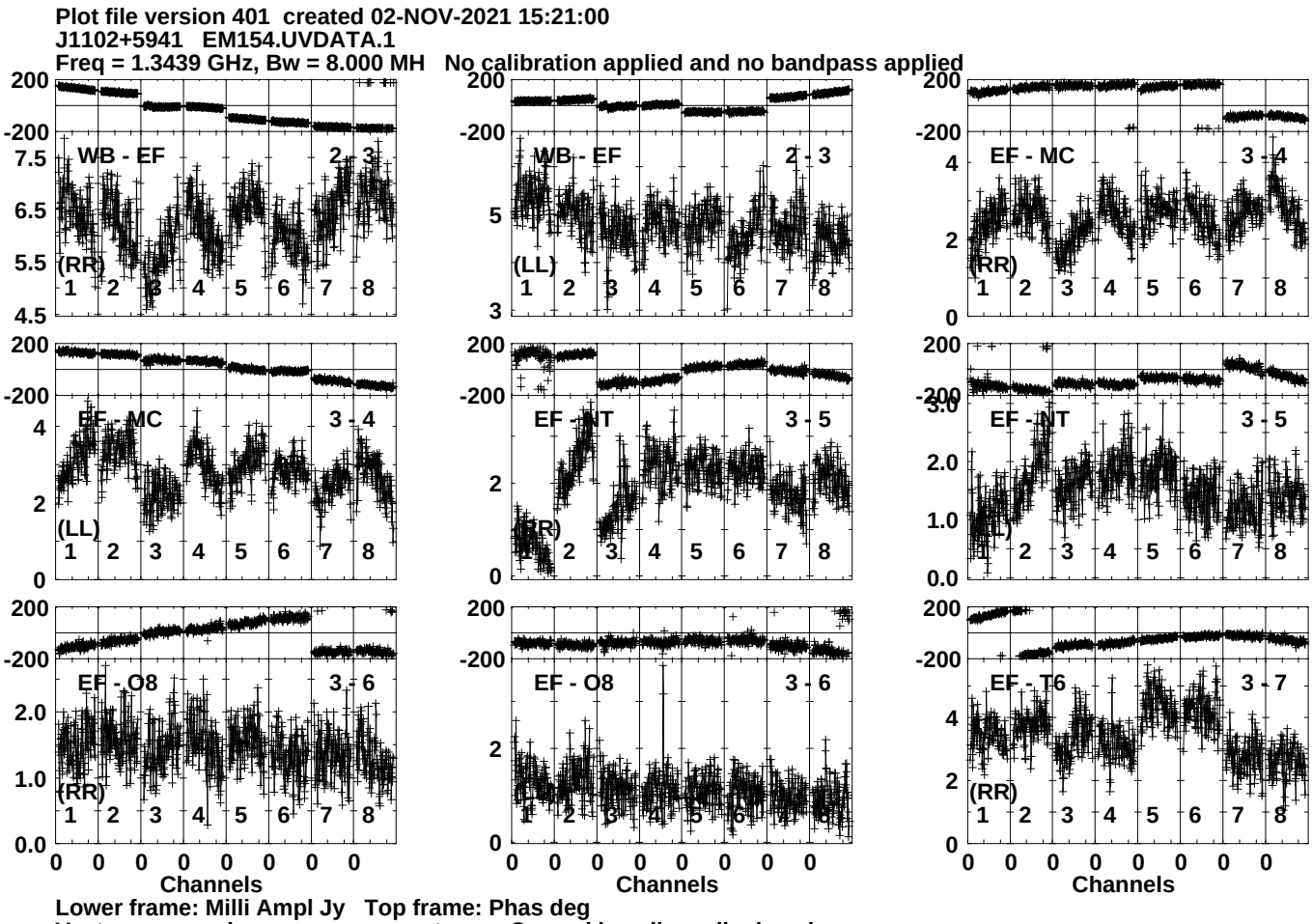
Plot file version 401 created 02-NOV-2021 15:21:00
J1102+5941 EM154.UVDATA.1
Freq = 1.3439 GHz, Bw = 8.000 MH No calibration applied and no bandpass applied
WB - EF 2 - 3
(RR)
WB - EF 2 - 3
(LL)
EF - MC 3 - 4
(RR)
EF - MC 3 - 4
(LL)
EF - NT 3 - 5
(RR)
EF - NT 3 - 5
(LL)
EF - O8 3 - 6
(RR)
EF - O8 3 - 6
EF - T6 3 - 7
(RR)
Channels
Channels
Channels
Lower frame: Milli Ampl Jy Top frame: Phas deg
Vector averaged cross-power spectrum Several baselines displayed
Timerange: 00/16:54:31 to 00/16:55:59

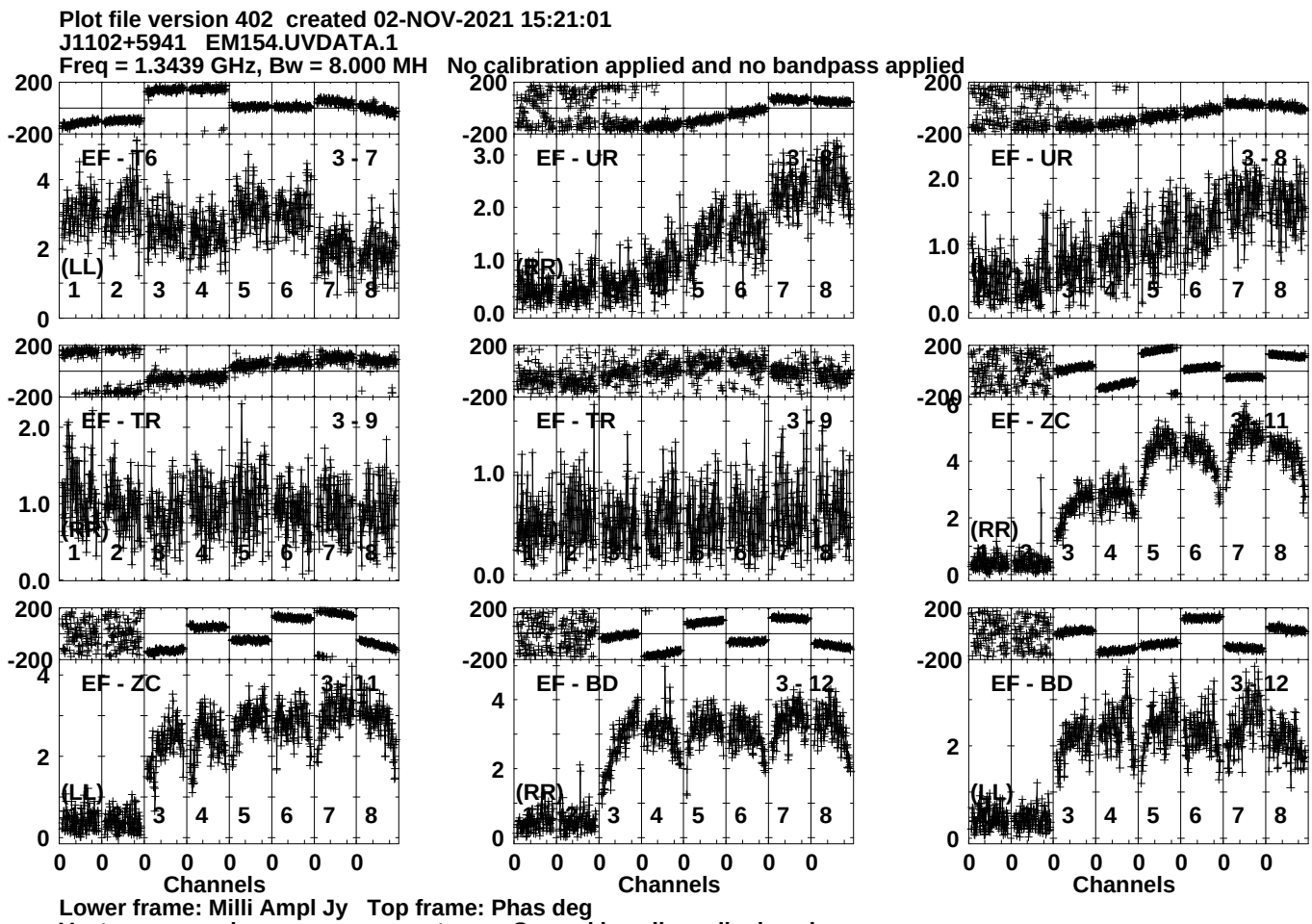
Plot file version 402 created 02-NOV-2021 15:21:01
J1102+5941 EM154.UVDATA.1
Freq = 1.3439 GHz, Bw = 8.000 MH No calibration applied and no bandpass applied
EF - T6 3 - 7
(LL)
EF - UR 3 - 8
(RR)
EF - UR 3 - 8
EF - TR 3 - 9
(RR)
EF - TR 3 - 9
EF - ZC 3 - 11
(RR)
EF - ZC 3 - 11
(LL)
EF - BD 3 - 12
(RR)
EF - BD 3 - 12
(LL)
Channels
Channels
Channels
Lower frame: Milli Ampl Jy Top frame: Phas deg
Vector averaged cross-power spectrum Several baselines displayed
Timerange: 00/16:54:31 to 00/16:55:59

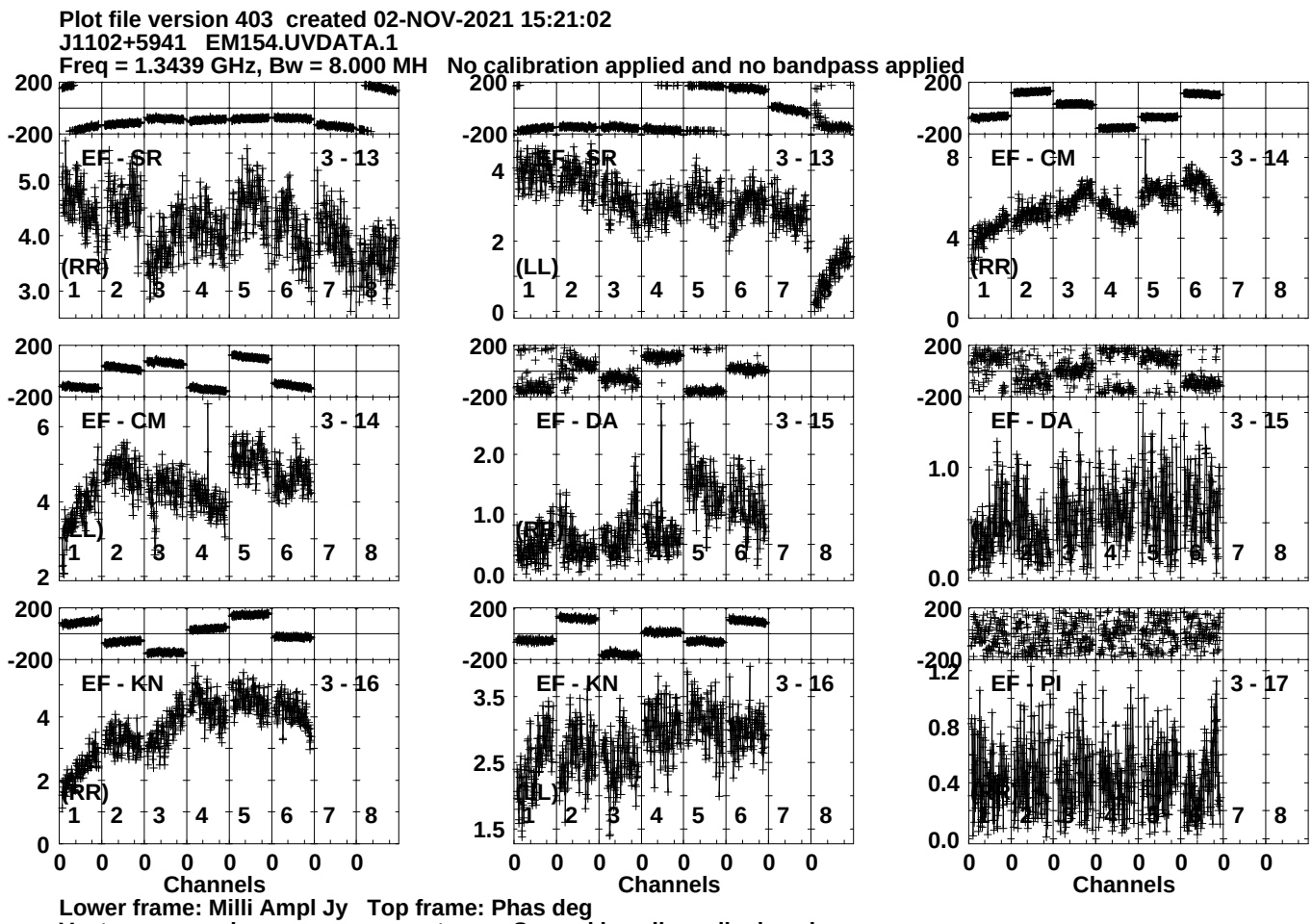
Plot file version 403 created 02-NOV-2021 15:21:02
J1102+5941 EM154.UVDATA.1
Freq = 1.3439 GHz, Bw = 8.000 MH No calibration applied and no bandpass applied
EF - SR 3 - 13 (RR)
EF - SR 3 - 13 (LL)
EF - CM 3 - 14 (RR)
EF - CM 3 - 14 (LL)
EF - DA 3 - 15 (RR)
EF - DA 3 - 15 (LL)
EF - KN 3 - 16 (RR)
EF - KN 3 - 16 (LL)
EF - PI 3 - 17 (RR)
Channels
Lower frame: Milli Ampl Jy Top frame: Phas deg
Vector averaged cross-power spectrum Several baselines displayed
Timerange: 00/16:54:31 to 00/16:55:59

Plot file version 404 created 02-NOV-2021 15:21:02
J1102+5941 EM154.UVDATA.1
Freq = 1.3439 GHz, Bw = 8.000 MH No calibration applied and no bandpass applied

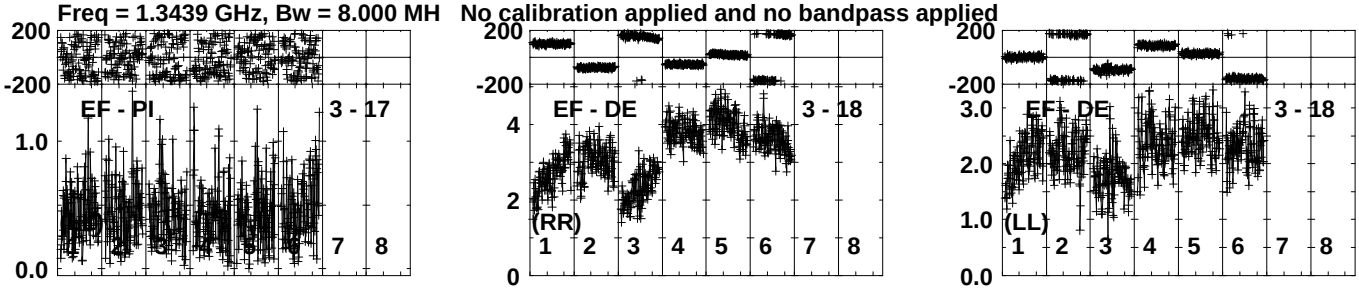

Lower frame: Milli Ampl Jy Top frame: Phas deg
Vector averaged cross-power spectrum Several baselines displayed
Timerange: 00/16:54:31 to 00/16:55:59

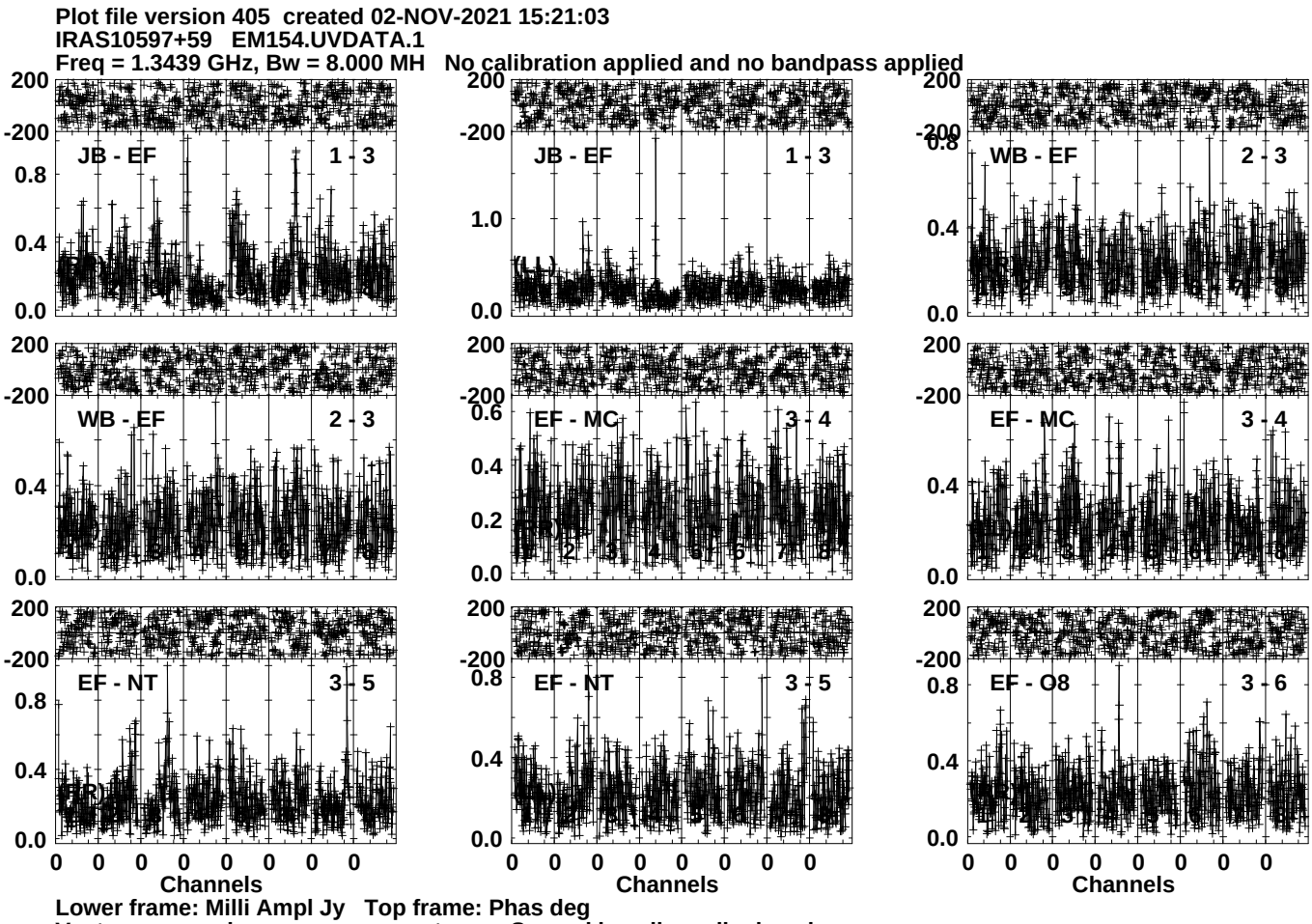
Plot file version 405 created 02-NOV-2021 15:21:03
IRAS10597+59 EM154.UVDATA.1
Freq = 1.3439 GHz, Bw = 8.000 MH No calibration applied and no bandpass applied
JB - EF 1 - 3
JB - EF 1 - 3
WB - EF 2 - 3
WB - EF 2 - 3
EF - MC 3 - 4
EF - MC 3 - 4
EF - NT 3 - 5
EF - NT 3 - 5
EF - O8 3 - 6
Channels
Channels
Channels
Lower frame: Milli Ampl Jy Top frame: Phas deg
Vector averaged cross-power spectrum Several baselines displayed
Timerange: 00/16:56:01 to 00/16:59:29

Plot file version 406 created 02-NOV-2021 15:21:03
IRAS10597+59 EM154.UVDATA.1
Freq = 1.3439 GHz, Bw = 8.000 MH No calibration applied and no bandpass applied

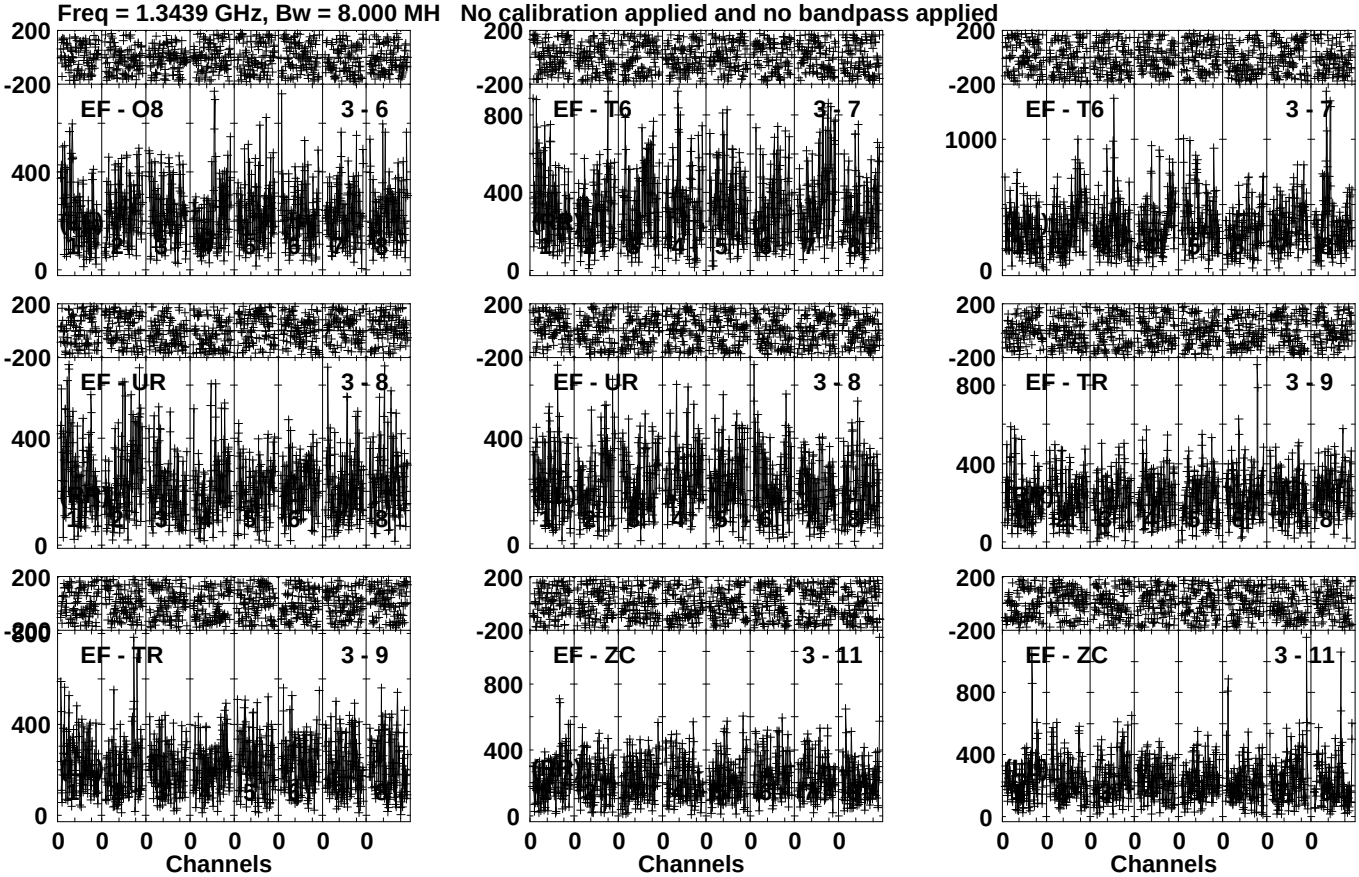

Lower frame: Micro Ampl Jy Top frame: Phas deg
Vector averaged cross-power spectrum Several baselines displayed
Timerange: 00/16:56:01 to 00/16:59:29

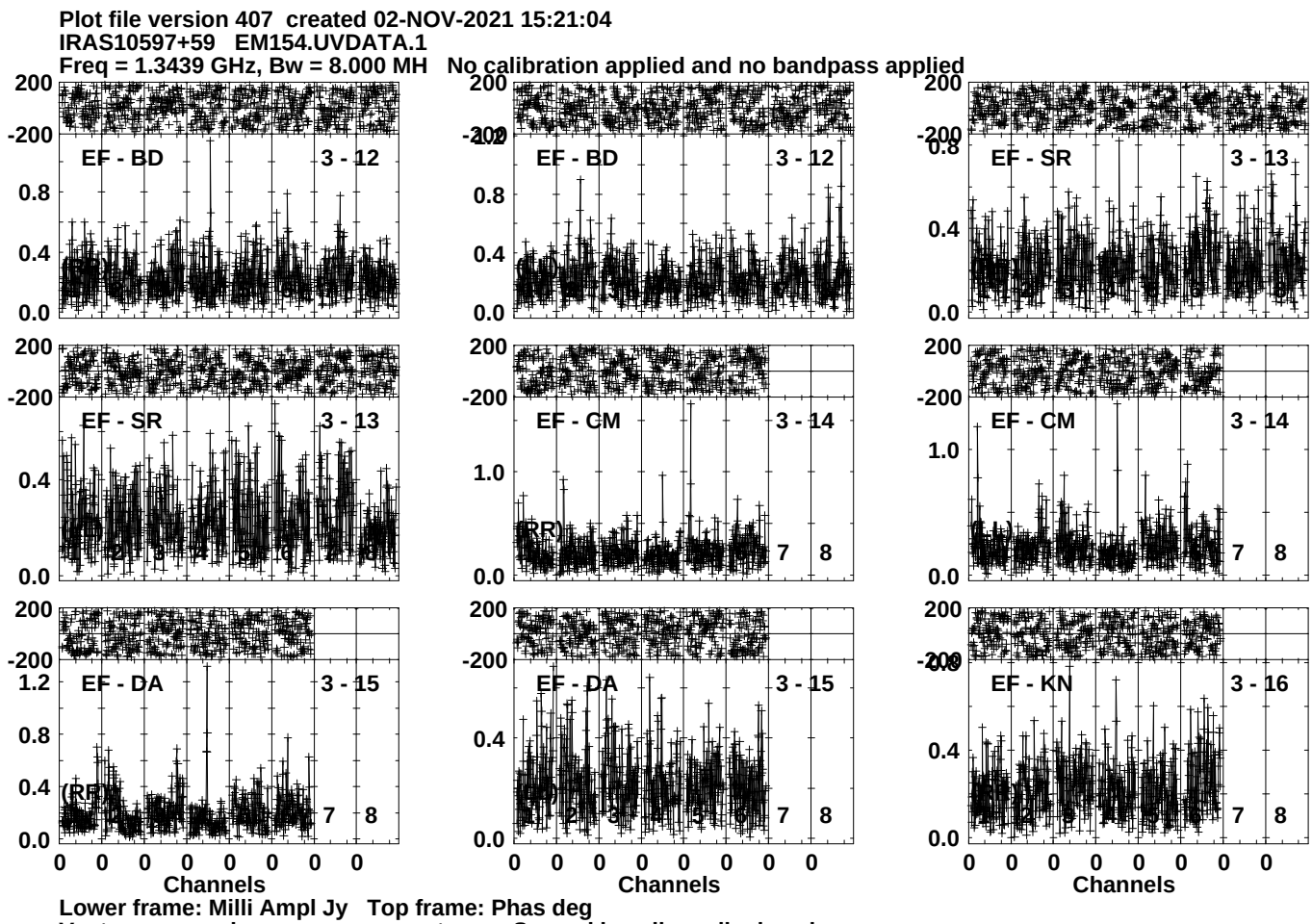
Plot file version 407 created 02-NOV-2021 15:21:04
IRAS10597+59 EM154.UVDATA.1
Freq = 1.3439 GHz, Bw = 8.000 MH No calibration applied and no bandpass applied
EF - BD 3 - 12
EF - BD 3 - 12
EF - SR 3 - 13
EF - SR 3 - 13
EF - CM 3 - 14
EF - CM 3 - 14
EF - DA 3 - 15
EF - DA 3 - 15
EF - KN 3 - 16
(RR)
Channels
Lower frame: Milli Ampl Jy Top frame: Phas deg
Vector averaged cross-power spectrum Several baselines displayed
Timerange: 00/16:56:01 to 00/16:59:29

Plot file version 408 created 02-NOV-2021 15:21:05
IRAS10597+59 EM154.UVDATA.1
Freq = 1.3439 GHz, Bw = 8.000 MH No calibration applied and no bandpass applied

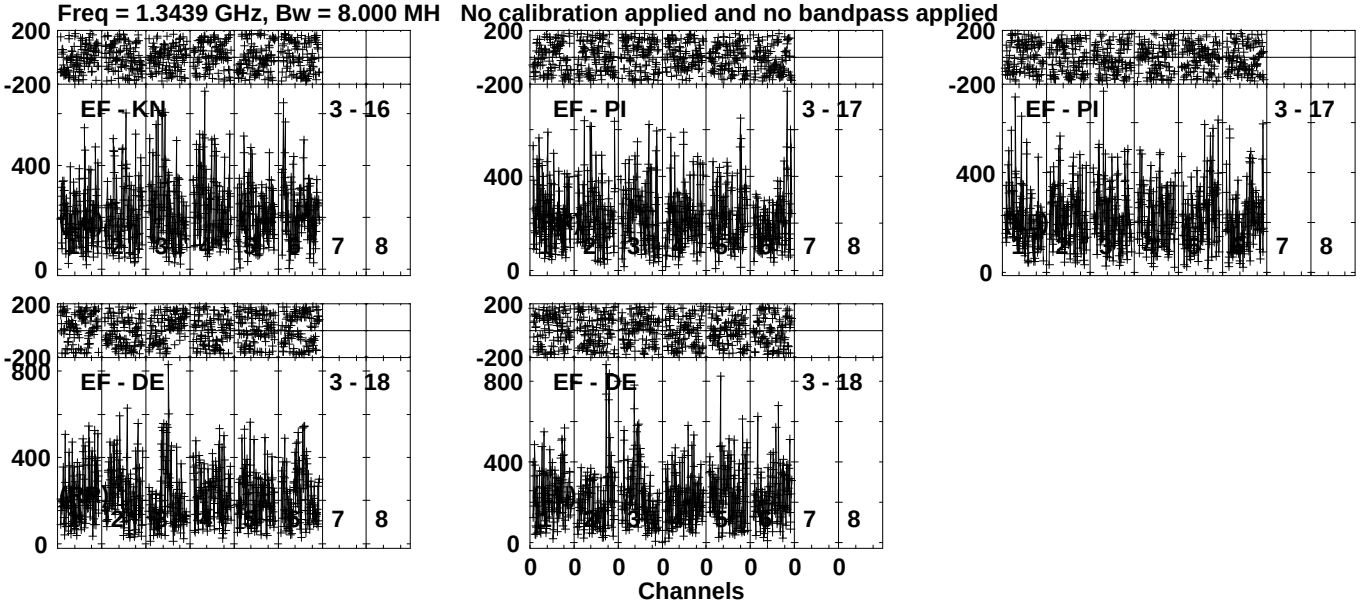

Lower frame: Micro Ampl Jy Top frame: Phas deg
Vector averaged cross-power spectrum Several baselines displayed
Timerange: 00/16:56:01 to 00/16:59:29

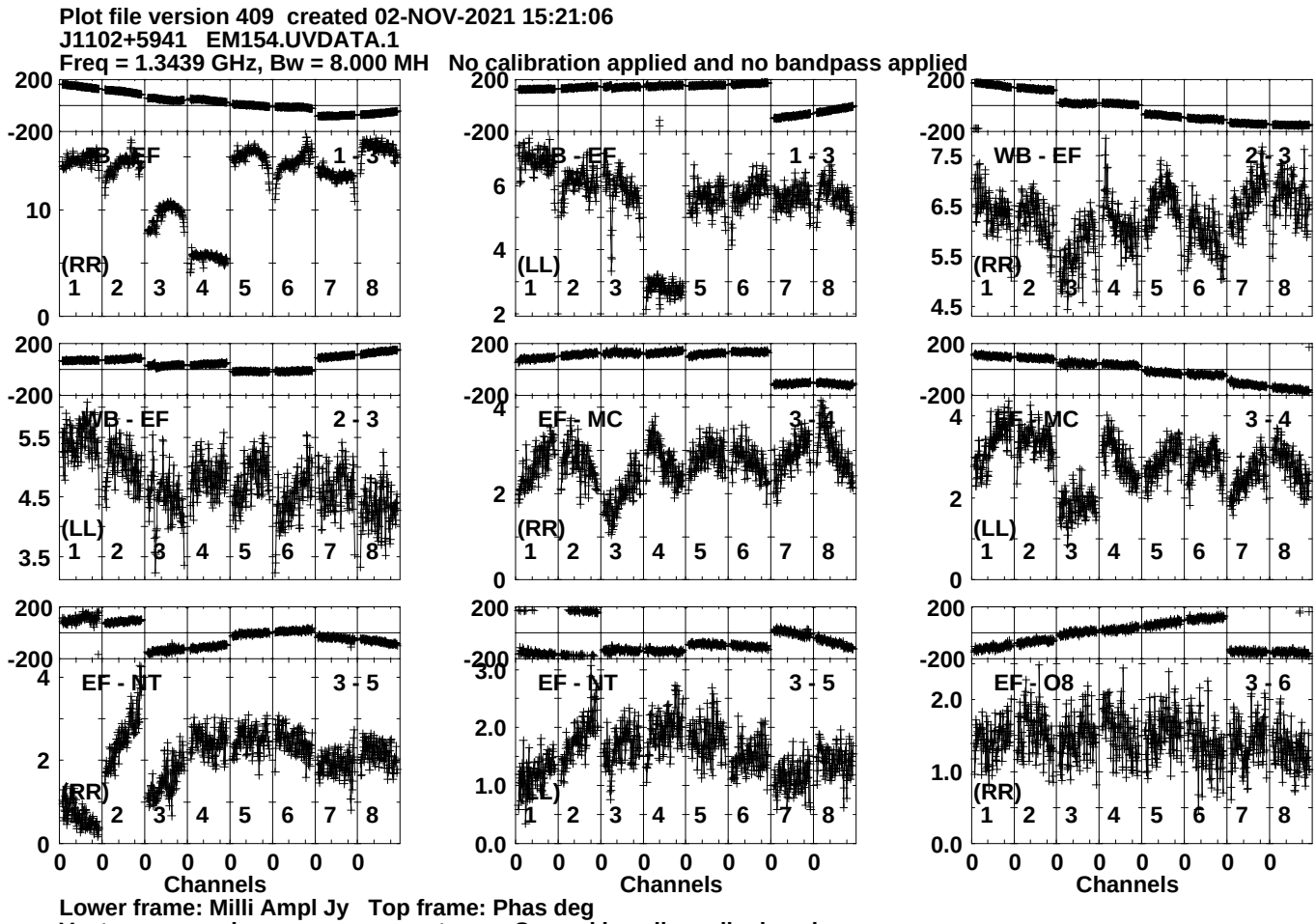
Plot file version 409 created 02-NOV-2021 15:21:06
J1102+5941 EM154.UVDATA.1
Freq = 1.3439 GHz, Bw = 8.000 MH No calibration applied and no bandpass applied
WB - EF 1 - 3 (RR)
WB - EF 1 - 3 (LL)
WB - EF 2 - 3 (RR)
WB - EF 2 - 3 (LL)
EF - MC 3 - 4 (RR)
EF - MC 3 - 4 (LL)
EF - NT 3 - 5 (RR)
EF - NT 3 - 5 (LL)
EF - O8 3 - 6 (RR)
Channels
Lower frame: Milli Ampl Jy Top frame: Phas deg
Vector averaged cross-power spectrum Several baselines displayed
Timerange: 00/17:00:01 to 00/17:01:29

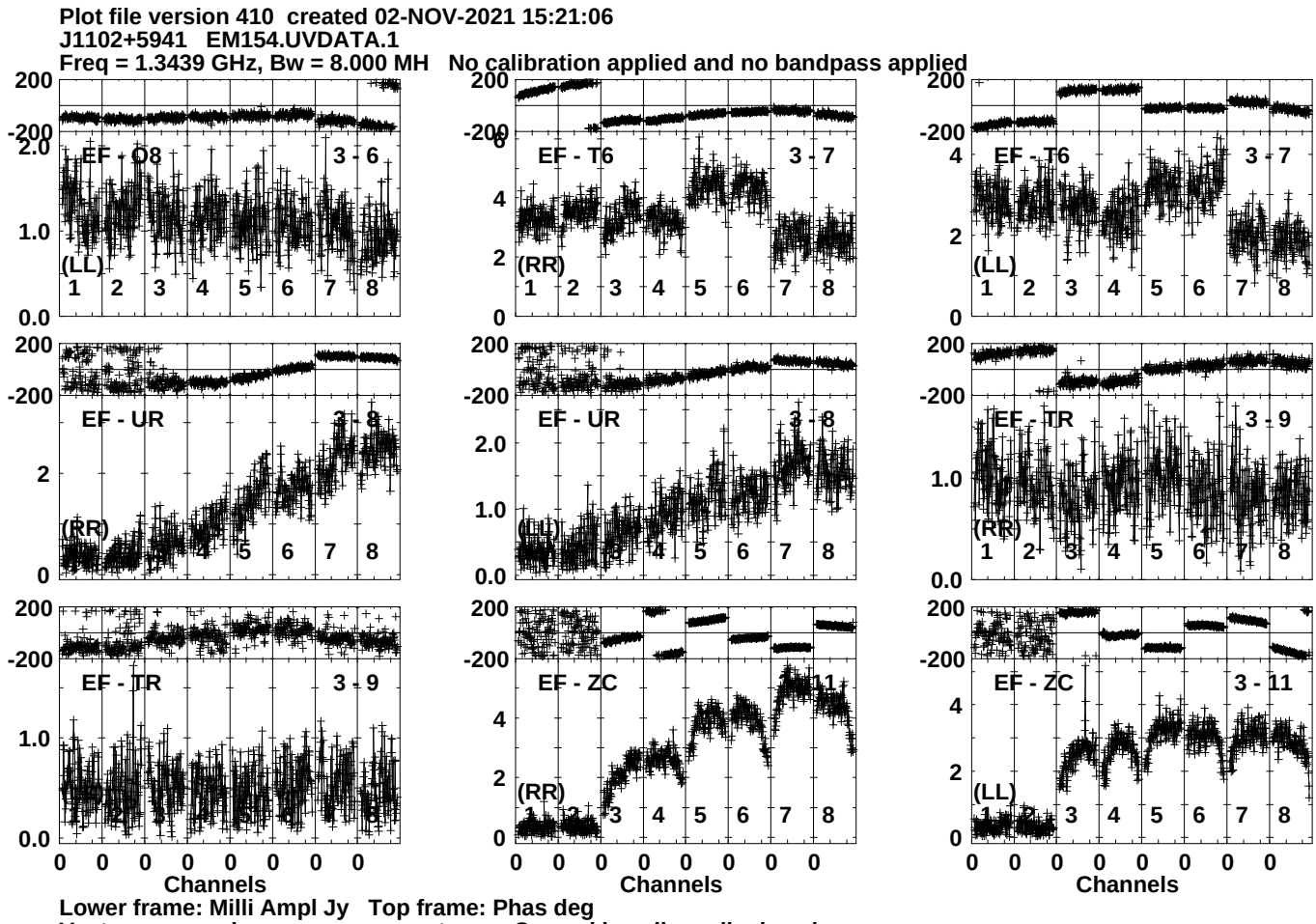
Plot file version 410 created 02-NOV-2021 15:21:06
J1102+5941 EM154.UVDATA.1
Freq = 1.3439 GHz, Bw = 8.000 MH No calibration applied and no bandpass applied
EF - O8 3 - 6
(LL)
EF - T6 3 - 7
(RR)
EF - T6 3 - 7
(LL)
EF - UR 2 - 8
(RR)
EF - UR 3 - 8
(LL)
EF - TR 3 - 9
(RR)
EF - TR 3 - 9
EF - ZC 11
(RR)
EF - ZC 3 - 11
(LL)
Channels
Channels
Channels
Lower frame: Milli Ampl Jy Top frame: Phas deg
Vector averaged cross-power spectrum Several baselines displayed
Timerange: 00/17:00:01 to 00/17:01:29

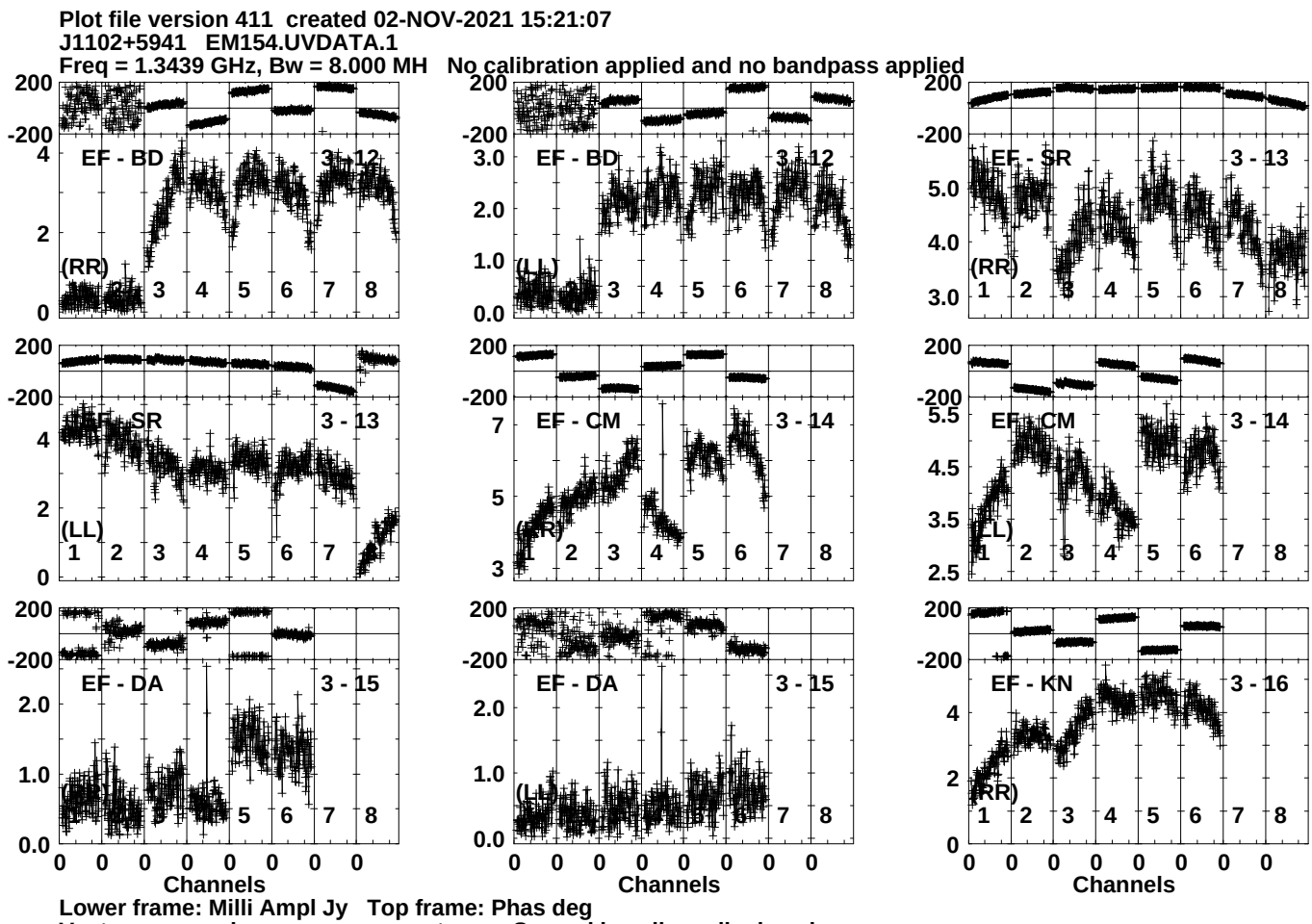
Plot file version 411 created 02-NOV-2021 15:21:07
J1102+5941 EM154.UVDATA.1
Freq = 1.3439 GHz, Bw = 8.000 MH No calibration applied and no bandpass applied
EF - BD 3 - 12
(RR)
EF - BD 3 - 12
(LL)
EF - SR 3 - 13
(RR)
EF - SR 3 - 13
(LL)
EF - CM 3 - 14
(RR)
EF - CM 3 - 14
(LL)
EF - DA 3 - 15
EF - DA 3 - 15
EF - KN 3 - 16
(RR)
Channels
Channels
Channels
Lower frame: Milli Ampl Jy Top frame: Phas deg
Vector averaged cross-power spectrum Several baselines displayed
Timerange: 00/17:00:01 to 00/17:01:29

Plot file version 412 created 02-NOV-2021 15:21:07
J1102+5941 EM154.UVDATA.1
Freq = 1.3439 GHz, Bw = 8.000 MH No calibration applied and no bandpass applied

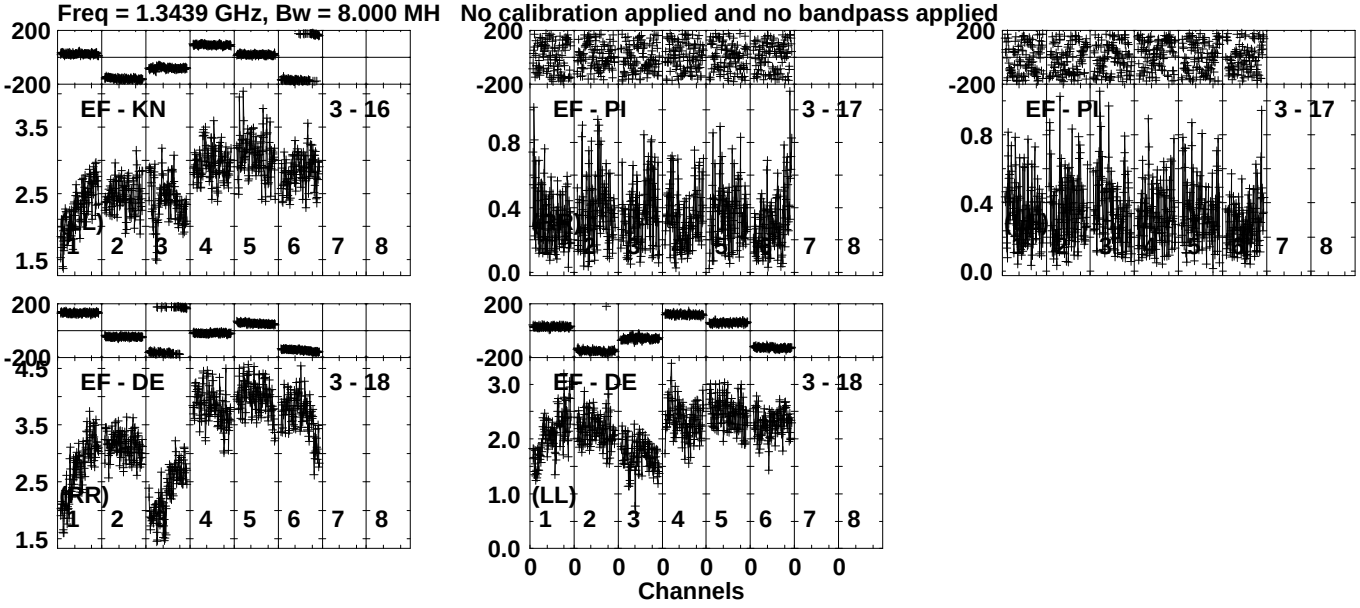

Lower frame: Milli Ampl Jy Top frame: Phas deg
Vector averaged cross-power spectrum Several baselines displayed
Timerange: 00/17:00:01 to 00/17:01:29

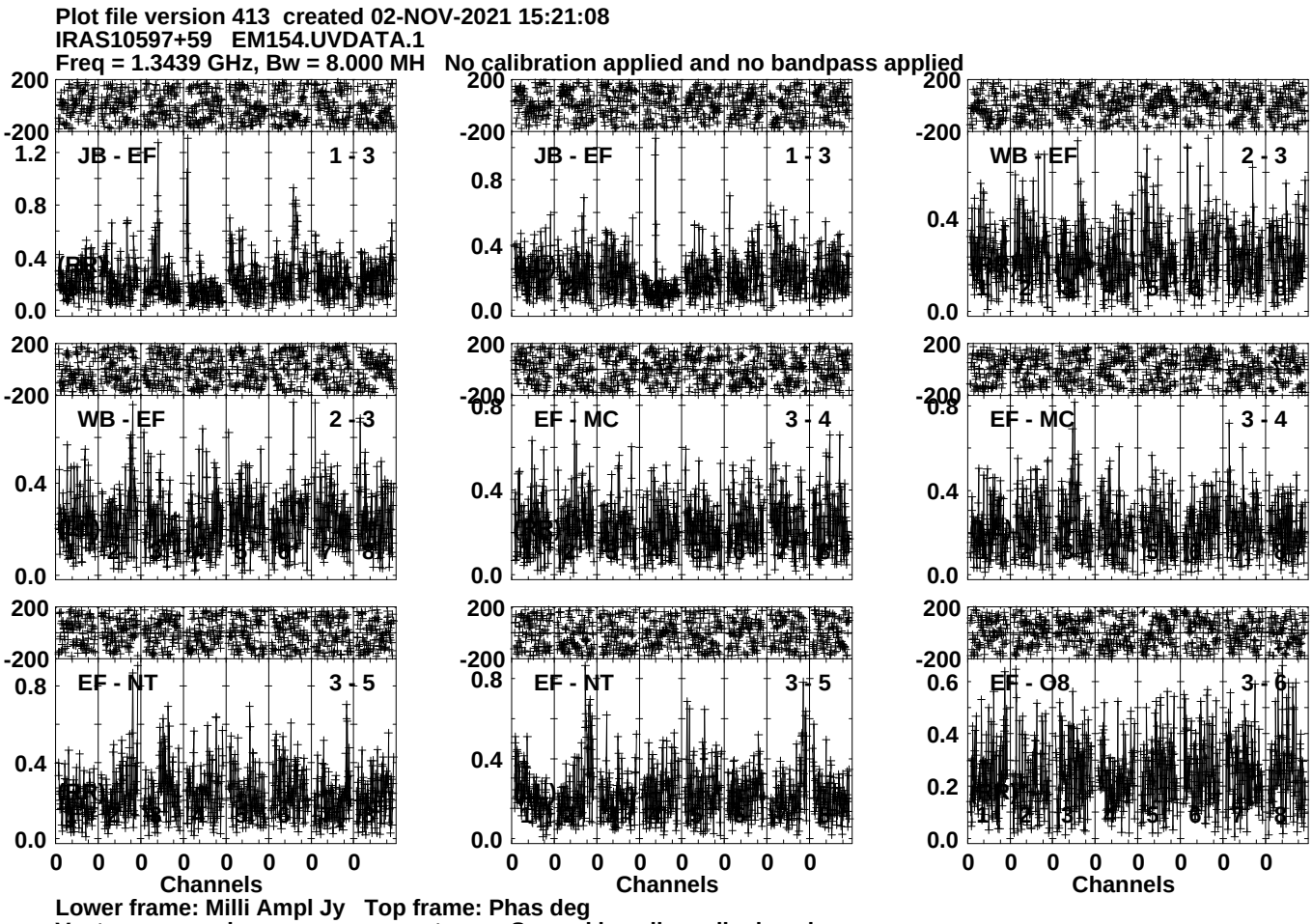
Plot file version 413 created 02-NOV-2021 15:21:08
IRAS10597+59 EM154.UVDATA.1
Freq = 1.3439 GHz, Bw = 8.000 MH No calibration applied and no bandpass applied
JB - EF 1 - 3
JB - EF 1 - 3
WB - EF 2 - 3
WB - EF 2 - 3
EF - MC 3 - 4
EF - MC 3 - 4
EF - NT 3 - 5
EF - NT 3 - 5
EF - O8 3 - 6
Channels
Channels
Channels
Lower frame: Milli Ampl Jy Top frame: Phas deg
Vector averaged cross-power spectrum Several baselines displayed
Timerange: 00/17:01:31 to 00/17:04:59

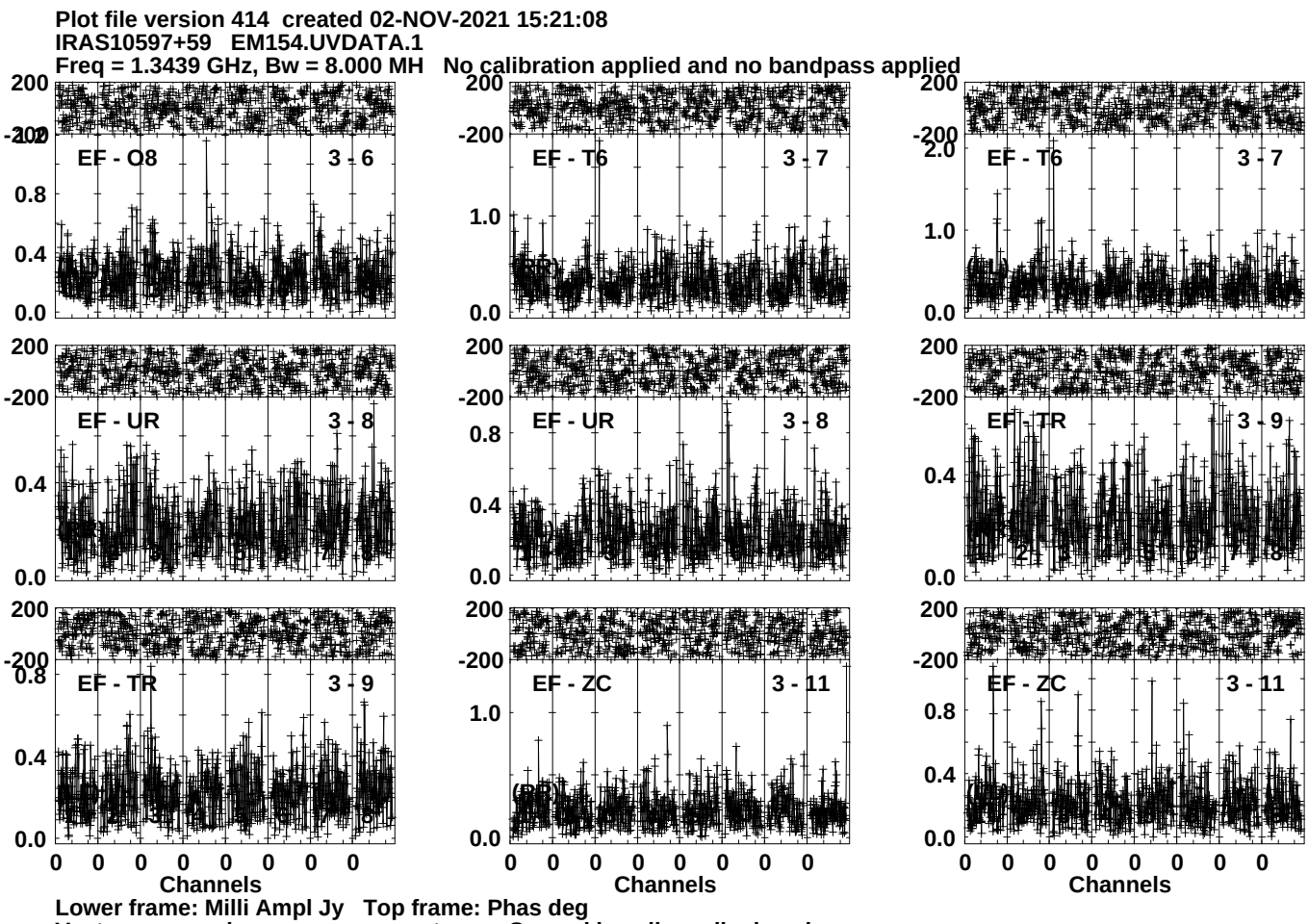
Plot file version 414 created 02-NOV-2021 15:21:08
IRAS10597+59 EM154.UVDATA.1
Freq = 1.3439 GHz, Bw = 8.000 MH No calibration applied and no bandpass applied
EF - O8 3 - 6
EF - T6 3 - 7
EF - T6 3 - 7
EF - UR 3 - 8
EF - UR 3 - 8
EF - TR 3 - 9
EF - TR 3 - 9
EF - ZC 3 - 11
EF - ZC 3 - 11
Channels
Channels
Channels
Lower frame: Milli Ampl Jy Top frame: Phas deg
Vector averaged cross-power spectrum Several baselines displayed
Timerange: 00/17:01:31 to 00/17:04:59

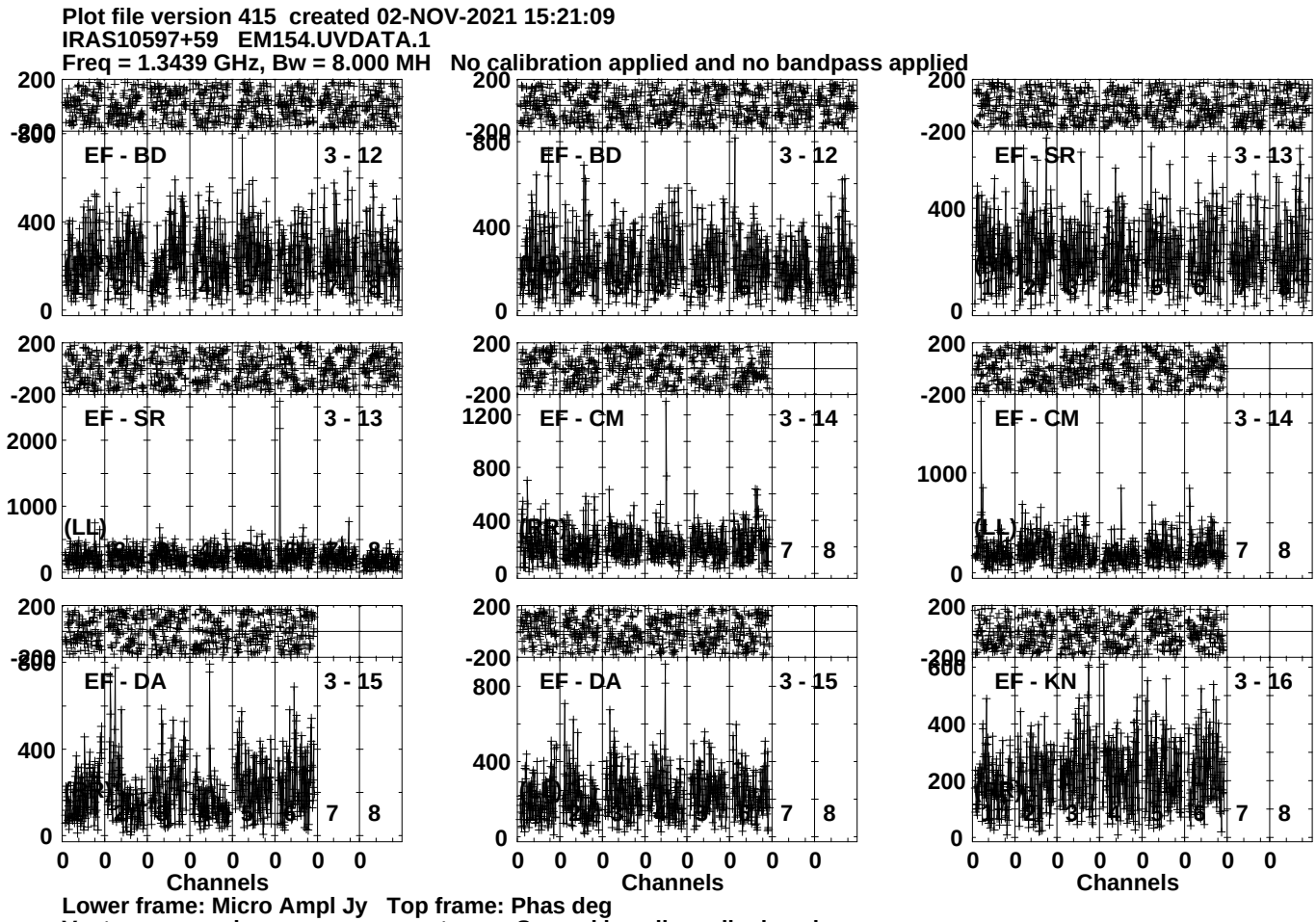
Plot file version 415 created 02-NOV-2021 15:21:09
IRAS10597+59 EM154.UVDATA.1
Freq = 1.3439 GHz, Bw = 8.000 MH No calibration applied and no bandpass applied
EF - BD 3 - 12
EF - BD 3 - 12
EF - SR 3 - 13
EF - SR 3 - 13
(LL)
EF - CM 3 - 14
(RR)
EF - CM 3 - 14
(LL)
EF - DA 3 - 15
EF - DA 3 - 15
EF - KN 3 - 16
Channels
Channels
Channels
Lower frame: Micro Ampl Jy Top frame: Phas deg
Vector averaged cross-power spectrum Several baselines displayed
Timerange: 00/17:01:31 to 00/17:04:59

Plot file version 416 created 02-NOV-2021 15:21:09
IRAS10597+59 EM154.UVDATA.1
Freq = 1.3439 GHz, Bw = 8.000 MH No calibration applied and no bandpass applied

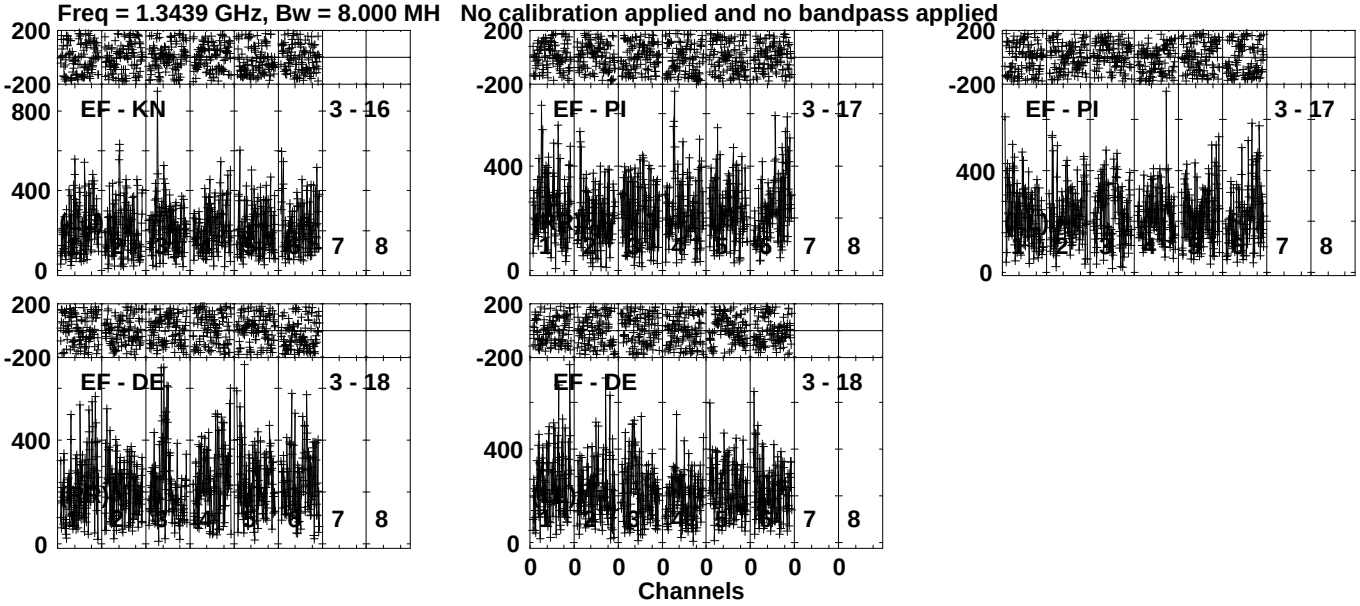

Lower frame: Micro Ampl Jy Top frame: Phas deg
Vector averaged cross-power spectrum Several baselines displayed
Timerange: 00/17:01:31 to 00/17:04:59

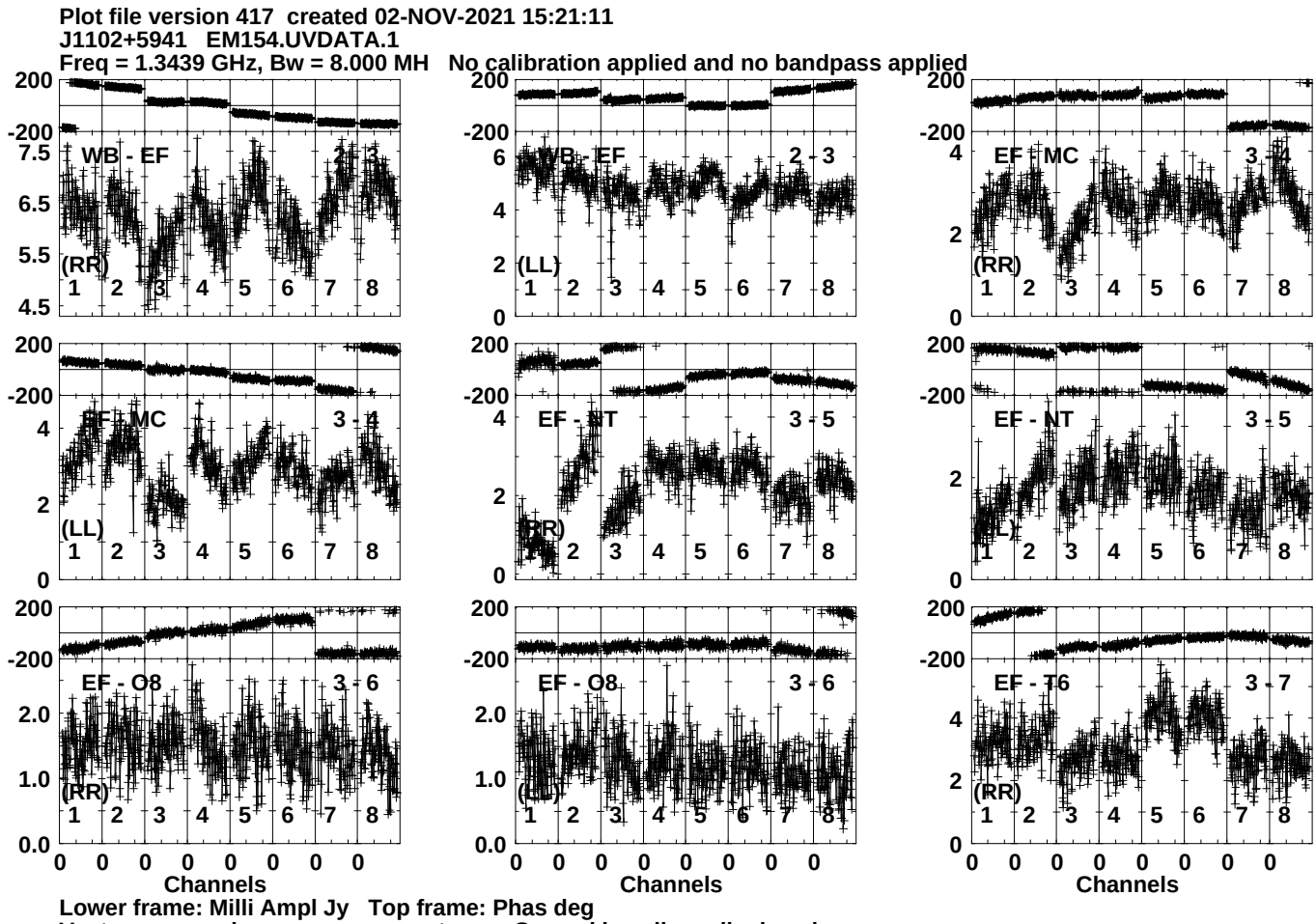
Plot file version 417 created 02-NOV-2021 15:21:11
J1102+5941 EM154.UVDATA.1
Freq = 1.3439 GHz, Bw = 8.000 MH No calibration applied and no bandpass applied
WB - EF 2 - 3 (RR)
WB - EF 2 - 3 (LL)
EF - MC 3 - 4 (RR)
EF - MC 3 - 4 (LL)
EF - NT 3 - 5 (RR)
EF - NT 3 - 5 (LL)
EF - O8 3 - 6 (RR)
EF - O8 3 - 6 (LL)
EF - T6 3 - 7 (RR)
Channels
Lower frame: Milli Ampl Jy Top frame: Phas deg
Vector averaged cross-power spectrum Several baselines displayed
Timerange: 00/17:05:01 to 00/17:06:29

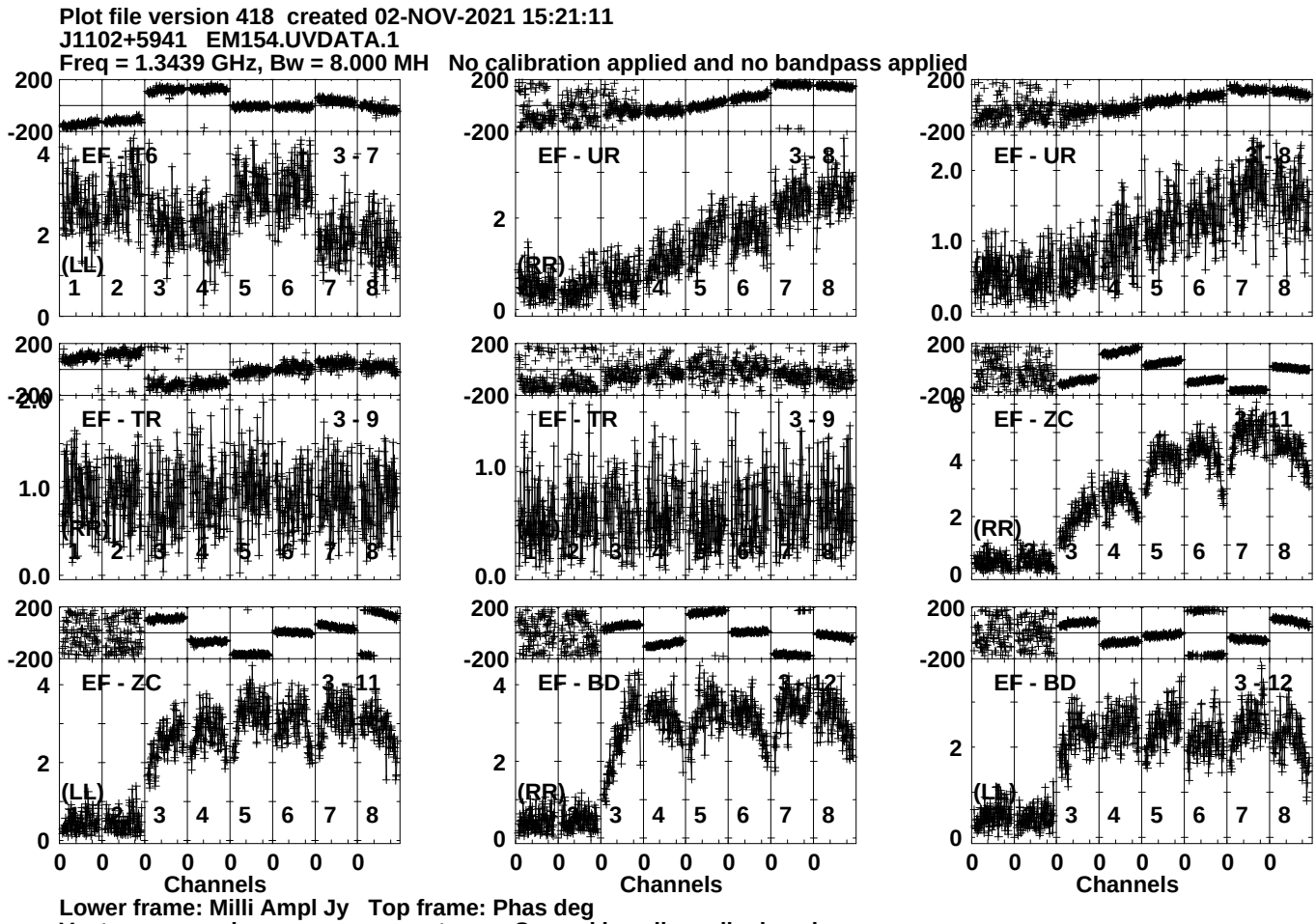
Plot file version 418 created 02-NOV-2021 15:21:11
J1102+5941 EM154.UVDATA.1
Freq = 1.3439 GHz, Bw = 8.000 MH No calibration applied and no bandpass applied
EF - TR 3 - 7
EF - UR 3 - 8
EF - UR 2 - 8
EF - TR 3 - 9
EF - TR 3 - 9
EF - ZC 2 - 11
EF - ZC 3 - 11
EF - BD 3 - 12
EF - BD 3 - 12
(LL)
(RR)
(RR)
(RR)
(LL)
(RR)
(LL)
Channels
Channels
Channels
Lower frame: Milli Ampl Jy Top frame: Phas deg
Vector averaged cross-power spectrum Several baselines displayed
Timerange: 00/17:05:01 to 00/17:06:29

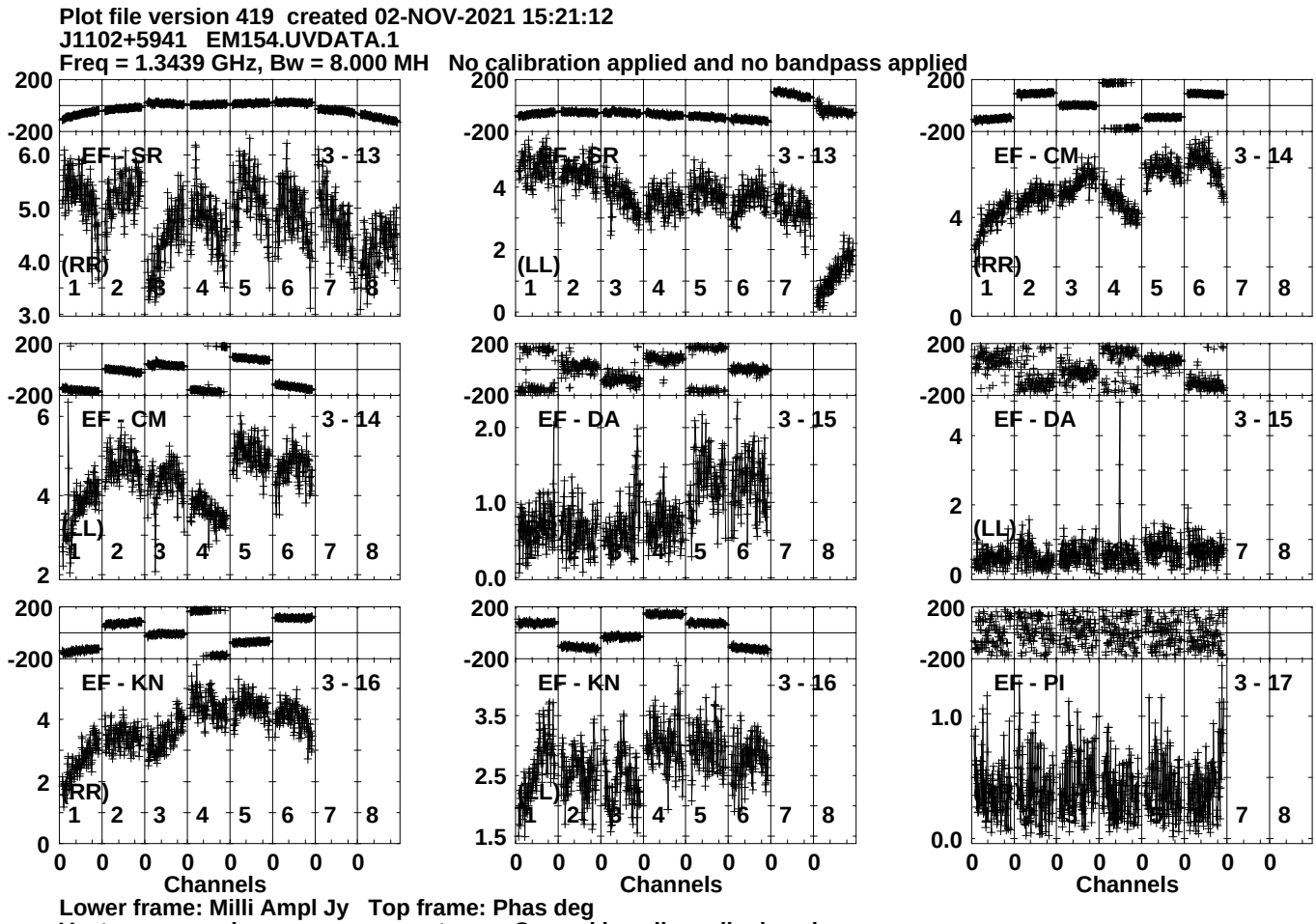
Plot file version 419 created 02-NOV-2021 15:21:12
J1102+5941 EM154.UVDATA.1
Freq = 1.3439 GHz, Bw = 8.000 MH No calibration applied and no bandpass applied
EF - SR 3 - 13 (RR)
EF - SR 3 - 13 (LL)
EF - CM 3 - 14 (RR)
EF - CM 3 - 14 (LL)
EF - DA 3 - 15
EF - DA 3 - 15 (LL)
EF - KN 3 - 16 (RR)
EF - KN 3 - 16 (LL)
EF - PI 3 - 17
Channels
Lower frame: Milli Ampl Jy Top frame: Phas deg
Vector averaged cross-power spectrum Several baselines displayed
Timerange: 00/17:05:01 to 00/17:06:29

Plot file version 420 created 02-NOV-2021 15:21:12
J1102+5941 EM154.UVDATA.1
Freq = 1.3439 GHz, Bw = 8.000 MH No calibration applied and no bandpass applied

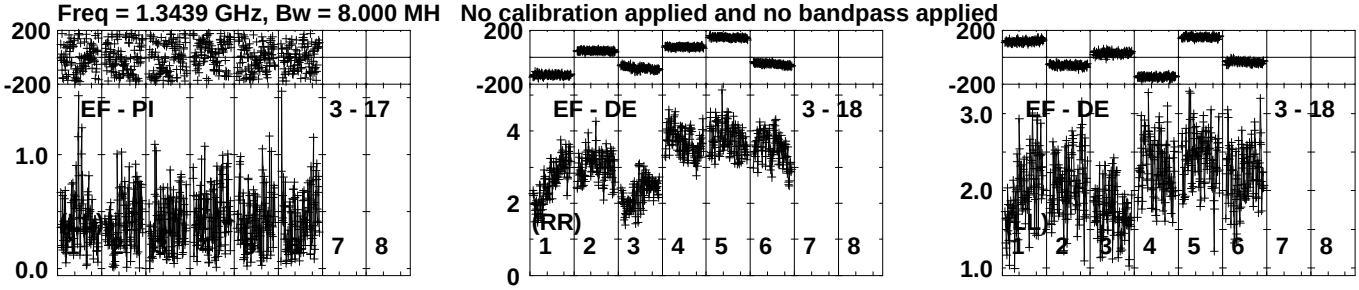

Lower frame: Milli Ampl Jy Top frame: Phas deg
Vector averaged cross-power spectrum Several baselines displayed
Timerange: 00/17:05:01 to 00/17:06:29

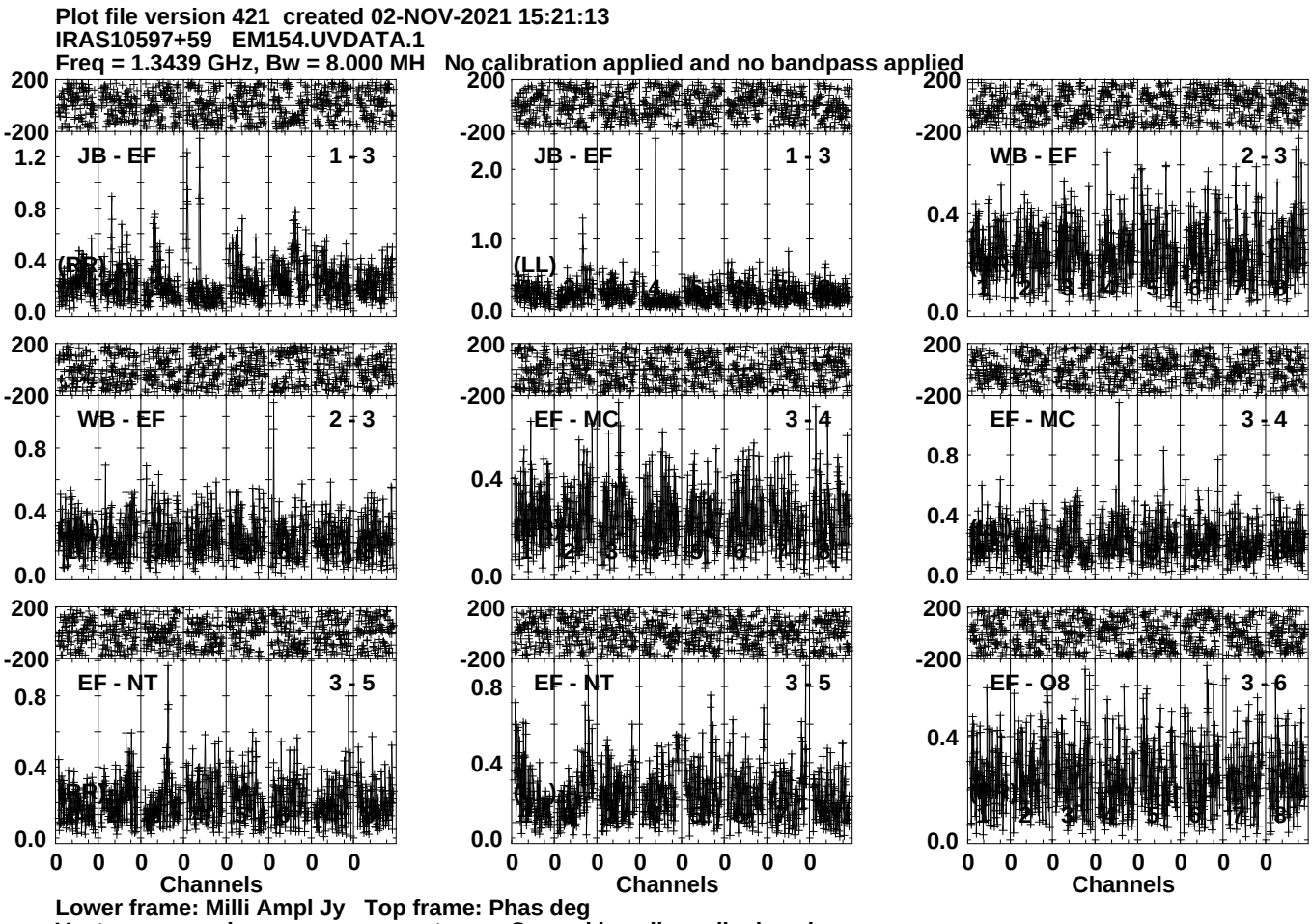
Plot file version 421 created 02-NOV-2021 15:21:13
IRAS10597+59 EM154.UVDATA.1
Freq = 1.3439 GHz, Bw = 8.000 MH No calibration applied and no bandpass applied
JB - EF 1 - 3
JB - EF 1 - 3
WB - EF 2 - 3
WB - EF 2 - 3
EF - MC 3 - 4
EF - MC 3 - 4
EF - NT 3 - 5
EF - NT 3 - 5
EF - O8 3 - 6
(RR)
(LL)
Channels
Channels
Channels
Lower frame: Milli Ampl Jy Top frame: Phas deg
Vector averaged cross-power spectrum Several baselines displayed
Timerange: 00/17:06:31 to 00/17:09:59

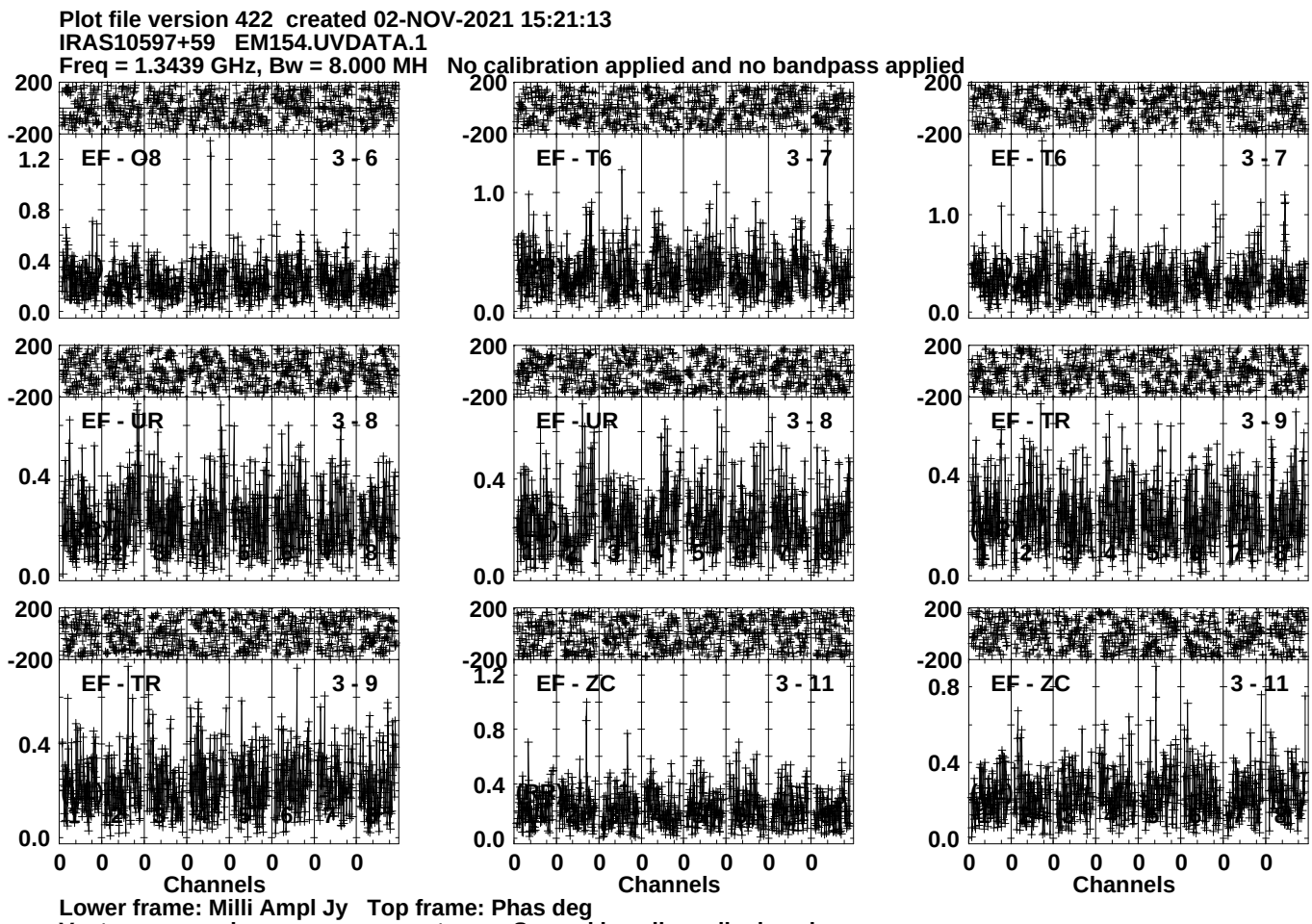
Plot file version 422 created 02-NOV-2021 15:21:13
IRAS10597+59 EM154.UVDATA.1
Freq = 1.3439 GHz, Bw = 8.000 MH No calibration applied and no bandpass applied
EF - O8 3 - 6
EF - T6 3 - 7
EF - T6 3 - 7
EF - UR 3 - 8
EF - UR 3 - 8
EF - TR 3 - 9
EF - TR 3 - 9
EF - ZC 3 - 11
EF - ZC 3 - 11
Channels
Channels
Channels
Lower frame: Milli Ampl Jy Top frame: Phas deg
Vector averaged cross-power spectrum Several baselines displayed
Timerange: 00/17:06:31 to 00/17:09:59

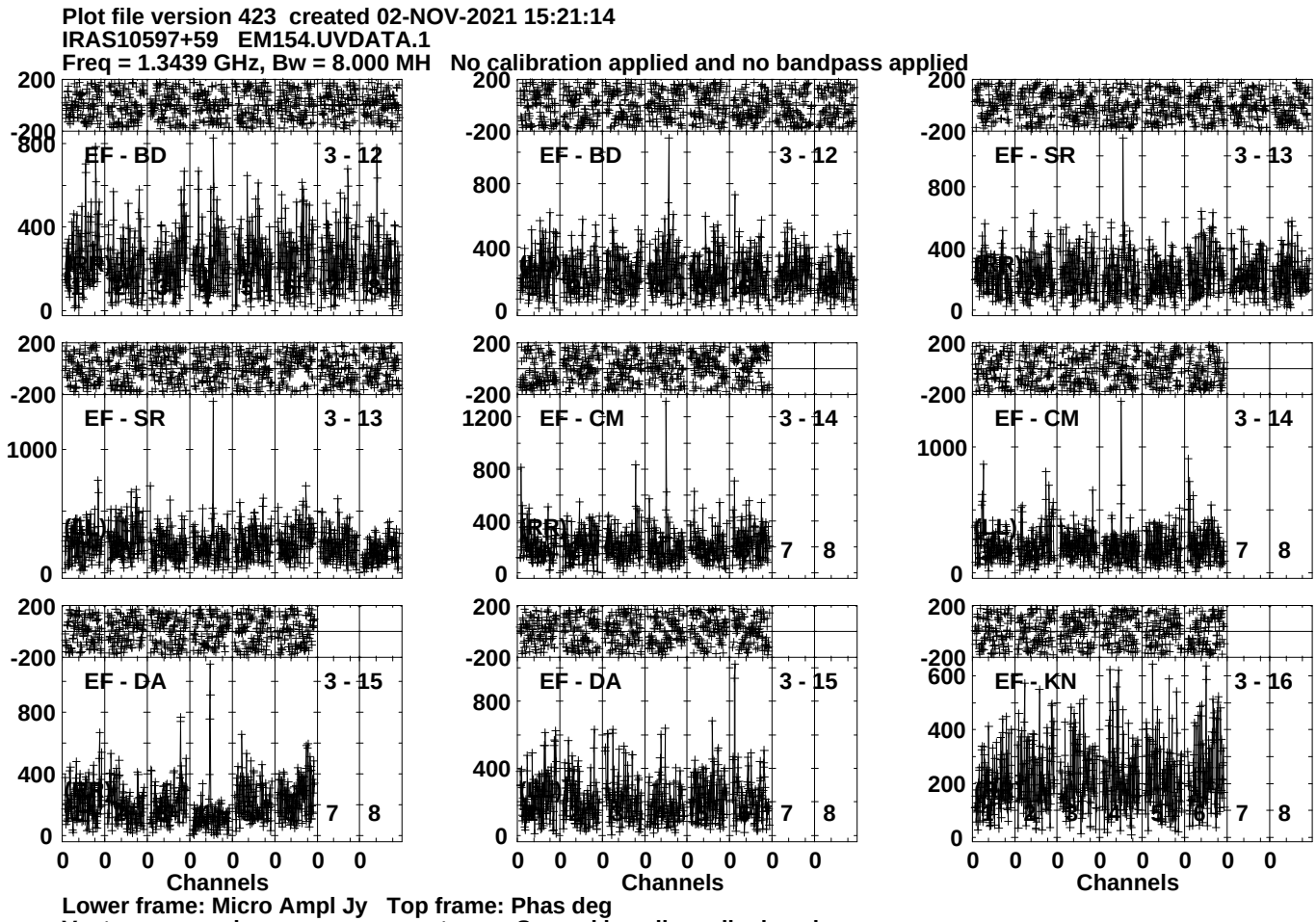
Plot file version 423 created 02-NOV-2021 15:21:14
IRAS10597+59 EM154.UVDATA.1
Freq = 1.3439 GHz, Bw = 8.000 MH No calibration applied and no bandpass applied
EF - BD 3 - 12
EF - BD 3 - 12
EF - SR 3 - 13
EF - SR 3 - 13
EF - CM 3 - 14
EF - CM 3 - 14
EF - DA 3 - 15
EF - DA 3 - 15
EF - KN 3 - 16
Channels
Channels
Channels
Lower frame: Micro Ampl Jy Top frame: Phas deg
Vector averaged cross-power spectrum Several baselines displayed
Timerange: 00/17:06:31 to 00/17:09:59

Plot file version 424 created 02-NOV-2021 15:21:15
IRAS10597+59 EM154.UVDATA.1
Freq = 1.3439 GHz, Bw = 8.000 MH No calibration applied and no bandpass applied

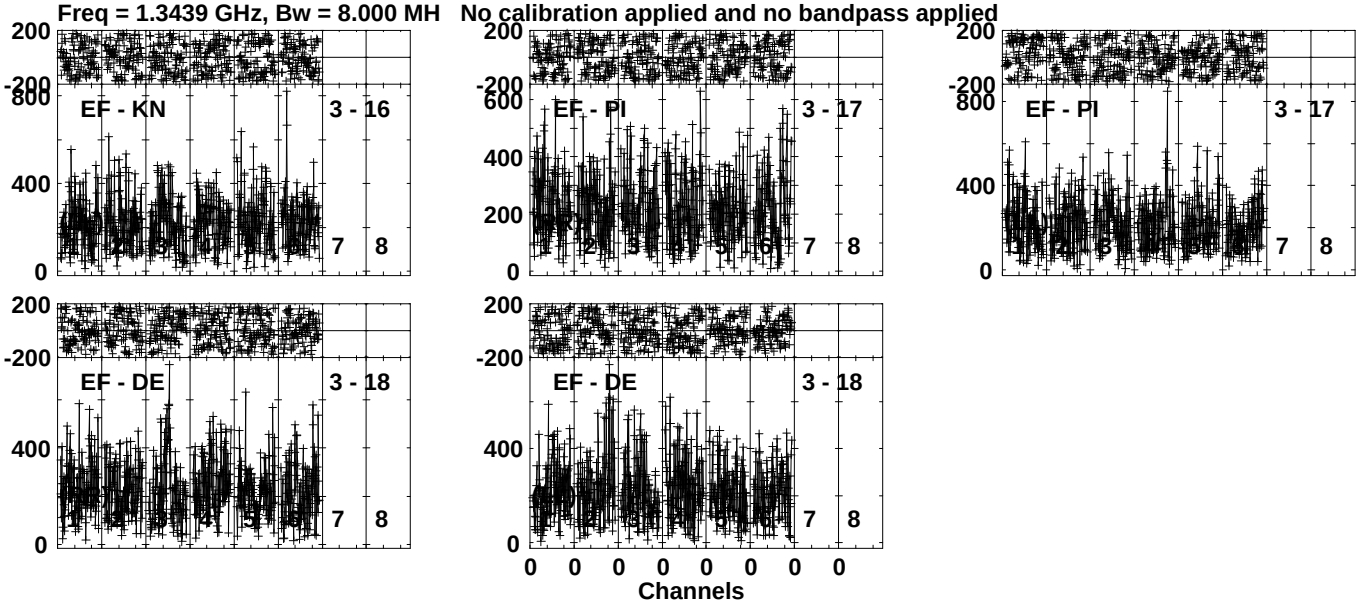

Lower frame: Micro Ampl Jy Top frame: Phas deg
Vector averaged cross-power spectrum Several baselines displayed
Timerange: 00/17:06:31 to 00/17:09:59

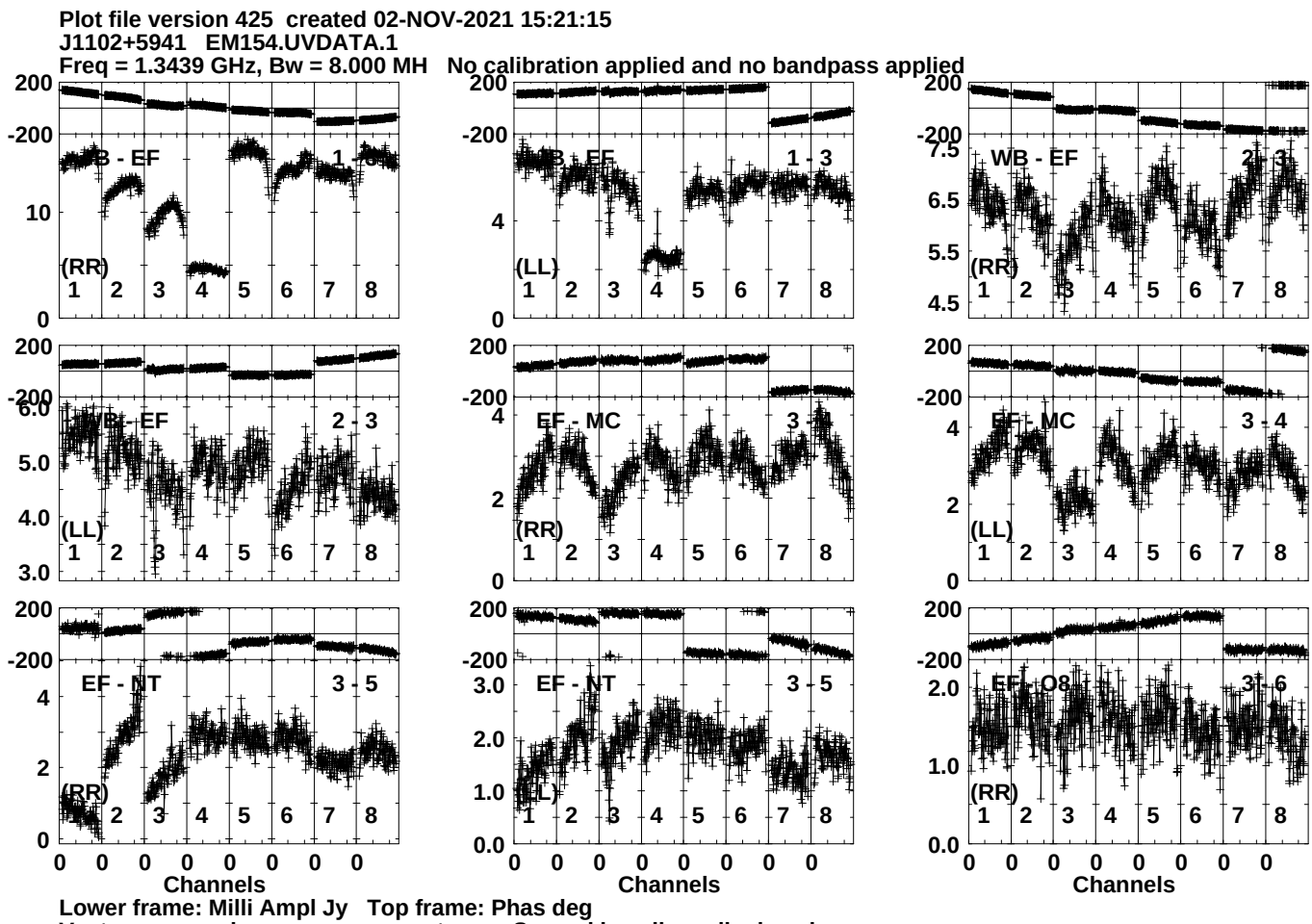
Plot file version 425 created 02-NOV-2021 15:21:15
J1102+5941 EM154.UVDATA.1
Freq = 1.3439 GHz, Bw = 8.000 MH No calibration applied and no bandpass applied
WB - EF 1 - 3
(RR)
WB - EF 1 - 3
(LL)
WB - EF 2 - 3
(RR)
WB - EF 2 - 3
(LL)
EF - MC 3 - 4
(RR)
EF - MC 3 - 4
(LL)
EF - NT 3 - 5
(RR)
EF - NT 3 - 5
(LL)
EF - O8 3 - 6
(RR)
Channels
Channels
Channels
Lower frame: Milli Ampl Jy Top frame: Phas deg
Vector averaged cross-power spectrum Several baselines displayed
Timerange: 00/17:10:31 to 00/17:11:59

Plot file version 426 created 02-NOV-2021 15:21:16
J1102+5941 EM154.UVDATA.1
Freq = 1.3439 GHz, Bw = 8.000 MH No calibration applied and no bandpass applied

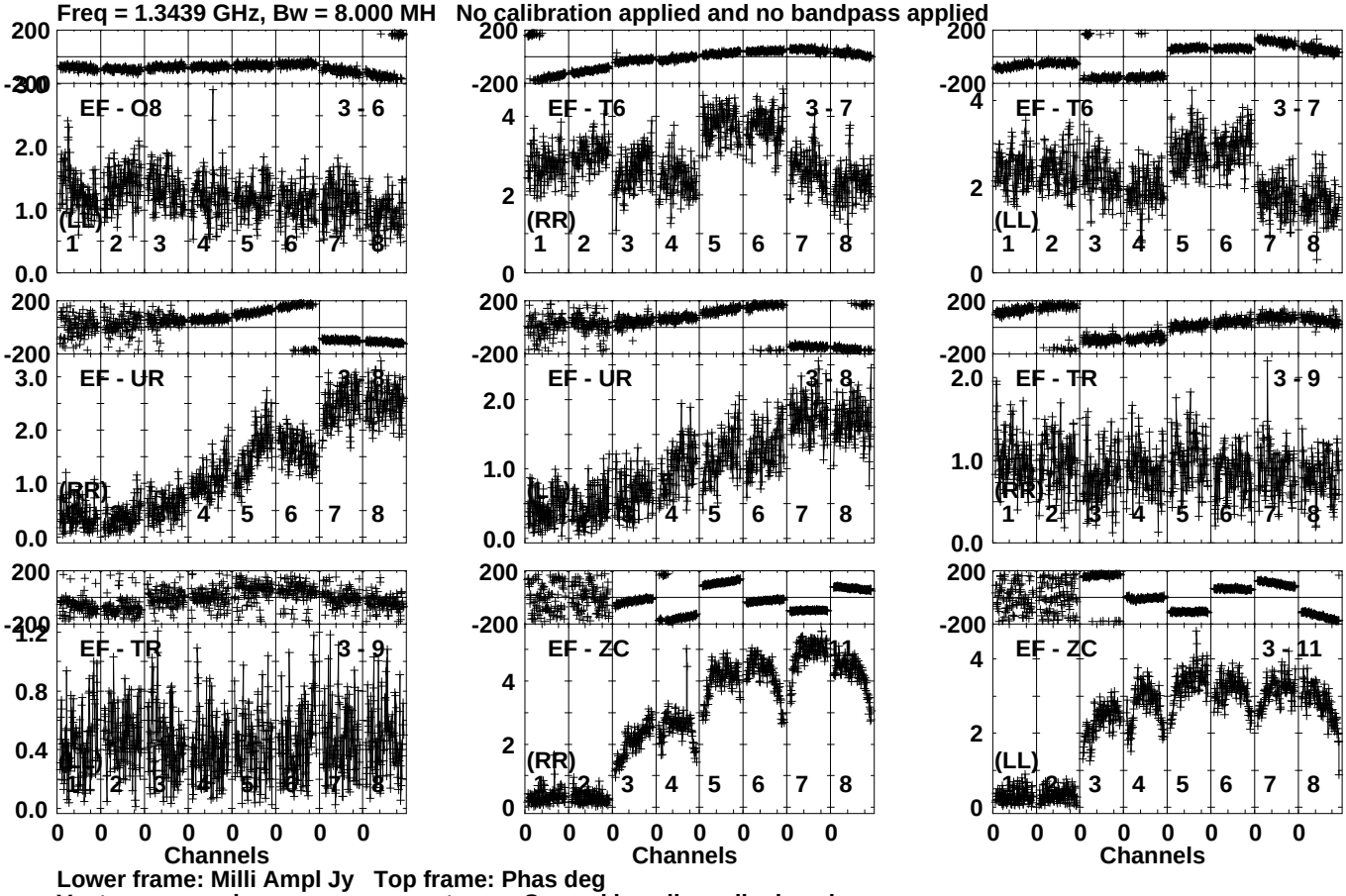

Lower frame: Milli Ampl Jy Top frame: Phas deg
Vector averaged cross-power spectrum Several baselines displayed
Timerange: 00/17:10:31 to 00/17:11:59

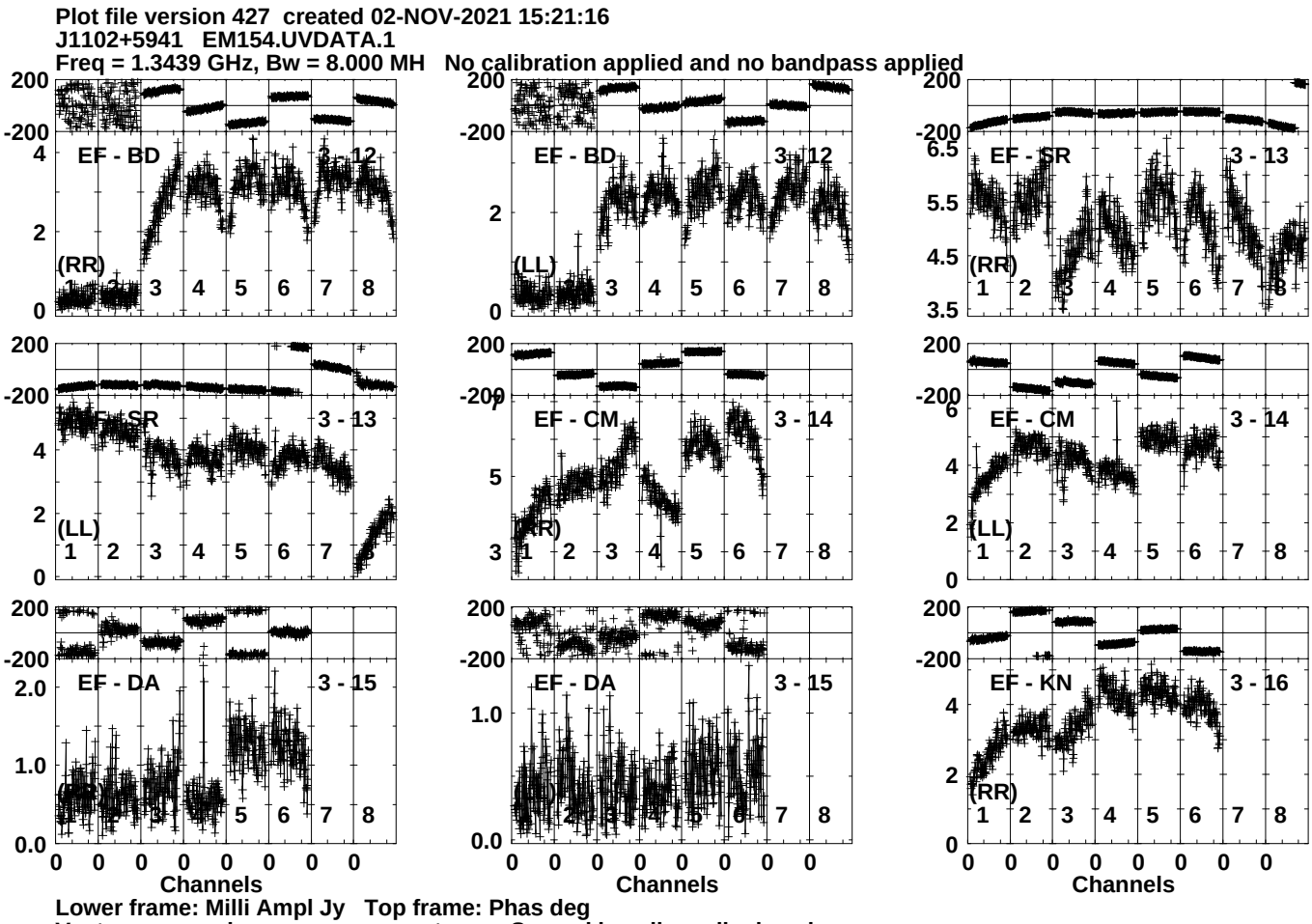
Plot file version 427 created 02-NOV-2021 15:21:16
J1102+5941 EM154.UVDATA.1
Freq = 1.3439 GHz, Bw = 8.000 MH No calibration applied and no bandpass applied
EF - BD 2 - 12
(RR)
EF - BD 3 - 12
(LL)
EF - SR 3 - 13
(RR)
EF - SR 3 - 13
(LL)
EF - CM 3 - 14
(RR)
EF - CM 3 - 14
(LL)
EF - DA 3 - 15
(RR)
EF - DA 3 - 15
(LL)
EF - KN 3 - 16
(RR)
Channels
Channels
Channels
Lower frame: Milli Ampl Jy Top frame: Phas deg
Vector averaged cross-power spectrum Several baselines displayed
Timerange: 00/17:10:31 to 00/17:11:59

Plot file version 428 created 02-NOV-2021 15:21:17
J1102+5941 EM154.UVDATA.1
Freq = 1.3439 GHz, Bw = 8.000 MH No calibration applied and no bandpass applied

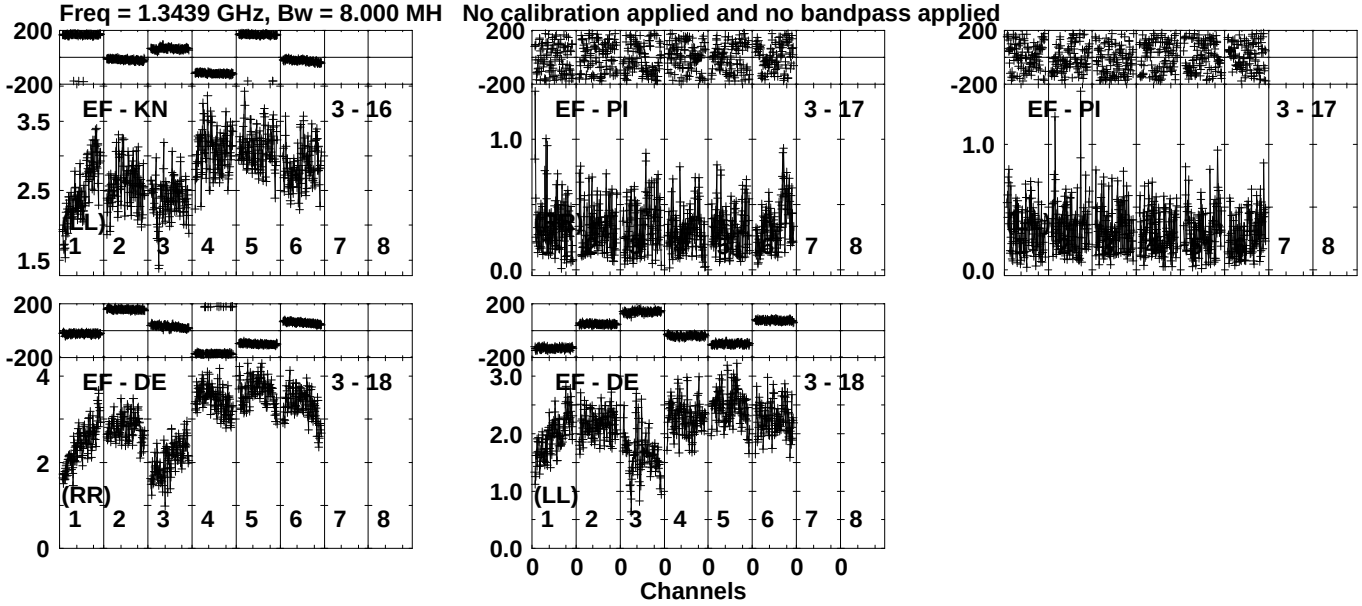

Lower frame: Milli Ampl Jy Top frame: Phas deg
Vector averaged cross-power spectrum Several baselines displayed
Timerange: 00/17:10:31 to 00/17:11:59

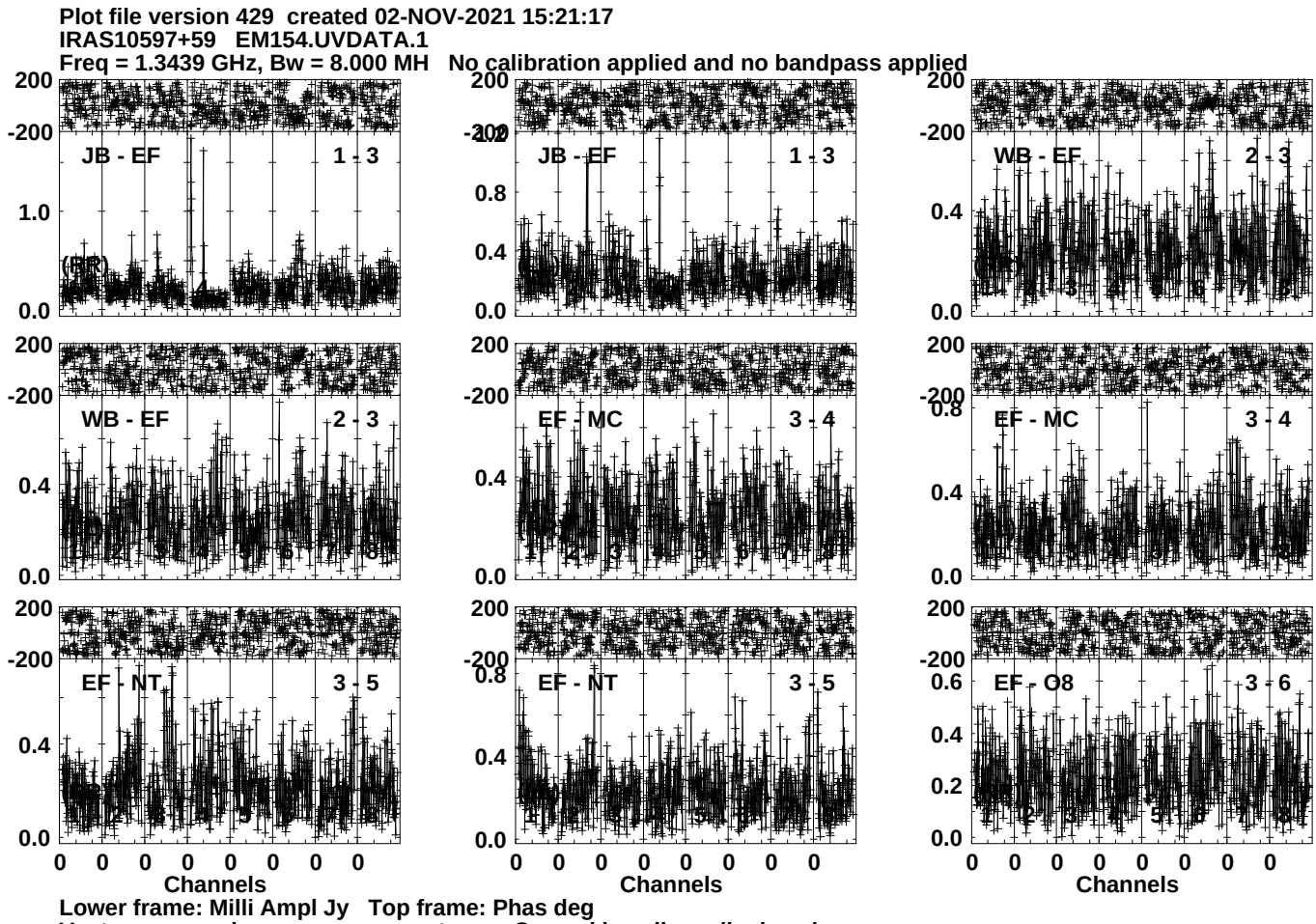
Plot file version 429 created 02-NOV-2021 15:21:17
IRAS10597+59 EM154.UVDATA.1
Freq = 1.3439 GHz, Bw = 8.000 MH No calibration applied and no bandpass applied
JB - EF 1 - 3
JB - EF 1 - 3
WB - EF 2 - 3
WB - EF 2 - 3
EF - MC 3 - 4
EF - MC 3 - 4
EF - NT 3 - 5
EF - NT 3 - 5
EF - O8 3 - 6
Channels
Channels
Channels
Lower frame: Milli Ampl Jy Top frame: Phas deg
Vector averaged cross-power spectrum Several baselines displayed
Timerange: 00/17:12:01 to 00/17:15:29

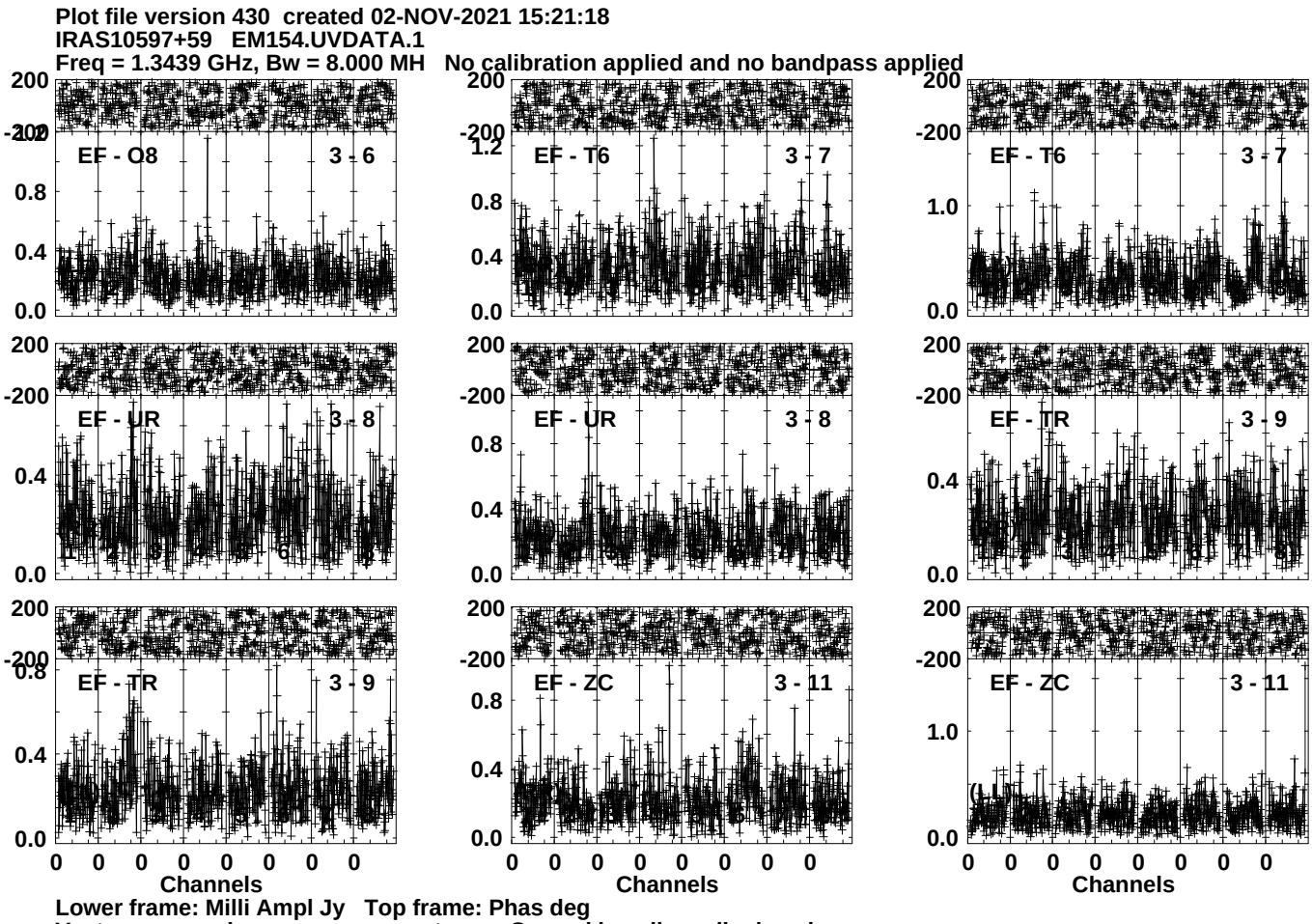
Plot file version 430 created 02-NOV-2021 15:21:18
IRAS10597+59 EM154.UVDATA.1
Freq = 1.3439 GHz, Bw = 8.000 MH No calibration applied and no bandpass applied
EF - O8 3 - 6
EF - T6 3 - 7
EF - T6 3 - 7
EF - UR 3 - 8
EF - UR 3 - 8
EF - TR 3 - 9
EF - TR 3 - 9
EF - ZC 3 - 11
EF - ZC 3 - 11
Channels
Channels
Channels
Lower frame: Milli Ampl Jy Top frame: Phas deg
Vector averaged cross-power spectrum Several baselines displayed
Timerange: 00/17:12:01 to 00/17:15:29

Plot file version 431 created 02-NOV-2021 15:21:18
IRAS10597+59 EM154.UVDATA.1
Freq = 1.3439 GHz, Bw = 8.000 MH No calibration applied and no bandpass applied

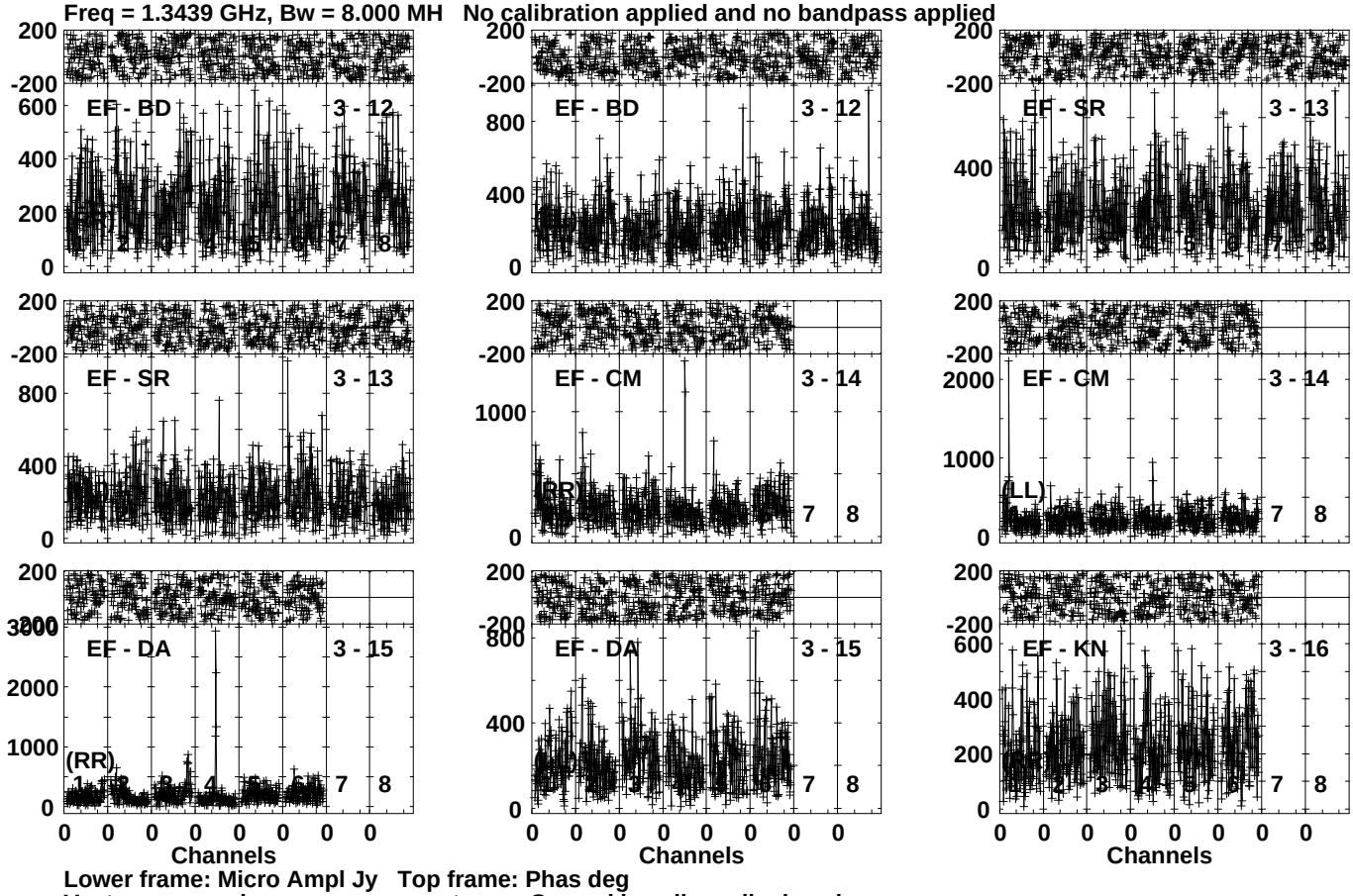

Lower frame: Micro Ampl Jy Top frame: Phas deg
Vector averaged cross-power spectrum Several baselines displayed
Timerange: 00/17:12:01 to 00/17:15:29

Plot file version 432 created 02-NOV-2021 15:21:19
IRAS10597+59 EM154.UVDATA.1
Freq = 1.3439 GHz, Bw = 8.000 MH No calibration applied and no bandpass applied

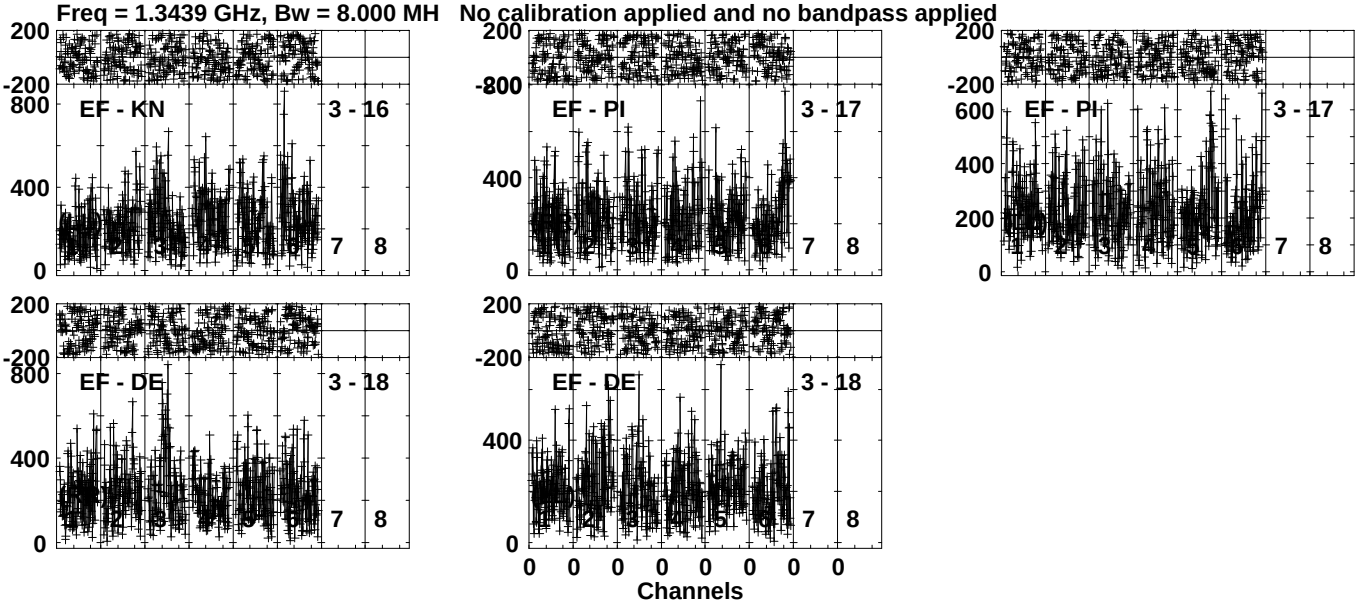

Lower frame: Micro Ampl Jy Top frame: Phas deg
Vector averaged cross-power spectrum Several baselines displayed
Timerange: 00/17:12:01 to 00/17:15:29

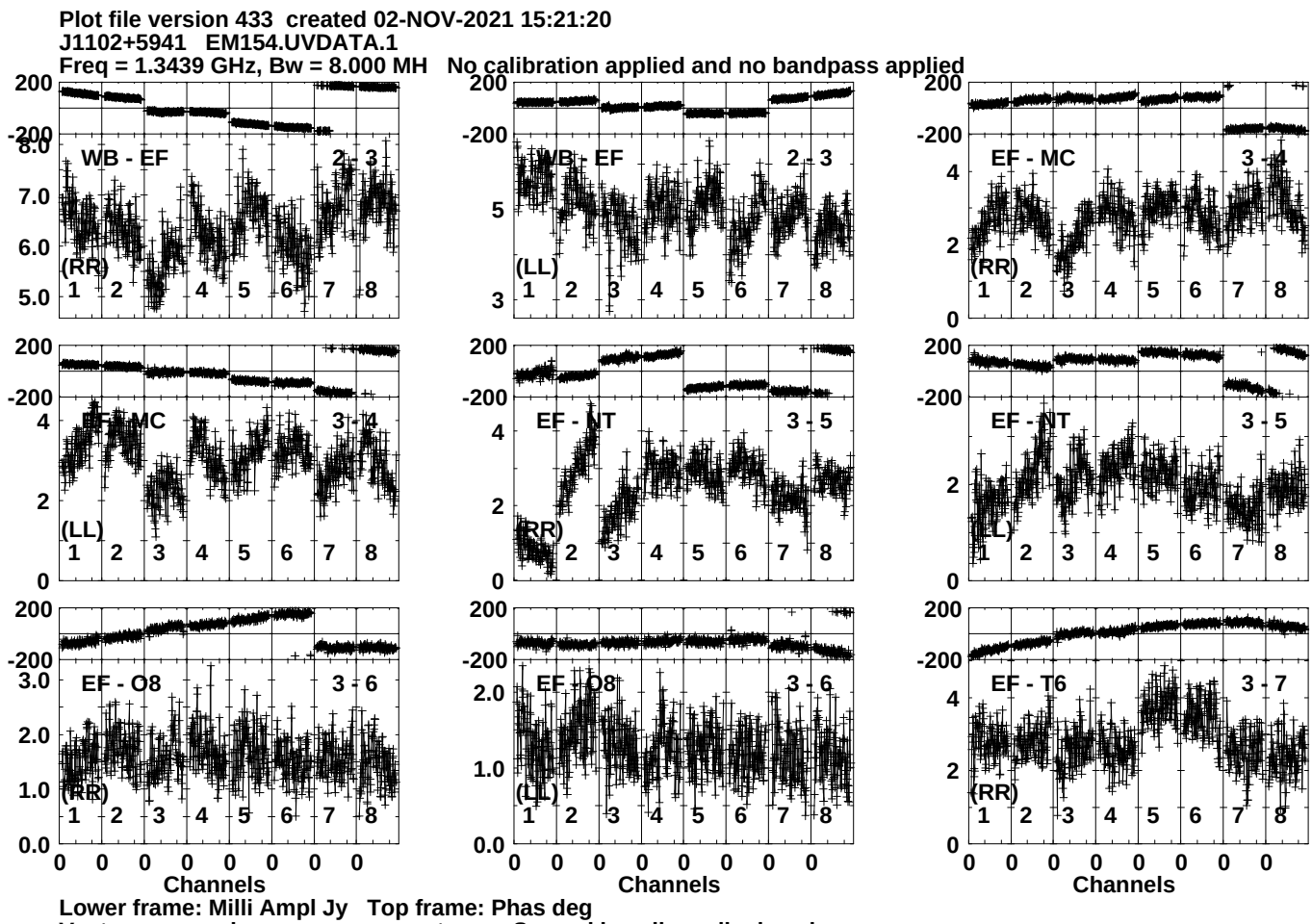
Plot file version 433 created 02-NOV-2021 15:21:20
J1102+5941 EM154.UVDATA.1
Freq = 1.3439 GHz, Bw = 8.000 MH No calibration applied and no bandpass applied
WB - EF 2 - 3
(RR)
WB - EF 2 - 3
(LL)
EF - MC 3 - 4
(RR)
EF - MC 3 - 4
(LL)
EF - NT 3 - 5
(RR)
EF - NT 3 - 5
(LL)
EF - O8 3 - 6
(RR)
EF - O8 3 - 6
(LL)
EF - T6 3 - 7
(RR)
1 2 3 4 5 6 7 8
Channels
Lower frame: Milli Ampl Jy Top frame: Phas deg
Vector averaged cross-power spectrum Several baselines displayed
Timerange: 00/17:15:31 to 00/17:16:59

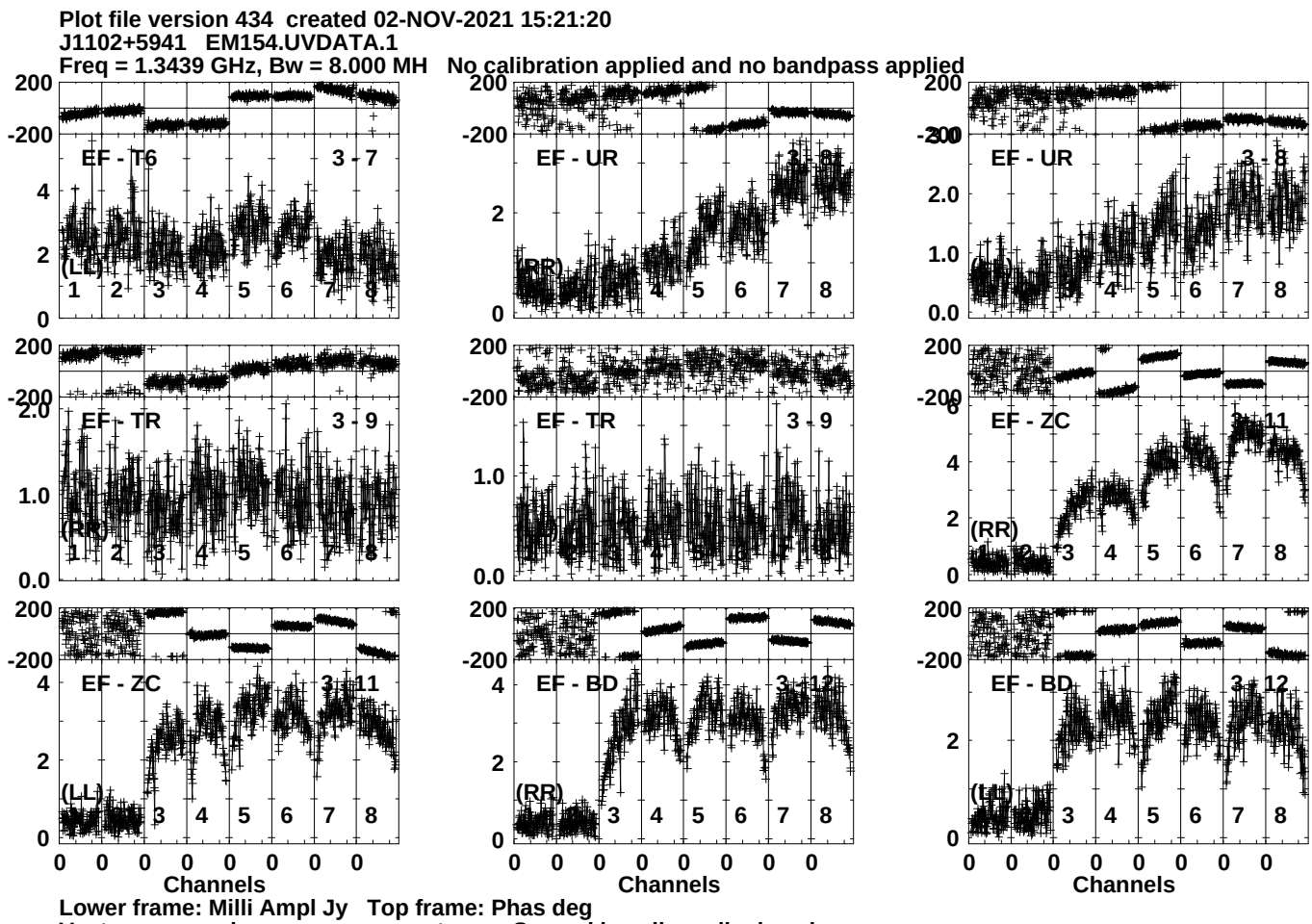
Plot file version 434 created 02-NOV-2021 15:21:20
J1102+5941 EM154.UVDATA.1
Freq = 1.3439 GHz, Bw = 8.000 MH No calibration applied and no bandpass applied
EF - T6 3 - 7
EF - UR 3 - 8
EF - UR 3 - 8
EF - TR 3 - 9
EF - TR 3 - 9
EF - ZC 3 - 11
EF - ZC 3 - 11
EF - BD 3 - 12
EF - BD 3 - 12
(LL)
(RR)
(RR)
(RR)
(LL)
(LL)
Channels
Channels
Channels
Lower frame: Milli Ampl Jy Top frame: Phas deg
Vector averaged cross-power spectrum Several baselines displayed
Timerange: 00/17:15:31 to 00/17:16:59

Plot file version 435 created 02-NOV-2021 15:21:21
J1102+5941 EM154.UVDATA.1
Freq = 1.3439 GHz, Bw = 8.000 MH No calibration applied and no bandpass applied

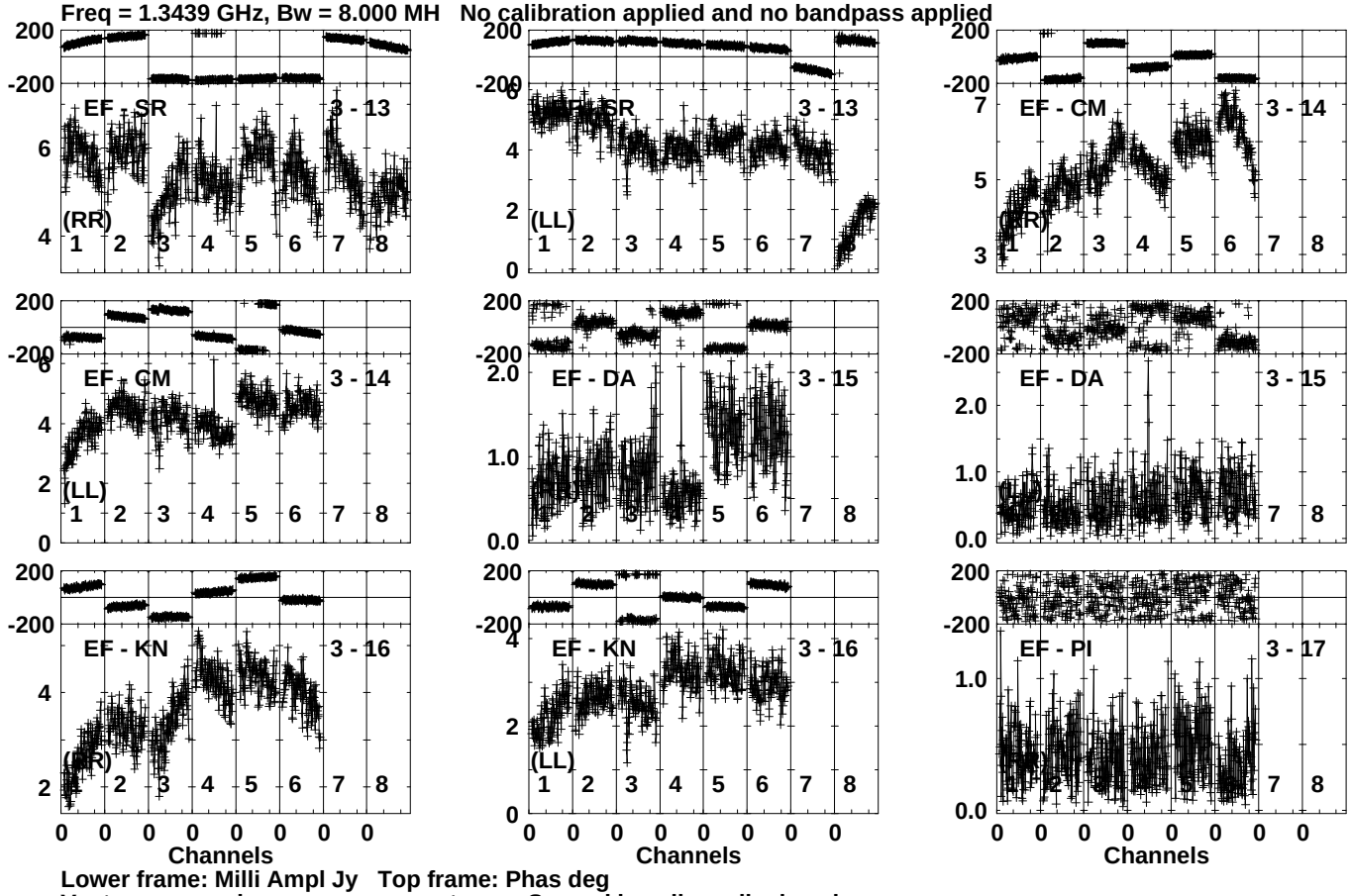

Lower frame: Milli Ampl Jy Top frame: Phas deg
Vector averaged cross-power spectrum Several baselines displayed
Timerange: 00/17:15:31 to 00/17:16:59

Plot file version 436 created 02-NOV-2021 15:21:22
J1102+5941 EM154.UVDATA.1
Freq = 1.3439 GHz, Bw = 8.000 MH No calibration applied and no bandpass applied

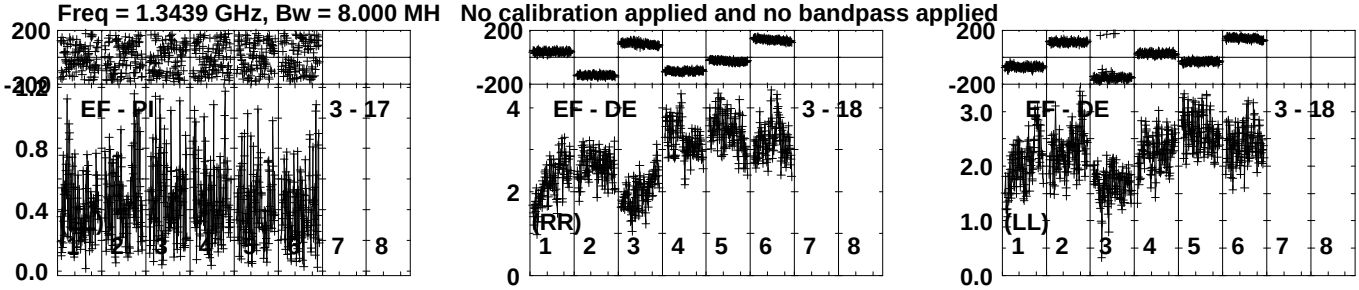

Lower frame: Milli Ampl Jy Top frame: Phas deg
Vector averaged cross-power spectrum Several baselines displayed
Timerange: 00/17:15:31 to 00/17:16:59

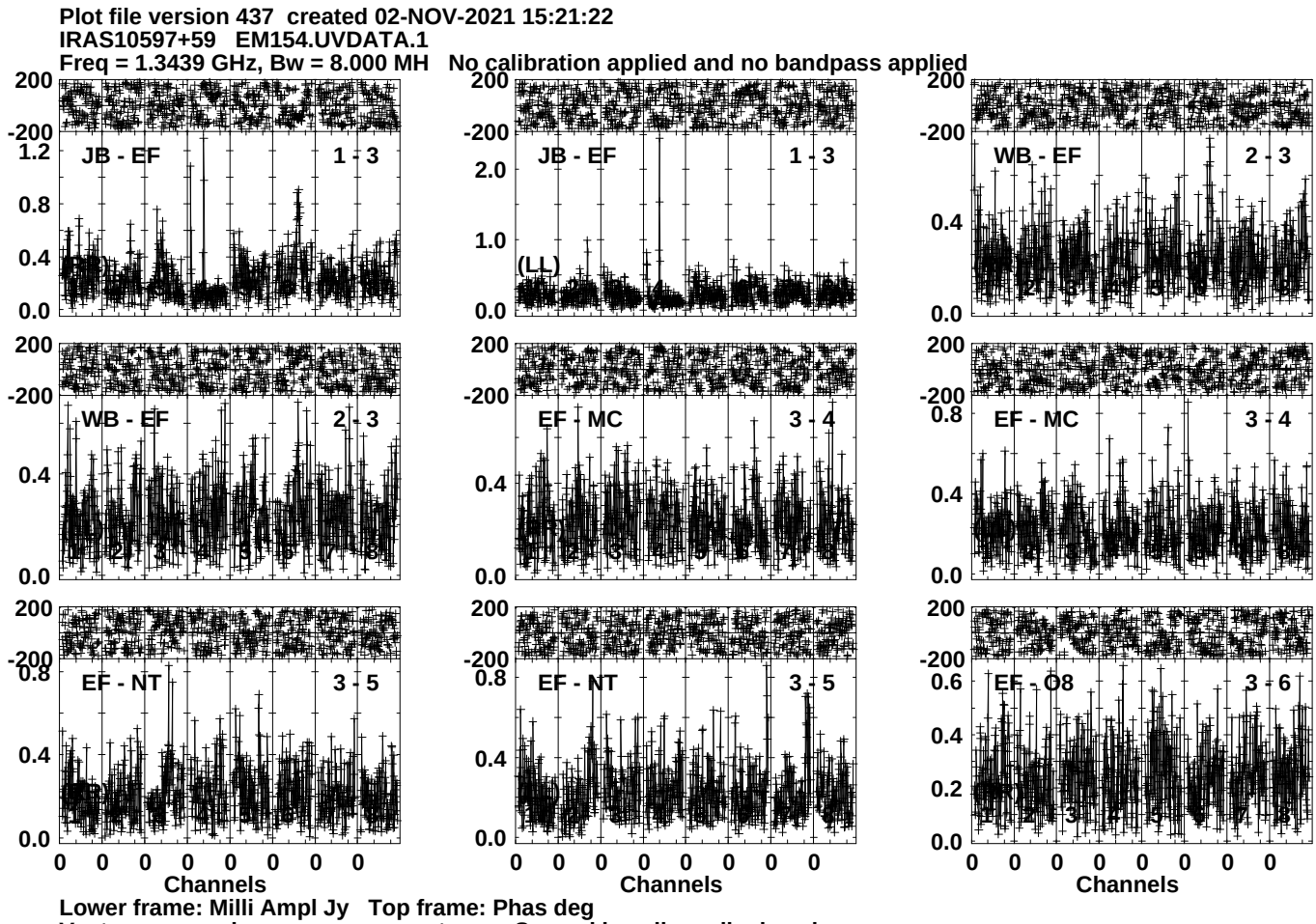
Plot file version 437 created 02-NOV-2021 15:21:22
IRAS10597+59 EM154.UVDATA.1
Freq = 1.3439 GHz, Bw = 8.000 MH No calibration applied and no bandpass applied
JB - EF 1 - 3
JB - EF 1 - 3
WB - EF 2 - 3
WB - EF 2 - 3
EF - MC 3 - 4
EF - MC 3 - 4
EF - NT 3 - 5
EF - NT 3 - 5
EF - O8 3 - 6
(RR)
(LL)
Channels
Channels
Channels
Lower frame: Milli Ampl Jy Top frame: Phas deg
Vector averaged cross-power spectrum Several baselines displayed
Timerange: 00/17:17:01 to 00/17:20:29

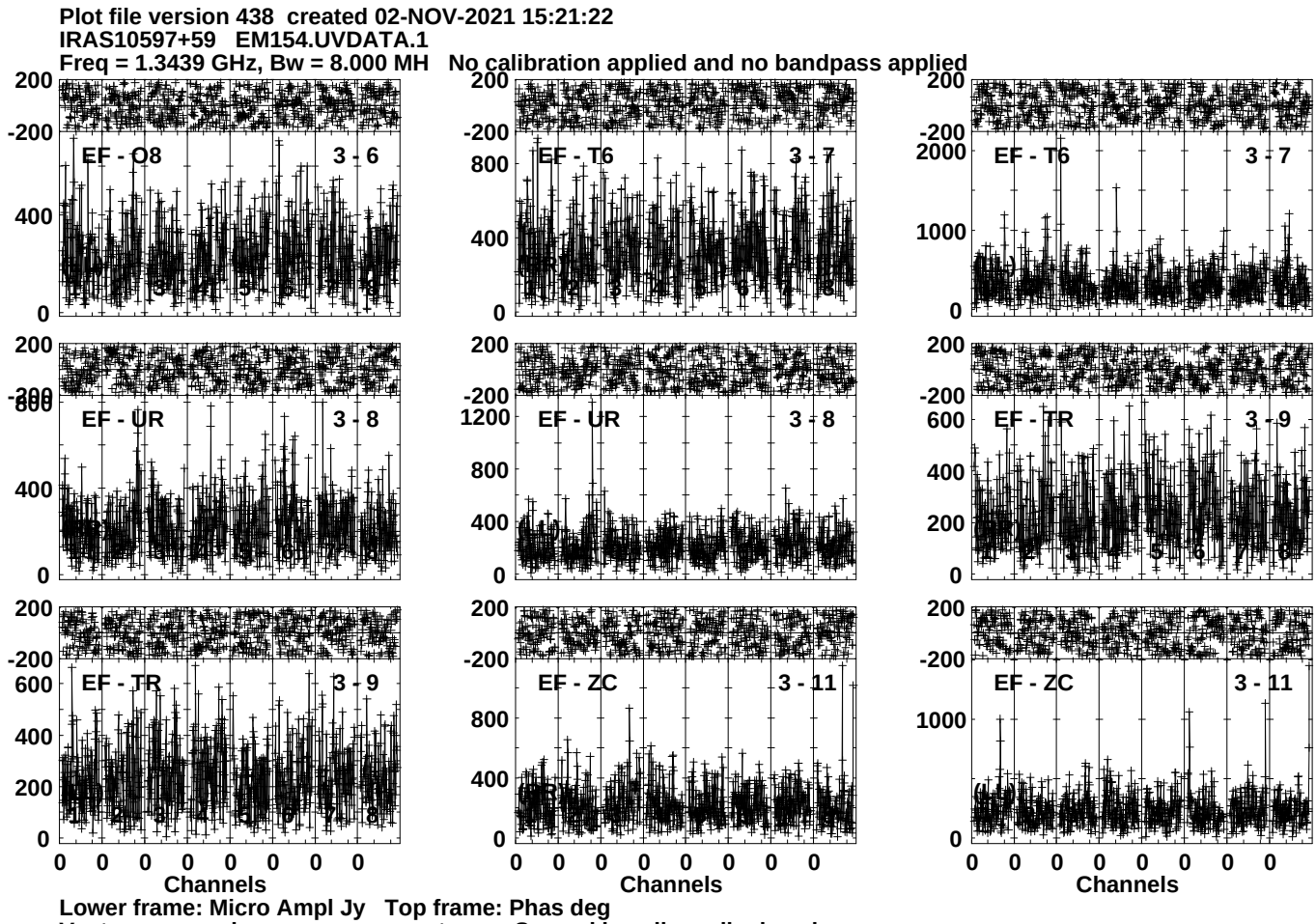
Plot file version 438 created 02-NOV-2021 15:21:22
IRAS10597+59 EM154.UVDATA.1
Freq = 1.3439 GHz, Bw = 8.000 MH No calibration applied and no bandpass applied
EF - O8 3 - 6
EF - T6 3 - 7
EF - T6 3 - 7
EF - UR 3 - 8
EF - UR 3 - 8
EF - TR 3 - 9
EF - TR 3 - 9
EF - ZC 3 - 11
EF - ZC 3 - 11
Channels
Channels
Channels
Lower frame: Micro Ampl Jy Top frame: Phas deg
Vector averaged cross-power spectrum Several baselines displayed
Timerange: 00/17:17:01 to 00/17:20:29

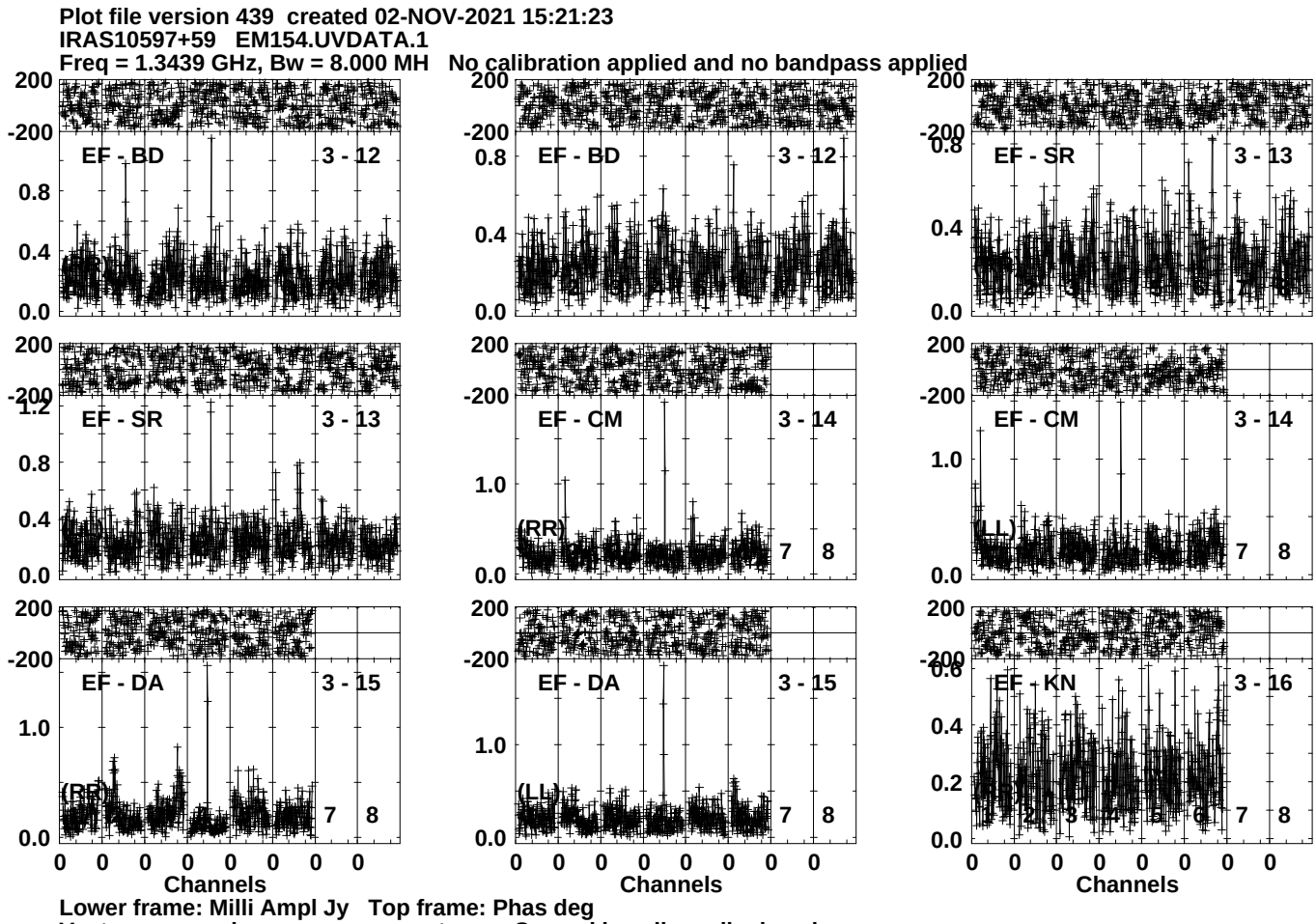
Plot file version 439 created 02-NOV-2021 15:21:23
IRAS10597+59 EM154.UVDATA.1
Freq = 1.3439 GHz, Bw = 8.000 MH No calibration applied and no bandpass applied
EF - BD 3 - 12
EF - BD 3 - 12
EF - SR 3 - 13
EF - SR 3 - 13
EF - CM 3 - 14
(RR)
EF - CM 3 - 14
(LL)
EF - DA 3 - 15
(RR)
EF - DA 3 - 15
(LL)
EF - KN 3 - 16
(RR)
Channels
Channels
Channels
Lower frame: Milli Ampl Jy Top frame: Phas deg
Vector averaged cross-power spectrum Several baselines displayed
Timerange: 00/17:17:01 to 00/17:20:29

Plot file version 440 created 02-NOV-2021 15:21:23
IRAS10597+59 EM154.UVDATA.1
Freq = 1.3439 GHz, Bw = 8.000 MH No calibration applied and no bandpass applied

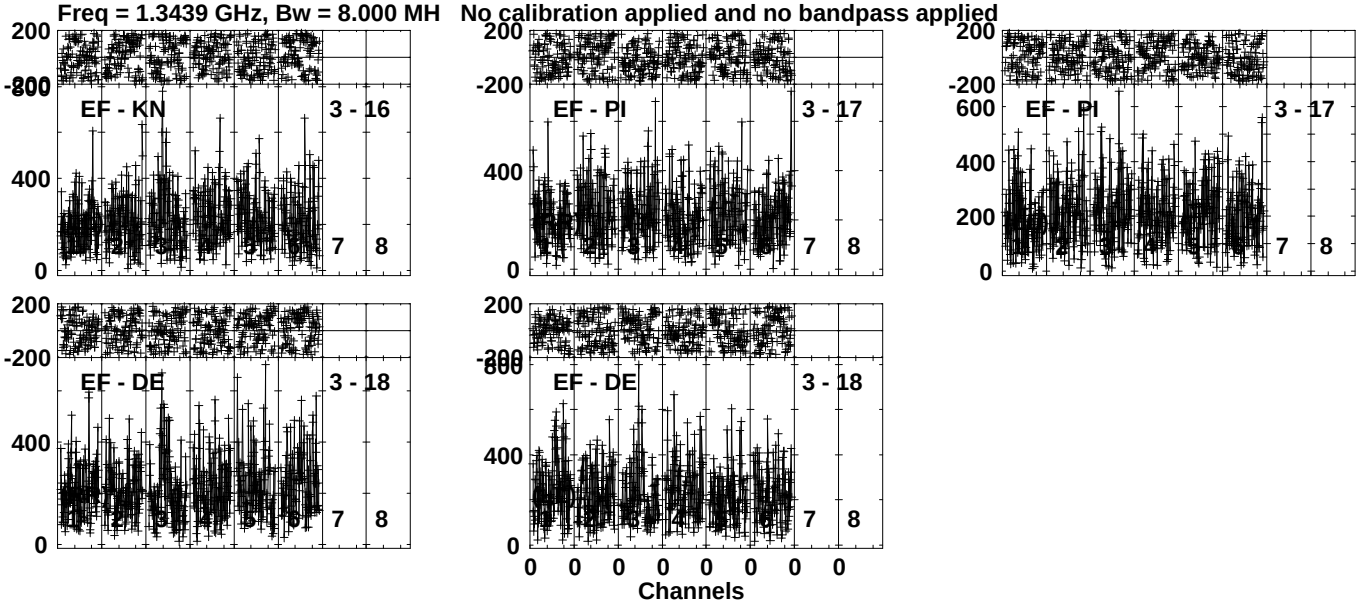

Lower frame: Micro Ampl Jy Top frame: Phas deg
Vector averaged cross-power spectrum Several baselines displayed
Timerange: 00/17:17:01 to 00/17:20:29

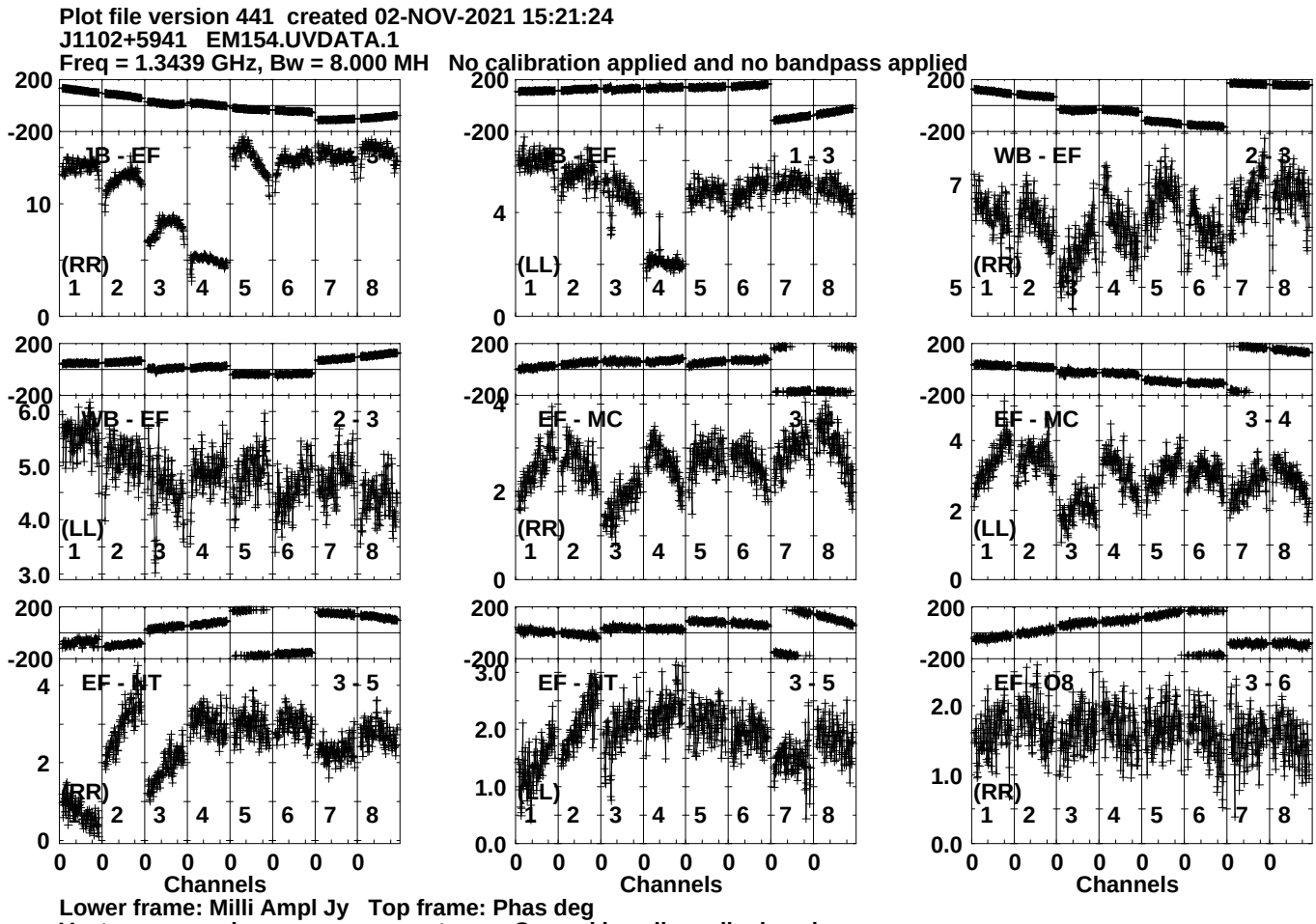

Lower frame: Milli Ampl Jy Top frame: Phas deg
Vector averaged cross-power spectrum Several baselines displayed
Timerange: 00/17:21:01 to 00/17:22:29

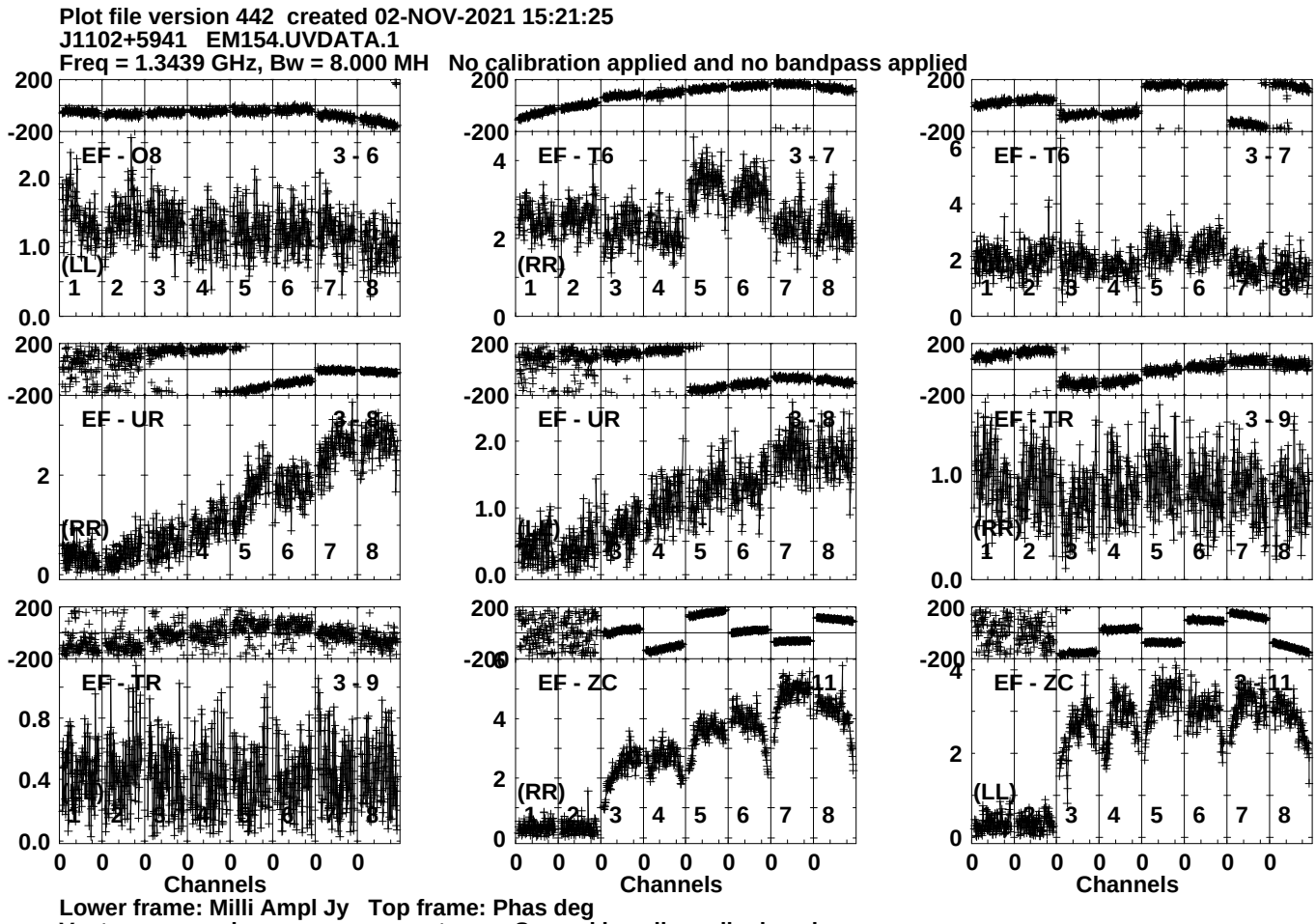
Plot file version 442 created 02-NOV-2021 15:21:25
J1102+5941 EM154.UVDATA.1
Freq = 1.3439 GHz, Bw = 8.000 MH No calibration applied and no bandpass applied
EF - O8 3 - 6
(LL)
EF - T6 3 - 7
(RR)
EF - T6 3 - 7
EF - UR 3 - 8
(RR)
EF - UR 3 - 8
EF - TR 3 - 9
(RR)
EF - TR 3 - 9
(LL)
EF - ZC 3 - 11
(RR)
EF - ZC 3 - 11
(LL)
Channels
Channels
Channels
Lower frame: Milli Ampl Jy Top frame: Phas deg
Vector averaged cross-power spectrum Several baselines displayed
Timerange: 00/17:21:01 to 00/17:22:29

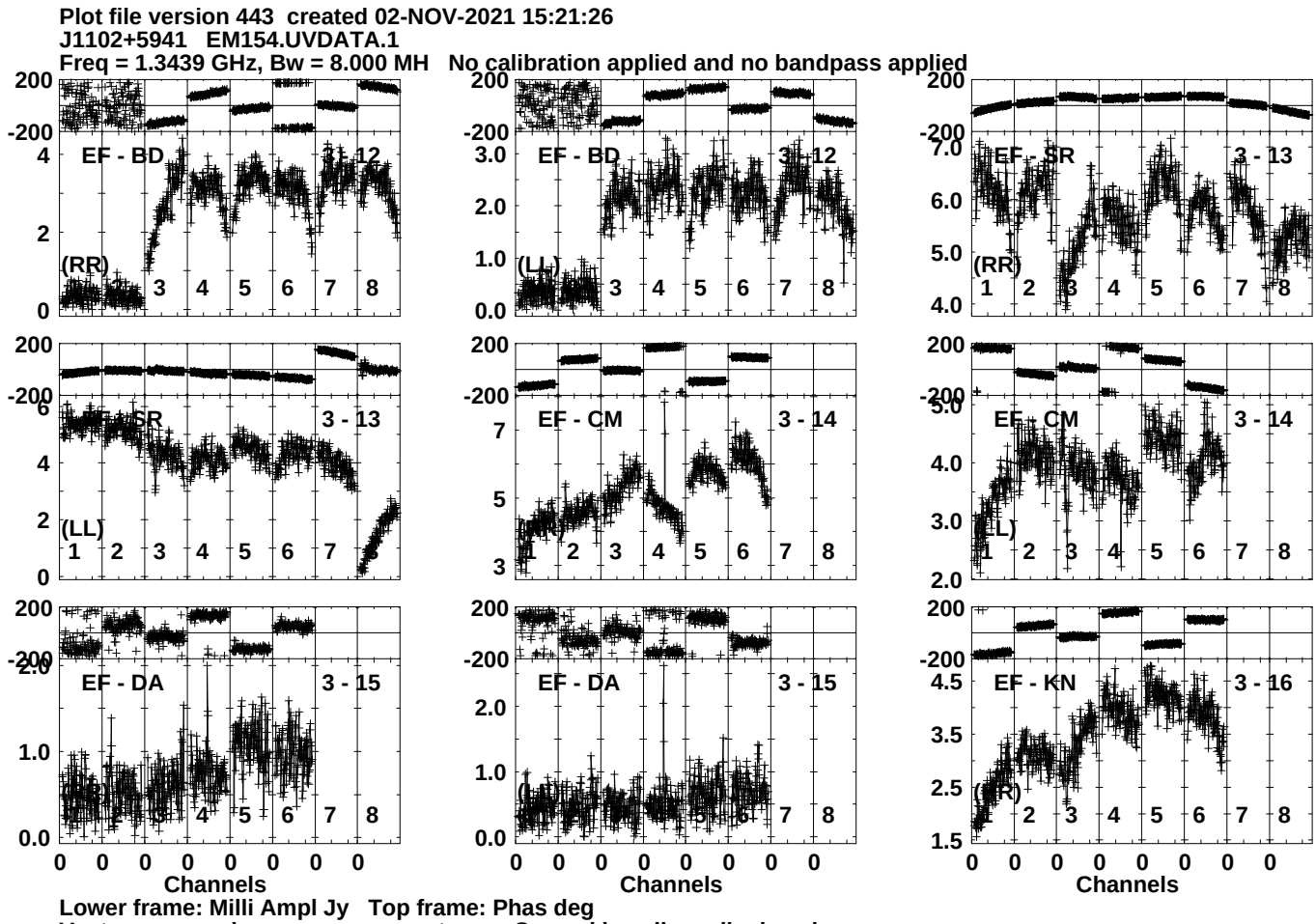
Plot file version 443 created 02-NOV-2021 15:21:26
J1102+5941 EM154.UVDATA.1
Freq = 1.3439 GHz, Bw = 8.000 MH No calibration applied and no bandpass applied
EF - BD 3 - 12
(RR)
EF - BD 3 - 12
(LL)
EF - SR 3 - 13
(RR)
EF - SR 3 - 13
(LL)
EF - CM 3 - 14
EF - CM 3 - 14
EF - DA 3 - 15
EF - DA 3 - 15
EF - KN 3 - 16
(RR)
Channels
Channels
Channels
Lower frame: Milli Ampl Jy Top frame: Phas deg
Vector averaged cross-power spectrum Several baselines displayed
Timerange: 00/17:21:01 to 00/17:22:29

Plot file version 444 created 02-NOV-2021 15:21:26
J1102+5941 EM154.UVDATA.1
Freq = 1.3439 GHz, Bw = 8.000 MH No calibration applied and no bandpass applied

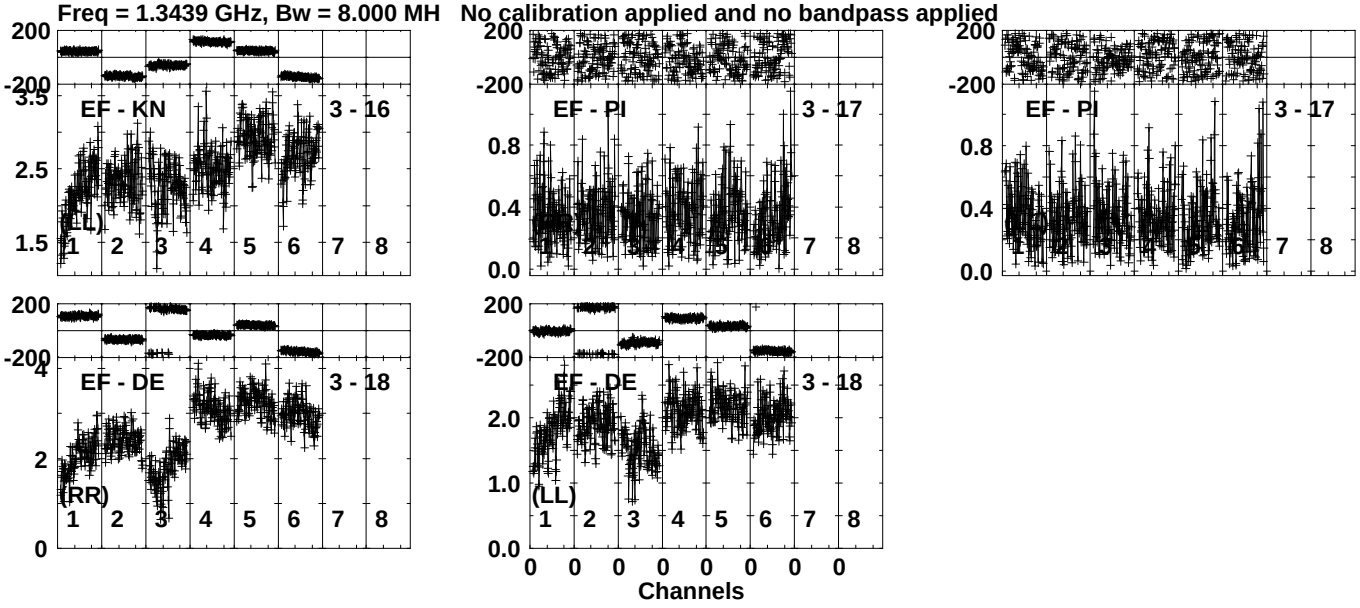

Lower frame: Milli Ampl Jy Top frame: Phas deg
Vector averaged cross-power spectrum Several baselines displayed
Timerange: 00/17:21:01 to 00/17:22:29

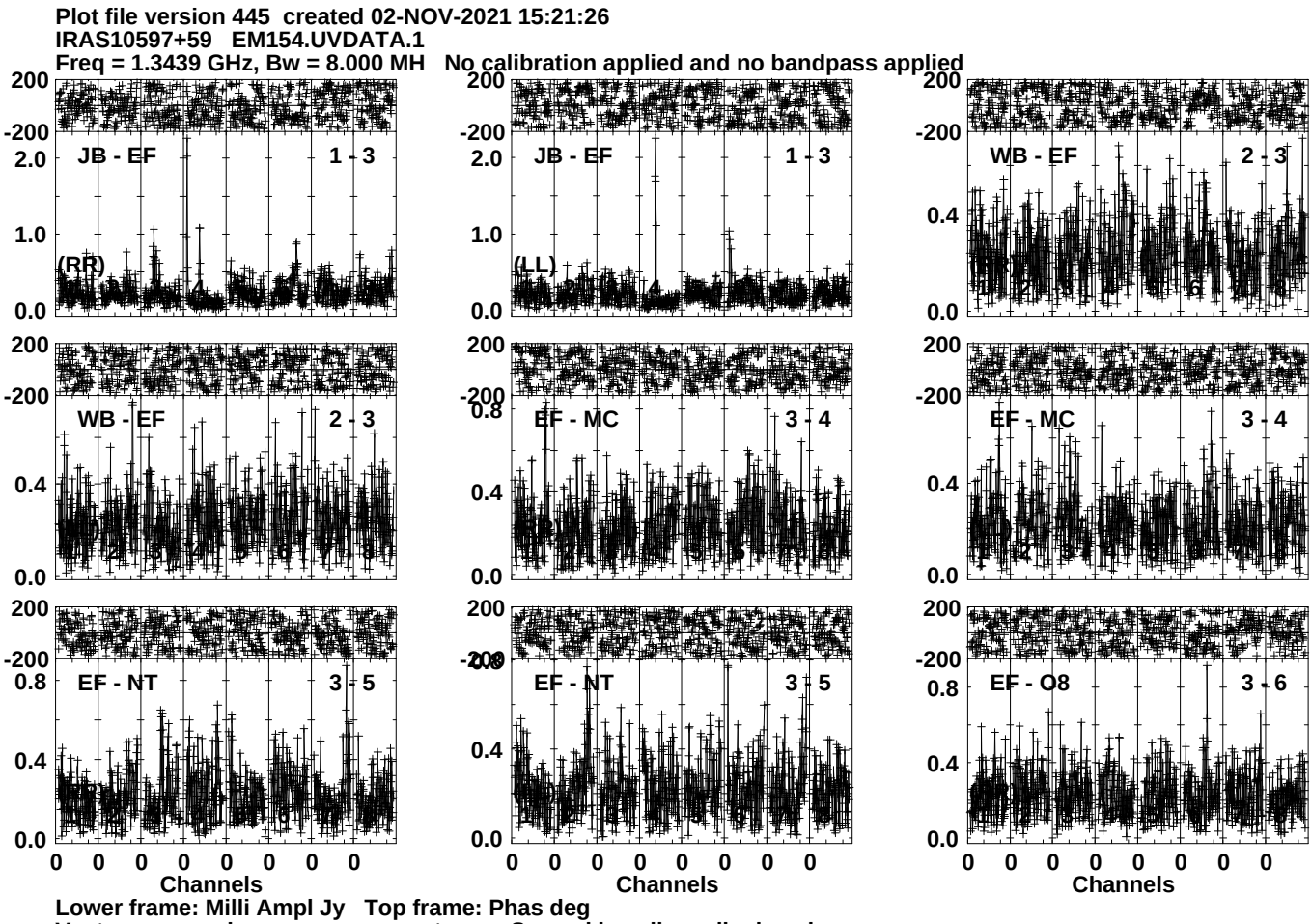
Plot file version 445 created 02-NOV-2021 15:21:26
IRAS10597+59 EM154.UVDATA.1
Freq = 1.3439 GHz, Bw = 8.000 MH No calibration applied and no bandpass applied
JB - EF 1 - 3
(RR)
JB - EF 1 - 3
(LL)
WB - EF 2 - 3
WB - EF 2 - 3
EF - MC 3 - 4
EF - MC 3 - 4
EF - NT 3 - 5
EF - NT 3 - 5
EF - O8 3 - 6
200
-200
2.0
1.0
0.8
0.4
0.0
0 0 0 0 0 0 0 0
Channels
Lower frame: Milli Ampl Jy Top frame: Phas deg
Vector averaged cross-power spectrum Several baselines displayed
Timerange: 00/17:22:31 to 00/17:25:59

Plot file version 446 created 02-NOV-2021 15:21:27
IRAS10597+59 EM154.UVDATA.1
Freq = 1.3439 GHz, Bw = 8.000 MH No calibration applied and no bandpass applied

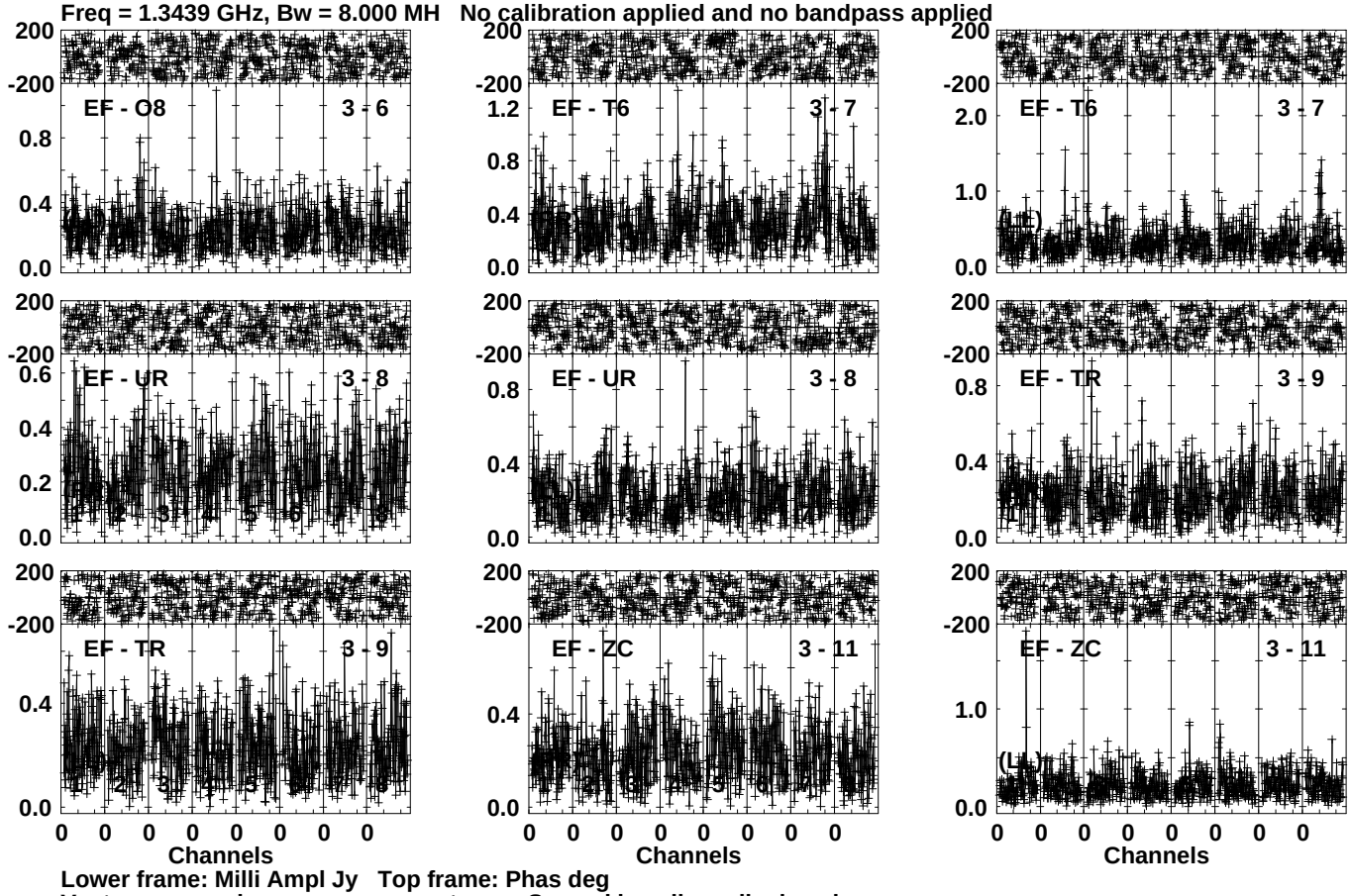

Lower frame: Milli Ampl Jy Top frame: Phas deg
Vector averaged cross-power spectrum Several baselines displayed
Timerange: 00/17:22:31 to 00/17:25:59

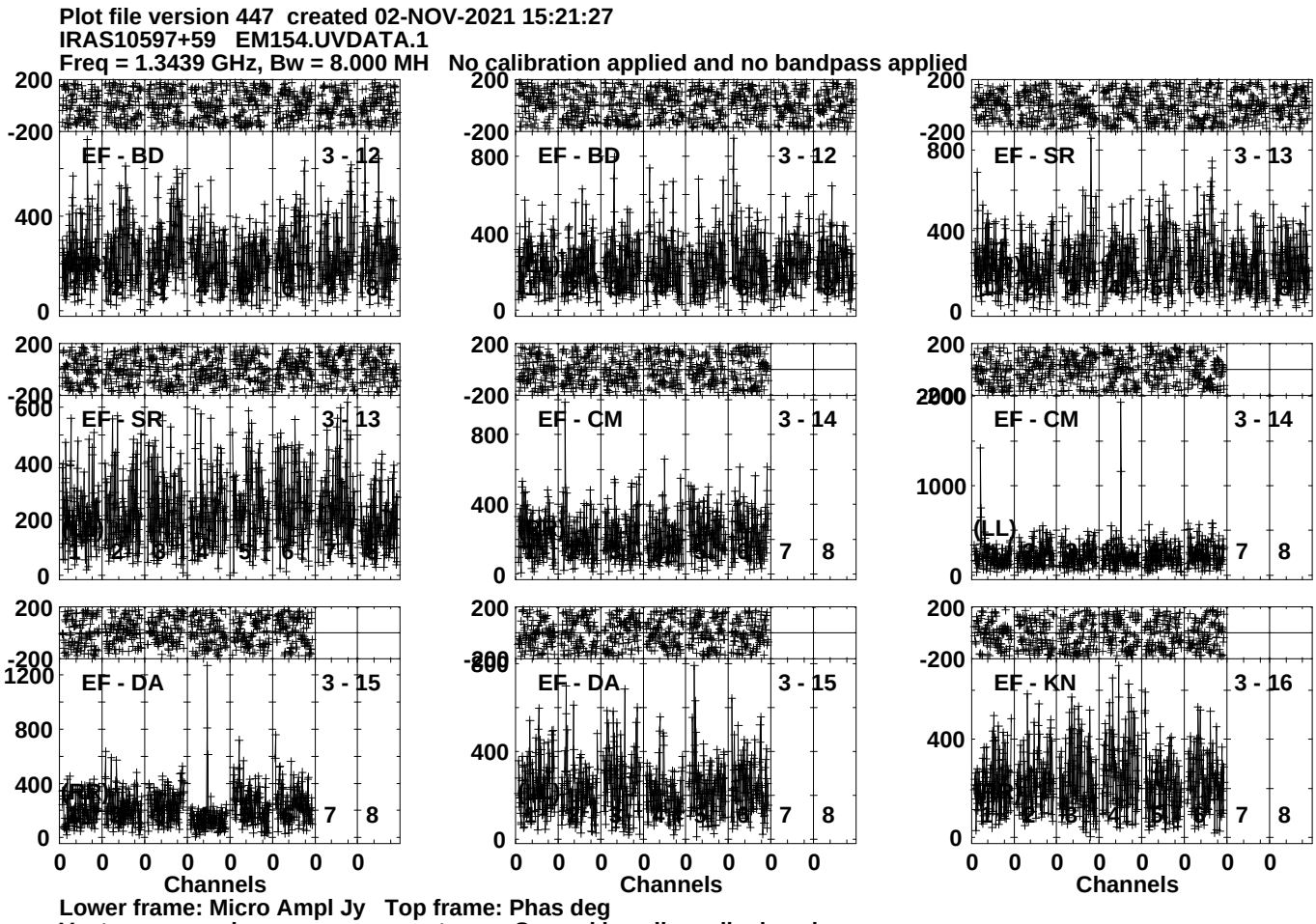
Plot file version 447 created 02-NOV-2021 15:21:27
IRAS10597+59 EM154.UVDATA.1
Freq = 1.3439 GHz, Bw = 8.000 MH No calibration applied and no bandpass applied
EF - BD 3 - 12
EF - BD 3 - 12
EF - SR 3 - 13
EF - SR 3 - 13
EF - CM 3 - 14
EF - CM 3 - 14
(LL)
EF - DA 3 - 15
EF - DA 3 - 15
EF - KN 3 - 16
Channels
Channels
Channels
Lower frame: Micro Ampl Jy Top frame: Phas deg
Vector averaged cross-power spectrum Several baselines displayed
Timerange: 00/17:22:31 to 00/17:25:59

Plot file version 448 created 02-NOV-2021 15:21:28
IRAS10597+59 EM154.UVDATA.1
Freq = 1.3439 GHz, Bw = 8.000 MH No calibration applied and no bandpass applied

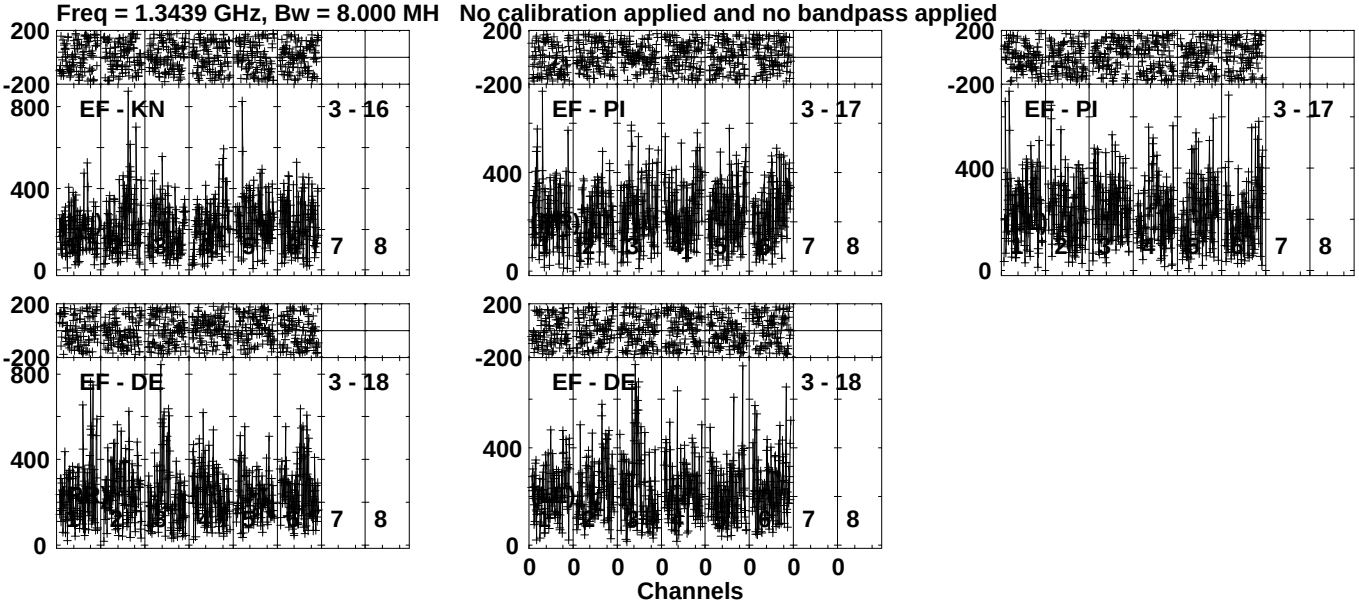

Lower frame: Micro Ampl Jy Top frame: Phas deg
Vector averaged cross-power spectrum Several baselines displayed
Timerange: 00/17:22:31 to 00/17:25:59

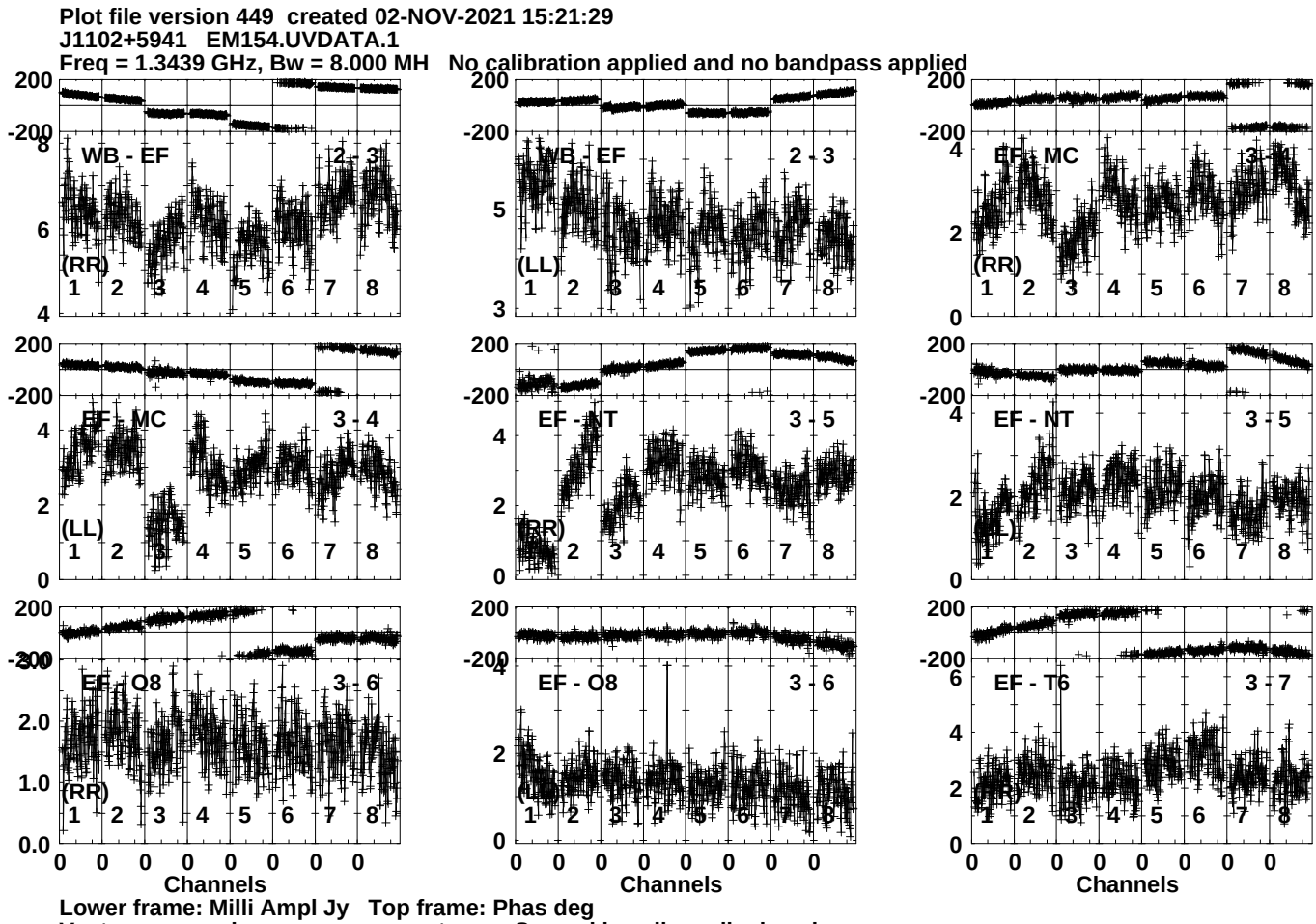
Plot file version 449 created 02-NOV-2021 15:21:29
J1102+5941 EM154.UVDATA.1
Freq = 1.3439 GHz, Bw = 8.000 MH No calibration applied and no bandpass applied
WB - EF 2 - 3 (RR)
WB - EF 2 - 3 (LL)
EF - MC 3 - 4 (RR)
EF - MC 3 - 4 (LL)
EF - NT 3 - 5 (RR)
EF - NT 3 - 5 (LL)
EF - O8 3 - 6 (RR)
EF - O8 3 - 6 (LL)
EF - T6 3 - 7 (RR)
Channels
Lower frame: Milli Ampl Jy Top frame: Phas deg
Vector averaged cross-power spectrum Several baselines displayed
Timerange: 00/17:26:01 to 00/17:27:29

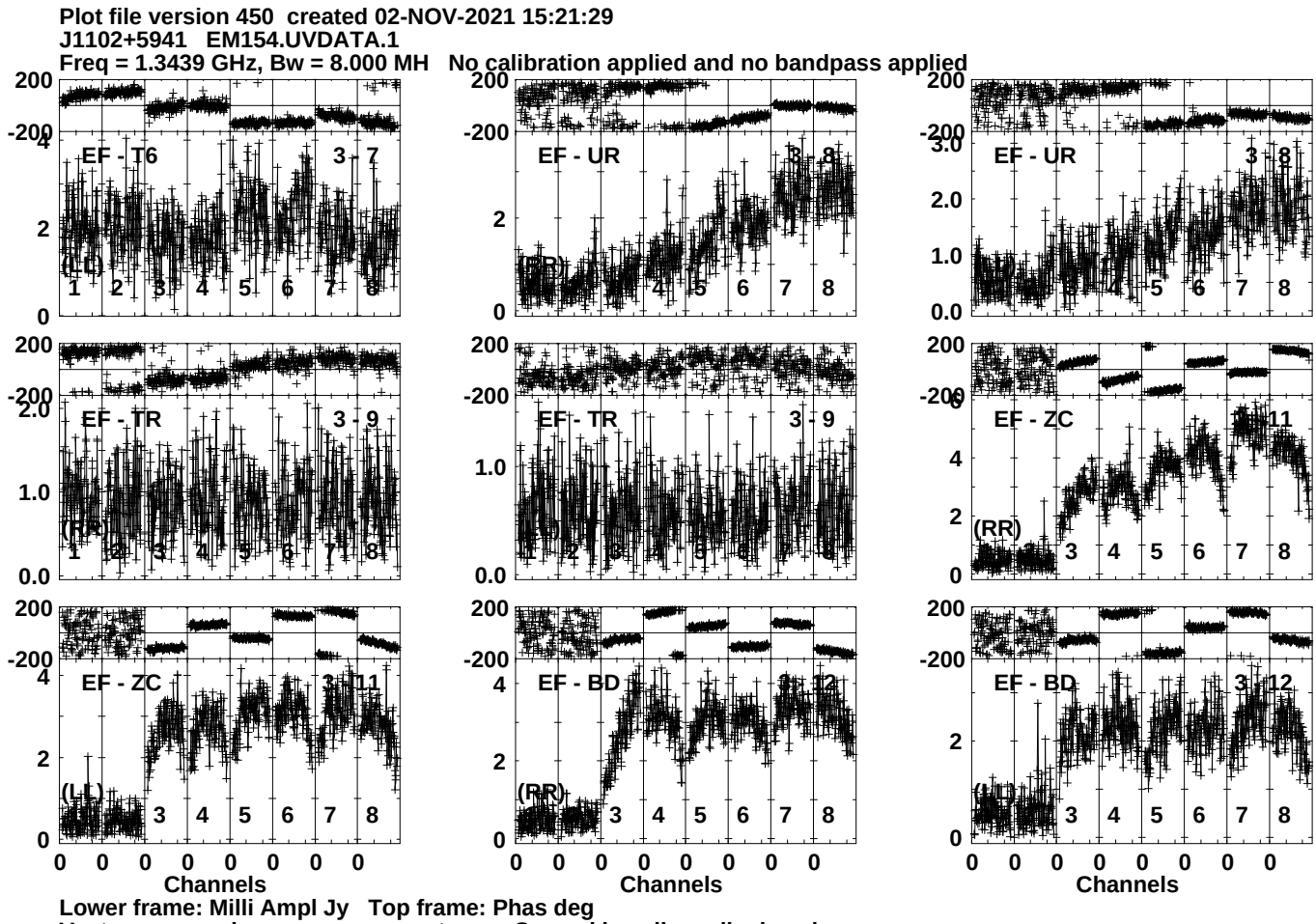
Plot file version 450 created 02-NOV-2021 15:21:29
J1102+5941 EM154.UVDATA.1
Freq = 1.3439 GHz, Bw = 8.000 MH No calibration applied and no bandpass applied
EF - T6 3 - 7
EF - UR 3 - 8
EF - UR 3 - 8
EF - TR 3 - 9
EF - TR 3 - 9
EF - ZC 3 - 11
EF - ZC 3 - 11
EF - BD 3 - 12
EF - BD 3 - 12
(LL)
(RR)
(RR)
(RR)
(LL)
(RR)
(LL)
Channels
Channels
Channels
Lower frame: Milli Ampl Jy Top frame: Phas deg
Vector averaged cross-power spectrum Several baselines displayed
Timerange: 00/17:26:01 to 00/17:27:29

Plot file version 451 created 02-NOV-2021 15:21:30
J1102+5941 EM154.UVDATA.1
Freq = 1.3439 GHz, Bw = 8.000 MH No calibration applied and no bandpass applied

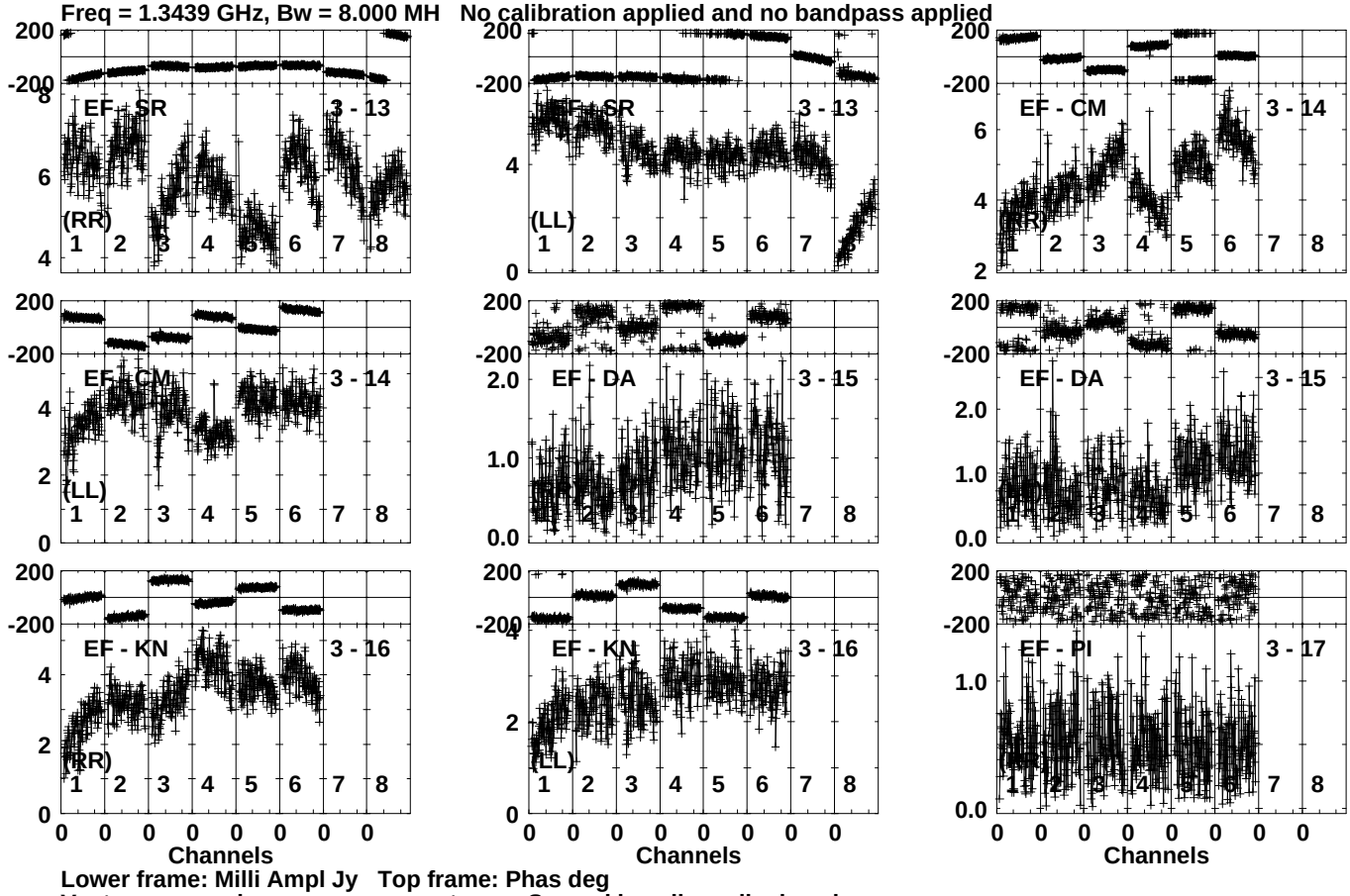

Lower frame: Milli Ampl Jy Top frame: Phas deg
Vector averaged cross-power spectrum Several baselines displayed
Timerange: 00/17:26:01 to 00/17:27:29

Plot file version 452 created 02-NOV-2021 15:21:30
J1102+5941 EM154.UVDATA.1
Freq = 1.3439 GHz, Bw = 8.000 MH No calibration applied and no bandpass applied

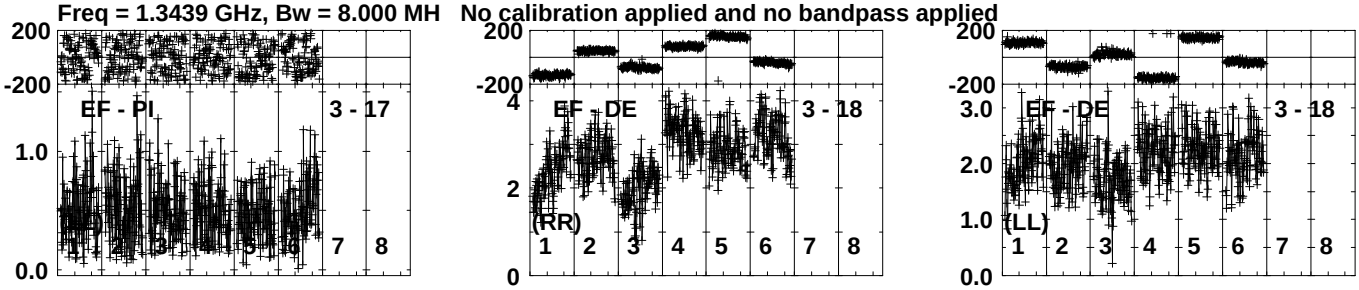

Lower frame: Milli Ampl Jy Top frame: Phas deg
Vector averaged cross-power spectrum Several baselines displayed
Timerange: 00/17:26:01 to 00/17:27:29

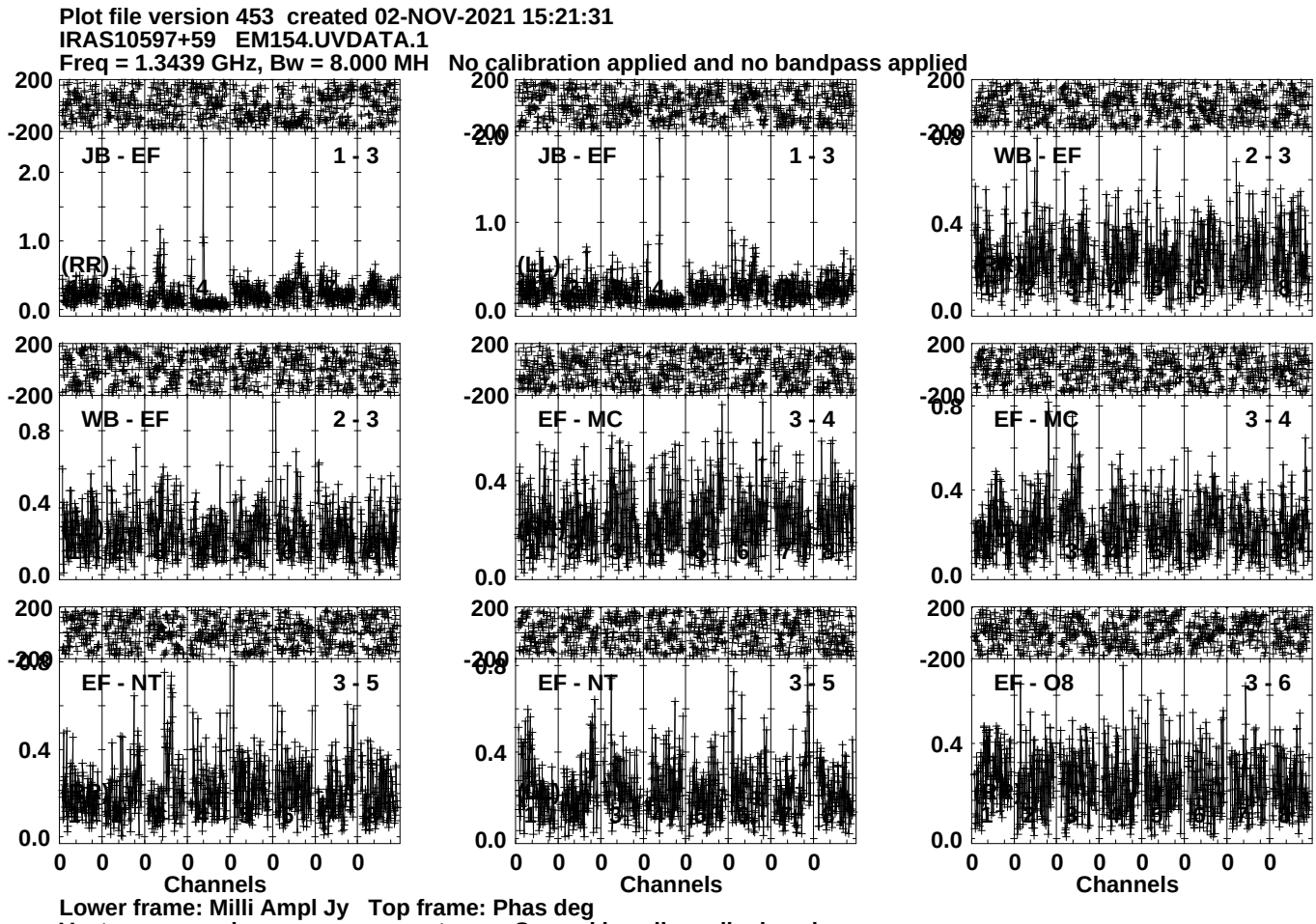
Plot file version 453 created 02-NOV-2021 15:21:31
IRAS10597+59 EM154.UVDATA.1
Freq = 1.3439 GHz, Bw = 8.000 MH No calibration applied and no bandpass applied
JB - EF 1 - 3
(RR)
JB - EF 1 - 3
(LL)
WB - EF 2 - 3
WB - EF 2 - 3
EF - MC 3 - 4
EF - MC 3 - 4
EF - NT 3 - 5
EF - NT 3 - 5
EF - O8 3 - 6
200
-200
2.0
1.0
0.0
0.8
0.4
0 0 0 0 0 0 0 0
Channels
Lower frame: Milli Ampl Jy Top frame: Phas deg
Vector averaged cross-power spectrum Several baselines displayed
Timerange: 00/17:27:31 to 00/17:30:59

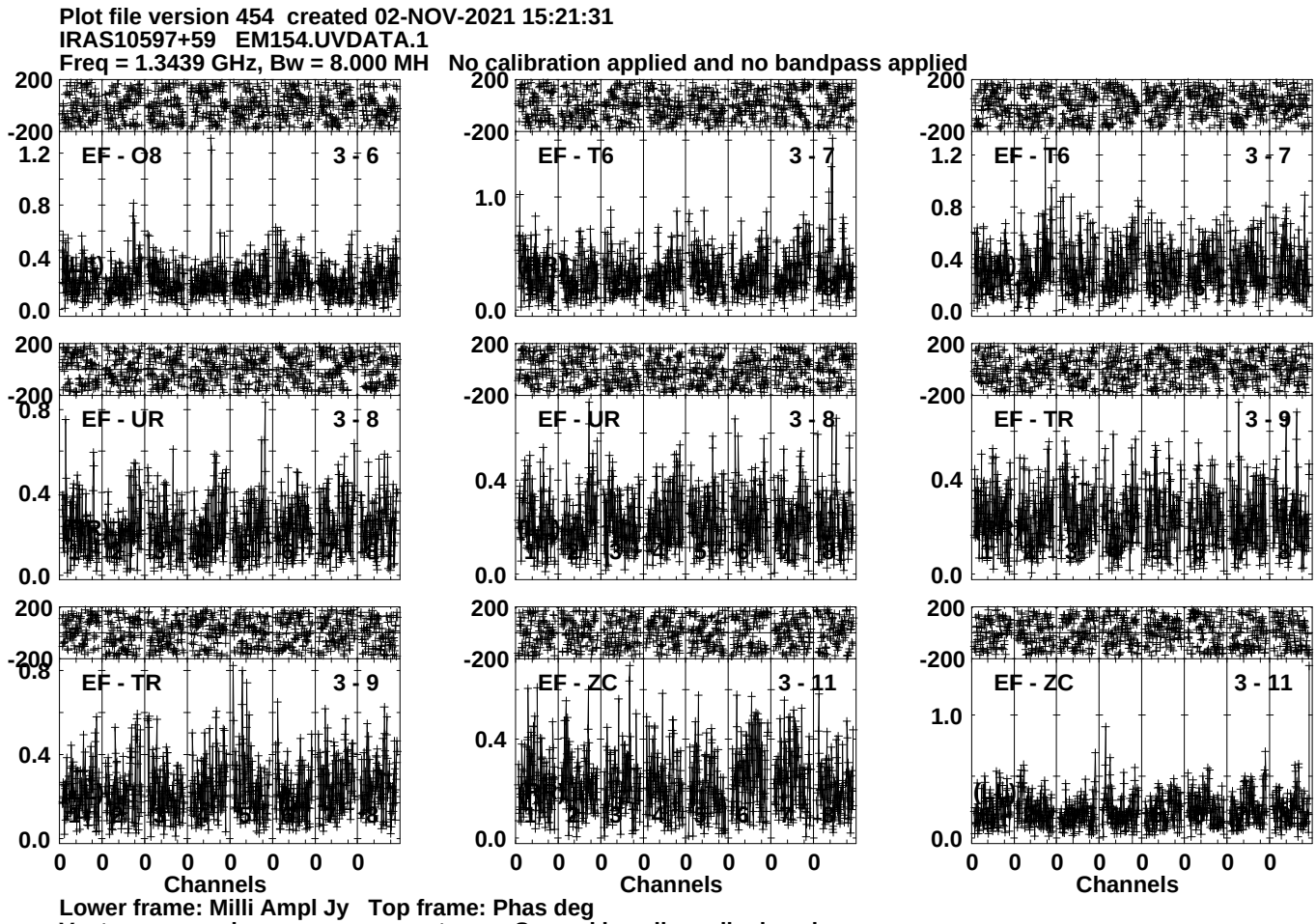
Plot file version 454 created 02-NOV-2021 15:21:31
IRAS10597+59 EM154.UVDATA.1
Freq = 1.3439 GHz, Bw = 8.000 MH No calibration applied and no bandpass applied
EF - O8 3 - 6
EF - T6 3 - 7
EF - T6 3 - 7
EF - UR 3 - 8
EF - UR 3 - 8
EF - TR 3 - 9
EF - TR 3 - 9
EF - ZC 3 - 11
EF - ZC 3 - 11
Channels
Channels
Channels
Lower frame: Milli Ampl Jy Top frame: Phas deg
Vector averaged cross-power spectrum Several baselines displayed
Timerange: 00/17:27:31 to 00/17:30:59

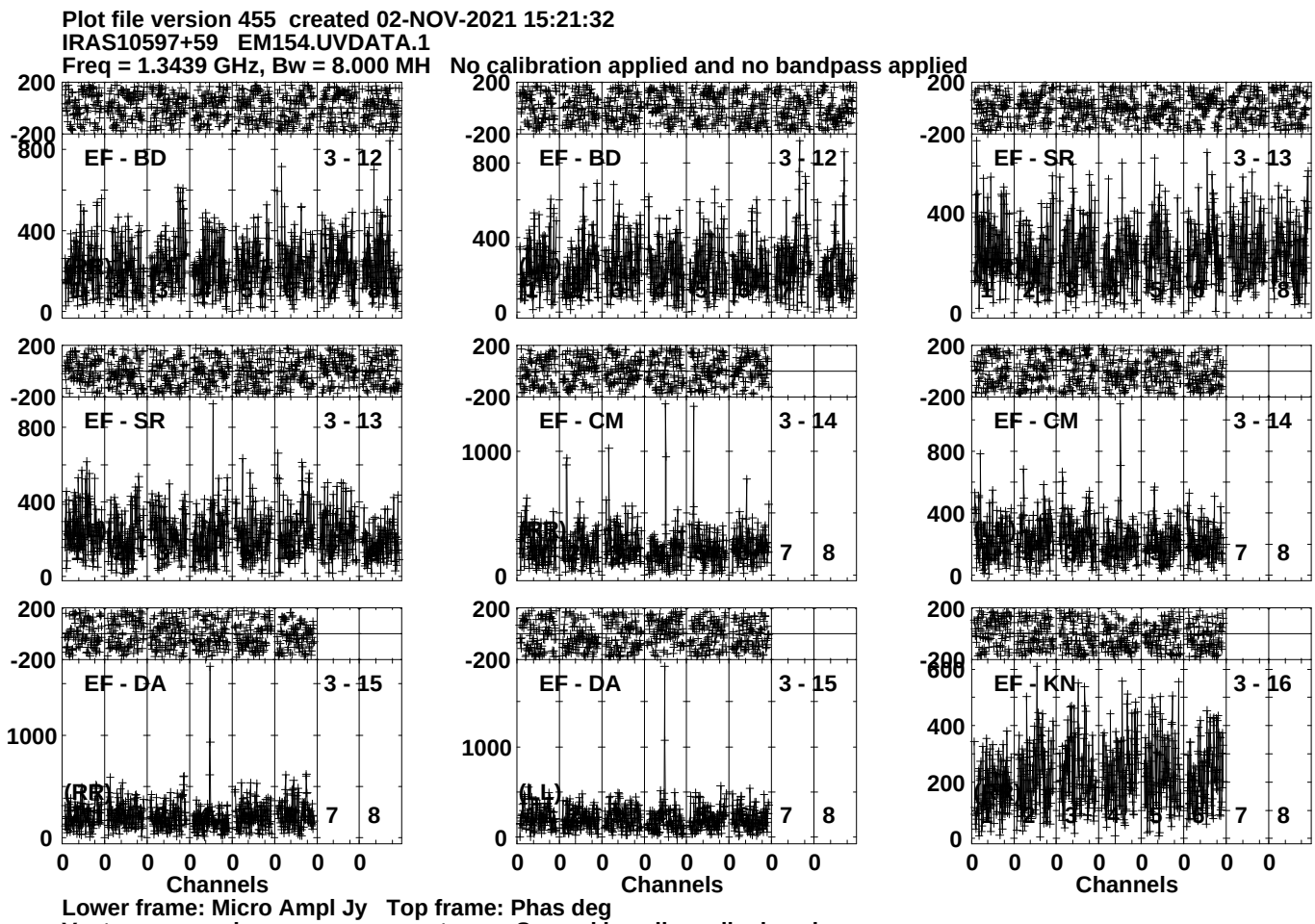
Plot file version 455 created 02-NOV-2021 15:21:32
IRAS10597+59 EM154.UVDATA.1
Freq = 1.3439 GHz, Bw = 8.000 MH No calibration applied and no bandpass applied
EF - BD 3 - 12
EF - BD 3 - 12
EF - SR 3 - 13
EF - SR 3 - 13
EF - CM 3 - 14
EF - CM 3 - 14
EF - DA 3 - 15
EF - DA 3 - 15
EF - KN 3 - 16
(RR)
(LL)
Channels
Channels
Channels
Lower frame: Micro Ampl Jy Top frame: Phas deg
Vector averaged cross-power spectrum Several baselines displayed
Timerange: 00/17:27:31 to 00/17:30:59

Plot file version 456 created 02-NOV-2021 15:21:32
IRAS10597+59 EM154.UVDATA.1
Freq = 1.3439 GHz, Bw = 8.000 MH No calibration applied and no bandpass applied

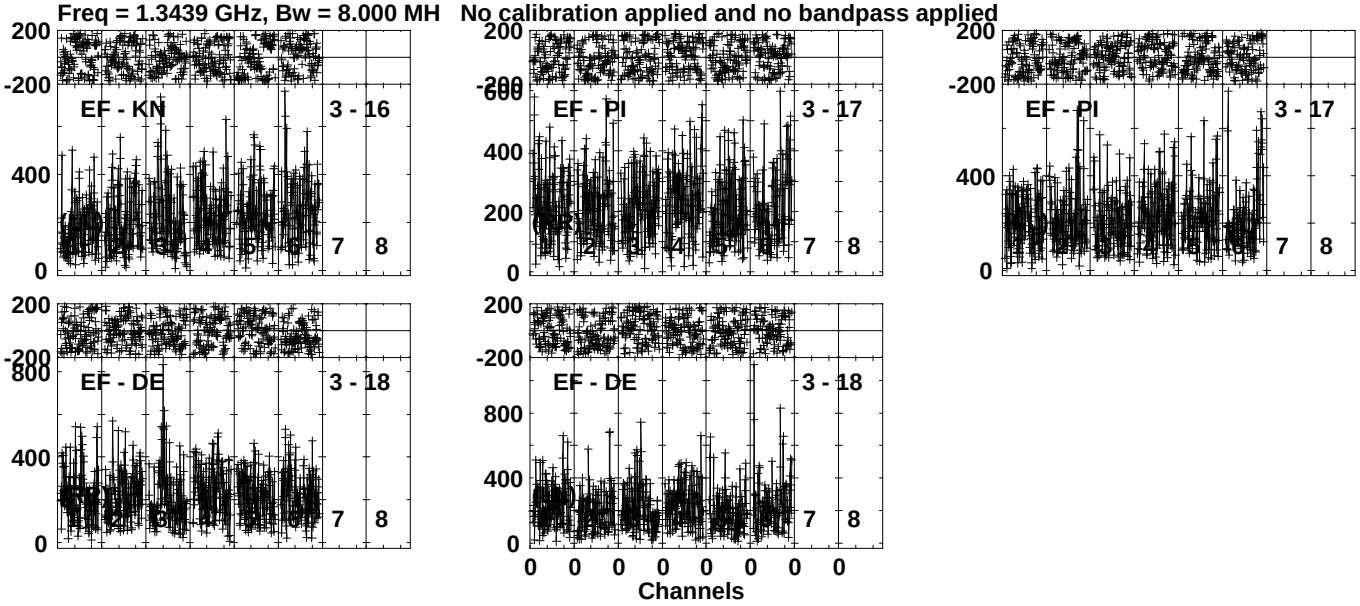

Lower frame: Micro Ampl Jy Top frame: Phas deg
Vector averaged cross-power spectrum Several baselines displayed
Timerange: 00/17:27:31 to 00/17:30:59

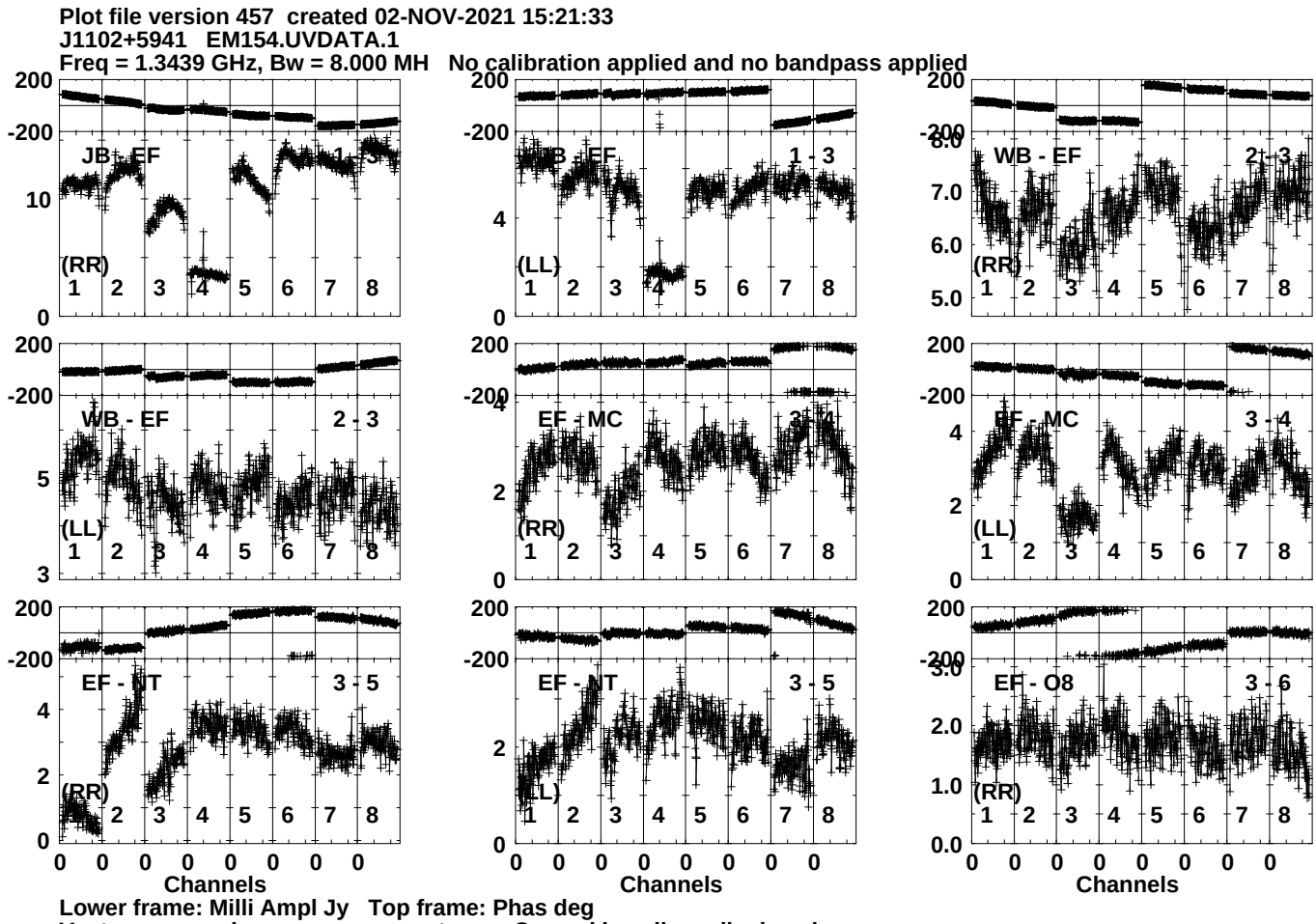
Plot file version 457 created 02-NOV-2021 15:21:33
J1102+5941 EM154.UVDATA.1
Freq = 1.3439 GHz, Bw = 8.000 MH No calibration applied and no bandpass applied
JB - EF 1 - 3
(RR)
WB - EF 1 - 3
(LL)
WB - EF 2 - 3
(RR)
WB - EF 2 - 3
(LL)
EF - MC 2 - 4
(RR)
EF - MC 3 - 4
(LL)
EF - NT 3 - 5
(RR)
EF - NT 3 - 5
(LL)
EF - O8 3 - 6
(RR)
Channels
Channels
Channels
Lower frame: Milli Ampl Jy Top frame: Phas deg
Vector averaged cross-power spectrum Several baselines displayed
Timerange: 00/17:31:31 to 00/17:32:59

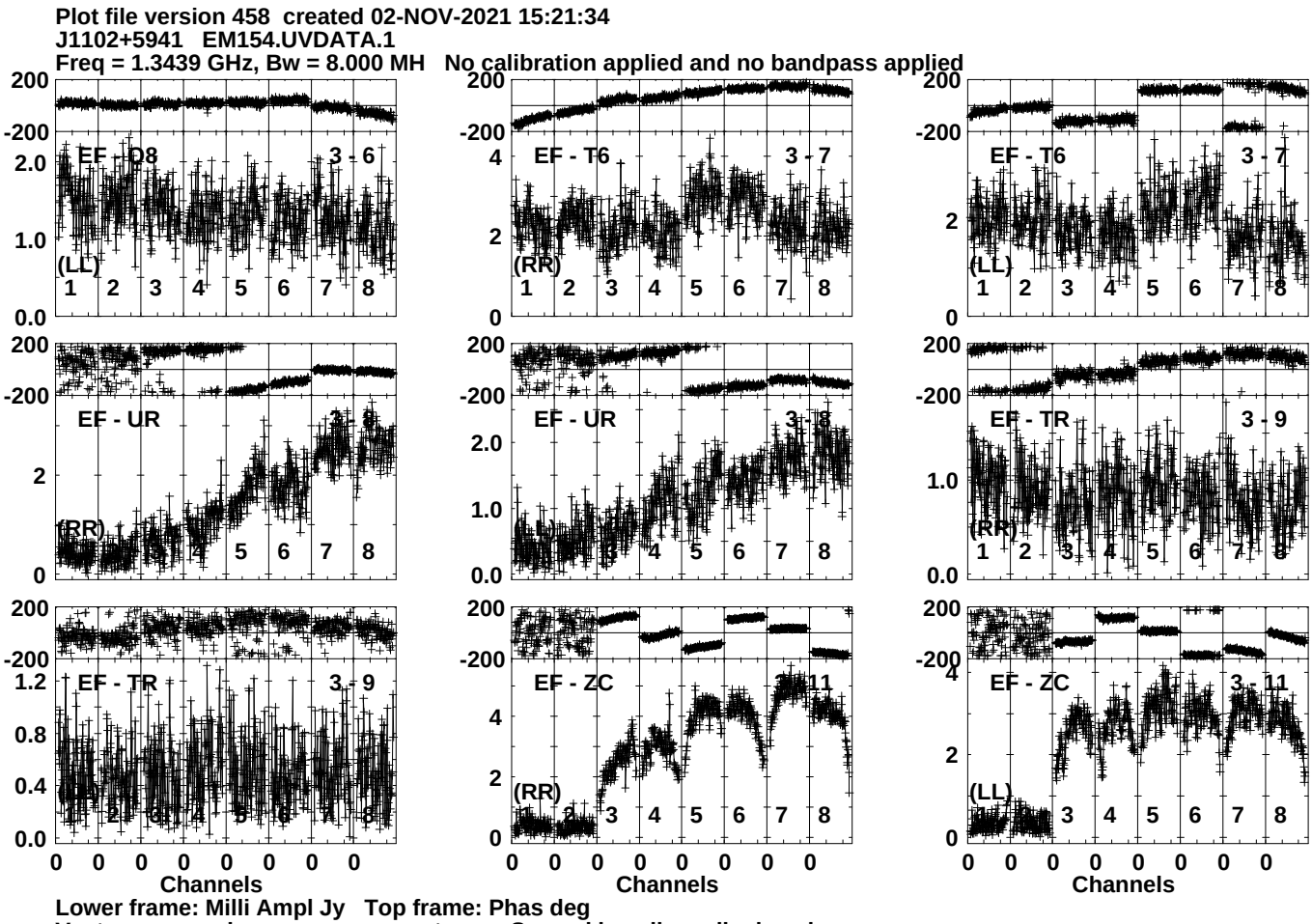
Plot file version 458 created 02-NOV-2021 15:21:34
J1102+5941 EM154.UVDATA.1
Freq = 1.3439 GHz, Bw = 8.000 MH No calibration applied and no bandpass applied
EF - D8 3 - 6
(LL)
EF - T6 3 - 7
(RR)
EF - T6 3 - 7
(LL)
EF - UR 3 - 8
(RR)
EF - UR 3 - 8
EF - TR 3 - 9
(RR)
EF - TR 3 - 9
EF - ZC 3 - 11
(RR)
EF - ZC 3 - 11
(LL)
Channels
Channels
Channels
Lower frame: Milli Ampl Jy Top frame: Phas deg
Vector averaged cross-power spectrum Several baselines displayed
Timerange: 00/17:31:31 to 00/17:32:59

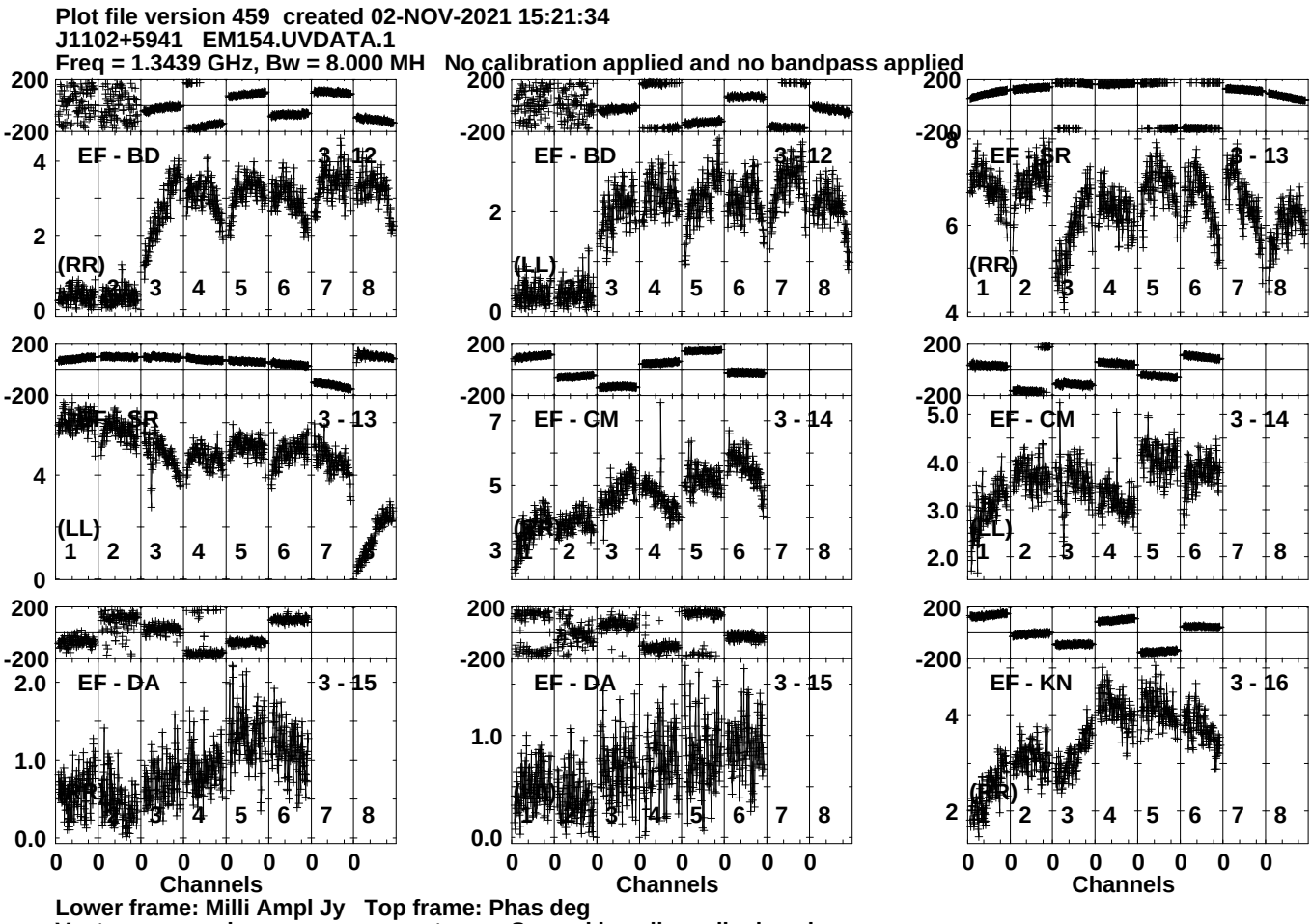
Plot file version 459 created 02-NOV-2021 15:21:34
J1102+5941 EM154.UVDATA.1
Freq = 1.3439 GHz, Bw = 8.000 MH No calibration applied and no bandpass applied
EF - BD 3 - 12
(RR)
EF - BD 3 - 12
(LL)
EF - CR 3 - 13
(RR)
EF - CR 3 - 13
(LL)
EF - CM 3 - 14
(LL)
EF - CM 3 - 14
(LL)
EF - DA 3 - 15
EF - DA 3 - 15
EF - KN 3 - 16
(RR)
Channels
Channels
Channels
Lower frame: Milli Ampl Jy Top frame: Phas deg
Vector averaged cross-power spectrum Several baselines displayed
Timerange: 00/17:31:31 to 00/17:32:59

Plot file version 460 created 02-NOV-2021 15:21:35
J1102+5941 EM154.UVDATA.1
Freq = 1.3439 GHz, Bw = 8.000 MH No calibration applied and no bandpass applied

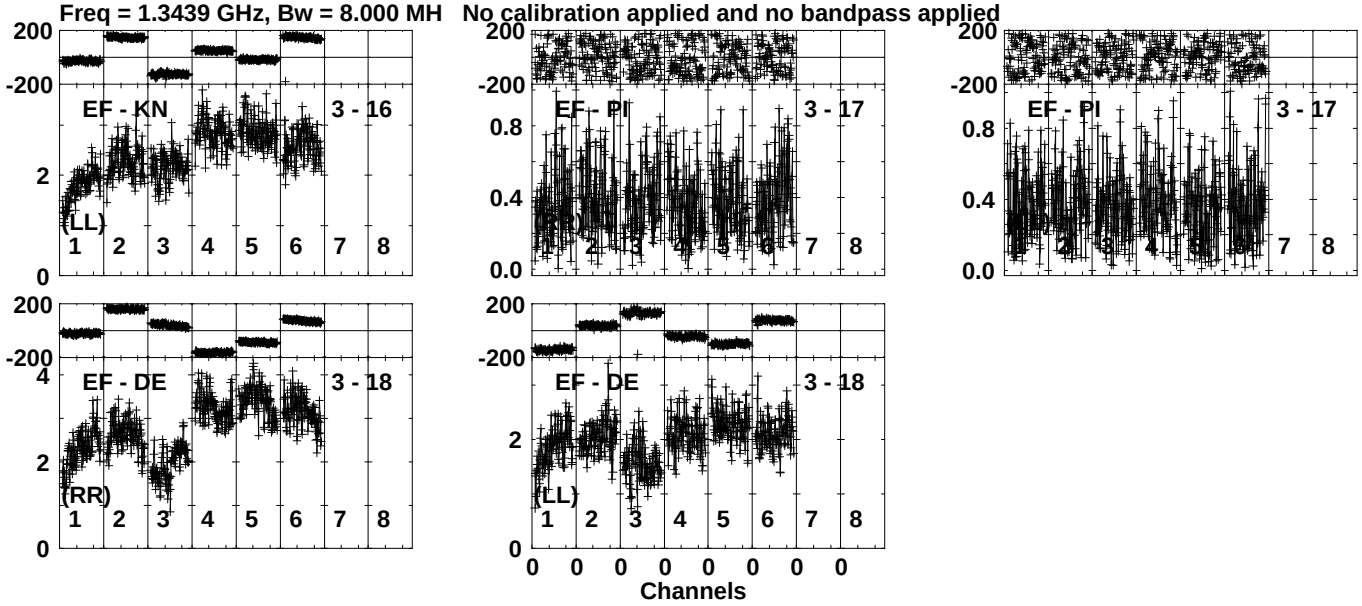

Lower frame: Milli Ampl Jy Top frame: Phas deg
Vector averaged cross-power spectrum Several baselines displayed
Timerange: 00/17:31:31 to 00/17:32:59

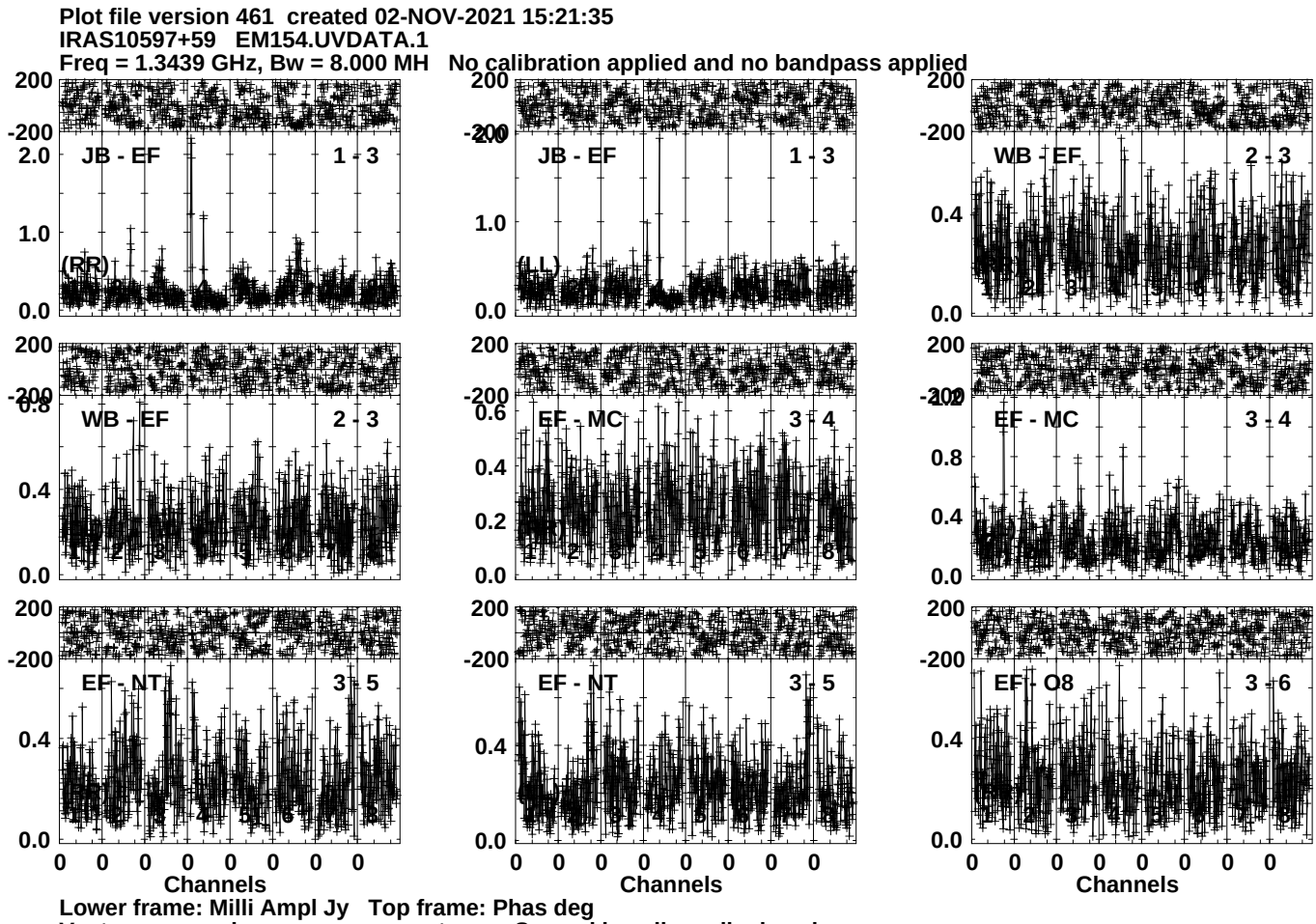
Plot file version 461 created 02-NOV-2021 15:21:35
IRAS10597+59 EM154.UVDATA.1
Freq = 1.3439 GHz, Bw = 8.000 MH No calibration applied and no bandpass applied
JB - EF 1 - 3
(RR)
JB - EF 1 - 3
(LL)
WB - EF 2 - 3
WB - EF 2 - 3
EF - MC 3 - 4
EF - MC 3 - 4
EF - NT 3 - 5
EF - NT 3 - 5
EF - O8 3 - 6
Channels
Channels
Channels
Lower frame: Milli Ampl Jy Top frame: Phas deg
Vector averaged cross-power spectrum Several baselines displayed
Timerange: 00/17:33:01 to 00/17:36:29

Plot file version 462 created 02-NOV-2021 15:21:36
IRAS10597+59 EM154.UVDATA.1
Freq = 1.3439 GHz, Bw = 8.000 MH No calibration applied and no bandpass applied

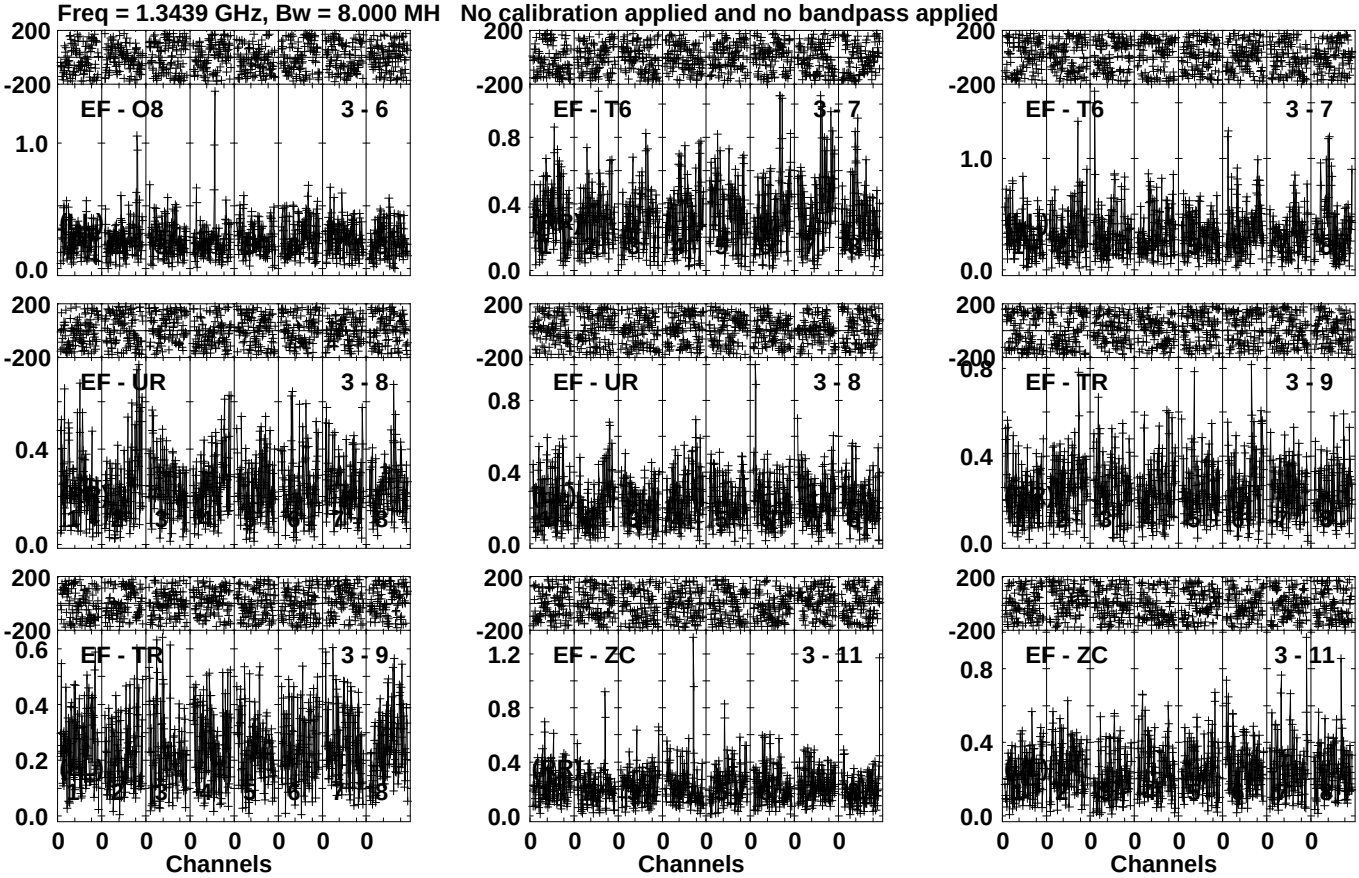

Lower frame: Milli Ampl Jy Top frame: Phas deg
Vector averaged cross-power spectrum Several baselines displayed
Timerange: 00/17:33:01 to 00/17:36:29

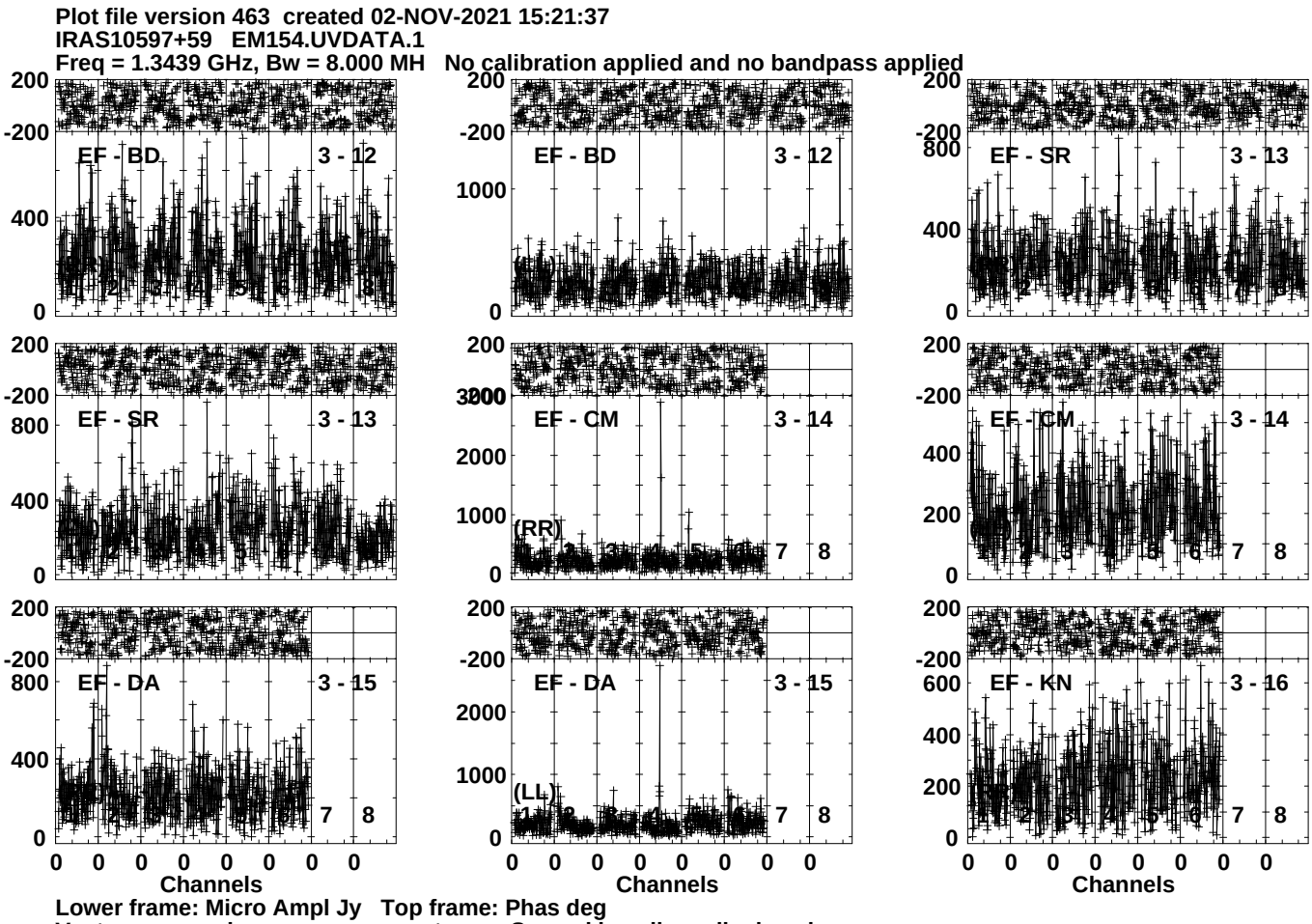
Plot file version 463 created 02-NOV-2021 15:21:37
IRAS10597+59 EM154.UVDATA.1
Freq = 1.3439 GHz, Bw = 8.000 MH No calibration applied and no bandpass applied
EF - BD 3 - 12
EF - BD 3 - 12
EF - SR 3 - 13
EF - SR 3 - 13
EF - CM 3 - 14
EF - CM 3 - 14
(RR)
EF - DA 3 - 15
EF - DA 3 - 15
(LL)
EF - KN 3 - 16
Channels
Channels
Channels
Lower frame: Micro Ampl Jy Top frame: Phas deg
Vector averaged cross-power spectrum Several baselines displayed
Timerange: 00/17:33:01 to 00/17:36:29

Plot file version 464 created 02-NOV-2021 15:21:37
IRAS10597+59 EM154.UVDATA.1
Freq = 1.3439 GHz, Bw = 8.000 MH No calibration applied and no bandpass applied

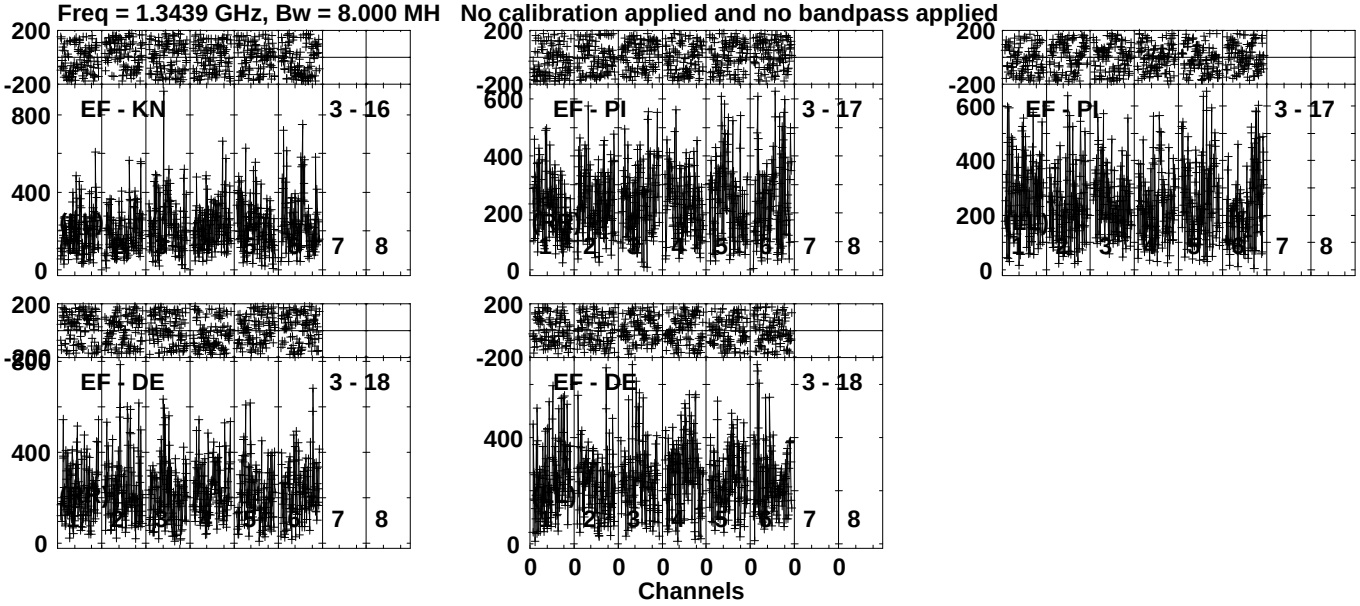

Lower frame: Micro Ampl Jy Top frame: Phas deg
Vector averaged cross-power spectrum Several baselines displayed
Timerange: 00/17:33:01 to 00/17:36:29

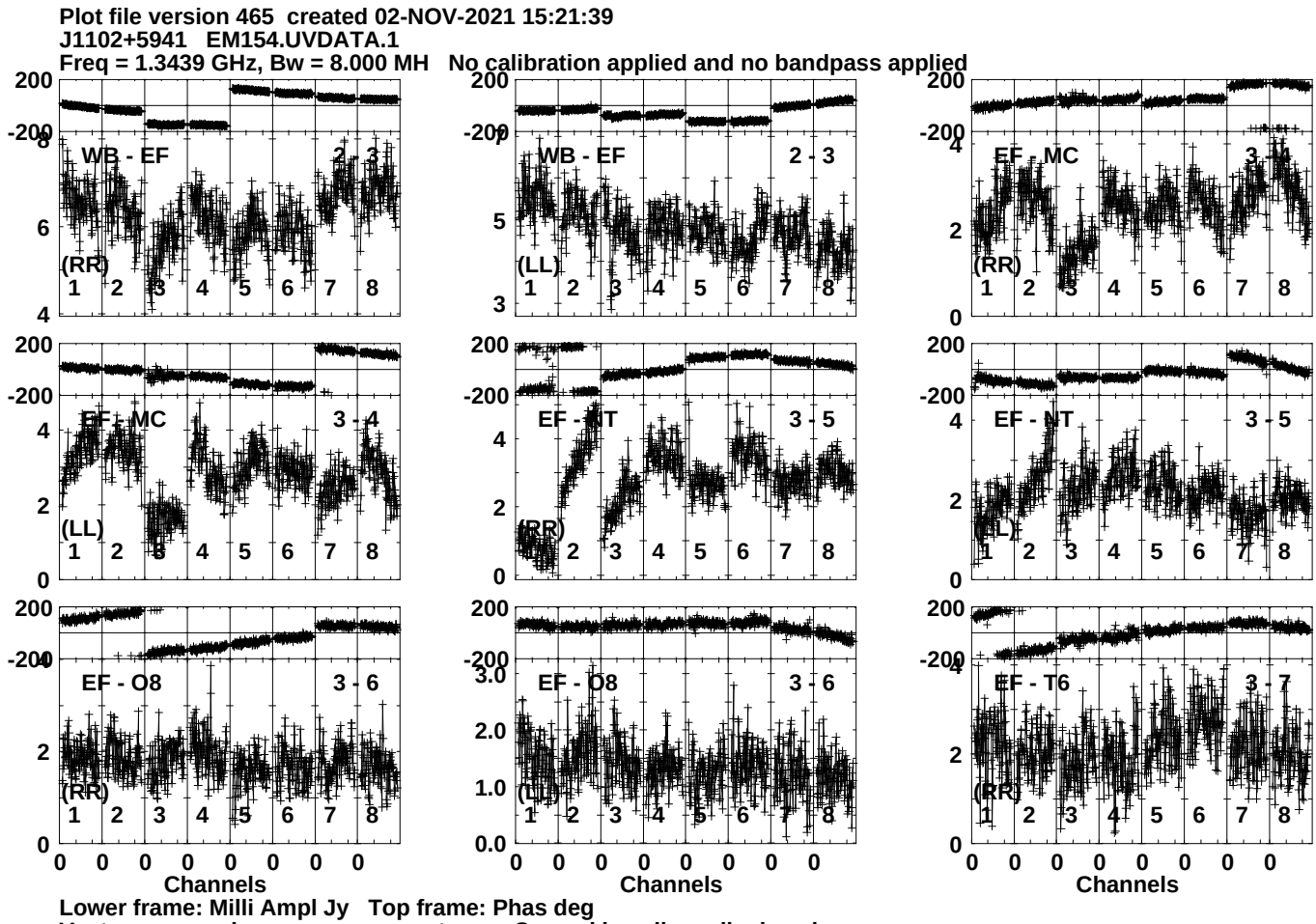
Plot file version 465 created 02-NOV-2021 15:21:39
J1102+5941 EM154.UVDATA.1
Freq = 1.3439 GHz, Bw = 8.000 MH No calibration applied and no bandpass applied
WB - EF 2 - 3
(RR)
WB - EF 2 - 3
(LL)
EF - MC 3 - 4
(RR)
EF - MC 3 - 4
(LL)
EF - NT 3 - 5
(RR)
EF - NT 3 - 5
(LL)
EF - O8 3 - 6
(RR)
EF - O8 3 - 6
(LL)
EF - T6 3 - 7
(RR)
1 2 3 4 5 6 7 8
Channels
Lower frame: Milli Ampl Jy Top frame: Phas deg
Vector averaged cross-power spectrum Several baselines displayed
Timerange: 00/17:36:31 to 00/17:37:59

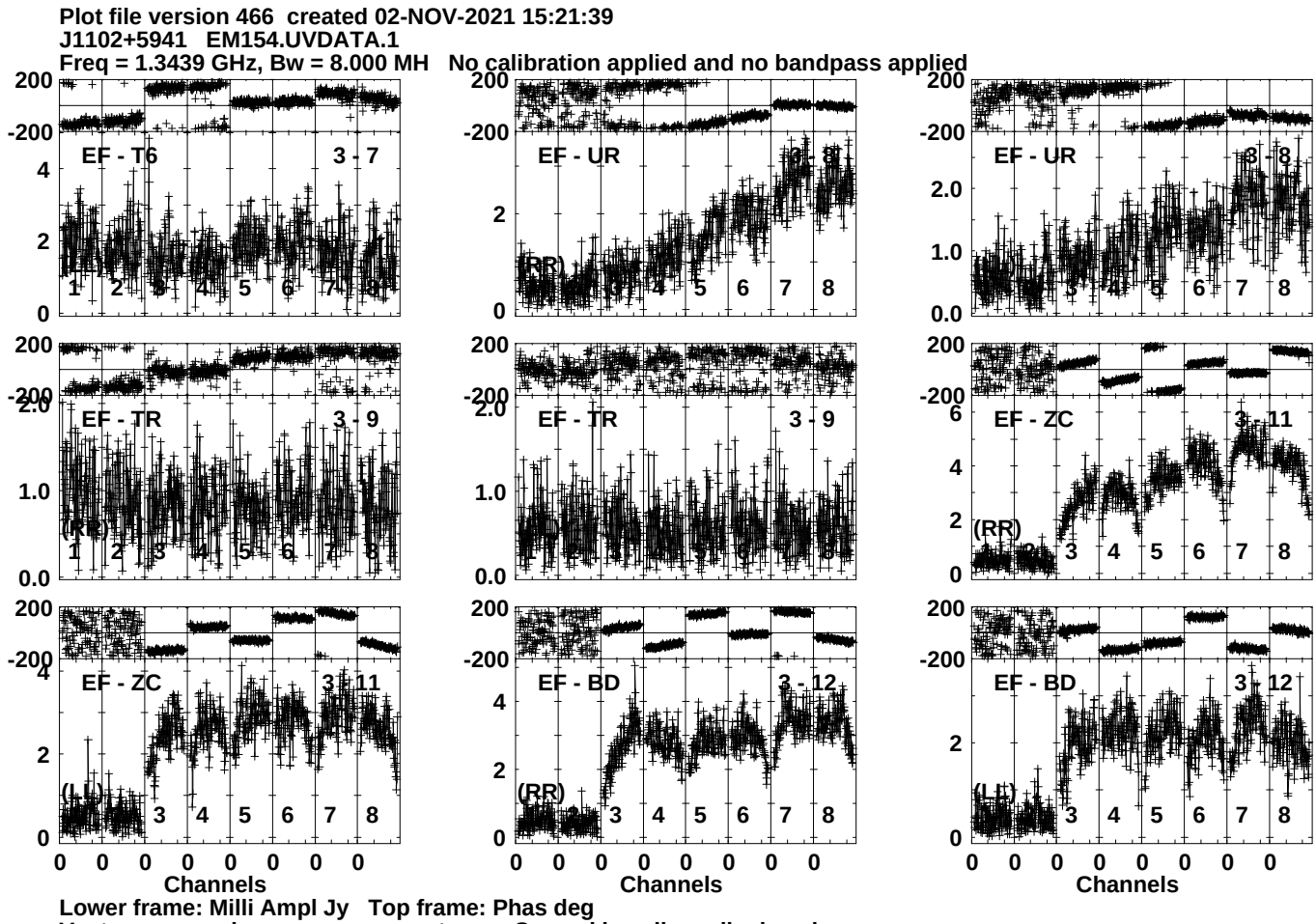
Plot file version 466 created 02-NOV-2021 15:21:39
J1102+5941 EM154.UVDATA.1
Freq = 1.3439 GHz, Bw = 8.000 MH No calibration applied and no bandpass applied
EF - T6 3 - 7
EF - UR 3 - 8
EF - UR 3 - 8
EF - TR 3 - 9
EF - TR 3 - 9
EF - ZC 3 - 11
EF - ZC 3 - 11
EF - BD 3 - 12
EF - BD 3 - 12
(RR)
(LL)
Channels
Lower frame: Milli Ampl Jy Top frame: Phas deg
Vector averaged cross-power spectrum Several baselines displayed
Timerange: 00/17:36:31 to 00/17:37:59

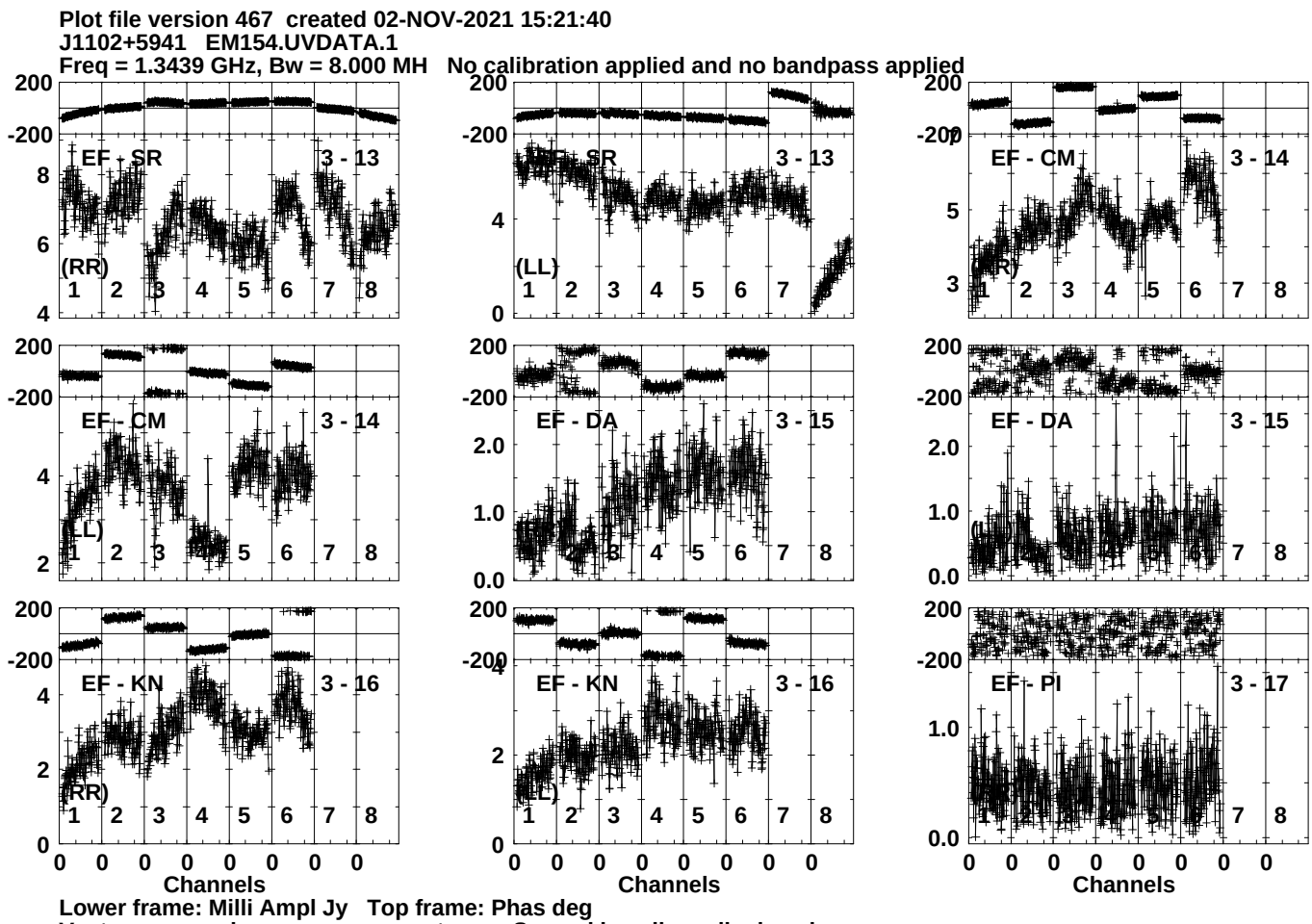
Plot file version 467 created 02-NOV-2021 15:21:40
J1102+5941 EM154.UVDATA.1
Freq = 1.3439 GHz, Bw = 8.000 MH No calibration applied and no bandpass applied
EF - SR 3 - 13
(RR)
EF - SR 3 - 13
(LL)
EF - CM 3 - 14
(RR)
EF - CM 3 - 14
(LL)
EF - DA 3 - 15
EF - DA 3 - 15
EF - KN 3 - 16
(RR)
EF - KN 3 - 16
(LL)
EF - PI 3 - 17
Channels
Channels
Channels
Lower frame: Milli Ampl Jy Top frame: Phas deg
Vector averaged cross-power spectrum Several baselines displayed
Timerange: 00/17:36:31 to 00/17:37:59

Plot file version 468 created 02-NOV-2021 15:21:41
J1102+5941 EM154.UVDATA.1
Freq = 1.3439 GHz, Bw = 8.000 MH No calibration applied and no bandpass applied

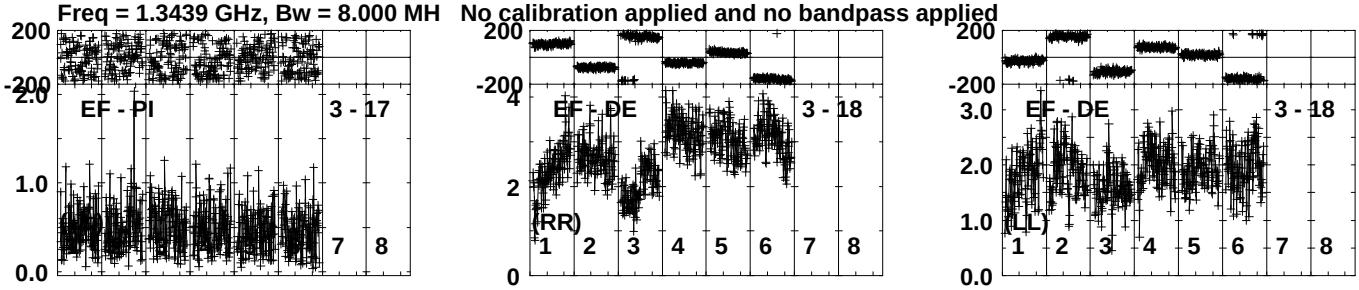

Lower frame: Milli Ampl Jy Top frame: Phas deg
Vector averaged cross-power spectrum Several baselines displayed
Timerange: 00/17:36:31 to 00/17:37:59

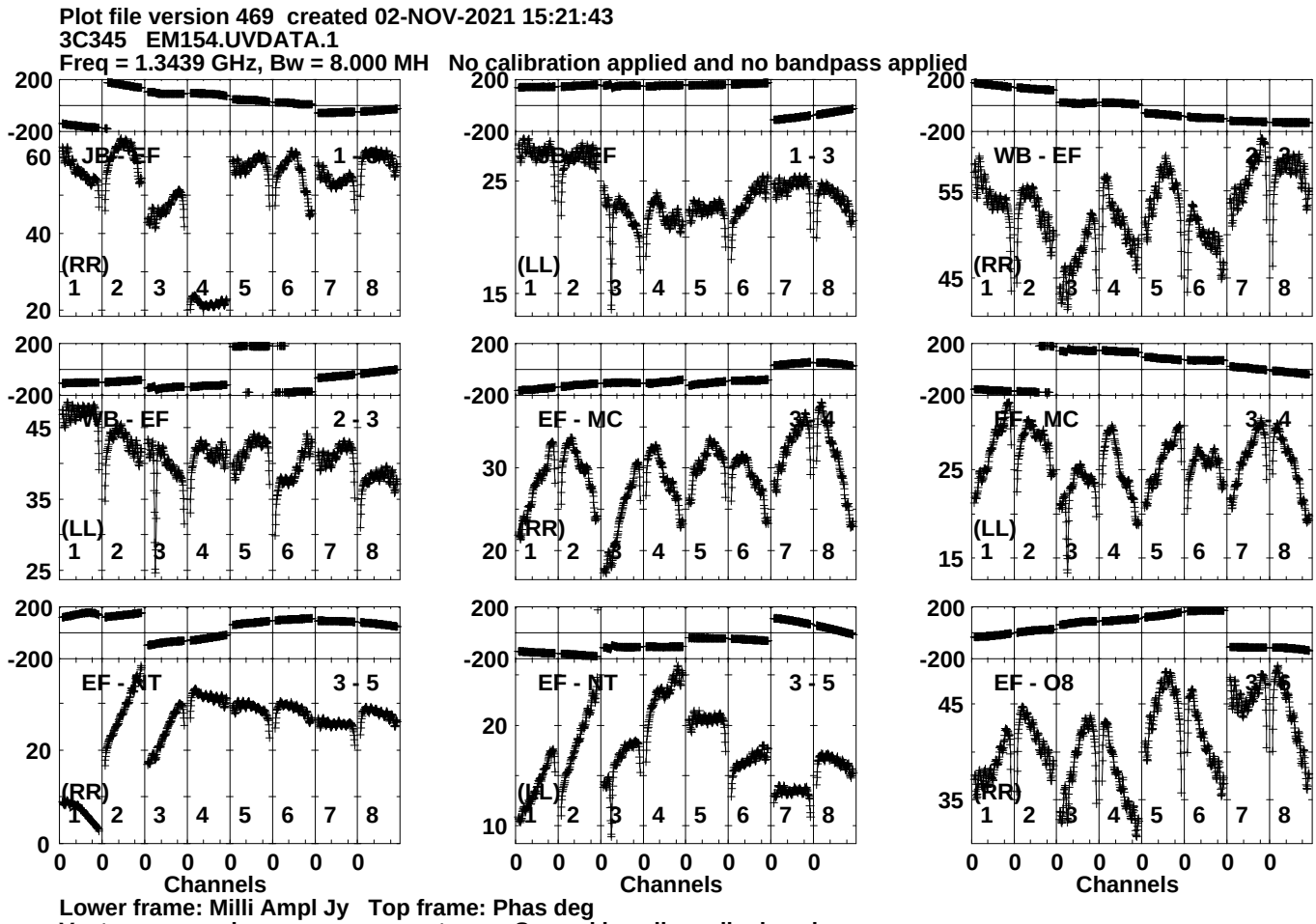
Plot file version 469 created 02-NOV-2021 15:21:43
3C345 EM154.UVDATA.1
Freq = 1.3439 GHz, Bw = 8.000 MH No calibration applied and no bandpass applied
JB - EF 1 - 2
(RR)
WB - EF 1 - 3
(LL)
WB - EF 2 - 2
(RR)
WB - EF 2 - 3
(LL)
EF - MC 3 - 4
(RR)
EF - MC 3 - 4
(LL)
EF - NT 3 - 5
(RR)
EF - NT 3 - 5
(LL)
EF - O8 3 - 6
(RR)
Channels
Channels
Channels
Lower frame: Milli Ampl Jy Top frame: Phas deg
Vector averaged cross-power spectrum Several baselines displayed
Timerange: 00/17:43:01 to 00/17:47:59

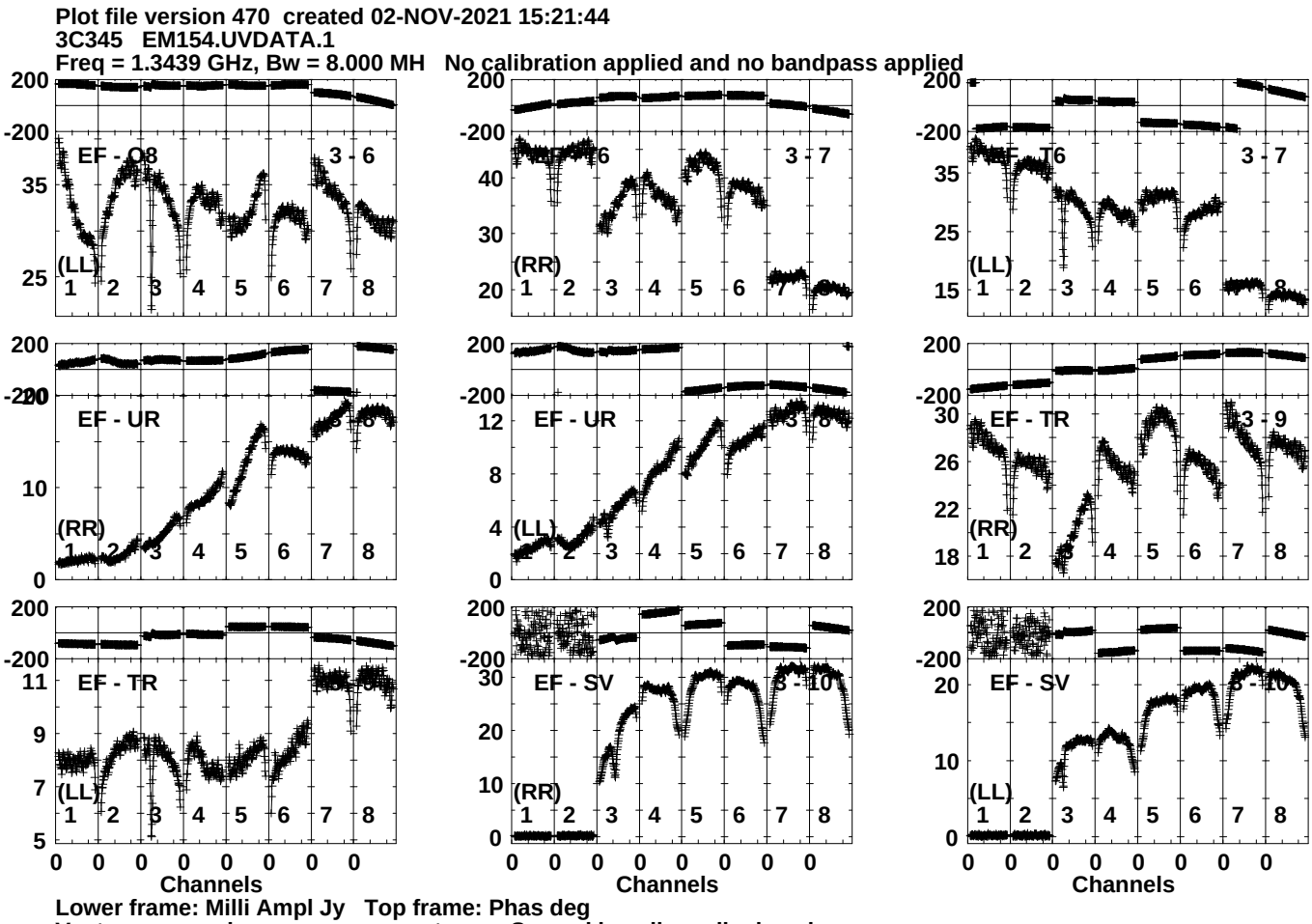
Plot file version 470 created 02-NOV-2021 15:21:44
3C345 EM154.UVDATA.1
Freq = 1.3439 GHz, Bw = 8.000 MH No calibration applied and no bandpass applied
EF - O8
3 - 6
(LL)
EF - T6
3 - 7
(RR)
EF - T6
3 - 7
(LL)
EF - UR
3 - 8
(RR)
EF - UR
3 - 8
(LL)
EF - TR
3 - 9
(RR)
EF - TR
3 - 8
(LL)
EF - SV
3 - 10
(RR)
EF - SV
3 - 10
(LL)
Channels
Channels
Channels
Lower frame: Milli Ampl Jy Top frame: Phas deg
Vector averaged cross-power spectrum Several baselines displayed
Timerange: 00/17:43:01 to 00/17:47:59

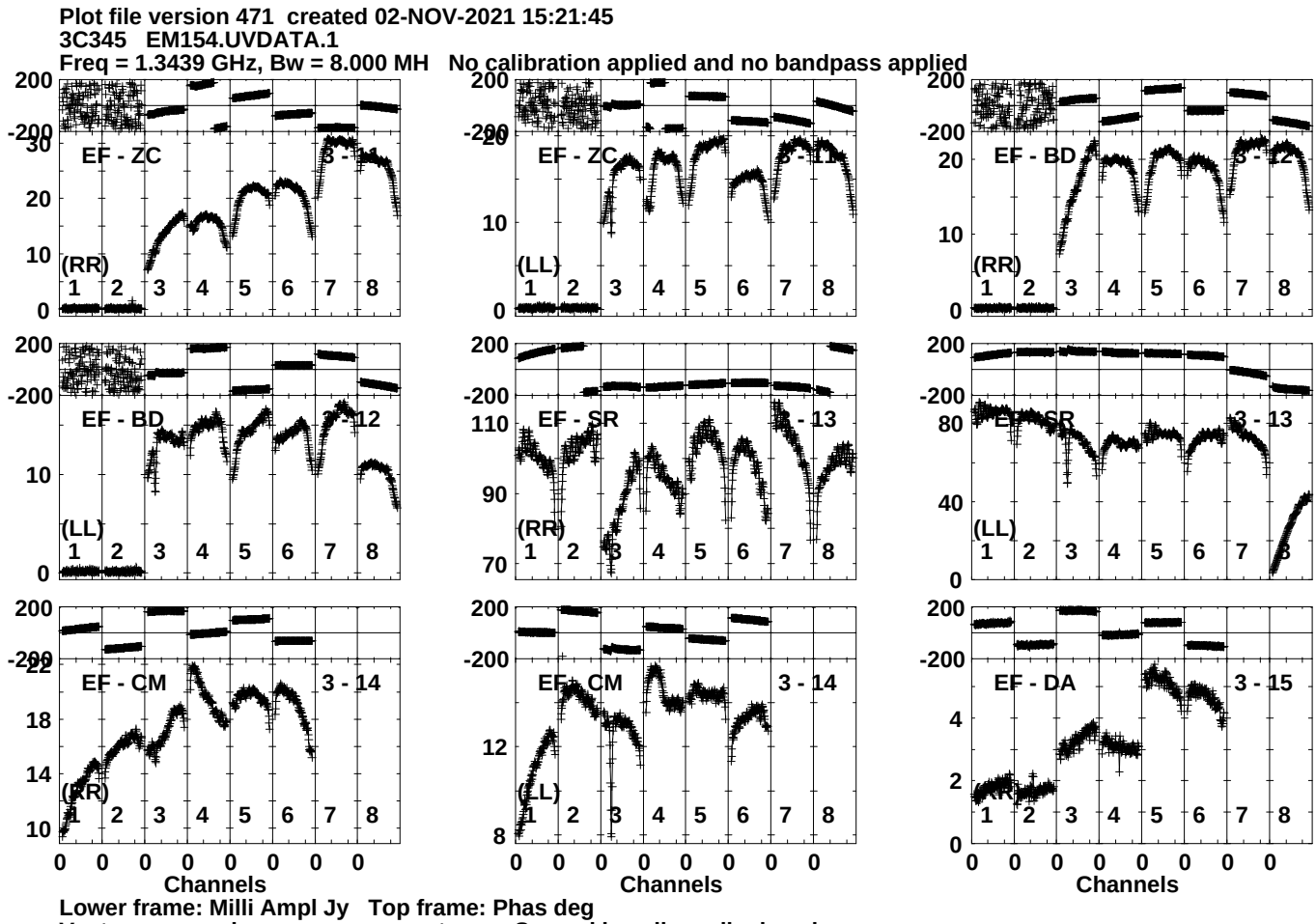
Plot file version 471 created 02-NOV-2021 15:21:45
3C345 EM154.UVDATA.1
Freq = 1.3439 GHz, Bw = 8.000 MH No calibration applied and no bandpass applied
EF - ZC 3 - 11
(RR)
EF - ZC 3 - 11
(LL)
EF - BD 3 - 12
(RR)
EF - BD 3 - 12
(LL)
EF - SR 3 - 13
(RR)
EF - SR 3 - 13
(LL)
EF - CM 3 - 14
(RR)
EF - CM 3 - 14
(LL)
EF - DA 3 - 15
(RR)
Channels
Channels
Channels
Lower frame: Milli Ampl Jy Top frame: Phas deg
Vector averaged cross-power spectrum Several baselines displayed
Timerange: 00/17:43:01 to 00/17:47:59

Plot file version 472 created 02-NOV-2021 15:21:46
3C345 EM154.UVDATA.1
Freq = 1.3439 GHz, Bw = 8.000 MH No calibration applied and no bandpass applied

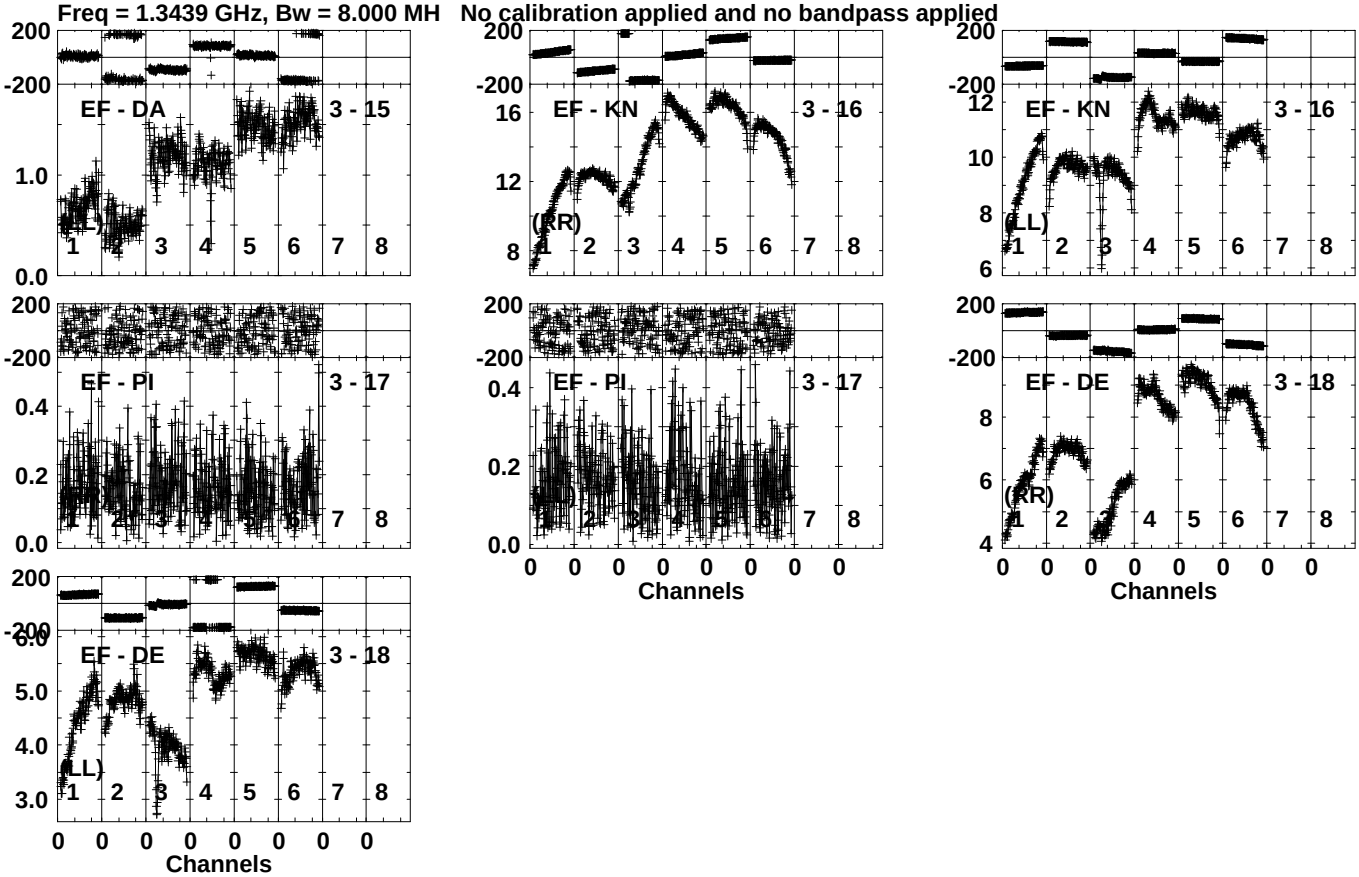

Lower frame: Milli Ampl Jy Top frame: Phas deg
Vector averaged cross-power spectrum Several baselines displayed
Timerange: 00/17:43:01 to 00/17:47:59

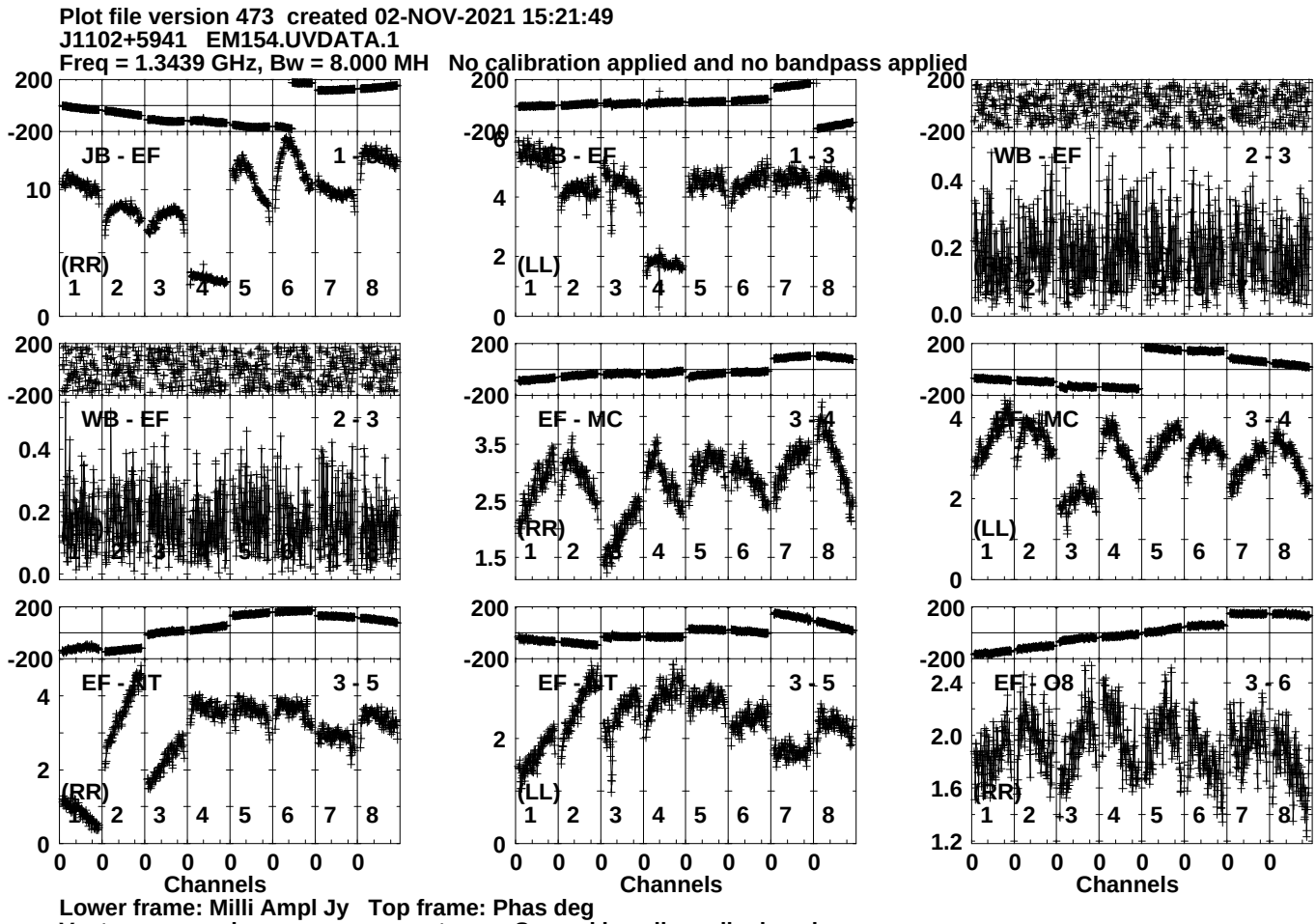
Plot file version 473 created 02-NOV-2021 15:21:49
J1102+5941 EM154.UVDATA.1
Freq = 1.3439 GHz, Bw = 8.000 MH No calibration applied and no bandpass applied
JB - EF 1 - 1
(RR)
WB - EF 1 - 3
(LL)
WB - EF 2 - 3
WB - EF 2 - 3
EF - MC 3 - 4
(RR)
EF - MC 3 - 4
(LL)
EF - T 3 - 5
(RR)
EF - T 3 - 5
(LL)
EF - O8 3 - 6
(RR)
Channels
Channels
Channels
Lower frame: Milli Ampl Jy Top frame: Phas deg
Vector averaged cross-power spectrum Several baselines displayed
Timerange: 00/17:53:01 to 00/17:57:59

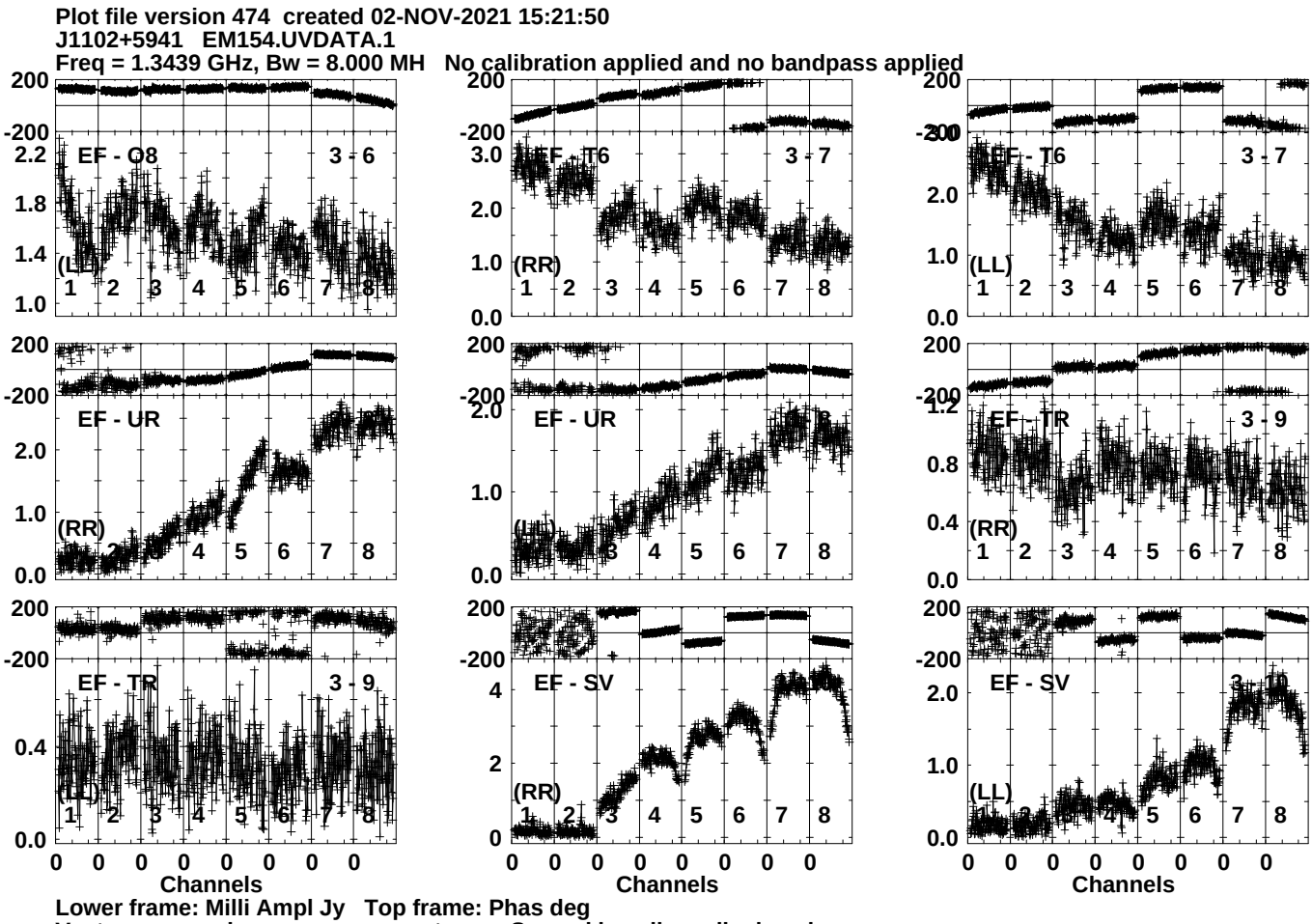
Plot file version 474 created 02-NOV-2021 15:21:50
J1102+5941 EM154.UVDATA.1
Freq = 1.3439 GHz, Bw = 8.000 MH No calibration applied and no bandpass applied
EF - G8 3 - 6
EF - T6 3 - 7
EF - T6 3 - 7
EF - UR
EF - UR
EF - TR 3 - 9
EF - TR 3 - 9
EF - SV
EF - SV
(LL)
(RR)
(LL)
(RR)
(RR)
(RR)
(LL)
(LL)
Channels
Channels
Channels
Lower frame: Milli Ampl Jy Top frame: Phas deg
Vector averaged cross-power spectrum Several baselines displayed
Timerange: 00/17:53:01 to 00/17:57:59

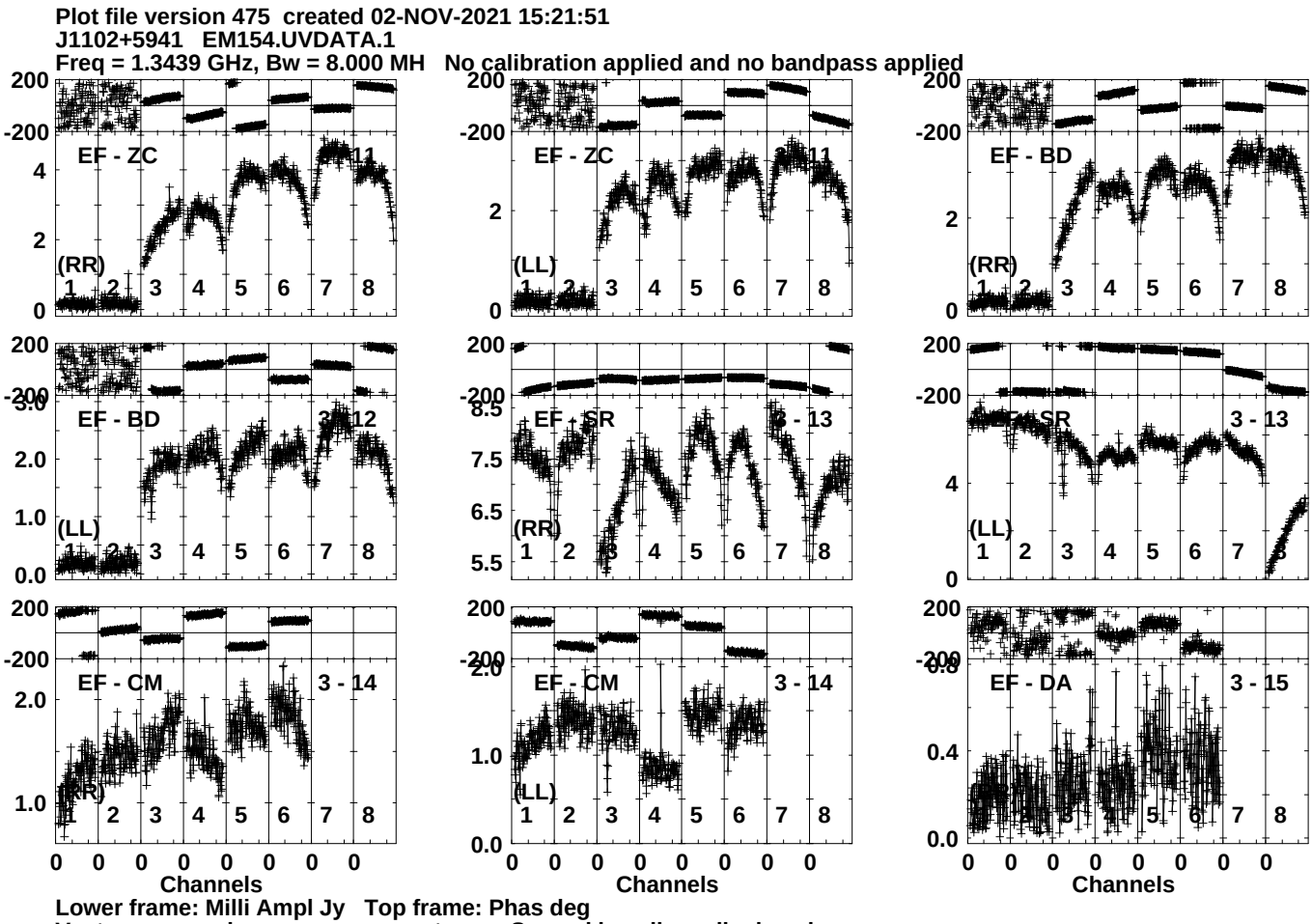
Plot file version 475 created 02-NOV-2021 15:21:51
J1102+5941 EM154.UVDATA.1
Freq = 1.3439 GHz, Bw = 8.000 MH No calibration applied and no bandpass applied
EF - ZC 3 - 11
(RR)
EF - ZC 3 - 11
(LL)
EF - BD 3 - 11
(RR)
EF - BD 3 - 12
(LL)
EF - SR 3 - 13
(RR)
EF - SR 3 - 13
(LL)
EF - CM 3 - 14
(RR)
EF - CM 3 - 14
(LL)
EF - DA 3 - 15
Channels
Channels
Channels
Lower frame: Milli Ampl Jy Top frame: Phas deg
Vector averaged cross-power spectrum Several baselines displayed
Timerange: 00/17:53:01 to 00/17:57:59

Plot file version 476 created 02-NOV-2021 15:21:52
J1102+5941 EM154.UVDATA.1
Freq = 1.3439 GHz, Bw = 8.000 MH No calibration applied and no bandpass applied

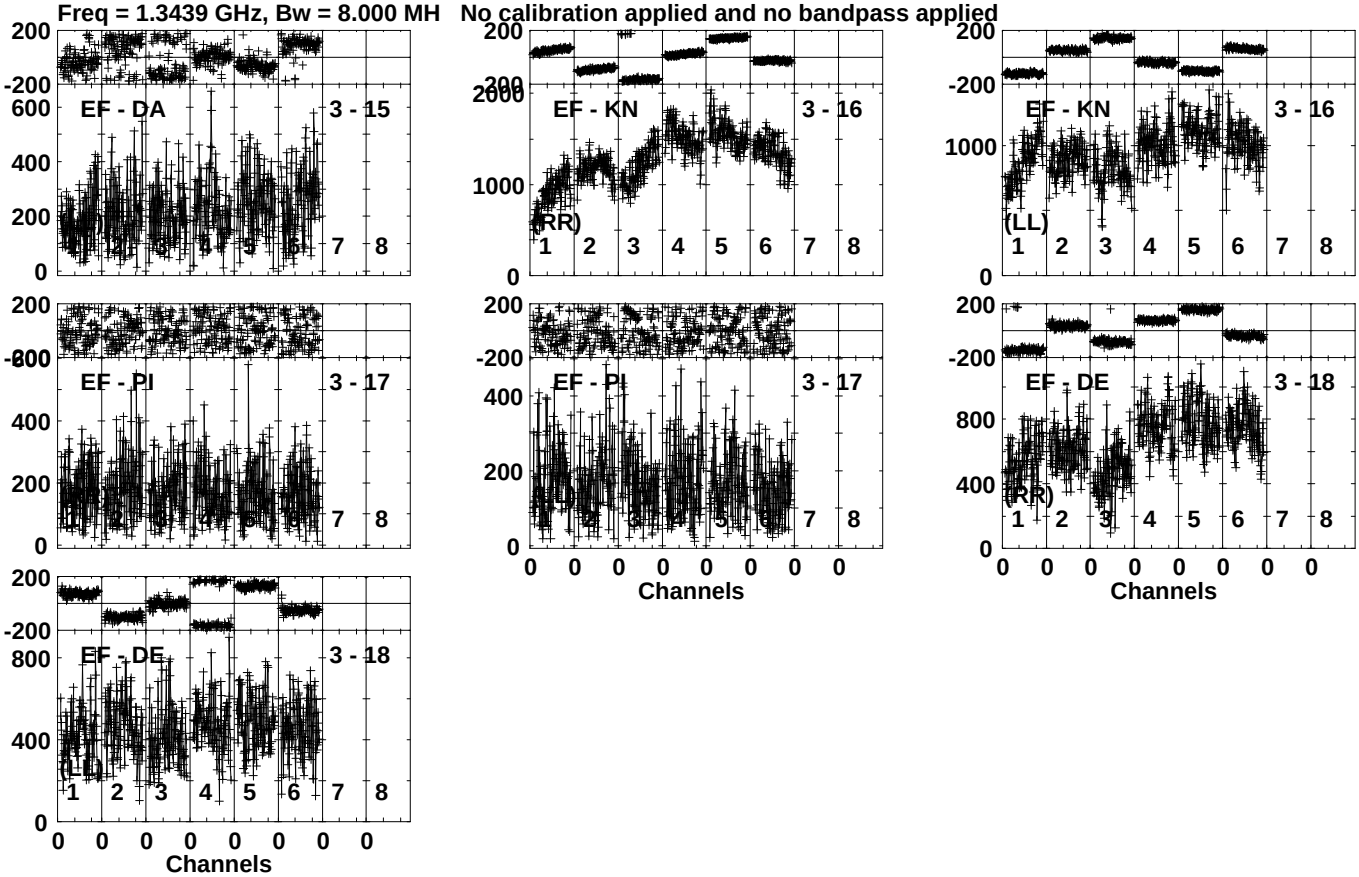

Lower frame: Micro Ampl Jy Top frame: Phas deg
Vector averaged cross-power spectrum Several baselines displayed
Timerange: 00/17:53:01 to 00/17:57:59

Plot file version 477 created 02-NOV-2021 15:21:53
IRAS10597+59 EM154.UVDATA.1
Freq = 1.3439 GHz, Bw = 8.000 MH No calibration applied and no bandpass applied

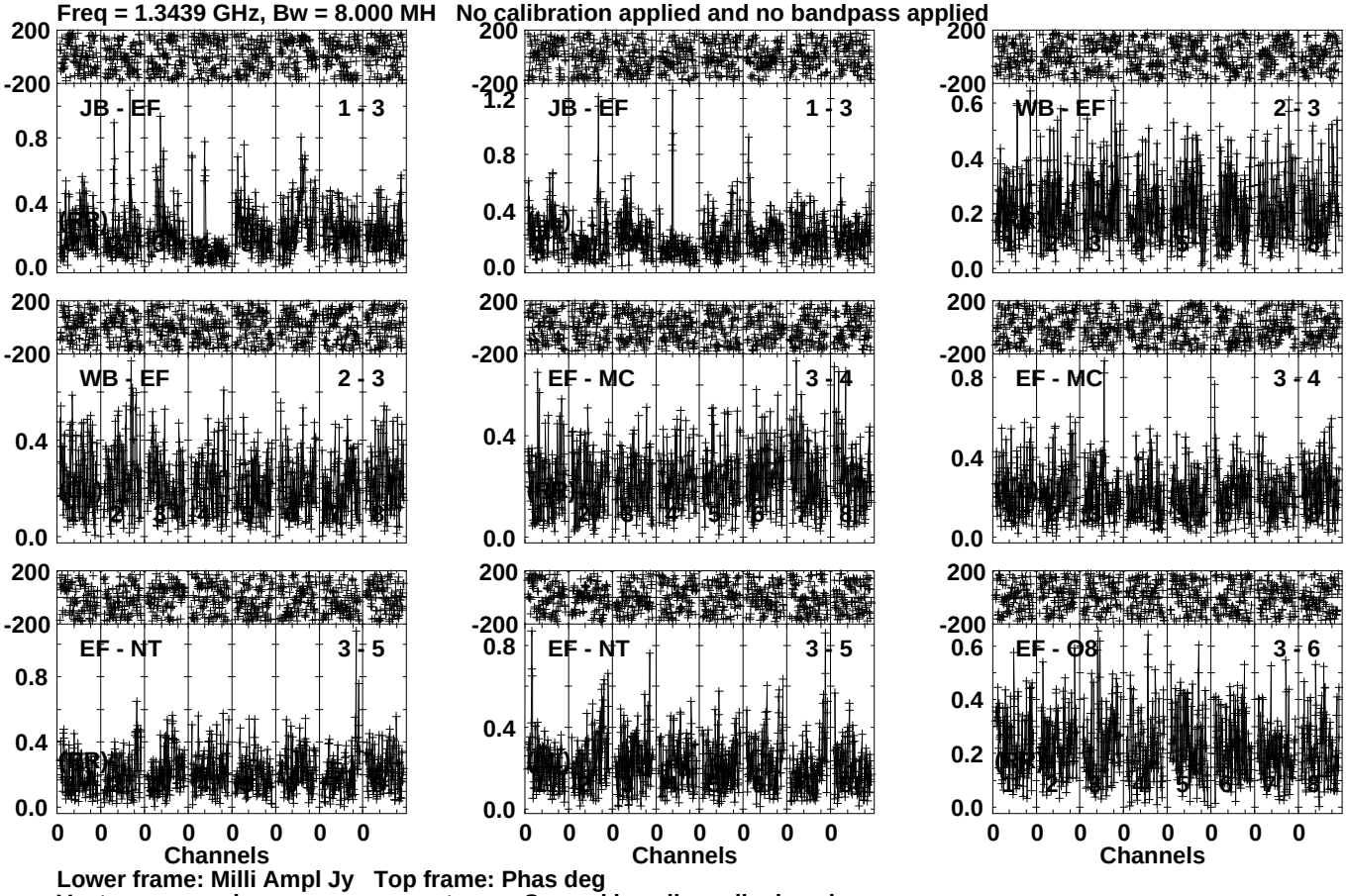

Lower frame: Milli Ampl Jy Top frame: Phas deg
Vector averaged cross-power spectrum Several baselines displayed
Timerange: 00/17:58:01 to 00/18:01:29

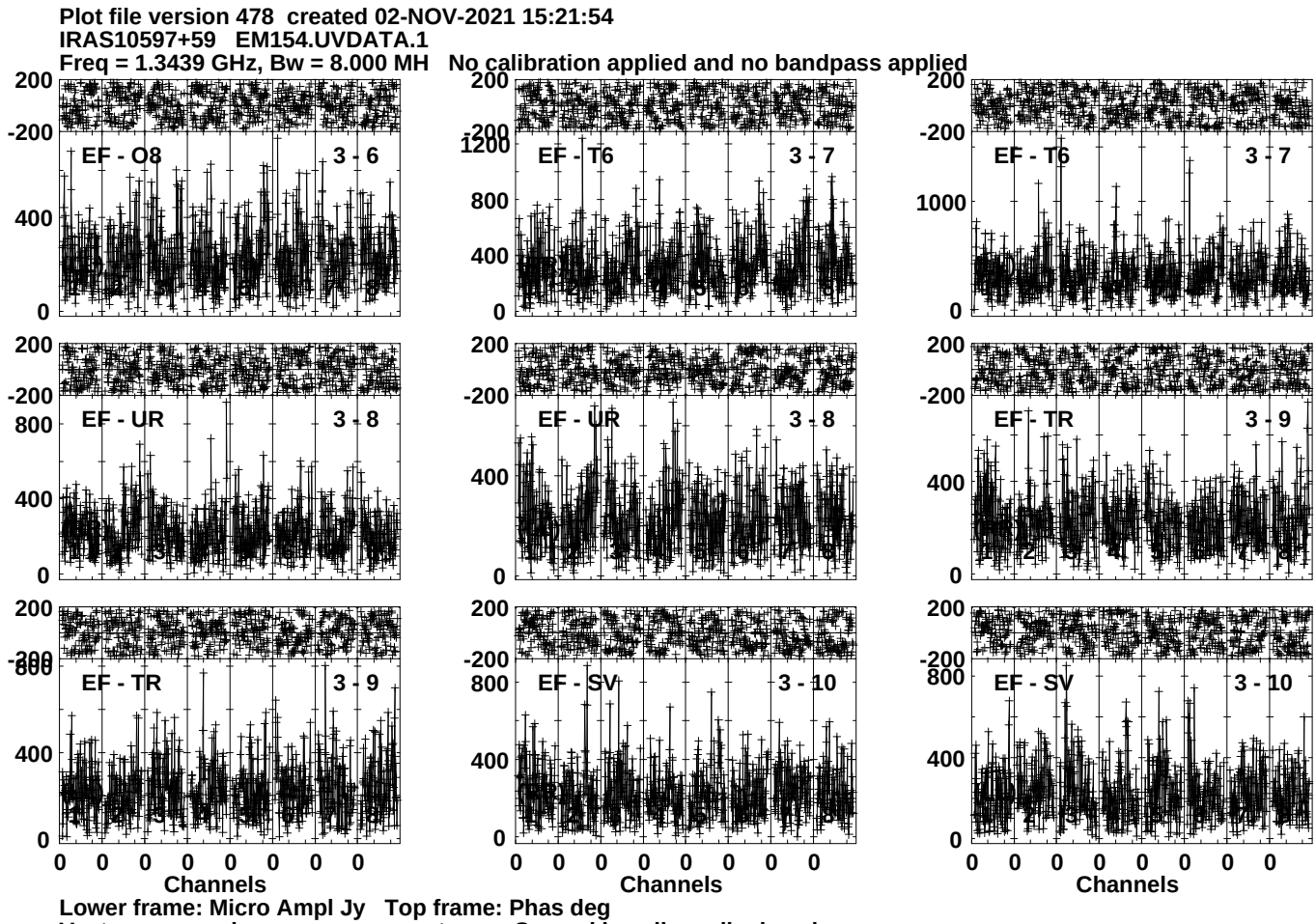
Plot file version 478 created 02-NOV-2021 15:21:54
IRAS10597+59 EM154.UVDATA.1
Freq = 1.3439 GHz, Bw = 8.000 MH No calibration applied and no bandpass applied
EF - O8 3 - 6
EF - T6 3 - 7
EF - T6 3 - 7
EF - UR 3 - 8
EF - UR 3 - 8
EF - TR 3 - 9
EF - TR 3 - 9
EF - SV 3 - 10
EF - SV 3 - 10
Channels
Channels
Channels
Lower frame: Micro Ampl Jy Top frame: Phas deg
Vector averaged cross-power spectrum Several baselines displayed
Timerange: 00/17:58:01 to 00/18:01:29

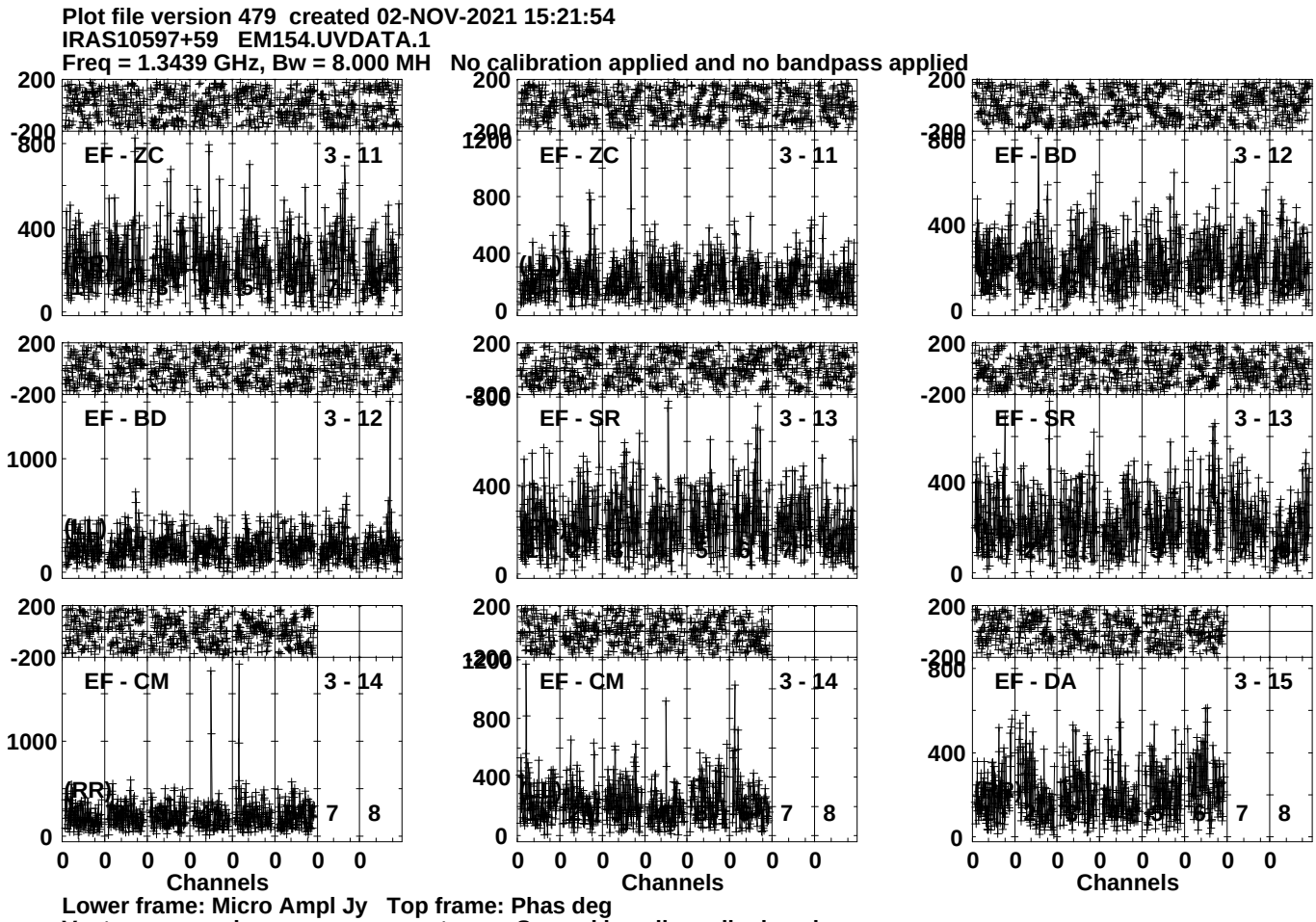
Plot file version 479 created 02-NOV-2021 15:21:54
IRAS10597+59 EM154.UVDATA.1
Freq = 1.3439 GHz, Bw = 8.000 MH No calibration applied and no bandpass applied
EF - ZC 3 - 11
EF - ZC 3 - 11
EF - BD 3 - 12
EF - BD 3 - 12
EF - SR 3 - 13
EF - SR 3 - 13
EF - CM 3 - 14
EF - CM 3 - 14
EF - DA 3 - 15
(RR)
Channels
Channels
Channels
Lower frame: Micro Ampl Jy Top frame: Phas deg
Vector averaged cross-power spectrum Several baselines displayed
Timerange: 00/17:58:01 to 00/18:01:29

Plot file version 480 created 02-NOV-2021 15:21:55
IRAS10597+59 EM154.UVDATA.1
Freq = 1.3439 GHz, Bw = 8.000 MH No calibration applied and no bandpass applied

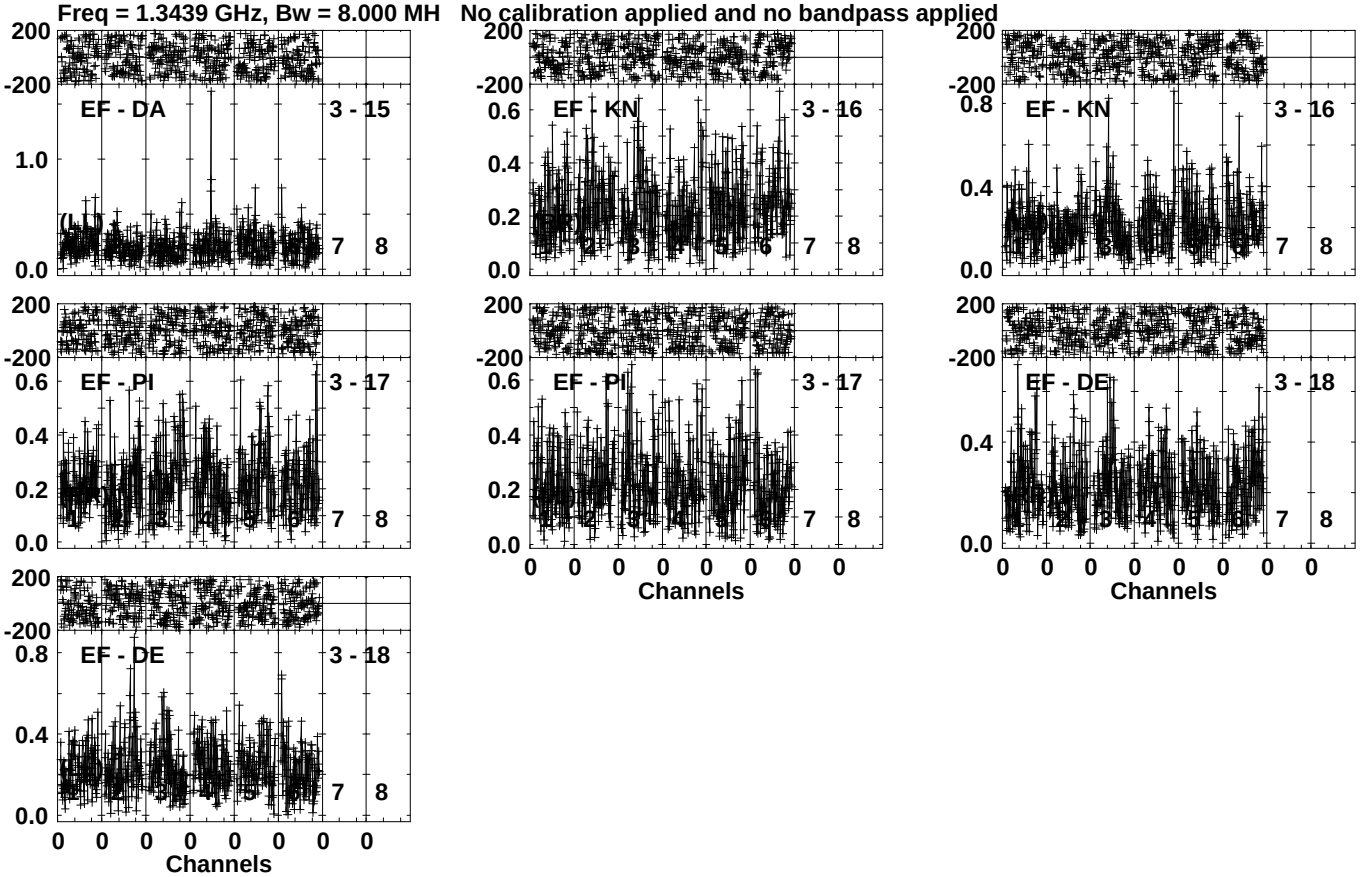

Lower frame: Milli Ampl Jy Top frame: Phas deg
Vector averaged cross-power spectrum Several baselines displayed
Timerange: 00/17:58:01 to 00/18:01:29

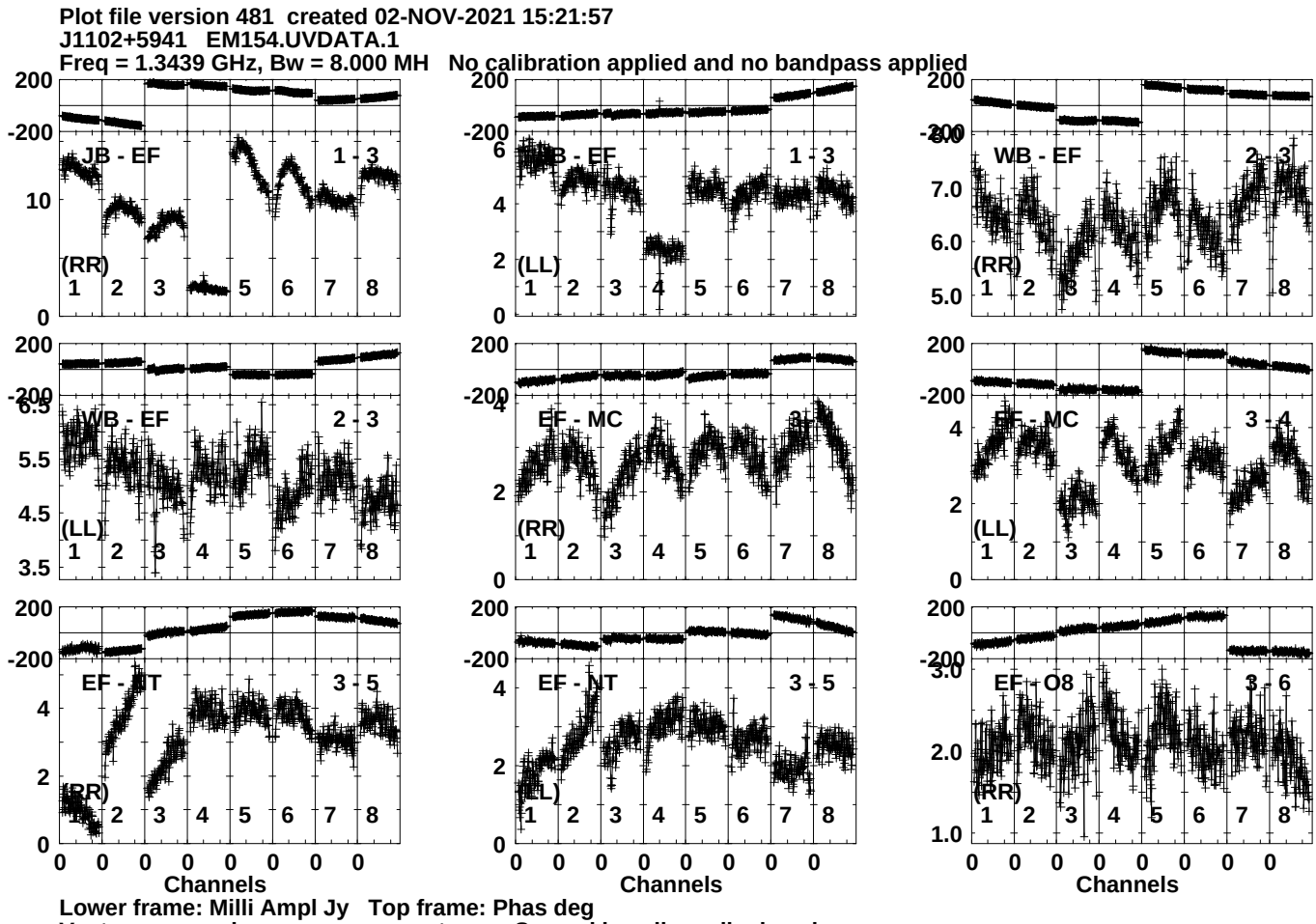
Plot file version 481 created 02-NOV-2021 15:21:57
J1102+5941 EM154.UVDATA.1
Freq = 1.3439 GHz, Bw = 8.000 MH No calibration applied and no bandpass applied
JB - EF 1 - 3
(RR)
WB - EF 1 - 3
(LL)
WB - EF 2 - 3
(RR)
WB - EF 2 - 3
(LL)
EF - MC 2 - 3
(RR)
EF - MC 3 - 4
(LL)
EF - NT 3 - 5
(RR)
EF - NT 3 - 5
(LL)
EF - O8 3 - 6
(RR)
Channels
Channels
Channels
Lower frame: Milli Ampl Jy Top frame: Phas deg
Vector averaged cross-power spectrum Several baselines displayed
Timerange: 00/18:02:01 to 00/18:03:29

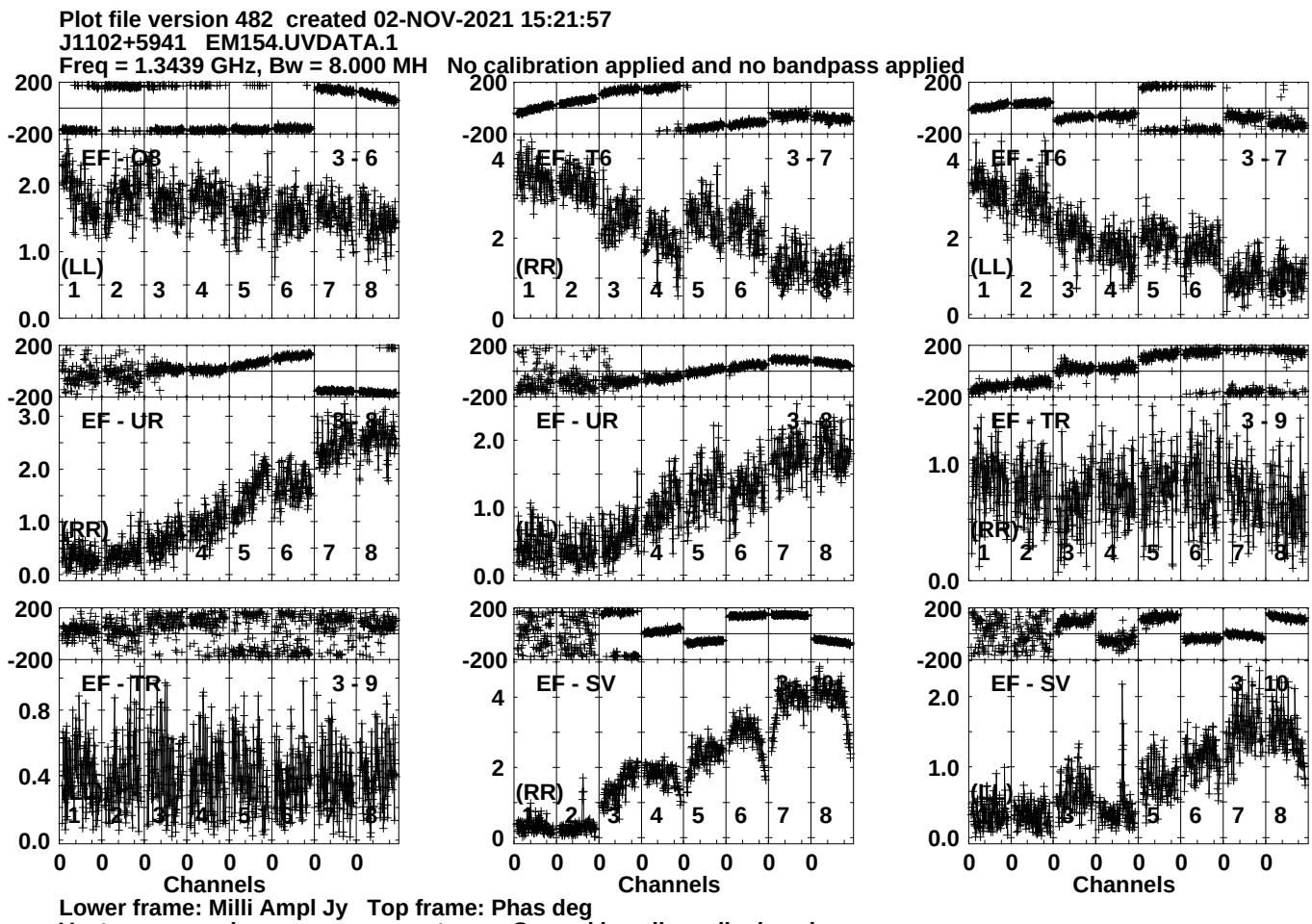
Plot file version 482 created 02-NOV-2021 15:21:57
J1102+5941 EM154.UVDATA.1
Freq = 1.3439 GHz, Bw = 8.000 MH No calibration applied and no bandpass applied
EF - C8
3 - 6
(LL)
EF - T6
3 - 7
(RR)
EF - T6
3 - 7
(LL)
EF - UR
3 - 8
(RR)
EF - UR
3 - 8
(LL)
EF - TR
3 - 9
(RR)
EF - TR
3 - 9
(LL)
EF - SV
3 - 10
(RR)
EF - SV
3 - 10
(LL)
Channels
Channels
Channels
Lower frame: Milli Ampl Jy Top frame: Phas deg
Vector averaged cross-power spectrum Several baselines displayed
Timerange: 00/18:02:01 to 00/18:03:29

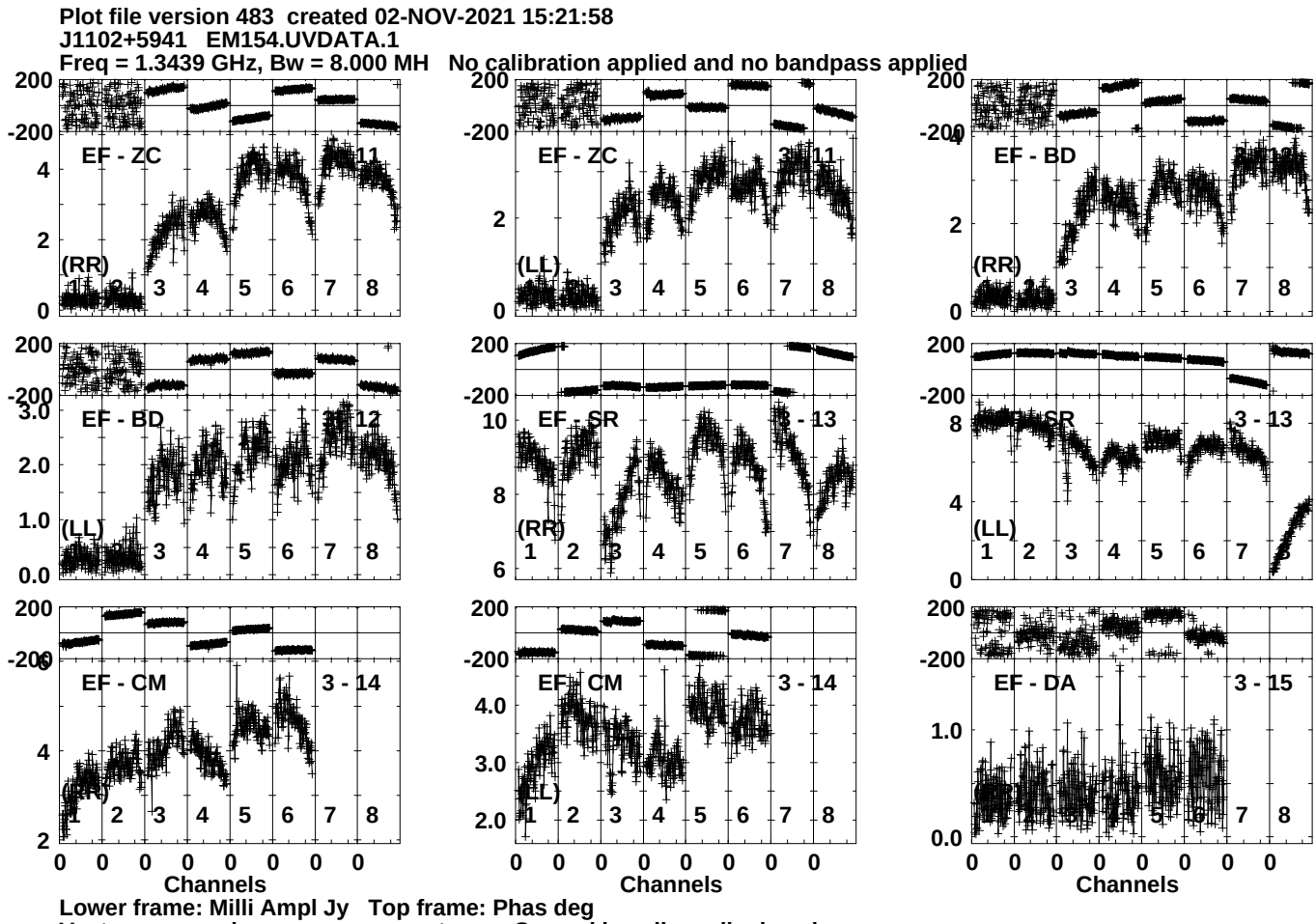
Plot file version 483 created 02-NOV-2021 15:21:58
J1102+5941 EM154.UVDATA.1
Freq = 1.3439 GHz, Bw = 8.000 MH No calibration applied and no bandpass applied
EF - ZC 3 - 11
(RR)
EF - ZC 3 - 11
(LL)
EF - BD 3 - 12
(RR)
EF - BD 3 - 12
(LL)
EF - SR 3 - 13
(RR)
EF - SR 3 - 13
(LL)
EF - CM 3 - 14
(RR)
EF - CM 3 - 14
(LL)
EF - DA 3 - 15
(RR)
Channels
Channels
Channels
Lower frame: Milli Ampl Jy Top frame: Phas deg
Vector averaged cross-power spectrum Several baselines displayed
Timerange: 00/18:02:01 to 00/18:03:29

Plot file version 484 created 02-NOV-2021 15:21:58
J1102+5941 EM154.UVDATA.1
Freq = 1.3439 GHz, Bw = 8.000 MH No calibration applied and no bandpass applied

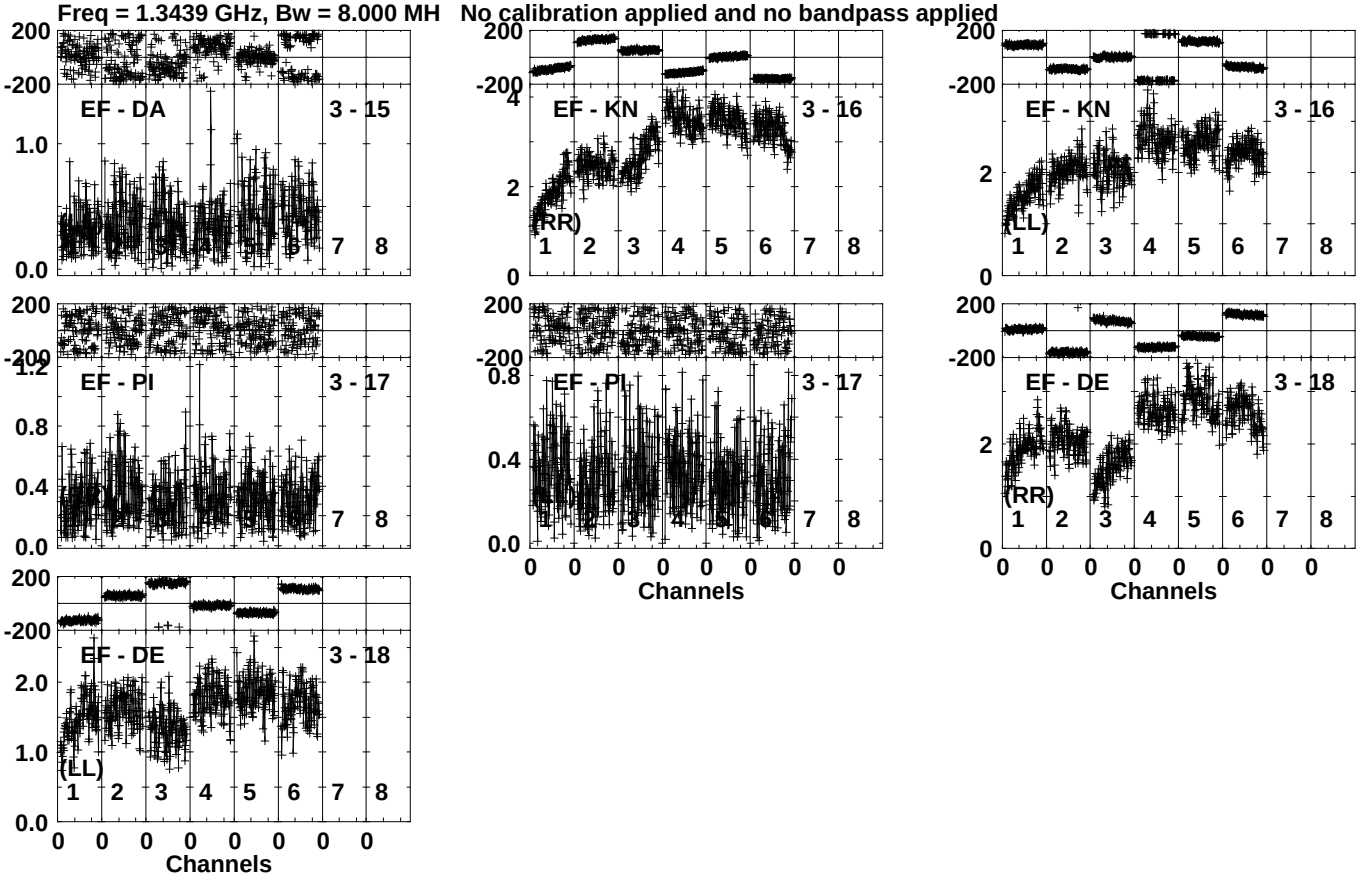

Lower frame: Milli Ampl Jy Top frame: Phas deg
Vector averaged cross-power spectrum Several baselines displayed
Timerange: 00/18:02:01 to 00/18:03:29

Plot file version 485 created 02-NOV-2021 15:21:59
IRAS10597+59 EM154.UVDATA.1
Freq = 1.3439 GHz, Bw = 8.000 MH No calibration applied and no bandpass applied

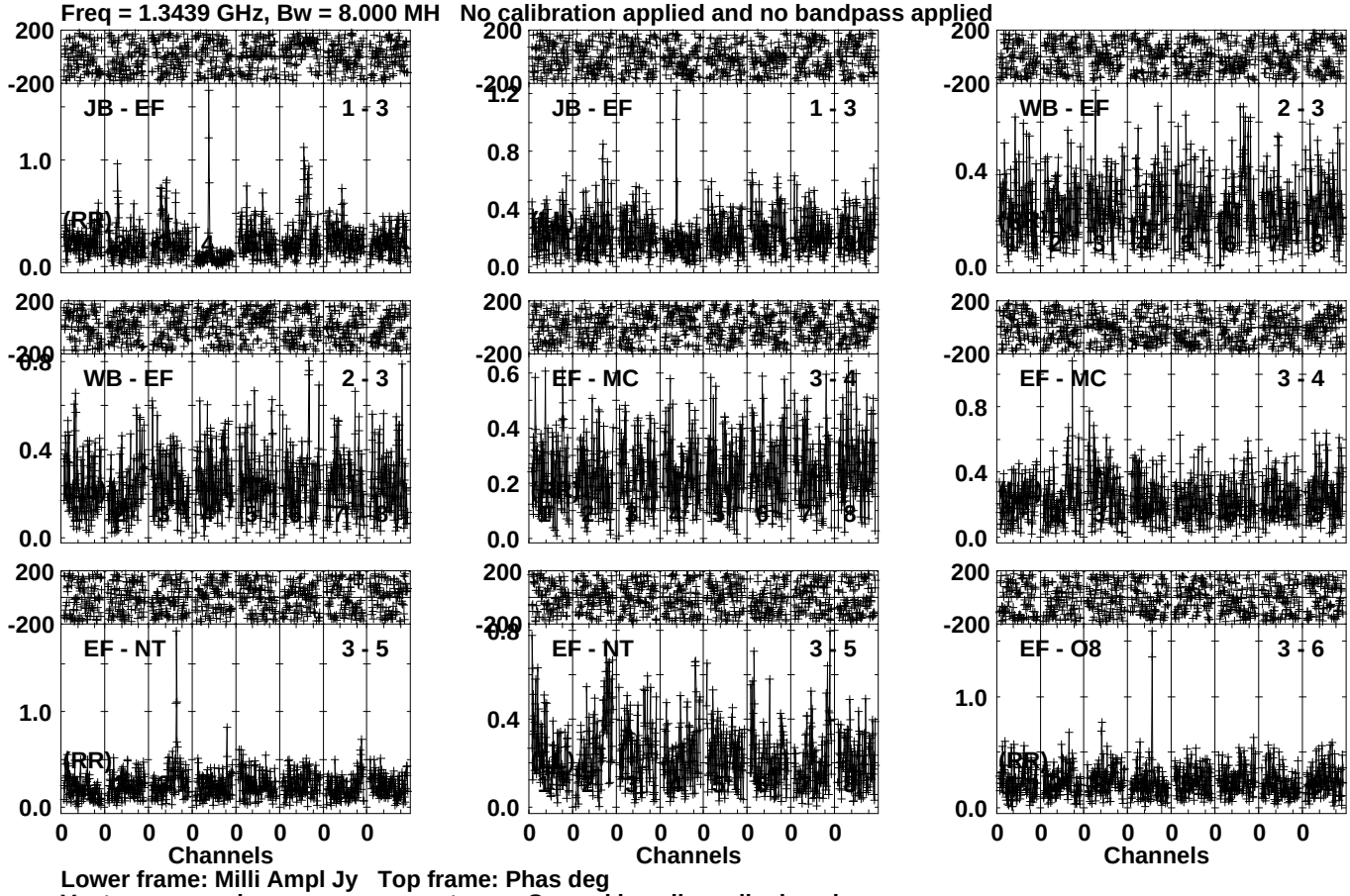

Lower frame: Milli Ampl Jy Top frame: Phas deg
Vector averaged cross-power spectrum Several baselines displayed
Timerange: 00/18:03:31 to 00/18:06:59

Plot file version 486 created 02-NOV-2021 15:22:00
IRAS10597+59 EM154.UVDATA.1
Freq = 1.3439 GHz, Bw = 8.000 MH No calibration applied and no bandpass applied

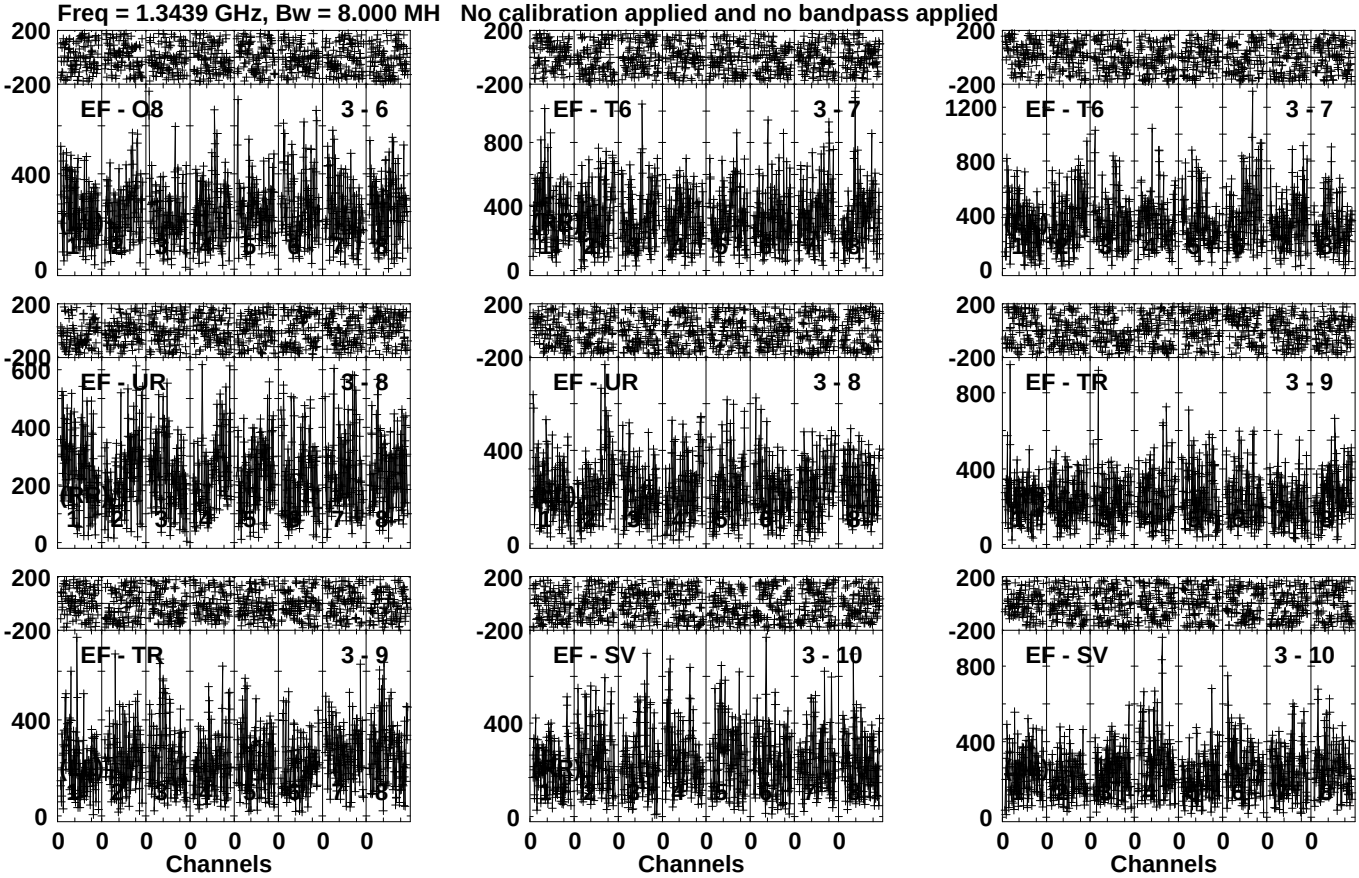

Lower frame: Micro Ampl Jy Top frame: Phas deg
Vector averaged cross-power spectrum Several baselines displayed
Timerange: 00/18:03:31 to 00/18:06:59

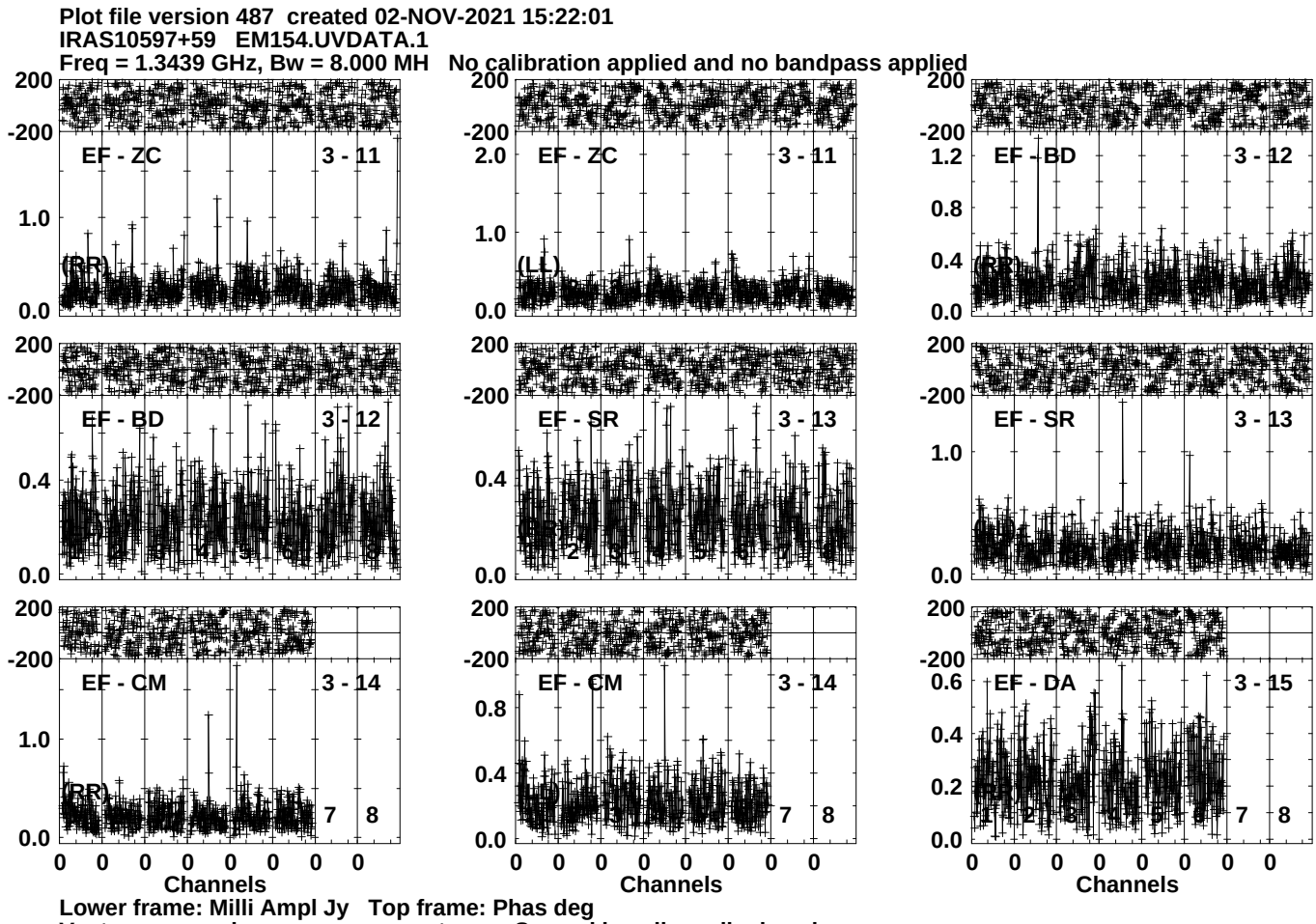
Plot file version 487 created 02-NOV-2021 15:22:01
IRAS10597+59 EM154.UVDATA.1
Freq = 1.3439 GHz, Bw = 8.000 MH No calibration applied and no bandpass applied
EF - ZC 3 - 11
(RR)
EF - ZC 3 - 11
(LL)
EF - BD 3 - 12
(RR)
EF - BD 3 - 12
EF - SR 3 - 13
EF - SR 3 - 13
EF - CM 3 - 14
(RR)
EF - CM 3 - 14
EF - DA 3 - 15
(RR)
Channels
Channels
Channels
Lower frame: Milli Ampl Jy Top frame: Phas deg
Vector averaged cross-power spectrum Several baselines displayed
Timerange: 00/18:03:31 to 00/18:06:59

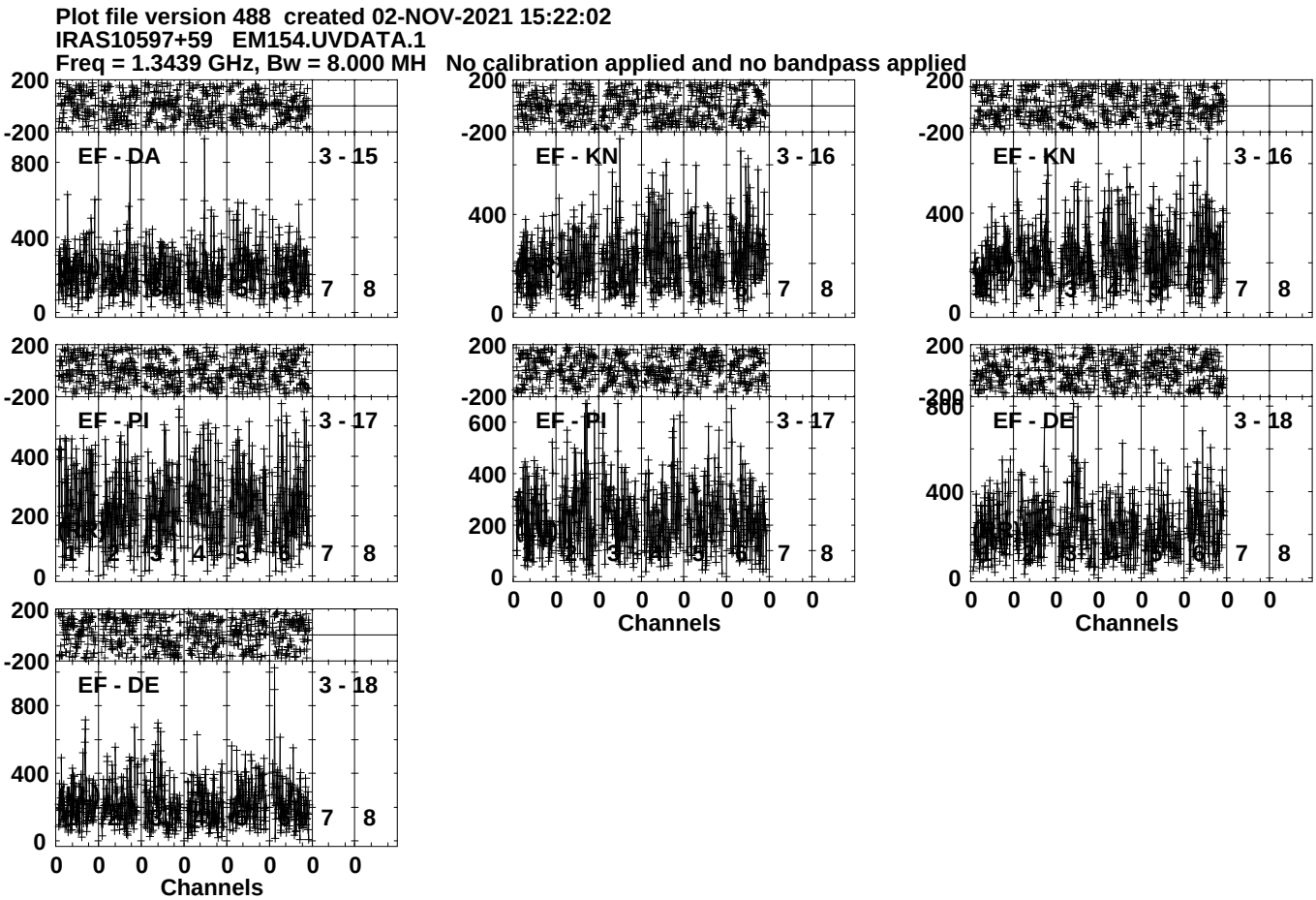
Plot file version 488 created 02-NOV-2021 15:22:02
IRAS10597+59 EM154.UVDATA.1
Freq = 1.3439 GHz, Bw = 8.000 MH No calibration applied and no bandpass applied
EF - DA
3 - 15
EF - KN
3 - 16
EF - KN
3 - 16
EF - PI
3 - 17
EF - PI
3 - 17
EF - DE
3 - 18
EF - DE
3 - 18
Channels
Channels
Channels
Lower frame: Micro Ampl Jy Top frame: Phas deg
Vector averaged cross-power spectrum Several baselines displayed
Timerange: 00/18:03:31 to 00/18:06:59

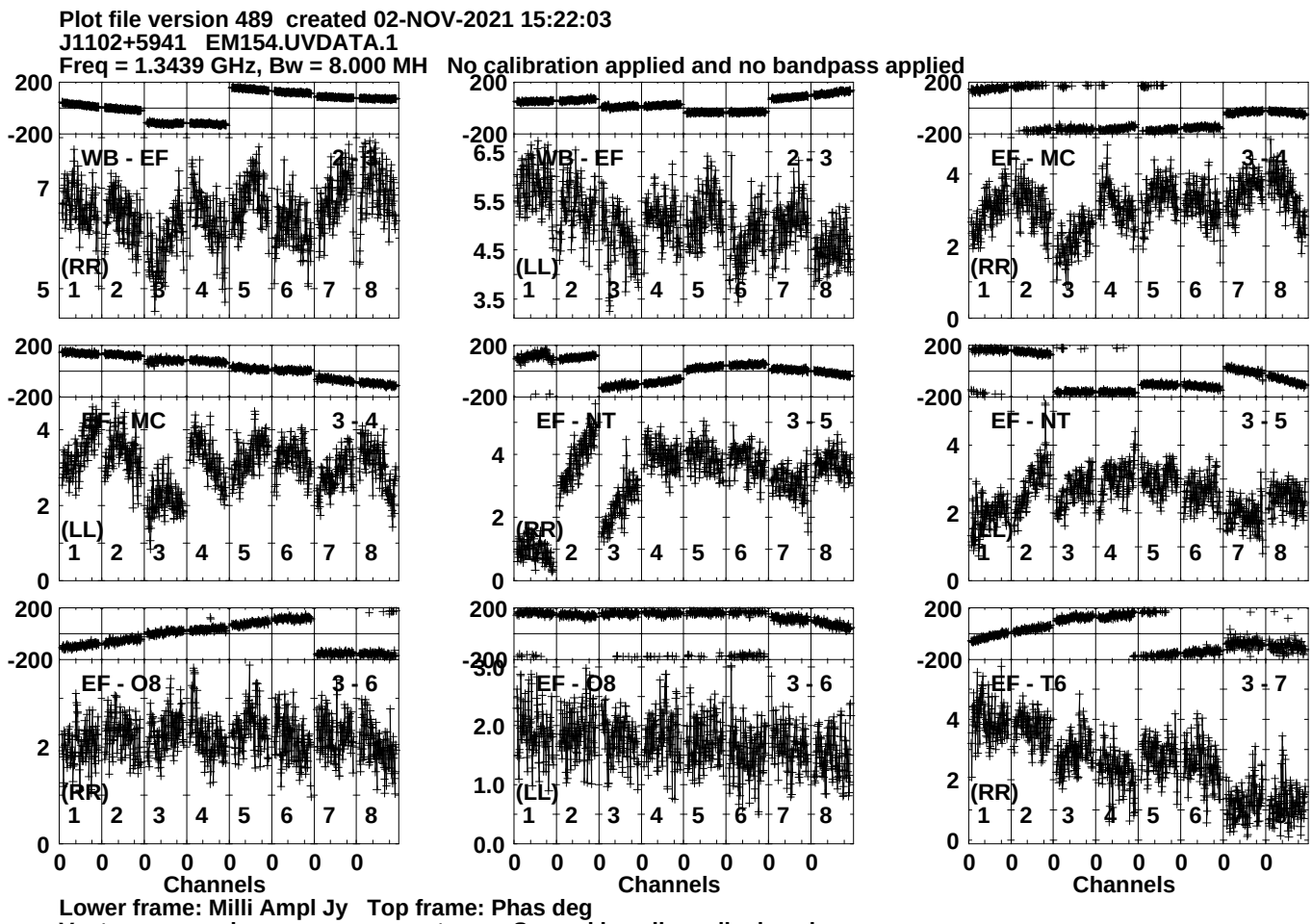
Plot file version 489 created 02-NOV-2021 15:22:03
J1102+5941 EM154.UVDATA.1
Freq = 1.3439 GHz, Bw = 8.000 MH No calibration applied and no bandpass applied
WB - EF 2 - 2
(RR)
WB - EF 2 - 3
(LL)
EF - MC 3 - 4
(RR)
EF - MC 3 - 4
(LL)
EF - NT 3 - 5
(RR)
EF - NT 3 - 5
(LL)
EF - O8 3 - 6
(RR)
EF - O8 3 - 6
(LL)
EF - T6 3 - 7
(RR)
Channels
Channels
Channels
Lower frame: Milli Ampl Jy Top frame: Phas deg
Vector averaged cross-power spectrum Several baselines displayed
Timerange: 00/18:07:01 to 00/18:08:29

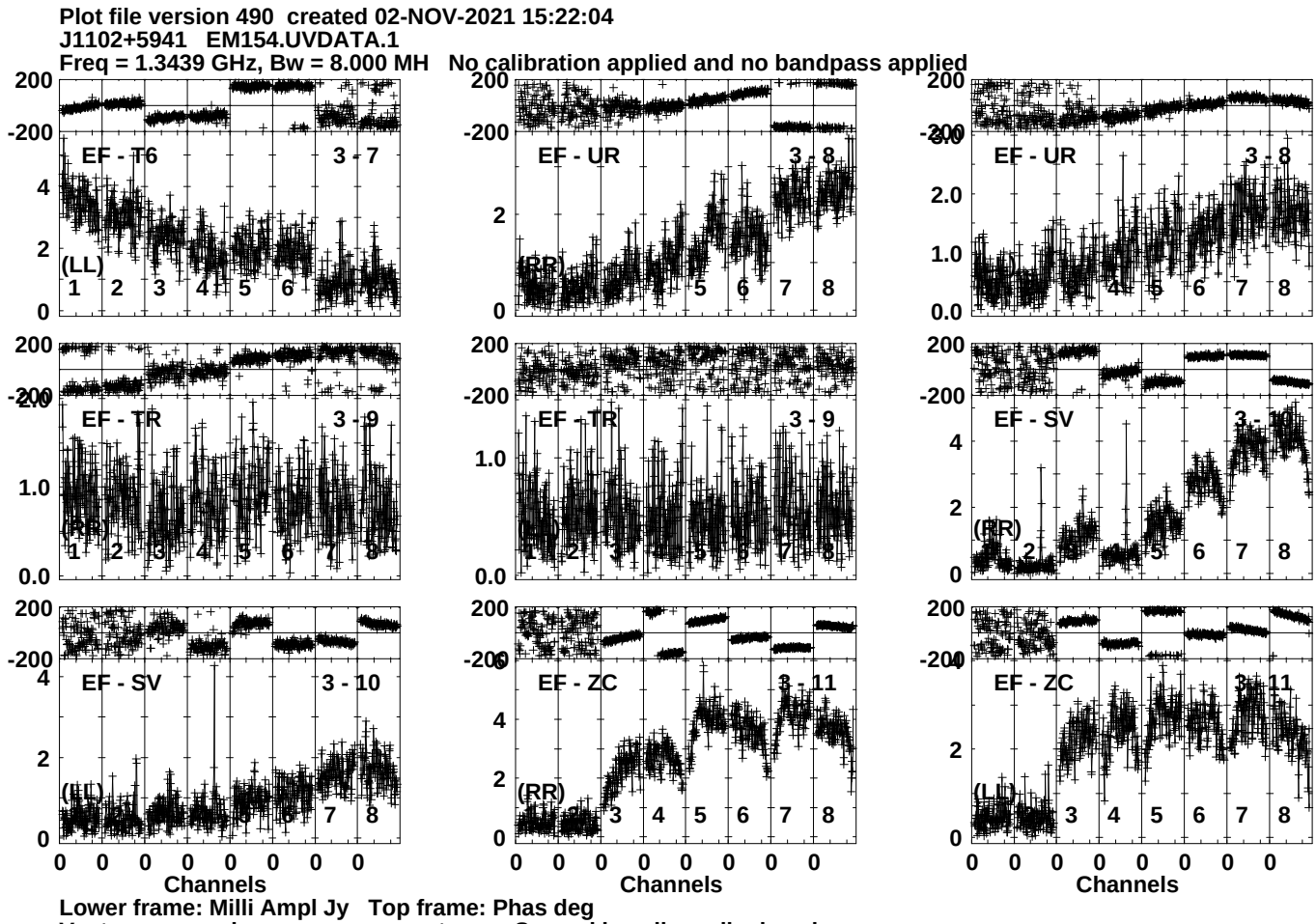
Plot file version 490 created 02-NOV-2021 15:22:04
J1102+5941 EM154.UVDATA.1
Freq = 1.3439 GHz, Bw = 8.000 MH No calibration applied and no bandpass applied
EF - T6 3 - 7
(LL)
EF - UR 3 - 8
(RR)
EF - UR 3 - 8
EF - TR 3 - 9
(RR)
EF - TR 3 - 9
EF - SV 3 - 10
(LL)
EF - SV 3 - 10
(RR)
EF - ZC 3 - 11
(RR)
EF - ZC 3 - 11
(LL)
Channels
Channels
Channels
Lower frame: Milli Ampl Jy Top frame: Phas deg
Vector averaged cross-power spectrum Several baselines displayed
Timerange: 00/18:07:01 to 00/18:08:29

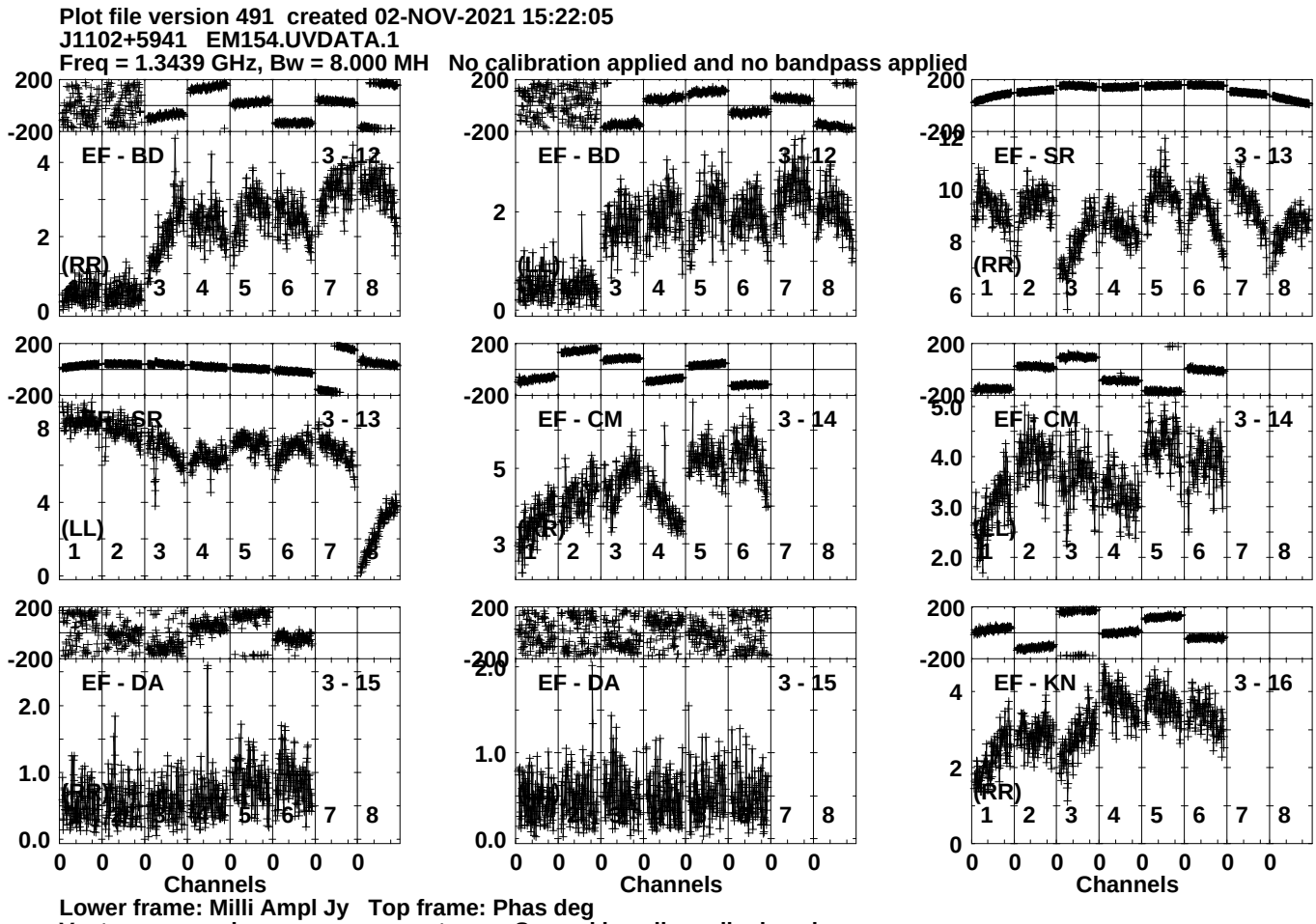
Plot file version 491 created 02-NOV-2021 15:22:05
J1102+5941 EM154.UVDATA.1
Freq = 1.3439 GHz, Bw = 8.000 MH No calibration applied and no bandpass applied
EF - BD 3 - 12 (RR)
EF - BD 3 - 12 (LL)
EF - SR 3 - 13 (RR)
EF - SR 3 - 13 (LL)
EF - CM 3 - 14 (RR)
EF - CM 3 - 14 (LL)
EF - DA 3 - 15 (RR)
EF - DA 3 - 15 (LL)
EF - KN 3 - 16 (RR)
Channels
Lower frame: Milli Ampl Jy Top frame: Phas deg
Vector averaged cross-power spectrum Several baselines displayed
Timerange: 00/18:07:01 to 00/18:08:29

Plot file version 492 created 02-NOV-2021 15:22:05
J1102+5941 EM154.UVDATA.1
Freq = 1.3439 GHz, Bw = 8.000 MH No calibration applied and no bandpass applied

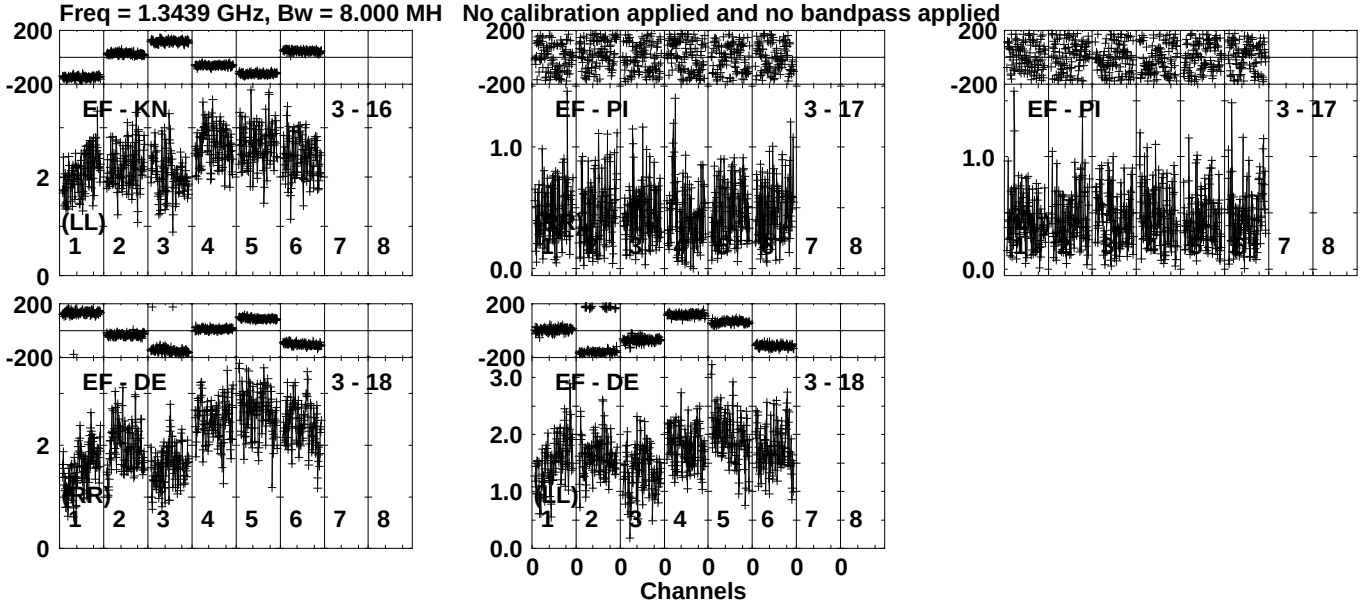

Lower frame: Milli Ampl Jy Top frame: Phas deg
Vector averaged cross-power spectrum Several baselines displayed
Timerange: 00/18:07:01 to 00/18:08:29

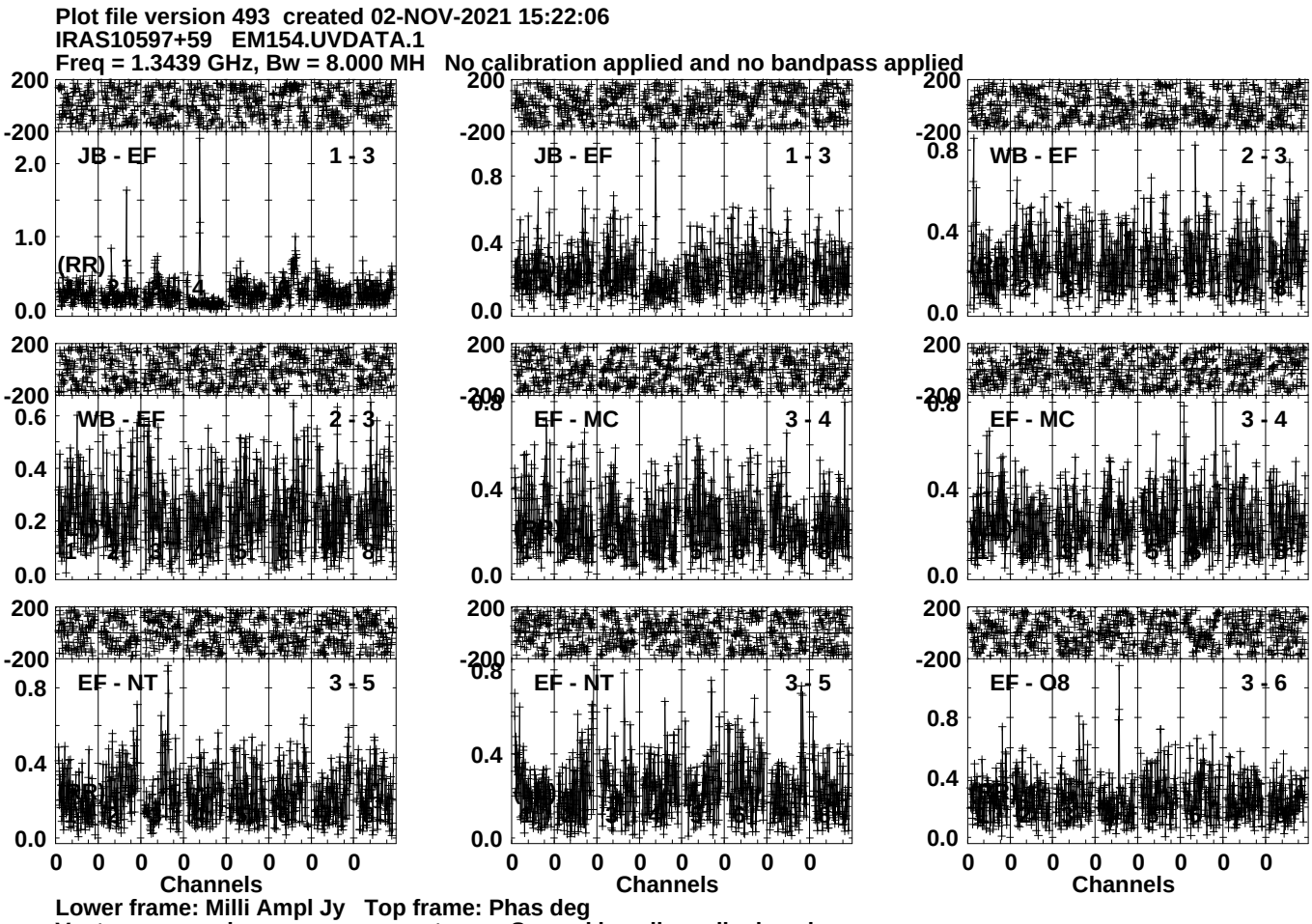
Plot file version 493 created 02-NOV-2021 15:22:06
IRAS10597+59 EM154.UVDATA.1
Freq = 1.3439 GHz, Bw = 8.000 MH No calibration applied and no bandpass applied
JB - EF 1 - 3
(RR)
WB - EF 2 - 3
EF - MC 3 - 4
EF - NT 3 - 5
EF - O8 3 - 6
Channels
Lower frame: Milli Ampl Jy Top frame: Phas deg
Vector averaged cross-power spectrum Several baselines displayed
Timerange: 00/18:08:31 to 00/18:11:59

Plot file version 494 created 02-NOV-2021 15:22:07
IRAS10597+59 EM154.UVDATA.1
Freq = 1.3439 GHz, Bw = 8.000 MH No calibration applied and no bandpass applied

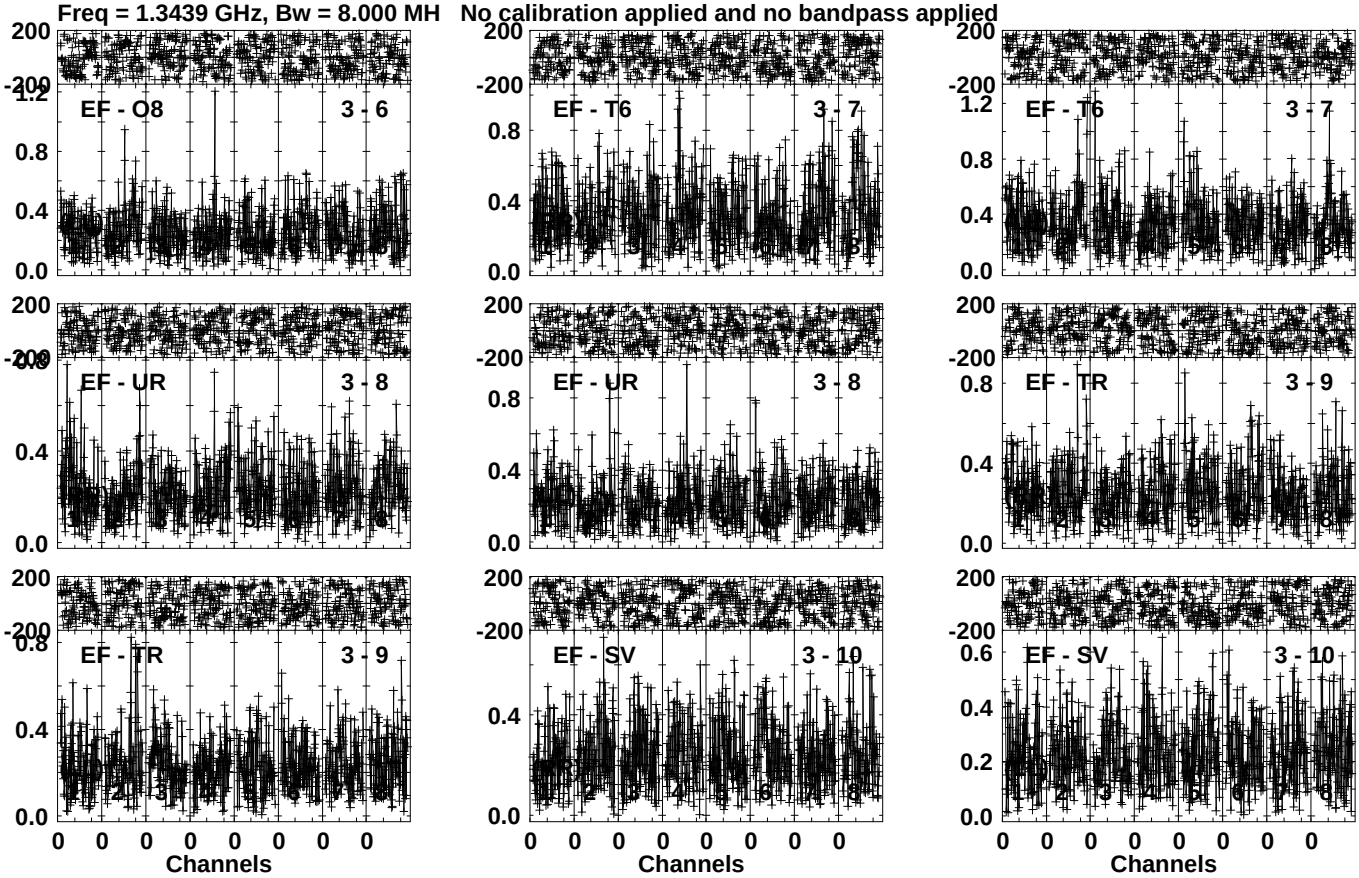

Lower frame: Milli Ampl Jy Top frame: Phas deg
Vector averaged cross-power spectrum Several baselines displayed
Timerange: 00/18:08:31 to 00/18:11:59

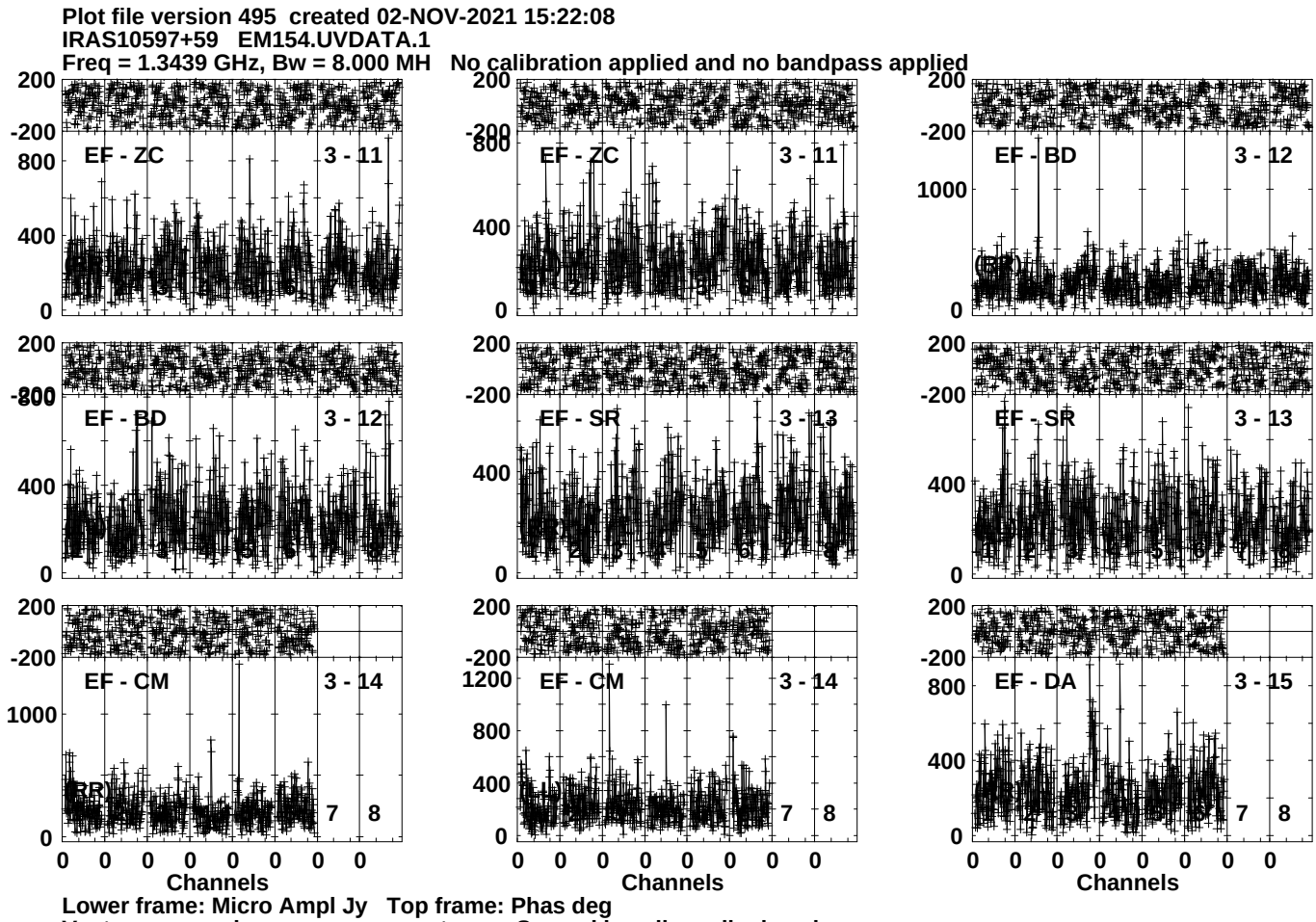
Plot file version 495 created 02-NOV-2021 15:22:08
IRAS10597+59 EM154.UVDATA.1
Freq = 1.3439 GHz, Bw = 8.000 MH No calibration applied and no bandpass applied
EF - ZC 3 - 11
EF - ZC 3 - 11
EF - BD 3 - 12
EF - BD 3 - 12
EF - SR 3 - 13
EF - SR 3 - 13
EF - CM 3 - 14
EF - CM 3 - 14
EF - DA 3 - 15
RR
Channels
Channels
Channels
Lower frame: Micro Ampl Jy Top frame: Phas deg
Vector averaged cross-power spectrum Several baselines displayed
Timerange: 00/18:08:31 to 00/18:11:59

Plot file version 496 created 02-NOV-2021 15:22:08
IRAS10597+59 EM154.UVDATA.1
Freq = 1.3439 GHz, Bw = 8.000 MH No calibration applied and no bandpass applied

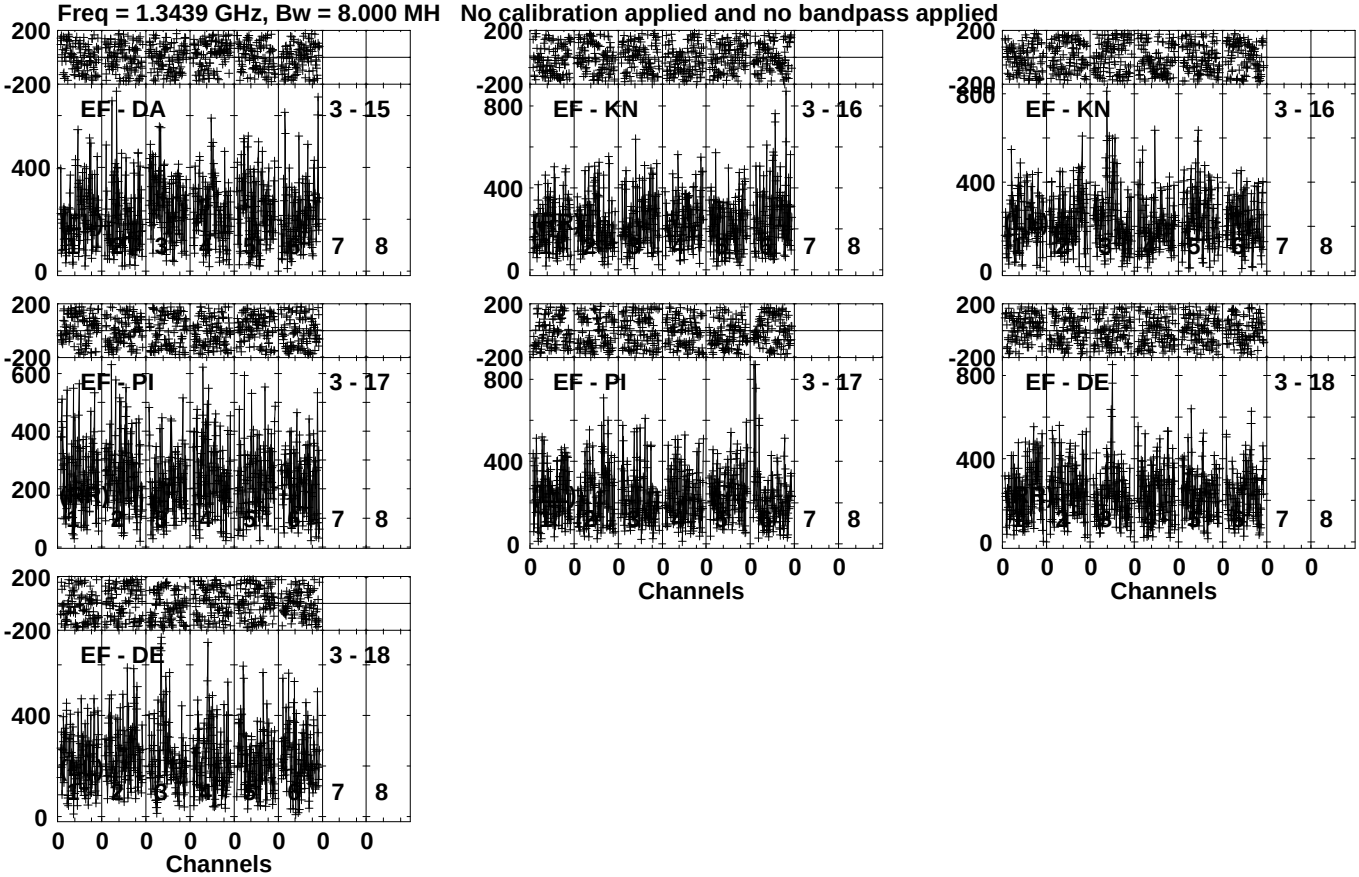

Lower frame: Micro Ampl Jy Top frame: Phas deg
Vector averaged cross-power spectrum Several baselines displayed
Timerange: 00/18:08:31 to 00/18:11:59

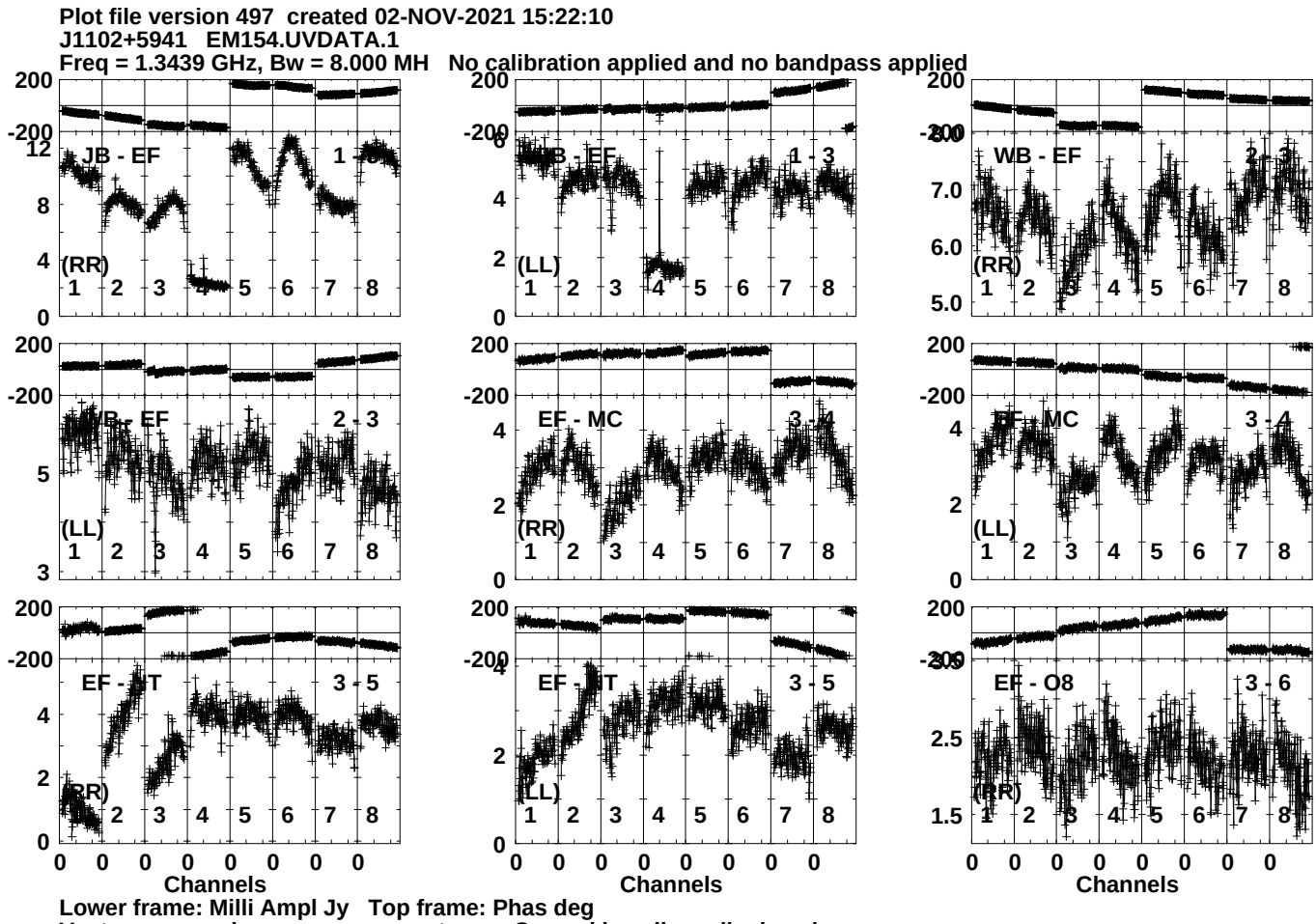
Plot file version 497 created 02-NOV-2021 15:22:10
J1102+5941 EM154.UVDATA.1
Freq = 1.3439 GHz, Bw = 8.000 MH No calibration applied and no bandpass applied
JB - EF
1 - 3
(RR)
WB - EF
1 - 3
(LL)
WB - EF
2 - 3
(RR)
WB - EF
2 - 3
(LL)
EF - MC
3 - 4
(RR)
EF - MC
3 - 4
(LL)
EF - O8
3 - 5
(RR)
EF - O8
3 - 5
(LL)
EF - O8
3 - 6
(RR)
Channels
Channels
Channels
Lower frame: Milli Ampl Jy Top frame: Phas deg
Vector averaged cross-power spectrum Several baselines displayed
Timerange: 00/18:12:31 to 00/18:13:59

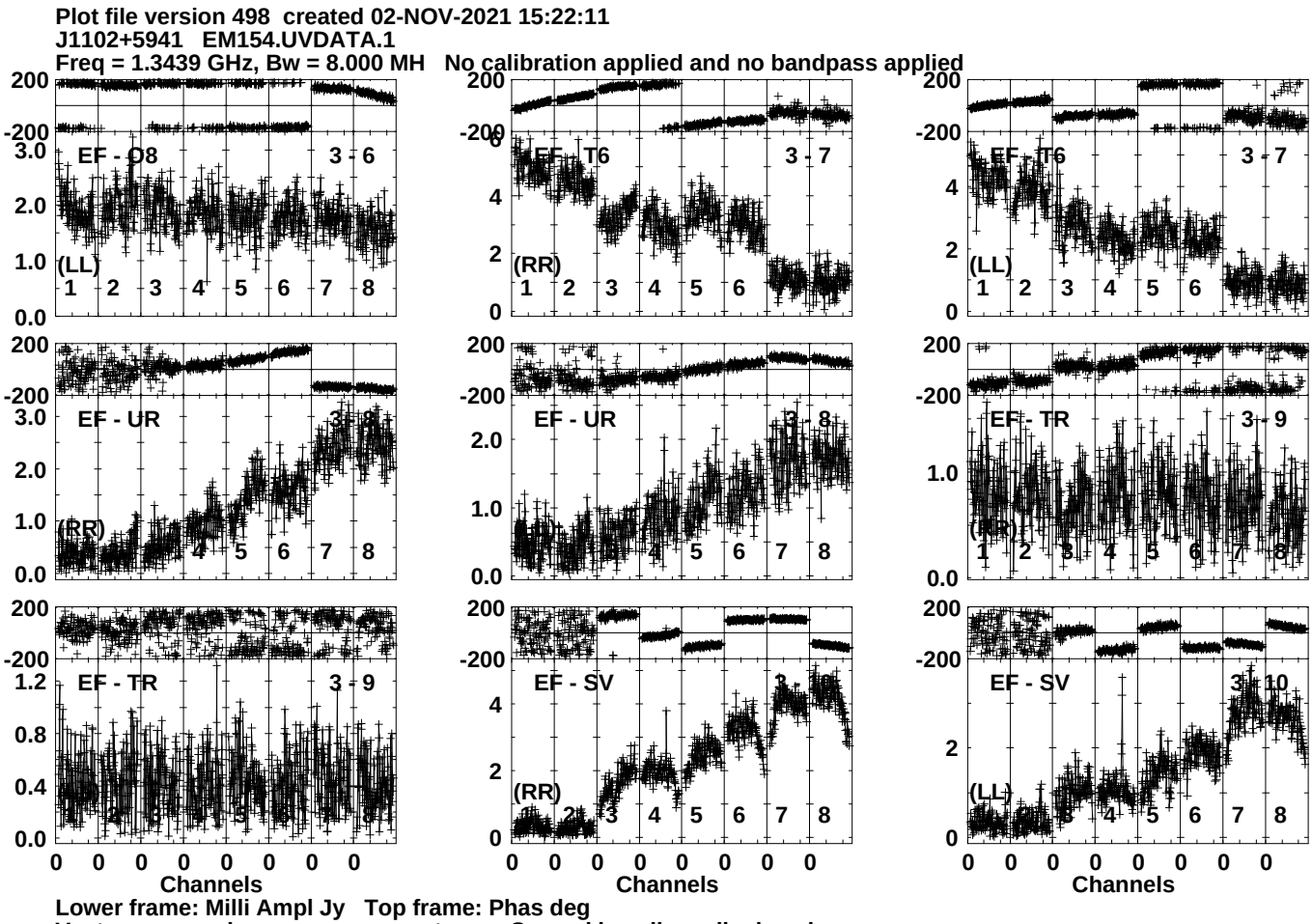
Plot file version 498 created 02-NOV-2021 15:22:11
J1102+5941 EM154.UVDATA.1
Freq = 1.3439 GHz, Bw = 8.000 MH No calibration applied and no bandpass applied
EF - O8
3 - 6
(LL)
EF - T6
3 - 7
(RR)
EF - T6
3 - 7
(LL)
EF - UR
3 - 8
(RR)
EF - UR
3 - 8
EF - TR
3 - 9
(RR)
EF - TR
3 - 9
EF - SV
3 - 10
(RR)
EF - SV
3 - 10
(LL)
Channels
Channels
Channels
Lower frame: Milli Ampl Jy Top frame: Phas deg
Vector averaged cross-power spectrum Several baselines displayed
Timerange: 00/18:12:31 to 00/18:13:59

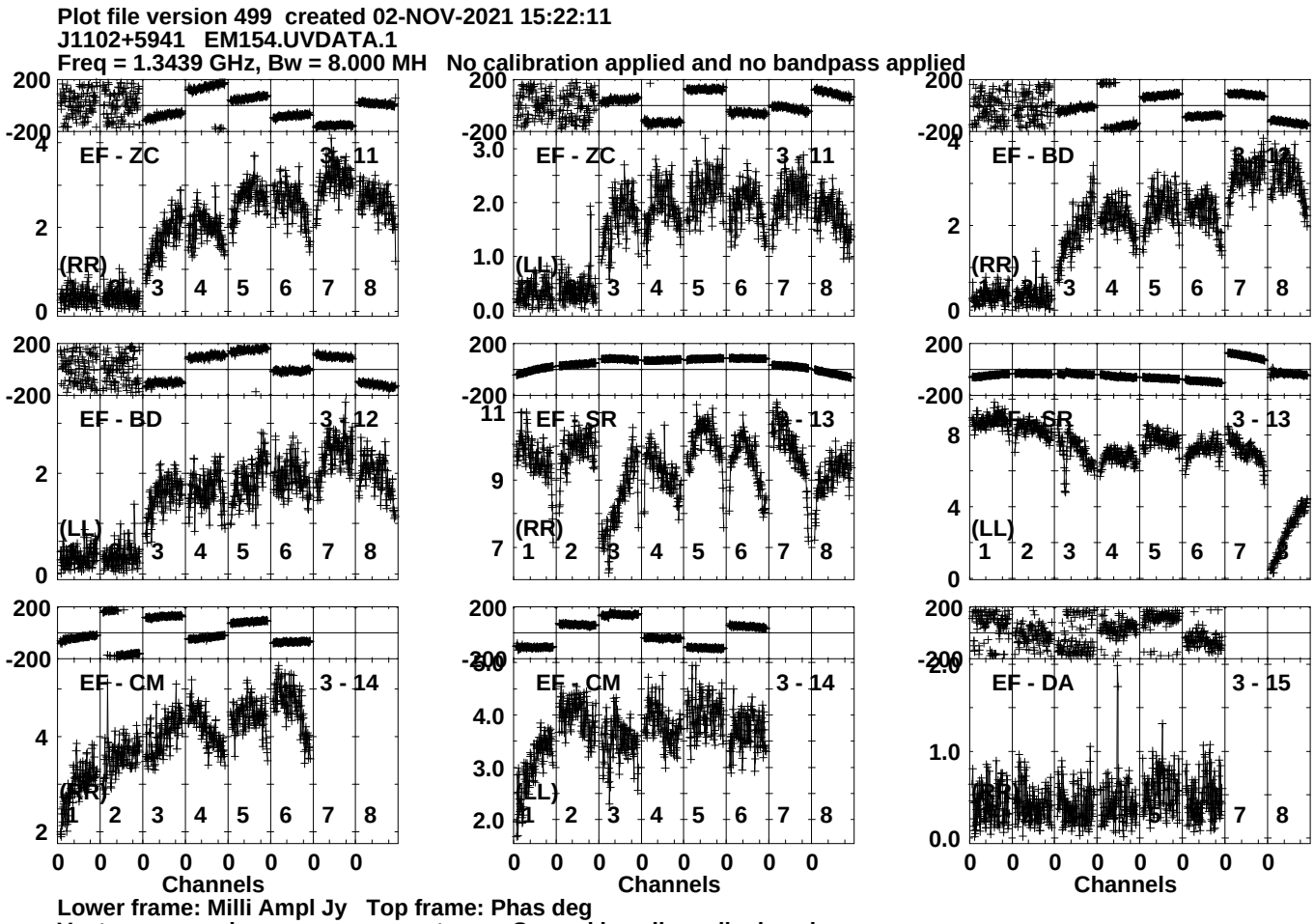
Plot file version 499 created 02-NOV-2021 15:22:11
J1102+5941 EM154.UVDATA.1
Freq = 1.3439 GHz, Bw = 8.000 MH No calibration applied and no bandpass applied
EF - ZC 3 - 11
(RR)
EF - ZC 3 - 11
(LL)
EF - BD 3 - 12
(RR)
EF - BD 3 - 12
(LL)
EF - SR 3 - 13
(RR)
EF - SR 3 - 13
(LL)
EF - CM 3 - 14
(RR)
EF - CM 3 - 14
(LL)
EF - DA 3 - 15
Channels
Channels
Channels
Lower frame: Milli Ampl Jy Top frame: Phas deg
Vector averaged cross-power spectrum Several baselines displayed
Timerange: 00/18:12:31 to 00/18:13:59

Plot file version 500 created 02-NOV-2021 15:22:12
J1102+5941 EM154.UVDATA.1
Freq = 1.3439 GHz, Bw = 8.000 MH No calibration applied and no bandpass applied

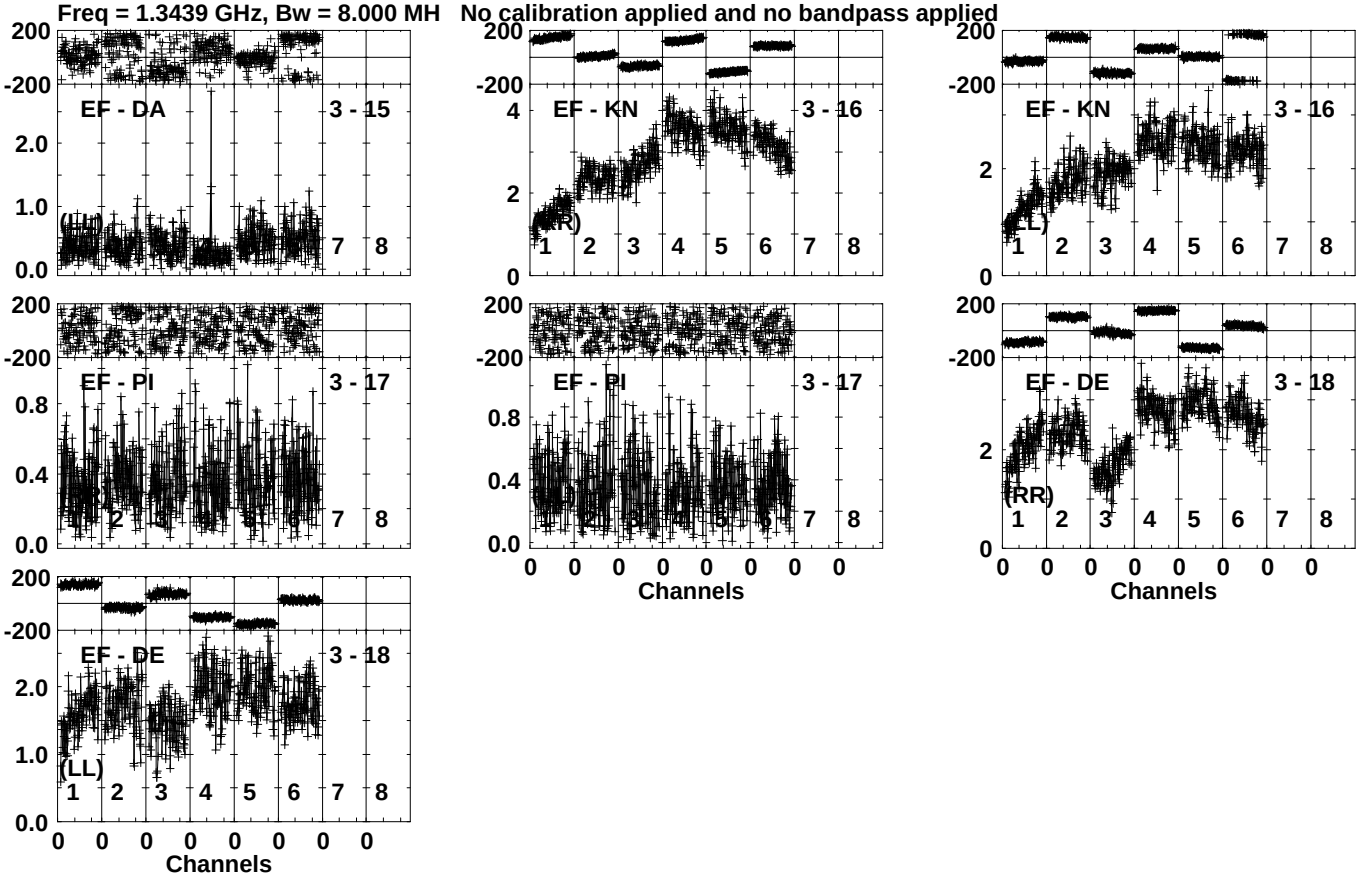

Lower frame: Milli Ampl Jy Top frame: Phas deg
Vector averaged cross-power spectrum Several baselines displayed
Timerange: 00/18:12:31 to 00/18:13:59

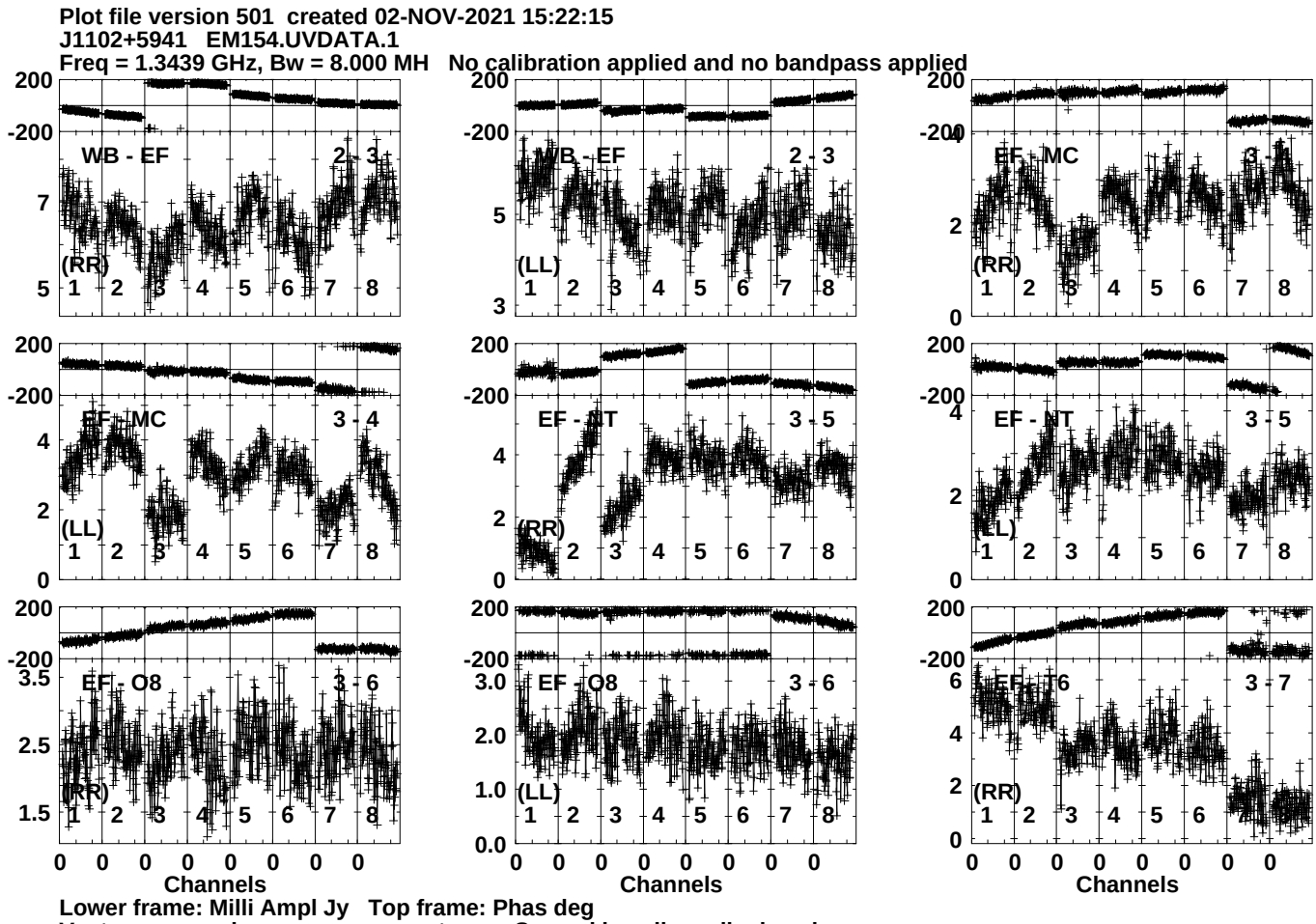
Plot file version 501 created 02-NOV-2021 15:22:15
J1102+5941 EM154.UVDATA.1
Freq = 1.3439 GHz, Bw = 8.000 MH No calibration applied and no bandpass applied
WB - EF 2 - 3
(RR)
WB - EF 2 - 3
(LL)
EF - MC 3 - 4
(LL)
EF - NT 3 - 5
(RR)
EF - O8 3 - 6
(RR)
EF - O8 3 - 6
(LL)
EF - 6 3 - 7
(RR)
Channels
Channels
Channels
Lower frame: Milli Ampl Jy Top frame: Phas deg
Vector averaged cross-power spectrum Several baselines displayed
Timerange: 00/18:17:31 to 00/18:18:59

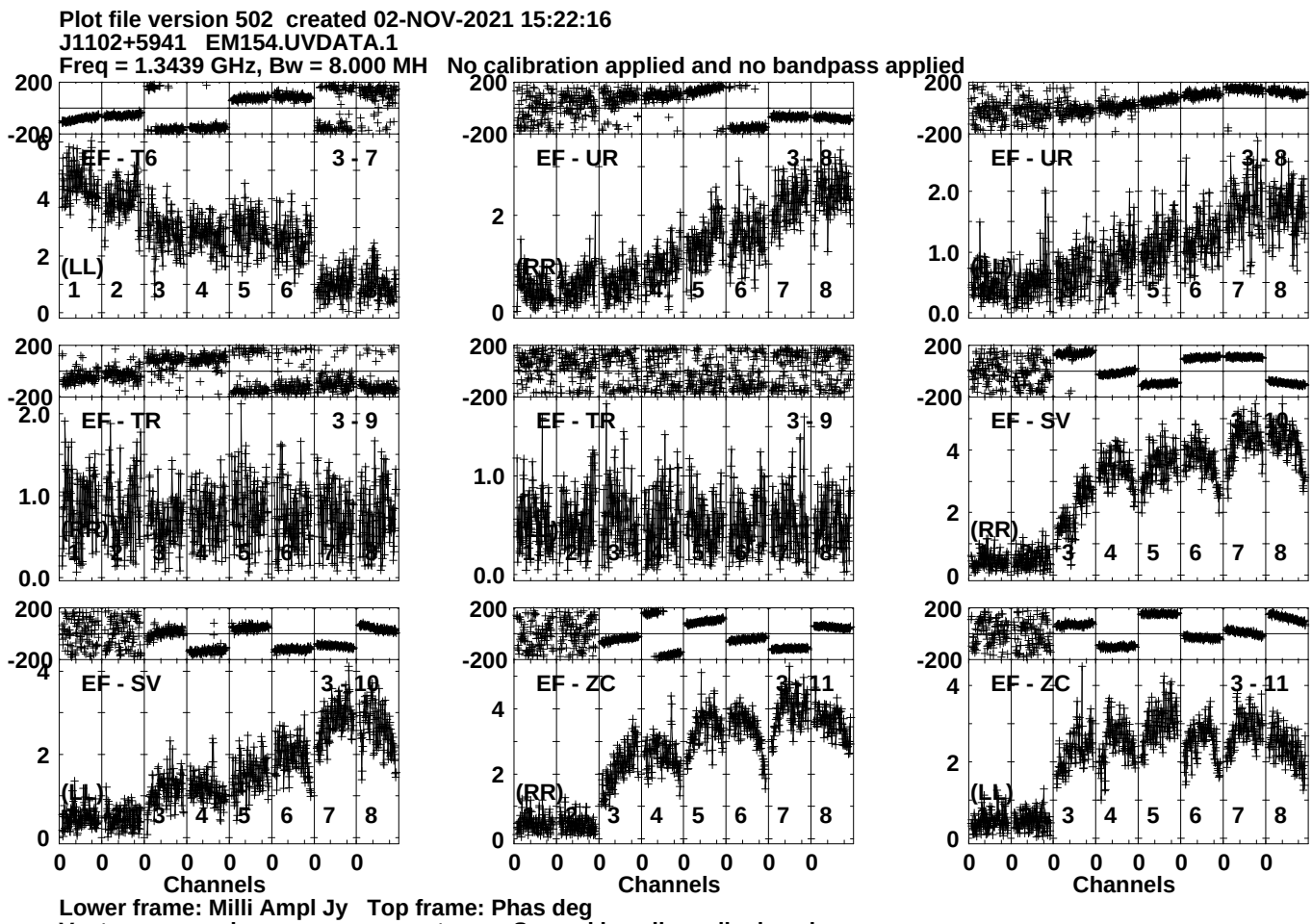
Plot file version 502 created 02-NOV-2021 15:22:16
J1102+5941 EM154.UVDATA.1
Freq = 1.3439 GHz, Bw = 8.000 MH No calibration applied and no bandpass applied
EF - T6 3 - 7
(LL)
EF - UR 3 - 8
(RR)
EF - UR 3 - 8
(LL)
EF - TR 3 - 9
(RR)
EF - TR 3 - 9
(LL)
EF - SV 3 - 10
(LL)
EF - ZC 3 - 11
(RR)
EF - ZC 3 - 11
(LL)
Channels
Channels
Channels
Lower frame: Milli Ampl Jy Top frame: Phas deg
Vector averaged cross-power spectrum Several baselines displayed
Timerange: 00/18:17:31 to 00/18:18:59

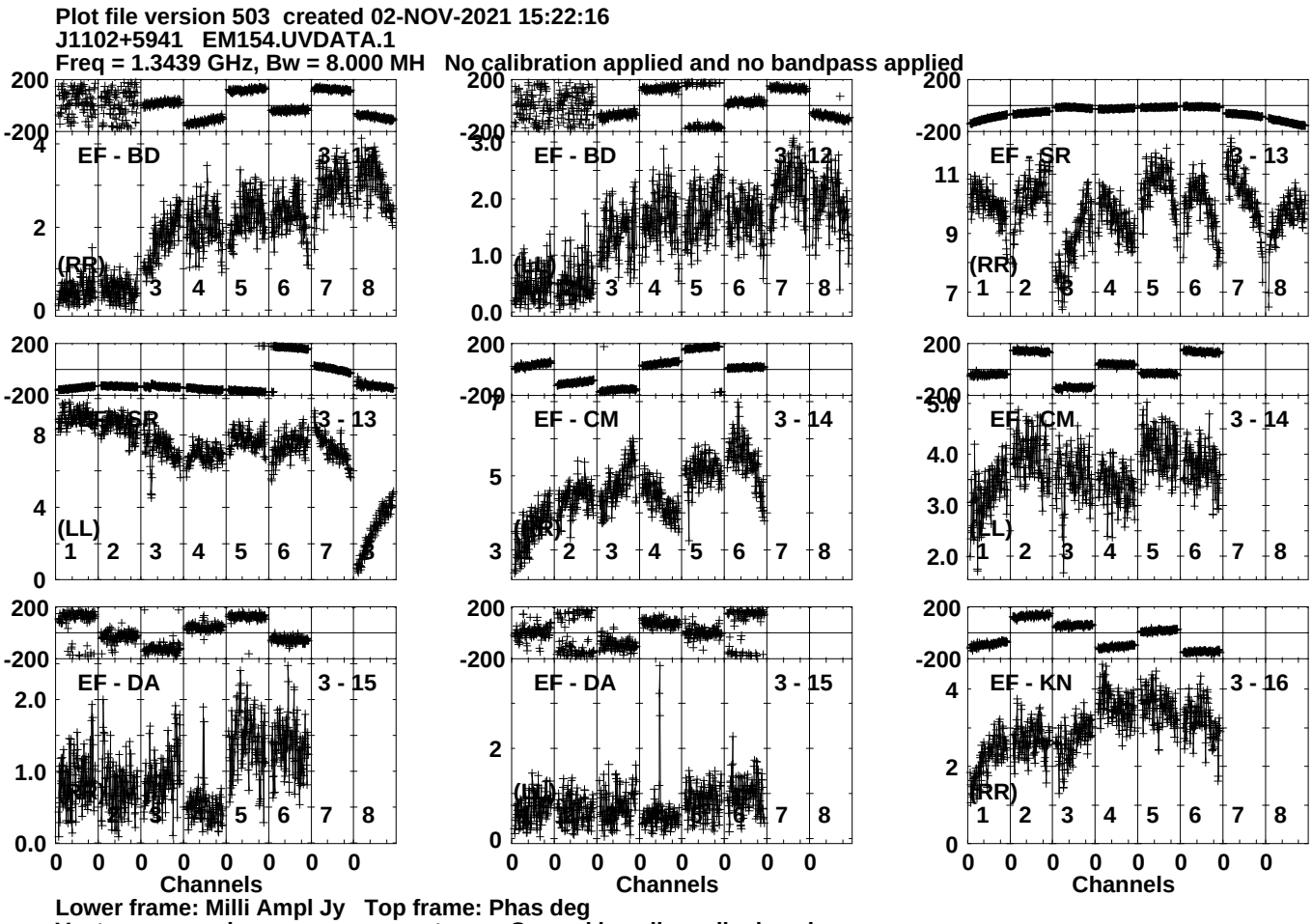
Plot file version 503 created 02-NOV-2021 15:22:16
J1102+5941 EM154.UVDATA.1
Freq = 1.3439 GHz, Bw = 8.000 MH No calibration applied and no bandpass applied
EF - BD 3 - 12
EF - SR 3 - 13
EF - CM 3 - 14
EF - DA 3 - 15
EF - KN 3 - 16
(RR)
(LL)
Channels
Lower frame: Milli Ampl Jy Top frame: Phas deg
Vector averaged cross-power spectrum Several baselines displayed
Timerange: 00/18:17:31 to 00/18:18:59

Plot file version 504 created 02-NOV-2021 15:22:17
J1102+5941 EM154.UVDATA.1
Freq = 1.3439 GHz, Bw = 8.000 MH No calibration applied and no bandpass applied

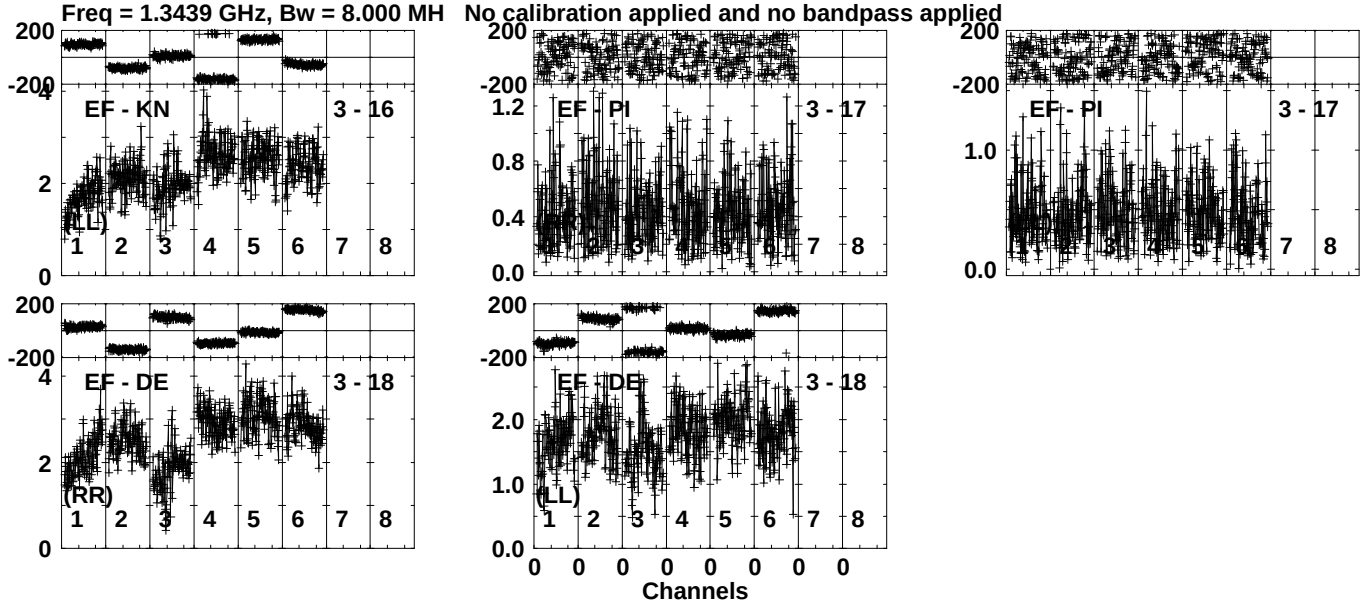

Lower frame: Milli Ampl Jy Top frame: Phas deg
Vector averaged cross-power spectrum Several baselines displayed
Timerange: 00/18:17:31 to 00/18:18:59

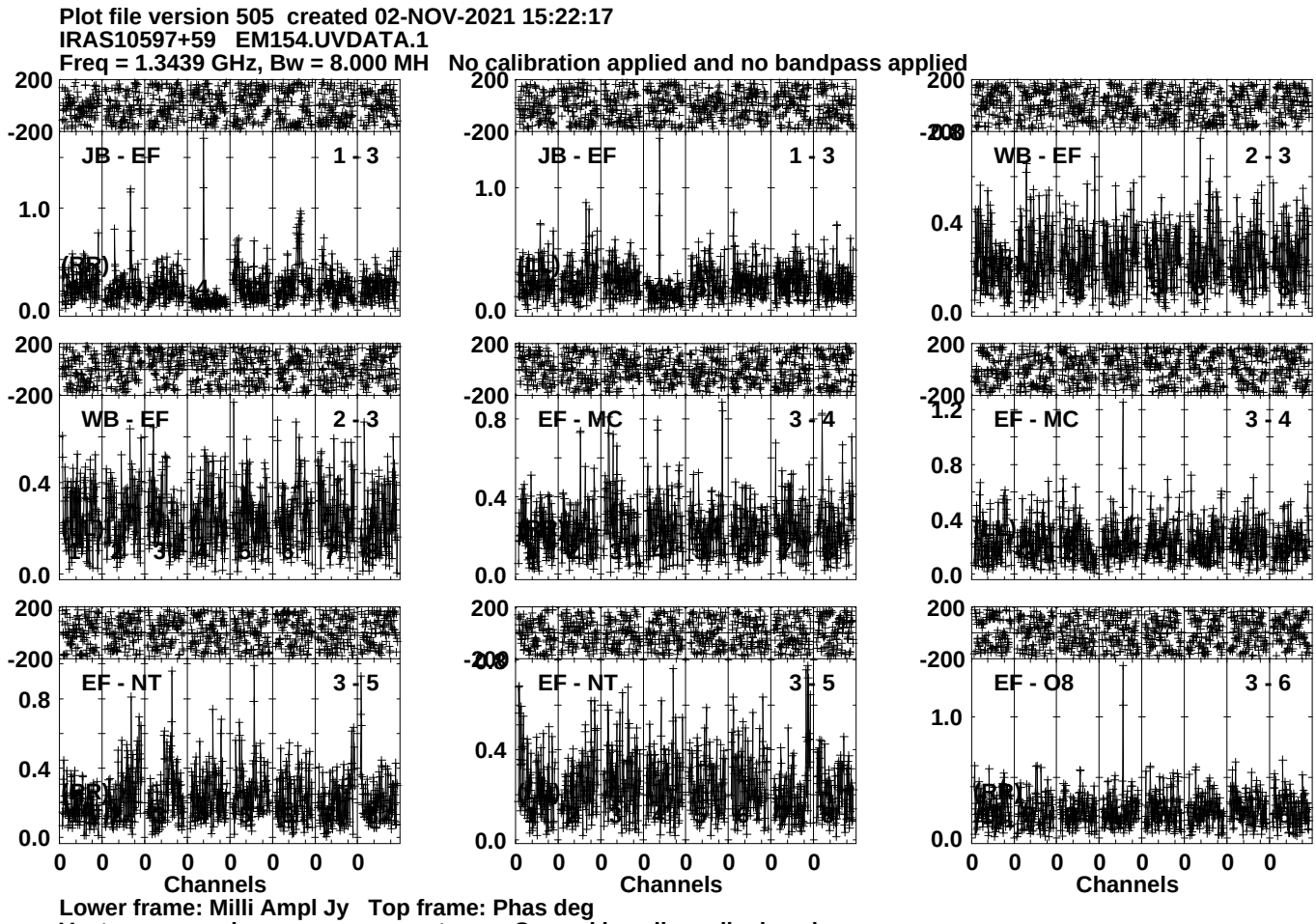
Plot file version 505 created 02-NOV-2021 15:22:17
IRAS10597+59 EM154.UVDATA.1
Freq = 1.3439 GHz, Bw = 8.000 MH No calibration applied and no bandpass applied
JB - EF 1 - 3
JB - EF 1 - 3
WB - EF 2 - 3
WB - EF 2 - 3
EF - MC 3 - 4
EF - MC 3 - 4
EF - NT 3 - 5
EF - NT 3 - 5
EF - O8 3 - 6
Channels
Channels
Channels
Lower frame: Milli Ampl Jy Top frame: Phas deg
Vector averaged cross-power spectrum Several baselines displayed
Timerange: 00/18:19:01 to 00/18:22:29

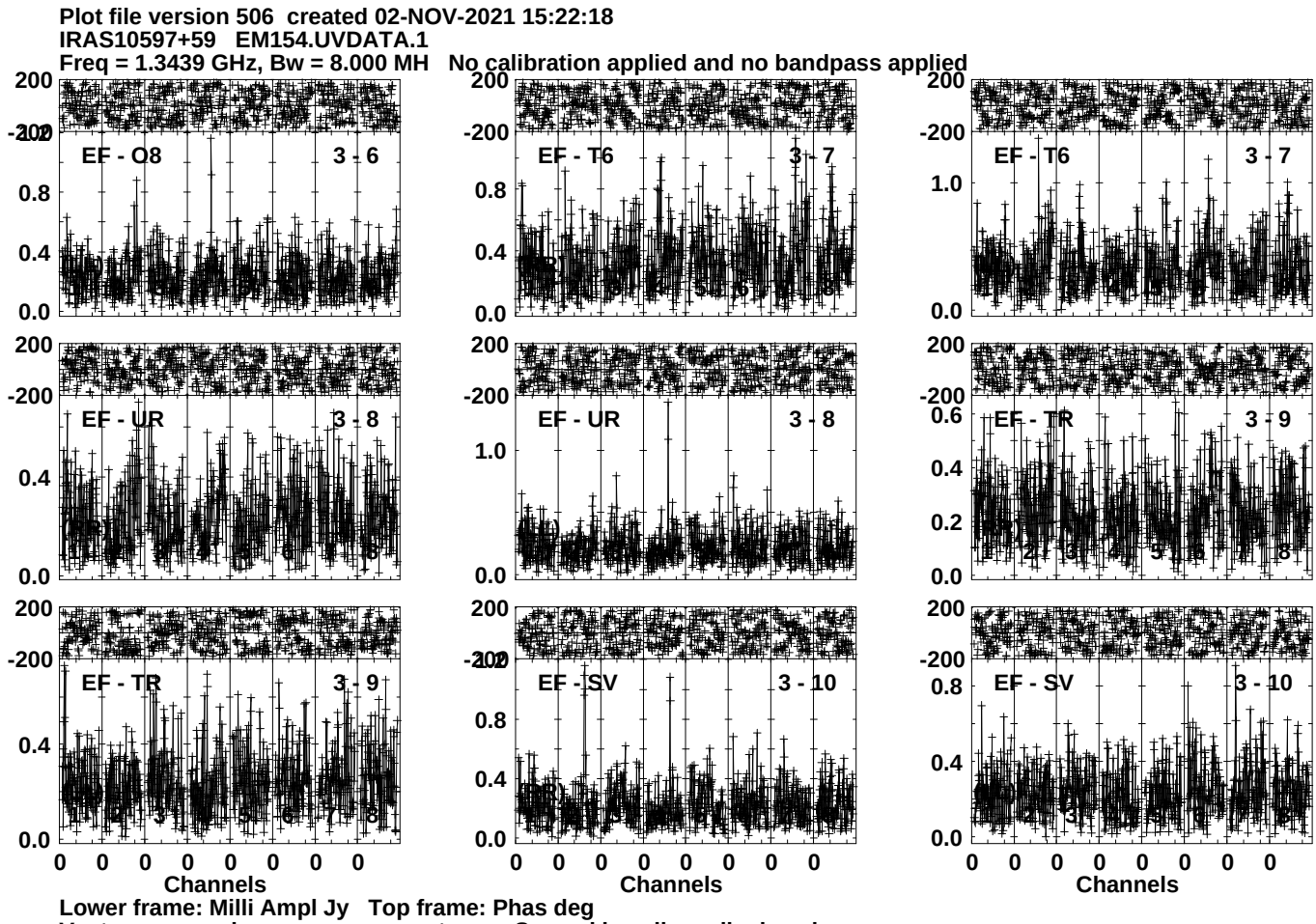
Plot file version 506 created 02-NOV-2021 15:22:18
IRAS10597+59 EM154.UVDATA.1
Freq = 1.3439 GHz, Bw = 8.000 MH No calibration applied and no bandpass applied
EF - O8 3 - 6
EF - T6 3 - 7
EF - T6 3 - 7
EF - UR 3 - 8
EF - UR 3 - 8
EF - TR 3 - 9
EF - TR 3 - 9
EF - SV 3 - 10
EF - SV 3 - 10
Channels
Channels
Channels
Lower frame: Milli Ampl Jy Top frame: Phas deg
Vector averaged cross-power spectrum Several baselines displayed
Timerange: 00/18:19:01 to 00/18:22:29

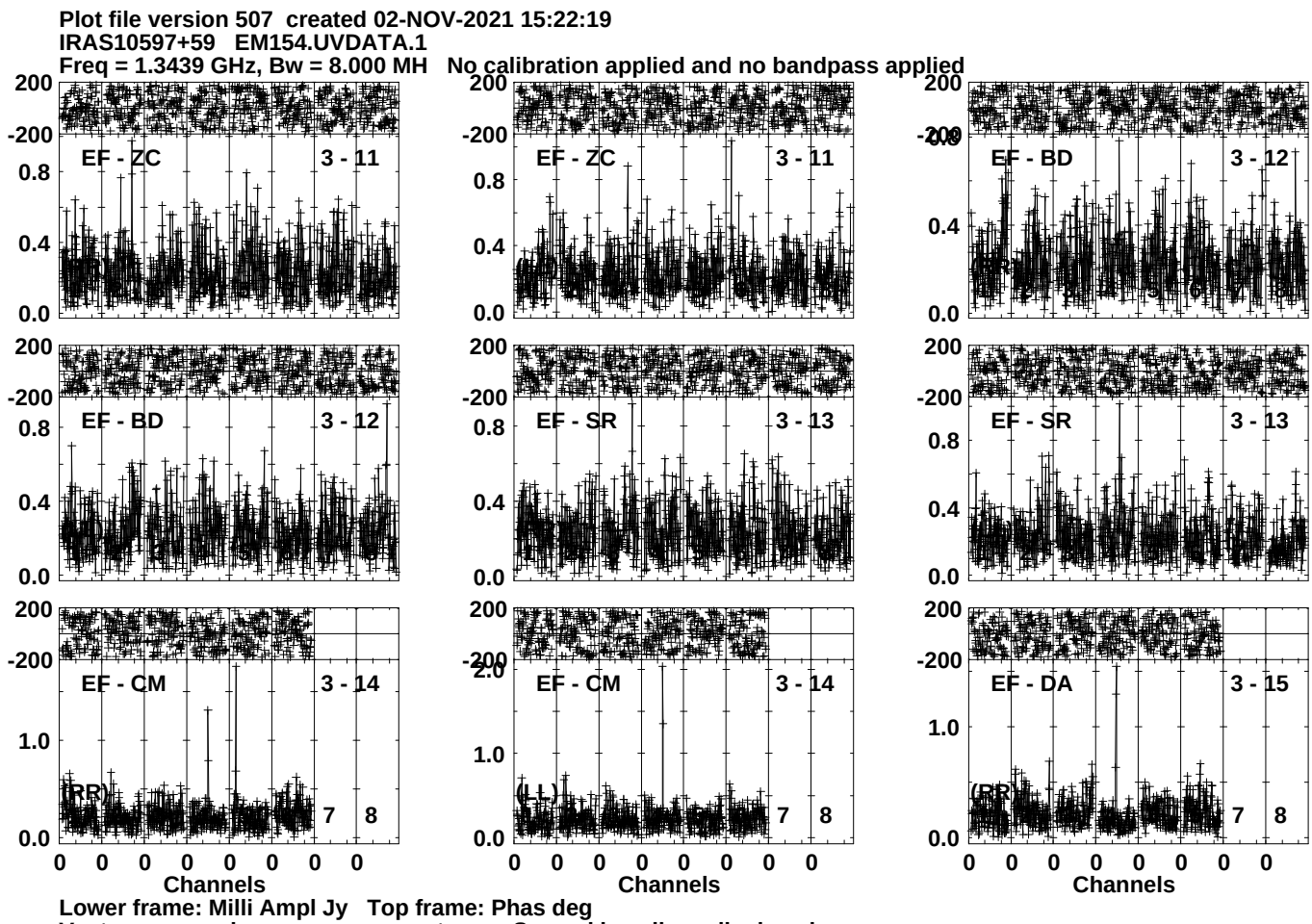
Plot file version 507 created 02-NOV-2021 15:22:19
IRAS10597+59 EM154.UVDATA.1
Freq = 1.3439 GHz, Bw = 8.000 MH No calibration applied and no bandpass applied
EF - ZC
3 - 11
EF - ZC
3 - 11
EF - BD
3 - 12
EF - BD
3 - 12
EF - SR
3 - 13
EF - SR
3 - 13
EF - CM
3 - 14
(RR)
EF - CM
3 - 14
(LL)
EF - DA
3 - 15
(RR)
Channels
Channels
Channels
Lower frame: Milli Ampl Jy Top frame: Phas deg
Vector averaged cross-power spectrum Several baselines displayed
Timerange: 00/18:19:01 to 00/18:22:29

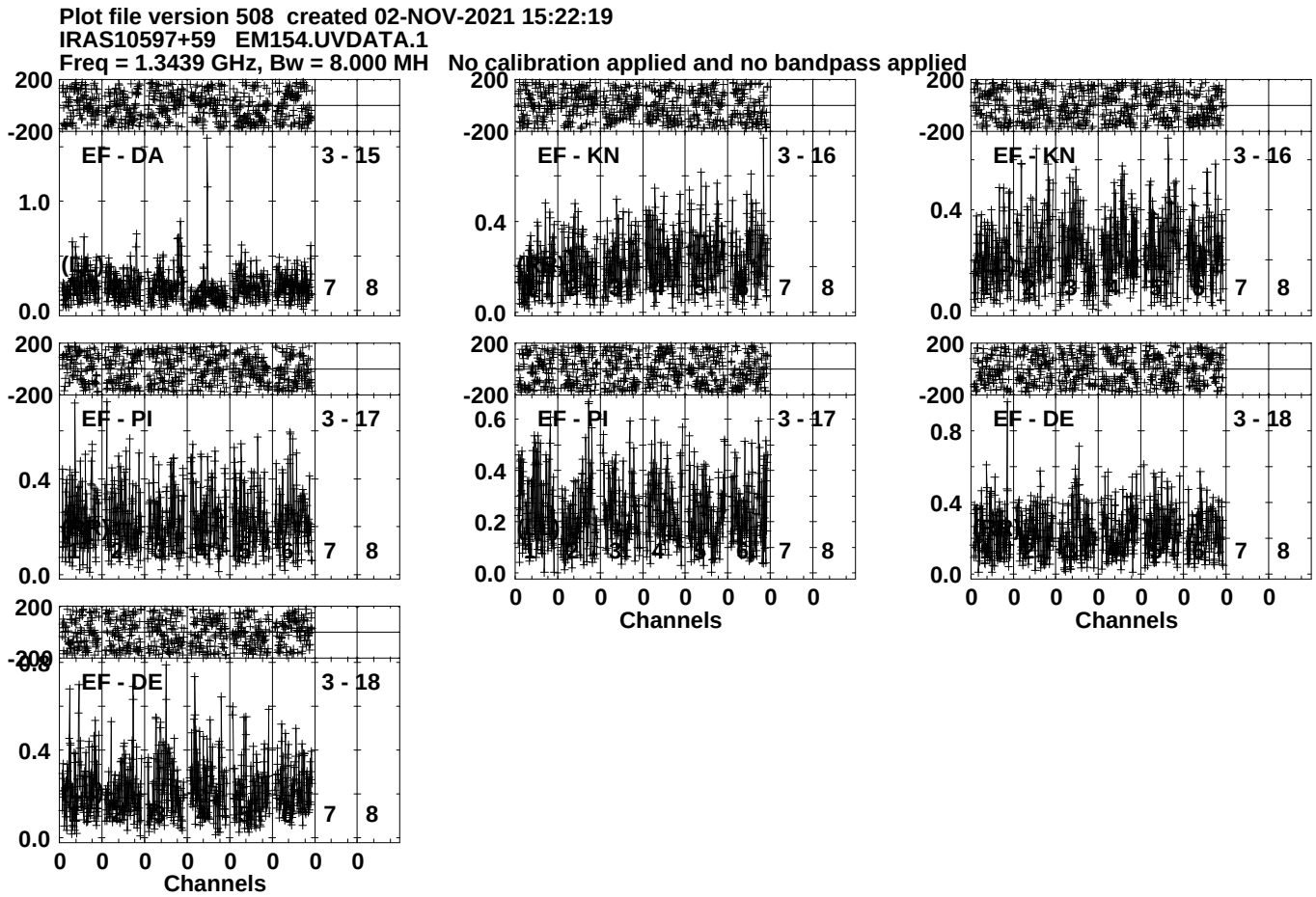
Plot file version 508 created 02-NOV-2021 15:22:19
IRAS10597+59 EM154.UVDATA.1
Freq = 1.3439 GHz, Bw = 8.000 MH No calibration applied and no bandpass applied
EF - DA
3 - 15
EF - KN
3 - 16
EF - KN
3 - 16
EF - PI
3 - 17
EF - PI
3 - 17
EF - DE
3 - 18
EF - DE
3 - 18
Channels
Channels
Channels
Lower frame: Milli Ampl Jy Top frame: Phas deg
Vector averaged cross-power spectrum Several baselines displayed
Timerange: 00/18:19:01 to 00/18:22:29

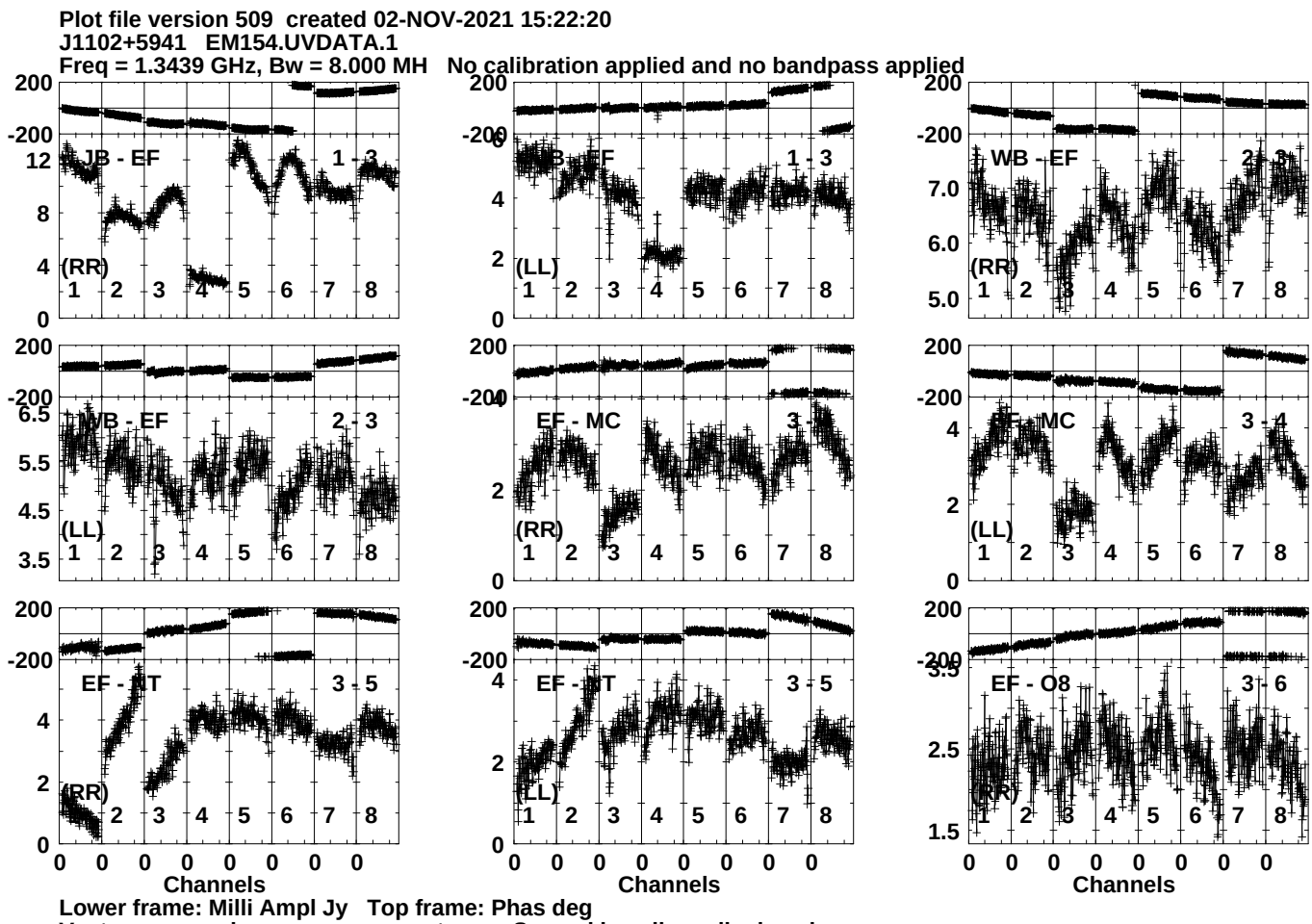
Plot file version 509 created 02-NOV-2021 15:22:20
J1102+5941 EM154.UVDATA.1
Freq = 1.3439 GHz, Bw = 8.000 MH No calibration applied and no bandpass applied
JB - EF 1 - 3
(RR)
WB - EF 1 - 3
(LL)
WB - EF 2 - 3
(RR)
WB - EF 2 - 3
(LL)
EF - MC 3 - 4
(RR)
EF - MC 3 - 4
(LL)
EF - JT 3 - 5
(RR)
EF - JT 3 - 5
(LL)
EF - O8 3 - 6
(RR)
Channels
Channels
Channels
Lower frame: Milli Ampl Jy Top frame: Phas deg
Vector averaged cross-power spectrum Several baselines displayed
Timerange: 00/18:23:01 to 00/18:24:29

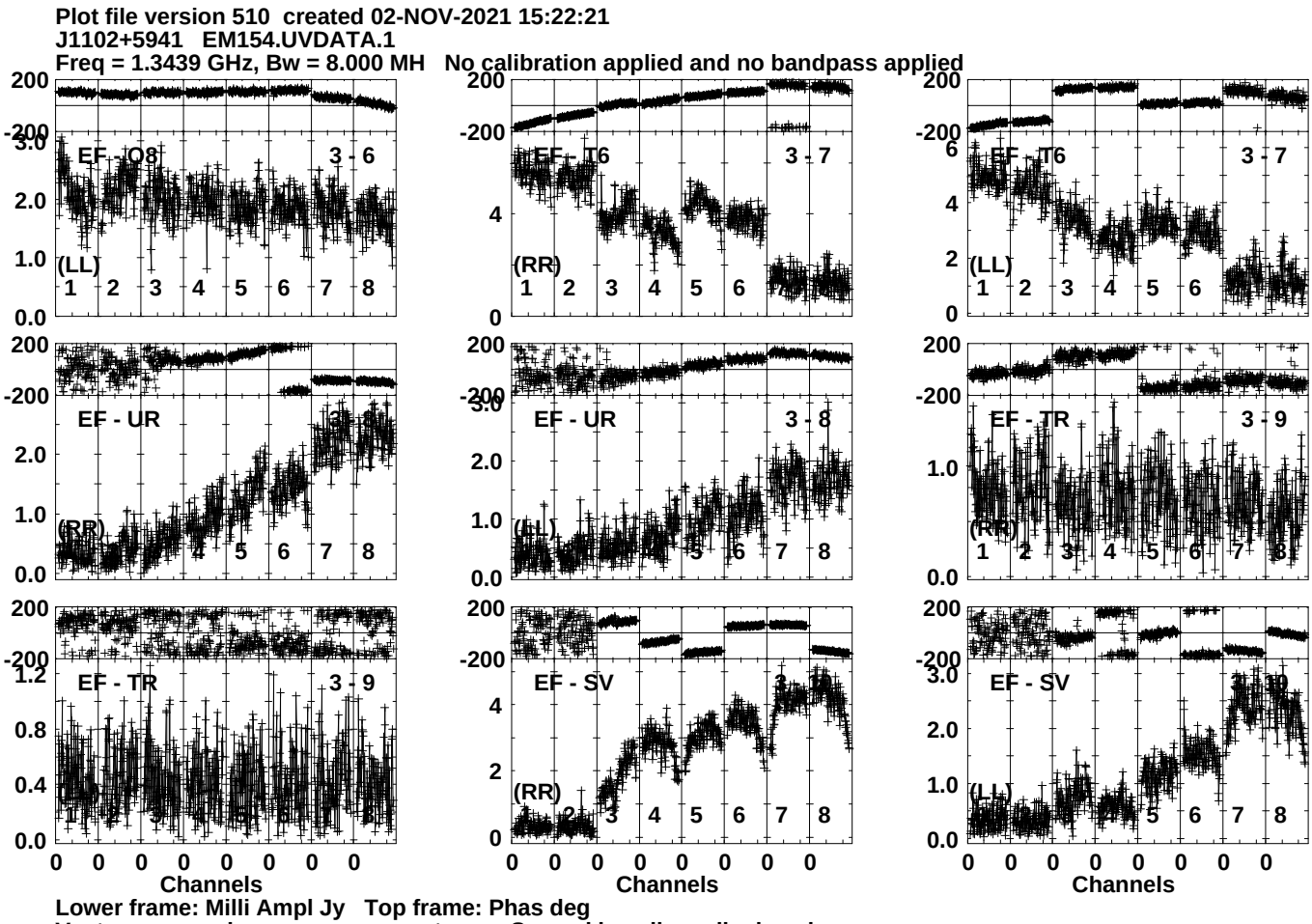
Plot file version 510 created 02-NOV-2021 15:22:21
J1102+5941 EM154.UVDATA.1
Freq = 1.3439 GHz, Bw = 8.000 MH No calibration applied and no bandpass applied
EF - O8 3 - 6
(LL)
EF - T6 3 - 7
(RR)
EF - T6 3 - 7
(LL)
EF - UR 3 - 8
(RR)
EF - UR 3 - 8
(LL)
EF - TR 3 - 9
(RR)
EF - TR 3 - 9
EF - SV 3 - 9
(RR)
EF - SV 3 - 9
(LL)
Channels
Channels
Channels
Lower frame: Milli Ampl Jy Top frame: Phas deg
Vector averaged cross-power spectrum Several baselines displayed
Timerange: 00/18:23:01 to 00/18:24:29

Plot file version 511 created 02-NOV-2021 15:22:21
J1102+5941 EM154.UVDATA.1
Freq = 1.3439 GHz, Bw = 8.000 MH No calibration applied and no bandpass applied

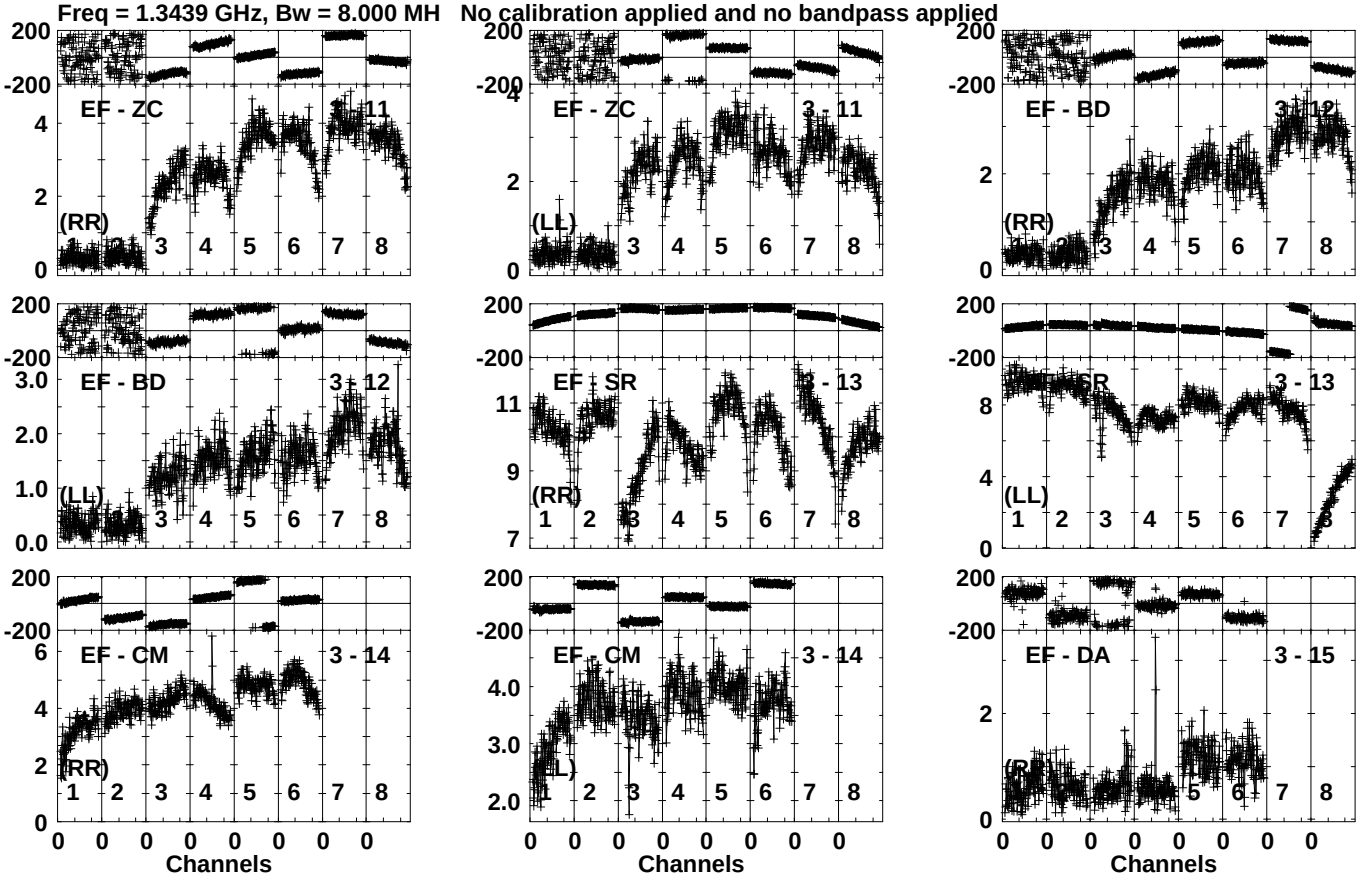

Lower frame: Milli Ampl Jy Top frame: Phas deg
Vector averaged cross-power spectrum Several baselines displayed
Timerange: 00/18:23:01 to 00/18:24:29

Plot file version 512 created 02-NOV-2021 15:22:22
J1102+5941 EM154.UVDATA.1
Freq = 1.3439 GHz, Bw = 8.000 MH No calibration applied and no bandpass applied

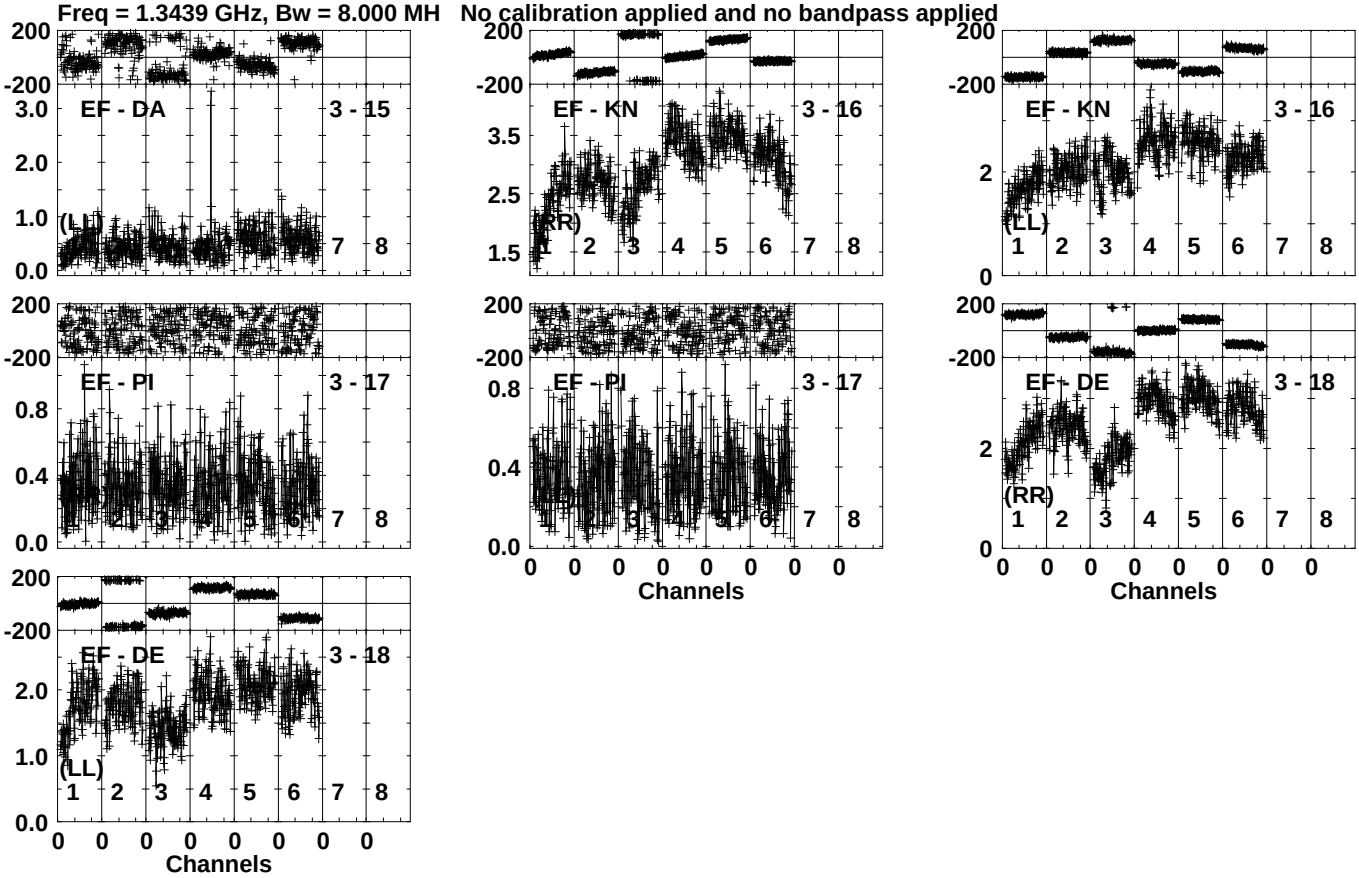

Lower frame: Milli Ampl Jy Top frame: Phas deg
Vector averaged cross-power spectrum Several baselines displayed
Timerange: 00/18:23:01 to 00/18:24:29

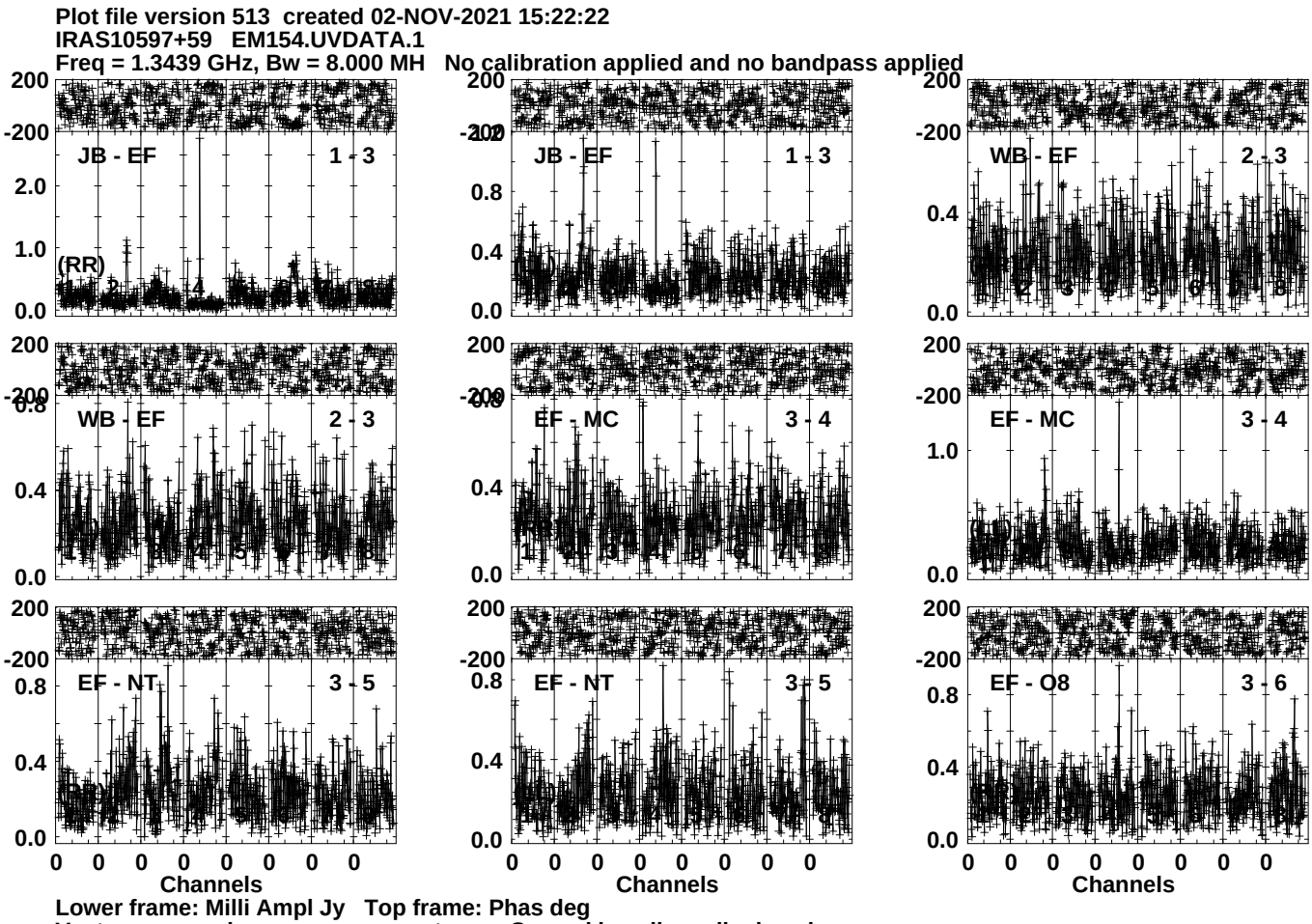
Plot file version 513 created 02-NOV-2021 15:22:22
IRAS10597+59 EM154.UVDATA.1
Freq = 1.3439 GHz, Bw = 8.000 MH No calibration applied and no bandpass applied
JB - EF 1 - 3
(RR)
JB - EF 1 - 3
WB - EF 2 - 3
WB - EF 2 - 3
EF - MC 3 - 4
EF - MC 3 - 4
EF - NT 3 - 5
EF - NT 3 - 5
EF - O8 3 - 6
200
-200
2.0
1.0
0.8
0.4
0.0
0 0 0 0 0 0 0 0
Channels
Lower frame: Milli Ampl Jy Top frame: Phas deg
Vector averaged cross-power spectrum Several baselines displayed
Timerange: 00/18:24:31 to 00/18:27:59

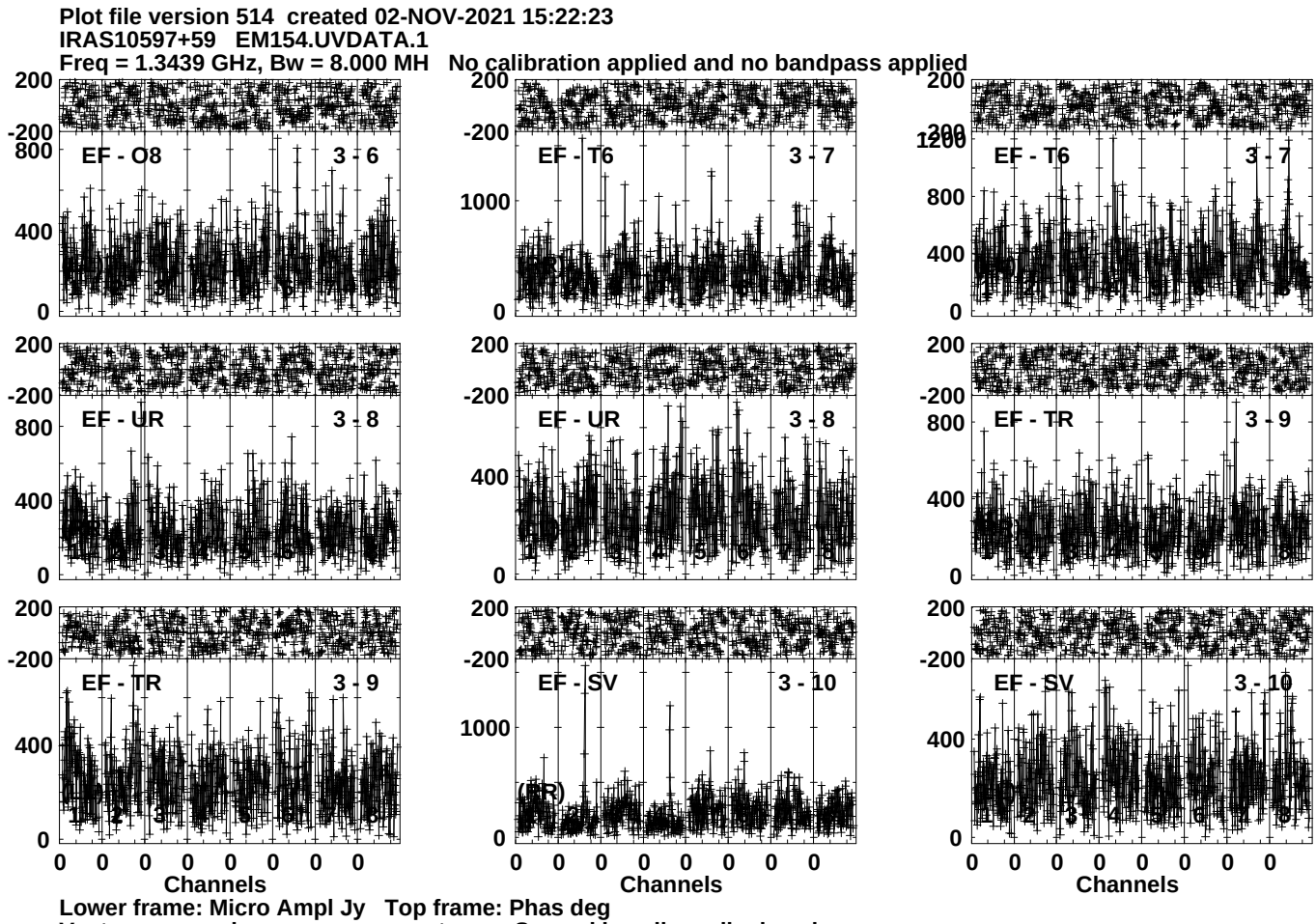
Plot file version 514 created 02-NOV-2021 15:22:23
IRAS10597+59 EM154.UVDATA.1
Freq = 1.3439 GHz, Bw = 8.000 MH No calibration applied and no bandpass applied
EF - O8 3 - 6
EF - T6 3 - 7
EF - T6 3 - 7
EF - UR 3 - 8
EF - UR 3 - 8
EF - TR 3 - 9
EF - TR 3 - 9
EF - SV 3 - 10
EF - SV 3 - 10
(RR)
Channels
Channels
Channels
Lower frame: Micro Ampl Jy Top frame: Phas deg
Vector averaged cross-power spectrum Several baselines displayed
Timerange: 00/18:24:31 to 00/18:27:59

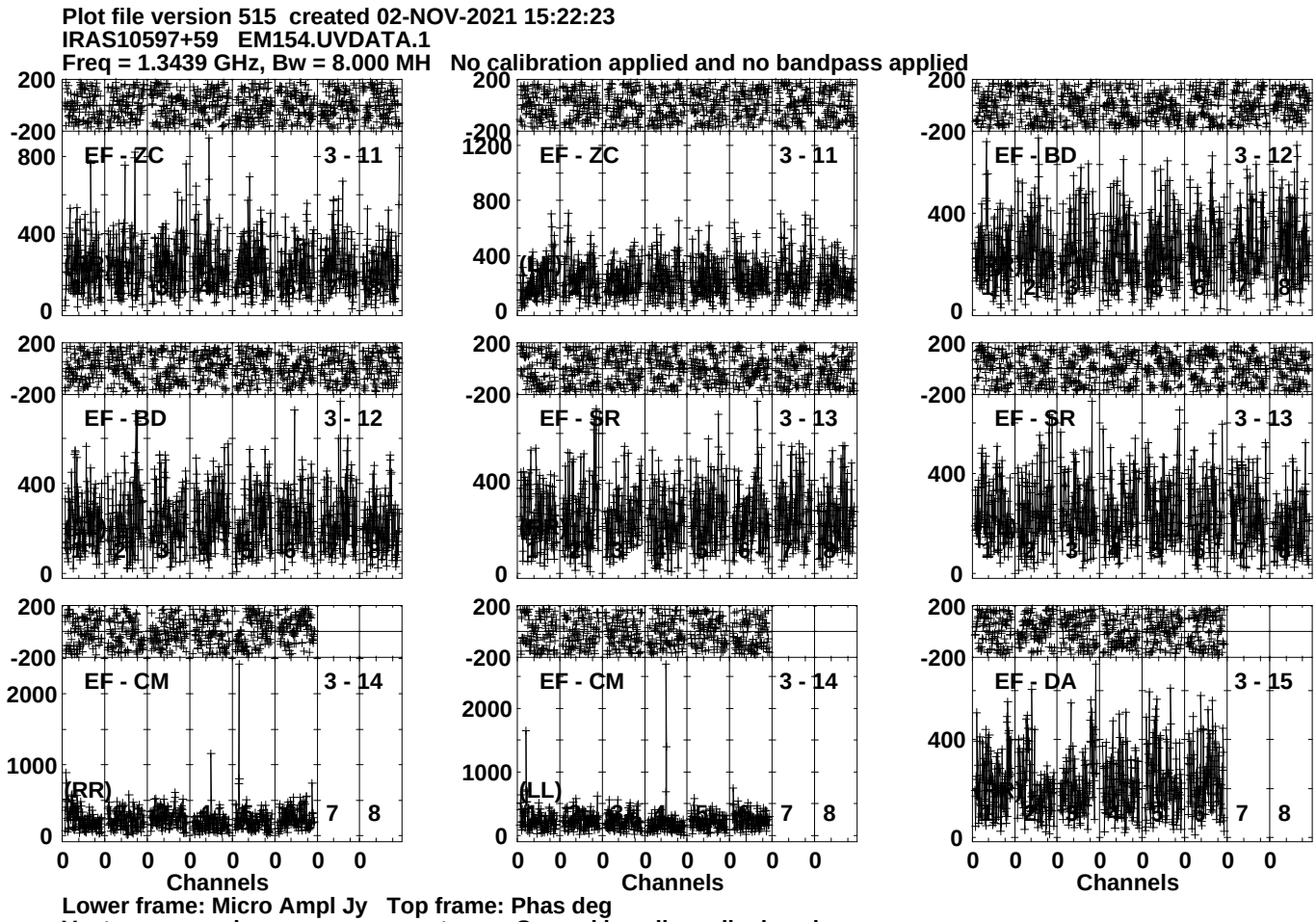
Plot file version 515 created 02-NOV-2021 15:22:23
IRAS10597+59 EM154.UVDATA.1
Freq = 1.3439 GHz, Bw = 8.000 MH No calibration applied and no bandpass applied
EF - ZC 3 - 11
EF - ZC 3 - 11
EF - BD 3 - 12
EF - BD 3 - 12
EF - SR 3 - 13
EF - SR 3 - 13
EF - CM 3 - 14
EF - CM 3 - 14
EF - DA 3 - 15
(RR)
(LL)
Channels
Channels
Channels
Lower frame: Micro Ampl Jy Top frame: Phas deg
Vector averaged cross-power spectrum Several baselines displayed
Timerange: 00/18:24:31 to 00/18:27:59

Plot file version 516 created 02-NOV-2021 15:22:24
IRAS10597+59 EM154.UVDATA.1
Freq = 1.3439 GHz, Bw = 8.000 MH No calibration applied and no bandpass applied

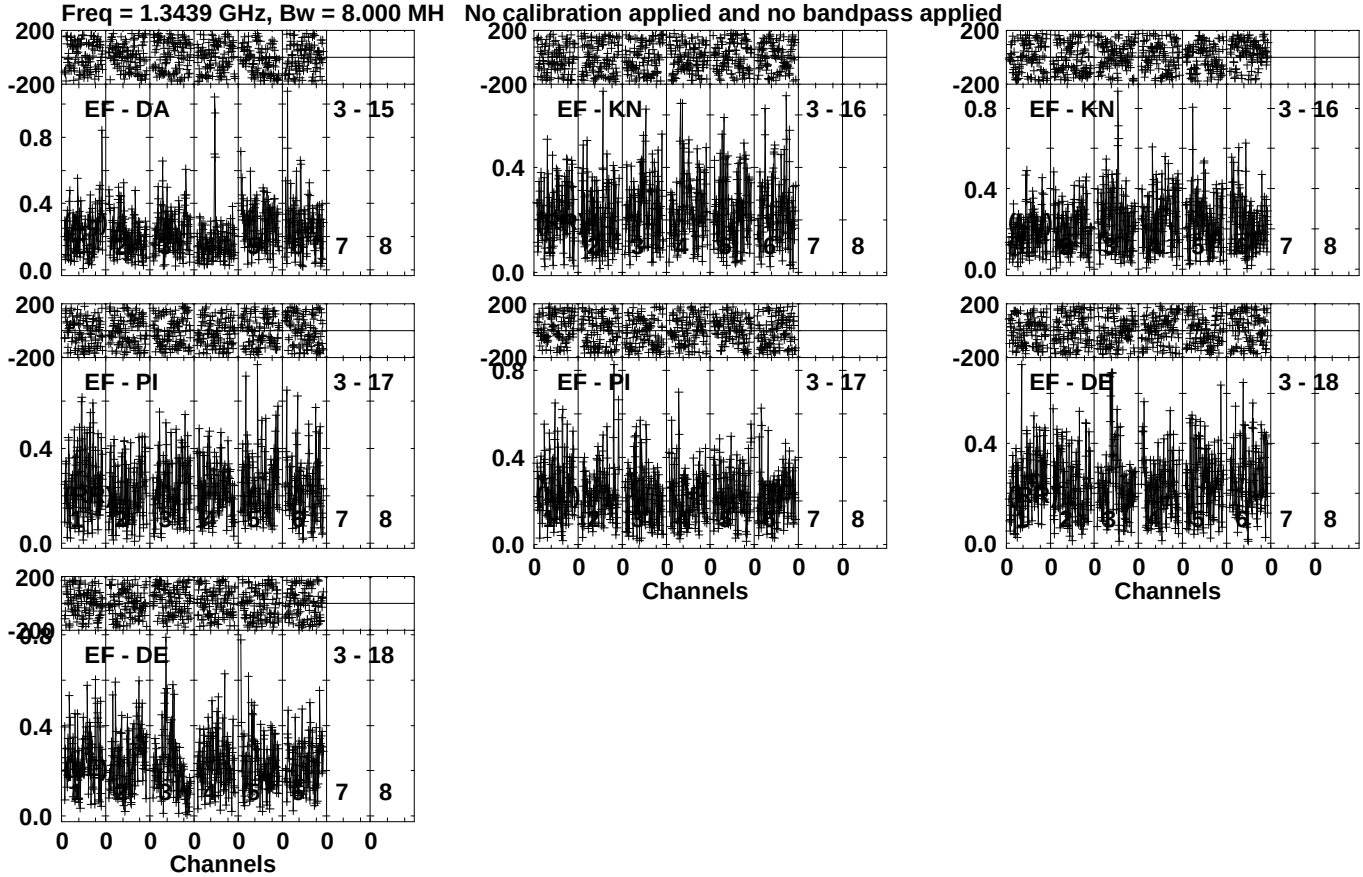

Lower frame: Milli Ampl Jy Top frame: Phas deg
Vector averaged cross-power spectrum Several baselines displayed
Timerange: 00/18:24:31 to 00/18:27:59

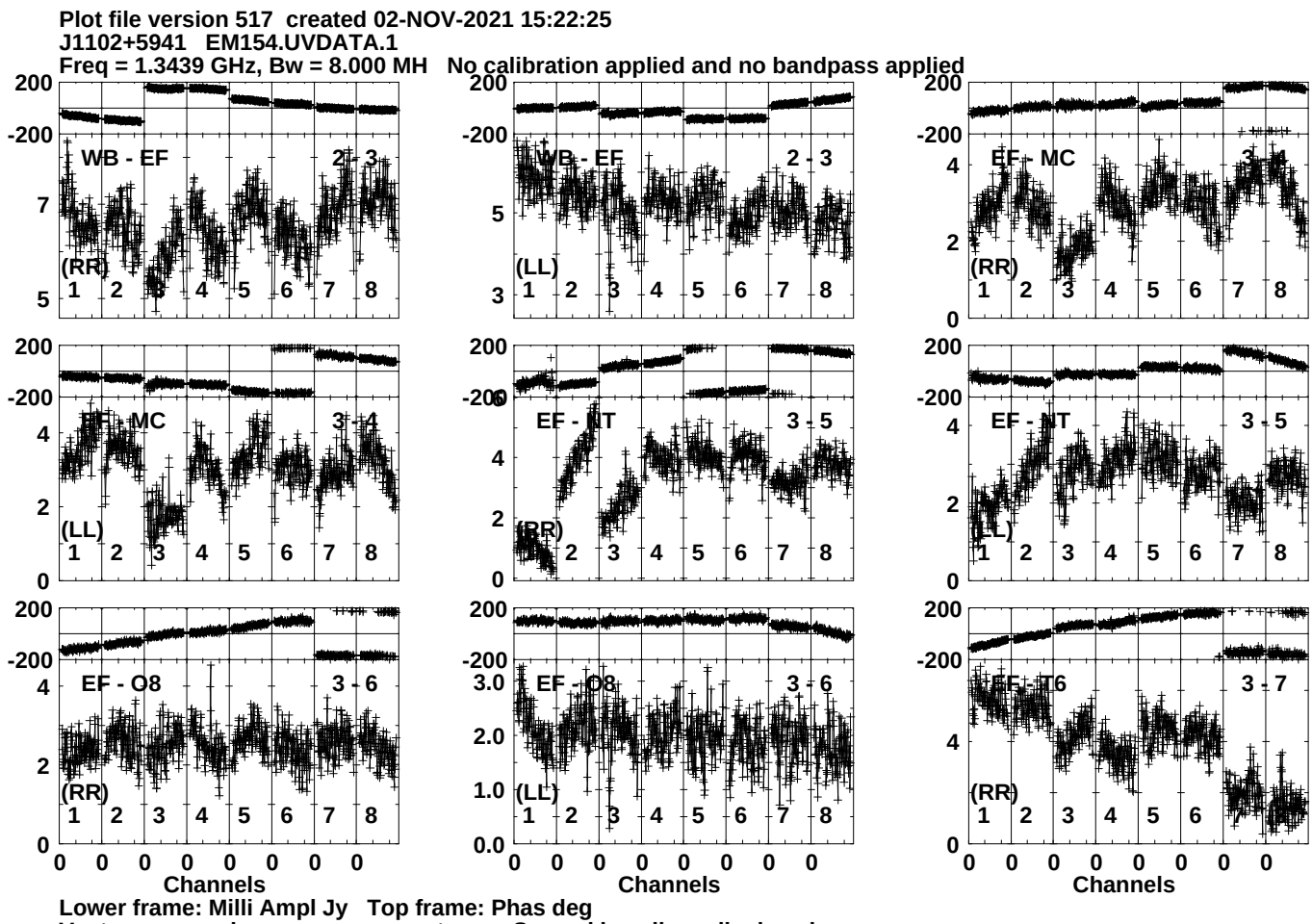
Plot file version 517 created 02-NOV-2021 15:22:25
J1102+5941 EM154.UVDATA.1
Freq = 1.3439 GHz, Bw = 8.000 MH No calibration applied and no bandpass applied
WB - EF 2 - 3
(RR)
WB - EF 2 - 3
(LL)
EF - MC 3 - 4
(RR)
EF - MC 3 - 4
(LL)
EF - NT 3 - 5
(RR)
EF - NT 3 - 5
(LL)
EF - O8 3 - 6
(RR)
EF - O8 3 - 6
(LL)
EF - T6 3 - 7
(RR)
Channels
Channels
Channels
Lower frame: Milli Ampl Jy Top frame: Phas deg
Vector averaged cross-power spectrum Several baselines displayed
Timerange: 00/18:28:01 to 00/18:29:29

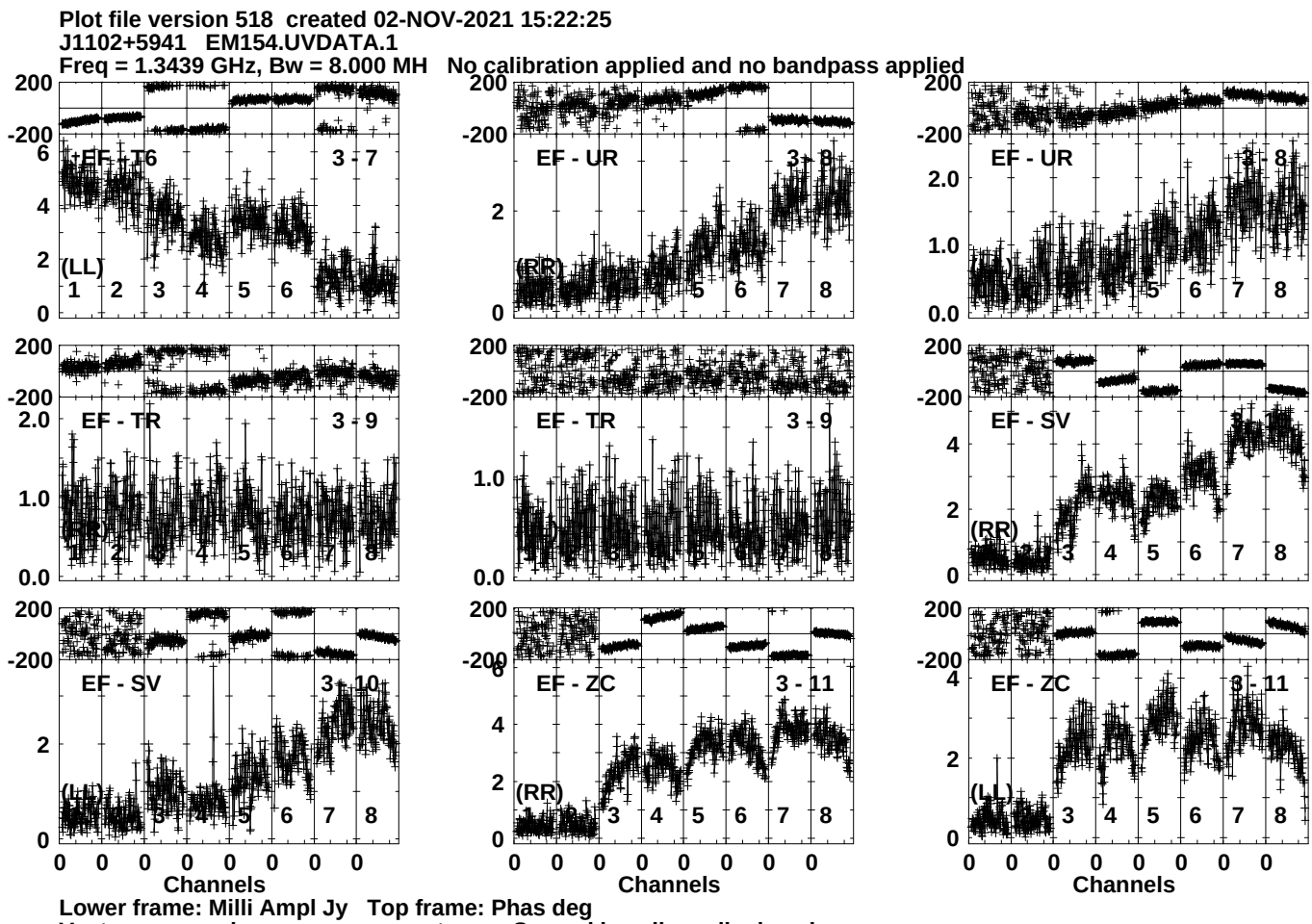
Plot file version 518 created 02-NOV-2021 15:22:25
J1102+5941 EM154.UVDATA.1
Freq = 1.3439 GHz, Bw = 8.000 MH No calibration applied and no bandpass applied
EF - T6
3 - 7
(LL)
EF - UR
3 - 8
(RR)
EF - UR
3 - 8
EF - TR
3 - 9
EF - TR
3 - 9
EF - SV
(RR)
EF - SV
3 - 10
(LL)
EF - ZC
3 - 11
(RR)
EF - ZC
3 - 11
(LL)
Channels
Channels
Channels
Lower frame: Milli Ampl Jy Top frame: Phas deg
Vector averaged cross-power spectrum Several baselines displayed
Timerange: 00/18:28:01 to 00/18:29:29

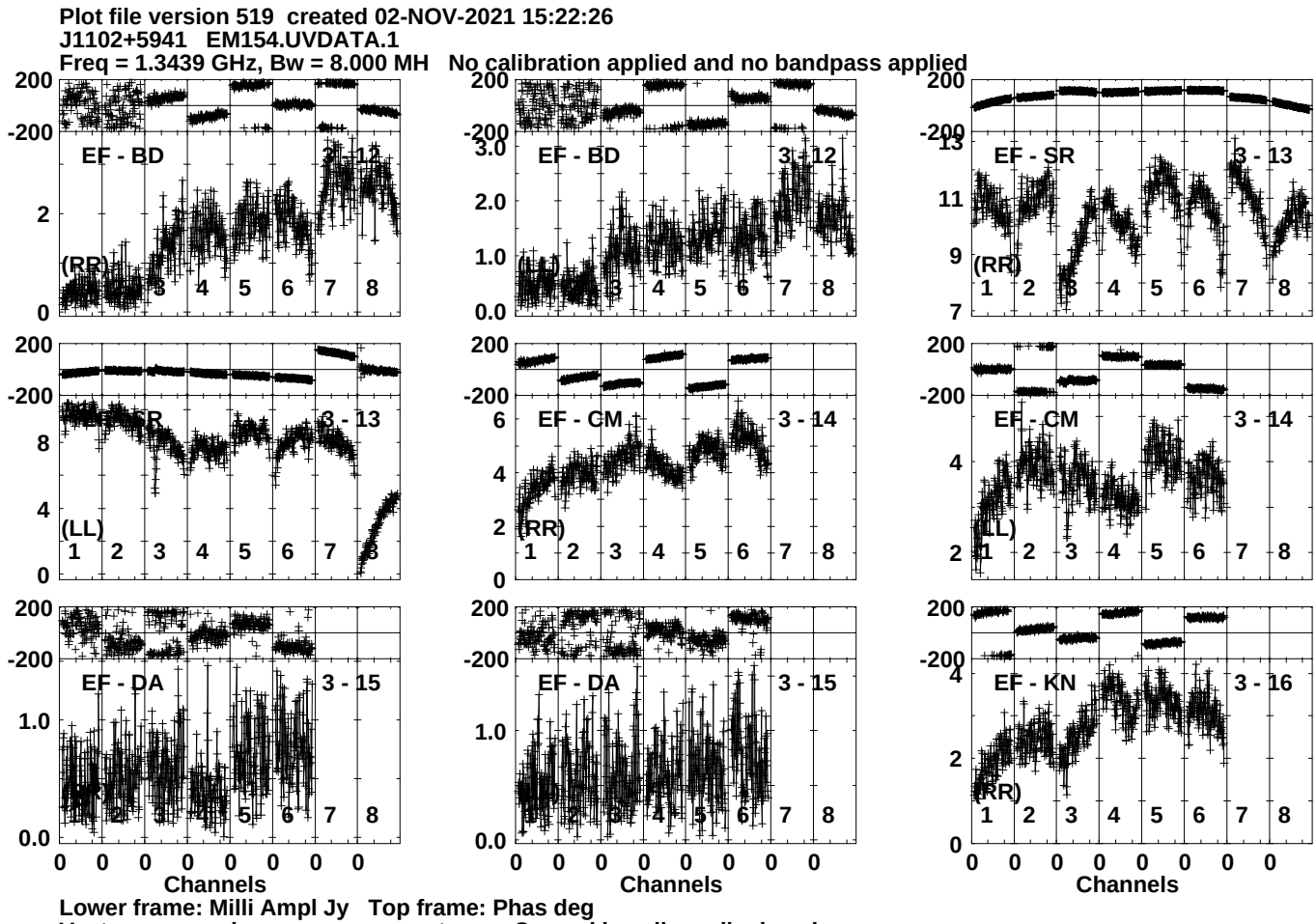
Plot file version 519 created 02-NOV-2021 15:22:26
J1102+5941 EM154.UVDATA.1
Freq = 1.3439 GHz, Bw = 8.000 MH No calibration applied and no bandpass applied
EF - BD 2 - 12
EF - BD 3 - 12
EF - SR 3 - 13
(RR)
(LL)
EF - CM 3 - 14
EF - DA 3 - 15
EF - KN 3 - 16
Channels
Lower frame: Milli Ampl Jy Top frame: Phas deg
Vector averaged cross-power spectrum Several baselines displayed
Timerange: 00/18:28:01 to 00/18:29:29

Plot file version 520 created 02-NOV-2021 15:22:27
J1102+5941 EM154.UVDATA.1
Freq = 1.3439 GHz, Bw = 8.000 MH No calibration applied and no bandpass applied

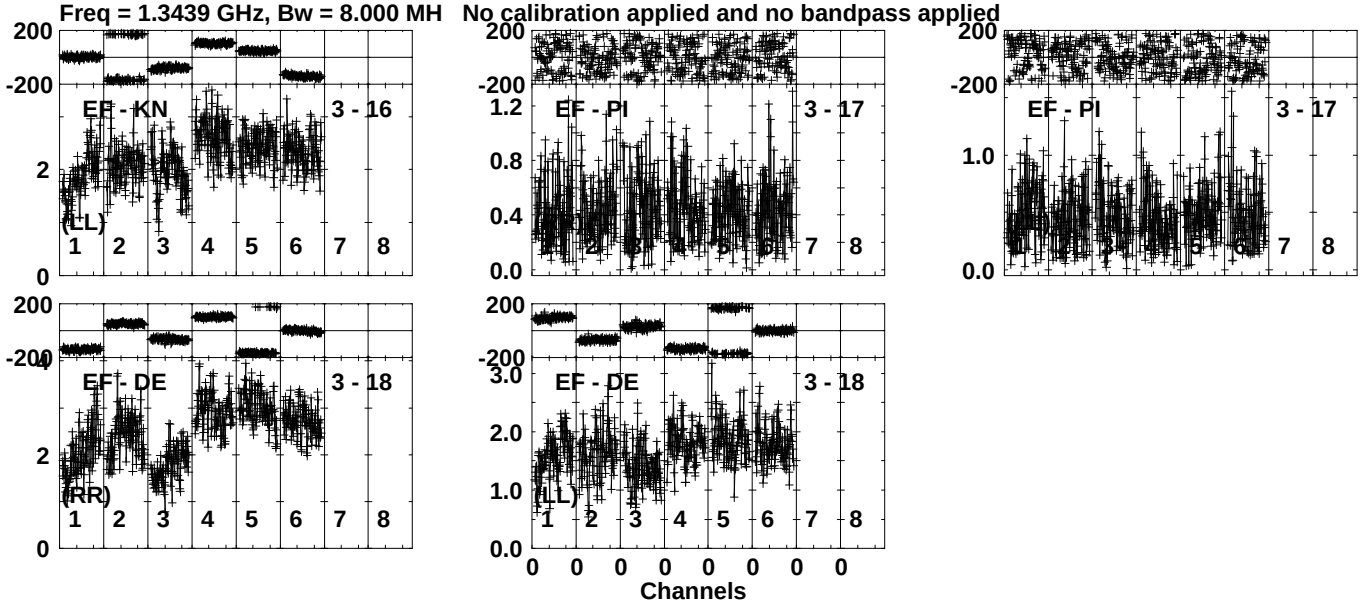

Lower frame: Milli Ampl Jy Top frame: Phas deg
Vector averaged cross-power spectrum Several baselines displayed
Timerange: 00/18:28:01 to 00/18:29:29

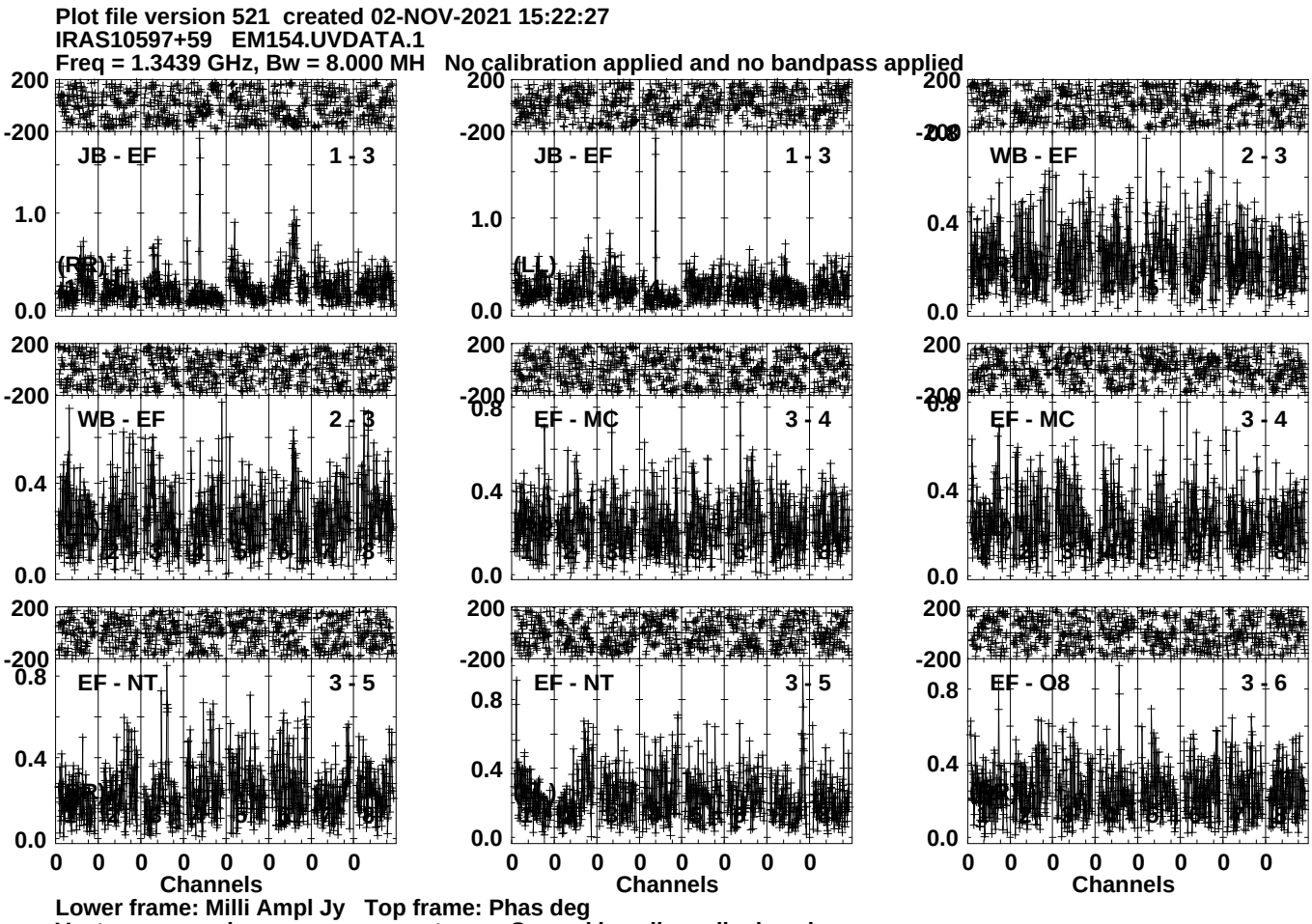
Plot file version 521 created 02-NOV-2021 15:22:27
IRAS10597+59 EM154.UVDATA.1
Freq = 1.3439 GHz, Bw = 8.000 MH No calibration applied and no bandpass applied
JB - EF 1 - 3
JB - EF 1 - 3
WB - EF 2 - 3
WB - EF 2 - 3
EF - MC 3 - 4
EF - MC 3 - 4
EF - NT 3 - 5
EF - NT 3 - 5
EF - O8 3 - 6
200
-200
1.0
0.8
0.4
0.0
Channels
Lower frame: Milli Ampl Jy Top frame: Phas deg
Vector averaged cross-power spectrum Several baselines displayed
Timerange: 00/18:29:31 to 00/18:32:59

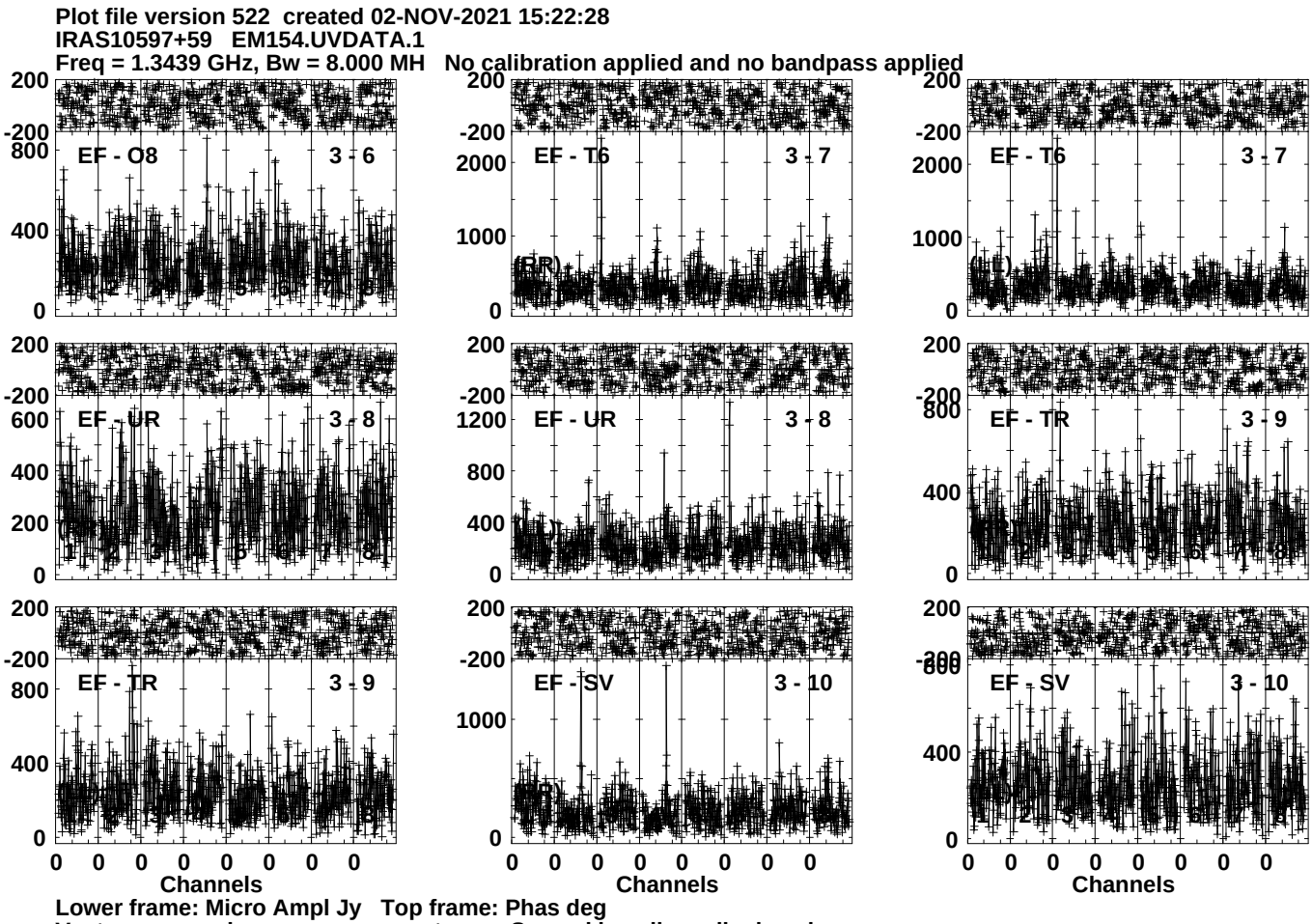
Plot file version 522 created 02-NOV-2021 15:22:28
IRAS10597+59 EM154.UVDATA.1
Freq = 1.3439 GHz, Bw = 8.000 MH No calibration applied and no bandpass applied
EF - O8 3 - 6
EF - T6 3 - 7
EF - T6 3 - 7
EF - UR 3 - 8
EF - UR 3 - 8
EF - TR 3 - 9
EF - TR 3 - 9
EF - SV 3 - 10
EF - SV 3 - 10
Channels
Channels
Channels
Lower frame: Micro Ampl Jy Top frame: Phas deg
Vector averaged cross-power spectrum Several baselines displayed
Timerange: 00/18:29:31 to 00/18:32:59

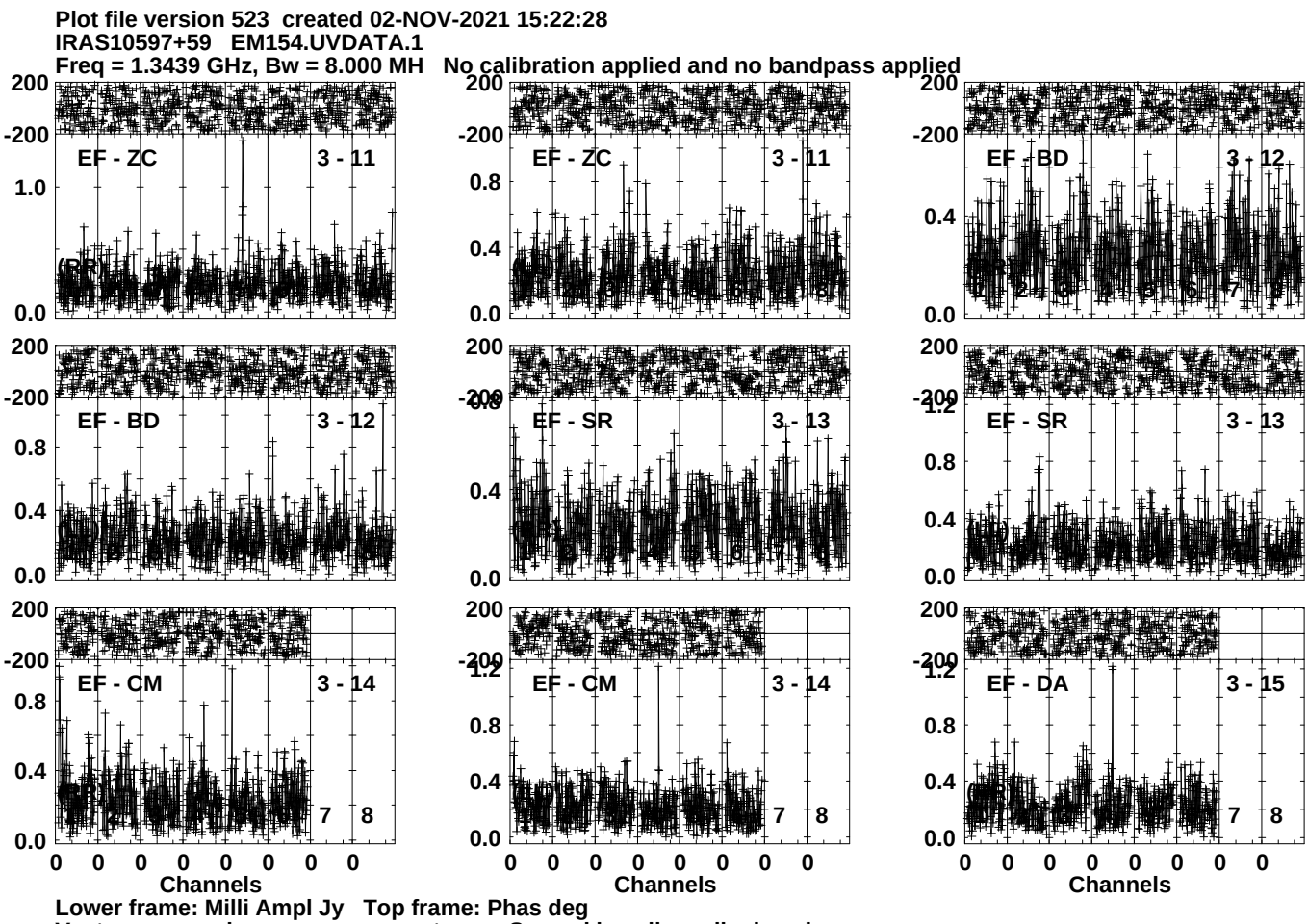
Plot file version 523 created 02-NOV-2021 15:22:28
IRAS10597+59 EM154.UVDATA.1
Freq = 1.3439 GHz, Bw = 8.000 MH No calibration applied and no bandpass applied
EF - ZC
3 - 11
EF - ZC
3 - 11
EF - BD
3 - 12
EF - BD
3 - 12
EF - SR
3 - 13
EF - SR
3 - 13
EF - CM
3 - 14
EF - CM
3 - 14
EF - DA
3 - 15
Channels
Channels
Channels
Lower frame: Milli Ampl Jy Top frame: Phas deg
Vector averaged cross-power spectrum Several baselines displayed
Timerange: 00/18:29:31 to 00/18:32:59

Plot file version 524 created 02-NOV-2021 15:22:29
IRAS10597+59 EM154.UVDATA.1
Freq = 1.3439 GHz, Bw = 8.000 MH No calibration applied and no bandpass applied

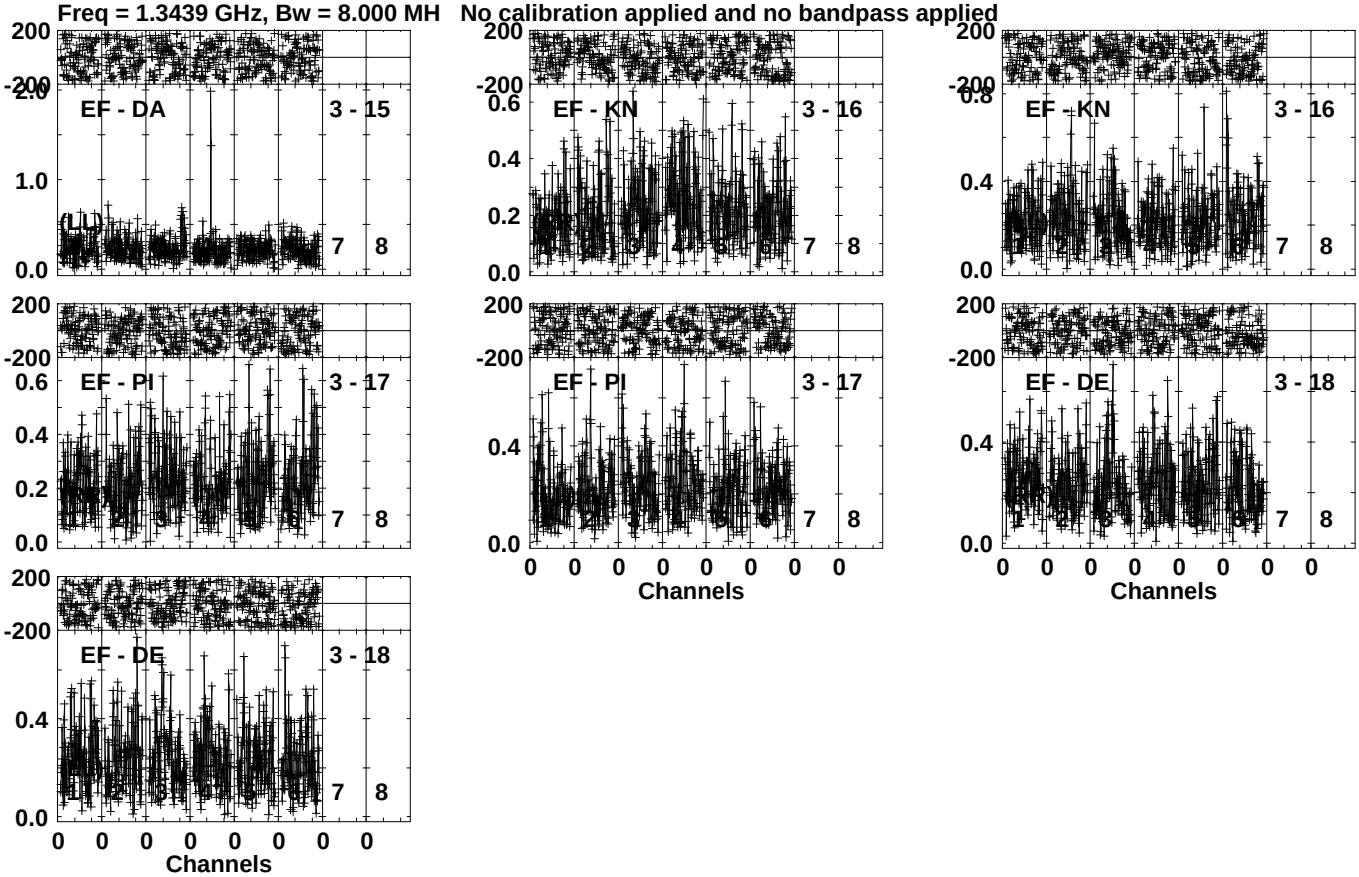

Lower frame: Milli Ampl Jy Top frame: Phas deg
Vector averaged cross-power spectrum Several baselines displayed
Timerange: 00/18:29:31 to 00/18:32:59

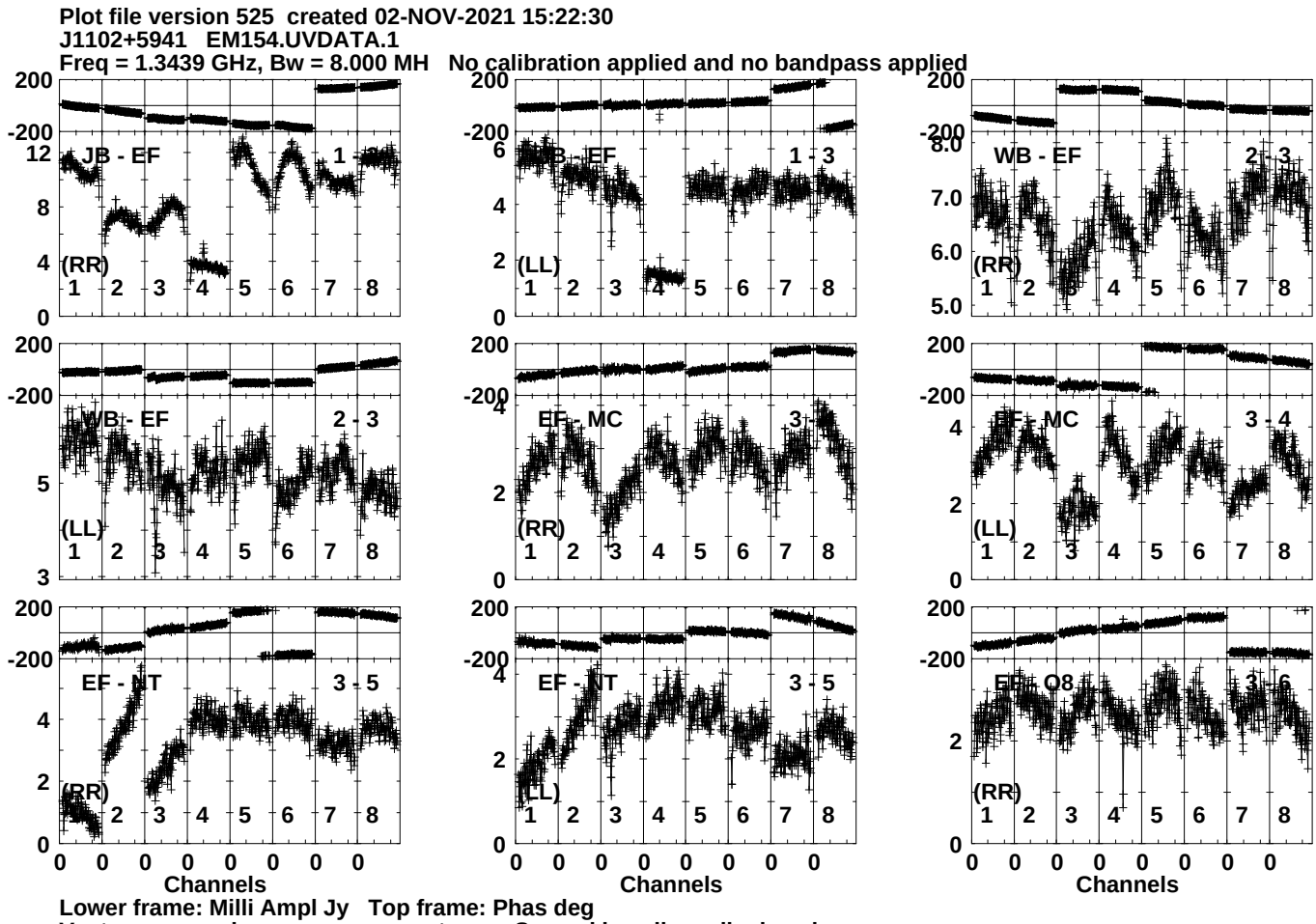
Plot file version 525 created 02-NOV-2021 15:22:30
J1102+5941 EM154.UVDATA.1
Freq = 1.3439 GHz, Bw = 8.000 MH No calibration applied and no bandpass applied
JB - EF
1
(RR)
WB - EF
1 - 3
(LL)
WB - EF
2 - 3
(RR)
WB - EF
2 - 3
(LL)
EF - MC
3 - 4
(RR)
EF - MC
3 - 4
(LL)
EF - NT
3 - 5
(RR)
EF - NT
3 - 5
(LL)
EF - O8
3 - 6
(RR)
Channels
Channels
Channels
Lower frame: Milli Ampl Jy Top frame: Phas deg
Vector averaged cross-power spectrum Several baselines displayed
Timerange: 00/18:33:31 to 00/18:34:59

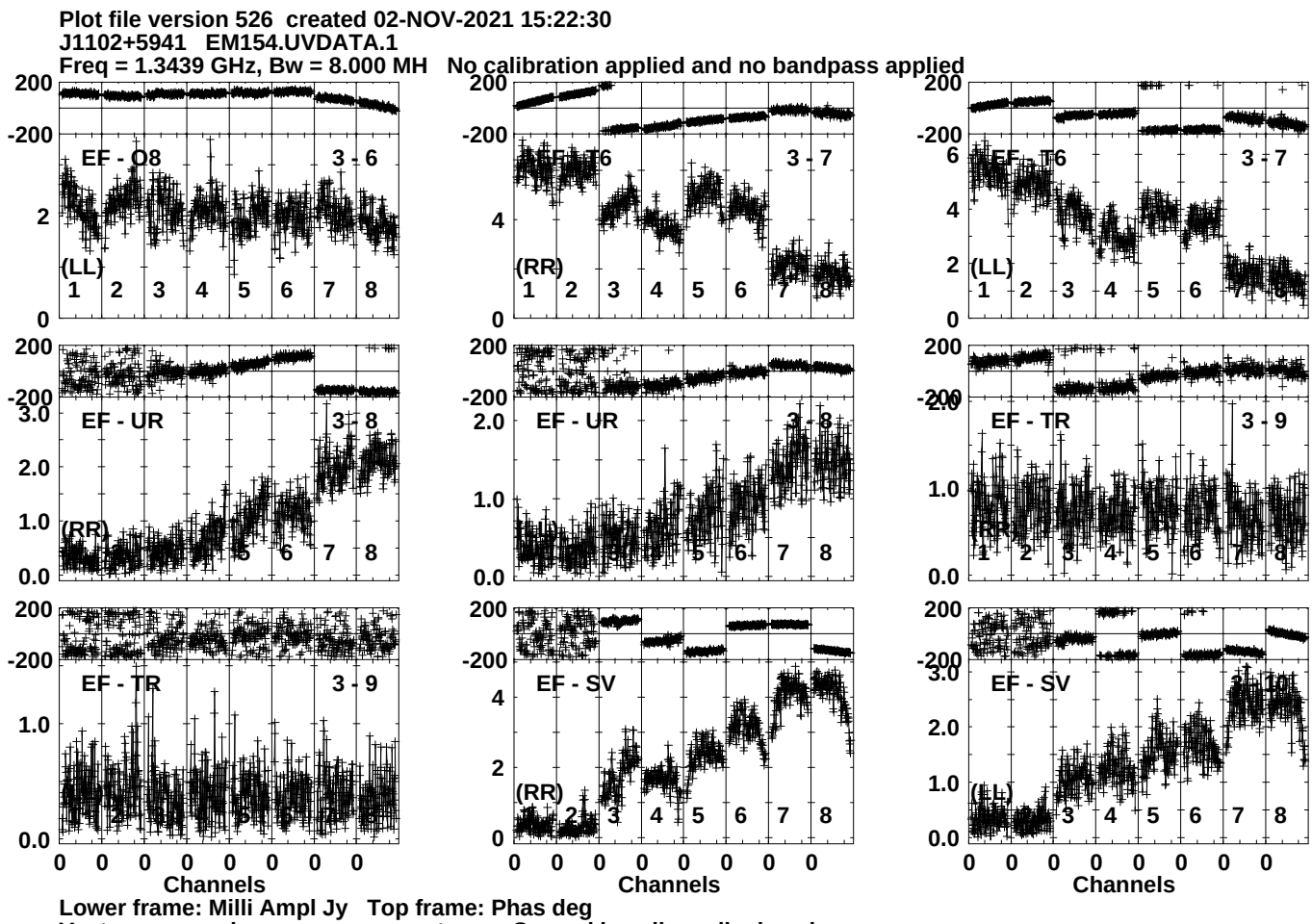
Plot file version 526 created 02-NOV-2021 15:22:30
J1102+5941 EM154.UVDATA.1
Freq = 1.3439 GHz, Bw = 8.000 MH No calibration applied and no bandpass applied
EF - O8 3 - 6
EF - T6 3 - 7
EF - T6 3 - 7
EF - UR 3 - 8
EF - UR 3 - 8
EF - TR 3 - 9
EF - TR 3 - 9
EF - SV
EF - SV
(LL)
(RR)
Channels
Lower frame: Milli Ampl Jy Top frame: Phas deg
Vector averaged cross-power spectrum Several baselines displayed
Timerange: 00/18:33:31 to 00/18:34:59

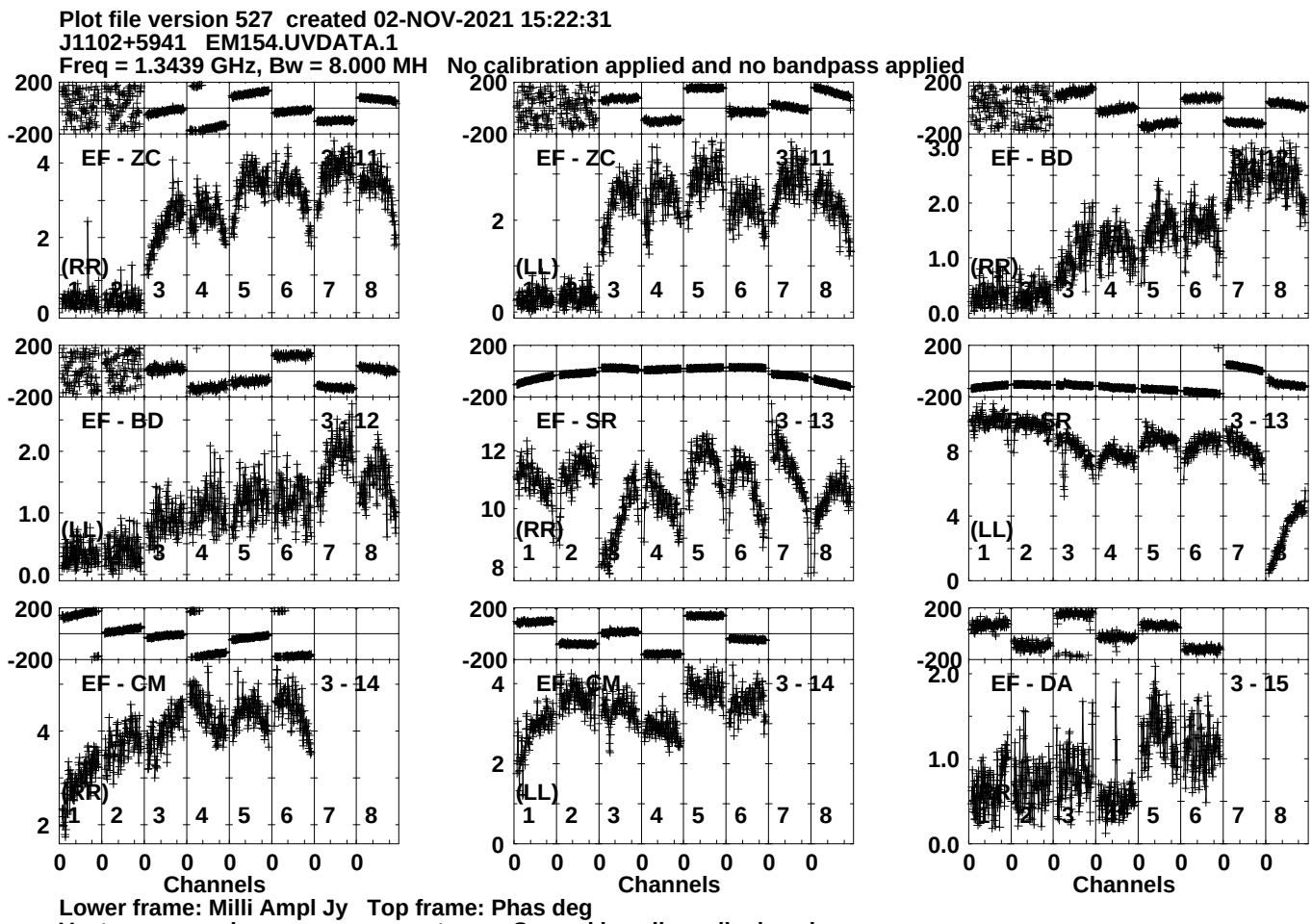
Plot file version 527 created 02-NOV-2021 15:22:31
J1102+5941 EM154.UVDATA.1
Freq = 1.3439 GHz, Bw = 8.000 MH No calibration applied and no bandpass applied
EF - ZC 3 - 11
(RR)
EF - ZC 3 - 11
(LL)
EF - BD 3 - 12
(RR)
EF - BD 3 - 12
(LL)
EF - SR 3 - 13
(RR)
EF - SR 3 - 13
(LL)
EF - CM 3 - 14
(RR)
EF - CM 3 - 14
(LL)
EF - DA 3 - 15
(RR)
Channels
Channels
Channels
Lower frame: Milli Ampl Jy Top frame: Phas deg
Vector averaged cross-power spectrum Several baselines displayed
Timerange: 00/18:33:31 to 00/18:34:59

Plot file version 528 created 02-NOV-2021 15:22:32
J1102+5941 EM154.UVDATA.1
Freq = 1.3439 GHz, Bw = 8.000 MH No calibration applied and no bandpass applied

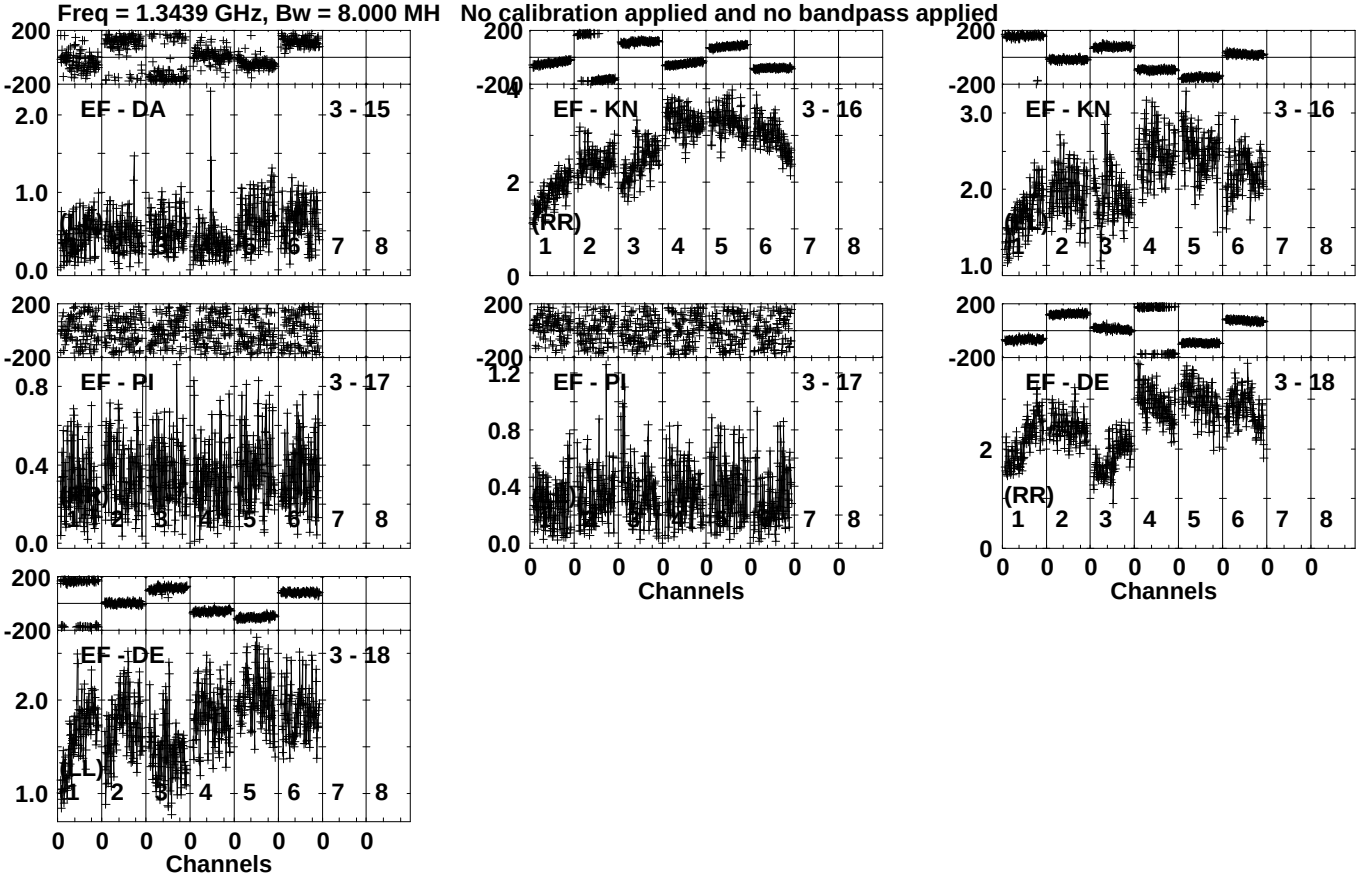

Lower frame: Milli Ampl Jy Top frame: Phas deg
Vector averaged cross-power spectrum Several baselines displayed
Timerange: 00/18:33:31 to 00/18:34:59

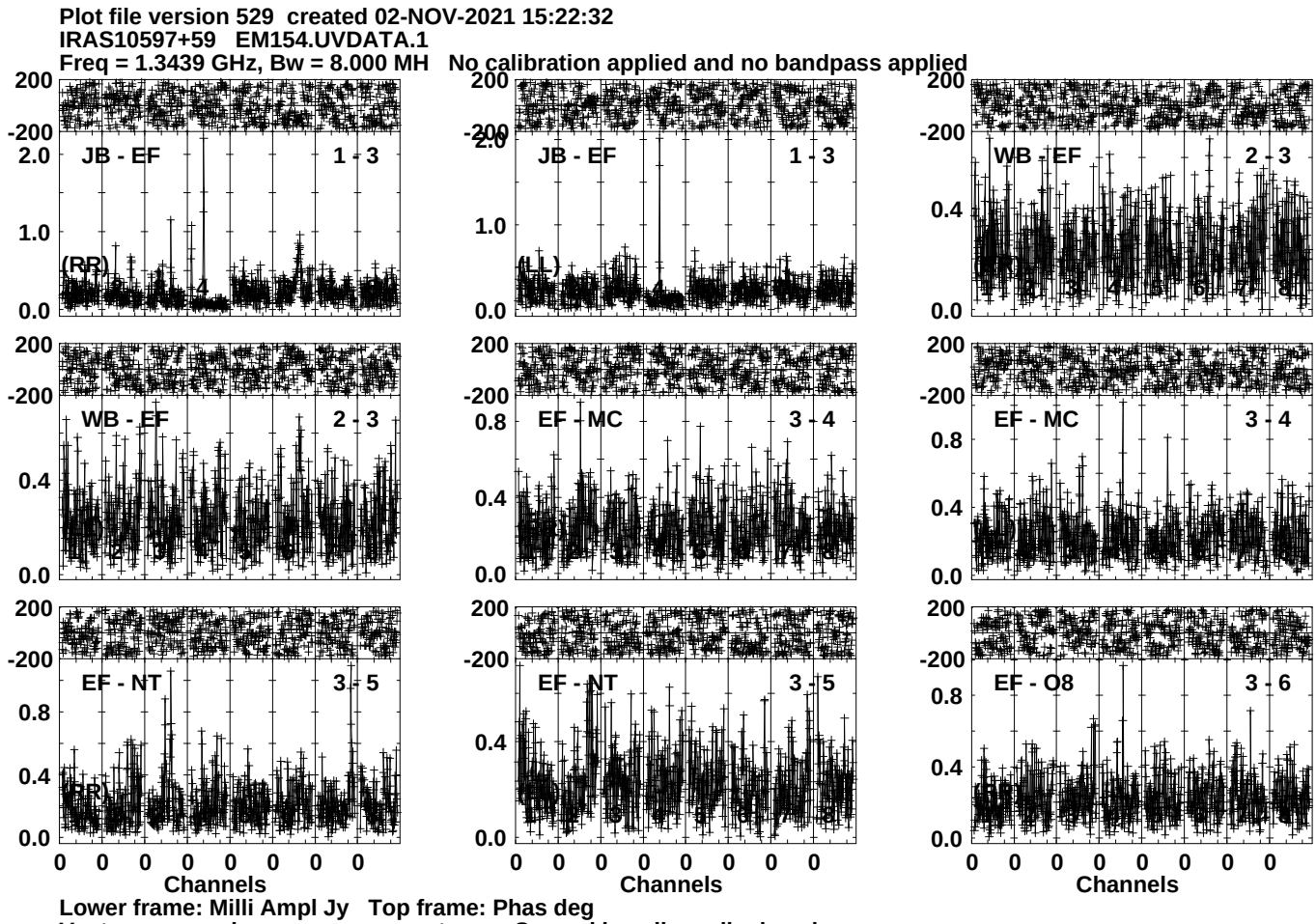
Plot file version 529 created 02-NOV-2021 15:22:32
IRAS10597+59 EM154.UVDATA.1
Freq = 1.3439 GHz, Bw = 8.000 MH No calibration applied and no bandpass applied
JB - EF 1 - 3
(RR)
JB - EF 1 - 3
(LL)
WB - EF 2 - 3
WB - EF 2 - 3
EF - MC 3 - 4
EF - MC 3 - 4
EF - NT 3 - 5
EF - NT 3 - 5
EF - O8 3 - 6
Channels
Channels
Channels
Lower frame: Milli Ampl Jy Top frame: Phas deg
Vector averaged cross-power spectrum Several baselines displayed
Timerange: 00/18:35:01 to 00/18:38:29

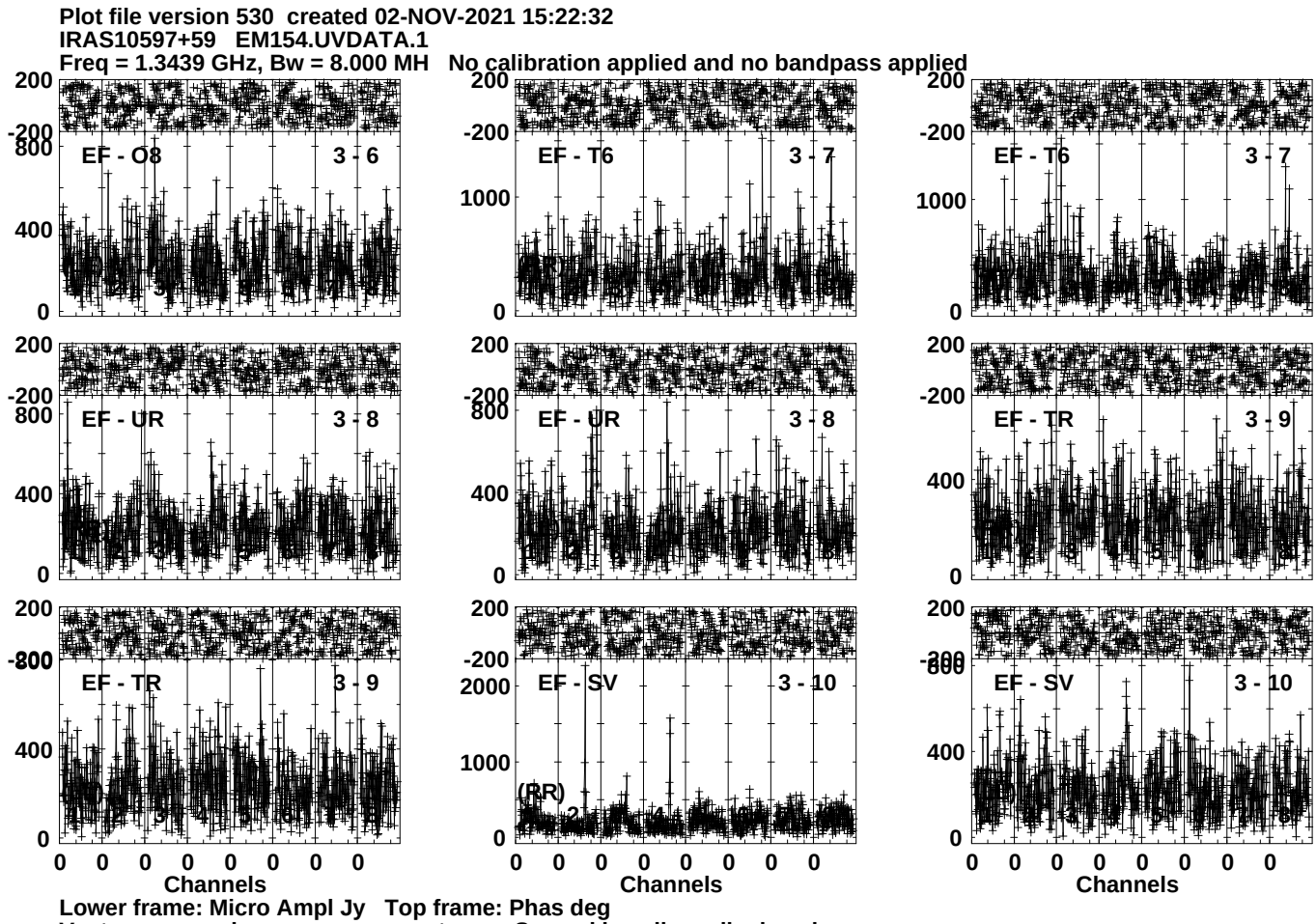
Plot file version 530 created 02-NOV-2021 15:22:32
IRAS10597+59 EM154.UVDATA.1
Freq = 1.3439 GHz, Bw = 8.000 MH No calibration applied and no bandpass applied
EF - O8 3 - 6
EF - T6 3 - 7
EF - T6 3 - 7
EF - UR 3 - 8
EF - UR 3 - 8
EF - TR 3 - 9
EF - TR 3 - 9
EF - SV 3 - 10
EF - SV 3 - 10
(RR)
Channels
Channels
Channels
Lower frame: Micro Ampl Jy Top frame: Phas deg
Vector averaged cross-power spectrum Several baselines displayed
Timerange: 00/18:35:01 to 00/18:38:29

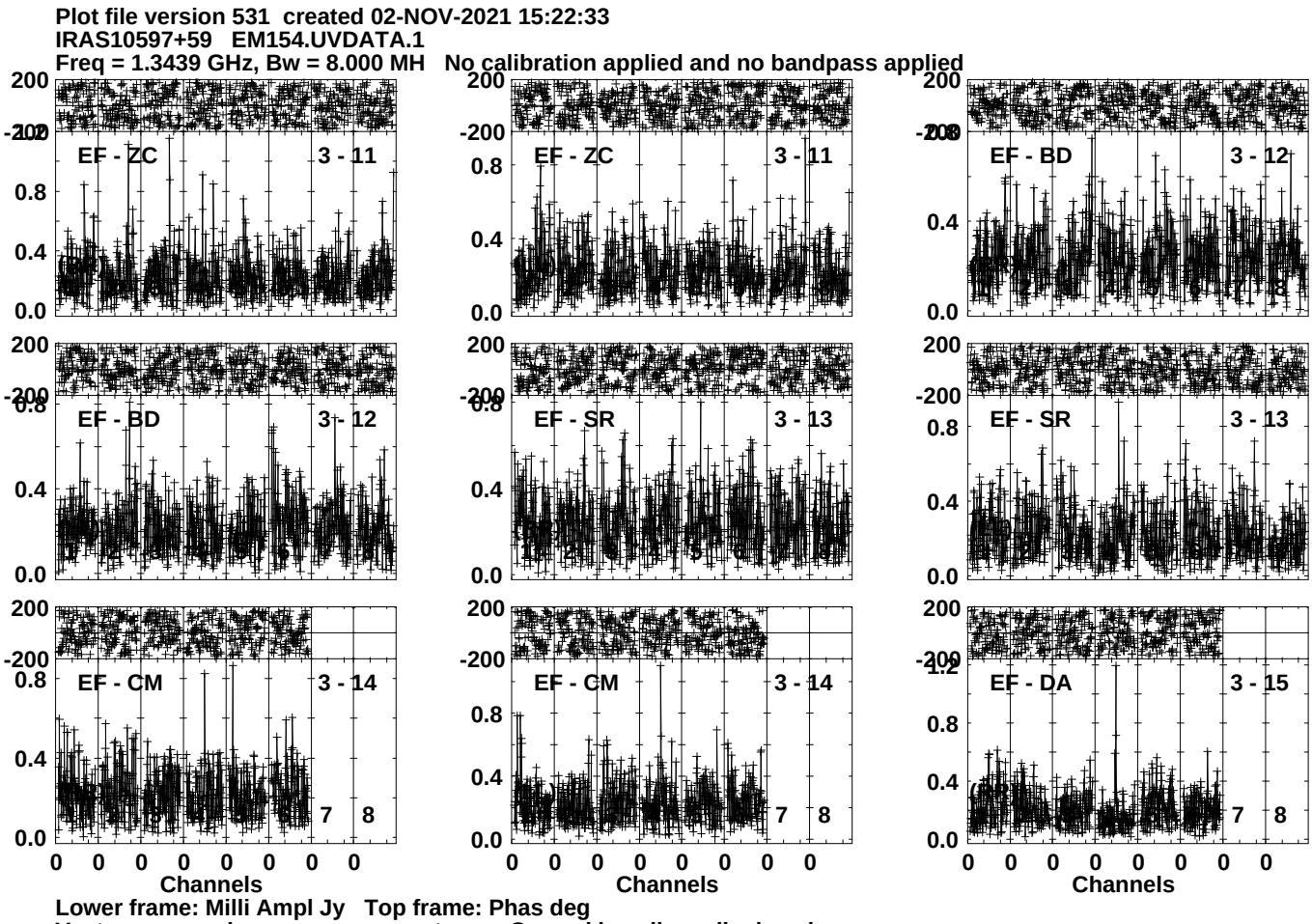
Plot file version 531 created 02-NOV-2021 15:22:33
IRAS10597+59 EM154.UVDATA.1
Freq = 1.3439 GHz, Bw = 8.000 MH No calibration applied and no bandpass applied
EF - ZC 3 - 11
EF - ZC 3 - 11
EF - BD 3 - 12
EF - BD 3 - 12
EF - SR 3 - 13
EF - SR 3 - 13
EF - CM 3 - 14
EF - CM 3 - 14
EF - DA 3 - 15
Channels
Channels
Channels
Lower frame: Milli Ampl Jy Top frame: Phas deg
Vector averaged cross-power spectrum Several baselines displayed
Timerange: 00/18:35:01 to 00/18:38:29

Plot file version 532 created 02-NOV-2021 15:22:33
IRAS10597+59 EM154.UVDATA.1
Freq = 1.3439 GHz, Bw = 8.000 MH No calibration applied and no bandpass applied

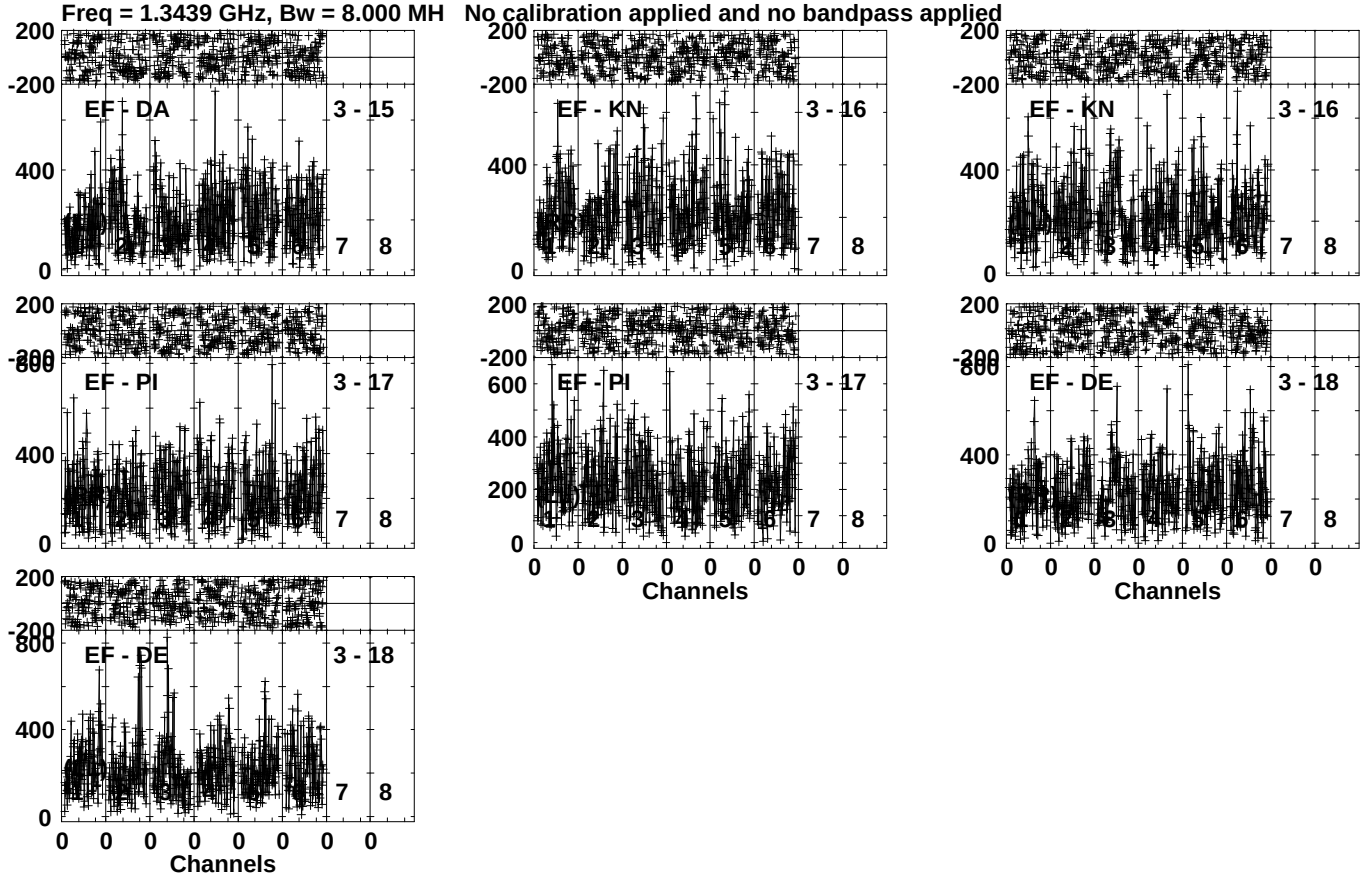

Lower frame: Micro Ampl Jy Top frame: Phas deg
Vector averaged cross-power spectrum Several baselines displayed
Timerange: 00/18:35:01 to 00/18:38:29

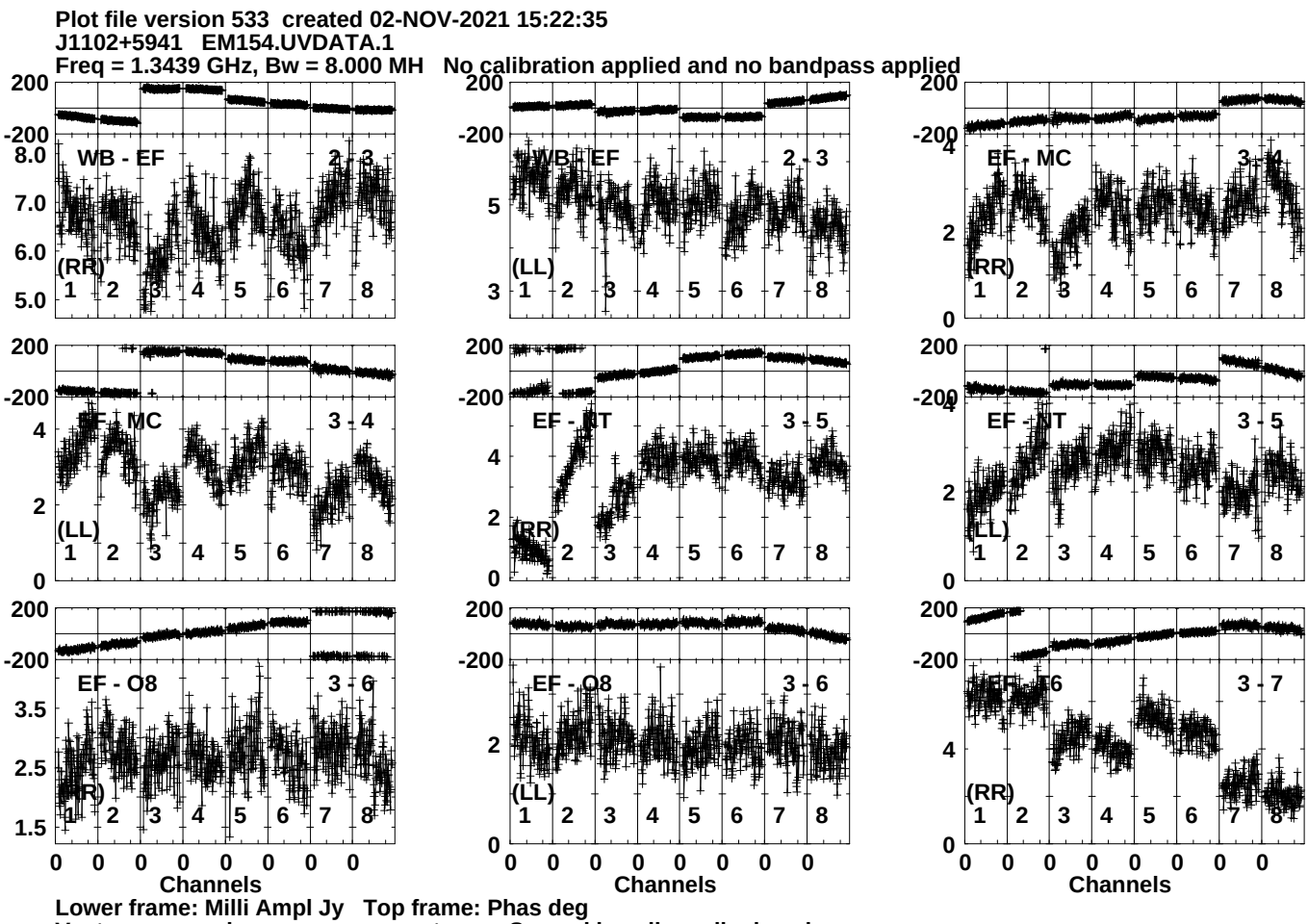
Plot file version 533 created 02-NOV-2021 15:22:35
J1102+5941 EM154.UVDATA.1
Freq = 1.3439 GHz, Bw = 8.000 MH No calibration applied and no bandpass applied
WB - EF 2 - 3
(RR)
EF - MC 3 - 4
(LL)
EF - NT 3 - 5
(RR)
EF - O8 3 - 6
(LL)
EF - O6 3 - 7
(RR)
Channels
Lower frame: Milli Ampl Jy Top frame: Phas deg
Vector averaged cross-power spectrum Several baselines displayed
Timerange: 00/18:38:31 to 00/18:39:59

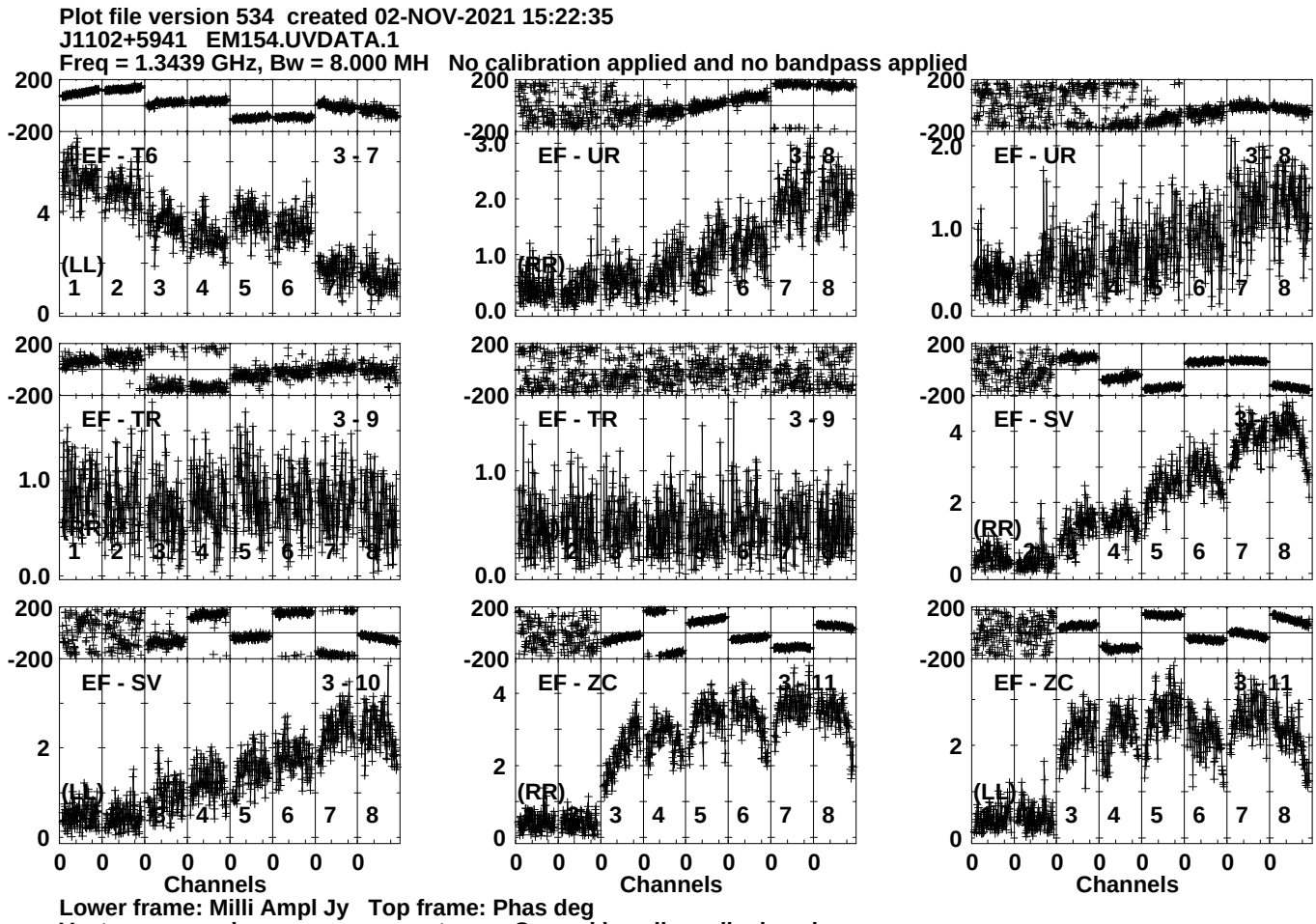
Plot file version 534 created 02-NOV-2021 15:22:35
J1102+5941 EM154.UVDATA.1
Freq = 1.3439 GHz, Bw = 8.000 MH No calibration applied and no bandpass applied
EF - T6
3 - 7
(LL)
EF - UR
3 - 8
(RR)
EF - UR
3 - 8
EF - TR
3 - 9
(RR)
EF - TR
3 - 9
EF - SV
3 - 10
(LL)
EF - SV
3 - 11
(RR)
EF - ZC
3 - 11
(LL)
Channels
Channels
Channels
Lower frame: Milli Ampl Jy Top frame: Phas deg
Vector averaged cross-power spectrum Several baselines displayed
Timerange: 00/18:38:31 to 00/18:39:59

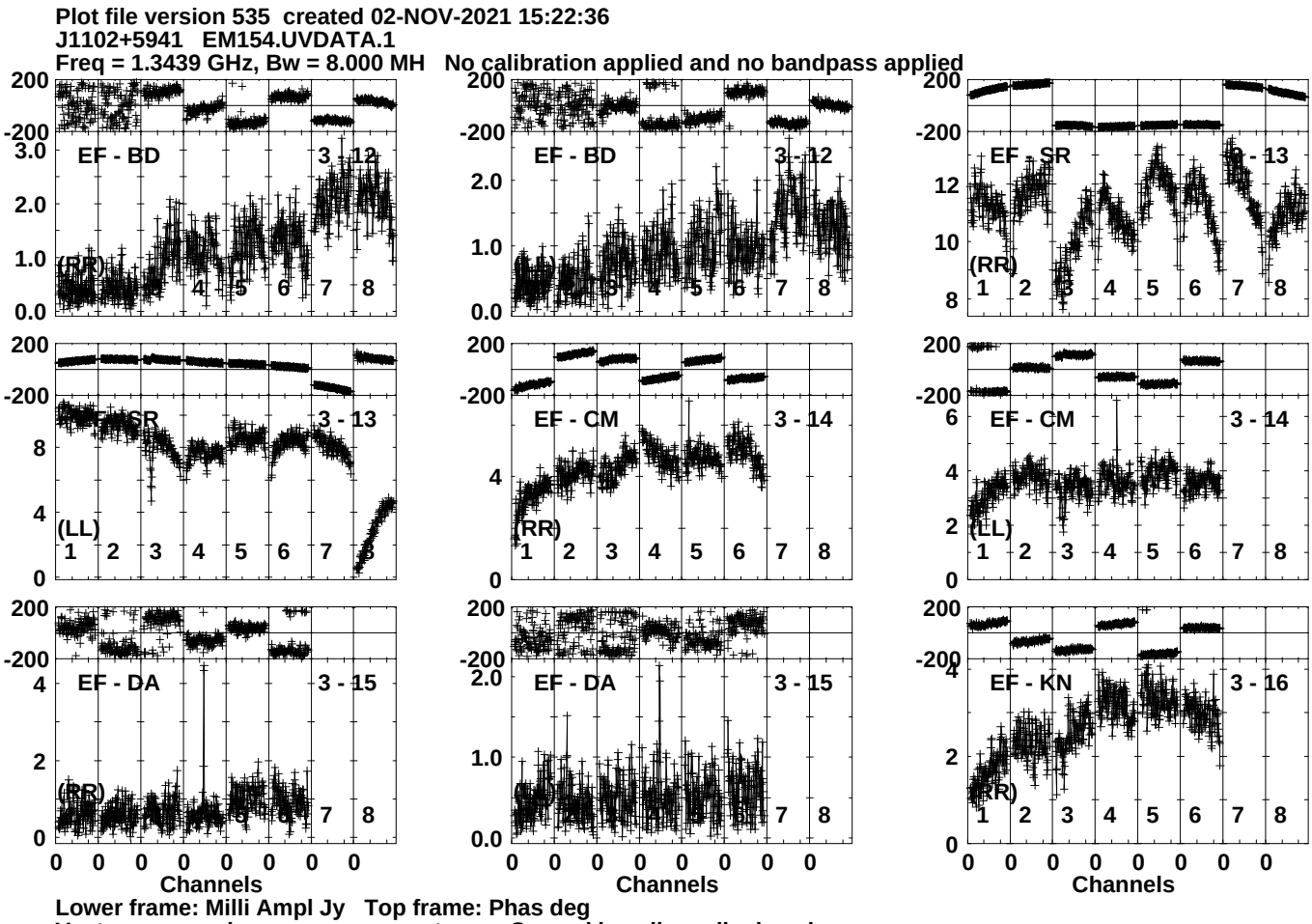
Plot file version 535 created 02-NOV-2021 15:22:36
J1102+5941 EM154.UVDATA.1
Freq = 1.3439 GHz, Bw = 8.000 MH No calibration applied and no bandpass applied
EF - BD 3 - 12
EF - SR 3 - 13
EF - CM 3 - 14
EF - DA 3 - 15
EF - KN 3 - 16
(RR)
(LL)
Channels
Lower frame: Milli Ampl Jy Top frame: Phas deg
Vector averaged cross-power spectrum Several baselines displayed
Timerange: 00/18:38:31 to 00/18:39:59

Plot file version 536 created 02-NOV-2021 15:22:36
J1102+5941 EM154.UVDATA.1
Freq = 1.3439 GHz, Bw = 8.000 MH No calibration applied and no bandpass applied

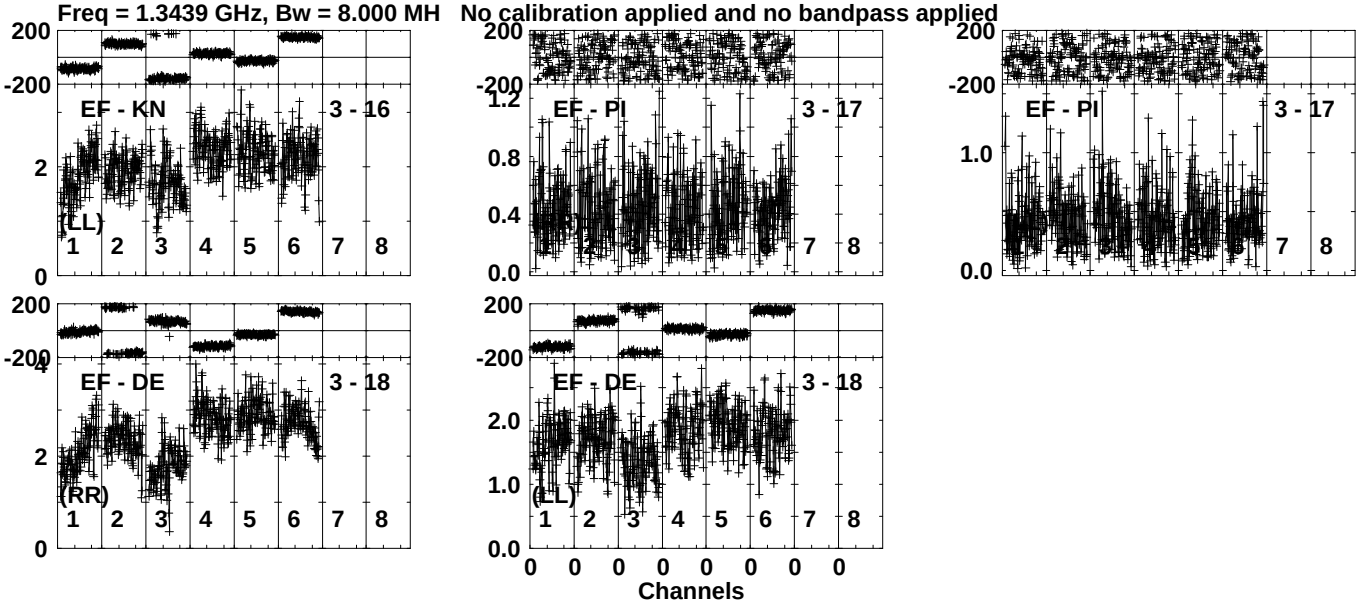

Lower frame: Milli Ampl Jy Top frame: Phas deg
Vector averaged cross-power spectrum Several baselines displayed
Timerange: 00/18:38:31 to 00/18:39:59

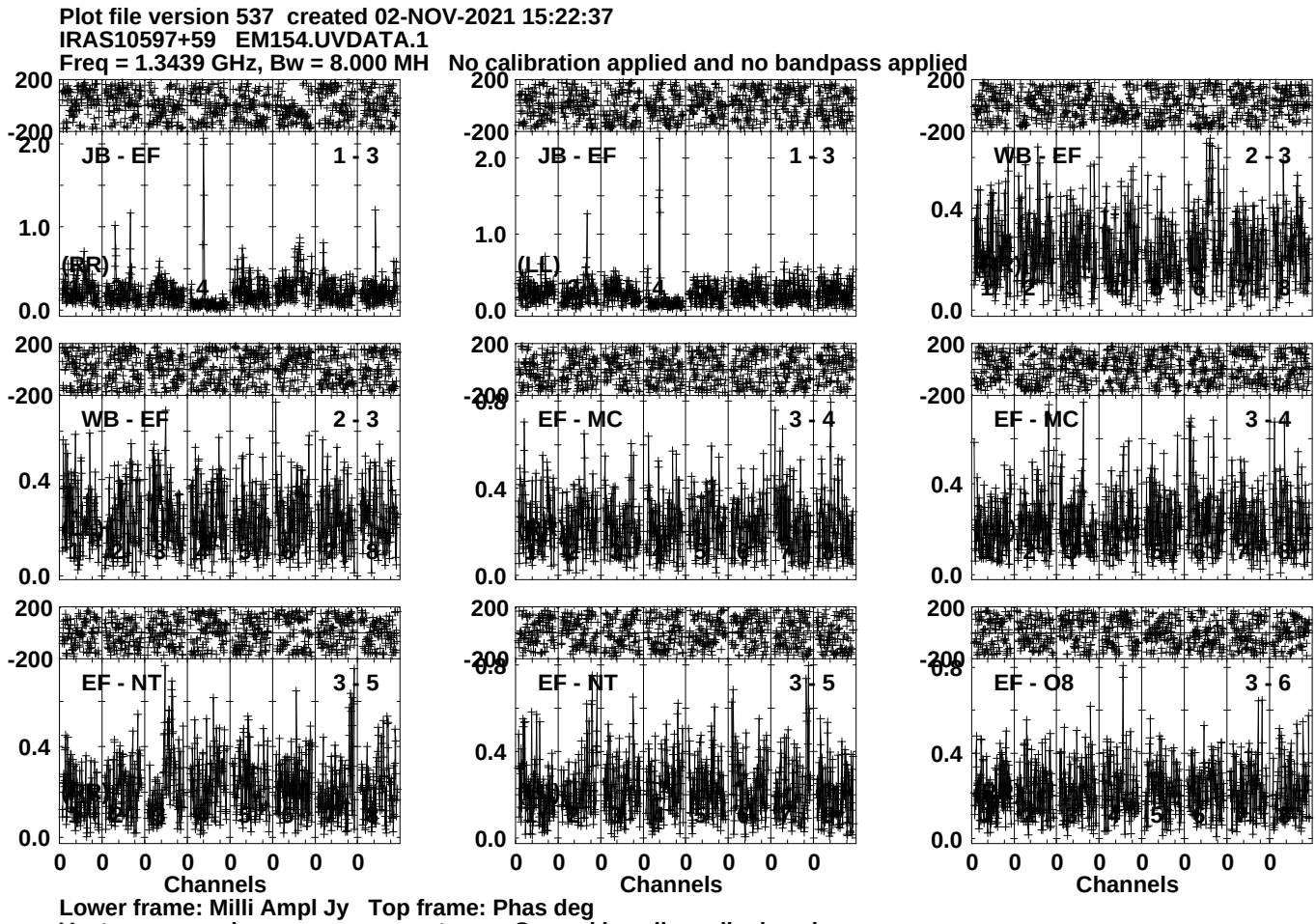
Plot file version 537 created 02-NOV-2021 15:22:37
IRAS10597+59 EM154.UVDATA.1
Freq = 1.3439 GHz, Bw = 8.000 MH No calibration applied and no bandpass applied
JB - EF 1 - 3
(RR)
(LL)
WB - EF 2 - 3
EF - MC 3 - 4
EF - NT 3 - 5
EF - O8 3 - 6
200
-200
2.0
1.0
0.4
0.8
0.0
0 0 0 0 0 0 0 0
Channels
Lower frame: Milli Ampl Jy Top frame: Phas deg
Vector averaged cross-power spectrum Several baselines displayed
Timerange: 00/18:40:01 to 00/18:43:29

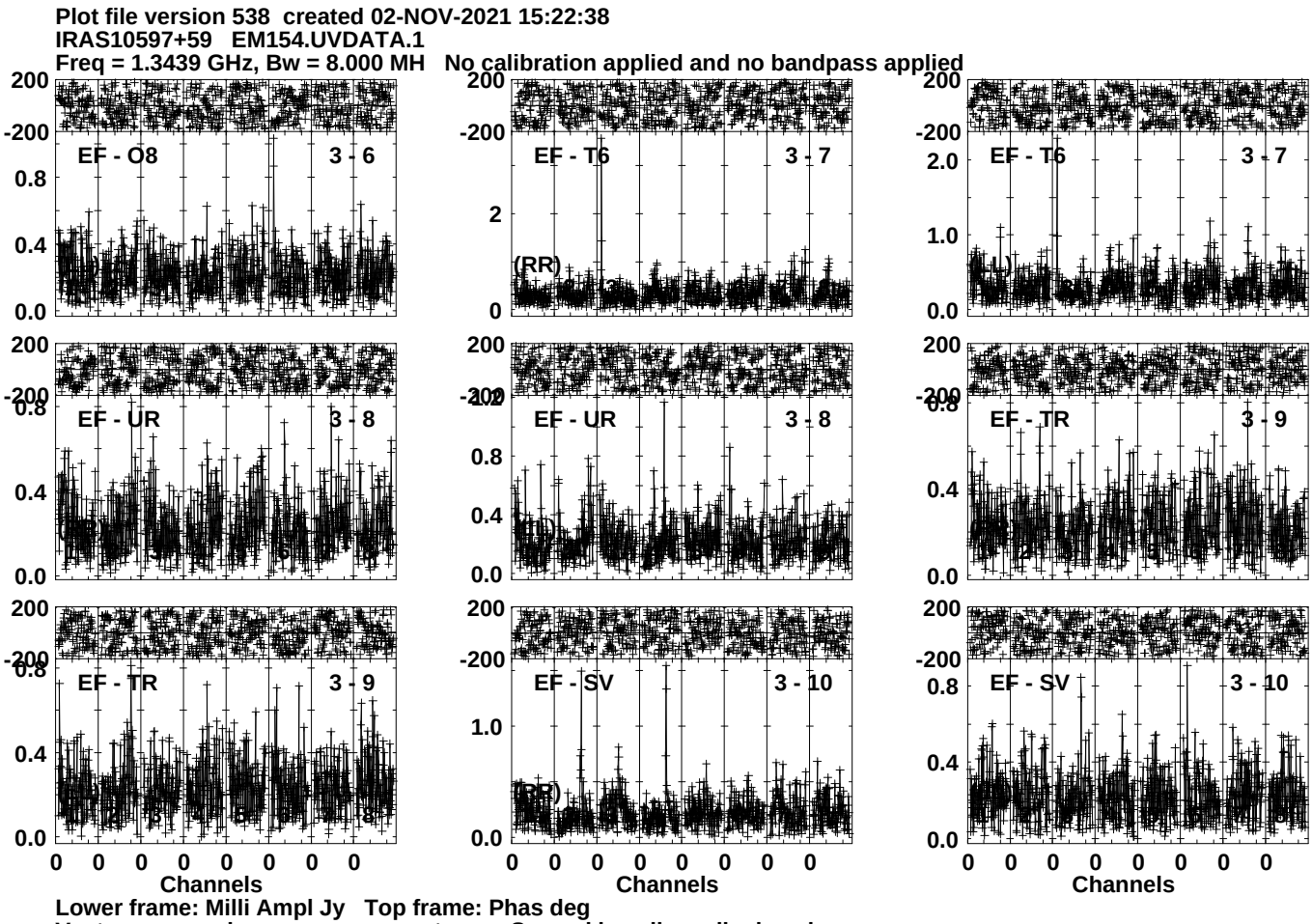
Plot file version 538 created 02-NOV-2021 15:22:38
IRAS10597+59 EM154.UVDATA.1
Freq = 1.3439 GHz, Bw = 8.000 MH No calibration applied and no bandpass applied
EF - O8 3 - 6
EF - T6 3 - 7
EF - T6 3 - 7
EF - UR 3 - 8
EF - UR 3 - 8
EF - TR 3 - 9
EF - TR 3 - 9
EF - SV 3 - 10
EF - SV 3 - 10
(RR)
Channels
Lower frame: Milli Ampl Jy Top frame: Phas deg
Vector averaged cross-power spectrum Several baselines displayed
Timerange: 00/18:40:01 to 00/18:43:29

Plot file version 539 created 02-NOV-2021 15:22:38
IRAS10597+59 EM154.UVDATA.1
Freq = 1.3439 GHz, Bw = 8.000 MH No calibration applied and no bandpass applied

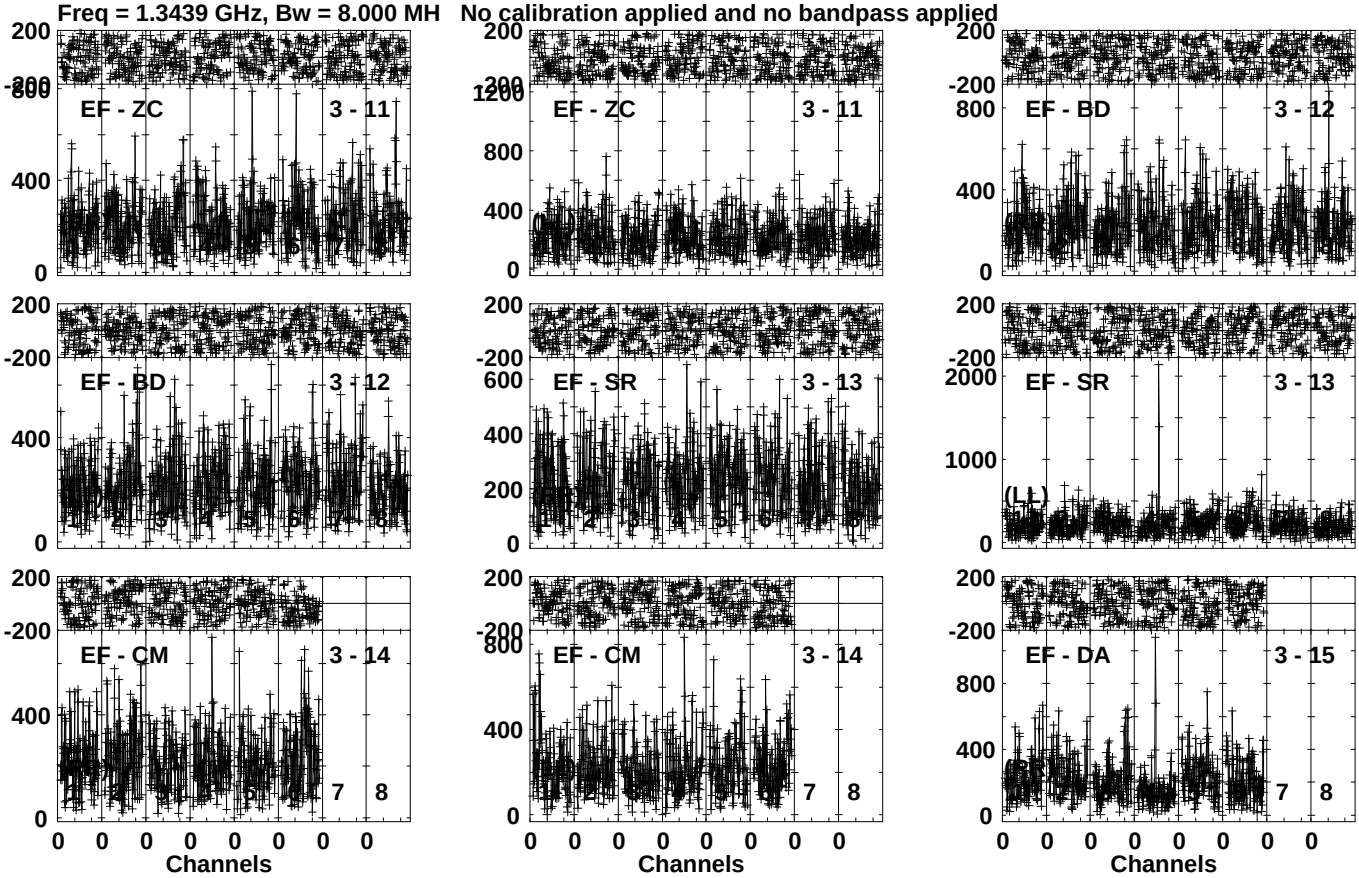

Lower frame: Micro Ampl Jy Top frame: Phas deg
Vector averaged cross-power spectrum Several baselines displayed
Timerange: 00/18:40:01 to 00/18:43:29

Plot file version 540 created 02-NOV-2021 15:22:39
IRAS10597+59 EM154.UVDATA.1
Freq = 1.3439 GHz, Bw = 8.000 MH No calibration applied and no bandpass applied

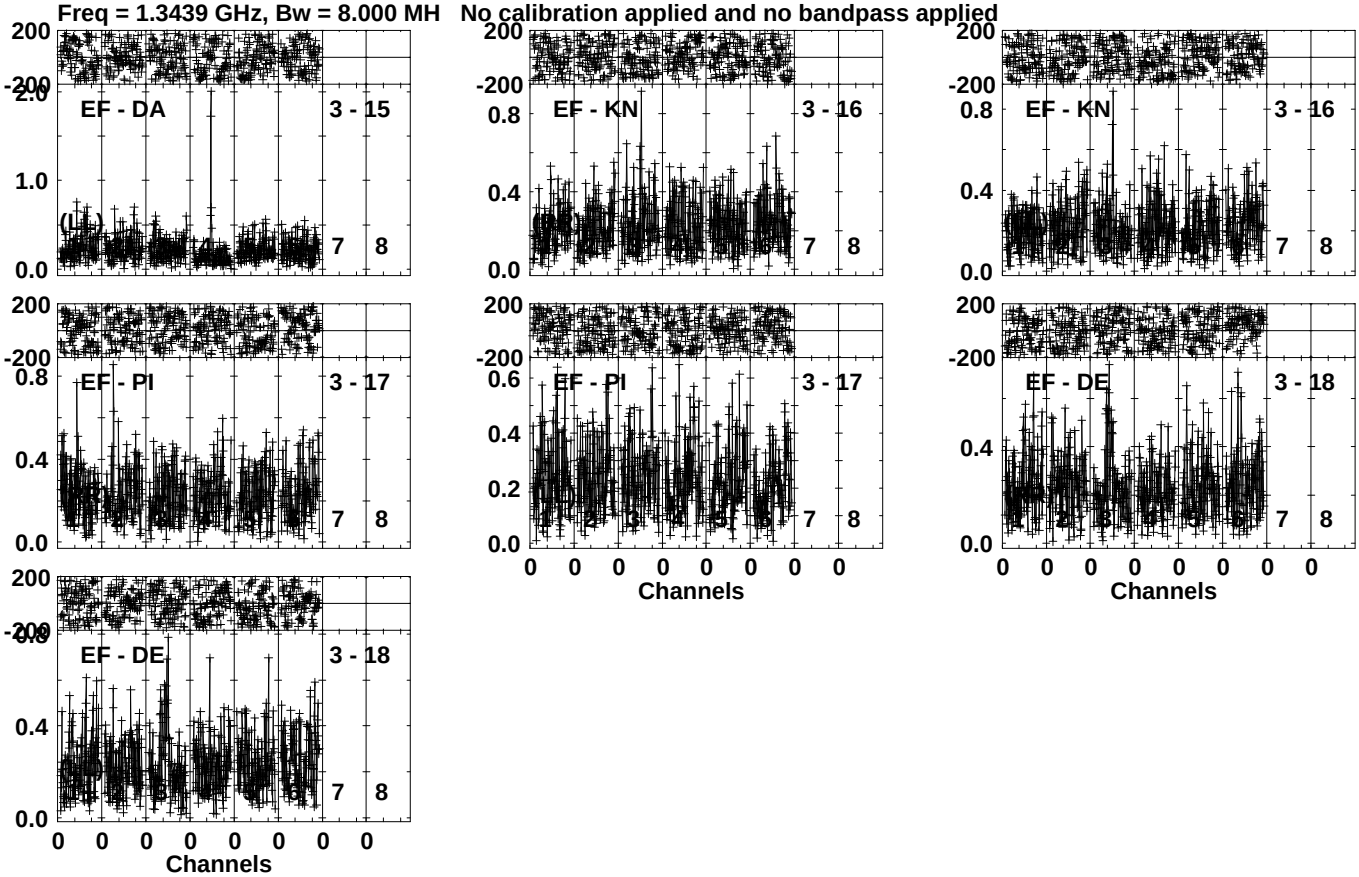

Lower frame: Milli Ampl Jy Top frame: Phas deg
Vector averaged cross-power spectrum Several baselines displayed
Timerange: 00/18:40:01 to 00/18:43:29

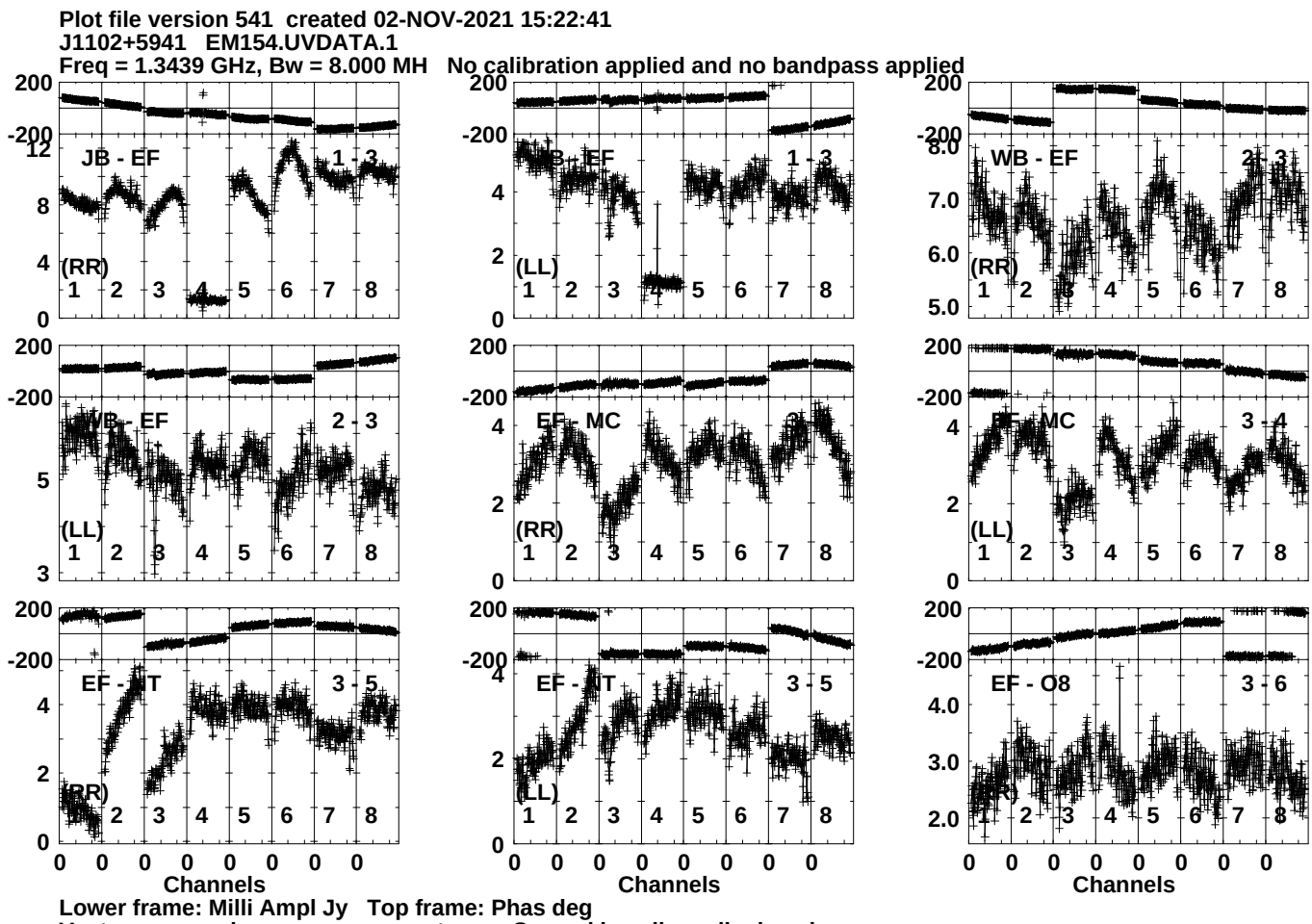
Plot file version 541 created 02-NOV-2021 15:22:41
J1102+5941 EM154.UVDATA.1
Freq = 1.3439 GHz, Bw = 8.000 MH No calibration applied and no bandpass applied
JB - EF 1 - 3
(RR)
WB - EF 1 - 3
(LL)
WB - EF 2 - 3
(RR)
WB - EF 2 - 3
(LL)
EF - MC 2 - 3
(RR)
EF - MC 3 - 4
(LL)
EF - NT 3 - 5
(RR)
EF - NT 3 - 5
(LL)
EF - O8 3 - 6
(RR)
Channels
Channels
Channels
Lower frame: Milli Ampl Jy Top frame: Phas deg
Vector averaged cross-power spectrum Several baselines displayed
Timerange: 00/18:44:01 to 00/18:45:29

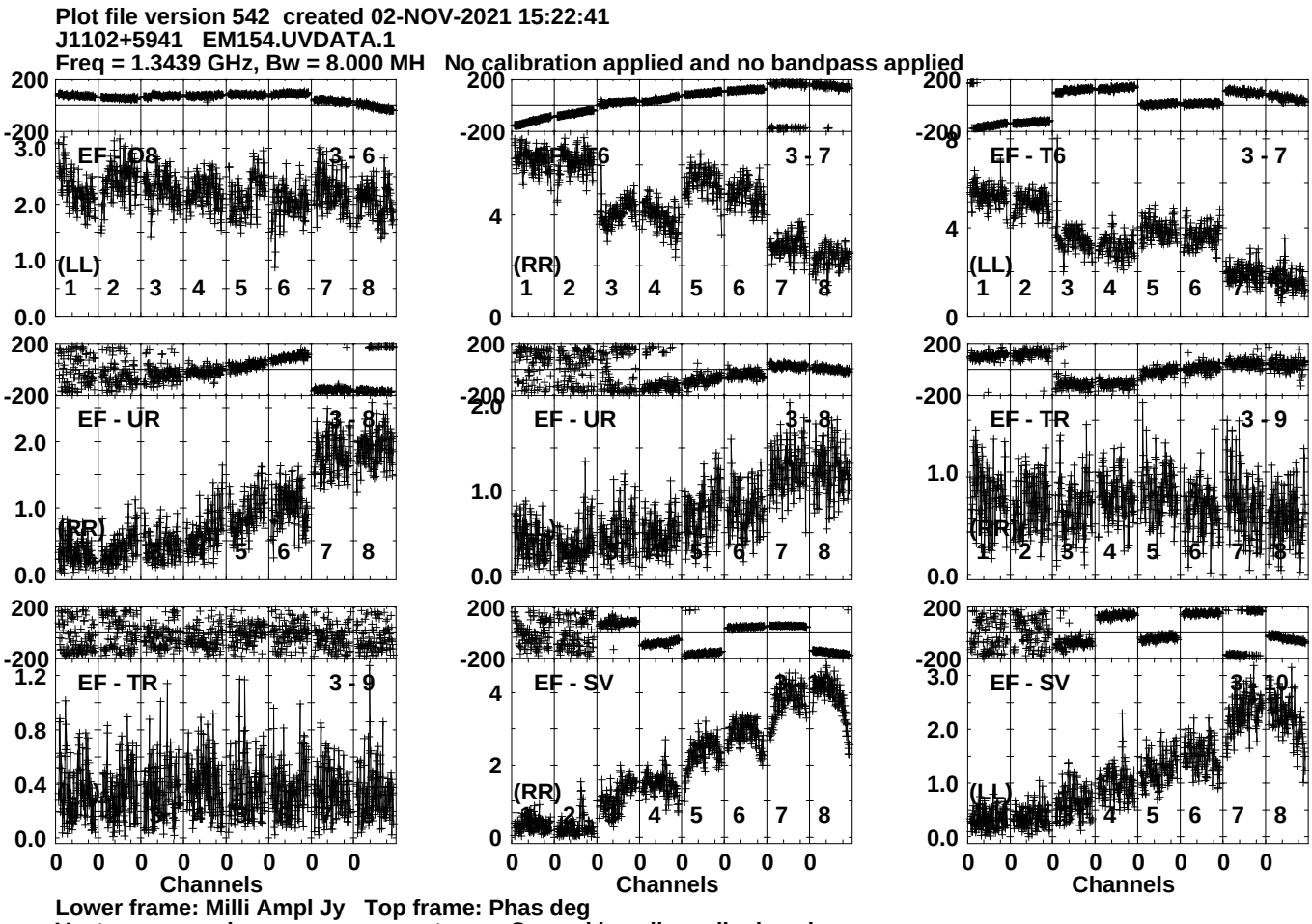
Plot file version 542 created 02-NOV-2021 15:22:41
J1102+5941 EM154.UVDATA.1
Freq = 1.3439 GHz, Bw = 8.000 MH No calibration applied and no bandpass applied
EF - D8
3 - 6
(LL)
EF - T6
3 - 7
(RR)
EF - T6
3 - 7
(LL)
EF - UR
3 - 8
(RR)
EF - UR
3 - 8
EF - TR
3 - 9
(RR)
EF - TR
3 - 9
EF - SV
3 - 10
(RR)
(LL)
Channels
Channels
Channels
Lower frame: Milli Ampl Jy Top frame: Phas deg
Vector averaged cross-power spectrum Several baselines displayed
Timerange: 00/18:44:01 to 00/18:45:29

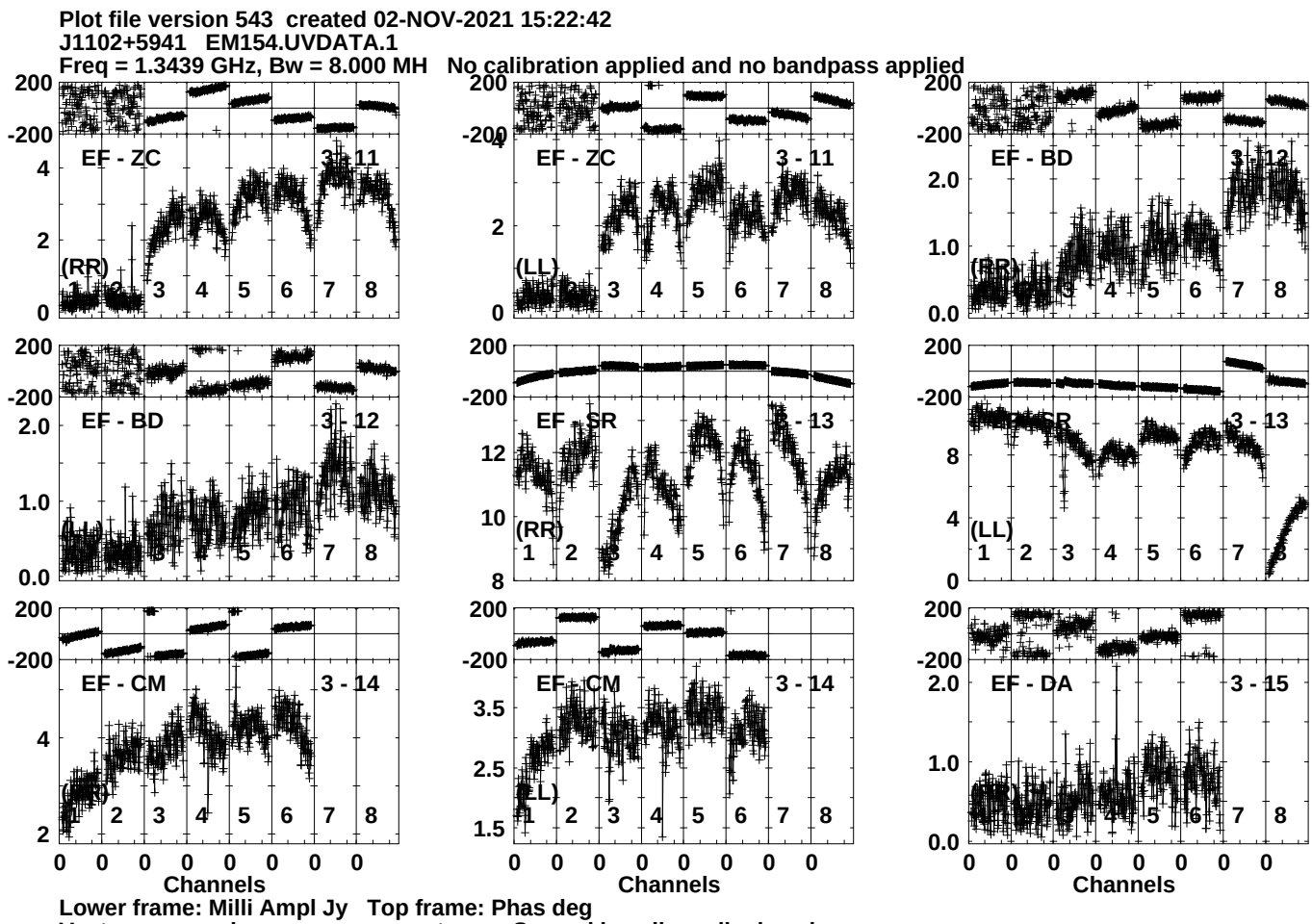
Plot file version 543 created 02-NOV-2021 15:22:42
J1102+5941 EM154.UVDATA.1
Freq = 1.3439 GHz, Bw = 8.000 MH No calibration applied and no bandpass applied
EF - ZC 3 - 11
(RR)
EF - ZC 3 - 11
(LL)
EF - BD 3 - 12
(RR)
EF - BD 3 - 12
(LL)
EF - SR 3 - 13
(RR)
EF - SR 3 - 13
(LL)
EF - CM 3 - 14
(RR)
EF - CM 3 - 14
(LL)
EF - DA 3 - 15
(RR)
Channels
Channels
Channels
Lower frame: Milli Ampl Jy Top frame: Phas deg
Vector averaged cross-power spectrum Several baselines displayed
Timerange: 00/18:44:01 to 00/18:45:29

Plot file version 544 created 02-NOV-2021 15:22:42
J1102+5941 EM154.UVDATA.1
Freq = 1.3439 GHz, Bw = 8.000 MH No calibration applied and no bandpass applied

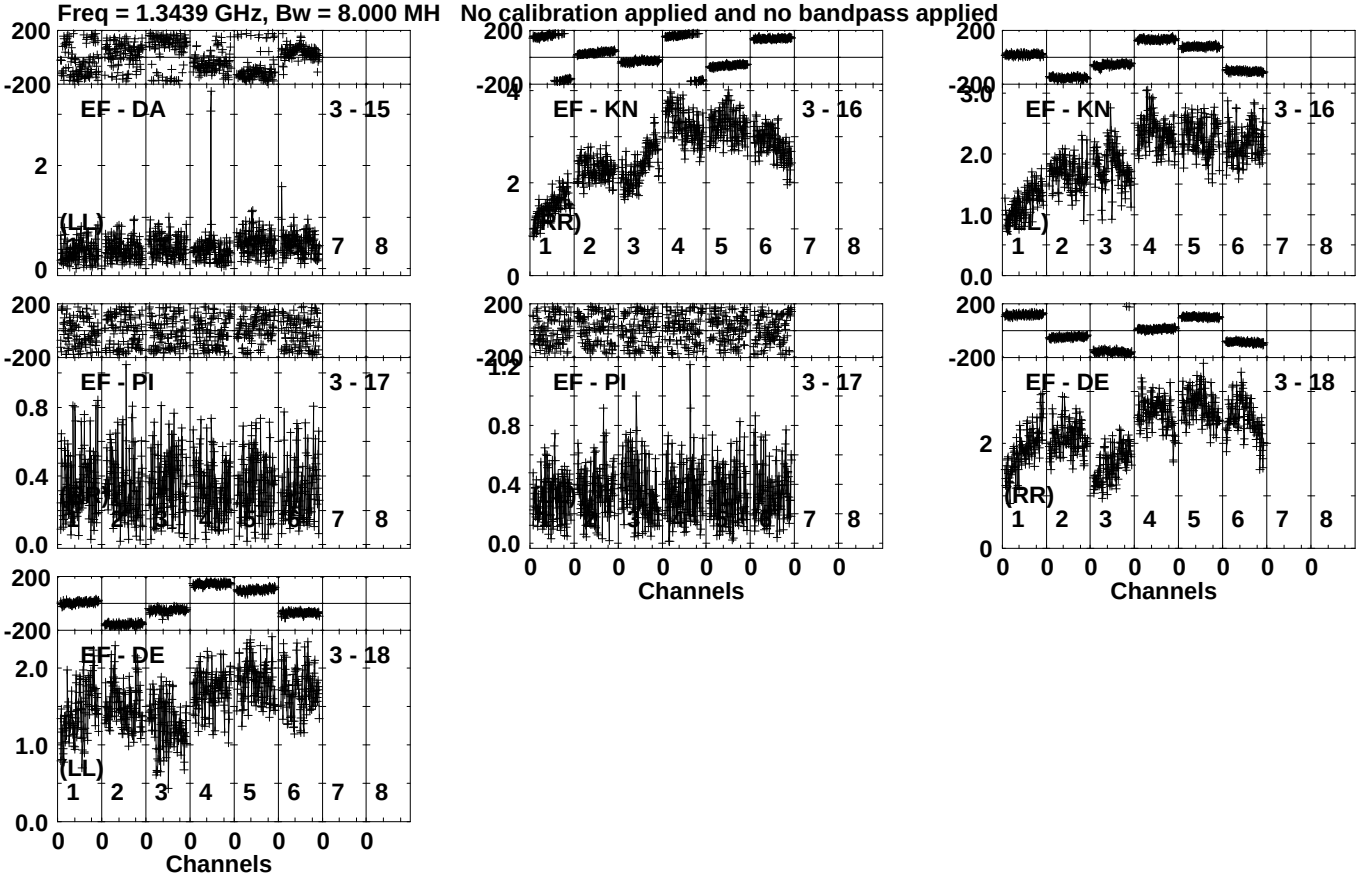

Lower frame: Milli Ampl Jy Top frame: Phas deg
Vector averaged cross-power spectrum Several baselines displayed
Timerange: 00/18:44:01 to 00/18:45:29

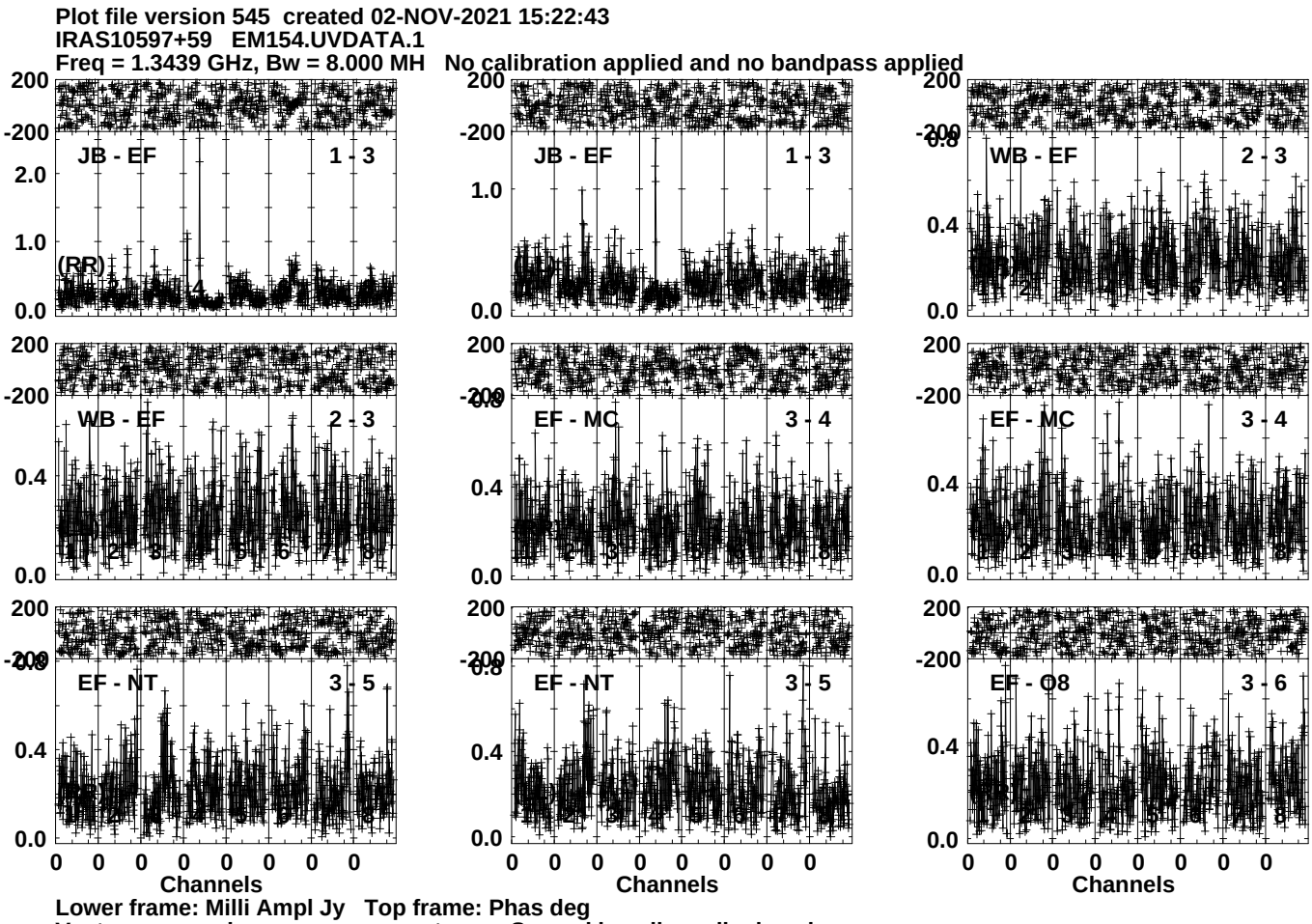
Plot file version 545 created 02-NOV-2021 15:22:43
IRAS10597+59 EM154.UVDATA.1
Freq = 1.3439 GHz, Bw = 8.000 MH No calibration applied and no bandpass applied
JB - EF 1 - 3
JB - EF 1 - 3
WB - EF 2 - 3
(RR)
WB - EF 2 - 3
EF - MC 3 - 4
EF - MC 3 - 4
EF - NT 3 - 5
EF - NT 3 - 5
EF - O8 3 - 6
Channels
Channels
Channels
Lower frame: Milli Ampl Jy Top frame: Phas deg
Vector averaged cross-power spectrum Several baselines displayed
Timerange: 00/18:45:31 to 00/18:48:59

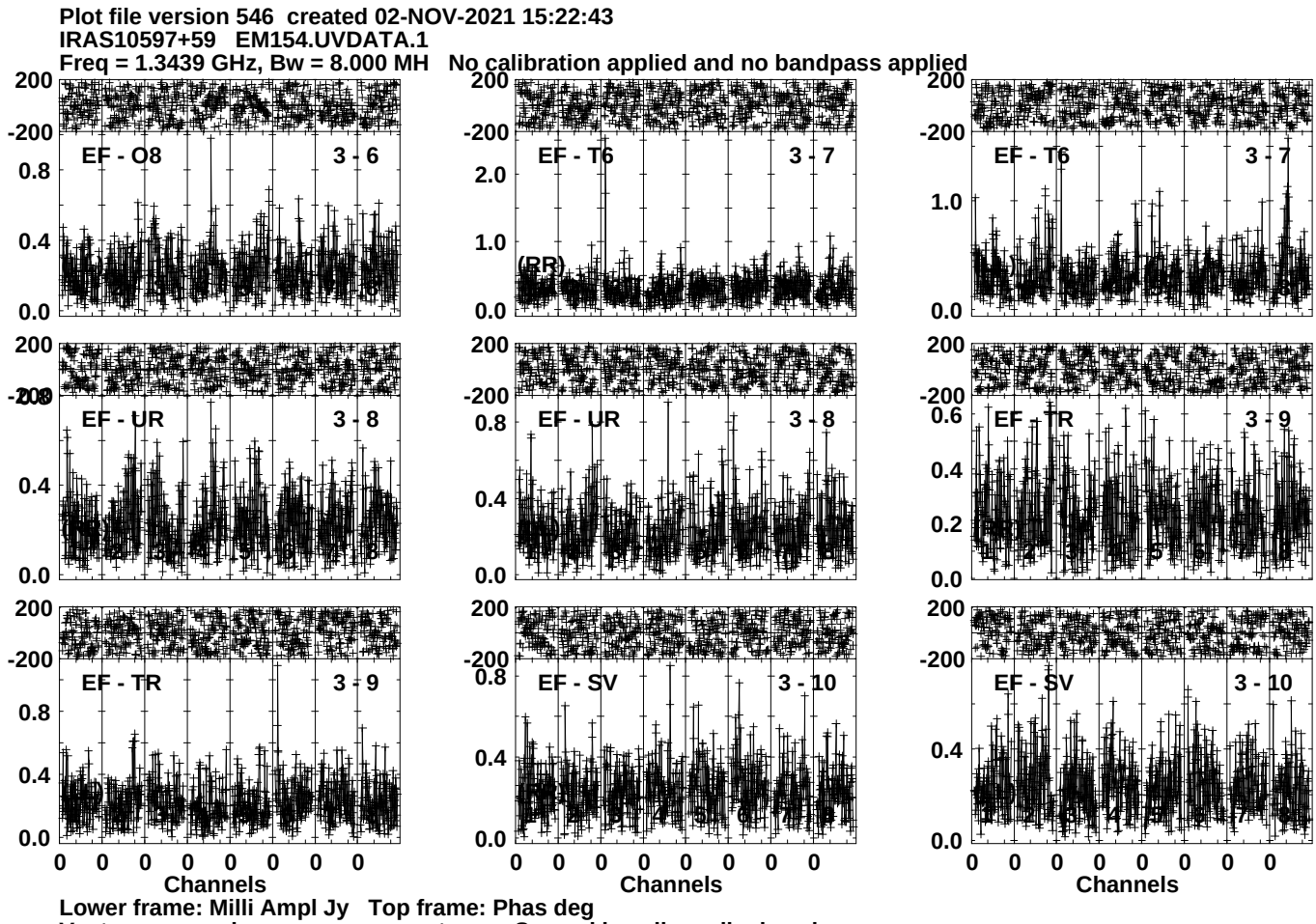
Plot file version 546 created 02-NOV-2021 15:22:43
IRAS10597+59 EM154.UVDATA.1
Freq = 1.3439 GHz, Bw = 8.000 MH No calibration applied and no bandpass applied
EF - O8 3 - 6
EF - T6 3 - 7
EF - T6 3 - 7
EF - UR 3 - 8
EF - UR 3 - 8
EF - TR 3 - 9
EF - TR 3 - 9
EF - SV 3 - 10
EF - SV 3 - 10
(RR)
Channels
Channels
Channels
Lower frame: Milli Ampl Jy Top frame: Phas deg
Vector averaged cross-power spectrum Several baselines displayed
Timerange: 00/18:45:31 to 00/18:48:59

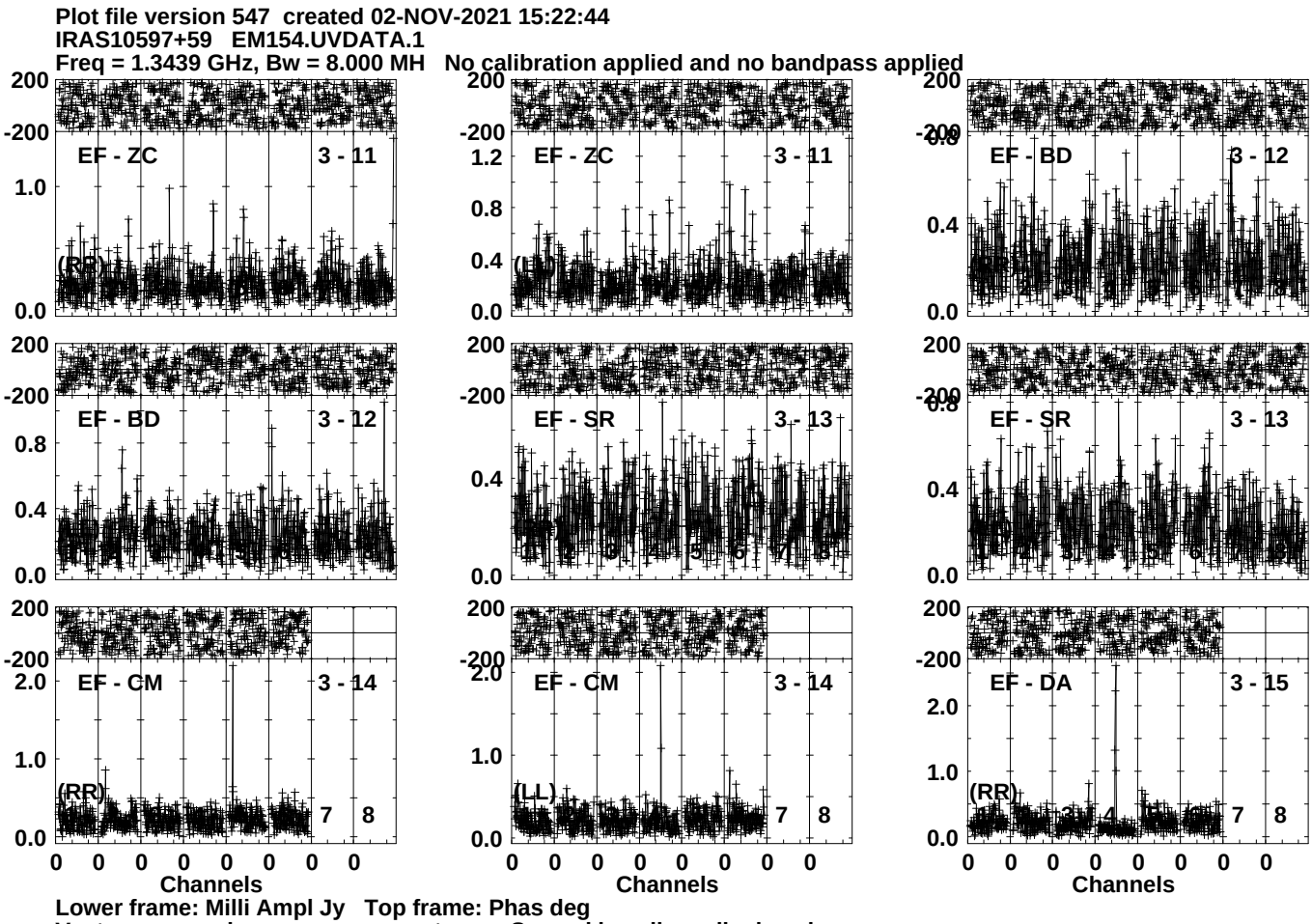
Plot file version 547 created 02-NOV-2021 15:22:44
IRAS10597+59 EM154.UVDATA.1
Freq = 1.3439 GHz, Bw = 8.000 MH No calibration applied and no bandpass applied
EF - ZC 3 - 11
(RR)
EF - ZC 3 - 11
(LL)
EF - BD 3 - 12
EF - BD 3 - 12
EF - SR 3 - 13
EF - SR 3 - 13
EF - CM 3 - 14
(RR)
EF - CM 3 - 14
(LL)
EF - DA 3 - 15
(RR)
Channels
Channels
Channels
Lower frame: Milli Ampl Jy Top frame: Phas deg
Vector averaged cross-power spectrum Several baselines displayed
Timerange: 00/18:45:31 to 00/18:48:59

Plot file version 548 created 02-NOV-2021 15:22:44
IRAS10597+59 EM154.UVDATA.1
Freq = 1.3439 GHz, Bw = 8.000 MH No calibration applied and no bandpass applied

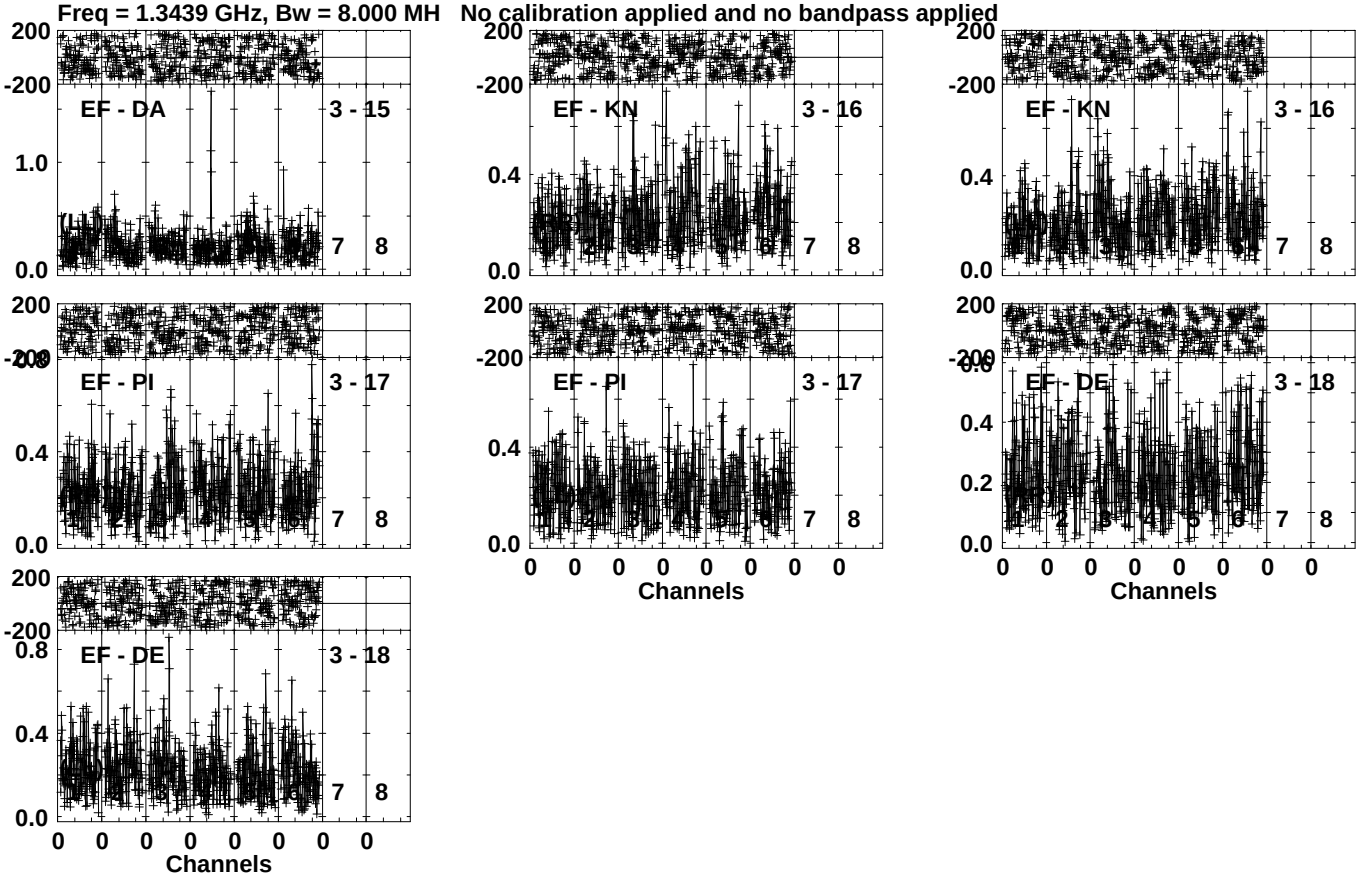

Lower frame: Milli Ampl Jy Top frame: Phas deg
Vector averaged cross-power spectrum Several baselines displayed
Timerange: 00/18:45:31 to 00/18:48:59

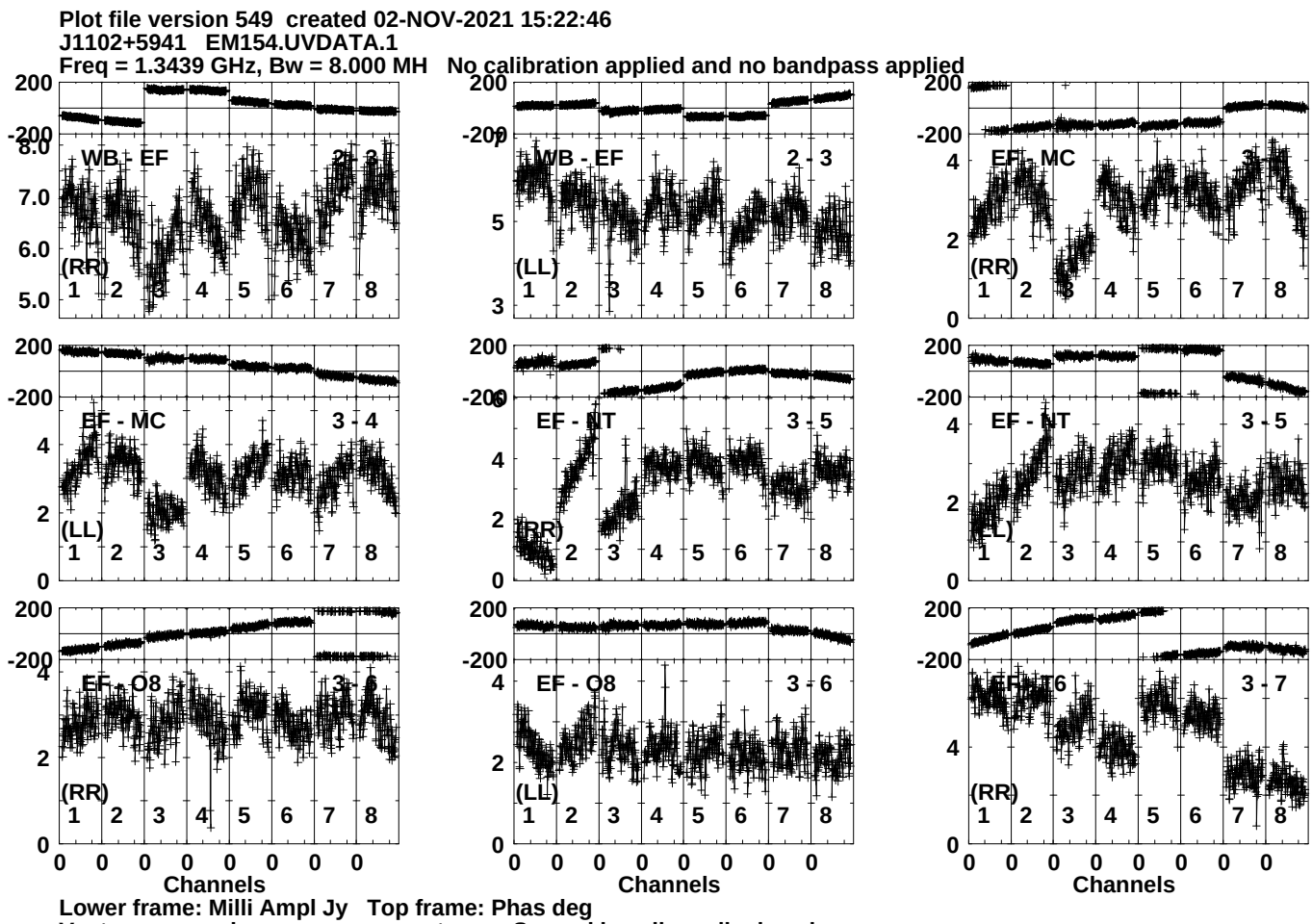
Plot file version 549 created 02-NOV-2021 15:22:46
J1102+5941 EM154.UVDATA.1
Freq = 1.3439 GHz, Bw = 8.000 MH No calibration applied and no bandpass applied
WB - EF 2 - 3
(RR)
WB - EF 2 - 3
(LL)
EF - MC 2 - 3
(RR)
EF - MC 3 - 4
(LL)
EF - NT 3 - 5
(RR)
EF - NT 3 - 5
(LL)
EF - O8 3 - 6
(RR)
EF - O8 3 - 6
(LL)
EF - T6 3 - 7
(RR)
1 2 3 4 5 6 7 8
Channels
Lower frame: Milli Ampl Jy Top frame: Phas deg
Vector averaged cross-power spectrum Several baselines displayed
Timerange: 00/18:49:01 to 00/18:50:29

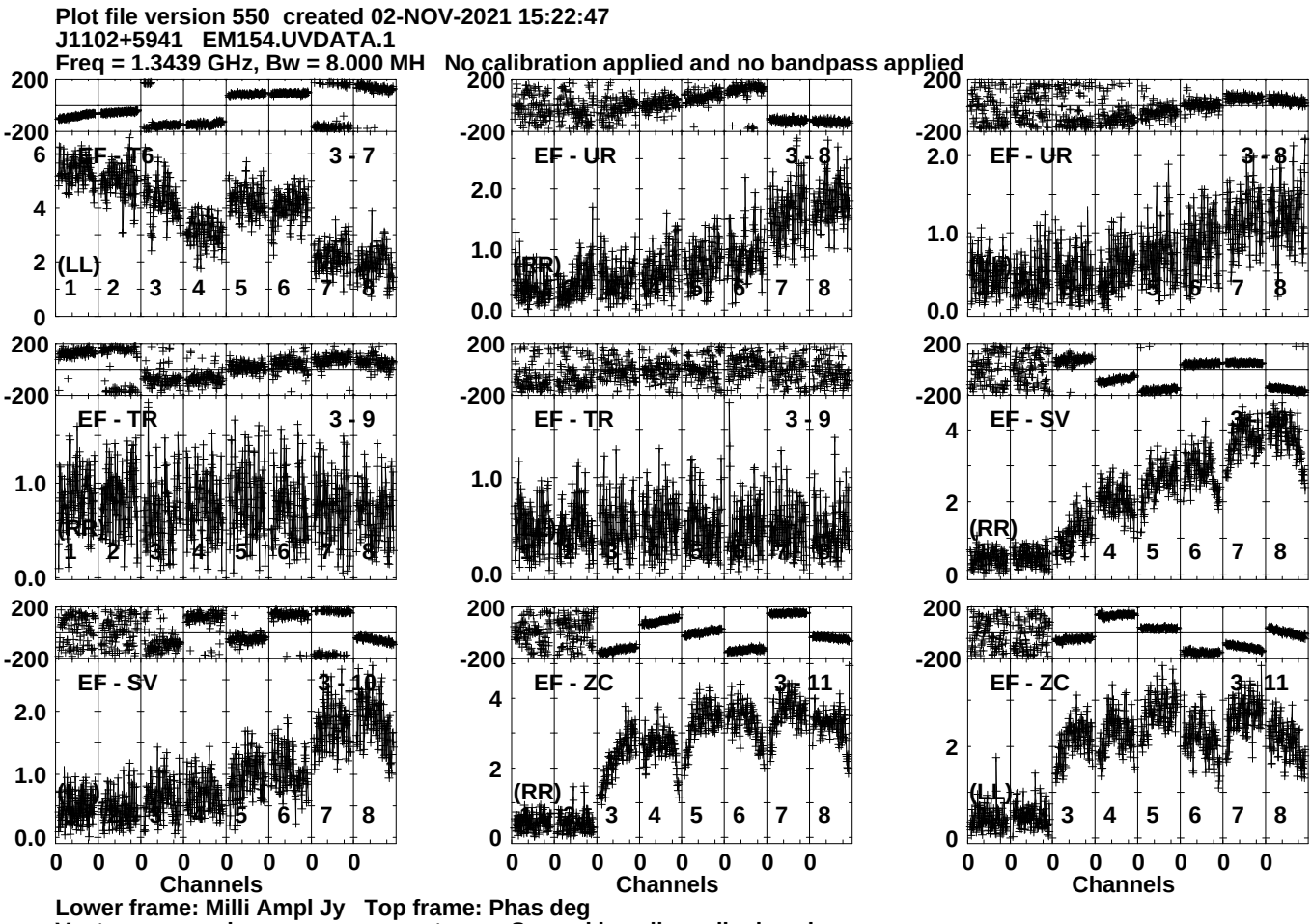
Plot file version 550 created 02-NOV-2021 15:22:47
J1102+5941 EM154.UVDATA.1
Freq = 1.3439 GHz, Bw = 8.000 MH No calibration applied and no bandpass applied
EF - T6 3 - 7
EF - UR 3 - 8
EF - UR 3 - 8
EF - TR 3 - 9
EF - TR 3 - 9
EF - SV 3 - 10
EF - SV 3 - 10
EF - ZC 3 - 11
EF - ZC 3 - 11
(LL)
(RR)
(RR)
(RR)
(RR)
(LL)
Channels
Channels
Channels
Lower frame: Milli Ampl Jy Top frame: Phas deg
Vector averaged cross-power spectrum Several baselines displayed
Timerange: 00/18:49:01 to 00/18:50:29

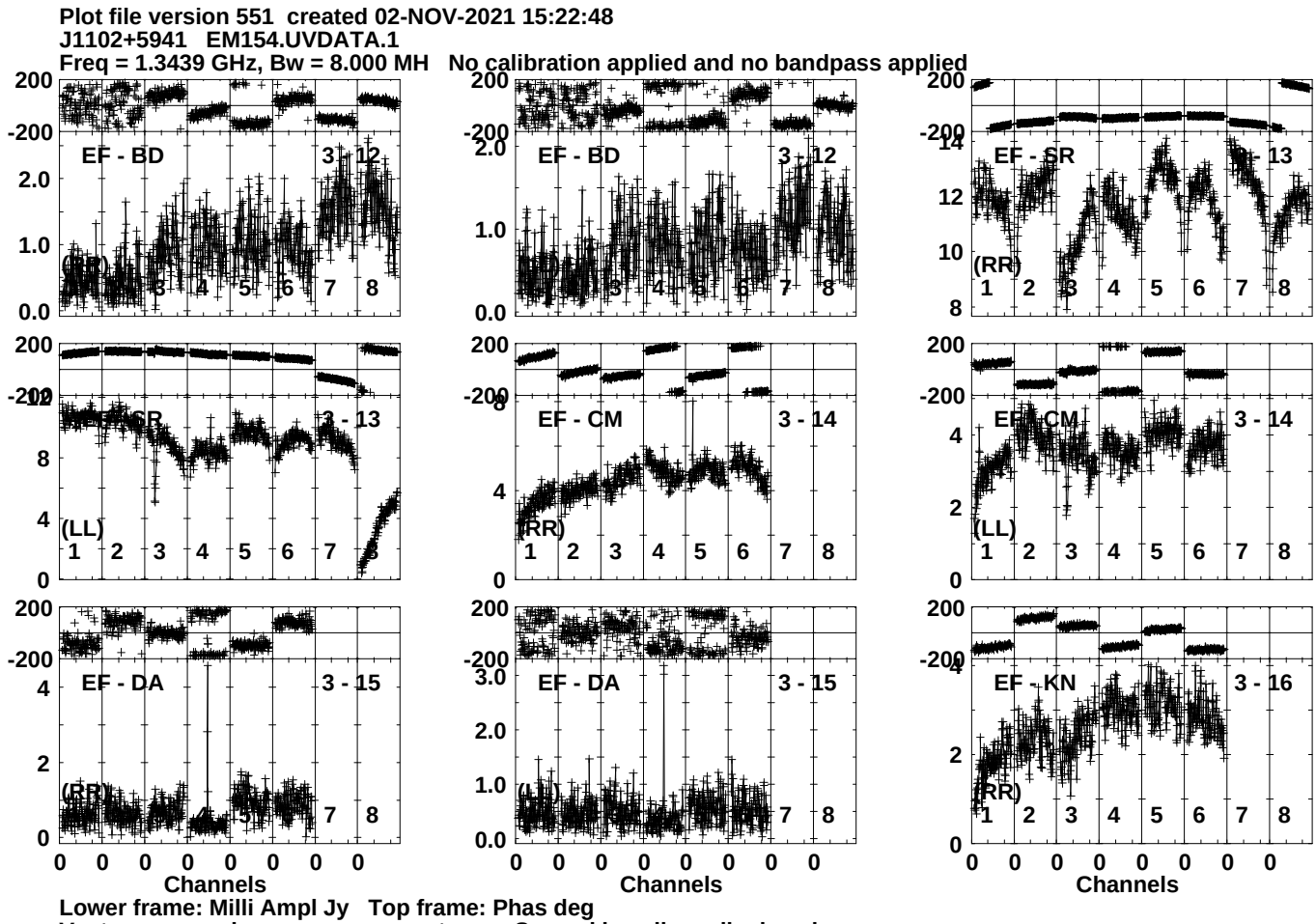
Plot file version 551 created 02-NOV-2021 15:22:48
J1102+5941 EM154.UVDATA.1
Freq = 1.3439 GHz, Bw = 8.000 MH No calibration applied and no bandpass applied
EF - BD 3 - 12
EF - SR 3 - 13
EF - CM 3 - 14
EF - DA 3 - 15
EF - KN 3 - 16
(RR)
(LL)
Channels
Lower frame: Milli Ampl Jy Top frame: Phas deg
Vector averaged cross-power spectrum Several baselines displayed
Timerange: 00/18:49:01 to 00/18:50:29

Plot file version 552 created 02-NOV-2021 15:22:48
J1102+5941 EM154.UVDATA.1
Freq = 1.3439 GHz, Bw = 8.000 MH No calibration applied and no bandpass applied

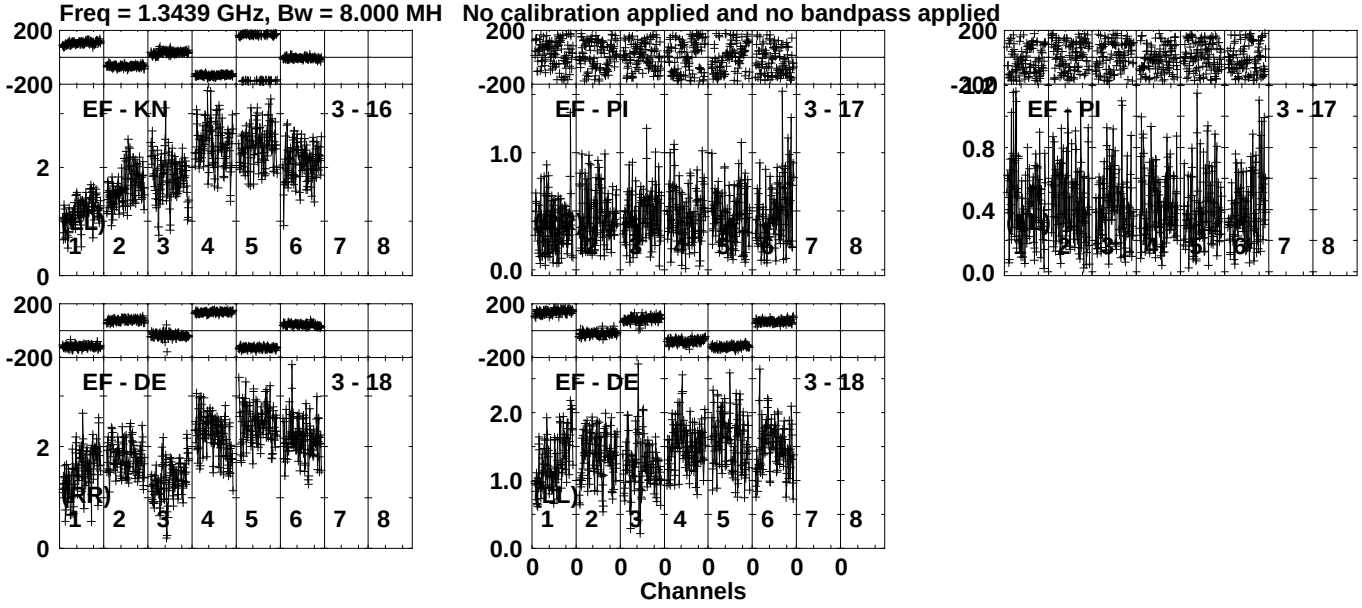

Lower frame: Milli Ampl Jy Top frame: Phas deg
Vector averaged cross-power spectrum Several baselines displayed
Timerange: 00/18:49:01 to 00/18:50:29

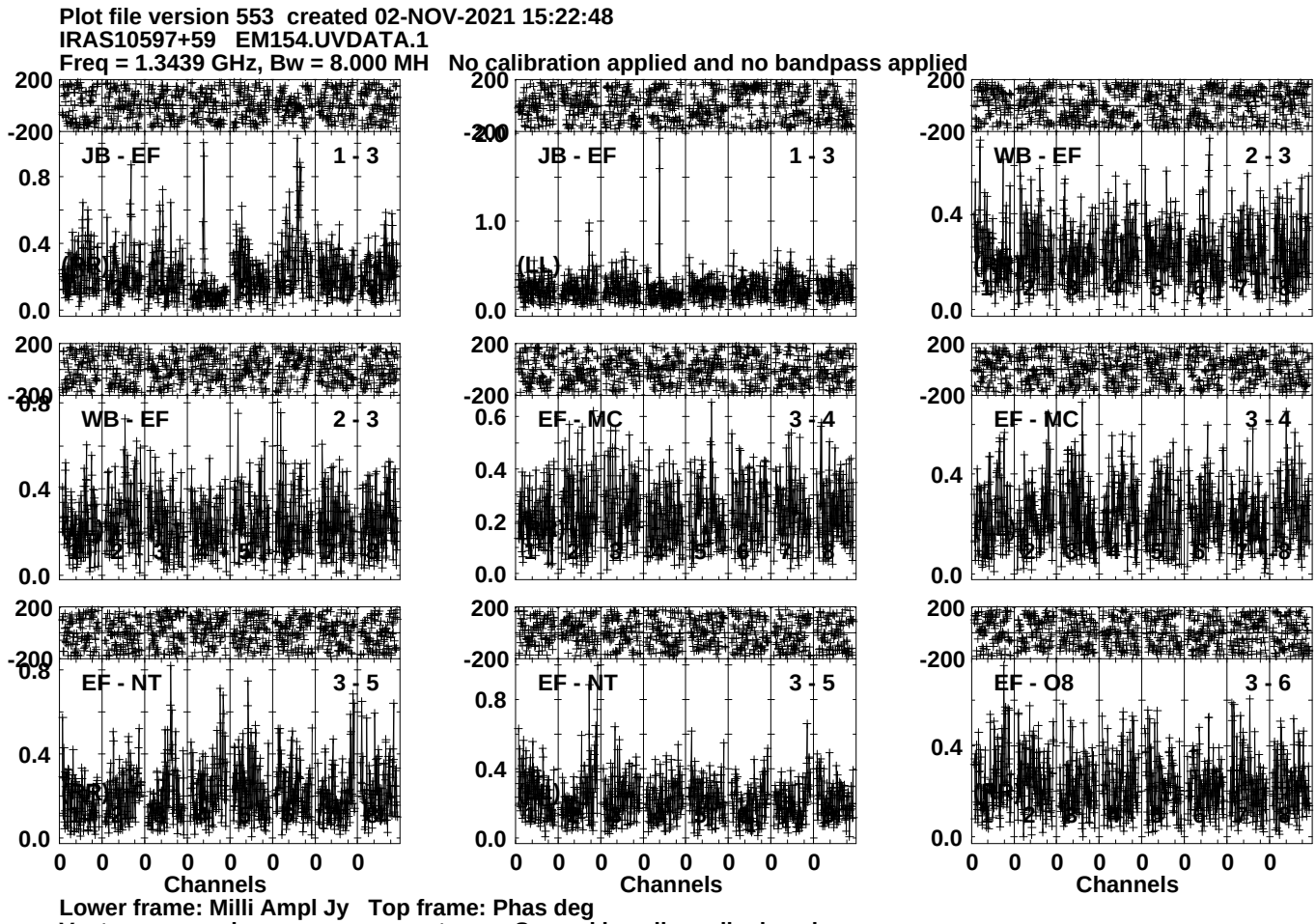
Plot file version 553 created 02-NOV-2021 15:22:48
IRAS10597+59 EM154.UVDATA.1
Freq = 1.3439 GHz, Bw = 8.000 MH No calibration applied and no bandpass applied
JB - EF 1 - 3
JB - EF 1 - 3
WB - EF 2 - 3
WB - EF 2 - 3
EF - MC 3 - 4
EF - MC 3 - 4
EF - NT 3 - 5
EF - NT 3 - 5
EF - O8 3 - 6
Channels
Channels
Channels
Lower frame: Milli Ampl Jy Top frame: Phas deg
Vector averaged cross-power spectrum Several baselines displayed
Timerange: 00/18:50:31 to 00/18:53:59

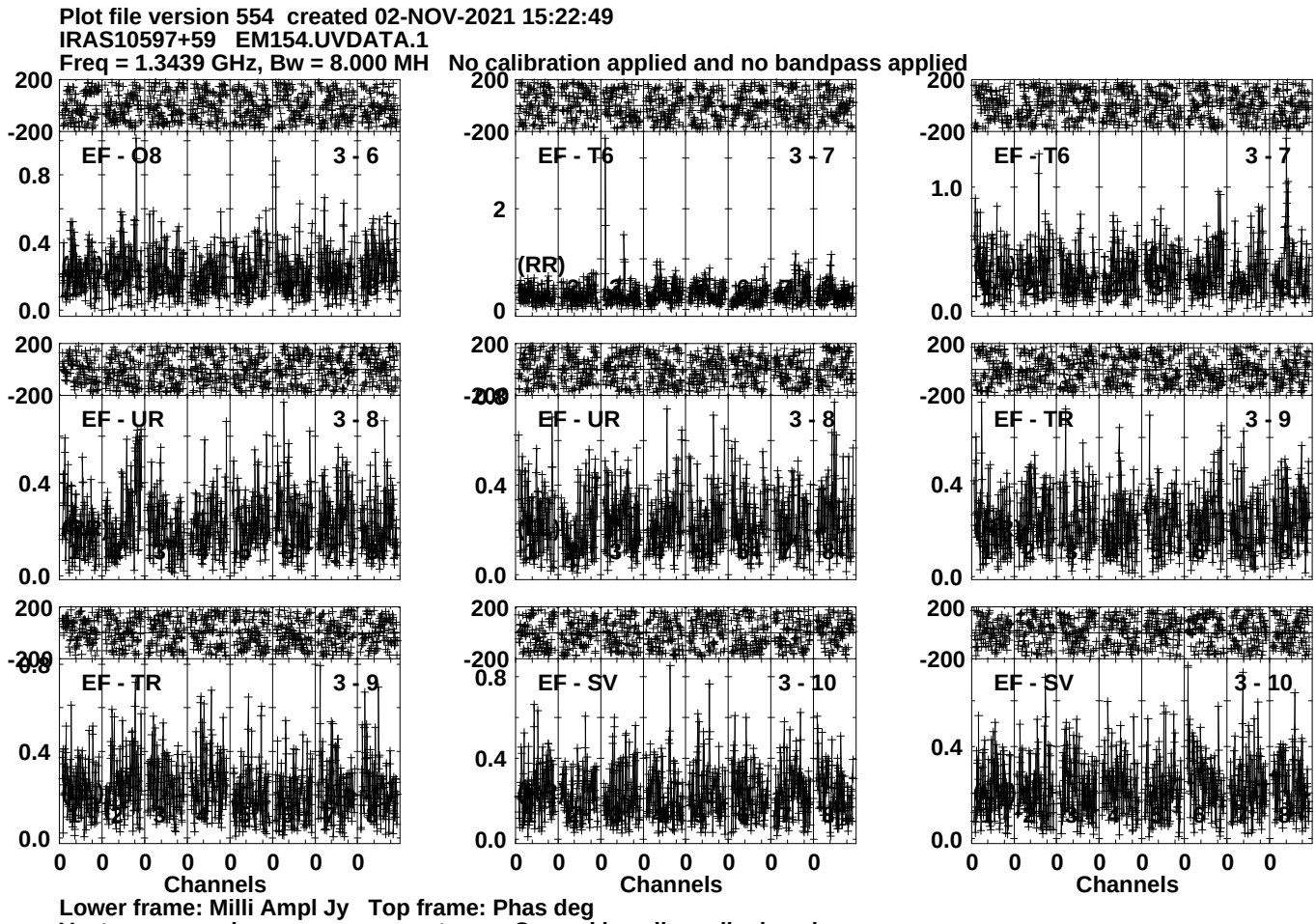
Plot file version 554 created 02-NOV-2021 15:22:49
IRAS10597+59 EM154.UVDATA.1
Freq = 1.3439 GHz, Bw = 8.000 MH No calibration applied and no bandpass applied
EF - O8 3 - 6
EF - T6 3 - 7
EF - T6 3 - 7
EF - UR 3 - 8
EF - UR 3 - 8
EF - TR 3 - 9
EF - TR 3 - 9
EF - SV 3 - 10
EF - SV 3 - 10
(RR)
Channels
Channels
Channels
Lower frame: Milli Ampl Jy Top frame: Phas deg
Vector averaged cross-power spectrum Several baselines displayed
Timerange: 00/18:50:31 to 00/18:53:59

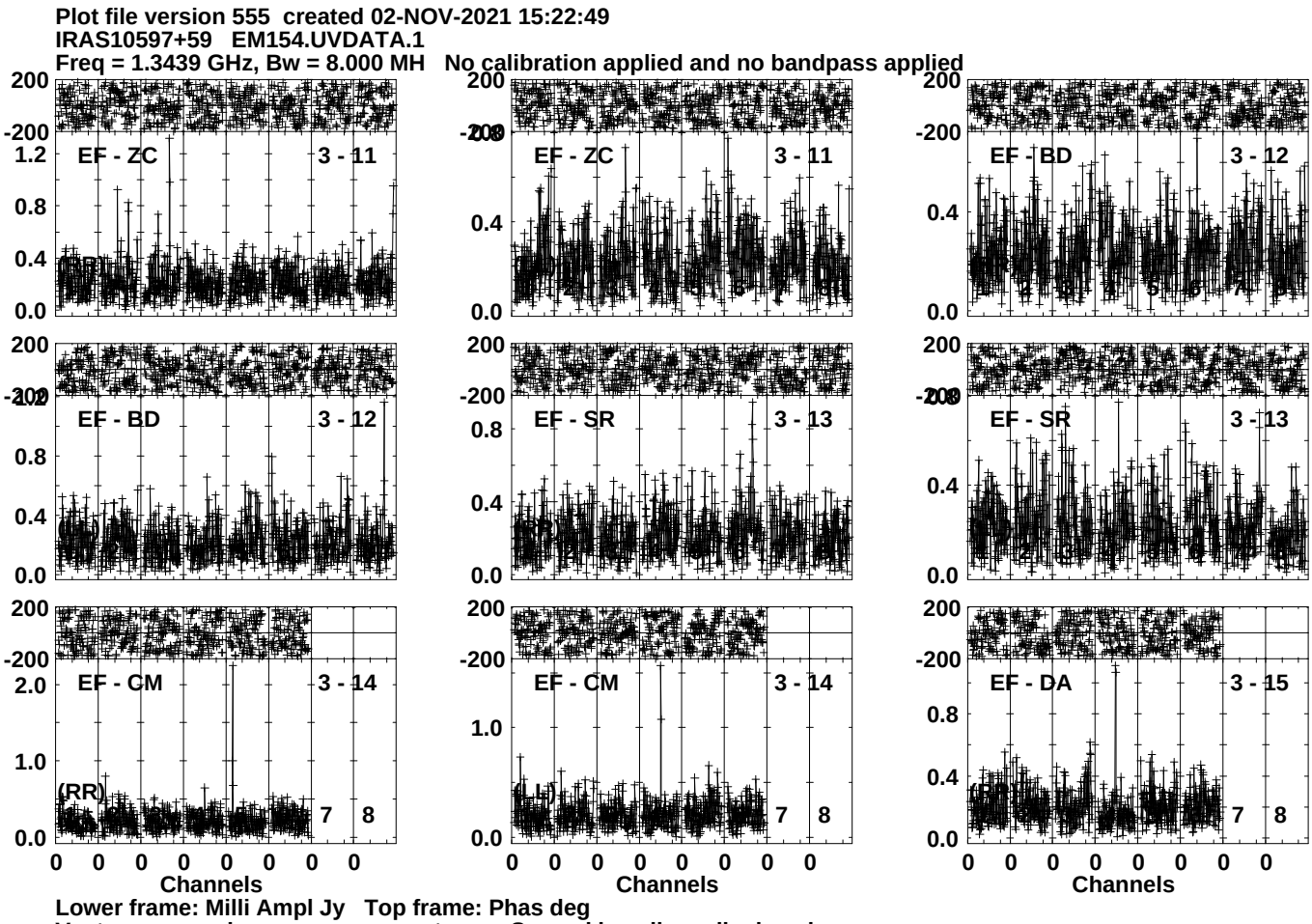
Plot file version 555 created 02-NOV-2021 15:22:49
IRAS10597+59 EM154.UVDATA.1
Freq = 1.3439 GHz, Bw = 8.000 MH No calibration applied and no bandpass applied
EF - ZC
3 - 11
EF - ZC
3 - 11
EF - BD
3 - 12
EF - BD
3 - 12
EF - SR
3 - 13
EF - SR
3 - 13
EF - CM
3 - 14
EF - CM
3 - 14
EF - DA
3 - 15
(RR)
Channels
Channels
Channels
Lower frame: Milli Ampl Jy Top frame: Phas deg
Vector averaged cross-power spectrum Several baselines displayed
Timerange: 00/18:50:31 to 00/18:53:59

Plot file version 556 created 02-NOV-2021 15:22:50
IRAS10597+59 EM154.UVDATA.1
Freq = 1.3439 GHz, Bw = 8.000 MH No calibration applied and no bandpass applied

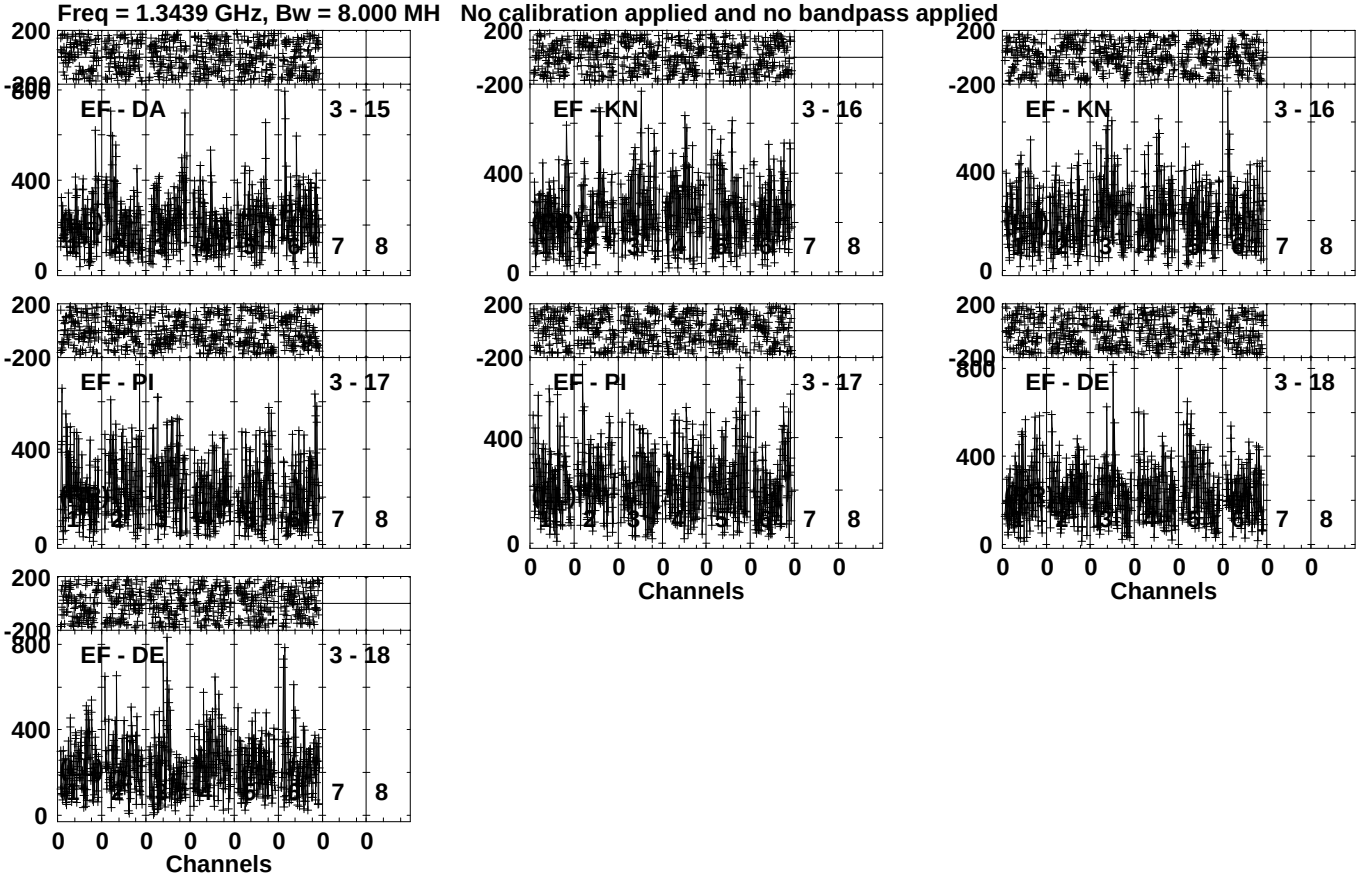

Lower frame: Micro Ampl Jy Top frame: Phas deg
Vector averaged cross-power spectrum Several baselines displayed
Timerange: 00/18:50:31 to 00/18:53:59

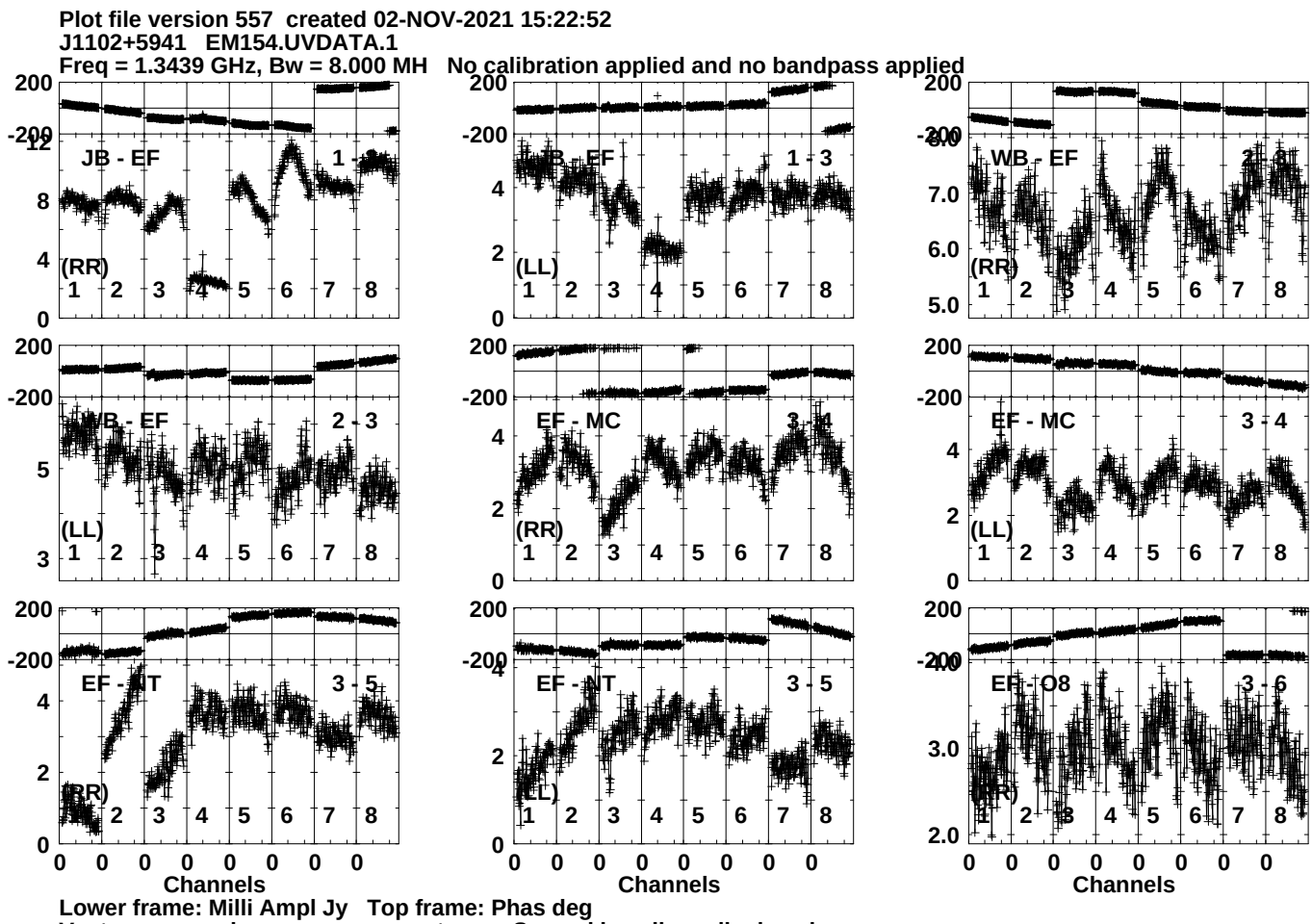
Plot file version 557 created 02-NOV-2021 15:22:52
J1102+5941 EM154.UVDATA.1
Freq = 1.3439 GHz, Bw = 8.000 MH No calibration applied and no bandpass applied
JB - EF 1 - 2
(RR)
WB - EF 1 - 3
(LL)
WB - EF 2 - 2
(RR)
WB - EF 2 - 3
(LL)
EF - MC 3 - 4
(RR)
EF - MC 3 - 4
(LL)
EF - NT 3 - 5
(RR)
EF - NT 3 - 5
(LL)
EF - O8 3 - 6
(RR)
Channels
Channels
Channels
Lower frame: Milli Ampl Jy Top frame: Phas deg
Vector averaged cross-power spectrum Several baselines displayed
Timerange: 00/18:54:31 to 00/18:55:59

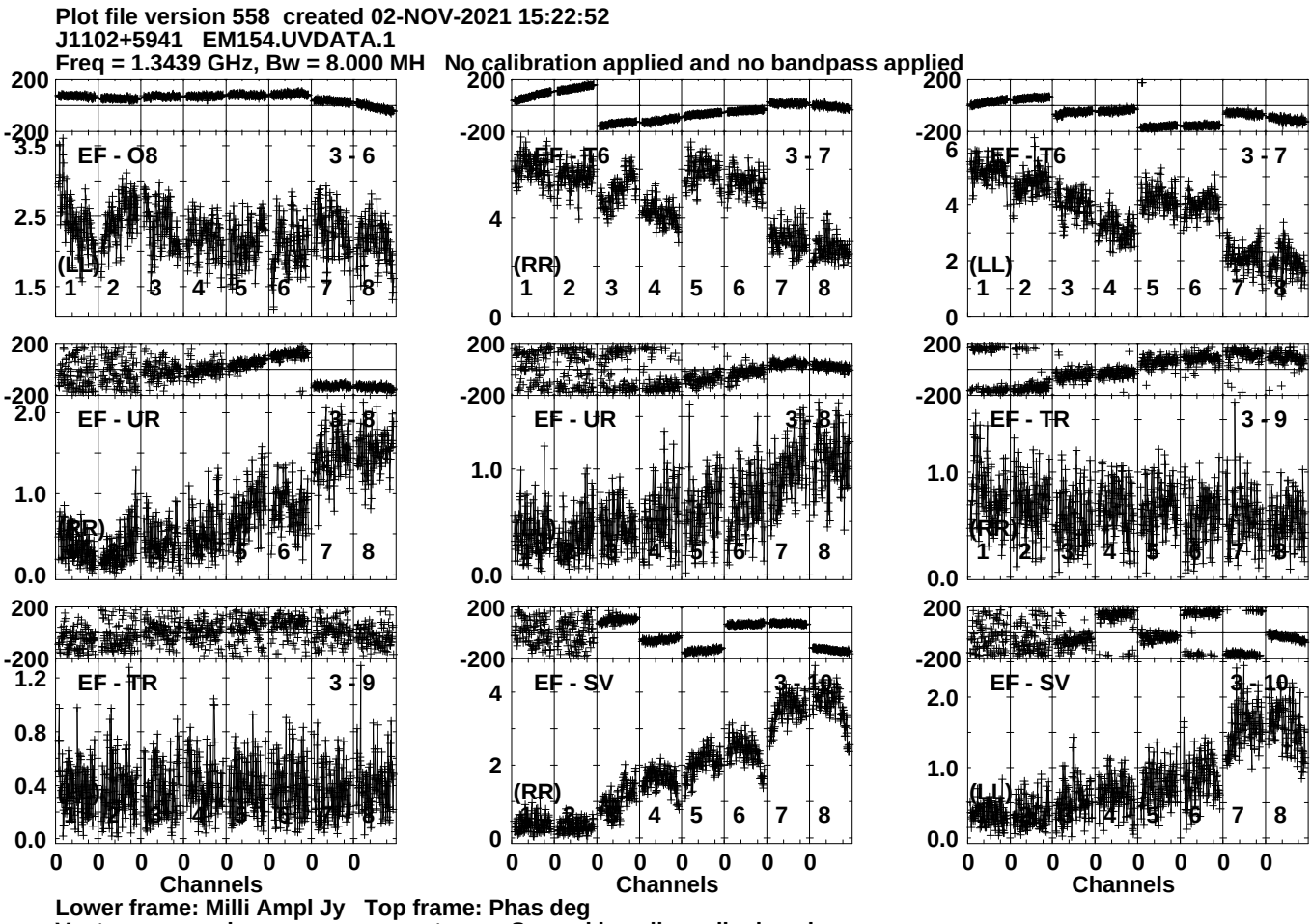
Plot file version 558 created 02-NOV-2021 15:22:52
J1102+5941 EM154.UVDATA.1
Freq = 1.3439 GHz, Bw = 8.000 MH No calibration applied and no bandpass applied
EF - O8 3 - 6
(LL)
EF - T6 3 - 7
(RR)
EF - T6 3 - 7
(LL)
EF - UR 3 - 8
(RR)
EF - UR 3 - 8
EF - TR 3 - 9
(RR)
EF - TR 3 - 9
EF - SV 3 - 10
(RR)
EF - SV 3 - 10
(LL)
Channels
Channels
Channels
Lower frame: Milli Ampl Jy Top frame: Phas deg
Vector averaged cross-power spectrum Several baselines displayed
Timerange: 00/18:54:31 to 00/18:55:59

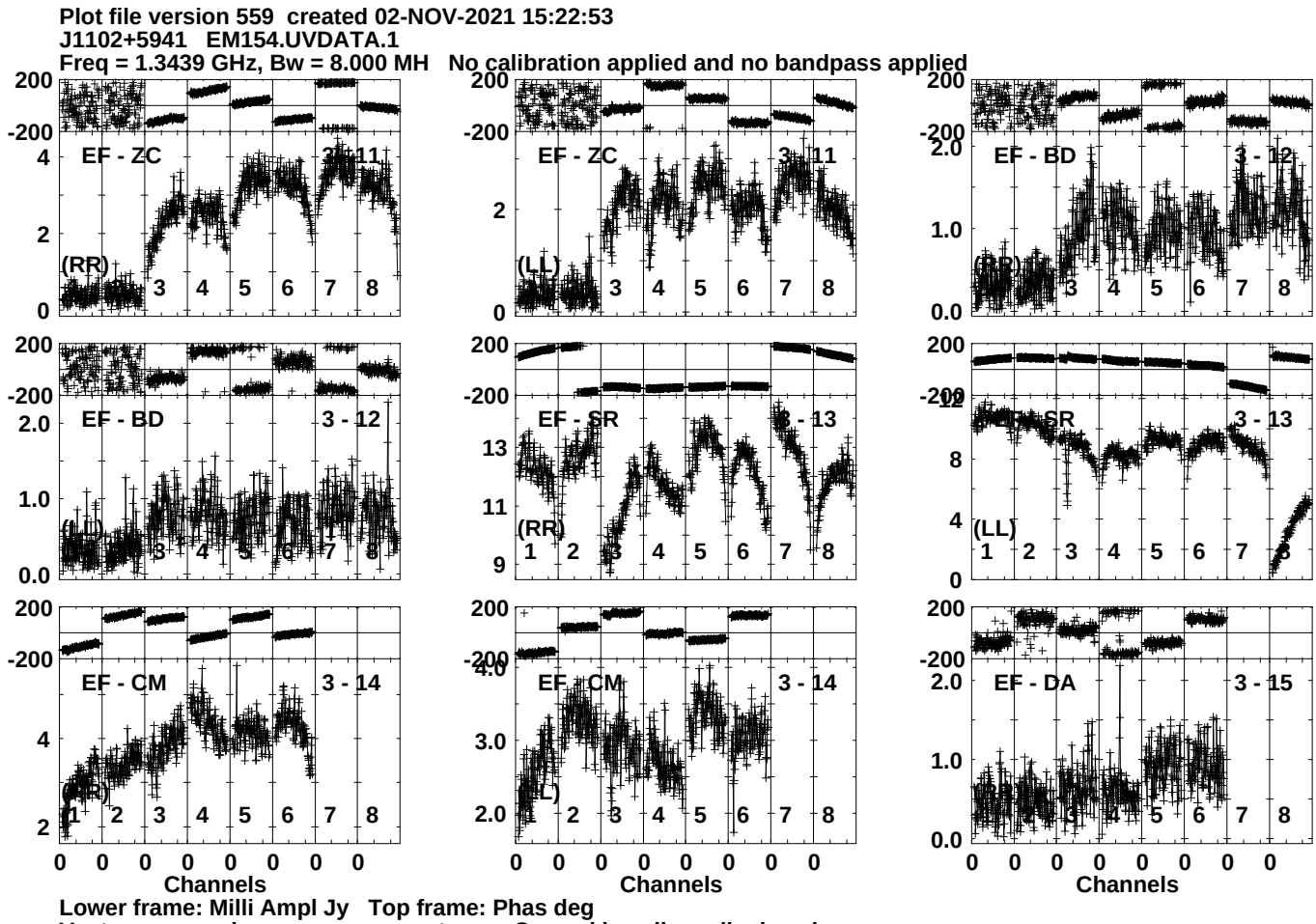
Plot file version 559 created 02-NOV-2021 15:22:53
J1102+5941 EM154.UVDATA.1
Freq = 1.3439 GHz, Bw = 8.000 MH No calibration applied and no bandpass applied
EF - ZC 3 - 11
(RR)
EF - ZC 3 - 11
(LL)
EF - BD 3 - 12
(RR)
EF - BD 3 - 12
(LL)
EF - SR 3 - 13
(RR)
EF - SR 3 - 13
(LL)
EF - CM 3 - 14
(RR)
EF - CM 3 - 14
(LL)
EF - DA 3 - 15
(RR)
Channels
Channels
Channels
Lower frame: Milli Ampl Jy Top frame: Phas deg
Vector averaged cross-power spectrum Several baselines displayed
Timerange: 00/18:54:31 to 00/18:55:59

Plot file version 560 created 02-NOV-2021 15:22:53
J1102+5941 EM154.UVDATA.1
Freq = 1.3439 GHz, Bw = 8.000 MH No calibration applied and no bandpass applied

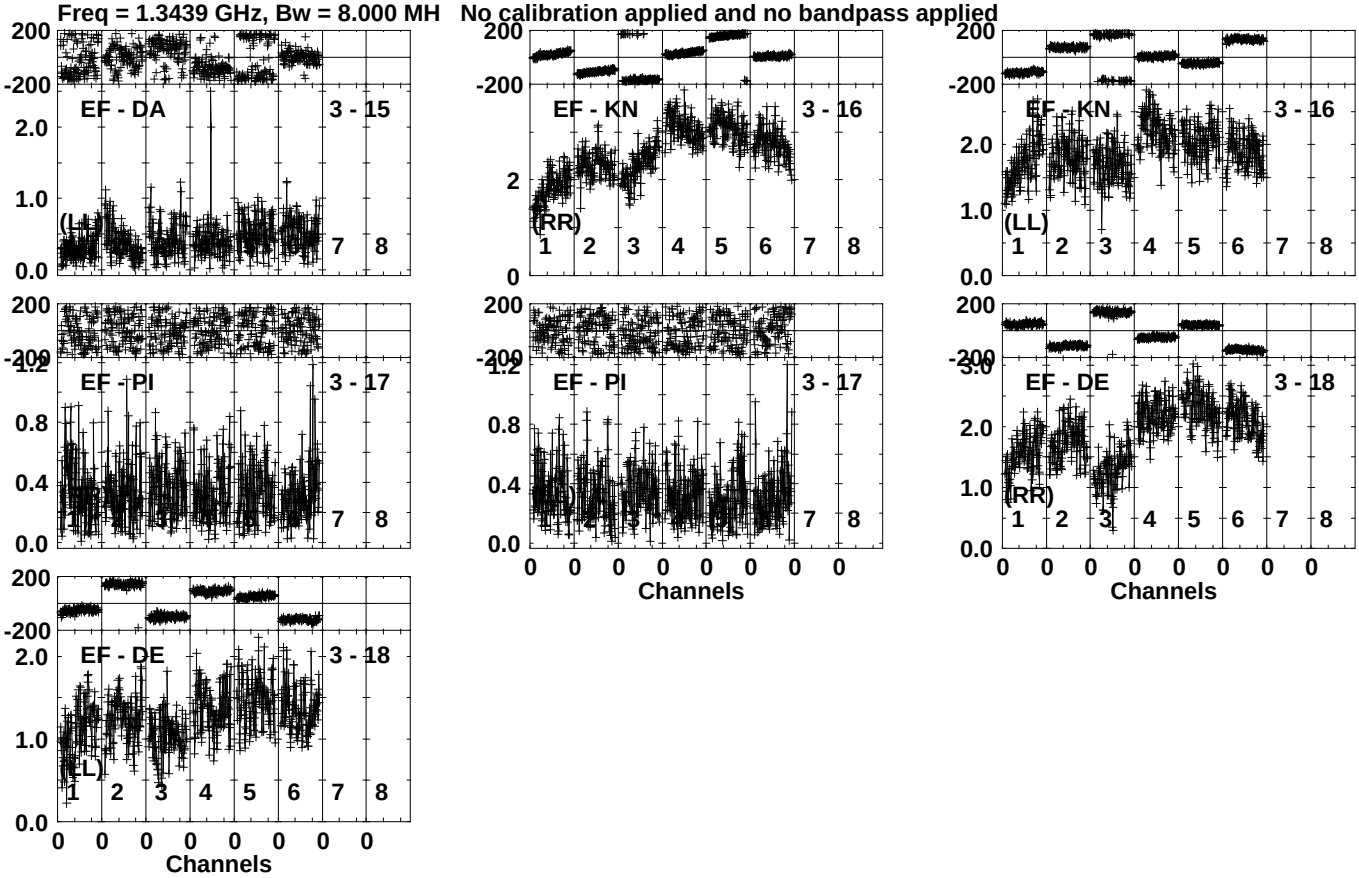

Lower frame: Milli Ampl Jy Top frame: Phas deg
Vector averaged cross-power spectrum Several baselines displayed
Timerange: 00/18:54:31 to 00/18:55:59

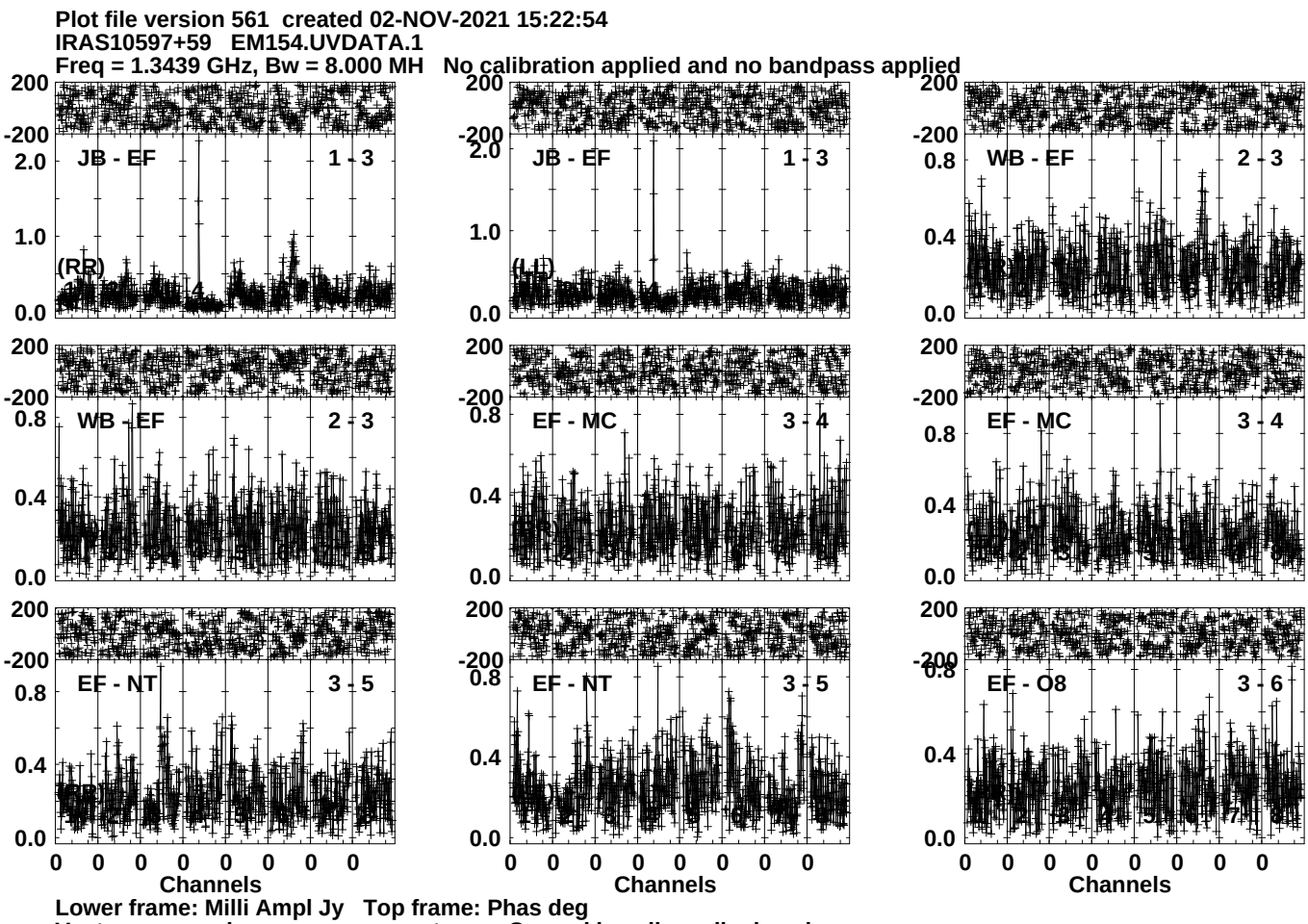
Plot file version 561 created 02-NOV-2021 15:22:54
IRAS10597+59 EM154.UVDATA.1
Freq = 1.3439 GHz, Bw = 8.000 MH No calibration applied and no bandpass applied
JB - EF 1 - 3
(RR)
(LL)
WB - EF 2 - 3
EF - MC 3 - 4
EF - NT 3 - 5
EF - O8 3 - 6
200
-200
2.0
1.0
0.8
0.4
0.0
0 0 0 0 0 0 0 0
Channels
Lower frame: Milli Ampl Jy Top frame: Phas deg
Vector averaged cross-power spectrum Several baselines displayed
Timerange: 00/18:56:01 to 00/18:59:29

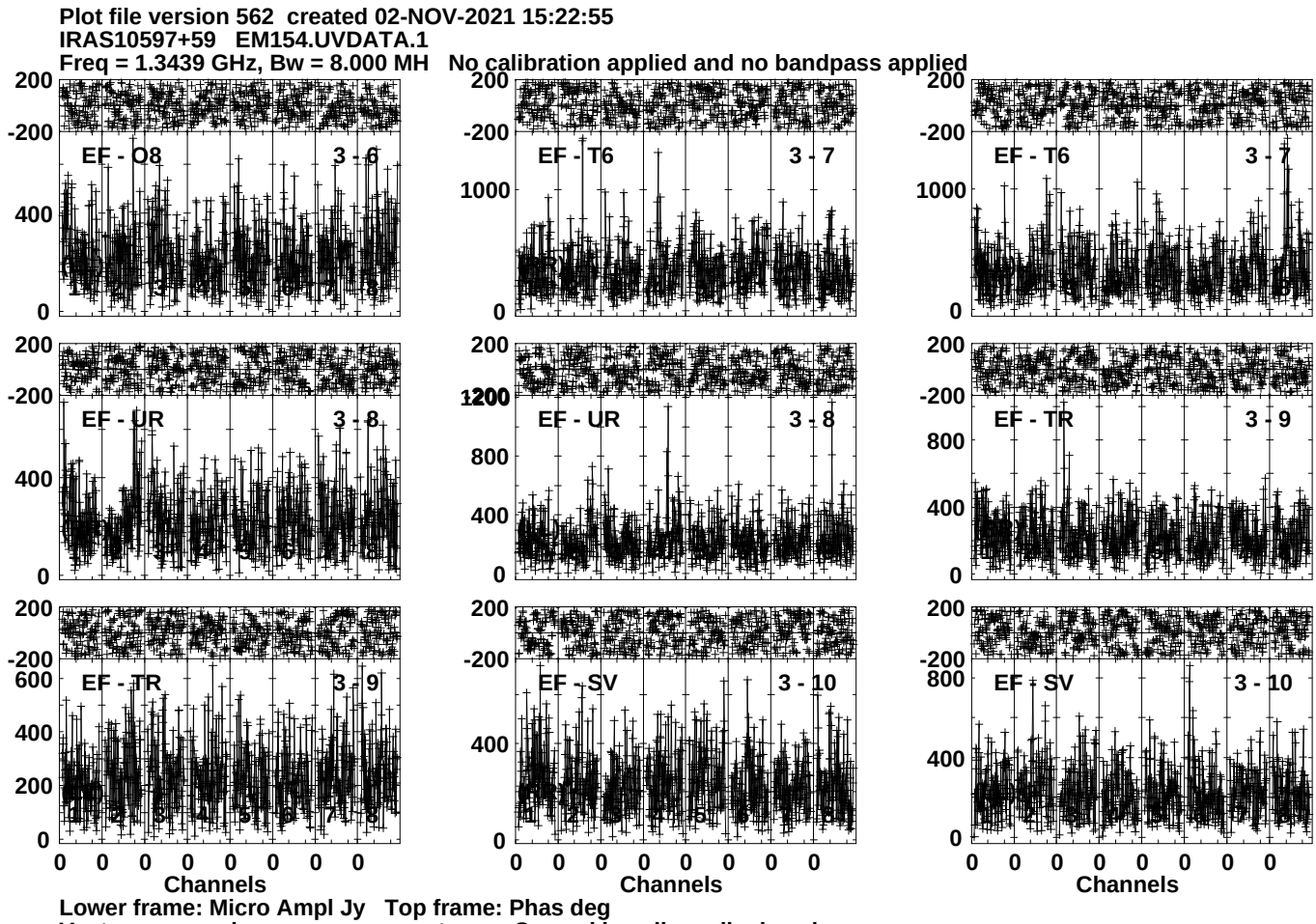
Plot file version 562 created 02-NOV-2021 15:22:55
IRAS10597+59 EM154.UVDATA.1
Freq = 1.3439 GHz, Bw = 8.000 MH No calibration applied and no bandpass applied
EF - O8 3 - 6
EF - T6 3 - 7
EF - T6 3 - 7
EF - UR 3 - 8
EF - UR 3 - 8
EF - TR 3 - 9
EF - TR 3 - 9
EF - SV 3 - 10
EF - SV 3 - 10
Channels
Channels
Channels
Lower frame: Micro Ampl Jy Top frame: Phas deg
Vector averaged cross-power spectrum Several baselines displayed
Timerange: 00/18:56:01 to 00/18:59:29

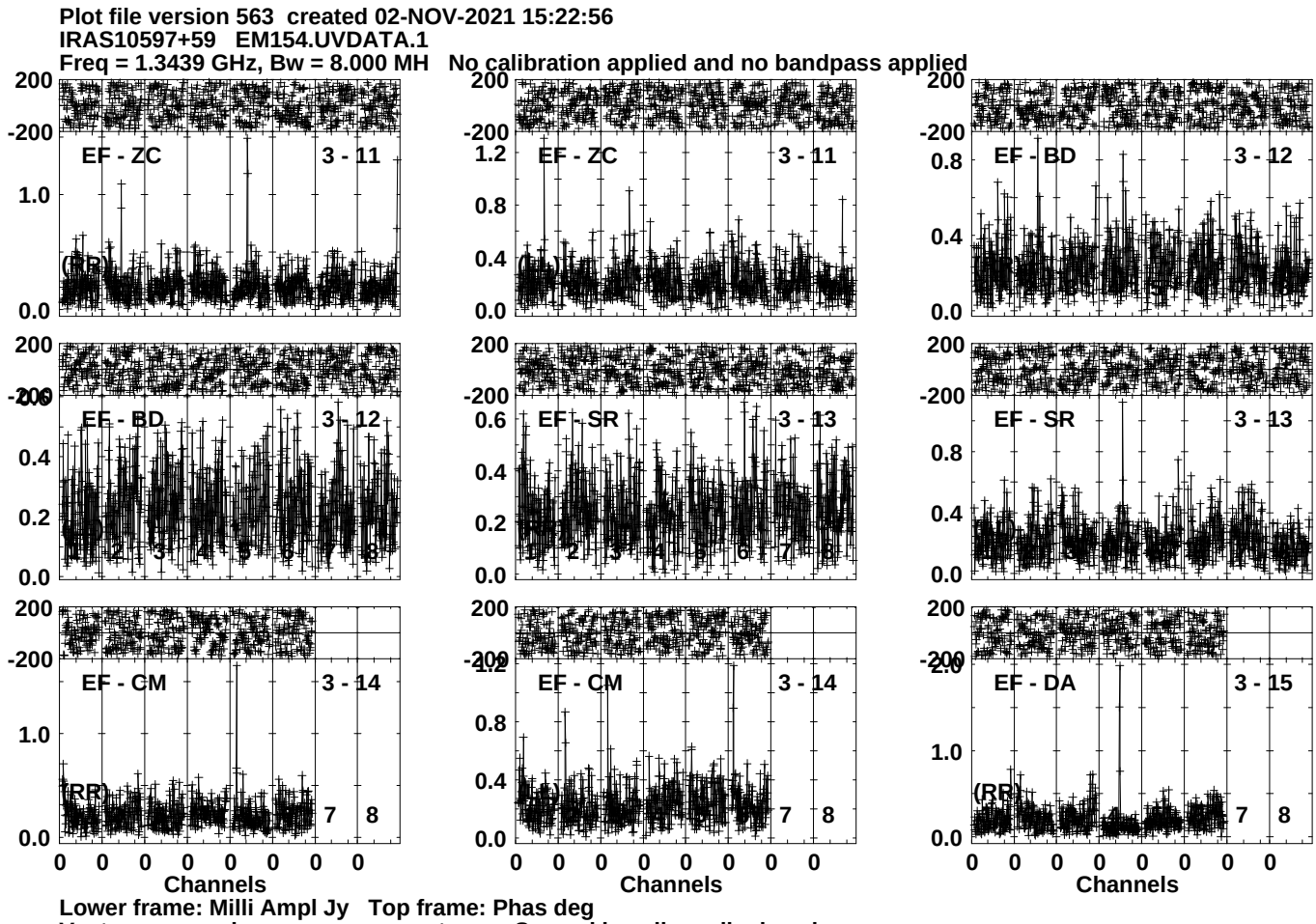
Plot file version 563 created 02-NOV-2021 15:22:56
IRAS10597+59 EM154.UVDATA.1
Freq = 1.3439 GHz, Bw = 8.000 MH No calibration applied and no bandpass applied
EF - ZC 3 - 11
EF - ZC 3 - 11
EF - BD 3 - 12
EF - BD 3 - 12
EF - SR 3 - 13
EF - SR 3 - 13
EF - CM 3 - 14
EF - CM 3 - 14
EF - DA 3 - 15
(RR)
Channels
Lower frame: Milli Ampl Jy Top frame: Phas deg
Vector averaged cross-power spectrum Several baselines displayed
Timerange: 00/18:56:01 to 00/18:59:29

Plot file version 564 created 02-NOV-2021 15:22:56
IRAS10597+59 EM154.UVDATA.1
Freq = 1.3439 GHz, Bw = 8.000 MH No calibration applied and no bandpass applied

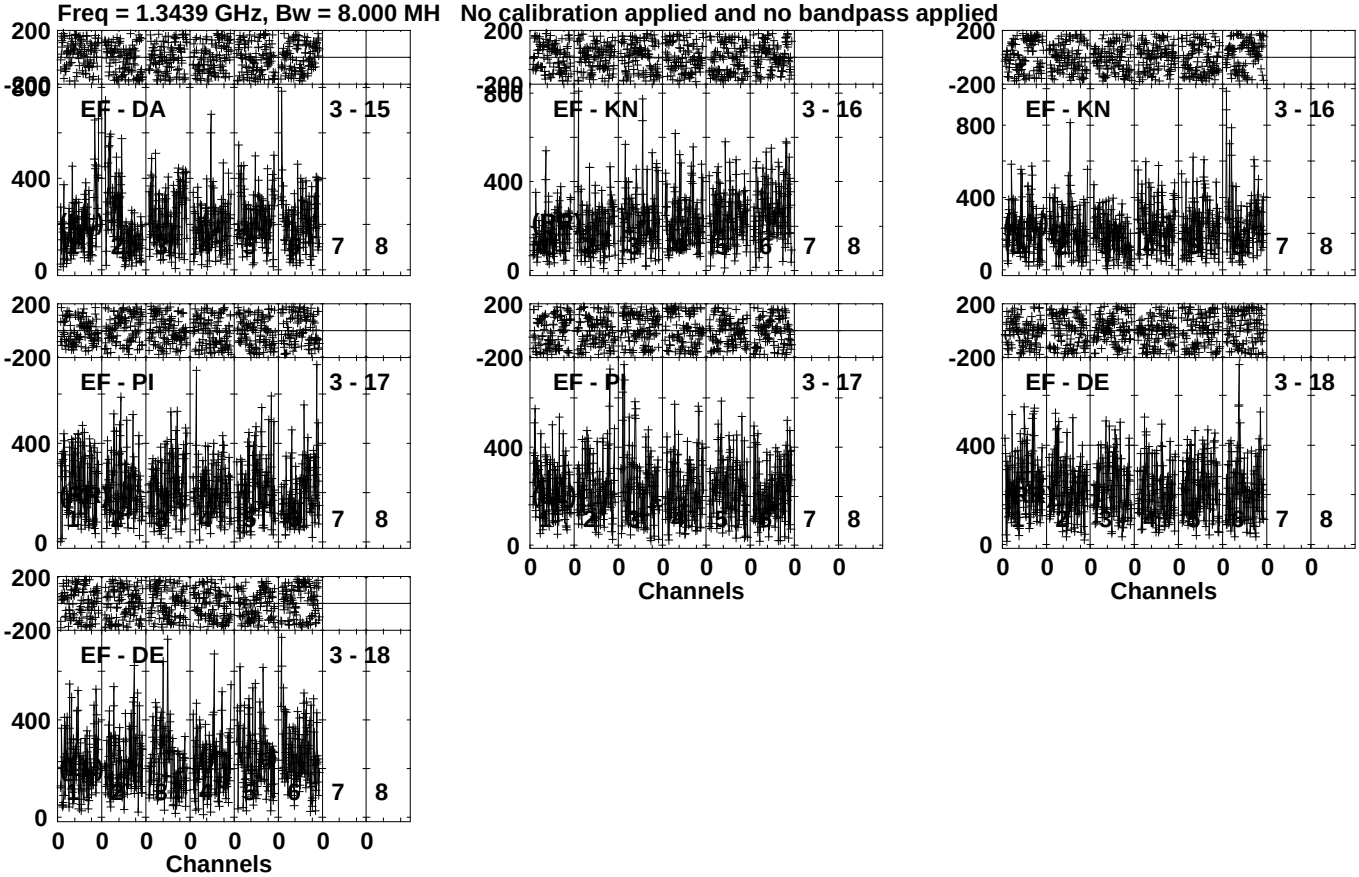

Lower frame: Micro Ampl Jy Top frame: Phas deg
Vector averaged cross-power spectrum Several baselines displayed
Timerange: 00/18:56:01 to 00/18:59:29

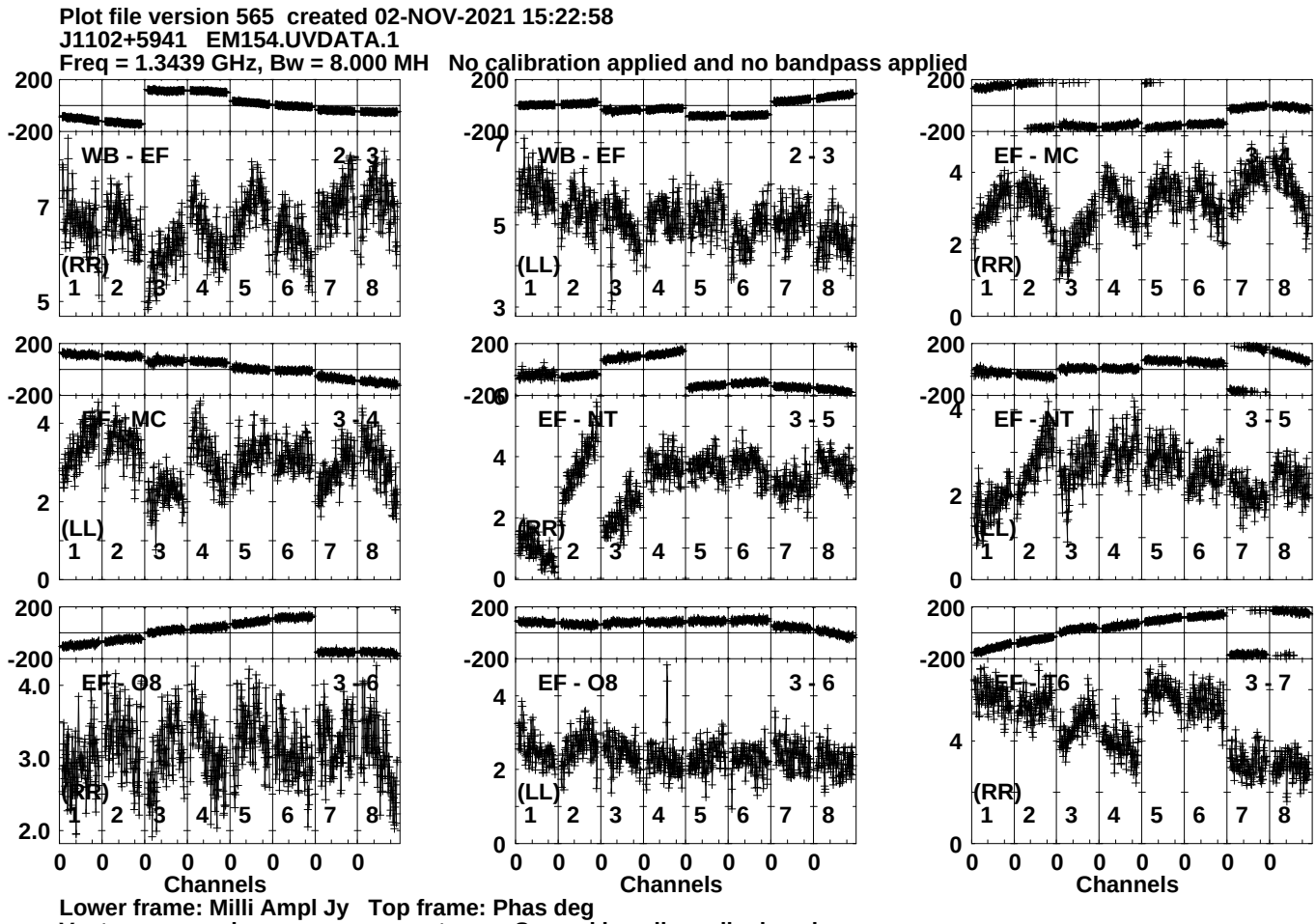
Plot file version 565 created 02-NOV-2021 15:22:58
J1102+5941 EM154.UVDATA.1
Freq = 1.3439 GHz, Bw = 8.000 MH No calibration applied and no bandpass applied
WB - EF 2 - 3
(RR)
WB - EF 2 - 3
(LL)
EF - MC
(RR)
EF - MC 3 - 4
(LL)
EF - NT 3 - 5
(RR)
EF - NT 3 - 5
(LL)
EF - O8 3 - 6
(RR)
EF - O8 3 - 6
(LL)
EF - I6 3 - 7
(RR)
Channels
Channels
Channels
Lower frame: Milli Ampl Jy Top frame: Phas deg
Vector averaged cross-power spectrum Several baselines displayed
Timerange: 00/18:59:31 to 00/19:00:59

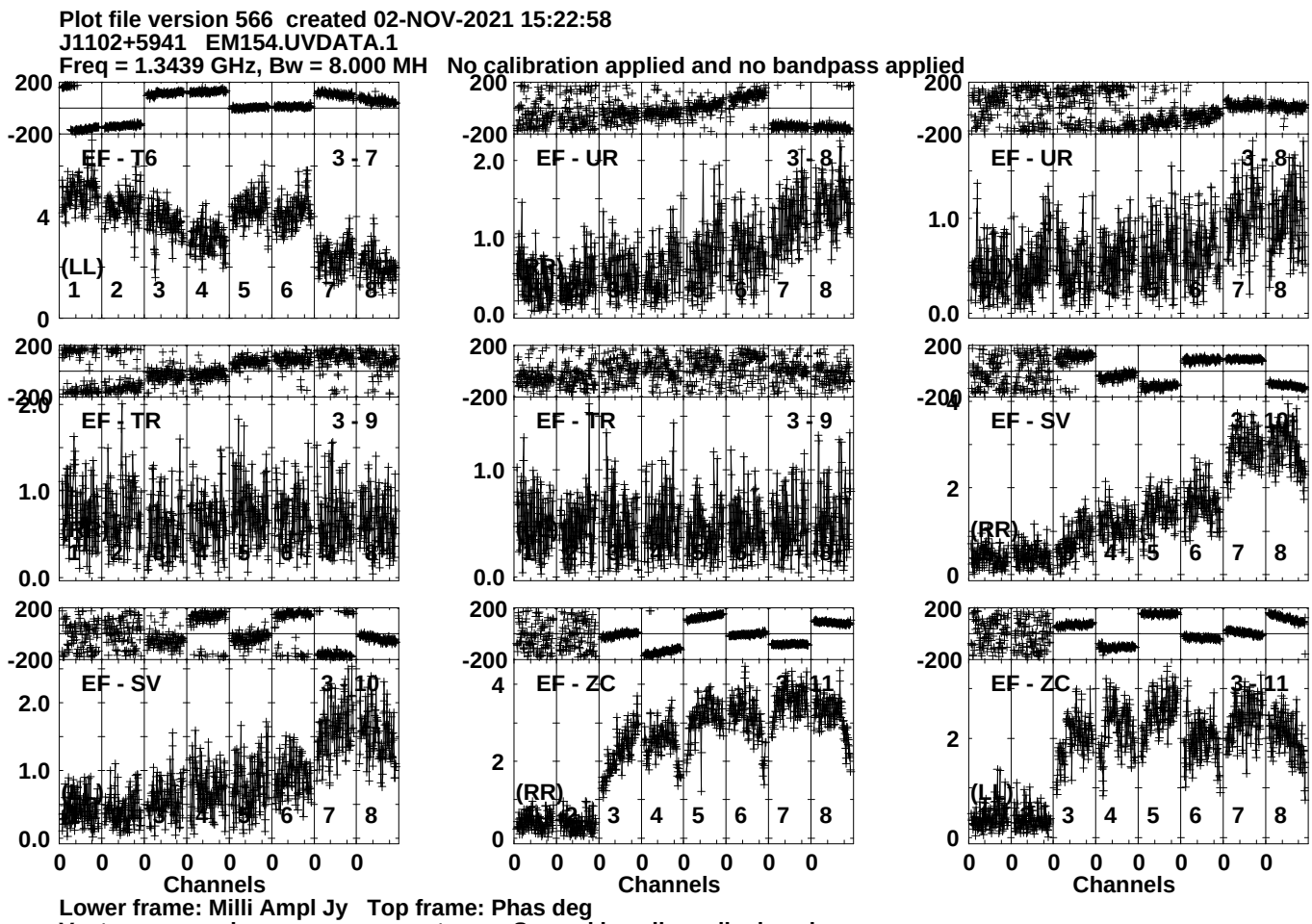
Plot file version 566 created 02-NOV-2021 15:22:58
J1102+5941 EM154.UVDATA.1
Freq = 1.3439 GHz, Bw = 8.000 MH No calibration applied and no bandpass applied
EF - T6 3 - 7
EF - UR 3 - 8
EF - UR 3 - 8
EF - TR 3 - 9
EF - TR 3 - 9
EF - SV 3 - 10
EF - SV 3 - 10
EF - ZC 3 - 11
EF - ZC 3 - 11
(LL)
(RR)
(RR)
(LL)
Channels
Channels
Channels
Lower frame: Milli Ampl Jy Top frame: Phas deg
Vector averaged cross-power spectrum Several baselines displayed
Timerange: 00/18:59:31 to 00/19:00:59

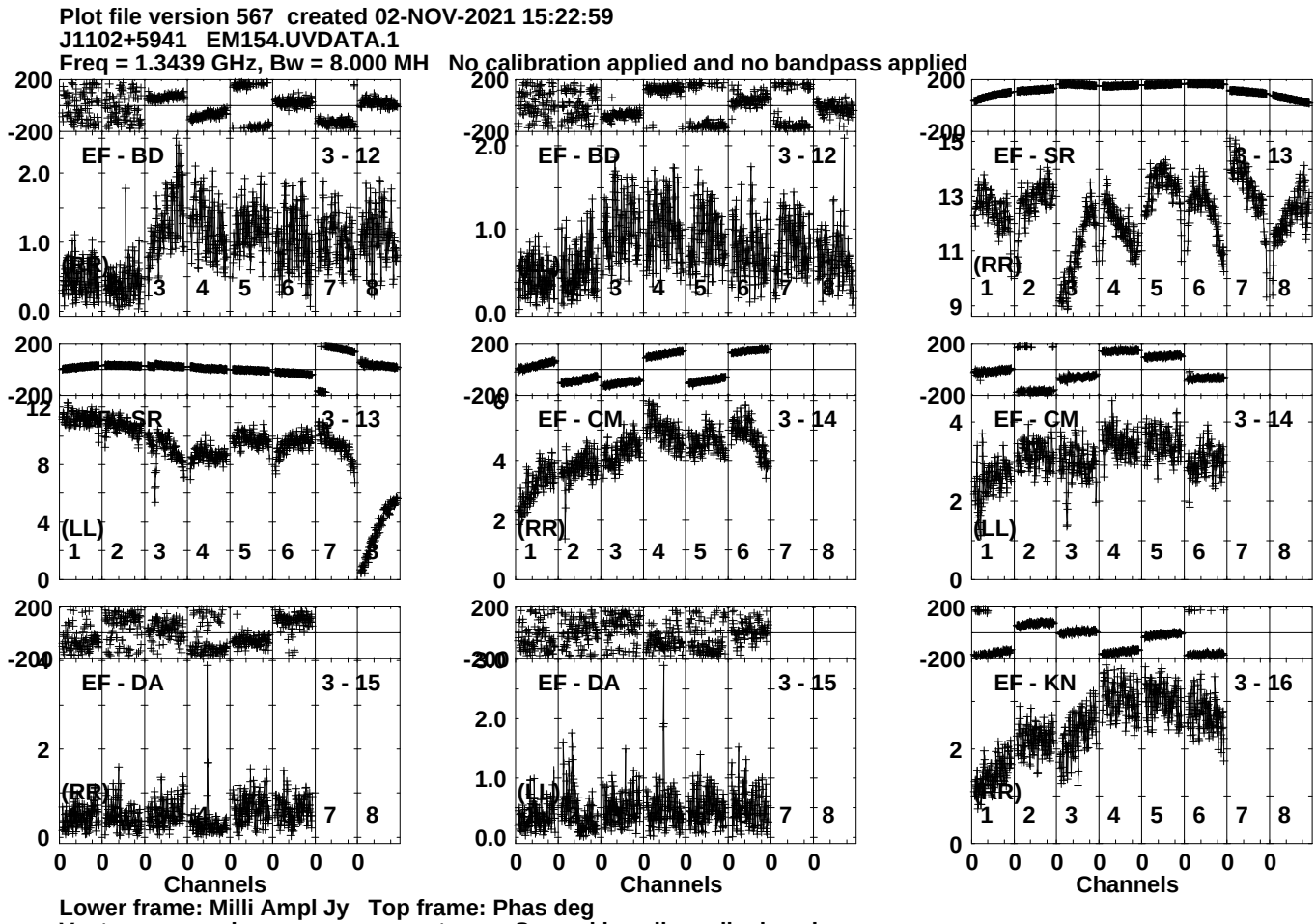
Plot file version 567 created 02-NOV-2021 15:22:59
J1102+5941 EM154.UVDATA.1
Freq = 1.3439 GHz, Bw = 8.000 MH No calibration applied and no bandpass applied
EF - BD 3 - 12
EF - SR 3 - 13
EF - CM 3 - 14
EF - DA 3 - 15
EF - KN 3 - 16
(RR)
(LL)
Channels
Lower frame: Milli Ampl Jy Top frame: Phas deg
Vector averaged cross-power spectrum Several baselines displayed
Timerange: 00/18:59:31 to 00/19:00:59

Plot file version 568 created 02-NOV-2021 15:23:00
J1102+5941 EM154.UVDATA.1
Freq = 1.3439 GHz, Bw = 8.000 MH No calibration applied and no bandpass applied

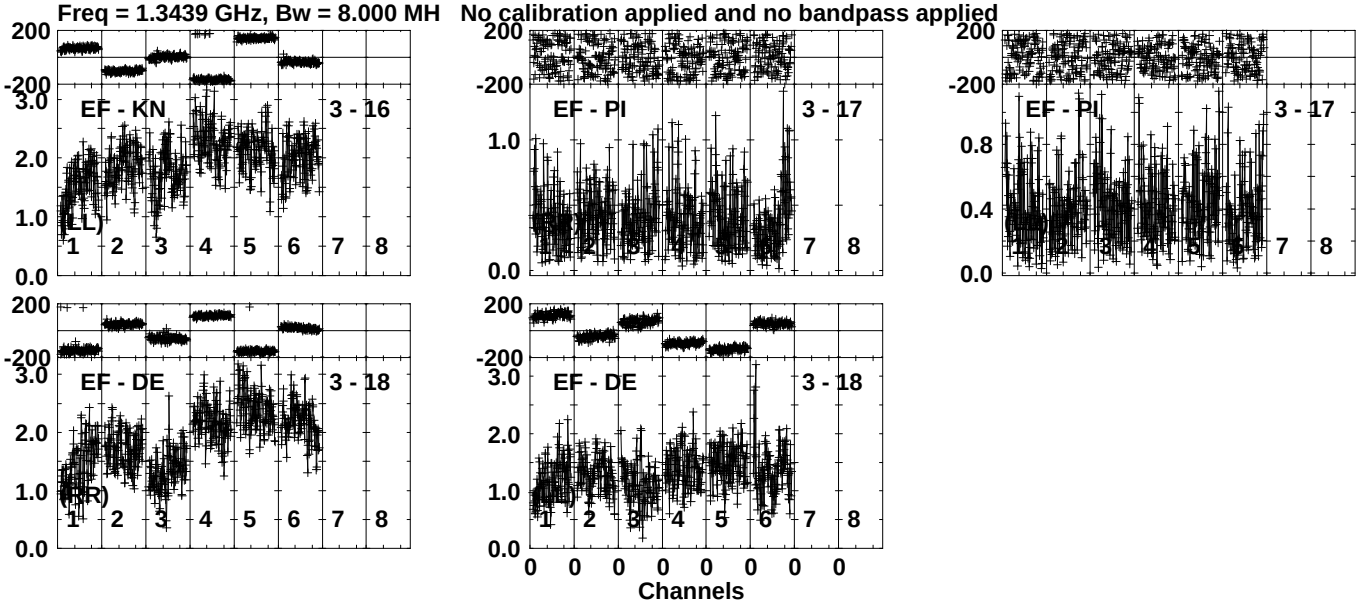

Lower frame: Milli Ampl Jy Top frame: Phas deg
Vector averaged cross-power spectrum Several baselines displayed
Timerange: 00/18:59:31 to 00/19:00:59

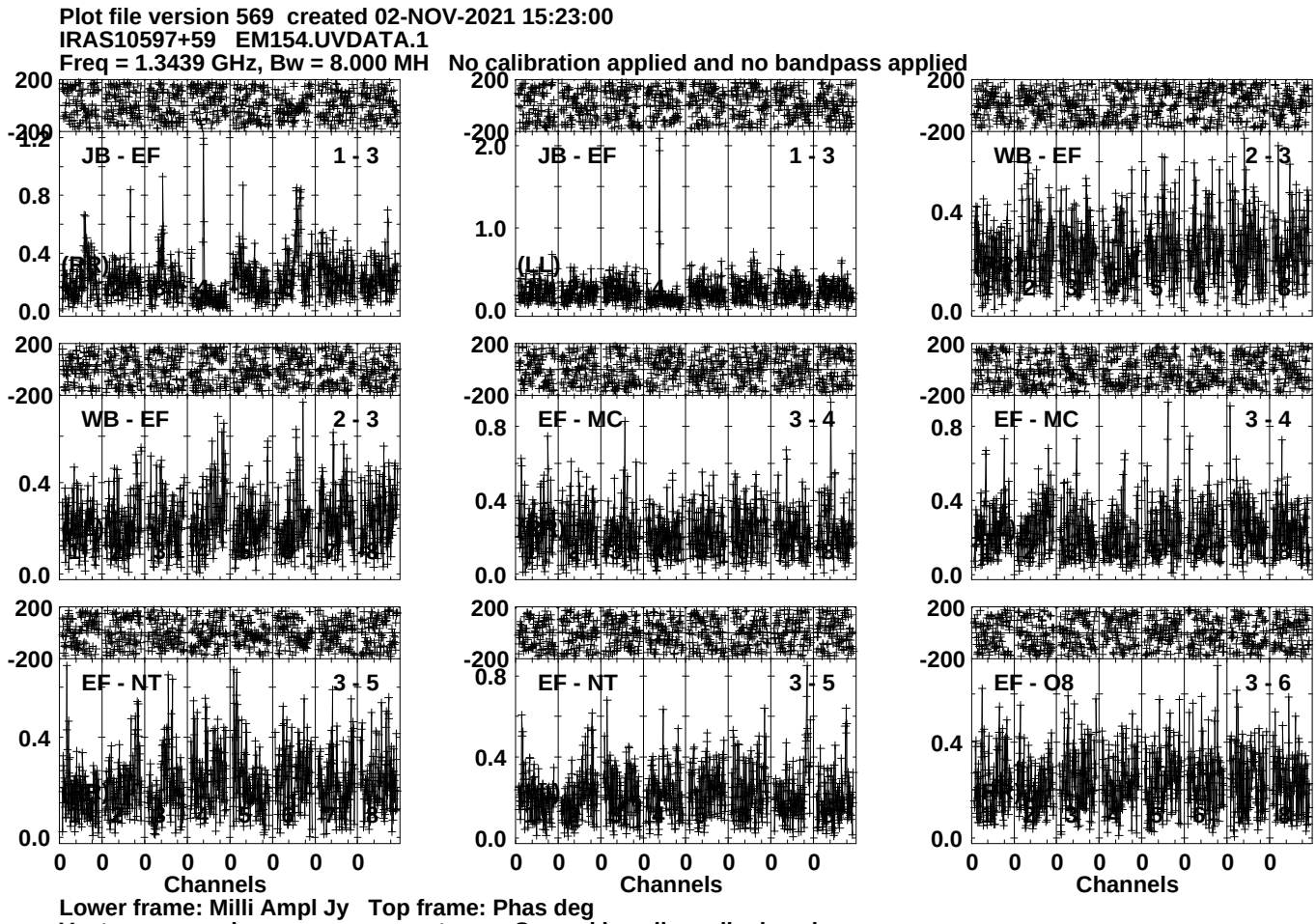
Plot file version 569 created 02-NOV-2021 15:23:00
IRAS10597+59 EM154.UVDATA.1
Freq = 1.3439 GHz, Bw = 8.000 MH No calibration applied and no bandpass applied
JB - EF 1 - 3
JB - EF 1 - 3
WB - EF 2 - 3
WB - EF 2 - 3
EF - MC 3 - 4
EF - MC 3 - 4
EF - NT 3 - 5
EF - NT 3 - 5
EF - O8 3 - 6
Channels
Channels
Channels
Lower frame: Milli Ampl Jy Top frame: Phas deg
Vector averaged cross-power spectrum Several baselines displayed
Timerange: 00/19:01:01 to 00/19:04:29

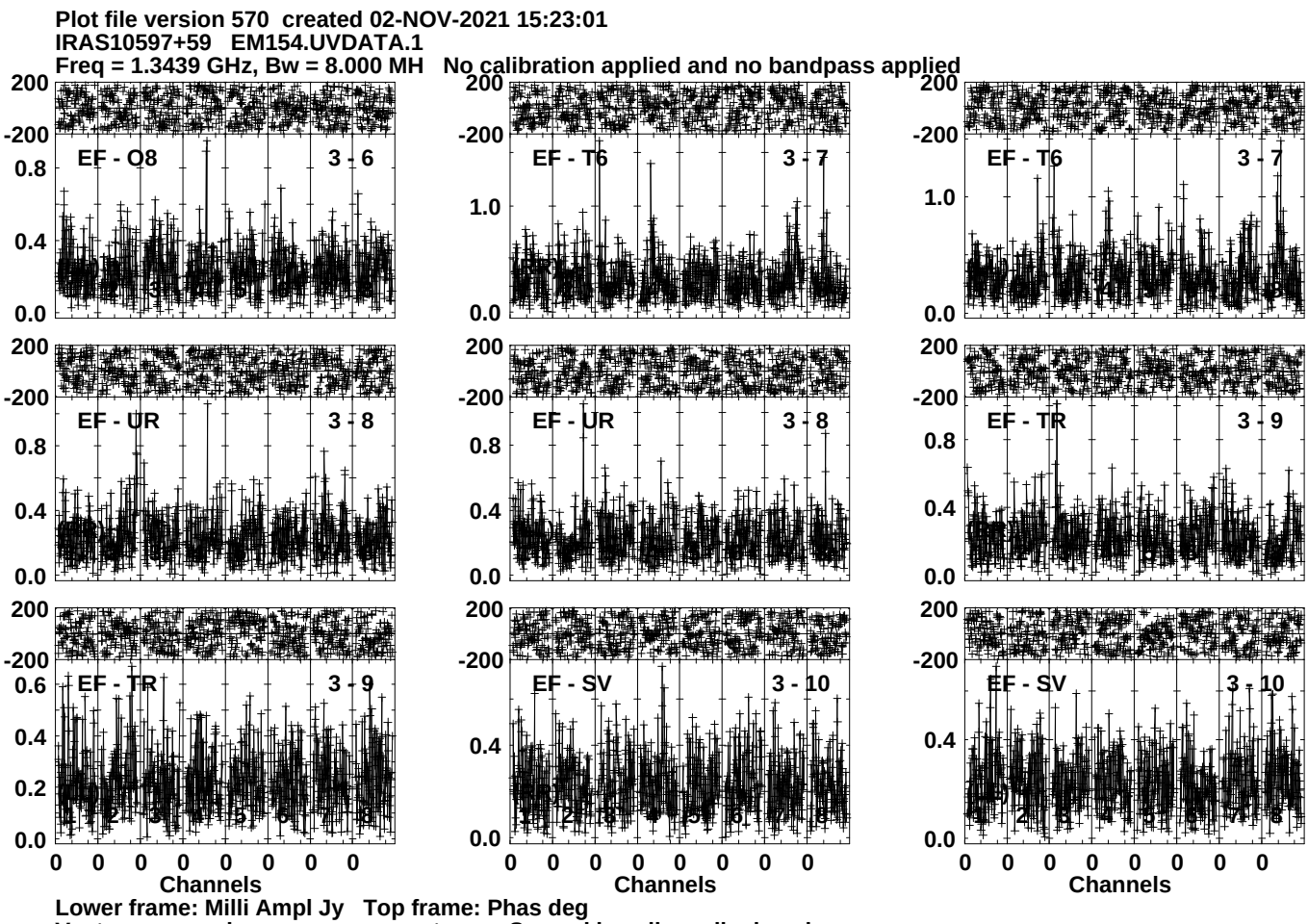
Plot file version 570 created 02-NOV-2021 15:23:01
IRAS10597+59 EM154.UVDATA.1
Freq = 1.3439 GHz, Bw = 8.000 MH No calibration applied and no bandpass applied
EF - O8 3 - 6
EF - T6 3 - 7
EF - T6 3 - 7
EF - UR 3 - 8
EF - UR 3 - 8
EF - TR 3 - 9
EF - TR 3 - 9
EF - SV 3 - 10
EF - SV 3 - 10
Channels
Channels
Channels
Lower frame: Milli Ampl Jy Top frame: Phas deg
Vector averaged cross-power spectrum Several baselines displayed
Timerange: 00/19:01:01 to 00/19:04:29

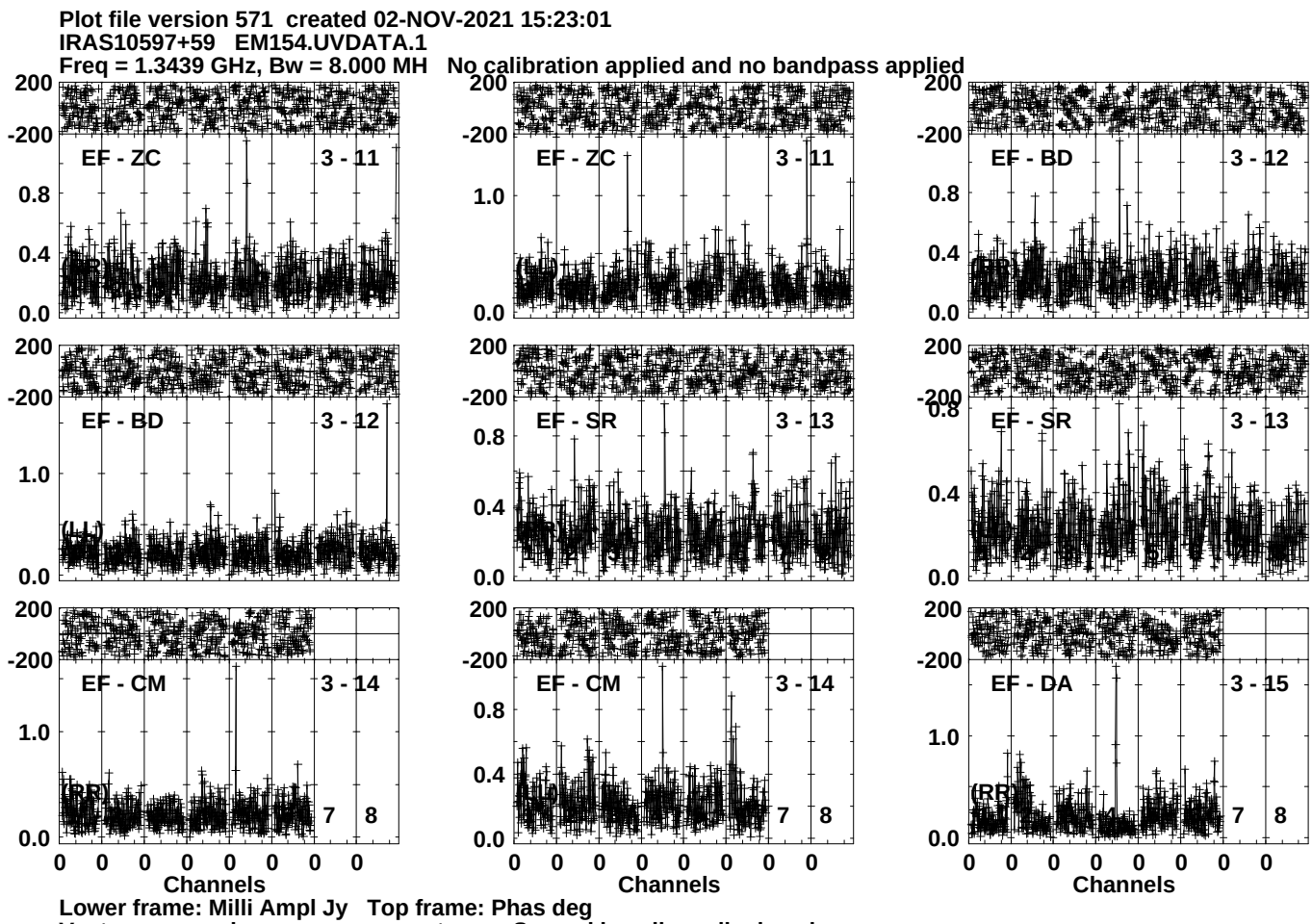
Plot file version 571 created 02-NOV-2021 15:23:01
IRAS10597+59 EM154.UVDATA.1
Freq = 1.3439 GHz, Bw = 8.000 MH No calibration applied and no bandpass applied
EF - ZC 3 - 11
EF - ZC 3 - 11
EF - BD 3 - 12
EF - BD 3 - 12
EF - SR 3 - 13
EF - SR 3 - 13
EF - CM 3 - 14
EF - CM 3 - 14
EF - DA 3 - 15
(RR)
7 8
200
-200
0.0
0.4
0.8
1.0
0 0 0 0 0 0 0 0
Channels
Lower frame: Milli Ampl Jy Top frame: Phas deg
Vector averaged cross-power spectrum Several baselines displayed
Timerange: 00/19:01:01 to 00/19:04:29

Plot file version 572 created 02-NOV-2021 15:23:02
IRAS10597+59 EM154.UVDATA.1
Freq = 1.3439 GHz, Bw = 8.000 MH No calibration applied and no bandpass applied

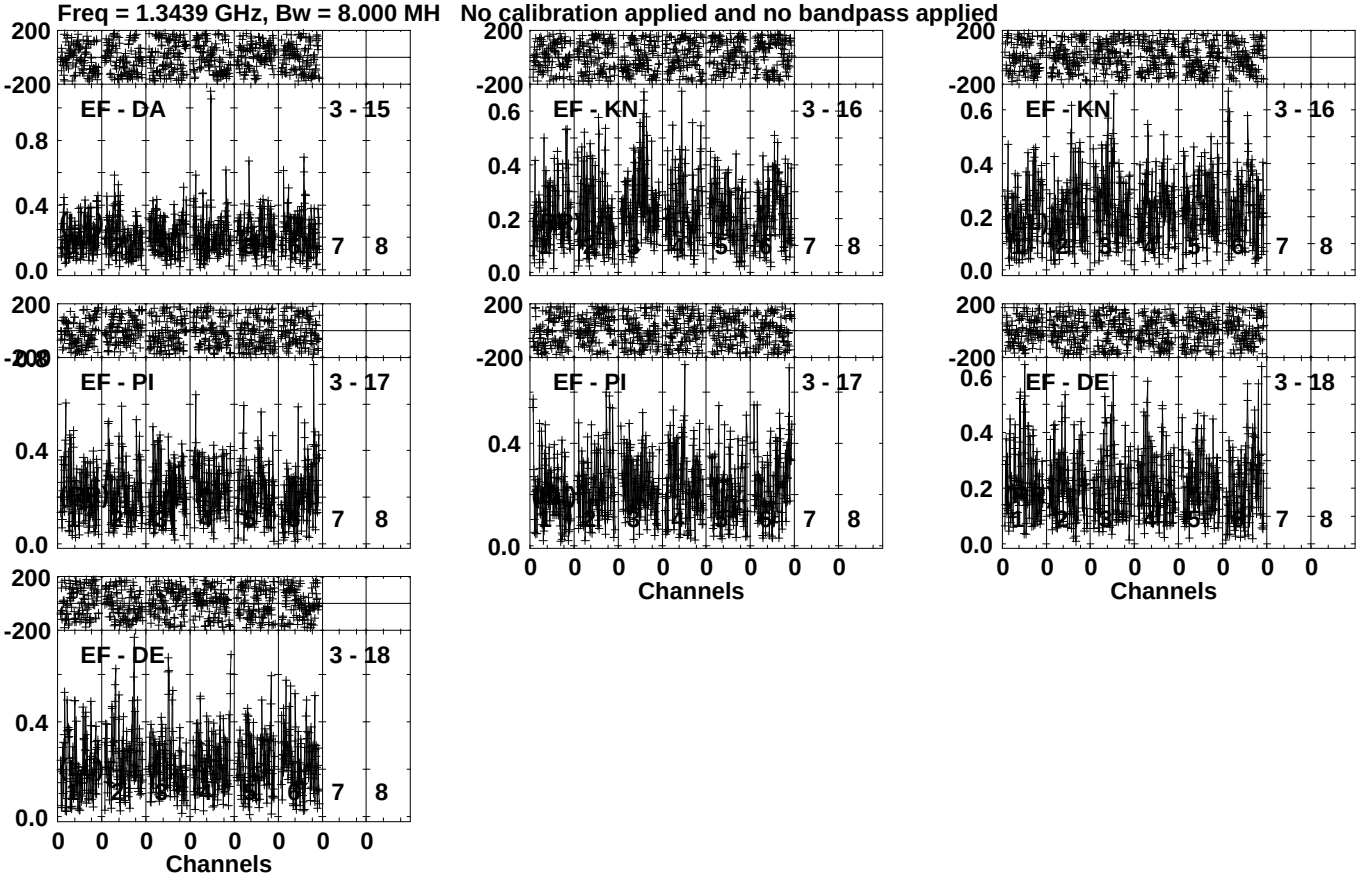

Lower frame: Milli Ampl Jy Top frame: Phas deg
Vector averaged cross-power spectrum Several baselines displayed
Timerange: 00/19:01:01 to 00/19:04:29

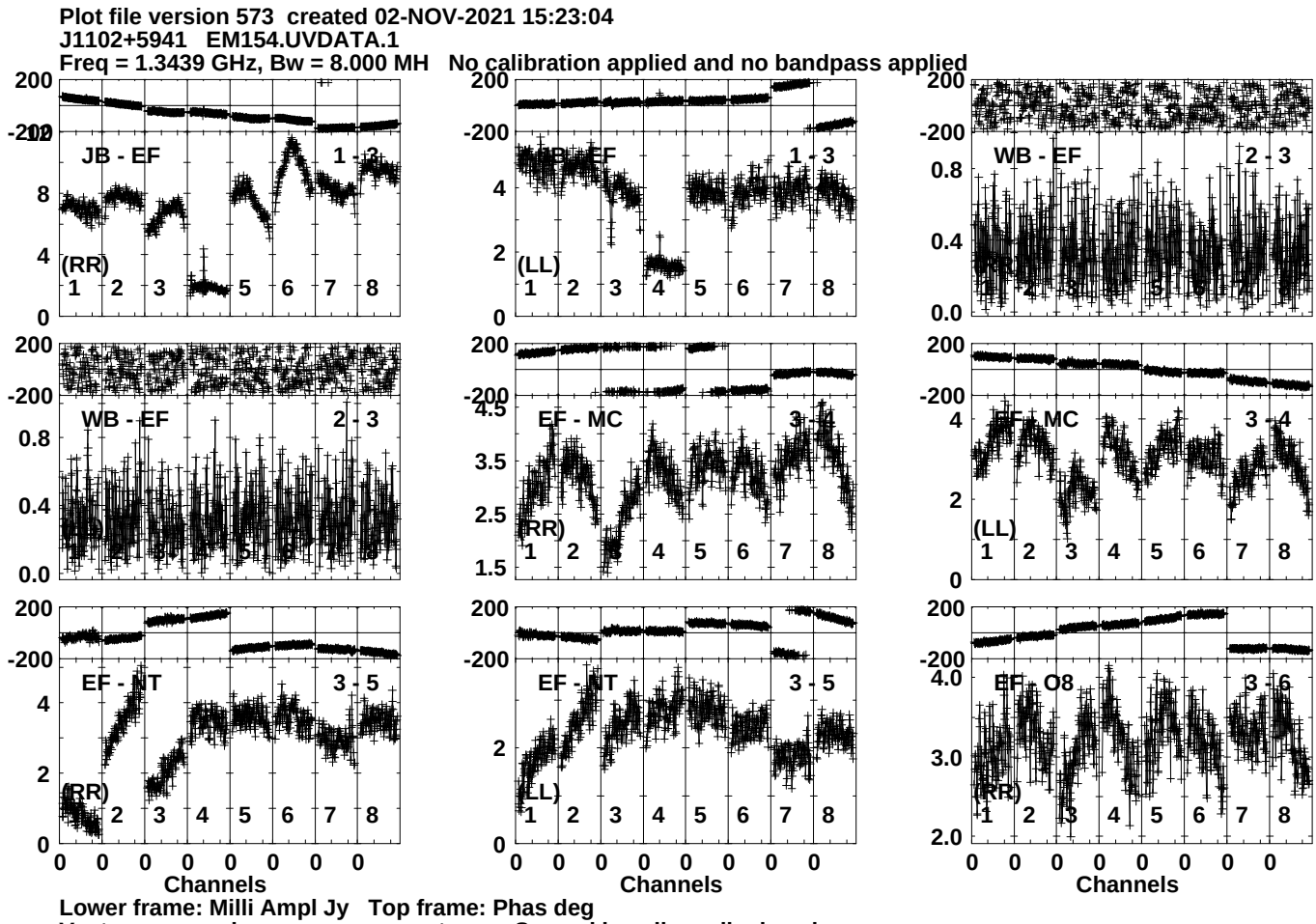
Plot file version 573 created 02-NOV-2021 15:23:04
J1102+5941 EM154.UVDATA.1
Freq = 1.3439 GHz, Bw = 8.000 MH No calibration applied and no bandpass applied
JB - EF 1 - 3
(RR)
WB - EF 2 - 3
EF - MC 3 - 4
EF - NT 3 - 5
EF - O8 3 - 6
(LL)
Channels
Lower frame: Milli Ampl Jy Top frame: Phas deg
Vector averaged cross-power spectrum Several baselines displayed
Timerange: 00/19:05:01 to 00/19:06:29

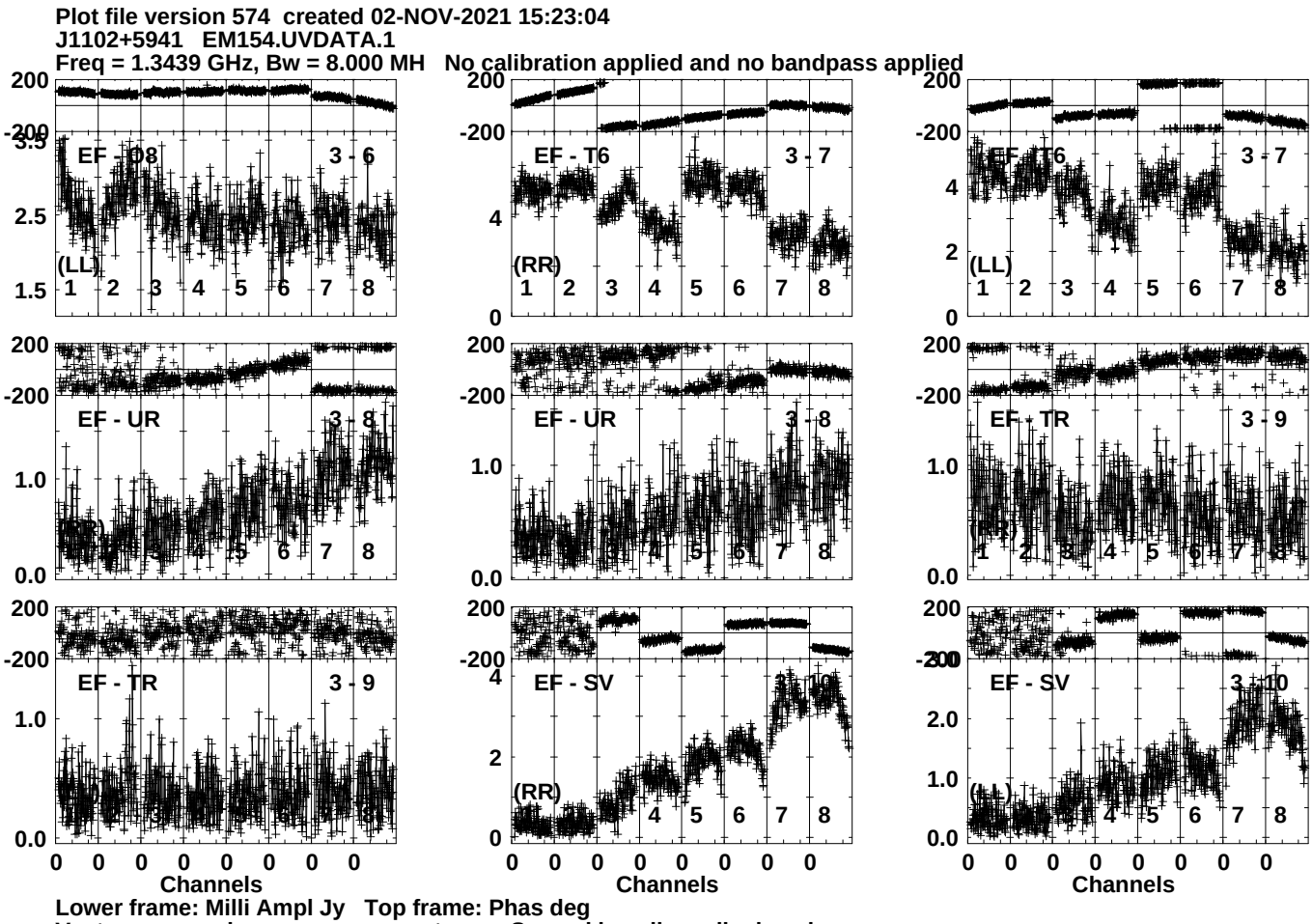
Plot file version 574 created 02-NOV-2021 15:23:04
J1102+5941 EM154.UVDATA.1
Freq = 1.3439 GHz, Bw = 8.000 MH No calibration applied and no bandpass applied
EF - T8
3 - 6
(LL)
EF - T6
3 - 7
(RR)
EF - T6
3 - 7
(LL)
EF - UR
3 - 8
EF - UR
3 - 8
EF - TR
3 - 9
EF - TR
3 - 9
EF - SV
3 - 10
(RR)
EF - SV
3 - 10
(LL)
Channels
Channels
Channels
Lower frame: Milli Ampl Jy Top frame: Phas deg
Vector averaged cross-power spectrum Several baselines displayed
Timerange: 00/19:05:01 to 00/19:06:29

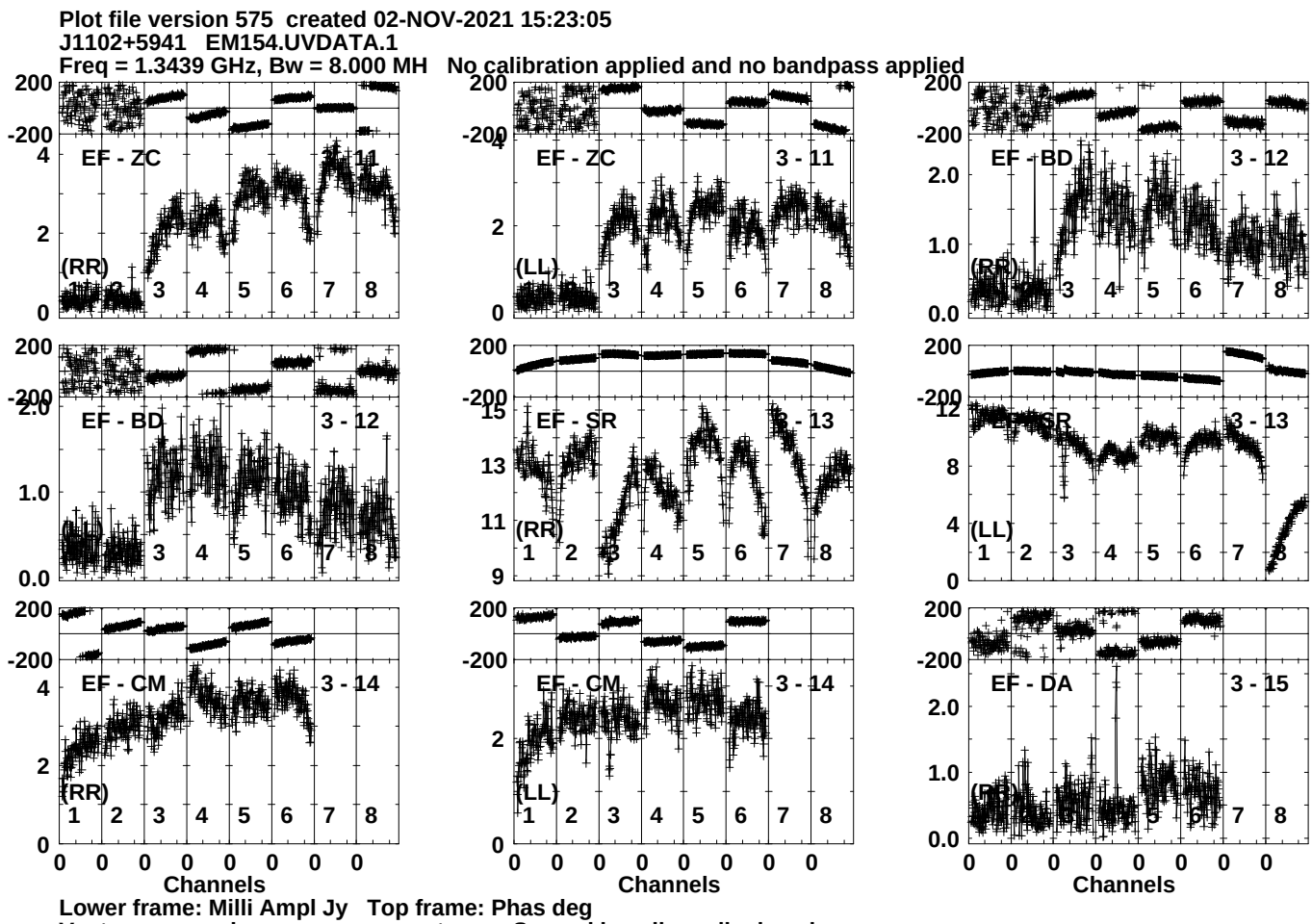
Plot file version 575 created 02-NOV-2021 15:23:05
J1102+5941 EM154.UVDATA.1
Freq = 1.3439 GHz, Bw = 8.000 MH No calibration applied and no bandpass applied
EF - ZC 1 - 11
(RR)
EF - ZC 3 - 11
(LL)
EF - BD 3 - 12
(RR)
EF - BD 3 - 12
EF - SR 3 - 13
(RR)
EF - SR 3 - 13
(LL)
EF - CM 3 - 14
(RR)
EF - CM 3 - 14
(LL)
EF - DA 3 - 15
(RR)
Channels
Channels
Channels
Lower frame: Milli Ampl Jy Top frame: Phas deg
Vector averaged cross-power spectrum Several baselines displayed
Timerange: 00/19:05:01 to 00/19:06:29

Plot file version 576 created 02-NOV-2021 15:23:05
J1102+5941 EM154.UVDATA.1
Freq = 1.3439 GHz, Bw = 8.000 MH No calibration applied and no bandpass applied

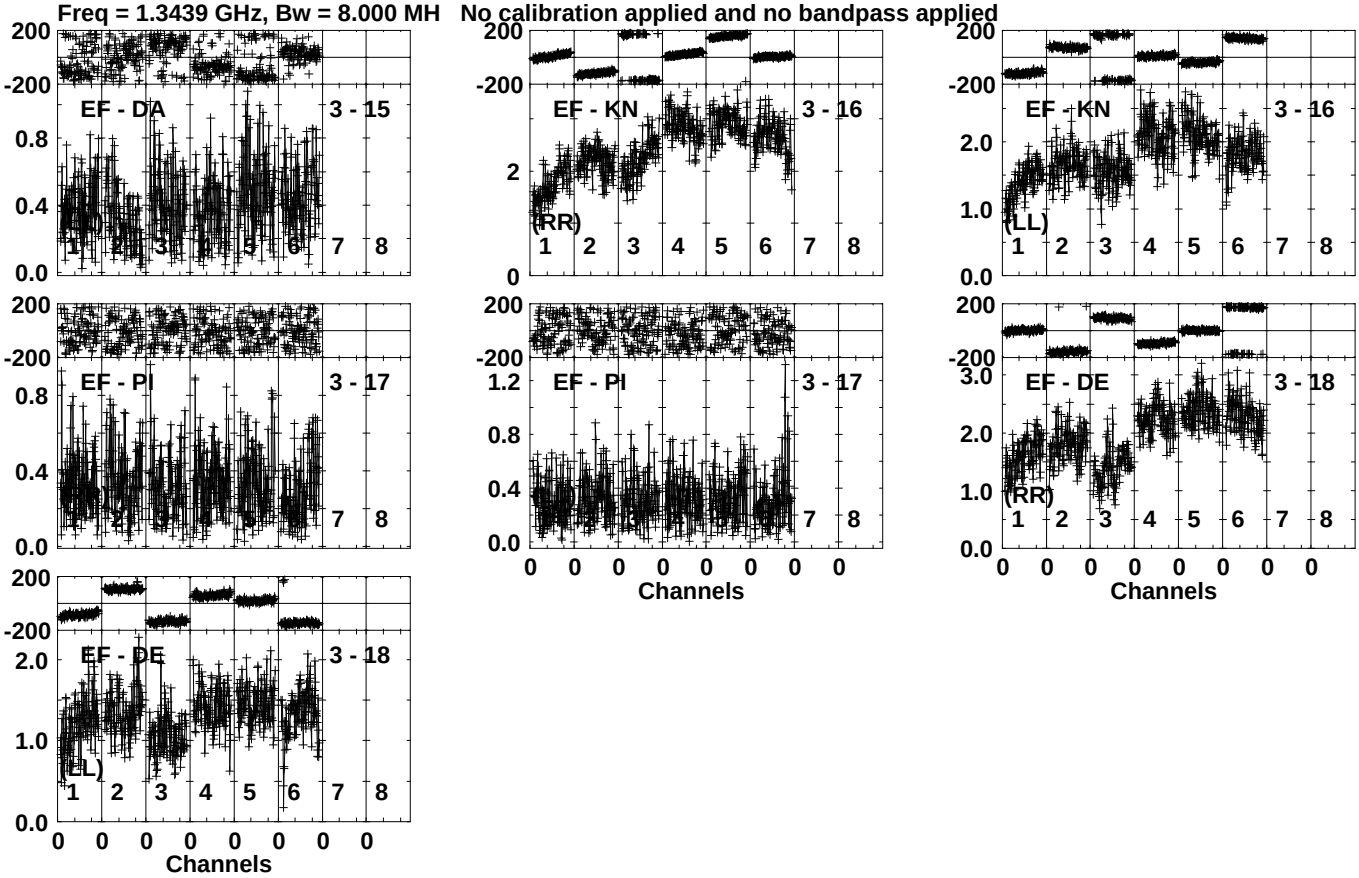

Lower frame: Milli Ampl Jy Top frame: Phas deg
Vector averaged cross-power spectrum Several baselines displayed
Timerange: 00/19:05:01 to 00/19:06:29

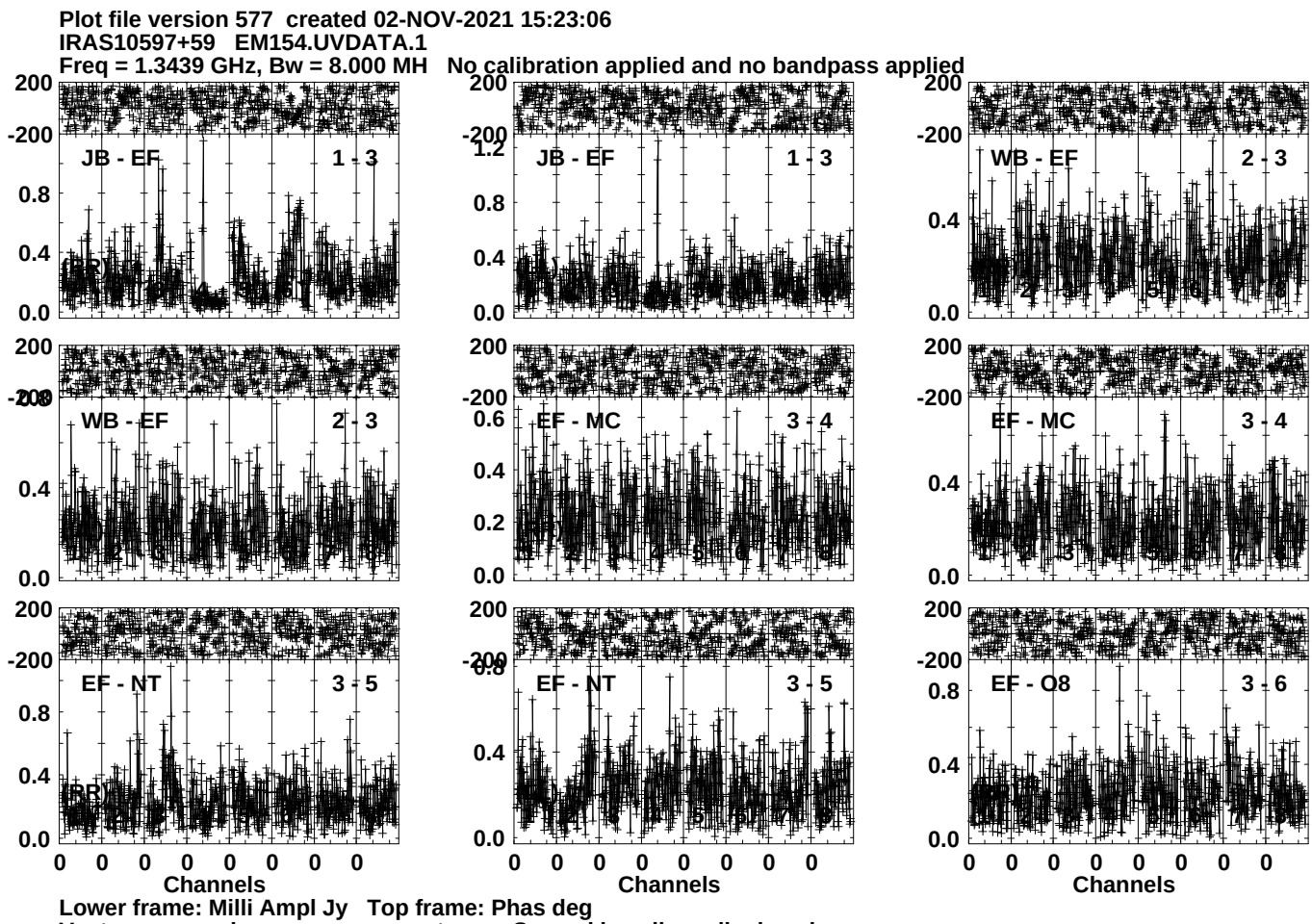
Plot file version 577 created 02-NOV-2021 15:23:06
IRAS10597+59 EM154.UVDATA.1
Freq = 1.3439 GHz, Bw = 8.000 MH No calibration applied and no bandpass applied
JB - EF 1 - 3
JB - EF 1 - 3
WB - EF 2 - 3
WB - EF 2 - 3
EF - MC 3 - 4
EF - MC 3 - 4
EF - NT 3 - 5
EF - NT 3 - 5
EF - O8 3 - 6
Channels
Channels
Channels
Lower frame: Milli Ampl Jy Top frame: Phas deg
Vector averaged cross-power spectrum Several baselines displayed
Timerange: 00/19:06:31 to 00/19:09:59

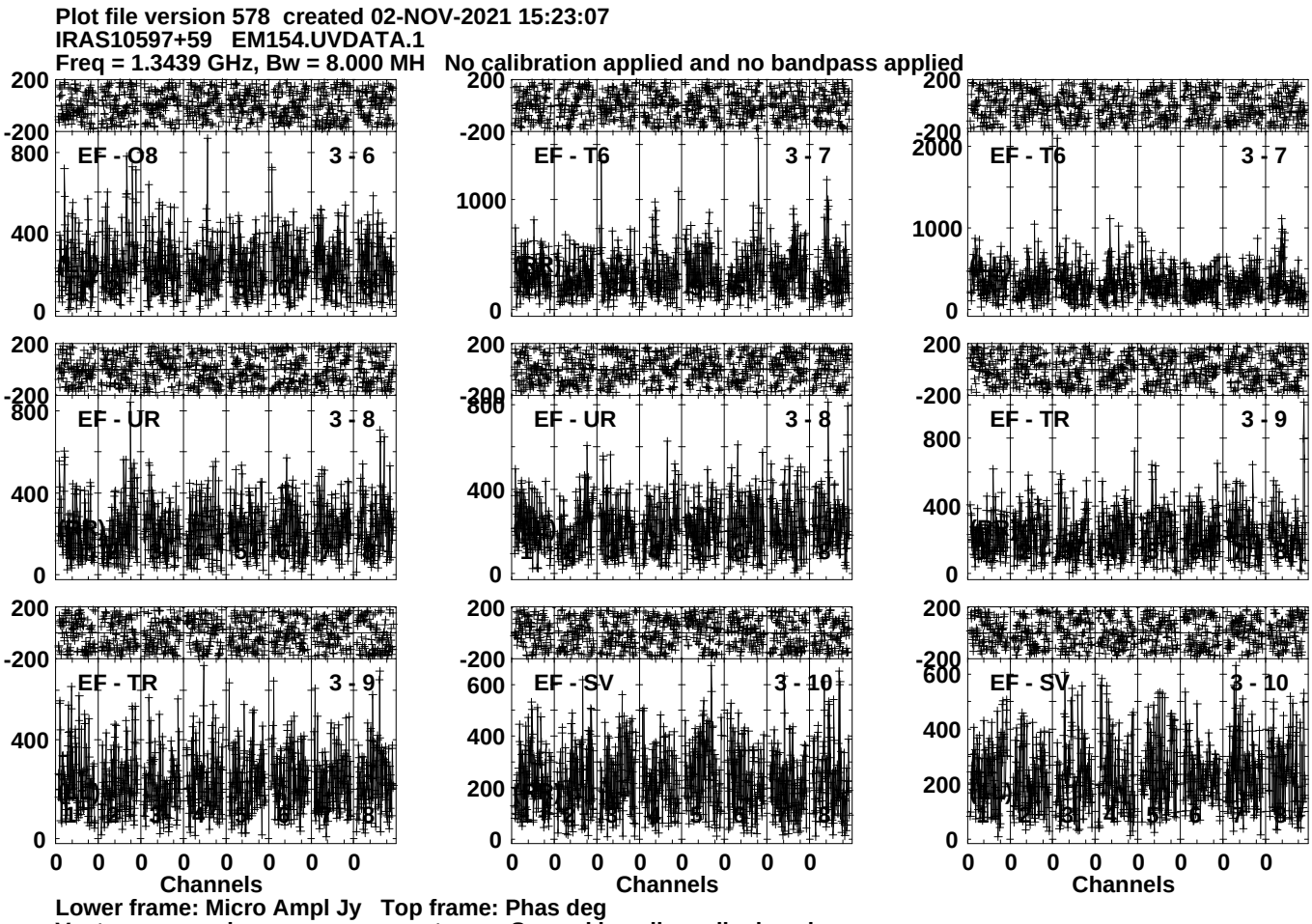
Plot file version 578 created 02-NOV-2021 15:23:07
IRAS10597+59 EM154.UVDATA.1
Freq = 1.3439 GHz, Bw = 8.000 MH No calibration applied and no bandpass applied
EF - O8 3 - 6
EF - T6 3 - 7
EF - T6 3 - 7
EF - UR 3 - 8
EF - UR 3 - 8
EF - TR 3 - 9
EF - TR 3 - 9
EF - SV 3 - 10
EF - SV 3 - 10
Channels
Channels
Channels
Lower frame: Micro Ampl Jy Top frame: Phas deg
Vector averaged cross-power spectrum Several baselines displayed
Timerange: 00/19:06:31 to 00/19:09:59

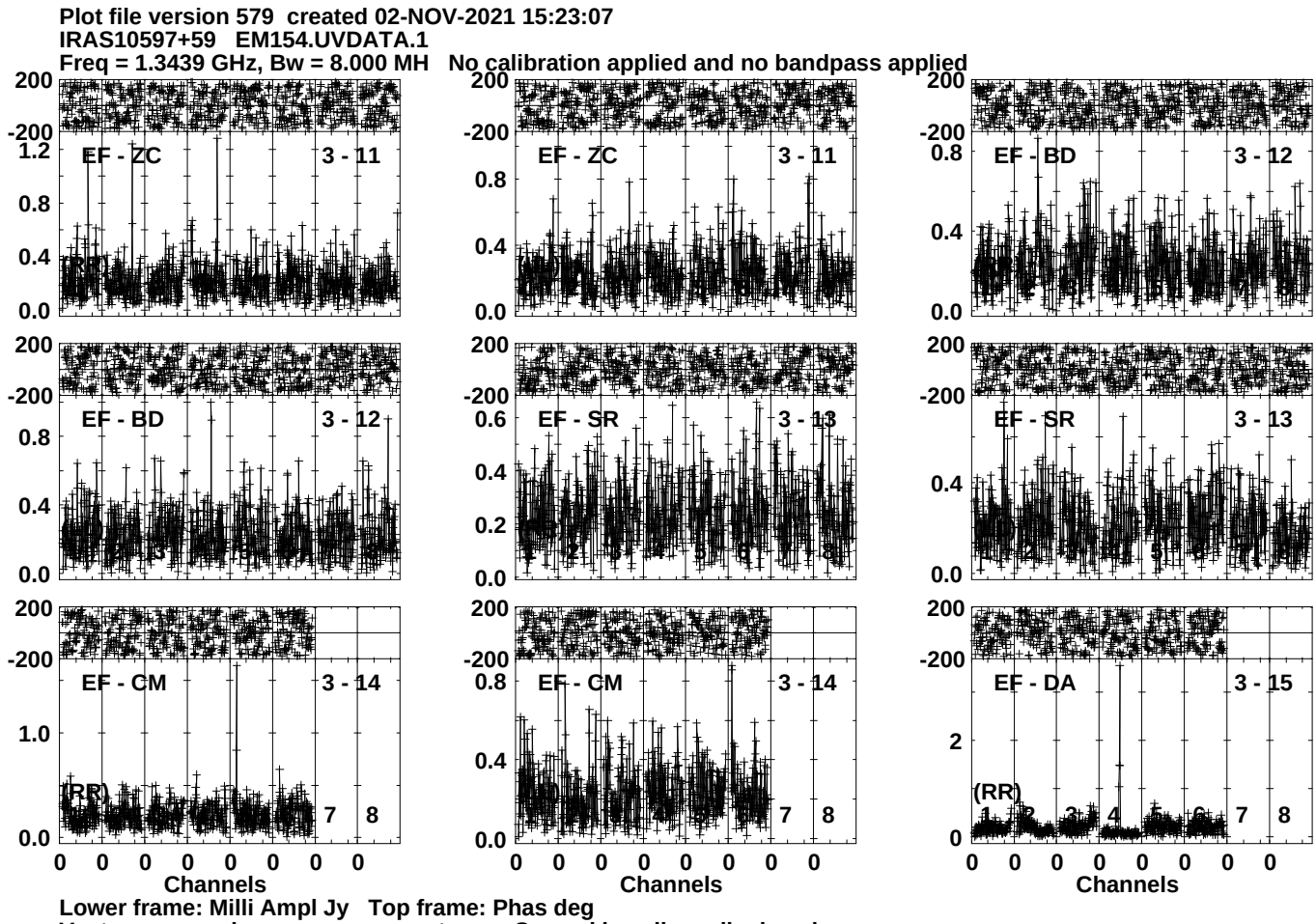
Plot file version 579 created 02-NOV-2021 15:23:07
IRAS10597+59 EM154.UVDATA.1
Freq = 1.3439 GHz, Bw = 8.000 MH No calibration applied and no bandpass applied
EF - ZC 3 - 11
EF - ZC 3 - 11
EF - BD 3 - 12
EF - BD 3 - 12
EF - SR 3 - 13
EF - SR 3 - 13
EF - CM 3 - 14
EF - CM 3 - 14
EF - DA 3 - 15
(RR)
Channels
Channels
Channels
Lower frame: Milli Ampl Jy Top frame: Phas deg
Vector averaged cross-power spectrum Several baselines displayed
Timerange: 00/19:06:31 to 00/19:09:59

Plot file version 580 created 02-NOV-2021 15:23:08
IRAS10597+59 EM154.UVDATA.1
Freq = 1.3439 GHz, Bw = 8.000 MH No calibration applied and no bandpass applied

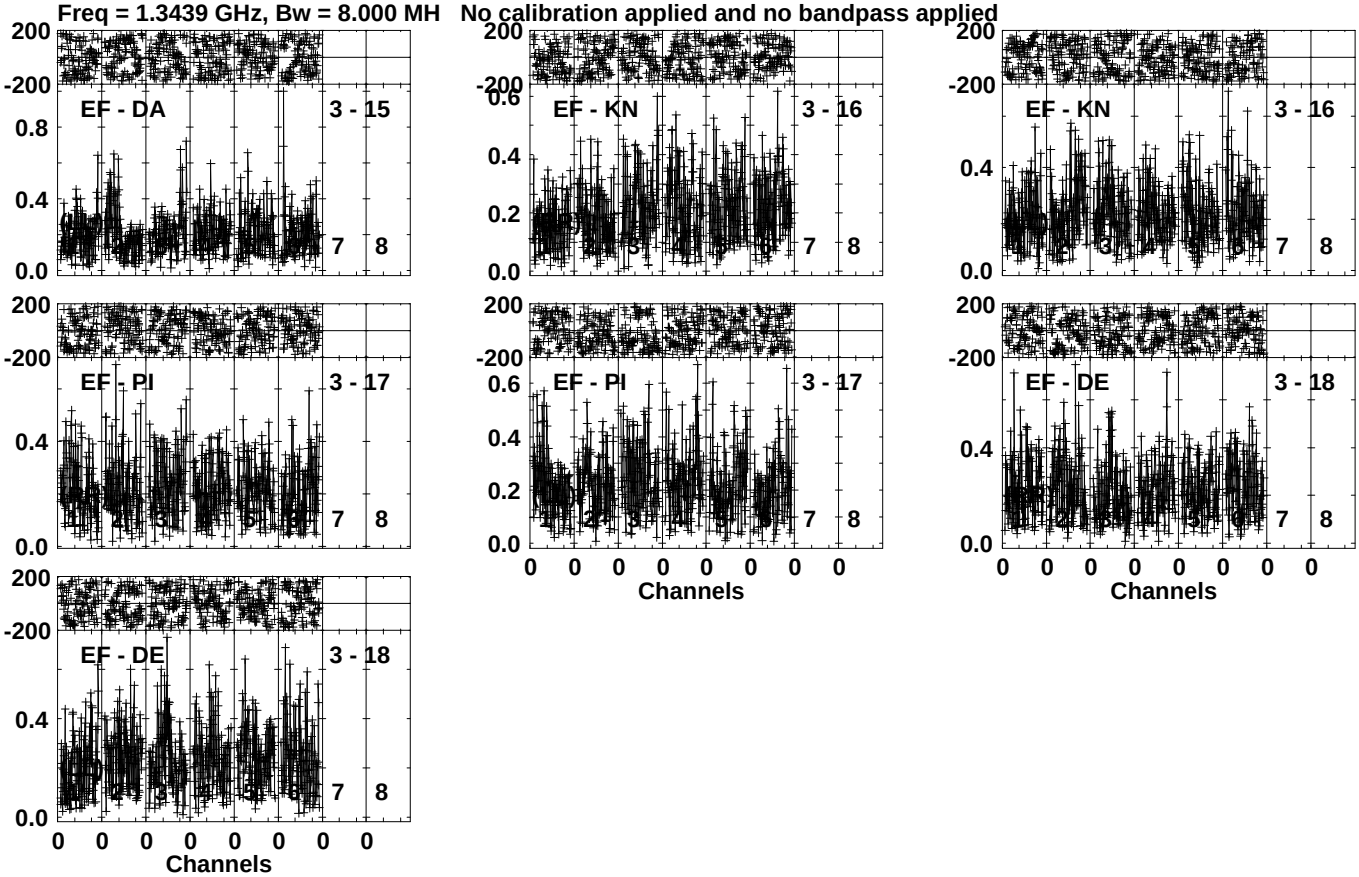

Lower frame: Milli Ampl Jy Top frame: Phas deg
Vector averaged cross-power spectrum Several baselines displayed
Timerange: 00/19:06:31 to 00/19:09:59

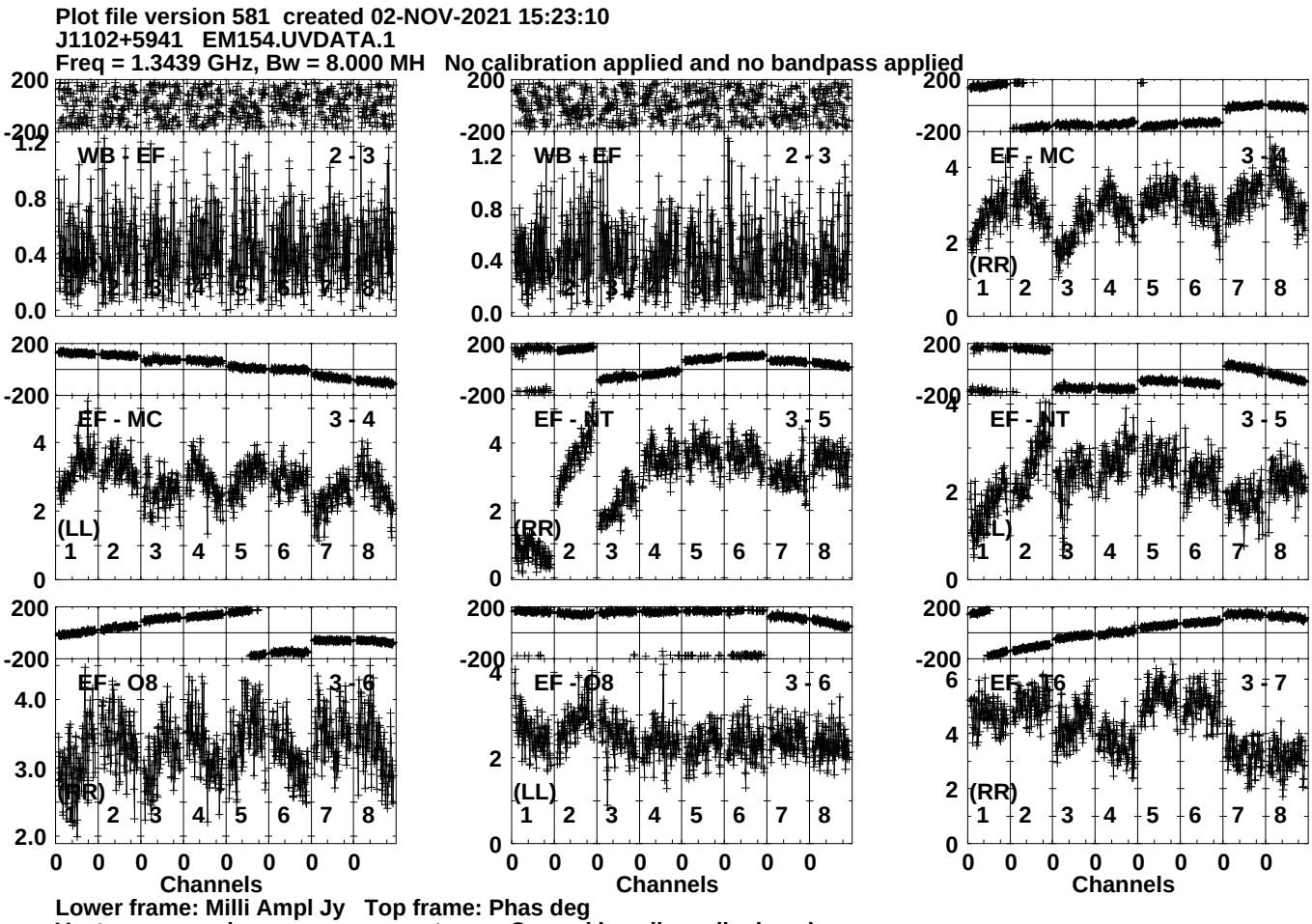
Plot file version 581 created 02-NOV-2021 15:23:10
J1102+5941 EM154.UVDATA.1
Freq = 1.3439 GHz, Bw = 8.000 MH No calibration applied and no bandpass applied
WB - EF 2 - 3
WB - EF 2 - 3
EF - MC 3 - 4
EF - MC 3 - 4
(RR)
EF - NT 3 - 5
EF - NT 3 - 5
(LL)
(RR)
EF - O8 3 - 6
EF - O8 3 - 6
EF - T6 3 - 7
(LL)
(RR)
Channels
Channels
Channels
Lower frame: Milli Ampl Jy Top frame: Phas deg
Vector averaged cross-power spectrum Several baselines displayed
Timerange: 00/19:10:01 to 00/19:11:29

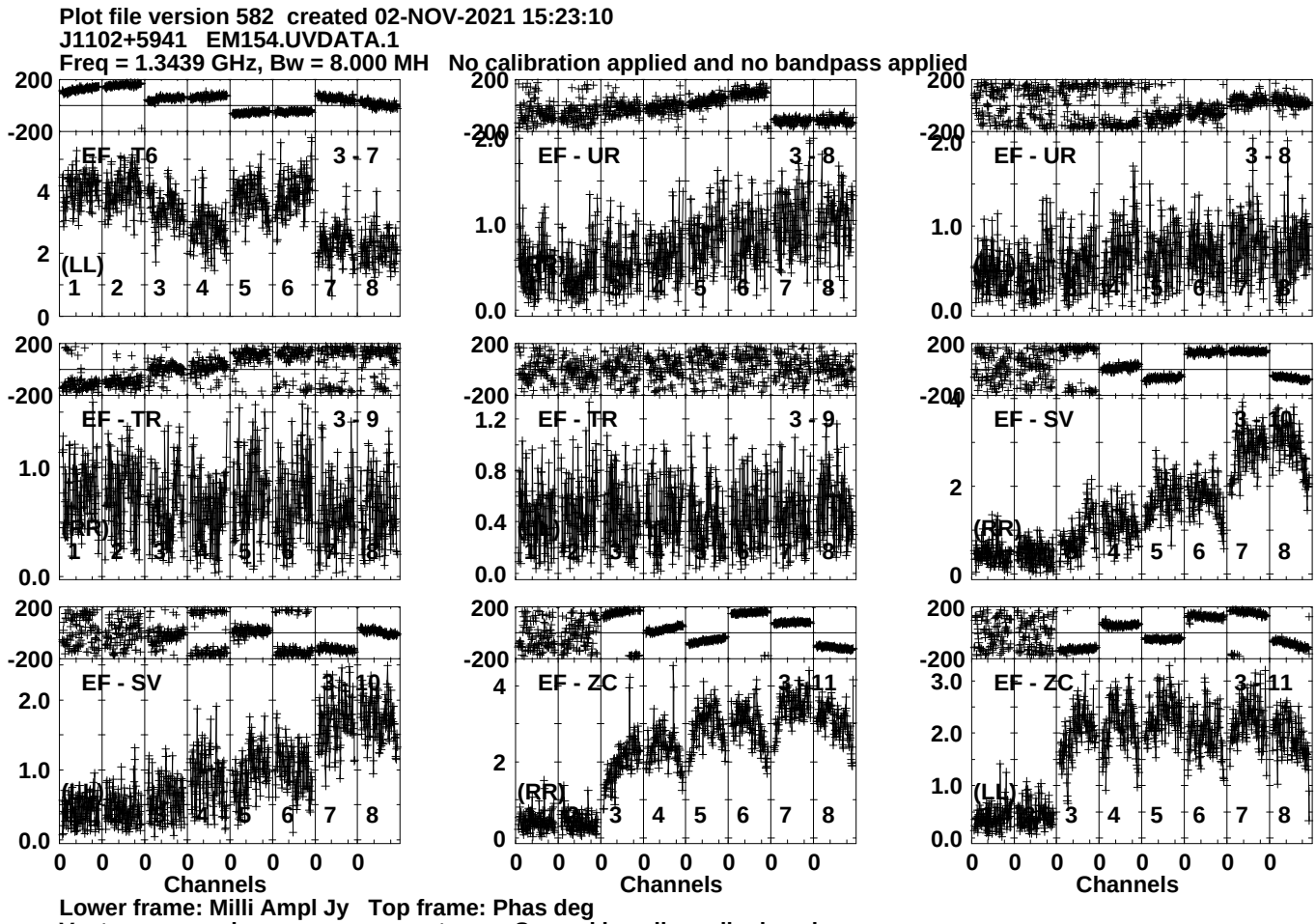
Plot file version 582 created 02-NOV-2021 15:23:10
J1102+5941 EM154.UVDATA.1
Freq = 1.3439 GHz, Bw = 8.000 MH No calibration applied and no bandpass applied
EF - T6 3 - 7
(LL)
EF - UR 3 - 8
EF - UR 3 - 8
EF - TR 3 - 9
(RR)
EF - TR 3 - 9
EF - SV 3 - 10
(RR)
EF - SV 3 - 10
EF - ZC 3 - 11
(RR)
EF - ZC 3 - 11
(LL)
Channels
Channels
Channels
Lower frame: Milli Ampl Jy Top frame: Phas deg
Vector averaged cross-power spectrum Several baselines displayed
Timerange: 00/19:10:01 to 00/19:11:29

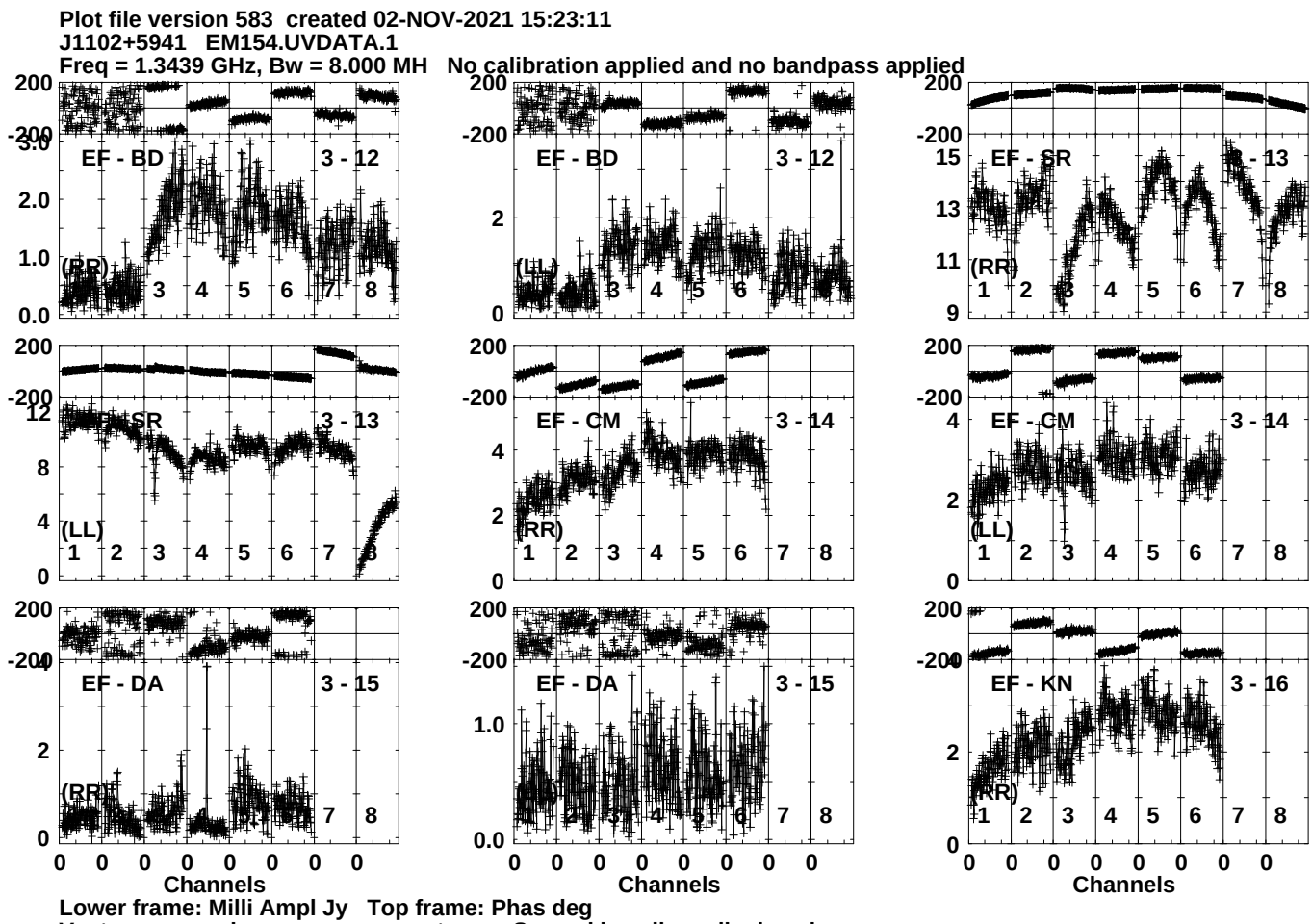
Plot file version 583 created 02-NOV-2021 15:23:11
J1102+5941 EM154.UVDATA.1
Freq = 1.3439 GHz, Bw = 8.000 MH No calibration applied and no bandpass applied
EF - BD 3 - 12
(RR)
EF - BD 3 - 12
(LL)
EF - SR 3 - 13
(RR)
EF - SR 3 - 13
(LL)
EF - CM 3 - 14
(RR)
EF - CM 3 - 14
(LL)
EF - DA 3 - 15
(RR)
EF - DA 3 - 15
EF - KN 3 - 16
(RR)
Channels
Channels
Channels
Lower frame: Milli Ampl Jy Top frame: Phas deg
Vector averaged cross-power spectrum Several baselines displayed
Timerange: 00/19:10:01 to 00/19:11:29

Plot file version 584 created 02-NOV-2021 15:23:11
J1102+5941 EM154.UVDATA.1
Freq = 1.3439 GHz, Bw = 8.000 MH No calibration applied and no bandpass applied

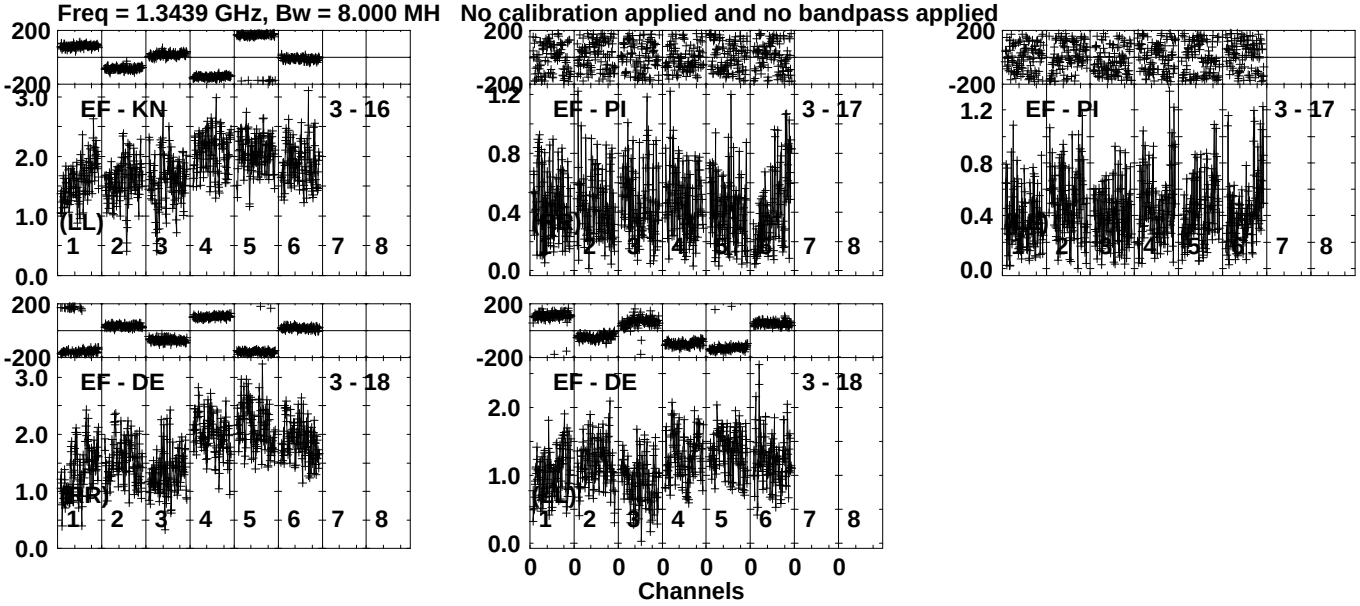

Lower frame: Milli Ampl Jy Top frame: Phas deg
Vector averaged cross-power spectrum Several baselines displayed
Timerange: 00/19:10:01 to 00/19:11:29

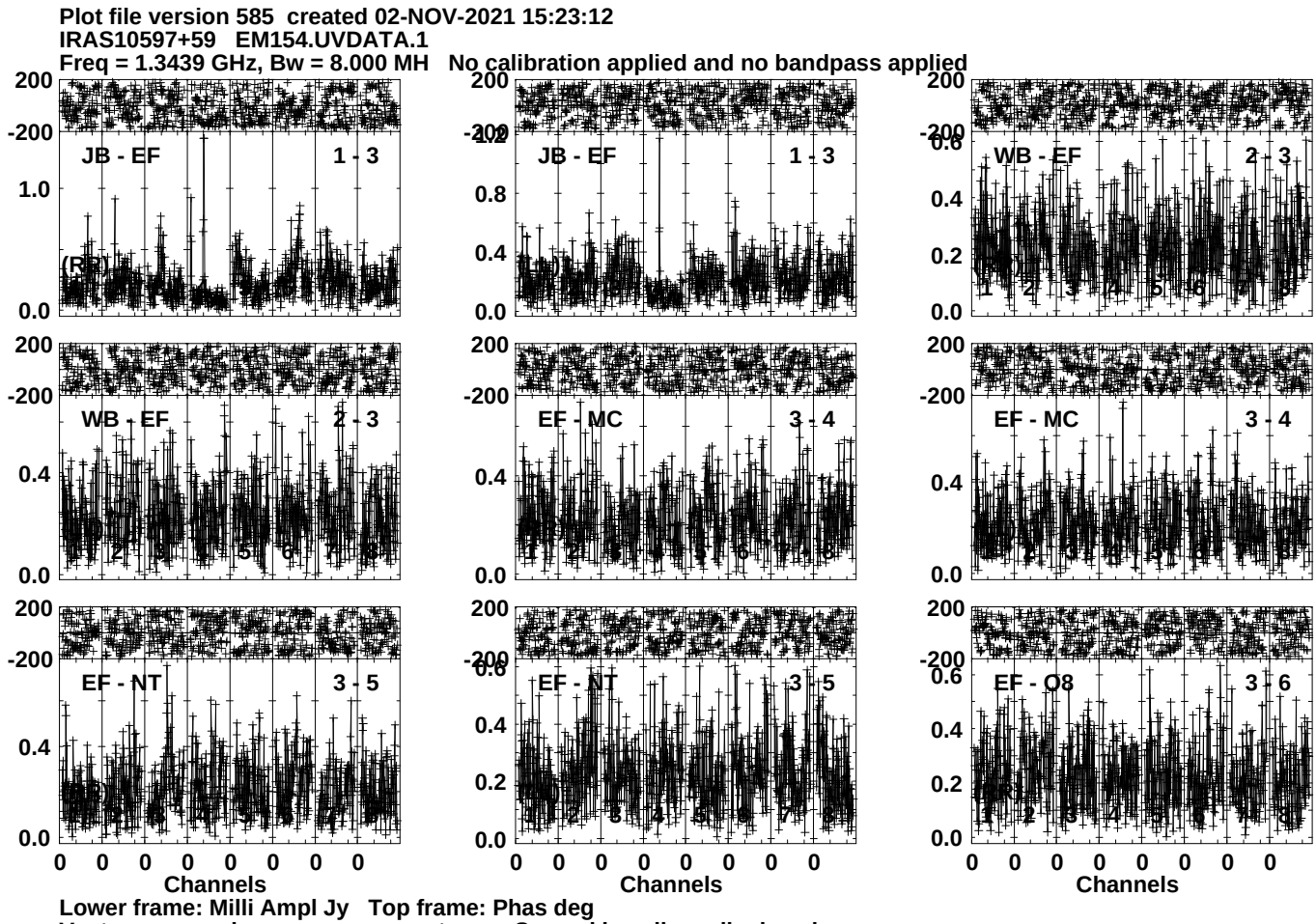
Plot file version 585 created 02-NOV-2021 15:23:12
IRAS10597+59 EM154.UVDATA.1
Freq = 1.3439 GHz, Bw = 8.000 MH No calibration applied and no bandpass applied
JB - EF 1 - 3
JB - EF 1 - 3
WB - EF 2 - 3
WB - EF 2 - 3
EF - MC 3 - 4
EF - MC 3 - 4
EF - NT 3 - 5
EF - NT 3 - 5
EF - O8 3 - 6
(Real)
Channels
Channels
Channels
Lower frame: Milli Ampl Jy Top frame: Phas deg
Vector averaged cross-power spectrum Several baselines displayed
Timerange: 00/19:11:31 to 00/19:14:59

Plot file version 586 created 02-NOV-2021 15:23:12
IRAS10597+59 EM154.UVDATA.1
Freq = 1.3439 GHz, Bw = 8.000 MH No calibration applied and no bandpass applied

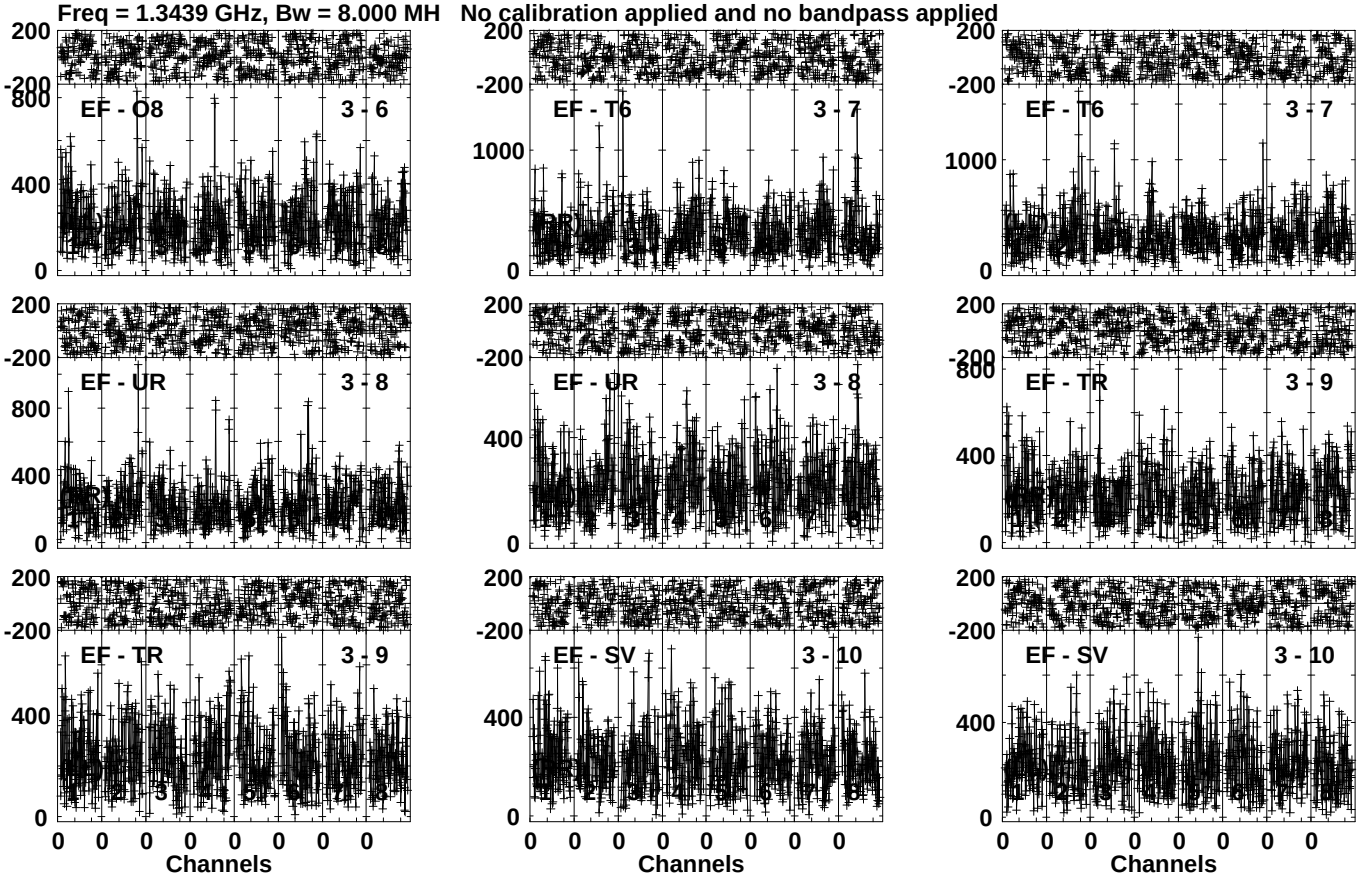

Lower frame: Micro Ampl Jy Top frame: Phas deg
Vector averaged cross-power spectrum Several baselines displayed
Timerange: 00/19:11:31 to 00/19:14:59

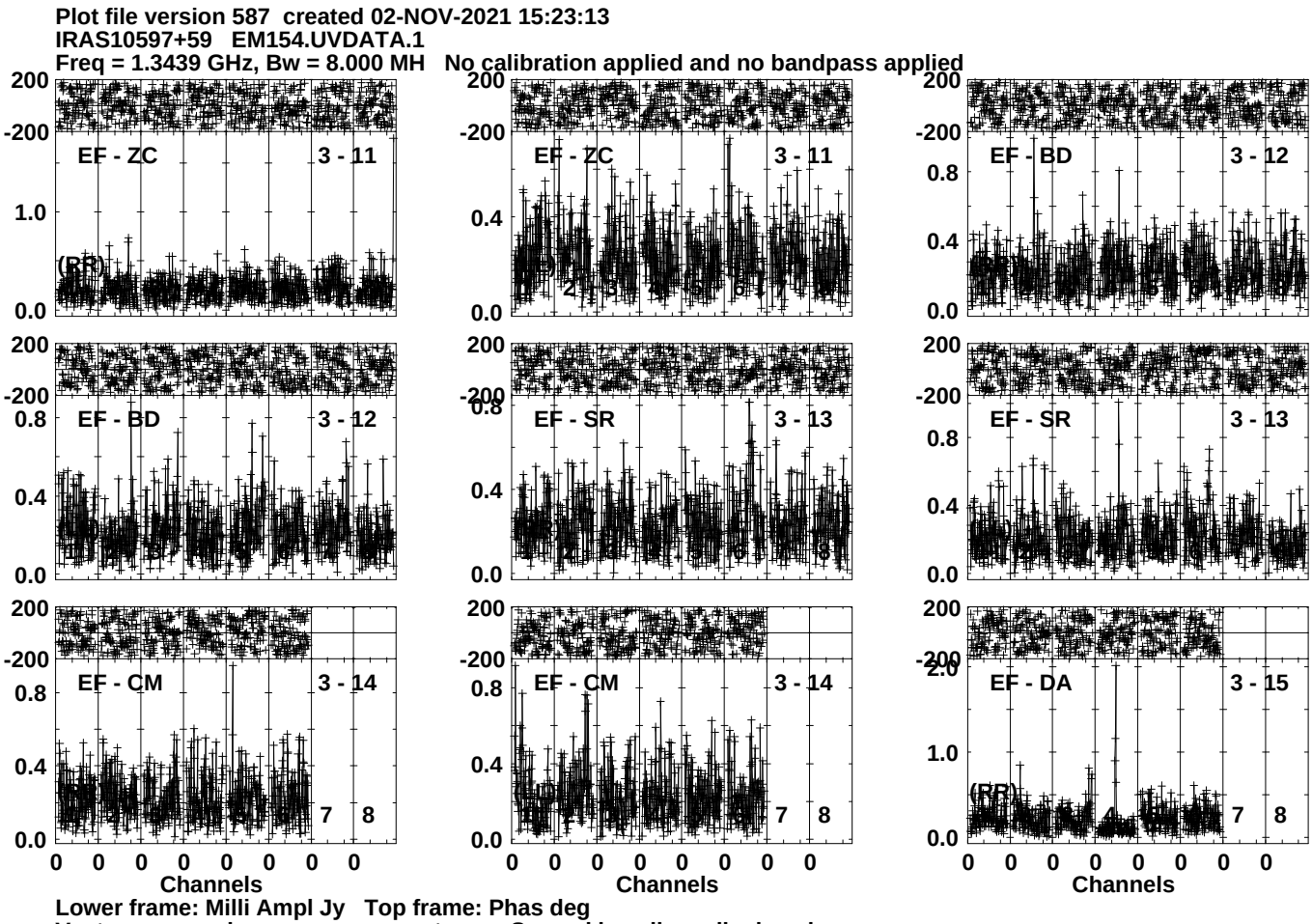
Plot file version 587 created 02-NOV-2021 15:23:13
IRAS10597+59 EM154.UVDATA.1
Freq = 1.3439 GHz, Bw = 8.000 MH No calibration applied and no bandpass applied
EF - ZC
3 - 11
(RR)
EF - ZC
3 - 11
EF - BD
3 - 12
EF - BD
3 - 12
EF - SR
3 - 13
EF - SR
3 - 13
EF - CM
3 - 14
EF - CM
3 - 14
EF - DA
3 - 15
(RR)
Channels
Channels
Channels
Lower frame: Milli Ampl Jy Top frame: Phas deg
Vector averaged cross-power spectrum Several baselines displayed
Timerange: 00/19:11:31 to 00/19:14:59

Plot file version 588 created 02-NOV-2021 15:23:13
IRAS10597+59 EM154.UVDATA.1
Freq = 1.3439 GHz, Bw = 8.000 MH No calibration applied and no bandpass applied

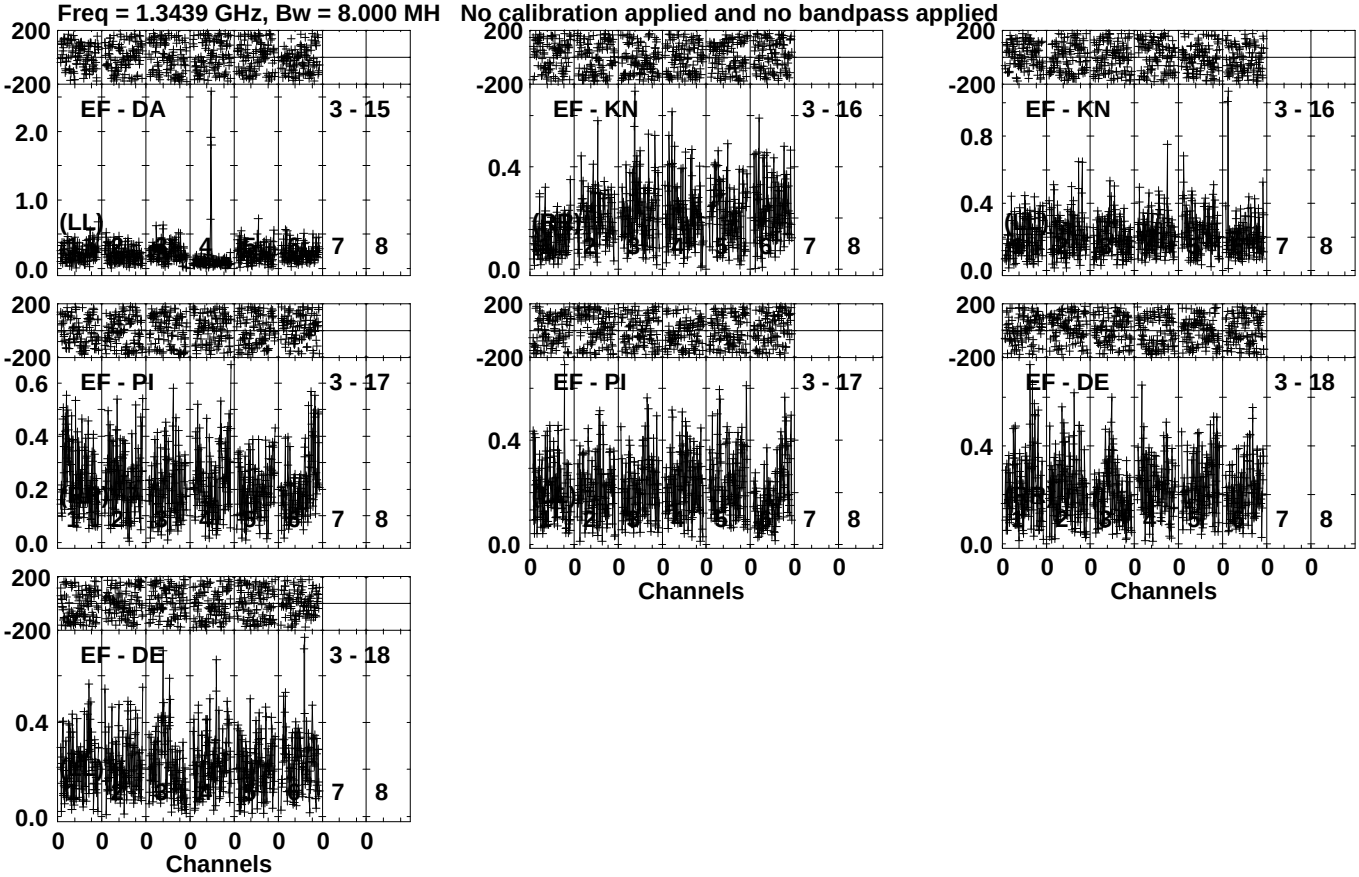

Lower frame: Milli Ampl Jy Top frame: Phas deg
Vector averaged cross-power spectrum Several baselines displayed
Timerange: 00/19:11:31 to 00/19:14:59

Plot file version 589 created 02-NOV-2021 15:23:14
J1102+5941 EM154.UVDATA.1
Freq = 1.3439 GHz, Bw = 8.000 MH No calibration applied and no bandpass applied

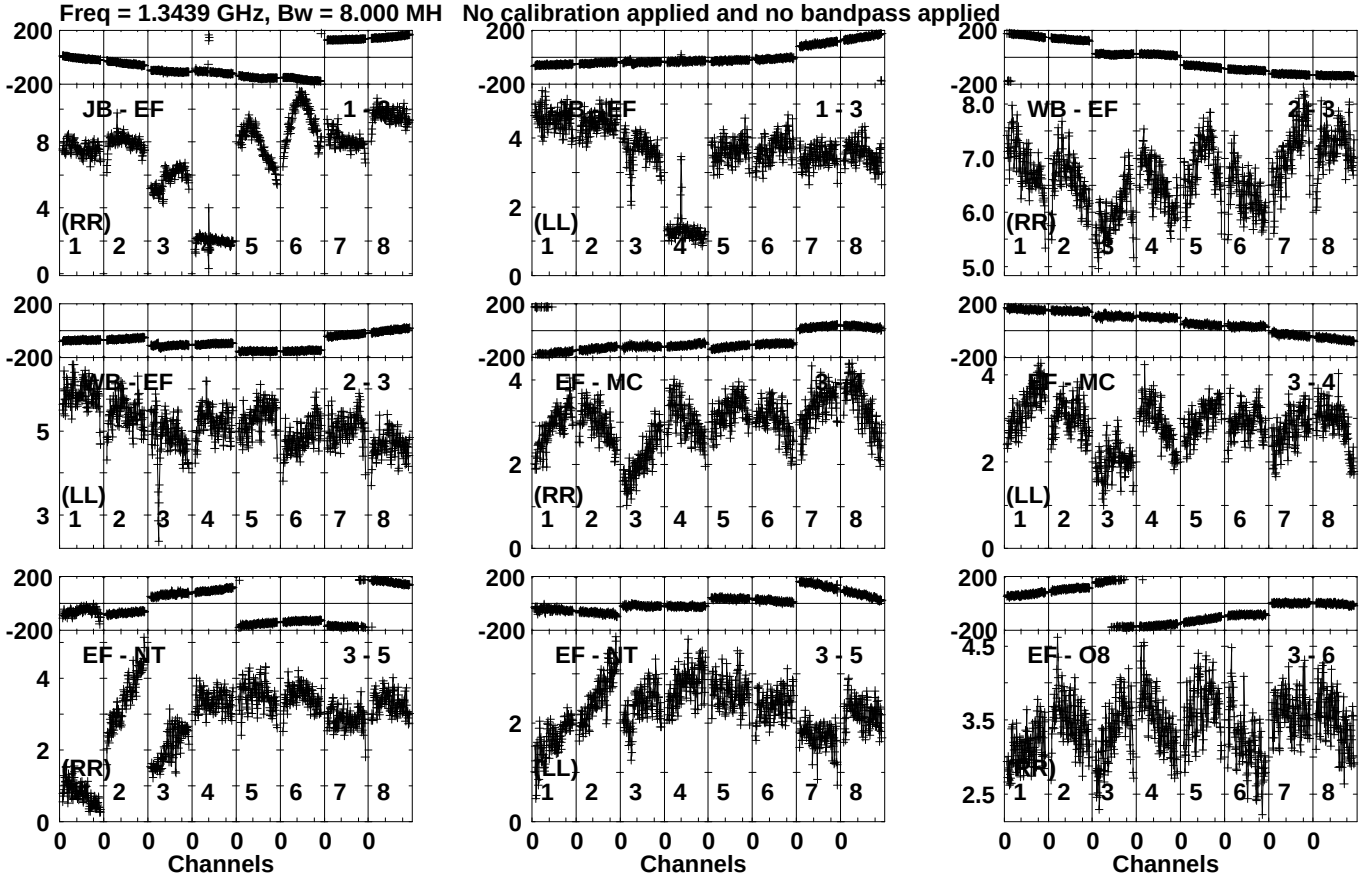

Lower frame: Milli Ampl Jy Top frame: Phas deg
Vector averaged cross-power spectrum Several baselines displayed
Timerange: 00/19:15:31 to 00/19:16:59

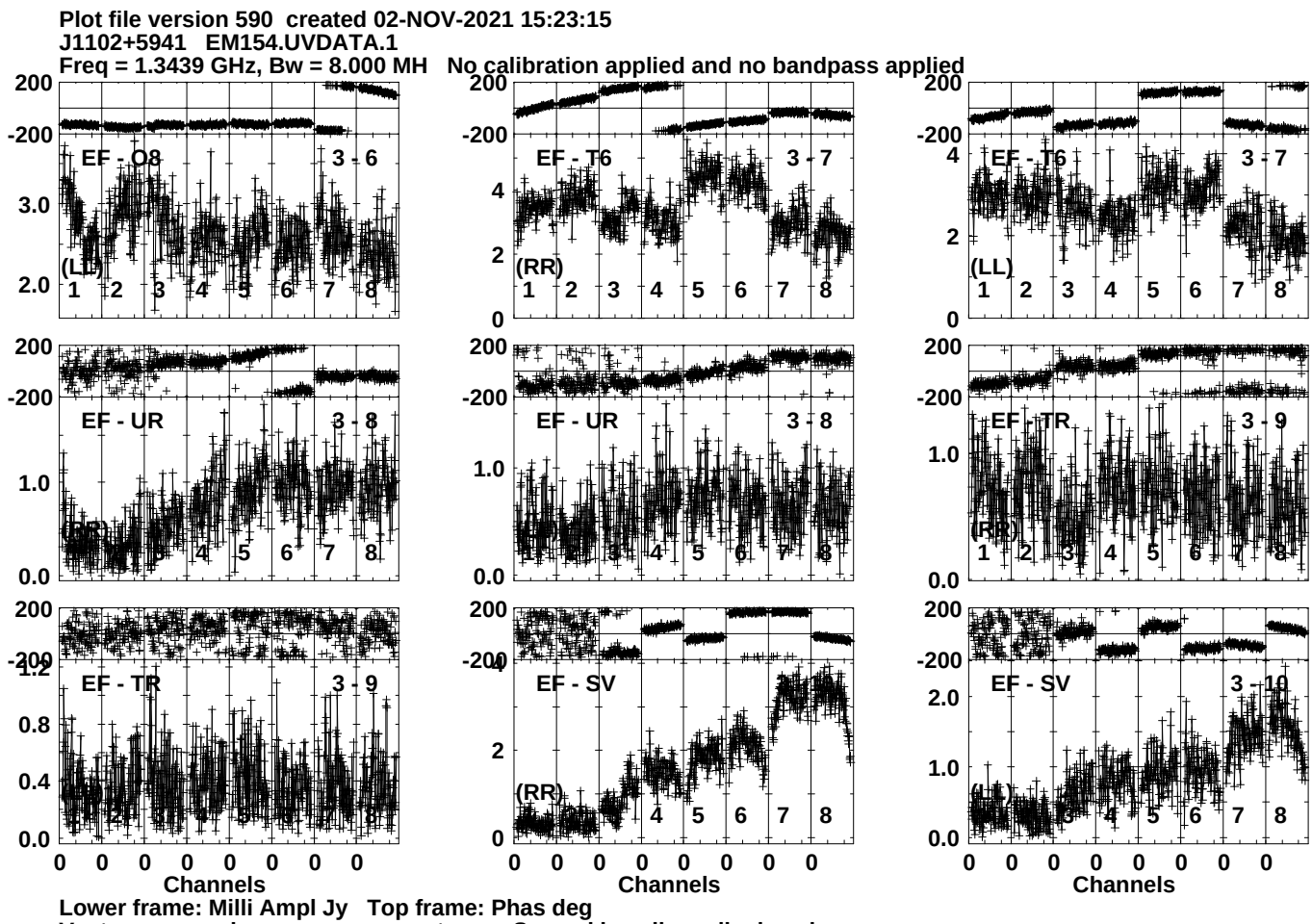
Plot file version 590 created 02-NOV-2021 15:23:15
J1102+5941 EM154.UVDATA.1
Freq = 1.3439 GHz, Bw = 8.000 MH No calibration applied and no bandpass applied
EF - O8 3 - 6
EF - T6 3 - 7
EF - T6 3 - 7
EF - UR 3 - 8
EF - UR 3 - 8
EF - TR 3 - 9
EF - TR 3 - 9
EF - SV
EF - SV 3 - 10
(LL)
(RR)
Channels
Lower frame: Milli Ampl Jy Top frame: Phas deg
Vector averaged cross-power spectrum Several baselines displayed
Timerange: 00/19:15:31 to 00/19:16:59

Plot file version 591 created 02-NOV-2021 15:23:16
J1102+5941 EM154.UVDATA.1
Freq = 1.3439 GHz, Bw = 8.000 MH No calibration applied and no bandpass applied

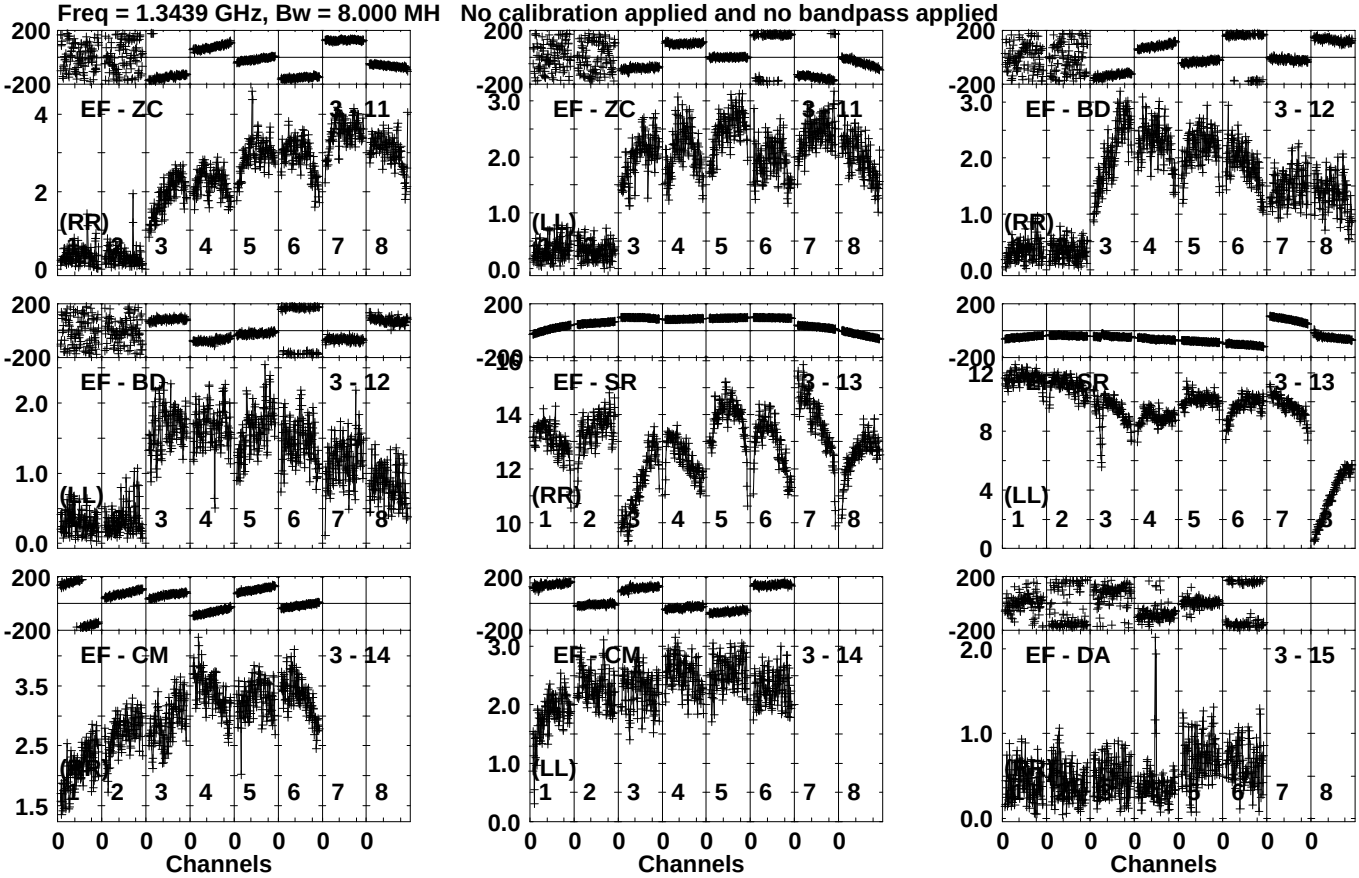

Lower frame: Milli Ampl Jy Top frame: Phas deg
Vector averaged cross-power spectrum Several baselines displayed
Timerange: 00/19:15:31 to 00/19:16:59

Plot file version 592 created 02-NOV-2021 15:23:16
J1102+5941 EM154.UVDATA.1
Freq = 1.3439 GHz, Bw = 8.000 MH No calibration applied and no bandpass applied

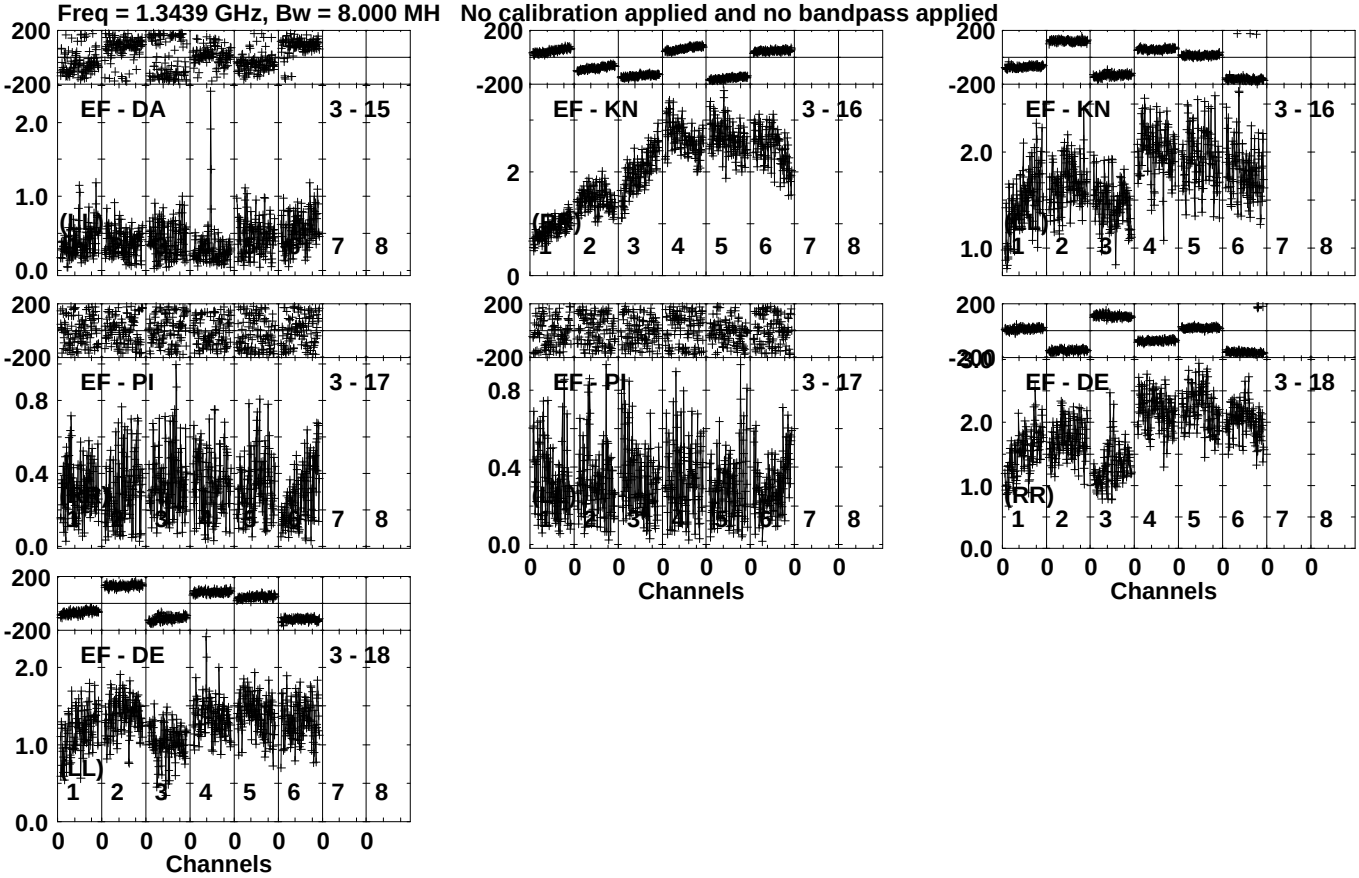

Lower frame: Milli Ampl Jy Top frame: Phas deg
Vector averaged cross-power spectrum Several baselines displayed
Timerange: 00/19:15:31 to 00/19:16:59

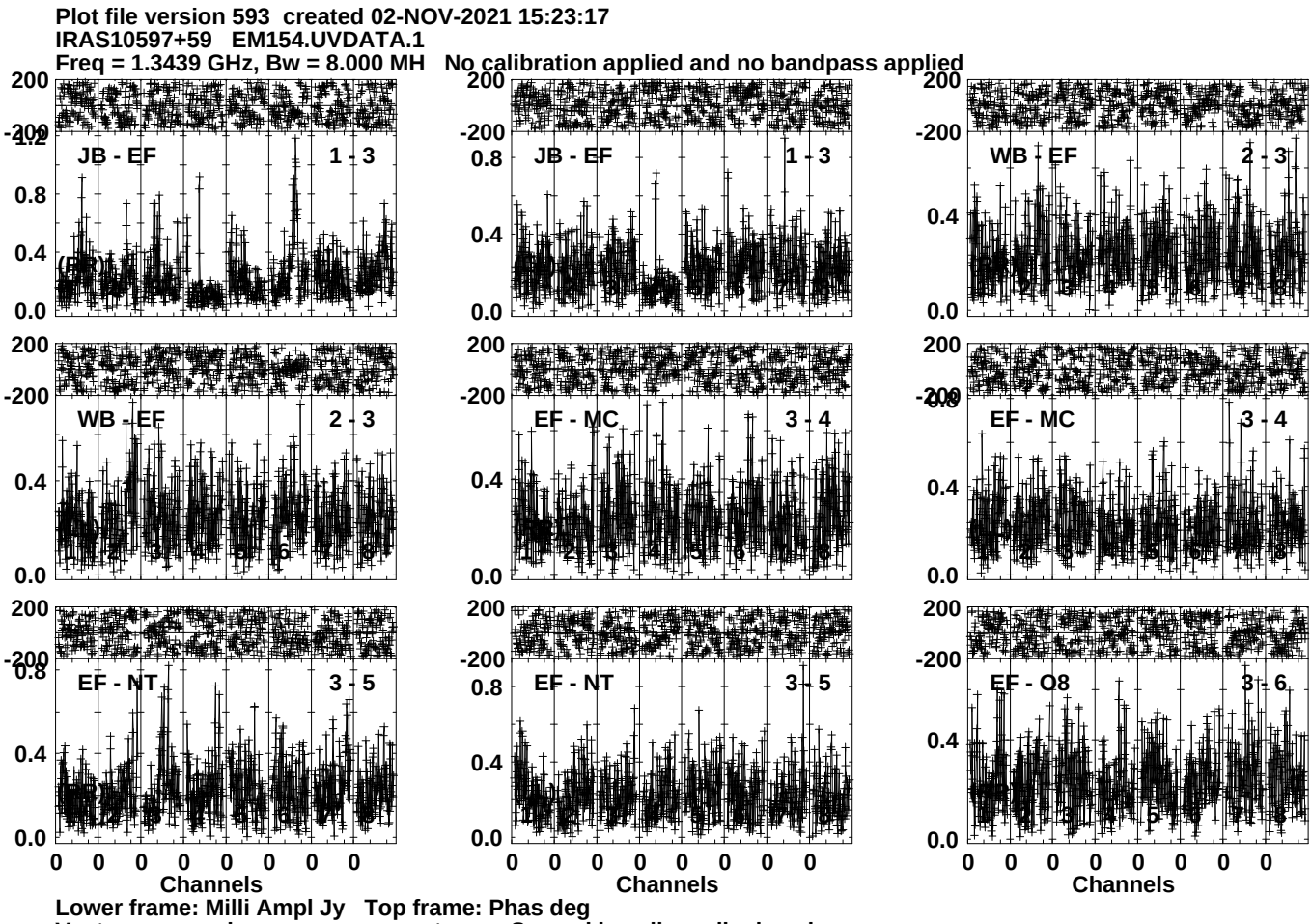
Plot file version 593 created 02-NOV-2021 15:23:17
IRAS10597+59 EM154.UVDATA.1
Freq = 1.3439 GHz, Bw = 8.000 MH No calibration applied and no bandpass applied
JB - EF 1 - 3
JB - EF 1 - 3
WB - EF 2 - 3
WB - EF 2 - 3
EF - MC 3 - 4
EF - MC 3 - 4
EF - NT 3 - 5
EF - NT 3 - 5
EF - O8 3 - 6
Channels
Channels
Channels
Lower frame: Milli Ampl Jy Top frame: Phas deg
Vector averaged cross-power spectrum Several baselines displayed
Timerange: 00/19:17:01 to 00/19:20:29

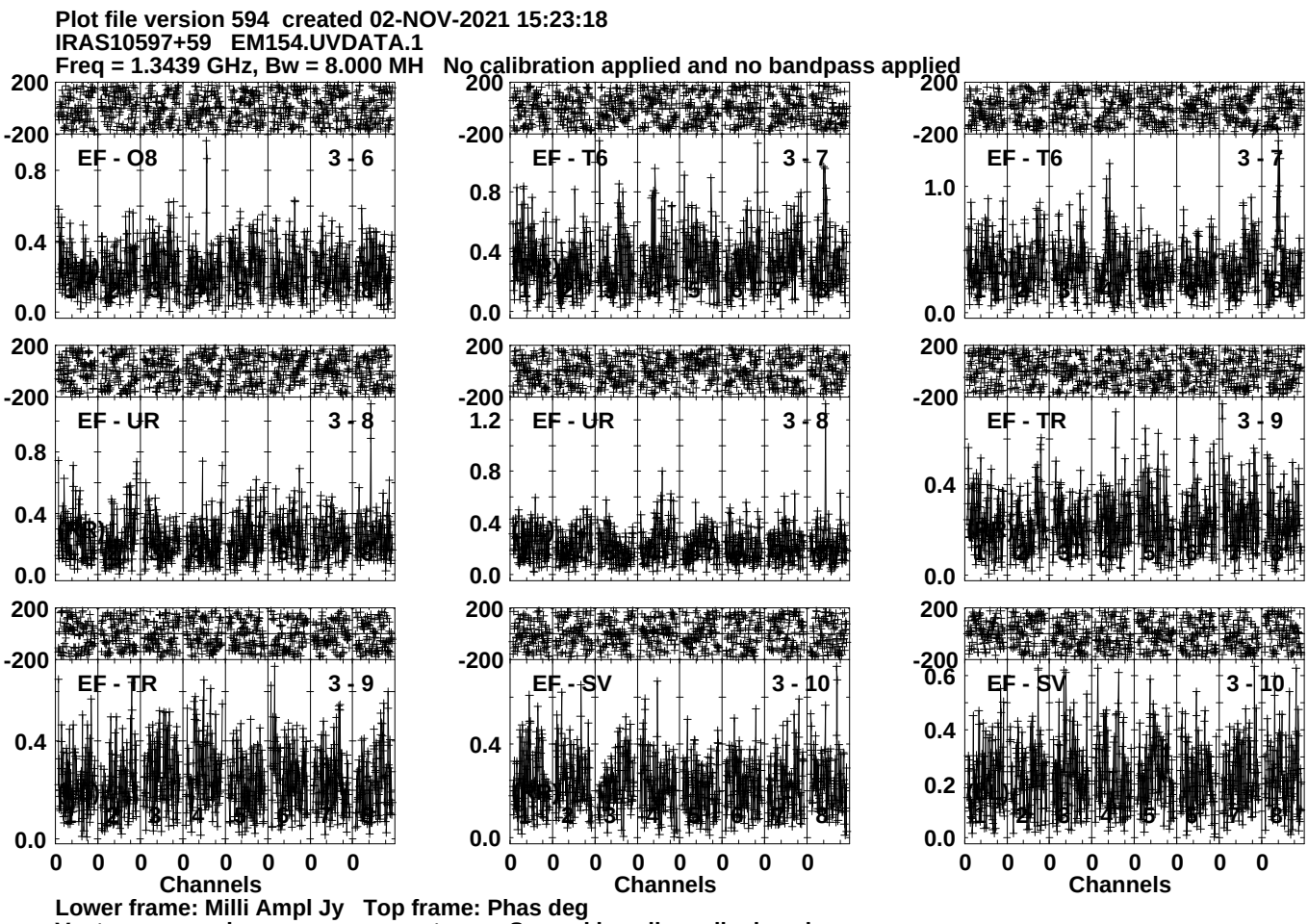
Plot file version 594 created 02-NOV-2021 15:23:18
IRAS10597+59 EM154.UVDATA.1
Freq = 1.3439 GHz, Bw = 8.000 MH No calibration applied and no bandpass applied
EF - O8 3 - 6
EF - T6 3 - 7
EF - T6 3 - 7
EF - UR 3 - 8
EF - UR 3 - 8
EF - TR 3 - 9
EF - TR 3 - 9
EF - SV 3 - 10
EF - SV 3 - 10
Channels
Channels
Channels
Lower frame: Milli Ampl Jy Top frame: Phas deg
Vector averaged cross-power spectrum Several baselines displayed
Timerange: 00/19:17:01 to 00/19:20:29

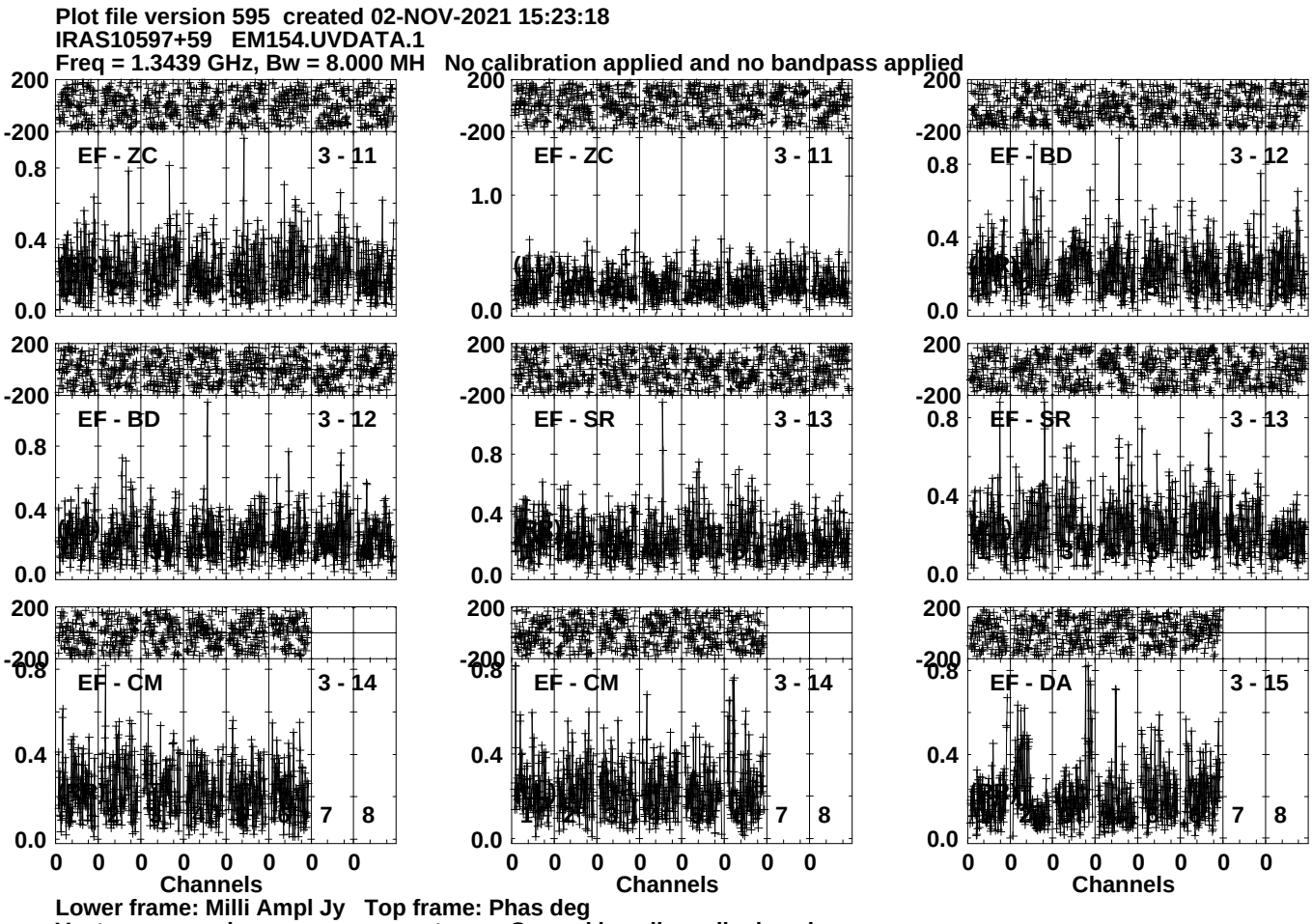
Plot file version 595 created 02-NOV-2021 15:23:18
IRAS10597+59 EM154.UVDATA.1
Freq = 1.3439 GHz, Bw = 8.000 MH No calibration applied and no bandpass applied
EF - ZC 3 - 11
EF - ZC 3 - 11
EF - BD 3 - 12
EF - BD 3 - 12
EF - SR 3 - 13
EF - SR 3 - 13
EF - CM 3 - 14
EF - CM 3 - 14
EF - DA 3 - 15
Channels
Channels
Channels
Lower frame: Milli Ampl Jy Top frame: Phas deg
Vector averaged cross-power spectrum Several baselines displayed
Timerange: 00/19:17:01 to 00/19:20:29

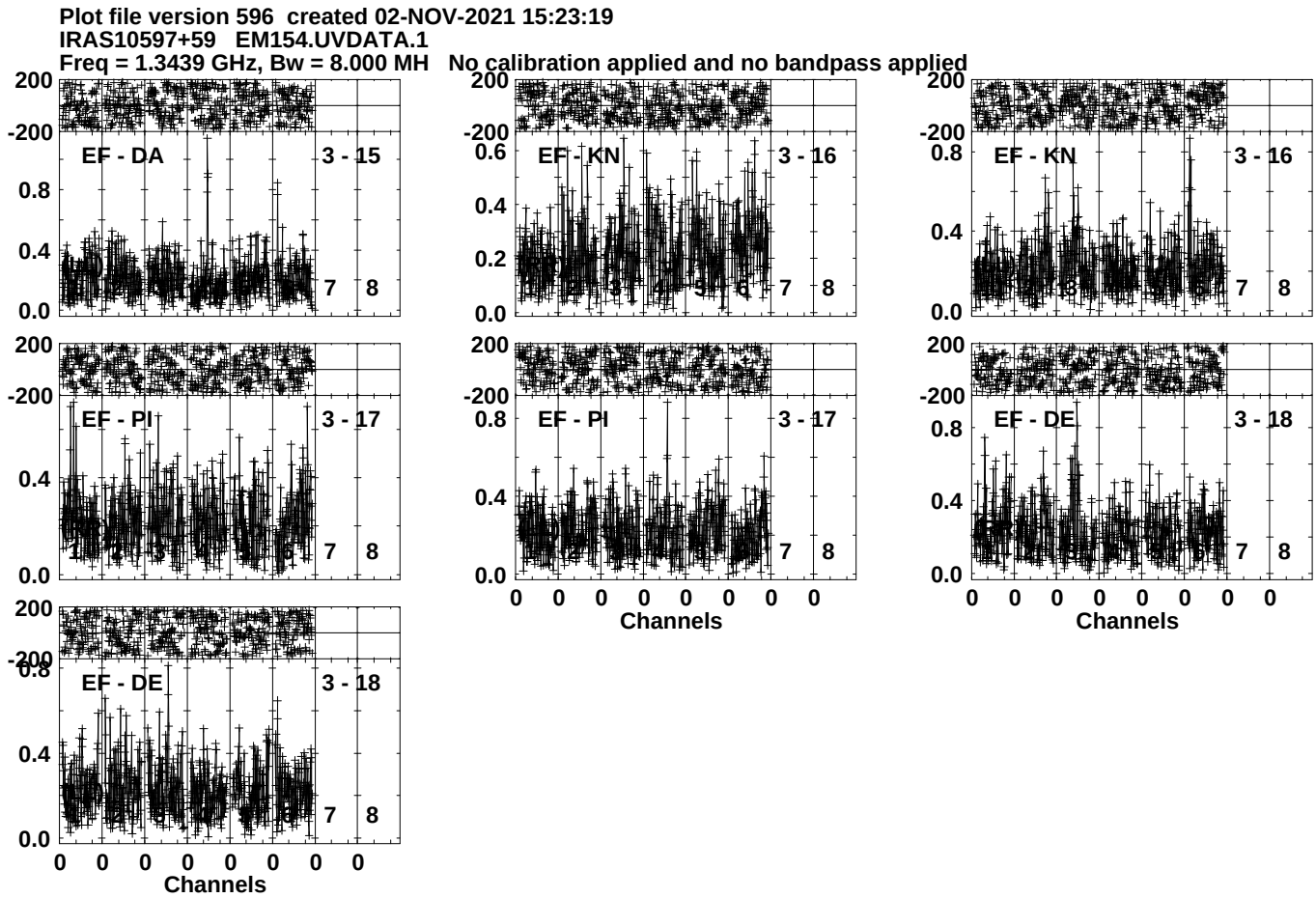
Plot file version 596 created 02-NOV-2021 15:23:19
IRAS10597+59 EM154.UVDATA.1
Freq = 1.3439 GHz, Bw = 8.000 MH No calibration applied and no bandpass applied
EF - DA
3 - 15
EF - KN
3 - 16
EF - KN
3 - 16
EF - PI
3 - 17
EF - PI
3 - 17
EF - DE
3 - 18
EF - DE
3 - 18
Channels
Channels
Channels
Lower frame: Milli Ampl Jy Top frame: Phas deg
Vector averaged cross-power spectrum Several baselines displayed
Timerange: 00/19:17:01 to 00/19:20:29

Plot file version 597 created 02-NOV-2021 15:23:20
J1102+5941 EM154.UVDATA.1
Freq = 1.3439 GHz, Bw = 8.000 MH No calibration applied and no bandpass applied

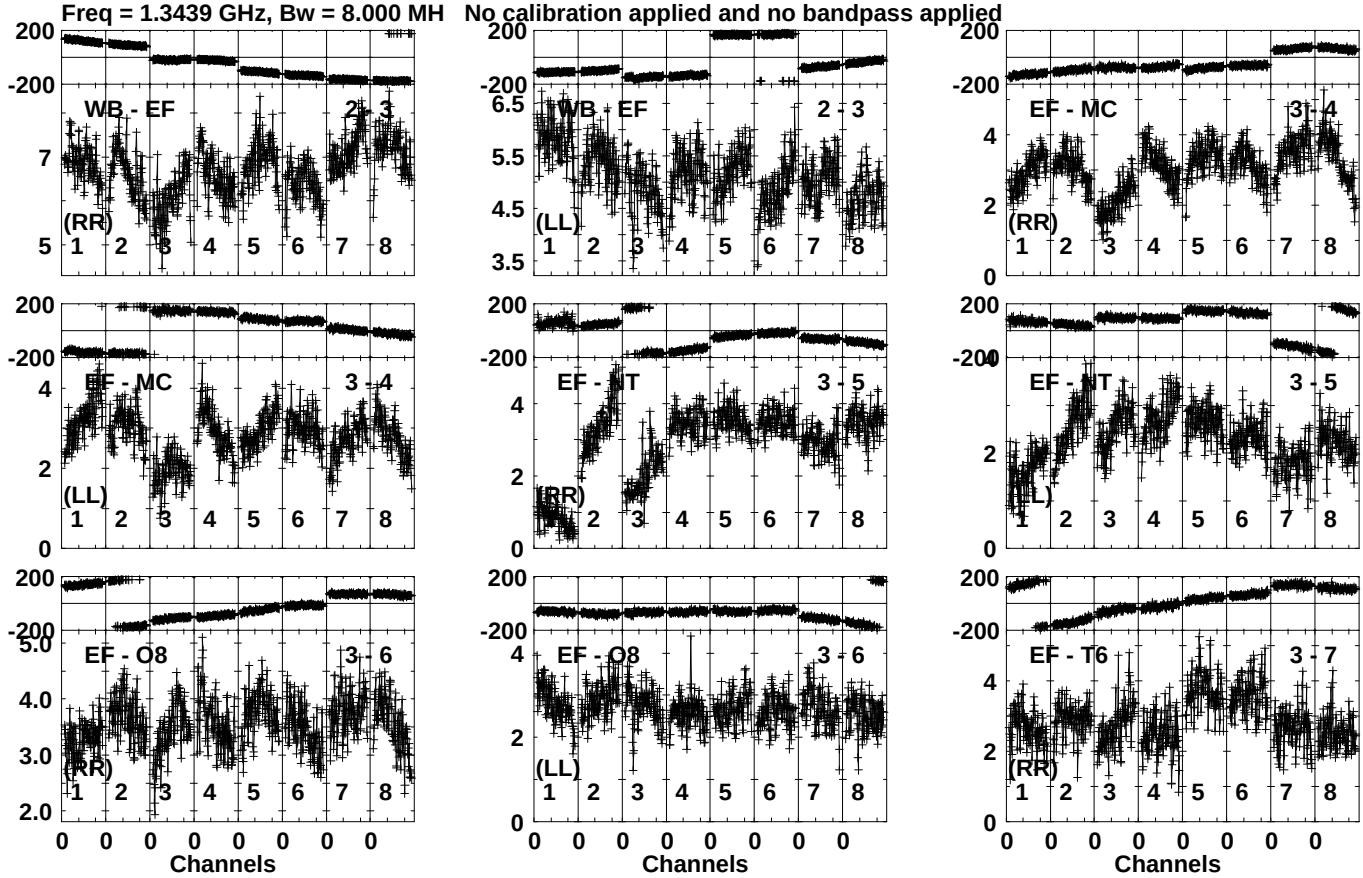

Lower frame: Milli Ampl Jy Top frame: Phas deg
Vector averaged cross-power spectrum Several baselines displayed
Timerange: 00/19:20:31 to 00/19:21:59

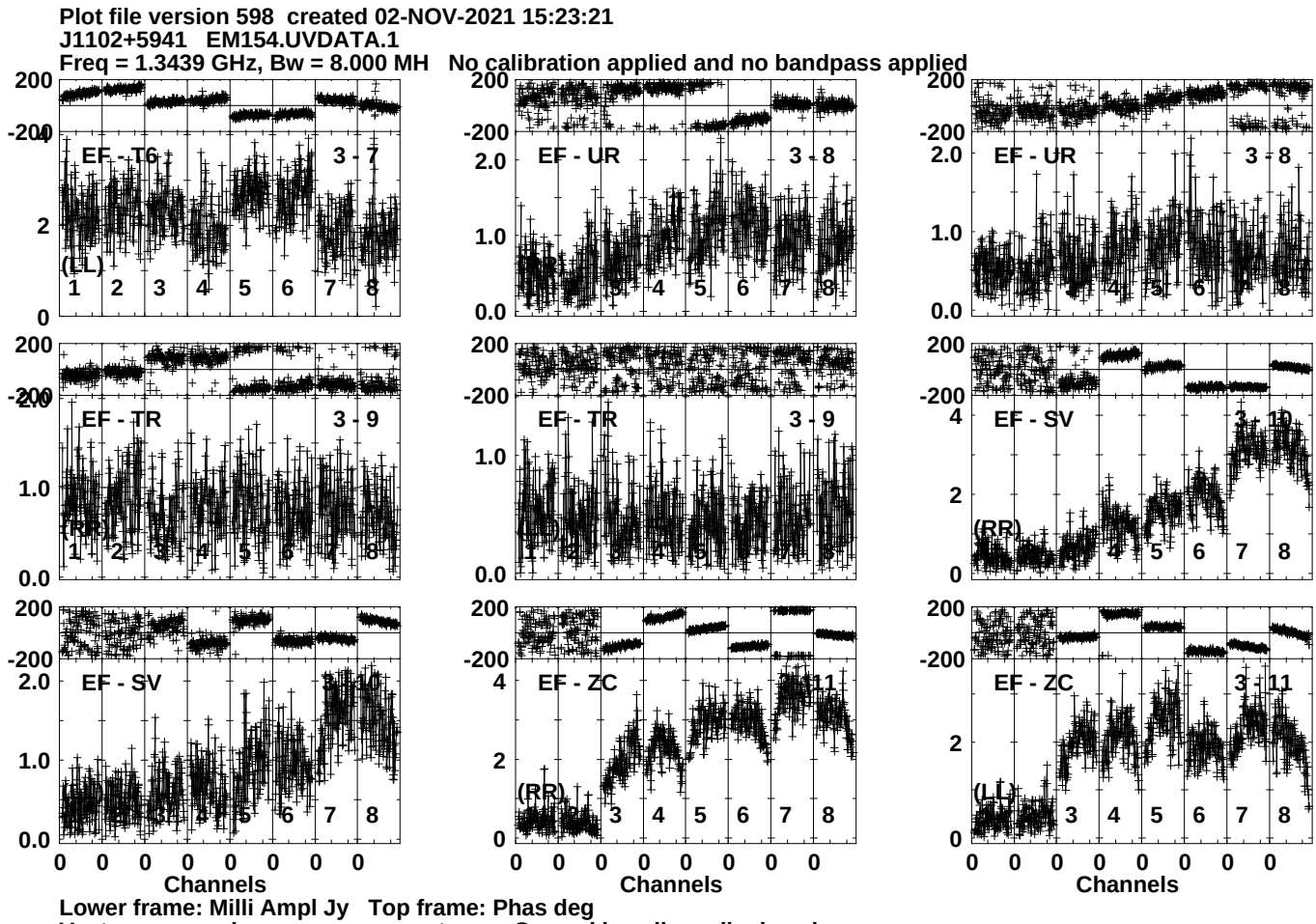
Plot file version 598 created 02-NOV-2021 15:23:21
J1102+5941 EM154.UVDATA.1
Freq = 1.3439 GHz, Bw = 8.000 MH No calibration applied and no bandpass applied
EF - T6 3 - 7
(LL)
EF - UR 3 - 8
EF - UR 3 - 8
EF - TR 3 - 9
(RR)
EF - TR 3 - 9
EF - SV 3 - 10
(RR)
EF - SV 3 - 10
EF - ZC 3 - 11
(RR)
EF - ZC 3 - 11
(LL)
Channels
Channels
Channels
Lower frame: Milli Ampl Jy Top frame: Phas deg
Vector averaged cross-power spectrum Several baselines displayed
Timerange: 00/19:20:31 to 00/19:21:59

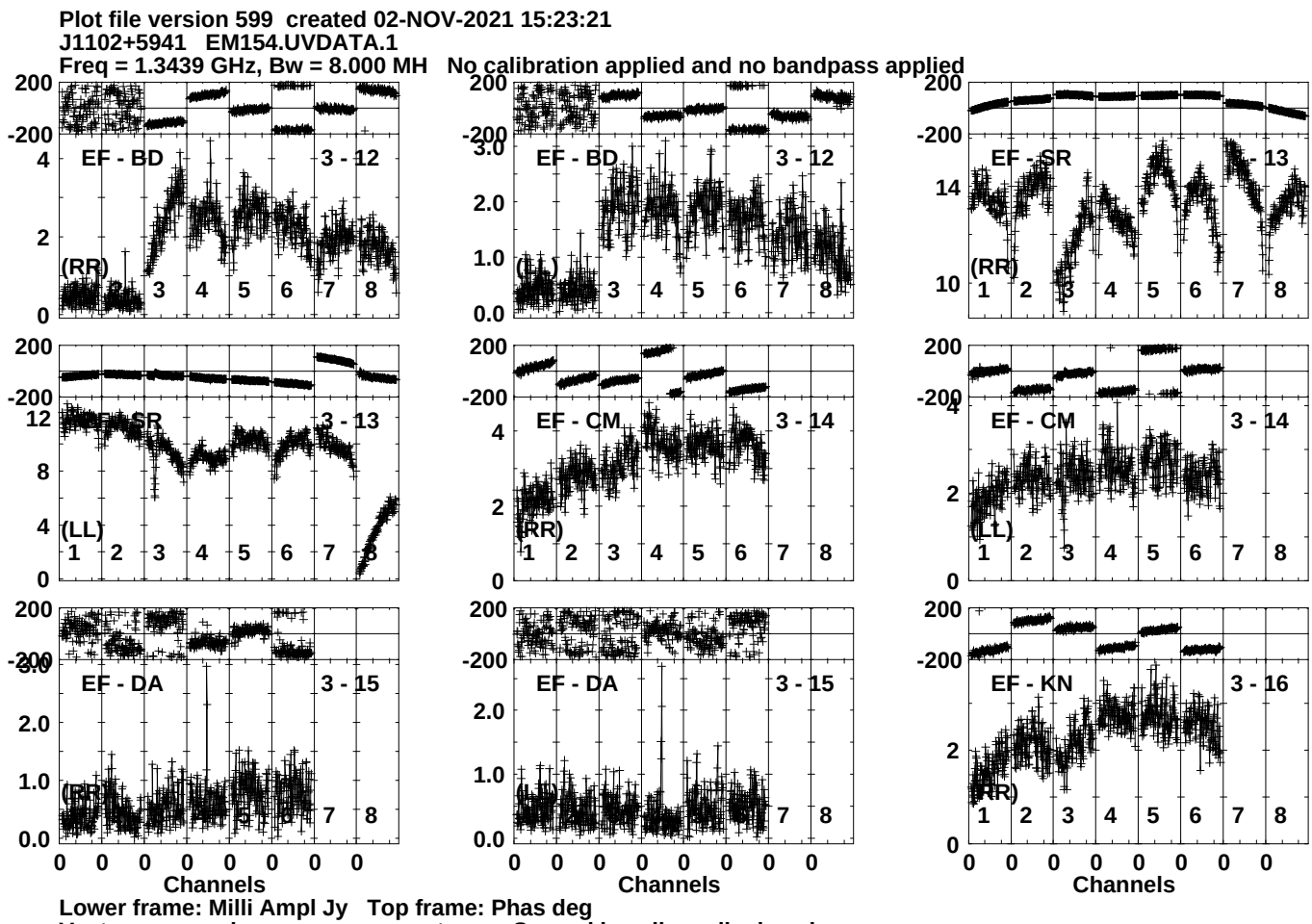
Plot file version 599 created 02-NOV-2021 15:23:21
J1102+5941 EM154.UVDATA.1
Freq = 1.3439 GHz, Bw = 8.000 MH No calibration applied and no bandpass applied
EF - BD 3 - 12
(RR)
EF - BD 3 - 12
EF - SR 3 - 13
(RR)
EF - SR 3 - 13
(LL)
EF - CM 3 - 14
(RR)
EF - CM 3 - 14
(LL)
EF - DA 3 - 15
EF - DA 3 - 15
EF - KN 3 - 16
(RR)
Channels
Channels
Channels
Lower frame: Milli Ampl Jy Top frame: Phas deg
Vector averaged cross-power spectrum Several baselines displayed
Timerange: 00/19:20:31 to 00/19:21:59

Plot file version 600 created 02-NOV-2021 15:23:22
J1102+5941 EM154.UVDATA.1
Freq = 1.3439 GHz, Bw = 8.000 MH No calibration applied and no bandpass applied

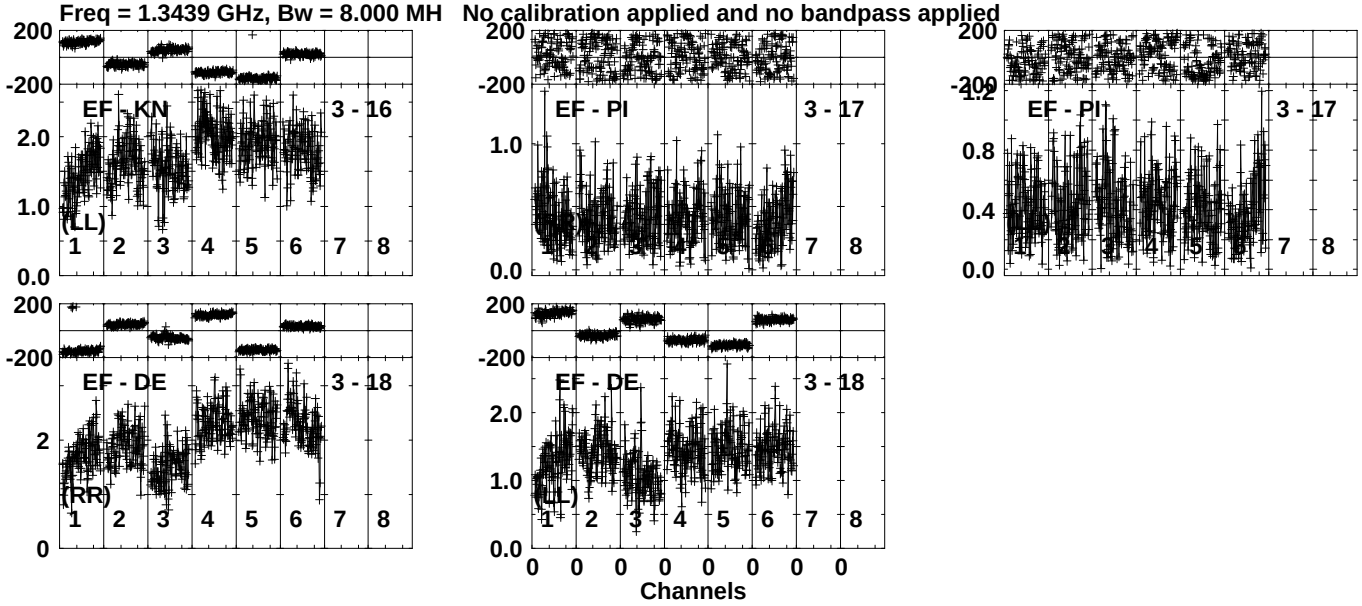

Lower frame: Milli Ampl Jy Top frame: Phas deg
Vector averaged cross-power spectrum Several baselines displayed
Timerange: 00/19:20:31 to 00/19:21:59

Plot file version 601 created 02-NOV-2021 15:23:22
IRAS10597+59 EM154.UVDATA.1
Freq = 1.3439 GHz, Bw = 8.000 MH No calibration applied and no bandpass applied

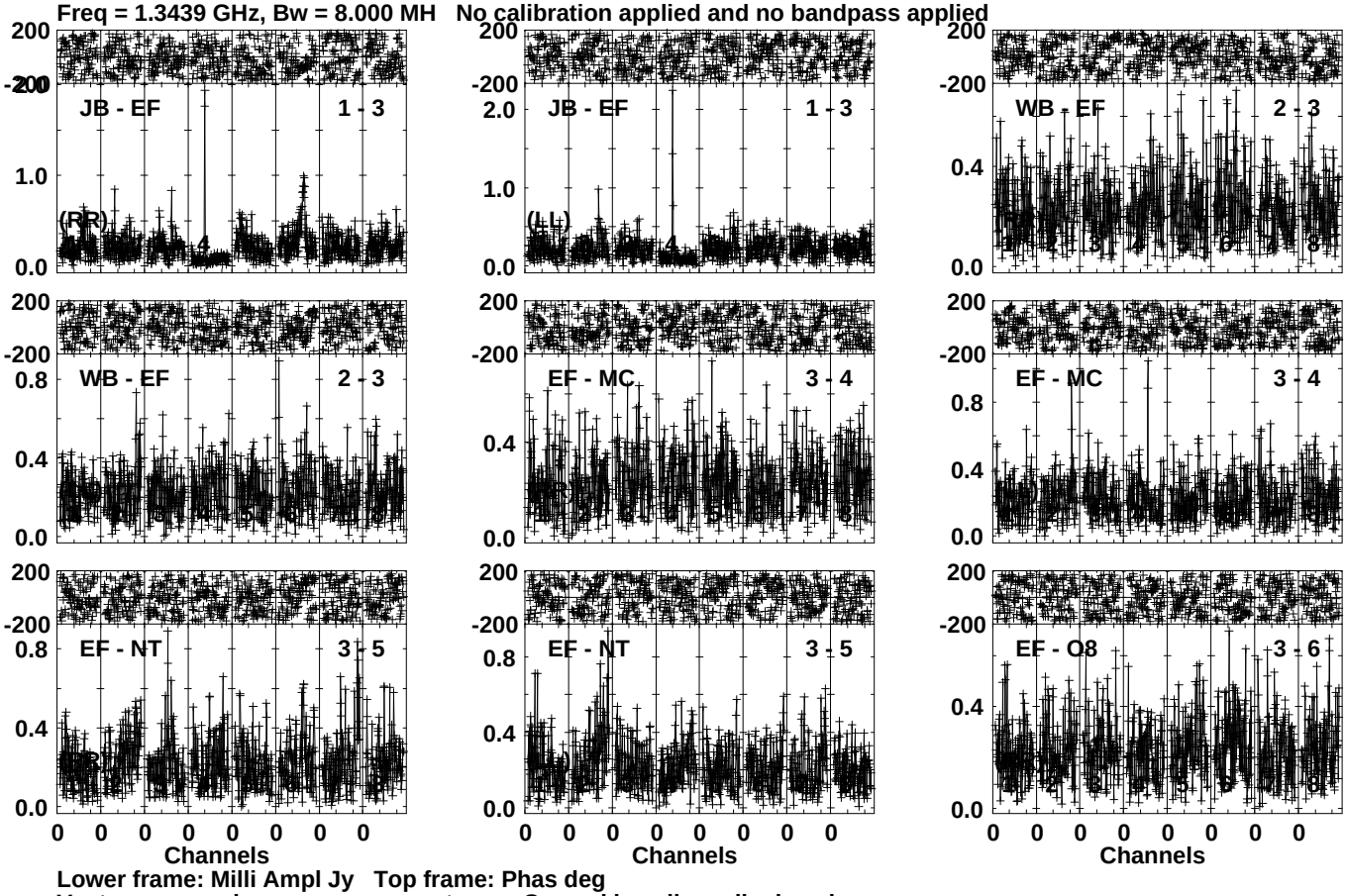

Lower frame: Milli Ampl Jy Top frame: Phas deg
Vector averaged cross-power spectrum Several baselines displayed
Timerange: 00/19:22:01 to 00/19:25:29

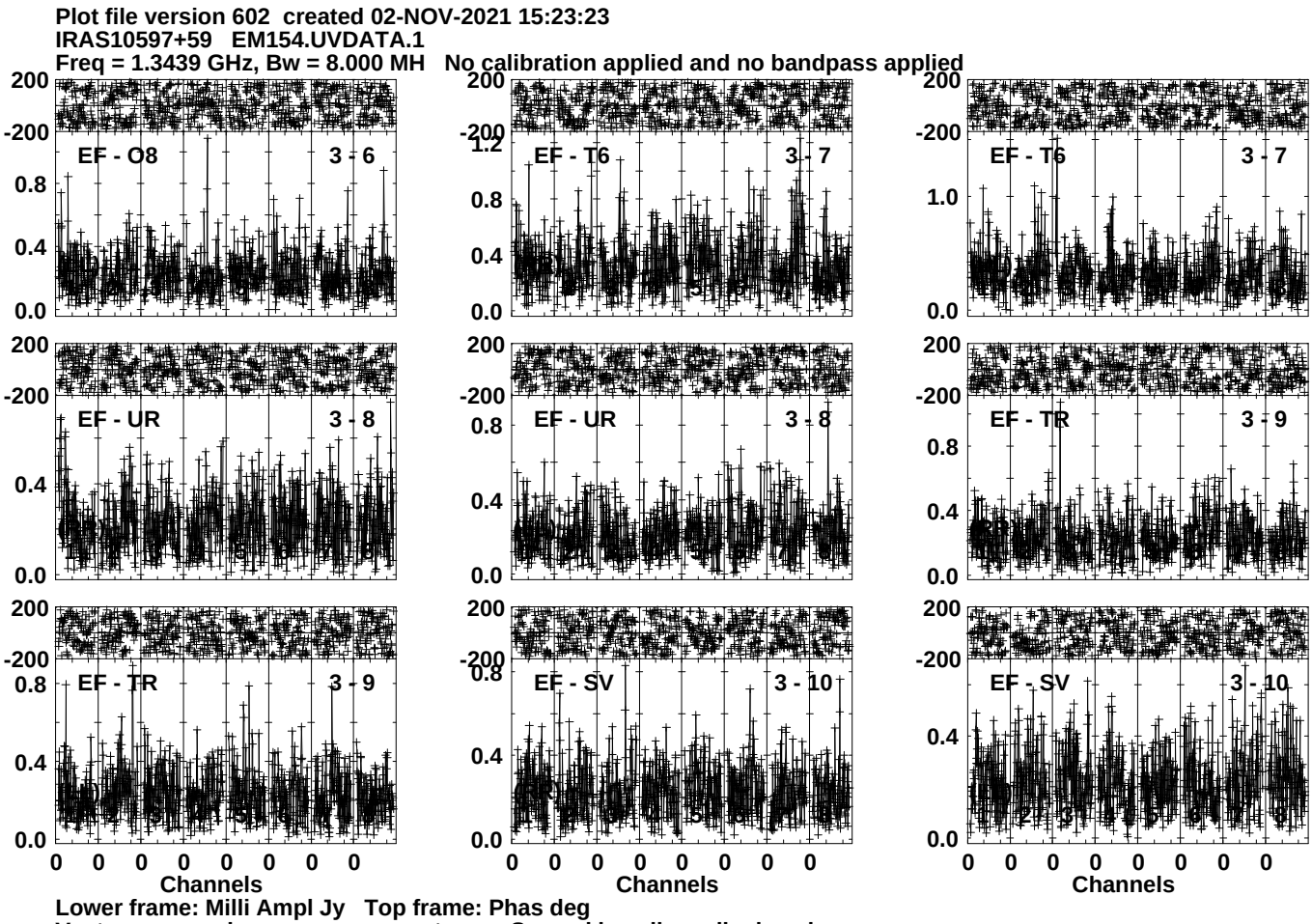
Plot file version 602 created 02-NOV-2021 15:23:23
IRAS10597+59 EM154.UVDATA.1
Freq = 1.3439 GHz, Bw = 8.000 MH No calibration applied and no bandpass applied
EF - O8 3 - 6
EF - T6 3 - 7
EF - T6 3 - 7
EF - UR 3 - 8
EF - UR 3 - 8
EF - TR 3 - 9
EF - TR 3 - 9
EF - SV 3 - 10
EF - SV 3 - 10
Channels
Channels
Channels
Lower frame: Milli Ampl Jy Top frame: Phas deg
Vector averaged cross-power spectrum Several baselines displayed
Timerange: 00/19:22:01 to 00/19:25:29

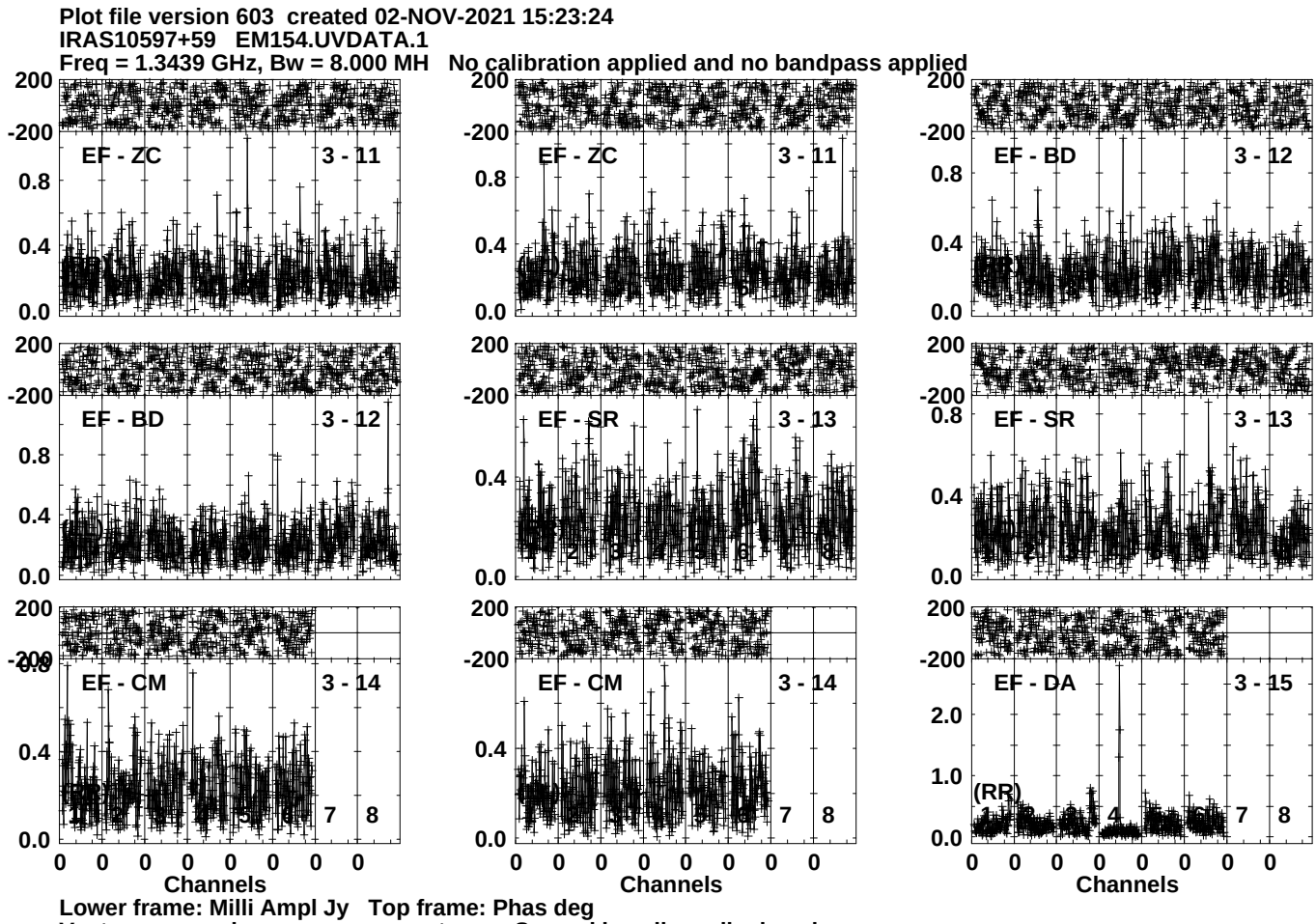
Plot file version 603 created 02-NOV-2021 15:23:24
IRAS10597+59 EM154.UVDATA.1
Freq = 1.3439 GHz, Bw = 8.000 MH No calibration applied and no bandpass applied
EF - ZC 3 - 11
EF - ZC 3 - 11
EF - BD 3 - 12
EF - BD 3 - 12
EF - SR 3 - 13
EF - SR 3 - 13
EF - CM 3 - 14
EF - CM 3 - 14
EF - DA 3 - 15
(RR)
Channels
Channels
Channels
Lower frame: Milli Ampl Jy Top frame: Phas deg
Vector averaged cross-power spectrum Several baselines displayed
Timerange: 00/19:22:01 to 00/19:25:29

Plot file version 604 created 02-NOV-2021 15:23:24
IRAS10597+59 EM154.UVDATA.1
Freq = 1.3439 GHz, Bw = 8.000 MH No calibration applied and no bandpass applied

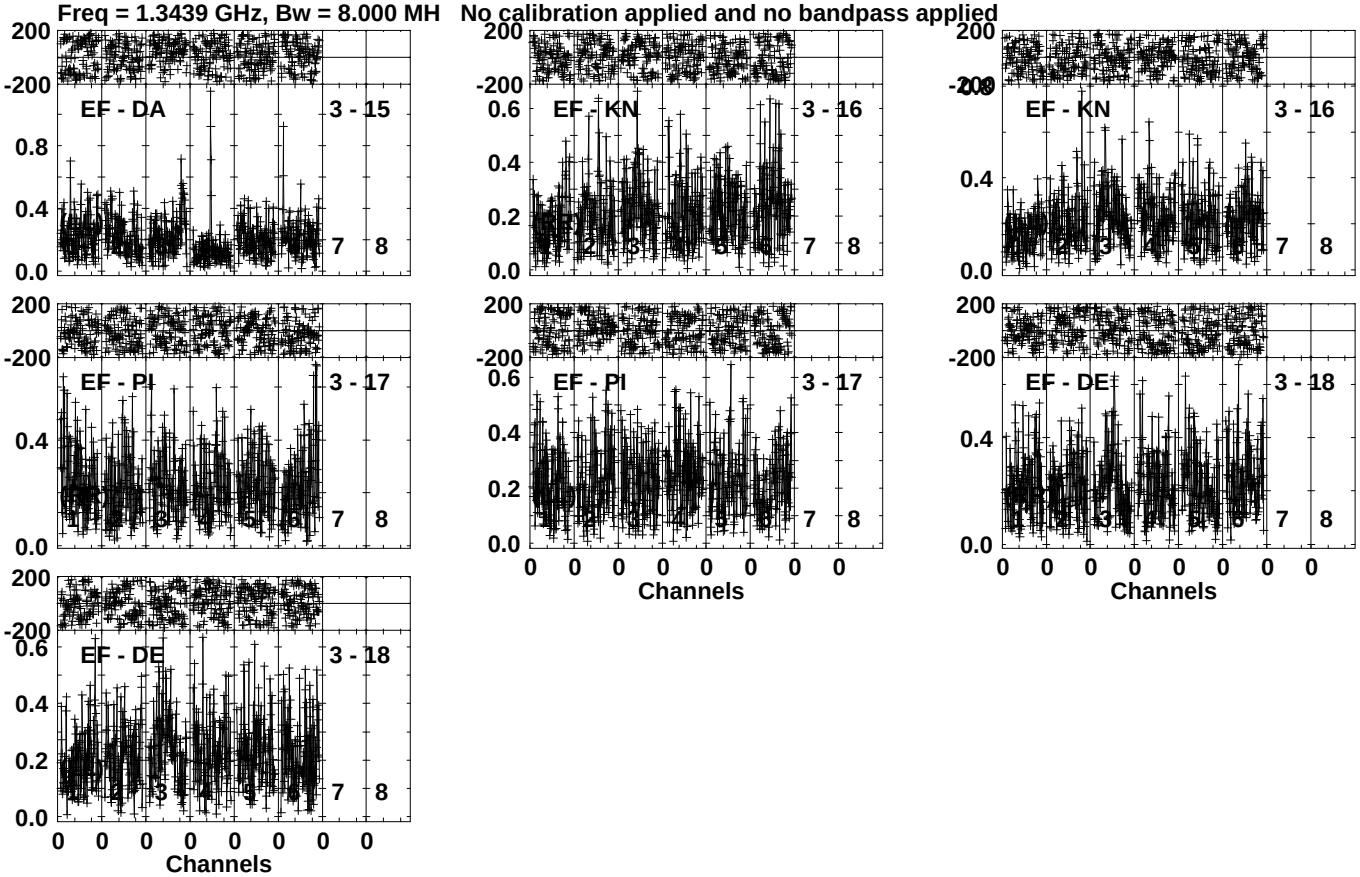

Lower frame: Milli Ampl Jy Top frame: Phas deg
Vector averaged cross-power spectrum Several baselines displayed
Timerange: 00/19:22:01 to 00/19:25:29

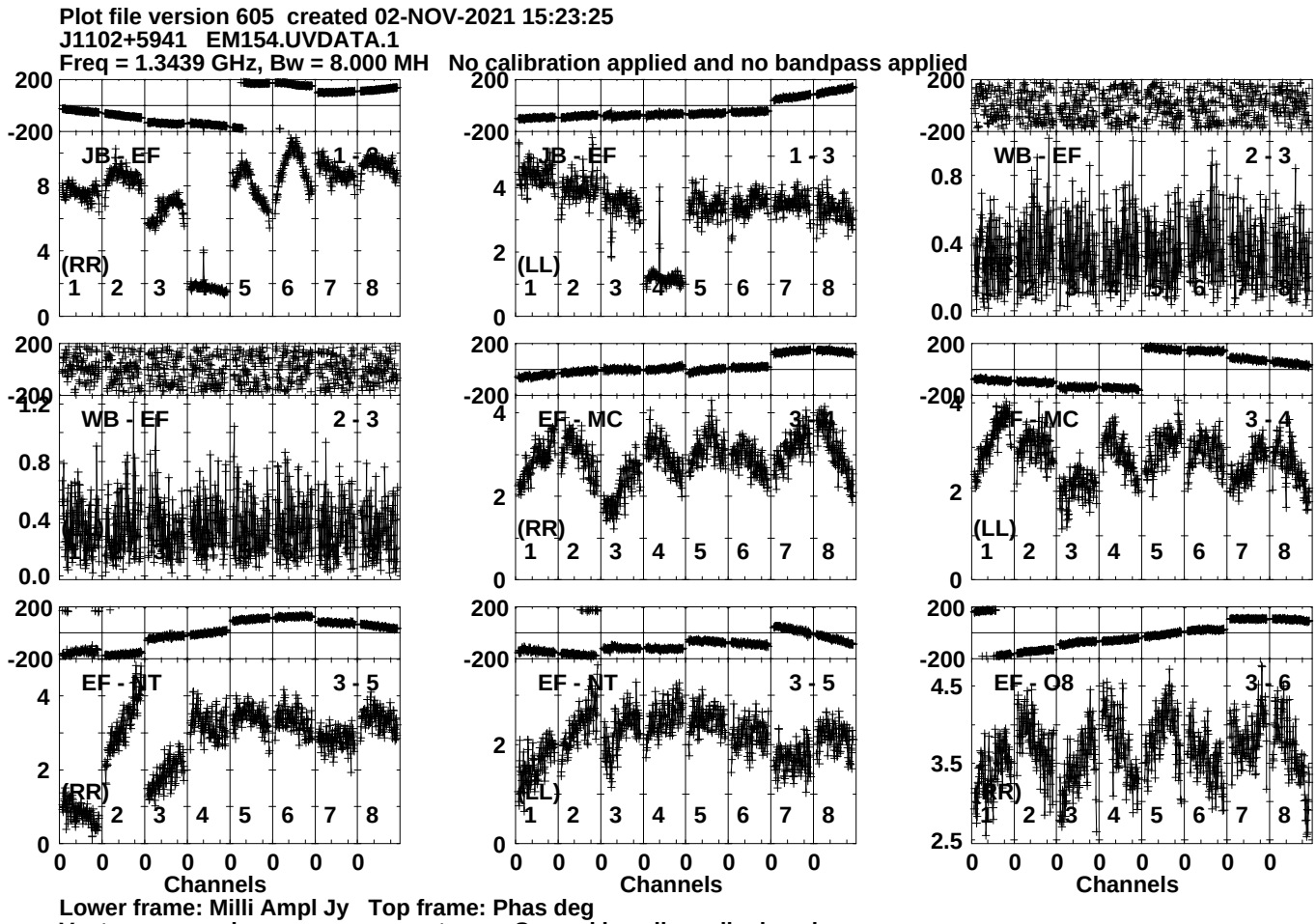
Plot file version 605 created 02-NOV-2021 15:23:25
J1102+5941 EM154.UVDATA.1
Freq = 1.3439 GHz, Bw = 8.000 MH No calibration applied and no bandpass applied
JB - EF 1 - 2
(RR)
JB - EF 1 - 3
(LL)
WB - EF 2 - 3
WB - EF 2 - 3
EF - MC 3 - 4
(RR)
EF - MC 3 - 4
(LL)
EF - NT 3 - 5
(RR)
EF - NT 3 - 5
(LL)
EF - O8 3 - 6
(RR)
Channels
Channels
Channels
Lower frame: Milli Ampl Jy Top frame: Phas deg
Vector averaged cross-power spectrum Several baselines displayed
Timerange: 00/19:26:01 to 00/19:27:29

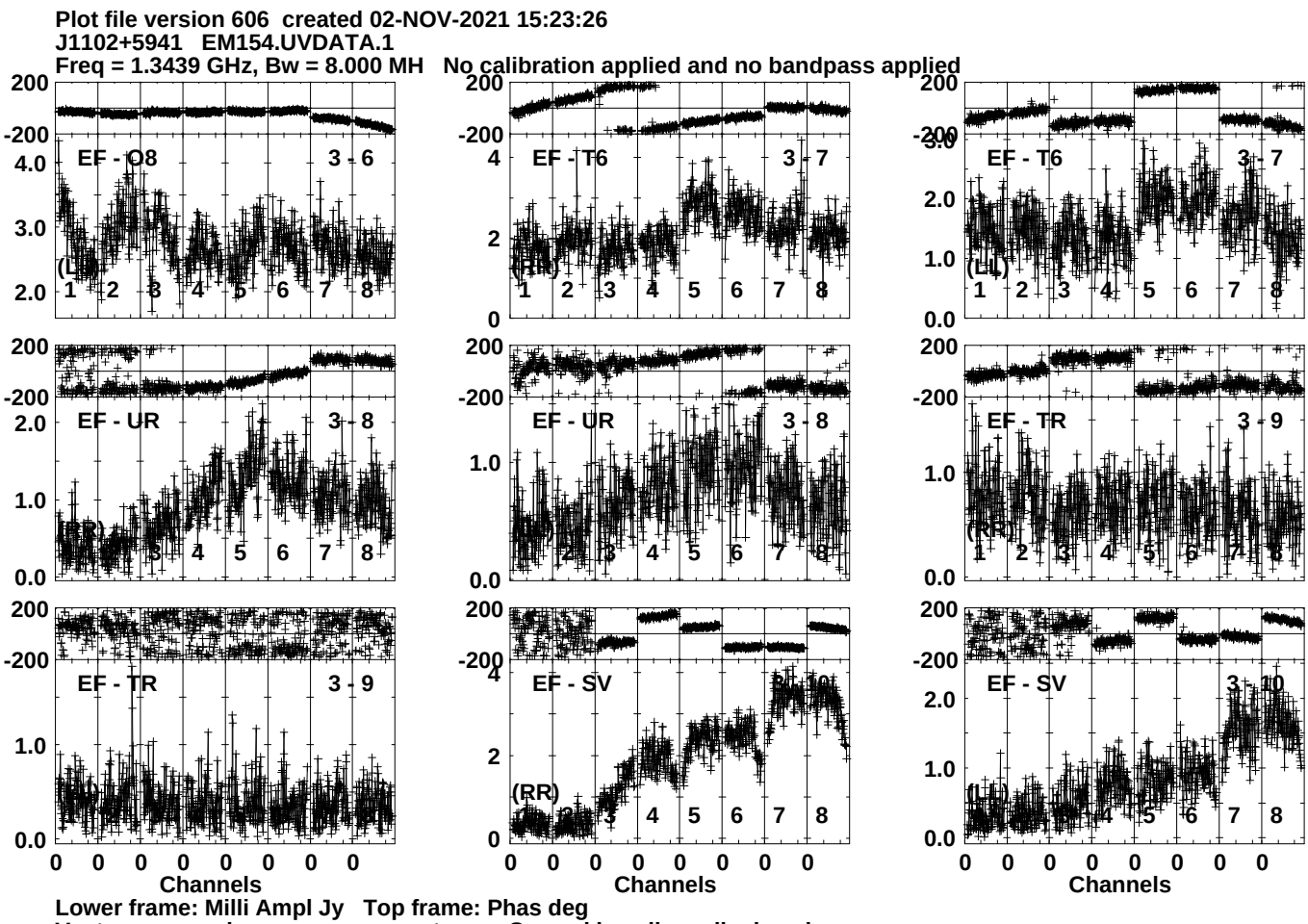
Plot file version 606 created 02-NOV-2021 15:23:26
J1102+5941 EM154.UVDATA.1
Freq = 1.3439 GHz, Bw = 8.000 MH No calibration applied and no bandpass applied
EF - O8 3 - 6
EF - T6 3 - 7
EF - T6 3 - 7
EF - UR 3 - 8
EF - UR 3 - 8
EF - TR 3 - 9
EF - TR 3 - 9
EF - SV 3 - 10
EF - SV 3 - 10
(LL)
(RR)
Channels
Lower frame: Milli Ampl Jy Top frame: Phas deg
Vector averaged cross-power spectrum Several baselines displayed
Timerange: 00/19:26:01 to 00/19:27:29

Plot file version 607 created 02-NOV-2021 15:23:26
J1102+5941 EM154.UVDATA.1
Freq = 1.3439 GHz, Bw = 8.000 MH No calibration applied and no bandpass applied

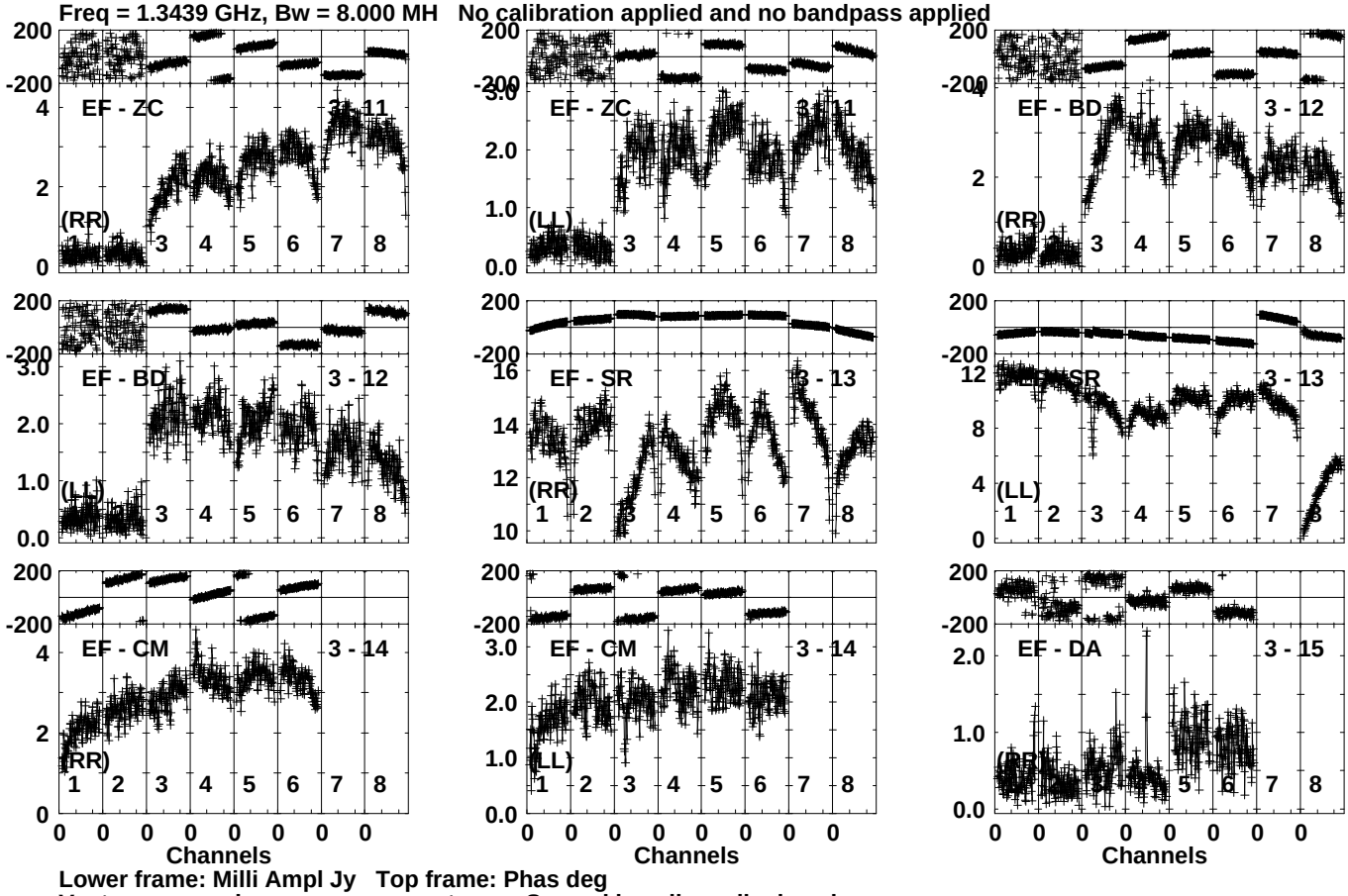

Lower frame: Milli Ampl Jy Top frame: Phas deg
Vector averaged cross-power spectrum Several baselines displayed
Timerange: 00/19:26:01 to 00/19:27:29

Plot file version 608 created 02-NOV-2021 15:23:27
J1102+5941 EM154.UVDATA.1
Freq = 1.3439 GHz, Bw = 8.000 MH No calibration applied and no bandpass applied

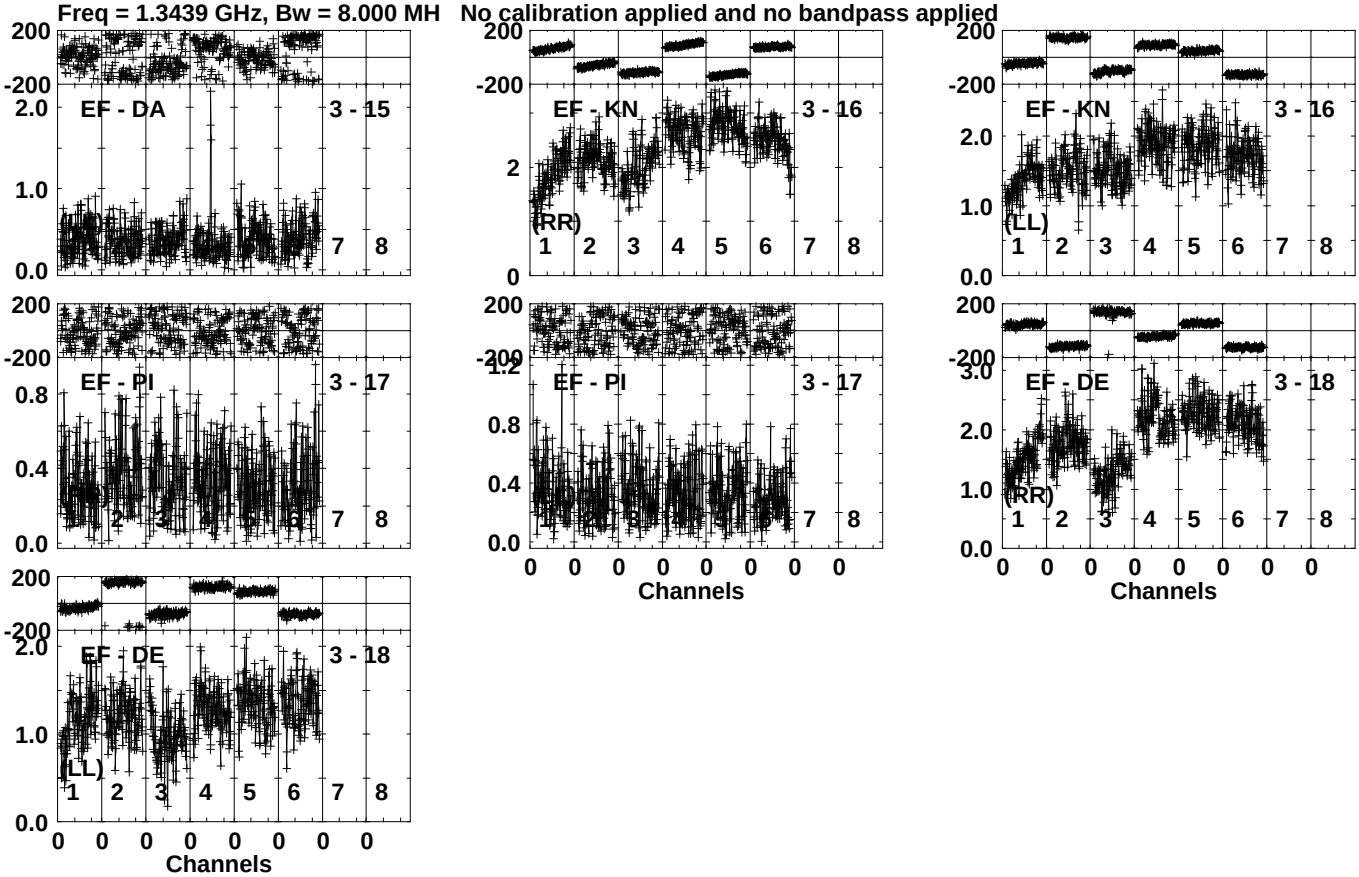

Lower frame: Milli Ampl Jy Top frame: Phas deg
Vector averaged cross-power spectrum Several baselines displayed
Timerange: 00/19:26:01 to 00/19:27:29

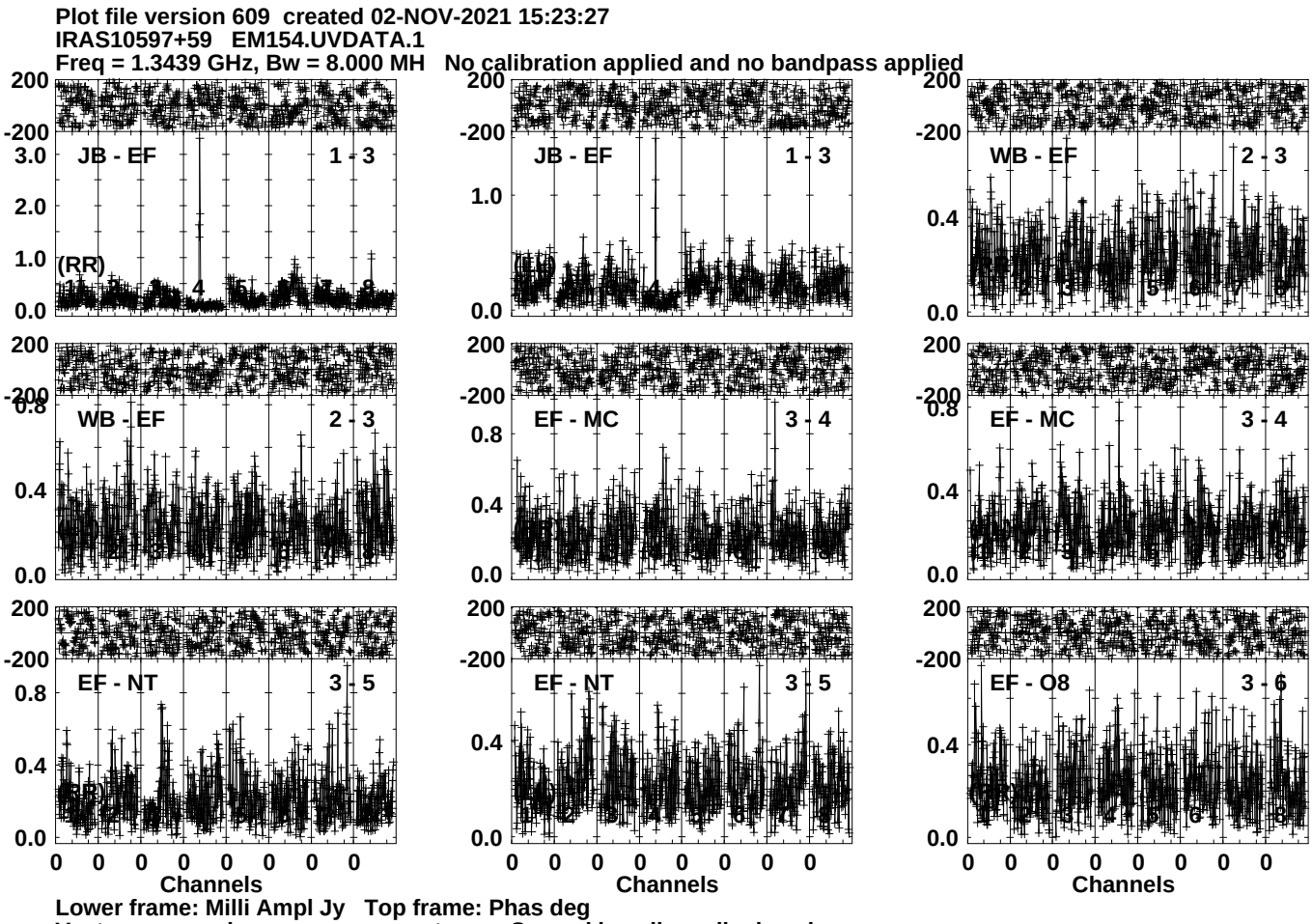
Plot file version 609 created 02-NOV-2021 15:23:27
IRAS10597+59 EM154.UVDATA.1
Freq = 1.3439 GHz, Bw = 8.000 MH No calibration applied and no bandpass applied
JB - EF 1 - 3
JB - EF 1 - 3
WB - EF 2 - 3
(RR)
WB - EF 2 - 3
EF - MC 3 - 4
EF - MC 3 - 4
EF - NT 3 - 5
EF - NT 3 - 5
EF - O8 3 - 6
Channels
Channels
Channels
Lower frame: Milli Ampl Jy Top frame: Phas deg
Vector averaged cross-power spectrum Several baselines displayed
Timerange: 00/19:27:31 to 00/19:30:59

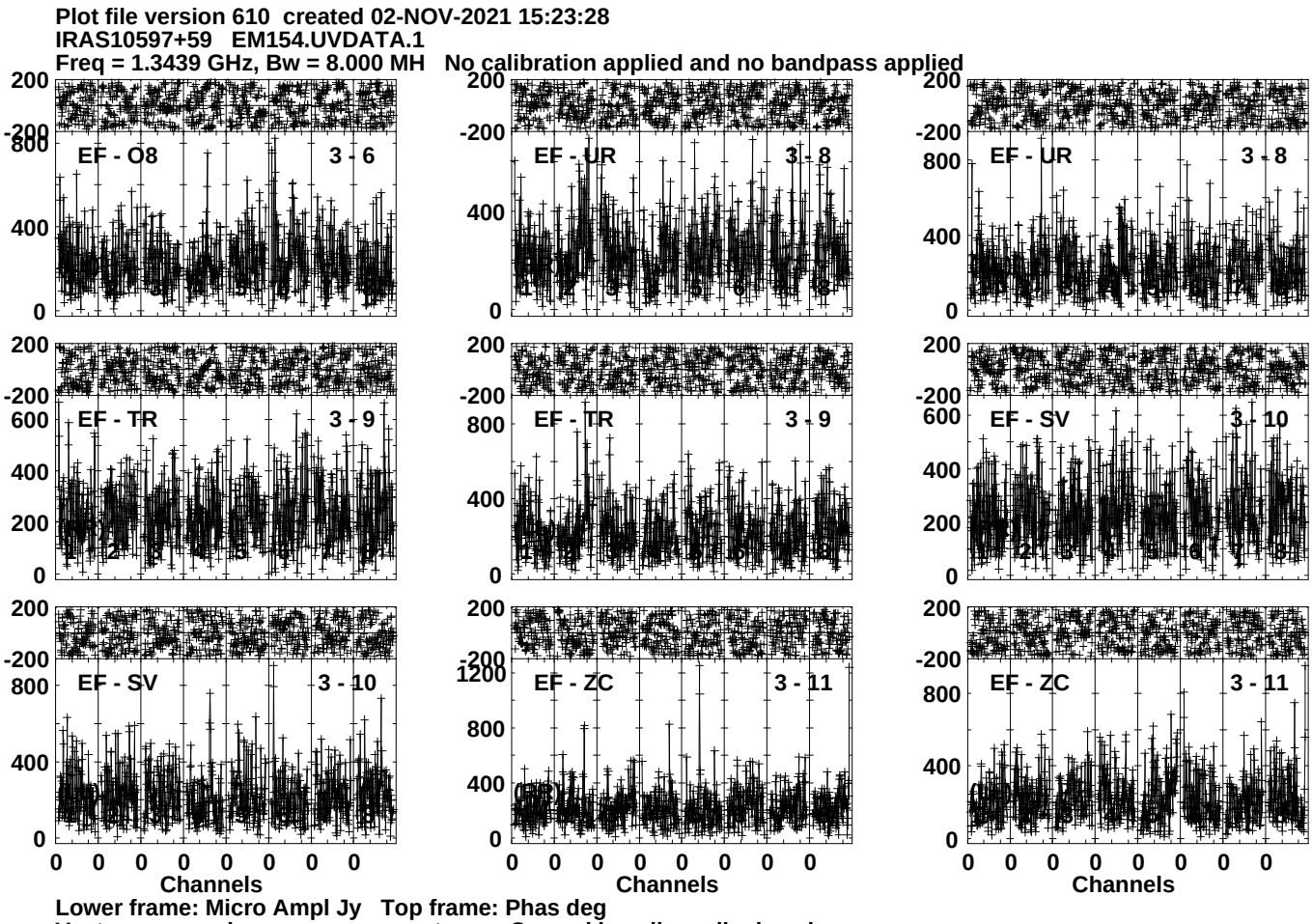
Plot file version 610 created 02-NOV-2021 15:23:28
IRAS10597+59 EM154.UVDATA.1
Freq = 1.3439 GHz, Bw = 8.000 MH No calibration applied and no bandpass applied
EF - O8 3 - 6
EF - UR 3 - 8
EF - UR 3 - 8
EF - TR 3 - 9
EF - TR 3 - 9
EF - SV 3 - 10
EF - SV 3 - 10
EF - ZC 3 - 11
EF - ZC 3 - 11
Channels
Channels
Channels
Lower frame: Micro Ampl Jy Top frame: Phas deg
Vector averaged cross-power spectrum Several baselines displayed
Timerange: 00/19:27:31 to 00/19:30:59

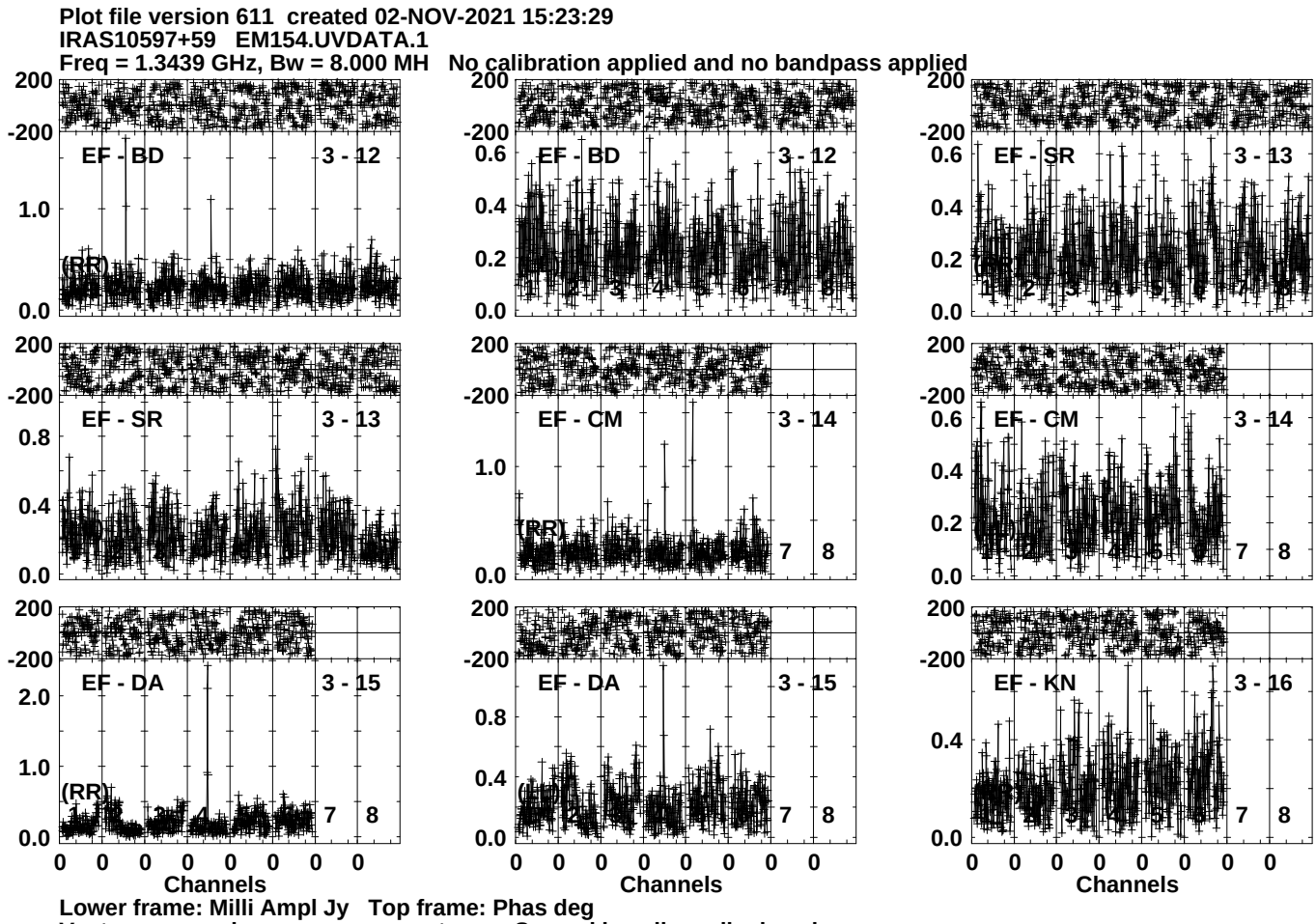
Plot file version 611 created 02-NOV-2021 15:23:29
IRAS10597+59 EM154.UVDATA.1
Freq = 1.3439 GHz, Bw = 8.000 MH No calibration applied and no bandpass applied
EF - BD 3 - 12
EF - BD 3 - 12
EF - SR 3 - 13
EF - SR 3 - 13
EF - CM 3 - 14
EF - CM 3 - 14
EF - DA 3 - 15
EF - DA 3 - 15
EF - KN 3 - 16
(RR)
Channels
Lower frame: Milli Ampl Jy Top frame: Phas deg
Vector averaged cross-power spectrum Several baselines displayed
Timerange: 00/19:27:31 to 00/19:30:59

Plot file version 612 created 02-NOV-2021 15:23:29
IRAS10597+59 EM154.UVDATA.1
Freq = 1.3439 GHz, Bw = 8.000 MH No calibration applied and no bandpass applied

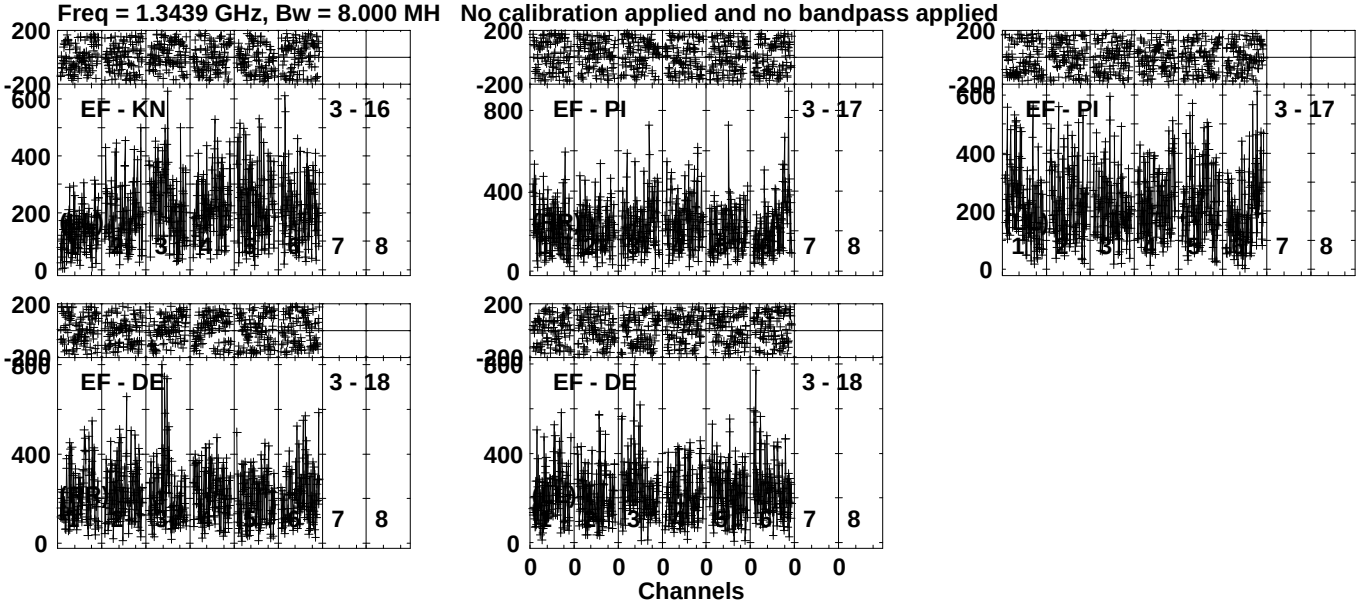

Lower frame: Micro Ampl Jy Top frame: Phas deg
Vector averaged cross-power spectrum Several baselines displayed
Timerange: 00/19:27:31 to 00/19:30:59

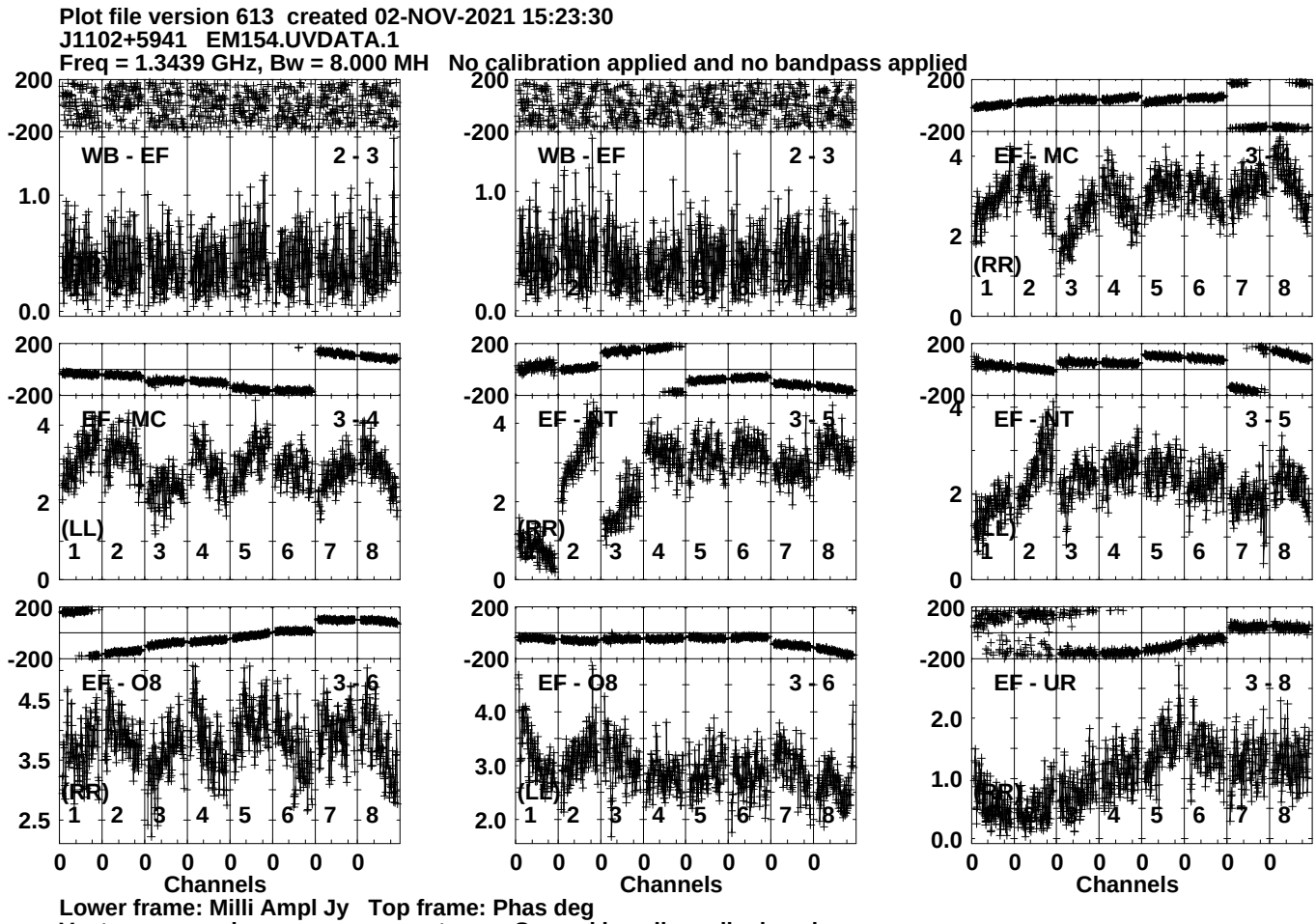
Plot file version 613 created 02-NOV-2021 15:23:30
J1102+5941 EM154.UVDATA.1
Freq = 1.3439 GHz, Bw = 8.000 MH No calibration applied and no bandpass applied
WB - EF 2 - 3
WB - EF 2 - 3
EF - MC 3 - 4
EF - NT 3 - 5
EF - NT 3 - 5
EF - O8 3 - 6
EF - O8 3 - 6
EF - UR 3 - 8
(RR)
(LL)
(RR)
(LL)
(RR)
(RL)
(LR)
Channels
Channels
Channels
Lower frame: Milli Ampl Jy Top frame: Phas deg
Vector averaged cross-power spectrum Several baselines displayed
Timerange: 00/19:31:01 to 00/19:32:29

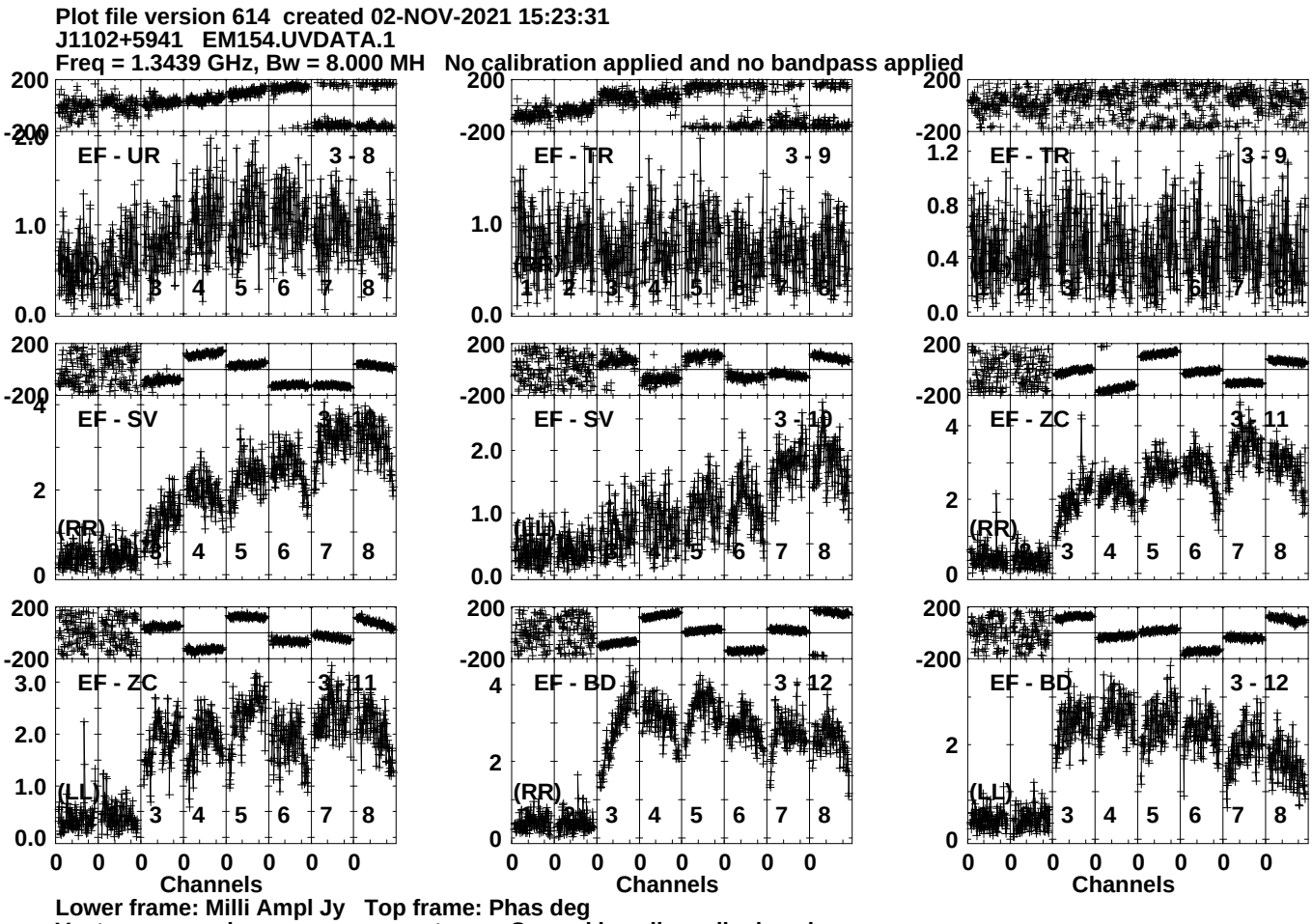
Plot file version 614 created 02-NOV-2021 15:23:31
J1102+5941 EM154.UVDATA.1
Freq = 1.3439 GHz, Bw = 8.000 MH No calibration applied and no bandpass applied
EF - UR 3 - 8
EF - TR 3 - 9
EF - TR 3 - 9
EF - SV 3 - 10
EF - SV 3 - 10
EF - ZC 3 - 11
EF - ZC 3 - 11
EF - BD 3 - 12
EF - BD 3 - 12
(RR)
(LL)
Channels
Lower frame: Milli Ampl Jy Top frame: Phas deg
Vector averaged cross-power spectrum Several baselines displayed
Timerange: 00/19:31:01 to 00/19:32:29

Plot file version 615 created 02-NOV-2021 15:23:31
J1102+5941 EM154.UVDATA.1
Freq = 1.3439 GHz, Bw = 8.000 MH No calibration applied and no bandpass applied

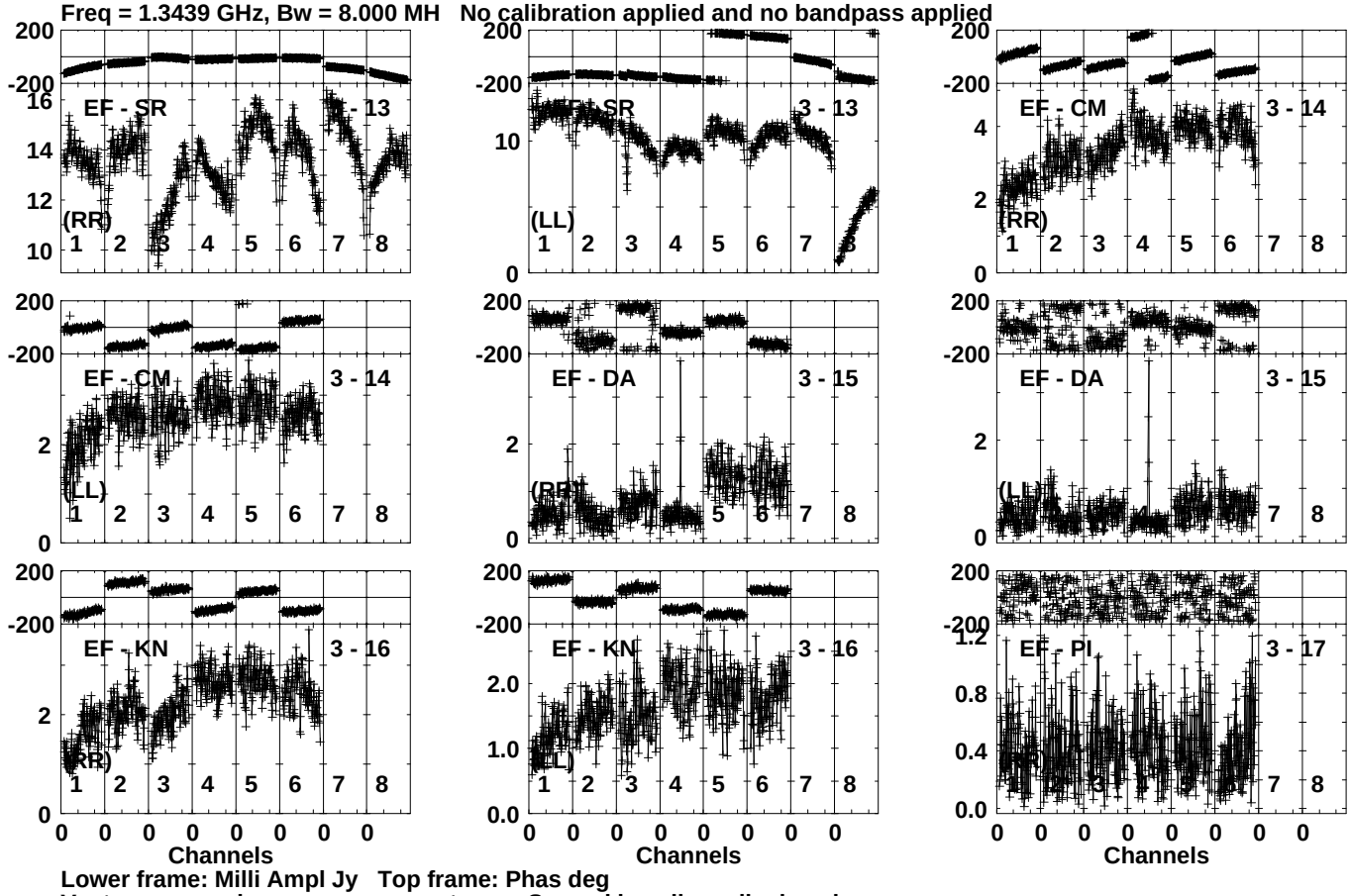

Lower frame: Milli Ampl Jy Top frame: Phas deg
Vector averaged cross-power spectrum Several baselines displayed
Timerange: 00/19:31:01 to 00/19:32:29

Plot file version 616 created 02-NOV-2021 15:23:32
J1102+5941 EM154.UVDATA.1
Freq = 1.3439 GHz, Bw = 8.000 MH No calibration applied and no bandpass applied

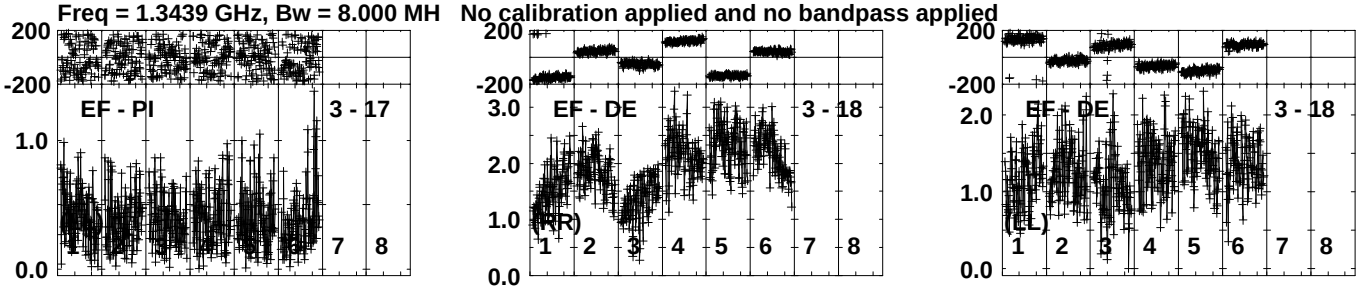

Lower frame: Milli Ampl Jy Top frame: Phas deg
Vector averaged cross-power spectrum Several baselines displayed
Timerange: 00/19:31:01 to 00/19:32:29

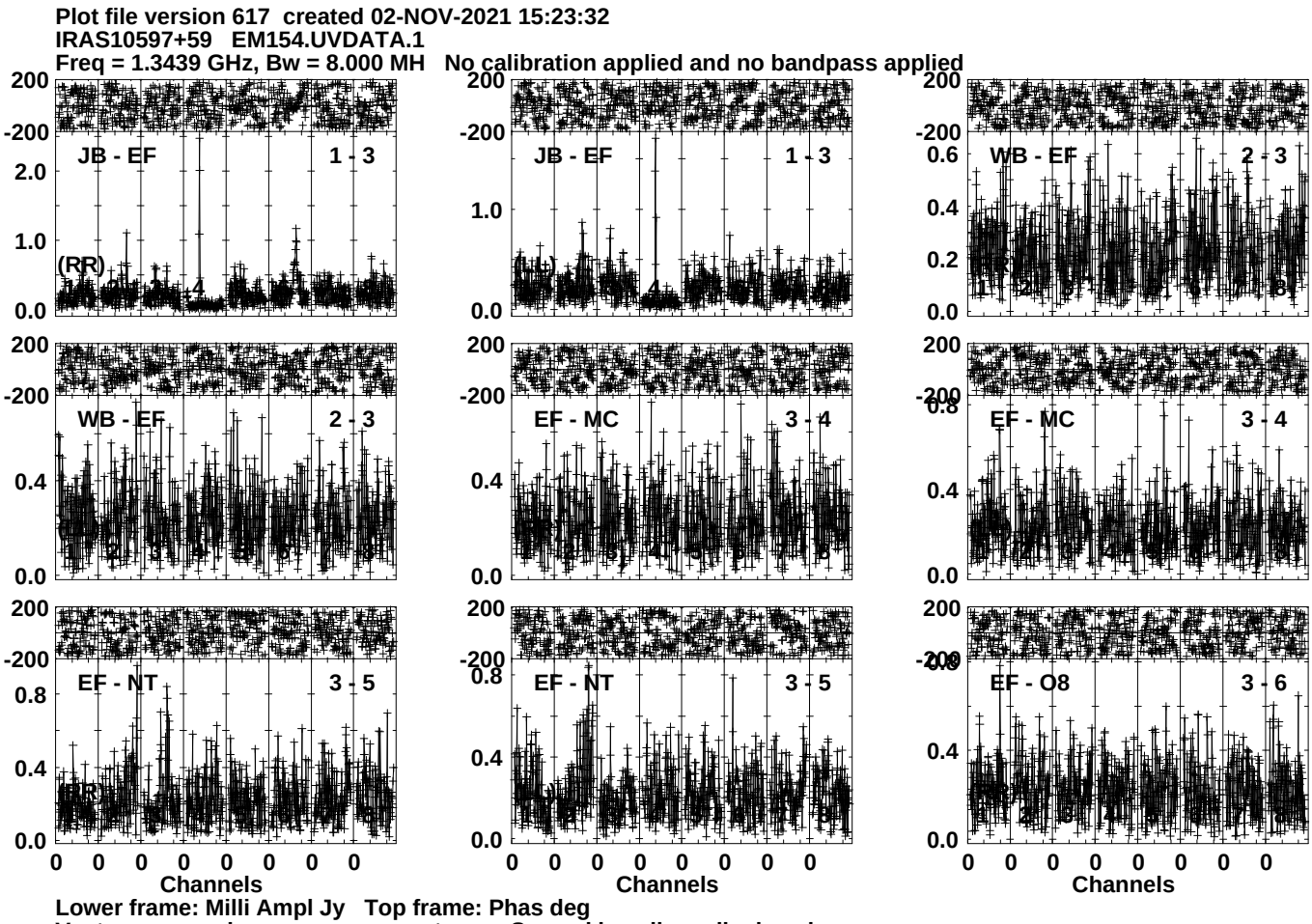
Plot file version 617 created 02-NOV-2021 15:23:32
IRAS10597+59 EM154.UVDATA.1
Freq = 1.3439 GHz, Bw = 8.000 MH No calibration applied and no bandpass applied
JB - EF 1 - 3
JB - EF 1 - 3
WB - EF 2 - 3
WB - EF 2 - 3
EF - MC 3 - 4
EF - MC 3 - 4
EF - NT 3 - 5
EF - NT 3 - 5
EF - O8 3 - 6
(RR)
Channels
Channels
Channels
Lower frame: Milli Ampl Jy Top frame: Phas deg
Vector averaged cross-power spectrum Several baselines displayed
Timerange: 00/19:32:31 to 00/19:35:59

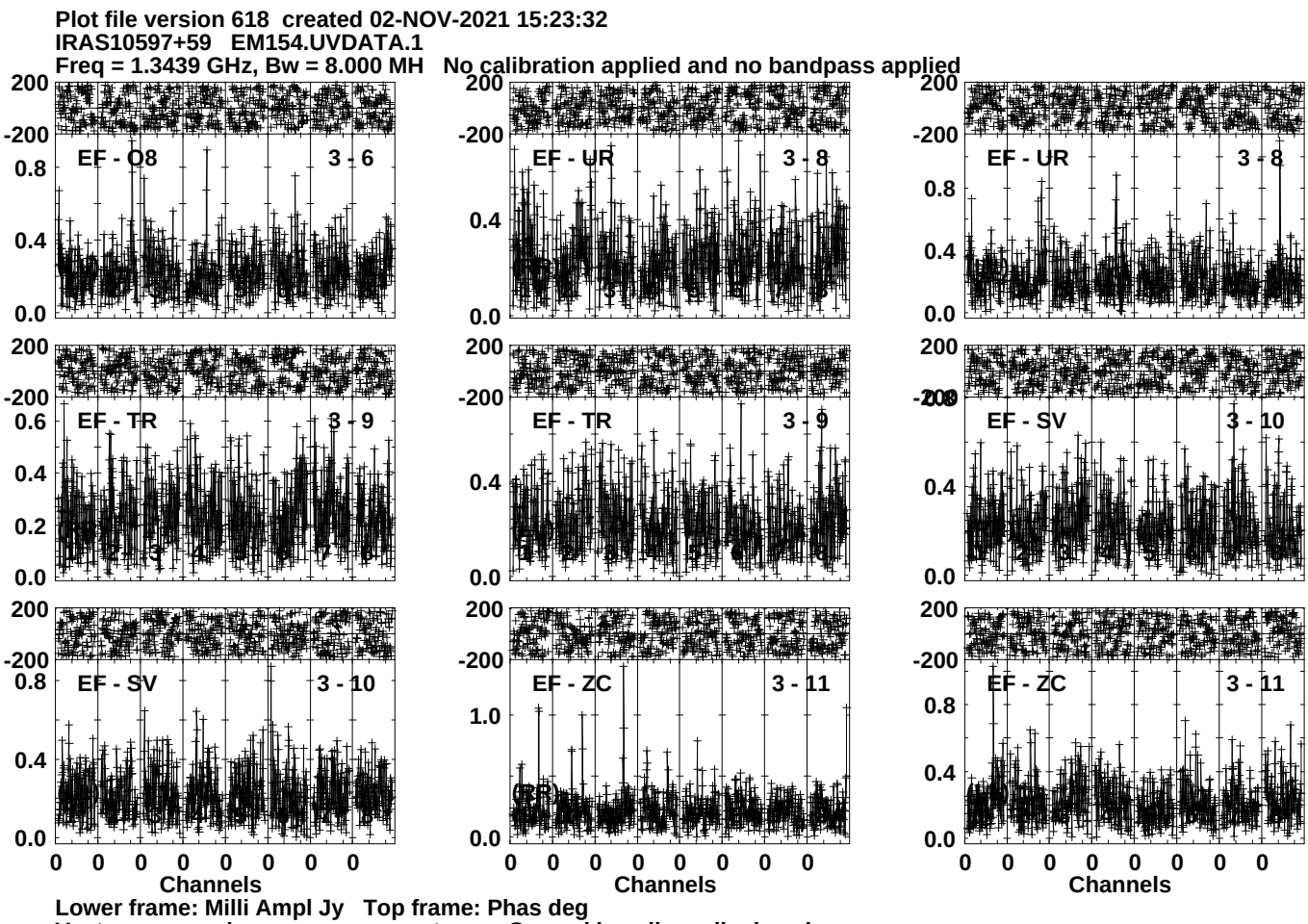
Plot file version 618 created 02-NOV-2021 15:23:32
IRAS10597+59 EM154.UVDATA.1
Freq = 1.3439 GHz, Bw = 8.000 MH No calibration applied and no bandpass applied
EF - O8 3 - 6
EF - UR 3 - 8
EF - UR 3 - 8
EF - TR 3 - 9
EF - TR 3 - 9
EF - SV 3 - 10
EF - SV 3 - 10
EF - ZC 3 - 11
EF - ZC 3 - 11
Channels
Channels
Channels
Lower frame: Milli Ampl Jy Top frame: Phas deg
Vector averaged cross-power spectrum Several baselines displayed
Timerange: 00/19:32:31 to 00/19:35:59

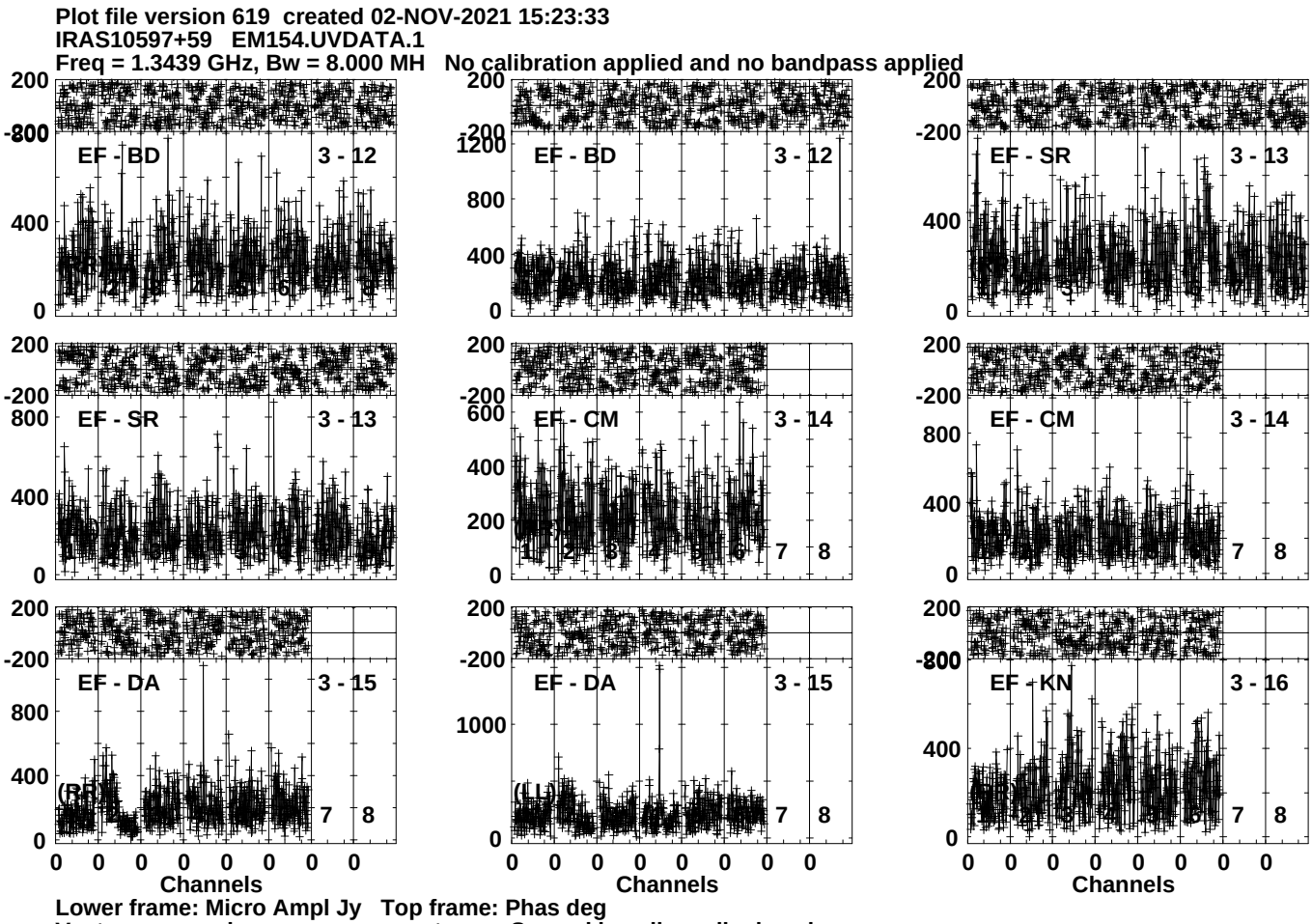
Plot file version 619 created 02-NOV-2021 15:23:33
IRAS10597+59 EM154.UVDATA.1
Freq = 1.3439 GHz, Bw = 8.000 MH No calibration applied and no bandpass applied
EF - BD 3 - 12
EF - BD 3 - 12
EF - SR 3 - 13
EF - SR 3 - 13
EF - CM 3 - 14
EF - CM 3 - 14
EF - DA 3 - 15
EF - DA 3 - 15
EF - KN 3 - 16
(RR)
(LL)
Channels
Channels
Channels
Lower frame: Micro Ampl Jy Top frame: Phas deg
Vector averaged cross-power spectrum Several baselines displayed
Timerange: 00/19:32:31 to 00/19:35:59

Plot file version 620 created 02-NOV-2021 15:23:34
IRAS10597+59 EM154.UVDATA.1
Freq = 1.3439 GHz, Bw = 8.000 MH No calibration applied and no bandpass applied

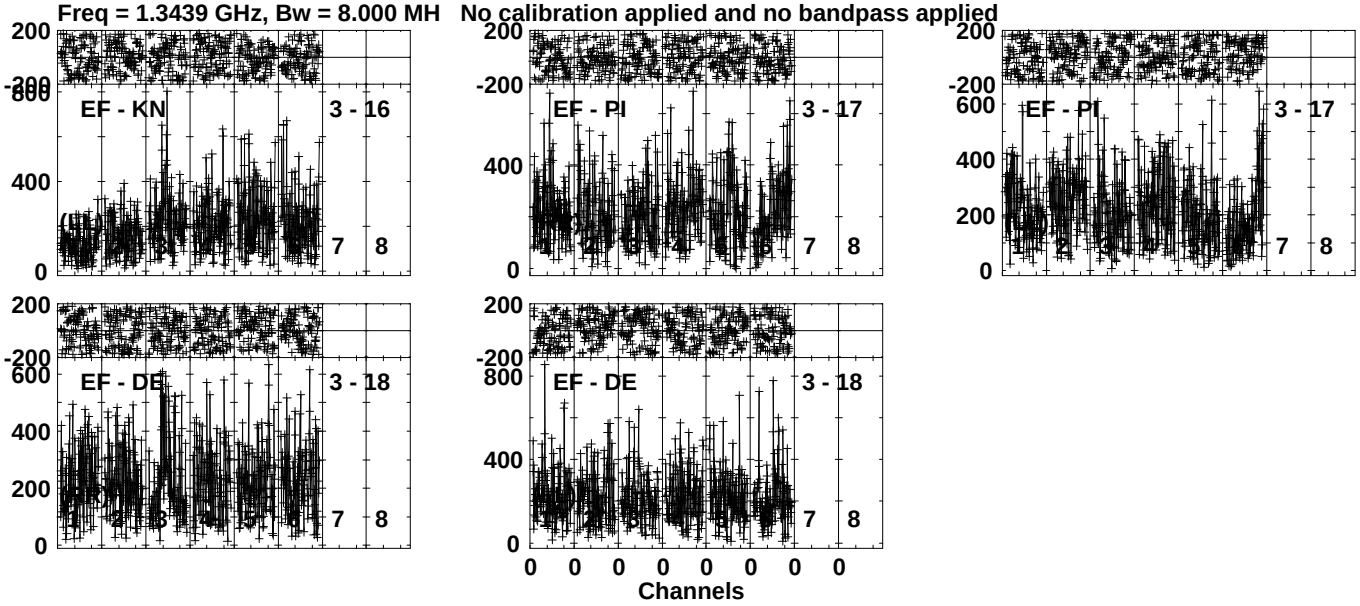

Lower frame: Micro Ampl Jy Top frame: Phas deg
Vector averaged cross-power spectrum Several baselines displayed
Timerange: 00/19:32:31 to 00/19:35:59

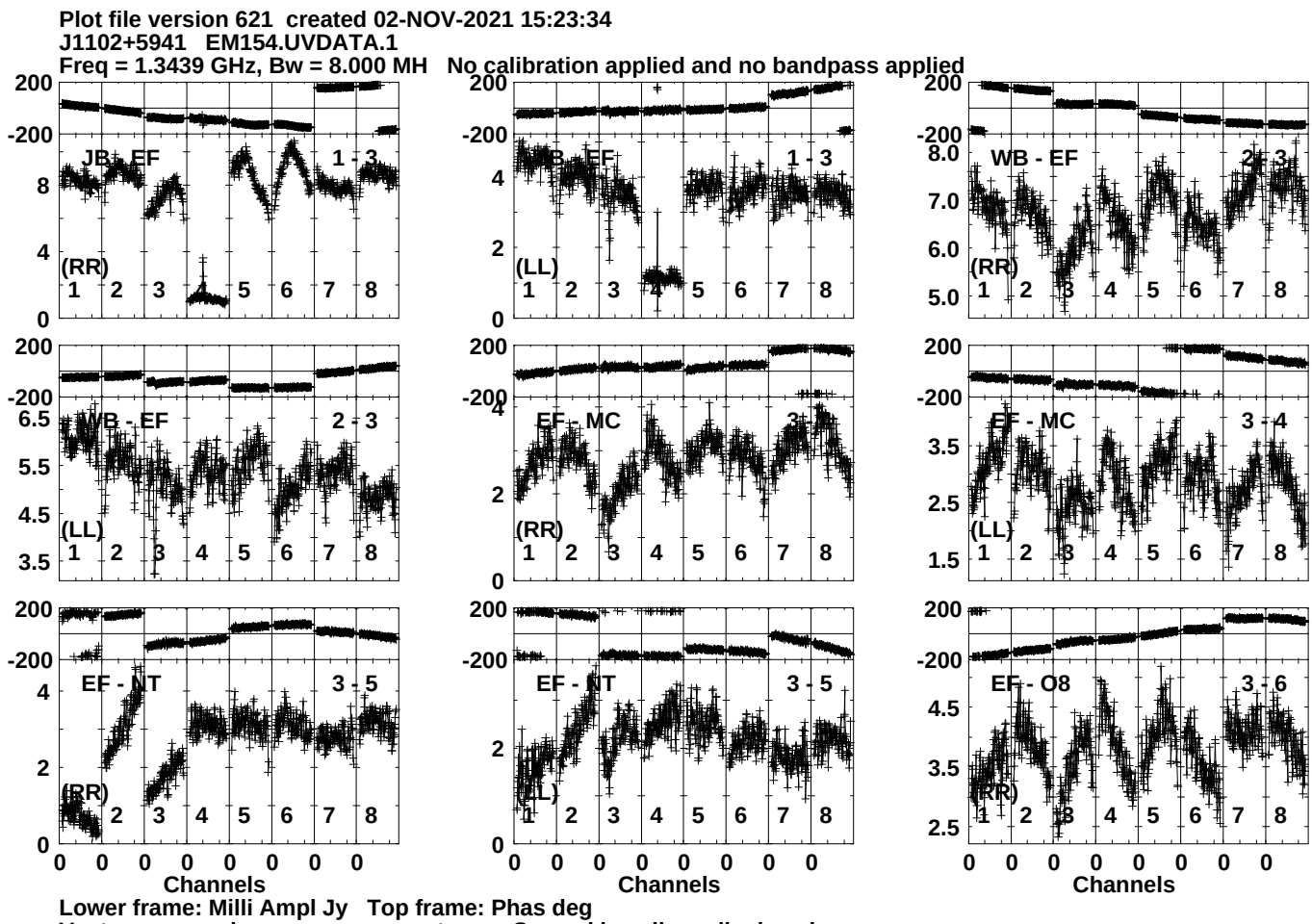
Plot file version 621 created 02-NOV-2021 15:23:34
J1102+5941 EM154.UVDATA.1
Freq = 1.3439 GHz, Bw = 8.000 MH No calibration applied and no bandpass applied
JB - EF 1 - 3
(RR)
WB - EF 1 - 3
(LL)
WB - EF 2 - 3
(RR)
WB - EF 2 - 3
(LL)
EF - MC 3
(RR)
EF - MC 3 - 4
(LL)
EF - NT 3 - 5
(RR)
EF - NT 3 - 5
(LL)
EF - O8 3 - 6
(RR)
Channels
Channels
Channels
Lower frame: Milli Ampl Jy Top frame: Phas deg
Vector averaged cross-power spectrum Several baselines displayed
Timerange: 00/19:36:31 to 00/19:37:59

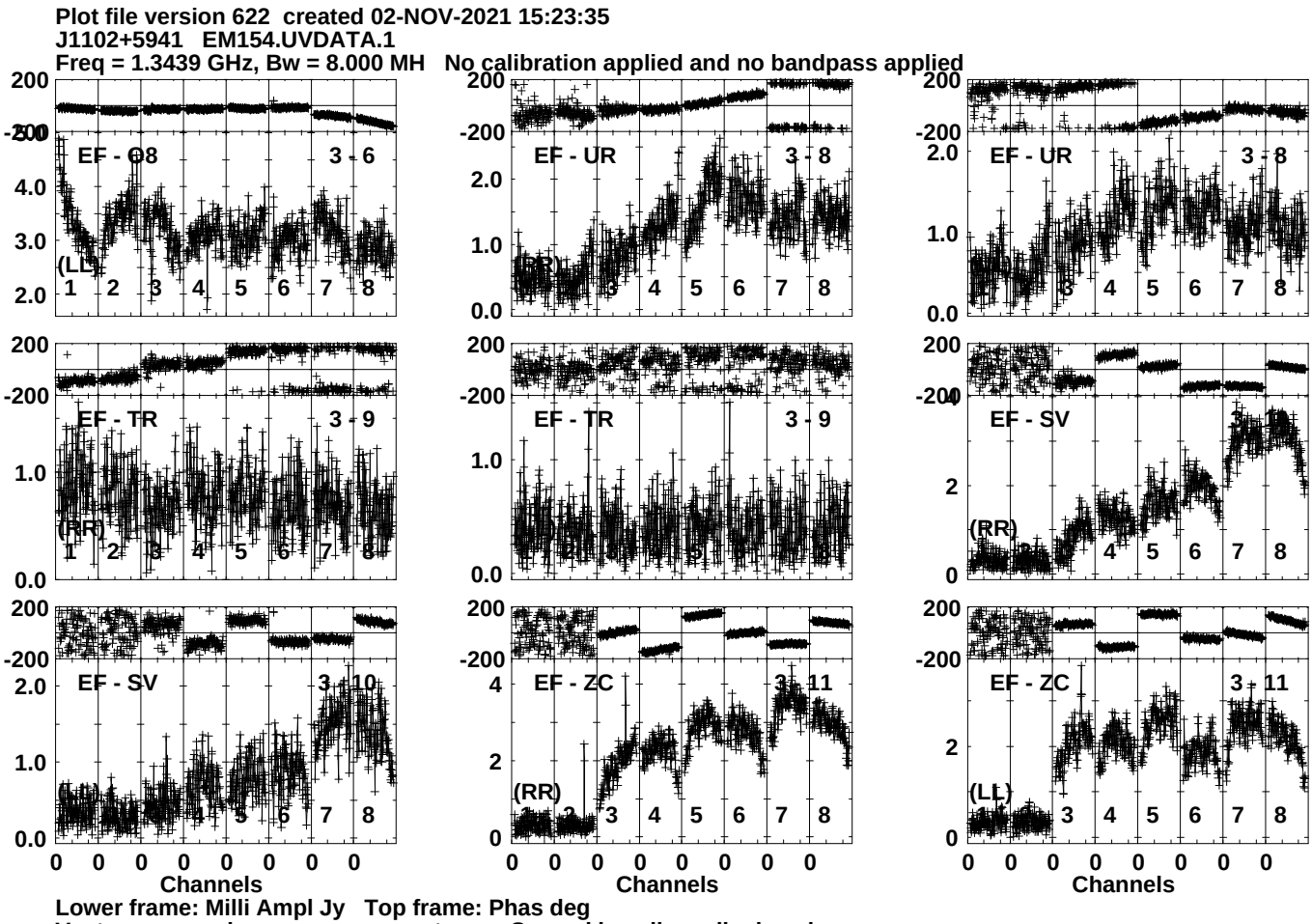
Plot file version 622 created 02-NOV-2021 15:23:35
J1102+5941 EM154.UVDATA.1
Freq = 1.3439 GHz, Bw = 8.000 MH No calibration applied and no bandpass applied
EF - O8 3 - 6
EF - UR 3 - 8
EF - UR 3 - 8
EF - TR 3 - 9
EF - TR 3 - 9
EF - SV 3 - 10
EF - SV 3 - 10
EF - ZC 3 - 11
EF - ZC 3 - 11
(LL)
(RR)
Channels
Lower frame: Milli Ampl Jy Top frame: Phas deg
Vector averaged cross-power spectrum Several baselines displayed
Timerange: 00/19:36:31 to 00/19:37:59

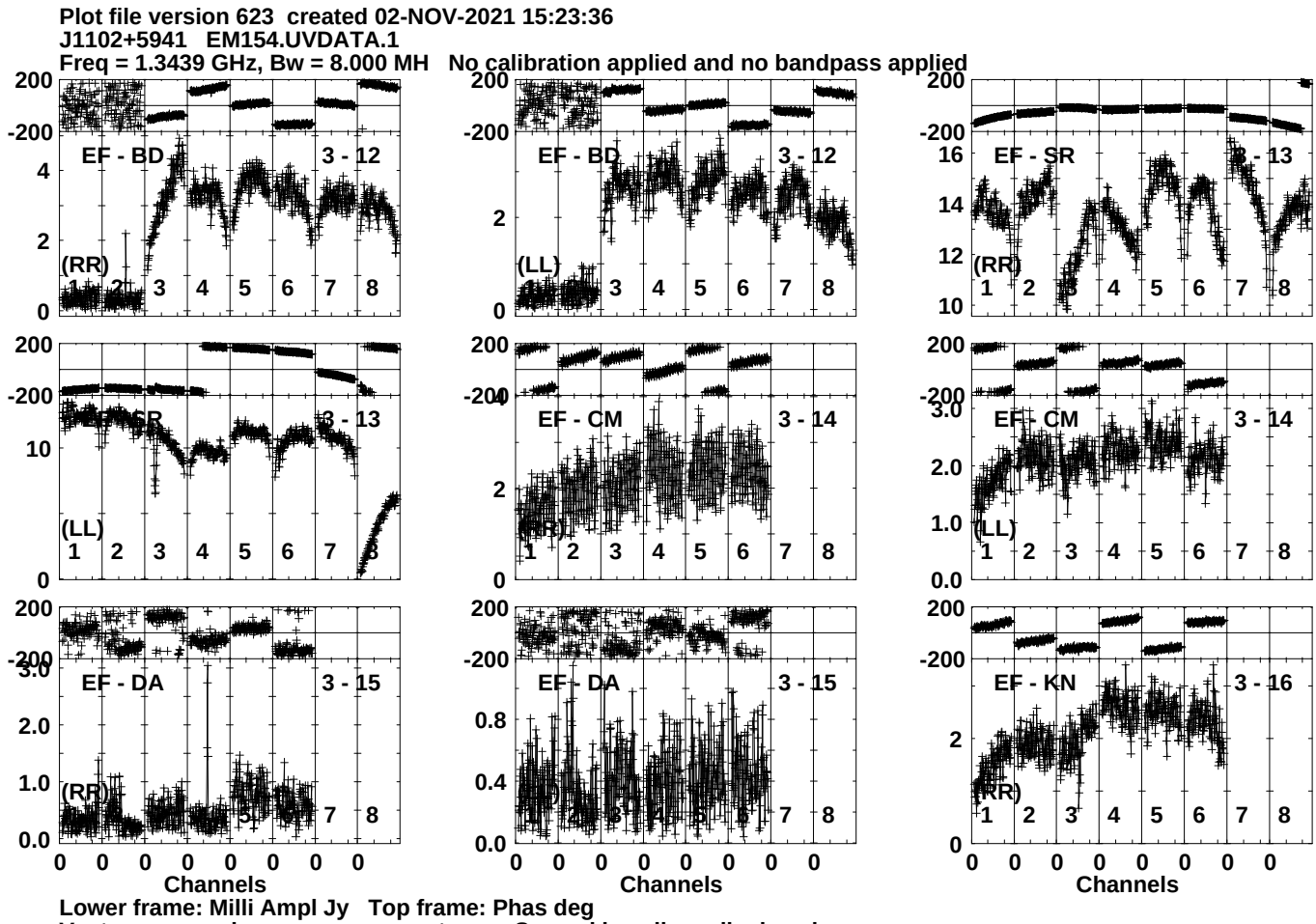
Plot file version 623 created 02-NOV-2021 15:23:36
J1102+5941 EM154.UVDATA.1
Freq = 1.3439 GHz, Bw = 8.000 MH No calibration applied and no bandpass applied
EF - BD 3 - 12
(RR)
EF - BD 3 - 12
(LL)
EF - SR 3 - 13
(RR)
EF - SR 3 - 13
(LL)
EF - CM 3 - 14
(RR)
EF - CM 3 - 14
(LL)
EF - DA 3 - 15
(RR)
EF - DA 3 - 15
(RR)
EF - KN 3 - 16
(RR)
Channels
Channels
Channels
Lower frame: Milli Ampl Jy Top frame: Phas deg
Vector averaged cross-power spectrum Several baselines displayed
Timerange: 00/19:36:31 to 00/19:37:59

Plot file version 624 created 02-NOV-2021 15:23:36
J1102+5941 EM154.UVDATA.1
Freq = 1.3439 GHz, Bw = 8.000 MH No calibration applied and no bandpass applied

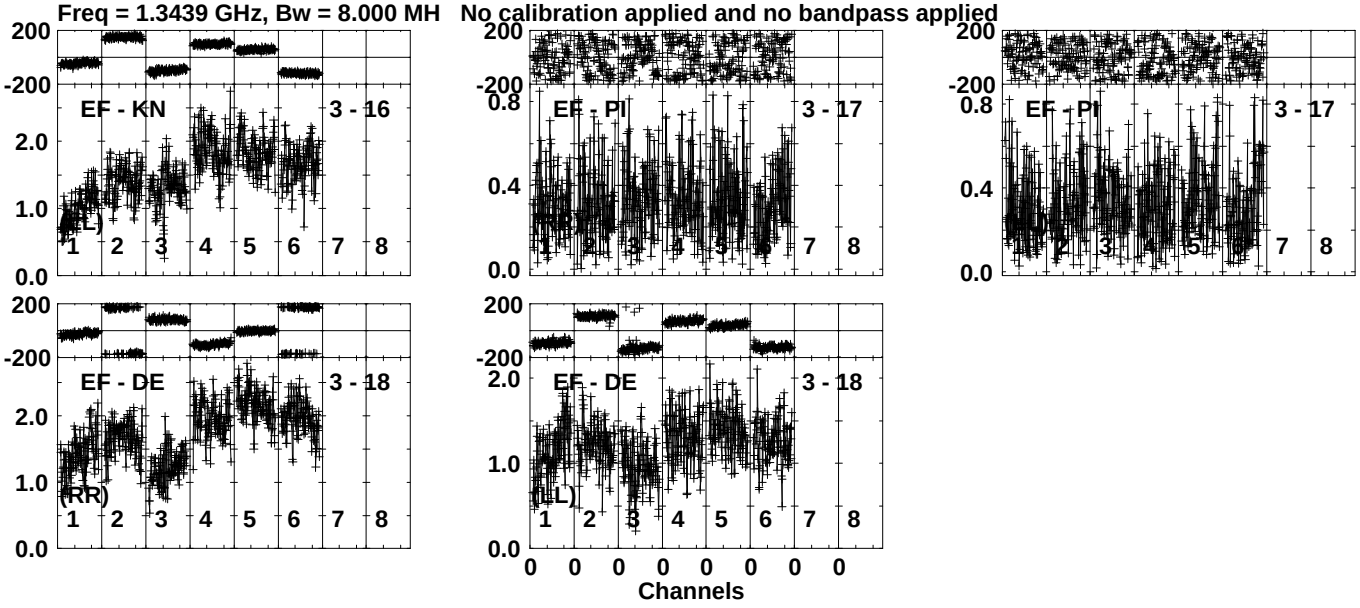

Lower frame: Milli Ampl Jy Top frame: Phas deg
Vector averaged cross-power spectrum Several baselines displayed
Timerange: 00/19:36:31 to 00/19:37:59

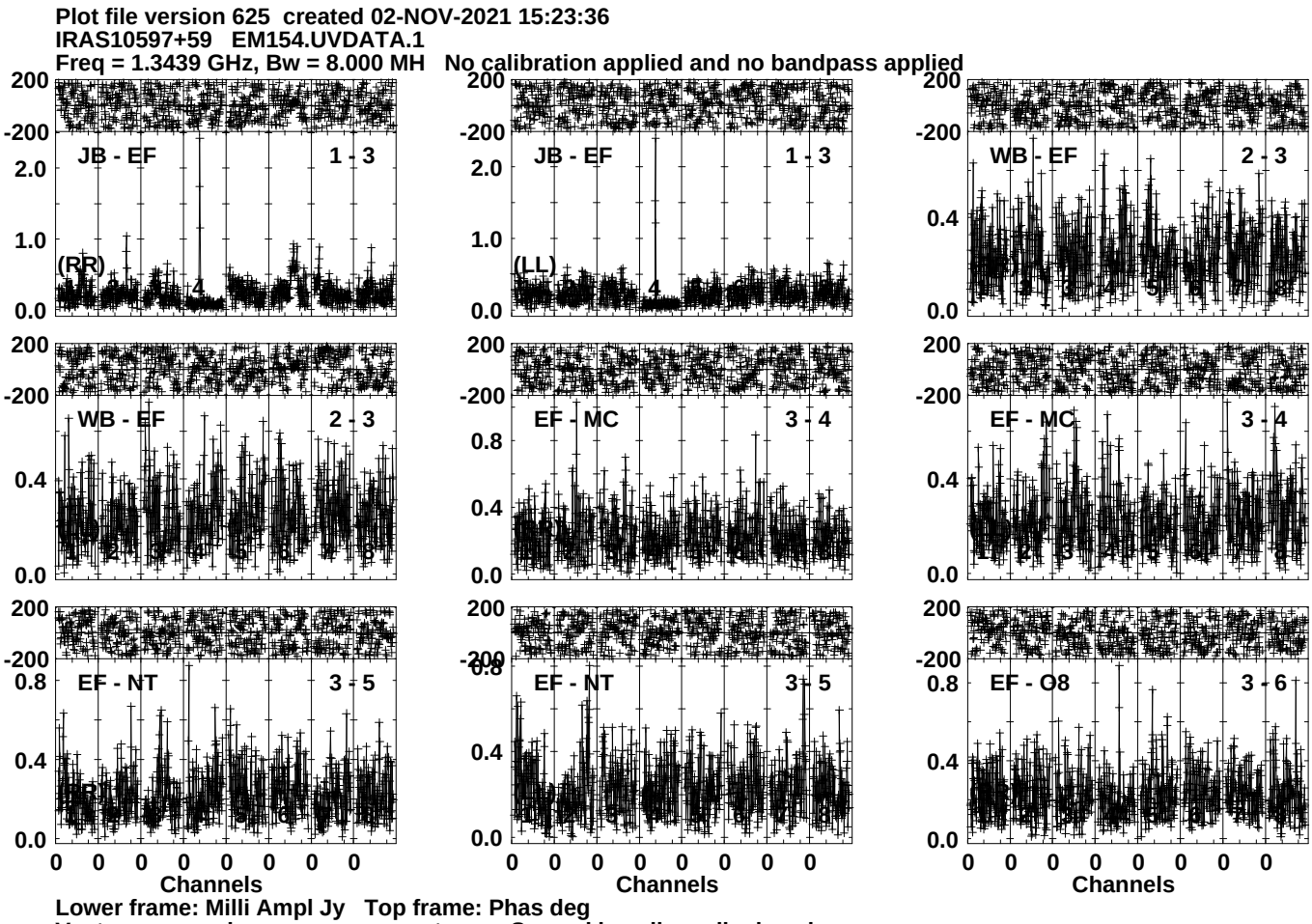
Plot file version 625 created 02-NOV-2021 15:23:36
IRAS10597+59 EM154.UVDATA.1
Freq = 1.3439 GHz, Bw = 8.000 MH No calibration applied and no bandpass applied
JB - EF 1 - 3
(RR)
JB - EF 1 - 3
(LL)
WB - EF 2 - 3
WB - EF 2 - 3
EF - MC 3 - 4
EF - MC 3 - 4
EF - NT 3 - 5
EF - NT 3 - 5
EF - O8 3 - 6
200
-200
2.0
1.0
0.8
0.4
0.0
0 0 0 0 0 0 0 0
Channels
Lower frame: Milli Ampl Jy Top frame: Phas deg
Vector averaged cross-power spectrum Several baselines displayed
Timerange: 00/19:38:01 to 00/19:41:29

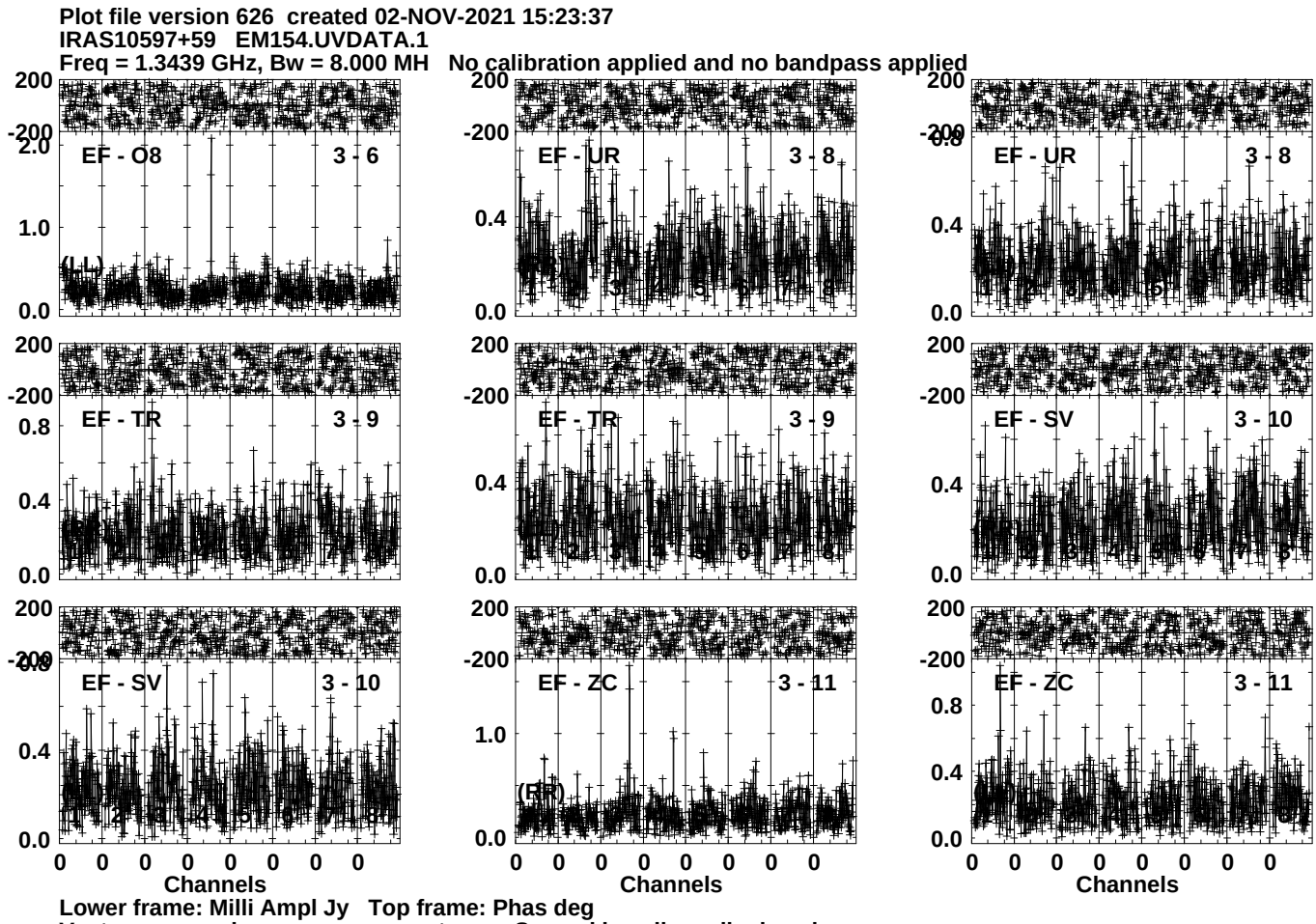
Plot file version 626 created 02-NOV-2021 15:23:37
IRAS10597+59 EM154.UVDATA.1
Freq = 1.3439 GHz, Bw = 8.000 MH No calibration applied and no bandpass applied
EF - O8 3 - 6
EF - UR 3 - 8
EF - UR 3 - 8
EF - TR 3 - 9
EF - TR 3 - 9
EF - SV 3 - 10
EF - SV 3 - 10
EF - ZC 3 - 11
EF - ZC 3 - 11
(LL)
(RR)
Channels
Channels
Channels
Lower frame: Milli Ampl Jy Top frame: Phas deg
Vector averaged cross-power spectrum Several baselines displayed
Timerange: 00/19:38:01 to 00/19:41:29

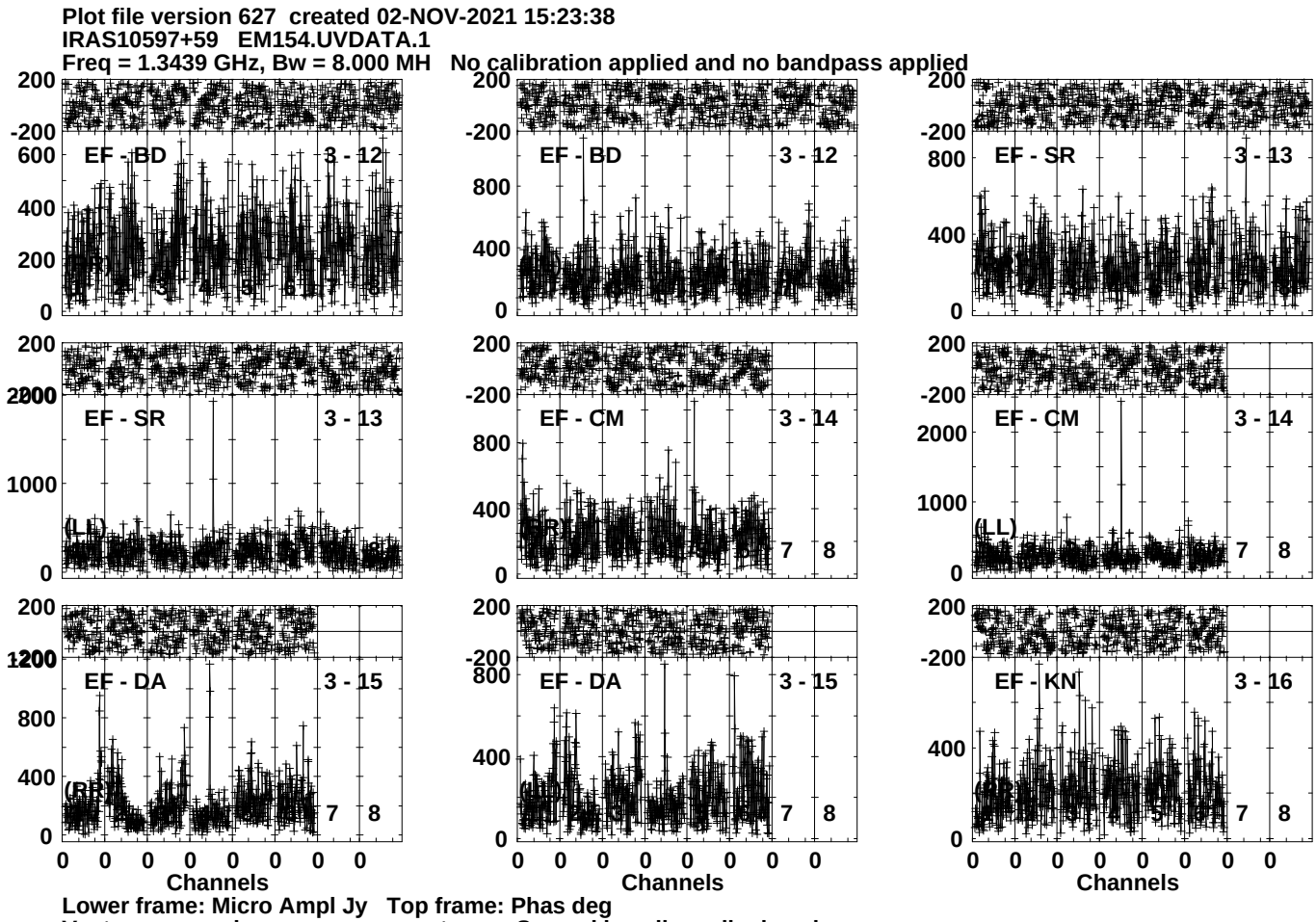
Plot file version 627 created 02-NOV-2021 15:23:38
IRAS10597+59 EM154.UVDATA.1
Freq = 1.3439 GHz, Bw = 8.000 MH No calibration applied and no bandpass applied
EF - BD 3 - 12
EF - BD 3 - 12
EF - SR 3 - 13
EF - SR 3 - 13
EF - CM 3 - 14
EF - CM 3 - 14
EF - DA 3 - 15
EF - DA 3 - 15
EF - KN 3 - 16
(RR)
(LL)
7 8
Channels
Lower frame: Micro Ampl Jy Top frame: Phas deg
Vector averaged cross-power spectrum Several baselines displayed
Timerange: 00/19:38:01 to 00/19:41:29

Plot file version 628 created 02-NOV-2021 15:23:38
IRAS10597+59 EM154.UVDATA.1
Freq = 1.3439 GHz, Bw = 8.000 MH No calibration applied and no bandpass applied

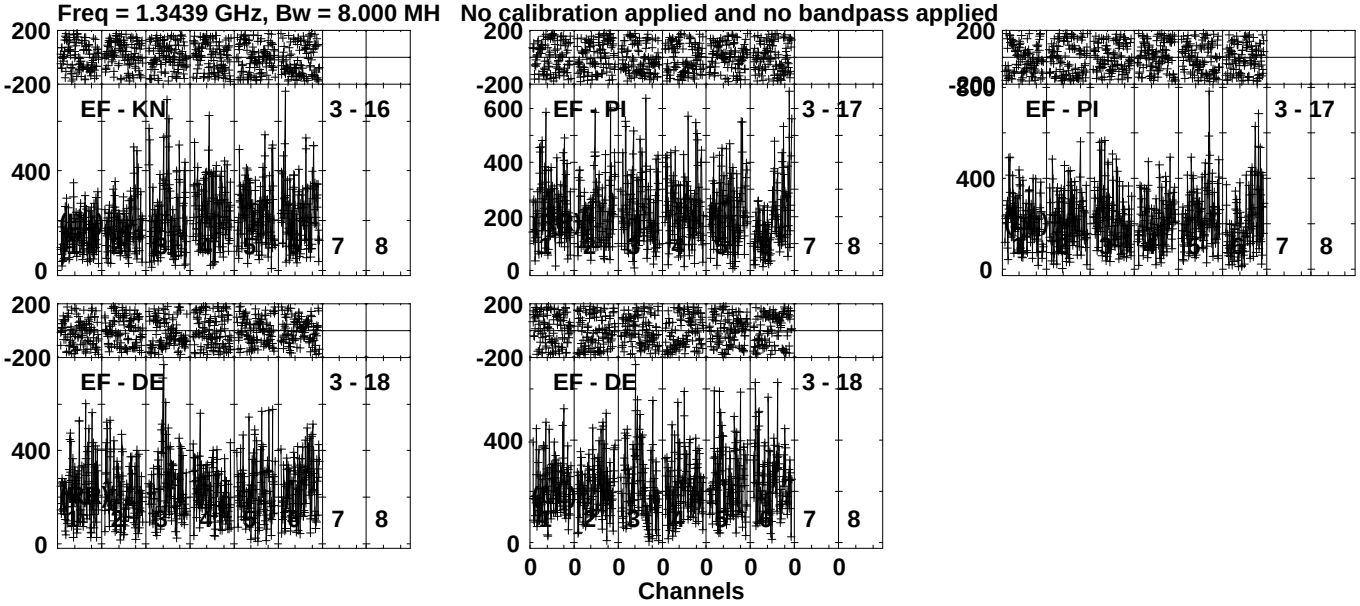

Lower frame: Micro Ampl Jy Top frame: Phas deg
Vector averaged cross-power spectrum Several baselines displayed
Timerange: 00/19:38:01 to 00/19:41:29

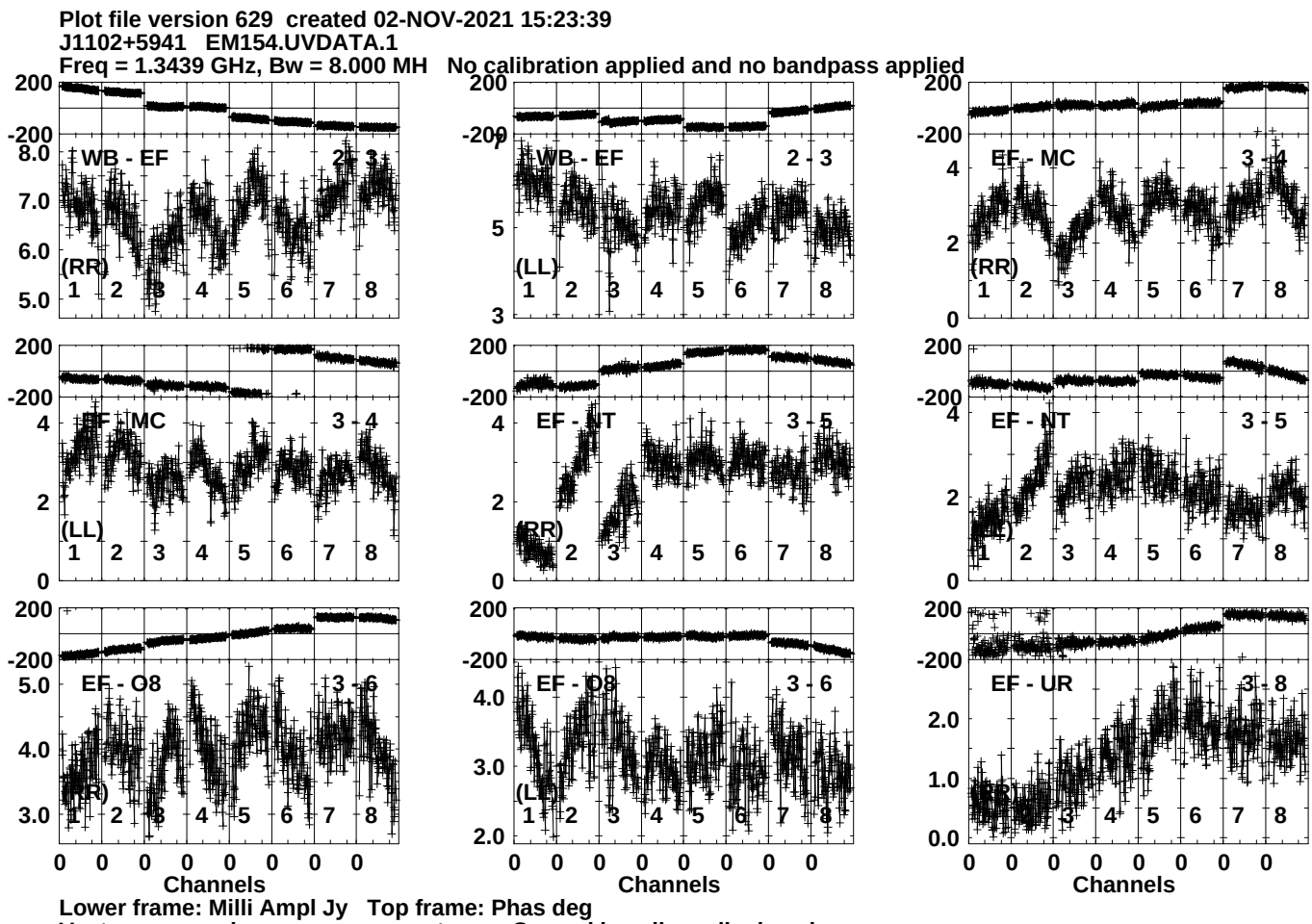
Plot file version 629 created 02-NOV-2021 15:23:39
J1102+5941 EM154.UVDATA.1
Freq = 1.3439 GHz, Bw = 8.000 MH No calibration applied and no bandpass applied
WB - EF 2 - 3
(RR)
WB - EF 2 - 3
(LL)
EF - MC 3 - 4
(RR)
EF - MC 3 - 4
(LL)
EF - NT 3 - 5
(RR)
EF - NT 3 - 5
EF - O8 3 - 6
(RR)
EF - O8 3 - 6
(LL)
EF - UR 3 - 8
(RR)
Channels
Channels
Channels
Lower frame: Milli Ampl Jy Top frame: Phas deg
Vector averaged cross-power spectrum Several baselines displayed
Timerange: 00/19:41:31 to 00/19:42:59

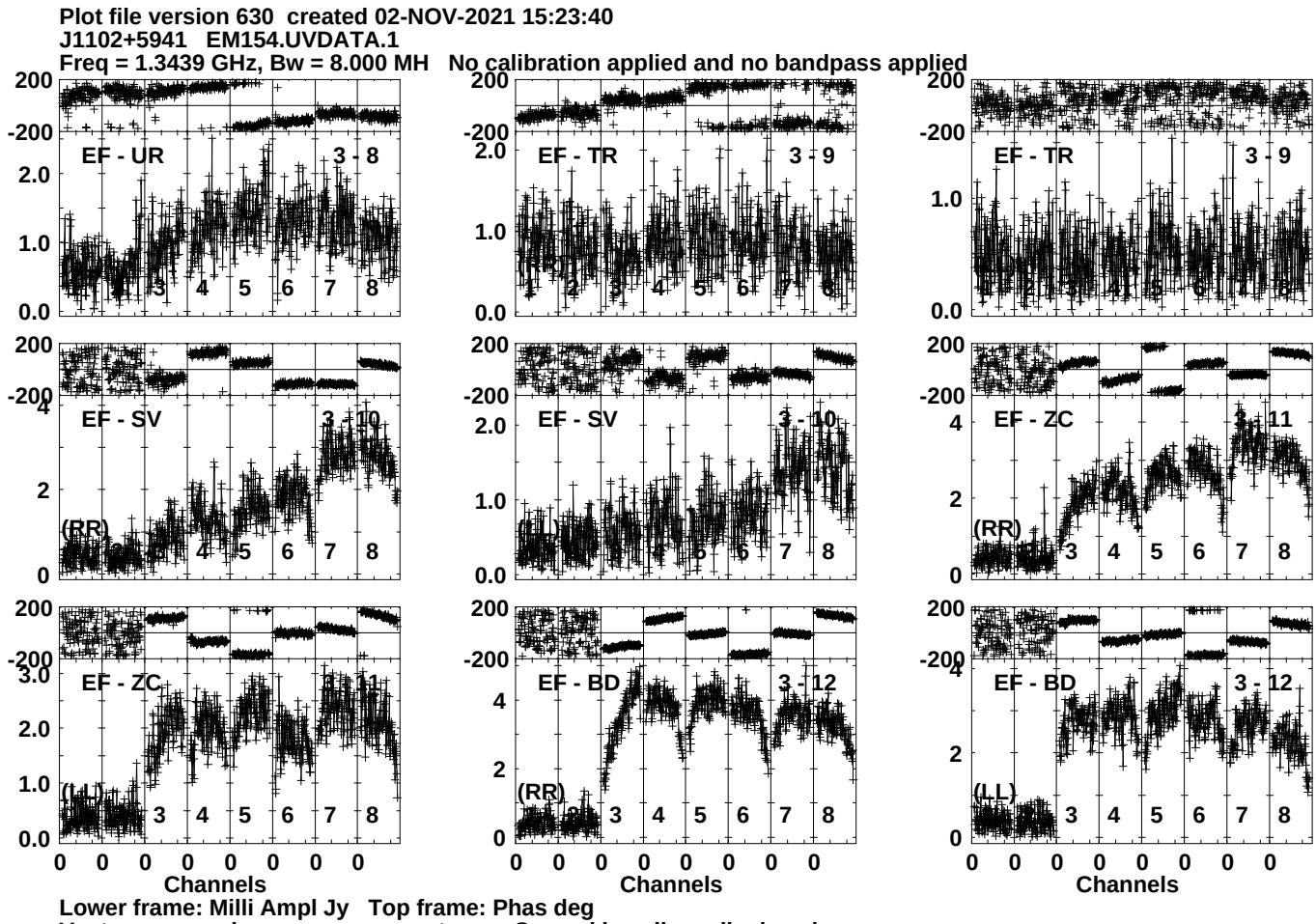
Plot file version 630 created 02-NOV-2021 15:23:40
J1102+5941 EM154.UVDATA.1
Freq = 1.3439 GHz, Bw = 8.000 MH No calibration applied and no bandpass applied
EF - UR 3 - 8
EF - TR 3 - 9
EF - TR 3 - 9
EF - SV 3 - 10
(RR)
EF - SV 3 - 10
EF - ZC 3 - 11
(RR)
EF - ZC 3 - 11
(LL)
EF - BD 3 - 12
(RR)
EF - BD 3 - 12
(LL)
Channels
Channels
Channels
Lower frame: Milli Ampl Jy Top frame: Phas deg
Vector averaged cross-power spectrum Several baselines displayed
Timerange: 00/19:41:31 to 00/19:42:59

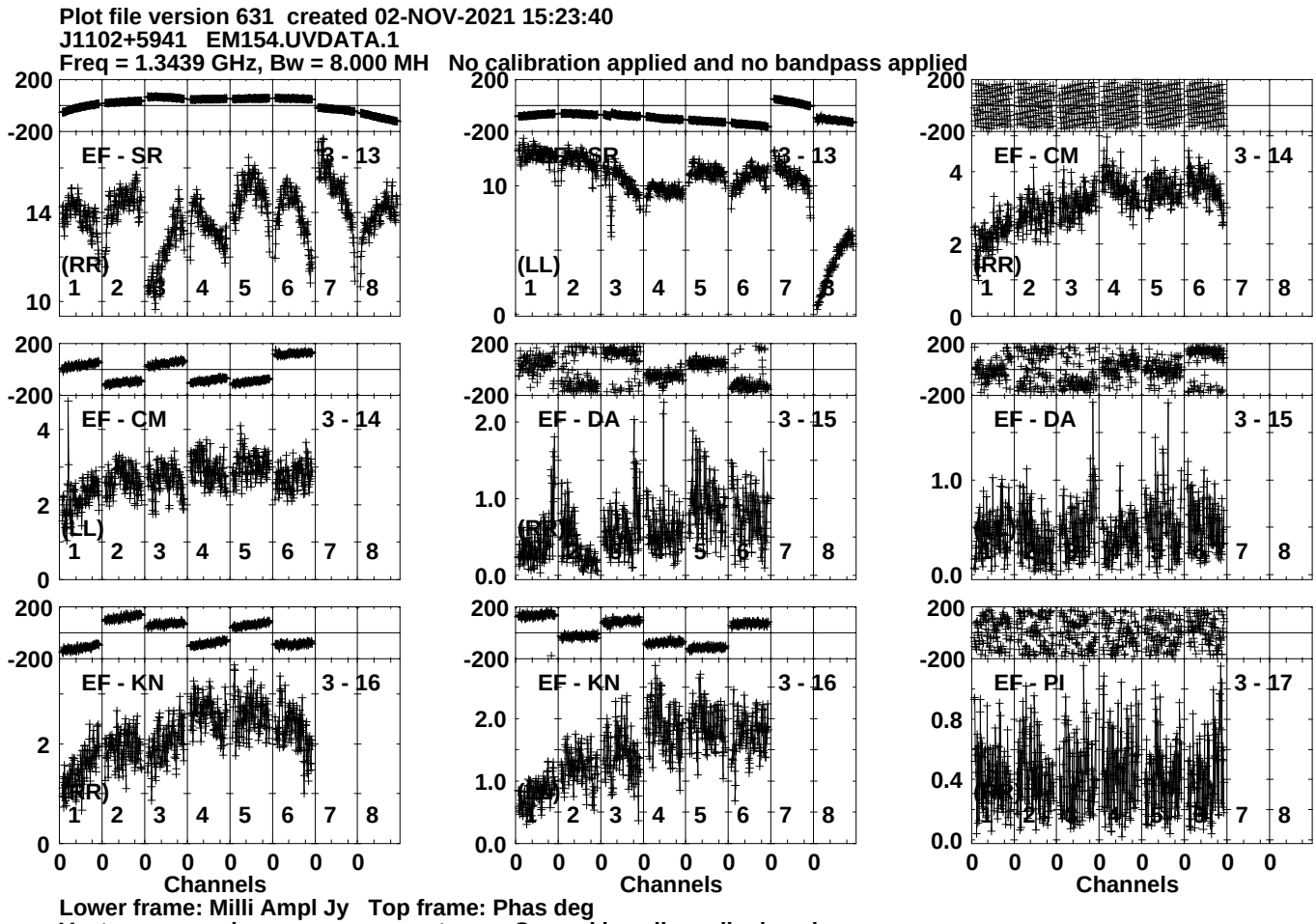
Plot file version 631 created 02-NOV-2021 15:23:40
J1102+5941 EM154.UVDATA.1
Freq = 1.3439 GHz, Bw = 8.000 MH No calibration applied and no bandpass applied
EF - SR 3 - 13
(RR)
EF - SR 3 - 13
(LL)
EF - CM 3 - 14
(RR)
EF - CM 3 - 14
(LL)
EF - DA 3 - 15
(RR)
EF - DA 3 - 15
EF - KN 3 - 16
(RR)
EF - KN 3 - 16
EF - PI 3 - 17
Channels
Channels
Channels
Lower frame: Milli Ampl Jy Top frame: Phas deg
Vector averaged cross-power spectrum Several baselines displayed
Timerange: 00/19:41:31 to 00/19:42:59

Plot file version 632 created 02-NOV-2021 15:23:41
J1102+5941 EM154.UVDATA.1
Freq = 1.3439 GHz, Bw = 8.000 MH No calibration applied and no bandpass applied

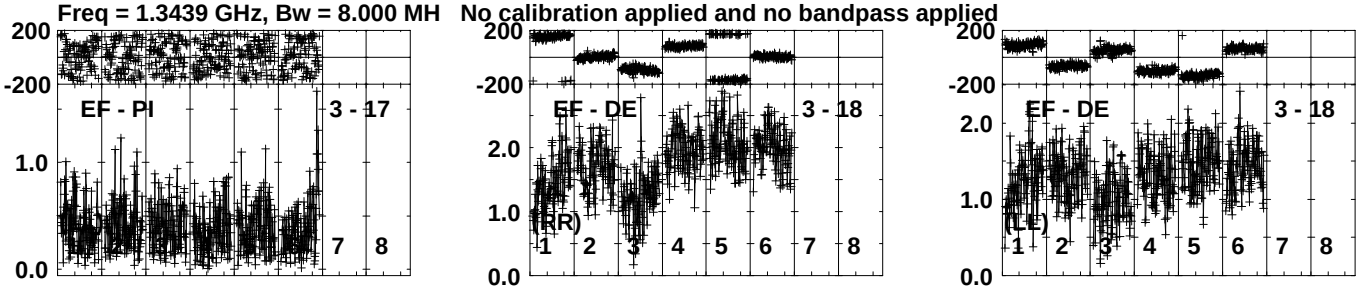

Lower frame: Milli Ampl Jy Top frame: Phas deg
Vector averaged cross-power spectrum Several baselines displayed
Timerange: 00/19:41:31 to 00/19:42:59

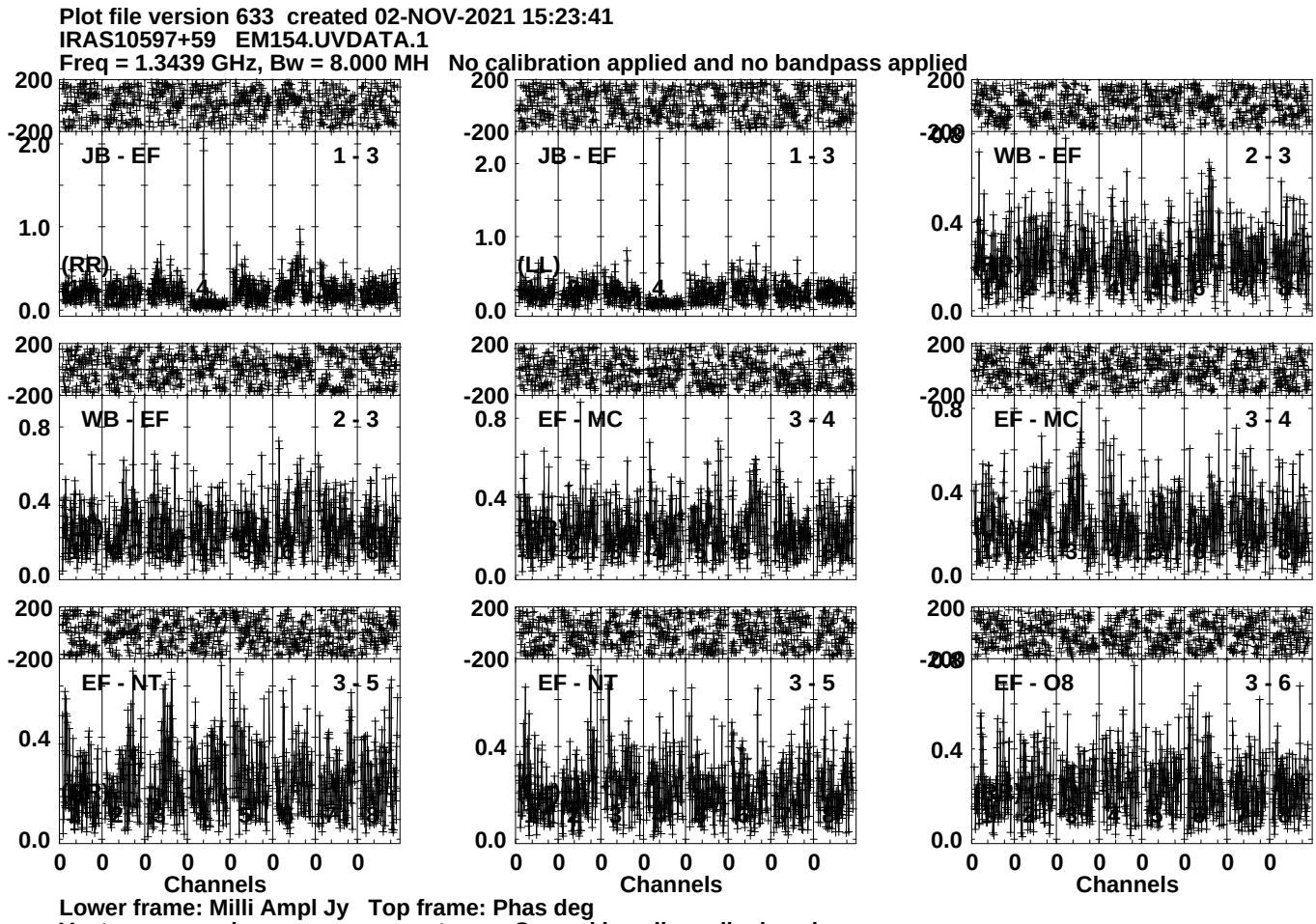
Plot file version 633 created 02-NOV-2021 15:23:41
IRAS10597+59 EM154.UVDATA.1
Freq = 1.3439 GHz, Bw = 8.000 MH No calibration applied and no bandpass applied
JB - EF 1 - 3
(RR)
JB - EF 1 - 3
(LL)
WB - EF 2 - 3
WB - EF 2 - 3
EF - MC 3 - 4
EF - MC 3 - 4
EF - NT 3 - 5
EF - NT 3 - 5
EF - O8 3 - 6
Channels
Channels
Channels
Lower frame: Milli Ampl Jy Top frame: Phas deg
Vector averaged cross-power spectrum Several baselines displayed
Timerange: 00/19:43:01 to 00/19:46:29

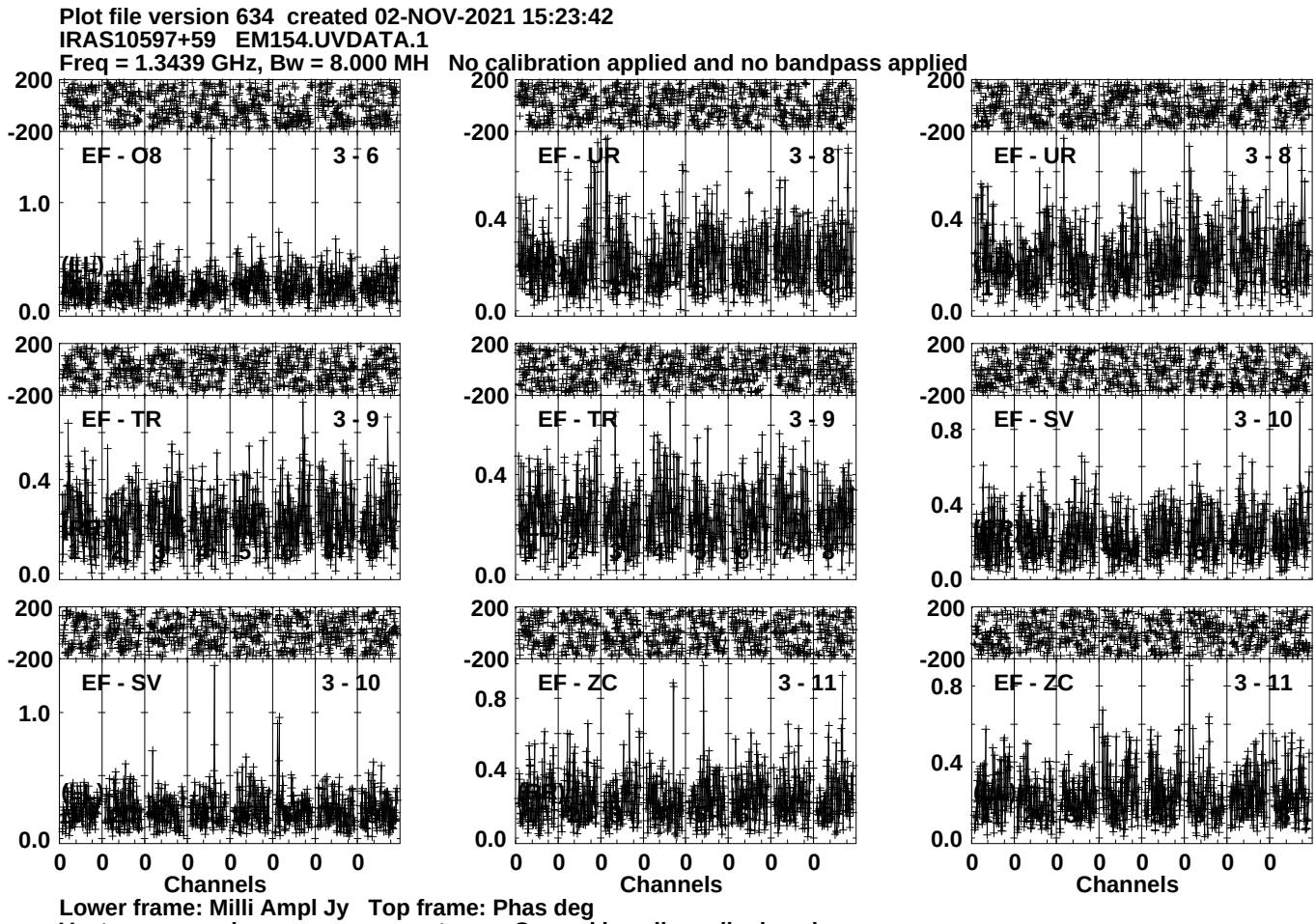
Plot file version 634 created 02-NOV-2021 15:23:42
IRAS10597+59 EM154.UVDATA.1
Freq = 1.3439 GHz, Bw = 8.000 MH No calibration applied and no bandpass applied
EF - O8 3 - 6
EF - UR 3 - 8
EF - UR 3 - 8
EF - TR 3 - 9
EF - TR 3 - 9
EF - SV 3 - 10
EF - SV 3 - 10
EF - ZC 3 - 11
EF - ZC 3 - 11
Channels
Channels
Channels
Lower frame: Milli Ampl Jy Top frame: Phas deg
Vector averaged cross-power spectrum Several baselines displayed
Timerange: 00/19:43:01 to 00/19:46:29

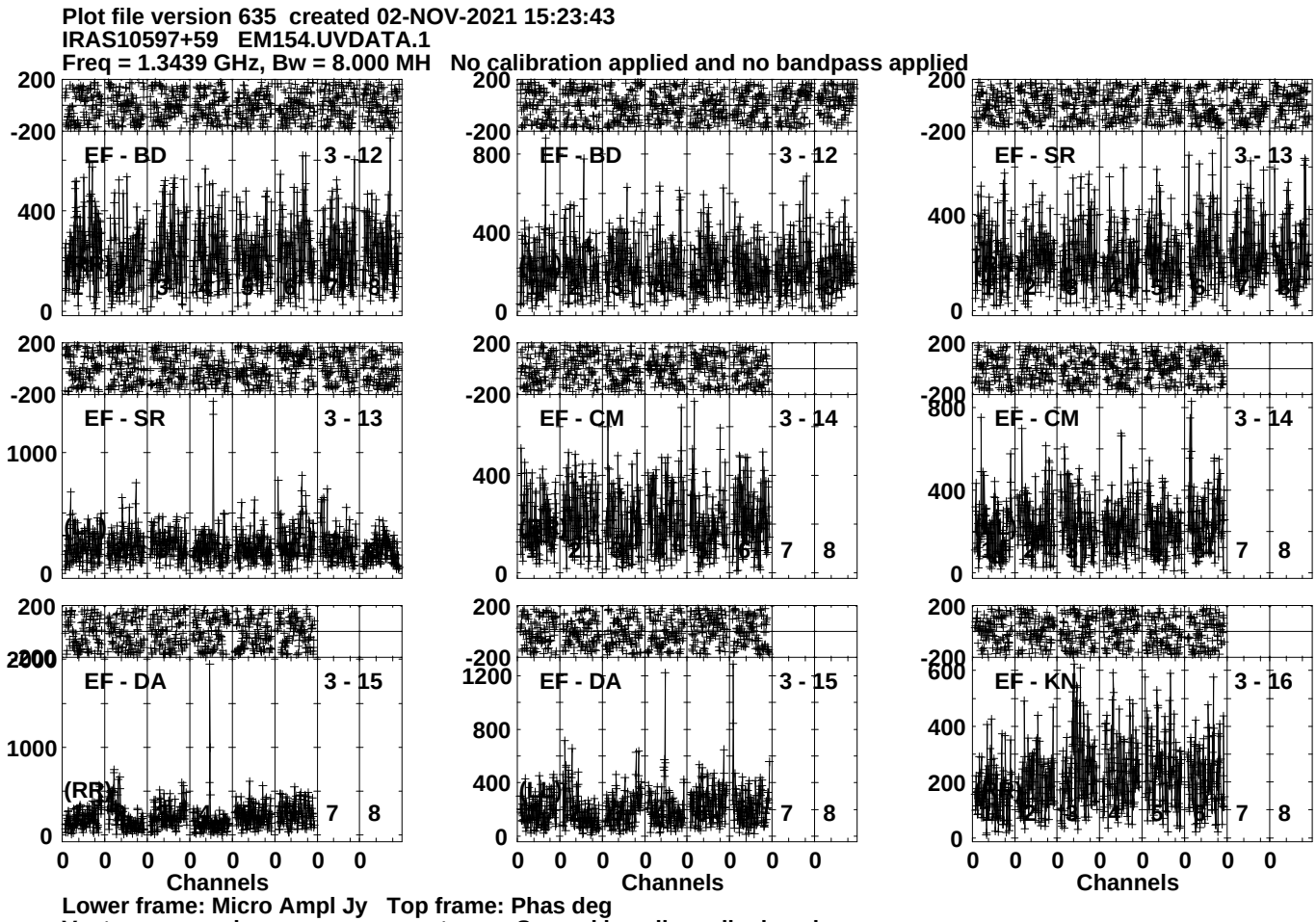
Plot file version 635 created 02-NOV-2021 15:23:43
IRAS10597+59 EM154.UVDATA.1
Freq = 1.3439 GHz, Bw = 8.000 MH No calibration applied and no bandpass applied
EF - BD 3 - 12
EF - BD 3 - 12
EF - SR 3 - 13
EF - SR 3 - 13
EF - CM 3 - 14
EF - CM 3 - 14
EF - DA 3 - 15
EF - DA 3 - 15
EF - KN 3 - 16
(RR)
Channels
Channels
Channels
Lower frame: Micro Ampl Jy Top frame: Phas deg
Vector averaged cross-power spectrum Several baselines displayed
Timerange: 00/19:43:01 to 00/19:46:29

Plot file version 636 created 02-NOV-2021 15:23:43
IRAS10597+59 EM154.UVDATA.1
Freq = 1.3439 GHz, Bw = 8.000 MH No calibration applied and no bandpass applied

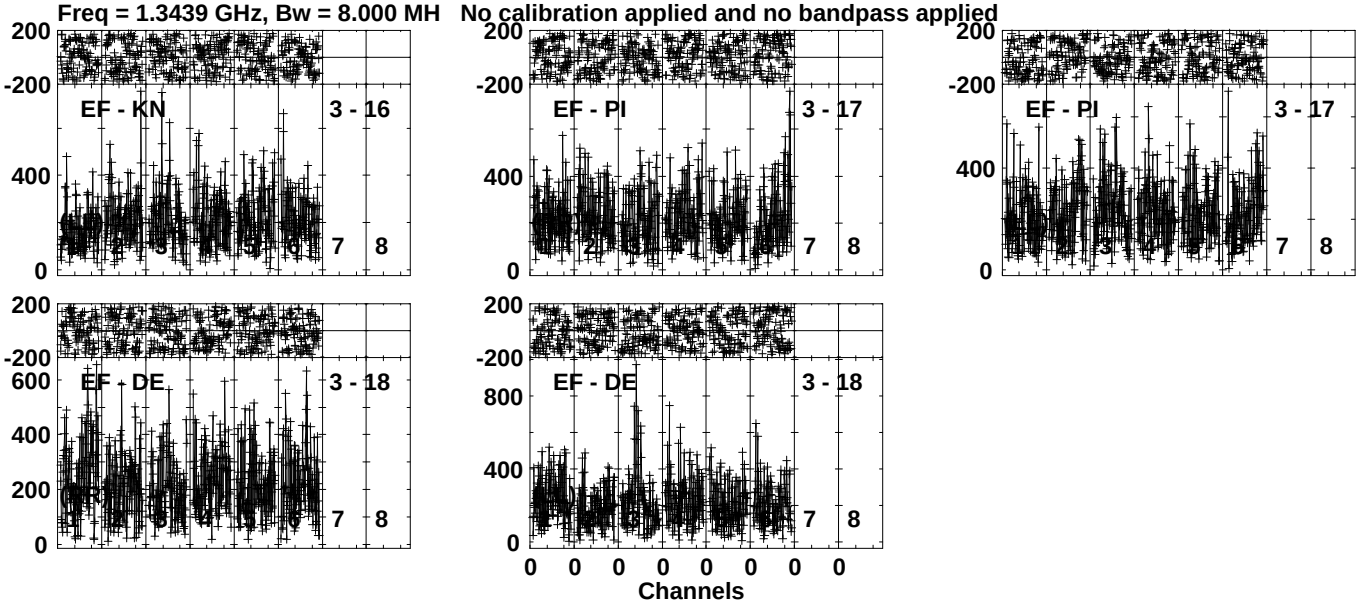

Lower frame: Micro Ampl Jy Top frame: Phas deg
Vector averaged cross-power spectrum Several baselines displayed
Timerange: 00/19:43:01 to 00/19:46:29

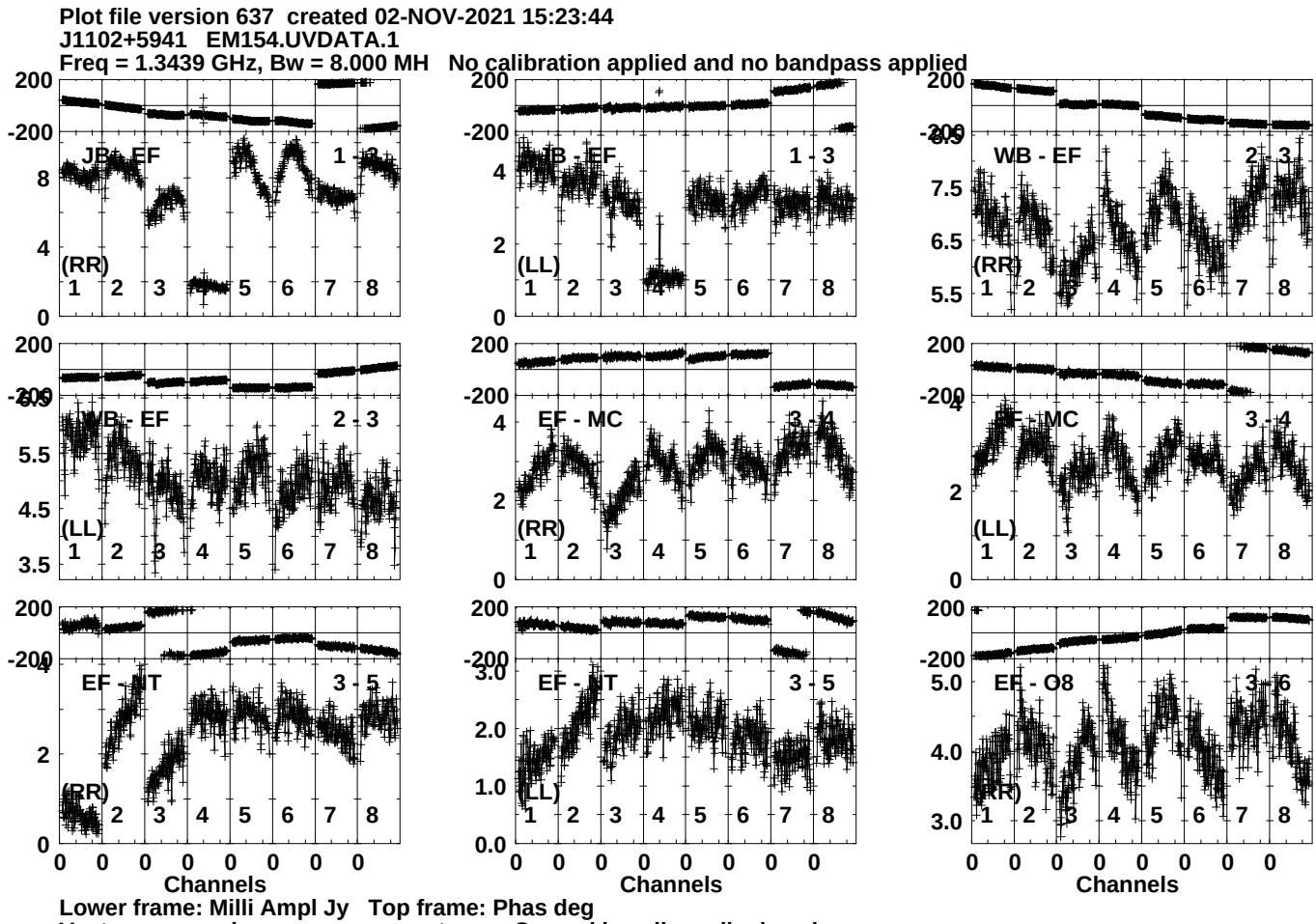
Plot file version 637 created 02-NOV-2021 15:23:44
J1102+5941 EM154.UVDATA.1
Freq = 1.3439 GHz, Bw = 8.000 MH No calibration applied and no bandpass applied
JB - EF
1 - 2
(RR)
WB - EF
1 - 3
(LL)
WB - EF
2 - 3
(RR)
WB - EF
2 - 3
(LL)
EF - MC
3 - 4
(RR)
EF - MC
3 - 4
(LL)
EF - JT
3 - 5
(RR)
EF - JT
3 - 5
(LL)
EF - O8
3 - 6
(RR)
Channels
Channels
Channels
Lower frame: Milli Ampl Jy Top frame: Phas deg
Vector averaged cross-power spectrum Several baselines displayed
Timerange: 00/19:47:01 to 00/19:48:29

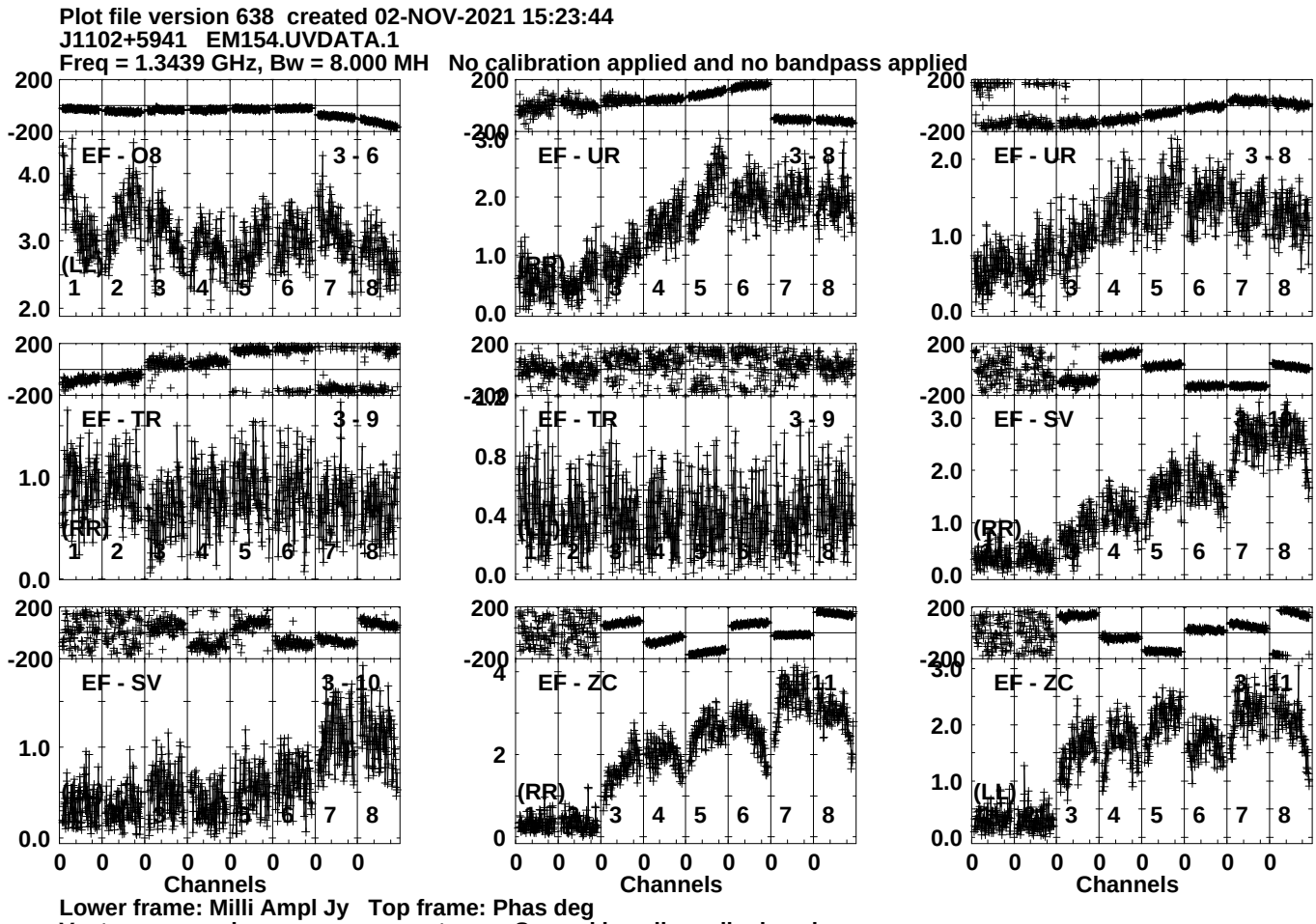
Plot file version 638 created 02-NOV-2021 15:23:44
J1102+5941 EM154.UVDATA.1
Freq = 1.3439 GHz, Bw = 8.000 MH No calibration applied and no bandpass applied
EF - O8 3 - 6
EF - UR 3 - 8
EF - UR 3 - 8
EF - TR 3 - 9
EF - TR 3 - 9
EF - SV 3 - 9
EF - SV 3 - 10
EF - ZC 3 - 11
EF - ZC 3 - 11
(LL)
(RR)
Channels
Lower frame: Milli Ampl Jy Top frame: Phas deg
Vector averaged cross-power spectrum Several baselines displayed
Timerange: 00/19:47:01 to 00/19:48:29

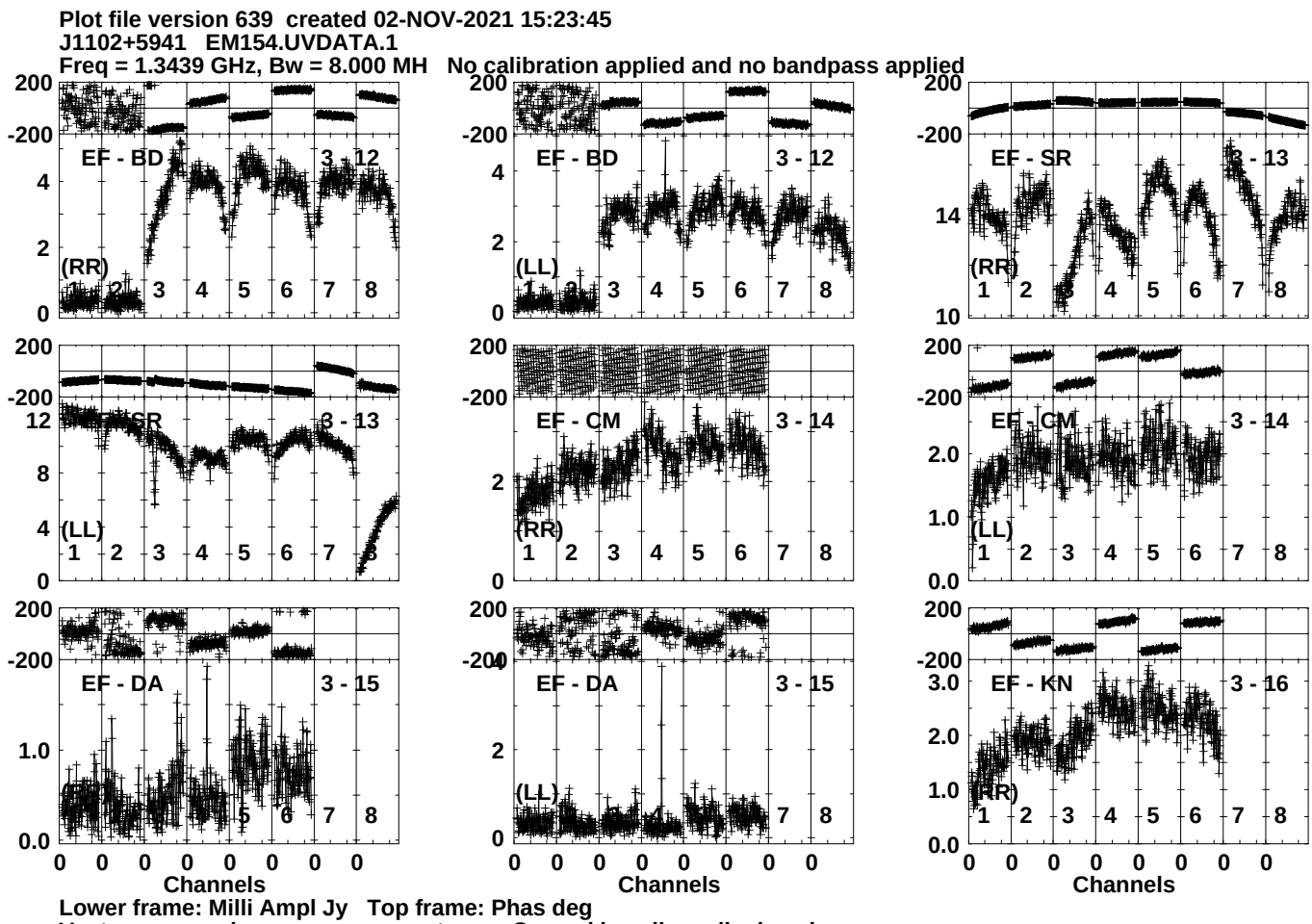
Plot file version 639 created 02-NOV-2021 15:23:45
J1102+5941 EM154.UVDATA.1
Freq = 1.3439 GHz, Bw = 8.000 MH No calibration applied and no bandpass applied
EF - BD 3 - 12
(RR)
EF - BD 3 - 12
(LL)
EF - SR 3 - 13
(RR)
EF - SR 3 - 13
(LL)
EF - CM 3 - 14
(RR)
EF - CM 3 - 14
(LL)
EF - DA 3 - 15
EF - DA 3 - 15
(LL)
EF - KN 3 - 16
(RR)
Channels
Channels
Channels
Lower frame: Milli Ampl Jy Top frame: Phas deg
Vector averaged cross-power spectrum Several baselines displayed
Timerange: 00/19:47:01 to 00/19:48:29

Plot file version 640 created 02-NOV-2021 15:23:45
J1102+5941 EM154.UVDATA.1
Freq = 1.3439 GHz, Bw = 8.000 MH No calibration applied and no bandpass applied

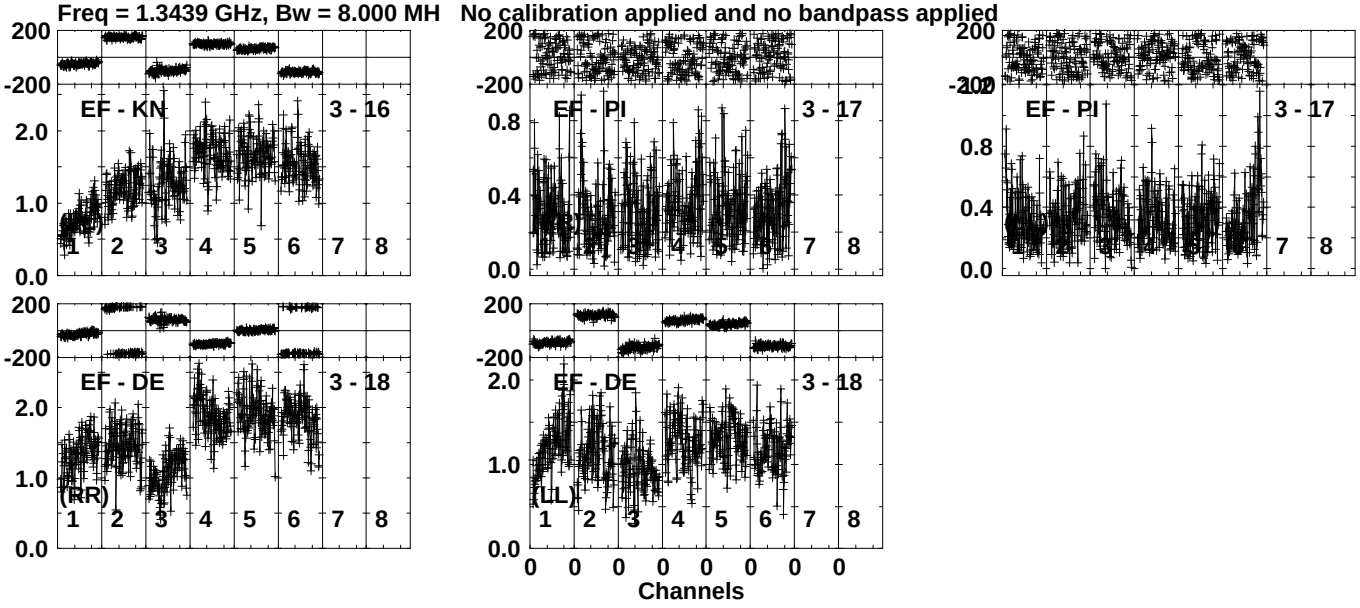

Lower frame: Milli Ampl Jy Top frame: Phas deg
Vector averaged cross-power spectrum Several baselines displayed
Timerange: 00/19:47:01 to 00/19:48:29

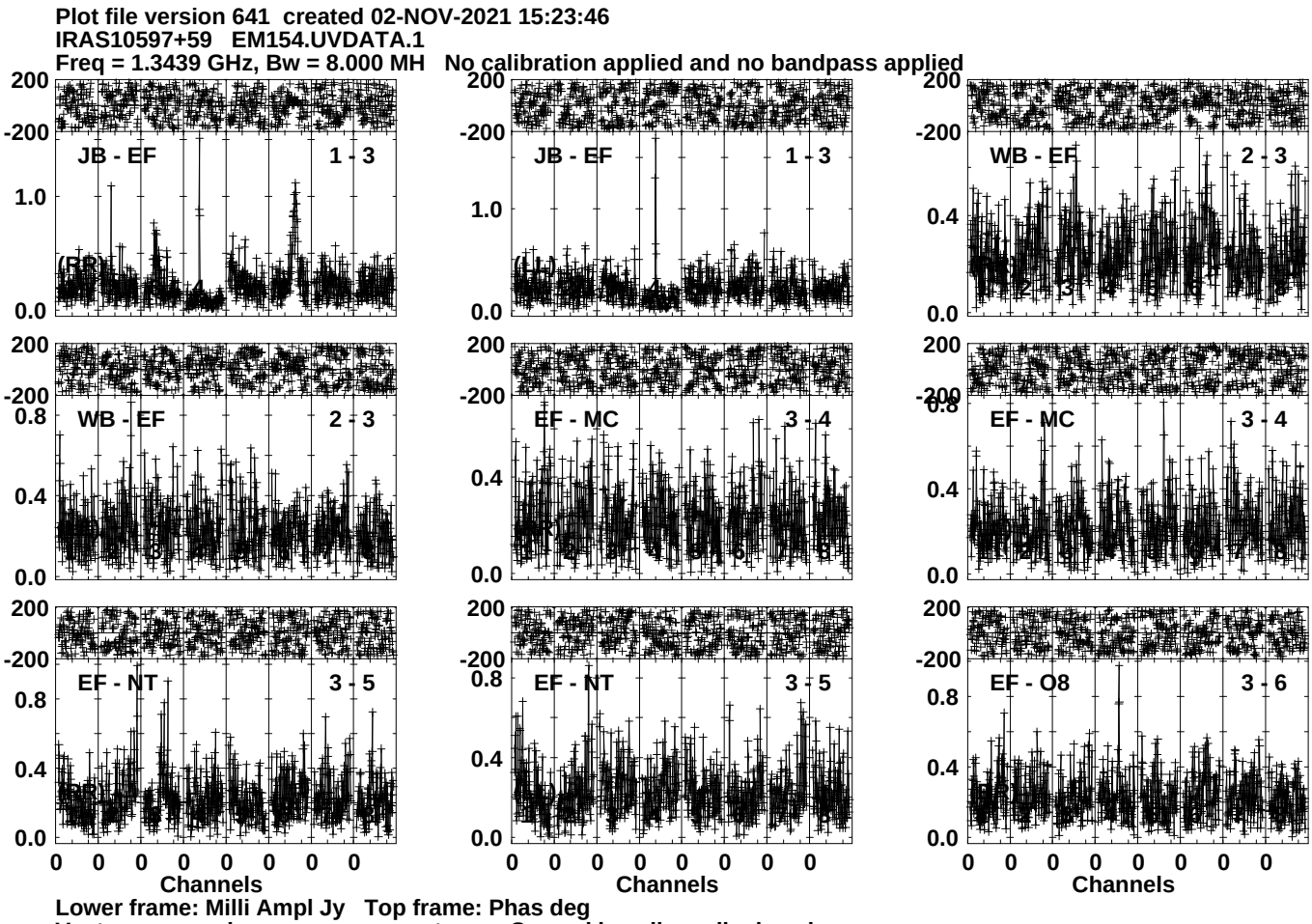
Plot file version 641 created 02-NOV-2021 15:23:46
IRAS10597+59 EM154.UVDATA.1
Freq = 1.3439 GHz, Bw = 8.000 MH No calibration applied and no bandpass applied
JB - EF 1 - 3
JB - EF 1 - 3
WB - EF 2 - 3
WB - EF 2 - 3
EF - MC 3 - 4
EF - MC 3 - 4
EF - NT 3 - 5
EF - NT 3 - 5
EF - O8 3 - 6
Channels
Channels
Channels
Lower frame: Milli Ampl Jy Top frame: Phas deg
Vector averaged cross-power spectrum Several baselines displayed
Timerange: 00/19:48:31 to 00/19:51:59

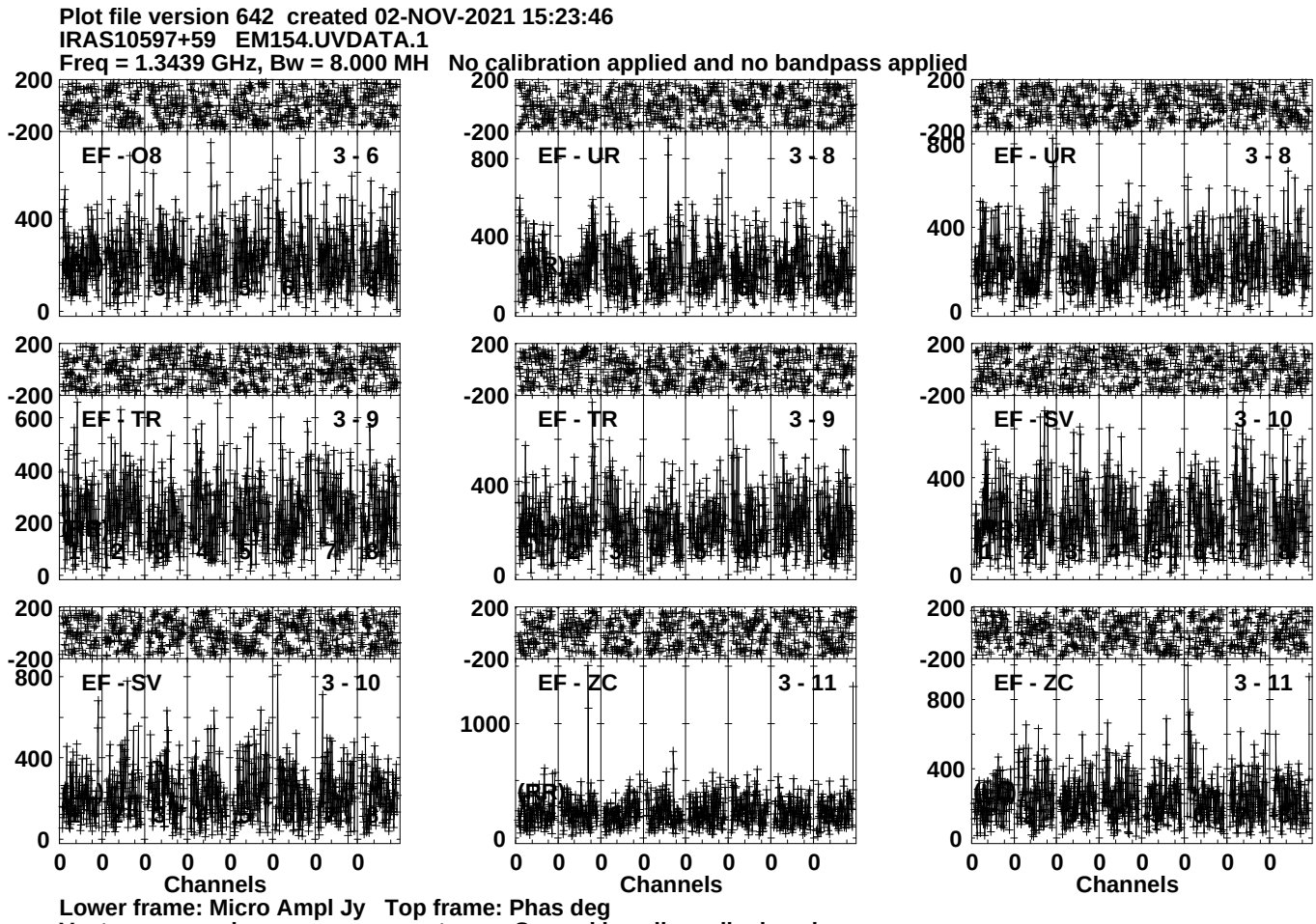
Plot file version 642 created 02-NOV-2021 15:23:46
IRAS10597+59 EM154.UVDATA.1
Freq = 1.3439 GHz, Bw = 8.000 MH No calibration applied and no bandpass applied
EF - O8 3 - 6
EF - UR 3 - 8
EF - UR 3 - 8
EF - TR 3 - 9
EF - TR 3 - 9
EF - SV 3 - 10
EF - SV 3 - 10
EF - ZC 3 - 11
EF - ZC 3 - 11
Channels
Channels
Channels
Lower frame: Micro Ampl Jy Top frame: Phas deg
Vector averaged cross-power spectrum Several baselines displayed
Timerange: 00/19:48:31 to 00/19:51:59

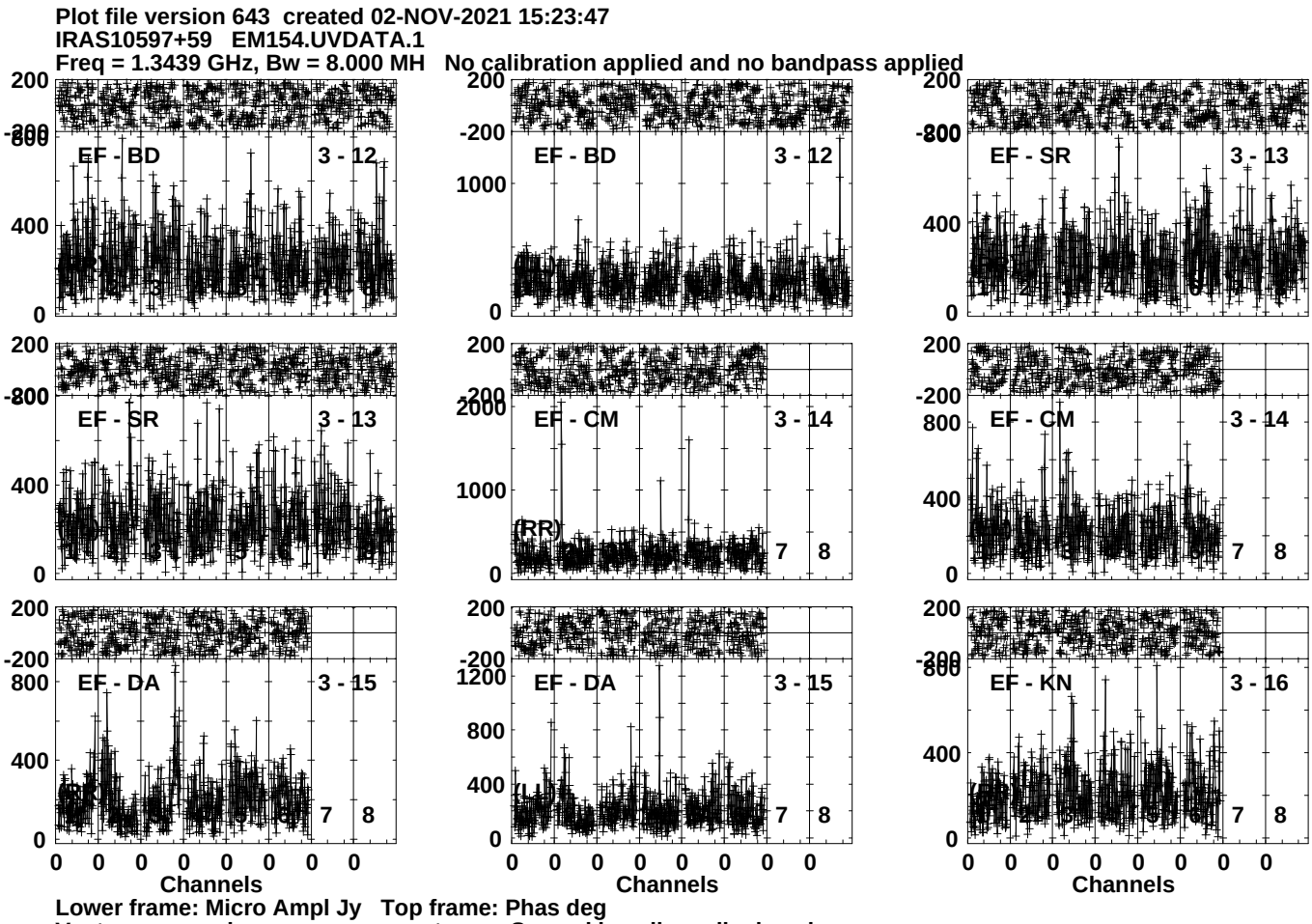
Plot file version 643 created 02-NOV-2021 15:23:47
IRAS10597+59 EM154.UVDATA.1
Freq = 1.3439 GHz, Bw = 8.000 MH No calibration applied and no bandpass applied
EF - BD 3 - 12
EF - BD 3 - 12
EF - SR 3 - 13
EF - SR 3 - 13
EF - CM 3 - 14
(RR)
EF - CM 3 - 14
EF - DA 3 - 15
EF - DA 3 - 15
EF - KN 3 - 16
Channels
Channels
Channels
Lower frame: Micro Ampl Jy Top frame: Phas deg
Vector averaged cross-power spectrum Several baselines displayed
Timerange: 00/19:48:31 to 00/19:51:59

Plot file version 644 created 02-NOV-2021 15:23:48
IRAS10597+59 EM154.UVDATA.1
Freq = 1.3439 GHz, Bw = 8.000 MH No calibration applied and no bandpass applied

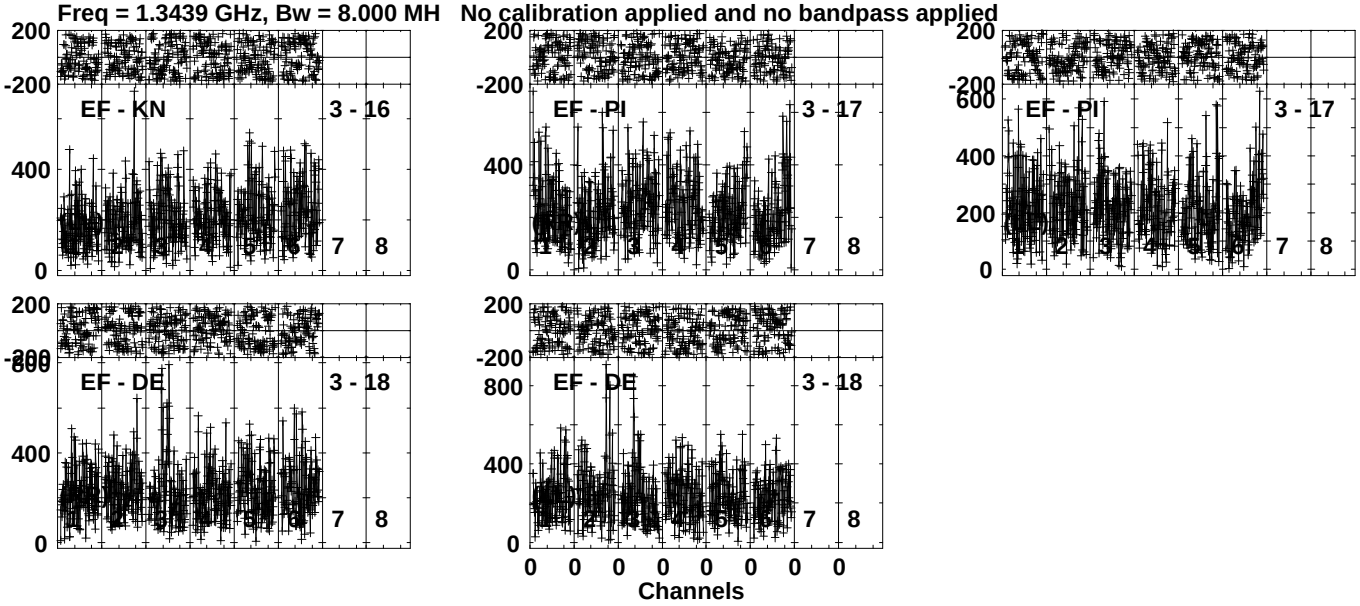

Lower frame: Micro Ampl Jy Top frame: Phas deg
Vector averaged cross-power spectrum Several baselines displayed
Timerange: 00/19:48:31 to 00/19:51:59

Plot file version 645 created 02-NOV-2021 15:23:48
J1102+5941 EM154.UVDATA.1
Freq = 1.3439 GHz, Bw = 8.000 MH No calibration applied and no bandpass applied

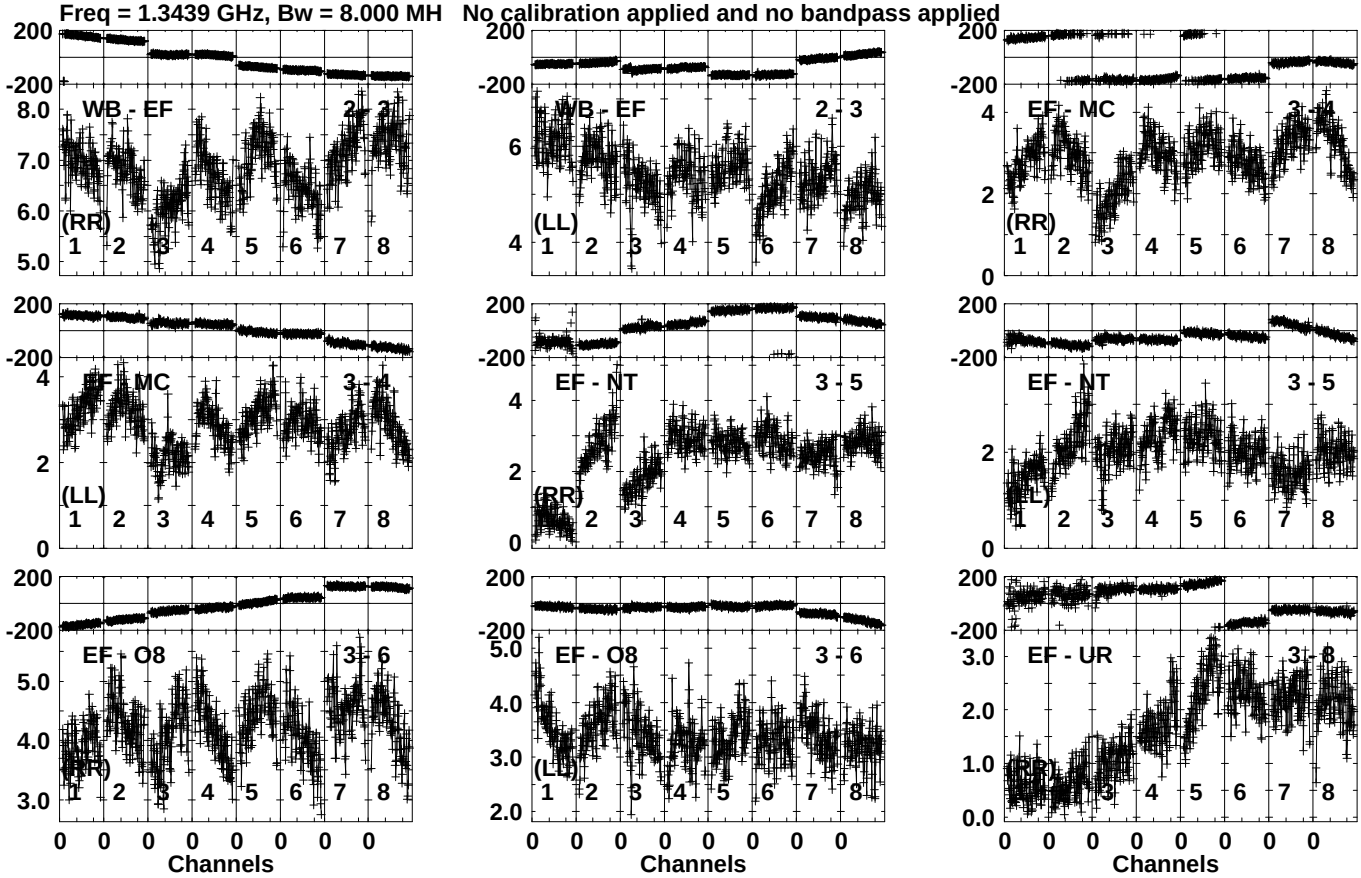

Lower frame: Milli Ampl Jy Top frame: Phas deg
Vector averaged cross-power spectrum Several baselines displayed
Timerange: 00/19:52:01 to 00/19:53:29

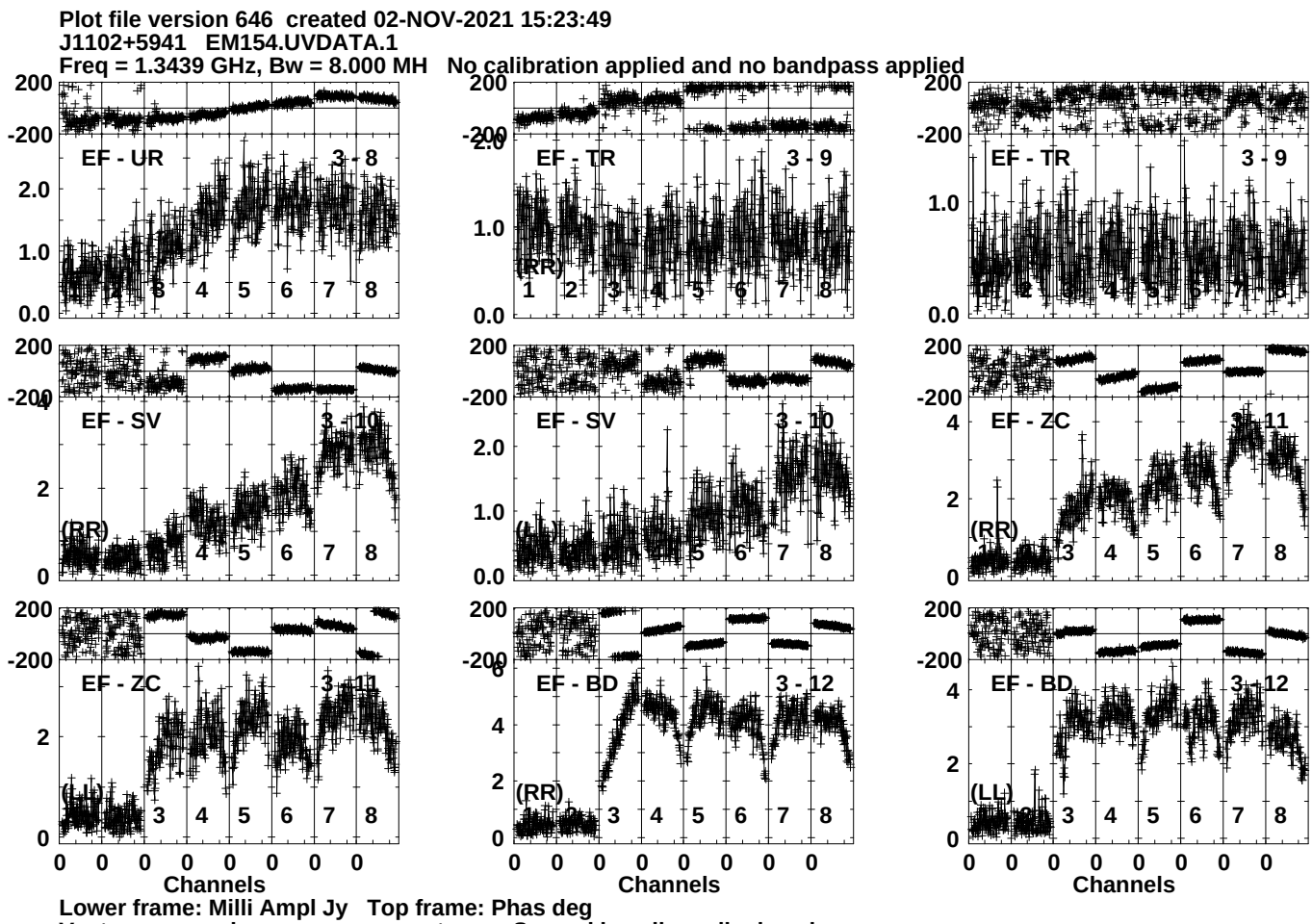
Plot file version 646 created 02-NOV-2021 15:23:49
J1102+5941 EM154.UVDATA.1
Freq = 1.3439 GHz, Bw = 8.000 MH No calibration applied and no bandpass applied
EF - UR 3 - 8
EF - TR 3 - 9
EF - TR 3 - 9
EF - SV 3 - 10
EF - SV 3 - 10
EF - ZC 3 - 11
EF - ZC 3 - 11
EF - BD 3 - 12
EF - BD 3 - 12
(RR)
(LL)
Channels
Lower frame: Milli Ampl Jy Top frame: Phas deg
Vector averaged cross-power spectrum Several baselines displayed
Timerange: 00/19:52:01 to 00/19:53:29

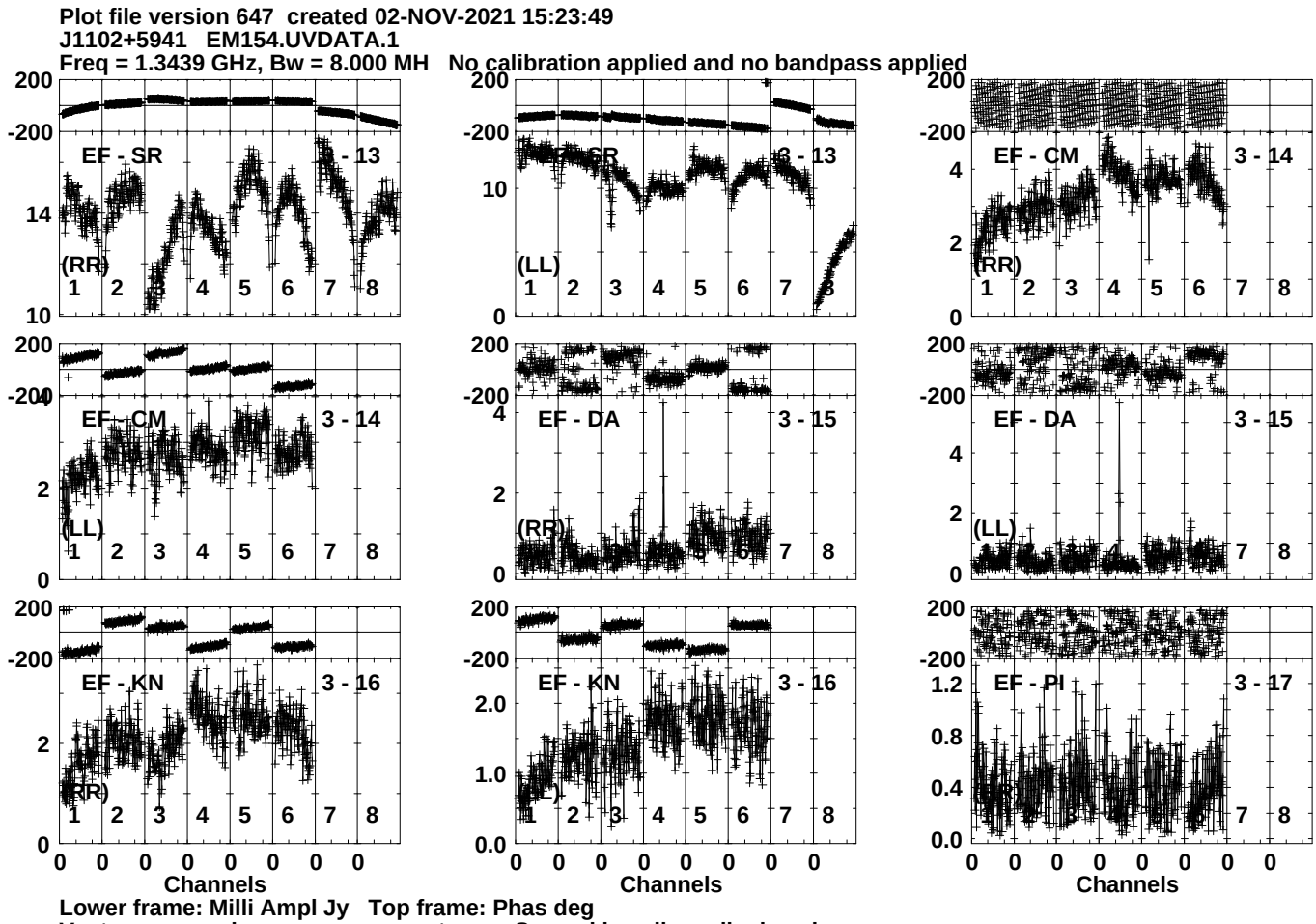
Plot file version 647 created 02-NOV-2021 15:23:49
J1102+5941 EM154.UVDATA.1
Freq = 1.3439 GHz, Bw = 8.000 MH No calibration applied and no bandpass applied
EF - SR 3 - 13
(RR)
EF - CR 3 - 13
(LL)
EF - CM 3 - 14
(RR)
EF - CM 3 - 14
(LL)
EF - DA 3 - 15
(RR)
EF - DA 3 - 15
(LL)
EF - KN 3 - 16
(RR)
EF - KN 3 - 16
(LL)
EF - PI 3 - 17
(RR)
Channels
Channels
Channels
Lower frame: Milli Ampl Jy Top frame: Phas deg
Vector averaged cross-power spectrum Several baselines displayed
Timerange: 00/19:52:01 to 00/19:53:29

Plot file version 648 created 02-NOV-2021 15:23:50
J1102+5941 EM154.UVDATA.1
Freq = 1.3439 GHz, Bw = 8.000 MH No calibration applied and no bandpass applied

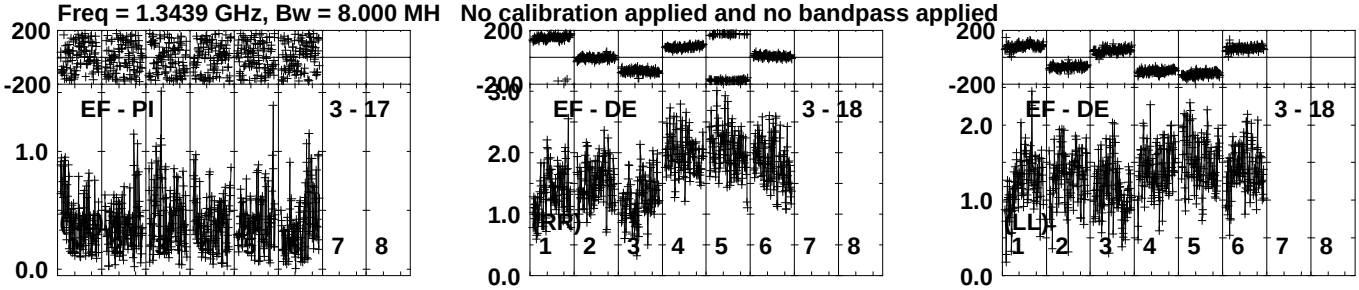

Lower frame: Milli Ampl Jy Top frame: Phas deg
Vector averaged cross-power spectrum Several baselines displayed
Timerange: 00/19:52:01 to 00/19:53:29

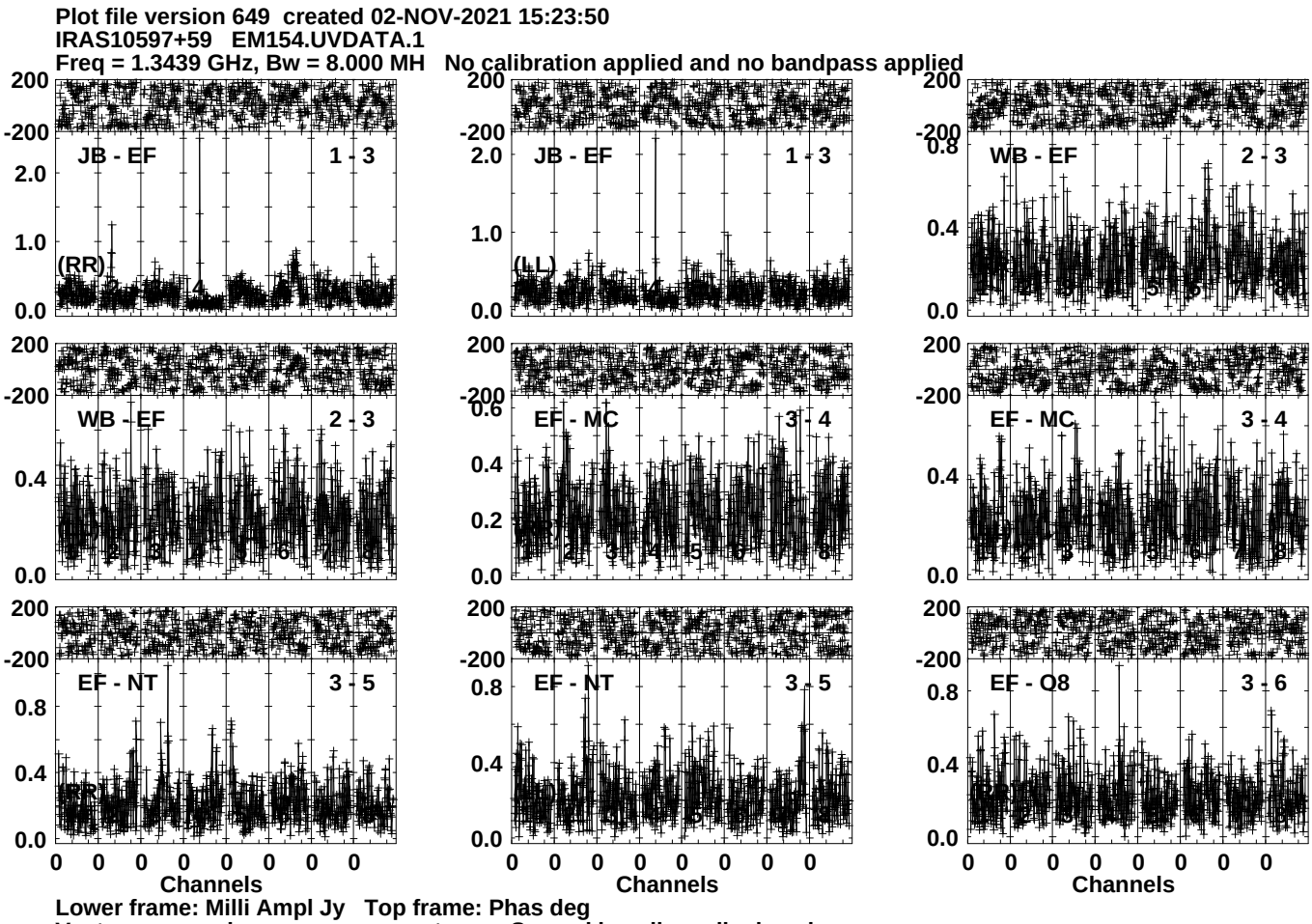
Plot file version 649 created 02-NOV-2021 15:23:50
IRAS10597+59 EM154.UVDATA.1
Freq = 1.3439 GHz, Bw = 8.000 MH No calibration applied and no bandpass applied
JB - EF 1 - 3
(RR)
JB - EF 1 - 3
(LL)
WB - EF 2 - 3
WB - EF 2 - 3
EF - MC 3 - 4
EF - MC 3 - 4
EF - NT 3 - 5
EF - NT 3 - 5
EF - Q8 3 - 6
Channels
Channels
Channels
Lower frame: Milli Ampl Jy Top frame: Phas deg
Vector averaged cross-power spectrum Several baselines displayed
Timerange: 00/19:53:31 to 00/19:56:59

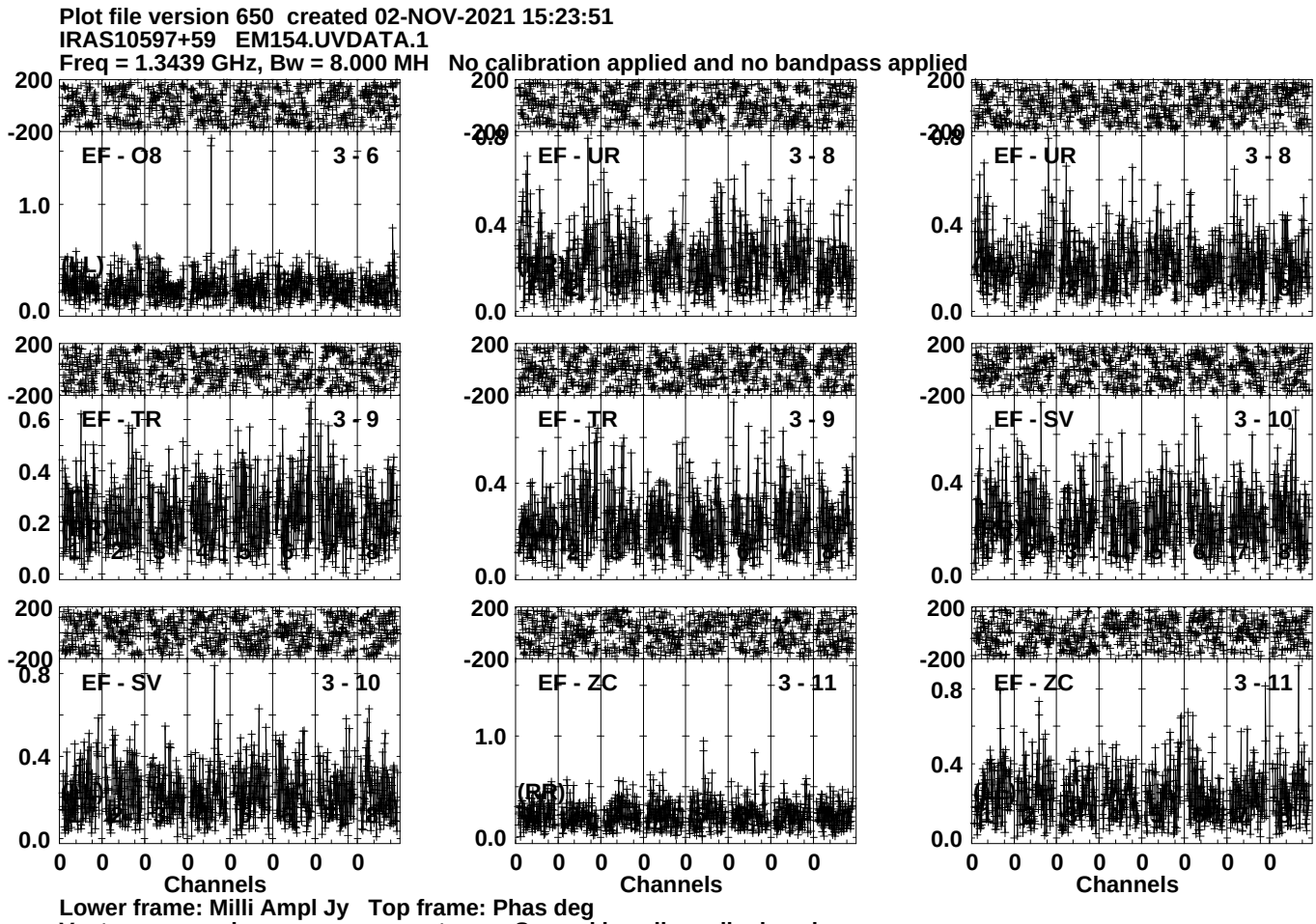
Plot file version 650 created 02-NOV-2021 15:23:51
IRAS10597+59 EM154.UVDATA.1
Freq = 1.3439 GHz, Bw = 8.000 MH No calibration applied and no bandpass applied
EF - O8 3 - 6
EF - UR 3 - 8
EF - UR 3 - 8
EF - TR 3 - 9
EF - TR 3 - 9
EF - SV 3 - 10
EF - SV 3 - 10
EF - ZC 3 - 11
EF - ZC 3 - 11
(LL)
(RR)
Channels
Channels
Channels
Lower frame: Milli Ampl Jy Top frame: Phas deg
Vector averaged cross-power spectrum Several baselines displayed
Timerange: 00/19:53:31 to 00/19:56:59

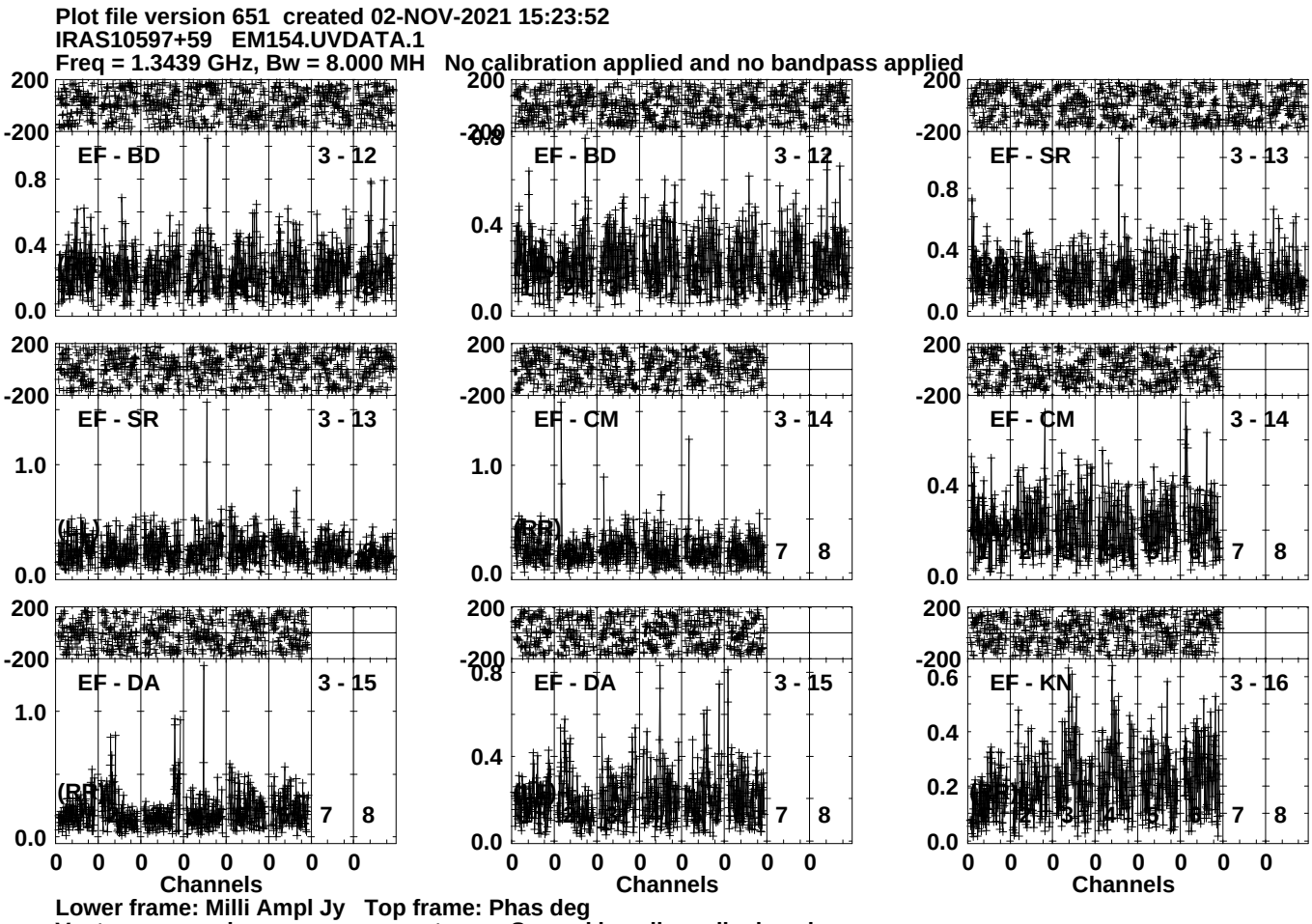
Plot file version 651 created 02-NOV-2021 15:23:52
IRAS10597+59 EM154.UVDATA.1
Freq = 1.3439 GHz, Bw = 8.000 MH No calibration applied and no bandpass applied
EF - BD 3 - 12
EF - BD 3 - 12
EF - SR 3 - 13
EF - SR 3 - 13
EF - CM 3 - 14
EF - CM 3 - 14
EF - DA 3 - 15
EF - DA 3 - 15
EF - KN 3 - 16
(RR)
Channels
Lower frame: Milli Ampl Jy Top frame: Phas deg
Vector averaged cross-power spectrum Several baselines displayed
Timerange: 00/19:53:31 to 00/19:56:59

Plot file version 652 created 02-NOV-2021 15:23:52
IRAS10597+59 EM154.UVDATA.1
Freq = 1.3439 GHz, Bw = 8.000 MH No calibration applied and no bandpass applied

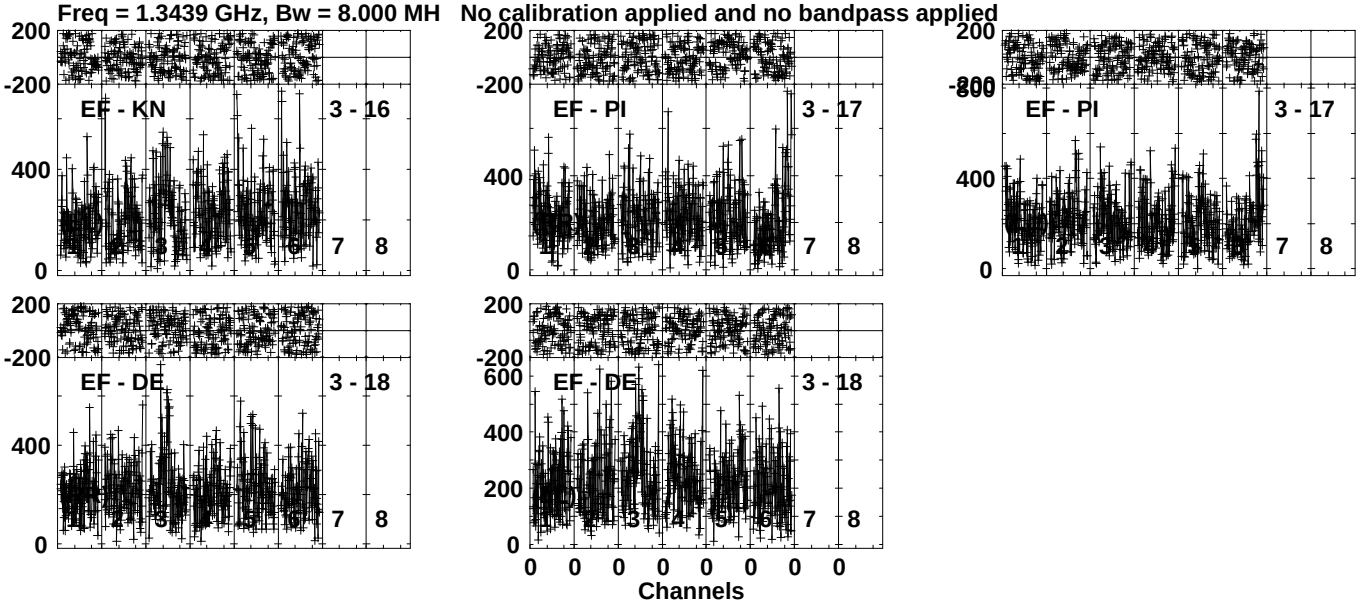

Lower frame: Micro Ampl Jy Top frame: Phas deg
Vector averaged cross-power spectrum Several baselines displayed
Timerange: 00/19:53:31 to 00/19:56:59

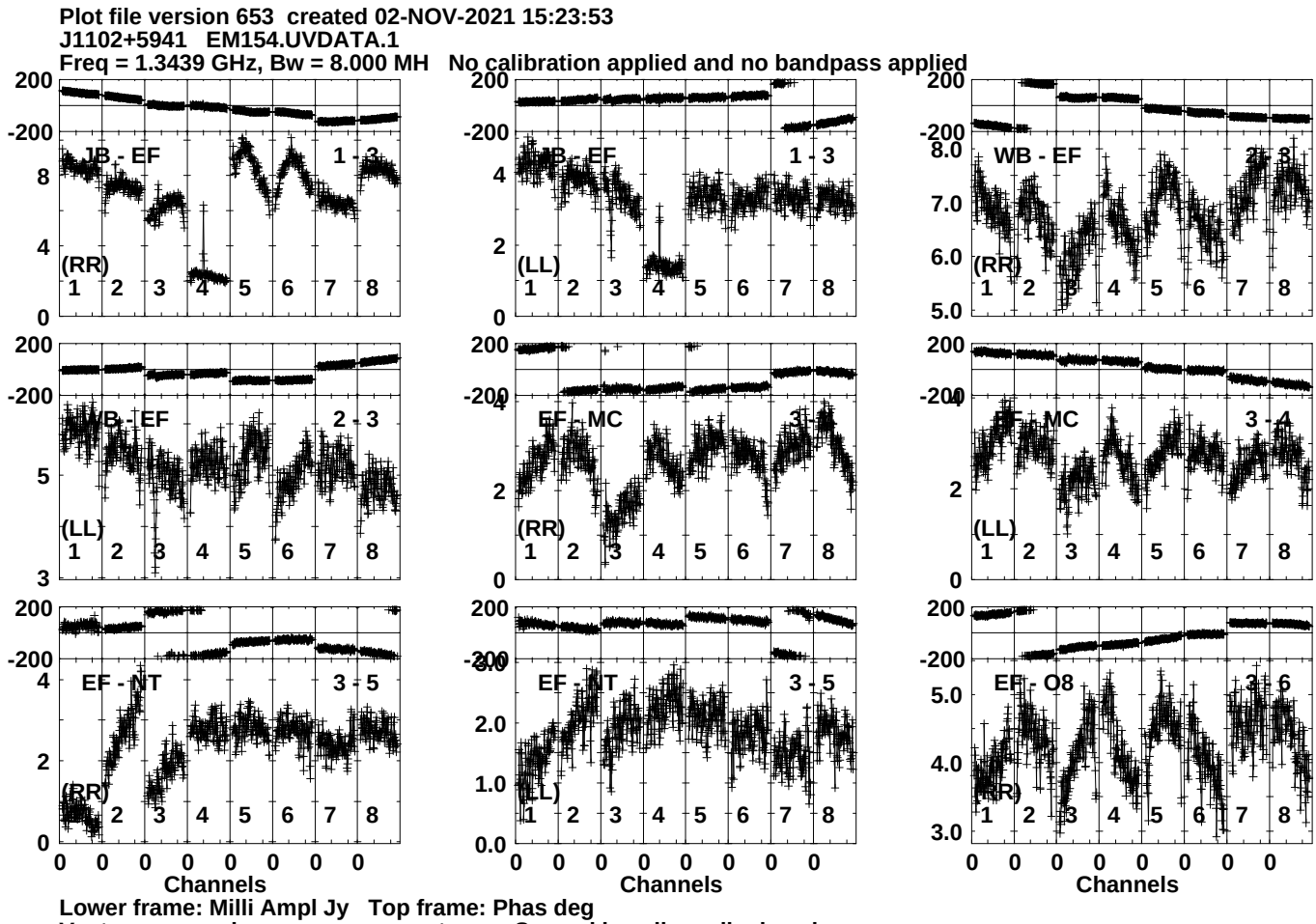
Plot file version 653 created 02-NOV-2021 15:23:53
J1102+5941 EM154.UVDATA.1
Freq = 1.3439 GHz, Bw = 8.000 MH No calibration applied and no bandpass applied
WB - EF 1 - 3 (RR)
WB - EF 1 - 3 (LL)
WB - EF 2 - 3 (RR)
WB - EF 2 - 3 (LL)
EF - MC 3 - 4 (RR)
EF - MC 3 - 4 (LL)
EF - NT 3 - 5 (RR)
EF - NT 3 - 5 (LL)
EF - O8 3 - 6 (RR)
Channels
Channels
Channels
Lower frame: Milli Ampl Jy Top frame: Phas deg
Vector averaged cross-power spectrum Several baselines displayed
Timerange: 00/19:57:31 to 00/19:58:59

Plot file version 654 created 02-NOV-2021 15:23:53
J1102+5941 EM154.UVDATA.1
Freq = 1.3439 GHz, Bw = 8.000 MH No calibration applied and no bandpass applied

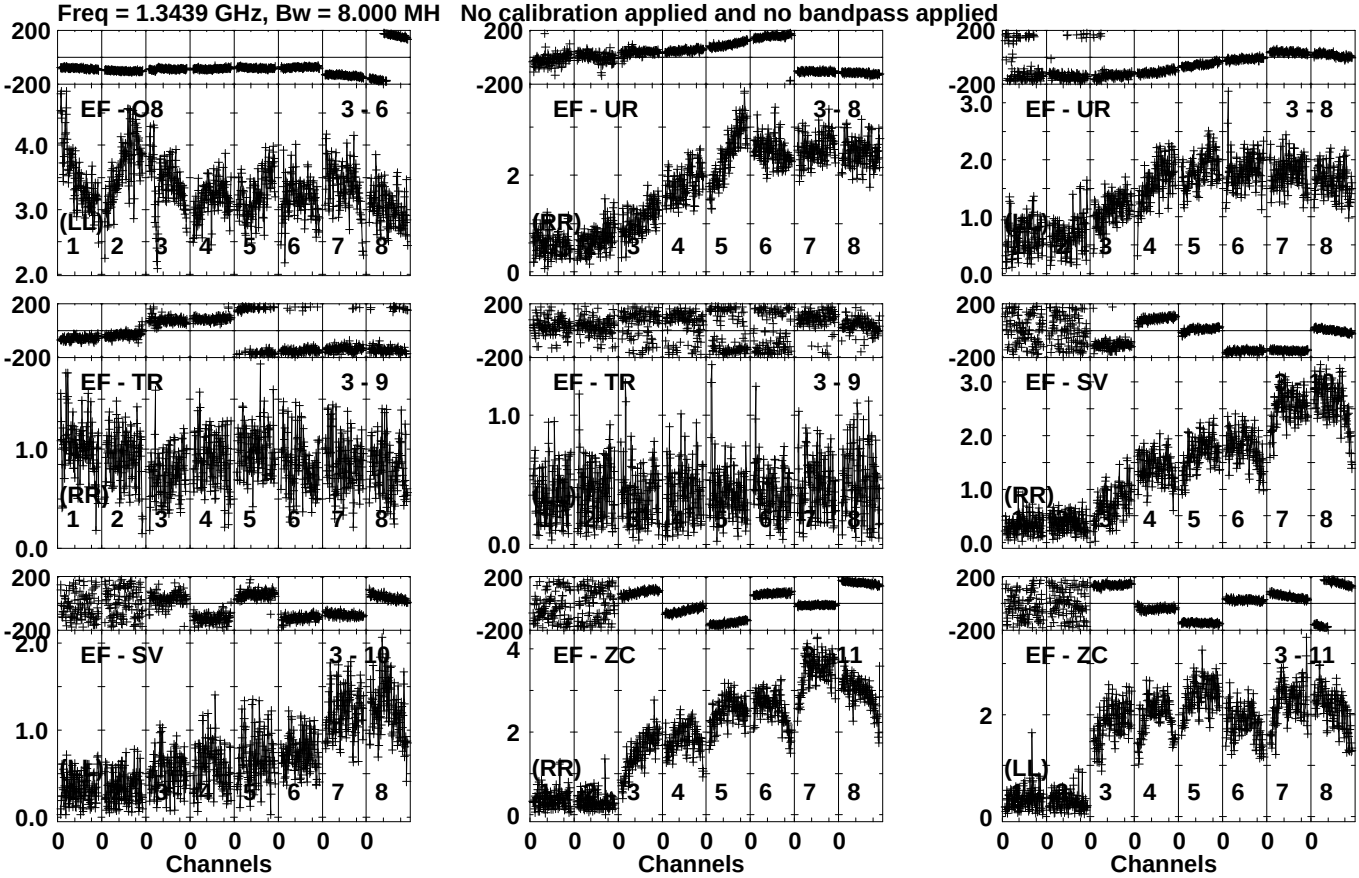

Lower frame: Milli Ampl Jy Top frame: Phas deg
Vector averaged cross-power spectrum Several baselines displayed
Timerange: 00/19:57:31 to 00/19:58:59

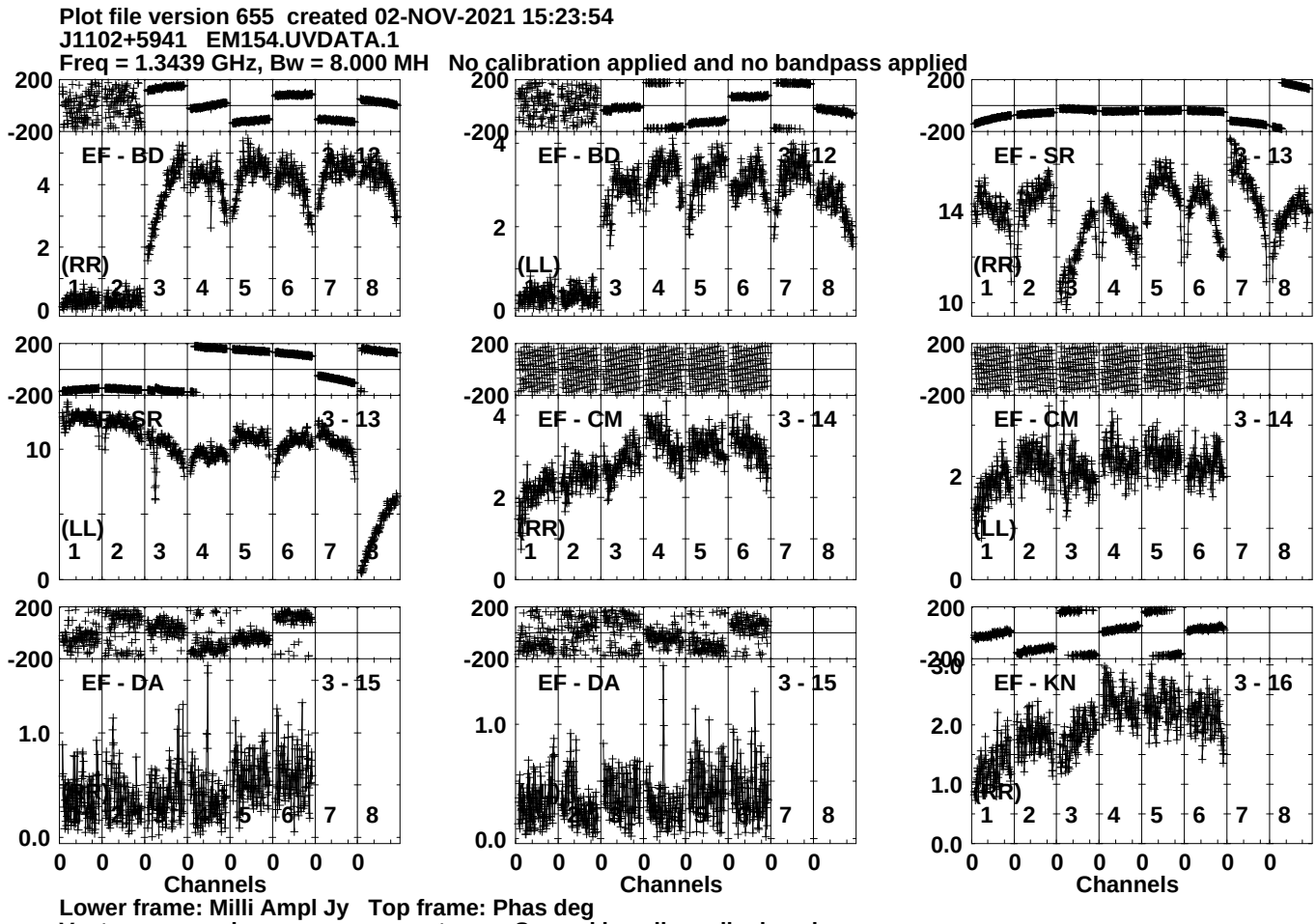
Plot file version 655 created 02-NOV-2021 15:23:54
J1102+5941 EM154.UVDATA.1
Freq = 1.3439 GHz, Bw = 8.000 MH No calibration applied and no bandpass applied
EF - BD 3 - 12
(RR)
EF - BD 3 - 12
(LL)
EF - SR 3 - 13
(RR)
EF - SR 3 - 13
(LL)
EF - CM 3 - 14
(RR)
EF - CM 3 - 14
(LL)
EF - DA 3 - 15
EF - DA 3 - 15
EF - KN 3 - 16
(RR)
Channels
Channels
Channels
Lower frame: Milli Ampl Jy Top frame: Phas deg
Vector averaged cross-power spectrum Several baselines displayed
Timerange: 00/19:57:31 to 00/19:58:59

Plot file version 656 created 02-NOV-2021 15:23:55
J1102+5941 EM154.UVDATA.1
Freq = 1.3439 GHz, Bw = 8.000 MH No calibration applied and no bandpass applied

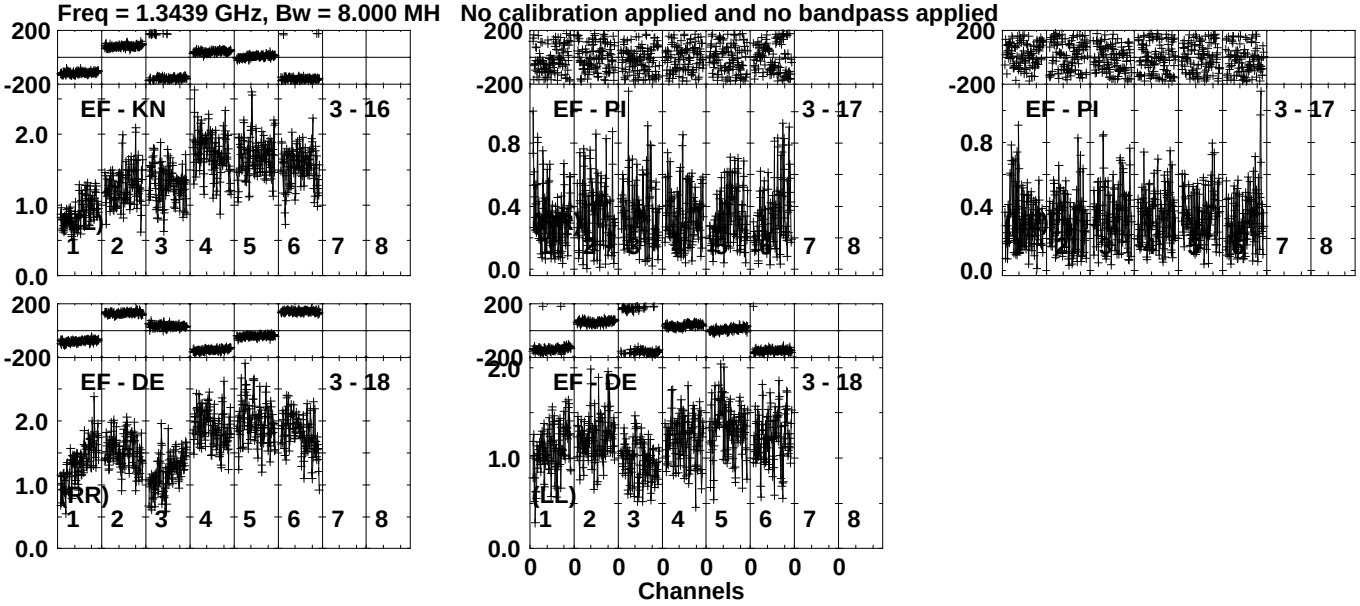

Lower frame: Milli Ampl Jy Top frame: Phas deg
Vector averaged cross-power spectrum Several baselines displayed
Timerange: 00/19:57:31 to 00/19:58:59

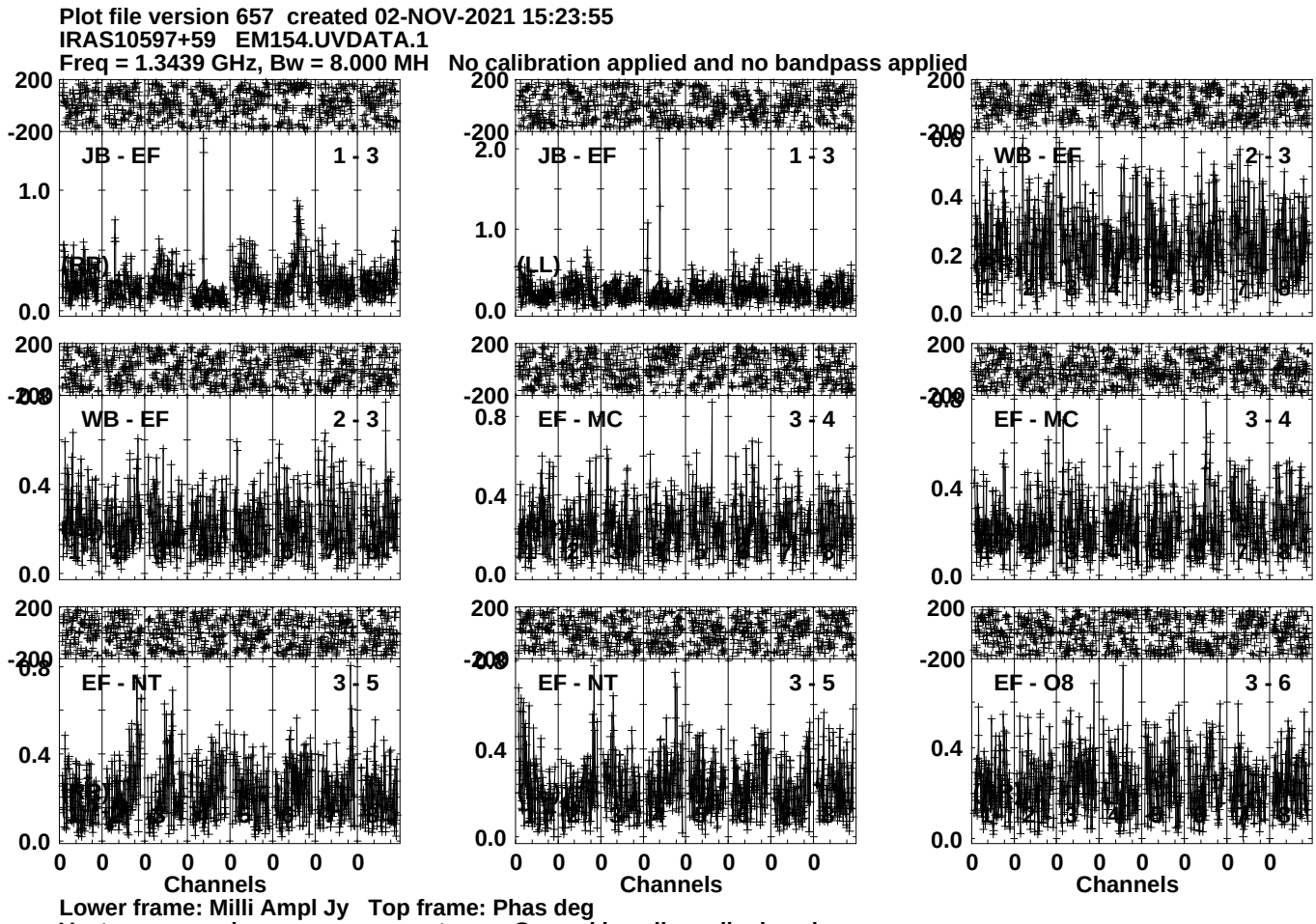
Plot file version 657 created 02-NOV-2021 15:23:55
IRAS10597+59 EM154.UVDATA.1
Freq = 1.3439 GHz, Bw = 8.000 MH No calibration applied and no bandpass applied
JB - EF 1 - 3
(RR)
JB - EF 1 - 3
(LL)
WB - EF 2 - 3
WB - EF 2 - 3
EF - MC 3 - 4
EF - MC 3 - 4
EF - NT 3 - 5
EF - NT 3 - 5
EF - O8 3 - 6
Channels
Channels
Channels
Lower frame: Milli Ampl Jy Top frame: Phas deg
Vector averaged cross-power spectrum Several baselines displayed
Timerange: 00/19:59:01 to 00/20:02:29

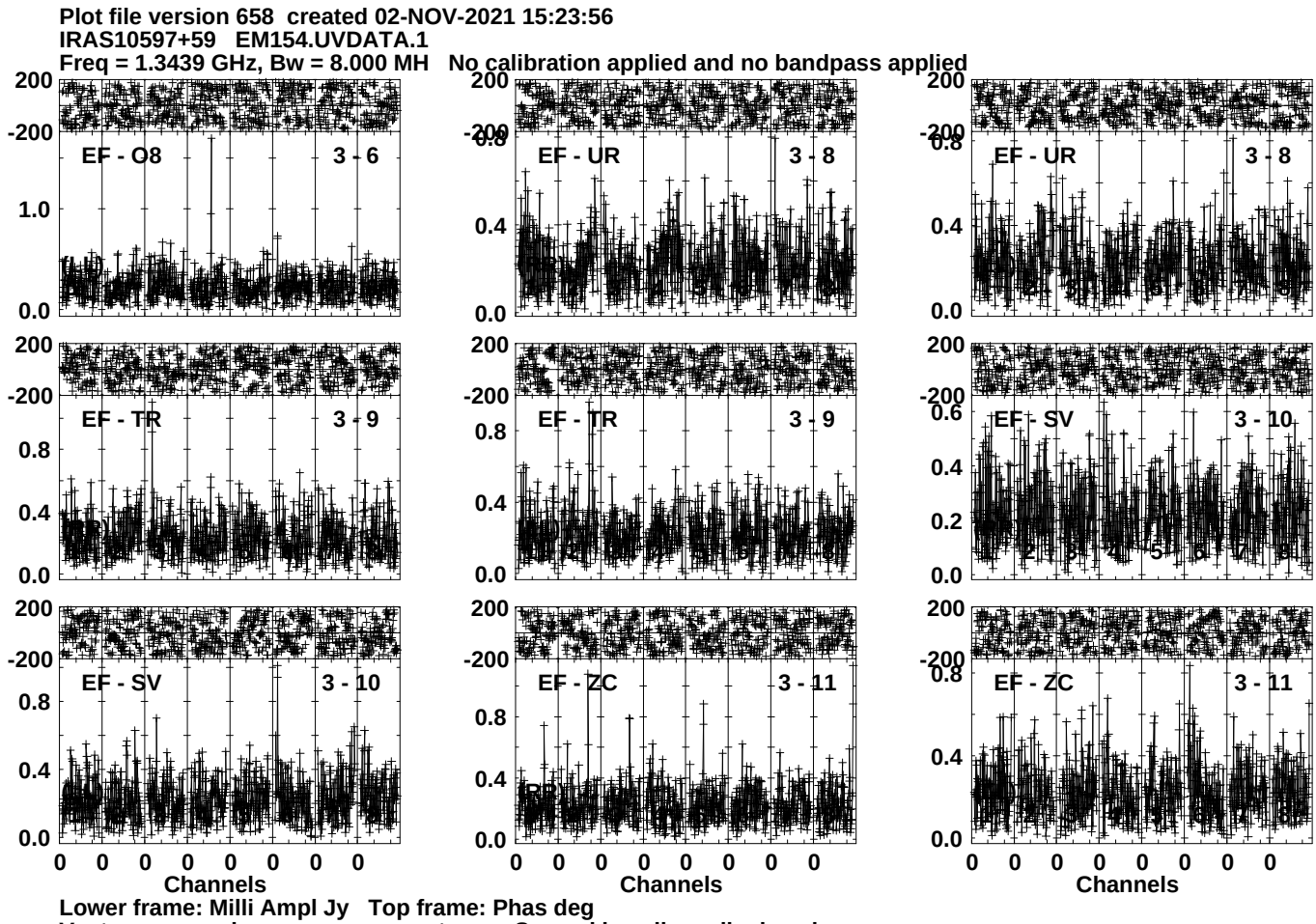
Plot file version 658 created 02-NOV-2021 15:23:56
IRAS10597+59 EM154.UVDATA.1
Freq = 1.3439 GHz, Bw = 8.000 MH No calibration applied and no bandpass applied
EF - O8 3 - 6
EF - UR 3 - 8
EF - UR 3 - 8
EF - TR 3 - 9
EF - TR 3 - 9
EF - SV 3 - 10
EF - SV 3 - 10
EF - ZC 3 - 11
EF - ZC 3 - 11
Channels
Channels
Channels
Lower frame: Milli Ampl Jy Top frame: Phas deg
Vector averaged cross-power spectrum Several baselines displayed
Timerange: 00/19:59:01 to 00/20:02:29

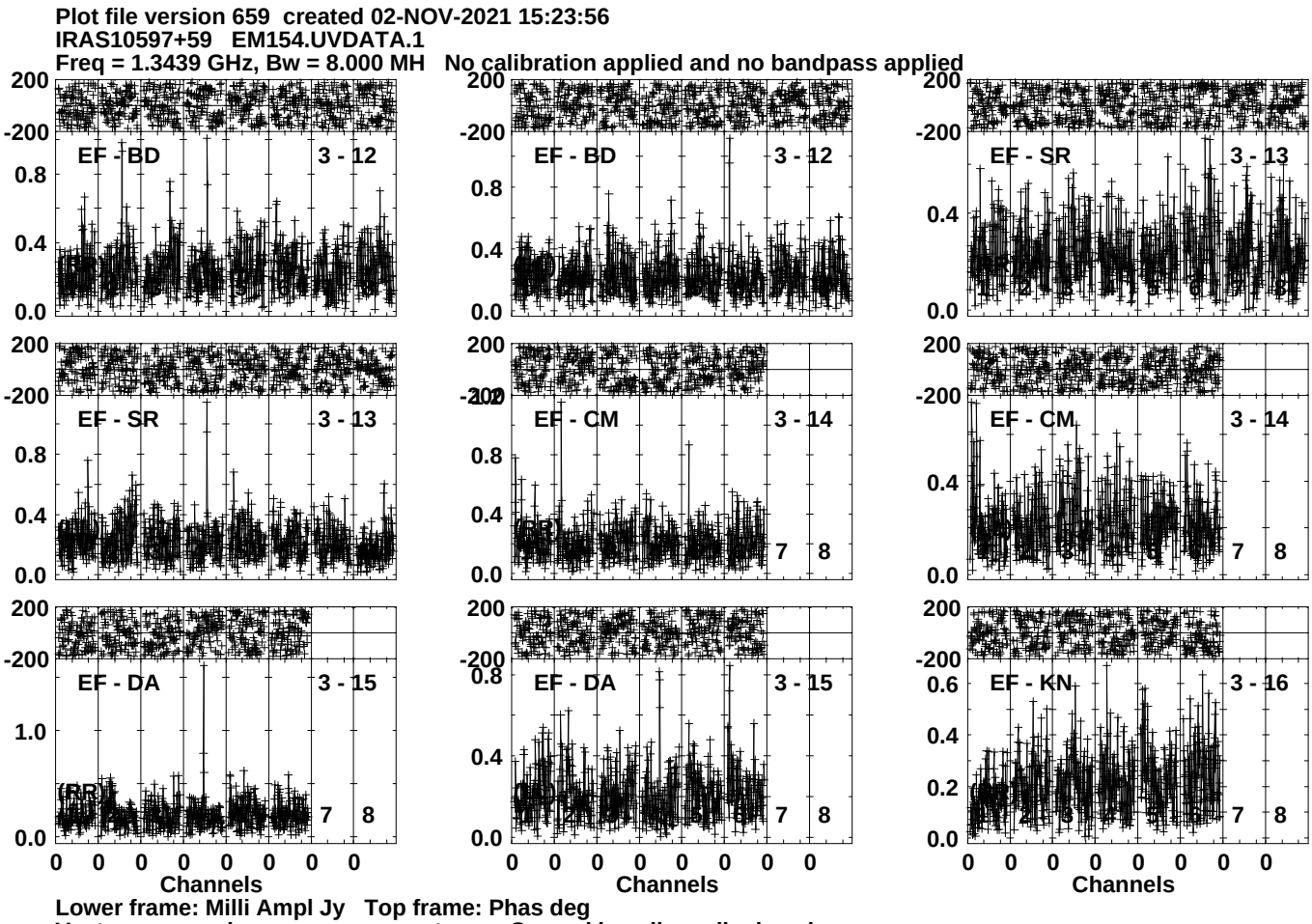
Plot file version 659 created 02-NOV-2021 15:23:56
IRAS10597+59 EM154.UVDATA.1
Freq = 1.3439 GHz, Bw = 8.000 MH No calibration applied and no bandpass applied
EF - BD 3 - 12
EF - BD 3 - 12
EF - SR 3 - 13
EF - SR 3 - 13
EF - CM 3 - 14
EF - CM 3 - 14
EF - DA 3 - 15
EF - DA 3 - 15
EF - KN 3 - 16
(RR)
(LL)
Channels
Lower frame: Milli Ampl Jy Top frame: Phas deg
Vector averaged cross-power spectrum Several baselines displayed
Timerange: 00/19:59:01 to 00/20:02:29

Plot file version 660 created 02-NOV-2021 15:23:57
IRAS10597+59 EM154.UVDATA.1
Freq = 1.3439 GHz, Bw = 8.000 MH No calibration applied and no bandpass applied

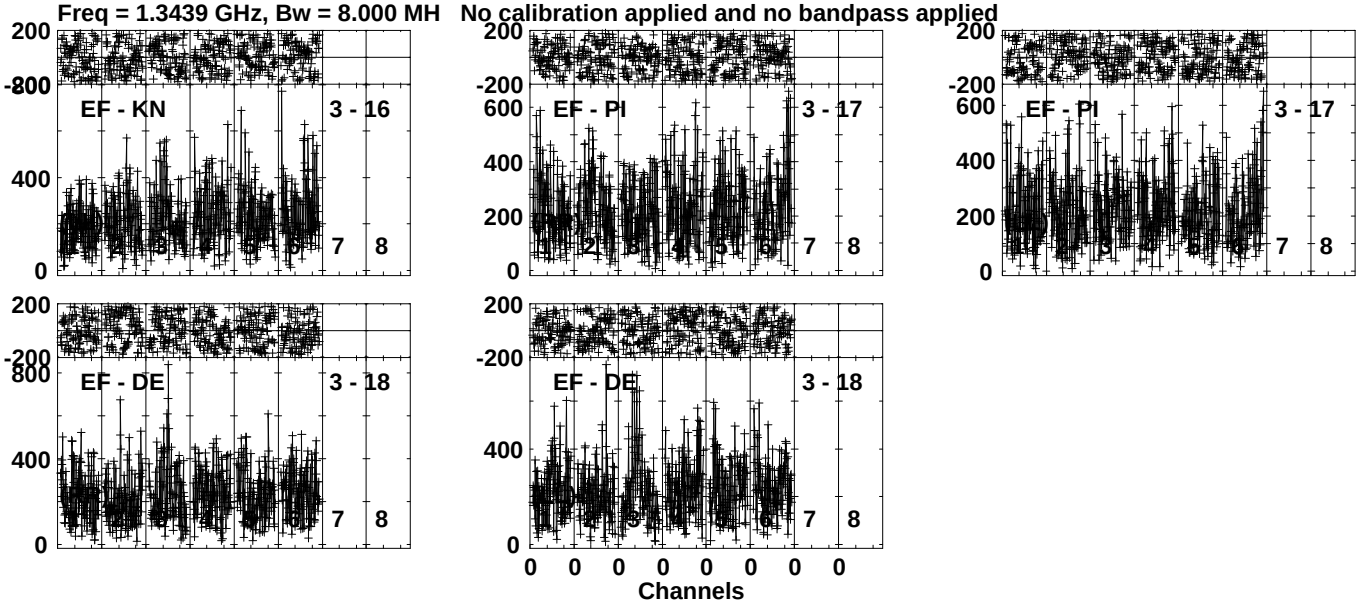

Lower frame: Micro Ampl Jy Top frame: Phas deg
Vector averaged cross-power spectrum Several baselines displayed
Timerange: 00/19:59:01 to 00/20:02:29

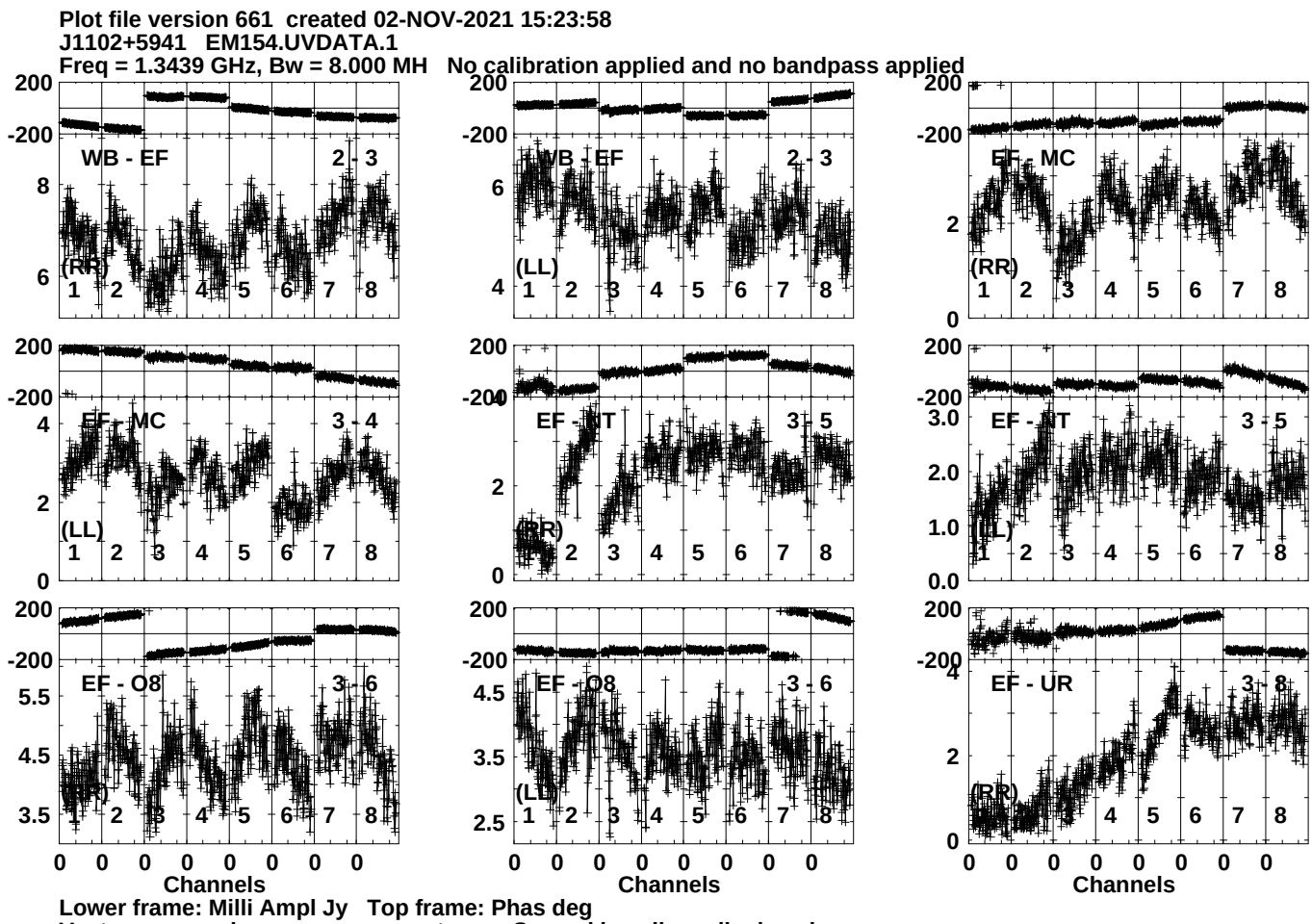
Plot file version 661 created 02-NOV-2021 15:23:58
J1102+5941 EM154.UVDATA.1
Freq = 1.3439 GHz, Bw = 8.000 MH No calibration applied and no bandpass applied
WB - EF 2 - 3
(RR)
WB - EF 2 - 3
(LL)
EF - MC
(RR)
EF - MC 3 - 4
(LL)
EF - T 3 - 5
(RR)
EF - T 3 - 5
(LL)
EF - O8 3 - 6
EF - O8 3 - 6
EF - UR 3 - 8
(RR)
Channels
Channels
Channels
Lower frame: Milli Ampl Jy Top frame: Phas deg
Vector averaged cross-power spectrum Several baselines displayed
Timerange: 00/20:02:31 to 00/20:03:59

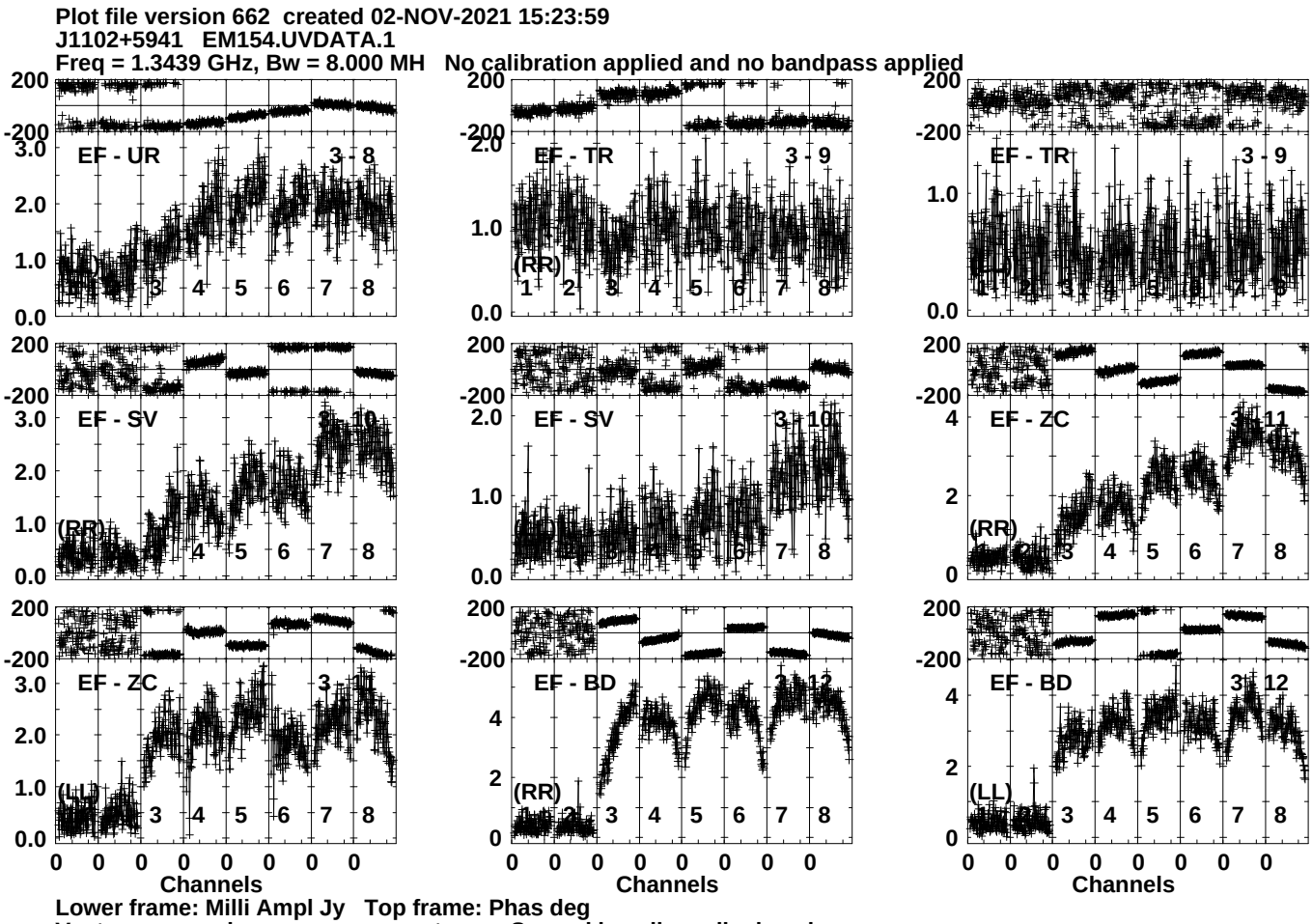
Plot file version 662 created 02-NOV-2021 15:23:59
J1102+5941 EM154.UVDATA.1
Freq = 1.3439 GHz, Bw = 8.000 MH No calibration applied and no bandpass applied
EF - UR 3 - 8
EF - TR 3 - 9
EF - TR 3 - 9
EF - SV 3 - 10
EF - SV 3 - 10
EF - ZC 3 - 11
EF - ZC 3 - 11
EF - BD 3 - 12
EF - BD 3 - 12
(RR)
(LL)
Channels
Lower frame: Milli Ampl Jy Top frame: Phas deg
Vector averaged cross-power spectrum Several baselines displayed
Timerange: 00/20:02:31 to 00/20:03:59

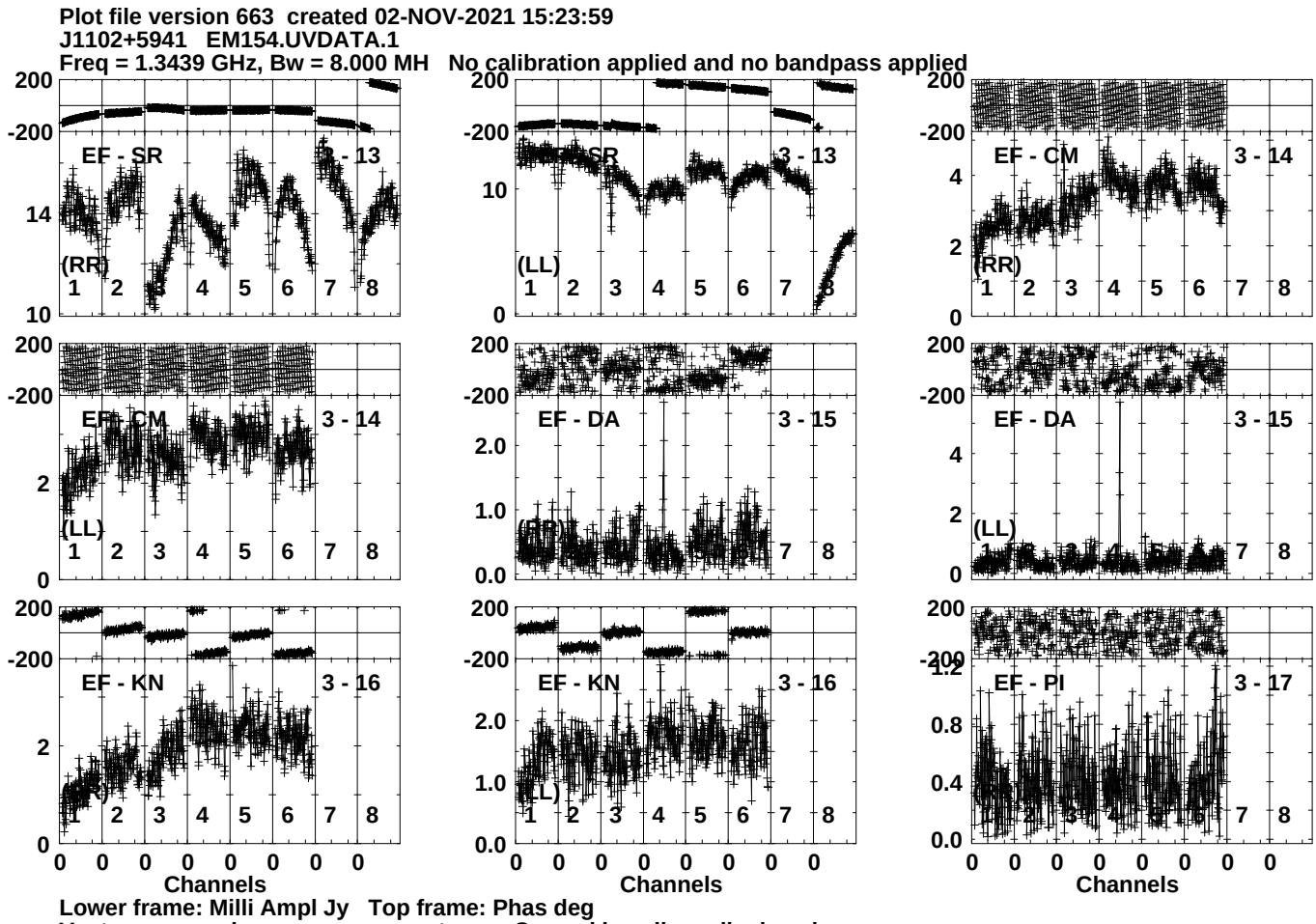
Plot file version 663 created 02-NOV-2021 15:23:59
J1102+5941 EM154.UVDATA.1
Freq = 1.3439 GHz, Bw = 8.000 MH No calibration applied and no bandpass applied
EF - SR 3 - 13
(RR)
EF - SR 3 - 13
(LL)
EF - CM 3 - 14
(RR)
EF - CM 3 - 14
(LL)
EF - DA 3 - 15
(RR)
EF - DA 3 - 15
(LL)
EF - KN 3 - 16
(RR)
EF - KN 3 - 16
(LL)
EF - PI 3 - 17
(LL)
Channels
Channels
Channels
Lower frame: Milli Ampl Jy Top frame: Phas deg
Vector averaged cross-power spectrum Several baselines displayed
Timerange: 00/20:02:31 to 00/20:03:59

Plot file version 664 created 02-NOV-2021 15:24:00
J1102+5941 EM154.UVDATA.1
Freq = 1.3439 GHz, Bw = 8.000 MH No calibration applied and no bandpass applied

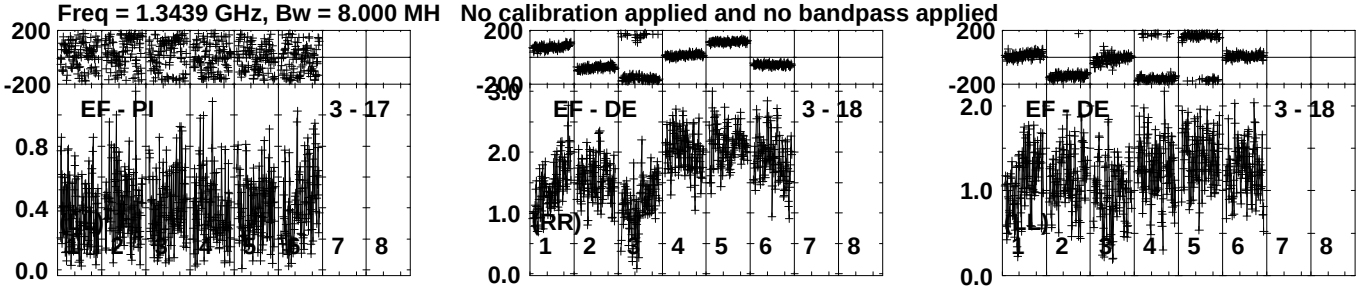

Lower frame: Milli Ampl Jy Top frame: Phas deg
Vector averaged cross-power spectrum Several baselines displayed
Timerange: 00/20:02:31 to 00/20:03:59

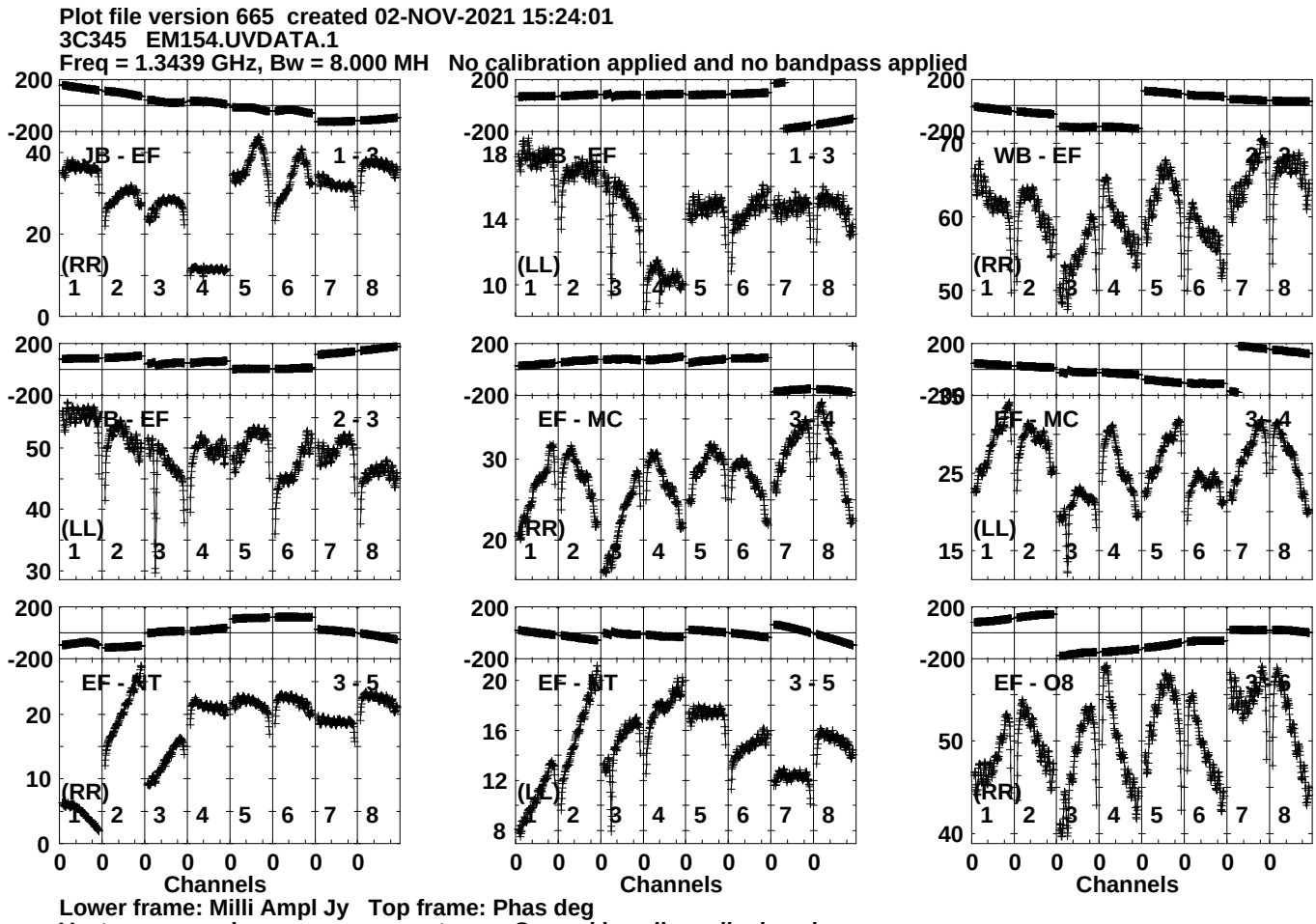
Plot file version 665 created 02-NOV-2021 15:24:01
3C345 EM154.UVDATA.1
Freq = 1.3439 GHz, Bw = 8.000 MH No calibration applied and no bandpass applied
JB - EF 1 - 3
(RR)
WB - EF 1 - 3
(LL)
WB - EF 2 - 3
(RR)
WB - EF 2 - 3
(LL)
EF - MC 3 - 4
(RR)
EF - MC 3 - 4
(LL)
EF - NT 3 - 5
(RR)
EF - GT 3 - 5
(LL)
EF - O8 3 - 6
(RR)
Channels
Channels
Channels
Lower frame: Milli Ampl Jy Top frame: Phas deg
Vector averaged cross-power spectrum Several baselines displayed
Timerange: 00/20:09:01 to 00/20:13:59

Plot file version 666 created 02-NOV-2021 15:24:02
3C345 EM154.UVDATA.1
Freq = 1.3439 GHz, Bw = 8.000 MH No calibration applied and no bandpass applied

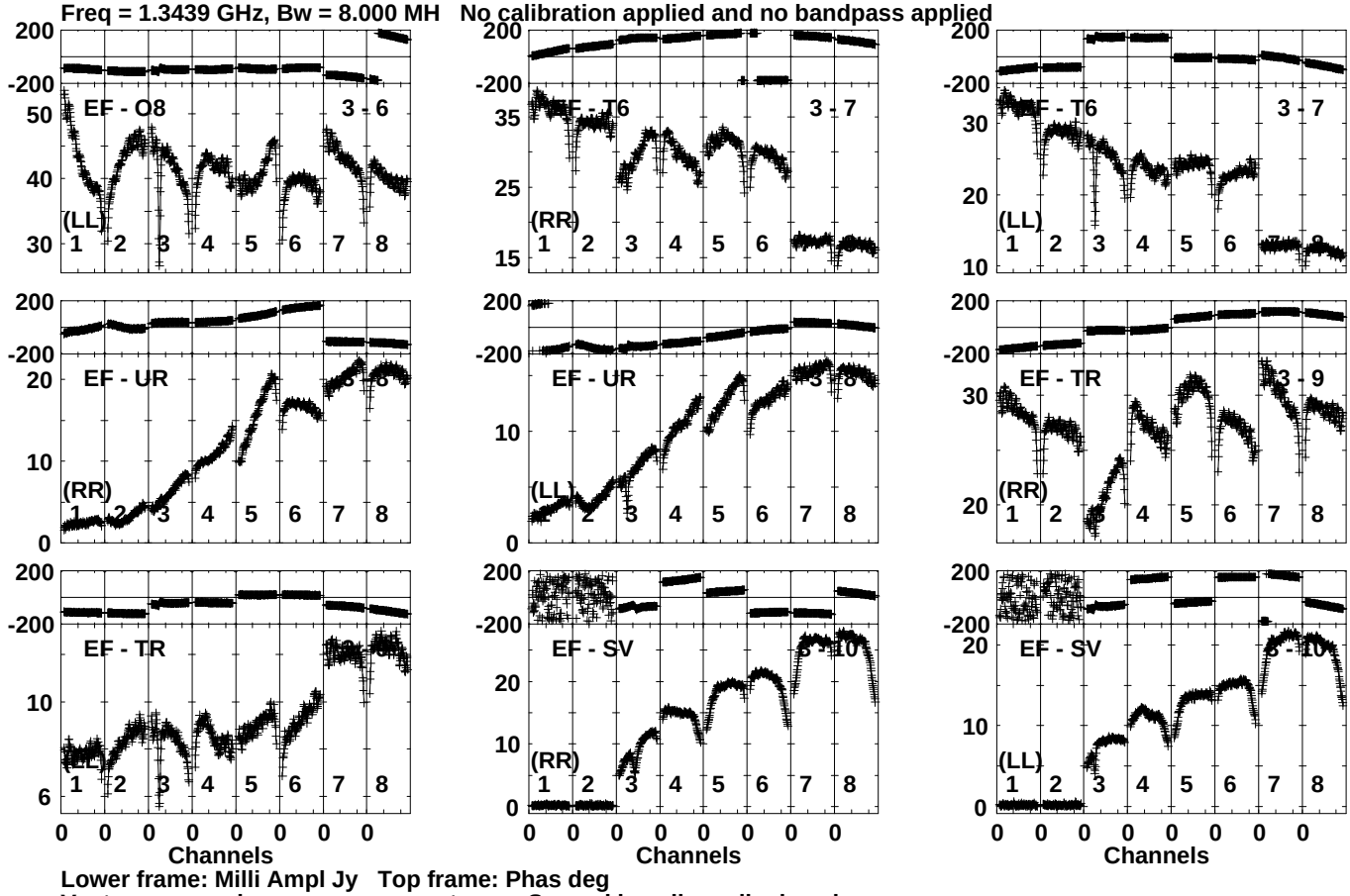

Lower frame: Milli Ampl Jy Top frame: Phas deg
Vector averaged cross-power spectrum Several baselines displayed
Timerange: 00/20:09:01 to 00/20:13:59

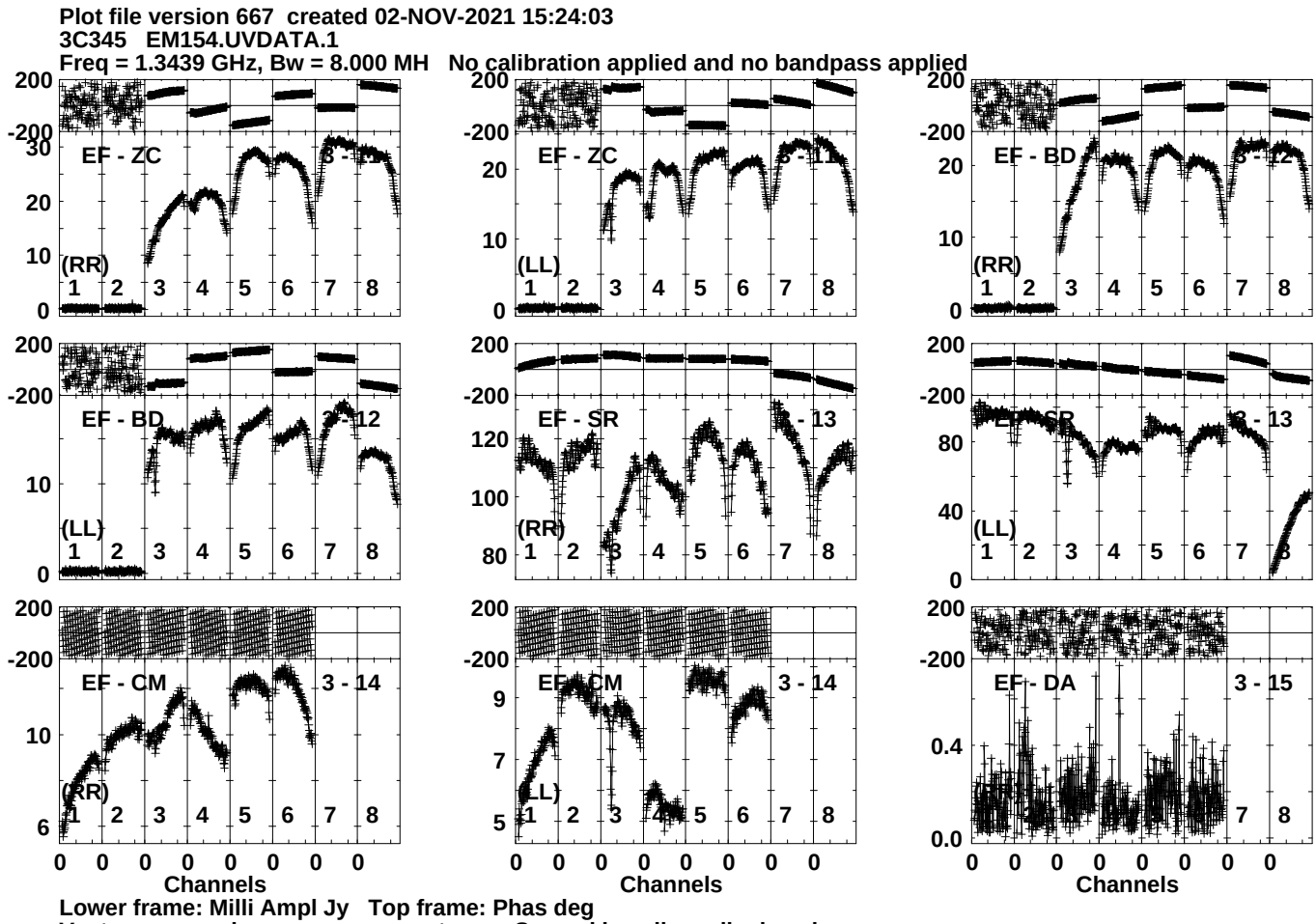
Plot file version 667 created 02-NOV-2021 15:24:03
3C345 EM154.UVDATA.1
Freq = 1.3439 GHz, Bw = 8.000 MH No calibration applied and no bandpass applied
EF - ZC 3 - 11
(RR)
EF - ZC 3 - 11
(LL)
EF - BD 3 - 12
(RR)
EF - BD 3 - 12
(LL)
EF - SR 3 - 13
(RR)
EF - SR 3 - 13
(LL)
EF - CM 3 - 14
(RR)
EF - CM 3 - 14
(LL)
EF - DA 3 - 15
Channels
Channels
Channels
Lower frame: Milli Ampl Jy Top frame: Phas deg
Vector averaged cross-power spectrum Several baselines displayed
Timerange: 00/20:09:01 to 00/20:13:59

Plot file version 668 created 02-NOV-2021 15:24:03
3C345 EM154.UVDATA.1
Freq = 1.3439 GHz, Bw = 8.000 MH No calibration applied and no bandpass applied

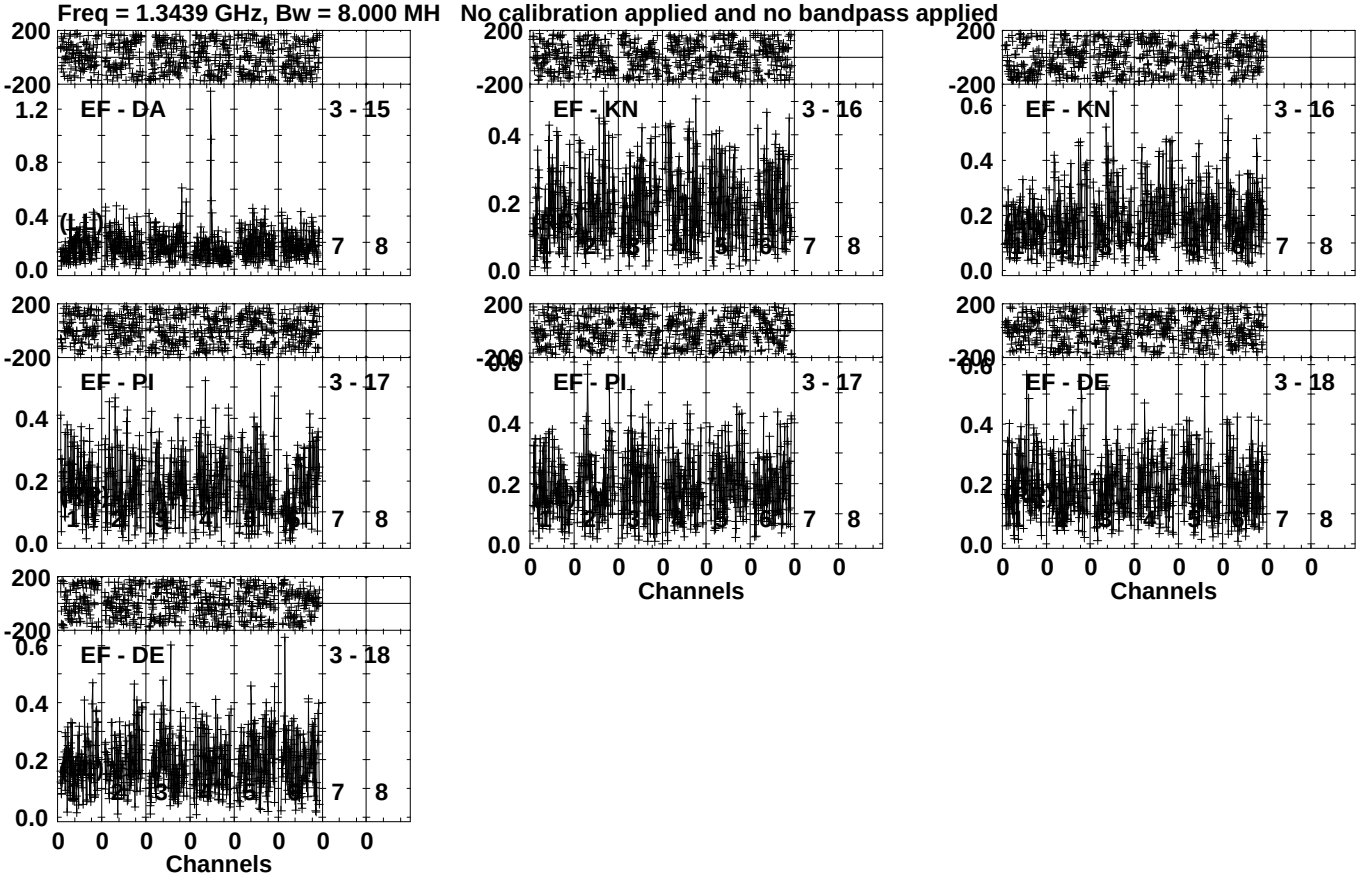

Lower frame: Milli Ampl Jy Top frame: Phas deg
Vector averaged cross-power spectrum Several baselines displayed
Timerange: 00/20:09:01 to 00/20:13:59

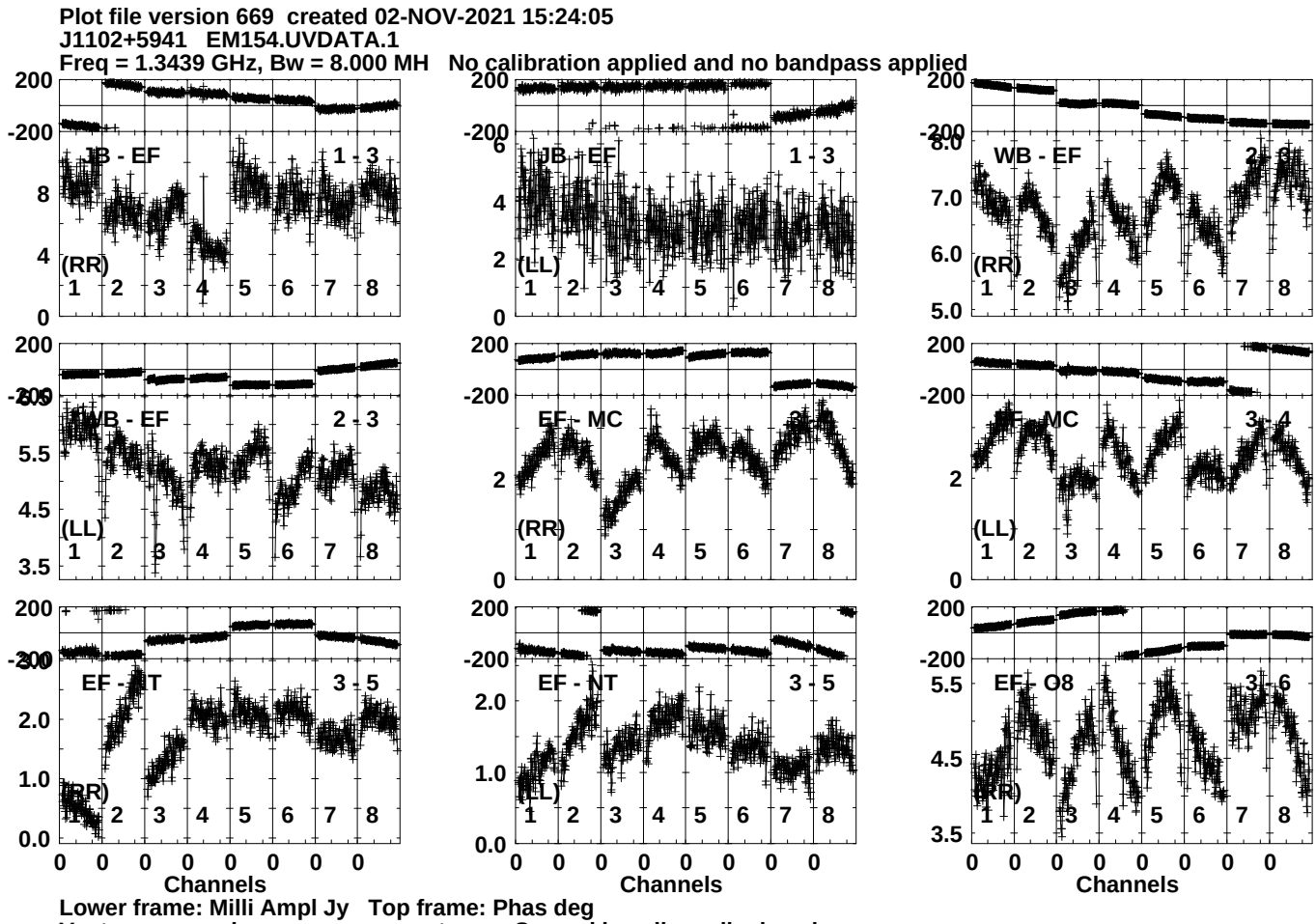
Plot file version 669 created 02-NOV-2021 15:24:05
J1102+5941 EM154.UVDATA.1
Freq = 1.3439 GHz, Bw = 8.000 MH No calibration applied and no bandpass applied
WB - EF 1 - 3 (RR)
WB - EF 1 - 3 (LL)
WB - EF 2 - 3 (RR)
WB - EF 2 - 3 (LL)
EF - MC 2 - 4 (RR)
EF - MC 3 - 4 (LL)
EF - NT 3 - 5 (RR)
EF - NT 3 - 5 (LL)
EF - O8 3 - 6 (RR)
Channels
Lower frame: Milli Ampl Jy Top frame: Phas deg
Vector averaged cross-power spectrum Several baselines displayed
Timerange: 00/20:19:01 to 00/20:23:59

Plot file version 670 created 02-NOV-2021 15:24:05
J1102+5941 EM154.UVDATA.1
Freq = 1.3439 GHz, Bw = 8.000 MH No calibration applied and no bandpass applied

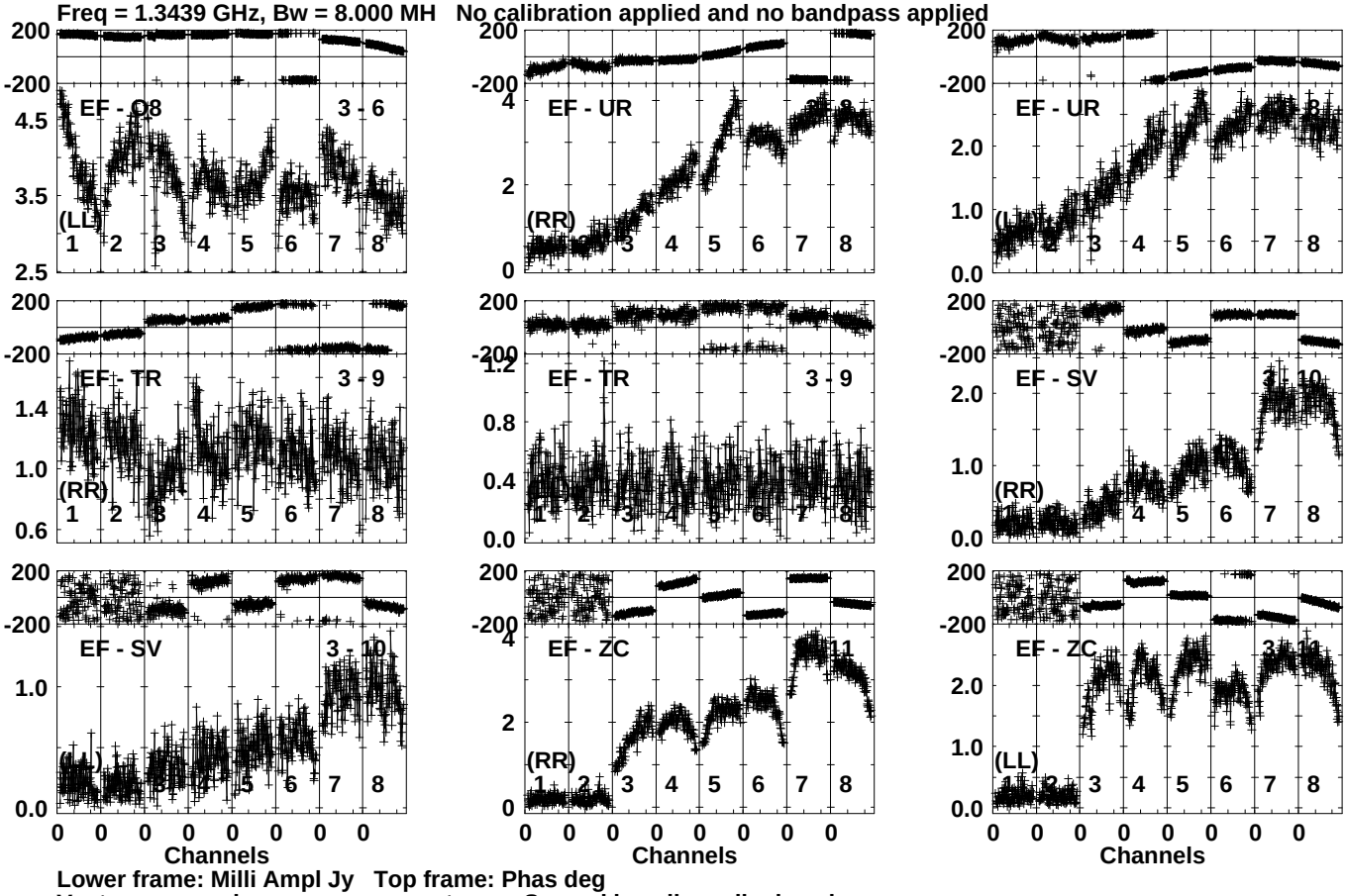

Lower frame: Milli Ampl Jy Top frame: Phas deg
Vector averaged cross-power spectrum Several baselines displayed
Timerange: 00/20:19:01 to 00/20:23:59

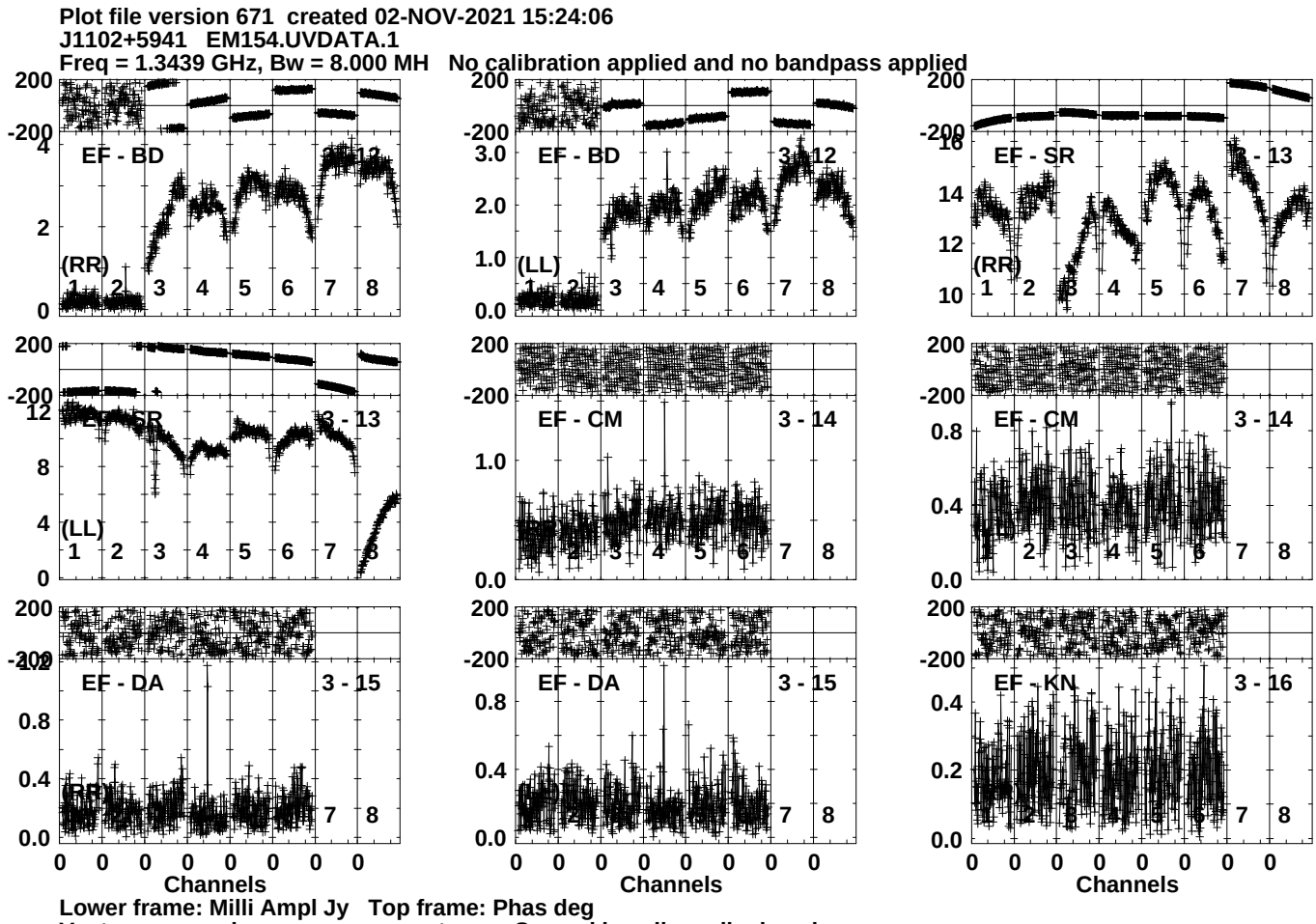
Plot file version 671 created 02-NOV-2021 15:24:06
J1102+5941 EM154.UVDATA.1
Freq = 1.3439 GHz, Bw = 8.000 MH No calibration applied and no bandpass applied
EF - BD 3 - 12
(RR)
EF - BD 3 - 12
(LL)
EF - SR 3 - 13
(RR)
EF - SR 3 - 13
(LL)
EF - CM 3 - 14
EF - CM 3 - 14
EF - DA 3 - 15
(RR)
EF - DA 3 - 15
EF - KN 3 - 16
Channels
Channels
Channels
Lower frame: Milli Ampl Jy Top frame: Phas deg
Vector averaged cross-power spectrum Several baselines displayed
Timerange: 00/20:19:01 to 00/20:23:59

Plot file version 672 created 02-NOV-2021 15:24:07
J1102+5941 EM154.UVDATA.1
Freq = 1.3439 GHz, Bw = 8.000 MH No calibration applied and no bandpass applied

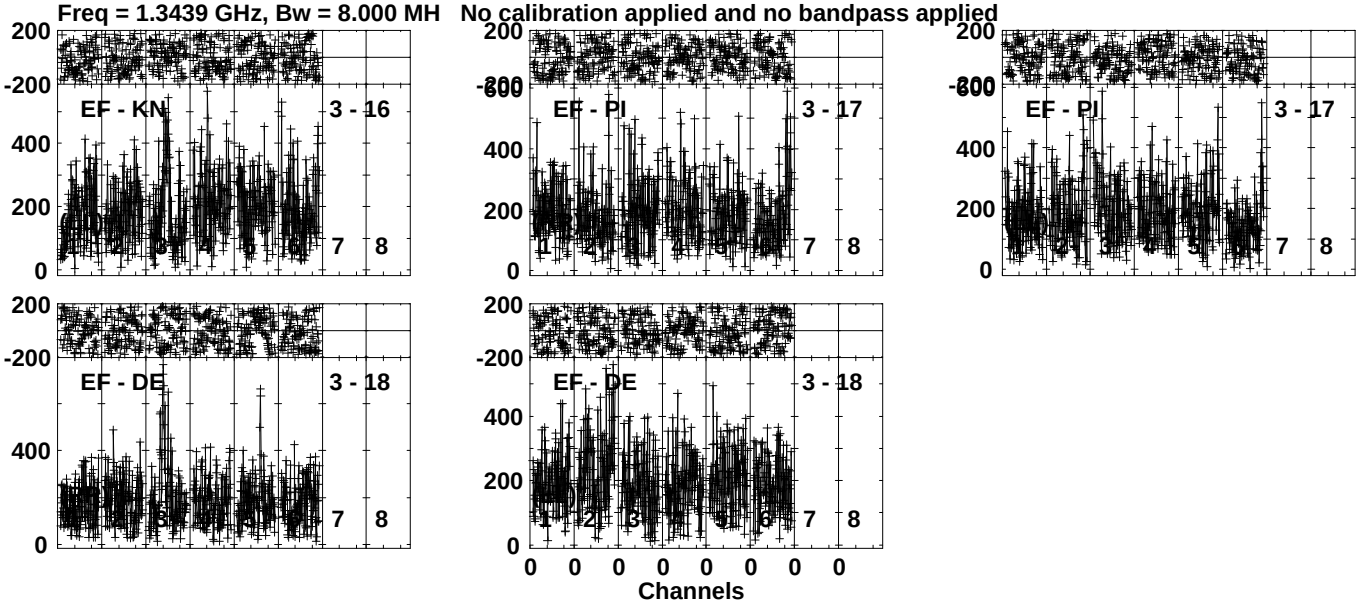

Lower frame: Micro Ampl Jy Top frame: Phas deg
Vector averaged cross-power spectrum Several baselines displayed
Timerange: 00/20:19:01 to 00/20:23:59

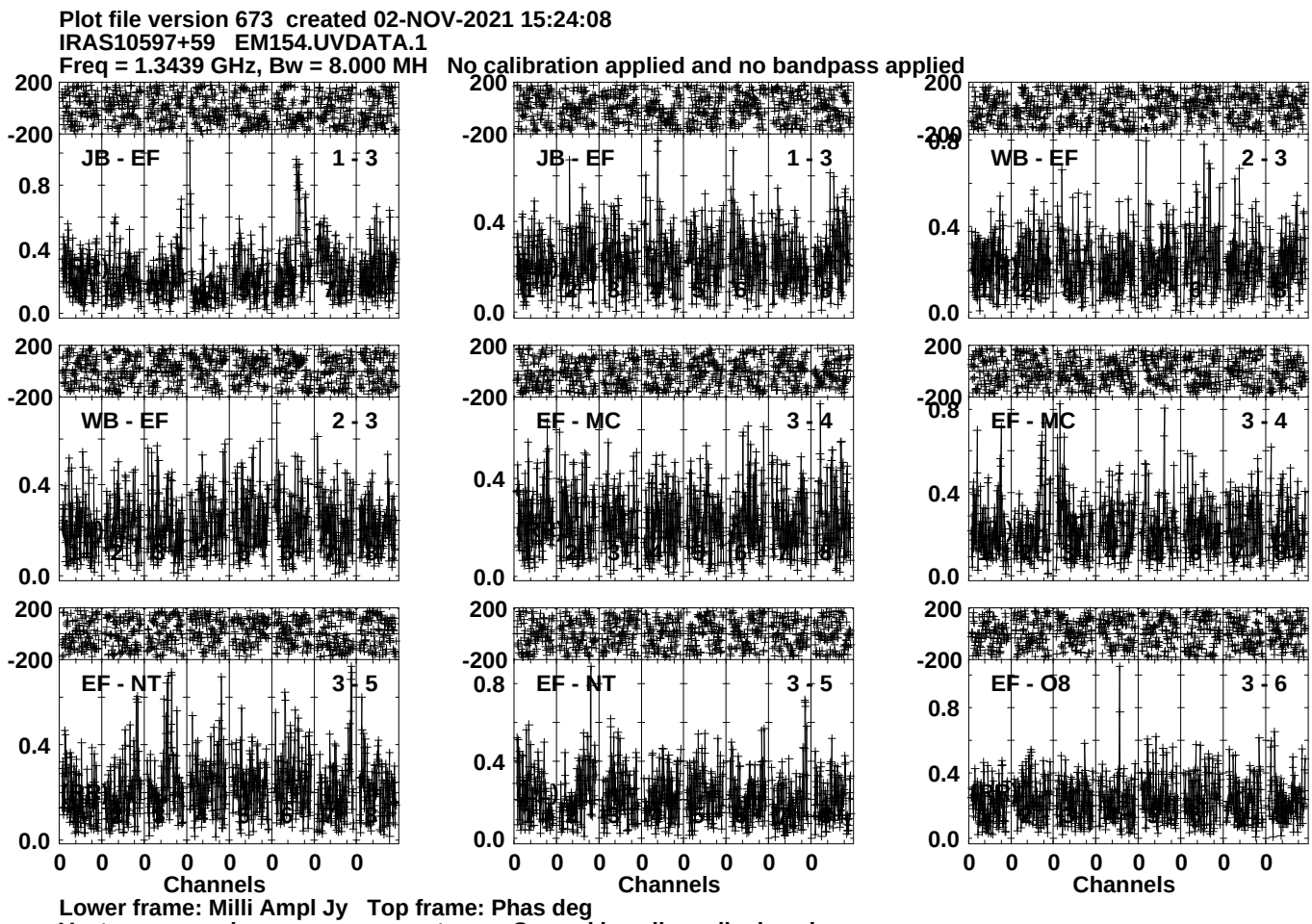
Plot file version 673 created 02-NOV-2021 15:24:08
IRAS10597+59 EM154.UVDATA.1
Freq = 1.3439 GHz, Bw = 8.000 MH No calibration applied and no bandpass applied
JB - EF 1 - 3
JB - EF 1 - 3
WB - EF 2 - 3
WB - EF 2 - 3
EF - MC 3 - 4
EF - MC 3 - 4
EF - NT 3 - 5
EF - NT 3 - 5
EF - O8 3 - 6
200
-200
0.8
0.4
0.0
0 0 0 0 0 0 0 0
Channels
Lower frame: Milli Ampl Jy Top frame: Phas deg
Vector averaged cross-power spectrum Several baselines displayed
Timerange: 00/20:24:01 to 00/20:27:29

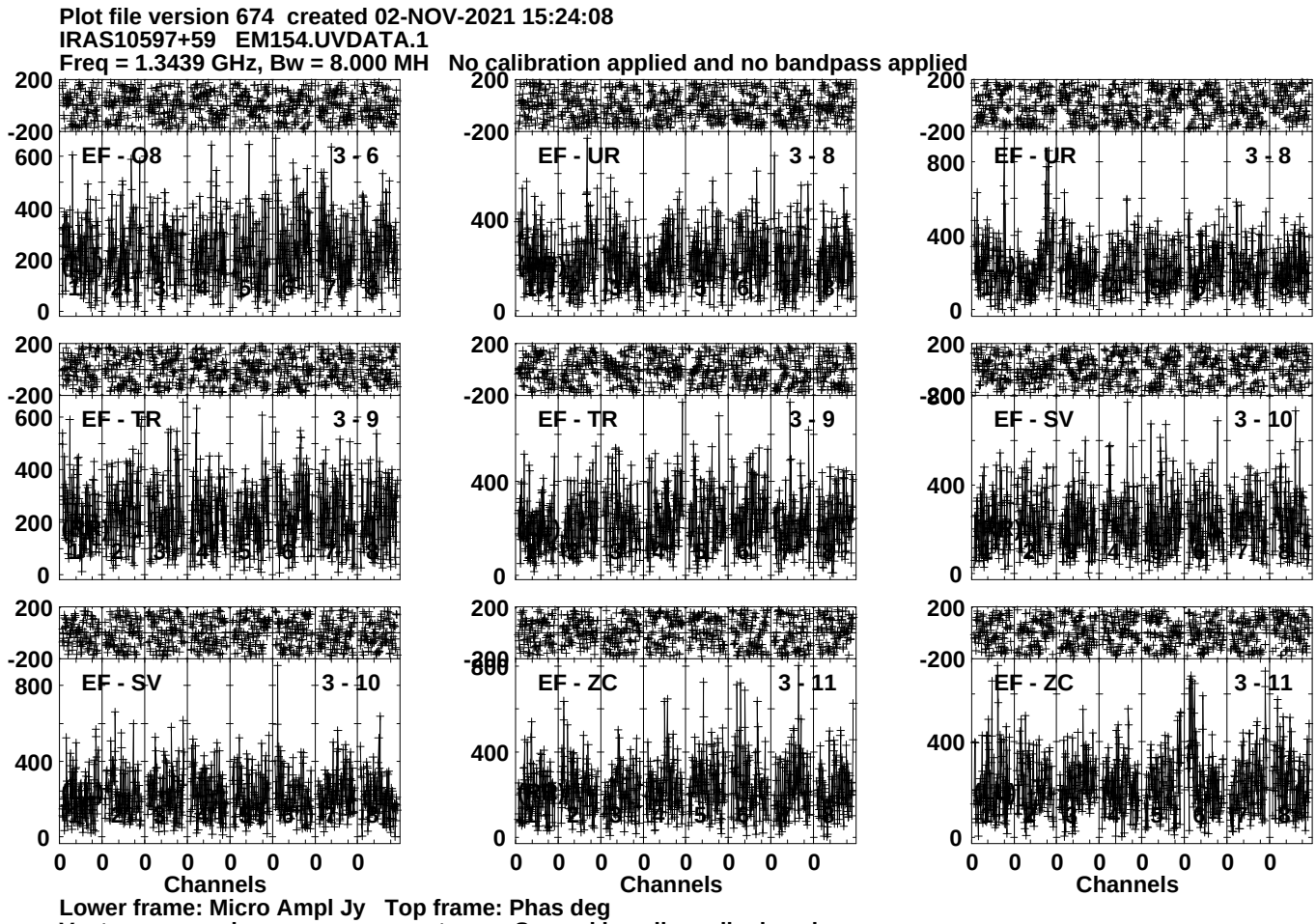
Plot file version 674 created 02-NOV-2021 15:24:08
IRAS10597+59 EM154.UVDATA.1
Freq = 1.3439 GHz, Bw = 8.000 MH No calibration applied and no bandpass applied
EF - O8 3 - 6
EF - UR 3 - 8
EF - UR 3 - 8
EF - TR 3 - 9
EF - TR 3 - 9
EF - SV 3 - 10
EF - SV 3 - 10
EF - ZC 3 - 11
EF - ZC 3 - 11
Channels
Channels
Channels
Lower frame: Micro Ampl Jy Top frame: Phas deg
Vector averaged cross-power spectrum Several baselines displayed
Timerange: 00/20:24:01 to 00/20:27:29

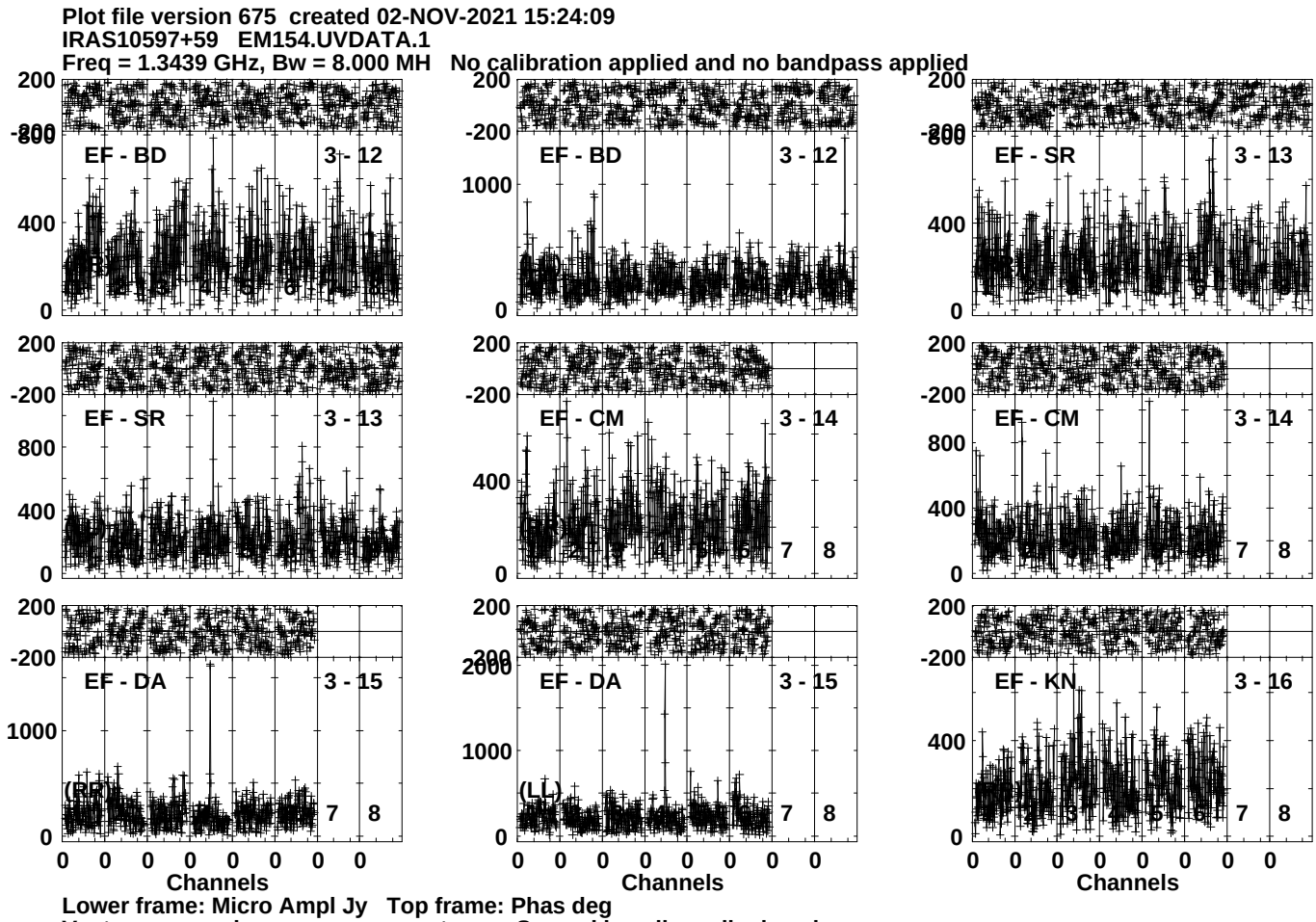
Plot file version 675 created 02-NOV-2021 15:24:09
IRAS10597+59 EM154.UVDATA.1
Freq = 1.3439 GHz, Bw = 8.000 MH No calibration applied and no bandpass applied
EF - BD 3 - 12
EF - BD 3 - 12
EF - SR 3 - 13
EF - SR 3 - 13
EF - CM 3 - 14
EF - CM 3 - 14
EF - DA 3 - 15
EF - DA 3 - 15
EF - KN 3 - 16
(RR)
(LL)
Channels
Channels
Channels
Lower frame: Micro Ampl Jy Top frame: Phas deg
Vector averaged cross-power spectrum Several baselines displayed
Timerange: 00/20:24:01 to 00/20:27:29

Plot file version 676 created 02-NOV-2021 15:24:10
IRAS10597+59 EM154.UVDATA.1
Freq = 1.3439 GHz, Bw = 8.000 MH No calibration applied and no bandpass applied

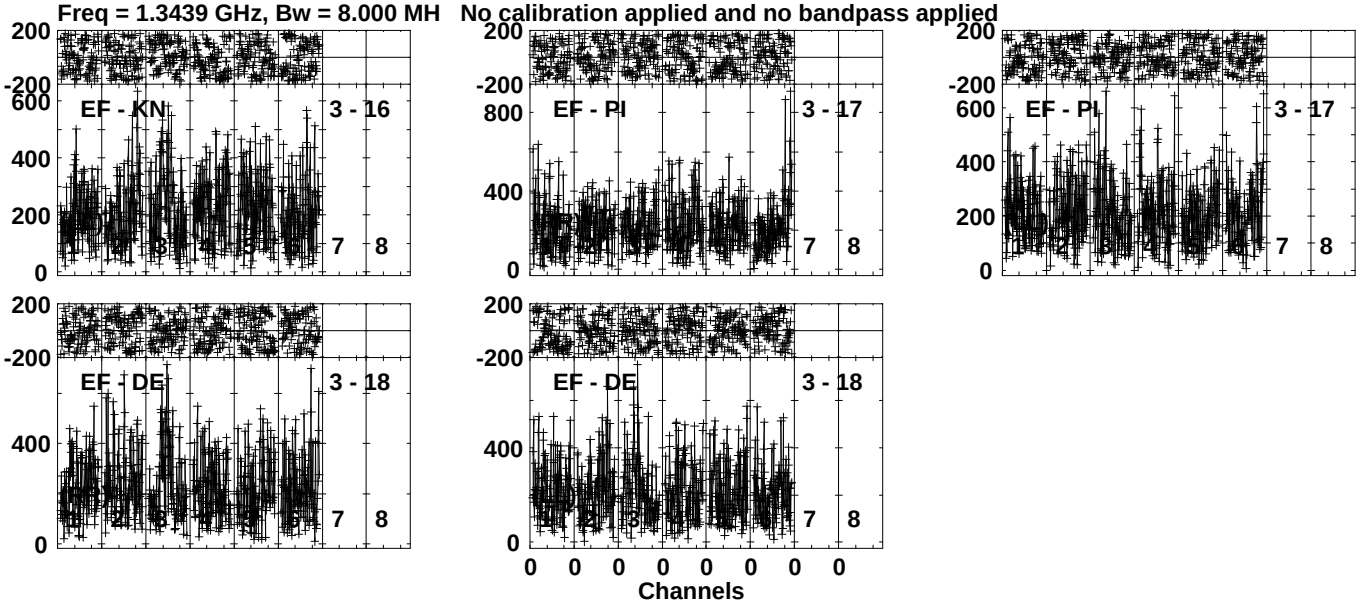

Lower frame: Micro Ampl Jy Top frame: Phas deg
Vector averaged cross-power spectrum Several baselines displayed
Timerange: 00/20:24:01 to 00/20:27:29

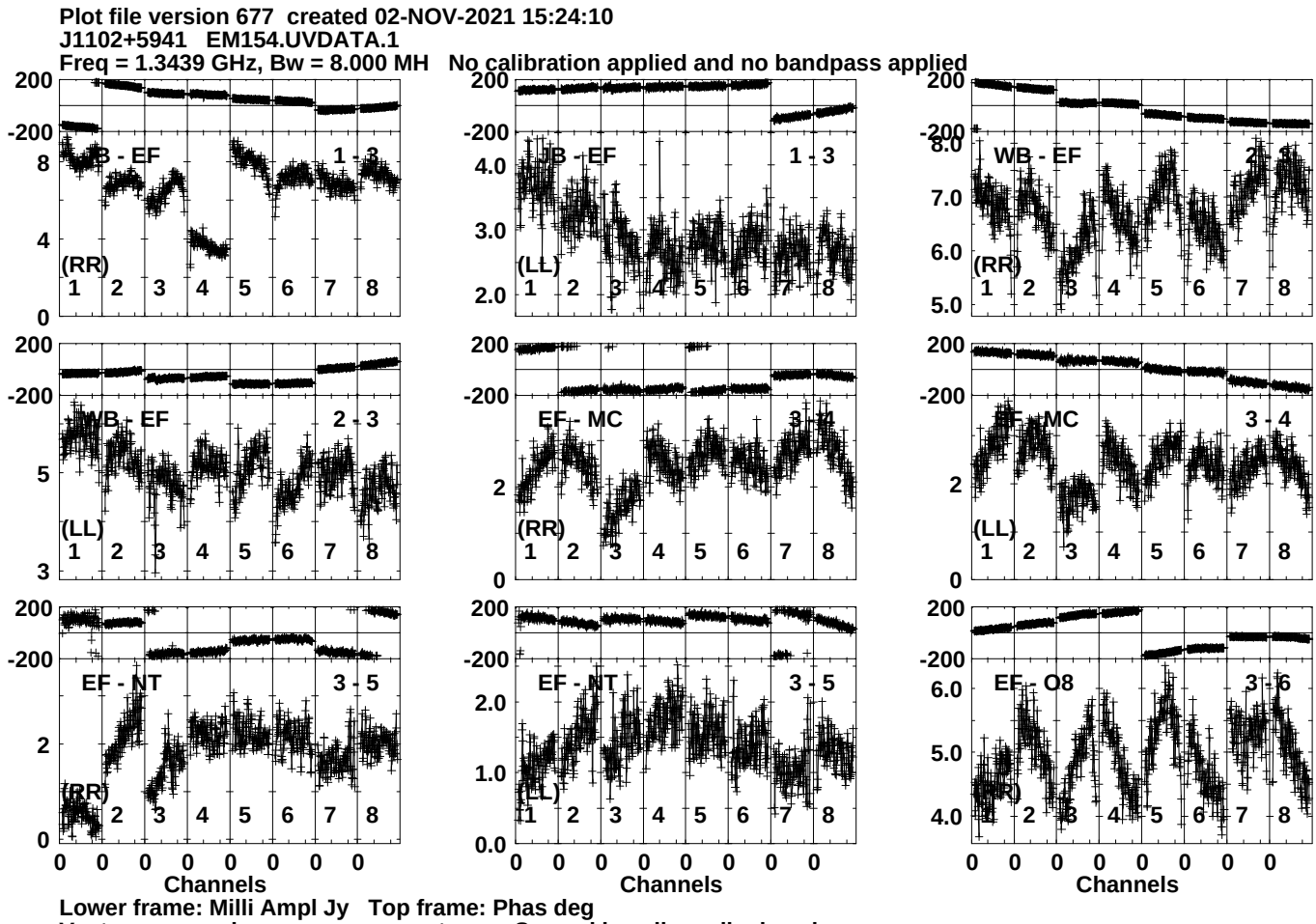
Plot file version 677 created 02-NOV-2021 15:24:10
J1102+5941 EM154.UVDATA.1
Freq = 1.3439 GHz, Bw = 8.000 MH No calibration applied and no bandpass applied
WB - EF 1 - 3
(RR)
WB - EF 1 - 3
(LL)
WB - EF 2 - 3
(LL)
EF - MC 3 - 4
(RR)
EF - MC 3 - 4
(LL)
EF - NT 3 - 5
(RR)
EF - NT 3 - 5
(LL)
EF - O8 3 - 6
(RR)
Channels
Channels
Channels
Lower frame: Milli Ampl Jy Top frame: Phas deg
Vector averaged cross-power spectrum Several baselines displayed
Timerange: 00/20:28:01 to 00/20:29:29

Plot file version 678 created 02-NOV-2021 15:24:11
J1102+5941 EM154.UVDATA.1
Freq = 1.3439 GHz, Bw = 8.000 MH No calibration applied and no bandpass applied

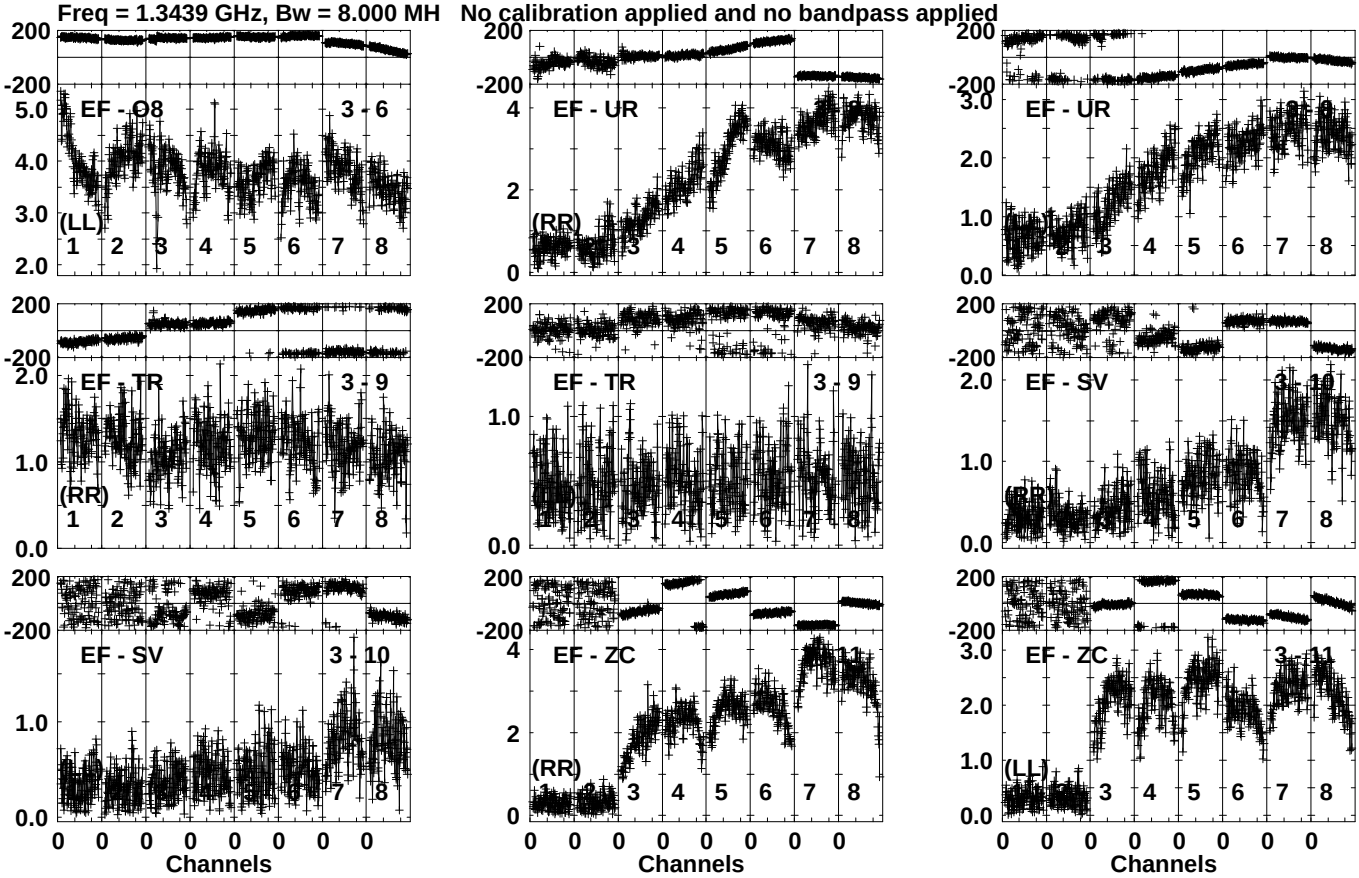

Lower frame: Milli Ampl Jy Top frame: Phas deg
Vector averaged cross-power spectrum Several baselines displayed
Timerange: 00/20:28:01 to 00/20:29:29

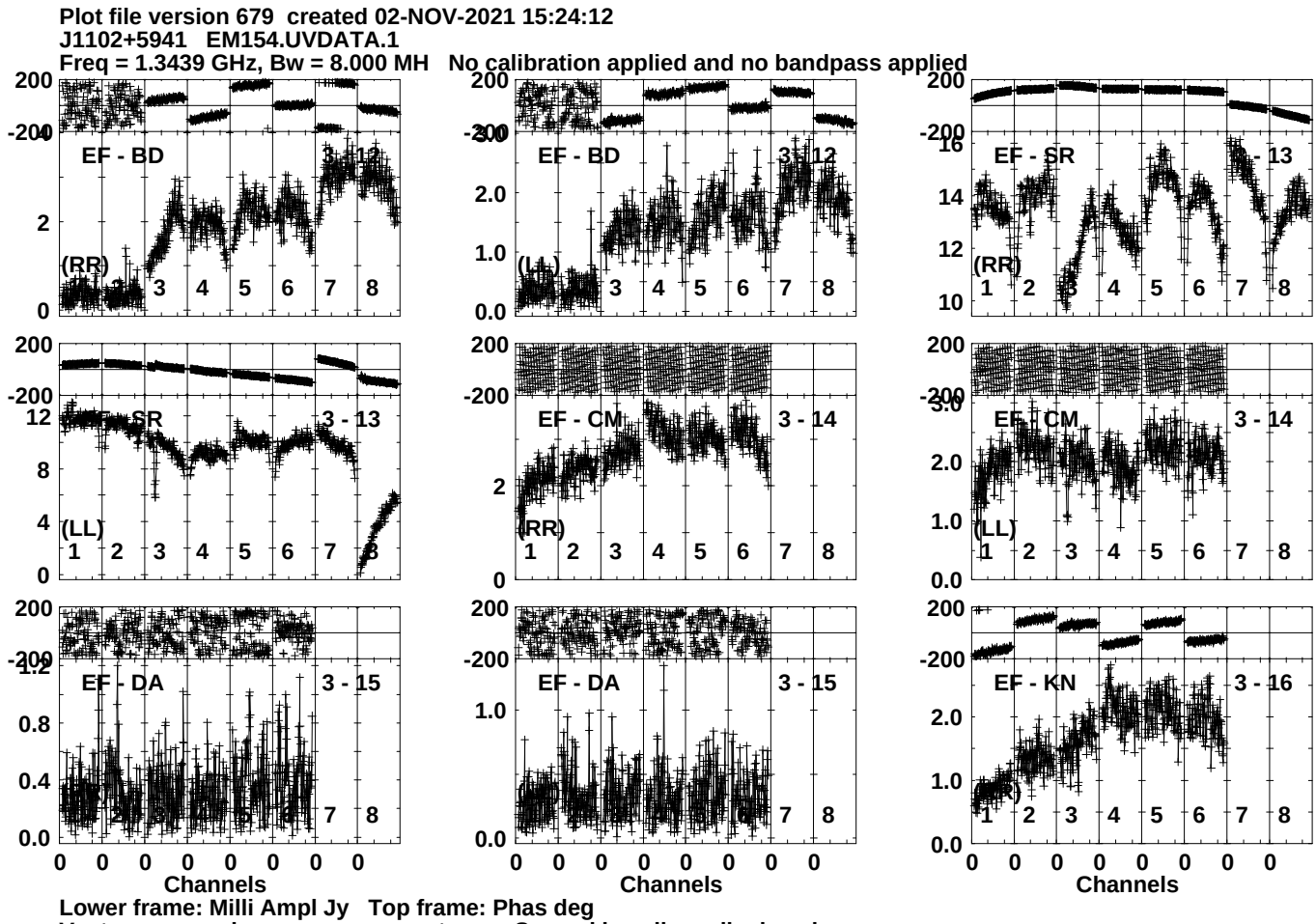
Plot file version 679 created 02-NOV-2021 15:24:12
J1102+5941 EM154.UVDATA.1
Freq = 1.3439 GHz, Bw = 8.000 MH No calibration applied and no bandpass applied
EF - BD 3 - 12
(RR)
EF - BD 3 - 12
(LL)
EF - SR 3 - 13
(RR)
EF - SR 3 - 13
(LL)
EF - CM 3 - 14
(RR)
EF - CM 3 - 14
(LL)
EF - DA 3 - 15
EF - DA 3 - 15
EF - KN 3 - 16
(RR)
Channels
Channels
Channels
Lower frame: Milli Ampl Jy Top frame: Phas deg
Vector averaged cross-power spectrum Several baselines displayed
Timerange: 00/20:28:01 to 00/20:29:29

Plot file version 680 created 02-NOV-2021 15:24:12
J1102+5941 EM154.UVDATA.1
Freq = 1.3439 GHz, Bw = 8.000 MH No calibration applied and no bandpass applied

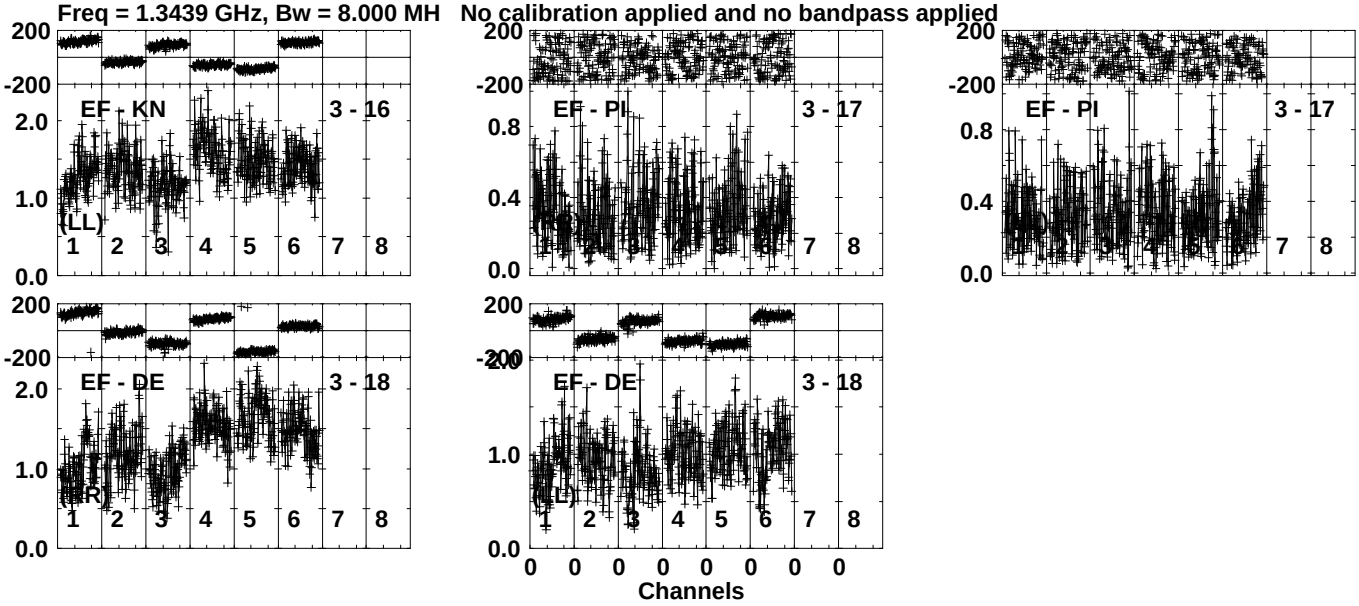

Lower frame: Milli Ampl Jy Top frame: Phas deg
Vector averaged cross-power spectrum Several baselines displayed
Timerange: 00/20:28:01 to 00/20:29:29

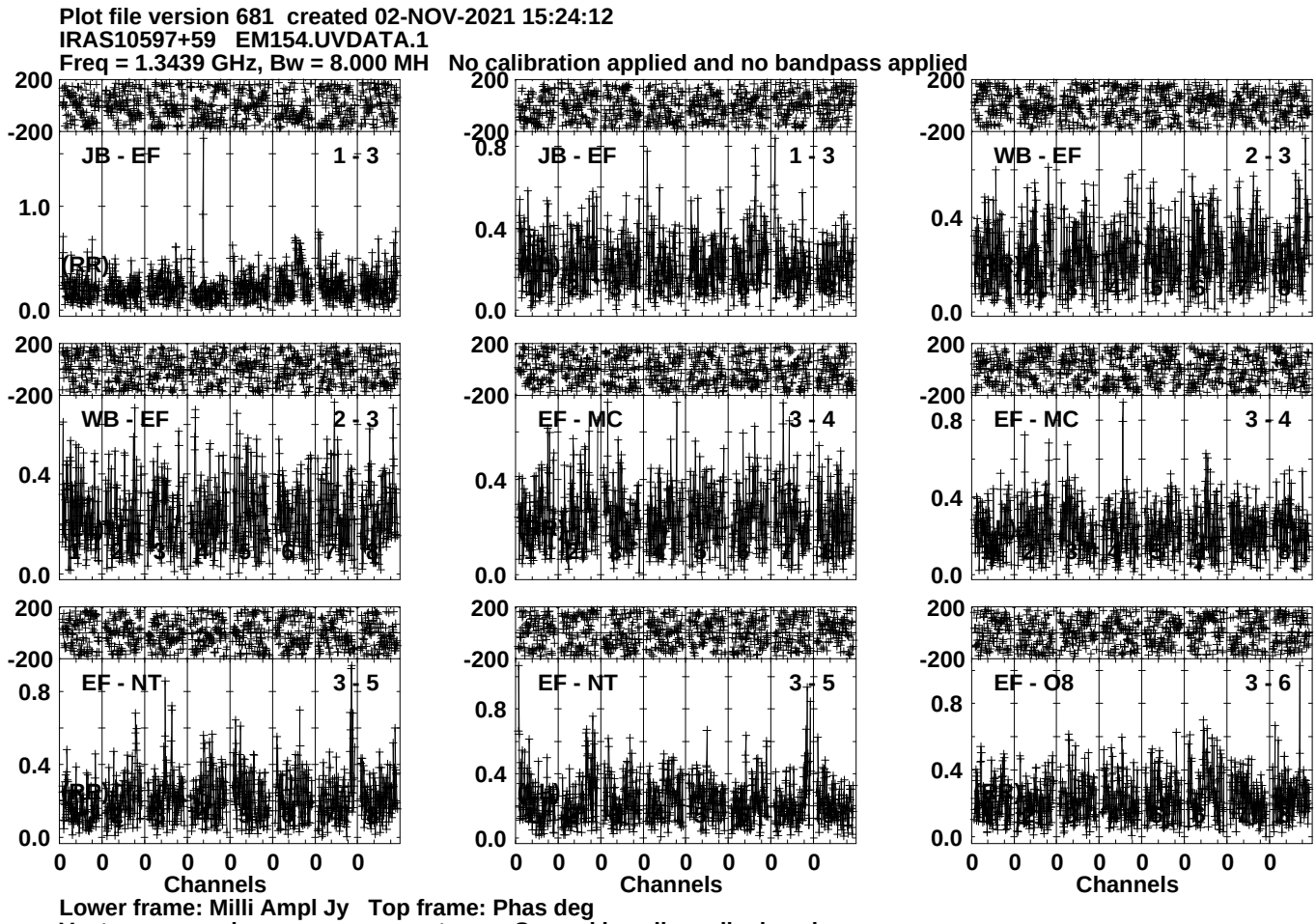
Plot file version 681 created 02-NOV-2021 15:24:12
IRAS10597+59 EM154.UVDATA.1
Freq = 1.3439 GHz, Bw = 8.000 MH No calibration applied and no bandpass applied
JB - EF 1 - 3
JB - EF 1 - 3
WB - EF 2 - 3
WB - EF 2 - 3
EF - MC 3 - 4
EF - MC 3 - 4
EF - NT 3 - 5
EF - NT 3 - 5
EF - O8 3 - 6
(RR)
Channels
Channels
Channels
Lower frame: Milli Ampl Jy Top frame: Phas deg
Vector averaged cross-power spectrum Several baselines displayed
Timerange: 00/20:29:31 to 00/20:32:59

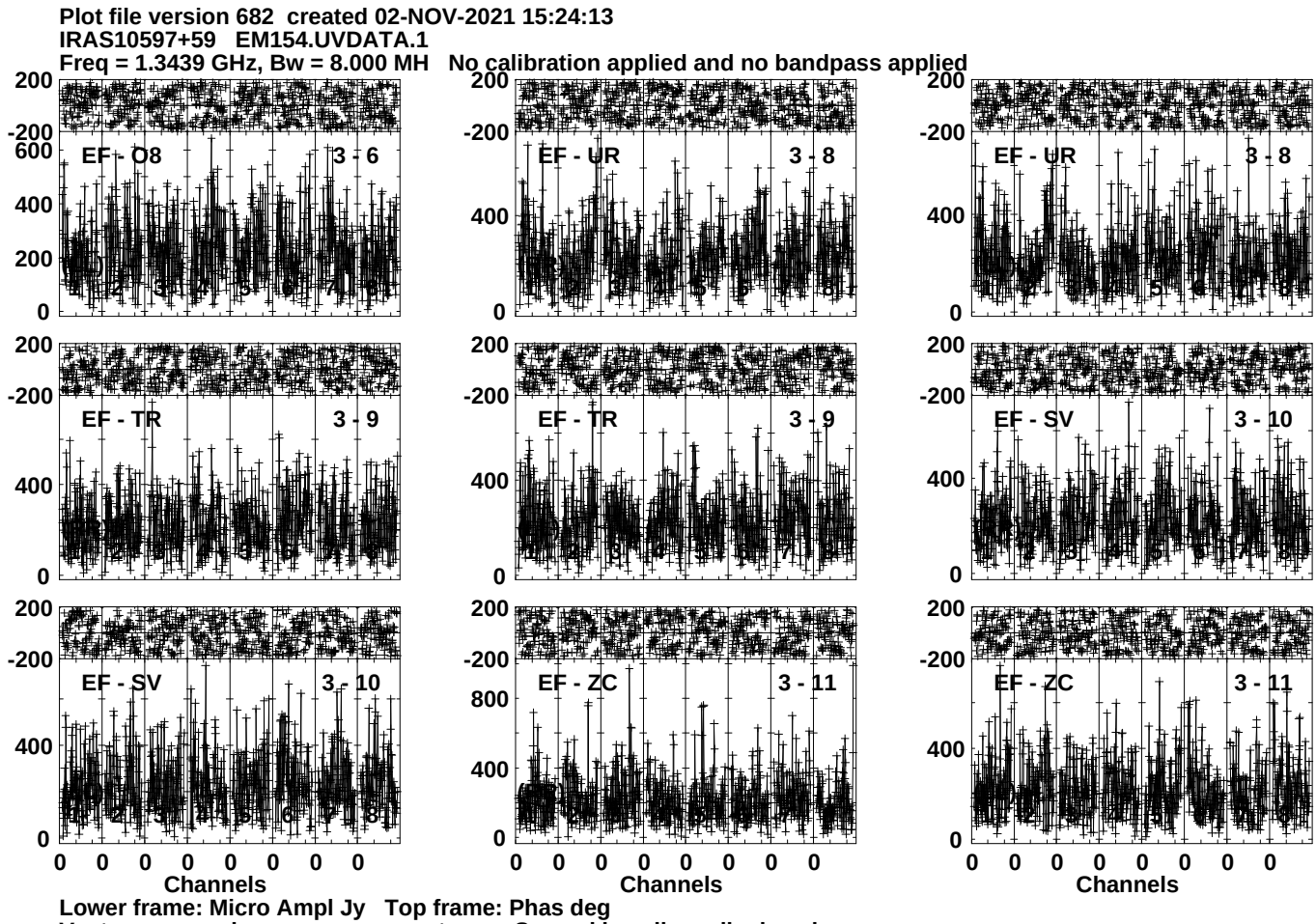
Plot file version 682 created 02-NOV-2021 15:24:13
IRAS10597+59 EM154.UVDATA.1
Freq = 1.3439 GHz, Bw = 8.000 MH No calibration applied and no bandpass applied
EF - O8 3 - 6
EF - UR 3 - 8
EF - UR 3 - 8
EF - TR 3 - 9
EF - TR 3 - 9
EF - SV 3 - 10
EF - SV 3 - 10
EF - ZC 3 - 11
EF - ZC 3 - 11
Channels
Channels
Channels
Lower frame: Micro Ampl Jy Top frame: Phas deg
Vector averaged cross-power spectrum Several baselines displayed
Timerange: 00/20:29:31 to 00/20:32:59

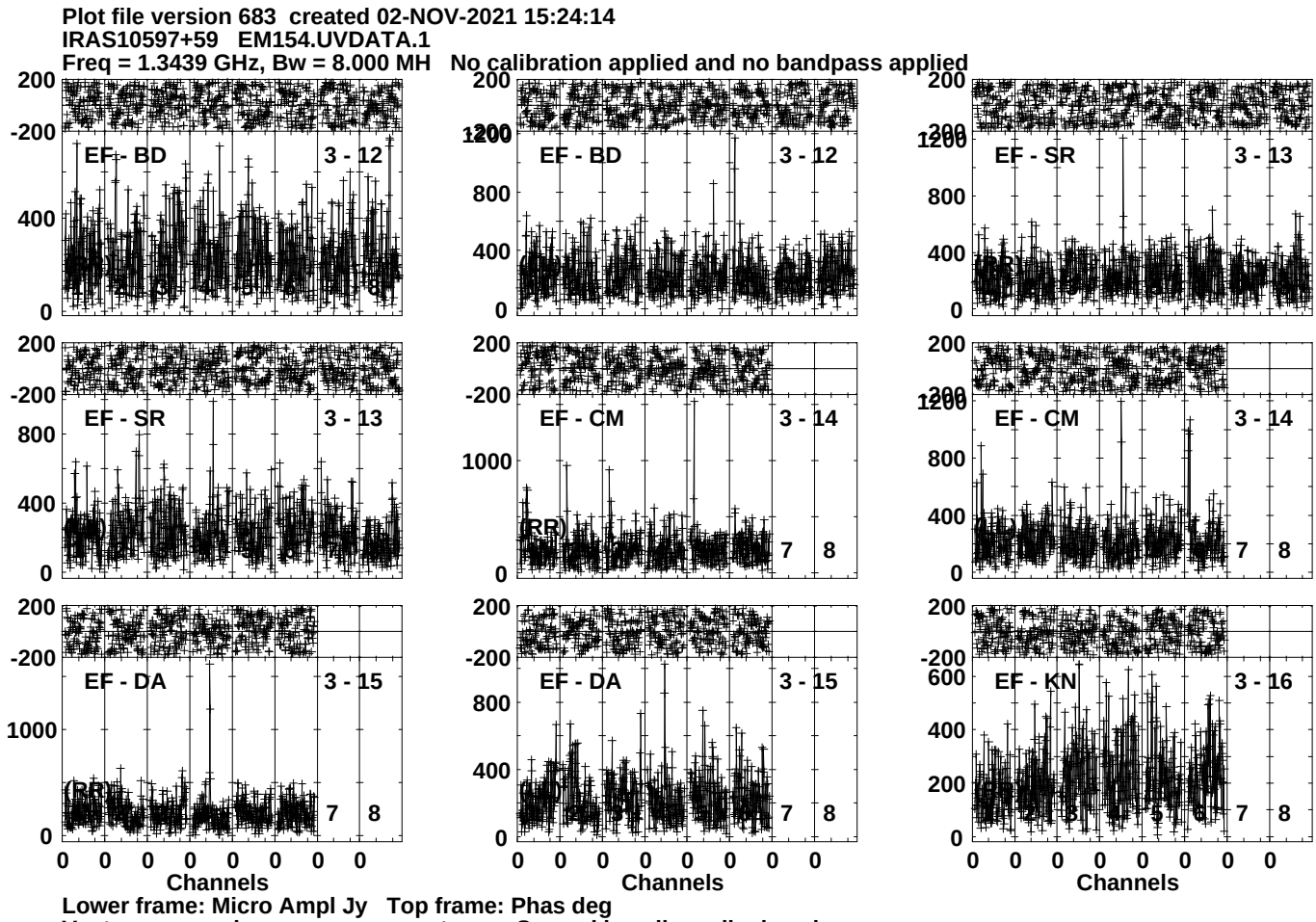
Plot file version 683 created 02-NOV-2021 15:24:14
IRAS10597+59 EM154.UVDATA.1
Freq = 1.3439 GHz, Bw = 8.000 MH No calibration applied and no bandpass applied
EF - BD 3 - 12
EF - BD 3 - 12
EF - SR 3 - 13
EF - SR 3 - 13
EF - CM 3 - 14
EF - CM 3 - 14
EF - DA 3 - 15
EF - DA 3 - 15
EF - KN 3 - 16
(RR)
Channels
Lower frame: Micro Ampl Jy Top frame: Phas deg
Vector averaged cross-power spectrum Several baselines displayed
Timerange: 00/20:29:31 to 00/20:32:59

Plot file version 684 created 02-NOV-2021 15:24:14
IRAS10597+59 EM154.UVDATA.1
Freq = 1.3439 GHz, Bw = 8.000 MH No calibration applied and no bandpass applied

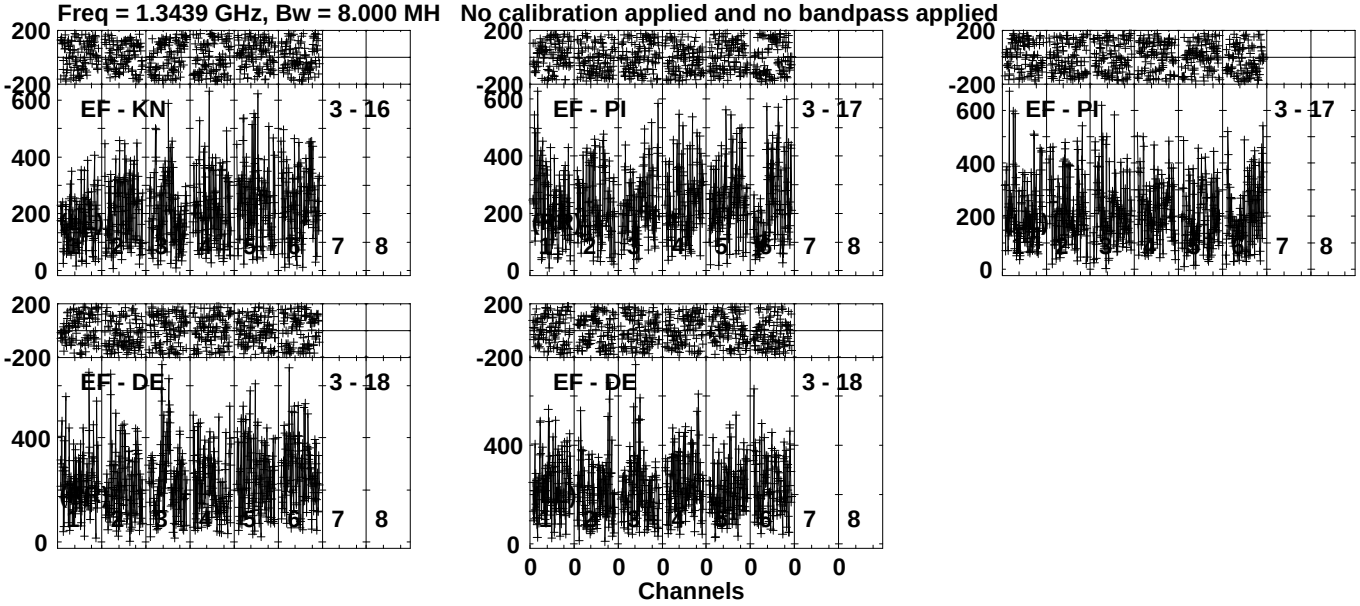

Lower frame: Micro Ampl Jy Top frame: Phas deg
Vector averaged cross-power spectrum Several baselines displayed
Timerange: 00/20:29:31 to 00/20:32:59

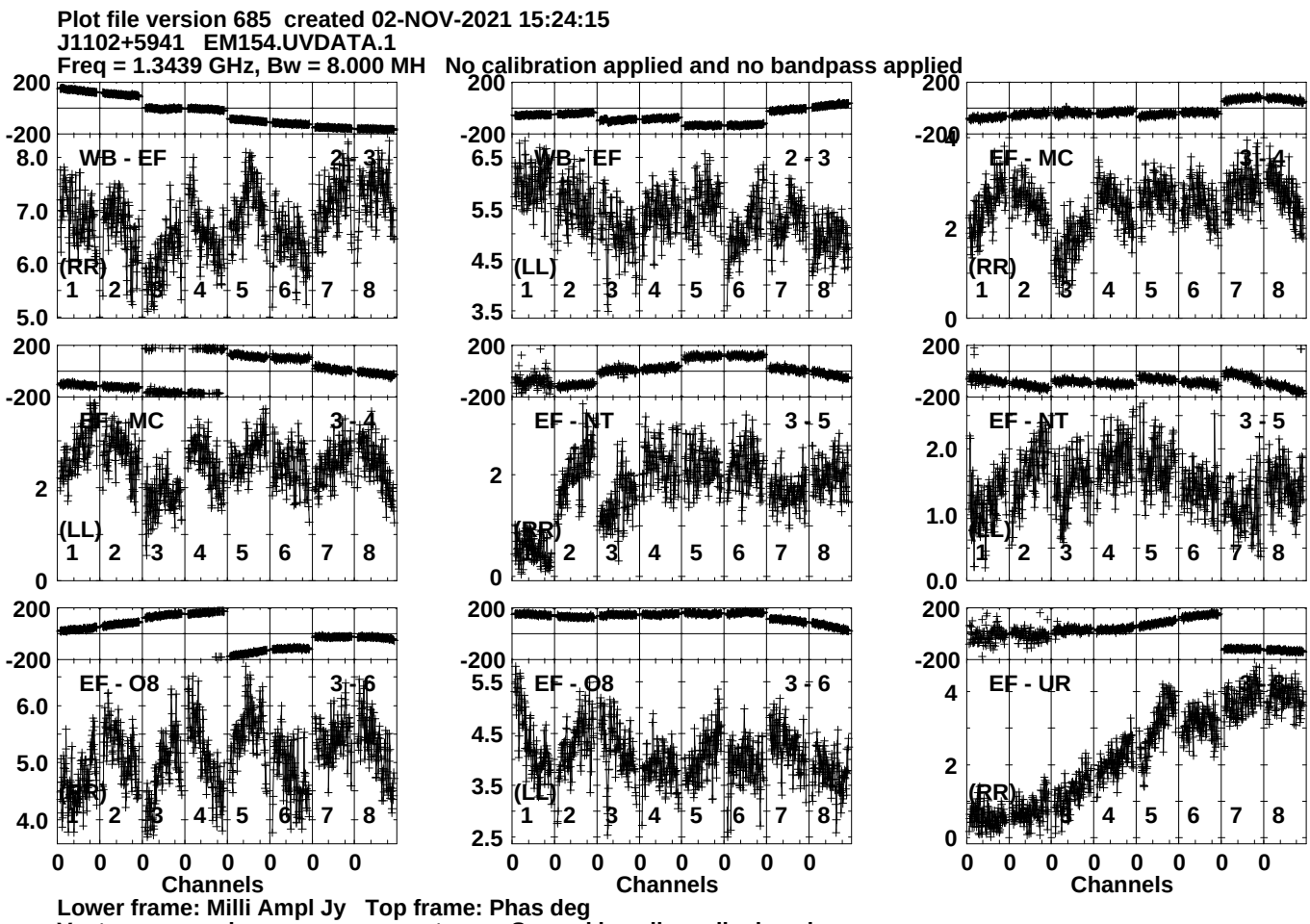
Plot file version 685 created 02-NOV-2021 15:24:15
J1102+5941 EM154.UVDATA.1
Freq = 1.3439 GHz, Bw = 8.000 MH No calibration applied and no bandpass applied
WB - EF 2 - 3
(RR)
WB - EF 2 - 3
(LL)
EF - MC 3 - 4
(RR)
EF - MC 3 - 4
(LL)
EF - NT 3 - 5
(RR)
EF - NT 3 - 5
(LL)
EF - O8 3 - 6
(RR)
EF - O8 3 - 6
(LL)
EF - UR
(RR)
Channels
Channels
Channels
Lower frame: Milli Ampl Jy Top frame: Phas deg
Vector averaged cross-power spectrum Several baselines displayed
Timerange: 00/20:33:01 to 00/20:34:29

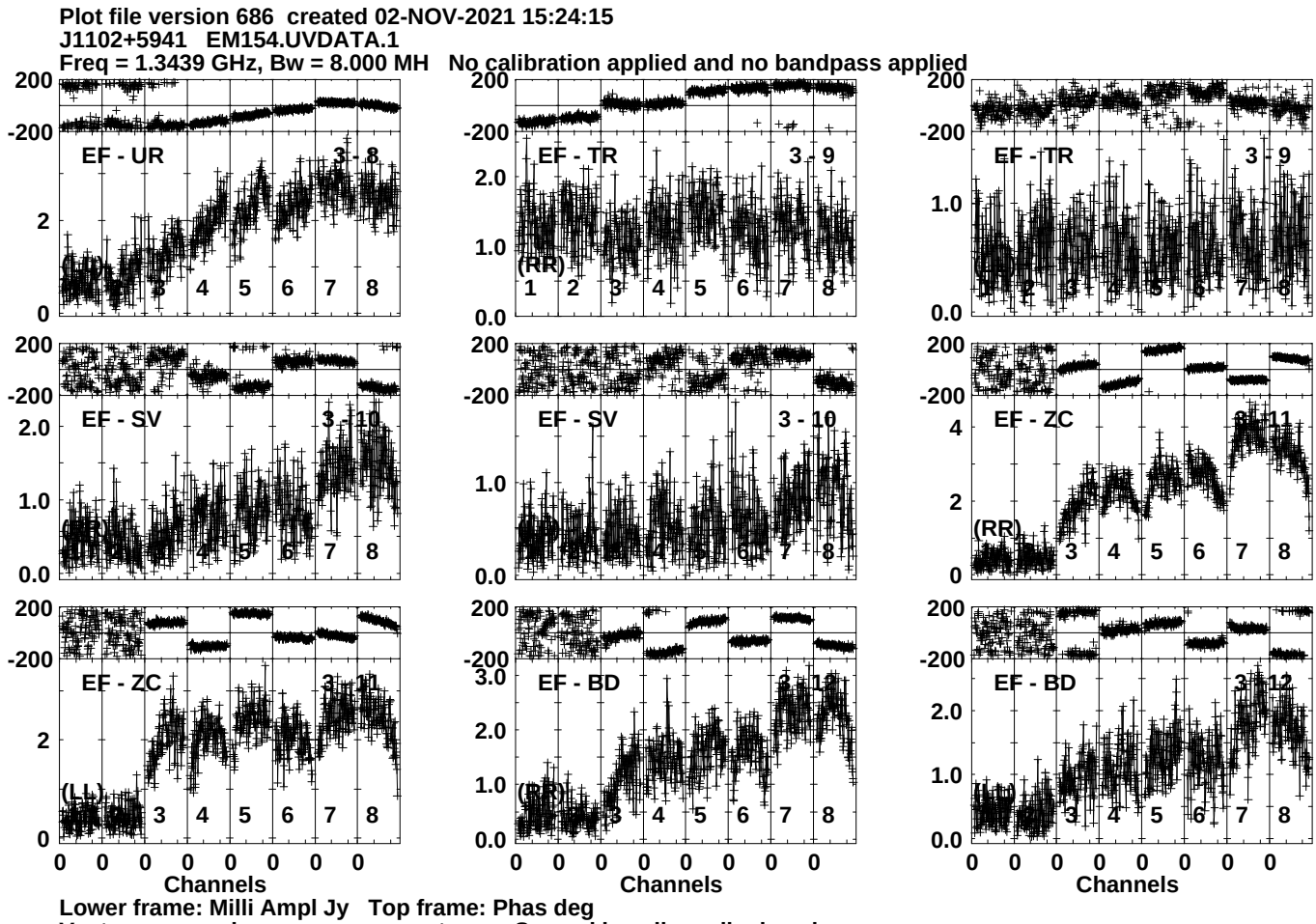
Plot file version 686 created 02-NOV-2021 15:24:15
J1102+5941 EM154.UVDATA.1
Freq = 1.3439 GHz, Bw = 8.000 MH No calibration applied and no bandpass applied
EF - UR 3 - 8
EF - TR 3 - 9
EF - TR 3 - 9
EF - SV 3 - 10
EF - SV 3 - 10
EF - ZC 3 - 11
EF - ZC 3 - 11
EF - BD 3 - 12
EF - BD 3 - 12
(RR)
(LL)
Channels
Lower frame: Milli Ampl Jy Top frame: Phas deg
Vector averaged cross-power spectrum Several baselines displayed
Timerange: 00/20:33:01 to 00/20:34:29

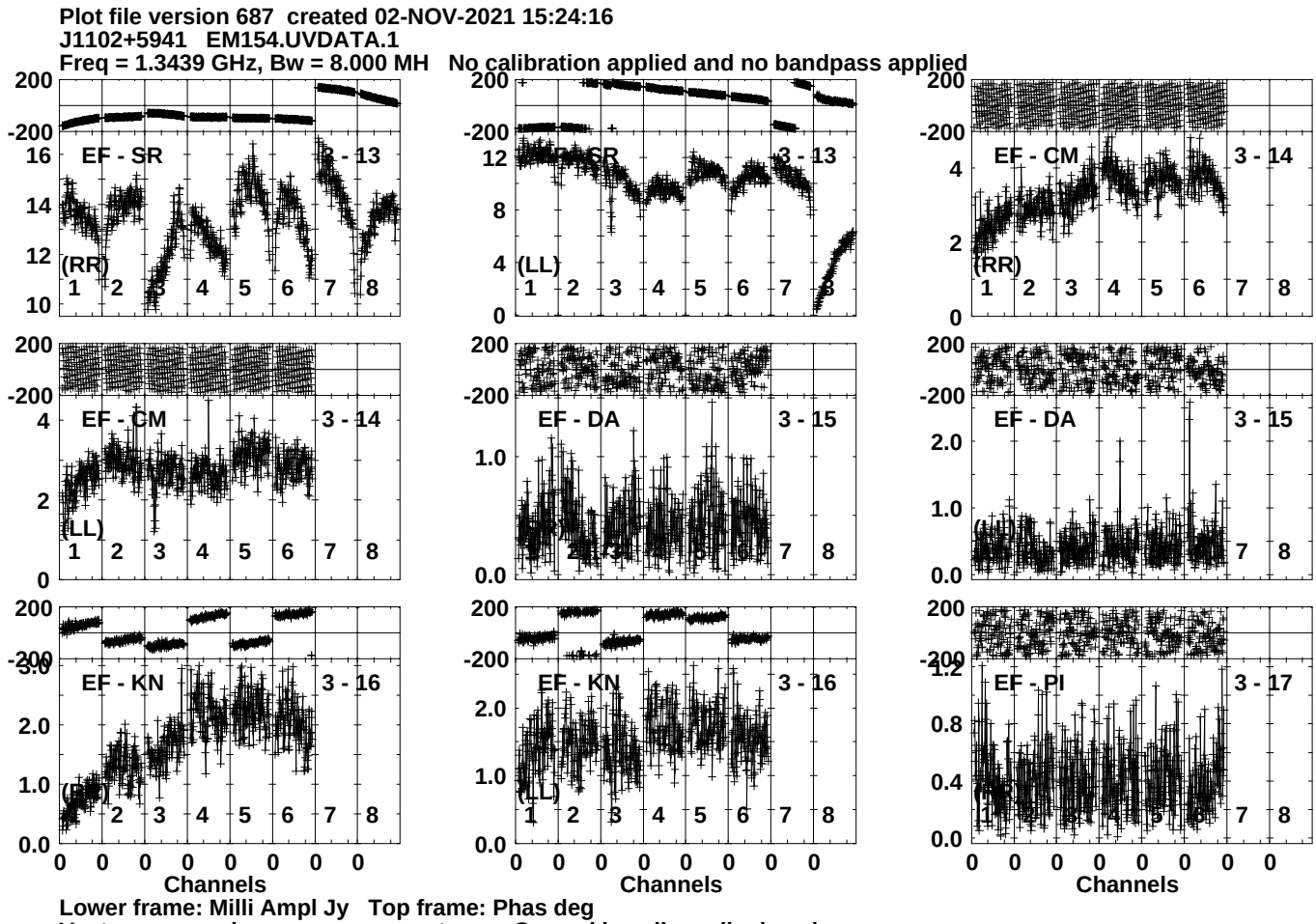
Plot file version 687 created 02-NOV-2021 15:24:16
J1102+5941 EM154.UVDATA.1
Freq = 1.3439 GHz, Bw = 8.000 MH No calibration applied and no bandpass applied
EF - SR 3 - 13
(RR)
EF - SR 3 - 13
(LL)
EF - CM 3 - 14
(RR)
EF - CM 3 - 14
(LL)
EF - DA 3 - 15
EF - DA 3 - 15
EF - KN 3 - 16
(RR)
EF - KN 3 - 16
(LL)
EF - PI 3 - 17
Channels
Channels
Channels
Lower frame: Milli Ampl Jy Top frame: Phas deg
Vector averaged cross-power spectrum Several baselines displayed
Timerange: 00/20:33:01 to 00/20:34:29

Plot file version 688 created 02-NOV-2021 15:24:16
J1102+5941 EM154.UVDATA.1
Freq = 1.3439 GHz, Bw = 8.000 MH No calibration applied and no bandpass applied

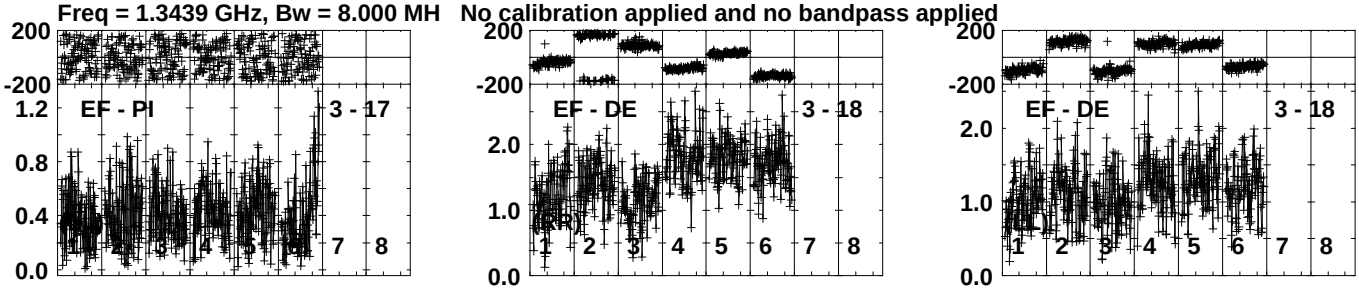

Lower frame: Milli Ampl Jy Top frame: Phas deg
Vector averaged cross-power spectrum Several baselines displayed
Timerange: 00/20:33:01 to 00/20:34:29

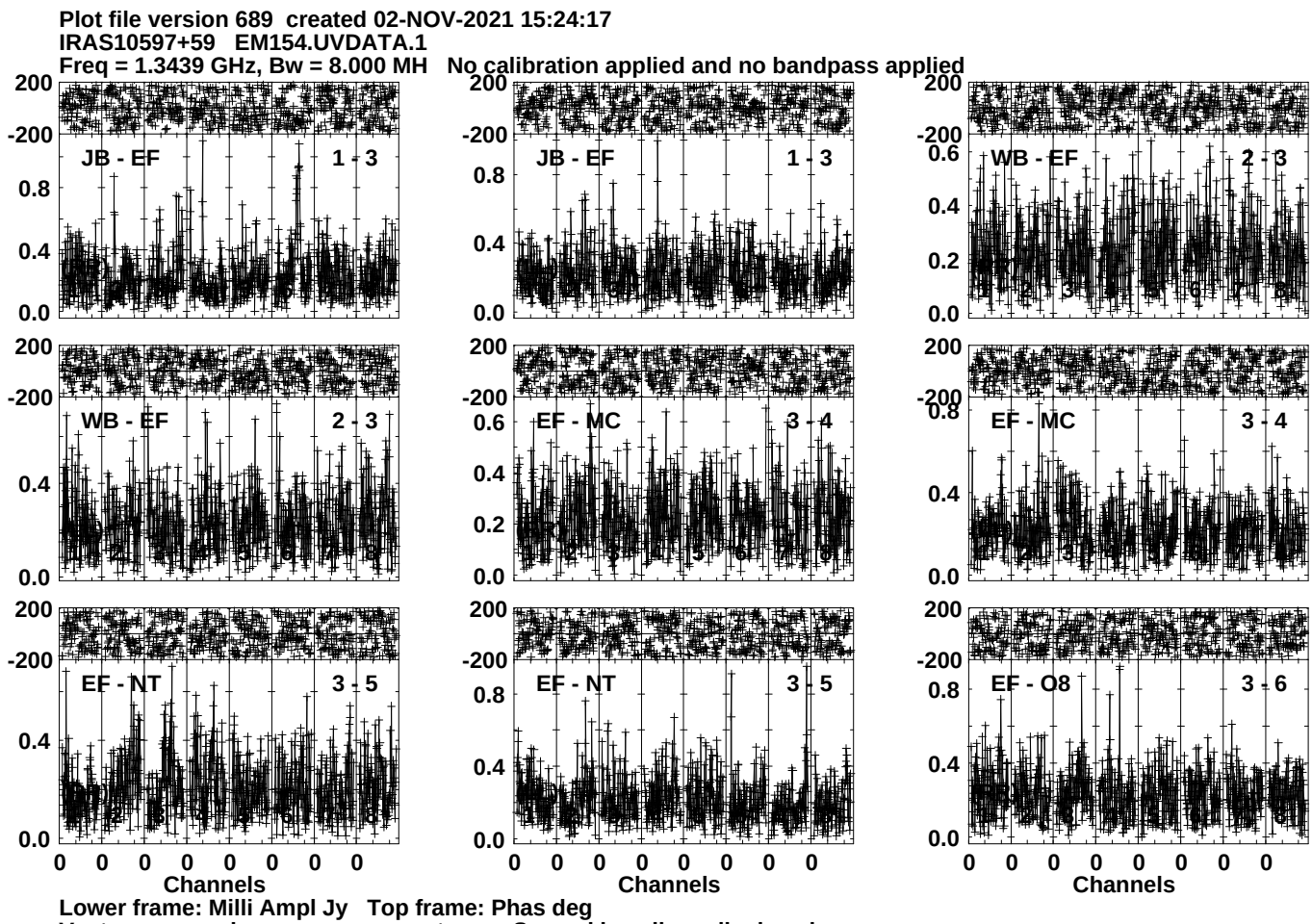
Plot file version 689 created 02-NOV-2021 15:24:17
IRAS10597+59 EM154.UVDATA.1
Freq = 1.3439 GHz, Bw = 8.000 MH No calibration applied and no bandpass applied
JB - EF 1 - 3
JB - EF 1 - 3
WB - EF 2 - 3
WB - EF 2 - 3
EF - MC 3 - 4
EF - MC 3 - 4
EF - NT 3 - 5
EF - NT 3 - 5
EF - O8 3 - 6
Channels
Channels
Channels
Lower frame: Milli Ampl Jy Top frame: Phas deg
Vector averaged cross-power spectrum Several baselines displayed
Timerange: 00/20:34:31 to 00/20:37:59

Plot file version 690 created 02-NOV-2021 15:24:17
IRAS10597+59 EM154.UVDATA.1
Freq = 1.3439 GHz, Bw = 8.000 MH No calibration applied and no bandpass applied

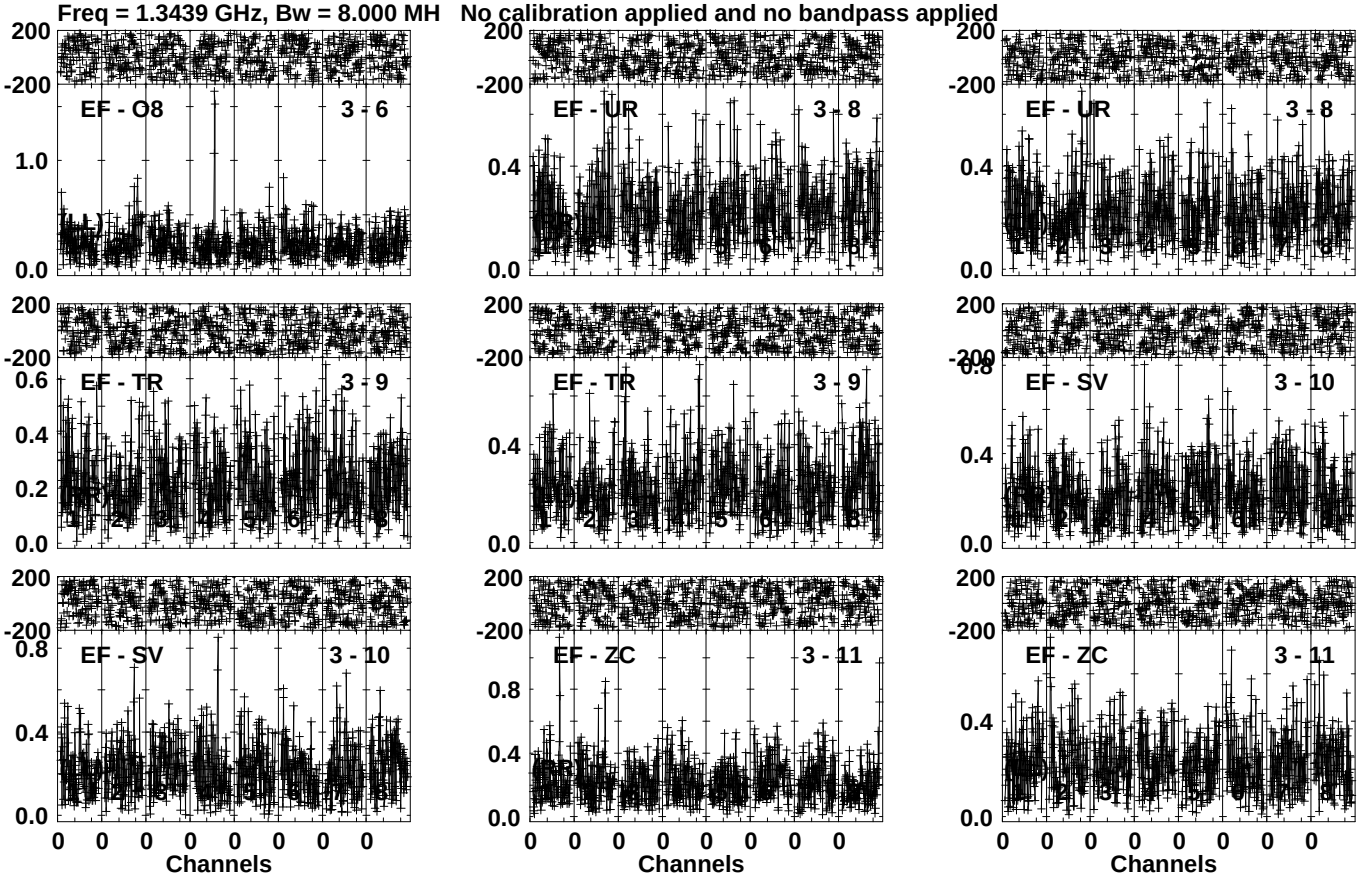

Lower frame: Milli Ampl Jy Top frame: Phas deg
Vector averaged cross-power spectrum Several baselines displayed
Timerange: 00/20:34:31 to 00/20:37:59

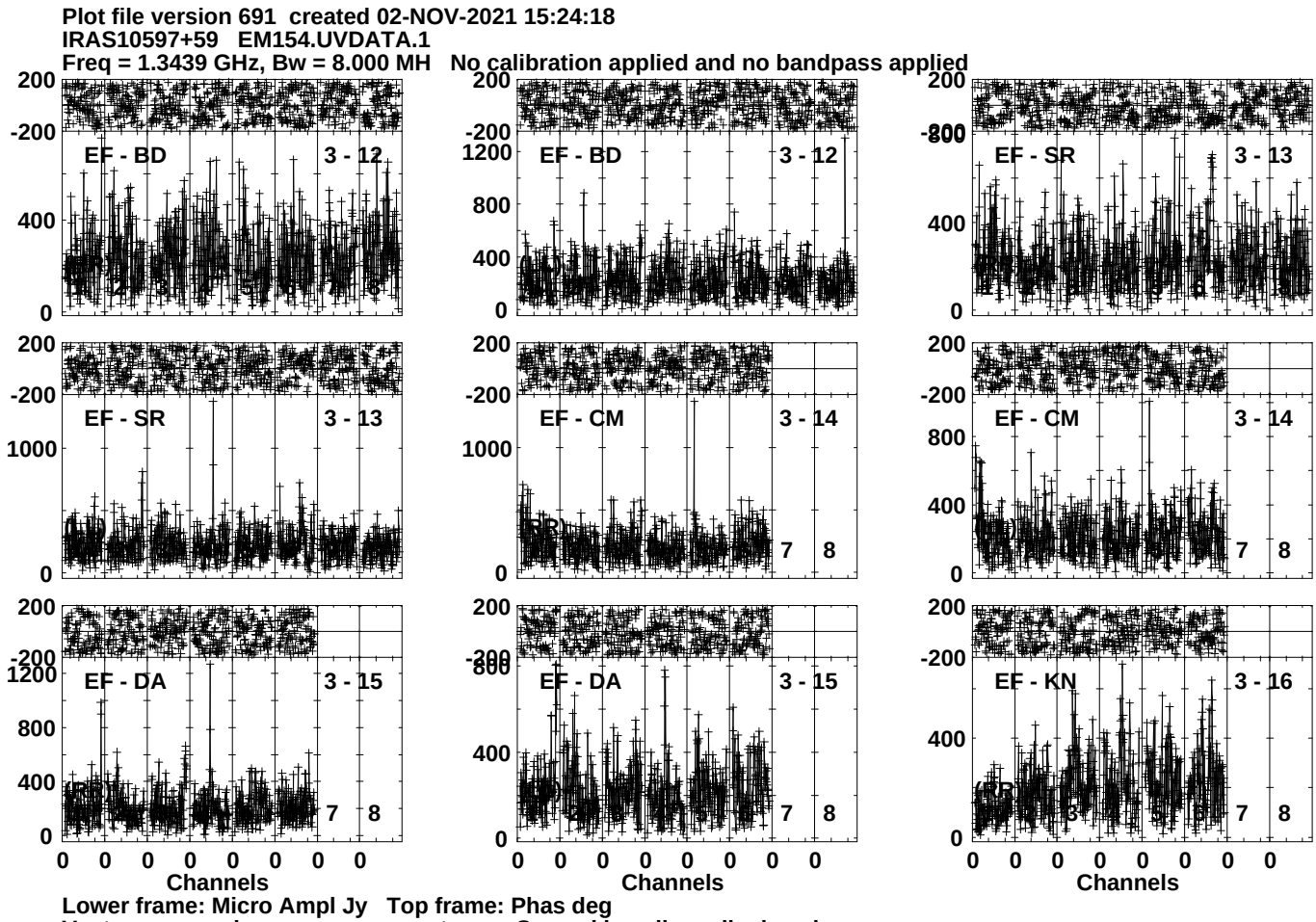
Plot file version 691 created 02-NOV-2021 15:24:18
IRAS10597+59 EM154.UVDATA.1
Freq = 1.3439 GHz, Bw = 8.000 MH No calibration applied and no bandpass applied
EF - BD 3 - 12
EF - BD 3 - 12
EF - SR 3 - 13
EF - SR 3 - 13
EF - CM 3 - 14
EF - CM 3 - 14
EF - DA 3 - 15
EF - DA 3 - 15
EF - KN 3 - 16
Channels
Channels
Channels
Lower frame: Micro Ampl Jy Top frame: Phas deg
Vector averaged cross-power spectrum Several baselines displayed
Timerange: 00/20:34:31 to 00/20:37:59

Plot file version 692 created 02-NOV-2021 15:24:18
IRAS10597+59 EM154.UVDATA.1
Freq = 1.3439 GHz, Bw = 8.000 MH No calibration applied and no bandpass applied

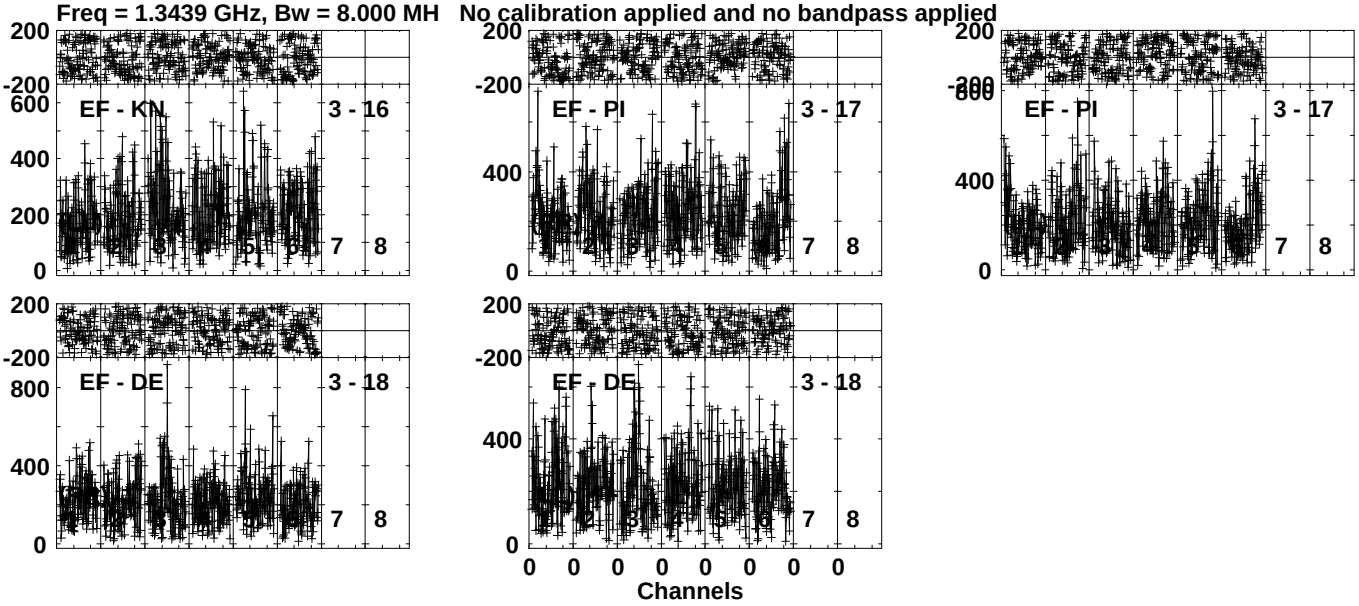

Lower frame: Micro Ampl Jy Top frame: Phas deg
Vector averaged cross-power spectrum Several baselines displayed
Timerange: 00/20:34:31 to 00/20:37:59

Plot file version 693 created 02-NOV-2021 15:24:19
J1102+5941 EM154.UVDATA.1
Freq = 1.3439 GHz, Bw = 8.000 MH No calibration applied and no bandpass applied

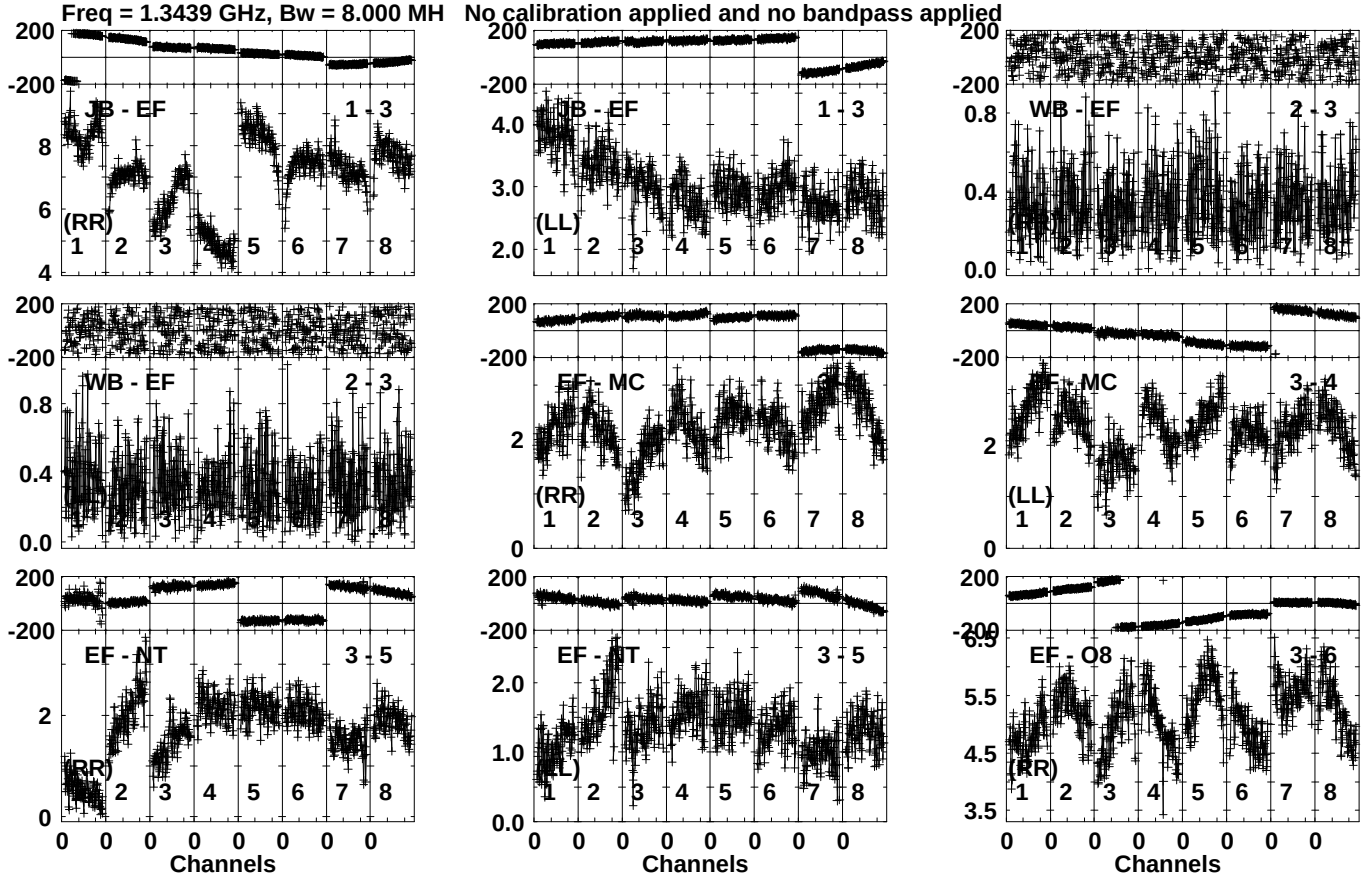

Lower frame: Milli Ampl Jy Top frame: Phas deg
Vector averaged cross-power spectrum Several baselines displayed
Timerange: 00/20:38:31 to 00/20:39:59

Plot file version 694 created 02-NOV-2021 15:24:19
J1102+5941 EM154.UVDATA.1
Freq = 1.3439 GHz, Bw = 8.000 MH No calibration applied and no bandpass applied

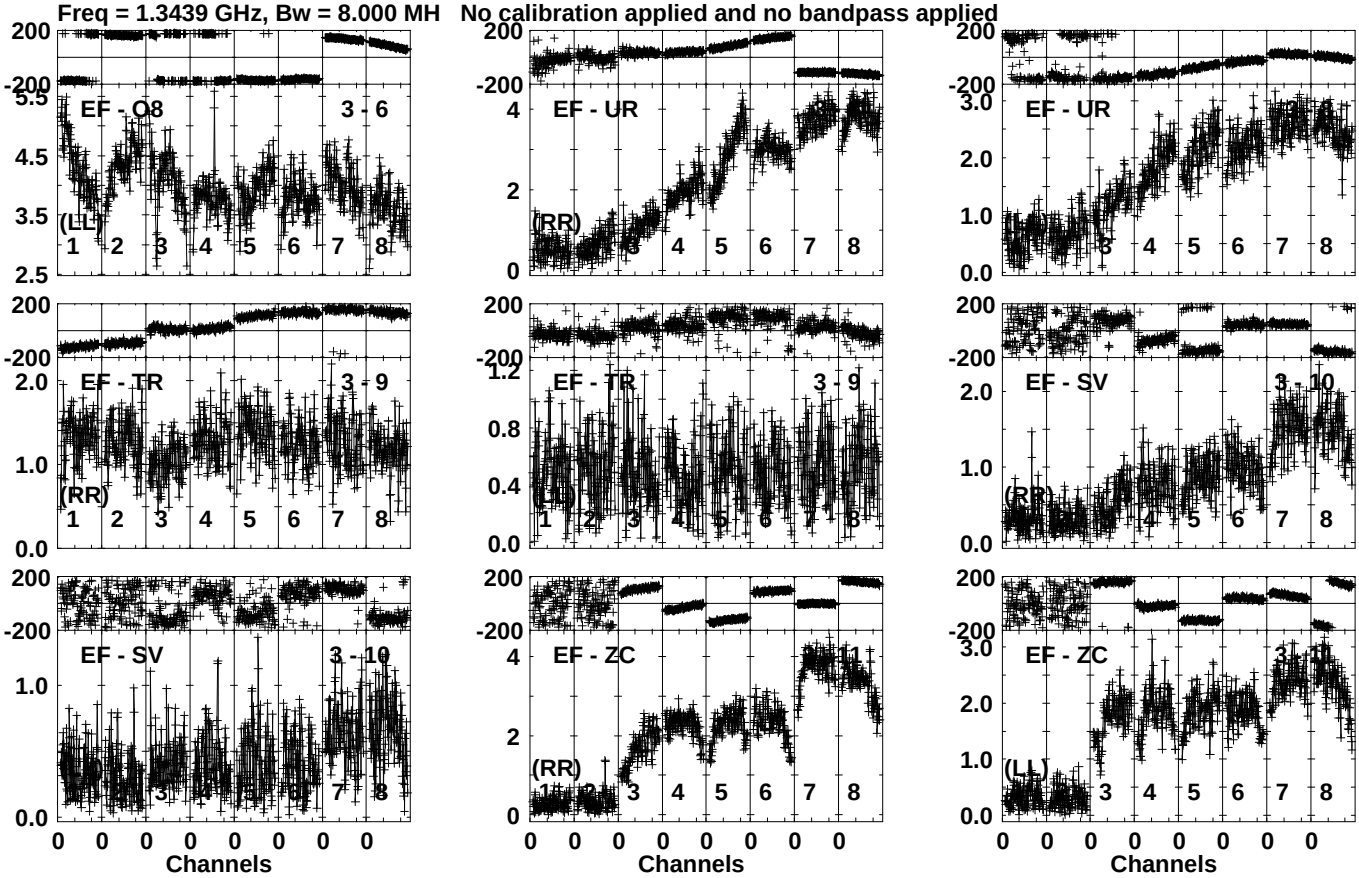

Lower frame: Milli Ampl Jy Top frame: Phas deg
Vector averaged cross-power spectrum Several baselines displayed
Timerange: 00/20:38:31 to 00/20:39:59

Plot file version 695 created 02-NOV-2021 15:24:20
J1102+5941 EM154.UVDATA.1
Freq = 1.3439 GHz, Bw = 8.000 MH No calibration applied and no bandpass applied

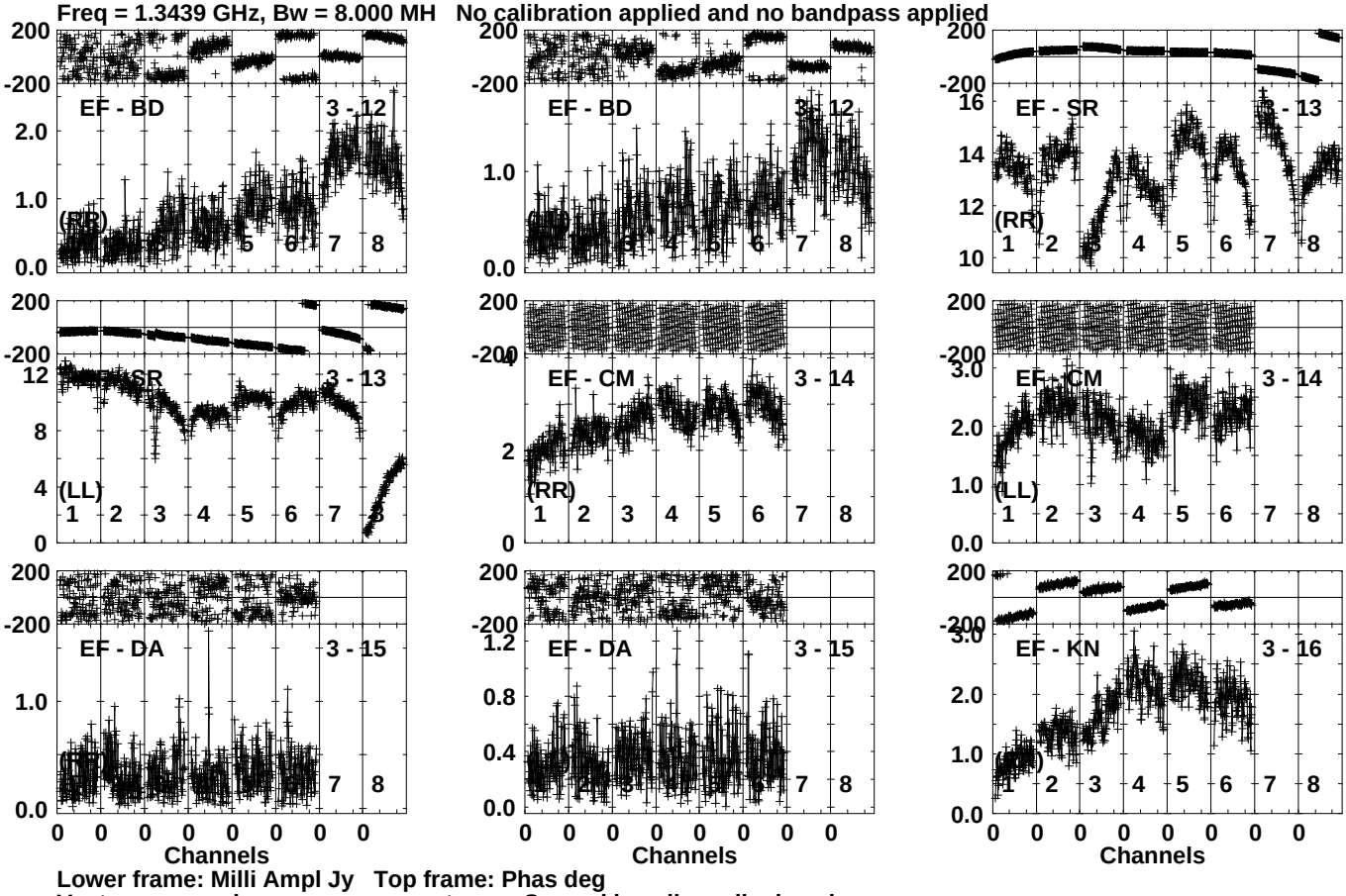

Lower frame: Milli Ampl Jy Top frame: Phas deg
Vector averaged cross-power spectrum Several baselines displayed
Timerange: 00/20:38:31 to 00/20:39:59

Plot file version 696 created 02-NOV-2021 15:24:20
J1102+5941 EM154.UVDATA.1
Freq = 1.3439 GHz, Bw = 8.000 MH No calibration applied and no bandpass applied

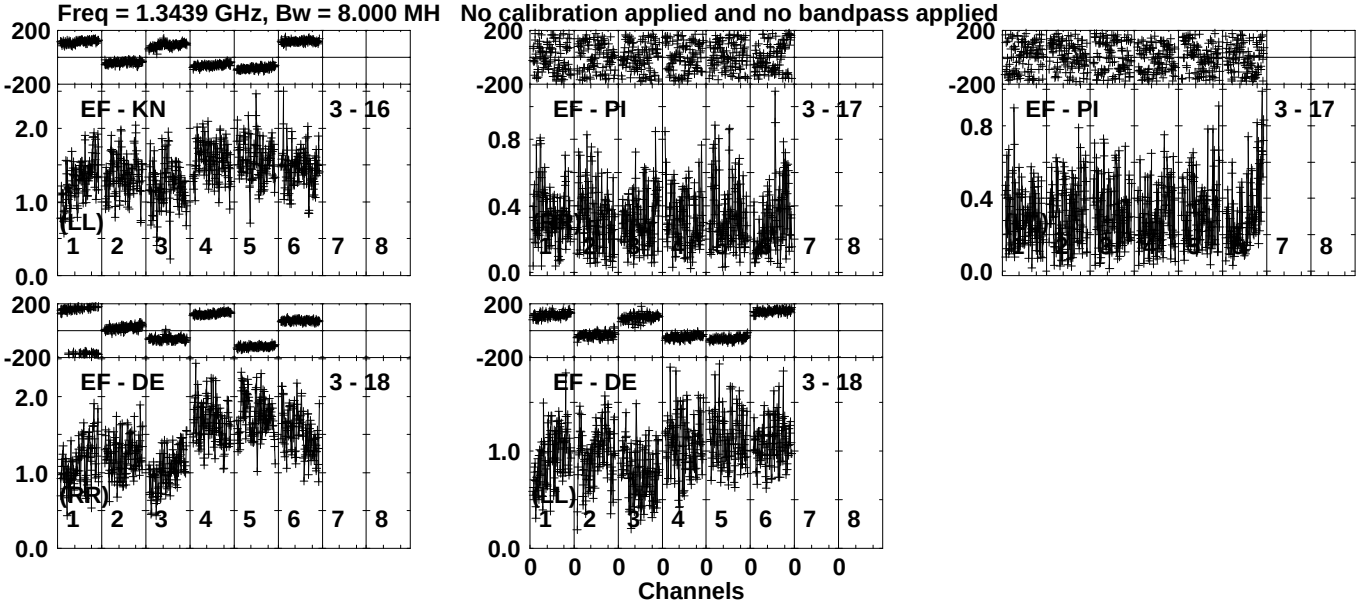

Lower frame: Milli Ampl Jy Top frame: Phas deg
Vector averaged cross-power spectrum Several baselines displayed
Timerange: 00/20:38:31 to 00/20:39:59

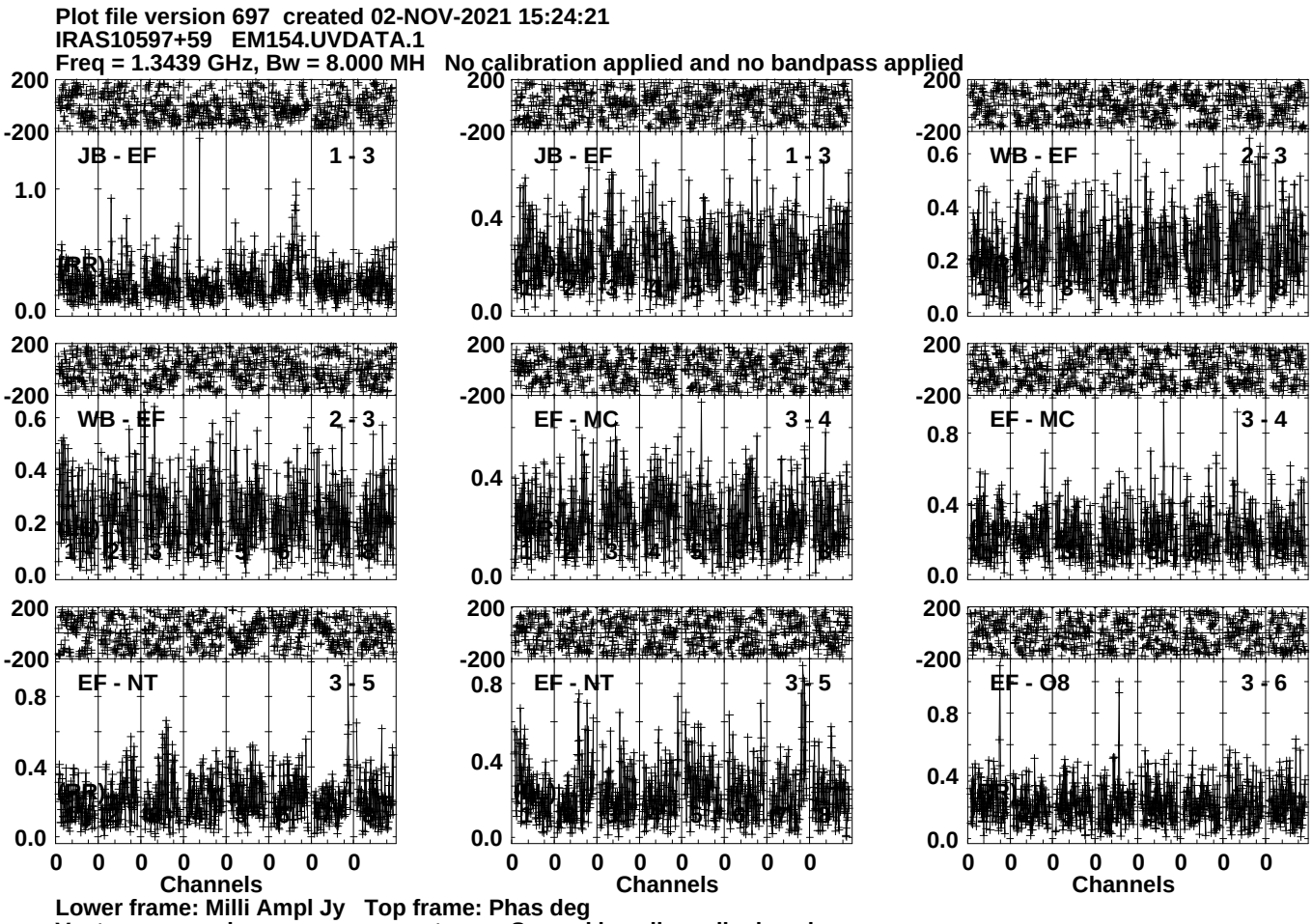
Plot file version 697 created 02-NOV-2021 15:24:21
IRAS10597+59 EM154.UVDATA.1
Freq = 1.3439 GHz, Bw = 8.000 MH No calibration applied and no bandpass applied
JB - EF 1 - 3
JB - EF 1 - 3
WB - EF 2 - 3
WB - EF 2 - 3
EF - MC 3 - 4
EF - MC 3 - 4
EF - NT 3 - 5
EF - NT 3 - 5
EF - O8 3 - 6
Channels
Channels
Channels
Lower frame: Milli Ampl Jy Top frame: Phas deg
Vector averaged cross-power spectrum Several baselines displayed
Timerange: 00/20:40:01 to 00/20:43:29

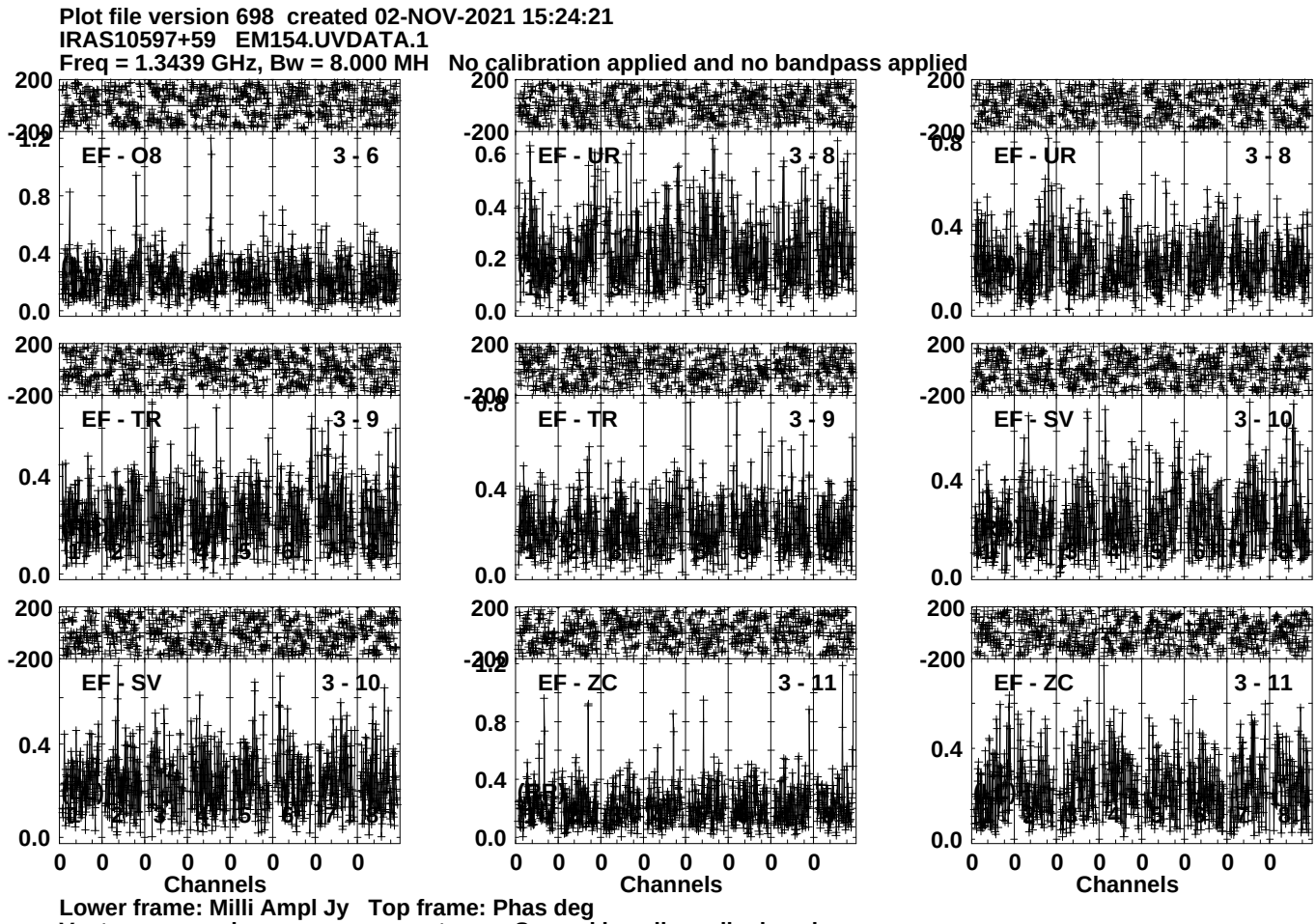
Plot file version 698 created 02-NOV-2021 15:24:21
IRAS10597+59 EM154.UVDATA.1
Freq = 1.3439 GHz, Bw = 8.000 MH No calibration applied and no bandpass applied
EF - O8 3 - 6
EF - UR 3 - 8
EF - UR 3 - 8
EF - TR 3 - 9
EF - TR 3 - 9
EF - SV 3 - 10
EF - SV 3 - 10
EF - ZC 3 - 11
EF - ZC 3 - 11
Channels
Channels
Channels
Lower frame: Milli Ampl Jy Top frame: Phas deg
Vector averaged cross-power spectrum Several baselines displayed
Timerange: 00/20:40:01 to 00/20:43:29

Plot file version 699 created 02-NOV-2021 15:24:22
IRAS10597+59 EM154.UVDATA.1
Freq = 1.3439 GHz, Bw = 8.000 MH No calibration applied and no bandpass applied

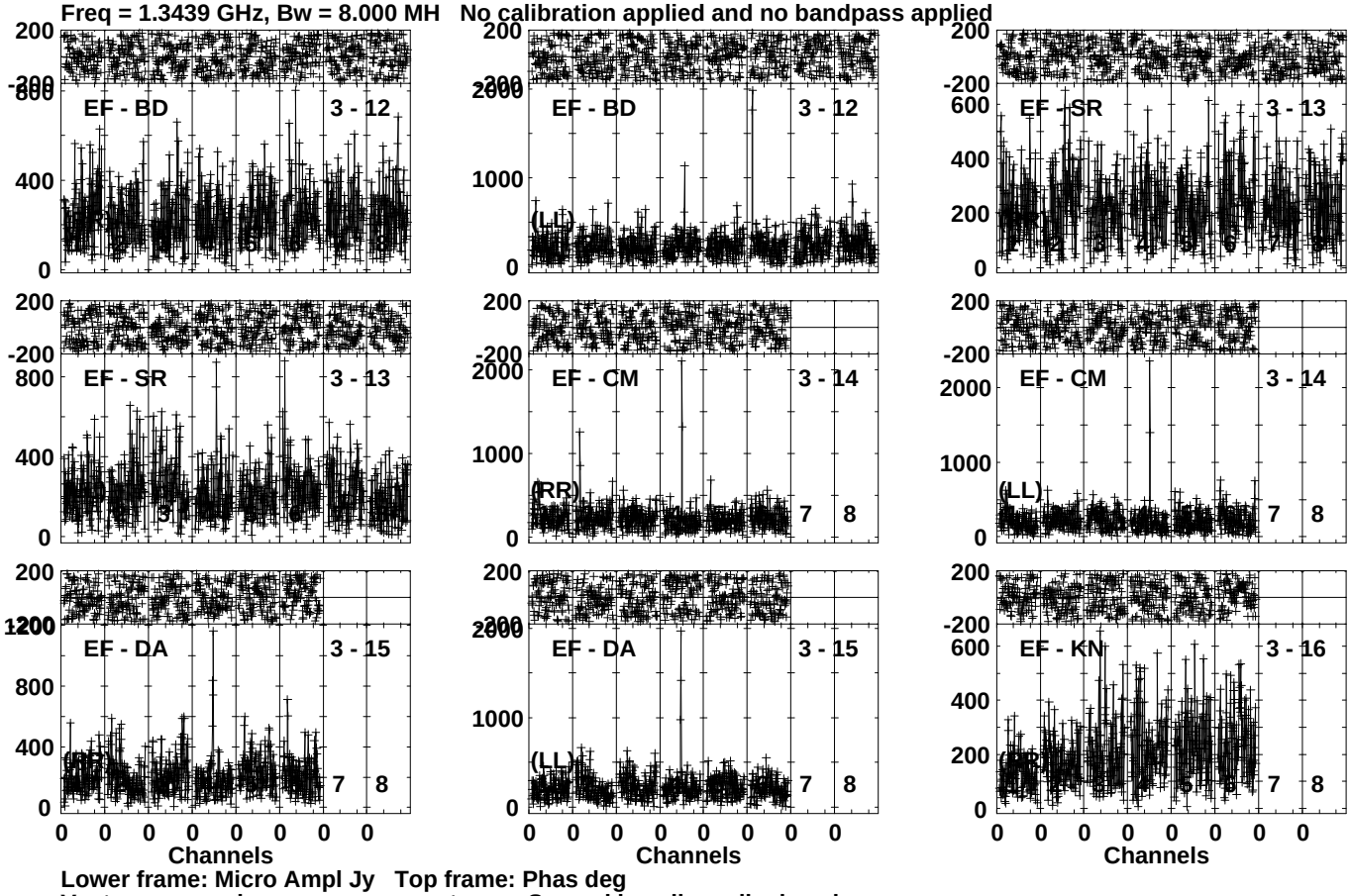

Lower frame: Micro Ampl Jy Top frame: Phas deg
Vector averaged cross-power spectrum Several baselines displayed
Timerange: 00/20:40:01 to 00/20:43:29

Plot file version 700 created 02-NOV-2021 15:24:22
IRAS10597+59 EM154.UVDATA.1
Freq = 1.3439 GHz, Bw = 8.000 MH No calibration applied and no bandpass applied

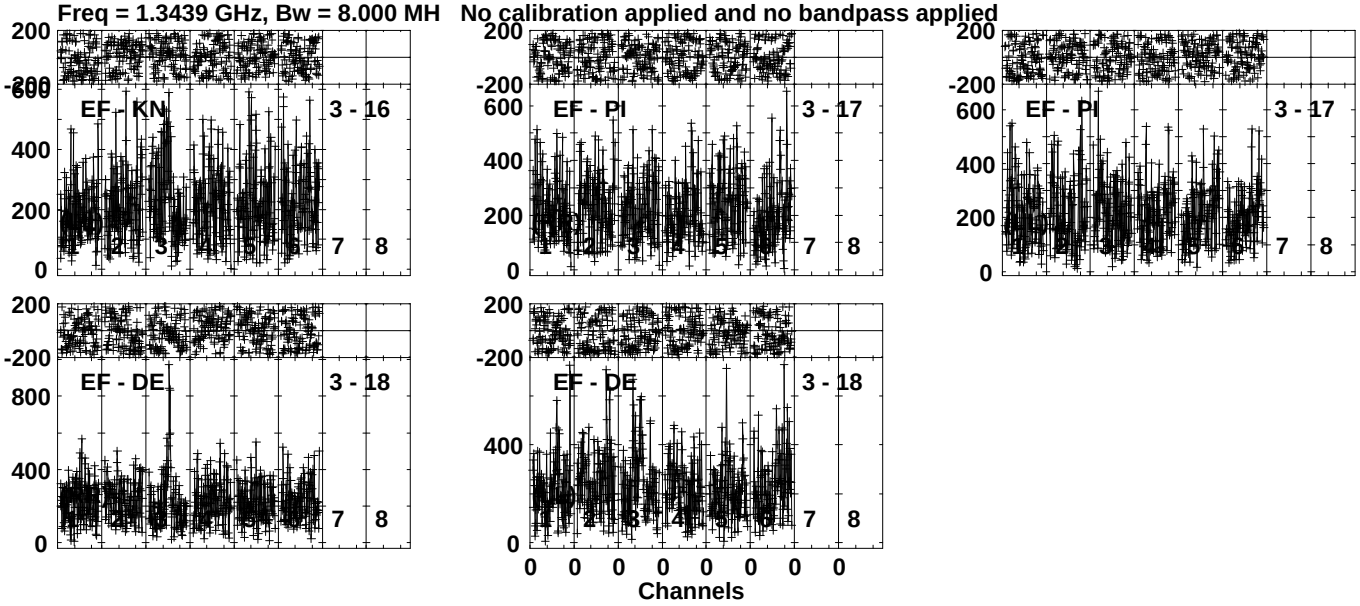

Lower frame: Micro Ampl Jy Top frame: Phas deg
Vector averaged cross-power spectrum Several baselines displayed
Timerange: 00/20:40:01 to 00/20:43:29

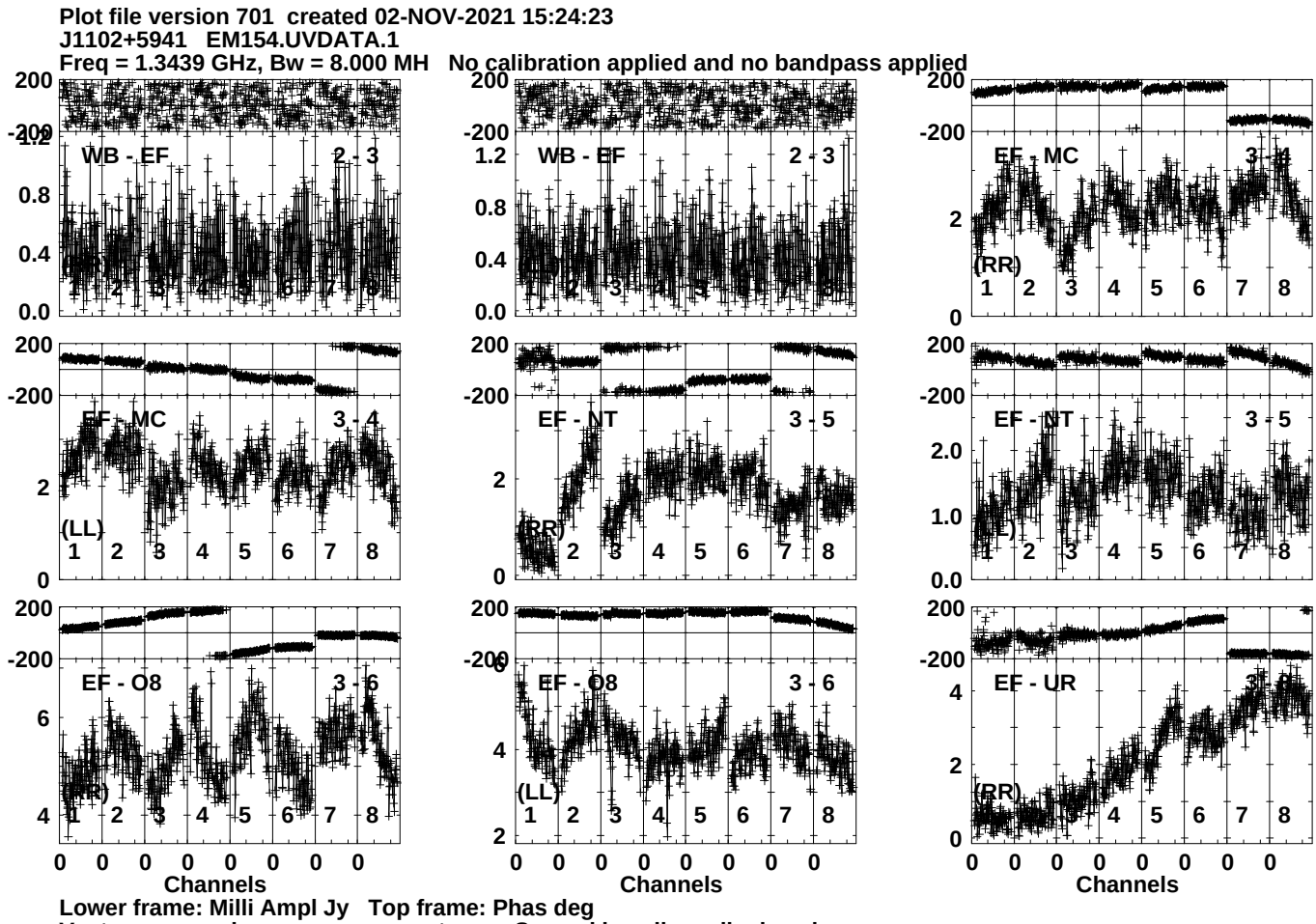
Plot file version 701 created 02-NOV-2021 15:24:23
J1102+5941 EM154.UVDATA.1
Freq = 1.3439 GHz, Bw = 8.000 MH No calibration applied and no bandpass applied
WB - EF 2 - 3
WB - EF 2 - 3
EF - MC 3 - 4
(RR)
EF - MC 3 - 4
(LL)
EF - NT 3 - 5
(RR)
EF - NT 3 - 5
EF - O8 3 - 6
(RR)
EF - O8 3 - 6
(LL)
EF - UR 3
(RR)
Channels
Channels
Channels
Lower frame: Milli Ampl Jy Top frame: Phas deg
Vector averaged cross-power spectrum Several baselines displayed
Timerange: 00/20:43:31 to 00/20:44:59

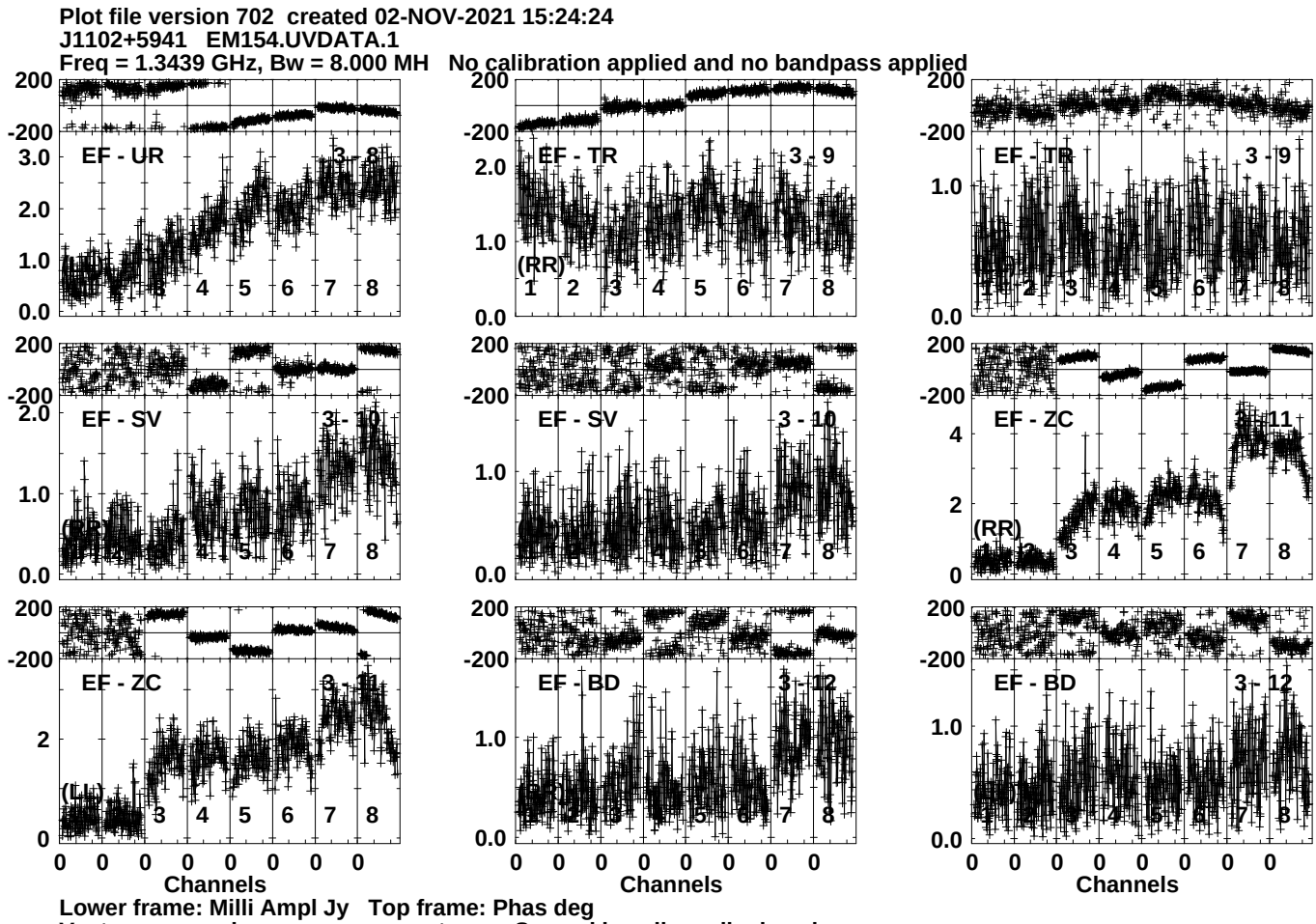
Plot file version 702 created 02-NOV-2021 15:24:24
J1102+5941 EM154.UVDATA.1
Freq = 1.3439 GHz, Bw = 8.000 MH No calibration applied and no bandpass applied
EF - UR
3 - 8
EF - TR
3 - 9
EF - TR
3 - 9
EF - SV
3 - 10
EF - SV
3 - 10
EF - ZC
3 - 11
EF - ZC
3 - 11
EF - BD
3 - 12
EF - BD
3 - 12
(RR)
(LL)
Channels
Channels
Channels
Lower frame: Milli Ampl Jy Top frame: Phas deg
Vector averaged cross-power spectrum Several baselines displayed
Timerange: 00/20:43:31 to 00/20:44:59

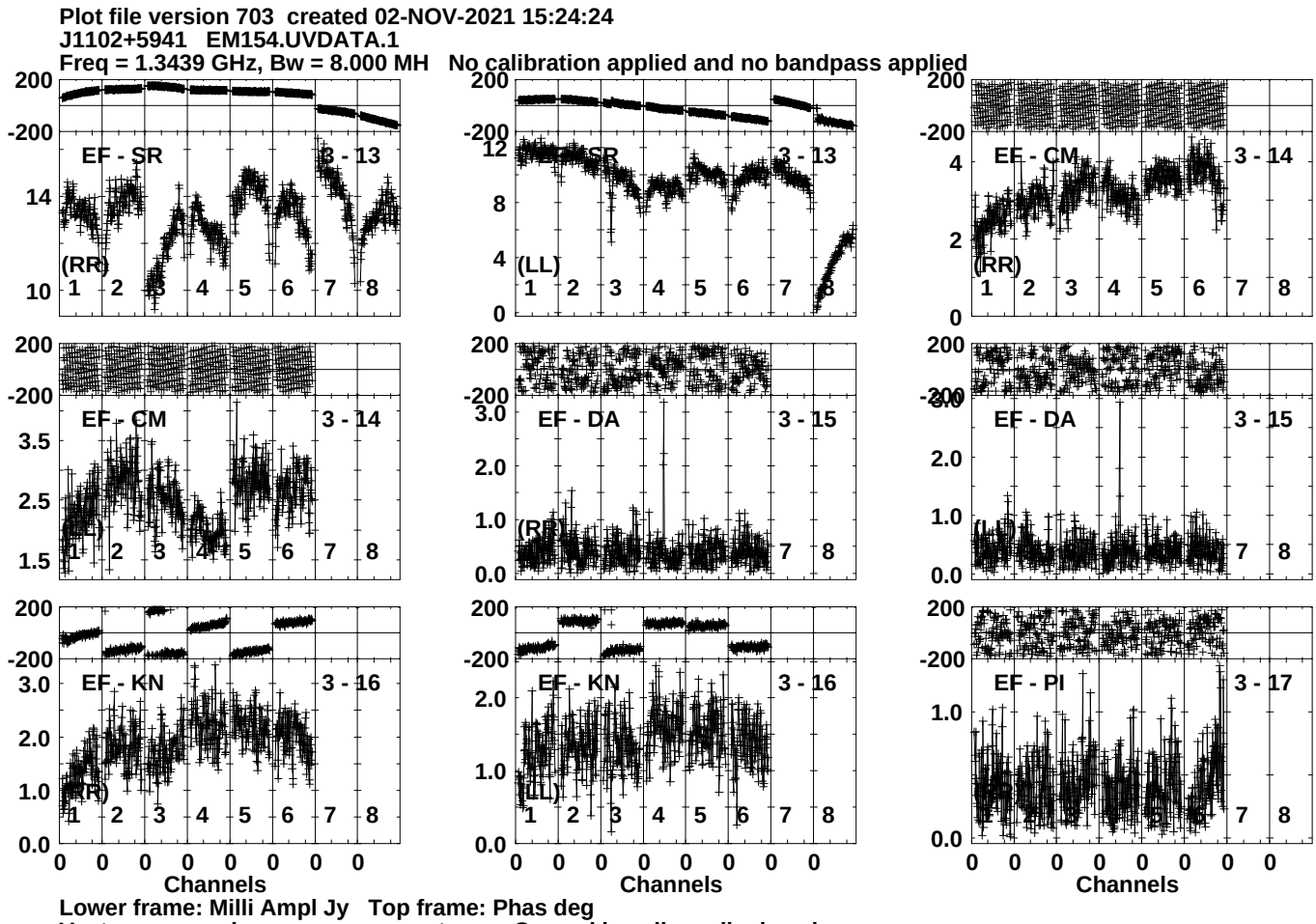
Plot file version 703 created 02-NOV-2021 15:24:24
J1102+5941 EM154.UVDATA.1
Freq = 1.3439 GHz, Bw = 8.000 MH No calibration applied and no bandpass applied
EF - SR 3 - 13
(RR)
EF - SR 3 - 13
(LL)
EF - CM 3 - 14
(RR)
EF - CM 3 - 14
(LL)
EF - DA 3 - 15
(RR)
EF - DA 3 - 15
(LL)
EF - KN 3 - 16
(RR)
EF - KN 3 - 16
(LL)
EF - PI 3 - 17
(LL)
Channels
Channels
Channels
Lower frame: Milli Ampl Jy Top frame: Phas deg
Vector averaged cross-power spectrum Several baselines displayed
Timerange: 00/20:43:31 to 00/20:44:59

Plot file version 704 created 02-NOV-2021 15:24:25
J1102+5941 EM154.UVDATA.1
Freq = 1.3439 GHz, Bw = 8.000 MH No calibration applied and no bandpass applied

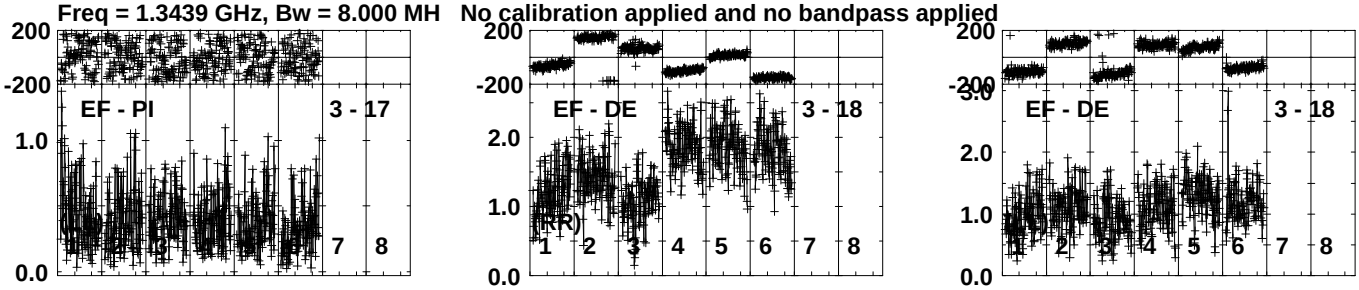

Lower frame: Milli Ampl Jy Top frame: Phas deg
Vector averaged cross-power spectrum Several baselines displayed
Timerange: 00/20:43:31 to 00/20:44:59

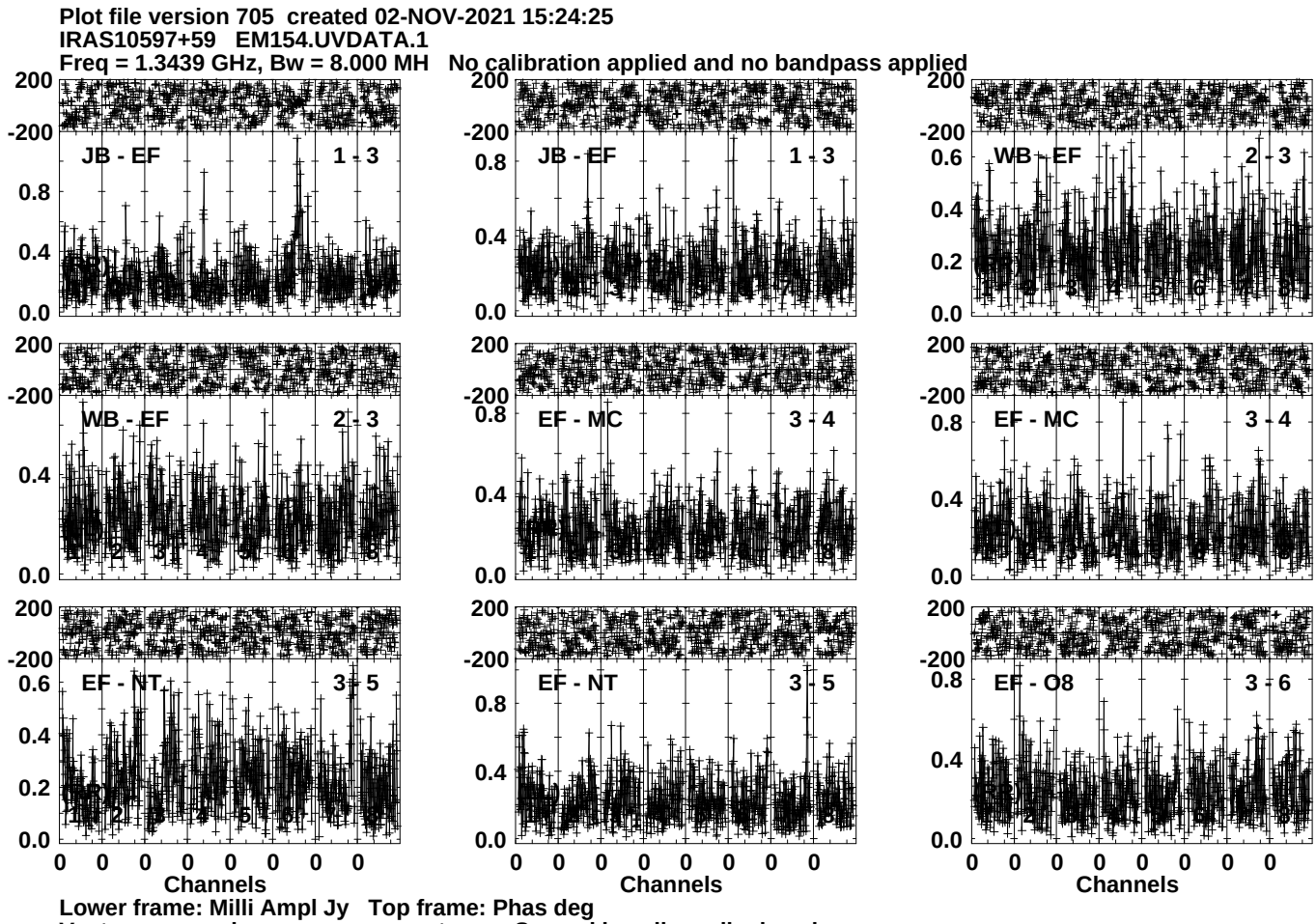
Plot file version 705 created 02-NOV-2021 15:24:25
IRAS10597+59 EM154.UVDATA.1
Freq = 1.3439 GHz, Bw = 8.000 MH No calibration applied and no bandpass applied
JB - EF 1 - 3
JB - EF 1 - 3
WB - EF 2 - 3
WB - EF 2 - 3
EF - MC 3 - 4
EF - MC 3 - 4
EF - NT 3 - 5
EF - NT 3 - 5
EF - O8 3 - 6
Channels
Channels
Channels
Lower frame: Milli Ampl Jy Top frame: Phas deg
Vector averaged cross-power spectrum Several baselines displayed
Timerange: 00/20:45:01 to 00/20:48:29

Plot file version 706 created 02-NOV-2021 15:24:26
IRAS10597+59 EM154.UVDATA.1
Freq = 1.3439 GHz, Bw = 8.000 MH No calibration applied and no bandpass applied

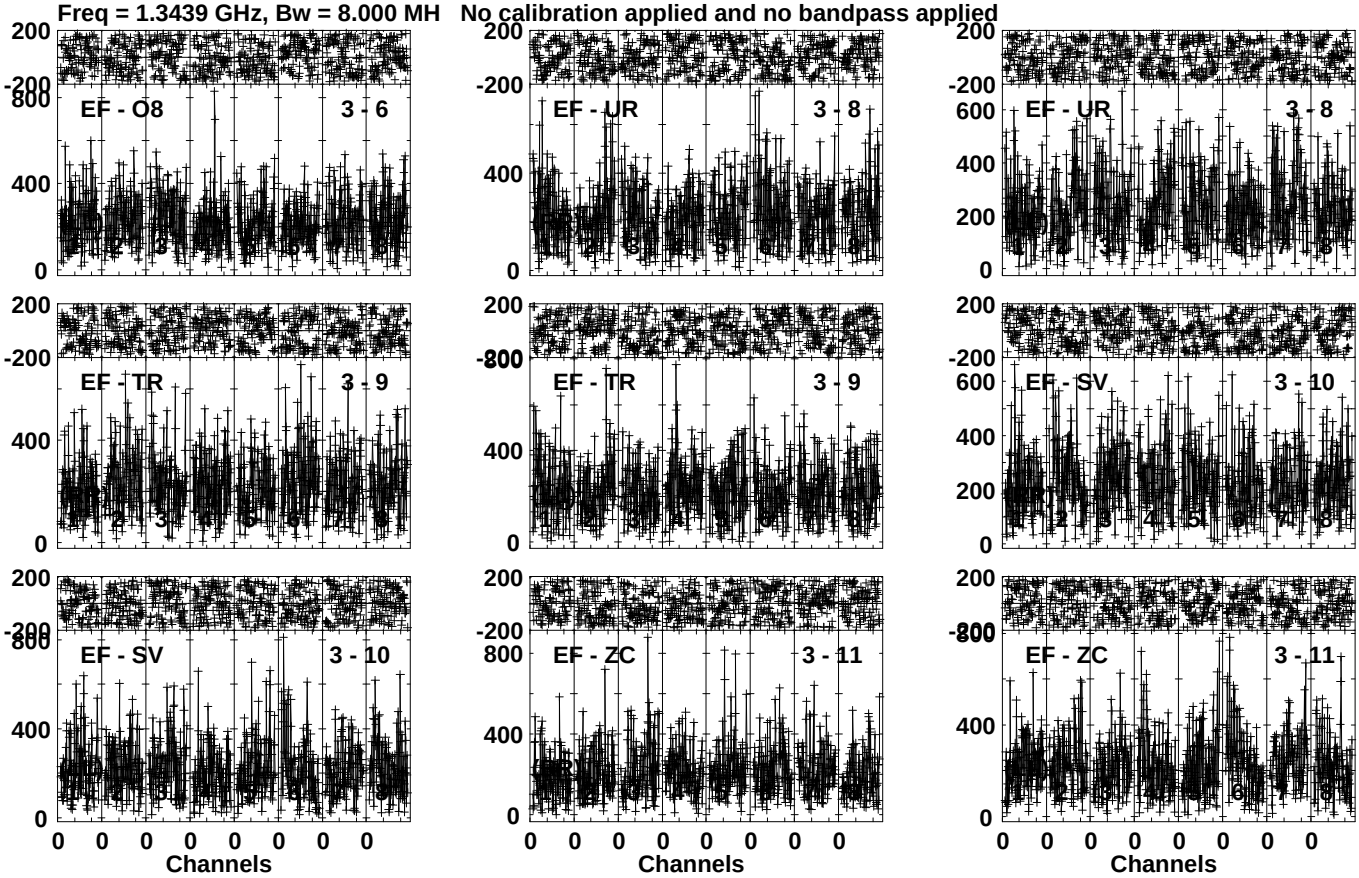

Lower frame: Micro Ampl Jy Top frame: Phas deg
Vector averaged cross-power spectrum Several baselines displayed
Timerange: 00/20:45:01 to 00/20:48:29

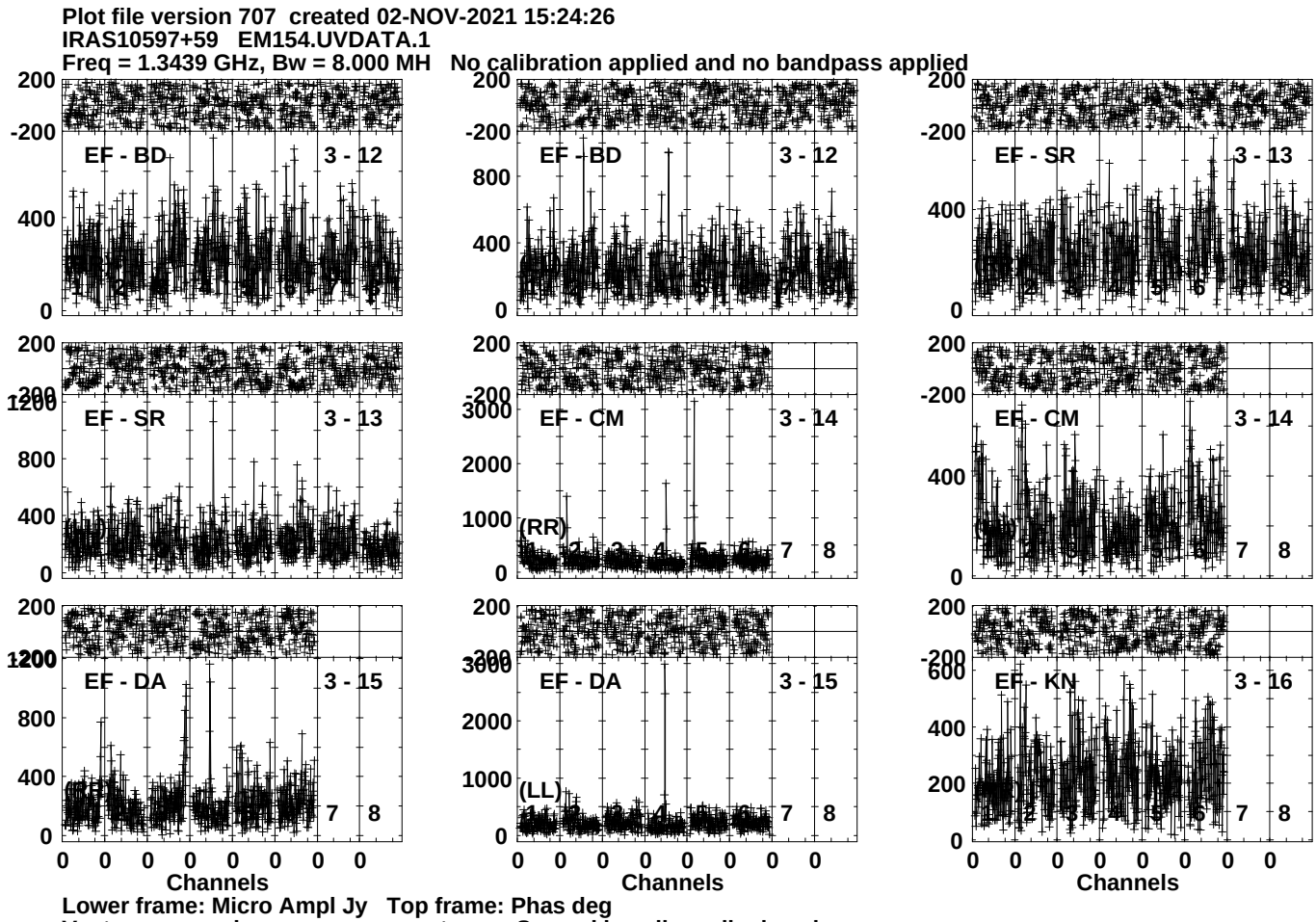
Plot file version 707 created 02-NOV-2021 15:24:26
IRAS10597+59 EM154.UVDATA.1
Freq = 1.3439 GHz, Bw = 8.000 MH No calibration applied and no bandpass applied
EF - BD 3 - 12
EF - BD 3 - 12
EF - SR 3 - 13
EF - SR 3 - 13
EF - CM 3 - 14
(RR)
EF - CM 3 - 14
EF - DA 3 - 15
EF - DA 3 - 15
(LL)
EF - KN 3 - 16
Channels
Channels
Channels
Lower frame: Micro Ampl Jy Top frame: Phas deg
Vector averaged cross-power spectrum Several baselines displayed
Timerange: 00/20:45:01 to 00/20:48:29

Plot file version 708 created 02-NOV-2021 15:24:27
IRAS10597+59 EM154.UVDATA.1
Freq = 1.3439 GHz, Bw = 8.000 MH No calibration applied and no bandpass applied

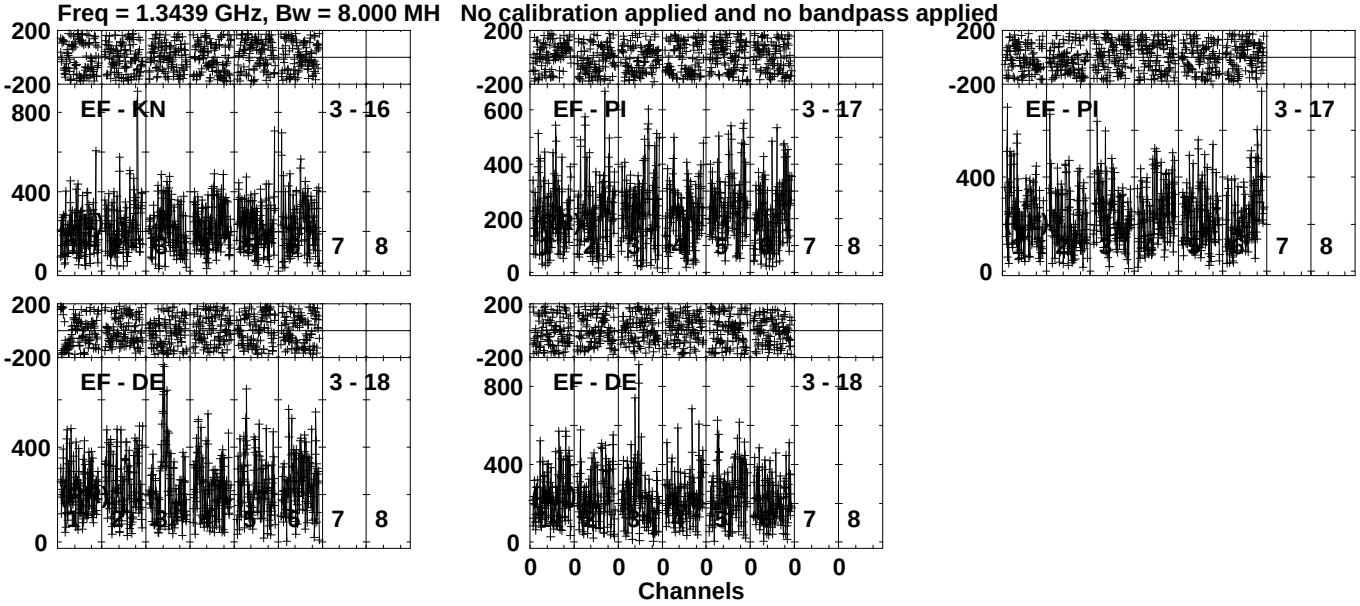

Lower frame: Micro Ampl Jy Top frame: Phas deg
Vector averaged cross-power spectrum Several baselines displayed
Timerange: 00/20:45:01 to 00/20:48:29

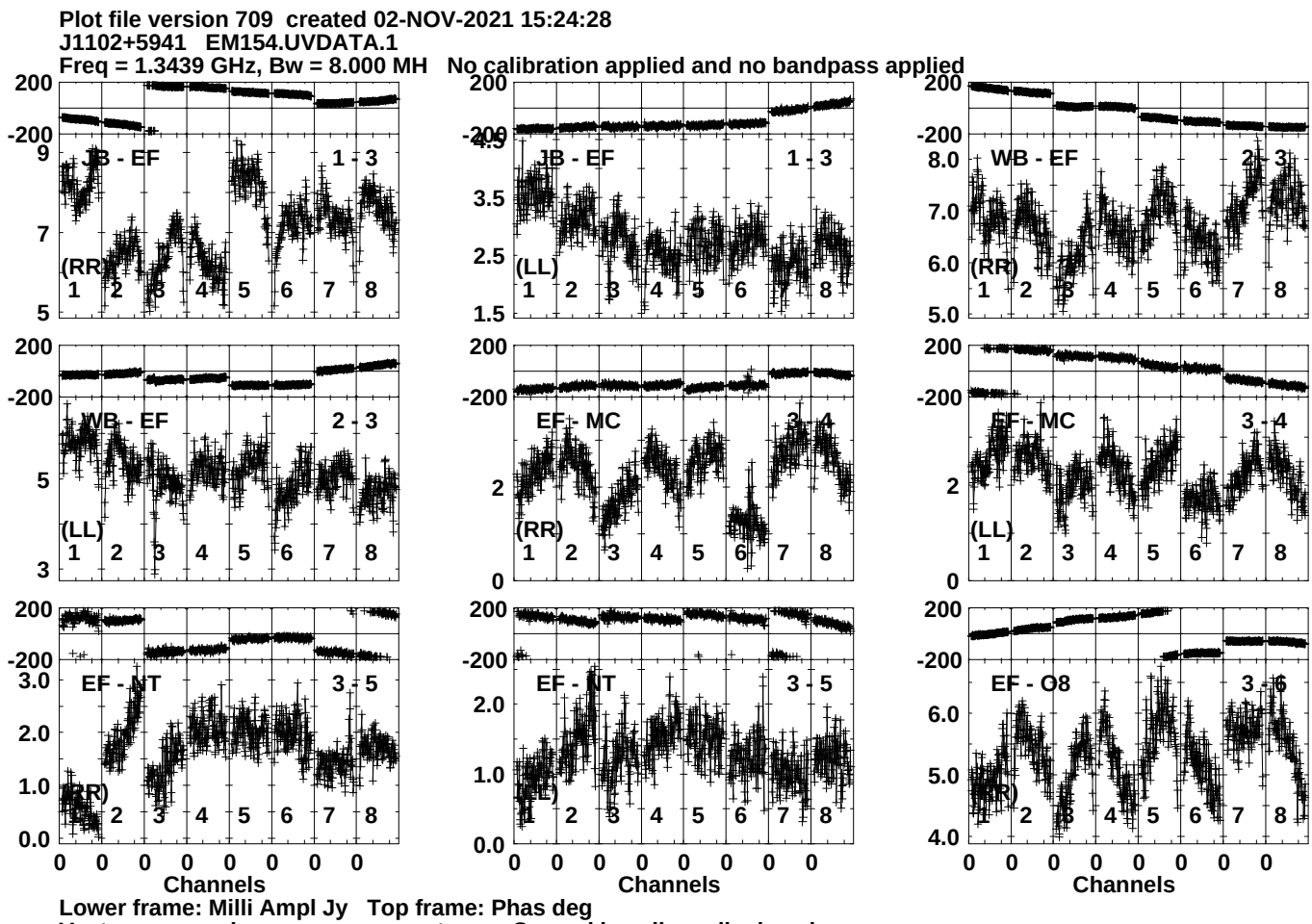
Plot file version 709 created 02-NOV-2021 15:24:28
J1102+5941 EM154.UVDATA.1
Freq = 1.3439 GHz, Bw = 8.000 MH No calibration applied and no bandpass applied
JB - EF 1 - 3
(RR)
JB - EF 1 - 3
(LL)
WB - EF 2 - 3
(RR)
WB - EF 2 - 3
(LL)
EF - MC 2 - 4
(RR)
EF - MC 3 - 4
(LL)
EF - NT 3 - 5
(RR)
EF - NT 3 - 5
(LL)
EF - O8 3 - 6
(RR)
Channels
Channels
Channels
Lower frame: Milli Ampl Jy Top frame: Phas deg
Vector averaged cross-power spectrum Several baselines displayed
Timerange: 00/20:49:01 to 00/20:50:29

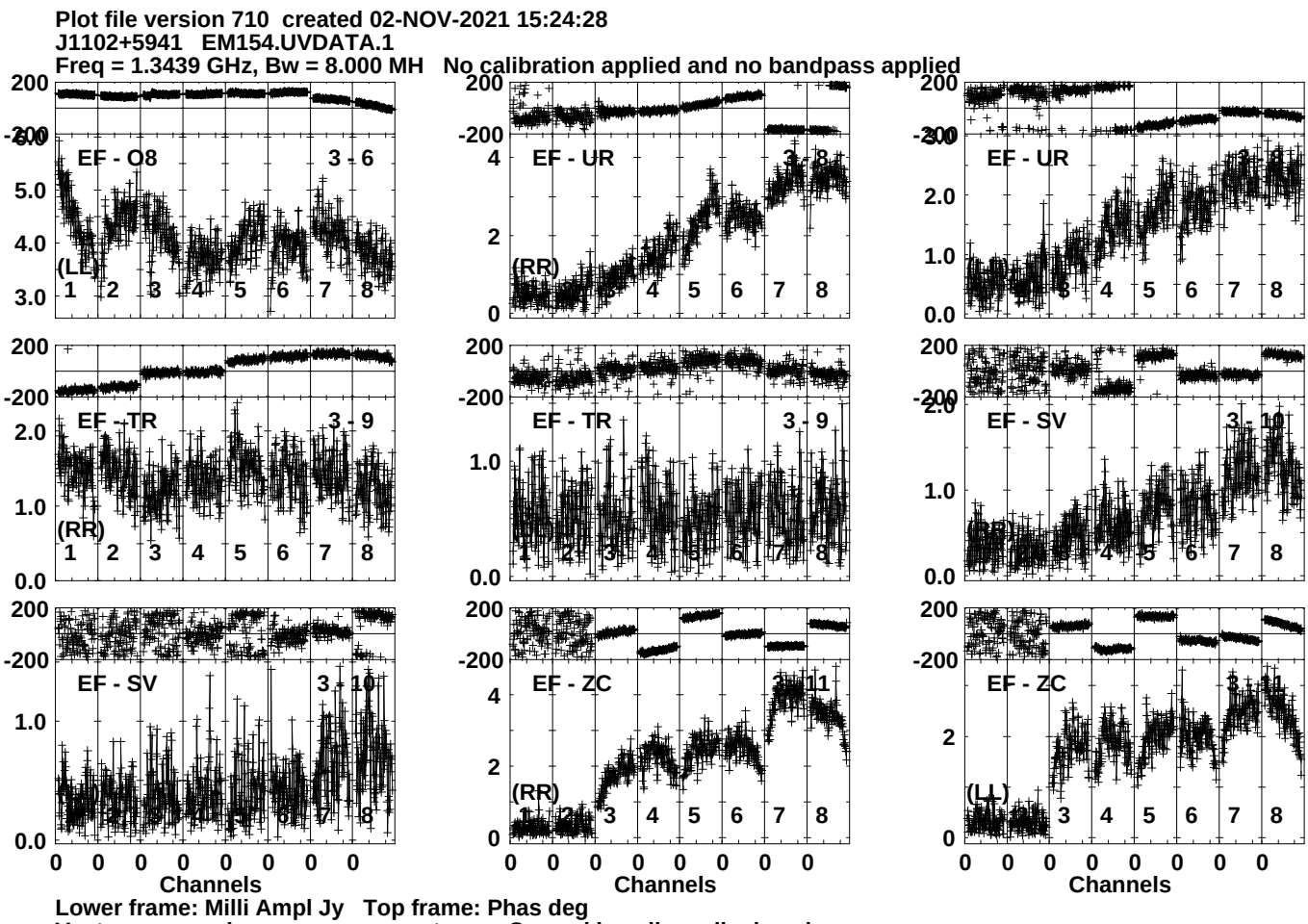
Plot file version 710 created 02-NOV-2021 15:24:28
J1102+5941 EM154.UVDATA.1
Freq = 1.3439 GHz, Bw = 8.000 MH No calibration applied and no bandpass applied
EF - O8 3 - 6
(LL)
EF - UR 3 - 8
(RR)
EF - UR 3 - 8
EF - TR 3 - 9
(RR)
EF - TR 3 - 9
EF - SV 3 - 10
EF - SV 3 - 10
EF - ZC 3 - 11
(RR)
EF - ZC 3 - 11
(LL)
Channels
Channels
Channels
Lower frame: Milli Ampl Jy Top frame: Phas deg
Vector averaged cross-power spectrum Several baselines displayed
Timerange: 00/20:49:01 to 00/20:50:29

Plot file version 711 created 02-NOV-2021 15:24:29
J1102+5941 EM154.UVDATA.1
Freq = 1.3439 GHz, Bw = 8.000 MH No calibration applied and no bandpass applied

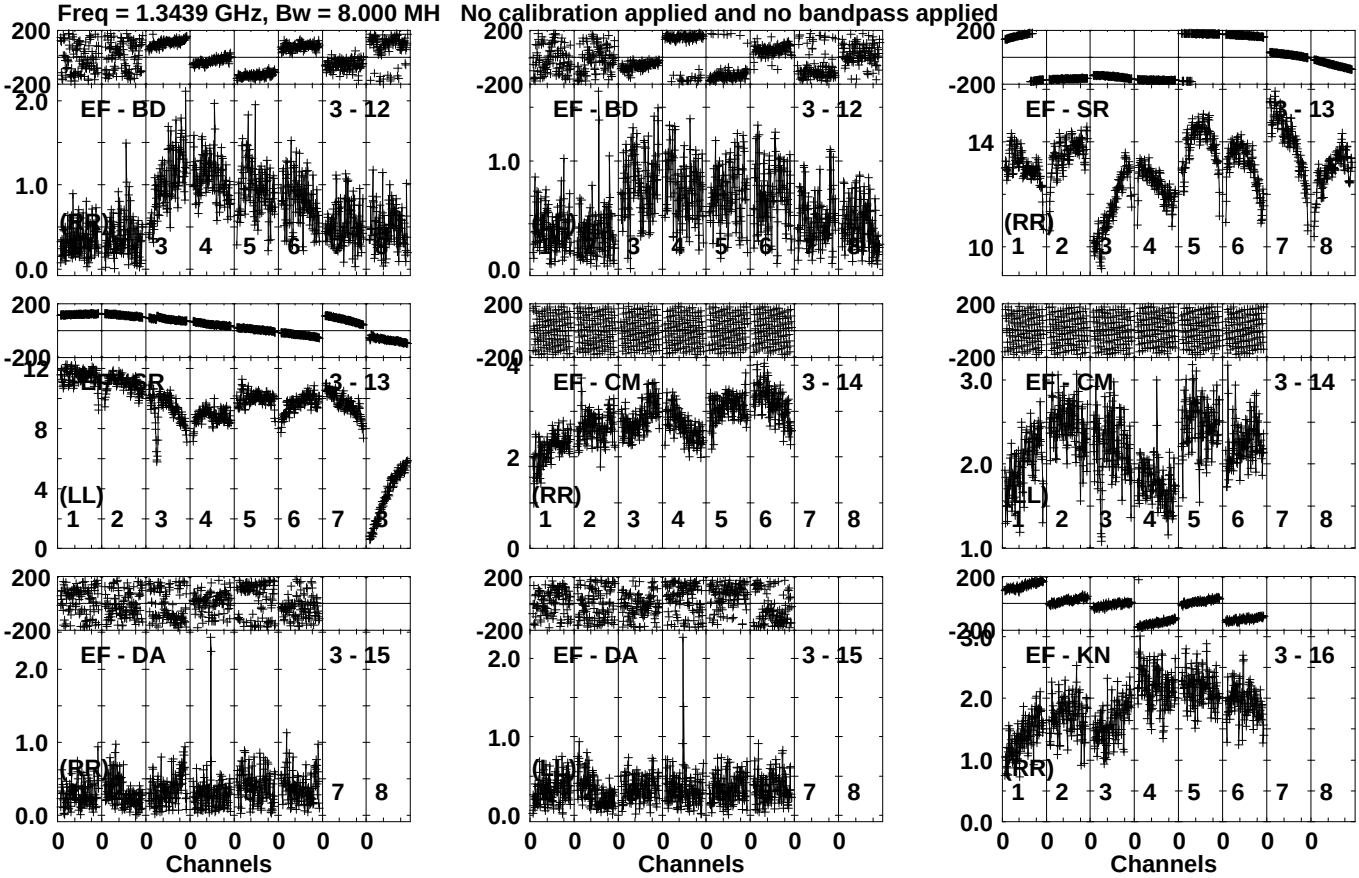

Lower frame: Milli Ampl Jy Top frame: Phas deg
Vector averaged cross-power spectrum Several baselines displayed
Timerange: 00/20:49:01 to 00/20:50:29

Plot file version 712 created 02-NOV-2021 15:24:29
J1102+5941 EM154.UVDATA.1
Freq = 1.3439 GHz, Bw = 8.000 MH No calibration applied and no bandpass applied

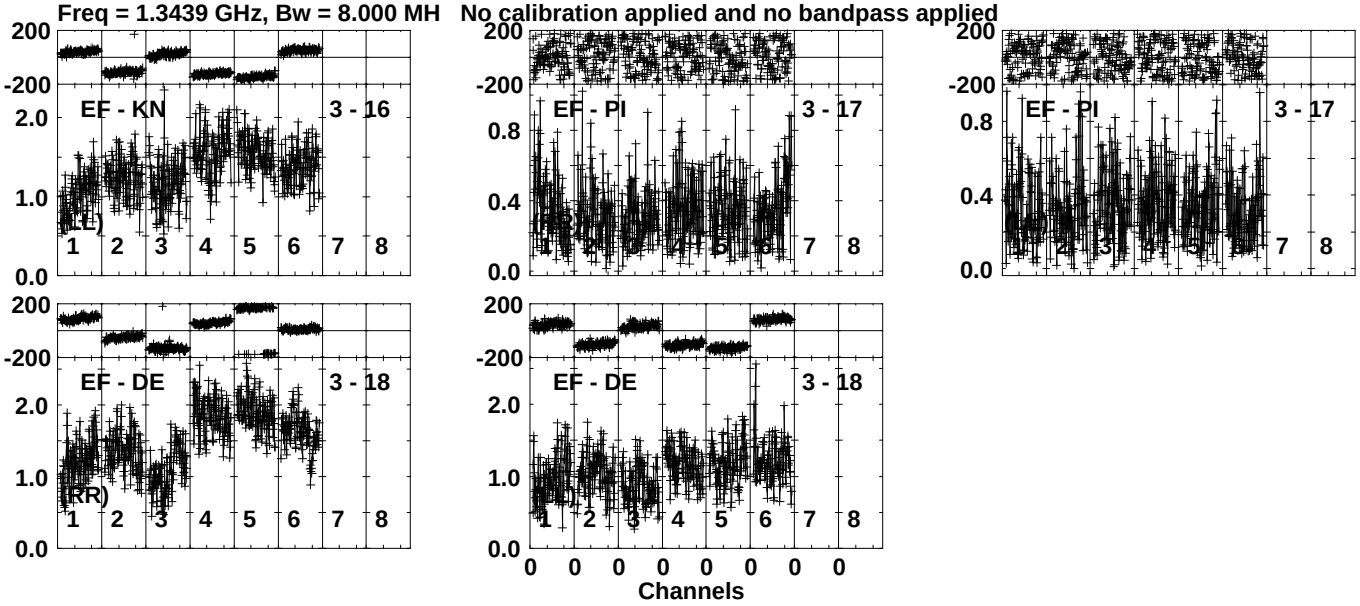

Lower frame: Milli Ampl Jy Top frame: Phas deg
Vector averaged cross-power spectrum Several baselines displayed
Timerange: 00/20:49:01 to 00/20:50:29

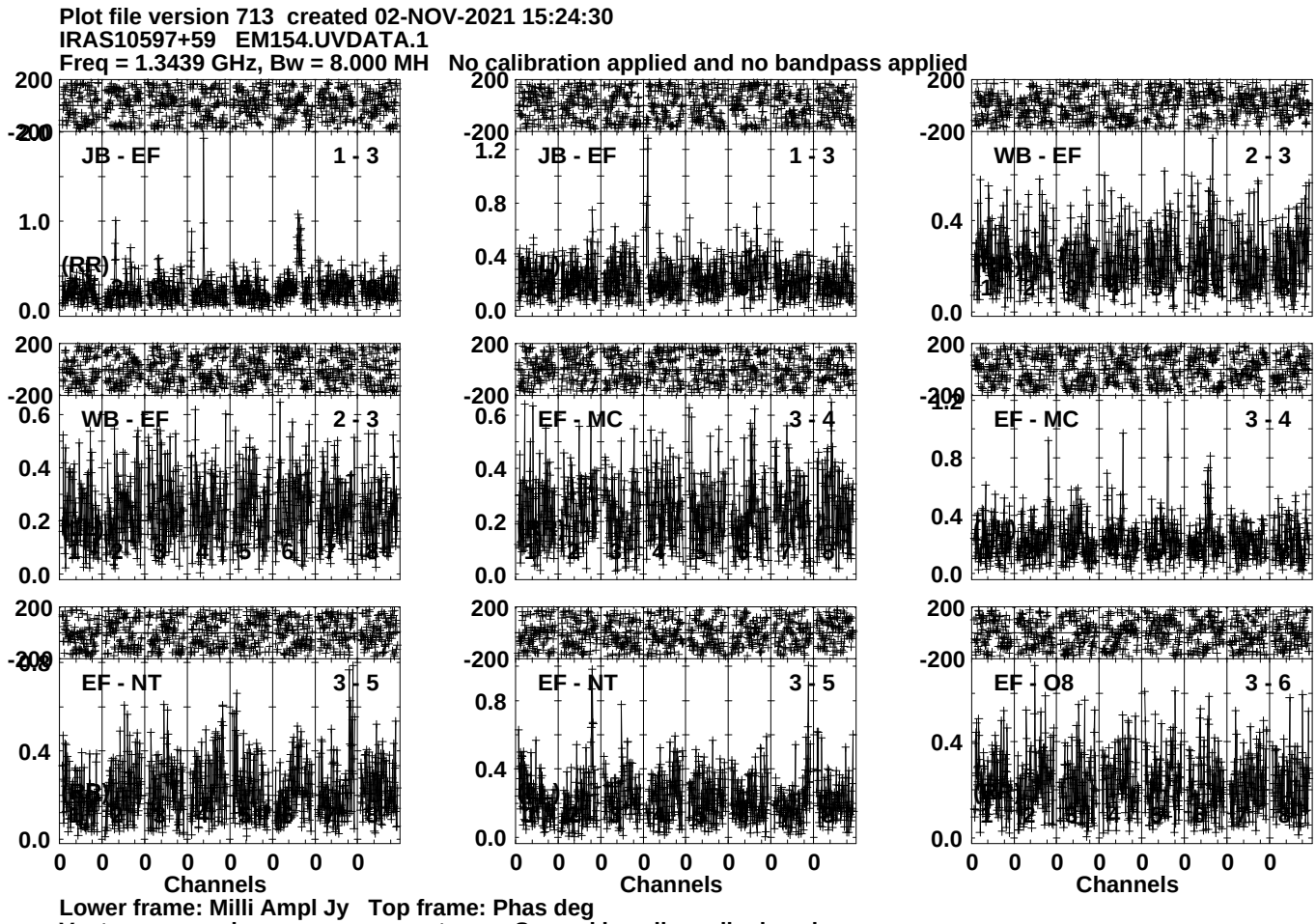
Plot file version 713 created 02-NOV-2021 15:24:30
IRAS10597+59 EM154.UVDATA.1
Freq = 1.3439 GHz, Bw = 8.000 MH No calibration applied and no bandpass applied
JB - EF 1 - 3
(RR)
JB - EF 1 - 3
WB - EF 2 - 3
WB - EF 2 - 3
EF - MC 3 - 4
EF - MC 3 - 4
EF - NT 3 - 5
EF - NT 3 - 5
EF - O8 3 - 6
Channels
Channels
Channels
Lower frame: Milli Ampl Jy Top frame: Phas deg
Vector averaged cross-power spectrum Several baselines displayed
Timerange: 00/20:50:31 to 00/20:53:59

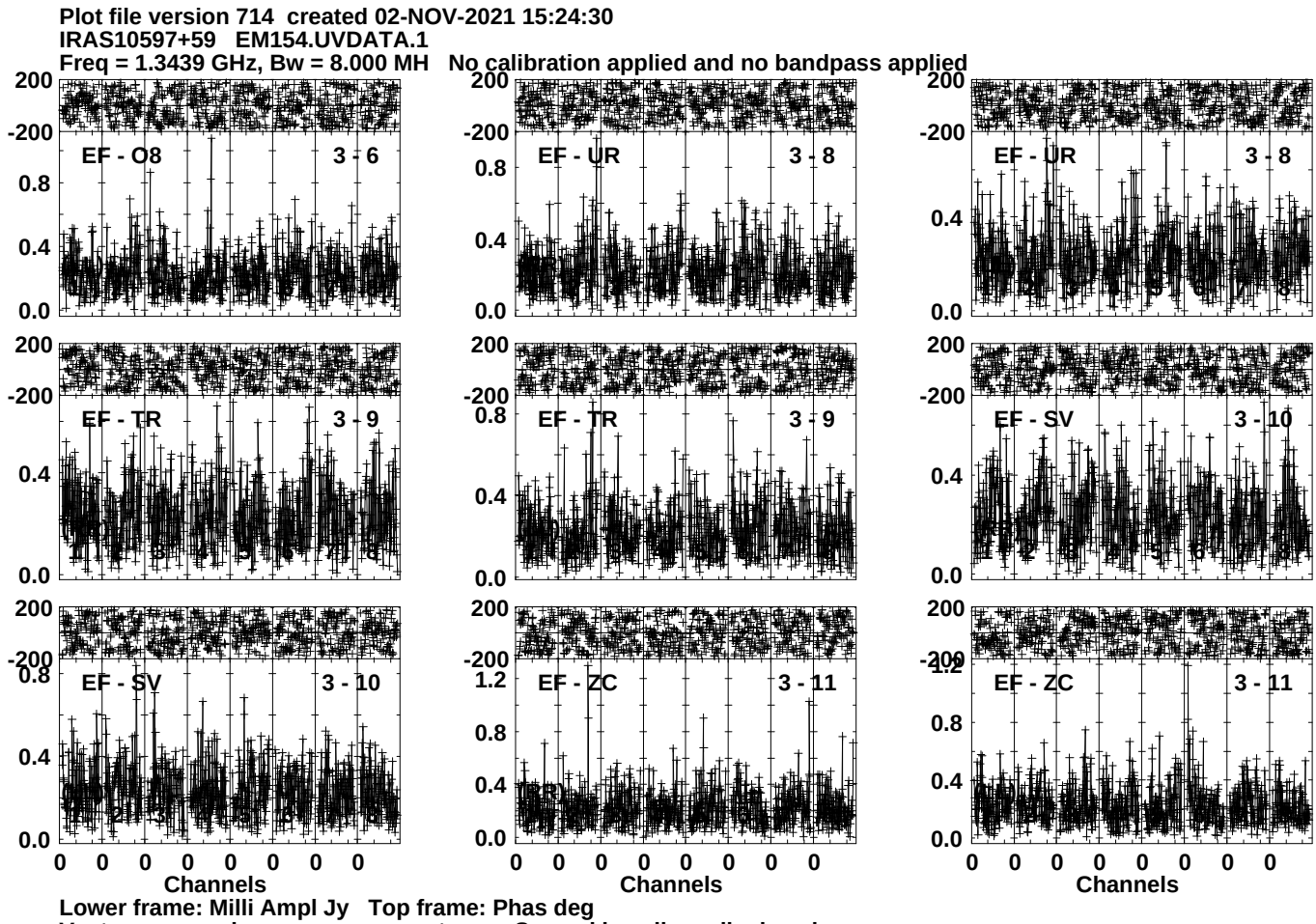
Plot file version 714 created 02-NOV-2021 15:24:30
IRAS10597+59 EM154.UVDATA.1
Freq = 1.3439 GHz, Bw = 8.000 MH No calibration applied and no bandpass applied
EF - O8 3 - 6
EF - UR 3 - 8
EF - UR 3 - 8
EF - TR 3 - 9
EF - TR 3 - 9
EF - SV 3 - 10
EF - SV 3 - 10
EF - ZC 3 - 11
EF - ZC 3 - 11
Channels
Channels
Channels
Lower frame: Milli Ampl Jy Top frame: Phas deg
Vector averaged cross-power spectrum Several baselines displayed
Timerange: 00/20:50:31 to 00/20:53:59

Plot file version 715 created 02-NOV-2021 15:24:31
IRAS10597+59 EM154.UVDATA.1
Freq = 1.3439 GHz, Bw = 8.000 MH No calibration applied and no bandpass applied

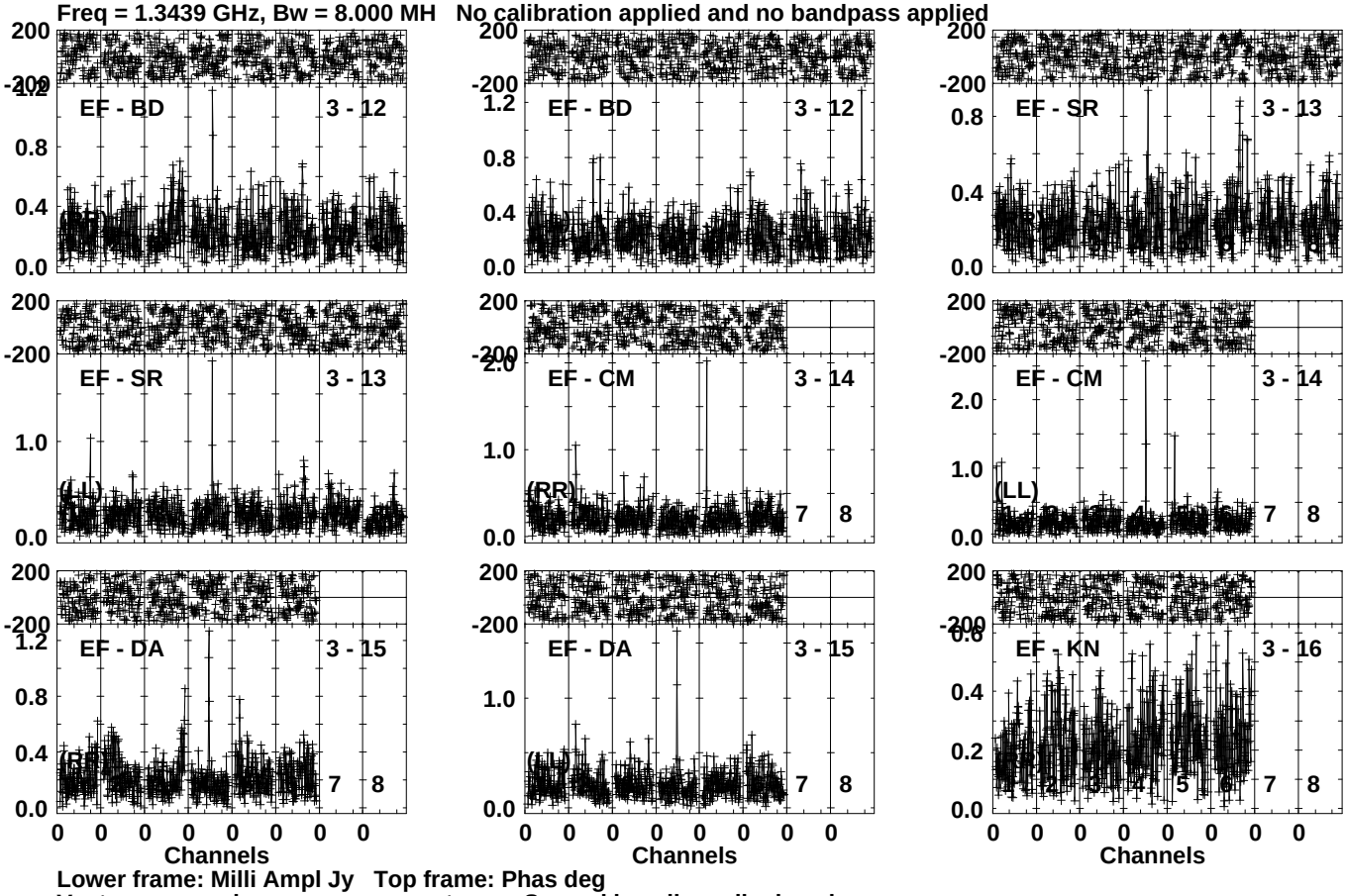

Lower frame: Milli Ampl Jy Top frame: Phas deg
Vector averaged cross-power spectrum Several baselines displayed
Timerange: 00/20:50:31 to 00/20:53:59

Plot file version 716 created 02-NOV-2021 15:24:31
IRAS10597+59 EM154.UVDATA.1
Freq = 1.3439 GHz, Bw = 8.000 MH No calibration applied and no bandpass applied

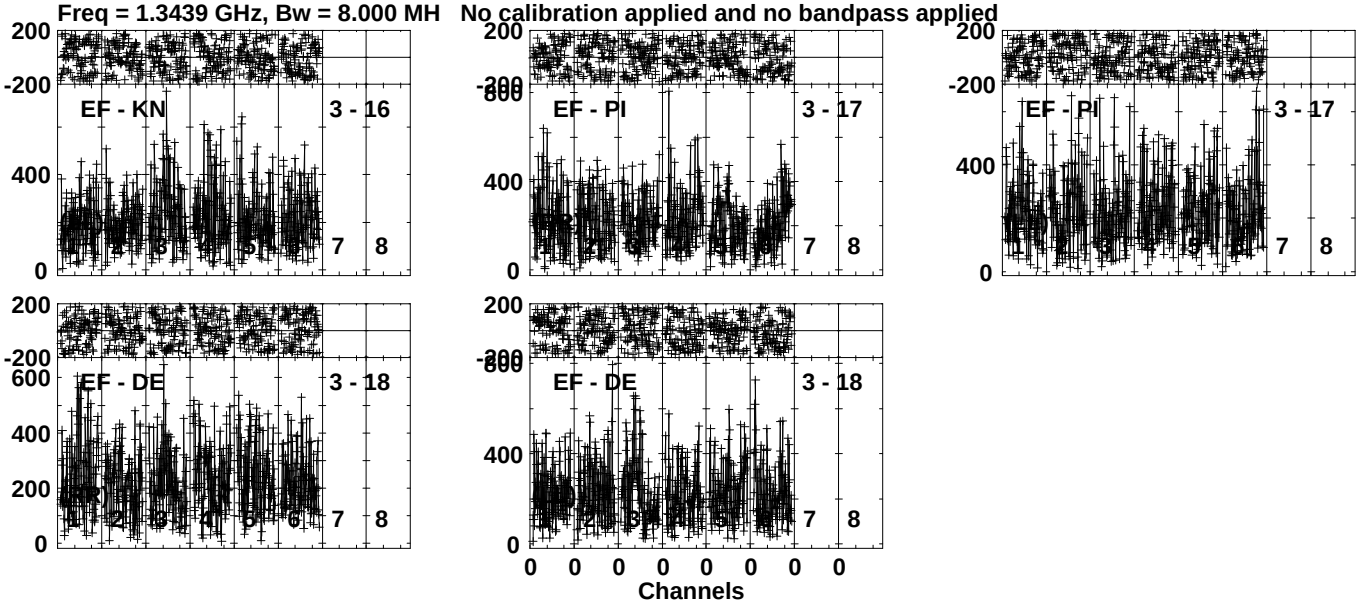

Lower frame: Micro Ampl Jy Top frame: Phas deg
Vector averaged cross-power spectrum Several baselines displayed
Timerange: 00/20:50:31 to 00/20:53:59

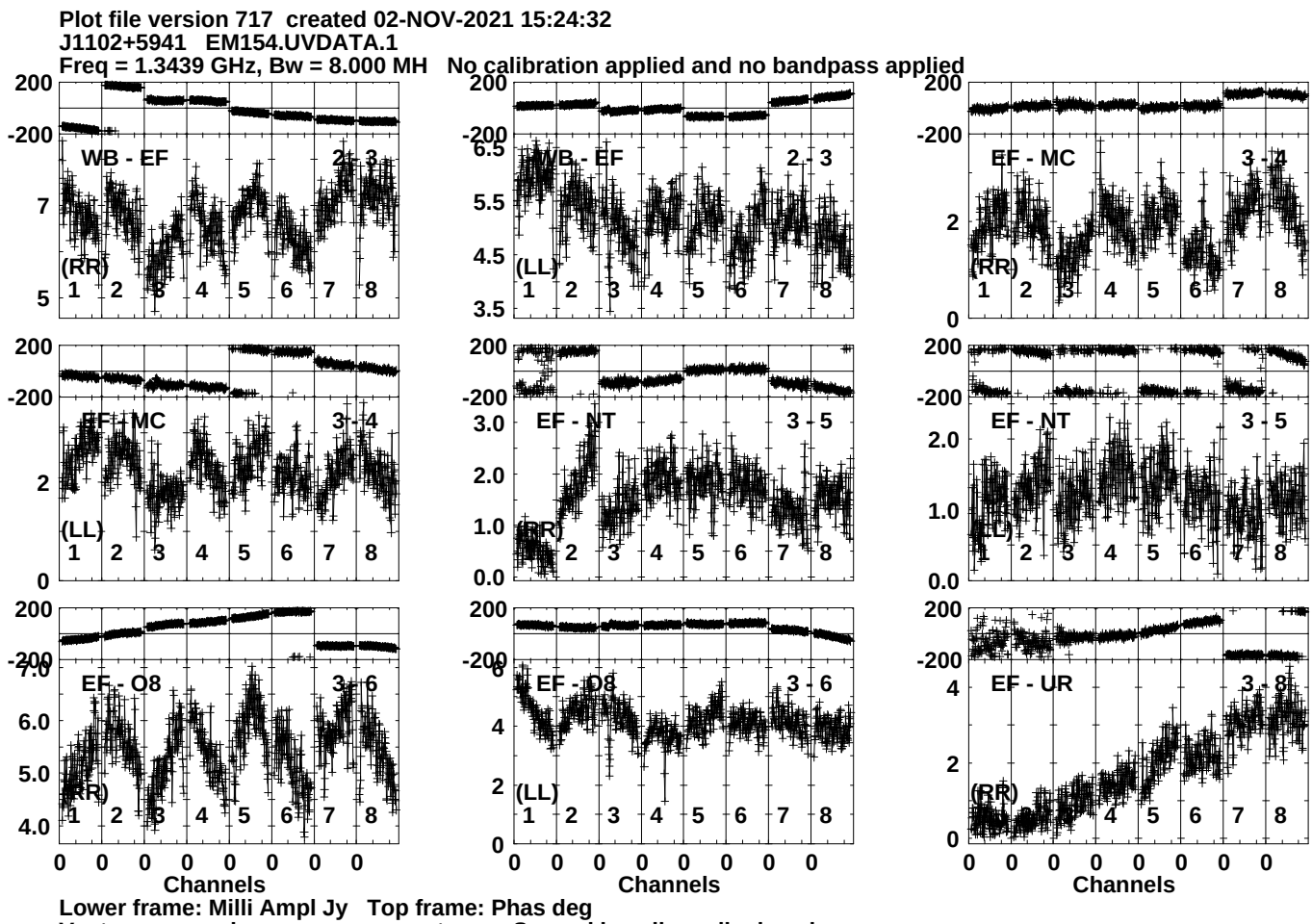
Plot file version 717 created 02-NOV-2021 15:24:32
J1102+5941 EM154.UVDATA.1
Freq = 1.3439 GHz, Bw = 8.000 MH No calibration applied and no bandpass applied
WB - EF 2 - 3
(RR)
WB - EF 2 - 3
(LL)
EF - MC 3 - 4
(RR)
EF - MC 3 - 4
(LL)
EF - NT 3 - 5
(RR)
EF - NT 3 - 5
(LL)
EF - O8 3 - 6
(RR)
EF - O8 3 - 6
(LL)
EF - UR 3 - 8
(RR)
Channels
Channels
Channels
Lower frame: Milli Ampl Jy Top frame: Phas deg
Vector averaged cross-power spectrum Several baselines displayed
Timerange: 00/20:54:01 to 00/20:55:29

Plot file version 718 created 02-NOV-2021 15:24:33
J1102+5941 EM154.UVDATA.1
Freq = 1.3439 GHz, Bw = 8.000 MH No calibration applied and no bandpass applied

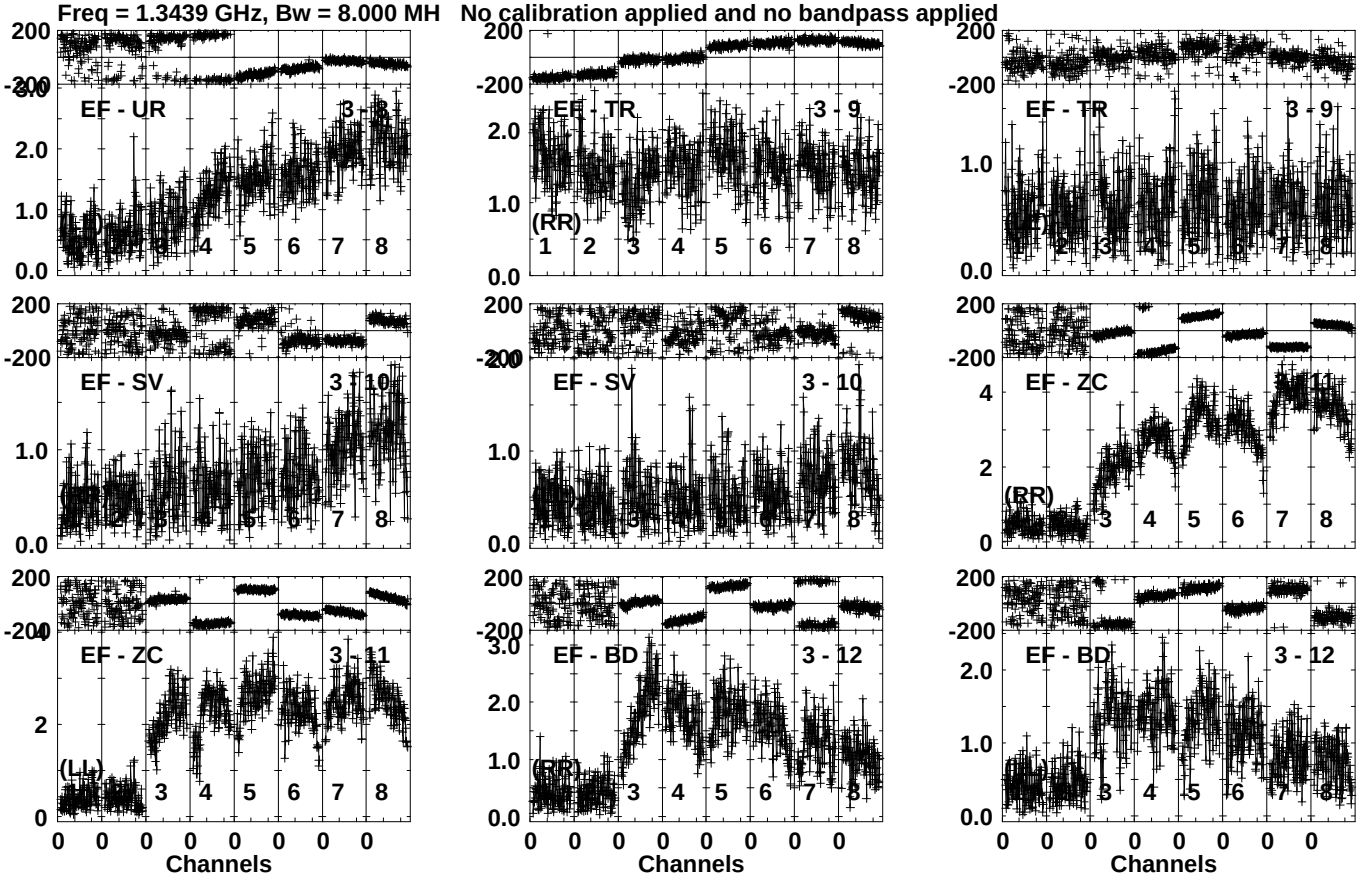

Lower frame: Milli Ampl Jy Top frame: Phas deg
Vector averaged cross-power spectrum Several baselines displayed
Timerange: 00/20:54:01 to 00/20:55:29

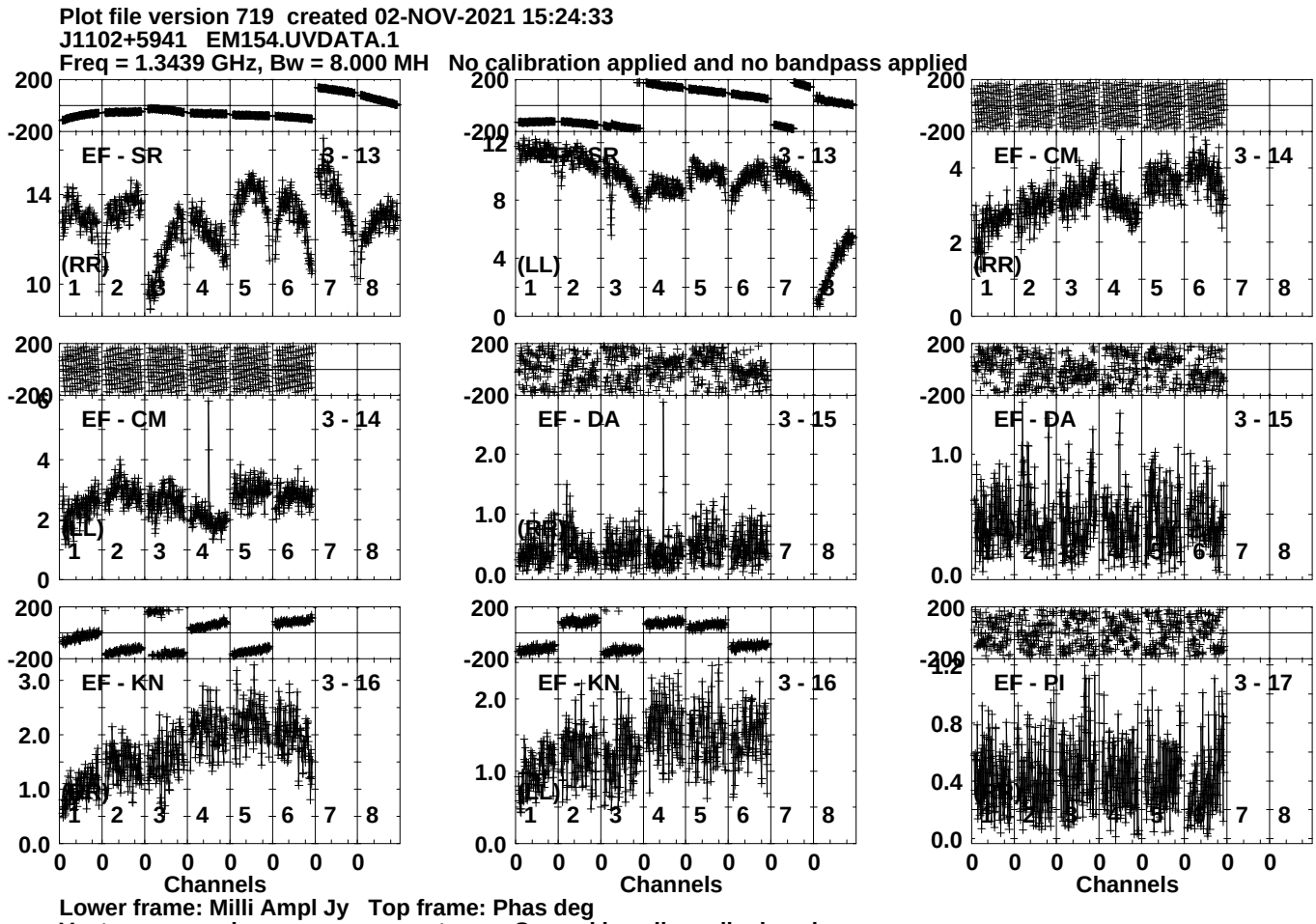
Plot file version 719 created 02-NOV-2021 15:24:33
J1102+5941 EM154.UVDATA.1
Freq = 1.3439 GHz, Bw = 8.000 MH No calibration applied and no bandpass applied
EF - SR 3 - 13
(RR)
EF - SR 3 - 13
(LL)
EF - CM 3 - 14
(RR)
EF - CM 3 - 14
(LL)
EF - DA 3 - 15
(RR)
EF - DA 3 - 15
EF - KN 3 - 16
(LL)
EF - KN 3 - 16
EF - PI 3 - 17
Channels
Channels
Channels
Lower frame: Milli Ampl Jy Top frame: Phas deg
Vector averaged cross-power spectrum Several baselines displayed
Timerange: 00/20:54:01 to 00/20:55:29

Plot file version 720 created 02-NOV-2021 15:24:34
J1102+5941 EM154.UVDATA.1
Freq = 1.3439 GHz, Bw = 8.000 MH No calibration applied and no bandpass applied

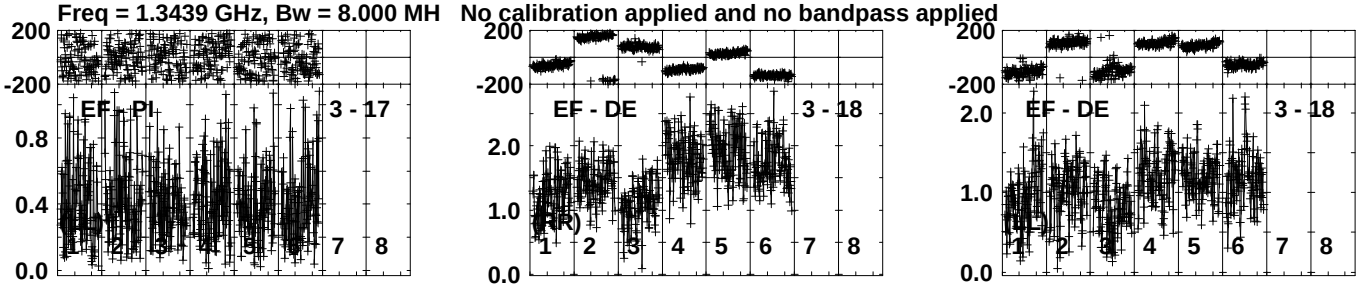

Lower frame: Milli Ampl Jy Top frame: Phas deg
Vector averaged cross-power spectrum Several baselines displayed
Timerange: 00/20:54:01 to 00/20:55:29

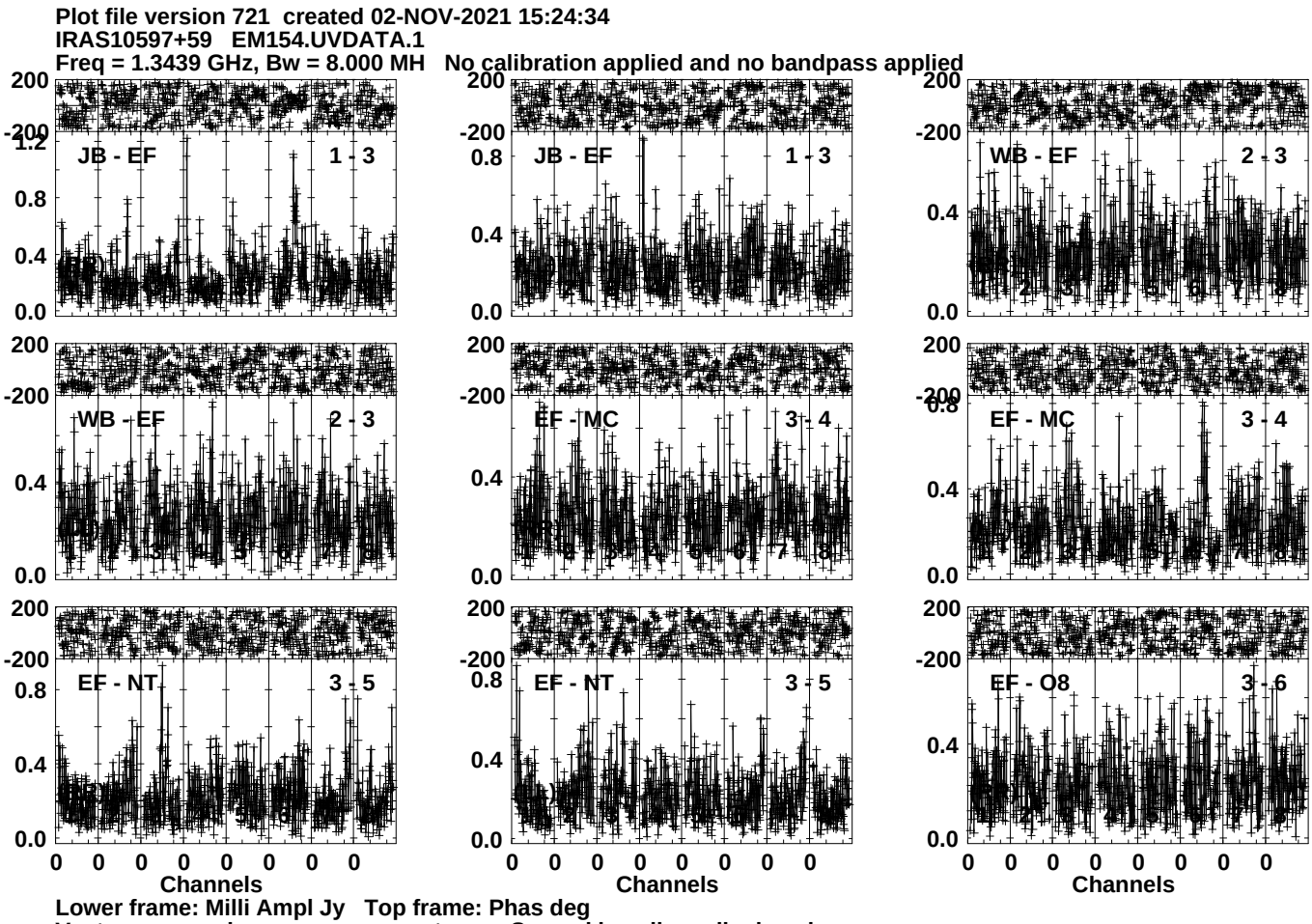
Plot file version 721 created 02-NOV-2021 15:24:34
IRAS10597+59 EM154.UVDATA.1
Freq = 1.3439 GHz, Bw = 8.000 MH No calibration applied and no bandpass applied
JB - EF 1 - 3
JB - EF 1 - 3
WB - EF 2 - 3
WB - EF 2 - 3
EF - MC 3 - 4
EF - MC 3 - 4
EF - NT 3 - 5
EF - NT 3 - 5
EF - O8 3 - 6
Channels
Channels
Channels
Lower frame: Milli Ampl Jy Top frame: Phas deg
Vector averaged cross-power spectrum Several baselines displayed
Timerange: 00/20:55:31 to 00/20:58:59

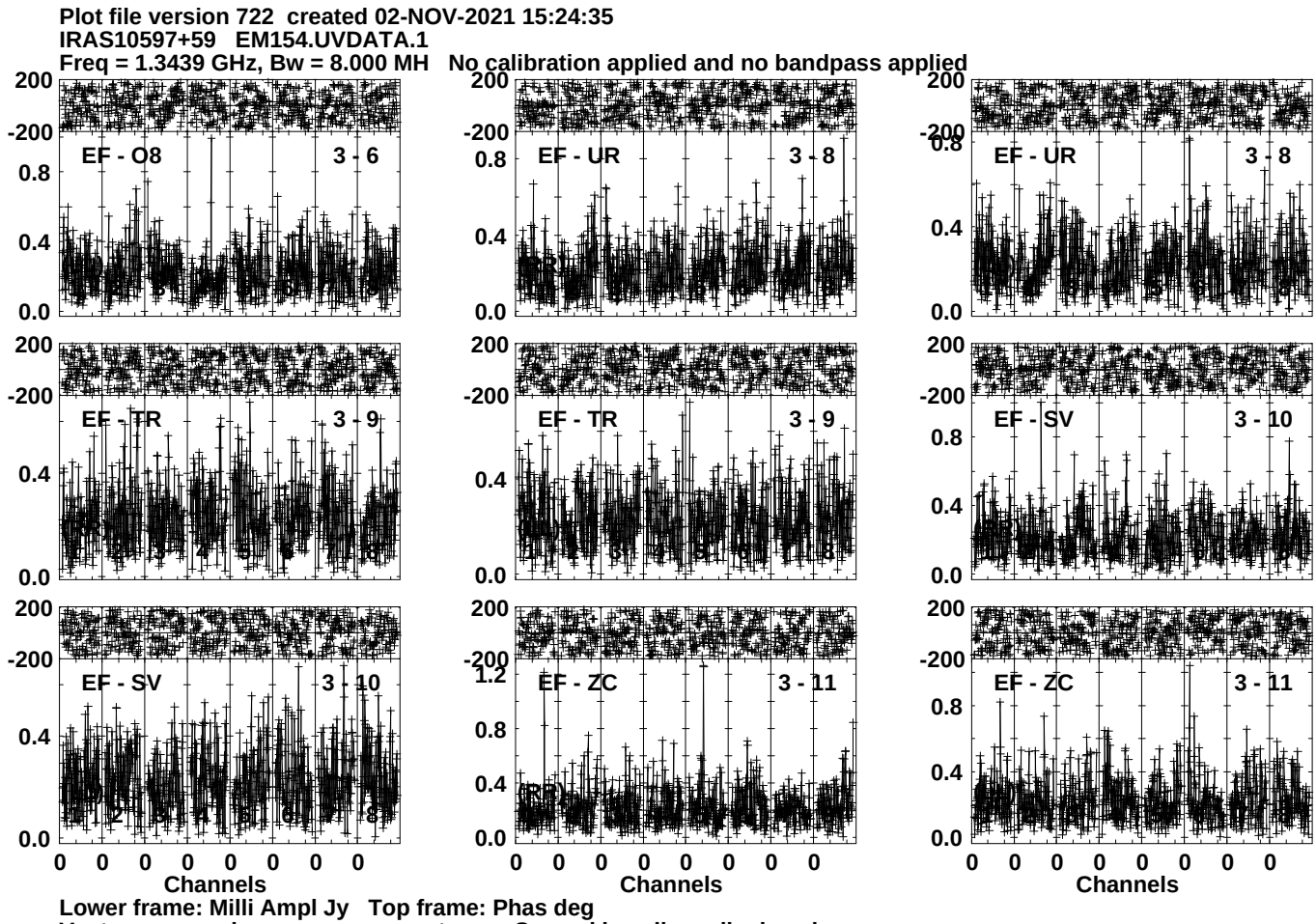
Plot file version 722 created 02-NOV-2021 15:24:35
IRAS10597+59 EM154.UVDATA.1
Freq = 1.3439 GHz, Bw = 8.000 MH No calibration applied and no bandpass applied
EF - O8 3 - 6
EF - UR 3 - 8
EF - UR 3 - 8
EF - TR 3 - 9
EF - TR 3 - 9
EF - SV 3 - 10
EF - SV 3 - 10
EF - ZC 3 - 11
EF - ZC 3 - 11
Channels
Channels
Channels
Lower frame: Milli Ampl Jy Top frame: Phas deg
Vector averaged cross-power spectrum Several baselines displayed
Timerange: 00/20:55:31 to 00/20:58:59

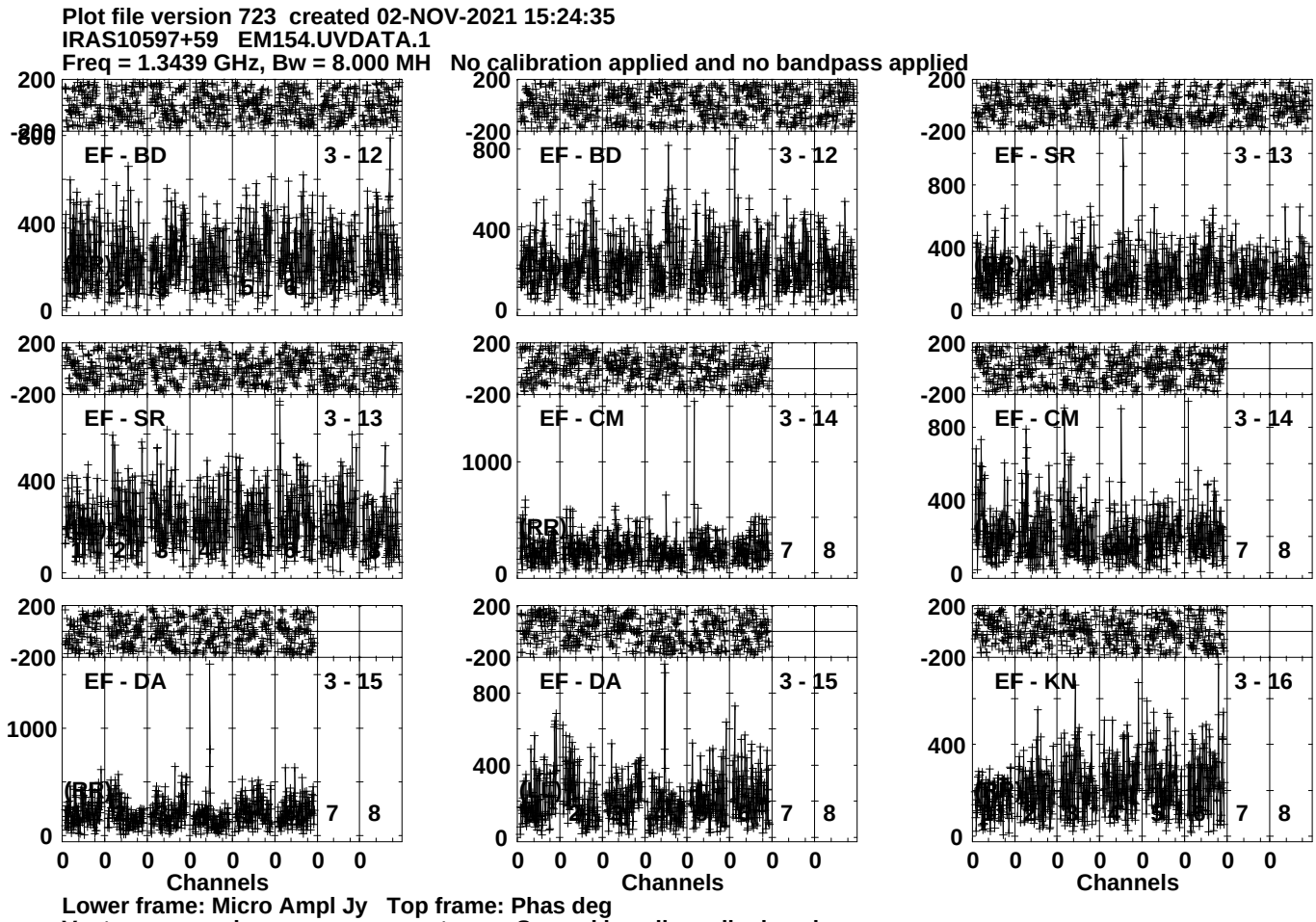
Plot file version 723 created 02-NOV-2021 15:24:35
IRAS10597+59 EM154.UVDATA.1
Freq = 1.3439 GHz, Bw = 8.000 MH No calibration applied and no bandpass applied
EF - BD 3 - 12
EF - BD 3 - 12
EF - SR 3 - 13
EF - SR 3 - 13
EF - CM 3 - 14
EF - CM 3 - 14
EF - DA 3 - 15
EF - DA 3 - 15
EF - KN 3 - 16
(RR)
(RR)
(RR)
Channels
Channels
Channels
Lower frame: Micro Ampl Jy Top frame: Phas deg
Vector averaged cross-power spectrum Several baselines displayed
Timerange: 00/20:55:31 to 00/20:58:59

Plot file version 724 created 02-NOV-2021 15:24:36
IRAS10597+59 EM154.UVDATA.1
Freq = 1.3439 GHz, Bw = 8.000 MH No calibration applied and no bandpass applied

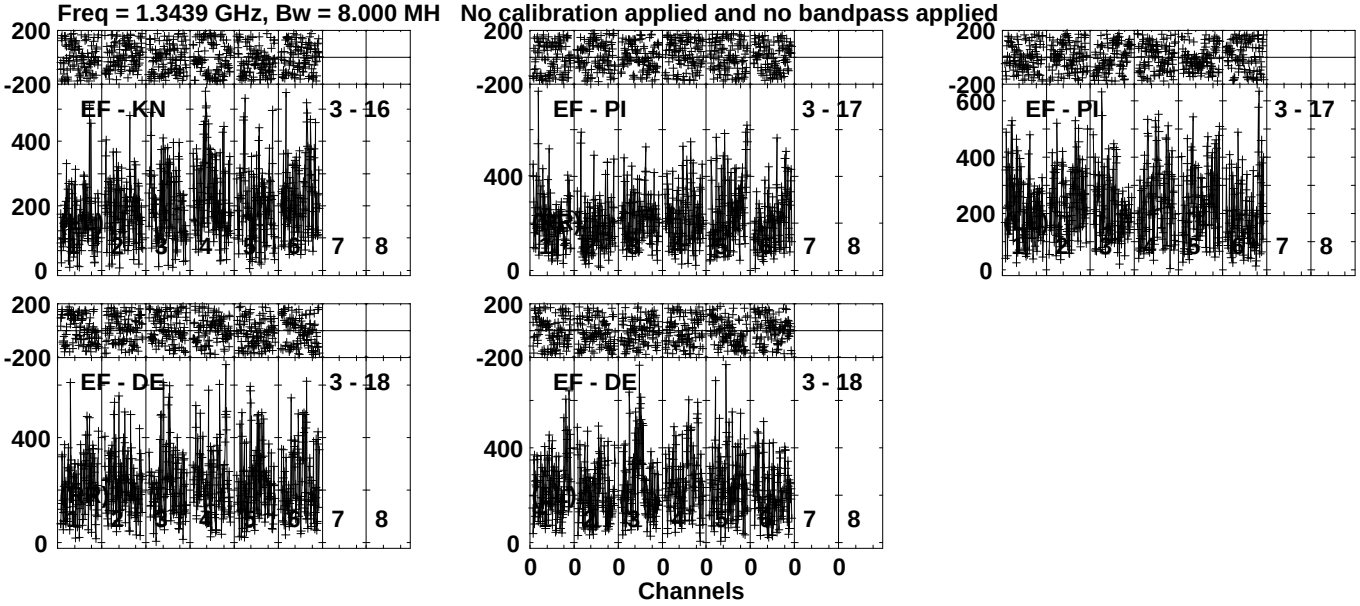

Lower frame: Micro Ampl Jy Top frame: Phas deg
Vector averaged cross-power spectrum Several baselines displayed
Timerange: 00/20:55:31 to 00/20:58:59

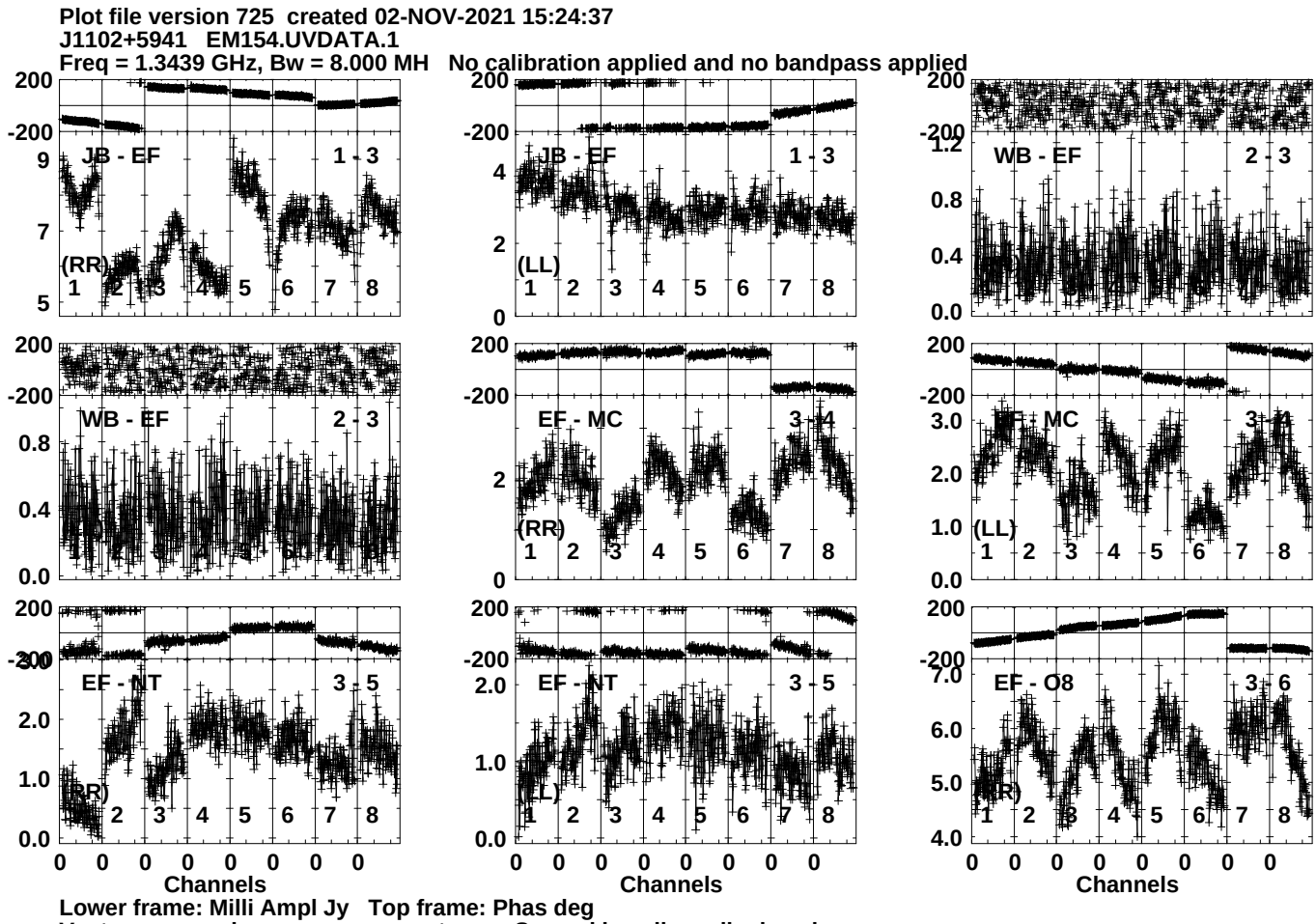
Plot file version 725 created 02-NOV-2021 15:24:37
J1102+5941 EM154.UVDATA.1
Freq = 1.3439 GHz, Bw = 8.000 MH No calibration applied and no bandpass applied
JB - EF
1 - 3
(RR)
JB - EF
1 - 3
(LL)
WB - EF
2 - 3
WB - EF
2 - 3
EF - MC
3 - 4
(RR)
EF - MC
3 - 4
(LL)
EF - NT
3 - 5
(RR)
EF - NT
3 - 5
(LL)
EF - O8
3 - 6
(RR)
Channels
Channels
Channels
Lower frame: Milli Ampl Jy Top frame: Phas deg
Vector averaged cross-power spectrum Several baselines displayed
Timerange: 00/20:59:31 to 00/21:00:59

Plot file version 726 created 02-NOV-2021 15:24:37
J1102+5941 EM154.UVDATA.1
Freq = 1.3439 GHz, Bw = 8.000 MH No calibration applied and no bandpass applied

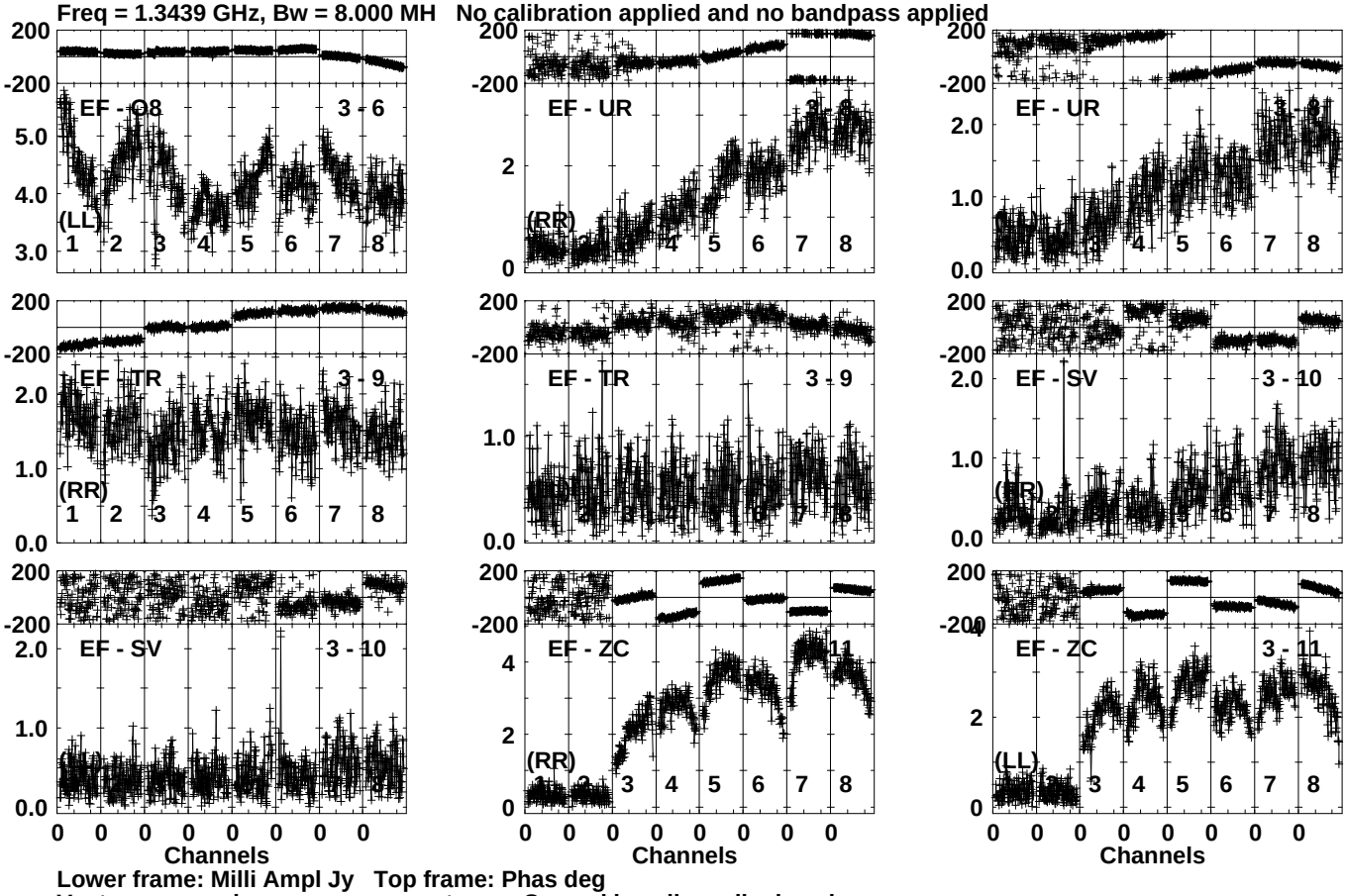

Lower frame: Milli Ampl Jy Top frame: Phas deg
Vector averaged cross-power spectrum Several baselines displayed
Timerange: 00/20:59:31 to 00/21:00:59

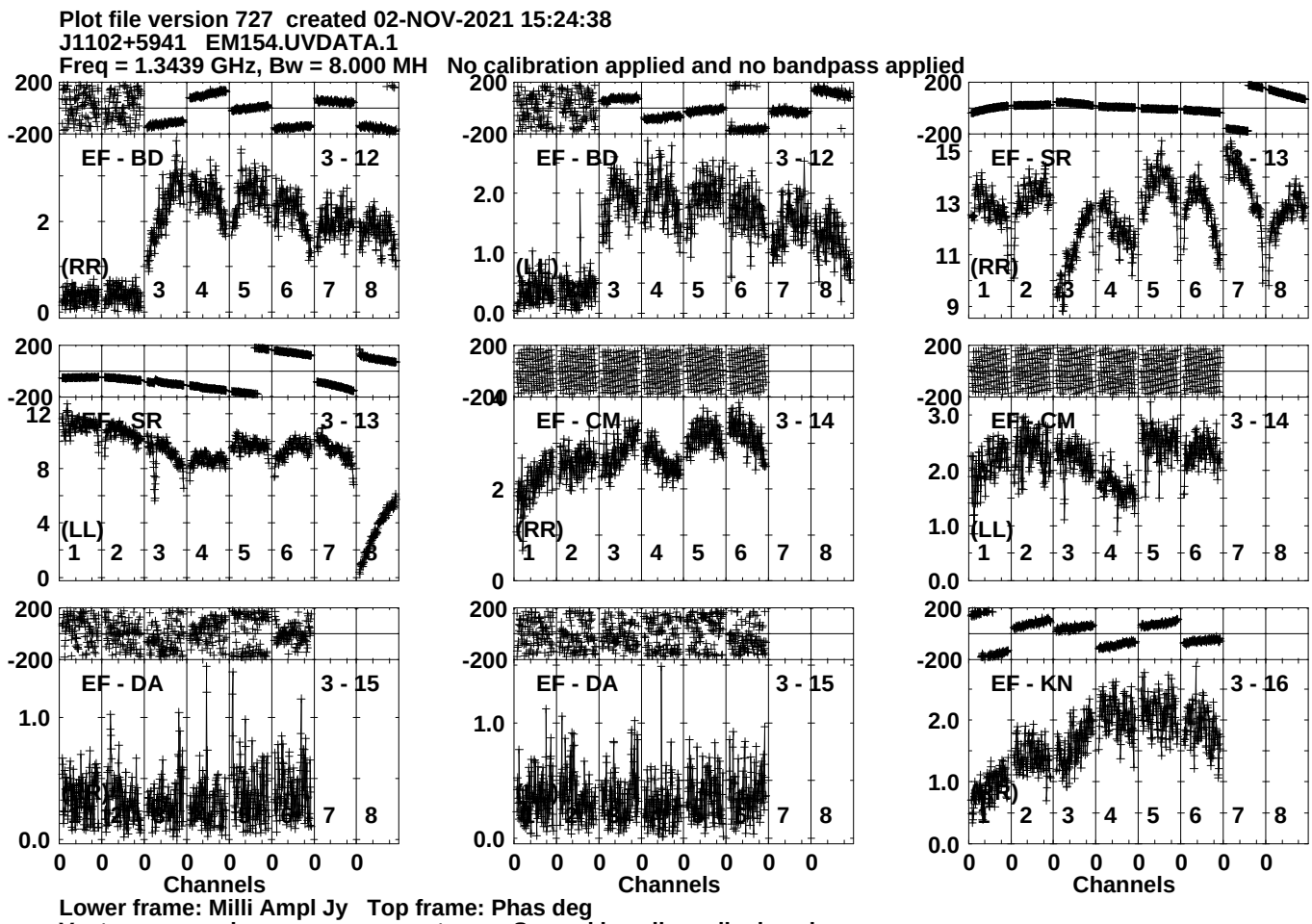
Plot file version 727 created 02-NOV-2021 15:24:38
J1102+5941 EM154.UVDATA.1
Freq = 1.3439 GHz, Bw = 8.000 MH No calibration applied and no bandpass applied
EF - BD 3 - 12
(RR)
EF - BD 3 - 12
(LL)
EF - SR 3 - 13
(RR)
EF - SR 3 - 13
(LL)
EF - CM 3 - 14
(RR)
EF - CM 3 - 14
(LL)
EF - DA 3 - 15
EF - DA 3 - 15
EF - KN 3 - 16
Channels
Channels
Channels
Lower frame: Milli Ampl Jy Top frame: Phas deg
Vector averaged cross-power spectrum Several baselines displayed
Timerange: 00/20:59:31 to 00/21:00:59

Plot file version 728 created 02-NOV-2021 15:24:38
J1102+5941 EM154.UVDATA.1
Freq = 1.3439 GHz, Bw = 8.000 MH No calibration applied and no bandpass applied

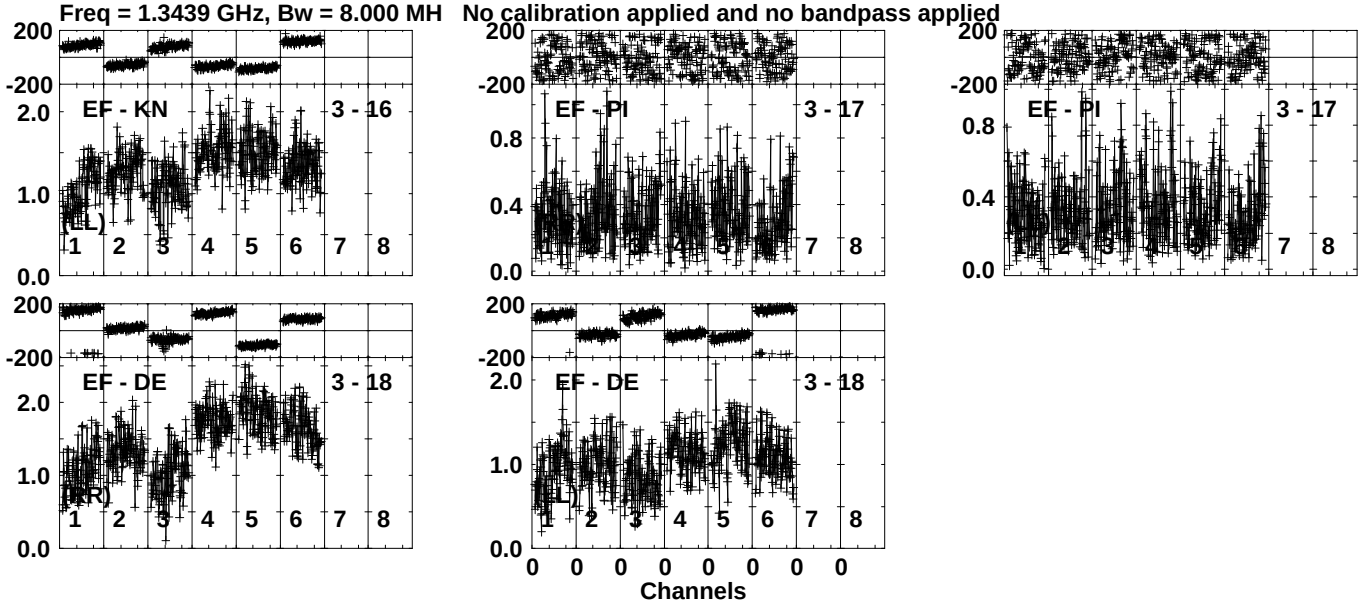

Lower frame: Milli Ampl Jy Top frame: Phas deg
Vector averaged cross-power spectrum Several baselines displayed
Timerange: 00/20:59:31 to 00/21:00:59

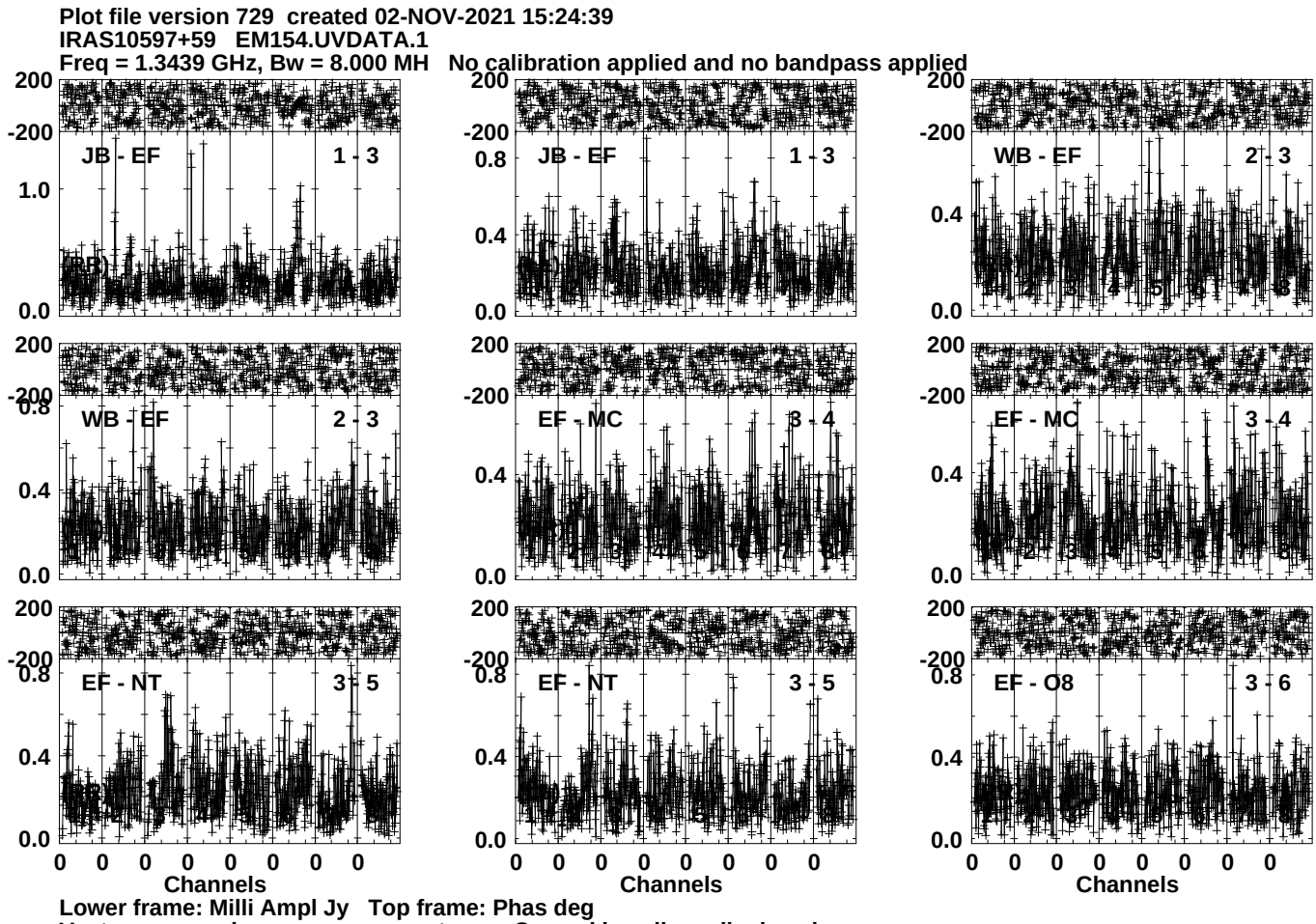
Plot file version 729 created 02-NOV-2021 15:24:39
IRAS10597+59 EM154.UVDATA.1
Freq = 1.3439 GHz, Bw = 8.000 MH No calibration applied and no bandpass applied
JB - EF 1 - 3
JB - EF 1 - 3
WB - EF 2 - 3
WB - EF 2 - 3
EF - MC 3 - 4
EF - MC 3 - 4
EF - NT 3 - 5
EF - NT 3 - 5
EF - O8 3 - 6
200
-200
1.0
0.8
0.4
0.0
0 0 0 0 0 0 0 0
Channels
Lower frame: Milli Ampl Jy Top frame: Phas deg
Vector averaged cross-power spectrum Several baselines displayed
Timerange: 00/21:01:01 to 00/21:04:29

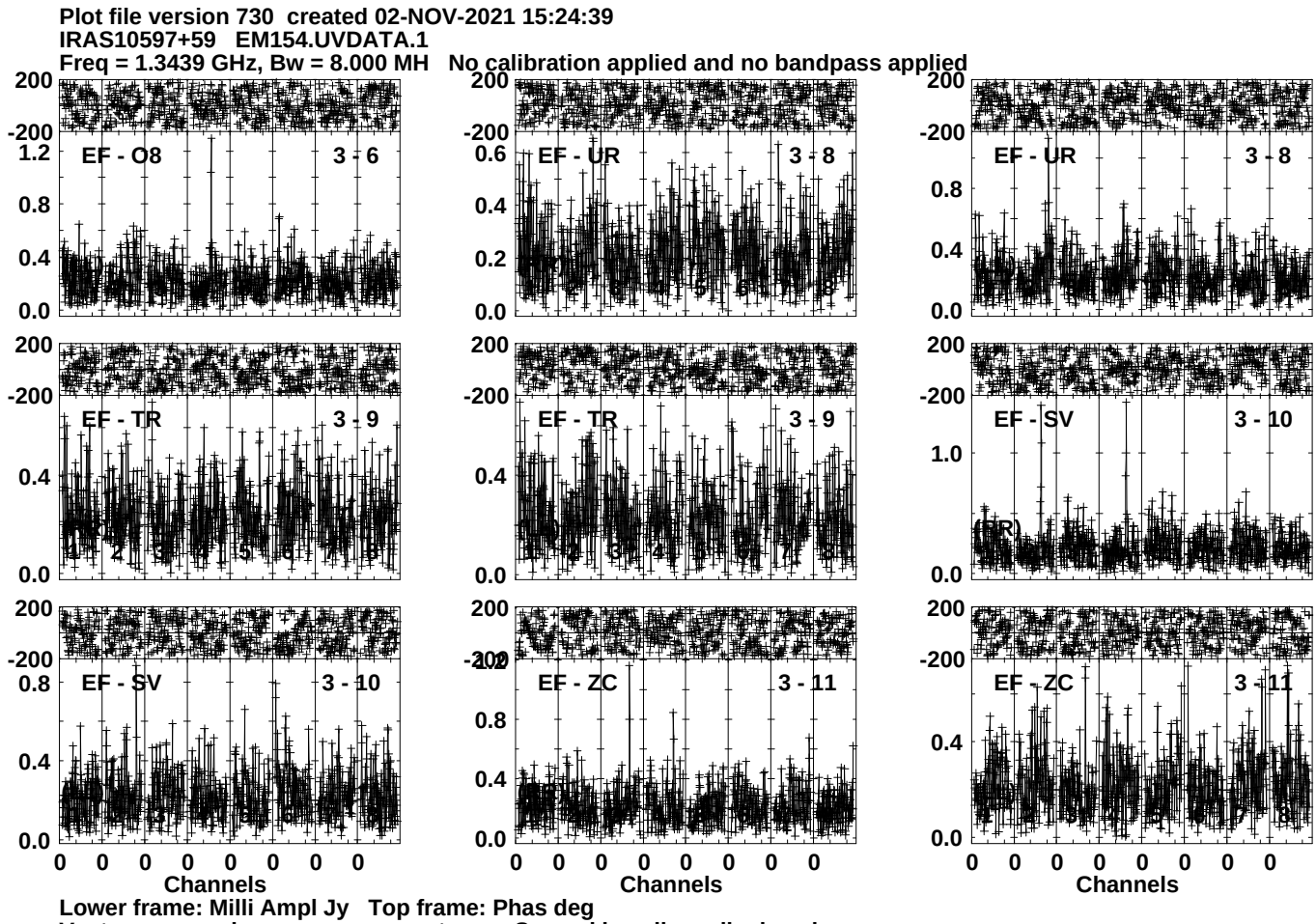
Plot file version 730 created 02-NOV-2021 15:24:39
IRAS10597+59 EM154.UVDATA.1
Freq = 1.3439 GHz, Bw = 8.000 MH No calibration applied and no bandpass applied
EF - O8 3 - 6
EF - UR 3 - 8
EF - UR 3 - 8
EF - TR 3 - 9
EF - TR 3 - 9
EF - SV 3 - 10
EF - SV 3 - 10
EF - ZC 3 - 11
EF - ZC 3 - 11
Channels
Channels
Channels
Lower frame: Milli Ampl Jy Top frame: Phas deg
Vector averaged cross-power spectrum Several baselines displayed
Timerange: 00/21:01:01 to 00/21:04:29

Plot file version 731 created 02-NOV-2021 15:24:40
IRAS10597+59 EM154.UVDATA.1
Freq = 1.3439 GHz, Bw = 8.000 MH No calibration applied and no bandpass applied

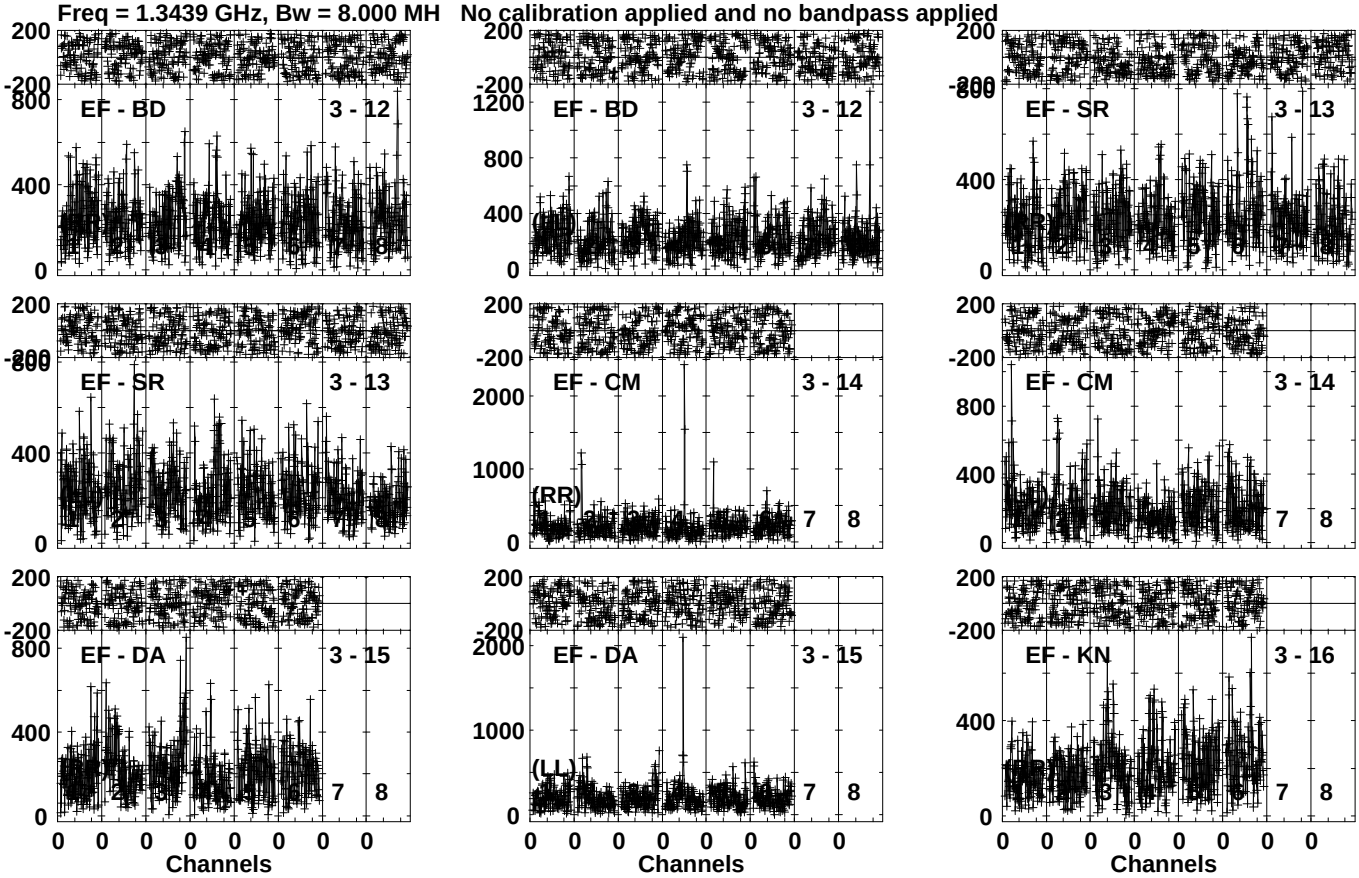

Lower frame: Micro Ampl Jy Top frame: Phas deg
Vector averaged cross-power spectrum Several baselines displayed
Timerange: 00/21:01:01 to 00/21:04:29

Plot file version 732 created 02-NOV-2021 15:24:41
IRAS10597+59 EM154.UVDATA.1
Freq = 1.3439 GHz, Bw = 8.000 MH No calibration applied and no bandpass applied

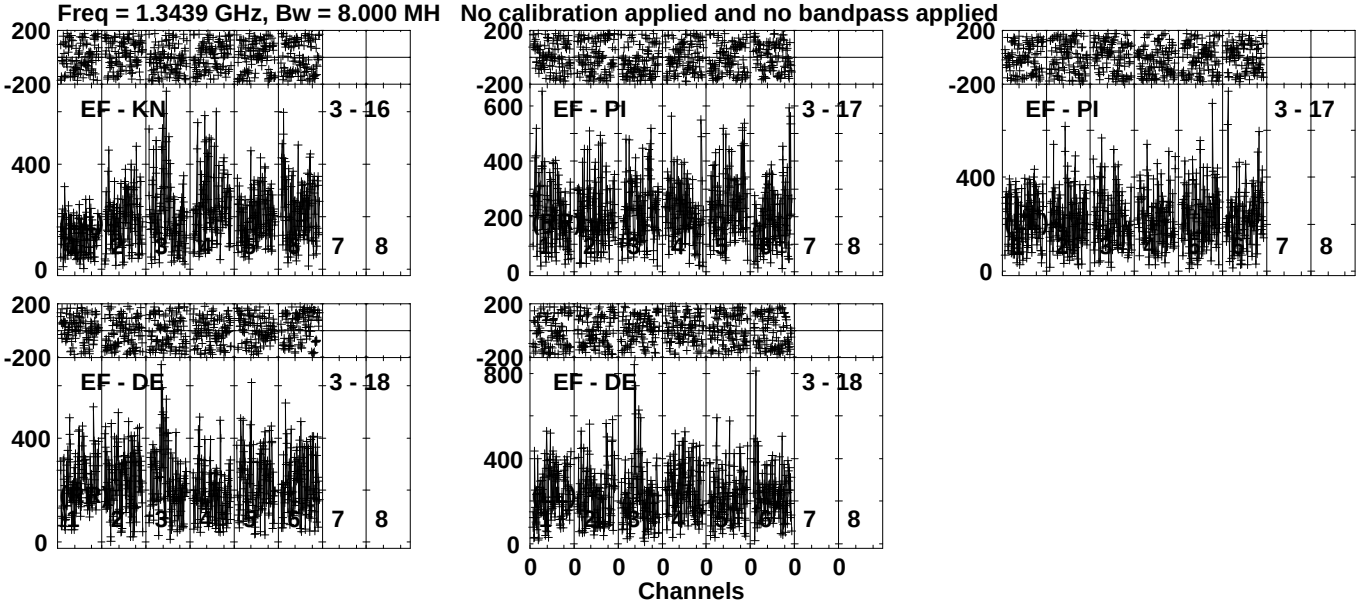

Lower frame: Micro Ampl Jy Top frame: Phas deg
Vector averaged cross-power spectrum Several baselines displayed
Timerange: 00/21:01:01 to 00/21:04:29

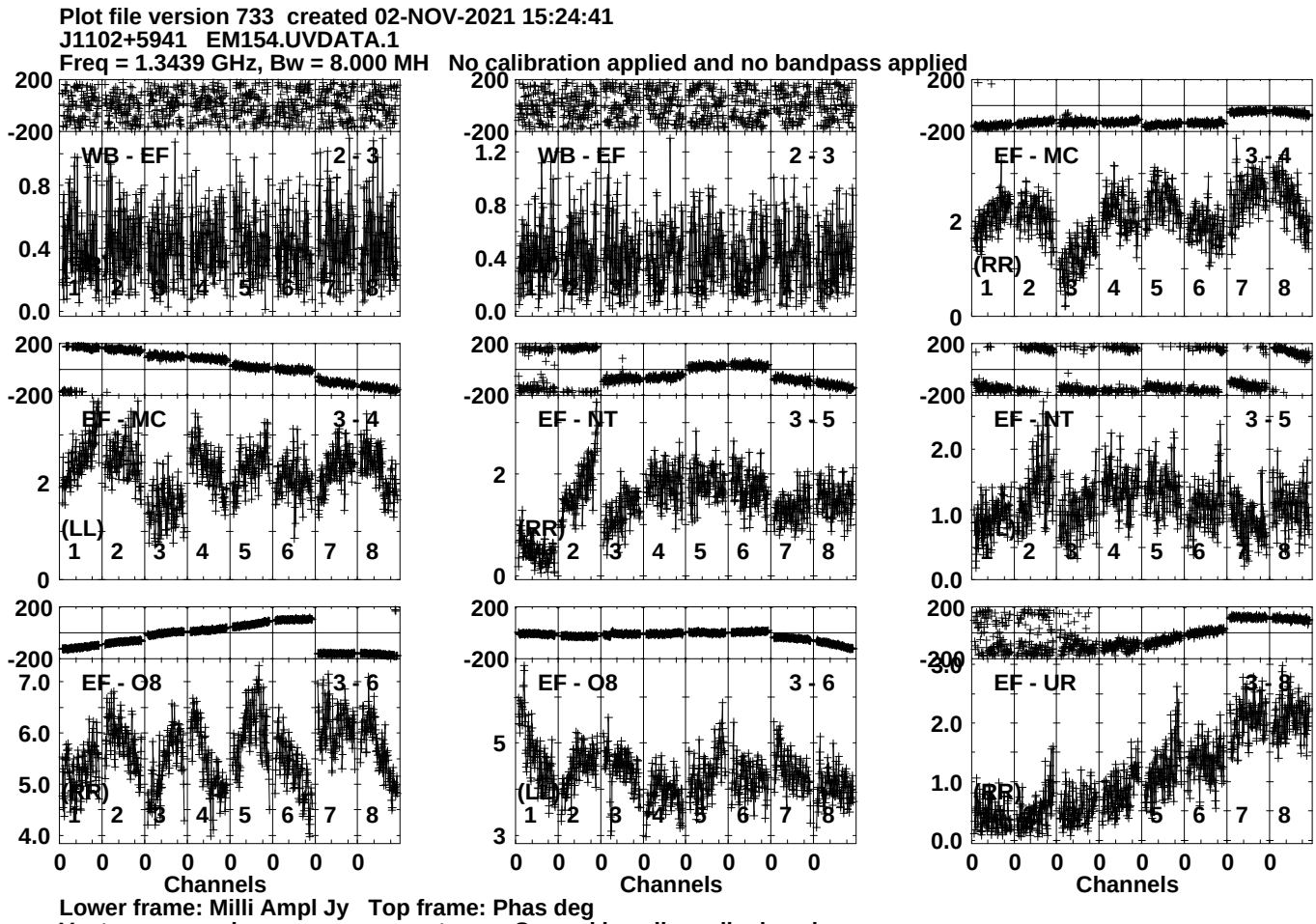
Plot file version 733 created 02-NOV-2021 15:24:41
J1102+5941 EM154.UVDATA.1
Freq = 1.3439 GHz, Bw = 8.000 MH No calibration applied and no bandpass applied
WB - EF 2 - 3
WB - EF 2 - 3
EF - MC 3 - 4
(RR)
EF - MC 3 - 4
(LL)
EF - NT 3 - 5
(RR)
EF - NT 3 - 5
EF - O8 3 - 6
(RR)
EF - O8 3 - 6
(LL)
EF - UR 3 - 6
(RR)
Channels
Channels
Channels
Lower frame: Milli Ampl Jy Top frame: Phas deg
Vector averaged cross-power spectrum Several baselines displayed
Timerange: 00/21:04:31 to 00/21:05:59

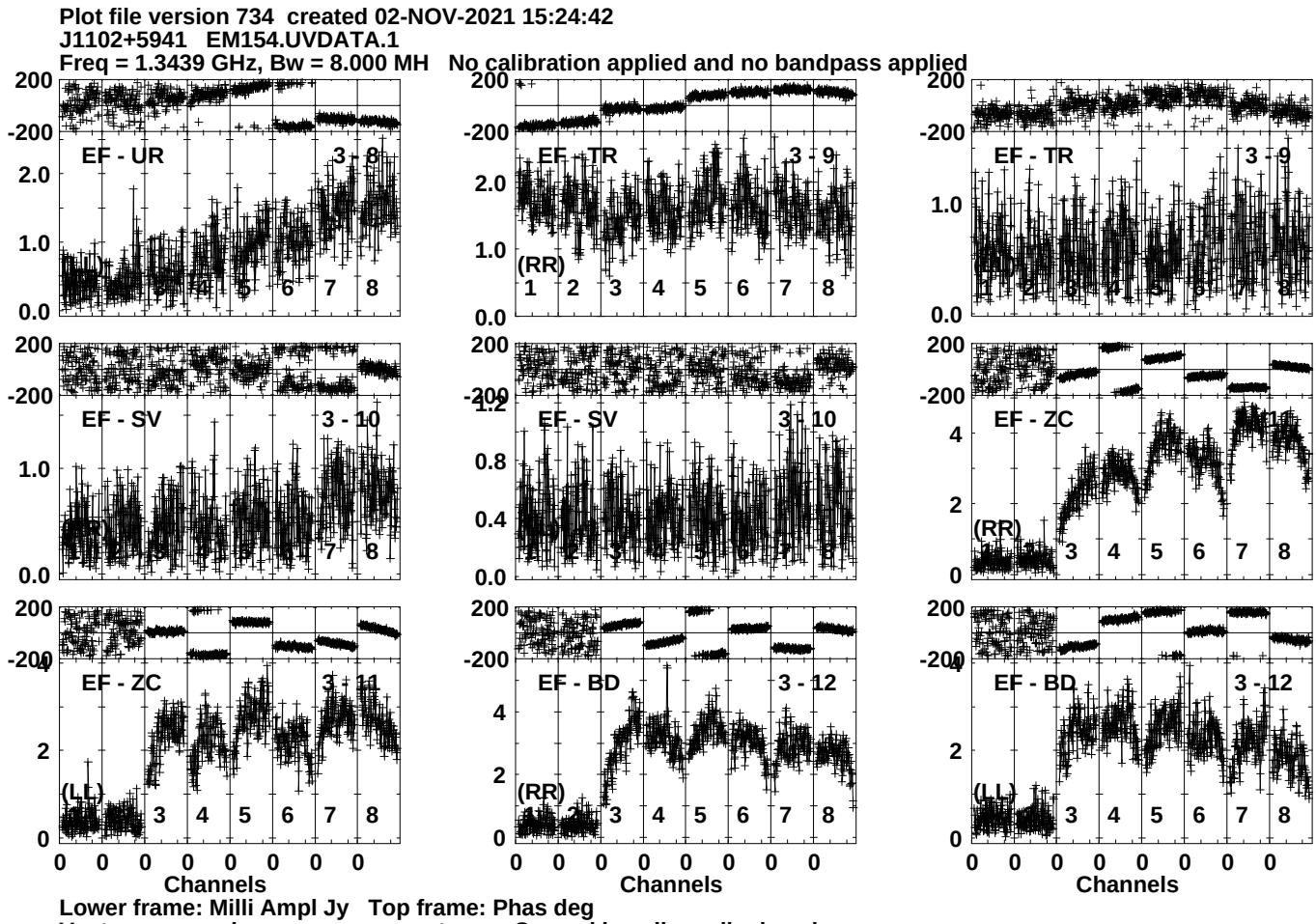
Plot file version 734 created 02-NOV-2021 15:24:42
J1102+5941 EM154.UVDATA.1
Freq = 1.3439 GHz, Bw = 8.000 MH No calibration applied and no bandpass applied
EF - UR 3 - 8
EF - TR 3 - 9
EF - TR 3 - 9
EF - SV 3 - 10
EF - SV 3 - 10
EF - ZC 3 - 11
EF - ZC 3 - 11
EF - BD 3 - 12
EF - BD 3 - 12
(RR)
(LL)
Channels
Lower frame: Milli Ampl Jy Top frame: Phas deg
Vector averaged cross-power spectrum Several baselines displayed
Timerange: 00/21:04:31 to 00/21:05:59

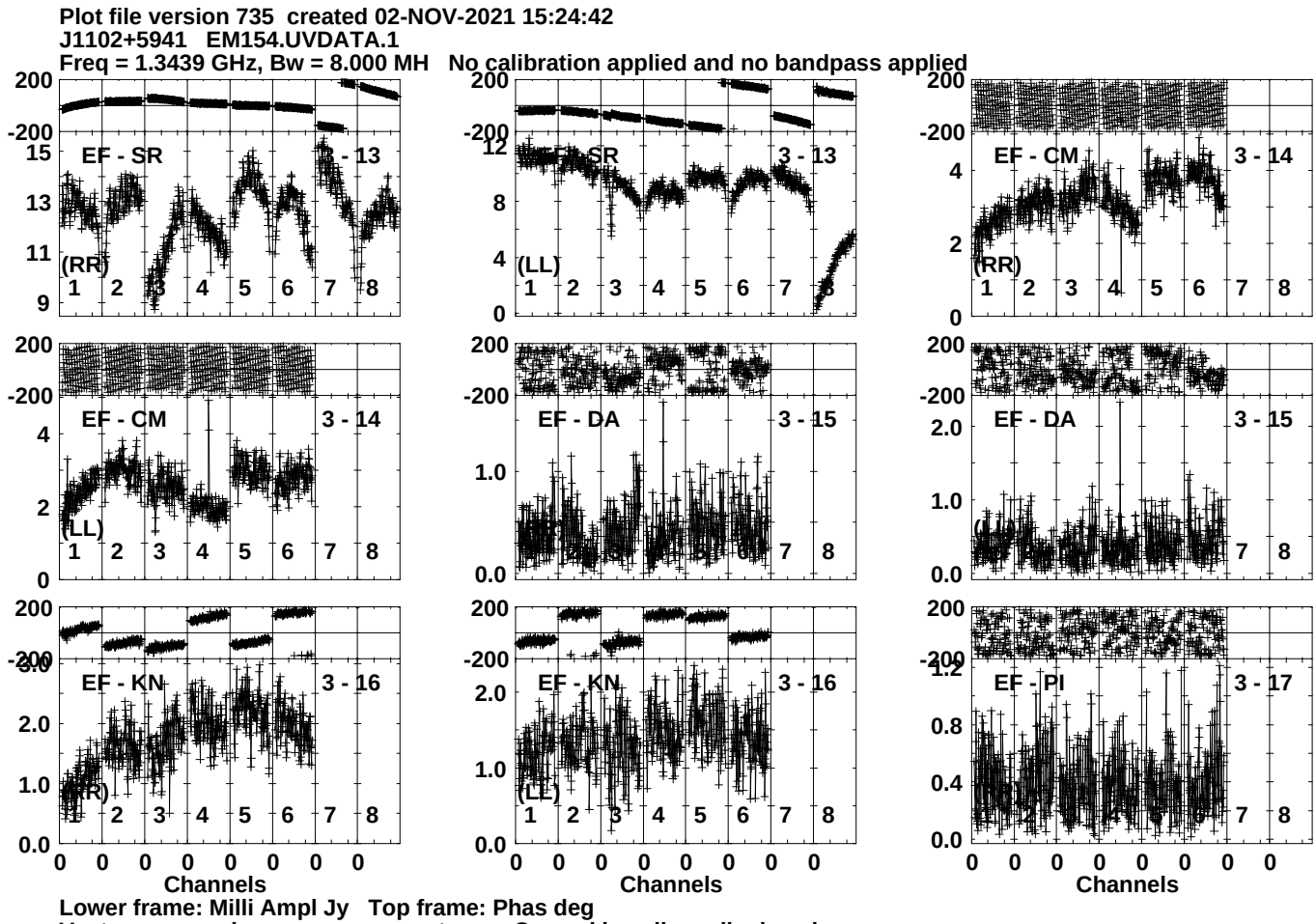
Plot file version 735 created 02-NOV-2021 15:24:42
J1102+5941 EM154.UVDATA.1
Freq = 1.3439 GHz, Bw = 8.000 MH No calibration applied and no bandpass applied
EF - SR 3 - 13
(RR)
EF - SR 3 - 13
(LL)
EF - CM 3 - 14
(RR)
EF - CM 3 - 14
(LL)
EF - DA 3 - 15
EF - DA 3 - 15
EF - KN 3 - 16
(RR)
EF - KN 3 - 16
(LL)
EF - PI 3 - 17
Channels
Channels
Channels
Lower frame: Milli Ampl Jy Top frame: Phas deg
Vector averaged cross-power spectrum Several baselines displayed
Timerange: 00/21:04:31 to 00/21:05:59

Plot file version 736 created 02-NOV-2021 15:24:43
J1102+5941 EM154.UVDATA.1
Freq = 1.3439 GHz, Bw = 8.000 MH No calibration applied and no bandpass applied

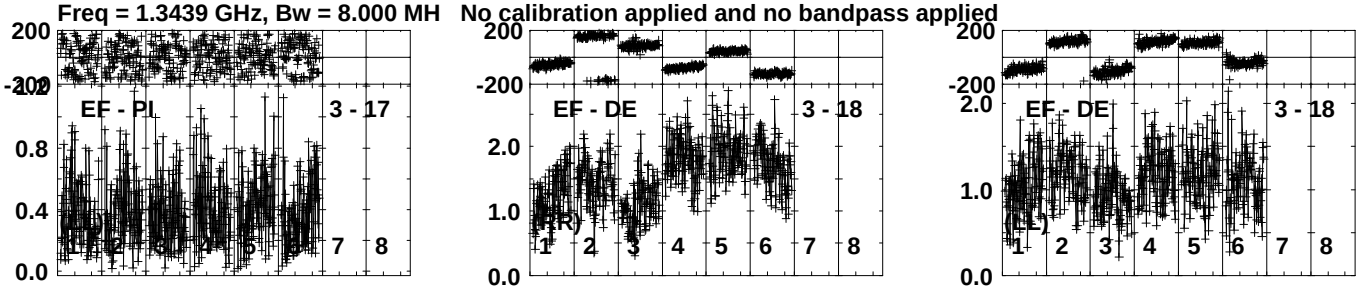

Lower frame: Milli Ampl Jy Top frame: Phas deg
Vector averaged cross-power spectrum Several baselines displayed
Timerange: 00/21:04:31 to 00/21:05:59

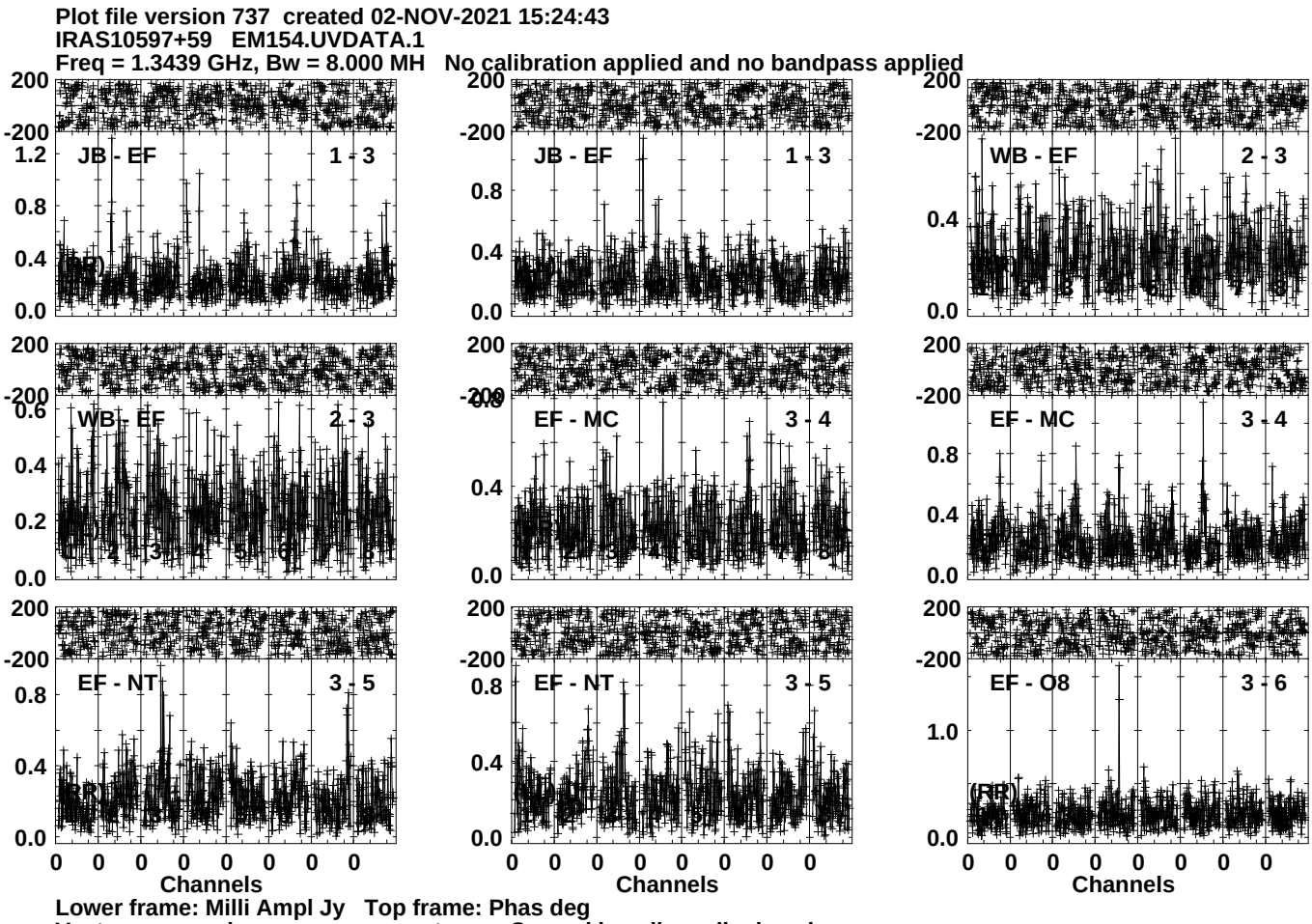
Plot file version 737 created 02-NOV-2021 15:24:43
IRAS10597+59 EM154.UVDATA.1
Freq = 1.3439 GHz, Bw = 8.000 MH No calibration applied and no bandpass applied
JB - EF 1 - 3
JB - EF 1 - 3
WB - EF 2 - 3
WB - EF 2 - 3
EF - MC 3 - 4
EF - MC 3 - 4
EF - NT 3 - 5
EF - NT 3 - 5
EF - O8 3 - 6
(RR)
Channels
Channels
Channels
Lower frame: Milli Ampl Jy Top frame: Phas deg
Vector averaged cross-power spectrum Several baselines displayed
Timerange: 00/21:06:01 to 00/21:09:29

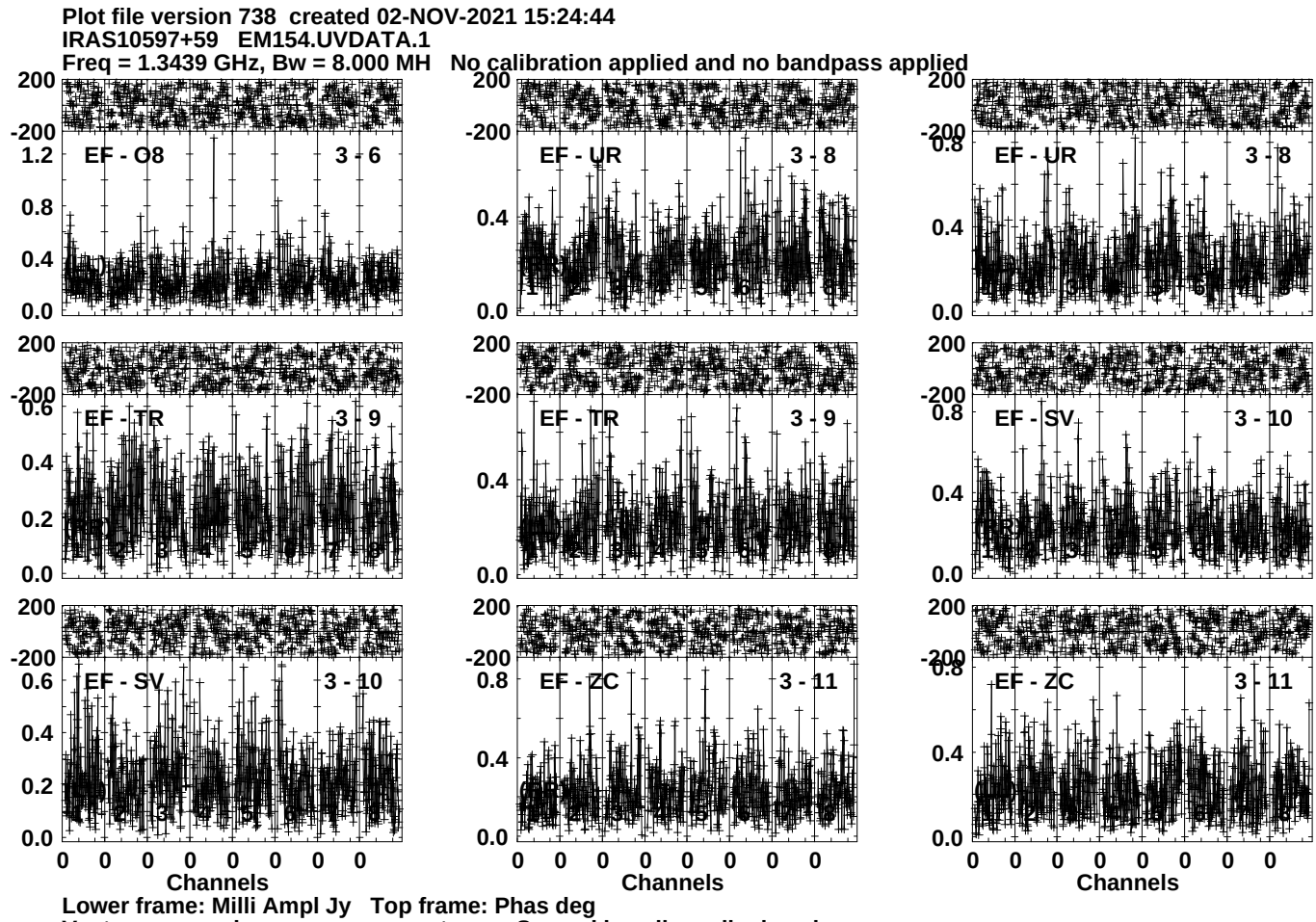
Plot file version 738 created 02-NOV-2021 15:24:44
IRAS10597+59 EM154.UVDATA.1
Freq = 1.3439 GHz, Bw = 8.000 MH No calibration applied and no bandpass applied
EF - O8 3 - 6
EF - UR 3 - 8
EF - UR 3 - 8
EF - TR 3 - 9
EF - TR 3 - 9
EF - SV 3 - 10
EF - SV 3 - 10
EF - ZC 3 - 11
EF - ZC 3 - 11
Channels
Channels
Channels
Lower frame: Milli Ampl Jy Top frame: Phas deg
Vector averaged cross-power spectrum Several baselines displayed
Timerange: 00/21:06:01 to 00/21:09:29

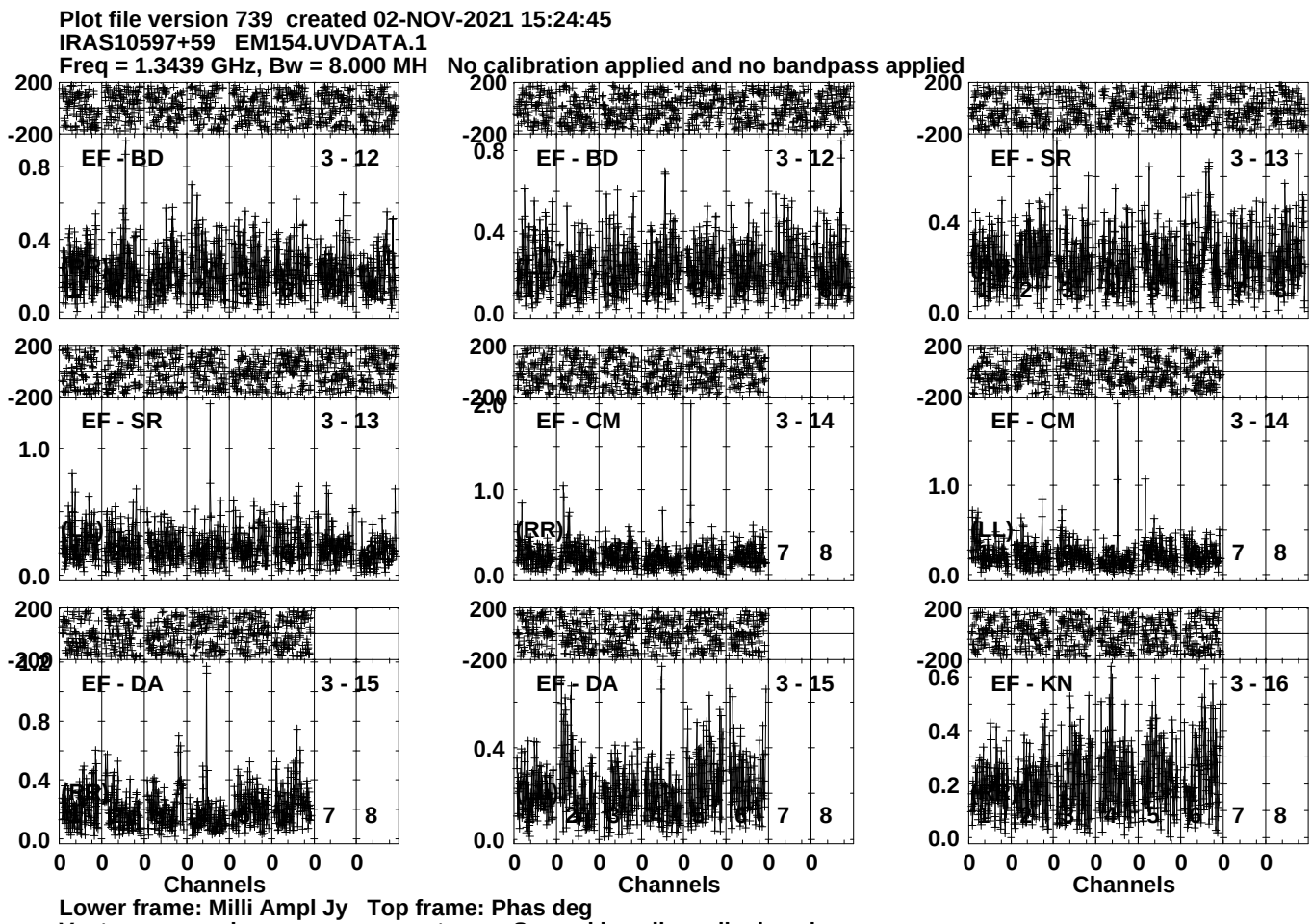
Plot file version 739 created 02-NOV-2021 15:24:45
IRAS10597+59 EM154.UVDATA.1
Freq = 1.3439 GHz, Bw = 8.000 MH No calibration applied and no bandpass applied
EF - BD 3 - 12
EF - BD 3 - 12
EF - SR 3 - 13
EF - SR 3 - 13
EF - CM 3 - 14
(RR)
EF - CM 3 - 14
(LL)
EF - DA 3 - 15
EF - DA 3 - 15
EF - KN 3 - 16
Channels
Channels
Channels
Lower frame: Milli Ampl Jy Top frame: Phas deg
Vector averaged cross-power spectrum Several baselines displayed
Timerange: 00/21:06:01 to 00/21:09:29

Plot file version 740 created 02-NOV-2021 15:24:45
IRAS10597+59 EM154.UVDATA.1
Freq = 1.3439 GHz, Bw = 8.000 MH No calibration applied and no bandpass applied

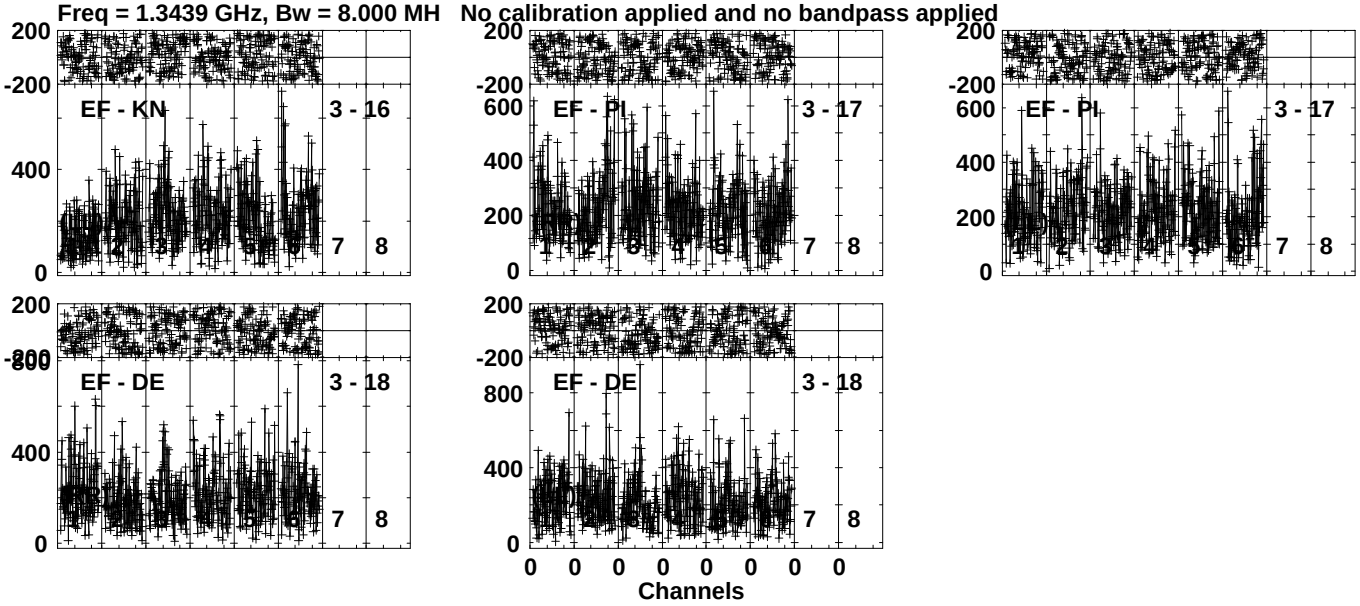

Lower frame: Micro Ampl Jy Top frame: Phas deg
Vector averaged cross-power spectrum Several baselines displayed
Timerange: 00/21:06:01 to 00/21:09:29

Plot file version 741 created 02-NOV-2021 15:24:46
J1102+5941 EM154.UVDATA.1
Freq = 1.3439 GHz, Bw = 8.000 MH No calibration applied and no bandpass applied

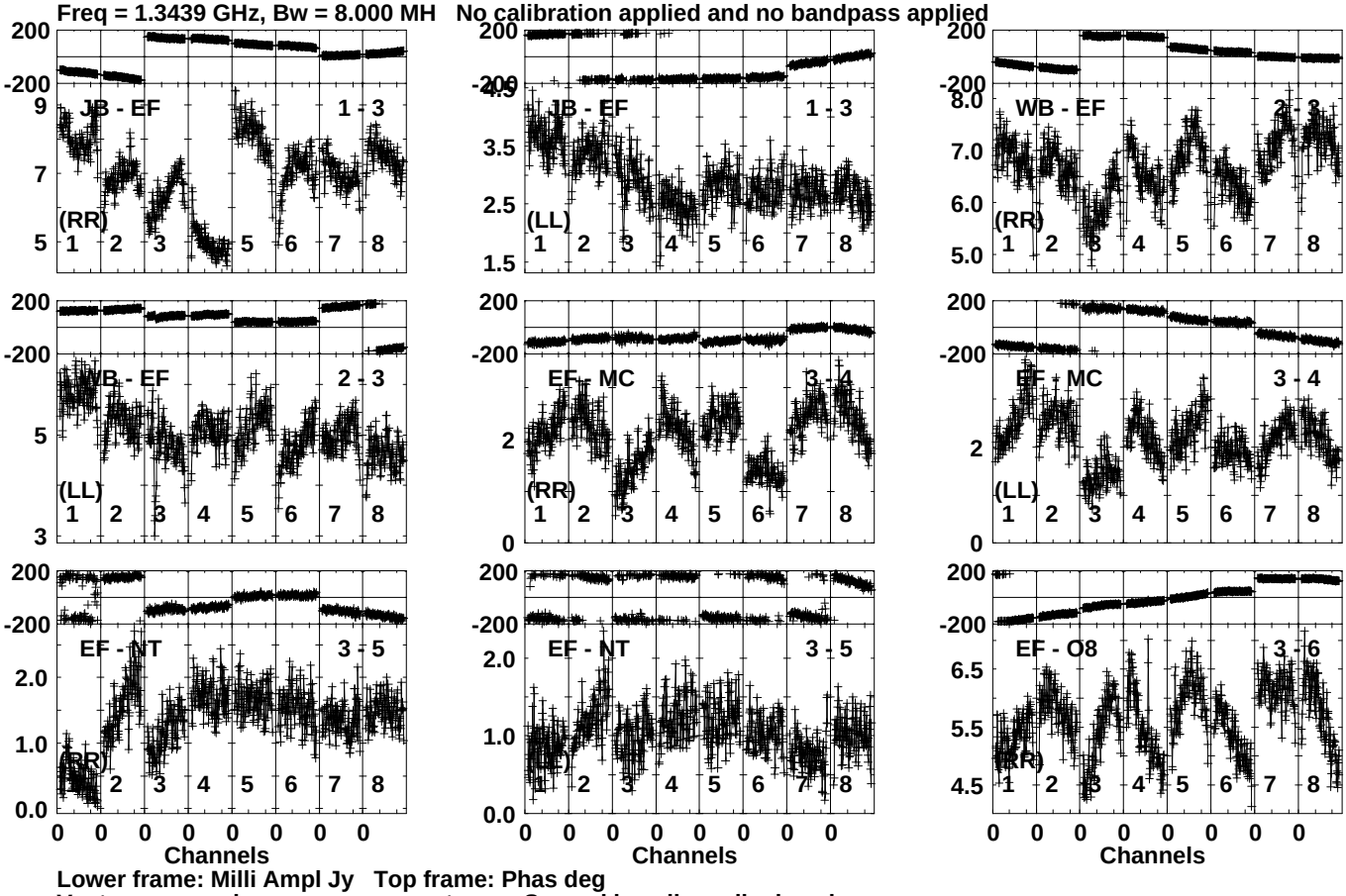

Lower frame: Milli Ampl Jy Top frame: Phas deg
Vector averaged cross-power spectrum Several baselines displayed
Timerange: 00/21:10:01 to 00/21:11:29

Plot file version 742 created 02-NOV-2021 15:24:46
J1102+5941 EM154.UVDATA.1
Freq = 1.3439 GHz, Bw = 8.000 MH No calibration applied and no bandpass applied

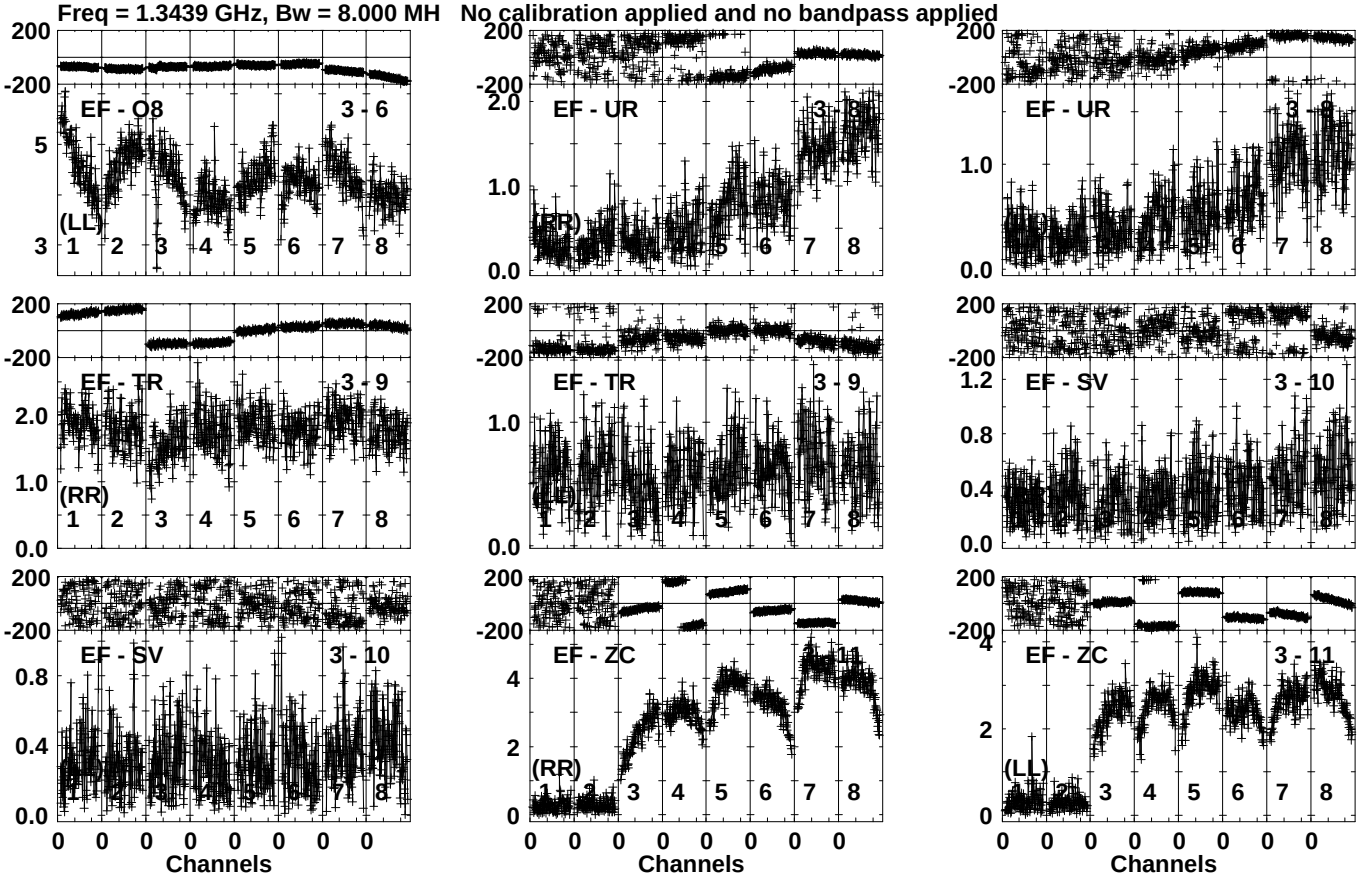

Lower frame: Milli Ampl Jy Top frame: Phas deg
Vector averaged cross-power spectrum Several baselines displayed
Timerange: 00/21:10:01 to 00/21:11:29

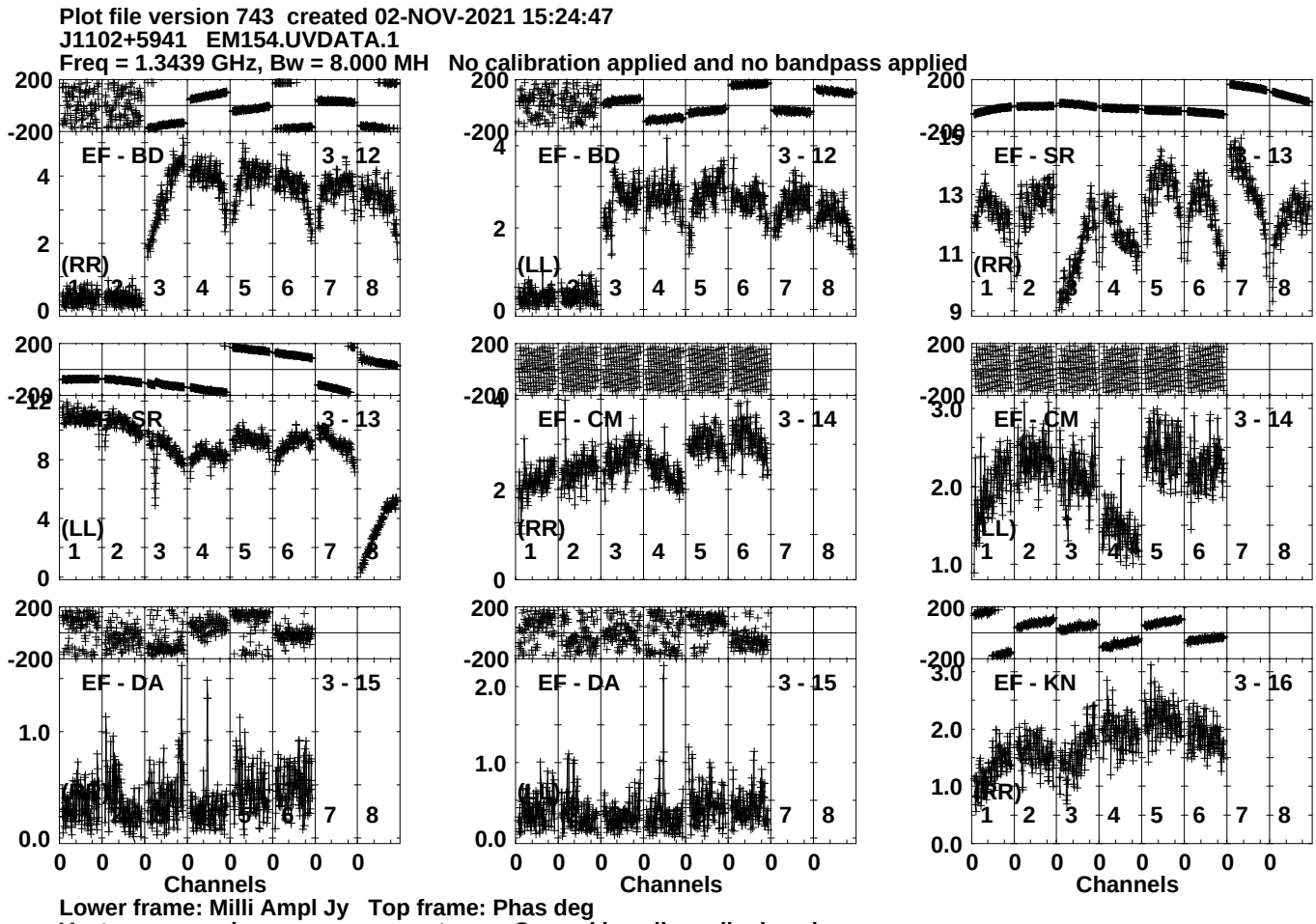
Plot file version 743 created 02-NOV-2021 15:24:47
J1102+5941 EM154.UVDATA.1
Freq = 1.3439 GHz, Bw = 8.000 MH No calibration applied and no bandpass applied
EF - BD 3 - 12
(RR)
EF - BD 3 - 12
(LL)
EF - SR 3 - 13
(RR)
EF - SR 3 - 13
(LL)
EF - CM 3 - 14
(RR)
EF - CM 3 - 14
(LL)
EF - DA 3 - 15
EF - DA 3 - 15
EF - KN 3 - 16
(RR)
Channels
Channels
Channels
Lower frame: Milli Ampl Jy Top frame: Phas deg
Vector averaged cross-power spectrum Several baselines displayed
Timerange: 00/21:10:01 to 00/21:11:29

Plot file version 744 created 02-NOV-2021 15:24:47
J1102+5941 EM154.UVDATA.1
Freq = 1.3439 GHz, Bw = 8.000 MH No calibration applied and no bandpass applied

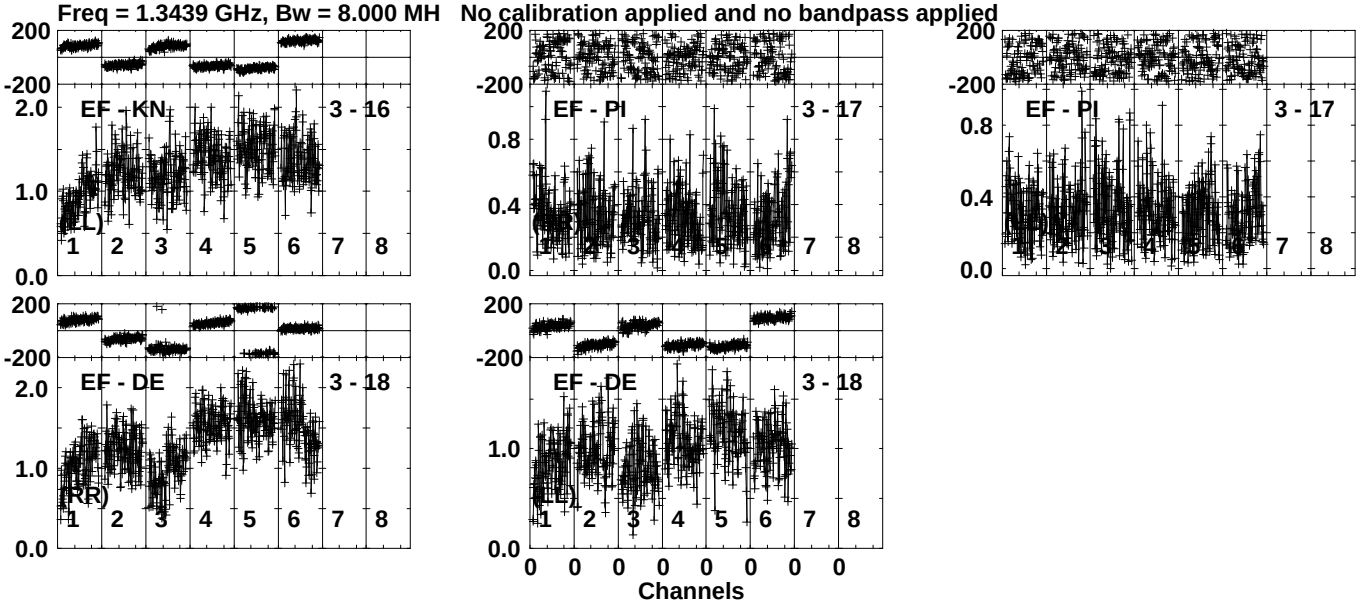

Lower frame: Milli Ampl Jy Top frame: Phas deg
Vector averaged cross-power spectrum Several baselines displayed
Timerange: 00/21:10:01 to 00/21:11:29

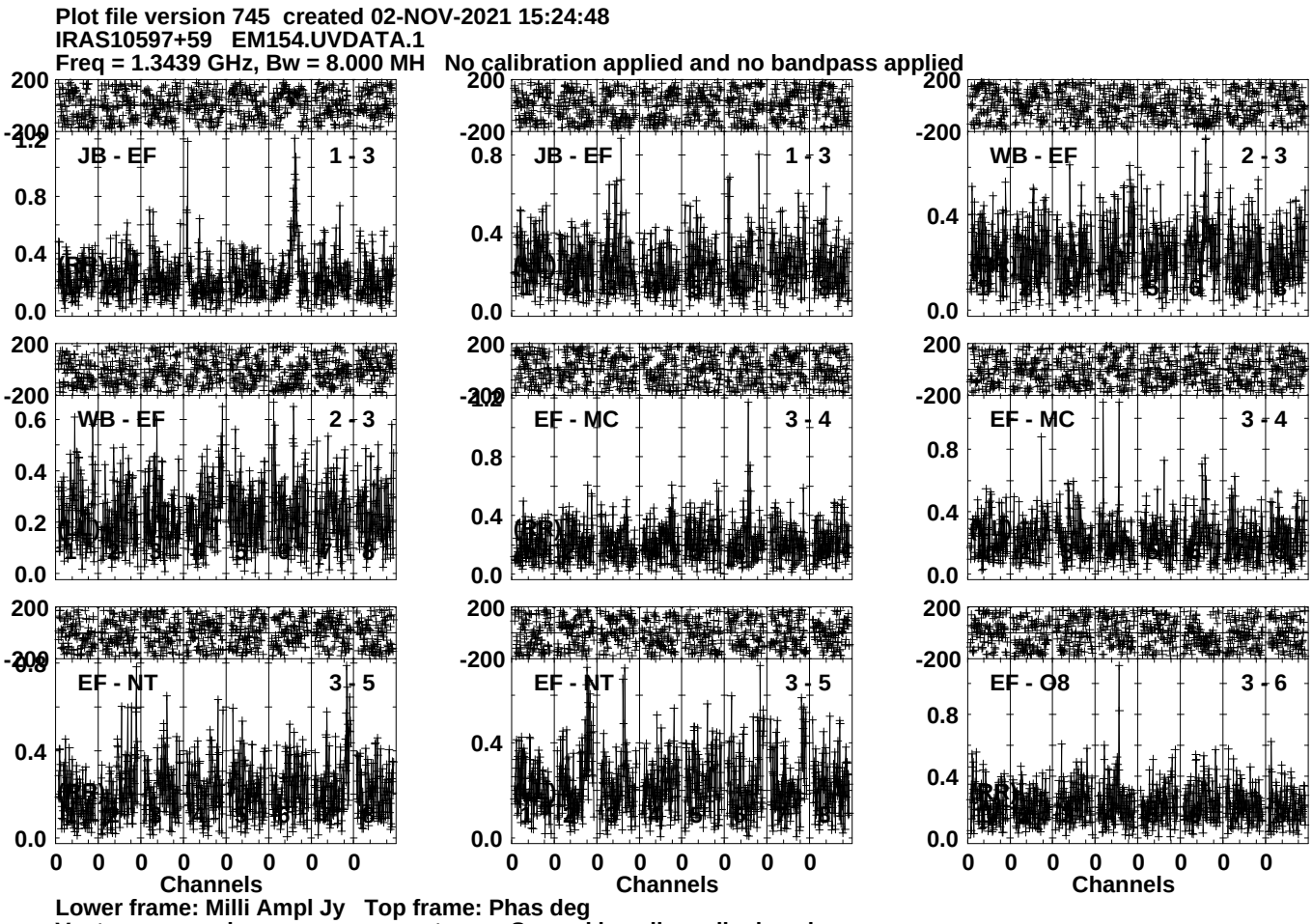
Plot file version 745 created 02-NOV-2021 15:24:48
IRAS10597+59 EM154.UVDATA.1
Freq = 1.3439 GHz, Bw = 8.000 MH No calibration applied and no bandpass applied
JB - EF 1 - 3
JB - EF 1 - 3
WB - EF 2 - 3
WB - EF 2 - 3
EF - MC 3 - 4
EF - MC 3 - 4
EF - NT 3 - 5
EF - NT 3 - 5
EF - O8 3 - 6
Channels
Channels
Channels
Lower frame: Milli Ampl Jy Top frame: Phas deg
Vector averaged cross-power spectrum Several baselines displayed
Timerange: 00/21:11:31 to 00/21:14:59

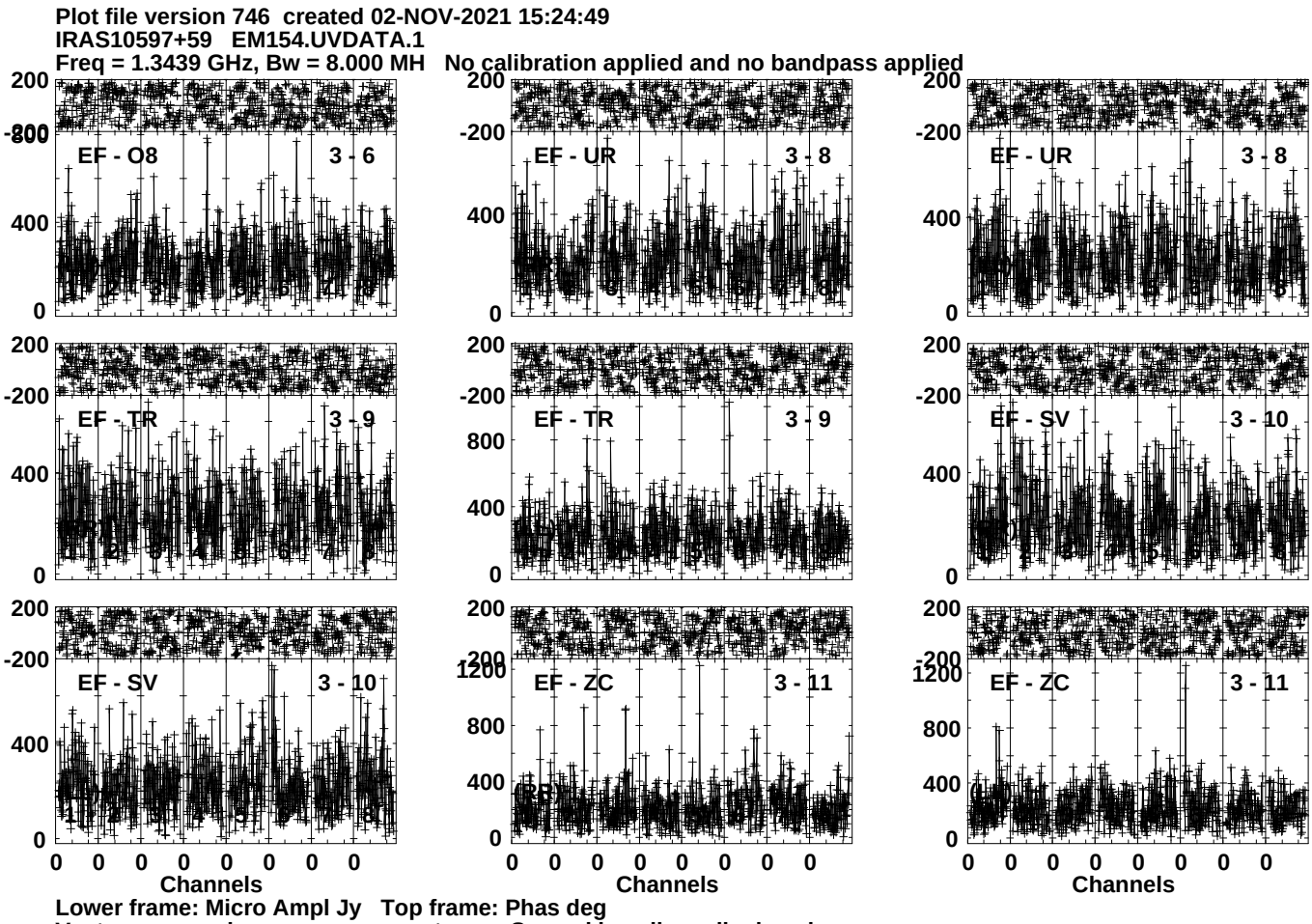
Plot file version 746 created 02-NOV-2021 15:24:49
IRAS10597+59 EM154.UVDATA.1
Freq = 1.3439 GHz, Bw = 8.000 MH No calibration applied and no bandpass applied
EF - O8 3 - 6
EF - UR 3 - 8
EF - UR 3 - 8
EF - TR 3 - 9
EF - TR 3 - 9
EF - SV 3 - 10
EF - SV 3 - 10
EF - ZC 3 - 11
EF - ZC 3 - 11
Channels
Channels
Channels
Lower frame: Micro Ampl Jy Top frame: Phas deg
Vector averaged cross-power spectrum Several baselines displayed
Timerange: 00/21:11:31 to 00/21:14:59

Plot file version 747 created 02-NOV-2021 15:24:49
IRAS10597+59 EM154.UVDATA.1
Freq = 1.3439 GHz, Bw = 8.000 MH No calibration applied and no bandpass applied

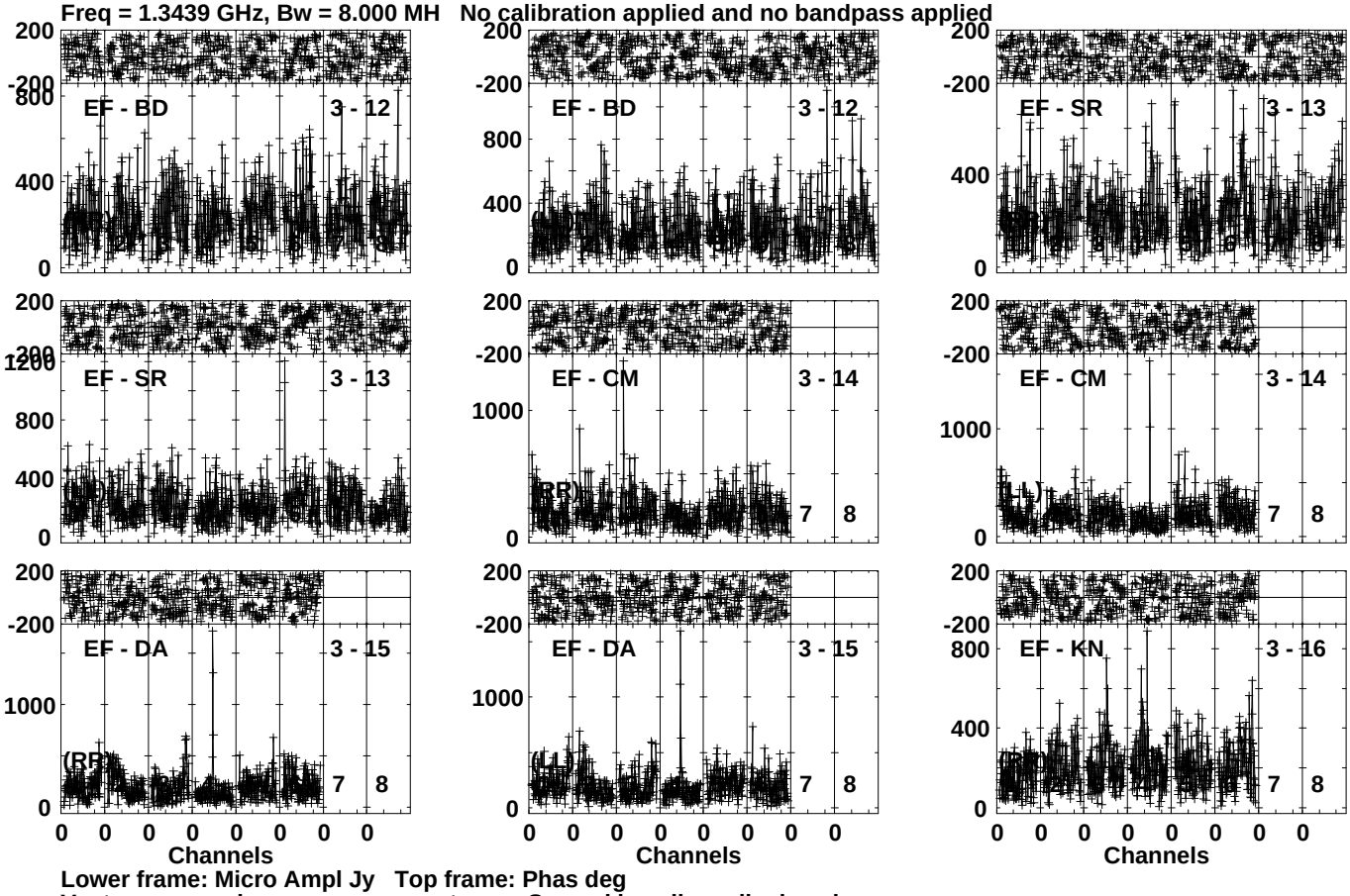

Lower frame: Micro Ampl Jy Top frame: Phas deg
Vector averaged cross-power spectrum Several baselines displayed
Timerange: 00/21:11:31 to 00/21:14:59

Plot file version 748 created 02-NOV-2021 15:24:50
IRAS10597+59 EM154.UVDATA.1
Freq = 1.3439 GHz, Bw = 8.000 MH No calibration applied and no bandpass applied

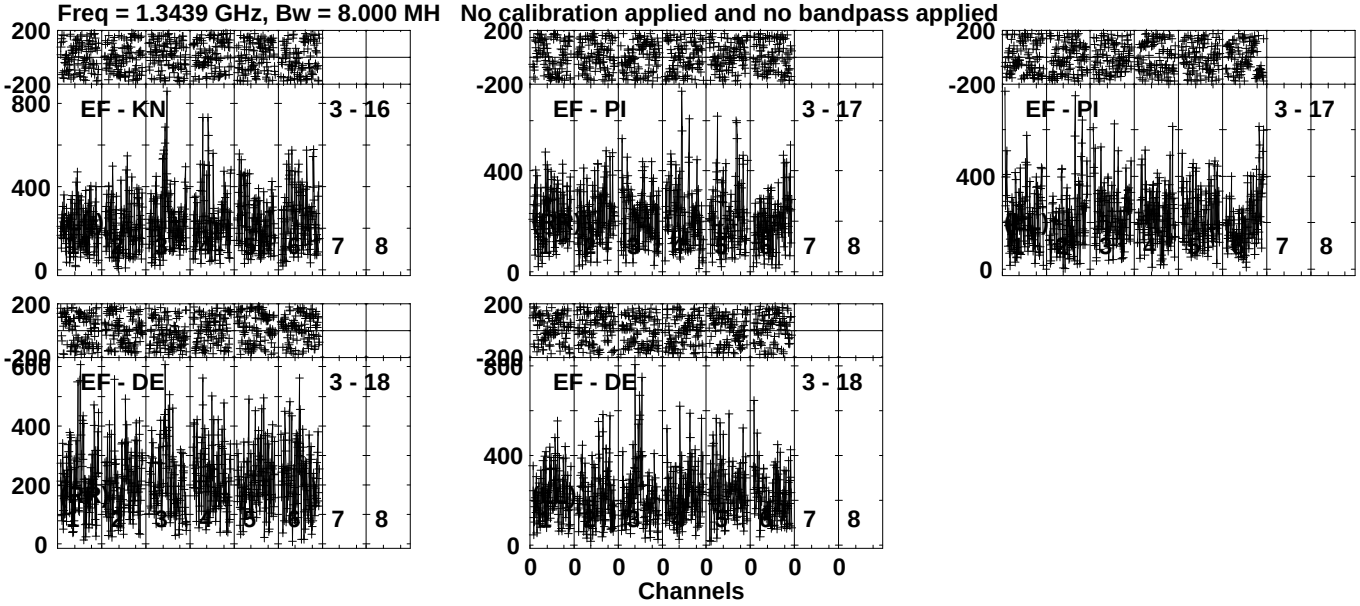

Lower frame: Micro Ampl Jy Top frame: Phas deg
Vector averaged cross-power spectrum Several baselines displayed
Timerange: 00/21:11:31 to 00/21:14:59

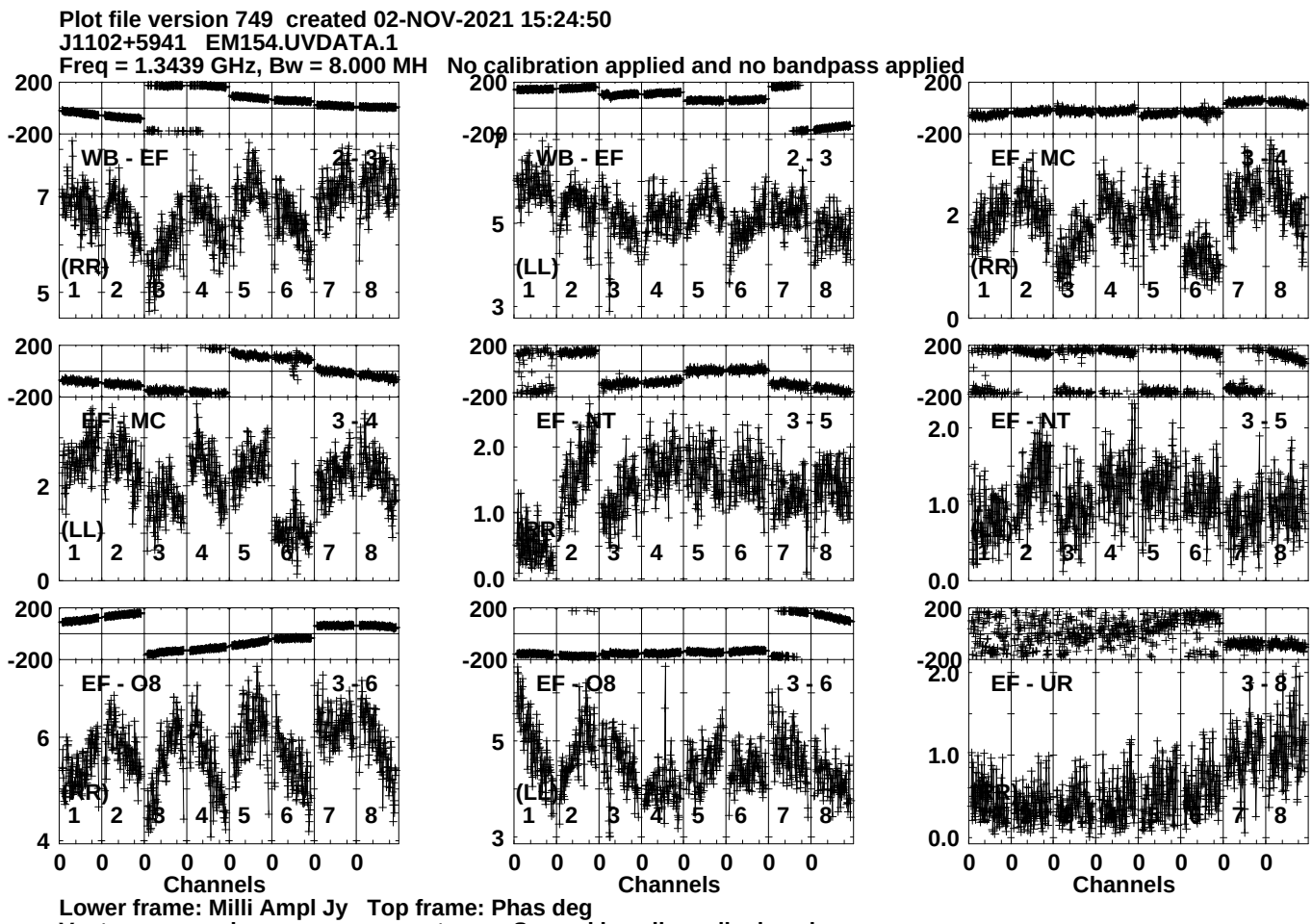
Plot file version 749 created 02-NOV-2021 15:24:50
J1102+5941 EM154.UVDATA.1
Freq = 1.3439 GHz, Bw = 8.000 MH No calibration applied and no bandpass applied
WB - EF 2 - 3
(RR)
WB - EF 2 - 3
(LL)
EF - MC 3 - 4
(RR)
EF - MC 3 - 4
(LL)
EF - NT 3 - 5
RR)
EF - NT 3 - 5
EF - O8 3 - 6
(RR)
EF - O8 3 - 6
(LL)
EF - UR 3 - 8
Channels
Channels
Channels
Lower frame: Milli Ampl Jy Top frame: Phas deg
Vector averaged cross-power spectrum Several baselines displayed
Timerange: 00/21:15:01 to 00/21:16:29

Plot file version 750 created 02-NOV-2021 15:24:51
J1102+5941 EM154.UVDATA.1
Freq = 1.3439 GHz, Bw = 8.000 MH No calibration applied and no bandpass applied

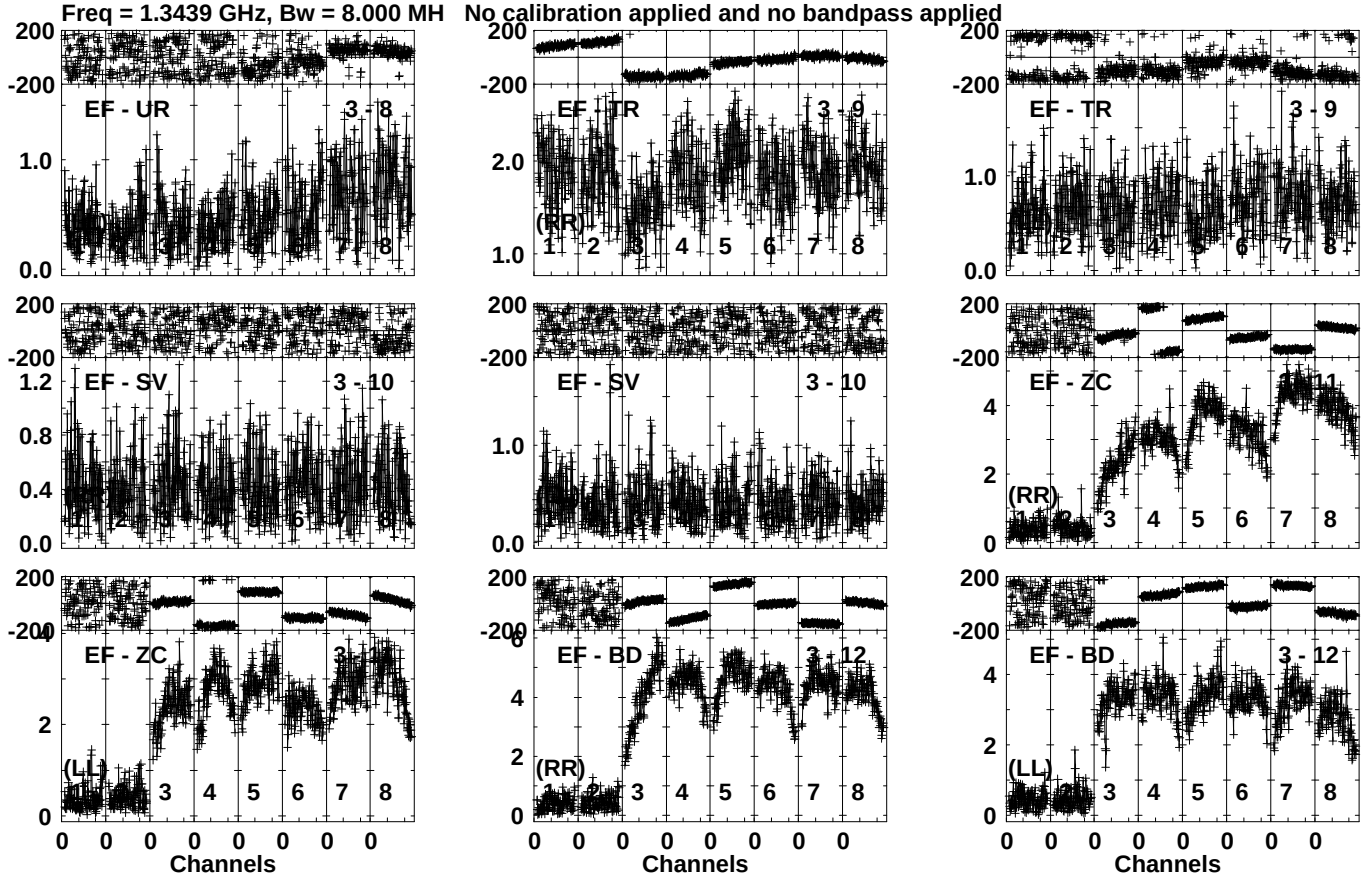

Lower frame: Milli Ampl Jy Top frame: Phas deg
Vector averaged cross-power spectrum Several baselines displayed
Timerange: 00/21:15:01 to 00/21:16:29

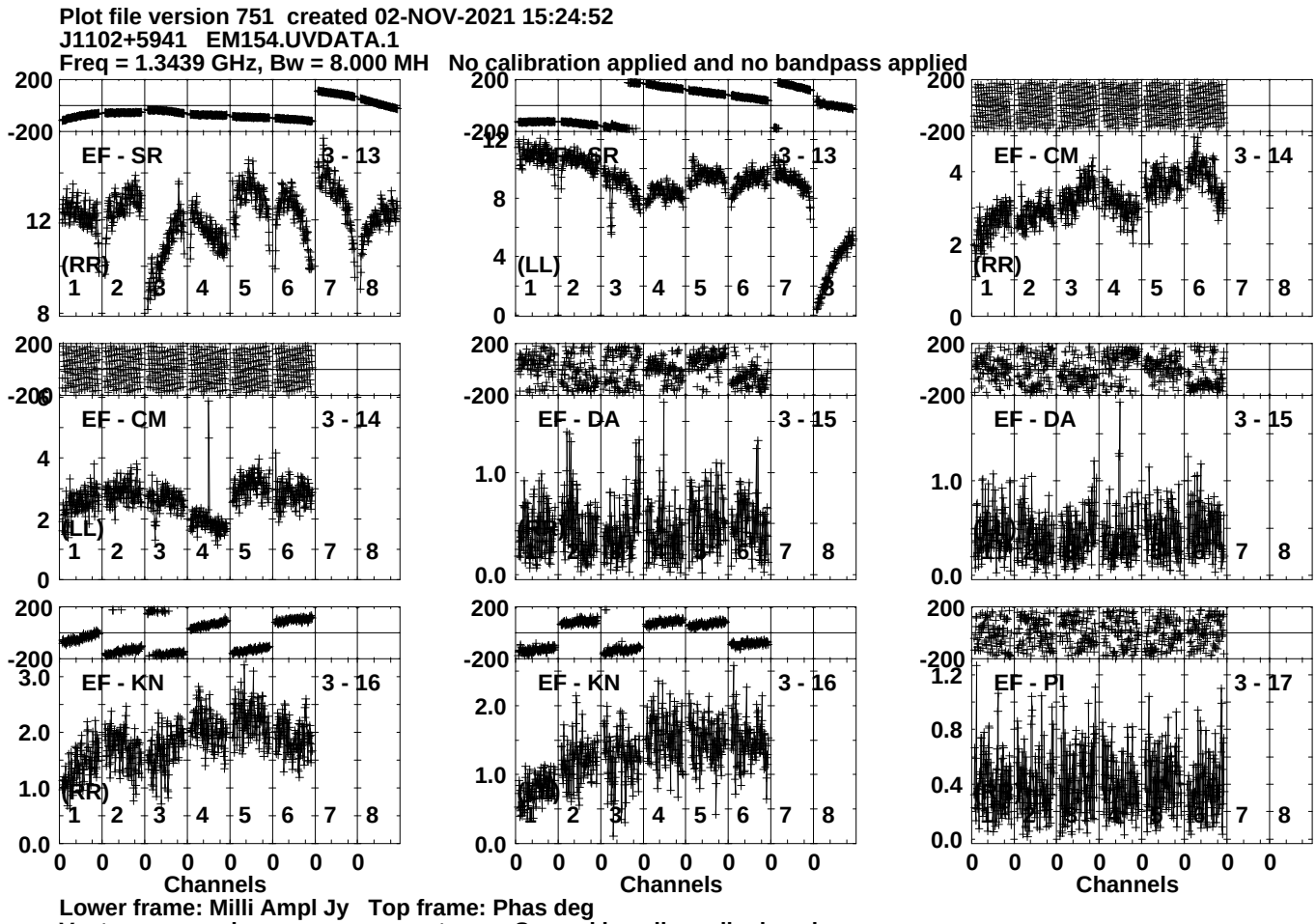
Plot file version 751 created 02-NOV-2021 15:24:52
J1102+5941 EM154.UVDATA.1
Freq = 1.3439 GHz, Bw = 8.000 MH No calibration applied and no bandpass applied
EF - SR 3 - 13
(RR)
EF - CR 3 - 13
(LL)
EF - CM 3 - 14
(RR)
EF - CM 3 - 14
(LL)
EF - DA 3 - 15
EF - DA 3 - 15
EF - KN 3 - 16
(RR)
EF - KN 3 - 16
EF - PI 3 - 17
Channels
Channels
Channels
Lower frame: Milli Ampl Jy Top frame: Phas deg
Vector averaged cross-power spectrum Several baselines displayed
Timerange: 00/21:15:01 to 00/21:16:29

Plot file version 752 created 02-NOV-2021 15:24:52
J1102+5941 EM154.UVDATA.1
Freq = 1.3439 GHz, Bw = 8.000 MH No calibration applied and no bandpass applied

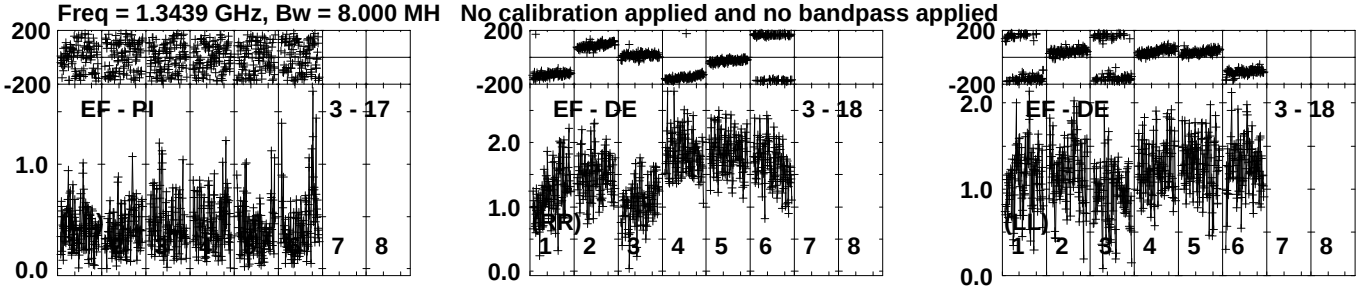

Lower frame: Milli Ampl Jy Top frame: Phas deg
Vector averaged cross-power spectrum Several baselines displayed
Timerange: 00/21:15:01 to 00/21:16:29

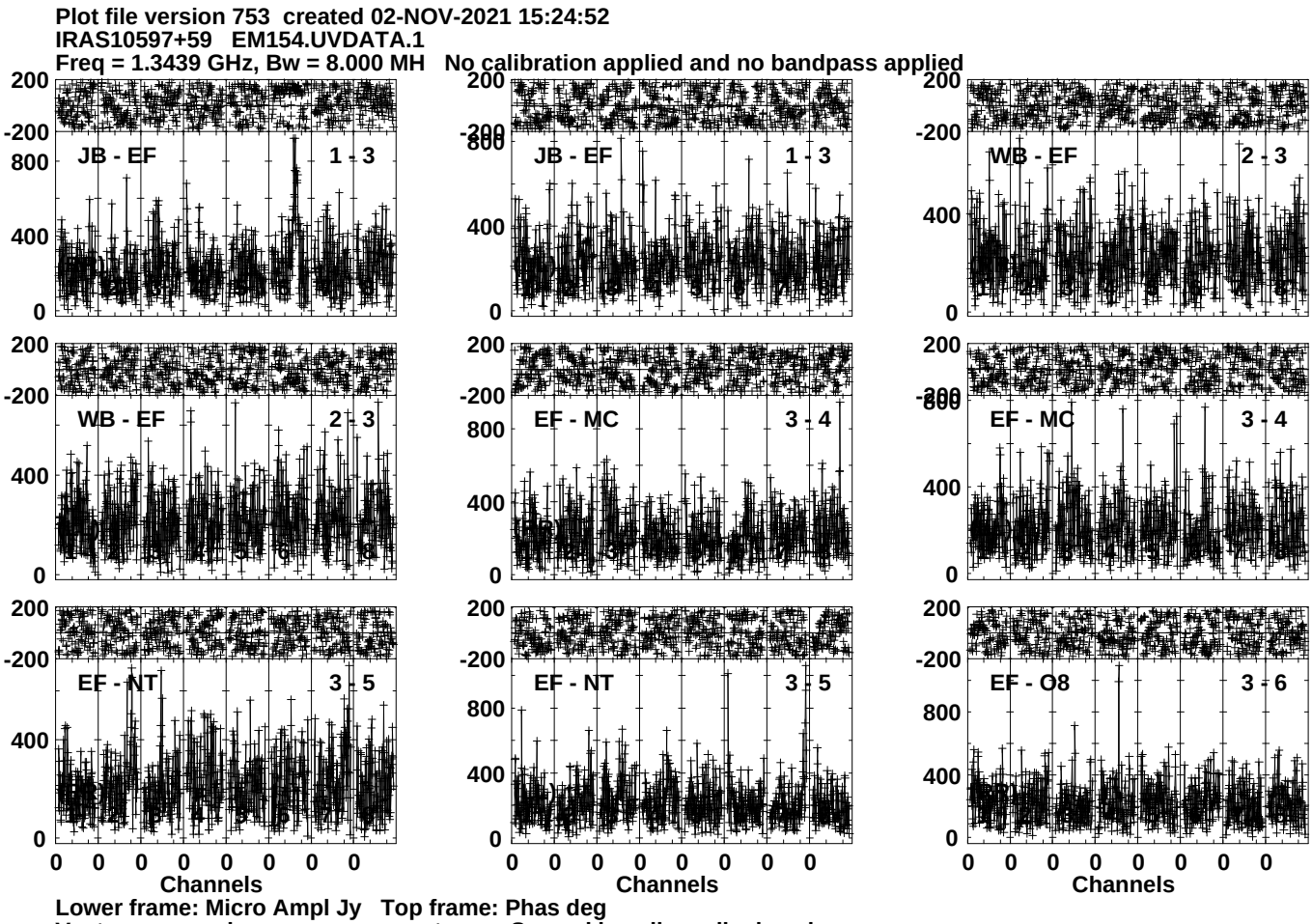
Plot file version 753 created 02-NOV-2021 15:24:52
IRAS10597+59 EM154.UVDATA.1
Freq = 1.3439 GHz, Bw = 8.000 MH No calibration applied and no bandpass applied
JB - EF 1 - 3
JB - EF 1 - 3
WB - EF 2 - 3
WB - EF 2 - 3
EF - MC 3 - 4
EF - MC 3 - 4
EF - NT 3 - 5
EF - NT 3 - 5
EF - O8 3 - 6
200
-200
800
400
0
Channels
Lower frame: Micro Ampl Jy Top frame: Phas deg
Vector averaged cross-power spectrum Several baselines displayed
Timerange: 00/21:16:31 to 00/21:19:59

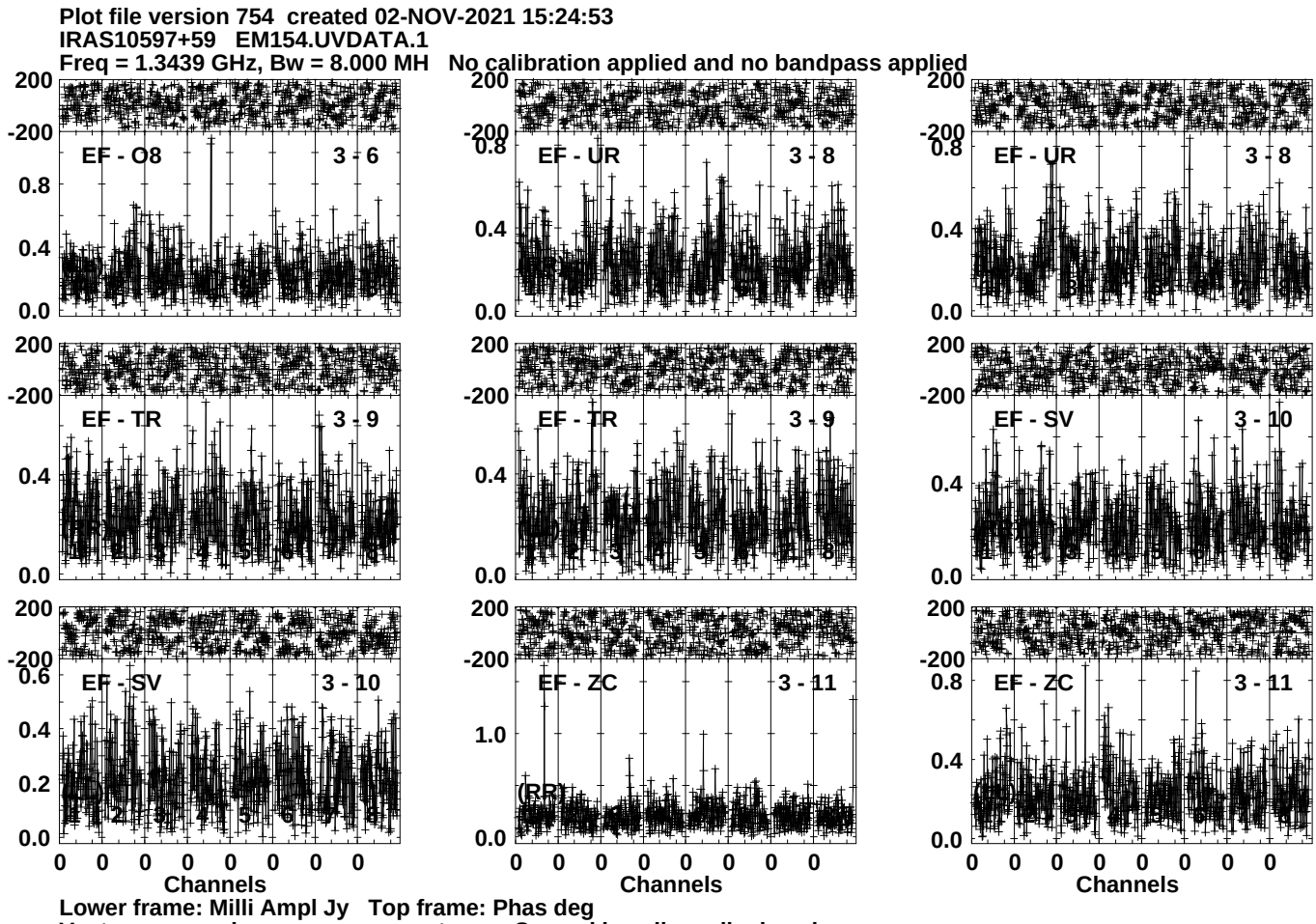
Plot file version 754 created 02-NOV-2021 15:24:53
IRAS10597+59 EM154.UVDATA.1
Freq = 1.3439 GHz, Bw = 8.000 MH No calibration applied and no bandpass applied
EF - O8 3 - 6
EF - UR 3 - 8
EF - UR 3 - 8
EF - TR 3 - 9
EF - TR 3 - 9
EF - SV 3 - 10
EF - SV 3 - 10
EF - ZC 3 - 11
EF - ZC 3 - 11
(RR)
Channels
Channels
Channels
Lower frame: Milli Ampl Jy Top frame: Phas deg
Vector averaged cross-power spectrum Several baselines displayed
Timerange: 00/21:16:31 to 00/21:19:59

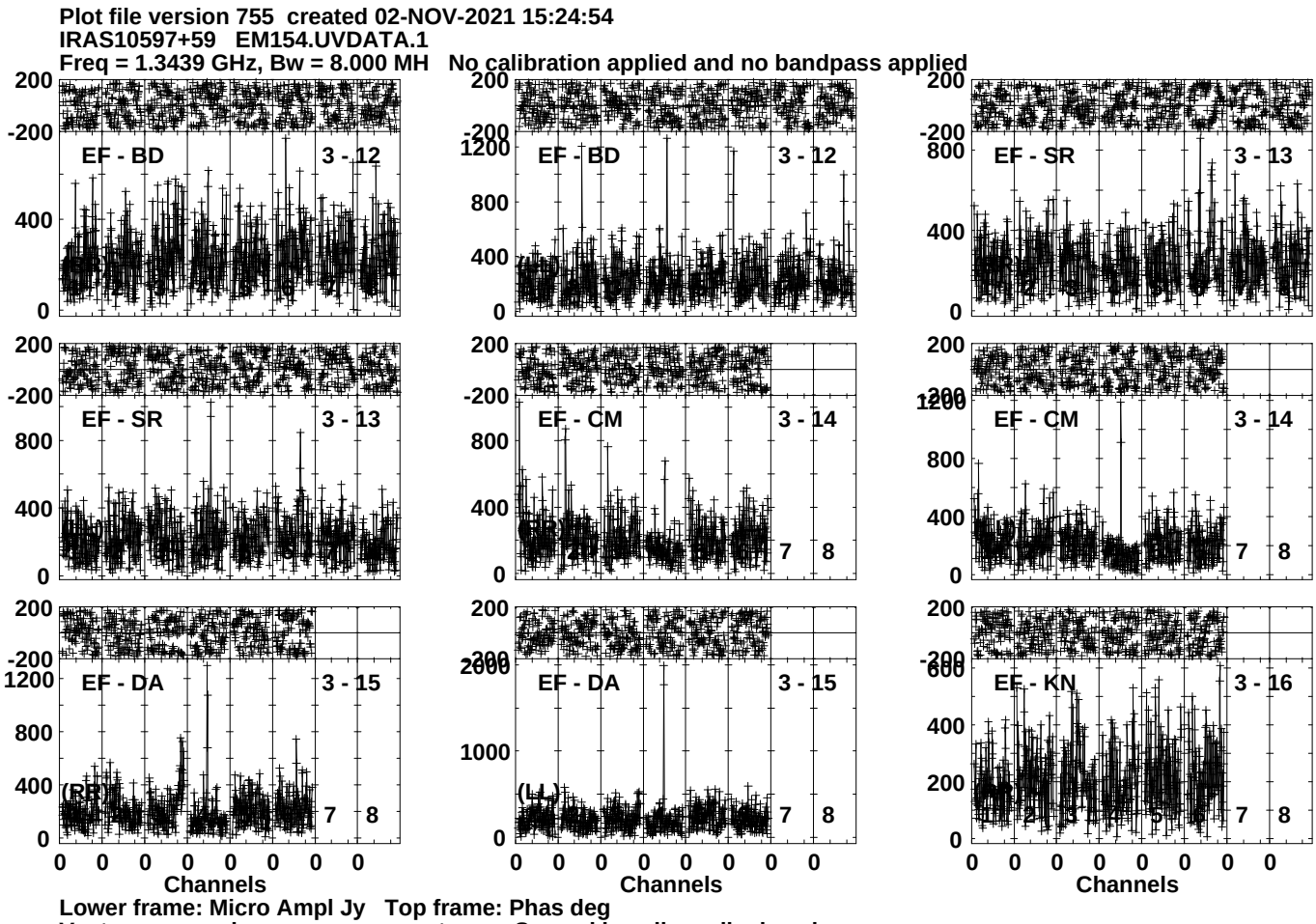
Plot file version 755 created 02-NOV-2021 15:24:54
IRAS10597+59 EM154.UVDATA.1
Freq = 1.3439 GHz, Bw = 8.000 MH No calibration applied and no bandpass applied
EF - BD 3 - 12
EF - BD 3 - 12
EF - SR 3 - 13
EF - SR 3 - 13
EF - CM 3 - 14
EF - CM 3 - 14
EF - DA 3 - 15
EF - DA 3 - 15
EF - KN 3 - 16
(RR)
(LL)
Channels
Channels
Channels
Lower frame: Micro Ampl Jy Top frame: Phas deg
Vector averaged cross-power spectrum Several baselines displayed
Timerange: 00/21:16:31 to 00/21:19:59

Plot file version 756 created 02-NOV-2021 15:24:54
IRAS10597+59 EM154.UVDATA.1
Freq = 1.3439 GHz, Bw = 8.000 MH No calibration applied and no bandpass applied

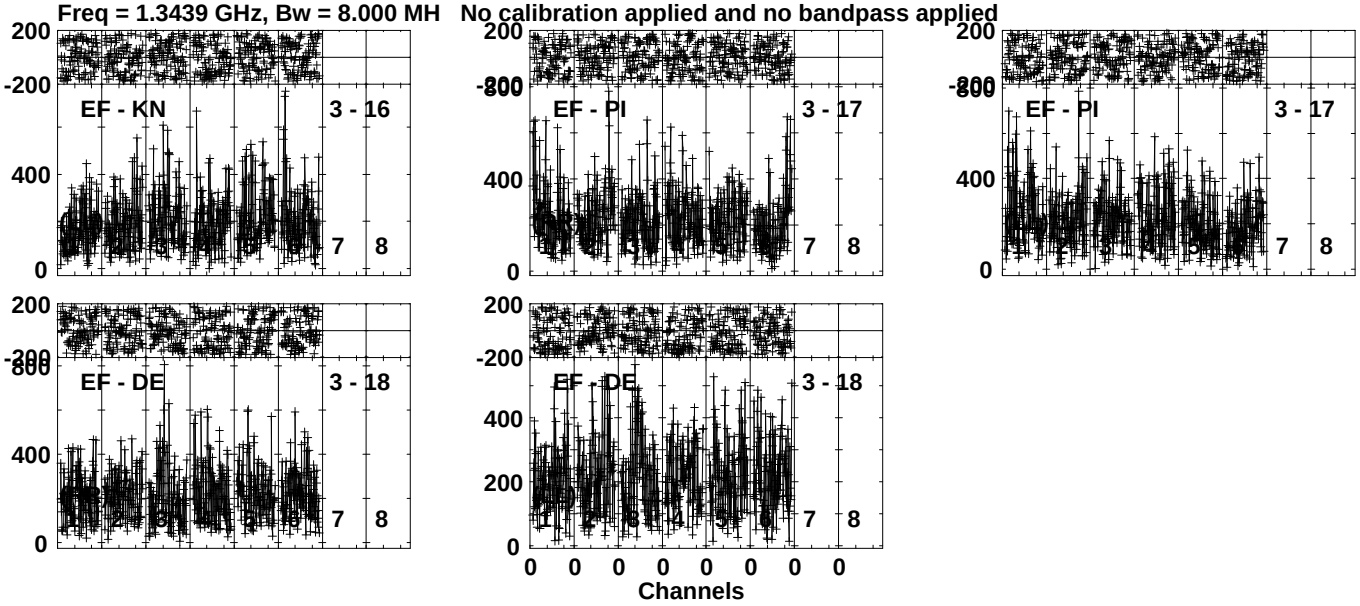

Lower frame: Micro Ampl Jy Top frame: Phas deg
Vector averaged cross-power spectrum Several baselines displayed
Timerange: 00/21:16:31 to 00/21:19:59

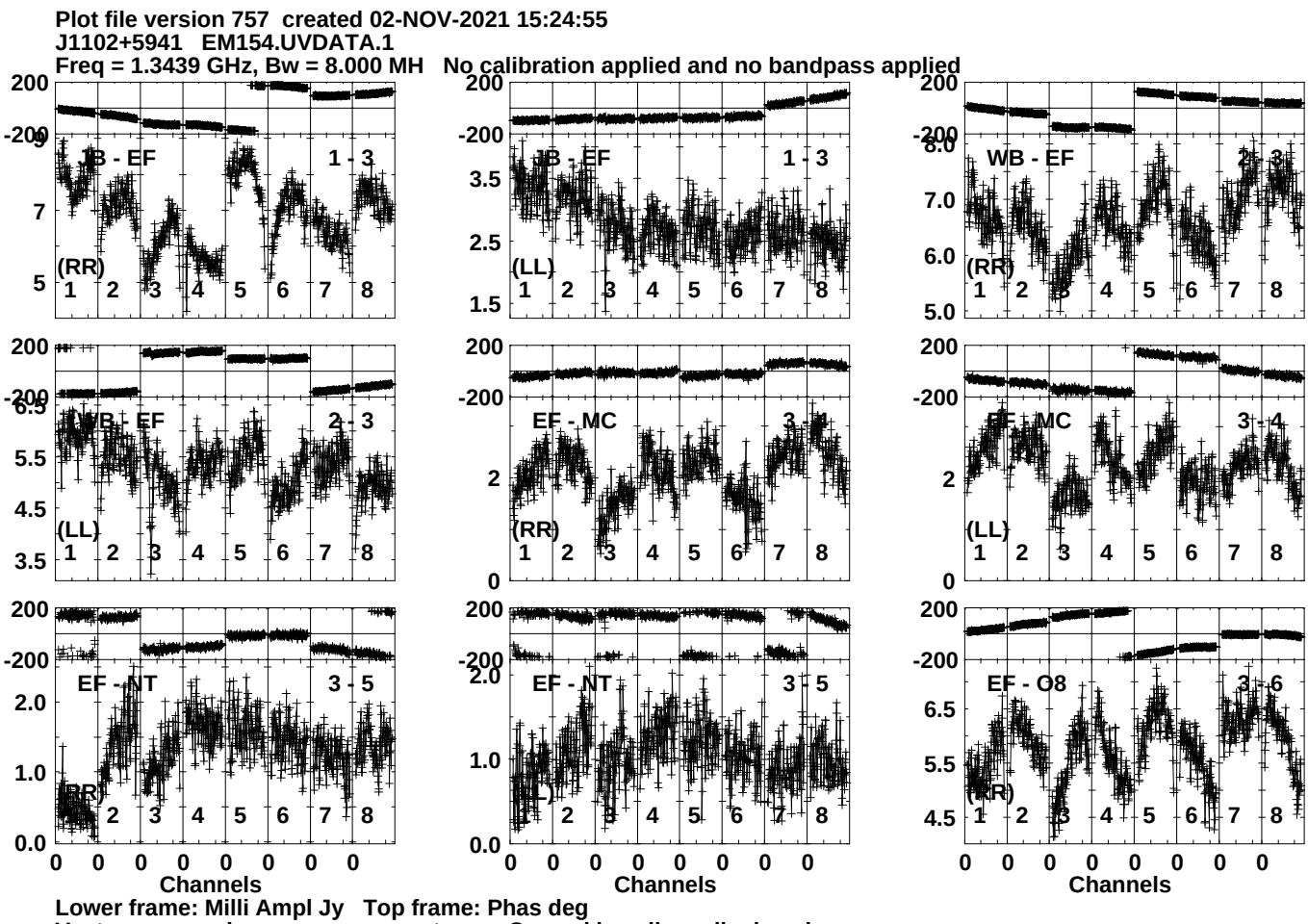
Plot file version 757 created 02-NOV-2021 15:24:55
J1102+5941 EM154.UVDATA.1
Freq = 1.3439 GHz, Bw = 8.000 MH No calibration applied and no bandpass applied
WB - EF 1 - 3
(RR)
WB - EF 1 - 3
(LL)
WB - EF 2 - 3
(RR)
WB - EF 2 - 3
(LL)
EF - MC 3 - 4
(RR)
EF - MC 3 - 4
(LL)
EF - NT 3 - 5
(RR)
EF - NT 3 - 5
(LL)
EF - O8 3 - 6
(RR)
Channels
Channels
Channels
Lower frame: Milli Ampl Jy Top frame: Phas deg
Vector averaged cross-power spectrum Several baselines displayed
Timerange: 00/21:20:31 to 00/21:21:59

Plot file version 758 created 02-NOV-2021 15:24:55
J1102+5941 EM154.UVDATA.1
Freq = 1.3439 GHz, Bw = 8.000 MH No calibration applied and no bandpass applied

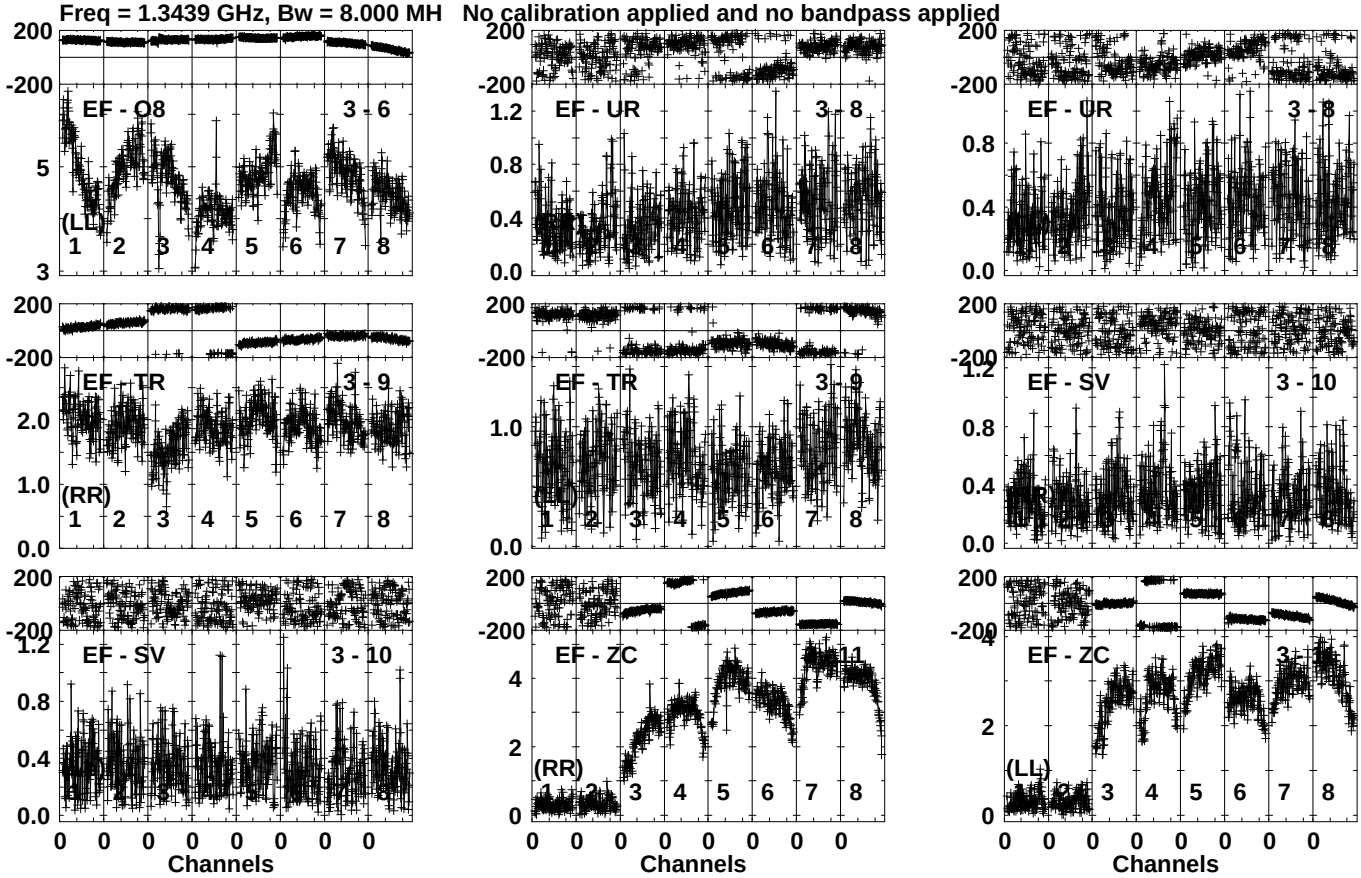

Lower frame: Milli Ampl Jy Top frame: Phas deg
Vector averaged cross-power spectrum Several baselines displayed
Timerange: 00/21:20:31 to 00/21:21:59

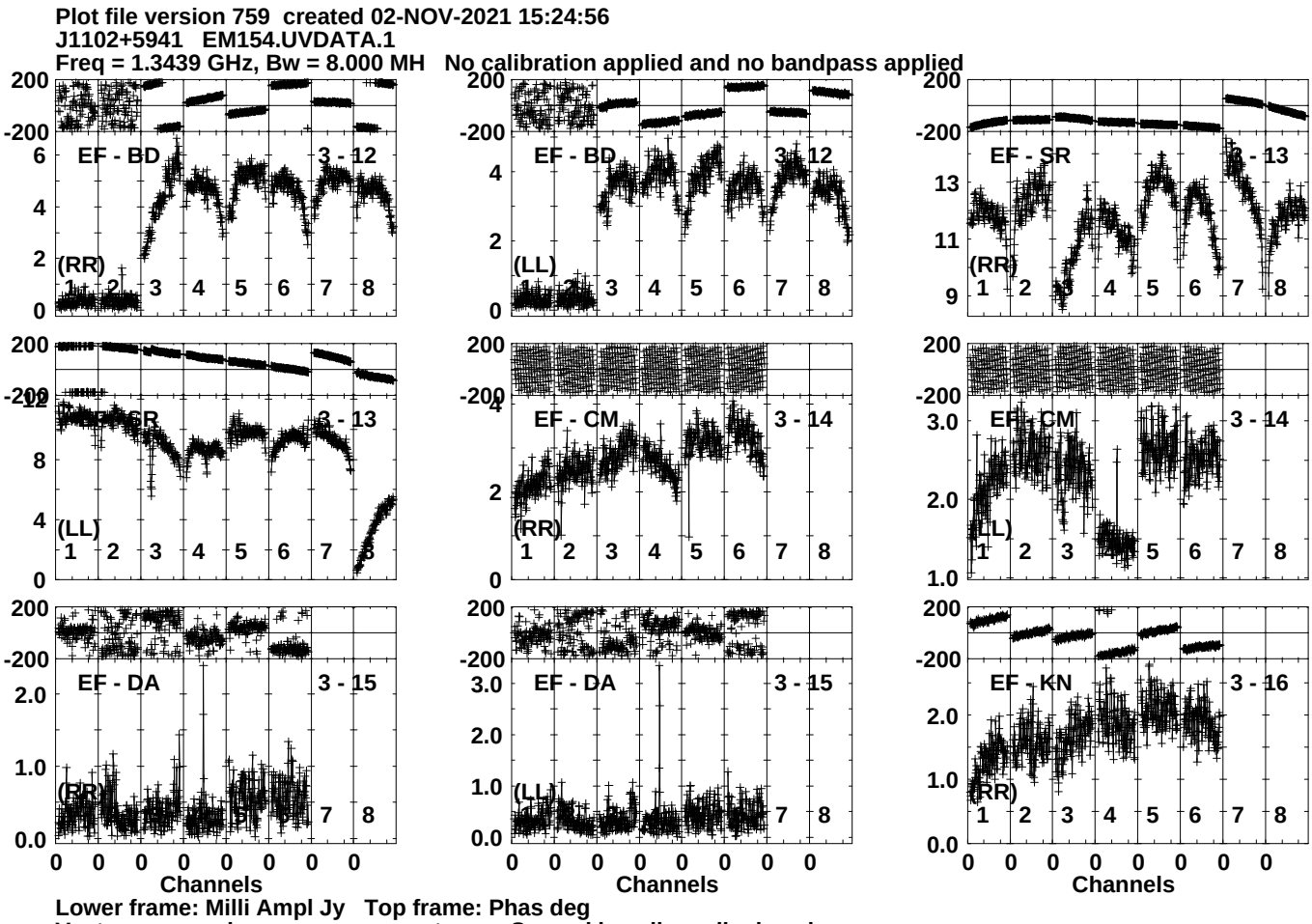
Plot file version 759 created 02-NOV-2021 15:24:56
J1102+5941 EM154.UVDATA.1
Freq = 1.3439 GHz, Bw = 8.000 MH No calibration applied and no bandpass applied
EF - BD 3 - 12
(RR)
EF - BD 3 - 12
(LL)
EF - SR 3 - 13
(RR)
EF - SR 3 - 13
(LL)
EF - CM 3 - 14
(RR)
EF - CM 3 - 14
(LL)
EF - DA 3 - 15
(RR)
EF - DA 3 - 15
(LL)
EF - KN 3 - 16
(RR)
Channels
Channels
Channels
Lower frame: Milli Ampl Jy Top frame: Phas deg
Vector averaged cross-power spectrum Several baselines displayed
Timerange: 00/21:20:31 to 00/21:21:59

Plot file version 760 created 02-NOV-2021 15:24:56
J1102+5941 EM154.UVDATA.1
Freq = 1.3439 GHz, Bw = 8.000 MH No calibration applied and no bandpass applied

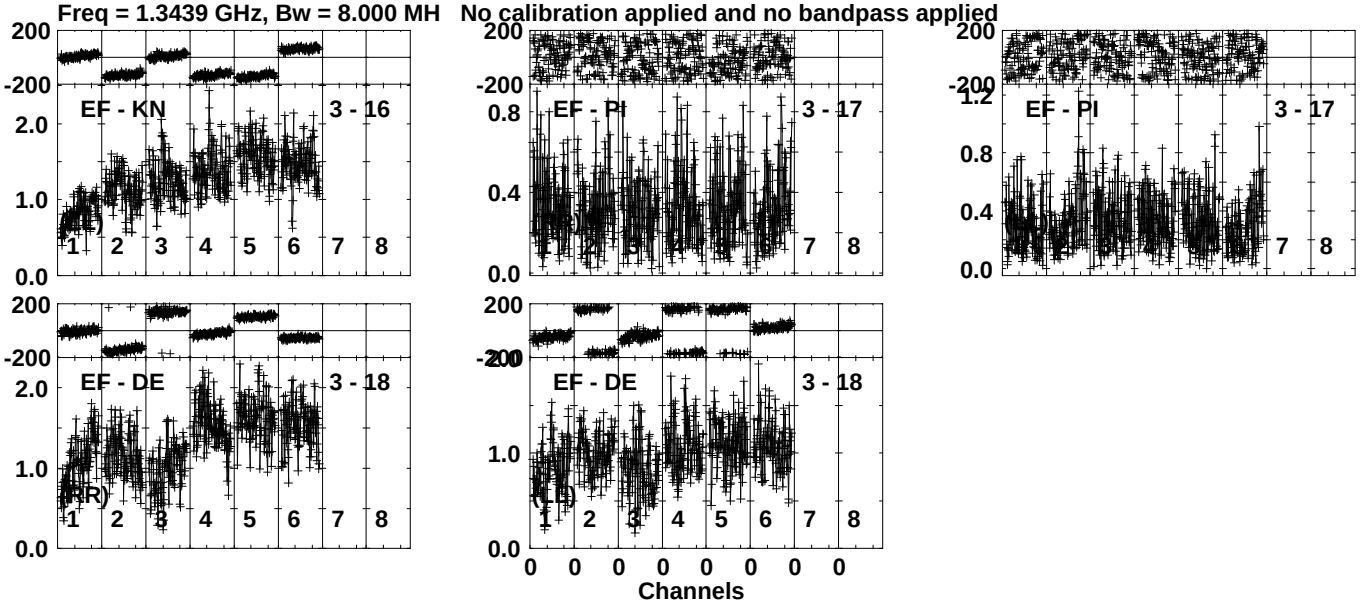

Lower frame: Milli Ampl Jy Top frame: Phas deg
Vector averaged cross-power spectrum Several baselines displayed
Timerange: 00/21:20:31 to 00/21:21:59

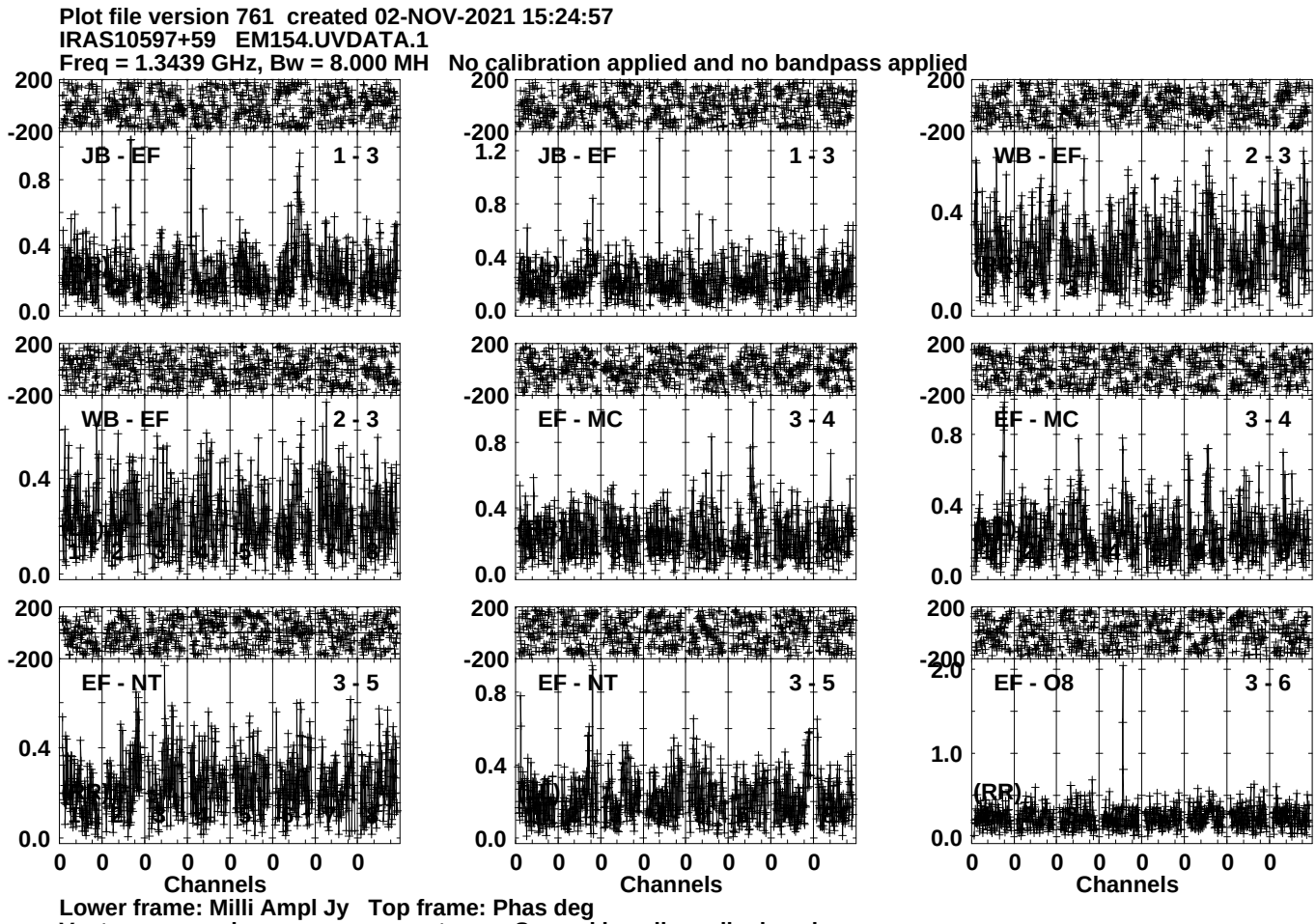
Plot file version 761 created 02-NOV-2021 15:24:57
IRAS10597+59 EM154.UVDATA.1
Freq = 1.3439 GHz, Bw = 8.000 MH No calibration applied and no bandpass applied
JB - EF 1 - 3
JB - EF 1 - 3
WB - EF 2 - 3
WB - EF 2 - 3
EF - MC 3 - 4
EF - MC 3 - 4
EF - NT 3 - 5
EF - NT 3 - 5
EF - O8 3 - 6
(RR)
200
-200
0.0
0.4
0.8
1.0
1.2
2.0
0 0 0 0 0 0 0 0
Channels
Lower frame: Milli Ampl Jy Top frame: Phas deg
Vector averaged cross-power spectrum Several baselines displayed
Timerange: 00/21:22:01 to 00/21:25:29

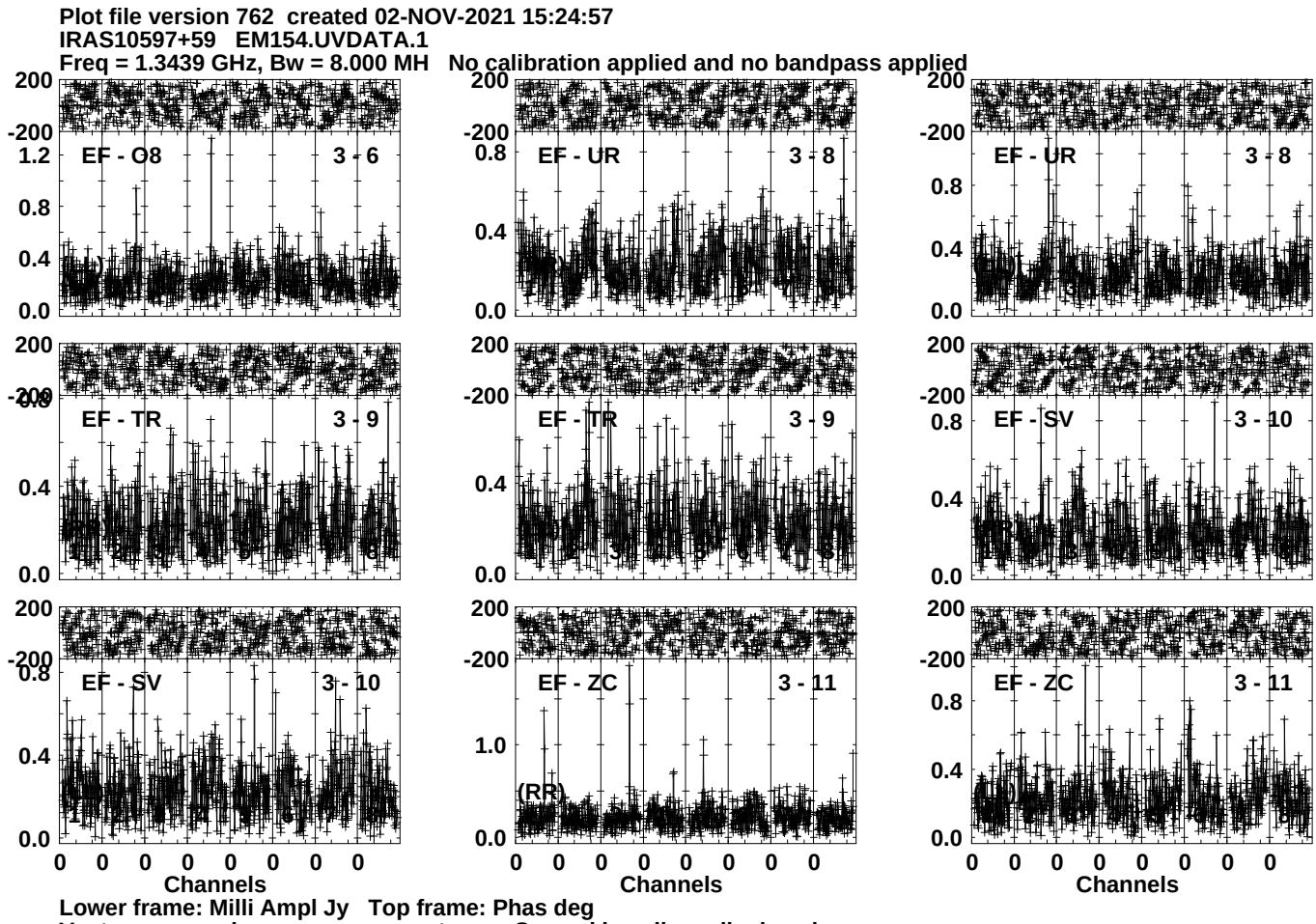
Plot file version 762 created 02-NOV-2021 15:24:57
IRAS10597+59 EM154.UVDATA.1
Freq = 1.3439 GHz, Bw = 8.000 MH No calibration applied and no bandpass applied
EF - O8 3 - 6
EF - UR 3 - 8
EF - UR 3 - 8
EF - TR 3 - 9
EF - TR 3 - 9
EF - SV 3 - 10
EF - SV 3 - 10
EF - ZC 3 - 11
EF - ZC 3 - 11
(RR)
Channels
Channels
Channels
Lower frame: Milli Ampl Jy Top frame: Phas deg
Vector averaged cross-power spectrum Several baselines displayed
Timerange: 00/21:22:01 to 00/21:25:29

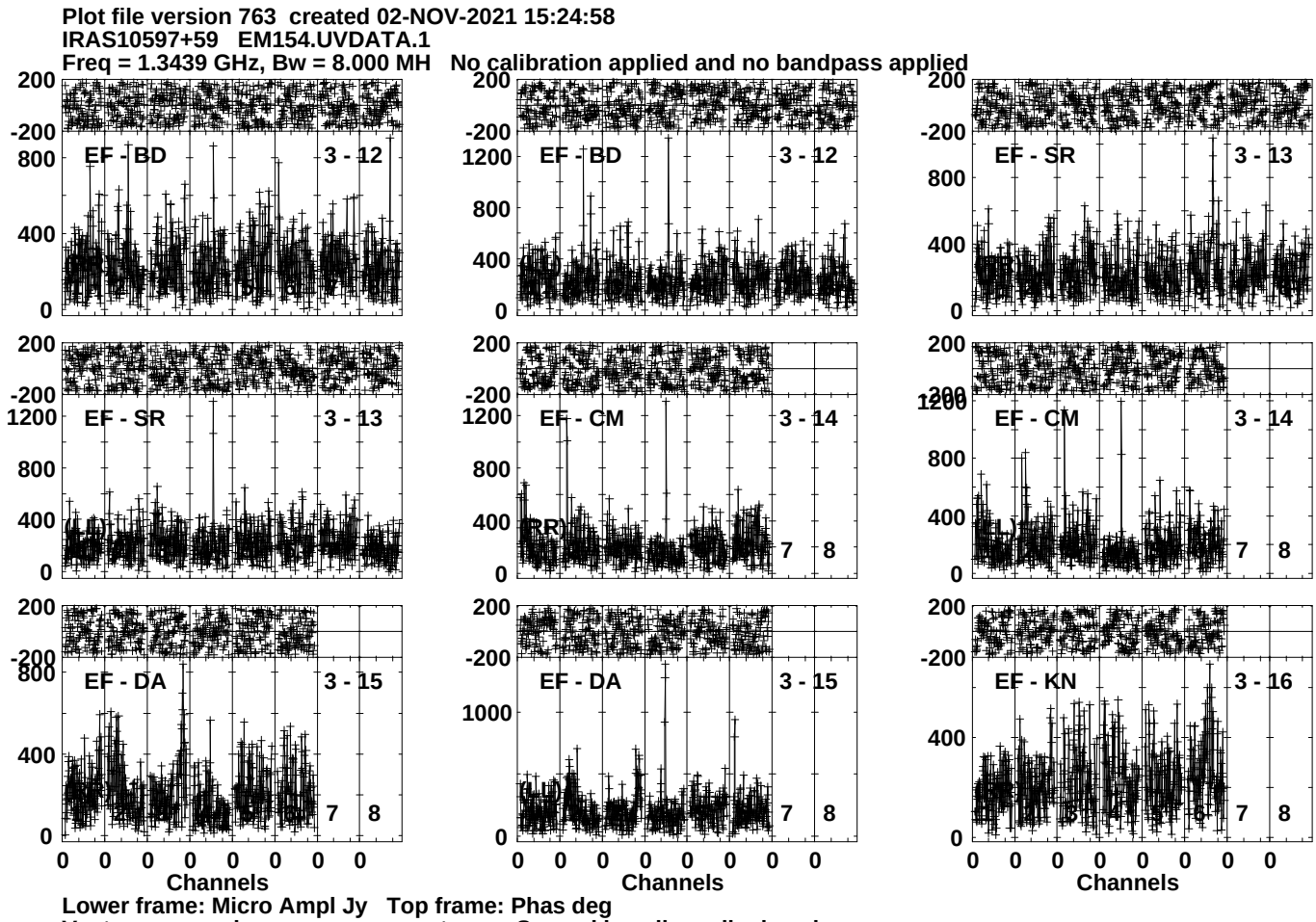
Plot file version 763 created 02-NOV-2021 15:24:58
IRAS10597+59 EM154.UVDATA.1
Freq = 1.3439 GHz, Bw = 8.000 MH No calibration applied and no bandpass applied
EF - BD 3 - 12
EF - BD 3 - 12
EF - SR 3 - 13
EF - SR 3 - 13
EF - CM 3 - 14
EF - CM 3 - 14
EF - DA 3 - 15
EF - DA 3 - 15
EF - KN 3 - 16
Channels
Channels
Channels
Lower frame: Micro Ampl Jy Top frame: Phas deg
Vector averaged cross-power spectrum Several baselines displayed
Timerange: 00/21:22:01 to 00/21:25:29

Plot file version 764 created 02-NOV-2021 15:24:59
IRAS10597+59 EM154.UVDATA.1
Freq = 1.3439 GHz, Bw = 8.000 MH No calibration applied and no bandpass applied

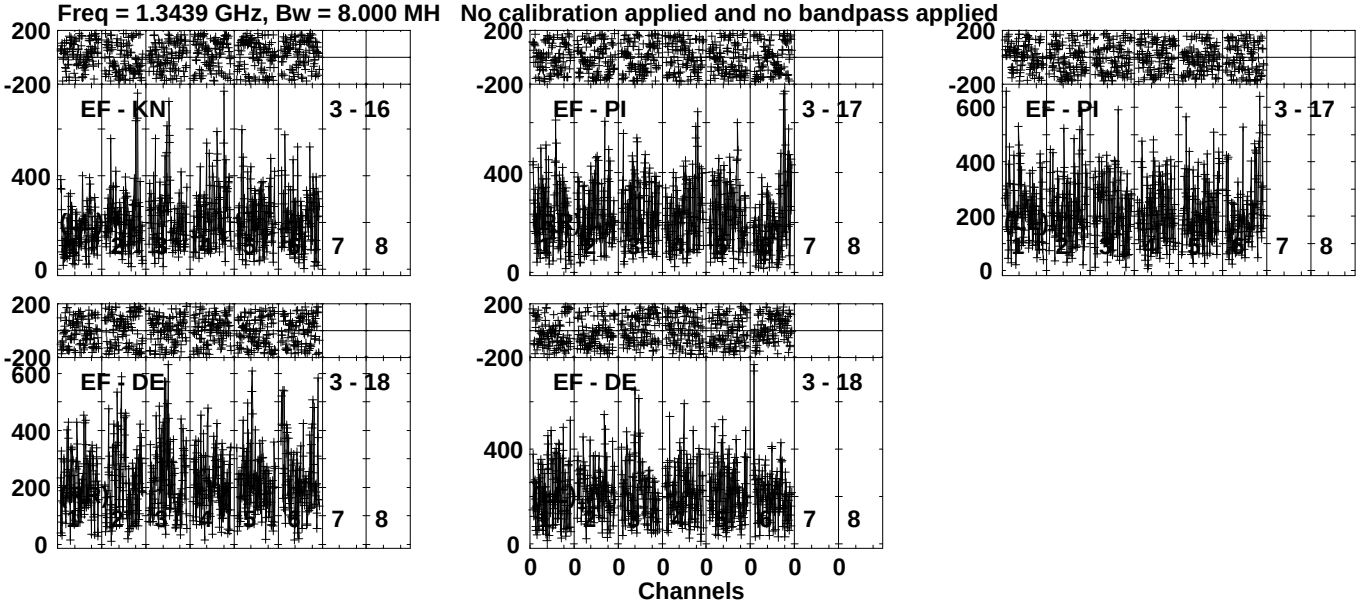

Lower frame: Micro Ampl Jy Top frame: Phas deg
Vector averaged cross-power spectrum Several baselines displayed
Timerange: 00/21:22:01 to 00/21:25:29

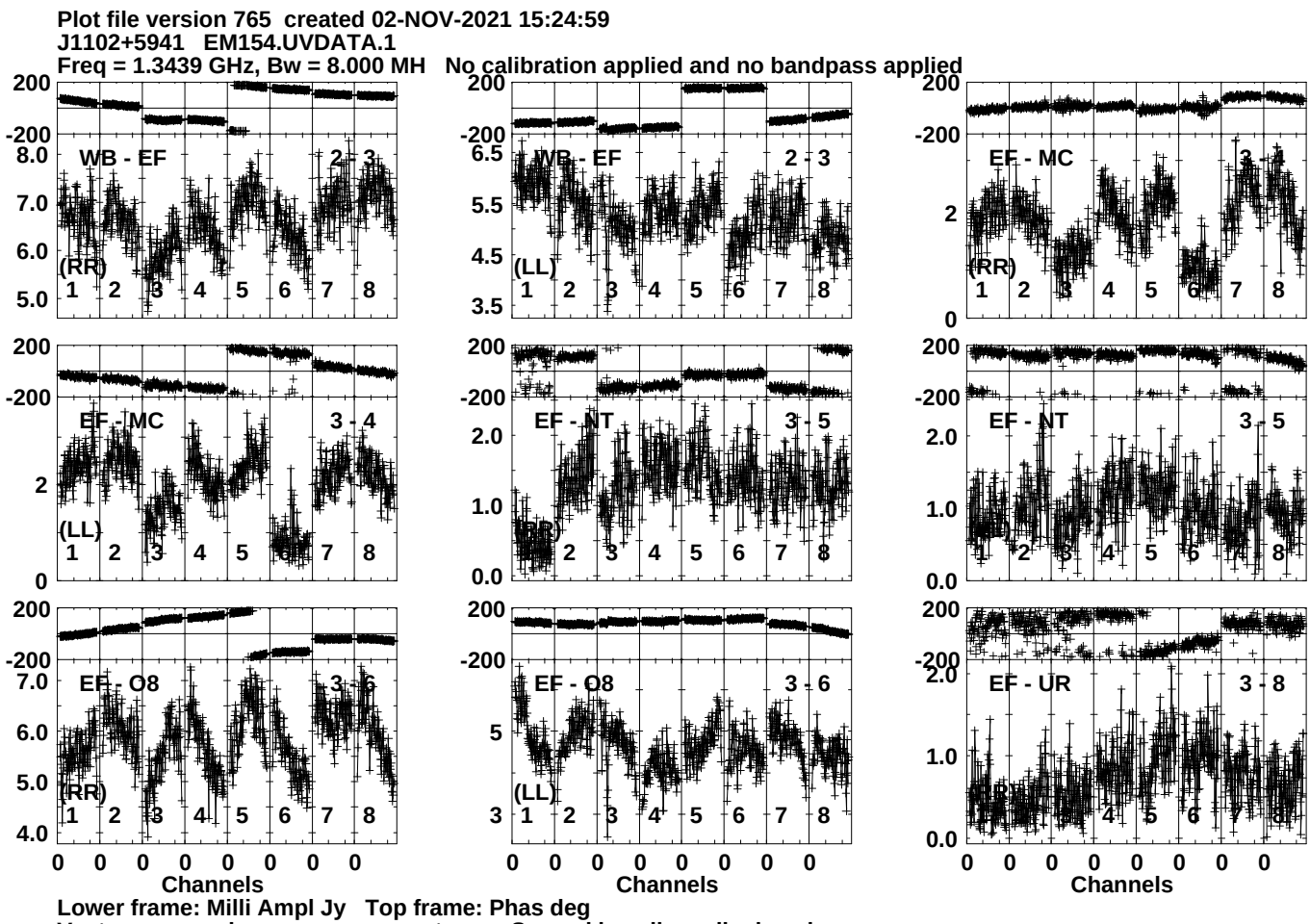
Plot file version 765 created 02-NOV-2021 15:24:59
J1102+5941 EM154.UVDATA.1
Freq = 1.3439 GHz, Bw = 8.000 MH No calibration applied and no bandpass applied
WB - EF 2 - 3
(RR)
WB - EF 2 - 3
(LL)
EF - MC 3 - 4
(RR)
EF - MC 3 - 4
(LL)
EF - NT 3 - 5
(RR)
EF - NT 3 - 5
EF - O8 3 - 6
(RR)
EF - O8 3 - 6
(LL)
EF - UR 3 - 8
Channels
Channels
Channels
Lower frame: Milli Ampl Jy Top frame: Phas deg
Vector averaged cross-power spectrum Several baselines displayed
Timerange: 00/21:25:31 to 00/21:26:59

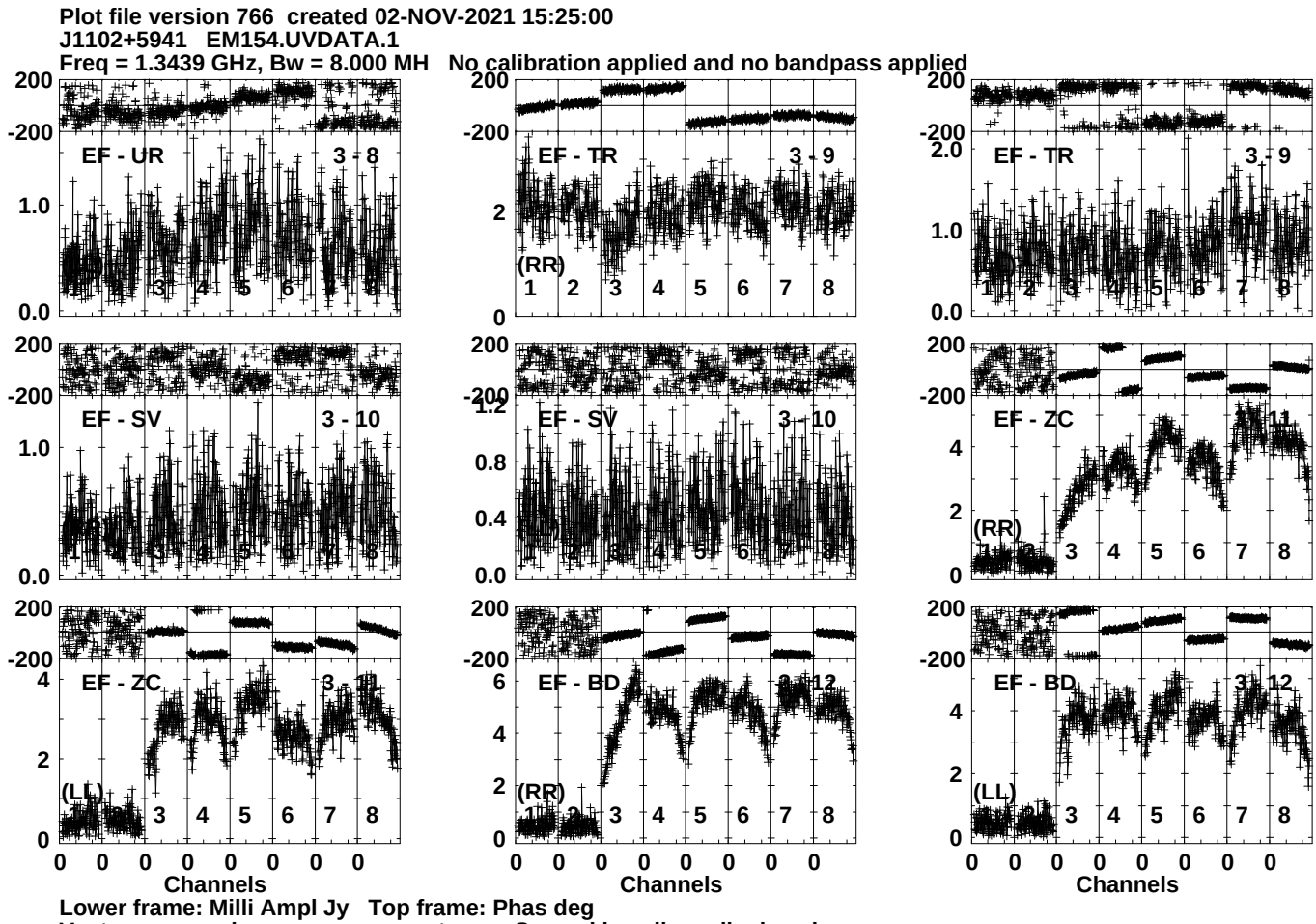
Plot file version 766 created 02-NOV-2021 15:25:00
J1102+5941 EM154.UVDATA.1
Freq = 1.3439 GHz, Bw = 8.000 MH No calibration applied and no bandpass applied
EF - UR 3 - 8
EF - TR 3 - 9
EF - TR 3 - 9
EF - SV 3 - 10
EF - SV 3 - 10
EF - ZC 3 - 11
EF - ZC 3 - 11
EF - BD 3 - 12
EF - BD 3 - 12
(RR)
(LL)
Channels
Lower frame: Milli Ampl Jy Top frame: Phas deg
Vector averaged cross-power spectrum Several baselines displayed
Timerange: 00/21:25:31 to 00/21:26:59

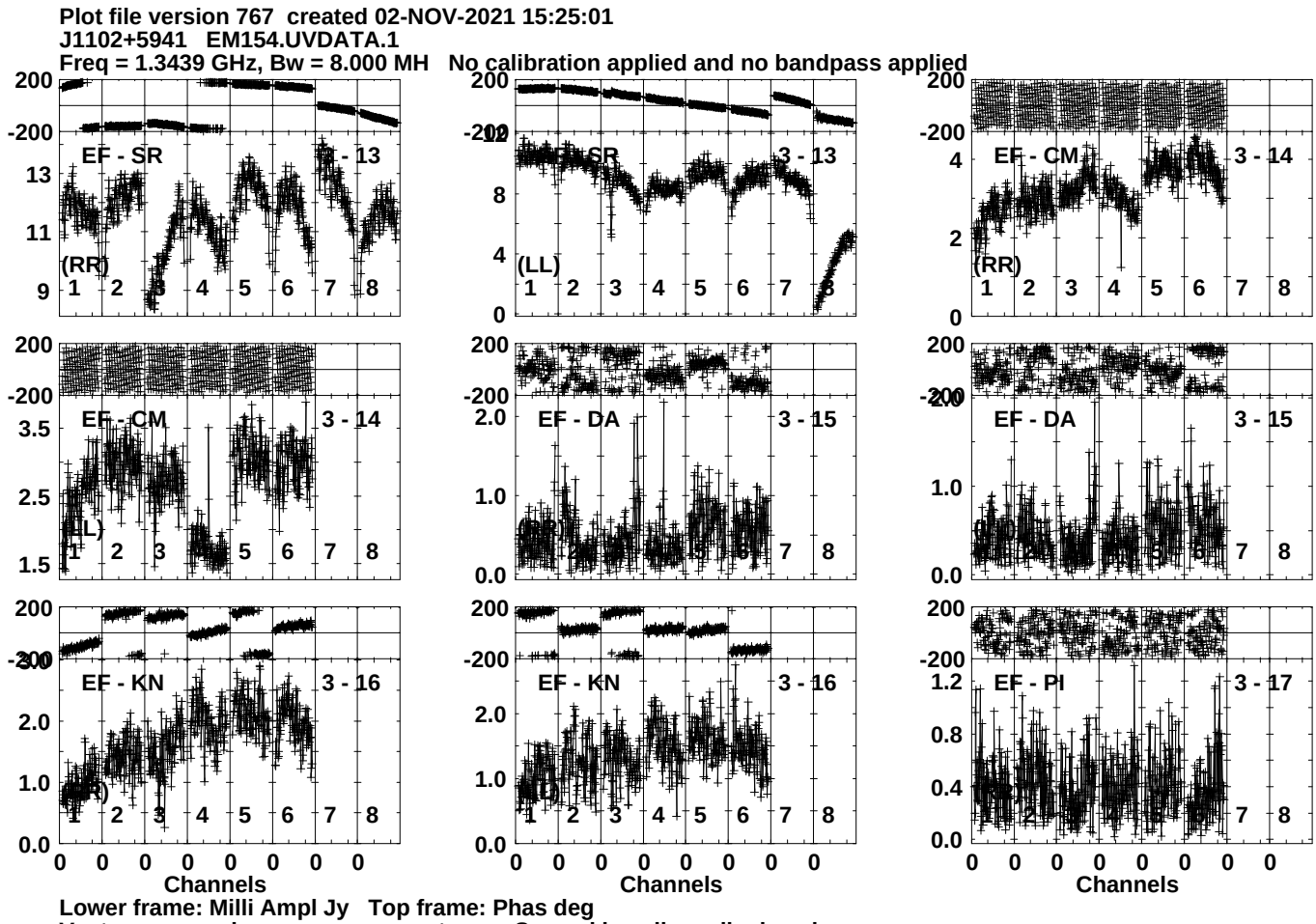
Plot file version 767 created 02-NOV-2021 15:25:01
J1102+5941 EM154.UVDATA.1
Freq = 1.3439 GHz, Bw = 8.000 MH No calibration applied and no bandpass applied
EF - SR 3 - 13
(RR)
EF - SR 3 - 13
(LL)
EF - CM 3 - 14
(RR)
EF - CM 3 - 14
(LL)
EF - DA 3 - 15
EF - DA 3 - 15
EF - KN 3 - 16
EF - KN 3 - 16
EF - PI 3 - 17
Channels
Channels
Channels
Lower frame: Milli Ampl Jy Top frame: Phas deg
Vector averaged cross-power spectrum Several baselines displayed
Timerange: 00/21:25:31 to 00/21:26:59

Plot file version 768 created 02-NOV-2021 15:25:01
J1102+5941 EM154.UVDATA.1
Freq = 1.3439 GHz, Bw = 8.000 MH No calibration applied and no bandpass applied

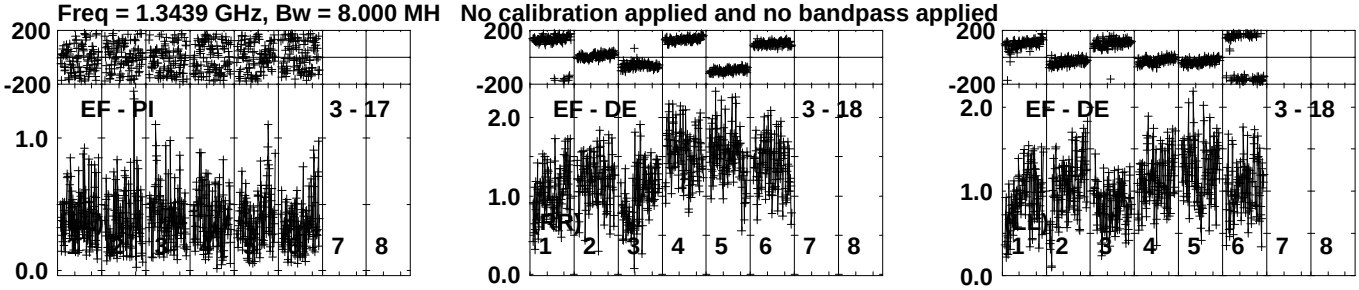

Lower frame: Milli Ampl Jy Top frame: Phas deg
Vector averaged cross-power spectrum Several baselines displayed
Timerange: 00/21:25:31 to 00/21:26:59

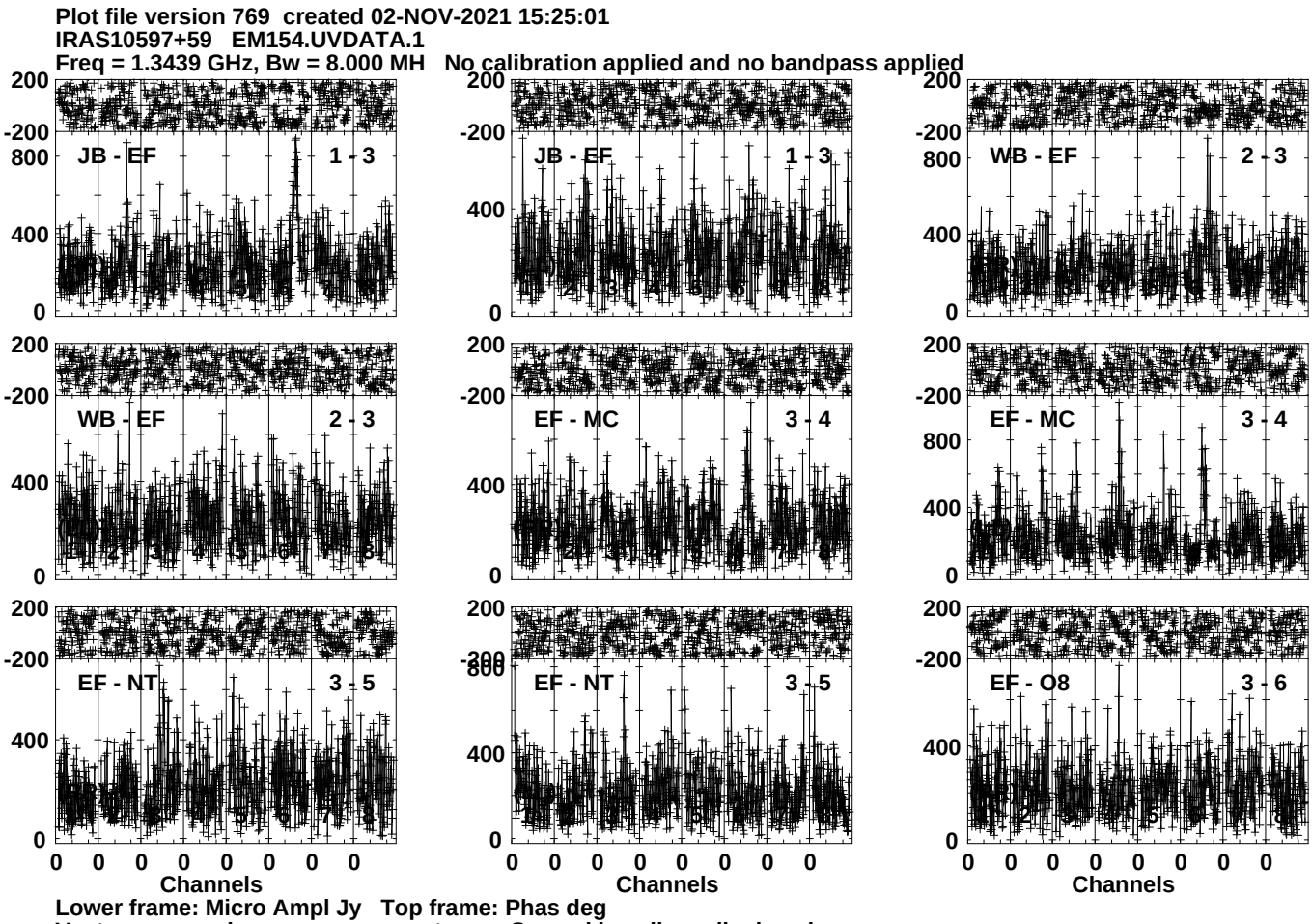
Plot file version 769 created 02-NOV-2021 15:25:01
IRAS10597+59 EM154.UVDATA.1
Freq = 1.3439 GHz, Bw = 8.000 MH No calibration applied and no bandpass applied
JB - EF 1 - 3
JB - EF 1 - 3
WB - EF 2 - 3
WB - EF 2 - 3
EF - MC 3 - 4
EF - MC 3 - 4
EF - NT 3 - 5
EF - NT 3 - 5
EF - O8 3 - 6
200
-200
800
400
0
Channels
Lower frame: Micro Ampl Jy Top frame: Phas deg
Vector averaged cross-power spectrum Several baselines displayed
Timerange: 00/21:27:01 to 00/21:30:29

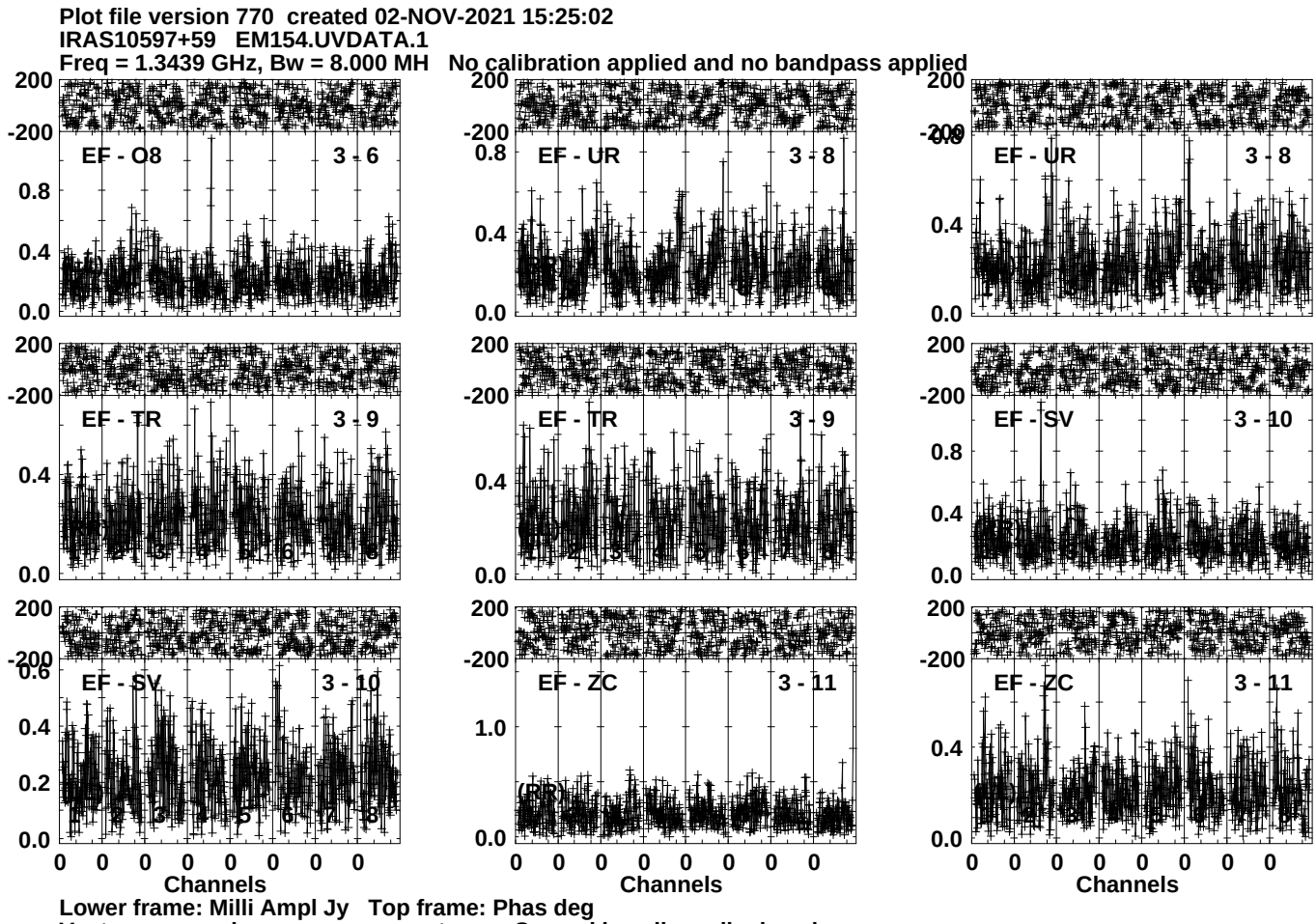
Plot file version 770 created 02-NOV-2021 15:25:02
IRAS10597+59 EM154.UVDATA.1
Freq = 1.3439 GHz, Bw = 8.000 MH No calibration applied and no bandpass applied
EF - O8 3 - 6
EF - UR 3 - 8
EF - UR 3 - 8
EF - TR 3 - 9
EF - TR 3 - 9
EF - SV 3 - 10
EF - SV 3 - 10
EF - ZC 3 - 11
EF - ZC 3 - 11
Channels
Channels
Channels
Lower frame: Milli Ampl Jy Top frame: Phas deg
Vector averaged cross-power spectrum Several baselines displayed
Timerange: 00/21:27:01 to 00/21:30:29

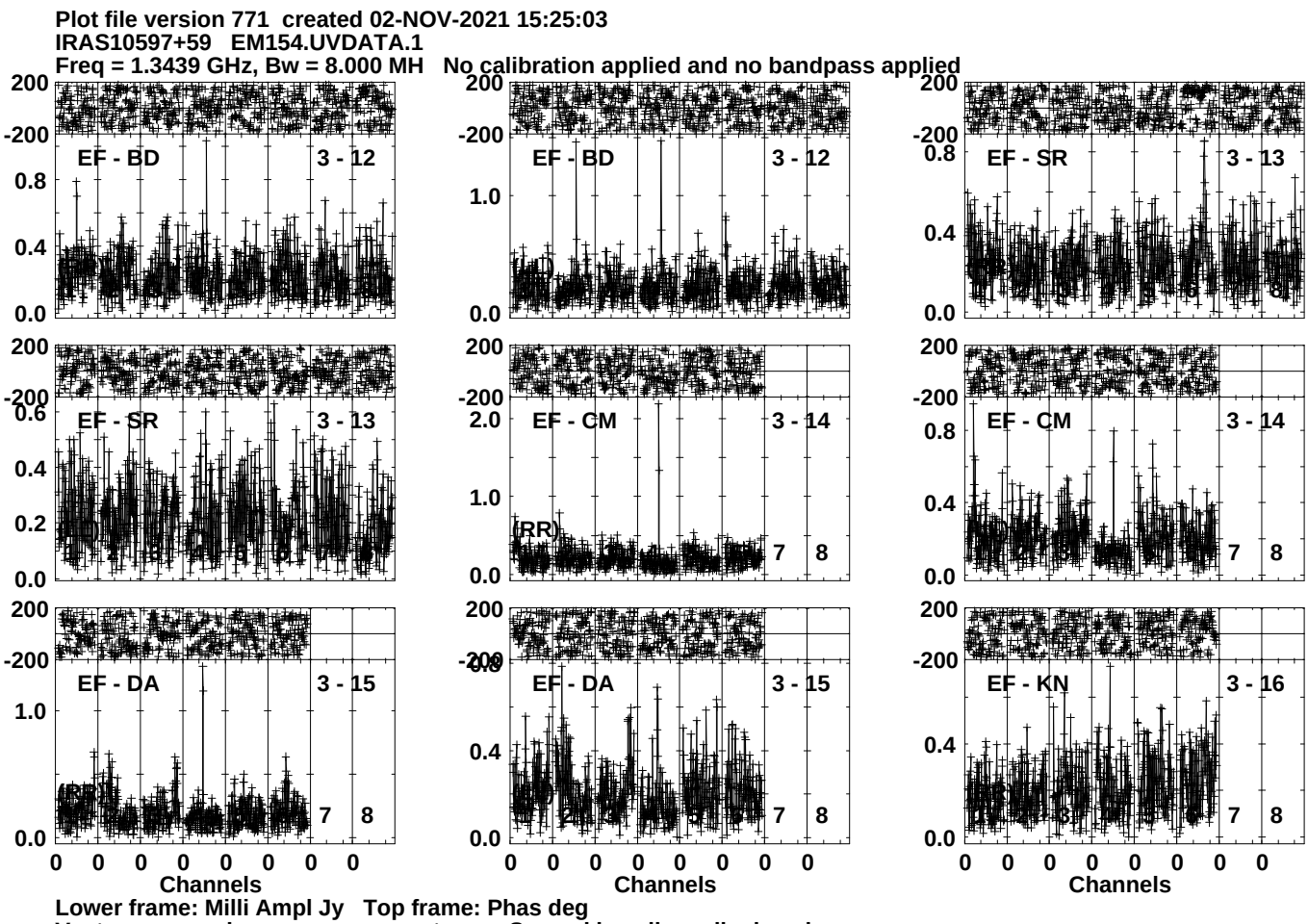
Plot file version 771 created 02-NOV-2021 15:25:03
IRAS10597+59 EM154.UVDATA.1
Freq = 1.3439 GHz, Bw = 8.000 MH No calibration applied and no bandpass applied
EF - BD 3 - 12
EF - BD 3 - 12
EF - SR 3 - 13
EF - SR 3 - 13
EF - CM 3 - 14
EF - CM 3 - 14
EF - DA 3 - 15
EF - DA 3 - 15
EF - KN 3 - 16
(RR)
Channels
Channels
Channels
Lower frame: Milli Ampl Jy Top frame: Phas deg
Vector averaged cross-power spectrum Several baselines displayed
Timerange: 00/21:27:01 to 00/21:30:29

Plot file version 772 created 02-NOV-2021 15:25:03
IRAS10597+59 EM154.UVDATA.1
Freq = 1.3439 GHz, Bw = 8.000 MH No calibration applied and no bandpass applied

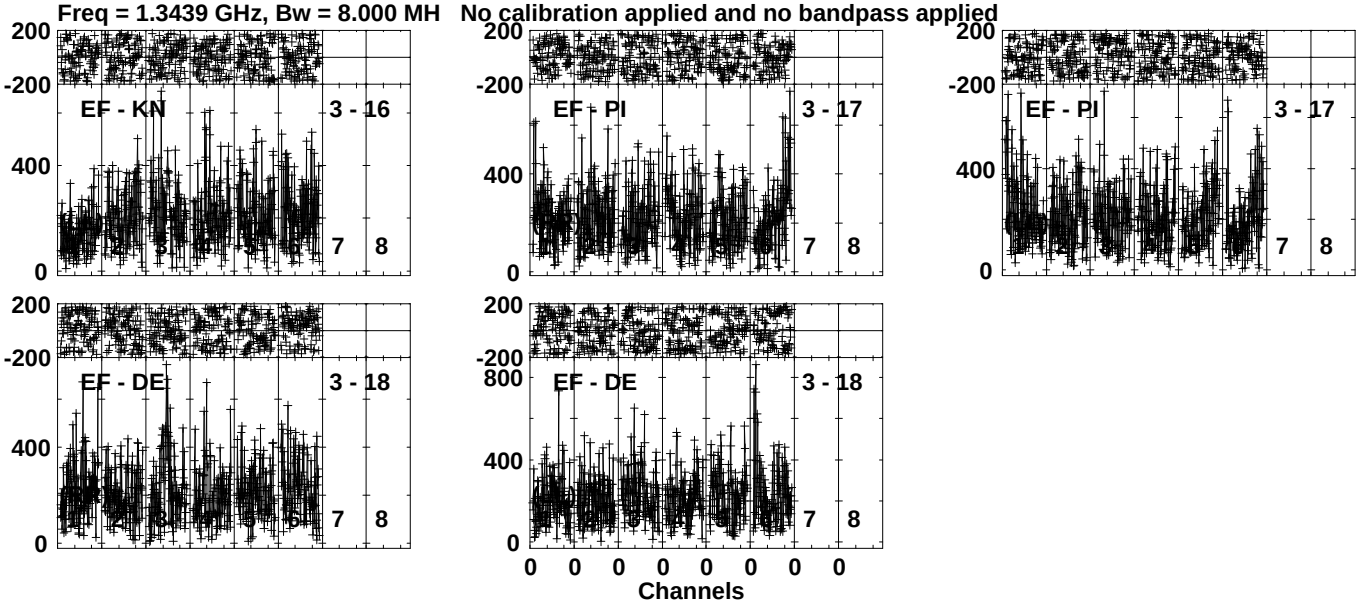

Lower frame: Micro Ampl Jy Top frame: Phas deg
Vector averaged cross-power spectrum Several baselines displayed
Timerange: 00/21:27:01 to 00/21:30:29

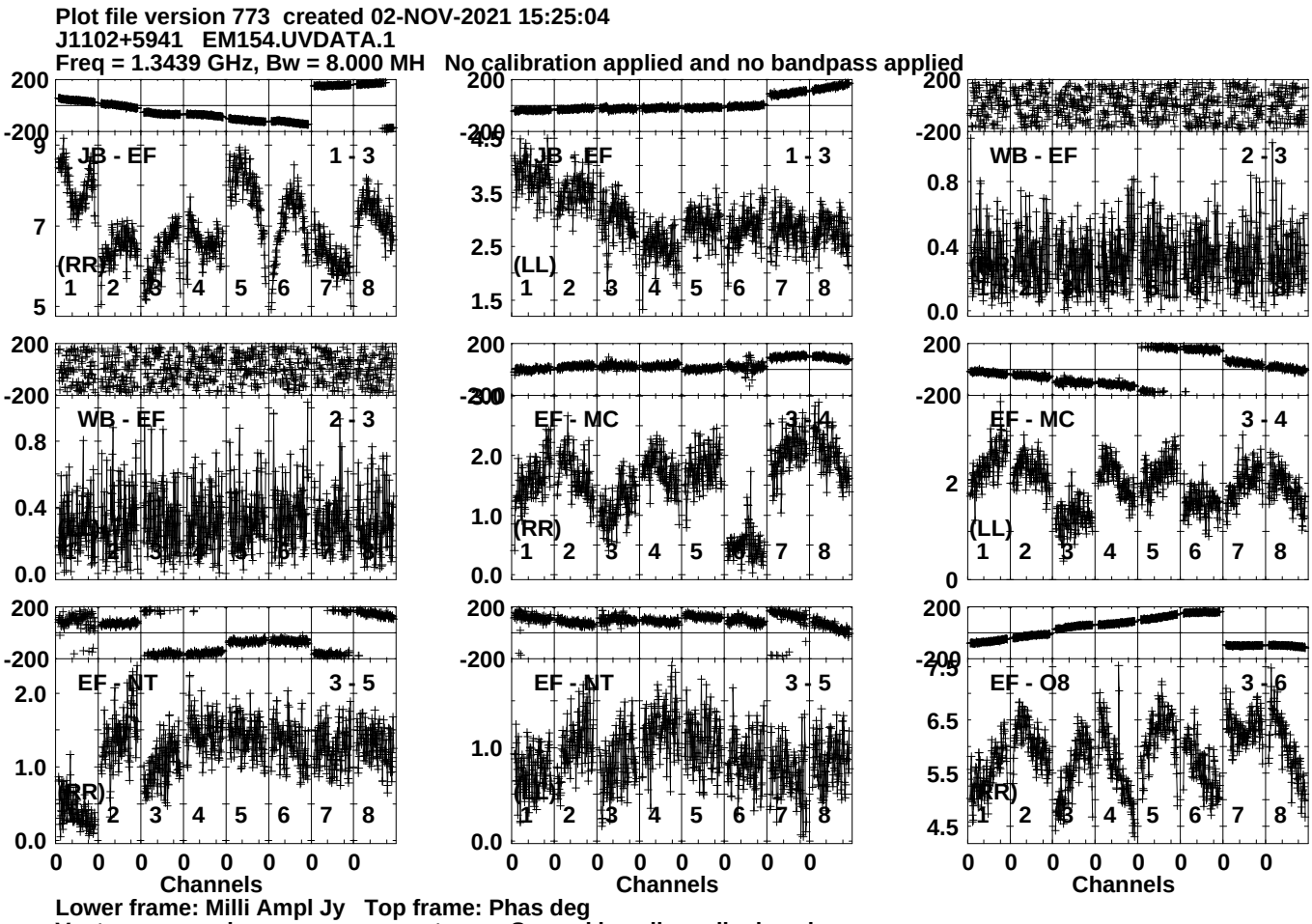
Plot file version 773 created 02-NOV-2021 15:25:04
J1102+5941 EM154.UVDATA.1
Freq = 1.3439 GHz, Bw = 8.000 MH No calibration applied and no bandpass applied
JB - EF 1 - 3
(RR)
JB - EF 1 - 3
(LL)
WB - EF 2 - 3
WB - EF 2 - 3
EF - MC 3 - 4
(RR)
EF - MC 3 - 4
(LL)
EF - NT 3 - 5
(RR)
EF - NT 3 - 5
EF - O8 3 - 6
(RR)
Channels
Channels
Channels
Lower frame: Milli Ampl Jy Top frame: Phas deg
Vector averaged cross-power spectrum Several baselines displayed
Timerange: 00/21:31:01 to 00/21:32:29

Plot file version 774 created 02-NOV-2021 15:25:04
J1102+5941 EM154.UVDATA.1
Freq = 1.3439 GHz, Bw = 8.000 MH No calibration applied and no bandpass applied

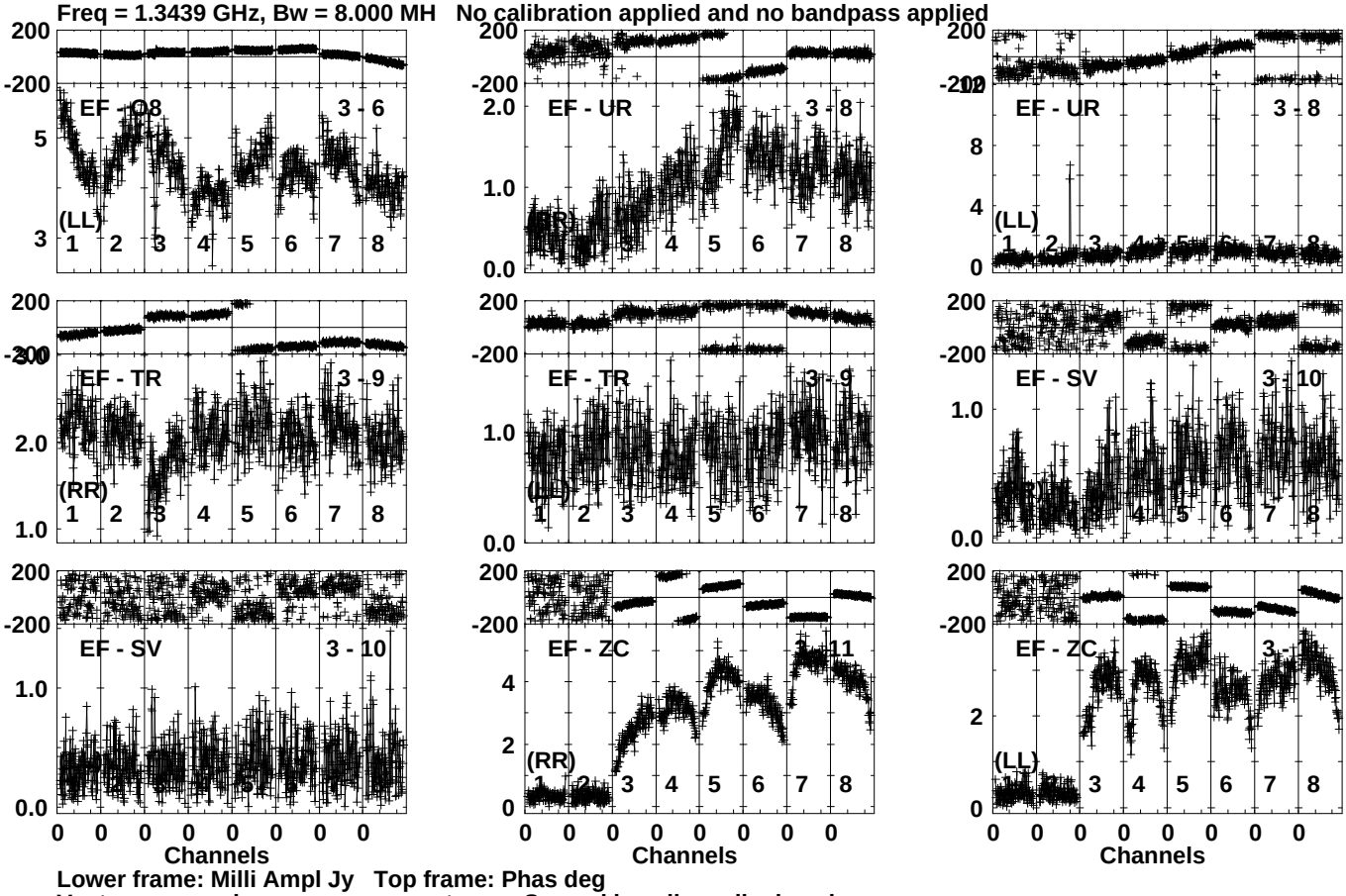

Lower frame: Milli Ampl Jy Top frame: Phas deg
Vector averaged cross-power spectrum Several baselines displayed
Timerange: 00/21:31:01 to 00/21:32:29

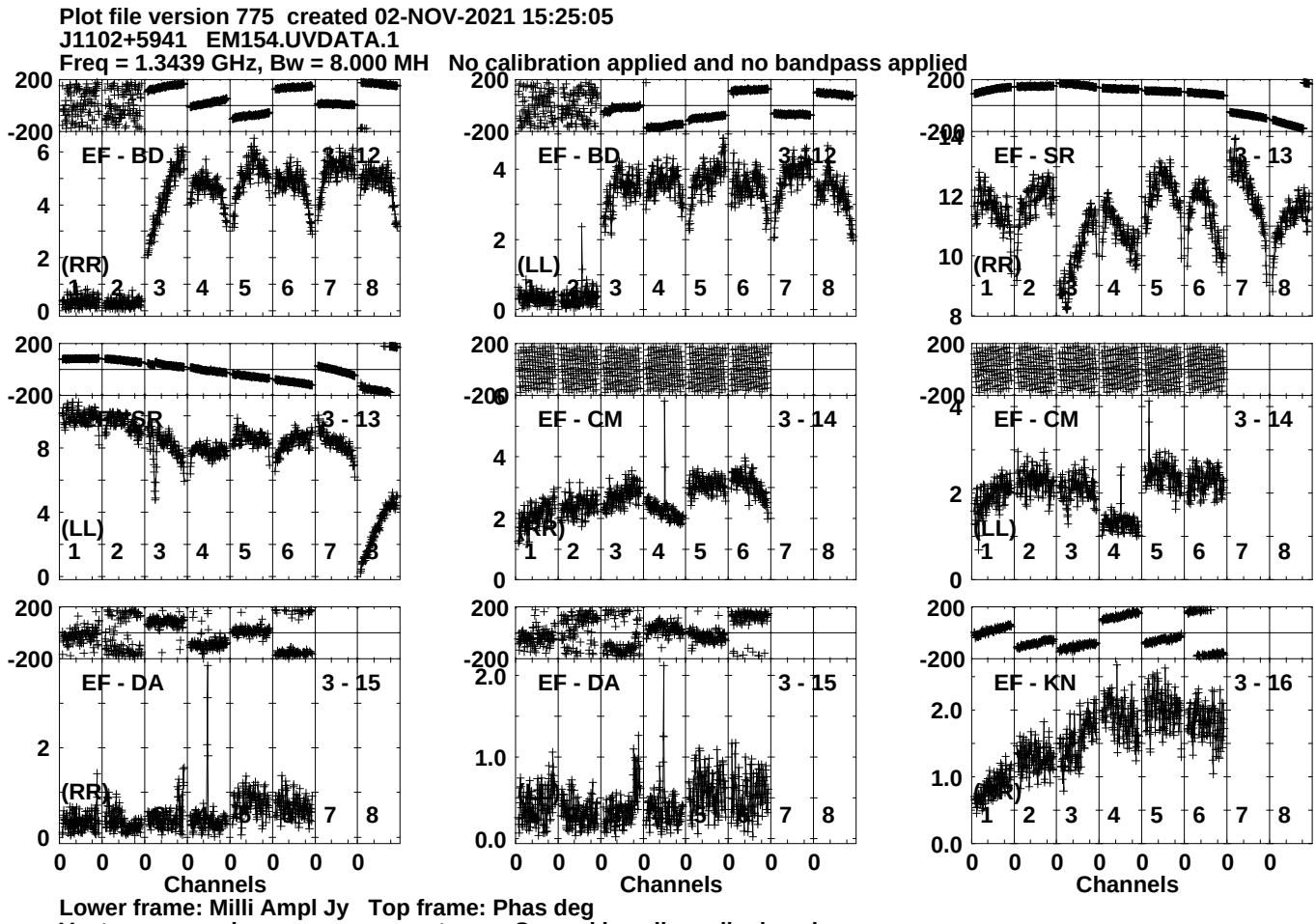
Plot file version 775 created 02-NOV-2021 15:25:05
J1102+5941 EM154.UVDATA.1
Freq = 1.3439 GHz, Bw = 8.000 MH No calibration applied and no bandpass applied
EF - BD 3 - 12
(RR)
EF - BD 3 - 12
(LL)
EF - SR 3 - 13
(RR)
EF - SR 3 - 13
(LL)
EF - CM 3 - 14
(RR)
EF - CM 3 - 14
(LL)
EF - DA 3 - 15
(RR)
EF - DA 3 - 15
EF - KN 3 - 16
(RR)
Channels
Channels
Channels
Lower frame: Milli Ampl Jy Top frame: Phas deg
Vector averaged cross-power spectrum Several baselines displayed
Timerange: 00/21:31:01 to 00/21:32:29

Plot file version 776 created 02-NOV-2021 15:25:06
J1102+5941 EM154.UVDATA.1
Freq = 1.3439 GHz, Bw = 8.000 MH No calibration applied and no bandpass applied

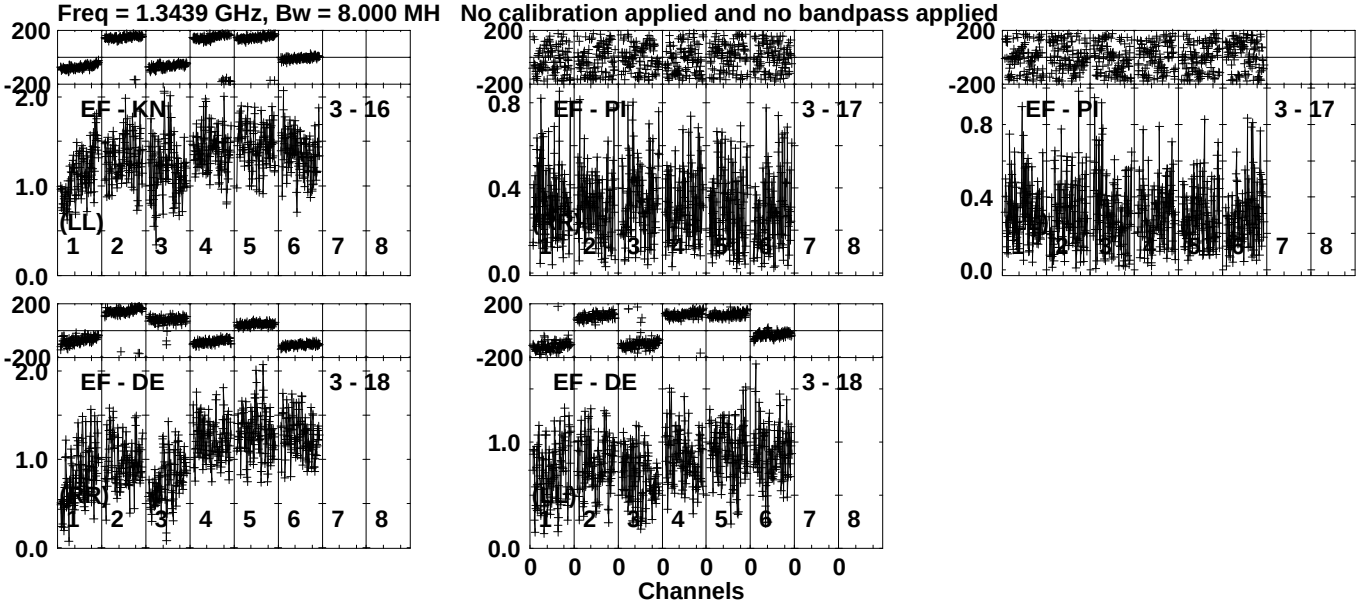

Lower frame: Milli Ampl Jy Top frame: Phas deg
Vector averaged cross-power spectrum Several baselines displayed
Timerange: 00/21:31:01 to 00/21:32:29

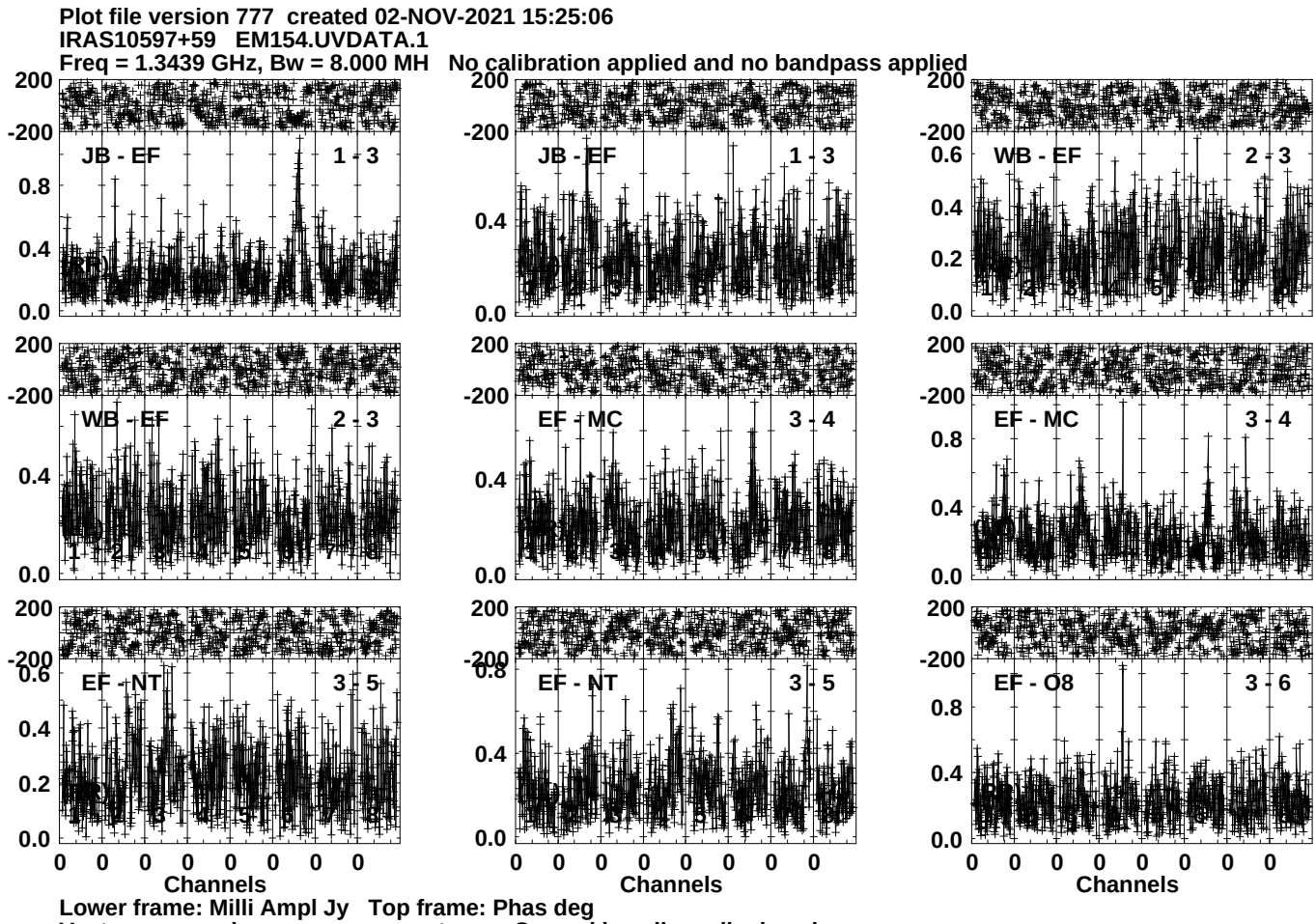
Plot file version 777 created 02-NOV-2021 15:25:06
IRAS10597+59 EM154.UVDATA.1
Freq = 1.3439 GHz, Bw = 8.000 MH No calibration applied and no bandpass applied
JB - EF 1 - 3
JB - EF 1 - 3
WB - EF 2 - 3
WB - EF 2 - 3
EF - MC 3 - 4
EF - MC 3 - 4
EF - NT 3 - 5
EF - NT 3 - 5
EF - O8 3 - 6
Channels
Channels
Channels
Lower frame: Milli Ampl Jy Top frame: Phas deg
Vector averaged cross-power spectrum Several baselines displayed
Timerange: 00/21:32:31 to 00/21:35:59

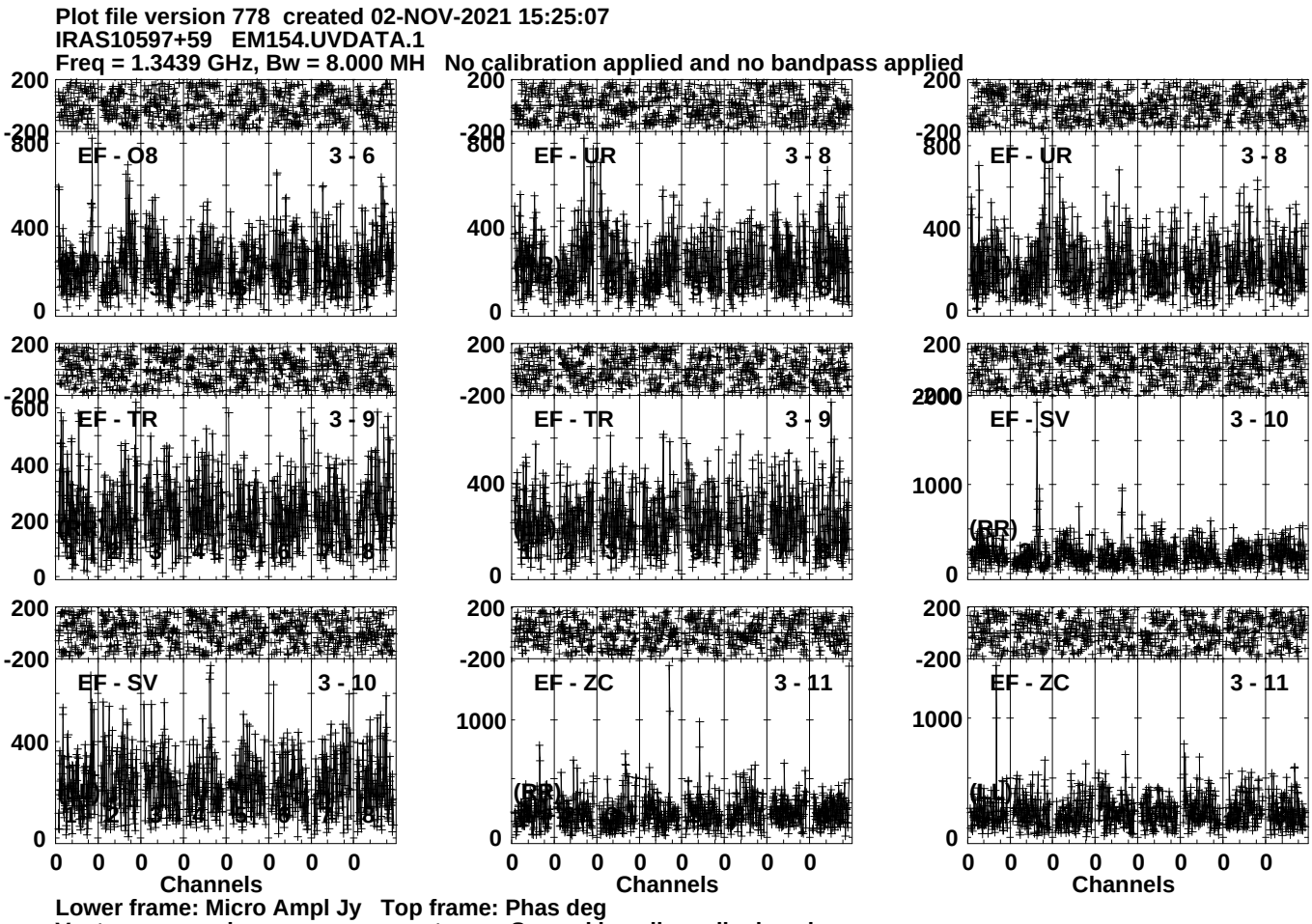
Plot file version 778 created 02-NOV-2021 15:25:07
IRAS10597+59 EM154.UVDATA.1
Freq = 1.3439 GHz, Bw = 8.000 MH No calibration applied and no bandpass applied
EF - O8 3 - 6
EF - UR 3 - 8
EF - UR 3 - 8
EF - TR 3 - 9
EF - TR 3 - 9
EF - SV 3 - 10
(RR)
EF - SV 3 - 10
EF - ZC 3 - 11
(RR)
EF - ZC 3 - 11
Channels
Channels
Channels
Lower frame: Micro Ampl Jy Top frame: Phas deg
Vector averaged cross-power spectrum Several baselines displayed
Timerange: 00/21:32:31 to 00/21:35:59

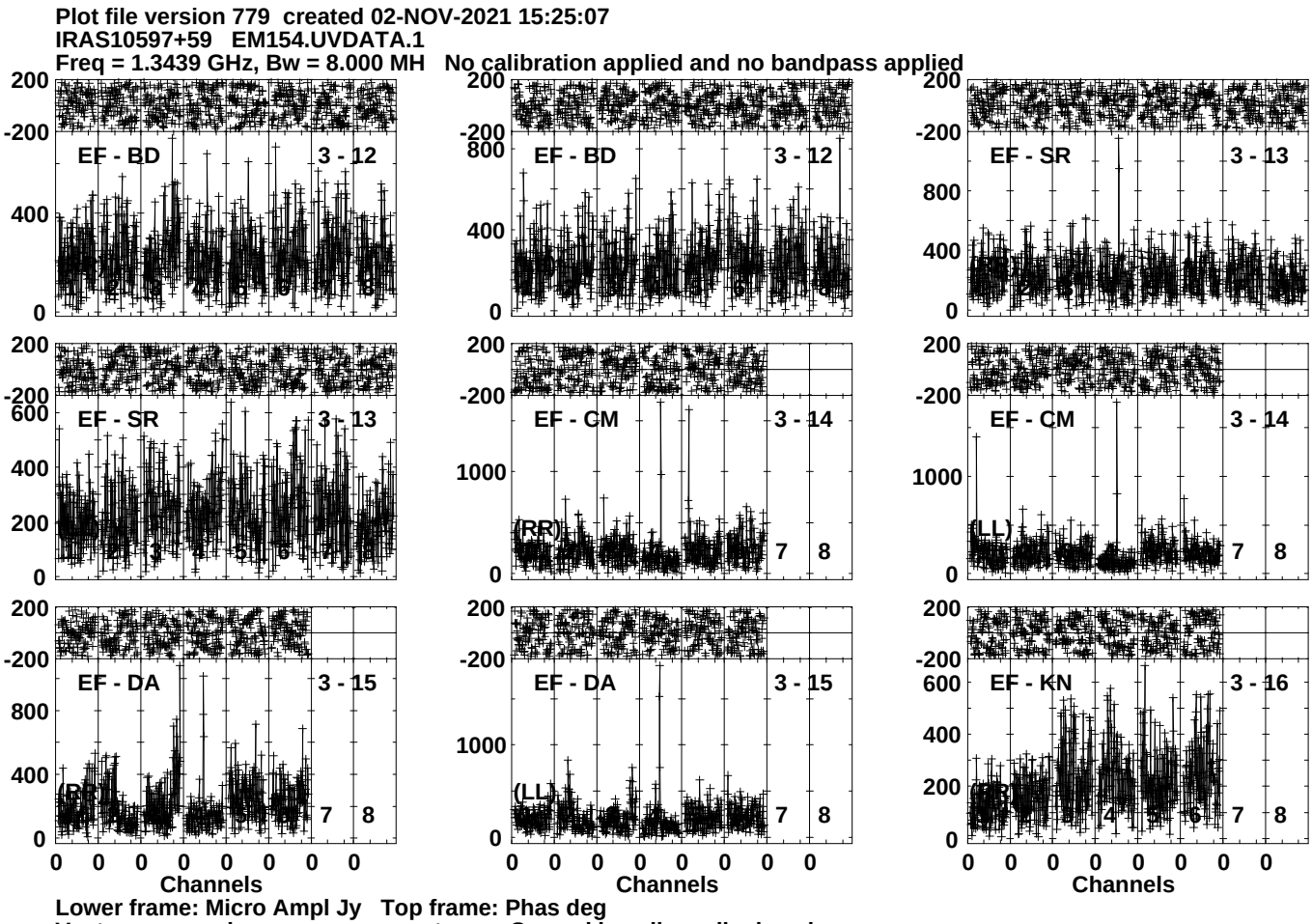
Plot file version 779 created 02-NOV-2021 15:25:07
IRAS10597+59 EM154.UVDATA.1
Freq = 1.3439 GHz, Bw = 8.000 MH No calibration applied and no bandpass applied
EF - BD 3 - 12
EF - BD 3 - 12
EF - SR 3 - 13
EF - SR 3 - 13
EF - CM 3 - 14
EF - CM 3 - 14
(RR)
(LL)
EF - DA 3 - 15
EF - DA 3 - 15
EF - KN 3 - 16
(RR)
(LL)
(RR)
Channels
Channels
Channels
Lower frame: Micro Ampl Jy Top frame: Phas deg
Vector averaged cross-power spectrum Several baselines displayed
Timerange: 00/21:32:31 to 00/21:35:59

Plot file version 780 created 02-NOV-2021 15:25:08
IRAS10597+59 EM154.UVDATA.1
Freq = 1.3439 GHz, Bw = 8.000 MH No calibration applied and no bandpass applied

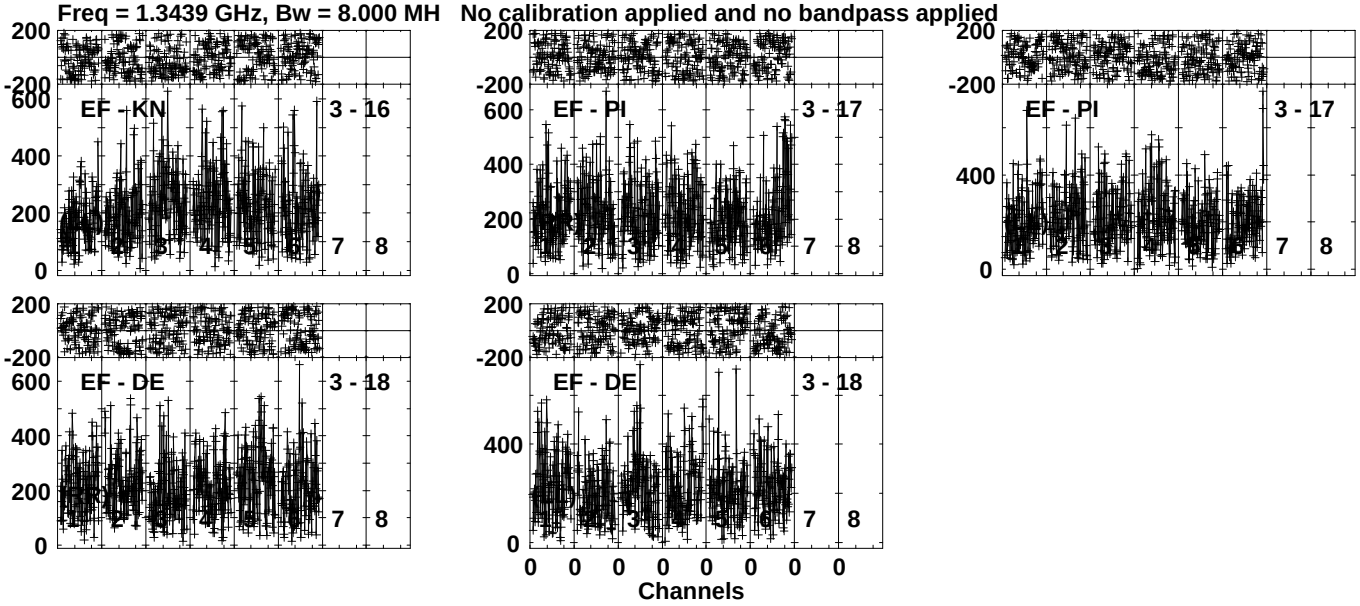

Lower frame: Micro Ampl Jy Top frame: Phas deg
Vector averaged cross-power spectrum Several baselines displayed
Timerange: 00/21:32:31 to 00/21:35:59

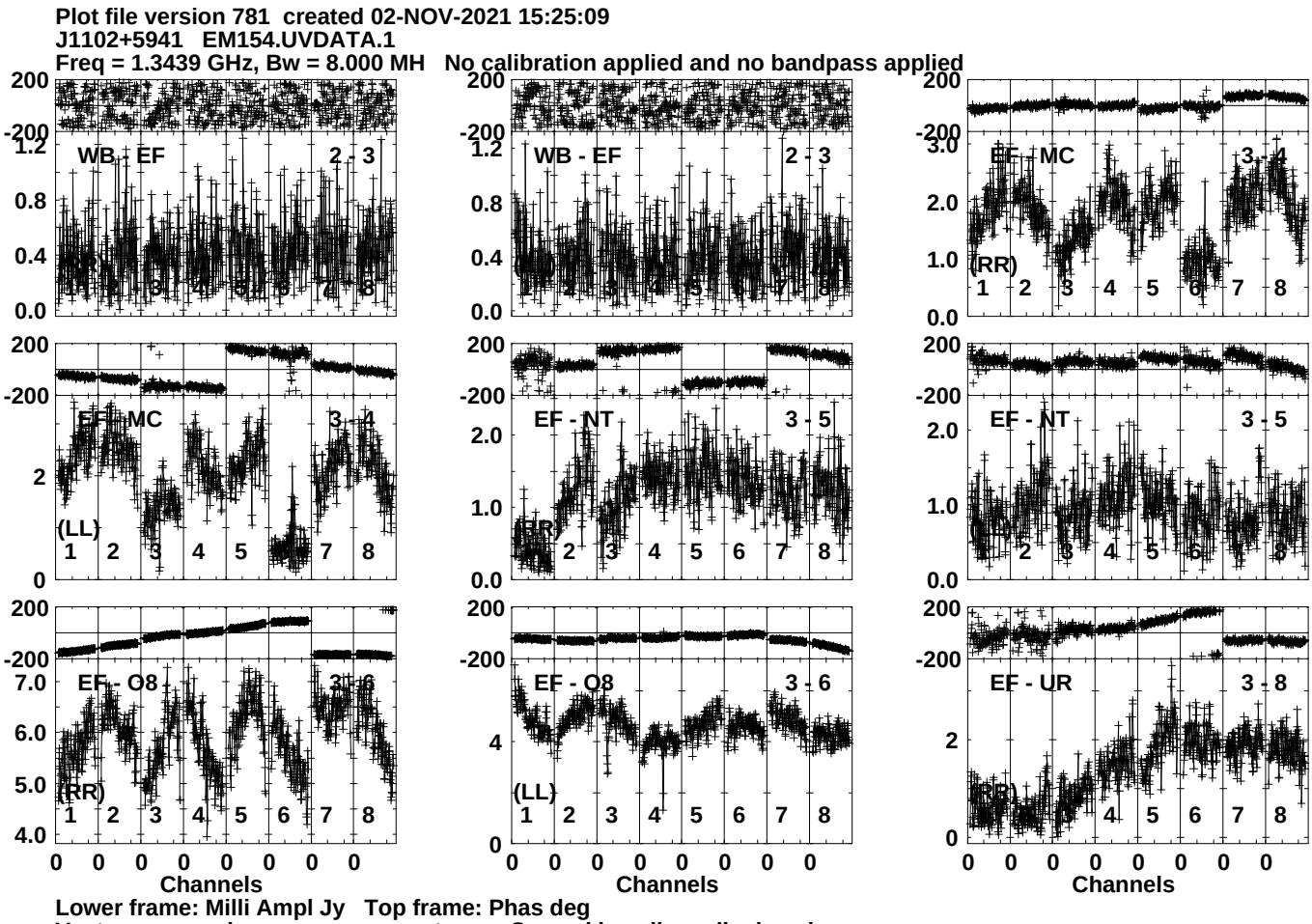
Plot file version 781 created 02-NOV-2021 15:25:09
J1102+5941 EM154.UVDATA.1
Freq = 1.3439 GHz, Bw = 8.000 MH No calibration applied and no bandpass applied
WB - EF 2 - 3
WB - EF 2 - 3
EF - MC 3 - 4
EF - MC 3 - 4
(RR)
EF - NT 3 - 5
EF - NT 3 - 5
(LL)
(RR)
EF - O8 3 - 6
EF - O8 3 - 6
(RR)
(LL)
EF - UR 3 - 8
(RR)
Channels
Channels
Channels
Lower frame: Milli Ampl Jy Top frame: Phas deg
Vector averaged cross-power spectrum Several baselines displayed
Timerange: 00/21:36:01 to 00/21:37:29

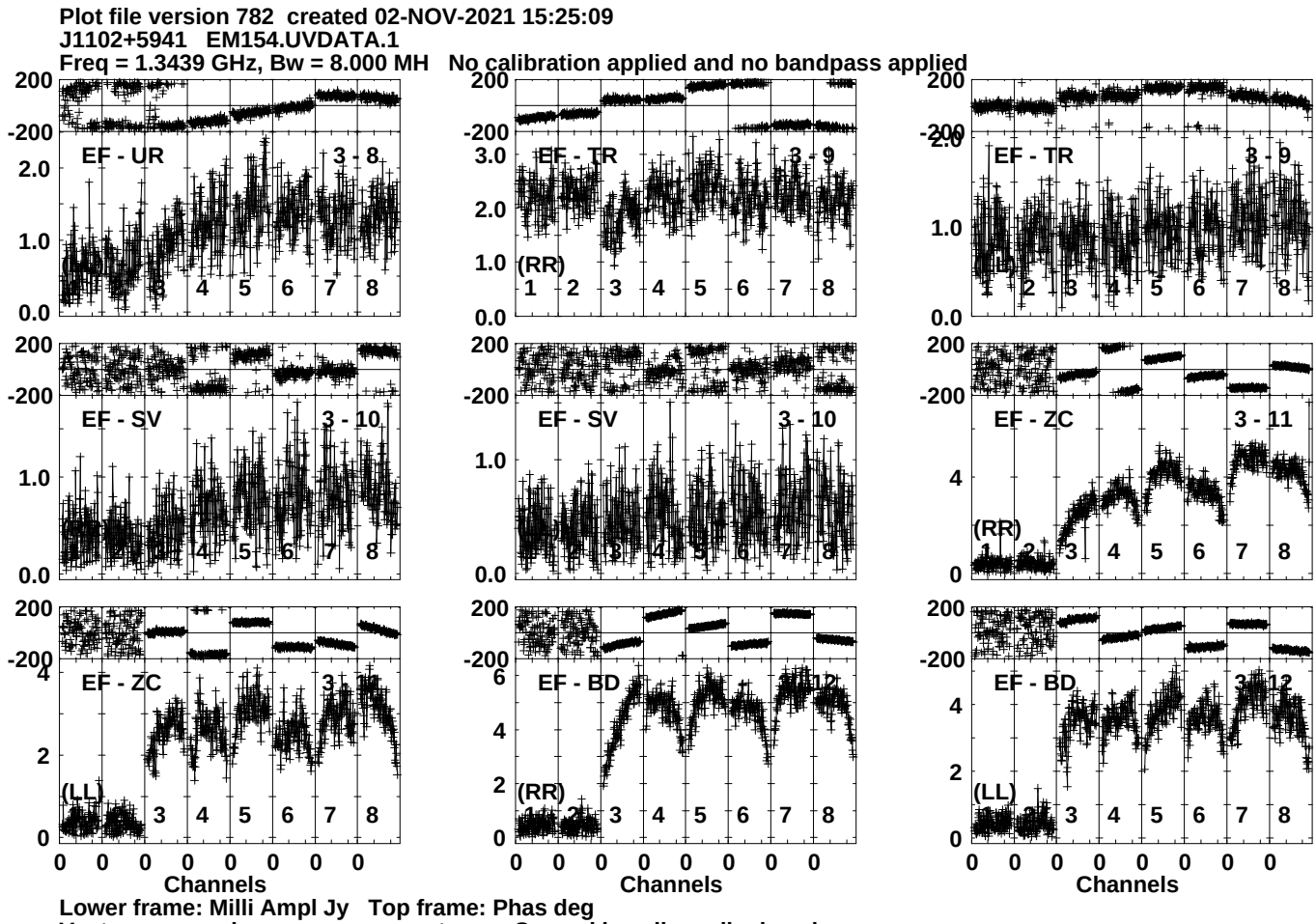
Plot file version 782 created 02-NOV-2021 15:25:09
J1102+5941 EM154.UVDATA.1
Freq = 1.3439 GHz, Bw = 8.000 MH No calibration applied and no bandpass applied
EF - UR 3 - 8
EF - TR 3 - 9
EF - TR 3 - 9
EF - SV 3 - 10
EF - SV 3 - 10
EF - ZC 3 - 11
EF - ZC 3 - 12
EF - BD 3 - 12
EF - BD 3 - 12
(RR)
(LL)
Channels
Lower frame: Milli Ampl Jy Top frame: Phas deg
Vector averaged cross-power spectrum Several baselines displayed
Timerange: 00/21:36:01 to 00/21:37:29

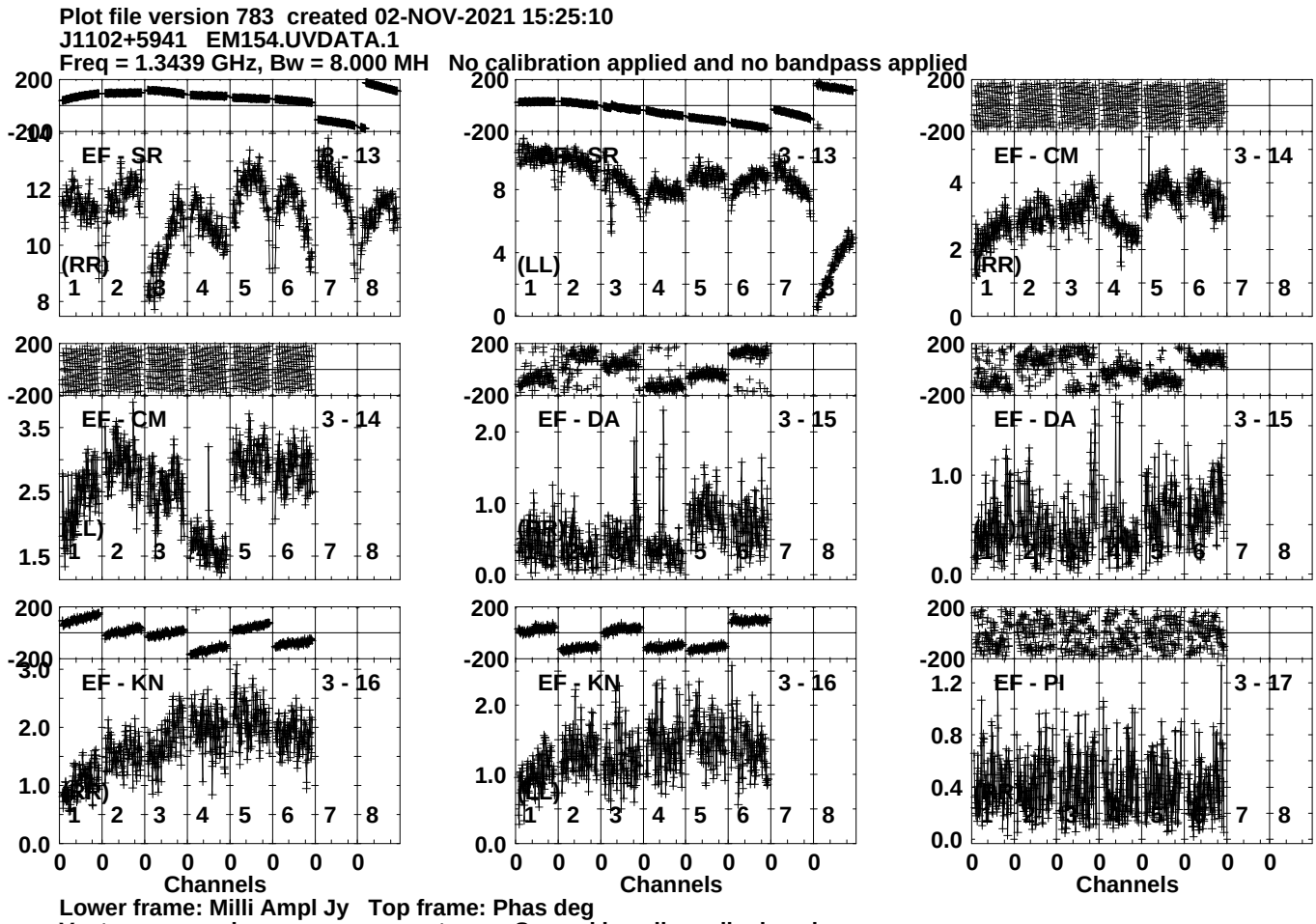
Plot file version 783 created 02-NOV-2021 15:25:10
J1102+5941 EM154.UVDATA.1
Freq = 1.3439 GHz, Bw = 8.000 MH No calibration applied and no bandpass applied
EF - SR 3 - 13
(RR)
EF - SR 3 - 13
(LL)
EF - CM 3 - 14
(RR)
EF - CM 3 - 14
(LL)
EF - DA 3 - 15
(RR)
EF - DA 3 - 15
(LL)
EF - KN 3 - 16
(RR)
EF - KN 3 - 16
(LL)
EF - PI 3 - 17
Channels
Channels
Channels
Lower frame: Milli Ampl Jy Top frame: Phas deg
Vector averaged cross-power spectrum Several baselines displayed
Timerange: 00/21:36:01 to 00/21:37:29

Plot file version 784 created 02-NOV-2021 15:25:10
J1102+5941 EM154.UVDATA.1
Freq = 1.3439 GHz, Bw = 8.000 MH No calibration applied and no bandpass applied

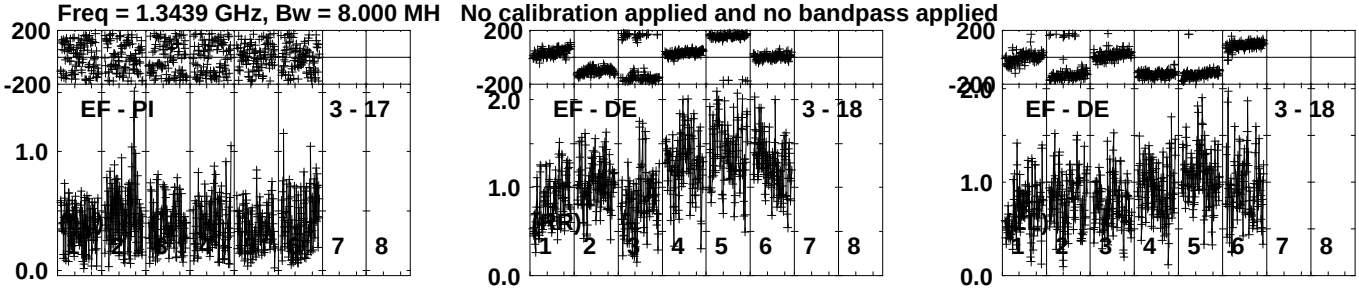

Lower frame: Milli Ampl Jy Top frame: Phas deg
Vector averaged cross-power spectrum Several baselines displayed
Timerange: 00/21:36:01 to 00/21:37:29

Plot file version 785 created 02-NOV-2021 15:25:10
IRAS10597+59 EM154.UVDATA.1
Freq = 1.3439 GHz, Bw = 8.000 MH No calibration applied and no bandpass applied

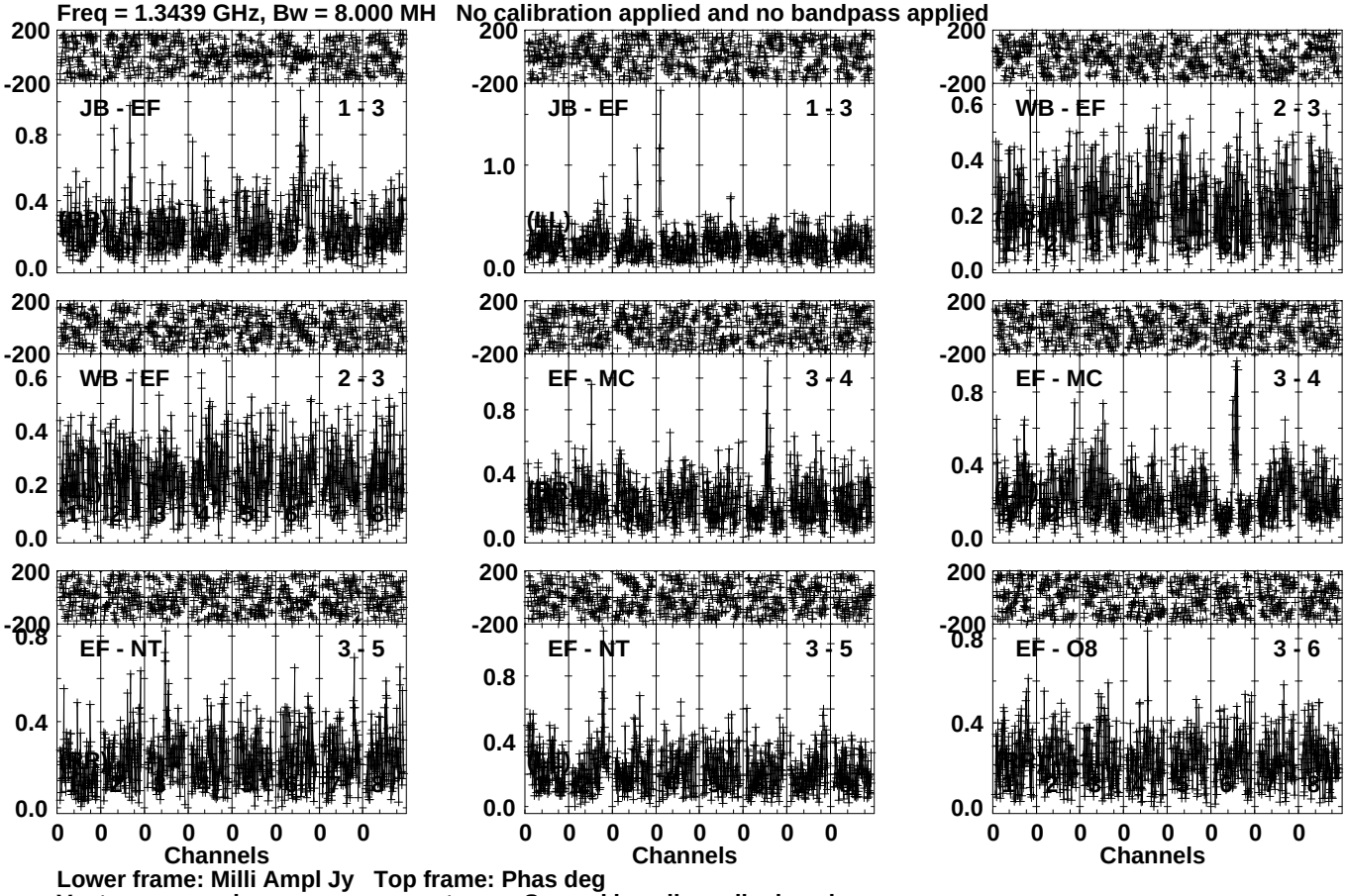

Lower frame: Milli Ampl Jy Top frame: Phas deg
Vector averaged cross-power spectrum Several baselines displayed
Timerange: 00/21:37:31 to 00/21:40:59

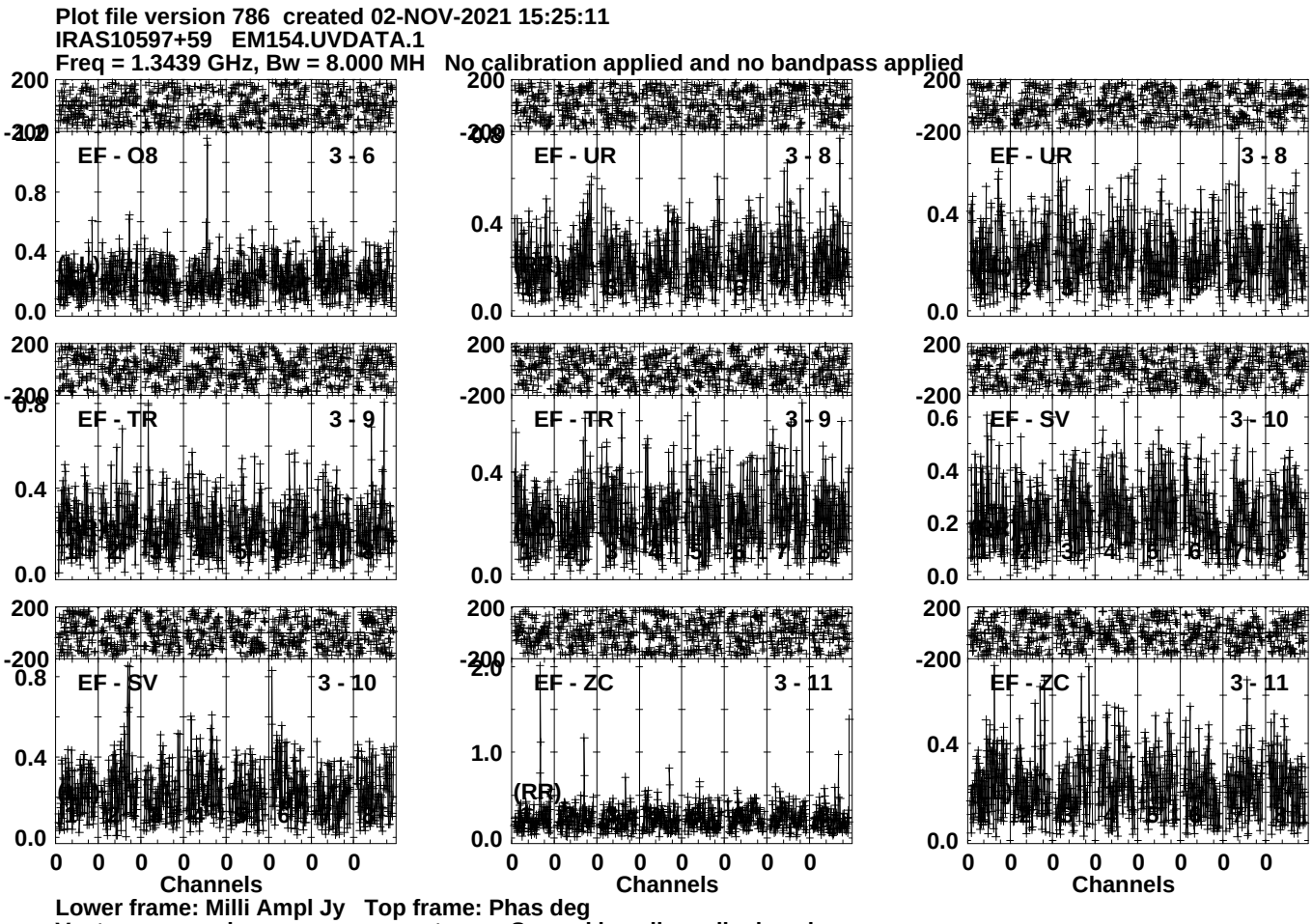
Plot file version 786 created 02-NOV-2021 15:25:11
IRAS10597+59 EM154.UVDATA.1
Freq = 1.3439 GHz, Bw = 8.000 MH No calibration applied and no bandpass applied
EF - O8 3 - 6
EF - UR 3 - 8
EF - UR 3 - 8
EF - TR 3 - 9
EF - TR 3 - 9
EF - SV 3 - 10
EF - SV 3 - 10
EF - ZC 3 - 11
EF - ZC 3 - 11
(RR)
Channels
Channels
Channels
Lower frame: Milli Ampl Jy Top frame: Phas deg
Vector averaged cross-power spectrum Several baselines displayed
Timerange: 00/21:37:31 to 00/21:40:59

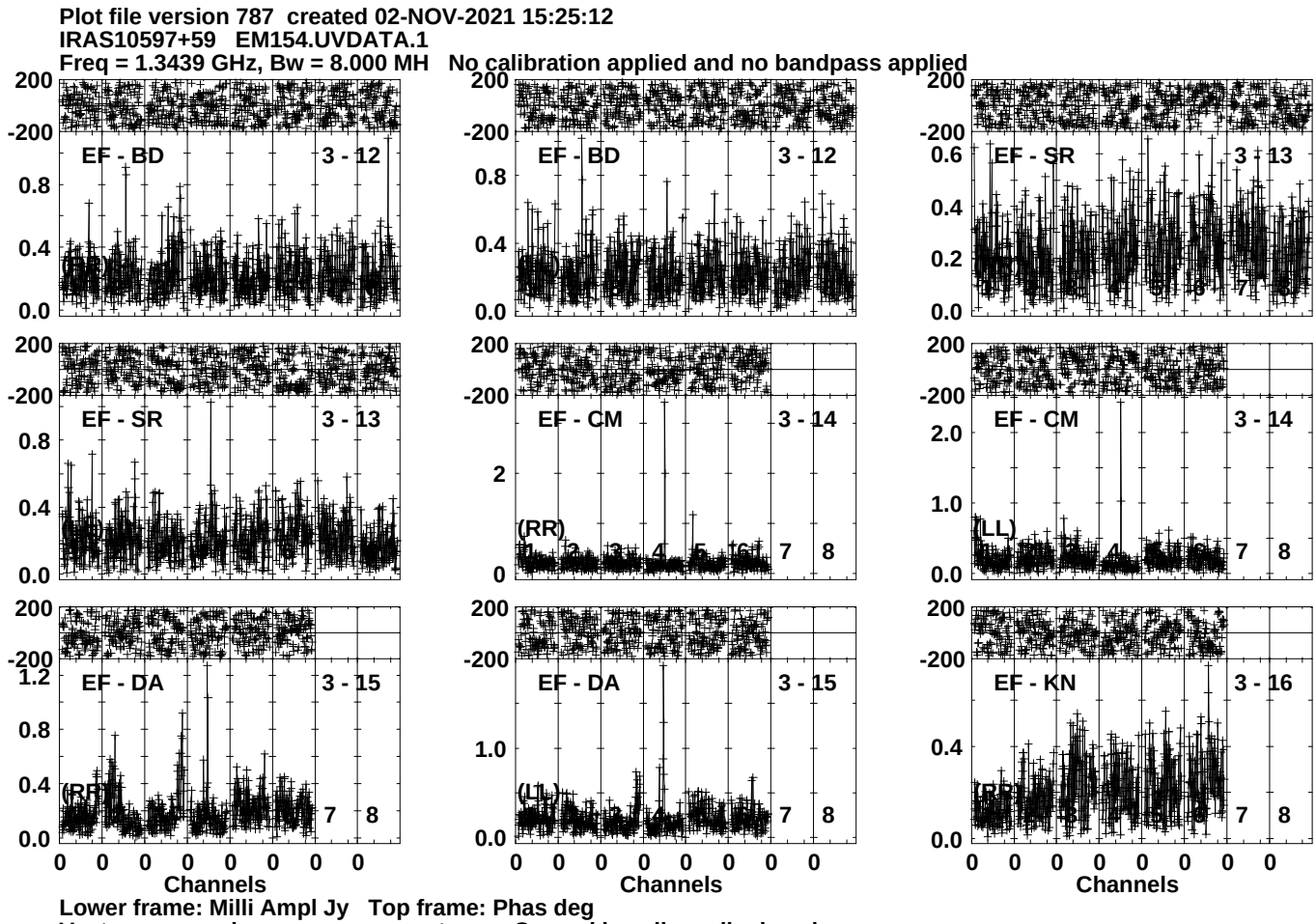
Plot file version 787 created 02-NOV-2021 15:25:12
IRAS10597+59 EM154.UVDATA.1
Freq = 1.3439 GHz, Bw = 8.000 MH No calibration applied and no bandpass applied
EF - BD 3 - 12
EF - BD 3 - 12
EF - SR 3 - 13
EF - SR 3 - 13
EF - CM 3 - 14
EF - CM 3 - 14
(RR)
(LL)
EF - DA 3 - 15
EF - DA 3 - 15
EF - KN 3 - 16
(RR)
(LL)
Channels
Channels
Channels
Lower frame: Milli Ampl Jy Top frame: Phas deg
Vector averaged cross-power spectrum Several baselines displayed
Timerange: 00/21:37:31 to 00/21:40:59

Plot file version 788 created 02-NOV-2021 15:25:12
IRAS10597+59 EM154.UVDATA.1
Freq = 1.3439 GHz, Bw = 8.000 MH No calibration applied and no bandpass applied

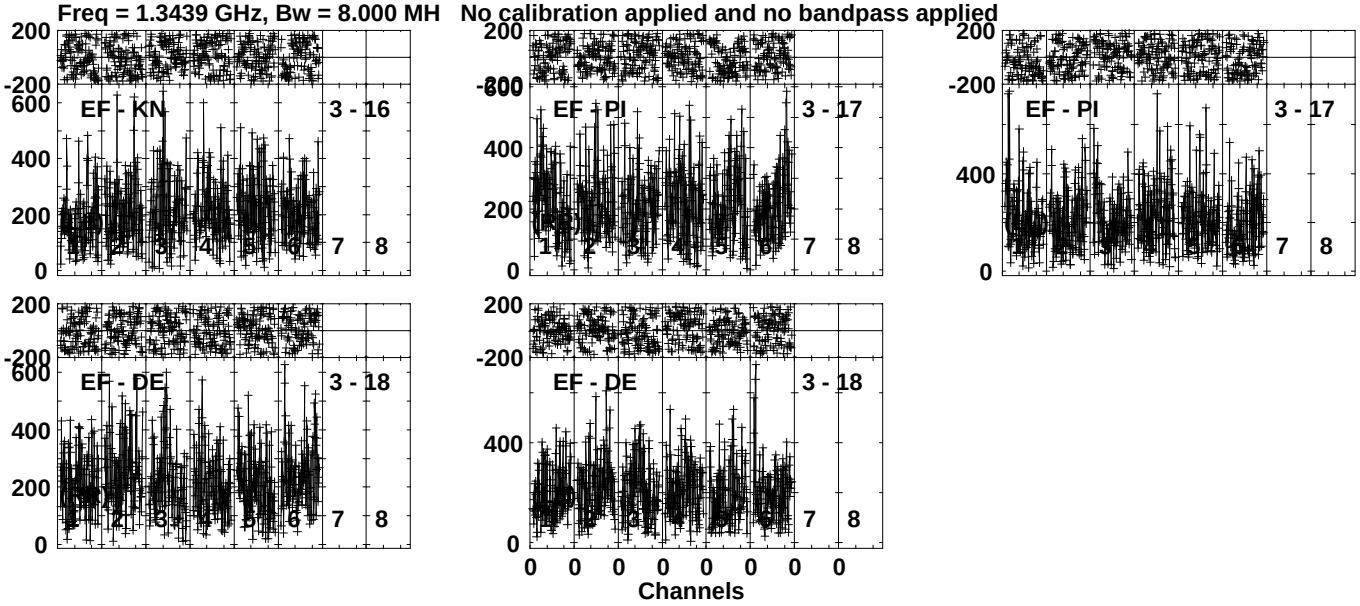

Lower frame: Micro Ampl Jy Top frame: Phas deg
Vector averaged cross-power spectrum Several baselines displayed
Timerange: 00/21:37:31 to 00/21:40:59

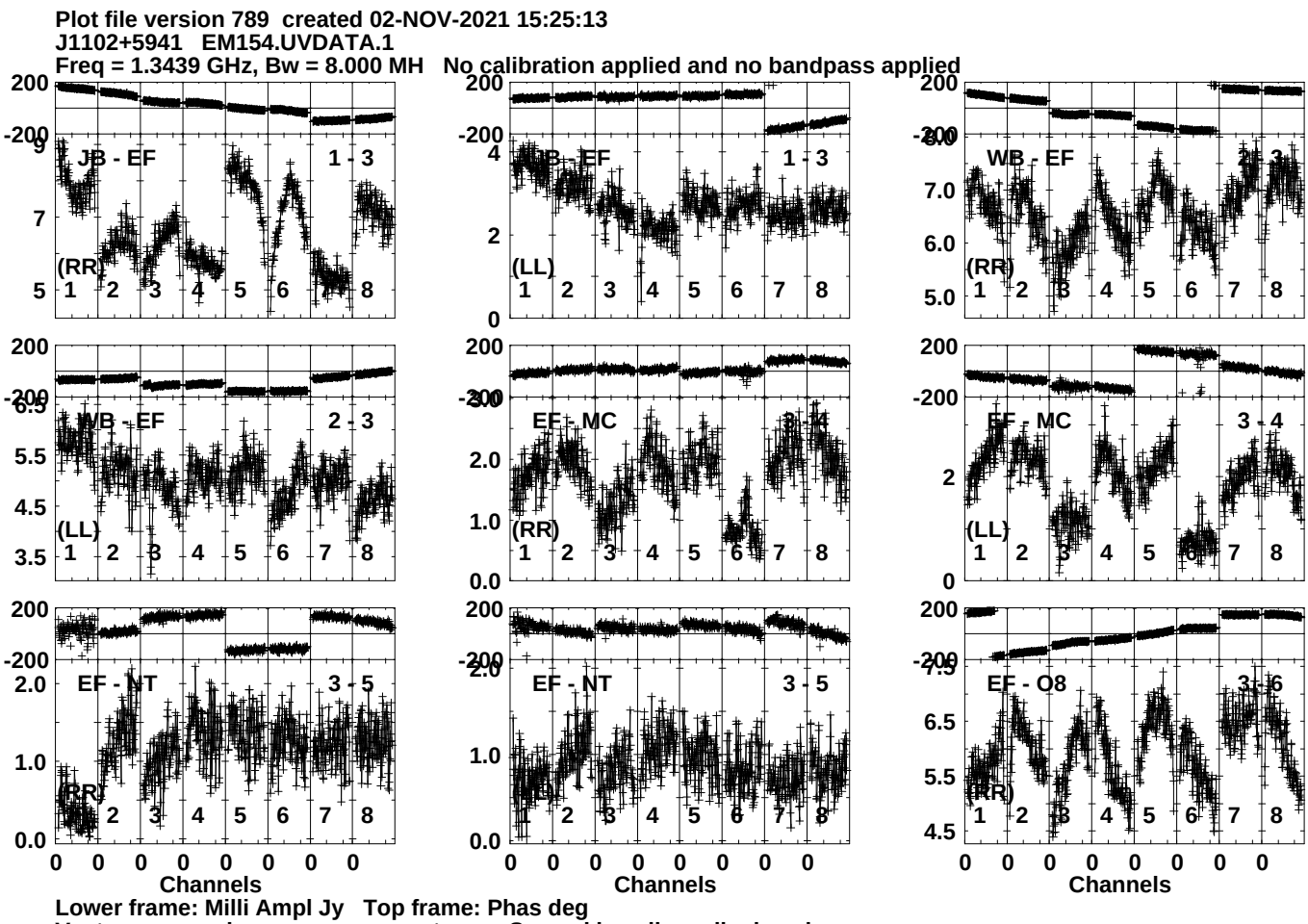
Plot file version 789 created 02-NOV-2021 15:25:13
J1102+5941 EM154.UVDATA.1
Freq = 1.3439 GHz, Bw = 8.000 MH No calibration applied and no bandpass applied
JB - EF 1 - 3
(RR)
WB - EF 1 - 3
(LL)
WB - EF 2 - 3
(RR)
WB - EF 2 - 3
(LL)
EF - MC 3 - 4
(RR)
EF - MC 3 - 4
(LL)
EF - NT 3 - 5
(RR)
EF - NT 3 - 5
EF - O8 3 - 6
(RR)
Channels
Channels
Channels
Lower frame: Milli Ampl Jy Top frame: Phas deg
Vector averaged cross-power spectrum Several baselines displayed
Timerange: 00/21:41:31 to 00/21:42:59

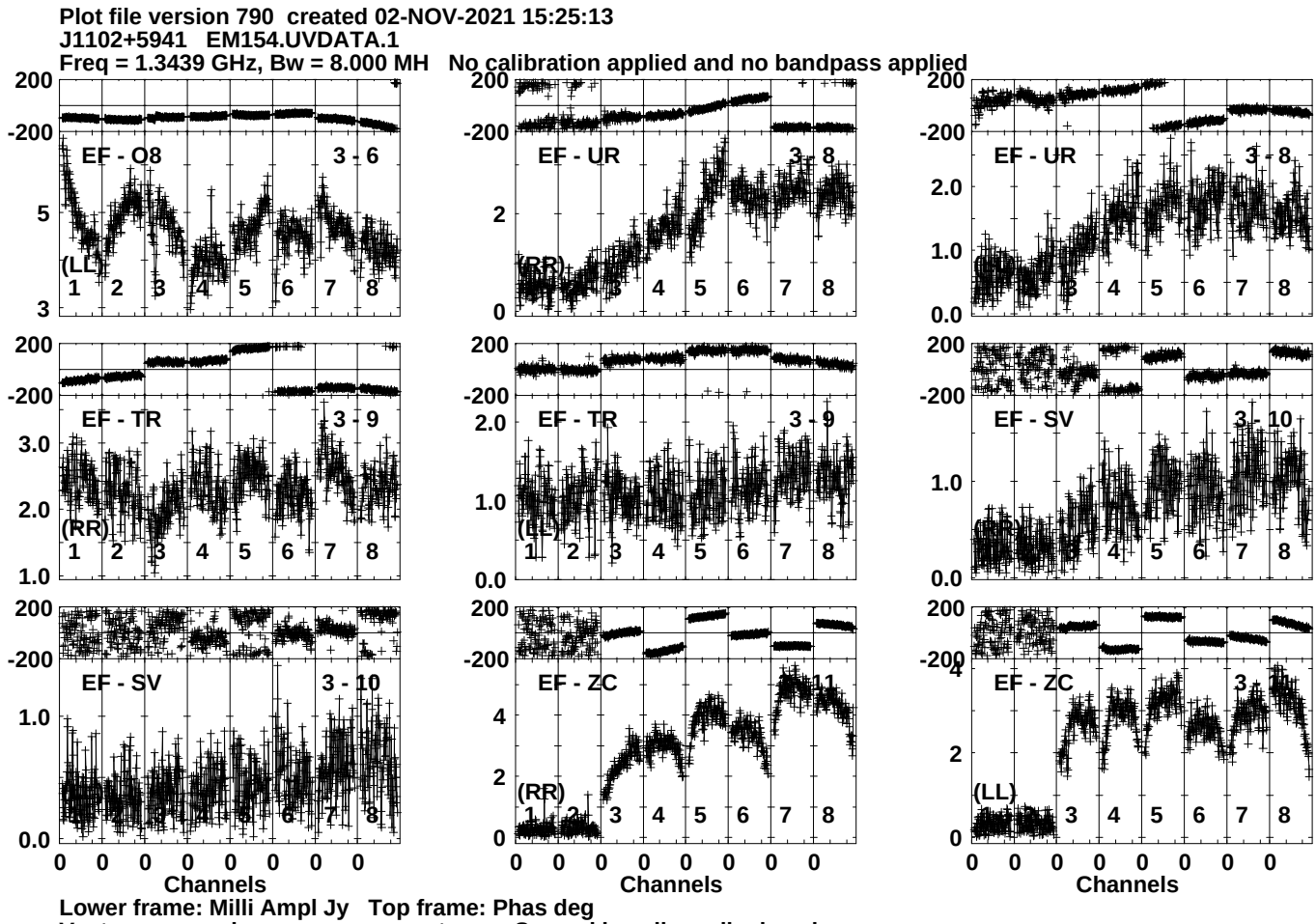
Plot file version 790 created 02-NOV-2021 15:25:13
J1102+5941 EM154.UVDATA.1
Freq = 1.3439 GHz, Bw = 8.000 MH No calibration applied and no bandpass applied
EF - O8 3 - 6
(LL)
EF - UR 3 - 8
(RR)
EF - UR 3 - 8
EF - TR 3 - 9
(RR)
EF - TR 3 - 9
(LL)
EF - SV 3 - 10
EF - SV 3 - 10
EF - ZC 11
(RR)
EF - ZC 3
(LL)
Channels
Channels
Channels
Lower frame: Milli Ampl Jy Top frame: Phas deg
Vector averaged cross-power spectrum Several baselines displayed
Timerange: 00/21:41:31 to 00/21:42:59

Plot file version 791 created 02-NOV-2021 15:25:14
J1102+5941 EM154.UVDATA.1
Freq = 1.3439 GHz, Bw = 8.000 MH No calibration applied and no bandpass applied

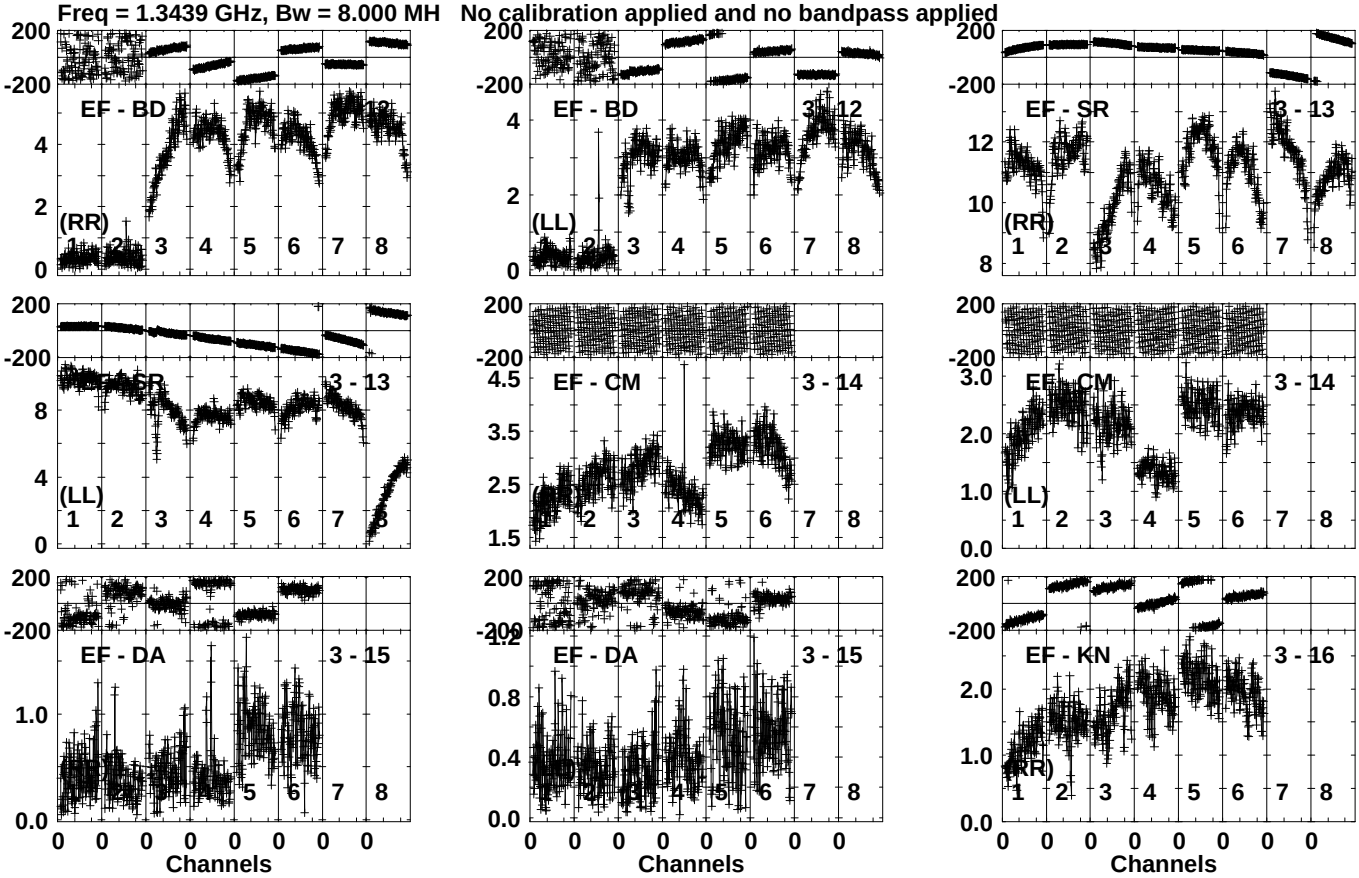

Lower frame: Milli Ampl Jy Top frame: Phas deg
Vector averaged cross-power spectrum Several baselines displayed
Timerange: 00/21:41:31 to 00/21:42:59

Plot file version 792 created 02-NOV-2021 15:25:15
J1102+5941 EM154.UVDATA.1
Freq = 1.3439 GHz, Bw = 8.000 MH No calibration applied and no bandpass applied

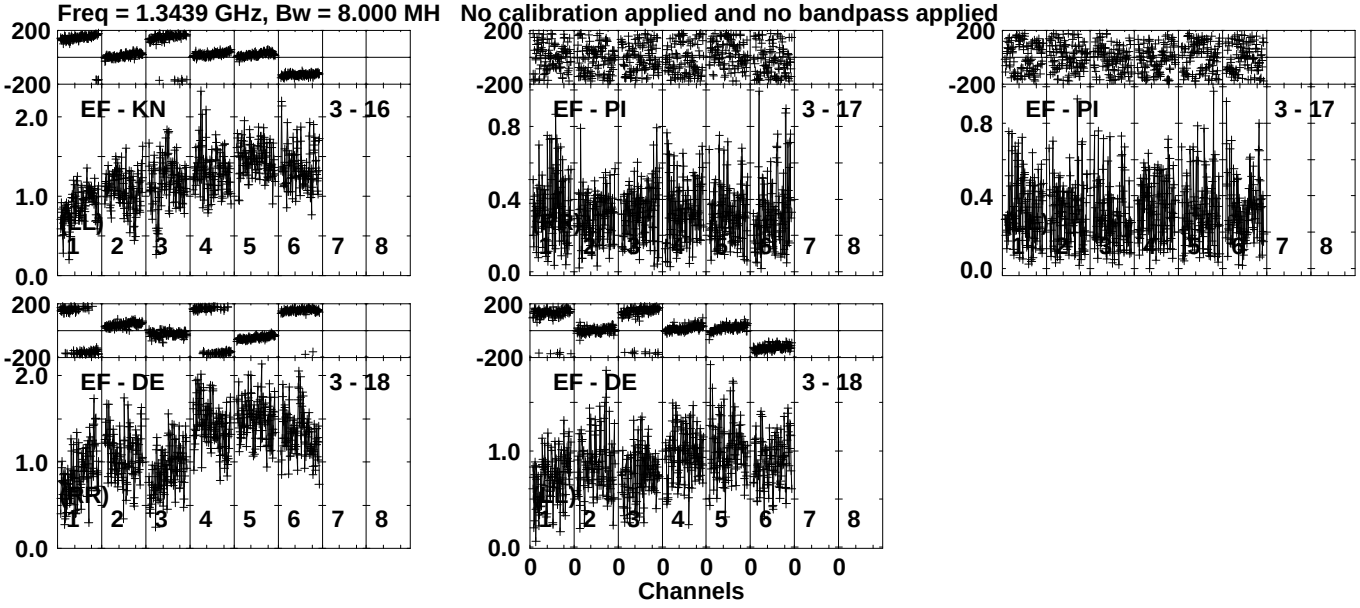

Lower frame: Milli Ampl Jy Top frame: Phas deg
Vector averaged cross-power spectrum Several baselines displayed
Timerange: 00/21:41:31 to 00/21:42:59

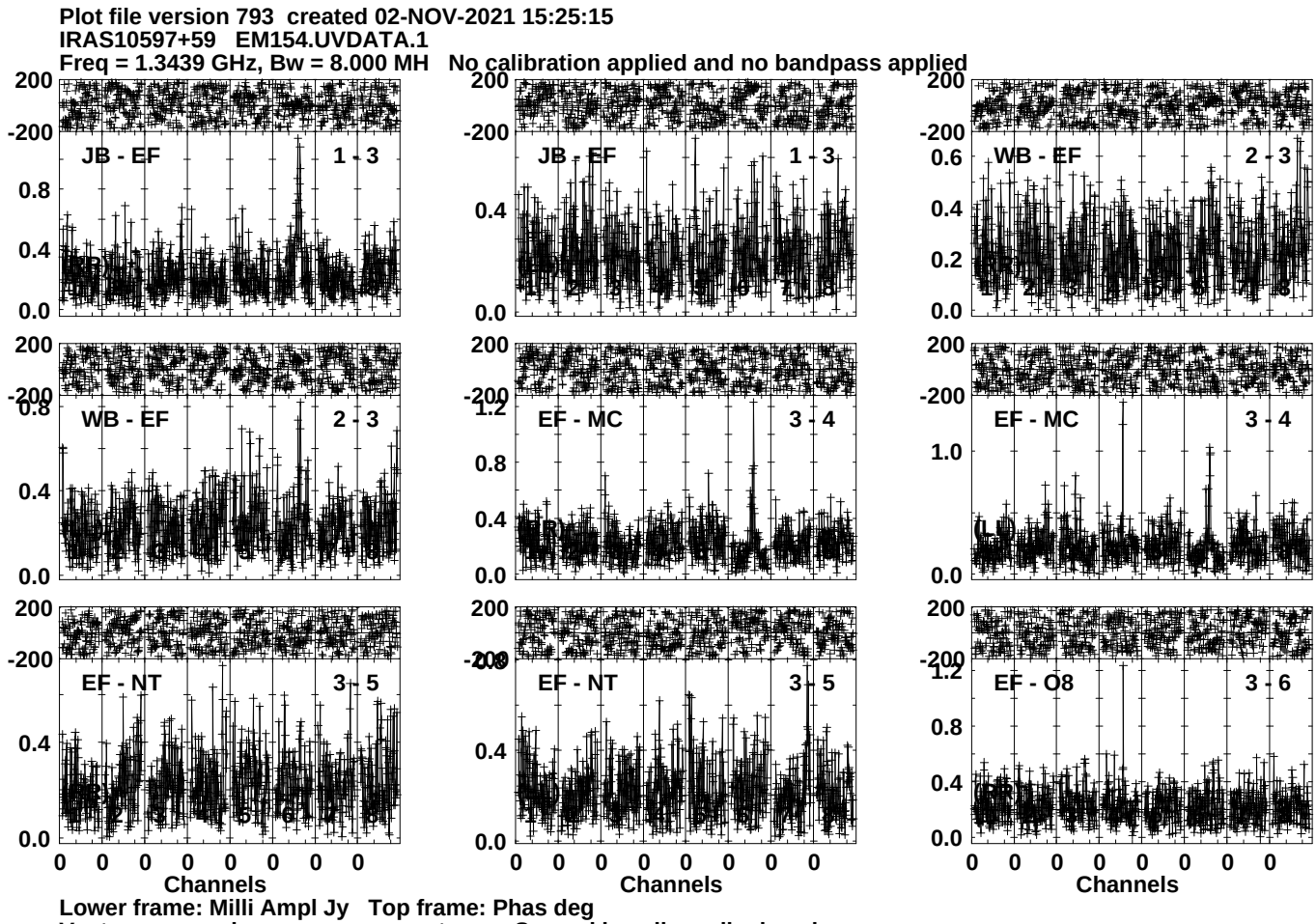
Plot file version 793 created 02-NOV-2021 15:25:15
IRAS10597+59 EM154.UVDATA.1
Freq = 1.3439 GHz, Bw = 8.000 MH No calibration applied and no bandpass applied
JB - EF 1 - 3
JB - EF 1 - 3
WB - EF 2 - 3
WB - EF 2 - 3
EF - MC 3 - 4
EF - MC 3 - 4
EF - NT 3 - 5
EF - NT 3 - 5
EF - O8 3 - 6
Channels
Channels
Channels
Lower frame: Milli Ampl Jy Top frame: Phas deg
Vector averaged cross-power spectrum Several baselines displayed
Timerange: 00/21:43:01 to 00/21:46:29

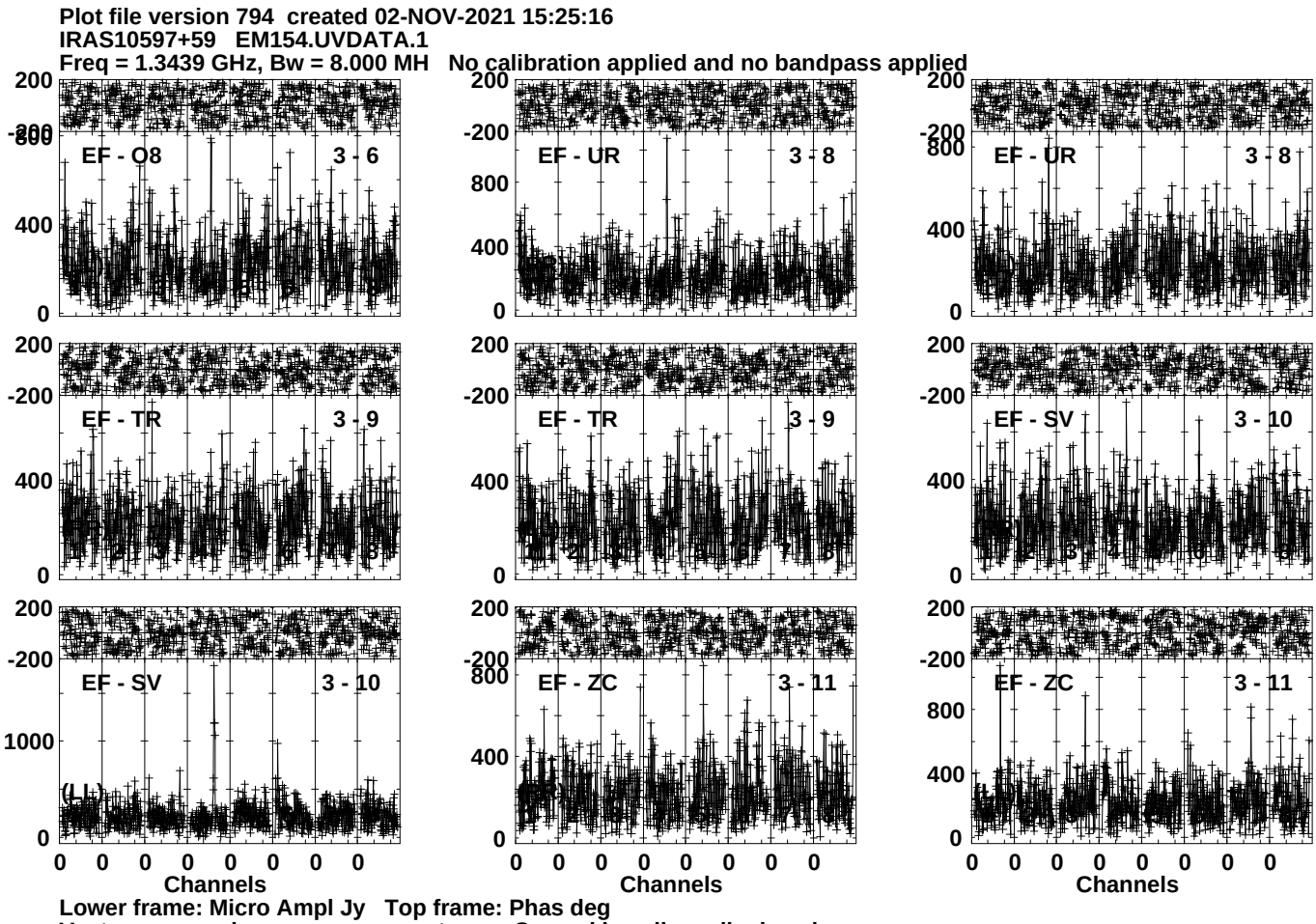
Plot file version 794 created 02-NOV-2021 15:25:16
IRAS10597+59 EM154.UVDATA.1
Freq = 1.3439 GHz, Bw = 8.000 MH No calibration applied and no bandpass applied
EF - O8 3 - 6
EF - UR 3 - 8
EF - UR 3 - 8
EF - TR 3 - 9
EF - TR 3 - 9
EF - SV 3 - 10
EF - SV 3 - 10
EF - ZC 3 - 11
EF - ZC 3 - 11
(LL)
Channels
Channels
Channels
Lower frame: Micro Ampl Jy Top frame: Phas deg
Vector averaged cross-power spectrum Several baselines displayed
Timerange: 00/21:43:01 to 00/21:46:29

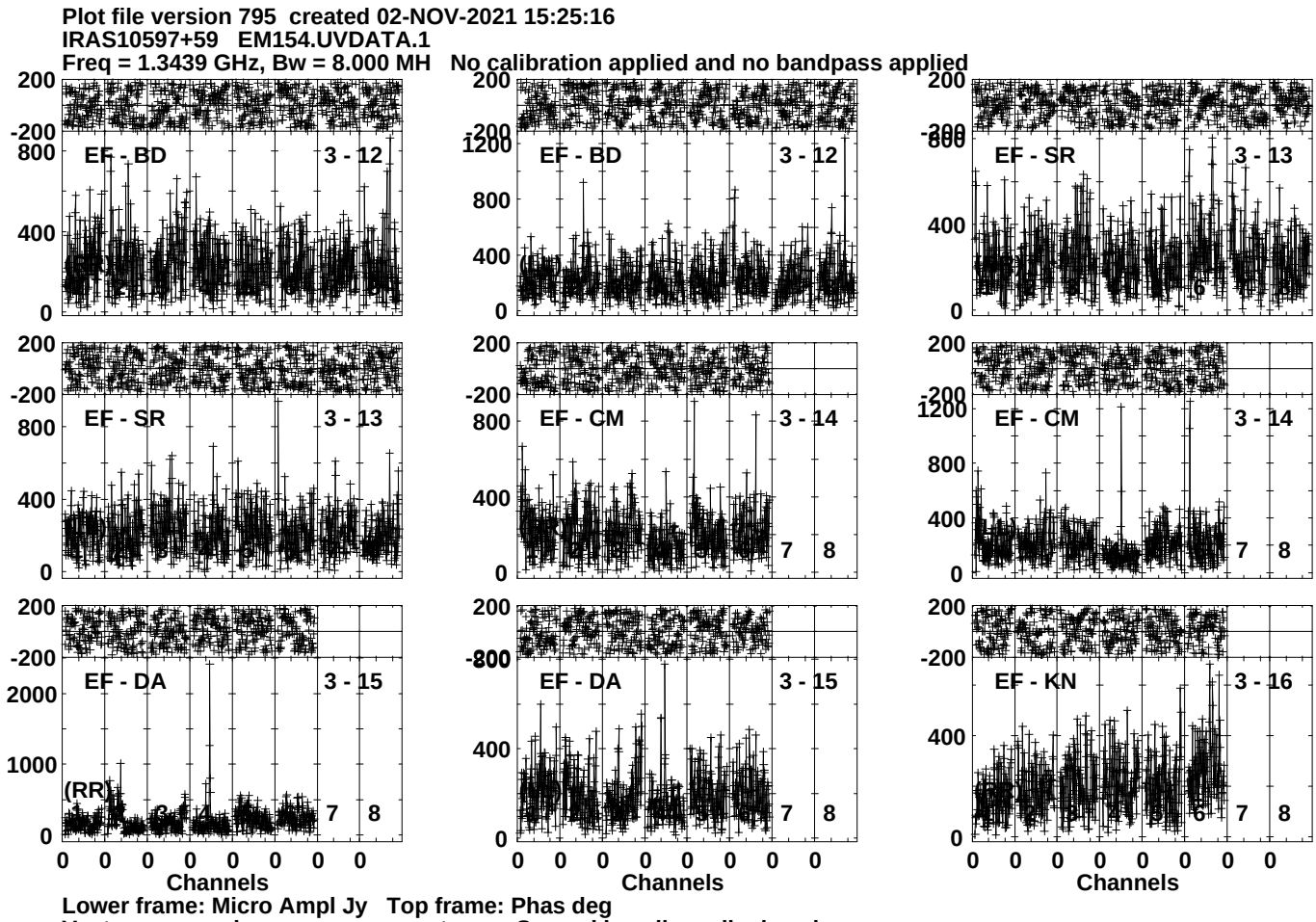
Plot file version 795 created 02-NOV-2021 15:25:16
IRAS10597+59 EM154.UVDATA.1
Freq = 1.3439 GHz, Bw = 8.000 MH No calibration applied and no bandpass applied
EF - BD 3 - 12
EF - BD 3 - 12
EF - SR 3 - 13
EF - SR 3 - 13
EF - CM 3 - 14
EF - CM 3 - 14
EF - DA 3 - 15
EF - DA 3 - 15
EF - KN 3 - 16
(RR)
Channels
Channels
Channels
Lower frame: Micro Ampl Jy Top frame: Phas deg
Vector averaged cross-power spectrum Several baselines displayed
Timerange: 00/21:43:01 to 00/21:46:29

Plot file version 796 created 02-NOV-2021 15:25:17
IRAS10597+59 EM154.UVDATA.1
Freq = 1.3439 GHz, Bw = 8.000 MH No calibration applied and no bandpass applied

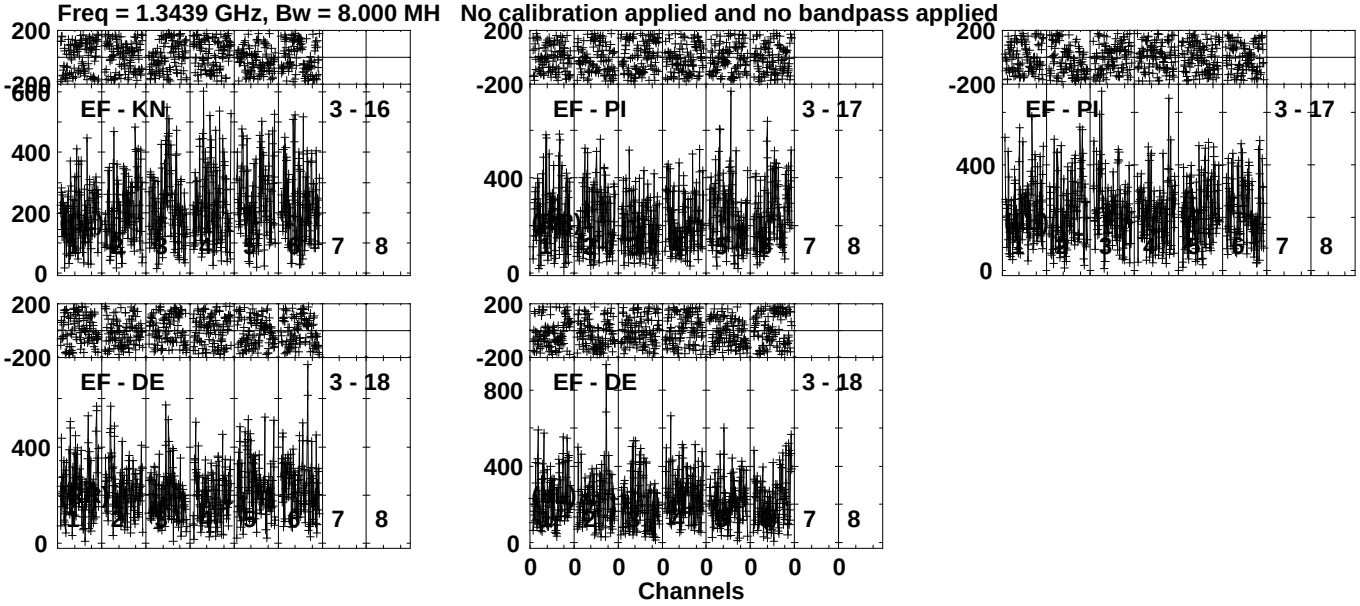

Lower frame: Micro Ampl Jy Top frame: Phas deg
Vector averaged cross-power spectrum Several baselines displayed
Timerange: 00/21:43:01 to 00/21:46:29

Plot file version 797 created 02-NOV-2021 15:25:18
J1102+5941 EM154.UVDATA.1
Freq = 1.3439 GHz, Bw = 8.000 MH No calibration applied and no bandpass applied

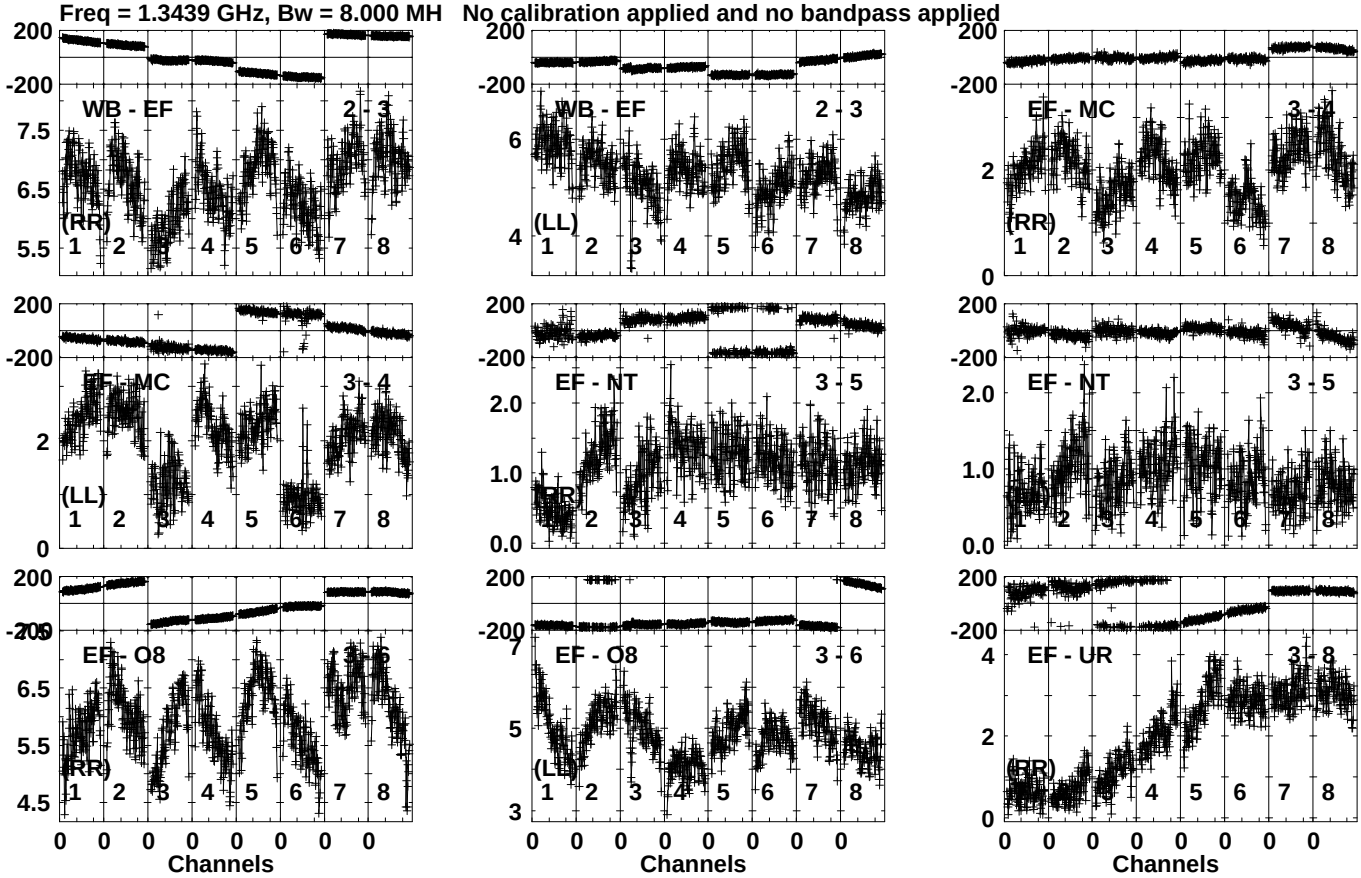

Lower frame: Milli Ampl Jy Top frame: Phas deg
Vector averaged cross-power spectrum Several baselines displayed
Timerange: 00/21:46:31 to 00/21:47:59

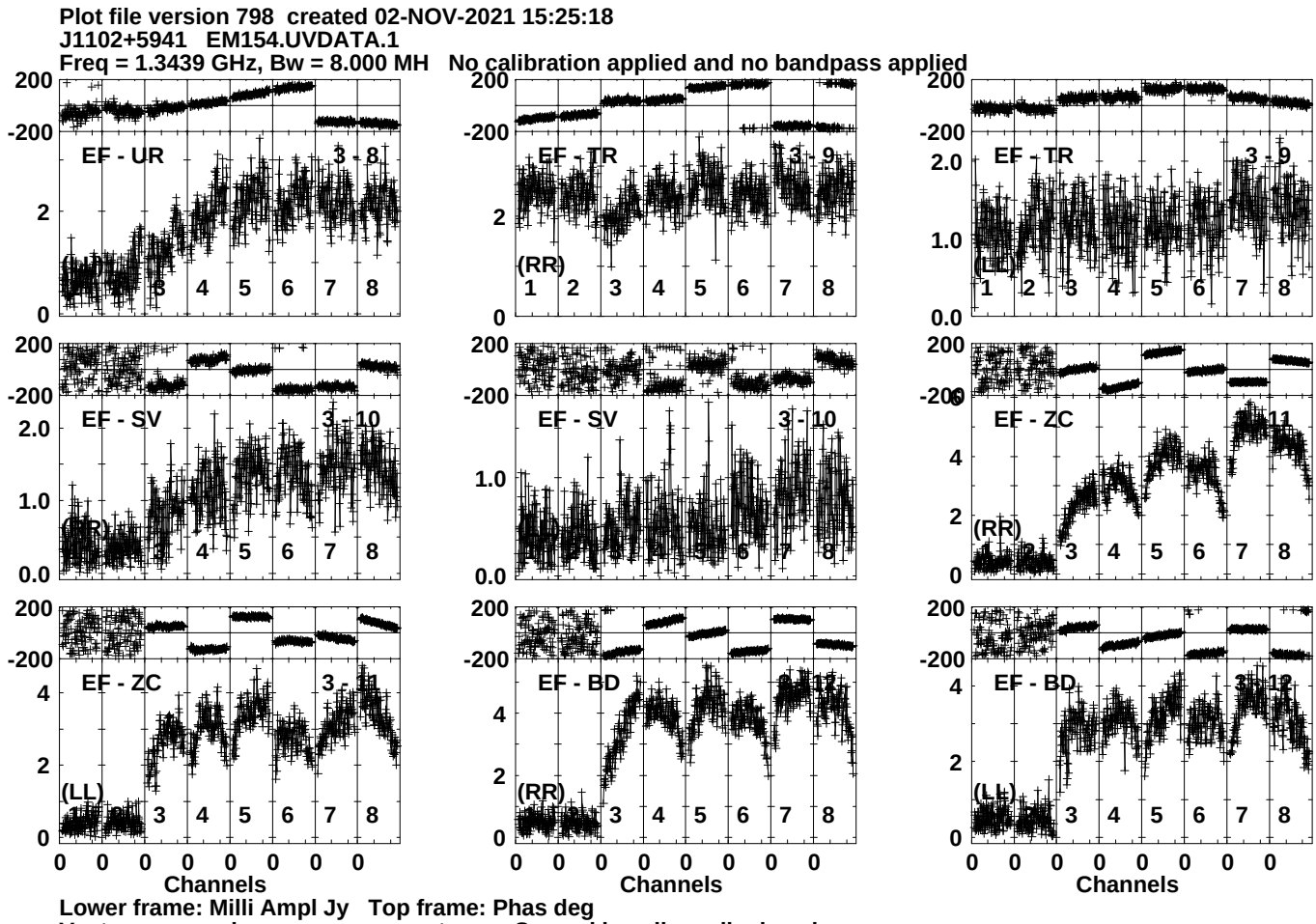
Plot file version 798 created 02-NOV-2021 15:25:18
J1102+5941 EM154.UVDATA.1
Freq = 1.3439 GHz, Bw = 8.000 MH No calibration applied and no bandpass applied
EF - UR 3 - 8
EF - TR 3 - 9
EF - TR 3 - 9
EF - SV 3 - 10
EF - SV 3 - 10
EF - ZC 3 - 11
EF - ZC 3 -
EF - BD 3 - 12
EF - BD 3 - 12
(RR)
(LL)
Channels
Lower frame: Milli Ampl Jy Top frame: Phas deg
Vector averaged cross-power spectrum Several baselines displayed
Timerange: 00/21:46:31 to 00/21:47:59

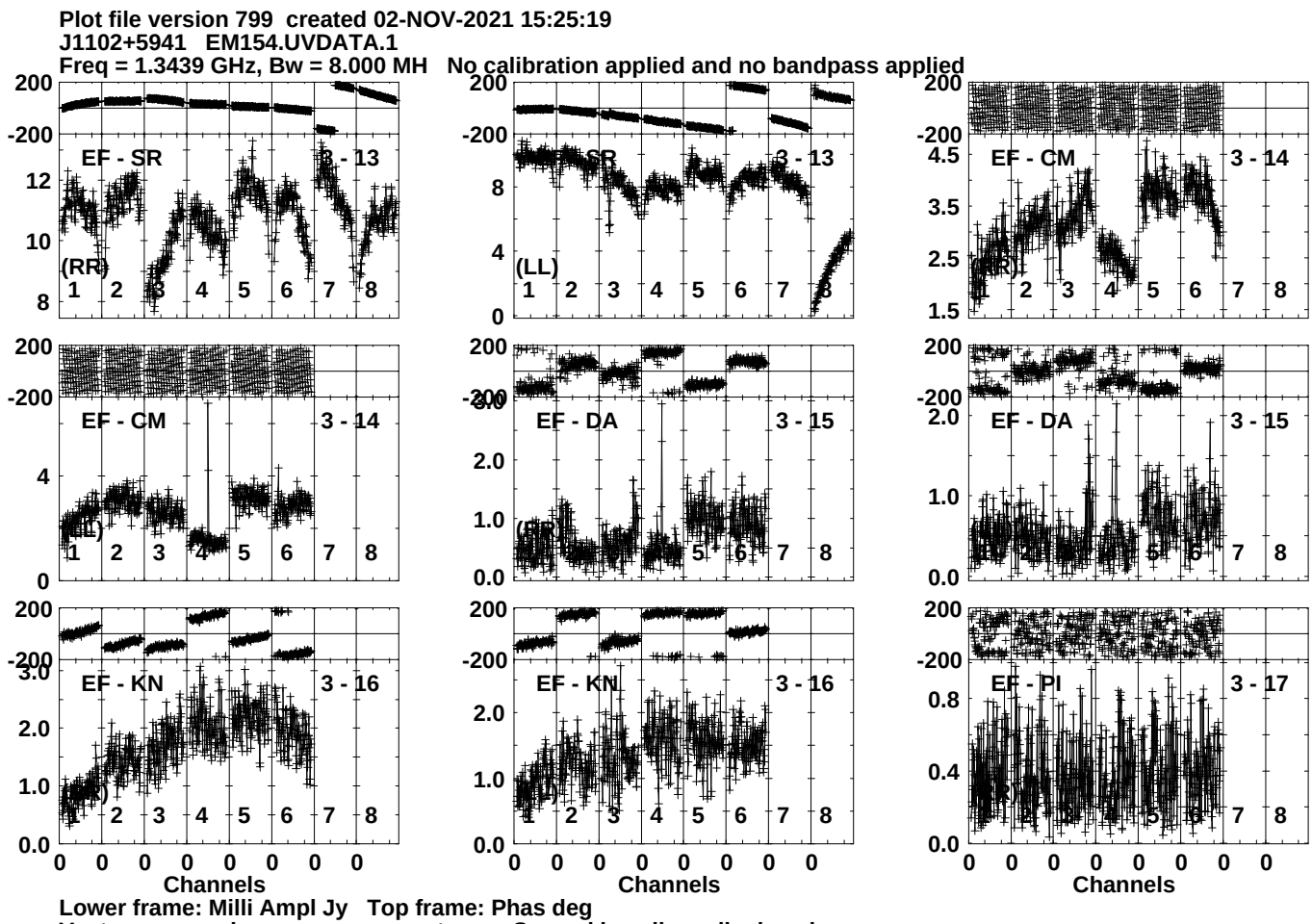
Plot file version 799 created 02-NOV-2021 15:25:19
J1102+5941 EM154.UVDATA.1
Freq = 1.3439 GHz, Bw = 8.000 MH No calibration applied and no bandpass applied
EF - SR 3 - 13
(RR)
EF - SR 3 - 13
(LL)
EF - CM 3 - 14
EF - CM 3 - 14
EF - DA 3 - 15
(RR)
EF - DA 3 - 15
EF - KN 3 - 16
EF - KN 3 - 16
EF - PI 3 - 17
Channels
Channels
Channels
Lower frame: Milli Ampl Jy Top frame: Phas deg
Vector averaged cross-power spectrum Several baselines displayed
Timerange: 00/21:46:31 to 00/21:47:59

Plot file version 800 created 02-NOV-2021 15:25:19
J1102+5941 EM154.UVDATA.1
Freq = 1.3439 GHz, Bw = 8.000 MH No calibration applied and no bandpass applied

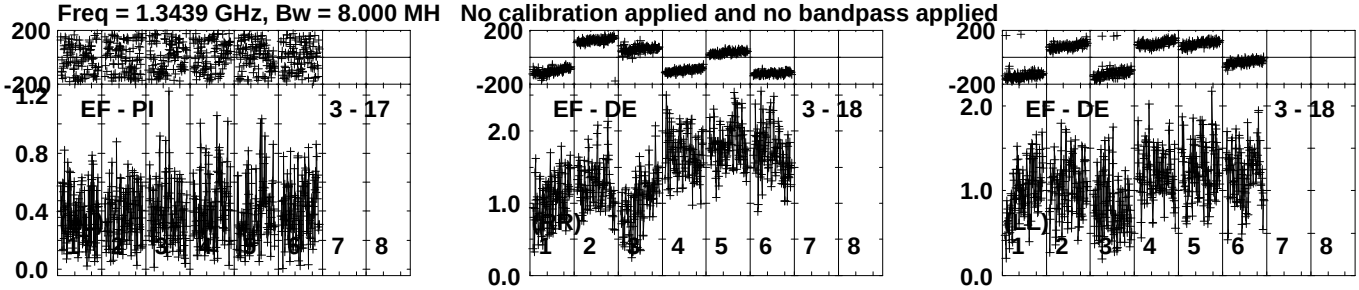

Lower frame: Milli Ampl Jy Top frame: Phas deg
Vector averaged cross-power spectrum Several baselines displayed
Timerange: 00/21:46:31 to 00/21:47:59

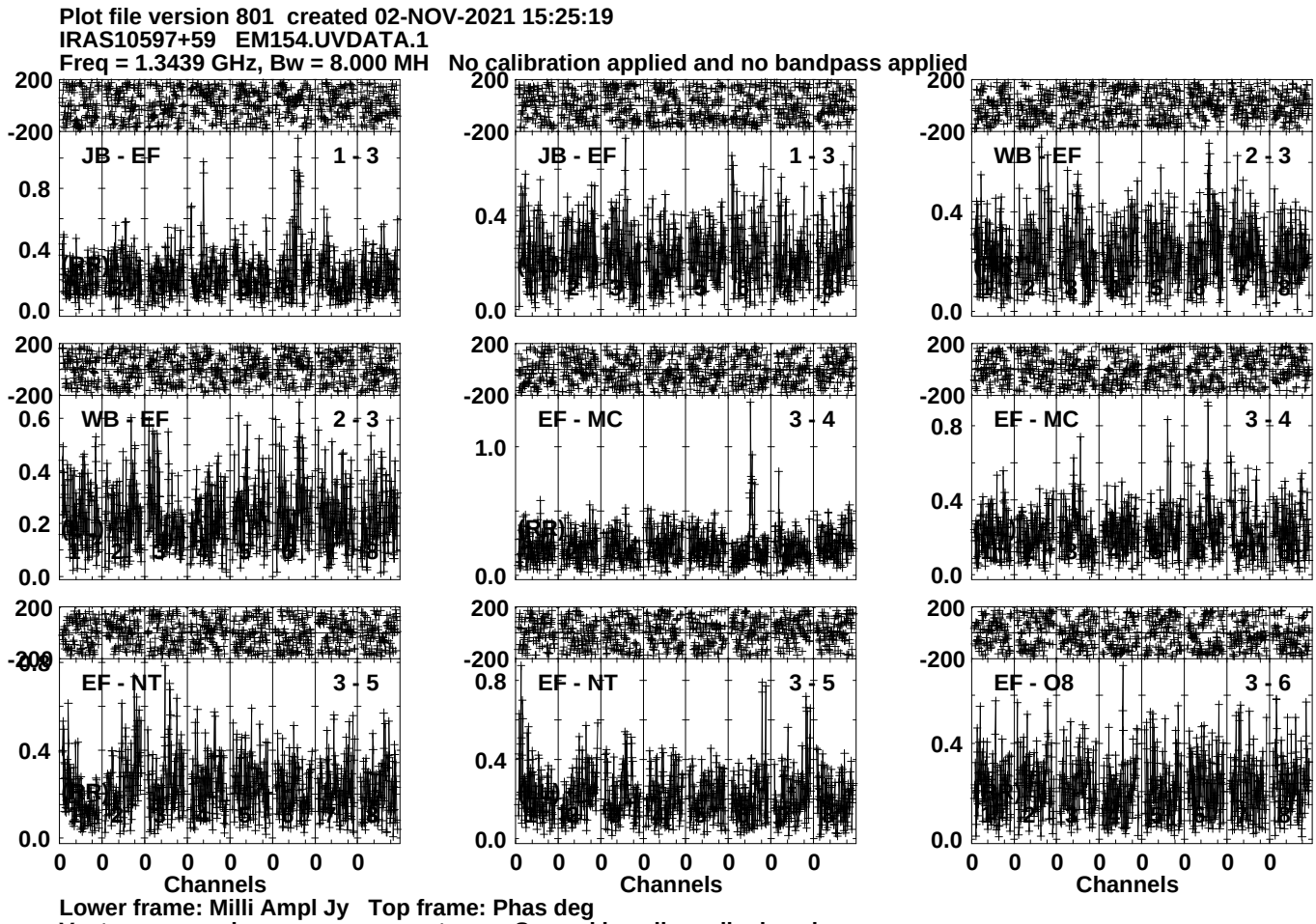
Plot file version 801 created 02-NOV-2021 15:25:19
IRAS10597+59 EM154.UVDATA.1
Freq = 1.3439 GHz, Bw = 8.000 MH No calibration applied and no bandpass applied
JB - EF 1 - 3
JB - EF 1 - 3
WB - EF 2 - 3
WB - EF 2 - 3
EF - MC 3 - 4
EF - MC 3 - 4
EF - NT 3 - 5
EF - NT 3 - 5
EF - O8 3 - 6
Channels
Channels
Channels
Lower frame: Milli Ampl Jy Top frame: Phas deg
Vector averaged cross-power spectrum Several baselines displayed
Timerange: 00/21:48:01 to 00/21:51:29

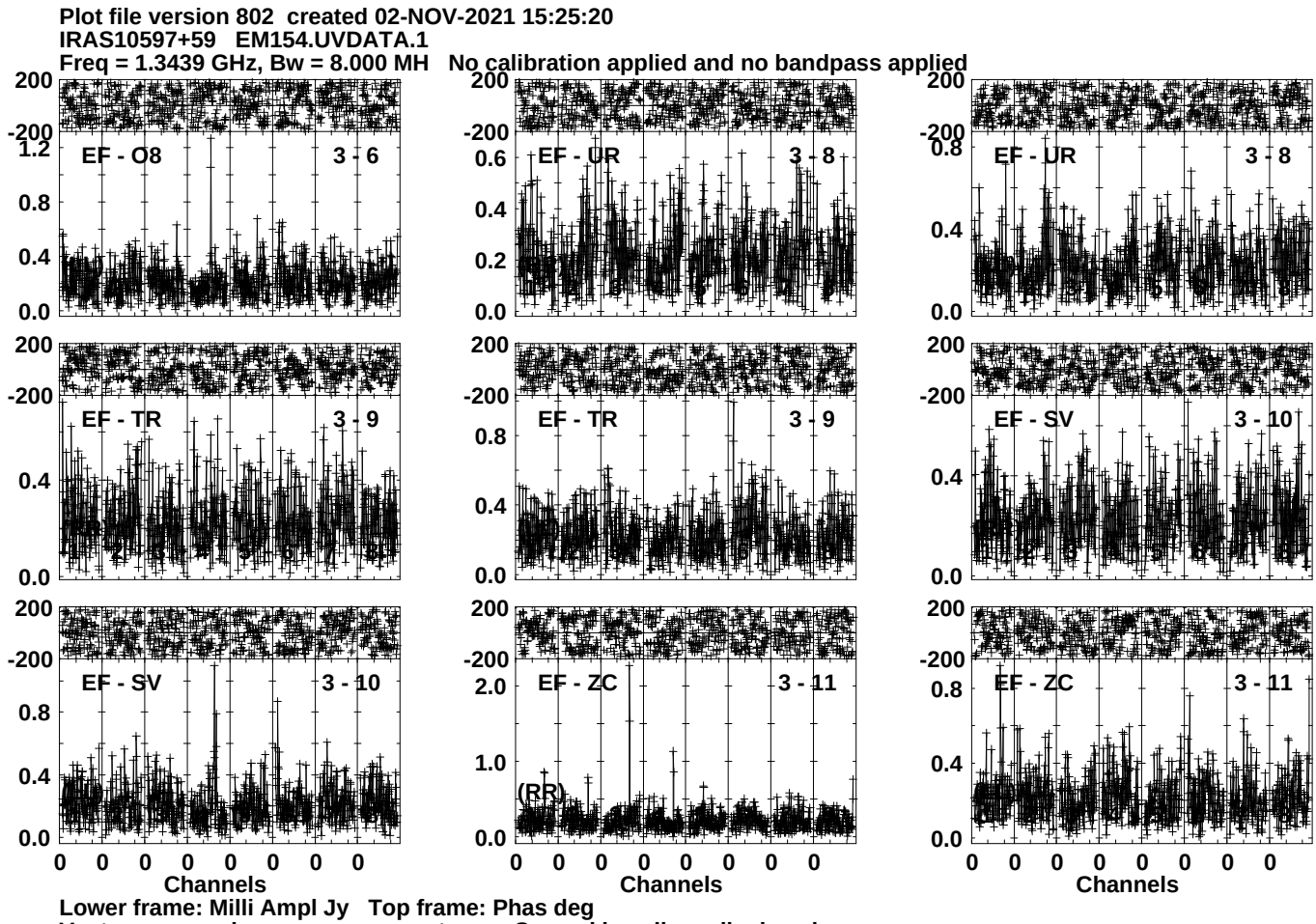
Plot file version 802 created 02-NOV-2021 15:25:20
IRAS10597+59 EM154.UVDATA.1
Freq = 1.3439 GHz, Bw = 8.000 MH No calibration applied and no bandpass applied
EF - O8 3 - 6
EF - UR 3 - 8
EF - UR 3 - 8
EF - TR 3 - 9
EF - TR 3 - 9
EF - SV 3 - 10
EF - SV 3 - 10
EF - ZC 3 - 11
EF - ZC 3 - 11
(RR)
Channels
Channels
Channels
Lower frame: Milli Ampl Jy Top frame: Phas deg
Vector averaged cross-power spectrum Several baselines displayed
Timerange: 00/21:48:01 to 00/21:51:29

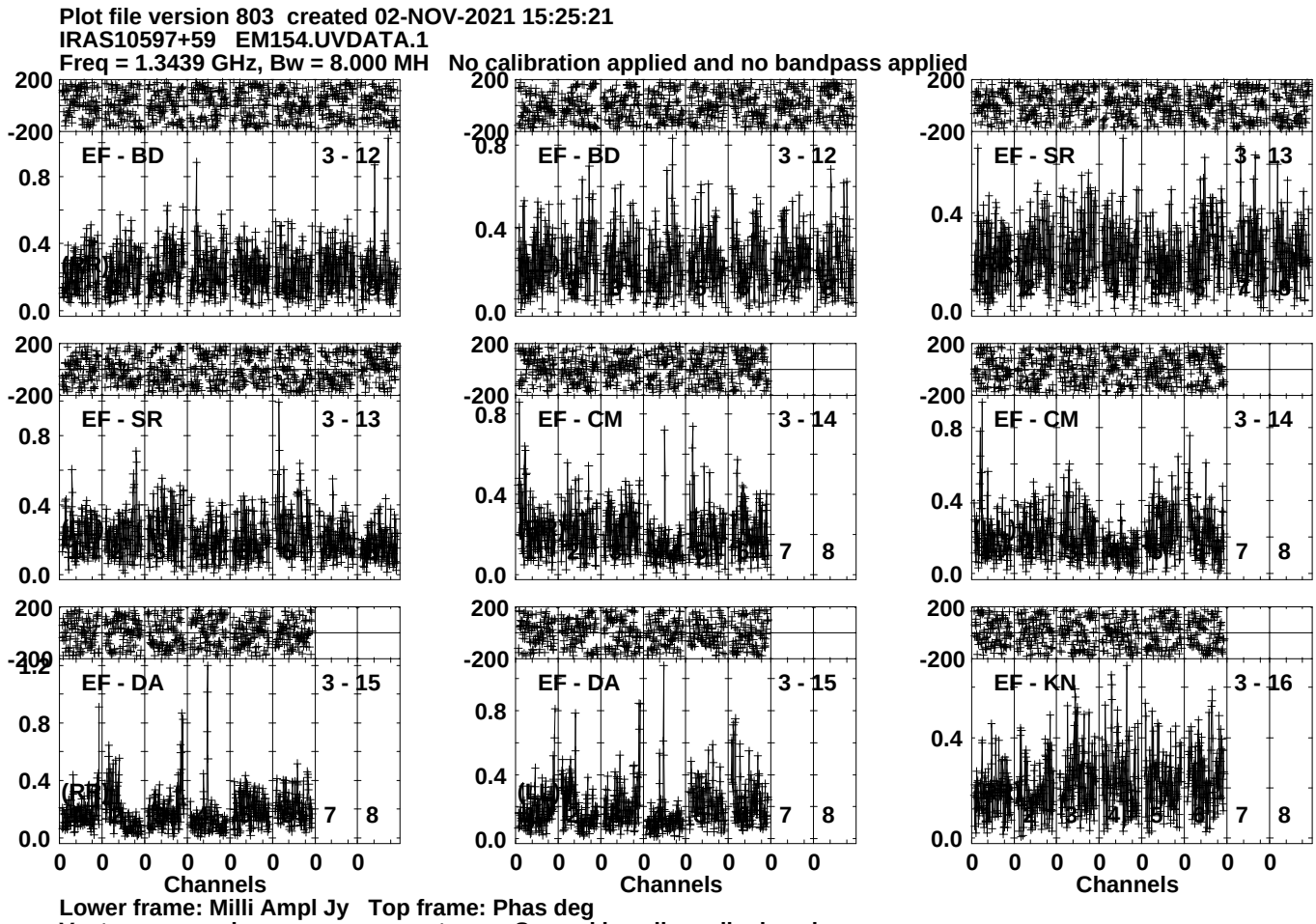
Plot file version 803 created 02-NOV-2021 15:25:21
IRAS10597+59 EM154.UVDATA.1
Freq = 1.3439 GHz, Bw = 8.000 MH No calibration applied and no bandpass applied
EF - BD 3 - 12
EF - BD 3 - 12
EF - SR 3 - 13
EF - SR 3 - 13
EF - CM 3 - 14
EF - CM 3 - 14
EF - DA 3 - 15
EF - DA 3 - 15
EF - KN 3 - 16
Channels
Channels
Channels
Lower frame: Milli Ampl Jy Top frame: Phas deg
Vector averaged cross-power spectrum Several baselines displayed
Timerange: 00/21:48:01 to 00/21:51:29

Plot file version 804 created 02-NOV-2021 15:25:21
IRAS10597+59 EM154.UVDATA.1
Freq = 1.3439 GHz, Bw = 8.000 MH No calibration applied and no bandpass applied

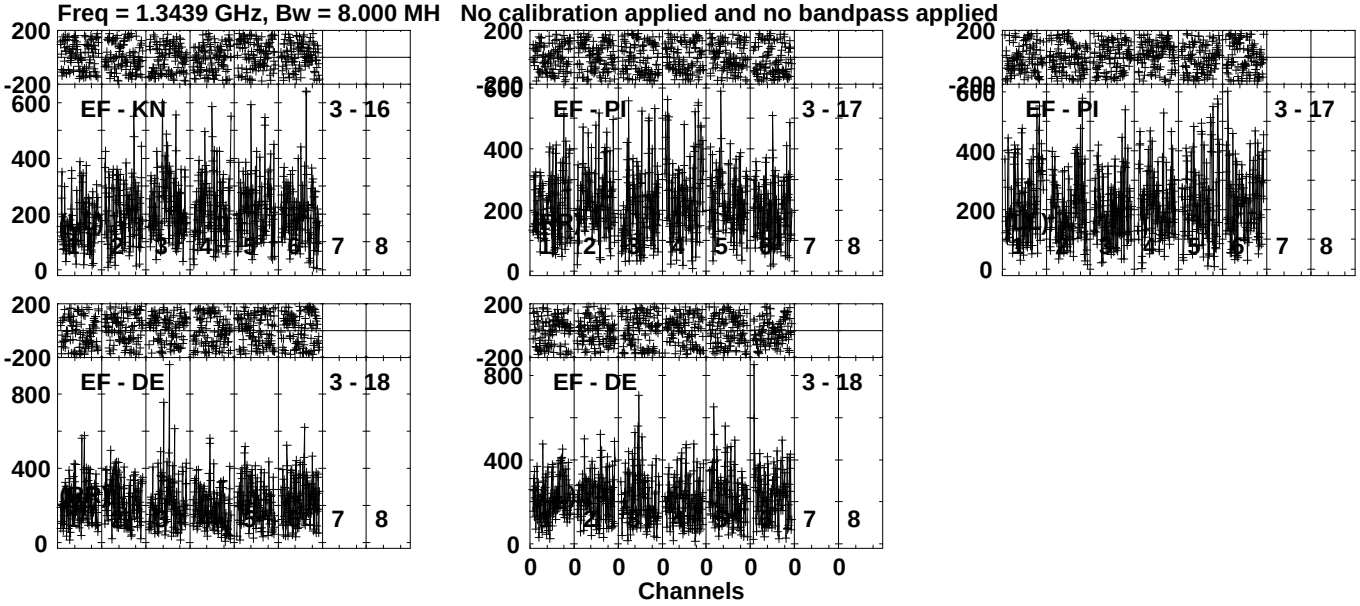

Lower frame: Micro Ampl Jy Top frame: Phas deg
Vector averaged cross-power spectrum Several baselines displayed
Timerange: 00/21:48:01 to 00/21:51:29

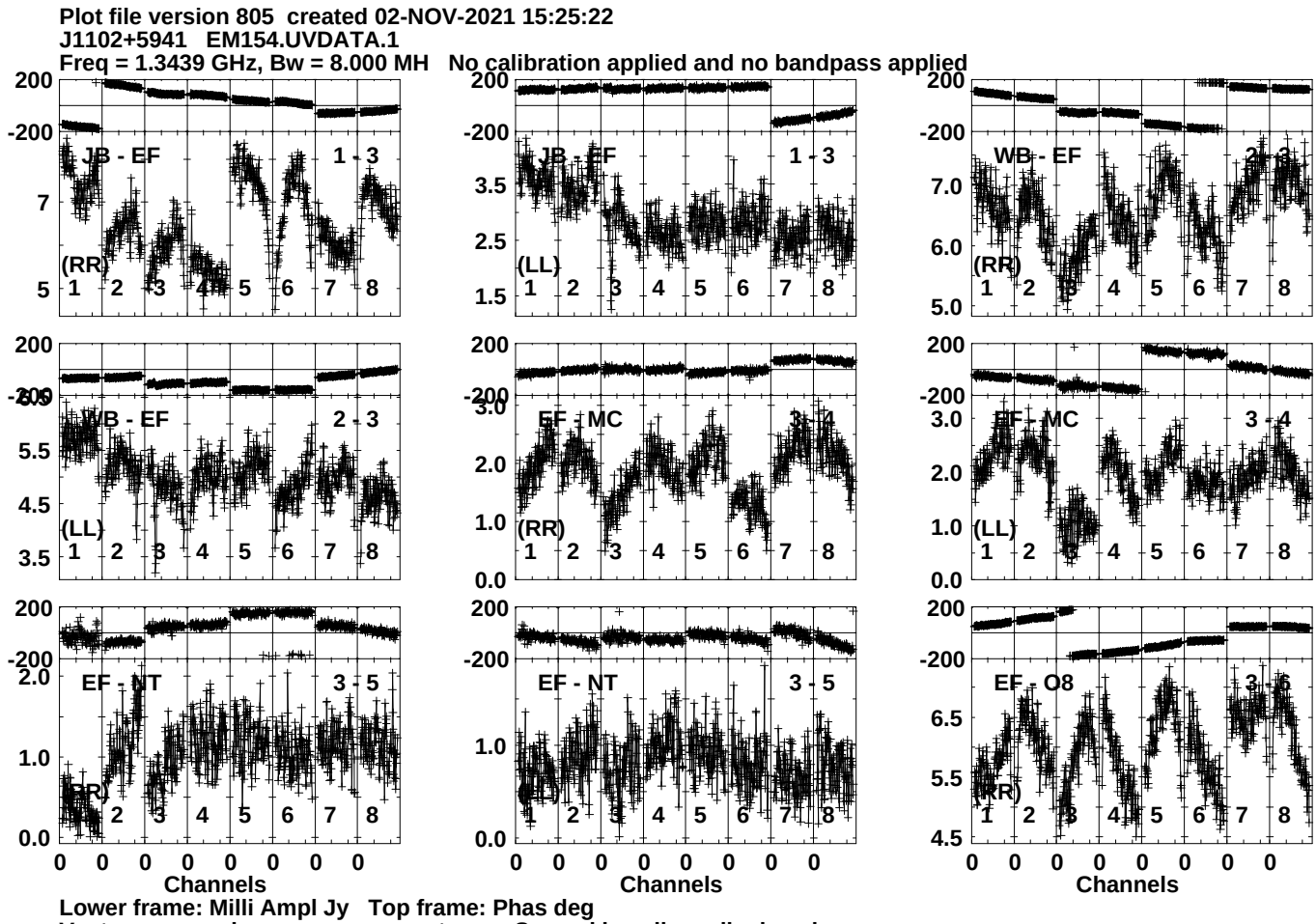
Plot file version 805 created 02-NOV-2021 15:25:22
J1102+5941 EM154.UVDATA.1
Freq = 1.3439 GHz, Bw = 8.000 MH No calibration applied and no bandpass applied
JB - EF 1 - 3
(RR)
JB - EF 1 - 3
(LL)
WB - EF 2 - 3
(RR)
WB - EF 2 - 3
(LL)
EF - MC 3 - 4
(RR)
EF - MC 3 - 4
(LL)
EF - NT 3 - 5
(RR)
EF - NT 3 - 5
(LL)
EF - O8 3 - 6
(RR)
Channels
Channels
Channels
Lower frame: Milli Ampl Jy Top frame: Phas deg
Vector averaged cross-power spectrum Several baselines displayed
Timerange: 00/21:52:01 to 00/21:53:29

Plot file version 806 created 02-NOV-2021 15:25:23
J1102+5941 EM154.UVDATA.1
Freq = 1.3439 GHz, Bw = 8.000 MH No calibration applied and no bandpass applied

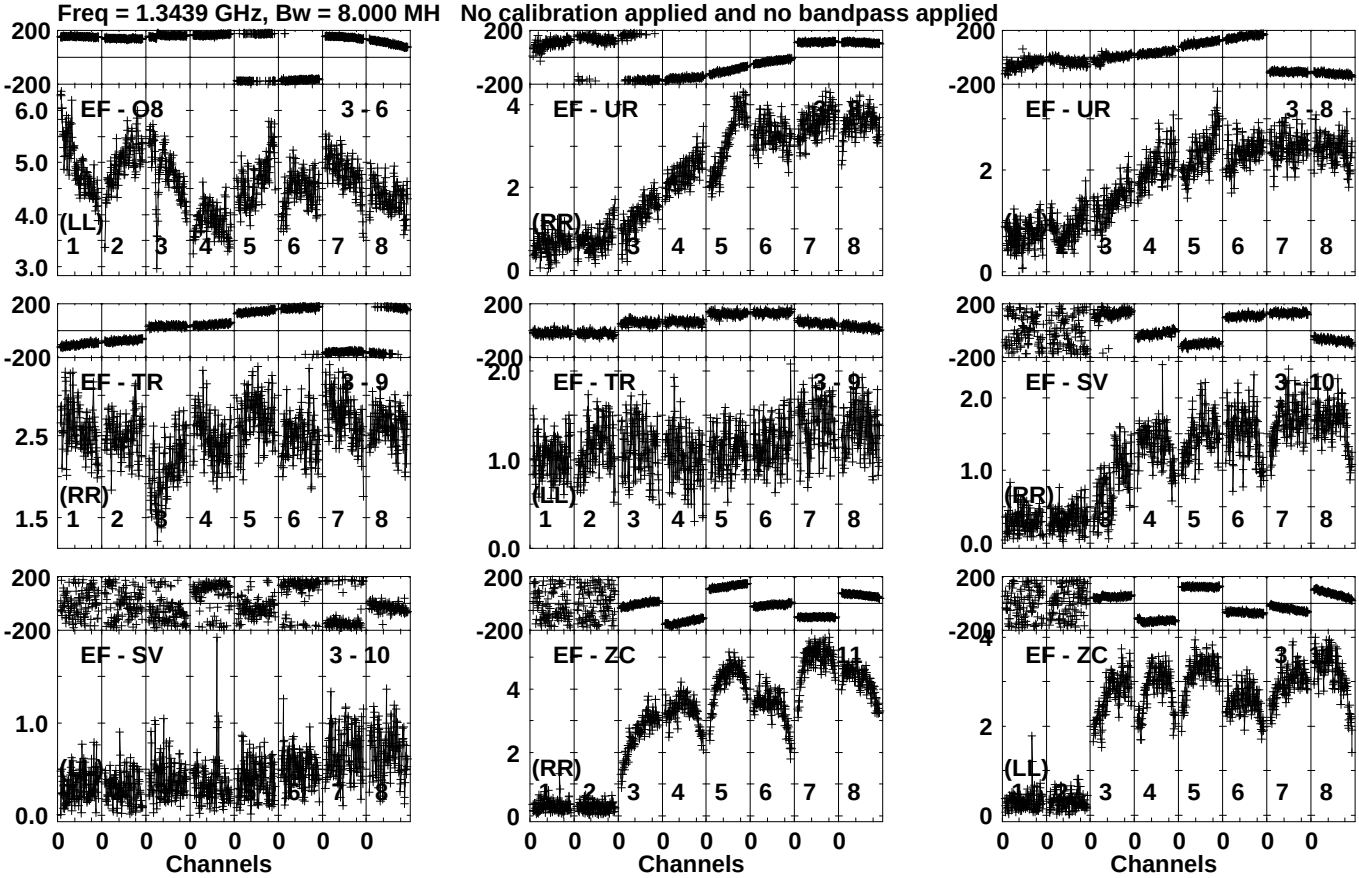

Lower frame: Milli Ampl Jy Top frame: Phas deg
Vector averaged cross-power spectrum Several baselines displayed
Timerange: 00/21:52:01 to 00/21:53:29

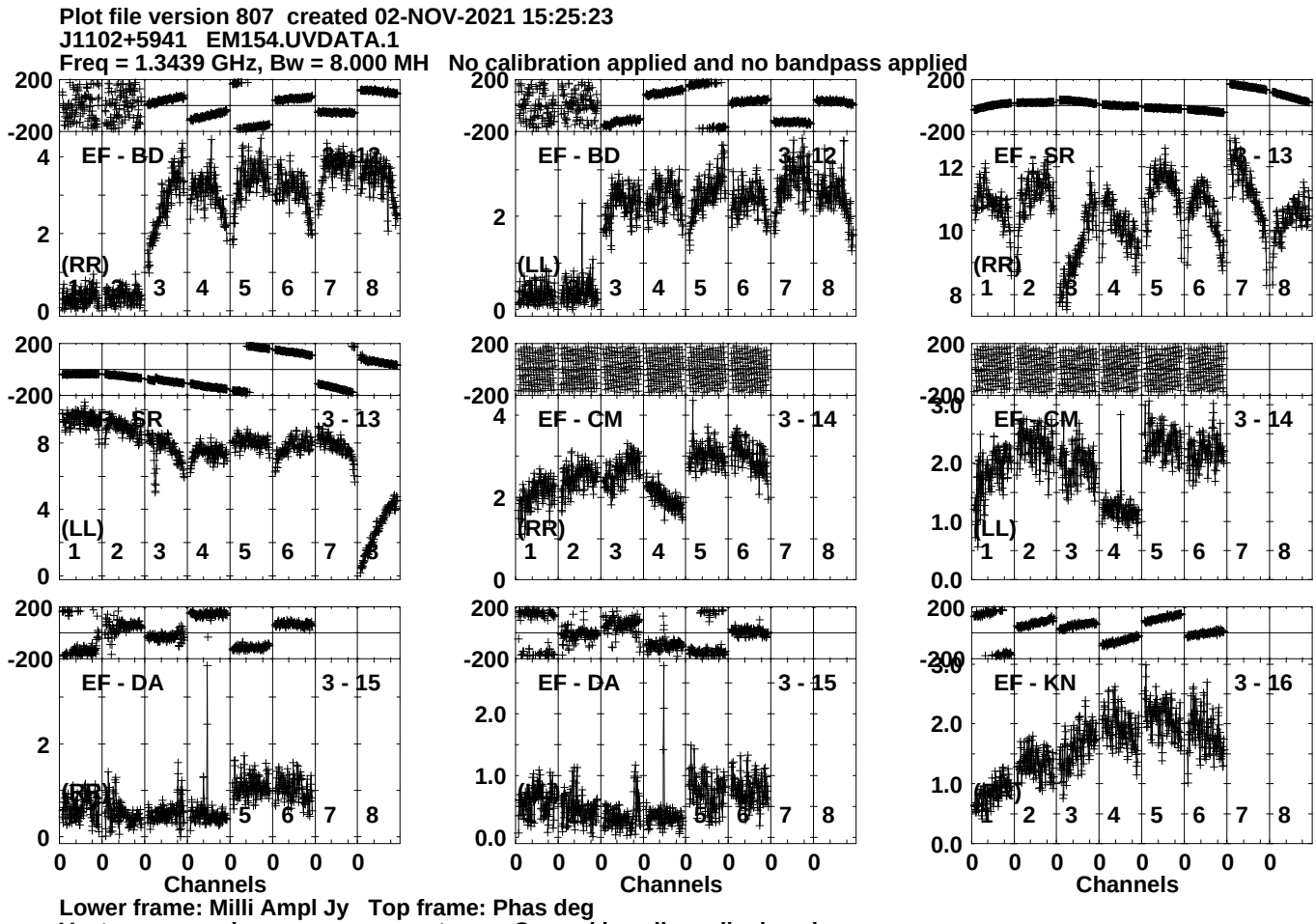
Plot file version 807 created 02-NOV-2021 15:25:23
J1102+5941 EM154.UVDATA.1
Freq = 1.3439 GHz, Bw = 8.000 MH No calibration applied and no bandpass applied
EF - BD 3 - 12
(RR)
EF - BD 3 - 12
(LL)
EF - SR 3 - 13
(RR)
EF - SR 3 - 13
(LL)
EF - CM 3 - 14
(RR)
EF - CM 3 - 14
(LL)
EF - DA 3 - 15
(RR)
EF - DA 3 - 15
EF - KN 3 - 16
Channels
Channels
Channels
Lower frame: Milli Ampl Jy Top frame: Phas deg
Vector averaged cross-power spectrum Several baselines displayed
Timerange: 00/21:52:01 to 00/21:53:29

Plot file version 808 created 02-NOV-2021 15:25:24
J1102+5941 EM154.UVDATA.1
Freq = 1.3439 GHz, Bw = 8.000 MH No calibration applied and no bandpass applied

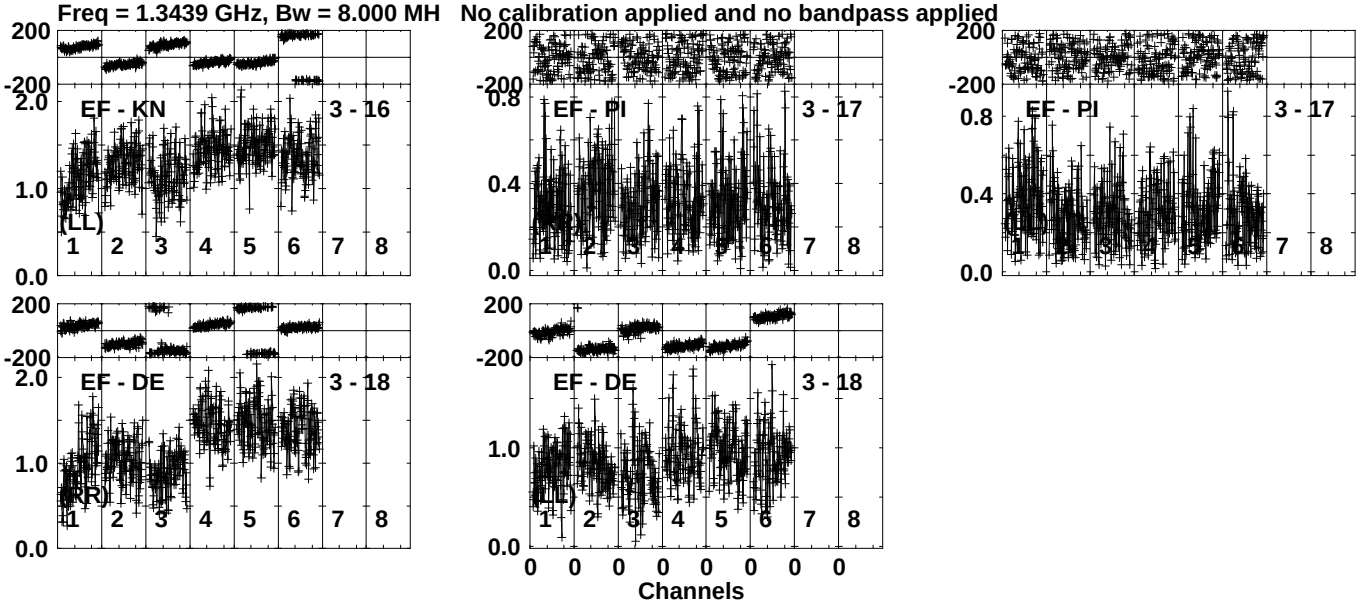

Lower frame: Milli Ampl Jy Top frame: Phas deg
Vector averaged cross-power spectrum Several baselines displayed
Timerange: 00/21:52:01 to 00/21:53:29

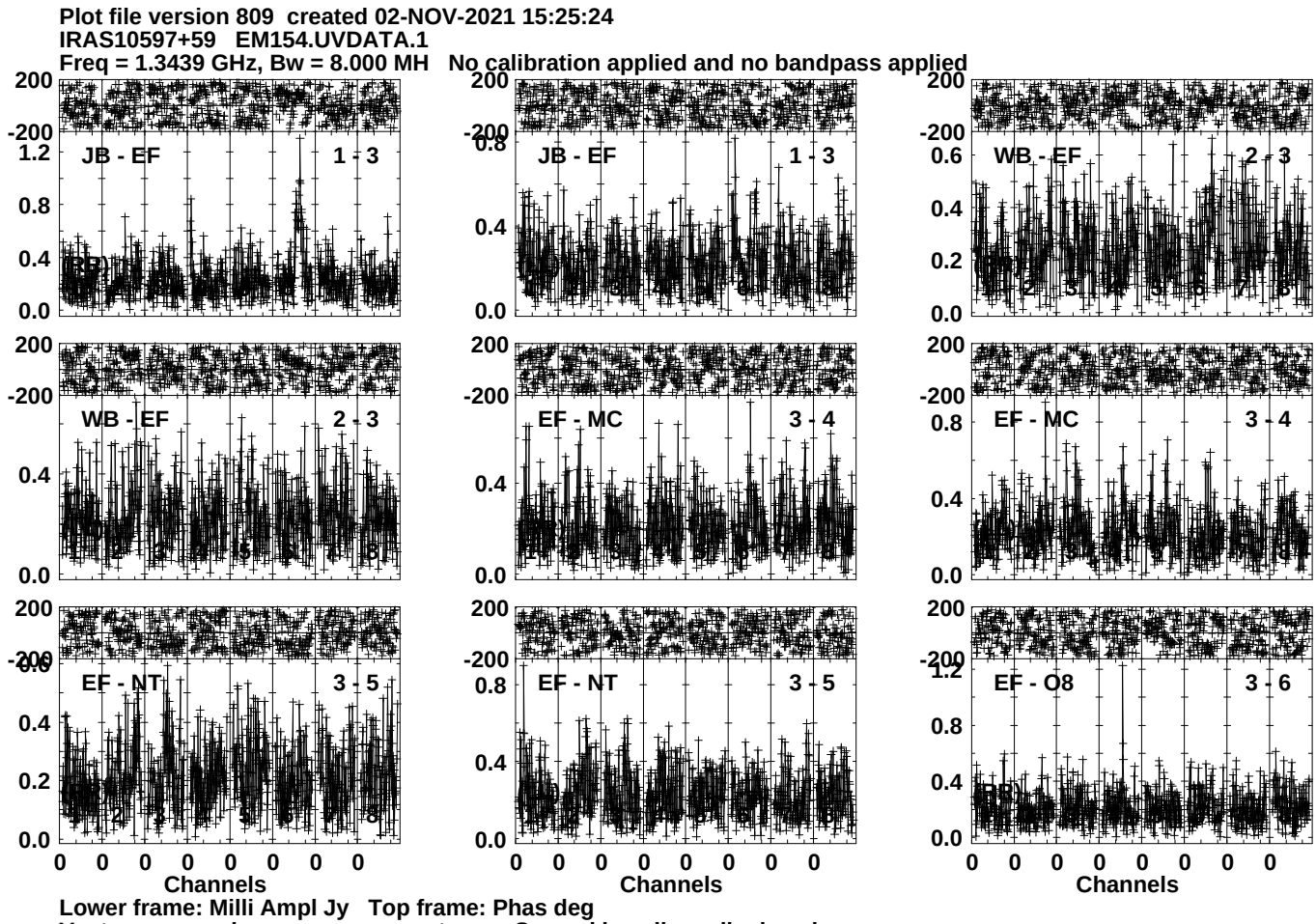
Plot file version 809 created 02-NOV-2021 15:25:24
IRAS10597+59 EM154.UVDATA.1
Freq = 1.3439 GHz, Bw = 8.000 MH No calibration applied and no bandpass applied
JB - EF 1 - 3
JB - EF 1 - 3
WB - EF 2 - 3
WB - EF 2 - 3
EF - MC 3 - 4
EF - MC 3 - 4
EF - NT 3 - 5
EF - NT 3 - 5
EF - O8 3 - 6
Channels
Channels
Channels
Lower frame: Milli Ampl Jy Top frame: Phas deg
Vector averaged cross-power spectrum Several baselines displayed
Timerange: 00/21:53:31 to 00/21:56:59

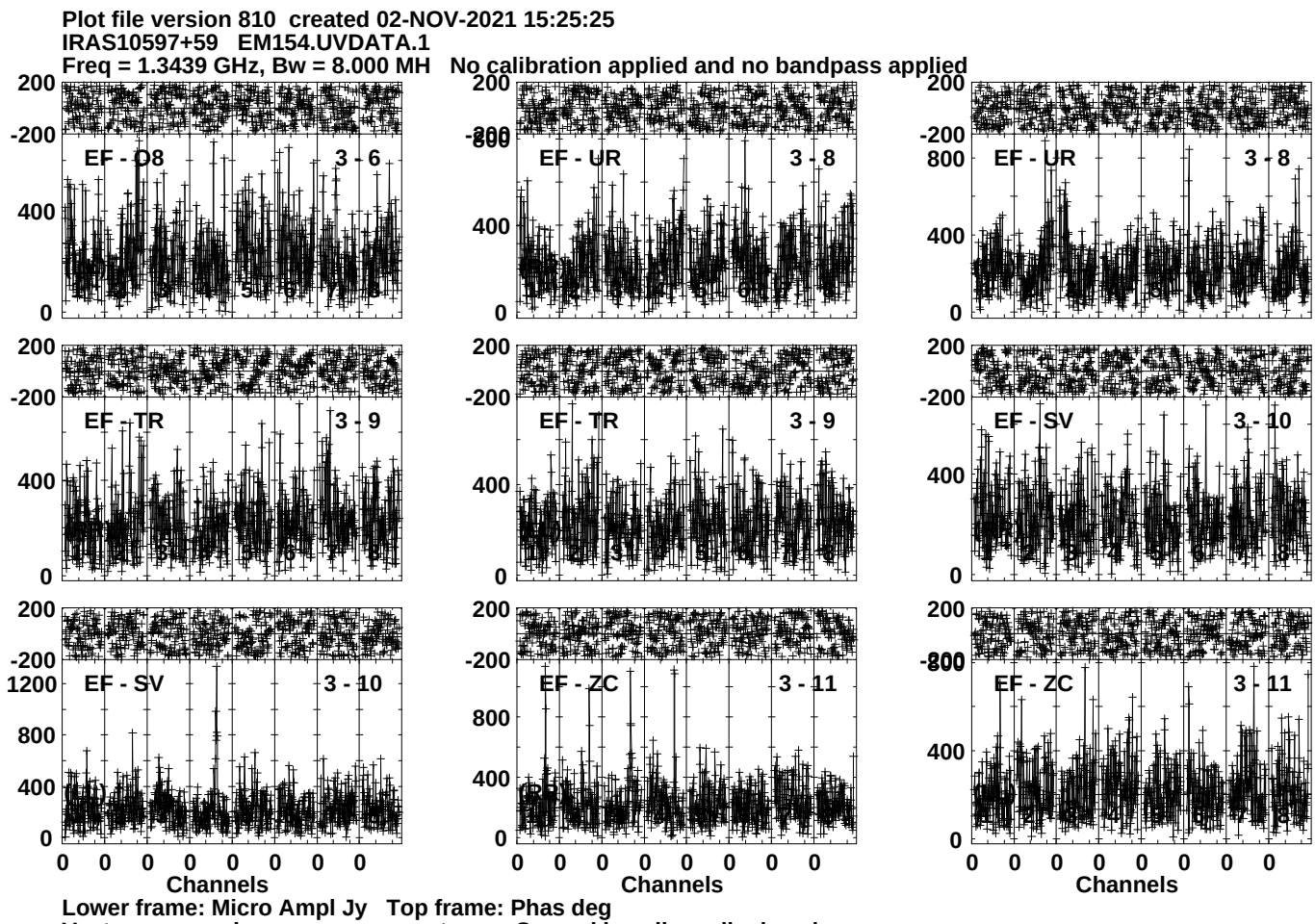
Plot file version 810 created 02-NOV-2021 15:25:25
IRAS10597+59 EM154.UVDATA.1
Freq = 1.3439 GHz, Bw = 8.000 MH No calibration applied and no bandpass applied
EF - O8 3 - 6
EF - UR 3 - 8
EF - UR 3 - 8
EF - TR 3 - 9
EF - TR 3 - 9
EF - SV 3 - 10
EF - SV 3 - 10
EF - ZC 3 - 11
EF - ZC 3 - 11
Channels
Channels
Channels
Lower frame: Micro Ampl Jy Top frame: Phas deg
Vector averaged cross-power spectrum Several baselines displayed
Timerange: 00/21:53:31 to 00/21:56:59

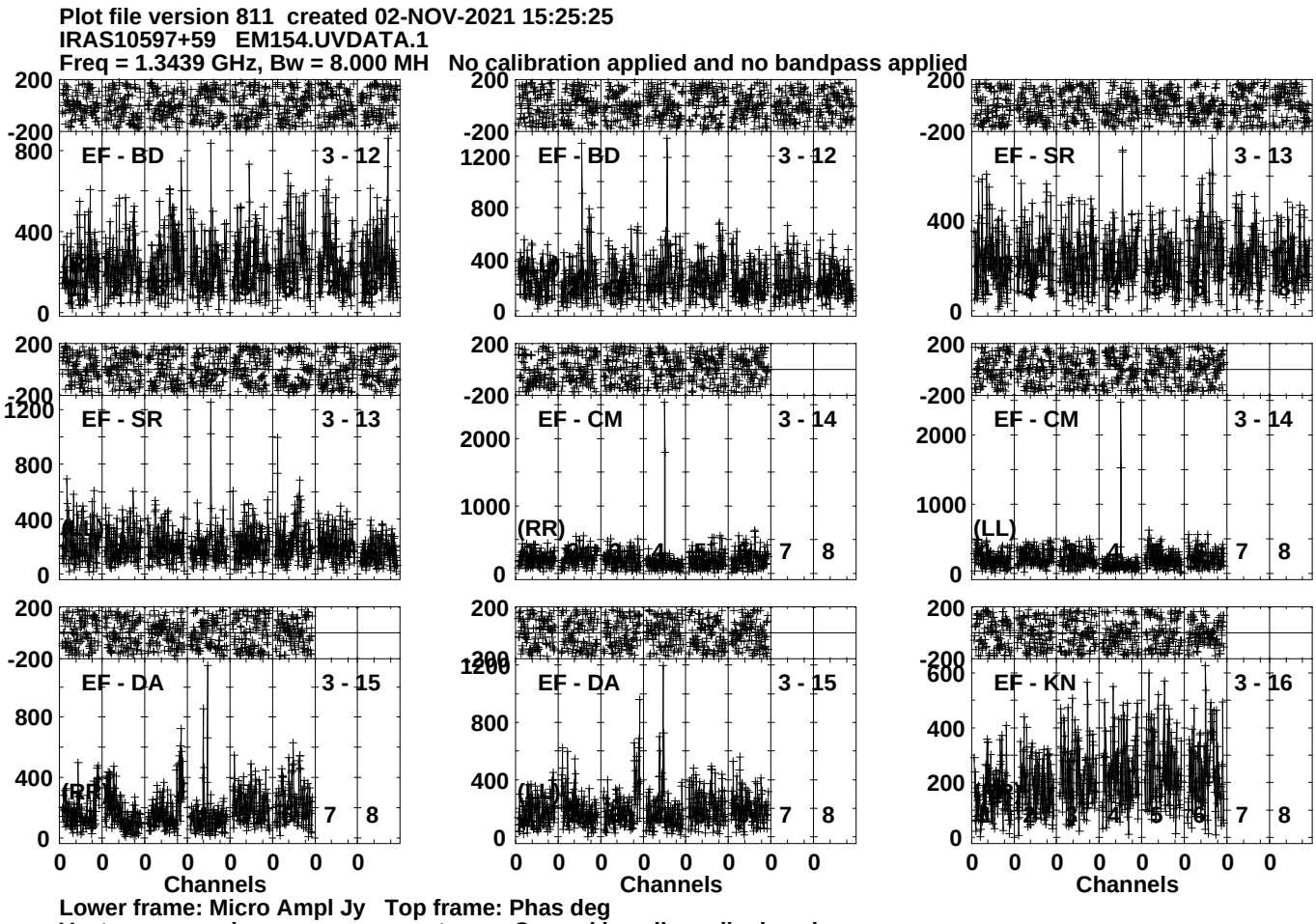
Plot file version 811 created 02-NOV-2021 15:25:25
IRAS10597+59 EM154.UVDATA.1
Freq = 1.3439 GHz, Bw = 8.000 MH No calibration applied and no bandpass applied
EF - BD 3 - 12
EF - BD 3 - 12
EF - SR 3 - 13
EF - SR 3 - 13
EF - CM 3 - 14
(RR)
EF - CM 3 - 14
(LL)
EF - DA 3 - 15
(RR)
EF - DA 3 - 15
(LL)
EF - KN 3 - 16
(RR)
Channels
Channels
Channels
Lower frame: Micro Ampl Jy Top frame: Phas deg
Vector averaged cross-power spectrum Several baselines displayed
Timerange: 00/21:53:31 to 00/21:56:59

Plot file version 812 created 02-NOV-2021 15:25:26
IRAS10597+59 EM154.UVDATA.1
Freq = 1.3439 GHz, Bw = 8.000 MH No calibration applied and no bandpass applied

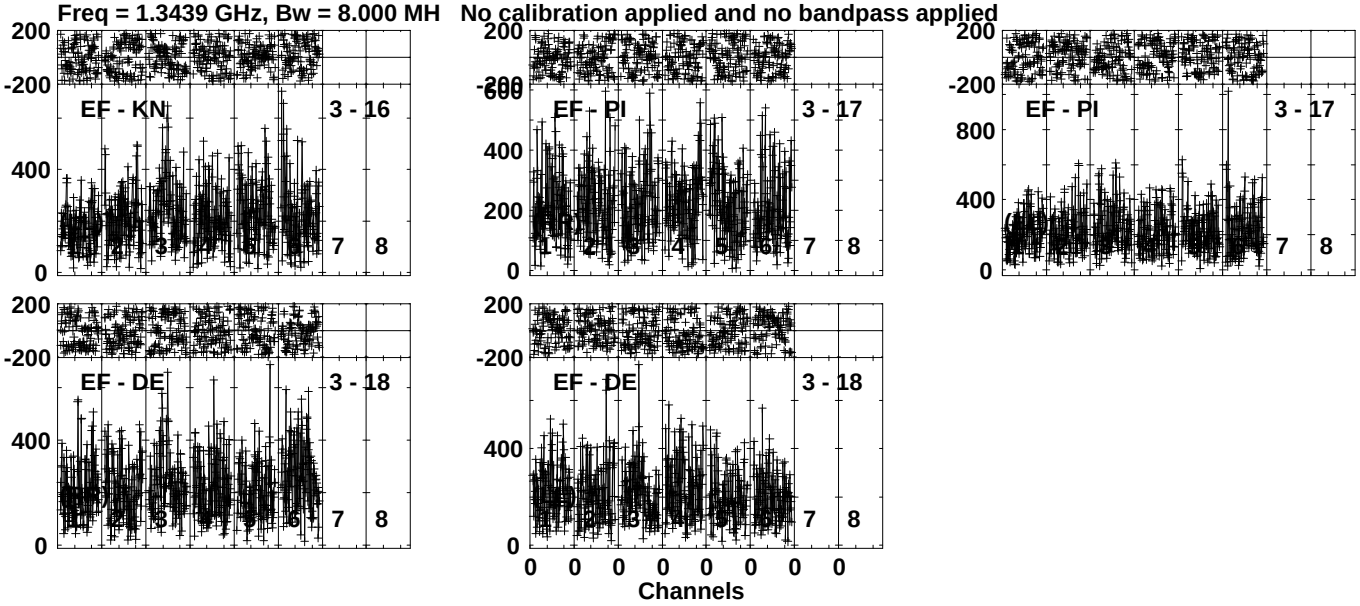

Lower frame: Micro Ampl Jy Top frame: Phas deg
Vector averaged cross-power spectrum Several baselines displayed
Timerange: 00/21:53:31 to 00/21:56:59

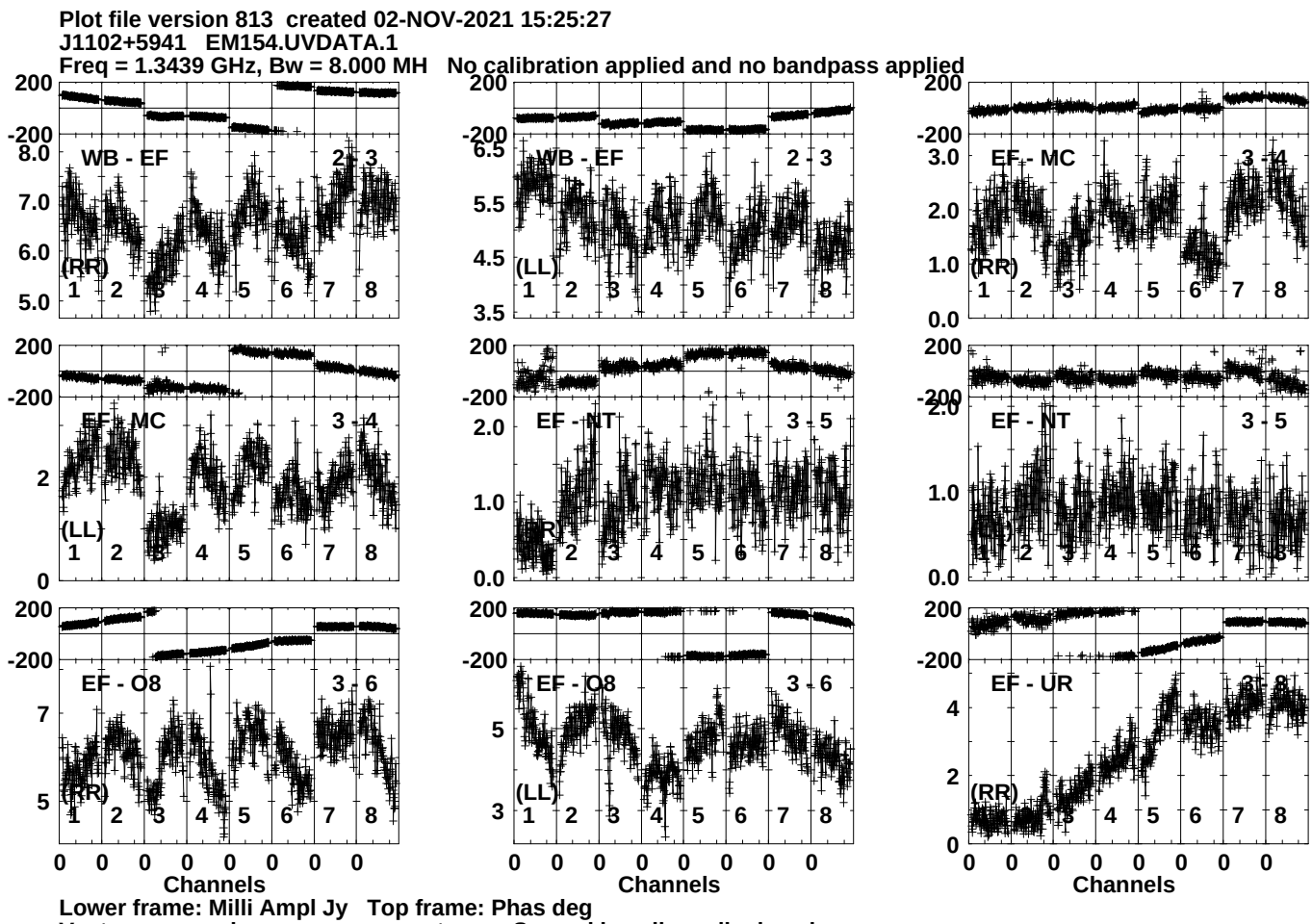
Plot file version 813 created 02-NOV-2021 15:25:27
J1102+5941 EM154.UVDATA.1
Freq = 1.3439 GHz, Bw = 8.000 MH No calibration applied and no bandpass applied
WB - EF 2 - 3
(RR)
WB - EF 2 - 3
(LL)
EF - MC 3 - 4
(RR)
EF - MC 3 - 4
(LL)
EF - NT 3 - 5
(RL)
EF - NT 3 - 5
(LR)
EF - O8 3 - 6
(RR)
EF - O8 3 - 6
(LL)
EF - UR 2 - 8
(RR)
Channels
Channels
Channels
Lower frame: Milli Ampl Jy Top frame: Phas deg
Vector averaged cross-power spectrum Several baselines displayed
Timerange: 00/21:57:01 to 00/21:58:29

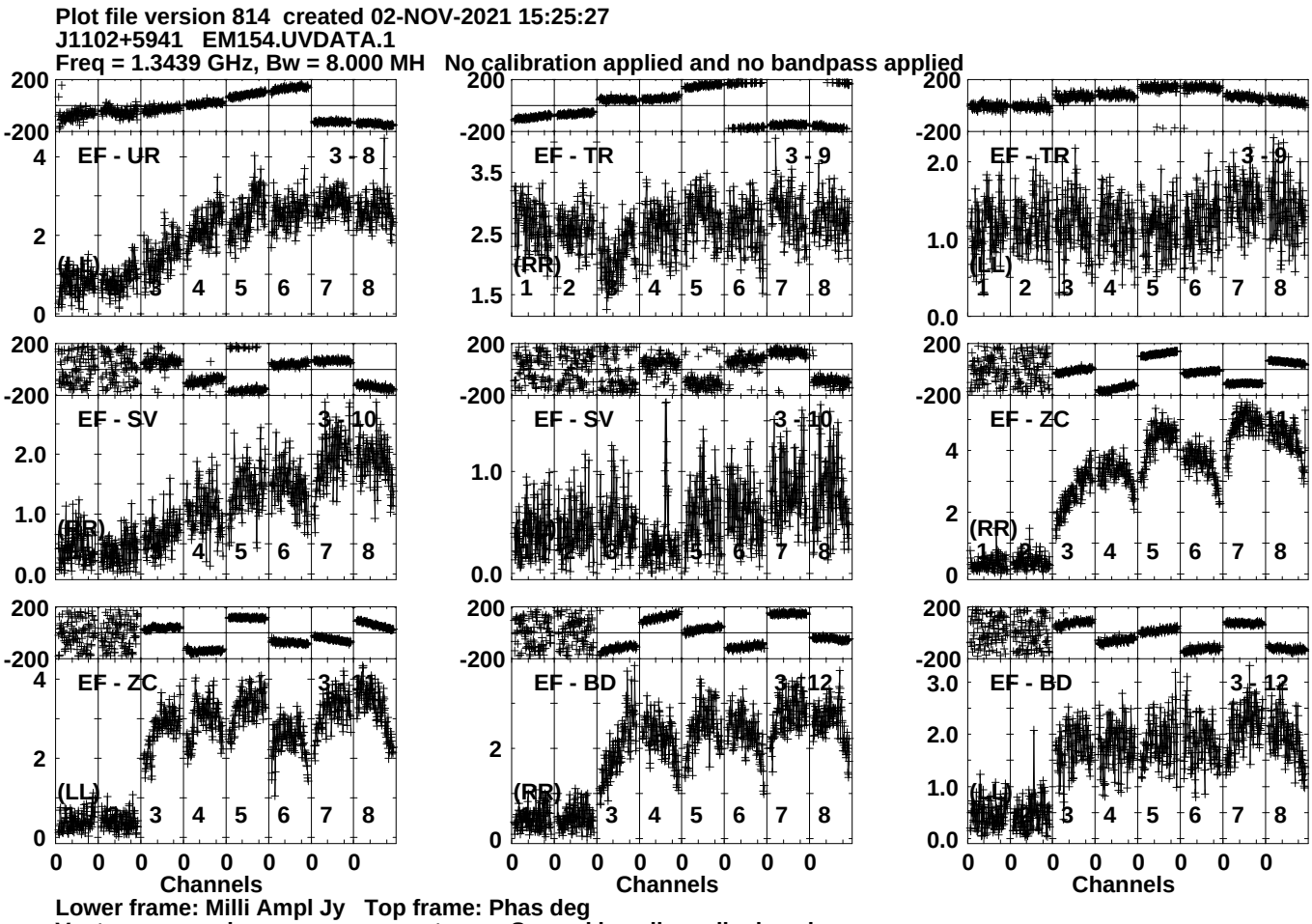
Plot file version 814 created 02-NOV-2021 15:25:27
J1102+5941 EM154.UVDATA.1
Freq = 1.3439 GHz, Bw = 8.000 MH No calibration applied and no bandpass applied
EF - UR 3 - 8
(LL)
EF - TR 3 - 9
(RR)
EF - TR 3 - 9
(LL)
EF - SV 3 - 10
(RR)
EF - SV 3 - 10
EF - ZC
(RR)
EF - ZC 3 - 11
(LL)
EF - BD 3 - 12
(RR)
EF - BD 3 - 12
Channels
Channels
Channels
Lower frame: Milli Ampl Jy Top frame: Phas deg
Vector averaged cross-power spectrum Several baselines displayed
Timerange: 00/21:57:01 to 00/21:58:29

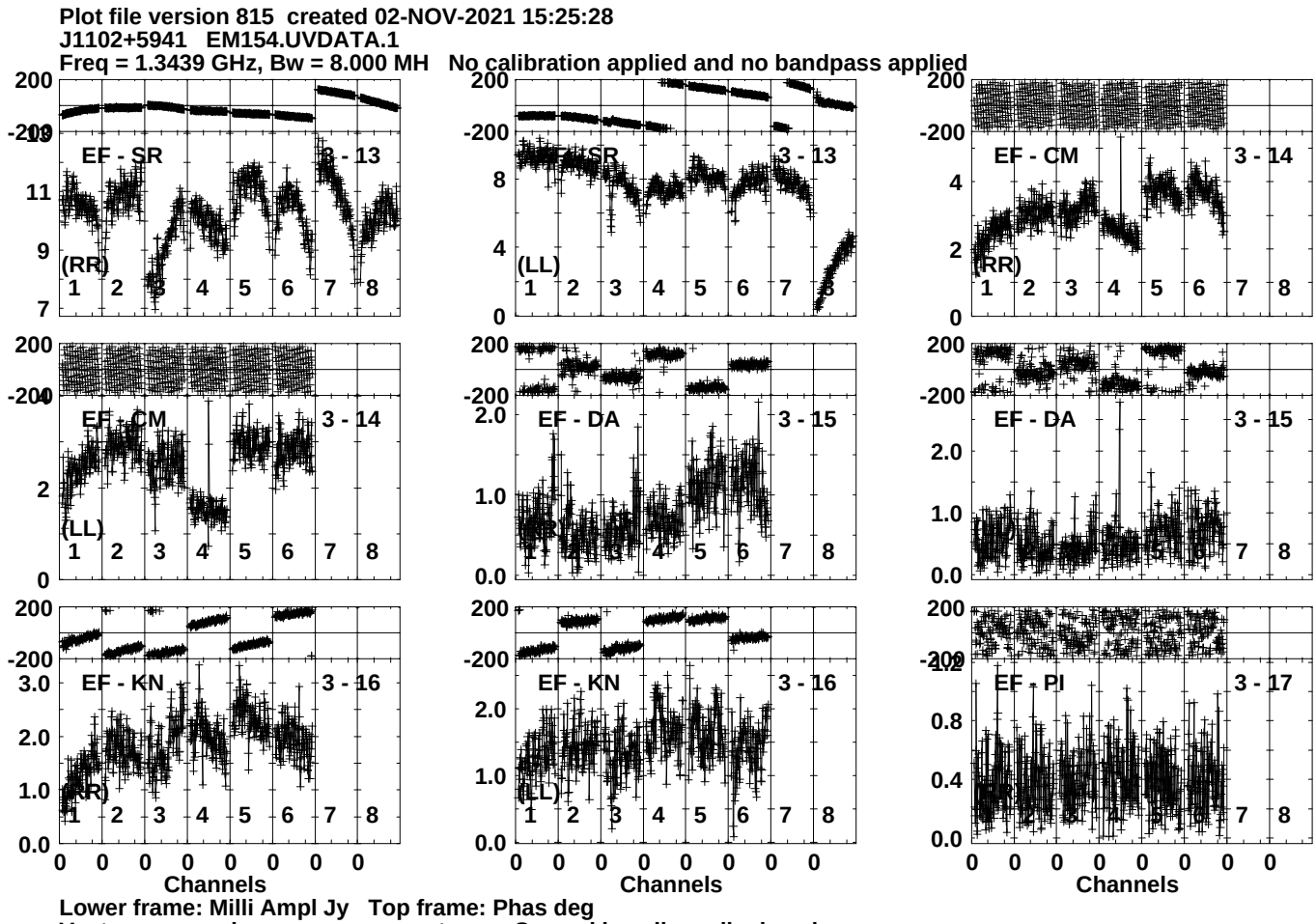
Plot file version 815 created 02-NOV-2021 15:25:28
J1102+5941 EM154.UVDATA.1
Freq = 1.3439 GHz, Bw = 8.000 MH No calibration applied and no bandpass applied
EF - SR 3 - 13
(RR)
EF - SR 3 - 13
(LL)
EF - CM 3 - 14
(RR)
EF - CM 3 - 14
(LL)
EF - DA 3 - 15
EF - DA 3 - 15
EF - KN 3 - 16
(RR)
EF - KN 3 - 16
(LL)
EF - PI 3 - 17
Channels
Channels
Channels
Lower frame: Milli Ampl Jy Top frame: Phas deg
Vector averaged cross-power spectrum Several baselines displayed
Timerange: 00/21:57:01 to 00/21:58:29

Plot file version 816 created 02-NOV-2021 15:25:28
J1102+5941 EM154.UVDATA.1
Freq = 1.3439 GHz, Bw = 8.000 MH No calibration applied and no bandpass applied

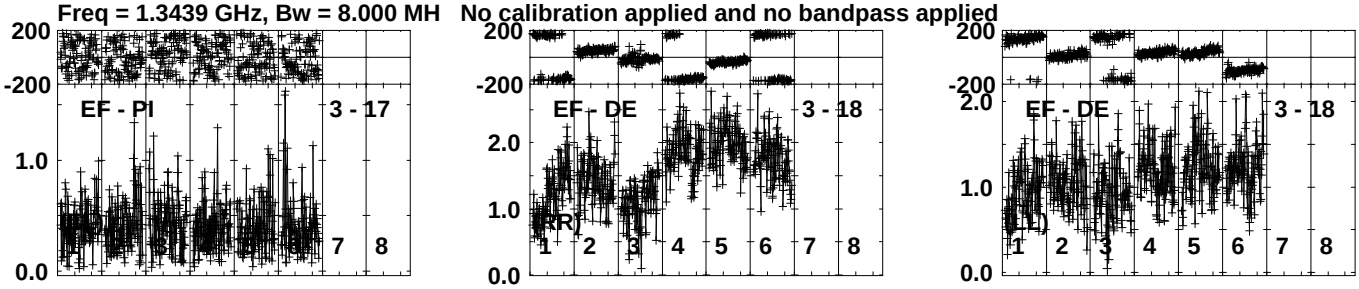

Lower frame: Milli Ampl Jy Top frame: Phas deg
Vector averaged cross-power spectrum Several baselines displayed
Timerange: 00/21:57:01 to 00/21:58:29

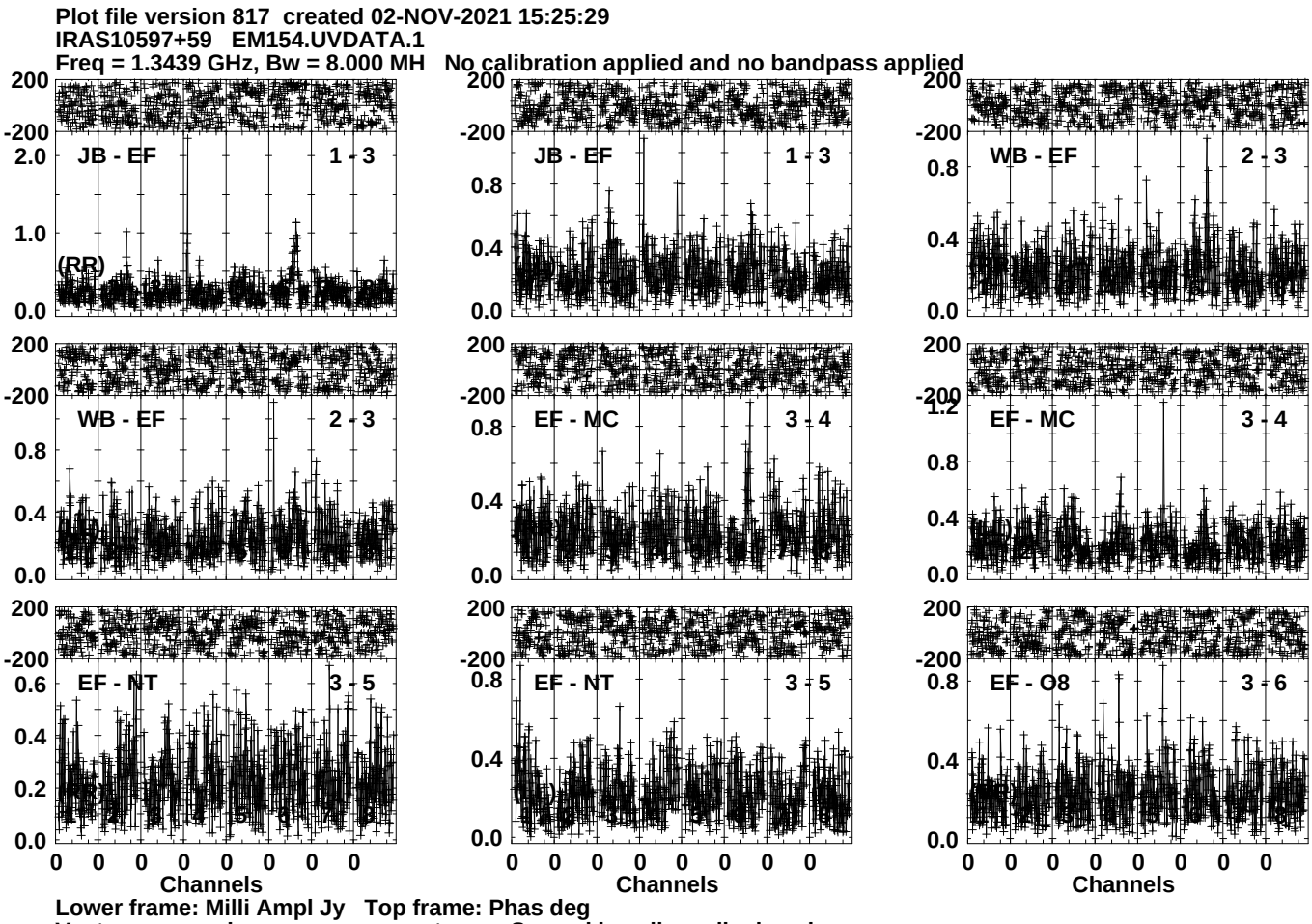
Plot file version 817 created 02-NOV-2021 15:25:29
IRAS10597+59 EM154.UVDATA.1
Freq = 1.3439 GHz, Bw = 8.000 MH No calibration applied and no bandpass applied
JB - EF 1 - 3
(RR)
JB - EF 1 - 3
WB - EF 2 - 3
WB - EF 2 - 3
EF - MC 3 - 4
EF - MC 3 - 4
EF - NT 3 - 5
EF - NT 3 - 5
EF - O8 3 - 6
Channels
Channels
Channels
Lower frame: Milli Ampl Jy Top frame: Phas deg
Vector averaged cross-power spectrum Several baselines displayed
Timerange: 00/21:58:31 to 00/22:01:59

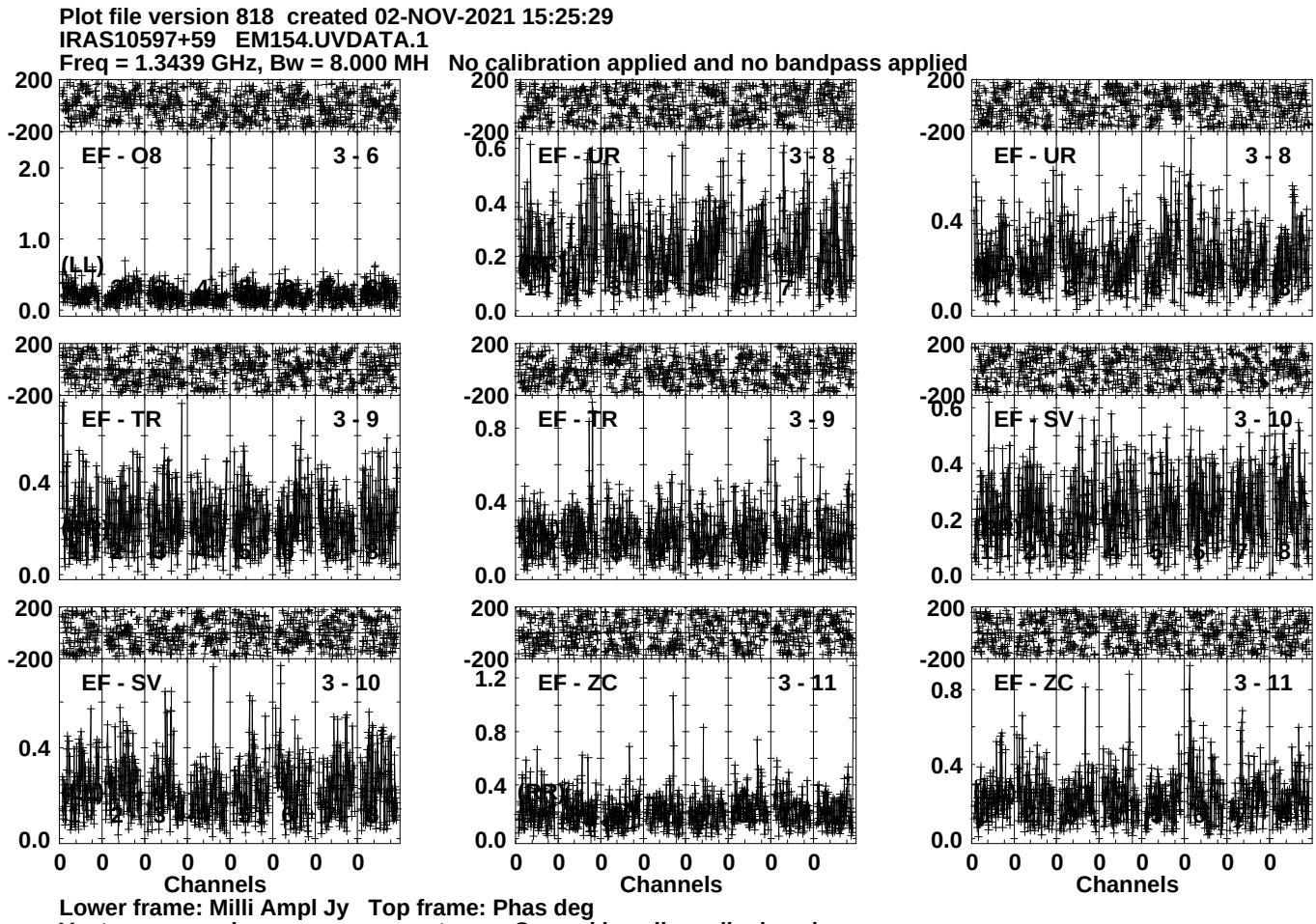
Plot file version 818 created 02-NOV-2021 15:25:29
IRAS10597+59 EM154.UVDATA.1
Freq = 1.3439 GHz, Bw = 8.000 MH No calibration applied and no bandpass applied
EF - O8 3 - 6
EF - UR 3 - 8
EF - UR 3 - 8
EF - TR 3 - 9
EF - TR 3 - 9
EF - SV 3 - 10
EF - SV 3 - 10
EF - ZC 3 - 11
EF - ZC 3 - 11
(LL)
(RR)
Channels
Channels
Channels
Lower frame: Milli Ampl Jy Top frame: Phas deg
Vector averaged cross-power spectrum Several baselines displayed
Timerange: 00/21:58:31 to 00/22:01:59

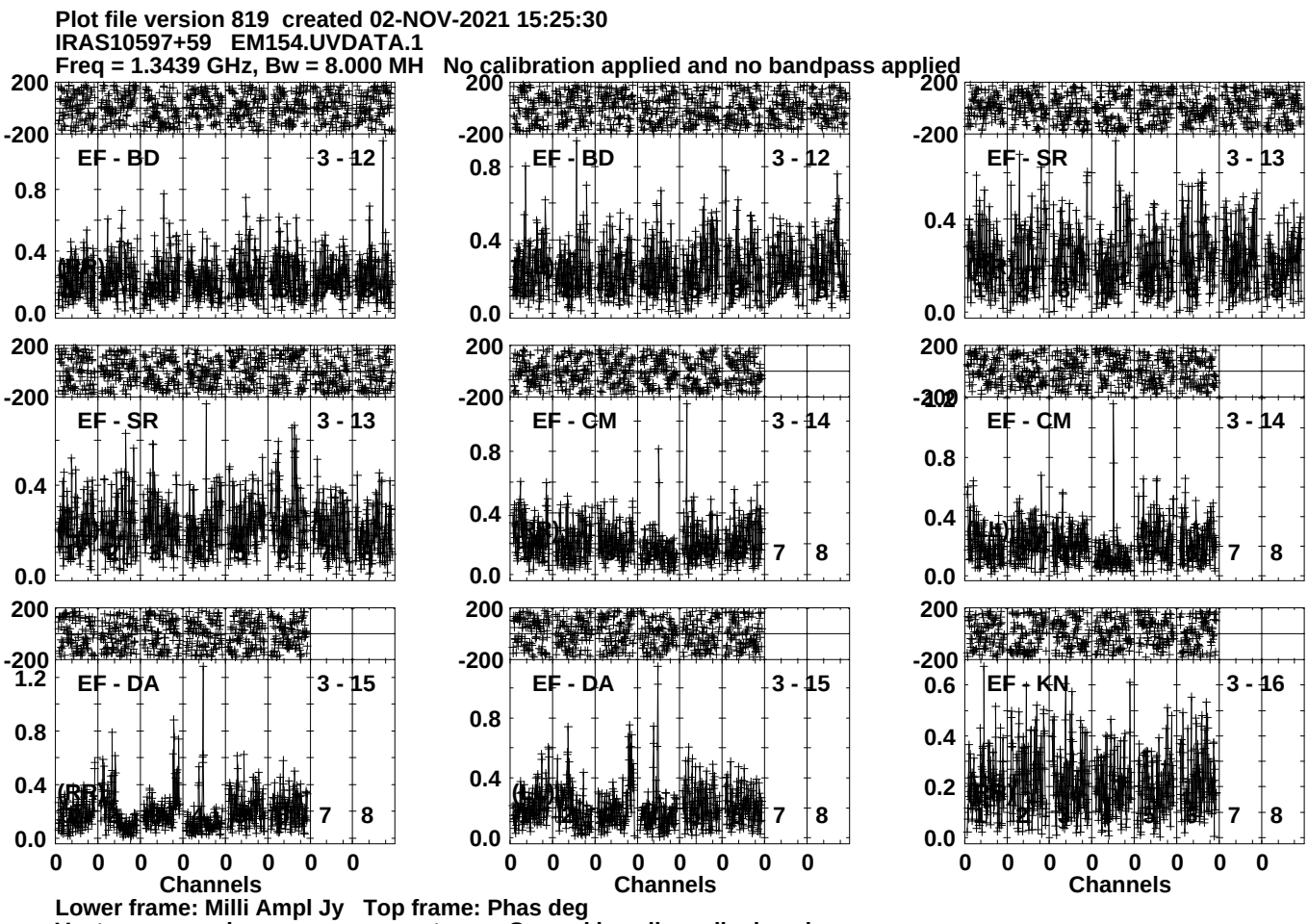
Plot file version 819 created 02-NOV-2021 15:25:30
IRAS10597+59 EM154.UVDATA.1
Freq = 1.3439 GHz, Bw = 8.000 MH No calibration applied and no bandpass applied
EF - BD 3 - 12
EF - BD 3 - 12
EF - SR 3 - 13
EF - SR 3 - 13
EF - CM 3 - 14
EF - CM 3 - 14
EF - DA 3 - 15
EF - DA 3 - 15
EF - KN 3 - 16
Channels
Channels
Channels
Lower frame: Milli Ampl Jy Top frame: Phas deg
Vector averaged cross-power spectrum Several baselines displayed
Timerange: 00/21:58:31 to 00/22:01:59

Plot file version 820 created 02-NOV-2021 15:25:30
IRAS10597+59 EM154.UVDATA.1
Freq = 1.3439 GHz, Bw = 8.000 MH No calibration applied and no bandpass applied

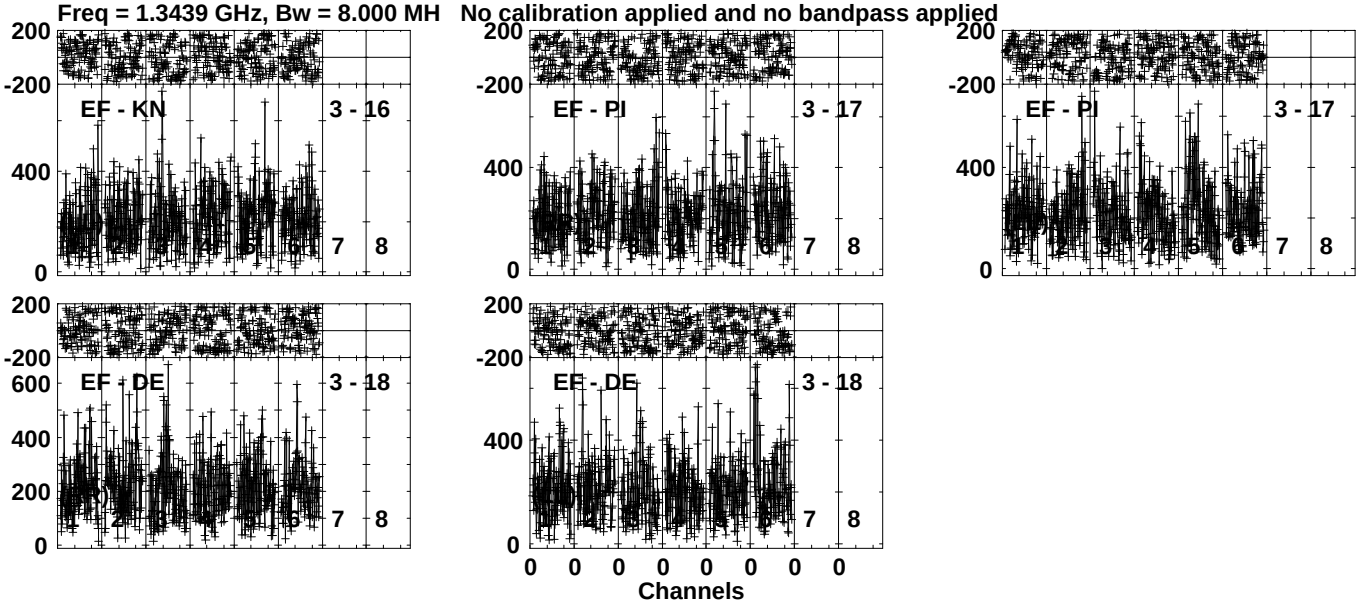

Lower frame: Micro Ampl Jy Top frame: Phas deg
Vector averaged cross-power spectrum Several baselines displayed
Timerange: 00/21:58:31 to 00/22:01:59

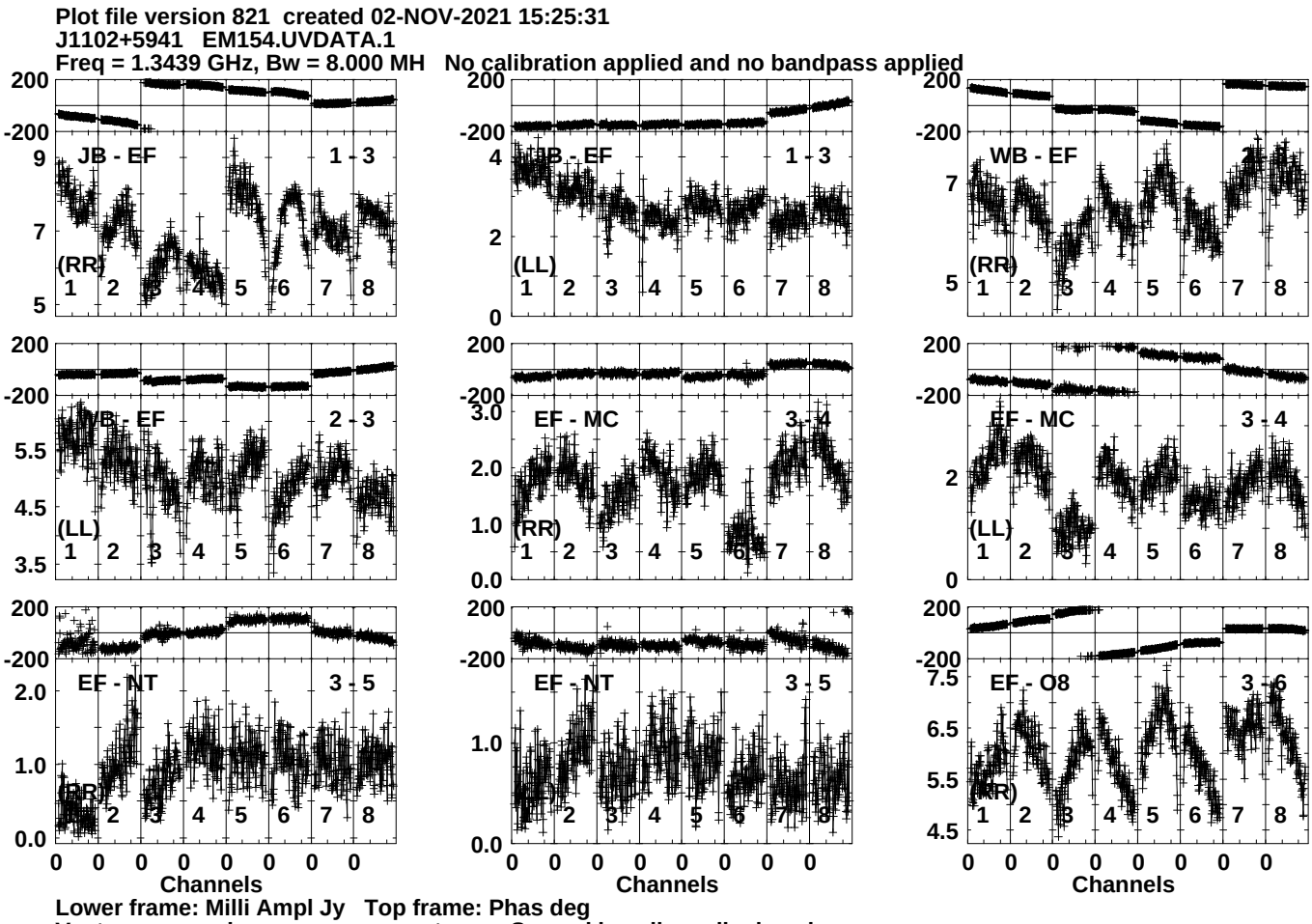
Plot file version 821 created 02-NOV-2021 15:25:31
J1102+5941 EM154.UVDATA.1
Freq = 1.3439 GHz, Bw = 8.000 MH No calibration applied and no bandpass applied
JB - EF 1 - 3
(RR)
WB - EF 1 - 3
(LL)
WB - EF 1 - 3
(RR)
WB - EF 2 - 3
(LL)
EF - MC 3 - 4
(RR)
EF - MC 3 - 4
(LL)
EF - NT 3 - 5
(RR)
EF - NT 3 - 5
EF - O8 3 - 6
(RR)
Channels
Channels
Channels
Lower frame: Milli Ampl Jy Top frame: Phas deg
Vector averaged cross-power spectrum Several baselines displayed
Timerange: 00/22:02:31 to 00/22:03:59

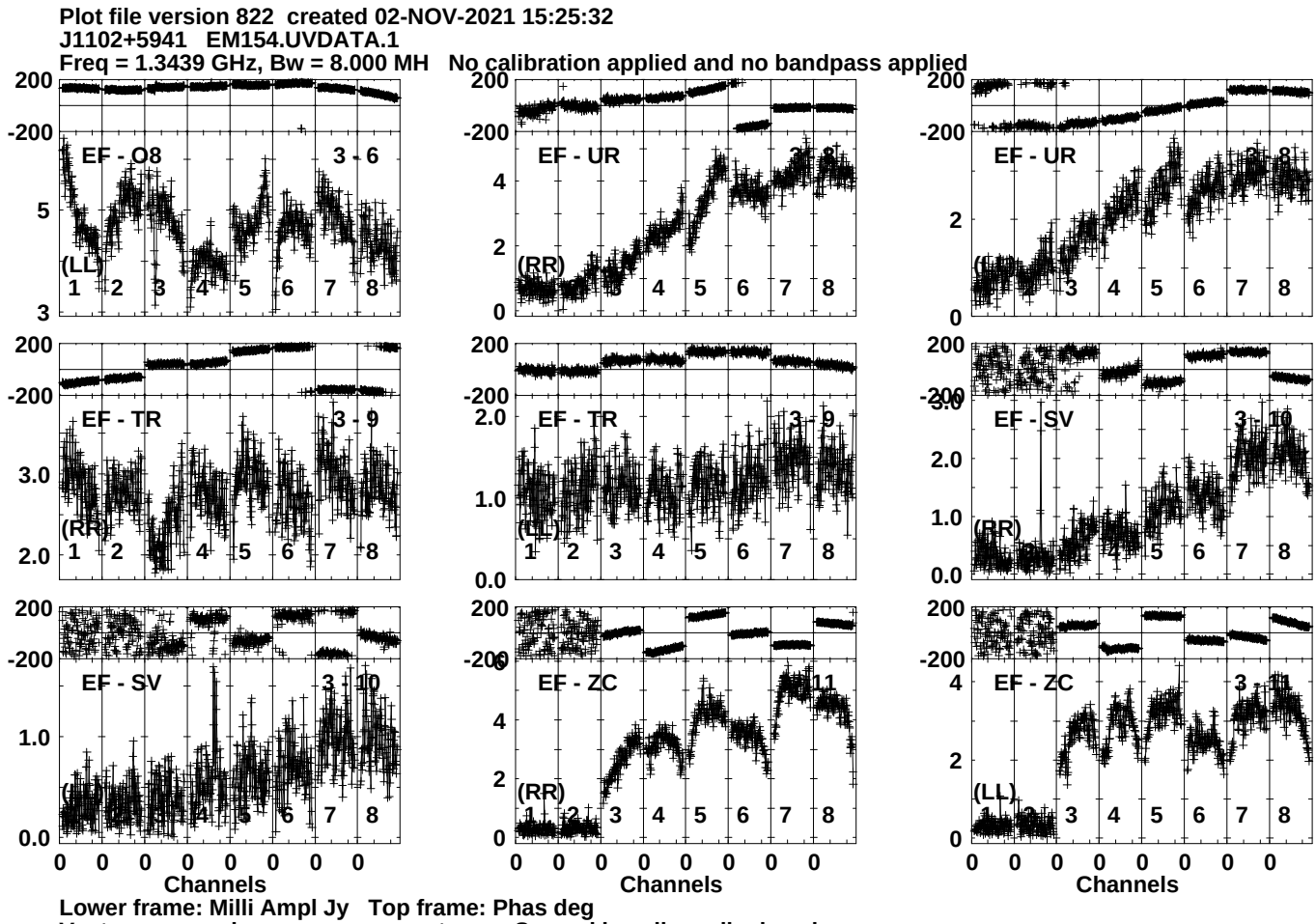
Plot file version 822 created 02-NOV-2021 15:25:32
J1102+5941 EM154.UVDATA.1
Freq = 1.3439 GHz, Bw = 8.000 MH No calibration applied and no bandpass applied
EF - O8 3 - 6
(LL)
EF - UR 3 - 8
(RR)
EF - UR 3 - 8
(LL)
EF - TR 3 - 9
(RR)
EF - TR 3 - 9
(LL)
EF - SV 3 - 10
(RR)
EF - SV 3 - 10
(LL)
EF - ZC 3 - 11
(RR)
EF - ZC 3 - 11
(LL)
Channels
Channels
Channels
Lower frame: Milli Ampl Jy Top frame: Phas deg
Vector averaged cross-power spectrum Several baselines displayed
Timerange: 00/22:02:31 to 00/22:03:59

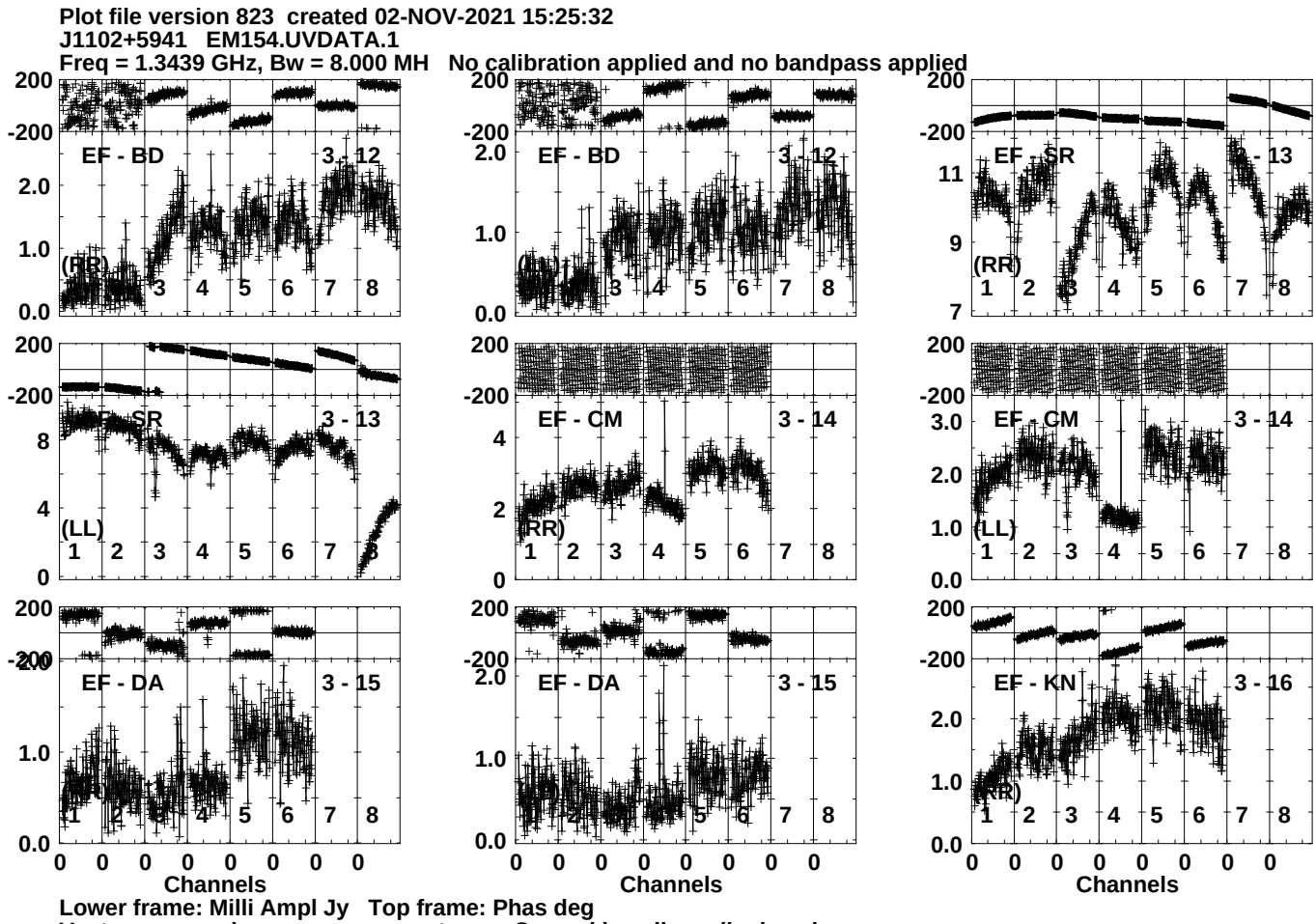
Plot file version 823 created 02-NOV-2021 15:25:32
J1102+5941 EM154.UVDATA.1
Freq = 1.3439 GHz, Bw = 8.000 MH No calibration applied and no bandpass applied
EF - BD 3 - 12 (RR)
EF - BD 3 - 12 (LL)
EF - SR - 13 (RR)
EF - SR 3 - 13 (LL)
EF - CM 3 - 14 (RR)
EF - CM 3 - 14 (LL)
EF - DA 3 - 15
EF - DA 3 - 15
EF - KN 3 - 16 (RR)
Channels
Channels
Channels
Lower frame: Milli Ampl Jy Top frame: Phas deg
Vector averaged cross-power spectrum Several baselines displayed
Timerange: 00/22:02:31 to 00/22:03:59

Plot file version 824 created 02-NOV-2021 15:25:33
J1102+5941 EM154.UVDATA.1
Freq = 1.3439 GHz, Bw = 8.000 MH No calibration applied and no bandpass applied

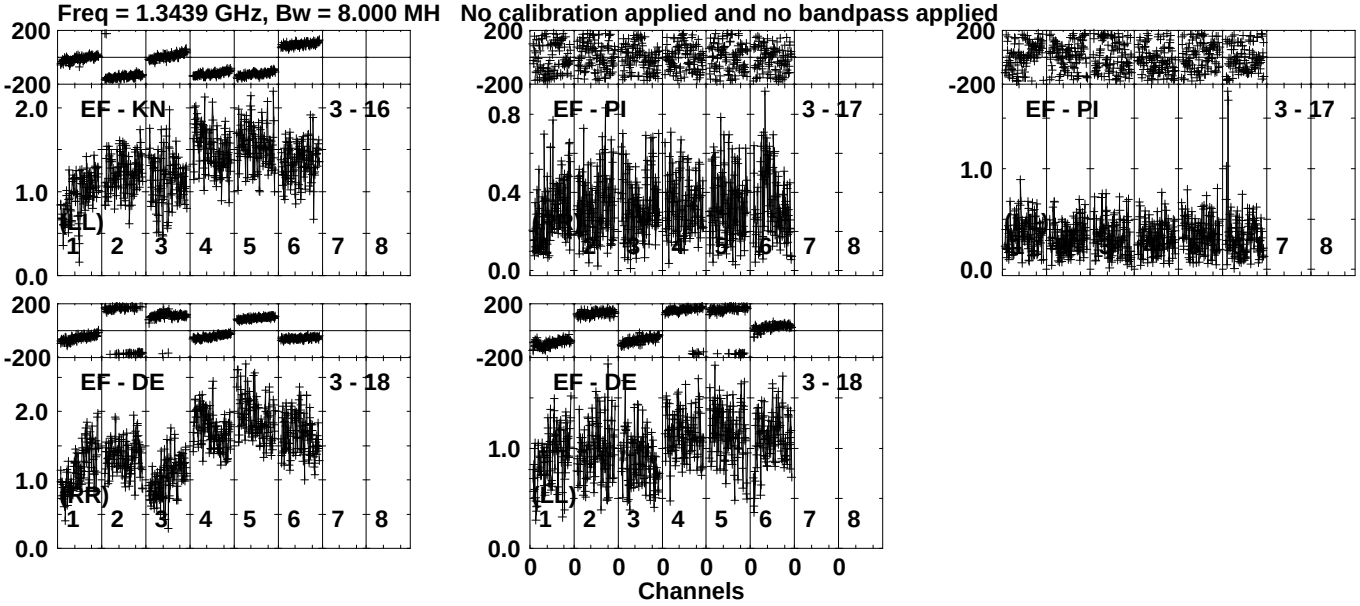

Lower frame: Milli Ampl Jy Top frame: Phas deg
Vector averaged cross-power spectrum Several baselines displayed
Timerange: 00/22:02:31 to 00/22:03:59

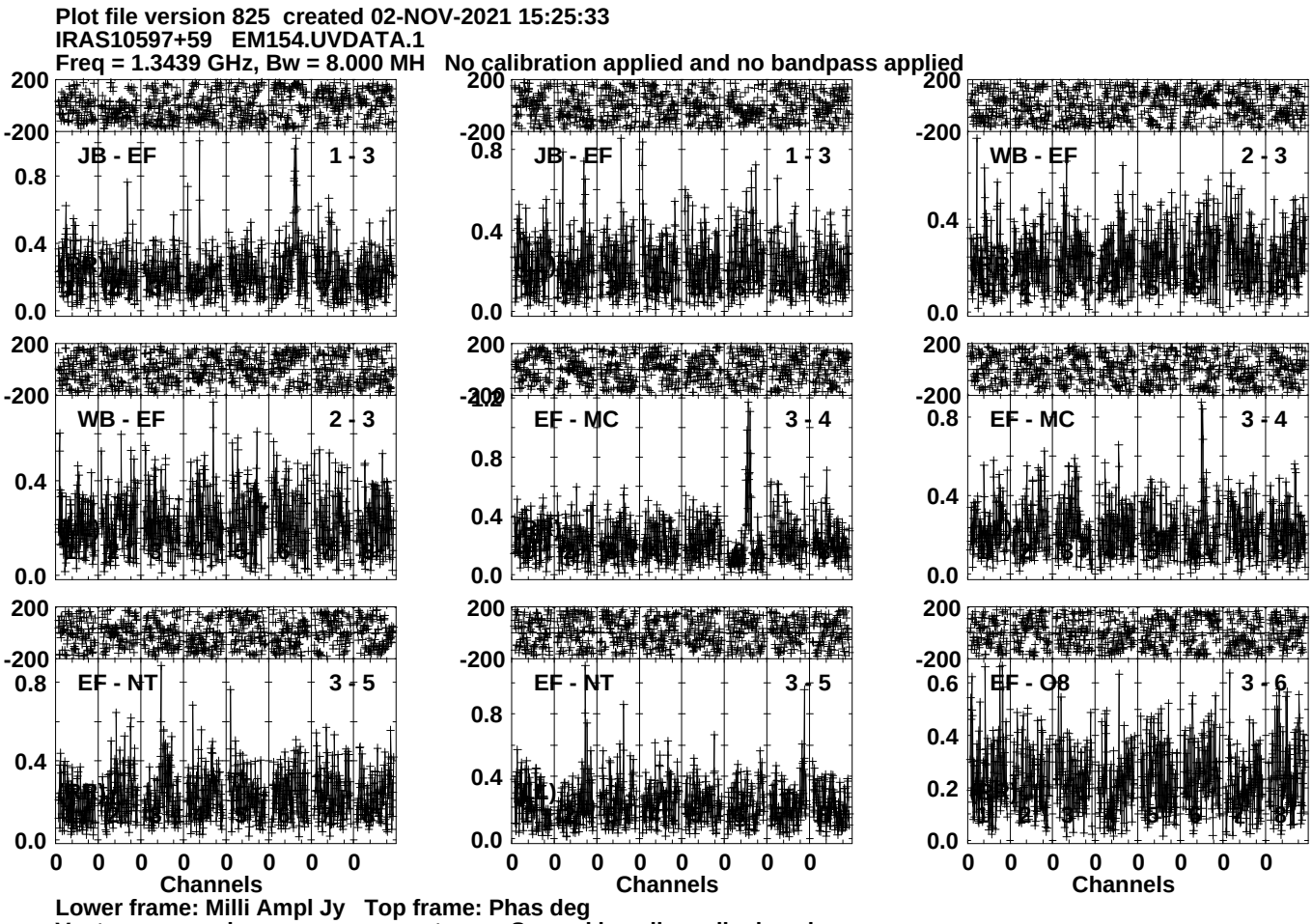
Plot file version 825 created 02-NOV-2021 15:25:33
IRAS10597+59 EM154.UVDATA.1
Freq = 1.3439 GHz, Bw = 8.000 MH No calibration applied and no bandpass applied
JB - EF 1 - 3
JB - EF 1 - 3
WB - EF 2 - 3
WB - EF 2 - 3
EF - MC 3 - 4
EF - MC 3 - 4
EF - NT 3 - 5
EF - NT 3 - 5
EF - O8 3 - 6
200
-200
0.8
0.4
0.0
0.6
0.2
0 0 0 0 0 0 0 0
Channels
Lower frame: Milli Ampl Jy Top frame: Phas deg
Vector averaged cross-power spectrum Several baselines displayed
Timerange: 00/22:04:01 to 00/22:07:29

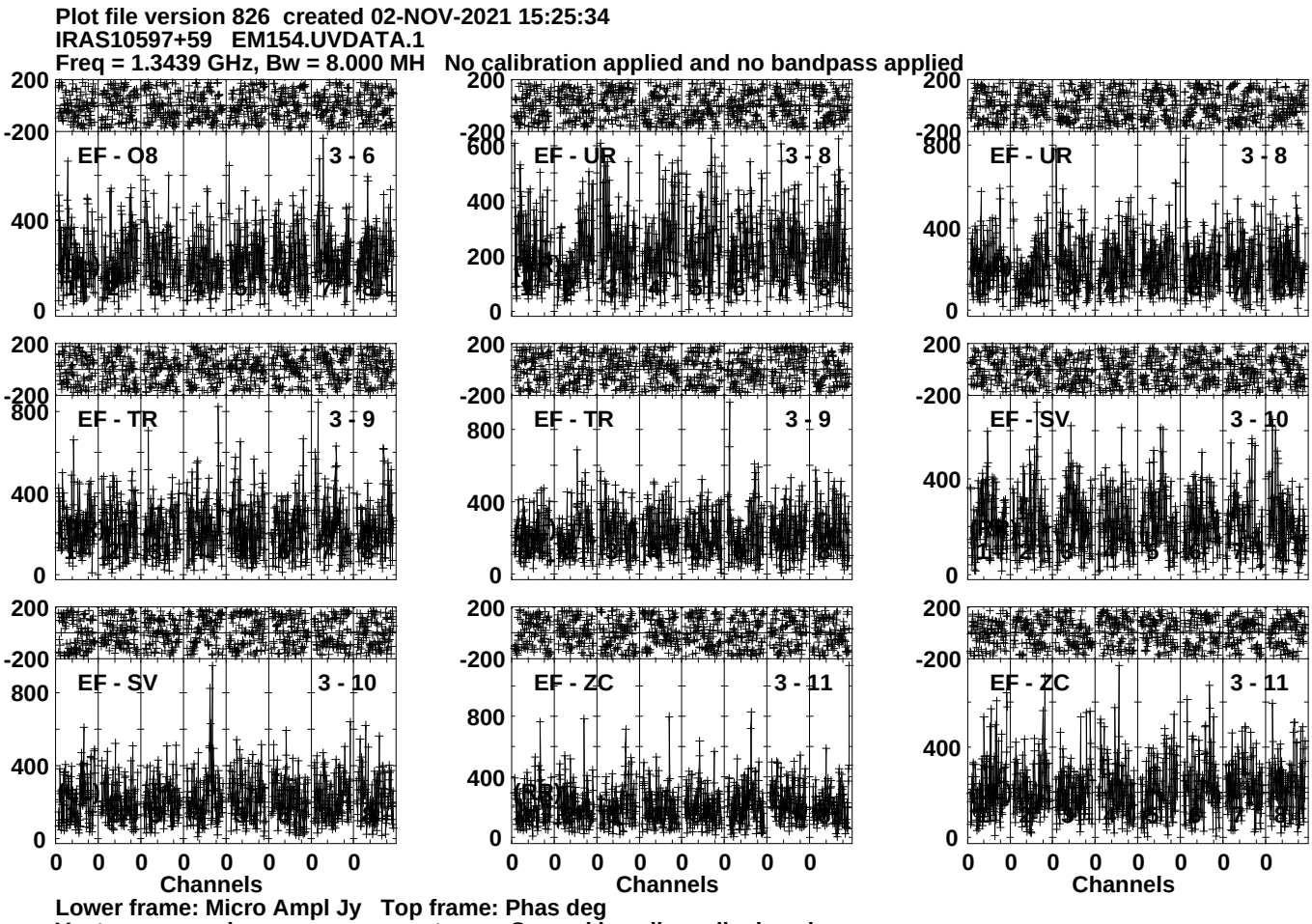
Plot file version 826 created 02-NOV-2021 15:25:34
IRAS10597+59 EM154.UVDATA.1
Freq = 1.3439 GHz, Bw = 8.000 MH No calibration applied and no bandpass applied
EF - O8 3 - 6
EF - UR 3 - 8
EF - UR 3 - 8
EF - TR 3 - 9
EF - TR 3 - 9
EF - SV 3 - 10
EF - SV 3 - 10
EF - ZC 3 - 11
EF - ZC 3 - 11
Channels
Channels
Channels
Lower frame: Micro Ampl Jy Top frame: Phas deg
Vector averaged cross-power spectrum Several baselines displayed
Timerange: 00/22:04:01 to 00/22:07:29

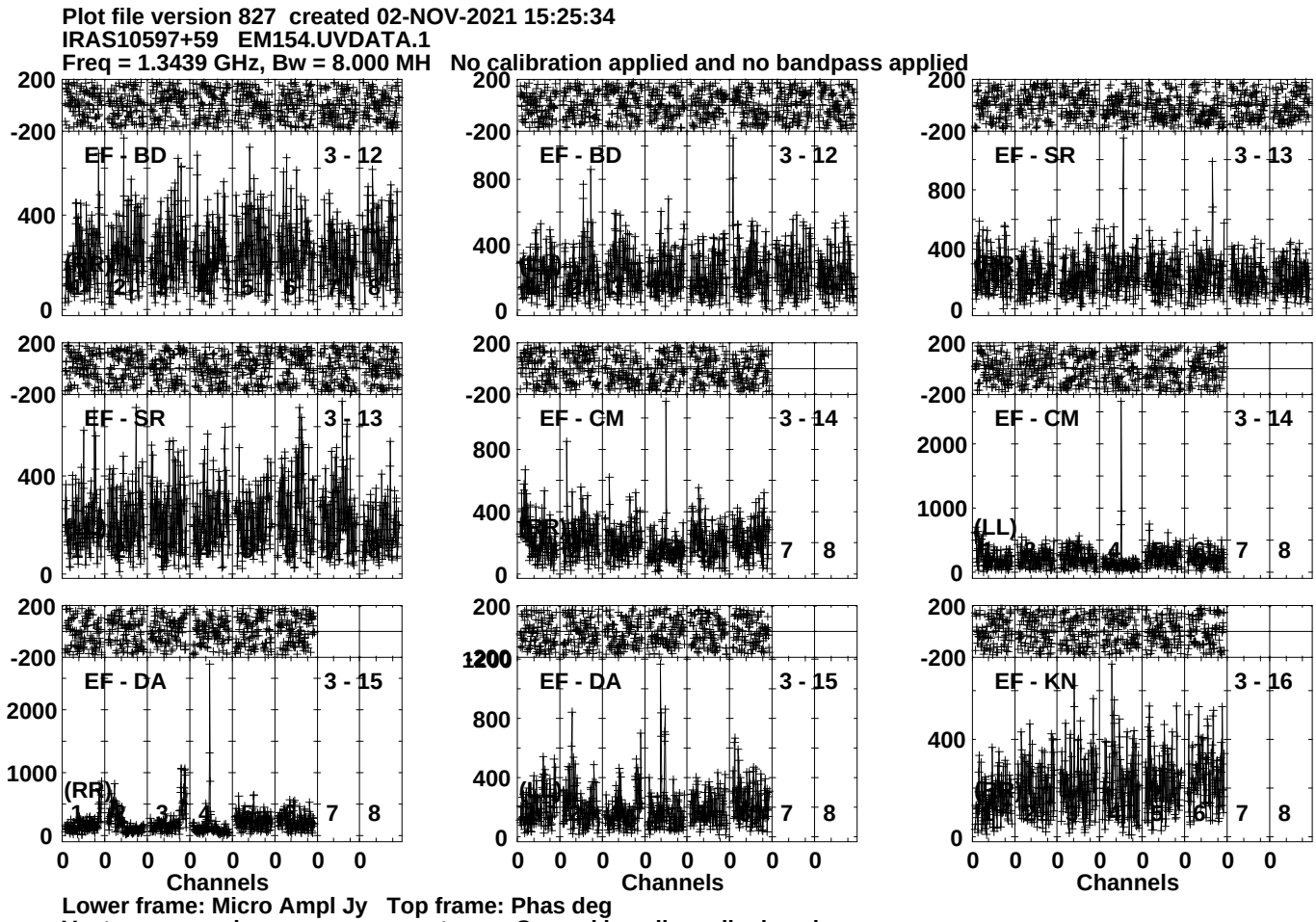
Plot file version 827 created 02-NOV-2021 15:25:34
IRAS10597+59 EM154.UVDATA.1
Freq = 1.3439 GHz, Bw = 8.000 MH No calibration applied and no bandpass applied
EF - BD 3 - 12
EF - BD 3 - 12
EF - SR 3 - 13
EF - SR 3 - 13
EF - CM 3 - 14
EF - CM 3 - 14
EF - DA 3 - 15
EF - DA 3 - 15
EF - KN 3 - 16
(RR)
(LL)
Channels
Channels
Channels
Lower frame: Micro Ampl Jy Top frame: Phas deg
Vector averaged cross-power spectrum Several baselines displayed
Timerange: 00/22:04:01 to 00/22:07:29

Plot file version 828 created 02-NOV-2021 15:25:35
IRAS10597+59 EM154.UVDATA.1
Freq = 1.3439 GHz, Bw = 8.000 MH No calibration applied and no bandpass applied

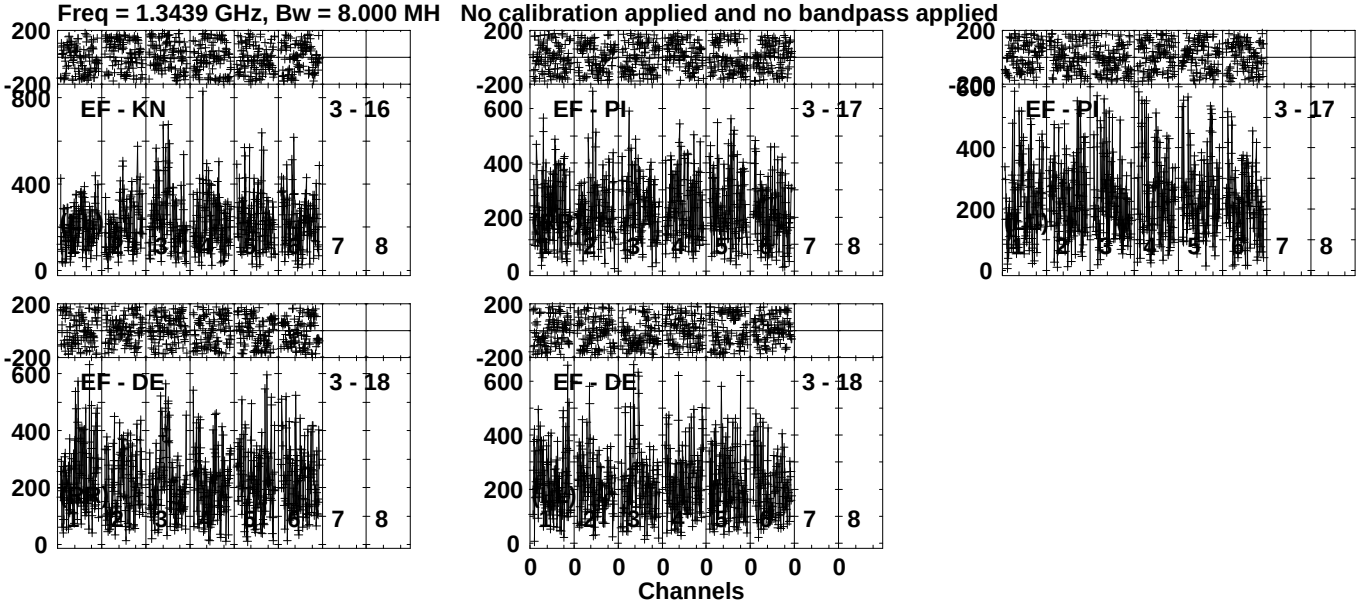

Lower frame: Micro Ampl Jy Top frame: Phas deg
Vector averaged cross-power spectrum Several baselines displayed
Timerange: 00/22:04:01 to 00/22:07:29

Plot file version 829 created 02-NOV-2021 15:25:36
J1102+5941 EM154.UVDATA.1
Freq = 1.3439 GHz, Bw = 8.000 MH No calibration applied and no bandpass applied

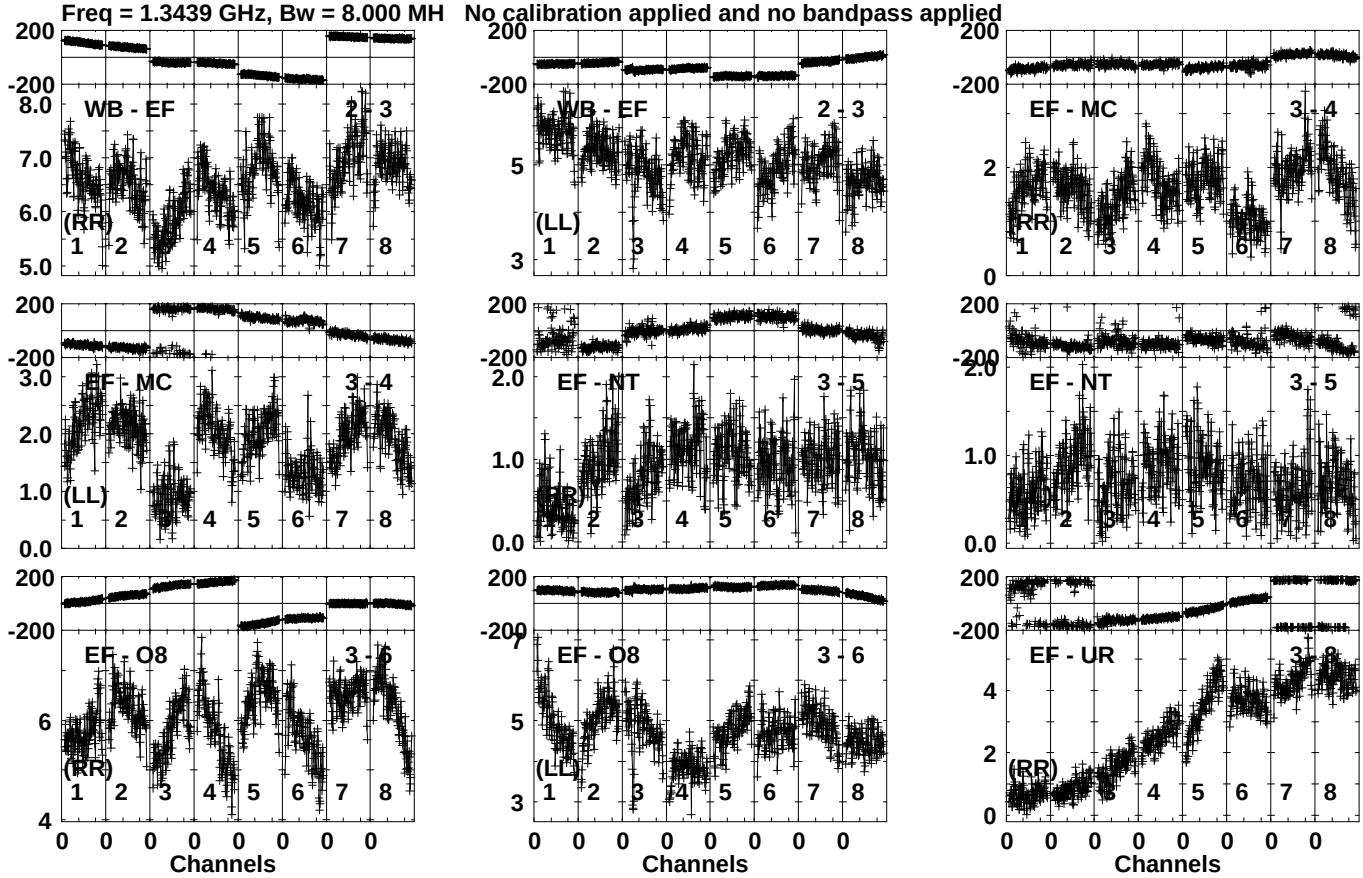

Lower frame: Milli Ampl Jy Top frame: Phas deg
Vector averaged cross-power spectrum Several baselines displayed
Timerange: 00/22:07:31 to 00/22:08:59

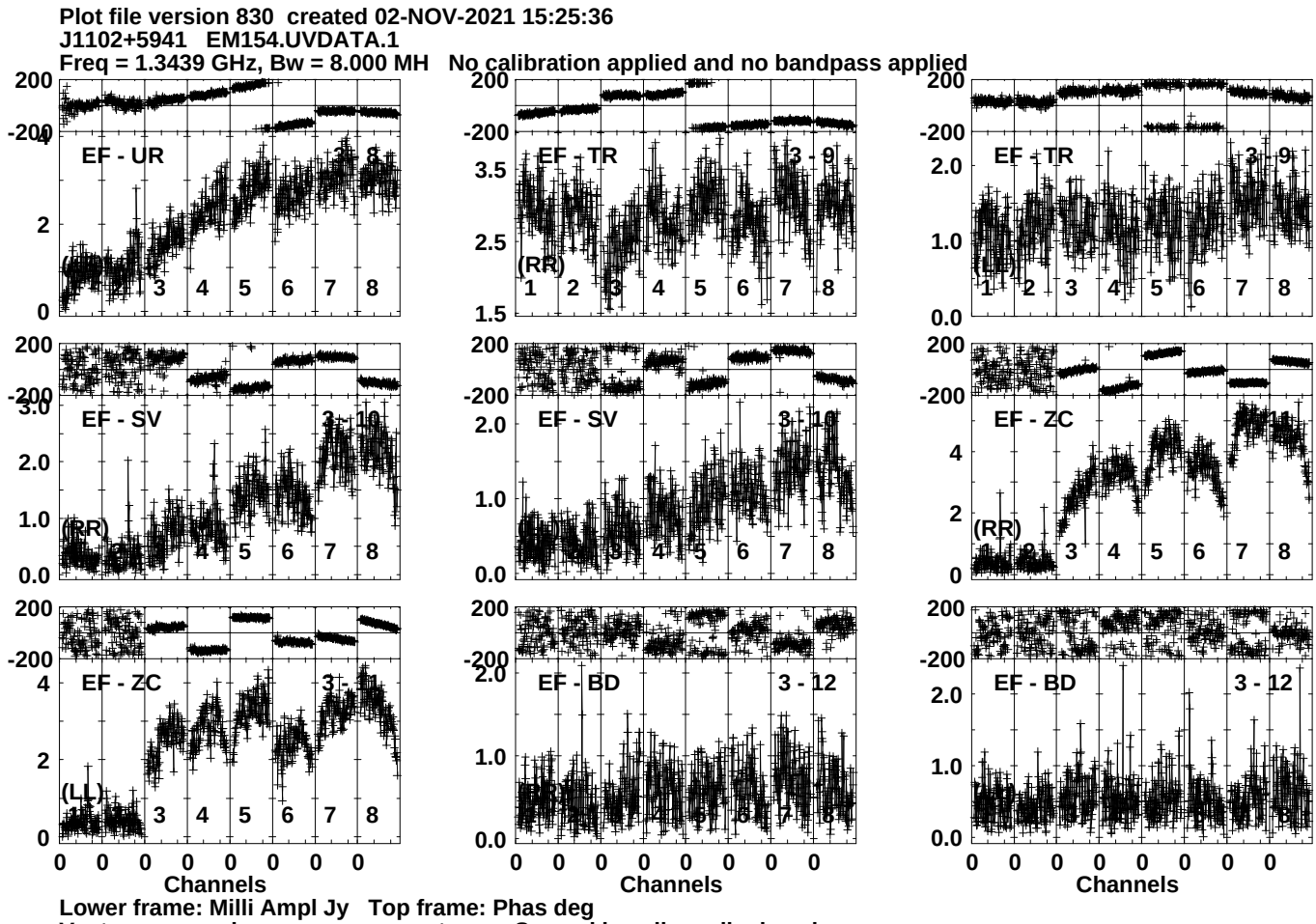
Plot file version 830 created 02-NOV-2021 15:25:36
J1102+5941 EM154.UVDATA.1
Freq = 1.3439 GHz, Bw = 8.000 MH No calibration applied and no bandpass applied
EF - UR
3 - 8
(RR)
EF - TR
3 - 9
(RR)
EF - TR
3 - 9
(LL)
EF - SV
3 - 10
(RR)
EF - SV
3 - 10
EF - ZC
(RR)
EF - ZC
3
(LL)
EF - BD
3 - 12
EF - BD
3 - 12
Channels
Channels
Channels
Lower frame: Milli Ampl Jy Top frame: Phas deg
Vector averaged cross-power spectrum Several baselines displayed
Timerange: 00/22:07:31 to 00/22:08:59

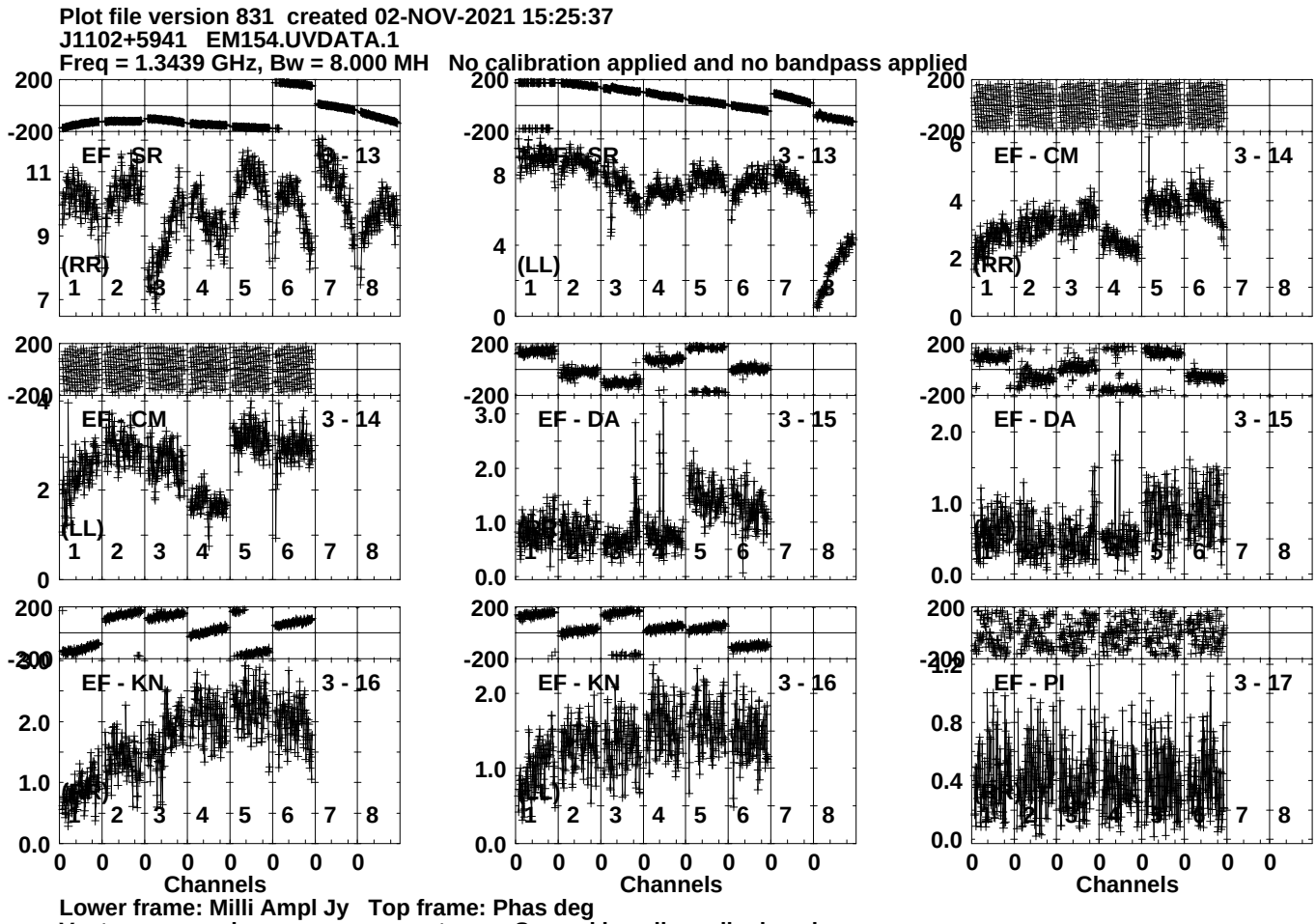
Plot file version 831 created 02-NOV-2021 15:25:37
J1102+5941 EM154.UVDATA.1
Freq = 1.3439 GHz, Bw = 8.000 MH No calibration applied and no bandpass applied
EF - SR 3 - 13
(RR)
EF - SR 3 - 13
(LL)
EF - CM 3 - 14
(RR)
EF - CM 3 - 14
(LL)
EF - DA 3 - 15
EF - DA 3 - 15
EF - KN 3 - 16
EF - KN 3 - 16
EF - PI 3 - 17
Channels
Channels
Channels
Lower frame: Milli Ampl Jy Top frame: Phas deg
Vector averaged cross-power spectrum Several baselines displayed
Timerange: 00/22:07:31 to 00/22:08:59

Plot file version 832 created 02-NOV-2021 15:25:37
J1102+5941 EM154.UVDATA.1
Freq = 1.3439 GHz, Bw = 8.000 MH No calibration applied and no bandpass applied

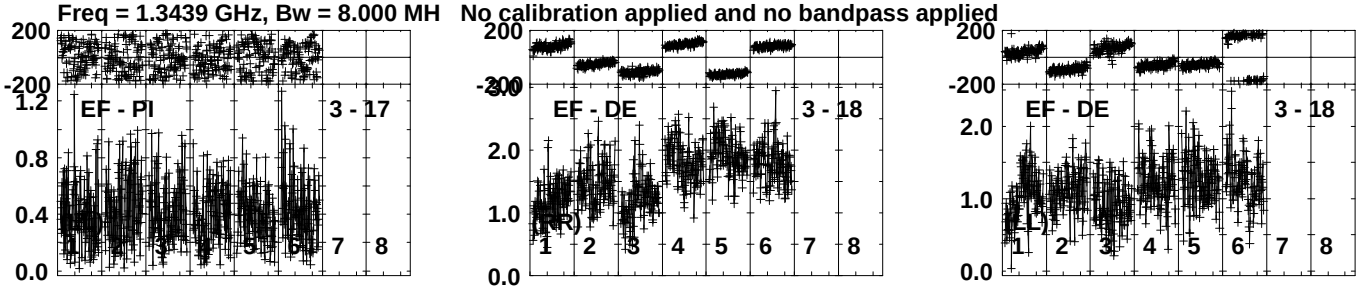

Lower frame: Milli Ampl Jy Top frame: Phas deg
Vector averaged cross-power spectrum Several baselines displayed
Timerange: 00/22:07:31 to 00/22:08:59

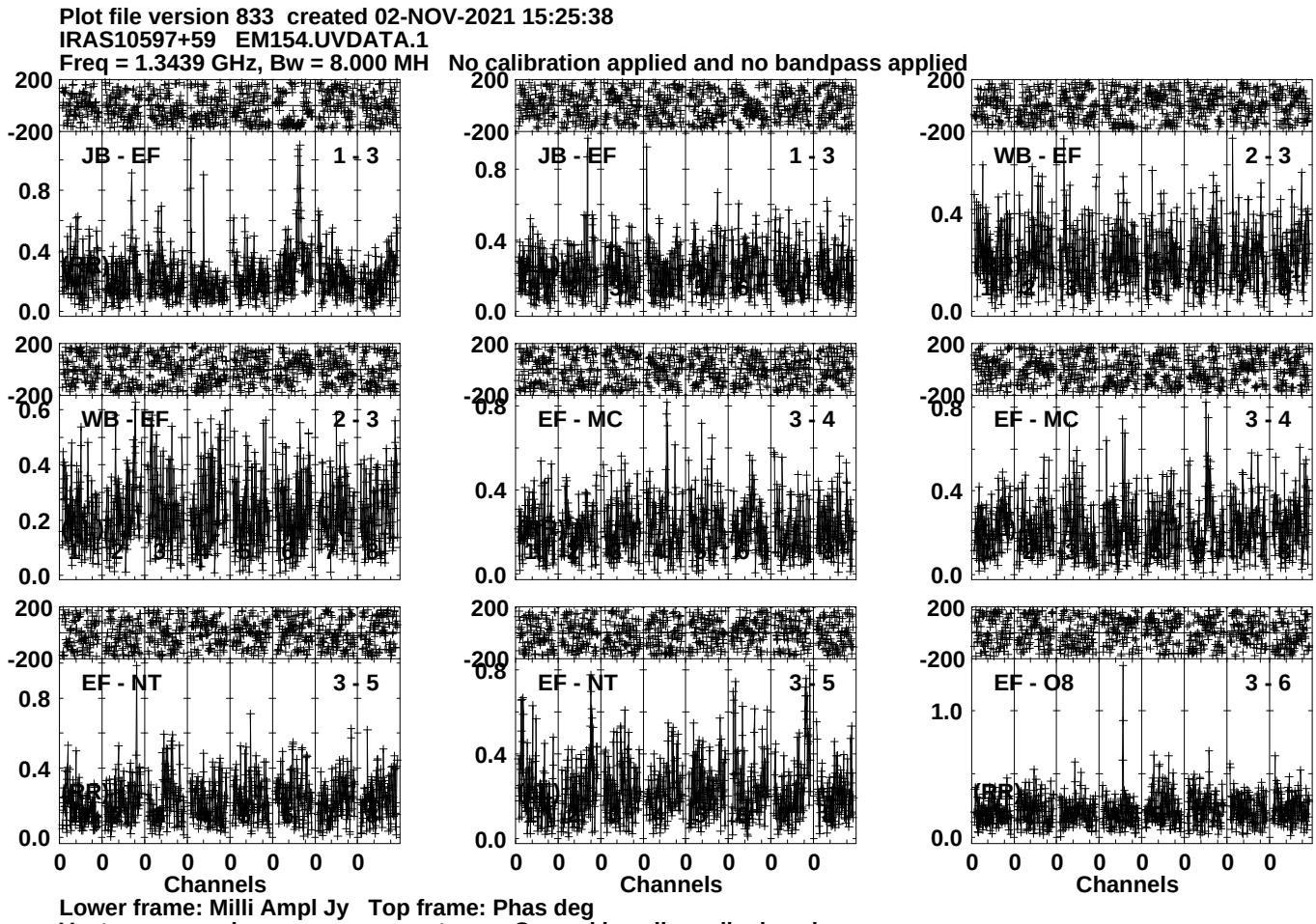
Plot file version 833 created 02-NOV-2021 15:25:38
IRAS10597+59 EM154.UVDATA.1
Freq = 1.3439 GHz, Bw = 8.000 MH No calibration applied and no bandpass applied
JB - EF 1 - 3
JB - EF 1 - 3
WB - EF 2 - 3
WB - EF 2 - 3
EF - MC 3 - 4
EF - MC 3 - 4
EF - NT 3 - 5
EF - NT 3 - 5
EF - O8 3 - 6
Channels
Channels
Channels
Lower frame: Milli Ampl Jy Top frame: Phas deg
Vector averaged cross-power spectrum Several baselines displayed
Timerange: 00/22:09:01 to 00/22:12:29

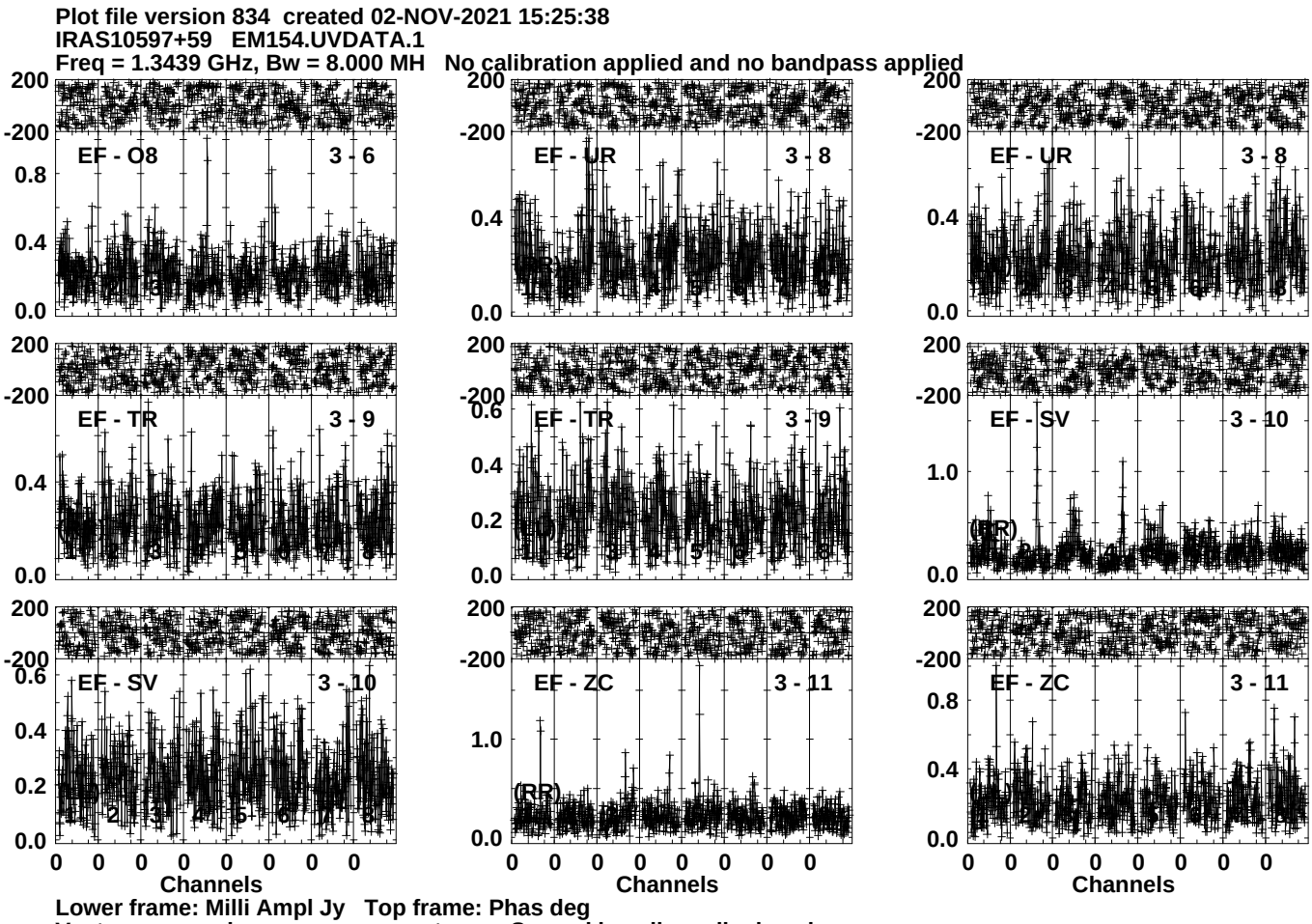
Plot file version 834 created 02-NOV-2021 15:25:38
IRAS10597+59 EM154.UVDATA.1
Freq = 1.3439 GHz, Bw = 8.000 MH No calibration applied and no bandpass applied
EF - O8 3 - 6
EF - UR 3 - 8
EF - UR 3 - 8
EF - TR 3 - 9
EF - TR 3 - 9
EF - SV 3 - 10
(RR)
EF - SV 3 - 10
EF - ZC 3 - 11
(RR)
EF - ZC 3 - 11
Channels
Channels
Channels
Lower frame: Milli Ampl Jy Top frame: Phas deg
Vector averaged cross-power spectrum Several baselines displayed
Timerange: 00/22:09:01 to 00/22:12:29

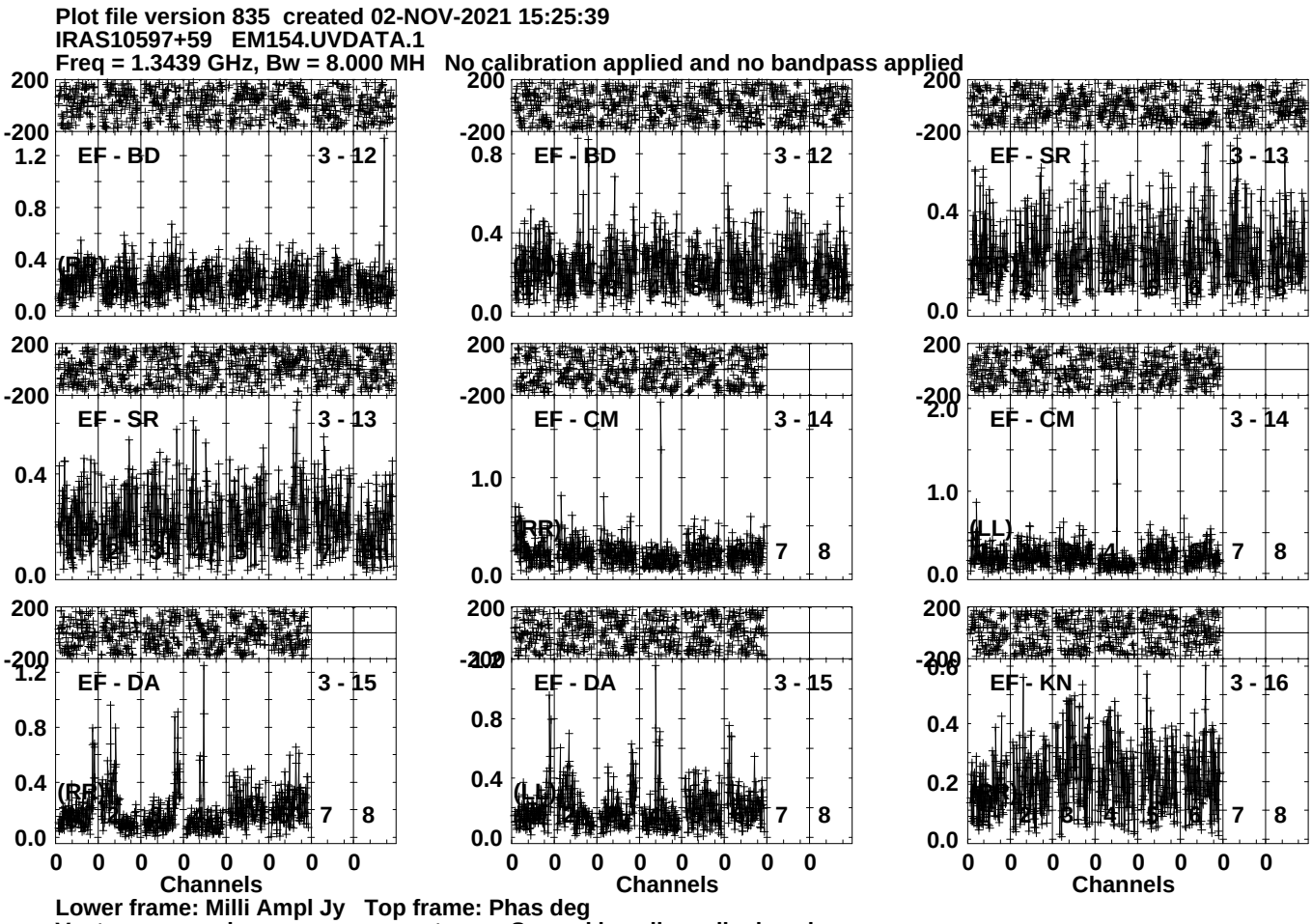
Plot file version 835 created 02-NOV-2021 15:25:39
IRAS10597+59 EM154.UVDATA.1
Freq = 1.3439 GHz, Bw = 8.000 MH No calibration applied and no bandpass applied
EF - BD 3 - 12
EF - BD 3 - 12
EF - SR 3 - 13
EF - SR 3 - 13
EF - CM 3 - 14
EF - CM 3 - 14
EF - DA 3 - 15
EF - DA 3 - 15
EF - KN 3 - 16
Channels
Channels
Channels
Lower frame: Milli Ampl Jy Top frame: Phas deg
Vector averaged cross-power spectrum Several baselines displayed
Timerange: 00/22:09:01 to 00/22:12:29

Plot file version 836 created 02-NOV-2021 15:25:39
IRAS10597+59 EM154.UVDATA.1
Freq = 1.3439 GHz, Bw = 8.000 MH No calibration applied and no bandpass applied

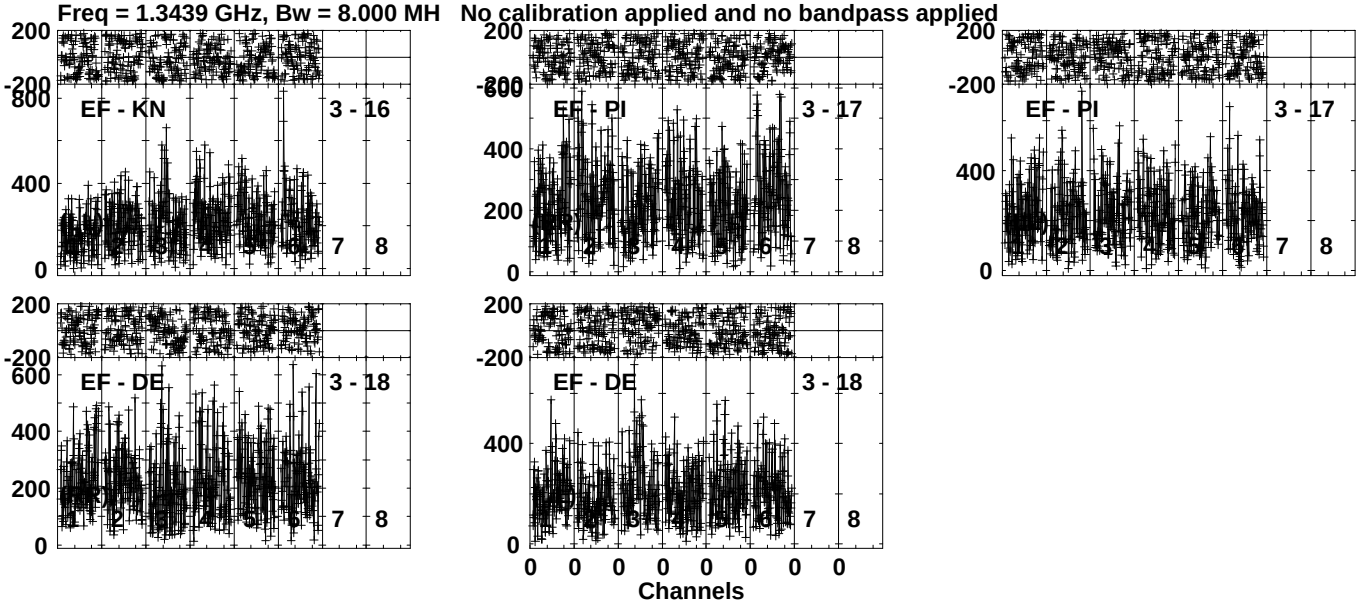

Lower frame: Micro Ampl Jy Top frame: Phas deg
Vector averaged cross-power spectrum Several baselines displayed
Timerange: 00/22:09:01 to 00/22:12:29

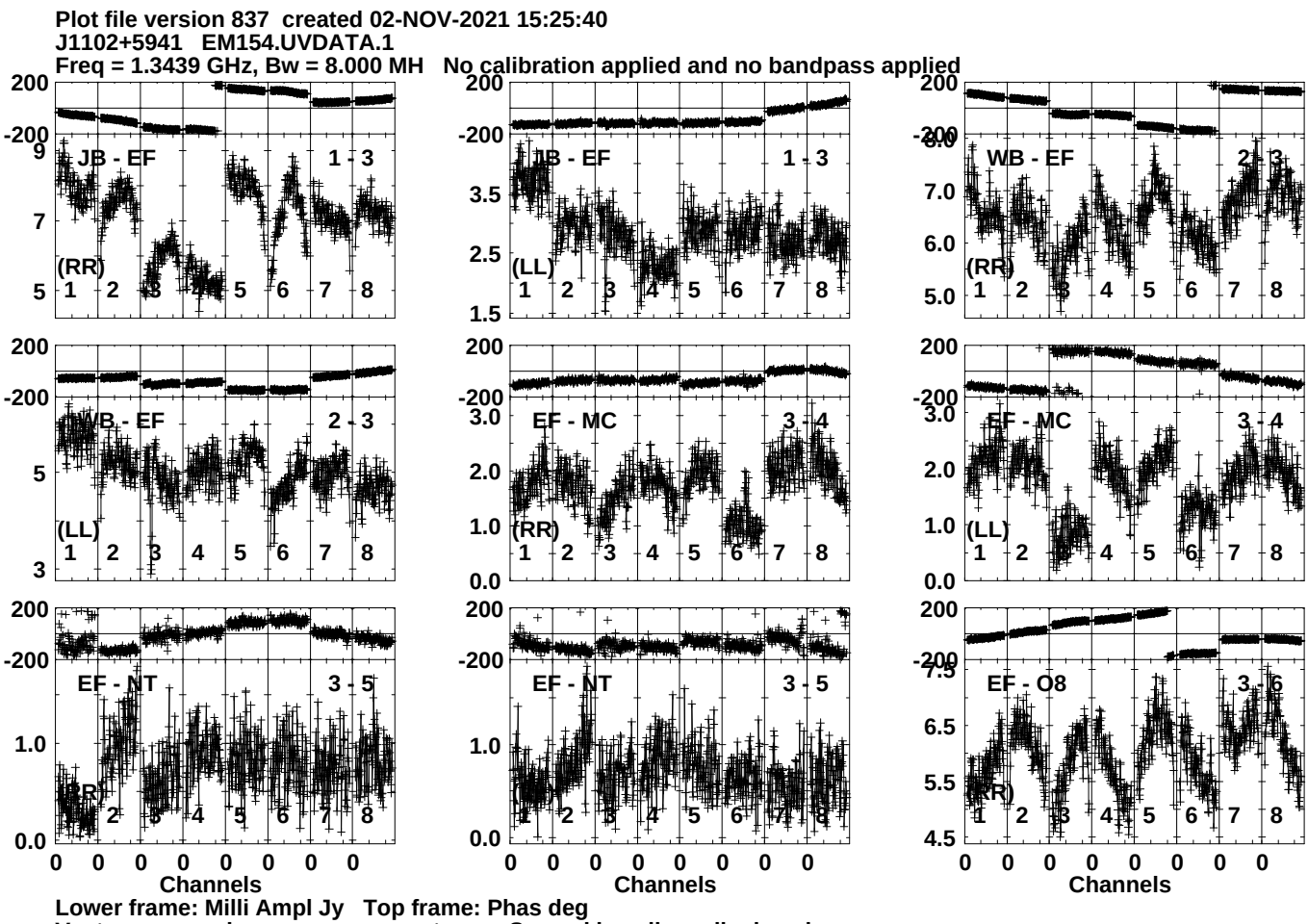
Plot file version 837 created 02-NOV-2021 15:25:40
J1102+5941 EM154.UVDATA.1
Freq = 1.3439 GHz, Bw = 8.000 MH No calibration applied and no bandpass applied
JB - EF 1 - 3
(RR)
JB - EF 1 - 3
(LL)
WB - EF 2 - 3
(RR)
WB - EF 2 - 3
(LL)
EF - MC 3 - 4
(RR)
EF - MC 3 - 4
(LL)
EF - NT 3 - 5
(RR)
EF - NT 3 - 5
(LL)
EF - O8 3 - 6
(RR)
Channels
Channels
Channels
Lower frame: Milli Ampl Jy Top frame: Phas deg
Vector averaged cross-power spectrum Several baselines displayed
Timerange: 00/22:13:01 to 00/22:14:29

Plot file version 838 created 02-NOV-2021 15:25:40
J1102+5941 EM154.UVDATA.1
Freq = 1.3439 GHz, Bw = 8.000 MH No calibration applied and no bandpass applied

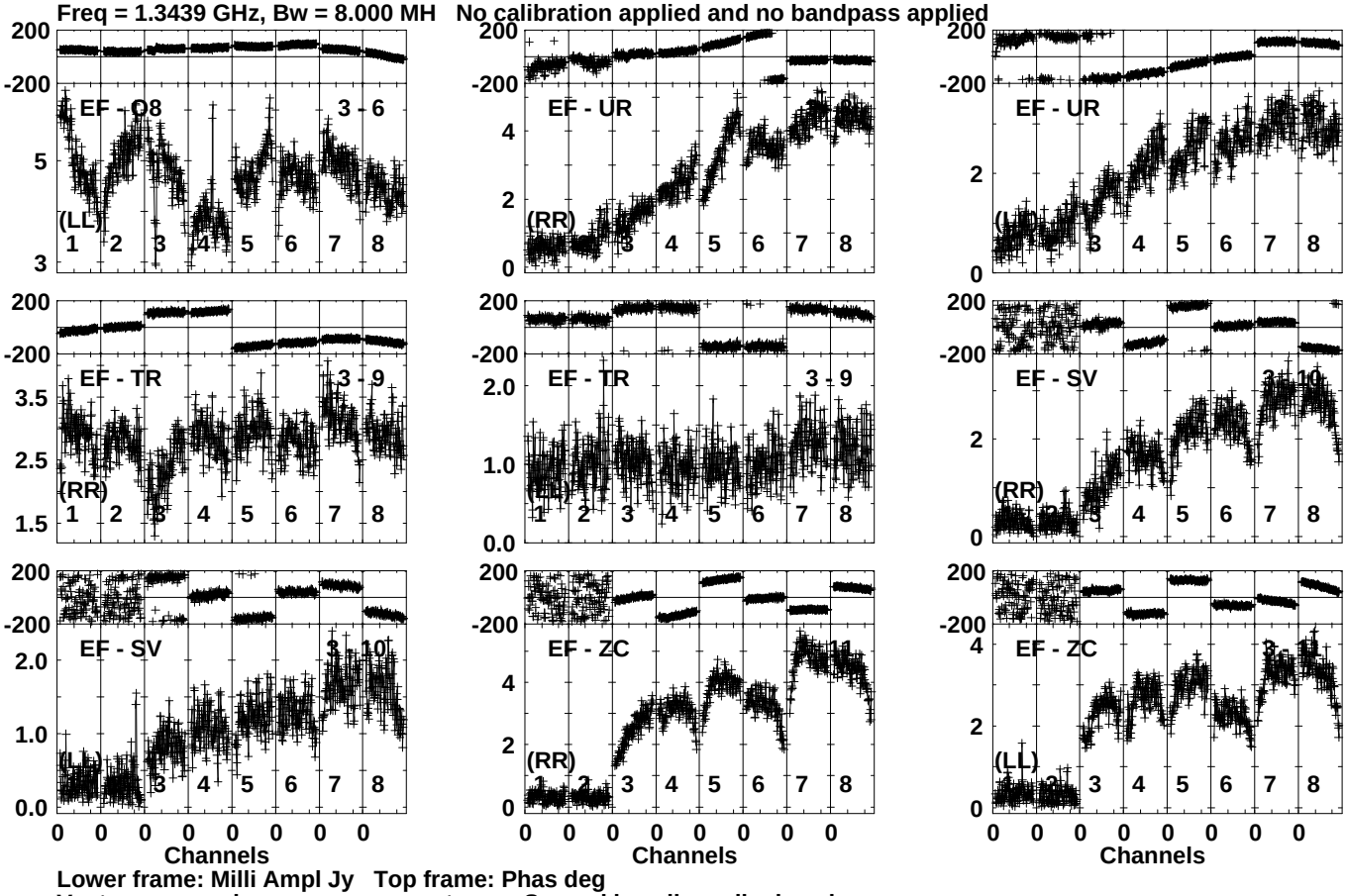

Lower frame: Milli Ampl Jy Top frame: Phas deg
Vector averaged cross-power spectrum Several baselines displayed
Timerange: 00/22:13:01 to 00/22:14:29

Plot file version 839 created 02-NOV-2021 15:25:41
J1102+5941 EM154.UVDATA.1
Freq = 1.3439 GHz, Bw = 8.000 MH No calibration applied and no bandpass applied

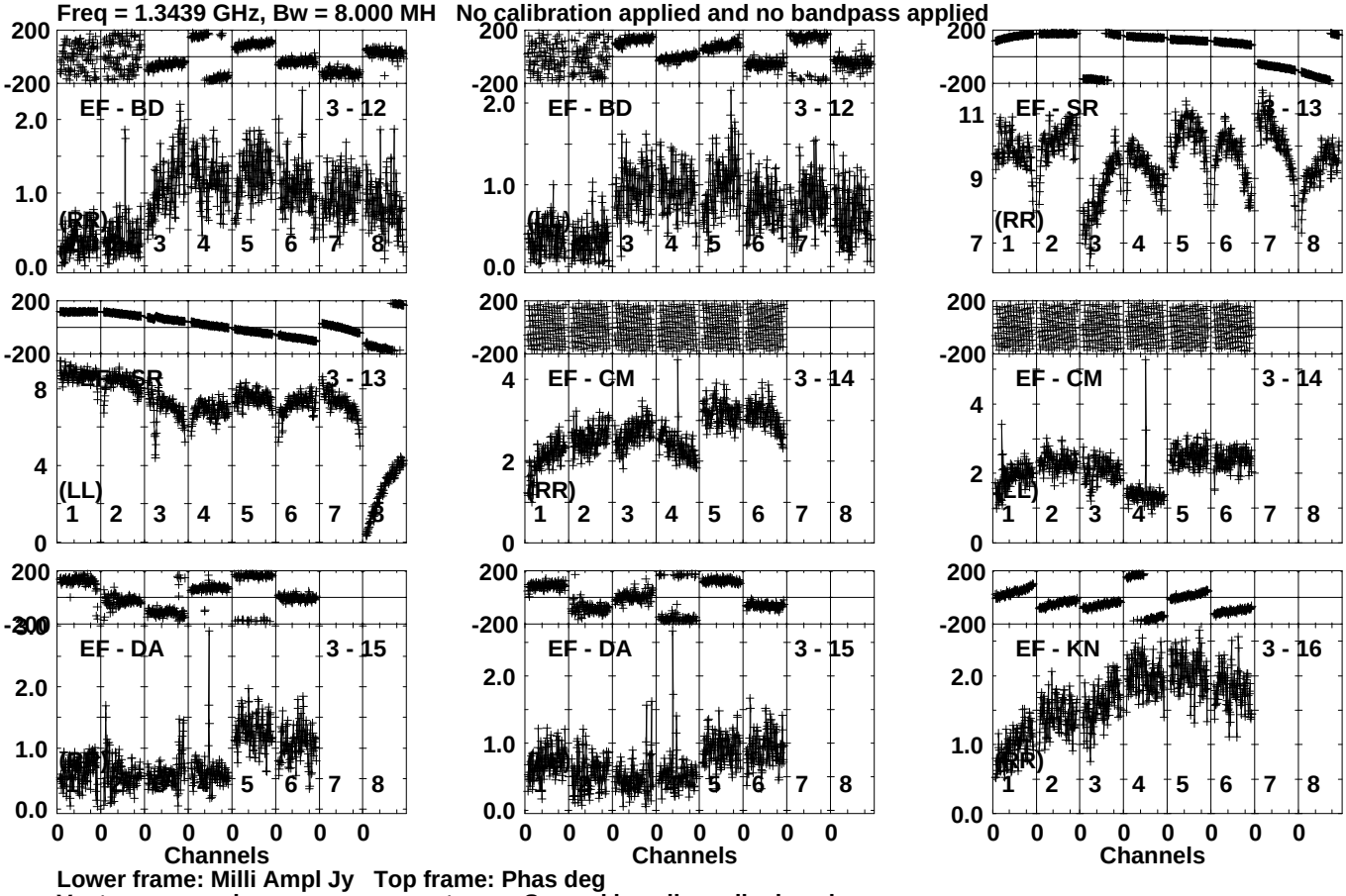

Lower frame: Milli Ampl Jy Top frame: Phas deg
Vector averaged cross-power spectrum Several baselines displayed
Timerange: 00/22:13:01 to 00/22:14:29

Plot file version 840 created 02-NOV-2021 15:25:42
J1102+5941 EM154.UVDATA.1
Freq = 1.3439 GHz, Bw = 8.000 MH No calibration applied and no bandpass applied

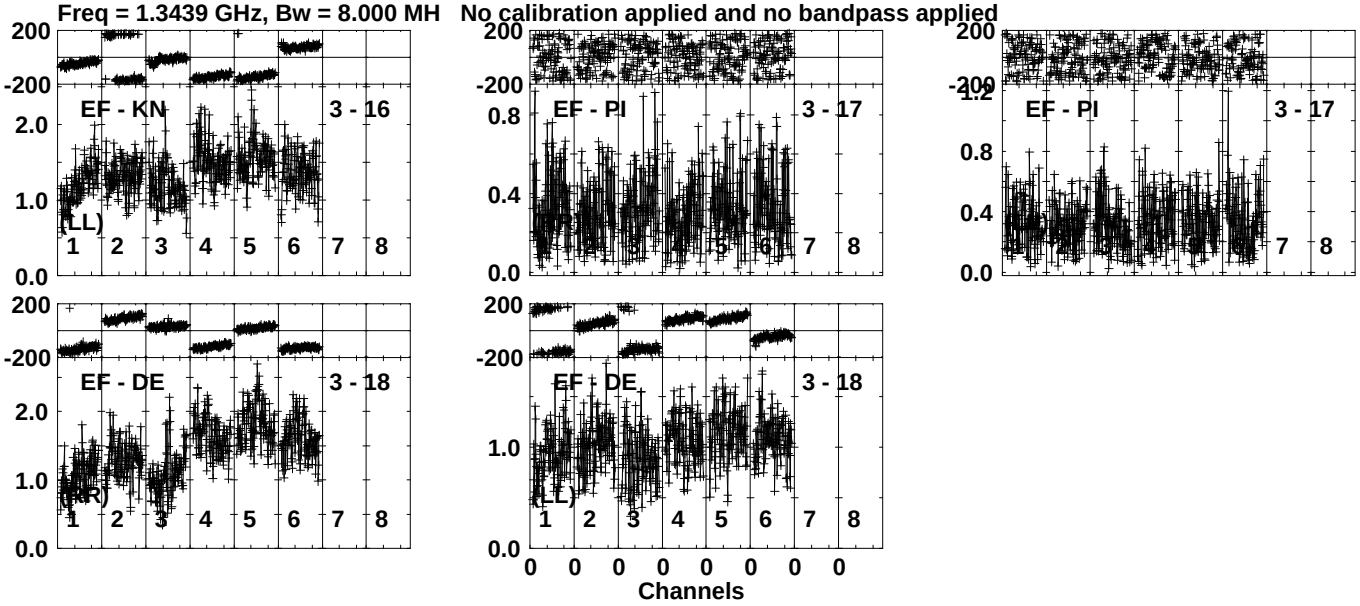

Lower frame: Milli Ampl Jy Top frame: Phas deg
Vector averaged cross-power spectrum Several baselines displayed
Timerange: 00/22:13:01 to 00/22:14:29

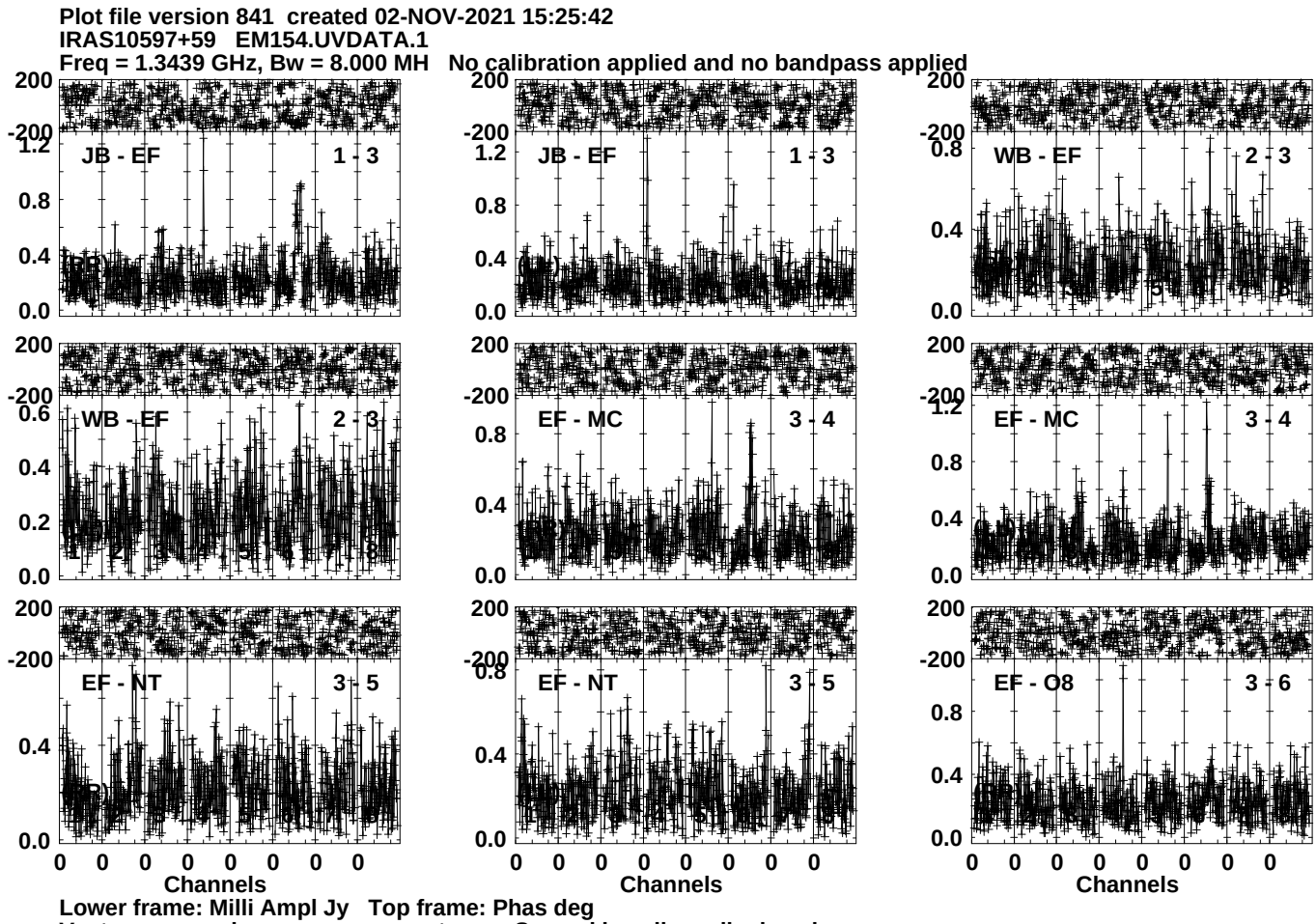
Plot file version 841 created 02-NOV-2021 15:25:42
IRAS10597+59 EM154.UVDATA.1
Freq = 1.3439 GHz, Bw = 8.000 MH No calibration applied and no bandpass applied
JB - EF 1 - 3
JB - EF 1 - 3
WB - EF 2 - 3
WB - EF 2 - 3
EF - MC 3 - 4
EF - MC 3 - 4
EF - NT 3 - 5
EF - NT 3 - 5
EF - O8 3 - 6
Channels
Channels
Channels
Lower frame: Milli Ampl Jy Top frame: Phas deg
Vector averaged cross-power spectrum Several baselines displayed
Timerange: 00/22:14:31 to 00/22:17:59

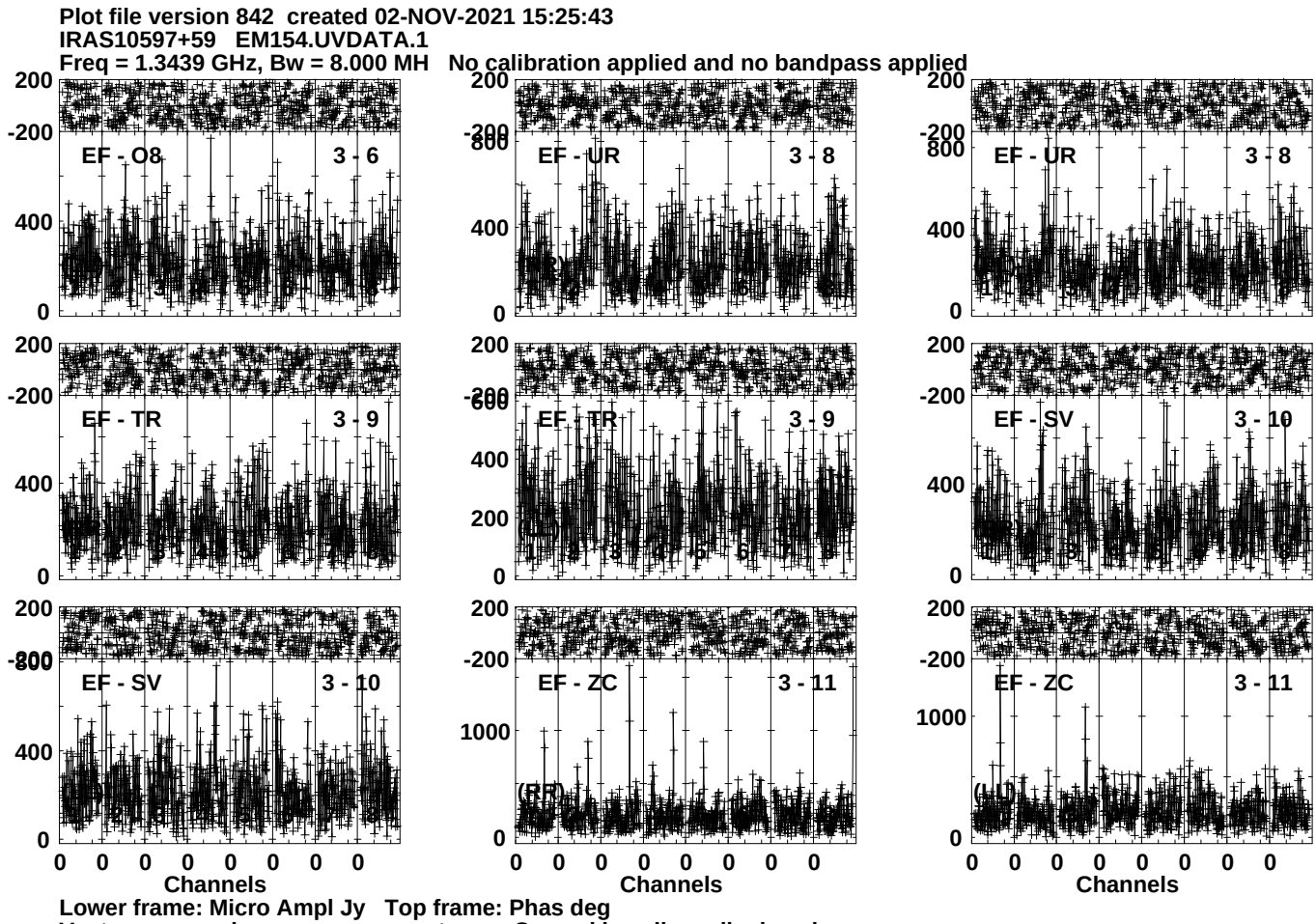
Plot file version 842 created 02-NOV-2021 15:25:43
IRAS10597+59 EM154.UVDATA.1
Freq = 1.3439 GHz, Bw = 8.000 MH No calibration applied and no bandpass applied
EF - O8 3 - 6
EF - UR 3 - 8
EF - UR 3 - 8
EF - TR 3 - 9
EF - TR 3 - 9
EF - SV 3 - 10
EF - SV 3 - 10
EF - ZC 3 - 11
EF - ZC 3 - 11
Channels
Channels
Channels
Lower frame: Micro Ampl Jy Top frame: Phas deg
Vector averaged cross-power spectrum Several baselines displayed
Timerange: 00/22:14:31 to 00/22:17:59

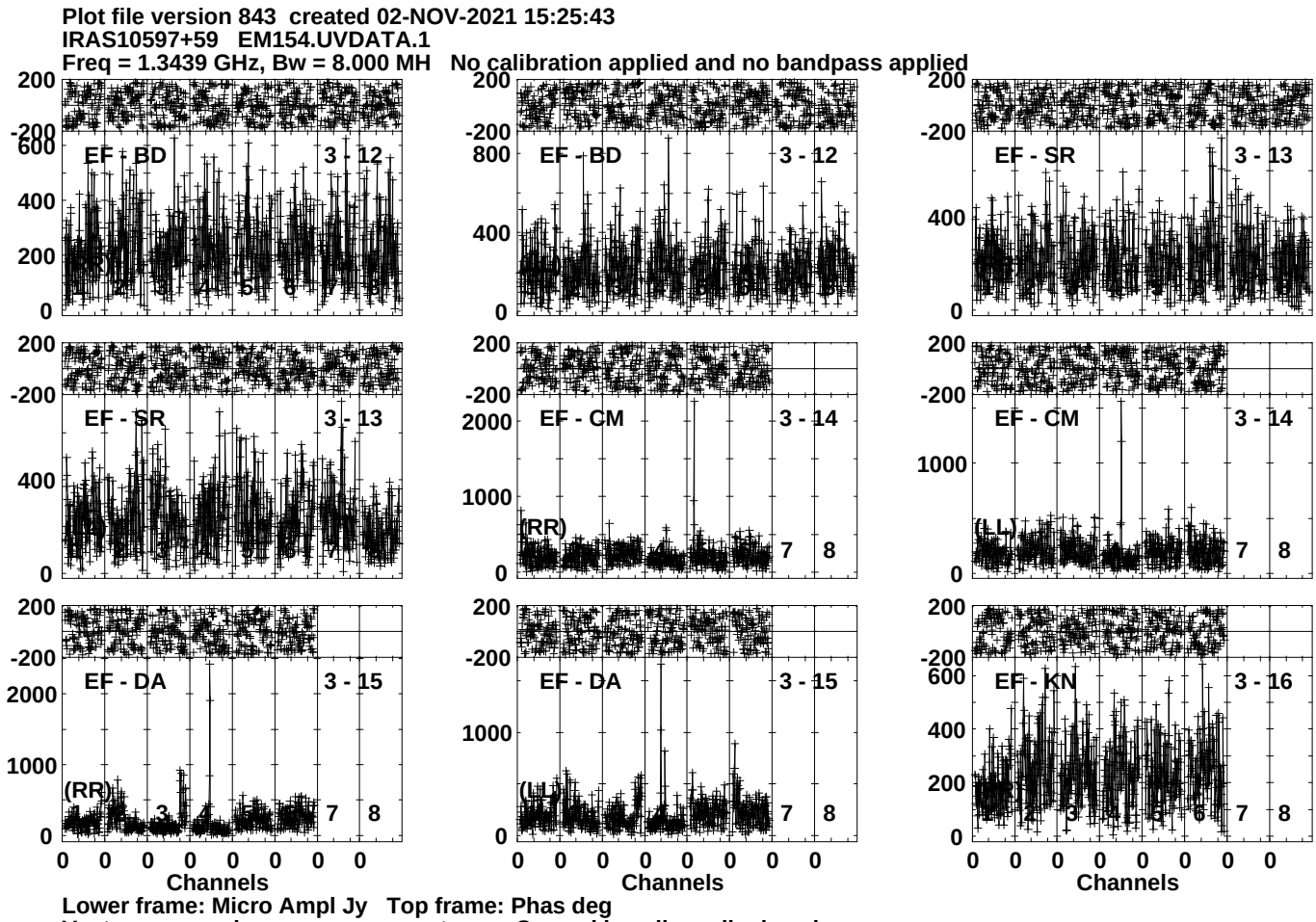
Plot file version 843 created 02-NOV-2021 15:25:43
IRAS10597+59 EM154.UVDATA.1
Freq = 1.3439 GHz, Bw = 8.000 MH No calibration applied and no bandpass applied
EF - BD 3 - 12
EF - BD 3 - 12
EF - SR 3 - 13
EF - SR 3 - 13
EF - CM 3 - 14
EF - CM 3 - 14
(RR)
(LL)
EF - DA 3 - 15
EF - DA 3 - 15
EF - KN 3 - 16
(RR)
(LL)
Channels
Channels
Channels
Lower frame: Micro Ampl Jy Top frame: Phas deg
Vector averaged cross-power spectrum Several baselines displayed
Timerange: 00/22:14:31 to 00/22:17:59

Plot file version 844 created 02-NOV-2021 15:25:44
IRAS10597+59 EM154.UVDATA.1
Freq = 1.3439 GHz, Bw = 8.000 MH No calibration applied and no bandpass applied

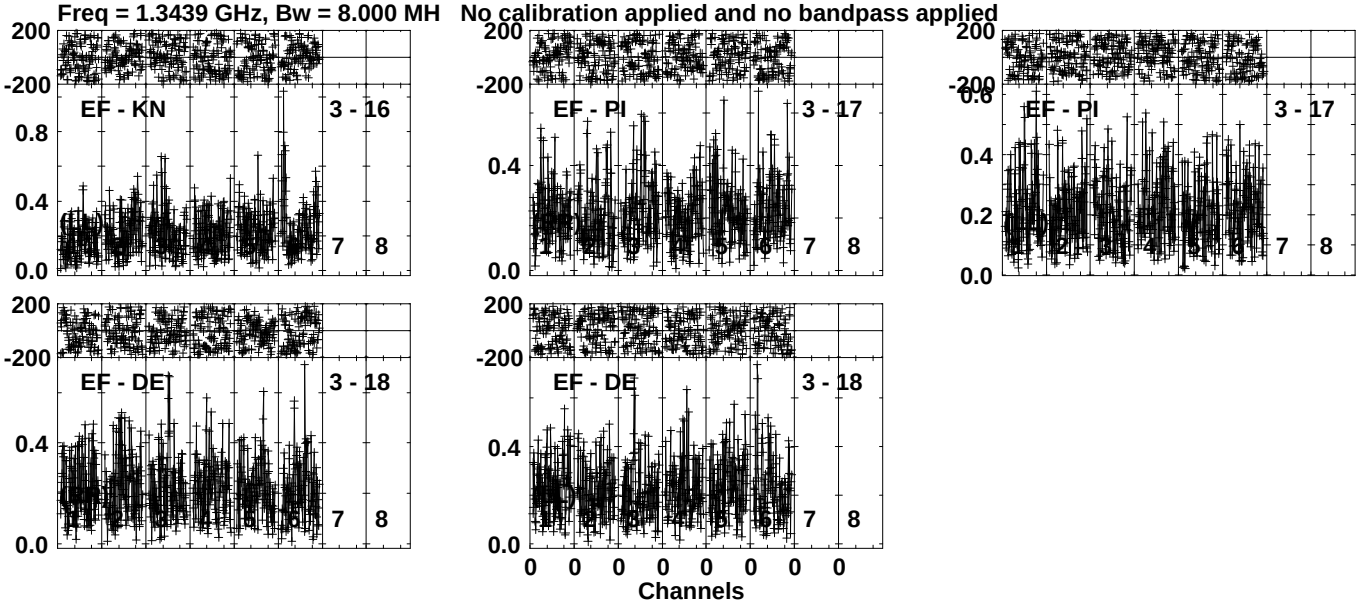

Lower frame: Milli Ampl Jy Top frame: Phas deg
Vector averaged cross-power spectrum Several baselines displayed
Timerange: 00/22:14:31 to 00/22:17:59

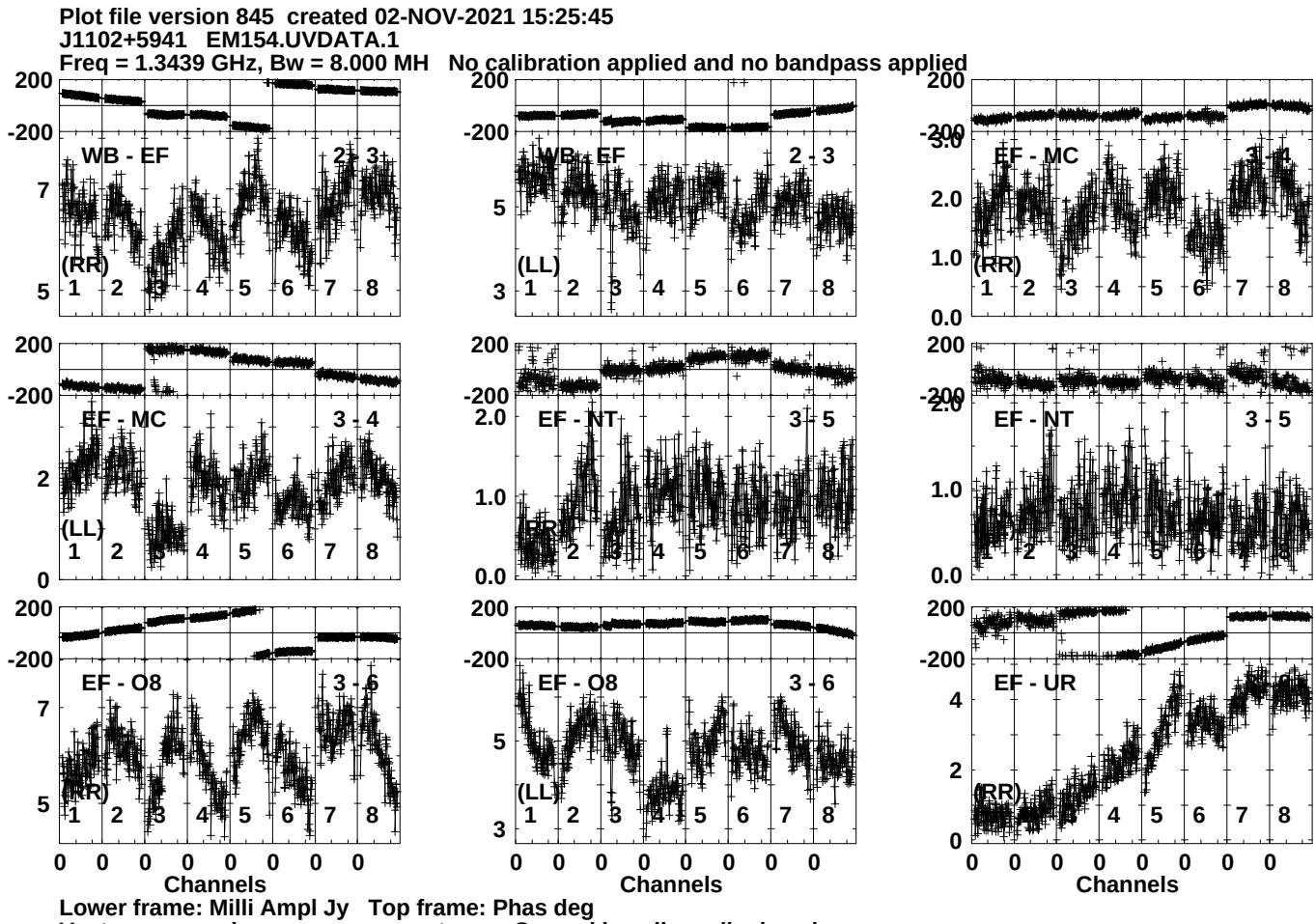
Plot file version 845 created 02-NOV-2021 15:25:45
J1102+5941 EM154.UVDATA.1
Freq = 1.3439 GHz, Bw = 8.000 MH No calibration applied and no bandpass applied
WB - EF 2 - 3
(RR)
WB - EF 2 - 3
(LL)
EF - MC 3 - 4
(RR)
EF - MC 3 - 4
(LL)
EF - NT 3 - 5
(RR)
EF - NT 3 - 5
(LL)
EF - O8 3 - 6
(RR)
EF - O8 3 - 6
(LL)
EF - UR
(RR)
Channels
Channels
Channels
Lower frame: Milli Ampl Jy Top frame: Phas deg
Vector averaged cross-power spectrum Several baselines displayed
Timerange: 00/22:18:01 to 00/22:19:29

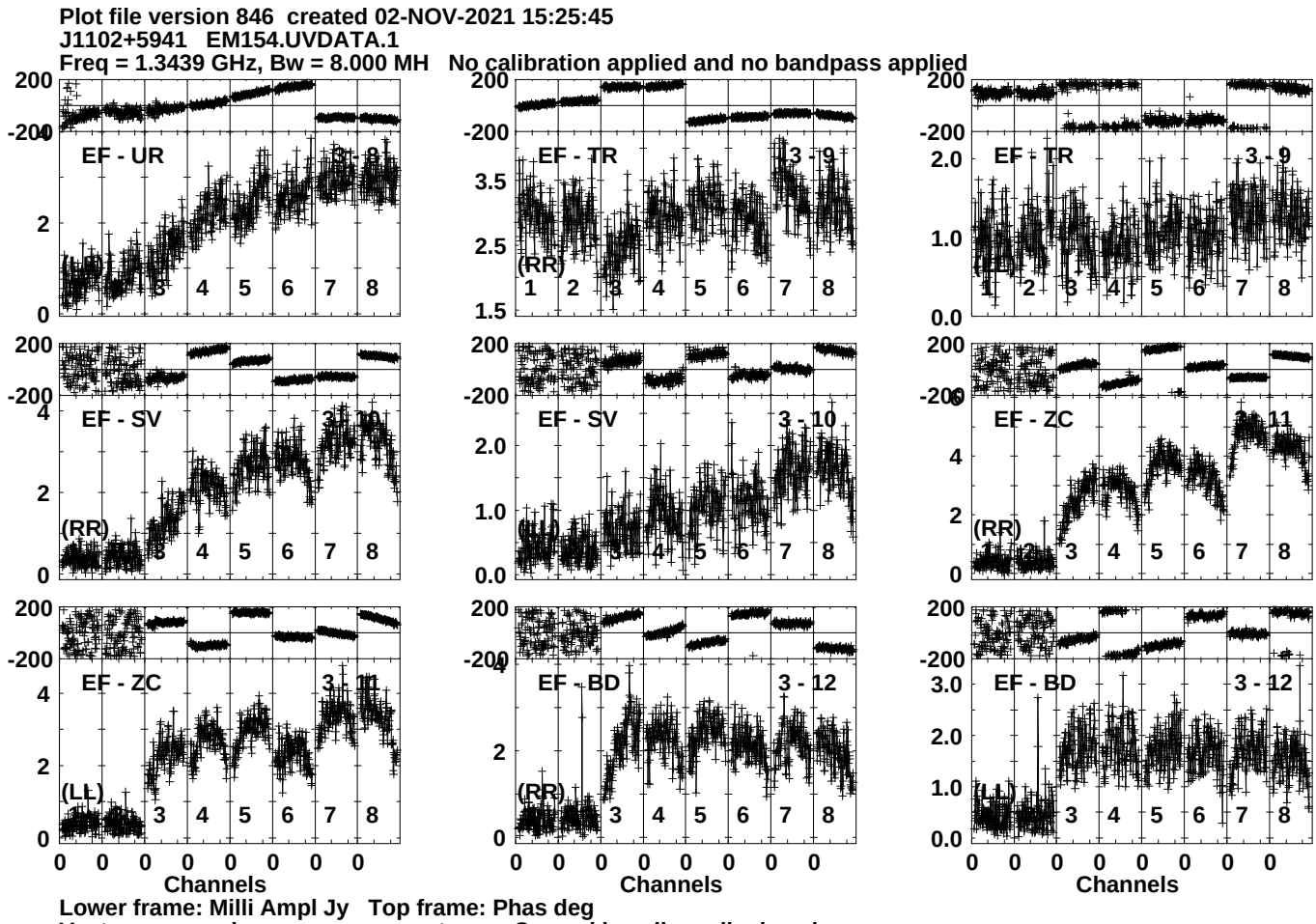
Plot file version 846 created 02-NOV-2021 15:25:45
J1102+5941 EM154.UVDATA.1
Freq = 1.3439 GHz, Bw = 8.000 MH No calibration applied and no bandpass applied
EF - UR 3 - 8
EF - TR 3 - 9
EF - SV 3 - 10
EF - ZC 3 - 11
EF - BD 3 - 12
(RR)
(LL)
Channels
Lower frame: Milli Ampl Jy Top frame: Phas deg
Vector averaged cross-power spectrum Several baselines displayed
Timerange: 00/22:18:01 to 00/22:19:29

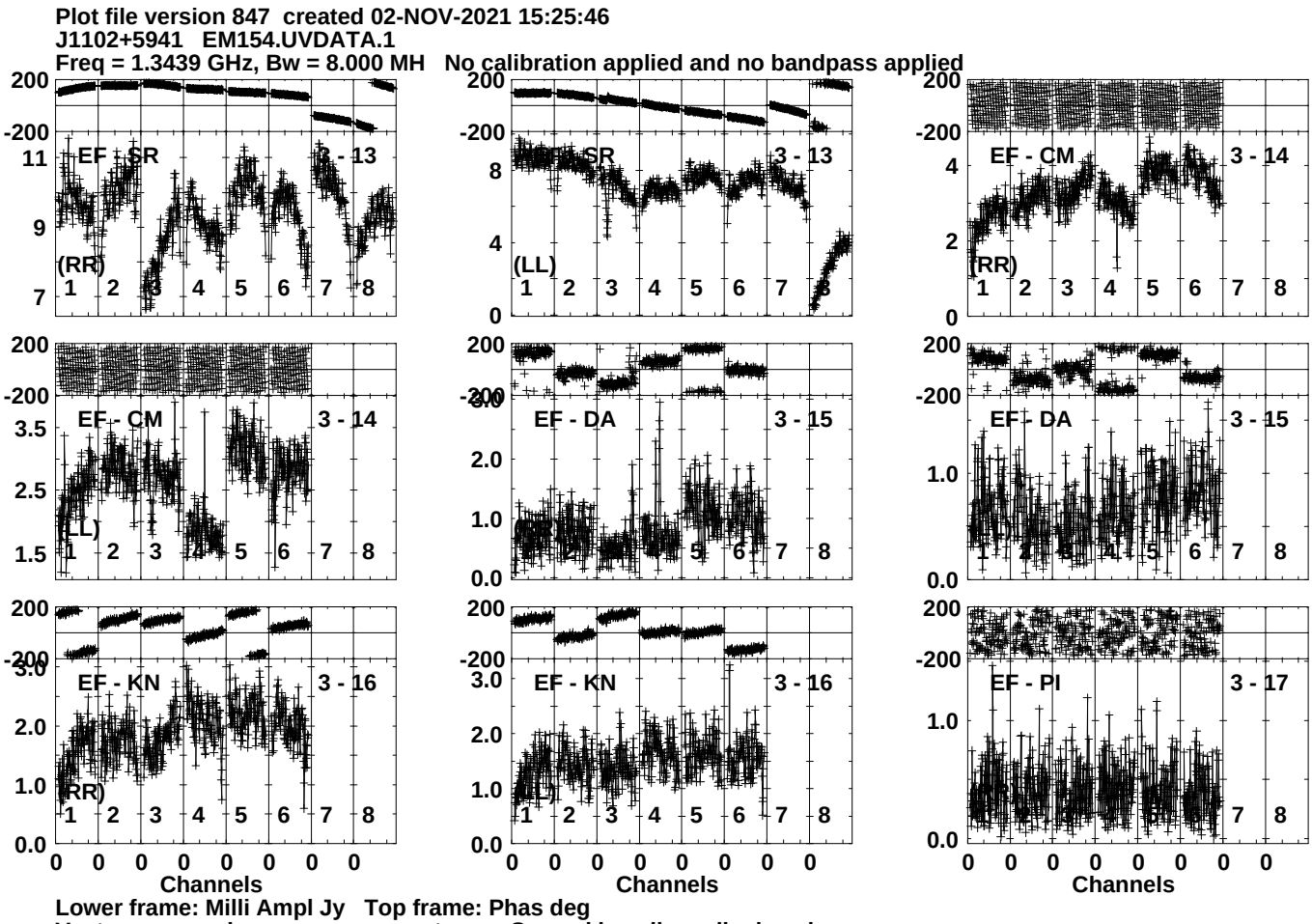
Plot file version 847 created 02-NOV-2021 15:25:46
J1102+5941 EM154.UVDATA.1
Freq = 1.3439 GHz, Bw = 8.000 MH No calibration applied and no bandpass applied
EF - CR 3 - 13
(RR)
EF - CR 3 - 13
(LL)
EF - CM 3 - 14
(RR)
EF - CM 3 - 14
(LL)
EF - DA 3 - 15
(RR)
EF - DA 3 - 15
(LL)
EF - KN 3 - 16
(RR)
EF - KN 3 - 16
(LL)
EF - PI 3 - 17
Channels
Channels
Channels
Lower frame: Milli Ampl Jy Top frame: Phas deg
Vector averaged cross-power spectrum Several baselines displayed
Timerange: 00/22:18:01 to 00/22:19:29

Plot file version 848 created 02-NOV-2021 15:25:46
J1102+5941 EM154.UVDATA.1
Freq = 1.3439 GHz, Bw = 8.000 MH No calibration applied and no bandpass applied

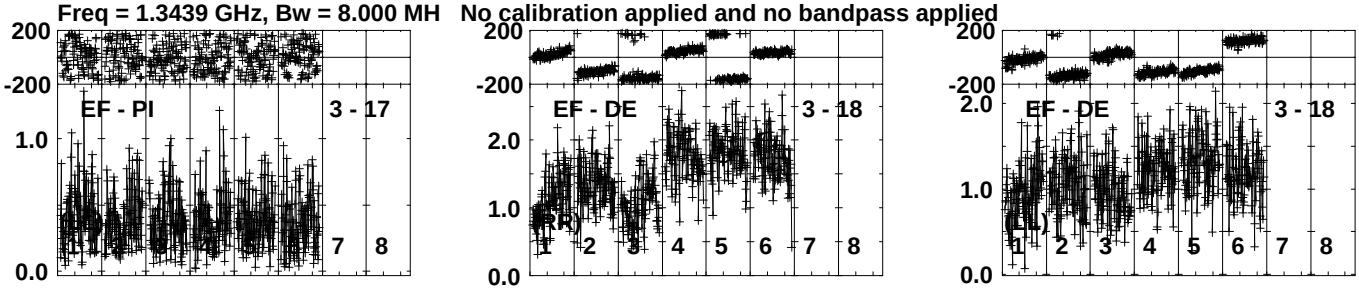

Lower frame: Milli Ampl Jy Top frame: Phas deg
Vector averaged cross-power spectrum Several baselines displayed
Timerange: 00/22:18:01 to 00/22:19:29

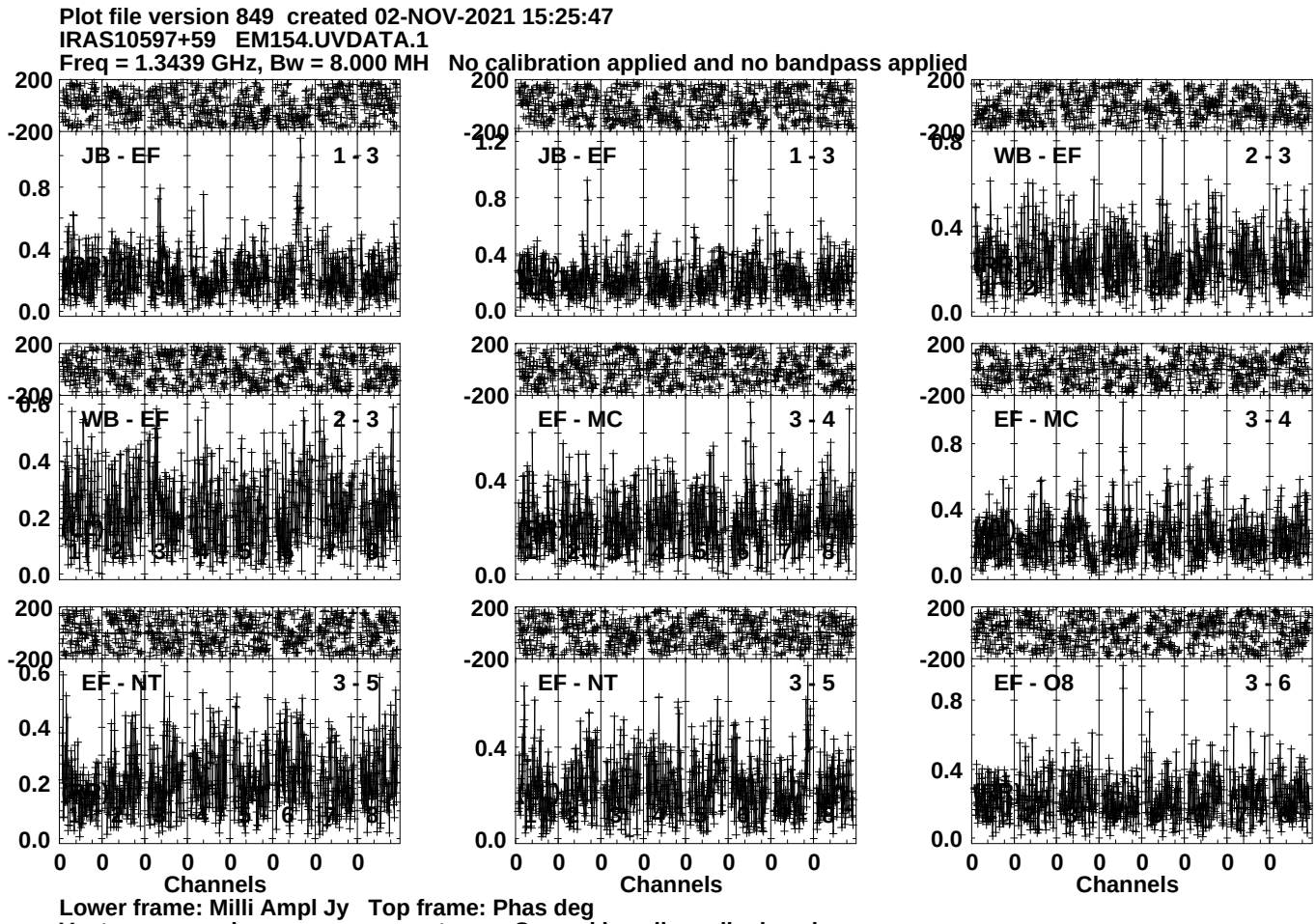
Plot file version 849 created 02-NOV-2021 15:25:47
IRAS10597+59 EM154.UVDATA.1
Freq = 1.3439 GHz, Bw = 8.000 MH No calibration applied and no bandpass applied
JB - EF 1 - 3
JB - EF 1 - 3
WB - EF 2 - 3
WB - EF 2 - 3
EF - MC 3 - 4
EF - MC 3 - 4
EF - NT 3 - 5
EF - NT 3 - 5
EF - O8 3 - 6
Channels
Channels
Channels
Lower frame: Milli Ampl Jy Top frame: Phas deg
Vector averaged cross-power spectrum Several baselines displayed
Timerange: 00/22:19:31 to 00/22:22:59

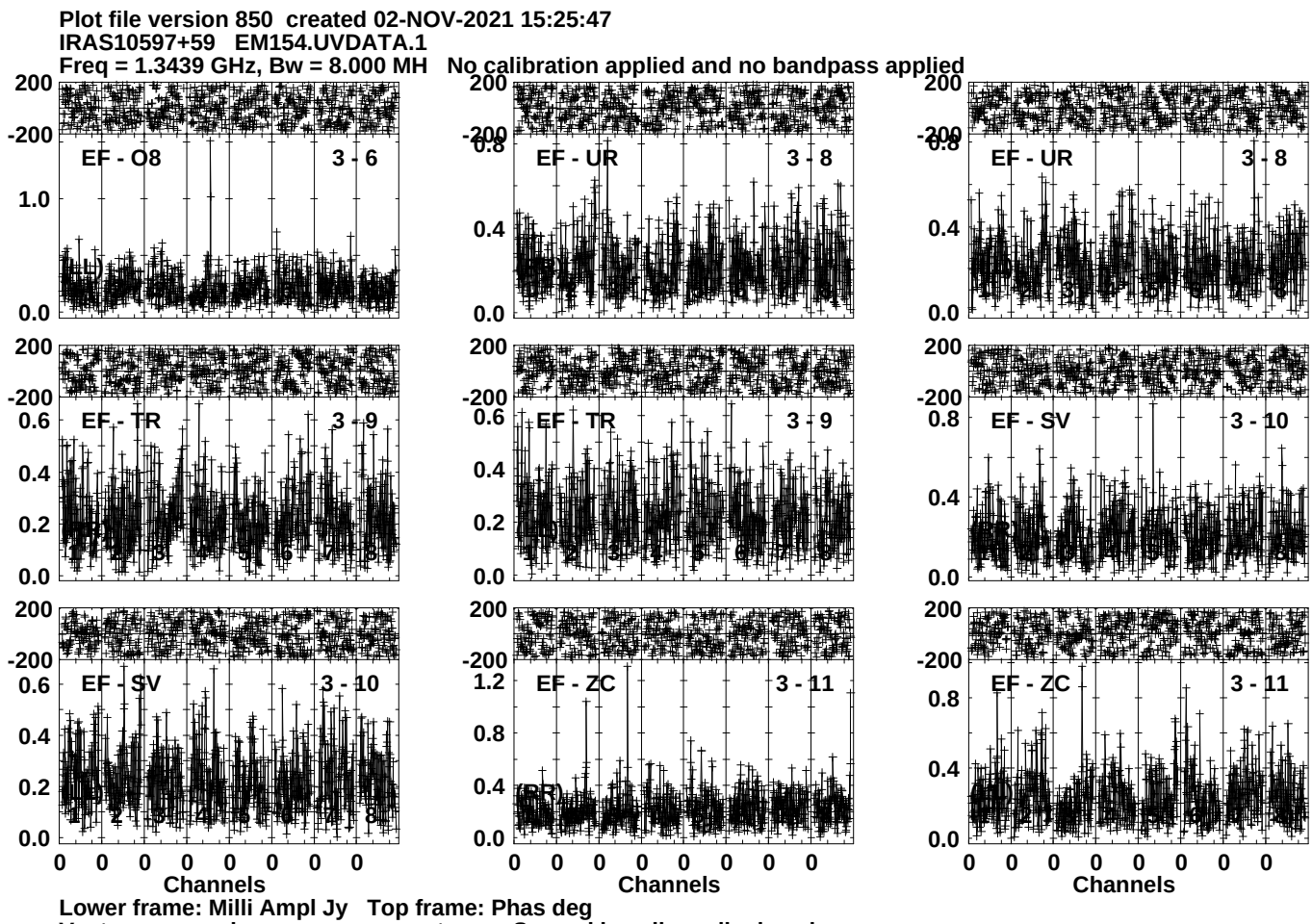
Plot file version 850 created 02-NOV-2021 15:25:47
IRAS10597+59 EM154.UVDATA.1
Freq = 1.3439 GHz, Bw = 8.000 MH No calibration applied and no bandpass applied
EF - O8 3 - 6
EF - UR 3 - 8
EF - UR 3 - 8
EF - TR 3 - 9
EF - TR 3 - 9
EF - SV 3 - 10
EF - SV 3 - 10
EF - ZC 3 - 11
EF - ZC 3 - 11
(RR)
Channels
Channels
Channels
Lower frame: Milli Ampl Jy Top frame: Phas deg
Vector averaged cross-power spectrum Several baselines displayed
Timerange: 00/22:19:31 to 00/22:22:59

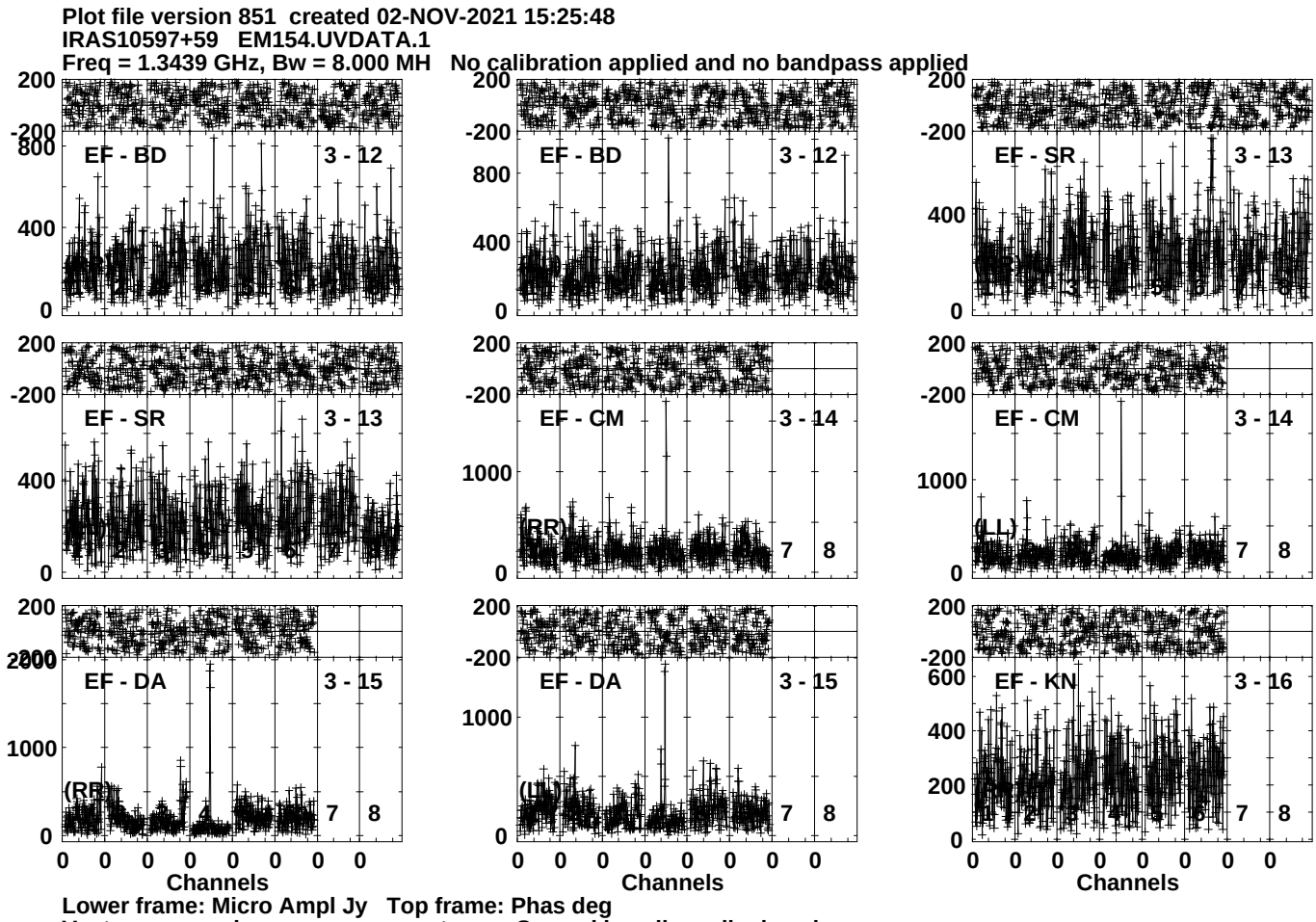
Plot file version 851 created 02-NOV-2021 15:25:48
IRAS10597+59 EM154.UVDATA.1
Freq = 1.3439 GHz, Bw = 8.000 MH No calibration applied and no bandpass applied
EF - BD 3 - 12
EF - BD 3 - 12
EF - SR 3 - 13
EF - SR 3 - 13
EF - CM 3 - 14
(RR)
EF - CM 3 - 14
(LL)
EF - DA 3 - 15
(RR)
EF - DA 3 - 15
(LL)
EF - KN 3 - 16
Channels
Channels
Channels
Lower frame: Micro Ampl Jy Top frame: Phas deg
Vector averaged cross-power spectrum Several baselines displayed
Timerange: 00/22:19:31 to 00/22:22:59

Plot file version 852 created 02-NOV-2021 15:25:49
IRAS10597+59 EM154.UVDATA.1
Freq = 1.3439 GHz, Bw = 8.000 MH No calibration applied and no bandpass applied

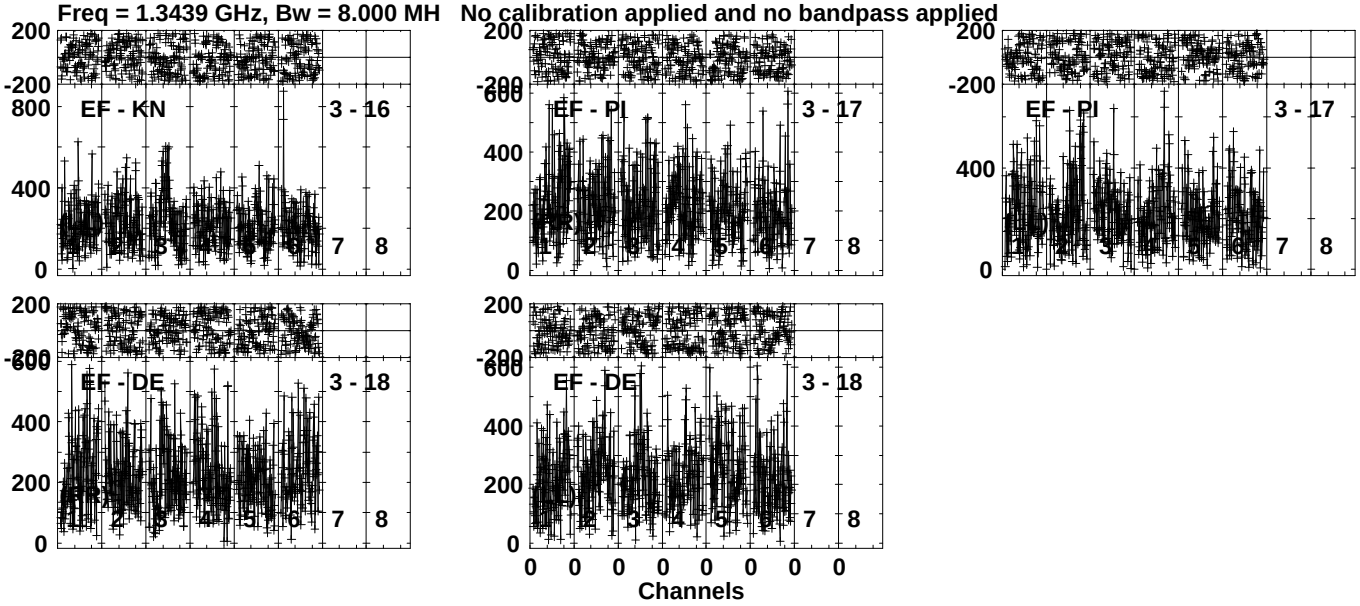

Lower frame: Micro Ampl Jy Top frame: Phas deg
Vector averaged cross-power spectrum Several baselines displayed
Timerange: 00/22:19:31 to 00/22:22:59

Plot file version 853 created 02-NOV-2021 15:25:49
J1102+5941 EM154.UVDATA.1
Freq = 1.3439 GHz, Bw = 8.000 MH No calibration applied and no bandpass applied

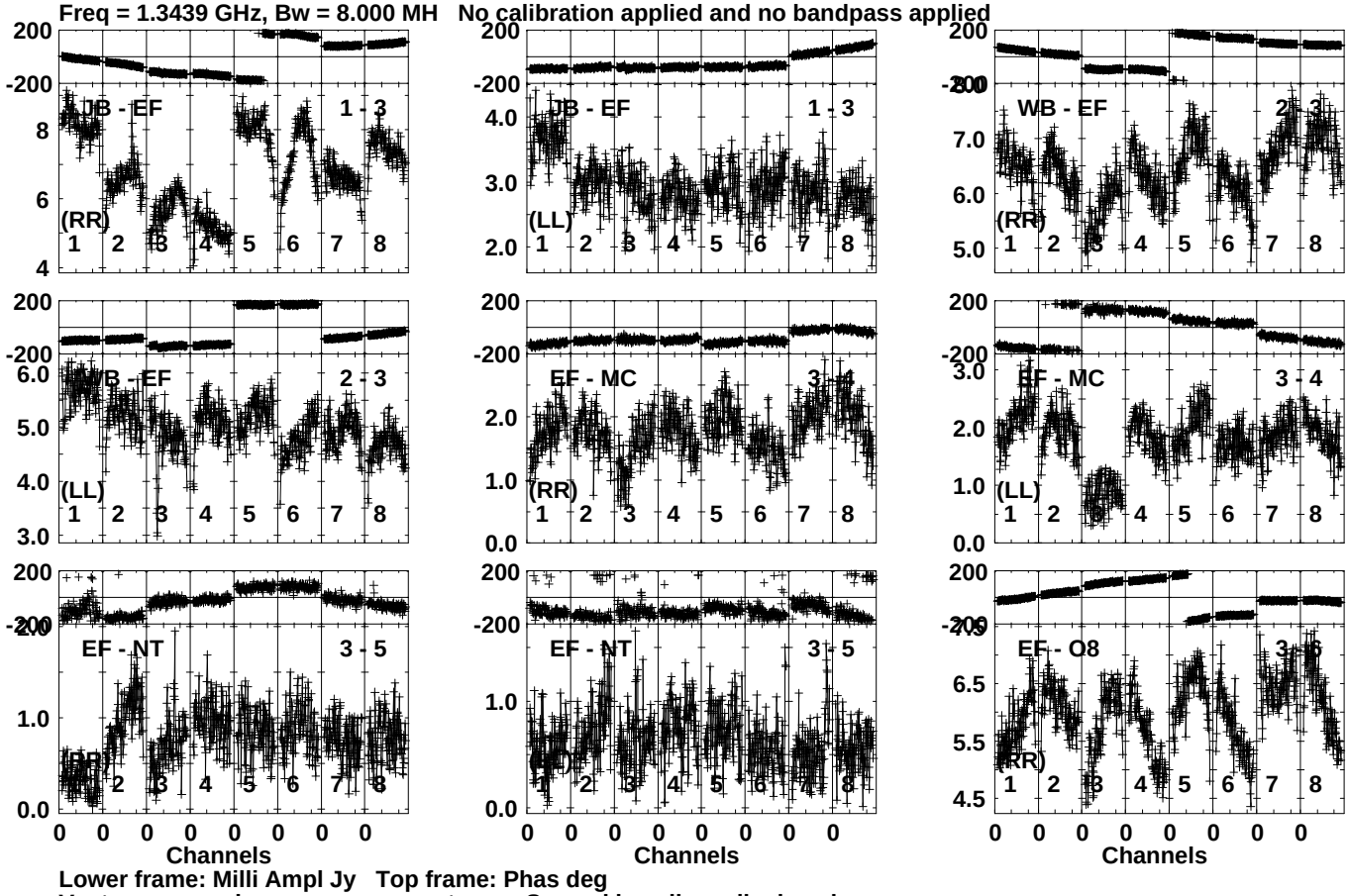

Lower frame: Milli Ampl Jy Top frame: Phas deg
Vector averaged cross-power spectrum Several baselines displayed
Timerange: 00/22:23:31 to 00/22:24:59

Plot file version 854 created 02-NOV-2021 15:25:50
J1102+5941 EM154.UVDATA.1
Freq = 1.3439 GHz, Bw = 8.000 MH No calibration applied and no bandpass applied

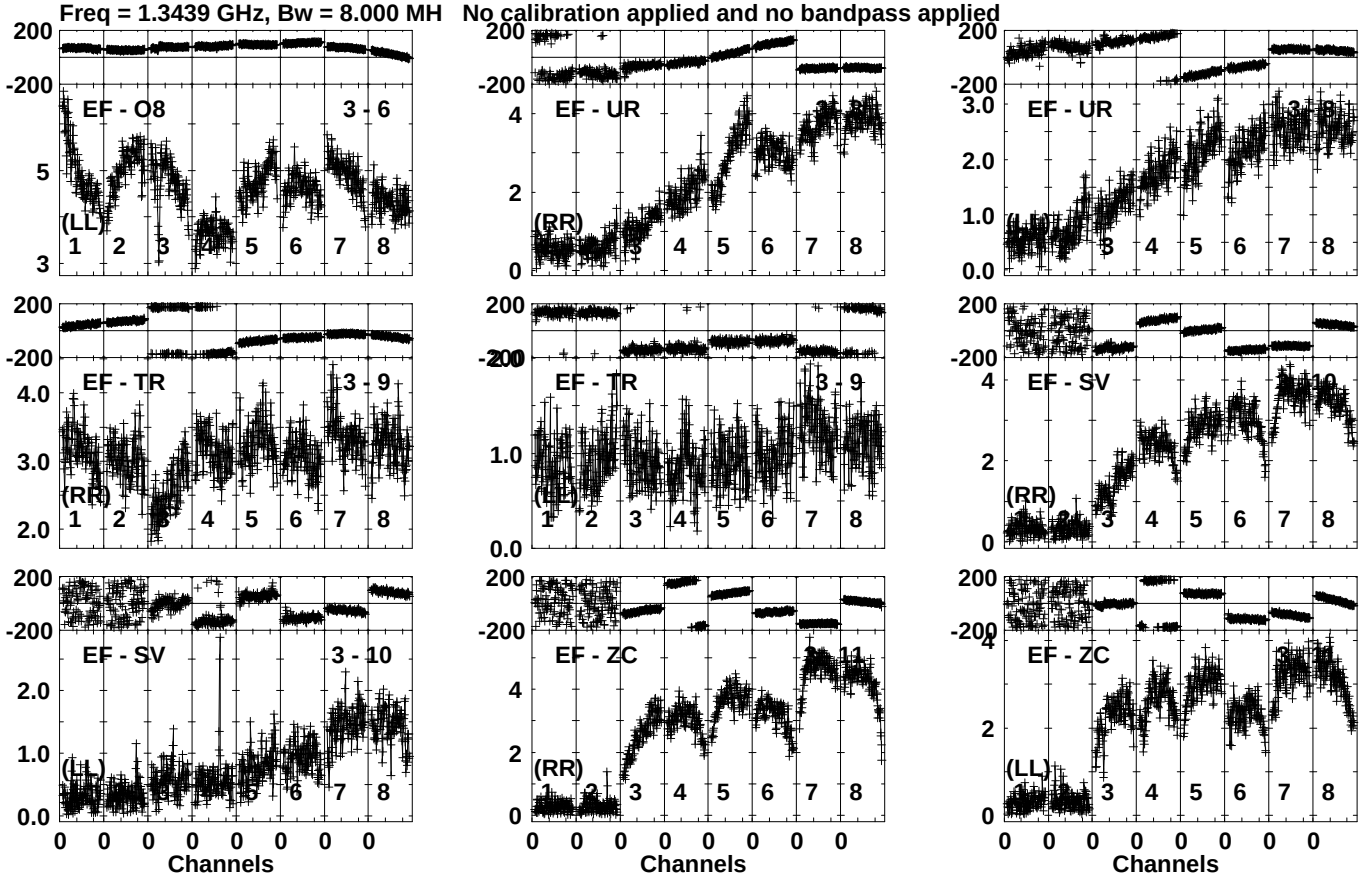

Lower frame: Milli Ampl Jy Top frame: Phas deg
Vector averaged cross-power spectrum Several baselines displayed
Timerange: 00/22:23:31 to 00/22:24:59

Plot file version 855 created 02-NOV-2021 15:25:50
J1102+5941 EM154.UVDATA.1
Freq = 1.3439 GHz, Bw = 8.000 MH No calibration applied and no bandpass applied

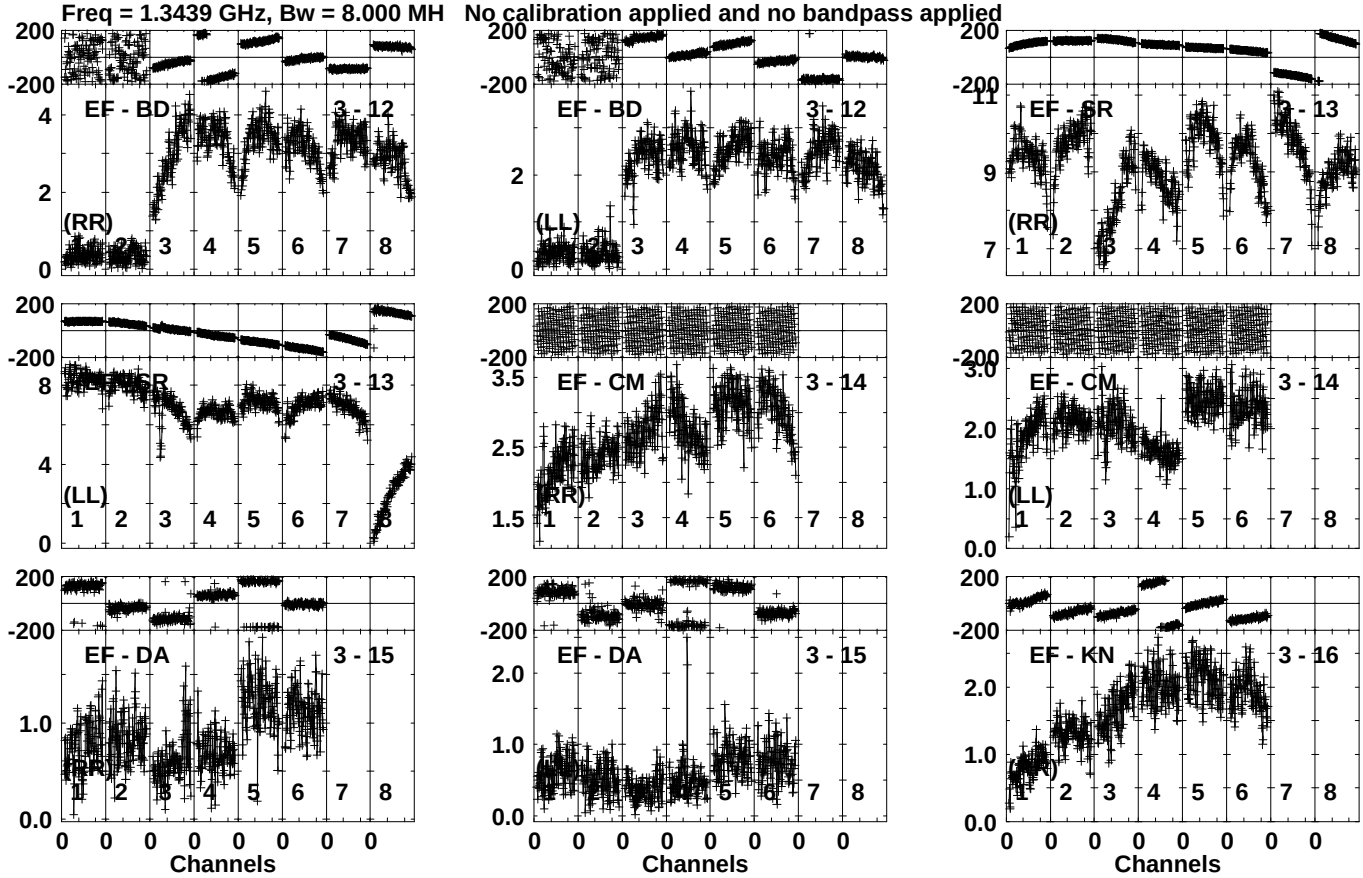

Lower frame: Milli Ampl Jy Top frame: Phas deg
Vector averaged cross-power spectrum Several baselines displayed
Timerange: 00/22:23:31 to 00/22:24:59

Plot file version 856 created 02-NOV-2021 15:25:51
J1102+5941 EM154.UVDATA.1
Freq = 1.3439 GHz, Bw = 8.000 MH No calibration applied and no bandpass applied

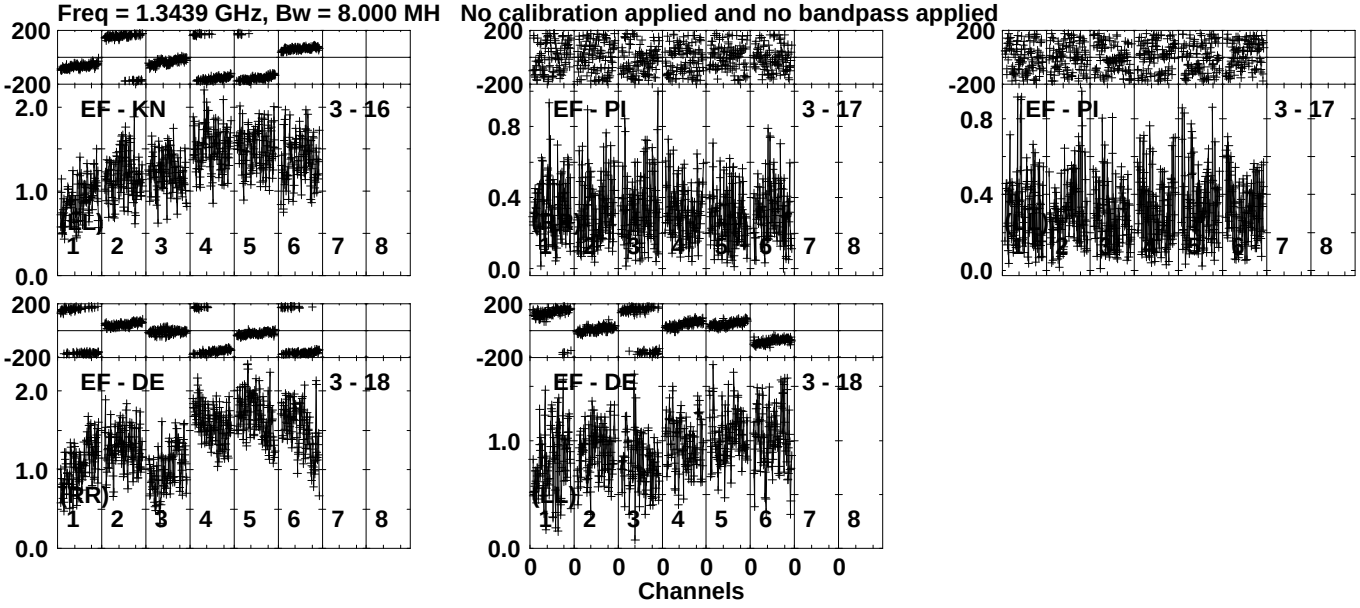

Lower frame: Milli Ampl Jy Top frame: Phas deg
Vector averaged cross-power spectrum Several baselines displayed
Timerange: 00/22:23:31 to 00/22:24:59

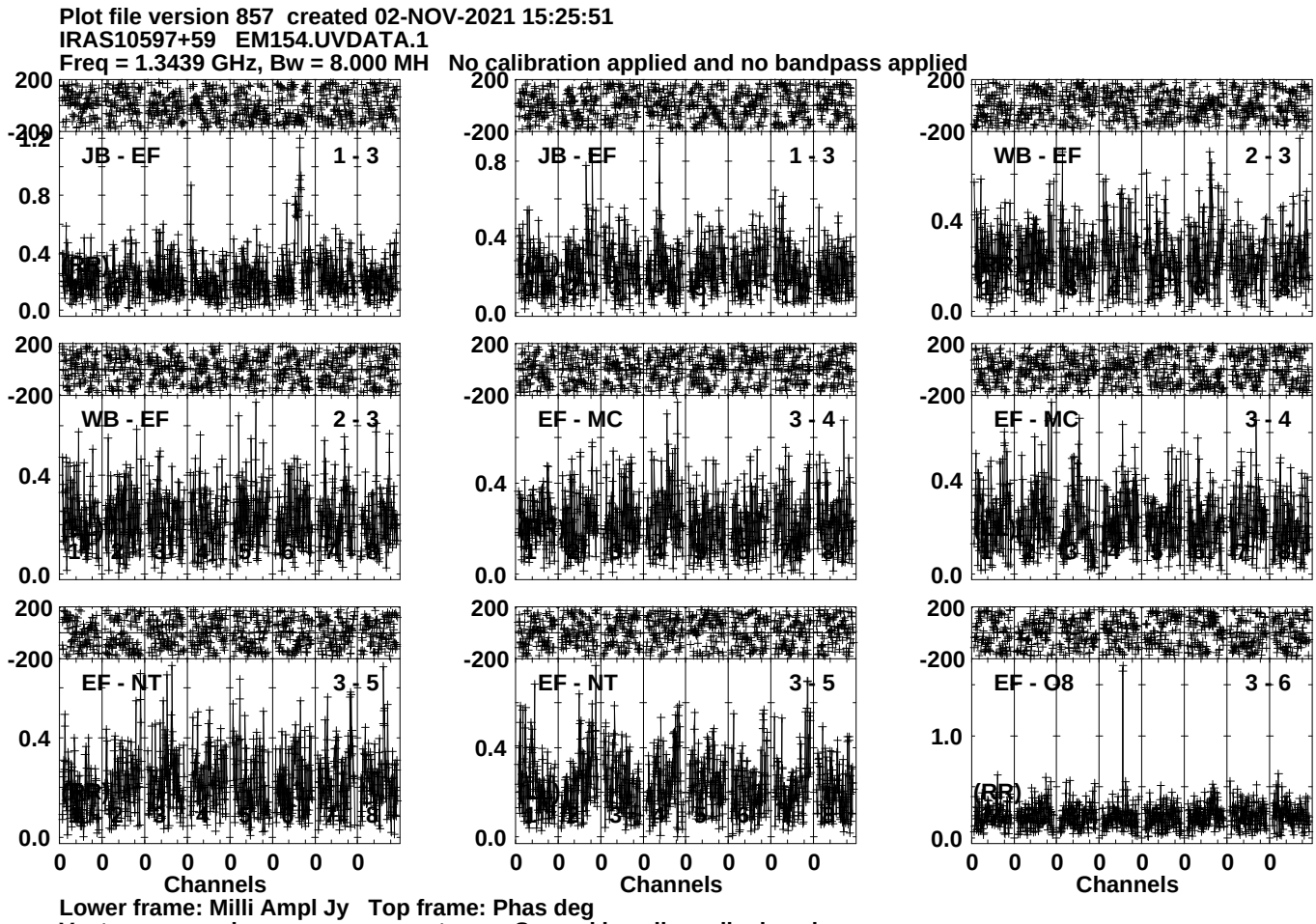
Plot file version 857 created 02-NOV-2021 15:25:51
IRAS10597+59 EM154.UVDATA.1
Freq = 1.3439 GHz, Bw = 8.000 MH No calibration applied and no bandpass applied
JB - EF 1 - 3
JB - EF 1 - 3
WB - EF 2 - 3
WB - EF 2 - 3
EF - MC 3 - 4
EF - MC 3 - 4
EF - NT 3 - 5
EF - NT 3 - 5
EF - O8 3 - 6
(RR)
Channels
Channels
Channels
Lower frame: Milli Ampl Jy Top frame: Phas deg
Vector averaged cross-power spectrum Several baselines displayed
Timerange: 00/22:25:01 to 00/22:28:29

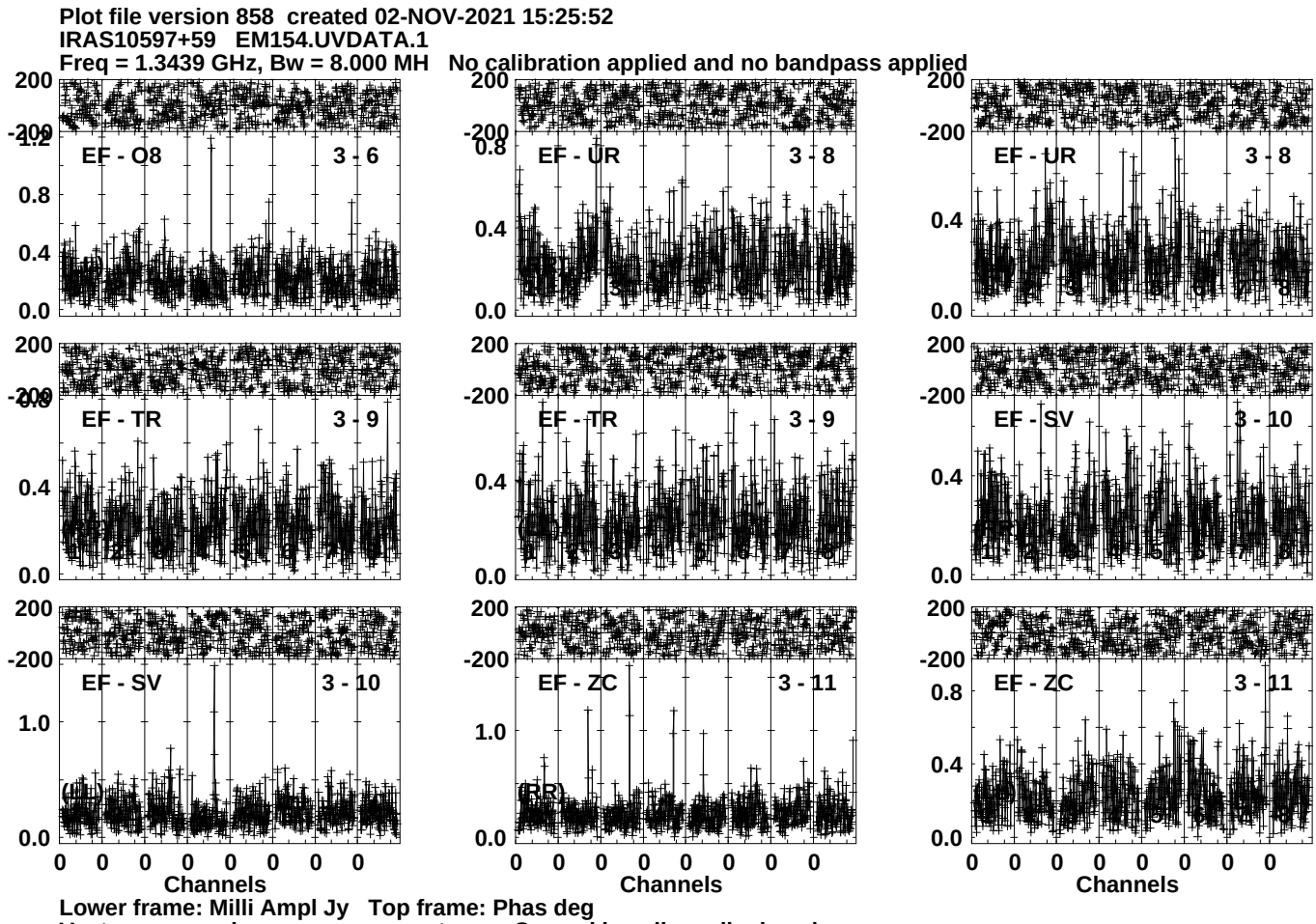
Plot file version 858 created 02-NOV-2021 15:25:52
IRAS10597+59 EM154.UVDATA.1
Freq = 1.3439 GHz, Bw = 8.000 MH No calibration applied and no bandpass applied
EF - O8 3 - 6
EF - UR 3 - 8
EF - UR 3 - 8
EF - TR 3 - 9
EF - TR 3 - 9
EF - SV 3 - 10
EF - SV 3 - 10
EF - ZC 3 - 11
EF - ZC 3 - 11
(RR)
(RR)
Channels
Channels
Channels
Lower frame: Milli Ampl Jy Top frame: Phas deg
Vector averaged cross-power spectrum Several baselines displayed
Timerange: 00/22:25:01 to 00/22:28:29

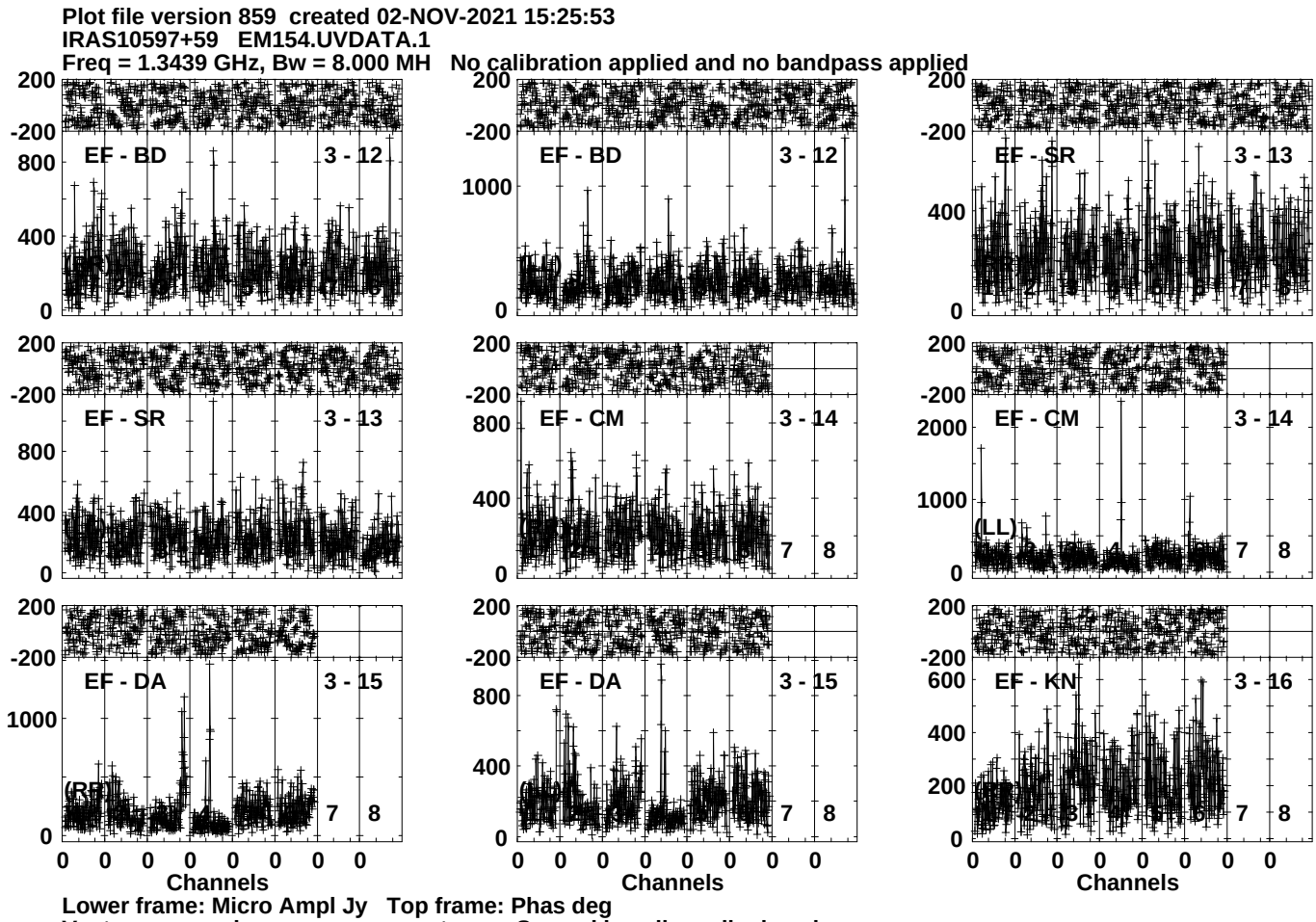
Plot file version 859 created 02-NOV-2021 15:25:53
IRAS10597+59 EM154.UVDATA.1
Freq = 1.3439 GHz, Bw = 8.000 MH No calibration applied and no bandpass applied
EF - BD 3 - 12
EF - BD 3 - 12
EF - SR 3 - 13
EF - SR 3 - 13
EF - CM 3 - 14
EF - CM 3 - 14
EF - DA 3 - 15
EF - DA 3 - 15
EF - KN 3 - 16
(RR)
(LL)
Channels
Channels
Channels
Lower frame: Micro Ampl Jy Top frame: Phas deg
Vector averaged cross-power spectrum Several baselines displayed
Timerange: 00/22:25:01 to 00/22:28:29

Plot file version 860 created 02-NOV-2021 15:25:53
IRAS10597+59 EM154.UVDATA.1
Freq = 1.3439 GHz, Bw = 8.000 MH No calibration applied and no bandpass applied

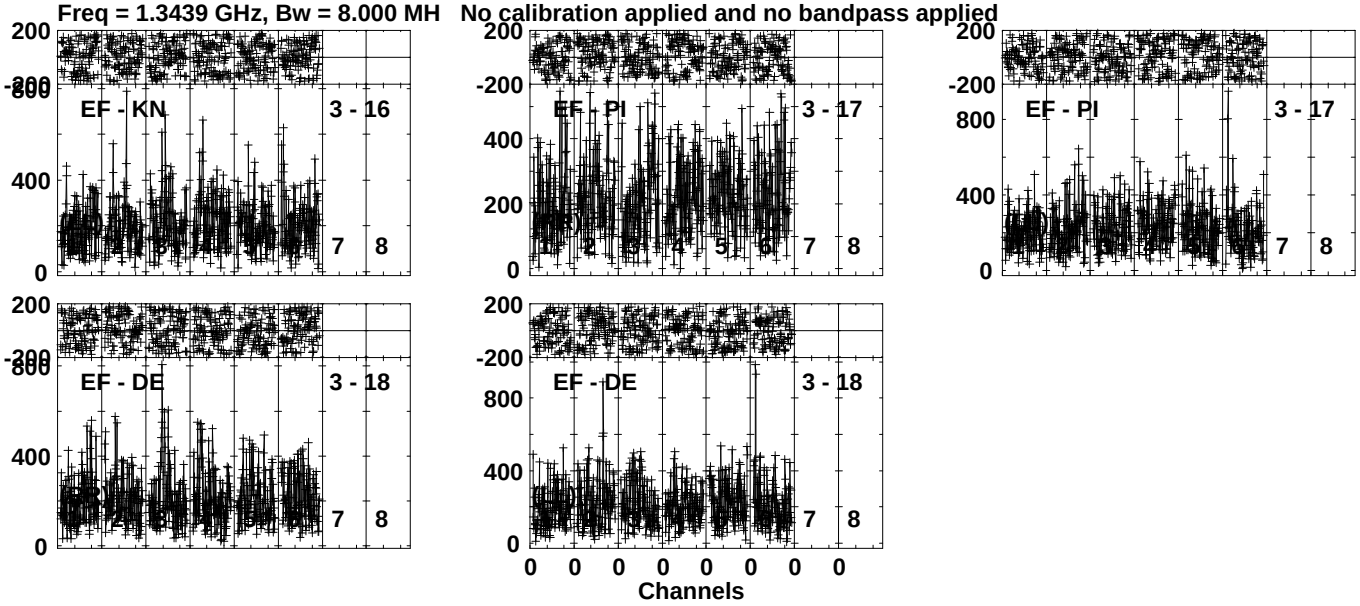

Lower frame: Micro Ampl Jy Top frame: Phas deg
Vector averaged cross-power spectrum Several baselines displayed
Timerange: 00/22:25:01 to 00/22:28:29

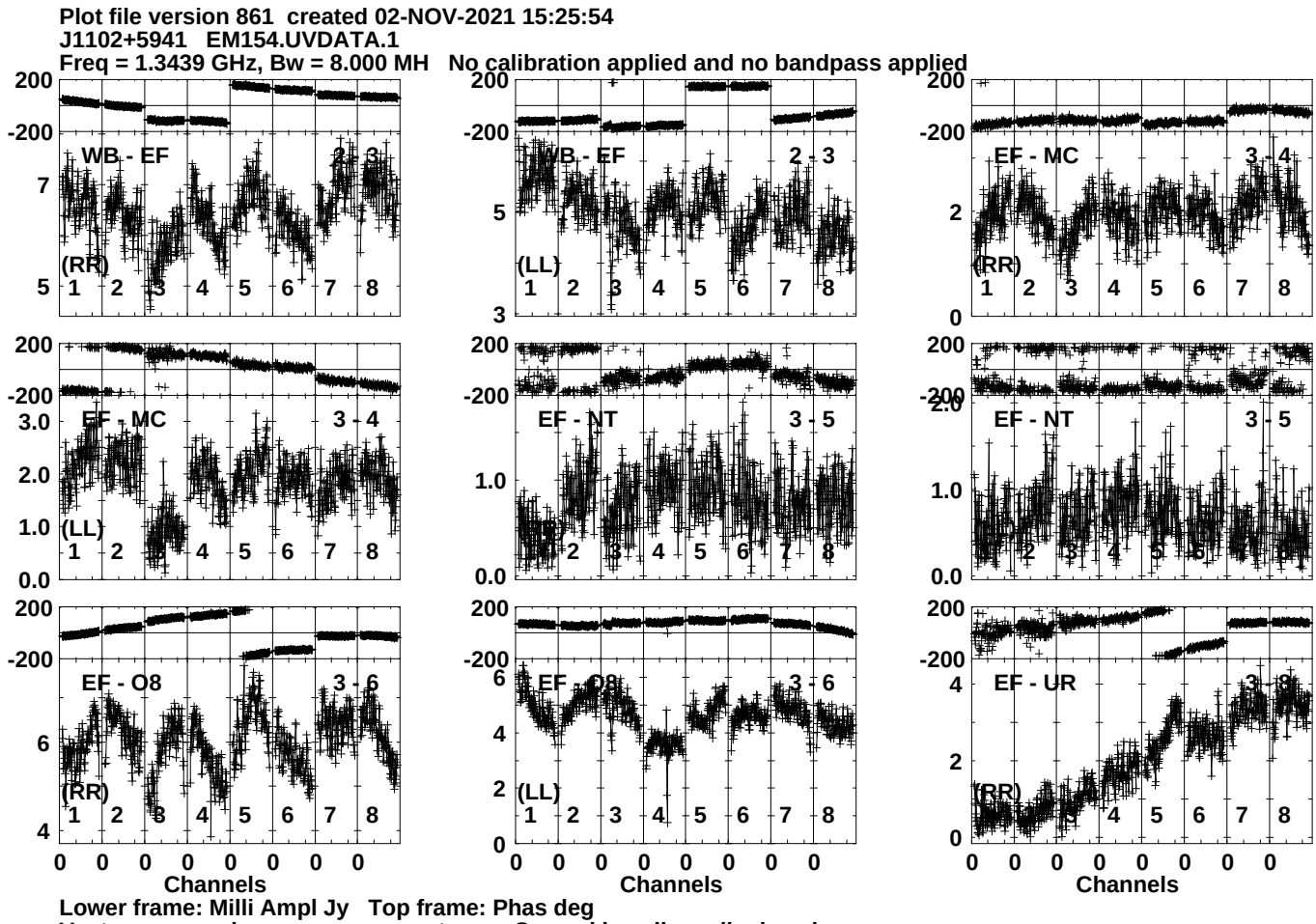
Plot file version 861 created 02-NOV-2021 15:25:54
J1102+5941 EM154.UVDATA.1
Freq = 1.3439 GHz, Bw = 8.000 MH No calibration applied and no bandpass applied
WB - EF 2 - 3
(RR)
WB - EF 2 - 3
(LL)
EF - MC 3 - 4
(RR)
EF - MC 3 - 4
(LL)
EF - NT 3 - 5
EF - NT 3 - 5
EF - O8 3 - 6
(RR)
EF - O8 3 - 6
(LL)
EF - UR 3 - 8
(RR)
Channels
Channels
Channels
Lower frame: Milli Ampl Jy Top frame: Phas deg
Vector averaged cross-power spectrum Several baselines displayed
Timerange: 00/22:28:31 to 00/22:29:59

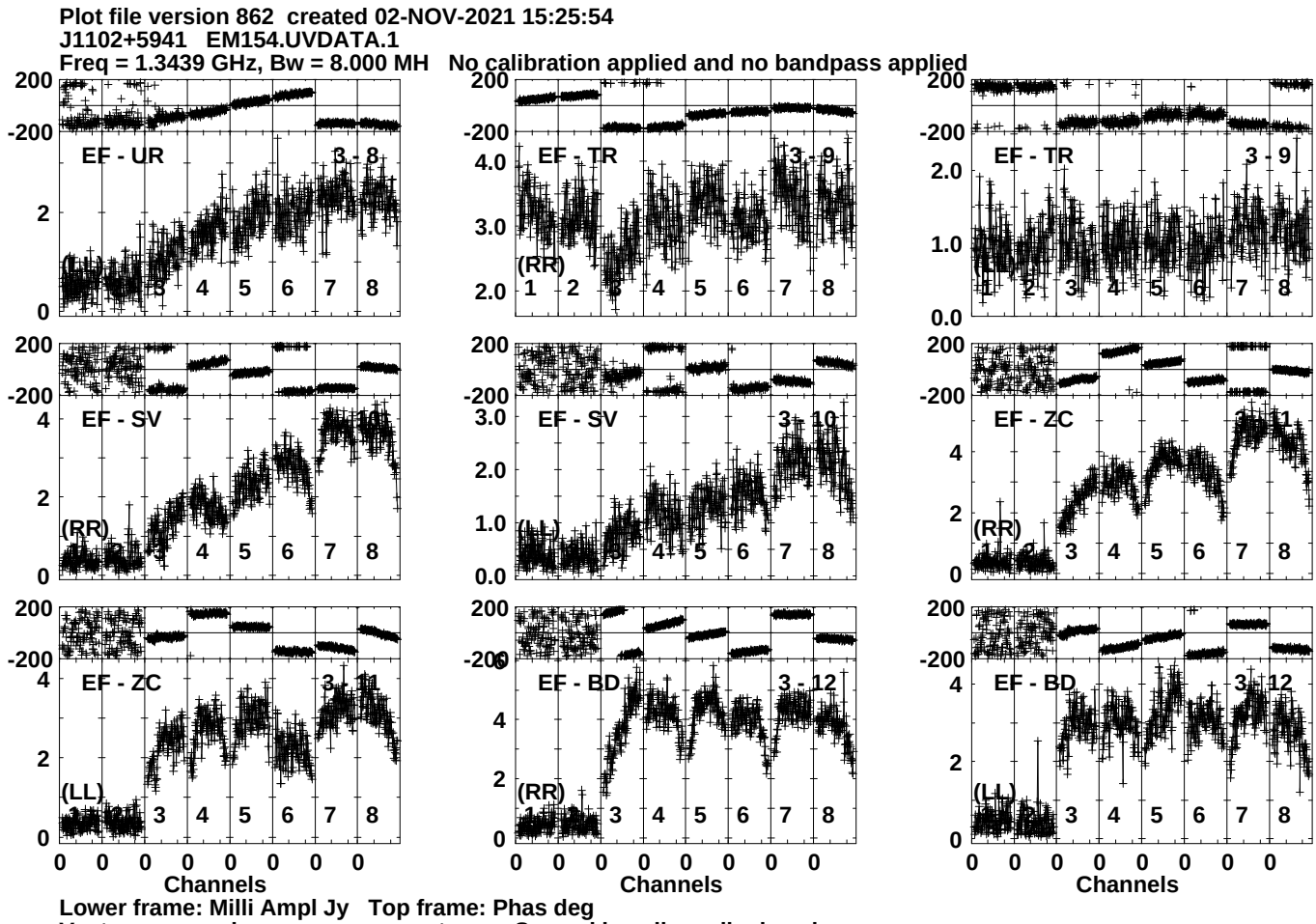
Plot file version 862 created 02-NOV-2021 15:25:54
J1102+5941 EM154.UVDATA.1
Freq = 1.3439 GHz, Bw = 8.000 MH No calibration applied and no bandpass applied
EF - UR 3 - 8
EF - TR 3 - 9
EF - TR 3 - 9
EF - SV 3 - 10
EF - SV 3 - 10
EF - ZC 3 - 11
EF - ZC 3 - 11
EF - BD 3 - 12
EF - BD 3 - 12
(RR)
(LL)
Channels
Lower frame: Milli Ampl Jy Top frame: Phas deg
Vector averaged cross-power spectrum Several baselines displayed
Timerange: 00/22:28:31 to 00/22:29:59

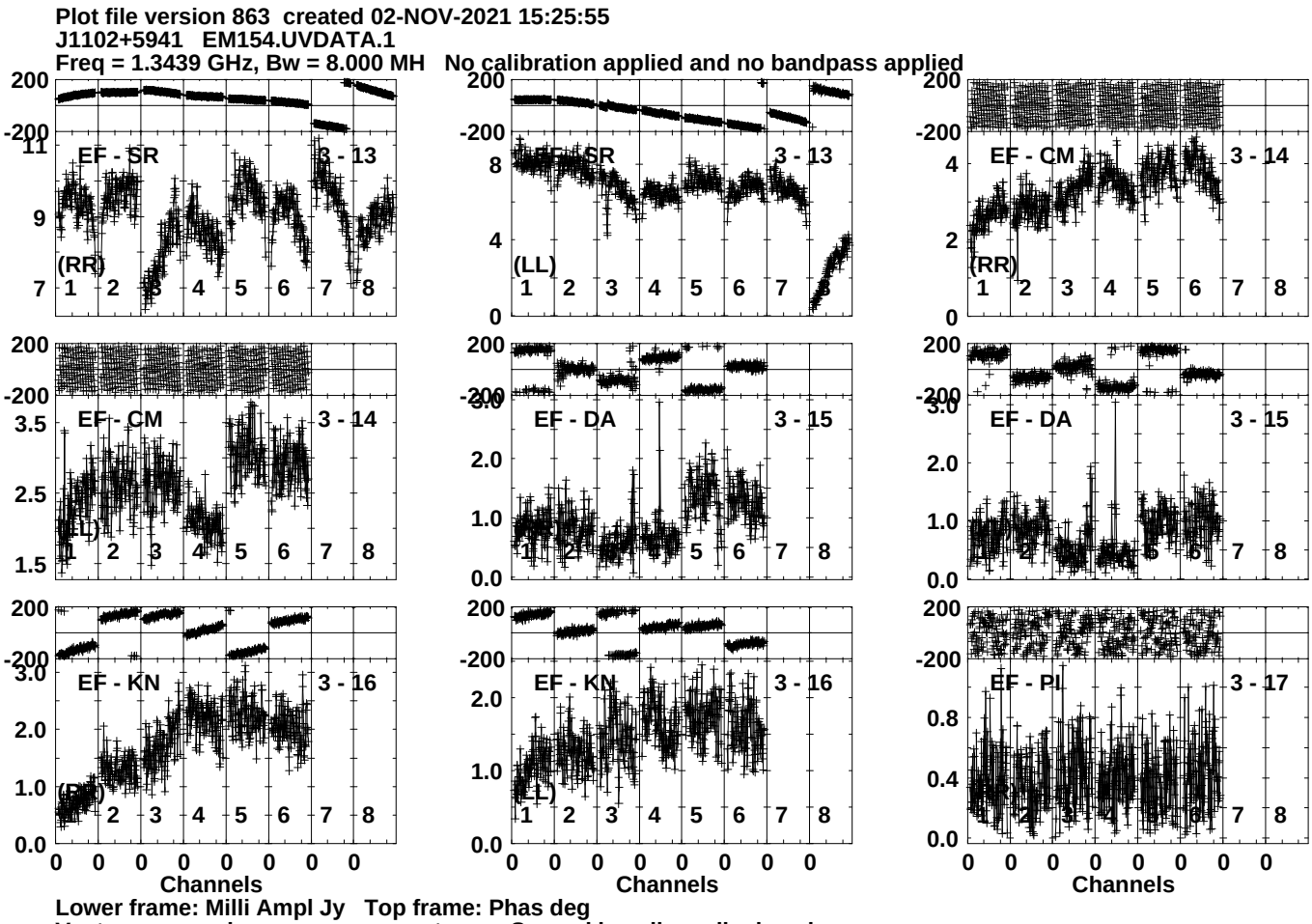
Plot file version 863 created 02-NOV-2021 15:25:55
J1102+5941 EM154.UVDATA.1
Freq = 1.3439 GHz, Bw = 8.000 MH No calibration applied and no bandpass applied
EF - SR 3 - 13
(RR)
EF - SR 3 - 13
(LL)
EF - CM 3 - 14
(RR)
EF - CM 3 - 14
(LL)
EF - DA 3 - 15
EF - DA 3 - 15
EF - KN 3 - 16
(RL)
EF - KN 3 - 16
(LL)
EF - PI 3 - 17
Channels
Channels
Channels
Lower frame: Milli Ampl Jy Top frame: Phas deg
Vector averaged cross-power spectrum Several baselines displayed
Timerange: 00/22:28:31 to 00/22:29:59

Plot file version 864 created 02-NOV-2021 15:25:55
J1102+5941 EM154.UVDATA.1
Freq = 1.3439 GHz, Bw = 8.000 MH No calibration applied and no bandpass applied

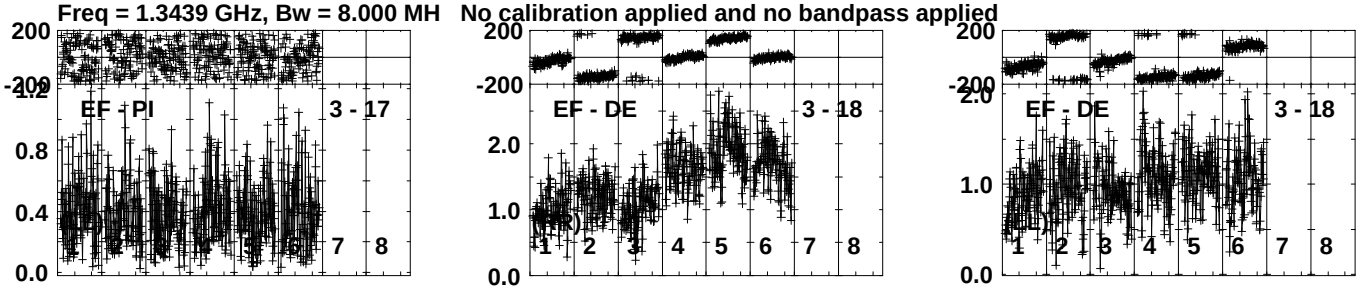

Lower frame: Milli Ampl Jy Top frame: Phas deg
Vector averaged cross-power spectrum Several baselines displayed
Timerange: 00/22:28:31 to 00/22:29:59

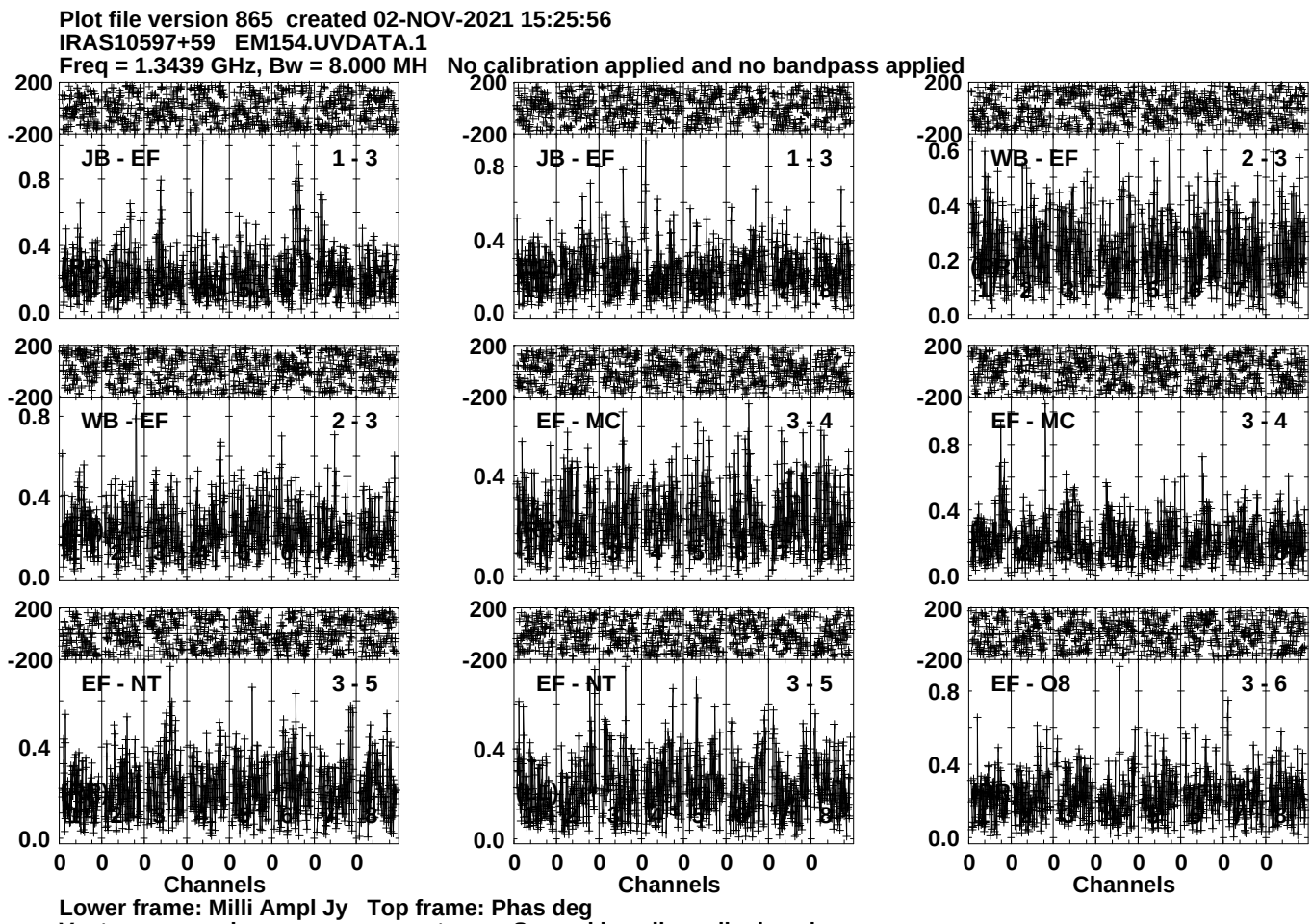
Plot file version 865 created 02-NOV-2021 15:25:56
IRAS10597+59 EM154.UVDATA.1
Freq = 1.3439 GHz, Bw = 8.000 MH No calibration applied and no bandpass applied
JB - EF 1 - 3
JB - EF 1 - 3
WB - EF 2 - 3
WB - EF 2 - 3
EF - MC 3 - 4
EF - MC 3 - 4
EF - NT 3 - 5
EF - NT 3 - 5
EF - O8 3 - 6
Channels
Channels
Channels
Lower frame: Milli Ampl Jy Top frame: Phas deg
Vector averaged cross-power spectrum Several baselines displayed
Timerange: 00/22:30:01 to 00/22:33:29

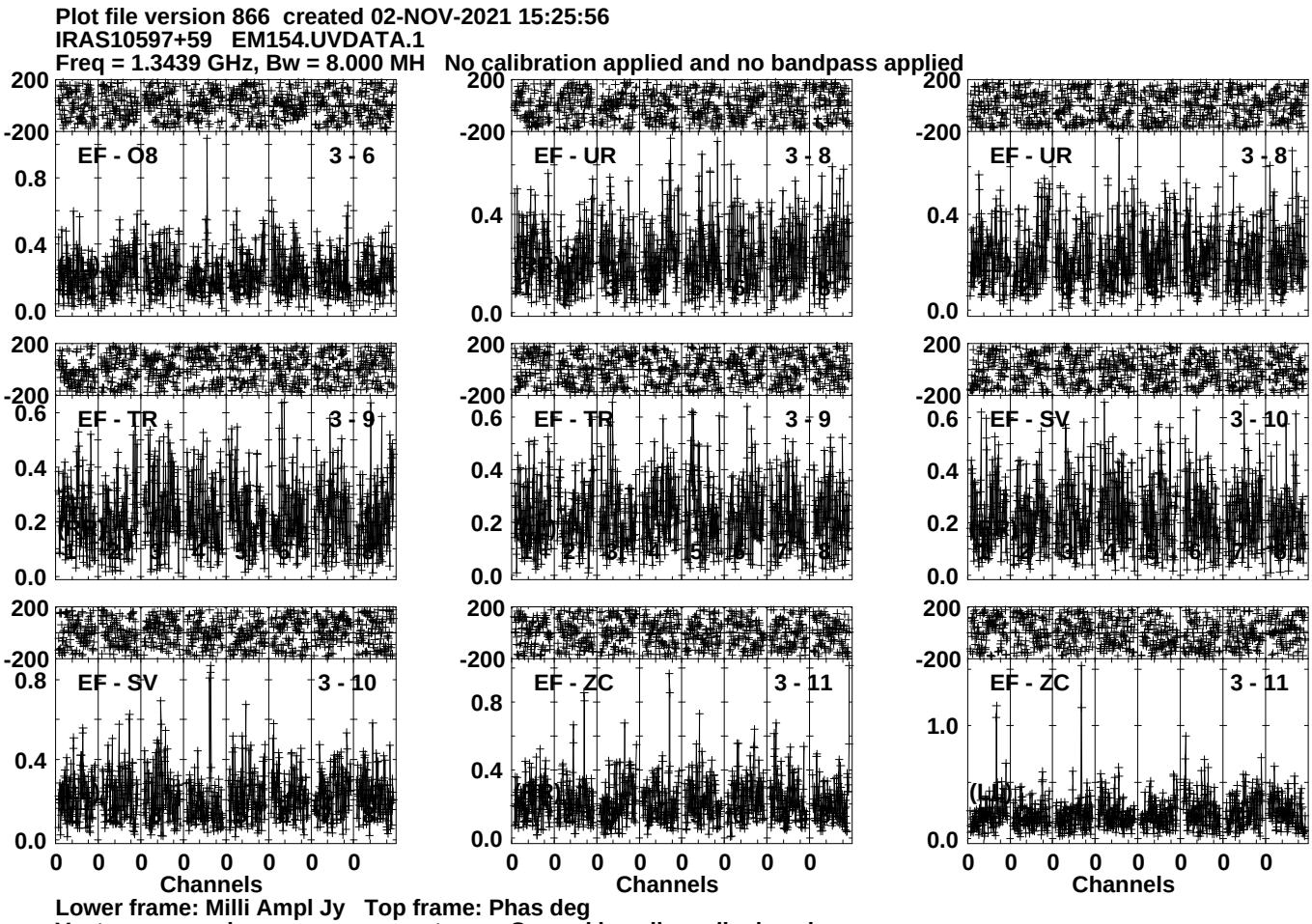
Plot file version 866 created 02-NOV-2021 15:25:56
IRAS10597+59 EM154.UVDATA.1
Freq = 1.3439 GHz, Bw = 8.000 MH No calibration applied and no bandpass applied
EF - O8 3 - 6
EF - UR 3 - 8
EF - UR 3 - 8
EF - TR 3 - 9
EF - TR 3 - 9
EF - SV 3 - 10
EF - SV 3 - 10
EF - ZC 3 - 11
EF - ZC 3 - 11
Channels
Channels
Channels
Lower frame: Milli Ampl Jy Top frame: Phas deg
Vector averaged cross-power spectrum Several baselines displayed
Timerange: 00/22:30:01 to 00/22:33:29

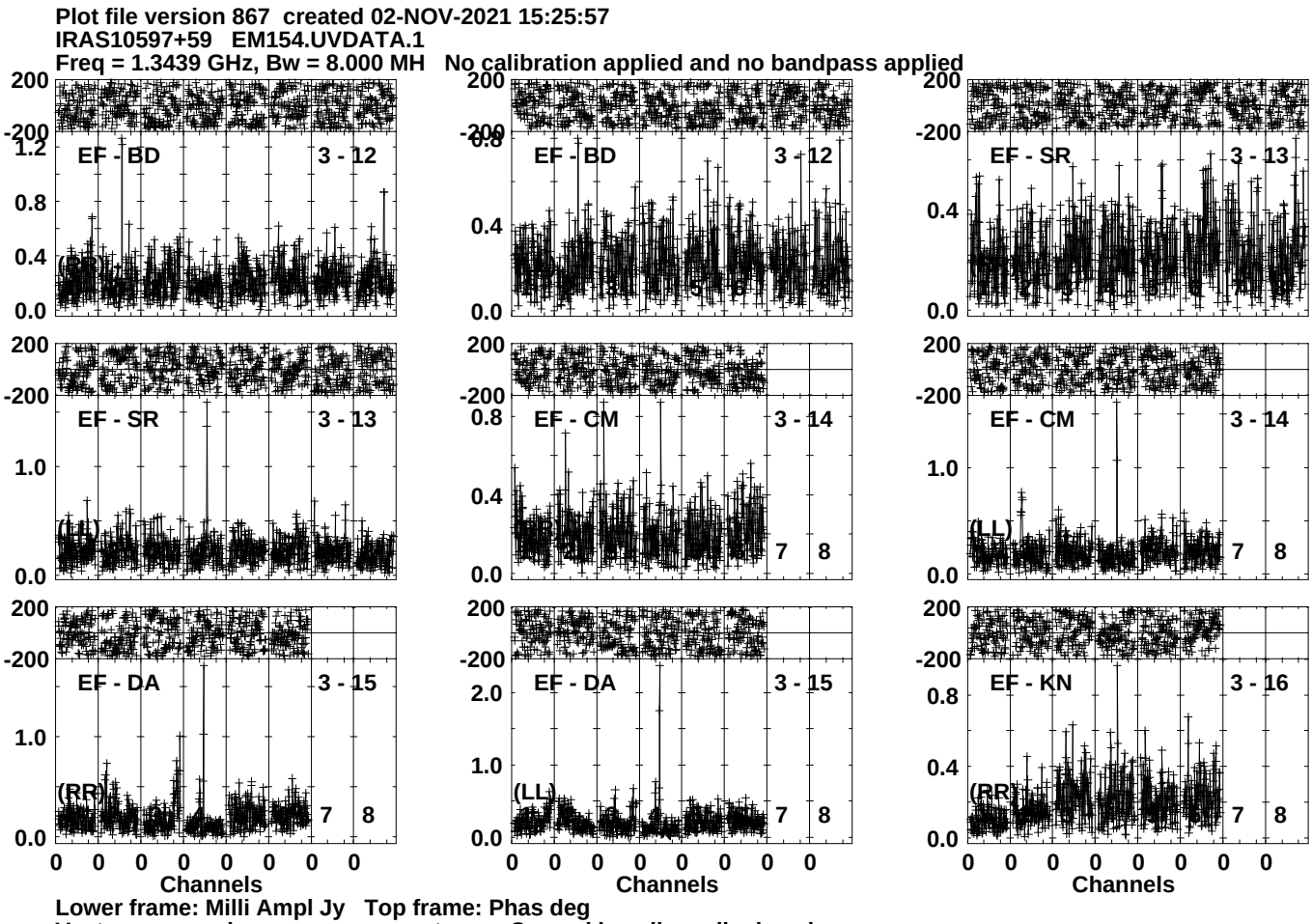
Plot file version 867 created 02-NOV-2021 15:25:57
IRAS10597+59 EM154.UVDATA.1
Freq = 1.3439 GHz, Bw = 8.000 MH No calibration applied and no bandpass applied
EF - BD 3 - 12
EF - BD 3 - 12
EF - SR 3 - 13
EF - SR 3 - 13
EF - CM 3 - 14
EF - CM 3 - 14
EF - DA 3 - 15
EF - DA 3 - 15
EF - KN 3 - 16
(RR)
(LL)
(LL)
(LL)
(RR)
(RR)
Channels
Channels
Channels
Lower frame: Milli Ampl Jy Top frame: Phas deg
Vector averaged cross-power spectrum Several baselines displayed
Timerange: 00/22:30:01 to 00/22:33:29

Plot file version 868 created 02-NOV-2021 15:25:58
IRAS10597+59 EM154.UVDATA.1
Freq = 1.3439 GHz, Bw = 8.000 MH No calibration applied and no bandpass applied

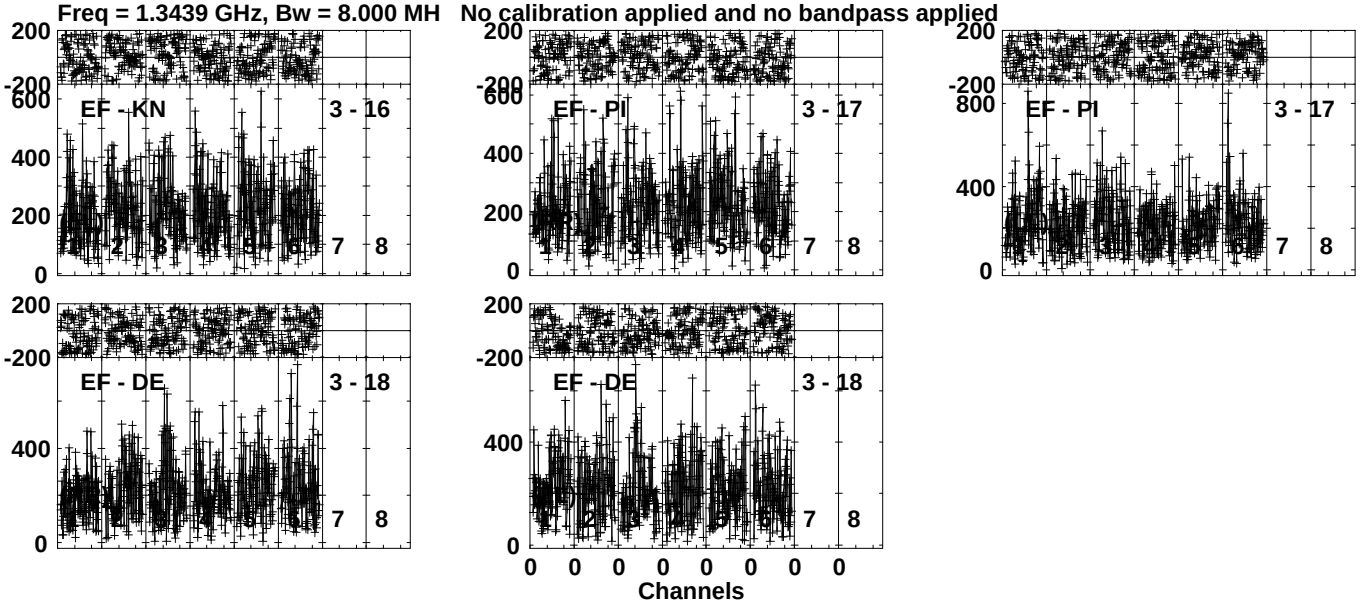

Lower frame: Micro Ampl Jy Top frame: Phas deg
Vector averaged cross-power spectrum Several baselines displayed
Timerange: 00/22:30:01 to 00/22:33:29

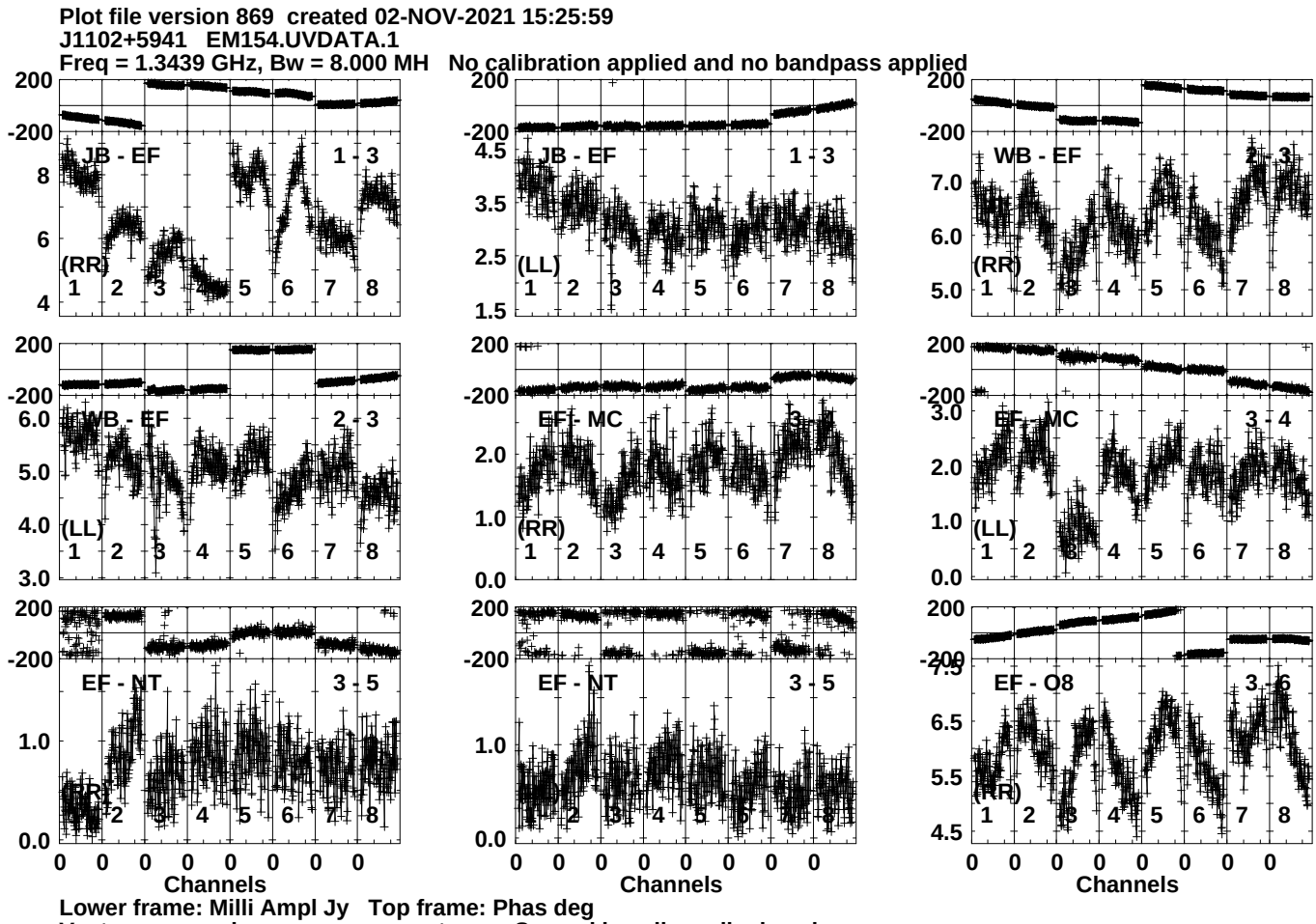
Plot file version 869 created 02-NOV-2021 15:25:59
J1102+5941 EM154.UVDATA.1
Freq = 1.3439 GHz, Bw = 8.000 MH No calibration applied and no bandpass applied
JB - EF 1 - 3
(RR)
JB - EF 1 - 3
(LL)
WB - EF 2 - 3
(RR)
WB - EF 2 - 3
(LL)
EF - MC 3
(RR)
EF - MC 3 - 4
(LL)
EF - NT 3 - 5
(RR)
EF - NT 3 - 5
EF - O8 3 - 6
(RR)
Channels
Channels
Channels
Lower frame: Milli Ampl Jy Top frame: Phas deg
Vector averaged cross-power spectrum Several baselines displayed
Timerange: 00/22:34:01 to 00/22:35:29

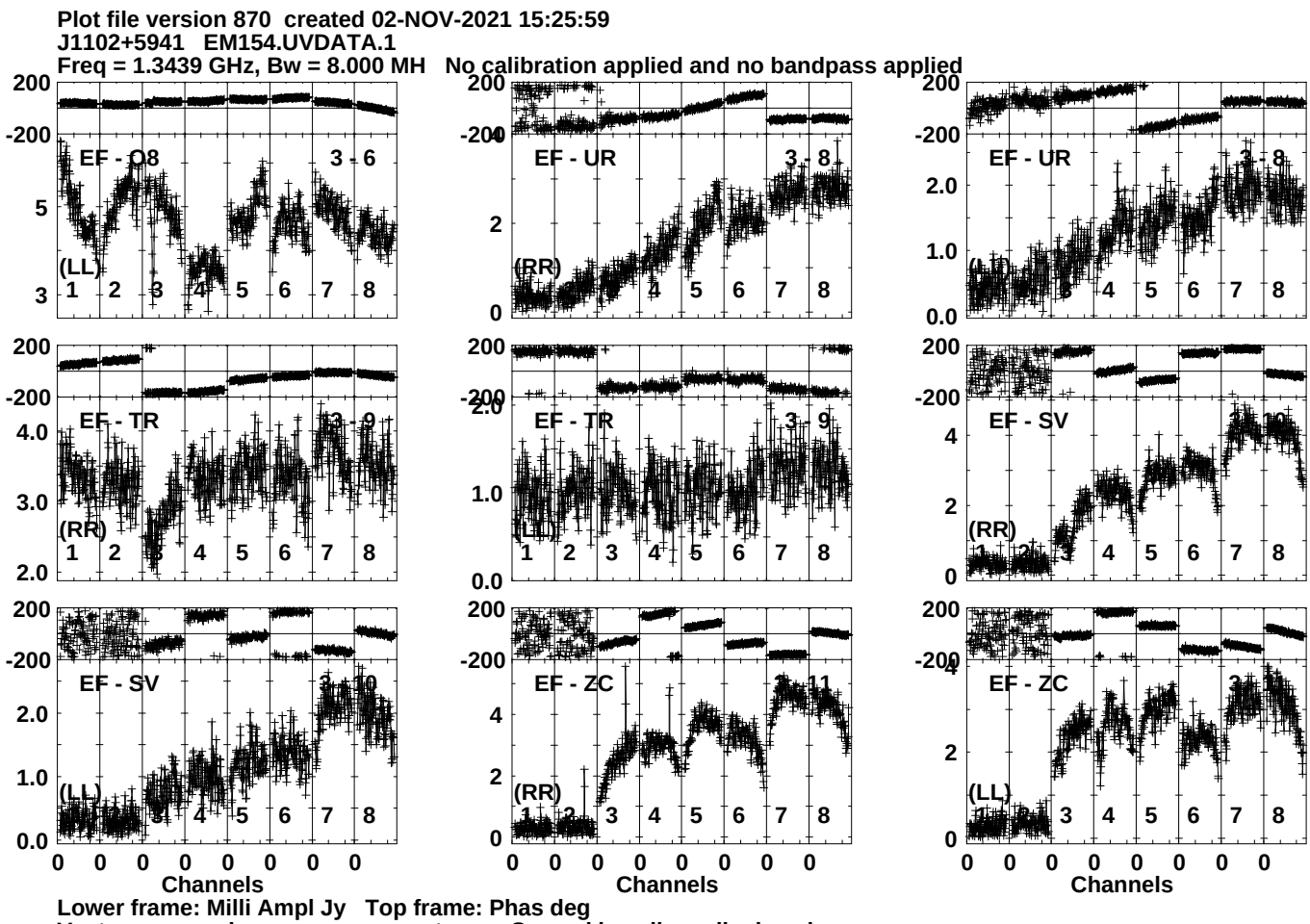
Plot file version 870 created 02-NOV-2021 15:25:59
J1102+5941 EM154.UVDATA.1
Freq = 1.3439 GHz, Bw = 8.000 MH No calibration applied and no bandpass applied
EF - O8 3 - 6
EF - UR 3 - 8
EF - UR 3 - 9
EF - TR 3 - 9
EF - TR 3 - 9
EF - SV 3 - 9
EF - SV 3 - 10
EF - ZC 3 - 11
EF - ZC 3
(LL)
(RR)
Channels
Lower frame: Milli Ampl Jy Top frame: Phas deg
Vector averaged cross-power spectrum Several baselines displayed
Timerange: 00/22:34:01 to 00/22:35:29

Plot file version 871 created 02-NOV-2021 15:26:00
J1102+5941 EM154.UVDATA.1
Freq = 1.3439 GHz, Bw = 8.000 MH No calibration applied and no bandpass applied

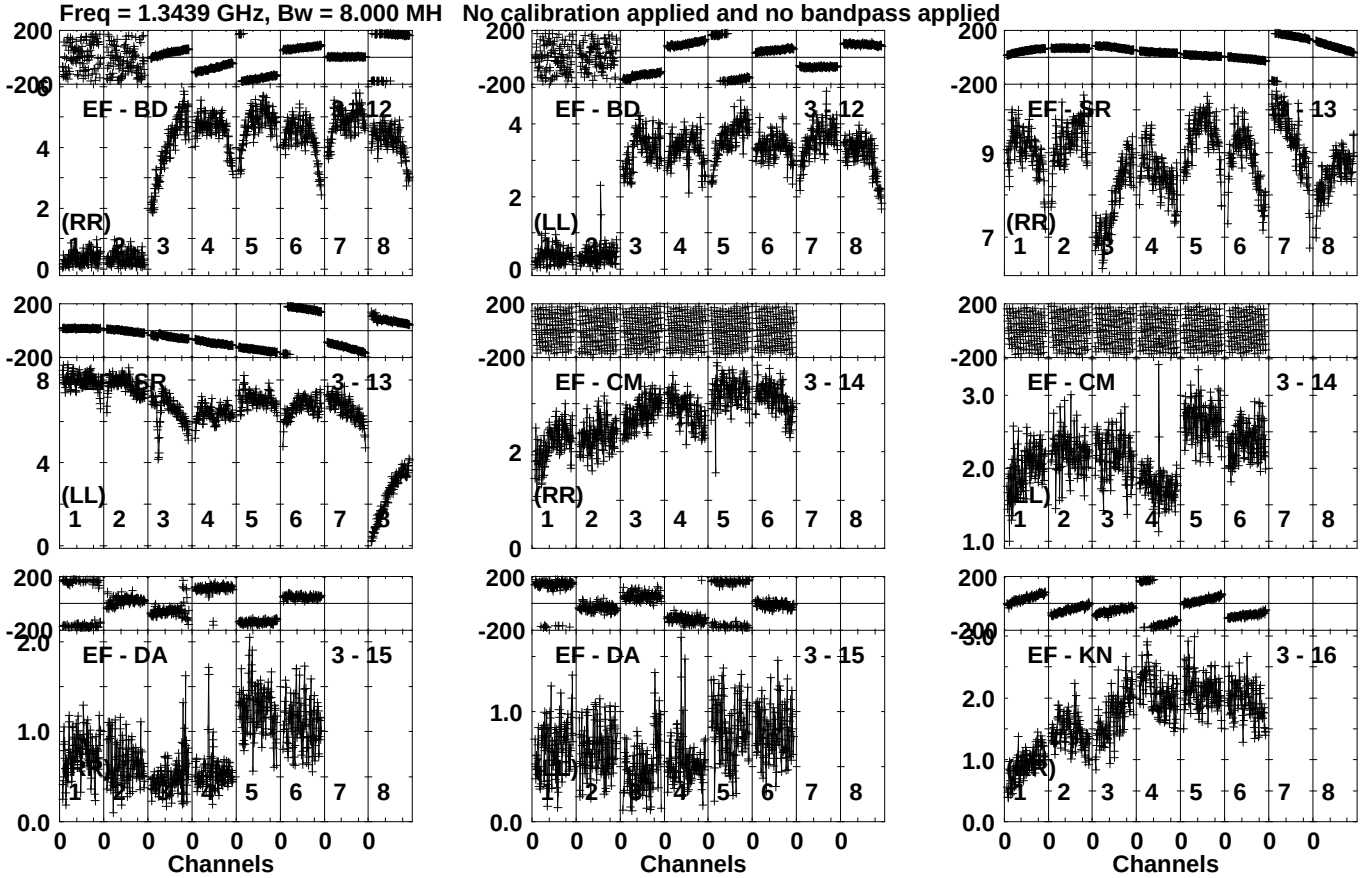

Lower frame: Milli Ampl Jy Top frame: Phas deg
Vector averaged cross-power spectrum Several baselines displayed
Timerange: 00/22:34:01 to 00/22:35:29

Plot file version 872 created 02-NOV-2021 15:26:01
J1102+5941 EM154.UVDATA.1
Freq = 1.3439 GHz, Bw = 8.000 MH No calibration applied and no bandpass applied

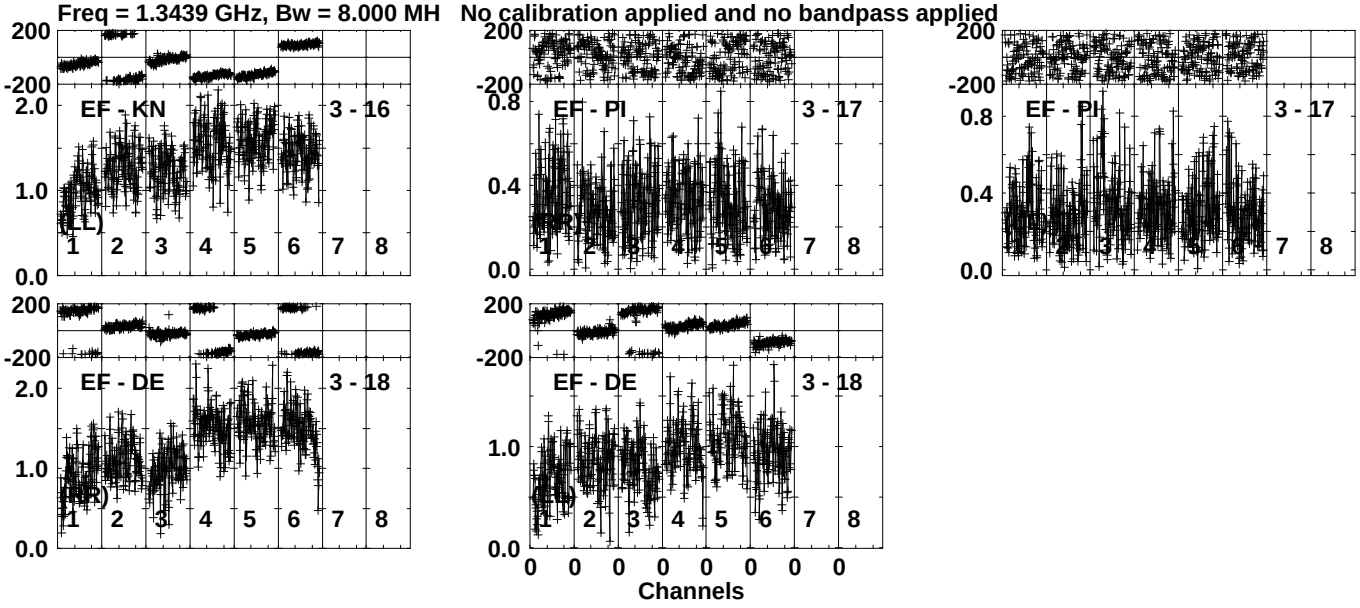

Lower frame: Milli Ampl Jy Top frame: Phas deg
Vector averaged cross-power spectrum Several baselines displayed
Timerange: 00/22:34:01 to 00/22:35:29

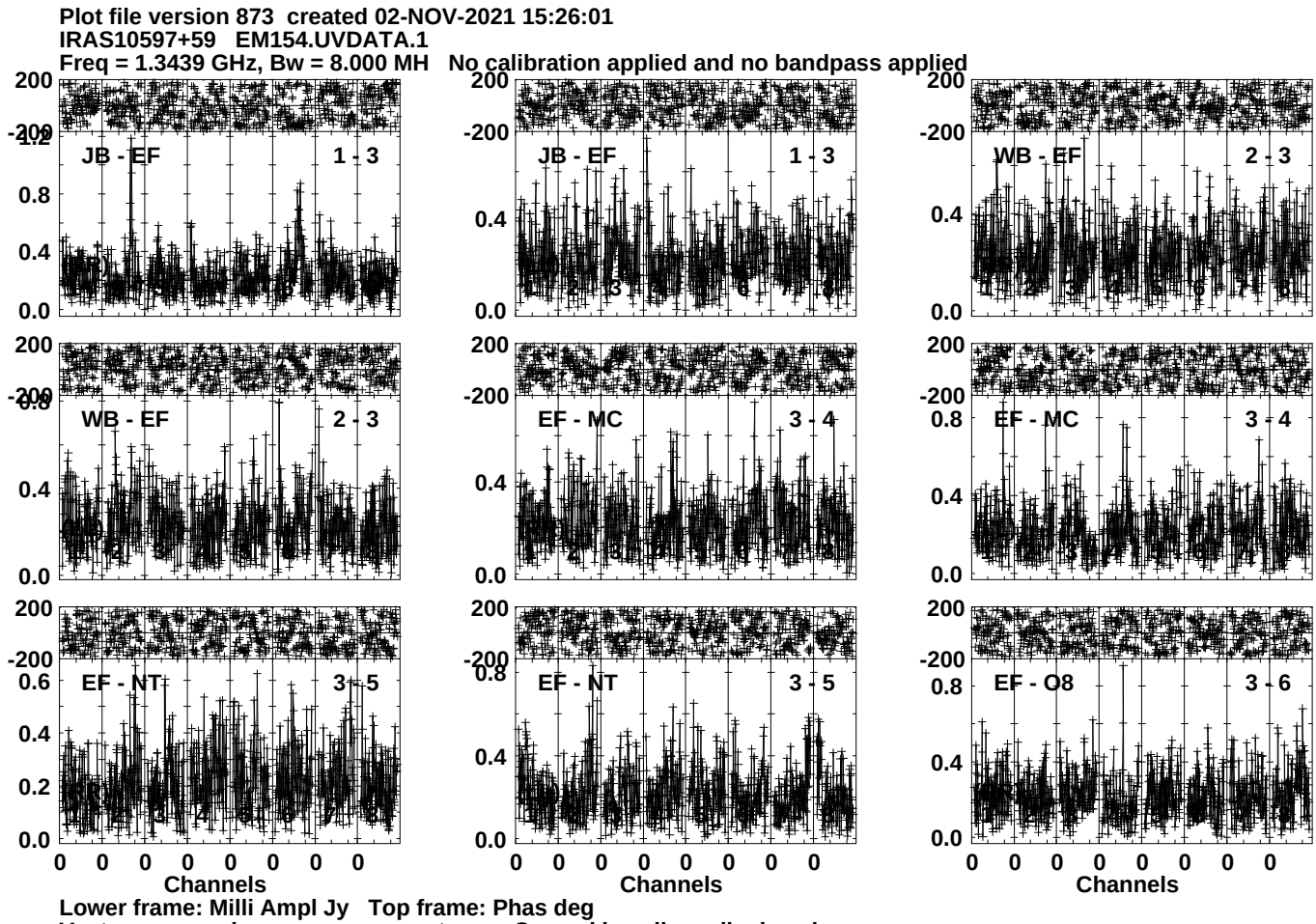
Plot file version 873 created 02-NOV-2021 15:26:01
IRAS10597+59 EM154.UVDATA.1
Freq = 1.3439 GHz, Bw = 8.000 MH No calibration applied and no bandpass applied
JB - EF 1 - 3
JB - EF 1 - 3
WB - EF 2 - 3
WB - EF 2 - 3
EF - MC 3 - 4
EF - MC 3 - 4
EF - NT 3 - 5
EF - NT 3 - 5
EF - O8 3 - 6
Channels
Channels
Channels
Lower frame: Milli Ampl Jy Top frame: Phas deg
Vector averaged cross-power spectrum Several baselines displayed
Timerange: 00/22:35:31 to 00/22:38:59

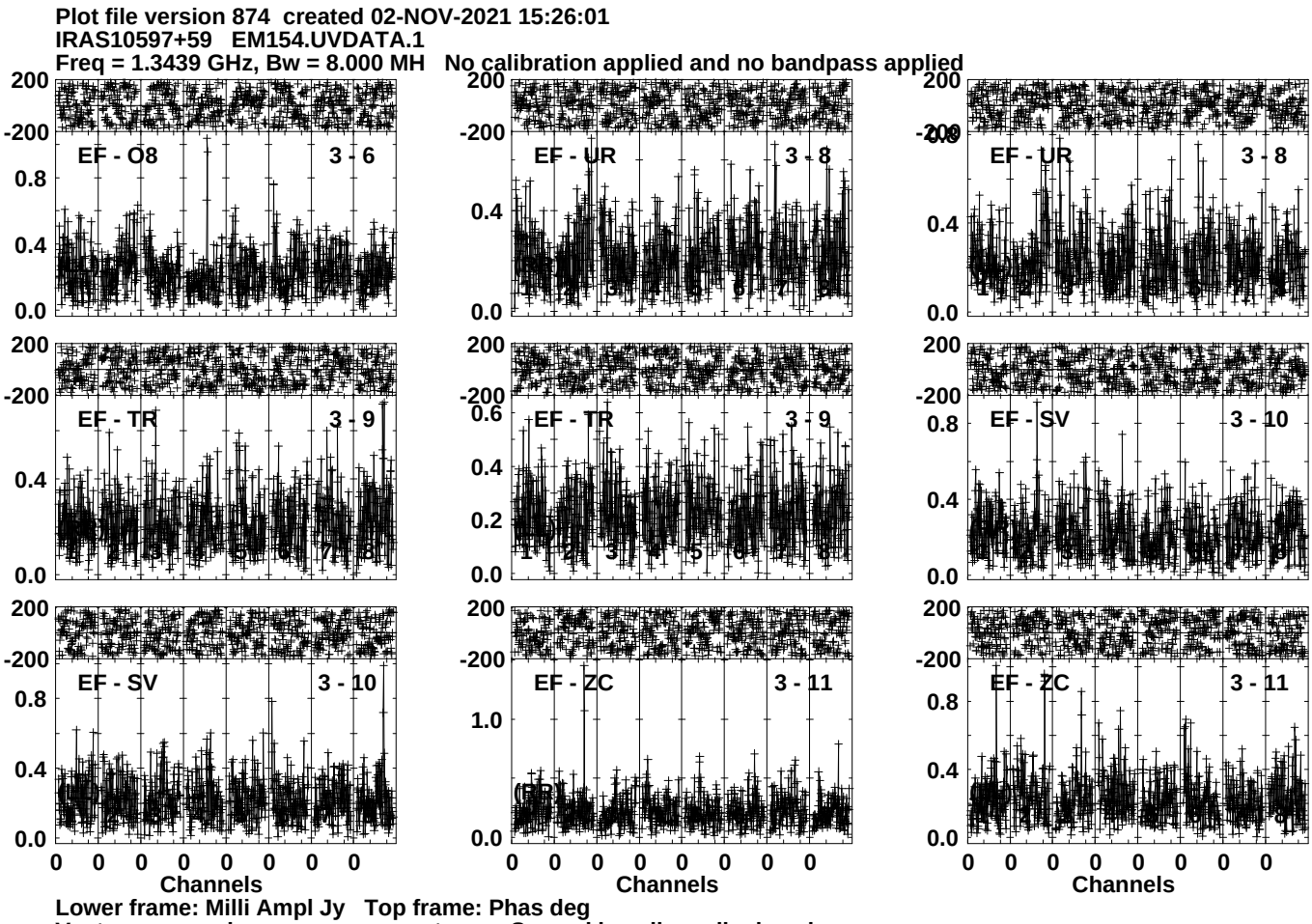
Plot file version 874 created 02-NOV-2021 15:26:01
IRAS10597+59 EM154.UVDATA.1
Freq = 1.3439 GHz, Bw = 8.000 MH No calibration applied and no bandpass applied
EF - O8 3 - 6
EF - UR 3 - 8
EF - UR 3 - 8
EF - TR 3 - 9
EF - TR 3 - 9
EF - SV 3 - 10
EF - SV 3 - 10
EF - ZC 3 - 11
EF - ZC 3 - 11
Channels
Channels
Channels
Lower frame: Milli Ampl Jy Top frame: Phas deg
Vector averaged cross-power spectrum Several baselines displayed
Timerange: 00/22:35:31 to 00/22:38:59

Plot file version 875 created 02-NOV-2021 15:26:02
IRAS10597+59 EM154.UVDATA.1
Freq = 1.3439 GHz, Bw = 8.000 MH No calibration applied and no bandpass applied

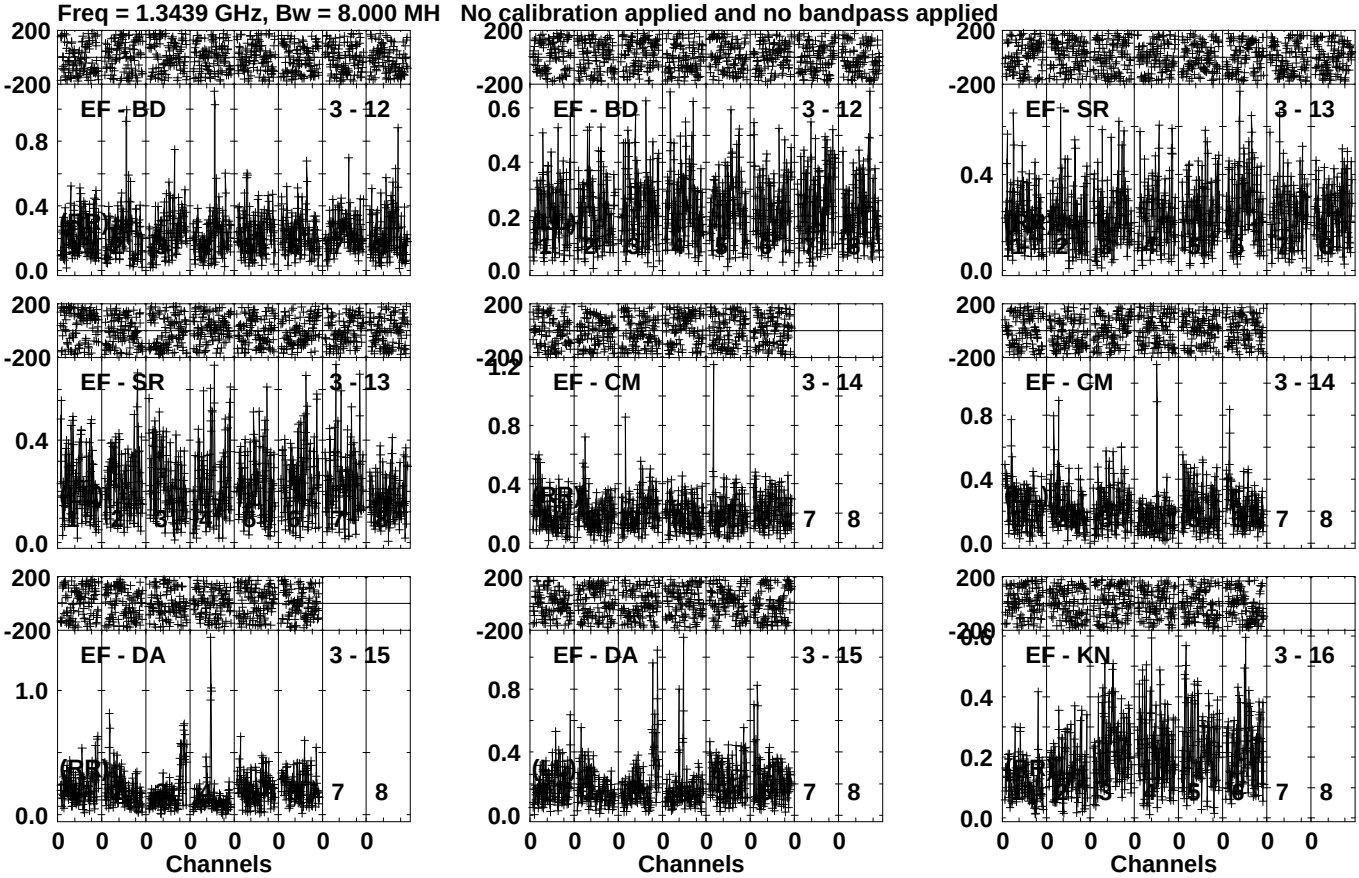

Lower frame: Milli Ampl Jy Top frame: Phas deg
Vector averaged cross-power spectrum Several baselines displayed
Timerange: 00/22:35:31 to 00/22:38:59

Plot file version 876 created 02-NOV-2021 15:26:02
IRAS10597+59 EM154.UVDATA.1
Freq = 1.3439 GHz, Bw = 8.000 MH No calibration applied and no bandpass applied

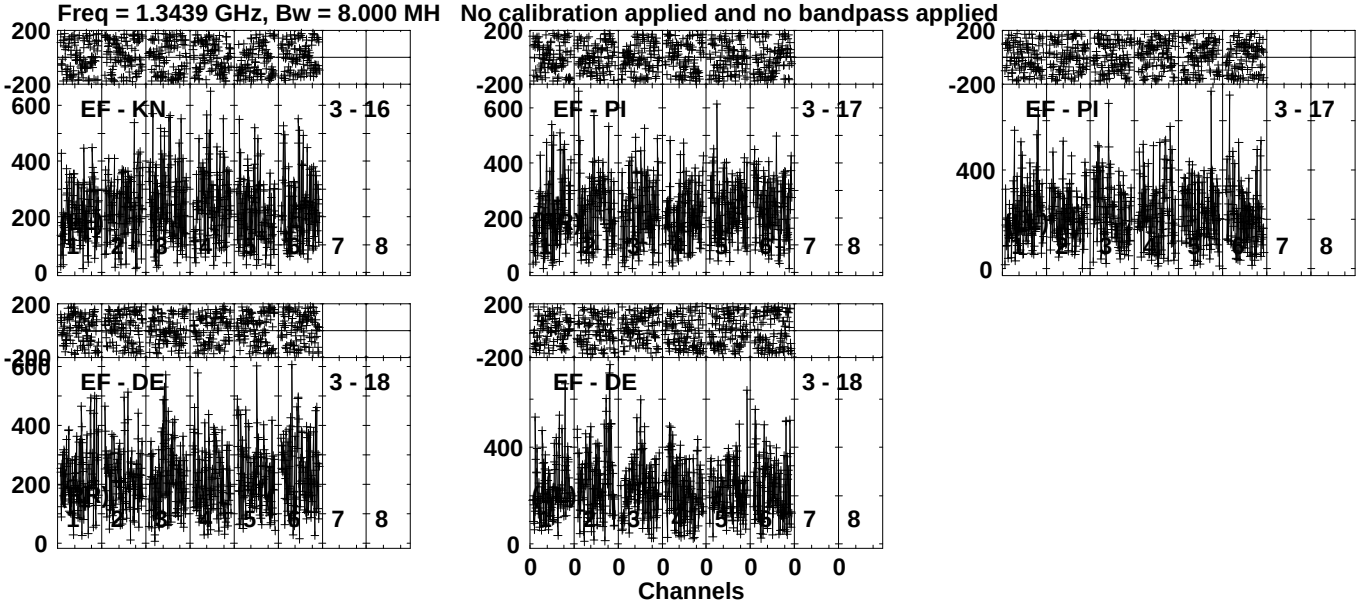

Lower frame: Micro Ampl Jy Top frame: Phas deg
Vector averaged cross-power spectrum Several baselines displayed
Timerange: 00/22:35:31 to 00/22:38:59

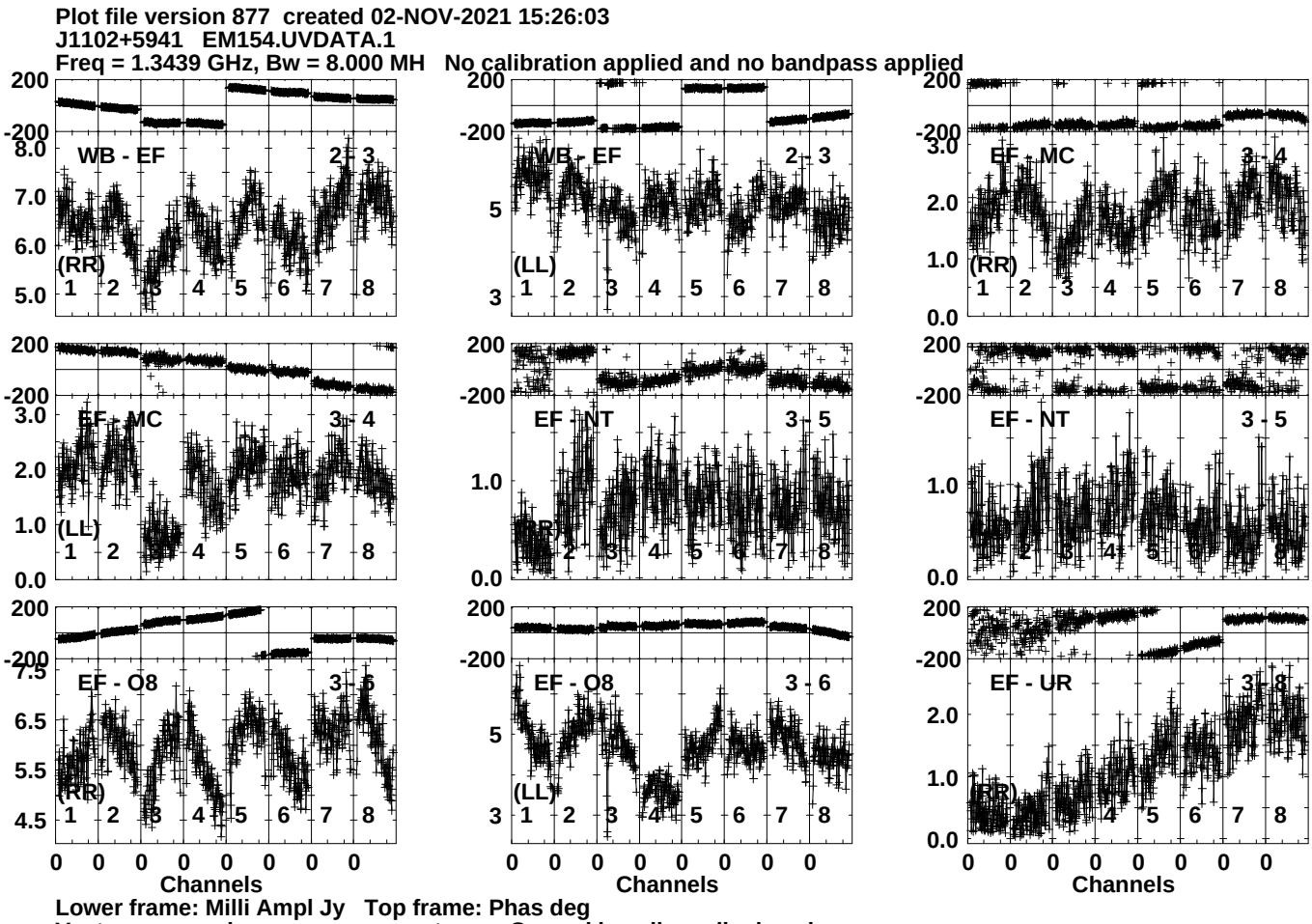
Plot file version 877 created 02-NOV-2021 15:26:03
J1102+5941 EM154.UVDATA.1
Freq = 1.3439 GHz, Bw = 8.000 MH No calibration applied and no bandpass applied
WB - EF 2 - 3
(RR)
WB - EF 2 - 3
(LL)
EF - MC 3 - 4
(RR)
EF - MC 3 - 4
(LL)
EF - NT 3 - 5
(RR)
EF - NT 3 - 5
EF - O8 3 - 6
(RR)
EF - O8 3 - 6
(LL)
EF - UR 3 - 8
(RR)
Channels
Channels
Channels
Lower frame: Milli Ampl Jy Top frame: Phas deg
Vector averaged cross-power spectrum Several baselines displayed
Timerange: 00/22:39:01 to 00/22:40:29

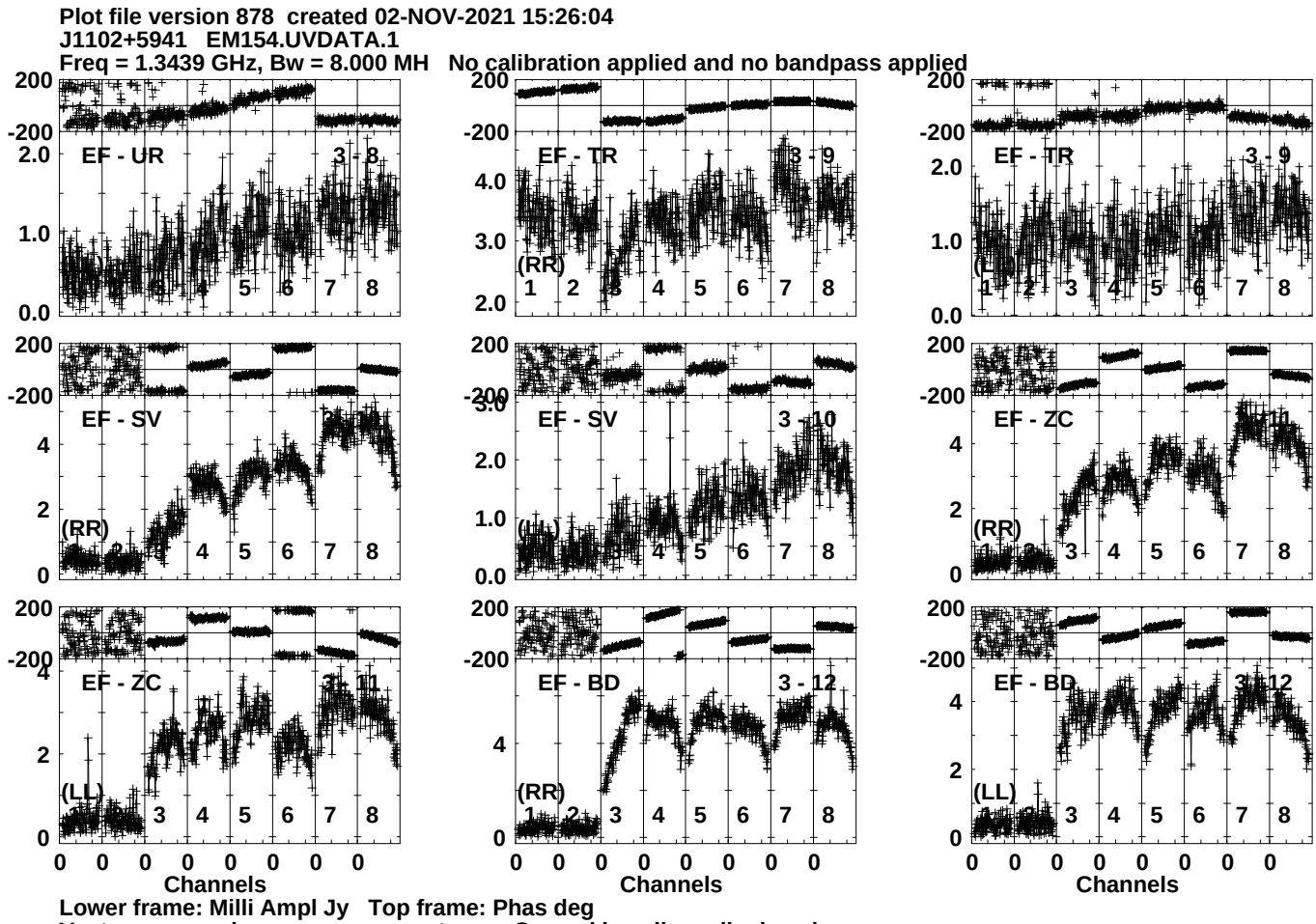
Plot file version 878 created 02-NOV-2021 15:26:04
J1102+5941 EM154.UVDATA.1
Freq = 1.3439 GHz, Bw = 8.000 MH No calibration applied and no bandpass applied
EF - UR 3 - 8
EF - TR 3 - 9
EF - TR 3 - 9
EF - SV 3 - 10
EF - SV 3 - 10
EF - ZC 3 - 11
EF - ZC 3 - 11
EF - BD 3 - 12
EF - BD 3 - 12
(RR)
(LL)
Channels
Lower frame: Milli Ampl Jy Top frame: Phas deg
Vector averaged cross-power spectrum Several baselines displayed
Timerange: 00/22:39:01 to 00/22:40:29

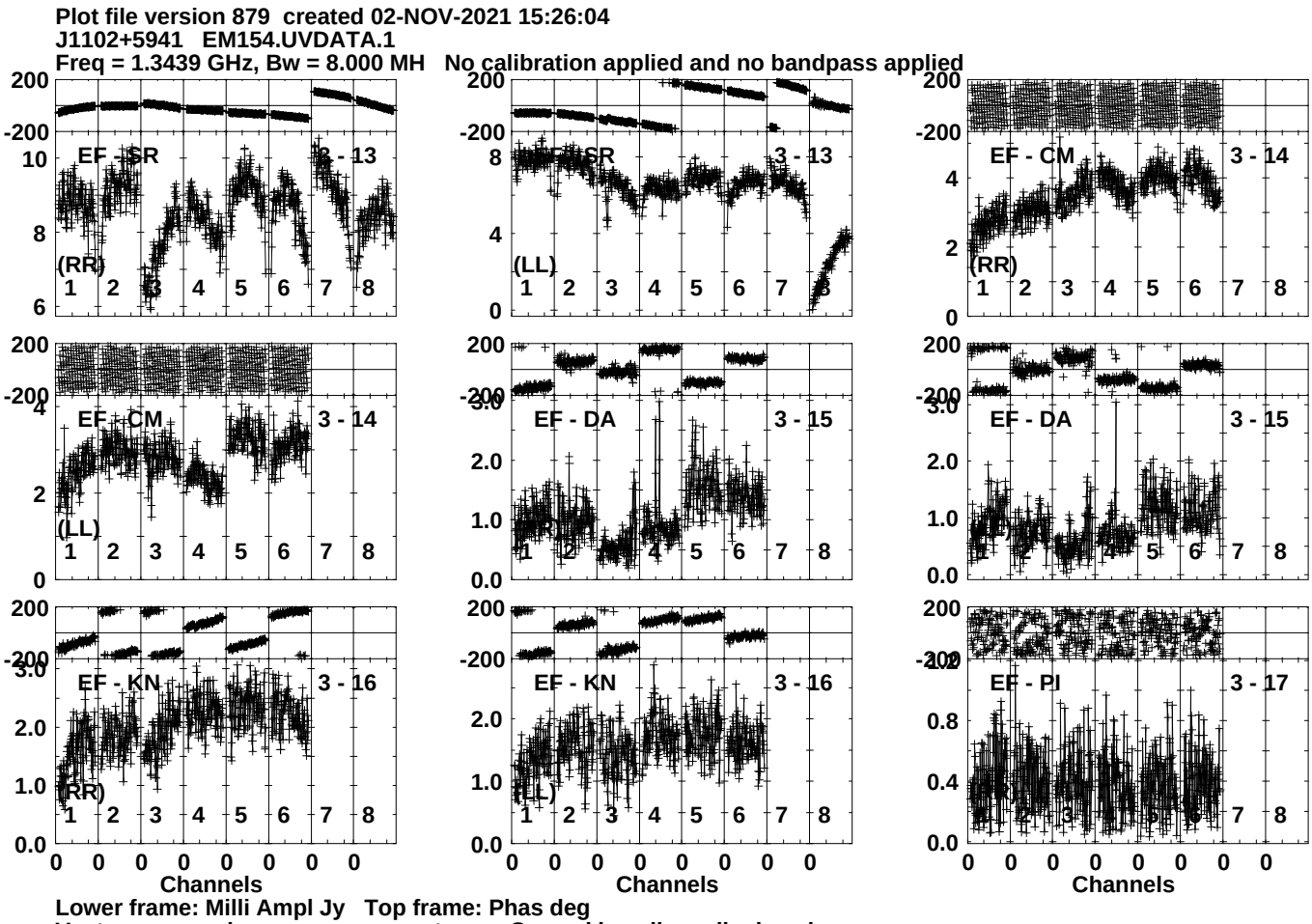
Plot file version 879 created 02-NOV-2021 15:26:04
J1102+5941 EM154.UVDATA.1
Freq = 1.3439 GHz, Bw = 8.000 MH No calibration applied and no bandpass applied
EF - GR 3 - 13
(RR)
EF - GR 3 - 13
(LL)
EF - CM 3 - 14
(RR)
EF - CM 3 - 14
(LL)
EF - DA 3 - 15
(RR)
EF - DA 3 - 15
(LL)
EF - KN 3 - 16
(RR)
EF - KN 3 - 16
(LL)
EF - PI 3 - 17
(RR)
Channels
Channels
Channels
Lower frame: Milli Ampl Jy Top frame: Phas deg
Vector averaged cross-power spectrum Several baselines displayed
Timerange: 00/22:39:01 to 00/22:40:29

Plot file version 880 created 02-NOV-2021 15:26:05
J1102+5941 EM154.UVDATA.1
Freq = 1.3439 GHz, Bw = 8.000 MH No calibration applied and no bandpass applied

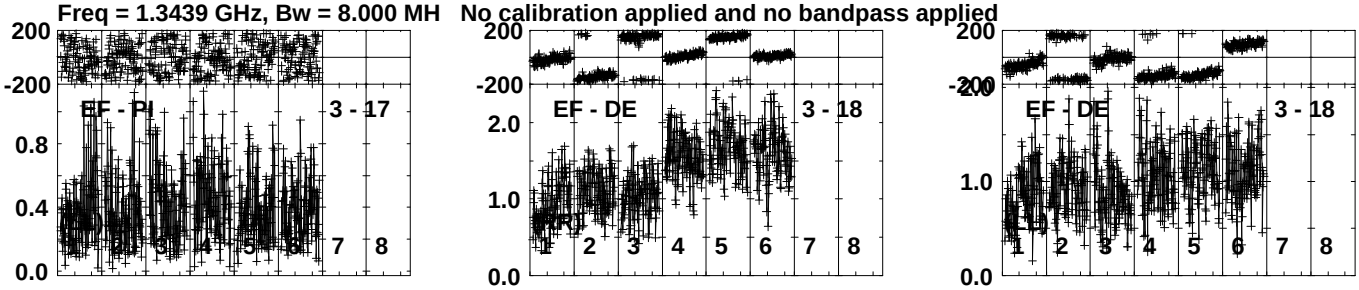

Lower frame: Milli Ampl Jy Top frame: Phas deg
Vector averaged cross-power spectrum Several baselines displayed
Timerange: 00/22:39:01 to 00/22:40:29

Plot file version 881 created 02-NOV-2021 15:26:05
IRAS10597+59 EM154.UVDATA.1
Freq = 1.3439 GHz, Bw = 8.000 MH No calibration applied and no bandpass applied

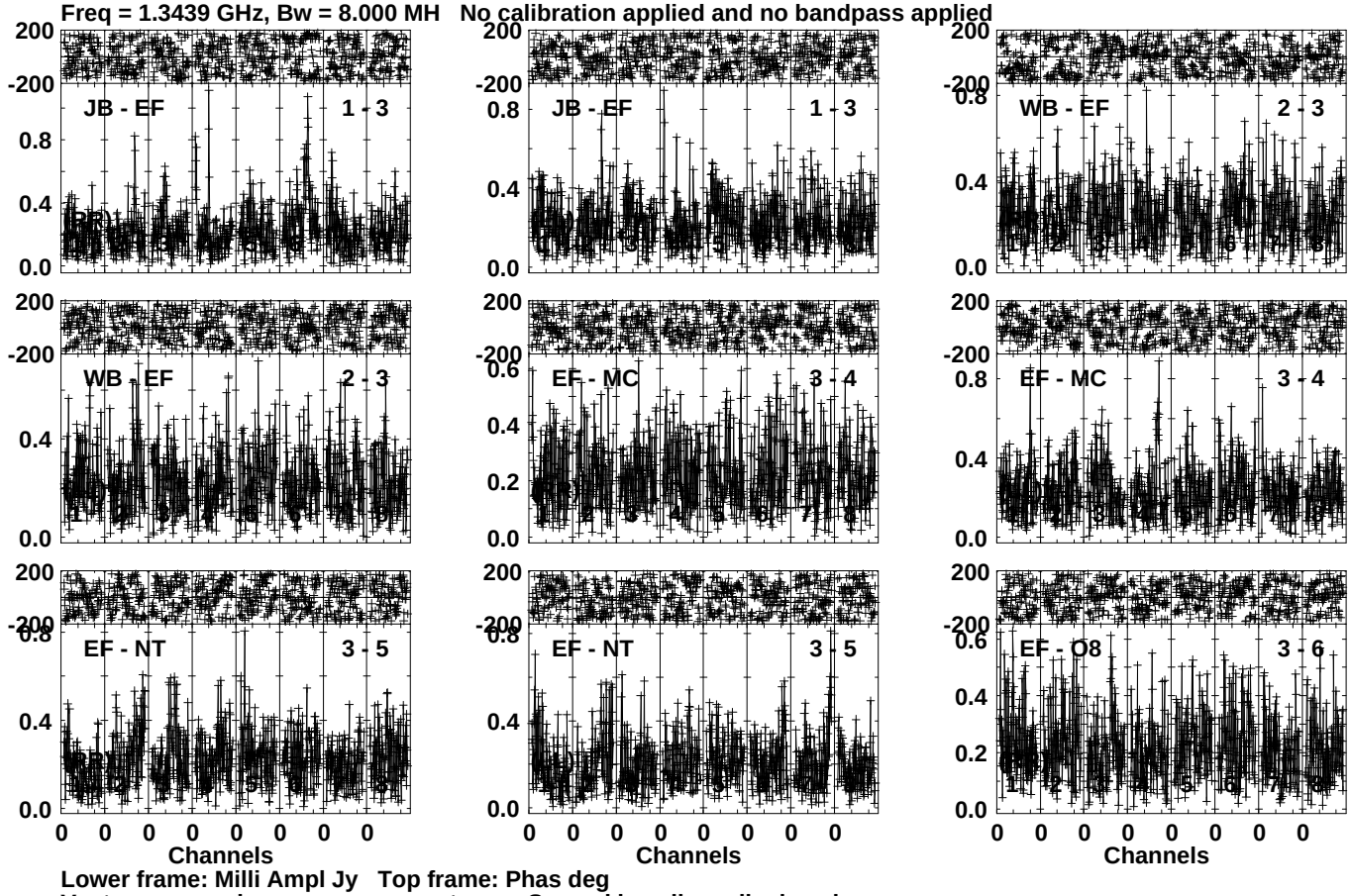

Lower frame: Milli Ampl Jy Top frame: Phas deg
Vector averaged cross-power spectrum Several baselines displayed
Timerange: 00/22:40:31 to 00/22:43:59

Plot file version 882 created 02-NOV-2021 15:26:06
IRAS10597+59 EM154.UVDATA.1
Freq = 1.3439 GHz, Bw = 8.000 MH No calibration applied and no bandpass applied

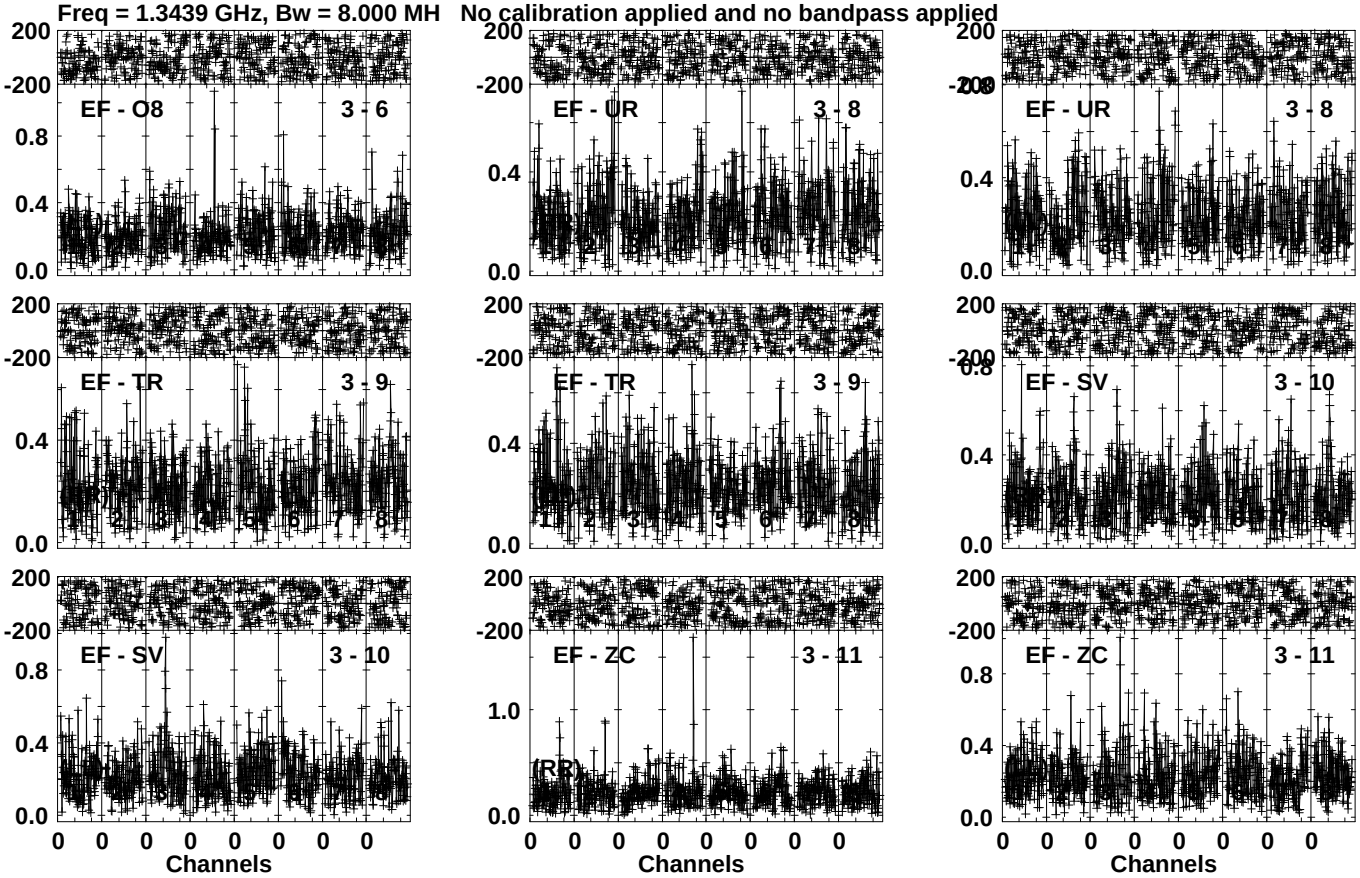

Lower frame: Milli Ampl Jy Top frame: Phas deg
Vector averaged cross-power spectrum Several baselines displayed
Timerange: 00/22:40:31 to 00/22:43:59

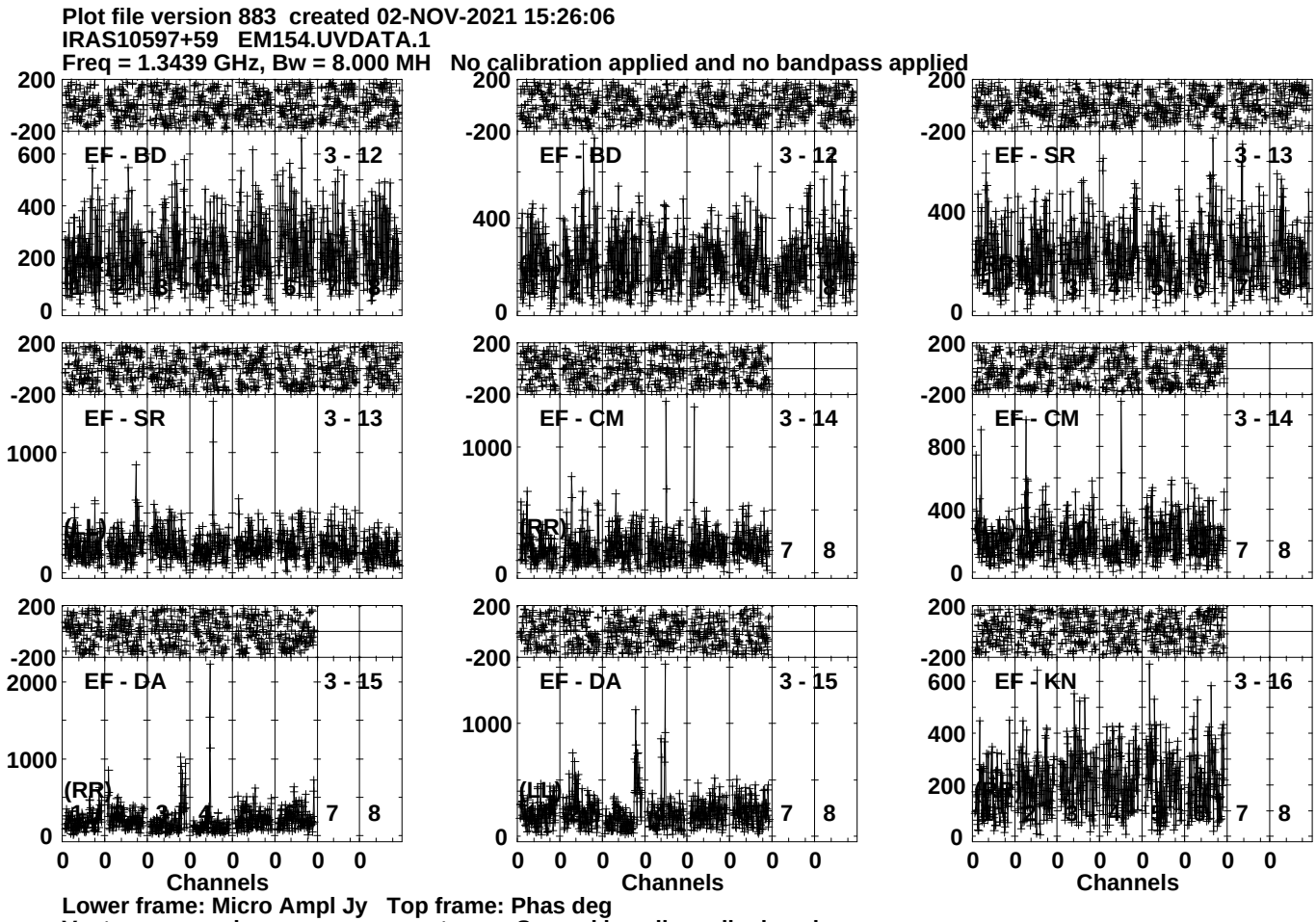
Plot file version 883 created 02-NOV-2021 15:26:06
IRAS10597+59 EM154.UVDATA.1
Freq = 1.3439 GHz, Bw = 8.000 MH No calibration applied and no bandpass applied
EF - BD 3 - 12
EF - BD 3 - 12
EF - SR 3 - 13
EF - SR 3 - 13
EF - CM 3 - 14
EF -- CM 3 - 14
EF - DA 3 - 15
EF - DA 3 - 15
EF - KN 3 - 16
(RR)
(LL)
Channels
Lower frame: Micro Ampl Jy Top frame: Phas deg
Vector averaged cross-power spectrum Several baselines displayed
Timerange: 00/22:40:31 to 00/22:43:59

Plot file version 884 created 02-NOV-2021 15:26:07
IRAS10597+59 EM154.UVDATA.1
Freq = 1.3439 GHz, Bw = 8.000 MH No calibration applied and no bandpass applied

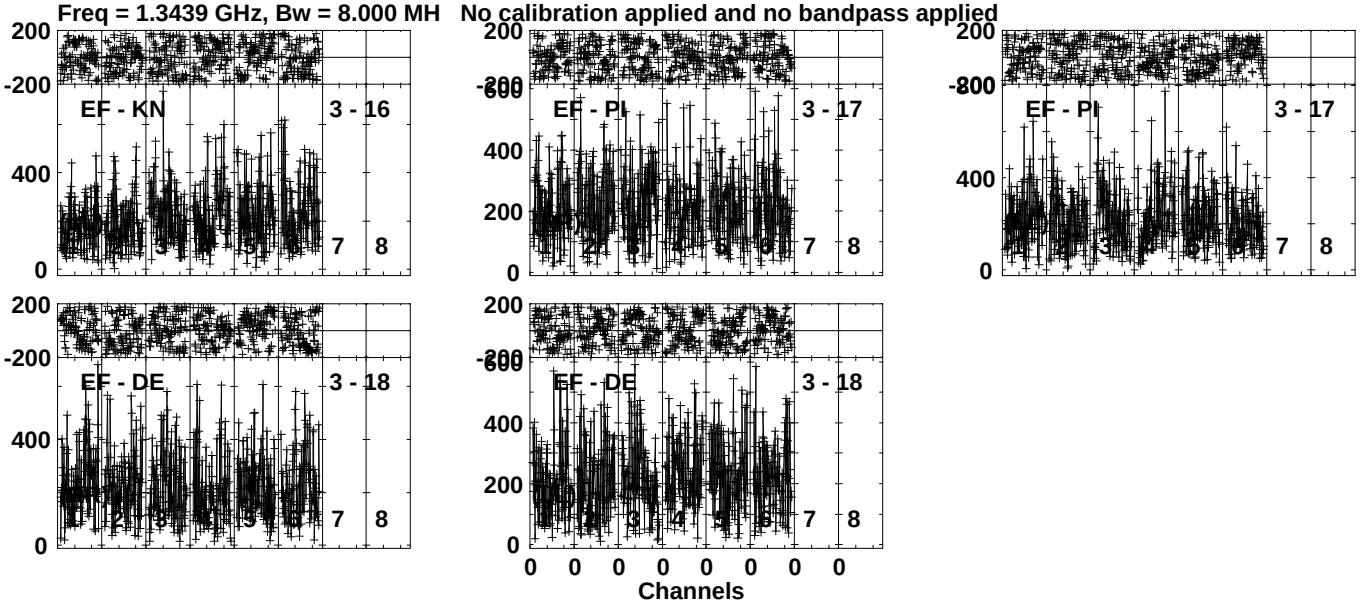

Lower frame: Micro Ampl Jy Top frame: Phas deg
Vector averaged cross-power spectrum Several baselines displayed
Timerange: 00/22:40:31 to 00/22:43:59

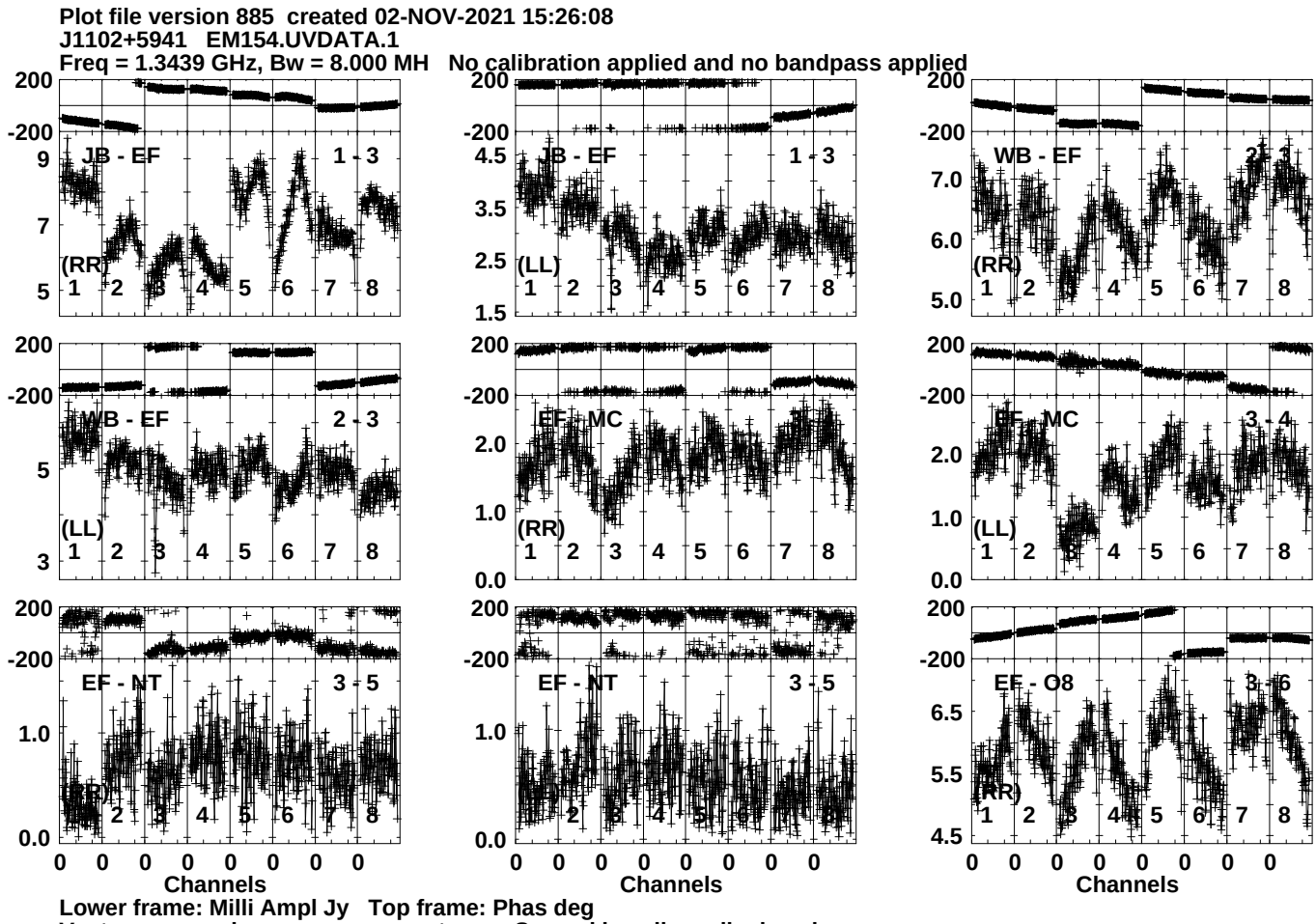
Plot file version 885 created 02-NOV-2021 15:26:08
J1102+5941 EM154.UVDATA.1
Freq = 1.3439 GHz, Bw = 8.000 MH No calibration applied and no bandpass applied
JB - EF 1 - 3
(RR)
JB - EF 1 - 3
(LL)
WB - EF 2 - 1
(RR)
WB - EF 2 - 3
(LL)
EF - MC
(RR)
EF - MC 3 - 4
(LL)
EF - NT 3 - 5
(RR)
EF - NT 3 - 5
EF - O8 3 - 6
(RR)
Channels
Channels
Channels
Lower frame: Milli Ampl Jy Top frame: Phas deg
Vector averaged cross-power spectrum Several baselines displayed
Timerange: 00/22:44:31 to 00/22:45:59

Plot file version 886 created 02-NOV-2021 15:26:08
J1102+5941 EM154.UVDATA.1
Freq = 1.3439 GHz, Bw = 8.000 MH No calibration applied and no bandpass applied

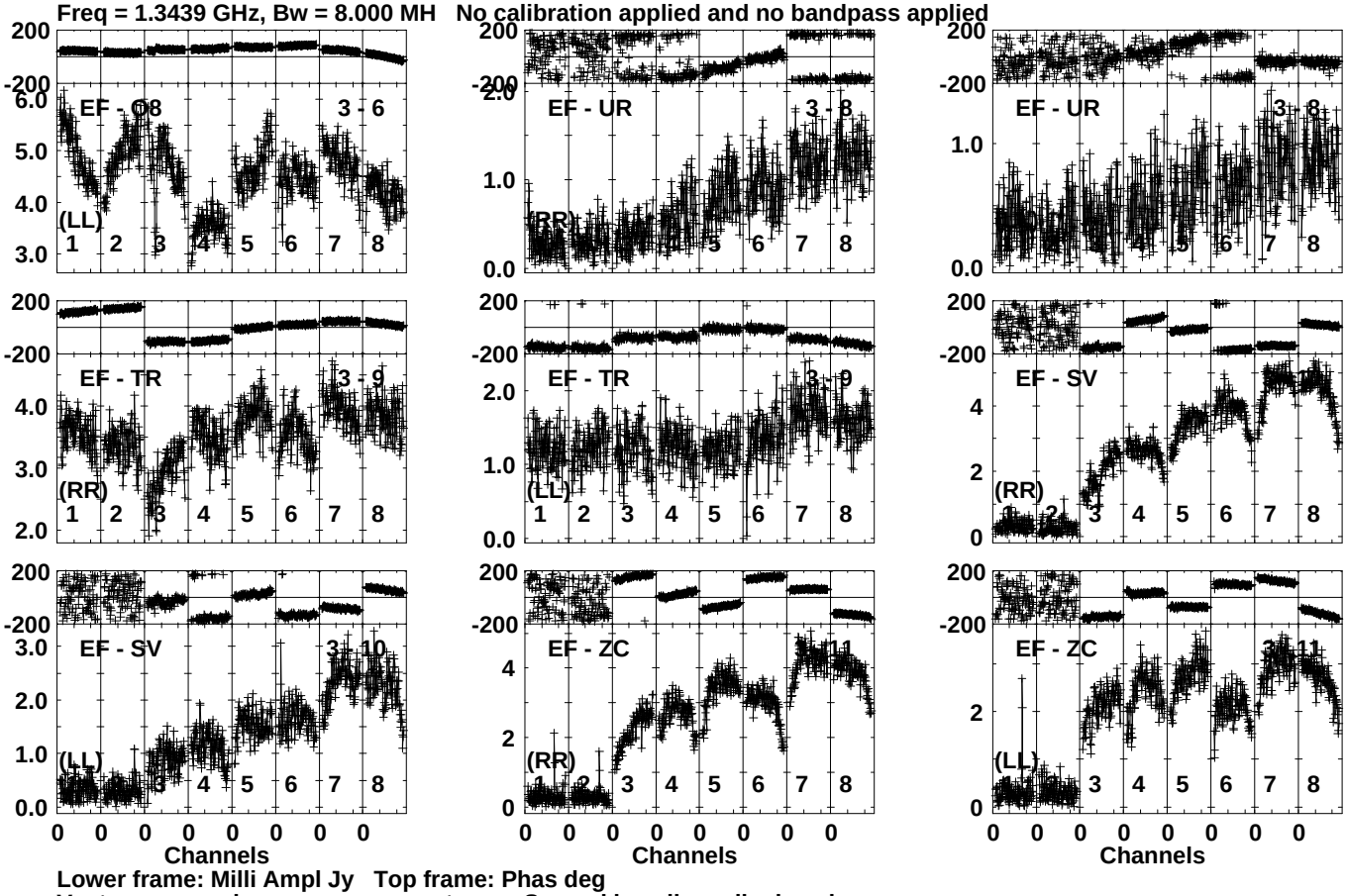

Lower frame: Milli Ampl Jy Top frame: Phas deg
Vector averaged cross-power spectrum Several baselines displayed
Timerange: 00/22:44:31 to 00/22:45:59

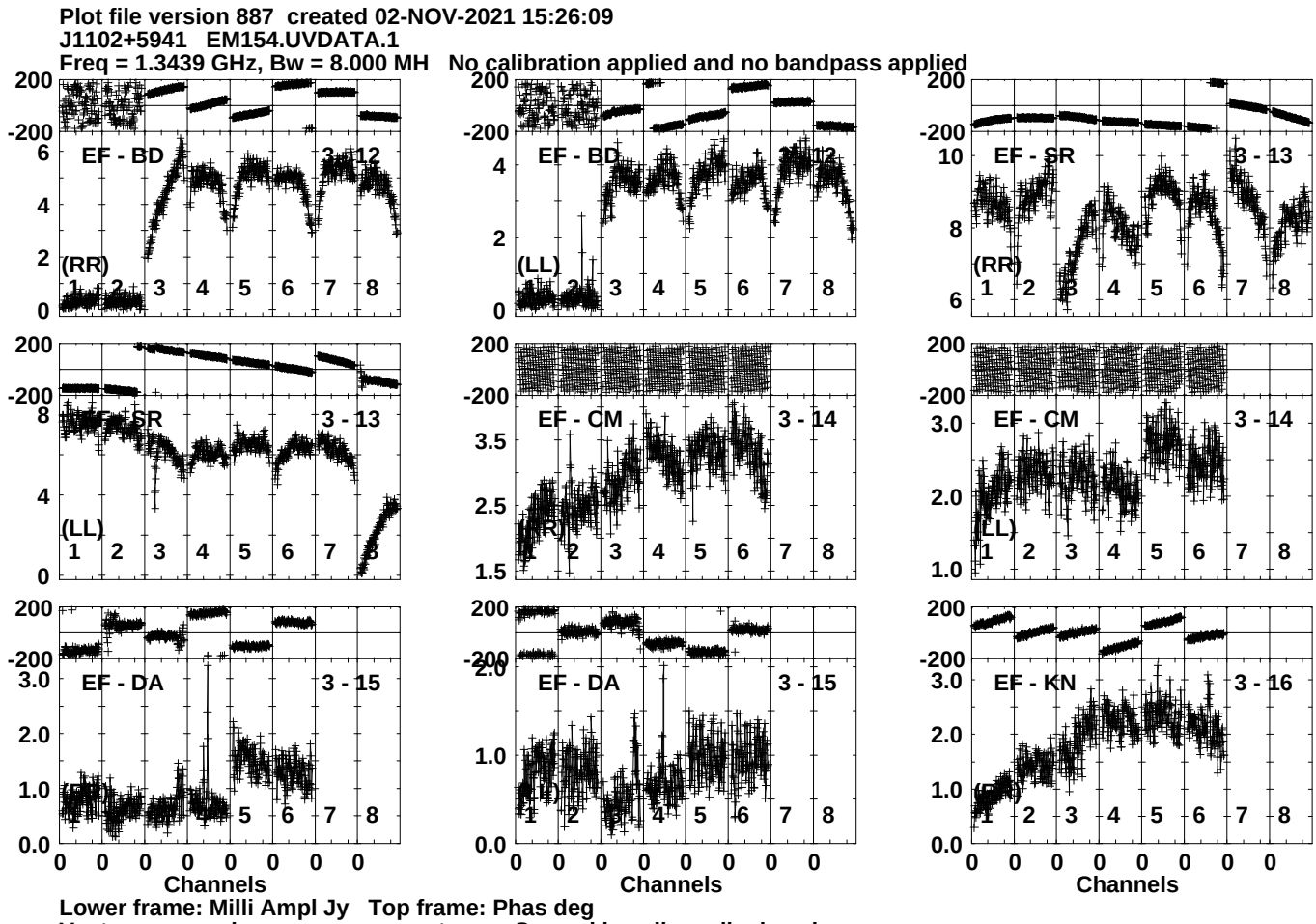
Plot file version 887 created 02-NOV-2021 15:26:09
J1102+5941 EM154.UVDATA.1
Freq = 1.3439 GHz, Bw = 8.000 MH No calibration applied and no bandpass applied
EF - BD 3 - 12
(RR)
EF - BD 3 - 12
(LL)
EF - SR 3 - 13
(RR)
EF - SR 3 - 13
(LL)
EF - CM 3 - 14
(RR)
EF - CM 3 - 14
(LL)
EF - DA 3 - 15
(RR)
EF - DA 3 - 15
(LL)
EF - KN 3 - 16
(RR)
Channels
Channels
Channels
Lower frame: Milli Ampl Jy Top frame: Phas deg
Vector averaged cross-power spectrum Several baselines displayed
Timerange: 00/22:44:31 to 00/22:45:59

Plot file version 888 created 02-NOV-2021 15:26:09
J1102+5941 EM154.UVDATA.1
Freq = 1.3439 GHz, Bw = 8.000 MH No calibration applied and no bandpass applied

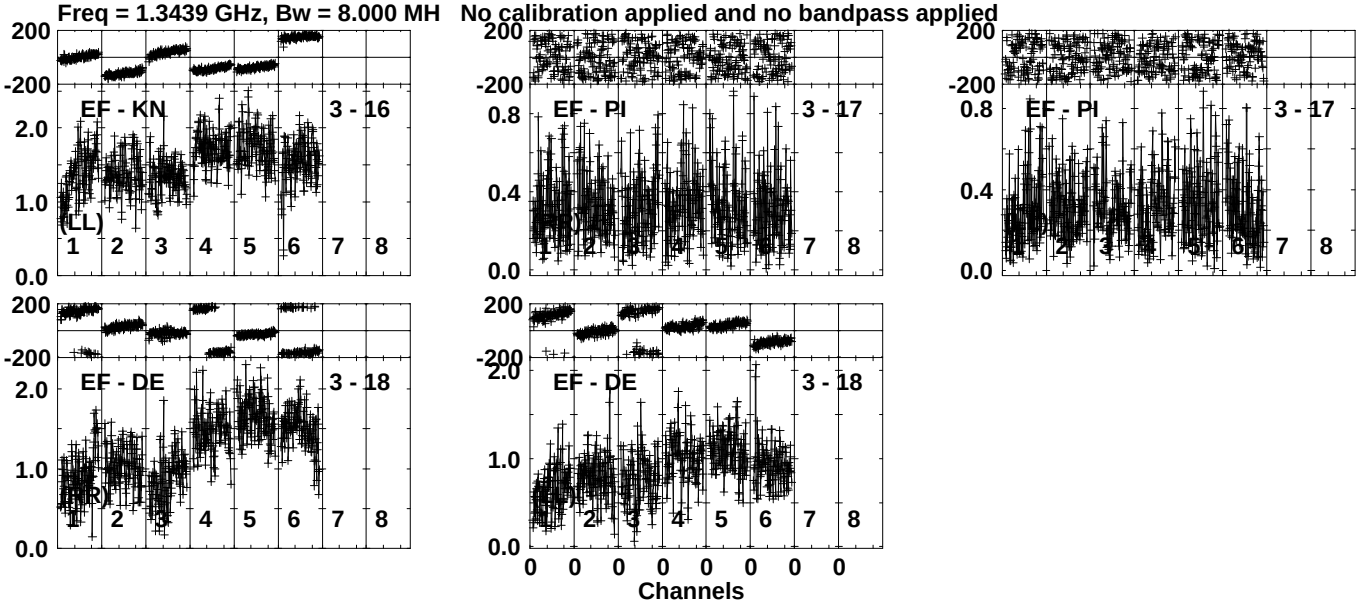

Lower frame: Milli Ampl Jy Top frame: Phas deg
Vector averaged cross-power spectrum Several baselines displayed
Timerange: 00/22:44:31 to 00/22:45:59

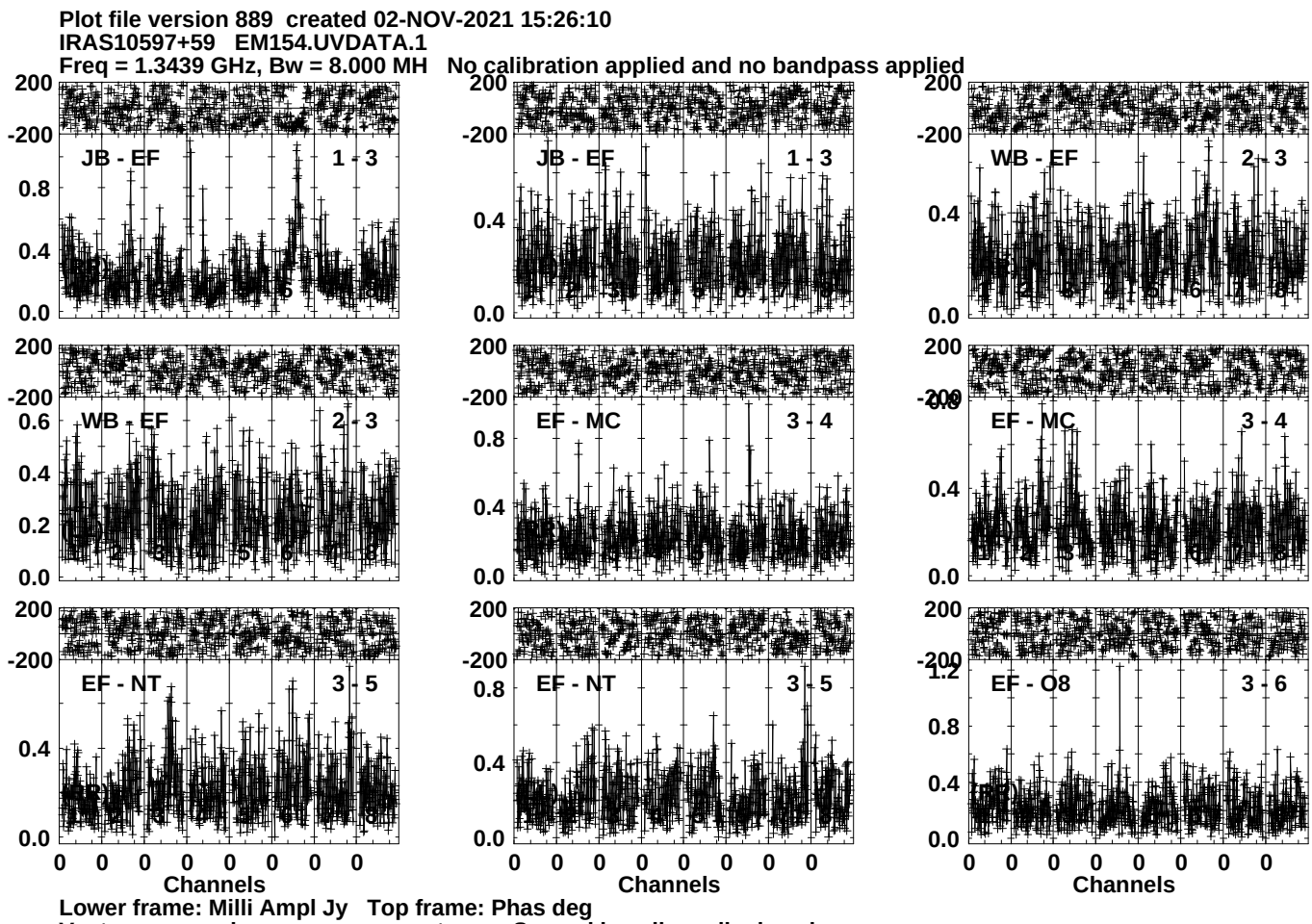
Plot file version 889 created 02-NOV-2021 15:26:10
IRAS10597+59 EM154.UVDATA.1
Freq = 1.3439 GHz, Bw = 8.000 MH No calibration applied and no bandpass applied
JB - EF 1 - 3
JB - EF 1 - 3
WB - EF 2 - 3
WB - EF 2 - 3
EF - MC 3 - 4
EF - MC 3 - 4
EF - NT 3 - 5
EF - NT 3 - 5
EF - O8 3 - 6
Channels
Channels
Channels
Lower frame: Milli Ampl Jy Top frame: Phas deg
Vector averaged cross-power spectrum Several baselines displayed
Timerange: 00/22:46:01 to 00/22:49:29

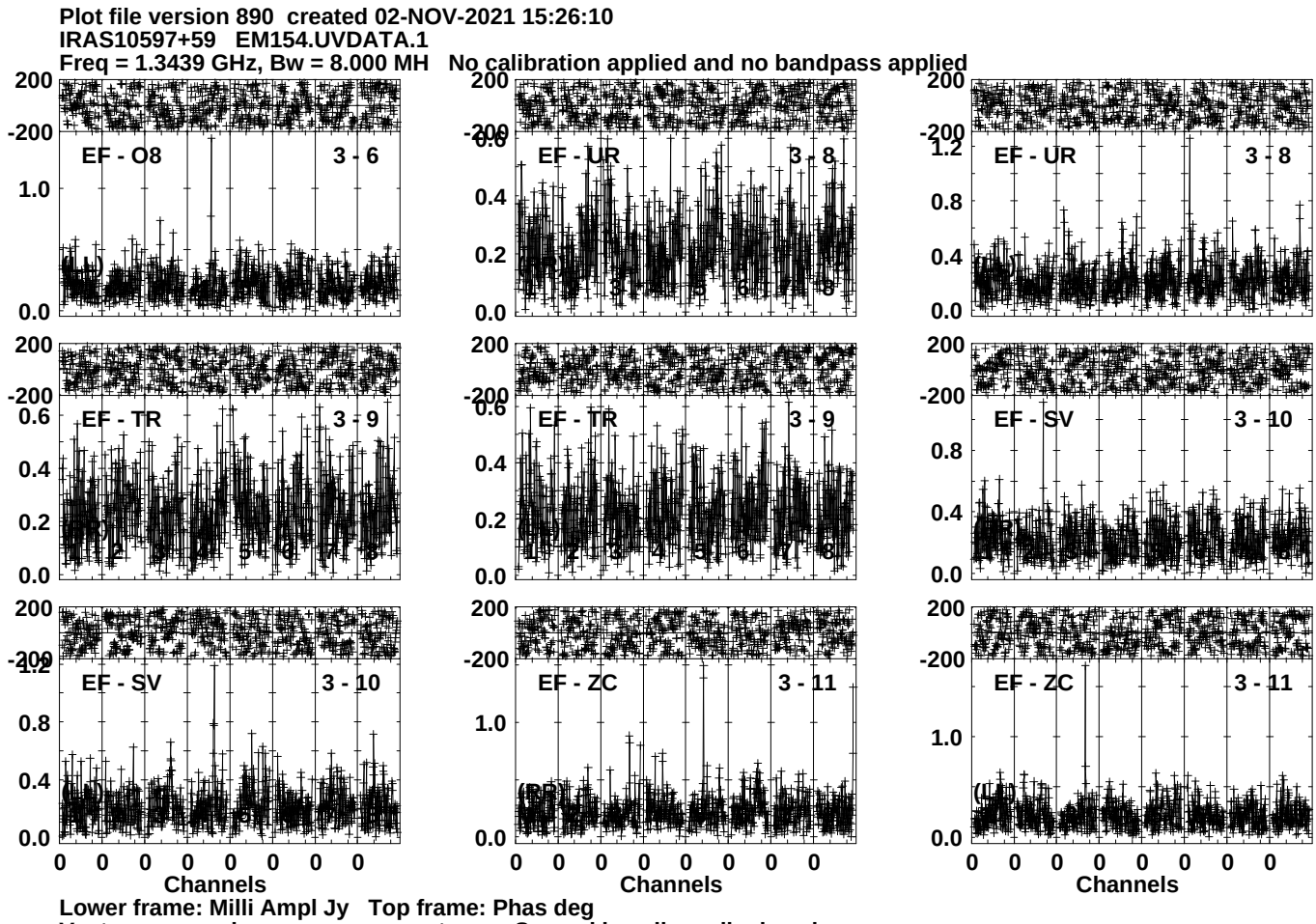
Plot file version 890 created 02-NOV-2021 15:26:10
IRAS10597+59 EM154.UVDATA.1
Freq = 1.3439 GHz, Bw = 8.000 MH No calibration applied and no bandpass applied
EF - O8 3 - 6
EF - UR 3 - 8
EF - UR 3 - 8
EF - TR 3 - 9
EF - TR 3 - 9
EF - SV 3 - 10
EF - SV 3 - 10
EF - ZC 3 - 11
EF - ZC 3 - 11
Channels
Channels
Channels
Lower frame: Milli Ampl Jy Top frame: Phas deg
Vector averaged cross-power spectrum Several baselines displayed
Timerange: 00/22:46:01 to 00/22:49:29

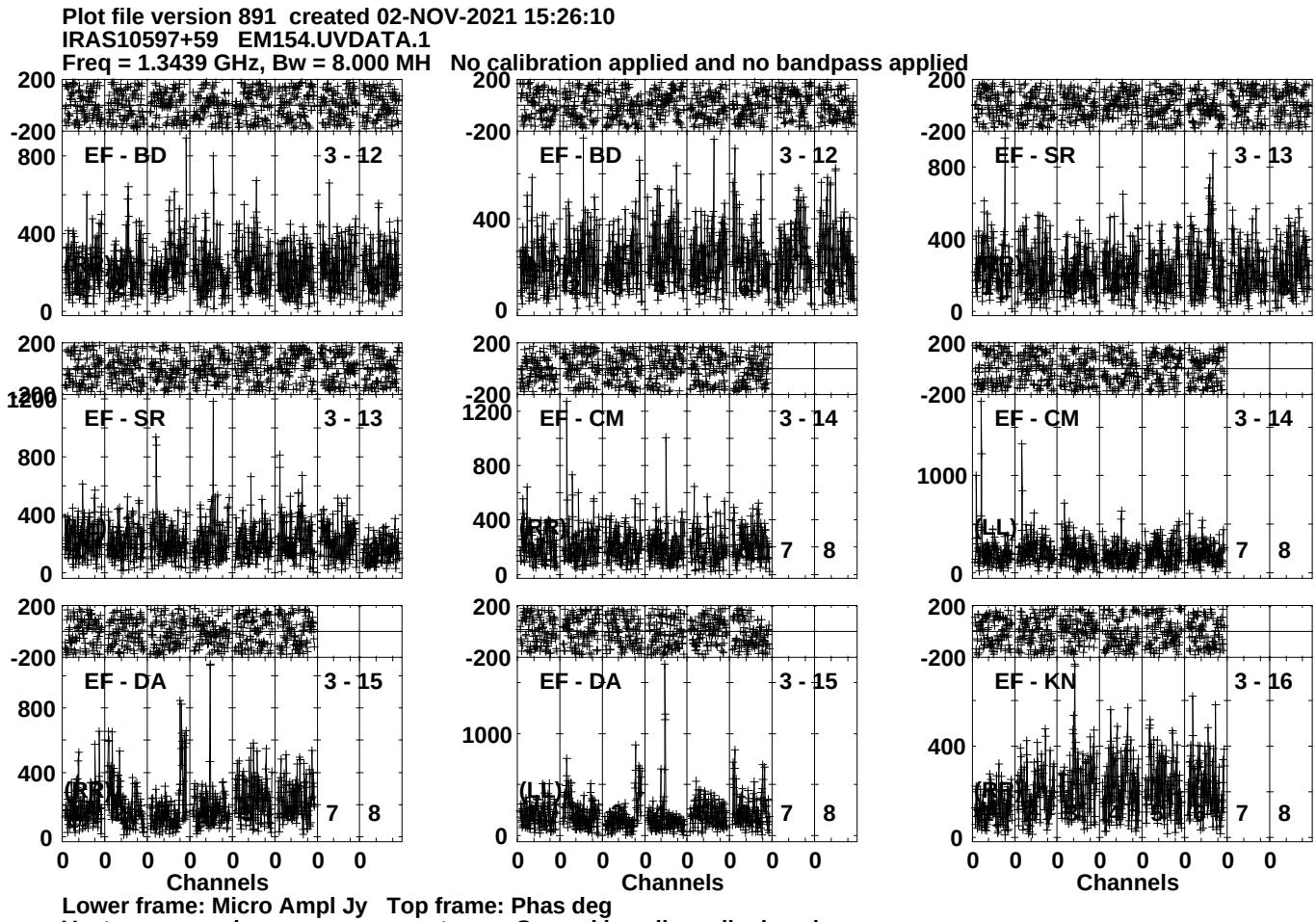
Plot file version 891 created 02-NOV-2021 15:26:10
IRAS10597+59 EM154.UVDATA.1
Freq = 1.3439 GHz, Bw = 8.000 MH No calibration applied and no bandpass applied
EF - BD 3 - 12
EF - BD 3 - 12
EF - SR 3 - 13
EF - SR 3 - 13
EF - CM 3 - 14
EF - CM 3 - 14
EF - DA 3 - 15
EF - DA 3 - 15
EF - KN 3 - 16
(RR)
(LL)
7 8
Channels
Lower frame: Micro Ampl Jy Top frame: Phas deg
Vector averaged cross-power spectrum Several baselines displayed
Timerange: 00/22:46:01 to 00/22:49:29

Plot file version 892 created 02-NOV-2021 15:26:11
IRAS10597+59 EM154.UVDATA.1
Freq = 1.3439 GHz, Bw = 8.000 MH No calibration applied and no bandpass applied

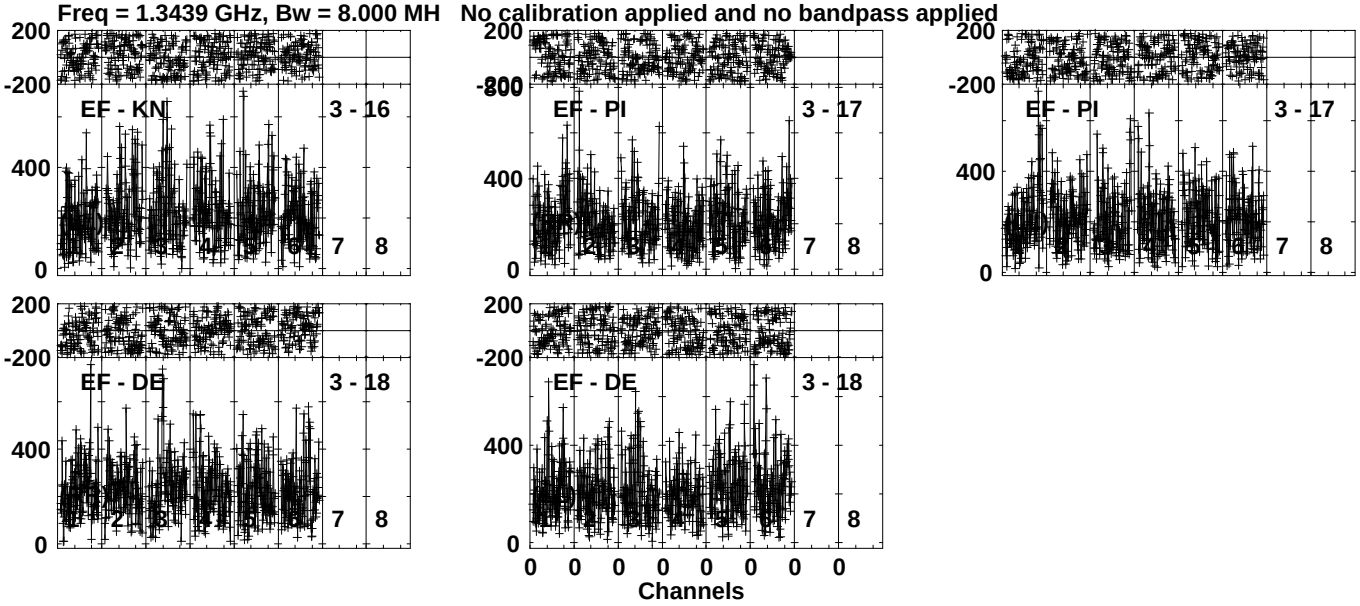

Lower frame: Micro Ampl Jy Top frame: Phas deg
Vector averaged cross-power spectrum Several baselines displayed
Timerange: 00/22:46:01 to 00/22:49:29

Plot file version 893 created 02-NOV-2021 15:26:12
J1102+5941 EM154.UVDATA.1
Freq = 1.3439 GHz, Bw = 8.000 MH No calibration applied and no bandpass applied

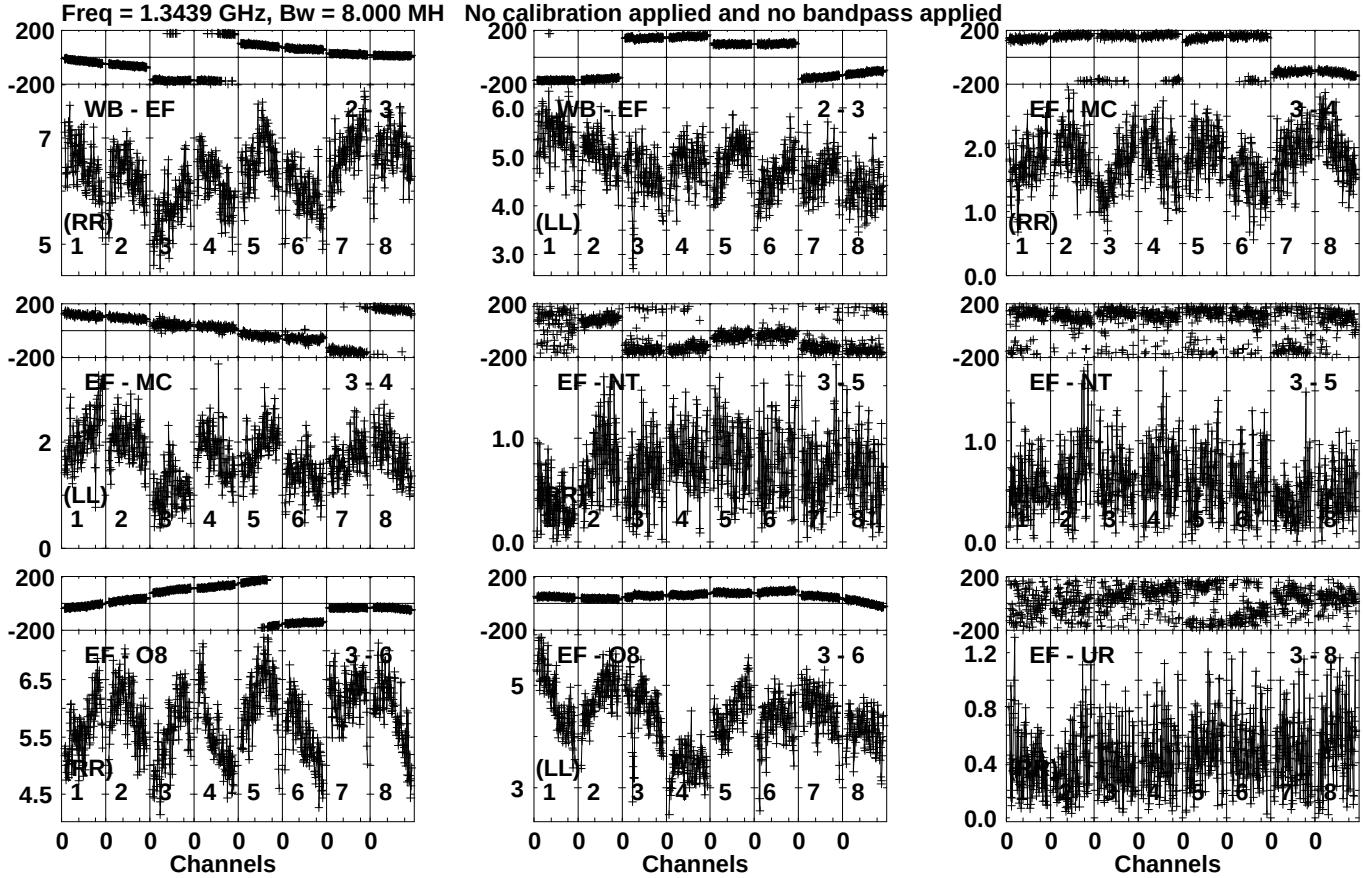

Lower frame: Milli Ampl Jy Top frame: Phas deg
Vector averaged cross-power spectrum Several baselines displayed
Timerange: 00/22:49:31 to 00/22:50:59

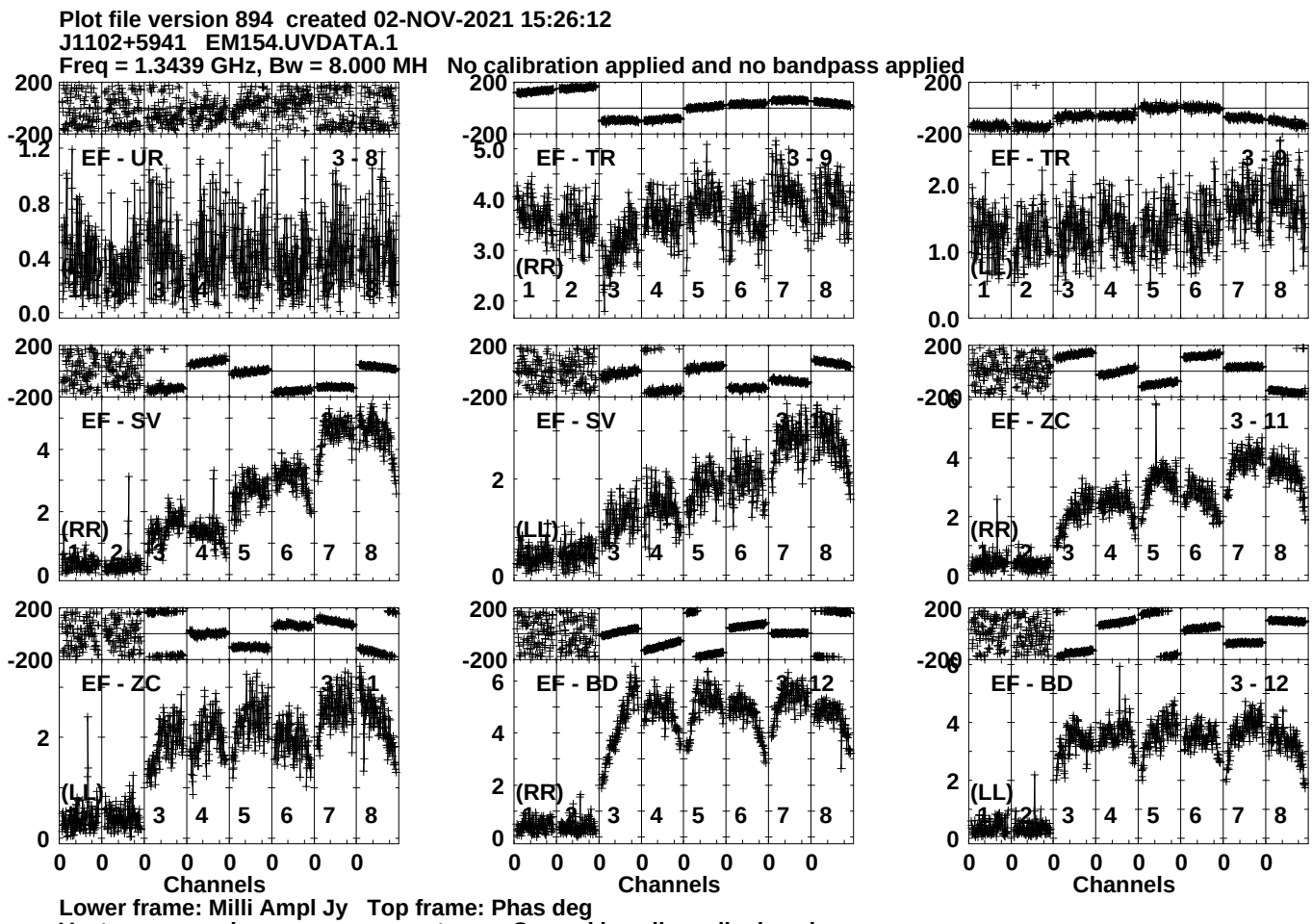
Plot file version 894 created 02-NOV-2021 15:26:12
J1102+5941 EM154.UVDATA.1
Freq = 1.3439 GHz, Bw = 8.000 MH No calibration applied and no bandpass applied
EF - UR 3 - 8
EF - TR 3 - 9
EF - TR 3 - 10
EF - SV 3 - 8
EF - SV 3 - 11
EF - ZC 3 - 11
EF - ZC 3 - 11
EF - BD 3 - 12
EF - BD 3 - 12
(RR)
(LL)
Channels
Lower frame: Milli Ampl Jy Top frame: Phas deg
Vector averaged cross-power spectrum Several baselines displayed
Timerange: 00/22:49:31 to 00/22:50:59

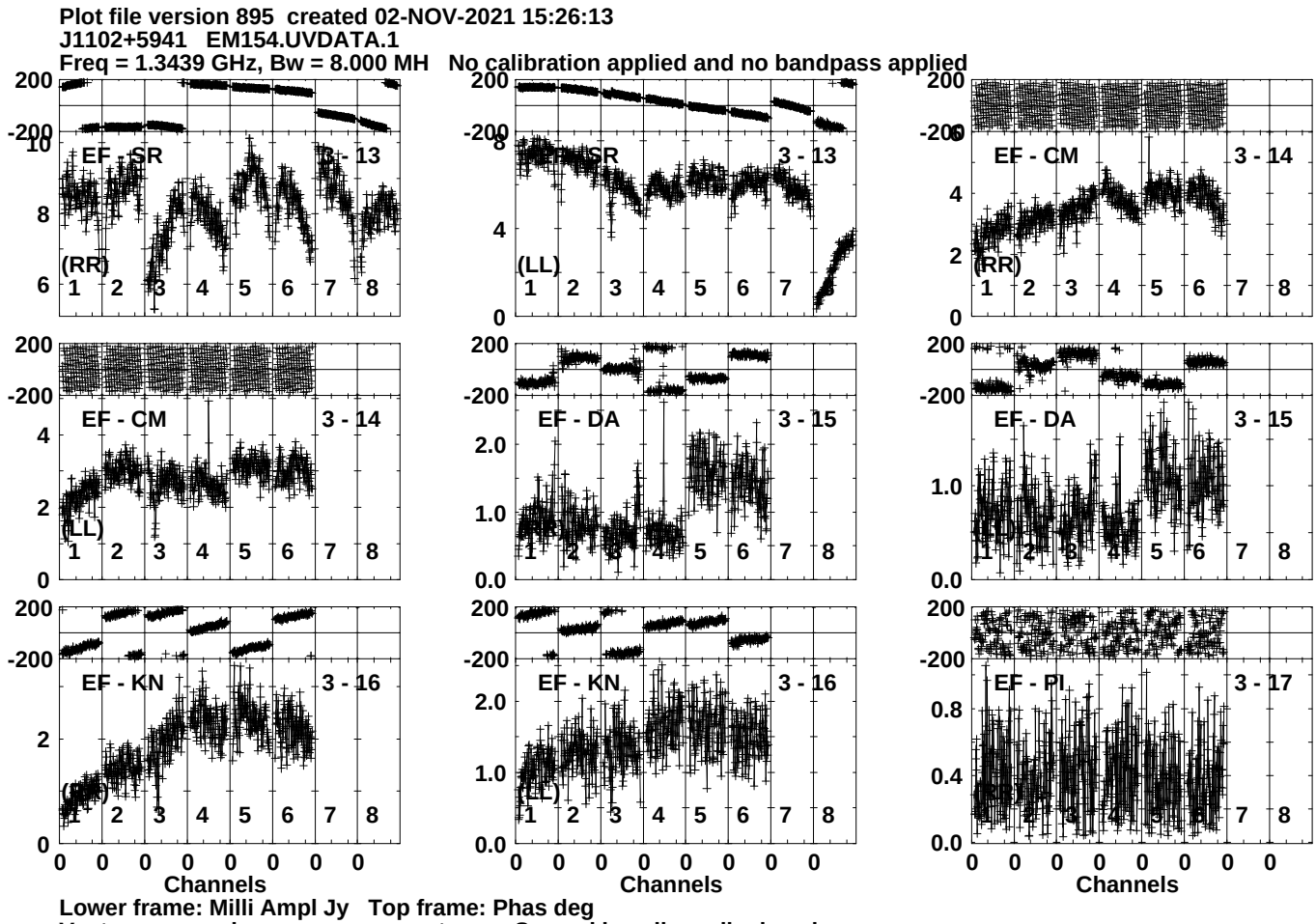
Plot file version 895 created 02-NOV-2021 15:26:13
J1102+5941 EM154.UVDATA.1
Freq = 1.3439 GHz, Bw = 8.000 MH No calibration applied and no bandpass applied
EF - SR 3 - 13
(RR)
EF - SR 3 - 13
(LL)
EF - CM 3 - 14
(RR)
EF - CM 3 - 14
(LL)
EF - DA 3 - 15
EF - DA 3 - 15
EF - KN 3 - 16
(RR)
EF - KN 3 - 16
(LL)
EF - PI 3 - 17
(RR)
Channels
Channels
Channels
Lower frame: Milli Ampl Jy Top frame: Phas deg
Vector averaged cross-power spectrum Several baselines displayed
Timerange: 00/22:49:31 to 00/22:50:59

Plot file version 896 created 02-NOV-2021 15:26:13
J1102+5941 EM154.UVDATA.1
Freq = 1.3439 GHz, Bw = 8.000 MH No calibration applied and no bandpass applied

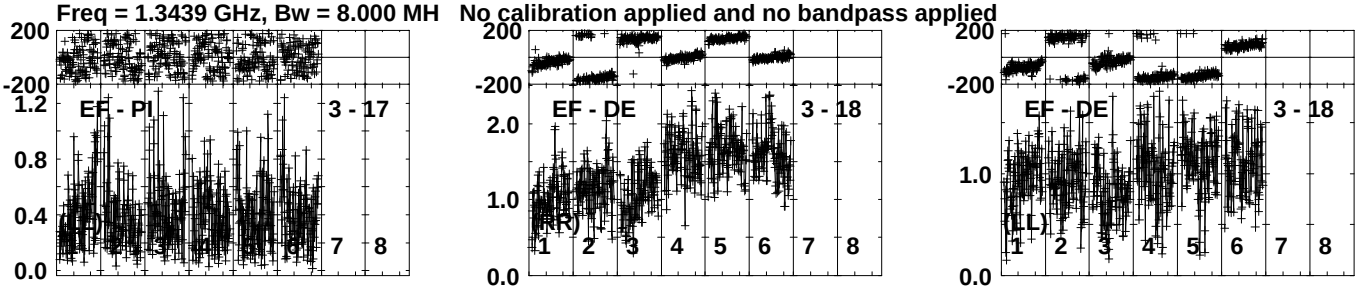

Lower frame: Milli Ampl Jy Top frame: Phas deg
Vector averaged cross-power spectrum Several baselines displayed
Timerange: 00/22:49:31 to 00/22:50:59

Plot file version 897 created 02-NOV-2021 15:26:14
IRAS10597+59 EM154.UVDATA.1
Freq = 1.3439 GHz, Bw = 8.000 MH No calibration applied and no bandpass applied

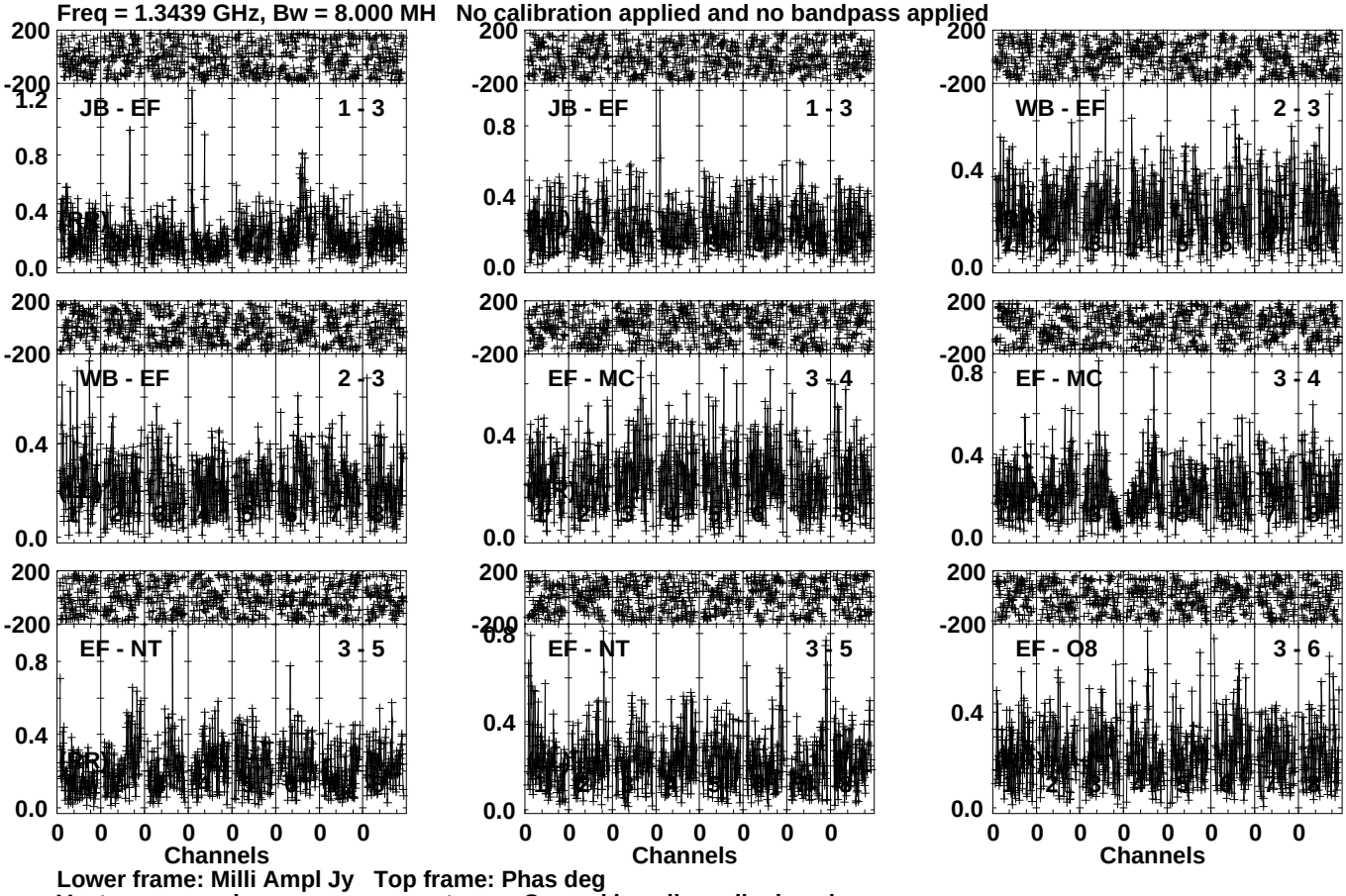

Lower frame: Milli Ampl Jy Top frame: Phas deg
Vector averaged cross-power spectrum Several baselines displayed
Timerange: 00/22:51:01 to 00/22:54:29

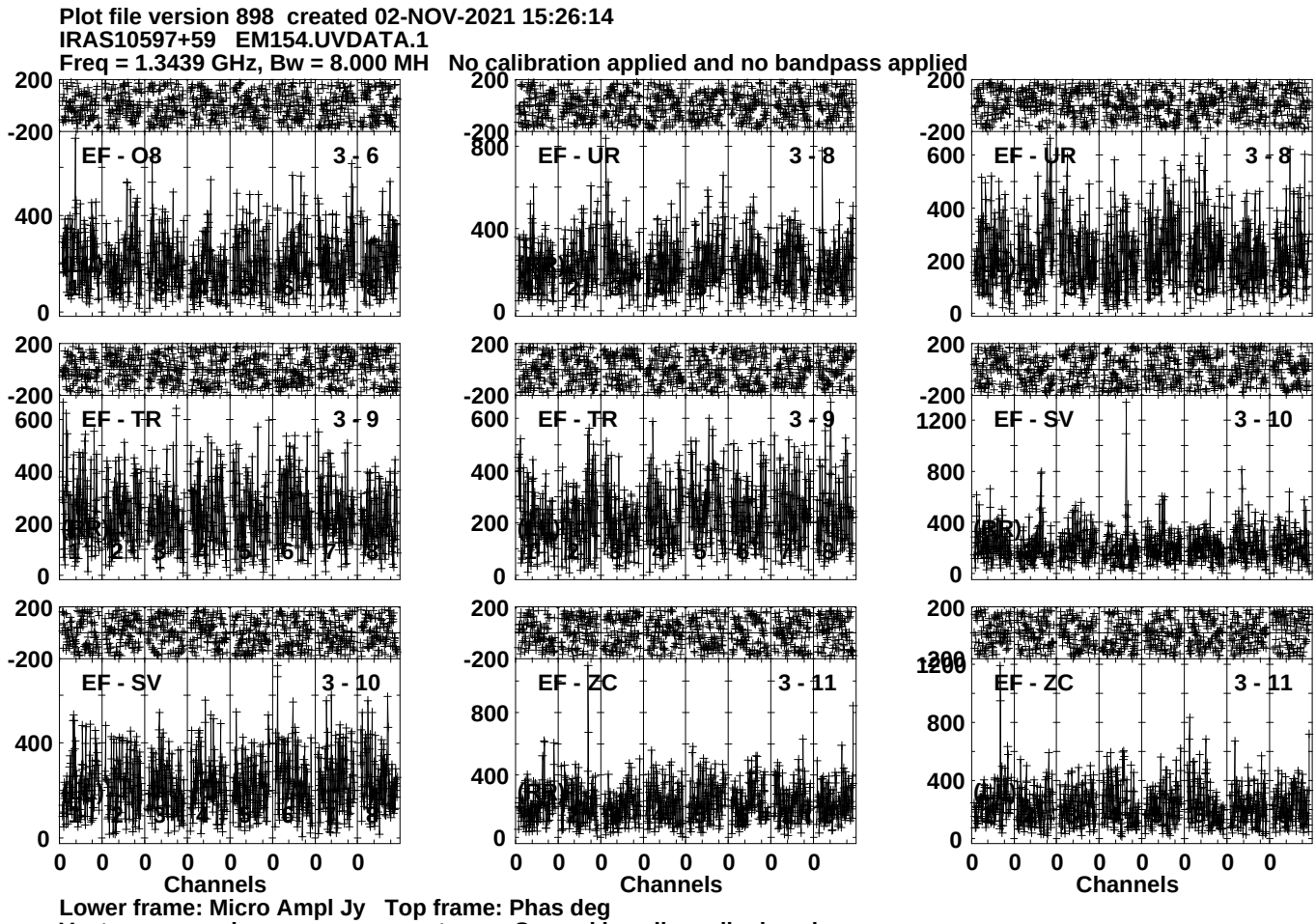
Plot file version 898 created 02-NOV-2021 15:26:14
IRAS10597+59 EM154.UVDATA.1
Freq = 1.3439 GHz, Bw = 8.000 MH No calibration applied and no bandpass applied
EF - O8 3 - 6
EF - UR 3 - 8
EF - UR 3 - 8
EF - TR 3 - 9
EF - TR 3 - 9
EF - SV 3 - 10
EF - SV 3 - 10
EF - ZC 3 - 11
EF - ZC 3 - 11
Channels
Channels
Channels
Lower frame: Micro Ampl Jy Top frame: Phas deg
Vector averaged cross-power spectrum Several baselines displayed
Timerange: 00/22:51:01 to 00/22:54:29

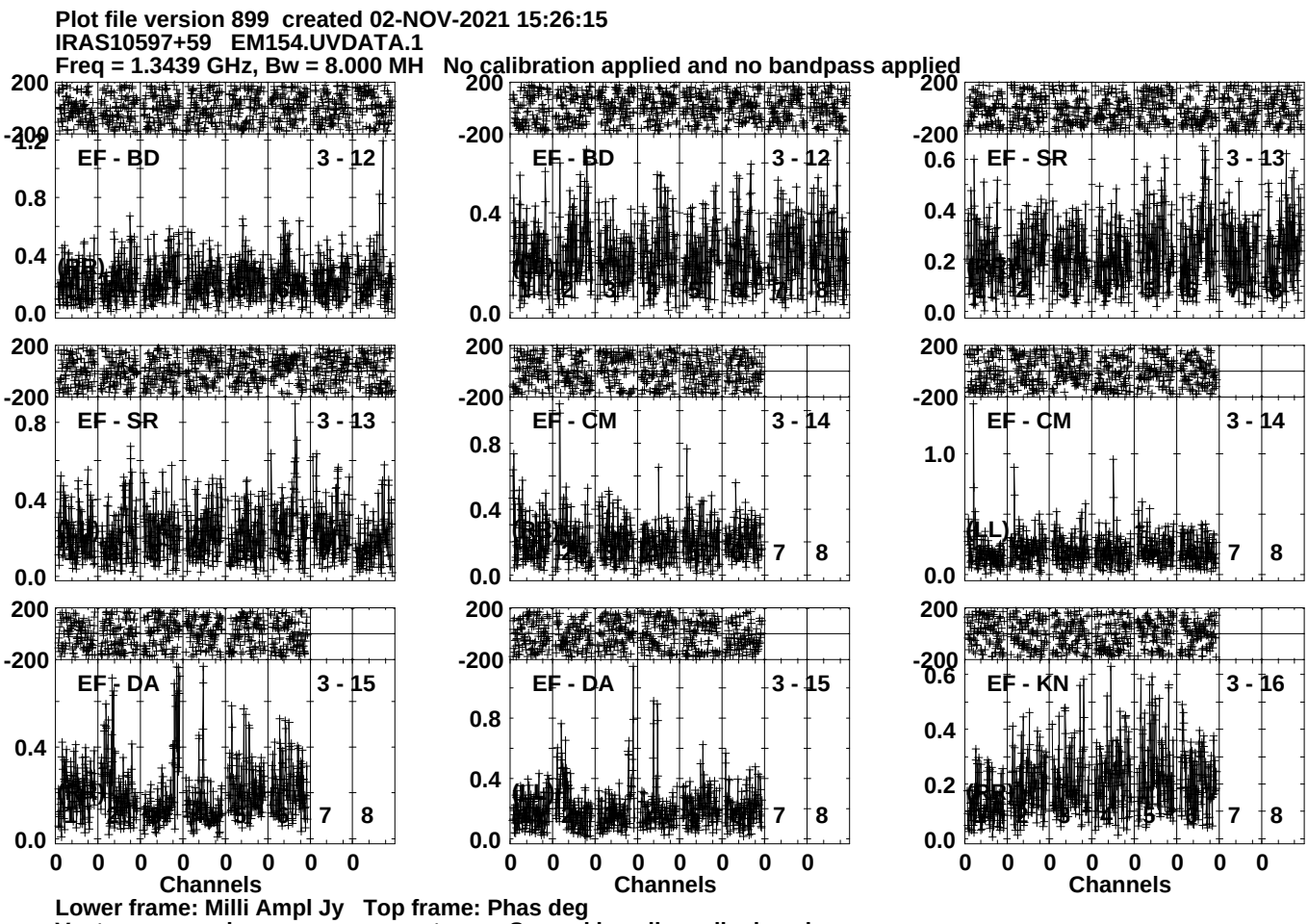
Plot file version 899 created 02-NOV-2021 15:26:15
IRAS10597+59 EM154.UVDATA.1
Freq = 1.3439 GHz, Bw = 8.000 MH No calibration applied and no bandpass applied
EF - BD 3 - 12
EF - BD 3 - 12
EF - SR 3 - 13
EF - SR 3 - 13
EF - CM 3 - 14
EF - CM 3 - 14
EF - DA 3 - 15
EF - DA 3 - 15
EF - KN 3 - 16
Channels
Channels
Channels
Lower frame: Milli Ampl Jy Top frame: Phas deg
Vector averaged cross-power spectrum Several baselines displayed
Timerange: 00/22:51:01 to 00/22:54:29

Plot file version 900 created 02-NOV-2021 15:26:16
IRAS10597+59 EM154.UVDATA.1
Freq = 1.3439 GHz, Bw = 8.000 MH No calibration applied and no bandpass applied

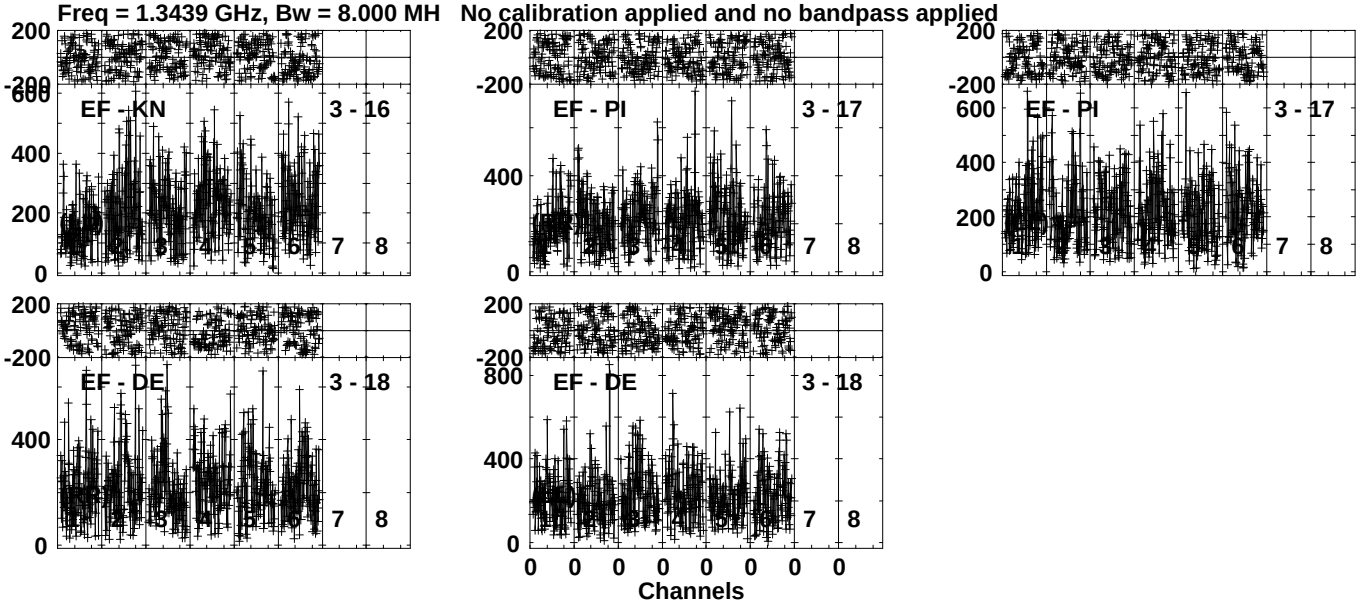

Lower frame: Micro Ampl Jy Top frame: Phas deg
Vector averaged cross-power spectrum Several baselines displayed
Timerange: 00/22:51:01 to 00/22:54:29

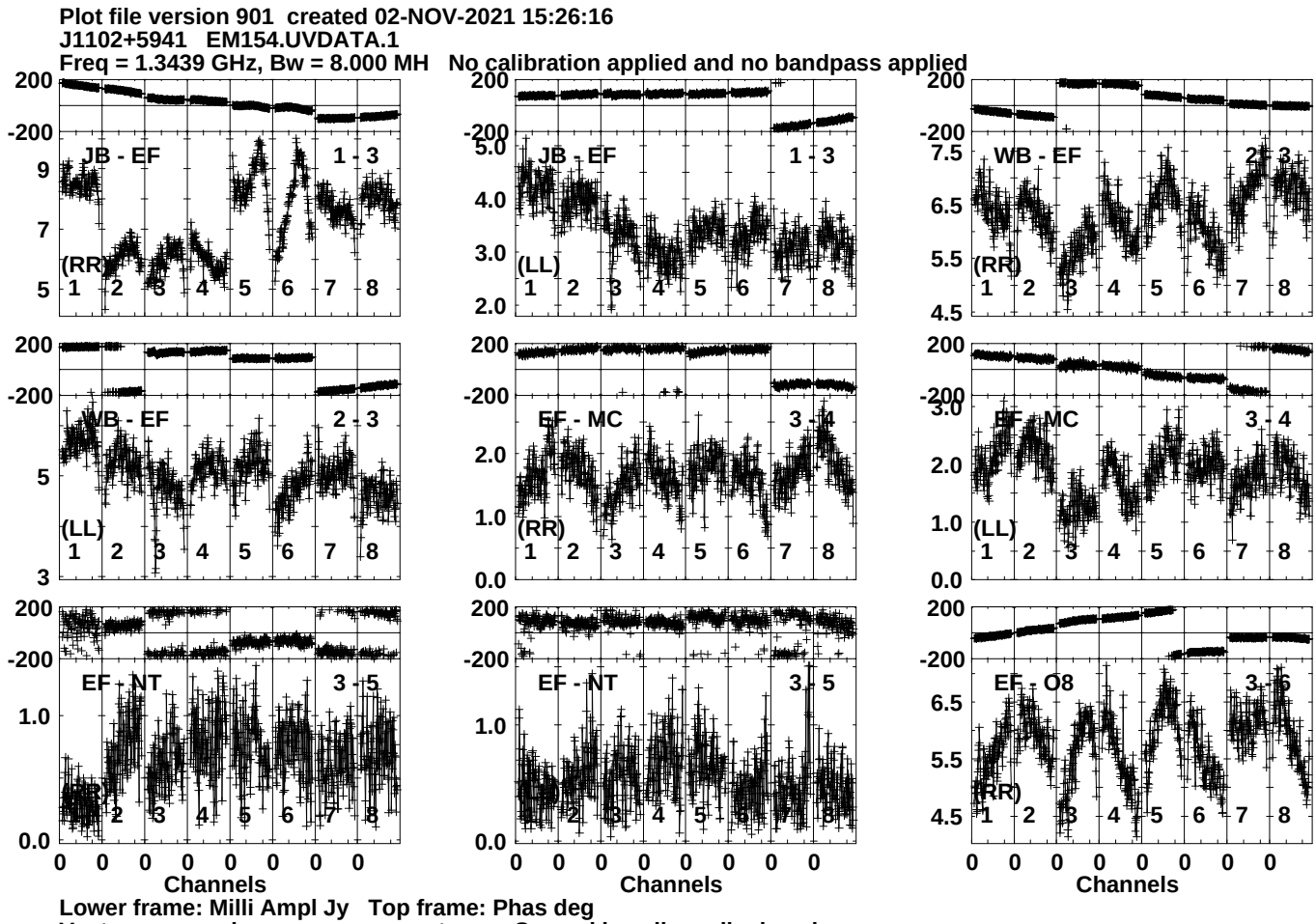
Plot file version 901 created 02-NOV-2021 15:26:16
J1102+5941 EM154.UVDATA.1
Freq = 1.3439 GHz, Bw = 8.000 MH No calibration applied and no bandpass applied
JB - EF 1 - 3
(RR)
JB - EF 1 - 3
(LL)
WB - EF 2 - 3
(RR)
WB - EF 2 - 3
(LL)
EF - MC 3 - 4
(RR)
EF - MC 3 - 4
(LL)
EF - NT 3 - 5
(RR)
EF - NT 3 - 5
(LL)
EF - O8 3 - 6
(RR)
Channels
Channels
Channels
Lower frame: Milli Ampl Jy Top frame: Phas deg
Vector averaged cross-power spectrum Several baselines displayed
Timerange: 00/22:55:01 to 00/22:56:29

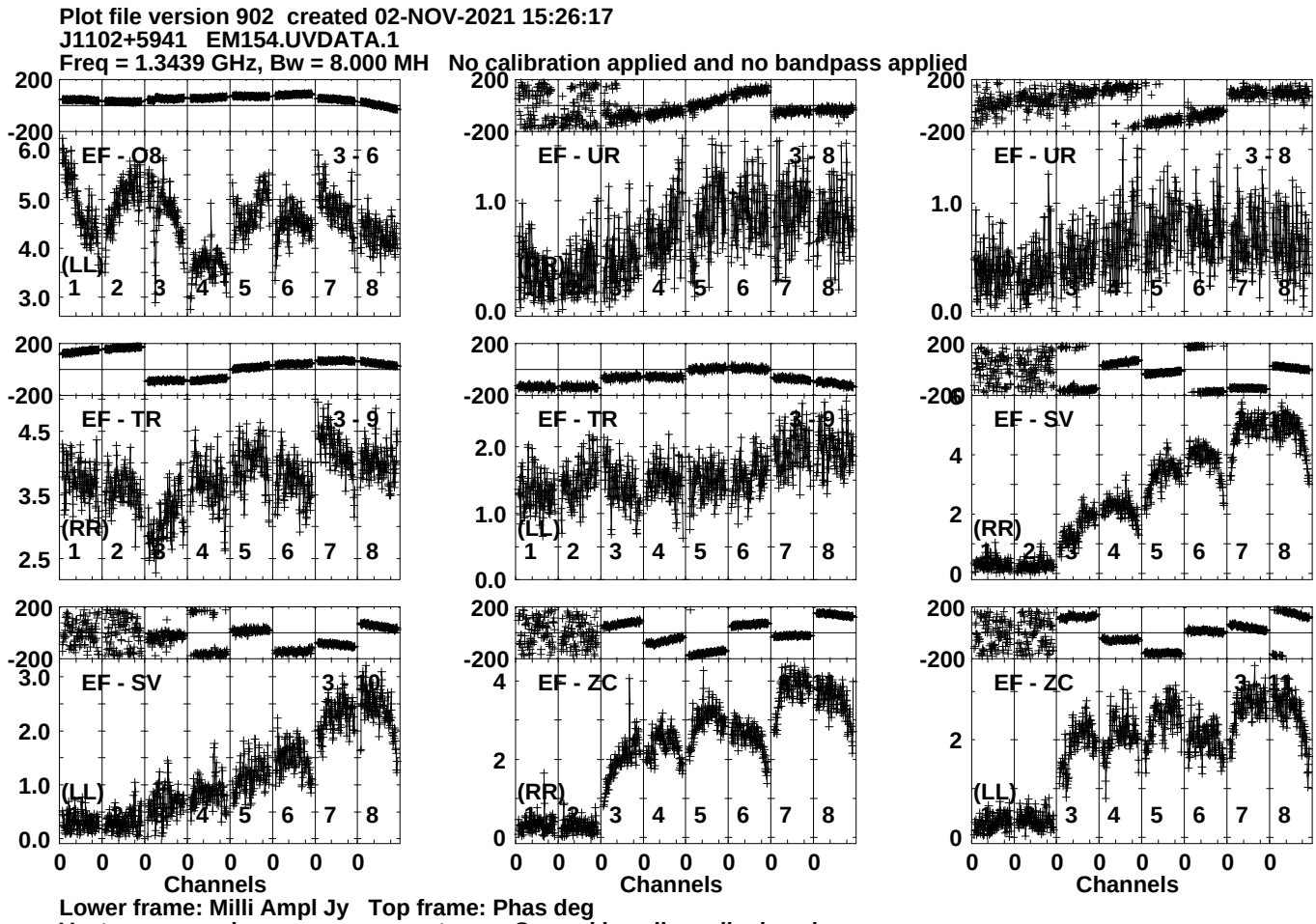
Plot file version 902 created 02-NOV-2021 15:26:17
J1102+5941 EM154.UVDATA.1
Freq = 1.3439 GHz, Bw = 8.000 MH No calibration applied and no bandpass applied
EF - O8
3 - 6
(LL)
EF - UR
3 - 8
(RR)
EF - UR
3 - 8
(LL)
EF - TR
3 - 9
(RR)
EF - TR
3 - 9
(LL)
EF - SV
3 - 10
(RR)
EF - SV
3 - 10
(LL)
EF - ZC
3 - 11
(RR)
EF - ZC
3 - 11
(LL)
Channels
Channels
Channels
Lower frame: Milli Ampl Jy Top frame: Phas deg
Vector averaged cross-power spectrum Several baselines displayed
Timerange: 00/22:55:01 to 00/22:56:29

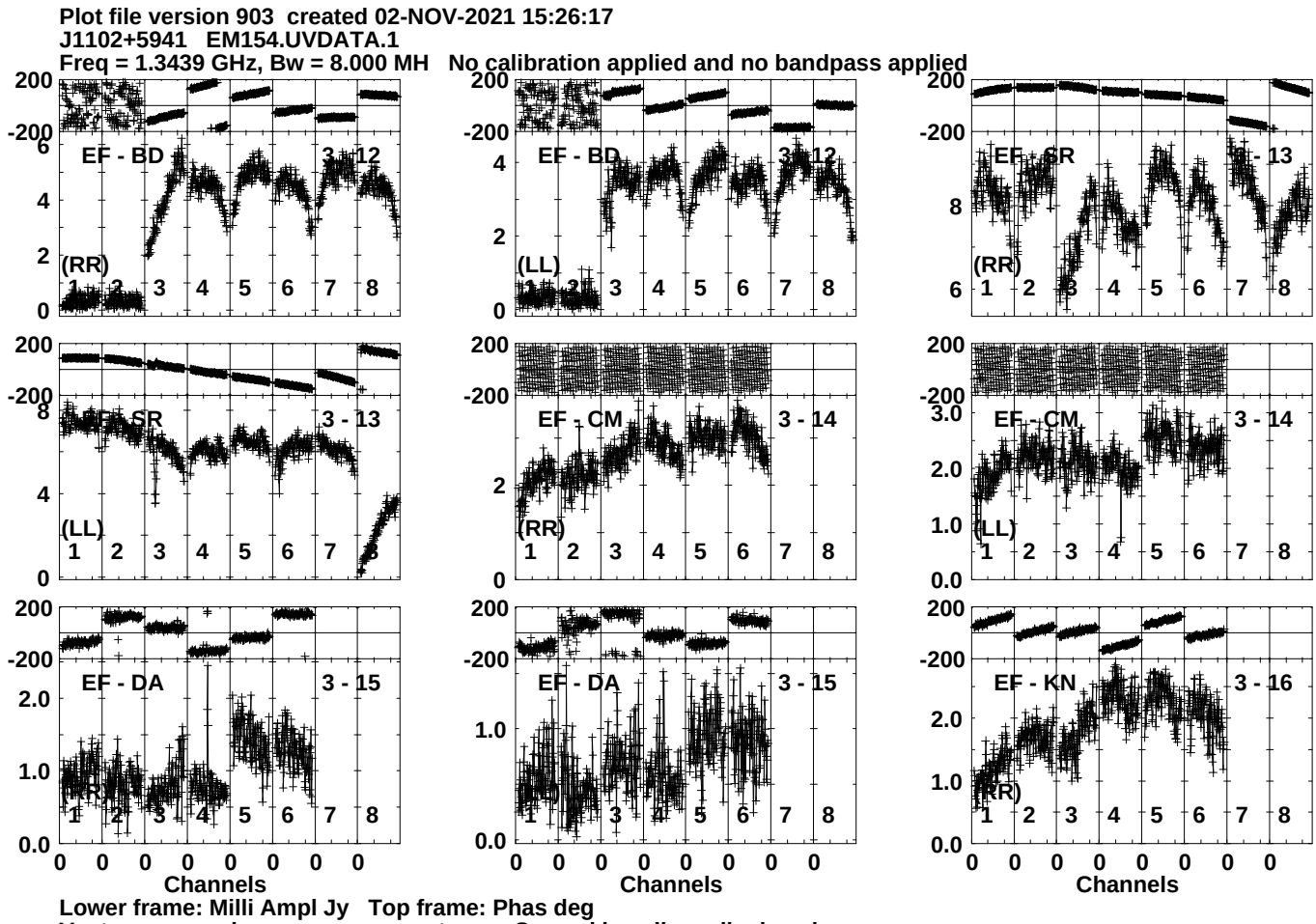
Plot file version 903 created 02-NOV-2021 15:26:17
J1102+5941 EM154.UVDATA.1
Freq = 1.3439 GHz, Bw = 8.000 MH No calibration applied and no bandpass applied
EF - BD 3 - 12
(RR)
EF - BD 3 - 12
(LL)
EF - CR 3 - 13
(RR)
EF - CR 3 - 13
(LL)
EF - CM 3 - 14
(RR)
EF - CM 3 - 14
(LL)
EF - DA 3 - 15
EF - DA 3 - 15
EF - KN 3 - 16
(RR)
Channels
Channels
Channels
Lower frame: Milli Ampl Jy Top frame: Phas deg
Vector averaged cross-power spectrum Several baselines displayed
Timerange: 00/22:55:01 to 00/22:56:29

Plot file version 904 created 02-NOV-2021 15:26:18
J1102+5941 EM154.UVDATA.1
Freq = 1.3439 GHz, Bw = 8.000 MH No calibration applied and no bandpass applied

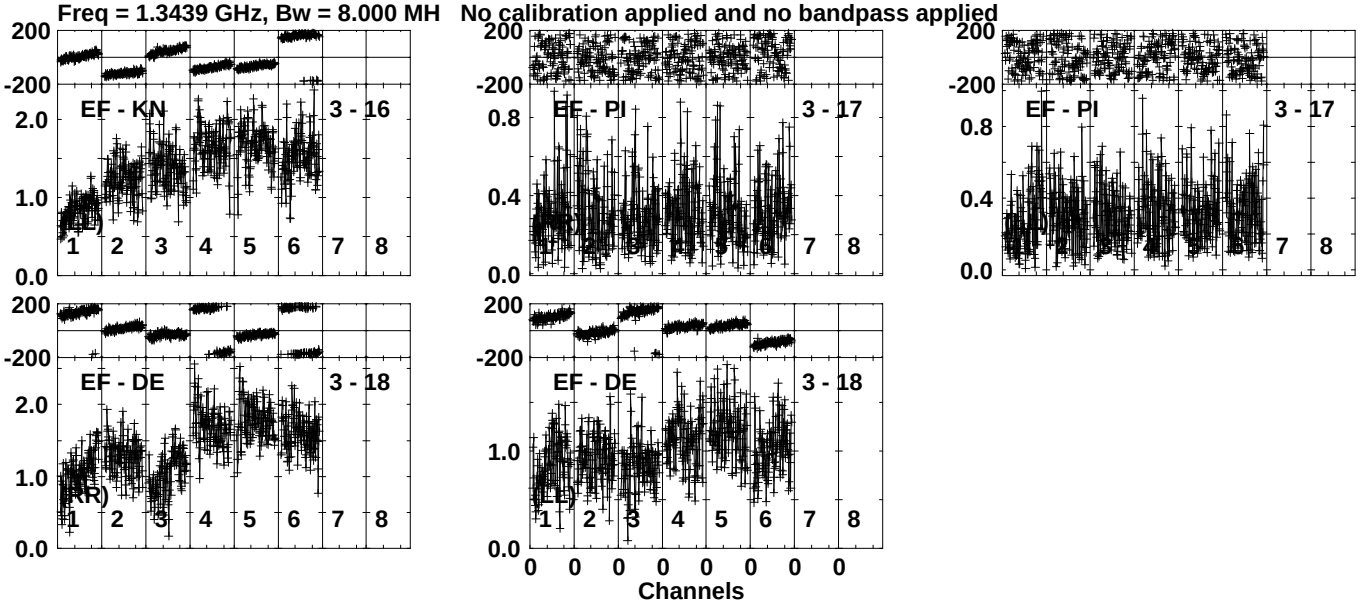

Lower frame: Milli Ampl Jy Top frame: Phas deg
Vector averaged cross-power spectrum Several baselines displayed
Timerange: 00/22:55:01 to 00/22:56:29

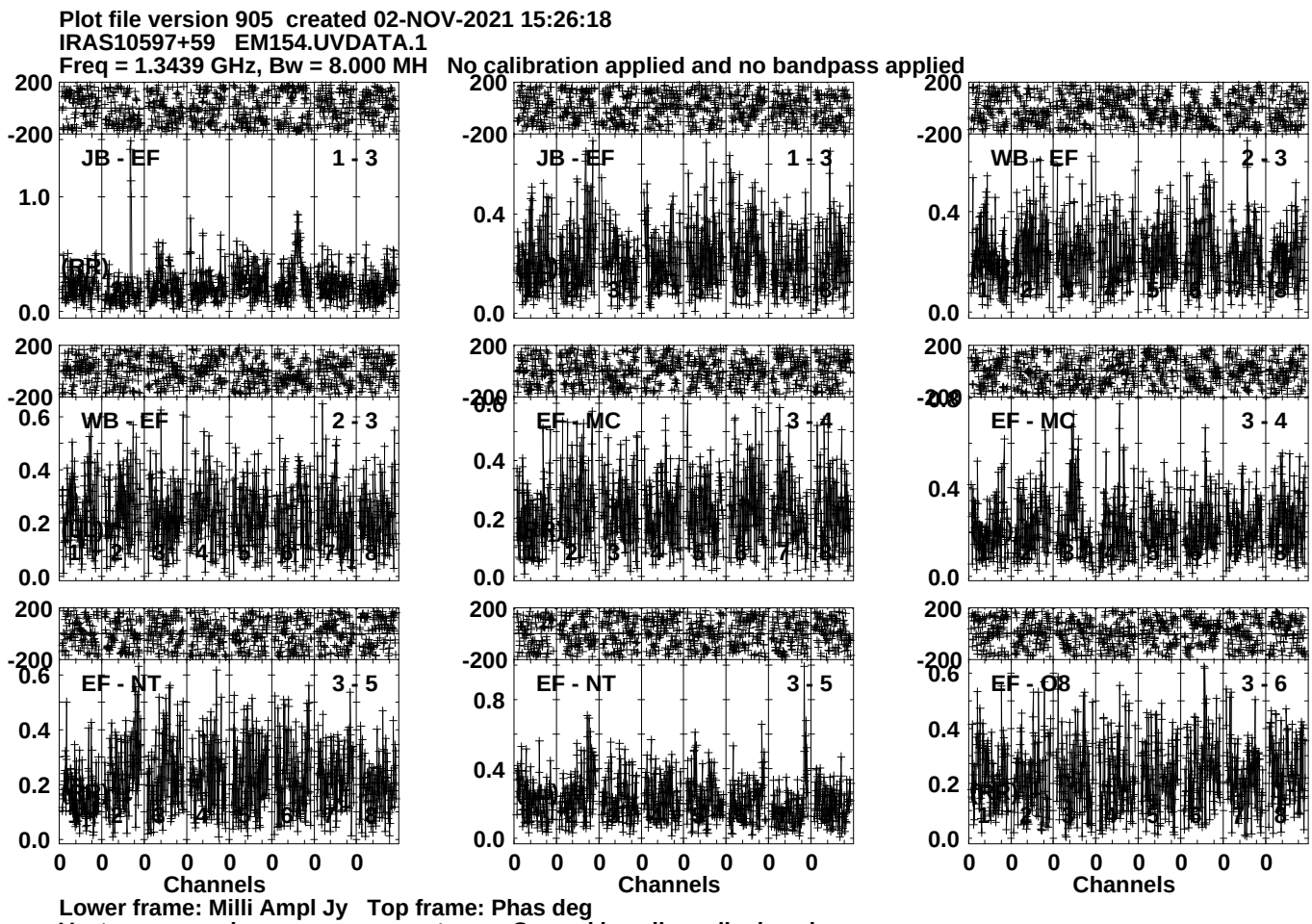
Plot file version 905 created 02-NOV-2021 15:26:18
IRAS10597+59 EM154.UVDATA.1
Freq = 1.3439 GHz, Bw = 8.000 MH No calibration applied and no bandpass applied
JB - EF 1 - 3
JB - EF 1 - 3
WB - EF 2 - 3
WB - EF 2 - 3
EF - MC 3 - 4
EF - MC 3 - 4
EF - NT 3 - 5
EF - NT 3 - 5
EF - O8 3 - 6
Channels
Channels
Channels
Lower frame: Milli Ampl Jy Top frame: Phas deg
Vector averaged cross-power spectrum Several baselines displayed
Timerange: 00/22:56:31 to 00/22:59:59

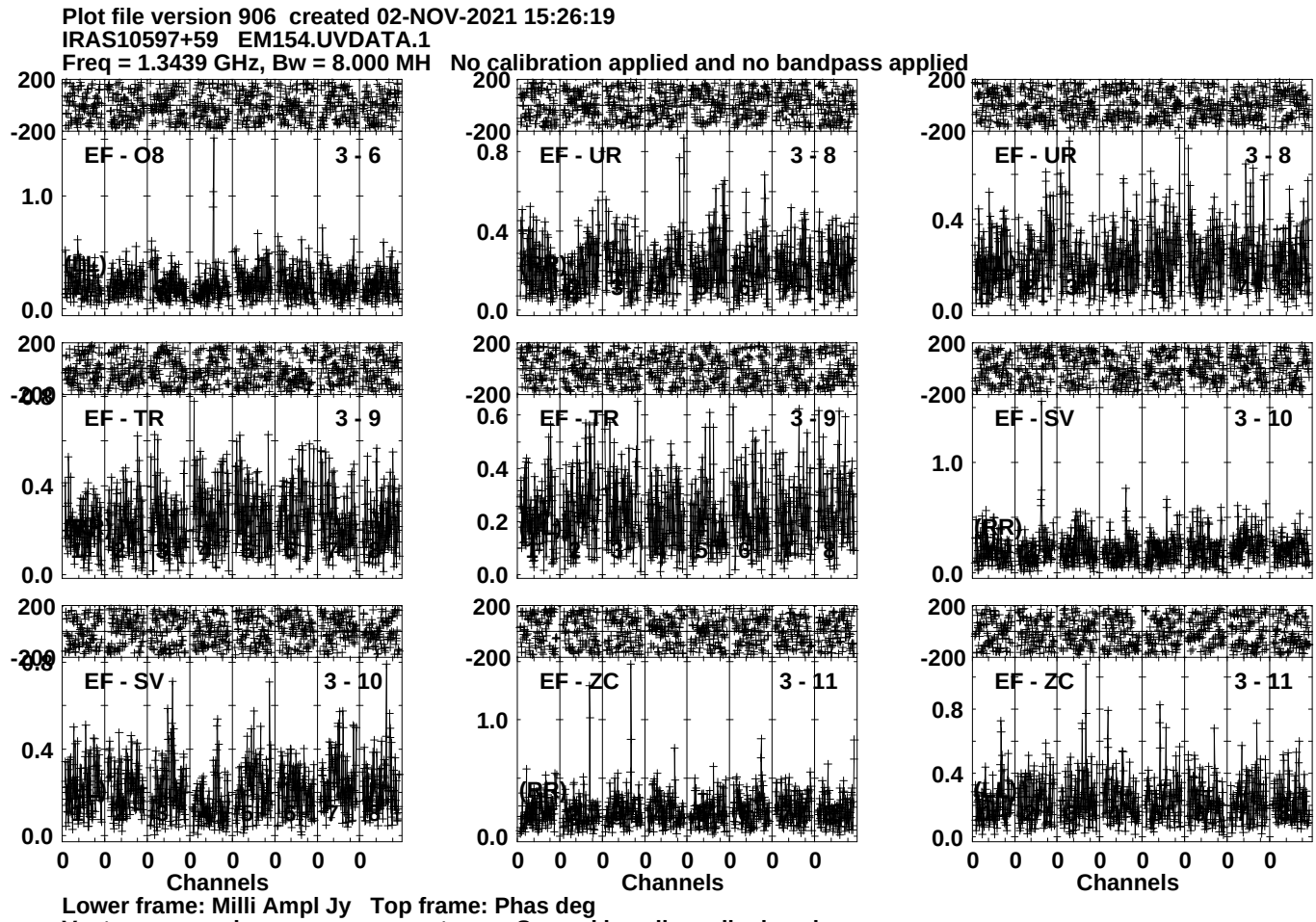
Plot file version 906 created 02-NOV-2021 15:26:19
IRAS10597+59 EM154.UVDATA.1
Freq = 1.3439 GHz, Bw = 8.000 MH No calibration applied and no bandpass applied
EF - O8 3 - 6
EF - UR 3 - 8
EF - UR 3 - 8
EF - TR 3 - 9
EF - TR 3 - 9
EF - SV 3 - 10
EF - SV 3 - 10
EF - ZC 3 - 11
EF - ZC 3 - 11
(RR)
Channels
Lower frame: Milli Ampl Jy Top frame: Phas deg
Vector averaged cross-power spectrum Several baselines displayed
Timerange: 00/22:56:31 to 00/22:59:59

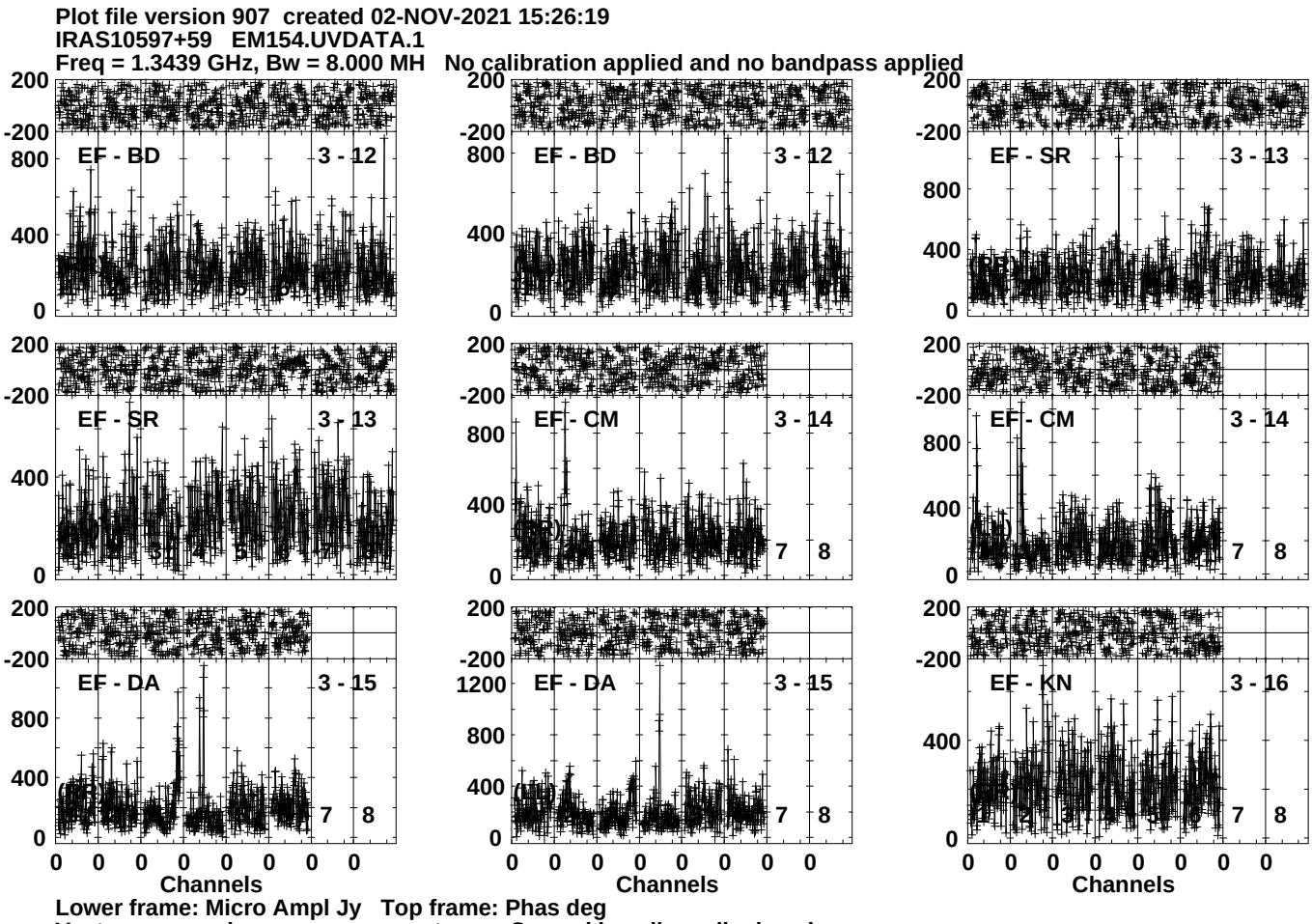
Plot file version 907 created 02-NOV-2021 15:26:19
IRAS10597+59 EM154.UVDATA.1
Freq = 1.3439 GHz, Bw = 8.000 MH No calibration applied and no bandpass applied
EF - BD 3 - 12
EF - BD 3 - 12
EF - SR 3 - 13
EF - SR 3 - 13
EF - CM 3 - 14
EF - CM 3 - 14
EF - DA 3 - 15
EF - DA 3 - 15
EF - KN 3 - 16
Channels
Channels
Channels
Lower frame: Micro Ampl Jy Top frame: Phas deg
Vector averaged cross-power spectrum Several baselines displayed
Timerange: 00/22:56:31 to 00/22:59:59

Plot file version 908 created 02-NOV-2021 15:26:19
IRAS10597+59 EM154.UVDATA.1
Freq = 1.3439 GHz, Bw = 8.000 MH No calibration applied and no bandpass applied

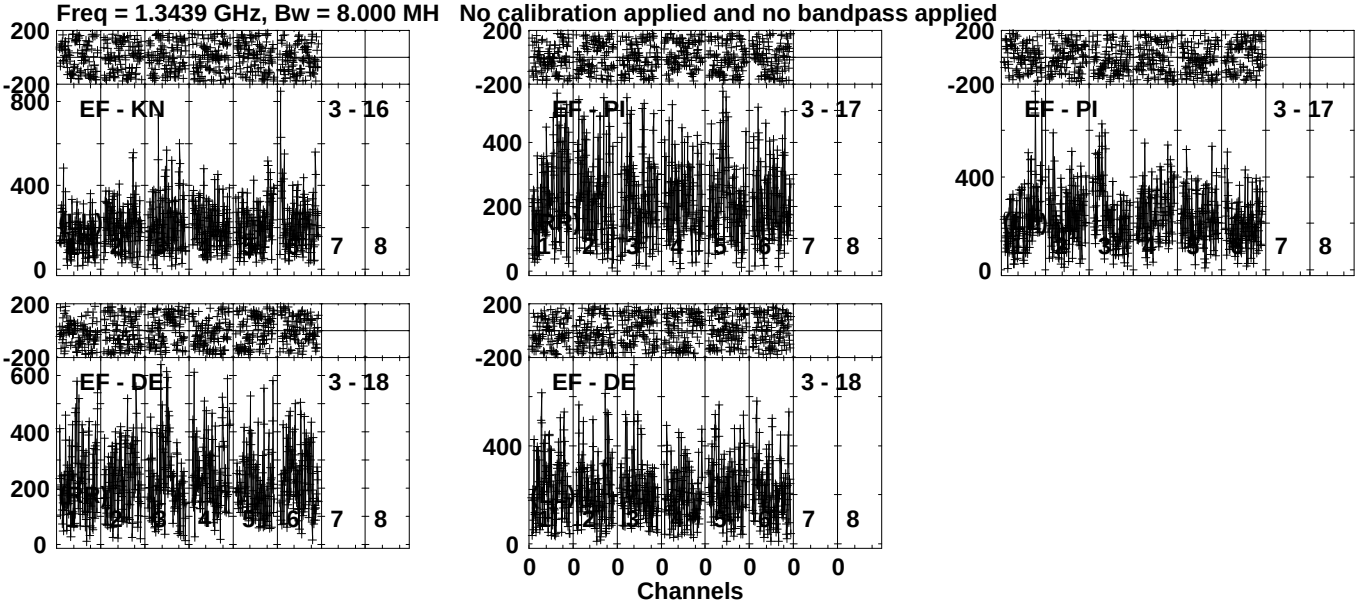

Lower frame: Micro Ampl Jy Top frame: Phas deg
Vector averaged cross-power spectrum Several baselines displayed
Timerange: 00/22:56:31 to 00/22:59:59

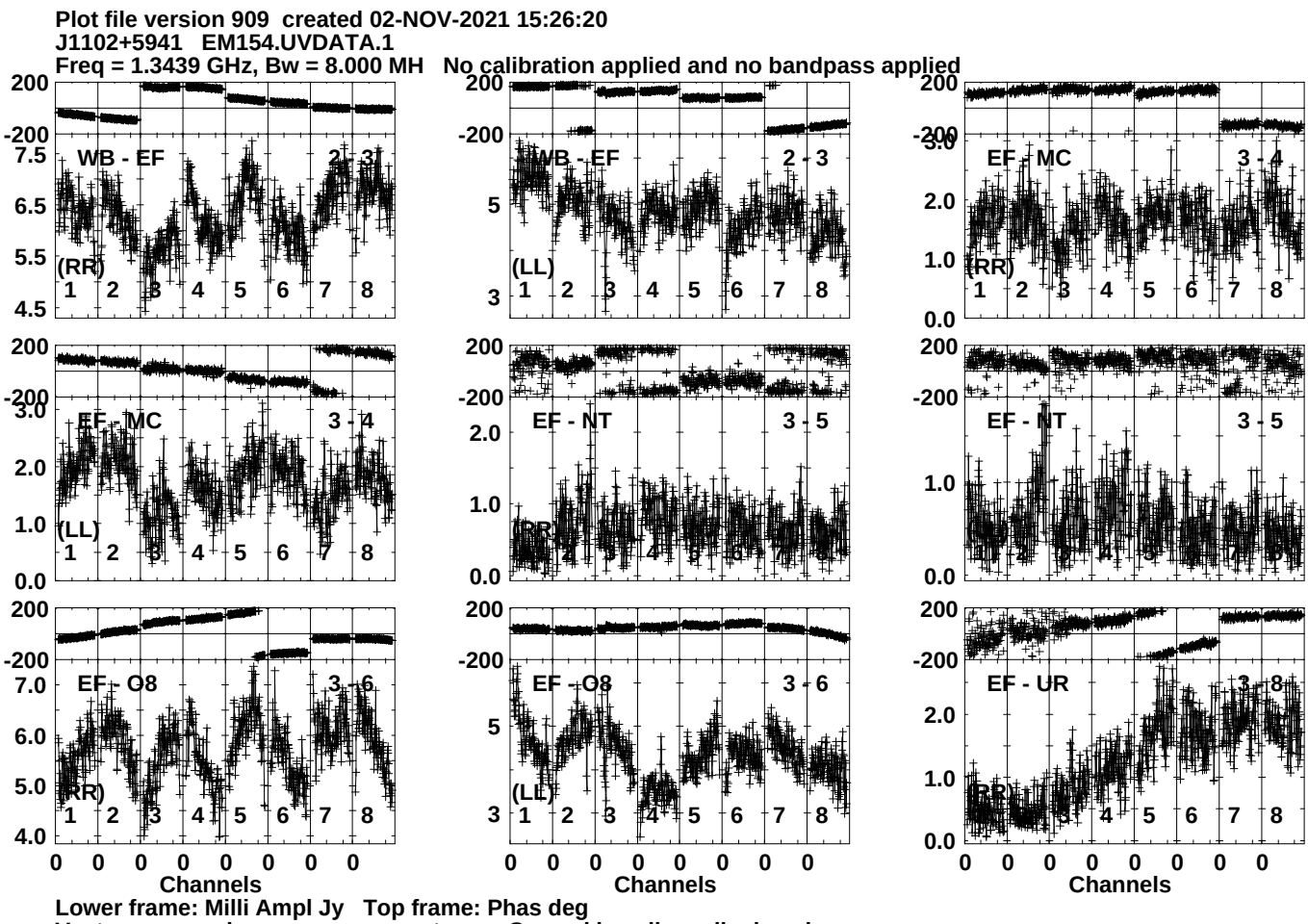
Plot file version 909 created 02-NOV-2021 15:26:20
J1102+5941 EM154.UVDATA.1
Freq = 1.3439 GHz, Bw = 8.000 MH No calibration applied and no bandpass applied
WB - EF 2 - 3
(RR)
WB - EF 2 - 3
(LL)
EF - MC 3 - 4
(RR)
EF - MC 3 - 4
(LL)
EF - NT 3 - 5
(RR)
EF - NT 3 - 5
EF - O8 3 - 6
(RR)
EF - O8 3 - 6
(LL)
EF - UR 3 - 8
(RR)
Channels
Channels
Channels
Lower frame: Milli Ampl Jy Top frame: Phas deg
Vector averaged cross-power spectrum Several baselines displayed
Timerange: 00/23:00:01 to 00/23:01:29

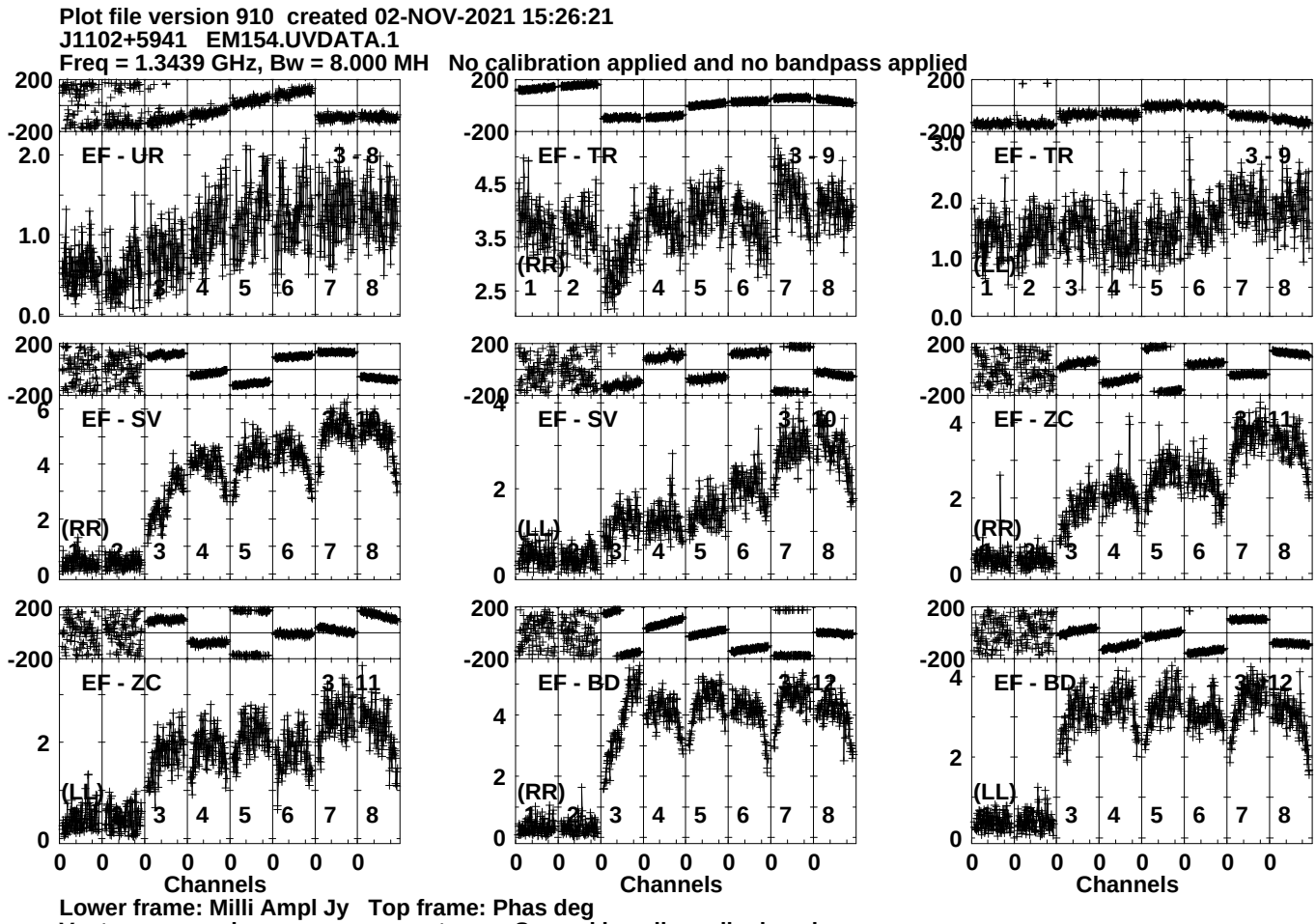
Plot file version 910 created 02-NOV-2021 15:26:21
J1102+5941 EM154.UVDATA.1
Freq = 1.3439 GHz, Bw = 8.000 MH No calibration applied and no bandpass applied
EF - UR 3 - 8
EF - TR 3 - 9
EF - TR 3 - 9
EF - SV 3 - 10
EF - SV 3 - 10
EF - ZC 3 - 11
EF - ZC 3 - 11
EF - BD 3 - 12
EF - BD 3 - 12
(RR)
(LL)
(RR)
(LL)
(RR)
(LL)
(RR)
(LL)
Channels
Channels
Channels
Lower frame: Milli Ampl Jy Top frame: Phas deg
Vector averaged cross-power spectrum Several baselines displayed
Timerange: 00/23:00:01 to 00/23:01:29

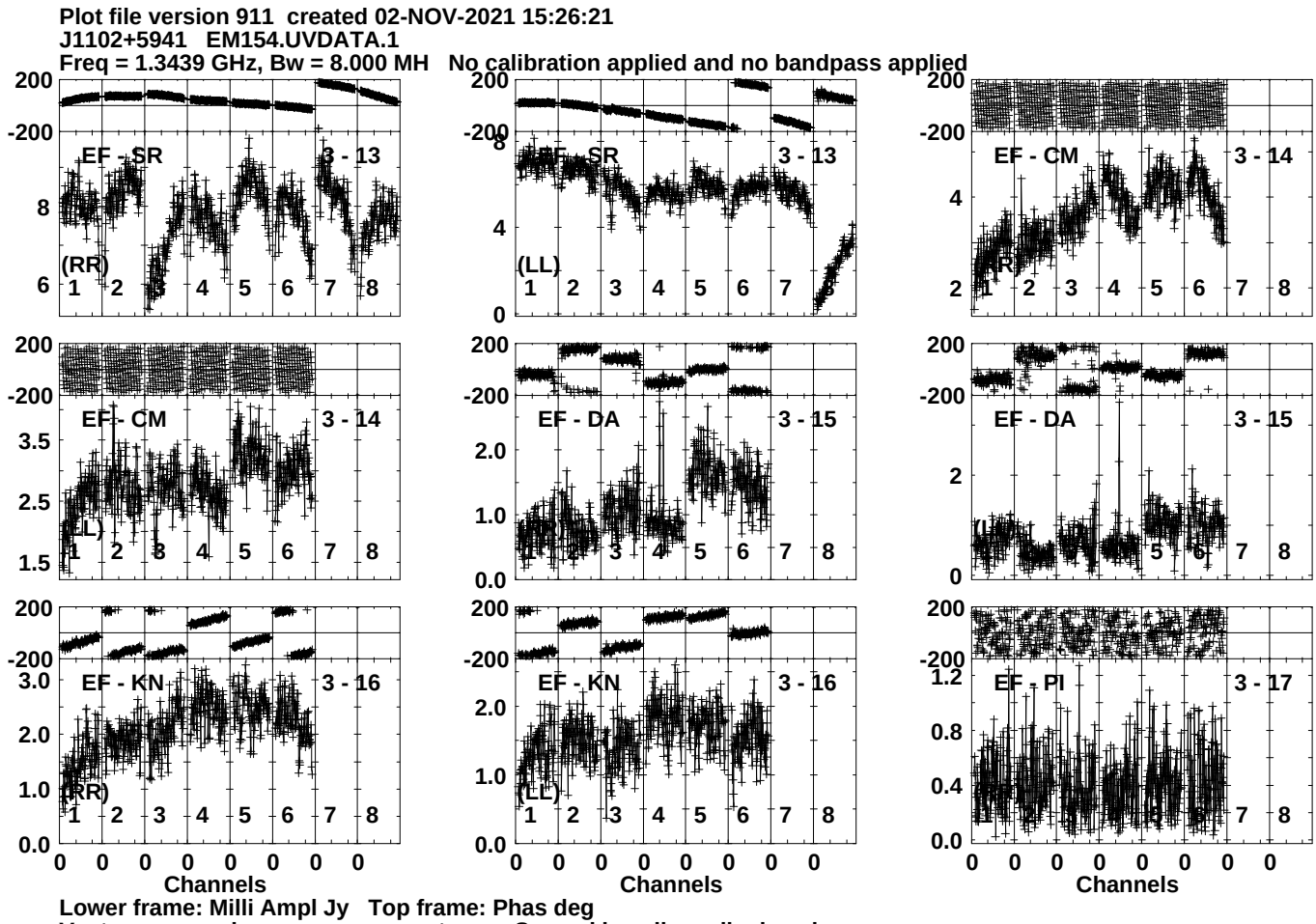
Plot file version 911 created 02-NOV-2021 15:26:21
J1102+5941 EM154.UVDATA.1
Freq = 1.3439 GHz, Bw = 8.000 MH No calibration applied and no bandpass applied
EF - SR 3 - 13
(RR)
EF - SR 3 - 13
(LL)
EF - CM 3 - 14
EF - CM 3 - 14
EF - DA 3 - 15
EF - DA 3 - 15
EF - KN 3 - 16
(RR)
EF - KN 3 - 16
(LL)
EF - PI 3 - 17
Channels
Channels
Channels
Lower frame: Milli Ampl Jy Top frame: Phas deg
Vector averaged cross-power spectrum Several baselines displayed
Timerange: 00/23:00:01 to 00/23:01:29

Plot file version 912 created 02-NOV-2021 15:26:22
J1102+5941 EM154.UVDATA.1
Freq = 1.3439 GHz, Bw = 8.000 MH No calibration applied and no bandpass applied

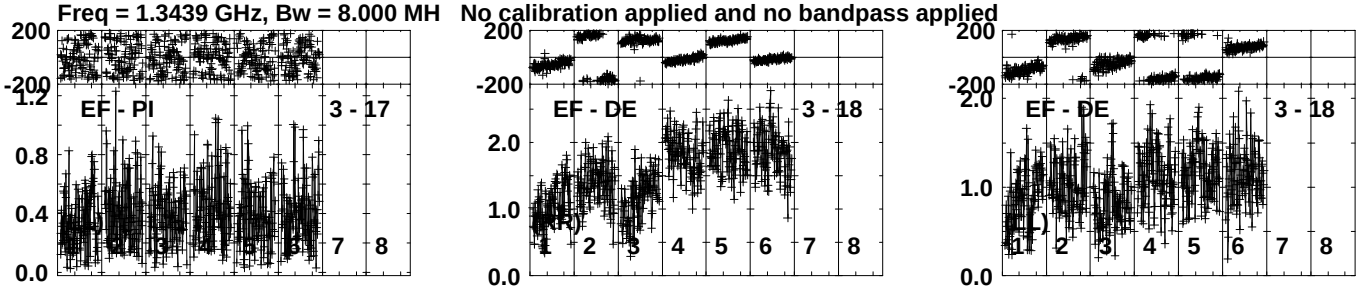

Lower frame: Milli Ampl Jy Top frame: Phas deg
Vector averaged cross-power spectrum Several baselines displayed
Timerange: 00/23:00:01 to 00/23:01:29

Plot file version 913 created 02-NOV-2021 15:26:22
IRAS10597+59 EM154.UVDATA.1
Freq = 1.3439 GHz, Bw = 8.000 MH No calibration applied and no bandpass applied

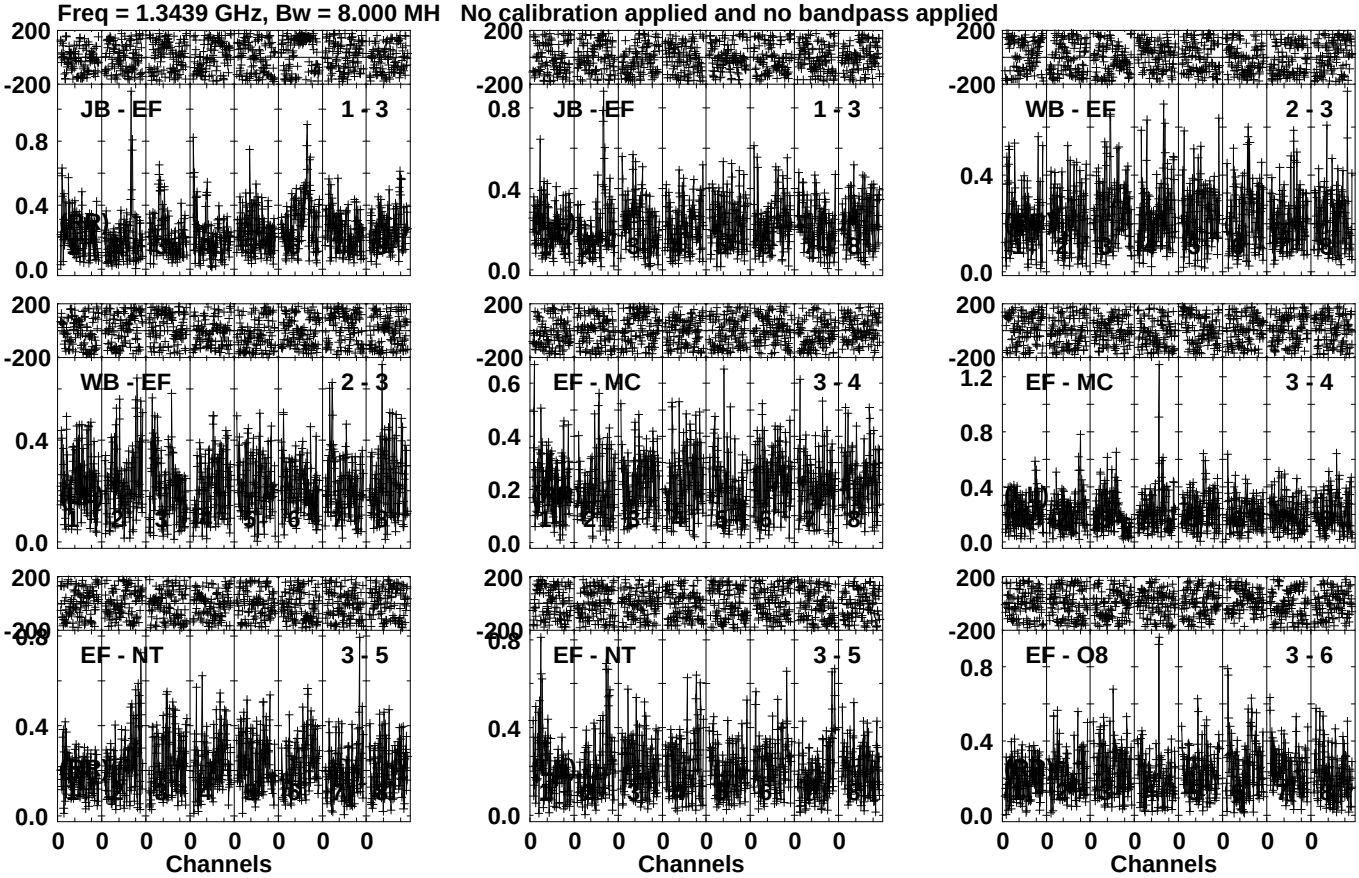

Lower frame: Milli Ampl Jy Top frame: Phas deg
Vector averaged cross-power spectrum Several baselines displayed
Timerange: 00/23:01:31 to 00/23:04:59

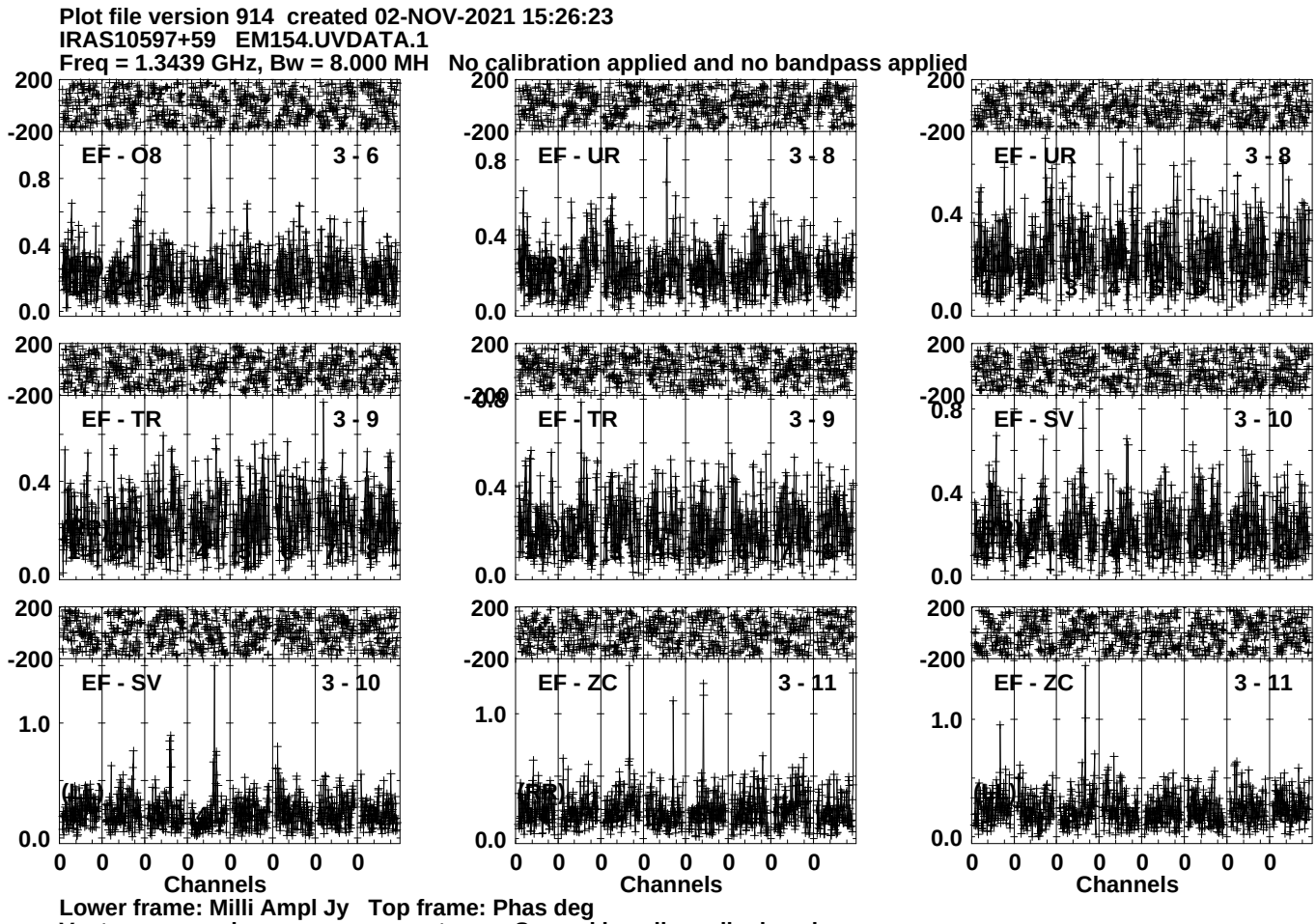
Plot file version 914 created 02-NOV-2021 15:26:23
IRAS10597+59 EM154.UVDATA.1
Freq = 1.3439 GHz, Bw = 8.000 MH No calibration applied and no bandpass applied
EF - O8 3 - 6
EF - UR 3 - 8
EF - UR 3 - 8
EF - TR 3 - 9
EF - TR 3 - 9
EF - SV 3 - 10
EF - SV 3 - 10
EF - ZC 3 - 11
EF - ZC 3 - 11
Channels
Channels
Channels
Lower frame: Milli Ampl Jy Top frame: Phas deg
Vector averaged cross-power spectrum Several baselines displayed
Timerange: 00/23:01:31 to 00/23:04:59

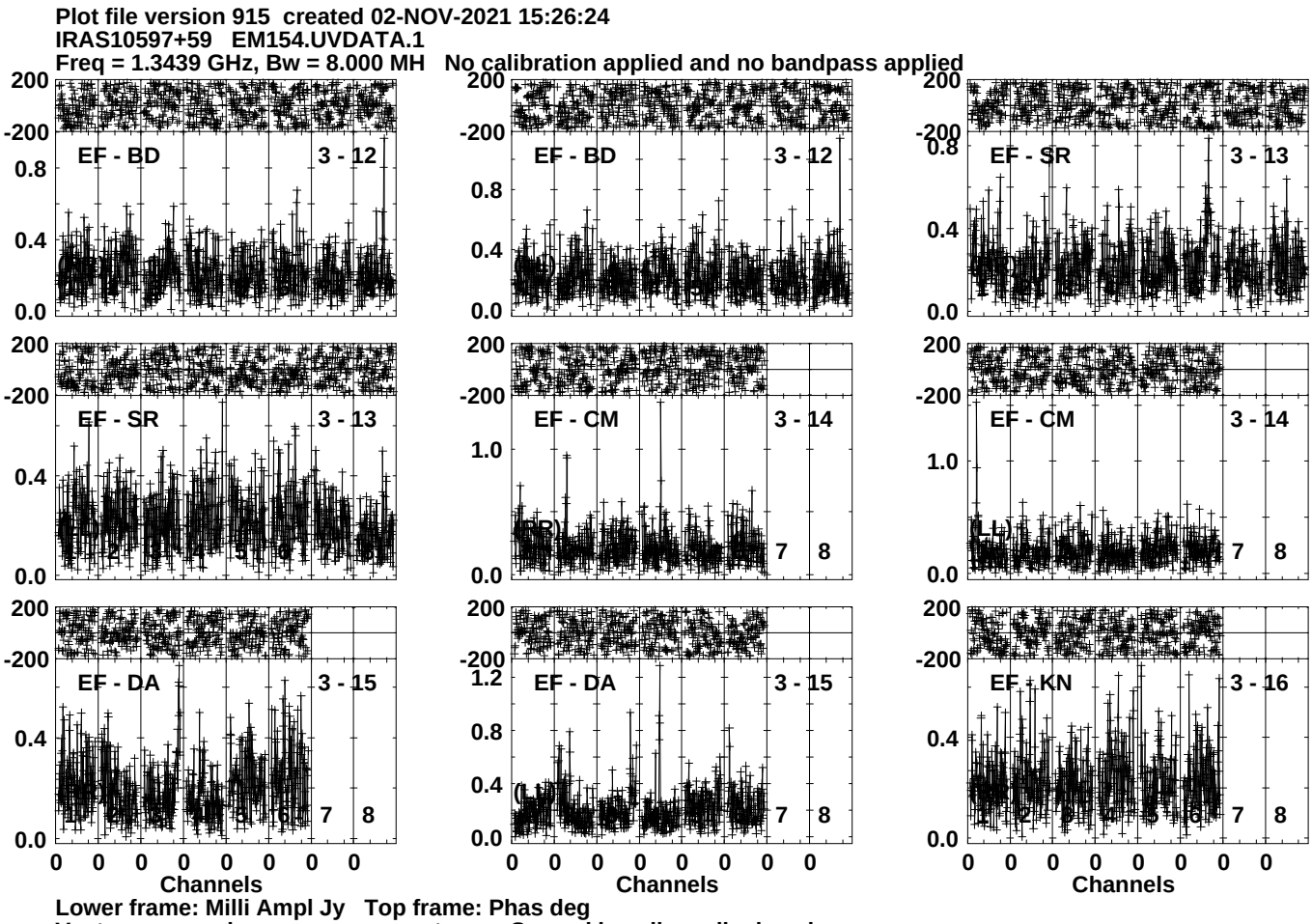
Plot file version 915 created 02-NOV-2021 15:26:24
IRAS10597+59 EM154.UVDATA.1
Freq = 1.3439 GHz, Bw = 8.000 MH No calibration applied and no bandpass applied
EF - BD 3 - 12
EF - BD 3 - 12
EF - SR 3 - 13
EF - SR 3 - 13
EF - CM 3 - 14
EF - CM 3 - 14
EF - DA 3 - 15
EF - DA 3 - 15
EF - KN 3 - 16
Channels
Channels
Channels
Lower frame: Milli Ampl Jy Top frame: Phas deg
Vector averaged cross-power spectrum Several baselines displayed
Timerange: 00/23:01:31 to 00/23:04:59

Plot file version 916 created 02-NOV-2021 15:26:24
IRAS10597+59 EM154.UVDATA.1
Freq = 1.3439 GHz, Bw = 8.000 MH No calibration applied and no bandpass applied

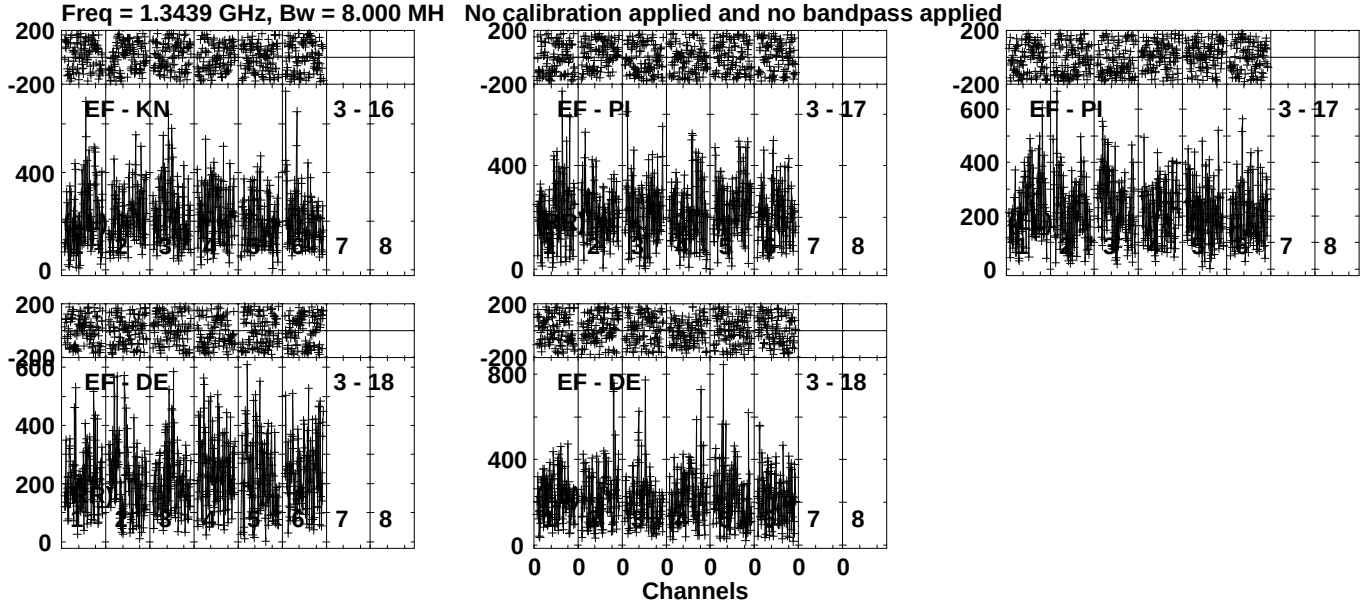

Lower frame: Micro Ampl Jy Top frame: Phas deg
Vector averaged cross-power spectrum Several baselines displayed
Timerange: 00/23:01:31 to 00/23:04:59

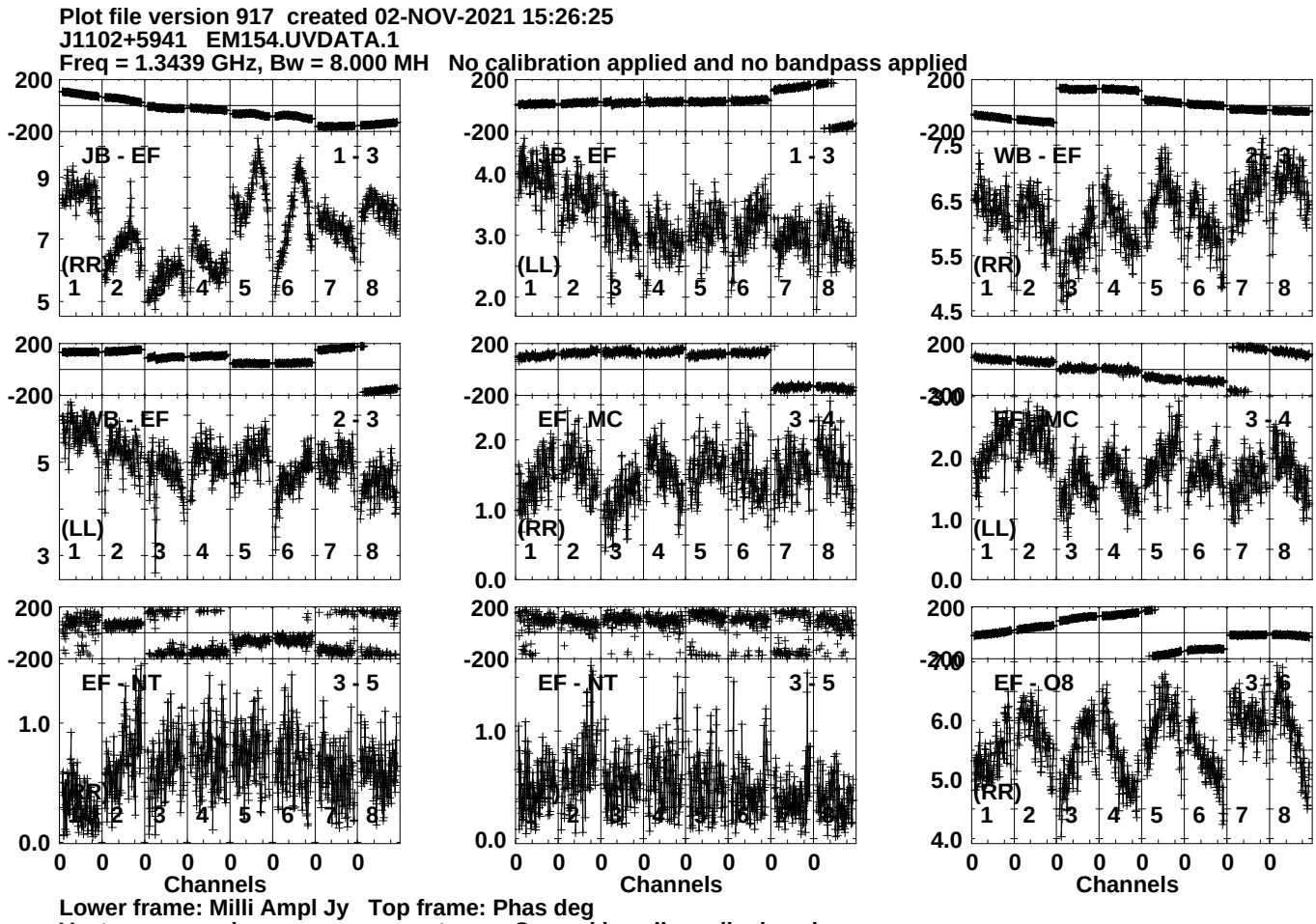
Plot file version 917 created 02-NOV-2021 15:26:25
J1102+5941 EM154.UVDATA.1
Freq = 1.3439 GHz, Bw = 8.000 MH No calibration applied and no bandpass applied
JB - EF 1 - 3
(RR)
JB - EF 1 - 3
(LL)
WB - EF 2 - 3
(RR)
WB - EF 2 - 3
(LL)
EF - MC 3 - 4
(RR)
EF - MC 3 - 4
(LL)
EF - NT 3 - 5
(RR)
EF - NT 3 - 5
EF - O8 3 - 6
(RR)
Channels
Channels
Channels
Lower frame: Milli Ampl Jy Top frame: Phas deg
Vector averaged cross-power spectrum Several baselines displayed
Timerange: 00/23:05:31 to 00/23:06:59

Plot file version 918 created 02-NOV-2021 15:26:25
J1102+5941 EM154.UVDATA.1
Freq = 1.3439 GHz, Bw = 8.000 MH No calibration applied and no bandpass applied

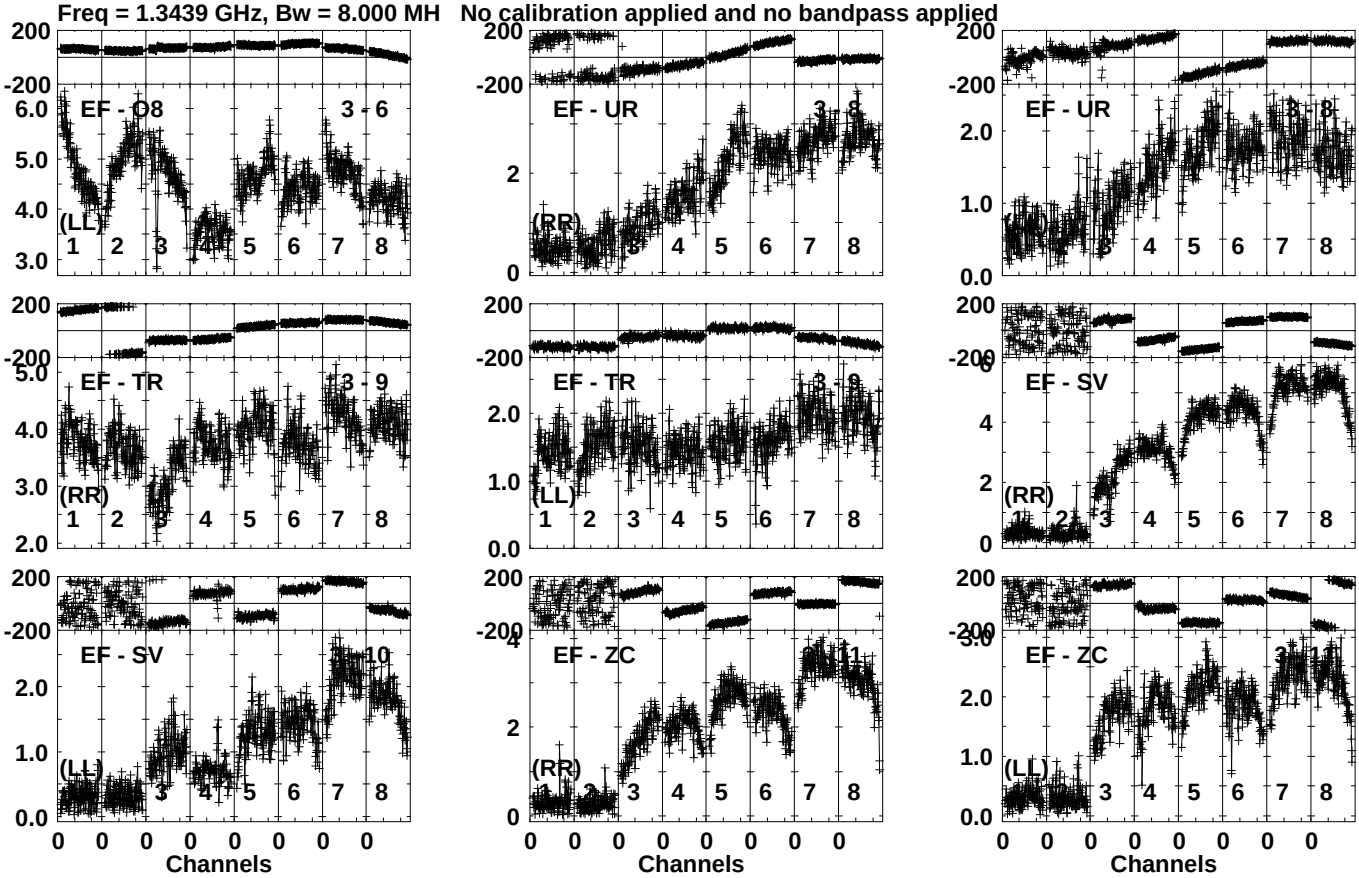

Lower frame: Milli Ampl Jy Top frame: Phas deg
Vector averaged cross-power spectrum Several baselines displayed
Timerange: 00/23:05:31 to 00/23:06:59

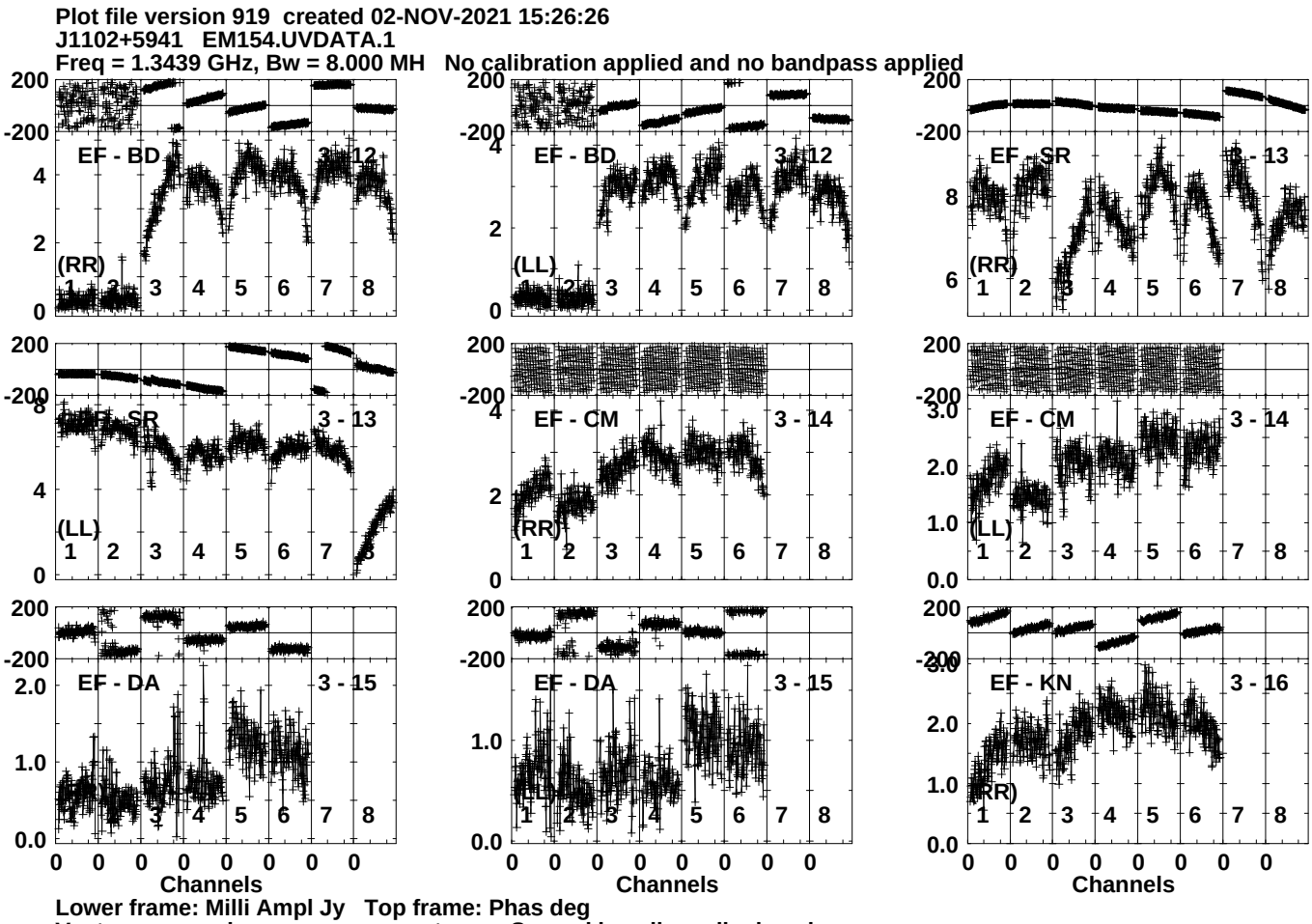
Plot file version 919 created 02-NOV-2021 15:26:26
J1102+5941 EM154.UVDATA.1
Freq = 1.3439 GHz, Bw = 8.000 MH No calibration applied and no bandpass applied
EF - BD 3 - 12
(RR)
EF - BD 3 - 12
(LL)
EF - SR 3 - 13
(RR)
EF - SR 3 - 13
(LL)
EF - CM 3 - 14
(RR)
EF - CM 3 - 14
(LL)
EF - DA 3 - 15
EF - DA 3 - 15
EF - KN 3 - 16
(RR)
Channels
Channels
Channels
Lower frame: Milli Ampl Jy Top frame: Phas deg
Vector averaged cross-power spectrum Several baselines displayed
Timerange: 00/23:05:31 to 00/23:06:59

Plot file version 920 created 02-NOV-2021 15:26:27
J1102+5941 EM154.UVDATA.1
Freq = 1.3439 GHz, Bw = 8.000 MH No calibration applied and no bandpass applied

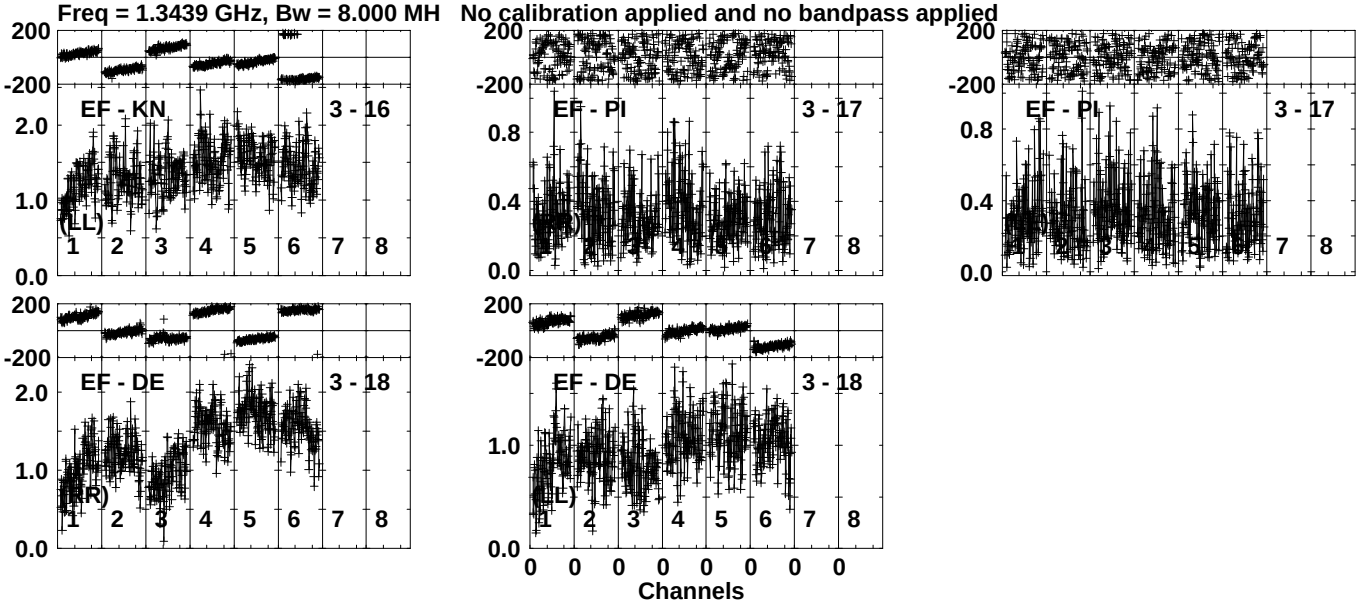

Lower frame: Milli Ampl Jy Top frame: Phas deg
Vector averaged cross-power spectrum Several baselines displayed
Timerange: 00/23:05:31 to 00/23:06:59

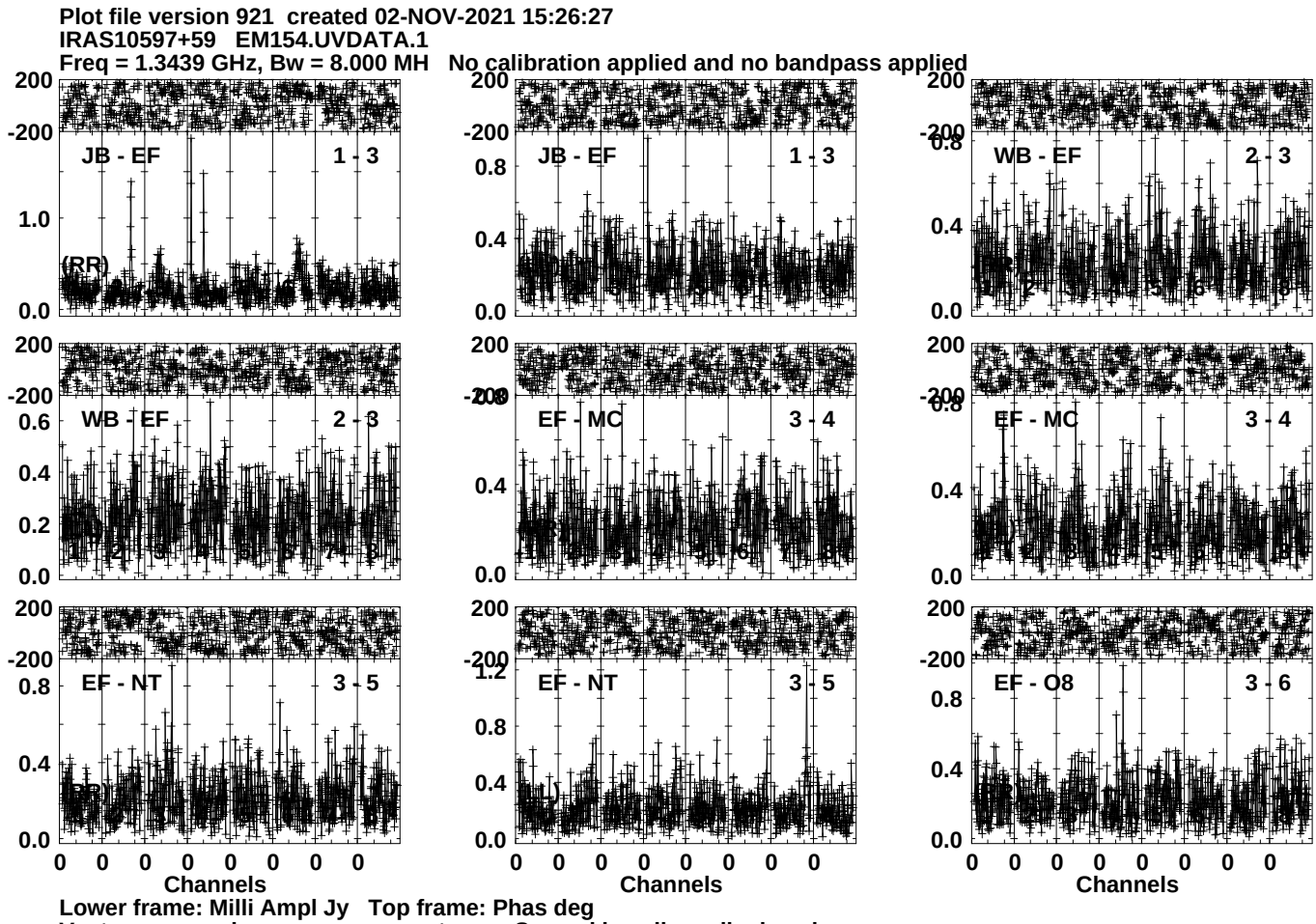
Plot file version 921 created 02-NOV-2021 15:26:27
IRAS10597+59 EM154.UVDATA.1
Freq = 1.3439 GHz, Bw = 8.000 MH No calibration applied and no bandpass applied
JB - EF 1 - 3
JB - EF 1 - 3
WB - EF 2 - 3
WB - EF 2 - 3
EF - MC 3 - 4
EF - MC 3 - 4
EF - NT 3 - 5
EF - NT 3 - 5
EF - O8 3 - 6
(RR)
Channels
Channels
Channels
Lower frame: Milli Ampl Jy Top frame: Phas deg
Vector averaged cross-power spectrum Several baselines displayed
Timerange: 00/23:07:01 to 00/23:10:29

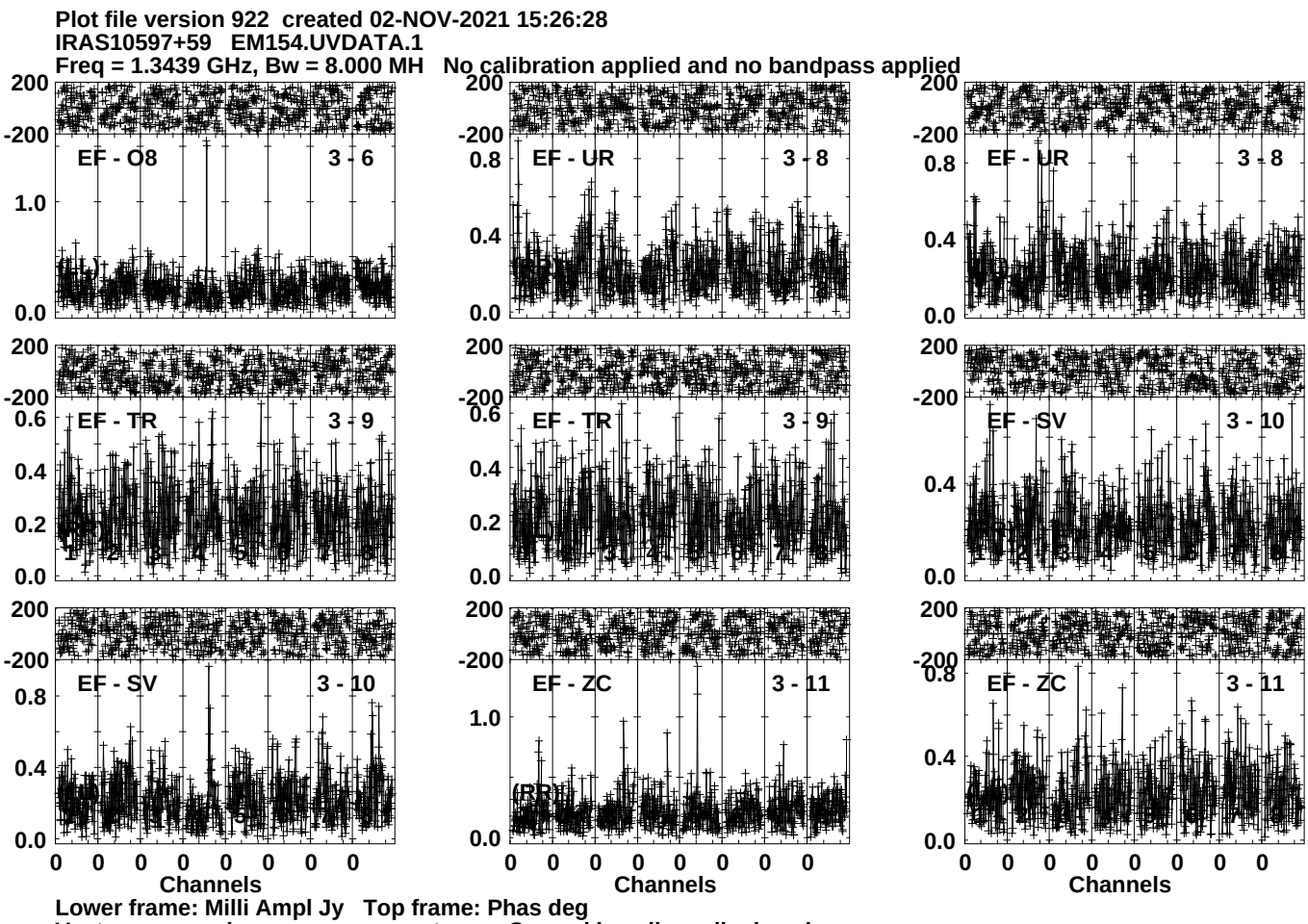
Plot file version 922 created 02-NOV-2021 15:26:28
IRAS10597+59 EM154.UVDATA.1
Freq = 1.3439 GHz, Bw = 8.000 MH No calibration applied and no bandpass applied
EF - O8 3 - 6
EF - UR 3 - 8
EF - UR 3 - 8
EF - TR 3 - 9
EF - TR 3 - 9
EF - SV 3 - 10
EF - SV 3 - 10
EF - ZC 3 - 11
EF - ZC 3 - 11
(RR)
Channels
Channels
Channels
Lower frame: Milli Ampl Jy Top frame: Phas deg
Vector averaged cross-power spectrum Several baselines displayed
Timerange: 00/23:07:01 to 00/23:10:29

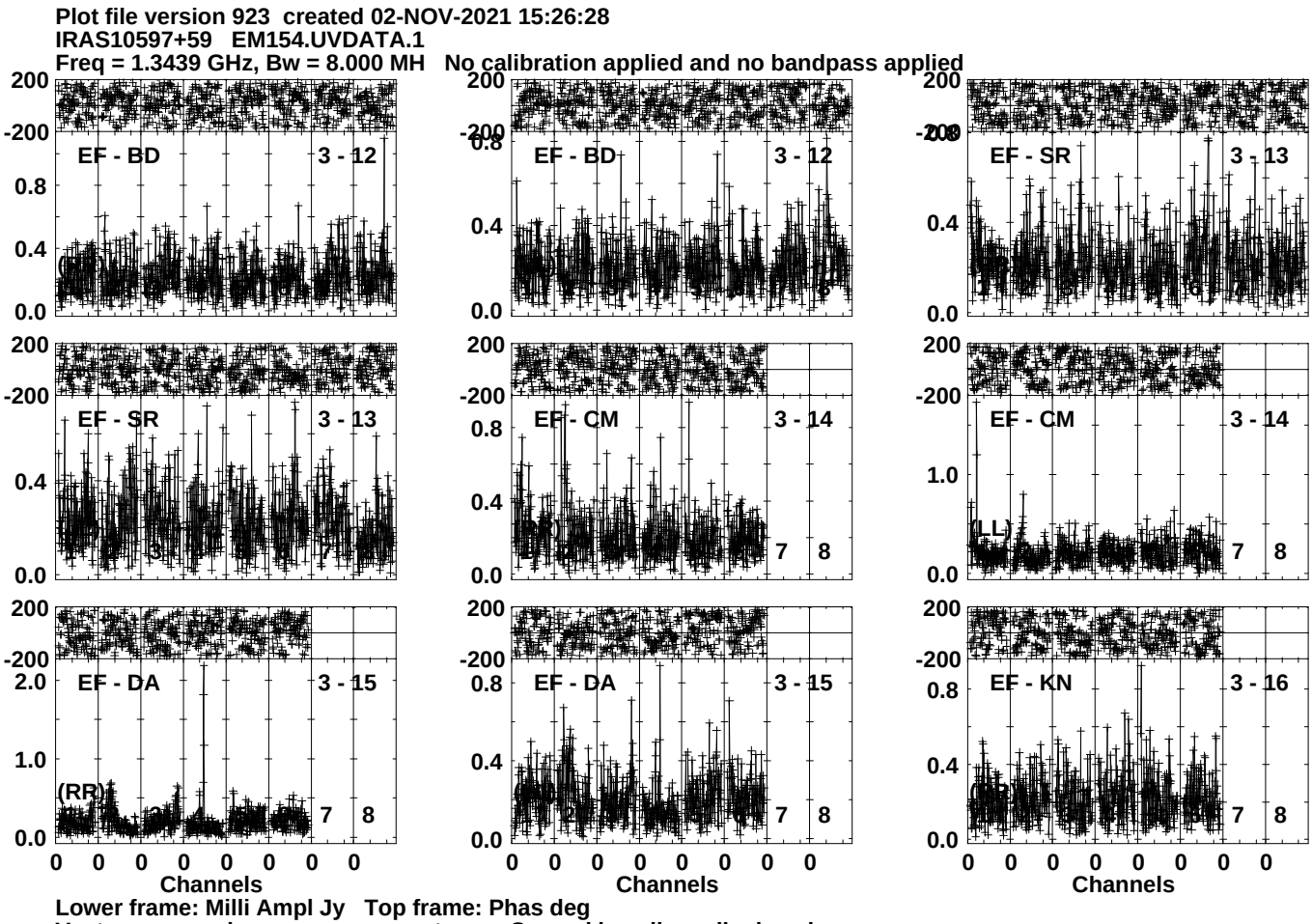
Plot file version 923 created 02-NOV-2021 15:26:28
IRAS10597+59 EM154.UVDATA.1
Freq = 1.3439 GHz, Bw = 8.000 MH No calibration applied and no bandpass applied
EF - BD 3 - 12
EF - BD 3 - 12
EF - SR 3 - 13
EF - SR 3 - 13
EF - CM 3 - 14
EF - CM 3 - 14
EF - DA 3 - 15
EF - DA 3 - 15
EF - KN 3 - 16
(RR)
(LL)
Channels
Channels
Channels
Lower frame: Milli Ampl Jy Top frame: Phas deg
Vector averaged cross-power spectrum Several baselines displayed
Timerange: 00/23:07:01 to 00/23:10:29

Plot file version 924 created 02-NOV-2021 15:26:29
IRAS10597+59 EM154.UVDATA.1
Freq = 1.3439 GHz, Bw = 8.000 MH No calibration applied and no bandpass applied

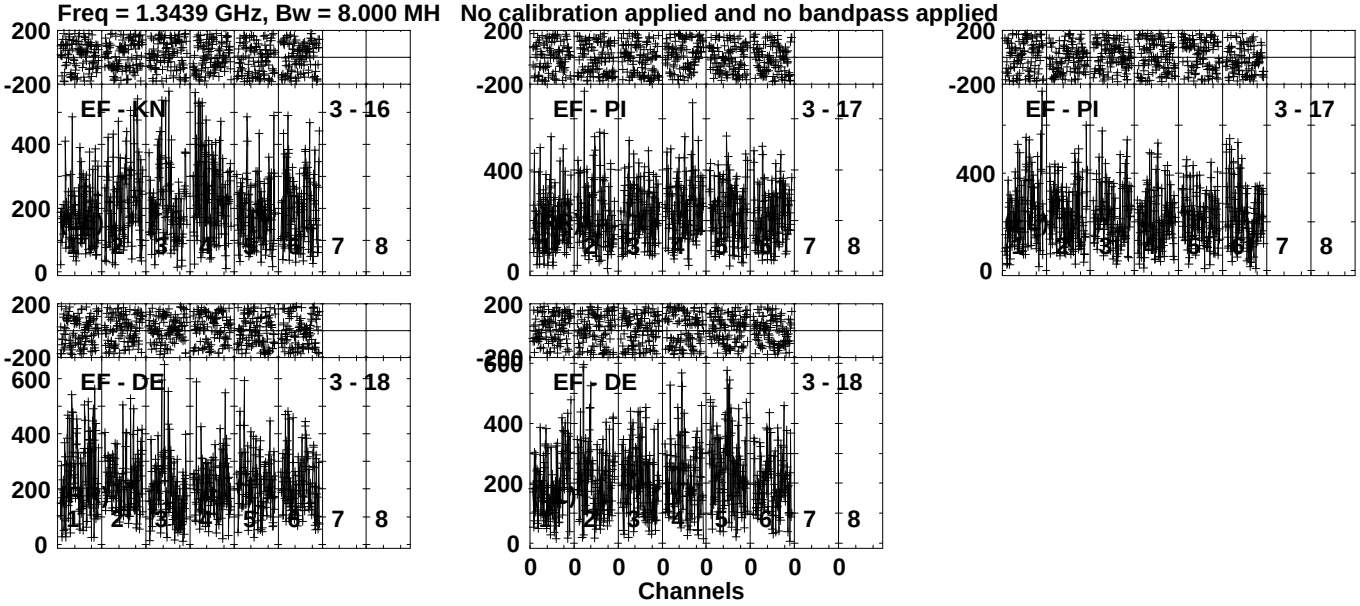

Lower frame: Micro Ampl Jy Top frame: Phas deg
Vector averaged cross-power spectrum Several baselines displayed
Timerange: 00/23:07:01 to 00/23:10:29

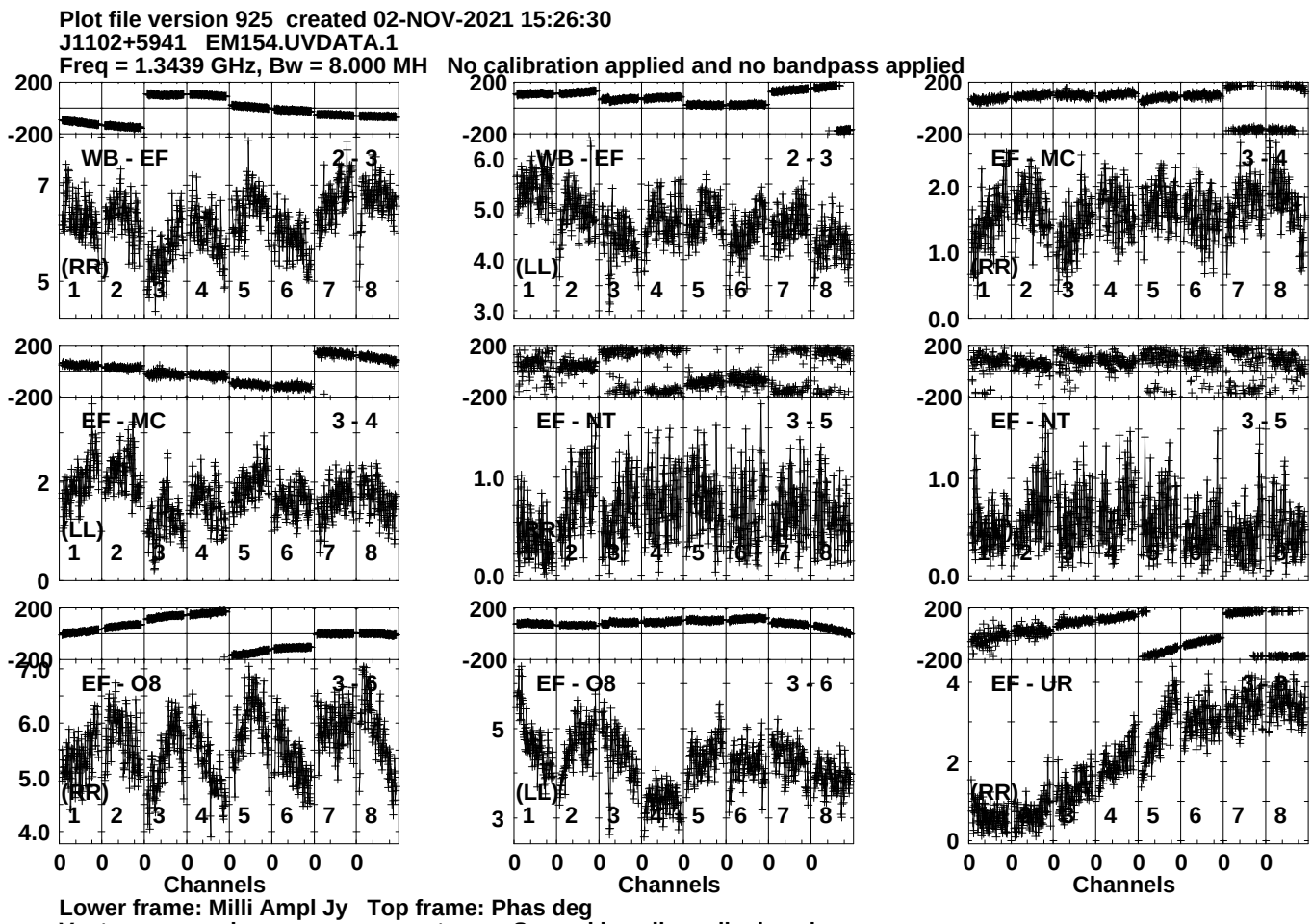
Plot file version 925 created 02-NOV-2021 15:26:30
J1102+5941 EM154.UVDATA.1
Freq = 1.3439 GHz, Bw = 8.000 MH No calibration applied and no bandpass applied
WB - EF 2 - 3
(RR)
(LL)
EF - MC 3 - 4
EF - NT 3 - 5
EF - O8 3 - 6
EF - UR
Channels
Lower frame: Milli Ampl Jy Top frame: Phas deg
Vector averaged cross-power spectrum Several baselines displayed
Timerange: 00/23:10:31 to 00/23:11:59

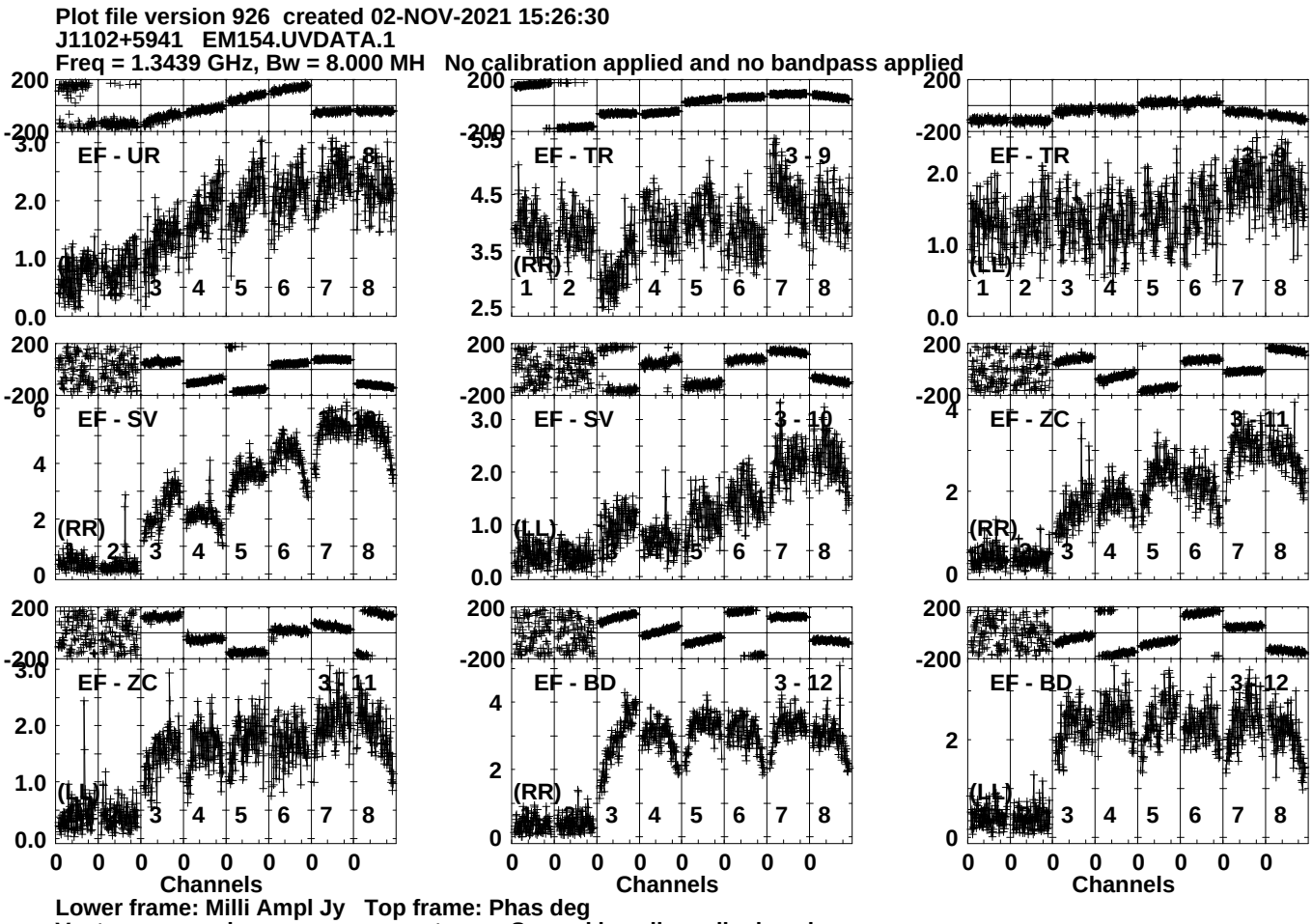
Plot file version 926 created 02-NOV-2021 15:26:30
J1102+5941 EM154.UVDATA.1
Freq = 1.3439 GHz, Bw = 8.000 MH No calibration applied and no bandpass applied
EF - UR 3 - 8
(RR)
EF - TR 3 - 9
(RR)
EF - TR 3 - 9
(LL)
EF - SV 3 - 10
(RR)
EF - SV 3 - 10
(LL)
EF - ZC 3 - 11
(RR)
EF - ZC 3 - 11
(LL)
EF - BD 3 - 12
(RR)
EF - BD 3 - 12
(LL)
Channels
Channels
Channels
Lower frame: Milli Ampl Jy Top frame: Phas deg
Vector averaged cross-power spectrum Several baselines displayed
Timerange: 00/23:10:31 to 00/23:11:59

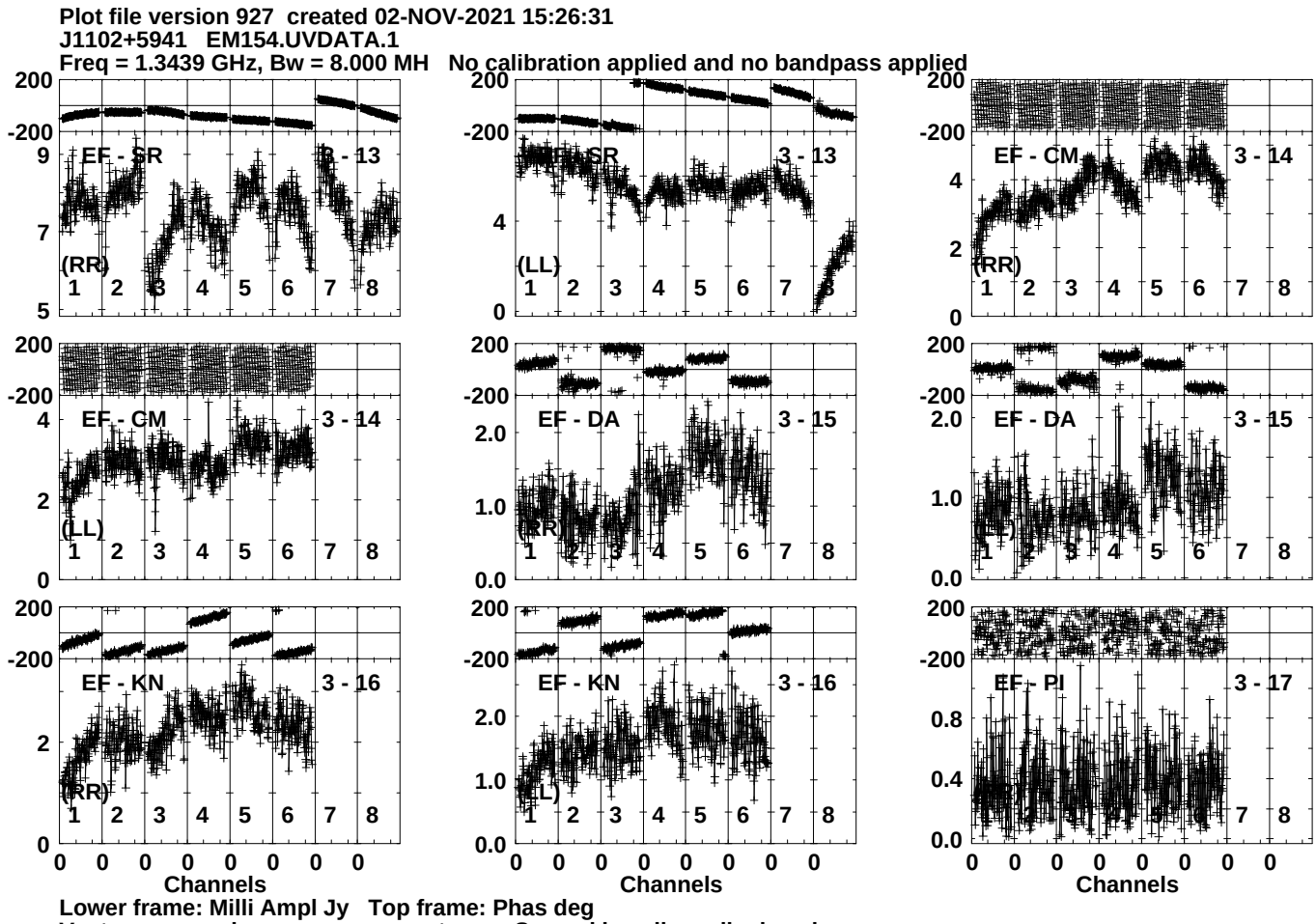
Plot file version 927 created 02-NOV-2021 15:26:31
J1102+5941 EM154.UVDATA.1
Freq = 1.3439 GHz, Bw = 8.000 MH No calibration applied and no bandpass applied
EF - SR 3 - 13
(RR)
EF - SR 3 - 13
(LL)
EF - CM 3 - 14
(RR)
EF - CM 3 - 14
(LL)
EF - DA 3 - 15
(RR)
EF - DA 3 - 15
(LL)
EF - KN 3 - 16
(RR)
EF - KN 3 - 16
(LL)
EF - PI 3 - 17
Channels
Channels
Channels
Lower frame: Milli Ampl Jy Top frame: Phas deg
Vector averaged cross-power spectrum Several baselines displayed
Timerange: 00/23:10:31 to 00/23:11:59

Plot file version 928 created 02-NOV-2021 15:26:31
J1102+5941 EM154.UVDATA.1
Freq = 1.3439 GHz, Bw = 8.000 MH No calibration applied and no bandpass applied

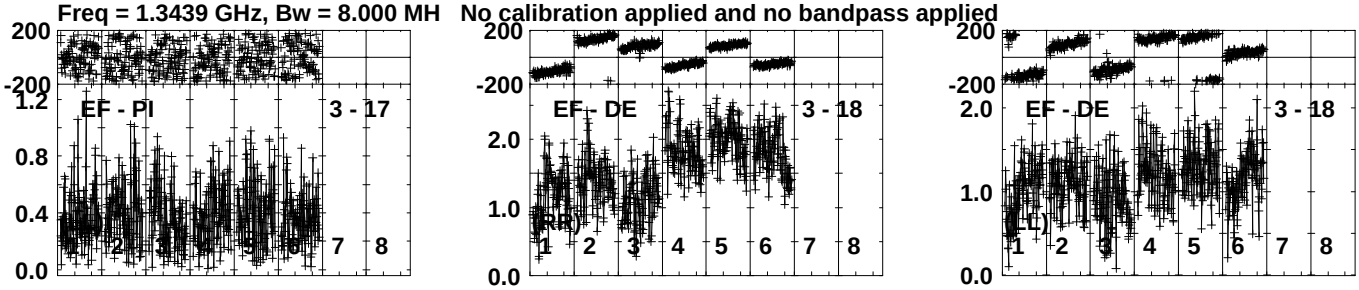

Lower frame: Milli Ampl Jy Top frame: Phas deg
Vector averaged cross-power spectrum Several baselines displayed
Timerange: 00/23:10:31 to 00/23:11:59

Plot file version 929 created 02-NOV-2021 15:26:31
IRAS10597+59 EM154.UVDATA.1
Freq = 1.3439 GHz, Bw = 8.000 MH No calibration applied and no bandpass applied

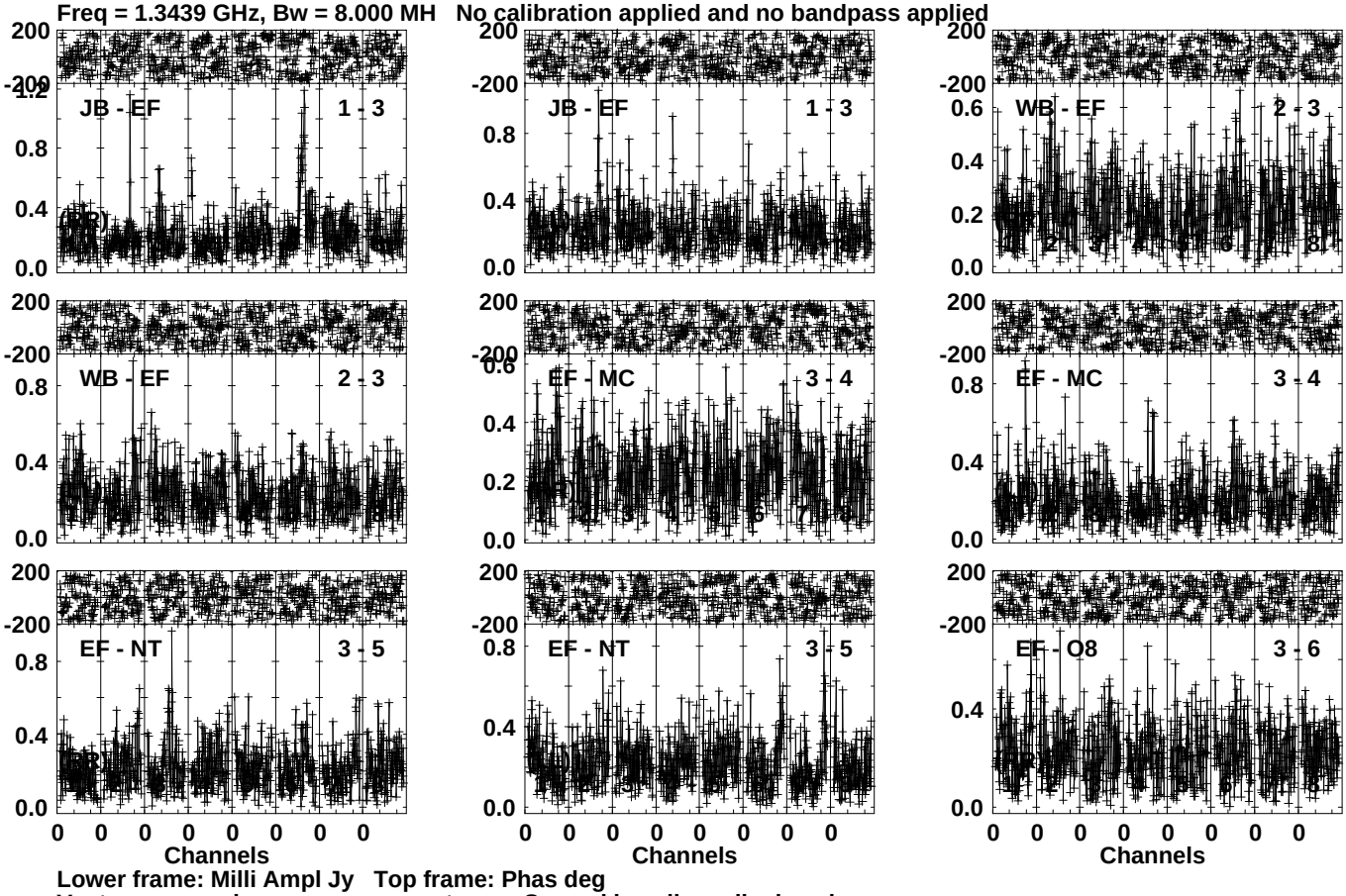

Lower frame: Milli Ampl Jy Top frame: Phas deg
Vector averaged cross-power spectrum Several baselines displayed
Timerange: 00/23:12:01 to 00/23:15:29

Plot file version 930 created 02-NOV-2021 15:26:32
IRAS10597+59 EM154.UVDATA.1
Freq = 1.3439 GHz, Bw = 8.000 MH No calibration applied and no bandpass applied

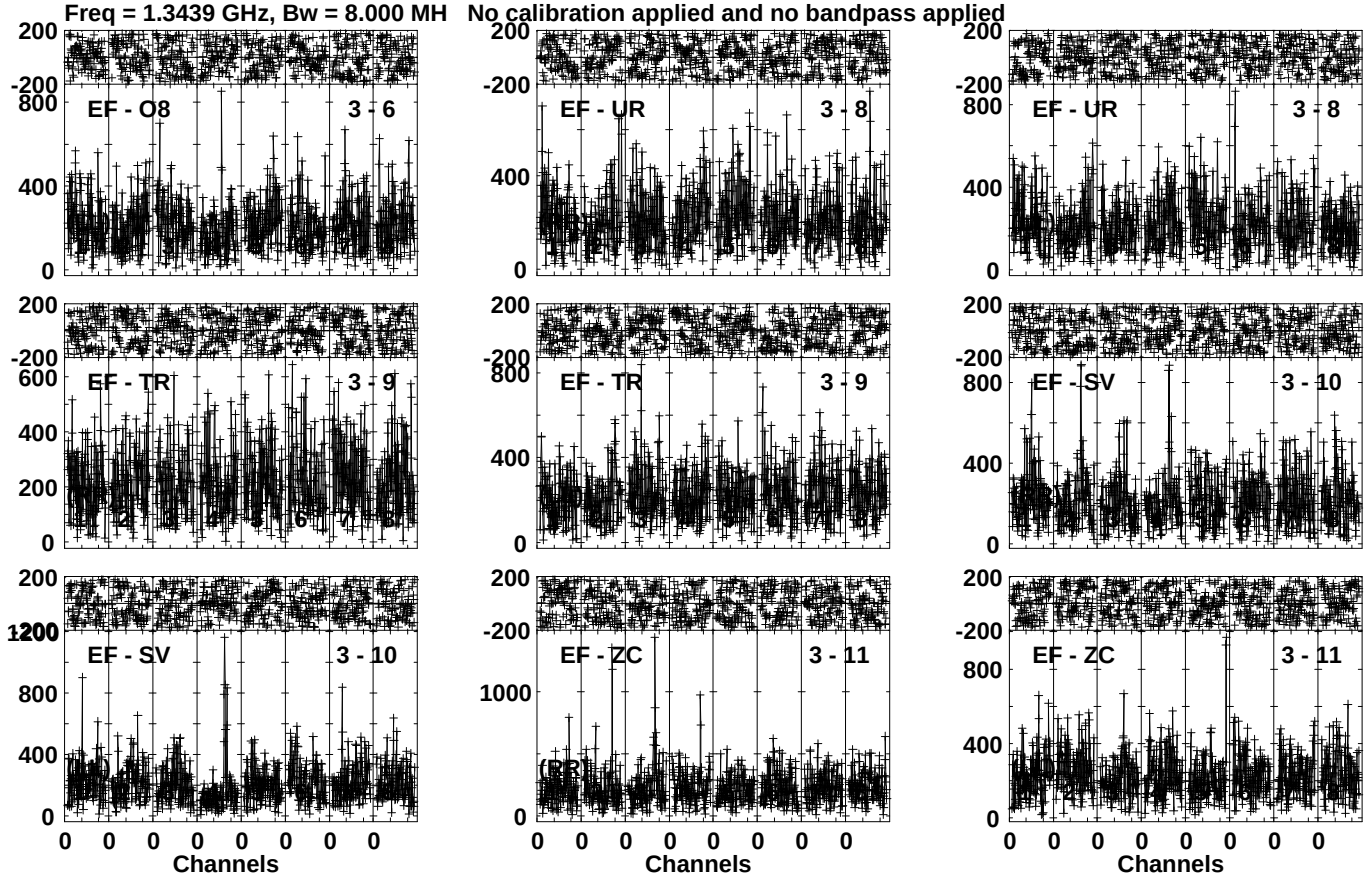

Lower frame: Micro Ampl Jy Top frame: Phas deg
Vector averaged cross-power spectrum Several baselines displayed
Timerange: 00/23:12:01 to 00/23:15:29

Plot file version 931 created 02-NOV-2021 15:26:32
IRAS10597+59 EM154.UVDATA.1
Freq = 1.3439 GHz, Bw = 8.000 MH No calibration applied and no bandpass applied

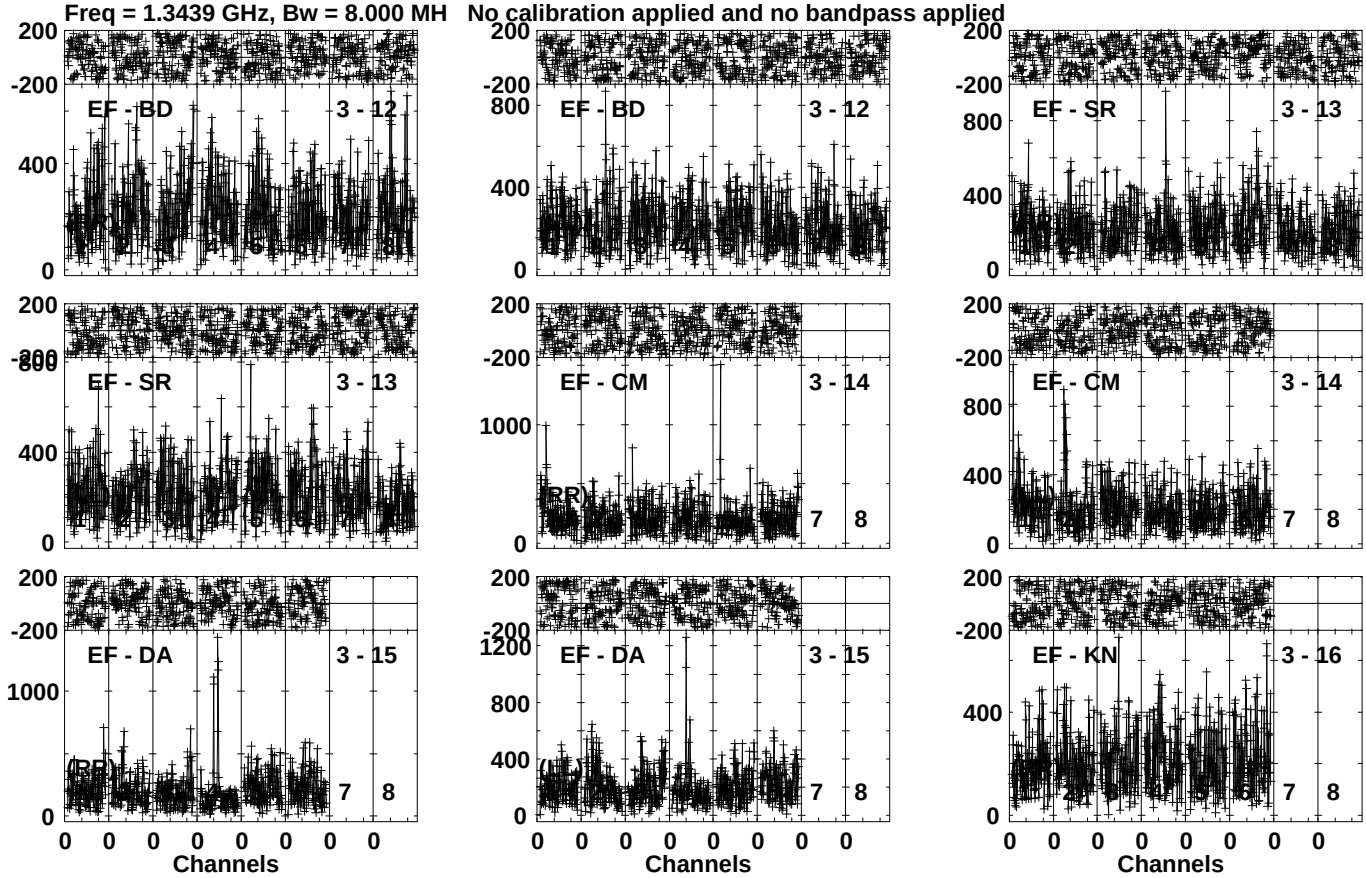

Lower frame: Micro Ampl Jy Top frame: Phas deg
Vector averaged cross-power spectrum Several baselines displayed
Timerange: 00/23:12:01 to 00/23:15:29

Plot file version 932 created 02-NOV-2021 15:26:33
IRAS10597+59 EM154.UVDATA.1
Freq = 1.3439 GHz, Bw = 8.000 MH No calibration applied and no bandpass applied

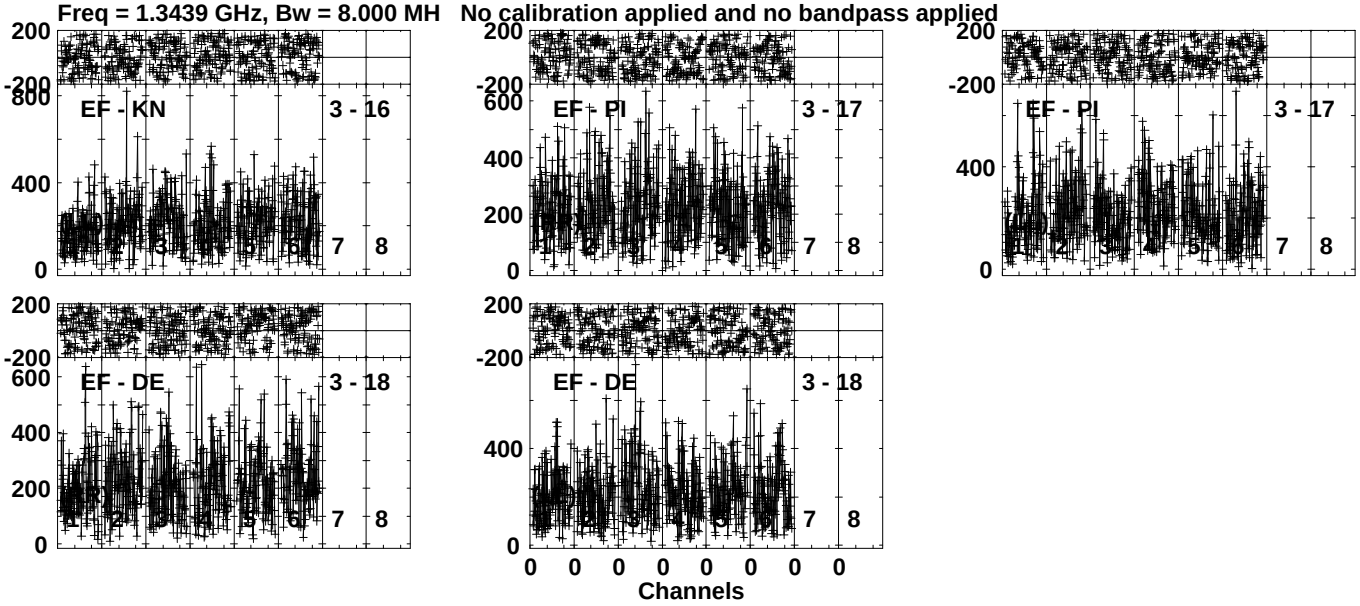

Lower frame: Micro Ampl Jy Top frame: Phas deg
Vector averaged cross-power spectrum Several baselines displayed
Timerange: 00/23:12:01 to 00/23:15:29

Plot file version 933 created 02-NOV-2021 15:26:34
J1102+5941 EM154.UVDATA.1
Freq = 1.3439 GHz, Bw = 8.000 MH No calibration applied and no bandpass applied

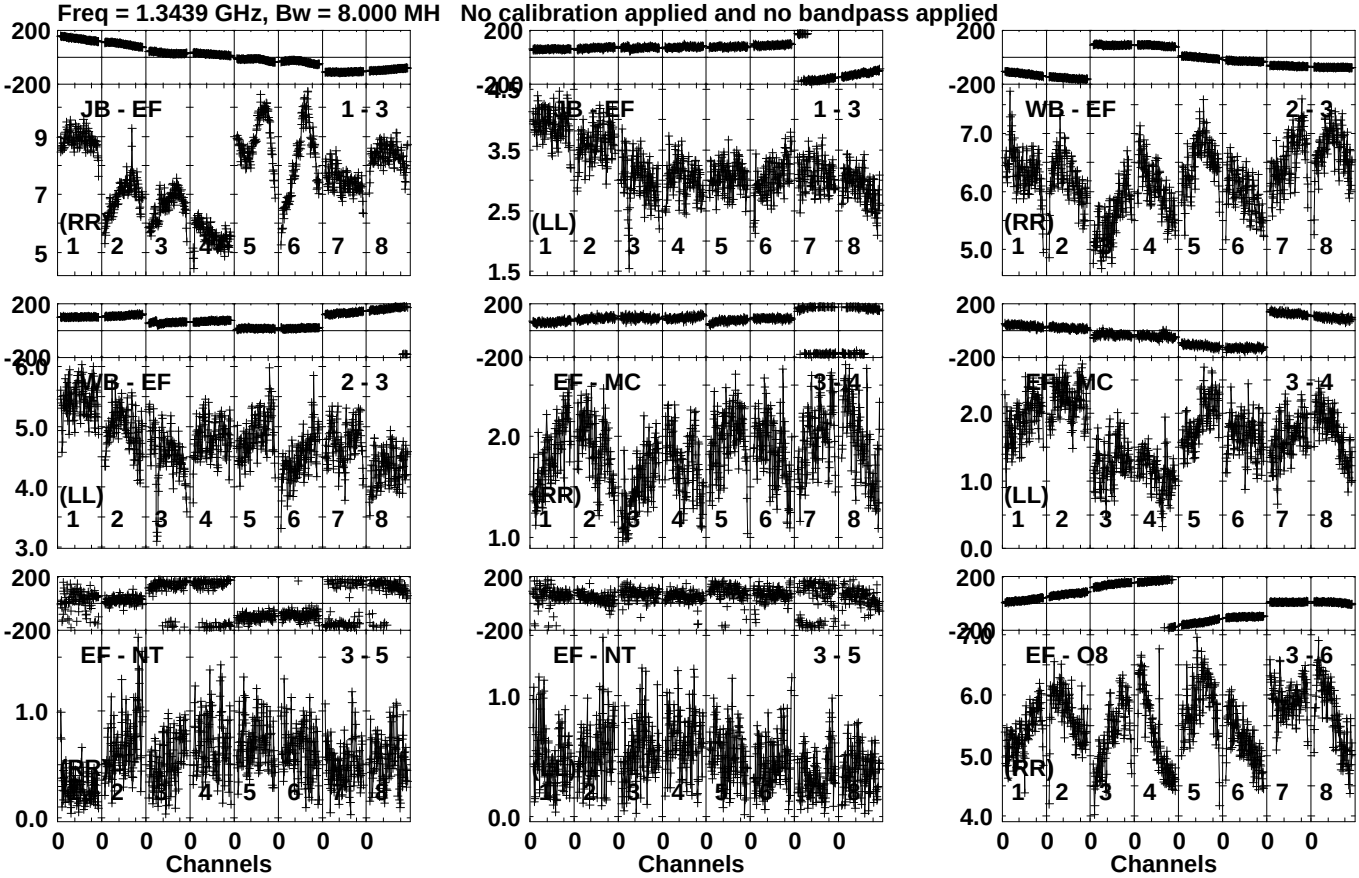

Lower frame: Milli Ampl Jy Top frame: Phas deg
Vector averaged cross-power spectrum Several baselines displayed
Timerange: 00/23:16:01 to 00/23:17:29

Plot file version 934 created 02-NOV-2021 15:26:34
J1102+5941 EM154.UVDATA.1
Freq = 1.3439 GHz, Bw = 8.000 MH No calibration applied and no bandpass applied

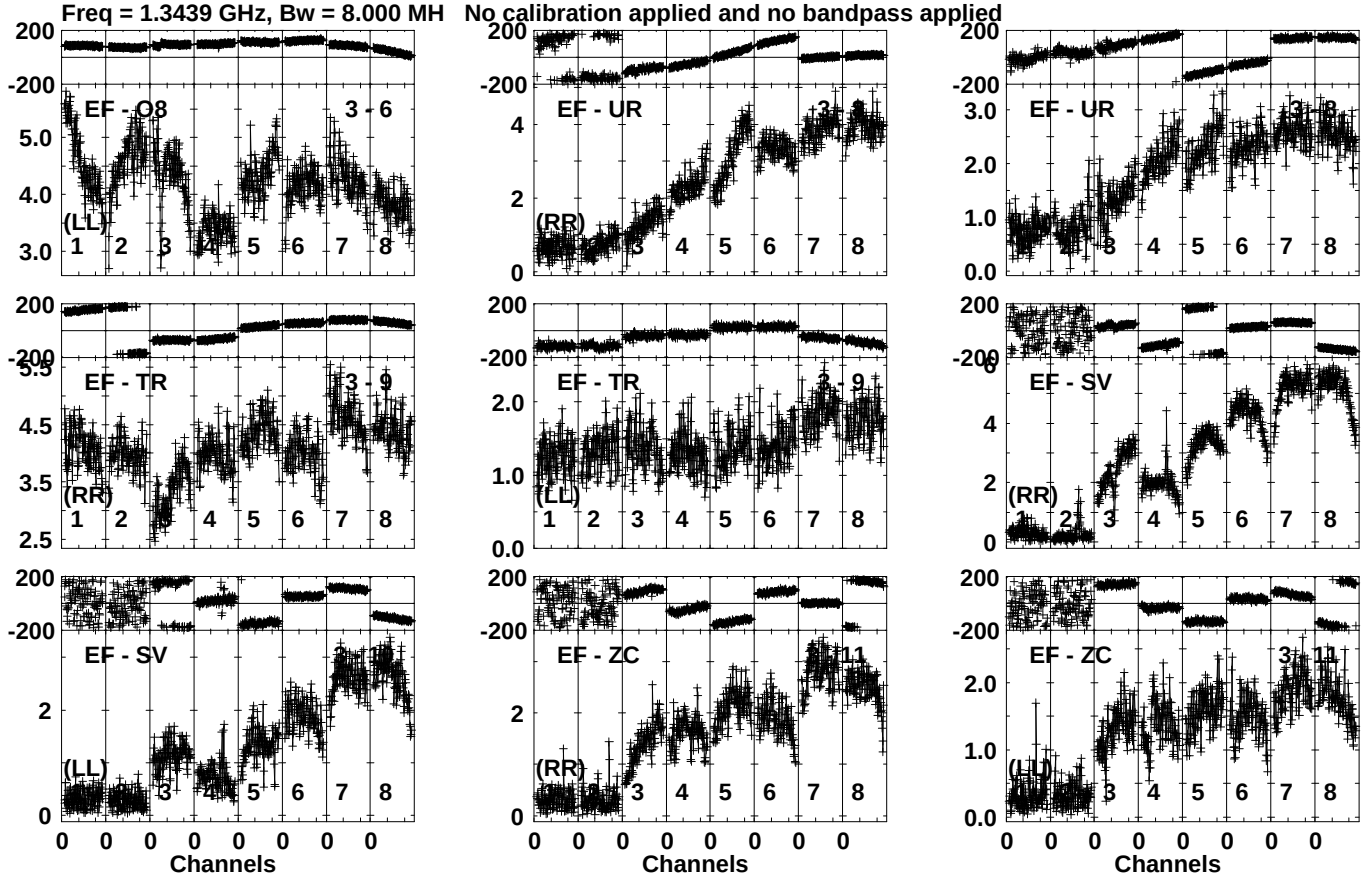

Lower frame: Milli Ampl Jy Top frame: Phas deg
Vector averaged cross-power spectrum Several baselines displayed
Timerange: 00/23:16:01 to 00/23:17:29

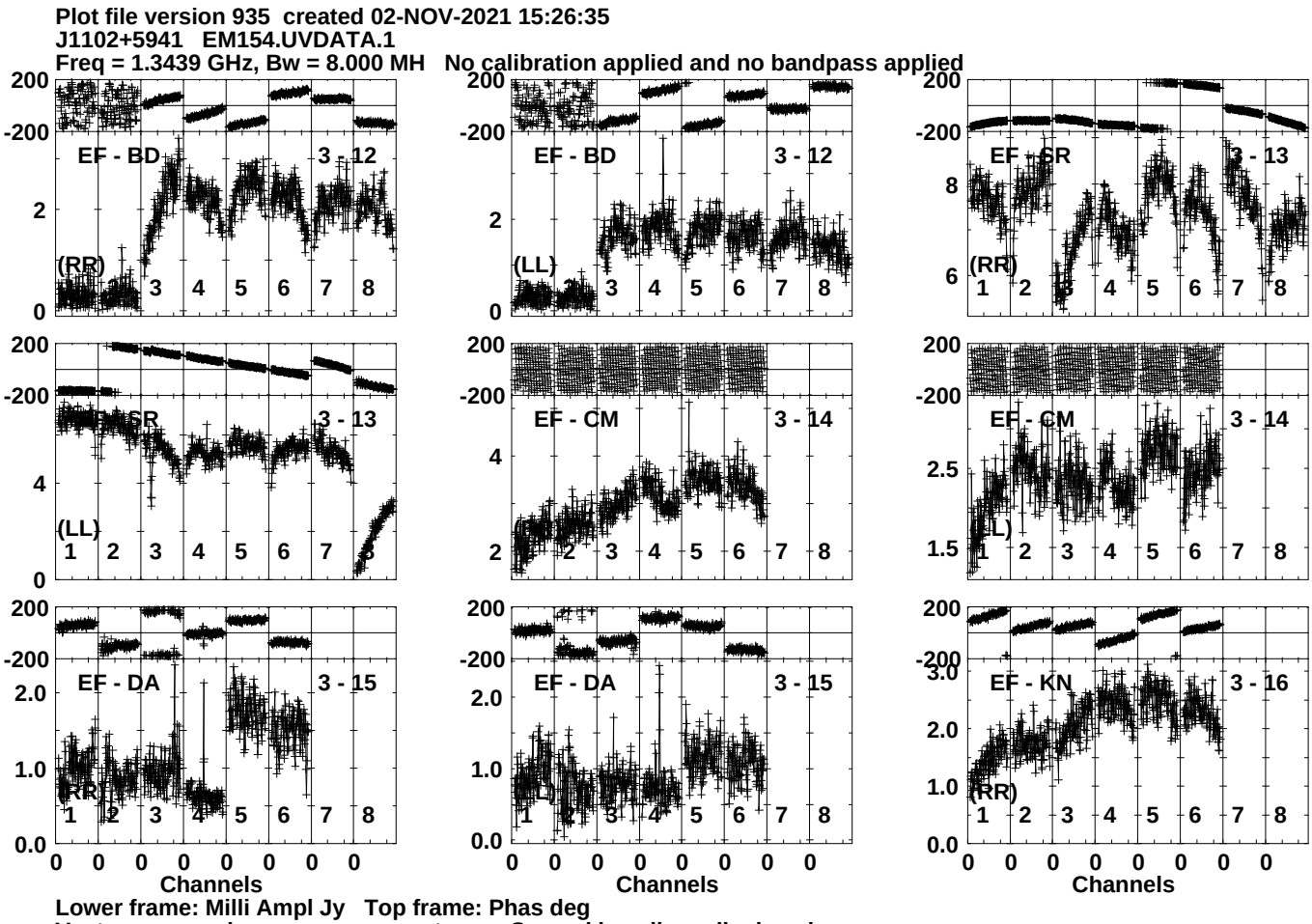
Plot file version 935 created 02-NOV-2021 15:26:35
J1102+5941 EM154.UVDATA.1
Freq = 1.3439 GHz, Bw = 8.000 MH No calibration applied and no bandpass applied
EF - BD 3 - 12
(RR)
EF - BD 3 - 12
(LL)
EF - GR 3 - 13
(RR)
EF - GR 3 - 13
(LL)
EF - CM 3 - 14
EF - CM 3 - 14
EF - DA 3 - 15
(RR)
EF - DA 3 - 15
EF - KN 3 - 16
(RR)
Channels
Channels
Channels
Lower frame: Milli Ampl Jy Top frame: Phas deg
Vector averaged cross-power spectrum Several baselines displayed
Timerange: 00/23:16:01 to 00/23:17:29

Plot file version 936 created 02-NOV-2021 15:26:35
J1102+5941 EM154.UVDATA.1
Freq = 1.3439 GHz, Bw = 8.000 MH No calibration applied and no bandpass applied

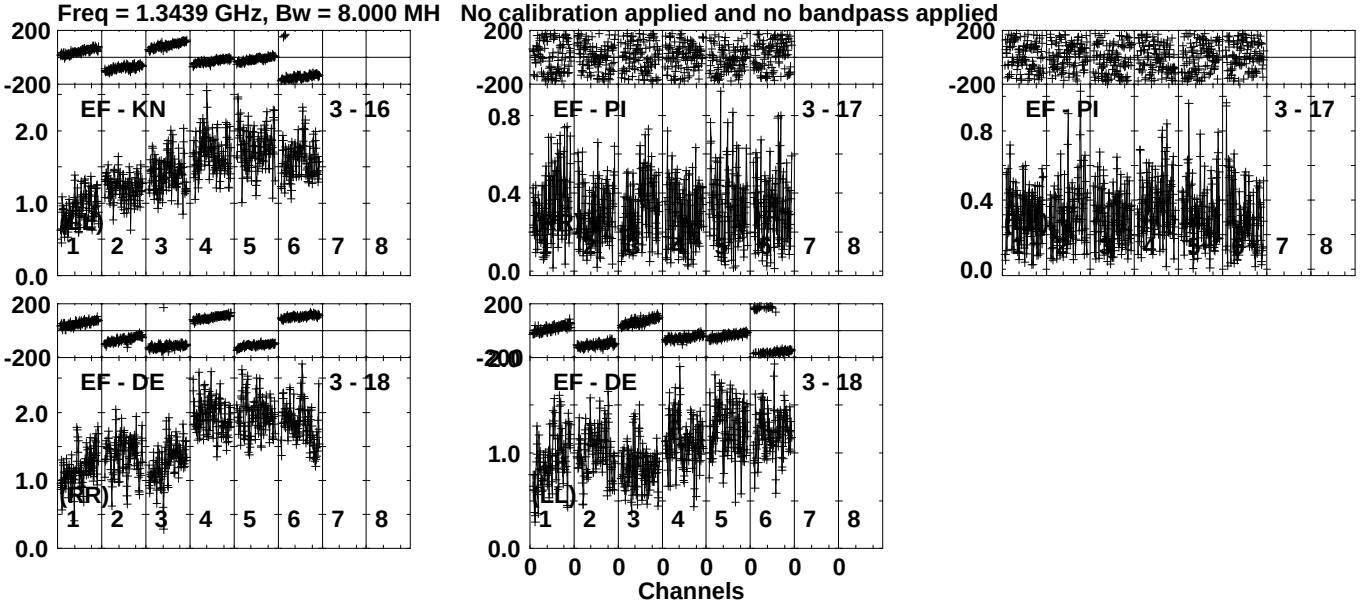

Lower frame: Milli Ampl Jy Top frame: Phas deg
Vector averaged cross-power spectrum Several baselines displayed
Timerange: 00/23:16:01 to 00/23:17:29

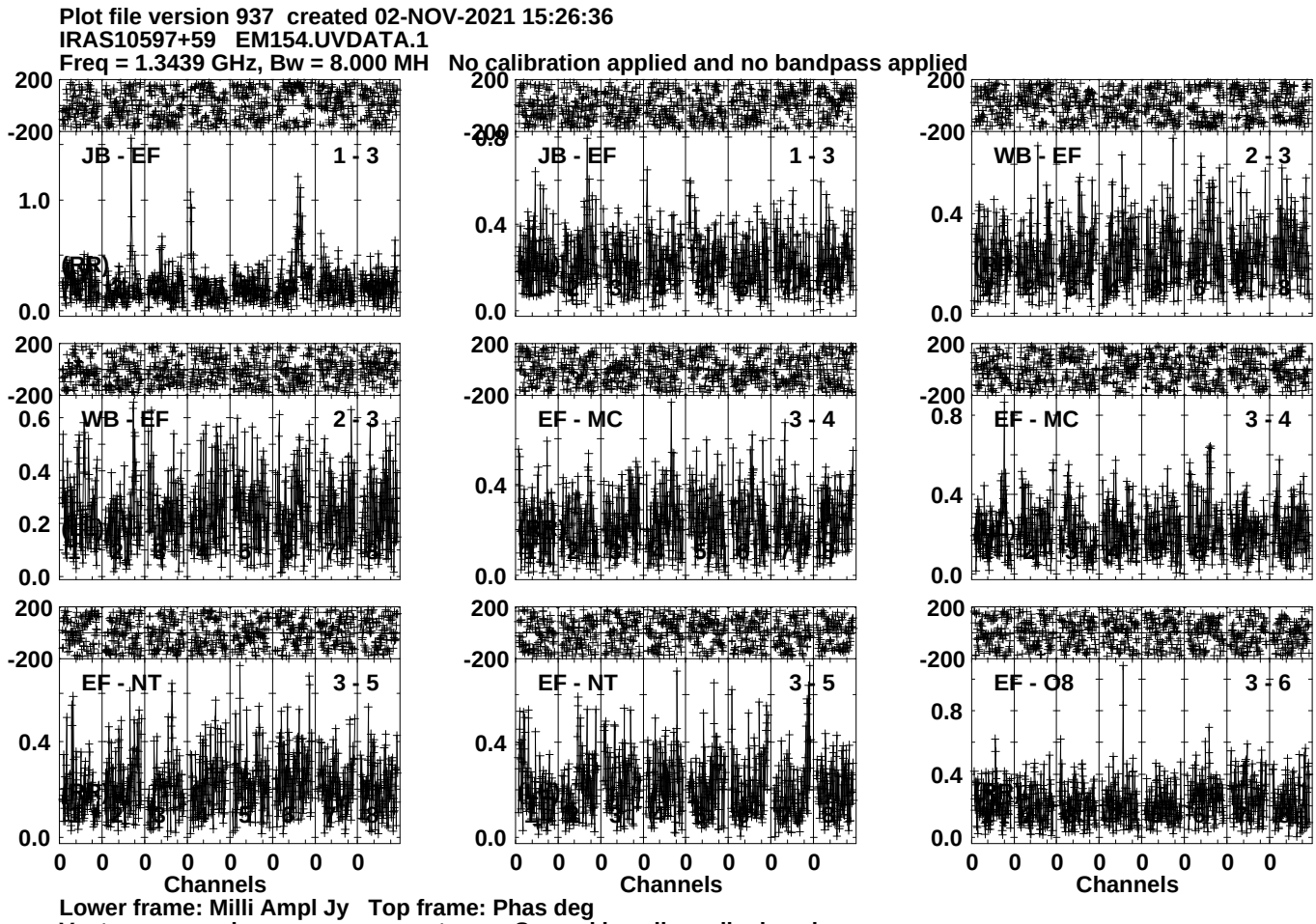
Plot file version 937 created 02-NOV-2021 15:26:36
IRAS10597+59 EM154.UVDATA.1
Freq = 1.3439 GHz, Bw = 8.000 MH No calibration applied and no bandpass applied
JB - EF 1 - 3
JB - EF 1 - 3
WB - EF 2 - 3
WB - EF 2 - 3
EF - MC 3 - 4
EF - MC 3 - 4
EF - NT 3 - 5
EF - NT 3 - 5
EF - O8 3 - 6
Channels
Channels
Channels
Lower frame: Milli Ampl Jy Top frame: Phas deg
Vector averaged cross-power spectrum Several baselines displayed
Timerange: 00/23:17:31 to 00/23:20:59

Plot file version 938 created 02-NOV-2021 15:26:36
IRAS10597+59 EM154.UVDATA.1
Freq = 1.3439 GHz, Bw = 8.000 MH No calibration applied and no bandpass applied

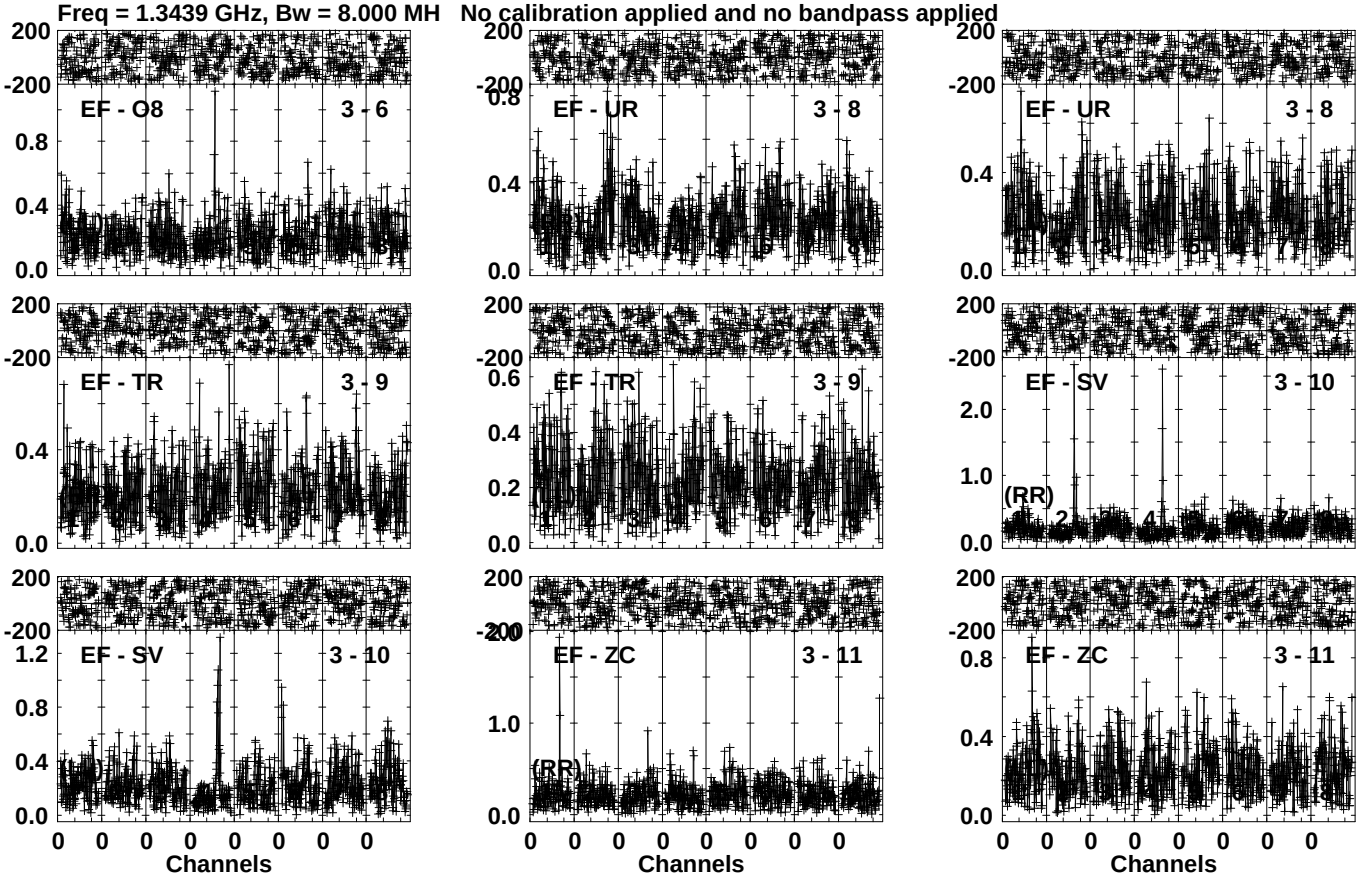

Lower frame: Milli Ampl Jy Top frame: Phas deg
Vector averaged cross-power spectrum Several baselines displayed
Timerange: 00/23:17:31 to 00/23:20:59

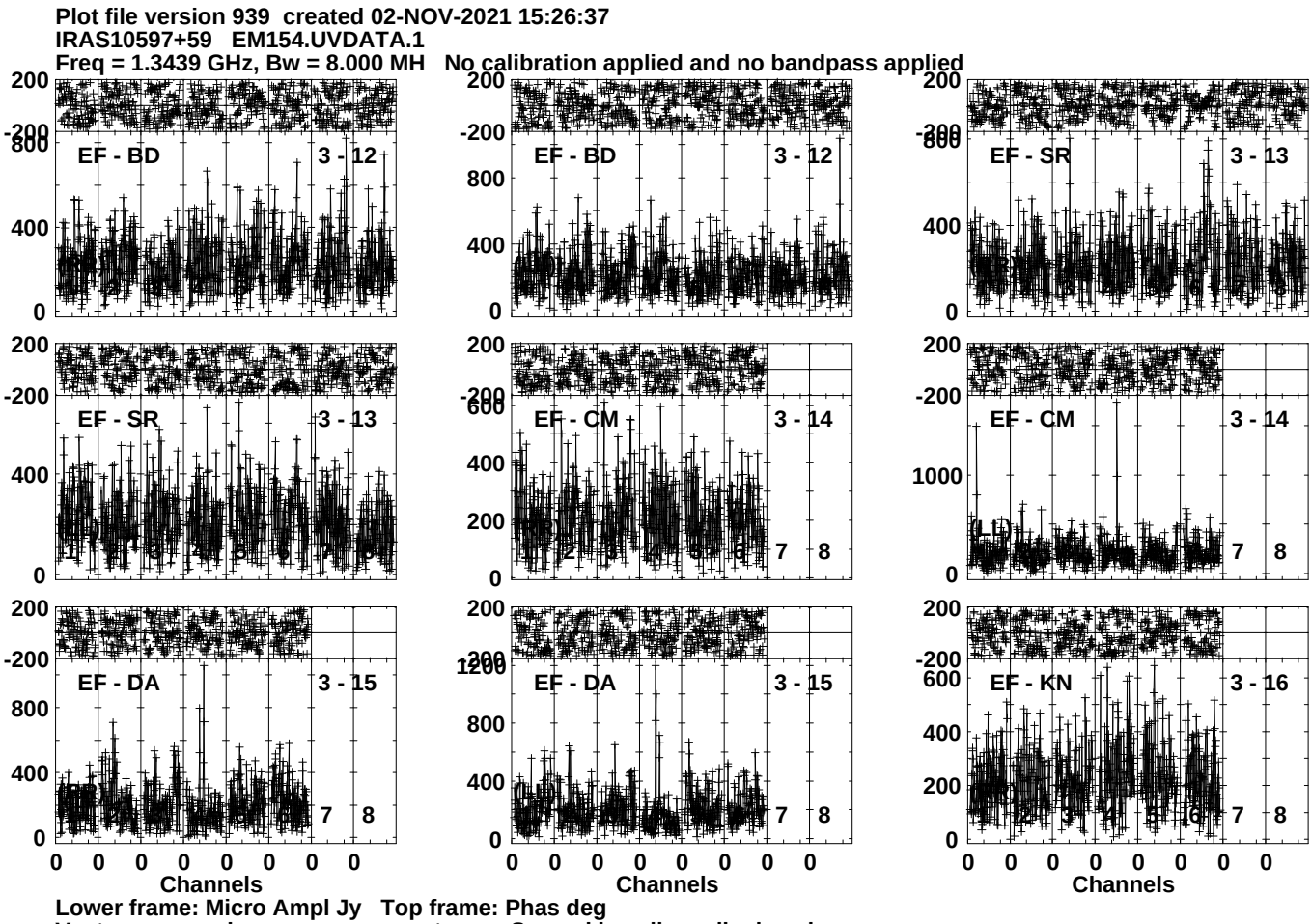
Plot file version 939 created 02-NOV-2021 15:26:37
IRAS10597+59 EM154.UVDATA.1
Freq = 1.3439 GHz, Bw = 8.000 MH No calibration applied and no bandpass applied
EF - BD 3 - 12
EF - BD 3 - 12
EF - SR 3 - 13
EF - SR 3 - 13
EF - CM 3 - 14
EF - CM 3 - 14
EF - DA 3 - 15
EF - DA 3 - 15
EF - KN 3 - 16
Channels
Channels
Channels
Lower frame: Micro Ampl Jy Top frame: Phas deg
Vector averaged cross-power spectrum Several baselines displayed
Timerange: 00/23:17:31 to 00/23:20:59

Plot file version 940 created 02-NOV-2021 15:26:37
IRAS10597+59 EM154.UVDATA.1
Freq = 1.3439 GHz, Bw = 8.000 MH No calibration applied and no bandpass applied

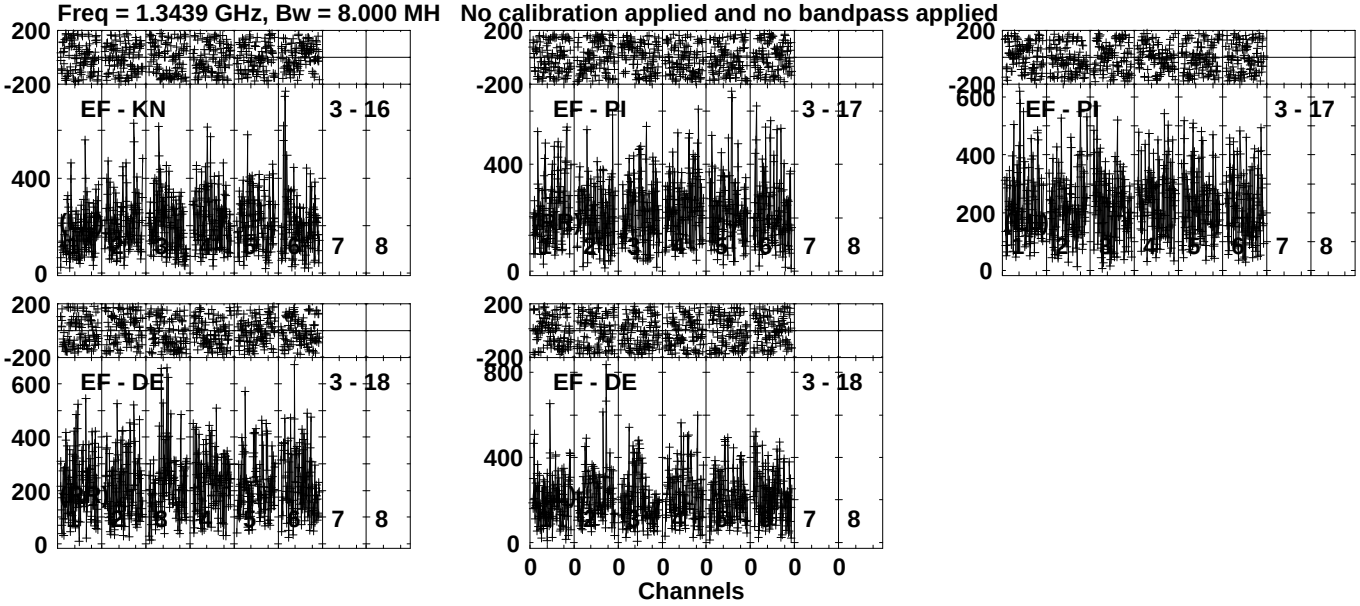

Lower frame: Micro Ampl Jy Top frame: Phas deg
Vector averaged cross-power spectrum Several baselines displayed
Timerange: 00/23:17:31 to 00/23:20:59

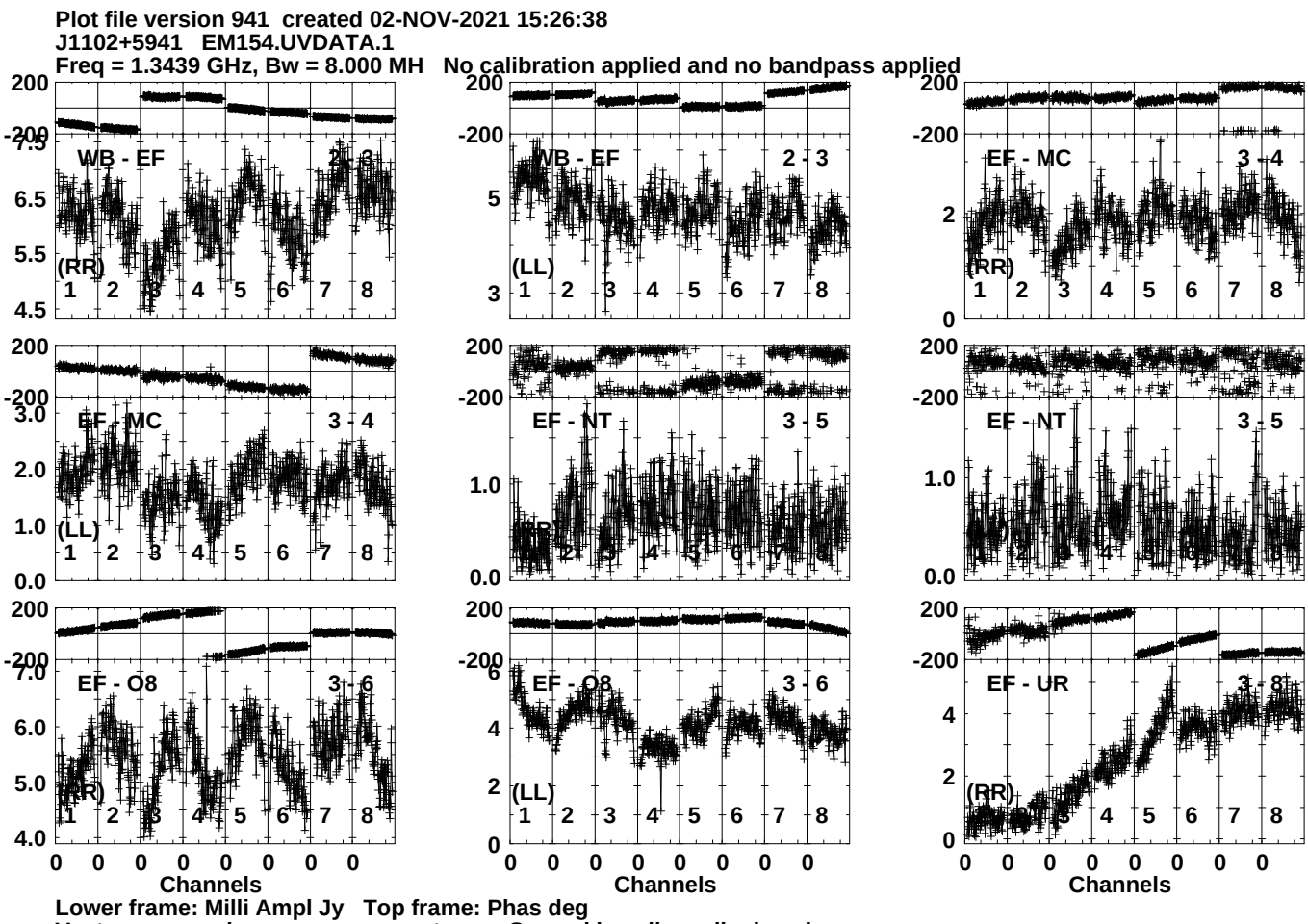
Plot file version 941 created 02-NOV-2021 15:26:38
J1102+5941 EM154.UVDATA.1
Freq = 1.3439 GHz, Bw = 8.000 MH No calibration applied and no bandpass applied
WB - EF 2 - 3
(RR)
WB - EF 2 - 3
(LL)
EF - MC 3 - 4
(RR)
EF - MC 3 - 4
(LL)
EF - NT 3 - 5
(RR)
EF - NT 3 - 5
EF - O8 3 - 6
(RR)
EF - O8 3 - 6
(LL)
EF - UR 3 - 8
(RR)
Channels
Channels
Channels
Lower frame: Milli Ampl Jy Top frame: Phas deg
Vector averaged cross-power spectrum Several baselines displayed
Timerange: 00/23:21:01 to 00/23:22:29

Plot file version 942 created 02-NOV-2021 15:26:39
J1102+5941 EM154.UVDATA.1
Freq = 1.3439 GHz, Bw = 8.000 MH No calibration applied and no bandpass applied

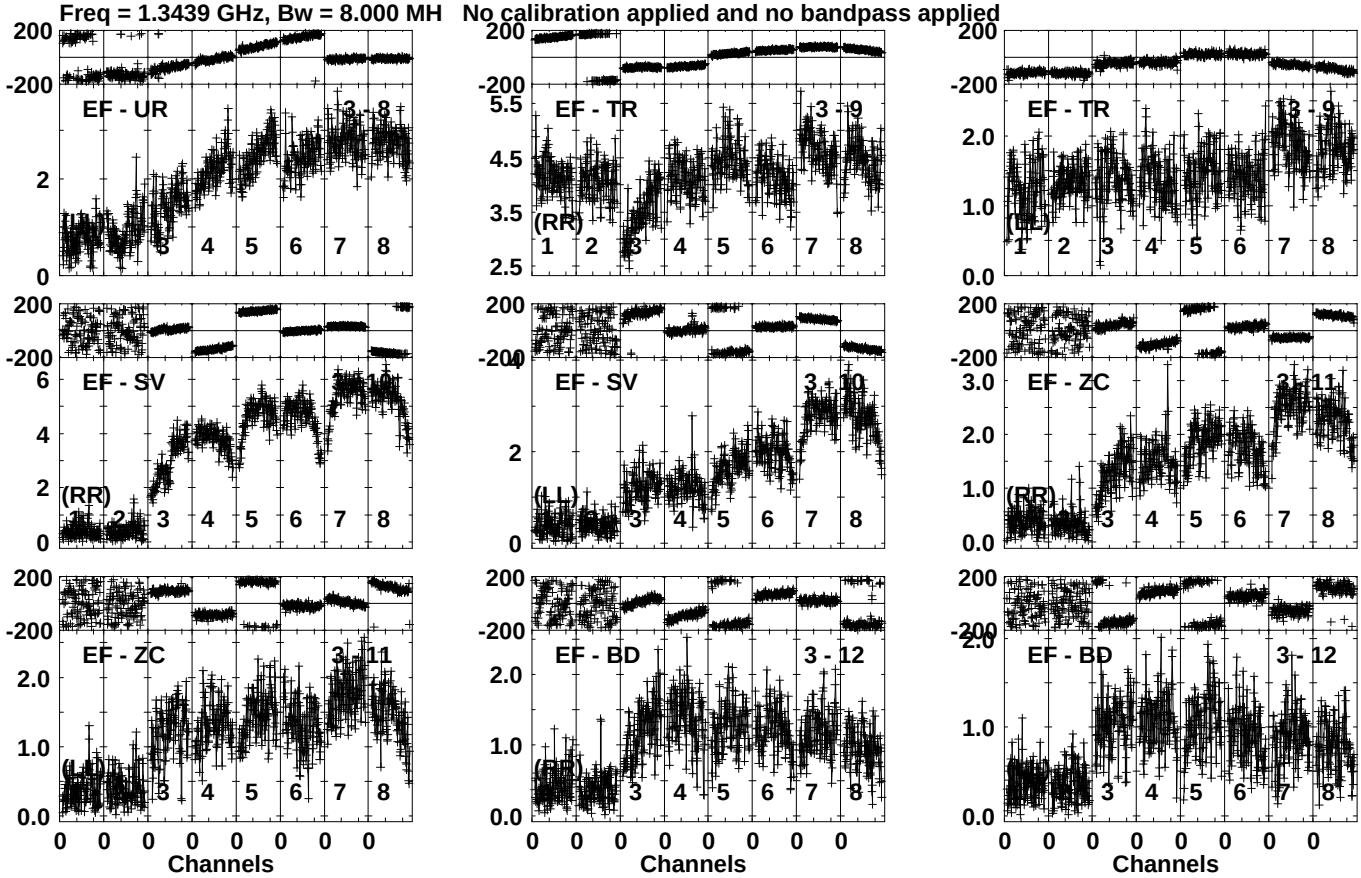

Lower frame: Milli Ampl Jy Top frame: Phas deg
Vector averaged cross-power spectrum Several baselines displayed
Timerange: 00/23:21:01 to 00/23:22:29

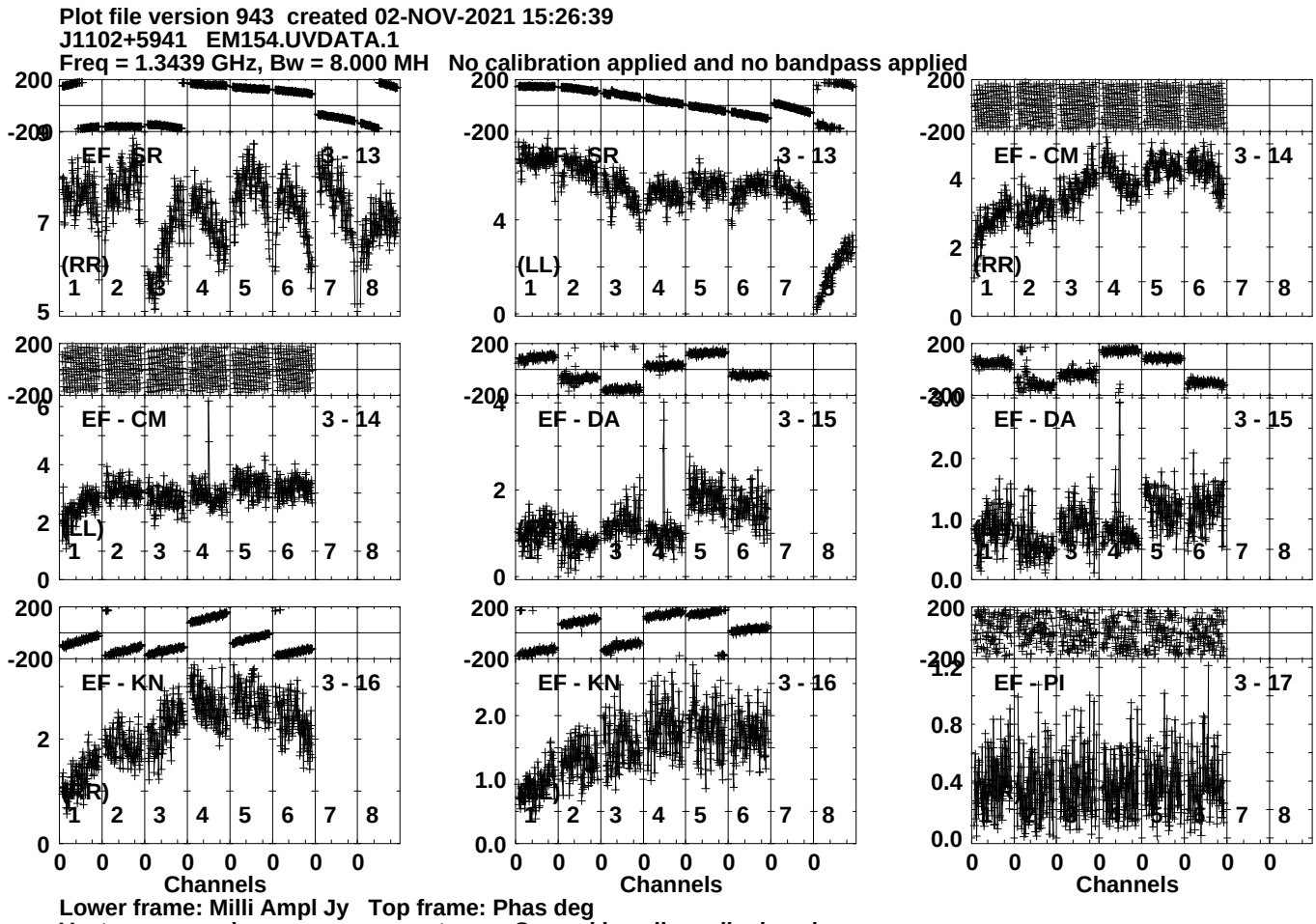
Plot file version 943 created 02-NOV-2021 15:26:39
J1102+5941 EM154.UVDATA.1
Freq = 1.3439 GHz, Bw = 8.000 MH No calibration applied and no bandpass applied
EF - SR 3 - 13
(RR)
EF - SR 3 - 13
(LL)
EF - CM 3 - 14
(RR)
EF - CM 3 - 14
(LL)
EF - DA 3 - 15
EF - DA 3 - 15
EF - KN 3 - 16
(RR)
EF - KN 3 - 16
EF - PI 3 - 17
Channels
Channels
Channels
Lower frame: Milli Ampl Jy Top frame: Phas deg
Vector averaged cross-power spectrum Several baselines displayed
Timerange: 00/23:21:01 to 00/23:22:29

Plot file version 944 created 02-NOV-2021 15:26:40
J1102+5941 EM154.UVDATA.1
Freq = 1.3439 GHz, Bw = 8.000 MH No calibration applied and no bandpass applied

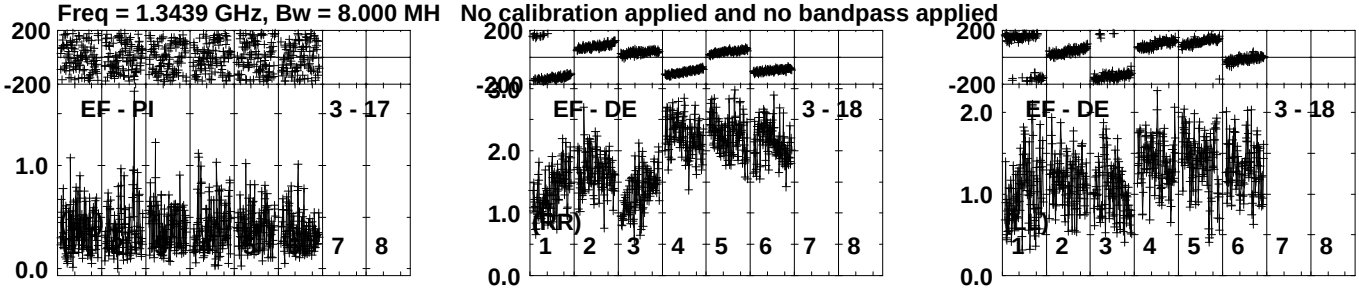

Lower frame: Milli Ampl Jy Top frame: Phas deg
Vector averaged cross-power spectrum Several baselines displayed
Timerange: 00/23:21:01 to 00/23:22:29

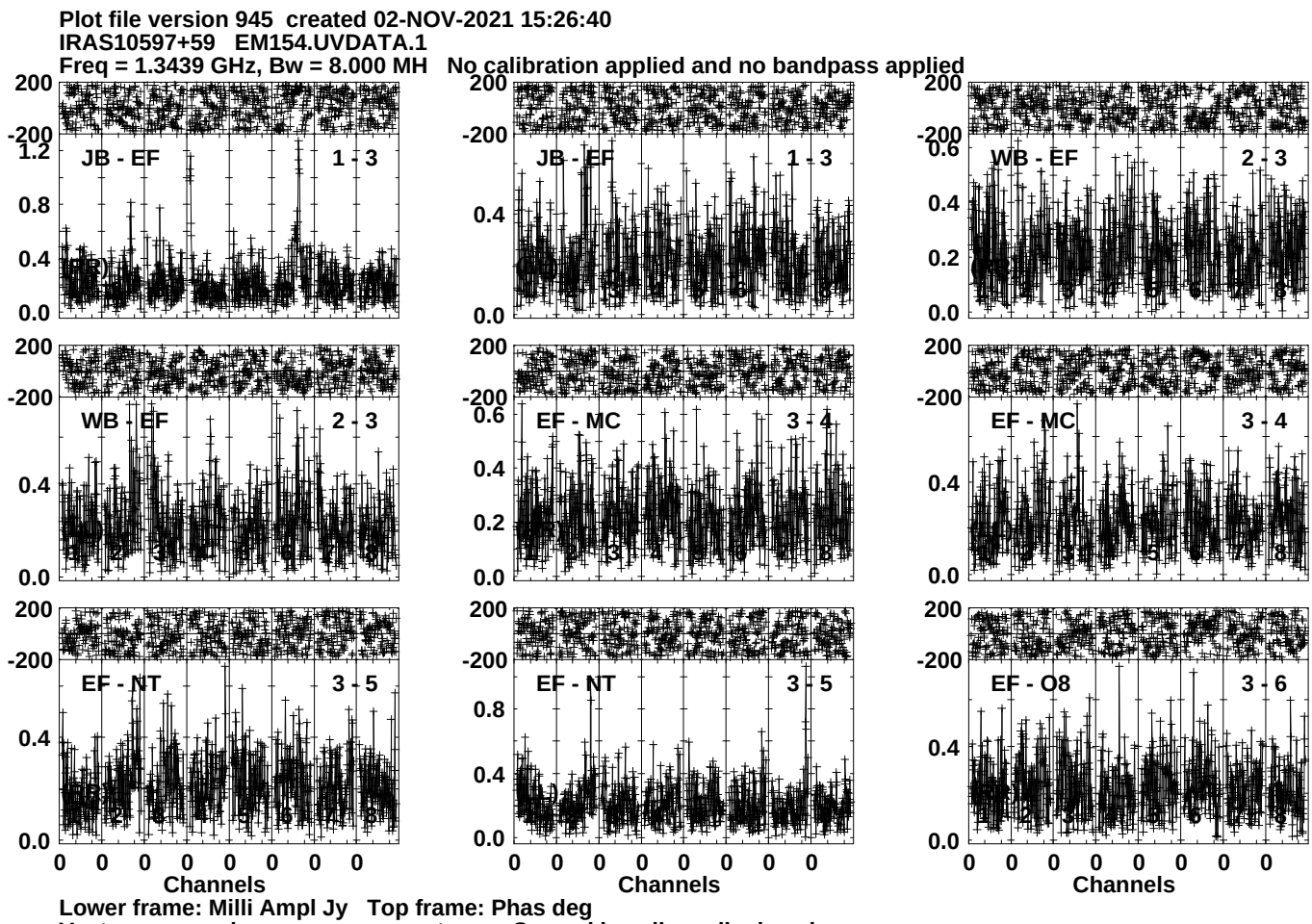
Plot file version 945 created 02-NOV-2021 15:26:40
IRAS10597+59 EM154.UVDATA.1
Freq = 1.3439 GHz, Bw = 8.000 MH No calibration applied and no bandpass applied
JB - EF 1 - 3
JB - EF 1 - 3
WB - EF 2 - 3
WB - EF 2 - 3
EF - MC 3 - 4
EF - MC 3 - 4
EF - NT 3 - 5
EF - NT 3 - 5
EF - O8 3 - 6
Channels
Channels
Channels
Lower frame: Milli Ampl Jy Top frame: Phas deg
Vector averaged cross-power spectrum Several baselines displayed
Timerange: 00/23:22:31 to 00/23:25:59

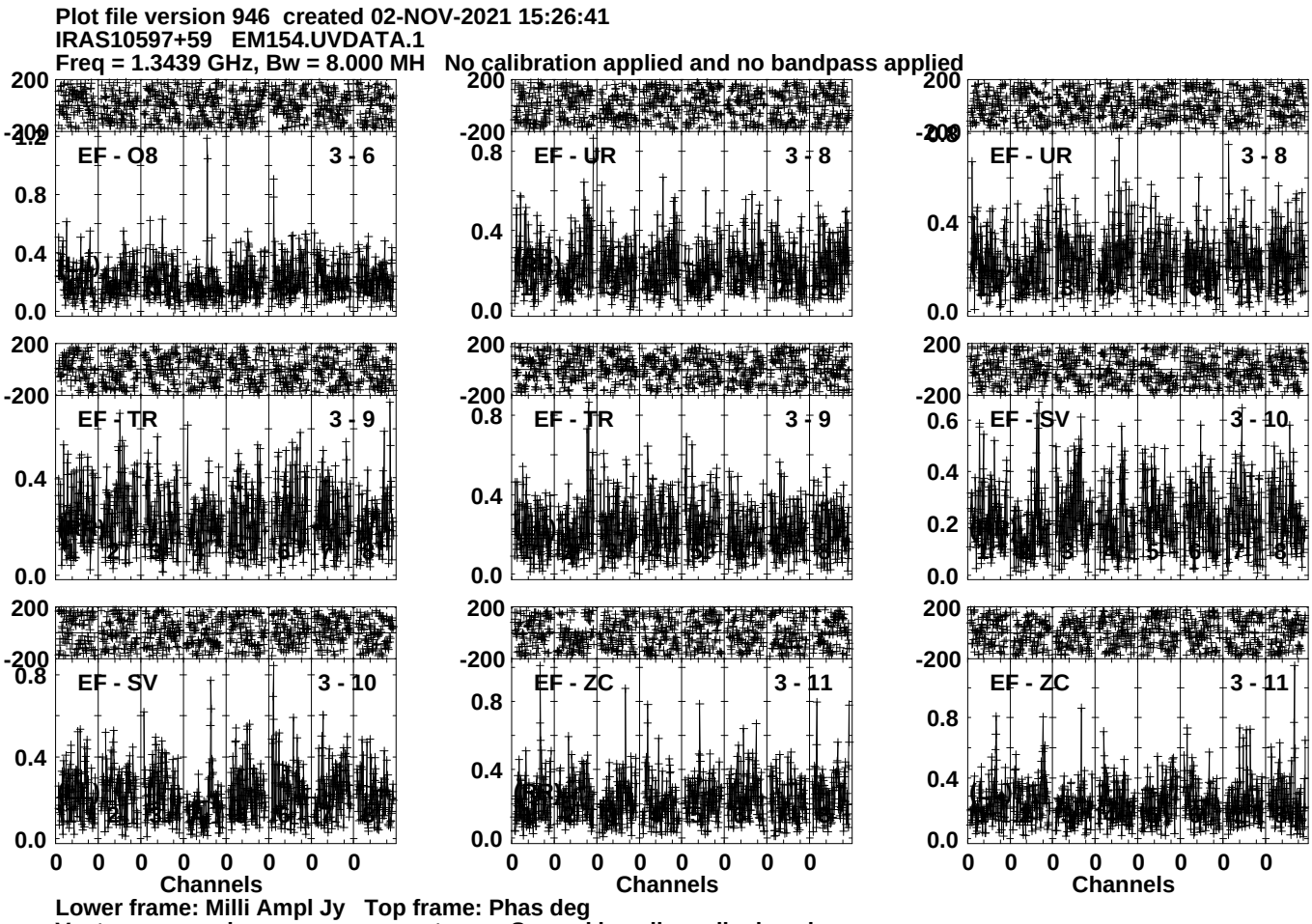
Plot file version 946 created 02-NOV-2021 15:26:41
IRAS10597+59 EM154.UVDATA.1
Freq = 1.3439 GHz, Bw = 8.000 MH No calibration applied and no bandpass applied
EF - O8 3 - 6
EF - UR 3 - 8
EF - UR 3 - 8
EF - TR 3 - 9
EF - TR 3 - 9
EF - SV 3 - 10
EF - SV 3 - 10
EF - ZC 3 - 11
EF - ZC 3 - 11
Channels
Channels
Channels
Lower frame: Milli Ampl Jy Top frame: Phas deg
Vector averaged cross-power spectrum Several baselines displayed
Timerange: 00/23:22:31 to 00/23:25:59

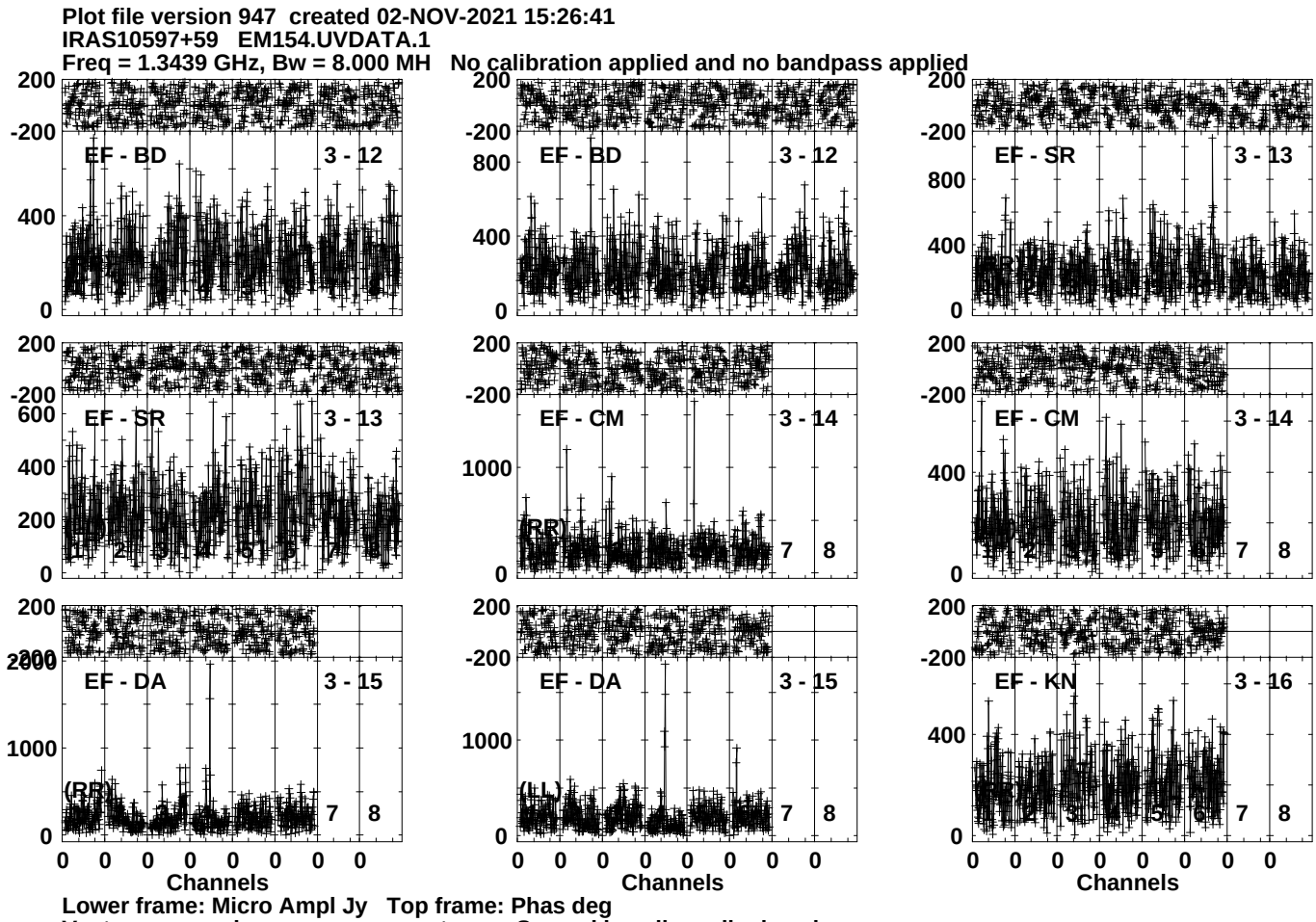
Plot file version 947 created 02-NOV-2021 15:26:41
IRAS10597+59 EM154.UVDATA.1
Freq = 1.3439 GHz, Bw = 8.000 MH No calibration applied and no bandpass applied
EF - BD 3 - 12
EF - BD 3 - 12
EF - SR 3 - 13
EF - SR 3 - 13
EF - CM 3 - 14
EF - CM 3 - 14
EF - DA 3 - 15
EF - DA 3 - 15
EF - KN 3 - 16
(RR)
(LL)
Channels
Lower frame: Micro Ampl Jy Top frame: Phas deg
Vector averaged cross-power spectrum Several baselines displayed
Timerange: 00/23:22:31 to 00/23:25:59

Plot file version 948 created 02-NOV-2021 15:26:42
IRAS10597+59 EM154.UVDATA.1
Freq = 1.3439 GHz, Bw = 8.000 MH No calibration applied and no bandpass applied

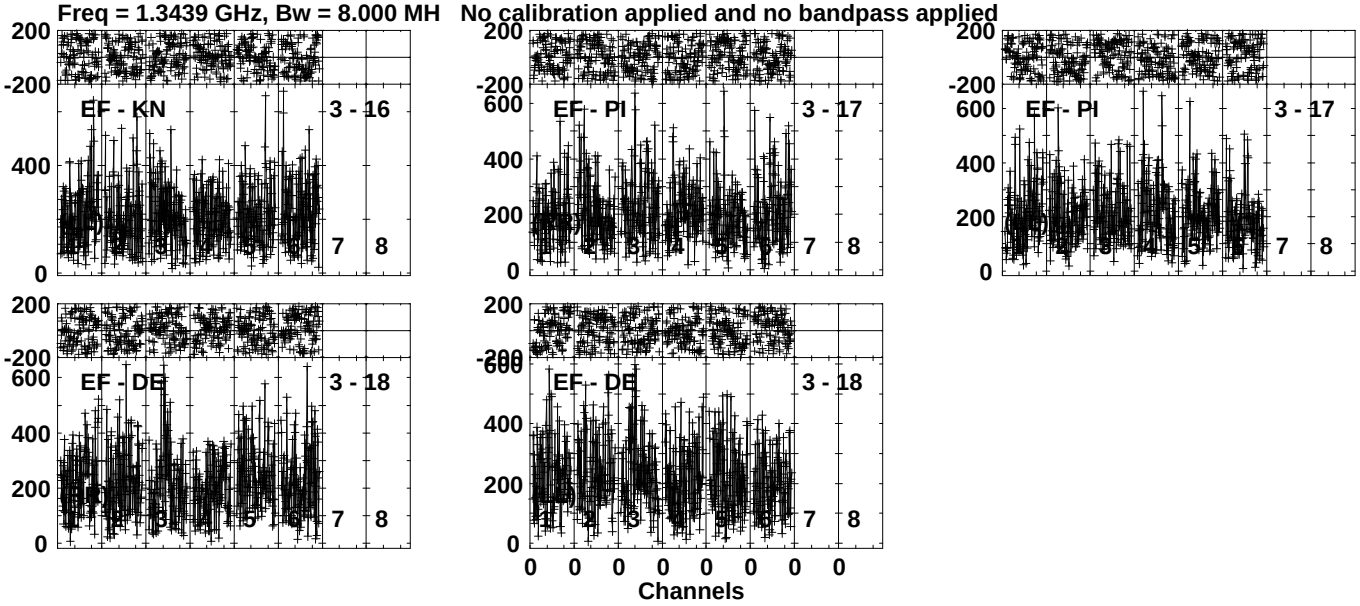

Lower frame: Micro Ampl Jy Top frame: Phas deg
Vector averaged cross-power spectrum Several baselines displayed
Timerange: 00/23:22:31 to 00/23:25:59

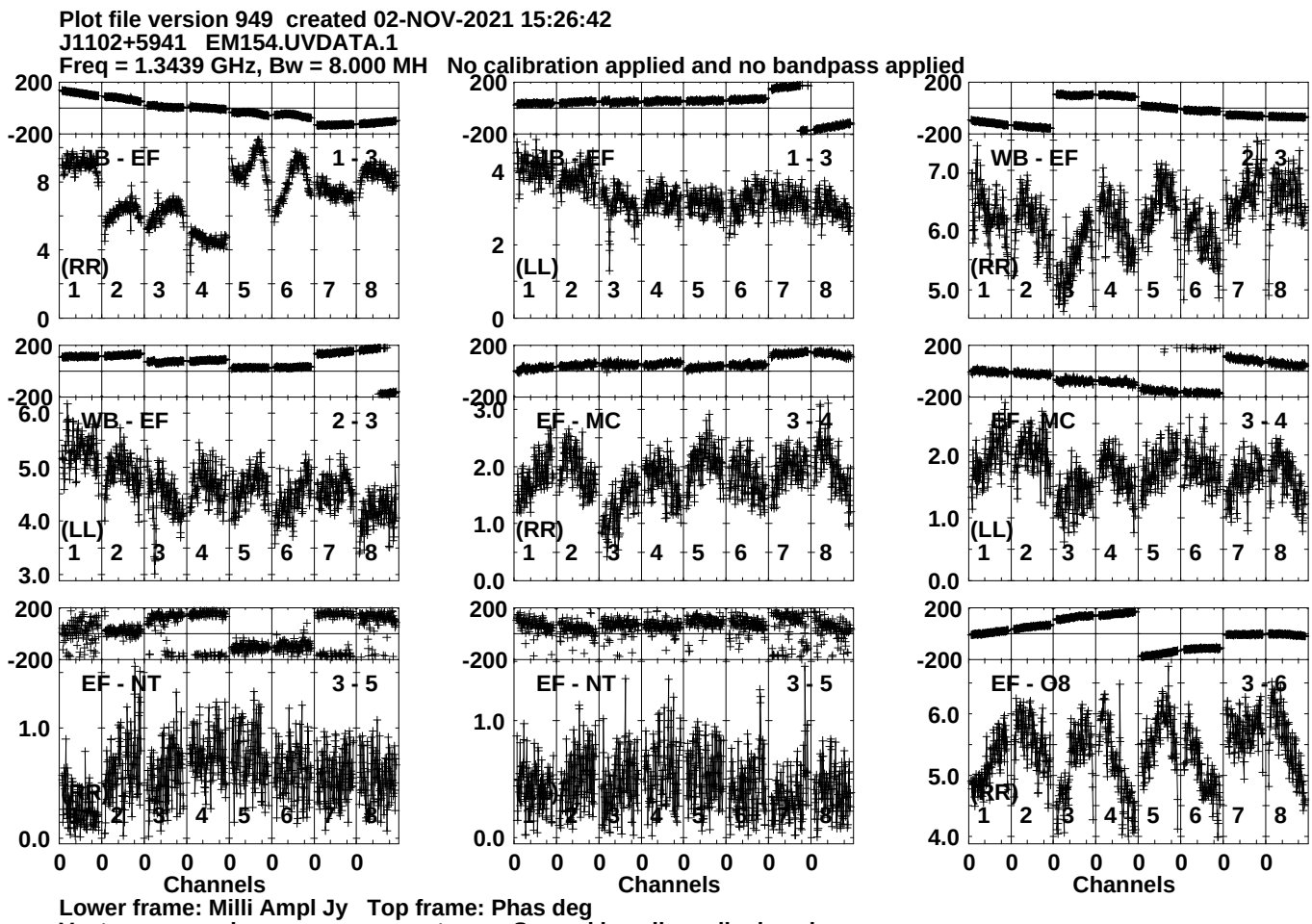
Plot file version 949 created 02-NOV-2021 15:26:42
J1102+5941 EM154.UVDATA.1
Freq = 1.3439 GHz, Bw = 8.000 MH No calibration applied and no bandpass applied
WB - EF 1 - 3
(RR)
WB - EF 1 - 3
(LL)
WB - EF 2 - 3
(RR)
WB - EF 2 - 3
(LL)
EF - MC 3 - 4
(RR)
EF - MC 3 - 4
(LL)
EF - NT 3 - 5
(RR)
EF - NT 3 - 5
EF - O8 3 - 6
(RR)
Channels
Channels
Channels
Lower frame: Milli Ampl Jy Top frame: Phas deg
Vector averaged cross-power spectrum Several baselines displayed
Timerange: 00/23:26:31 to 00/23:27:59

Plot file version 950 created 02-NOV-2021 15:26:43
J1102+5941 EM154.UVDATA.1
Freq = 1.3439 GHz, Bw = 8.000 MH No calibration applied and no bandpass applied

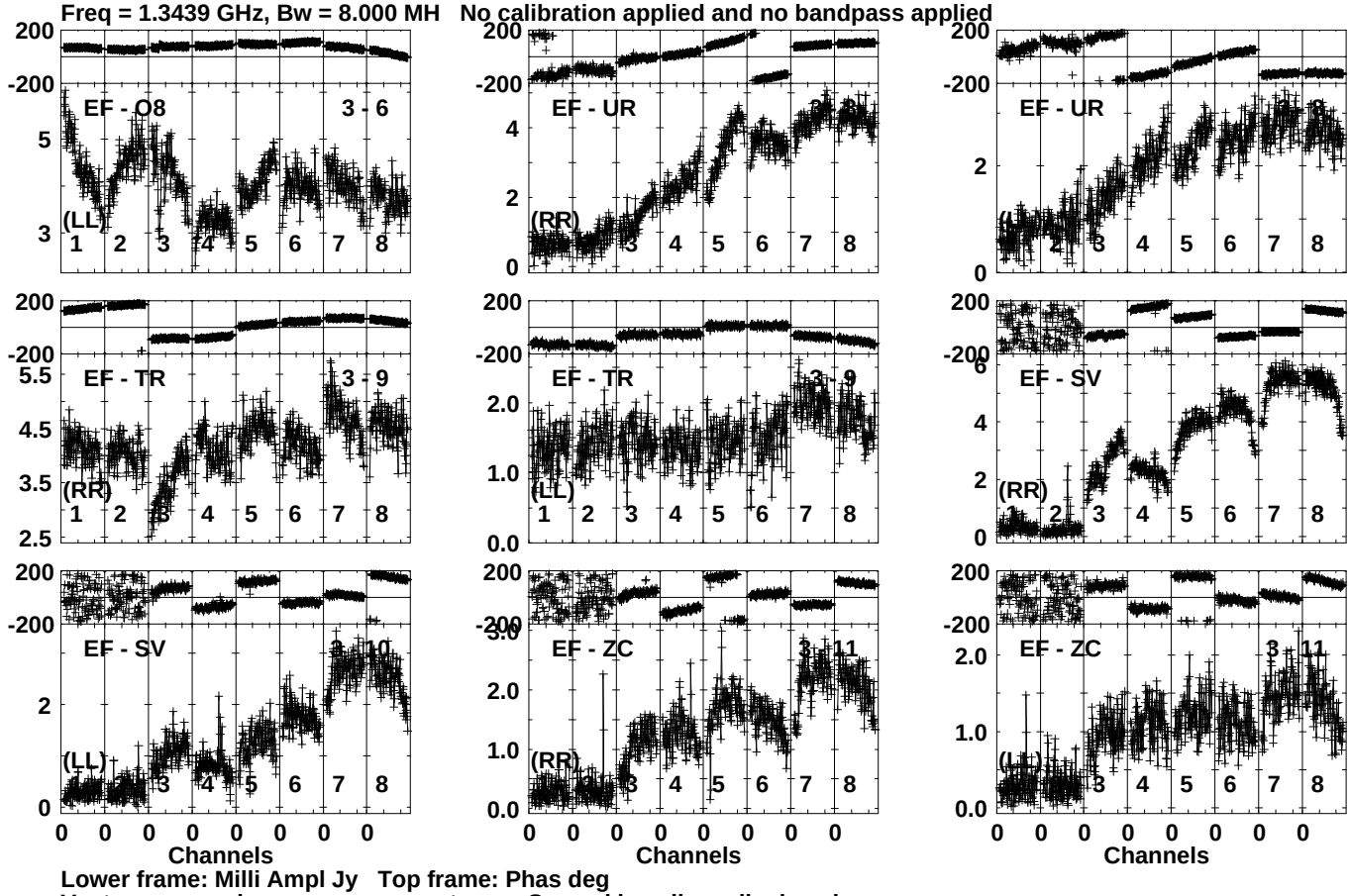

Lower frame: Milli Ampl Jy Top frame: Phas deg
Vector averaged cross-power spectrum Several baselines displayed
Timerange: 00/23:26:31 to 00/23:27:59

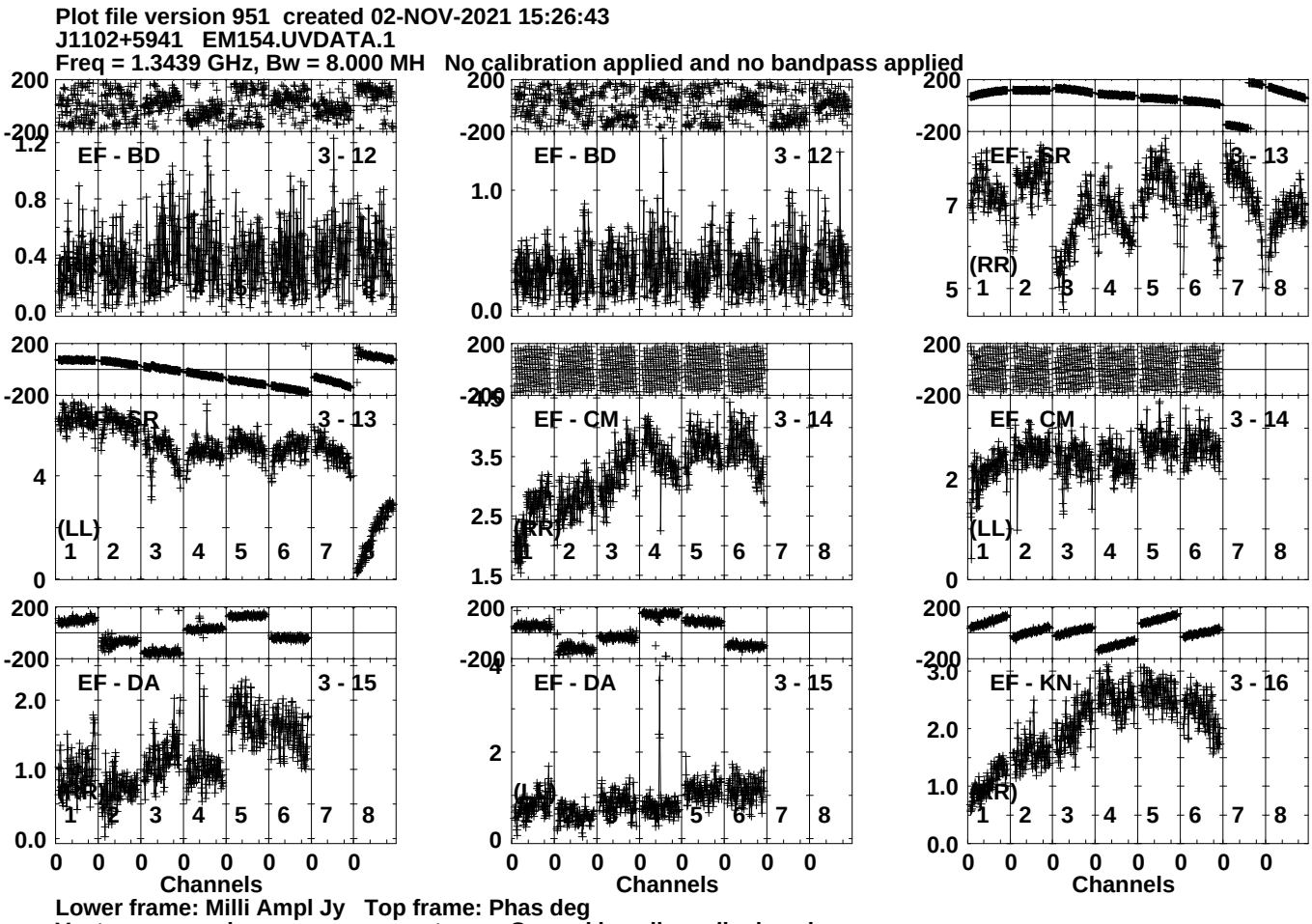
Plot file version 951 created 02-NOV-2021 15:26:43
J1102+5941 EM154.UVDATA.1
Freq = 1.3439 GHz, Bw = 8.000 MH No calibration applied and no bandpass applied
EF - BD 3 - 12
EF - BD 3 - 12
EF - SR 3 - 13
(RR)
EF - SR 3 - 13
(LL)
EF - CM 3 - 14
(RR)
EF - CM 3 - 14
(LL)
EF - DA 3 - 15
EF - DA 3 - 15
EF - KN 3 - 16
(RR)
Channels
Channels
Channels
Lower frame: Milli Ampl Jy Top frame: Phas deg
Vector averaged cross-power spectrum Several baselines displayed
Timerange: 00/23:26:31 to 00/23:27:59

Plot file version 952 created 02-NOV-2021 15:26:44
J1102+5941 EM154.UVDATA.1
Freq = 1.3439 GHz, Bw = 8.000 MH No calibration applied and no bandpass applied

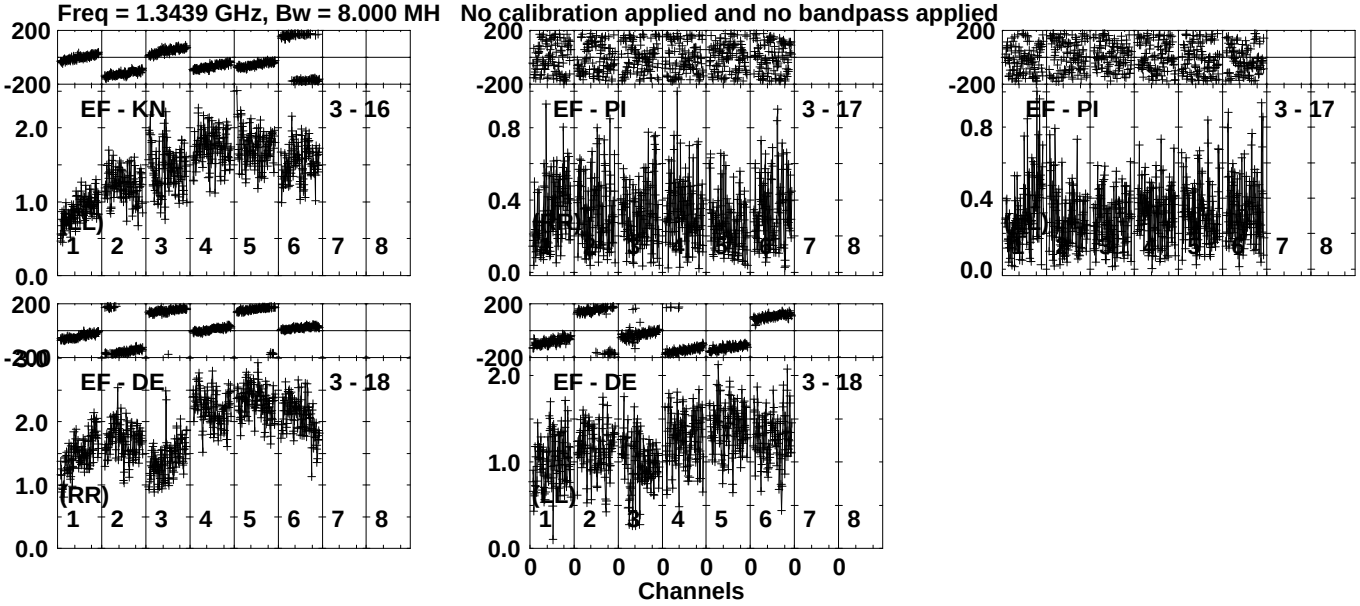

Lower frame: Milli Ampl Jy Top frame: Phas deg
Vector averaged cross-power spectrum Several baselines displayed
Timerange: 00/23:26:31 to 00/23:27:59

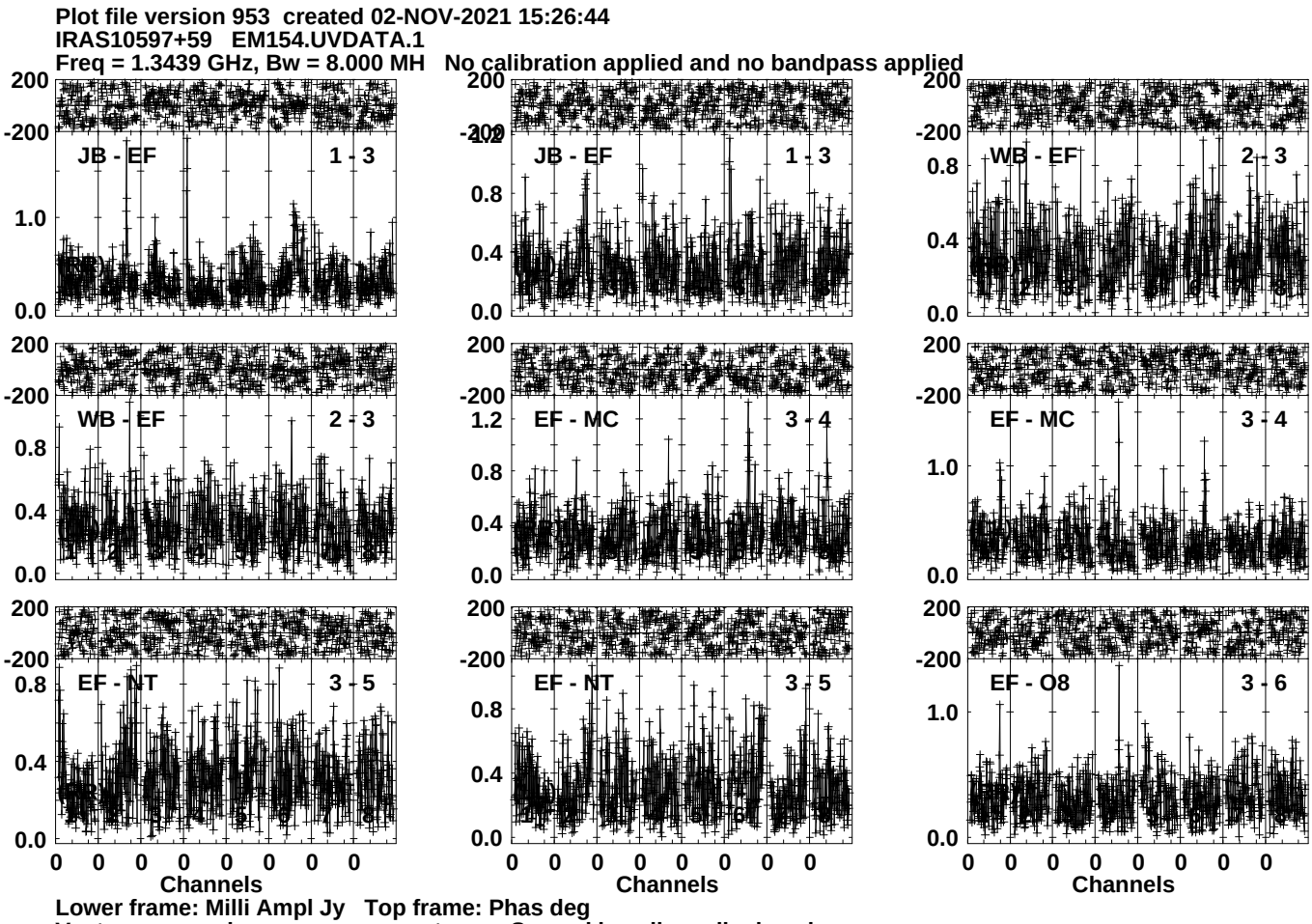
Plot file version 953 created 02-NOV-2021 15:26:44
IRAS10597+59 EM154.UVDATA.1
Freq = 1.3439 GHz, Bw = 8.000 MH No calibration applied and no bandpass applied
JB - EF 1 - 3
JB - EF 1 - 3
WB - EF 2 - 3
WB - EF 2 - 3
EF - MC 3 - 4
EF - MC 3 - 4
EF - NT 3 - 5
EF - NT 3 - 5
EF - O8 3 - 6
Channels
Channels
Channels
Lower frame: Milli Ampl Jy Top frame: Phas deg
Vector averaged cross-power spectrum Several baselines displayed
Timerange: 00/23:28:01 to 00/23:29:59

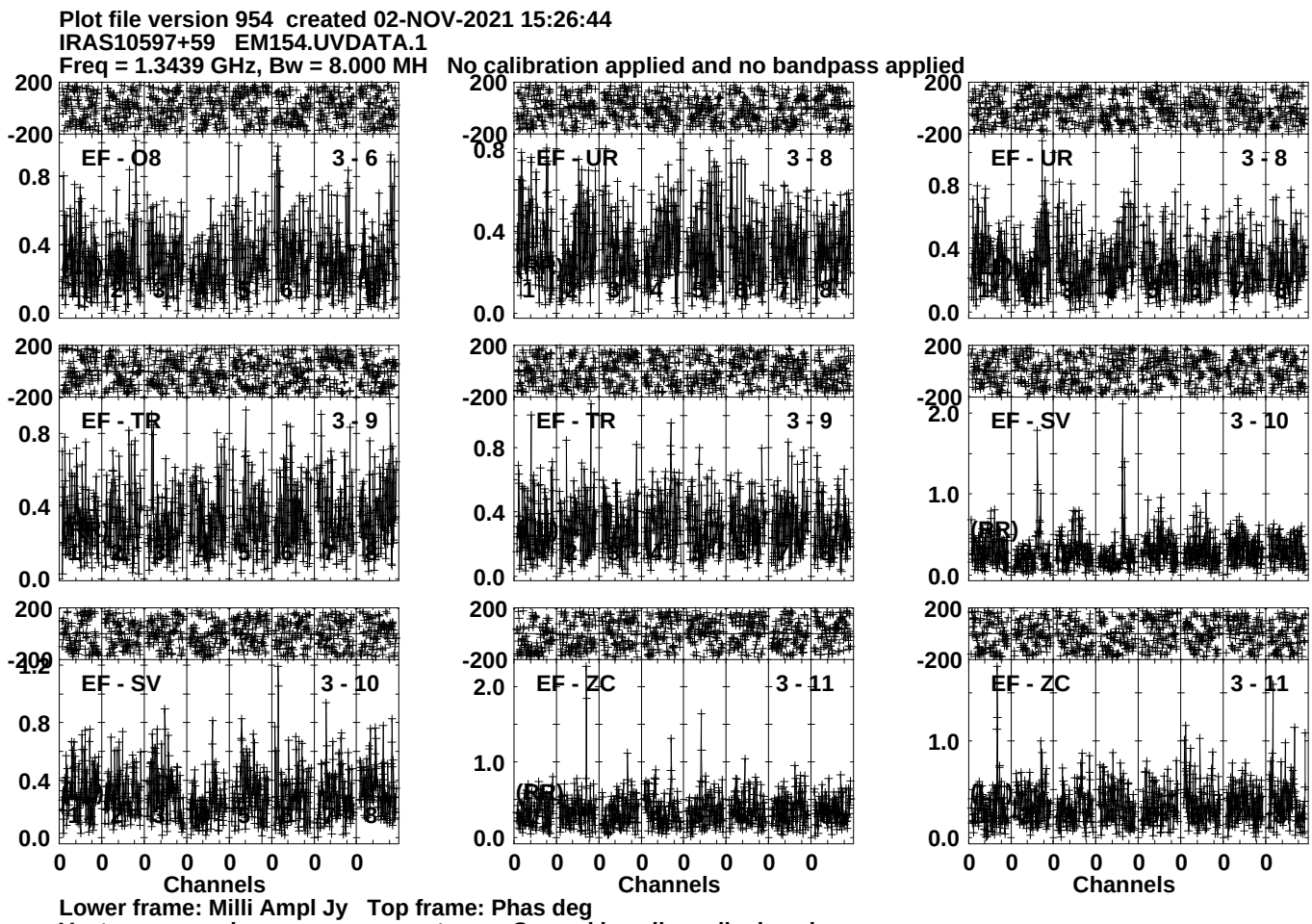
Plot file version 954 created 02-NOV-2021 15:26:44
IRAS10597+59 EM154.UVDATA.1
Freq = 1.3439 GHz, Bw = 8.000 MH No calibration applied and no bandpass applied
EF - O8 3 - 6
EF - UR 3 - 8
EF - UR 3 - 8
EF - TR 3 - 9
EF - TR 3 - 9
EF - SV 3 - 10
EF - SV 3 - 10
EF - ZC 3 - 11
EF - ZC 3 - 11
(RR)
(RR)
Channels
Channels
Channels
Lower frame: Milli Ampl Jy Top frame: Phas deg
Vector averaged cross-power spectrum Several baselines displayed
Timerange: 00/23:28:01 to 00/23:29:59

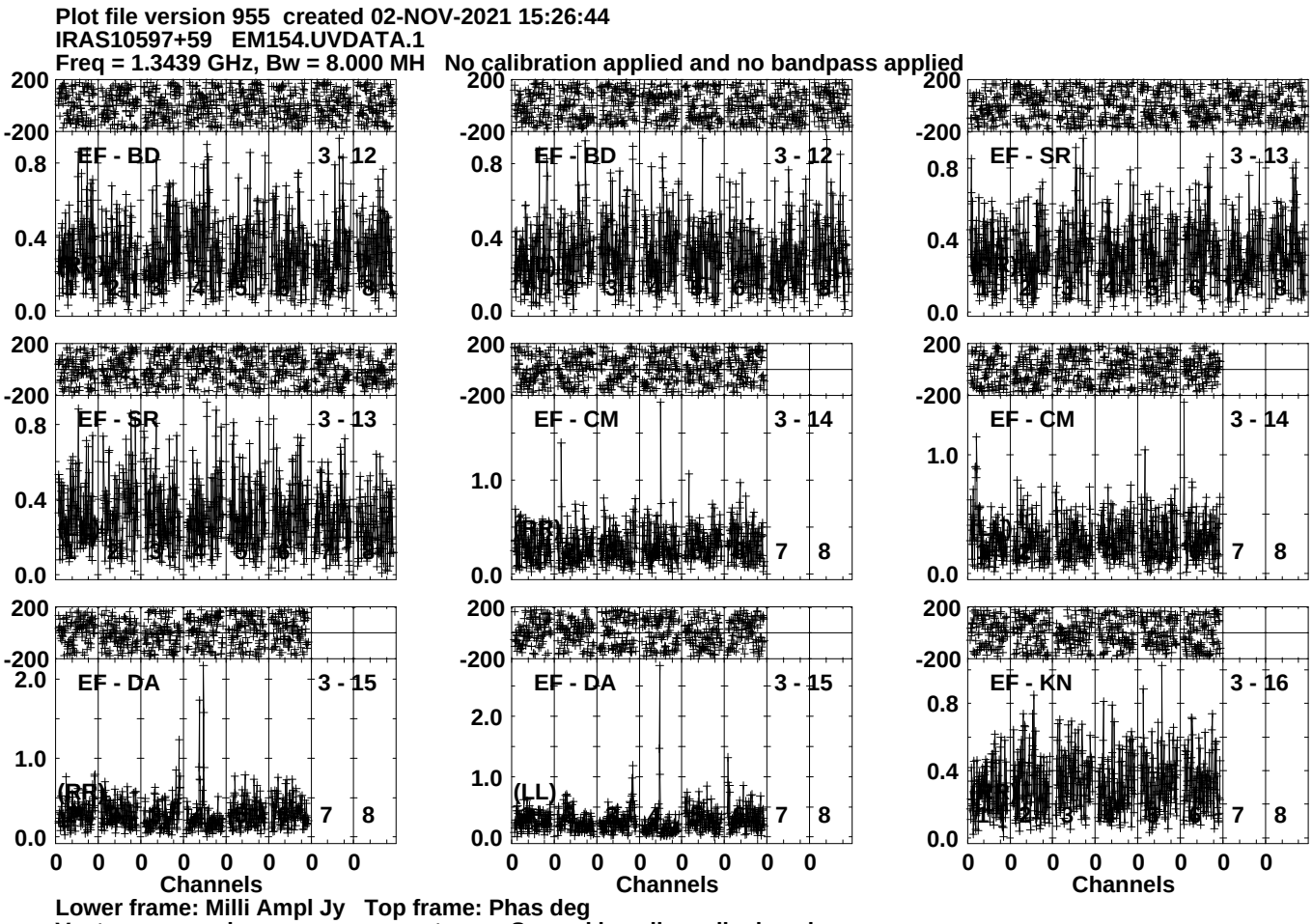
Plot file version 955 created 02-NOV-2021 15:26:44
IRAS10597+59 EM154.UVDATA.1
Freq = 1.3439 GHz, Bw = 8.000 MH No calibration applied and no bandpass applied
EF - BD 3 - 12
EF - BD 3 - 12
EF - SR 3 - 13
EF - SR 3 - 13
EF - CM 3 - 14
EF - CM 3 - 14
EF - DA 3 - 15
EF - DA 3 - 15
EF - KN 3 - 16
(RR)
(LL)
Channels
Channels
Channels
Lower frame: Milli Ampl Jy Top frame: Phas deg
Vector averaged cross-power spectrum Several baselines displayed
Timerange: 00/23:28:01 to 00/23:29:59

Plot file version 956 created 02-NOV-2021 15:26:45
IRAS10597+59 EM154.UVDATA.1
Freq = 1.3439 GHz, Bw = 8.000 MH No calibration applied and no bandpass applied

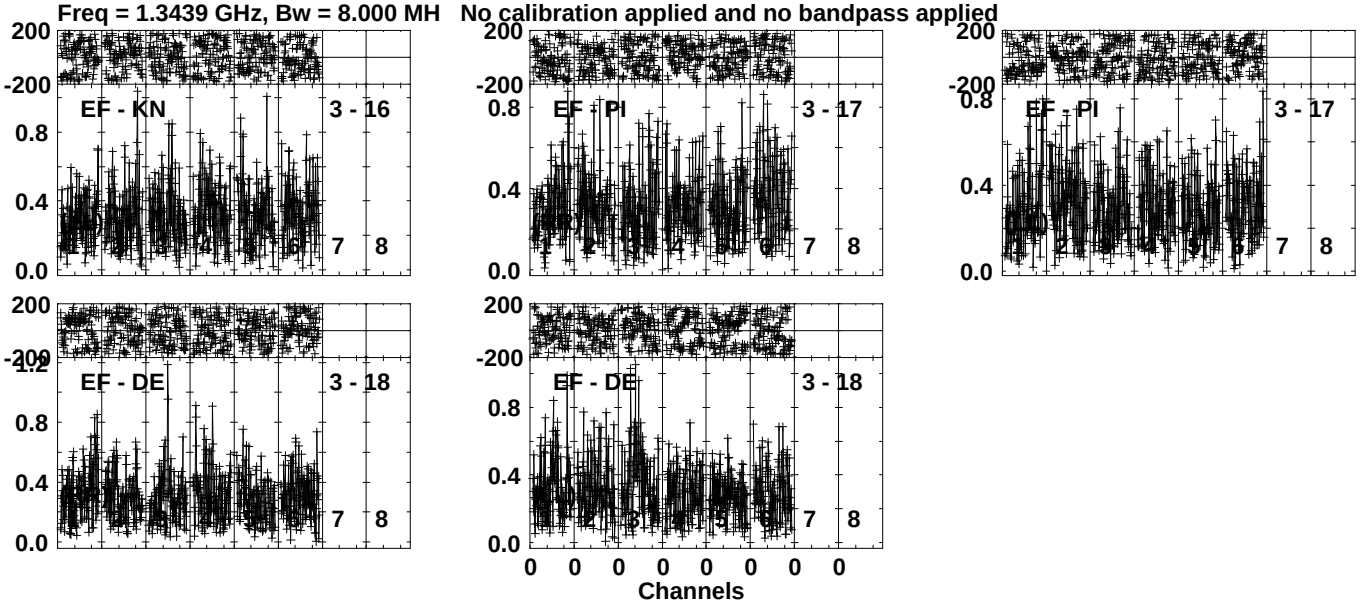

Lower frame: Milli Ampl Jy Top frame: Phas deg
Vector averaged cross-power spectrum Several baselines displayed
Timerange: 00/23:28:01 to 00/23:29:59