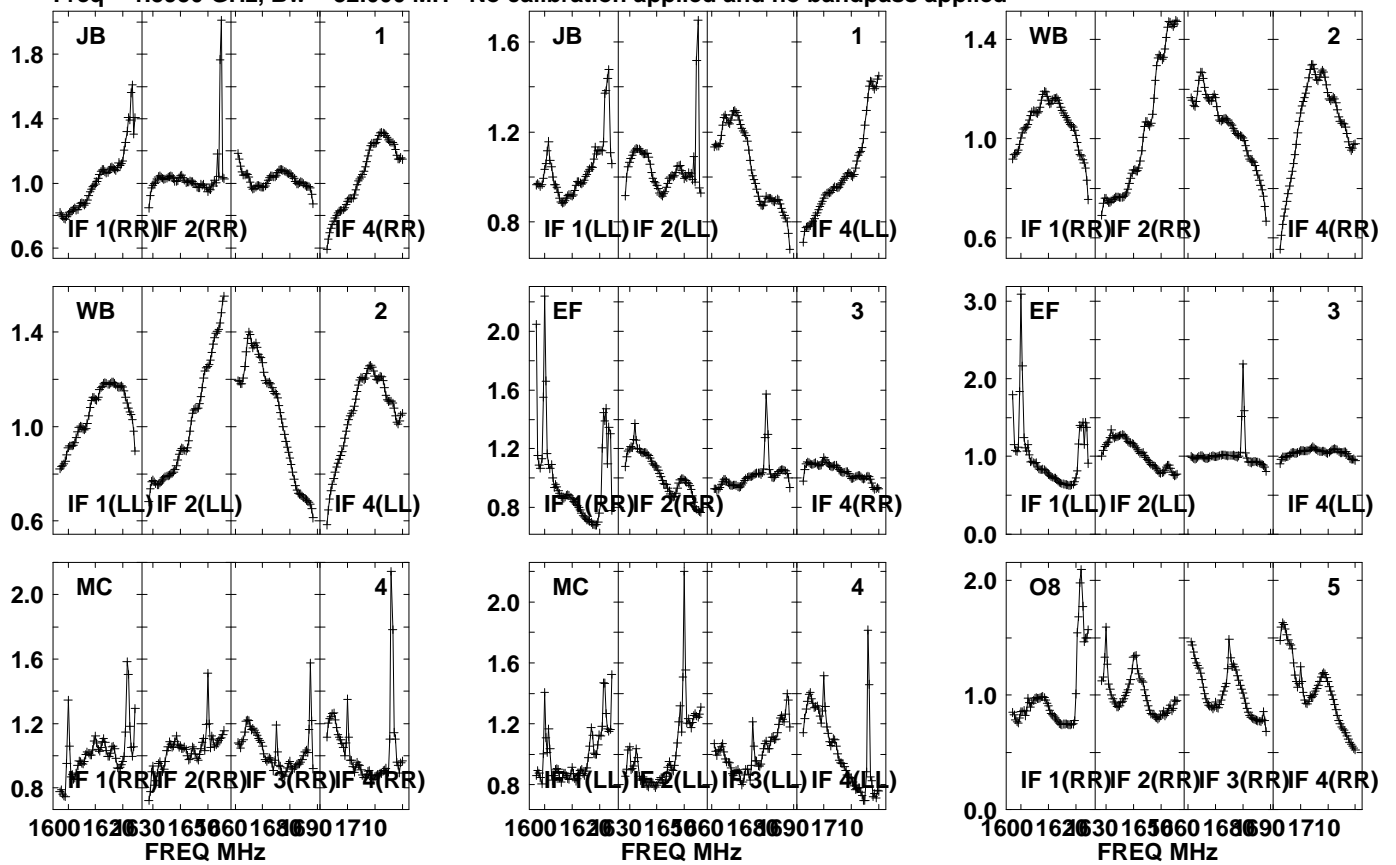


Plot file version 1 created 23-SEP-2021 13:01:24

J0745+1011 EM156A.UVDATA.1

Freq = 1.5950 GHz, Bw = 32.000 MH No calibration applied and no bandpass applied

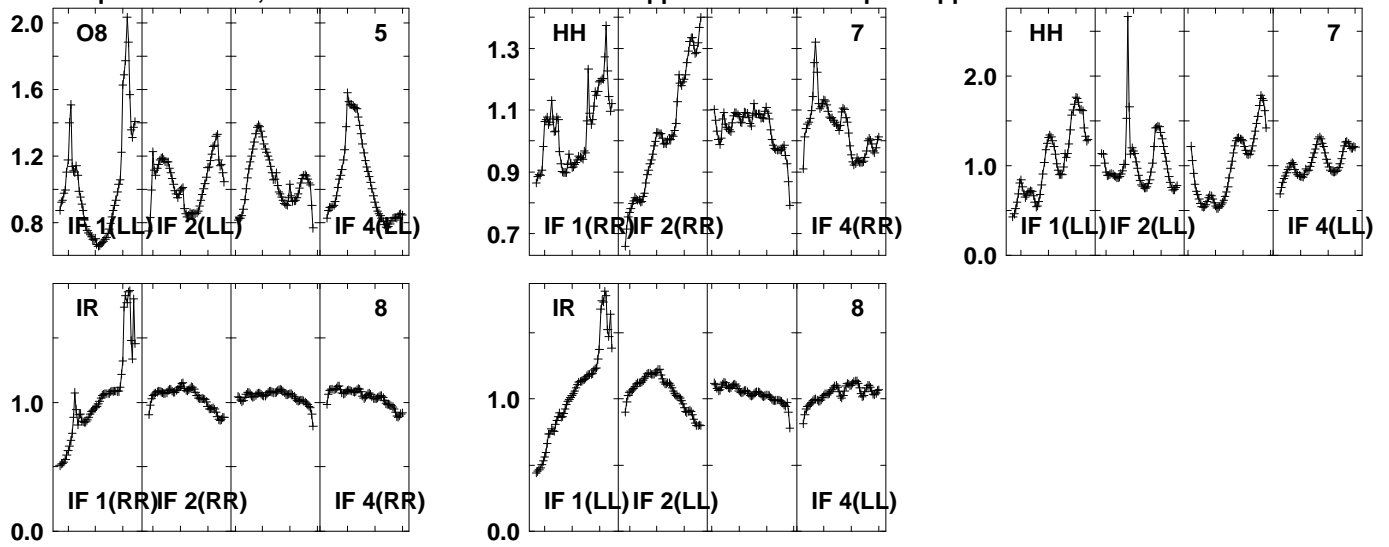


Lower frame: Real Jy  
Auto-corr total-power spectrum Antenna: \*  
Timerange: 00/09:00:51 to 00/09:08:29

Plot file version 2 created 23-SEP-2021 13:01:24

J0745+1011 EM156A.UVDATA.1

Freq = 1.5950 GHz, Bw = 32.000 MH No calibration applied and no bandpass applied

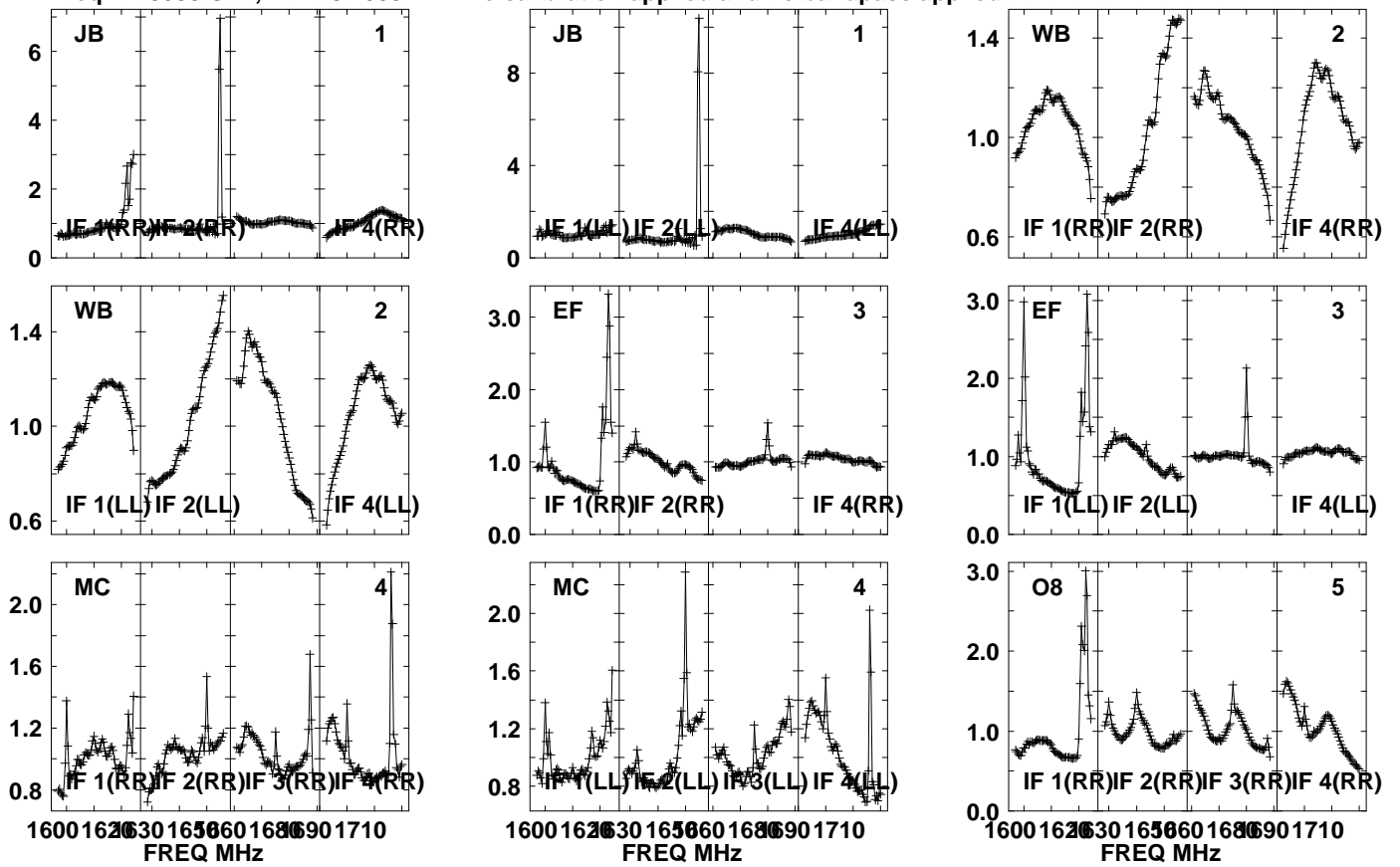


Lower frame: Real Jy  
Auto-corr total-power spectrum Antenna: \*  
Timerange: 00/09:00:51 to 00/09:08:29

Plot file version 3 created 23-SEP-2021 13:01:24

J0817+2352 EM156A.UVDATA.1

Freq = 1.5950 GHz, Bw = 32.000 MH No calibration applied and no bandpass applied



Lower frame: Real Jy

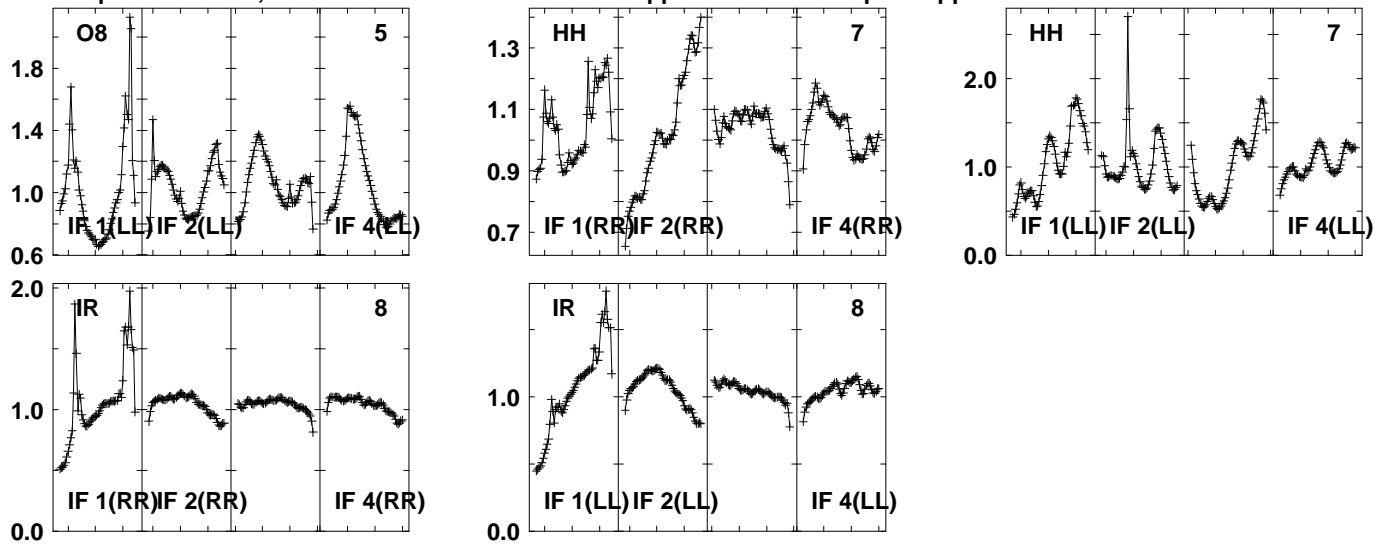
Auto-corr total-power spectrum Antenna: \*

Timerange: 00/09:10:01 to 00/09:11:59

Plot file version 4 created 23-SEP-2021 13:01:24

J0817+2352 EM156A.UVDATA.1

Freq = 1.5950 GHz, Bw = 32.000 MH No calibration applied and no bandpass applied

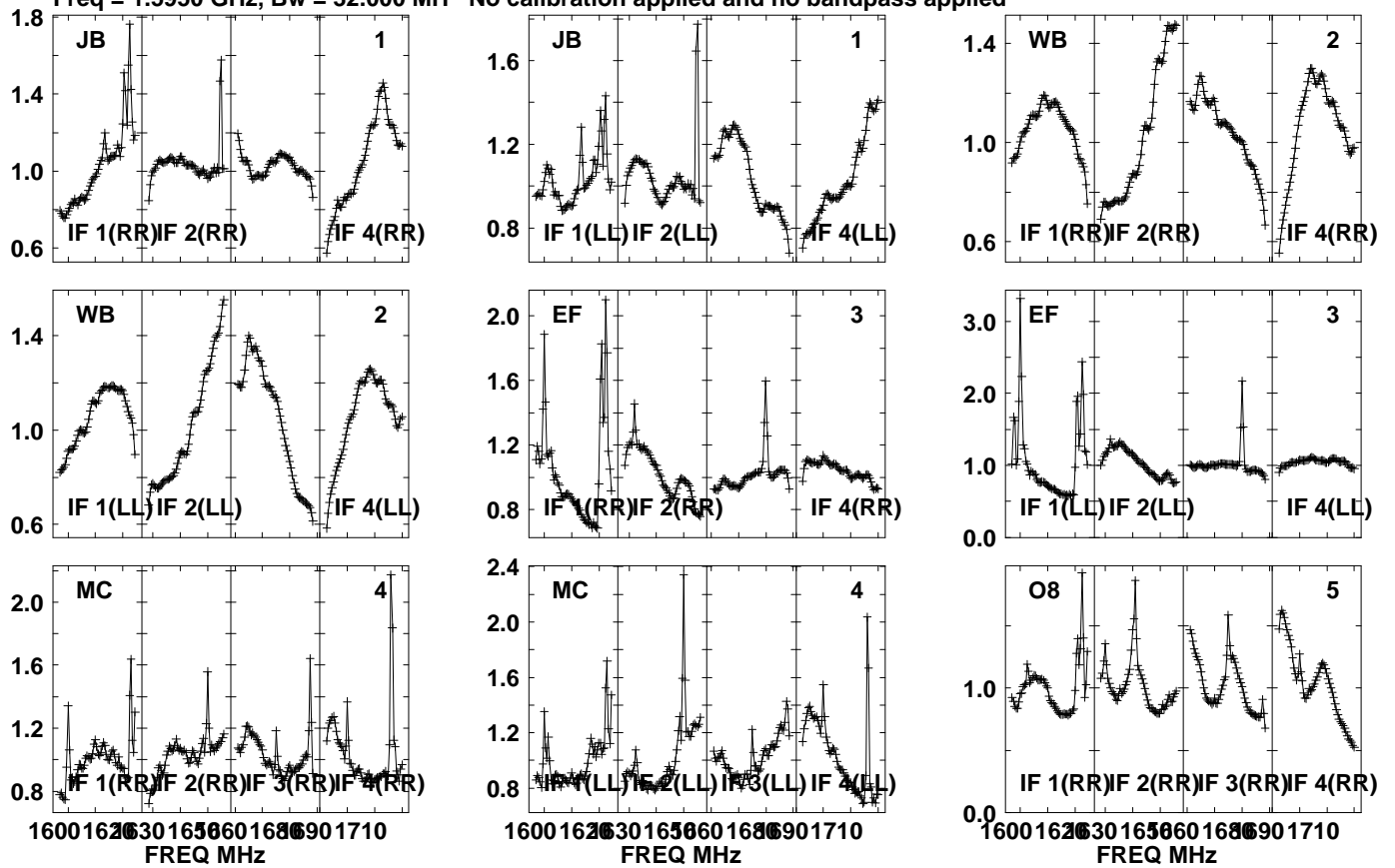


Lower frame: Real Jy  
Auto-corr total-power spectrum Antenna: \*  
Timerange: 00/09:10:01 to 00/09:11:59

Plot file version 5 created 23-SEP-2021 13:01:24

INBEAM1 EM156A.UVDATA.1

Freq = 1.5950 GHz, Bw = 32.000 MH No calibration applied and no bandpass applied

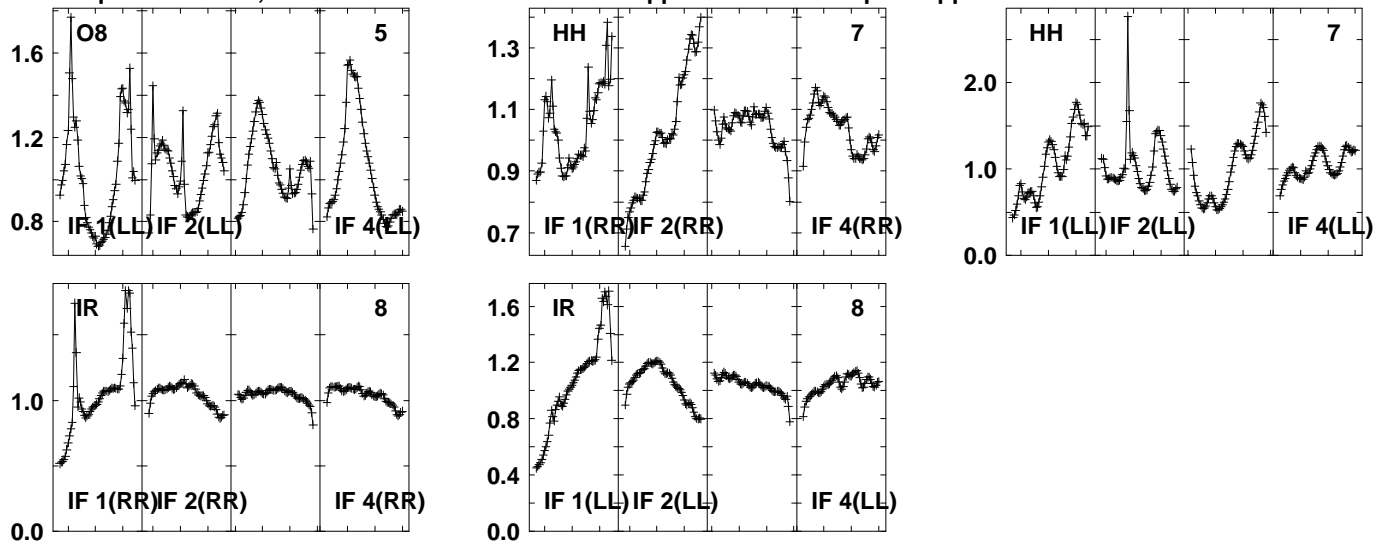


Lower frame: Real Jy  
Auto-corr total-power spectrum Antenna: \*  
Timerange: 00/09:12:01 to 00/09:14:59

Plot file version 6 created 23-SEP-2021 13:01:24

INBEAM1 EM156A.UVDATA.1

Freq = 1.5950 GHz, Bw = 32.000 MH No calibration applied and no bandpass applied

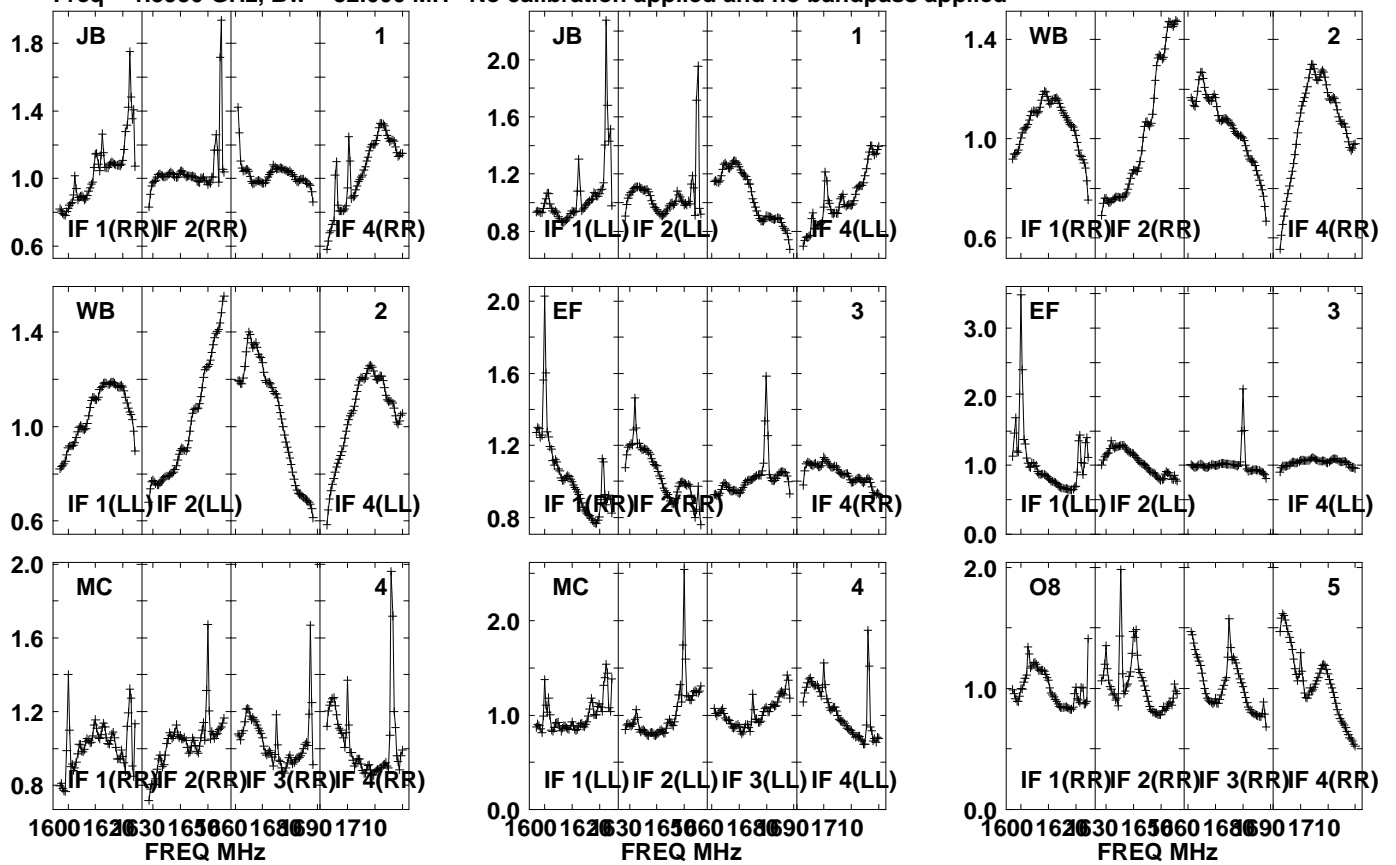


Lower frame: Real Jy  
Auto-corr total-power spectrum Antenna: \*  
Timerange: 00/09:12:01 to 00/09:14:59

Plot file version 7 created 23-SEP-2021 13:01:24

J0817+2352 EM156A.UVDATA.1

Freq = 1.5950 GHz, Bw = 32.000 MH No calibration applied and no bandpass applied

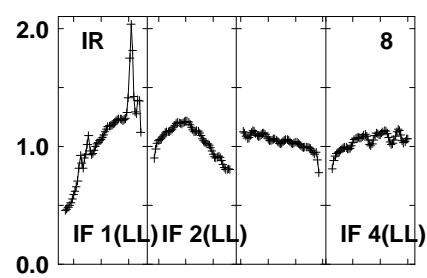
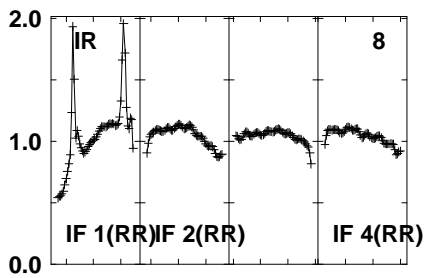
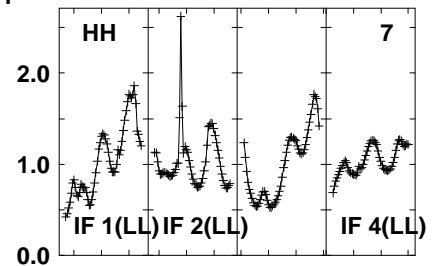
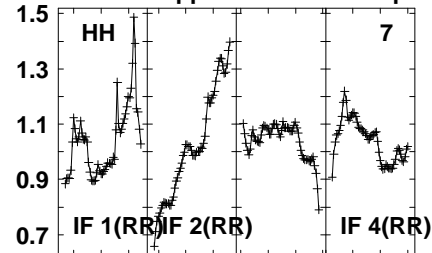
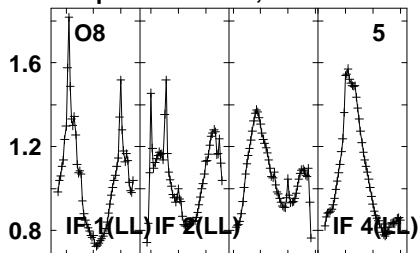


Lower frame: Real Jy  
Auto-corr total-power spectrum Antenna: \*  
Timerange: 00/09:15:31 to 00/09:16:59

Plot file version 8 created 23-SEP-2021 13:01:24

J0817+2352 EM156A.UVDATA.1

Freq = 1.5950 GHz, Bw = 32.000 MH No calibration applied and no bandpass applied



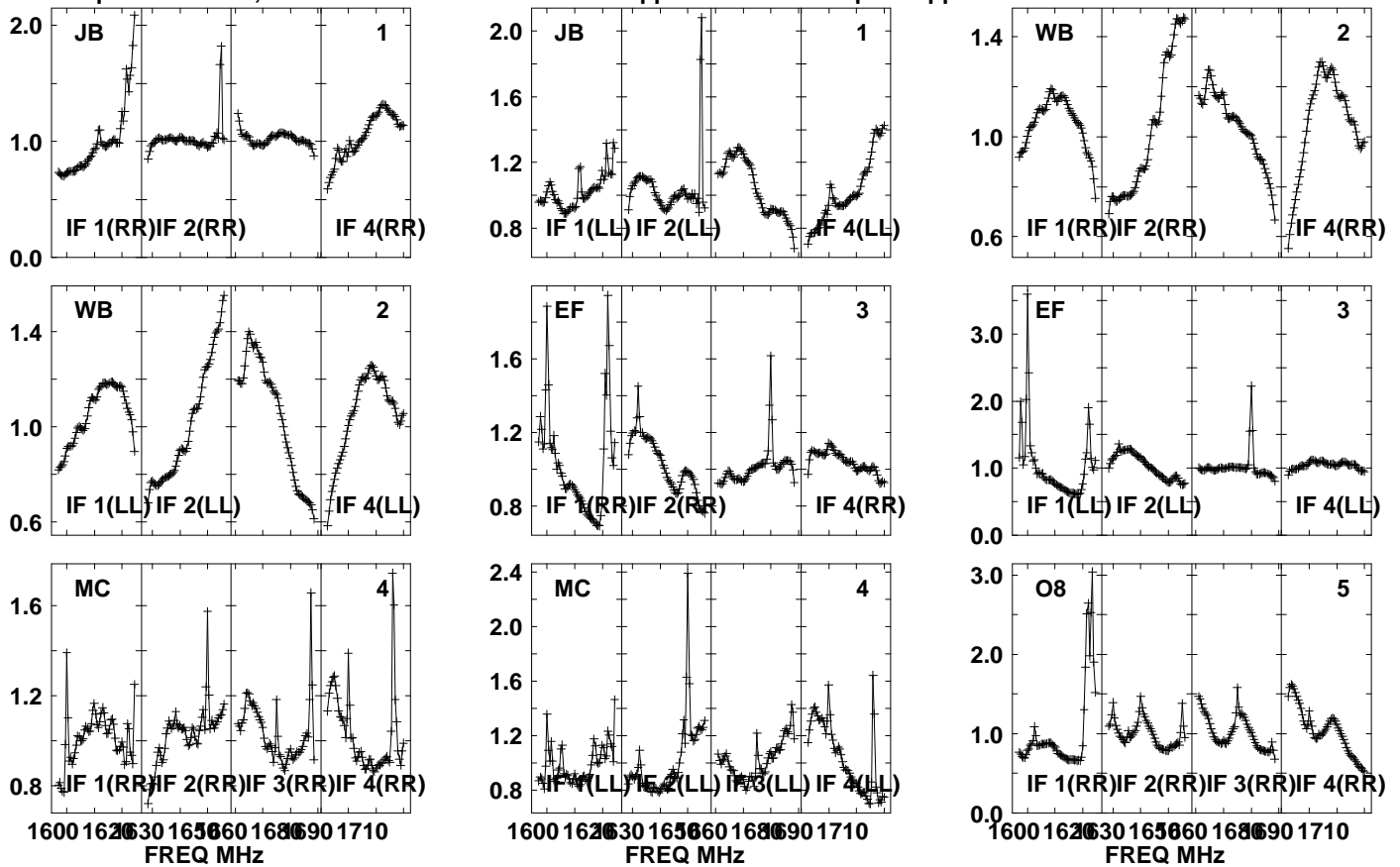
Lower frame: Real Jy  
Auto-corr total-power spectrum Antenna: \*  
Timerange: 00/09:15:31 to 00/09:16:59



Plot file version 9 created 23-SEP-2021 13:01:26

INBEAM2 EM156A.UVDATA.1

Freq = 1.5950 GHz, Bw = 32.000 MH No calibration applied and no bandpass applied



Lower frame: Real Jy

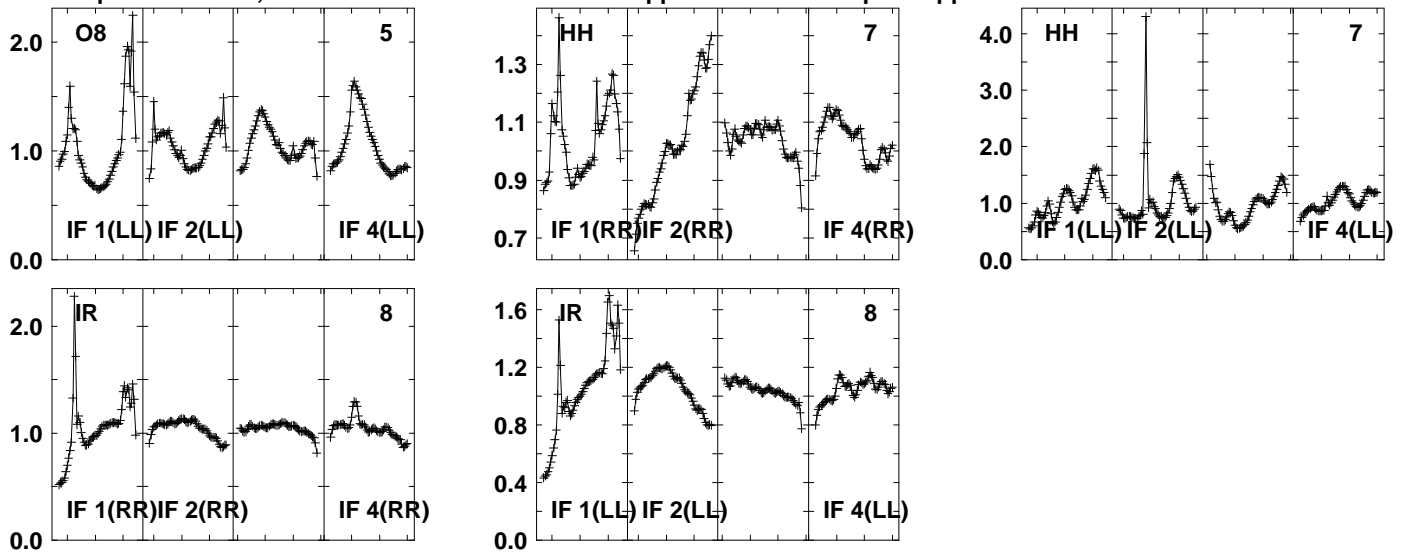
Auto-corr total-power spectrum Antenna: \*

Timerange: 00/09:17:01 to 00/09:19:59

Plot file version 10 created 23-SEP-2021 13:01:26

INBEAM2 EM156A.UVDATA.1

Freq = 1.5950 GHz, Bw = 32.000 MH No calibration applied and no bandpass applied



Lower frame: Real Jy

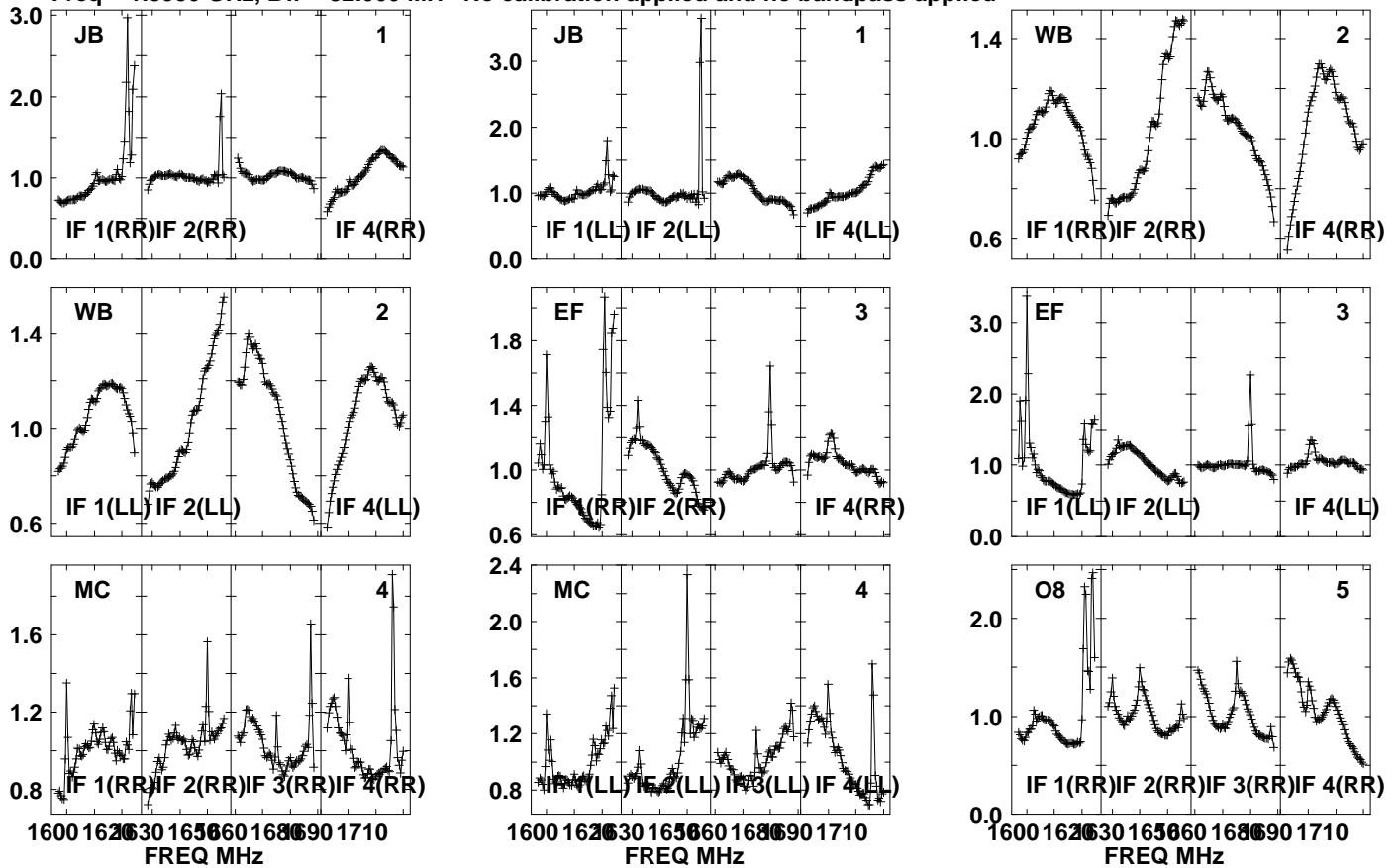
Auto-corr total-power spectrum Antenna: \*

Timerange: 00/09:17:01 to 00/09:19:59

Plot file version 11 created 23-SEP-2021 13:01:26

INBEAM3 EM156A.UVDATA.1

Freq = 1.5950 GHz, Bw = 32.000 MH No calibration applied and no bandpass applied



Lower frame: Real Jy

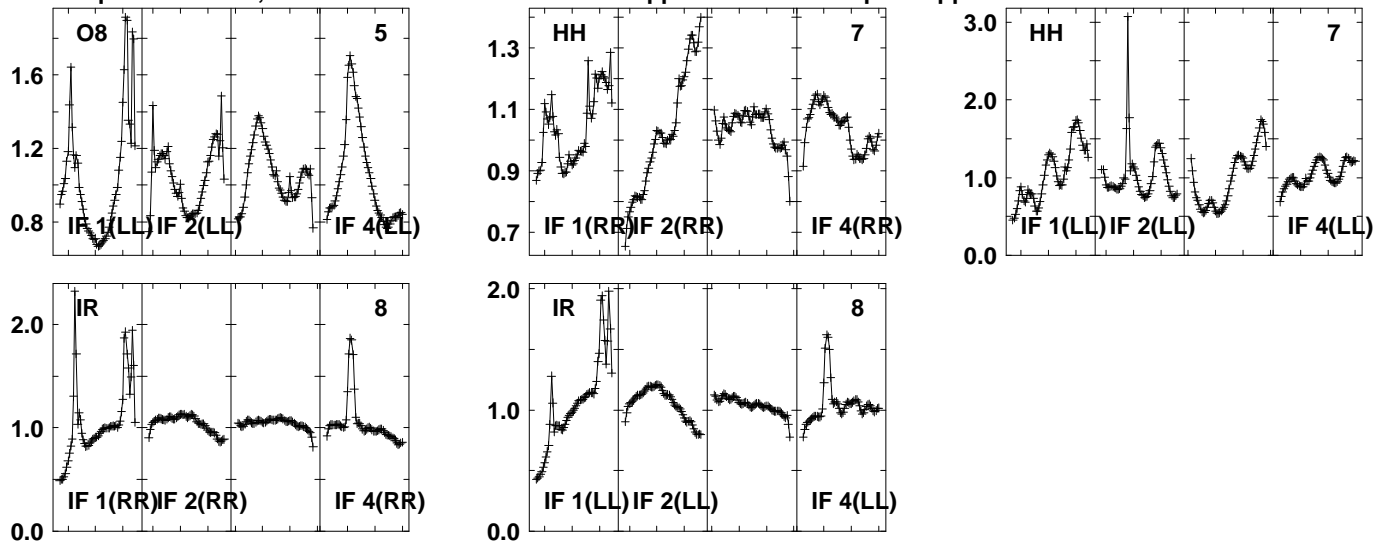
Auto-corr total-power spectrum Antenna: \*

Timerange: 00/09:20:01 to 00/09:22:59

Plot file version 12 created 23-SEP-2021 13:01:27

INBEAM3 EM156A.UVDATA.1

Freq = 1.5950 GHz, Bw = 32.000 MH No calibration applied and no bandpass applied

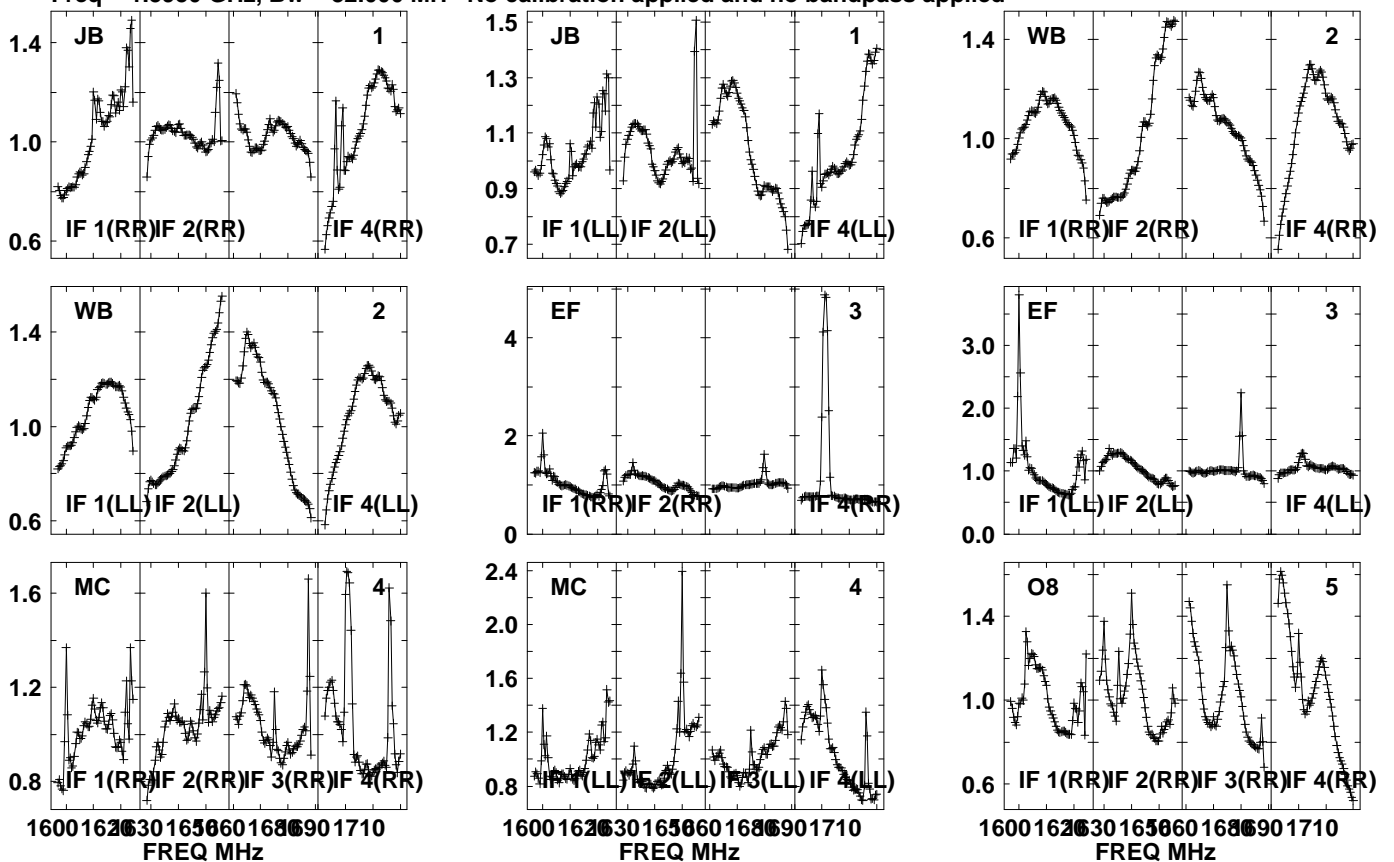


Lower frame: Real Jy  
Auto-corr total-power spectrum Antenna: \*  
Timerange: 00/09:20:01 to 00/09:22:59

Plot file version 13 created 23-SEP-2021 13:01:27

J0817+2352 EM156A.UVDATA.1

Freq = 1.5950 GHz, Bw = 32.000 MH No calibration applied and no bandpass applied

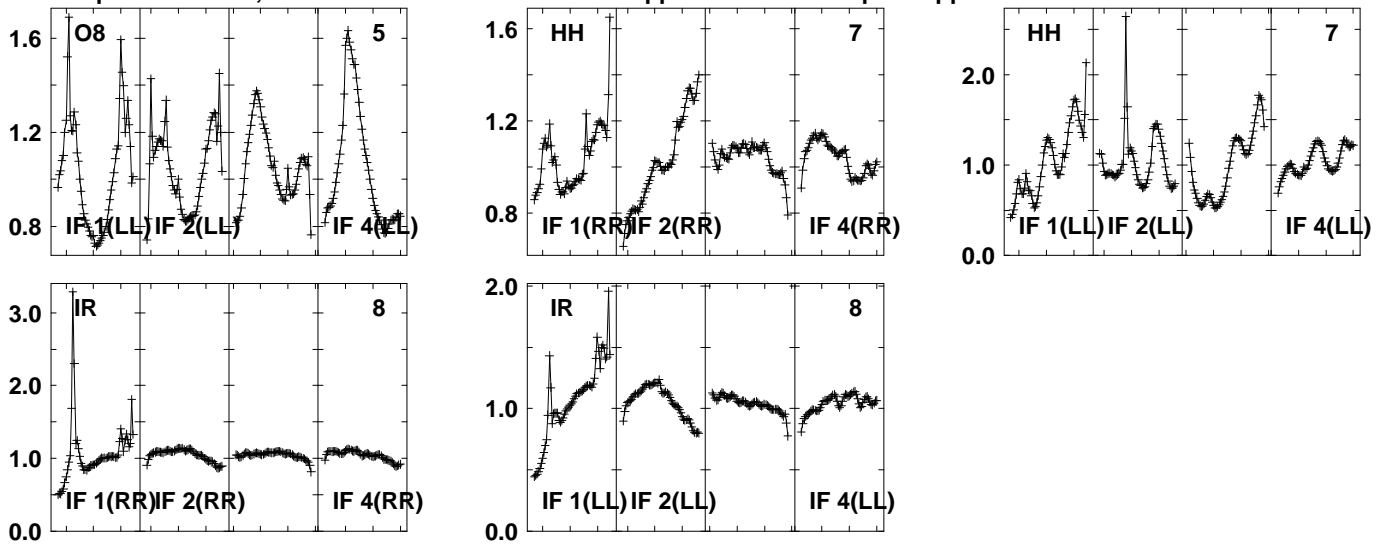


Lower frame: Real Jy  
Auto-corr total-power spectrum Antenna: \*  
Timerange: 00/09:23:31 to 00/09:24:59

Plot file version 14 created 23-SEP-2021 13:01:27

J0817+2352 EM156A.UVDATA.1

Freq = 1.5950 GHz, Bw = 32.000 MH No calibration applied and no bandpass applied

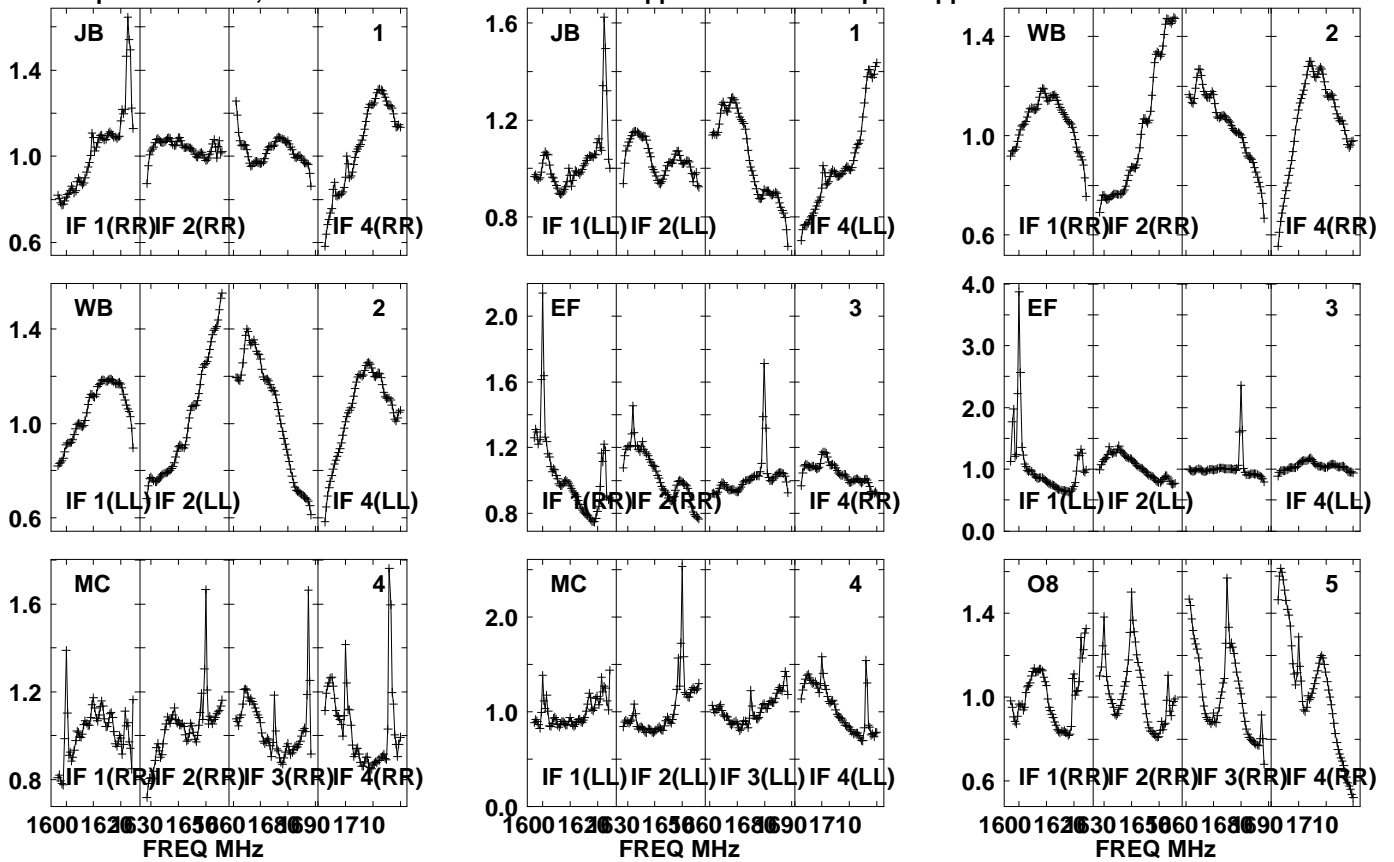


Lower frame: Real Jy  
Auto-corr total-power spectrum Antenna: \*  
Timerange: 00/09:23:31 to 00/09:24:59

Plot file version 15 created 23-SEP-2021 13:01:27

INBEAM4 EM156A.UVDATA.1

Freq = 1.5950 GHz, Bw = 32.000 MH No calibration applied and no bandpass applied

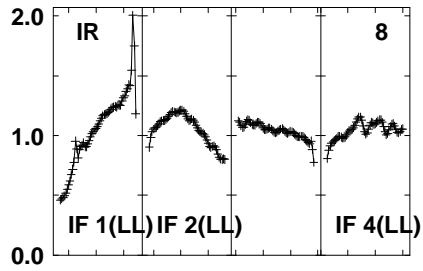
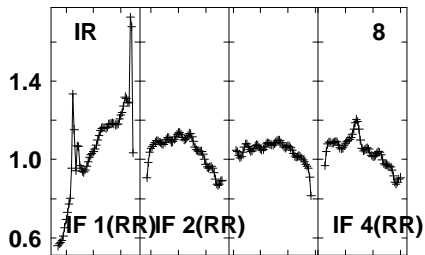
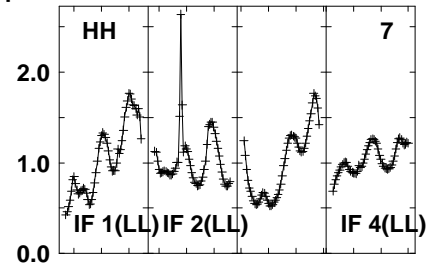
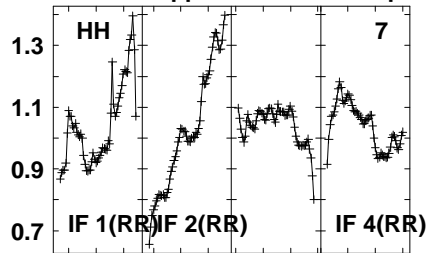
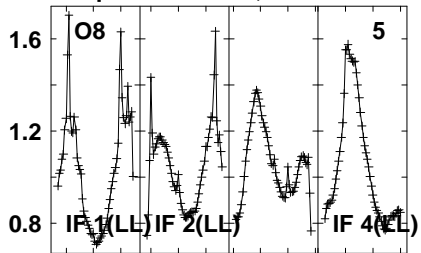


Lower frame: Real Jy  
Auto-corr total-power spectrum Antenna: \*  
Timerange: 00/09:25:01 to 00/09:27:59

Plot file version 16 created 23-SEP-2021 13:01:27

INBEAM4 EM156A.UVDATA.1

Freq = 1.5950 GHz, Bw = 32.000 MH No calibration applied and no bandpass applied



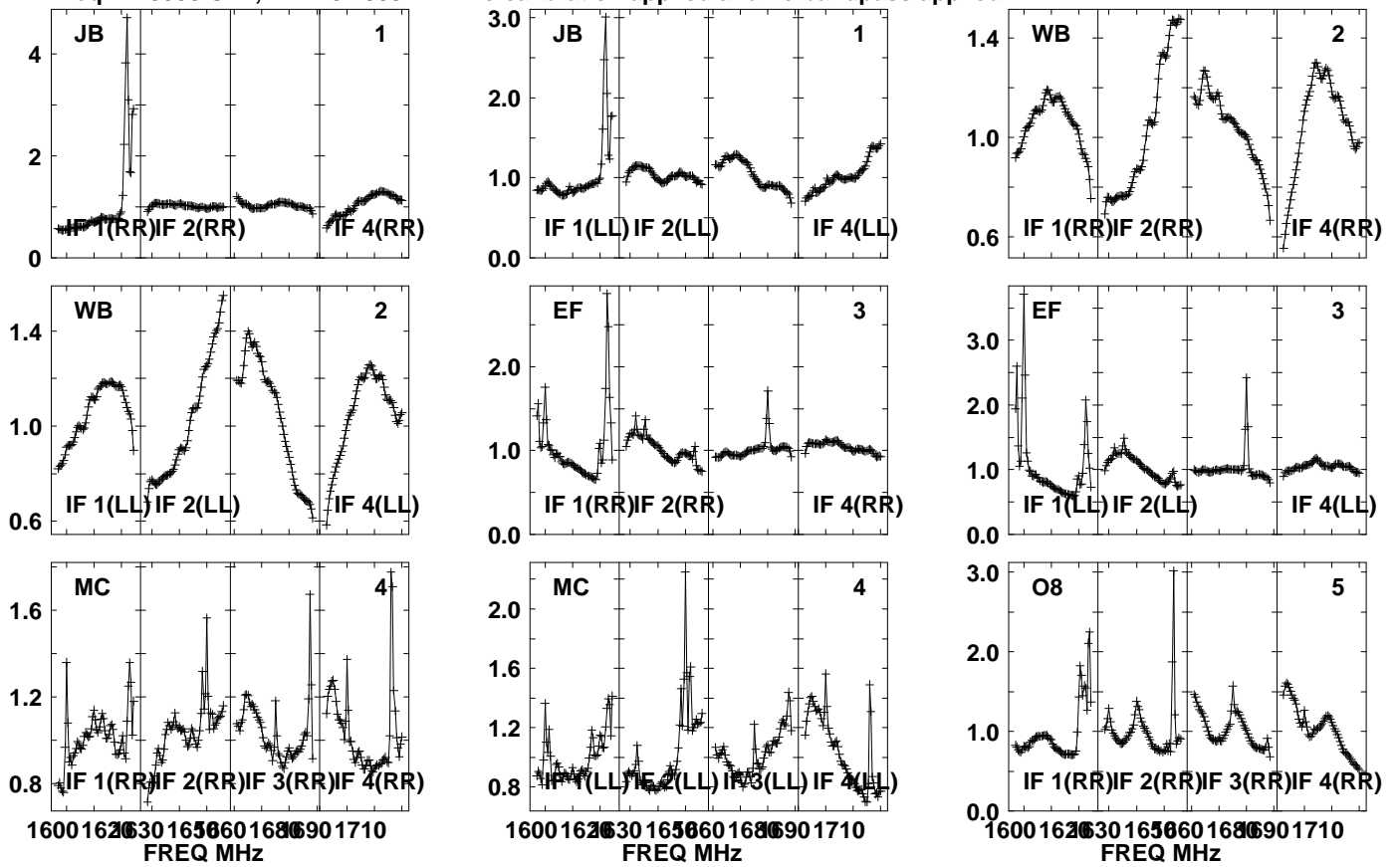
Lower frame: Real Jy  
Auto-corr total-power spectrum Antenna: \*  
Timerange: 00/09:25:01 to 00/09:27:59



Plot file version 17 created 23-SEP-2021 13:01:27

INBEAM5 EM156A.UVDATA.1

Freq = 1.5950 GHz, Bw = 32.000 MH No calibration applied and no bandpass applied

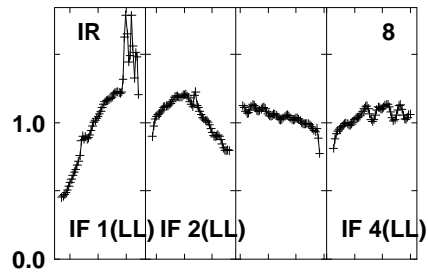
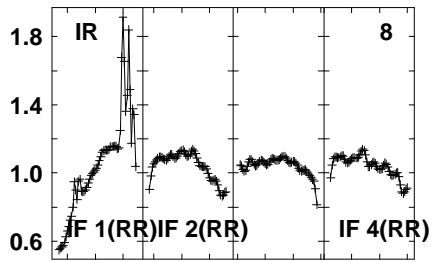
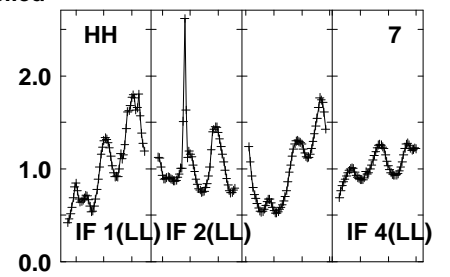
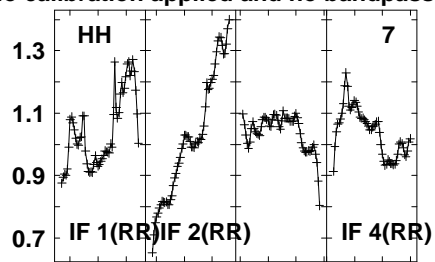
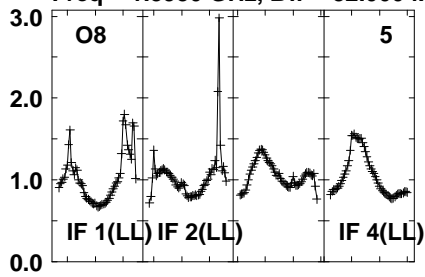


Lower frame: Real Jy  
Auto-corr total-power spectrum Antenna: \*  
Timerange: 00/09:28:01 to 00/09:30:59

Plot file version 18 created 23-SEP-2021 13:01:27

INBEAM5 EM156A.UVDATA.1

Freq = 1.5950 GHz, Bw = 32.000 MH No calibration applied and no bandpass applied



Lower frame: Real Jy

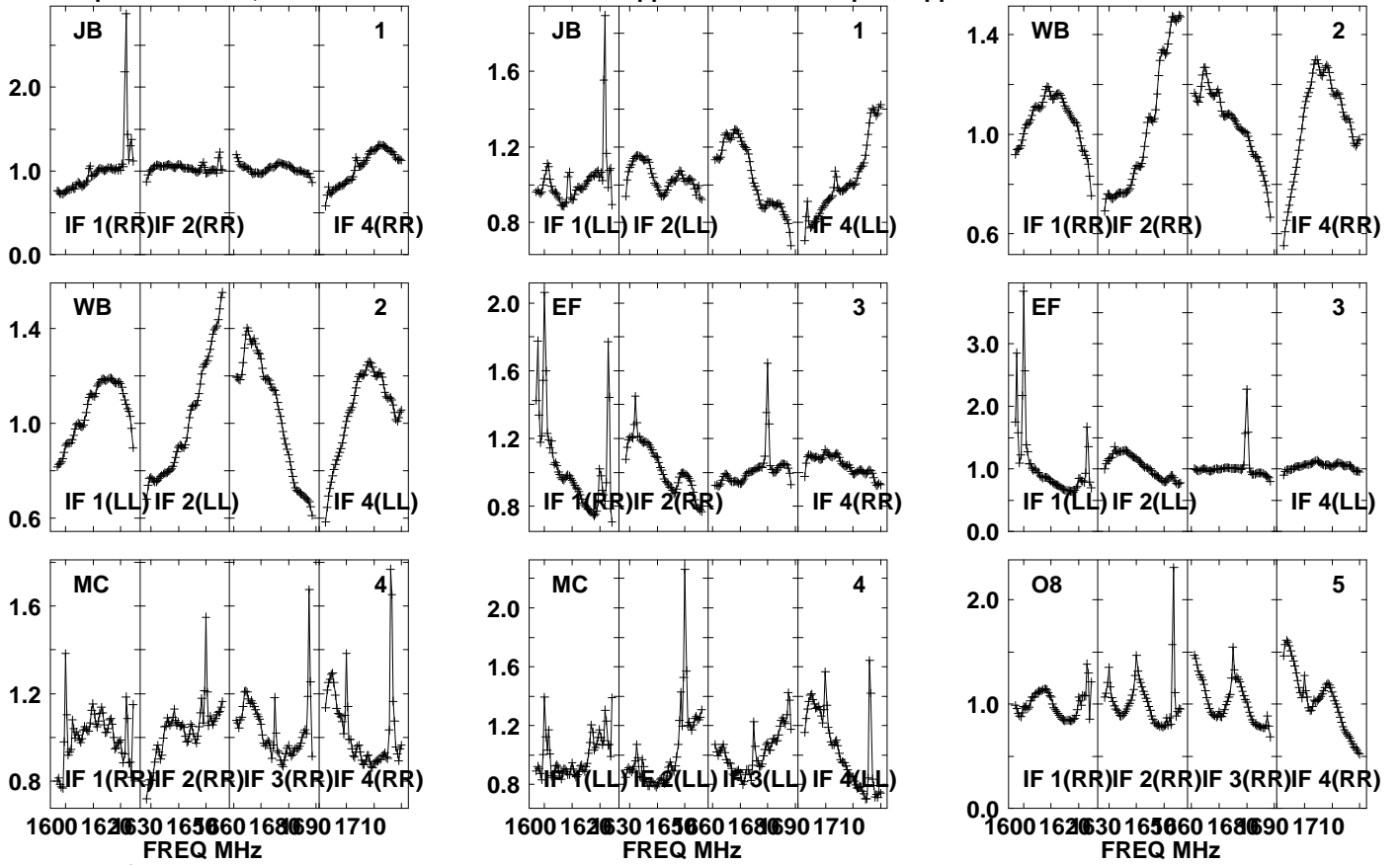
Auto-corr total-power spectrum Antenna: \*

Timerange: 00/09:28:01 to 00/09:30:59

Plot file version 19 created 23-SEP-2021 13:01:27

J0817+2352 EM156A.UVDATA.1

Freq = 1.5950 GHz, Bw = 32.000 MH No calibration applied and no bandpass applied

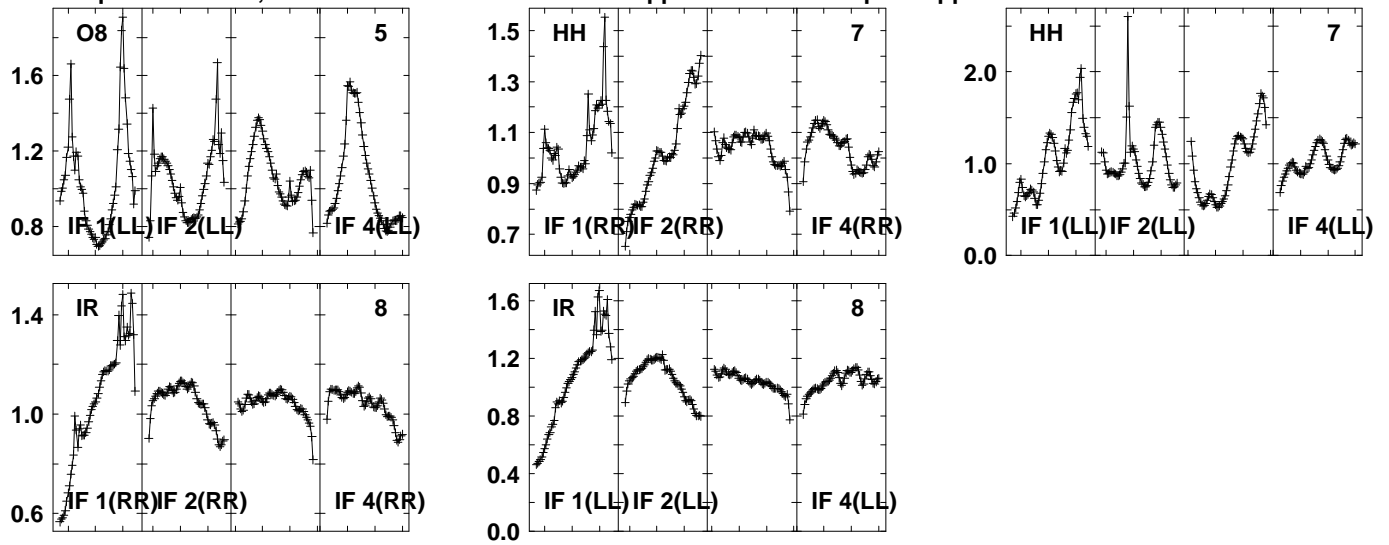


Lower frame: Real Jy  
Auto-corr total-power spectrum Antenna: \*  
Timerange: 00/09:31:31 to 00/09:32:59

Plot file version 20 created 23-SEP-2021 13:01:27

J0817+2352 EM156A.UVDATA.1

Freq = 1.5950 GHz, Bw = 32.000 MH No calibration applied and no bandpass applied

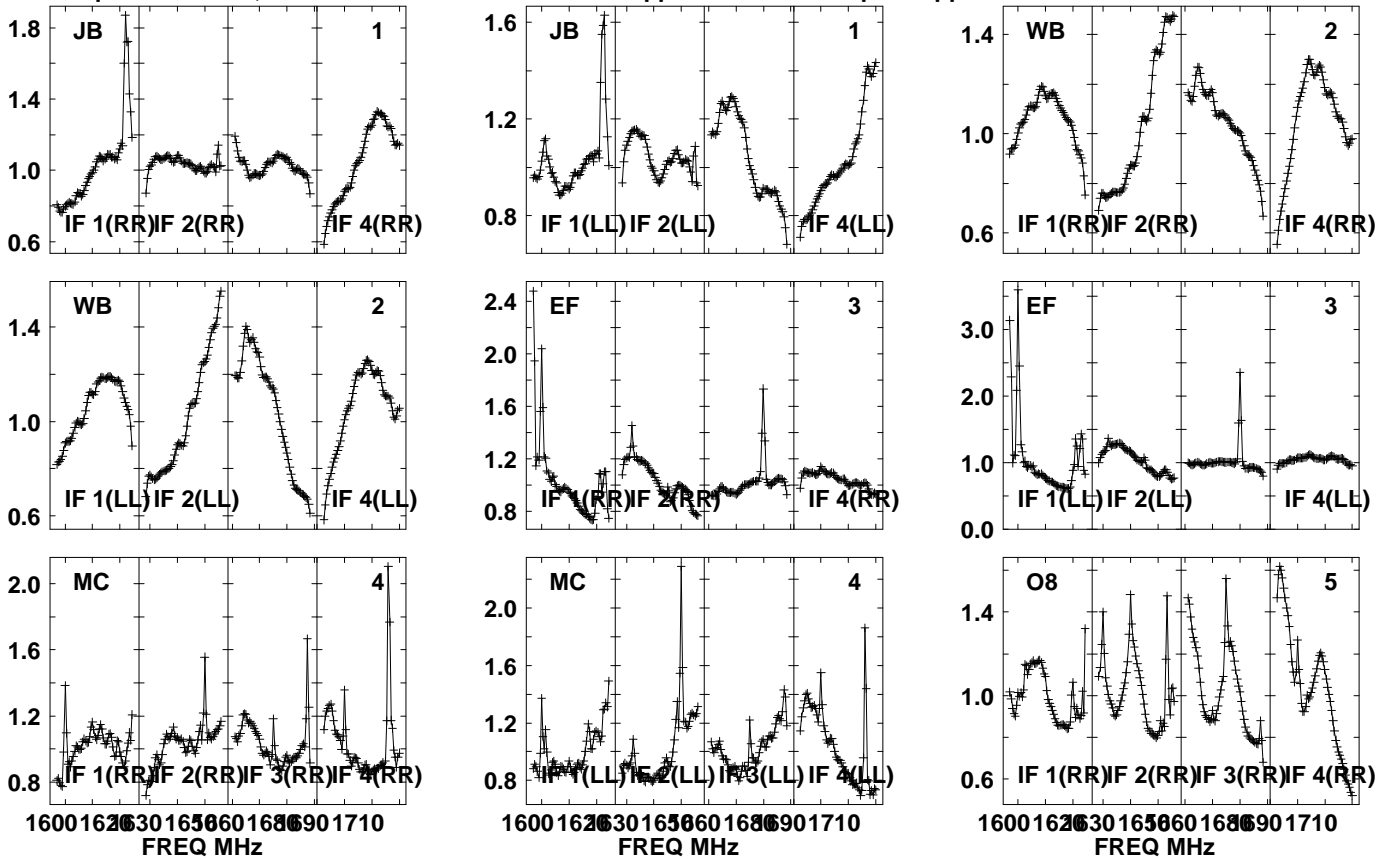


Lower frame: Real Jy  
Auto-corr total-power spectrum Antenna: \*  
Timerange: 00/09:31:31 to 00/09:32:59

Plot file version 21 created 23-SEP-2021 13:01:27

INBEAM6 EM156A.UVDATA.1

Freq = 1.5950 GHz, Bw = 32.000 MH No calibration applied and no bandpass applied

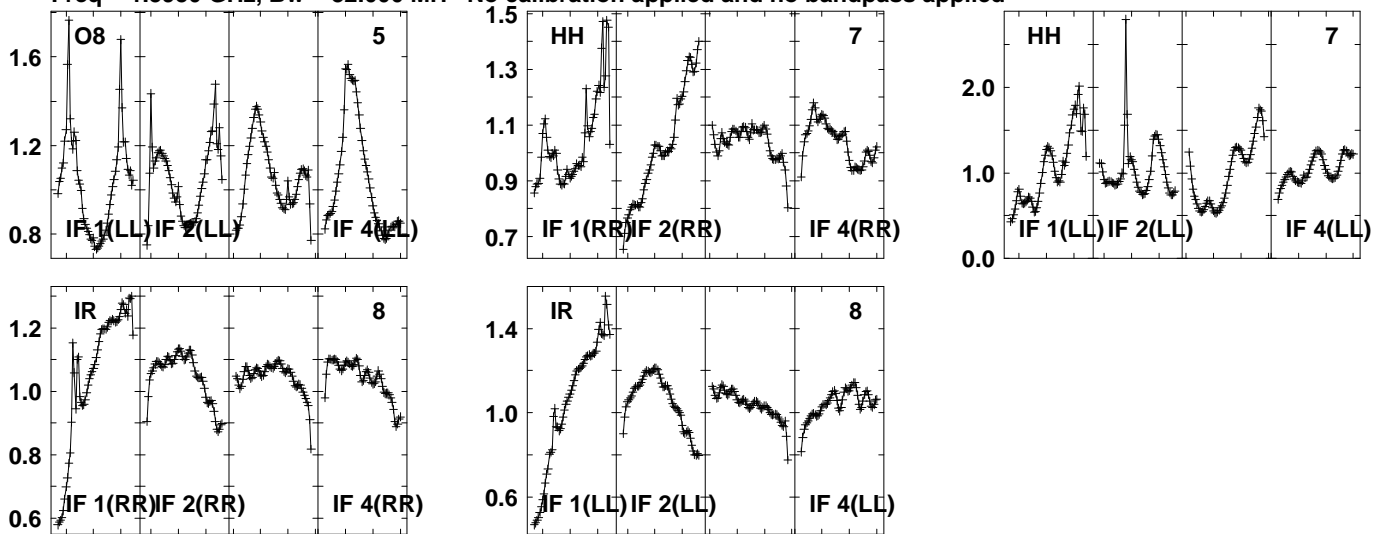


Lower frame: Real Jy  
Auto-corr total-power spectrum Antenna: \*  
Timerange: 00/09:33:01 to 00/09:35:59

Plot file version 22 created 23-SEP-2021 13:01:27

INBEAM6 EM156A.UVDATA.1

Freq = 1.5950 GHz, Bw = 32.000 MH No calibration applied and no bandpass applied

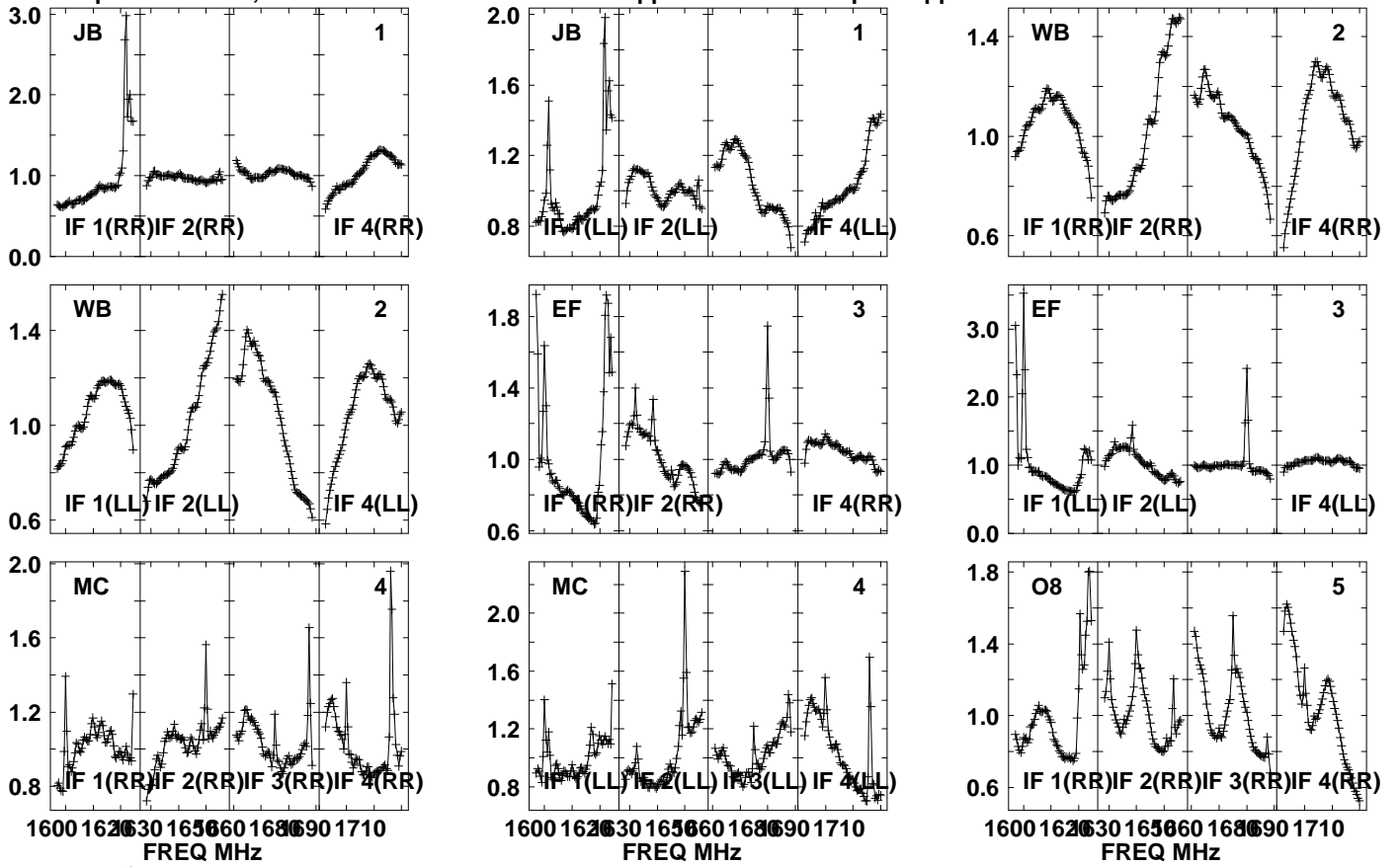


Lower frame: Real Jy  
Auto-corr total-power spectrum Antenna: \*  
Timerange: 00/09:33:01 to 00/09:35:59

Plot file version 23 created 23-SEP-2021 13:01:27

INBEAM7 EM156A.UVDATA.1

Freq = 1.5950 GHz, Bw = 32.000 MH No calibration applied and no bandpass applied

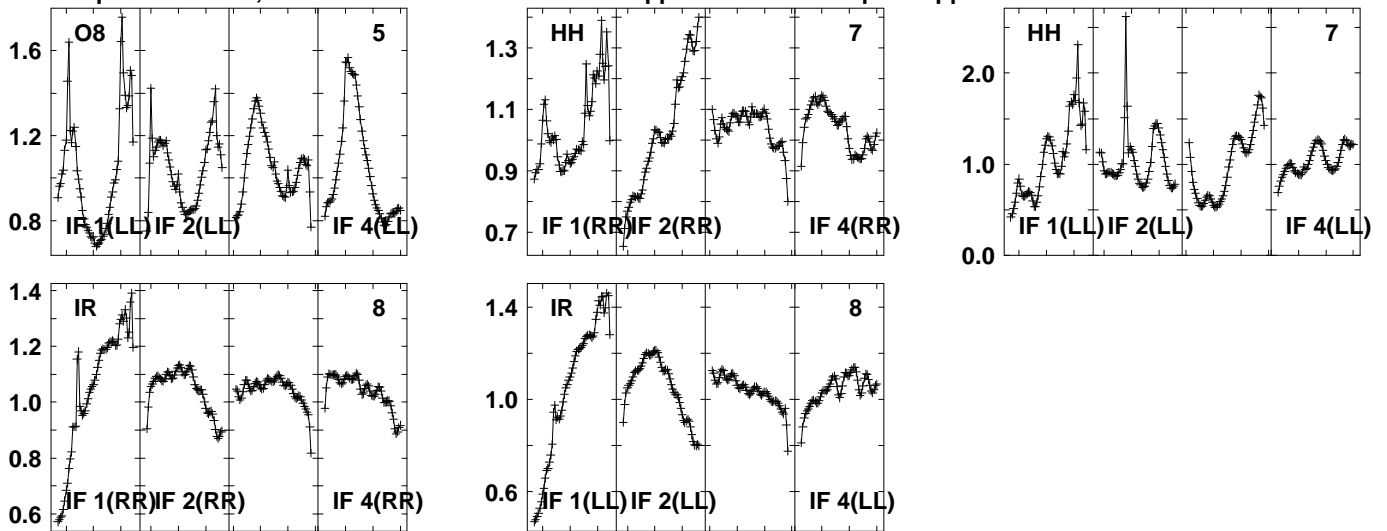


Lower frame: Real Jy  
Auto-corr total-power spectrum Antenna: \*  
Timerange: 00/09:36:01 to 00/09:38:59

Plot file version 24 created 23-SEP-2021 13:01:28

INBEAM7 EM156A.UVDATA.1

Freq = 1.5950 GHz, Bw = 32.000 MH No calibration applied and no bandpass applied



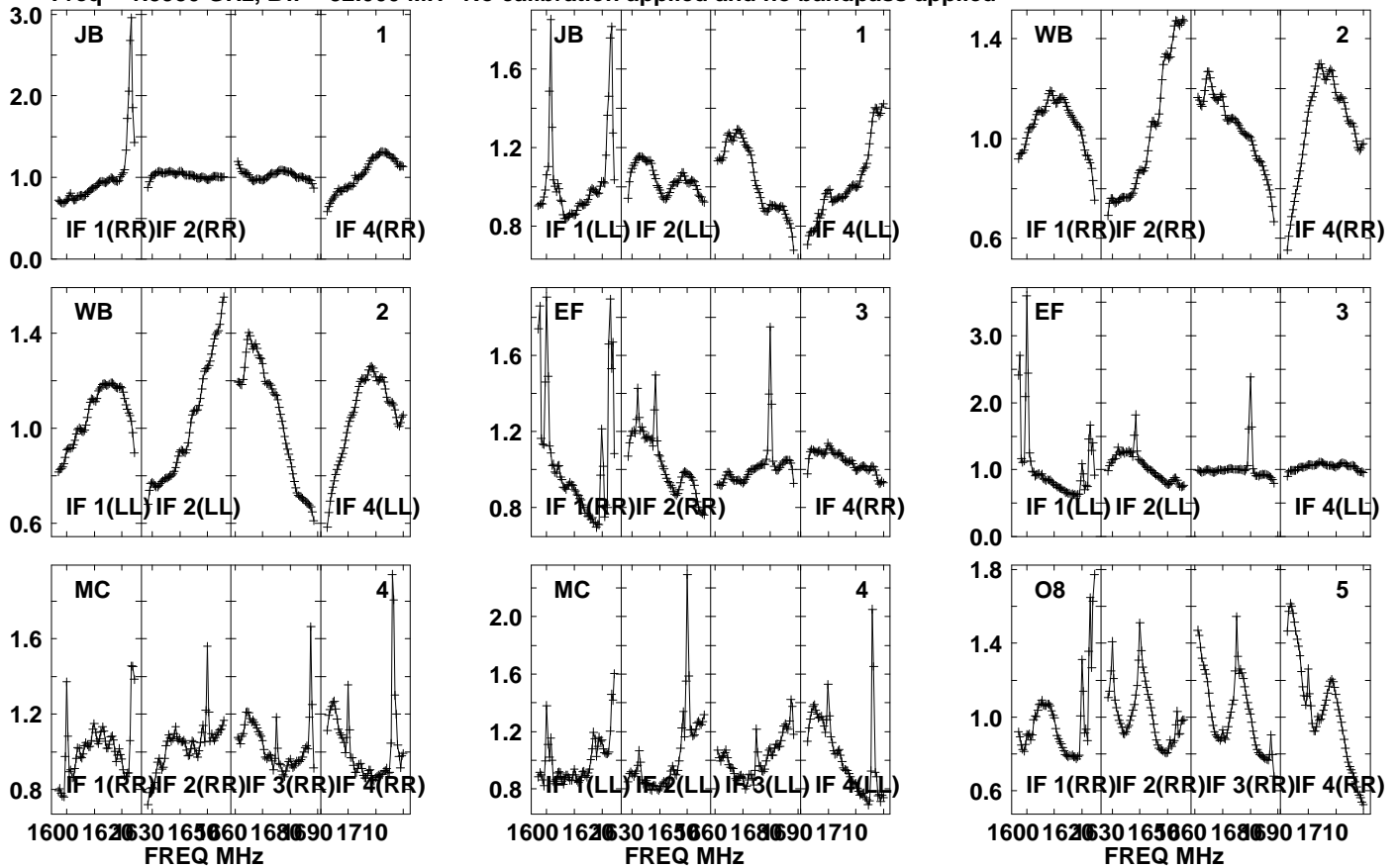
Lower frame: Real Jy  
Auto-corr total-power spectrum Antenna: \*  
Timerange: 00/09:36:01 to 00/09:38:59



Plot file version 25 created 23-SEP-2021 13:01:28

J0817+2352 EM156A.UVDATA.1

Freq = 1.5950 GHz, Bw = 32.000 MH No calibration applied and no bandpass applied



Lower frame: Real Jy

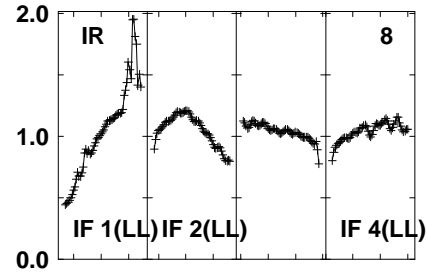
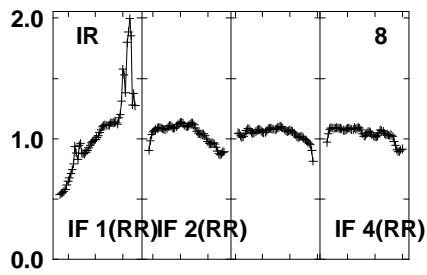
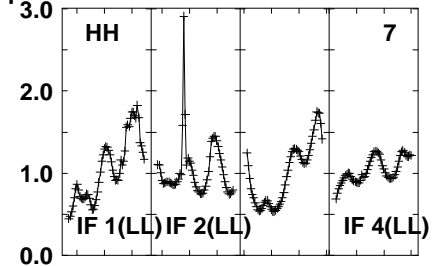
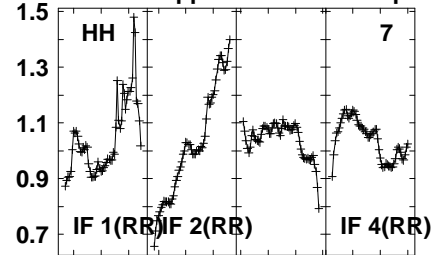
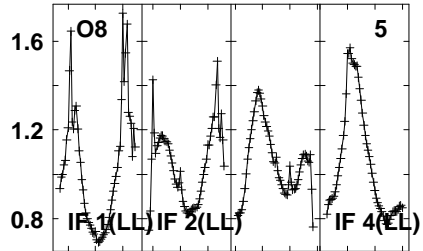
Auto-corr total-power spectrum Antenna: \*

Timerange: 00/09:39:31 to 00/09:40:59

Plot file version 26 created 23-SEP-2021 13:01:28

J0817+2352 EM156A.UVDATA.1

Freq = 1.5950 GHz, Bw = 32.000 MH No calibration applied and no bandpass applied

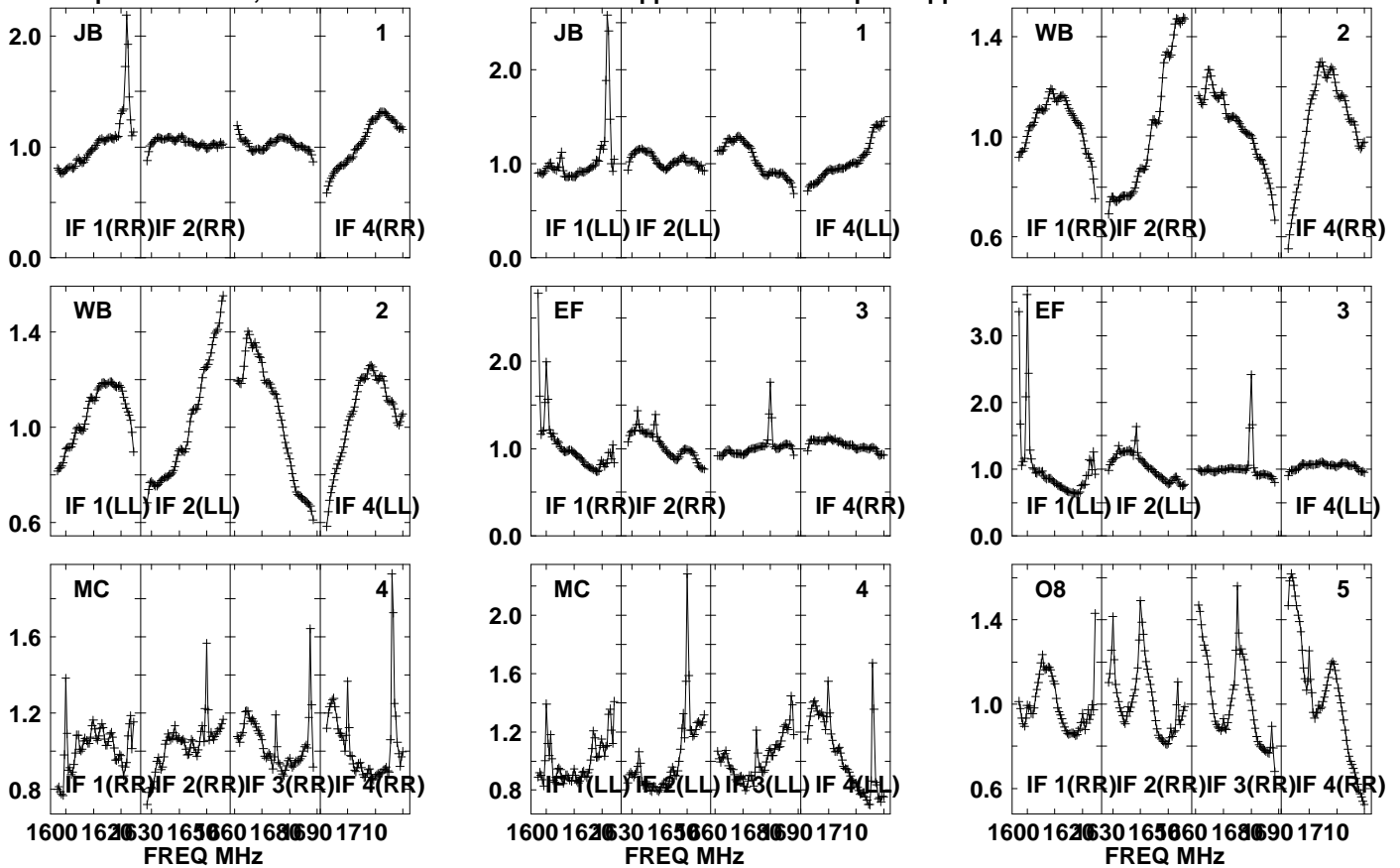


Lower frame: Real Jy  
Auto-corr total-power spectrum Antenna: \*  
Timerange: 00/09:39:31 to 00/09:40:59

Plot file version 27 created 23-SEP-2021 13:01:28

INBEAM8 EM156A.UVDATA.1

Freq = 1.5950 GHz, Bw = 32.000 MH No calibration applied and no bandpass applied



Lower frame: Real Jy

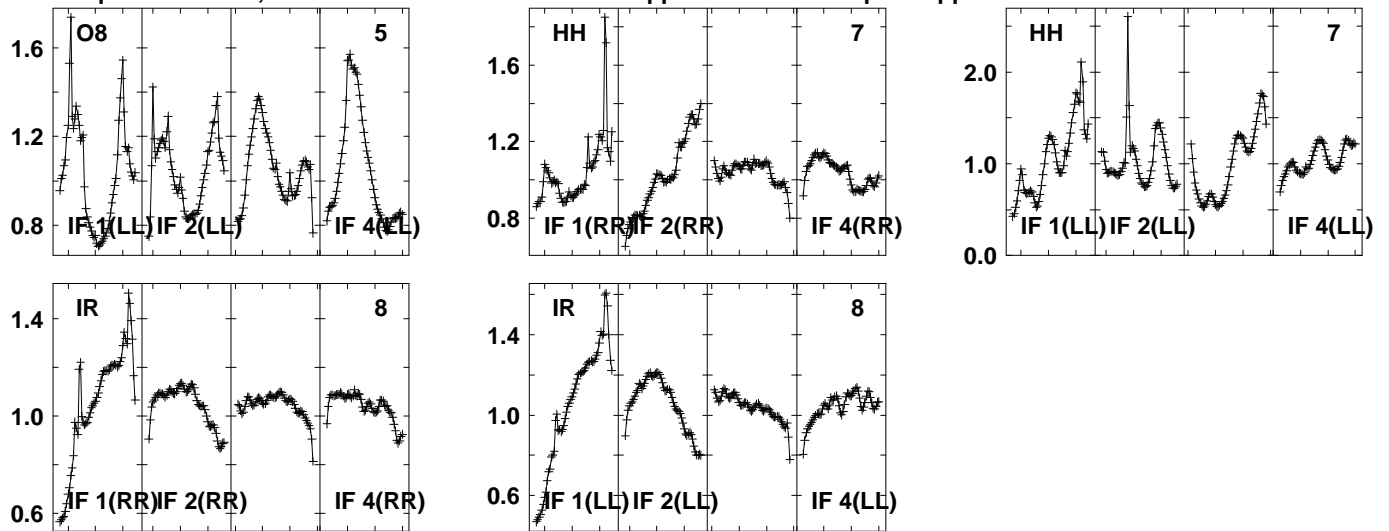
Auto-corr total-power spectrum Antenna: \*

Timerange: 00/09:41:01 to 00/09:43:59

Plot file version 28 created 23-SEP-2021 13:01:28

INBEAM8 EM156A.UVDATA.1

Freq = 1.5950 GHz, Bw = 32.000 MH No calibration applied and no bandpass applied

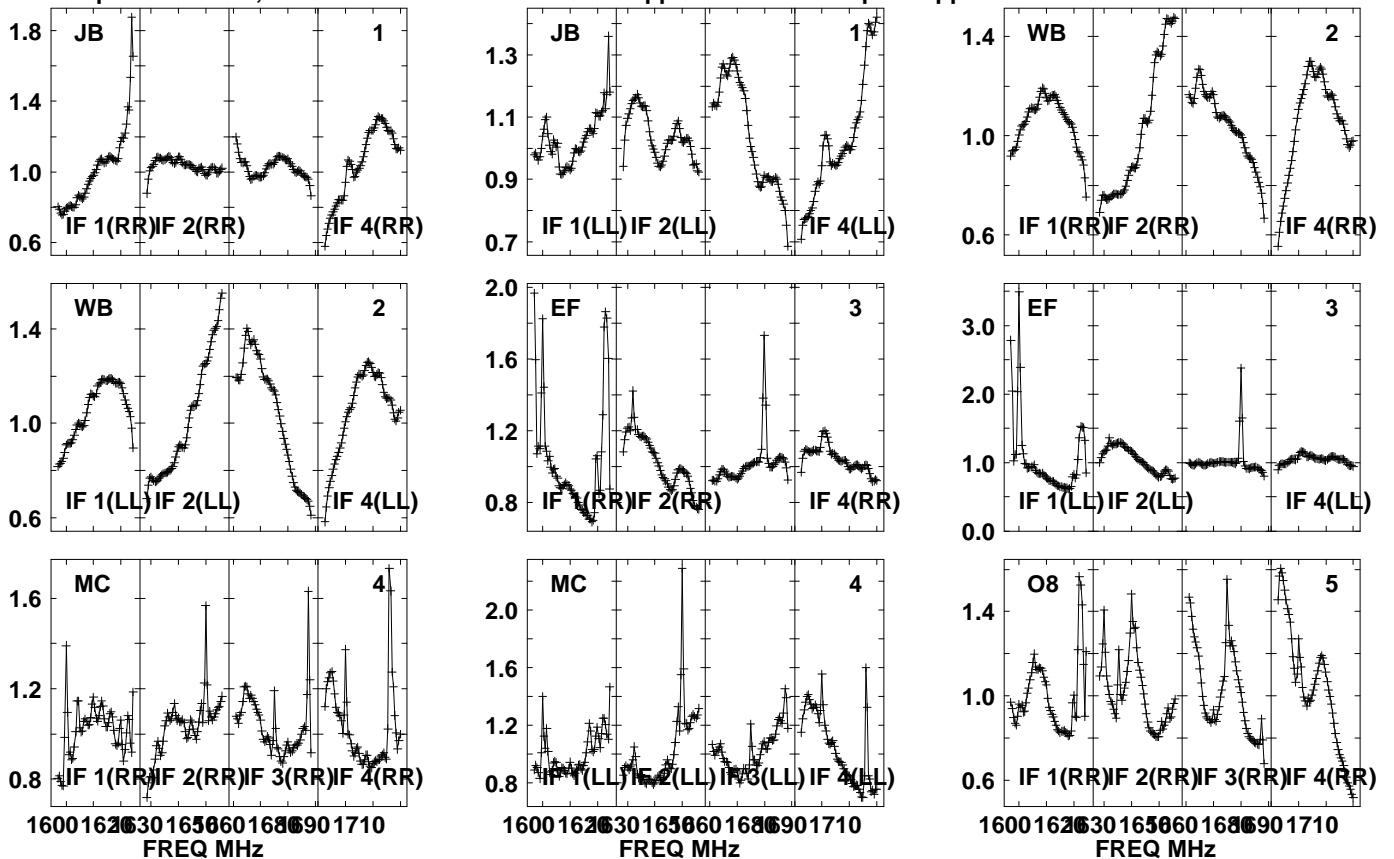


Lower frame: Real Jy  
Auto-corr total-power spectrum Antenna: \*  
Timerange: 00/09:41:01 to 00/09:43:59

Plot file version 29 created 23-SEP-2021 13:01:28

INBEAM9 EM156A.UVDATA.1

Freq = 1.5950 GHz, Bw = 32.000 MH No calibration applied and no bandpass applied

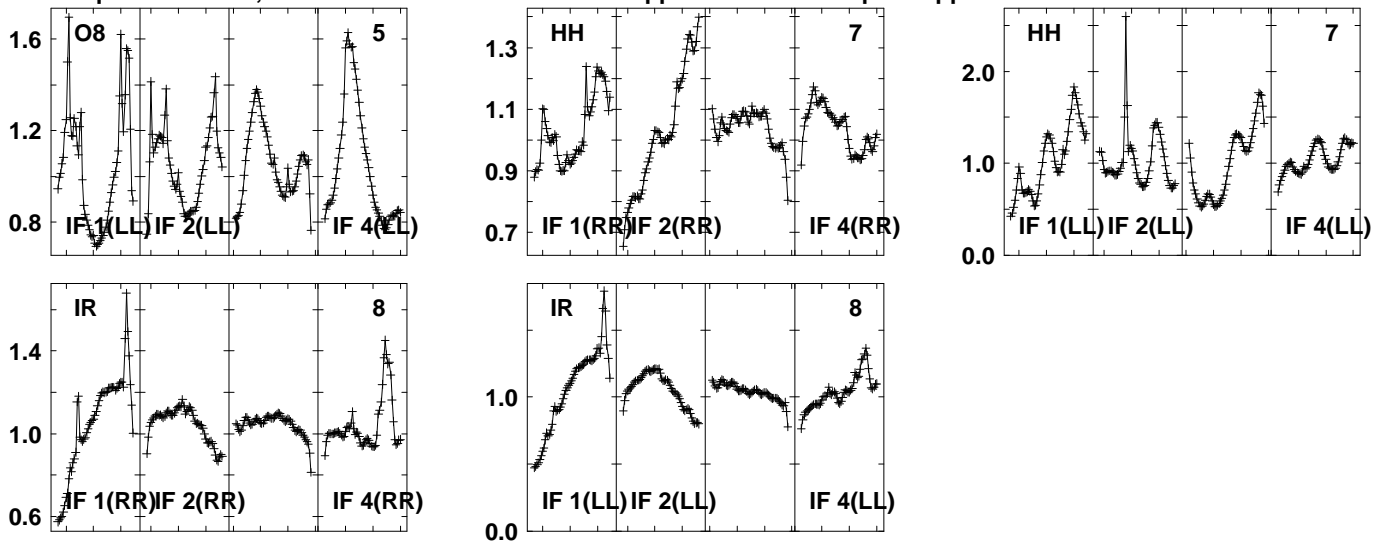


Lower frame: Real Jy  
Auto-corr total-power spectrum Antenna: \*  
Timerange: 00/09:44:01 to 00/09:46:59

Plot file version 30 created 23-SEP-2021 13:01:28

INBEAM9 EM156A.UVDATA.1

Freq = 1.5950 GHz, Bw = 32.000 MH No calibration applied and no bandpass applied

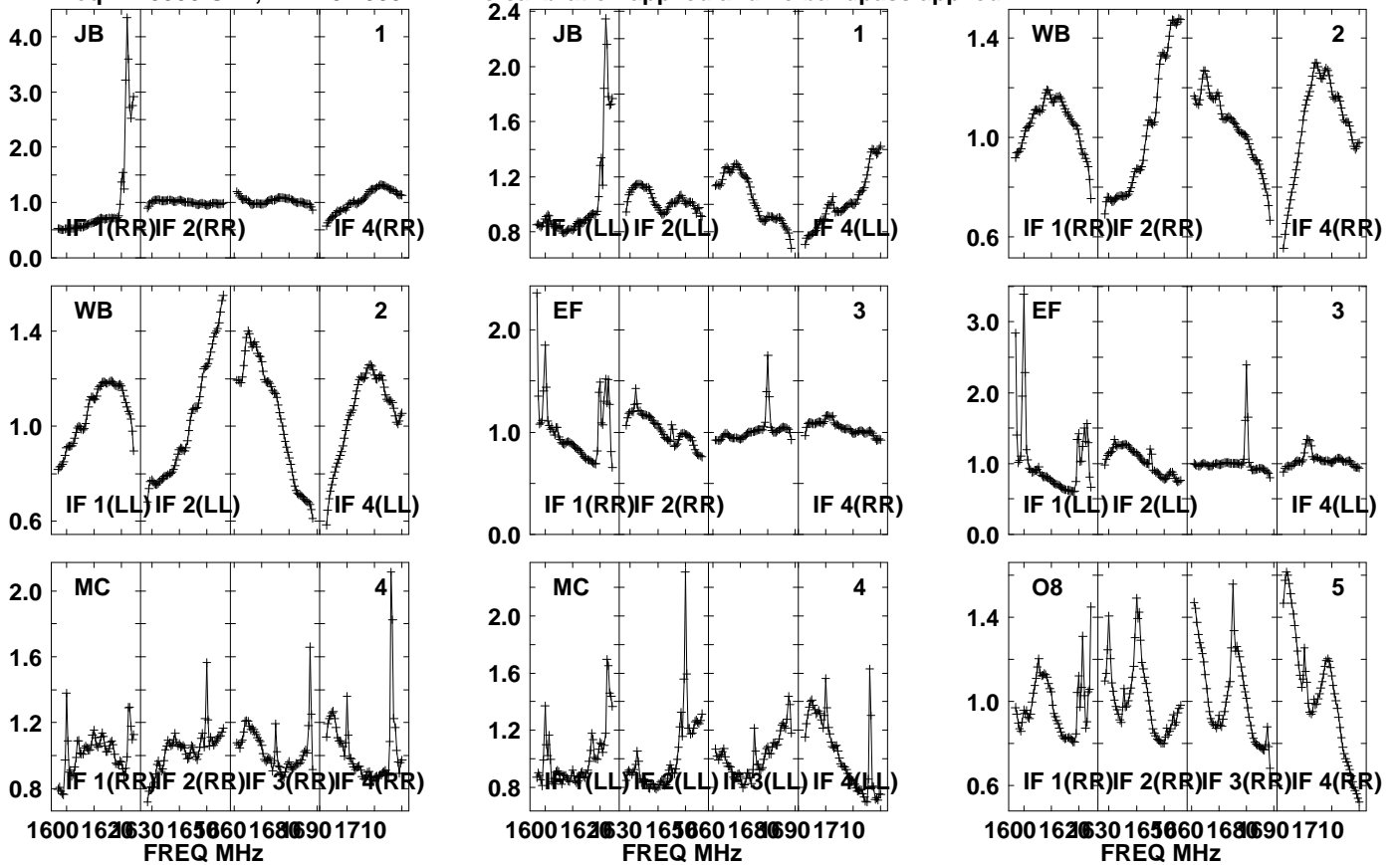


Lower frame: Real Jy  
Auto-corr total-power spectrum Antenna: \*  
Timerange: 00/09:44:01 to 00/09:46:59

Plot file version 31 created 23-SEP-2021 13:01:28

J0817+2352 EM156A.UVDATA.1

Freq = 1.5950 GHz, Bw = 32.000 MH No calibration applied and no bandpass applied

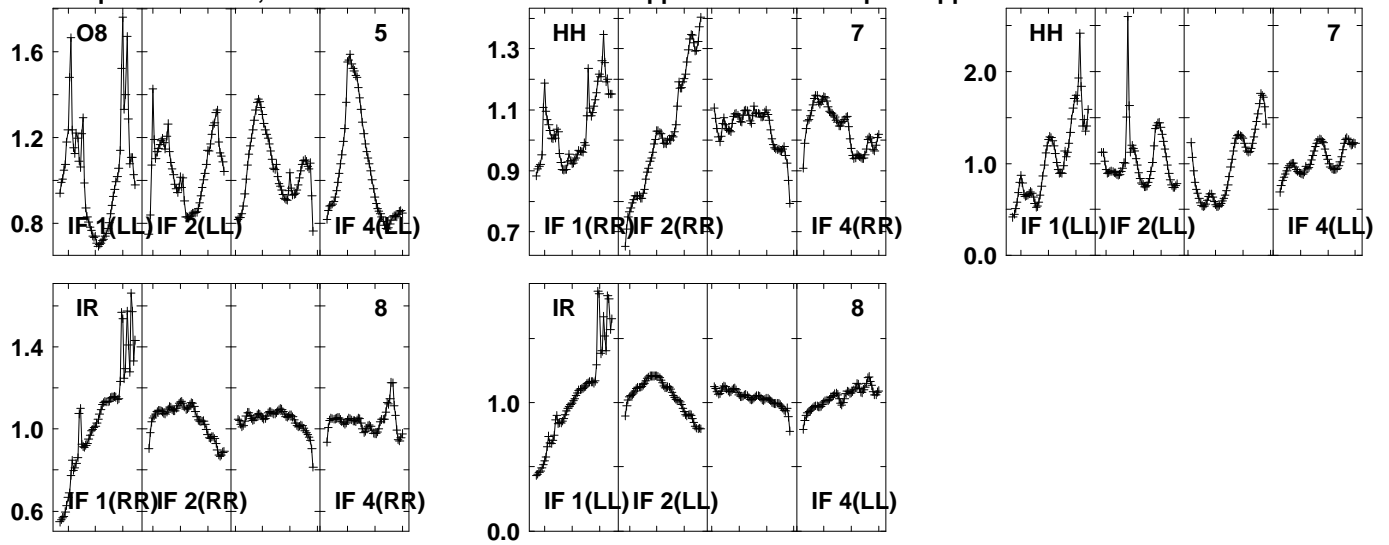


Lower frame: Real Jy  
Auto-corr total-power spectrum Antenna: \*  
Timerange: 00/09:47:31 to 00/09:48:59

Plot file version 32 created 23-SEP-2021 13:01:28

J0817+2352 EM156A.UVDATA.1

Freq = 1.5950 GHz, Bw = 32.000 MH No calibration applied and no bandpass applied



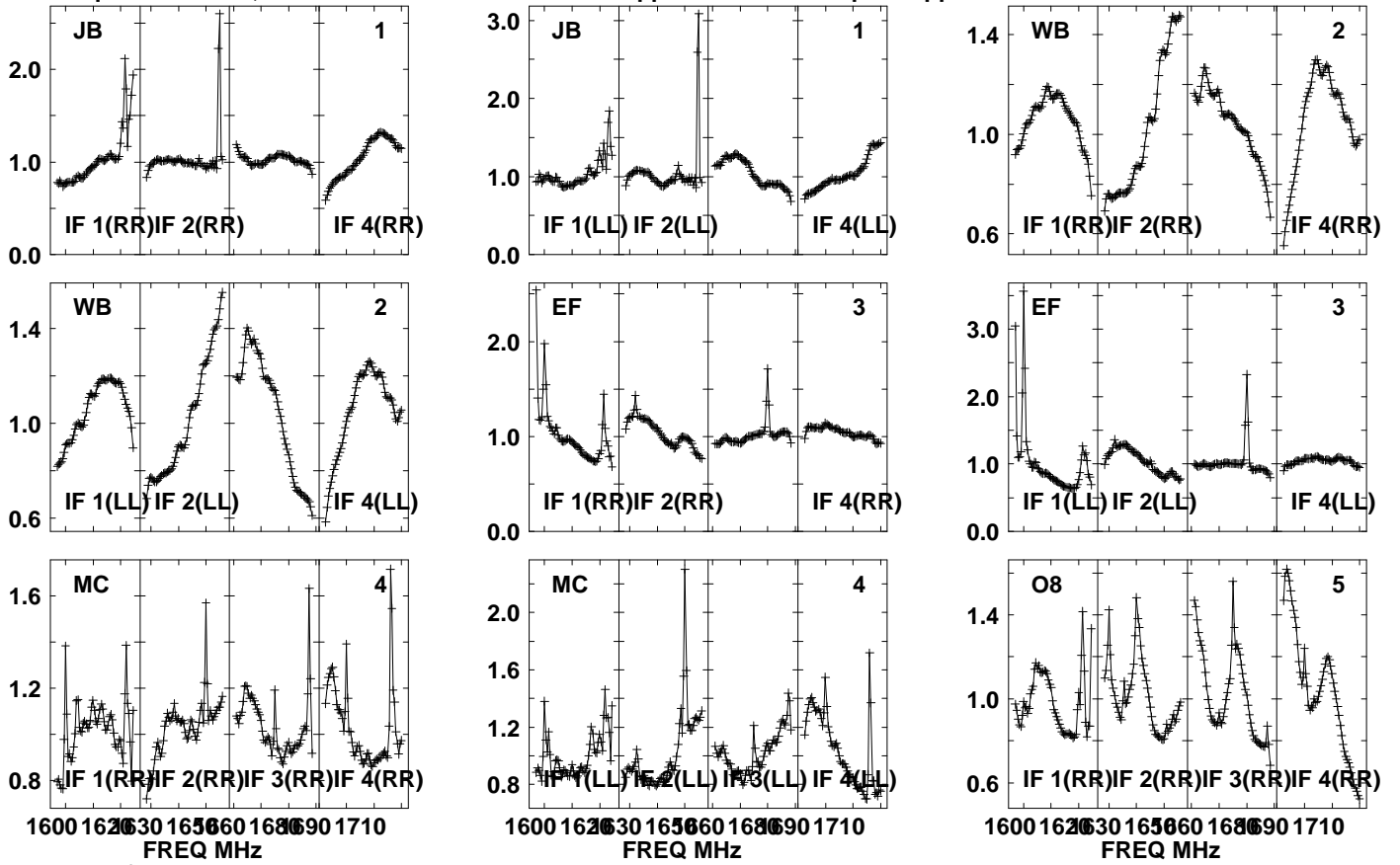
Lower frame: Real Jy  
Auto-corr total-power spectrum Antenna: \*  
Timerange: 00/09:47:31 to 00/09:48:59



Plot file version 33 created 23-SEP-2021 13:01:28

INBEAM10 EM156A.UVDATA.1

Freq = 1.5950 GHz, Bw = 32.000 MH No calibration applied and no bandpass applied

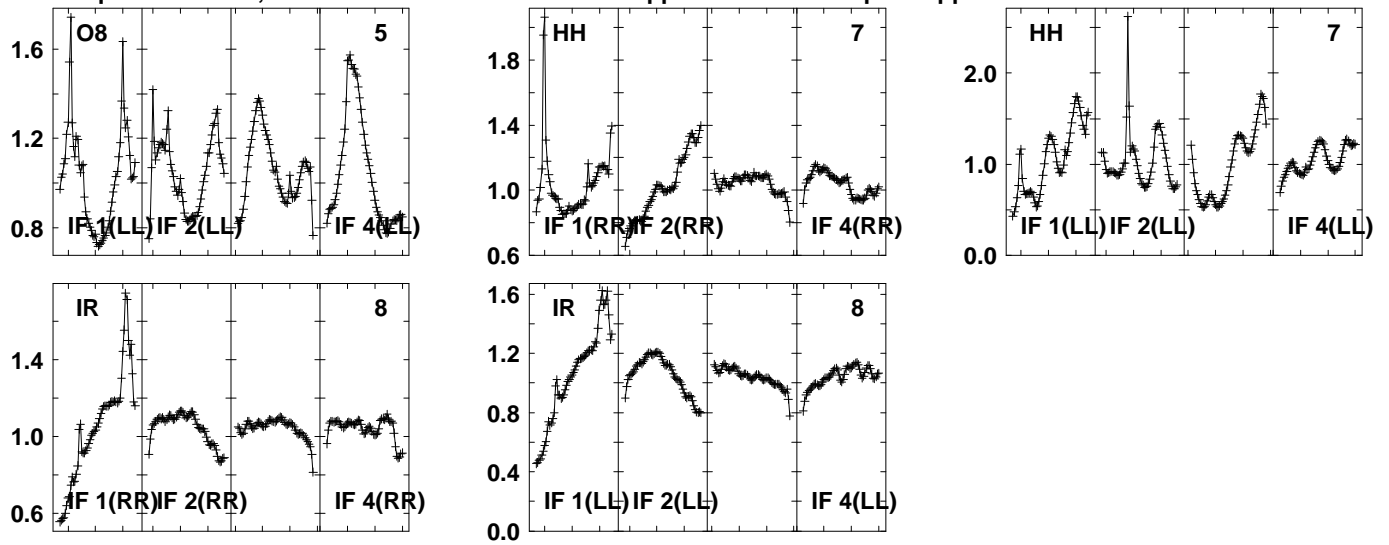


Lower frame: Real Jy  
Auto-corr total-power spectrum Antenna: \*  
Timerange: 00/09:49:01 to 00/09:51:59

Plot file version 34 created 23-SEP-2021 13:01:28

INBEAM10 EM156A.UVDATA.1

Freq = 1.5950 GHz, Bw = 32.000 MH No calibration applied and no bandpass applied

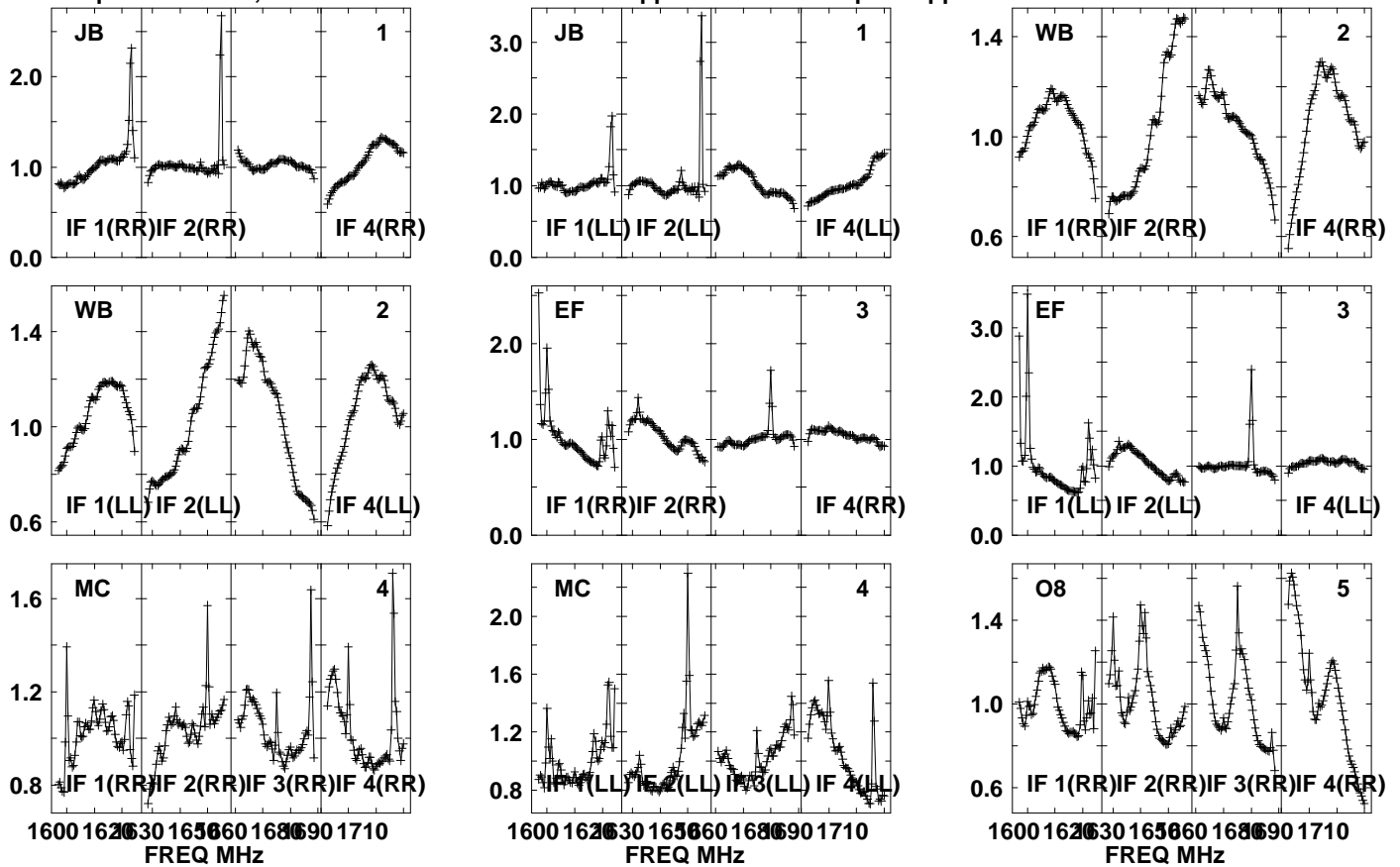


Lower frame: Real Jy  
Auto-corr total-power spectrum Antenna: \*  
Timerange: 00/09:49:01 to 00/09:51:59

Plot file version 35 created 23-SEP-2021 13:01:28

INBEAM11 EM156A.UVDATA.1

Freq = 1.5950 GHz, Bw = 32.000 MH No calibration applied and no bandpass applied



Lower frame: Real Jy

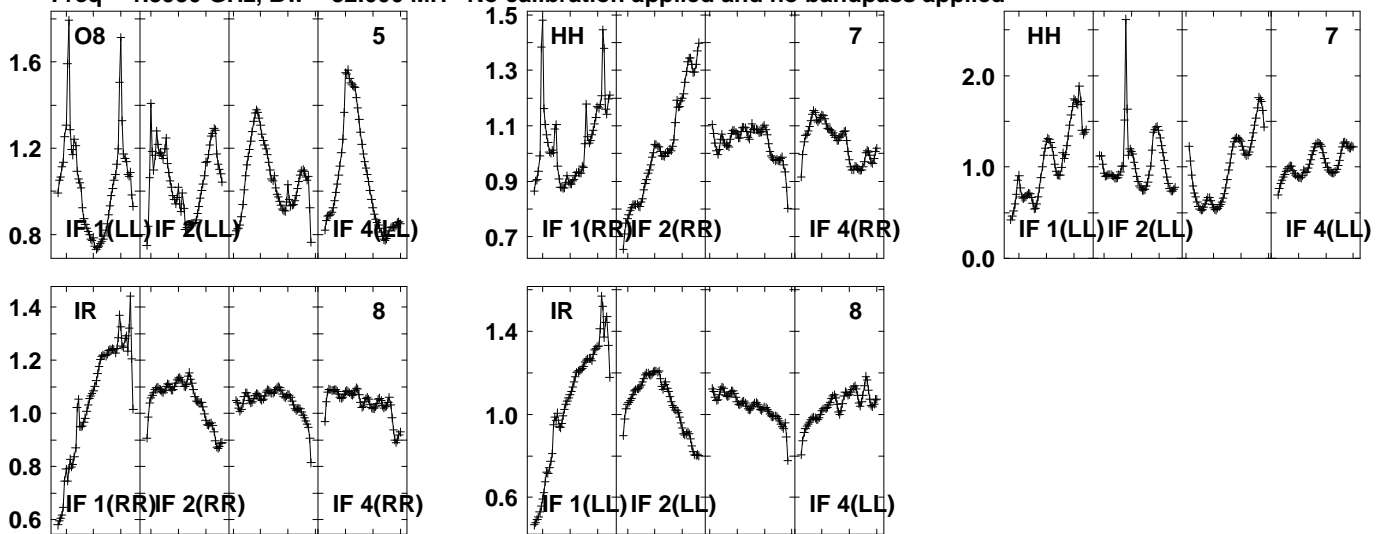
Auto-corr total-power spectrum Antenna: \*

Timerange: 00/09:52:01 to 00/09:54:59

Plot file version 36 created 23-SEP-2021 13:01:28

INBEAM11 EM156A.UVDATA.1

Freq = 1.5950 GHz, Bw = 32.000 MH No calibration applied and no bandpass applied

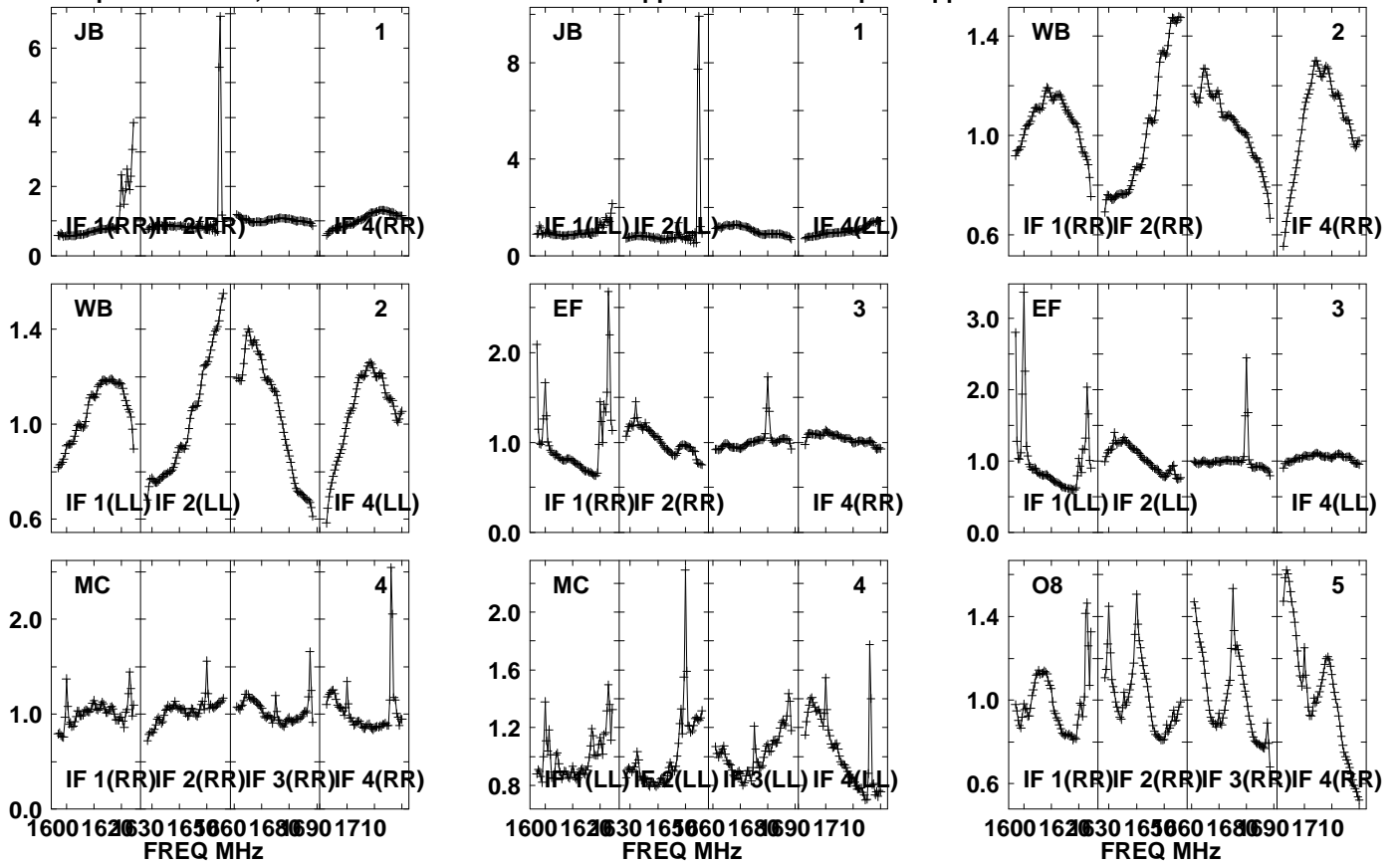


Lower frame: Real Jy  
Auto-corr total-power spectrum Antenna: \*  
Timerange: 00/09:52:01 to 00/09:54:59

Plot file version 37 created 23-SEP-2021 13:01:28

J0817+2352 EM156A.UVDATA.1

Freq = 1.5950 GHz, Bw = 32.000 MH No calibration applied and no bandpass applied



Lower frame: Real Jy

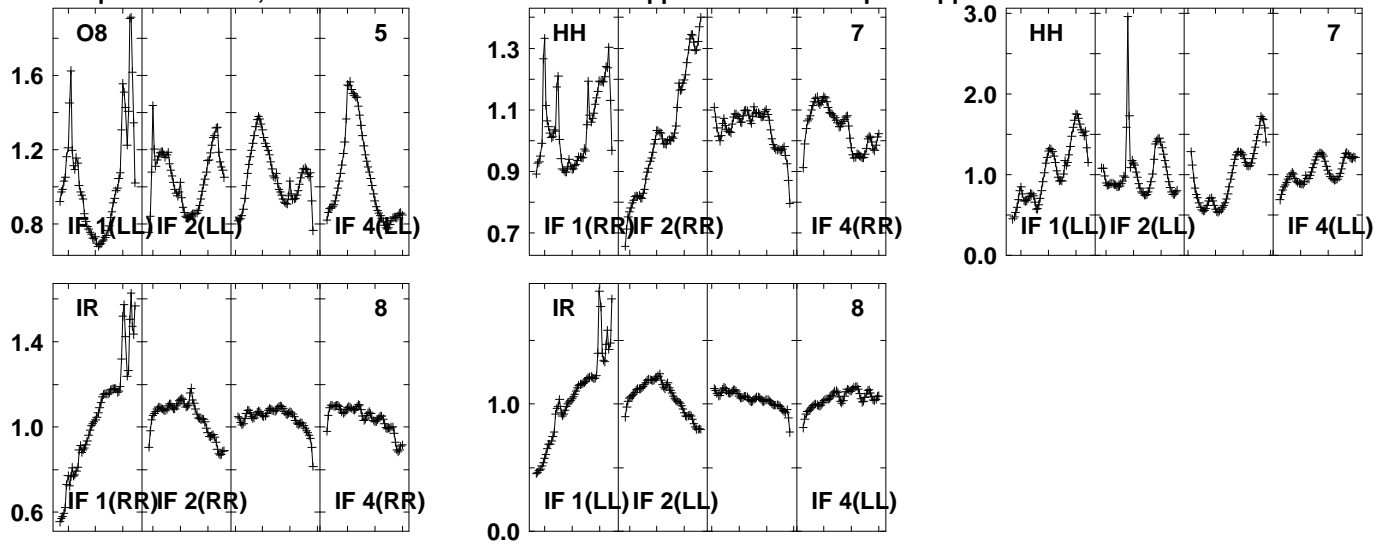
Auto-corr total-power spectrum Antenna: \*

Timerange: 00/09:55:31 to 00/09:56:59

Plot file version 38 created 23-SEP-2021 13:01:29

J0817+2352 EM156A.UVDATA.1

Freq = 1.5950 GHz, Bw = 32.000 MH No calibration applied and no bandpass applied

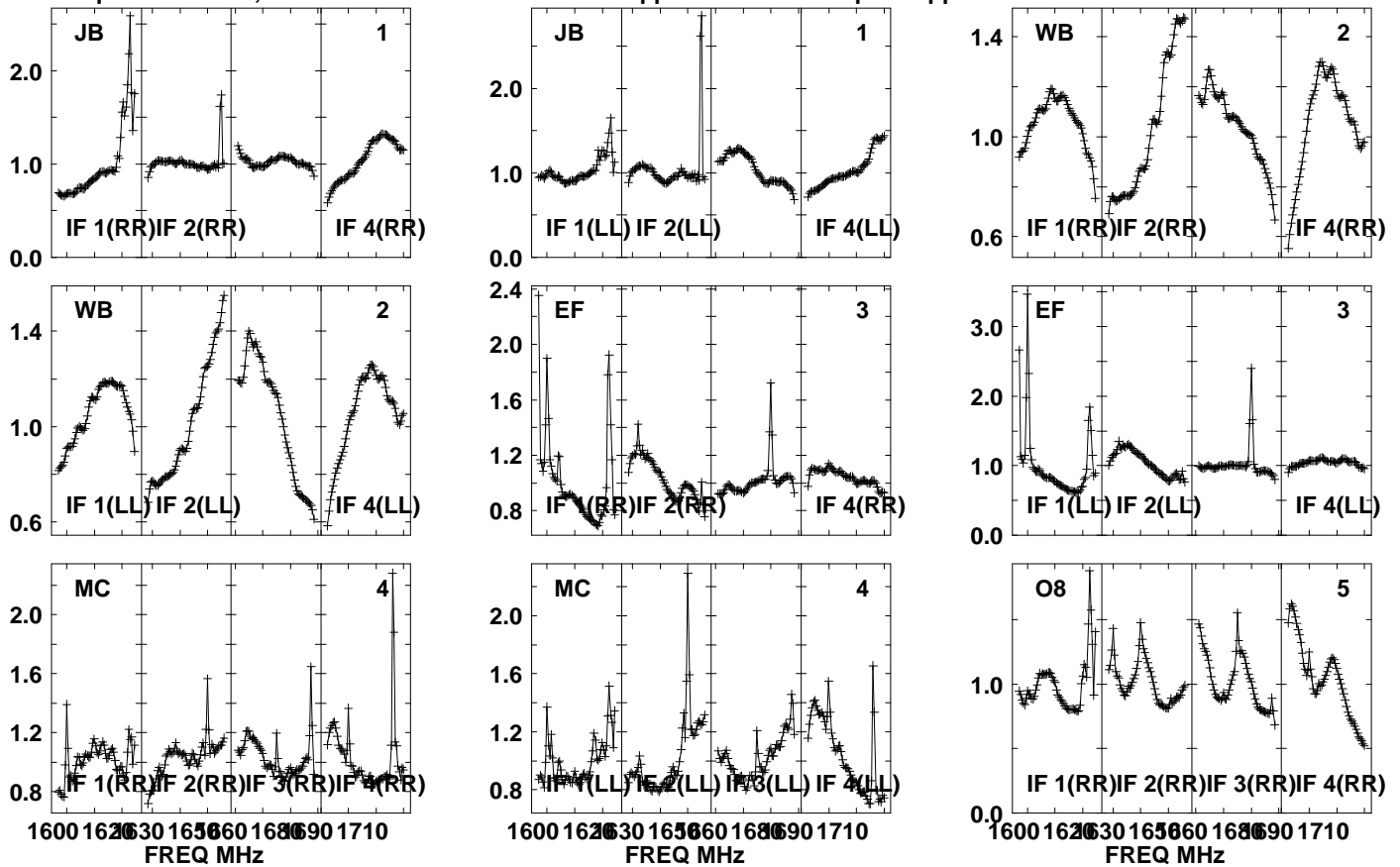


Lower frame: Real Jy  
Auto-corr total-power spectrum Antenna: \*  
Timerange: 00/09:55:31 to 00/09:56:59

Plot file version 39 created 23-SEP-2021 13:01:29

INBEAM1 EM156A.UVDATA.1

Freq = 1.5950 GHz, Bw = 32.000 MH No calibration applied and no bandpass applied



Lower frame: Real Jy

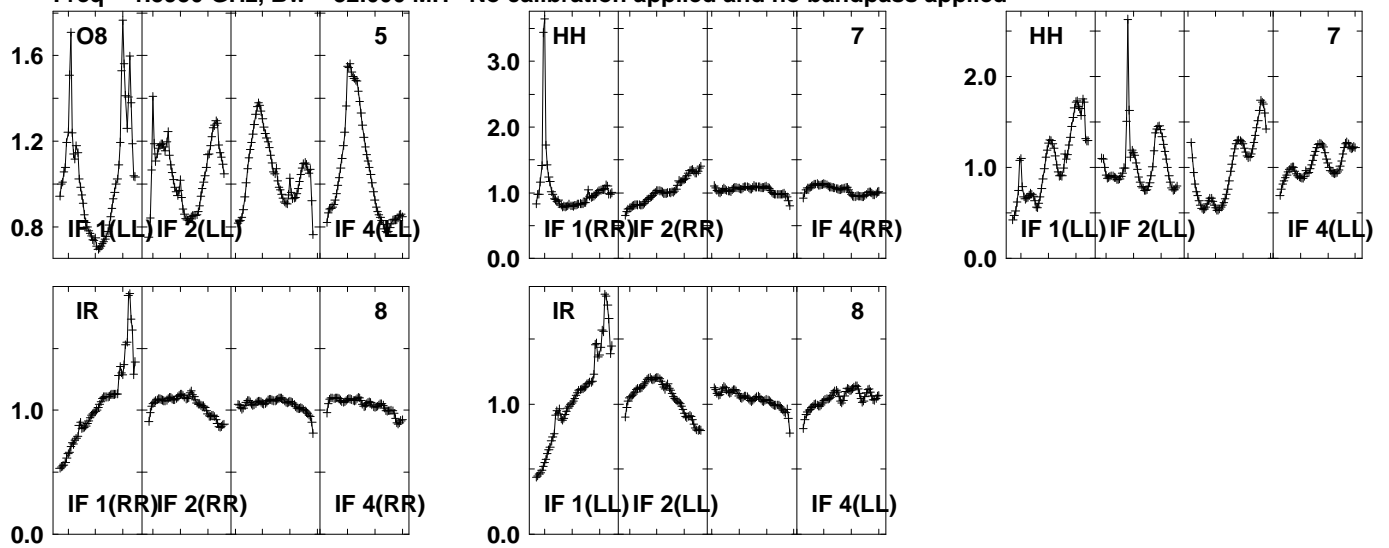
Auto-corr total-power spectrum Antenna: \*

Timerange: 00/09:57:01 to 00/09:59:59

Plot file version 40 created 23-SEP-2021 13:01:29

INBEAM1 EM156A.UVDATA.1

Freq = 1.5950 GHz, Bw = 32.000 MH No calibration applied and no bandpass applied



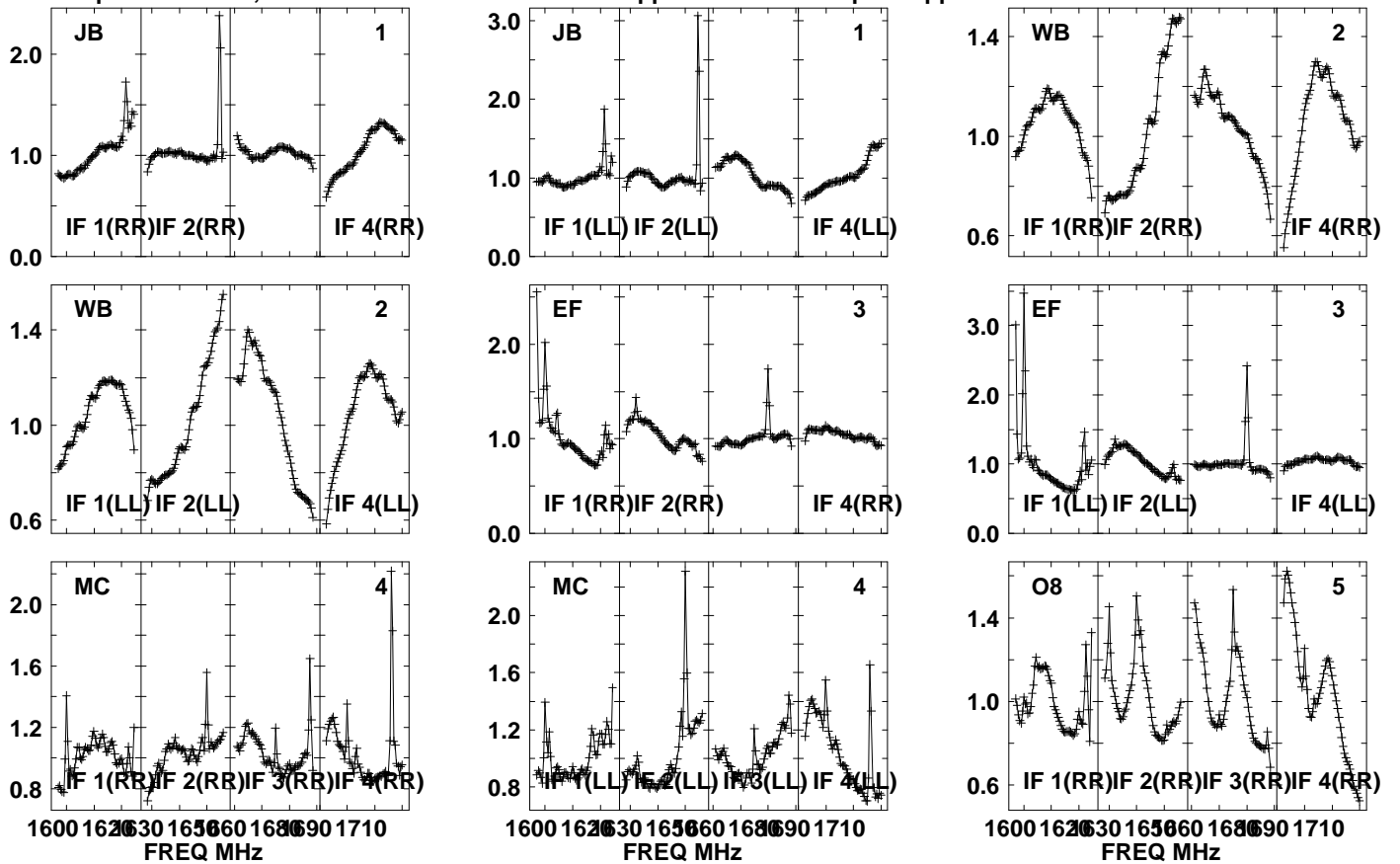
Lower frame: Real Jy  
Auto-corr total-power spectrum Antenna: \*  
Timerange: 00/09:57:01 to 00/09:59:59



Plot file version 41 created 23-SEP-2021 13:01:29

J0817+2352 EM156A.UVDATA.1

Freq = 1.5950 GHz, Bw = 32.000 MH No calibration applied and no bandpass applied



Lower frame: Real Jy

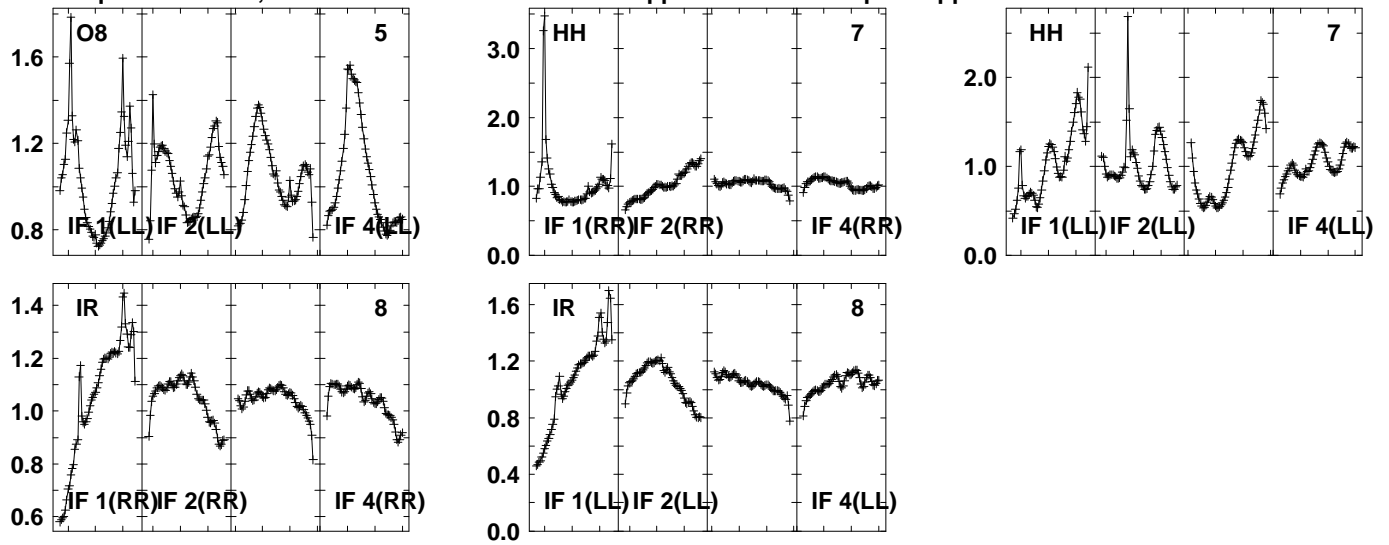
Auto-corr total-power spectrum Antenna: \*

Timerange: 00/10:00:31 to 00/10:01:59

Plot file version 42 created 23-SEP-2021 13:01:29

J0817+2352 EM156A.UVDATA.1

Freq = 1.5950 GHz, Bw = 32.000 MH No calibration applied and no bandpass applied

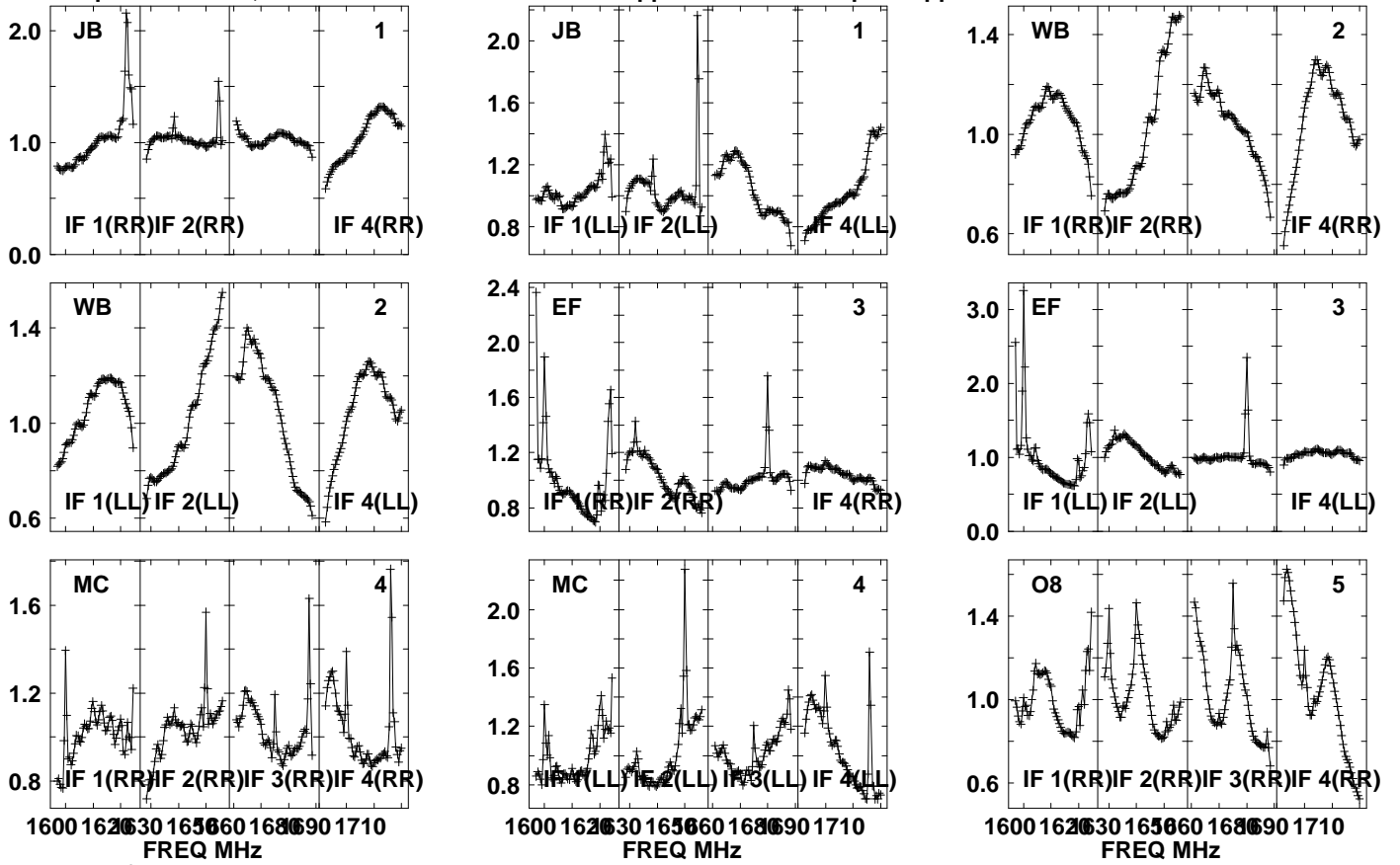


Lower frame: Real Jy  
Auto-corr total-power spectrum Antenna: \*  
Timerange: 00/10:00:31 to 00/10:01:59

Plot file version 43 created 23-SEP-2021 13:01:29

INBEAM2 EM156A.UVDATA.1

Freq = 1.5950 GHz, Bw = 32.000 MH No calibration applied and no bandpass applied

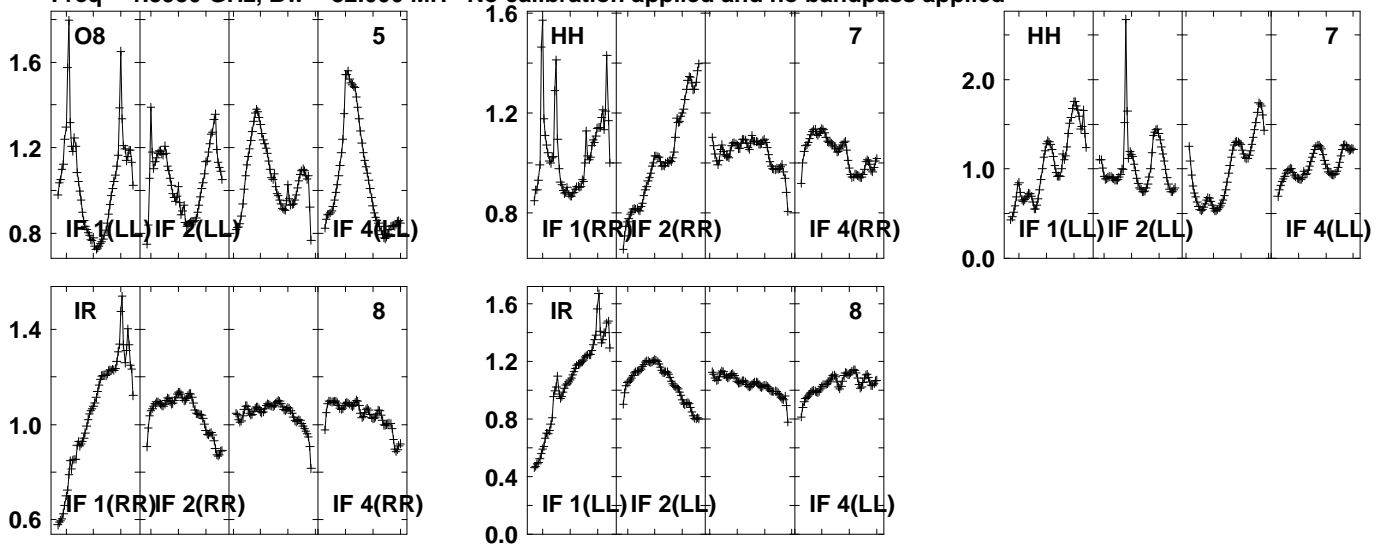


Lower frame: Real Jy  
Auto-corr total-power spectrum Antenna: \*  
Timerange: 00/10:02:01 to 00/10:04:59

Plot file version 44 created 23-SEP-2021 13:01:29

INBEAM2 EM156A.UVDATA.1

Freq = 1.5950 GHz, Bw = 32.000 MH No calibration applied and no bandpass applied

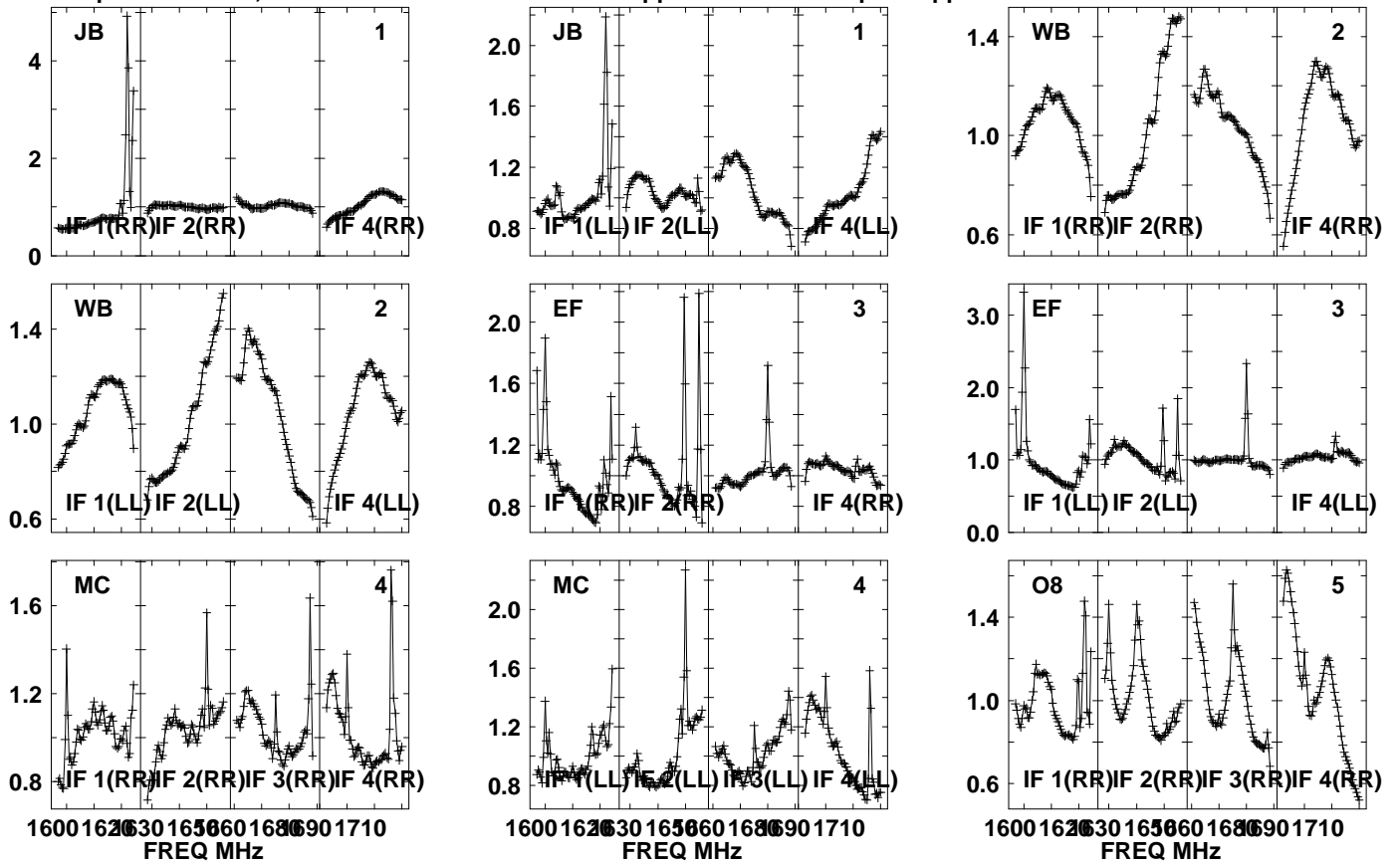


Lower frame: Real Jy  
Auto-corr total-power spectrum Antenna: \*  
Timerange: 00/10:02:01 to 00/10:04:59

Plot file version 45 created 23-SEP-2021 13:01:29

INBEAM3 EM156A.UVDATA.1

Freq = 1.5950 GHz, Bw = 32.000 MH No calibration applied and no bandpass applied



Lower frame: Real Jy

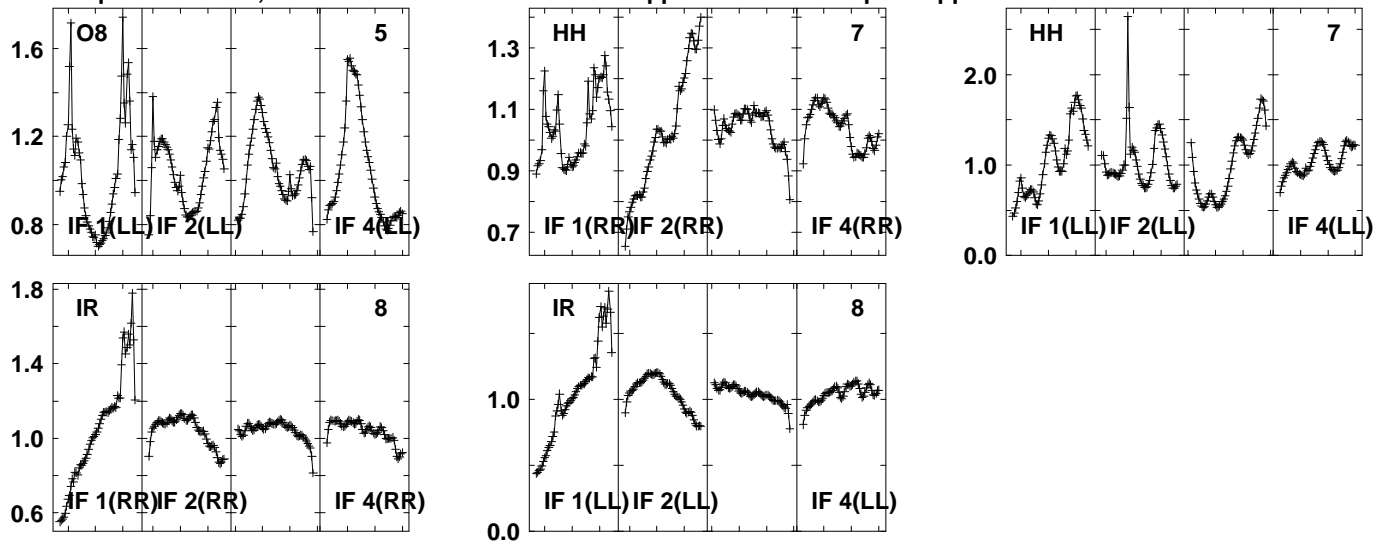
Auto-corr total-power spectrum Antenna: \*

Timerange: 00/10:05:01 to 00/10:07:59

Plot file version 46 created 23-SEP-2021 13:01:29

INBEAM3 EM156A.UVDATA.1

Freq = 1.5950 GHz, Bw = 32.000 MH No calibration applied and no bandpass applied

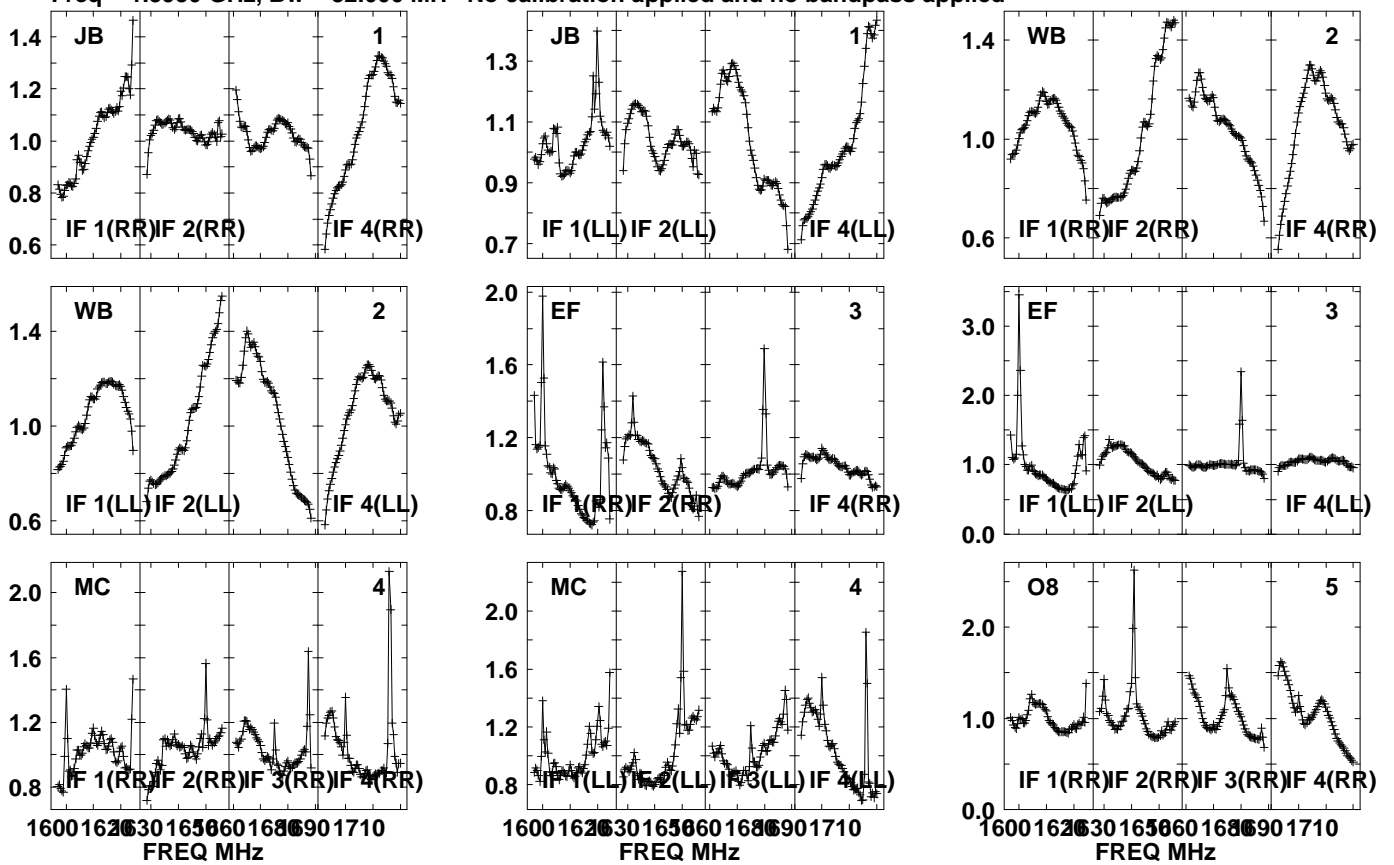


Lower frame: Real Jy  
Auto-corr total-power spectrum Antenna: \*  
Timerange: 00/10:05:01 to 00/10:07:59

Plot file version 47 created 23-SEP-2021 13:01:29

J0817+2352 EM156A.UVDATA.1

Freq = 1.5950 GHz, Bw = 32.000 MH No calibration applied and no bandpass applied

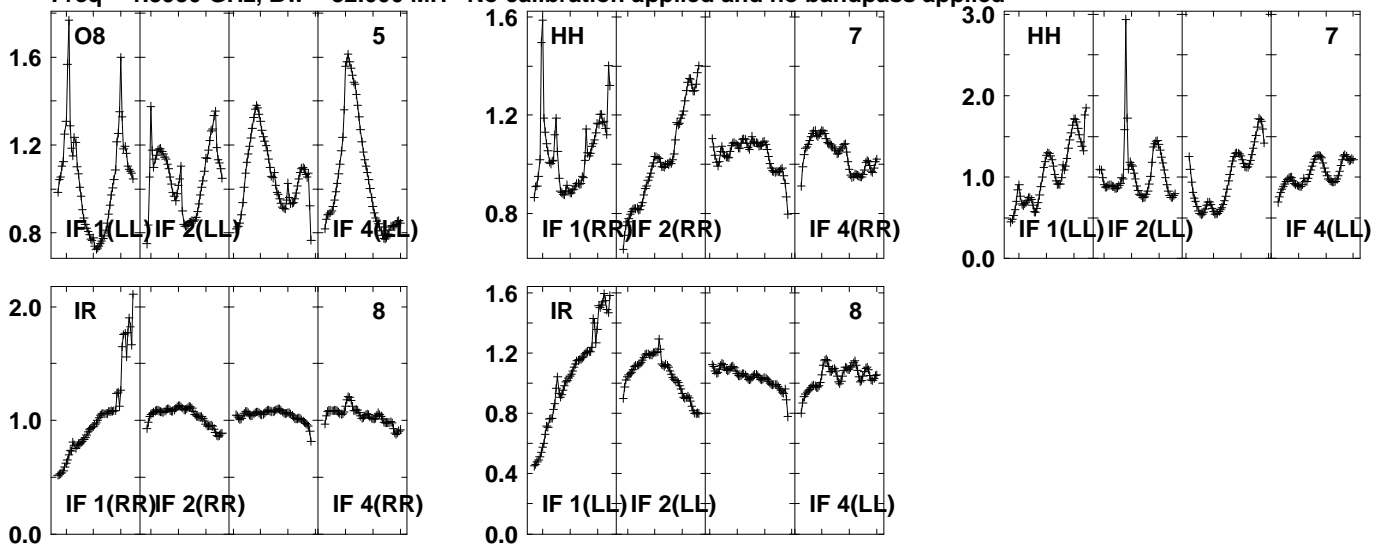


Lower frame: Real Jy  
Auto-corr total-power spectrum Antenna: \*  
Timerange: 00/10:08:31 to 00/10:09:59

Plot file version 48 created 23-SEP-2021 13:01:29

J0817+2352 EM156A.UVDATA.1

Freq = 1.5950 GHz, Bw = 32.000 MH No calibration applied and no bandpass applied



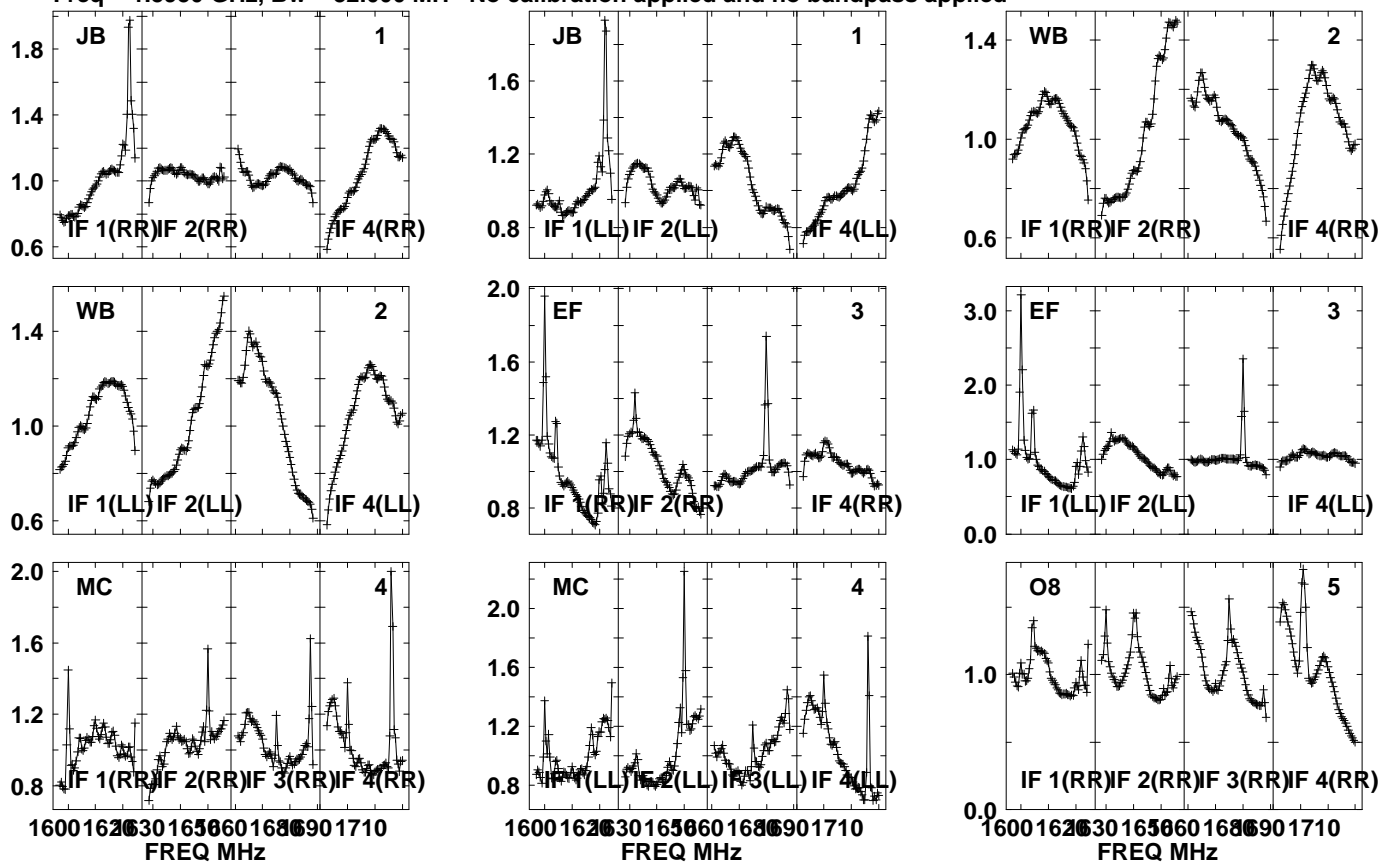
Lower frame: Real Jy  
Auto-corr total-power spectrum Antenna: \*  
Timerange: 00/10:08:31 to 00/10:09:59



Plot file version 49 created 23-SEP-2021 13:01:29

INBEAM4 EM156A.UVDATA.1

Freq = 1.5950 GHz, Bw = 32.000 MH No calibration applied and no bandpass applied

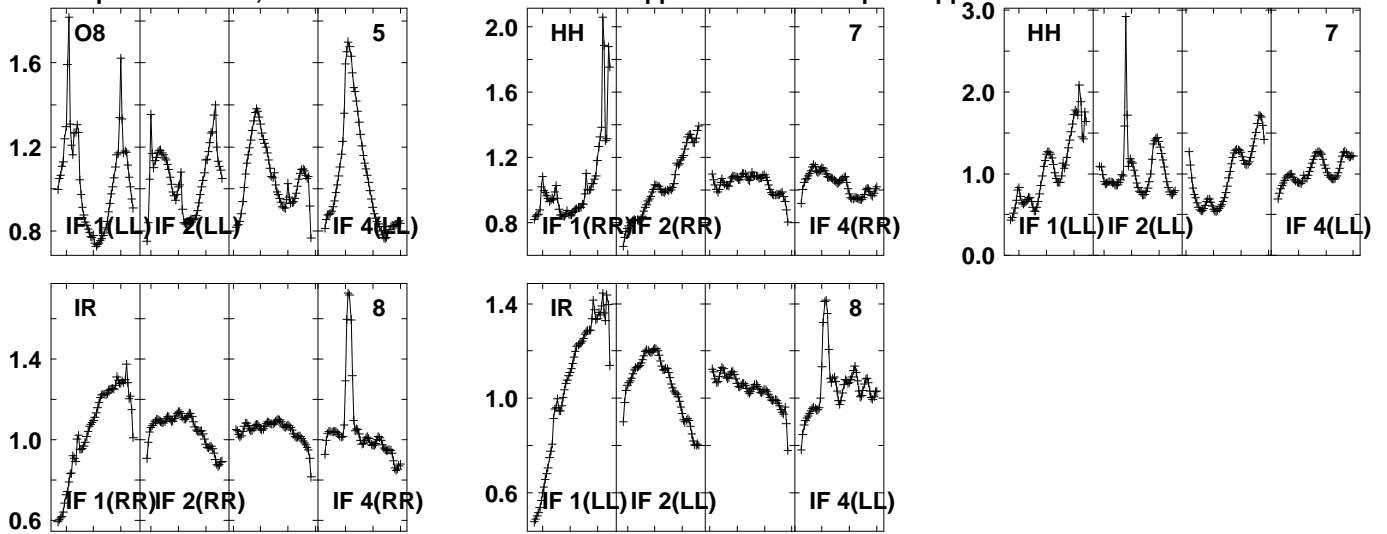


Lower frame: Real Jy  
Auto-corr total-power spectrum Antenna: \*  
Timerange: 00/10:10:01 to 00/10:12:59

Plot file version 50 created 23-SEP-2021 13:01:29

INBEAM4 EM156A.UVDATA.1

Freq = 1.5950 GHz, Bw = 32.000 MH No calibration applied and no bandpass applied

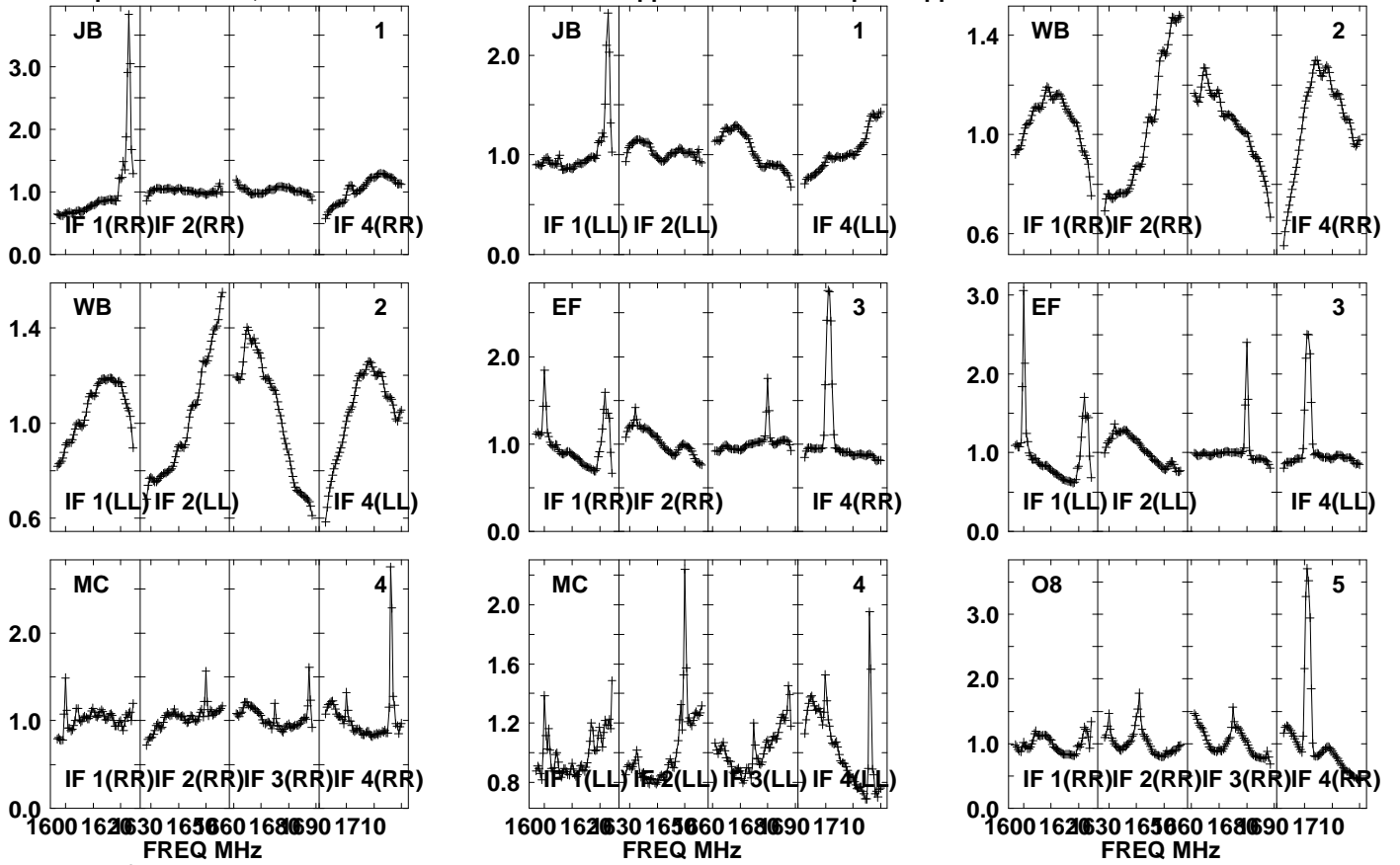


Lower frame: Real Jy  
Auto-corr total-power spectrum Antenna: \*  
Timerange: 00/10:10:01 to 00/10:12:59

Plot file version 51 created 23-SEP-2021 13:01:29

INBEAM5 EM156A.UVDATA.1

Freq = 1.5950 GHz, Bw = 32.000 MH No calibration applied and no bandpass applied



Lower frame: Real Jy

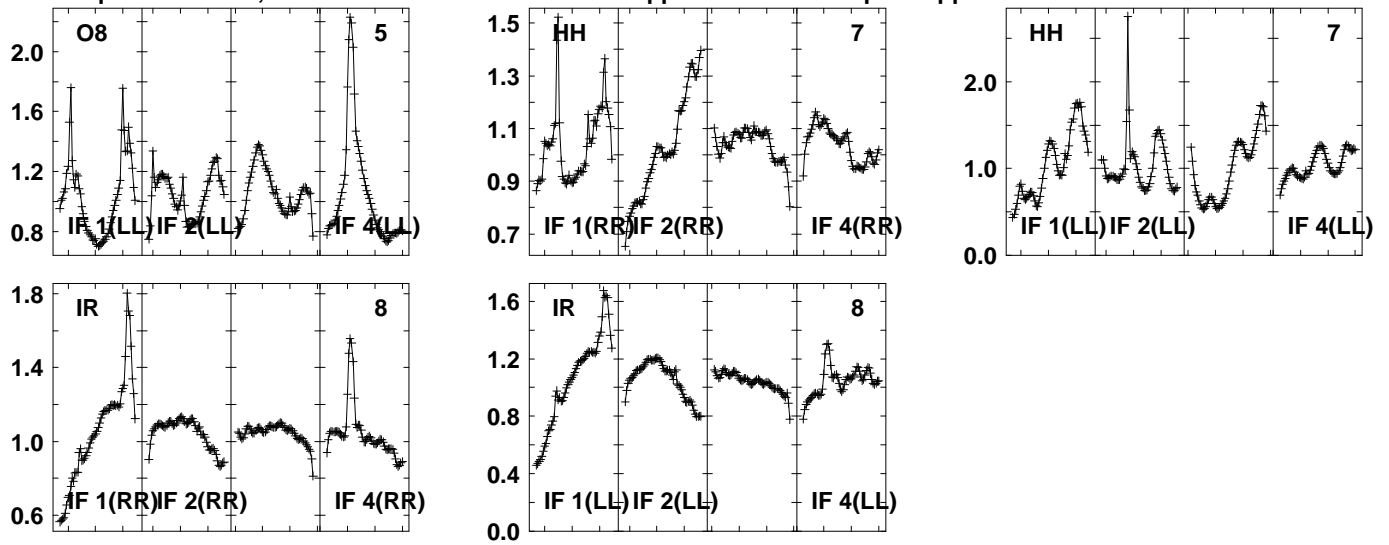
Auto-corr total-power spectrum Antenna: \*

Timerange: 00/10:13:01 to 00/10:15:59

Plot file version 52 created 23-SEP-2021 13:01:29

INBEAM5 EM156A.UVDATA.1

Freq = 1.5950 GHz, Bw = 32.000 MH No calibration applied and no bandpass applied

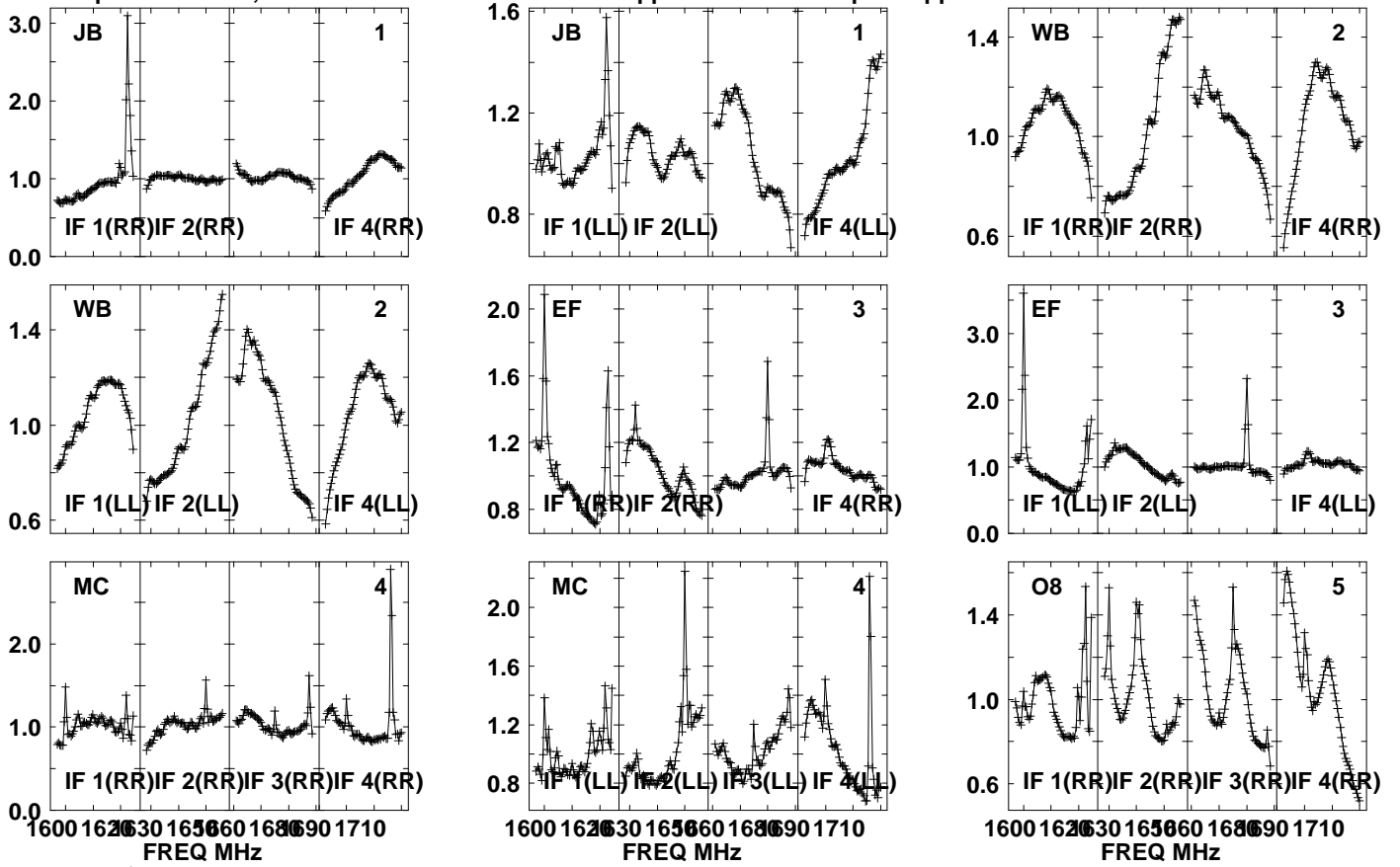


Lower frame: Real Jy  
Auto-corr total-power spectrum Antenna: \*  
Timerange: 00/10:13:01 to 00/10:15:59

Plot file version 53 created 23-SEP-2021 13:01:30

J0817+2352 EM156A.UVDATA.1

Freq = 1.5950 GHz, Bw = 32.000 MH No calibration applied and no bandpass applied



Lower frame: Real Jy

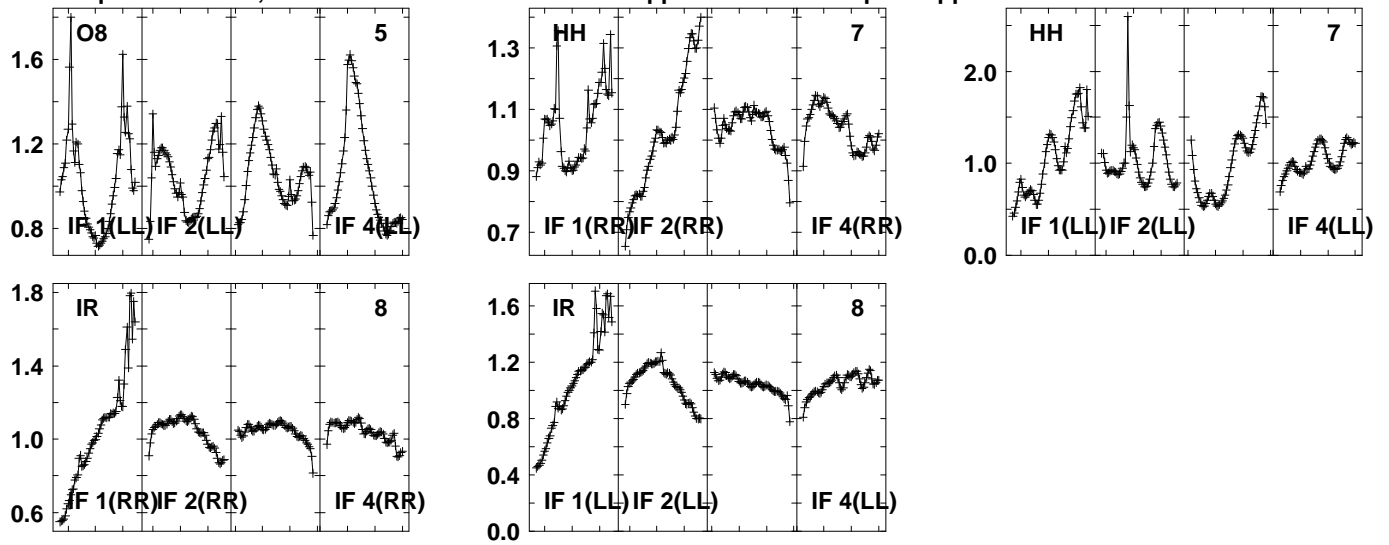
Auto-corr total-power spectrum Antenna: \*

Timerange: 00/10:16:31 to 00/10:17:59

Plot file version 54 created 23-SEP-2021 13:01:30

J0817+2352 EM156A.UVDATA.1

Freq = 1.5950 GHz, Bw = 32.000 MH No calibration applied and no bandpass applied

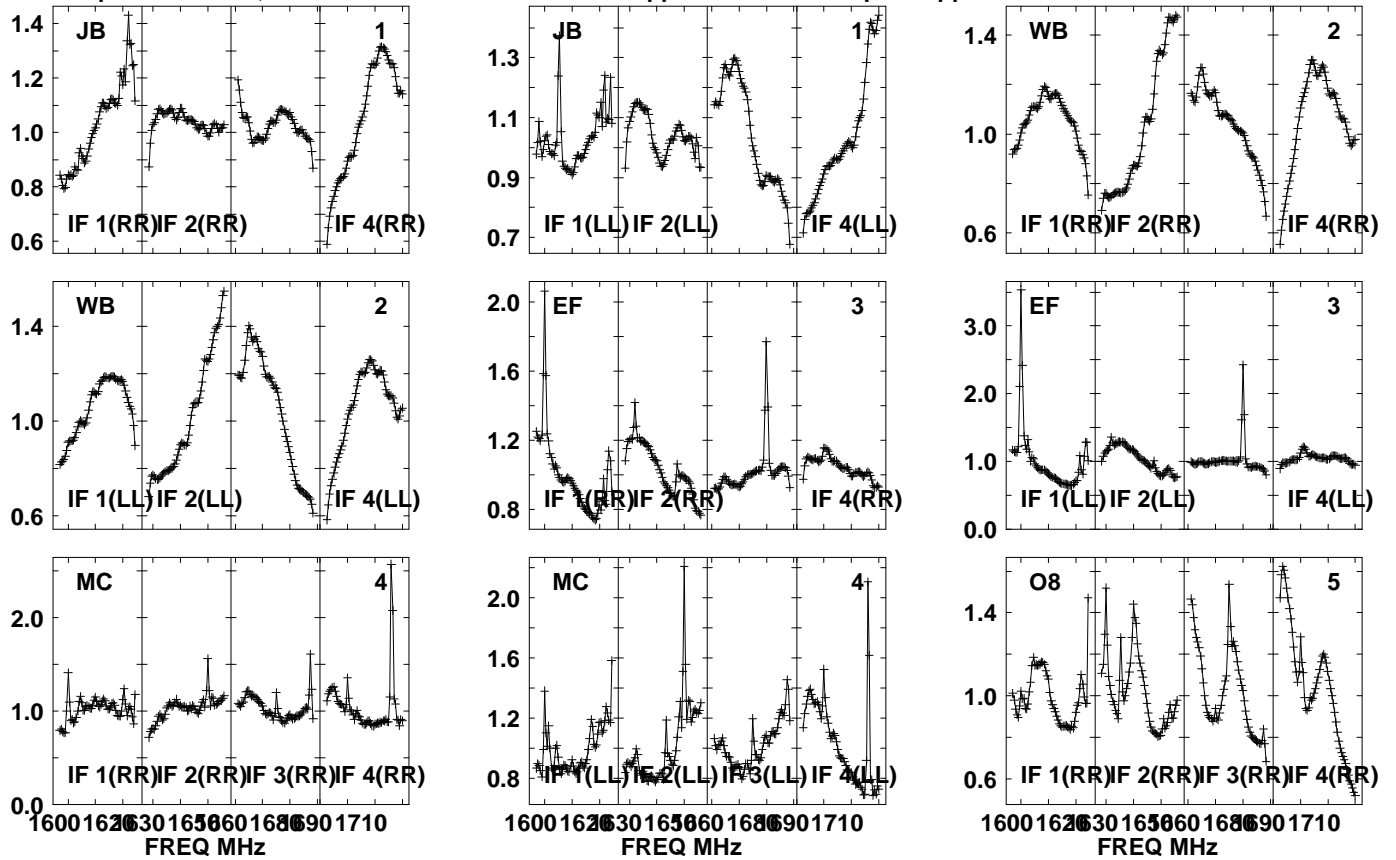


Lower frame: Real Jy  
Auto-corr total-power spectrum Antenna: \*  
Timerange: 00/10:16:31 to 00/10:17:59

Plot file version 55 created 23-SEP-2021 13:01:30

INBEAM6 EM156A.UVDATA.1

Freq = 1.5950 GHz, Bw = 32.000 MH No calibration applied and no bandpass applied

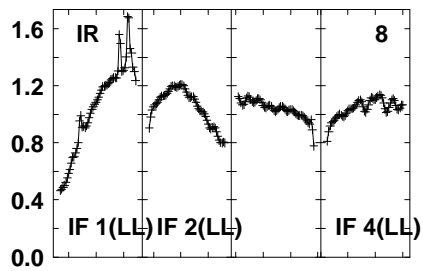
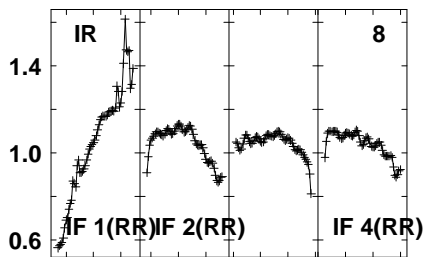
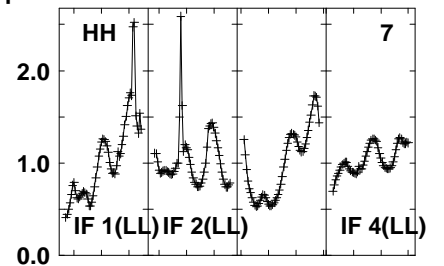
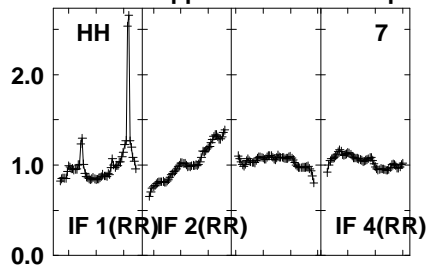
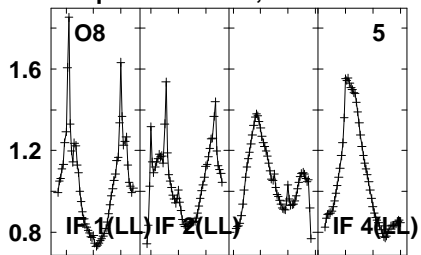


Lower frame: Real Jy  
Auto-corr total-power spectrum Antenna: \*  
Timerange: 00/10:18:01 to 00/10:20:59

Plot file version 56 created 23-SEP-2021 13:01:30

INBEAM6 EM156A.UVDATA.1

Freq = 1.5950 GHz, Bw = 32.000 MH No calibration applied and no bandpass applied



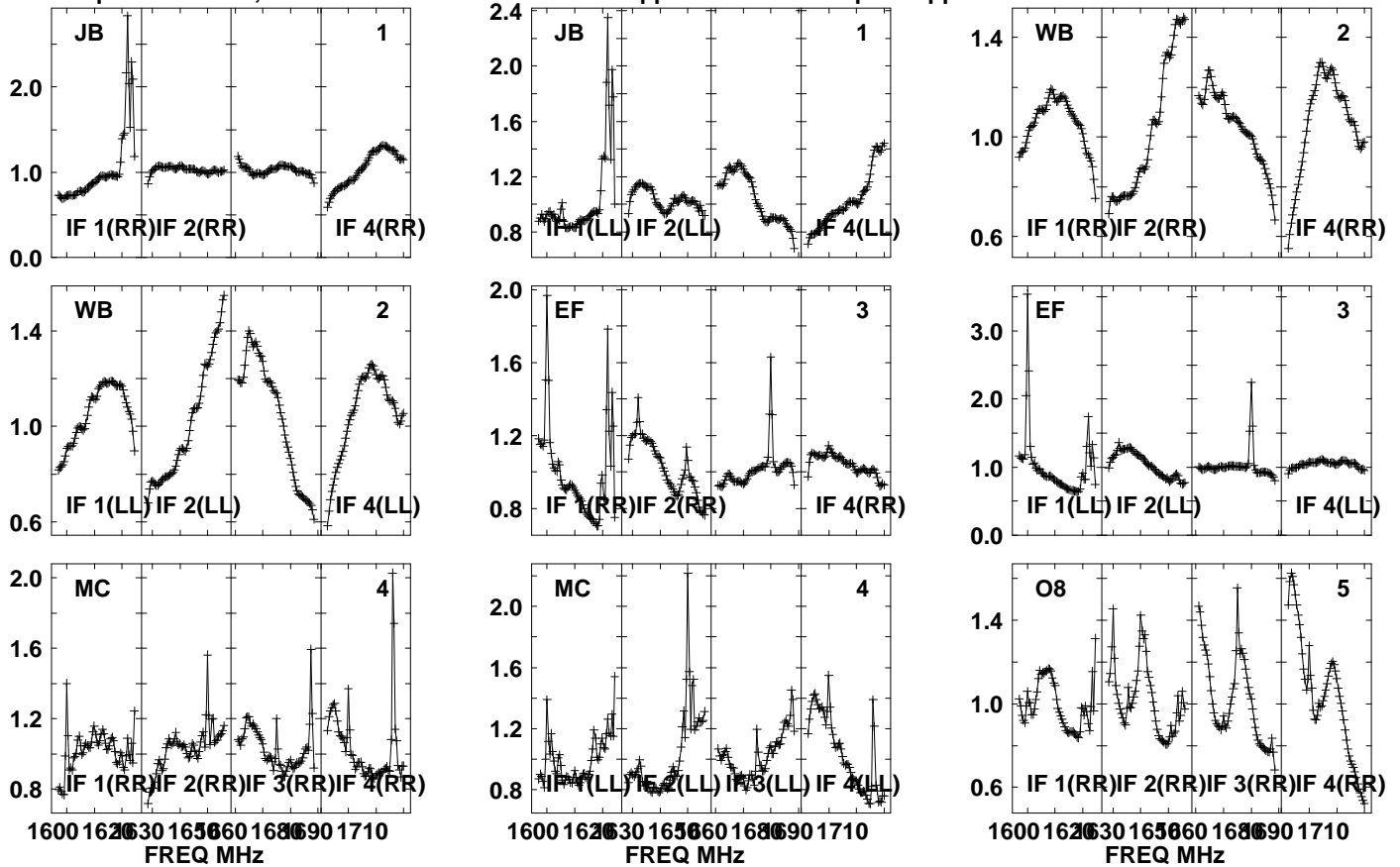
Lower frame: Real Jy  
Auto-corr total-power spectrum Antenna: \*  
Timerange: 00/10:18:01 to 00/10:20:59



Plot file version 57 created 23-SEP-2021 13:01:30

INBEAM7 EM156A.UVDATA.1

Freq = 1.5950 GHz, Bw = 32.000 MH No calibration applied and no bandpass applied



Lower frame: Real Jy

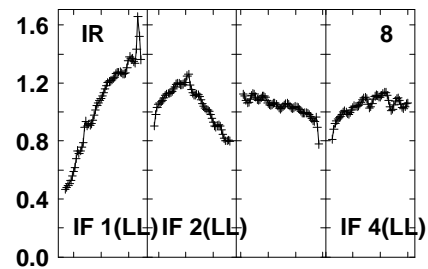
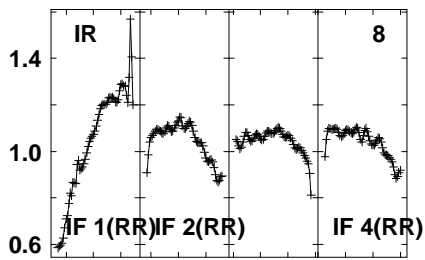
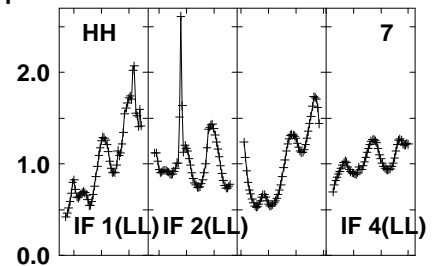
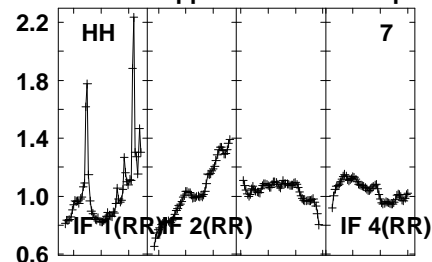
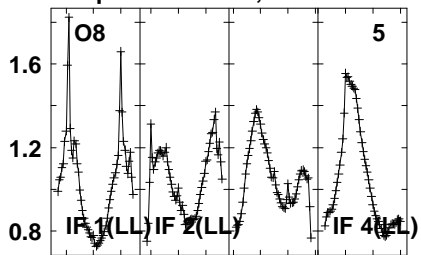
Auto-corr total-power spectrum Antenna: \*

Timerange: 00/10:21:01 to 00/10:23:59

Plot file version 58 created 23-SEP-2021 13:01:30

INBEAM7 EM156A.UVDATA.1

Freq = 1.5950 GHz, Bw = 32.000 MH No calibration applied and no bandpass applied

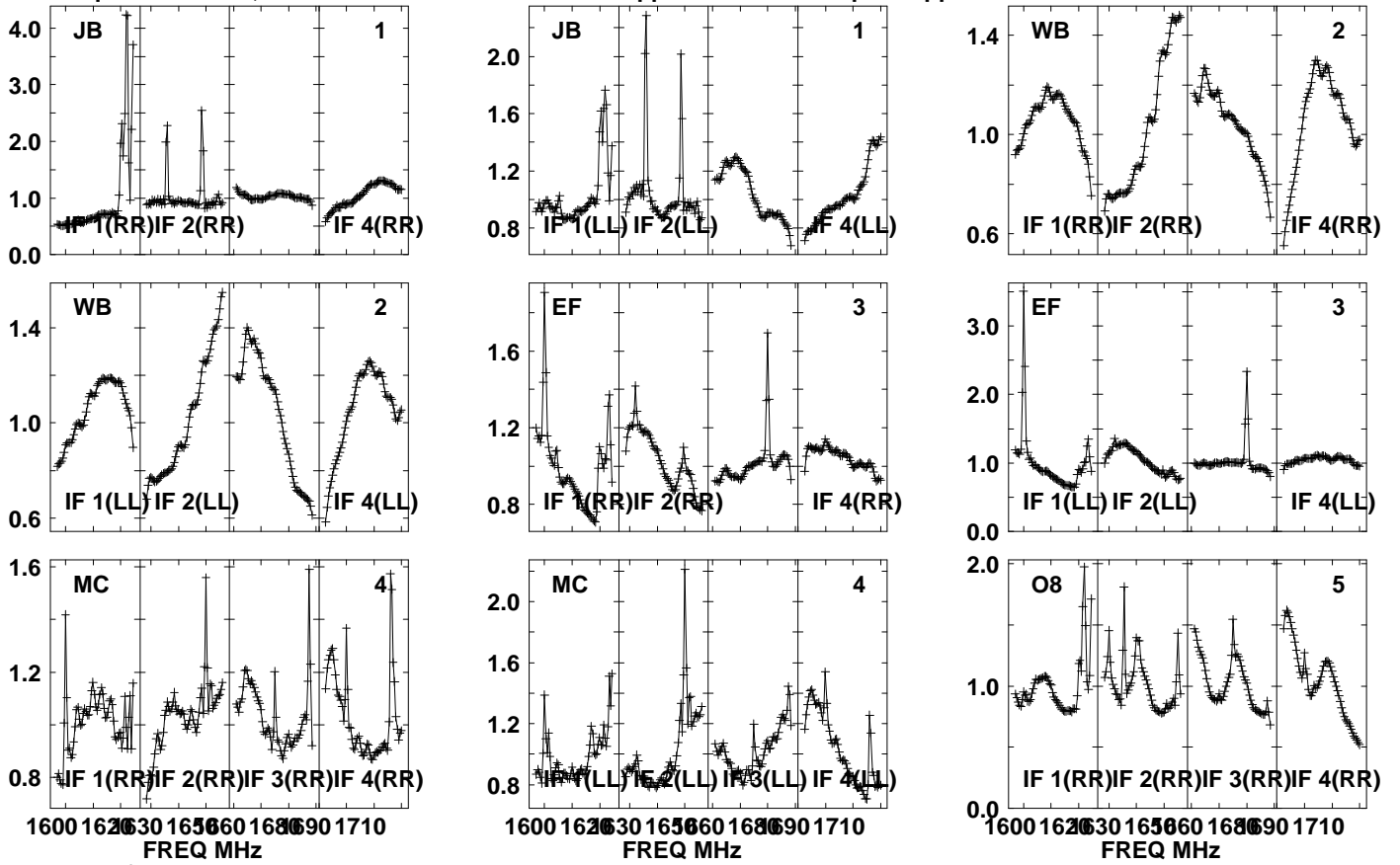


Lower frame: Real Jy  
Auto-corr total-power spectrum Antenna: \*  
Timerange: 00/10:21:01 to 00/10:23:59

Plot file version 59 created 23-SEP-2021 13:01:30

J0817+2352 EM156A.UVDATA.1

Freq = 1.5950 GHz, Bw = 32.000 MH No calibration applied and no bandpass applied



Lower frame: Real Jy

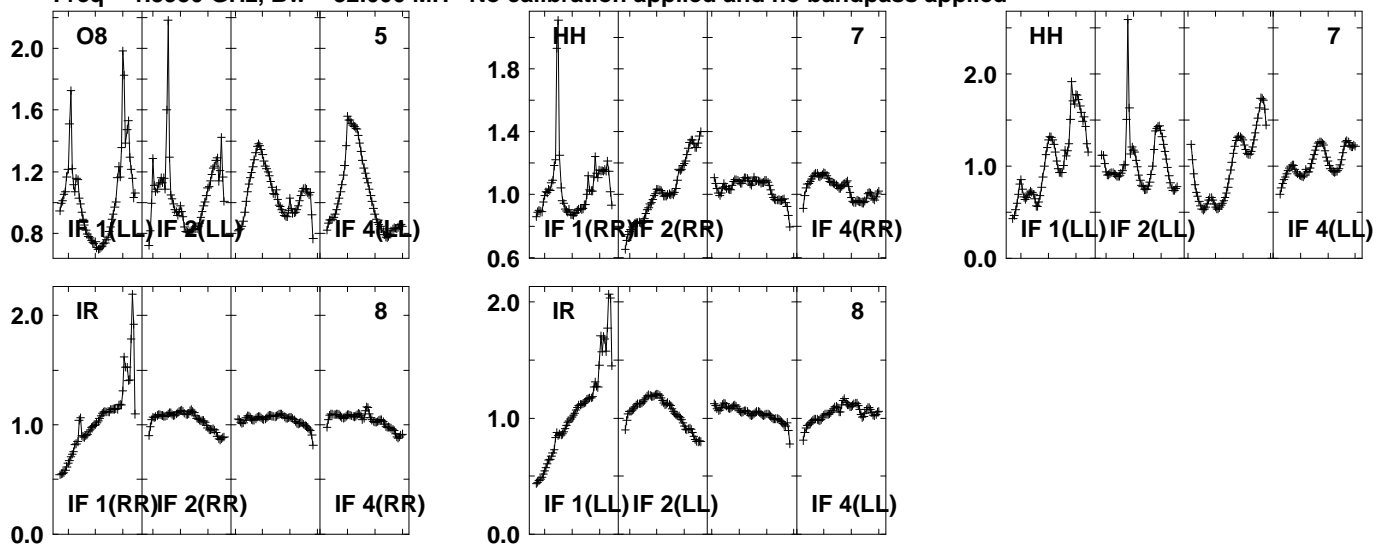
Auto-corr total-power spectrum Antenna: \*

Timerange: 00/10:24:31 to 00/10:25:59

Plot file version 60 created 23-SEP-2021 13:01:30

J0817+2352 EM156A.UVDATA.1

Freq = 1.5950 GHz, Bw = 32.000 MH No calibration applied and no bandpass applied

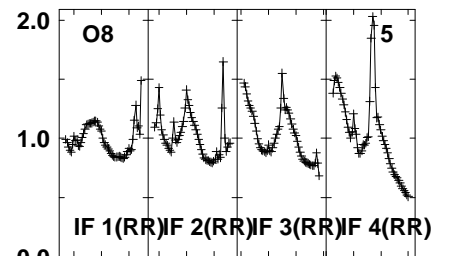
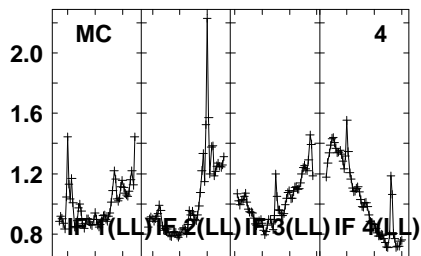
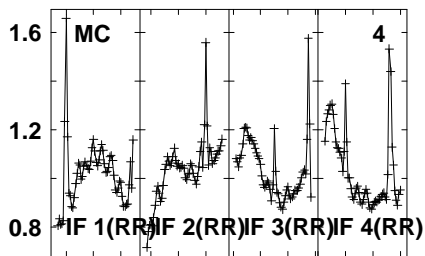
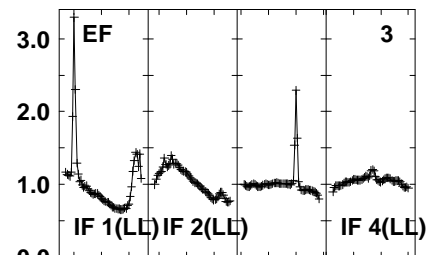
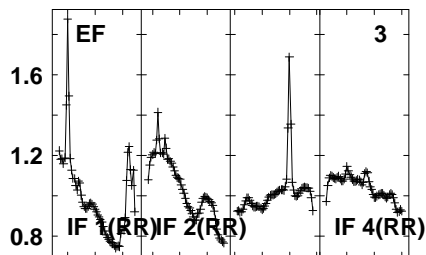
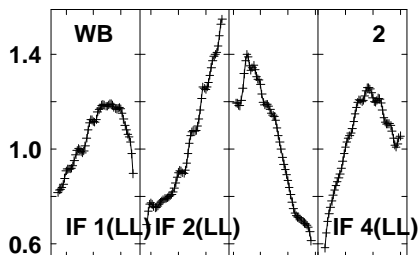
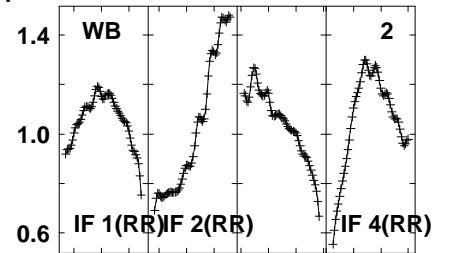
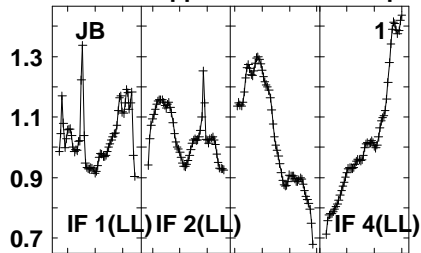
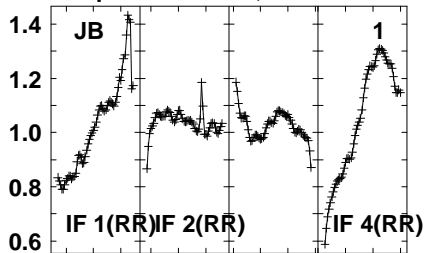


Lower frame: Real Jy  
Auto-corr total-power spectrum Antenna: \*  
Timerange: 00/10:24:31 to 00/10:25:59

Plot file version 61 created 23-SEP-2021 13:01:30

INBEAM8 EM156A.UVDATA.1

Freq = 1.5950 GHz, Bw = 32.000 MH No calibration applied and no bandpass applied



1600 1620 1630 1650 1660 1680 1690 1710  
FREQ MHz

1600 1620 1630 1650 1660 1680 1690 1710  
FREQ MHz

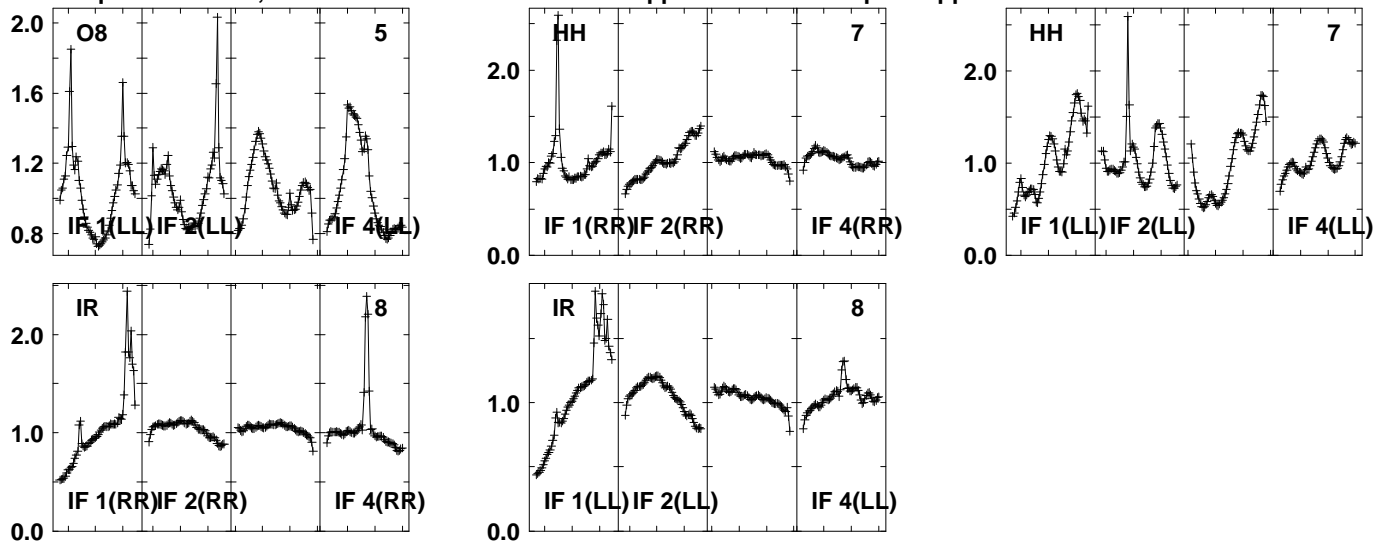
1600 1620 1630 1650 1660 1680 1690 1710  
FREQ MHz

Lower frame: Real Jy  
Auto-corr total-power spectrum Antenna: \*  
Timerange: 00/10:26:01 to 00/10:28:59

Plot file version 62 created 23-SEP-2021 13:01:30

INBEAM8 EM156A.UVDATA.1

Freq = 1.5950 GHz, Bw = 32.000 MH No calibration applied and no bandpass applied

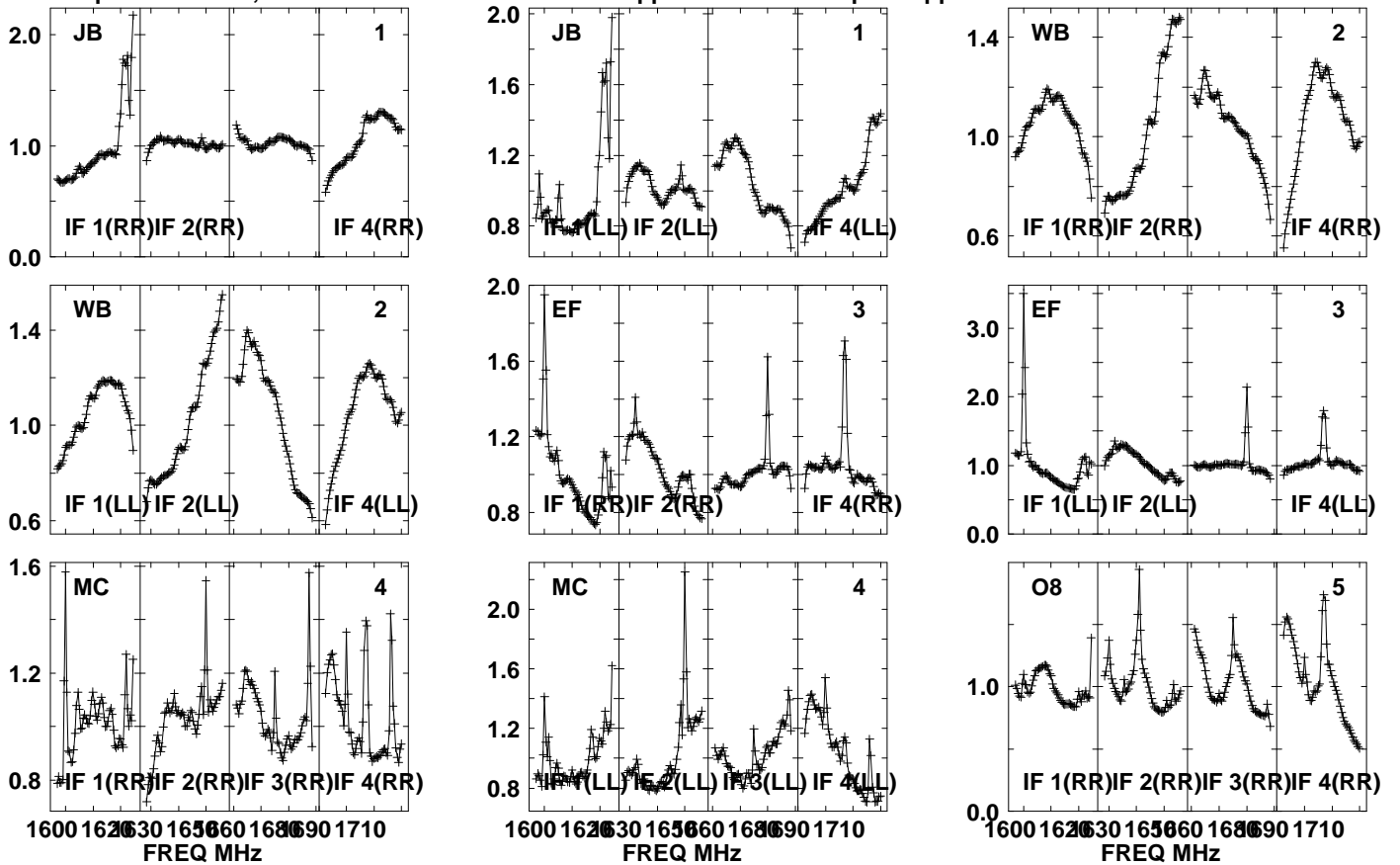


Lower frame: Real Jy  
Auto-corr total-power spectrum Antenna: \*  
Timerange: 00/10:26:01 to 00/10:28:59

Plot file version 63 created 23-SEP-2021 13:01:30

INBEAM9 EM156A.UVDATA.1

Freq = 1.5950 GHz, Bw = 32.000 MH No calibration applied and no bandpass applied



Lower frame: Real Jy

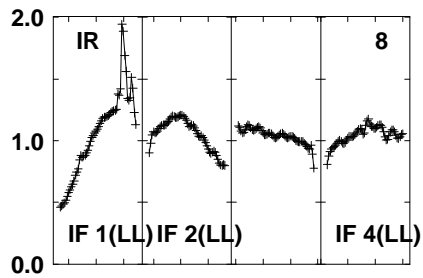
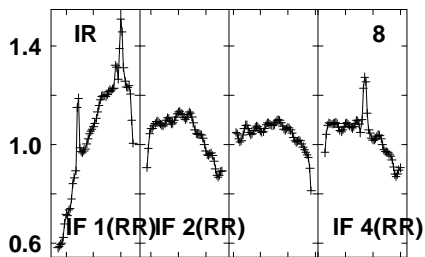
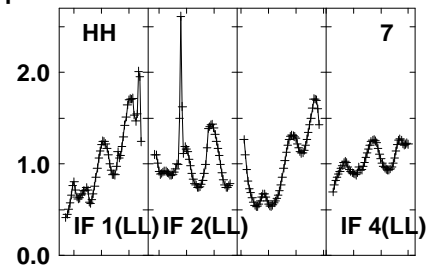
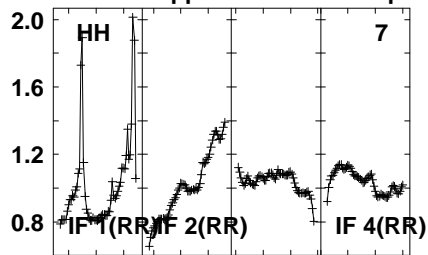
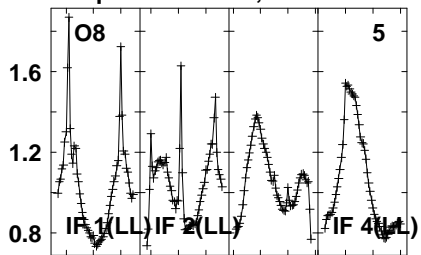
Auto-corr total-power spectrum Antenna: \*

Timerange: 00/10:29:01 to 00/10:31:59

Plot file version 64 created 23-SEP-2021 13:01:30

INBEAM9 EM156A.UVDATA.1

Freq = 1.5950 GHz, Bw = 32.000 MH No calibration applied and no bandpass applied



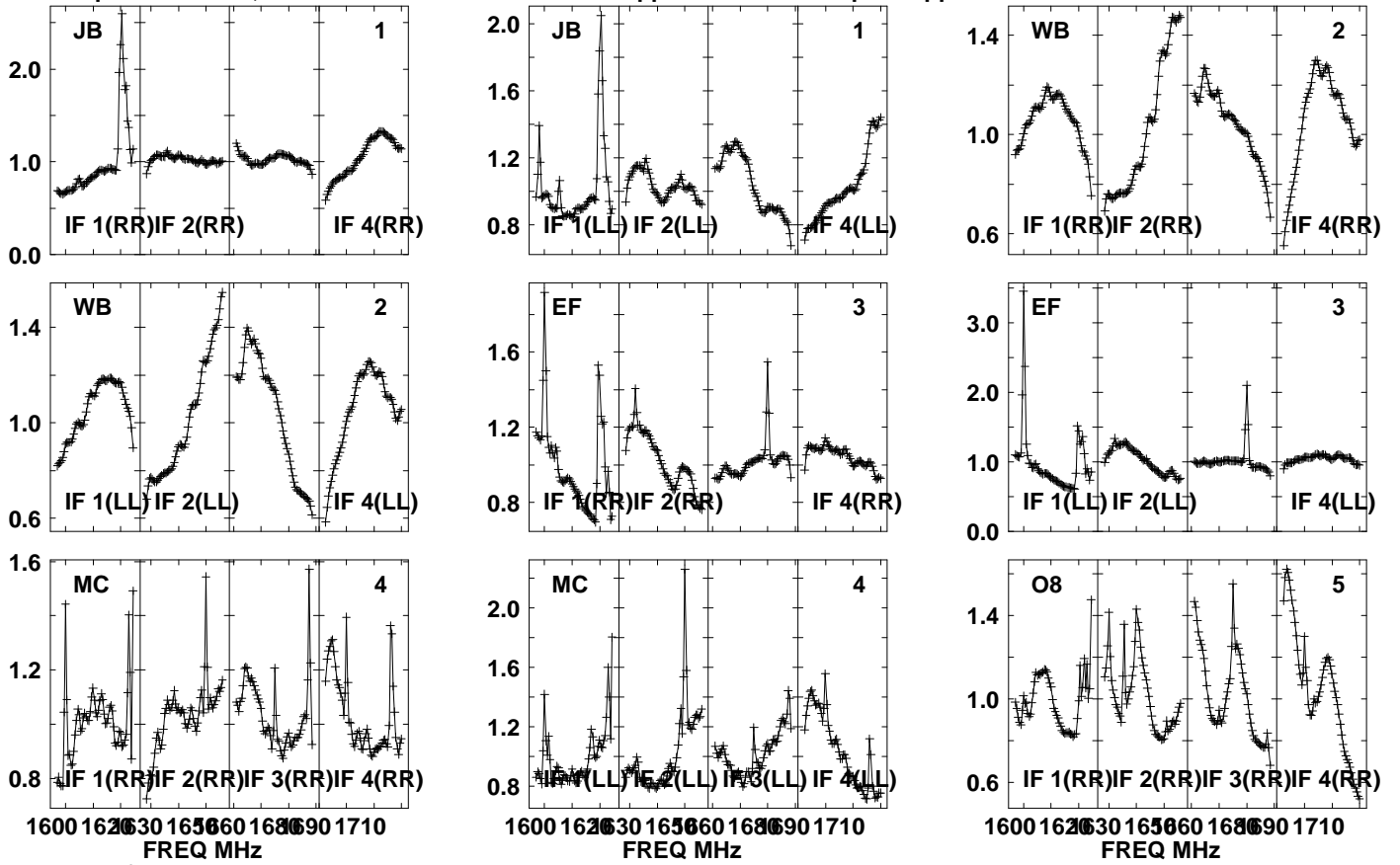
Lower frame: Real Jy  
Auto-corr total-power spectrum Antenna: \*  
Timerange: 00/10:29:01 to 00/10:31:59



Plot file version 65 created 23-SEP-2021 13:01:30

J0817+2352 EM156A.UVDATA.1

Freq = 1.5950 GHz, Bw = 32.000 MH No calibration applied and no bandpass applied



Lower frame: Real Jy

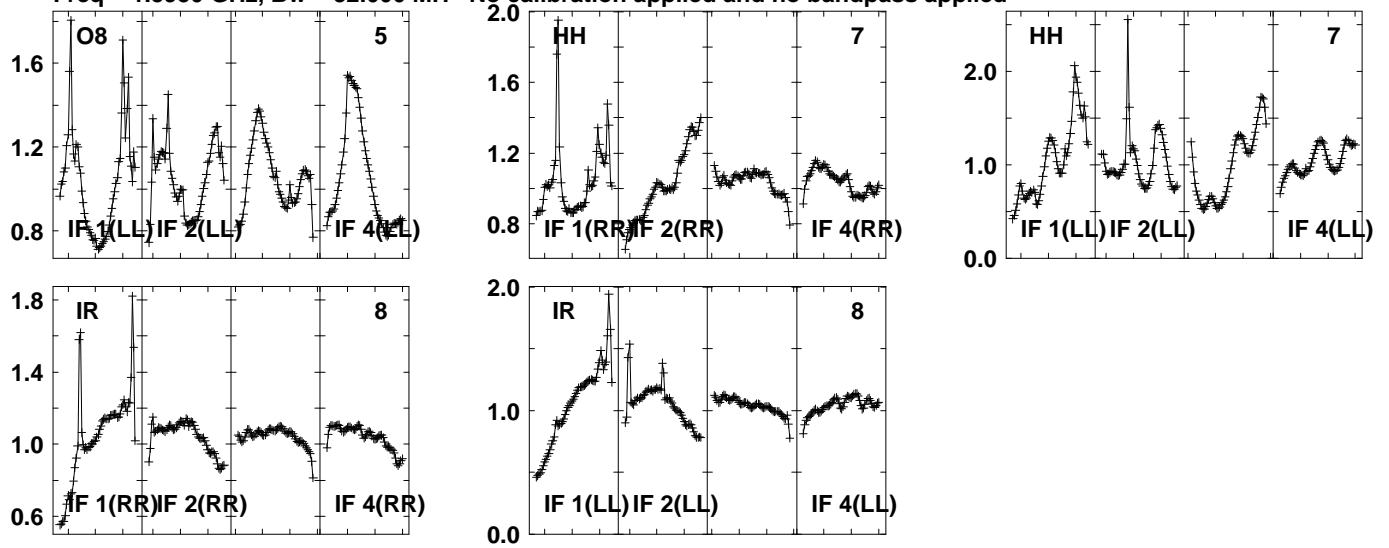
Auto-corr total-power spectrum Antenna: \*

Timerange: 00/10:32:31 to 00/10:33:59

Plot file version 66 created 23-SEP-2021 13:01:30

J0817+2352 EM156A.UVDATA.1

Freq = 1.5950 GHz, Bw = 32.000 MH No calibration applied and no bandpass applied

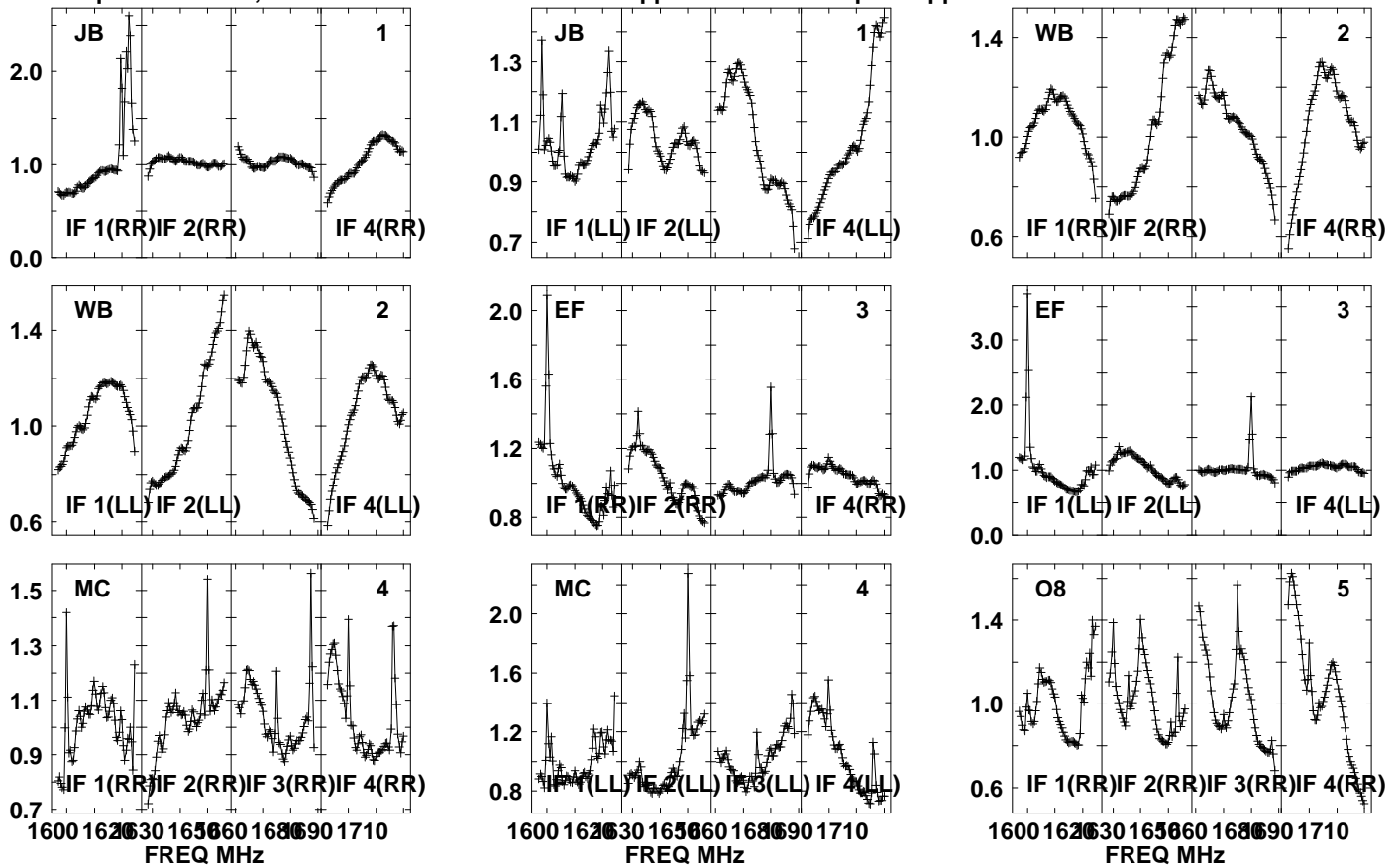


Lower frame: Real Jy  
Auto-corr total-power spectrum Antenna: \*  
Timerange: 00/10:32:31 to 00/10:33:59

Plot file version 67 created 23-SEP-2021 13:01:30

INBEAM10 EM156A.UVDATA.1

Freq = 1.5950 GHz, Bw = 32.000 MH No calibration applied and no bandpass applied



Lower frame: Real Jy

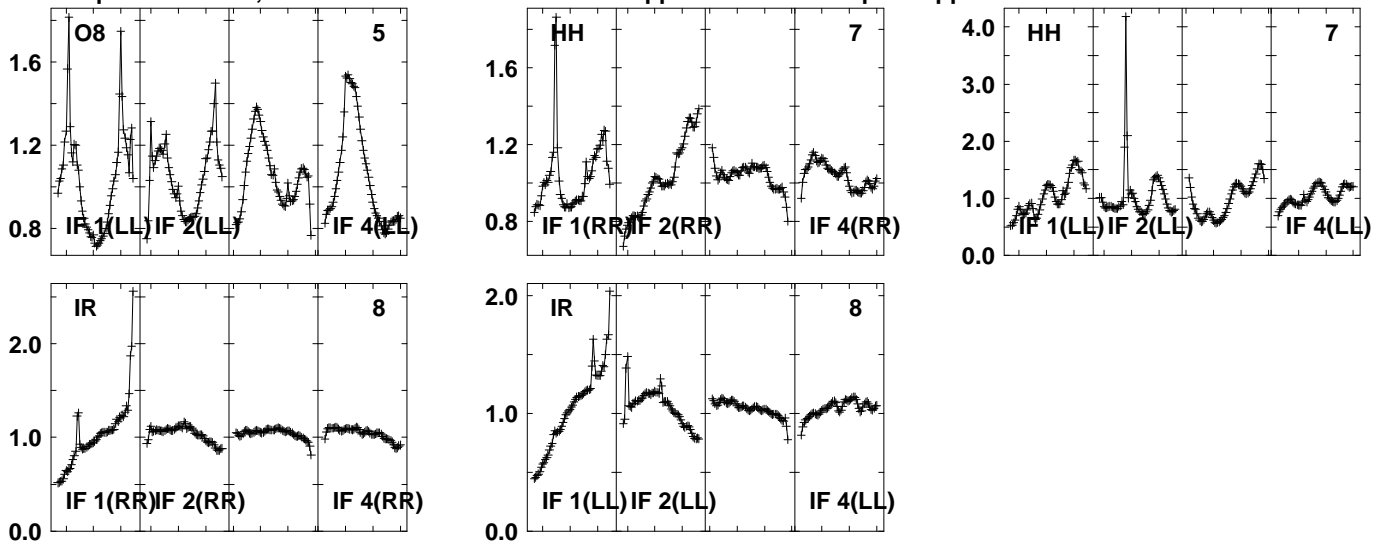
Auto-corr total-power spectrum Antenna: \*

Timerange: 00/10:34:01 to 00/10:36:59

Plot file version 68 created 23-SEP-2021 13:01:30

INBEAM10 EM156A.UVDATA.1

Freq = 1.5950 GHz, Bw = 32.000 MH No calibration applied and no bandpass applied

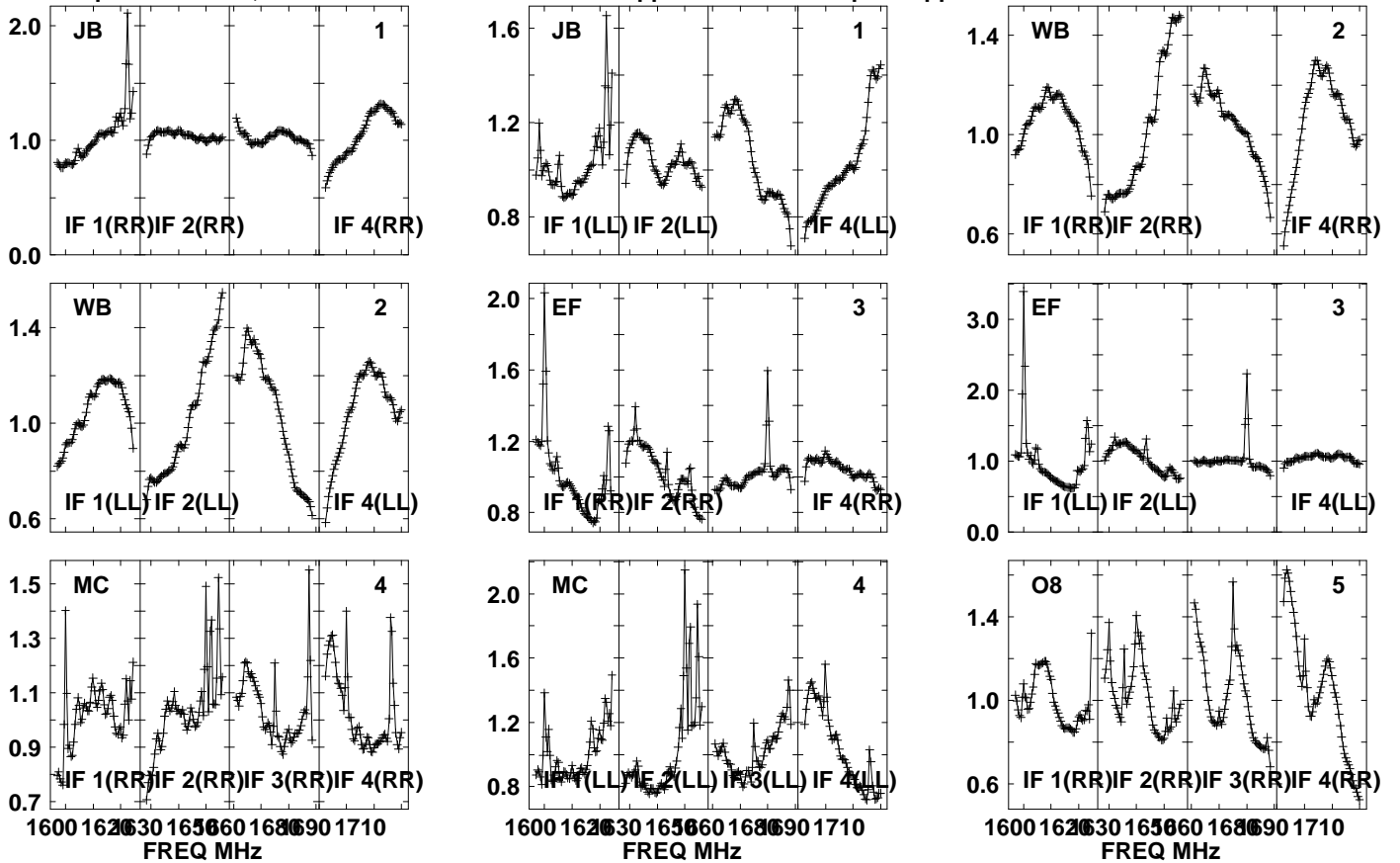


Lower frame: Real Jy  
Auto-corr total-power spectrum Antenna: \*  
Timerange: 00/10:34:01 to 00/10:36:59

Plot file version 69 created 23-SEP-2021 13:01:31

INBEAM11 EM156A.UVDATA.1

Freq = 1.5950 GHz, Bw = 32.000 MH No calibration applied and no bandpass applied



Lower frame: Real Jy

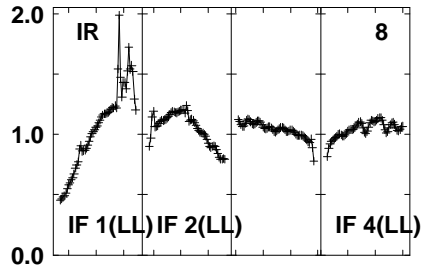
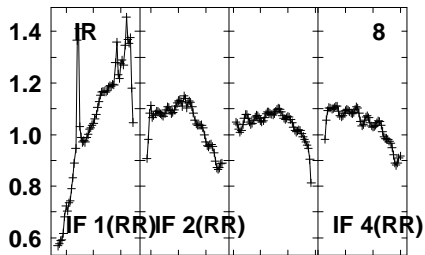
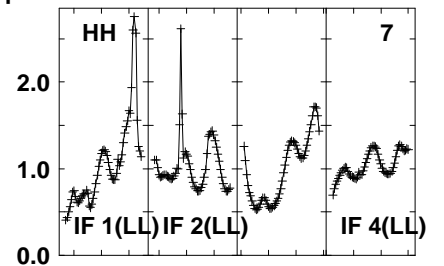
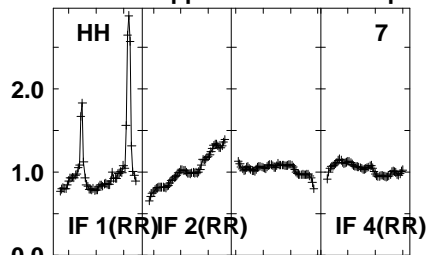
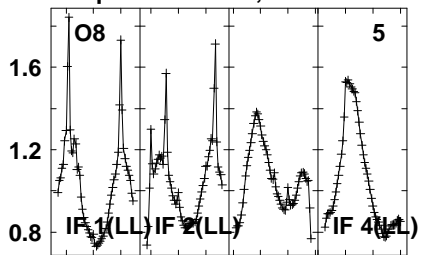
Auto-corr total-power spectrum Antenna: \*

Timerange: 00/10:37:01 to 00/10:39:59

Plot file version 70 created 23-SEP-2021 13:01:31

INBEAM11 EM156A.UVDATA.1

Freq = 1.5950 GHz, Bw = 32.000 MH No calibration applied and no bandpass applied

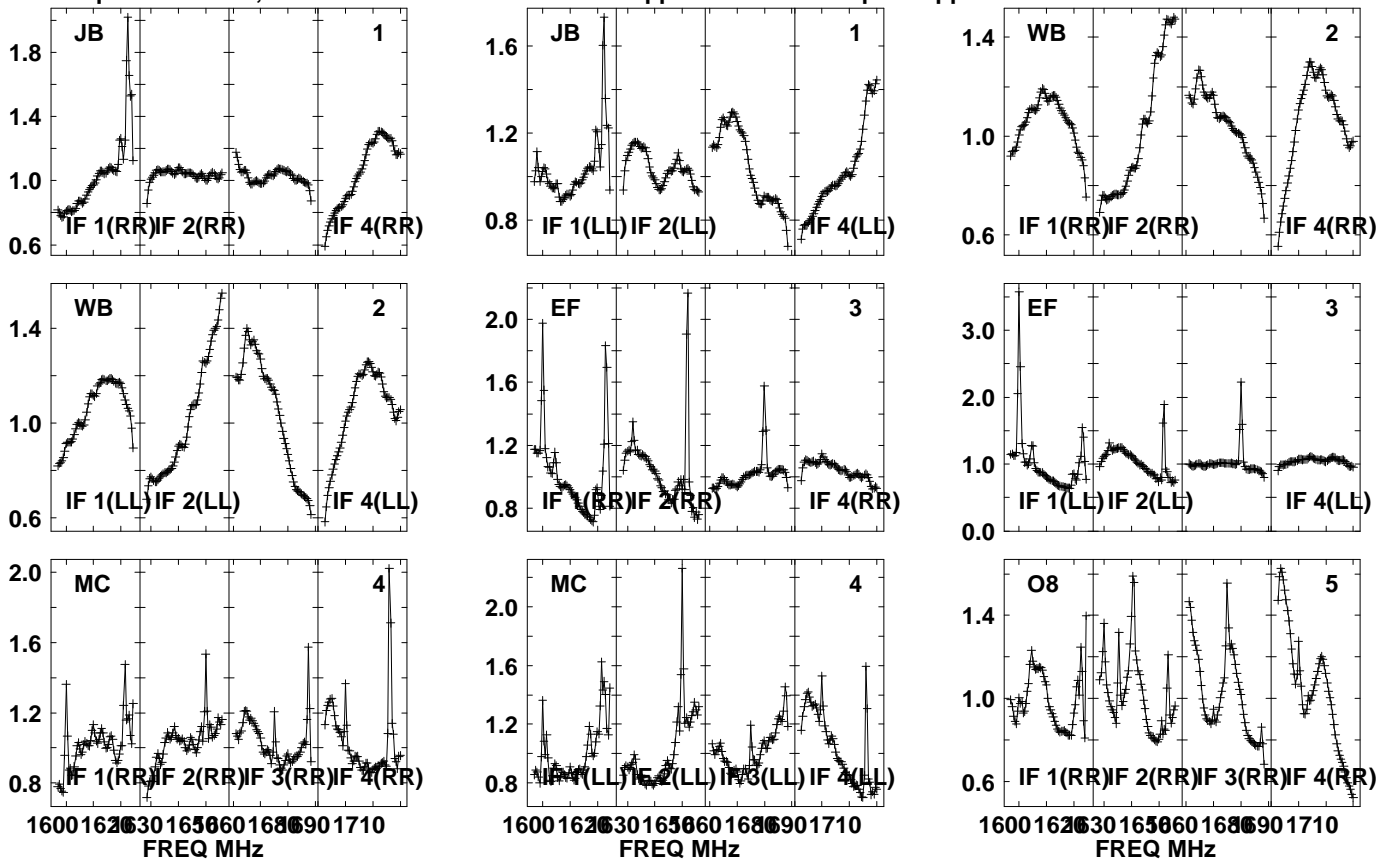


Lower frame: Real Jy  
Auto-corr total-power spectrum Antenna: \*  
Timerange: 00/10:37:01 to 00/10:39:59

Plot file version 71 created 23-SEP-2021 13:01:31

J0817+2352 EM156A.UVDATA.1

Freq = 1.5950 GHz, Bw = 32.000 MH No calibration applied and no bandpass applied

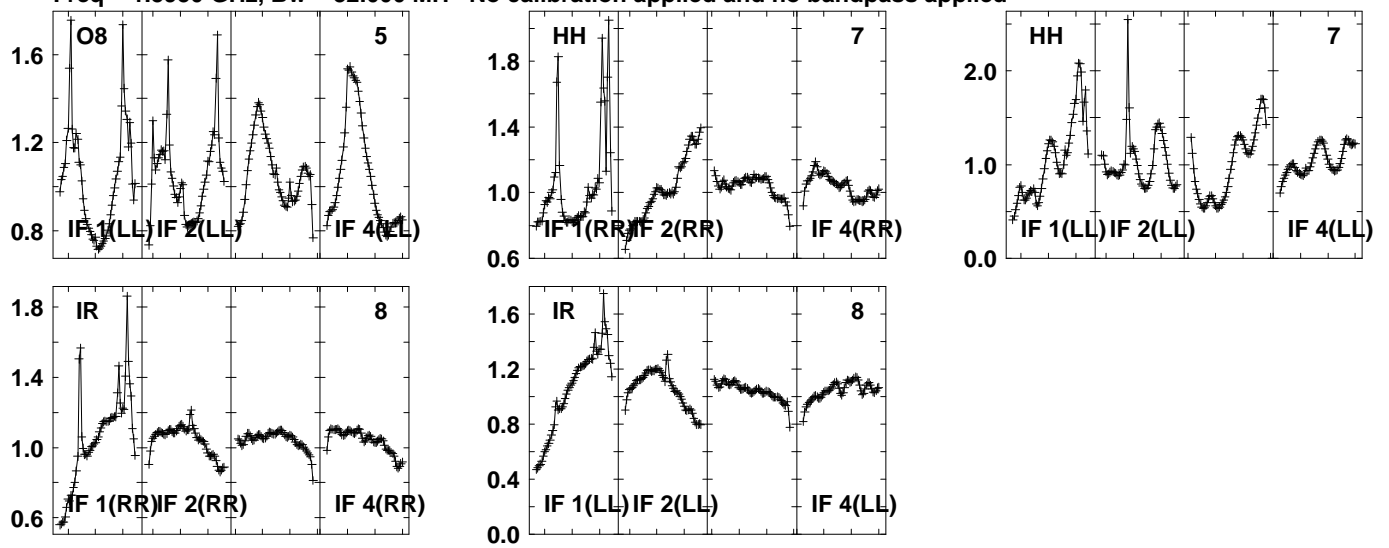


Lower frame: Real Jy  
Auto-corr total-power spectrum Antenna: \*  
Timerange: 00/10:40:31 to 00/10:41:59

Plot file version 72 created 23-SEP-2021 13:01:31

J0817+2352 EM156A.UVDATA.1

Freq = 1.5950 GHz, Bw = 32.000 MH No calibration applied and no bandpass applied



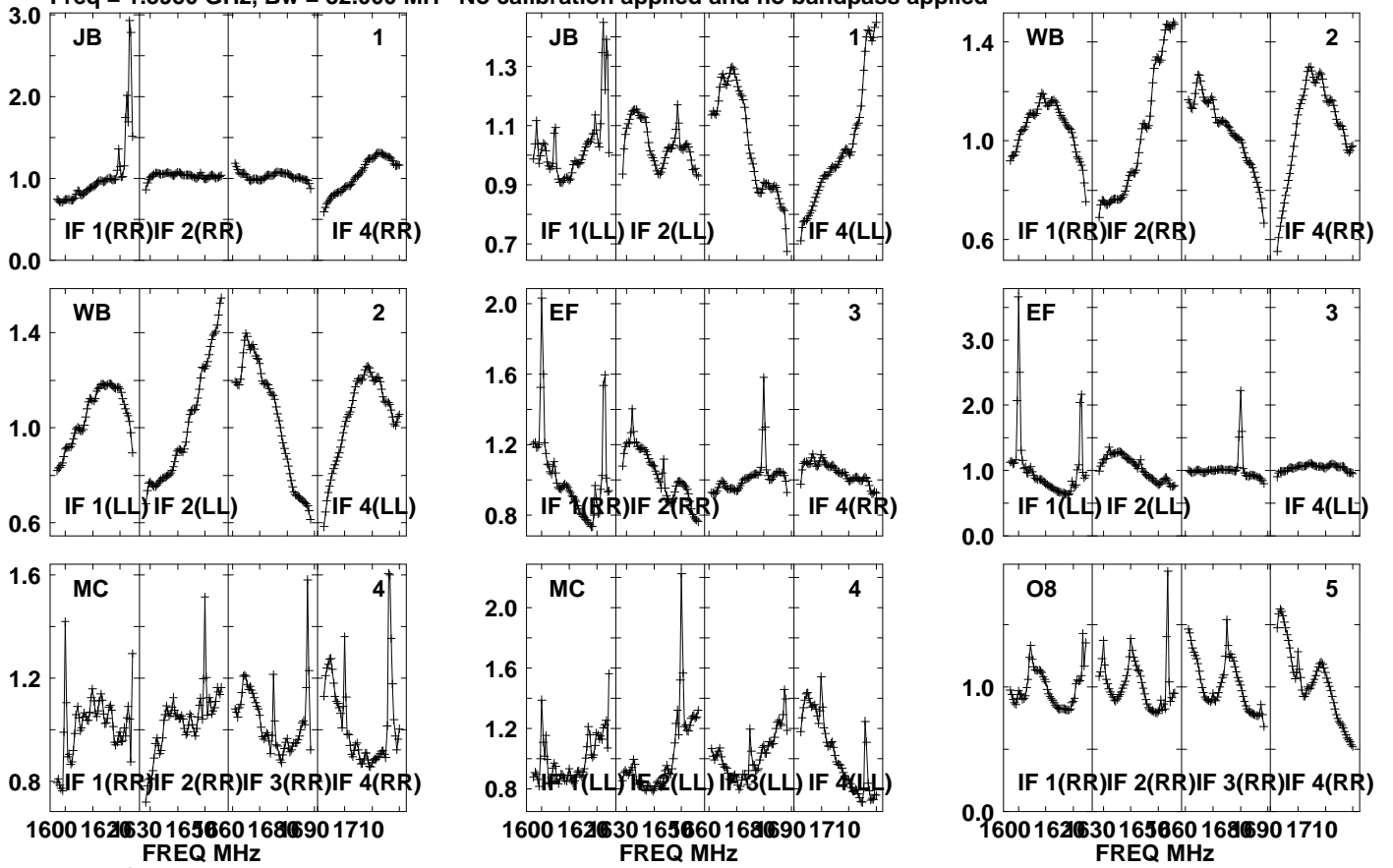
Lower frame: Real Jy  
Auto-corr total-power spectrum Antenna: \*  
Timerange: 00/10:40:31 to 00/10:41:59



Plot file version 73 created 23-SEP-2021 13:01:31

INBEAM1 EM156A.UVDATA.1

Freq = 1.5950 GHz, Bw = 32.000 MH No calibration applied and no bandpass applied

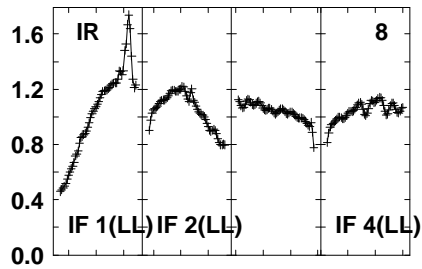
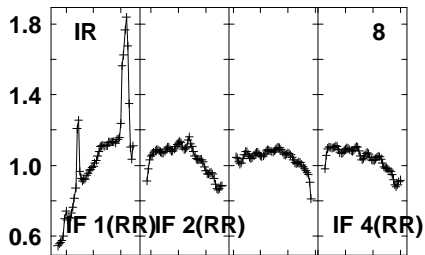
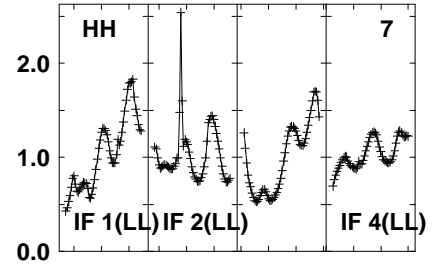
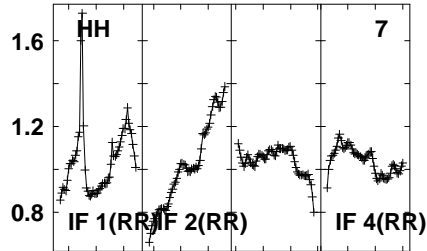
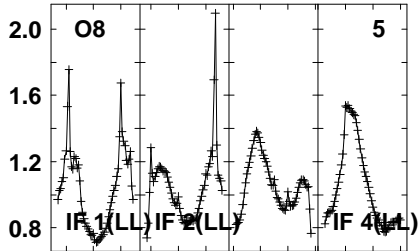


Lower frame: Real Jy  
Auto-corr total-power spectrum Antenna: \*  
Timerange: 00/10:42:01 to 00/10:44:59

Plot file version 74 created 23-SEP-2021 13:01:31

INBEAM1 EM156A.UVDATA.1

Freq = 1.5950 GHz, Bw = 32.000 MH No calibration applied and no bandpass applied

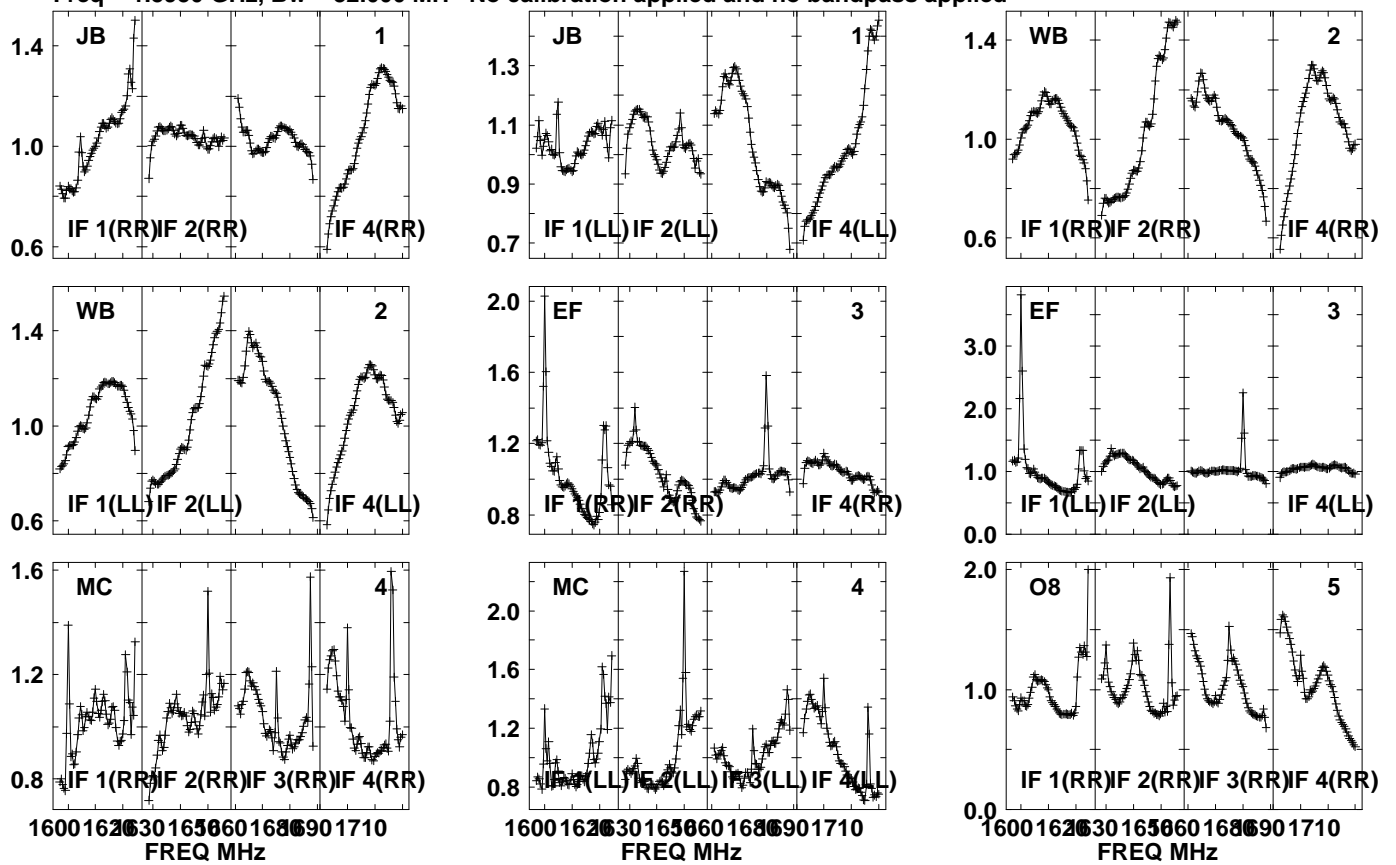


Lower frame: Real Jy  
Auto-corr total-power spectrum Antenna: \*  
Timerange: 00/10:42:01 to 00/10:44:59

Plot file version 75 created 23-SEP-2021 13:01:31

J0817+2352 EM156A.UVDATA.1

Freq = 1.5950 GHz, Bw = 32.000 MH No calibration applied and no bandpass applied

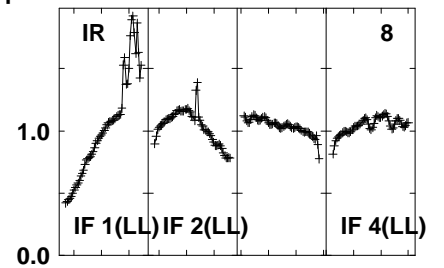
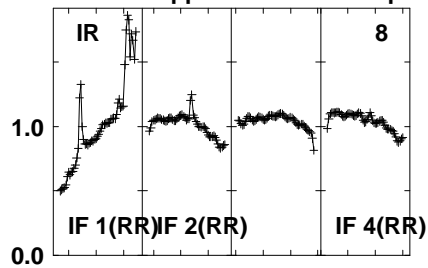
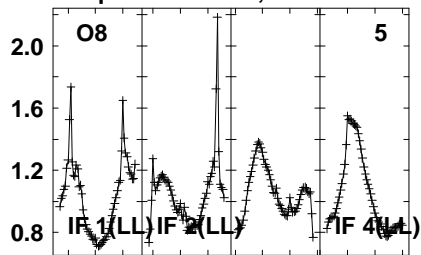


Lower frame: Real Jy  
Auto-corr total-power spectrum Antenna: \*  
Timerange: 00/10:45:31 to 00/10:46:59

Plot file version 76 created 23-SEP-2021 13:01:31

J0817+2352 EM156A.UVDATA.1

Freq = 1.5950 GHz, Bw = 32.000 MH No calibration applied and no bandpass applied

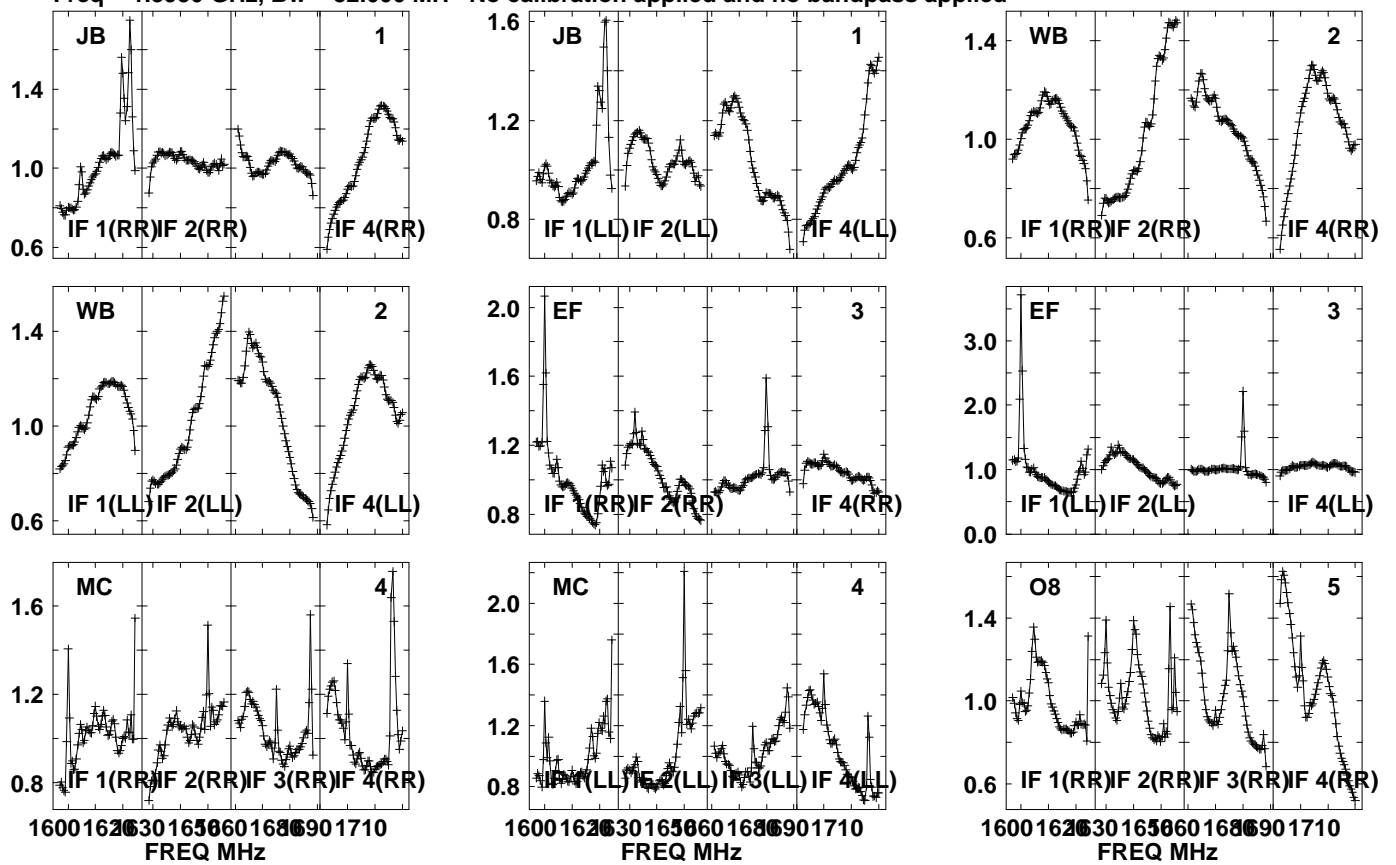


Lower frame: Real Jy  
Auto-corr total-power spectrum Antenna: \*  
Timerange: 00/10:45:31 to 00/10:46:59

Plot file version 77 created 23-SEP-2021 13:01:31

INBEAM2 EM156A.UVDATA.1

Freq = 1.5950 GHz, Bw = 32.000 MH No calibration applied and no bandpass applied

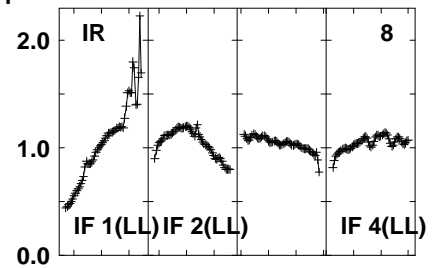
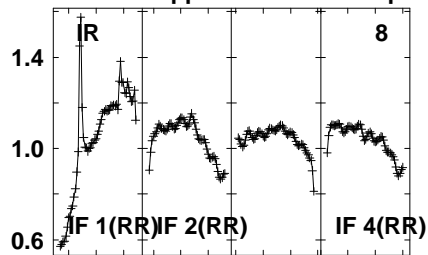
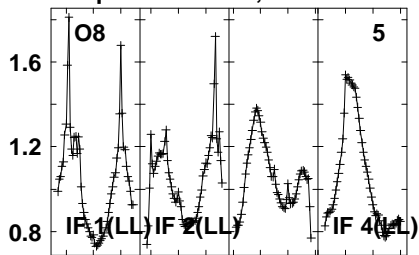


Lower frame: Real Jy  
Auto-corr total-power spectrum Antenna: \*  
Timerange: 00/10:47:01 to 00/10:49:59

Plot file version 78 created 23-SEP-2021 13:01:31

INBEAM2 EM156A.UVDATA.1

Freq = 1.5950 GHz, Bw = 32.000 MH No calibration applied and no bandpass applied

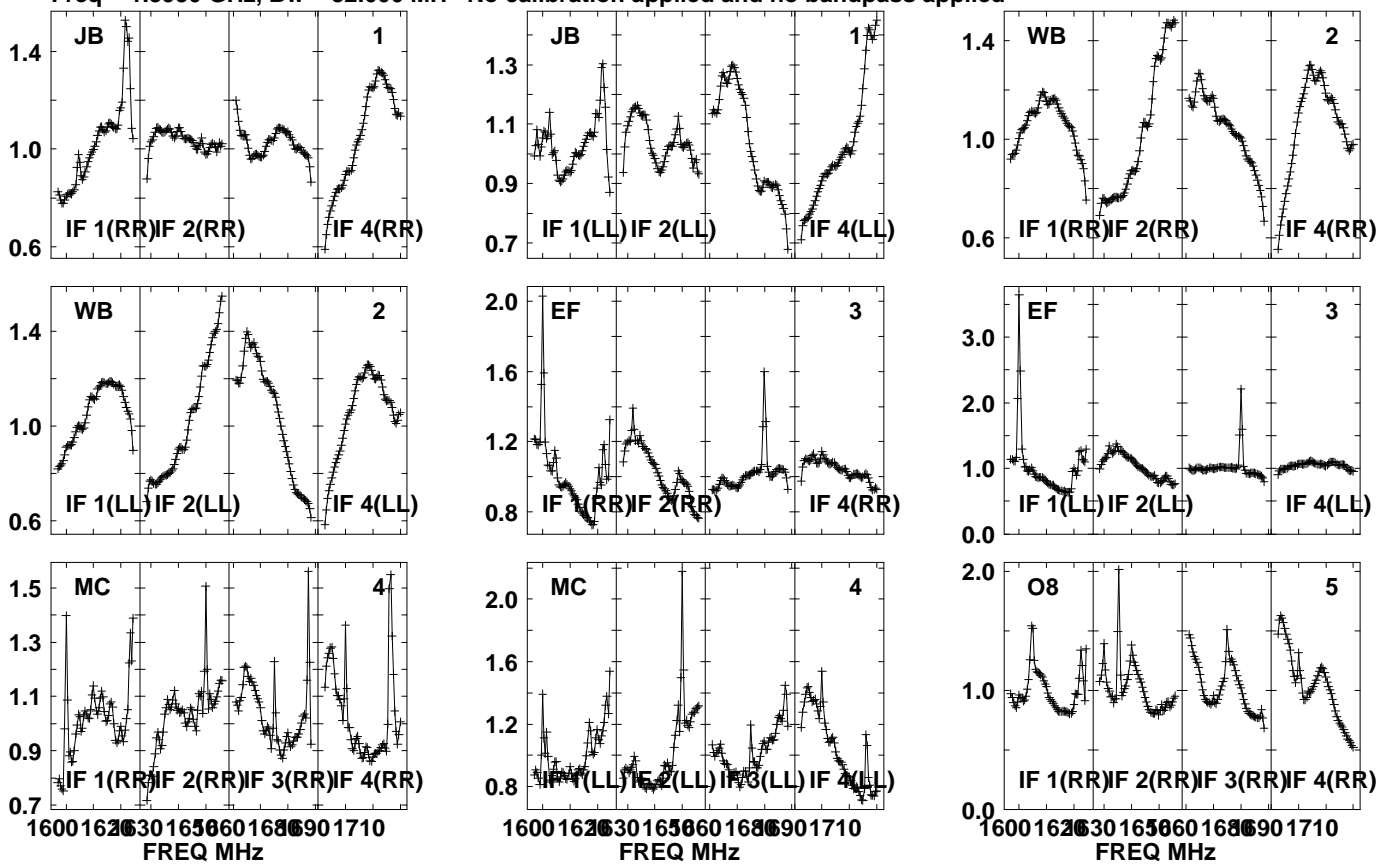


Lower frame: Real Jy  
Auto-corr total-power spectrum Antenna: \*  
Timerange: 00/10:47:01 to 00/10:49:59

Plot file version 79 created 23-SEP-2021 13:01:31

INBEAM3 EM156A.UVDATA.1

Freq = 1.5950 GHz, Bw = 32.000 MH No calibration applied and no bandpass applied

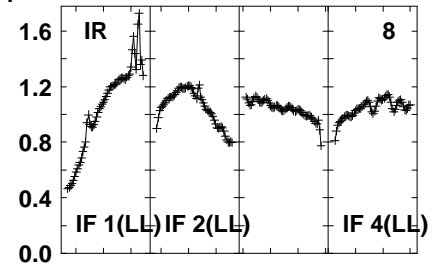
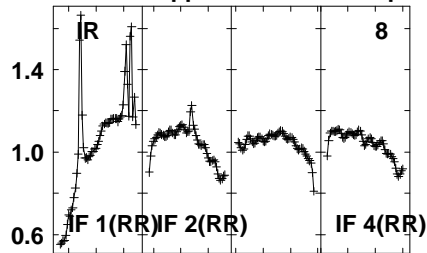
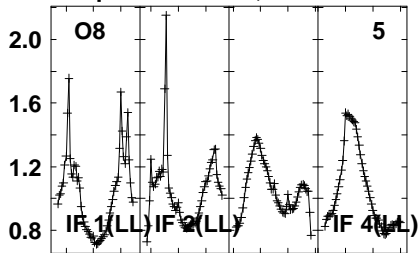


Lower frame: Real Jy  
Auto-corr total-power spectrum Antenna: \*  
Timerange: 00/10:50:01 to 00/10:52:59

Plot file version 80 created 23-SEP-2021 13:01:31

INBEAM3 EM156A.UVDATA.1

Freq = 1.5950 GHz, Bw = 32.000 MH No calibration applied and no bandpass applied



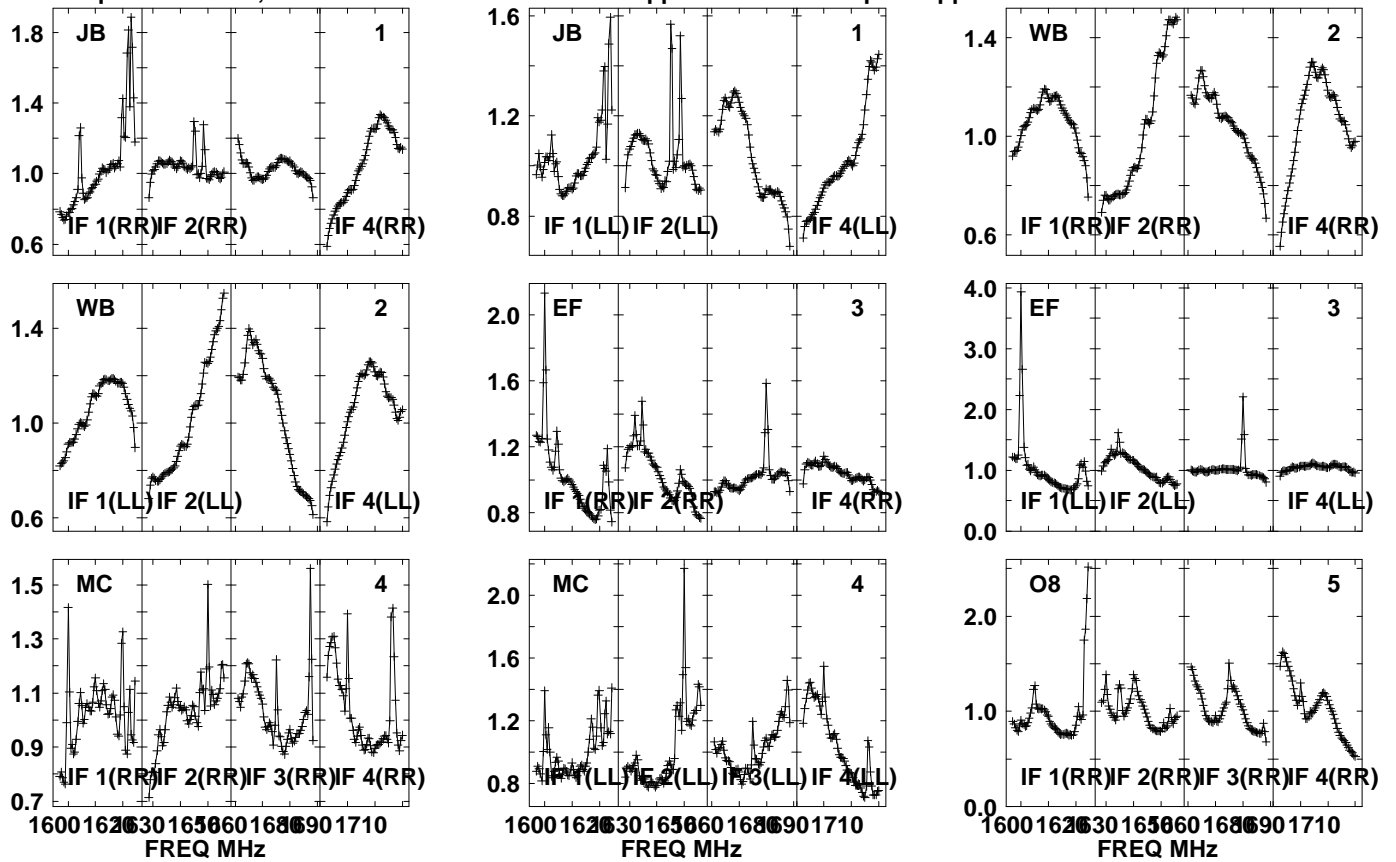
Lower frame: Real Jy  
Auto-corr total-power spectrum Antenna: \*  
Timerange: 00/10:50:01 to 00/10:52:59



Plot file version 81 created 23-SEP-2021 13:01:31

J0817+2352 EM156A.UVDATA.1

Freq = 1.5950 GHz, Bw = 32.000 MH No calibration applied and no bandpass applied

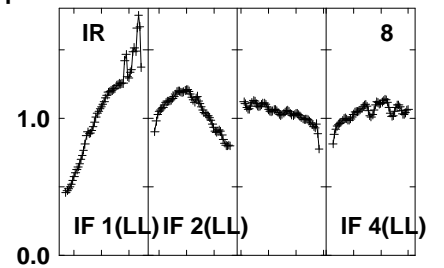
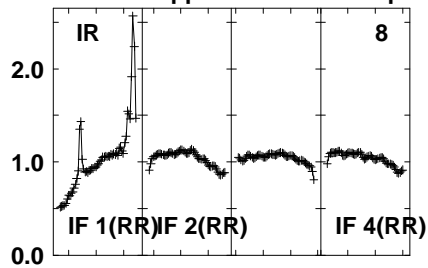
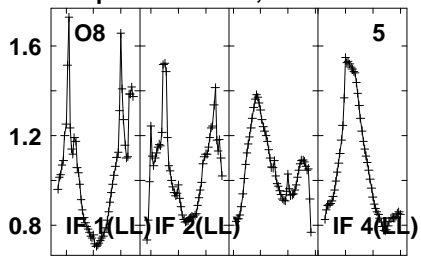


Lower frame: Real Jy  
Auto-corr total-power spectrum Antenna: \*  
Timerange: 00/10:53:31 to 00/10:54:59

Plot file version 82 created 23-SEP-2021 13:01:31

J0817+2352 EM156A.UVDATA.1

Freq = 1.5950 GHz, Bw = 32.000 MH No calibration applied and no bandpass applied

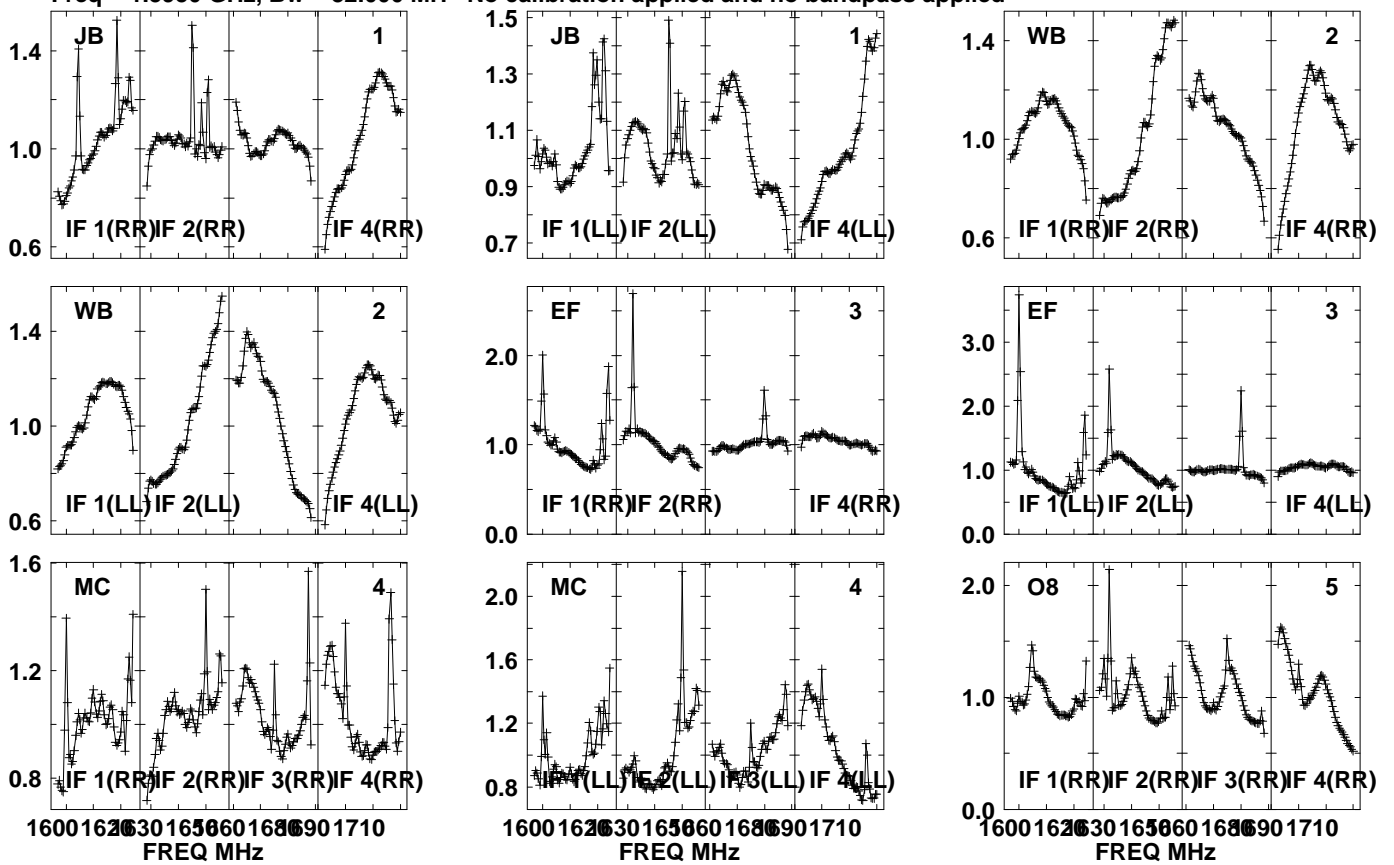


Lower frame: Real Jy  
Auto-corr total-power spectrum Antenna: \*  
Timerange: 00/10:53:31 to 00/10:54:59

Plot file version 83 created 23-SEP-2021 13:01:31

INBEAM4 EM156A.UVDATA.1

Freq = 1.5950 GHz, Bw = 32.000 MH No calibration applied and no bandpass applied

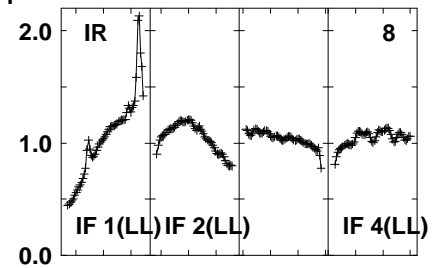
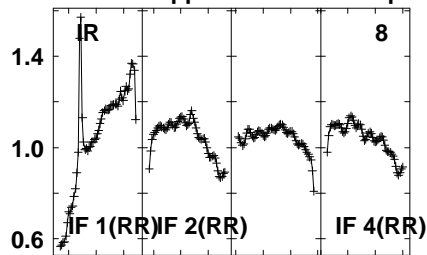
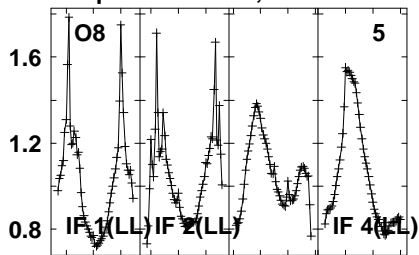


Lower frame: Real Jy  
Auto-corr total-power spectrum Antenna: \*  
Timerange: 00/10:55:01 to 00/10:57:59

Plot file version 84 created 23-SEP-2021 13:01:31

INBEAM4 EM156A.UVDATA.1

Freq = 1.5950 GHz, Bw = 32.000 MH No calibration applied and no bandpass applied

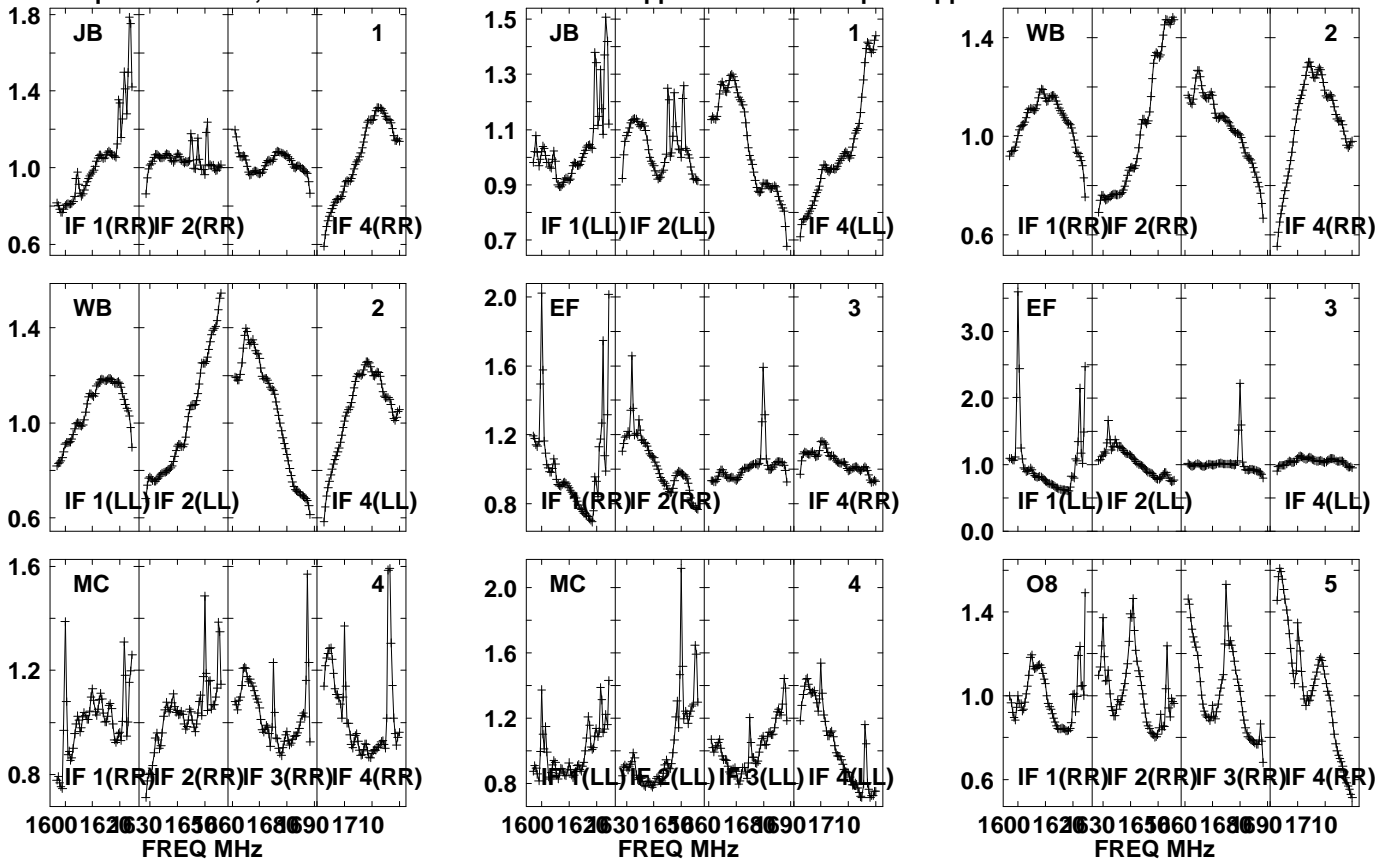


Lower frame: Real Jy  
Auto-corr total-power spectrum Antenna: \*  
Timerange: 00/10:55:01 to 00/10:57:59

Plot file version 85 created 23-SEP-2021 13:01:32

INBEAM5 EM156A.UVDATA.1

Freq = 1.5950 GHz, Bw = 32.000 MH No calibration applied and no bandpass applied

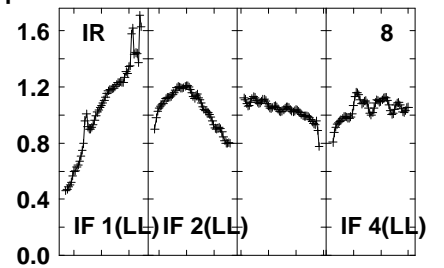
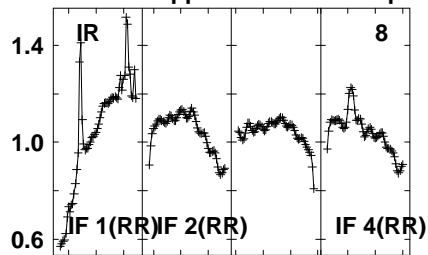
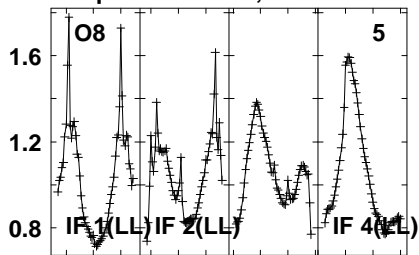


Lower frame: Real Jy  
Auto-corr total-power spectrum Antenna: \*  
Timerange: 00/10:58:01 to 00/11:00:59

Plot file version 86 created 23-SEP-2021 13:01:32

INBEAM5 EM156A.UVDATA.1

Freq = 1.5950 GHz, Bw = 32.000 MH No calibration applied and no bandpass applied

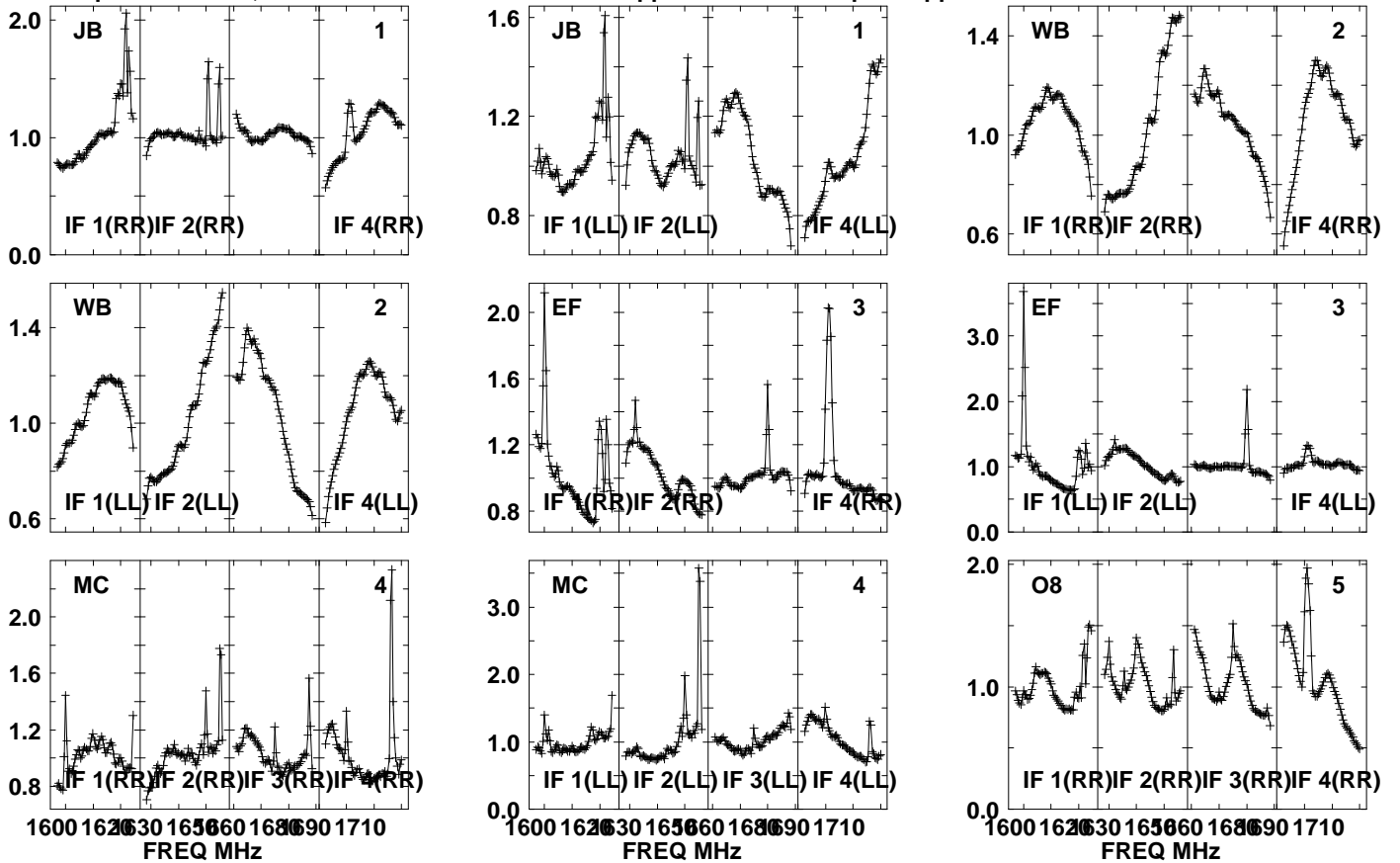


Lower frame: Real Jy  
Auto-corr total-power spectrum Antenna: \*  
Timerange: 00/10:58:01 to 00/11:00:59

Plot file version 87 created 23-SEP-2021 13:01:32

J0817+2352 EM156A.UVDATA.1

Freq = 1.5950 GHz, Bw = 32.000 MH No calibration applied and no bandpass applied



Lower frame: Real Jy

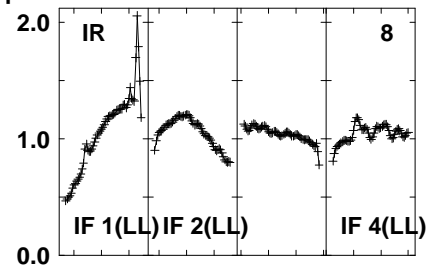
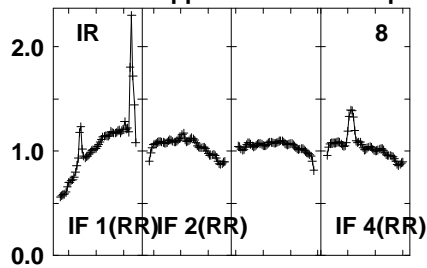
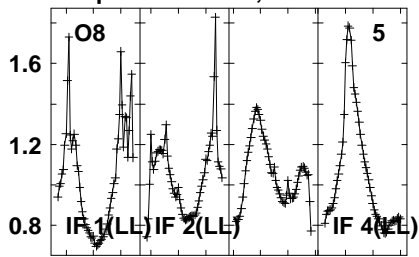
Auto-corr total-power spectrum Antenna: \*

Timerange: 00/11:01:31 to 00/11:02:59

Plot file version 88 created 23-SEP-2021 13:01:32

J0817+2352 EM156A.UVDATA.1

Freq = 1.5950 GHz, Bw = 32.000 MH No calibration applied and no bandpass applied



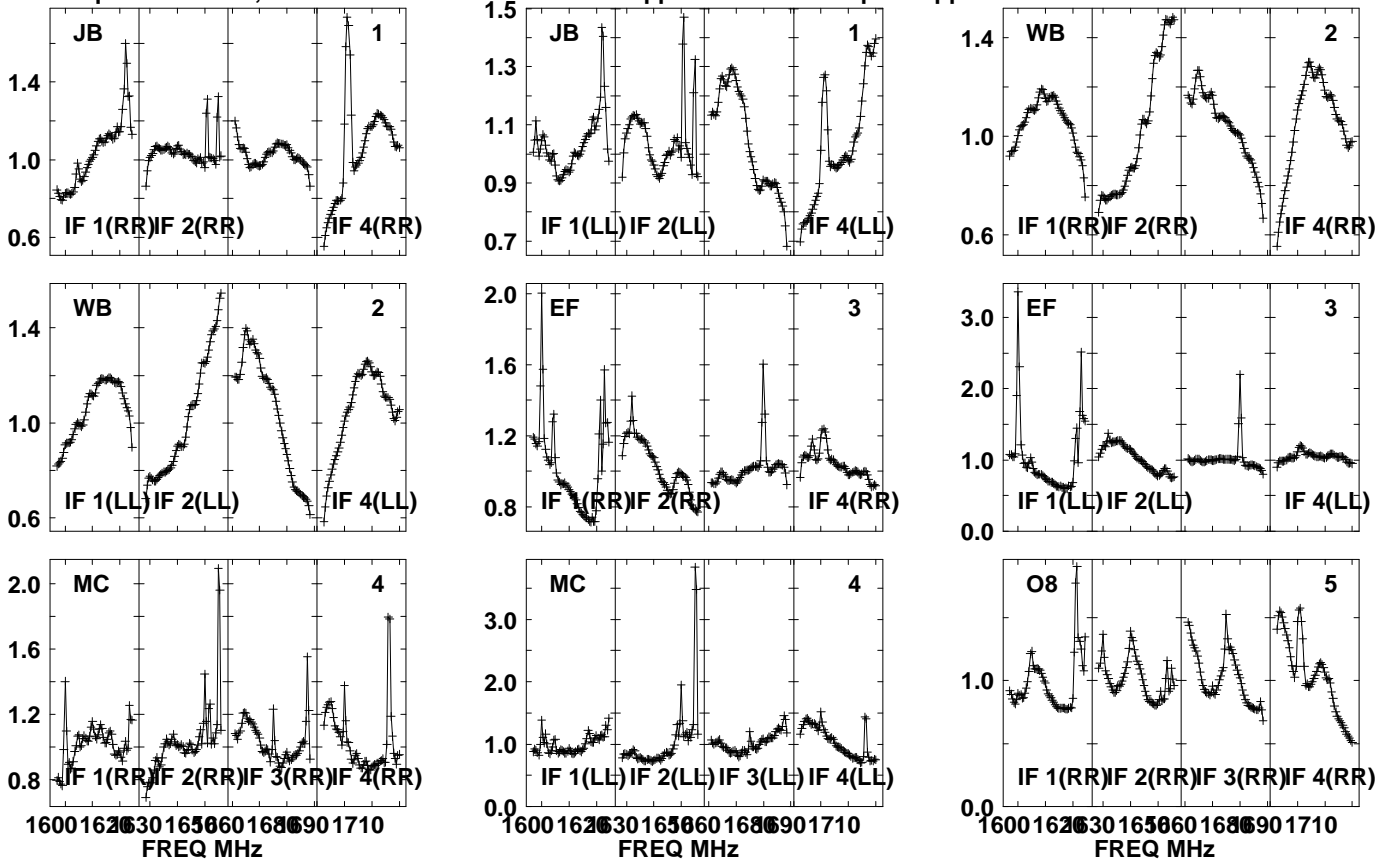
Lower frame: Real Jy  
Auto-corr total-power spectrum Antenna: \*  
Timerange: 00/11:01:31 to 00/11:02:59



Plot file version 89 created 23-SEP-2021 13:01:32

INBEAM6 EM156A.UVDATA.1

Freq = 1.5950 GHz, Bw = 32.000 MH No calibration applied and no bandpass applied

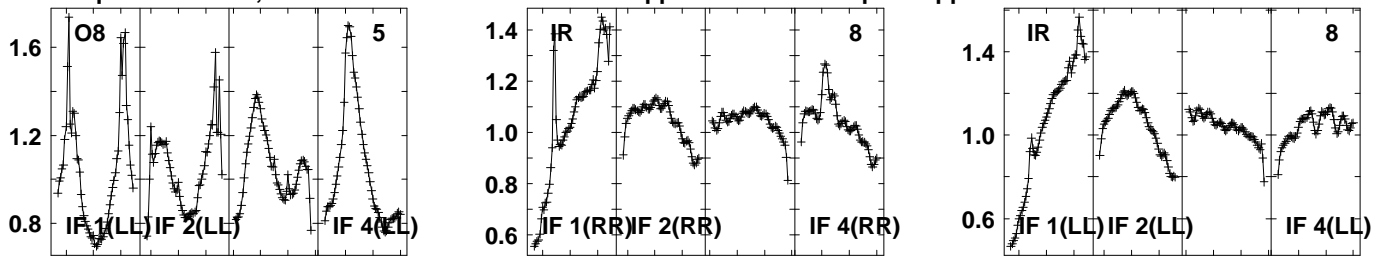


Lower frame: Real Jy  
Auto-corr total-power spectrum Antenna: \*  
Timerange: 00/11:03:01 to 00/11:05:59

Plot file version 90 created 23-SEP-2021 13:01:32

INBEAM6 EM156A.UVDATA.1

Freq = 1.5950 GHz, Bw = 32.000 MH No calibration applied and no bandpass applied

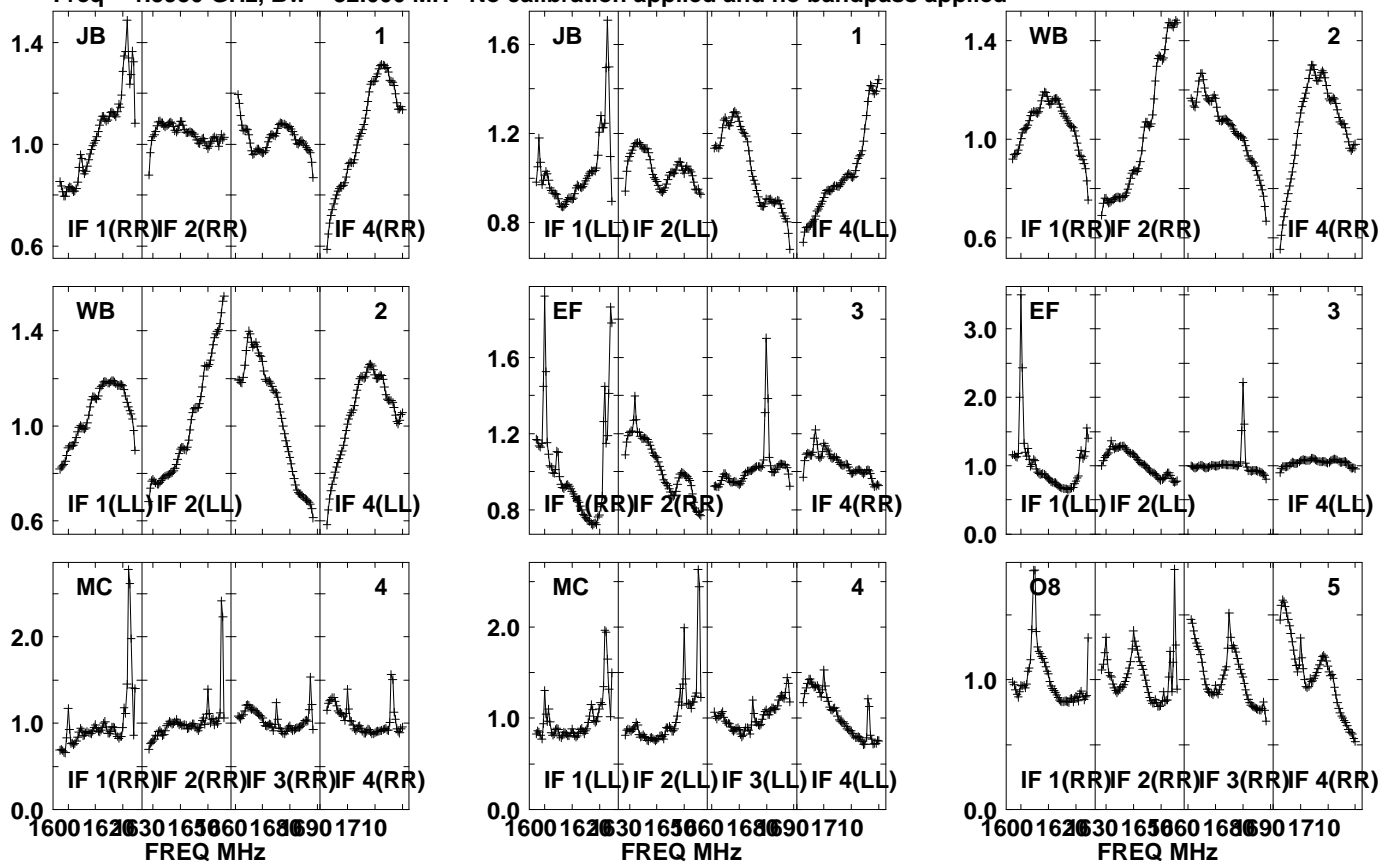


Lower frame: Real Jy  
Auto-corr total-power spectrum Antenna: \*  
Timerange: 00/11:03:01 to 00/11:05:59

Plot file version 91 created 23-SEP-2021 13:01:32

INBEAM7 EM156A.UVDATA.1

Freq = 1.5950 GHz, Bw = 32.000 MH No calibration applied and no bandpass applied

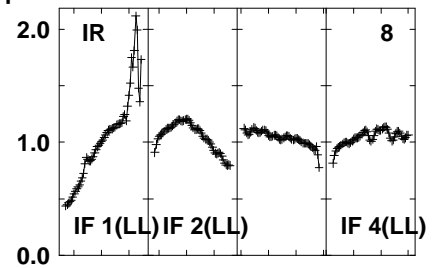
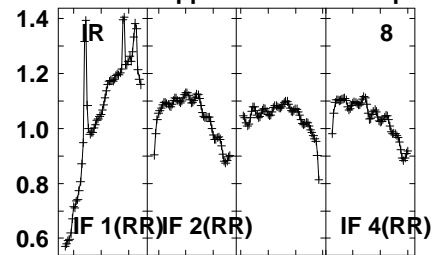
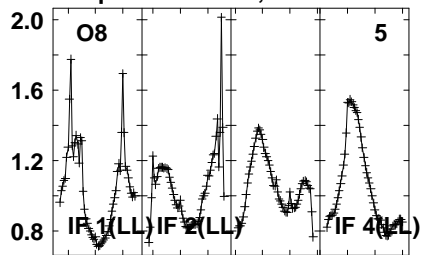


Lower frame: Real Jy  
Auto-corr total-power spectrum Antenna: \*  
Timerange: 00/11:06:01 to 00/11:08:59

Plot file version 92 created 23-SEP-2021 13:01:32

INBEAM7 EM156A.UVDATA.1

Freq = 1.5950 GHz, Bw = 32.000 MH No calibration applied and no bandpass applied

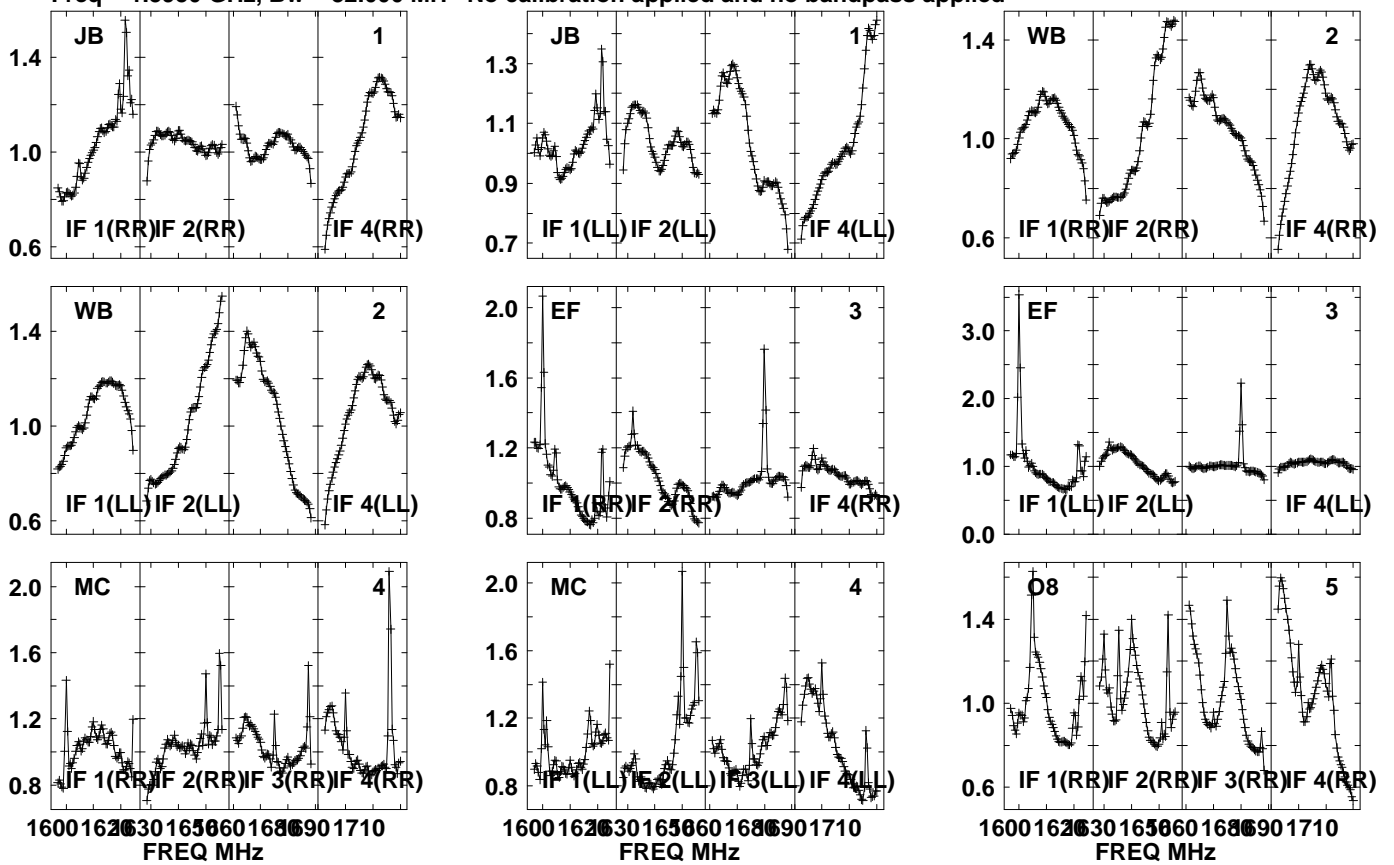


Lower frame: Real Jy  
Auto-corr total-power spectrum Antenna: \*  
Timerange: 00/11:06:01 to 00/11:08:59

Plot file version 93 created 23-SEP-2021 13:01:32

J0817+2352 EM156A.UVDATA.1

Freq = 1.5950 GHz, Bw = 32.000 MH No calibration applied and no bandpass applied

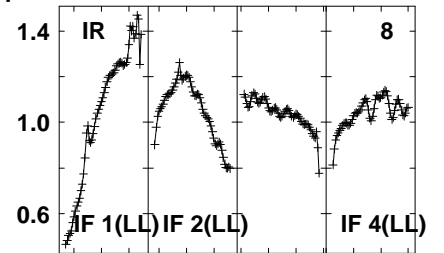
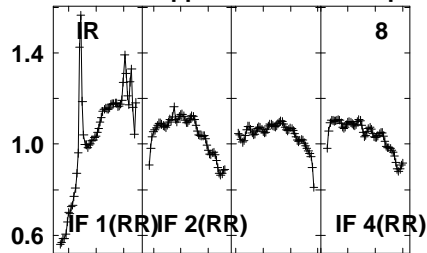
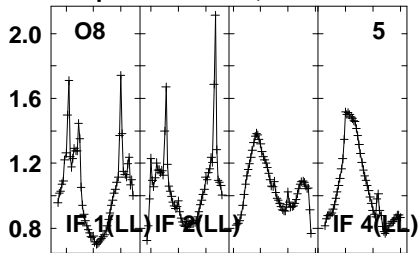


Lower frame: Real Jy  
Auto-corr total-power spectrum Antenna: \*  
Timerange: 00/11:09:31 to 00/11:10:59

Plot file version 94 created 23-SEP-2021 13:01:32

J0817+2352 EM156A.UVDATA.1

Freq = 1.5950 GHz, Bw = 32.000 MH No calibration applied and no bandpass applied

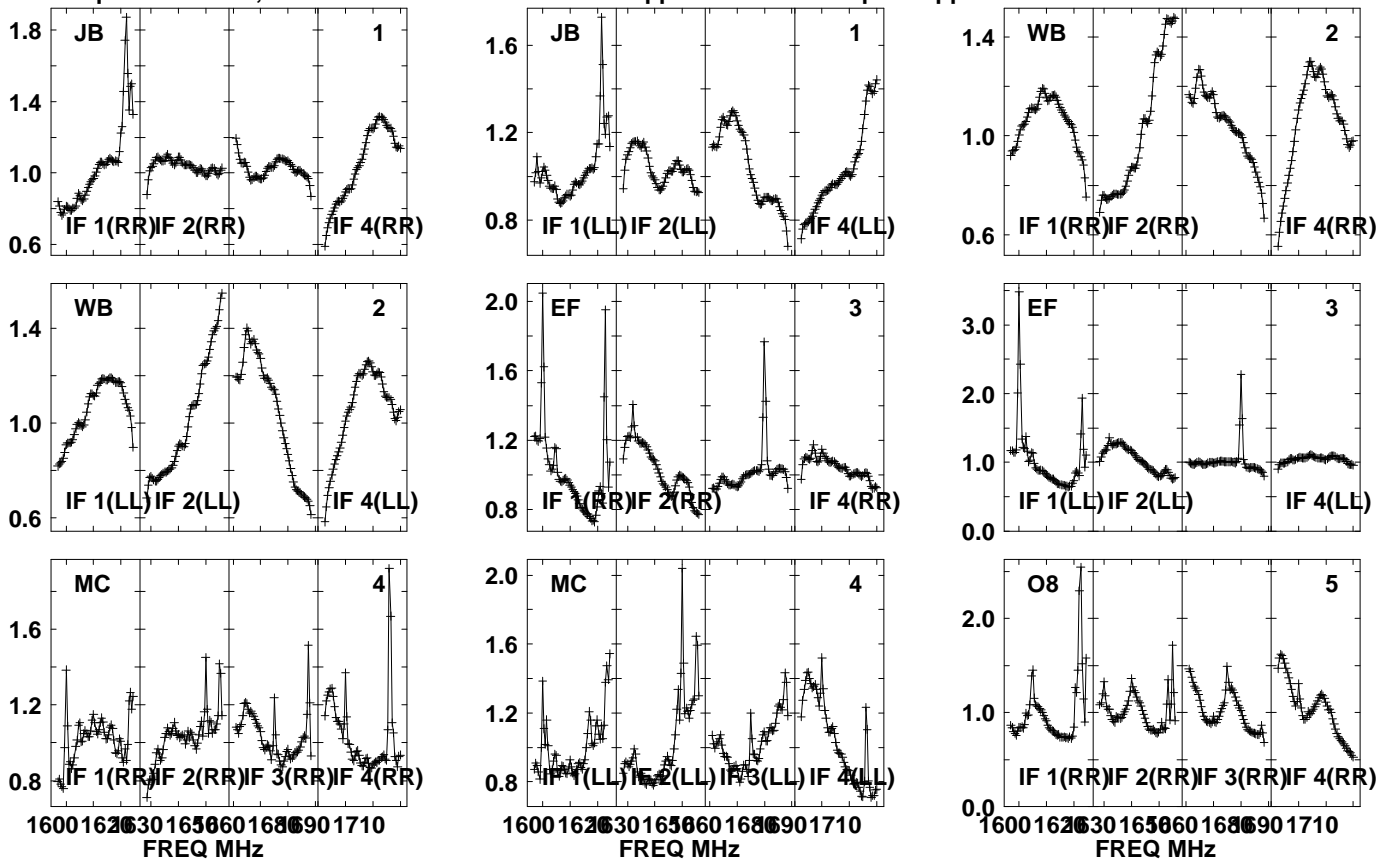


Lower frame: Real Jy  
Auto-corr total-power spectrum Antenna: \*  
Timerange: 00/11:09:31 to 00/11:10:59

Plot file version 95 created 23-SEP-2021 13:01:32

INBEAM8 EM156A.UVDATA.1

Freq = 1.5950 GHz, Bw = 32.000 MH No calibration applied and no bandpass applied

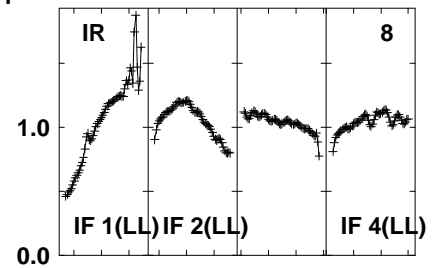
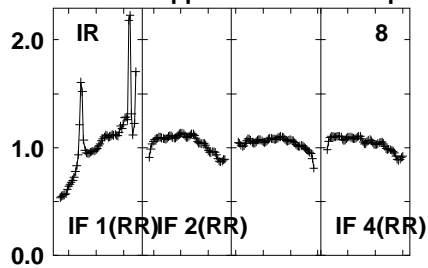
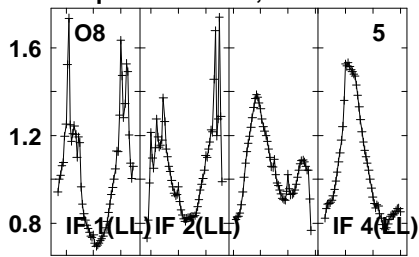


Lower frame: Real Jy  
Auto-corr total-power spectrum Antenna: \*  
Timerange: 00/11:11:01 to 00/11:13:59

Plot file version 96 created 23-SEP-2021 13:01:32

INBEAM8 EM156A.UVDATA.1

Freq = 1.5950 GHz, Bw = 32.000 MH No calibration applied and no bandpass applied



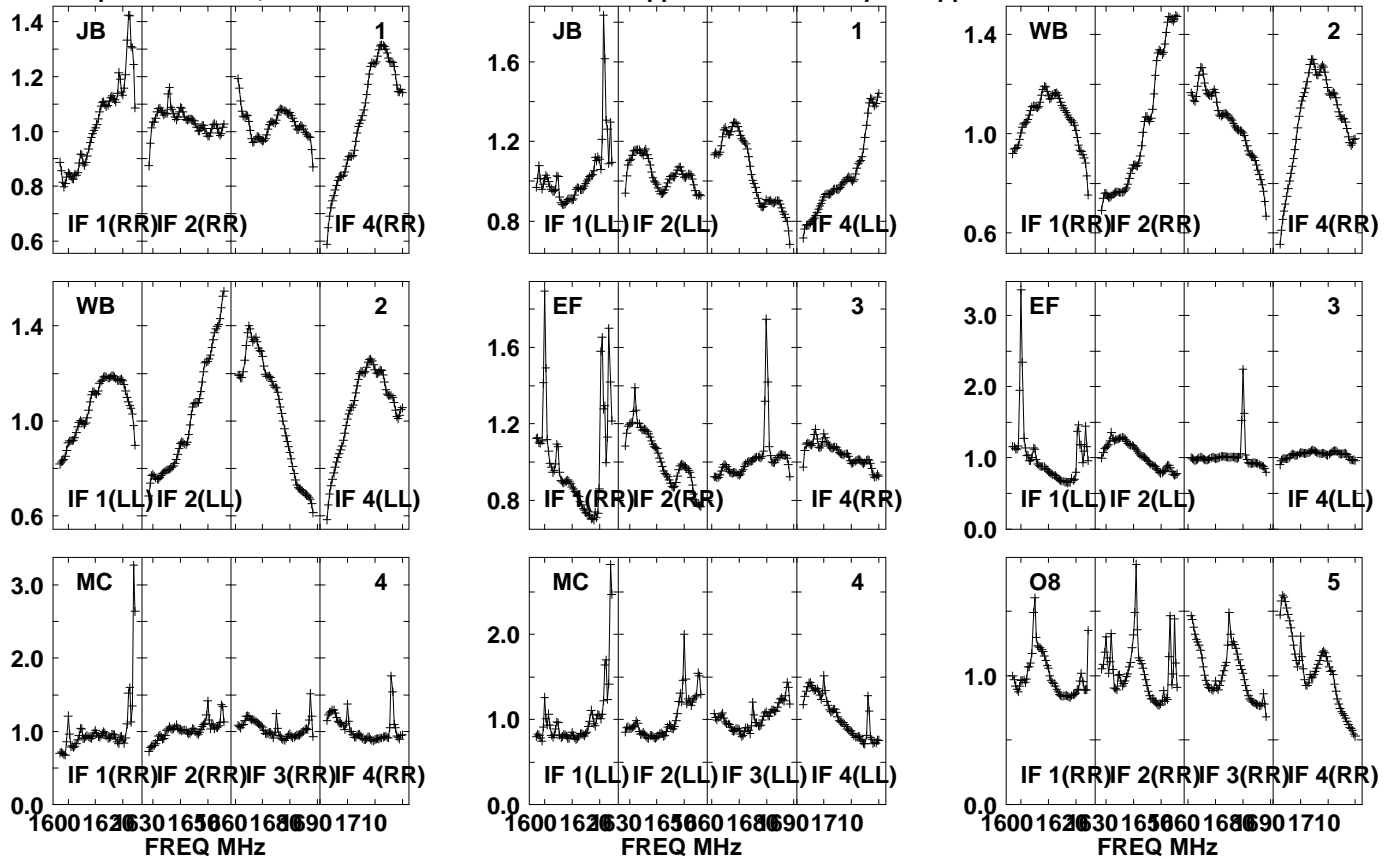
Lower frame: Real Jy  
Auto-corr total-power spectrum Antenna: \*  
Timerange: 00/11:11:01 to 00/11:13:59



Plot file version 97 created 23-SEP-2021 13:01:32

INBEAM9 EM156A.UVDATA.1

Freq = 1.5950 GHz, Bw = 32.000 MH No calibration applied and no bandpass applied

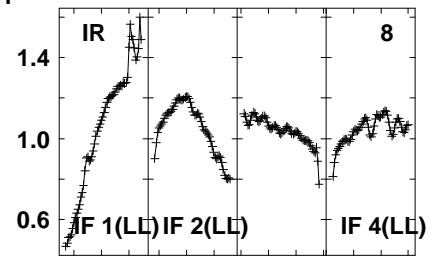
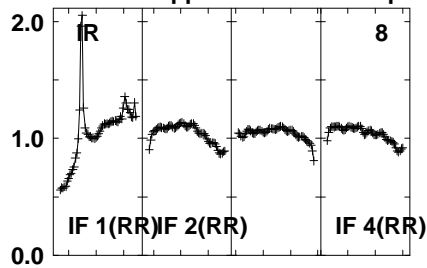
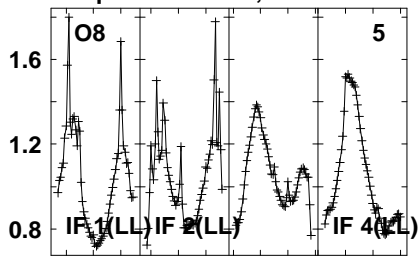


Lower frame: Real Jy  
Auto-corr total-power spectrum Antenna: \*  
Timerange: 00/11:14:01 to 00/11:16:59

Plot file version 98 created 23-SEP-2021 13:01:32

INBEAM9 EM156A.UVDATA.1

Freq = 1.5950 GHz, Bw = 32.000 MH No calibration applied and no bandpass applied

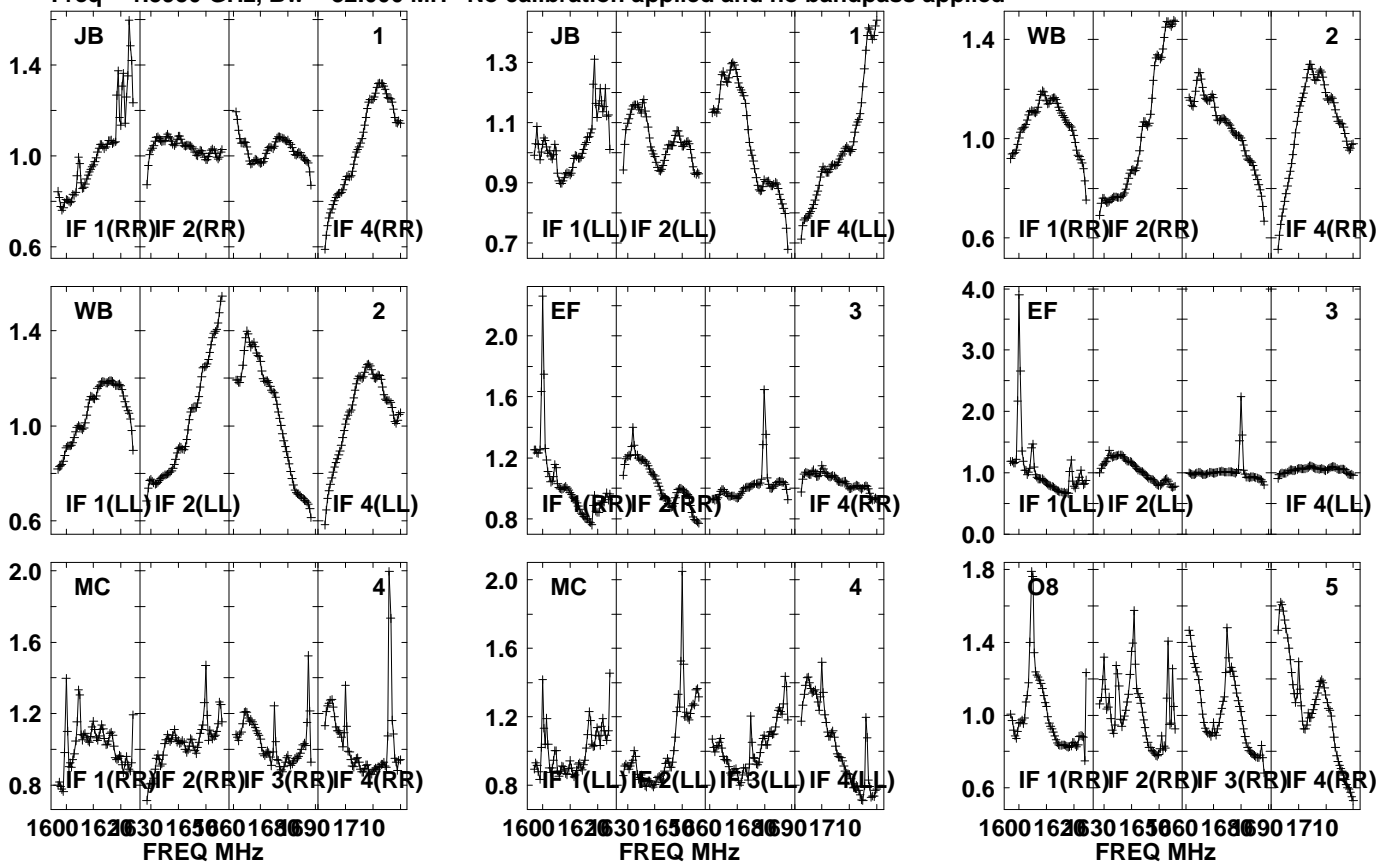


Lower frame: Real Jy  
Auto-corr total-power spectrum Antenna: \*  
Timerange: 00/11:14:01 to 00/11:16:59

Plot file version 99 created 23-SEP-2021 13:01:32

J0817+2352 EM156A.UVDATA.1

Freq = 1.5950 GHz, Bw = 32.000 MH No calibration applied and no bandpass applied

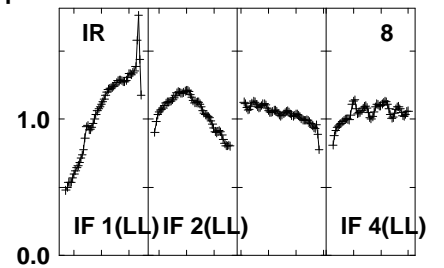
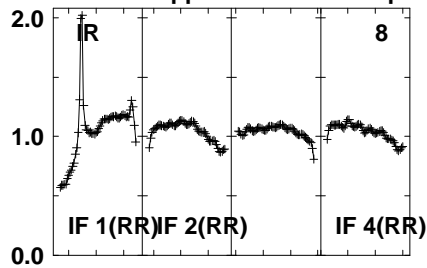
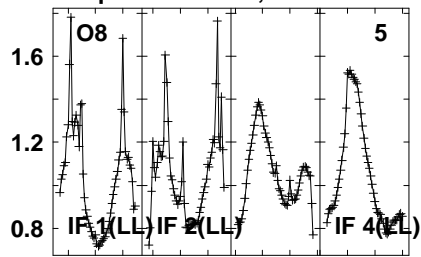


Lower frame: Real Jy  
Auto-corr total-power spectrum Antenna: \*  
Timerange: 00/11:17:31 to 00/11:18:59

Plot file version 100 created 23-SEP-2021 13:01:32

J0817+2352 EM156A.UVDATA.1

Freq = 1.5950 GHz, Bw = 32.000 MH No calibration applied and no bandpass applied

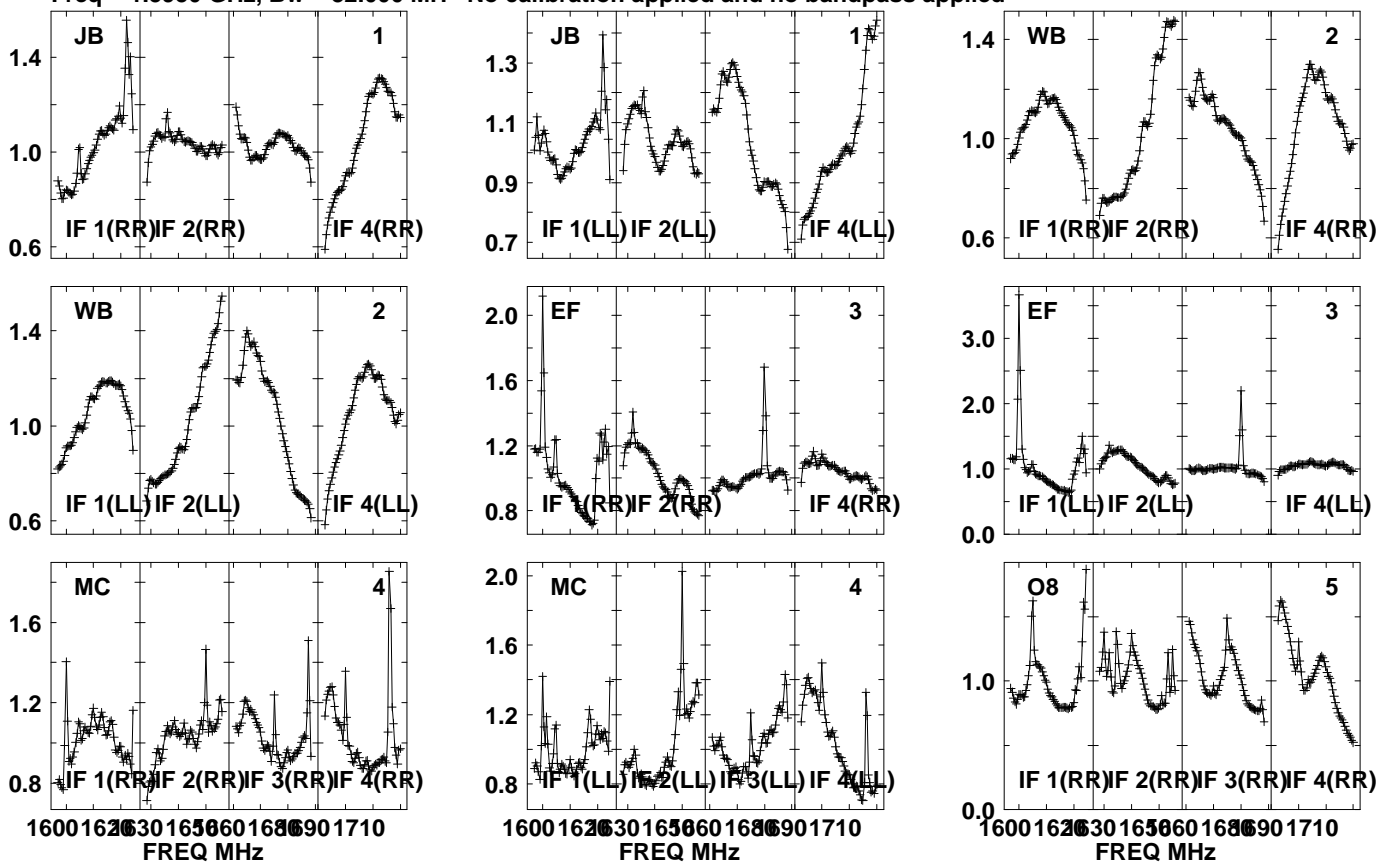


Lower frame: Real Jy  
Auto-corr total-power spectrum Antenna: \*  
Timerange: 00/11:17:31 to 00/11:18:59

Plot file version 101 created 23-SEP-2021 13:01:32

INBEAM10 EM156A.UVDATA.1

Freq = 1.5950 GHz, Bw = 32.000 MH No calibration applied and no bandpass applied

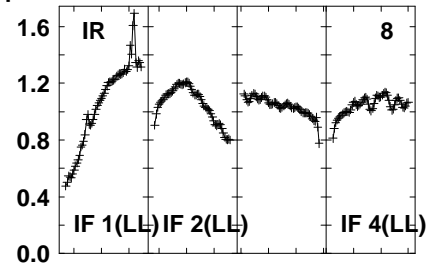
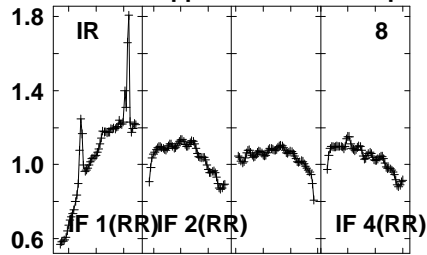
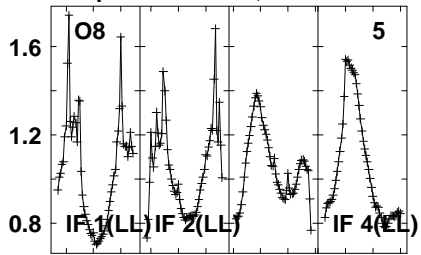


Lower frame: Real Jy  
Auto-corr total-power spectrum Antenna: \*  
Timerange: 00/11:19:01 to 00/11:21:59

Plot file version 102 created 23-SEP-2021 13:01:32

INBEAM10 EM156A.UVDATA.1

Freq = 1.5950 GHz, Bw = 32.000 MH No calibration applied and no bandpass applied

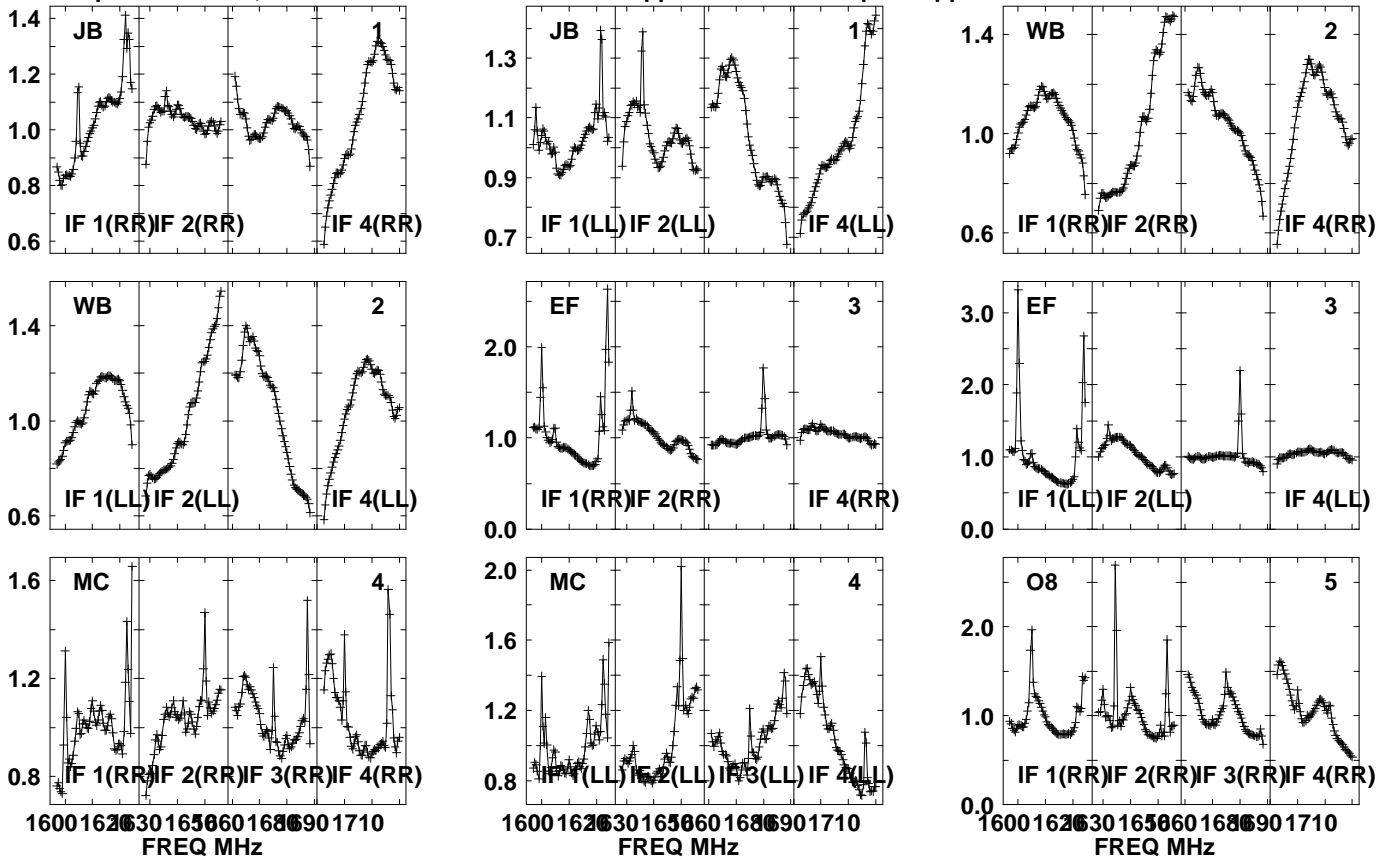


Lower frame: Real Jy  
Auto-corr total-power spectrum Antenna: \*  
Timerange: 00/11:19:01 to 00/11:21:59

Plot file version 103 created 23-SEP-2021 13:01:32

INBEAM11 EM156A.UVDATA.1

Freq = 1.5950 GHz, Bw = 32.000 MH No calibration applied and no bandpass applied

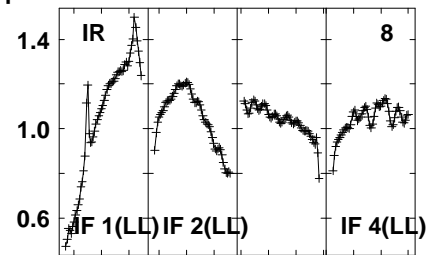
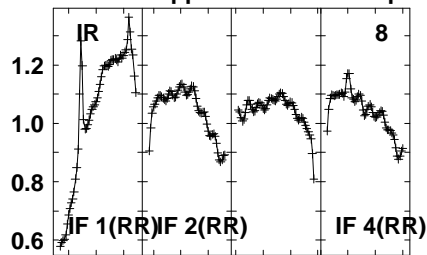
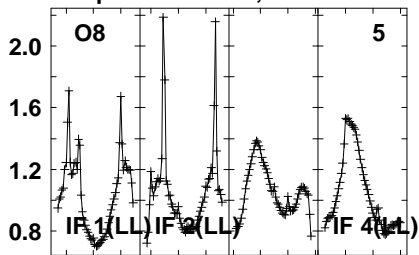


Lower frame: Real Jy  
Auto-corr total-power spectrum Antenna: \*  
Timerange: 00/11:22:01 to 00/11:24:59

Plot file version 104 created 23-SEP-2021 13:01:32

INBEAM11 EM156A.UVDATA.1

Freq = 1.5950 GHz, Bw = 32.000 MH No calibration applied and no bandpass applied



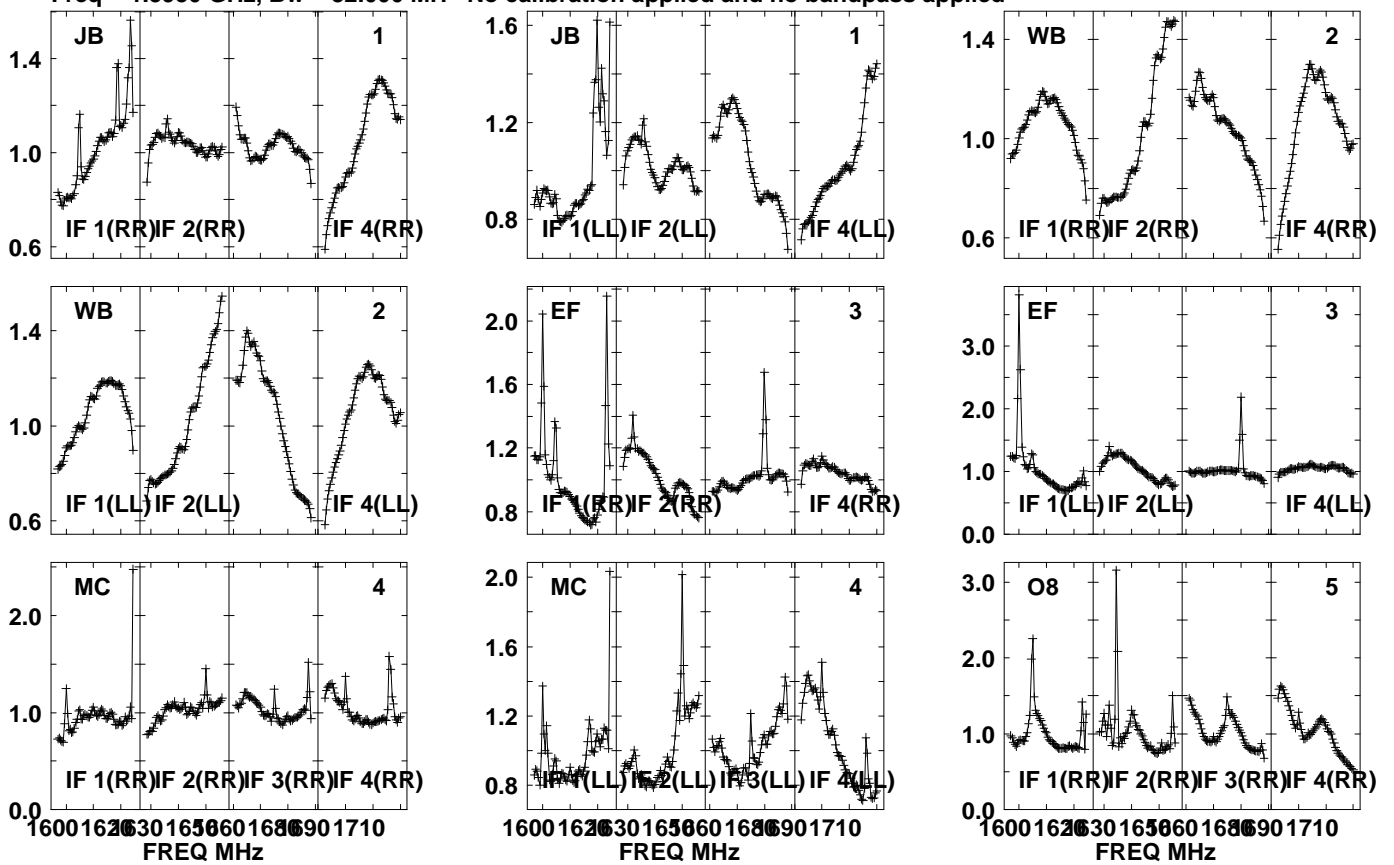
Lower frame: Real Jy  
Auto-corr total-power spectrum Antenna: \*  
Timerange: 00/11:22:01 to 00/11:24:59



Plot file version 105 created 23-SEP-2021 13:01:32

J0817+2352 EM156A.UVDATA.1

Freq = 1.5950 GHz, Bw = 32.000 MH No calibration applied and no bandpass applied

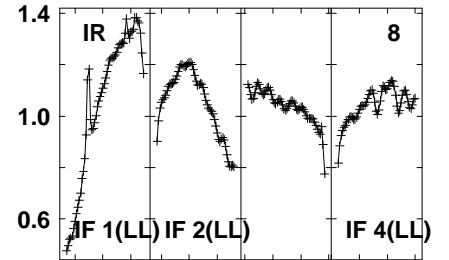
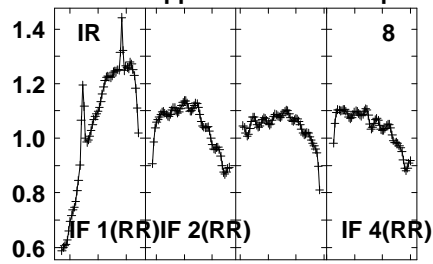
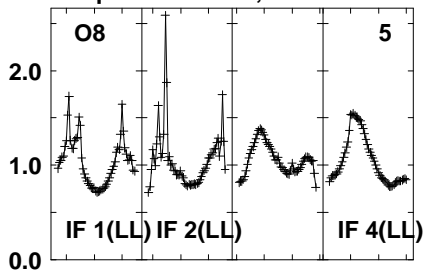


Lower frame: Real Jy  
Auto-corr total-power spectrum Antenna: \*  
Timerange: 00/11:25:31 to 00/11:26:59

Plot file version 106 created 23-SEP-2021 13:01:32

J0817+2352 EM156A.UVDATA.1

Freq = 1.5950 GHz, Bw = 32.000 MH No calibration applied and no bandpass applied



Lower frame: Real Jy

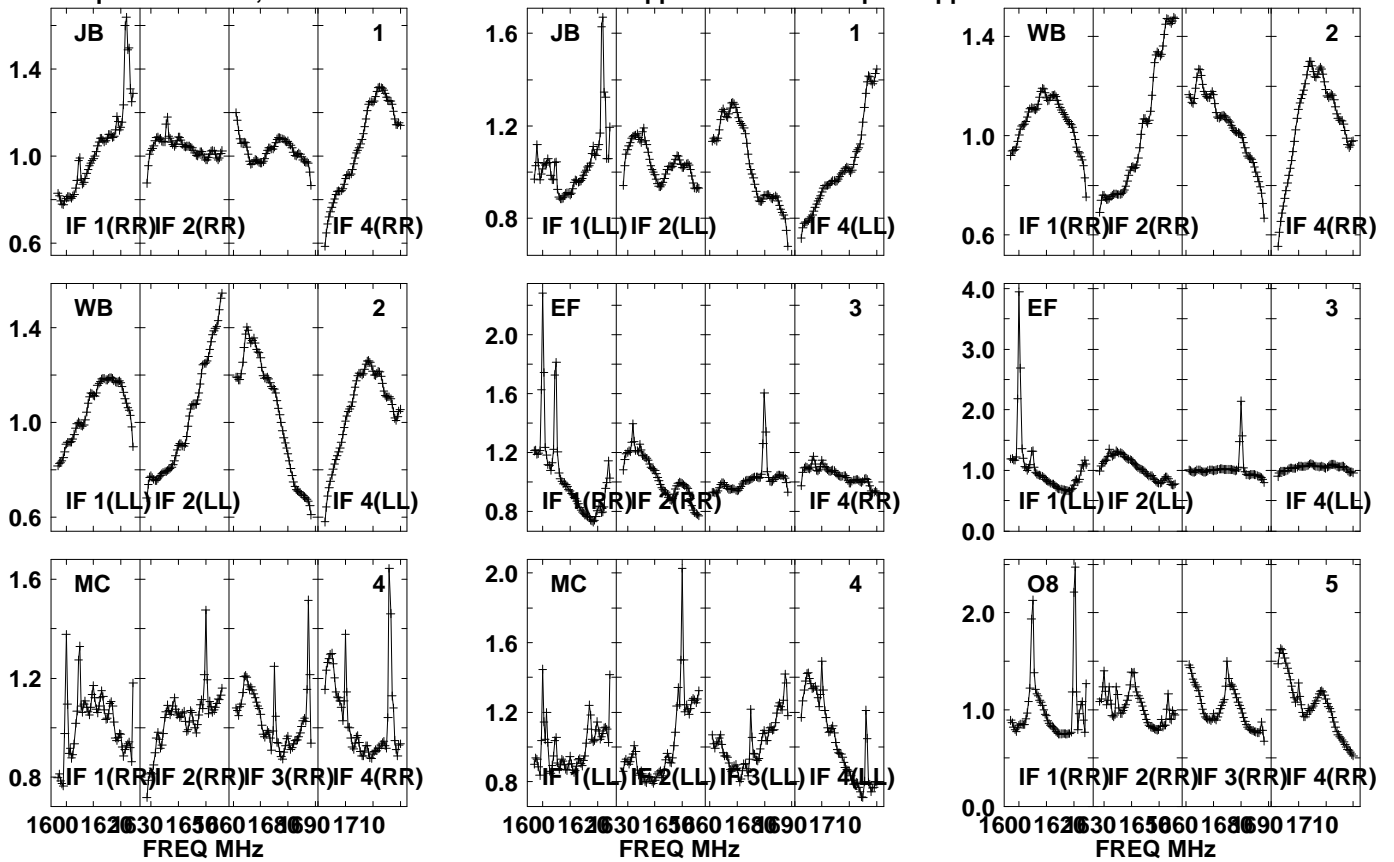
Auto-corr total-power spectrum Antenna: \*

Timerange: 00/11:25:31 to 00/11:26:59

Plot file version 107 created 23-SEP-2021 13:01:32

INBEAM1 EM156A.UVDATA.1

Freq = 1.5950 GHz, Bw = 32.000 MH No calibration applied and no bandpass applied



Lower frame: Real Jy

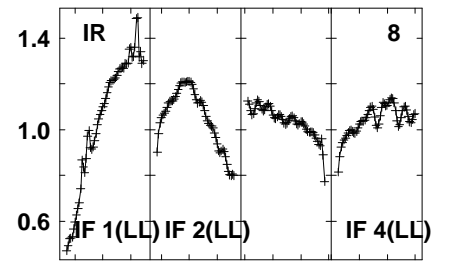
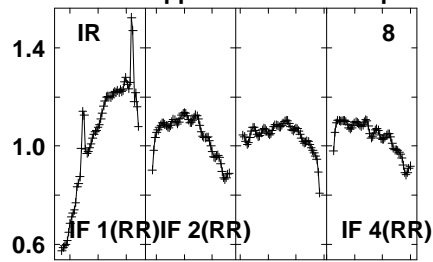
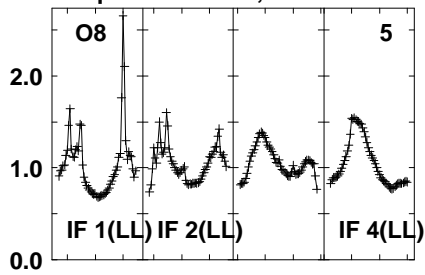
Auto-corr total-power spectrum Antenna: \*

Timerange: 00/11:27:01 to 00/11:29:59

Plot file version 108 created 23-SEP-2021 13:01:33

INBEAM1 EM156A.UVDATA.1

Freq = 1.5950 GHz, Bw = 32.000 MH No calibration applied and no bandpass applied



Lower frame: Real Jy

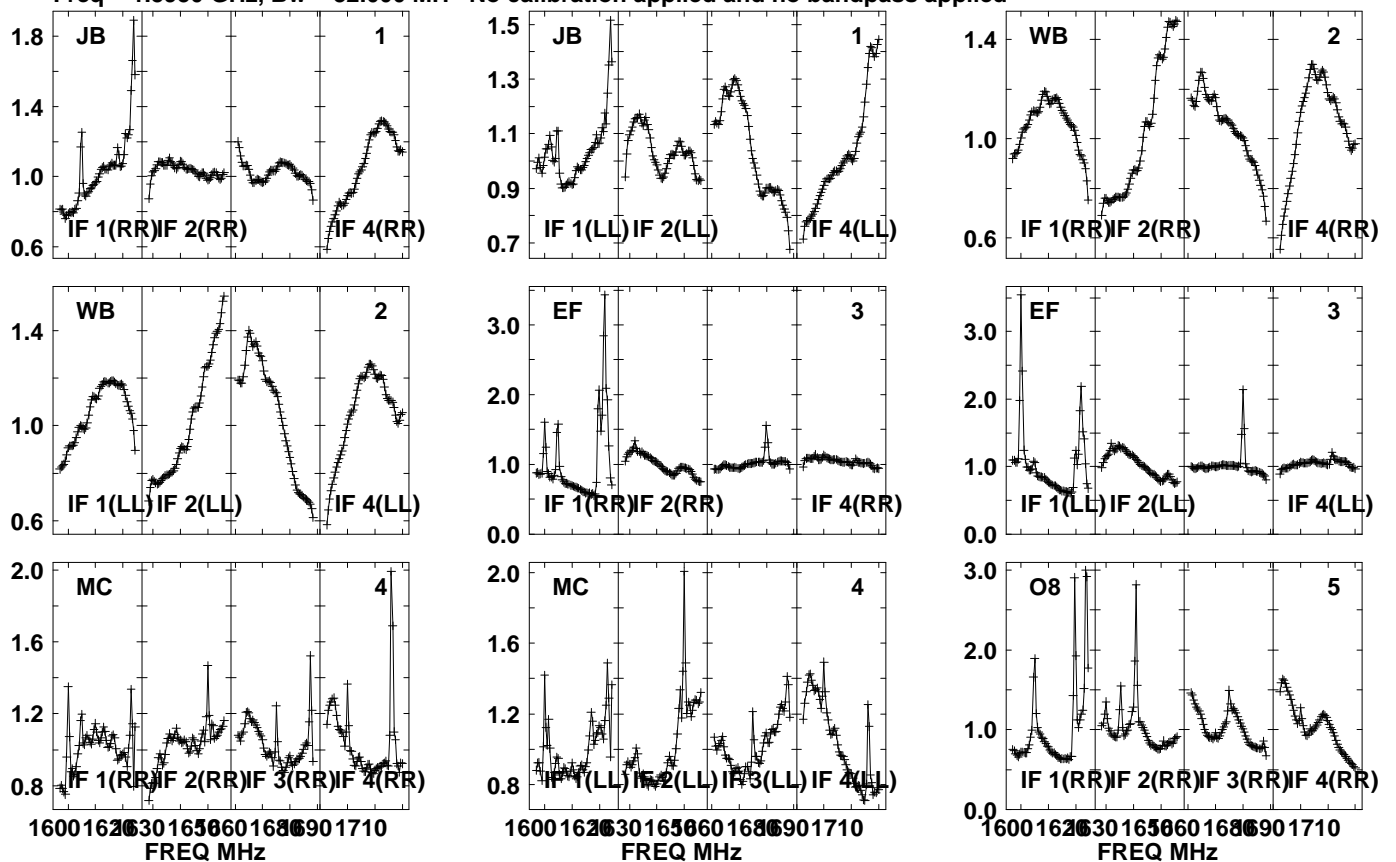
Auto-corr total-power spectrum Antenna: \*

Timerange: 00/11:27:01 to 00/11:29:59

Plot file version 109 created 23-SEP-2021 13:01:33

J0817+2352 EM156A.UVDATA.1

Freq = 1.5950 GHz, Bw = 32.000 MH No calibration applied and no bandpass applied

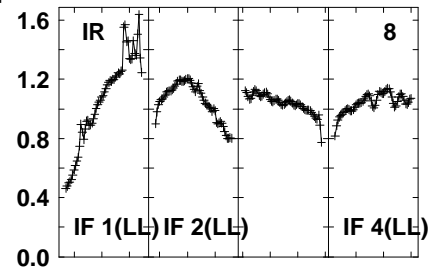
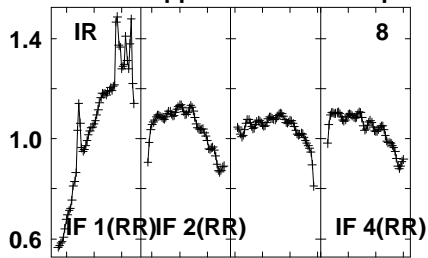
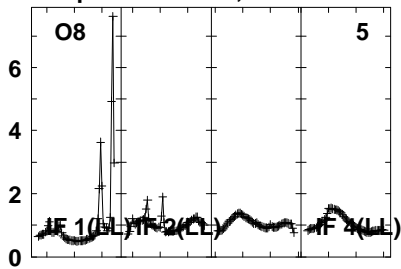


Lower frame: Real Jy  
Auto-corr total-power spectrum Antenna: \*  
Timerange: 00/11:30:31 to 00/11:31:59

Plot file version 110 created 23-SEP-2021 13:01:33

J0817+2352 EM156A.UVDATA.1

Freq = 1.5950 GHz, Bw = 32.000 MH No calibration applied and no bandpass applied

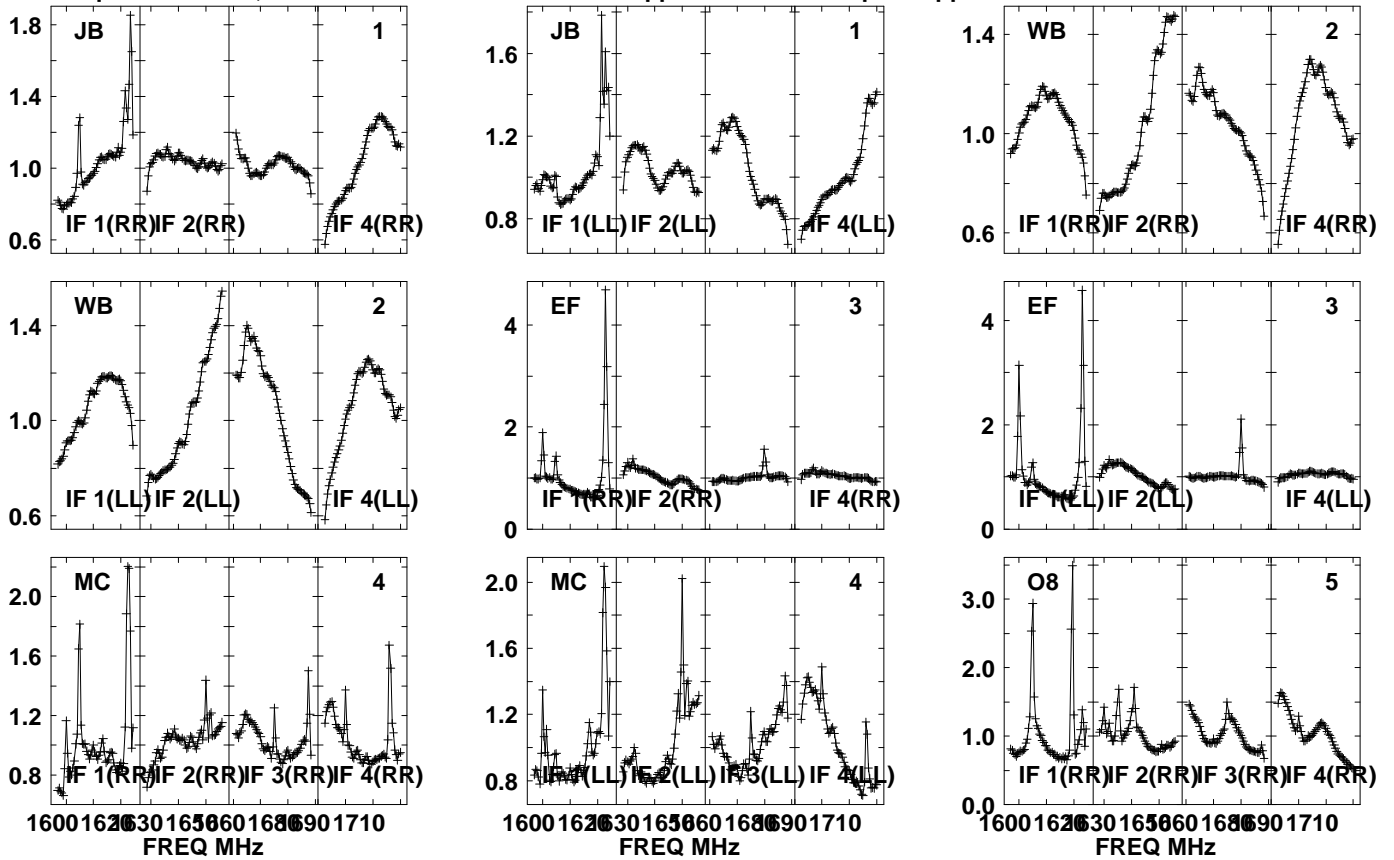


Lower frame: Real Jy  
Auto-corr total-power spectrum Antenna: \*  
Timerange: 00/11:30:31 to 00/11:31:59

Plot file version 111 created 23-SEP-2021 13:01:33

INBEAM2 EM156A.UVDATA.1

Freq = 1.5950 GHz, Bw = 32.000 MH No calibration applied and no bandpass applied

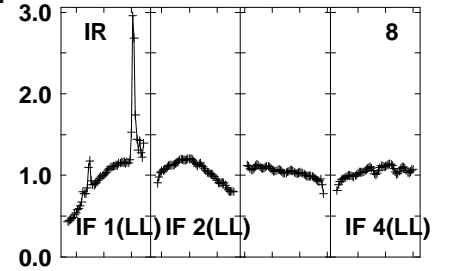
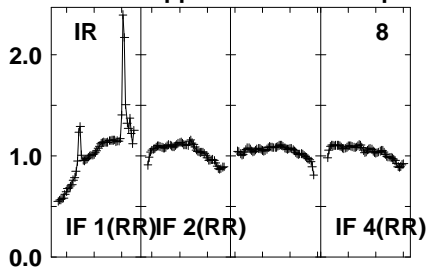
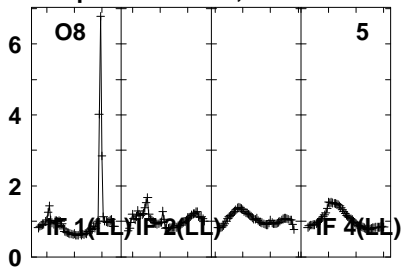


Lower frame: Real Jy  
Auto-corr total-power spectrum Antenna: \*  
Timerange: 00/11:32:01 to 00/11:34:59

Plot file version 112 created 23-SEP-2021 13:01:33

INBEAM2 EM156A.UVDATA.1

Freq = 1.5950 GHz, Bw = 32.000 MH No calibration applied and no bandpass applied



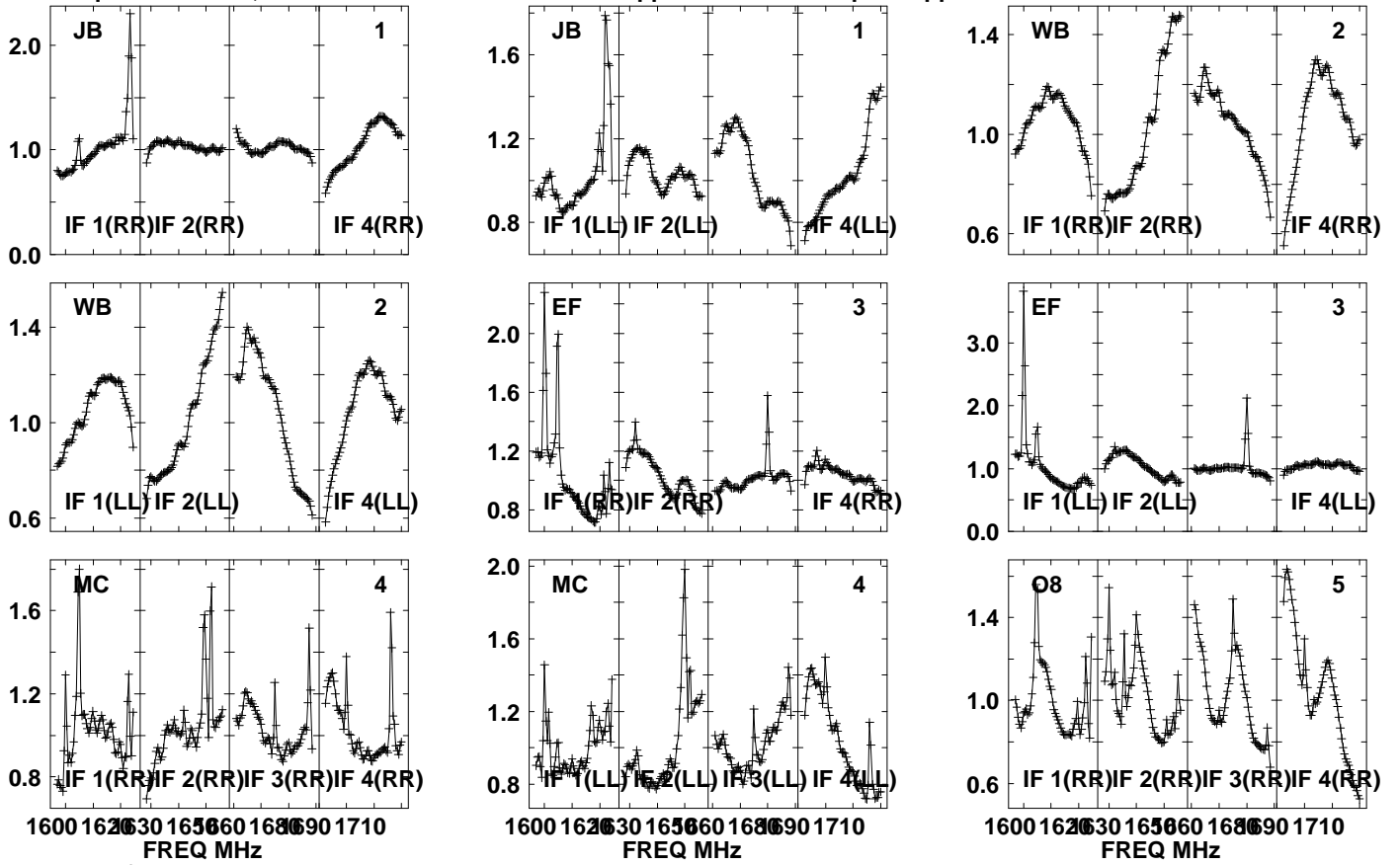
Lower frame: Real Jy  
Auto-corr total-power spectrum Antenna: \*  
Timerange: 00/11:32:01 to 00/11:34:59



Plot file version 113 created 23-SEP-2021 13:01:33

INBEAM3 EM156A.UVDATA.1

Freq = 1.5950 GHz, Bw = 32.000 MH No calibration applied and no bandpass applied

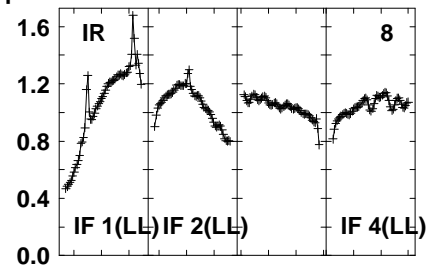
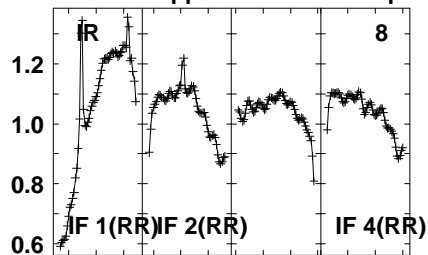
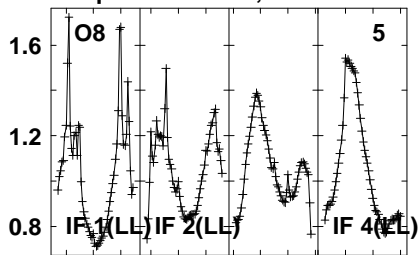


Lower frame: Real Jy  
Auto-corr total-power spectrum Antenna: \*  
Timerange: 00/11:35:01 to 00/11:37:59

Plot file version 114 created 23-SEP-2021 13:01:33

INBEAM3 EM156A.UVDATA.1

Freq = 1.5950 GHz, Bw = 32.000 MH No calibration applied and no bandpass applied

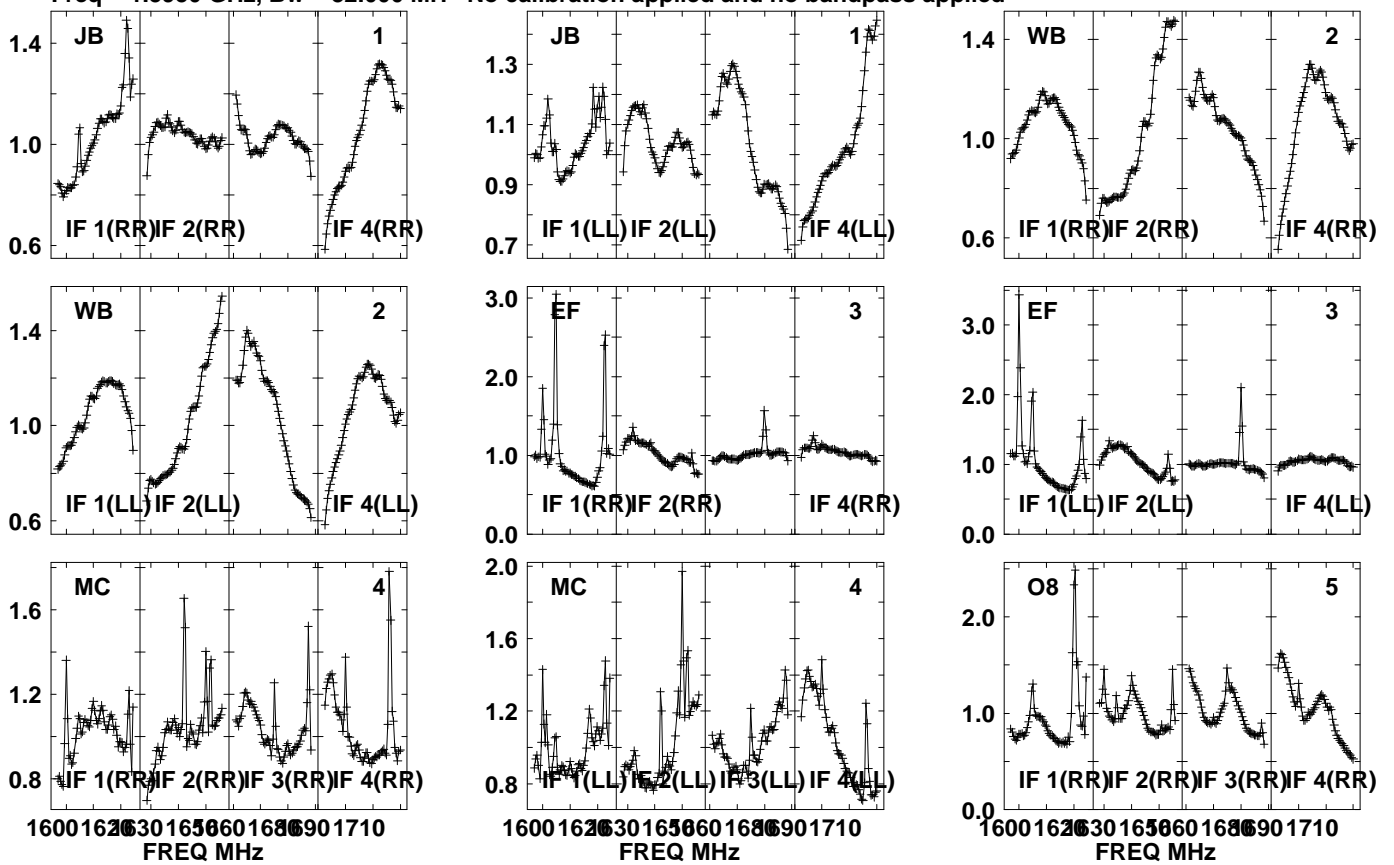


Lower frame: Real Jy  
Auto-corr total-power spectrum Antenna: \*  
Timerange: 00/11:35:01 to 00/11:37:59

Plot file version 115 created 23-SEP-2021 13:01:33

J0817+2352 EM156A.UVDATA.1

Freq = 1.5950 GHz, Bw = 32.000 MH No calibration applied and no bandpass applied

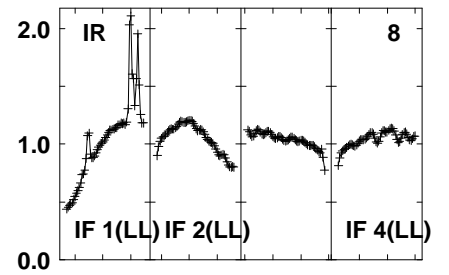
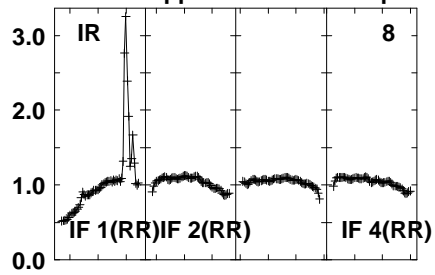
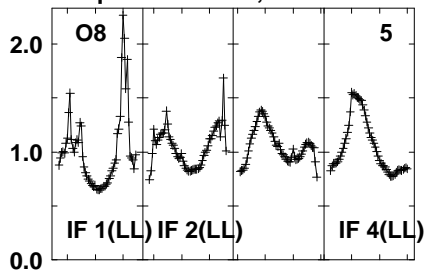


Lower frame: Real Jy  
Auto-corr total-power spectrum Antenna: \*  
Timerange: 00/11:38:31 to 00/11:39:59

Plot file version 116 created 23-SEP-2021 13:01:33

J0817+2352 EM156A.UVDATA.1

Freq = 1.5950 GHz, Bw = 32.000 MH No calibration applied and no bandpass applied



Lower frame: Real Jy

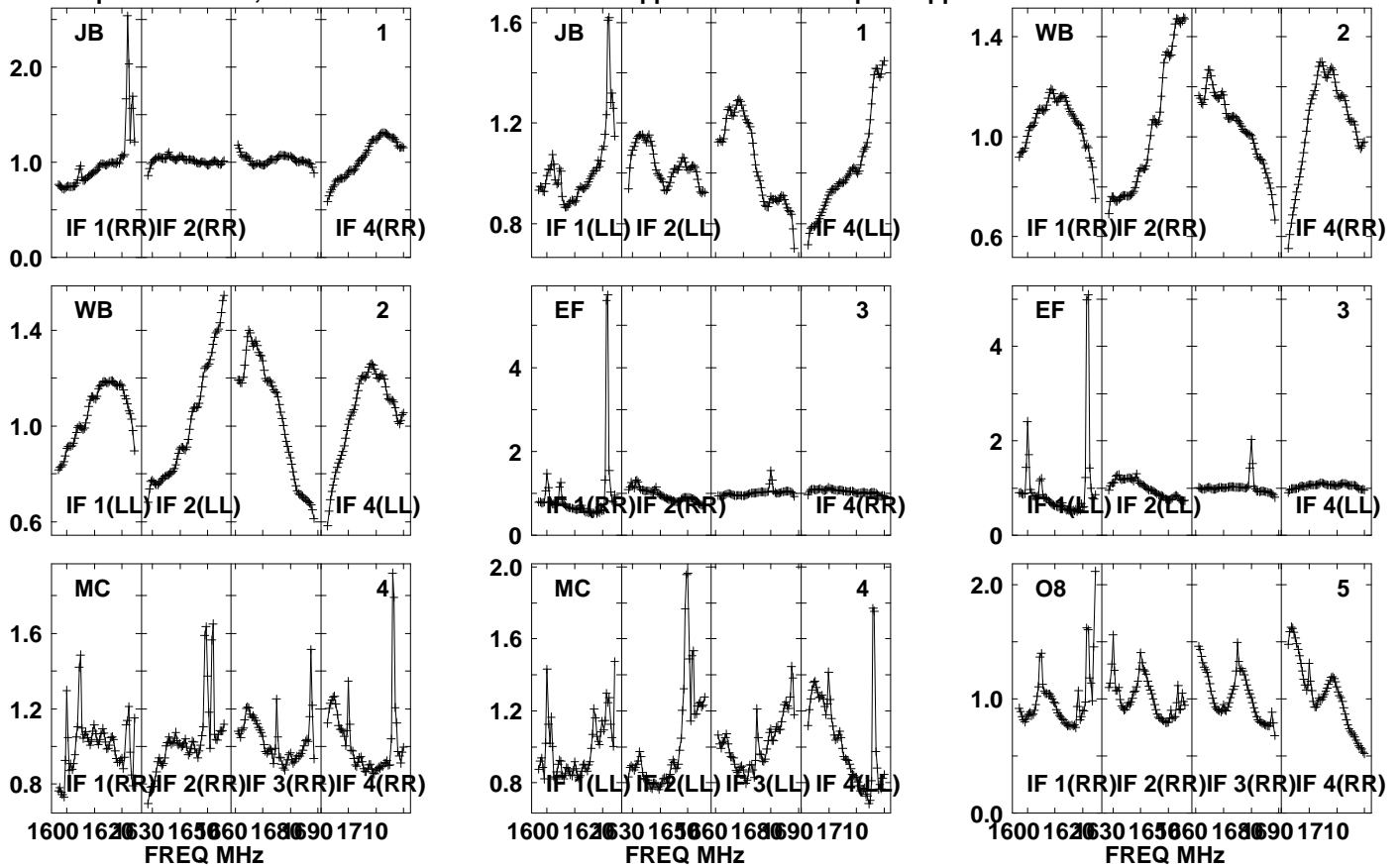
Auto-corr total-power spectrum Antenna: \*

Timerange: 00/11:38:31 to 00/11:39:59

Plot file version 117 created 23-SEP-2021 13:01:33

INBEAM4 EM156A.UVDATA.1

Freq = 1.5950 GHz, Bw = 32.000 MH No calibration applied and no bandpass applied



Lower frame: Real Jy

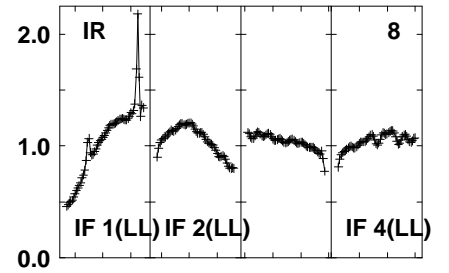
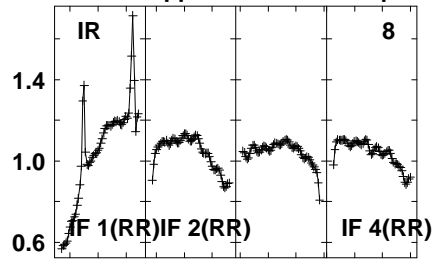
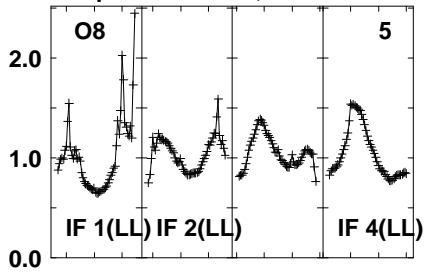
Auto-corr total-power spectrum Antenna: \*

Timerange: 00/11:40:01 to 00/11:42:59

Plot file version 118 created 23-SEP-2021 13:01:33

INBEAM4 EM156A.UVDATA.1

Freq = 1.5950 GHz, Bw = 32.000 MH No calibration applied and no bandpass applied



Lower frame: Real Jy

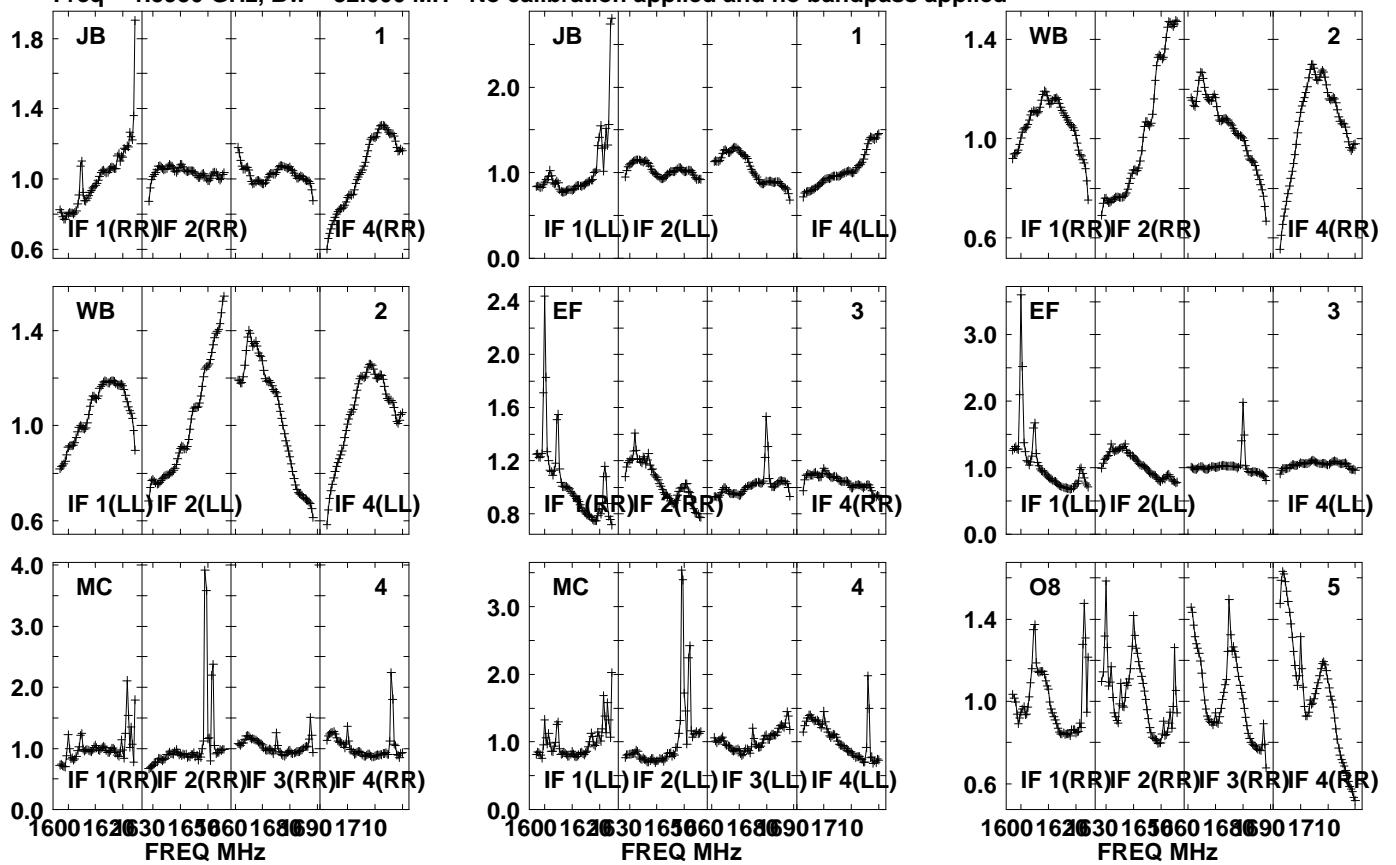
Auto-corr total-power spectrum Antenna: \*

Timerange: 00/11:40:01 to 00/11:42:59

Plot file version 119 created 23-SEP-2021 13:01:33

INBEAM5 EM156A.UVDATA.1

Freq = 1.5950 GHz, Bw = 32.000 MH No calibration applied and no bandpass applied

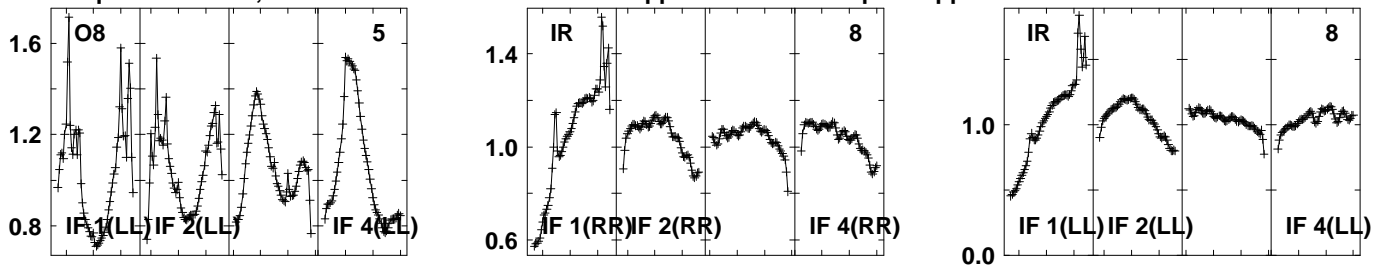


Lower frame: Real Jy  
Auto-corr total-power spectrum Antenna: \*  
Timerange: 00/11:43:01 to 00/11:45:59

Plot file version 120 created 23-SEP-2021 13:01:33

INBEAM5 EM156A.UVDATA.1

Freq = 1.5950 GHz, Bw = 32.000 MH No calibration applied and no bandpass applied



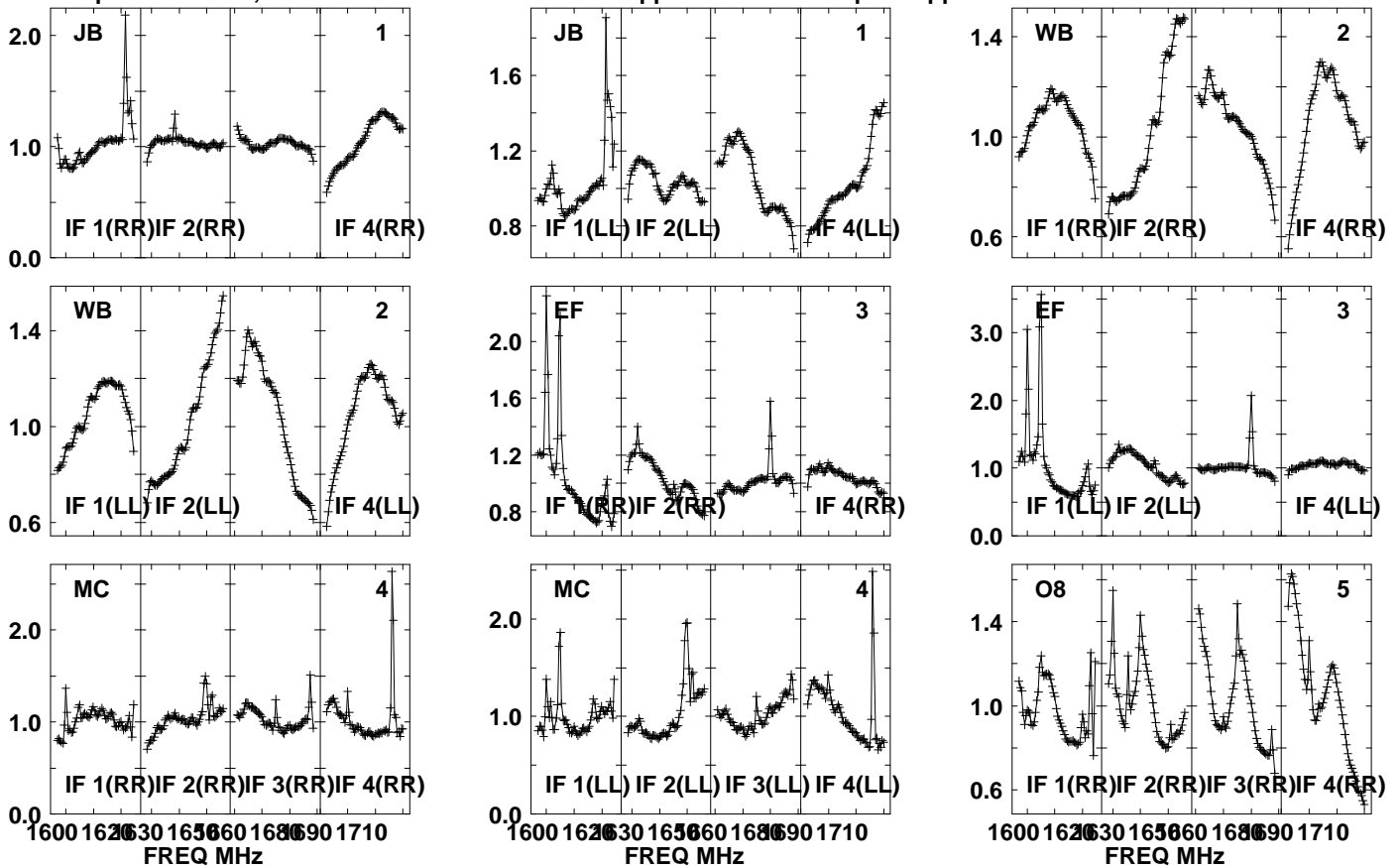
Lower frame: Real Jy  
Auto-corr total-power spectrum Antenna: \*  
Timerange: 00/11:43:01 to 00/11:45:59



Plot file version 121 created 23-SEP-2021 13:01:33

J0817+2352 EM156A.UVDATA.1

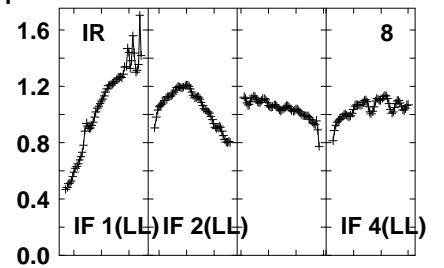
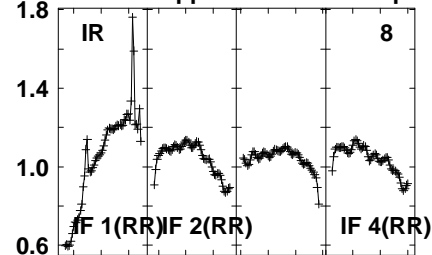
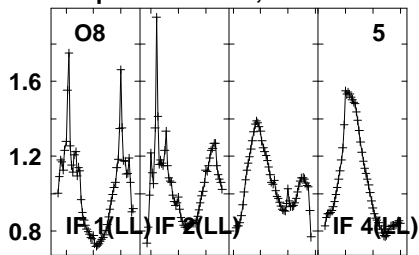
Freq = 1.5950 GHz, Bw = 32.000 MH No calibration applied and no bandpass applied



Plot file version 122 created 23-SEP-2021 13:01:33

J0817+2352 EM156A.UVDATA.1

Freq = 1.5950 GHz, Bw = 32.000 MH No calibration applied and no bandpass applied

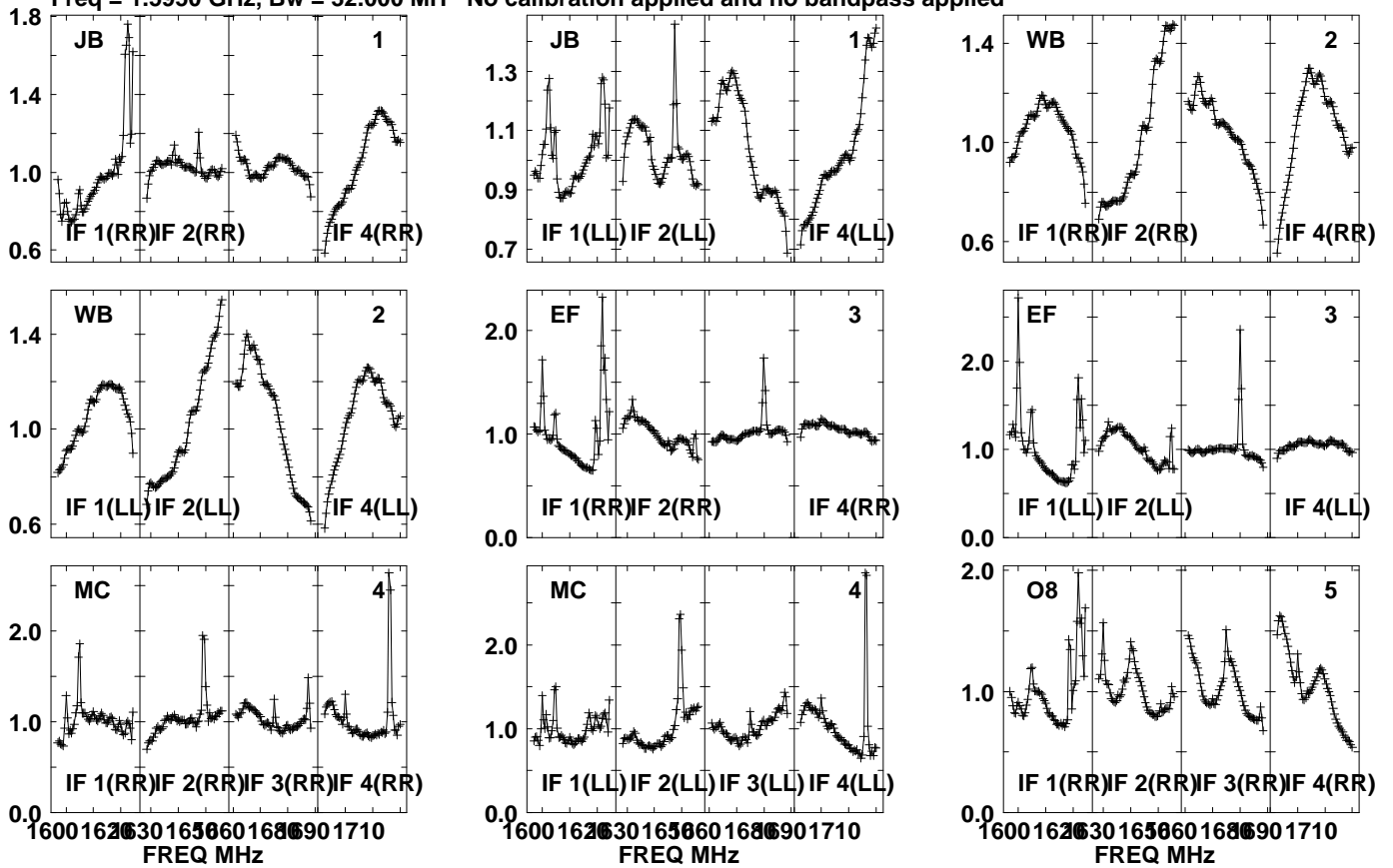


Lower frame: Real Jy  
Auto-corr total-power spectrum Antenna: \*  
Timerange: 00/11:46:31 to 00/11:47:59

Plot file version 123 created 23-SEP-2021 13:01:33

INBEAM6 EM156A.UVDATA.1

Freq = 1.5950 GHz, Bw = 32.000 MH No calibration applied and no bandpass applied

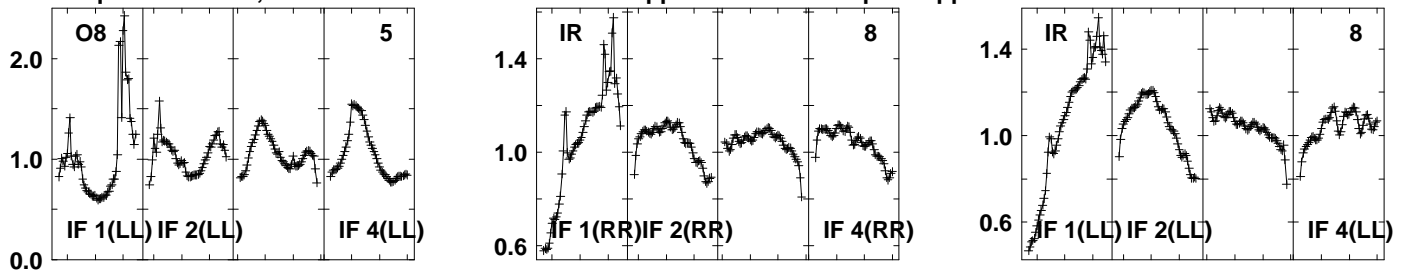


Lower frame: Real Jy  
Auto-corr total-power spectrum Antenna: \*  
Timerange: 00/11:48:01 to 00/11:50:59

Plot file version 124 created 23-SEP-2021 13:01:33

INBEAM6 EM156A.UVDATA.1

Freq = 1.5950 GHz, Bw = 32.000 MH No calibration applied and no bandpass applied



Lower frame: Real Jy

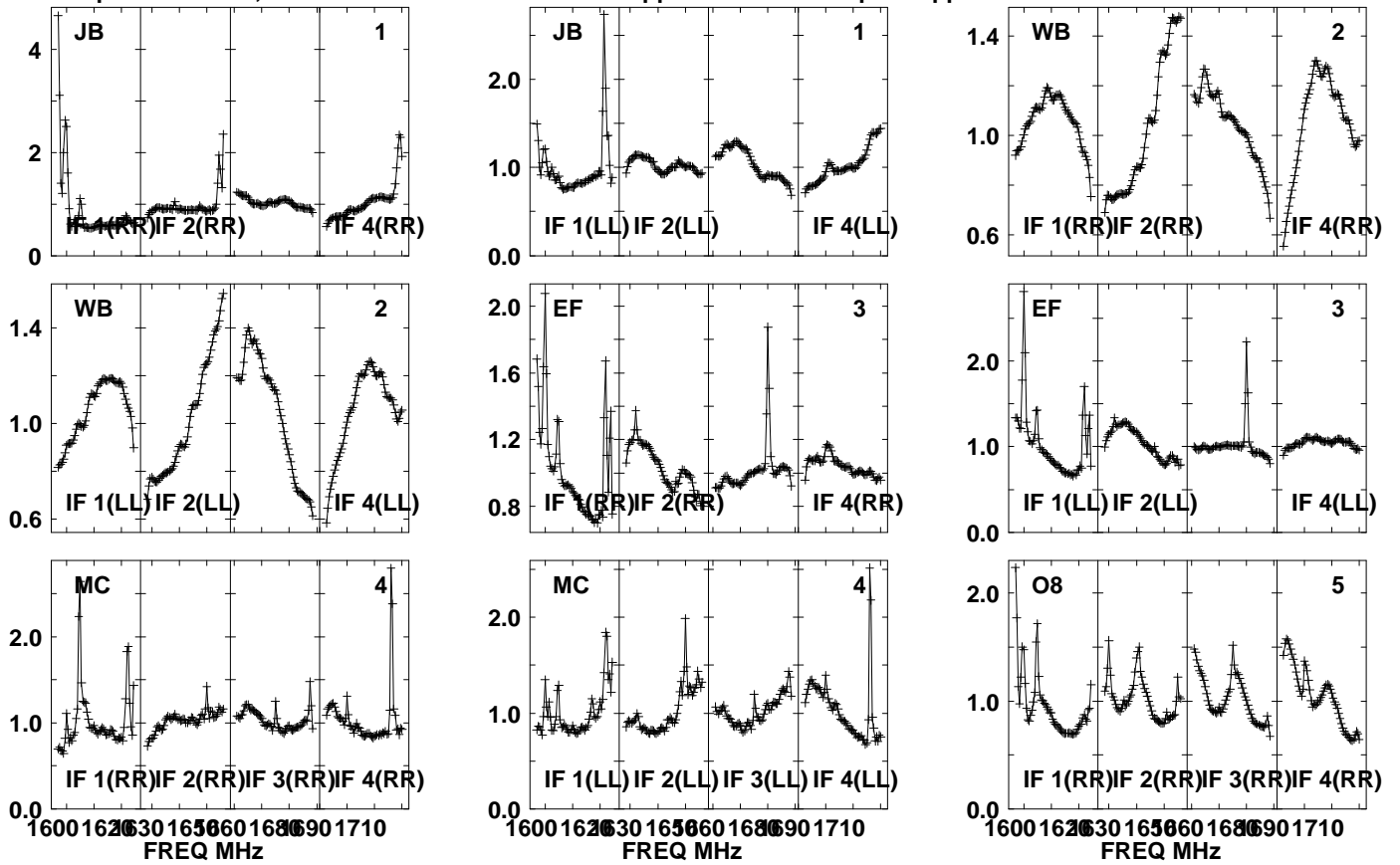
Auto-corr total-power spectrum Antenna: \*

Timerange: 00/11:48:01 to 00/11:50:59

Plot file version 125 created 23-SEP-2021 13:01:33

INBEAM7 EM156A.UVDATA.1

Freq = 1.5950 GHz, Bw = 32.000 MH No calibration applied and no bandpass applied

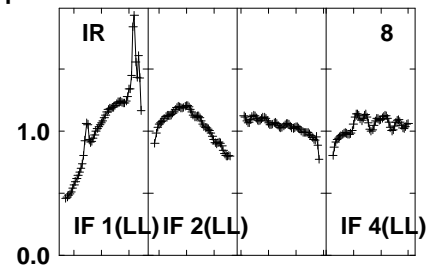
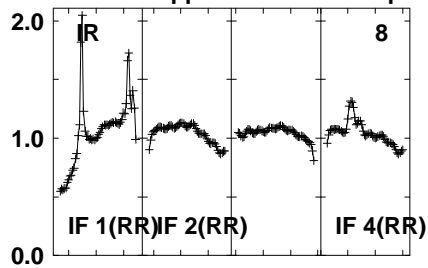
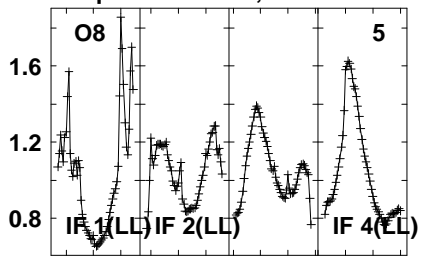


Lower frame: Real Jy  
Auto-corr total-power spectrum Antenna: \*  
Timerange: 00/11:51:01 to 00/11:53:59

Plot file version 126 created 23-SEP-2021 13:01:33

INBEAM7 EM156A.UVDATA.1

Freq = 1.5950 GHz, Bw = 32.000 MH No calibration applied and no bandpass applied

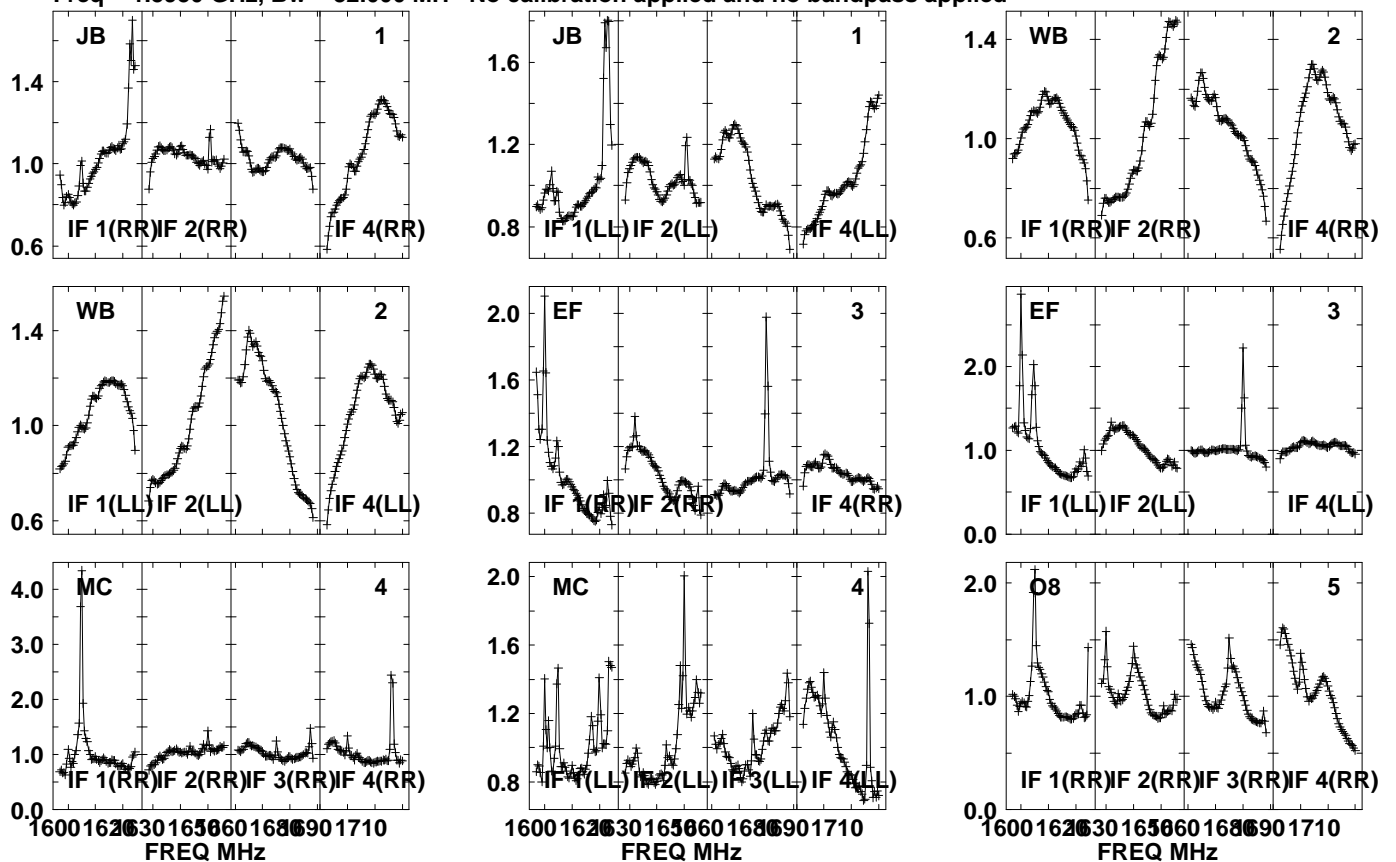


Lower frame: Real Jy  
Auto-corr total-power spectrum Antenna: \*  
Timerange: 00/11:51:01 to 00/11:53:59

Plot file version 127 created 23-SEP-2021 13:01:33

J0817+2352 EM156A.UVDATA.1

Freq = 1.5950 GHz, Bw = 32.000 MH No calibration applied and no bandpass applied

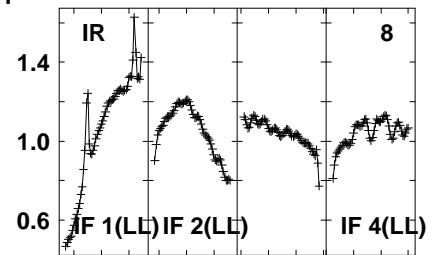
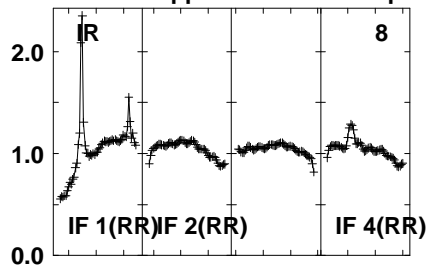
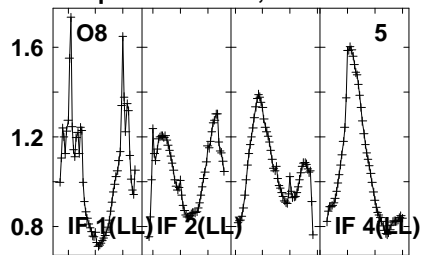


Lower frame: Real Jy  
Auto-corr total-power spectrum Antenna: \*  
Timerange: 00/11:54:31 to 00/11:55:59

Plot file version 128 created 23-SEP-2021 13:01:33

J0817+2352 EM156A.UVDATA.1

Freq = 1.5950 GHz, Bw = 32.000 MH No calibration applied and no bandpass applied



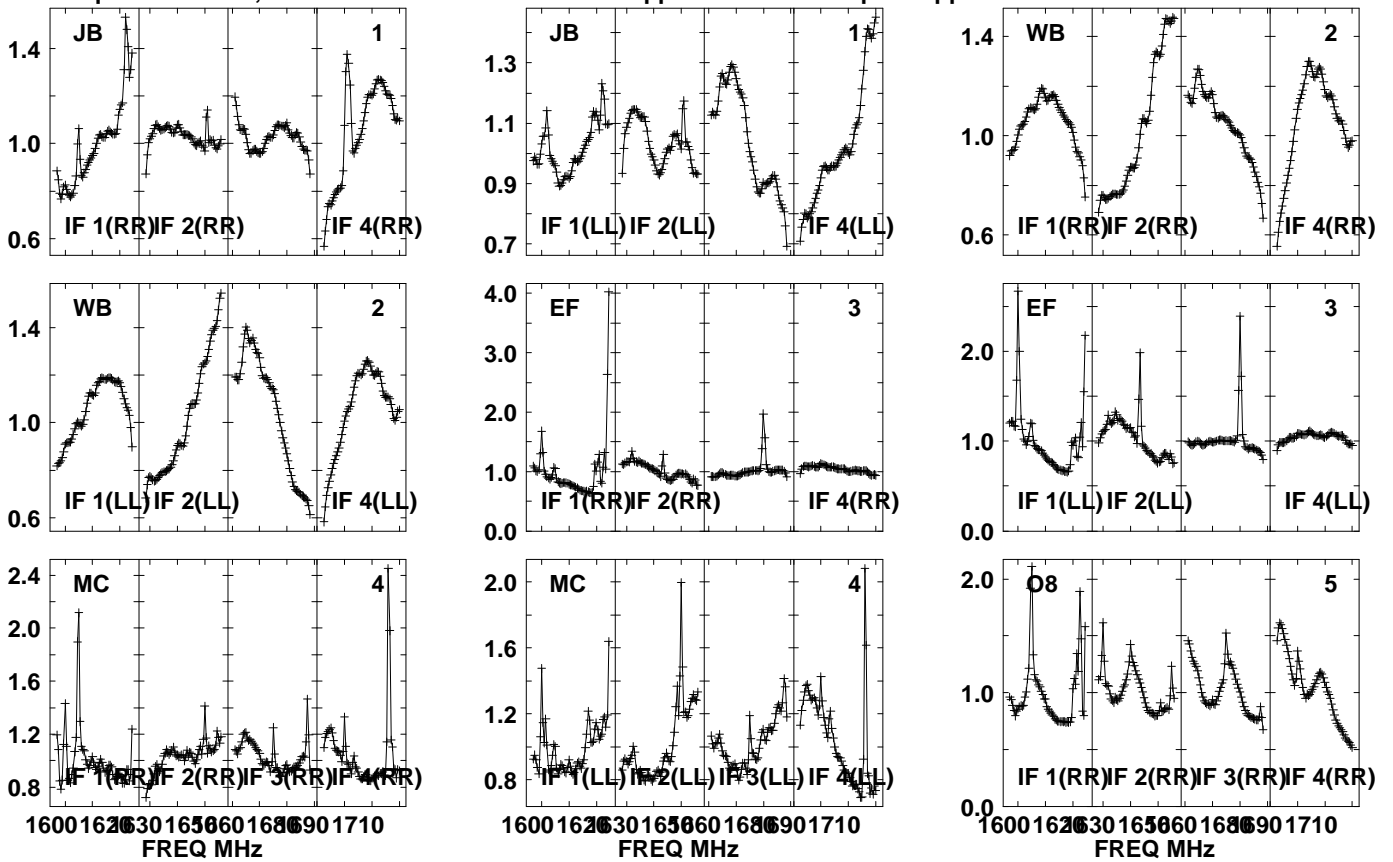
Lower frame: Real Jy  
Auto-corr total-power spectrum Antenna: \*  
Timerange: 00/11:54:31 to 00/11:55:59



Plot file version 129 created 23-SEP-2021 13:01:34

INBEAM8 EM156A.UVDATA.1

Freq = 1.5950 GHz, Bw = 32.000 MH No calibration applied and no bandpass applied

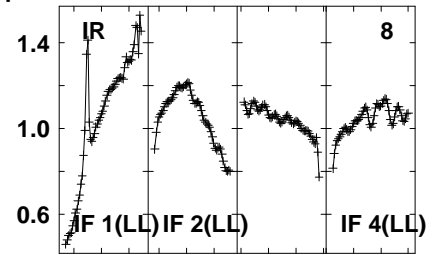
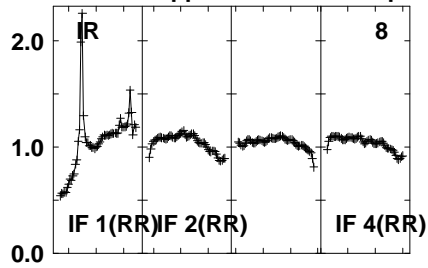
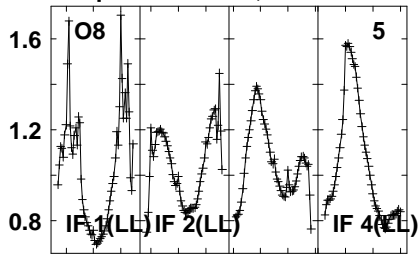


Lower frame: Real Jy  
Auto-corr total-power spectrum Antenna: \*  
Timerange: 00/11:56:01 to 00/11:58:59

Plot file version 130 created 23-SEP-2021 13:01:34

INBEAM8 EM156A.UVDATA.1

Freq = 1.5950 GHz, Bw = 32.000 MH No calibration applied and no bandpass applied

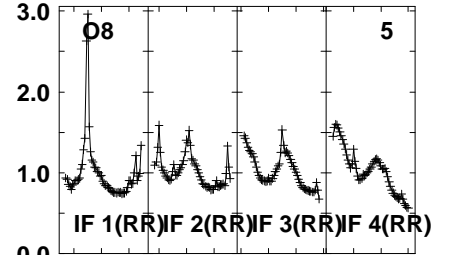
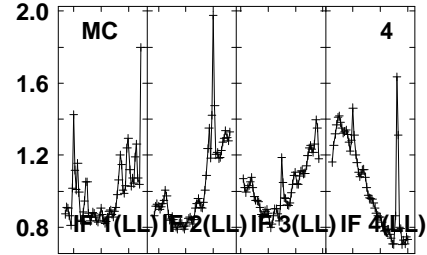
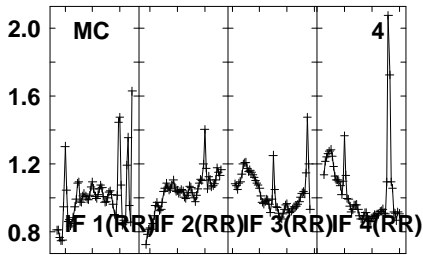
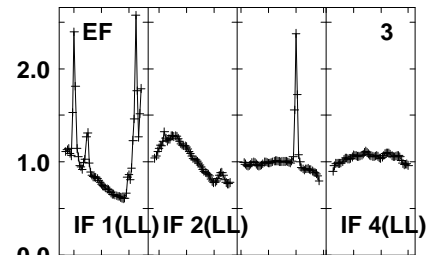
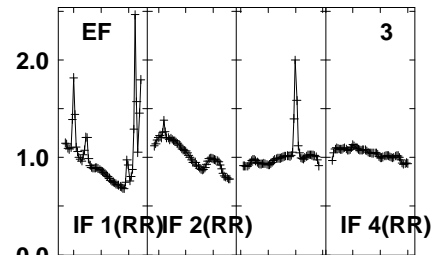
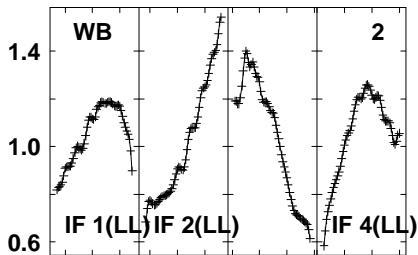
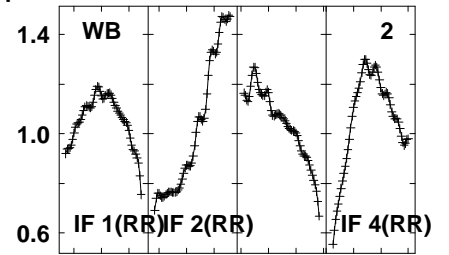
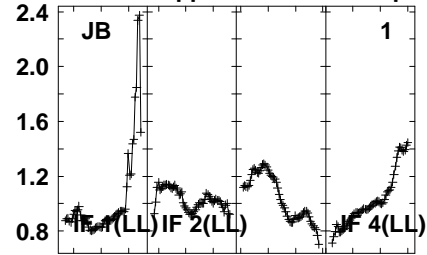
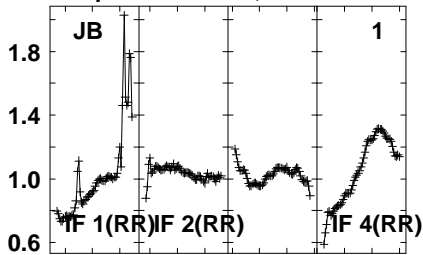


Lower frame: Real Jy  
Auto-corr total-power spectrum Antenna: \*  
Timerange: 00/11:56:01 to 00/11:58:59

Plot file version 131 created 23-SEP-2021 13:01:34

INBEAM9 EM156A.UVDATA.1

Freq = 1.5950 GHz, Bw = 32.000 MH No calibration applied and no bandpass applied



1600 1620 1630 1650 1660 1680 1690 1710  
FREQ MHz

1600 1620 1630 1650 1660 1680 1690 1710  
FREQ MHz

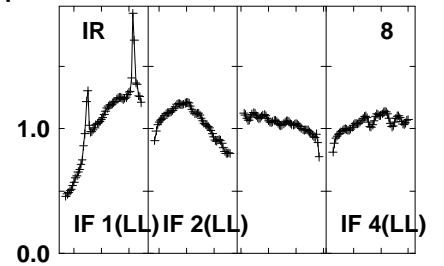
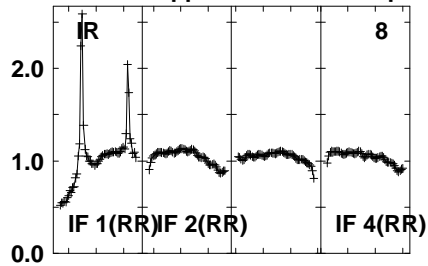
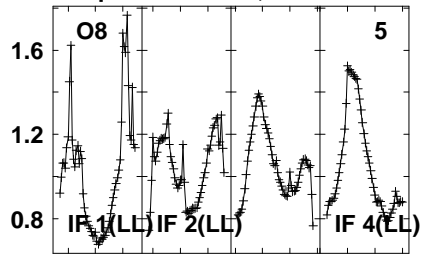
1600 1620 1630 1650 1660 1680 1690 1710  
FREQ MHz

Lower frame: Real Jy  
Auto-corr total-power spectrum Antenna: \*  
Timerange: 00/11:59:01 to 00/12:01:59

Plot file version 132 created 23-SEP-2021 13:01:34

INBEAM9 EM156A.UVDATA.1

Freq = 1.5950 GHz, Bw = 32.000 MH No calibration applied and no bandpass applied

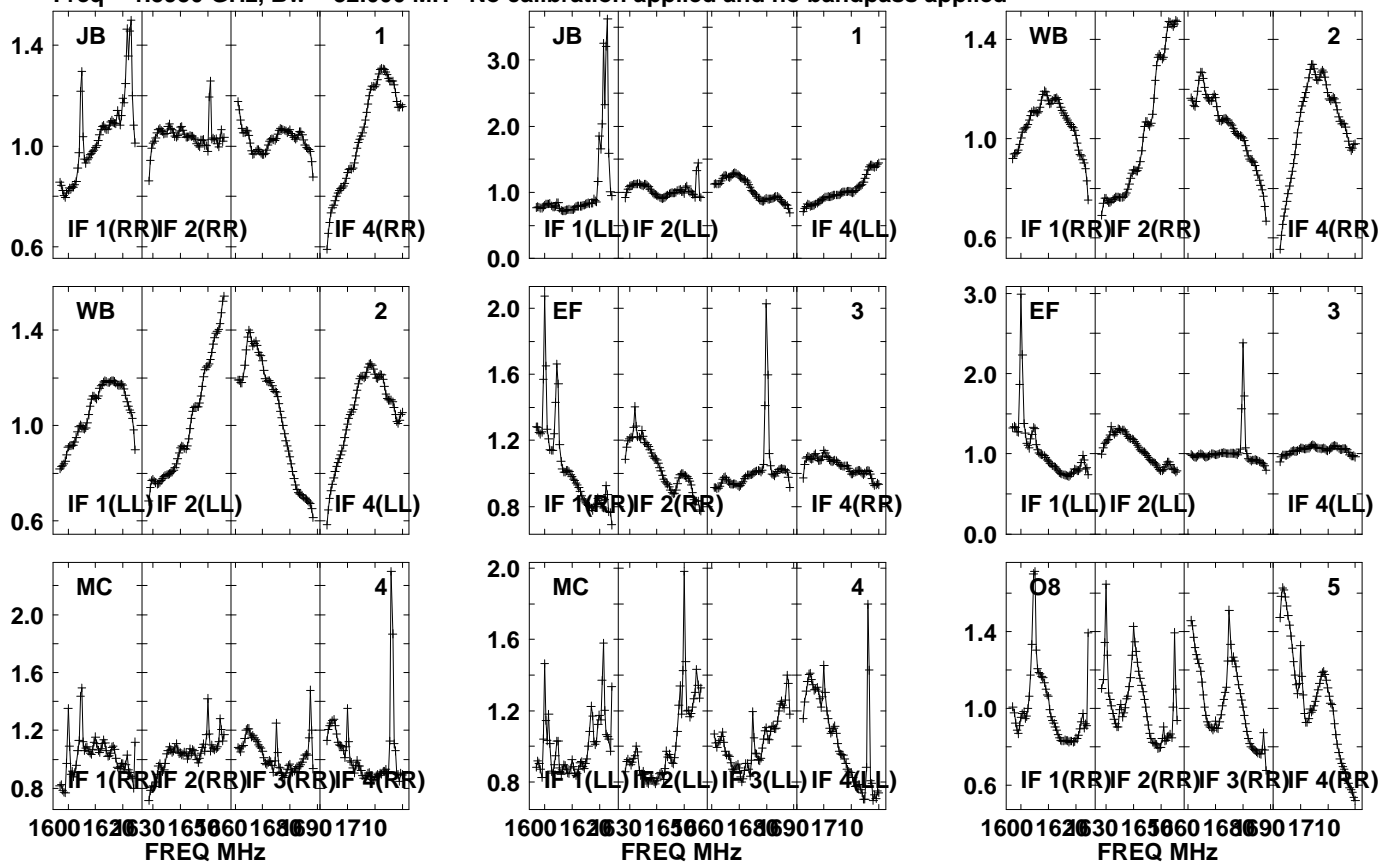


Lower frame: Real Jy  
Auto-corr total-power spectrum Antenna: \*  
Timerange: 00/11:59:01 to 00/12:01:59

Plot file version 133 created 23-SEP-2021 13:01:34

J0817+2352 EM156A.UVDATA.1

Freq = 1.5950 GHz, Bw = 32.000 MH No calibration applied and no bandpass applied

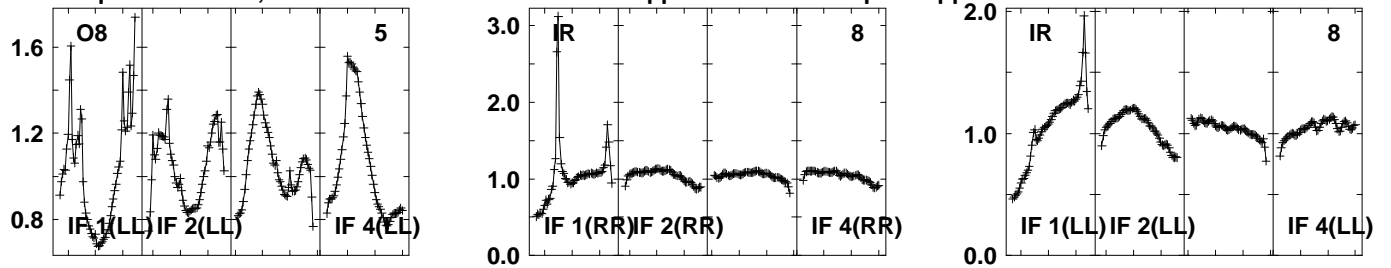


Lower frame: Real Jy  
Auto-corr total-power spectrum Antenna: \*  
Timerange: 00/12:02:31 to 00/12:03:59

Plot file version 134 created 23-SEP-2021 13:01:34

J0817+2352 EM156A.UVDATA.1

Freq = 1.5950 GHz, Bw = 32.000 MH No calibration applied and no bandpass applied

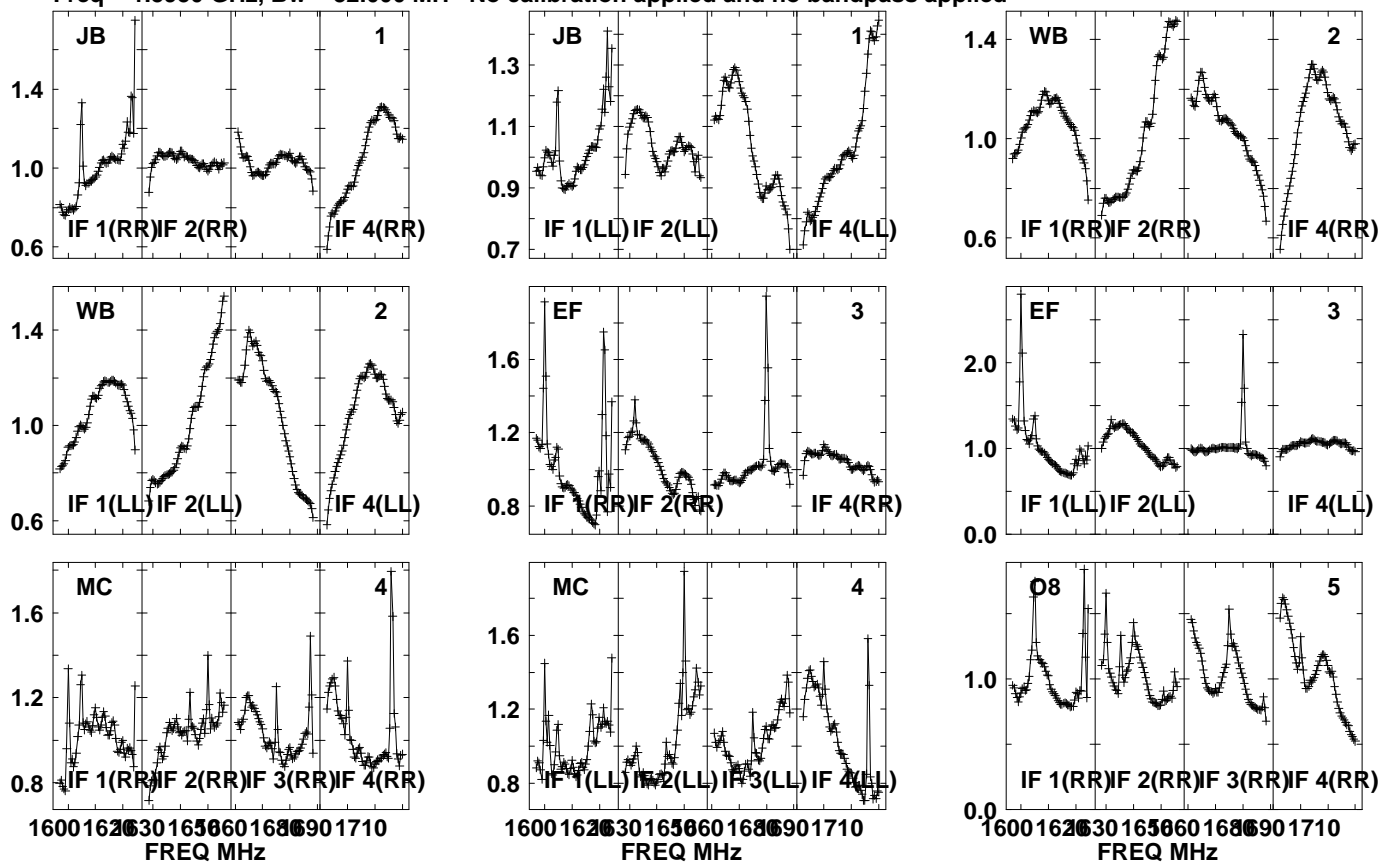


Lower frame: Real Jy  
Auto-corr total-power spectrum Antenna: \*  
Timerange: 00/12:02:31 to 00/12:03:59

Plot file version 135 created 23-SEP-2021 13:01:34

INBEAM10 EM156A.UVDATA.1

Freq = 1.5950 GHz, Bw = 32.000 MH No calibration applied and no bandpass applied

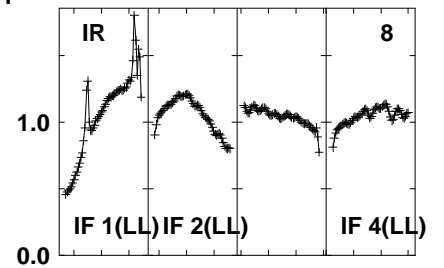
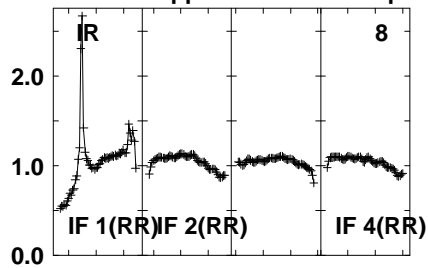
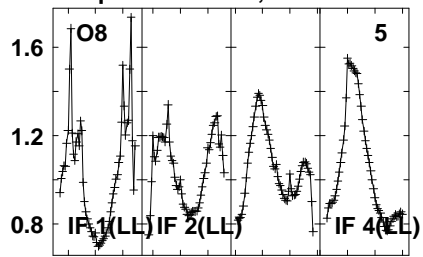


Lower frame: Real Jy  
Auto-corr total-power spectrum Antenna: \*  
Timerange: 00/12:04:01 to 00/12:06:59

Plot file version 136 created 23-SEP-2021 13:01:34

INBEAM10 EM156A.UVDATA.1

Freq = 1.5950 GHz, Bw = 32.000 MH No calibration applied and no bandpass applied



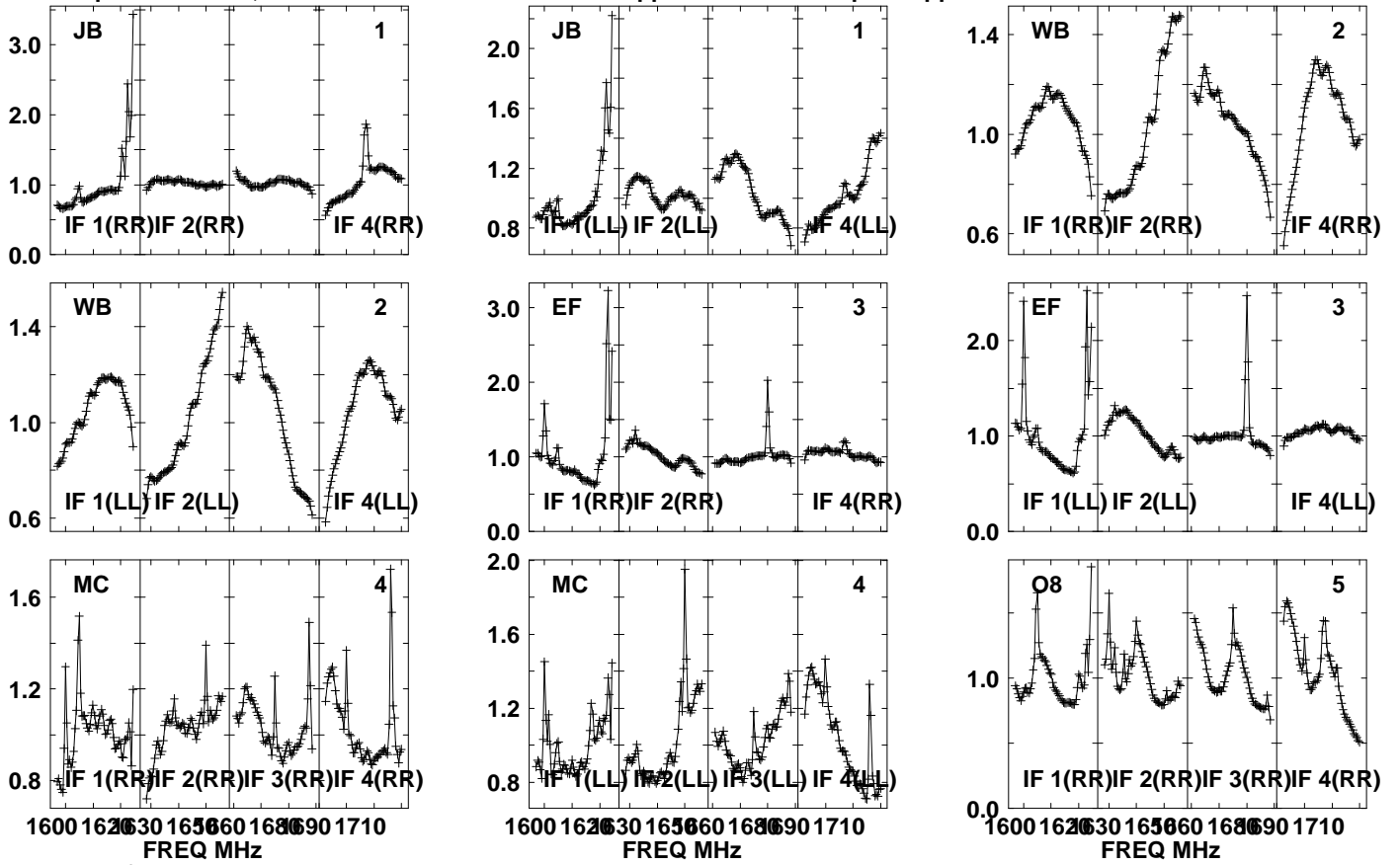
Lower frame: Real Jy  
Auto-corr total-power spectrum Antenna: \*  
Timerange: 00/12:04:01 to 00/12:06:59



Plot file version 137 created 23-SEP-2021 13:01:34

INBEAM11 EM156A.UVDATA.1

Freq = 1.5950 GHz, Bw = 32.000 MH No calibration applied and no bandpass applied

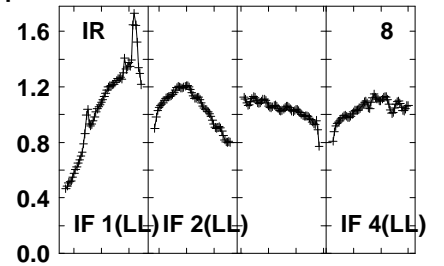
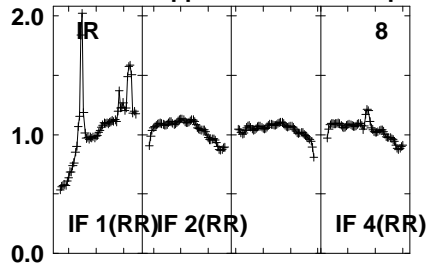
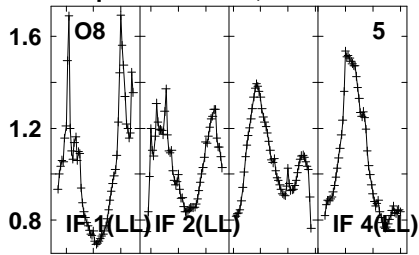


Lower frame: Real Jy  
Auto-corr total-power spectrum Antenna: \*  
Timerange: 00/12:07:01 to 00/12:09:59

Plot file version 138 created 23-SEP-2021 13:01:34

INBEAM11 EM156A.UVDATA.1

Freq = 1.5950 GHz, Bw = 32.000 MH No calibration applied and no bandpass applied

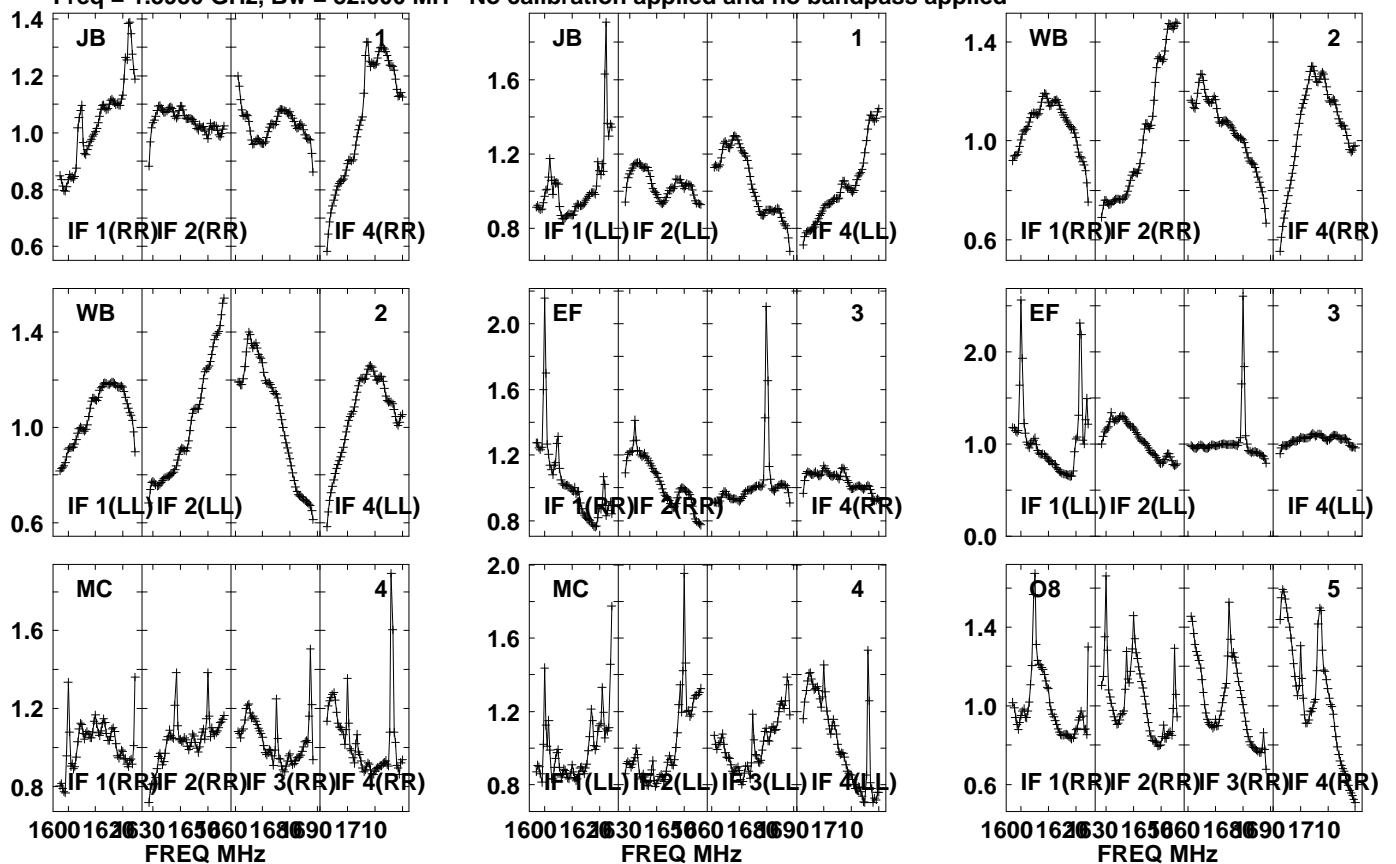


Lower frame: Real Jy  
Auto-corr total-power spectrum Antenna: \*  
Timerange: 00/12:07:01 to 00/12:09:59

Plot file version 139 created 23-SEP-2021 13:01:34

J0817+2352 EM156A.UVDATA.1

Freq = 1.5950 GHz, Bw = 32.000 MH No calibration applied and no bandpass applied

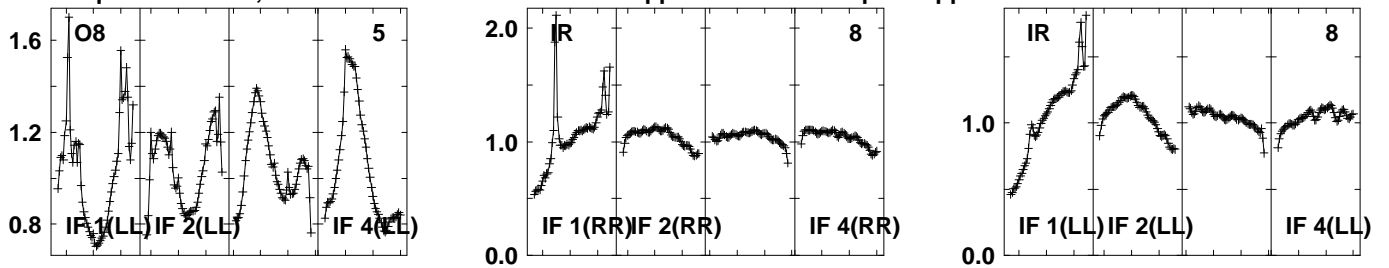


Lower frame: Real Jy  
Auto-corr total-power spectrum Antenna: \*  
Timerange: 00/12:10:31 to 00/12:11:59

Plot file version 140 created 23-SEP-2021 13:01:34

J0817+2352 EM156A.UVDATA.1

Freq = 1.5950 GHz, Bw = 32.000 MH No calibration applied and no bandpass applied

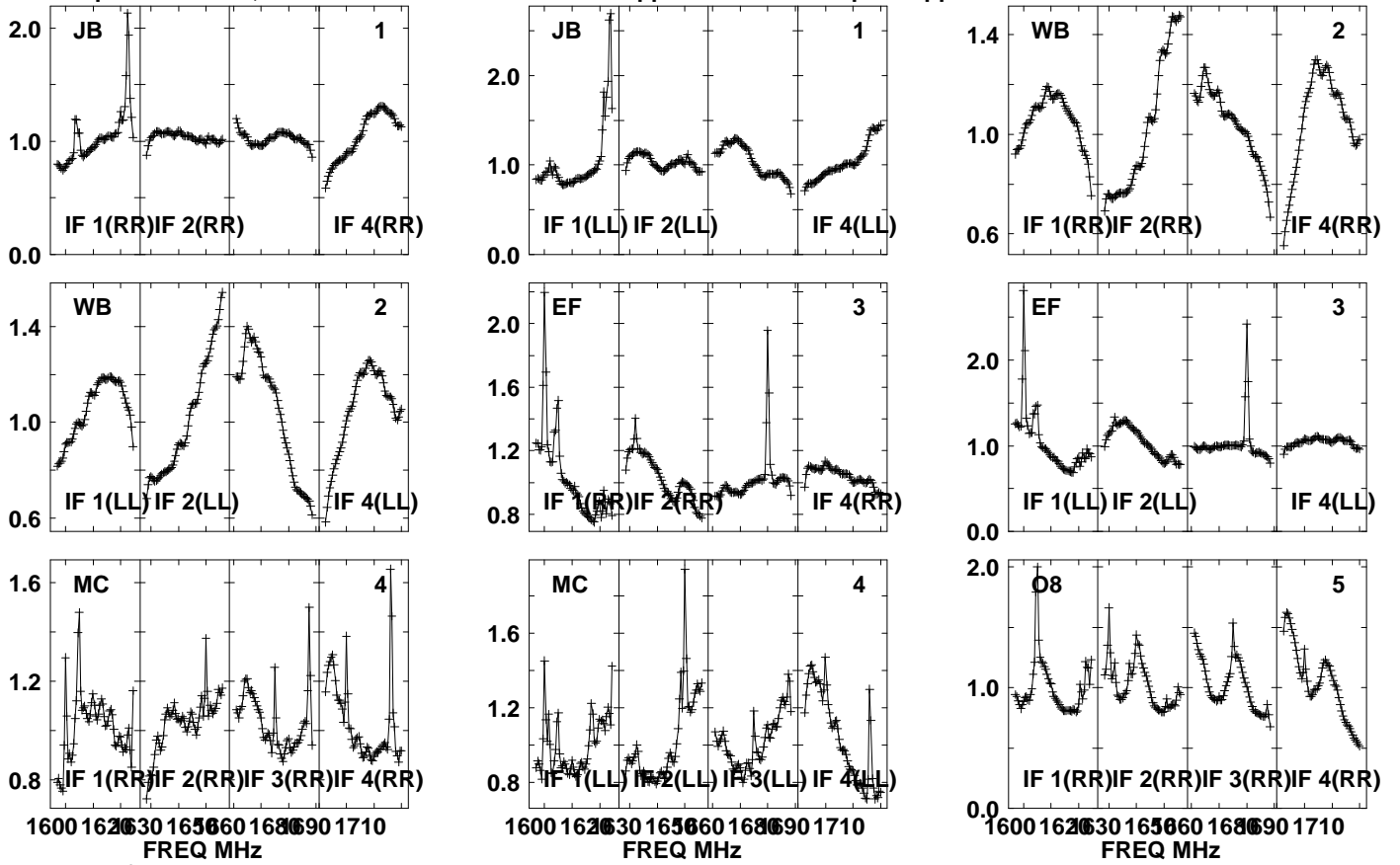


Lower frame: Real Jy  
Auto-corr total-power spectrum Antenna: \*  
Timerange: 00/12:10:31 to 00/12:11:59

Plot file version 141 created 23-SEP-2021 13:01:34

INBEAM1 EM156A.UVDATA.1

Freq = 1.5950 GHz, Bw = 32.000 MH No calibration applied and no bandpass applied



Lower frame: Real Jy

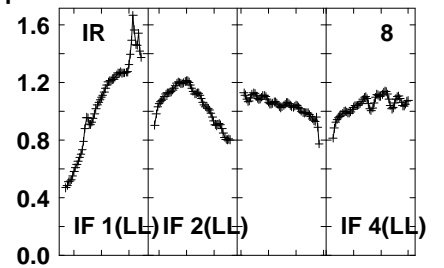
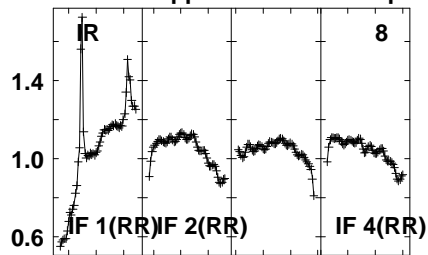
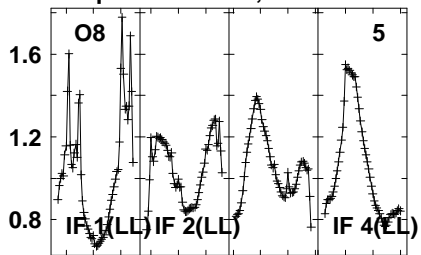
Auto-corr total-power spectrum Antenna: \*

Timerange: 00/12:12:01 to 00/12:14:59

Plot file version 142 created 23-SEP-2021 13:01:34

INBEAM1 EM156A.UVDATA.1

Freq = 1.5950 GHz, Bw = 32.000 MH No calibration applied and no bandpass applied

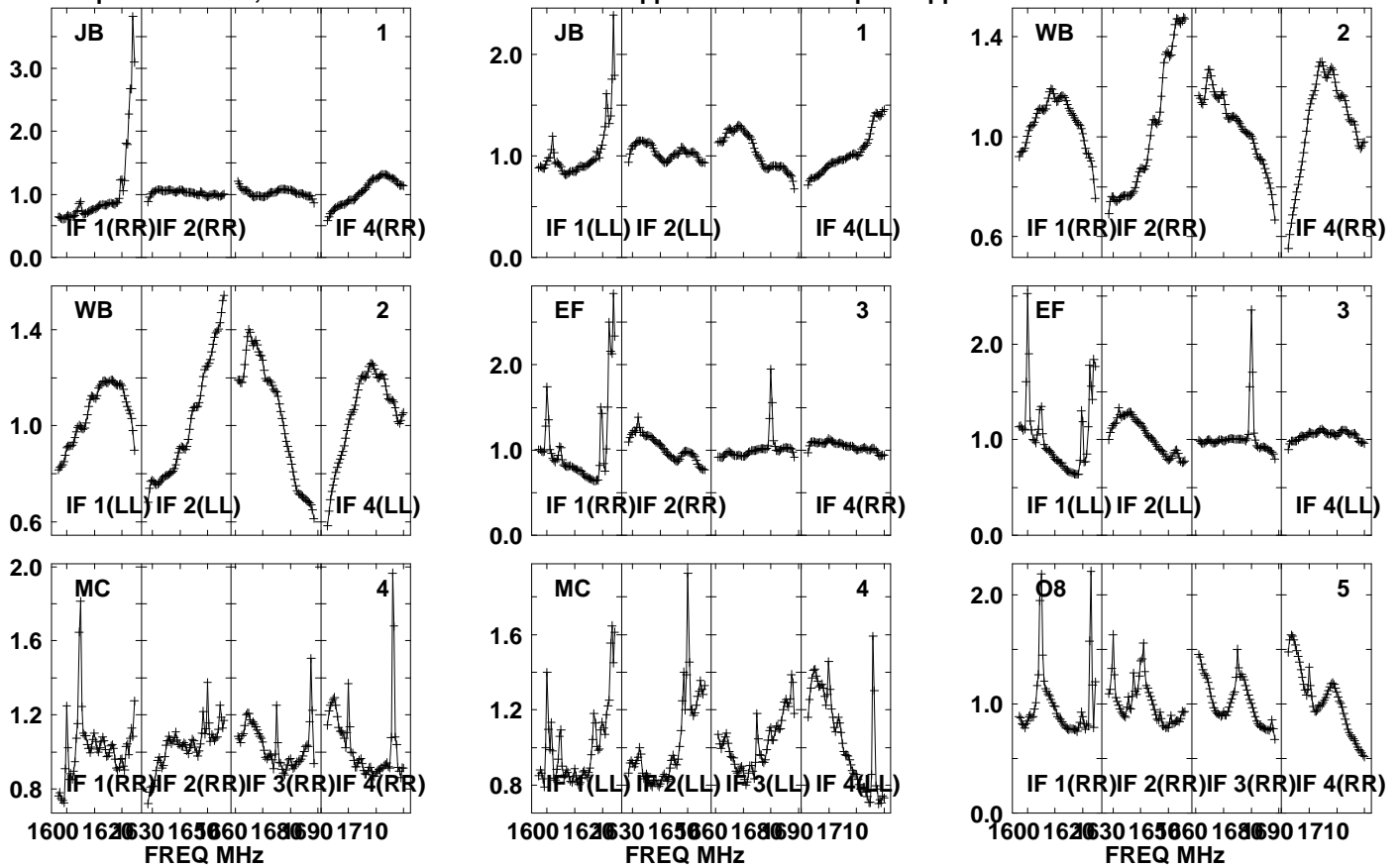


Lower frame: Real Jy  
Auto-corr total-power spectrum Antenna: \*  
Timerange: 00/12:12:01 to 00/12:14:59

Plot file version 143 created 23-SEP-2021 13:01:34

J0817+2352 EM156A.UVDATA.1

Freq = 1.5950 GHz, Bw = 32.000 MH No calibration applied and no bandpass applied



Lower frame: Real Jy

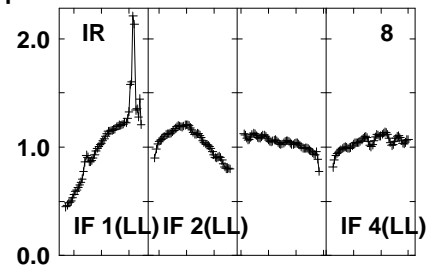
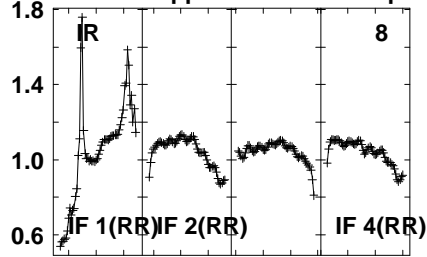
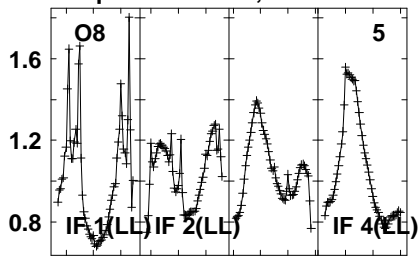
Auto-corr total-power spectrum Antenna: \*

Timerange: 00/12:15:31 to 00/12:16:59

Plot file version 144 created 23-SEP-2021 13:01:34

J0817+2352 EM156A.UVDATA.1

Freq = 1.5950 GHz, Bw = 32.000 MH No calibration applied and no bandpass applied



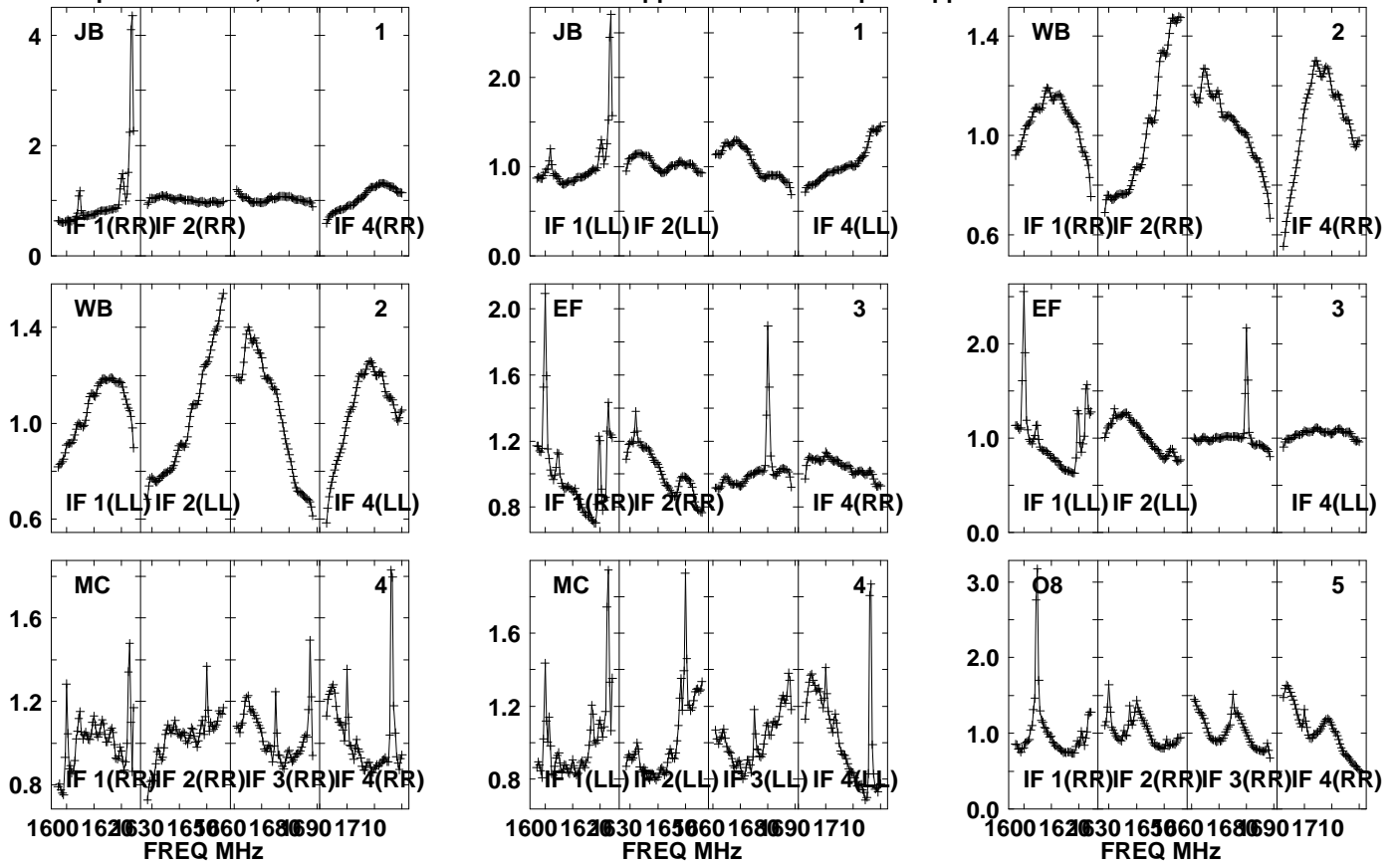
Lower frame: Real Jy  
Auto-corr total-power spectrum Antenna: \*  
Timerange: 00/12:15:31 to 00/12:16:59



Plot file version 145 created 23-SEP-2021 13:01:34

INBEAM2 EM156A.UVDATA.1

Freq = 1.5950 GHz, Bw = 32.000 MH No calibration applied and no bandpass applied

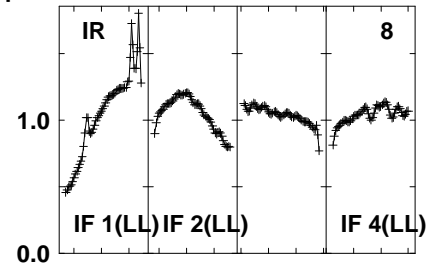
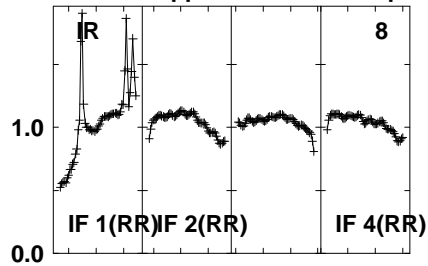
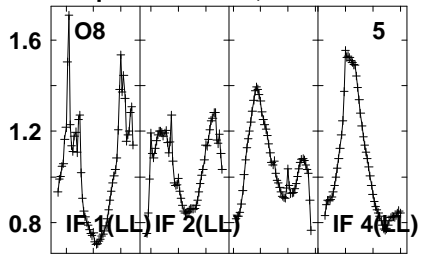


Lower frame: Real Jy  
Auto-corr total-power spectrum Antenna: \*  
Timerange: 00/12:17:01 to 00/12:19:59

Plot file version 146 created 23-SEP-2021 13:01:34

INBEAM2 EM156A.UVDATA.1

Freq = 1.5950 GHz, Bw = 32.000 MH No calibration applied and no bandpass applied

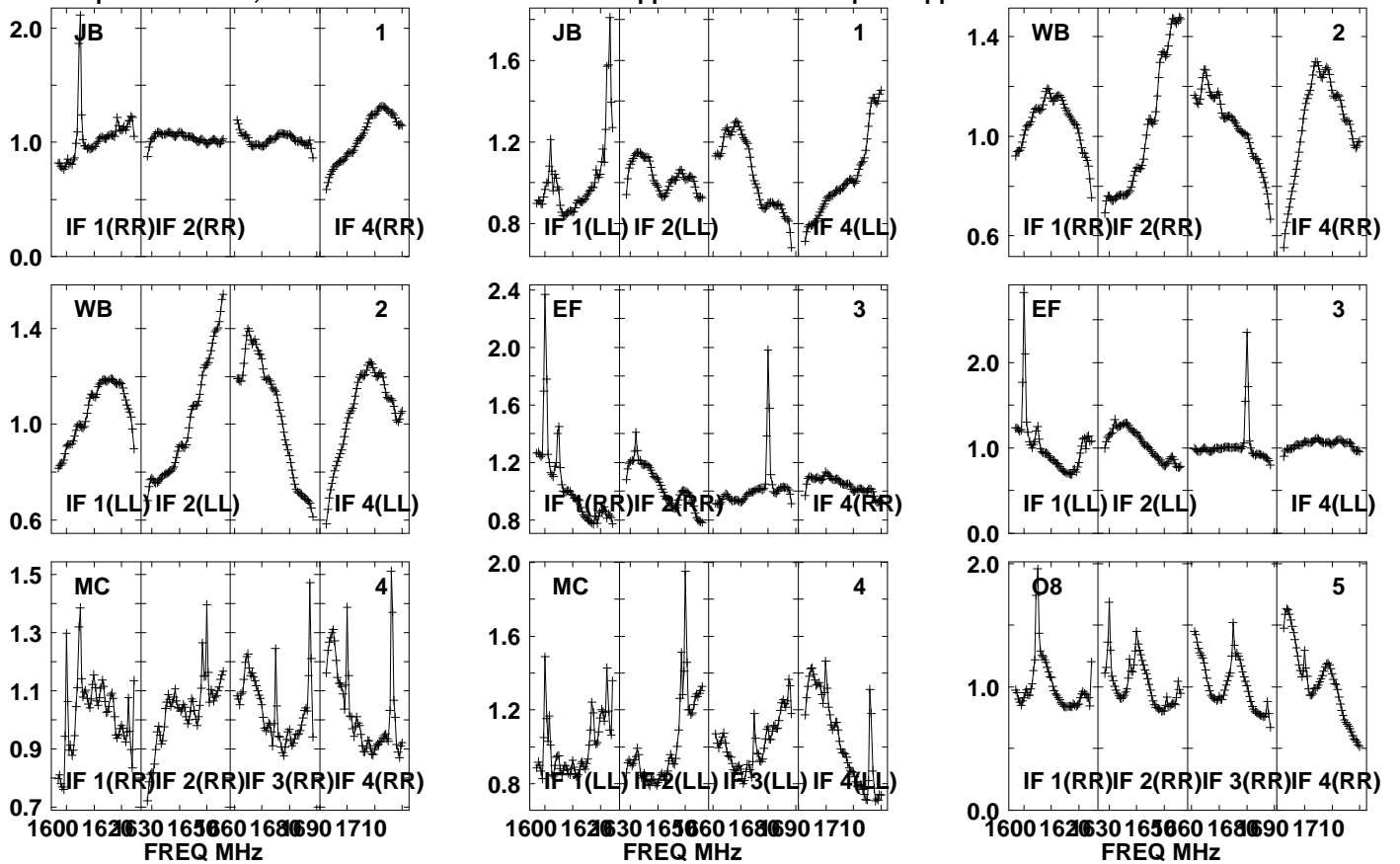


Lower frame: Real Jy  
Auto-corr total-power spectrum Antenna: \*  
Timerange: 00/12:17:01 to 00/12:19:59

Plot file version 147 created 23-SEP-2021 13:01:34

INBEAM3 EM156A.UVDATA.1

Freq = 1.5950 GHz, Bw = 32.000 MH No calibration applied and no bandpass applied



Lower frame: Real Jy

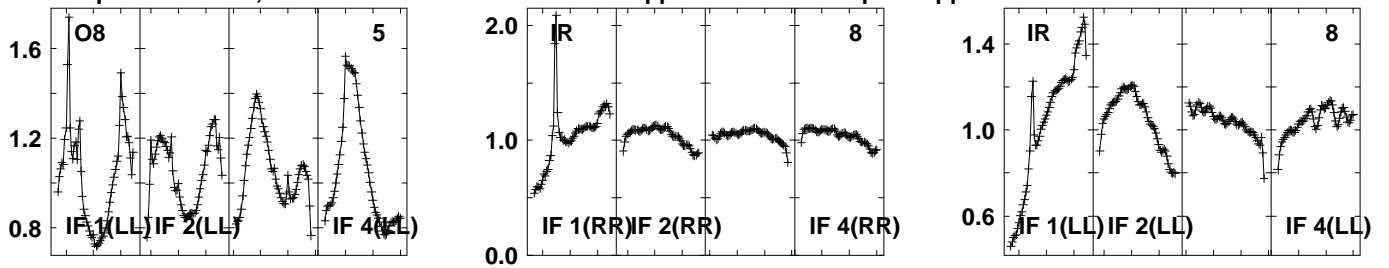
Auto-corr total-power spectrum Antenna: \*

Timerange: 00/12:20:01 to 00/12:22:59

Plot file version 148 created 23-SEP-2021 13:01:34

INBEAM3 EM156A.UVDATA.1

Freq = 1.5950 GHz, Bw = 32.000 MH No calibration applied and no bandpass applied

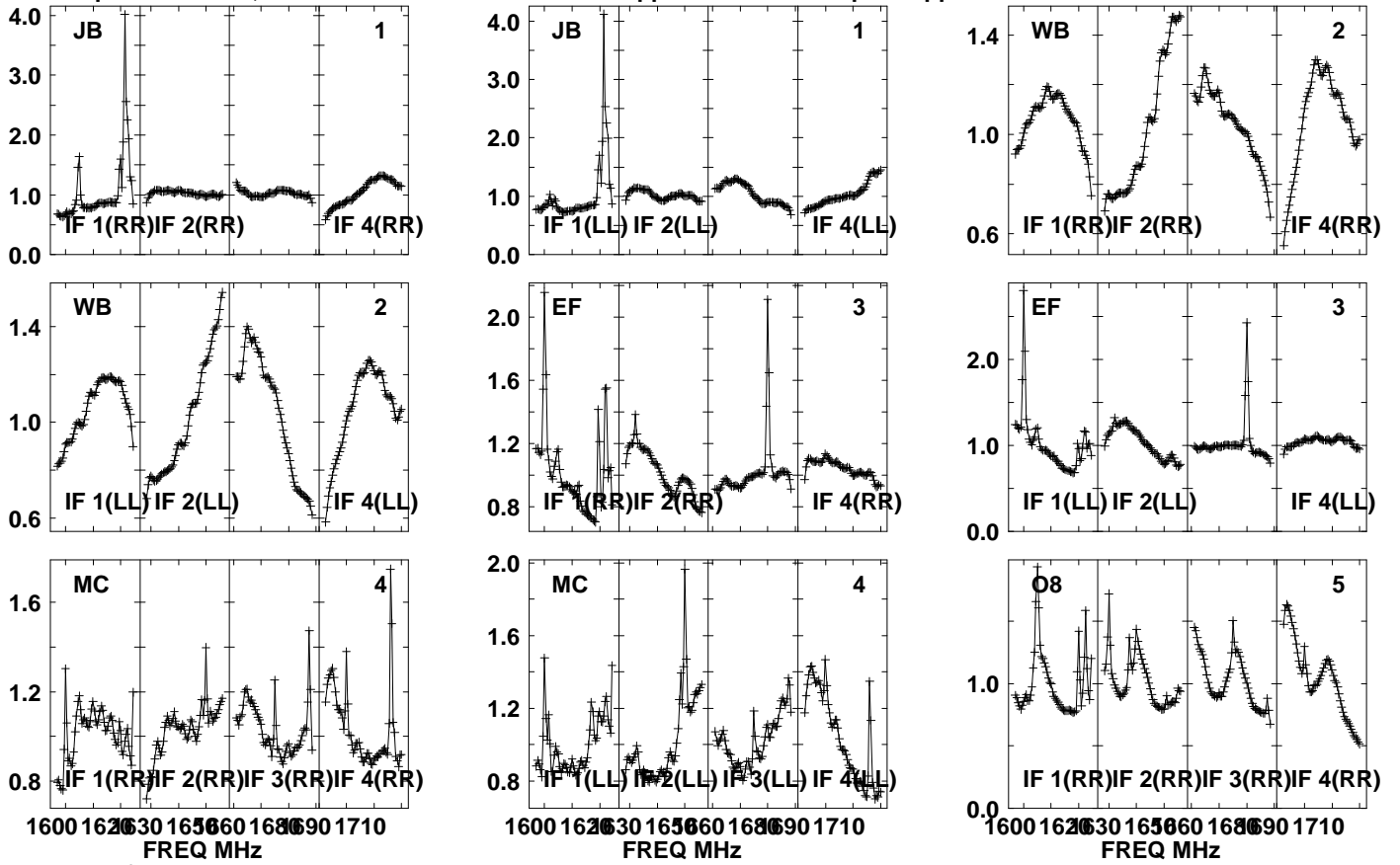


Lower frame: Real Jy  
Auto-corr total-power spectrum Antenna: \*  
Timerange: 00/12:20:01 to 00/12:22:59

Plot file version 149 created 23-SEP-2021 13:01:34

J0817+2352 EM156A.UVDATA.1

Freq = 1.5950 GHz, Bw = 32.000 MH No calibration applied and no bandpass applied

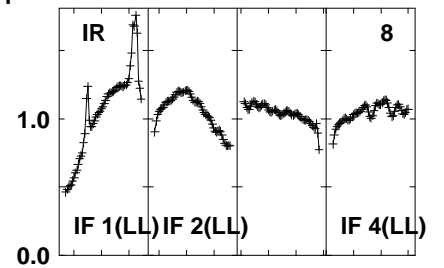
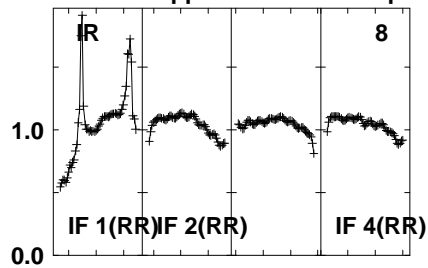
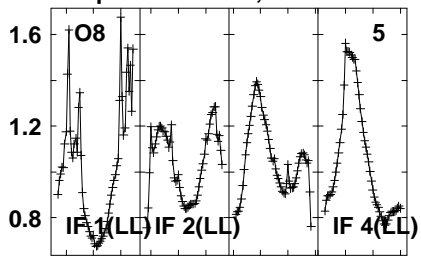


Lower frame: Real Jy  
Auto-corr total-power spectrum Antenna: \*  
Timerange: 00/12:23:31 to 00/12:24:59

Plot file version 150 created 23-SEP-2021 13:01:34

J0817+2352 EM156A.UVDATA.1

Freq = 1.5950 GHz, Bw = 32.000 MH No calibration applied and no bandpass applied

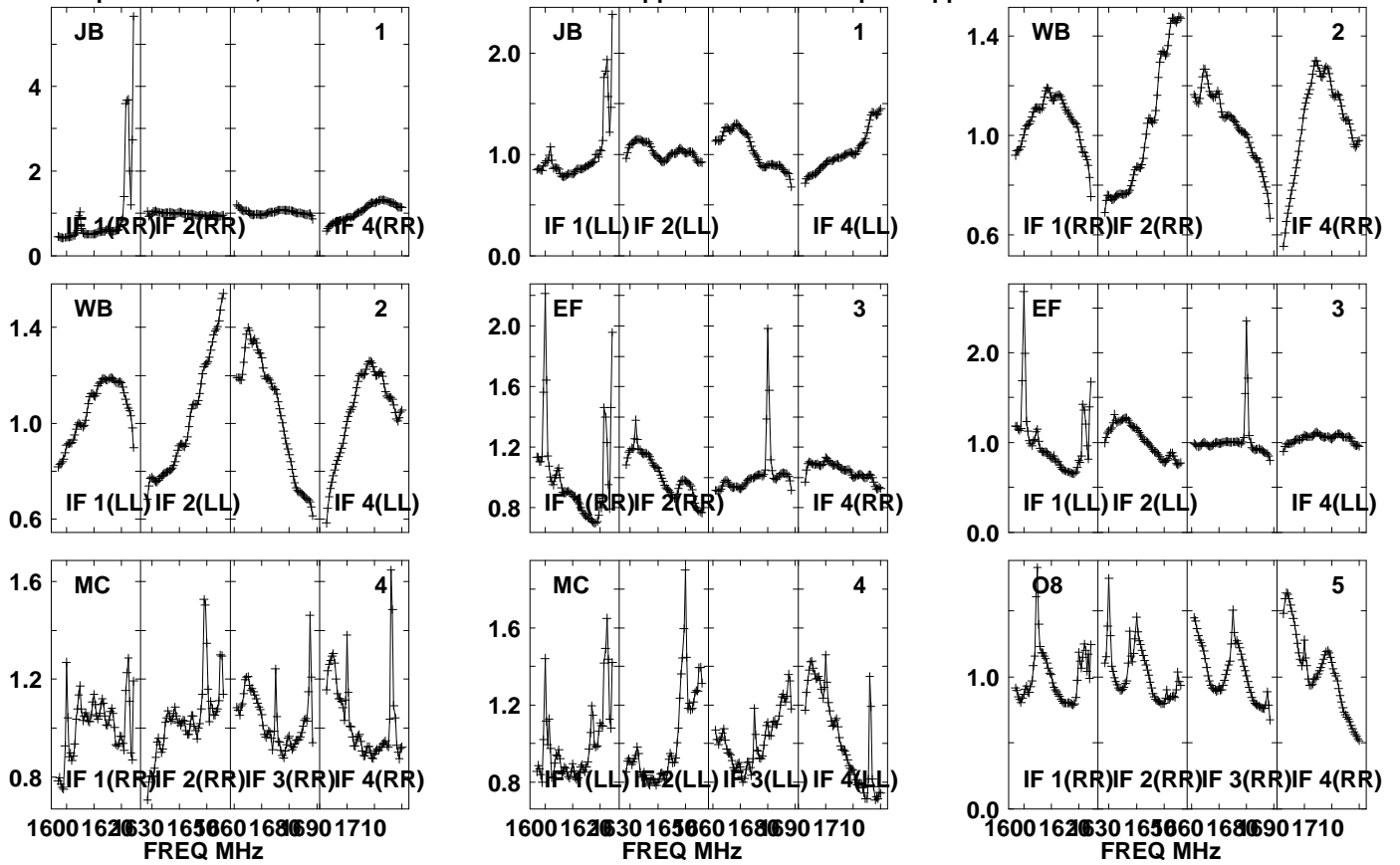


Lower frame: Real Jy  
Auto-corr total-power spectrum Antenna: \*  
Timerange: 00/12:23:31 to 00/12:24:59

Plot file version 151 created 23-SEP-2021 13:01:34

INBEAM4 EM156A.UVDATA.1

Freq = 1.5950 GHz, Bw = 32.000 MH No calibration applied and no bandpass applied

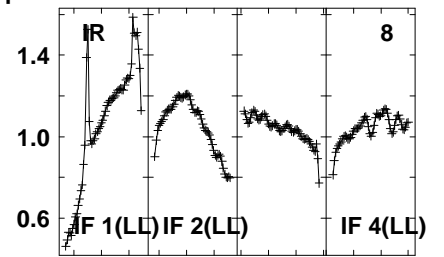
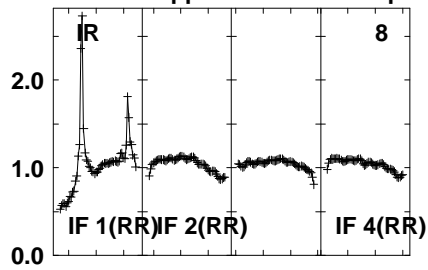
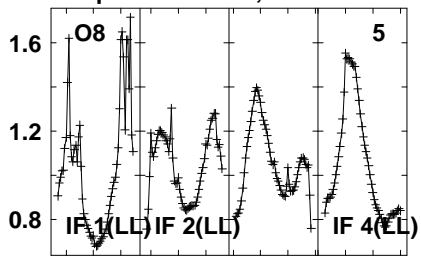


Lower frame: Real Jy  
Auto-corr total-power spectrum Antenna: \*  
Timerange: 00/12:25:01 to 00/12:27:59

Plot file version 152 created 23-SEP-2021 13:01:35

INBEAM4 EM156A.UVDATA.1

Freq = 1.5950 GHz, Bw = 32.000 MH No calibration applied and no bandpass applied



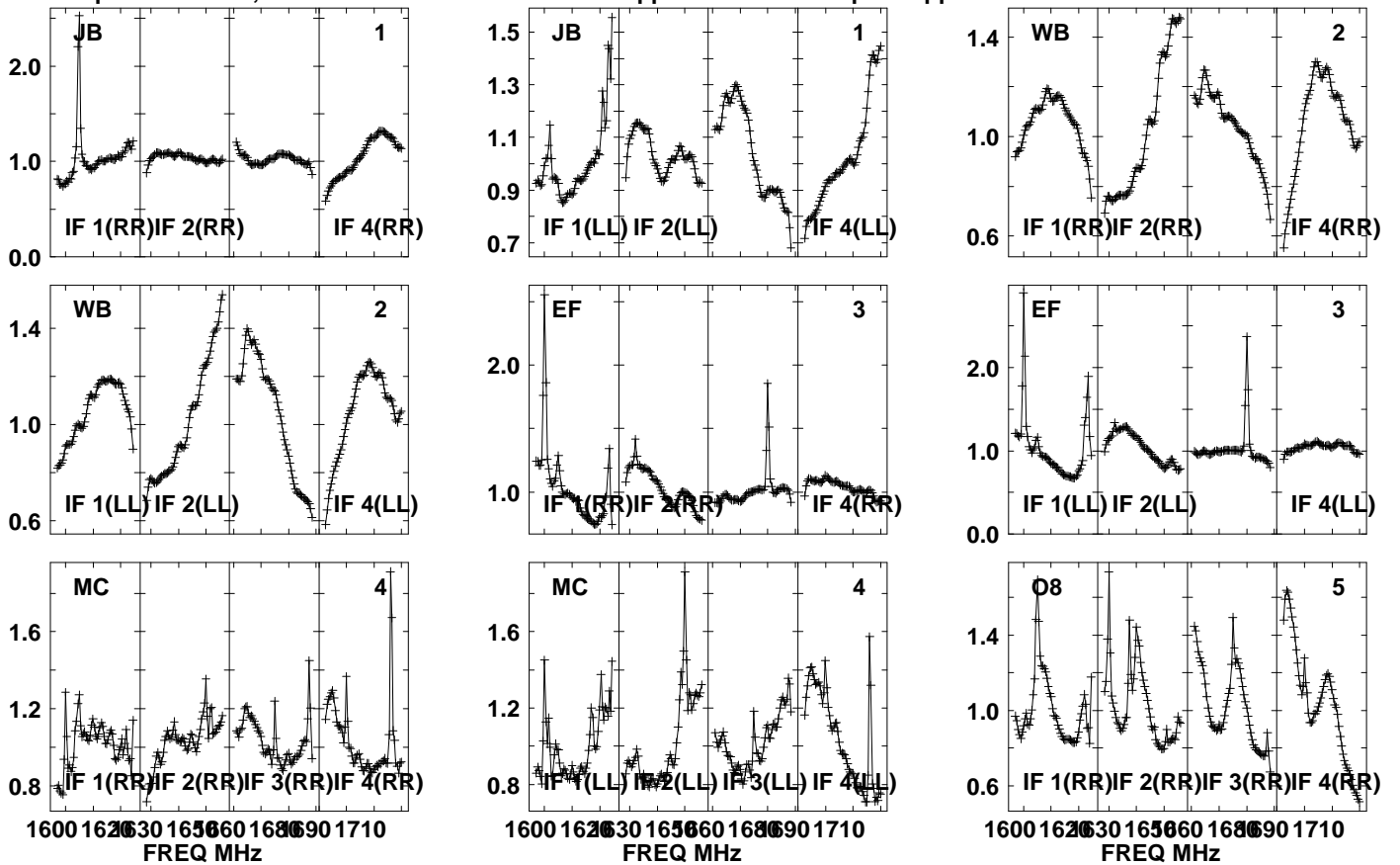
Lower frame: Real Jy  
Auto-corr total-power spectrum Antenna: \*  
Timerange: 00/12:25:01 to 00/12:27:59



Plot file version 153 created 23-SEP-2021 13:01:35

INBEAM5 EM156A.UVDATA.1

Freq = 1.5950 GHz, Bw = 32.000 MH No calibration applied and no bandpass applied



Lower frame: Real Jy

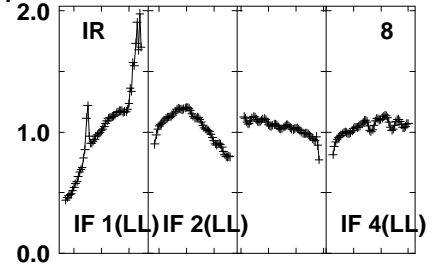
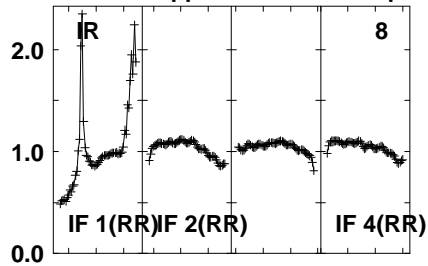
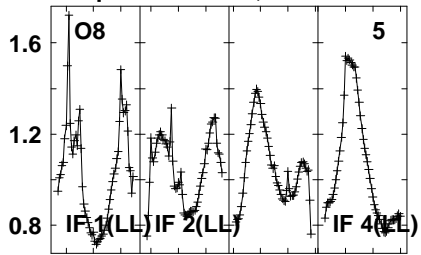
Auto-corr total-power spectrum Antenna: \*

Timerange: 00/12:28:01 to 00/12:30:59

Plot file version 154 created 23-SEP-2021 13:01:35

INBEAM5 EM156A.UVDATA.1

Freq = 1.5950 GHz, Bw = 32.000 MH No calibration applied and no bandpass applied

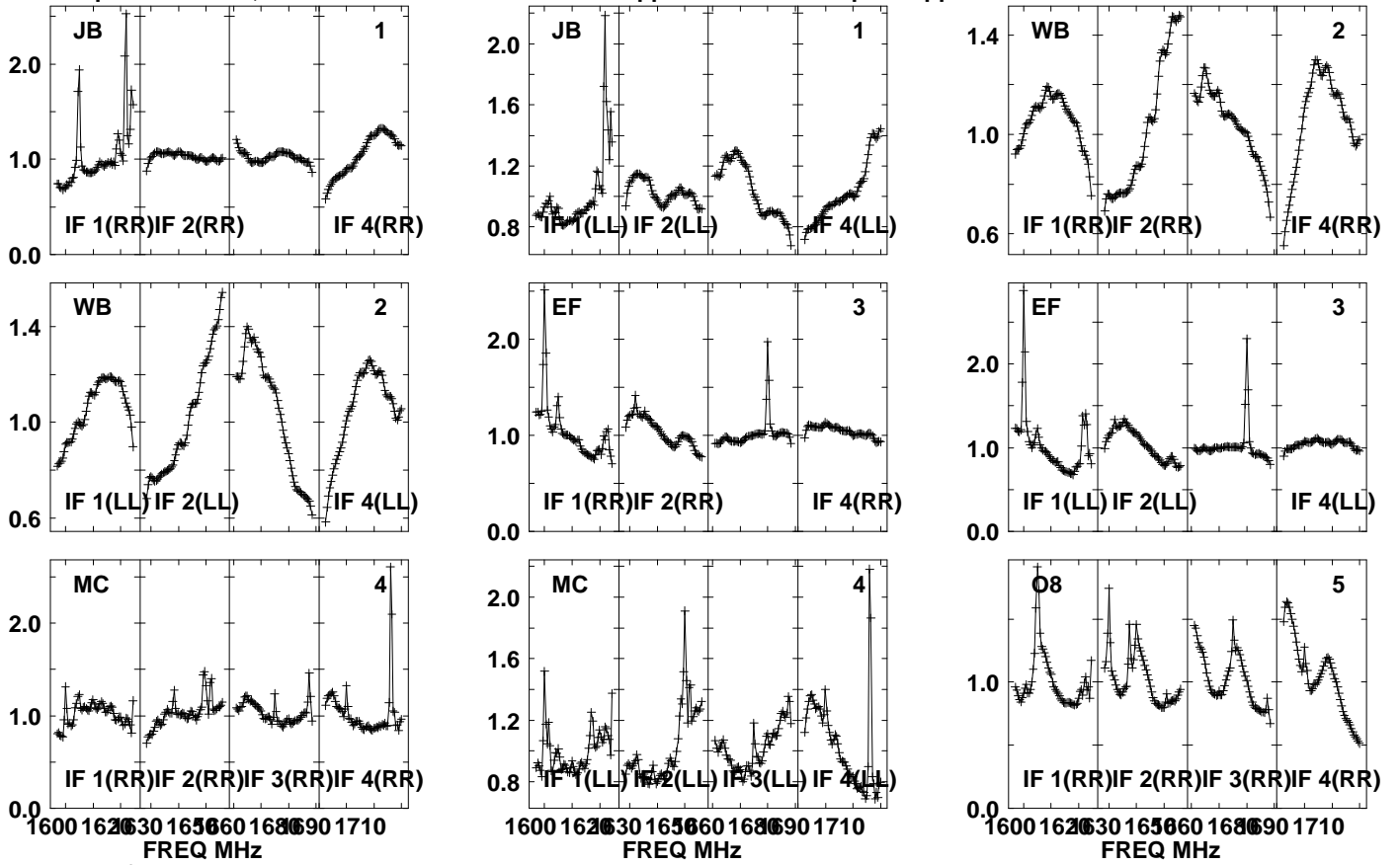


Lower frame: Real Jy  
Auto-corr total-power spectrum Antenna: \*  
Timerange: 00/12:28:01 to 00/12:30:59

Plot file version 155 created 23-SEP-2021 13:01:35

J0817+2352 EM156A.UVDATA.1

Freq = 1.5950 GHz, Bw = 32.000 MH No calibration applied and no bandpass applied

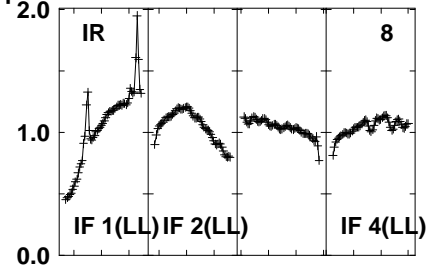
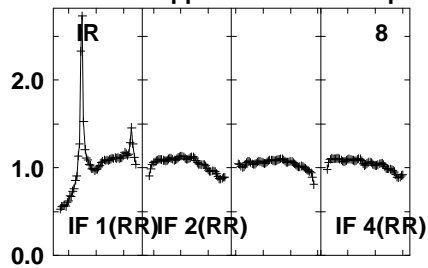
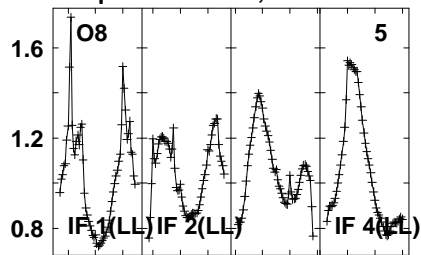


Lower frame: Real Jy  
Auto-corr total-power spectrum Antenna: \*  
Timerange: 00/12:31:31 to 00/12:32:59

Plot file version 156 created 23-SEP-2021 13:01:35

J0817+2352 EM156A.UVDATA.1

Freq = 1.5950 GHz, Bw = 32.000 MH No calibration applied and no bandpass applied

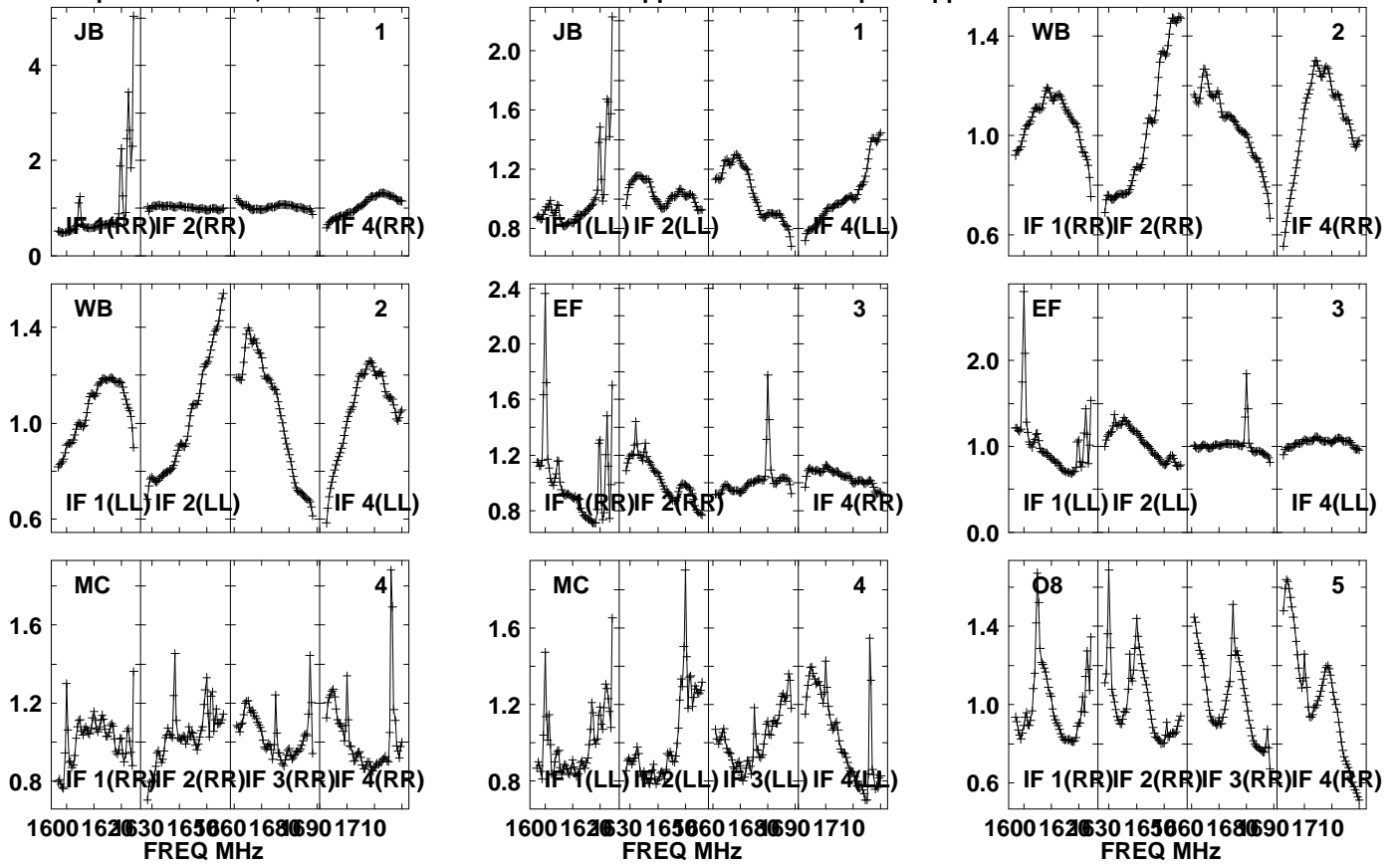


Lower frame: Real Jy  
Auto-corr total-power spectrum Antenna: \*  
Timerange: 00/12:31:31 to 00/12:32:59

Plot file version 157 created 23-SEP-2021 13:01:35

INBEAM6 EM156A.UVDATA.1

Freq = 1.5950 GHz, Bw = 32.000 MH No calibration applied and no bandpass applied

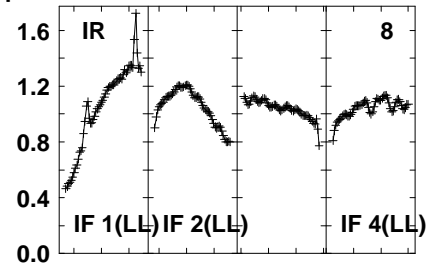
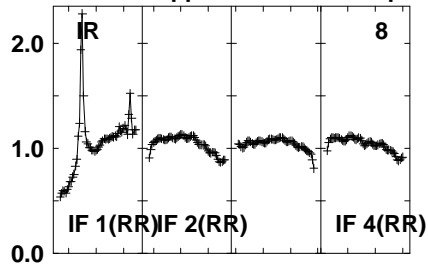
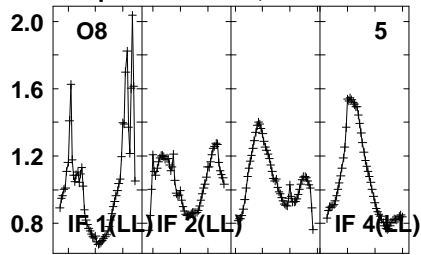


Lower frame: Real Jy  
Auto-corr total-power spectrum Antenna: \*  
Timerange: 00/12:33:01 to 00/12:35:59

Plot file version 158 created 23-SEP-2021 13:01:35

INBEAM6 EM156A.UVDATA.1

Freq = 1.5950 GHz, Bw = 32.000 MH No calibration applied and no bandpass applied

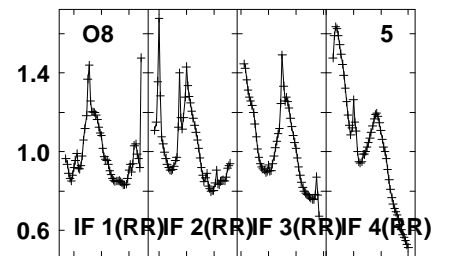
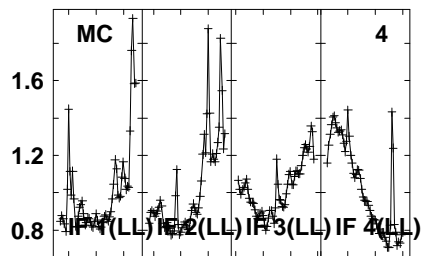
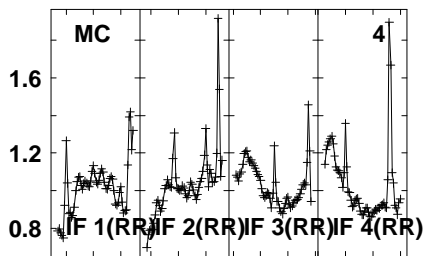
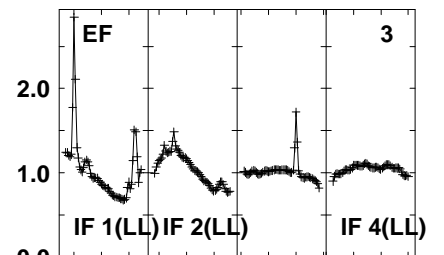
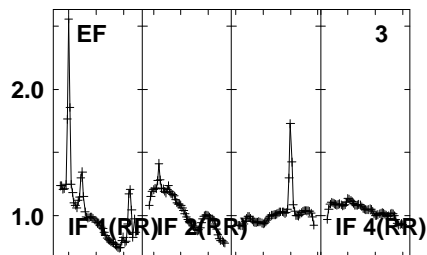
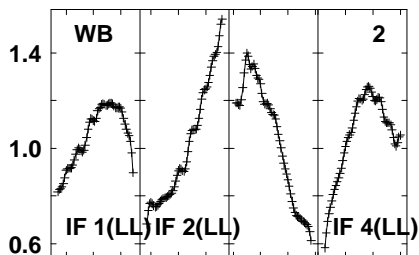
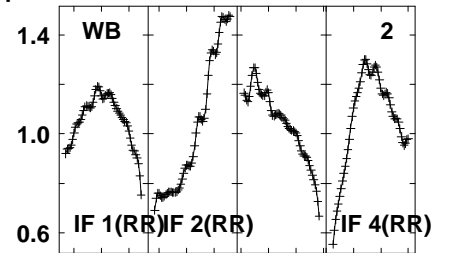
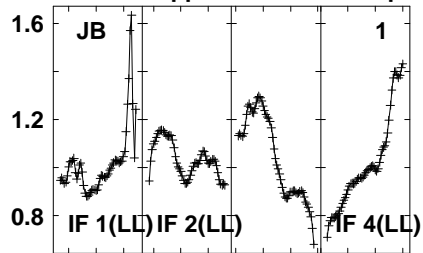
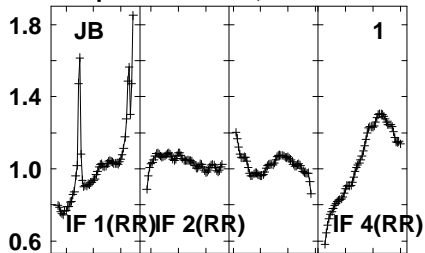


Lower frame: Real Jy  
Auto-corr total-power spectrum Antenna: \*  
Timerange: 00/12:33:01 to 00/12:35:59

Plot file version 159 created 23-SEP-2021 13:01:35

INBEAM7 EM156A.UVDATA.1

Freq = 1.5950 GHz, Bw = 32.000 MH No calibration applied and no bandpass applied



1600 1620 1630 1650 1660 1680 1690 1710  
FREQ MHz

1600 1620 1630 1650 1660 1680 1690 1710  
FREQ MHz

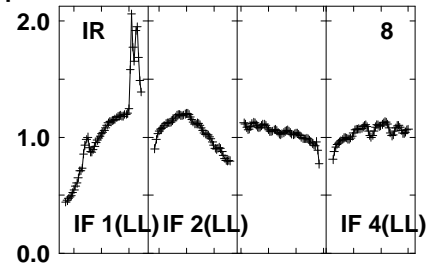
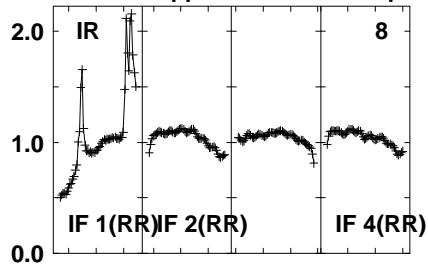
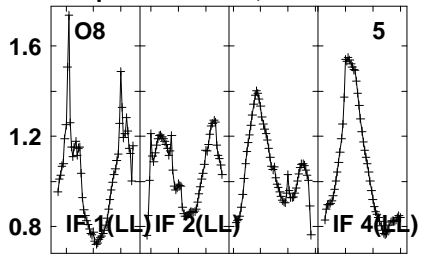
1600 1620 1630 1650 1660 1680 1690 1710  
FREQ MHz

Lower frame: Real Jy  
Auto-corr total-power spectrum Antenna: \*  
Timerange: 00/12:36:01 to 00/12:38:59

Plot file version 160 created 23-SEP-2021 13:01:35

INBEAM7 EM156A.UVDATA.1

Freq = 1.5950 GHz, Bw = 32.000 MH No calibration applied and no bandpass applied



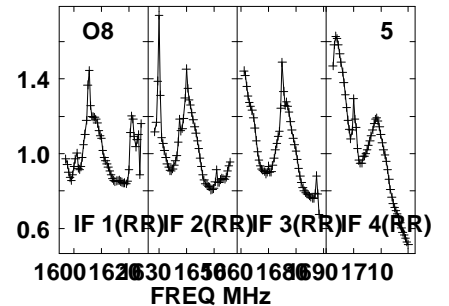
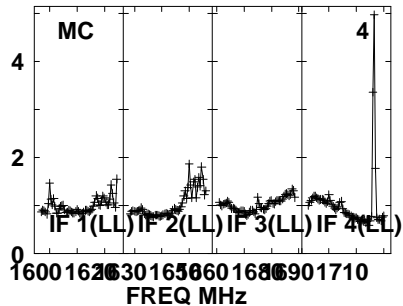
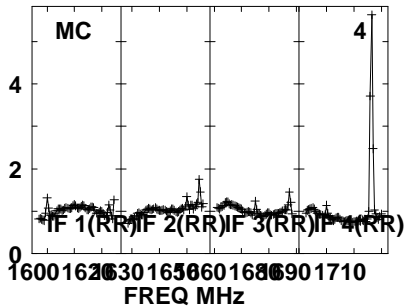
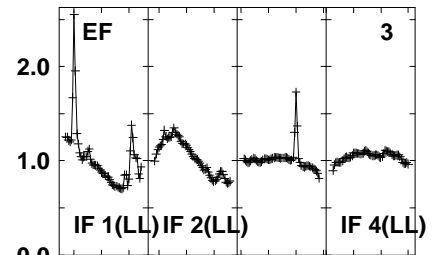
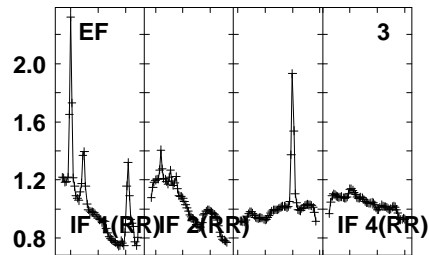
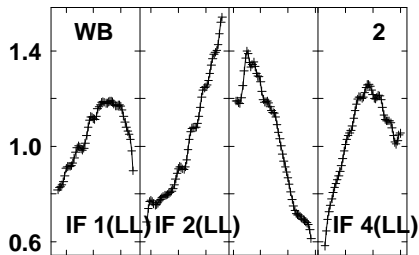
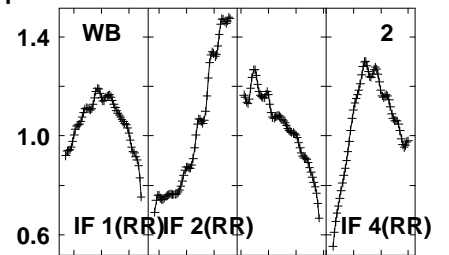
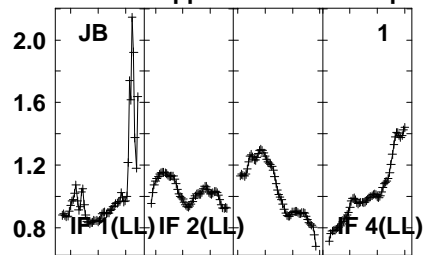
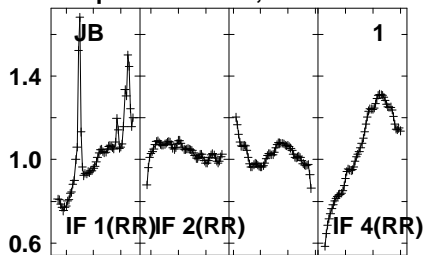
Lower frame: Real Jy  
Auto-corr total-power spectrum Antenna: \*  
Timerange: 00/12:36:01 to 00/12:38:59



Plot file version 161 created 23-SEP-2021 13:01:35

J0817+2352 EM156A.UVDATA.1

Freq = 1.5950 GHz, Bw = 32.000 MH No calibration applied and no bandpass applied

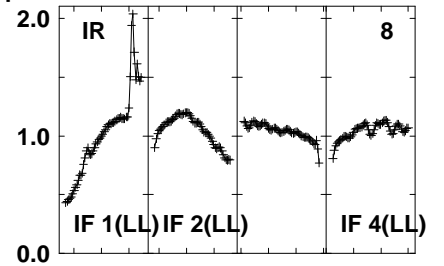
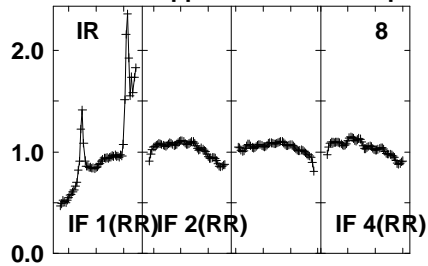
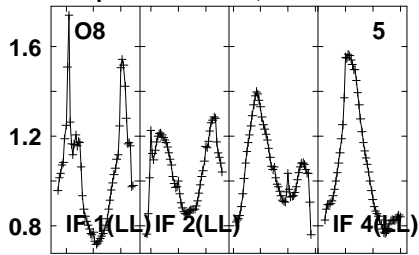


Lower frame: Real Jy  
Auto-corr total-power spectrum Antenna: \*  
Timerange: 00/12:39:31 to 00/12:40:59

Plot file version 162 created 23-SEP-2021 13:01:35

J0817+2352 EM156A.UVDATA.1

Freq = 1.5950 GHz, Bw = 32.000 MH No calibration applied and no bandpass applied

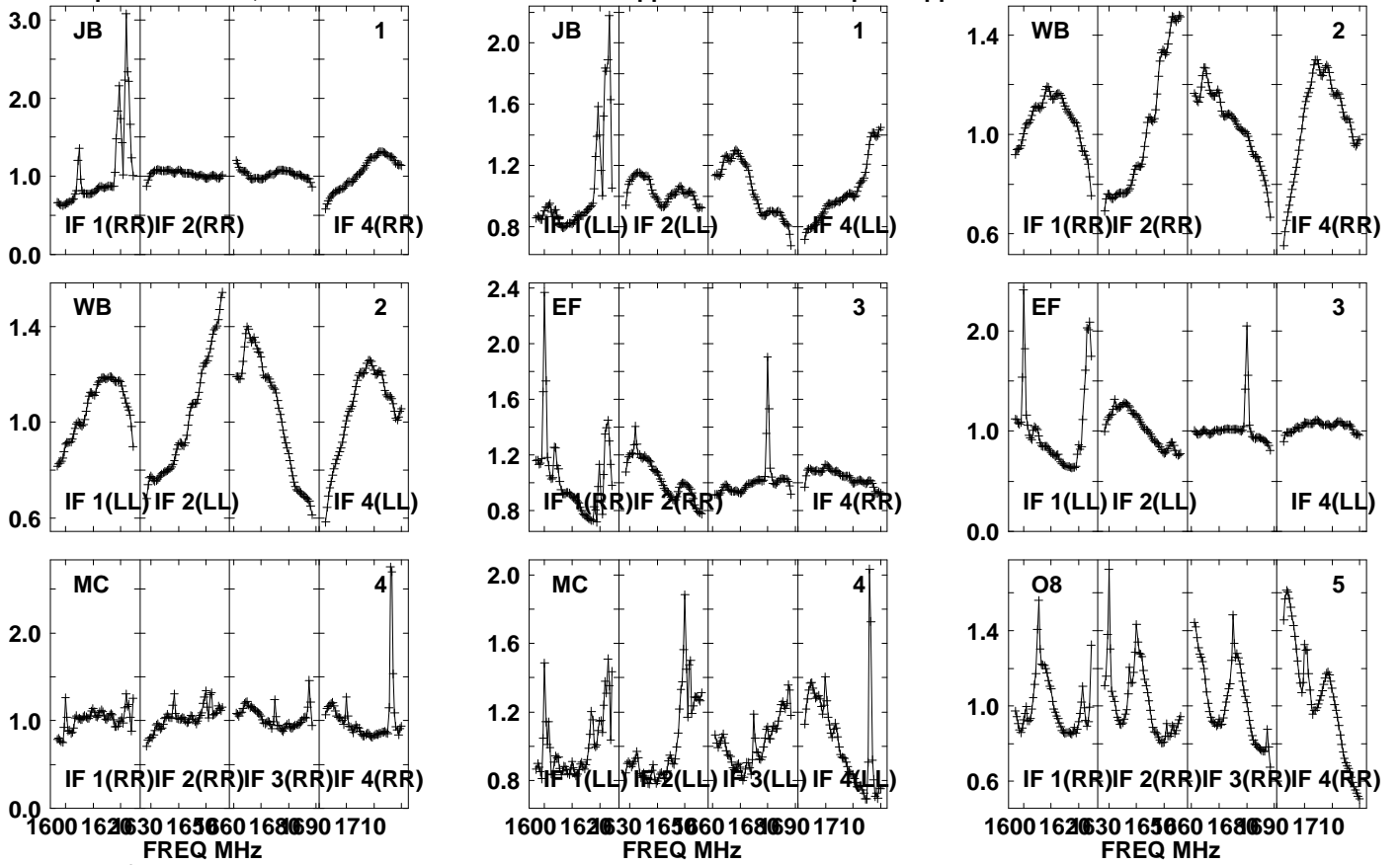


Lower frame: Real Jy  
Auto-corr total-power spectrum Antenna: \*  
Timerange: 00/12:39:31 to 00/12:40:59

Plot file version 163 created 23-SEP-2021 13:01:35

INBEAM8 EM156A.UVDATA.1

Freq = 1.5950 GHz, Bw = 32.000 MH No calibration applied and no bandpass applied

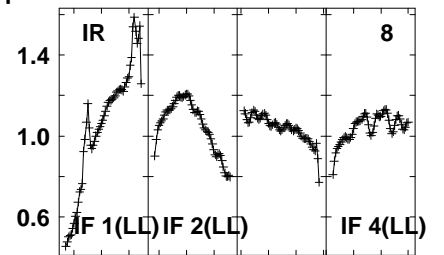
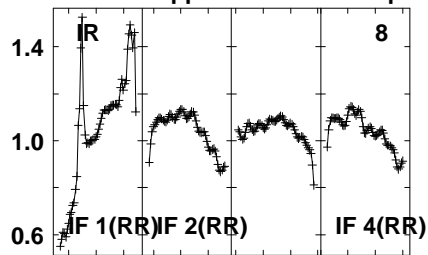
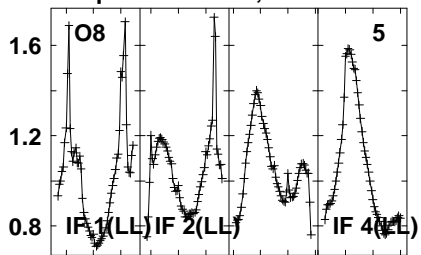


Lower frame: Real Jy  
Auto-corr total-power spectrum Antenna: \*  
Timerange: 00/12:41:01 to 00/12:43:59

Plot file version 164 created 23-SEP-2021 13:01:35

INBEAM8 EM156A.UVDATA.1

Freq = 1.5950 GHz, Bw = 32.000 MH No calibration applied and no bandpass applied

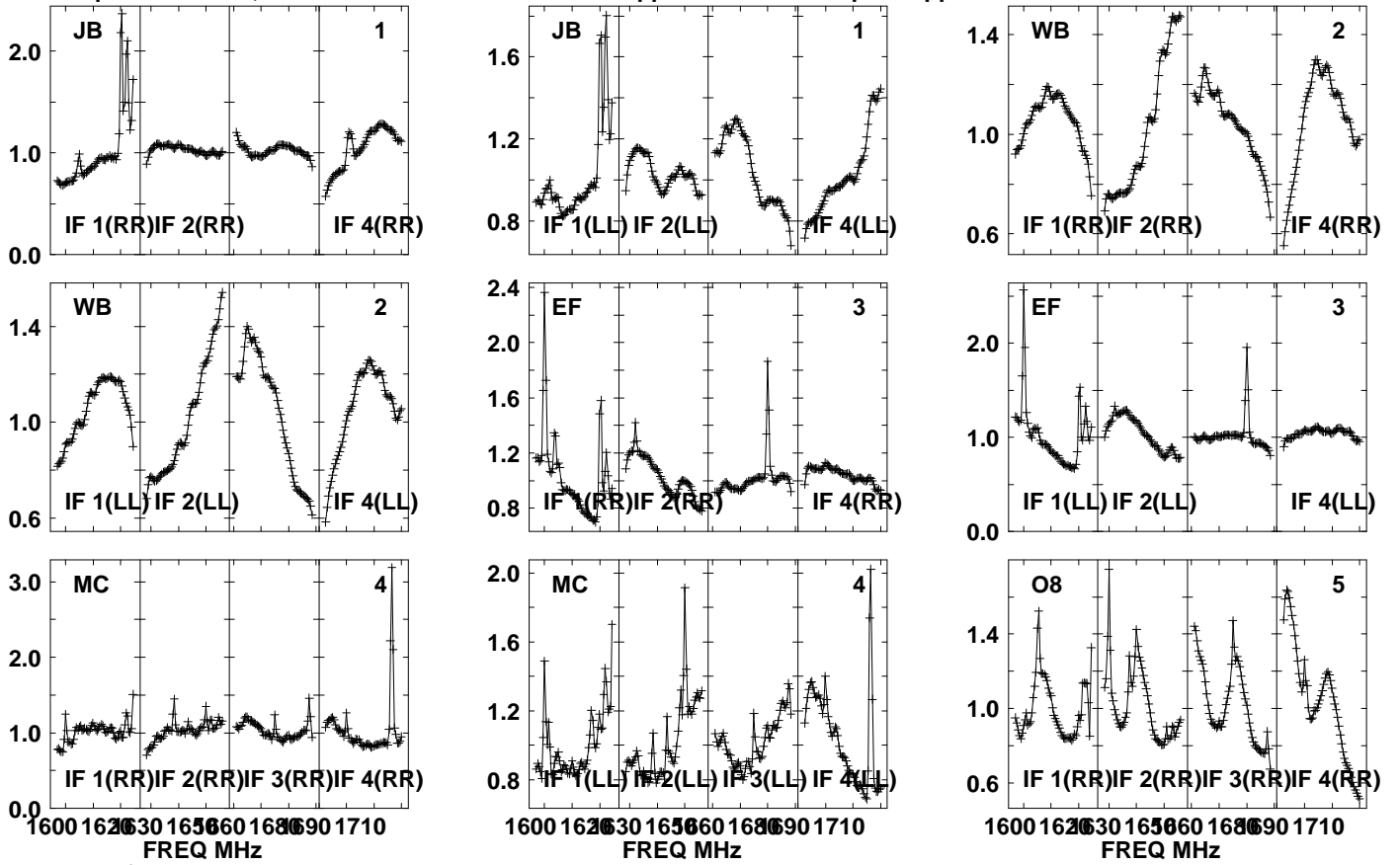


Lower frame: Real Jy  
Auto-corr total-power spectrum Antenna: \*  
Timerange: 00/12:41:01 to 00/12:43:59

Plot file version 165 created 23-SEP-2021 13:01:35

INBEAM9 EM156A.UVDATA.1

Freq = 1.5950 GHz, Bw = 32.000 MH No calibration applied and no bandpass applied

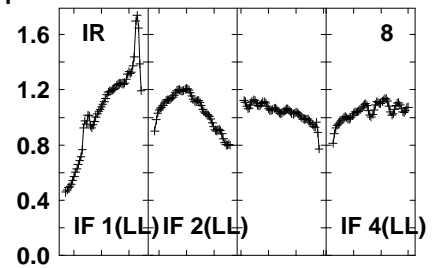
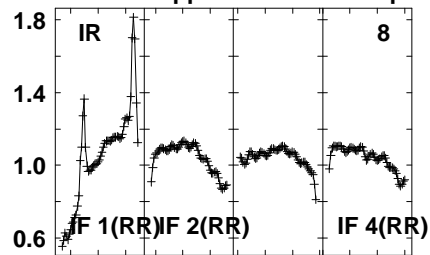
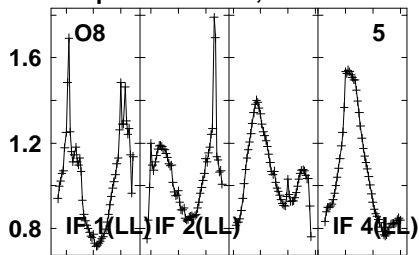


Lower frame: Real Jy  
Auto-corr total-power spectrum Antenna: \*  
Timerange: 00/12:44:01 to 00/12:46:59

Plot file version 166 created 23-SEP-2021 13:01:35

INBEAM9 EM156A.UVDATA.1

Freq = 1.5950 GHz, Bw = 32.000 MH No calibration applied and no bandpass applied

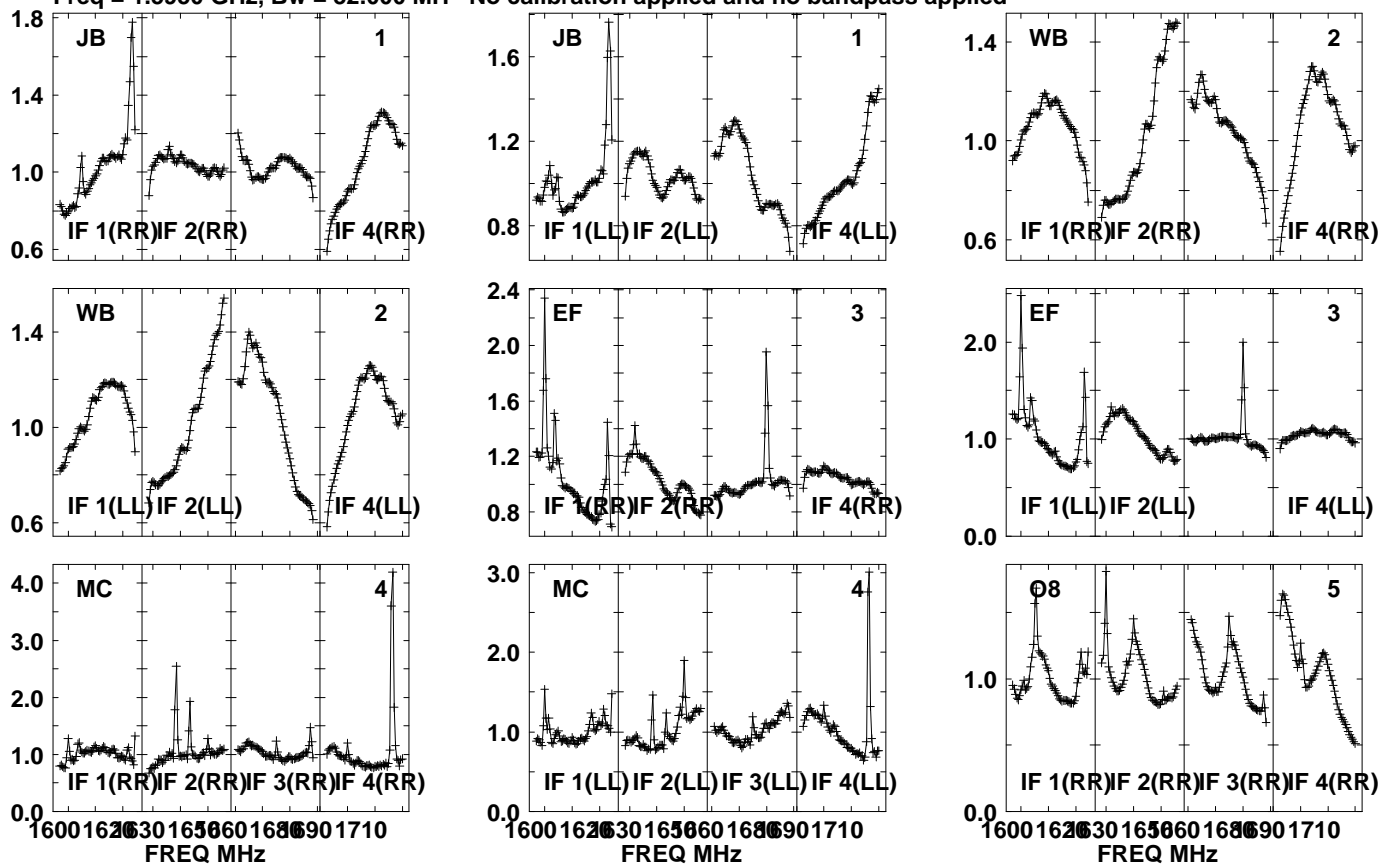


Lower frame: Real Jy  
Auto-corr total-power spectrum Antenna: \*  
Timerange: 00/12:44:01 to 00/12:46:59

Plot file version 167 created 23-SEP-2021 13:01:35

J0817+2352 EM156A.UVDATA.1

Freq = 1.5950 GHz, Bw = 32.000 MH No calibration applied and no bandpass applied

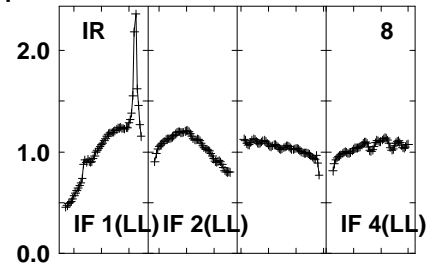
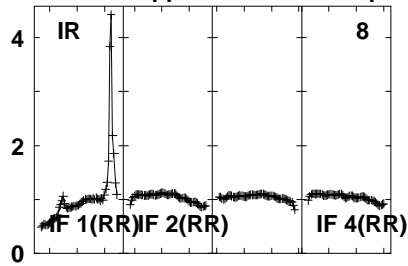
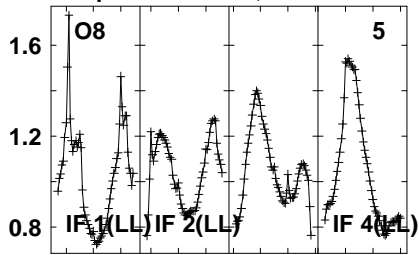


Lower frame: Real Jy  
Auto-corr total-power spectrum Antenna: \*  
Timerange: 00/12:47:31 to 00/12:48:59

Plot file version 168 created 23-SEP-2021 13:01:35

J0817+2352 EM156A.UVDATA.1

Freq = 1.5950 GHz, Bw = 32.000 MH No calibration applied and no bandpass applied



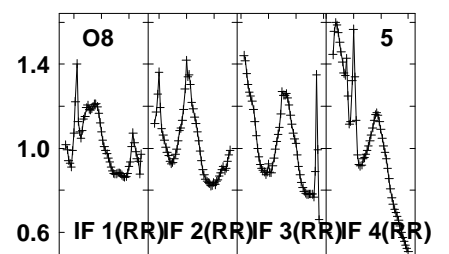
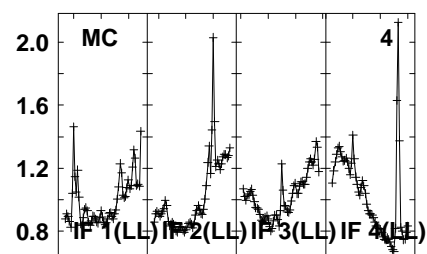
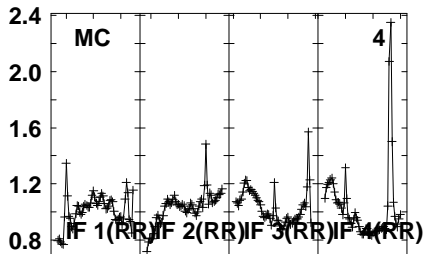
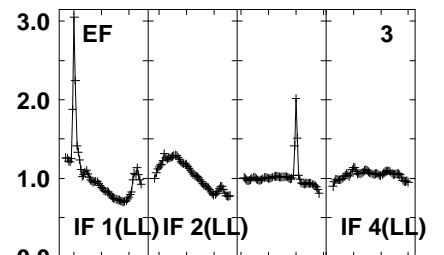
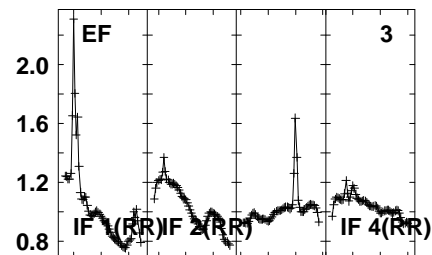
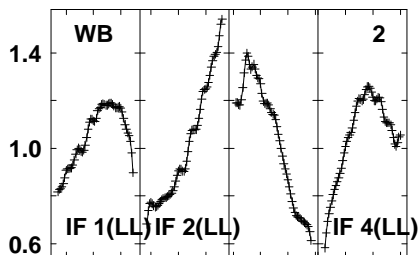
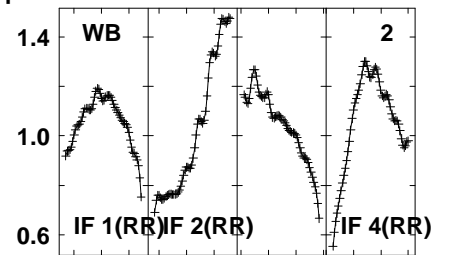
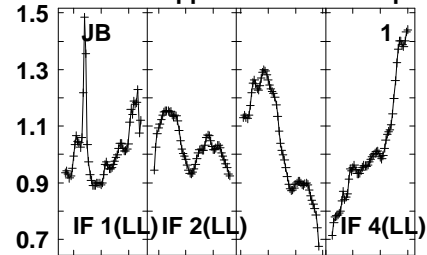
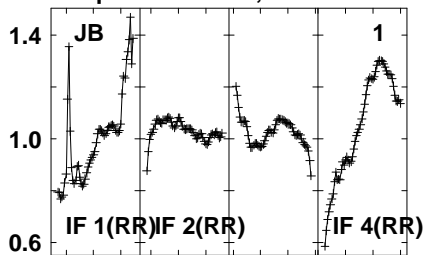
Lower frame: Real Jy  
Auto-corr total-power spectrum Antenna: \*  
Timerange: 00/12:47:31 to 00/12:48:59



Plot file version 169 created 23-SEP-2021 13:01:35

J1550+0527 EM156A.UVDATA.1

Freq = 1.5950 GHz, Bw = 32.000 MH No calibration applied and no bandpass applied



1600 1620 1630 1650 1660 1680 1690 1710  
FREQ MHz

1600 1620 1630 1650 1660 1680 1690 1710  
FREQ MHz

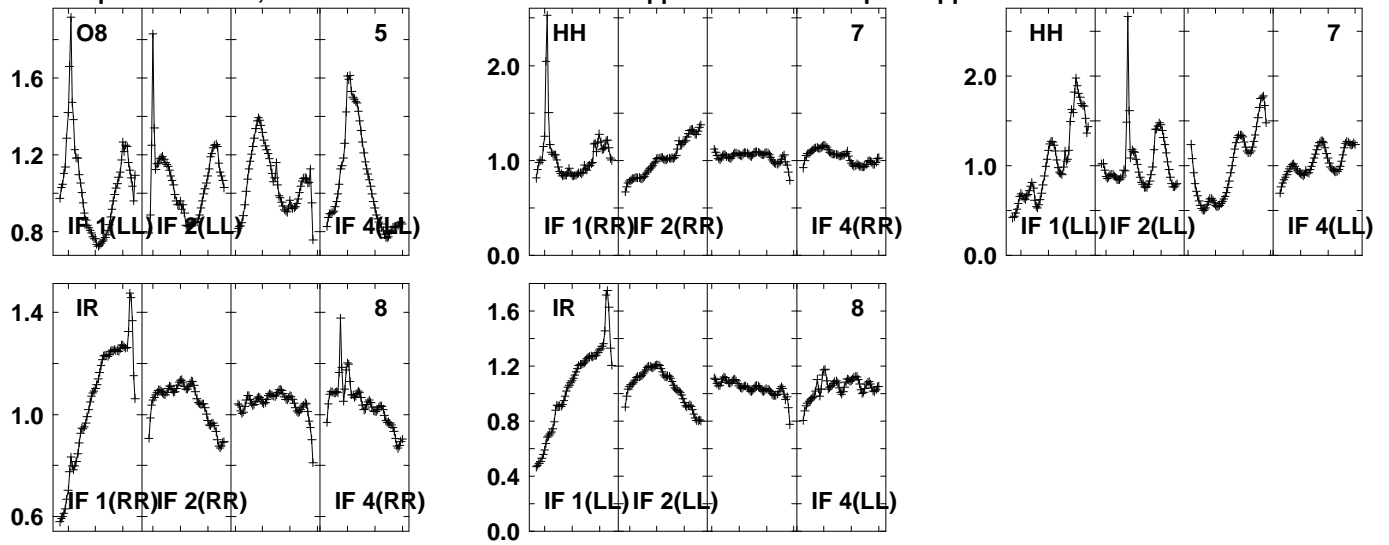
1600 1620 1630 1650 1660 1680 1690 1710  
FREQ MHz

Lower frame: Real Jy  
Auto-corr total-power spectrum Antenna: \*  
Timerange: 00/12:54:01 to 00/12:59:59

Plot file version 170 created 23-SEP-2021 13:01:35

J1550+0527 EM156A.UVDATA.1

Freq = 1.5950 GHz, Bw = 32.000 MH No calibration applied and no bandpass applied



Lower frame: Real Jy  
Auto-corr total-power spectrum Antenna: \*  
Timerange: 00/12:54:01 to 00/12:59:59