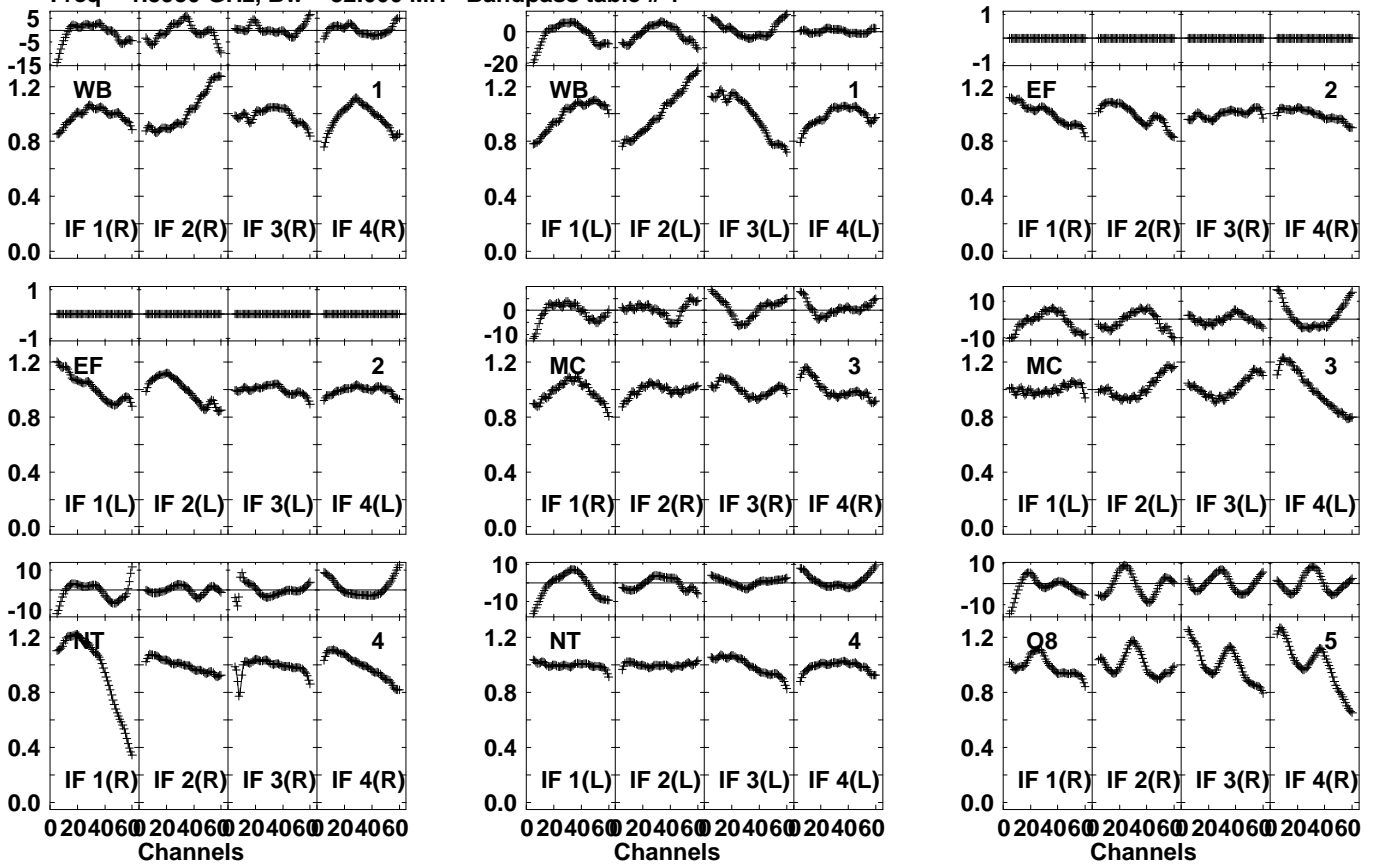


Plot file version 1 created 28-APR-2022 14:25:59  
 EM161A.UVDATA.1  
 Freq = 1.5950 GHz, Bw = 32.000 MH Bandpass table # 1

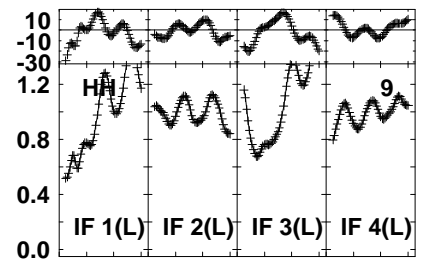
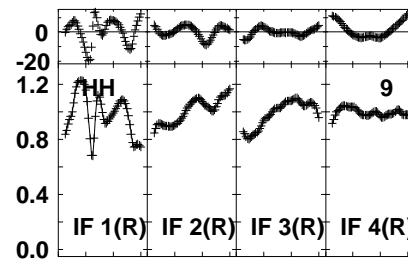
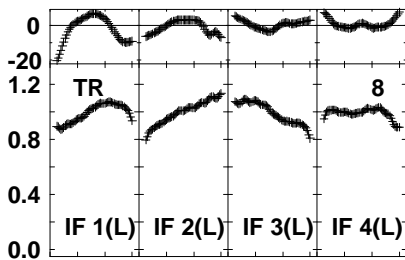
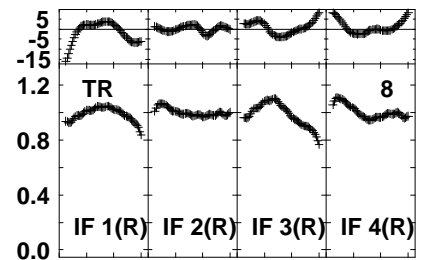
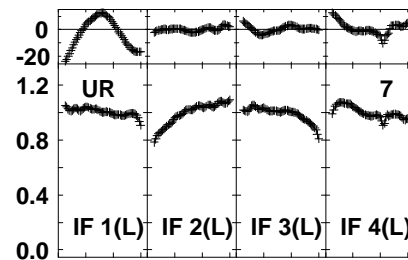
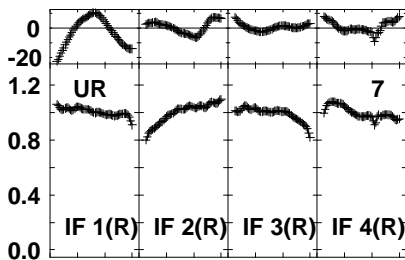
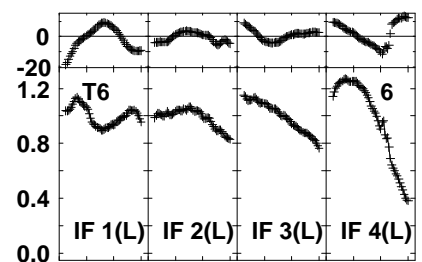
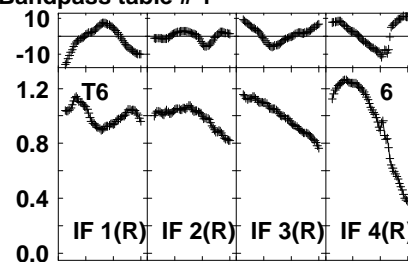
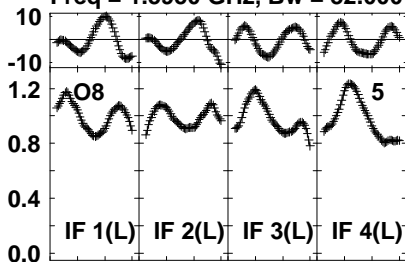


Lower frame: BP ampl Top frame: BP phase  
 Bandpass table spectrum Antenna: \*  
 Timerange: 00/00:00:01 to 999/00:00:00

Plot file version 2 created 28-APR-2022 14:25:59

EM161A.UVDATA.1

Freq = 1.5950 GHz, Bw = 32.000 MH Bandpass table # 1



0 20 40 60 Channels

0 20 40 60 Channels

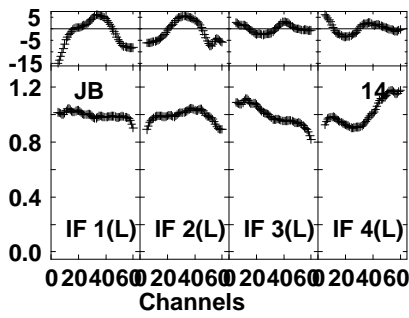
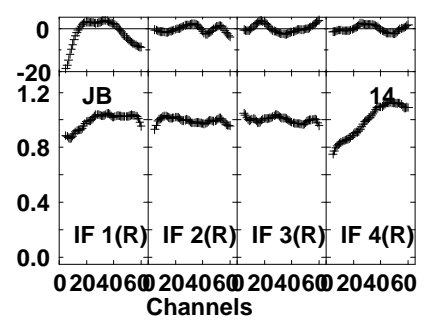
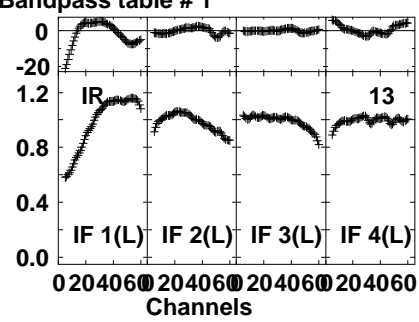
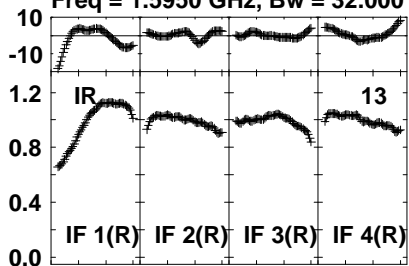
0 20 40 60 Channels

Lower frame: BP ampl Top frame: BP phase

Bandpass table spectrum Antenna: \*

Timerange: 00/00:00:01 to 999/00:00:00

Plot file version 3 created 28-APR-2022 14:25:59  
 EM161A.UVDATA.1  
 Freq = 1.5950 GHz, Bw = 32.000 MH Bandpass table # 1



Lower frame: BP ampl Top frame: BP phase  
 Bandpass table spectrum Antenna: \*  
 Timerange: 00/00:00:01 to 999/00:00:00