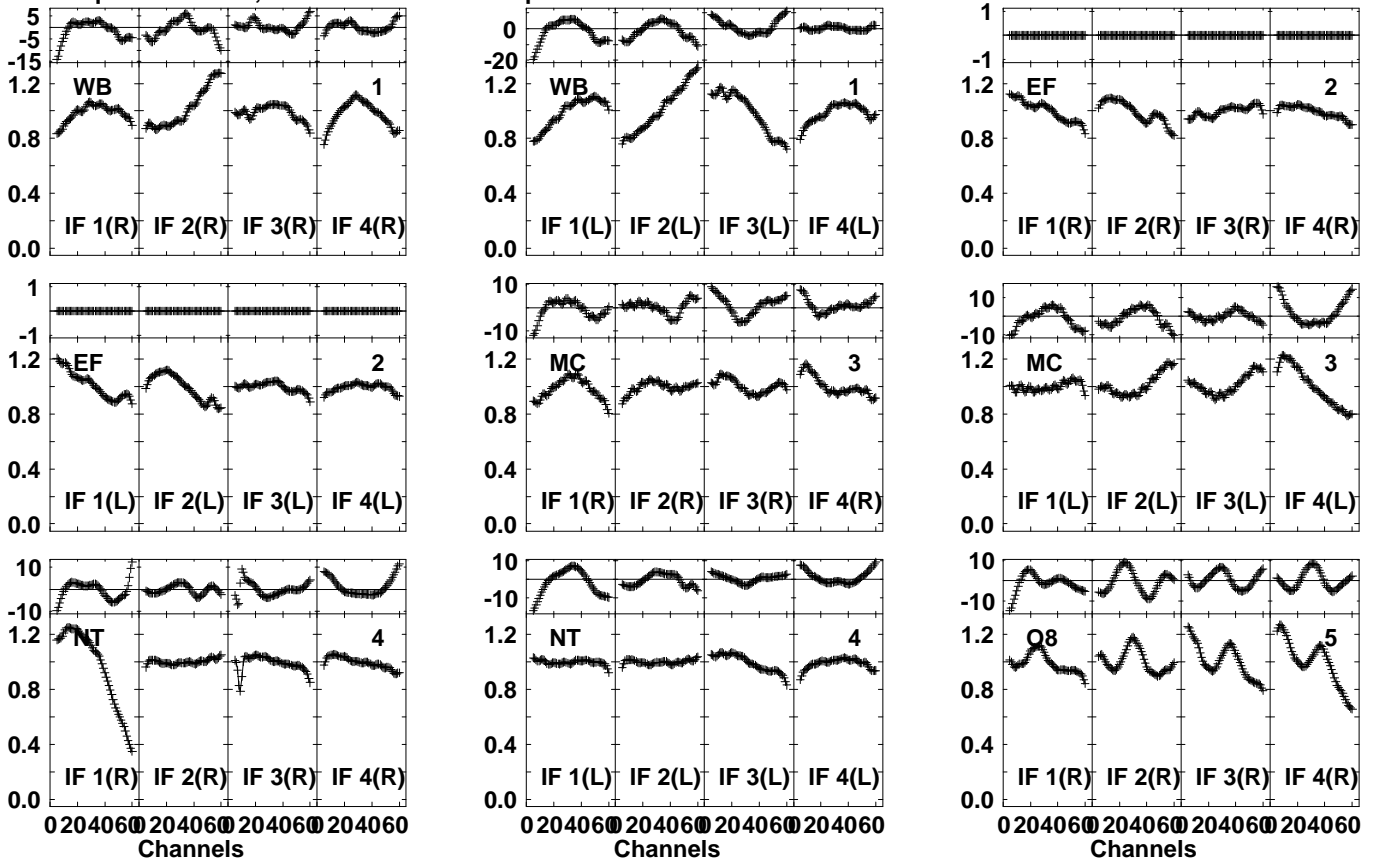


Plot file version 1 created 02-MAY-2022 10:19:49
 EM161B.UVDATA.1
 Freq = 1.5950 GHz, Bw = 32.000 MH Bandpass table # 1

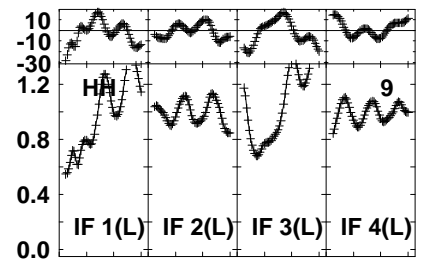
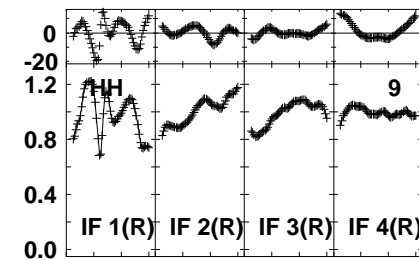
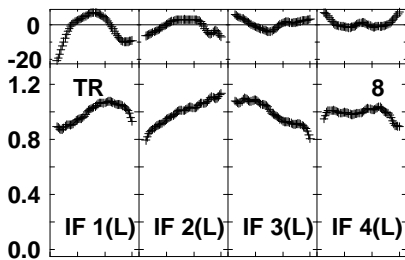
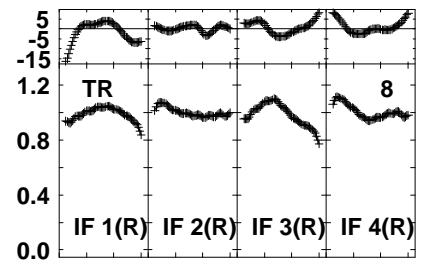
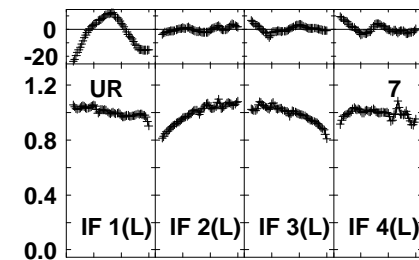
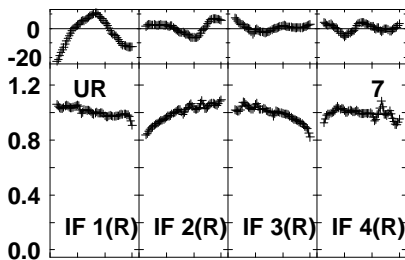
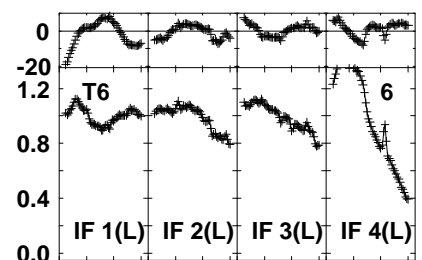
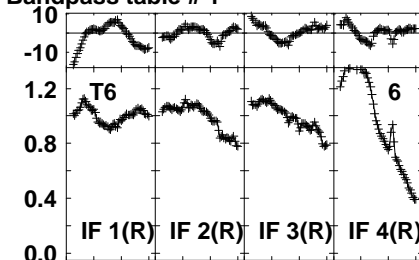
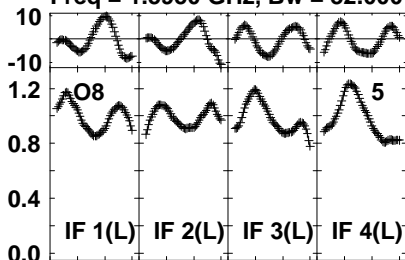


Lower frame: BP ampl Top frame: BP phase
 Bandpass table spectrum Antenna: *
 Timerange: 00/00:00:01 to 999/00:00:00

Plot file version 2 created 02-MAY-2022 10:19:49

EM161B.UVDATA.1

Freq = 1.5950 GHz, Bw = 32.000 MH Bandpass table # 1



0 204060 204060 204060 204060
Channels

0 204060 204060 204060 204060
Channels

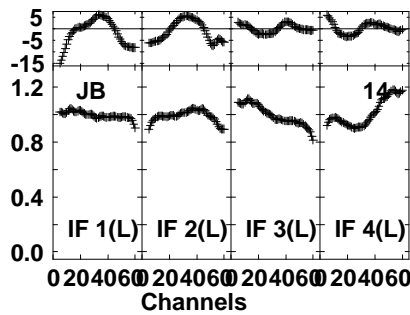
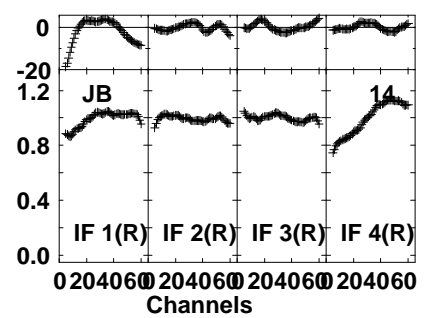
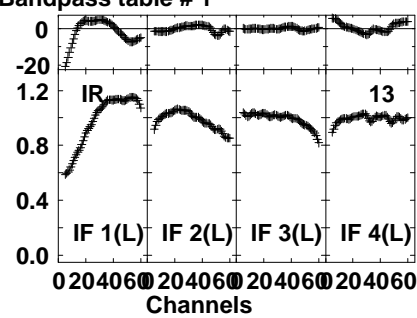
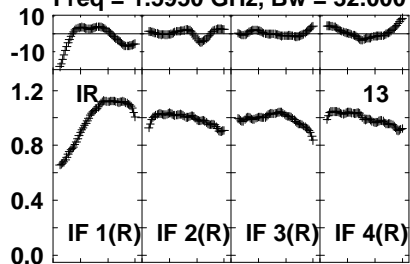
0 204060 204060 204060 204060
Channels

Lower frame: BP ampl Top frame: BP phase
Bandpass table spectrum Antenna: *
Timerange: 00/00:00:01 to 999/00:00:00

Plot file version 3 created 02-MAY-2022 10:19:49

EM161B.UVDATA.1

Freq = 1.5950 GHz, Bw = 32.000 MH Bandpass table # 1



Lower frame: BP ampl Top frame: BP phase
Bandpass table spectrum Antenna: *
Timerange: 00/00:00:01 to 999/00:00:00