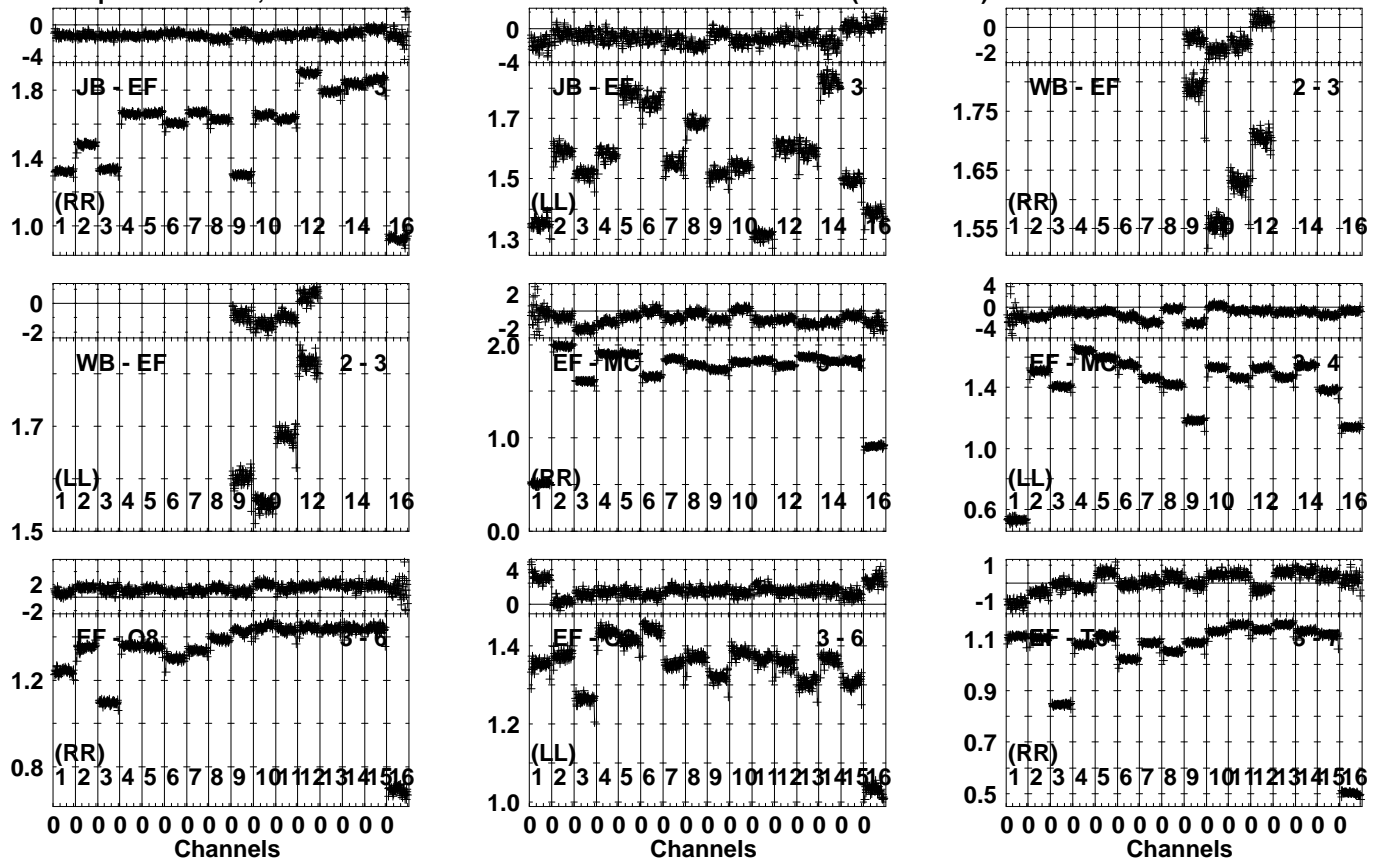


Plot file version 1 created 30-SEP-2022 11:01:26

J1310+3220 EM163.UVDATA.1

Freq = 4.6005 GHz, Bw = 32.000 MH Calibrated with CL # 4 and BP # 1 (BP mode 1)

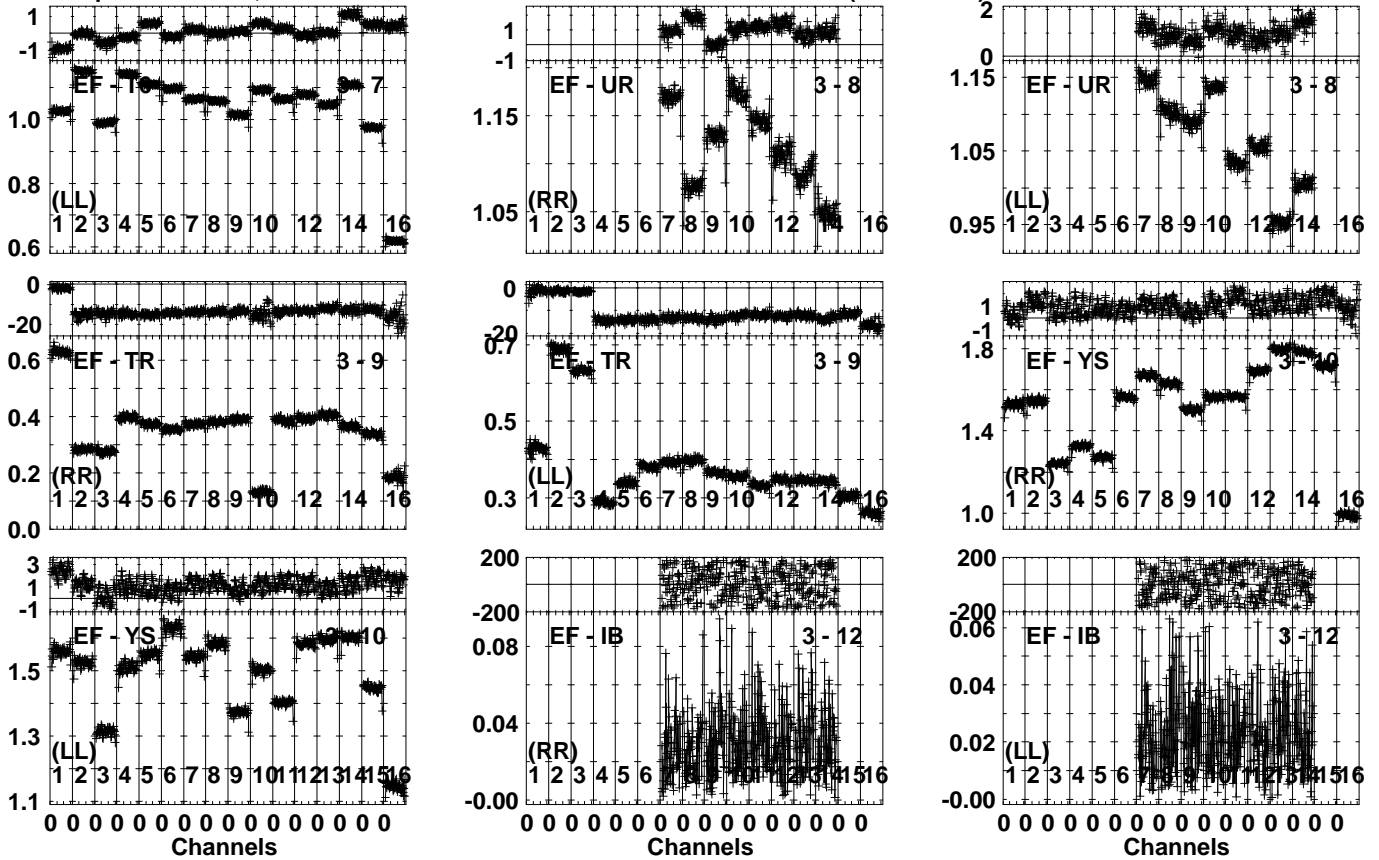


Lower frame: Ampl Jy Top frame: Phas deg  
 Vector averaged cross-power spectrum Several baselines displayed  
 Timerange: 00/14:00:03 to 00/14:02:59

Plot file version 2 created 30-SEP-2022 11:01:27

J1310+3220 EM163.UVDATA.1

Freq = 4.6005 GHz, Bw = 32.000 MH Calibrated with CL # 4 and BP # 1 (BP mode 1)

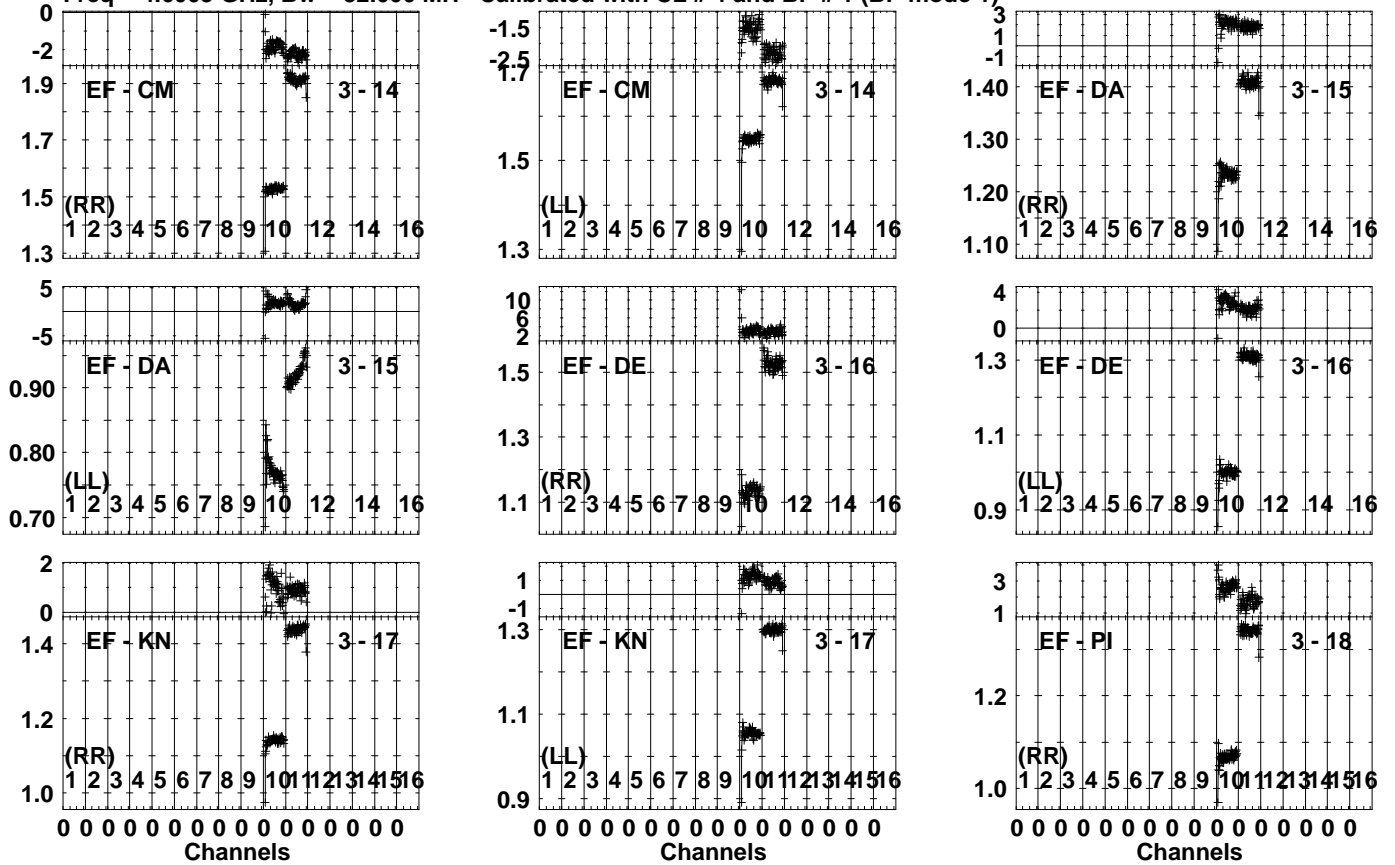


Lower frame: Ampl Jy Top frame: Phas deg  
 Vector averaged cross-power spectrum Several baselines displayed  
 Timerange: 00/14:00:03 to 00/14:02:59

Plot file version 3 created 30-SEP-2022 11:01:28

J1310+3220 EM163.UVDATA.1

Freq = 4.6005 GHz, Bw = 32.000 MH Calibrated with CL # 4 and BP # 1 (BP mode 1)

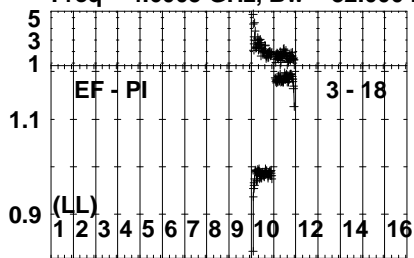


Lower frame: Ampl Jy Top frame: Phas deg  
 Vector averaged cross-power spectrum Several baselines displayed  
 Timerange: 00/14:00:03 to 00/14:02:59

Plot file version 4 created 30-SEP-2022 11:01:29

J1310+3220 EM163.UVDATA.1

Freq = 4.6005 GHz, Bw = 32.000 MH Calibrated with CL # 4 and BP # 1 (BP mode 1)

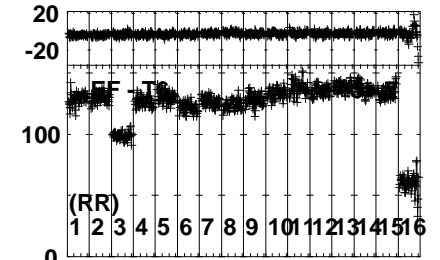
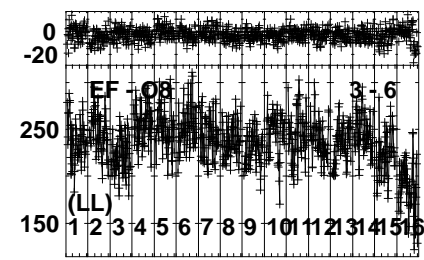
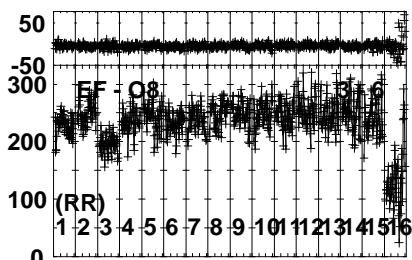
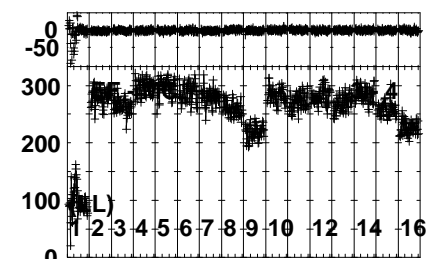
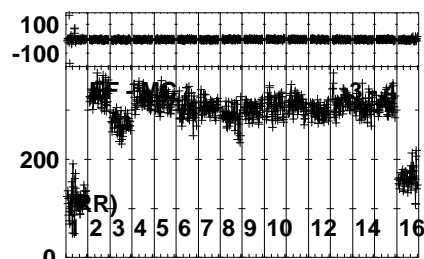
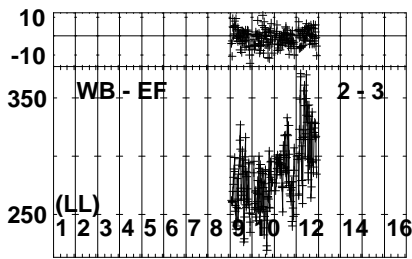
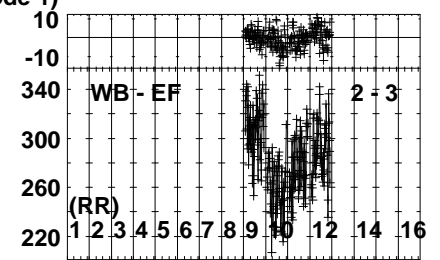
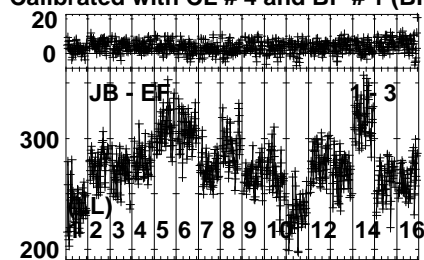
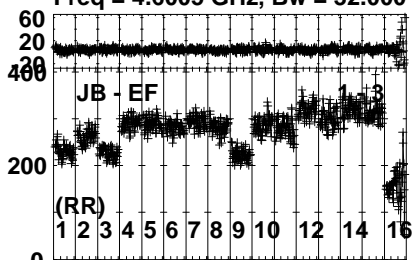


Lower frame: Ampl Jy Top frame: Phas deg  
Vector averaged cross-power spectrum Several baselines displayed  
Timerange: 00/14:00:03 to 00/14:02:59

Plot file version 5 created 30-SEP-2022 11:02:12

J1427+2348 EM163.UVDATA.1

Freq = 4.6005 GHz, Bw = 32.000 MH Calibrated with CL # 4 and BP # 1 (BP mode 1)

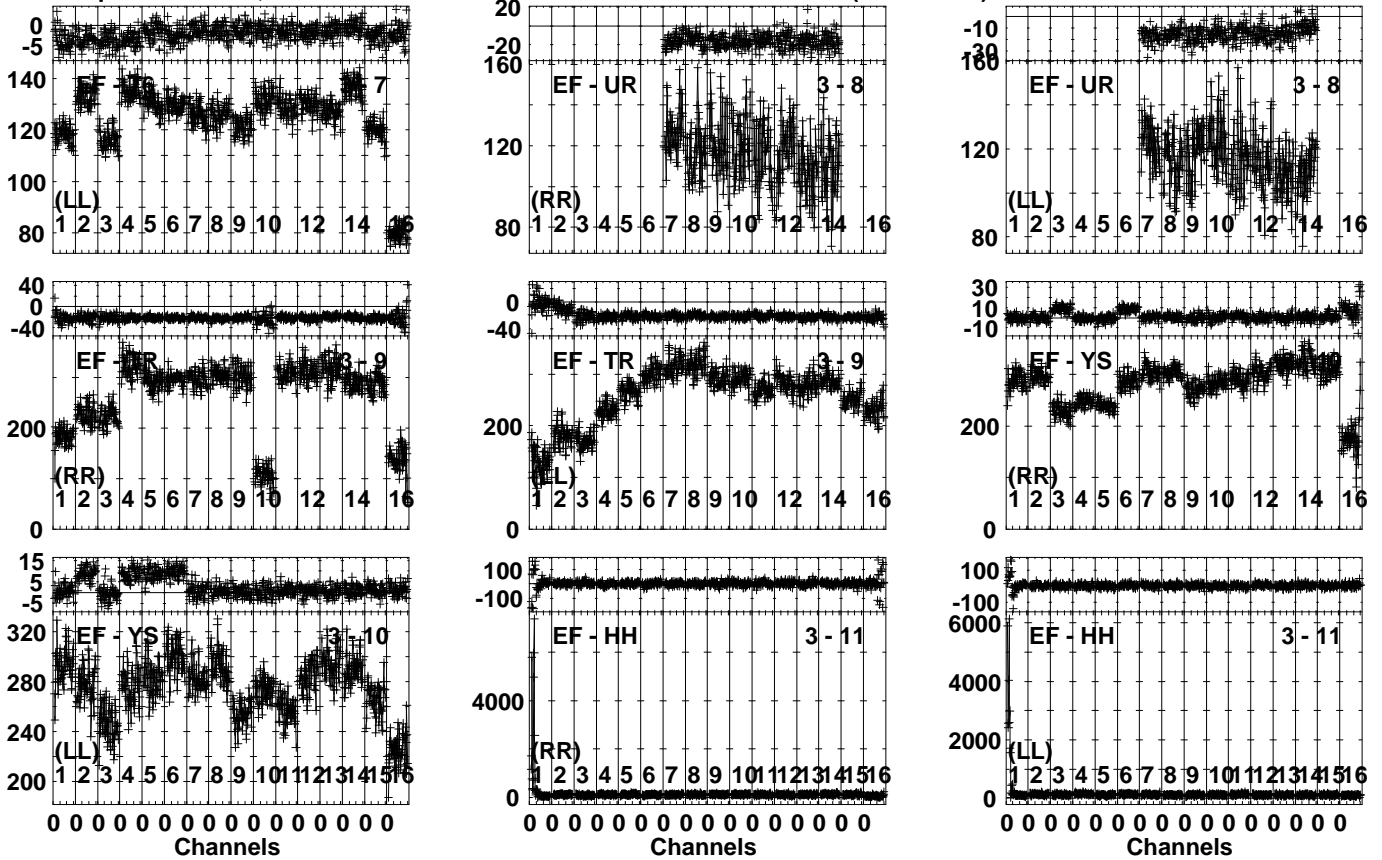


Lower frame: Milli Ampl Jy Top frame: Phas deg  
 Vector averaged cross-power spectrum Several baselines displayed  
 Timerange: 00/14:55:31 to 00/14:56:29

Plot file version 6 created 30-SEP-2022 11:02:13

J1427+2348 EM163.UVDATA.1

Freq = 4.6005 GHz, Bw = 32.000 MH Calibrated with CL # 4 and BP # 1 (BP mode 1)

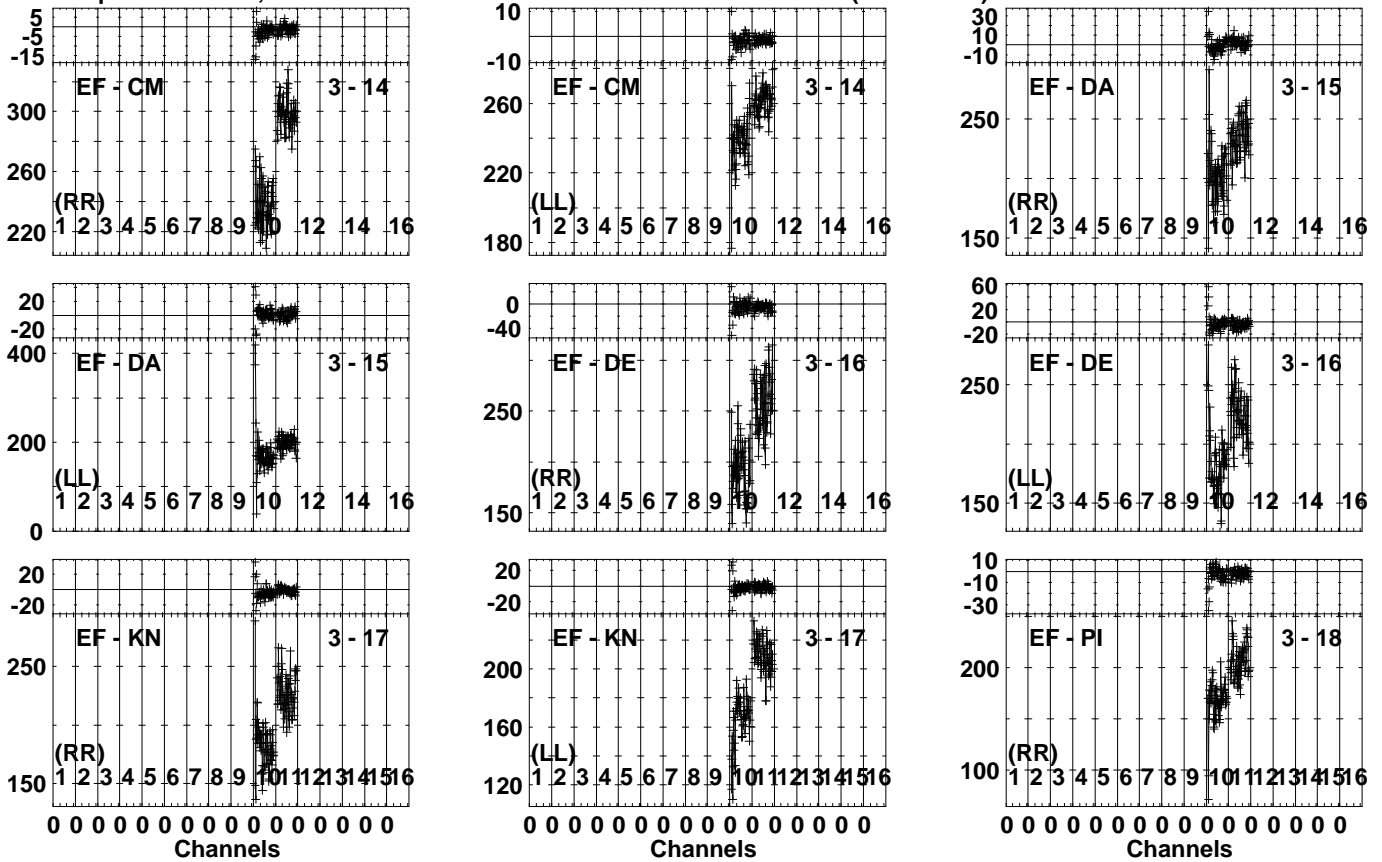


Lower frame: Milli Ampl Jy Top frame: Phas deg  
 Vector averaged cross-power spectrum Several baselines displayed  
 Timerange: 00/14:55:31 to 00/14:56:29

Plot file version 7 created 30-SEP-2022 11:02:14

J1427+2348 EM163.UVDATA.1

Freq = 4.6005 GHz, Bw = 32.000 MH Calibrated with CL # 4 and BP # 1 (BP mode 1)

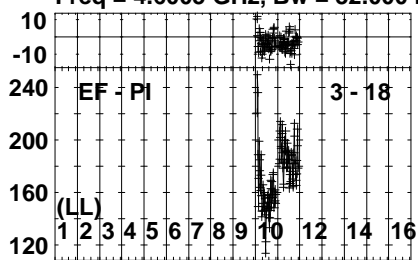


Lower frame: Milli Ampl Jy Top frame: Phas deg  
 Vector averaged cross-power spectrum Several baselines displayed  
 Timerange: 00/14:55:31 to 00/14:56:29

Plot file version 8 created 30-SEP-2022 11:02:15

J1427+2348 EM163.UVDATA.1

Freq = 4.6005 GHz, Bw = 32.000 MH Calibrated with CL # 4 and BP # 1 (BP mode 1)



Lower frame: Milli Ampl Jy Top frame: Phas deg

Vector averaged cross-power spectrum Several baselines displayed

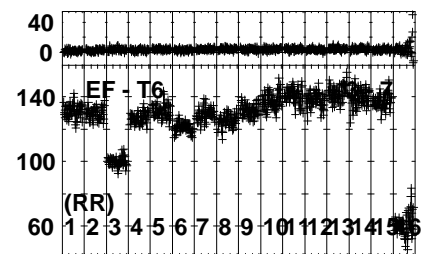
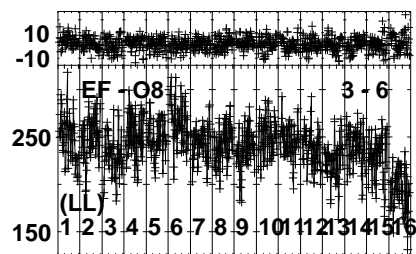
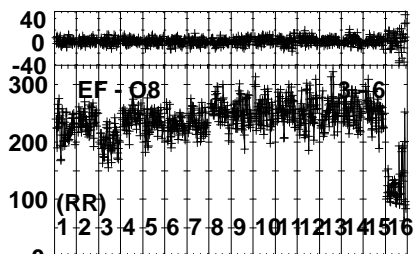
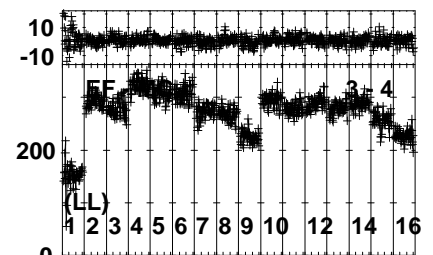
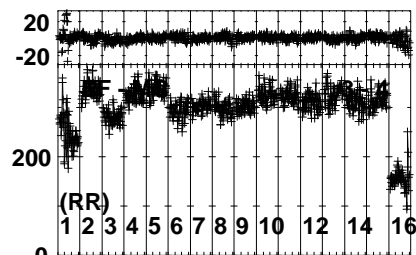
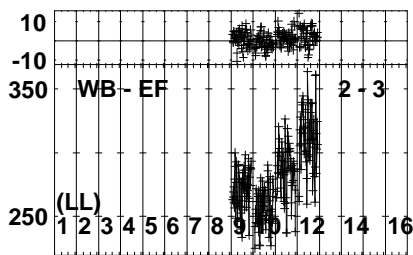
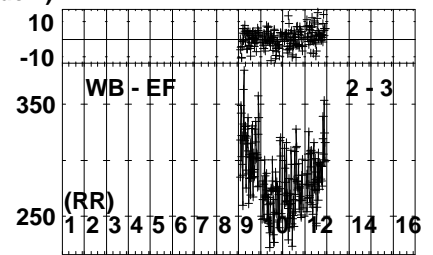
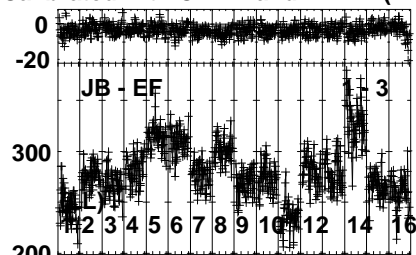
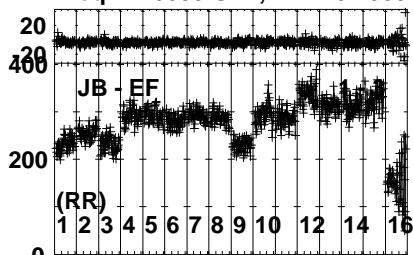
Timerange: 00/14:55:31 to 00/14:56:29



Plot file version 9 created 30-SEP-2022 11:02:18

J1427+2348 EM163.UVDATA.1

Freq = 4.6005 GHz, Bw = 32.000 MH Calibrated with CL # 4 and BP # 1 (BP mode 1)

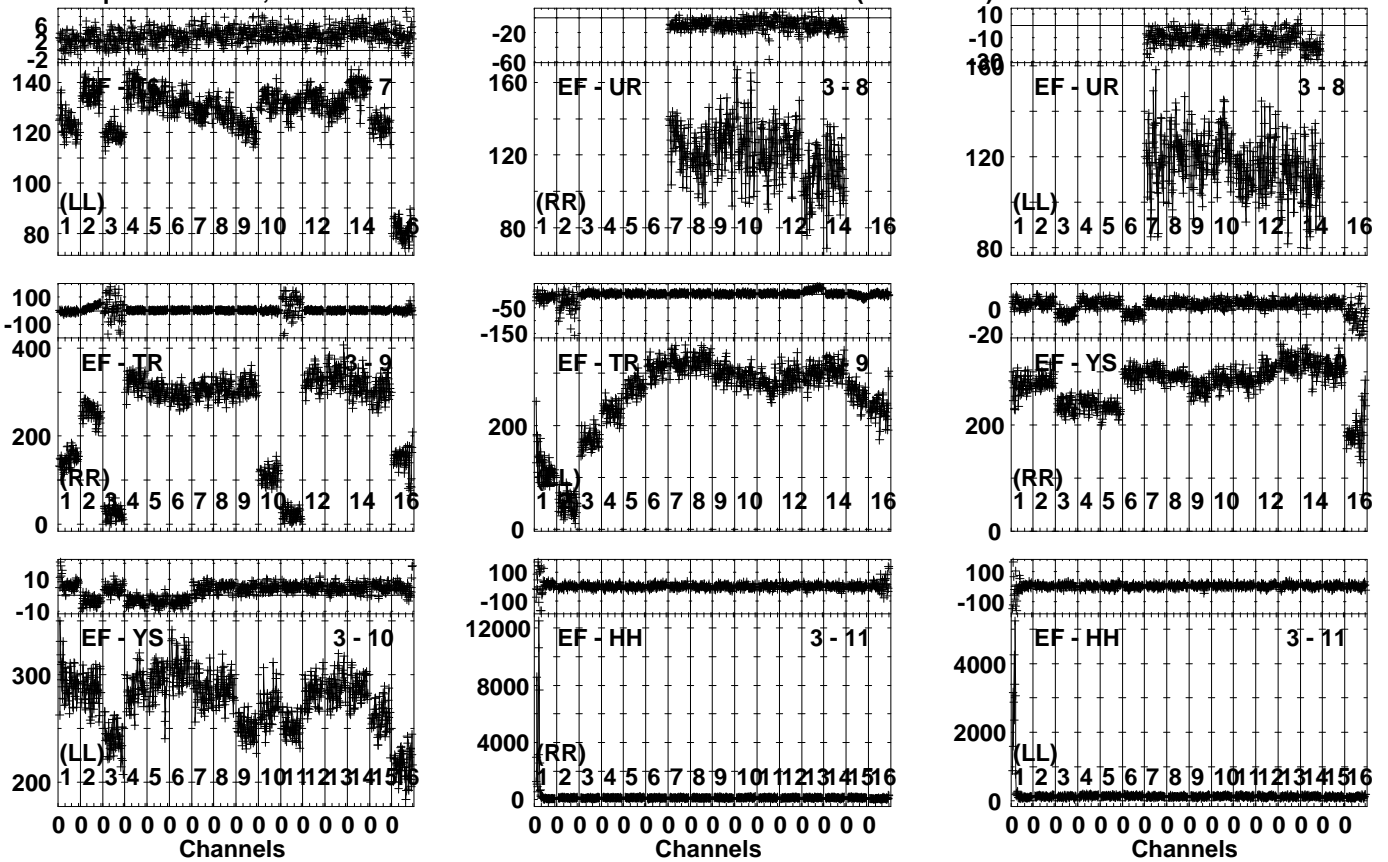


Lower frame: Milli Ampl Jy Top frame: Phas deg  
Vector averaged cross-power spectrum Several baselines displayed  
Timerange: 00/15:00:31 to 00/15:01:29

Plot file version 10 created 30-SEP-2022 11:02:19

J1427+2348 EM163.UVDATA.1

Freq = 4.6005 GHz, Bw = 32.000 MH Calibrated with CL # 4 and BP # 1 (BP mode 1)

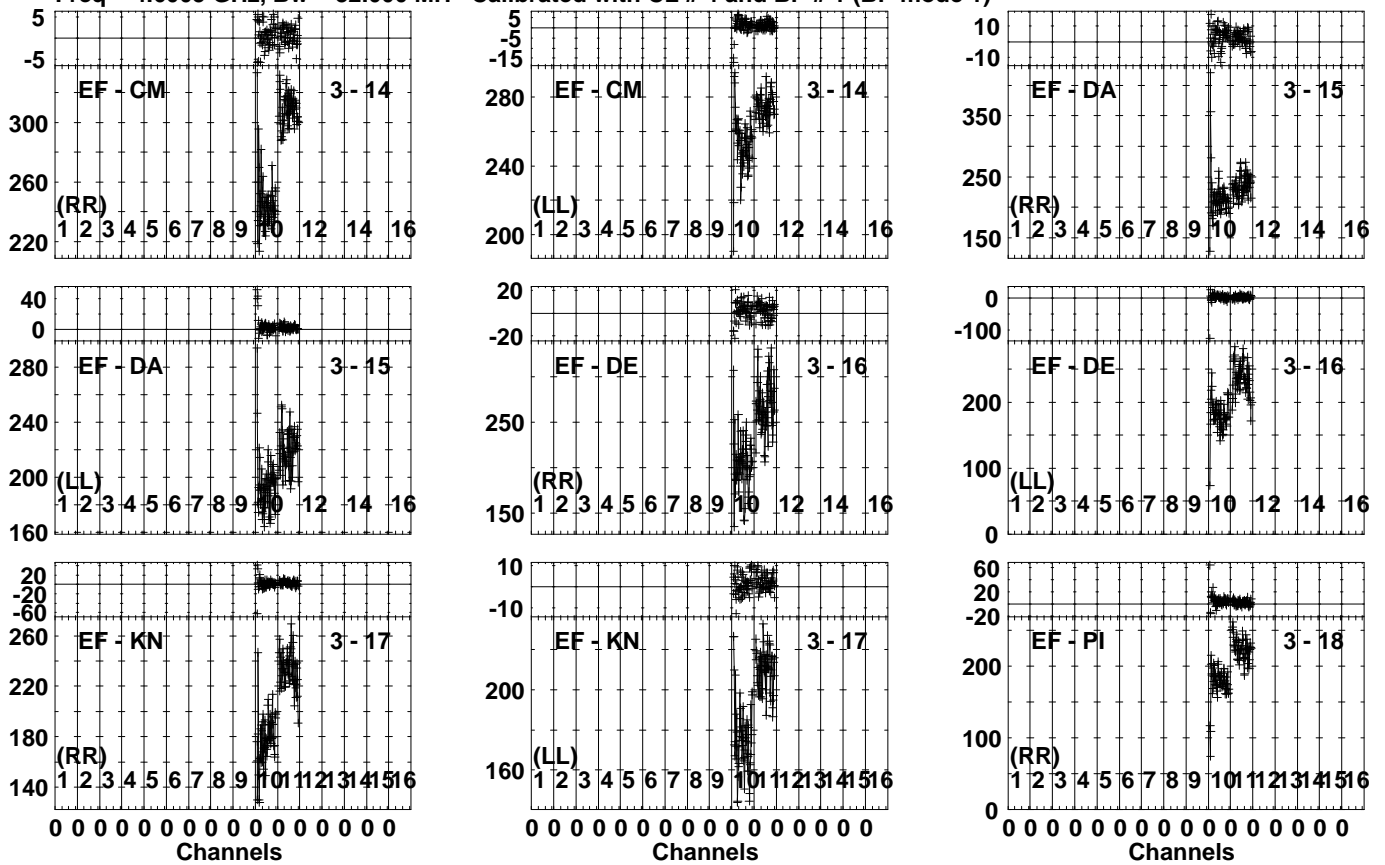


Lower frame: Milli Ampl Jy Top frame: Phas deg  
Vector averaged cross-power spectrum Several baselines displayed  
Timerange: 00/15:00:31 to 00/15:01:29

Plot file version 11 created 30-SEP-2022 11:02:20

J1427+2348 EM163.UVDATA.1

Freq = 4.6005 GHz, Bw = 32.000 MH Calibrated with CL # 4 and BP # 1 (BP mode 1)

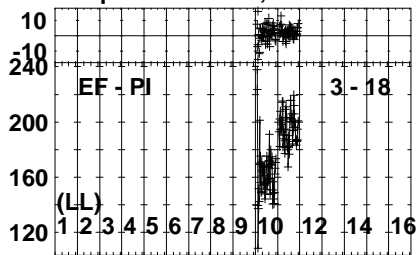


Lower frame: Milli Ampl Jy Top frame: Phas deg  
Vector averaged cross-power spectrum Several baselines displayed  
Timerange: 00/15:00:31 to 00/15:01:29

Plot file version 12 created 30-SEP-2022 11:02:20

J1427+2348 EM163.UVDATA.1

Freq = 4.6005 GHz, Bw = 32.000 MH Calibrated with CL # 4 and BP # 1 (BP mode 1)



Lower frame: Milli Ampl Jy Top frame: Phas deg

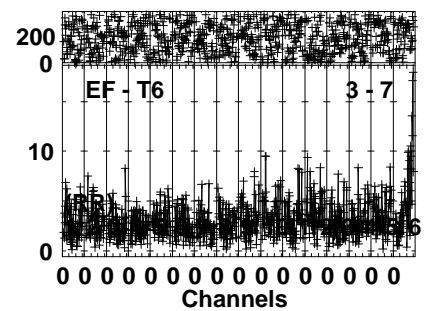
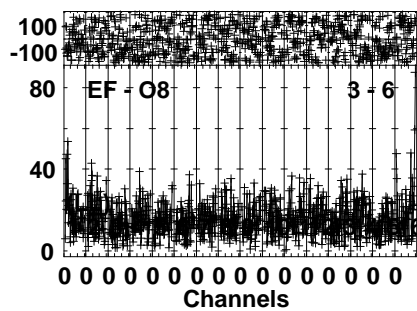
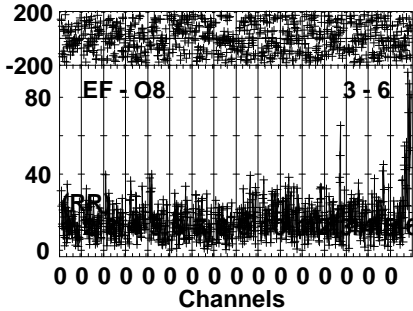
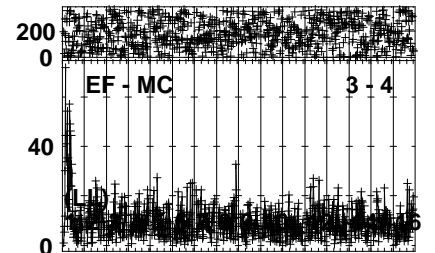
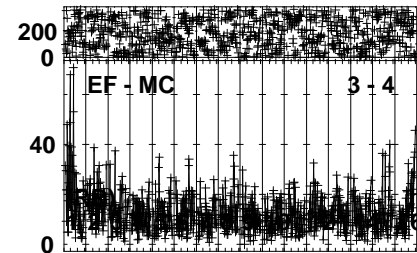
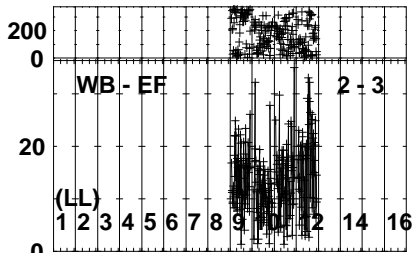
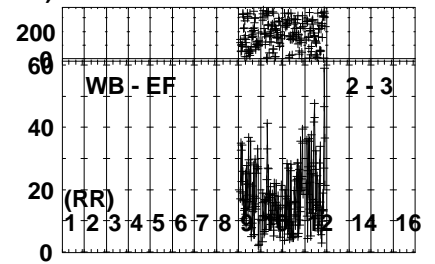
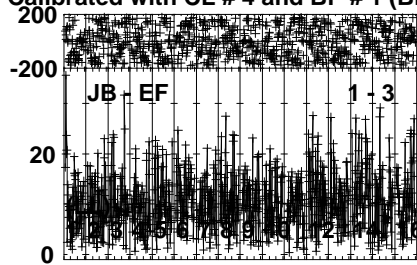
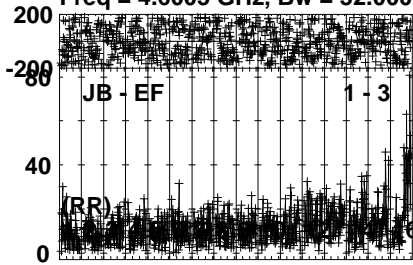
Vector averaged cross-power spectrum Several baselines displayed

Timerange: 00/15:00:31 to 00/15:01:29

Plot file version 13 created 30-SEP-2022 11:02:21

SDSSJ1430 EM163.UVDATA.1

Freq = 4.6005 GHz, Bw = 32.000 MH Calibrated with CL # 4 and BP # 1 (BP mode 1)

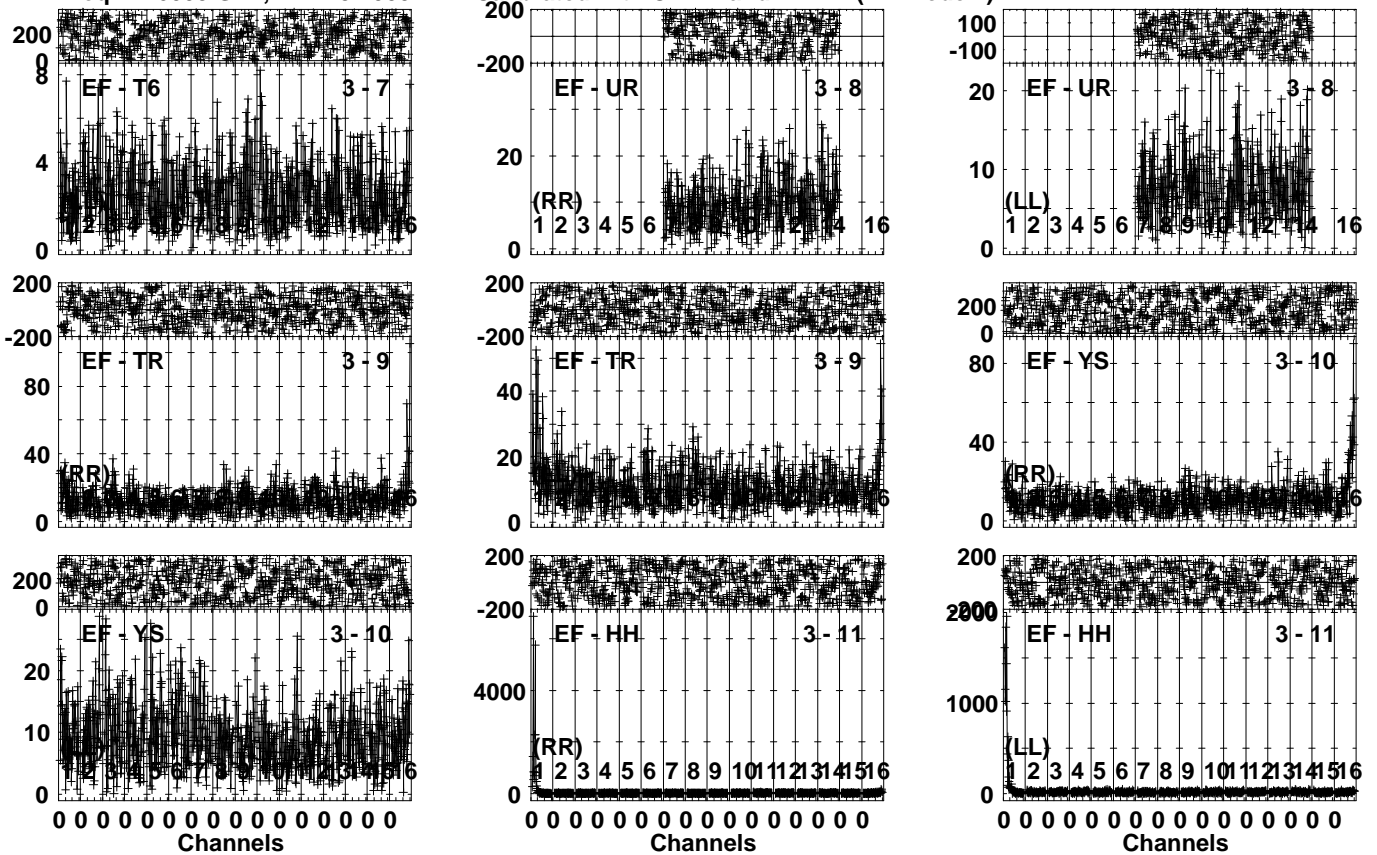


Lower frame: Milli Ampl Jy Top frame: Phas deg  
Vector averaged cross-power spectrum Several baselines displayed  
Timerange: 00/15:01:31 to 00/15:04:59

Plot file version 14 created 30-SEP-2022 11:02:21

SDSSJ1430 EM163.UVDATA.1

Freq = 4.6005 GHz, Bw = 32.000 MH Calibrated with CL # 4 and BP # 1 (BP mode 1)

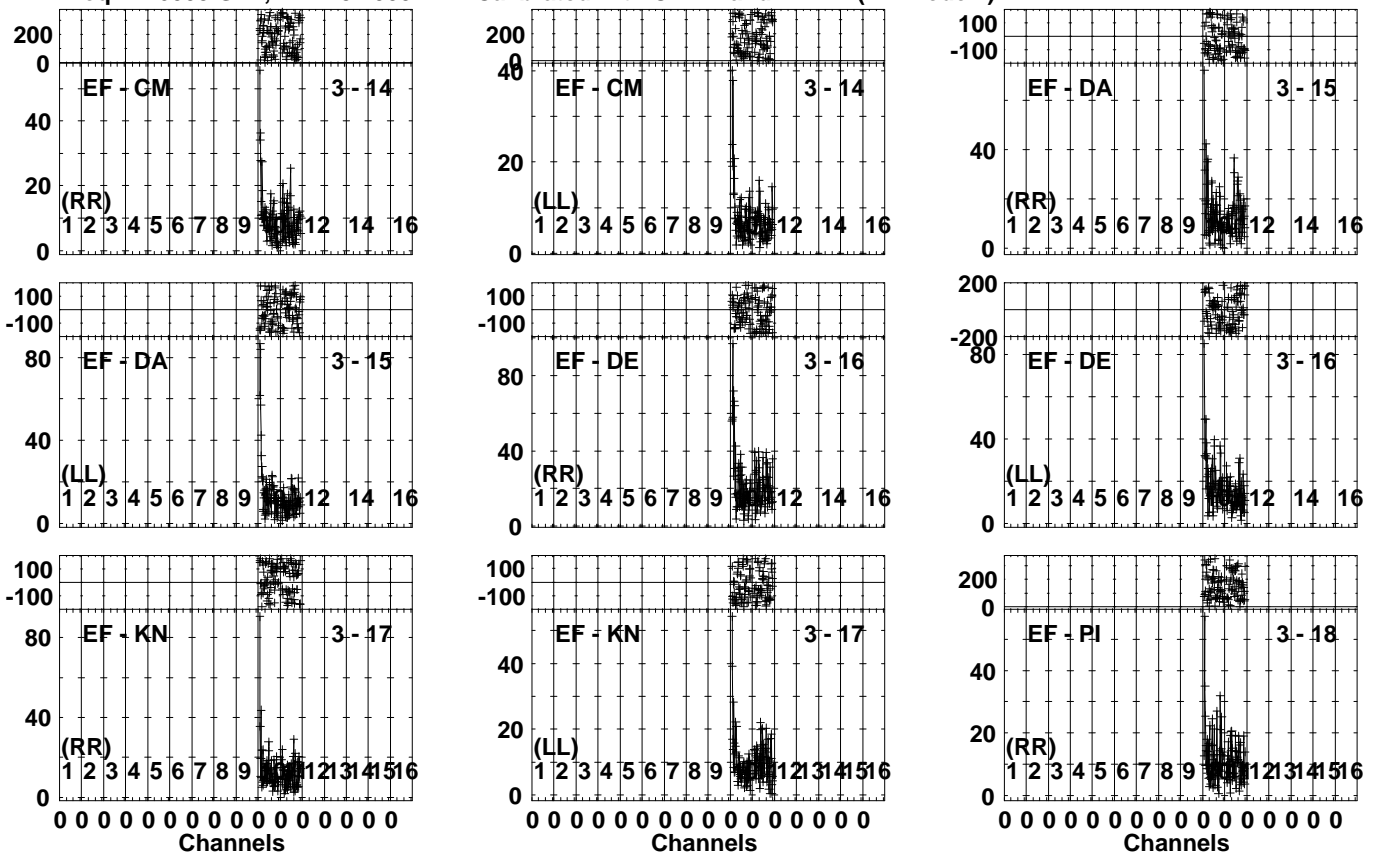


Lower frame: Milli Ampl Jy Top frame: Phas deg  
Vector averaged cross-power spectrum Several baselines displayed  
Timerange: 00/15:01:31 to 00/15:04:59

Plot file version 15 created 30-SEP-2022 11:02:23

SDSSJ1430 EM163.UVDATA.1

Freq = 4.6005 GHz, Bw = 32.000 MH Calibrated with CL # 4 and BP # 1 (BP mode 1)

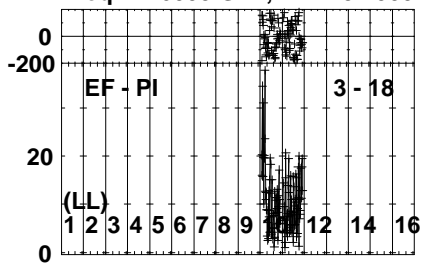


Lower frame: Milli Ampl Jy Top frame: Phas deg  
Vector averaged cross-power spectrum Several baselines displayed  
Timerange: 00/15:01:31 to 00/15:04:59

Plot file version 16 created 30-SEP-2022 11:02:23

SDSSJ1430 EM163.UVDATA.1

Freq = 4.6005 GHz, Bw = 32.000 MH Calibrated with CL # 4 and BP # 1 (BP mode 1)



Lower frame: Milli Ampl Jy Top frame: Phas deg

Vector averaged cross-power spectrum Several baselines displayed

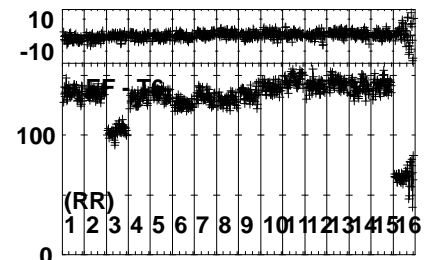
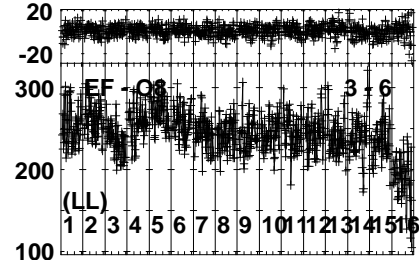
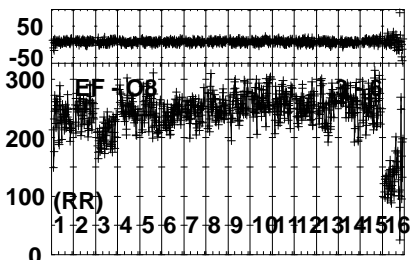
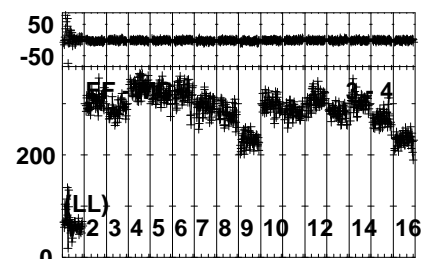
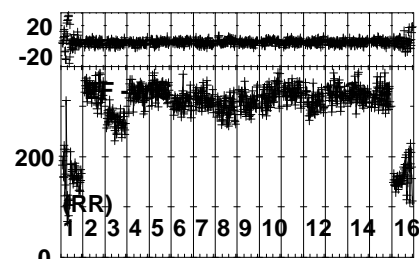
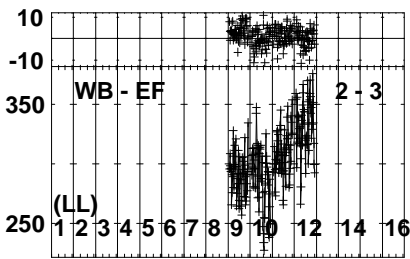
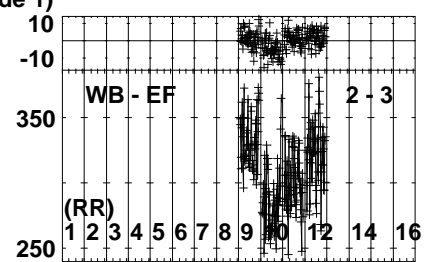
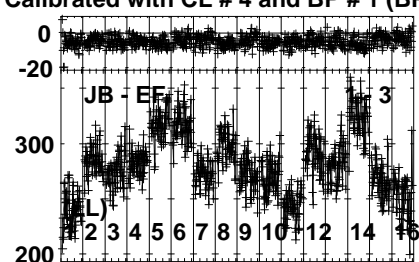
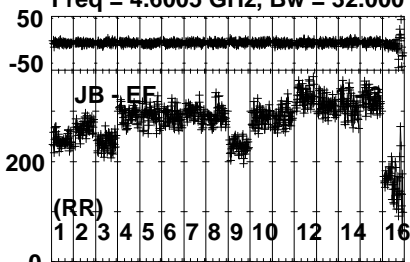
Timerange: 00/15:01:31 to 00/15:04:59



Plot file version 17 created 30-SEP-2022 11:02:24

J1427+2348 EM163.UVDATA.1

Freq = 4.6005 GHz, Bw = 32.000 MH Calibrated with CL # 4 and BP # 1 (BP mode 1)

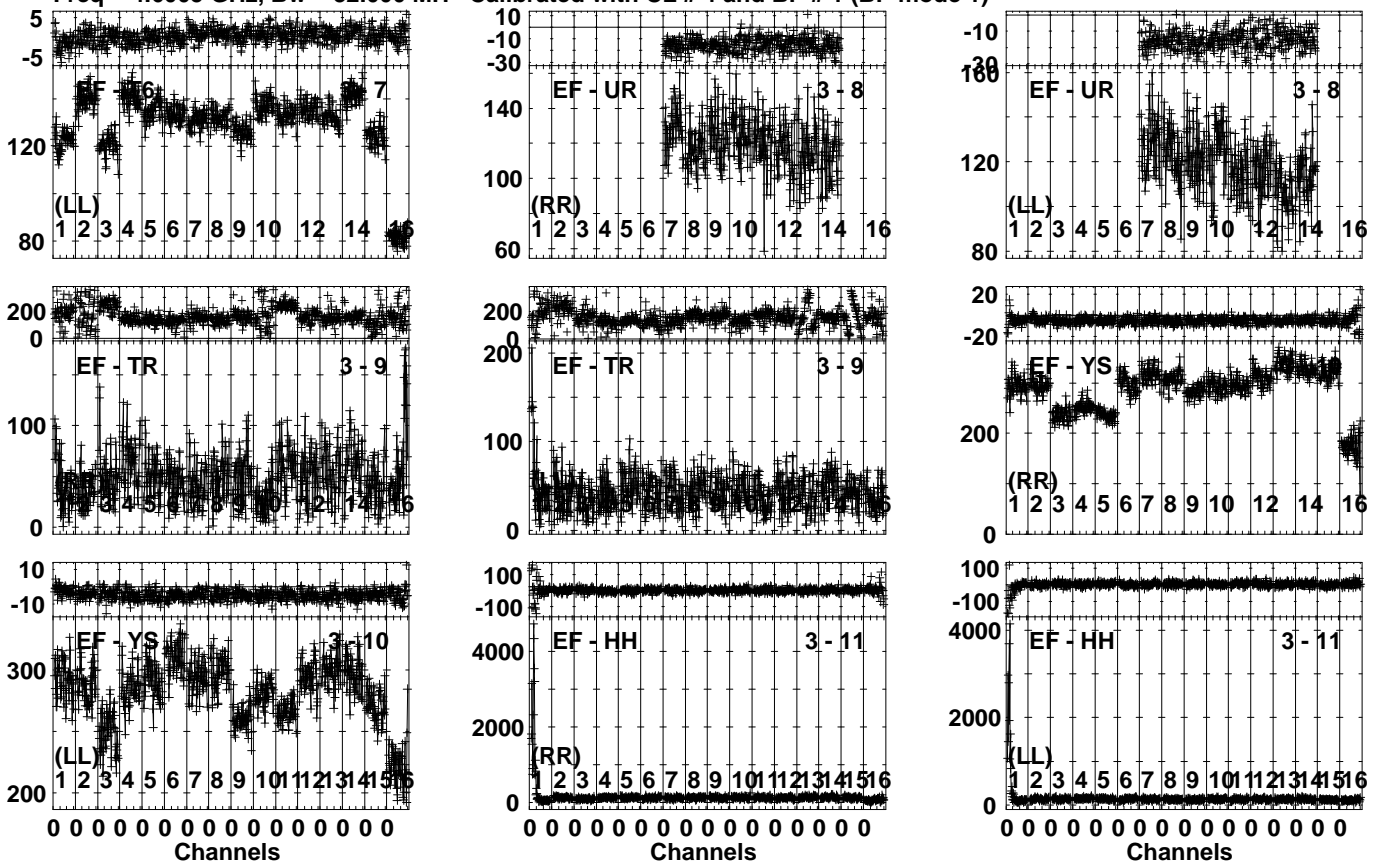


Lower frame: Milli Ampl Jy Top frame: Phas deg  
Vector averaged cross-power spectrum Several baselines displayed  
Timerange: 00/15:05:03 to 00/15:06:29

Plot file version 18 created 30-SEP-2022 11:02:25

J1427+2348 EM163.UVDATA.1

Freq = 4.6005 GHz, Bw = 32.000 MH Calibrated with CL # 4 and BP # 1 (BP mode 1)

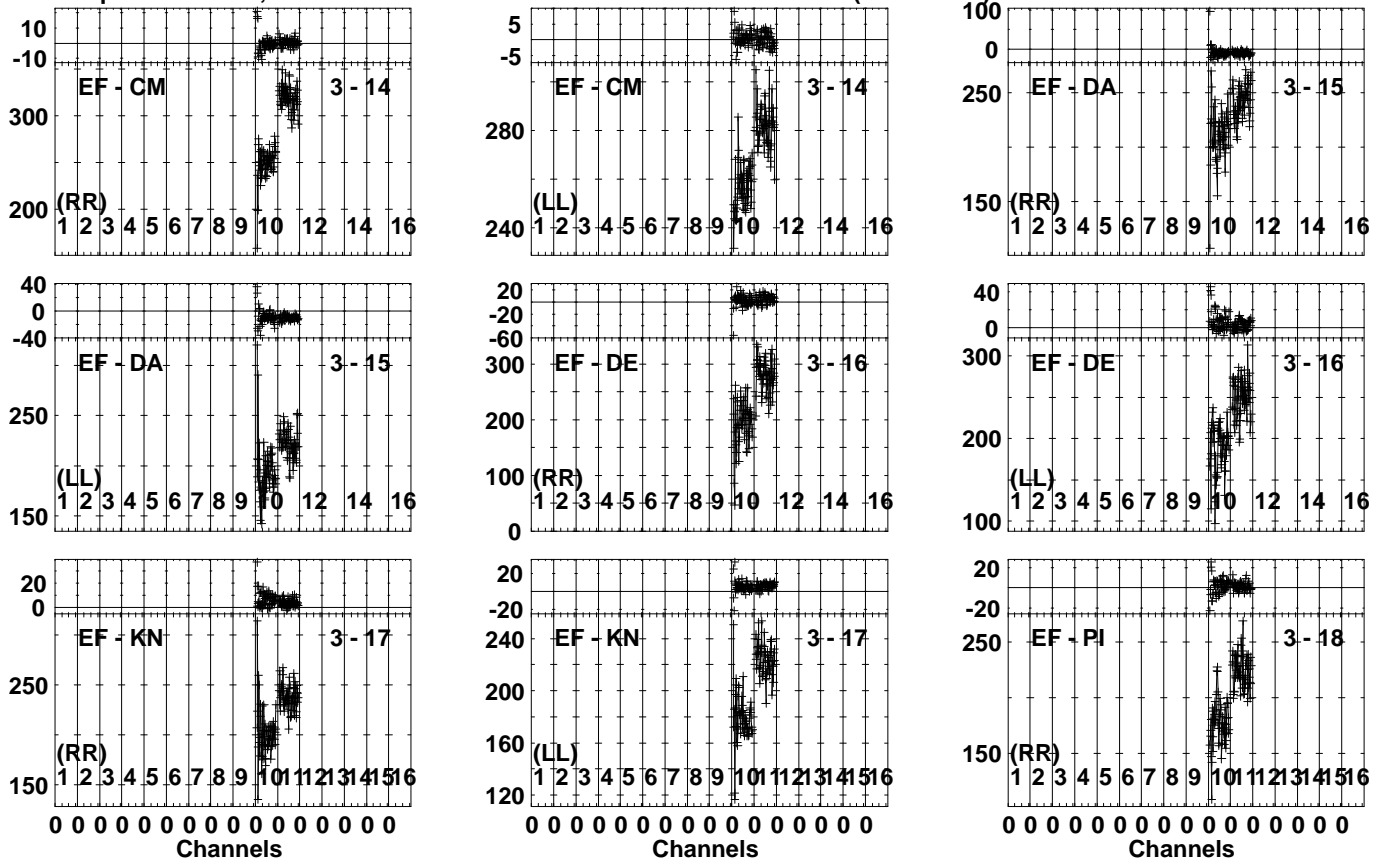


Lower frame: Milli Ampl Jy Top frame: Phas deg  
 Vector averaged cross-power spectrum Several baselines displayed  
 Timerange: 00/15:05:03 to 00/15:06:29

Plot file version 19 created 30-SEP-2022 11:02:26

J1427+2348 EM163.UVDATA.1

Freq = 4.6005 GHz, Bw = 32.000 MH Calibrated with CL # 4 and BP # 1 (BP mode 1)

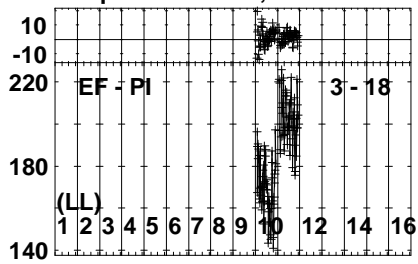


Lower frame: Milli Ampl Jy Top frame: Phas deg  
 Vector averaged cross-power spectrum Several baselines displayed  
 Timerange: 00/15:05:03 to 00/15:06:29

Plot file version 20 created 30-SEP-2022 11:02:26

J1427+2348 EM163.UVDATA.1

Freq = 4.6005 GHz, Bw = 32.000 MH Calibrated with CL # 4 and BP # 1 (BP mode 1)



Lower frame: Milli Ampl Jy Top frame: Phas deg

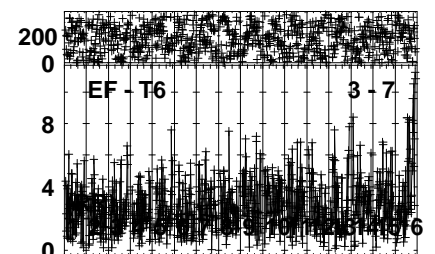
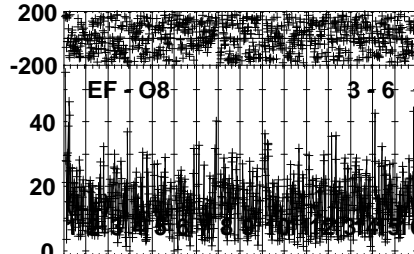
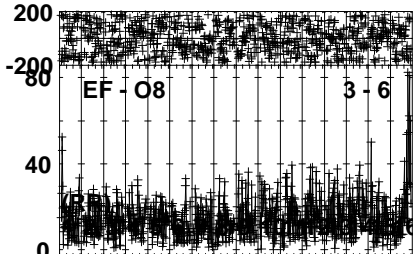
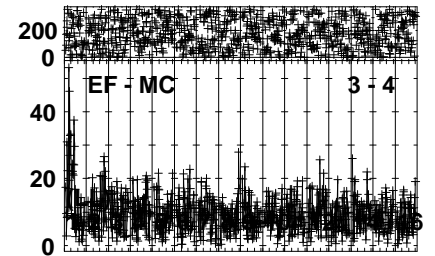
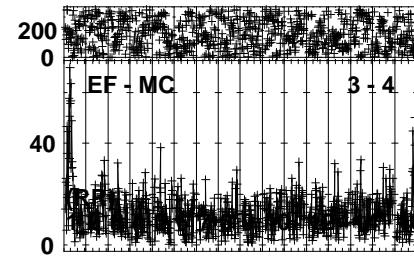
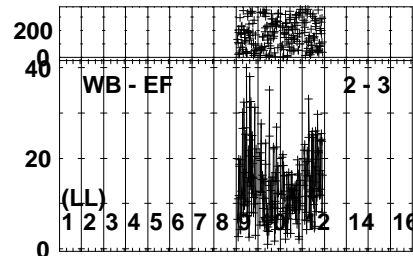
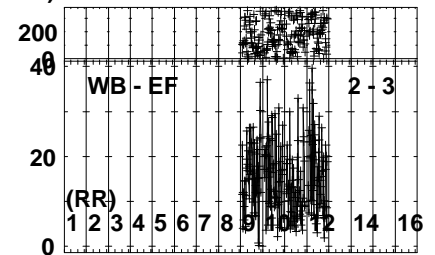
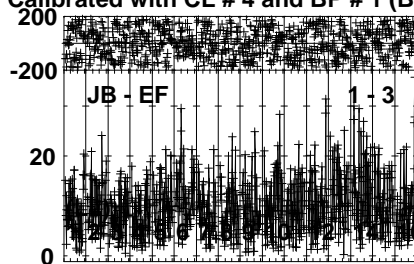
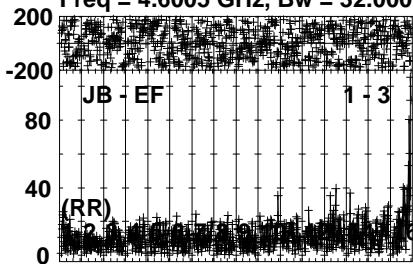
Vector averaged cross-power spectrum Several baselines displayed

Timerange: 00/15:05:03 to 00/15:06:29

Plot file version 21 created 30-SEP-2022 11:02:27

SDSSJ1430 EM163.UVDATA.1

Freq = 4.6005 GHz, Bw = 32.000 MH Calibrated with CL # 4 and BP # 1 (BP mode 1)

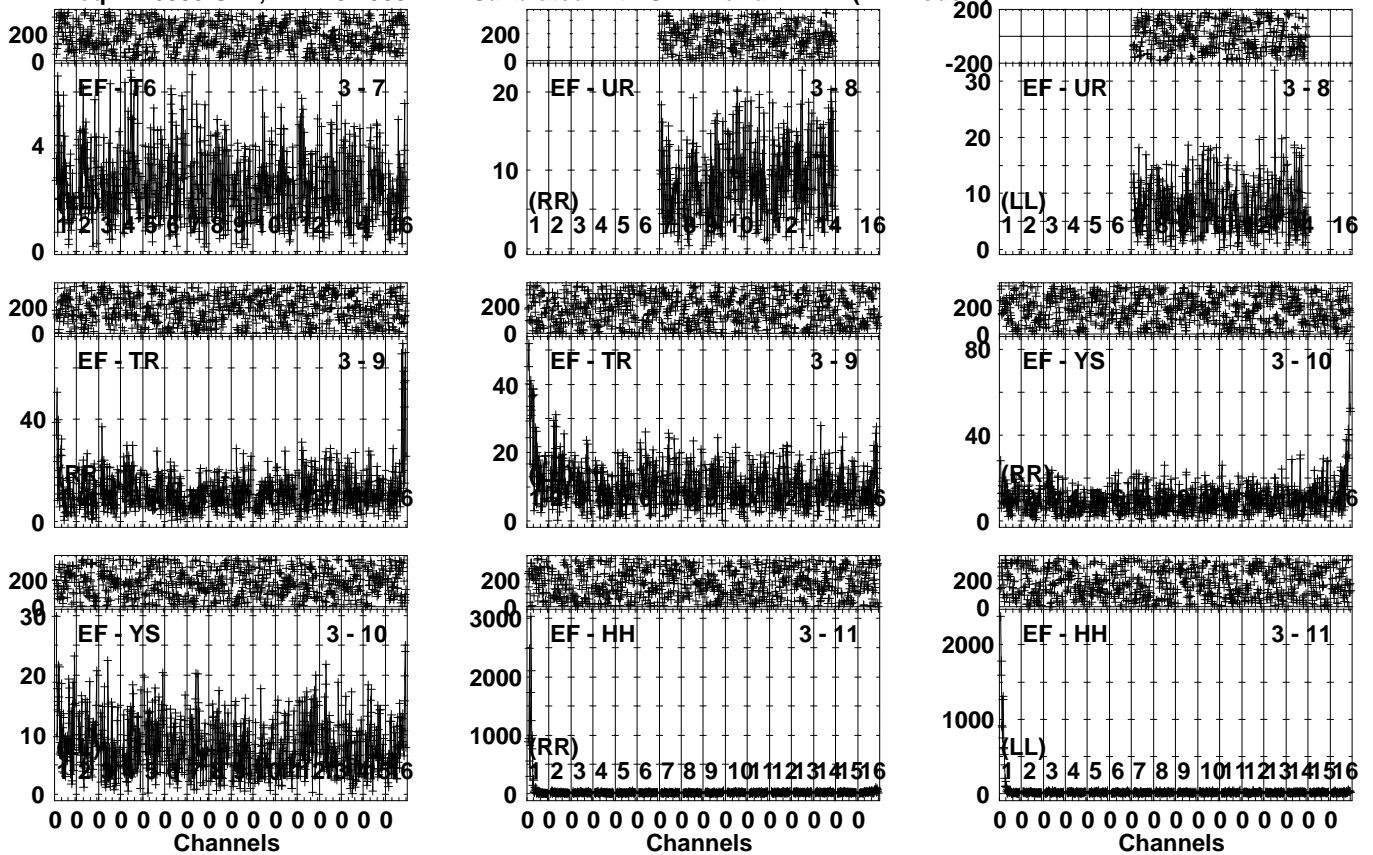


Lower frame: Milli Ampl Jy Top frame: Phas deg  
Vector averaged cross-power spectrum Several baselines displayed  
Timerange: 00/15:06:31 to 00/15:09:59

Plot file version 22 created 30-SEP-2022 11:02:27

SDSSJ1430 EM163.UVDATA.1

Freq = 4.6005 GHz, Bw = 32.000 MH Calibrated with CL # 4 and BP # 1 (BP mode 1)

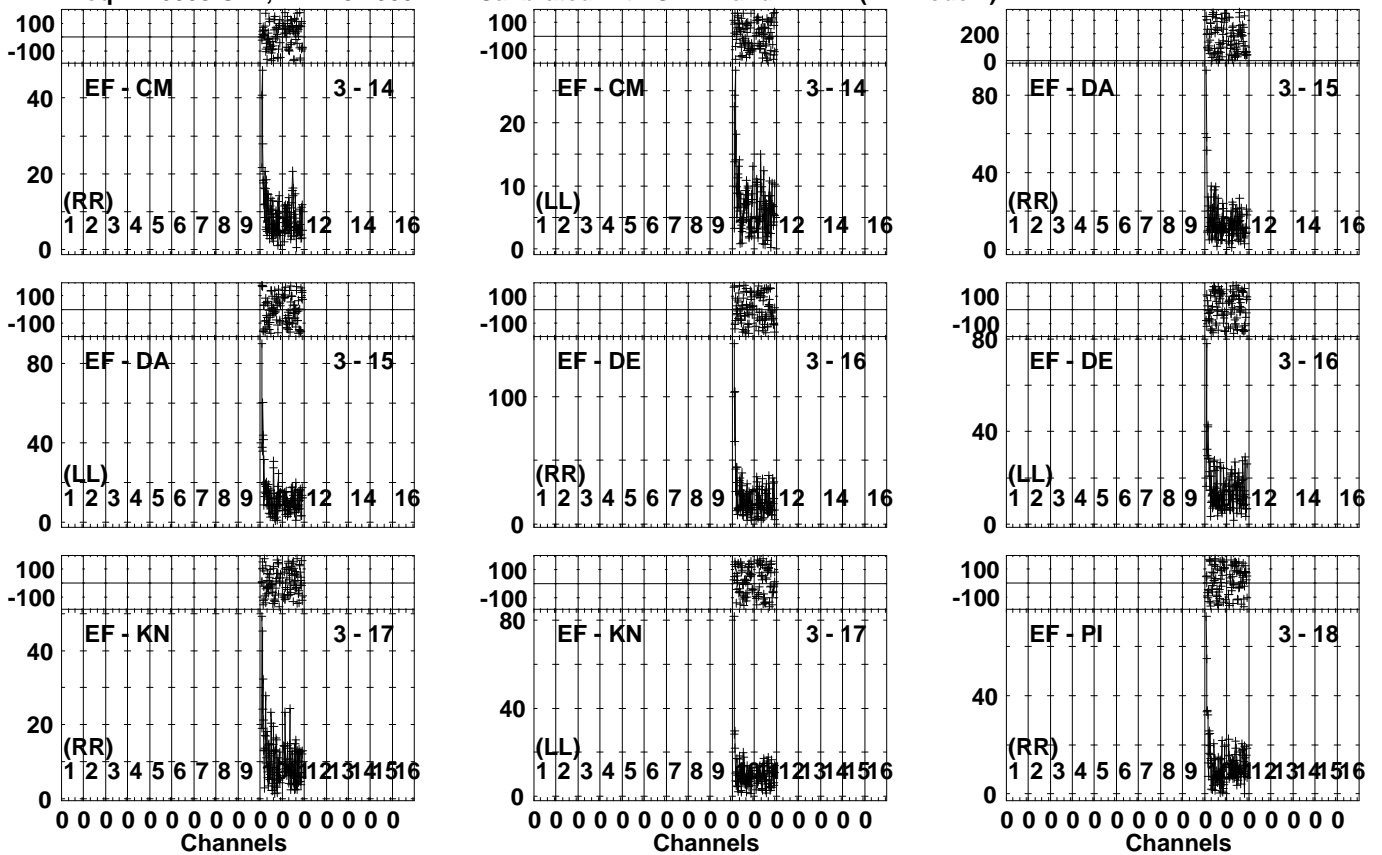


Lower frame: Milli Ampl Jy Top frame: Phas deg  
Vector averaged cross-power spectrum Several baselines displayed  
Timerange: 00/15:06:31 to 00/15:09:59

Plot file version 23 created 30-SEP-2022 11:02:29

SDSSJ1430 EM163.UVDATA.1

Freq = 4.6005 GHz, Bw = 32.000 MH Calibrated with CL # 4 and BP # 1 (BP mode 1)

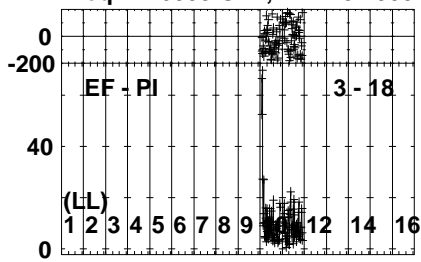


Lower frame: Milli Ampl Jy Top frame: Phas deg  
Vector averaged cross-power spectrum Several baselines displayed  
Timerange: 00/15:06:31 to 00/15:09:59

Plot file version 24 created 30-SEP-2022 11:02:29

SDSSJ1430 EM163.UVDATA.1

Freq = 4.6005 GHz, Bw = 32.000 MH Calibrated with CL # 4 and BP # 1 (BP mode 1)



Lower frame: Milli Ampl Jy Top frame: Phas deg

Vector averaged cross-power spectrum Several baselines displayed

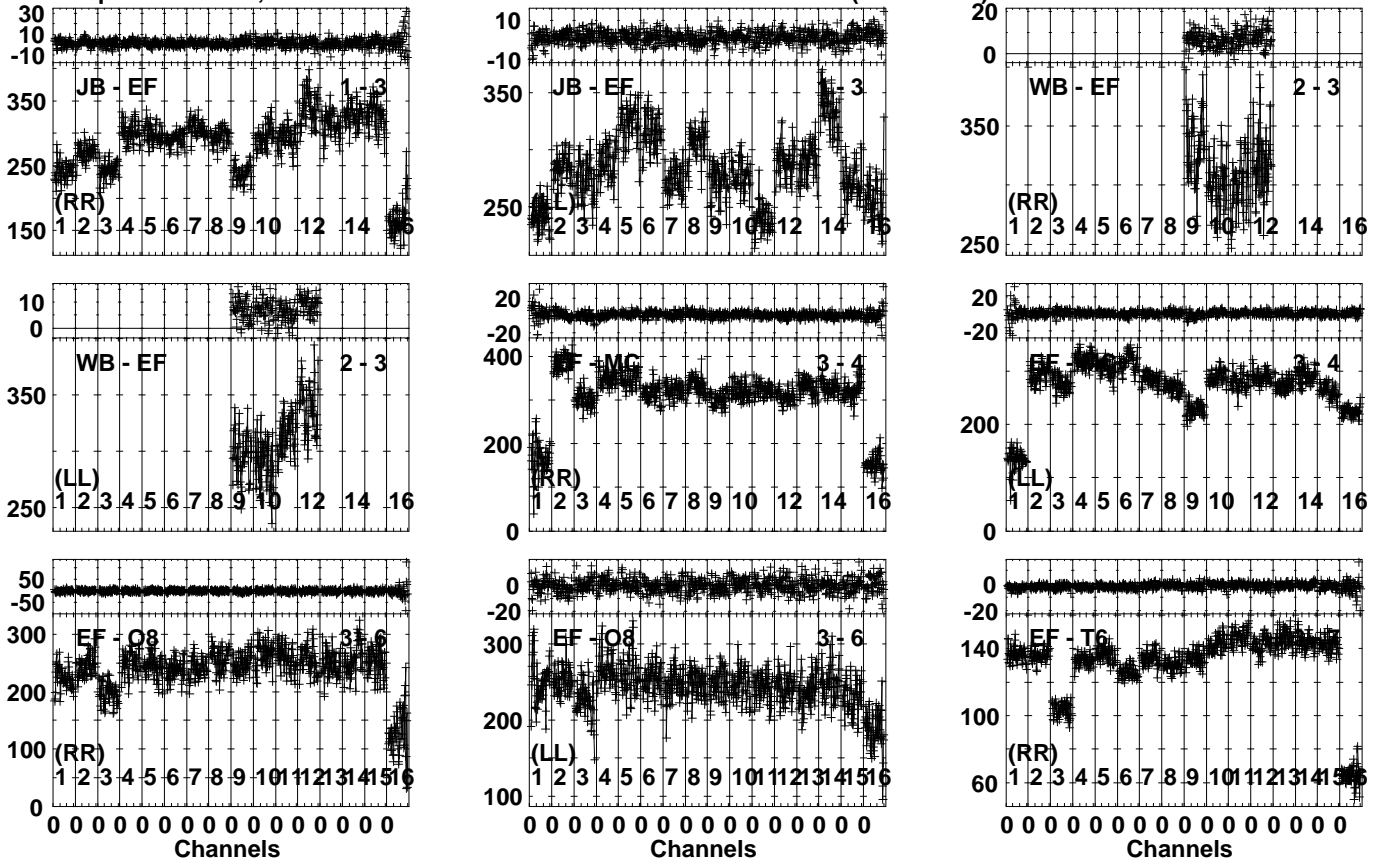
Timerange: 00/15:06:31 to 00/15:09:59



Plot file version 25 created 30-SEP-2022 11:02:30

J1427+2348 EM163.UVDATA.1

Freq = 4.6005 GHz, Bw = 32.000 MH Calibrated with CL # 4 and BP # 1 (BP mode 1)

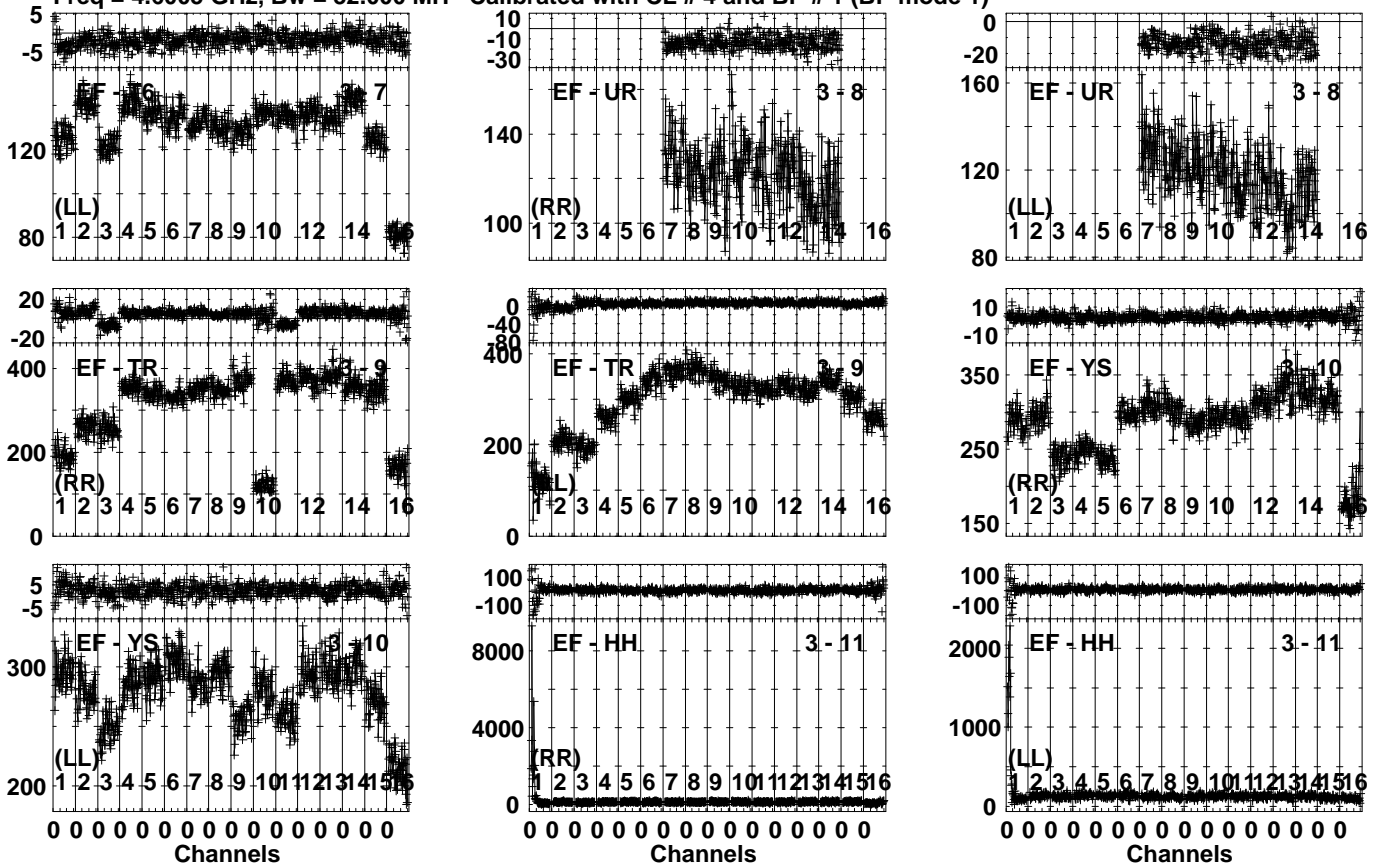


Lower frame: Milli Ampl Jy Top frame: Phas deg  
 Vector averaged cross-power spectrum Several baselines displayed  
 Timerange: 00/15:10:31 to 00/15:11:29

Plot file version 26 created 30-SEP-2022 11:02:31

J1427+2348 EM163.UVDATA.1

Freq = 4.6005 GHz, Bw = 32.000 MH Calibrated with CL # 4 and BP # 1 (BP mode 1)

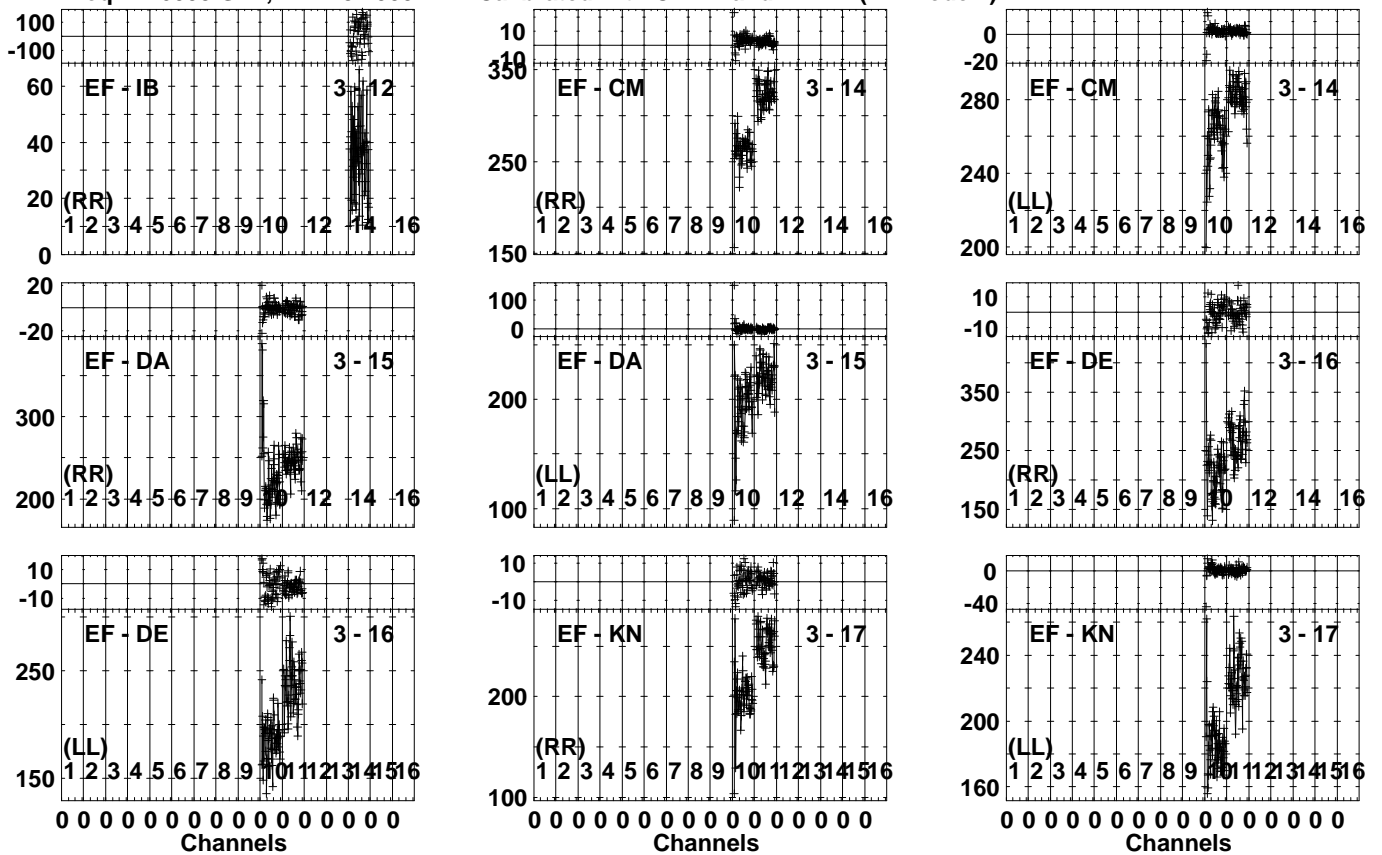


Lower frame: Milli Ampl Jy Top frame: Phas deg  
Vector averaged cross-power spectrum Several baselines displayed  
Timerange: 00/15:10:31 to 00/15:11:29

Plot file version 27 created 30-SEP-2022 11:02:32

J1427+2348 EM163.UVDATA.1

Freq = 4.6005 GHz, Bw = 32.000 MH Calibrated with CL # 4 and BP # 1 (BP mode 1)

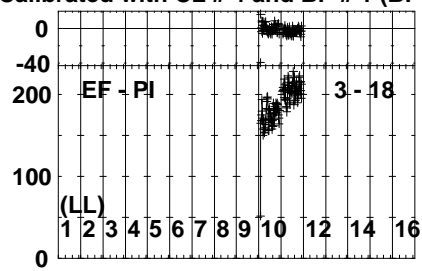
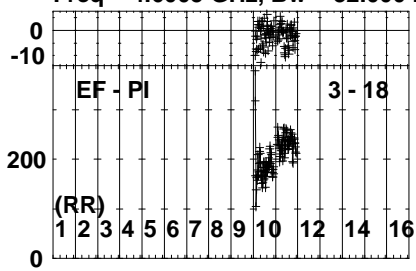


Lower frame: Milli Ampl Jy Top frame: Phas deg  
Vector averaged cross-power spectrum Several baselines displayed  
Timerange: 00/15:10:31 to 00/15:11:29

Plot file version 28 created 30-SEP-2022 11:02:32

J1427+2348 EM163.UVDATA.1

Freq = 4.6005 GHz, Bw = 32.000 MH Calibrated with CL # 4 and BP # 1 (BP mode 1)

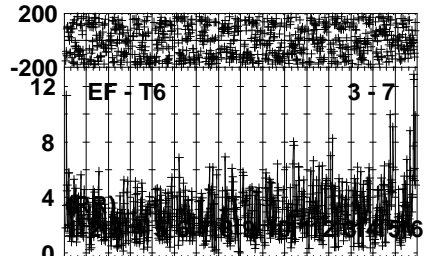
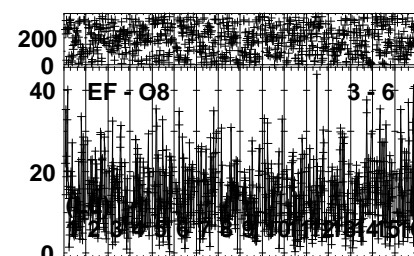
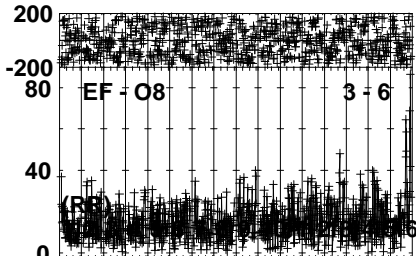
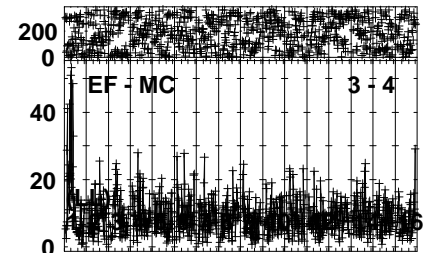
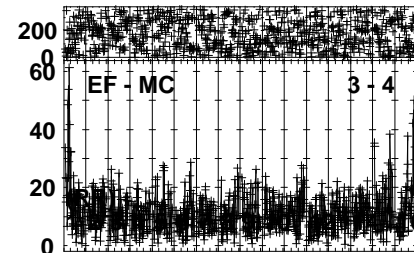
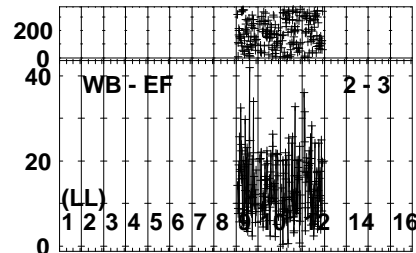
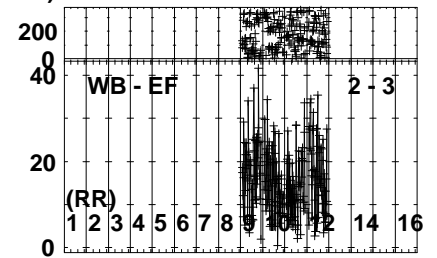
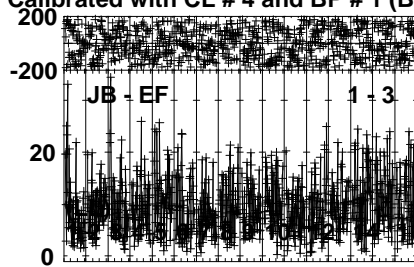
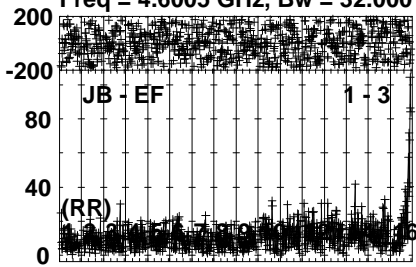


Lower frame: Milli Ampl Jy Top frame: Phas deg  
Vector averaged cross-power spectrum Several baselines displayed  
Timerange: 00/15:10:31 to 00/15:11:29

Plot file version 29 created 30-SEP-2022 11:02:33

SDSSJ1430 EM163.UVDATA.1

Freq = 4.6005 GHz, Bw = 32.000 MH Calibrated with CL # 4 and BP # 1 (BP mode 1)

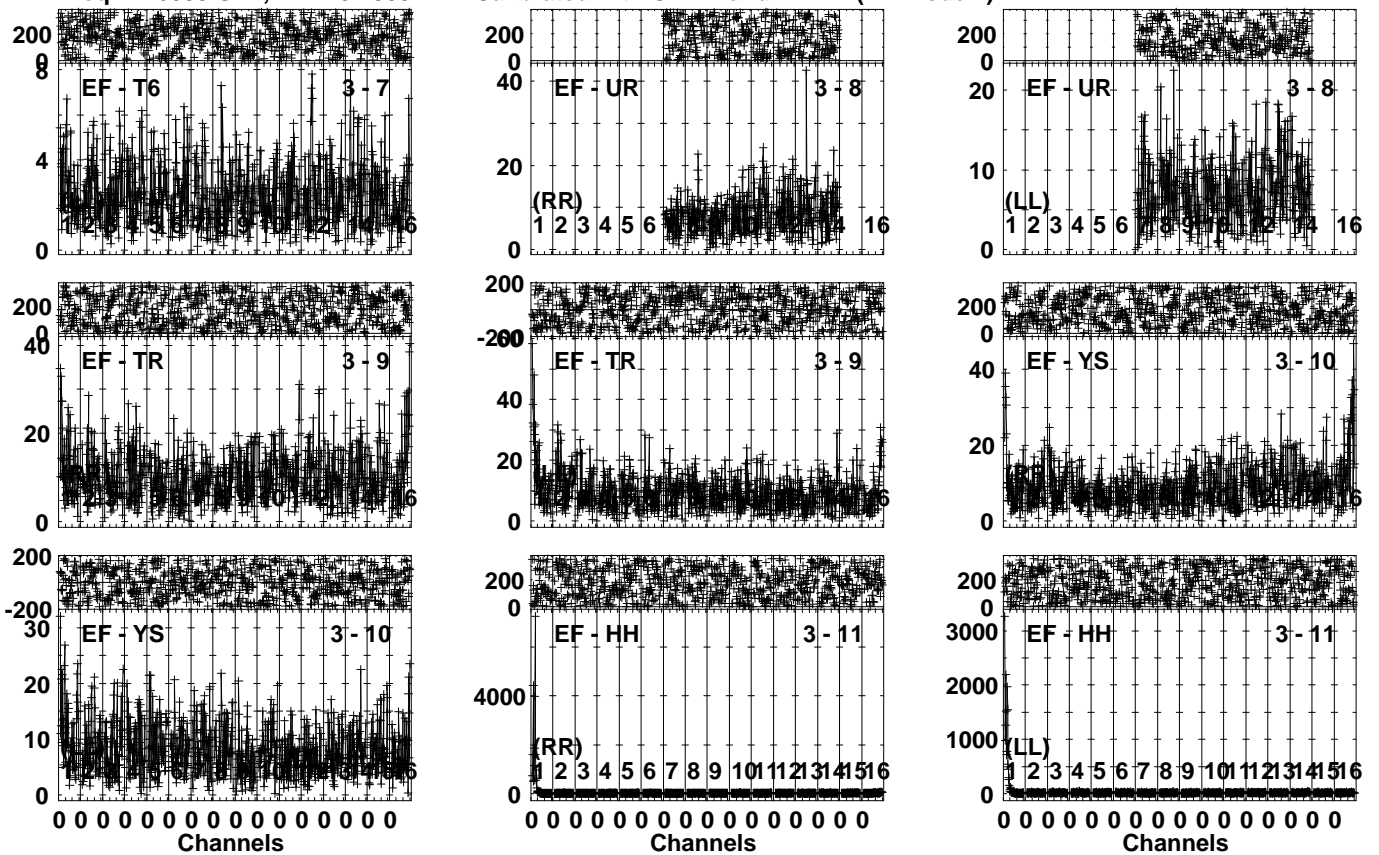


Lower frame: Milli Ampl Jy Top frame: Phas deg  
Vector averaged cross-power spectrum Several baselines displayed  
Timerange: 00/15:11:31 to 00/15:14:59

Plot file version 30 created 30-SEP-2022 11:02:33

SDSSJ1430 EM163.UVDATA.1

Freq = 4.6005 GHz, Bw = 32.000 MH Calibrated with CL # 4 and BP # 1 (BP mode 1)

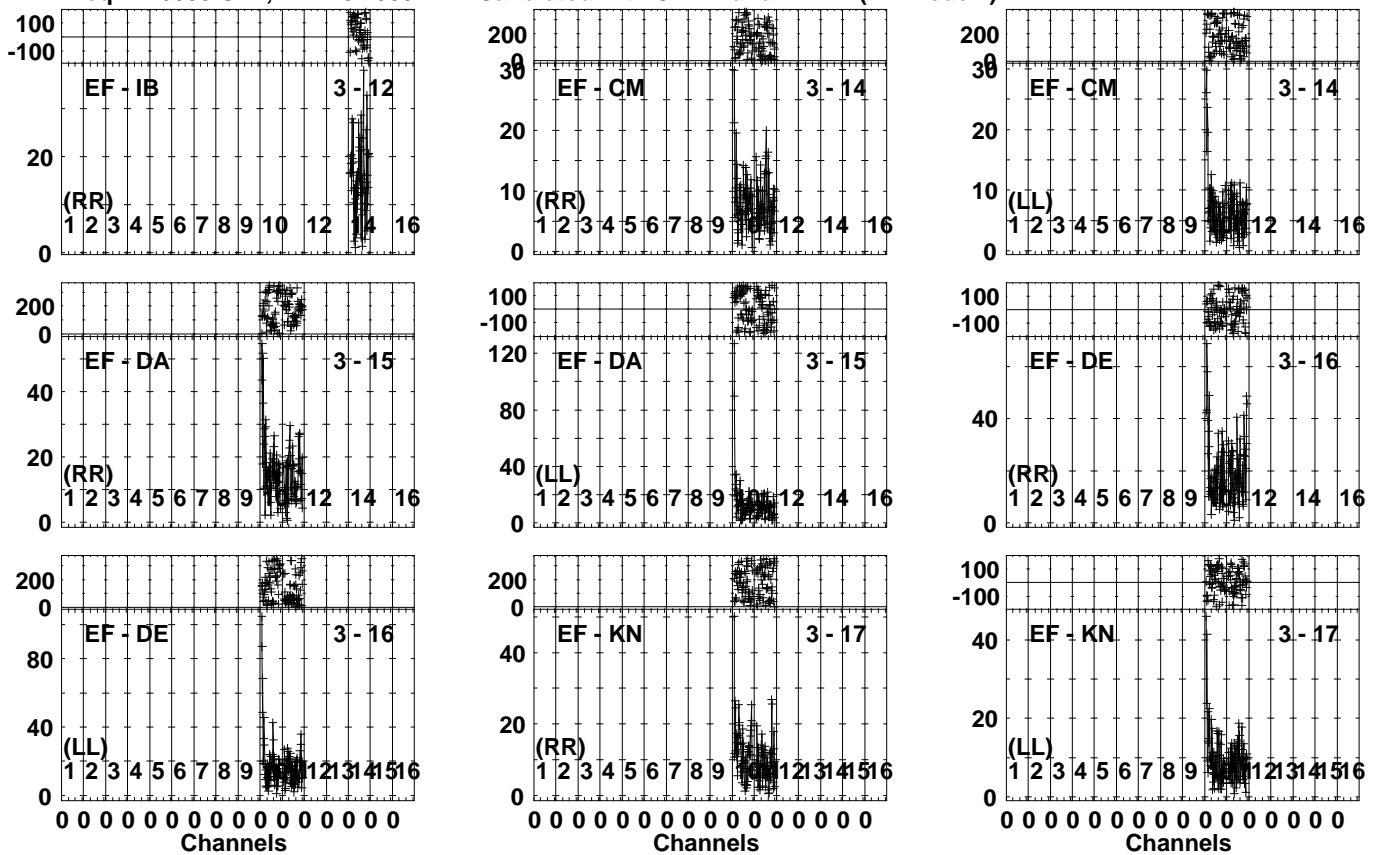


Lower frame: Milli Ampl Jy Top frame: Phas deg  
Vector averaged cross-power spectrum Several baselines displayed  
Timerange: 00/15:11:31 to 00/15:14:59

Plot file version 31 created 30-SEP-2022 11:02:34

SDSSJ1430 EM163.UVDATA.1

Freq = 4.6005 GHz, Bw = 32.000 MH Calibrated with CL # 4 and BP # 1 (BP mode 1)

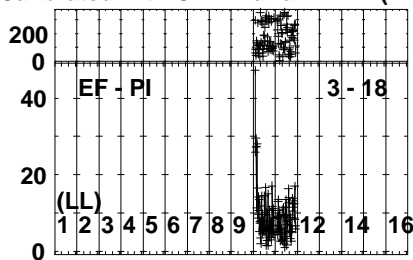
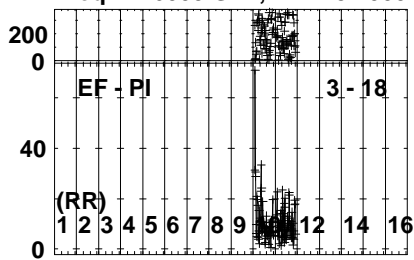


Lower frame: Milli Ampl Jy Top frame: Phas deg  
Vector averaged cross-power spectrum Several baselines displayed  
Timerange: 00/15:11:31 to 00/15:14:59

Plot file version 32 created 30-SEP-2022 11:02:35

SDSSJ1430 EM163.UVDATA.1

Freq = 4.6005 GHz, Bw = 32.000 MH Calibrated with CL # 4 and BP # 1 (BP mode 1)



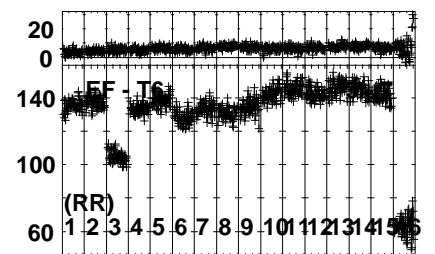
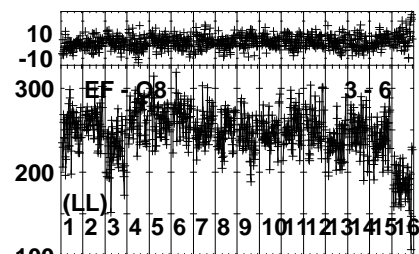
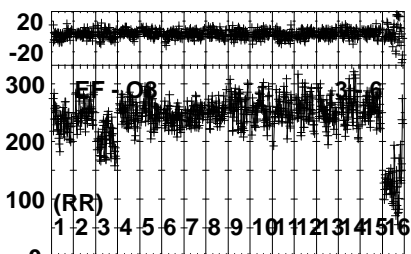
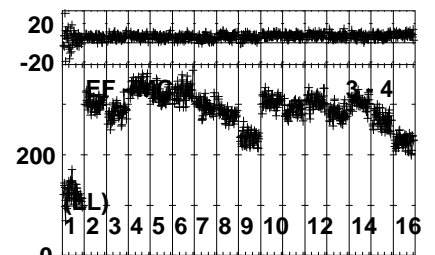
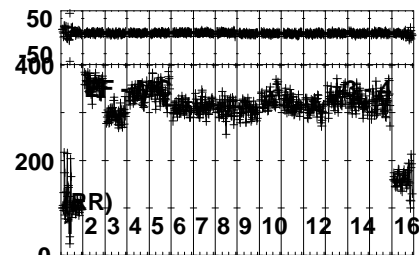
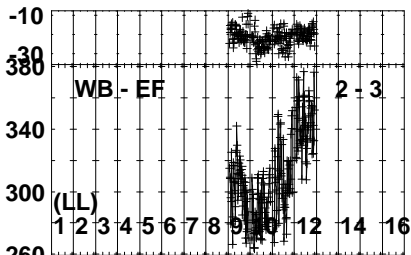
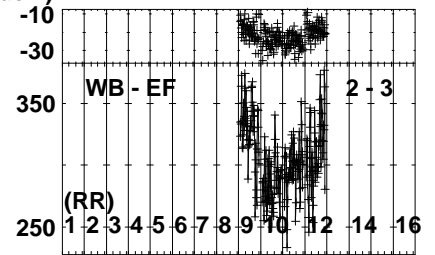
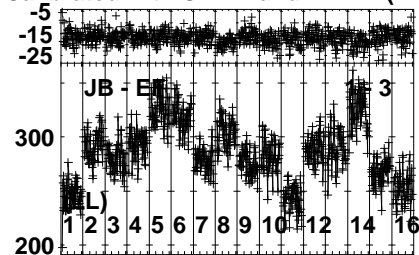
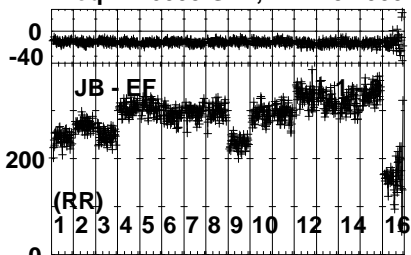
Lower frame: Milli Ampl Jy Top frame: Phas deg  
Vector averaged cross-power spectrum Several baselines displayed  
Timerange: 00/15:11:31 to 00/15:14:59



Plot file version 33 created 30-SEP-2022 11:02:36

J1427+2348 EM163.UVDATA.1

Freq = 4.6005 GHz, Bw = 32.000 MH Calibrated with CL # 4 and BP # 1 (BP mode 1)

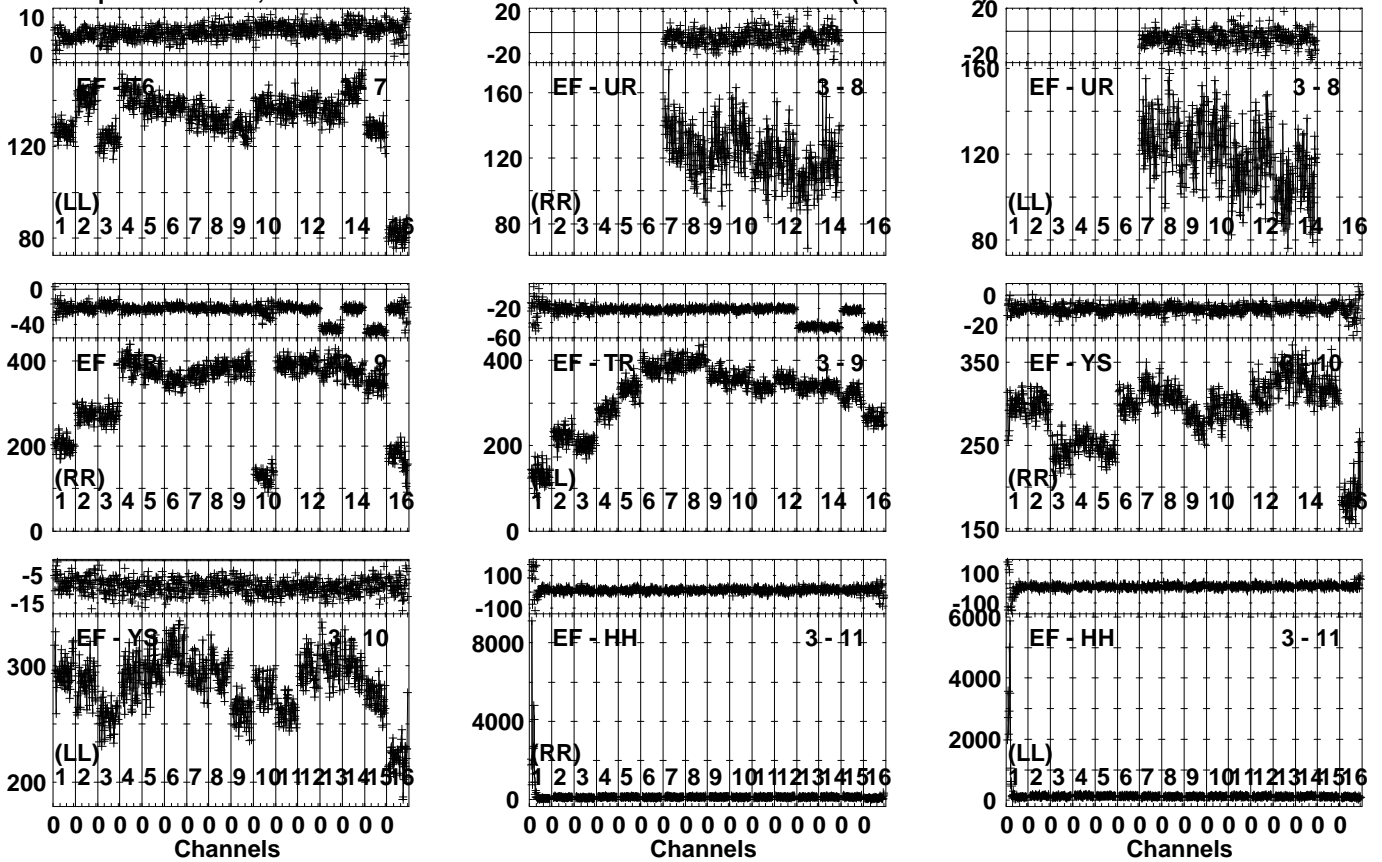


Lower frame: Milli Ampl Jy Top frame: Phas deg  
 Vector averaged cross-power spectrum Several baselines displayed  
 Timerange: 00/15:15:03 to 00/15:16:29

Plot file version 34 created 30-SEP-2022 11:02:37

J1427+2348 EM163.UVDATA.1

Freq = 4.6005 GHz, Bw = 32.000 MH Calibrated with CL # 4 and BP # 1 (BP mode 1)

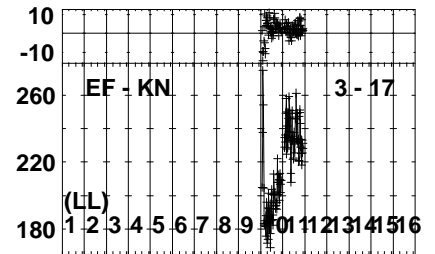
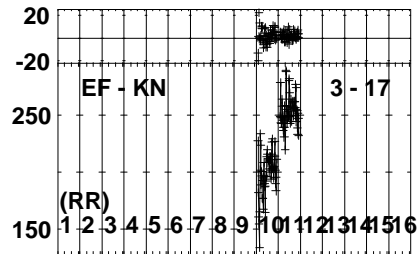
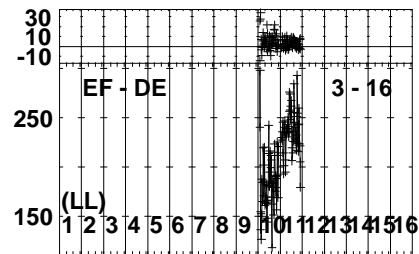
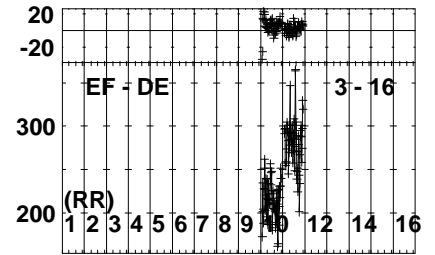
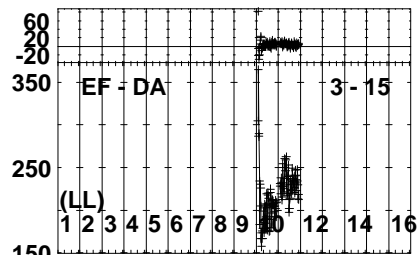
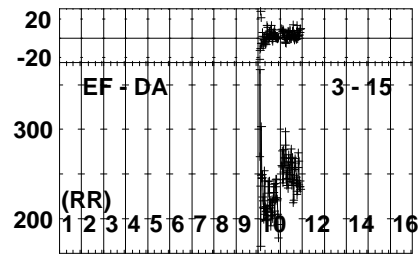
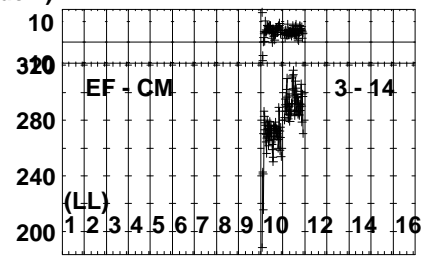
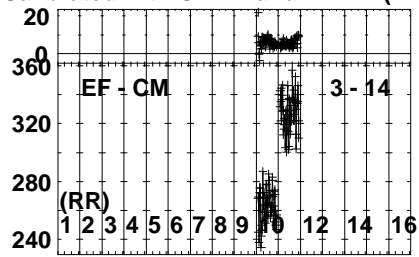
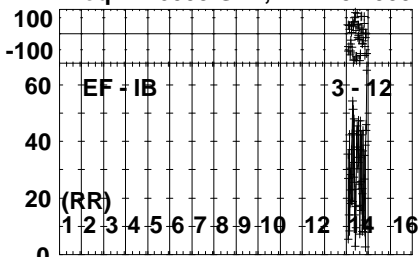


Lower frame: Milli Ampl Jy Top frame: Phas deg  
Vector averaged cross-power spectrum Several baselines displayed  
Timerange: 00/15:15:03 to 00/15:16:29

Plot file version 35 created 30-SEP-2022 11:02:38

J1427+2348 EM163.UVDATA.1

Freq = 4.6005 GHz, Bw = 32.000 MH Calibrated with CL # 4 and BP # 1 (BP mode 1)



0 0 0 0 0 0 0 0 0 0 0 0 0 0 0 0  
Channels

0 0 0 0 0 0 0 0 0 0 0 0 0 0 0 0  
Channels

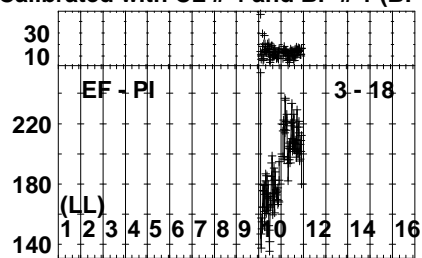
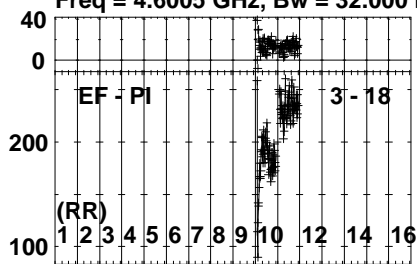
0 0 0 0 0 0 0 0 0 0 0 0 0 0 0 0  
Channels

Lower frame: Milli Ampl Jy Top frame: Phas deg  
Vector averaged cross-power spectrum Several baselines displayed  
Timerange: 00/15:15:03 to 00/15:16:29

Plot file version 36 created 30-SEP-2022 11:02:39

J1427+2348 EM163.UVDATA.1

Freq = 4.6005 GHz, Bw = 32.000 MH Calibrated with CL # 4 and BP # 1 (BP mode 1)

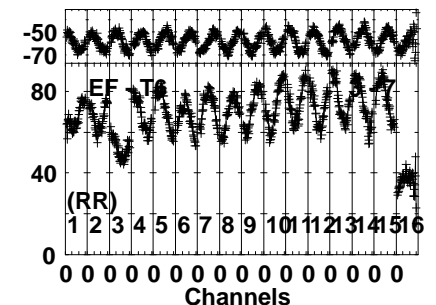
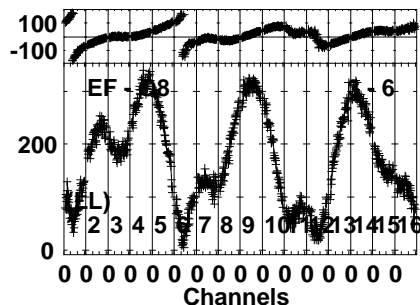
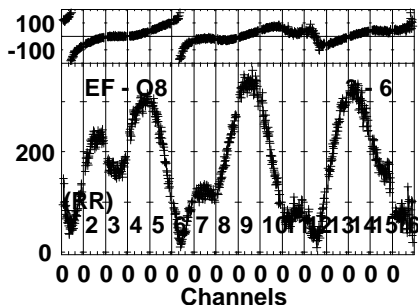
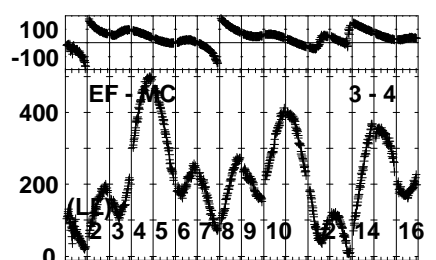
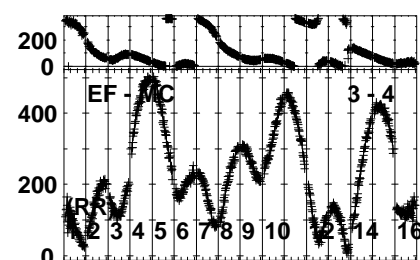
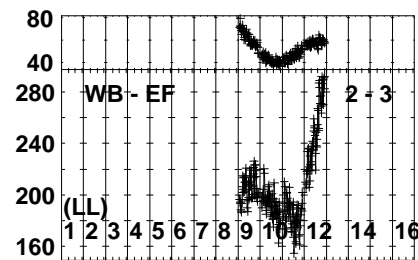
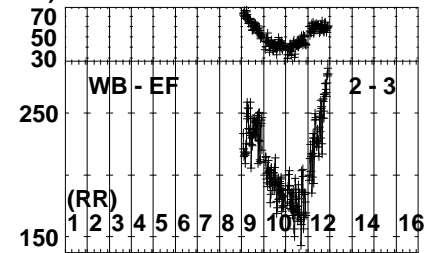
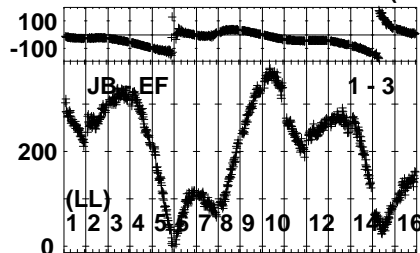
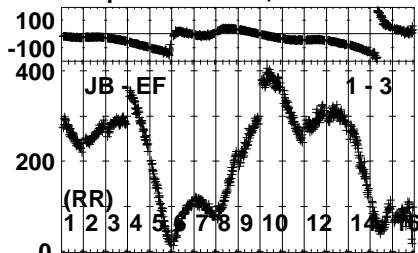


Lower frame: Milli Ampl Jy Top frame: Phas deg  
Vector averaged cross-power spectrum Several baselines displayed  
Timerange: 00/15:15:03 to 00/15:16:29

Plot file version 37 created 30-SEP-2022 11:02:39

J1424+225A EM163.UVDATA.1

Freq = 4.6005 GHz, Bw = 32.000 MH Calibrated with CL # 4 and BP # 1 (BP mode 1)

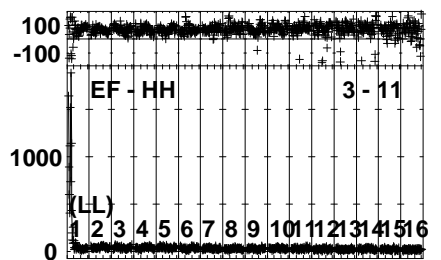
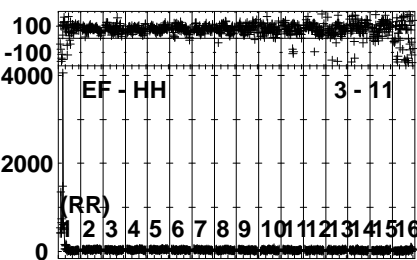
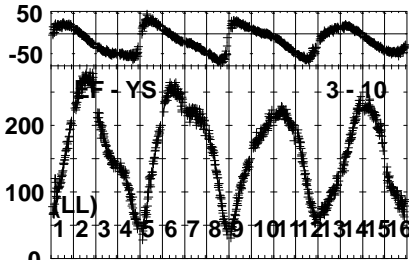
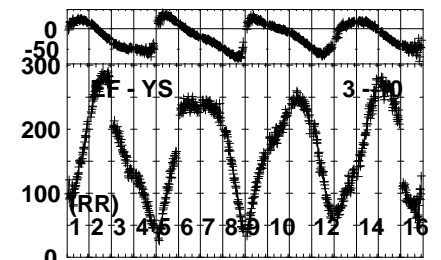
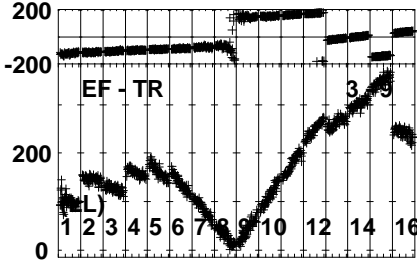
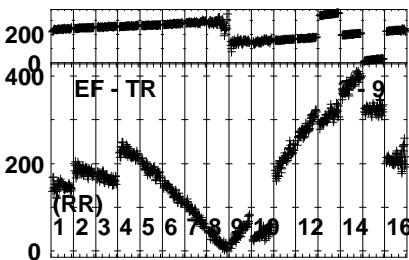
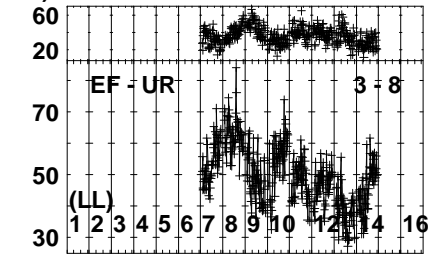
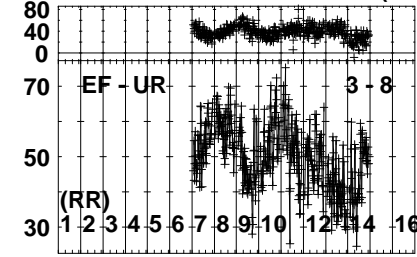
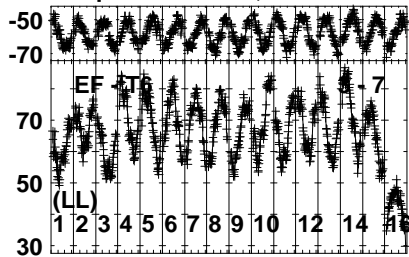


Lower frame: Milli Ampl Jy Top frame: Phas deg  
Vector averaged cross-power spectrum Several baselines displayed  
Timerange: 00/15:16:31 to 00/15:19:59

Plot file version 38 created 30-SEP-2022 11:02:40

J1424+225A EM163.UVDATA.1

Freq = 4.6005 GHz, Bw = 32.000 MH Calibrated with CL # 4 and BP # 1 (BP mode 1)

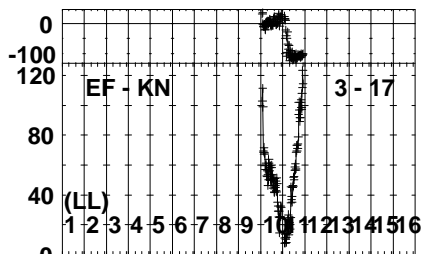
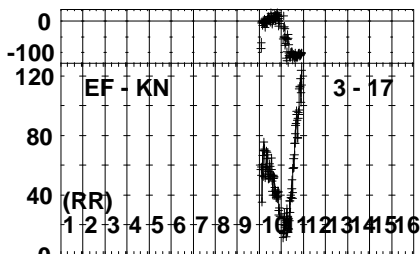
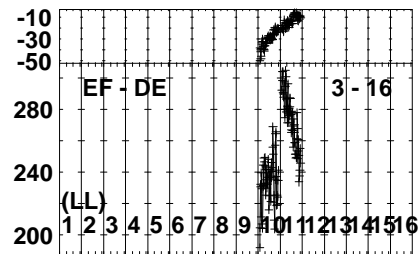
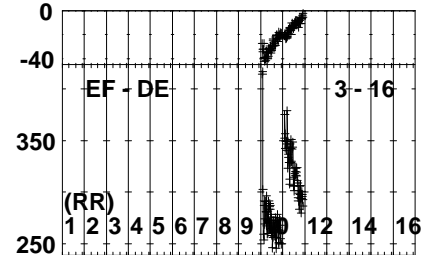
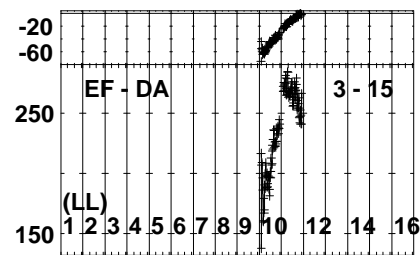
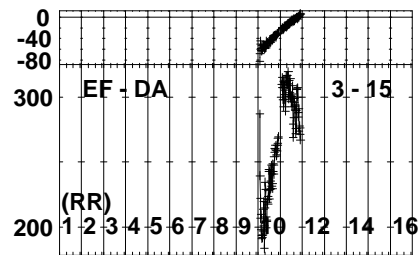
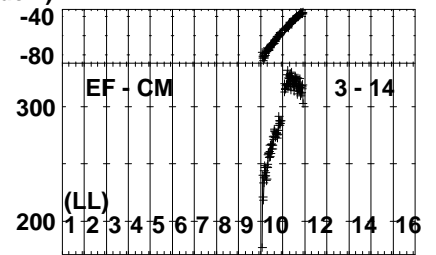
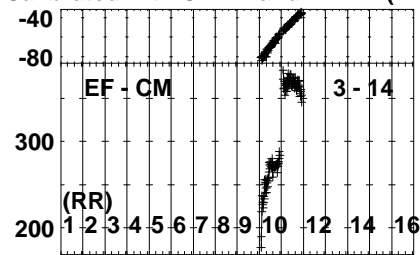
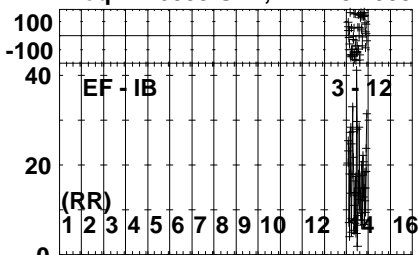


Lower frame: Milli Ampl Jy Top frame: Phas deg  
 Vector averaged cross-power spectrum Several baselines displayed  
 Timerange: 00/15:16:31 to 00/15:19:59

Plot file version 39 created 30-SEP-2022 11:02:41

J1424+225A EM163.UVDATA.1

Freq = 4.6005 GHz, Bw = 32.000 MH Calibrated with CL # 4 and BP # 1 (BP mode 1)

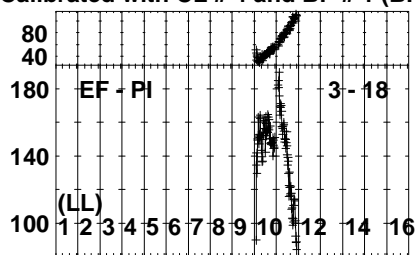
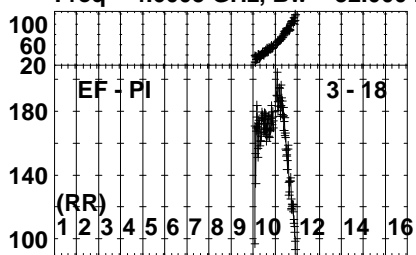


Lower frame: Milli Ampl Jy Top frame: Phas deg  
Vector averaged cross-power spectrum Several baselines displayed  
Timerange: 00/15:16:31 to 00/15:19:59

Plot file version 40 created 30-SEP-2022 11:02:42

J1424+225A EM163.UVDATA.1

Freq = 4.6005 GHz, Bw = 32.000 MH Calibrated with CL # 4 and BP # 1 (BP mode 1)



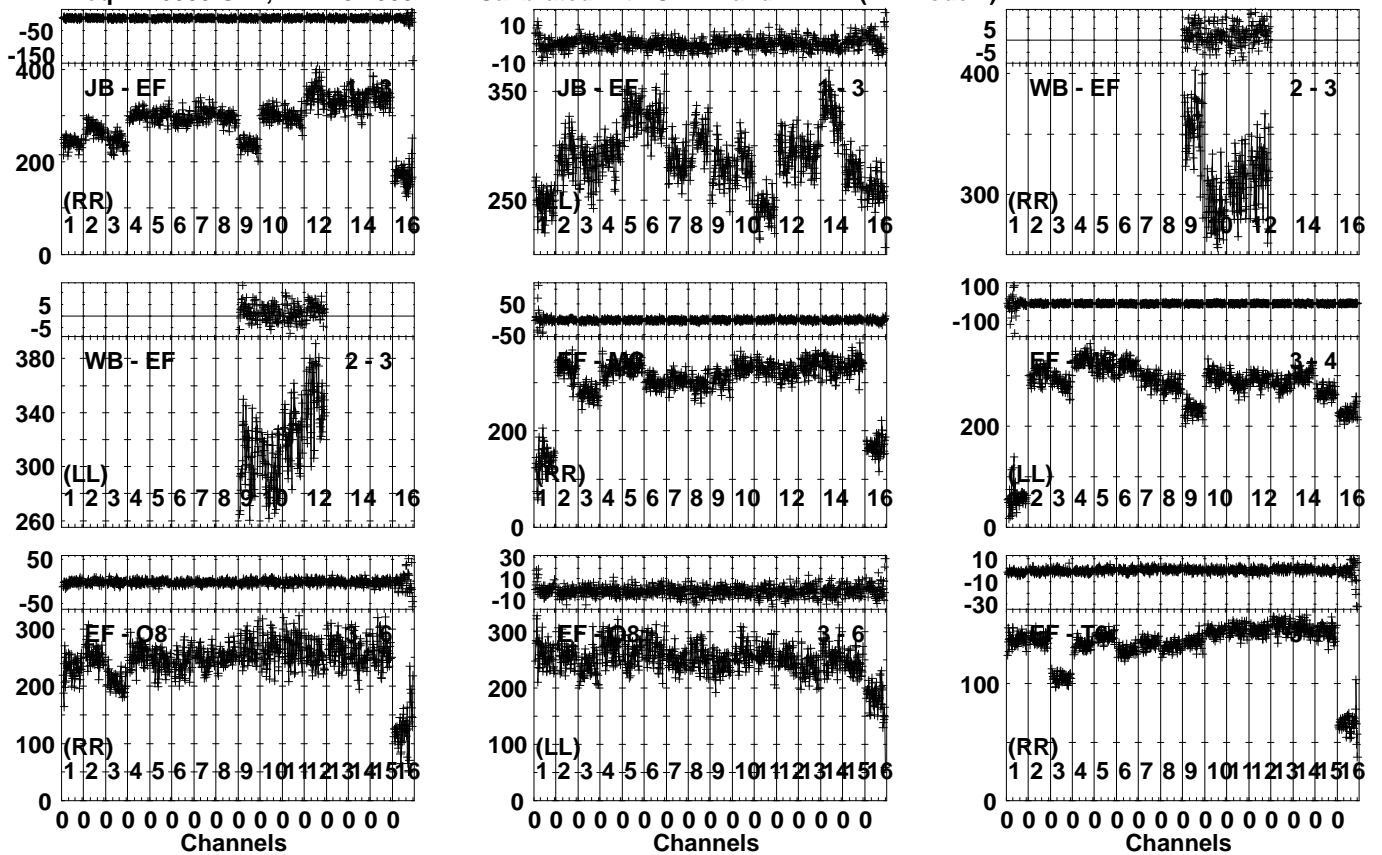
Lower frame: Milli Ampl Jy Top frame: Phas deg  
Vector averaged cross-power spectrum Several baselines displayed  
Timerange: 00/15:16:31 to 00/15:19:59



Plot file version 41 created 30-SEP-2022 11:02:42

J1427+2348 EM163.UVDATA.1

Freq = 4.6005 GHz, Bw = 32.000 MH Calibrated with CL # 4 and BP # 1 (BP mode 1)

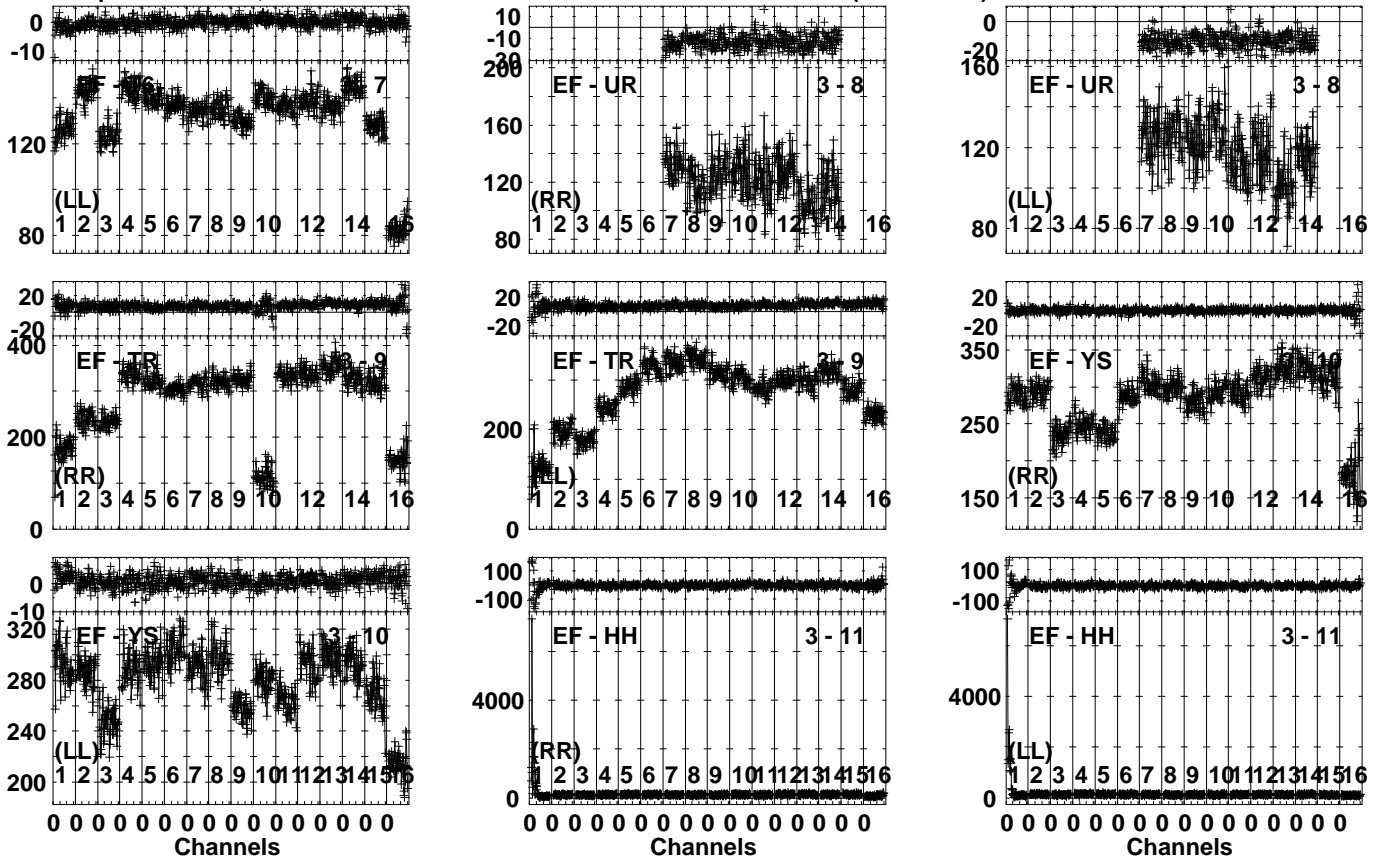


Lower frame: Milli Ampl Jy Top frame: Phas deg  
Vector averaged cross-power spectrum Several baselines displayed  
Timerange: 00/15:20:31 to 00/15:21:29

Plot file version 42 created 30-SEP-2022 11:02:43

J1427+2348 EM163.UVDATA.1

Freq = 4.6005 GHz, Bw = 32.000 MH Calibrated with CL # 4 and BP # 1 (BP mode 1)

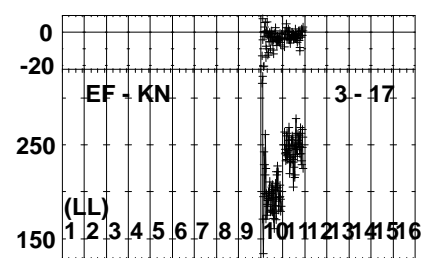
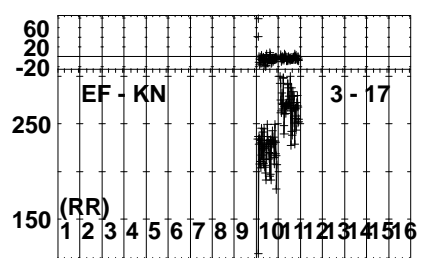
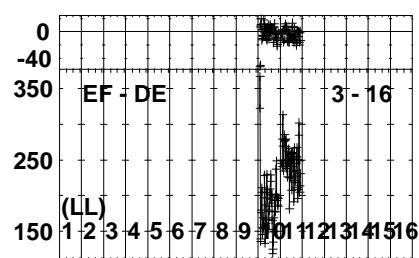
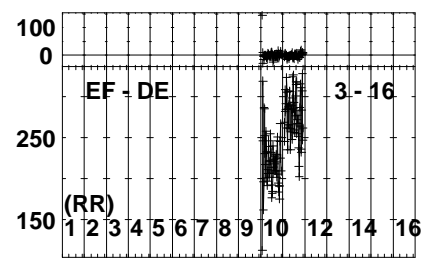
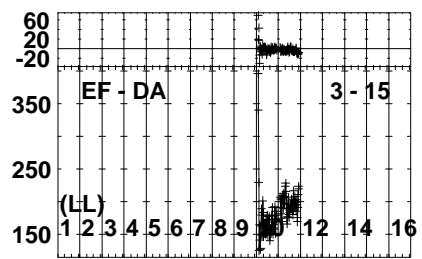
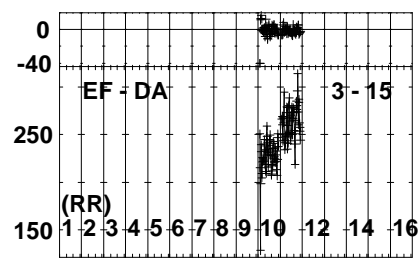
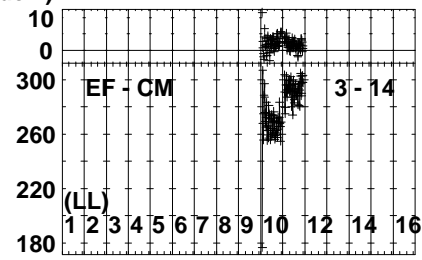
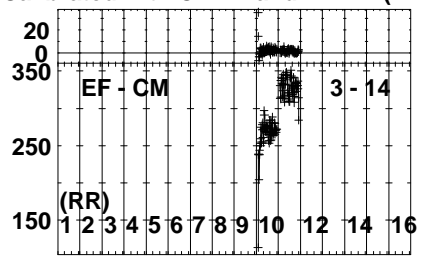
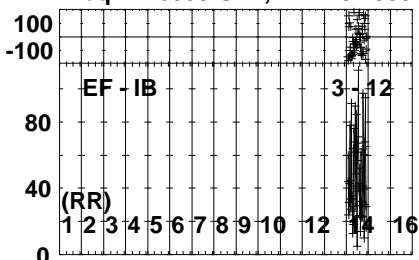


Lower frame: Milli Ampl Jy Top frame: Phas deg  
 Vector averaged cross-power spectrum Several baselines displayed  
 Timerange: 00/15:20:31 to 00/15:21:29

Plot file version 43 created 30-SEP-2022 11:02:44

J1427+2348 EM163.UVDATA.1

Freq = 4.6005 GHz, Bw = 32.000 MH Calibrated with CL # 4 and BP # 1 (BP mode 1)



0 0 0 0 0 0 0 0 0 0 0 0 0 0 0 0  
Channels

0 0 0 0 0 0 0 0 0 0 0 0 0 0 0 0  
Channels

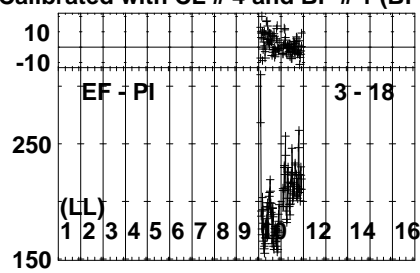
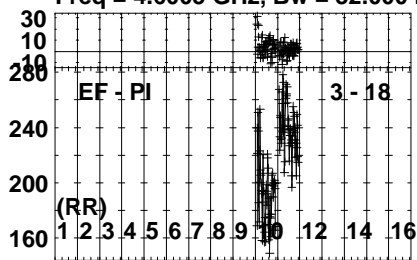
0 0 0 0 0 0 0 0 0 0 0 0 0 0 0 0  
Channels

Lower frame: Milli Ampl Jy Top frame: Phas deg  
Vector averaged cross-power spectrum Several baselines displayed  
Timerange: 00/15:20:31 to 00/15:21:29

Plot file version 44 created 30-SEP-2022 11:02:45

J1427+2348 EM163.UVDATA.1

Freq = 4.6005 GHz, Bw = 32.000 MH Calibrated with CL # 4 and BP # 1 (BP mode 1)

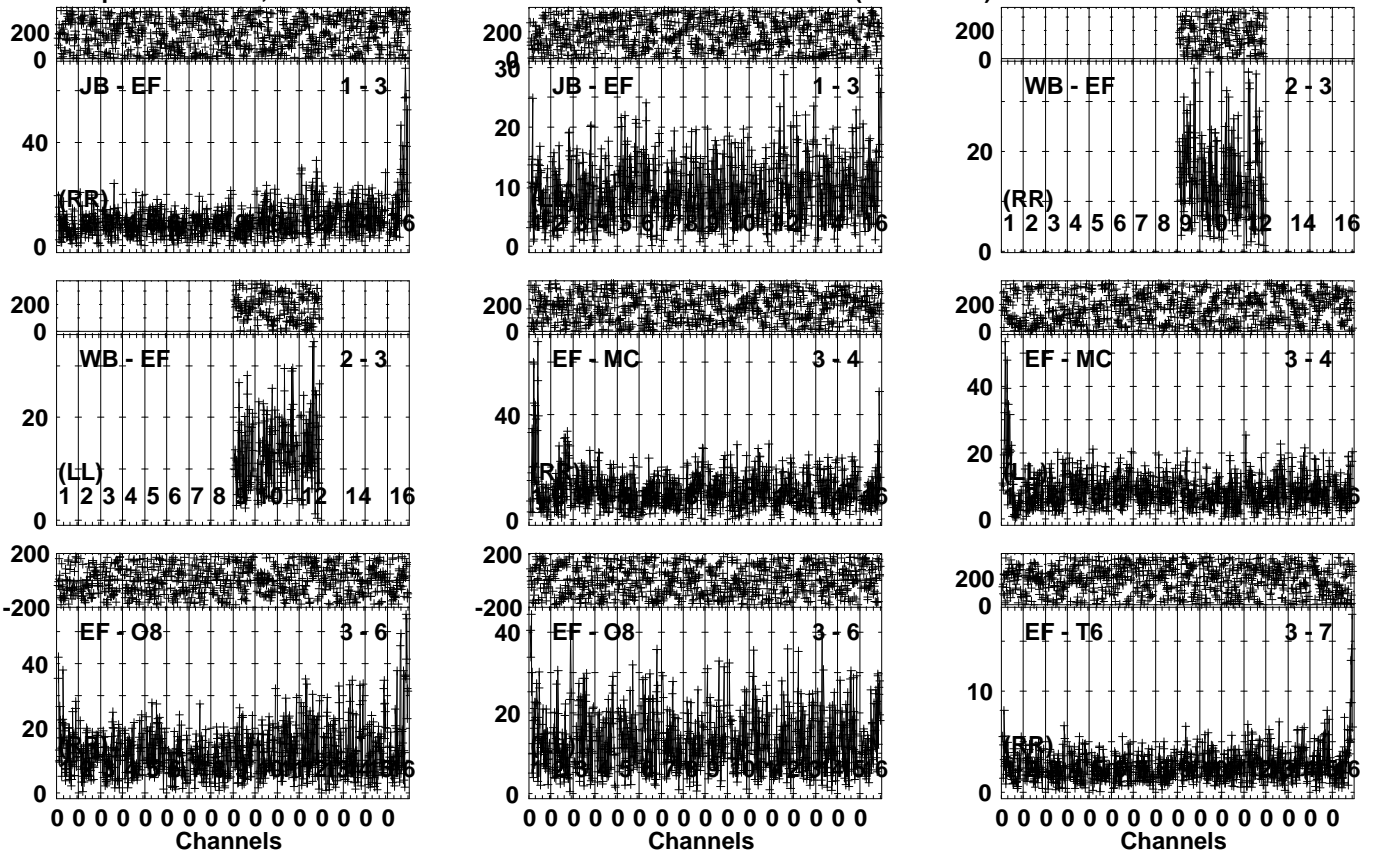


Lower frame: Milli Ampl Jy Top frame: Phas deg  
Vector averaged cross-power spectrum Several baselines displayed  
Timerange: 00/15:20:31 to 00/15:21:29

Plot file version 45 created 30-SEP-2022 11:02:45

SDSSJ1430 EM163.UVDATA.1

Freq = 4.6005 GHz, Bw = 32.000 MH Calibrated with CL # 4 and BP # 1 (BP mode 1)

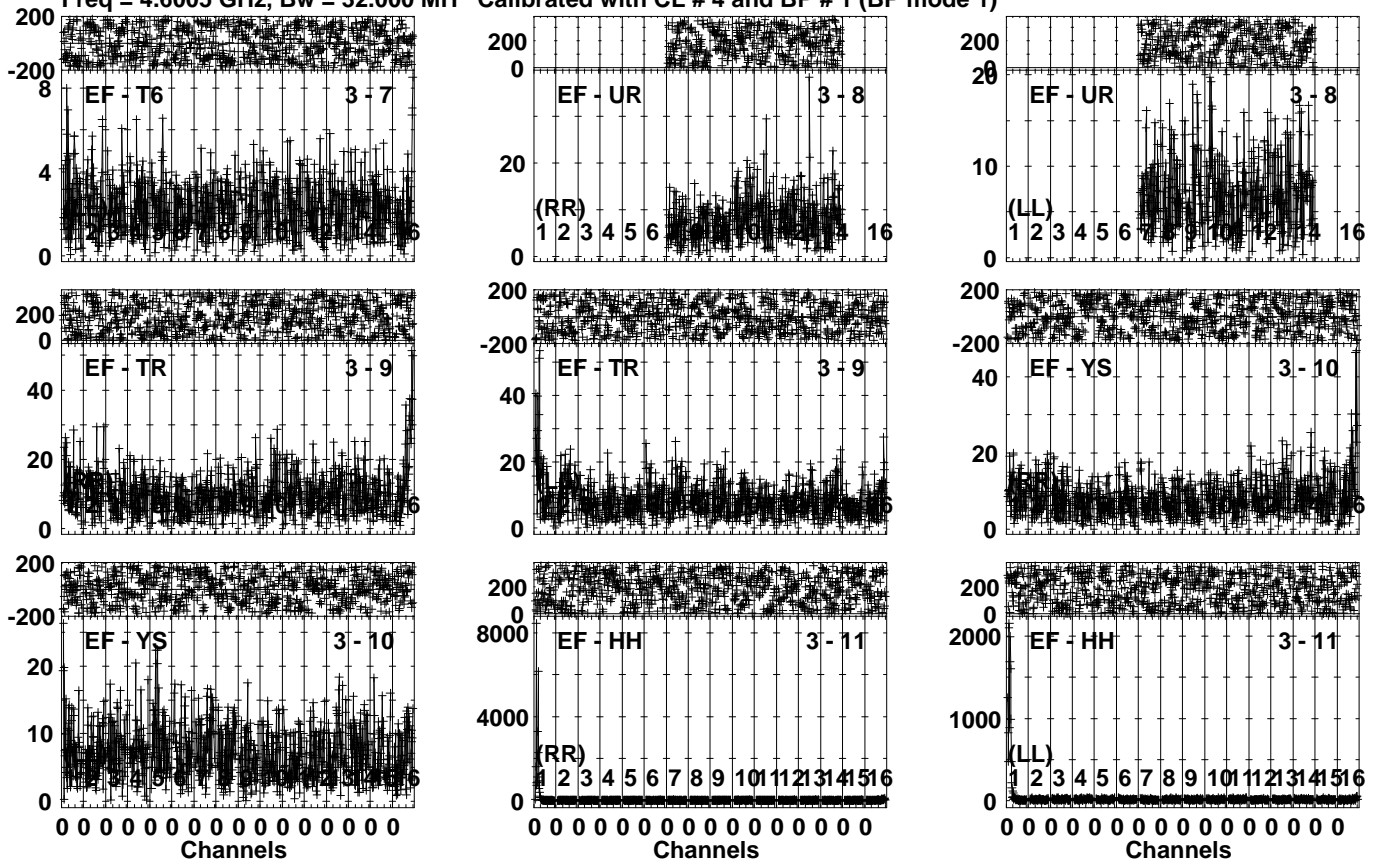


Lower frame: Milli Ampl Jy Top frame: Phas deg  
 Vector averaged cross-power spectrum Several baselines displayed  
 Timerange: 00/15:21:31 to 00/15:24:59

Plot file version 46 created 30-SEP-2022 11:02:46

SDSSJ1430 EM163.UVDATA.1

Freq = 4.6005 GHz, Bw = 32.000 MH Calibrated with CL # 4 and BP # 1 (BP mode 1)

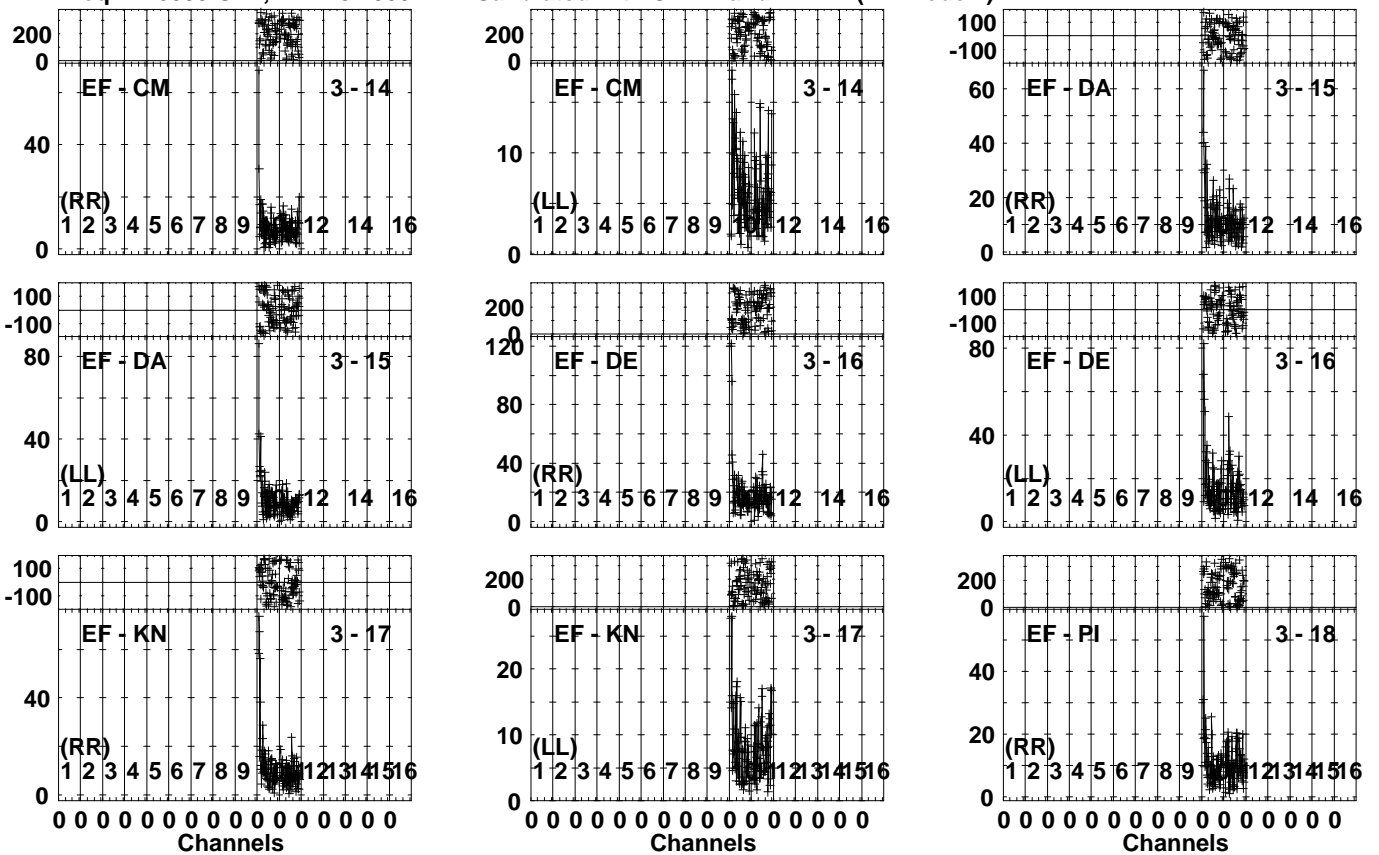


Lower frame: Milli Ampl Jy Top frame: Phas deg  
Vector averaged cross-power spectrum Several baselines displayed  
Timerange: 00/15:21:31 to 00/15:24:59

Plot file version 47 created 30-SEP-2022 11:02:47

SDSSJ1430 EM163.UVDATA.1

Freq = 4.6005 GHz, Bw = 32.000 MH Calibrated with CL # 4 and BP # 1 (BP mode 1)

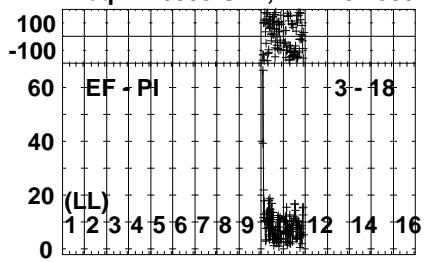


Lower frame: Milli Ampl Jy Top frame: Phas deg  
Vector averaged cross-power spectrum Several baselines displayed  
Timerange: 00/15:21:31 to 00/15:24:59

Plot file version 48 created 30-SEP-2022 11:02:47

SDSSJ1430 EM163.UVDATA.1

Freq = 4.6005 GHz, Bw = 32.000 MH Calibrated with CL # 4 and BP # 1 (BP mode 1)



Lower frame: Milli Ampl Jy Top frame: Phas deg

Vector averaged cross-power spectrum Several baselines displayed

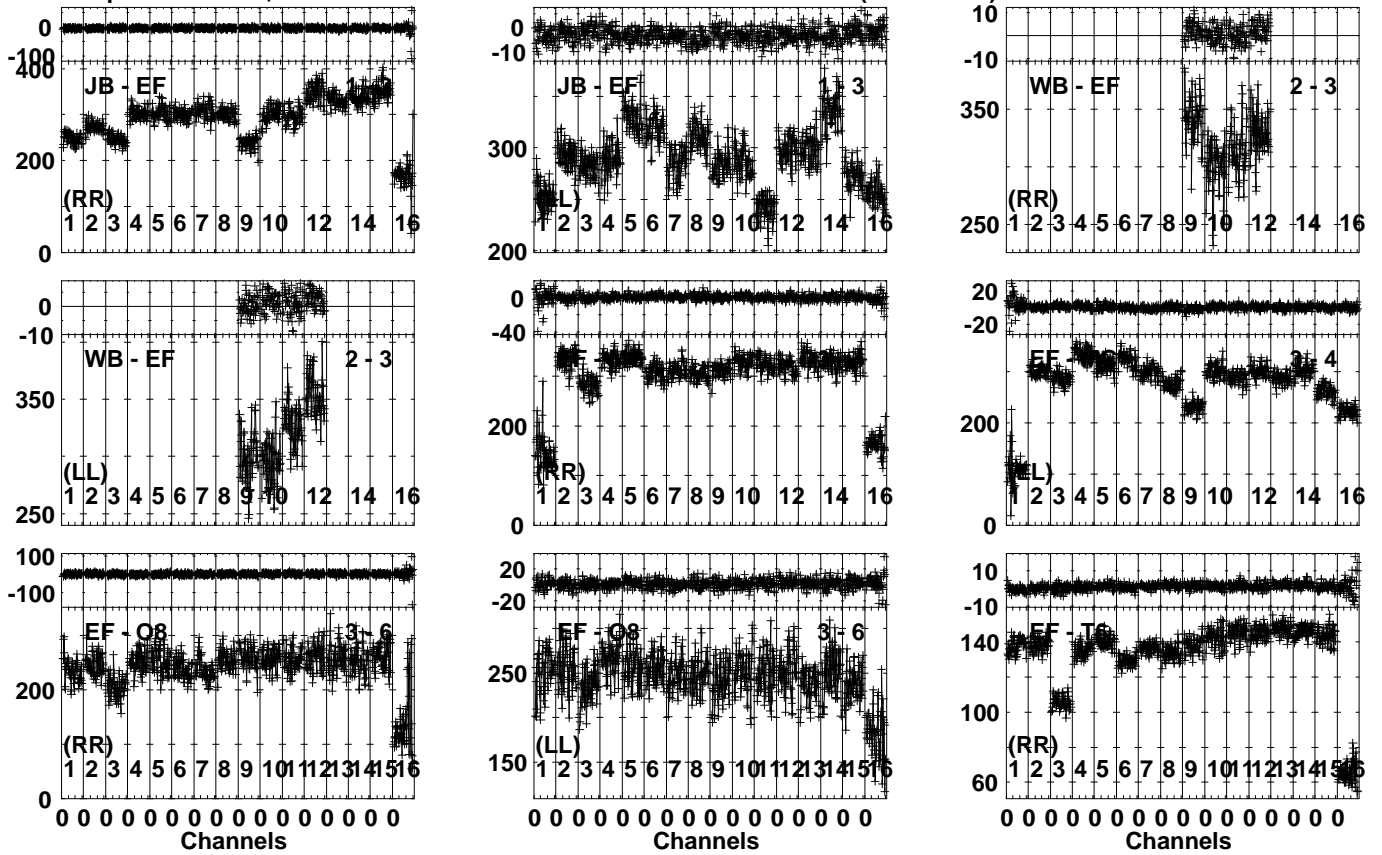
Timerange: 00/15:21:31 to 00/15:24:59



Plot file version 49 created 30-SEP-2022 11:02:48

J1427+2348 EM163.UVDATA.1

Freq = 4.6005 GHz, Bw = 32.000 MH Calibrated with CL # 4 and BP # 1 (BP mode 1)

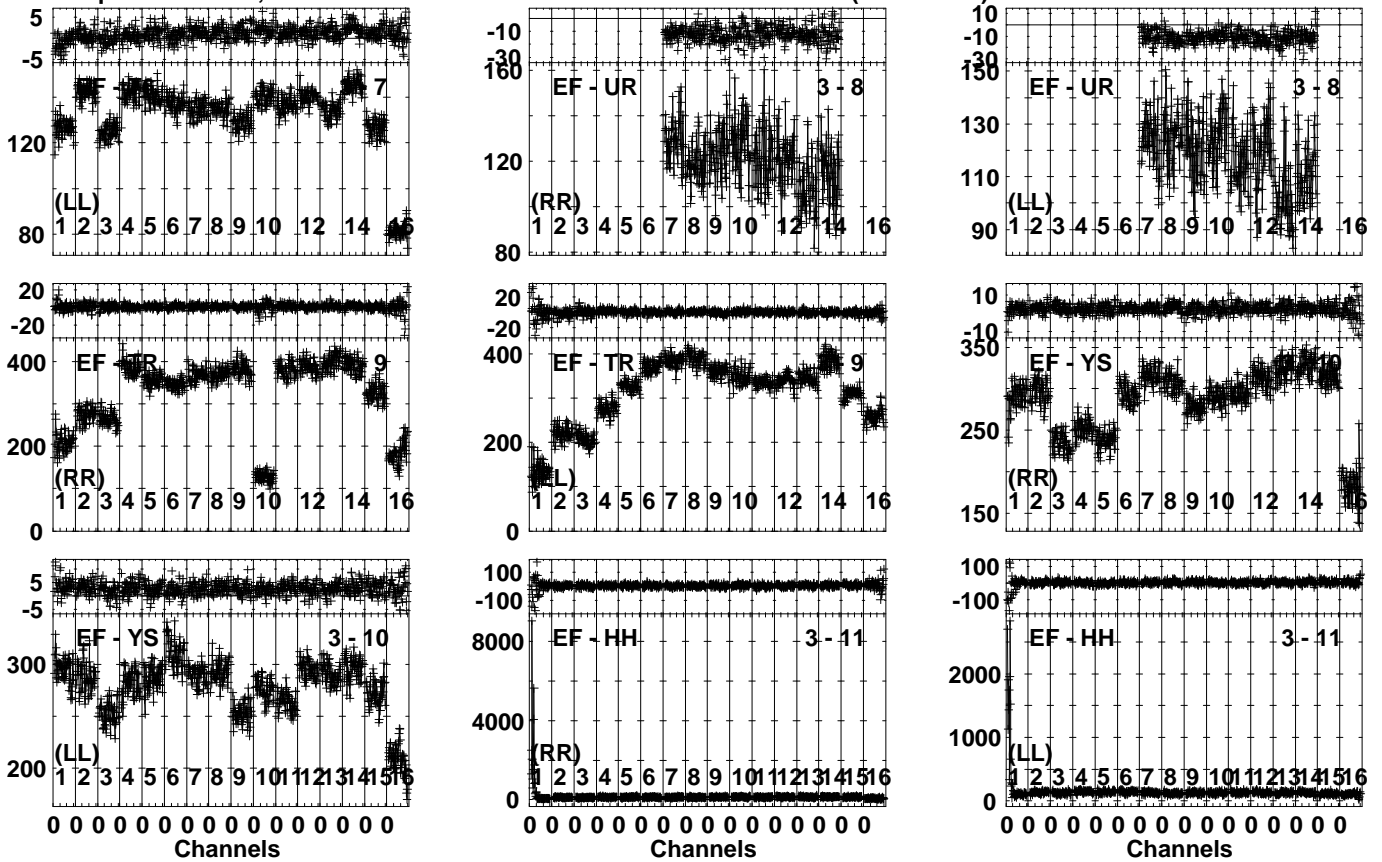


Lower frame: Milli Ampl Jy Top frame: Phas deg  
Vector averaged cross-power spectrum Several baselines displayed  
Timerange: 00/15:25:31 to 00/15:26:29

Plot file version 50 created 30-SEP-2022 11:02:49

J1427+2348 EM163.UVDATA.1

Freq = 4.6005 GHz, Bw = 32.000 MH Calibrated with CL # 4 and BP # 1 (BP mode 1)

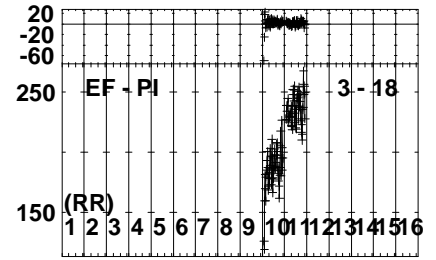
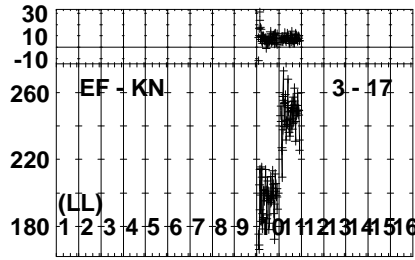
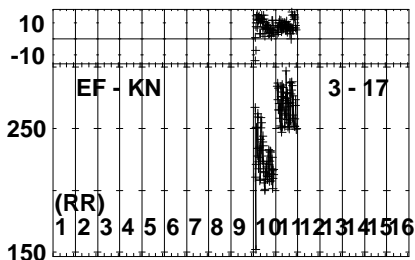
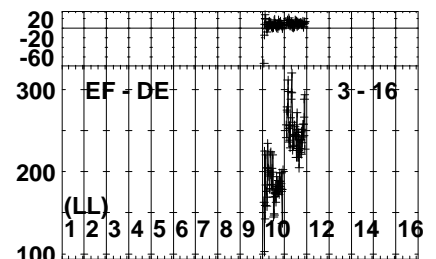
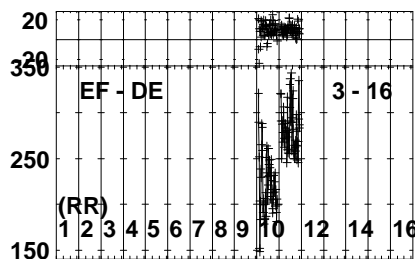
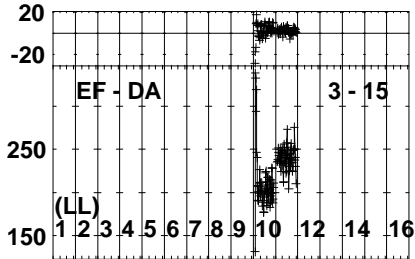
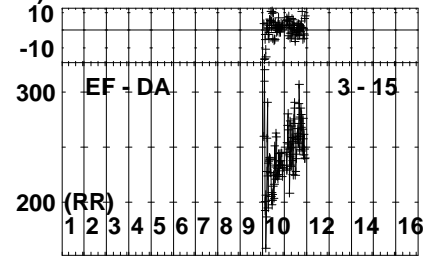
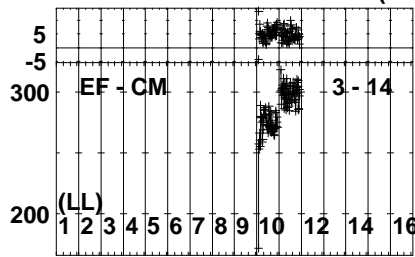
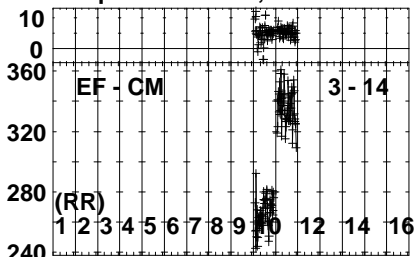


Lower frame: Milli Ampl Jy Top frame: Phas deg  
Vector averaged cross-power spectrum Several baselines displayed  
Timerange: 00/15:25:31 to 00/15:26:29

Plot file version 51 created 30-SEP-2022 11:02:50

J1427+2348 EM163.UVDATA.1

Freq = 4.6005 GHz, Bw = 32.000 MH Calibrated with CL # 4 and BP # 1 (BP mode 1)



0 0 0 0 0 0 0 0 0 0 0 0 0 0 0 0  
Channels

0 0 0 0 0 0 0 0 0 0 0 0 0 0 0 0  
Channels

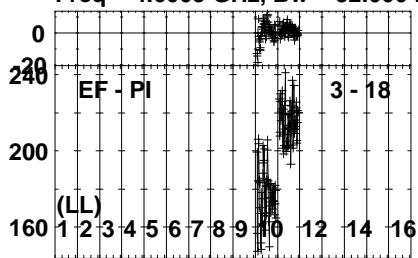
0 0 0 0 0 0 0 0 0 0 0 0 0 0 0 0  
Channels

Lower frame: Milli Ampl Jy Top frame: Phas deg  
Vector averaged cross-power spectrum Several baselines displayed  
Timerange: 00/15:25:31 to 00/15:26:29

Plot file version 52 created 30-SEP-2022 11:02:51

J1427+2348 EM163.UVDATA.1

Freq = 4.6005 GHz, Bw = 32.000 MH Calibrated with CL # 4 and BP # 1 (BP mode 1)



Lower frame: Milli Ampl Jy Top frame: Phas deg

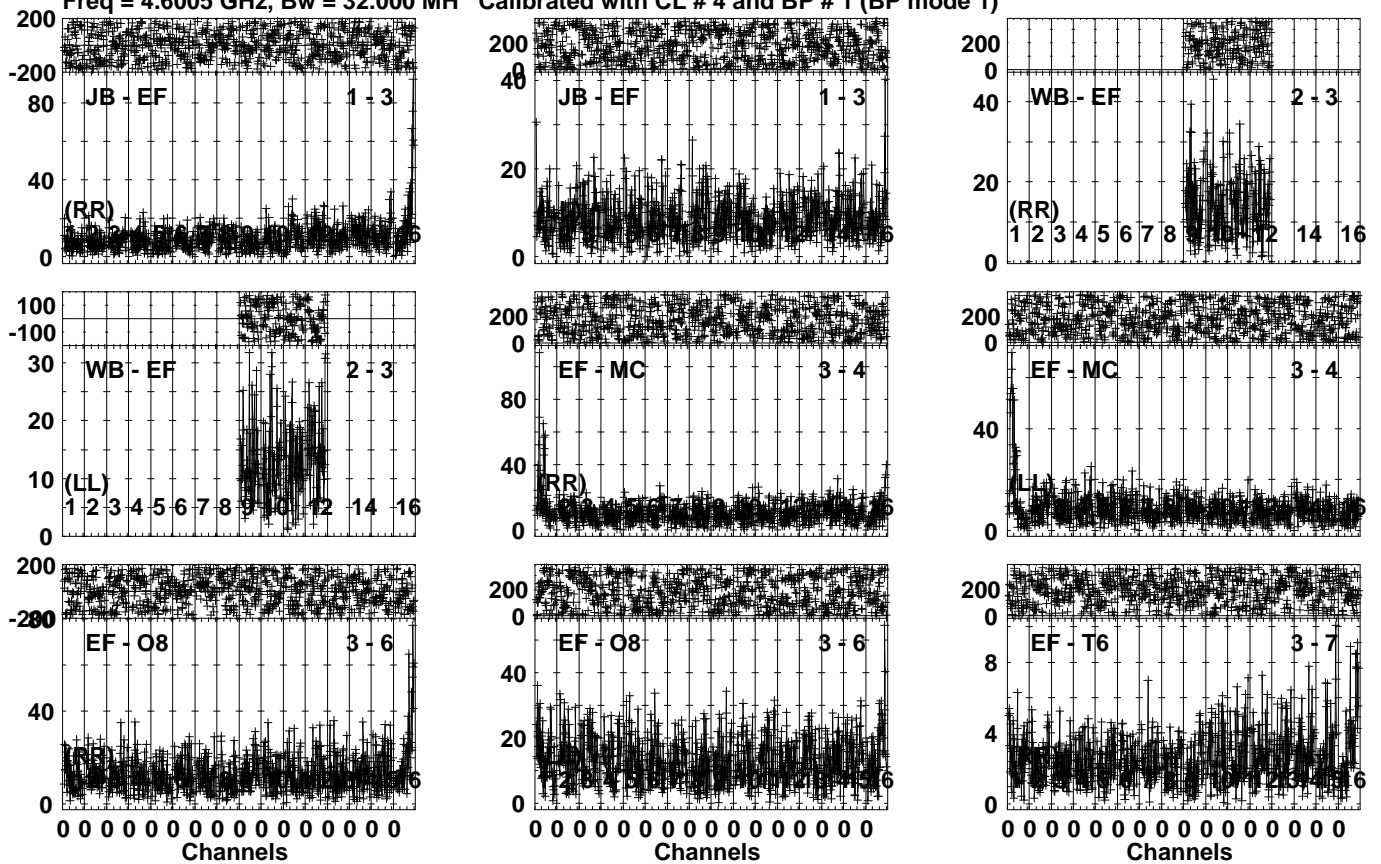
Vector averaged cross-power spectrum Several baselines displayed

Timerange: 00/15:25:31 to 00/15:26:29

Plot file version 53 created 30-SEP-2022 11:02:51

SDSSJ1430 EM163.UVDATA.1

Freq = 4.6005 GHz, Bw = 32.000 MH Calibrated with CL # 4 and BP # 1 (BP mode 1)

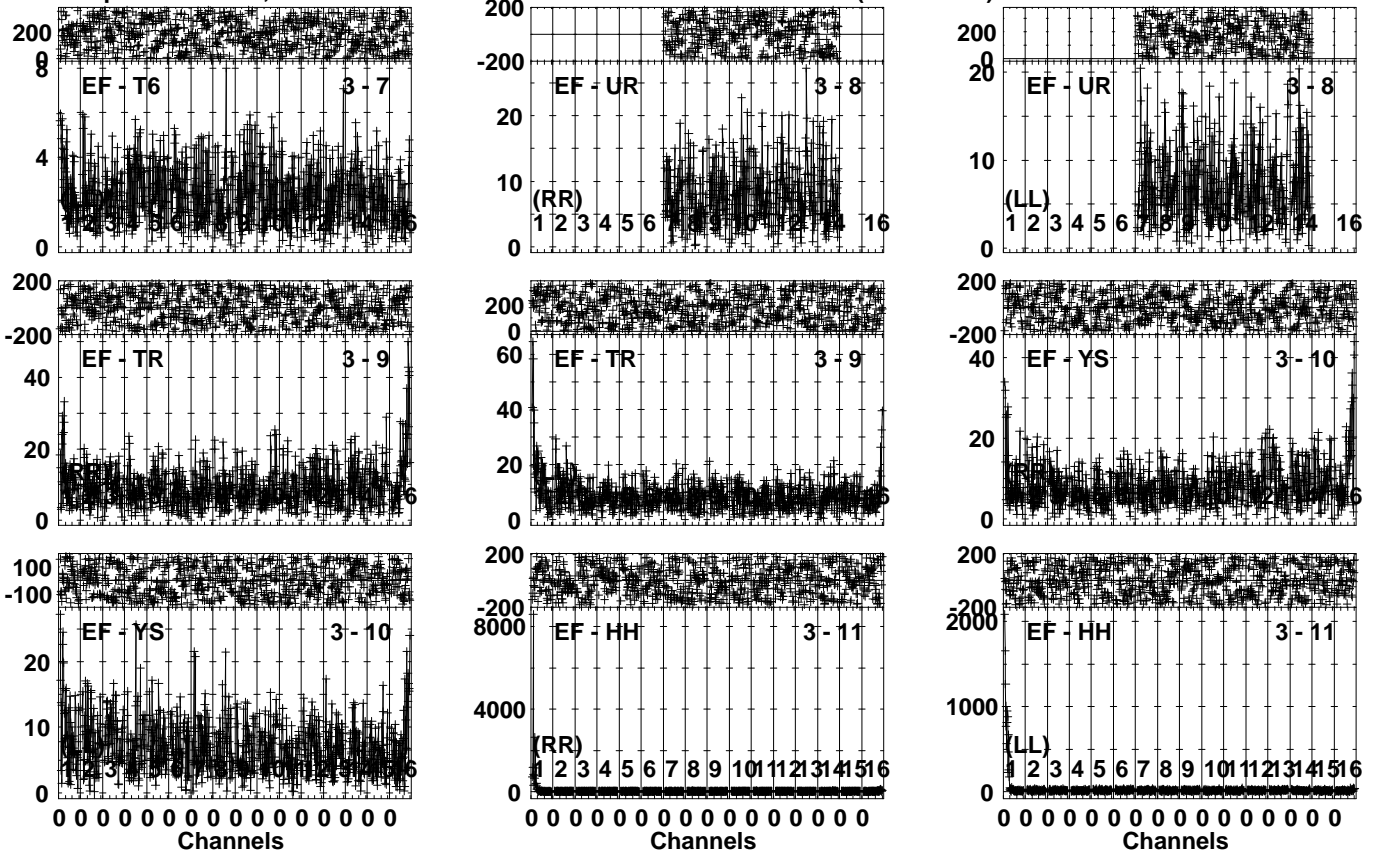


Lower frame: Milli Ampl Jy Top frame: Phas deg  
Vector averaged cross-power spectrum Several baselines displayed  
Timerange: 00/15:26:31 to 00/15:29:59

Plot file version 54 created 30-SEP-2022 11:02:52

SDSSJ1430 EM163.UVDATA.1

Freq = 4.6005 GHz, Bw = 32.000 MH Calibrated with CL # 4 and BP # 1 (BP mode 1)

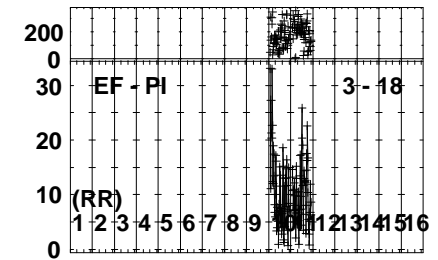
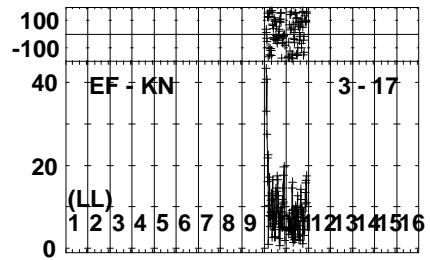
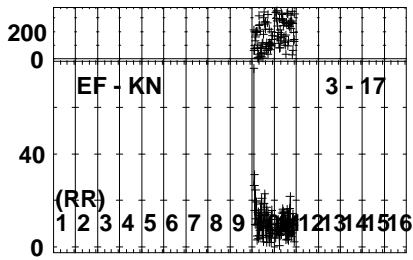
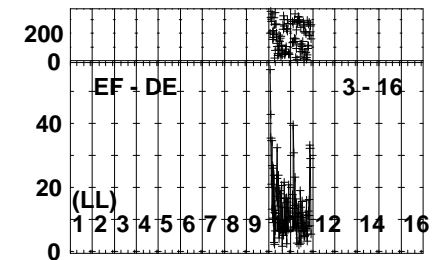
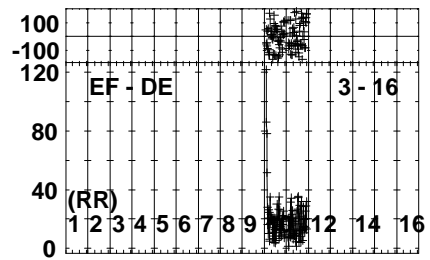
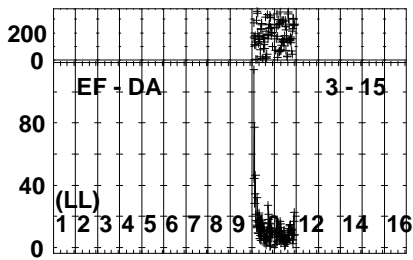
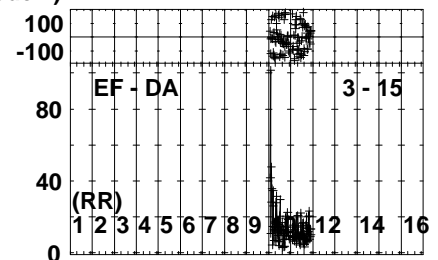
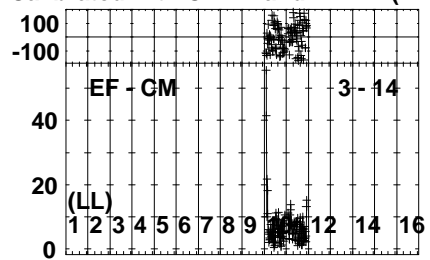
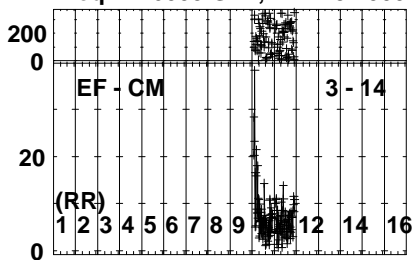


Lower frame: Milli Ampl Jy Top frame: Phas deg  
Vector averaged cross-power spectrum Several baselines displayed  
Timerange: 00/15:26:31 to 00/15:29:59

Plot file version 55 created 30-SEP-2022 11:02:53

SDSSJ1430 EM163.UVDATA.1

Freq = 4.6005 GHz, Bw = 32.000 MH Calibrated with CL # 4 and BP # 1 (BP mode 1)

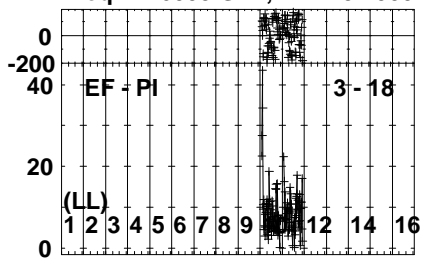


Lower frame: Milli Ampl Jy Top frame: Phas deg  
Vector averaged cross-power spectrum Several baselines displayed  
Timerange: 00/15:26:31 to 00/15:29:59

Plot file version 56 created 30-SEP-2022 11:02:54

SDSSJ1430 EM163.UVDATA.1

Freq = 4.6005 GHz, Bw = 32.000 MH Calibrated with CL # 4 and BP # 1 (BP mode 1)



Lower frame: Milli Ampl Jy Top frame: Phas deg

Vector averaged cross-power spectrum Several baselines displayed

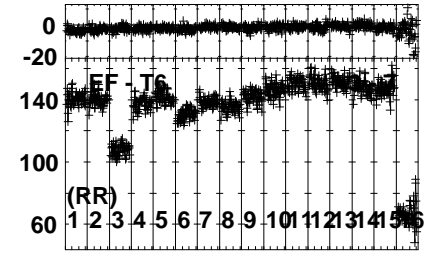
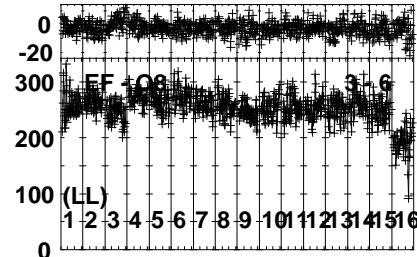
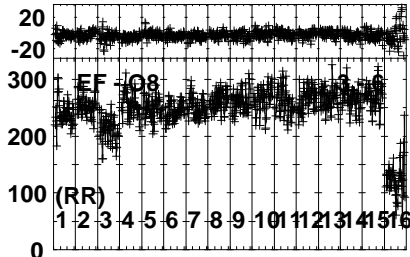
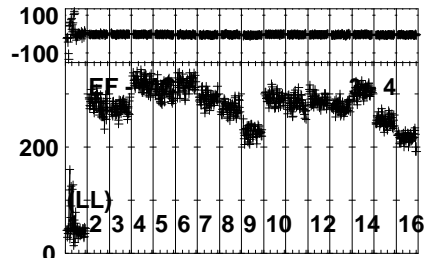
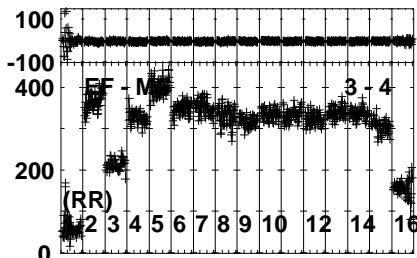
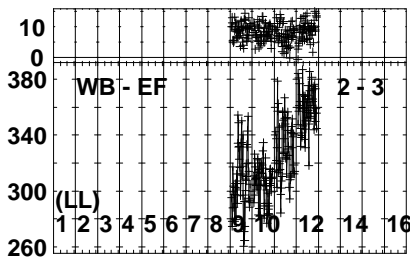
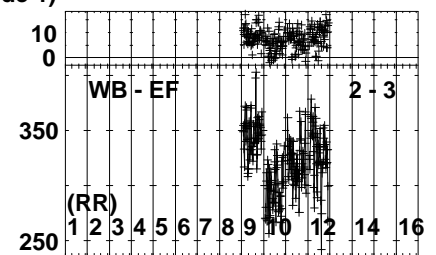
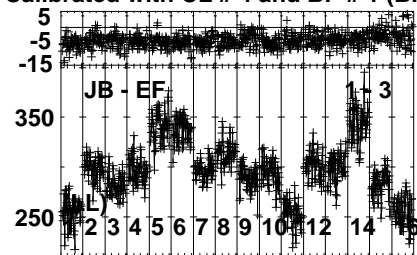
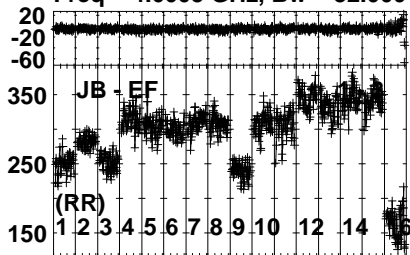
Timerange: 00/15:26:31 to 00/15:29:59



Plot file version 57 created 30-SEP-2022 11:02:54

J1427+2348 EM163.UVDATA.1

Freq = 4.6005 GHz, Bw = 32.000 MH Calibrated with CL # 4 and BP # 1 (BP mode 1)

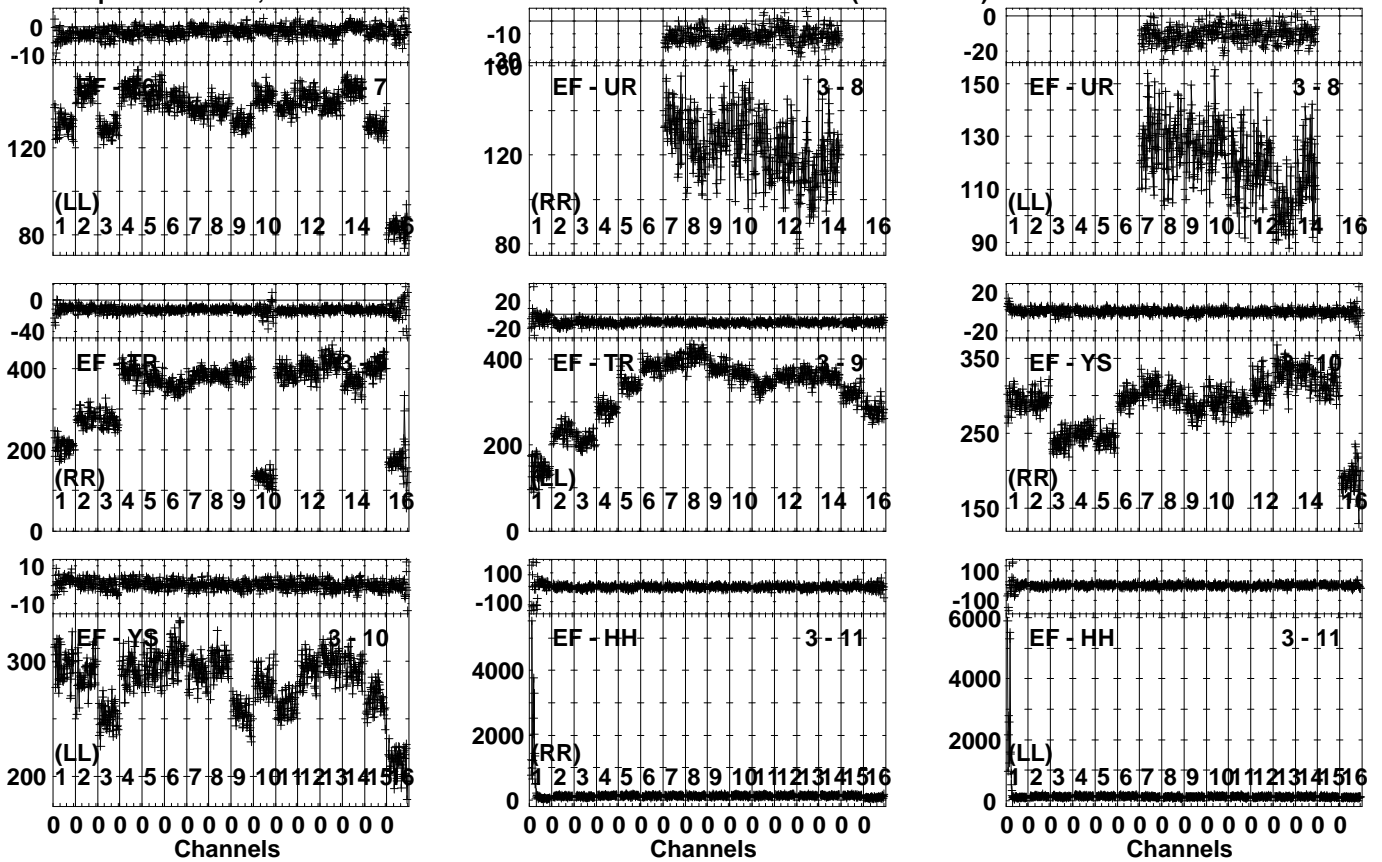


Lower frame: Milli Ampl Jy Top frame: Phas deg  
 Vector averaged cross-power spectrum Several baselines displayed  
 Timerange: 00/15:30:03 to 00/15:31:29

Plot file version 58 created 30-SEP-2022 11:02:55

J1427+2348 EM163.UVDATA.1

Freq = 4.6005 GHz, Bw = 32.000 MH Calibrated with CL # 4 and BP # 1 (BP mode 1)

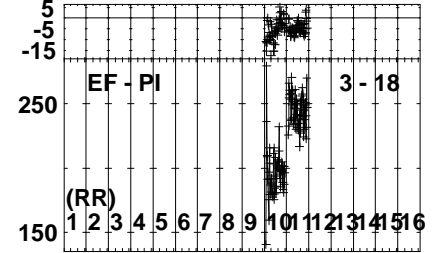
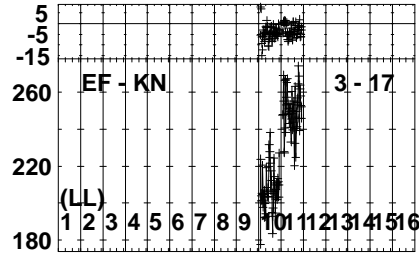
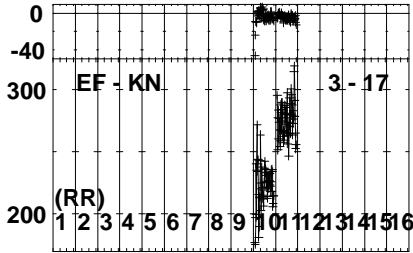
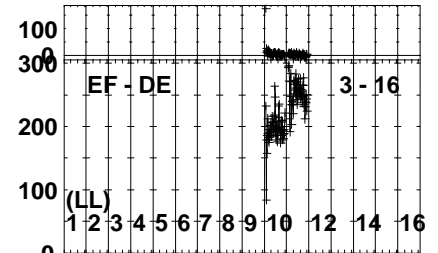
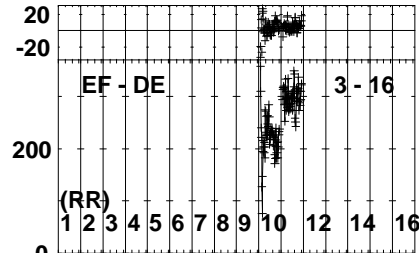
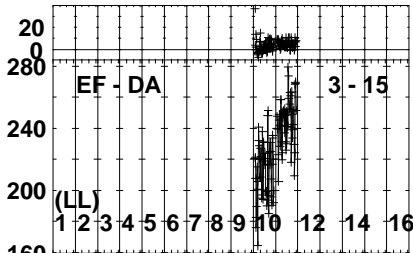
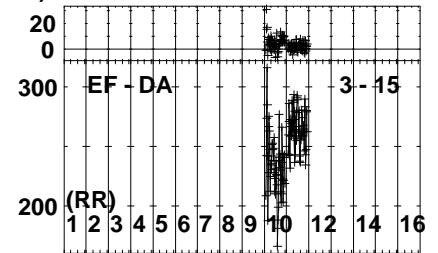
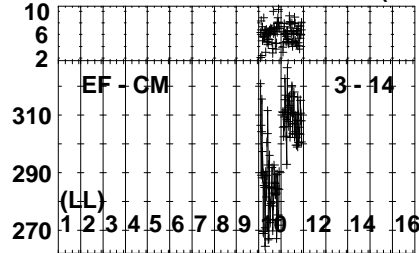
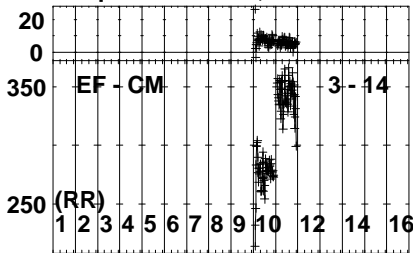


Lower frame: Milli Ampl Jy Top frame: Phas deg  
Vector averaged cross-power spectrum Several baselines displayed  
Timerange: 00/15:30:03 to 00/15:31:29

Plot file version 59 created 30-SEP-2022 11:02:57

J1427+2348 EM163.UVDATA.1

Freq = 4.6005 GHz, Bw = 32.000 MH Calibrated with CL # 4 and BP # 1 (BP mode 1)

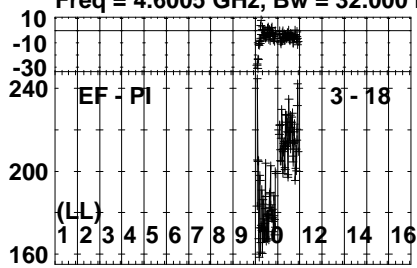


Lower frame: Milli Ampl Jy Top frame: Phas deg  
Vector averaged cross-power spectrum Several baselines displayed  
Timerange: 00/15:30:03 to 00/15:31:29

Plot file version 60 created 30-SEP-2022 11:02:57

J1427+2348 EM163.UVDATA.1

Freq = 4.6005 GHz, Bw = 32.000 MH Calibrated with CL # 4 and BP # 1 (BP mode 1)



Lower frame: Milli Ampl Jy Top frame: Phas deg

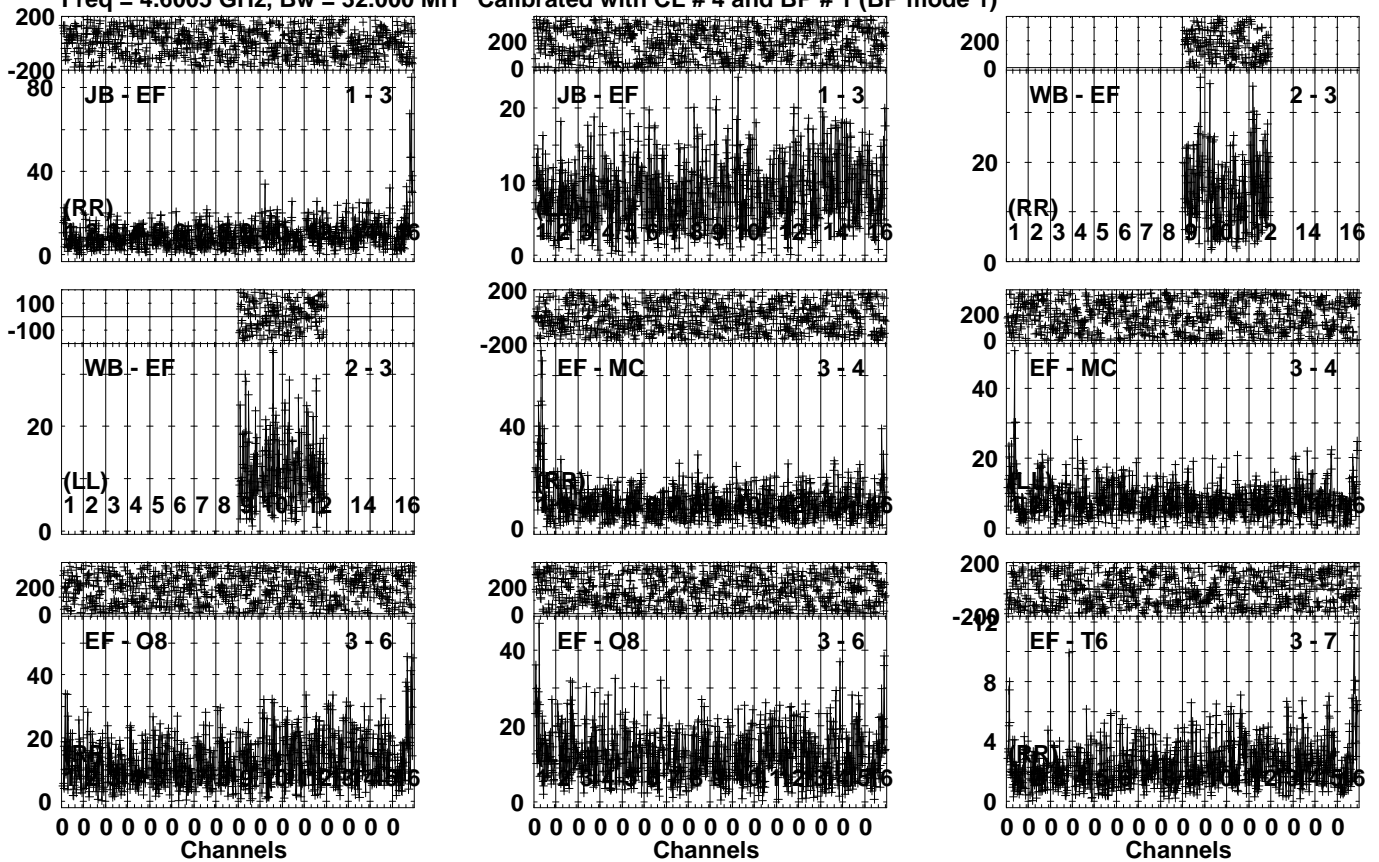
Vector averaged cross-power spectrum Several baselines displayed

Timerange: 00/15:30:03 to 00/15:31:29

Plot file version 61 created 30-SEP-2022 11:02:57

SDSSJ1430 EM163.UVDATA.1

Freq = 4.6005 GHz, Bw = 32.000 MH Calibrated with CL # 4 and BP # 1 (BP mode 1)

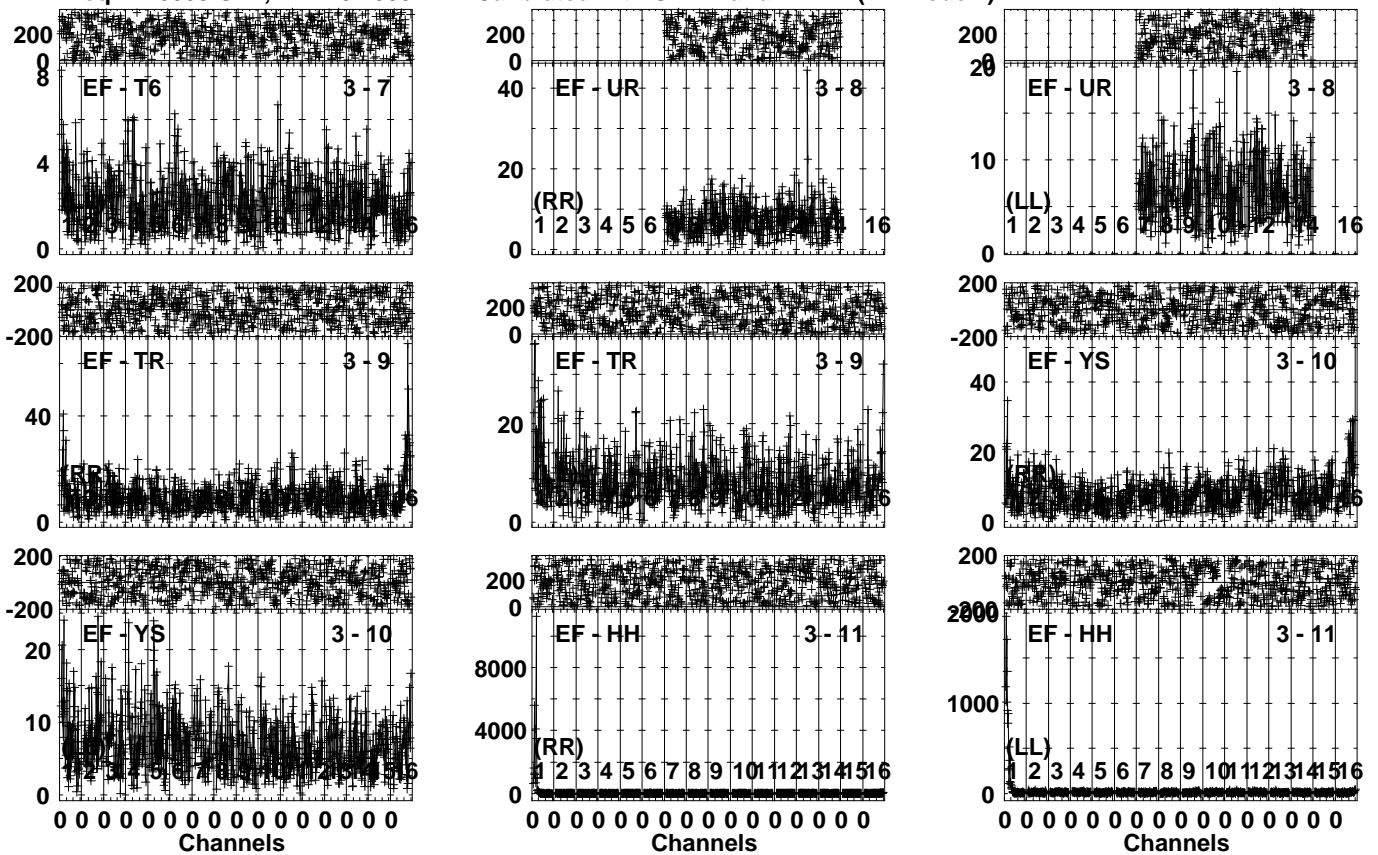


Lower frame: Milli Ampl Jy Top frame: Phas deg  
Vector averaged cross-power spectrum Several baselines displayed  
Timerange: 00/15:31:31 to 00/15:34:59

Plot file version 62 created 30-SEP-2022 11:02:58

SDSSJ1430 EM163.UVDATA.1

Freq = 4.6005 GHz, Bw = 32.000 MH Calibrated with CL # 4 and BP # 1 (BP mode 1)

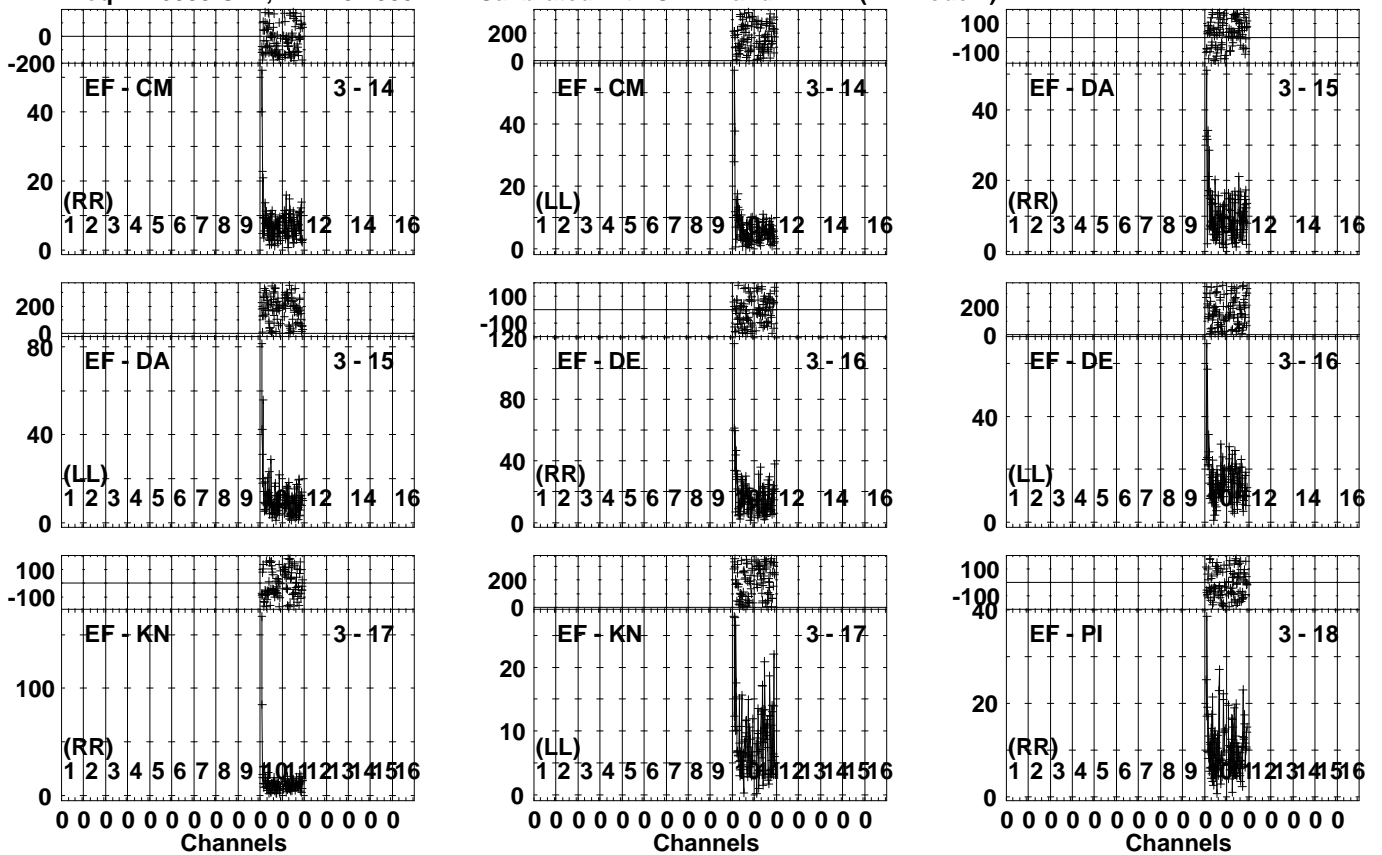


Lower frame: Milli Ampl Jy Top frame: Phas deg  
Vector averaged cross-power spectrum Several baselines displayed  
Timerange: 00/15:31:31 to 00/15:34:59

Plot file version 63 created 30-SEP-2022 11:02:59

SDSSJ1430 EM163.UVDATA.1

Freq = 4.6005 GHz, Bw = 32.000 MH Calibrated with CL # 4 and BP # 1 (BP mode 1)

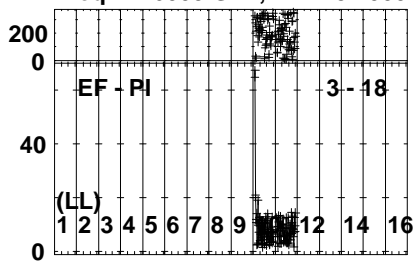


Lower frame: Milli Ampl Jy Top frame: Phas deg  
Vector averaged cross-power spectrum Several baselines displayed  
Timerange: 00/15:31:31 to 00/15:34:59

Plot file version 64 created 30-SEP-2022 11:03:00

SDSSJ1430 EM163.UVDATA.1

Freq = 4.6005 GHz, Bw = 32.000 MH Calibrated with CL # 4 and BP # 1 (BP mode 1)



Lower frame: Milli Ampl Jy Top frame: Phas deg

Vector averaged cross-power spectrum Several baselines displayed

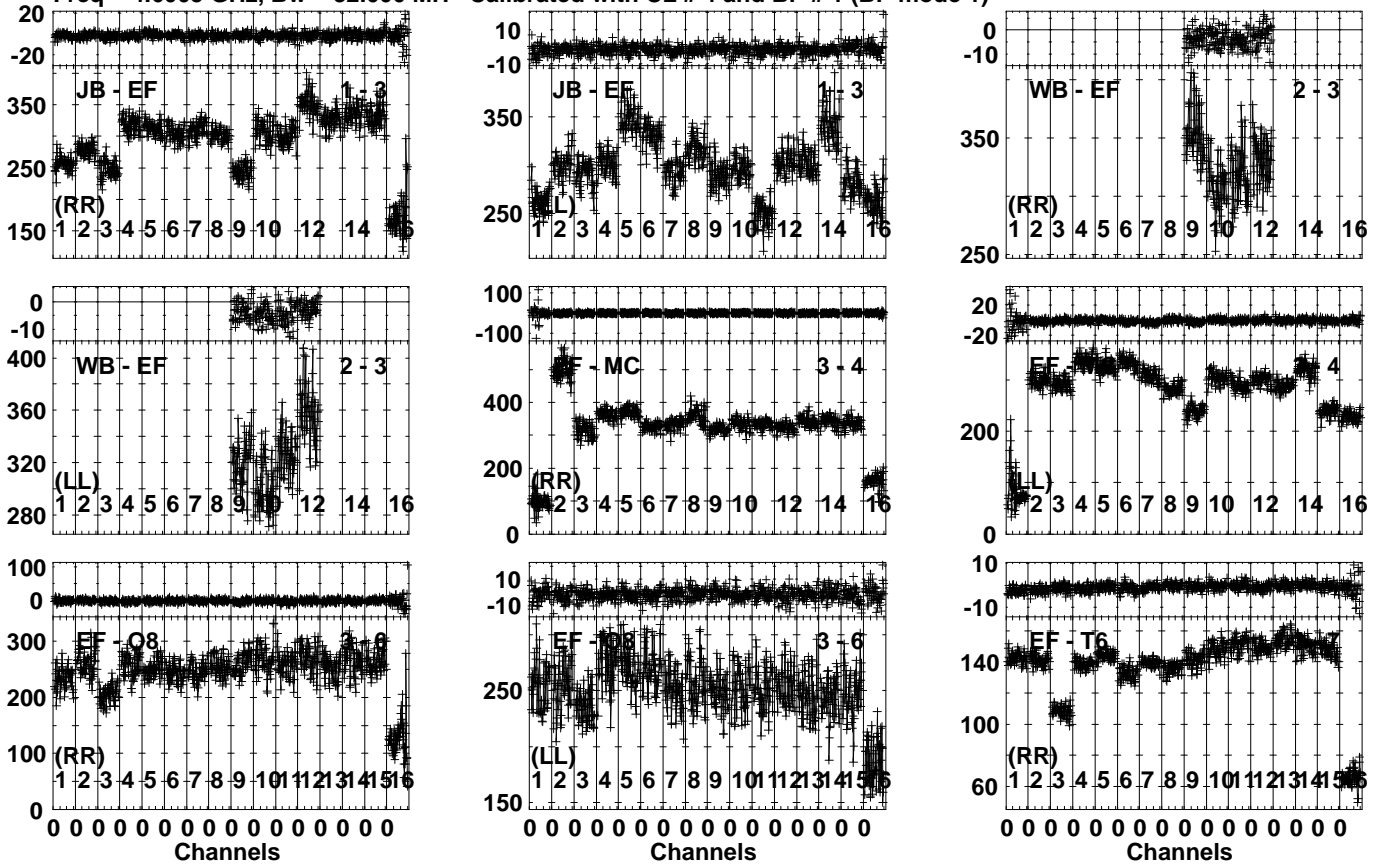
Timerange: 00/15:31:31 to 00/15:34:59



Plot file version 65 created 30-SEP-2022 11:03:01

J1427+2348 EM163.UVDATA.1

Freq = 4.6005 GHz, Bw = 32.000 MH Calibrated with CL # 4 and BP # 1 (BP mode 1)

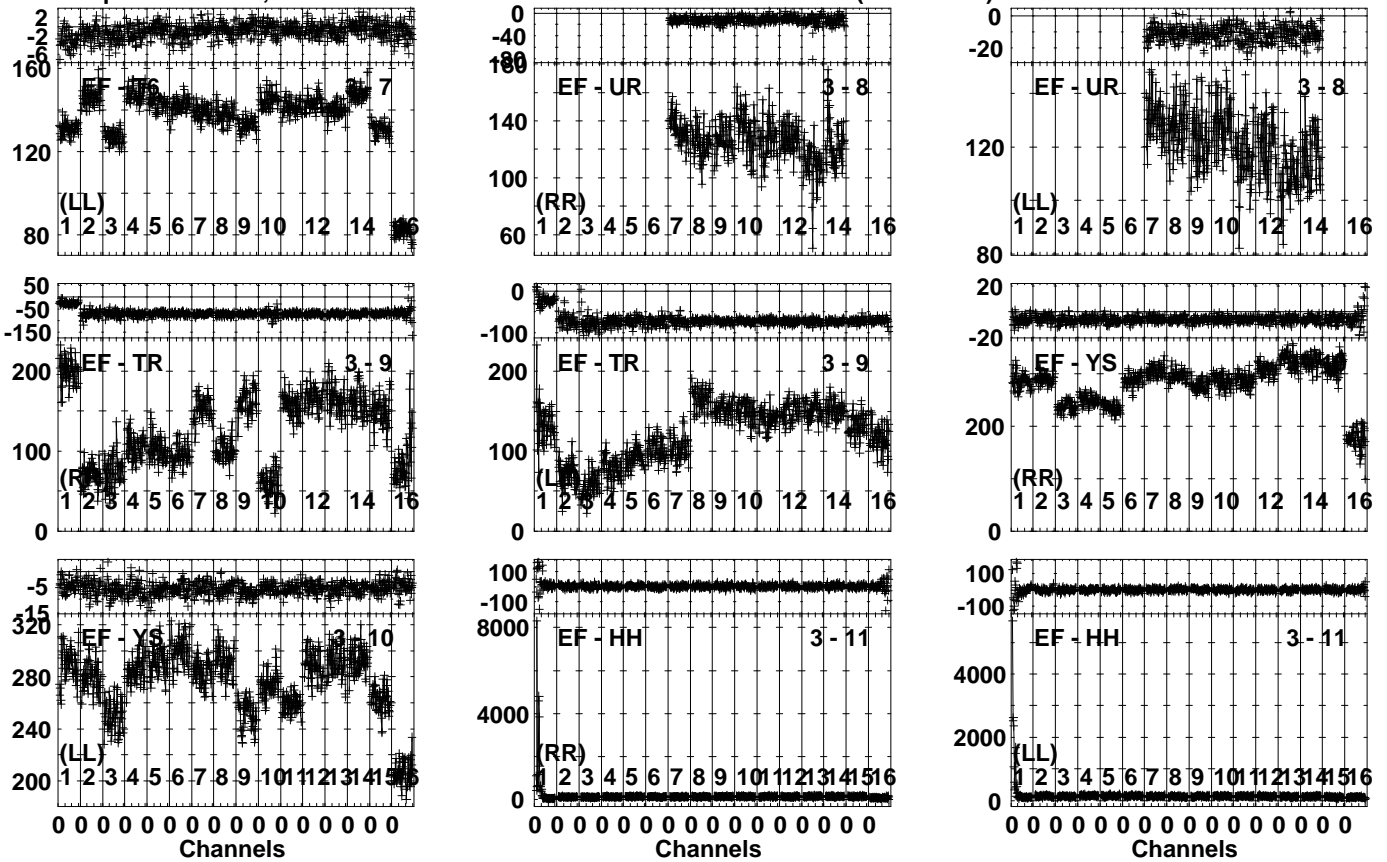


Lower frame: Milli Ampl Jy Top frame: Phas deg  
 Vector averaged cross-power spectrum Several baselines displayed  
 Timerange: 00/15:35:31 to 00/15:36:29

Plot file version 66 created 30-SEP-2022 11:03:01

J1427+2348 EM163.UVDATA.1

Freq = 4.6005 GHz, Bw = 32.000 MH Calibrated with CL # 4 and BP # 1 (BP mode 1)

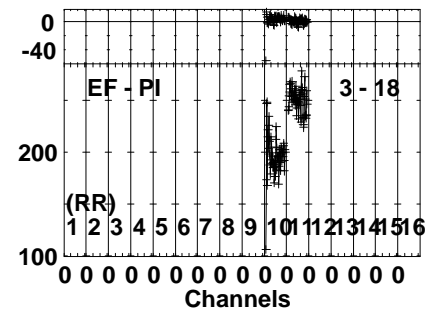
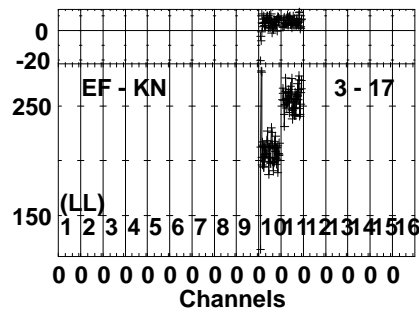
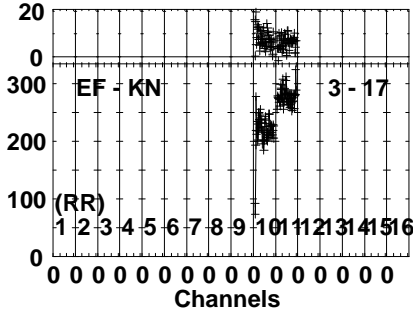
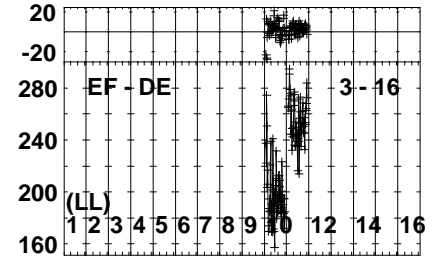
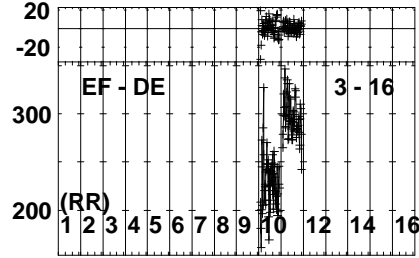
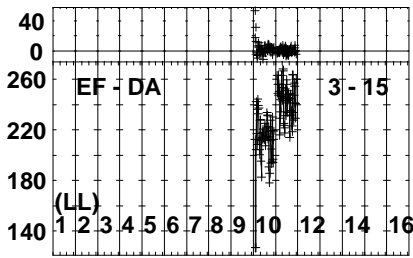
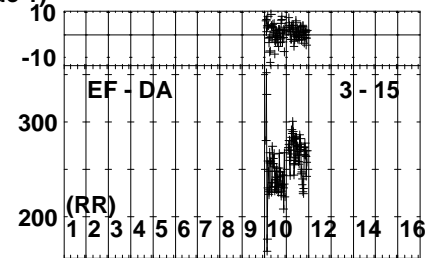
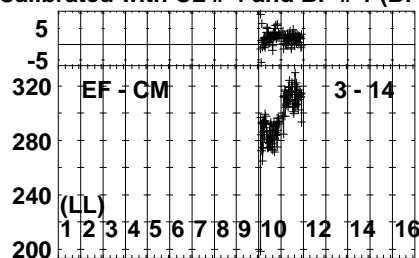
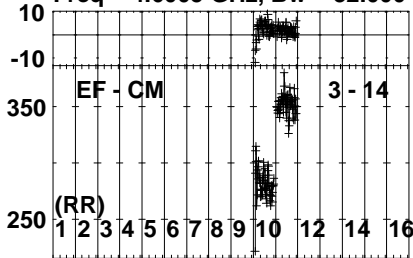


Lower frame: Milli Ampl Jy Top frame: Phas deg  
 Vector averaged cross-power spectrum Several baselines displayed  
 Timerange: 00/15:35:31 to 00/15:36:29

Plot file version 67 created 30-SEP-2022 11:03:02

J1427+2348 EM163.UVDATA.1

Freq = 4.6005 GHz, Bw = 32.000 MH Calibrated with CL # 4 and BP # 1 (BP mode 1)

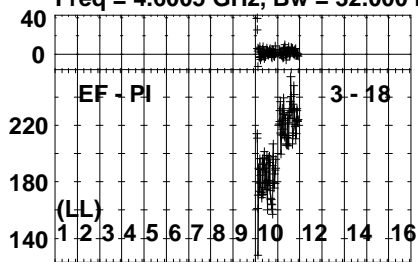


Lower frame: Milli Ampl Jy Top frame: Phas deg  
Vector averaged cross-power spectrum Several baselines displayed  
Timerange: 00/15:35:31 to 00/15:36:29

Plot file version 68 created 30-SEP-2022 11:03:03

J1427+2348 EM163.UVDATA.1

Freq = 4.6005 GHz, Bw = 32.000 MH Calibrated with CL # 4 and BP # 1 (BP mode 1)



Lower frame: Milli Ampl Jy Top frame: Phas deg

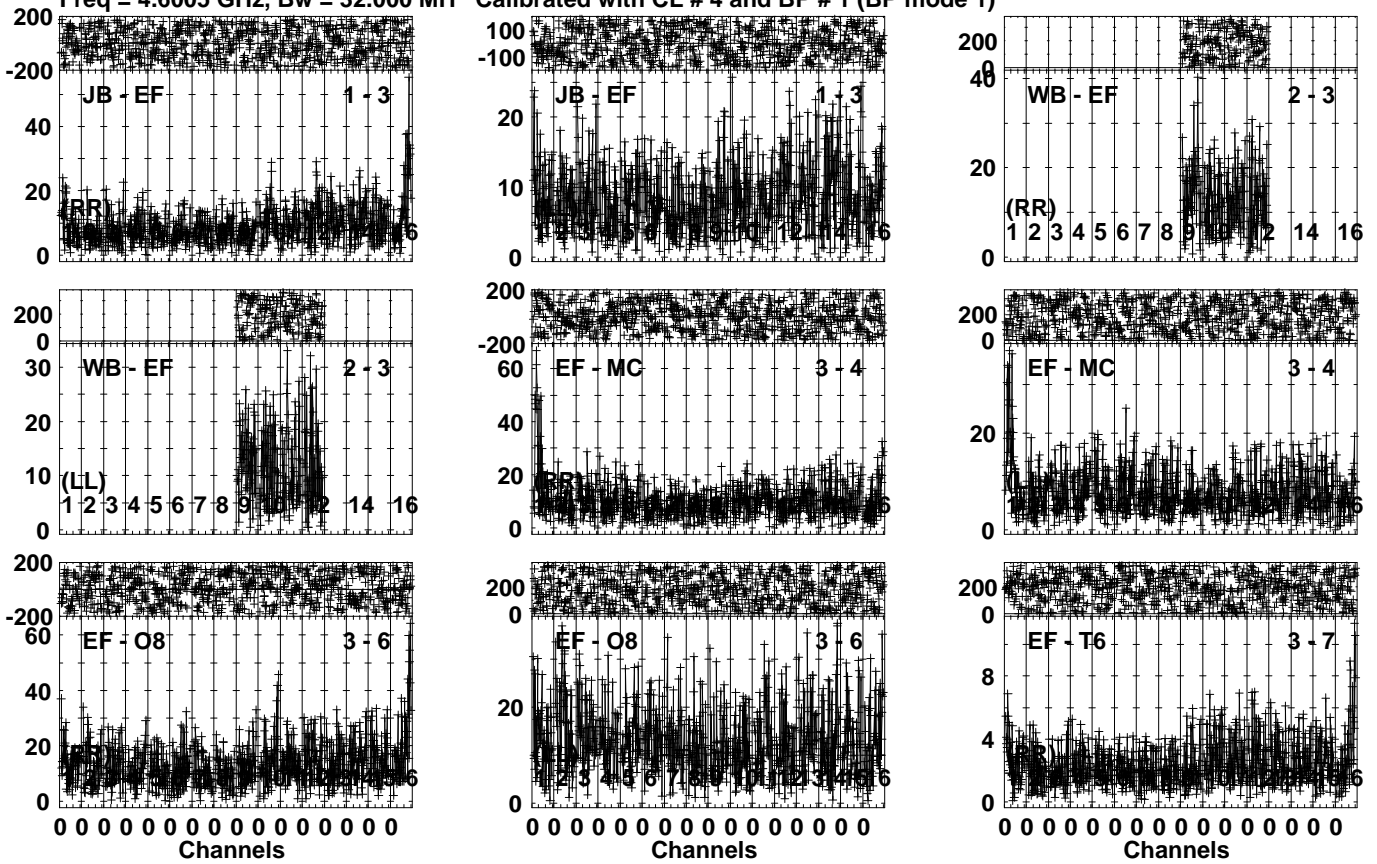
Vector averaged cross-power spectrum Several baselines displayed

Timerange: 00/15:35:31 to 00/15:36:29

Plot file version 69 created 30-SEP-2022 11:03:03

SDSSJ1430 EM163.UVDATA.1

Freq = 4.6005 GHz, Bw = 32.000 MH Calibrated with CL # 4 and BP # 1 (BP mode 1)

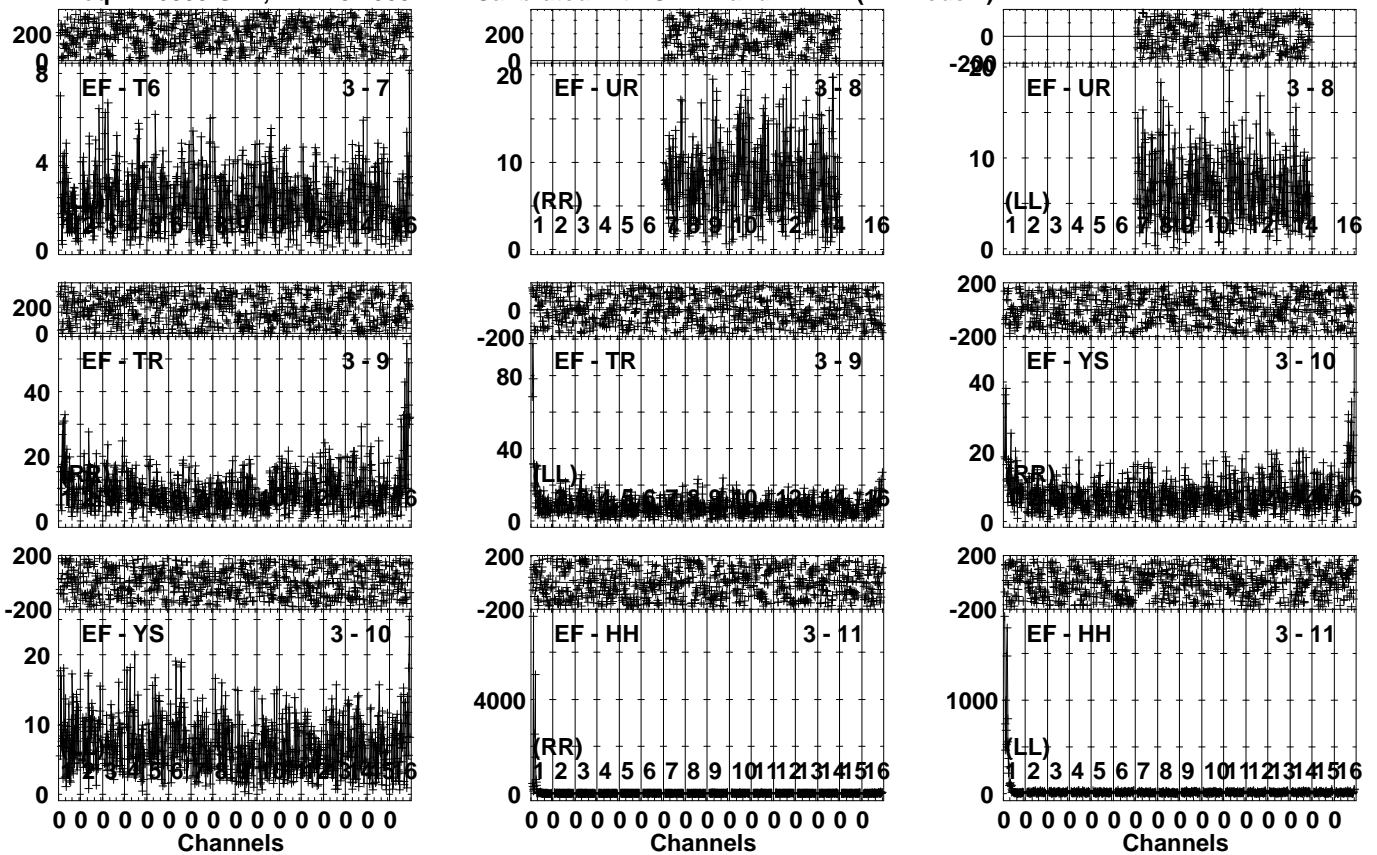


Lower frame: Milli Ampl Jy Top frame: Phas deg  
Vector averaged cross-power spectrum Several baselines displayed  
Timerange: 00/15:36:31 to 00/15:39:59

Plot file version 70 created 30-SEP-2022 11:03:04

SDSSJ1430 EM163.UVDATA.1

Freq = 4.6005 GHz, Bw = 32.000 MH Calibrated with CL # 4 and BP # 1 (BP mode 1)

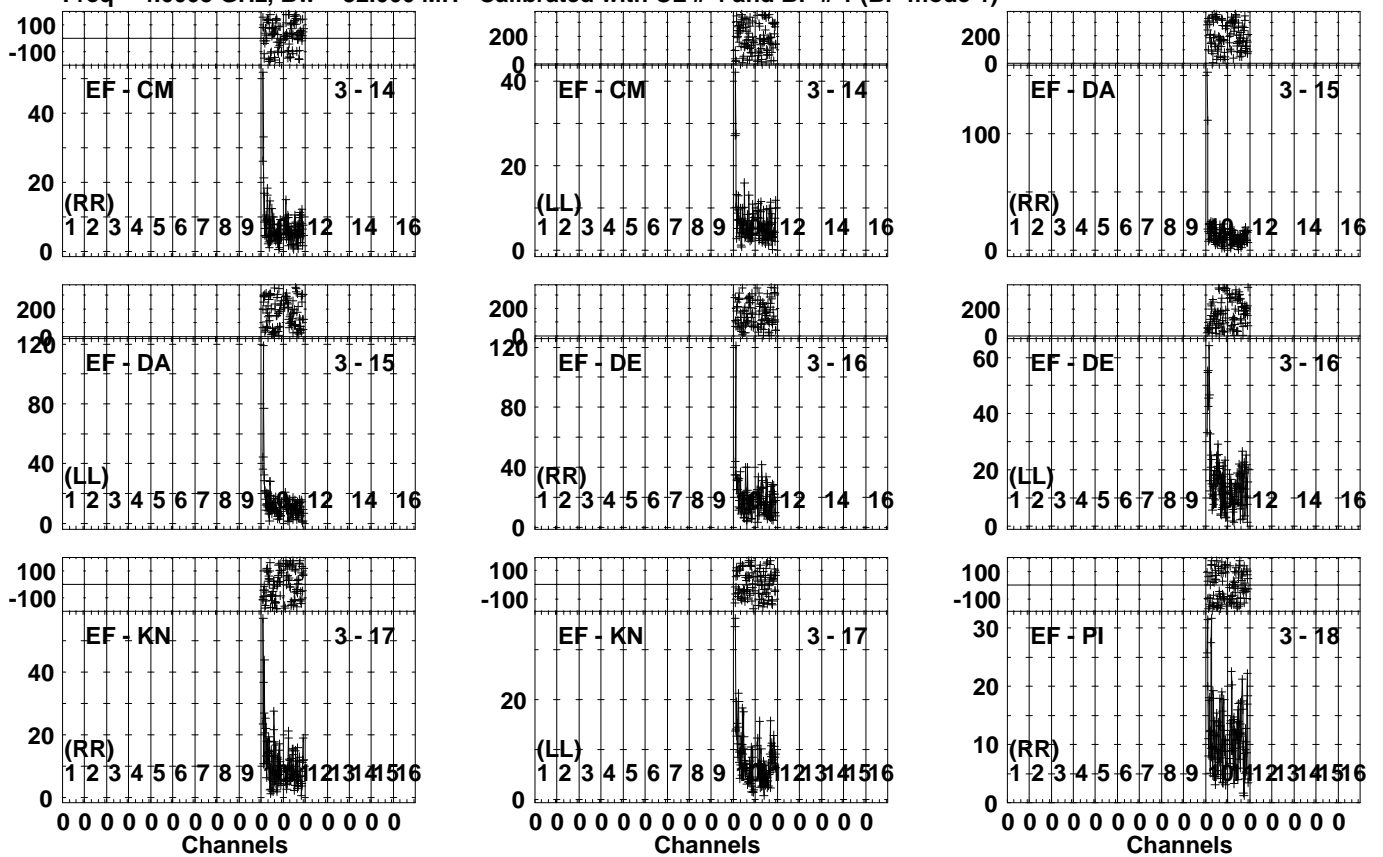


Lower frame: Milli Ampl Jy Top frame: Phas deg  
Vector averaged cross-power spectrum Several baselines displayed  
Timerange: 00/15:36:31 to 00/15:39:59

Plot file version 71 created 30-SEP-2022 11:03:05

SDSSJ1430 EM163.UVDATA.1

Freq = 4.6005 GHz, Bw = 32.000 MH Calibrated with CL # 4 and BP # 1 (BP mode 1)

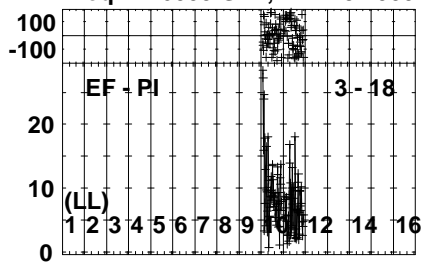


Lower frame: Milli Ampl Jy Top frame: Phas deg  
Vector averaged cross-power spectrum Several baselines displayed  
Timerange: 00/15:36:31 to 00/15:39:59

Plot file version 72 created 30-SEP-2022 11:03:06

SDSSJ1430 EM163.UVDATA.1

Freq = 4.6005 GHz, Bw = 32.000 MH Calibrated with CL # 4 and BP # 1 (BP mode 1)



Lower frame: Milli Ampl Jy Top frame: Phas deg

Vector averaged cross-power spectrum Several baselines displayed

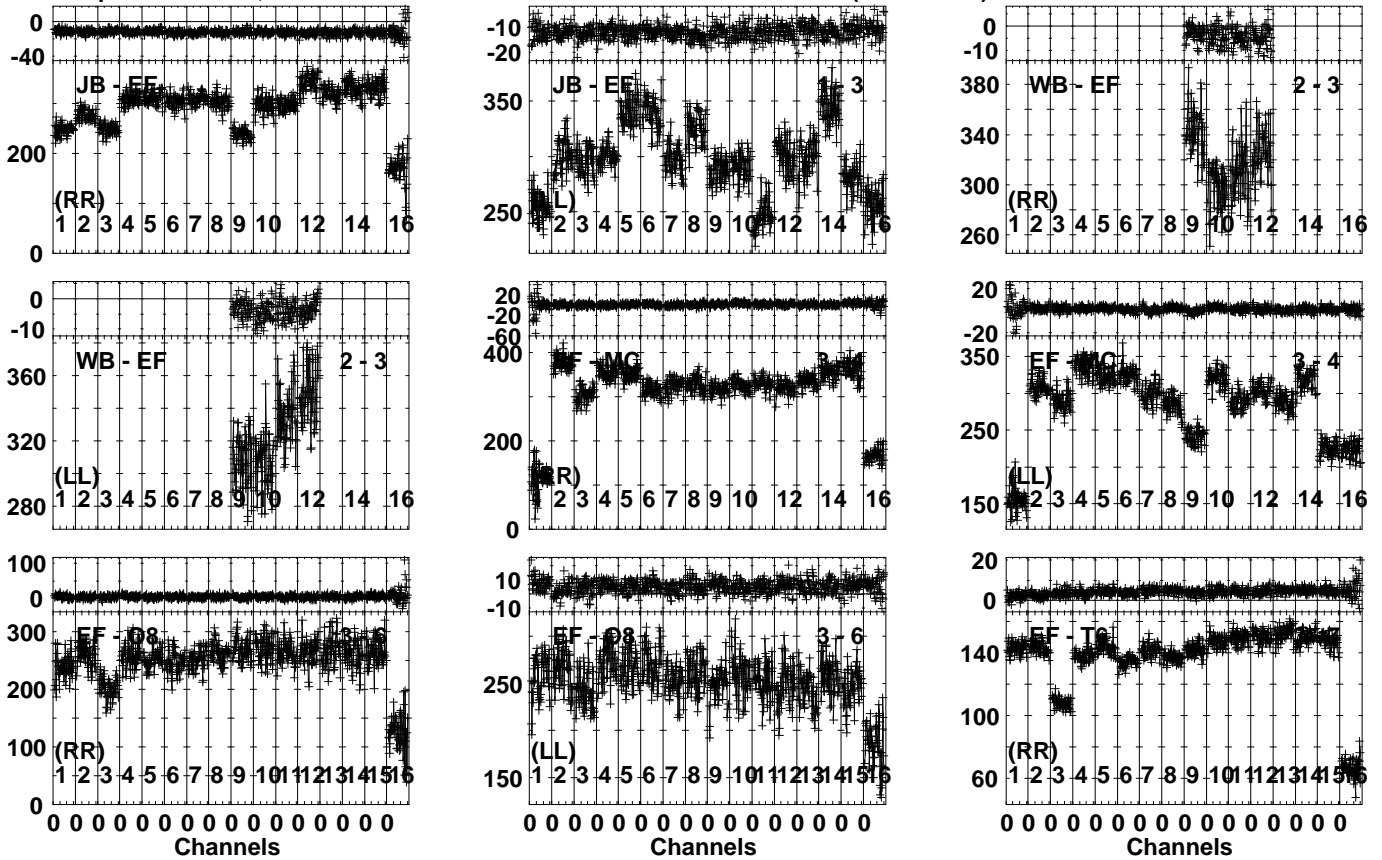
Timerange: 00/15:36:31 to 00/15:39:59



Plot file version 73 created 30-SEP-2022 11:03:06

J1427+2348 EM163.UVDATA.1

Freq = 4.6005 GHz, Bw = 32.000 MH Calibrated with CL # 4 and BP # 1 (BP mode 1)

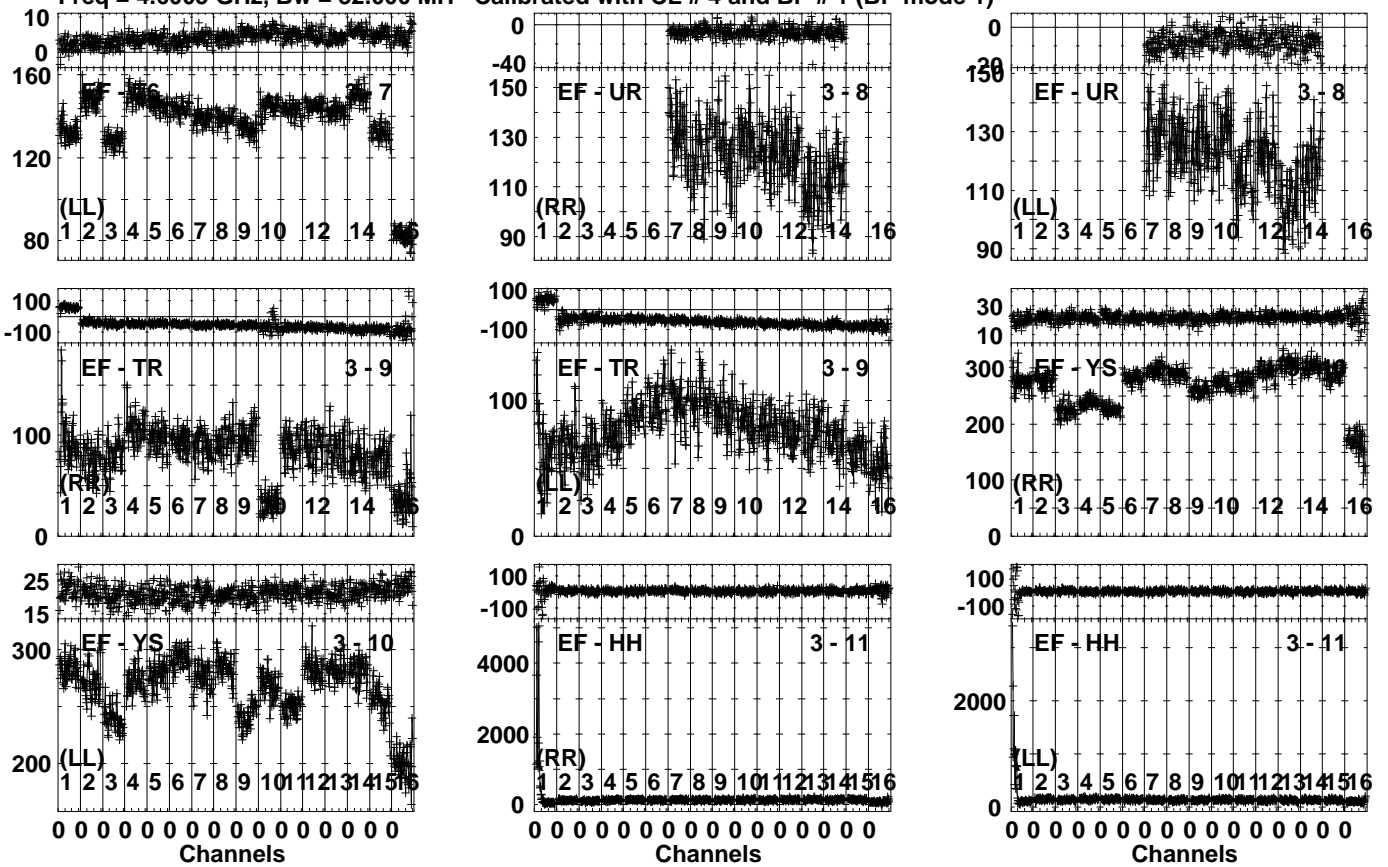


Lower frame: Milli Ampl Jy Top frame: Phas deg  
Vector averaged cross-power spectrum Several baselines displayed  
Timerange: 00:15:40:03 to 00:15:41:29

Plot file version 74 created 30-SEP-2022 11:03:07

J1427+2348 EM163.UVDATA.1

Freq = 4.6005 GHz, Bw = 32.000 MH Calibrated with CL # 4 and BP # 1 (BP mode 1)

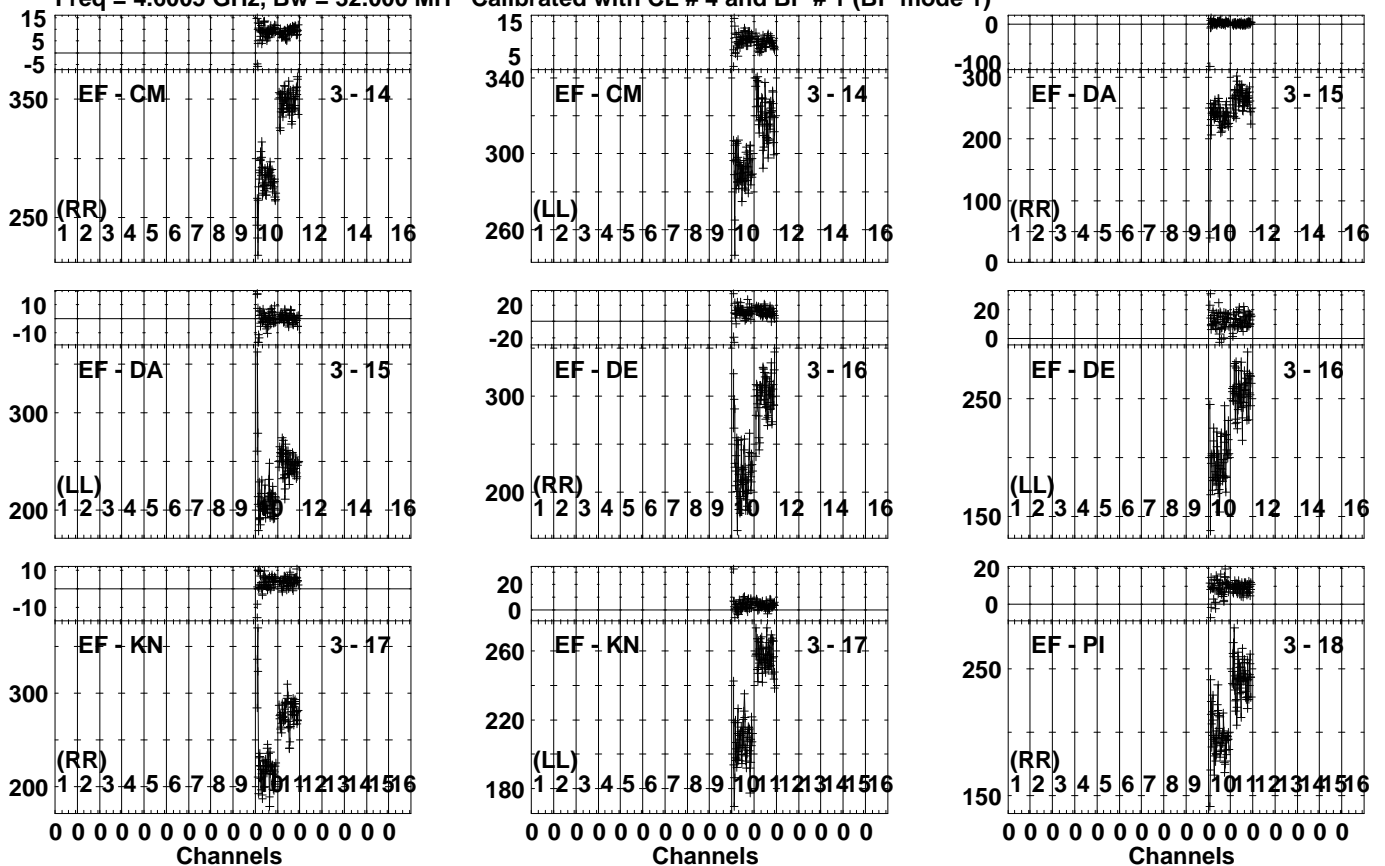


Lower frame: Milli Ampl Jy Top frame: Phas deg  
 Vector averaged cross-power spectrum Several baselines displayed  
 Timerange: 00/15:40:03 to 00/15:41:29

Plot file version 75 created 30-SEP-2022 11:03:08

J1427+2348 EM163.UVDATA.1

Freq = 4.6005 GHz, Bw = 32.000 MH Calibrated with CL # 4 and BP # 1 (BP mode 1)

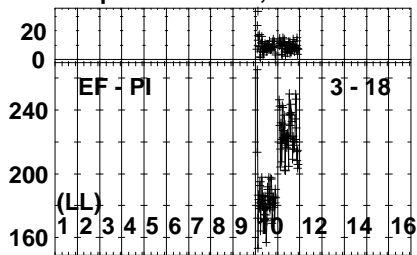


Lower frame: Milli Ampl Jy Top frame: Phas deg  
Vector averaged cross-power spectrum Several baselines displayed  
Timerange: 00/15:40:03 to 00/15:41:29

Plot file version 76 created 30-SEP-2022 11:03:09

J1427+2348 EM163.UVDATA.1

Freq = 4.6005 GHz, Bw = 32.000 MH Calibrated with CL # 4 and BP # 1 (BP mode 1)



Lower frame: Milli Ampl Jy Top frame: Phas deg

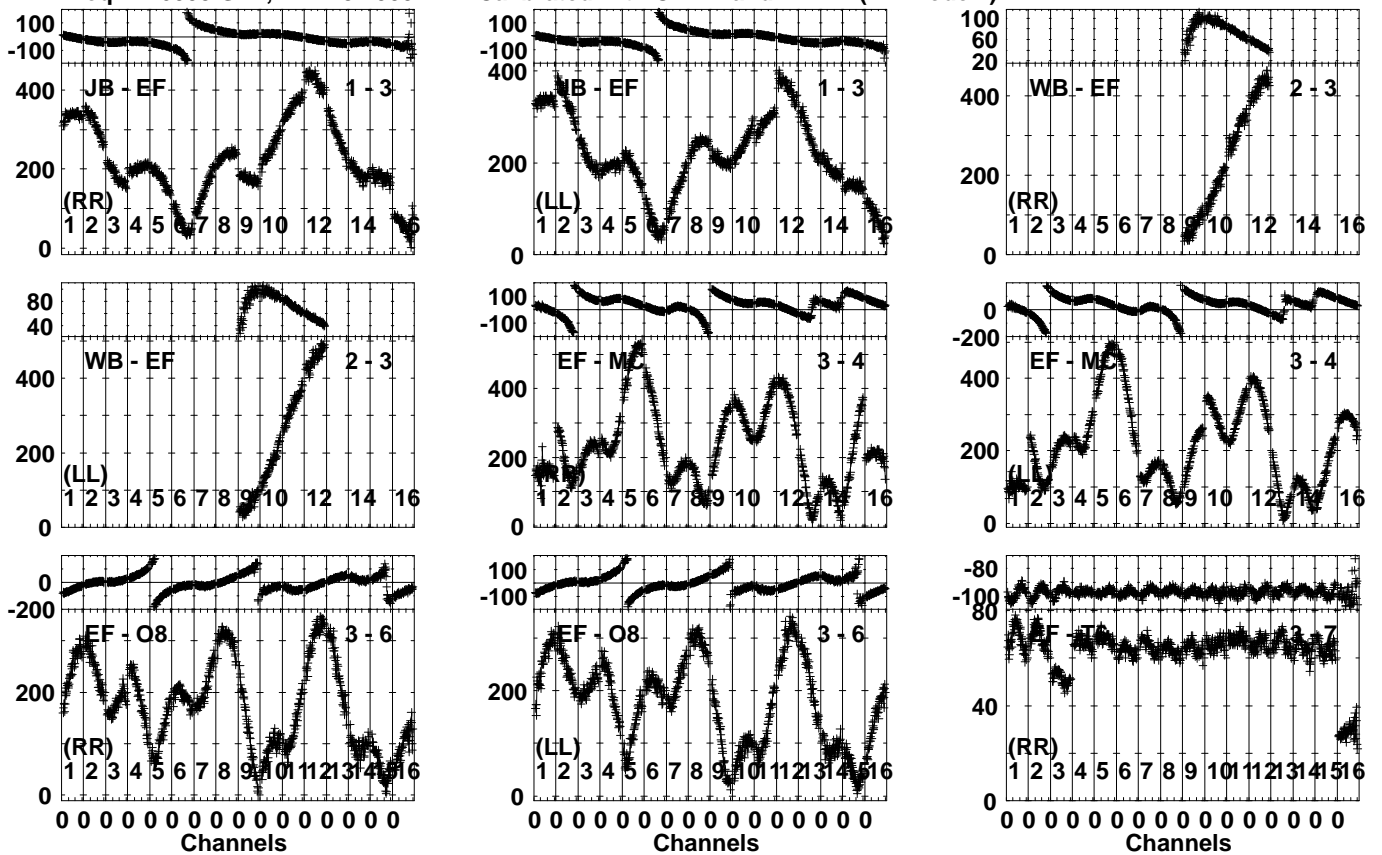
Vector averaged cross-power spectrum Several baselines displayed

Timerange: 00/15:40:03 to 00/15:41:29

Plot file version 77 created 30-SEP-2022 11:03:09

J1424+225A EM163.UVDATA.1

Freq = 4.6005 GHz, Bw = 32.000 MH Calibrated with CL # 4 and BP # 1 (BP mode 1)

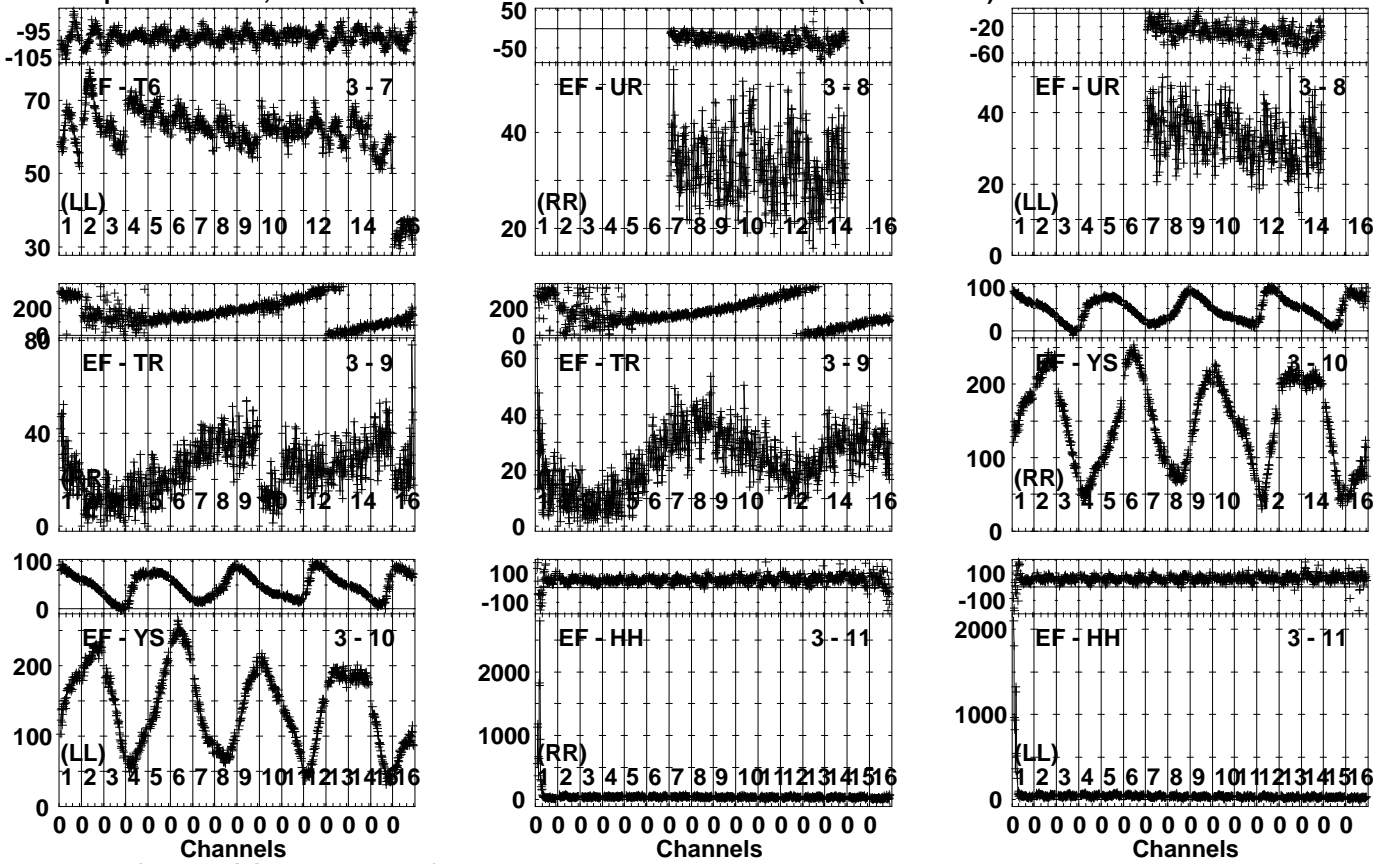


Lower frame: Milli Ampl Jy Top frame: Phas deg  
 Vector averaged cross-power spectrum Several baselines displayed  
 Timerange: 00/15:41:31 to 00/15:44:59

Plot file version 78 created 30-SEP-2022 11:03:10

J1424+225A EM163.UVDATA.1

Freq = 4.6005 GHz, Bw = 32.000 MH Calibrated with CL # 4 and BP # 1 (BP mode 1)

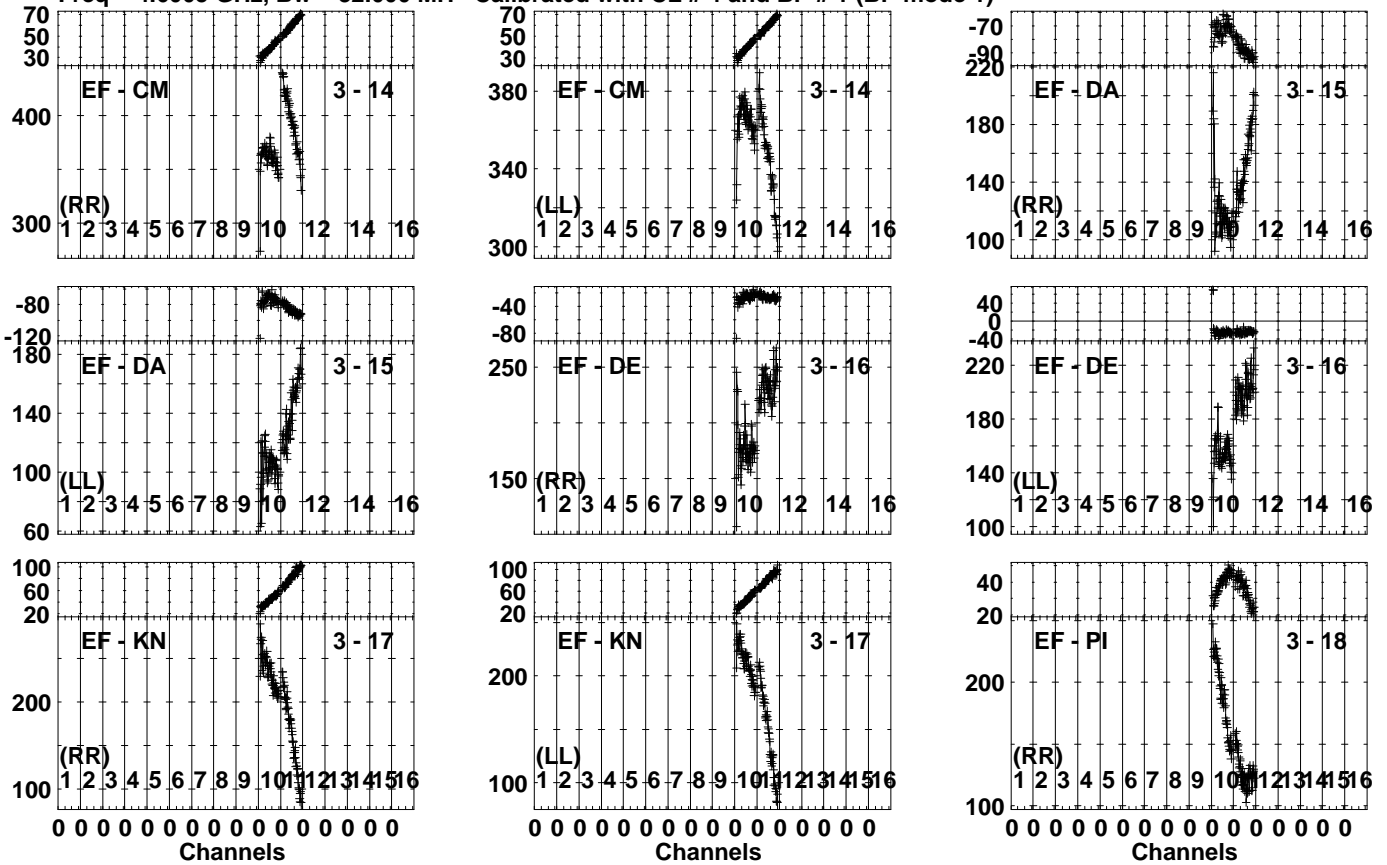


Lower frame: Milli Ampl Jy Top frame: Phas deg  
Vector averaged cross-power spectrum Several baselines displayed  
Timerange: 00/15:41:31 to 00/15:44:59

Plot file version 79 created 30-SEP-2022 11:03:11

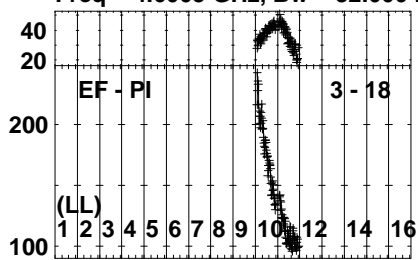
J1424+225A EM163.UVDATA.1

Freq = 4.6005 GHz, Bw = 32.000 MH Calibrated with CL # 4 and BP # 1 (BP mode 1)



Lower frame: Milli Ampl Jy Top frame: Phas deg  
Vector averaged cross-power spectrum Several baselines displayed  
Timerange: 00/15:41:31 to 00/15:44:59

Plot file version 80 created 30-SEP-2022 11:03:12  
J1424+225A EM163.UVDATA.1  
Freq = 4.6005 GHz, Bw = 32.000 MH Calibrated with CL # 4 and BP # 1 (BP mode 1)



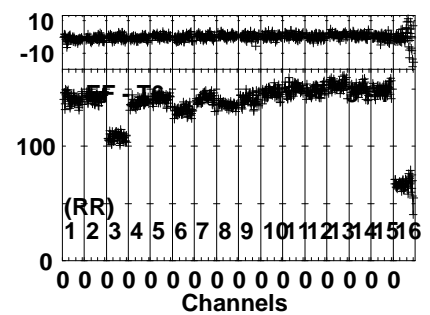
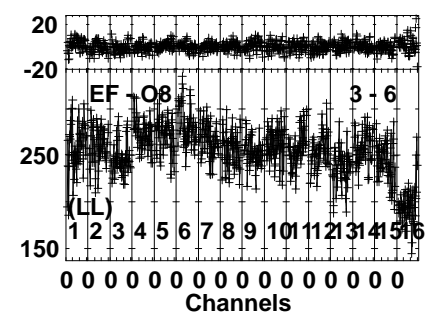
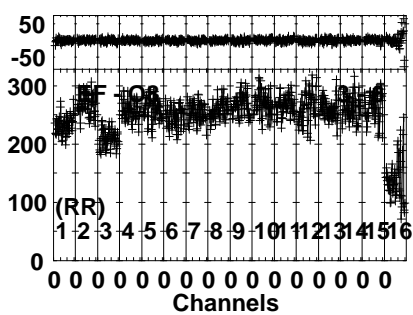
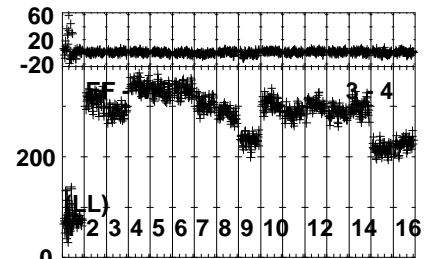
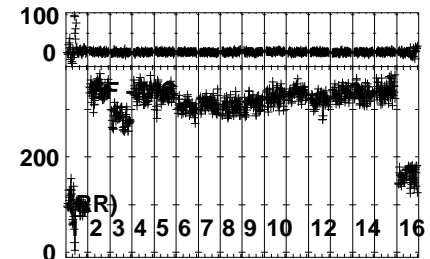
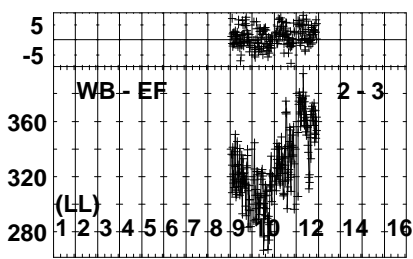
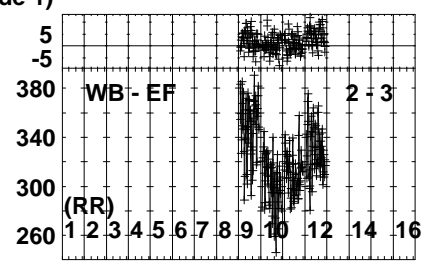
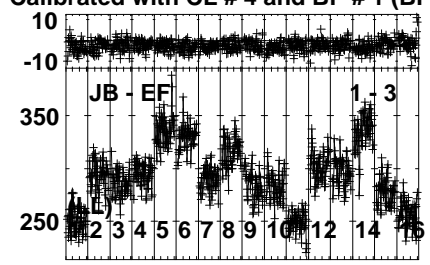
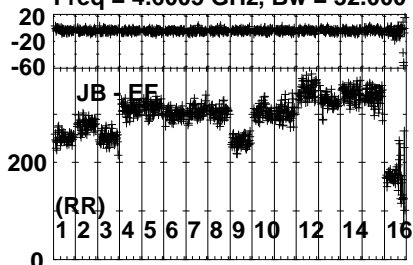
Lower frame: Milli Ampl Jy Top frame: Phas deg  
Vector averaged cross-power spectrum Several baselines displayed  
Timerange: 00/15:41:31 to 00/15:44:59



Plot file version 81 created 30-SEP-2022 11:03:12

J1427+2348 EM163.UVDATA.1

Freq = 4.6005 GHz, Bw = 32.000 MH Calibrated with CL # 4 and BP # 1 (BP mode 1)

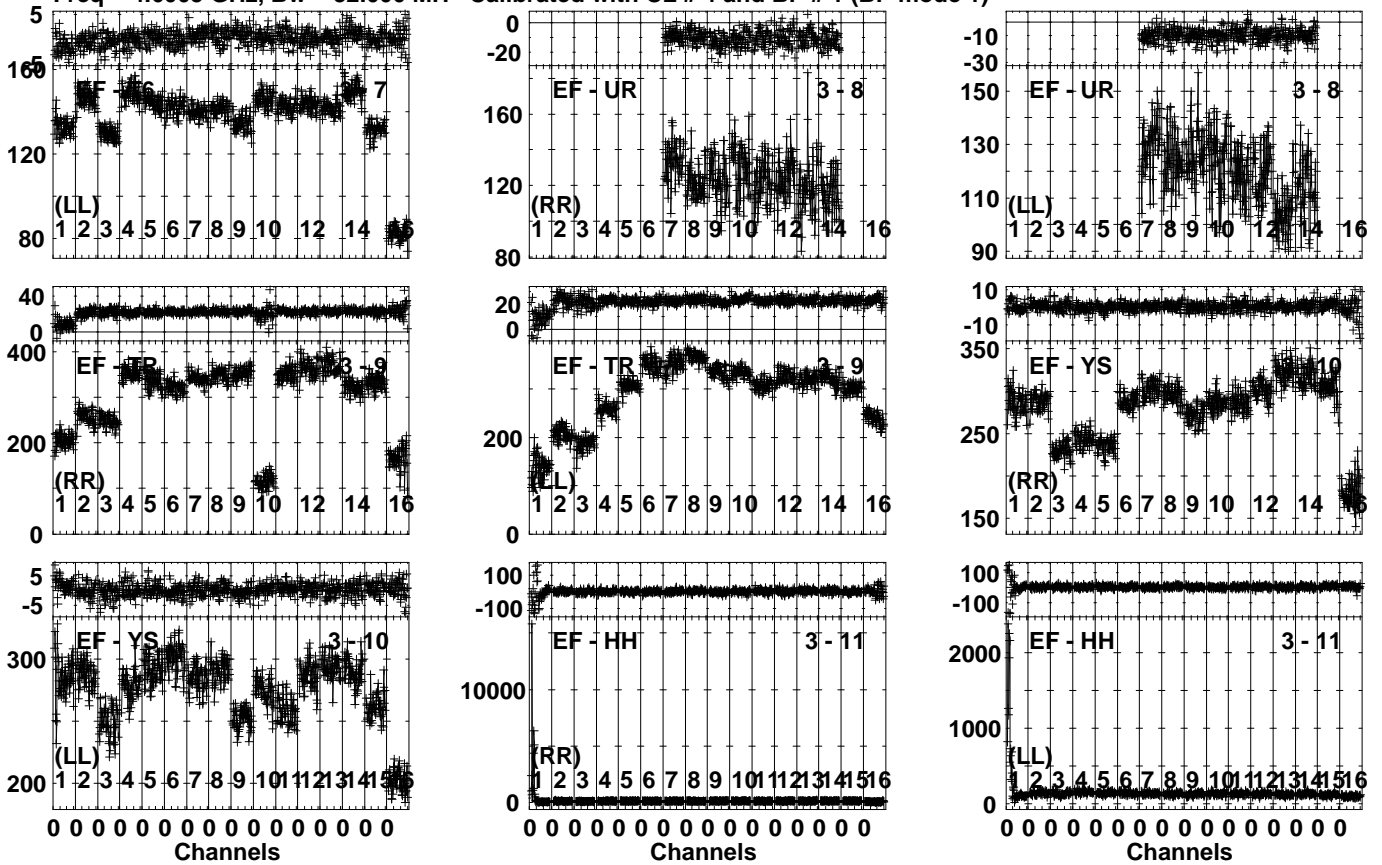


Lower frame: Milli Ampl Jy Top frame: Phas deg  
Vector averaged cross-power spectrum Several baselines displayed  
Timerange: 00/15:45:31 to 00/15:46:29

Plot file version 82 created 30-SEP-2022 11:03:13

J1427+2348 EM163.UVDATA.1

Freq = 4.6005 GHz, Bw = 32.000 MH Calibrated with CL # 4 and BP # 1 (BP mode 1)

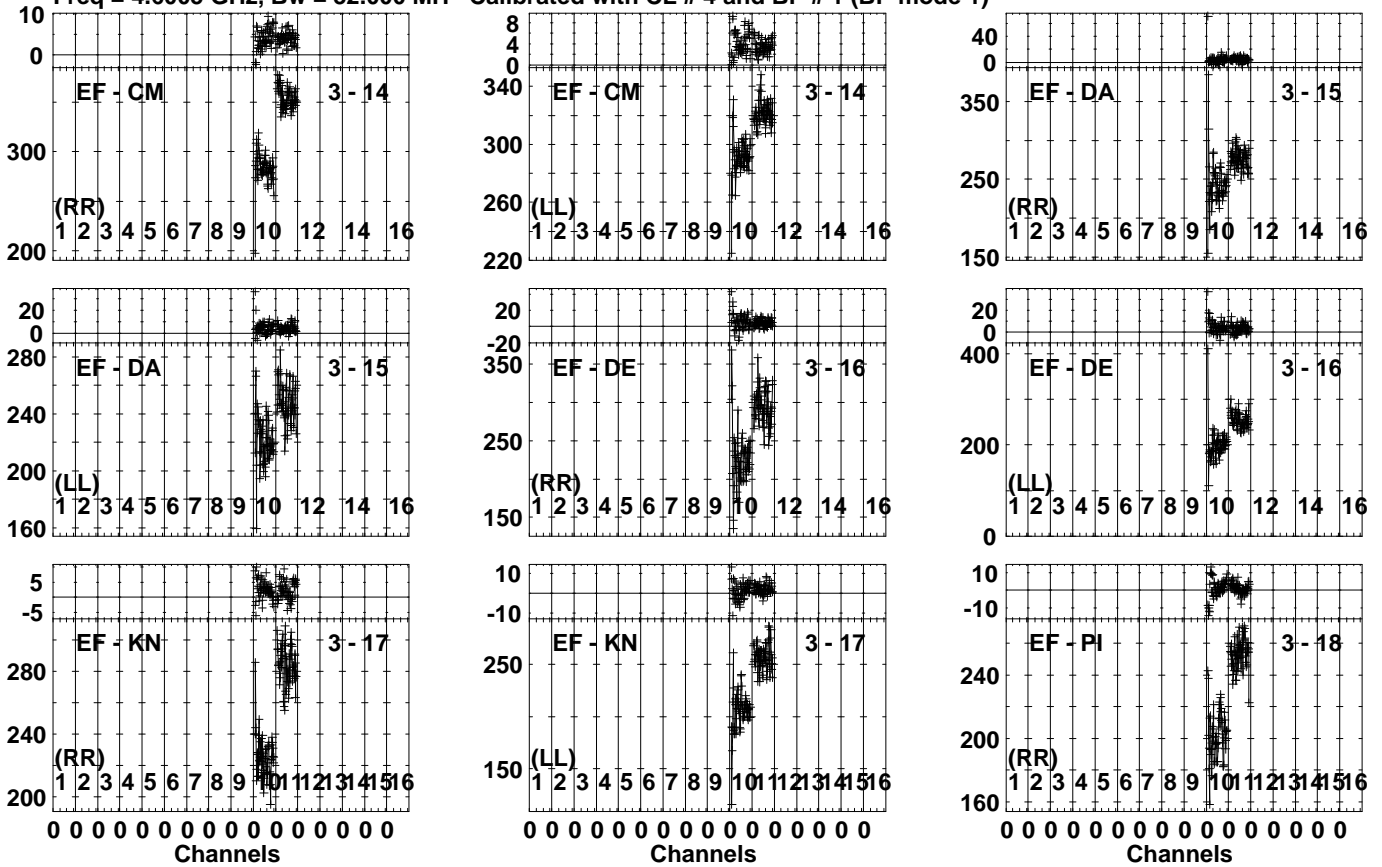


Lower frame: Milli Ampl Jy Top frame: Phas deg  
Vector averaged cross-power spectrum Several baselines displayed  
Timerange: 00/15:45:31 to 00/15:46:29

Plot file version 83 created 30-SEP-2022 11:03:15

J1427+2348 EM163.UVDATA.1

Freq = 4.6005 GHz, Bw = 32.000 MH Calibrated with CL # 4 and BP # 1 (BP mode 1)

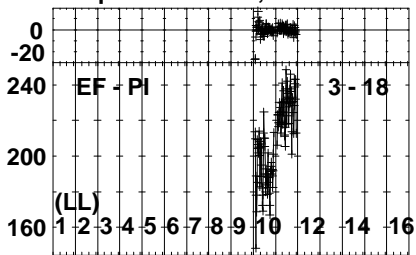


Lower frame: Milli Ampl Jy Top frame: Phas deg  
Vector averaged cross-power spectrum Several baselines displayed  
Timerange: 00/15:45:31 to 00/15:46:29

Plot file version 84 created 30-SEP-2022 11:03:15

J1427+2348 EM163.UVDATA.1

Freq = 4.6005 GHz, Bw = 32.000 MH Calibrated with CL # 4 and BP # 1 (BP mode 1)

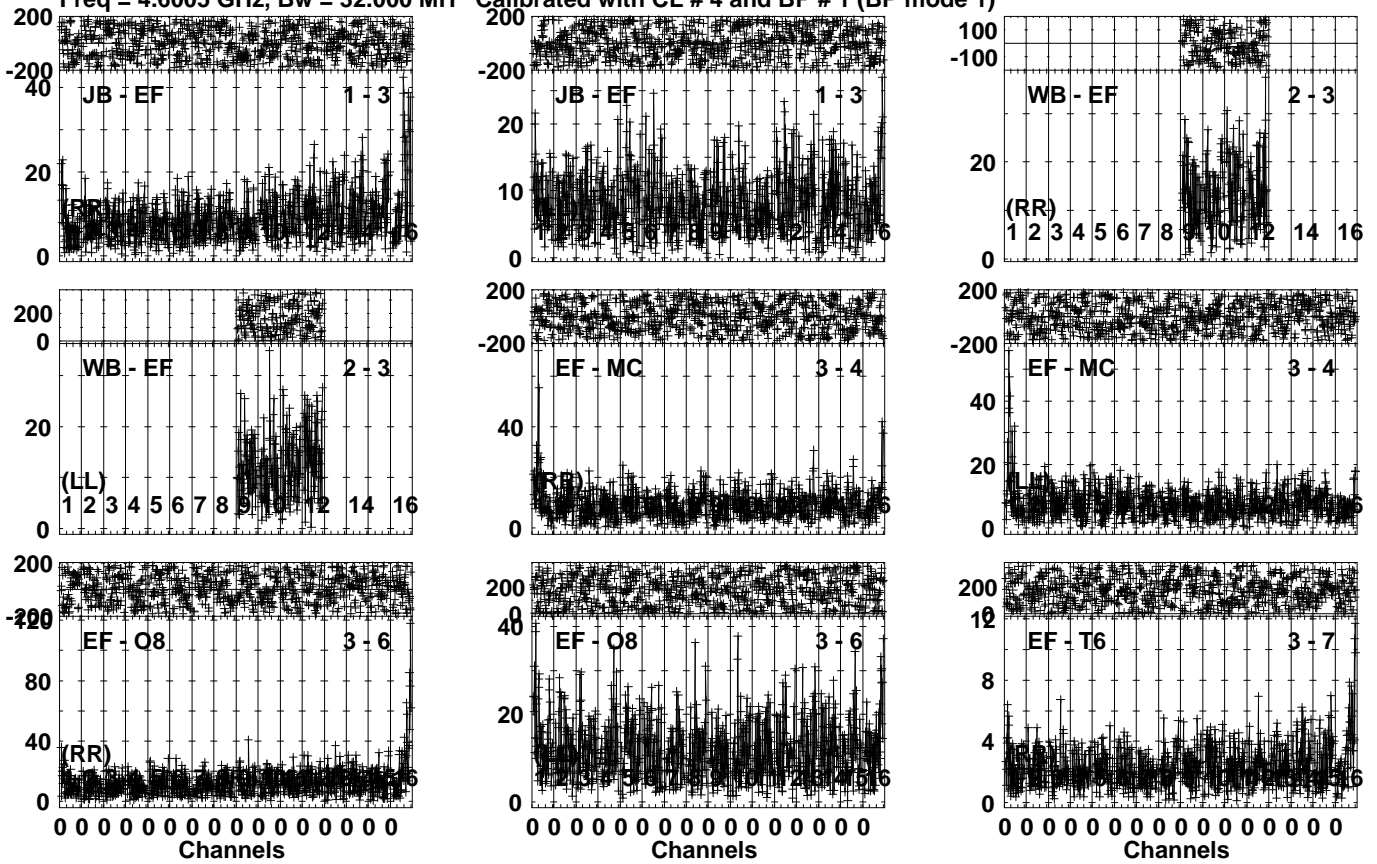


Lower frame: Milli Ampl Jy Top frame: Phas deg  
Vector averaged cross-power spectrum Several baselines displayed  
Timerange: 00/15:45:31 to 00/15:46:29

Plot file version 85 created 30-SEP-2022 11:03:15

SDSSJ1430 EM163.UVDATA.1

Freq = 4.6005 GHz, Bw = 32.000 MH Calibrated with CL # 4 and BP # 1 (BP mode 1)

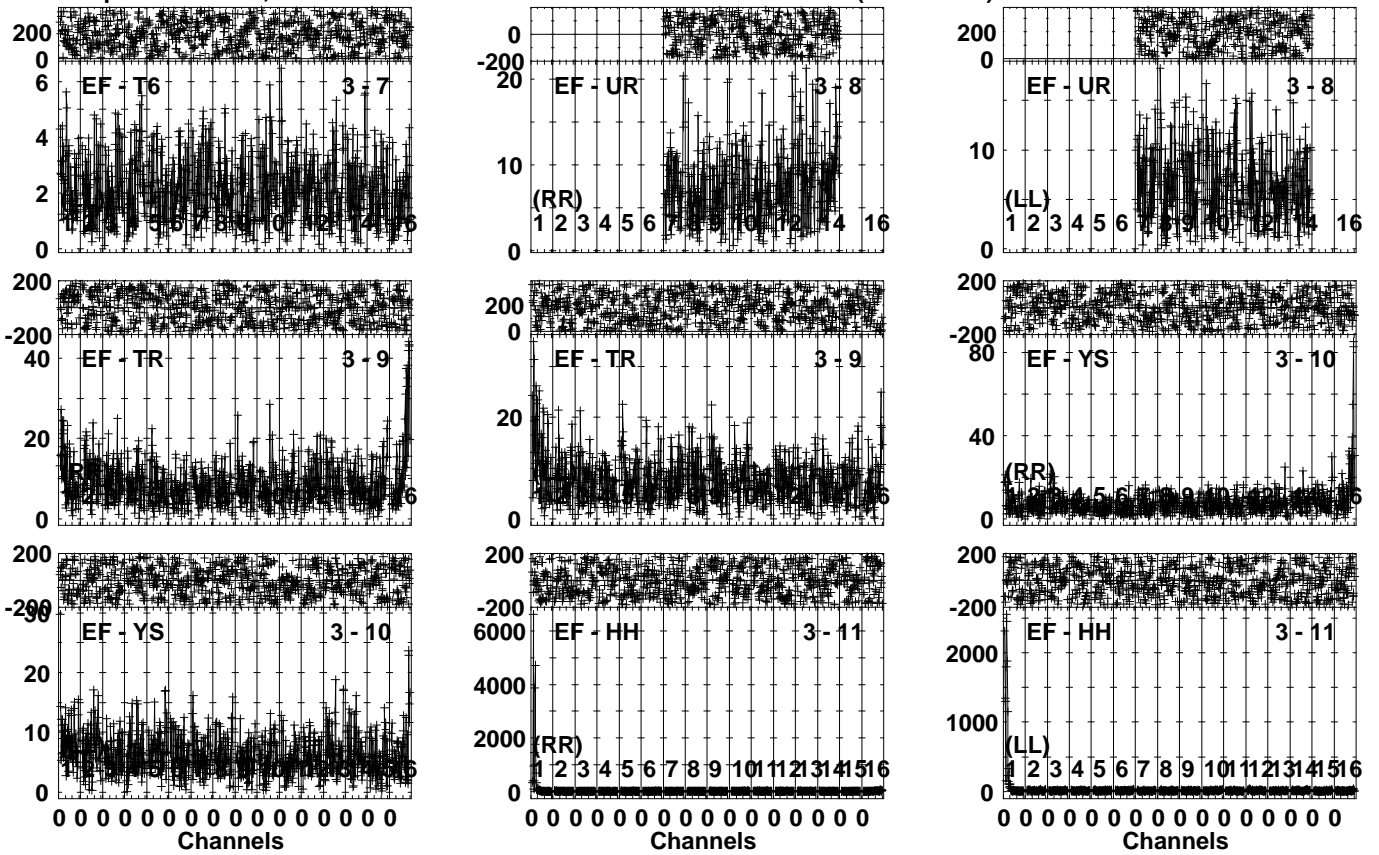


Lower frame: Milli Ampl Jy Top frame: Phas deg  
Vector averaged cross-power spectrum Several baselines displayed  
Timerange: 00/15:46:31 to 00/15:49:59

Plot file version 86 created 30-SEP-2022 11:03:16

SDSSJ1430 EM163.UVDATA.1

Freq = 4.6005 GHz, Bw = 32.000 MH Calibrated with CL # 4 and BP # 1 (BP mode 1)

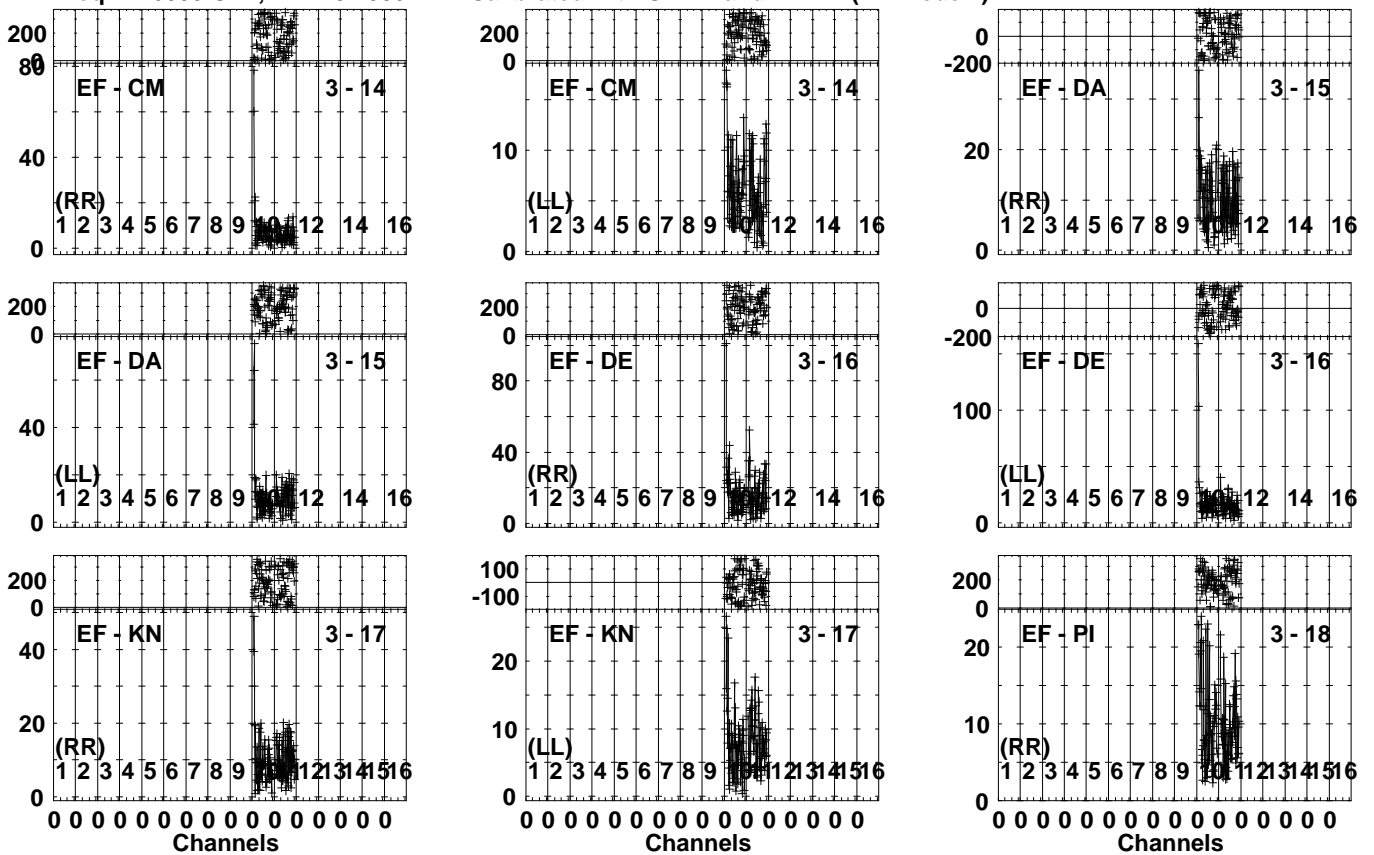


Lower frame: Milli Ampl Jy Top frame: Phas deg  
Vector averaged cross-power spectrum Several baselines displayed  
Timerange: 00/15:46:31 to 00/15:49:59

Plot file version 87 created 30-SEP-2022 11:03:18

SDSSJ1430 EM163.UVDATA.1

Freq = 4.6005 GHz, Bw = 32.000 MH Calibrated with CL # 4 and BP # 1 (BP mode 1)

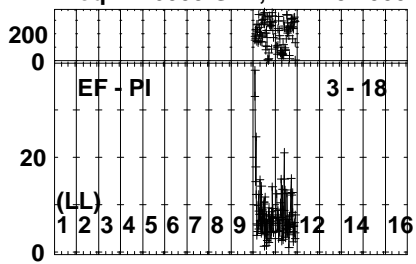


Lower frame: Milli Ampl Jy Top frame: Phas deg  
Vector averaged cross-power spectrum Several baselines displayed  
Timerange: 00/15:46:31 to 00/15:49:59

Plot file version 88 created 30-SEP-2022 11:03:18

SDSSJ1430 EM163.UVDATA.1

Freq = 4.6005 GHz, Bw = 32.000 MH Calibrated with CL # 4 and BP # 1 (BP mode 1)



Lower frame: Milli Ampl Jy Top frame: Phas deg

Vector averaged cross-power spectrum Several baselines displayed

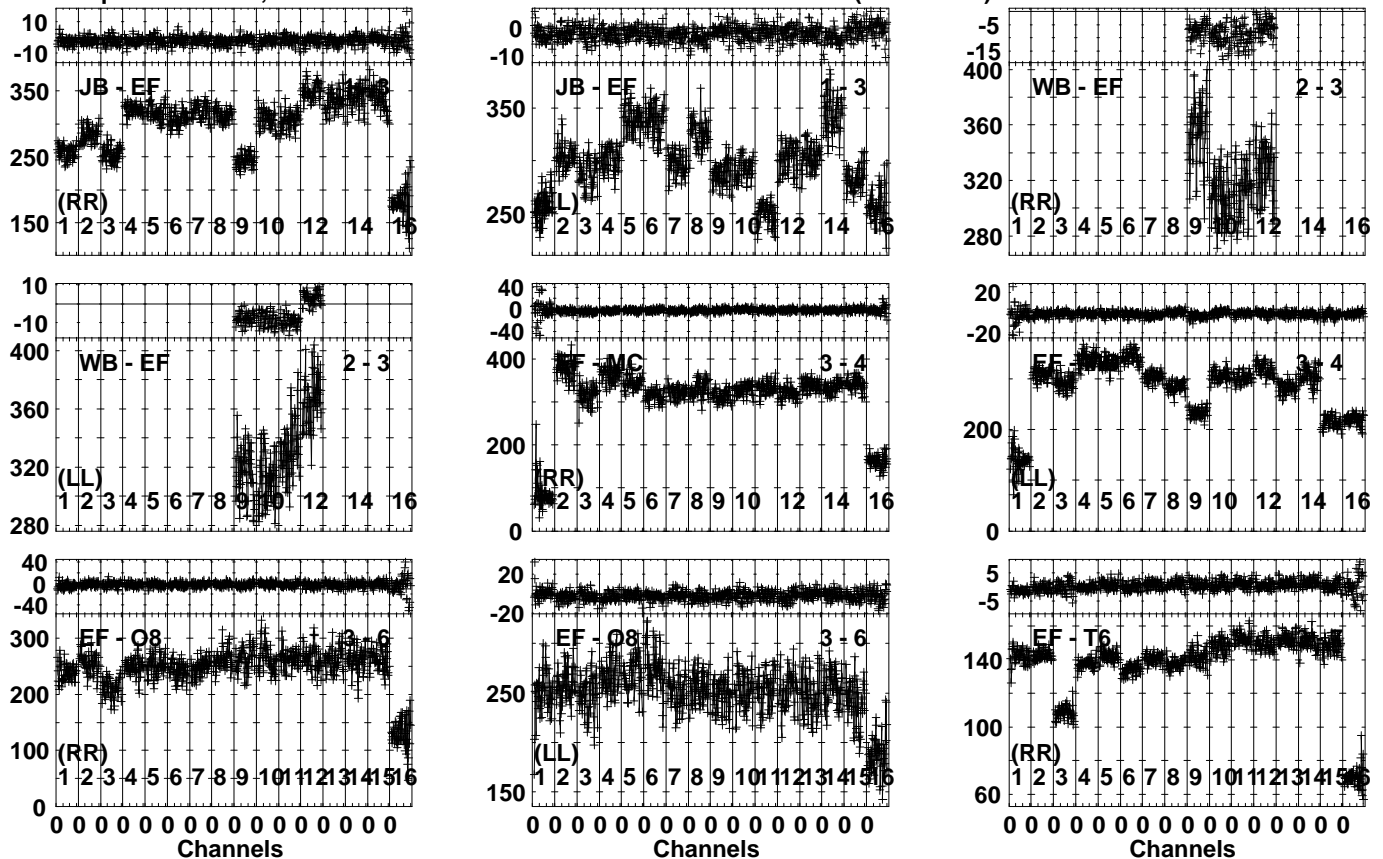
Timerange: 00/15:46:31 to 00/15:49:59



Plot file version 89 created 30-SEP-2022 11:03:19

J1427+2348 EM163.UVDATA.1

Freq = 4.6005 GHz, Bw = 32.000 MH Calibrated with CL # 4 and BP # 1 (BP mode 1)

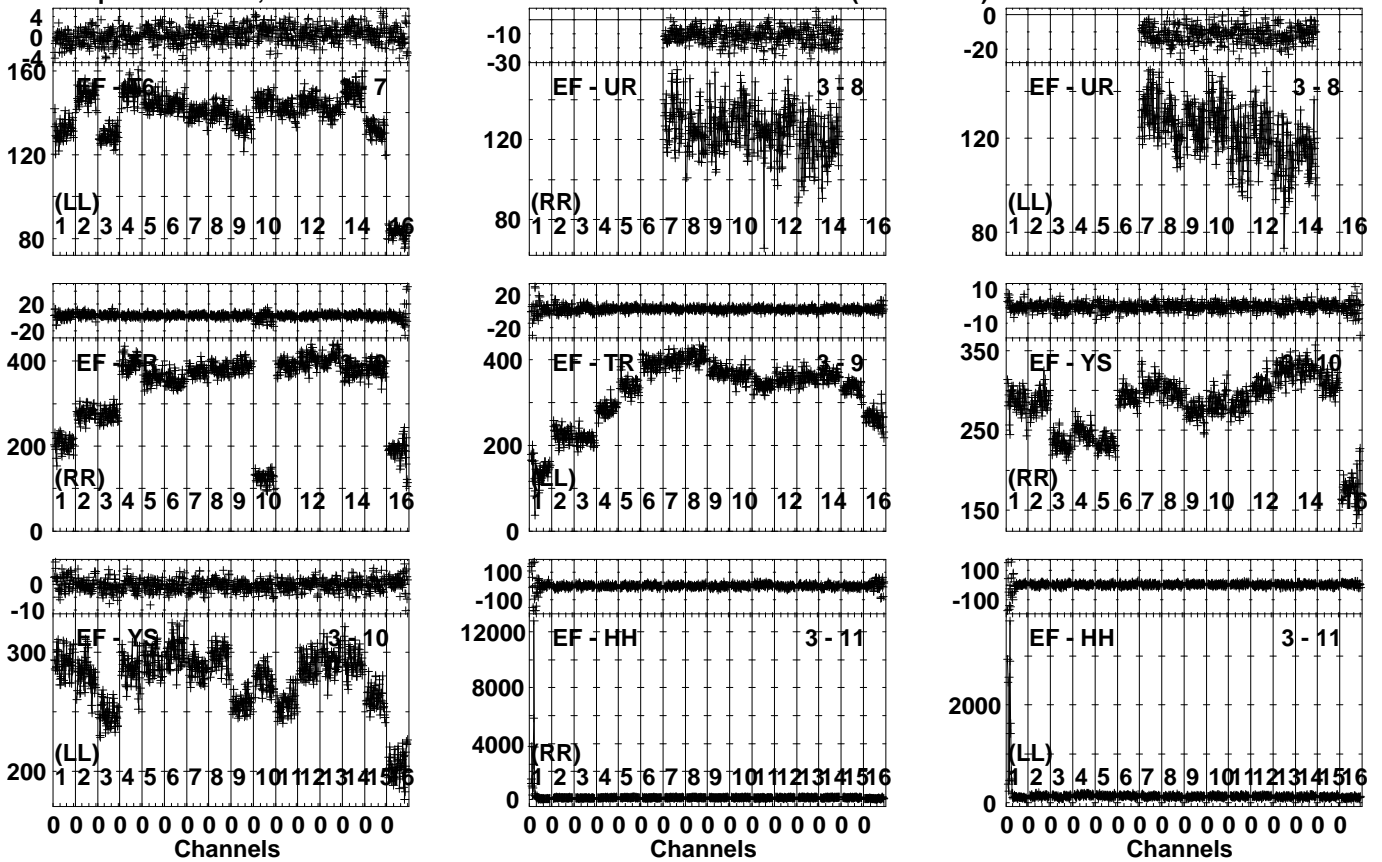


Lower frame: Milli Ampl Jy Top frame: Phas deg  
Vector averaged cross-power spectrum Several baselines displayed  
Timerange: 00/15:50:31 to 00/15:51:29

Plot file version 90 created 30-SEP-2022 11:03:20

J1427+2348 EM163.UVDATA.1

Freq = 4.6005 GHz, Bw = 32.000 MH Calibrated with CL # 4 and BP # 1 (BP mode 1)

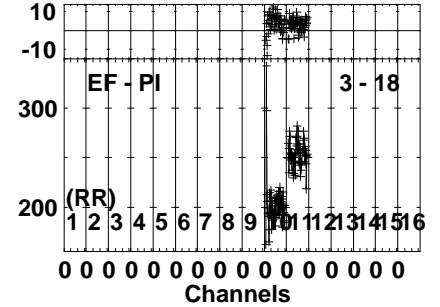
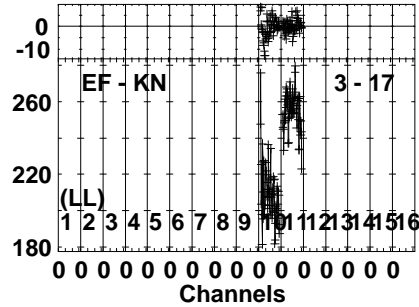
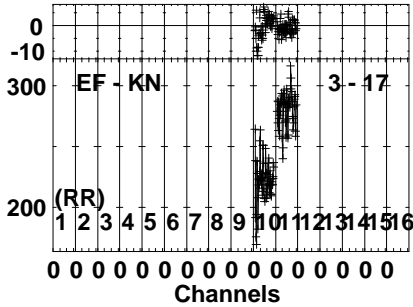
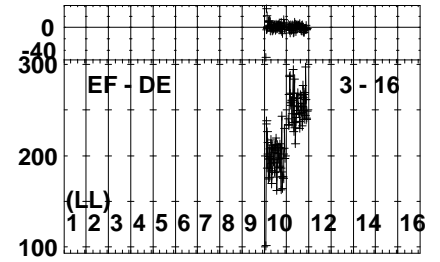
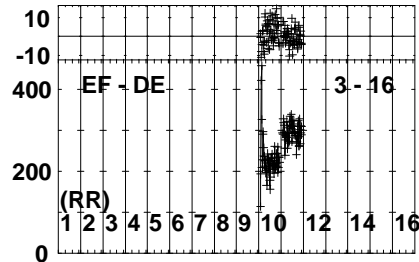
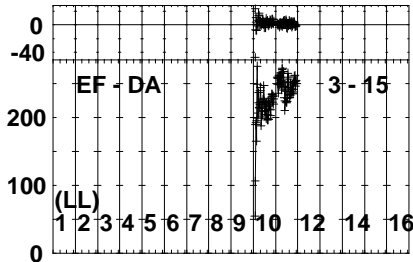
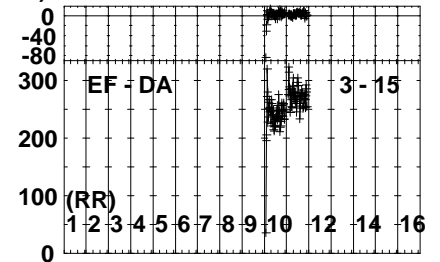
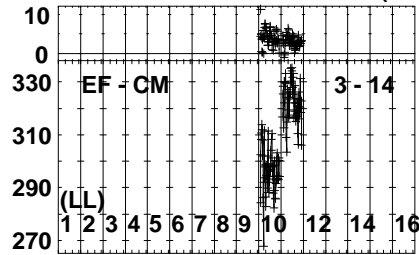
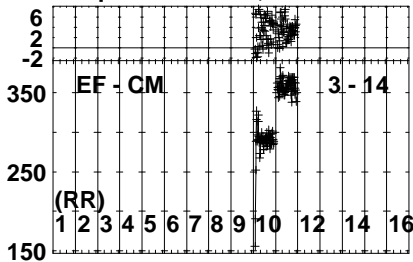


Lower frame: Milli Ampl Jy Top frame: Phas deg  
Vector averaged cross-power spectrum Several baselines displayed  
Timerange: 00/15:50:31 to 00/15:51:29

Plot file version 91 created 30-SEP-2022 11:03:21

J1427+2348 EM163.UVDATA.1

Freq = 4.6005 GHz, Bw = 32.000 MH Calibrated with CL # 4 and BP # 1 (BP mode 1)

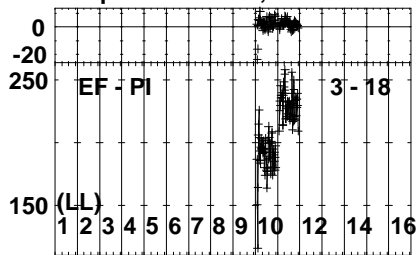


Lower frame: Milli Ampl Jy Top frame: Phas deg  
Vector averaged cross-power spectrum Several baselines displayed  
Timerange: 00/15:50:31 to 00/15:51:29

Plot file version 92 created 30-SEP-2022 11:03:21

J1427+2348 EM163.UVDATA.1

Freq = 4.6005 GHz, Bw = 32.000 MH Calibrated with CL # 4 and BP # 1 (BP mode 1)



Lower frame: Milli Ampl Jy Top frame: Phas deg

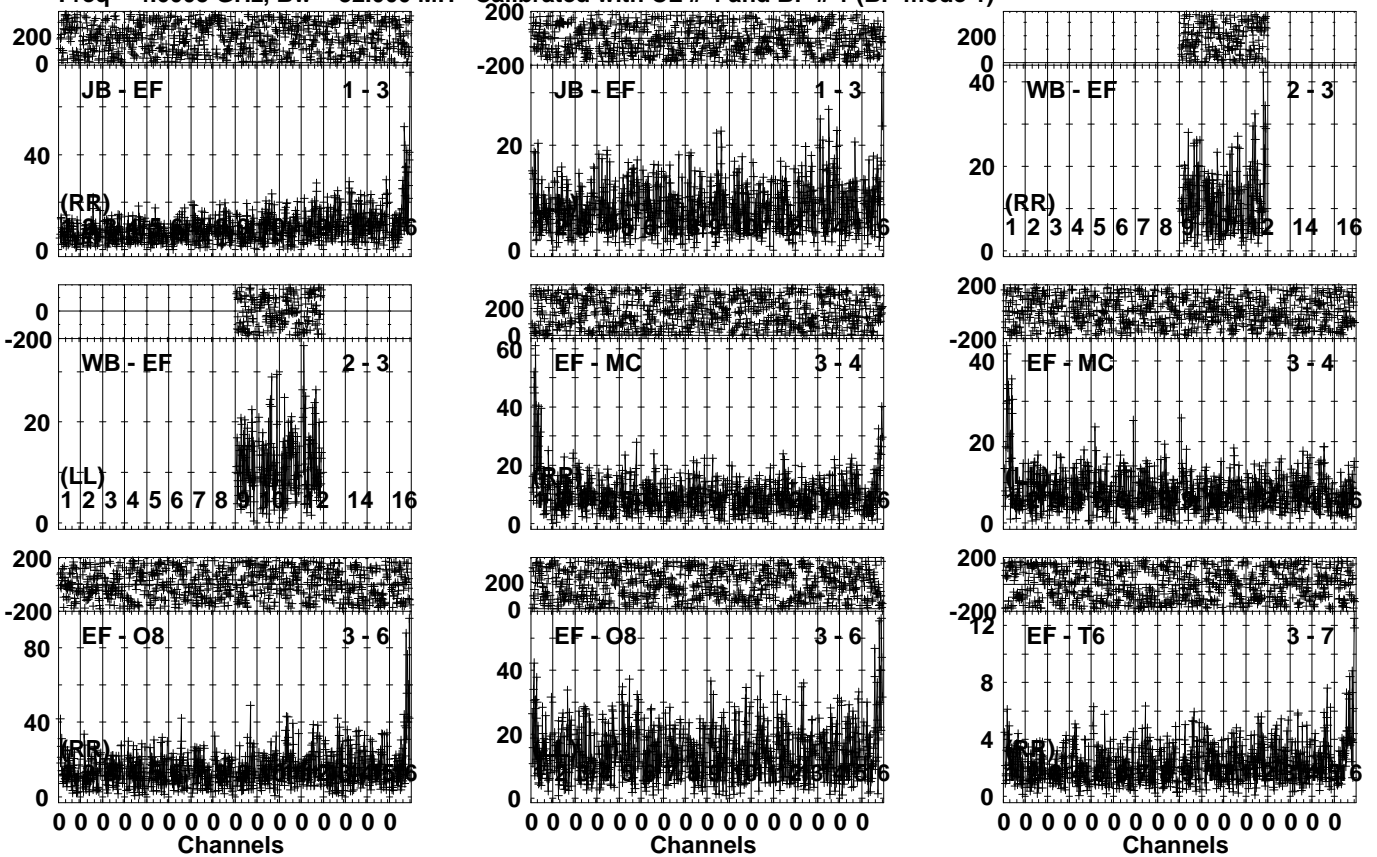
Vector averaged cross-power spectrum Several baselines displayed

Timerange: 00/15:50:31 to 00/15:51:29

Plot file version 93 created 30-SEP-2022 11:03:22

SDSSJ1430 EM163.UVDATA.1

Freq = 4.6005 GHz, Bw = 32.000 MH Calibrated with CL # 4 and BP # 1 (BP mode 1)

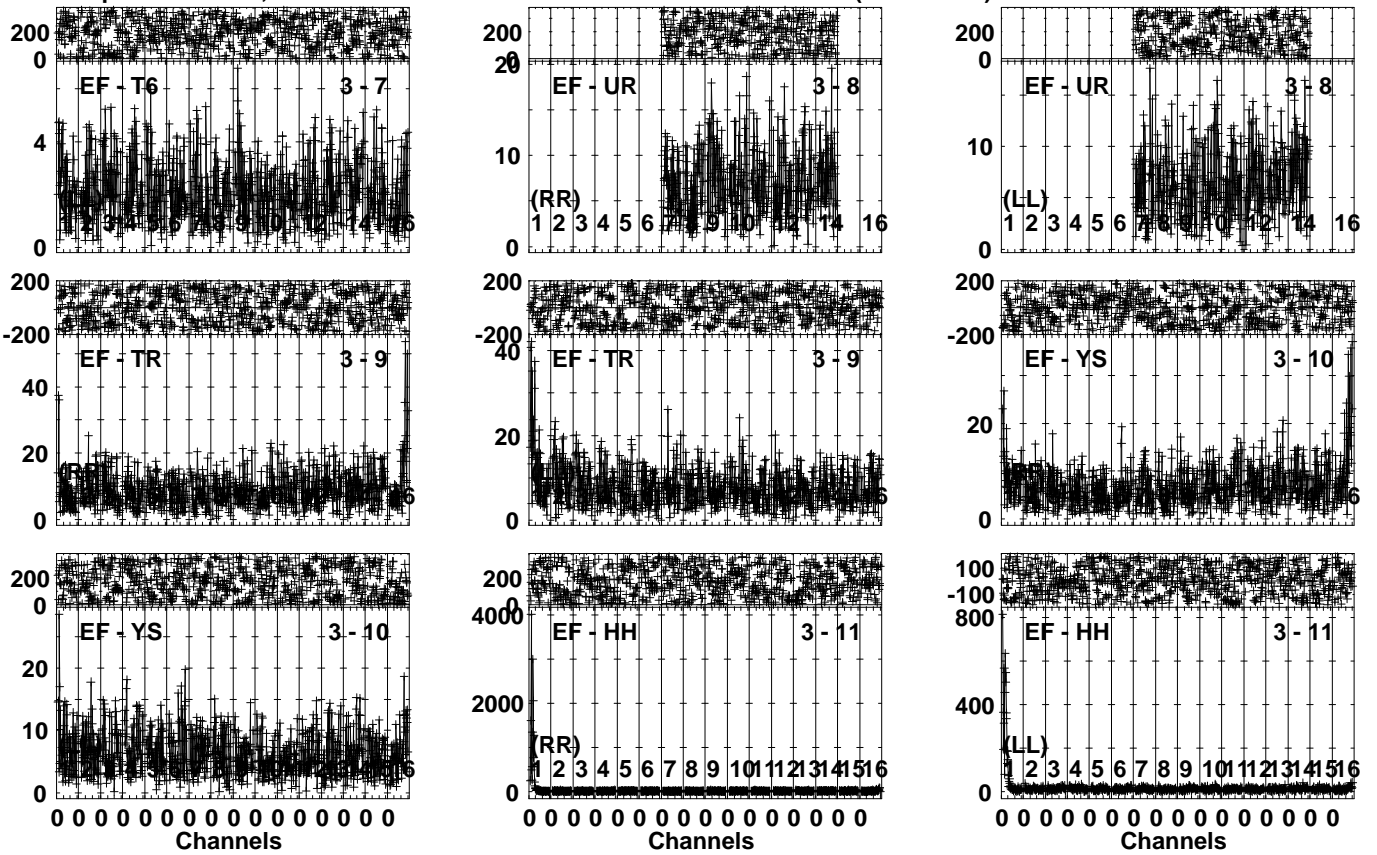


Lower frame: Milli Ampl Jy Top frame: Phas deg  
Vector averaged cross-power spectrum Several baselines displayed  
Timerange: 00/15:51:31 to 00/15:54:59

Plot file version 94 created 30-SEP-2022 11:03:22

SDSSJ1430 EM163.UVDATA.1

Freq = 4.6005 GHz, Bw = 32.000 MH Calibrated with CL # 4 and BP # 1 (BP mode 1)

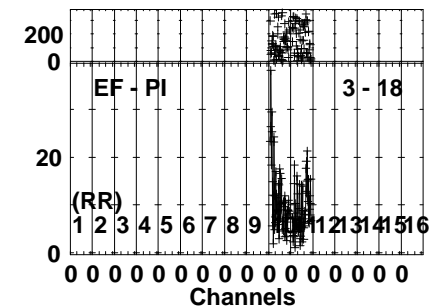
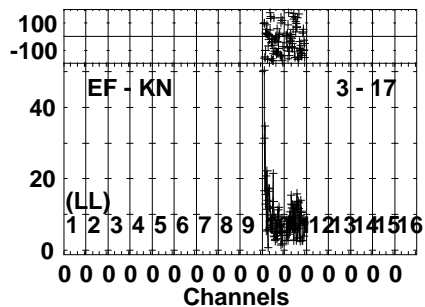
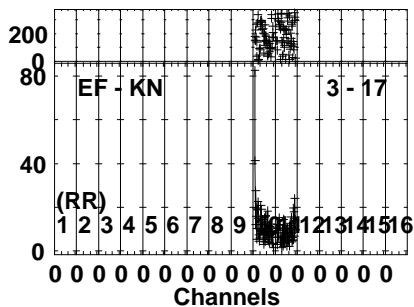
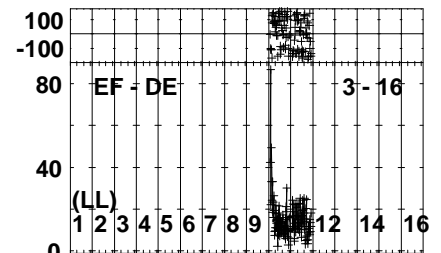
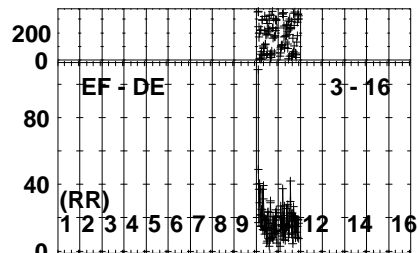
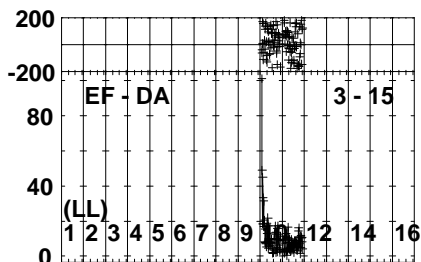
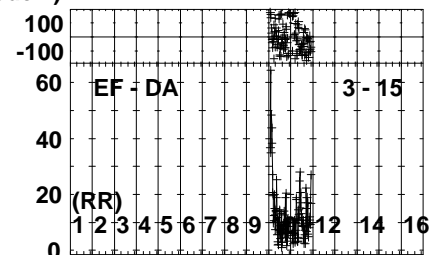

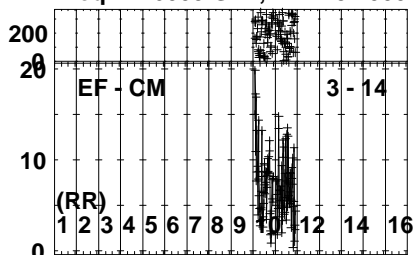


Lower frame: Milli Ampl Jy Top frame: Phas deg  
Vector averaged cross-power spectrum Several baselines displayed  
Timerange: 00/15:51:31 to 00/15:54:59

Plot file version 95 created 30-SEP-2022 11:03:24

SDSSJ1430 EM163.UVDATA.1

Freq = 4.6005 GHz, Bw = 32.000 MH Calibrated with CL # 4 and BP # 1 (BP mode 1)

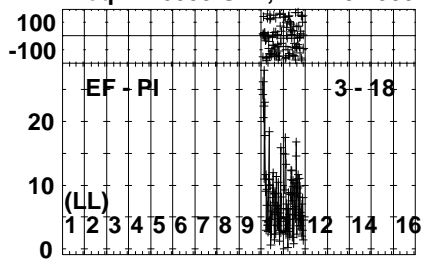


Lower frame: Milli Ampl Jy Top frame: Phas deg  
Vector averaged cross-power spectrum Several baselines displayed  
Timerange: 00/15:51:31 to 00/15:54:59

Plot file version 96 created 30-SEP-2022 11:03:25

SDSSJ1430 EM163.UVDATA.1

Freq = 4.6005 GHz, Bw = 32.000 MH Calibrated with CL # 4 and BP # 1 (BP mode 1)



Lower frame: Milli Ampl Jy Top frame: Phas deg

Vector averaged cross-power spectrum Several baselines displayed

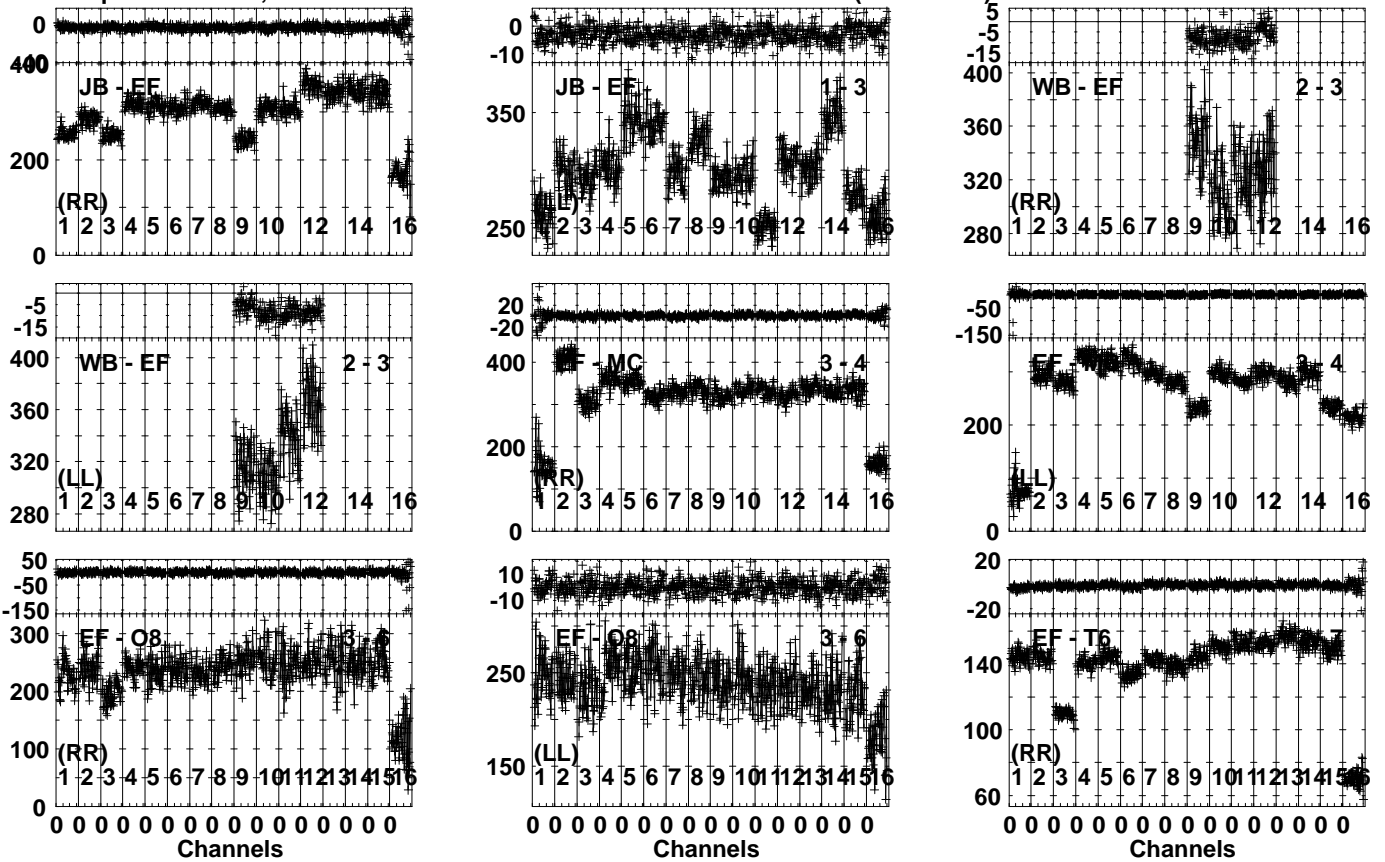
Timerange: 00/15:51:31 to 00/15:54:59



Plot file version 97 created 30-SEP-2022 11:03:25

J1427+2348 EM163.UVDATA.1

Freq = 4.6005 GHz, Bw = 32.000 MH Calibrated with CL # 4 and BP # 1 (BP mode 1)

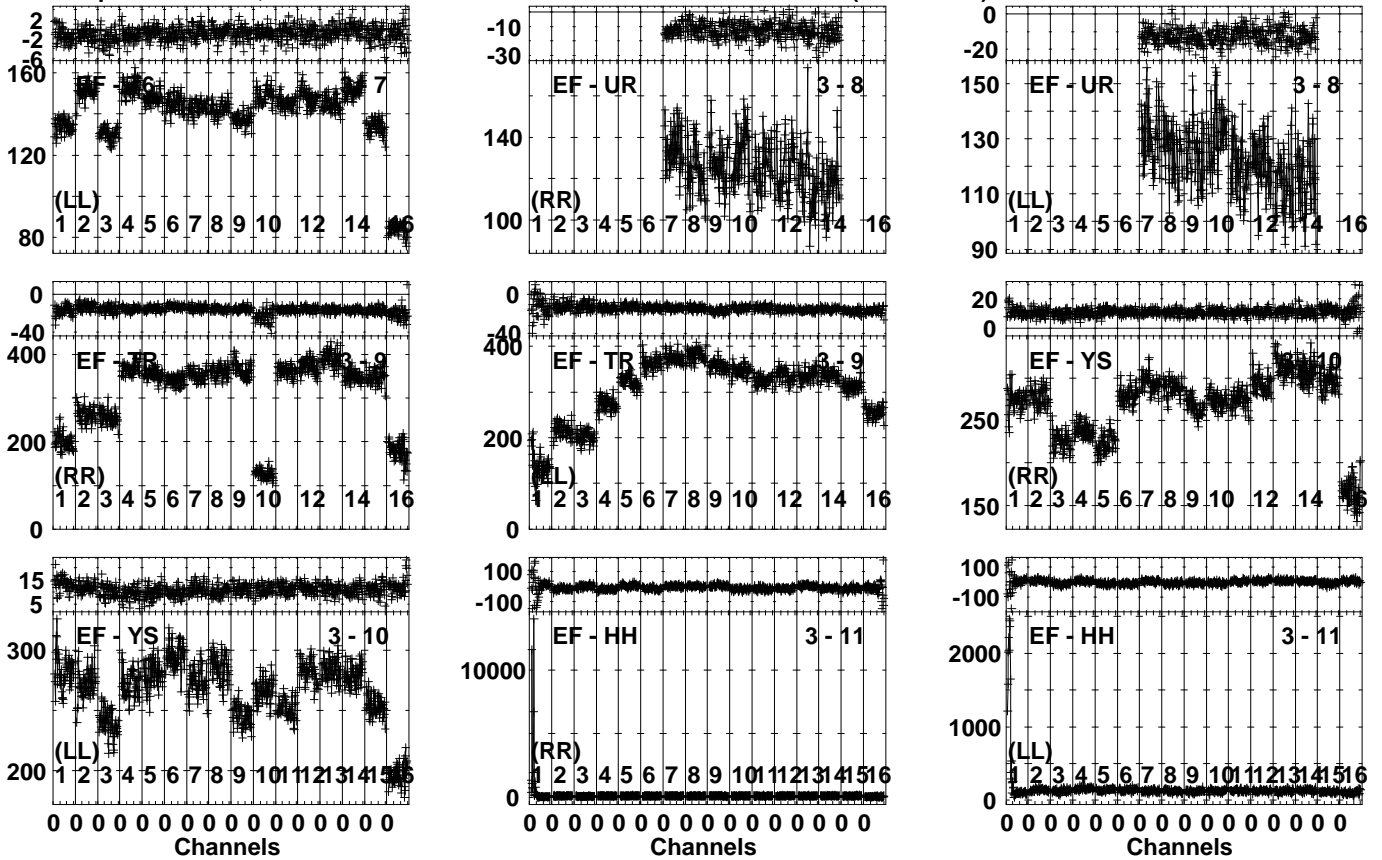


Lower frame: Milli Ampl Jy Top frame: Phas deg  
 Vector averaged cross-power spectrum Several baselines displayed  
 Timerange: 00/15:55:03 to 00/15:56:29

Plot file version 98 created 30-SEP-2022 11:03:26

J1427+2348 EM163.UVDATA.1

Freq = 4.6005 GHz, Bw = 32.000 MH Calibrated with CL # 4 and BP # 1 (BP mode 1)

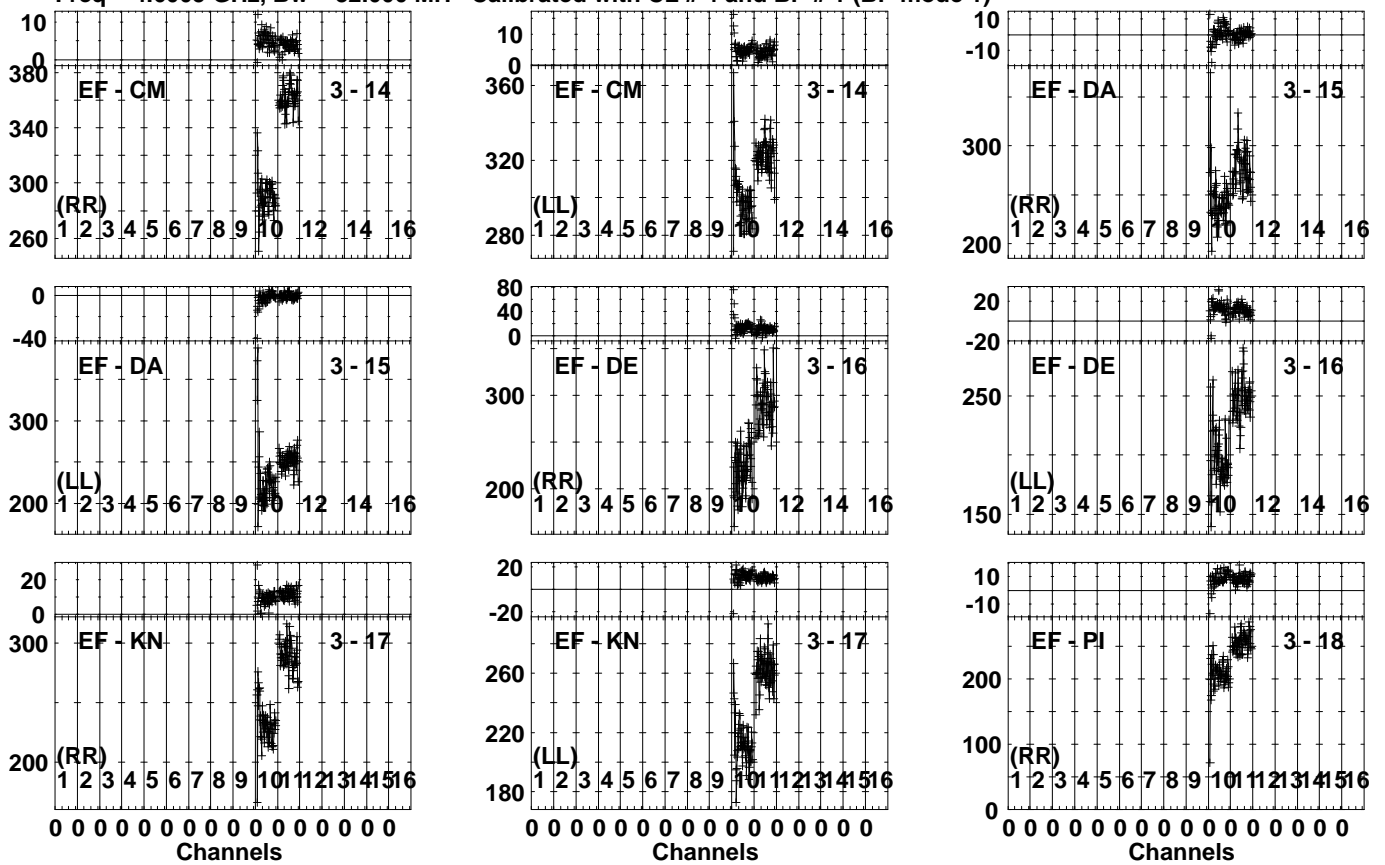


Lower frame: Milli Ampl Jy Top frame: Phas deg  
Vector averaged cross-power spectrum Several baselines displayed  
Timerange: 00/15:55:03 to 00/15:56:29

Plot file version 99 created 30-SEP-2022 11:03:27

J1427+2348 EM163.UVDATA.1

Freq = 4.6005 GHz, Bw = 32.000 MH Calibrated with CL # 4 and BP # 1 (BP mode 1)

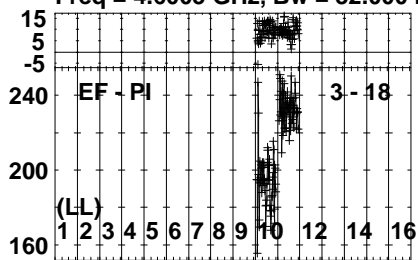


Lower frame: Milli Ampl Jy Top frame: Phas deg  
 Vector averaged cross-power spectrum Several baselines displayed  
 Timerange: 00/15:55:03 to 00/15:56:29

Plot file version 100 created 30-SEP-2022 11:03:28

J1427+2348 EM163.UVDATA.1

Freq = 4.6005 GHz, Bw = 32.000 MH Calibrated with CL # 4 and BP # 1 (BP mode 1)



Lower frame: Milli Ampl Jy Top frame: Phas deg

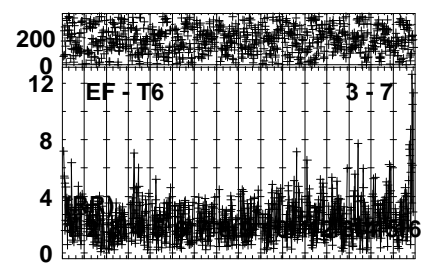
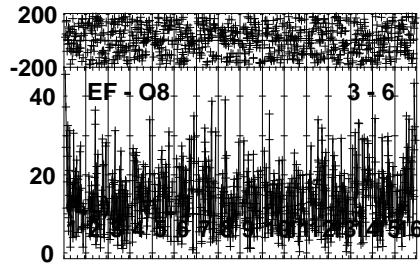
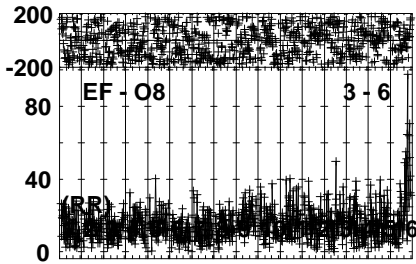
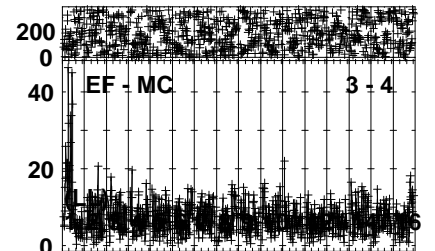
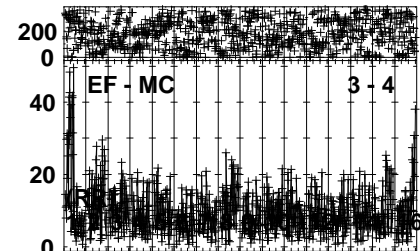
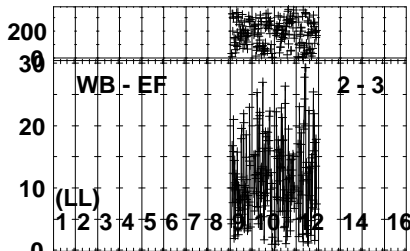
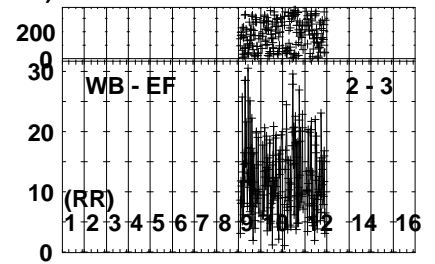
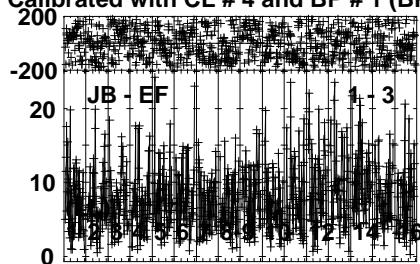
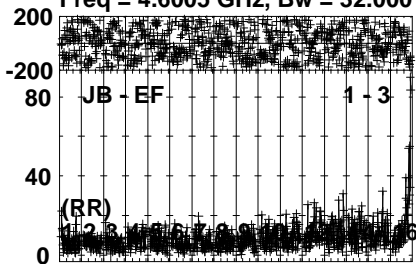
Vector averaged cross-power spectrum Several baselines displayed

Timerange: 00/15:55:03 to 00/15:56:29

Plot file version 101 created 30-SEP-2022 11:03:28

SDSSJ1430 EM163.UVDATA.1

Freq = 4.6005 GHz, Bw = 32.000 MH Calibrated with CL # 4 and BP # 1 (BP mode 1)

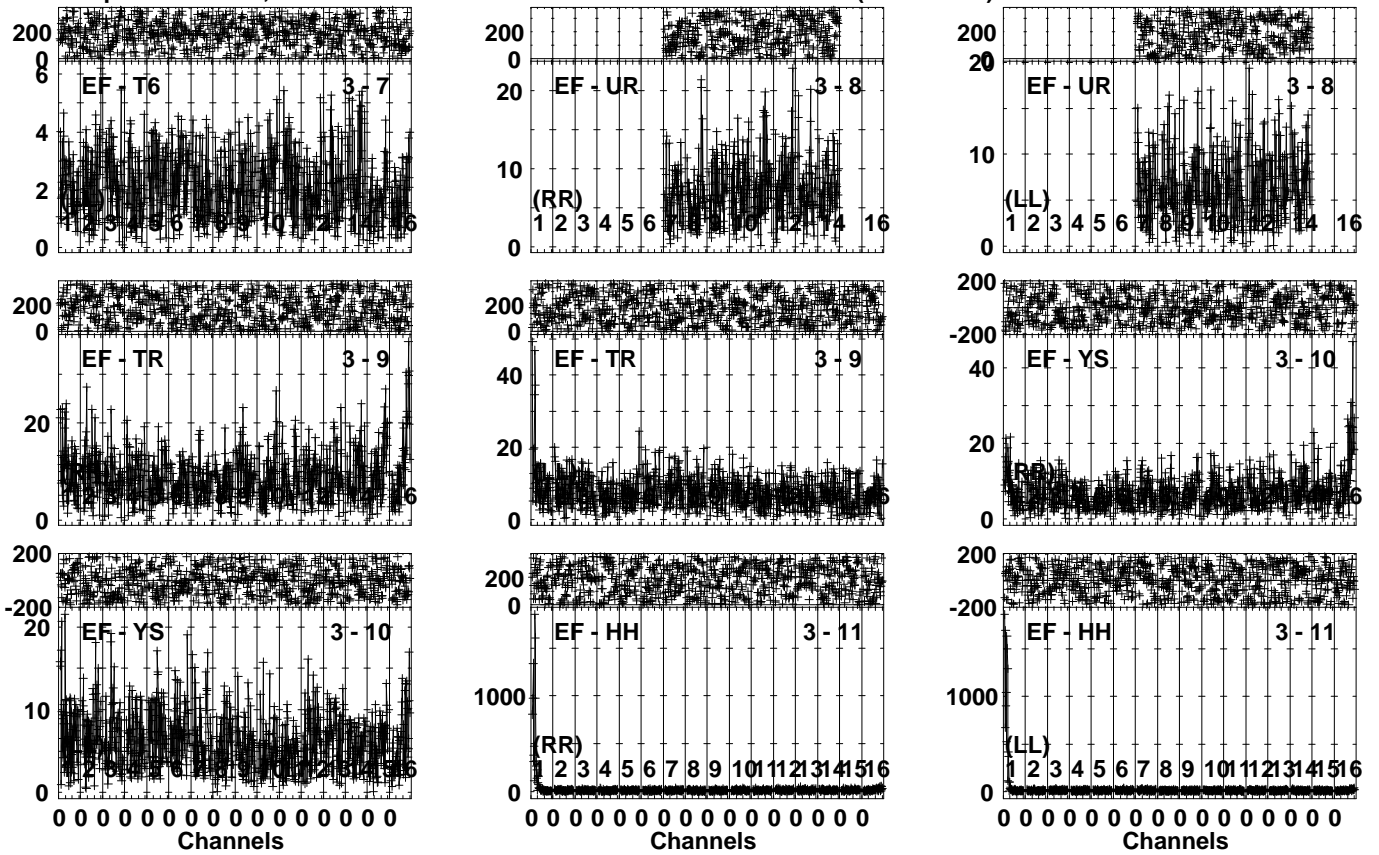


Lower frame: Milli Ampl Jy Top frame: Phas deg  
Vector averaged cross-power spectrum Several baselines displayed  
Timerange: 00/15:56:31 to 00/15:59:59

Plot file version 102 created 30-SEP-2022 11:03:29

SDSSJ1430 EM163.UVDATA.1

Freq = 4.6005 GHz, Bw = 32.000 MH Calibrated with CL # 4 and BP # 1 (BP mode 1)

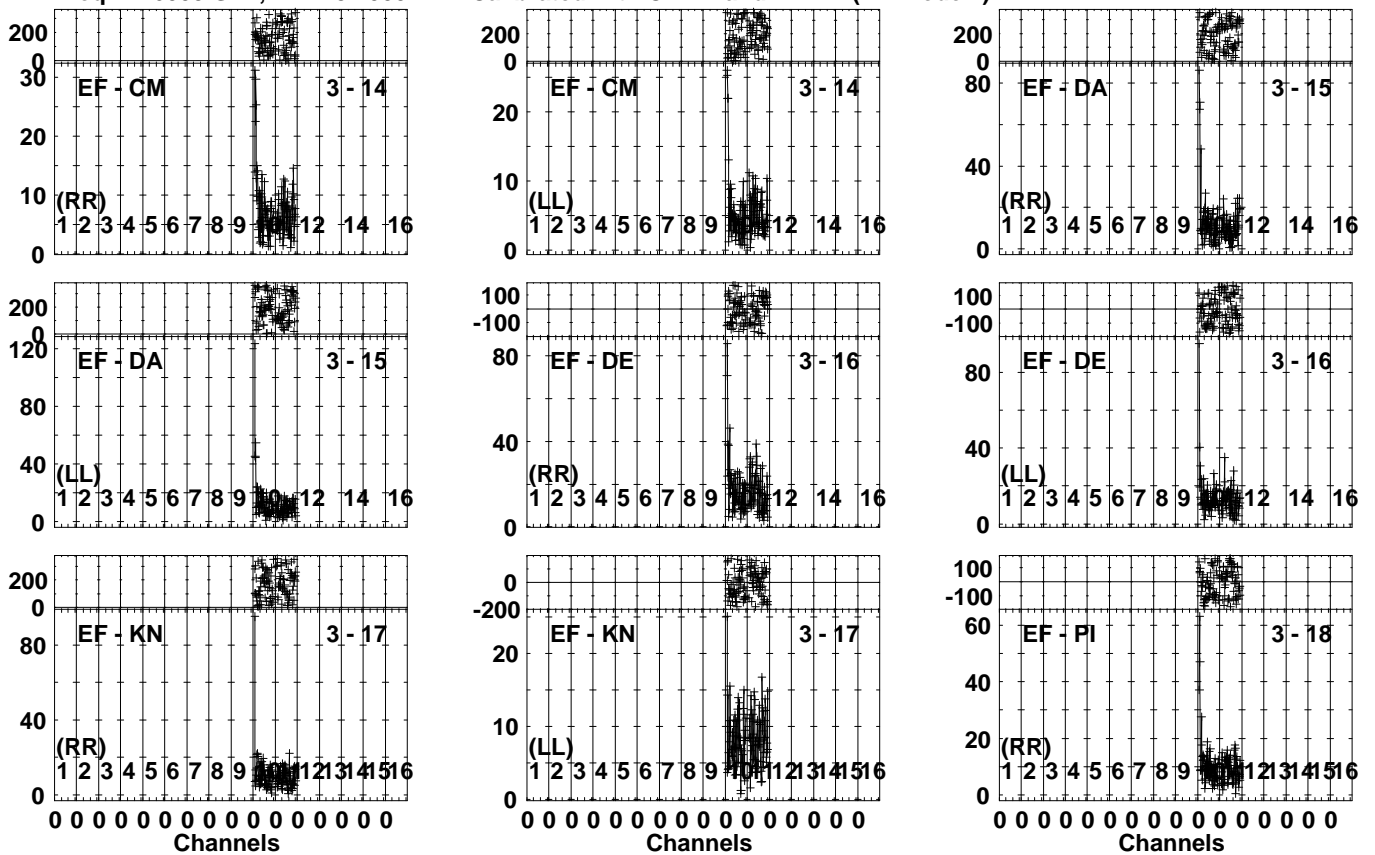


Lower frame: Milli Ampl Jy Top frame: Phas deg  
Vector averaged cross-power spectrum Several baselines displayed  
Timerange: 00/15:56:31 to 00/15:59:59

Plot file version 103 created 30-SEP-2022 11:03:30

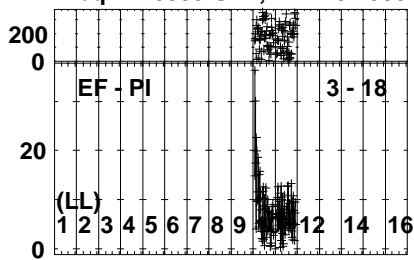
SDSSJ1430 EM163.UVDATA.1

Freq = 4.6005 GHz, Bw = 32.000 MH Calibrated with CL # 4 and BP # 1 (BP mode 1)



Lower frame: Milli Ampl Jy Top frame: Phas deg  
Vector averaged cross-power spectrum Several baselines displayed  
Timerange: 00/15:56:31 to 00/15:59:59

Plot file version 104 created 30-SEP-2022 11:03:31  
SDSSJ1430 EM163.UVDATA.1  
Freq = 4.6005 GHz, Bw = 32.000 MH Calibrated with CL # 4 and BP # 1 (BP mode 1)



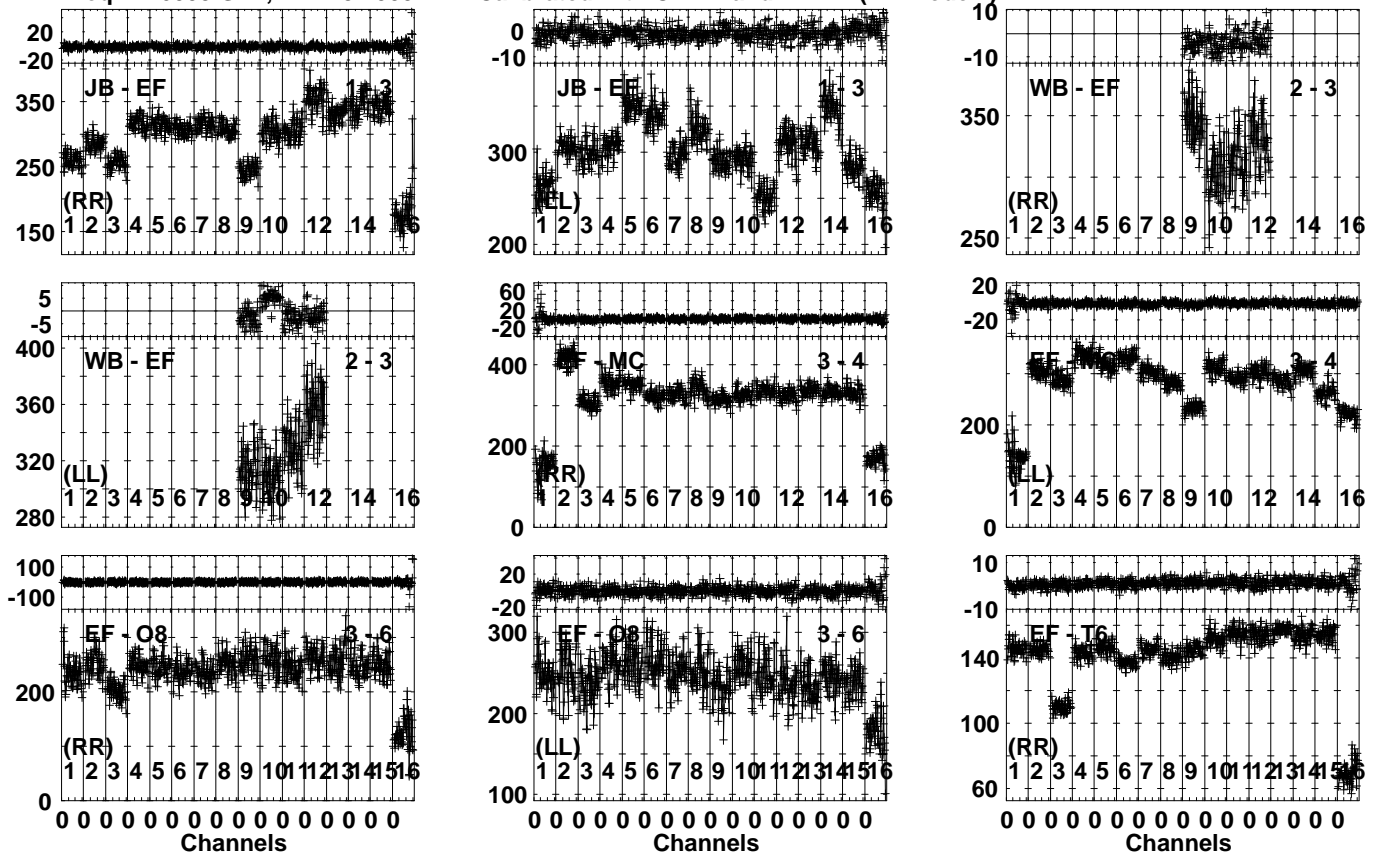
Lower frame: Milli Ampl Jy Top frame: Phas deg  
Vector averaged cross-power spectrum Several baselines displayed  
Timerange: 00/15:56:31 to 00/15:59:59



Plot file version 105 created 30-SEP-2022 11:03:31

J1427+2348 EM163.UVDATA.1

Freq = 4.6005 GHz, Bw = 32.000 MH Calibrated with CL # 4 and BP # 1 (BP mode 1)

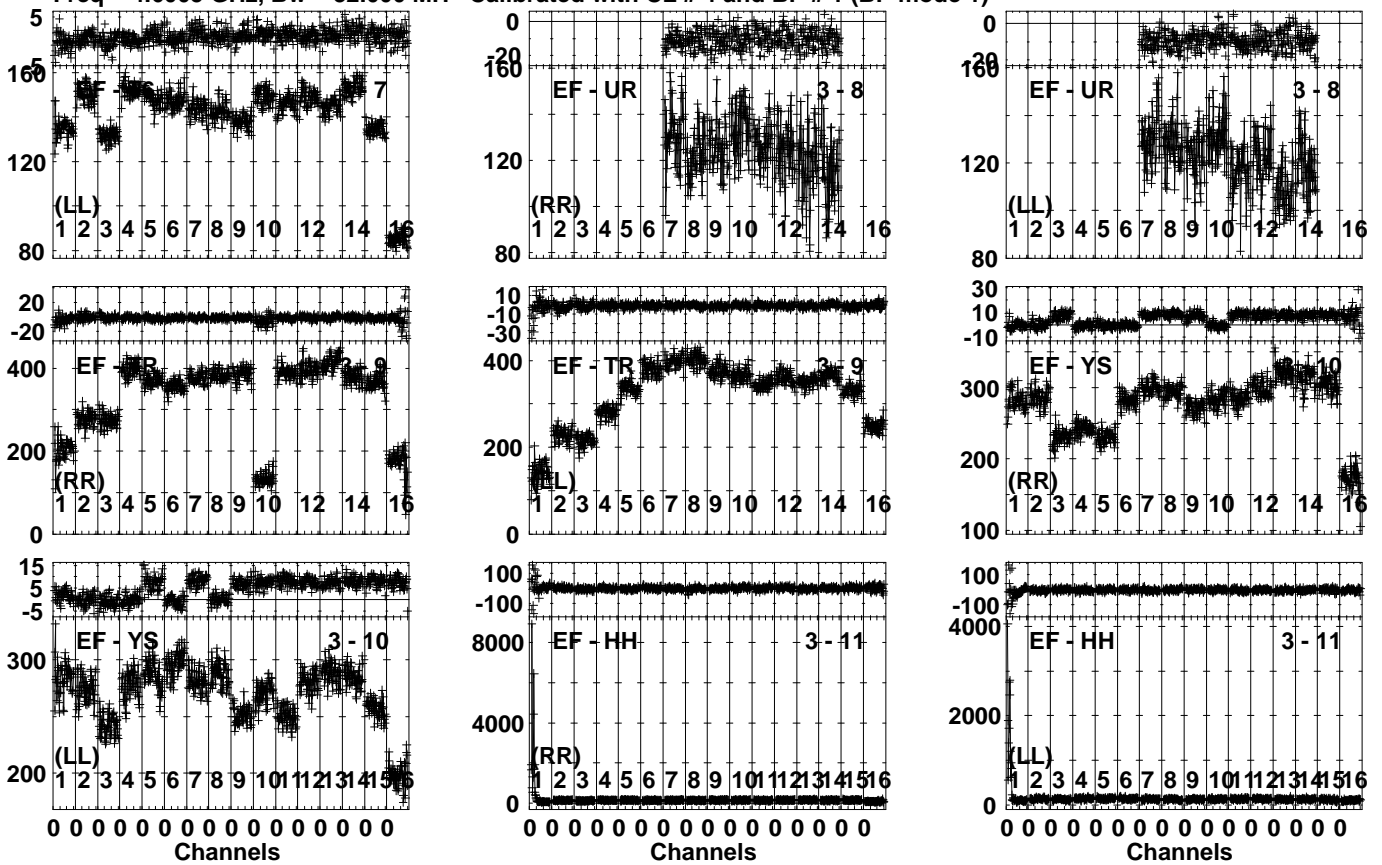


Lower frame: Milli Ampl Jy Top frame: Phas deg  
Vector averaged cross-power spectrum Several baselines displayed  
Timerange: 00/16:00:31 to 00/16:01:29

Plot file version 106 created 30-SEP-2022 11:03:32

J1427+2348 EM163.UVDATA.1

Freq = 4.6005 GHz, Bw = 32.000 MH Calibrated with CL # 4 and BP # 1 (BP mode 1)

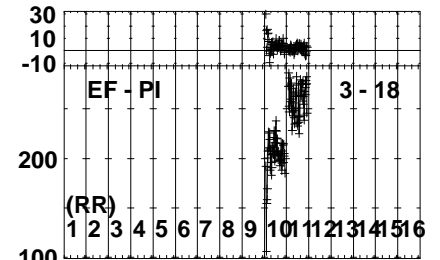
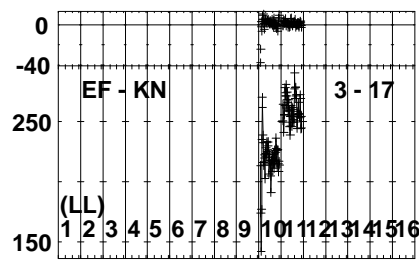
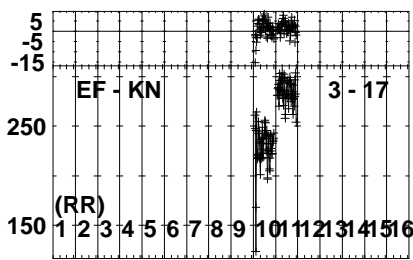
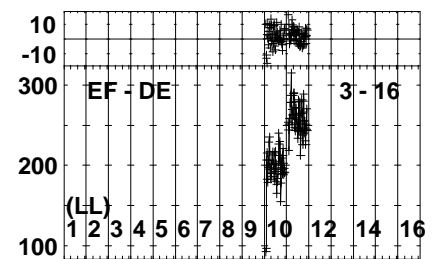
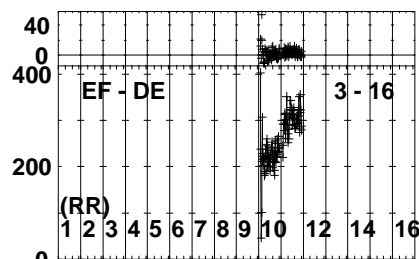
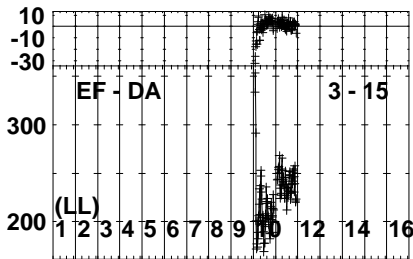
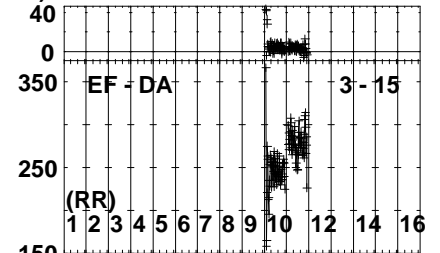
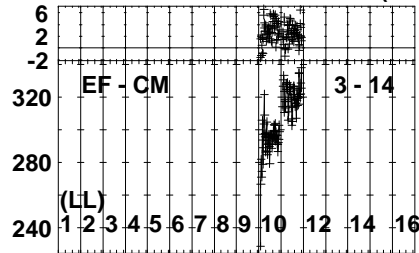
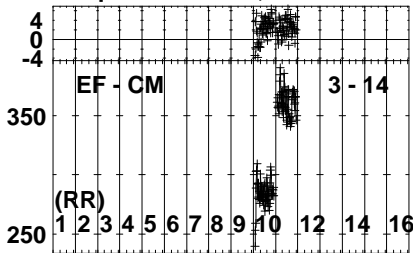


Lower frame: Milli Ampl Jy Top frame: Phas deg  
Vector averaged cross-power spectrum Several baselines displayed  
Timerange: 00/16:00:31 to 00/16:01:29

Plot file version 107 created 30-SEP-2022 11:03:33

J1427+2348 EM163.UVDATA.1

Freq = 4.6005 GHz, Bw = 32.000 MH Calibrated with CL # 4 and BP # 1 (BP mode 1)



0 0 0 0 0 0 0 0 0 0 0 0 0 0 0 0  
Channels

0 0 0 0 0 0 0 0 0 0 0 0 0 0 0 0  
Channels

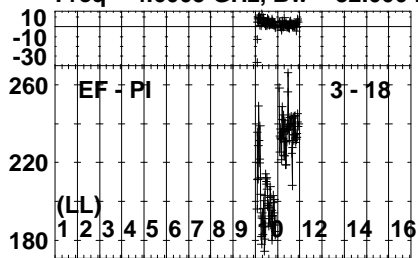
0 0 0 0 0 0 0 0 0 0 0 0 0 0 0 0  
Channels

Lower frame: Milli Ampl Jy Top frame: Phas deg  
Vector averaged cross-power spectrum Several baselines displayed  
Timerange: 00/16:00:31 to 00/16:01:29

Plot file version 108 created 30-SEP-2022 11:03:34

J1427+2348 EM163.UVDATA.1

Freq = 4.6005 GHz, Bw = 32.000 MH Calibrated with CL # 4 and BP # 1 (BP mode 1)



Lower frame: Milli Ampl Jy Top frame: Phas deg

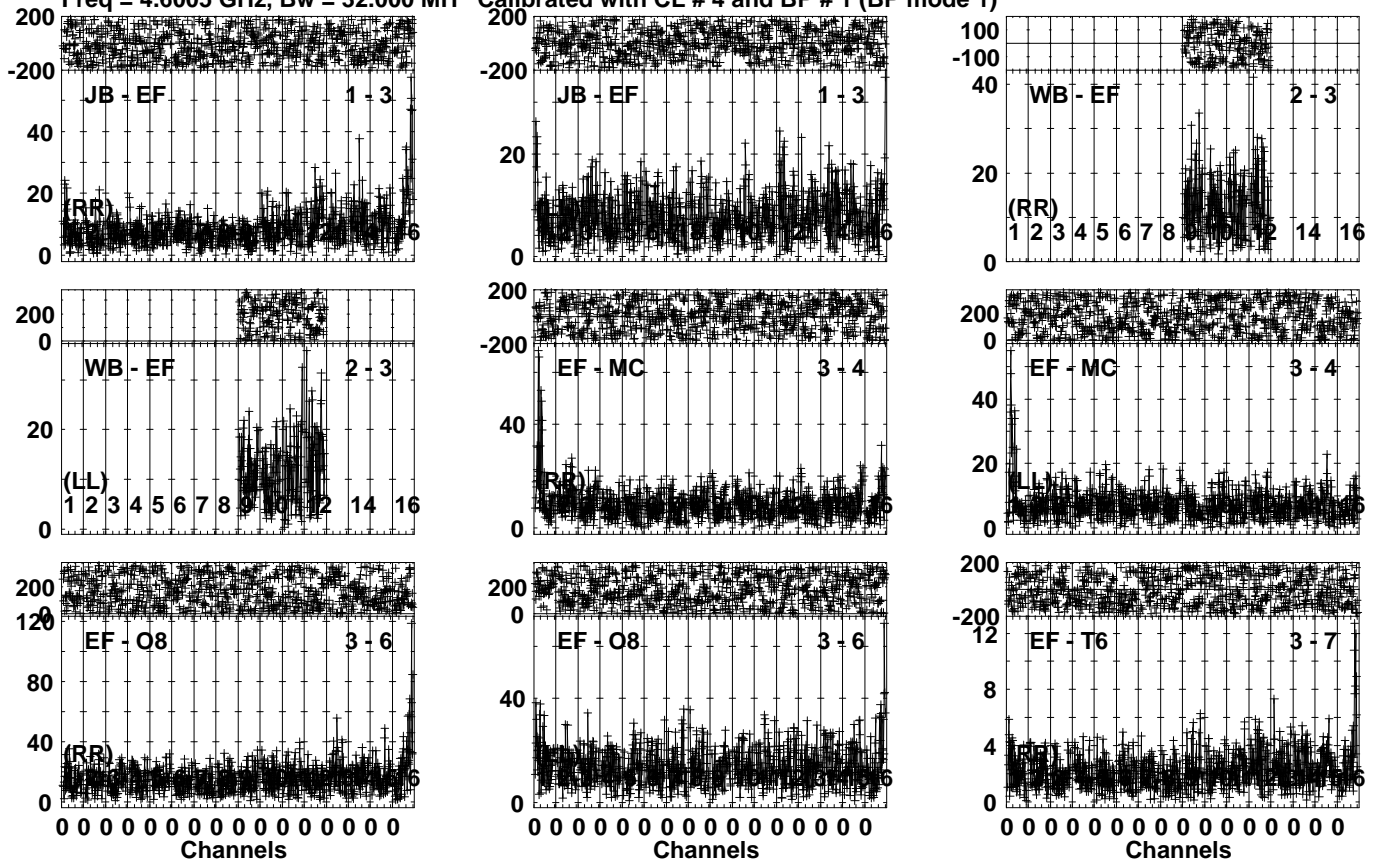
Vector averaged cross-power spectrum Several baselines displayed

Timerange: 00/16:00:31 to 00/16:01:29

Plot file version 109 created 30-SEP-2022 11:03:34

SDSSJ1430 EM163.UVDATA.1

Freq = 4.6005 GHz, Bw = 32.000 MH Calibrated with CL # 4 and BP # 1 (BP mode 1)

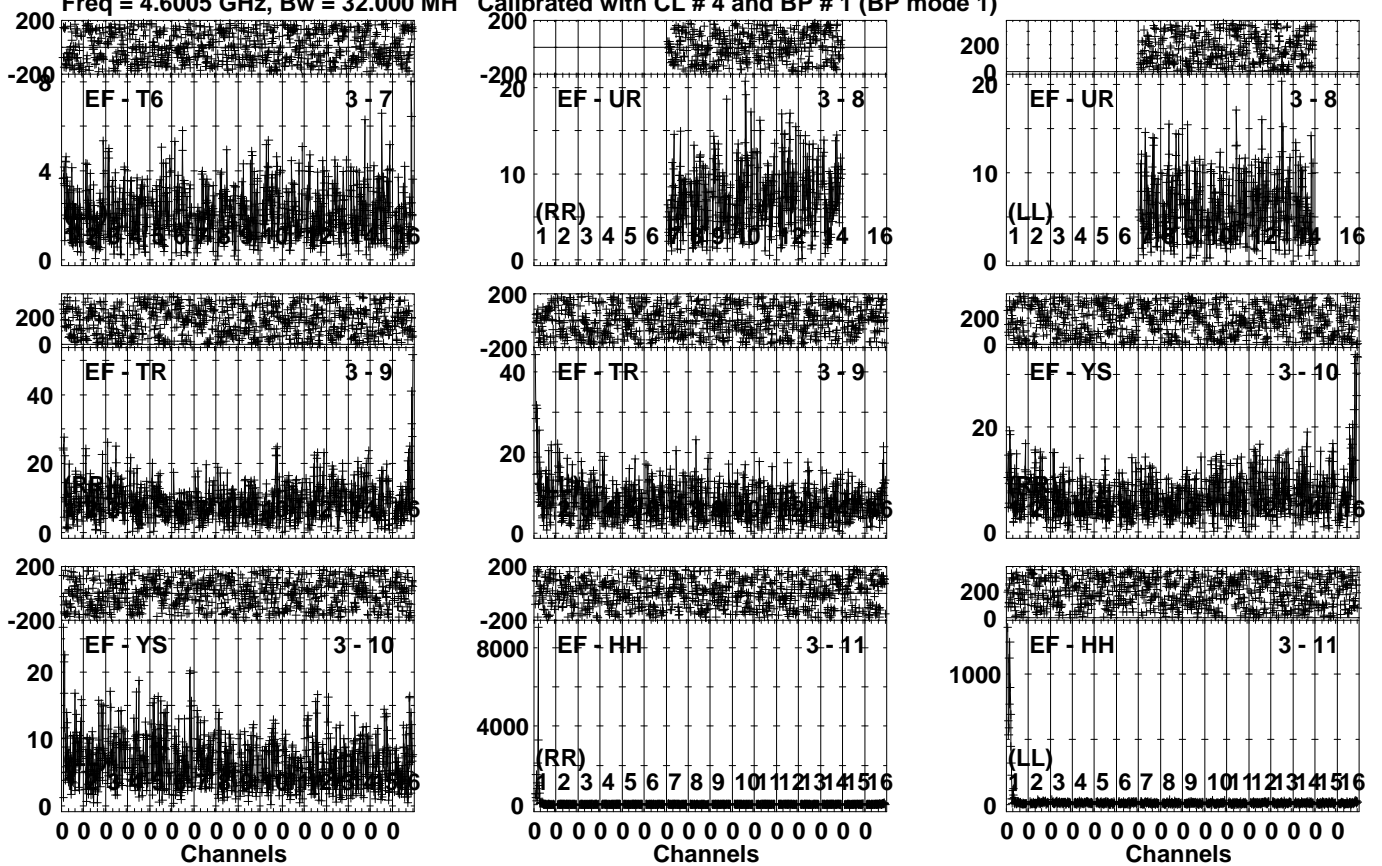


Lower frame: Milli Ampl Jy Top frame: Phas deg  
 Vector averaged cross-power spectrum Several baselines displayed  
 Timerange: 00/16:01:31 to 00/16:04:59

Plot file version 110 created 30-SEP-2022 11:03:35

SDSSJ1430 EM163.UVDATA.1

Freq = 4.6005 GHz, Bw = 32.000 MH Calibrated with CL # 4 and BP # 1 (BP mode 1)

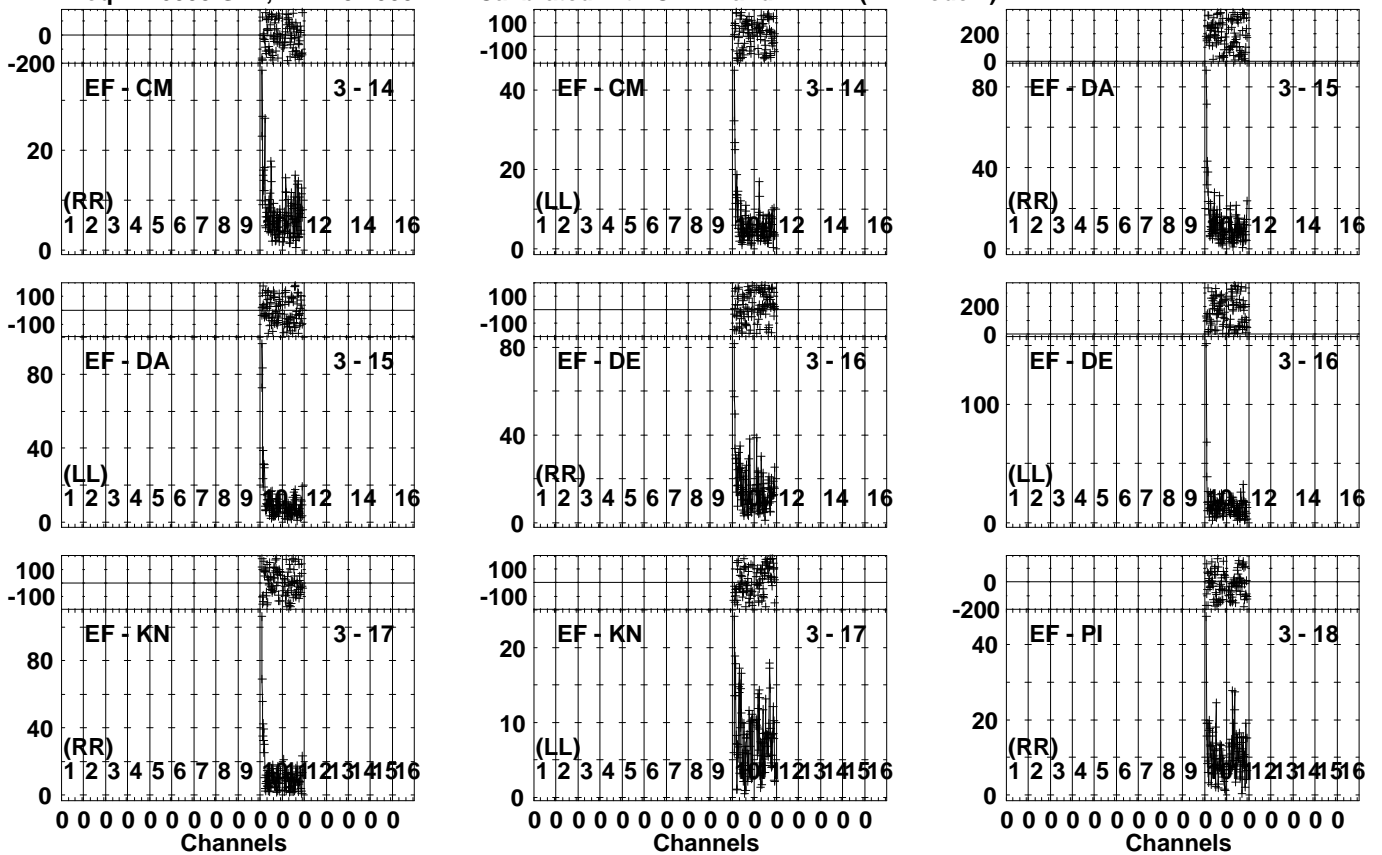


Lower frame: Milli Ampl Jy Top frame: Phas deg  
Vector averaged cross-power spectrum Several baselines displayed  
Timerange: 00/16:01:31 to 00/16:04:59

Plot file version 111 created 30-SEP-2022 11:03:36

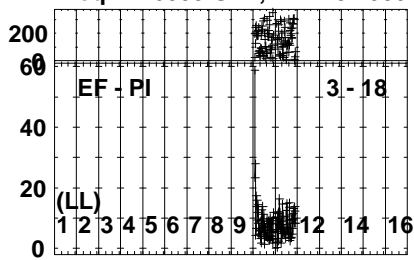
SDSSJ1430 EM163.UVDATA.1

Freq = 4.6005 GHz, Bw = 32.000 MH Calibrated with CL # 4 and BP # 1 (BP mode 1)



Lower frame: Milli Ampl Jy Top frame: Phas deg  
Vector averaged cross-power spectrum Several baselines displayed  
Timerange: 00/16:01:31 to 00/16:04:59

Plot file version 112 created 30-SEP-2022 11:03:37  
SDSSJ1430 EM163.UVDATA.1  
Freq = 4.6005 GHz, Bw = 32.000 MH Calibrated with CL # 4 and BP # 1 (BP mode 1)



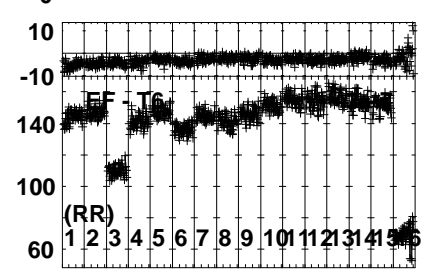
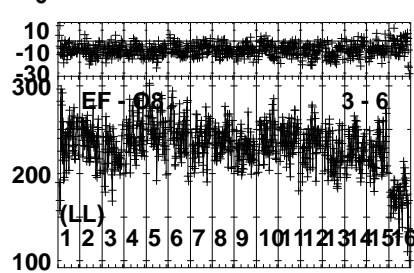
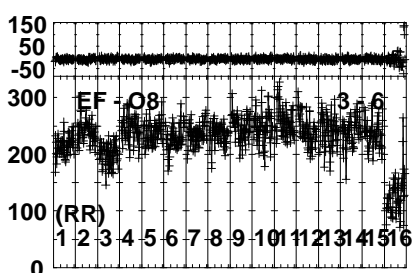
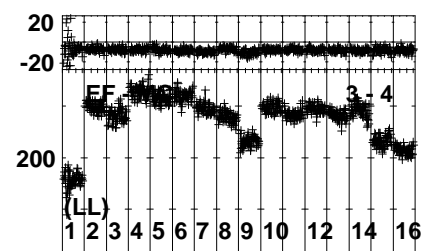
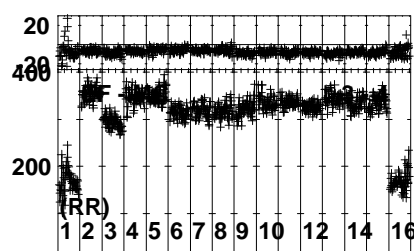
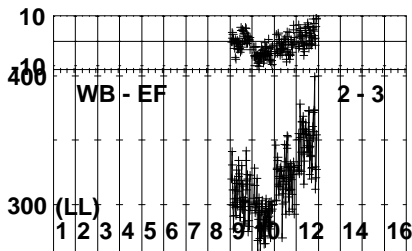
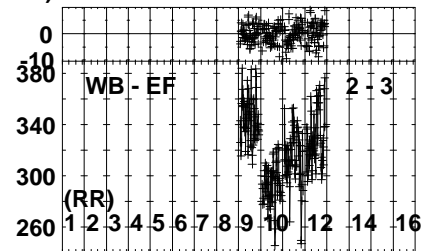
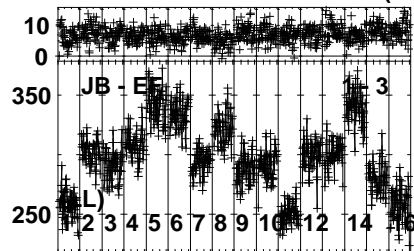
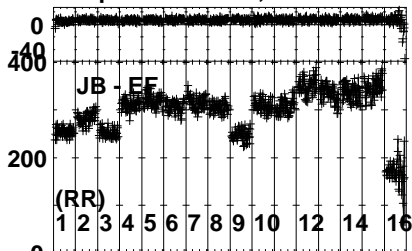
Lower frame: Milli Ampl Jy Top frame: Phas deg  
Vector averaged cross-power spectrum Several baselines displayed  
Timerange: 00/16:01:31 to 00/16:04:59



Plot file version 113 created 30-SEP-2022 11:03:38

J1427+2348 EM163.UVDATA.1

Freq = 4.6005 GHz, Bw = 32.000 MH Calibrated with CL # 4 and BP # 1 (BP mode 1)

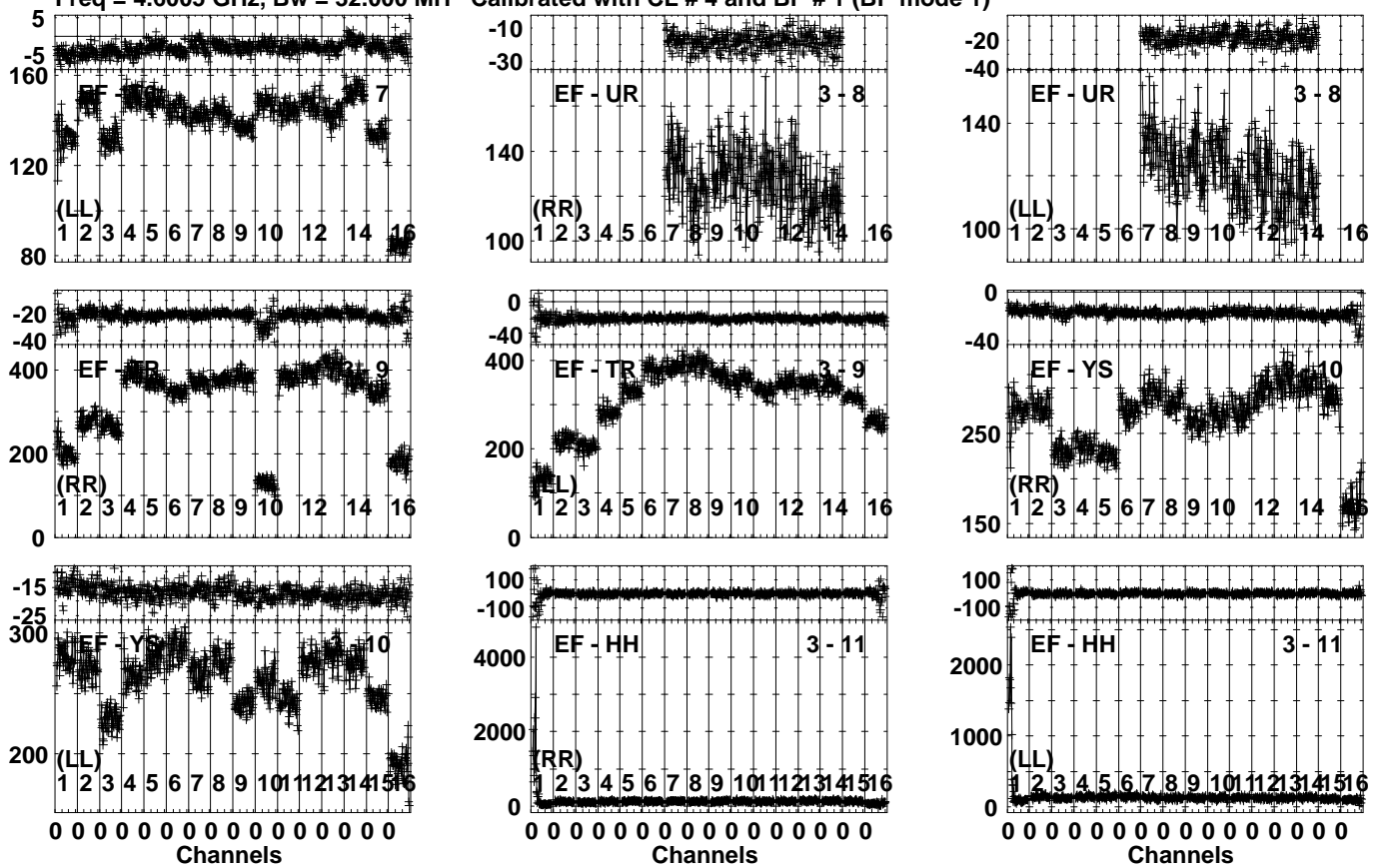


Lower frame: Milli Ampl Jy Top frame: Phas deg  
Vector averaged cross-power spectrum Several baselines displayed  
Timerange: 00/16:05:03 to 00/16:06:29

Plot file version 114 created 30-SEP-2022 11:03:39

J1427+2348 EM163.UVDATA.1

Freq = 4.6005 GHz, Bw = 32.000 MH Calibrated with CL # 4 and BP # 1 (BP mode 1)

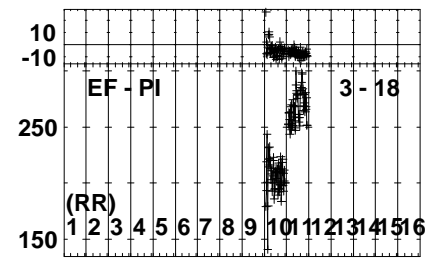
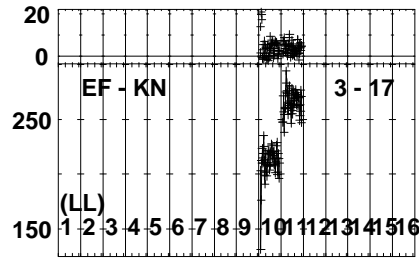
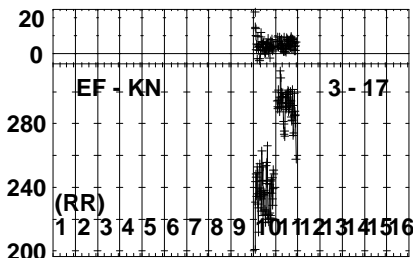
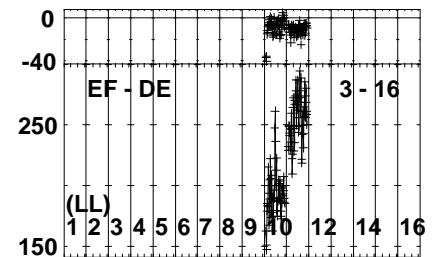
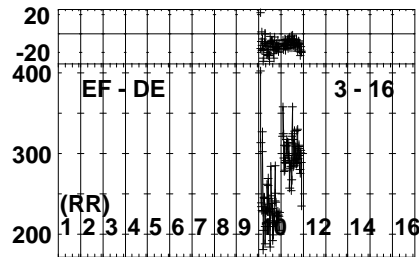
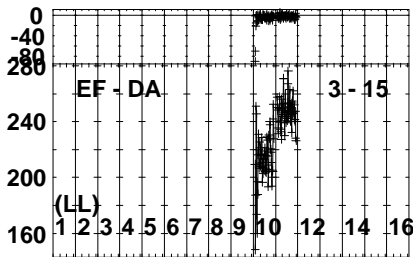
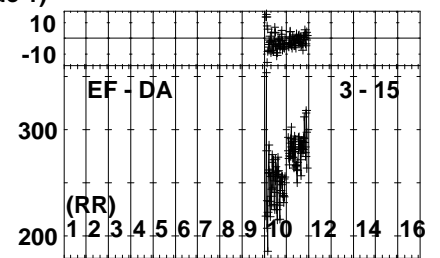
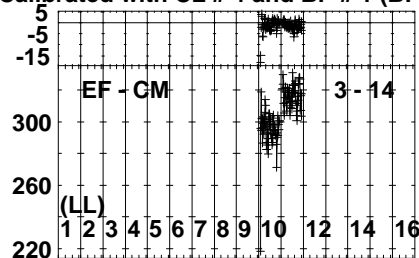
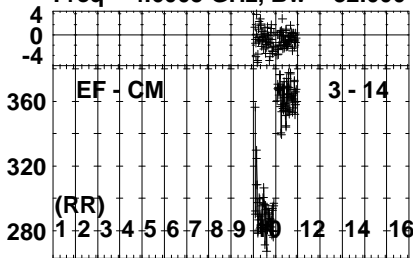


Lower frame: Milli Ampl Jy Top frame: Phas deg  
Vector averaged cross-power spectrum Several baselines displayed  
Timerange: 00/16:05:03 to 00/16:06:29

Plot file version 115 created 30-SEP-2022 11:03:40

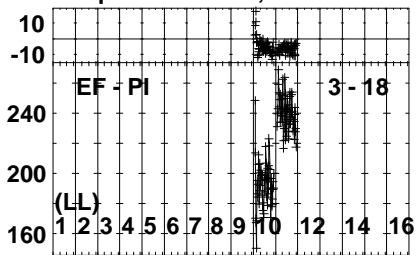
J1427+2348 EM163.UVDATA.1

Freq = 4.6005 GHz, Bw = 32.000 MH Calibrated with CL # 4 and BP # 1 (BP mode 1)



Lower frame: Milli Ampl Jy Top frame: Phas deg  
Vector averaged cross-power spectrum Several baselines displayed  
Timerange: 00/16:05:03 to 00/16:06:29

Plot file version 116 created 30-SEP-2022 11:03:41  
J1427+2348 EM163.UVDATA.1  
Freq = 4.6005 GHz, Bw = 32.000 MH Calibrated with CL # 4 and BP # 1 (BP mode 1)

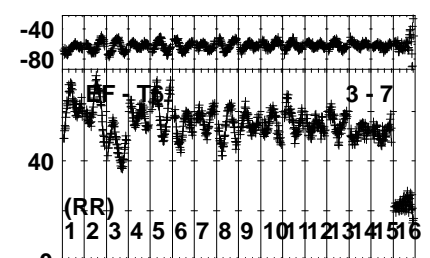
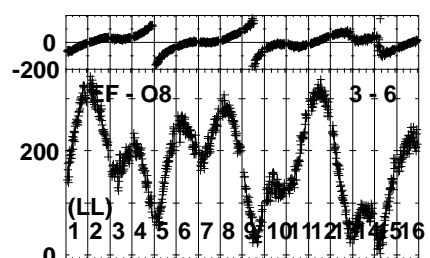
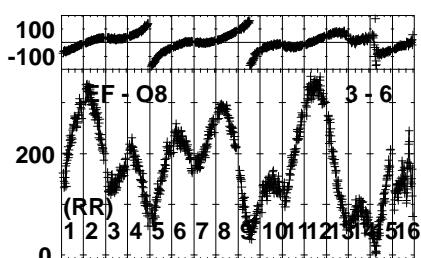
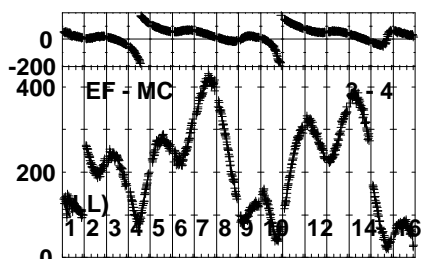
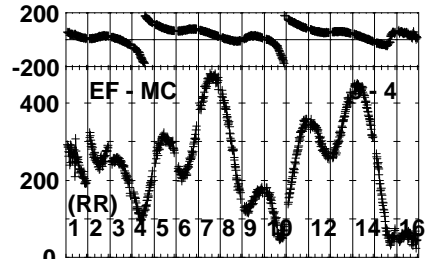
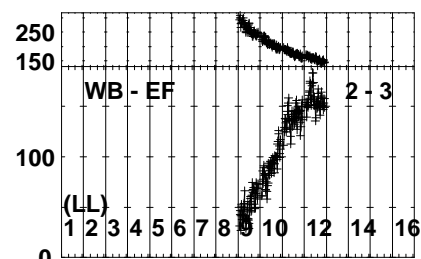
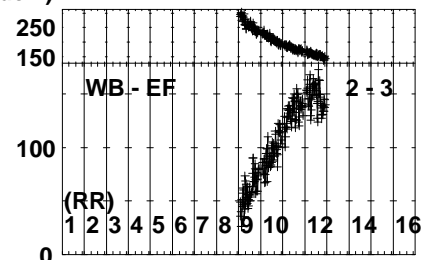
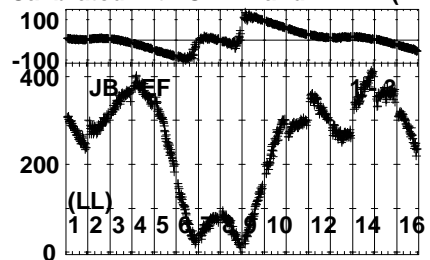
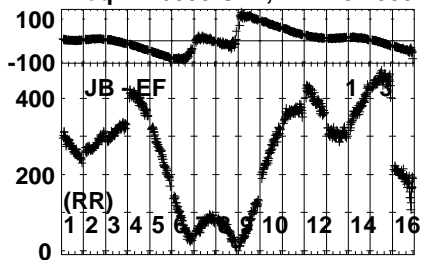


Lower frame: Milli Ampl Jy Top frame: Phas deg  
Vector averaged cross-power spectrum Several baselines displayed  
Timerange: 00/16:05:03 to 00/16:06:29

Plot file version 117 created 30-SEP-2022 11:03:41

J1424+225A EM163.UVDATA.1

Freq = 4.6005 GHz, Bw = 32.000 MH Calibrated with CL # 4 and BP # 1 (BP mode 1)

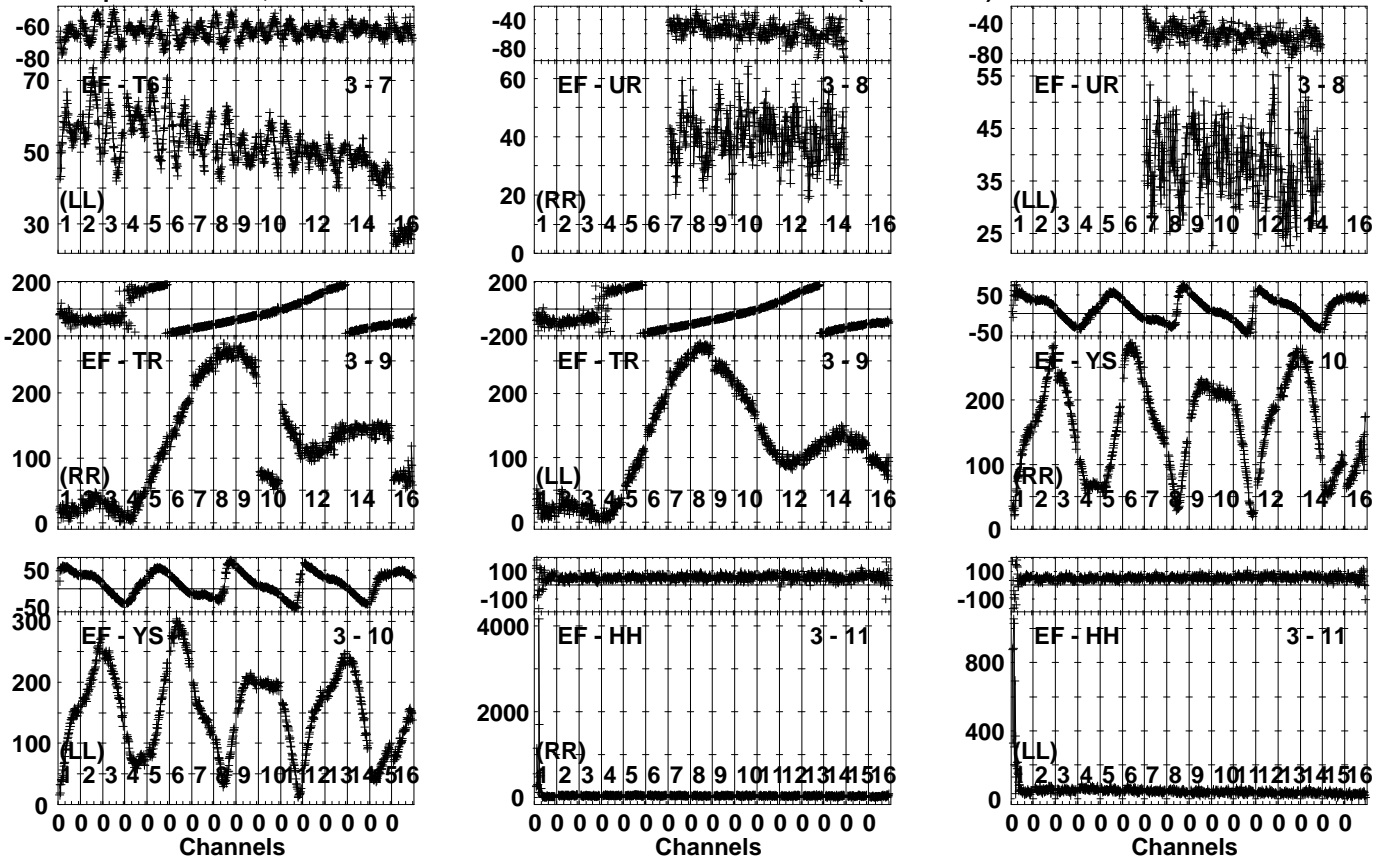


Lower frame: Milli Ampl Jy Top frame: Phas deg  
 Vector averaged cross-power spectrum Several baselines displayed  
 Timerange: 00/16:06:31 to 00/16:09:59

Plot file version 118 created 30-SEP-2022 11:03:42

J1424+225A EM163.UVDATA.1

Freq = 4.6005 GHz, Bw = 32.000 MH Calibrated with CL # 4 and BP # 1 (BP mode 1)

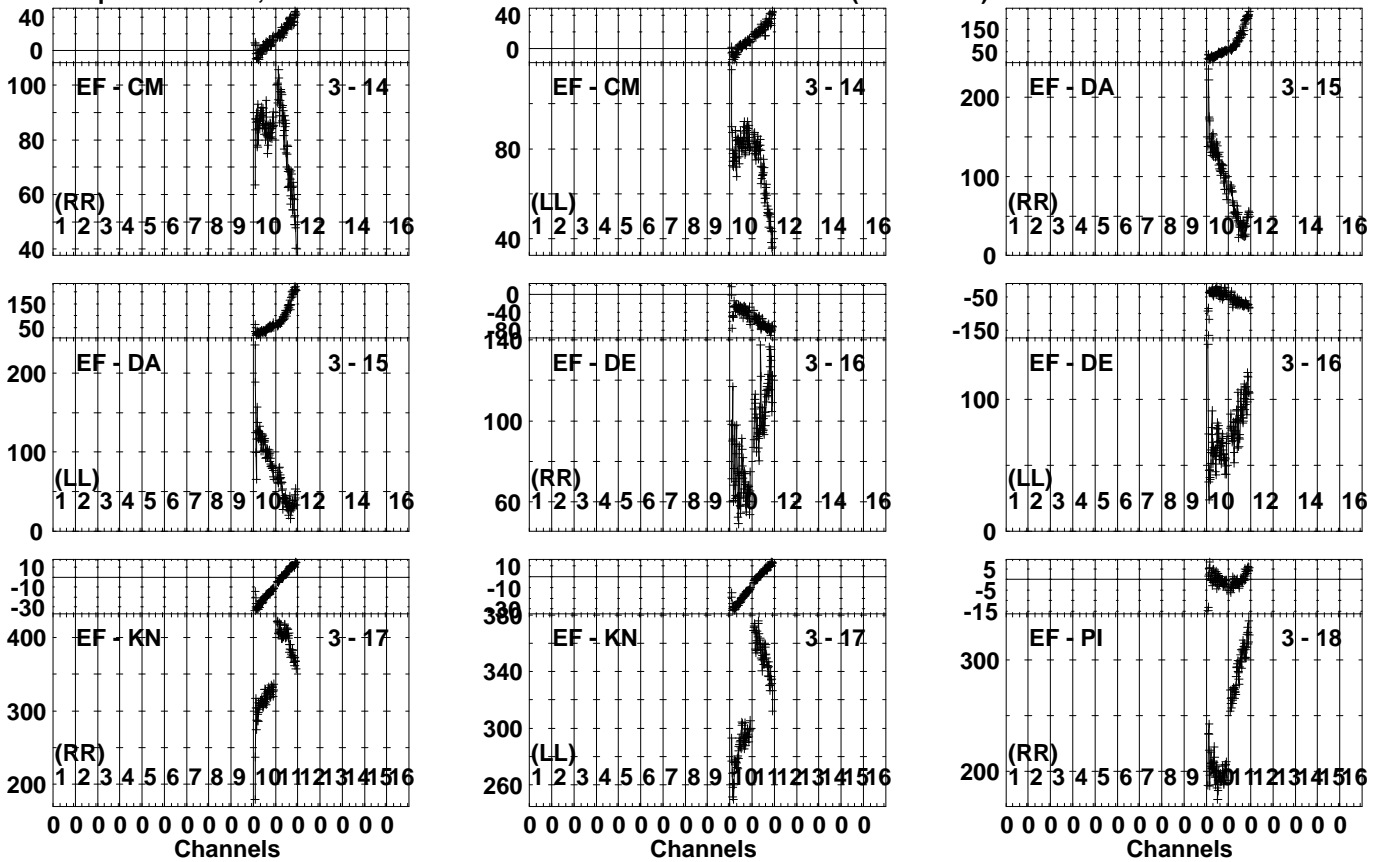


Lower frame: Milli Ampl Jy Top frame: Phas deg  
Vector averaged cross-power spectrum Several baselines displayed  
Timerange: 00/16:06:31 to 00/16:09:59

Plot file version 119 created 30-SEP-2022 11:03:43

J1424+225A EM163.UVDATA.1

Freq = 4.6005 GHz, Bw = 32.000 MH Calibrated with CL # 4 and BP # 1 (BP mode 1)

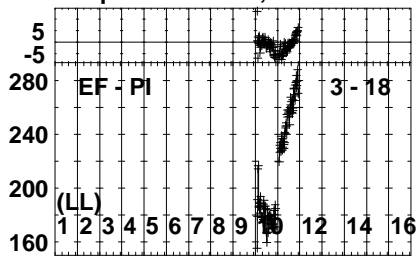


Lower frame: Milli Ampl Jy Top frame: Phas deg  
Vector averaged cross-power spectrum Several baselines displayed  
Timerange: 00/16:06:31 to 00/16:09:59

Plot file version 120 created 30-SEP-2022 11:03:44

J1424+225A EM163.UVDATA.1

Freq = 4.6005 GHz, Bw = 32.000 MH Calibrated with CL # 4 and BP # 1 (BP mode 1)



Lower frame: Milli Ampl Jy Top frame: Phas deg

Vector averaged cross-power spectrum Several baselines displayed

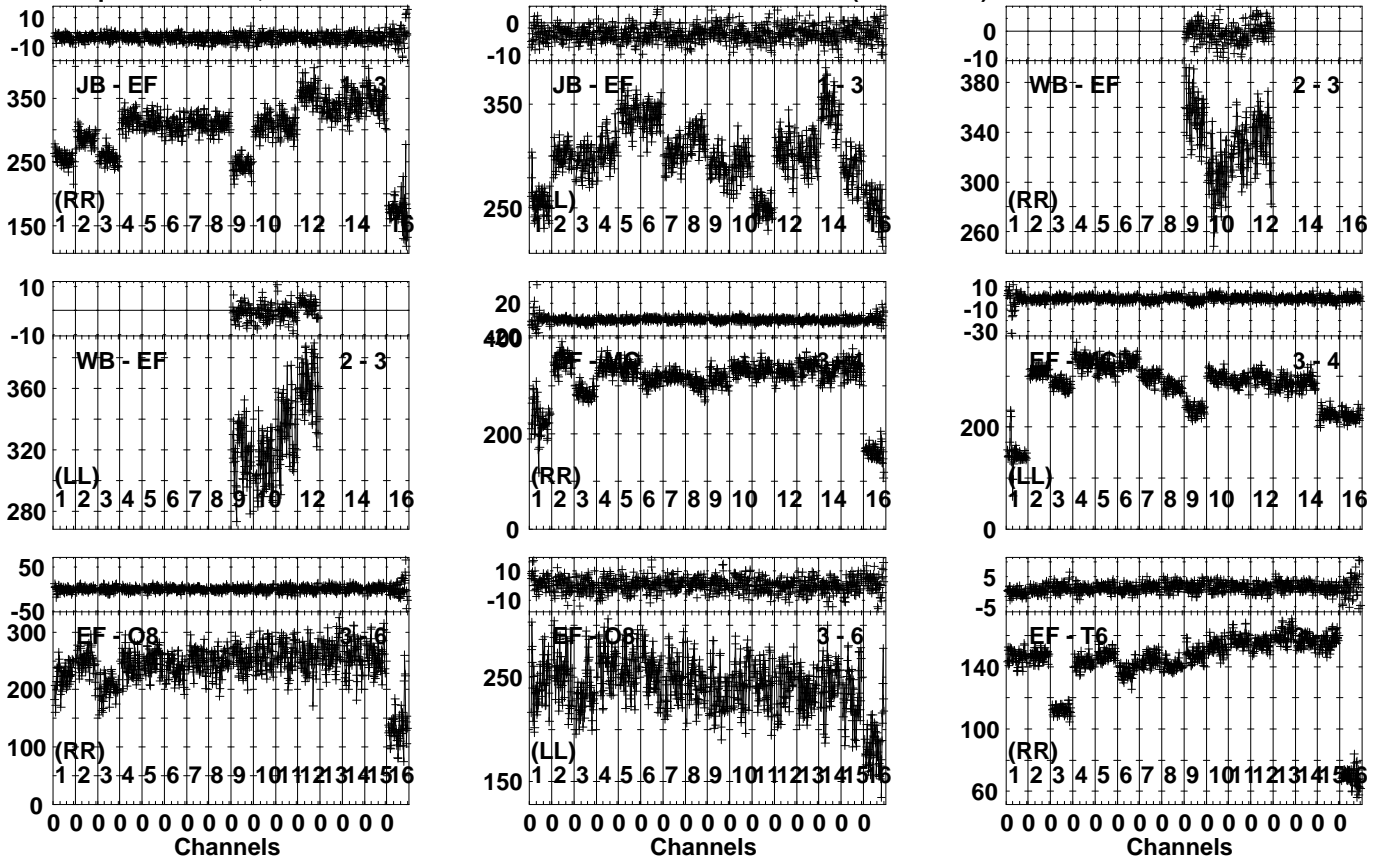
Timerange: 00/16:06:31 to 00/16:09:59



Plot file version 121 created 30-SEP-2022 11:03:44

J1427+2348 EM163.UVDATA.1

Freq = 4.6005 GHz, Bw = 32.000 MH Calibrated with CL # 4 and BP # 1 (BP mode 1)

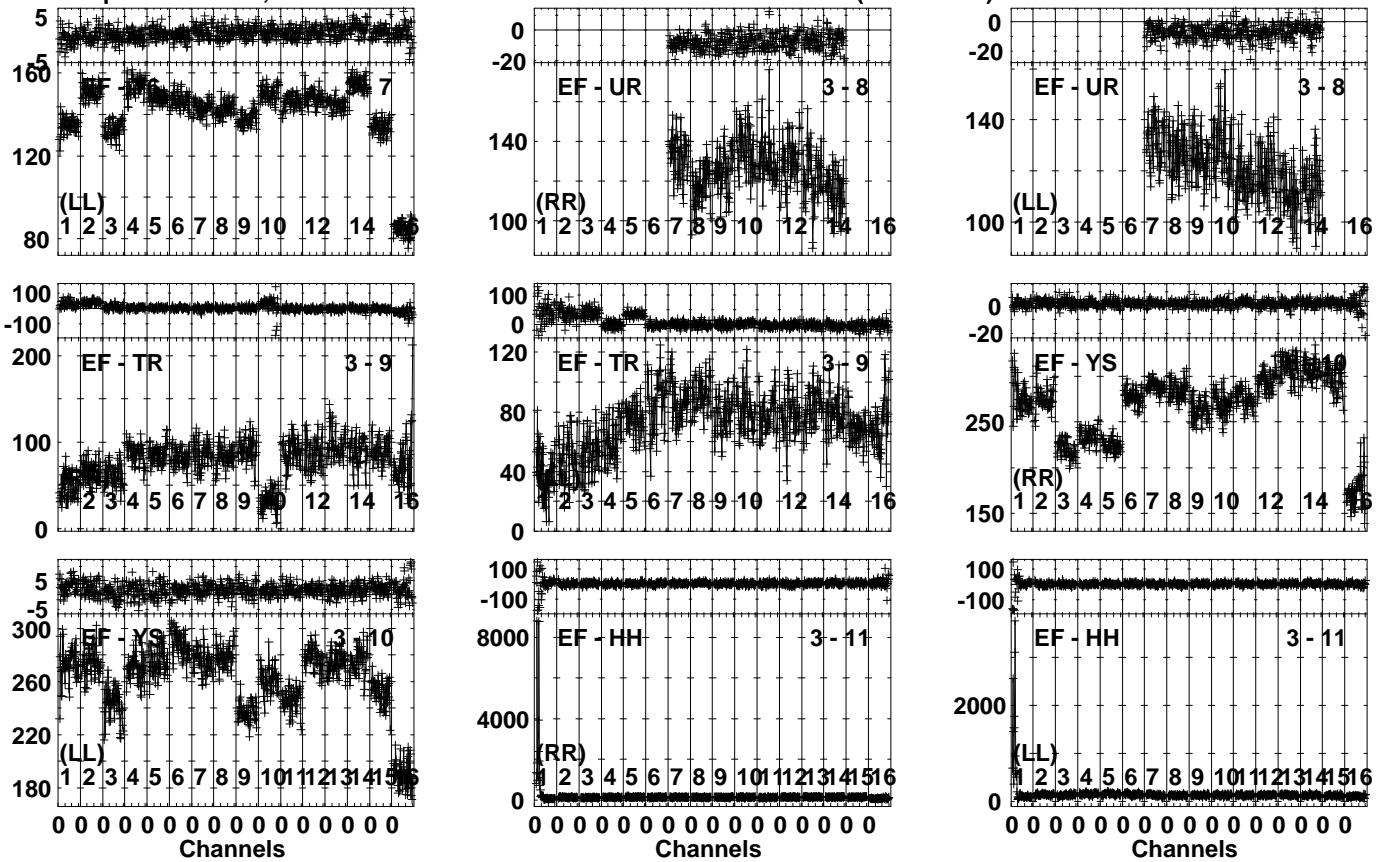


Lower frame: Milli Ampl Jy Top frame: Phas deg  
Vector averaged cross-power spectrum Several baselines displayed  
Timerange: 00/16:10:33 to 00/16:11:29

Plot file version 122 created 30-SEP-2022 11:03:45

J1427+2348 EM163.UVDATA.1

Freq = 4.6005 GHz, Bw = 32.000 MH Calibrated with CL # 4 and BP # 1 (BP mode 1)

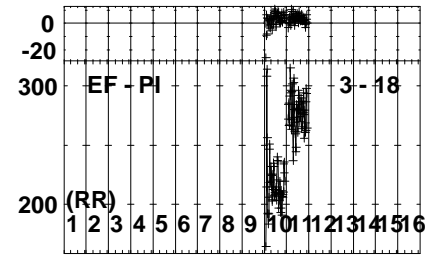
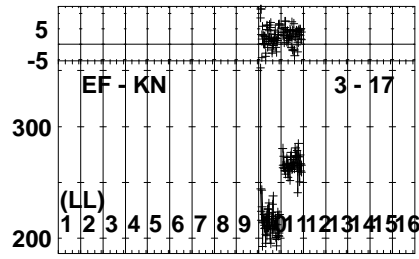
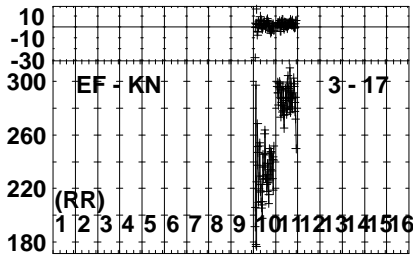
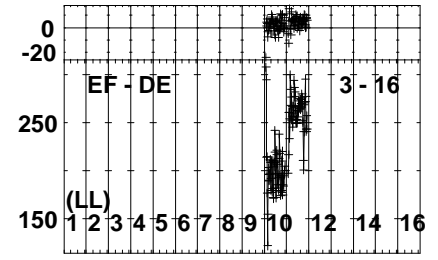
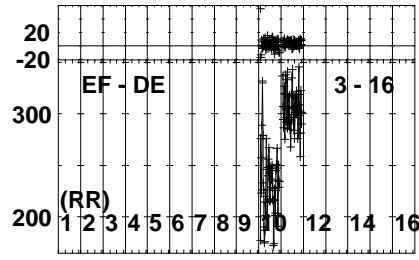
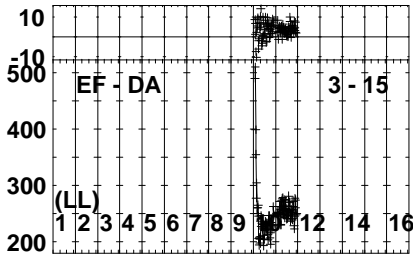
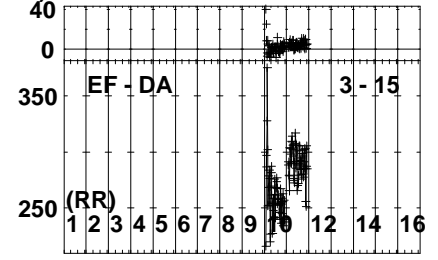
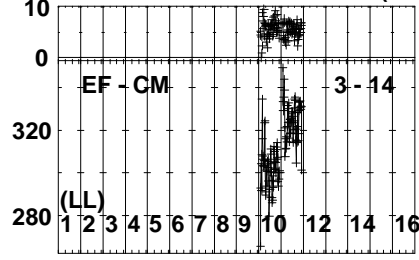
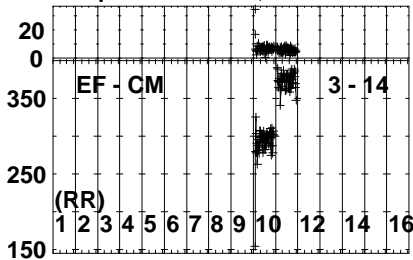


Lower frame: Milli Ampl Jy Top frame: Phas deg  
Vector averaged cross-power spectrum Several baselines displayed  
Timerange: 00/16:10:33 to 00/16:11:29

Plot file version 123 created 30-SEP-2022 11:03:46

J1427+2348 EM163.UVDATA.1

Freq = 4.6005 GHz, Bw = 32.000 MH Calibrated with CL # 4 and BP # 1 (BP mode 1)

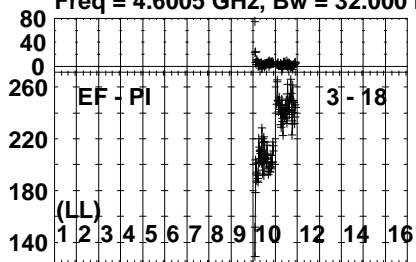


Lower frame: Milli Ampl Jy Top frame: Phas deg  
Vector averaged cross-power spectrum Several baselines displayed  
Timerange: 00/16:10:33 to 00/16:11:29

Plot file version 124 created 30-SEP-2022 11:03:47

J1427+2348 EM163.UVDATA.1

Freq = 4.6005 GHz, Bw = 32.000 MH Calibrated with CL # 4 and BP # 1 (BP mode 1)



Lower frame: Milli Ampl Jy Top frame: Phas deg

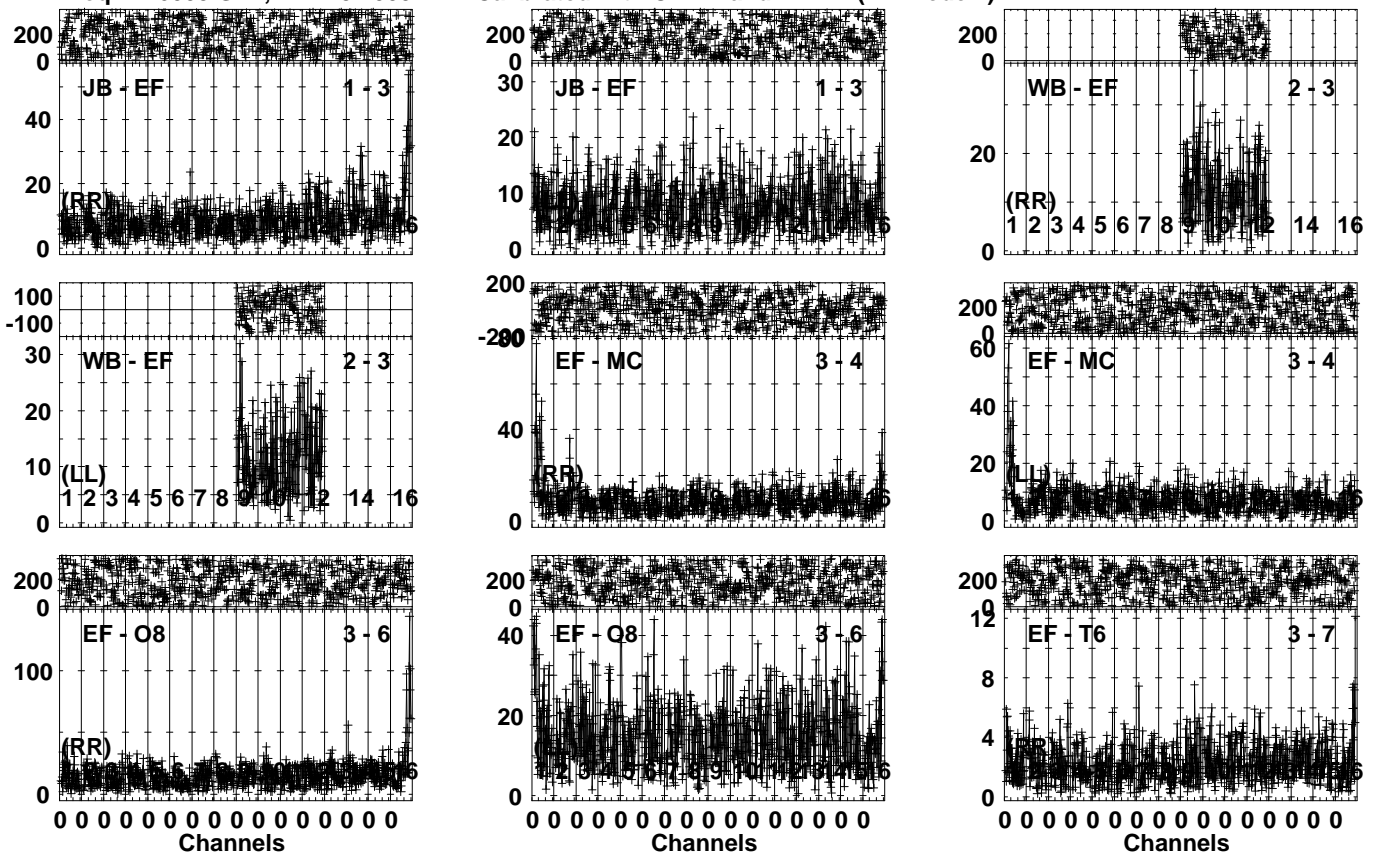
Vector averaged cross-power spectrum Several baselines displayed

Timerange: 00/16:10:33 to 00/16:11:29

Plot file version 125 created 30-SEP-2022 11:03:47

SDSSJ1430 EM163.UVDATA.1

Freq = 4.6005 GHz, Bw = 32.000 MH Calibrated with CL # 4 and BP # 1 (BP mode 1)

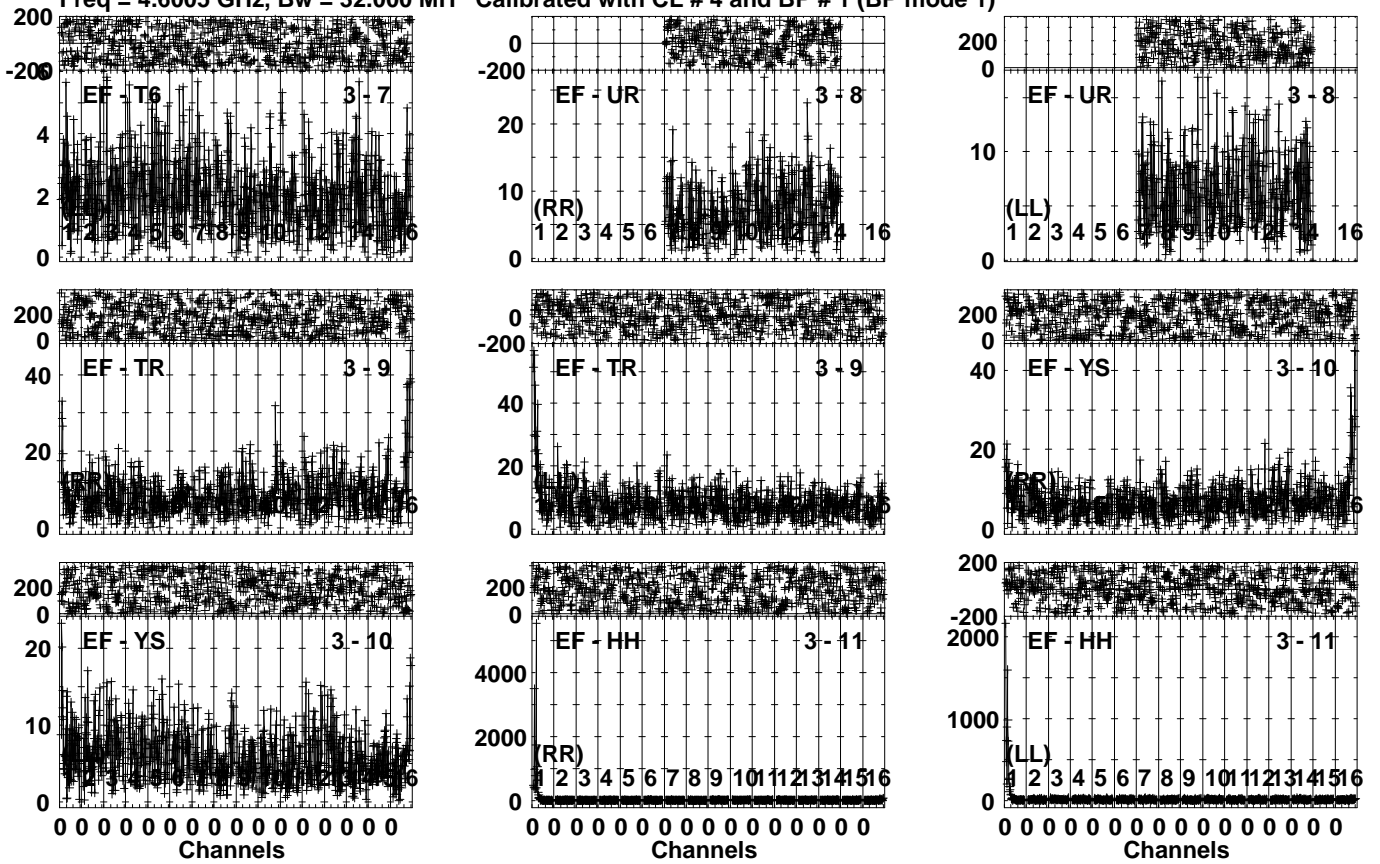


Lower frame: Milli Ampl Jy Top frame: Phas deg  
Vector averaged cross-power spectrum Several baselines displayed  
Timerange: 00/16:11:31 to 00/16:14:59

Plot file version 126 created 30-SEP-2022 11:03:48

SDSSJ1430 EM163.UVDATA.1

Freq = 4.6005 GHz, Bw = 32.000 MH Calibrated with CL # 4 and BP # 1 (BP mode 1)

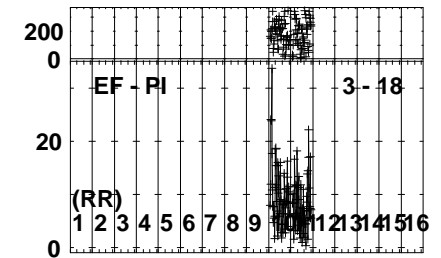
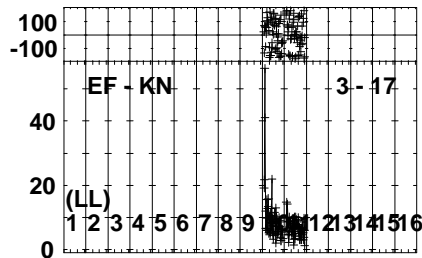
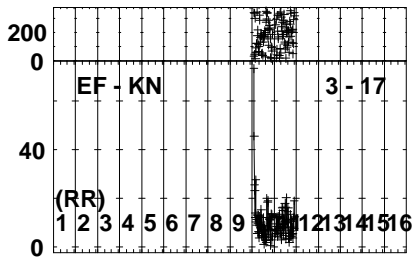
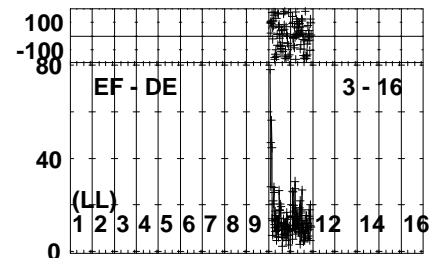

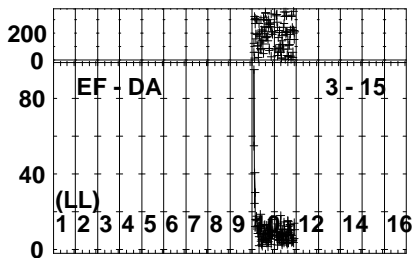
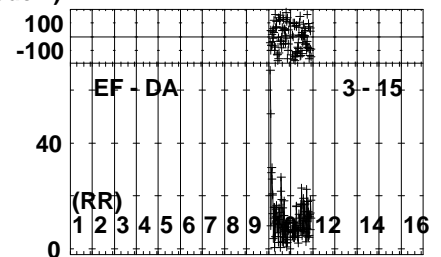
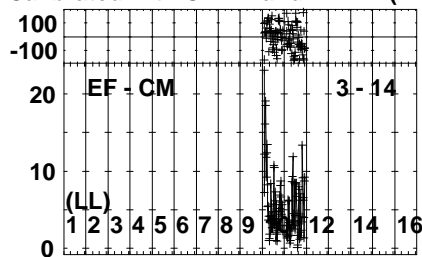
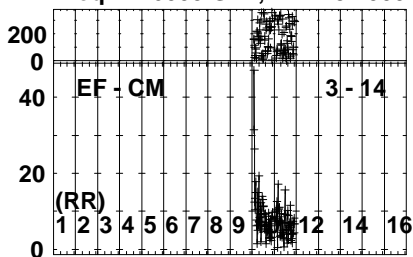


Lower frame: Milli Ampl Jy Top frame: Phas deg  
Vector averaged cross-power spectrum Several baselines displayed  
Timerange: 00/16:11:31 to 00/16:14:59

Plot file version 127 created 30-SEP-2022 11:03:49

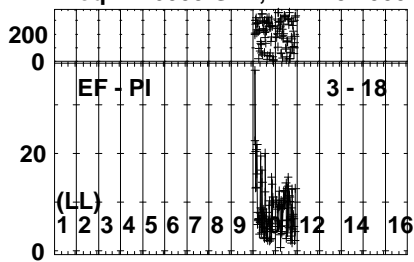
SDSSJ1430 EM163.UVDATA.1

Freq = 4.6005 GHz, Bw = 32.000 MH Calibrated with CL # 4 and BP # 1 (BP mode 1)



Lower frame: Milli Ampl Jy Top frame: Phas deg  
Vector averaged cross-power spectrum Several baselines displayed  
Timerange: 00/16:11:31 to 00/16:14:59

Plot file version 128 created 30-SEP-2022 11:03:50  
SDSSJ1430 EM163.UVDATA.1  
Freq = 4.6005 GHz, Bw = 32.000 MH Calibrated with CL # 4 and BP # 1 (BP mode 1)



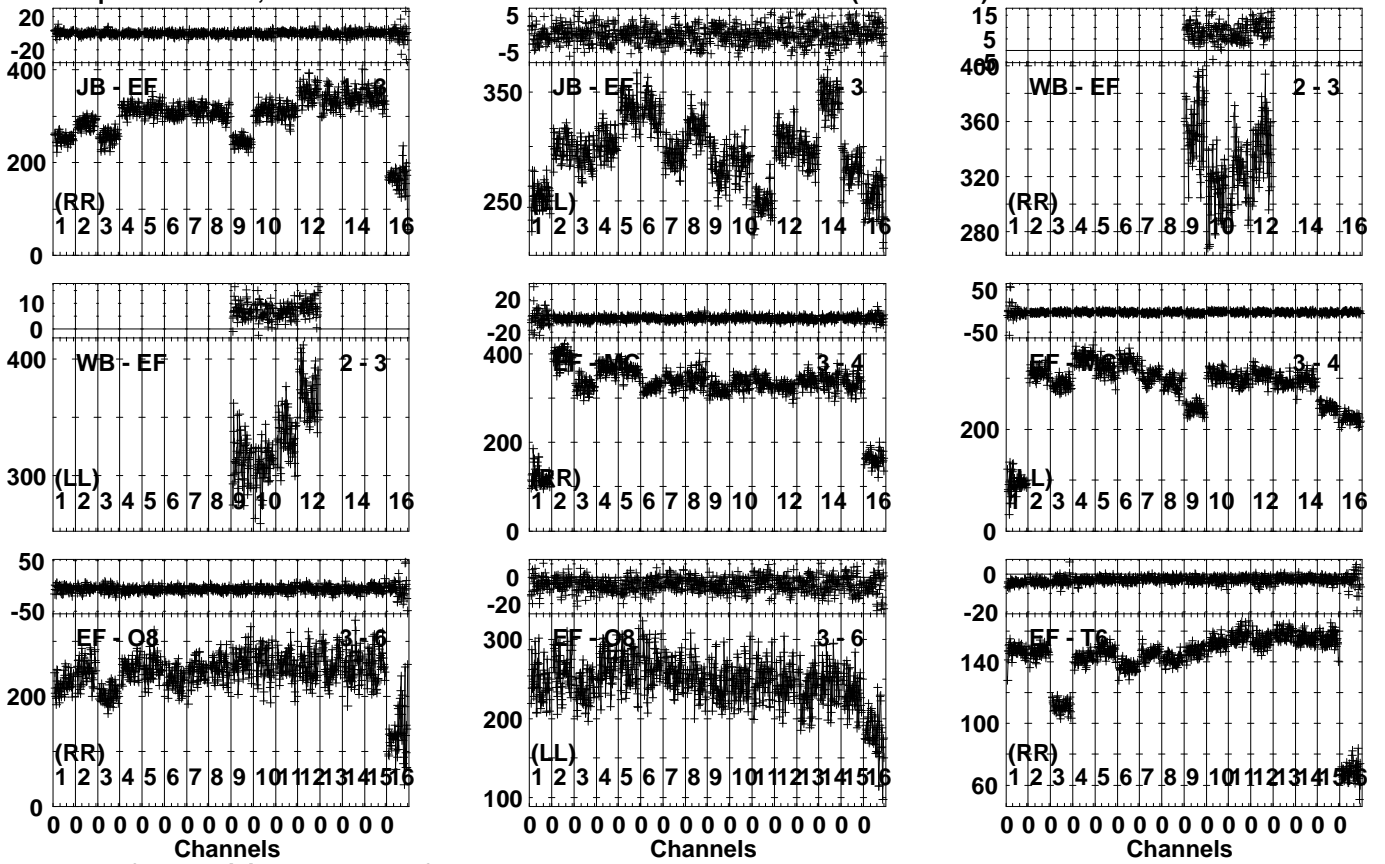
Lower frame: Milli Ampl Jy Top frame: Phas deg  
Vector averaged cross-power spectrum Several baselines displayed  
Timerange: 00/16:11:31 to 00/16:14:59



Plot file version 129 created 30-SEP-2022 11:03:51

J1427+2348 EM163.UVDATA.1

Freq = 4.6005 GHz, Bw = 32.000 MH Calibrated with CL # 4 and BP # 1 (BP mode 1)

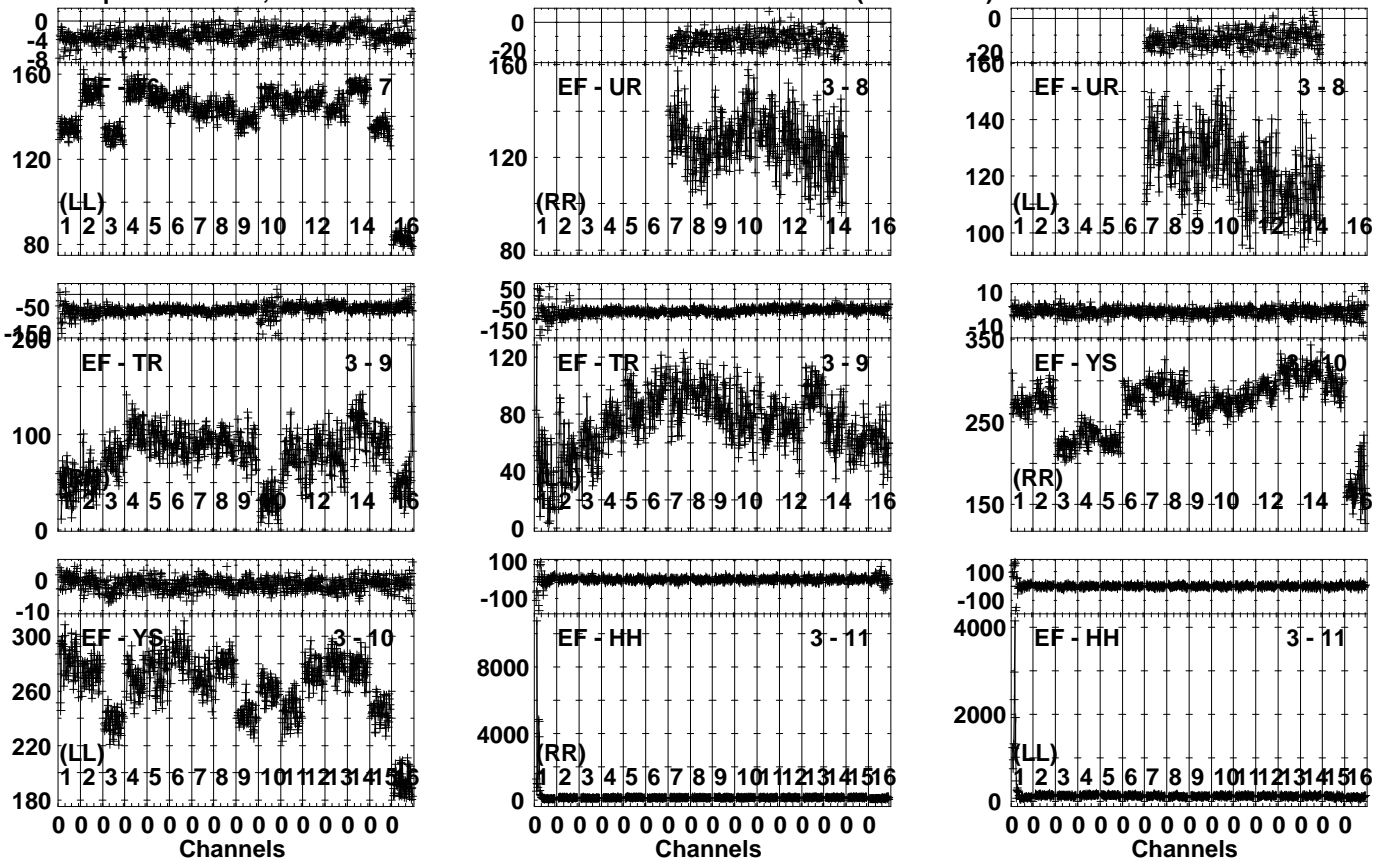


Lower frame: Milli Ampl Jy Top frame: Phas deg  
Vector averaged cross-power spectrum Several baselines displayed  
Timerange: 00/16:15:31 to 00/16:16:29

Plot file version 130 created 30-SEP-2022 11:03:51

J1427+2348 EM163.UVDATA.1

Freq = 4.6005 GHz, Bw = 32.000 MH Calibrated with CL # 4 and BP # 1 (BP mode 1)

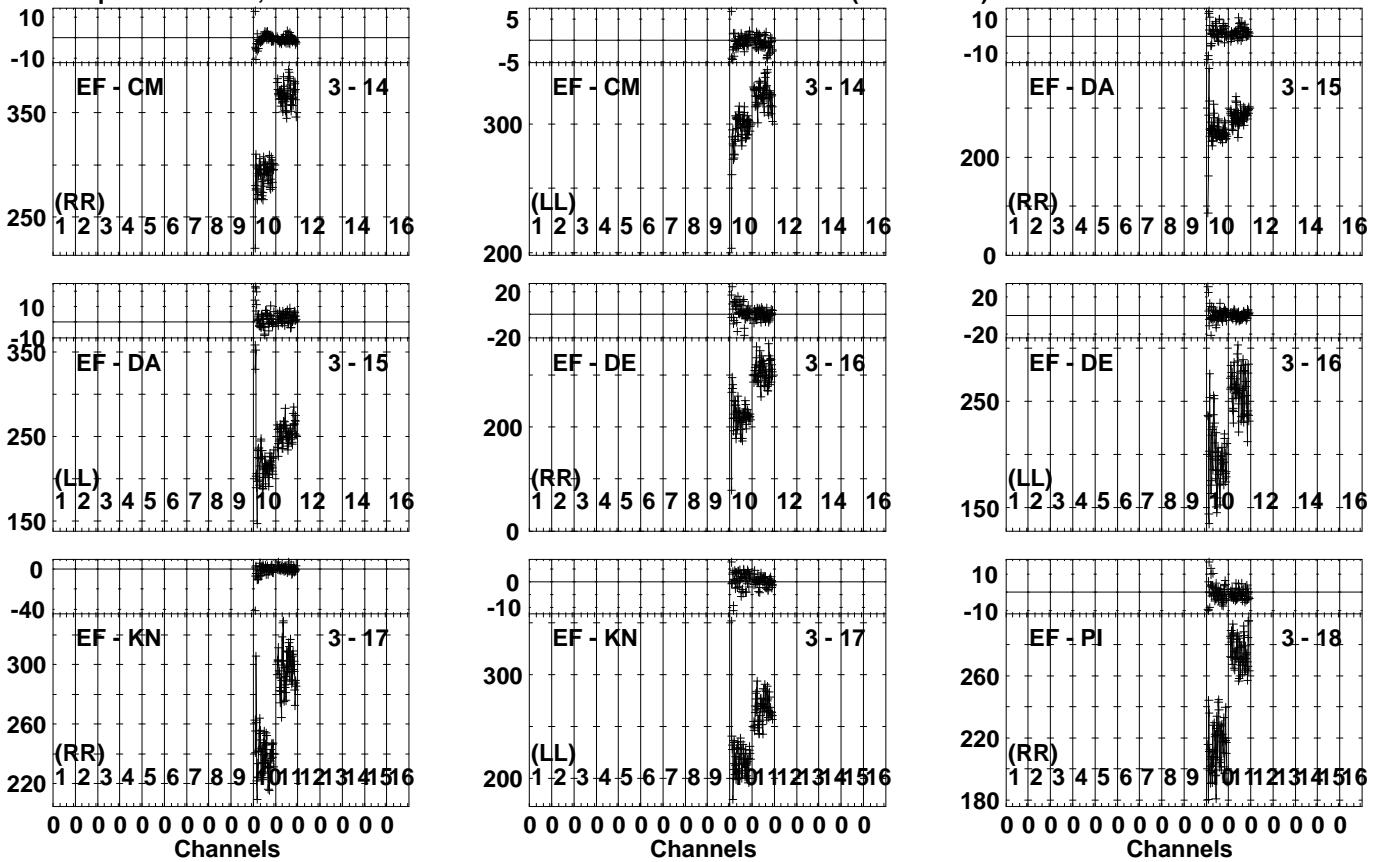


Lower frame: Milli Ampl Jy Top frame: Phas deg  
Vector averaged cross-power spectrum Several baselines displayed  
Timerange: 00/16:15:31 to 00/16:16:29

Plot file version 131 created 30-SEP-2022 11:03:53

J1427+2348 EM163.UVDATA.1

Freq = 4.6005 GHz, Bw = 32.000 MH Calibrated with CL # 4 and BP # 1 (BP mode 1)

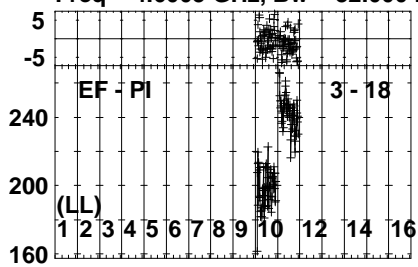


Lower frame: Milli Ampl Jy Top frame: Phas deg  
Vector averaged cross-power spectrum Several baselines displayed  
Timerange: 00/16:15:31 to 00/16:16:29

Plot file version 132 created 30-SEP-2022 11:03:53

J1427+2348 EM163.UVDATA.1

Freq = 4.6005 GHz, Bw = 32.000 MH Calibrated with CL # 4 and BP # 1 (BP mode 1)

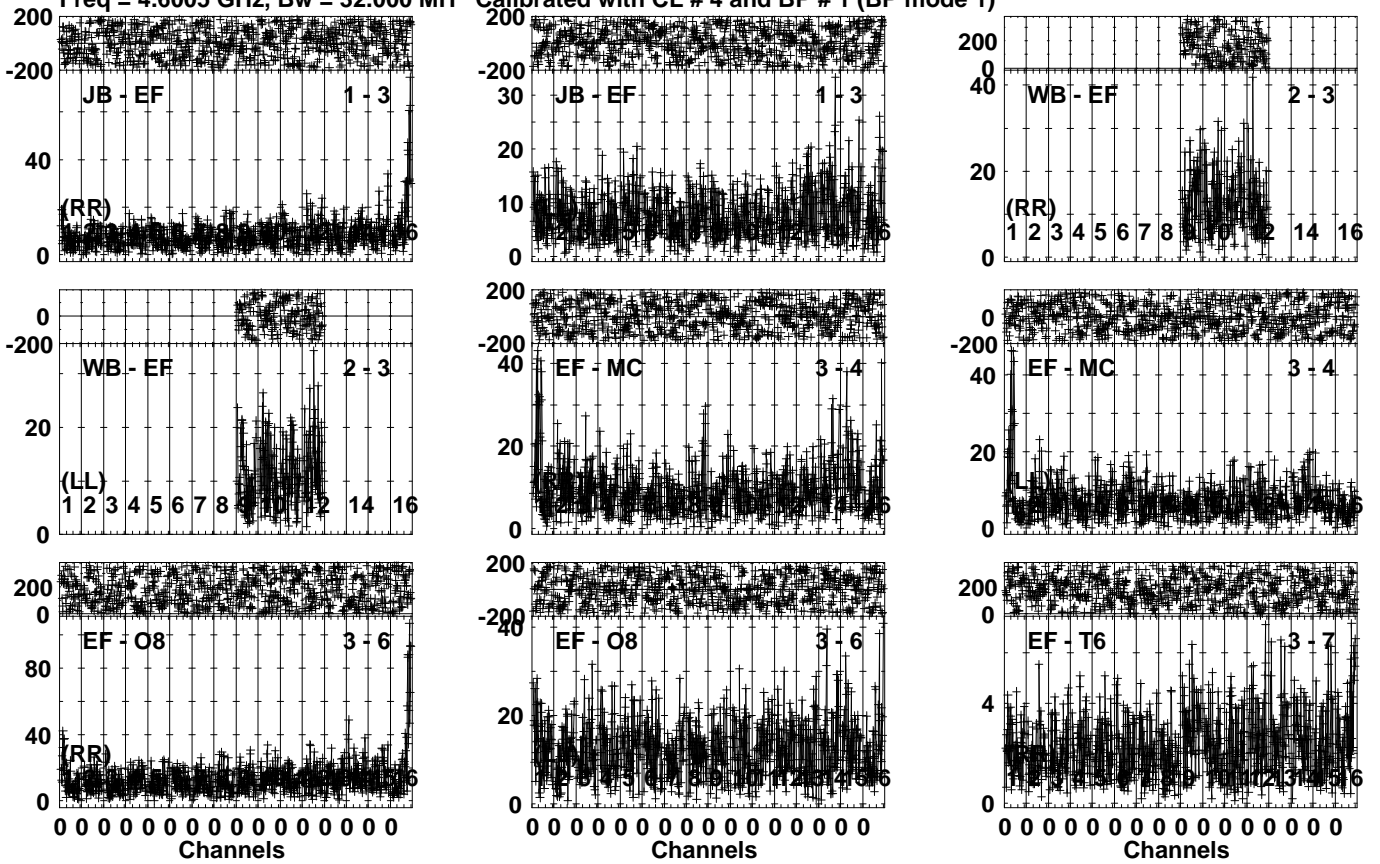


Lower frame: Milli Ampl Jy Top frame: Phas deg  
Vector averaged cross-power spectrum Several baselines displayed  
Timerange: 00/16:15:31 to 00/16:16:29

Plot file version 133 created 30-SEP-2022 11:03:54

SDSSJ1430 EM163.UVDATA.1

Freq = 4.6005 GHz, Bw = 32.000 MH Calibrated with CL # 4 and BP # 1 (BP mode 1)

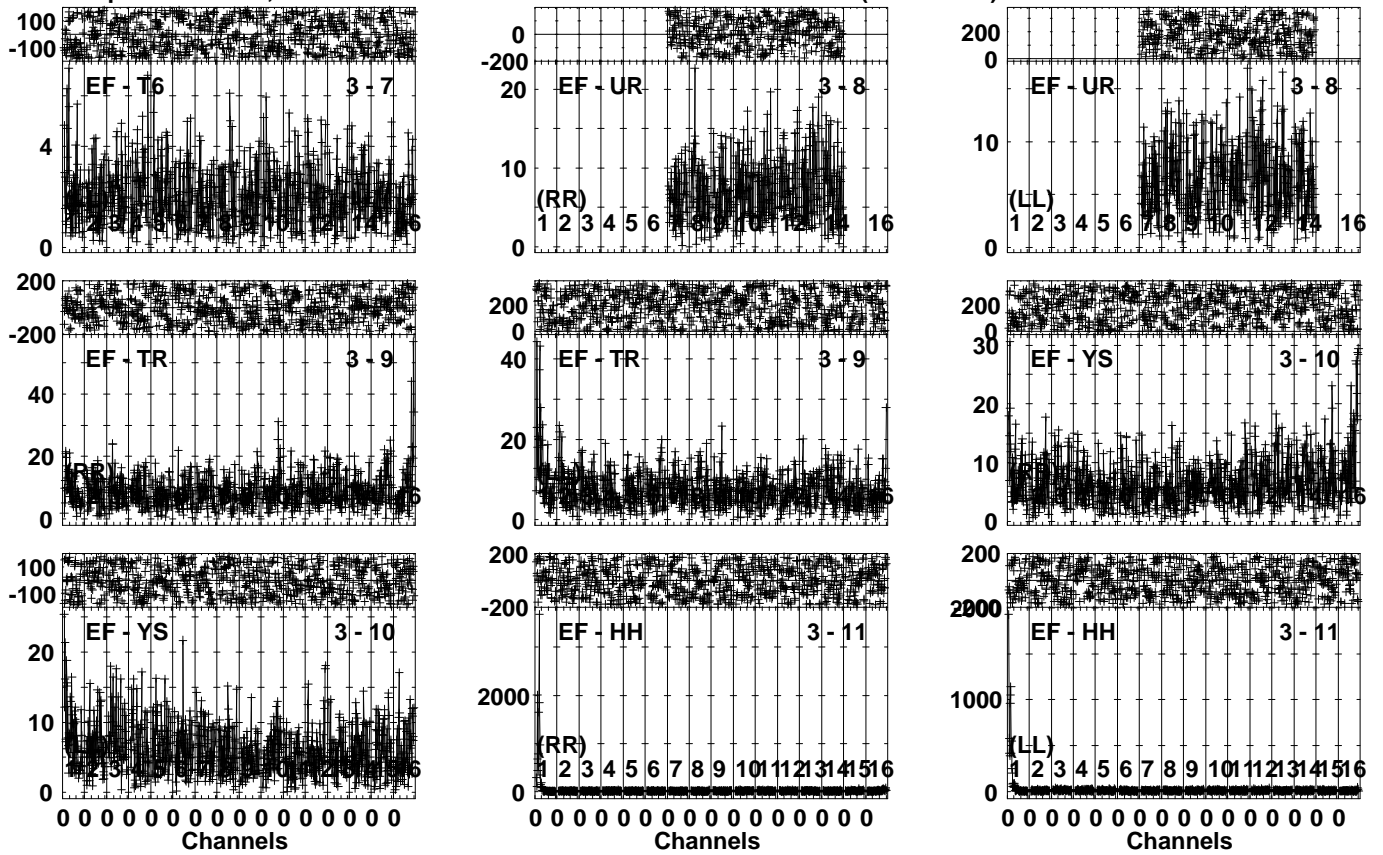


Lower frame: Milli Ampl Jy Top frame: Phas deg  
Vector averaged cross-power spectrum Several baselines displayed  
Timerange: 00/16:16:31 to 00/16:19:59

Plot file version 134 created 30-SEP-2022 11:03:54

SDSSJ1430 EM163.UVDATA.1

Freq = 4.6005 GHz, Bw = 32.000 MH Calibrated with CL # 4 and BP # 1 (BP mode 1)

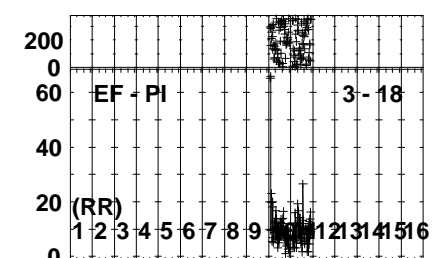
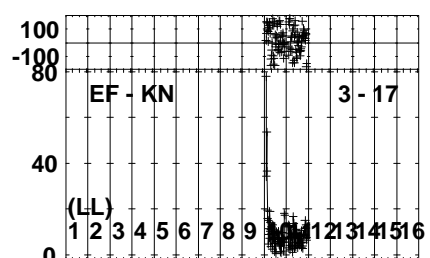
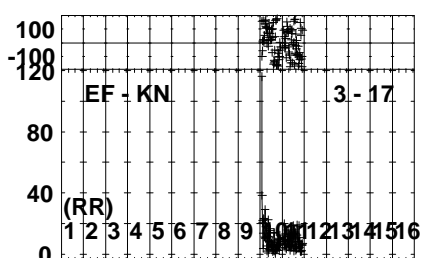
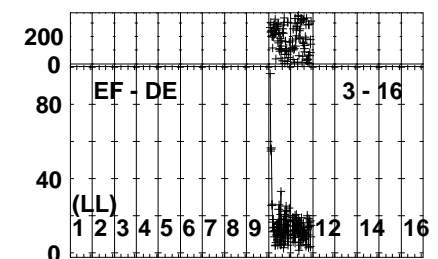
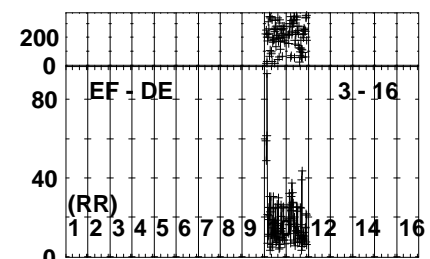
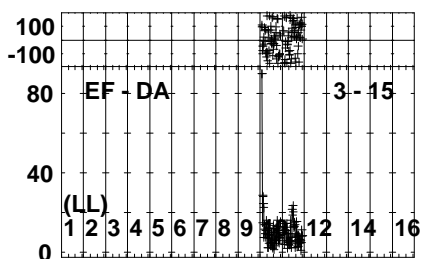
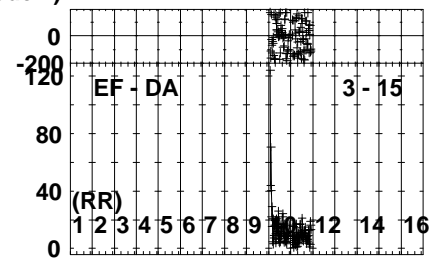
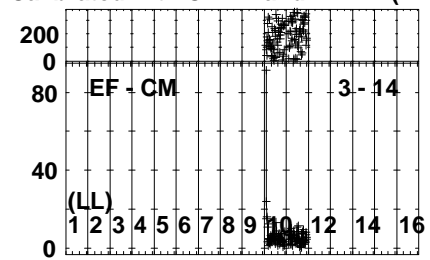
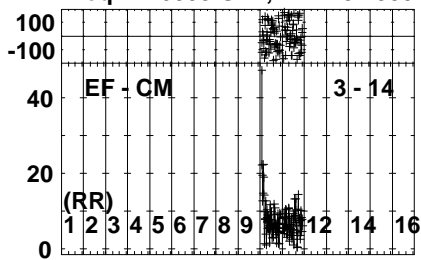


Lower frame: Milli Ampl Jy Top frame: Phas deg  
Vector averaged cross-power spectrum Several baselines displayed  
Timerange: 00/16:16:31 to 00/16:19:59

Plot file version 135 created 30-SEP-2022 11:03:56

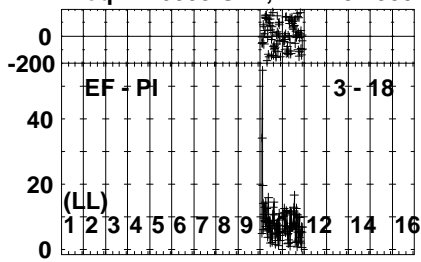
SDSSJ1430 EM163.UVDATA.1

Freq = 4.6005 GHz, Bw = 32.000 MH Calibrated with CL # 4 and BP # 1 (BP mode 1)



Lower frame: Milli Ampl Jy Top frame: Phas deg  
Vector averaged cross-power spectrum Several baselines displayed  
Timerange: 00/16:16:31 to 00/16:19:59

Plot file version 136 created 30-SEP-2022 11:03:57  
SDSSJ1430 EM163.UVDATA.1  
Freq = 4.6005 GHz, Bw = 32.000 MH Calibrated with CL # 4 and BP # 1 (BP mode 1)



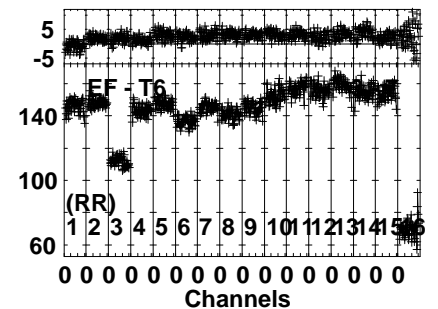
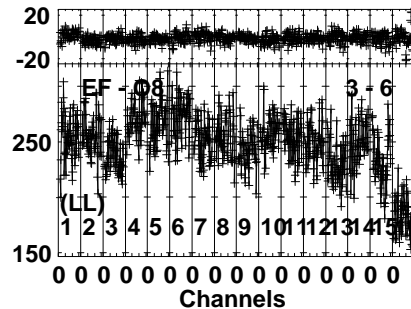
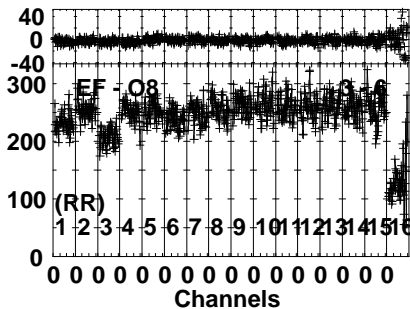
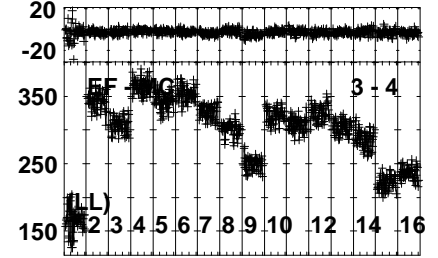
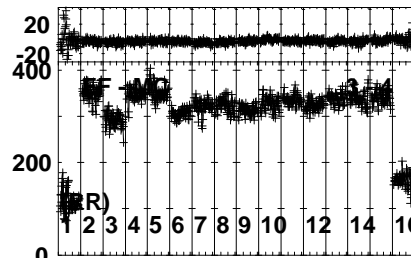
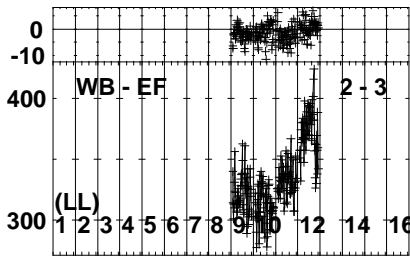
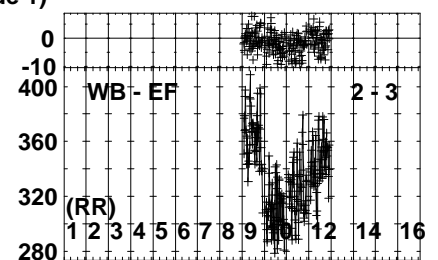
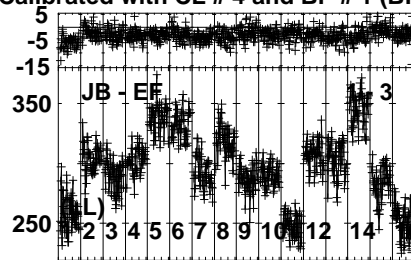
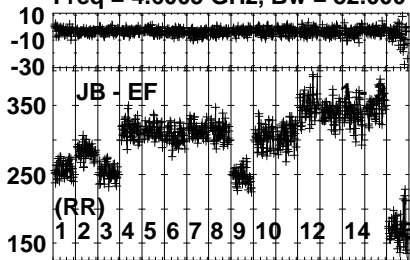
Lower frame: Milli Ampl Jy Top frame: Phas deg  
Vector averaged cross-power spectrum Several baselines displayed  
Timerange: 00/16:16:31 to 00/16:19:59



Plot file version 137 created 30-SEP-2022 11:03:58

J1427+2348 EM163.UVDATA.1

Freq = 4.6005 GHz, Bw = 32.000 MH Calibrated with CL # 4 and BP # 1 (BP mode 1)

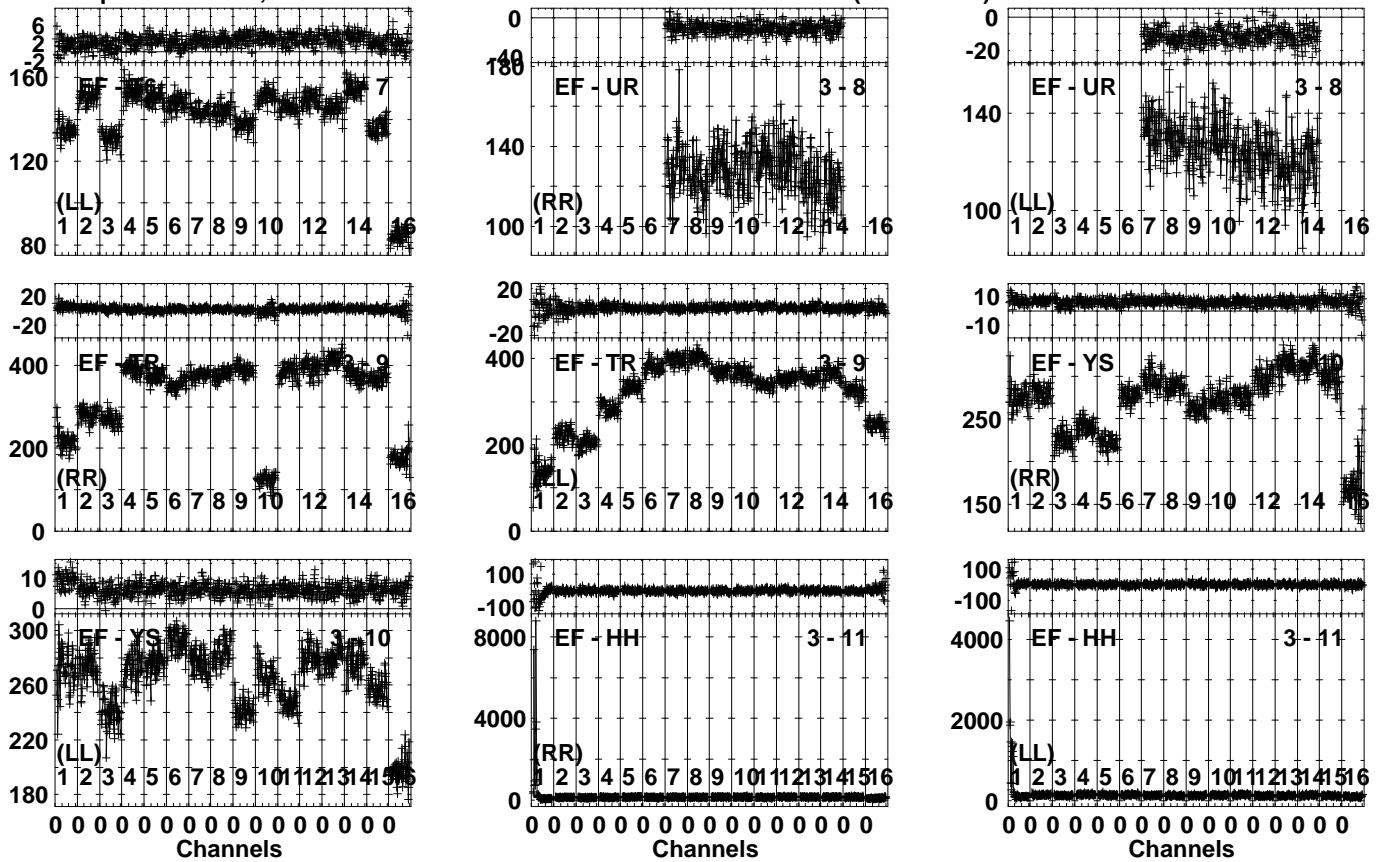


Lower frame: Milli Ampl Jy Top frame: Phas deg  
 Vector averaged cross-power spectrum Several baselines displayed  
 Timerange: 00/16:20:03 to 00/16:21:29

Plot file version 138 created 30-SEP-2022 11:03:58

J1427+2348 EM163.UVDATA.1

Freq = 4.6005 GHz, Bw = 32.000 MH Calibrated with CL # 4 and BP # 1 (BP mode 1)

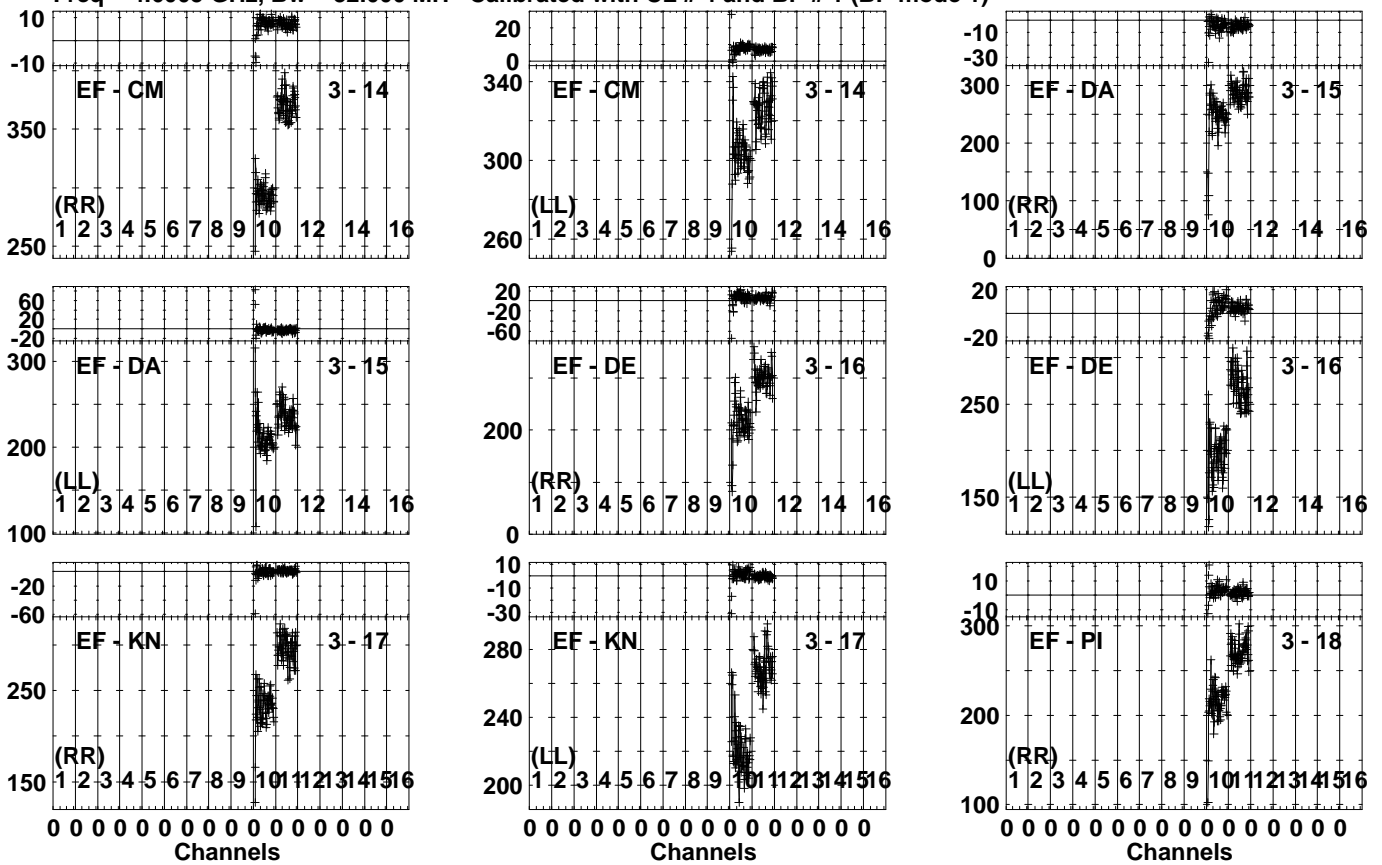


Lower frame: Milli Ampl Jy Top frame: Phas deg  
Vector averaged cross-power spectrum Several baselines displayed  
Timerange: 00/16:20:03 to 00/16:21:29

Plot file version 139 created 30-SEP-2022 11:04:00

J1427+2348 EM163.UVDATA.1

Freq = 4.6005 GHz, Bw = 32.000 MH Calibrated with CL # 4 and BP # 1 (BP mode 1)

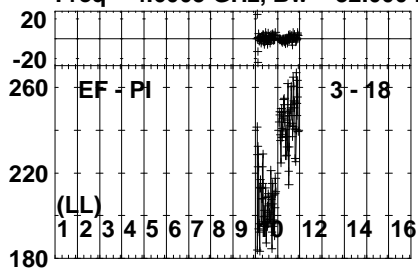


Lower frame: Milli Ampl Jy Top frame: Phas deg  
Vector averaged cross-power spectrum Several baselines displayed  
Timerange: 00/16:20:03 to 00/16:21:29

Plot file version 140 created 30-SEP-2022 11:04:00

J1427+2348 EM163.UVDATA.1

Freq = 4.6005 GHz, Bw = 32.000 MH Calibrated with CL # 4 and BP # 1 (BP mode 1)



Lower frame: Milli Ampl Jy Top frame: Phas deg

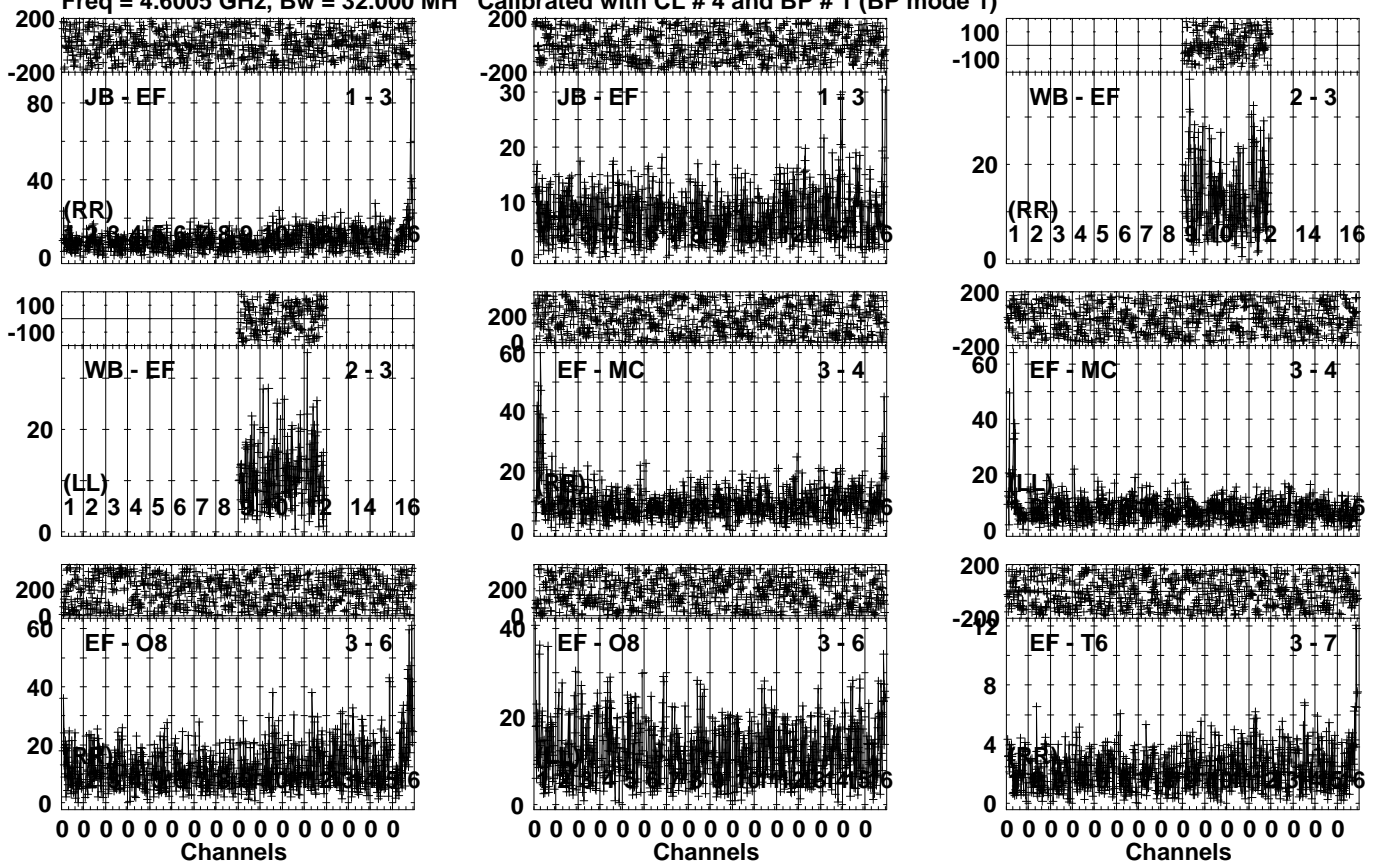
Vector averaged cross-power spectrum Several baselines displayed

Timerange: 00/16:20:03 to 00/16:21:29

Plot file version 141 created 30-SEP-2022 11:04:01

SDSSJ1430 EM163.UVDATA.1

Freq = 4.6005 GHz, Bw = 32.000 MH Calibrated with CL # 4 and BP # 1 (BP mode 1)

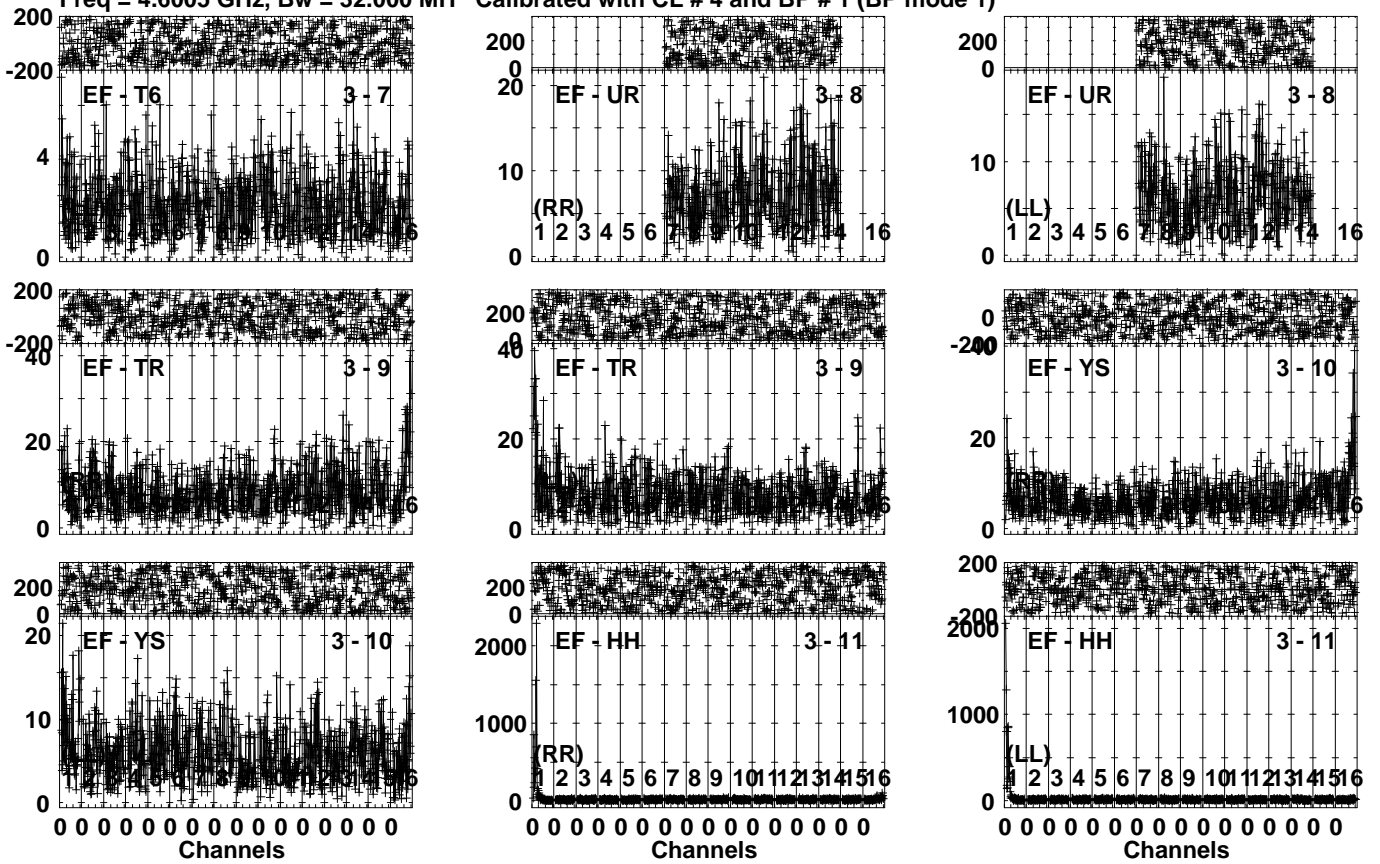


Lower frame: Milli Ampl Jy Top frame: Phas deg  
Vector averaged cross-power spectrum Several baselines displayed  
Timerange: 00/16:21:31 to 00/16:24:59

Plot file version 142 created 30-SEP-2022 11:04:01

SDSSJ1430 EM163.UVDATA.1

Freq = 4.6005 GHz, Bw = 32.000 MH Calibrated with CL # 4 and BP # 1 (BP mode 1)

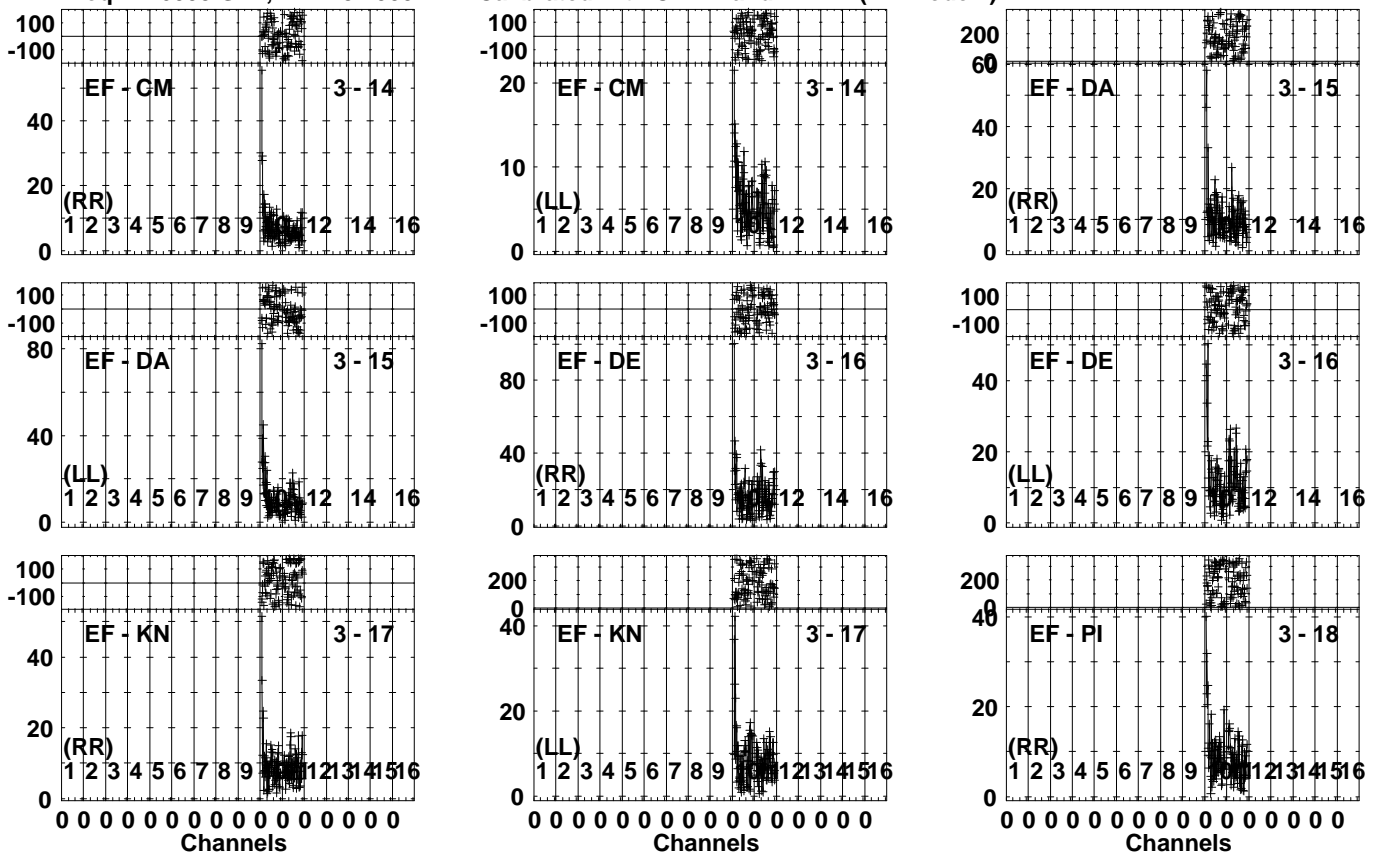


Lower frame: Milli Ampl Jy Top frame: Phas deg  
Vector averaged cross-power spectrum Several baselines displayed  
Timerange: 00/16:21:31 to 00/16:24:59

Plot file version 143 created 30-SEP-2022 11:04:03

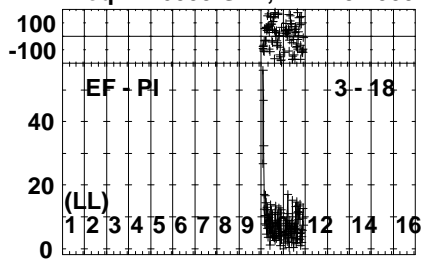
SDSSJ1430 EM163.UVDATA.1

Freq = 4.6005 GHz, Bw = 32.000 MH Calibrated with CL # 4 and BP # 1 (BP mode 1)



Lower frame: Milli Ampl Jy Top frame: Phas deg  
Vector averaged cross-power spectrum Several baselines displayed  
Timerange: 00/16:21:31 to 00/16:24:59

Plot file version 144 created 30-SEP-2022 11:04:04  
SDSSJ1430 EM163.UVDATA.1  
Freq = 4.6005 GHz, Bw = 32.000 MH Calibrated with CL # 4 and BP # 1 (BP mode 1)



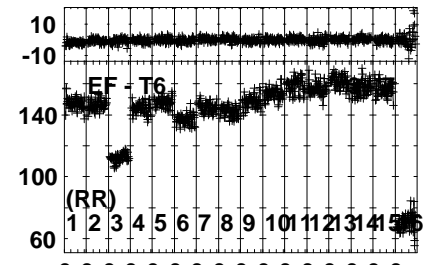
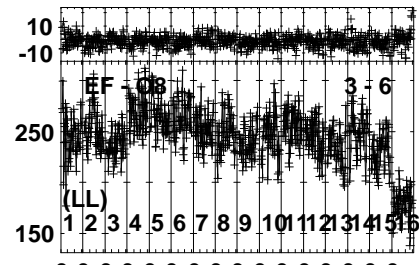
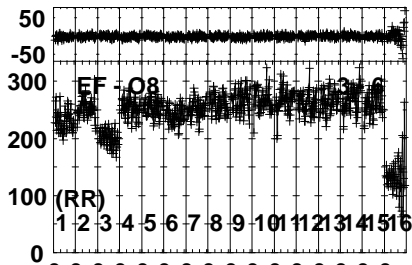
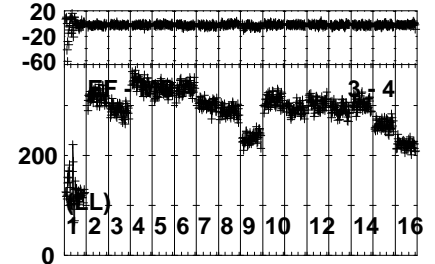
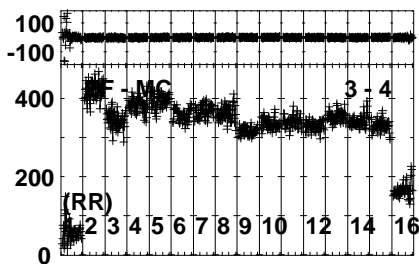
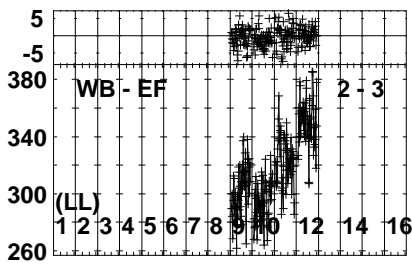
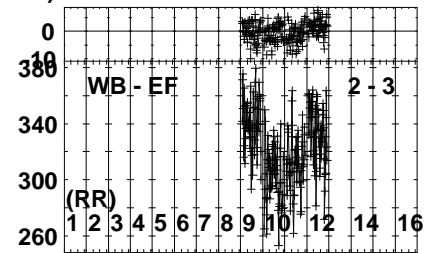
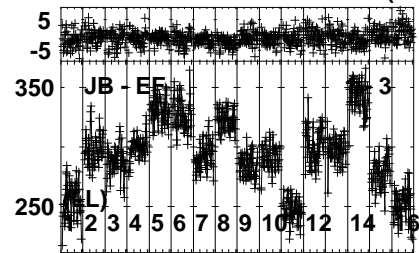
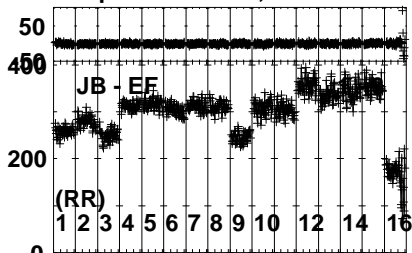
Lower frame: Milli Ampl Jy Top frame: Phas deg  
Vector averaged cross-power spectrum Several baselines displayed  
Timerange: 00/16:21:31 to 00/16:24:59



Plot file version 145 created 30-SEP-2022 11:04:04

J1427+2348 EM163.UVDATA.1

Freq = 4.6005 GHz, Bw = 32.000 MH Calibrated with CL # 4 and BP # 1 (BP mode 1)

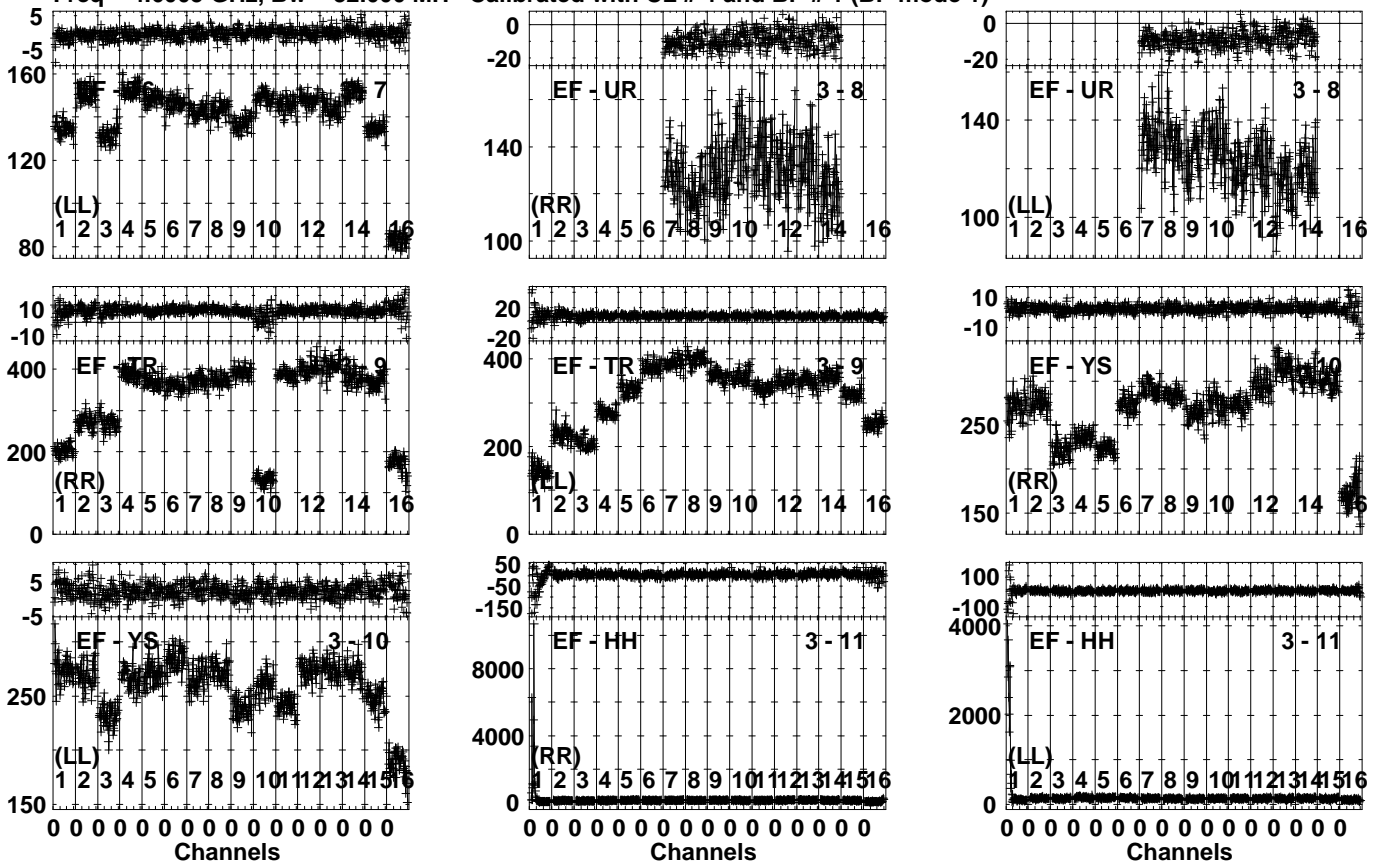


Lower frame: Milli Ampl Jy Top frame: Phas deg  
 Vector averaged cross-power spectrum Several baselines displayed  
 Timerange: 00/16:25:31 to 00/16:26:29

Plot file version 146 created 30-SEP-2022 11:04:05

J1427+2348 EM163.UVDATA.1

Freq = 4.6005 GHz, Bw = 32.000 MH Calibrated with CL # 4 and BP # 1 (BP mode 1)

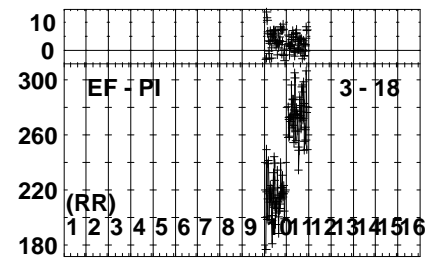
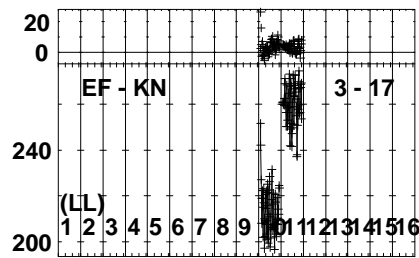
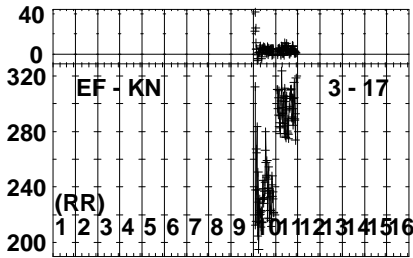
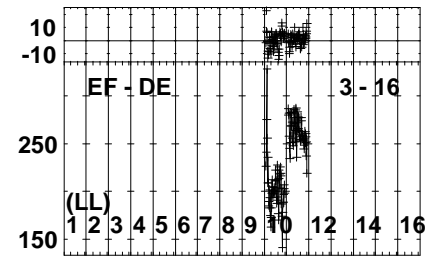
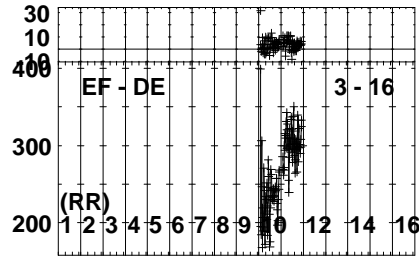
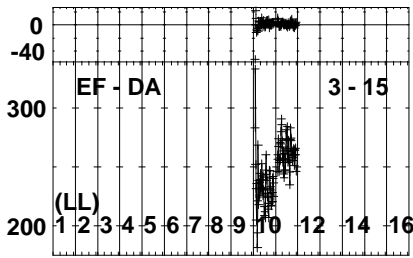
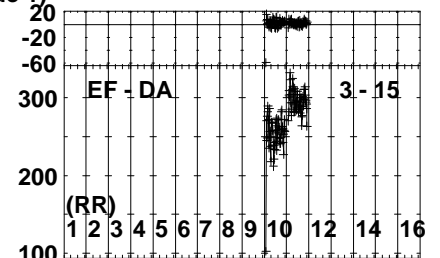
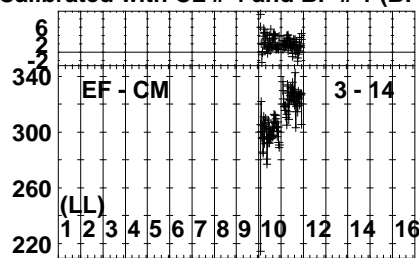
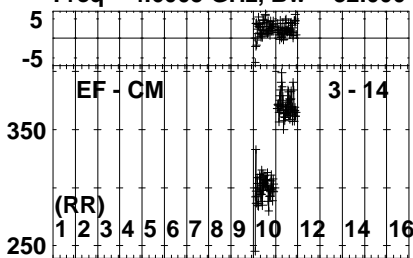


Lower frame: Milli Ampl Jy Top frame: Phas deg  
Vector averaged cross-power spectrum Several baselines displayed  
Timerange: 00/16:25:31 to 00/16:26:29

Plot file version 147 created 30-SEP-2022 11:04:06

J1427+2348 EM163.UVDATA.1

Freq = 4.6005 GHz, Bw = 32.000 MH Calibrated with CL # 4 and BP # 1 (BP mode 1)

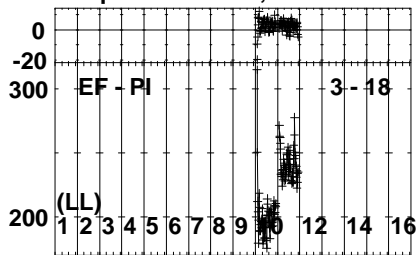


Lower frame: Milli Ampl Jy Top frame: Phas deg  
Vector averaged cross-power spectrum Several baselines displayed  
Timerange: 00/16:25:31 to 00/16:26:29

Plot file version 148 created 30-SEP-2022 11:04:07

J1427+2348 EM163.UVDATA.1

Freq = 4.6005 GHz, Bw = 32.000 MH Calibrated with CL # 4 and BP # 1 (BP mode 1)



Lower frame: Milli Ampl Jy Top frame: Phas deg

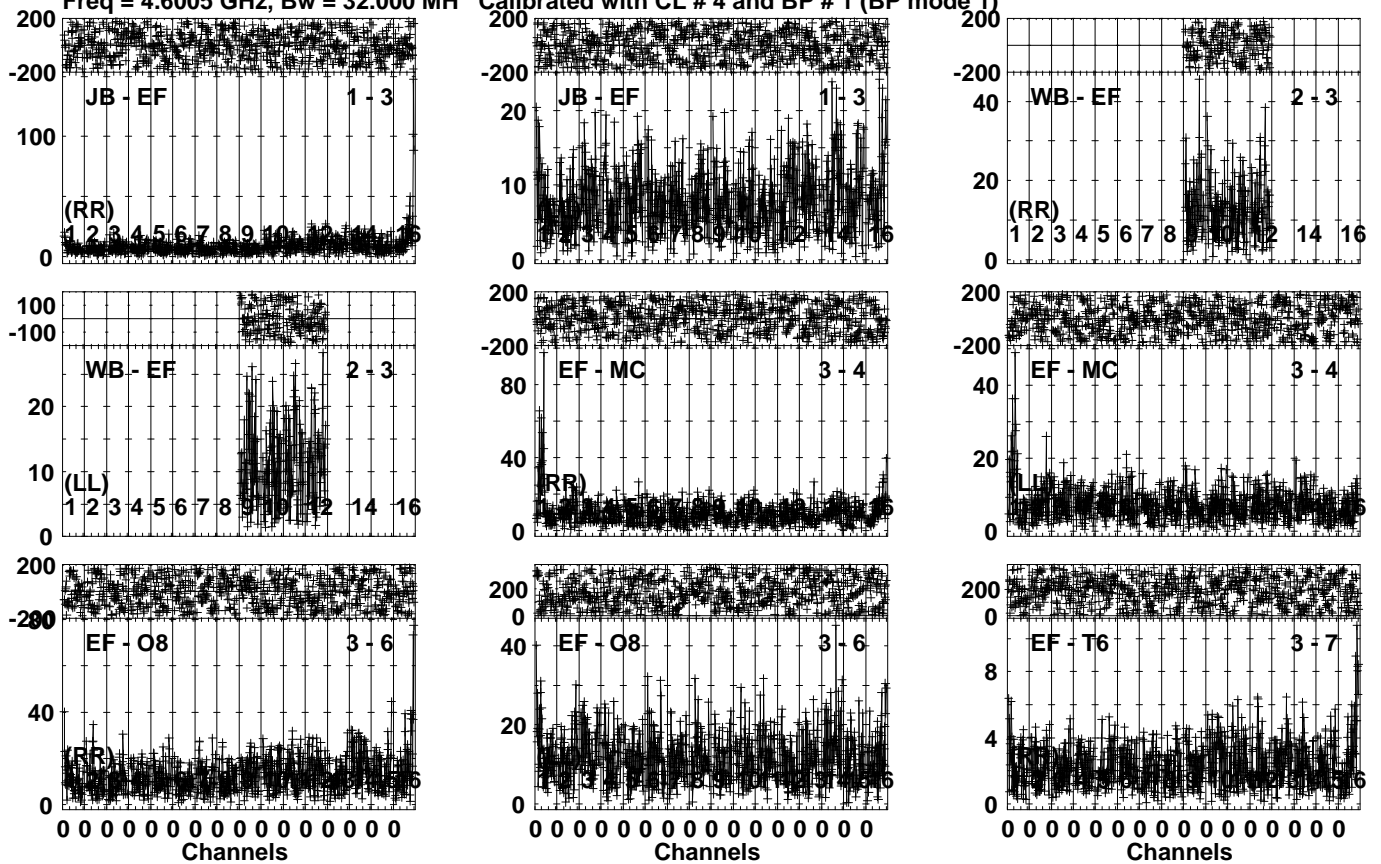
Vector averaged cross-power spectrum Several baselines displayed

Timerange: 00/16:25:31 to 00/16:26:29

Plot file version 149 created 30-SEP-2022 11:04:07

SDSSJ1430 EM163.UVDATA.1

Freq = 4.6005 GHz, Bw = 32.000 MH Calibrated with CL # 4 and BP # 1 (BP mode 1)

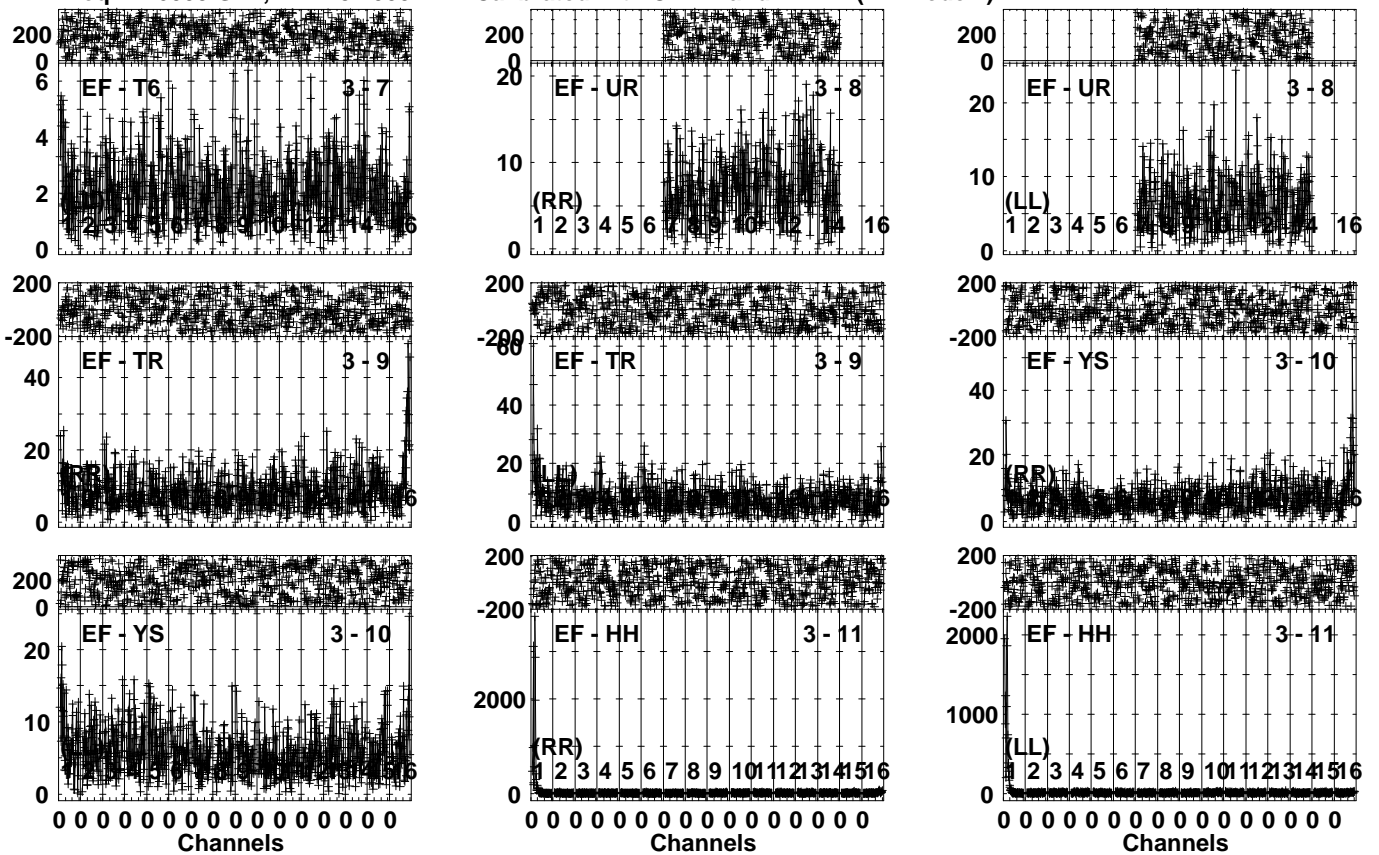


Lower frame: Milli Ampl Jy Top frame: Phas deg  
Vector averaged cross-power spectrum Several baselines displayed  
Timerange: 00/16:26:31 to 00/16:29:59

Plot file version 150 created 30-SEP-2022 11:04:08

SDSSJ1430 EM163.UVDATA.1

Freq = 4.6005 GHz, Bw = 32.000 MH Calibrated with CL # 4 and BP # 1 (BP mode 1)

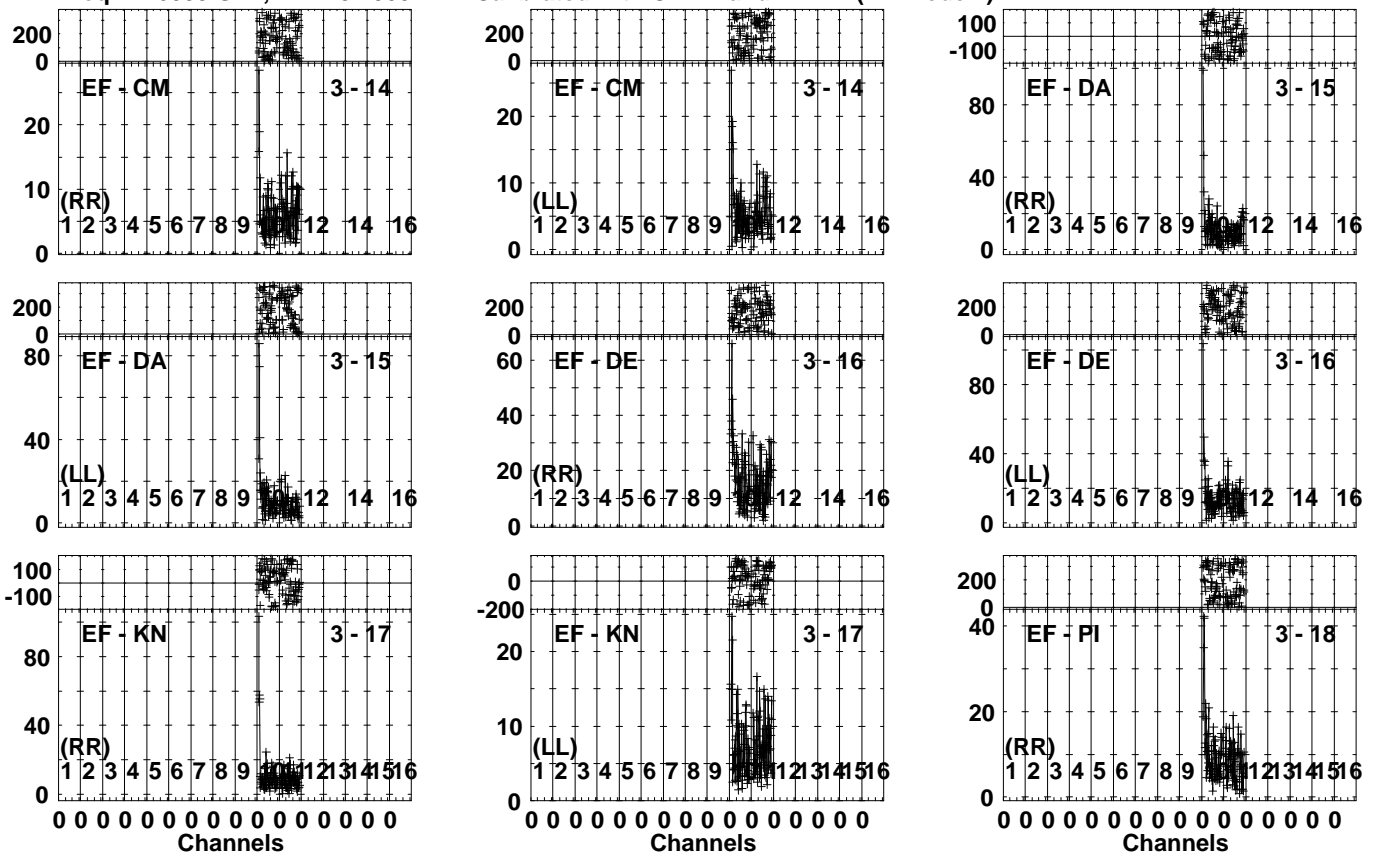


Lower frame: Milli Ampl Jy Top frame: Phas deg  
Vector averaged cross-power spectrum Several baselines displayed  
Timerange: 00/16:26:31 to 00/16:29:59

Plot file version 151 created 30-SEP-2022 11:04:09

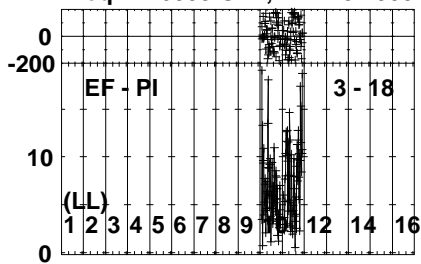
SDSSJ1430 EM163.UVDATA.1

Freq = 4.6005 GHz, Bw = 32.000 MH Calibrated with CL # 4 and BP # 1 (BP mode 1)



Lower frame: Milli Ampl Jy Top frame: Phas deg  
Vector averaged cross-power spectrum Several baselines displayed  
Timerange: 00/16:26:31 to 00/16:29:59

Plot file version 152 created 30-SEP-2022 11:04:10  
SDSSJ1430 EM163.UVDATA.1  
Freq = 4.6005 GHz, Bw = 32.000 MH Calibrated with CL # 4 and BP # 1 (BP mode 1)



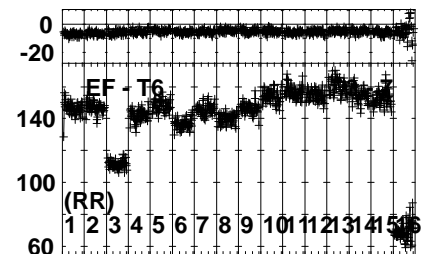
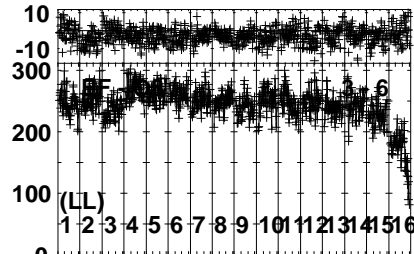
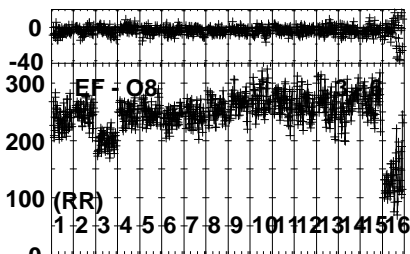
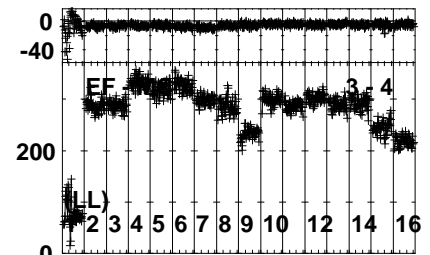
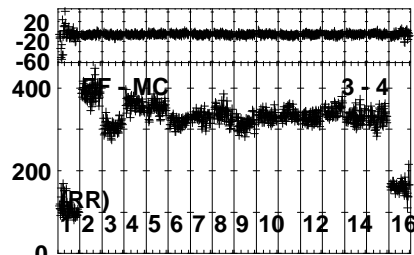
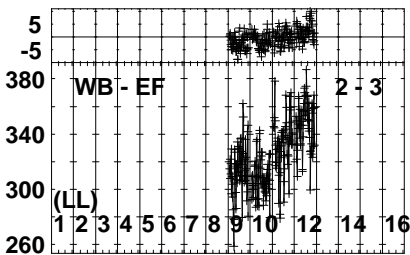
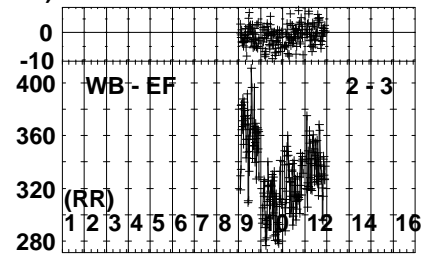
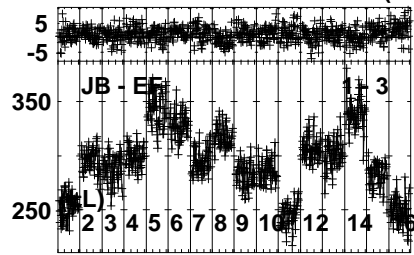
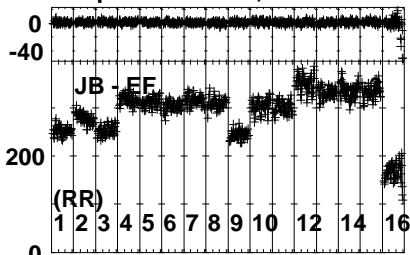
Lower frame: Milli Ampl Jy Top frame: Phas deg  
Vector averaged cross-power spectrum Several baselines displayed  
Timerange: 00/16:26:31 to 00/16:29:59



Plot file version 153 created 30-SEP-2022 11:04:11

J1427+2348 EM163.UVDATA.1

Freq = 4.6005 GHz, Bw = 32.000 MH Calibrated with CL # 4 and BP # 1 (BP mode 1)

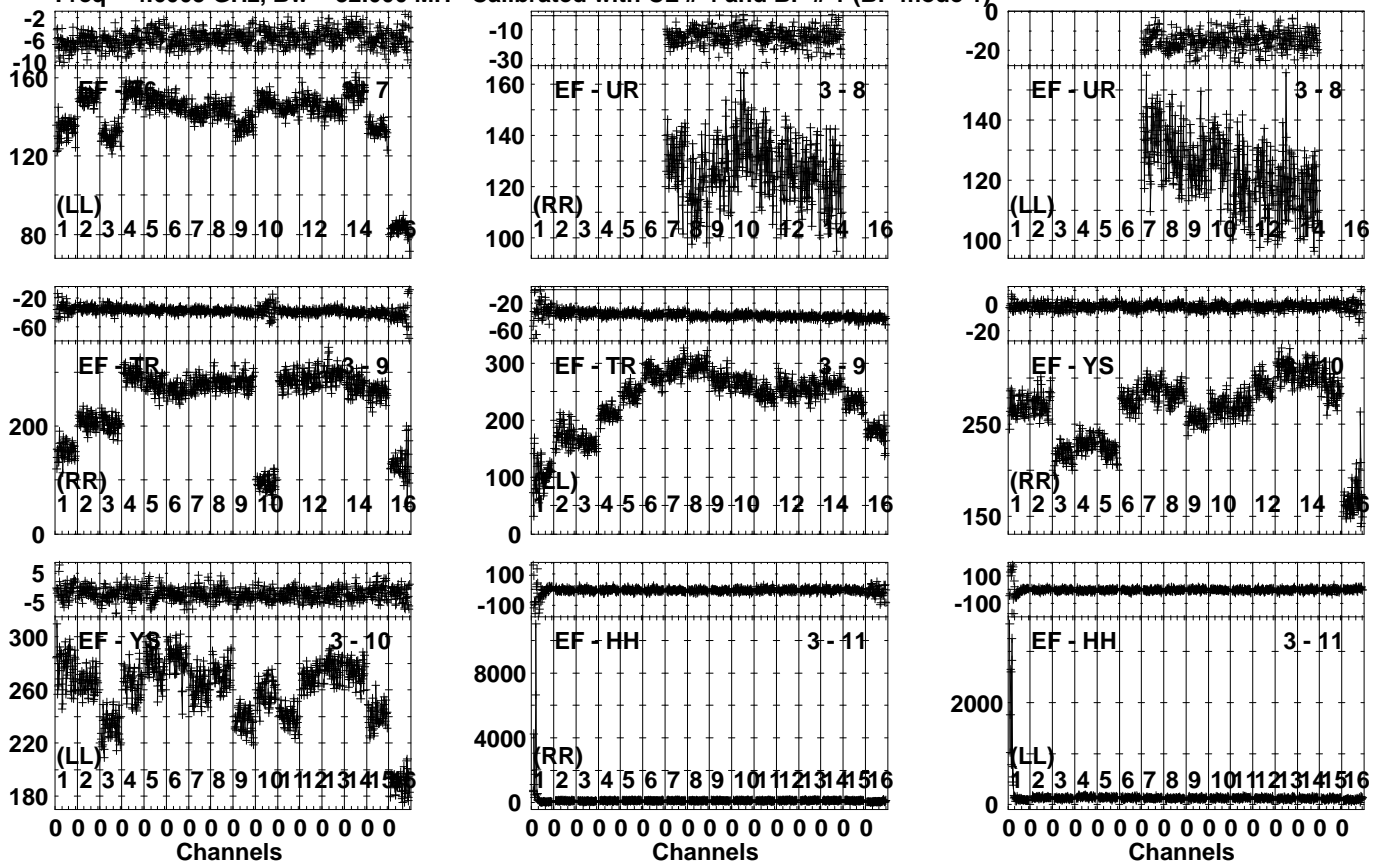


Lower frame: Milli Ampl Jy Top frame: Phas deg  
Vector averaged cross-power spectrum Several baselines displayed  
Timerange: 00/16:30:03 to 00/16:31:29

Plot file version 154 created 30-SEP-2022 11:04:12

J1427+2348 EM163.UVDATA.1

Freq = 4.6005 GHz, Bw = 32.000 MH Calibrated with CL # 4 and BP # 1 (BP mode 1)

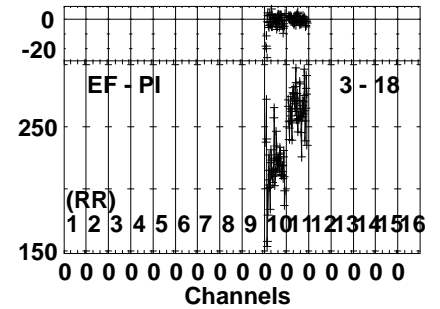
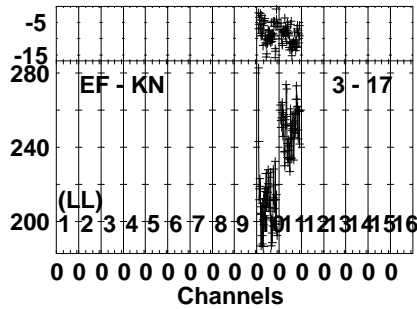
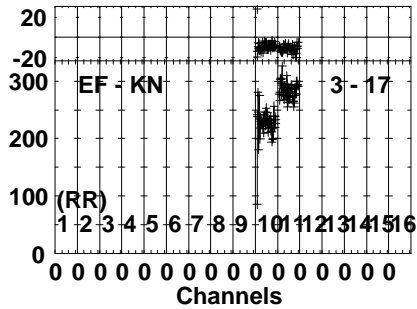
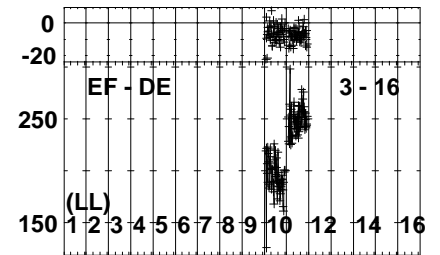
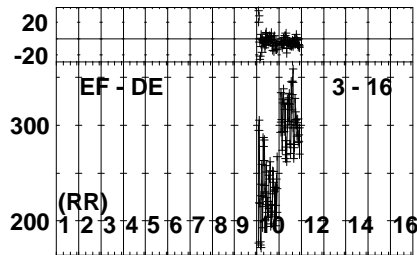
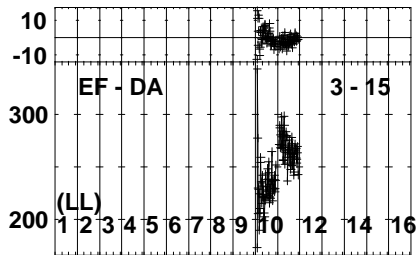
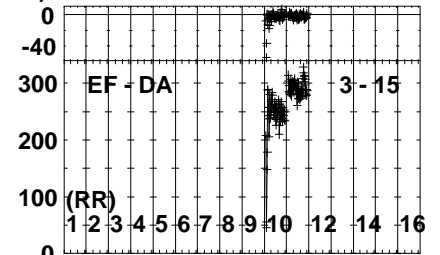
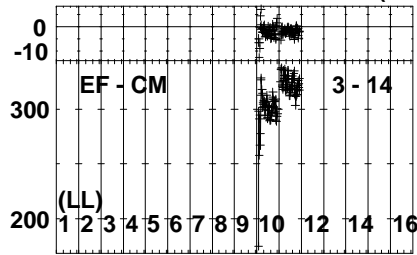
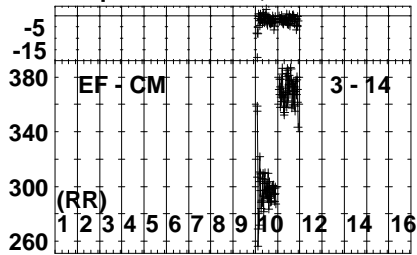


Lower frame: Milli Ampl Jy Top frame: Phas deg  
 Vector averaged cross-power spectrum Several baselines displayed  
 Timerange: 00/16:30:03 to 00/16:31:29

Plot file version 155 created 30-SEP-2022 11:04:13

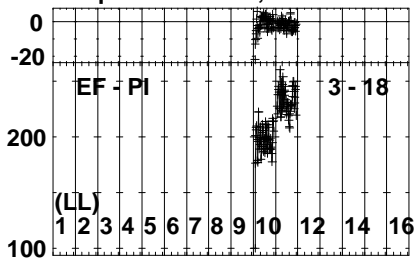
J1427+2348 EM163.UVDATA.1

Freq = 4.6005 GHz, Bw = 32.000 MH Calibrated with CL # 4 and BP # 1 (BP mode 1)



Lower frame: Milli Ampl Jy Top frame: Phas deg  
Vector averaged cross-power spectrum Several baselines displayed  
Timerange: 00/16:30:03 to 00/16:31:29

Plot file version 156 created 30-SEP-2022 11:04:14  
J1427+2348 EM163.UVDATA.1  
Freq = 4.6005 GHz, Bw = 32.000 MH Calibrated with CL # 4 and BP # 1 (BP mode 1)

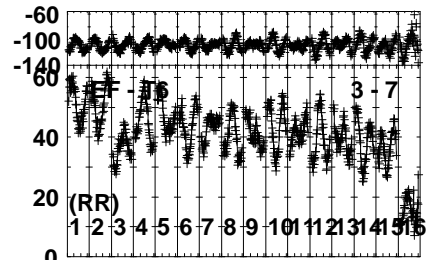
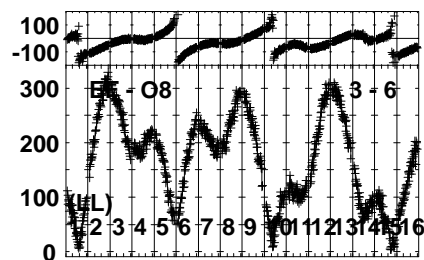
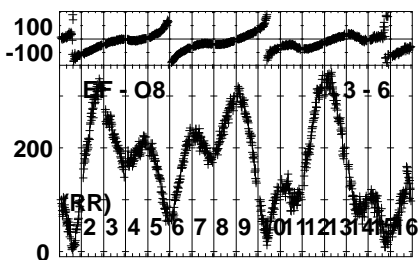
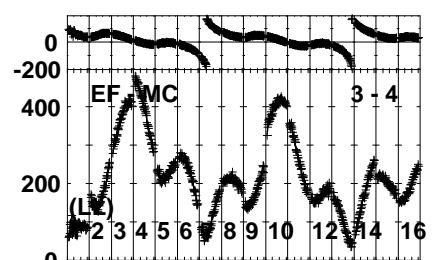
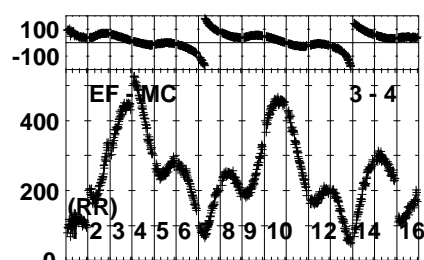
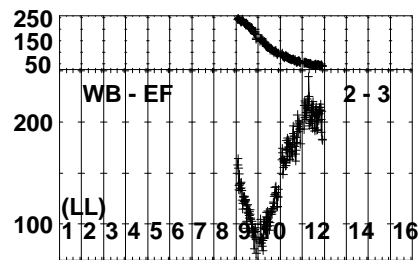
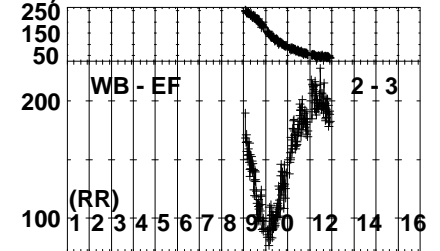
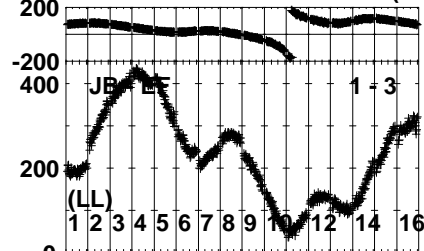
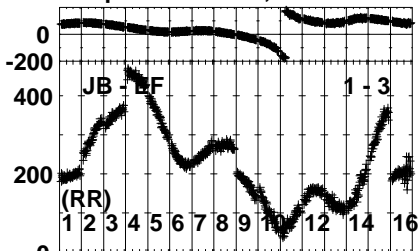


Lower frame: Milli Ampl Jy Top frame: Phas deg  
Vector averaged cross-power spectrum Several baselines displayed  
Timerange: 00/16:30:03 to 00/16:31:29

Plot file version 157 created 30-SEP-2022 11:04:14

J1424+225A EM163.UVDATA.1

Freq = 4.6005 GHz, Bw = 32.000 MH Calibrated with CL # 4 and BP # 1 (BP mode 1)

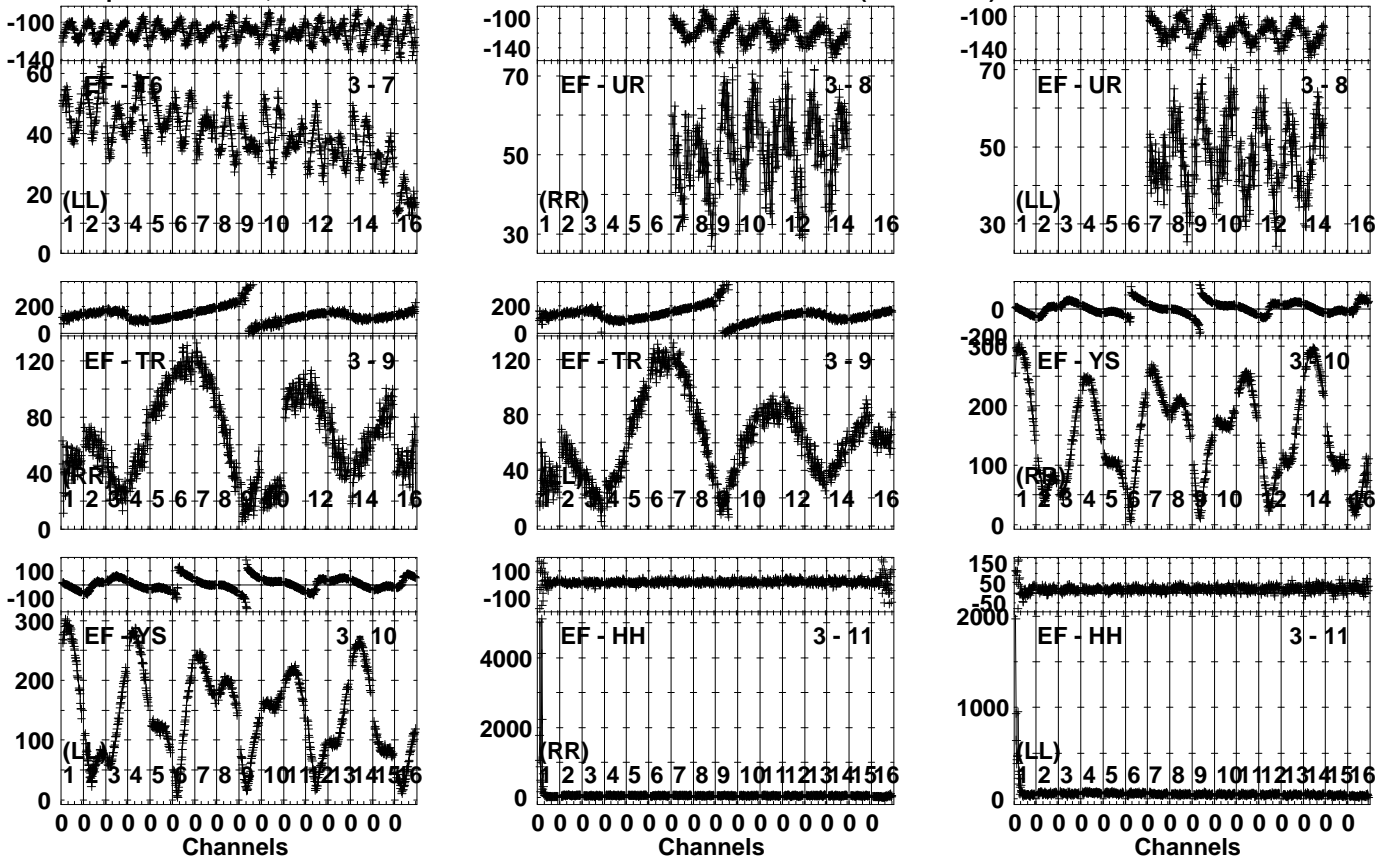


Lower frame: Milli Ampl Jy Top frame: Phas deg  
Vector averaged cross-power spectrum Several baselines displayed  
Timerange: 00/16:31:31 to 00/16:34:59

Plot file version 158 created 30-SEP-2022 11:04:15

J1424+225A EM163.UVDATA.1

Freq = 4.6005 GHz, Bw = 32.000 MH Calibrated with CL # 4 and BP # 1 (BP mode 1)

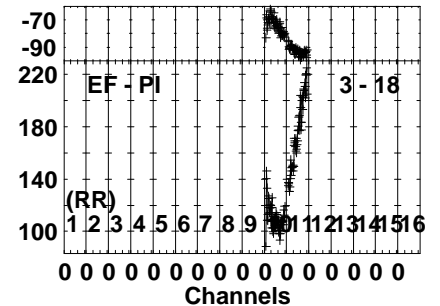
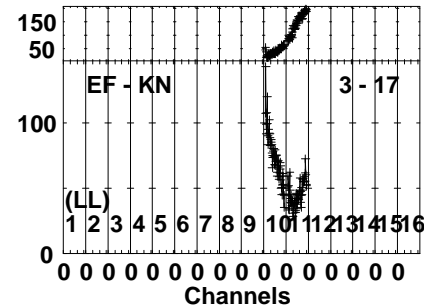
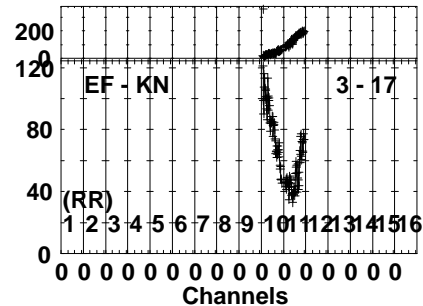
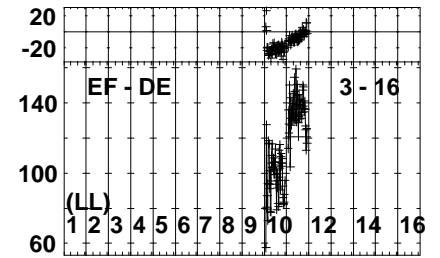
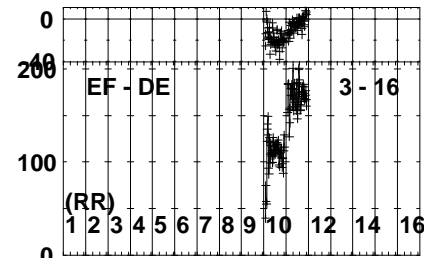
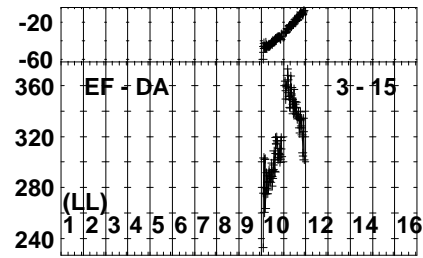
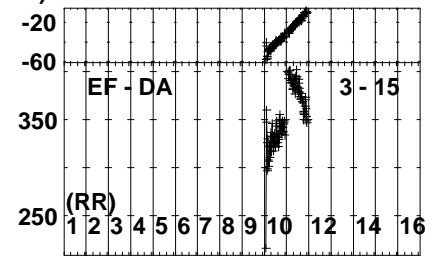
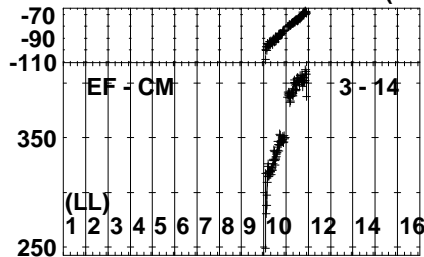
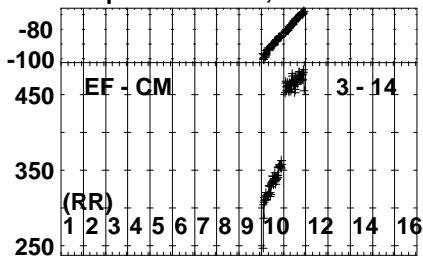


Lower frame: Milli Ampl Jy Top frame: Phas deg  
Vector averaged cross-power spectrum Several baselines displayed  
Timerange: 00/16:31:31 to 00/16:34:59

Plot file version 159 created 30-SEP-2022 11:04:16

J1424+225A EM163.UVDATA.1

Freq = 4.6005 GHz, Bw = 32.000 MH Calibrated with CL # 4 and BP # 1 (BP mode 1)

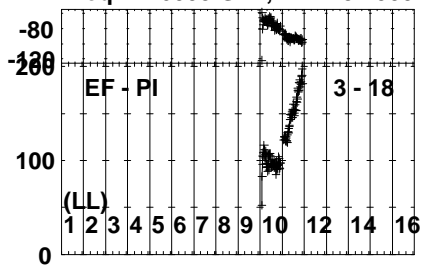


Lower frame: Milli Ampl Jy Top frame: Phas deg  
Vector averaged cross-power spectrum Several baselines displayed  
Timerange: 00/16:31:31 to 00/16:34:59

Plot file version 160 created 30-SEP-2022 11:04:17

J1424+225A EM163.UVDATA.1

Freq = 4.6005 GHz, Bw = 32.000 MH Calibrated with CL # 4 and BP # 1 (BP mode 1)



Lower frame: Milli Ampl Jy Top frame: Phas deg

Vector averaged cross-power spectrum Several baselines displayed

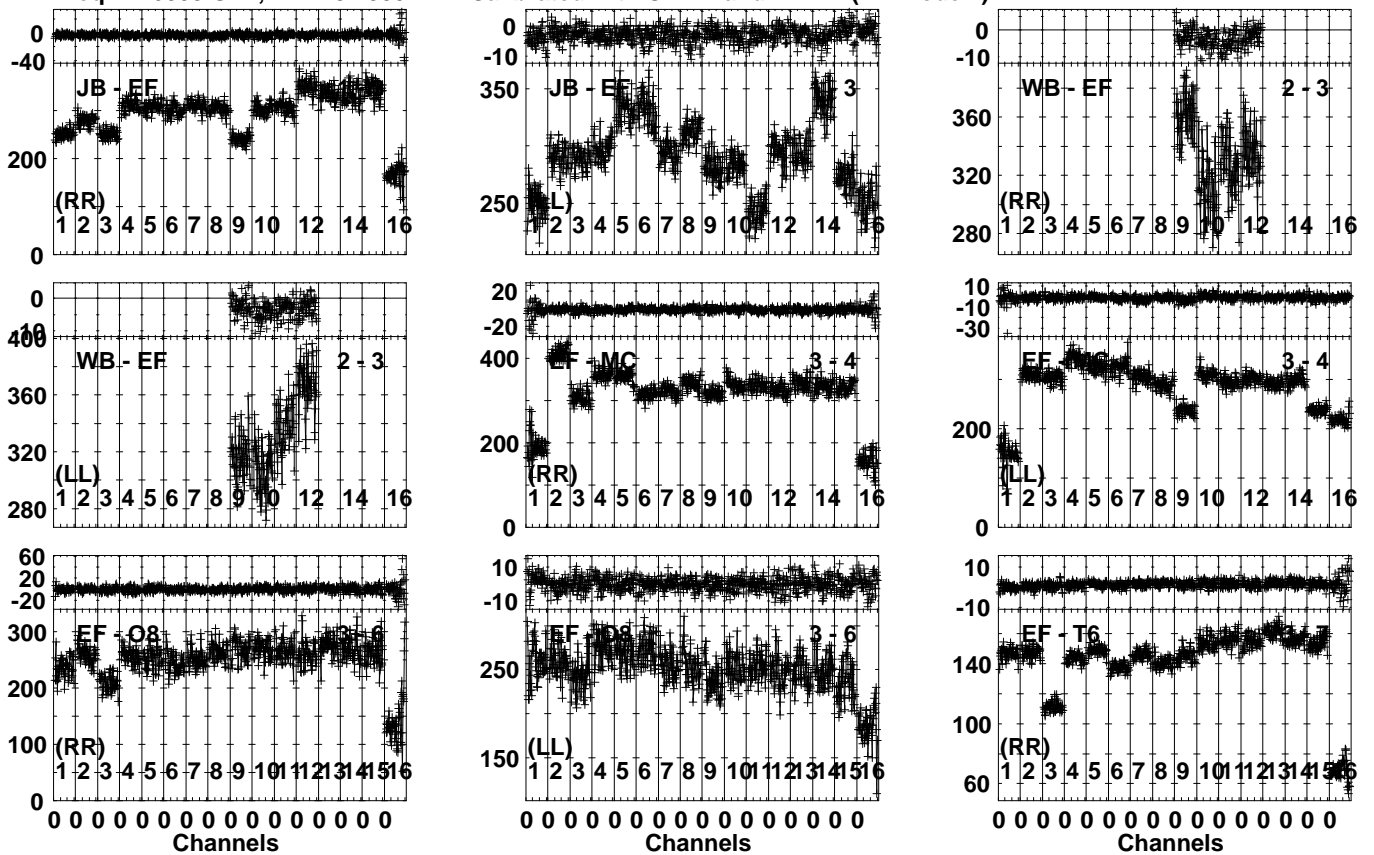
Timerange: 00/16:31:31 to 00/16:34:59



Plot file version 161 created 30-SEP-2022 11:04:17

J1427+2348 EM163.UVDATA.1

Freq = 4.6005 GHz, Bw = 32.000 MH Calibrated with CL # 4 and BP # 1 (BP mode 1)

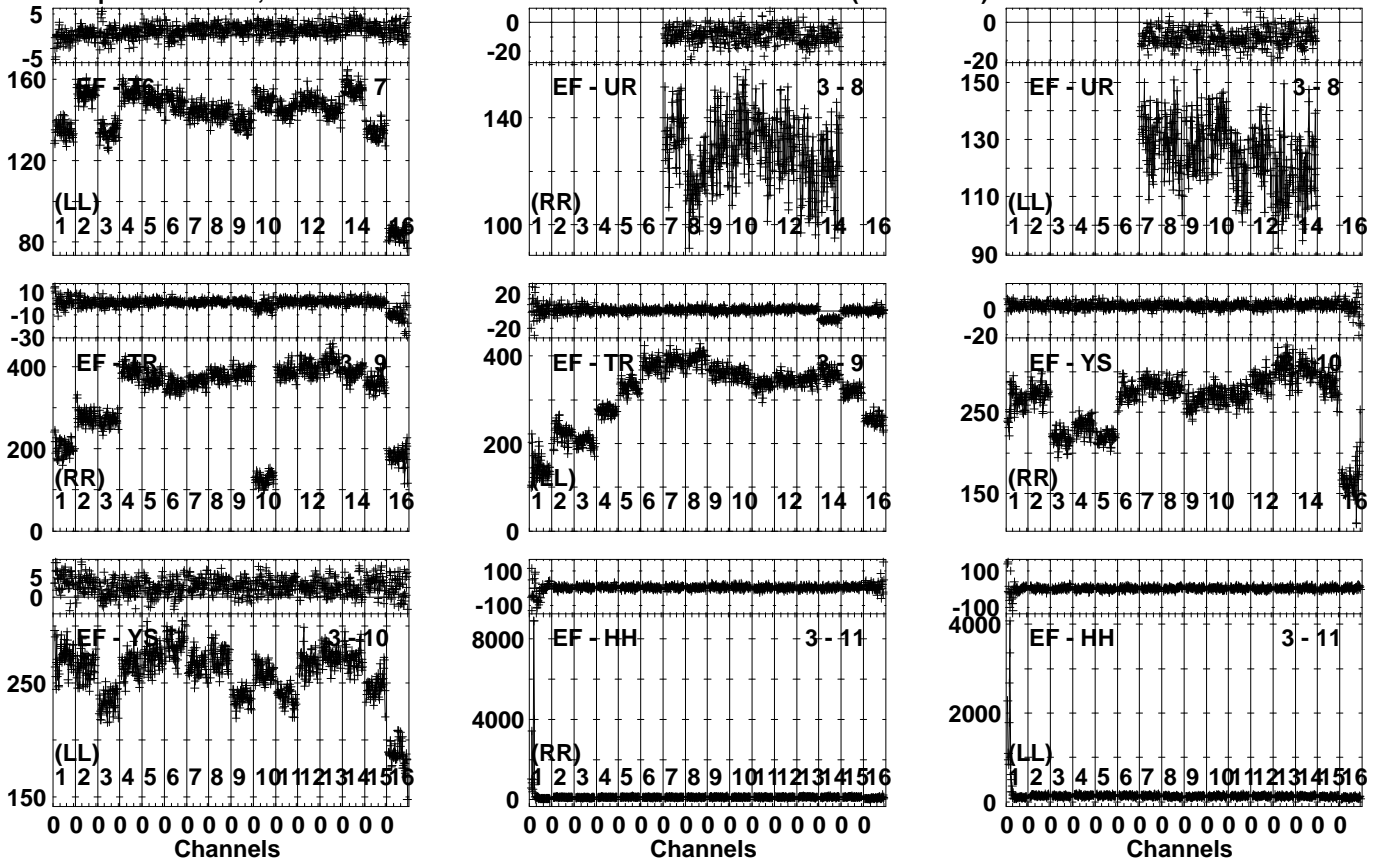


Lower frame: Milli Ampl Jy Top frame: Phas deg  
Vector averaged cross-power spectrum Several baselines displayed  
Timerange: 00/16:35:31 to 00/16:36:29

Plot file version 162 created 30-SEP-2022 11:04:18

J1427+2348 EM163.UVDATA.1

Freq = 4.6005 GHz, Bw = 32.000 MH Calibrated with CL # 4 and BP # 1 (BP mode 1)

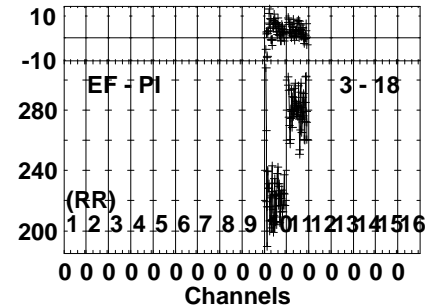
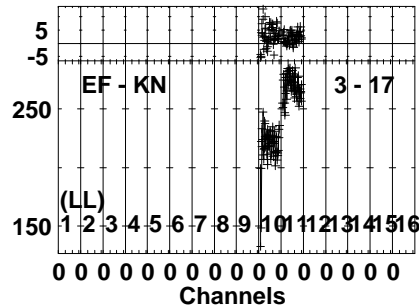
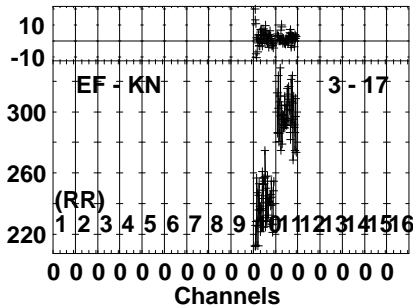
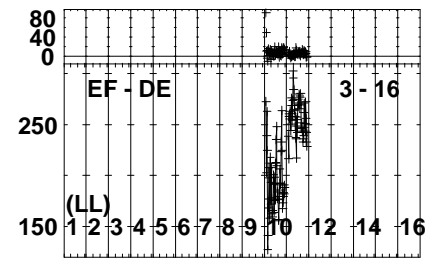
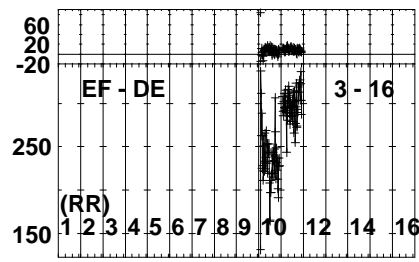
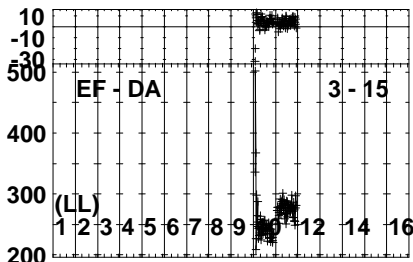
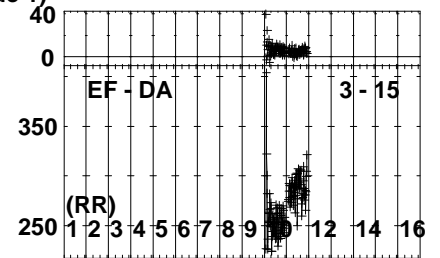
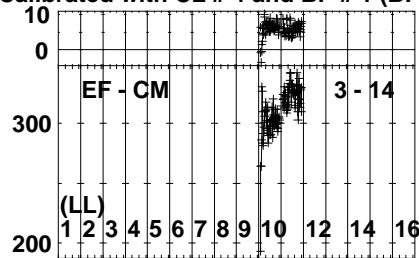
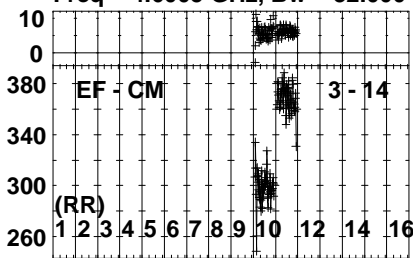


Lower frame: Milli Ampl Jy Top frame: Phas deg  
Vector averaged cross-power spectrum Several baselines displayed  
Timerange: 00/16:35:31 to 00/16:36:29

Plot file version 163 created 30-SEP-2022 11:04:19

J1427+2348 EM163.UVDATA.1

Freq = 4.6005 GHz, Bw = 32.000 MH Calibrated with CL # 4 and BP # 1 (BP mode 1)

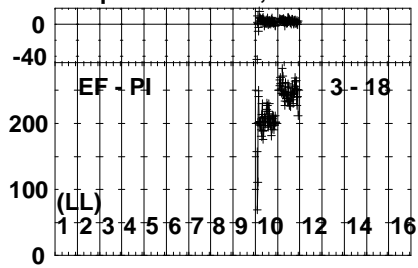


Lower frame: Milli Ampl Jy Top frame: Phas deg  
Vector averaged cross-power spectrum Several baselines displayed  
Timerange: 00/16:35:31 to 00/16:36:29

Plot file version 164 created 30-SEP-2022 11:04:20

J1427+2348 EM163.UVDATA.1

Freq = 4.6005 GHz, Bw = 32.000 MH Calibrated with CL # 4 and BP # 1 (BP mode 1)



Lower frame: Milli Ampl Jy Top frame: Phas deg

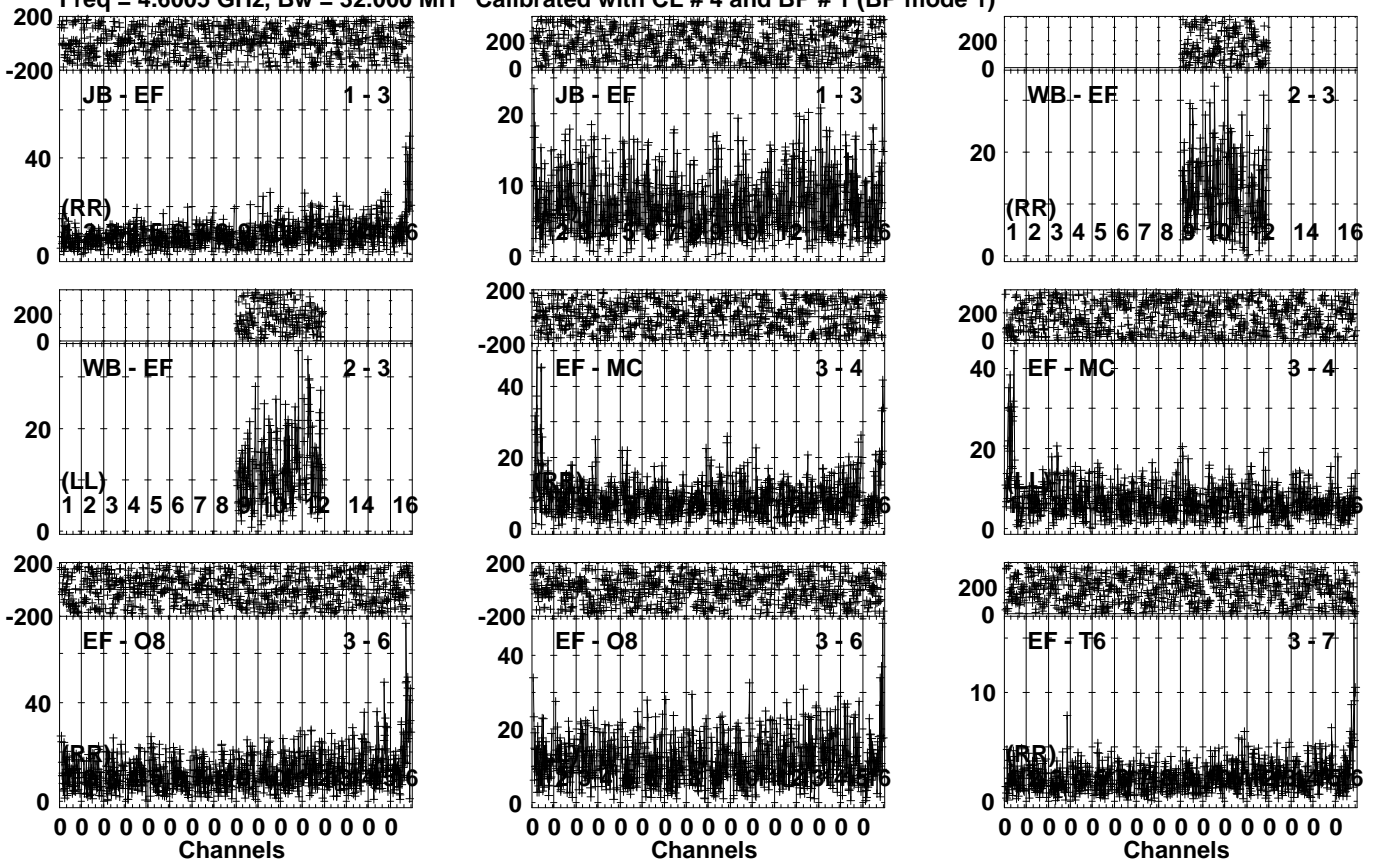
Vector averaged cross-power spectrum Several baselines displayed

Timerange: 00/16:35:31 to 00/16:36:29

Plot file version 165 created 30-SEP-2022 11:04:20

SDSSJ1430 EM163.UVDATA.1

Freq = 4.6005 GHz, Bw = 32.000 MH Calibrated with CL # 4 and BP # 1 (BP mode 1)

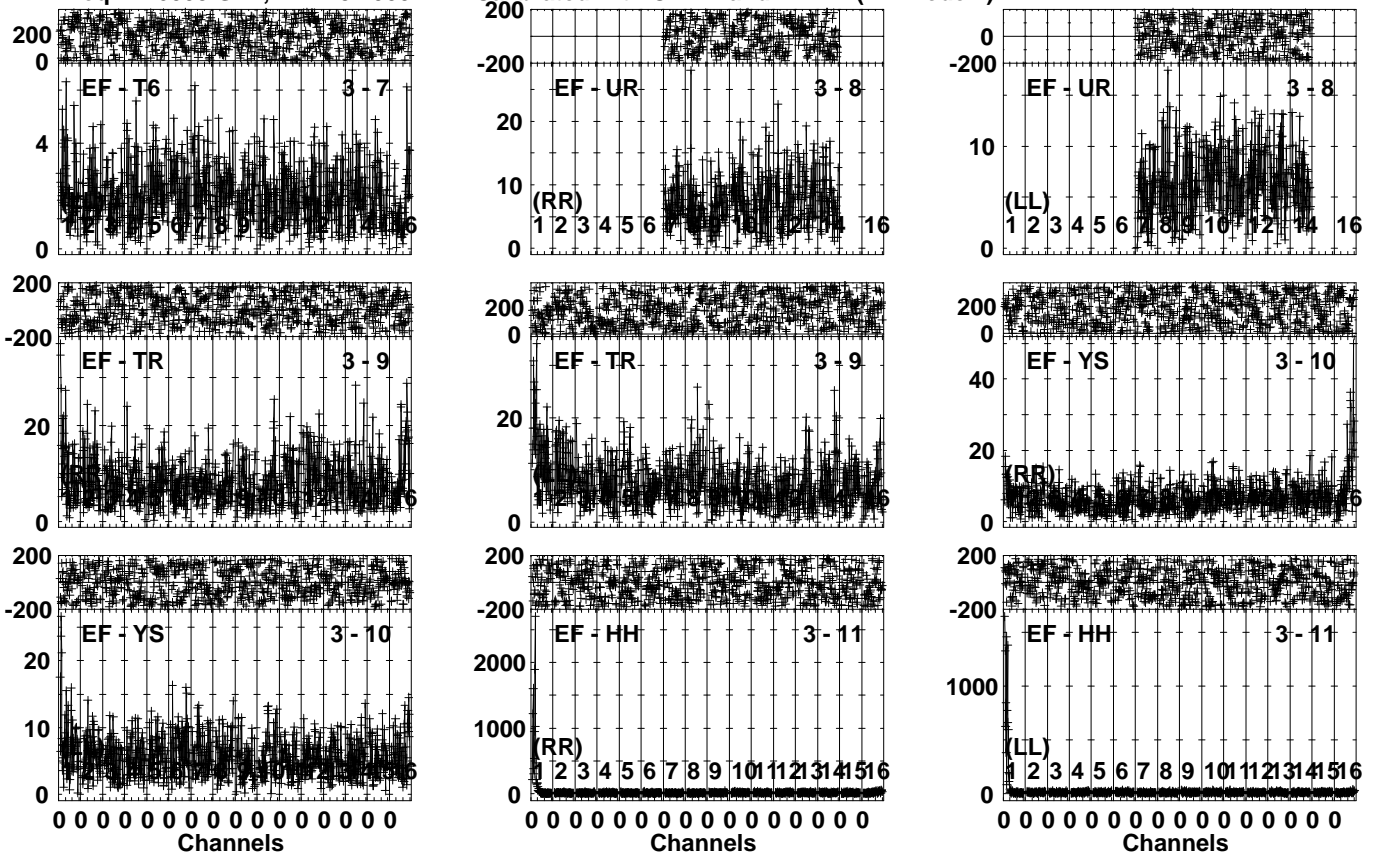


Lower frame: Milli Ampl Jy Top frame: Phas deg  
Vector averaged cross-power spectrum Several baselines displayed  
Timerange: 00/16:36:31 to 00/16:39:59

Plot file version 166 created 30-SEP-2022 11:04:21

SDSSJ1430 EM163.UVDATA.1

Freq = 4.6005 GHz, Bw = 32.000 MH Calibrated with CL # 4 and BP # 1 (BP mode 1)

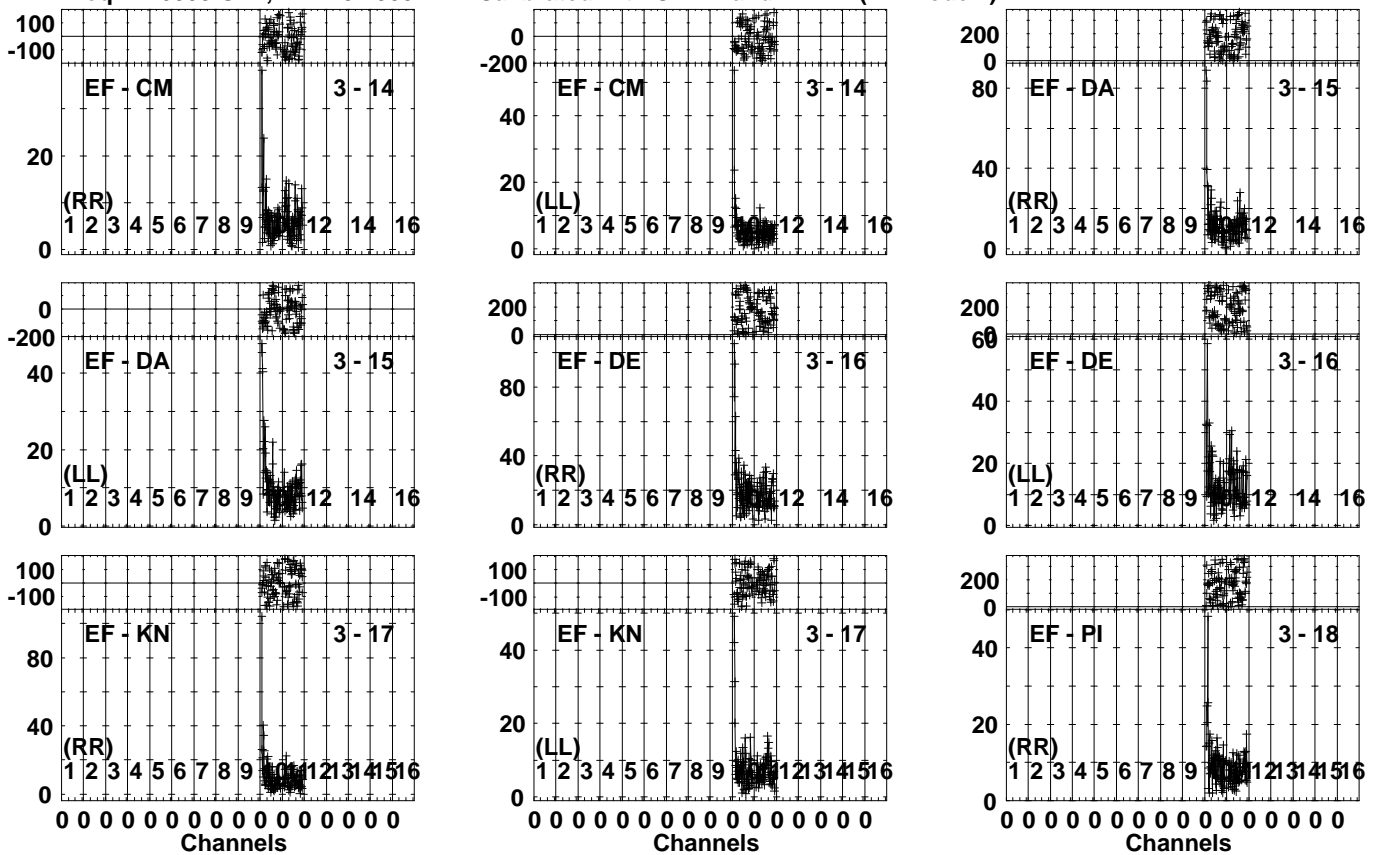


Lower frame: Milli Ampl Jy Top frame: Phas deg  
Vector averaged cross-power spectrum Several baselines displayed  
Timerange: 00/16:36:31 to 00/16:39:59

Plot file version 167 created 30-SEP-2022 11:04:22

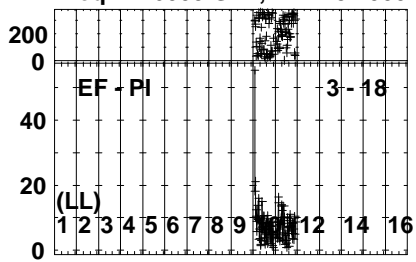
SDSSJ1430 EM163.UVDATA.1

Freq = 4.6005 GHz, Bw = 32.000 MH Calibrated with CL # 4 and BP # 1 (BP mode 1)



Lower frame: Milli Ampl Jy Top frame: Phas deg  
Vector averaged cross-power spectrum Several baselines displayed  
Timerange: 00/16:36:31 to 00/16:39:59

Plot file version 168 created 30-SEP-2022 11:04:23  
SDSSJ1430 EM163.UVDATA.1  
Freq = 4.6005 GHz, Bw = 32.000 MH Calibrated with CL # 4 and BP # 1 (BP mode 1)



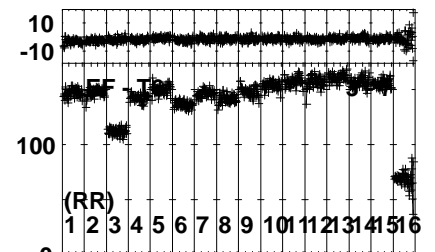
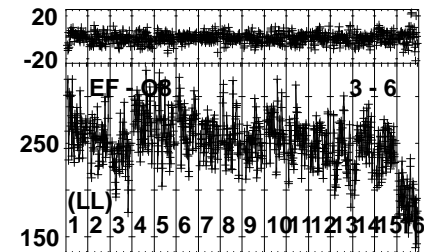
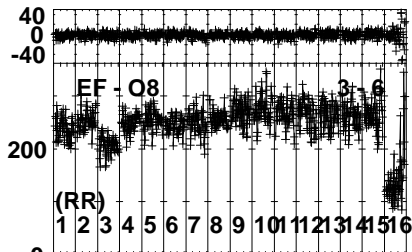
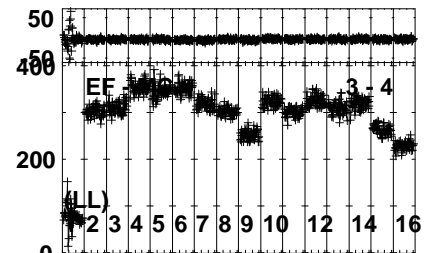
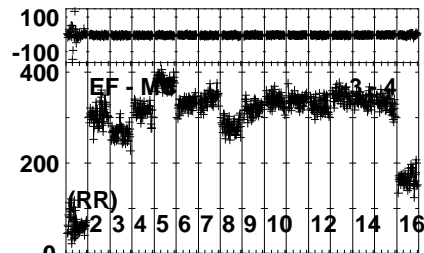
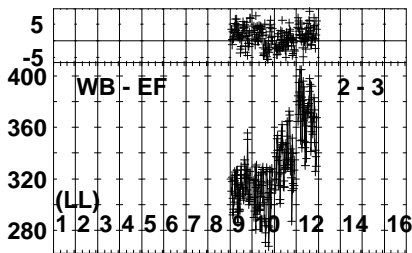
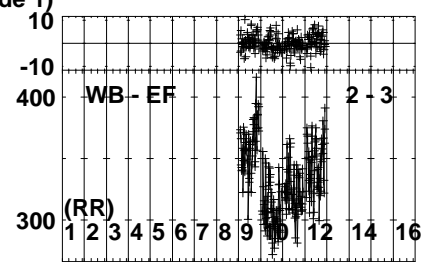
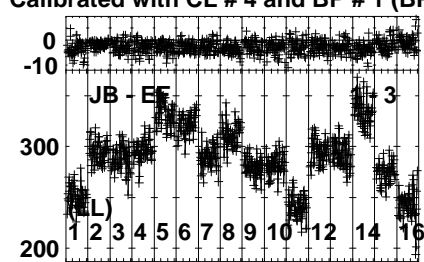
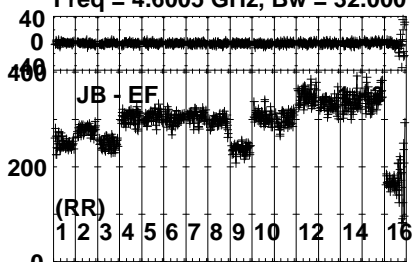
Lower frame: Milli Ampl Jy Top frame: Phas deg  
Vector averaged cross-power spectrum Several baselines displayed  
Timerange: 00/16:36:31 to 00/16:39:59



Plot file version 169 created 30-SEP-2022 11:04:23

J1427+2348 EM163.UVDATA.1

Freq = 4.6005 GHz, Bw = 32.000 MH Calibrated with CL # 4 and BP # 1 (BP mode 1)

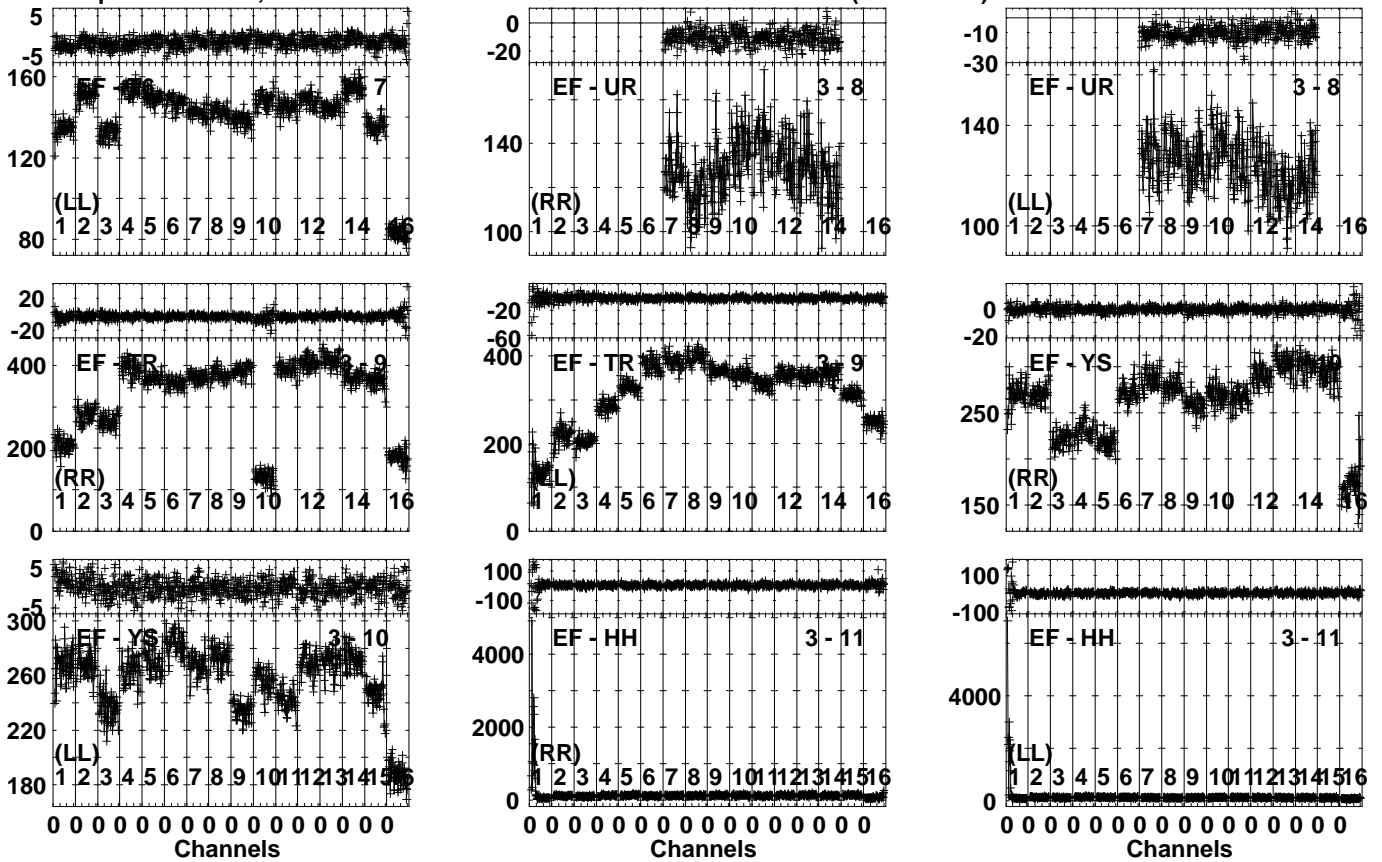


Lower frame: Milli Ampl Jy Top frame: Phas deg  
Vector averaged cross-power spectrum Several baselines displayed  
Timerange: 00/16:40:31 to 00/16:41:29

Plot file version 170 created 30-SEP-2022 11:04:24

J1427+2348 EM163.UVDATA.1

Freq = 4.6005 GHz, Bw = 32.000 MH Calibrated with CL # 4 and BP # 1 (BP mode 1)

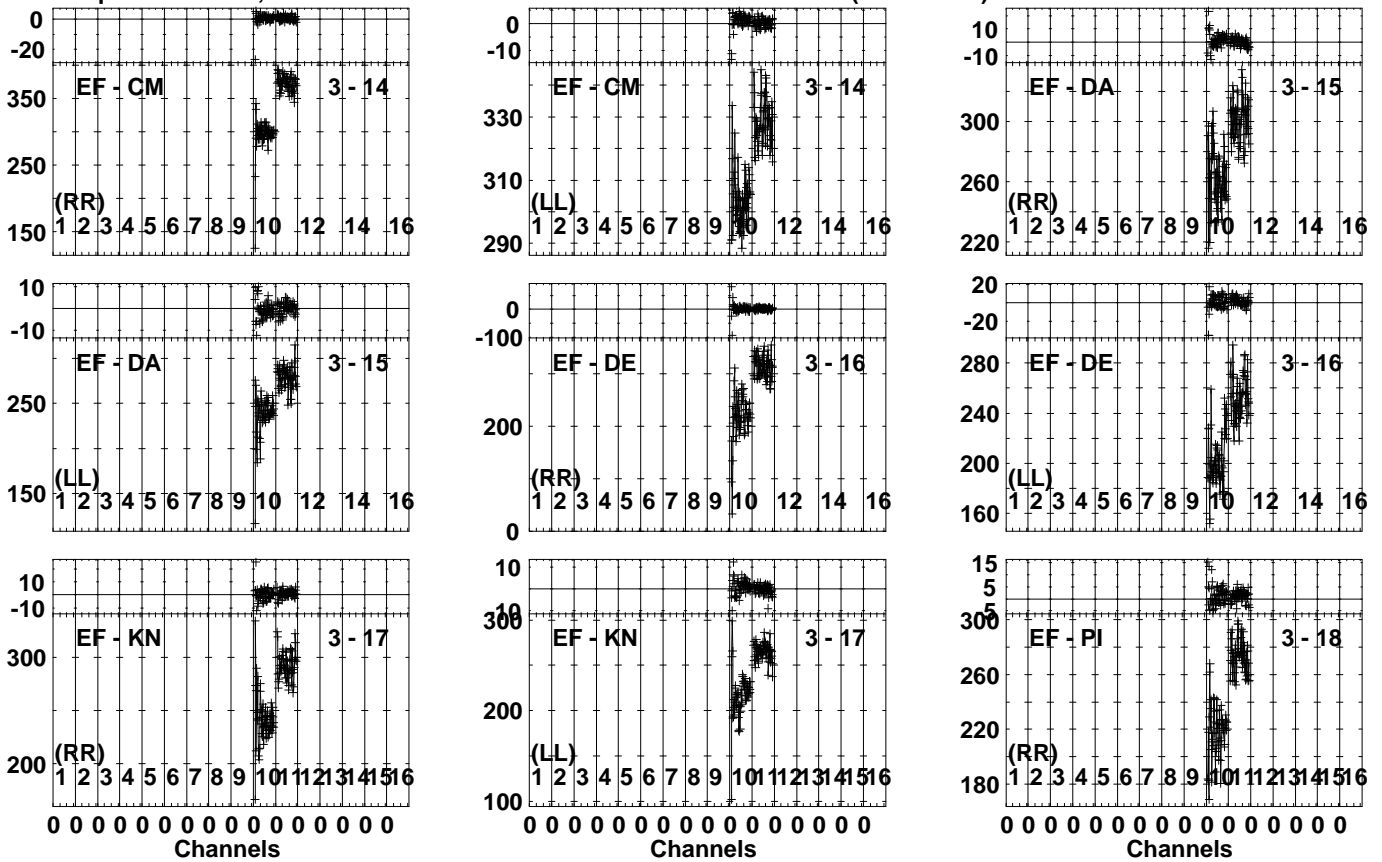


Lower frame: Milli Ampl Jy Top frame: Phas deg  
Vector averaged cross-power spectrum Several baselines displayed  
Timerange: 00/16:40:31 to 00/16:41:29

Plot file version 171 created 30-SEP-2022 11:04:25

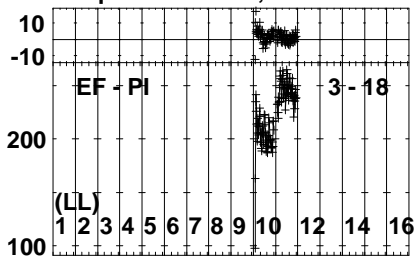
J1427+2348 EM163.UVDATA.1

Freq = 4.6005 GHz, Bw = 32.000 MH Calibrated with CL # 4 and BP # 1 (BP mode 1)



Lower frame: Milli Ampl Jy Top frame: Phas deg  
Vector averaged cross-power spectrum Several baselines displayed  
Timerange: 00/16:40:31 to 00/16:41:29

Plot file version 172 created 30-SEP-2022 11:04:26  
J1427+2348 EM163.UVDATA.1  
Freq = 4.6005 GHz, Bw = 32.000 MH Calibrated with CL # 4 and BP # 1 (BP mode 1)

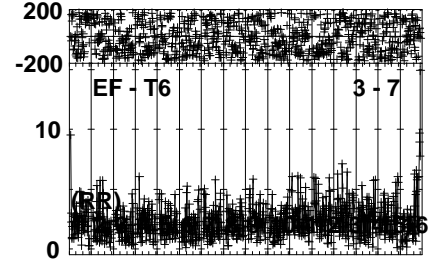
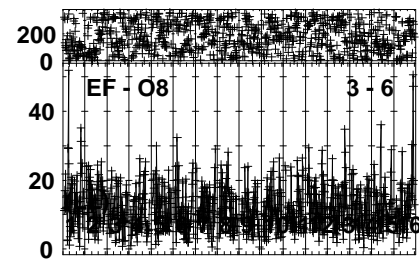
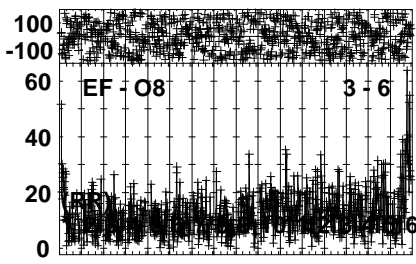
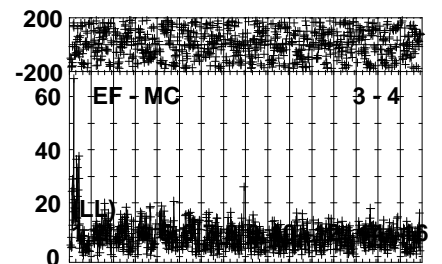
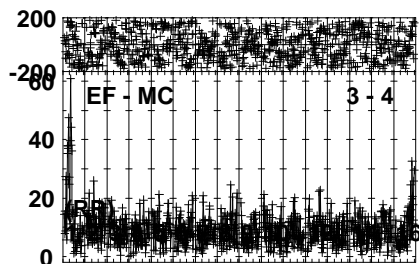
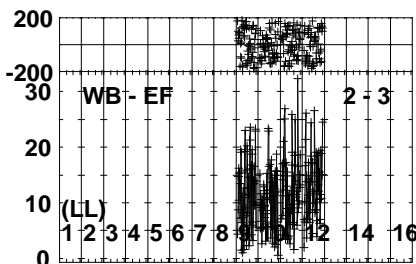
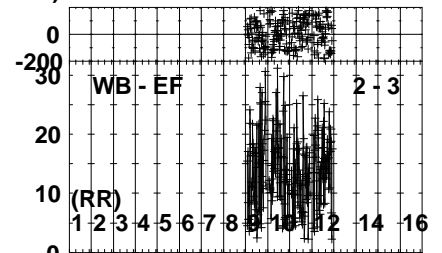
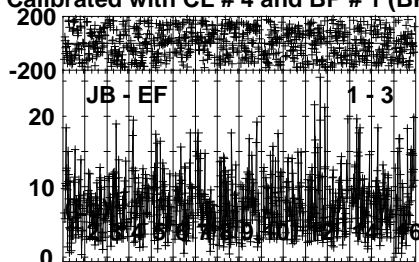
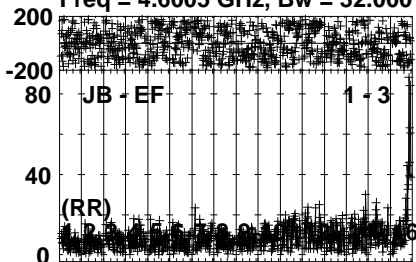


Lower frame: Milli Ampl Jy Top frame: Phas deg  
Vector averaged cross-power spectrum Several baselines displayed  
Timerange: 00/16:40:31 to 00/16:41:29

Plot file version 173 created 30-SEP-2022 11:04:26

SDSSJ1430 EM163.UVDATA.1

Freq = 4.6005 GHz, Bw = 32.000 MH Calibrated with CL # 4 and BP # 1 (BP mode 1)

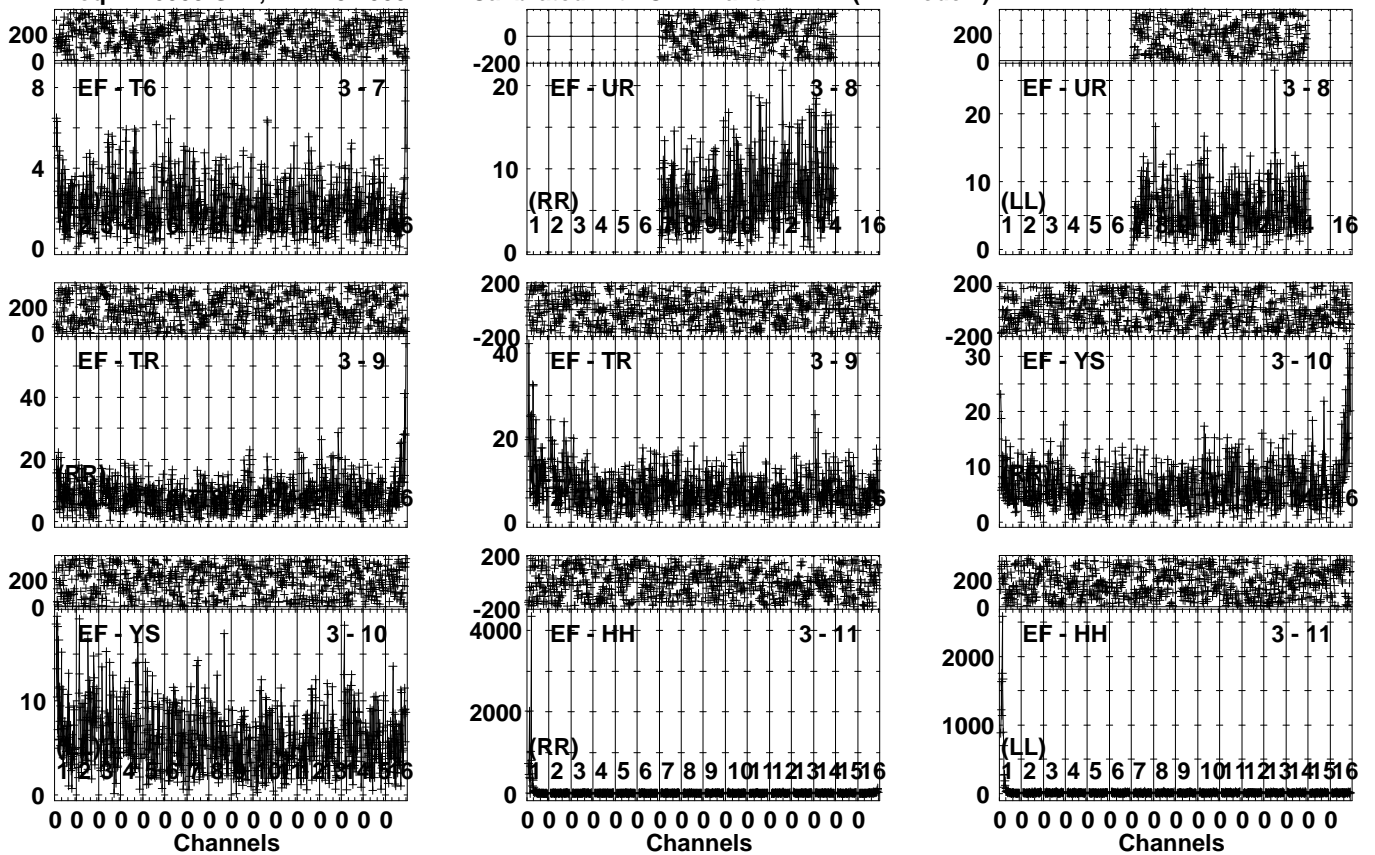


Lower frame: Milli Ampl Jy Top frame: Phas deg  
Vector averaged cross-power spectrum Several baselines displayed  
Timerange: 00/16:41:31 to 00/16:44:59

Plot file version 174 created 30-SEP-2022 11:04:27

SDSSJ1430 EM163.UVDATA.1

Freq = 4.6005 GHz, Bw = 32.000 MH Calibrated with CL # 4 and BP # 1 (BP mode 1)

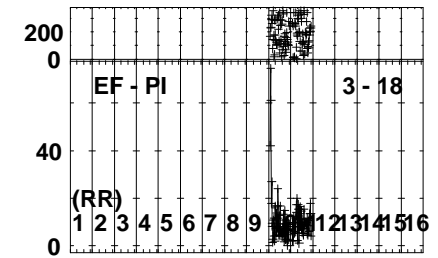
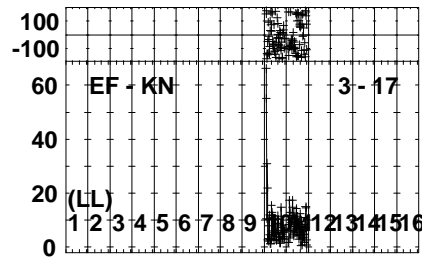
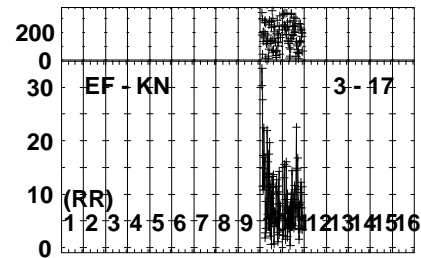
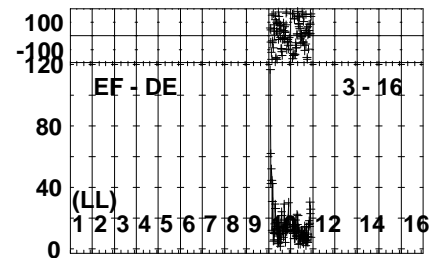
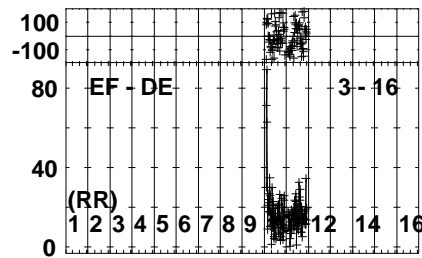
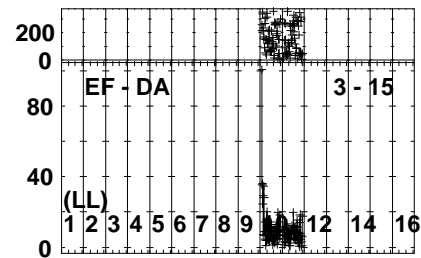
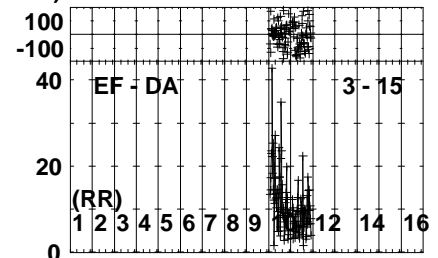
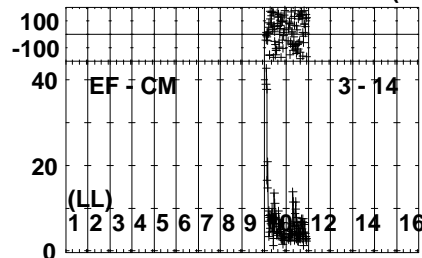
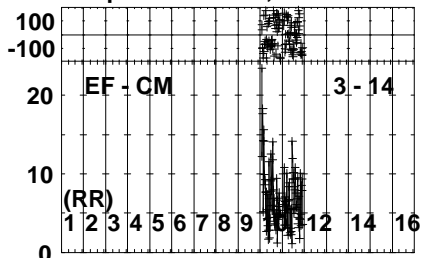


Lower frame: Milli Ampl Jy Top frame: Phas deg  
Vector averaged cross-power spectrum Several baselines displayed  
Timerange: 00/16:41:31 to 00/16:44:59

Plot file version 175 created 30-SEP-2022 11:04:29

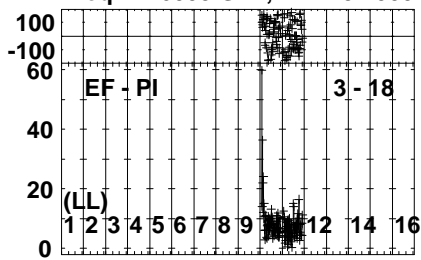
SDSSJ1430 EM163.UVDATA.1

Freq = 4.6005 GHz, Bw = 32.000 MH Calibrated with CL # 4 and BP # 1 (BP mode 1)



Lower frame: Milli Ampl Jy Top frame: Phas deg  
Vector averaged cross-power spectrum Several baselines displayed  
Timerange: 00/16:41:31 to 00/16:44:59

Plot file version 176 created 30-SEP-2022 11:04:29  
SDSSJ1430 EM163.UVDATA.1  
Freq = 4.6005 GHz, Bw = 32.000 MH Calibrated with CL # 4 and BP # 1 (BP mode 1)



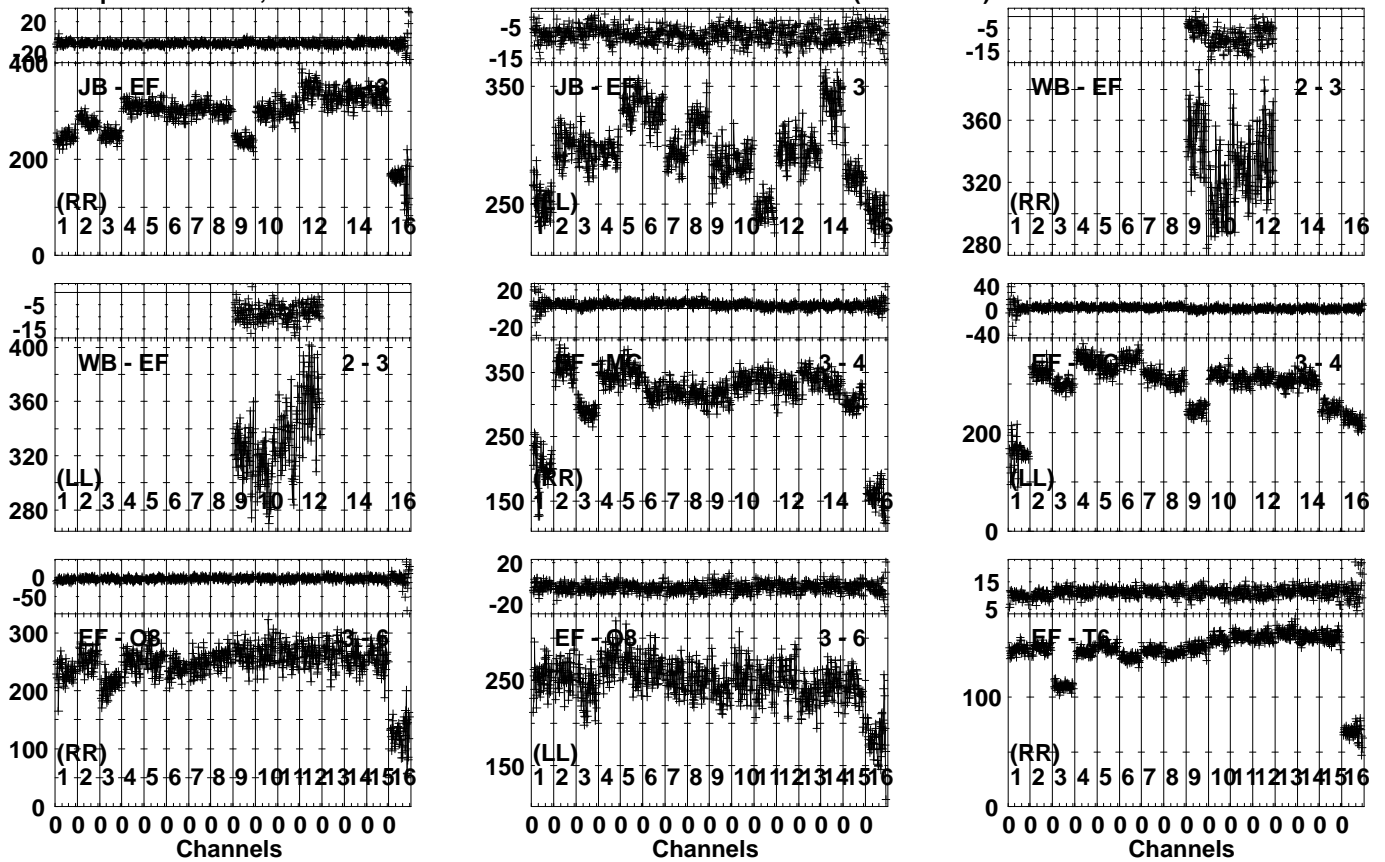
Lower frame: Milli Ampl Jy Top frame: Phas deg  
Vector averaged cross-power spectrum Several baselines displayed  
Timerange: 00/16:41:31 to 00/16:44:59



Plot file version 177 created 30-SEP-2022 11:04:30

J1427+2348 EM163.UVDATA.1

Freq = 4.6005 GHz, Bw = 32.000 MH Calibrated with CL # 4 and BP # 1 (BP mode 1)

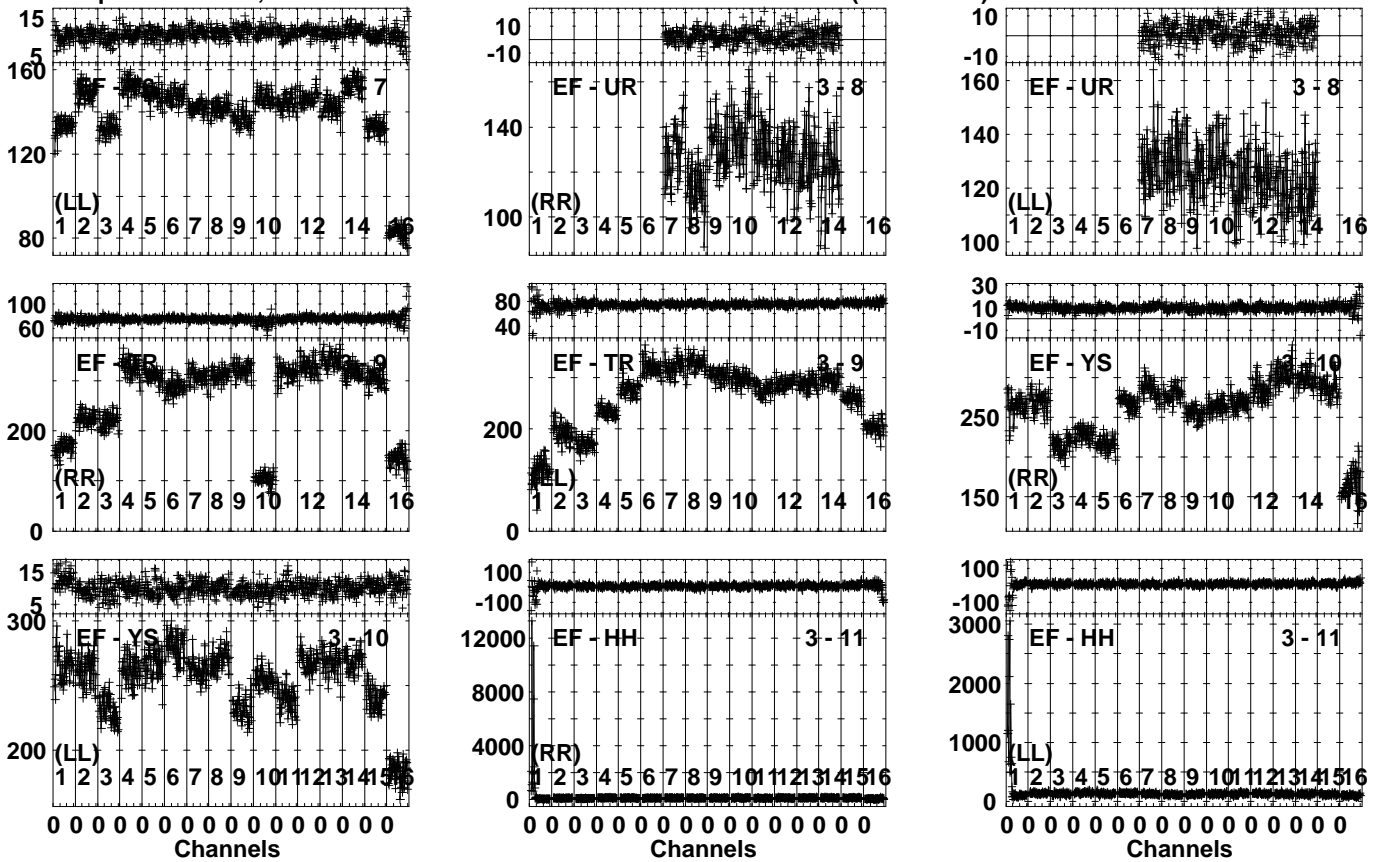


Lower frame: Milli Ampl Jy Top frame: Phas deg  
 Vector averaged cross-power spectrum Several baselines displayed  
 Timerange: 00/16:45:03 to 00/16:46:29

Plot file version 178 created 30-SEP-2022 11:04:31

J1427+2348 EM163.UVDATA.1

Freq = 4.6005 GHz, Bw = 32.000 MH Calibrated with CL # 4 and BP # 1 (BP mode 1)

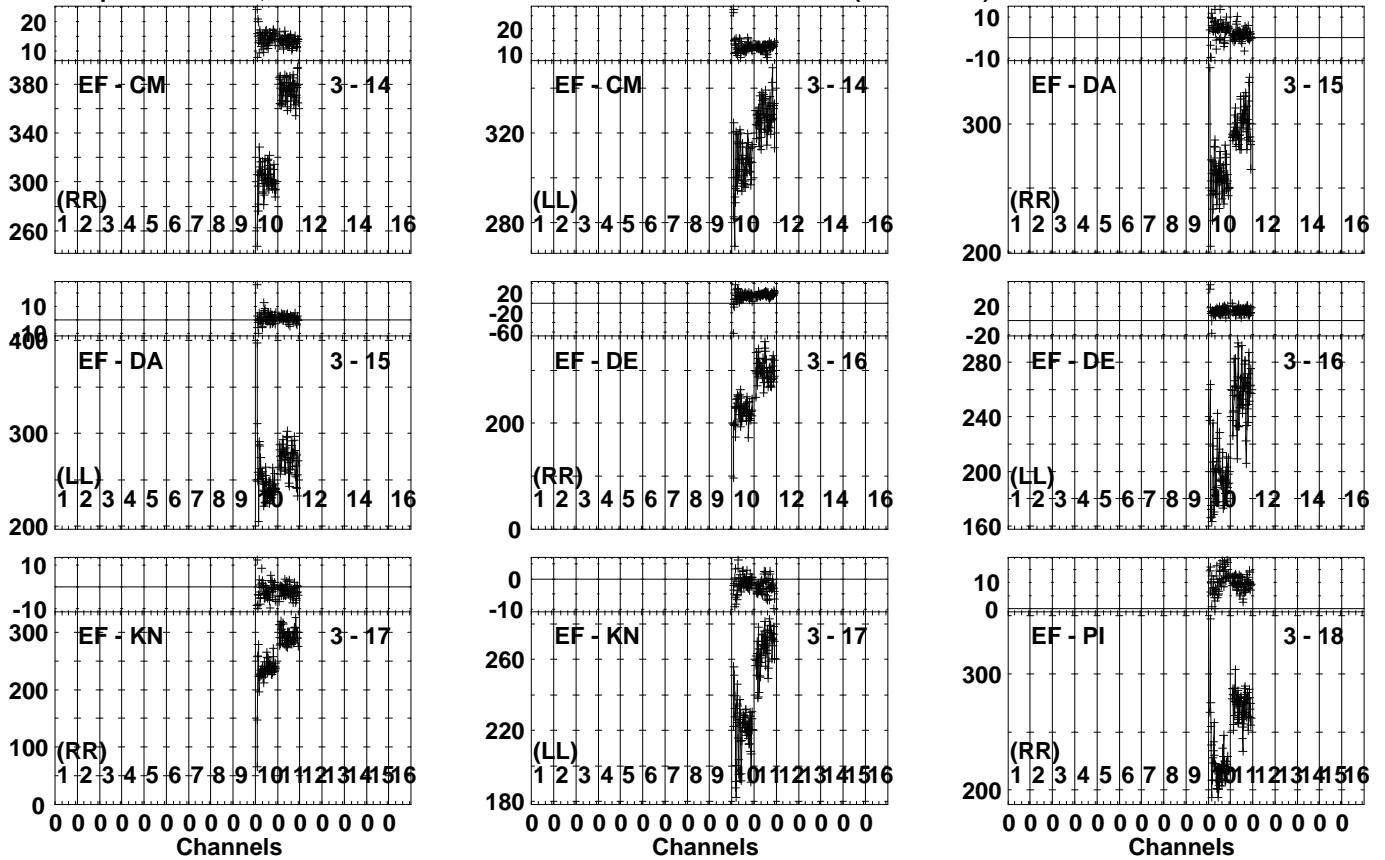


Lower frame: Milli Ampl Jy Top frame: Phas deg  
 Vector averaged cross-power spectrum Several baselines displayed  
 Timerange: 00/16:45:03 to 00/16:46:29

Plot file version 179 created 30-SEP-2022 11:04:32

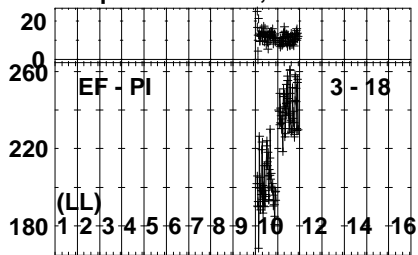
J1427+2348 EM163.UVDATA.1

Freq = 4.6005 GHz, Bw = 32.000 MH Calibrated with CL # 4 and BP # 1 (BP mode 1)



Lower frame: Milli Ampl Jy Top frame: Phas deg  
Vector averaged cross-power spectrum Several baselines displayed  
Timerange: 00/16:45:03 to 00/16:46:29

Plot file version 180 created 30-SEP-2022 11:04:33  
J1427+2348 EM163.UVDATA.1  
Freq = 4.6005 GHz, Bw = 32.000 MH Calibrated with CL # 4 and BP # 1 (BP mode 1)

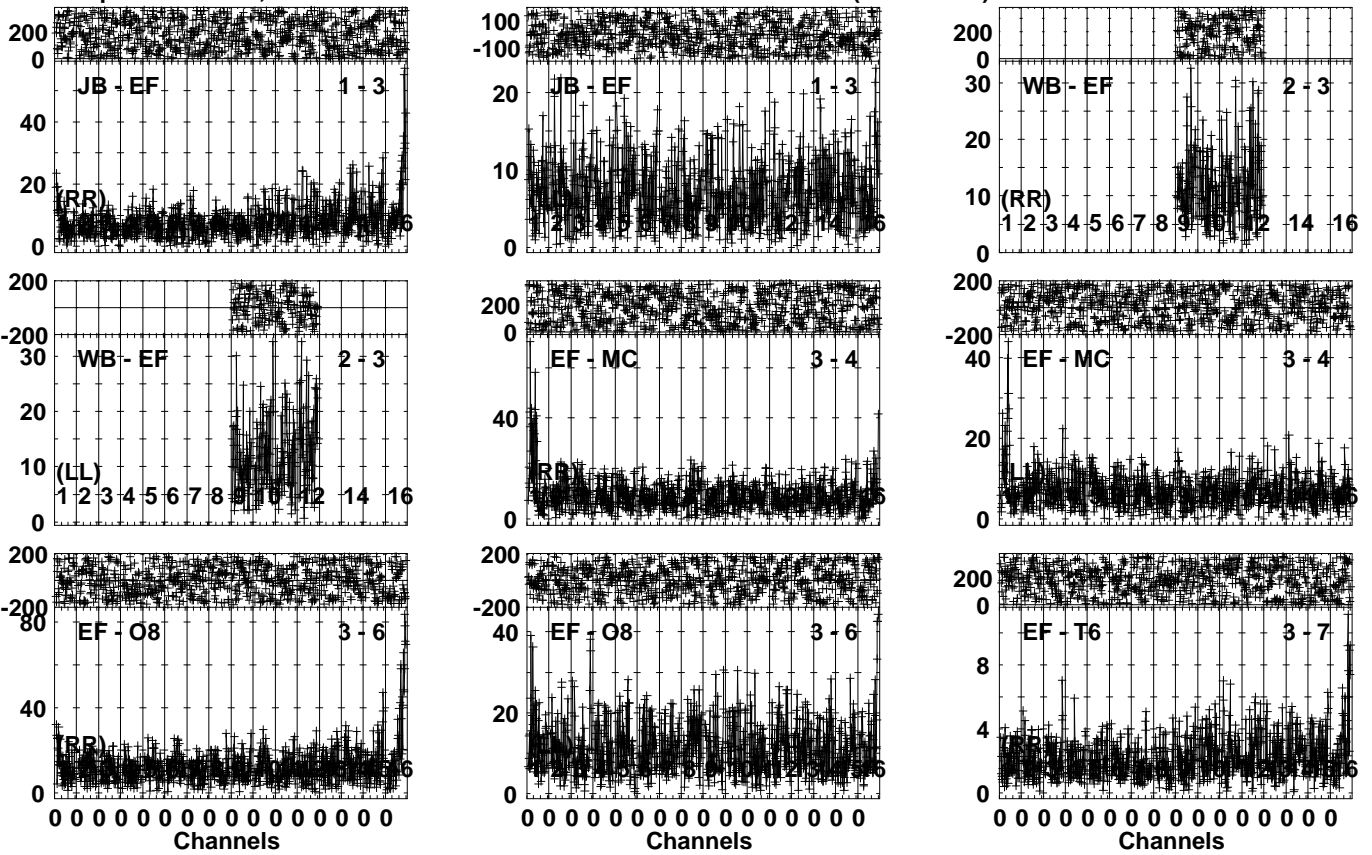


Lower frame: Milli Ampl Jy Top frame: Phas deg  
Vector averaged cross-power spectrum Several baselines displayed  
Timerange: 00/16:45:03 to 00/16:46:29

Plot file version 181 created 30-SEP-2022 11:04:33

SDSSJ1430 EM163.UVDATA.1

Freq = 4.6005 GHz, Bw = 32.000 MH Calibrated with CL # 4 and BP # 1 (BP mode 1)

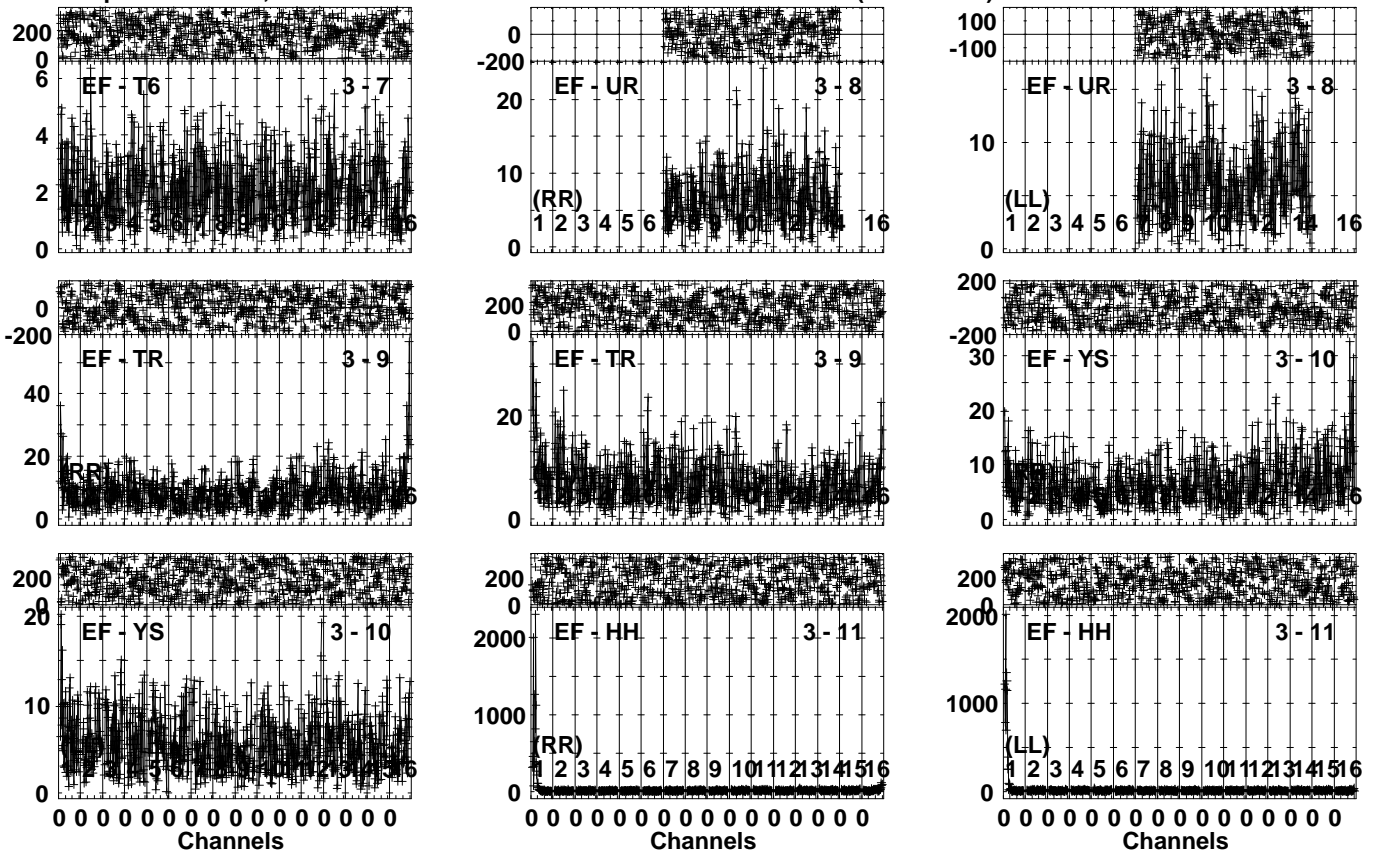


Lower frame: Milli Ampl Jy Top frame: Phas deg  
 Vector averaged cross-power spectrum Several baselines displayed  
 Timerange: 00/16:46:31 to 00/16:49:59

Plot file version 182 created 30-SEP-2022 11:04:34

SDSSJ1430 EM163.UVDATA.1

Freq = 4.6005 GHz, Bw = 32.000 MH Calibrated with CL # 4 and BP # 1 (BP mode 1)

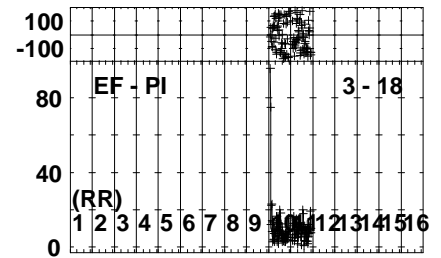
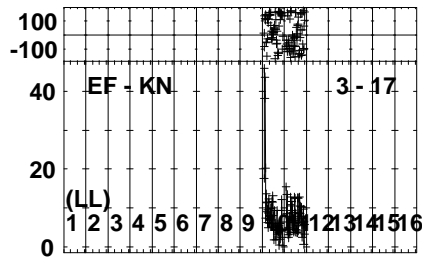
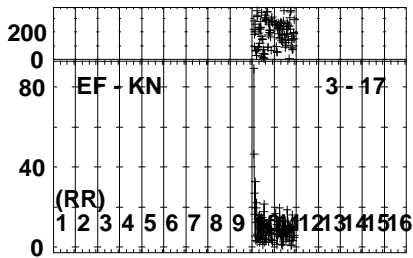
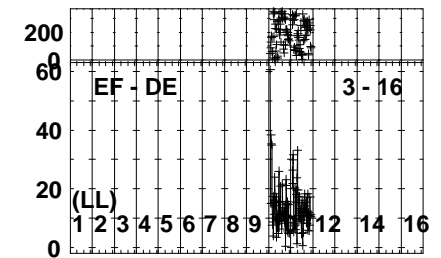
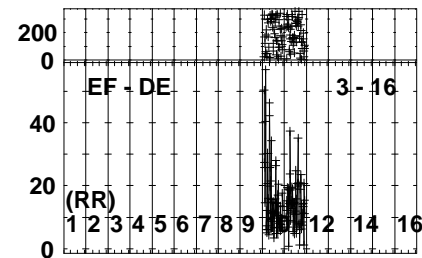
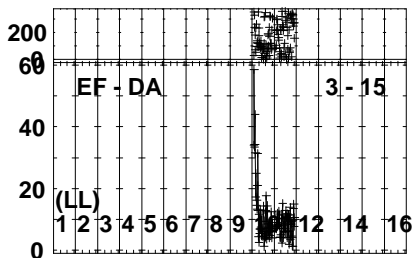
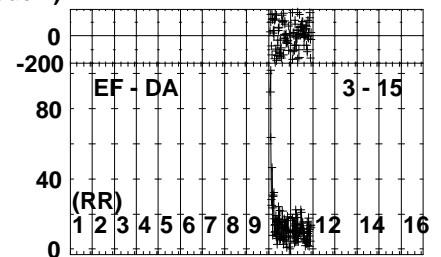
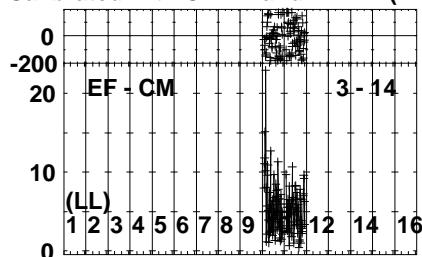
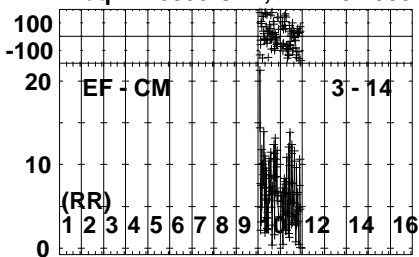


Lower frame: Milli Ampl Jy Top frame: Phas deg  
Vector averaged cross-power spectrum Several baselines displayed  
Timerange: 00/16:46:31 to 00/16:49:59

Plot file version 183 created 30-SEP-2022 11:04:35

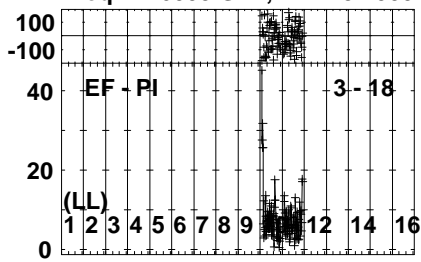
SDSSJ1430 EM163.UVDATA.1

Freq = 4.6005 GHz, Bw = 32.000 MH Calibrated with CL # 4 and BP # 1 (BP mode 1)



Lower frame: Milli Ampl Jy Top frame: Phas deg  
Vector averaged cross-power spectrum Several baselines displayed  
Timerange: 00/16:46:31 to 00/16:49:59

Plot file version 184 created 30-SEP-2022 11:04:36  
SDSSJ1430 EM163.UVDATA.1  
Freq = 4.6005 GHz, Bw = 32.000 MH Calibrated with CL # 4 and BP # 1 (BP mode 1)



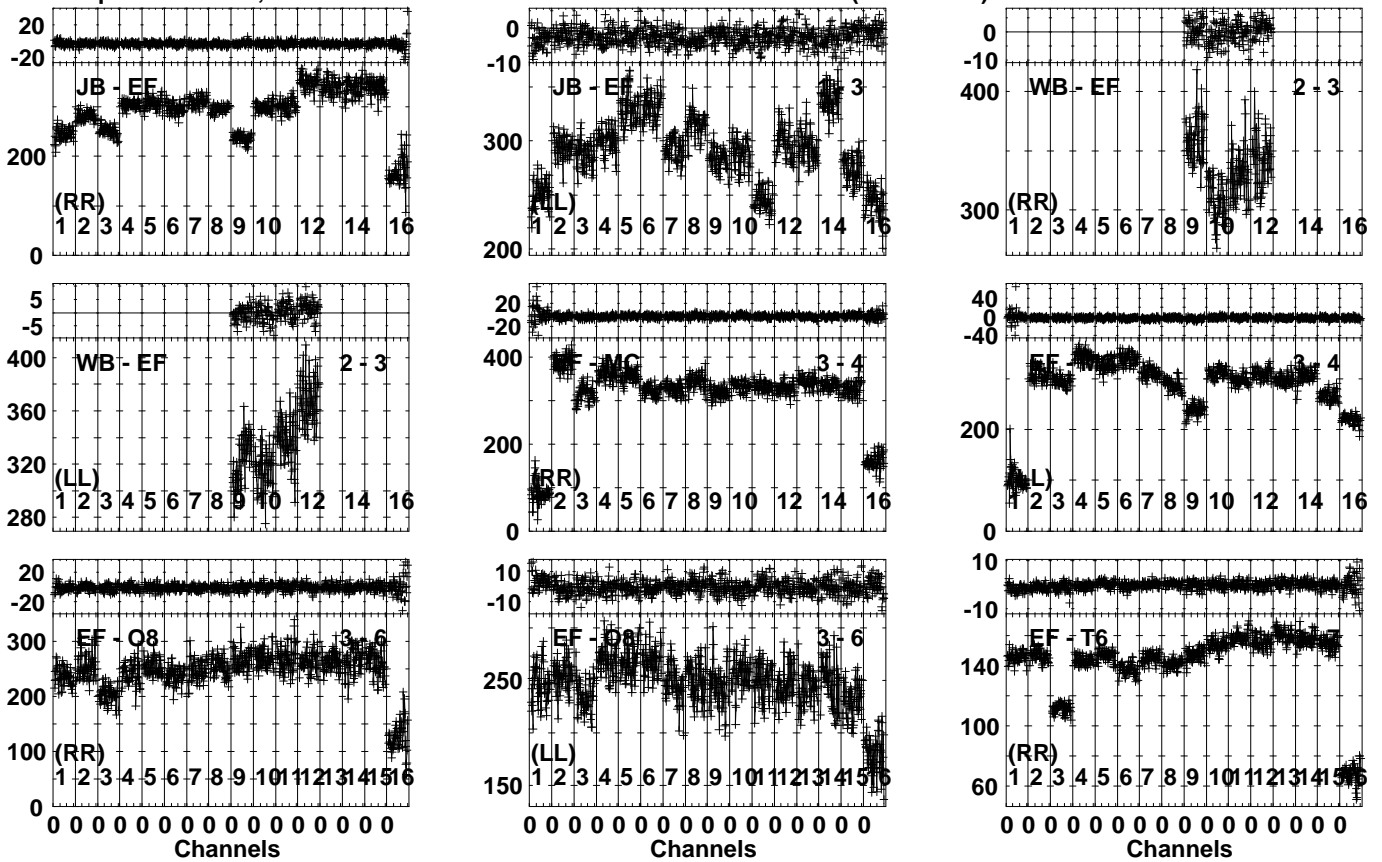
Lower frame: Milli Ampl Jy Top frame: Phas deg  
Vector averaged cross-power spectrum Several baselines displayed  
Timerange: 00/16:46:31 to 00/16:49:59



Plot file version 185 created 30-SEP-2022 11:04:37

J1427+2348 EM163.UVDATA.1

Freq = 4.6005 GHz, Bw = 32.000 MH Calibrated with CL # 4 and BP # 1 (BP mode 1)

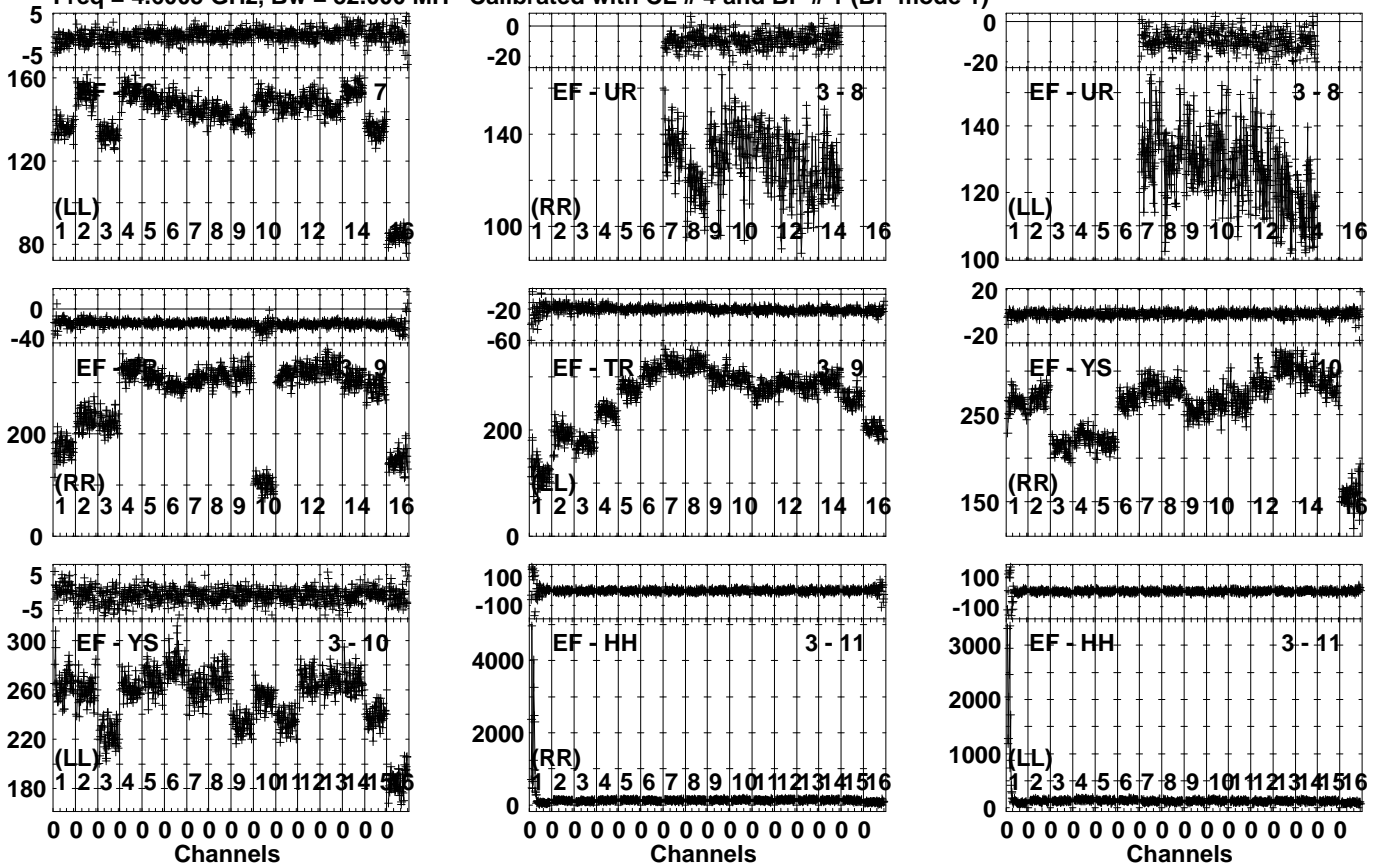


Lower frame: Milli Ampl Jy Top frame: Phas deg  
 Vector averaged cross-power spectrum Several baselines displayed  
 Timerange: 00/16:50:31 to 00/16:51:29

Plot file version 186 created 30-SEP-2022 11:04:37

J1427+2348 EM163.UVDATA.1

Freq = 4.6005 GHz, Bw = 32.000 MH Calibrated with CL # 4 and BP # 1 (BP mode 1)

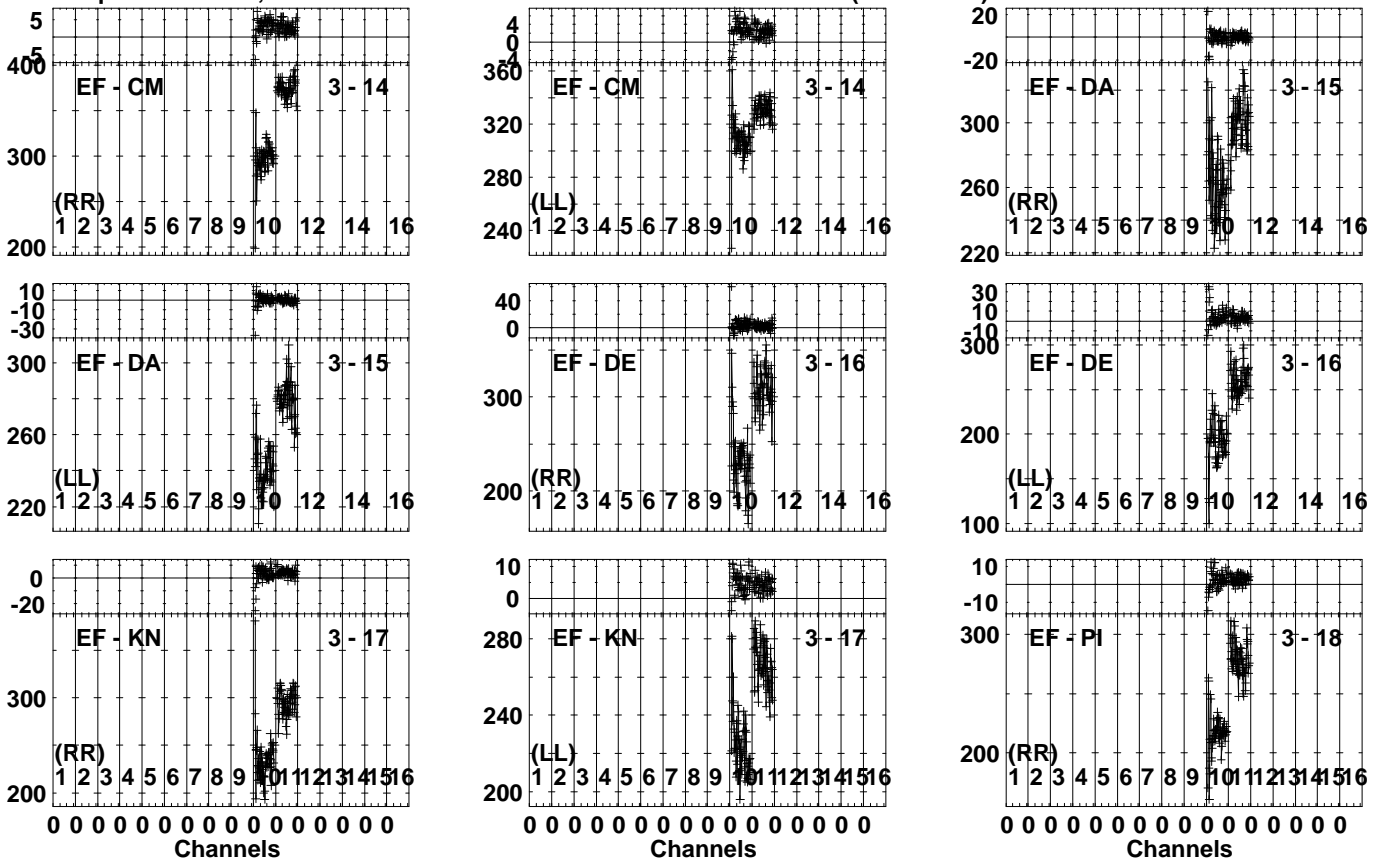


Lower frame: Milli Ampl Jy Top frame: Phas deg  
Vector averaged cross-power spectrum Several baselines displayed  
Timerange: 00/16:50:31 to 00/16:51:29

Plot file version 187 created 30-SEP-2022 11:04:38

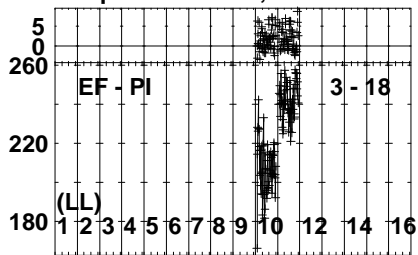
J1427+2348 EM163.UVDATA.1

Freq = 4.6005 GHz, Bw = 32.000 MH Calibrated with CL # 4 and BP # 1 (BP mode 1)



Lower frame: Milli Ampl Jy Top frame: Phas deg  
Vector averaged cross-power spectrum Several baselines displayed  
Timerange: 00/16:50:31 to 00/16:51:29

Plot file version 188 created 30-SEP-2022 11:04:39  
J1427+2348 EM163.UVDATA.1  
Freq = 4.6005 GHz, Bw = 32.000 MH Calibrated with CL # 4 and BP # 1 (BP mode 1)

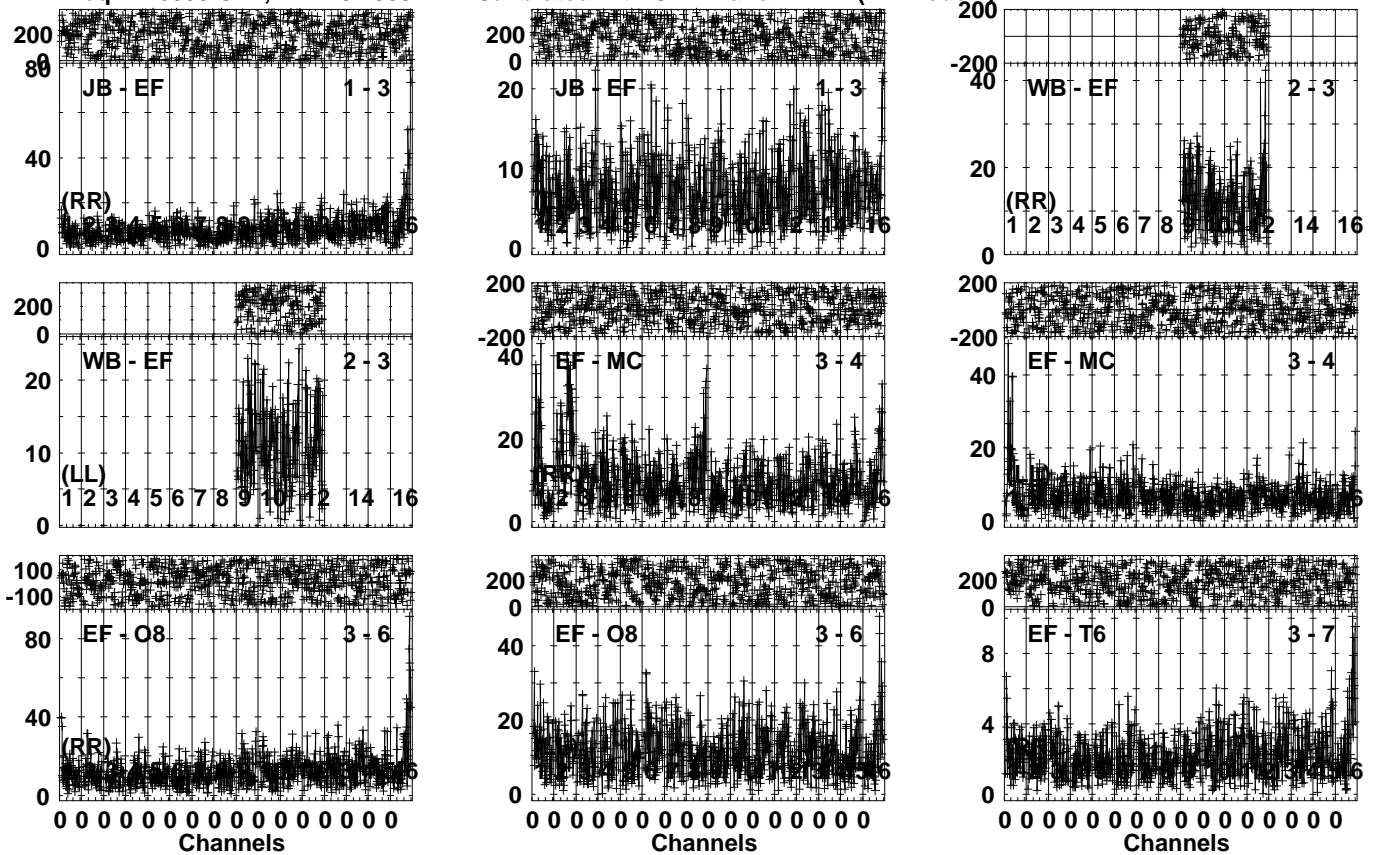


Lower frame: Milli Ampl Jy Top frame: Phas deg  
Vector averaged cross-power spectrum Several baselines displayed  
Timerange: 00/16:50:31 to 00/16:51:29

Plot file version 189 created 30-SEP-2022 11:04:39

SDSSJ1430 EM163.UVDATA.1

Freq = 4.6005 GHz, Bw = 32.000 MH Calibrated with CL # 4 and BP # 1 (BP mode 1)

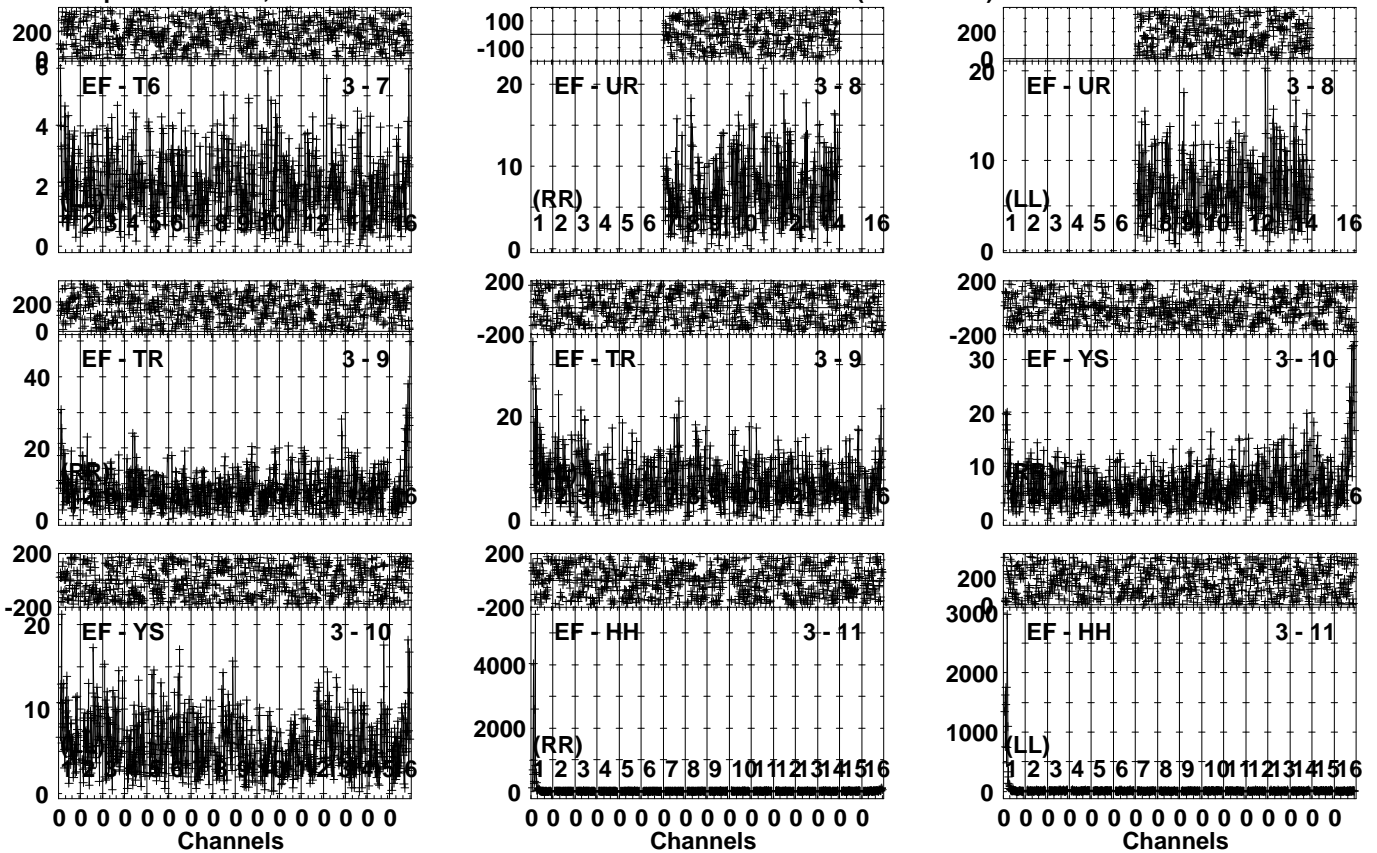


Lower frame: Milli Ampl Jy Top frame: Phas deg  
Vector averaged cross-power spectrum Several baselines displayed  
Timerange: 00/16:51:31 to 00/16:54:59

Plot file version 190 created 30-SEP-2022 11:04:40

SDSSJ1430 EM163.UVDATA.1

Freq = 4.6005 GHz, Bw = 32.000 MH Calibrated with CL # 4 and BP # 1 (BP mode 1)

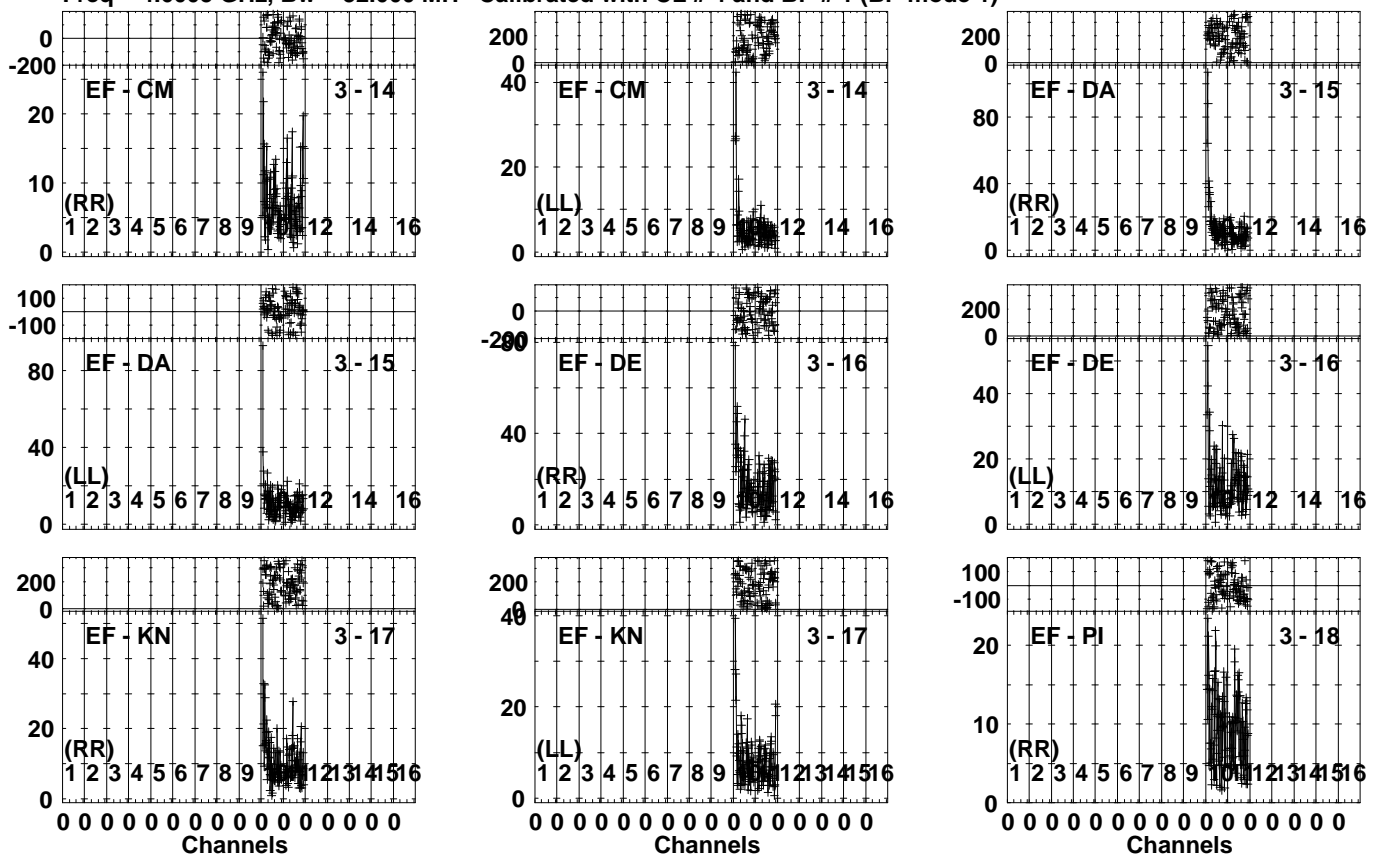


Lower frame: Milli Ampl Jy Top frame: Phas deg  
Vector averaged cross-power spectrum Several baselines displayed  
Timerange: 00/16:51:31 to 00/16:54:59

Plot file version 191 created 30-SEP-2022 11:04:42

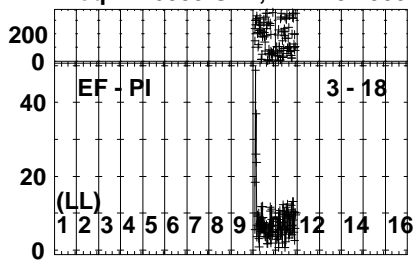
SDSSJ1430 EM163.UVDATA.1

Freq = 4.6005 GHz, Bw = 32.000 MH Calibrated with CL # 4 and BP # 1 (BP mode 1)



Lower frame: Milli Ampl Jy Top frame: Phas deg  
Vector averaged cross-power spectrum Several baselines displayed  
Timerange: 00/16:51:31 to 00/16:54:59

Plot file version 192 created 30-SEP-2022 11:04:42  
SDSSJ1430 EM163.UVDATA.1  
Freq = 4.6005 GHz, Bw = 32.000 MH Calibrated with CL # 4 and BP # 1 (BP mode 1)



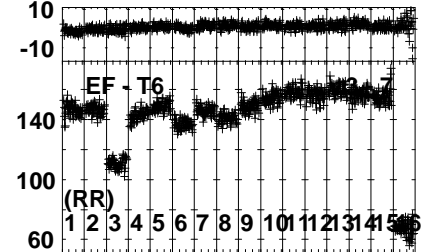
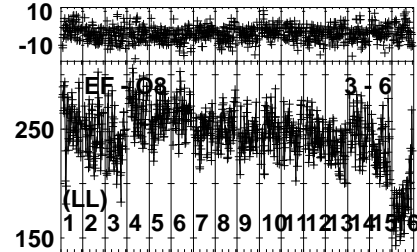
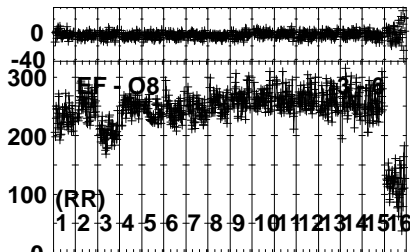
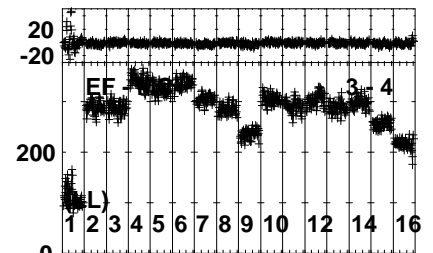
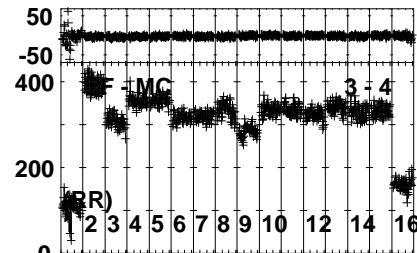
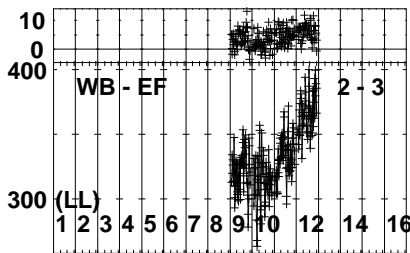
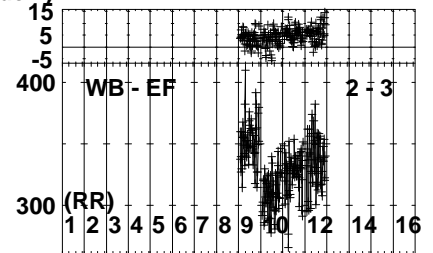
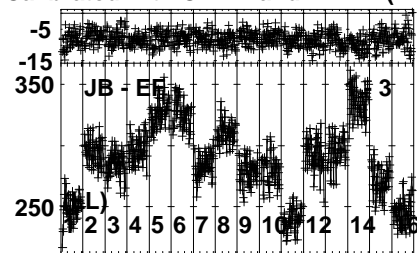
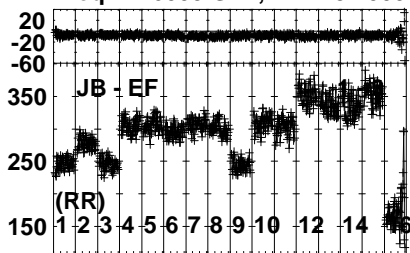
Lower frame: Milli Ampl Jy Top frame: Phas deg  
Vector averaged cross-power spectrum Several baselines displayed  
Timerange: 00/16:51:31 to 00/16:54:59



Plot file version 193 created 30-SEP-2022 11:04:43

J1427+2348 EM163.UVDATA.1

Freq = 4.6005 GHz, Bw = 32.000 MH Calibrated with CL # 4 and BP # 1 (BP mode 1)

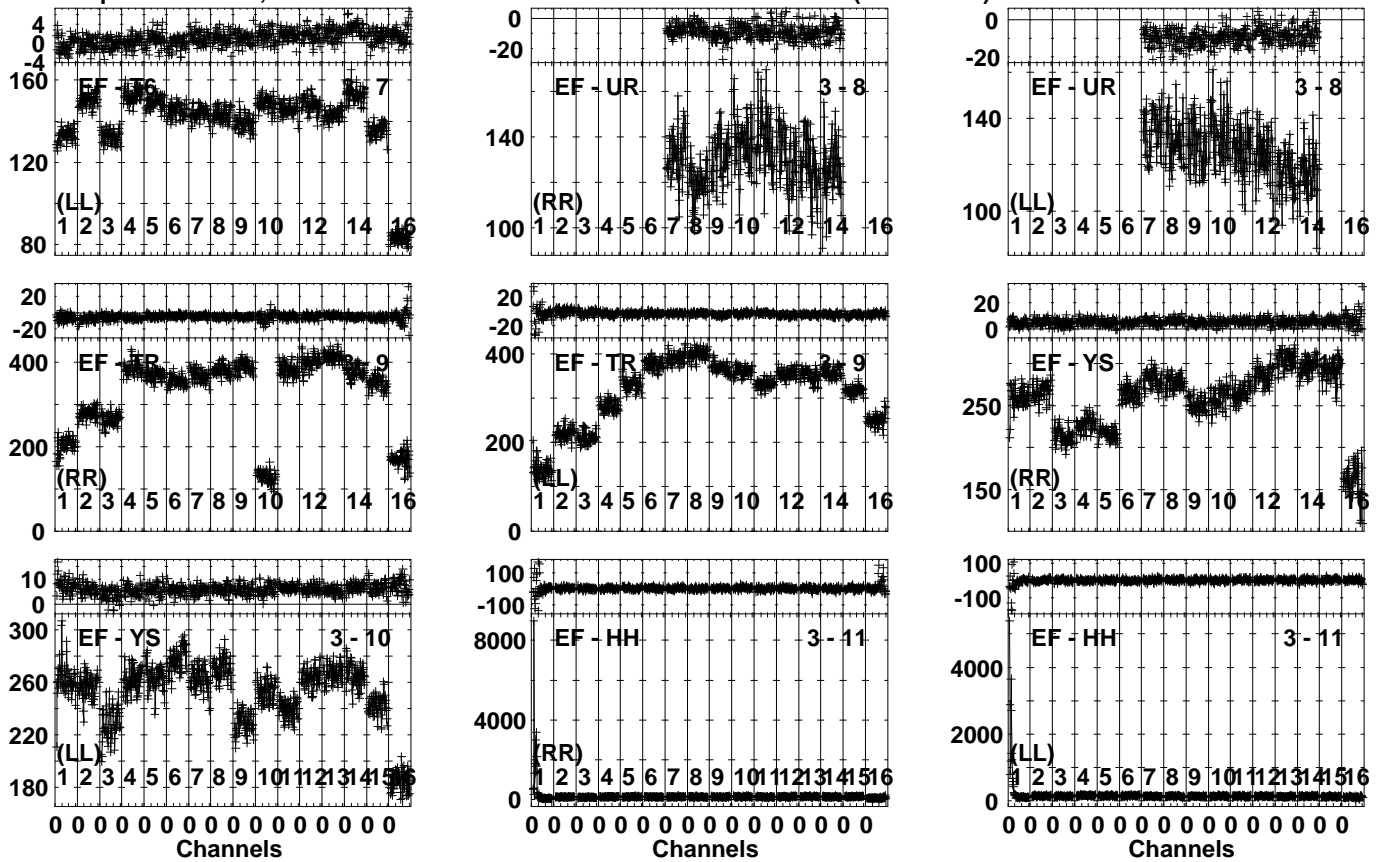


Lower frame: Milli Ampl Jy Top frame: Phas deg  
Vector averaged cross-power spectrum Several baselines displayed  
Timerange: 00/16:55:03 to 00/16:56:29

Plot file version 194 created 30-SEP-2022 11:04:44

J1427+2348 EM163.UVDATA.1

Freq = 4.6005 GHz, Bw = 32.000 MH Calibrated with CL # 4 and BP # 1 (BP mode 1)

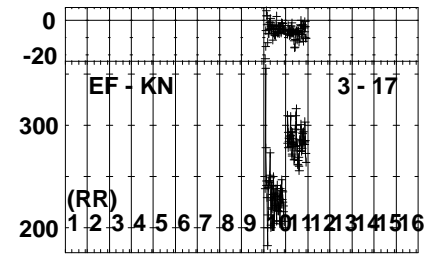
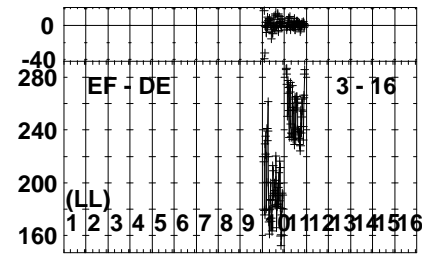
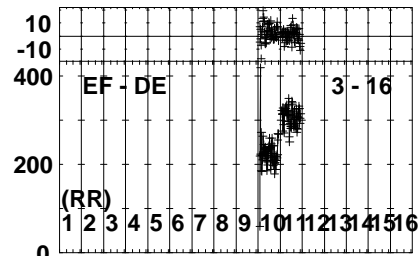
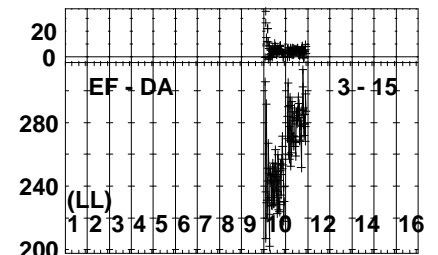
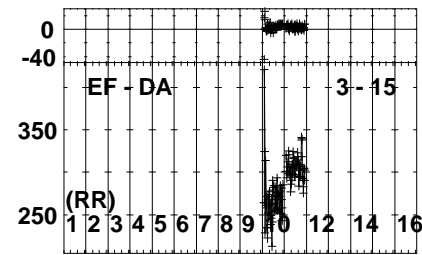
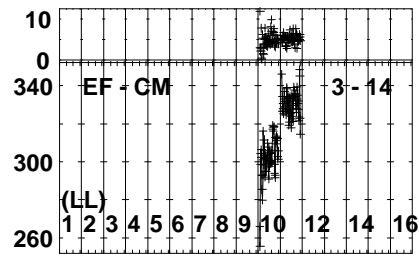
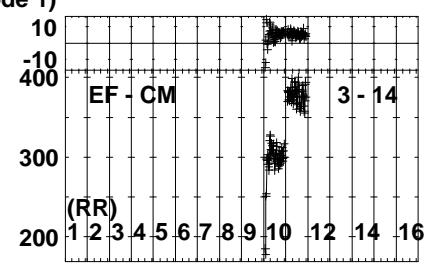
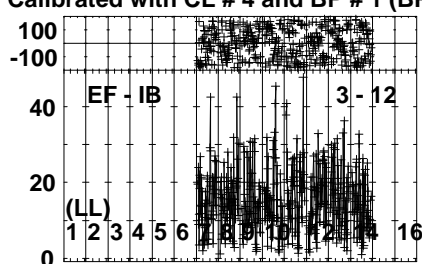
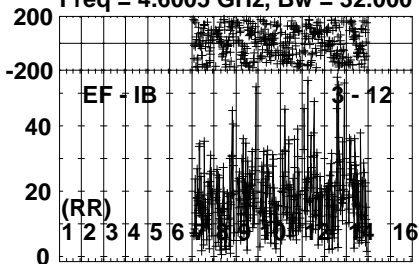


Lower frame: Milli Ampl Jy Top frame: Phas deg  
Vector averaged cross-power spectrum Several baselines displayed  
Timerange: 00/16:55:03 to 00/16:56:29

Plot file version 195 created 30-SEP-2022 11:04:45

J1427+2348 EM163.UVDATA.1

Freq = 4.6005 GHz, Bw = 32.000 MH Calibrated with CL # 4 and BP # 1 (BP mode 1)

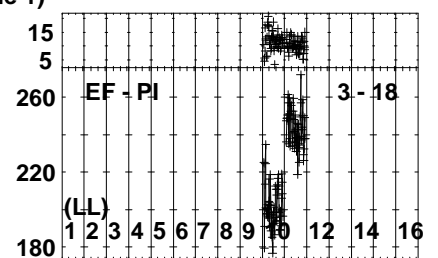
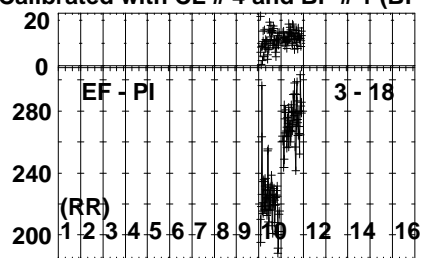
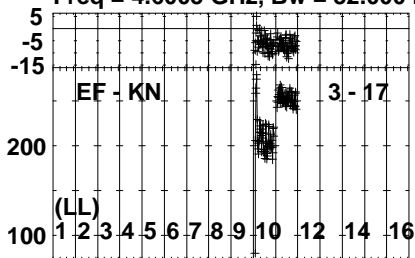


Lower frame: Milli Ampl Jy Top frame: Phas deg  
Vector averaged cross-power spectrum Several baselines displayed  
Timerange: 00/16:55:03 to 00/16:56:29

Plot file version 196 created 30-SEP-2022 11:04:46

J1427+2348 EM163.UVDATA.1

Freq = 4.6005 GHz, Bw = 32.000 MH Calibrated with CL # 4 and BP # 1 (BP mode 1)

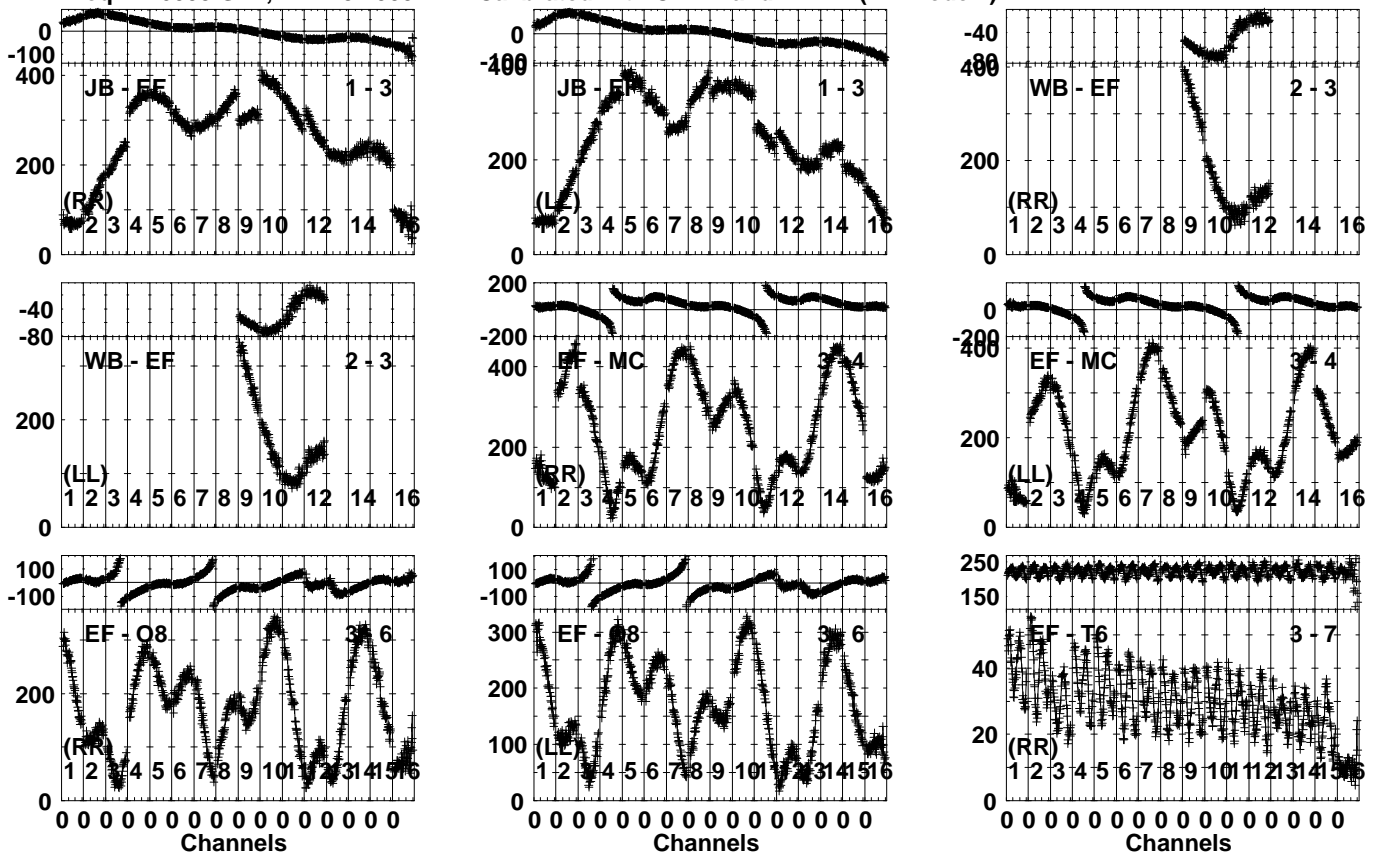


Lower frame: Milli Ampl Jy Top frame: Phas deg  
Vector averaged cross-power spectrum Several baselines displayed  
Timerange: 00/16:55:03 to 00/16:56:29

Plot file version 197 created 30-SEP-2022 11:04:46

J1424+225A EM163.UVDATA.1

Freq = 4.6005 GHz, Bw = 32.000 MH Calibrated with CL # 4 and BP # 1 (BP mode 1)

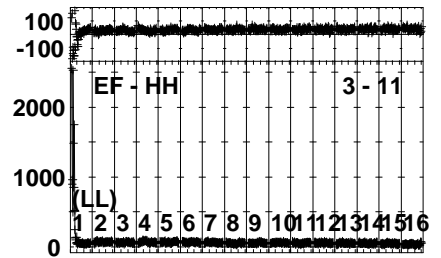
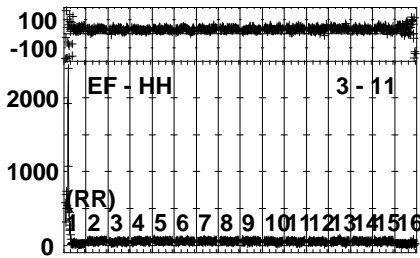
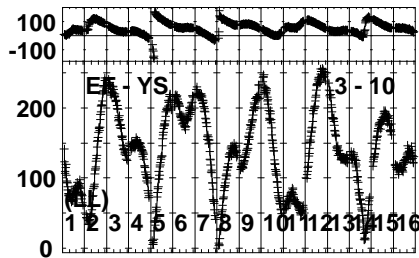
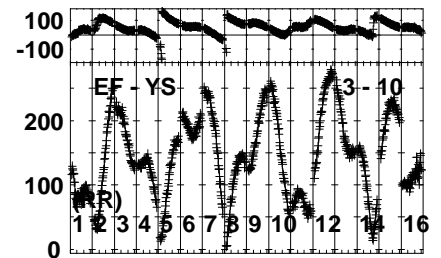
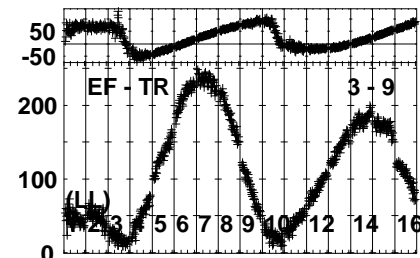
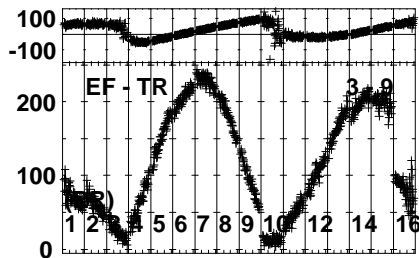
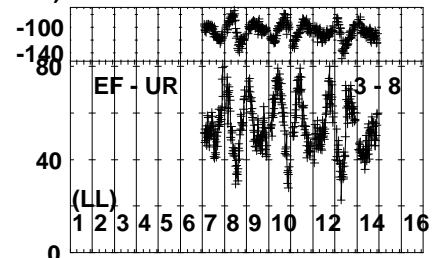
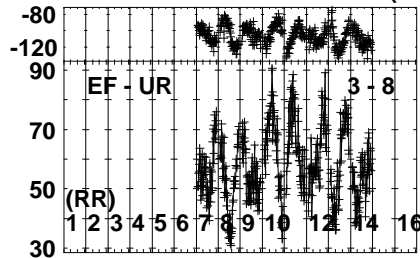
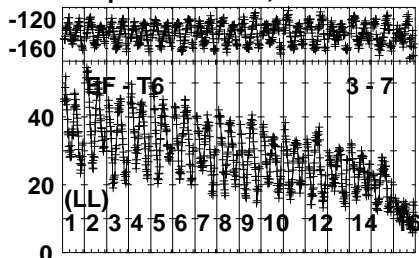


Lower frame: Milli Ampl Jy Top frame: Phas deg  
Vector averaged cross-power spectrum Several baselines displayed  
Timerange: 00/16:56:31 to 00/16:59:59

Plot file version 198 created 30-SEP-2022 11:04:47

J1424+225A EM163.UVDATA.1

Freq = 4.6005 GHz, Bw = 32.000 MH Calibrated with CL # 4 and BP # 1 (BP mode 1)

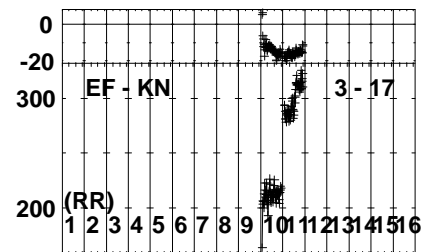
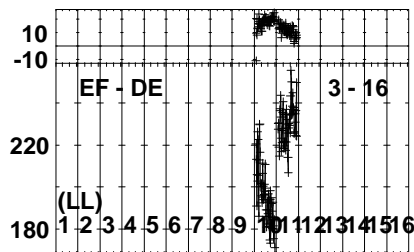
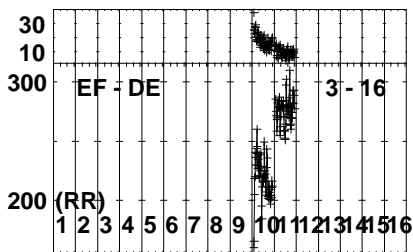
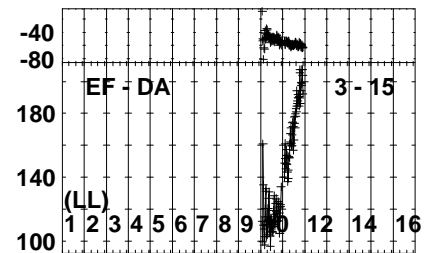
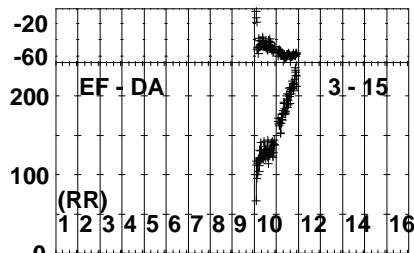
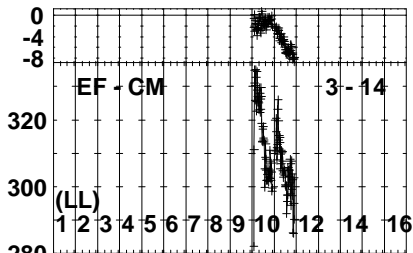
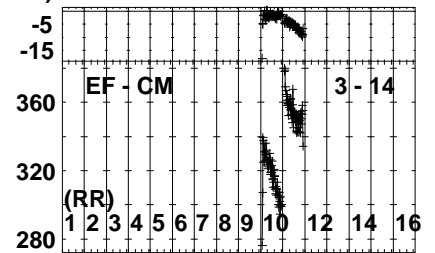
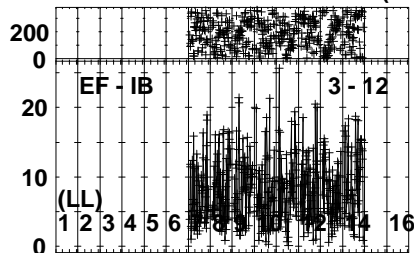
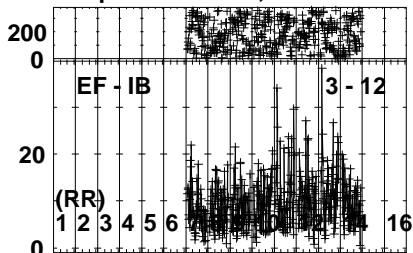


Lower frame: Milli Ampl Jy Top frame: Phas deg  
Vector averaged cross-power spectrum Several baselines displayed  
Timerange: 00/16:56:31 to 00/16:59:59

Plot file version 199 created 30-SEP-2022 11:04:48

J1424+225A EM163.UVDATA.1

Freq = 4.6005 GHz, Bw = 32.000 MH Calibrated with CL # 4 and BP # 1 (BP mode 1)

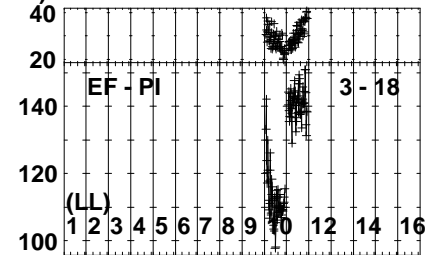
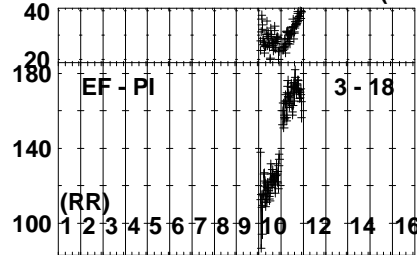
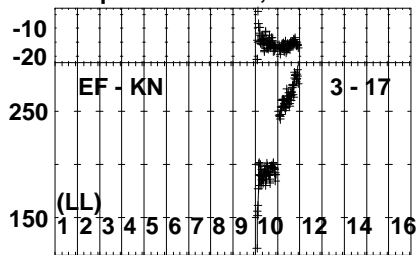


Lower frame: Milli Ampl Jy Top frame: Phas deg  
Vector averaged cross-power spectrum Several baselines displayed  
Timerange: 00/16:56:31 to 00/16:59:59

Plot file version 200 created 30-SEP-2022 11:04:48

J1424+225A EM163.UVDATA.1

Freq = 4.6005 GHz, Bw = 32.000 MH Calibrated with CL # 4 and BP # 1 (BP mode 1)



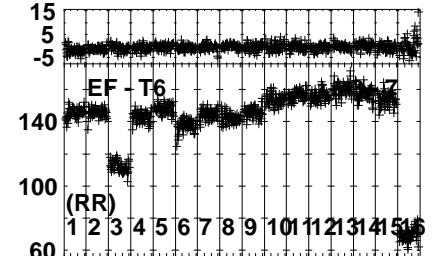
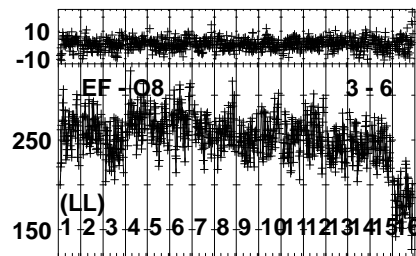
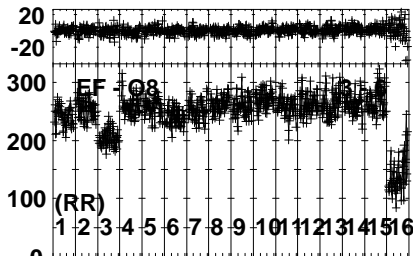
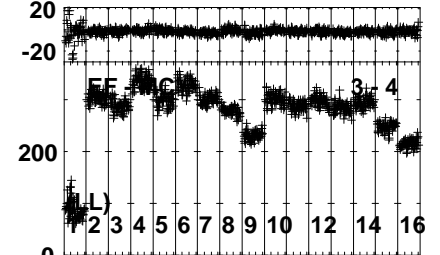
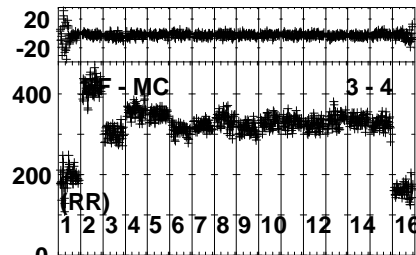
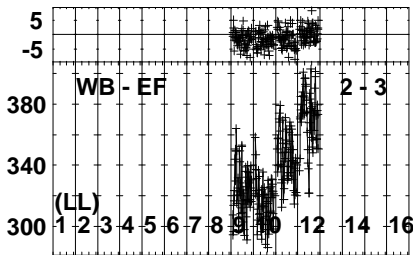
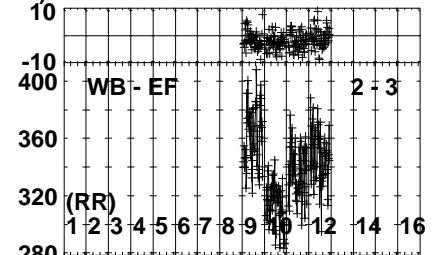
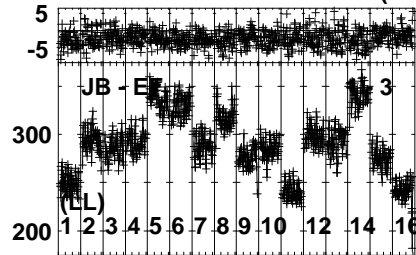
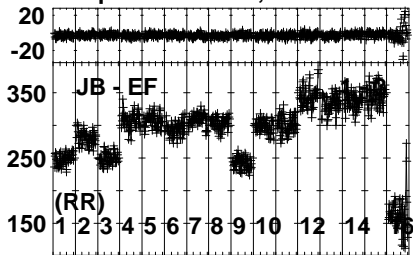
Lower frame: Milli Ampl Jy Top frame: Phas deg  
Vector averaged cross-power spectrum Several baselines displayed  
Timerange: 00/16:56:31 to 00/16:59:59



Plot file version 201 created 30-SEP-2022 11:04:49

J1427+2348 EM163.UVDATA.1

Freq = 4.6005 GHz, Bw = 32.000 MH Calibrated with CL # 4 and BP # 1 (BP mode 1)

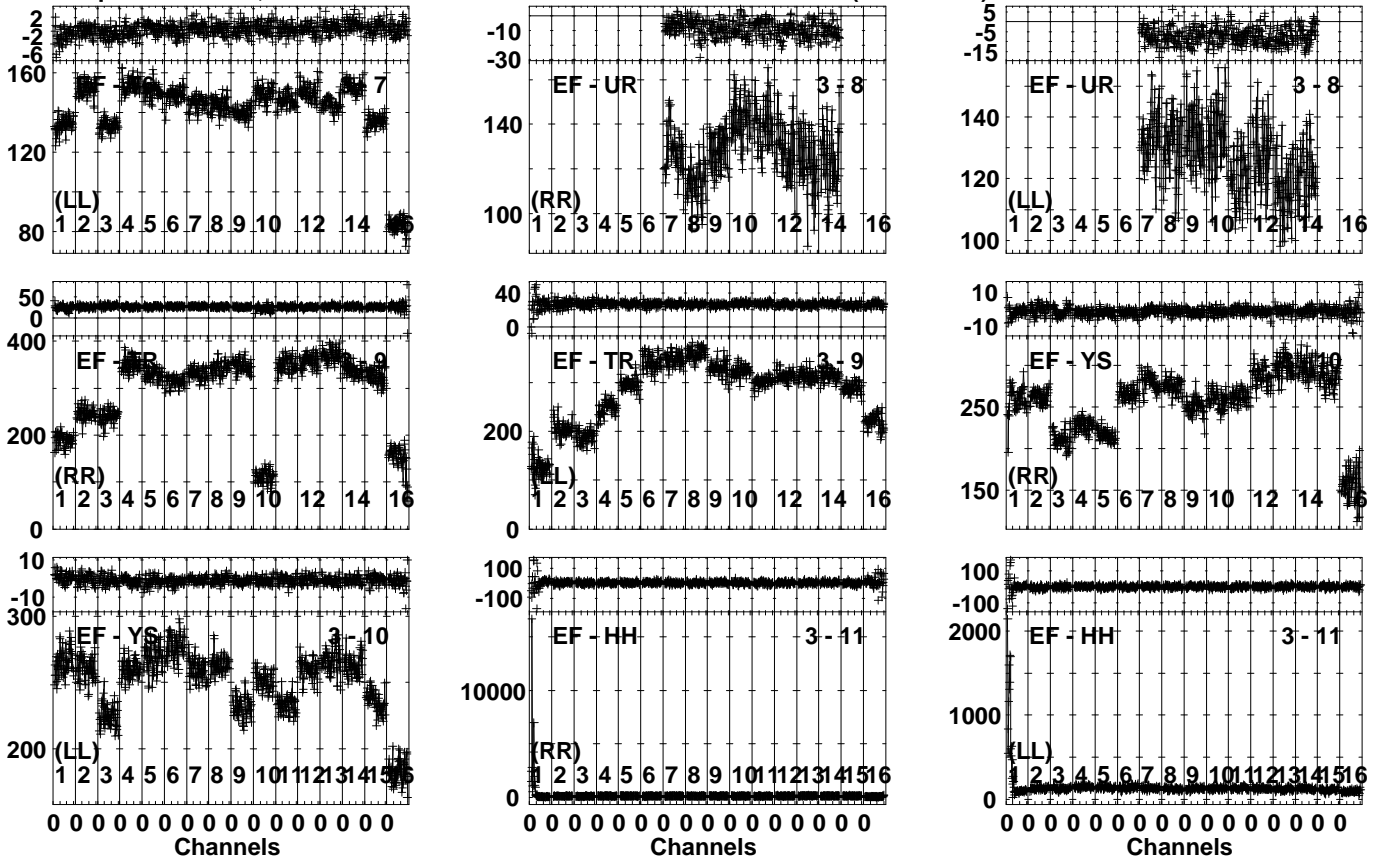


Lower frame: Milli Ampl Jy Top frame: Phas deg  
 Vector averaged cross-power spectrum Several baselines displayed  
 Timerange: 00/17:00:31 to 00/17:01:29

Plot file version 202 created 30-SEP-2022 11:04:50

J1427+2348 EM163.UVDATA.1

Freq = 4.6005 GHz, Bw = 32.000 MH Calibrated with CL # 4 and BP # 1 (BP mode 1)

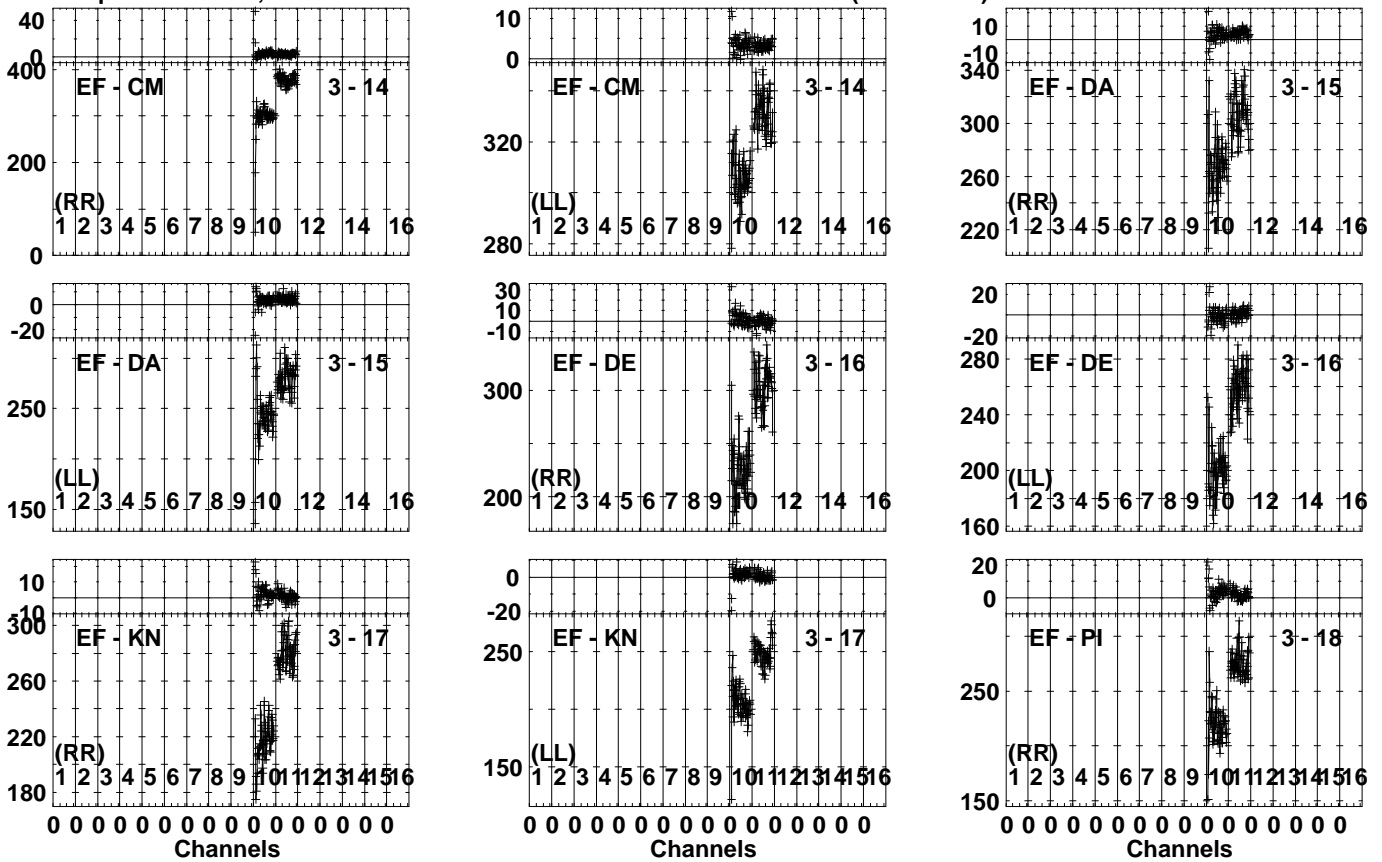


Lower frame: Milli Ampl Jy Top frame: Phas deg  
Vector averaged cross-power spectrum Several baselines displayed  
Timerange: 00:17:00:31 to 00:17:01:29

Plot file version 203 created 30-SEP-2022 11:04:51

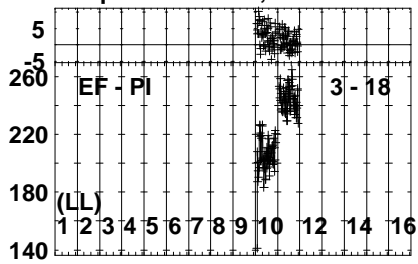
J1427+2348 EM163.UVDATA.1

Freq = 4.6005 GHz, Bw = 32.000 MH Calibrated with CL # 4 and BP # 1 (BP mode 1)



Lower frame: Milli Ampl Jy Top frame: Phas deg  
Vector averaged cross-power spectrum Several baselines displayed  
Timerange: 00/17:00:31 to 00/17:01:29

Plot file version 204 created 30-SEP-2022 11:04:51  
J1427+2348 EM163.UVDATA.1  
Freq = 4.6005 GHz, Bw = 32.000 MH Calibrated with CL # 4 and BP # 1 (BP mode 1)

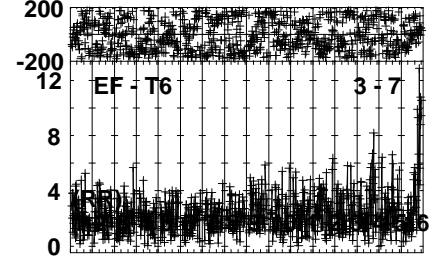
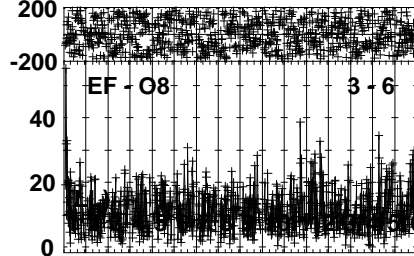
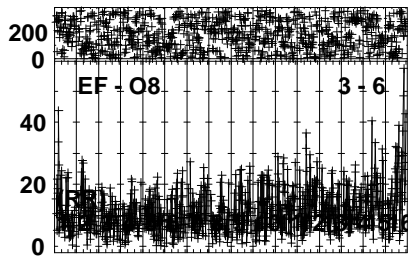
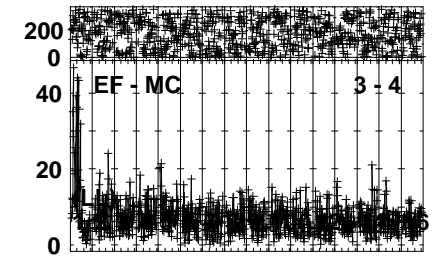
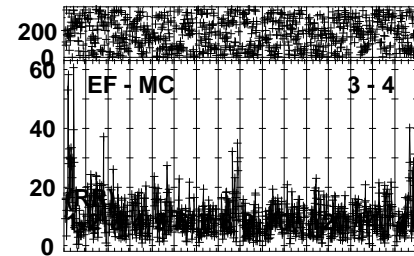
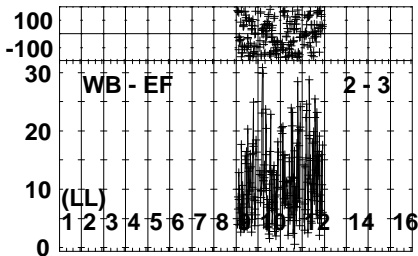
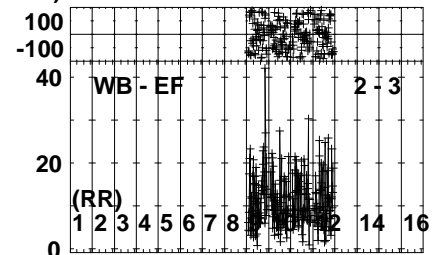
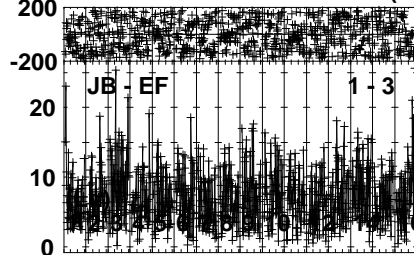
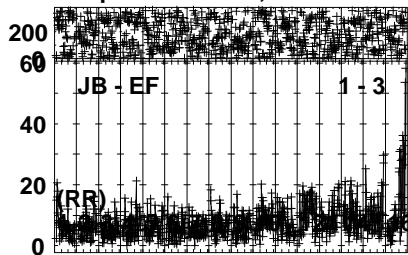


Lower frame: Milli Ampl Jy Top frame: Phas deg  
Vector averaged cross-power spectrum Several baselines displayed  
Timerange: 00/17:00:31 to 00/17:01:29

Plot file version 205 created 30-SEP-2022 11:04:52

SDSSJ1430 EM163.UVDATA.1

Freq = 4.6005 GHz, Bw = 32.000 MH Calibrated with CL # 4 and BP # 1 (BP mode 1)

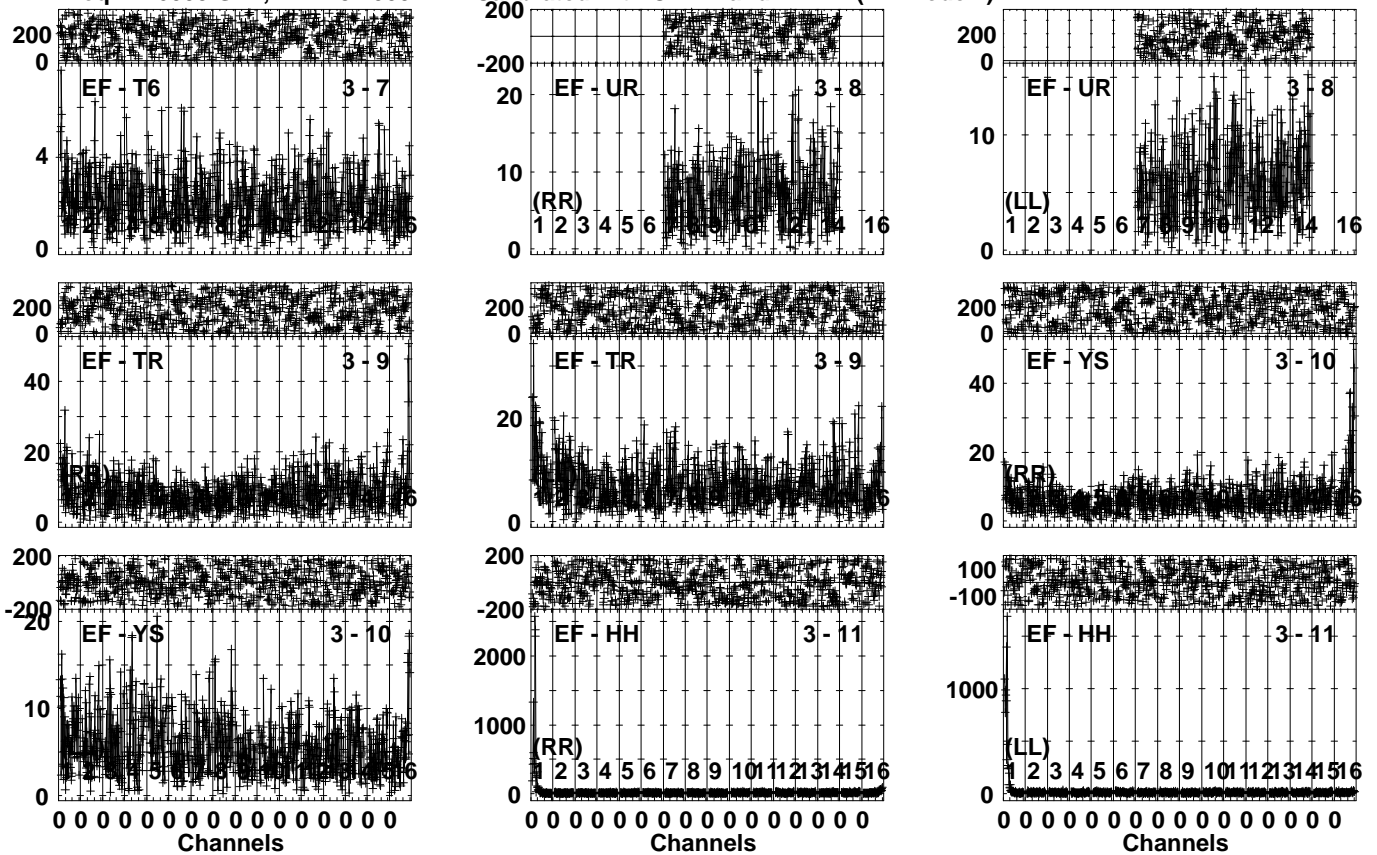


Lower frame: Milli Ampl Jy Top frame: Phas deg  
Vector averaged cross-power spectrum Several baselines displayed  
Timerange: 00/17:01:31 to 00/17:04:59

Plot file version 206 created 30-SEP-2022 11:04:52

SDSSJ1430 EM163.UVDATA.1

Freq = 4.6005 GHz, Bw = 32.000 MH Calibrated with CL # 4 and BP # 1 (BP mode 1)

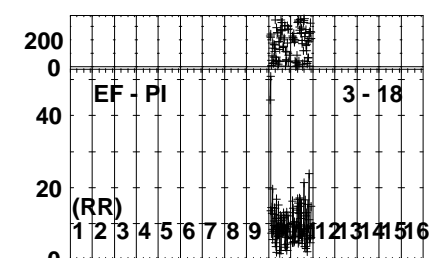
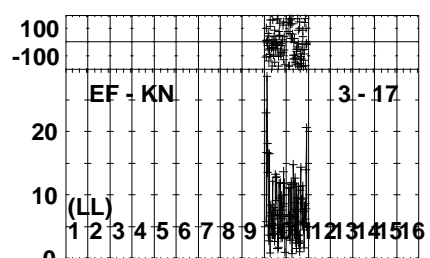
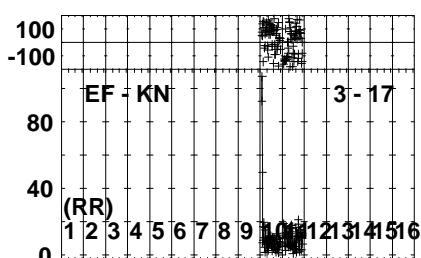
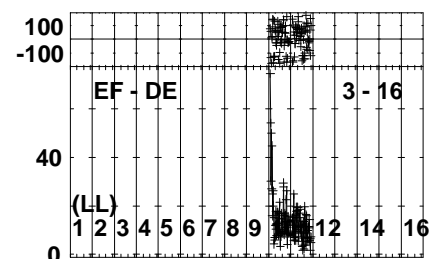
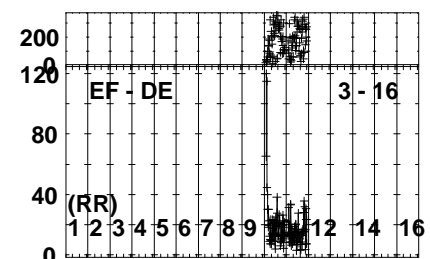
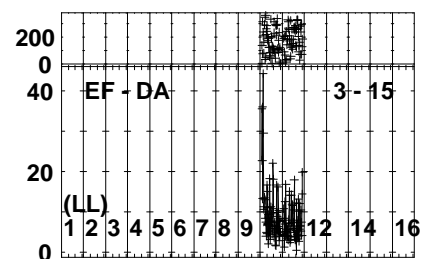
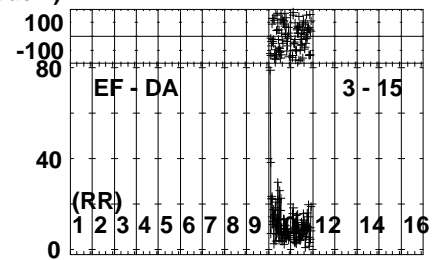
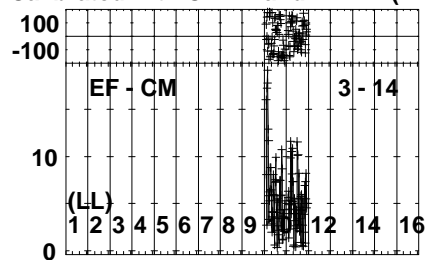
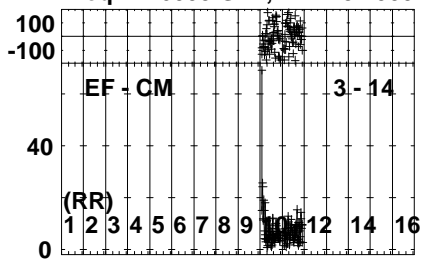


Lower frame: Milli Ampl Jy Top frame: Phas deg  
Vector averaged cross-power spectrum Several baselines displayed  
Timerange: 00/17:01:31 to 00/17:04:59

Plot file version 207 created 30-SEP-2022 11:04:54

SDSSJ1430 EM163.UVDATA.1

Freq = 4.6005 GHz, Bw = 32.000 MH Calibrated with CL # 4 and BP # 1 (BP mode 1)

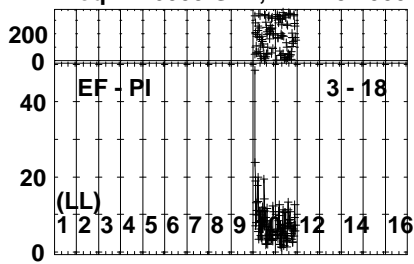


Lower frame: Milli Ampl Jy Top frame: Phas deg

Vector averaged cross-power spectrum Several baselines displayed

Timerange: 00/17:01:31 to 00/17:04:59

Plot file version 208 created 30-SEP-2022 11:04:54  
SDSSJ1430 EM163.UVDATA.1  
Freq = 4.6005 GHz, Bw = 32.000 MH Calibrated with CL # 4 and BP # 1 (BP mode 1)



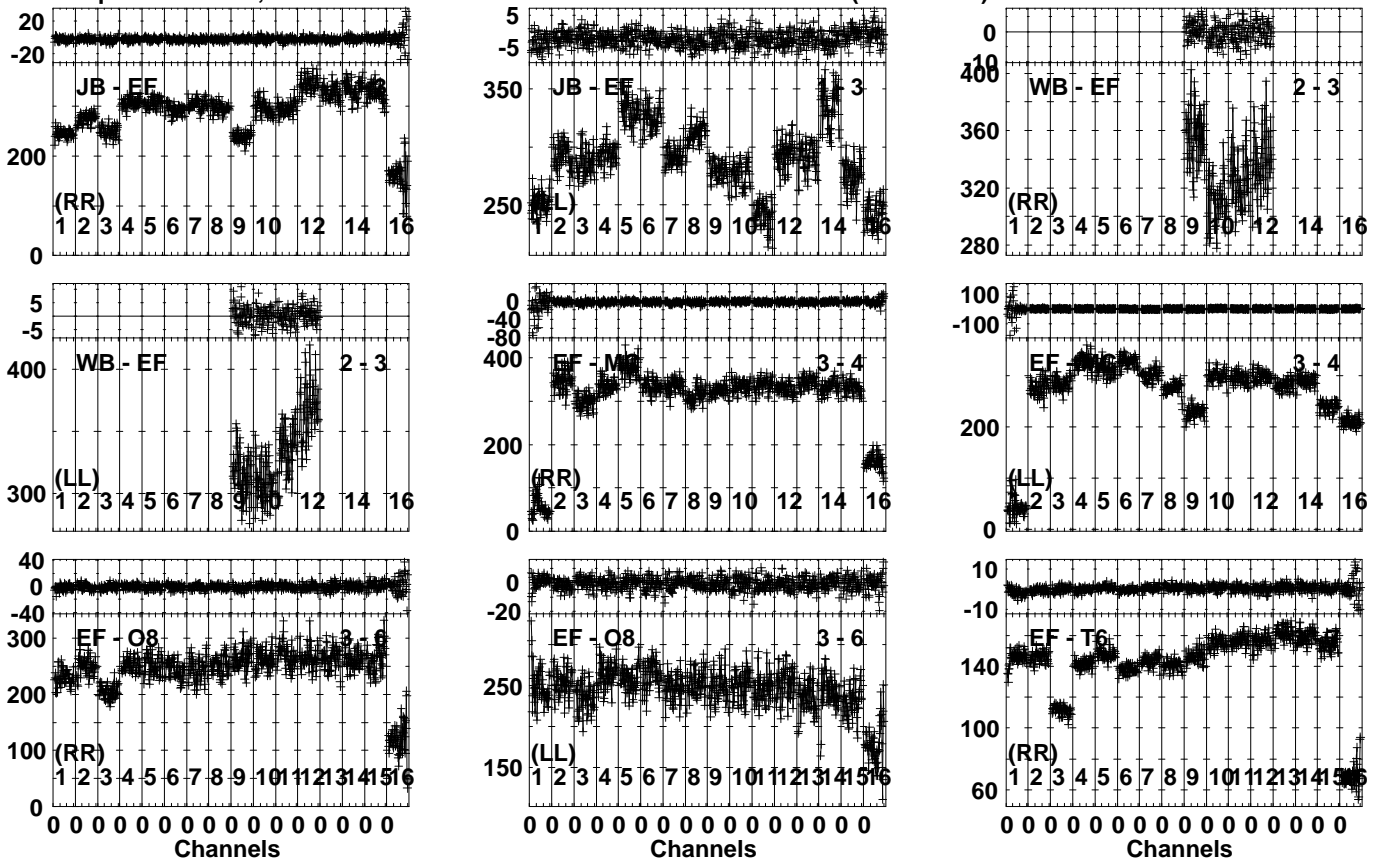
Lower frame: Milli Ampl Jy Top frame: Phas deg  
Vector averaged cross-power spectrum Several baselines displayed  
Timerange: 00/17:01:31 to 00/17:04:59



Plot file version 209 created 30-SEP-2022 11:04:55

J1427+2348 EM163.UVDATA.1

Freq = 4.6005 GHz, Bw = 32.000 MH Calibrated with CL # 4 and BP # 1 (BP mode 1)

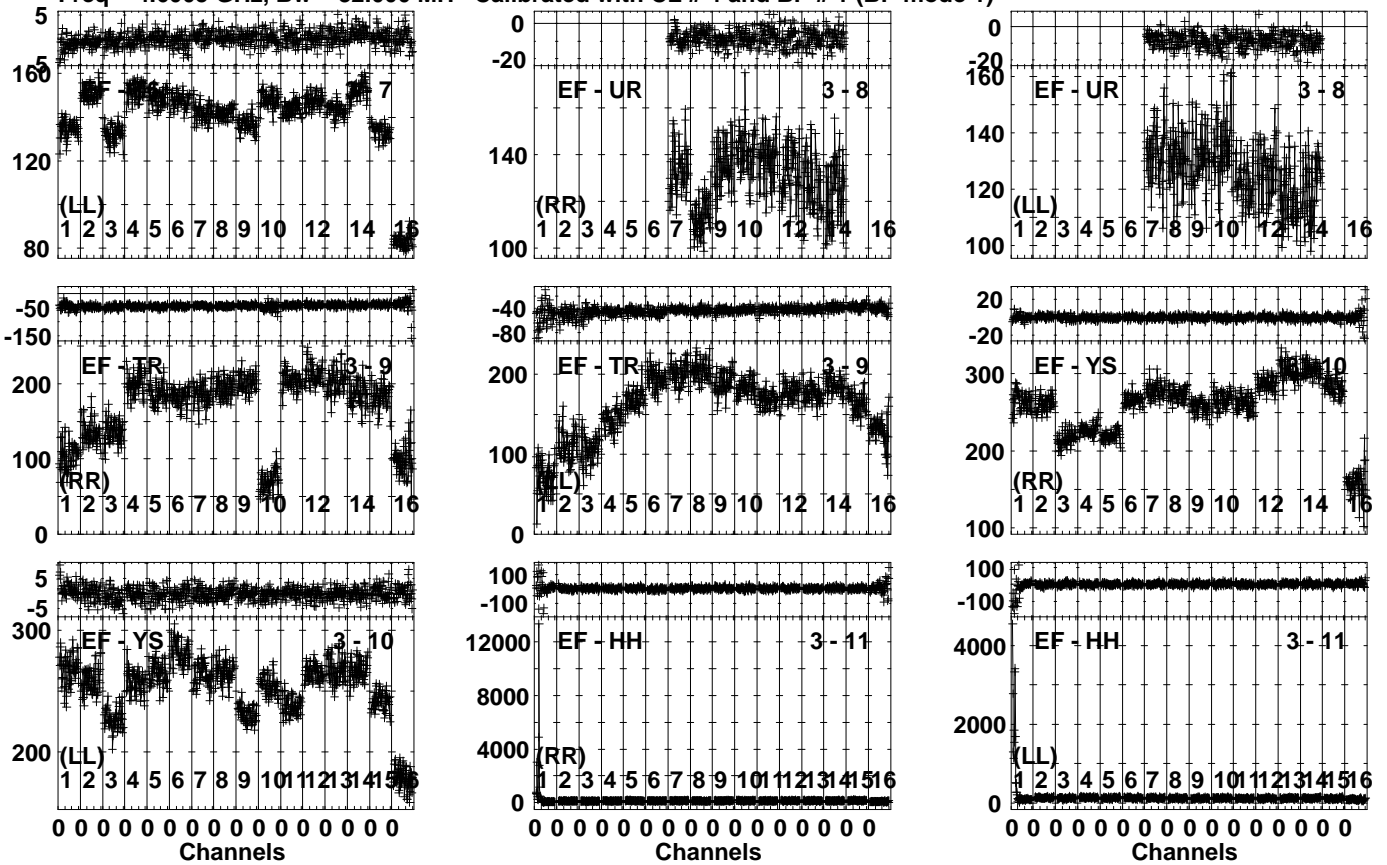


Lower frame: Milli Ampl Jy Top frame: Phas deg  
 Vector averaged cross-power spectrum Several baselines displayed  
 Timerange: 00/17:05:31 to 00/17:06:29

Plot file version 210 created 30-SEP-2022 11:04:56

J1427+2348 EM163.UVDATA.1

Freq = 4.6005 GHz, Bw = 32.000 MH Calibrated with CL # 4 and BP # 1 (BP mode 1)

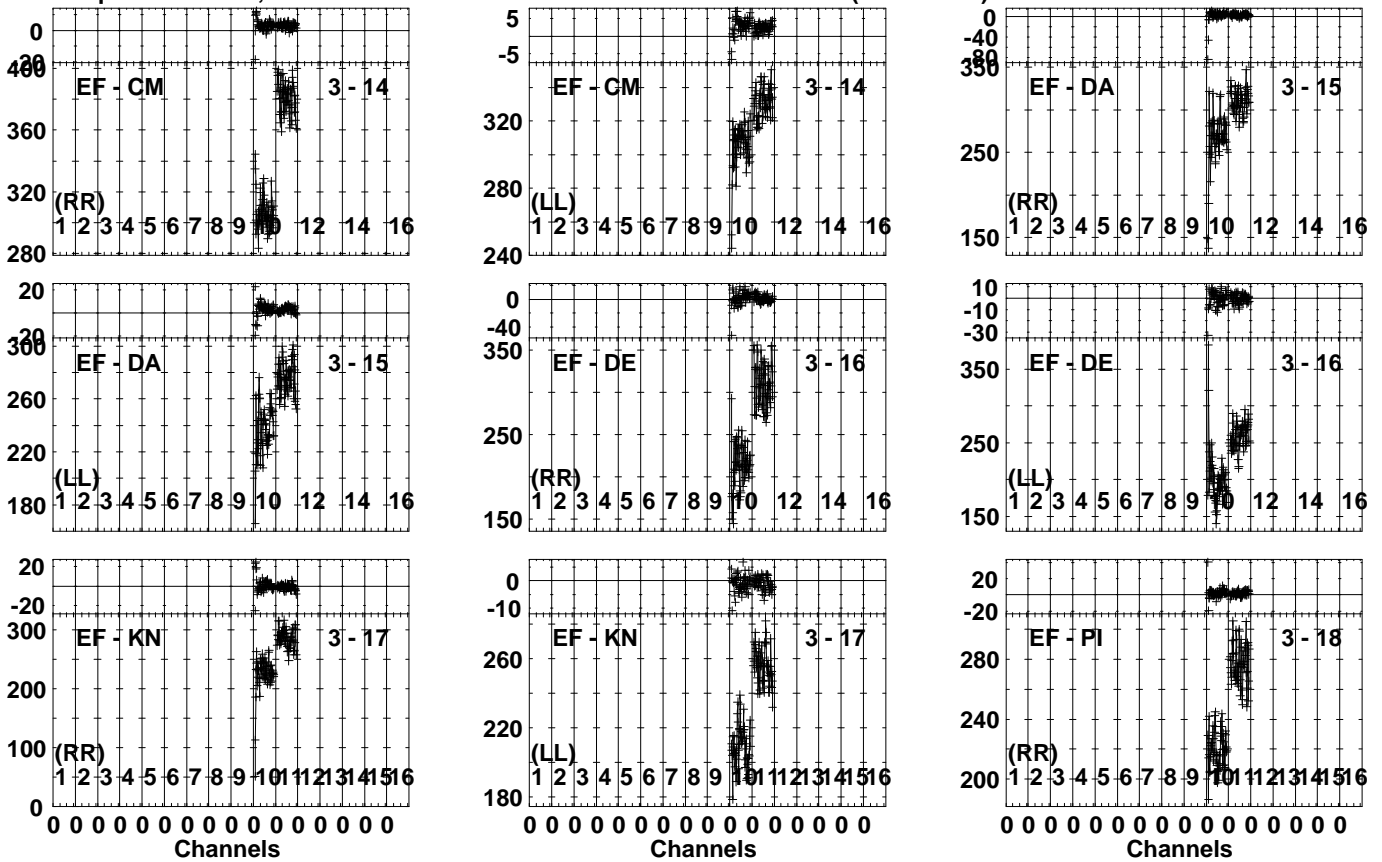


Lower frame: Milli Ampl Jy Top frame: Phas deg  
Vector averaged cross-power spectrum Several baselines displayed  
Timerange: 00/17:05:31 to 00/17:06:29

Plot file version 211 created 30-SEP-2022 11:04:57

J1427+2348 EM163.UVDATA.1

Freq = 4.6005 GHz, Bw = 32.000 MH Calibrated with CL # 4 and BP # 1 (BP mode 1)

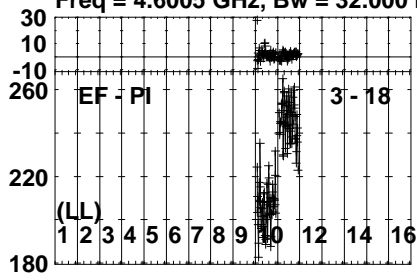


Lower frame: Milli Ampl Jy Top frame: Phas deg  
Vector averaged cross-power spectrum Several baselines displayed  
Timerange: 00/17:05:31 to 00/17:06:29

Plot file version 212 created 30-SEP-2022 11:04:57

J1427+2348 EM163.UVDATA.1

Freq = 4.6005 GHz, Bw = 32.000 MH Calibrated with CL # 4 and BP # 1 (BP mode 1)



Lower frame: Milli Ampl Jy Top frame: Phas deg

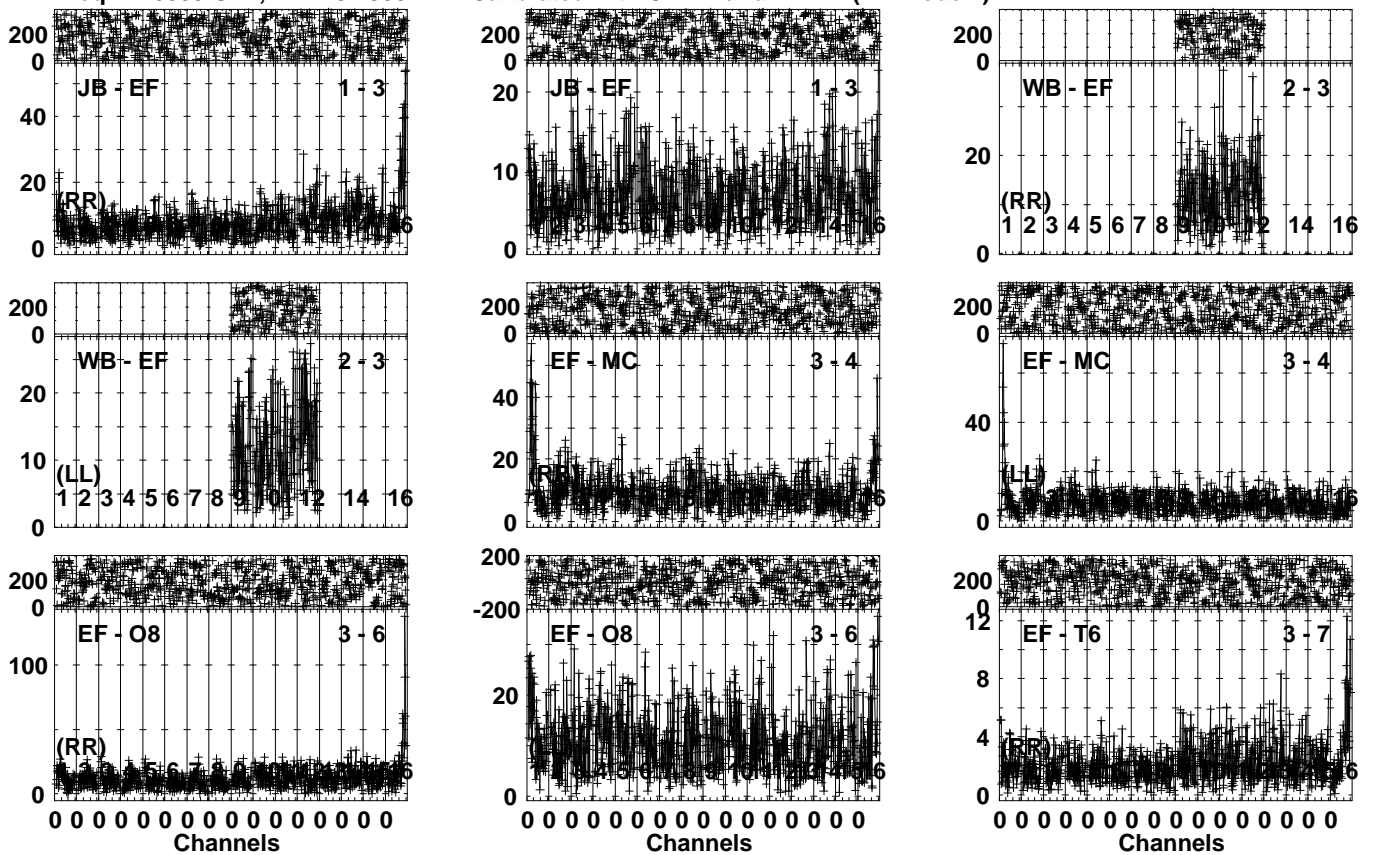
Vector averaged cross-power spectrum Several baselines displayed

Timerange: 00/17:05:31 to 00/17:06:29

Plot file version 213 created 30-SEP-2022 11:04:57

SDSSJ1430 EM163.UVDATA.1

Freq = 4.6005 GHz, Bw = 32.000 MH Calibrated with CL # 4 and BP # 1 (BP mode 1)

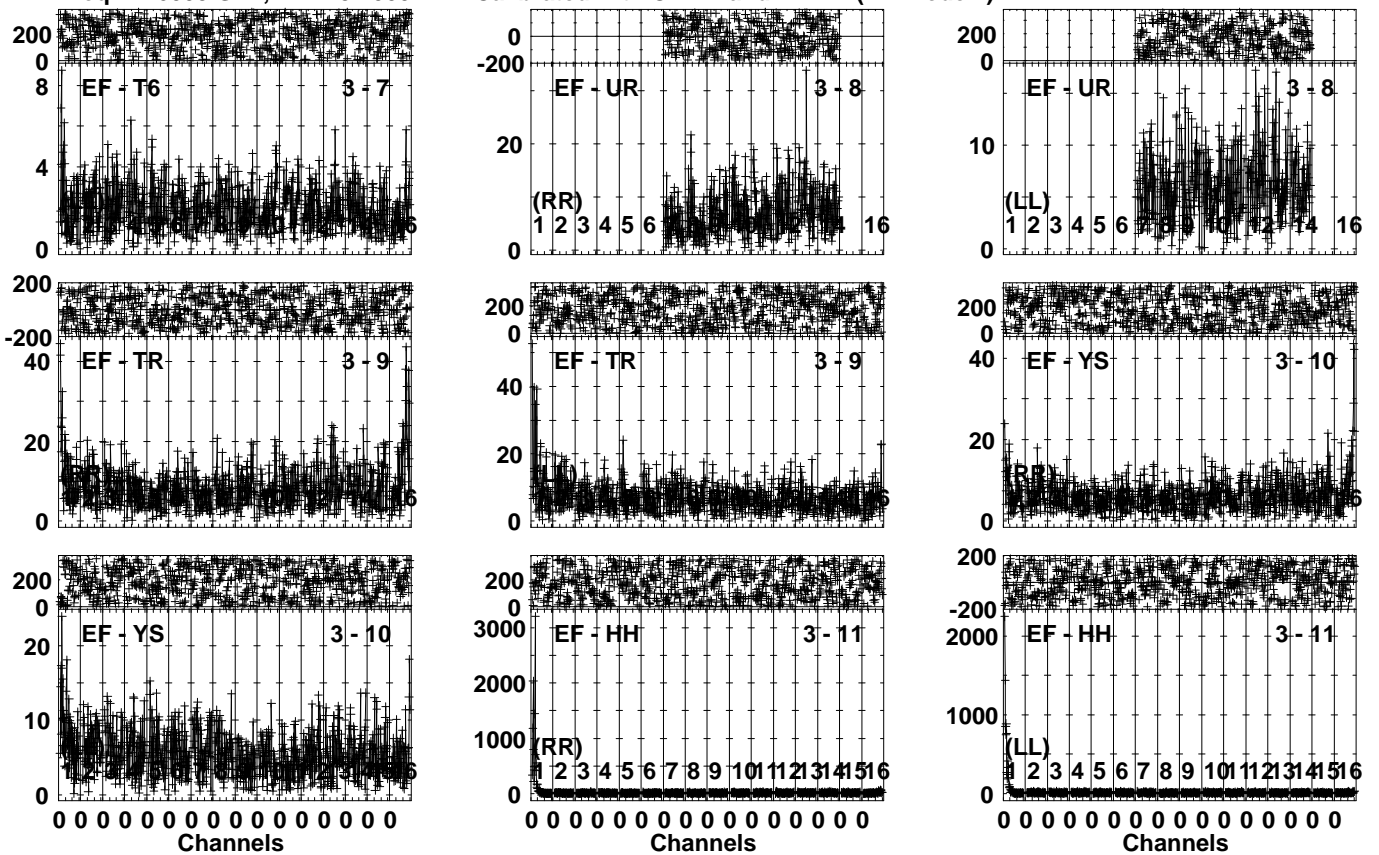


Lower frame: Milli Ampl Jy Top frame: Phas deg  
Vector averaged cross-power spectrum Several baselines displayed  
Timerange: 00/17:06:31 to 00/17:09:59

Plot file version 214 created 30-SEP-2022 11:04:58

SDSSJ1430 EM163.UVDATA.1

Freq = 4.6005 GHz, Bw = 32.000 MH Calibrated with CL # 4 and BP # 1 (BP mode 1)

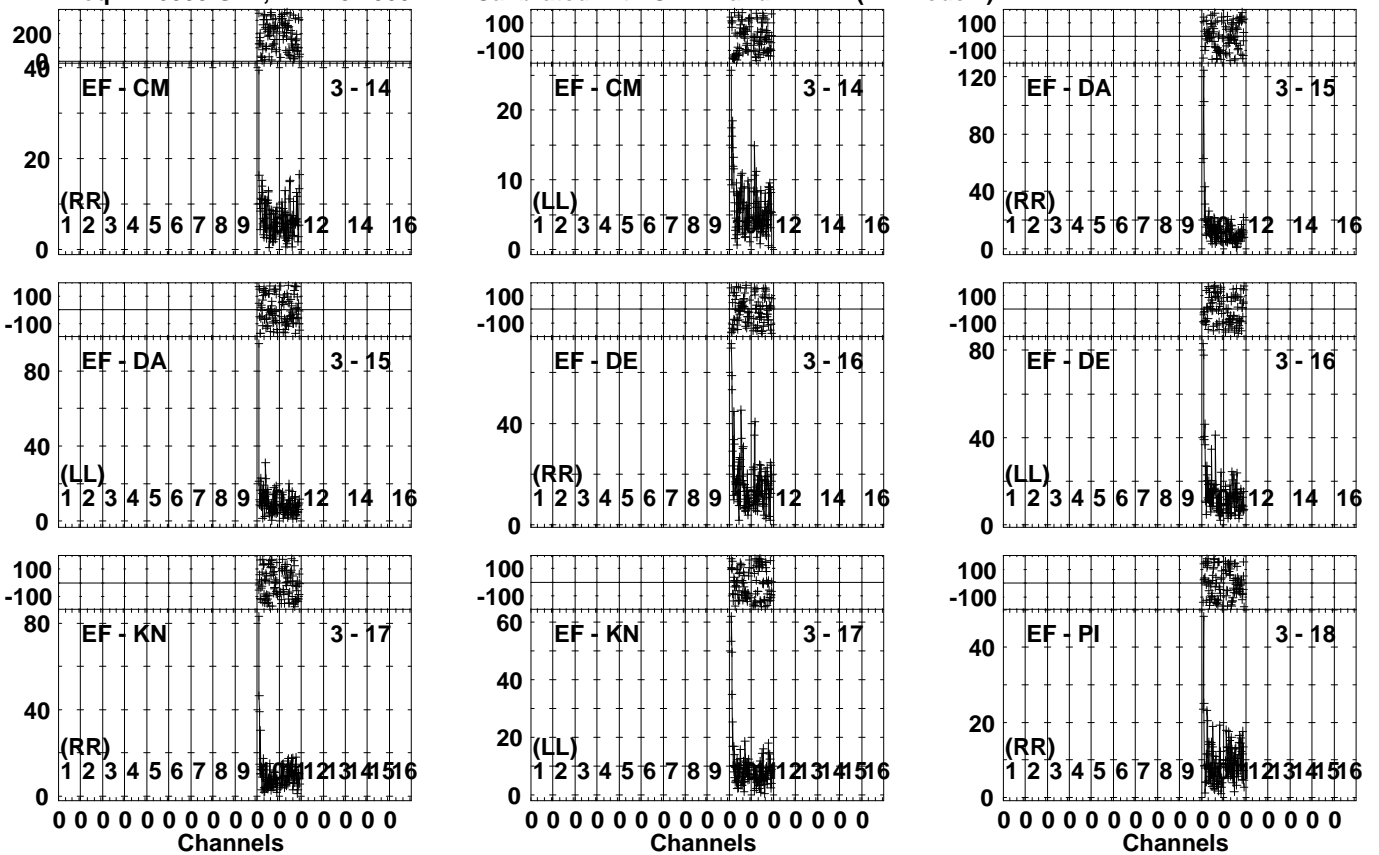


Lower frame: Milli Ampl Jy Top frame: Phas deg  
Vector averaged cross-power spectrum Several baselines displayed  
Timerange: 00/17:06:31 to 00/17:09:59

Plot file version 215 created 30-SEP-2022 11:05:00

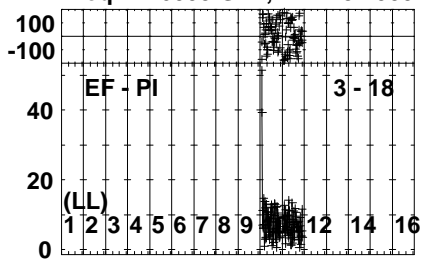
SDSSJ1430 EM163.UVDATA.1

Freq = 4.6005 GHz, Bw = 32.000 MH Calibrated with CL # 4 and BP # 1 (BP mode 1)



Lower frame: Milli Ampl Jy Top frame: Phas deg  
Vector averaged cross-power spectrum Several baselines displayed  
Timerange: 00/17:06:31 to 00/17:09:59

Plot file version 216 created 30-SEP-2022 11:05:00  
SDSSJ1430 EM163.UVDATA.1  
Freq = 4.6005 GHz, Bw = 32.000 MH Calibrated with CL # 4 and BP # 1 (BP mode 1)



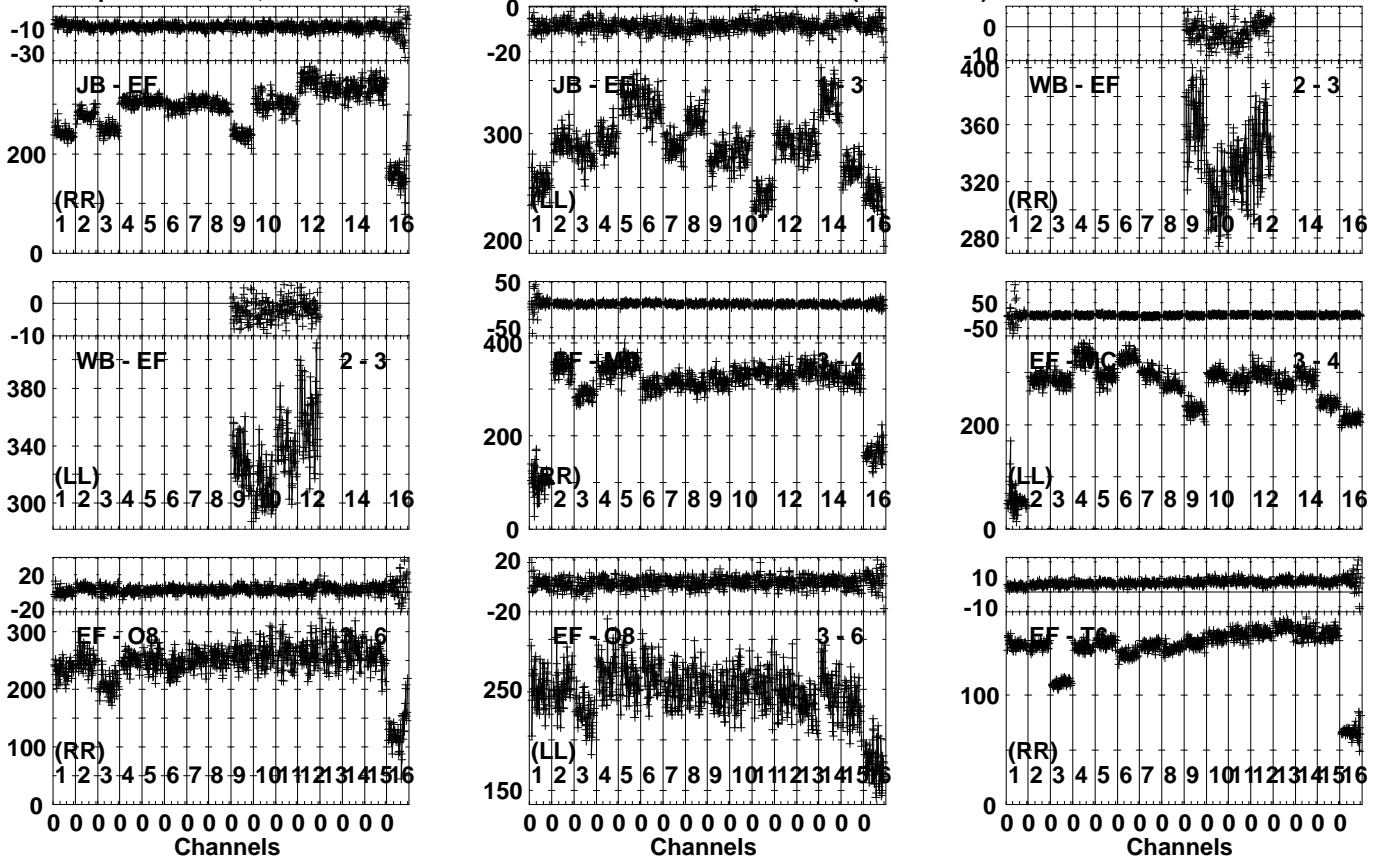
Lower frame: Milli Ampl Jy Top frame: Phas deg  
Vector averaged cross-power spectrum Several baselines displayed  
Timerange: 00/17:06:31 to 00/17:09:59



Plot file version 217 created 30-SEP-2022 11:05:01

J1427+2348 EM163.UVDATA.1

Freq = 4.6005 GHz, Bw = 32.000 MH Calibrated with CL # 4 and BP # 1 (BP mode 1)

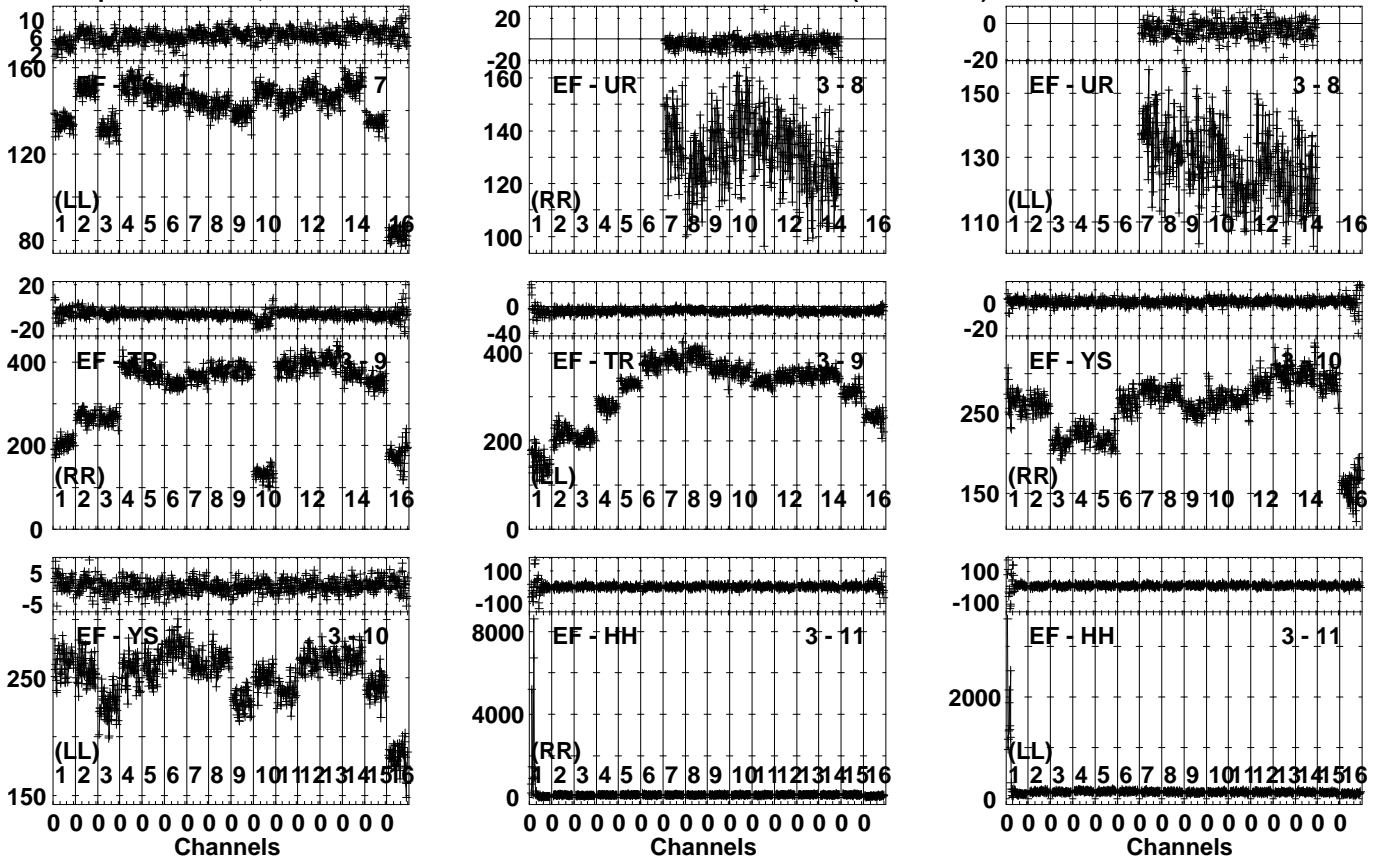


Lower frame: Milli Ampl Jy Top frame: Phas deg  
Vector averaged cross-power spectrum Several baselines displayed  
Timerange: 00/17:10:03 to 00/17:11:29

Plot file version 218 created 30-SEP-2022 11:05:01

J1427+2348 EM163.UVDATA.1

Freq = 4.6005 GHz, Bw = 32.000 MH Calibrated with CL # 4 and BP # 1 (BP mode 1)

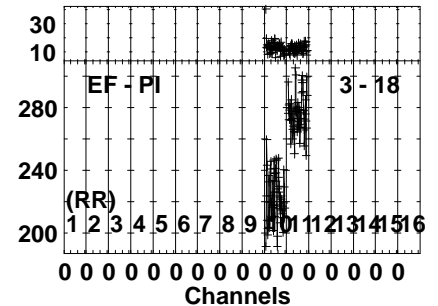
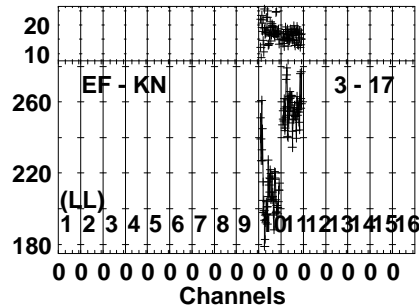
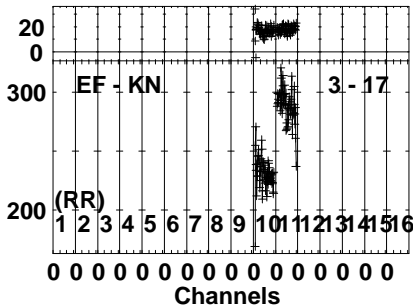
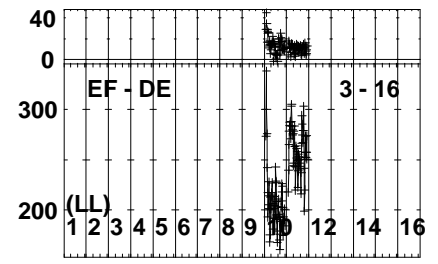
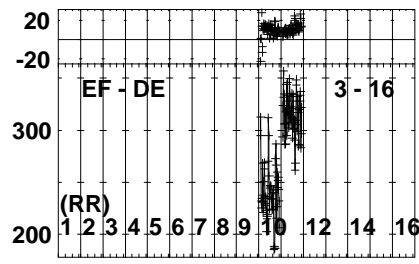
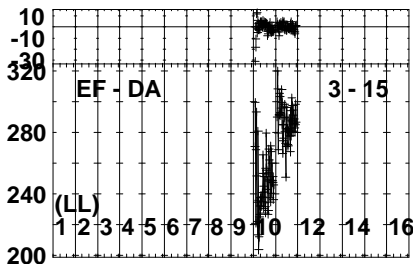
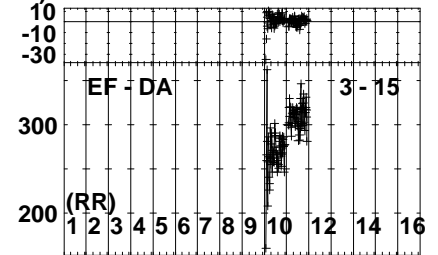
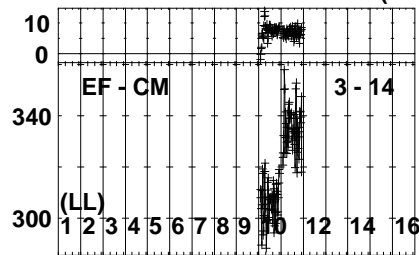
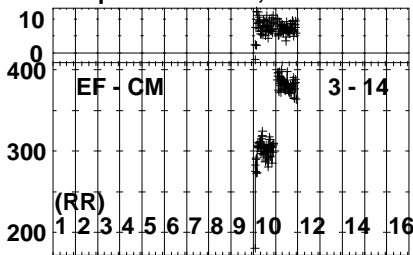


Lower frame: Milli Ampl Jy Top frame: Phas deg  
Vector averaged cross-power spectrum Several baselines displayed  
Timerange: 00/17:10:03 to 00/17:11:29

Plot file version 219 created 30-SEP-2022 11:05:03

J1427+2348 EM163.UVDATA.1

Freq = 4.6005 GHz, Bw = 32.000 MH Calibrated with CL # 4 and BP # 1 (BP mode 1)

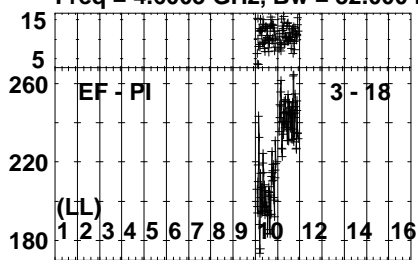


Lower frame: Milli Ampl Jy Top frame: Phas deg  
Vector averaged cross-power spectrum Several baselines displayed  
Timerange: 00/17:10:03 to 00/17:11:29

Plot file version 220 created 30-SEP-2022 11:05:03

J1427+2348 EM163.UVDATA.1

Freq = 4.6005 GHz, Bw = 32.000 MH Calibrated with CL # 4 and BP # 1 (BP mode 1)



Lower frame: Milli Ampl Jy Top frame: Phas deg

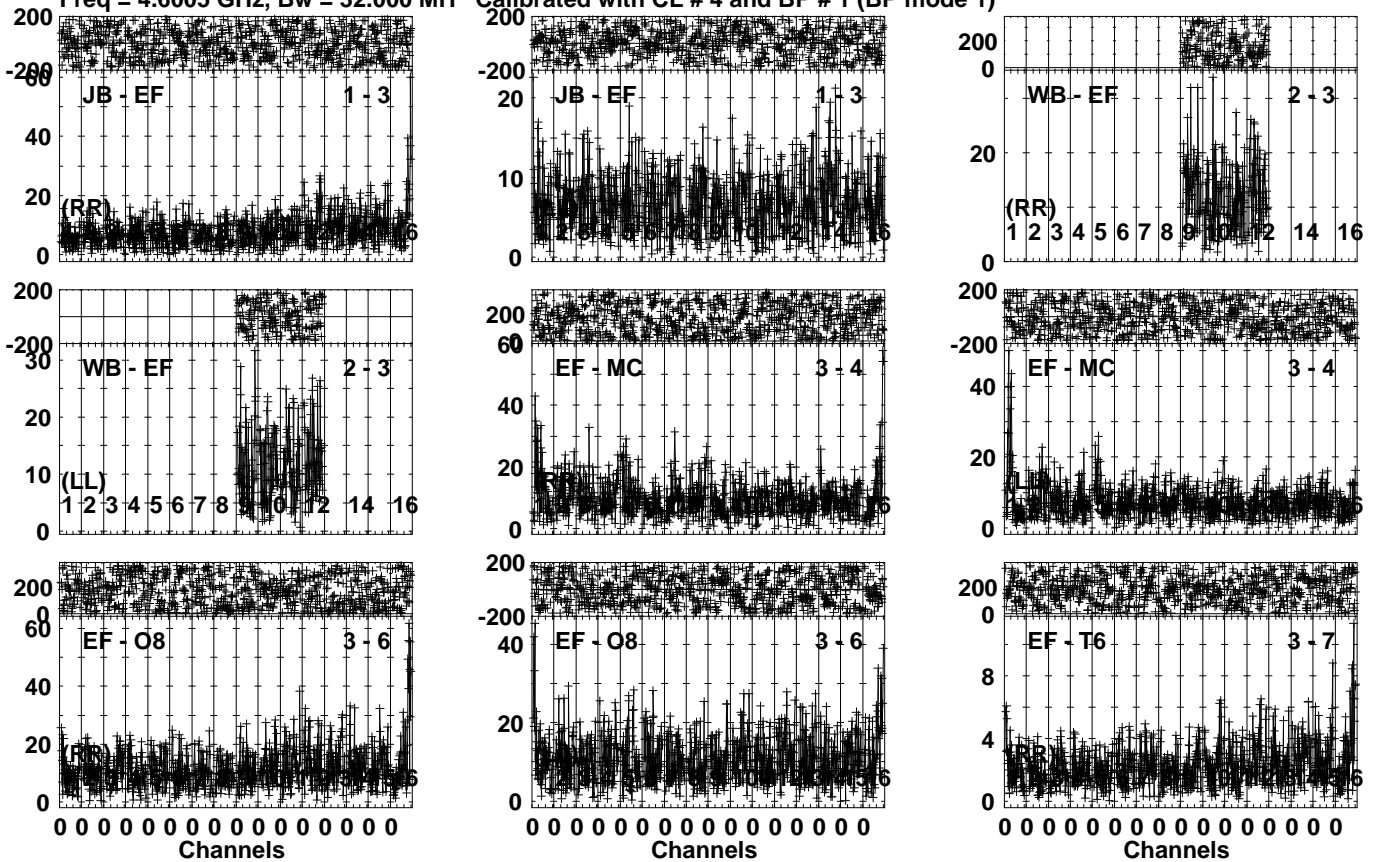
Vector averaged cross-power spectrum Several baselines displayed

Timerange: 00/17:10:03 to 00/17:11:29

Plot file version 221 created 30-SEP-2022 11:05:03

SDSSJ1430 EM163.UVDATA.1

Freq = 4.6005 GHz, Bw = 32.000 MH Calibrated with CL # 4 and BP # 1 (BP mode 1)

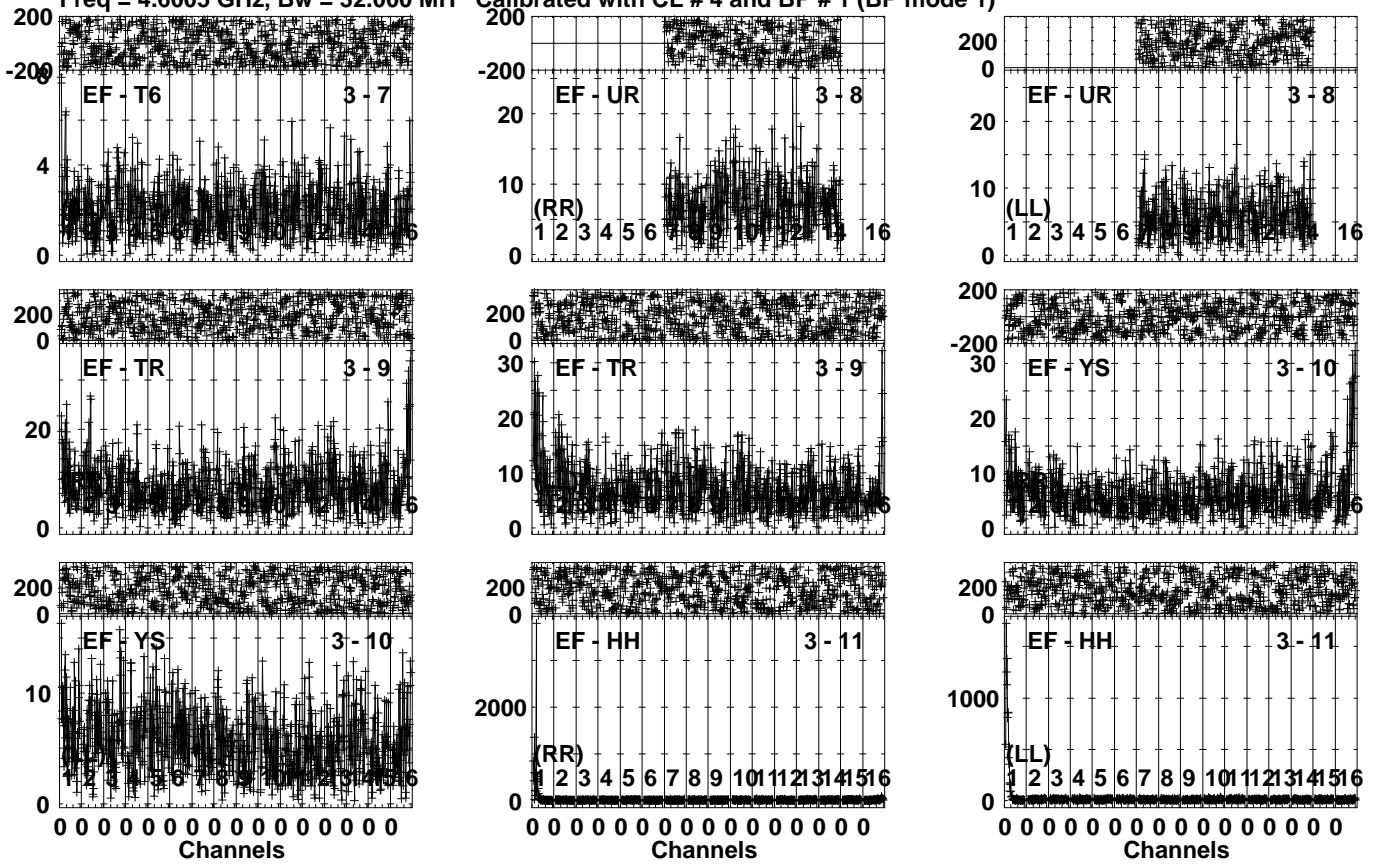


Lower frame: Milli Ampl Jy Top frame: Phas deg  
Vector averaged cross-power spectrum Several baselines displayed  
Timerange: 00/17:11:31 to 00/17:14:59

Plot file version 222 created 30-SEP-2022 11:05:04

SDSSJ1430 EM163.UVDATA.1

Freq = 4.6005 GHz, Bw = 32.000 MH Calibrated with CL # 4 and BP # 1 (BP mode 1)

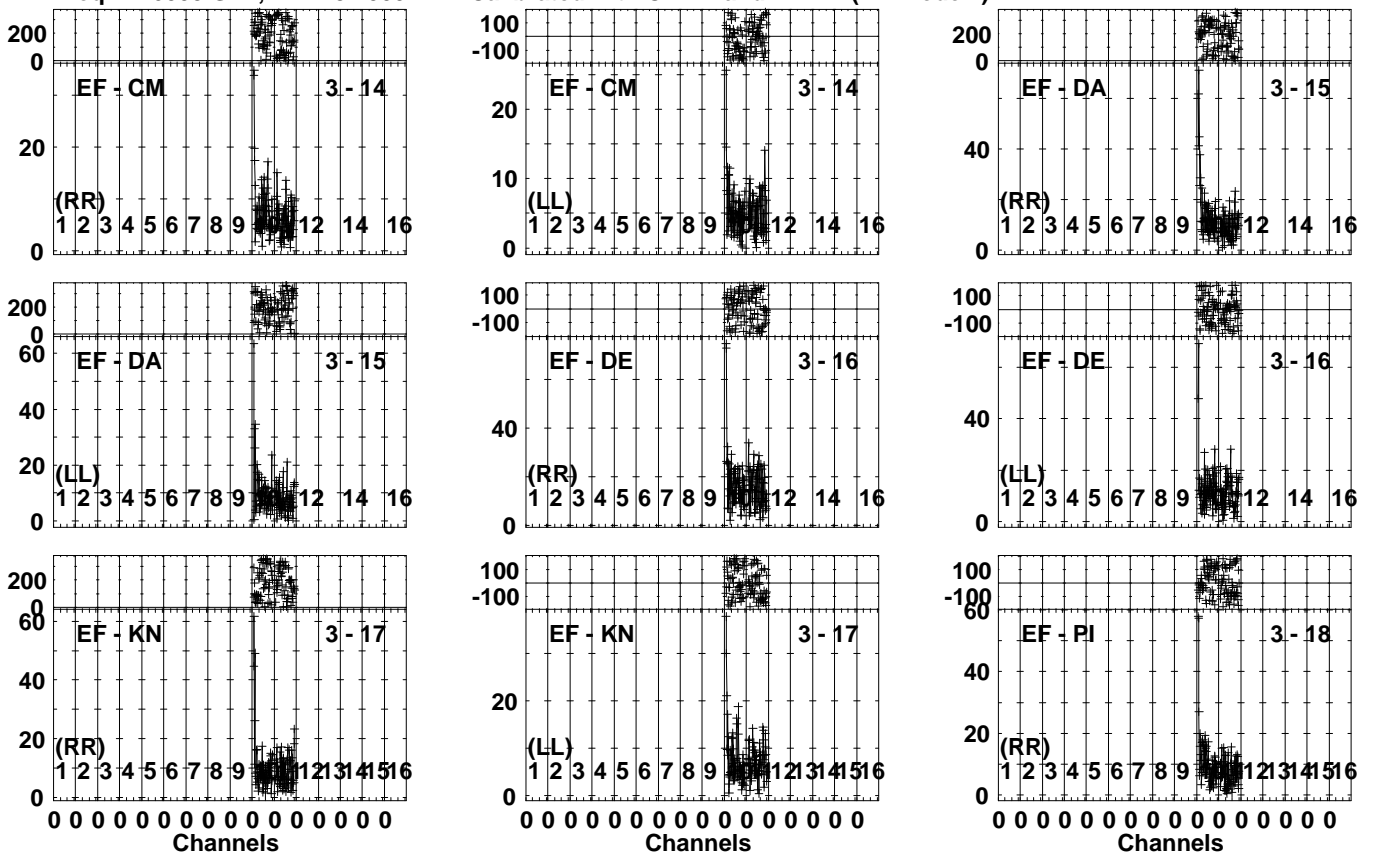


Lower frame: Milli Ampl Jy Top frame: Phas deg  
Vector averaged cross-power spectrum Several baselines displayed  
Timerange: 00/17:11:31 to 00/17:14:59

Plot file version 223 created 30-SEP-2022 11:05:05

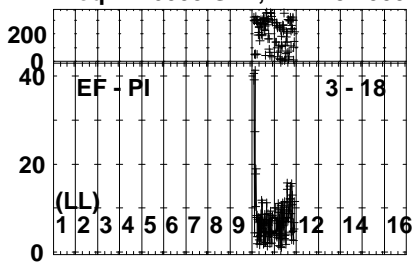
SDSSJ1430 EM163.UVDATA.1

Freq = 4.6005 GHz, Bw = 32.000 MH Calibrated with CL # 4 and BP # 1 (BP mode 1)



Lower frame: Milli Ampl Jy Top frame: Phas deg  
Vector averaged cross-power spectrum Several baselines displayed  
Timerange: 00/17:11:31 to 00/17:14:59

Plot file version 224 created 30-SEP-2022 11:05:06  
SDSSJ1430 EM163.UVDATA.1  
Freq = 4.6005 GHz, Bw = 32.000 MH Calibrated with CL # 4 and BP # 1 (BP mode 1)



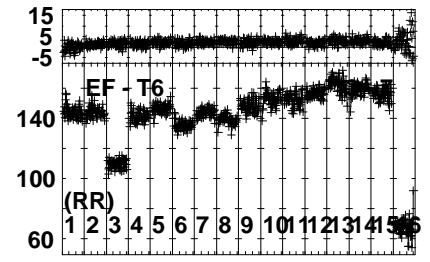
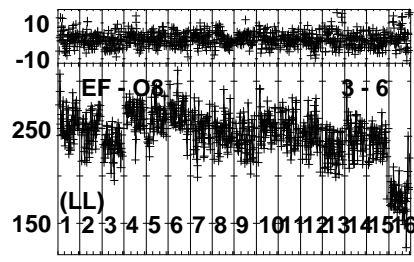
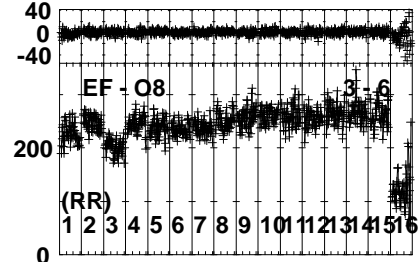
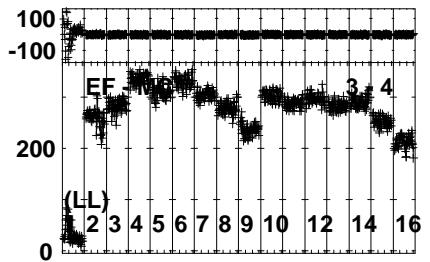
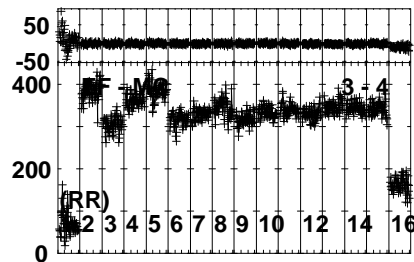
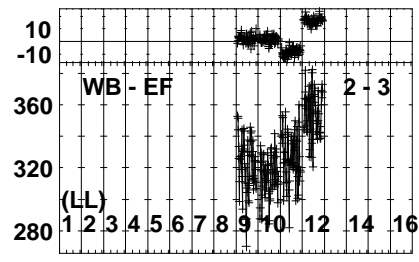
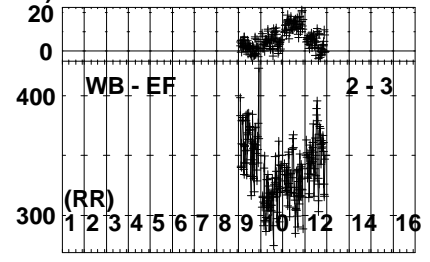
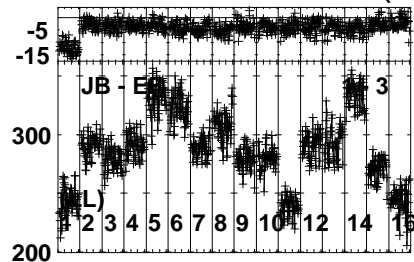
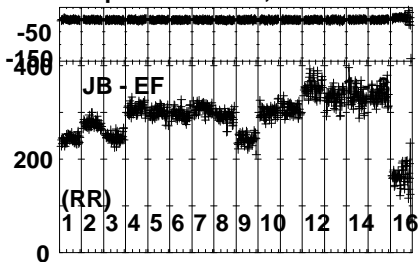
Lower frame: Milli Ampl Jy Top frame: Phas deg  
Vector averaged cross-power spectrum Several baselines displayed  
Timerange: 00/17:11:31 to 00/17:14:59



Plot file version 225 created 30-SEP-2022 11:05:07

J1427+2348 EM163.UVDATA.1

Freq = 4.6005 GHz, Bw = 32.000 MH Calibrated with CL # 4 and BP # 1 (BP mode 1)

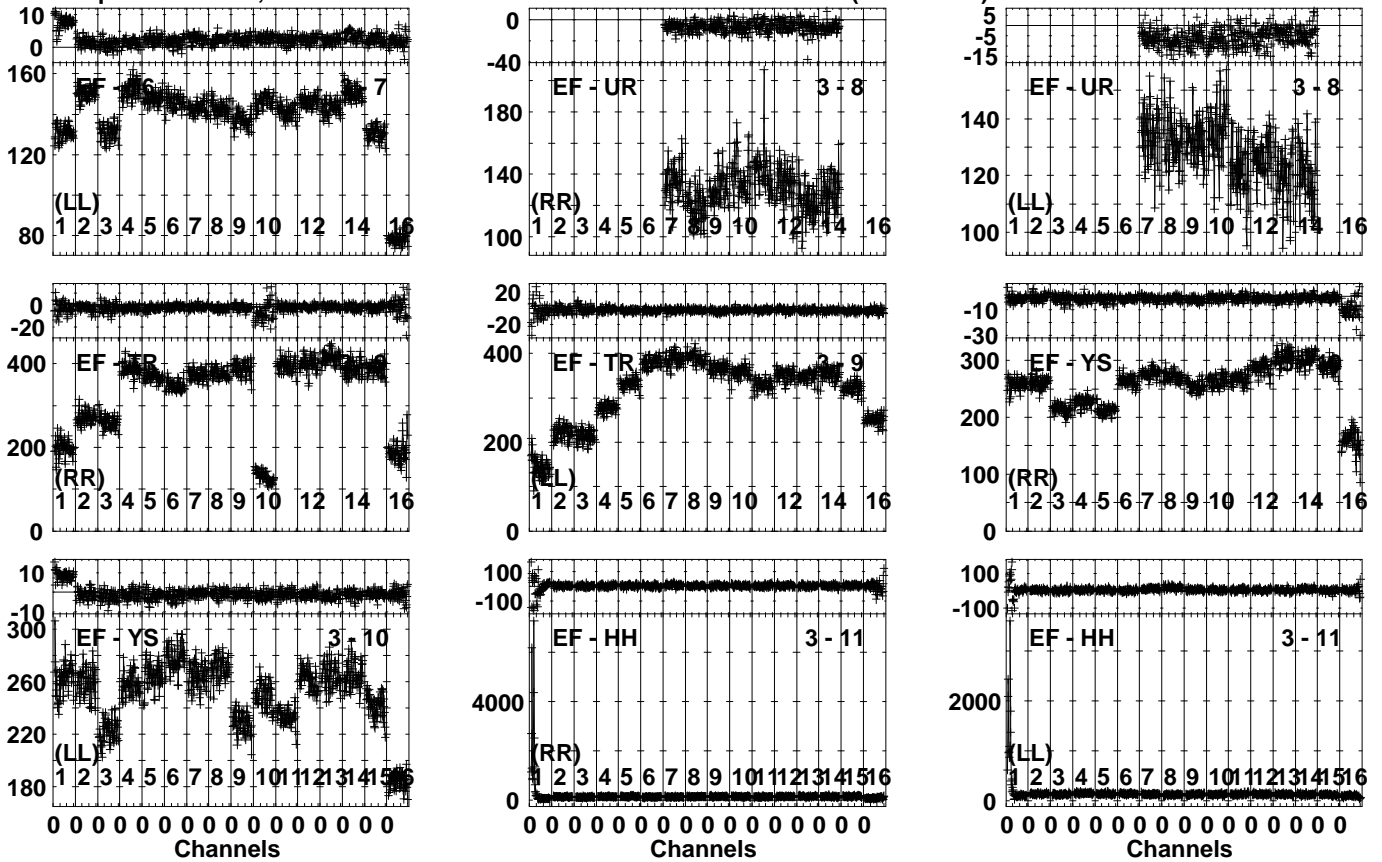


Lower frame: Milli Ampl Jy Top frame: Phas deg  
Vector averaged cross-power spectrum Several baselines displayed  
Timerange: 00/17:15:31 to 00/17:16:29

Plot file version 226 created 30-SEP-2022 11:05:08

J1427+2348 EM163.UVDATA.1

Freq = 4.6005 GHz, Bw = 32.000 MH Calibrated with CL # 4 and BP # 1 (BP mode 1)

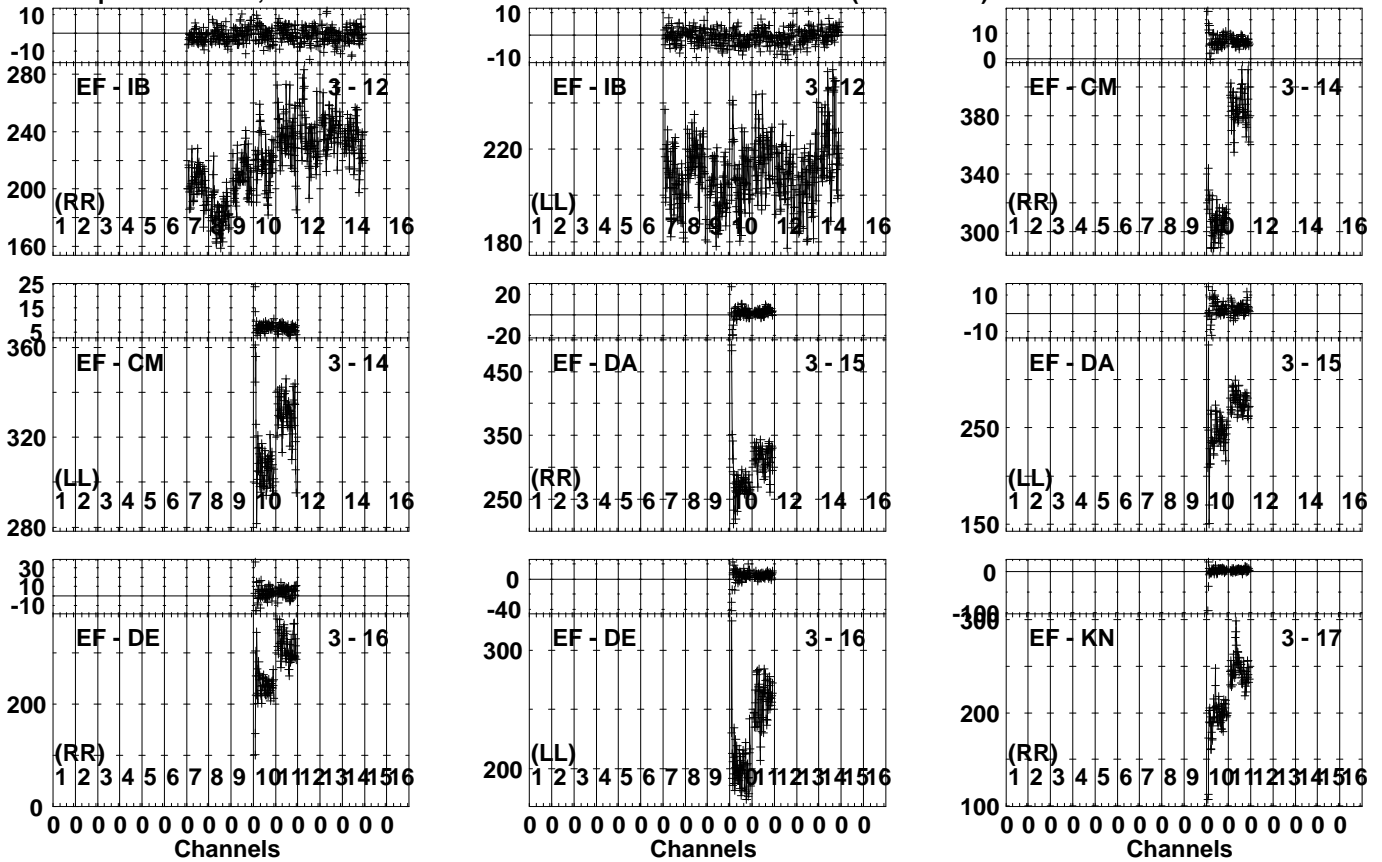


Lower frame: Milli Ampl Jy Top frame: Phas deg  
Vector averaged cross-power spectrum Several baselines displayed  
Timerange: 00/17:15:31 to 00/17:16:29

Plot file version 227 created 30-SEP-2022 11:05:08

J1427+2348 EM163.UVDATA.1

Freq = 4.6005 GHz, Bw = 32.000 MH Calibrated with CL # 4 and BP # 1 (BP mode 1)

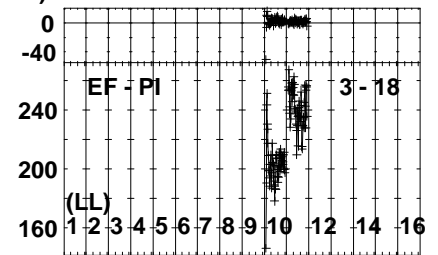
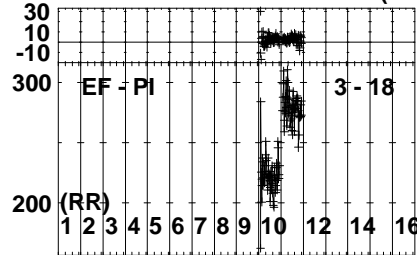
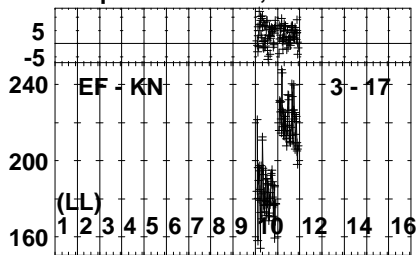


Lower frame: Milli Ampl Jy Top frame: Phas deg  
Vector averaged cross-power spectrum Several baselines displayed  
Timerange: 00/17:15:31 to 00/17:16:29

Plot file version 228 created 30-SEP-2022 11:05:09

J1427+2348 EM163.UVDATA.1

Freq = 4.6005 GHz, Bw = 32.000 MH Calibrated with CL # 4 and BP # 1 (BP mode 1)

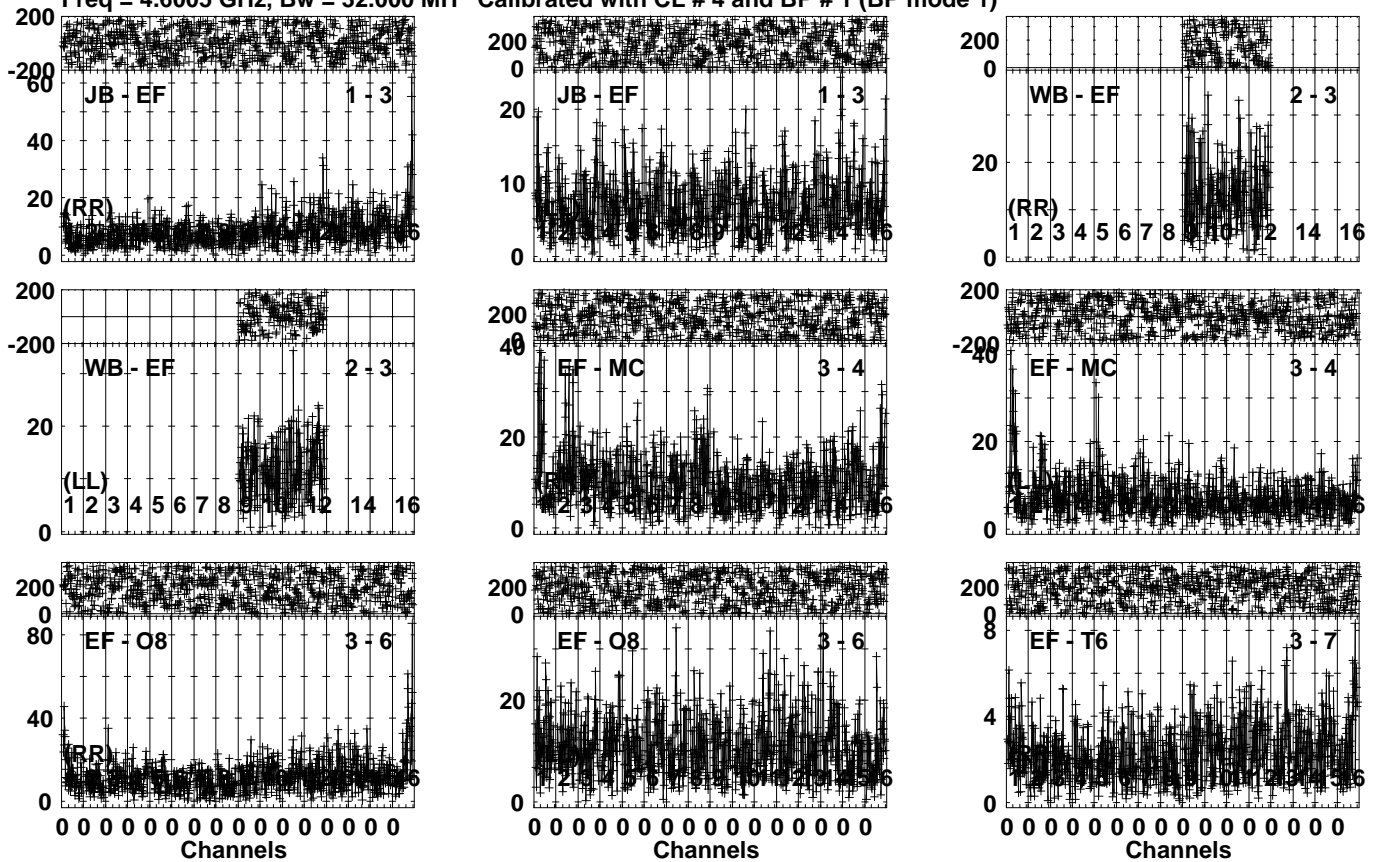


Lower frame: Milli Ampl Jy Top frame: Phas deg  
Vector averaged cross-power spectrum Several baselines displayed  
Timerange: 00/17:15:31 to 00/17:16:29

Plot file version 229 created 30-SEP-2022 11:05:10

SDSSJ1430 EM163.UVDATA.1

Freq = 4.6005 GHz, Bw = 32.000 MH Calibrated with CL # 4 and BP # 1 (BP mode 1)

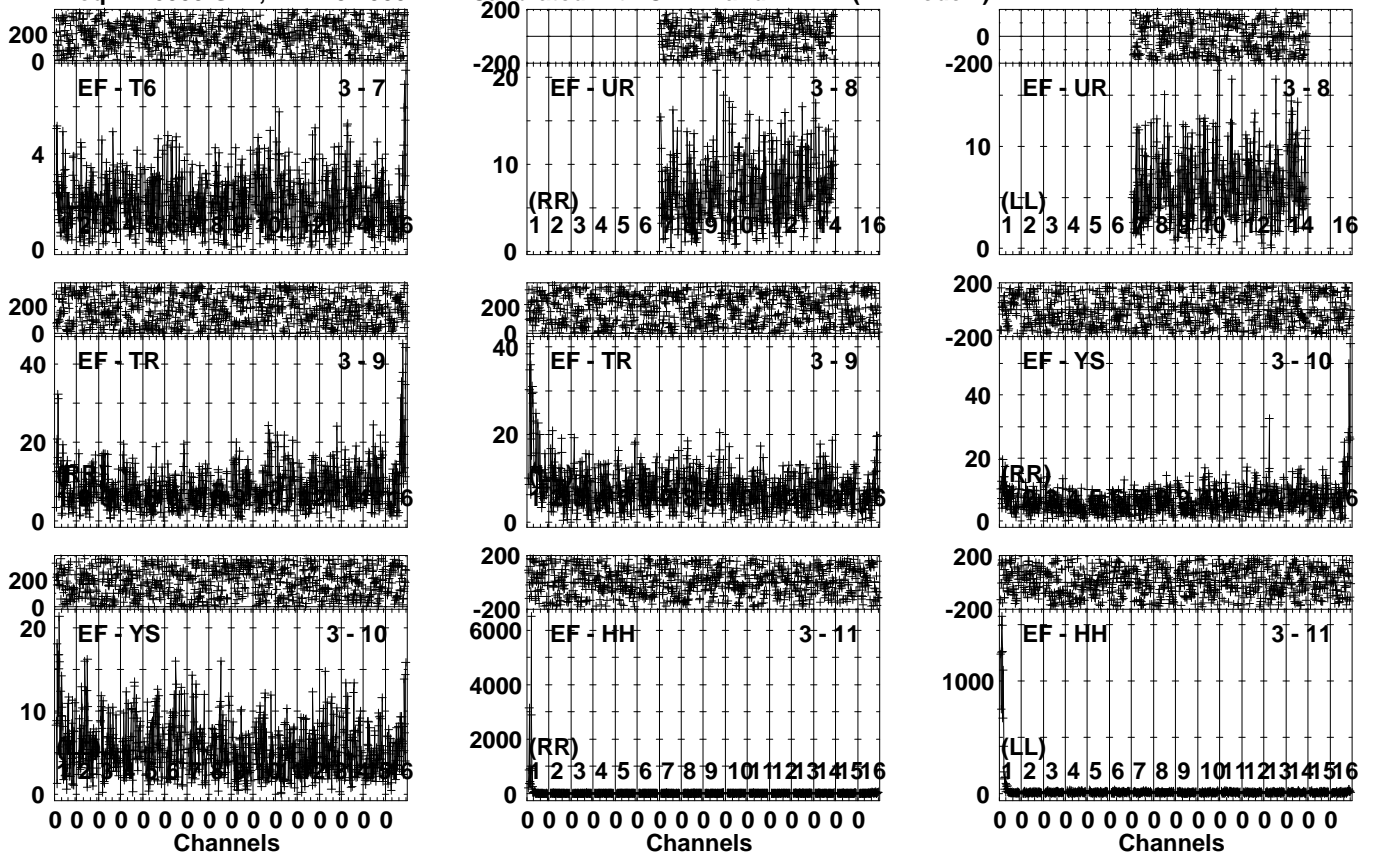


Lower frame: Milli Ampl Jy Top frame: Phas deg  
Vector averaged cross-power spectrum Several baselines displayed  
Timerange: 00/17:16:31 to 00/17:19:59

Plot file version 230 created 30-SEP-2022 11:05:11

SDSSJ1430 EM163.UVDATA.1

Freq = 4.6005 GHz, Bw = 32.000 MH Calibrated with CL # 4 and BP # 1 (BP mode 1)

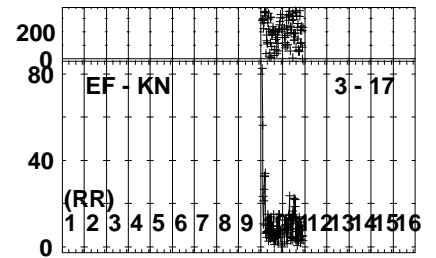
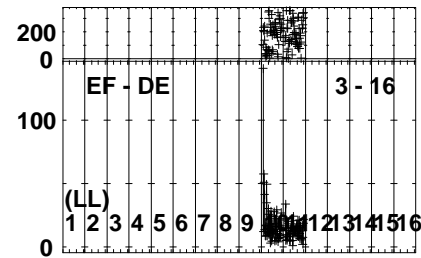
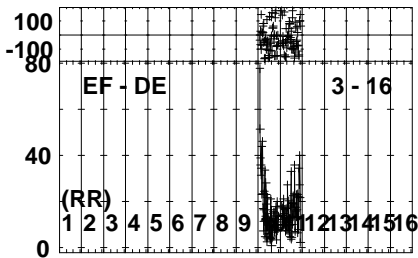
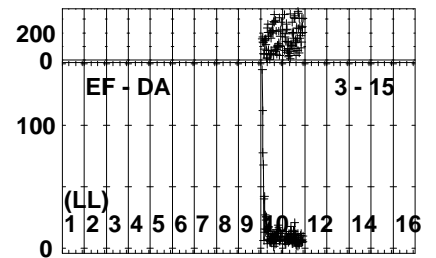
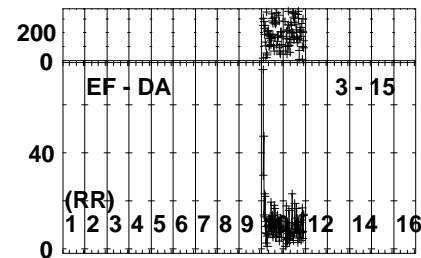
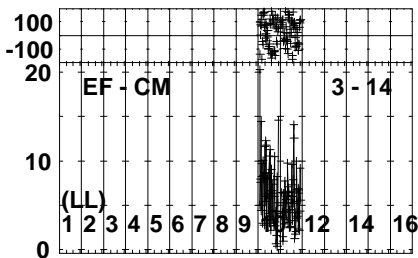
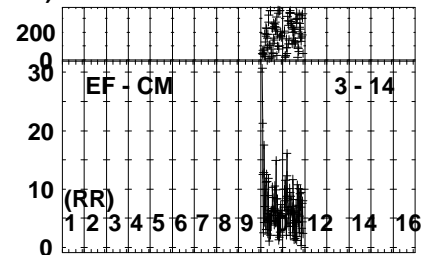
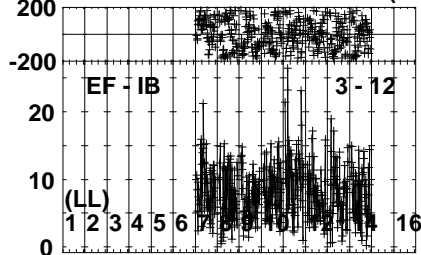
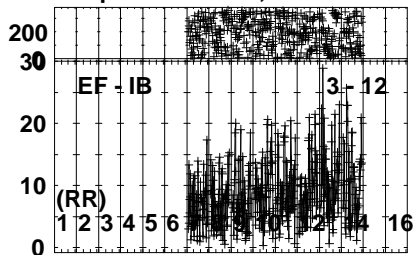


Lower frame: Milli Ampl Jy Top frame: Phas deg  
Vector averaged cross-power spectrum Several baselines displayed  
Timerange: 00/17:16:31 to 00/17:19:59

Plot file version 231 created 30-SEP-2022 11:05:12

SDSSJ1430 EM163.UVDATA.1

Freq = 4.6005 GHz, Bw = 32.000 MH Calibrated with CL # 4 and BP # 1 (BP mode 1)

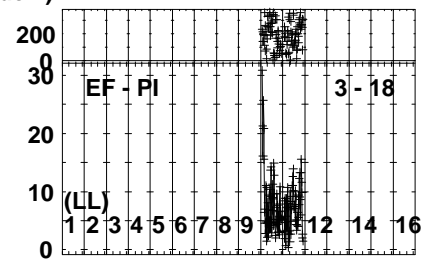
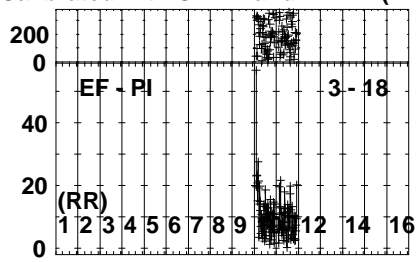
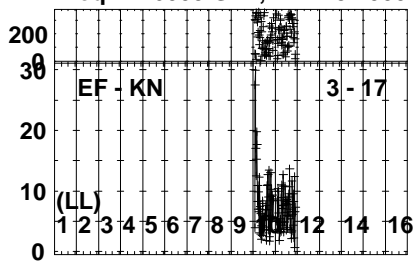


Lower frame: Milli Ampl Jy Top frame: Phas deg  
Vector averaged cross-power spectrum Several baselines displayed  
Timerange: 00/17:16:31 to 00/17:19:59

Plot file version 232 created 30-SEP-2022 11:05:12

SDSSJ1430 EM163.UVDATA.1

Freq = 4.6005 GHz, Bw = 32.000 MH Calibrated with CL # 4 and BP # 1 (BP mode 1)



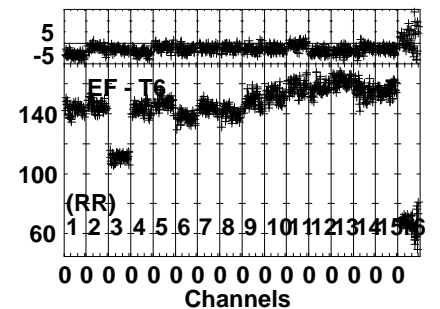
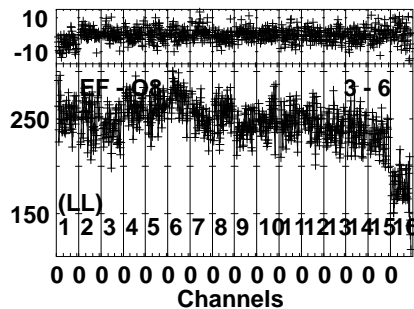
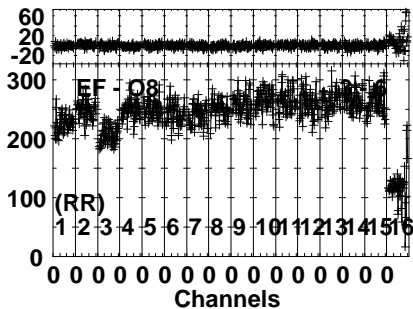
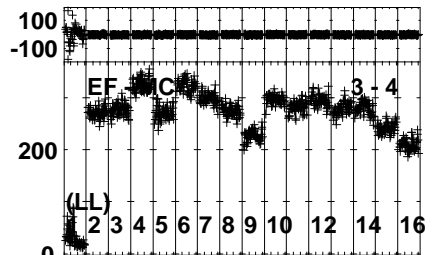
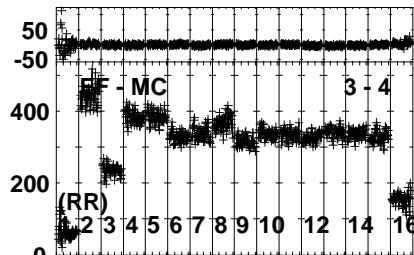
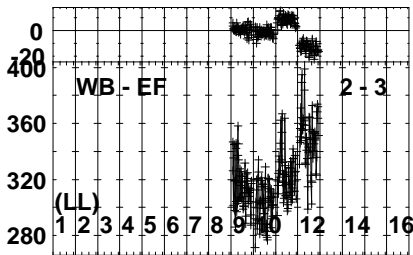
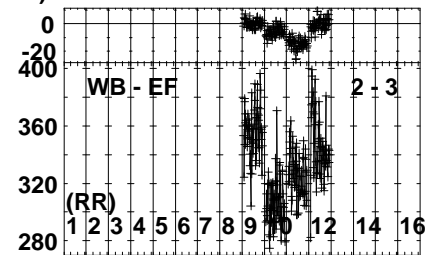
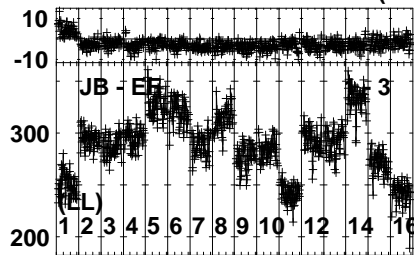
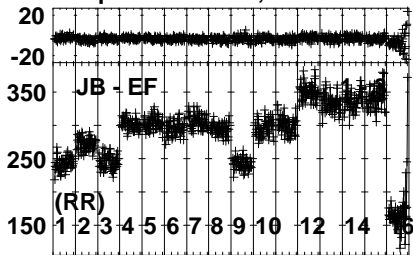
Lower frame: Milli Ampl Jy Top frame: Phas deg  
Vector averaged cross-power spectrum Several baselines displayed  
Timerange: 00/17:16:31 to 00/17:19:59



Plot file version 233 created 30-SEP-2022 11:05:13

J1427+2348 EM163.UVDATA.1

Freq = 4.6005 GHz, Bw = 32.000 MH Calibrated with CL # 4 and BP # 1 (BP mode 1)

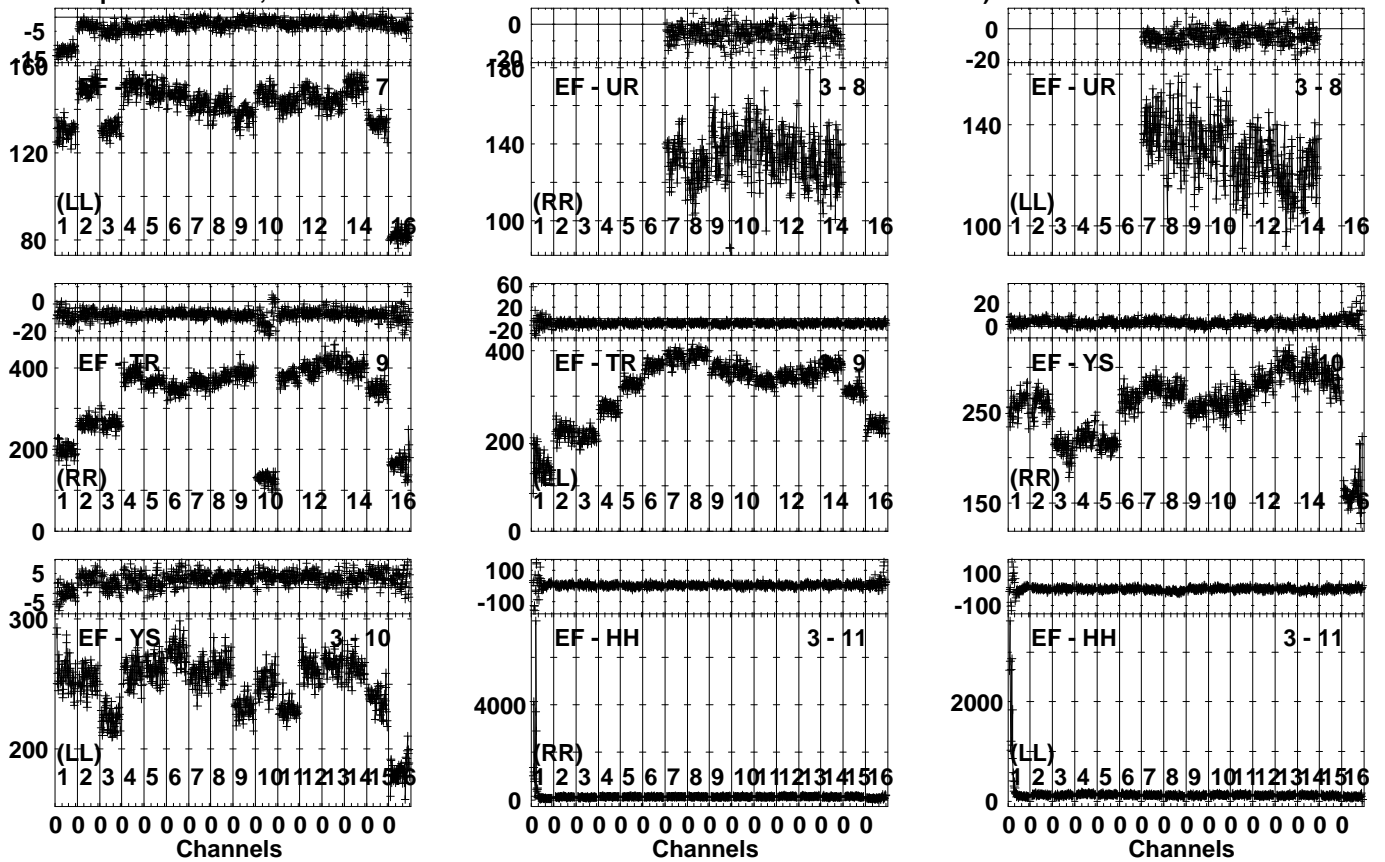


Lower frame: Milli Ampl Jy Top frame: Phas deg  
Vector averaged cross-power spectrum Several baselines displayed  
Timerange: 00/17:20:01 to 00/17:21:29

Plot file version 234 created 30-SEP-2022 11:05:14

J1427+2348 EM163.UVDATA.1

Freq = 4.6005 GHz, Bw = 32.000 MH Calibrated with CL # 4 and BP # 1 (BP mode 1)

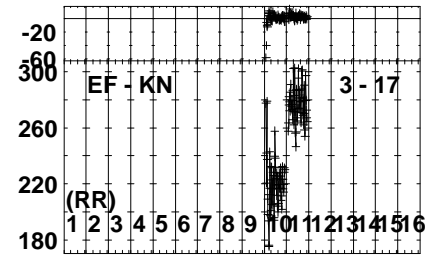
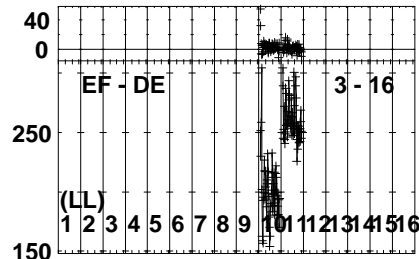
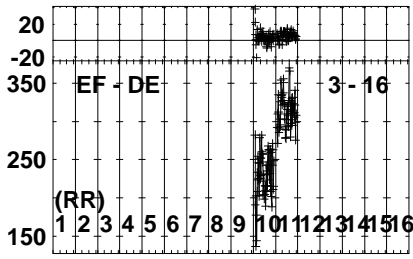
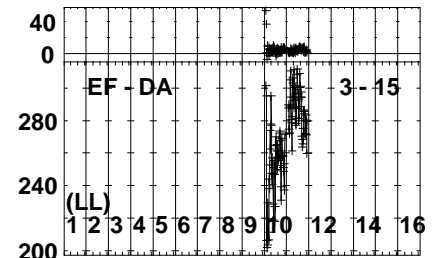
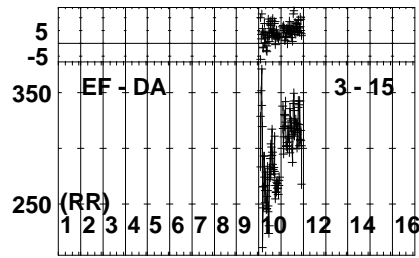
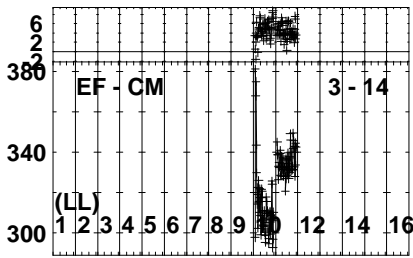
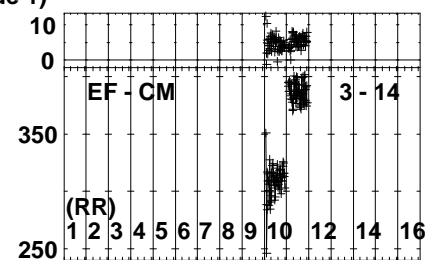
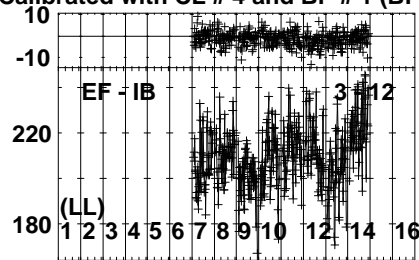
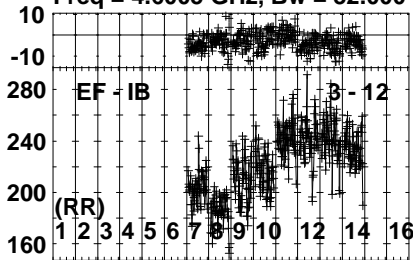


Lower frame: Milli Ampl Jy Top frame: Phas deg  
Vector averaged cross-power spectrum Several baselines displayed  
Timerange: 00/17:20:01 to 00/17:21:29

Plot file version 235 created 30-SEP-2022 11:05:15

J1427+2348 EM163.UVDATA.1

Freq = 4.6005 GHz, Bw = 32.000 MH Calibrated with CL # 4 and BP # 1 (BP mode 1)

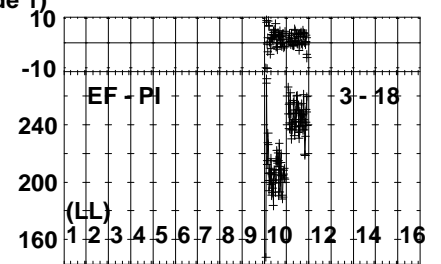
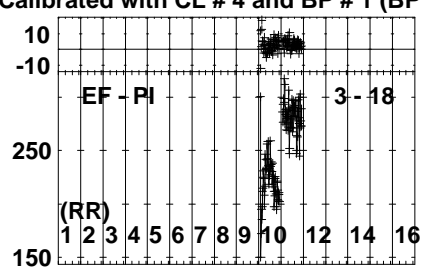
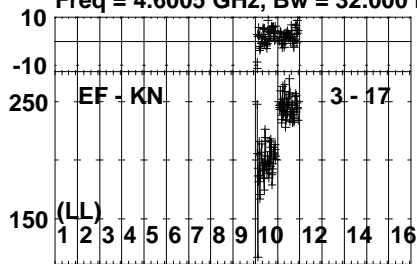


Lower frame: Milli Ampl Jy Top frame: Phas deg  
Vector averaged cross-power spectrum Several baselines displayed  
Timerange: 00/17:20:01 to 00/17:21:29

Plot file version 236 created 30-SEP-2022 11:05:16

J1427+2348 EM163.UVDATA.1

Freq = 4.6005 GHz, Bw = 32.000 MH Calibrated with CL # 4 and BP # 1 (BP mode 1)

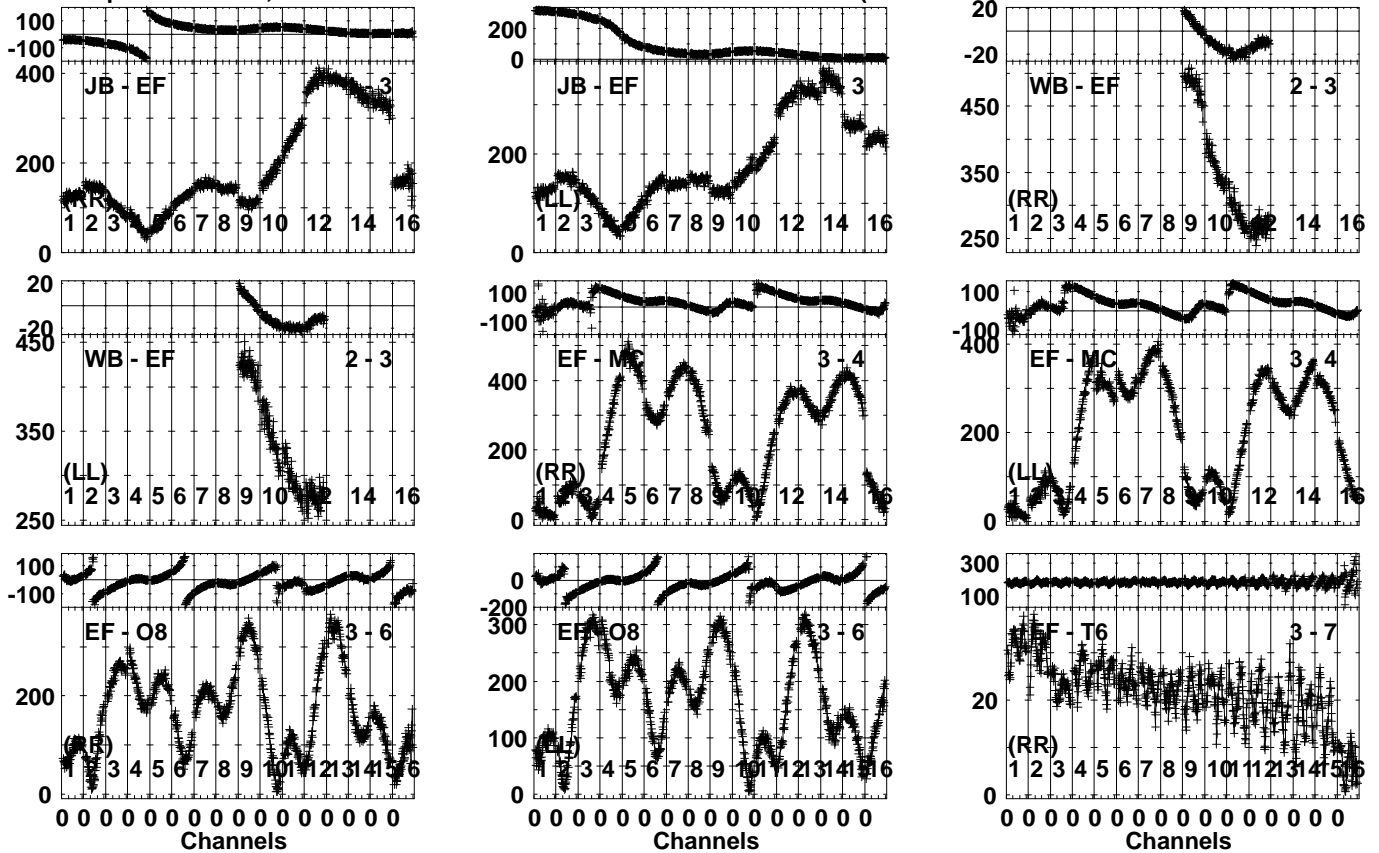


Lower frame: Milli Ampl Jy Top frame: Phas deg  
Vector averaged cross-power spectrum Several baselines displayed  
Timerange: 00/17:20:01 to 00/17:21:29

Plot file version 237 created 30-SEP-2022 11:05:16

J1424+225A EM163.UVDATA.1

Freq = 4.6005 GHz, Bw = 32.000 MH Calibrated with CL # 4 and BP # 1 (BP mode 1)

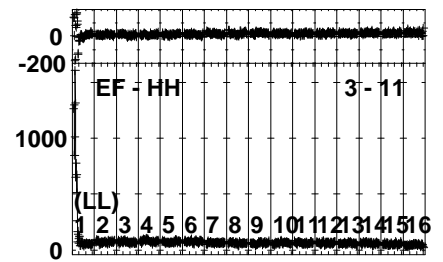
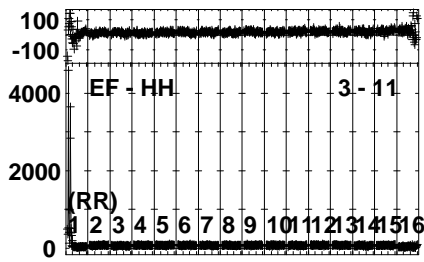
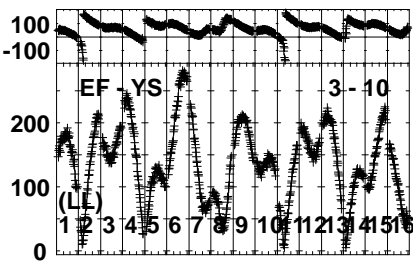
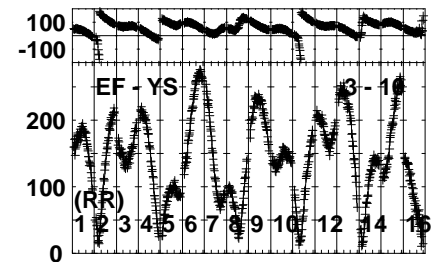
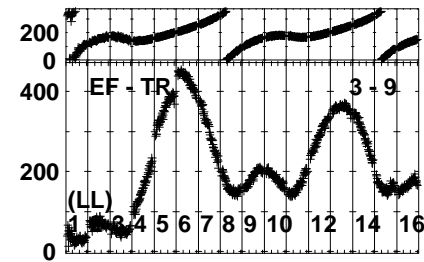
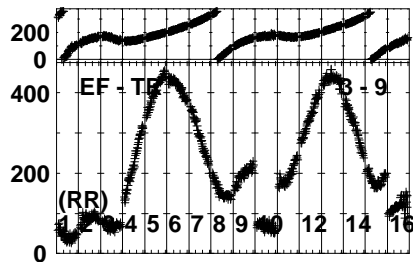
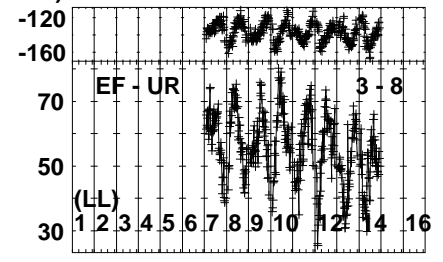
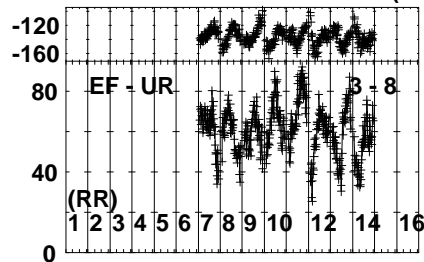
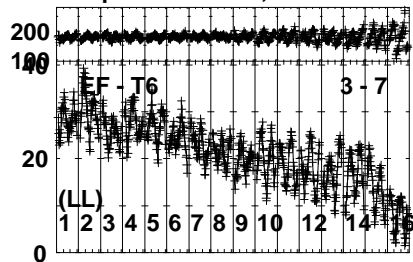


Lower frame: Milli Ampl Jy Top frame: Phas deg  
 Vector averaged cross-power spectrum Several baselines displayed  
 Timerange: 00/17:21:33 to 00/17:24:59

Plot file version 238 created 30-SEP-2022 11:05:17

J1424+225A EM163.UVDATA.1

Freq = 4.6005 GHz, Bw = 32.000 MH Calibrated with CL # 4 and BP # 1 (BP mode 1)

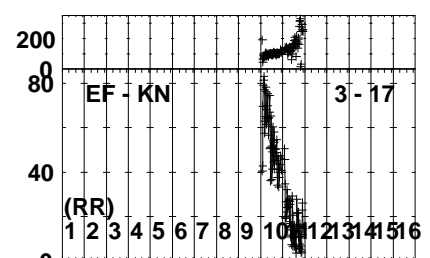
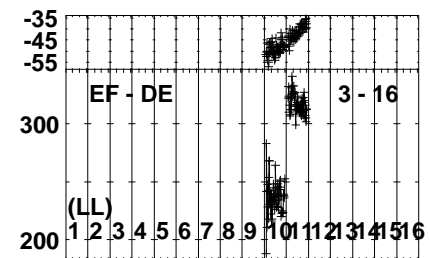
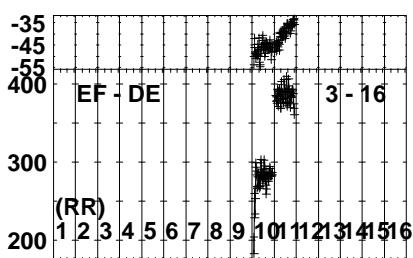
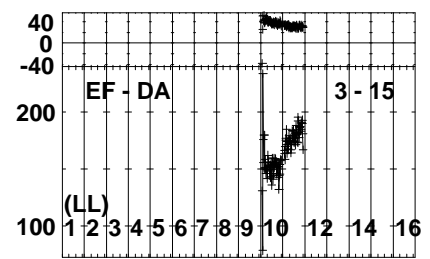
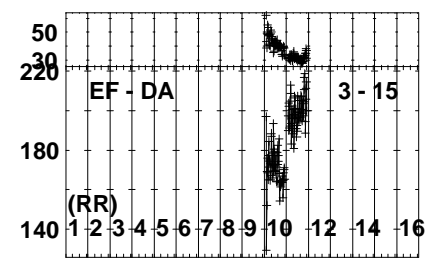
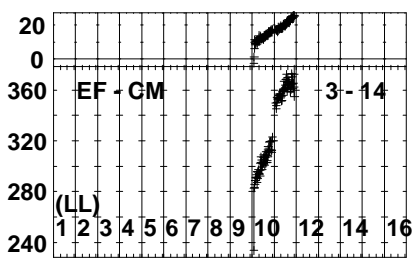
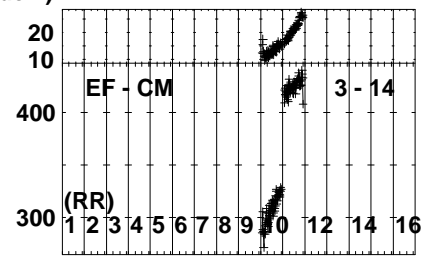
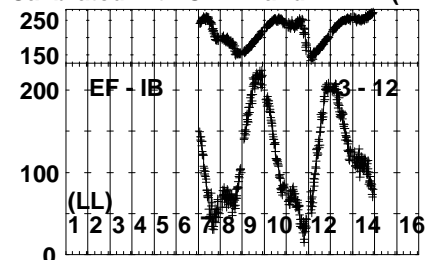
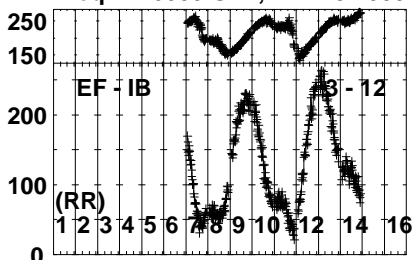


Lower frame: Milli Ampl Jy Top frame: Phas deg  
Vector averaged cross-power spectrum Several baselines displayed  
Timerange: 00/17:21:33 to 00/17:24:59

Plot file version 239 created 30-SEP-2022 11:05:18

J1424+225A EM163.UVDATA.1

Freq = 4.6005 GHz, Bw = 32.000 MH Calibrated with CL # 4 and BP # 1 (BP mode 1)

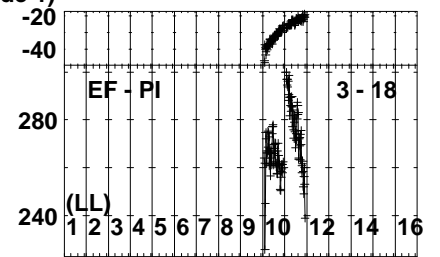
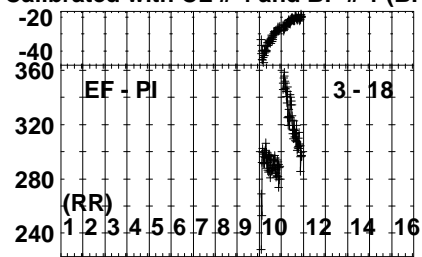
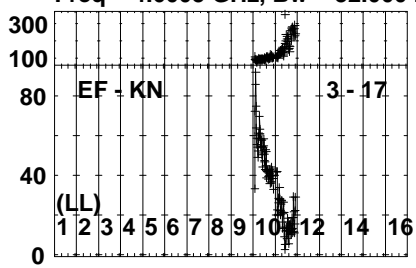


Lower frame: Milli Ampl Jy Top frame: Phas deg  
Vector averaged cross-power spectrum Several baselines displayed  
Timerange: 00/17:21:33 to 00/17:24:59

Plot file version 240 created 30-SEP-2022 11:05:19

J1424+225A EM163.UVDATA.1

Freq = 4.6005 GHz, Bw = 32.000 MH Calibrated with CL # 4 and BP # 1 (BP mode 1)



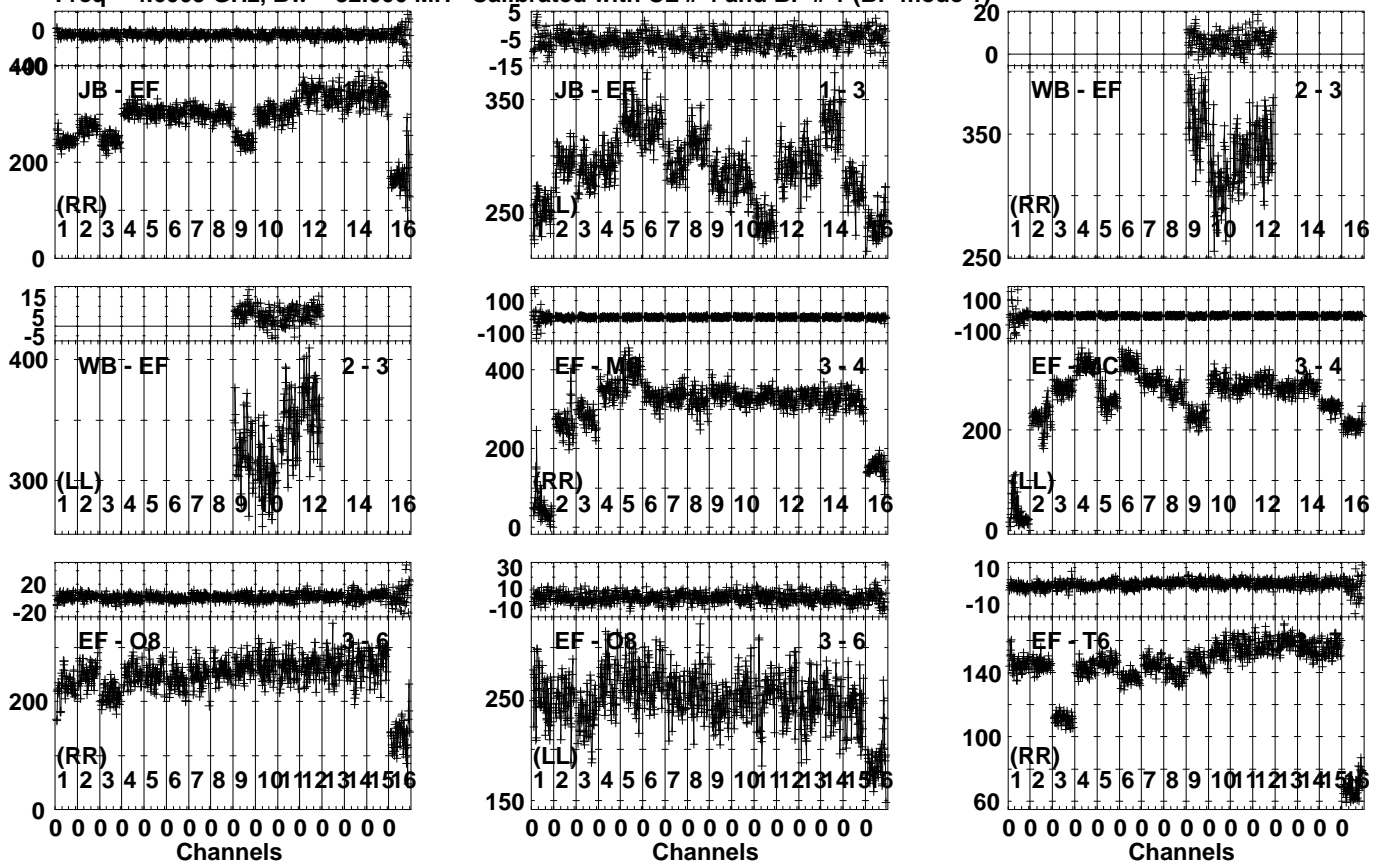
Lower frame: Milli Ampl Jy Top frame: Phas deg  
Vector averaged cross-power spectrum Several baselines displayed  
Timerange: 00/17:21:33 to 00/17:24:59



Plot file version 241 created 30-SEP-2022 11:05:20

J1427+2348 EM163.UVDATA.1

Freq = 4.6005 GHz, Bw = 32.000 MH Calibrated with CL # 4 and BP # 1 (BP mode 1)

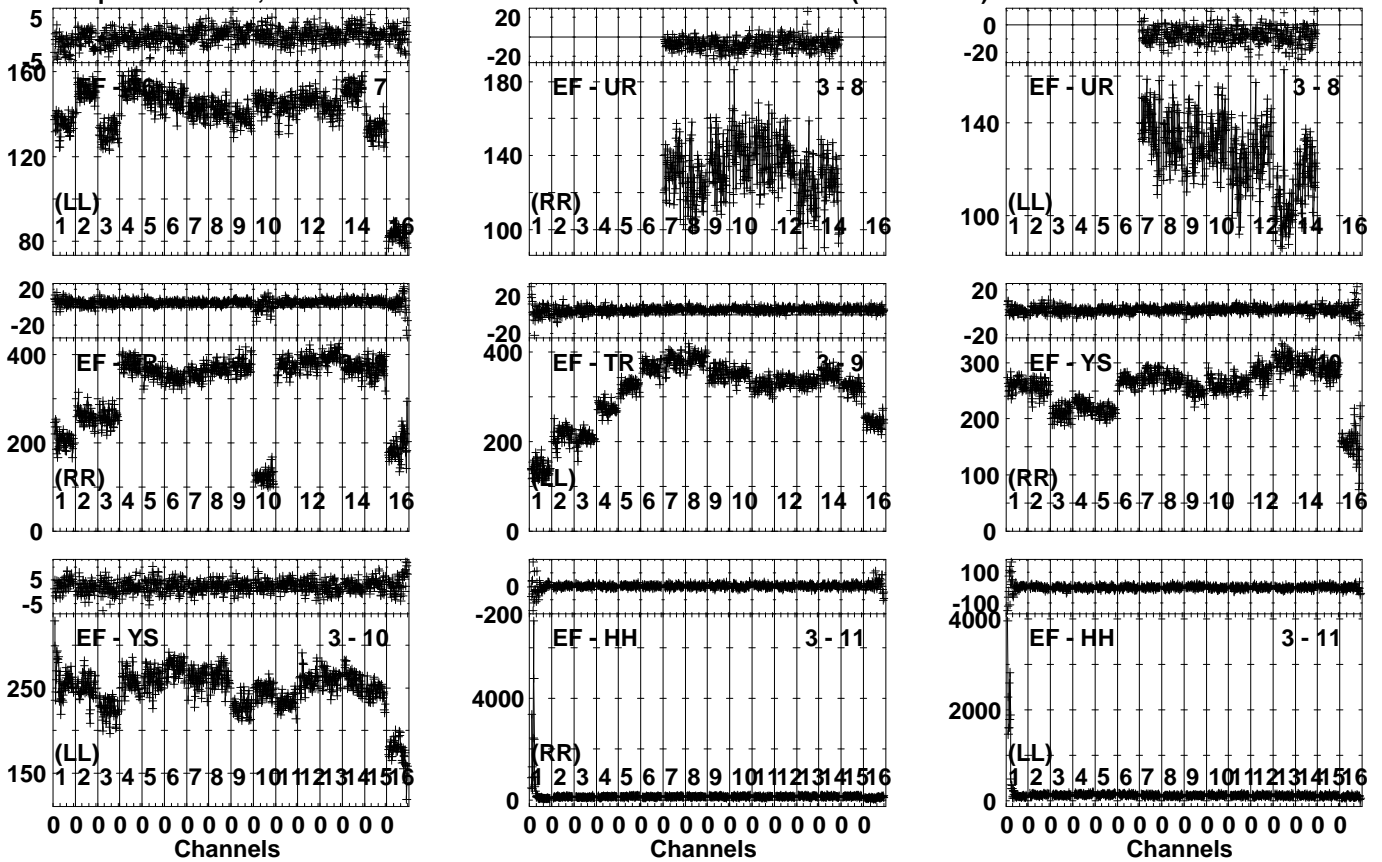


Lower frame: Milli Ampl Jy Top frame: Phas deg  
 Vector averaged cross-power spectrum Several baselines displayed  
 Timerange: 00/17:25:31 to 00/17:26:29

Plot file version 242 created 30-SEP-2022 11:05:20

J1427+2348 EM163.UVDATA.1

Freq = 4.6005 GHz, Bw = 32.000 MH Calibrated with CL # 4 and BP # 1 (BP mode 1)

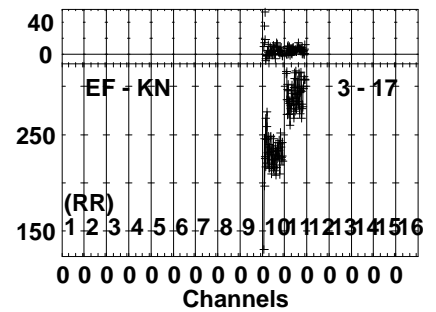
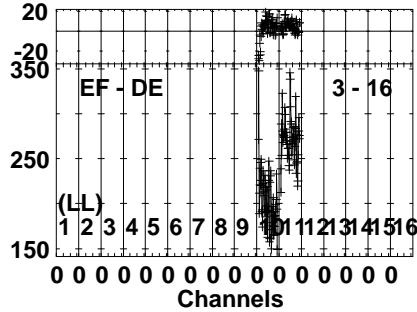
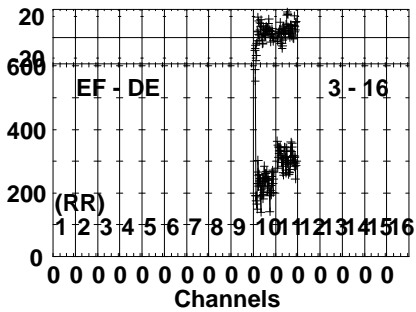
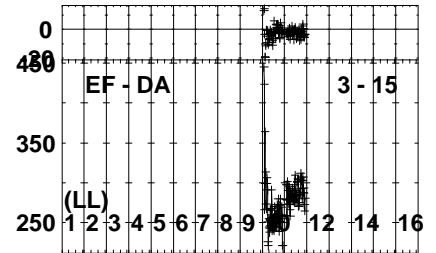
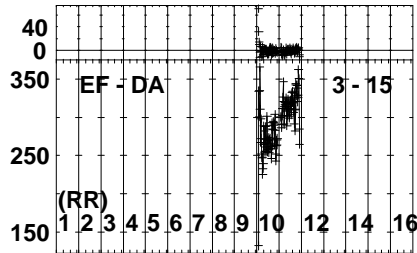
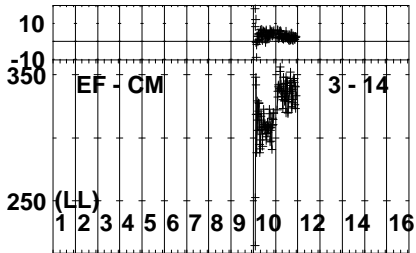
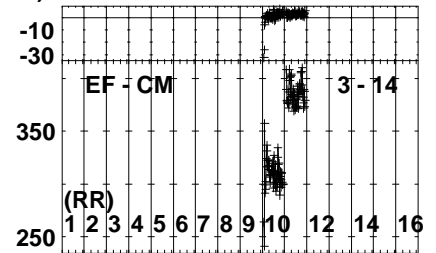
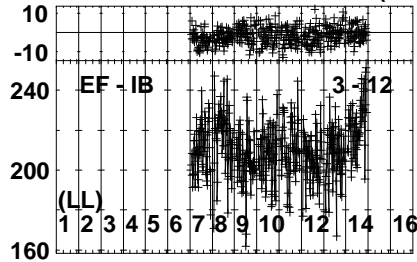
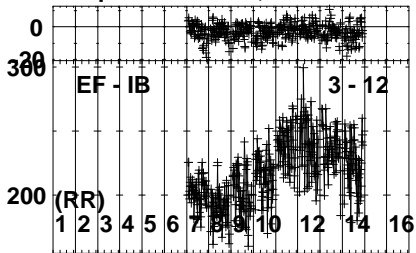


Lower frame: Milli Ampl Jy Top frame: Phas deg  
Vector averaged cross-power spectrum Several baselines displayed  
Timerange: 00/17:25:31 to 00/17:26:29

Plot file version 243 created 30-SEP-2022 11:05:21

J1427+2348 EM163.UVDATA.1

Freq = 4.6005 GHz, Bw = 32.000 MH Calibrated with CL # 4 and BP # 1 (BP mode 1)

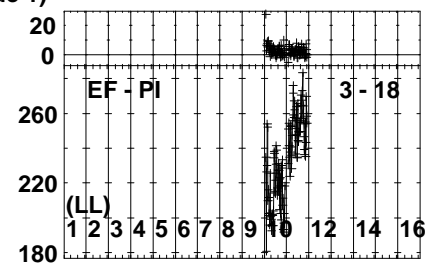
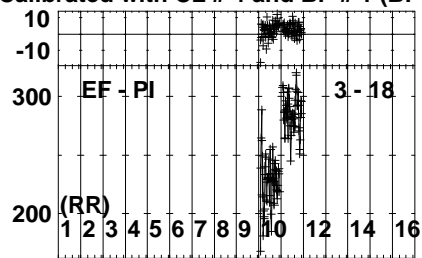
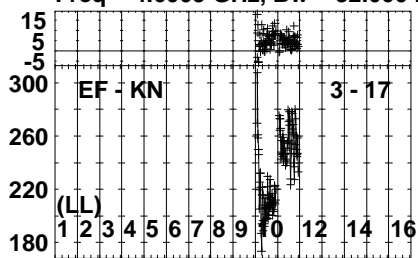


Lower frame: Milli Ampl Jy Top frame: Phas deg  
Vector averaged cross-power spectrum Several baselines displayed  
Timerange: 00/17:25:31 to 00/17:26:29

Plot file version 244 created 30-SEP-2022 11:05:22

J1427+2348 EM163.UVDATA.1

Freq = 4.6005 GHz, Bw = 32.000 MH Calibrated with CL # 4 and BP # 1 (BP mode 1)

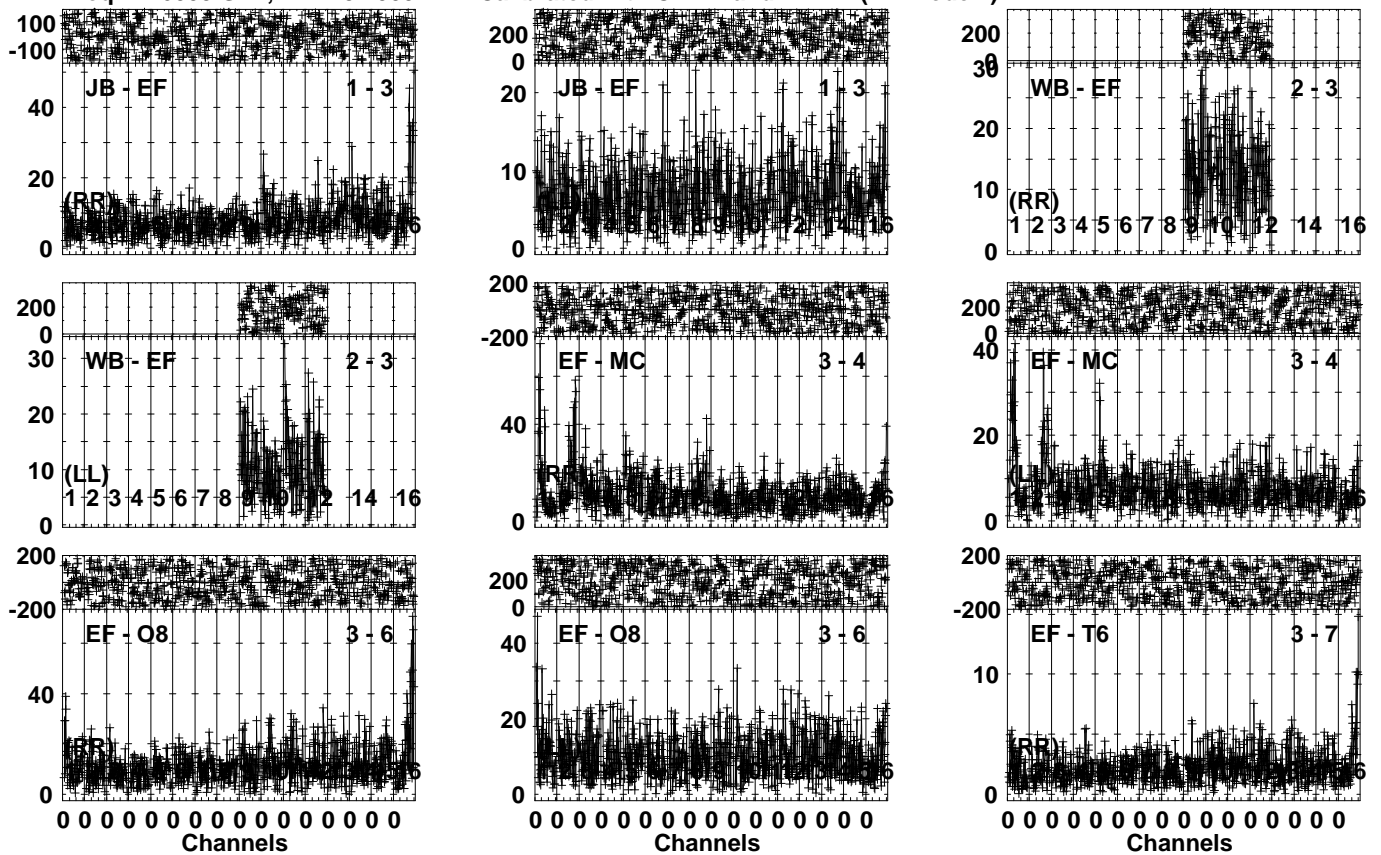


Lower frame: Milli Ampl Jy Top frame: Phas deg  
Vector averaged cross-power spectrum Several baselines displayed  
Timerange: 00/17:25:31 to 00/17:26:29

Plot file version 245 created 30-SEP-2022 11:05:23

SDSSJ1430 EM163.UVDATA.1

Freq = 4.6005 GHz, Bw = 32.000 MH Calibrated with CL # 4 and BP # 1 (BP mode 1)

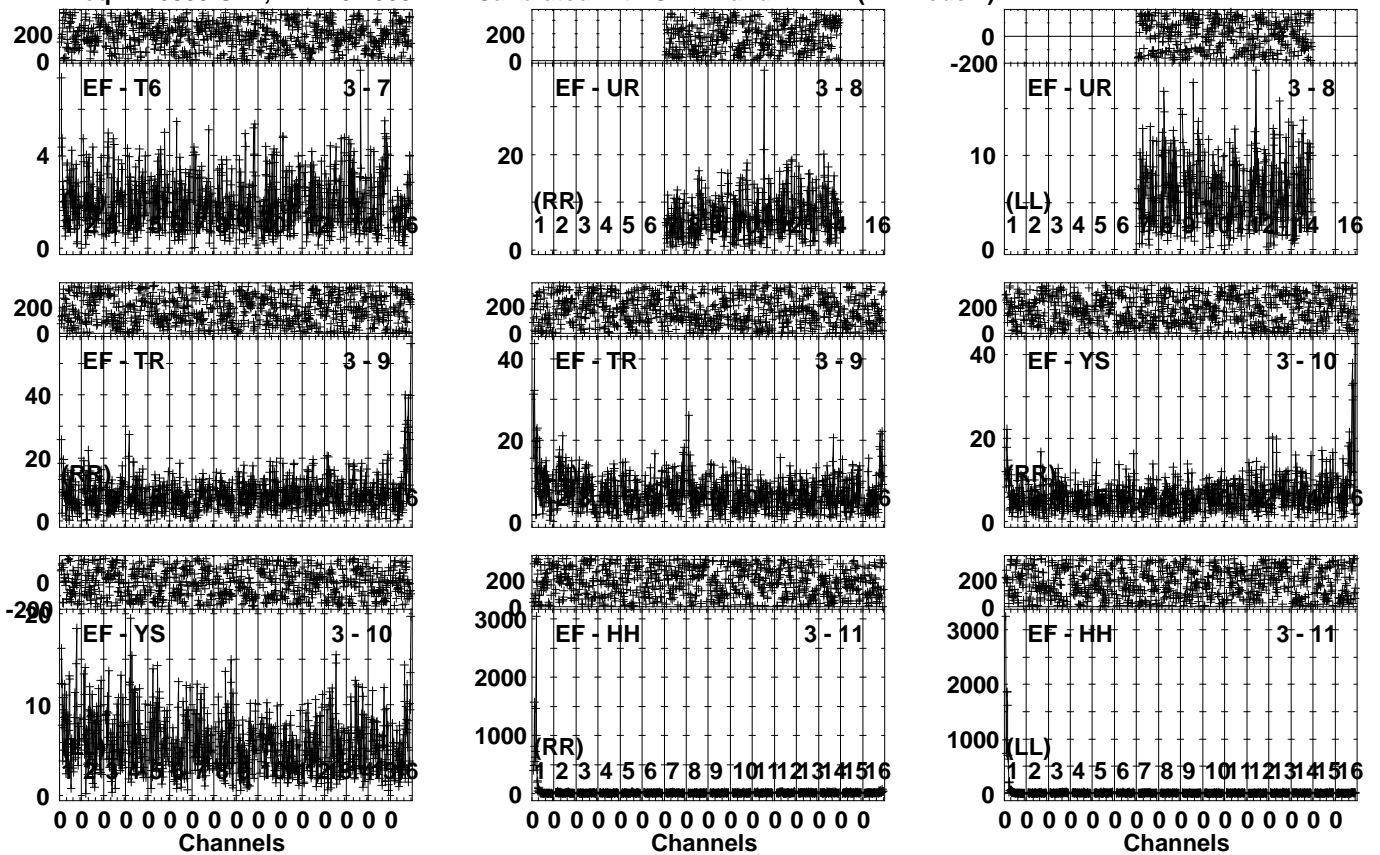


Lower frame: Milli Ampl Jy Top frame: Phas deg  
Vector averaged cross-power spectrum Several baselines displayed  
Timerange: 00/17:26:31 to 00/17:29:59

Plot file version 246 created 30-SEP-2022 11:05:24

SDSSJ1430 EM163.UVDATA.1

Freq = 4.6005 GHz, Bw = 32.000 MH Calibrated with CL # 4 and BP # 1 (BP mode 1)

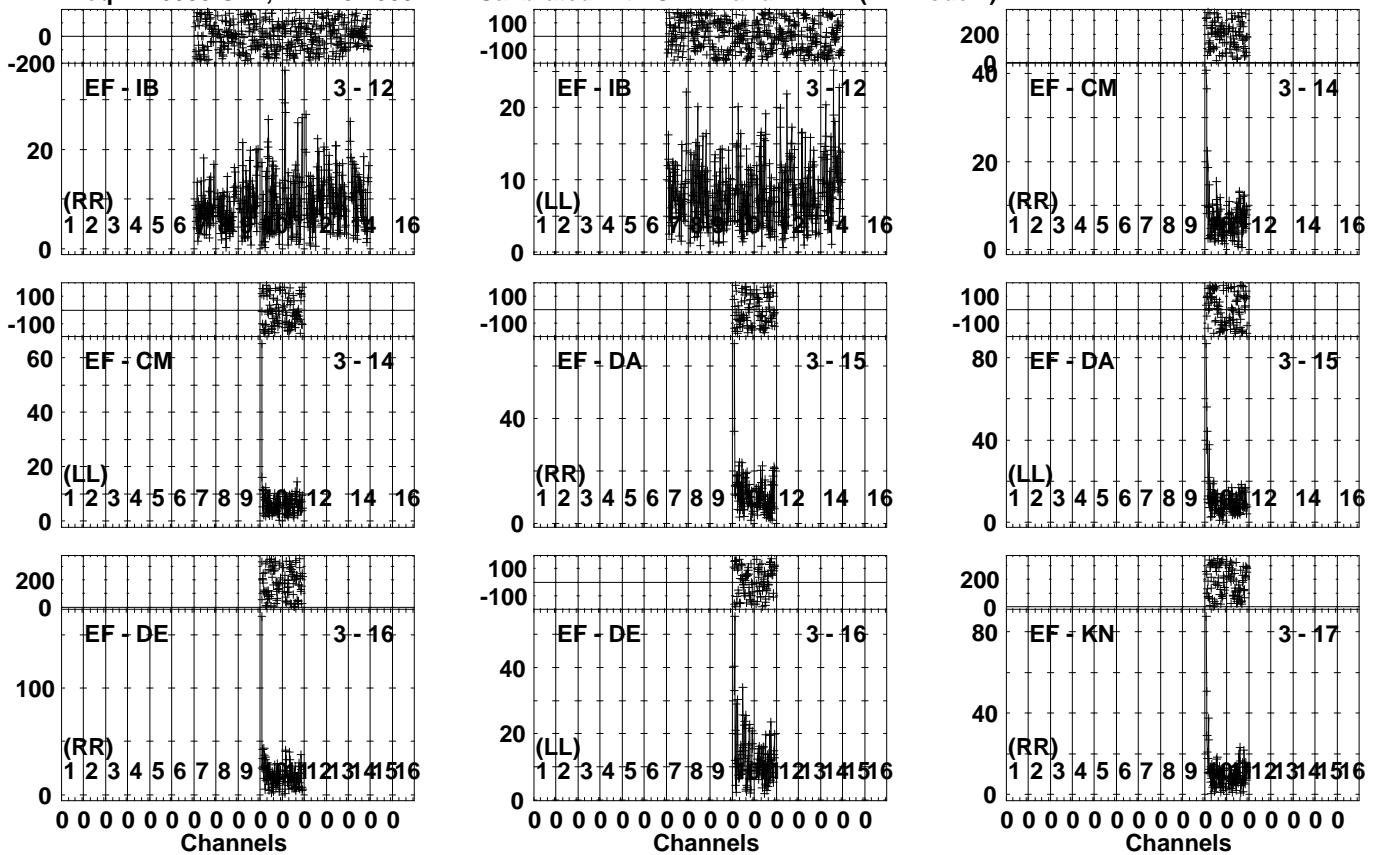


Lower frame: Milli Ampl Jy Top frame: Phas deg  
Vector averaged cross-power spectrum Several baselines displayed  
Timerange: 00/17:26:31 to 00/17:29:59

Plot file version 247 created 30-SEP-2022 11:05:24

SDSSJ1430 EM163.UVDATA.1

Freq = 4.6005 GHz, Bw = 32.000 MH Calibrated with CL # 4 and BP # 1 (BP mode 1)

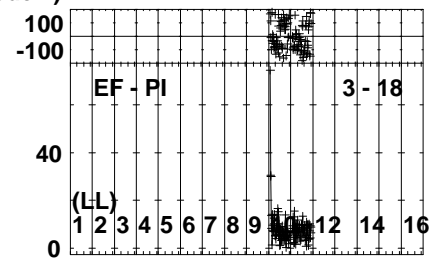
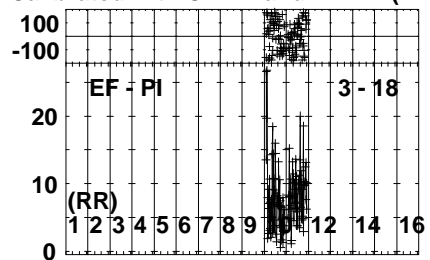
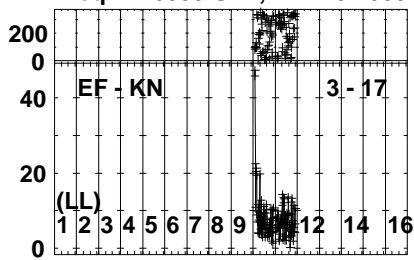


Lower frame: Milli Ampl Jy Top frame: Phas deg  
Vector averaged cross-power spectrum Several baselines displayed  
Timerange: 00/17:26:31 to 00/17:29:59

Plot file version 248 created 30-SEP-2022 11:05:25

SDSSJ1430 EM163.UVDATA.1

Freq = 4.6005 GHz, Bw = 32.000 MH Calibrated with CL # 4 and BP # 1 (BP mode 1)



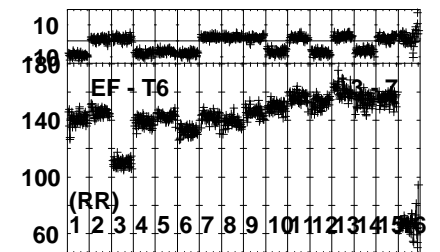
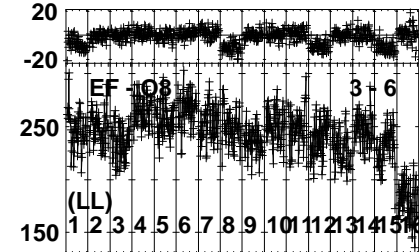
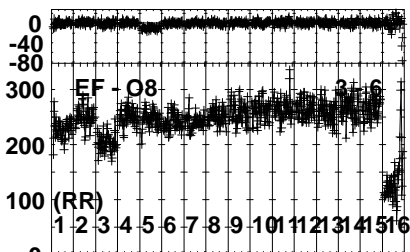
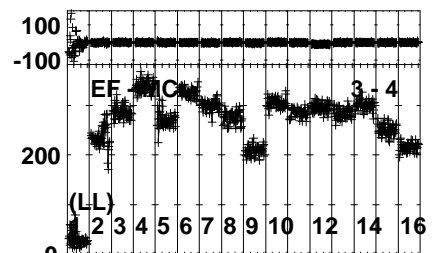
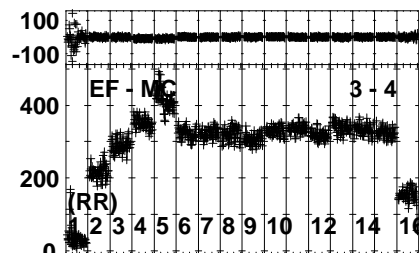
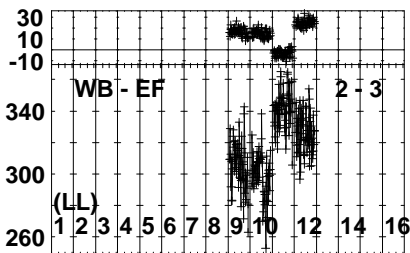
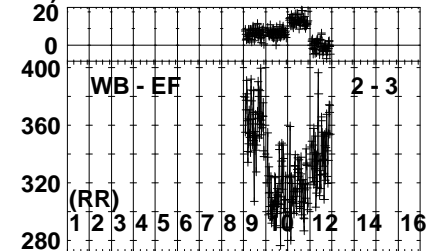
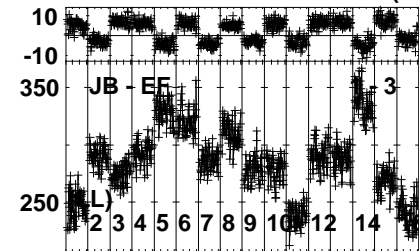
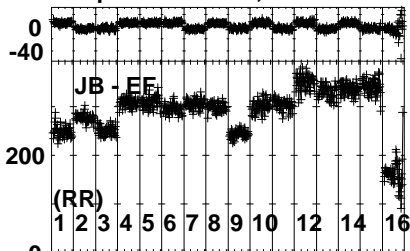
Lower frame: Milli Ampl Jy Top frame: Phas deg  
Vector averaged cross-power spectrum Several baselines displayed  
Timerange: 00/17:26:31 to 00/17:29:59



Plot file version 249 created 30-SEP-2022 11:05:26

J1427+2348 EM163.UVDATA.1

Freq = 4.6005 GHz, Bw = 32.000 MH Calibrated with CL # 4 and BP # 1 (BP mode 1)

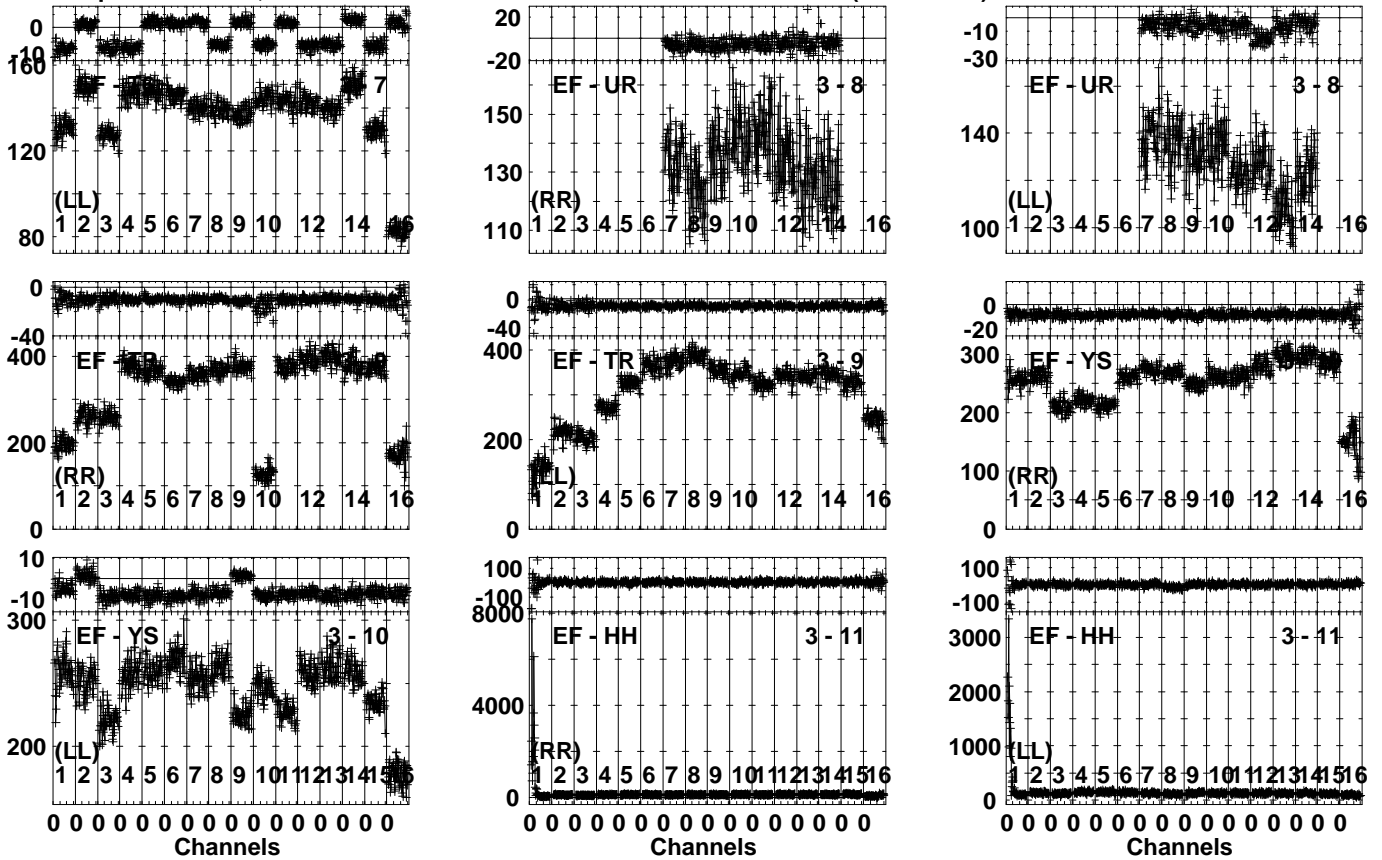


Lower frame: Milli Ampl Jy Top frame: Phas deg  
 Vector averaged cross-power spectrum Several baselines displayed  
 Timerange: 00/17:30:31 to 00/17:31:29

Plot file version 250 created 30-SEP-2022 11:05:27

J1427+2348 EM163.UVDATA.1

Freq = 4.6005 GHz, Bw = 32.000 MH Calibrated with CL # 4 and BP # 1 (BP mode 1)

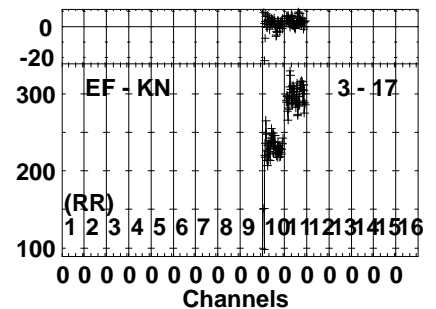
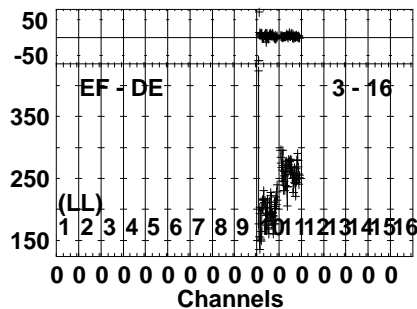
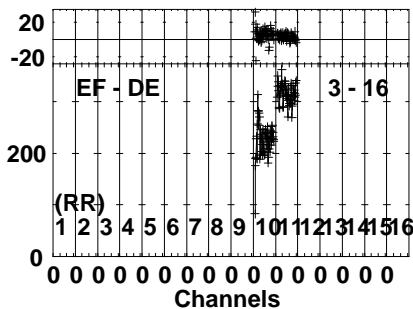
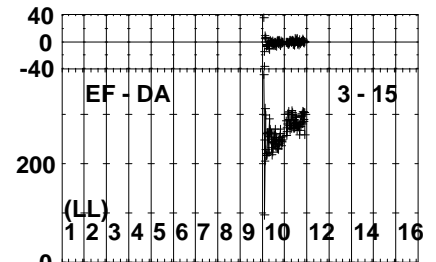
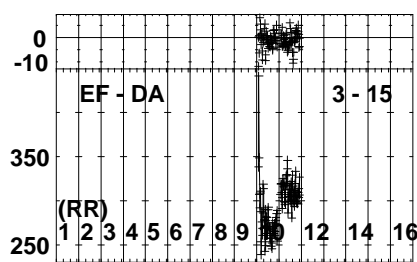
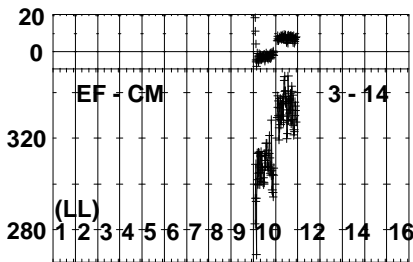
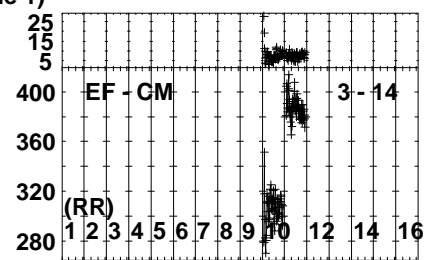
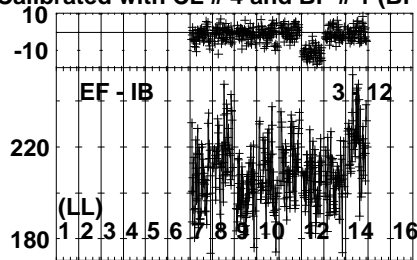
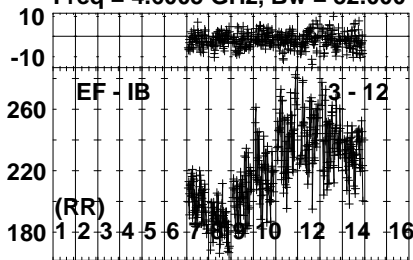


Lower frame: Milli Ampl Jy Top frame: Phas deg  
Vector averaged cross-power spectrum Several baselines displayed  
Timerange: 00/17:30:31 to 00/17:31:29

Plot file version 251 created 30-SEP-2022 11:05:28

J1427+2348 EM163.UVDATA.1

Freq = 4.6005 GHz, Bw = 32.000 MH Calibrated with CL # 4 and BP # 1 (BP mode 1)

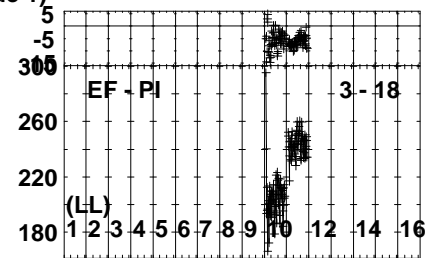
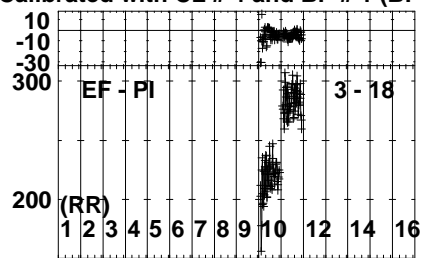
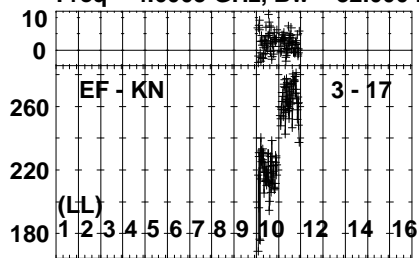


Lower frame: Milli Ampl Jy Top frame: Phas deg  
 Vector averaged cross-power spectrum Several baselines displayed  
 Timerange: 00/17:30:31 to 00/17:31:29

Plot file version 252 created 30-SEP-2022 11:05:28

J1427+2348 EM163.UVDATA.1

Freq = 4.6005 GHz, Bw = 32.000 MH Calibrated with CL # 4 and BP # 1 (BP mode 1)

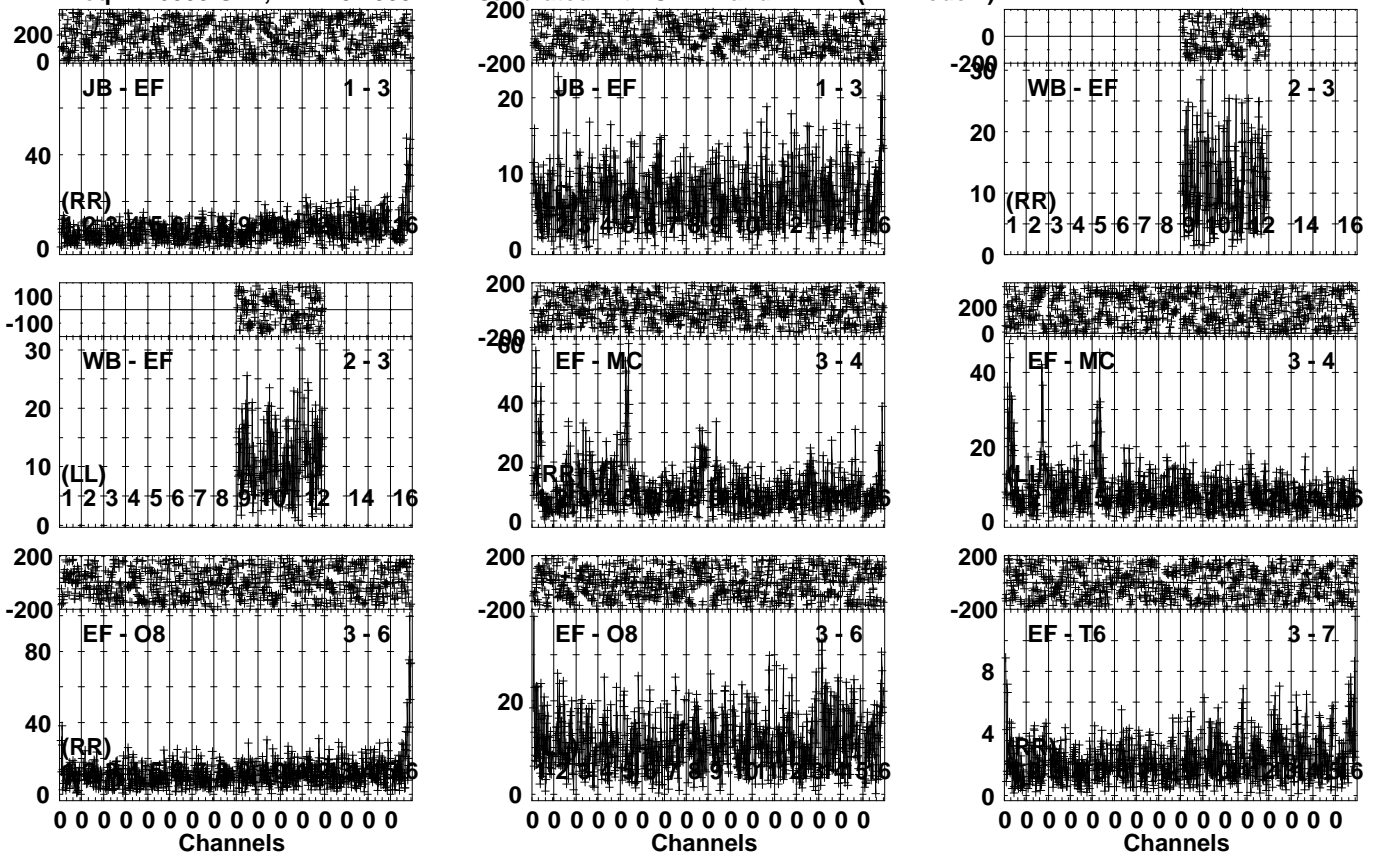


Lower frame: Milli Ampl Jy Top frame: Phas deg  
Vector averaged cross-power spectrum Several baselines displayed  
Timerange: 00/17:30:31 to 00/17:31:29

Plot file version 253 created 30-SEP-2022 11:05:29

SDSSJ1430 EM163.UVDATA.1

Freq = 4.6005 GHz, Bw = 32.000 MH Calibrated with CL # 4 and BP # 1 (BP mode 1)

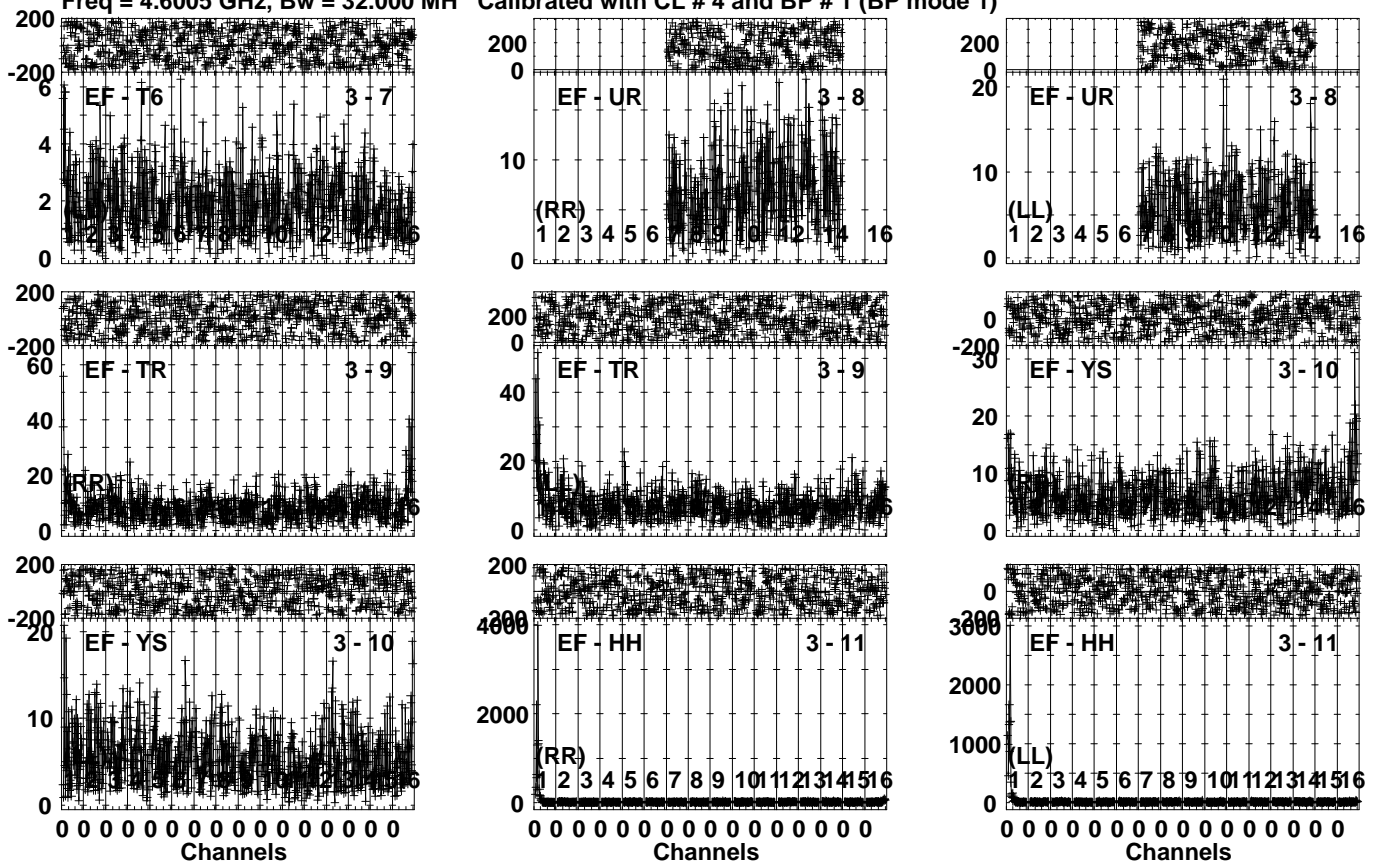


Lower frame: Milli Ampl Jy Top frame: Phas deg  
 Vector averaged cross-power spectrum Several baselines displayed  
 Timerange: 00/17:31:31 to 00/17:34:59

Plot file version 254 created 30-SEP-2022 11:05:30

SDSSJ1430 EM163.UVDATA.1

Freq = 4.6005 GHz, Bw = 32.000 MH Calibrated with CL # 4 and BP # 1 (BP mode 1)

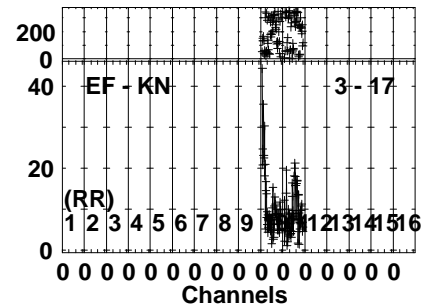
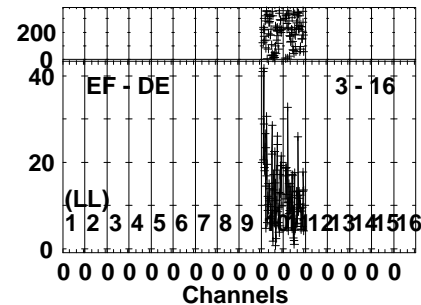
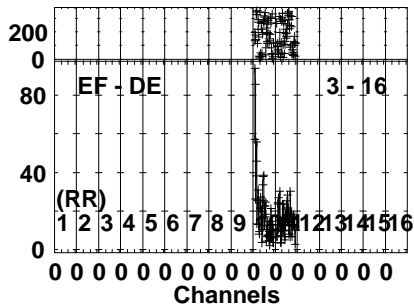
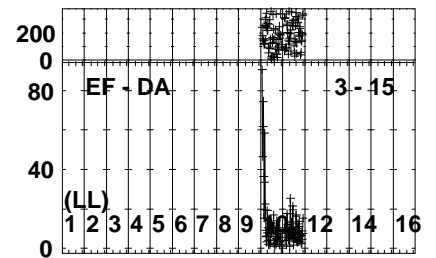
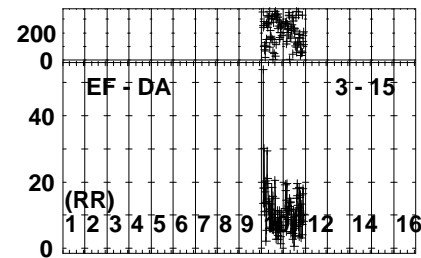
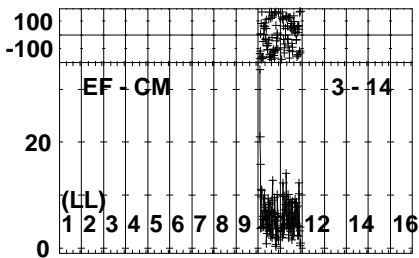
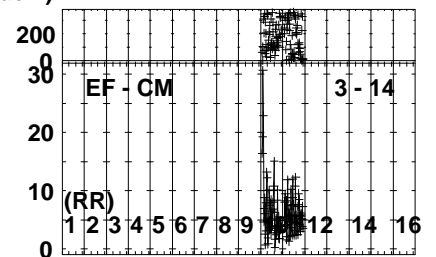
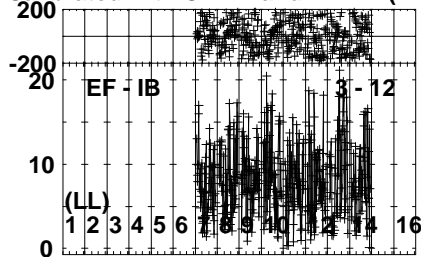
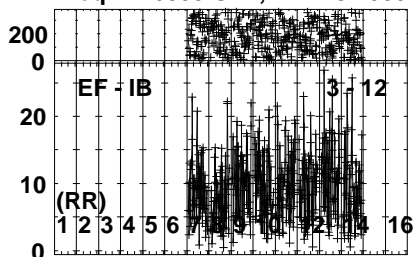


Lower frame: Milli Ampl Jy Top frame: Phas deg  
Vector averaged cross-power spectrum Several baselines displayed  
Timerange: 00/17:31:31 to 00/17:34:59

Plot file version 255 created 30-SEP-2022 11:05:31

SDSSJ1430 EM163.UVDATA.1

Freq = 4.6005 GHz, Bw = 32.000 MH Calibrated with CL # 4 and BP # 1 (BP mode 1)

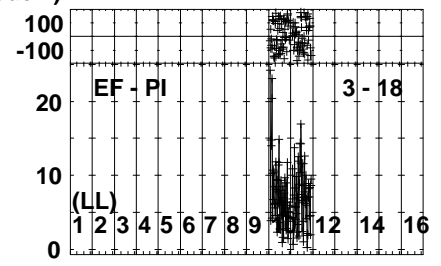
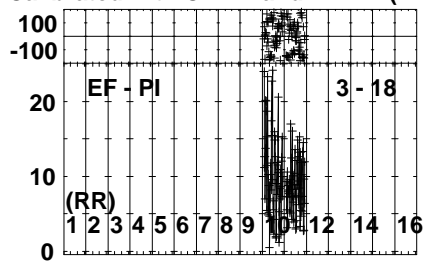
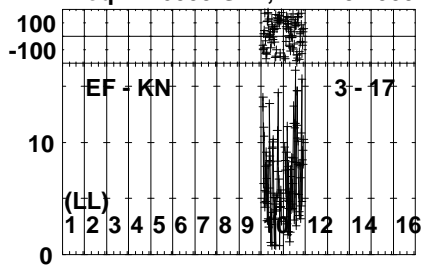


Lower frame: Milli Ampl Jy Top frame: Phas deg  
Vector averaged cross-power spectrum Several baselines displayed  
Timerange: 00/17:31:31 to 00/17:34:59

Plot file version 256 created 30-SEP-2022 11:05:32

SDSSJ1430 EM163.UVDATA.1

Freq = 4.6005 GHz, Bw = 32.000 MH Calibrated with CL # 4 and BP # 1 (BP mode 1)



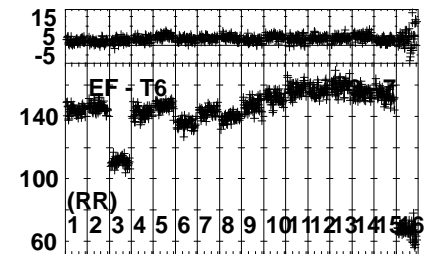
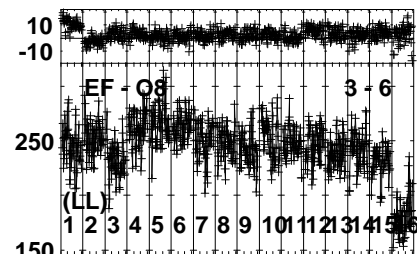
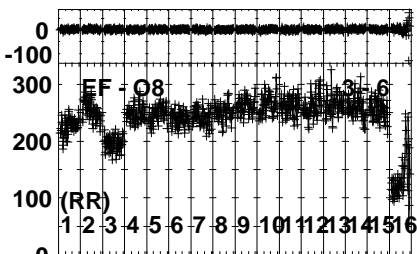
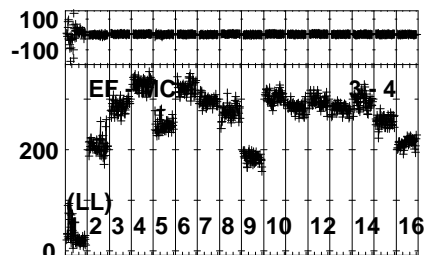
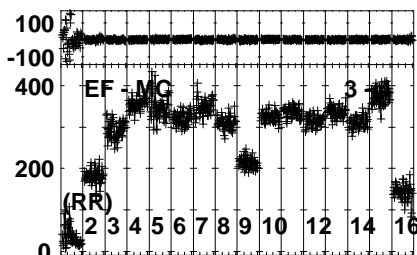
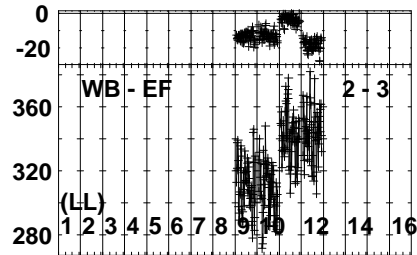
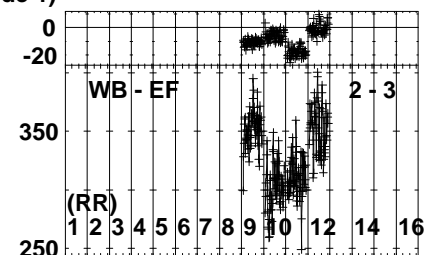
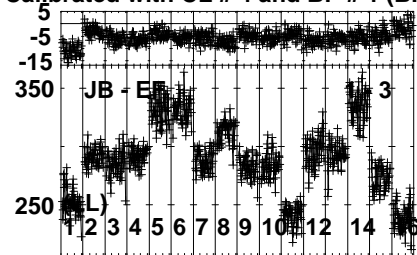
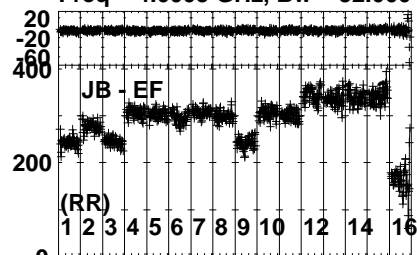
Lower frame: Milli Ampl Jy Top frame: Phas deg  
Vector averaged cross-power spectrum Several baselines displayed  
Timerange: 00/17:31:31 to 00/17:34:59



Plot file version 257 created 30-SEP-2022 11:05:33

J1427+2348 EM163.UVDATA.1

Freq = 4.6005 GHz, Bw = 32.000 MH Calibrated with CL # 4 and BP # 1 (BP mode 1)

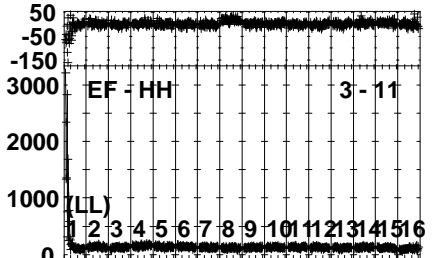
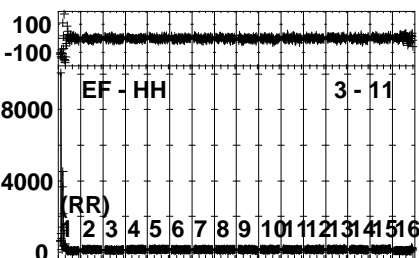
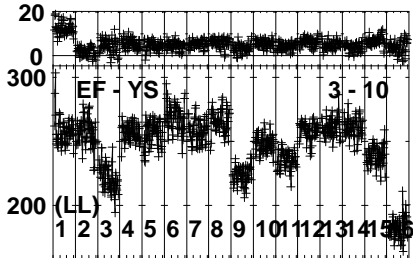
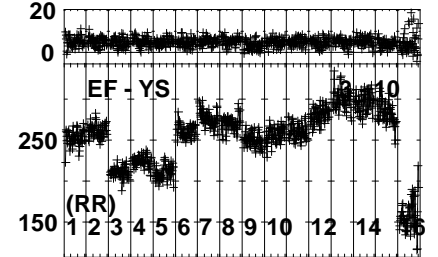
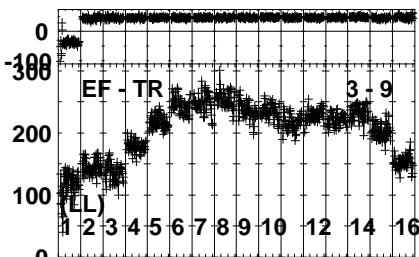
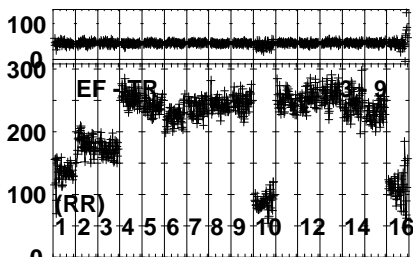
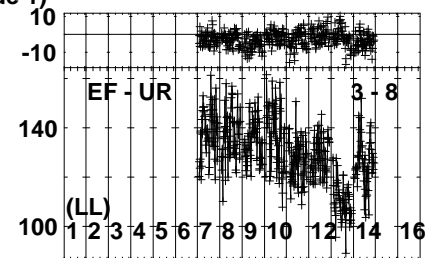
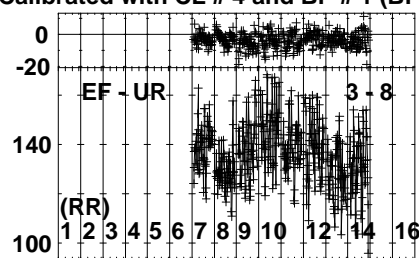
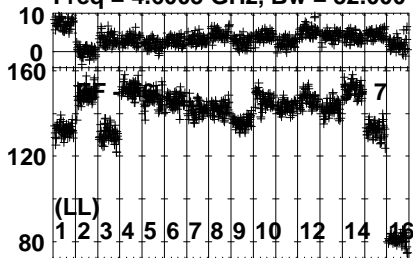


Lower frame: Milli Ampl Jy Top frame: Phas deg  
Vector averaged cross-power spectrum Several baselines displayed  
Timerange: 00/17:35:01 to 00/17:36:29

Plot file version 258 created 30-SEP-2022 11:05:34

J1427+2348 EM163.UVDATA.1

Freq = 4.6005 GHz, Bw = 32.000 MH Calibrated with CL # 4 and BP # 1 (BP mode 1)

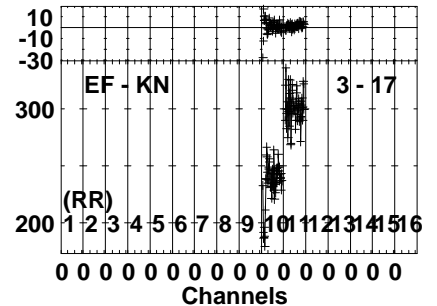
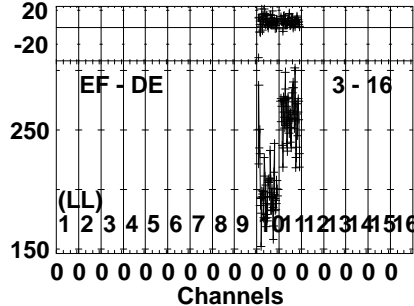
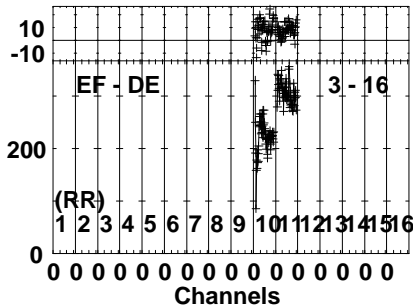
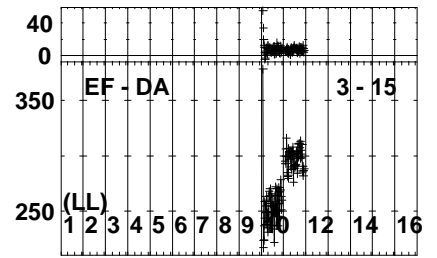
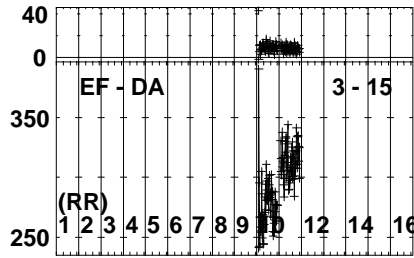
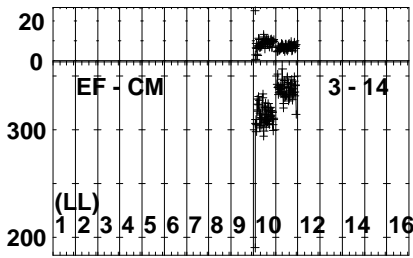
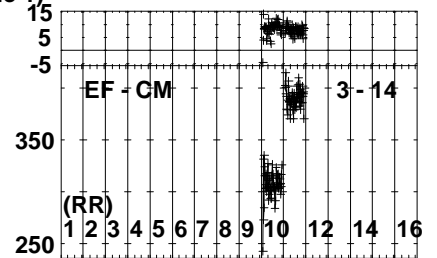
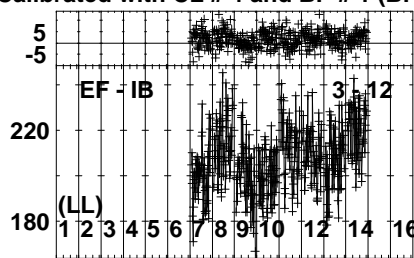
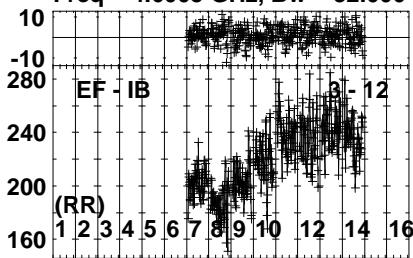


Lower frame: Milli Ampl Jy Top frame: Phas deg  
 Vector averaged cross-power spectrum Several baselines displayed  
 Timerange: 00:17:35:01 to 00:17:36:29

Plot file version 259 created 30-SEP-2022 11:05:35

J1427+2348 EM163.UVDATA.1

Freq = 4.6005 GHz, Bw = 32.000 MH Calibrated with CL # 4 and BP # 1 (BP mode 1)

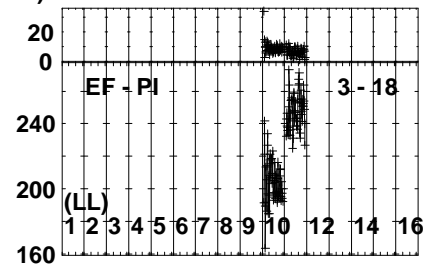
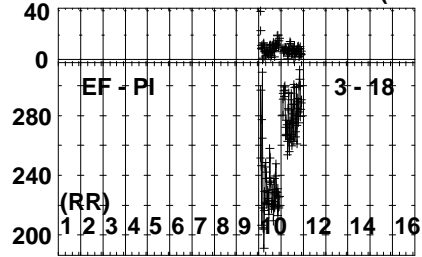
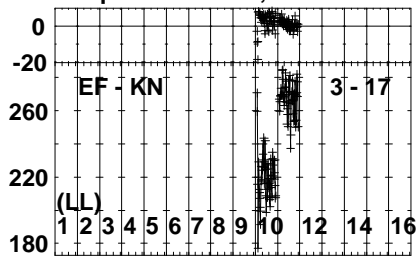


Lower frame: Milli Ampl Jy Top frame: Phas deg  
Vector averaged cross-power spectrum Several baselines displayed  
Timerange: 00/17:35:01 to 00/17:36:29

Plot file version 260 created 30-SEP-2022 11:05:35

J1427+2348 EM163.UVDATA.1

Freq = 4.6005 GHz, Bw = 32.000 MH Calibrated with CL # 4 and BP # 1 (BP mode 1)

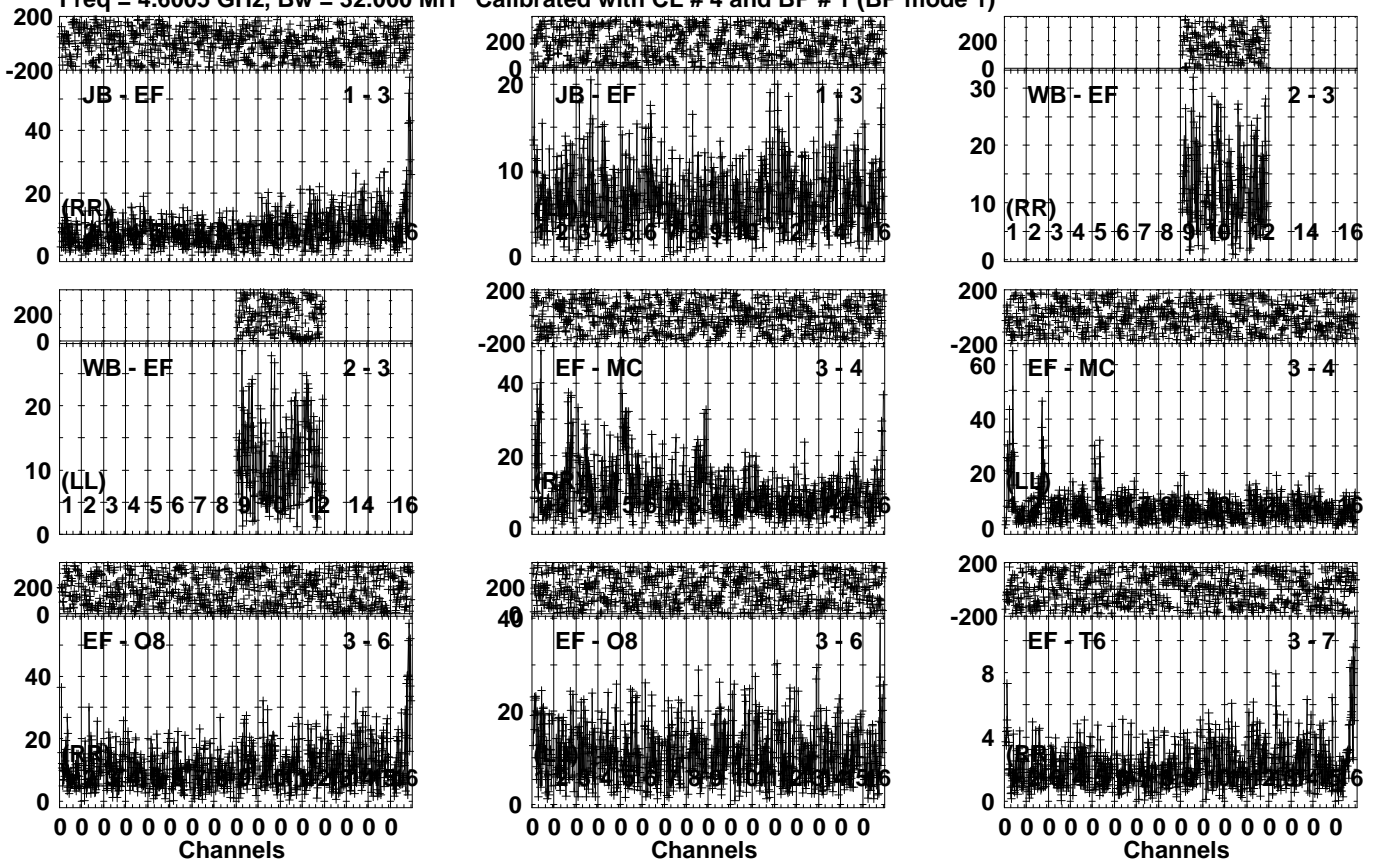


Lower frame: Milli Ampl Jy Top frame: Phas deg  
Vector averaged cross-power spectrum Several baselines displayed  
Timerange: 00/17:35:01 to 00/17:36:29

Plot file version 261 created 30-SEP-2022 11:05:36

SDSSJ1430 EM163.UVDATA.1

Freq = 4.6005 GHz, Bw = 32.000 MH Calibrated with CL # 4 and BP # 1 (BP mode 1)

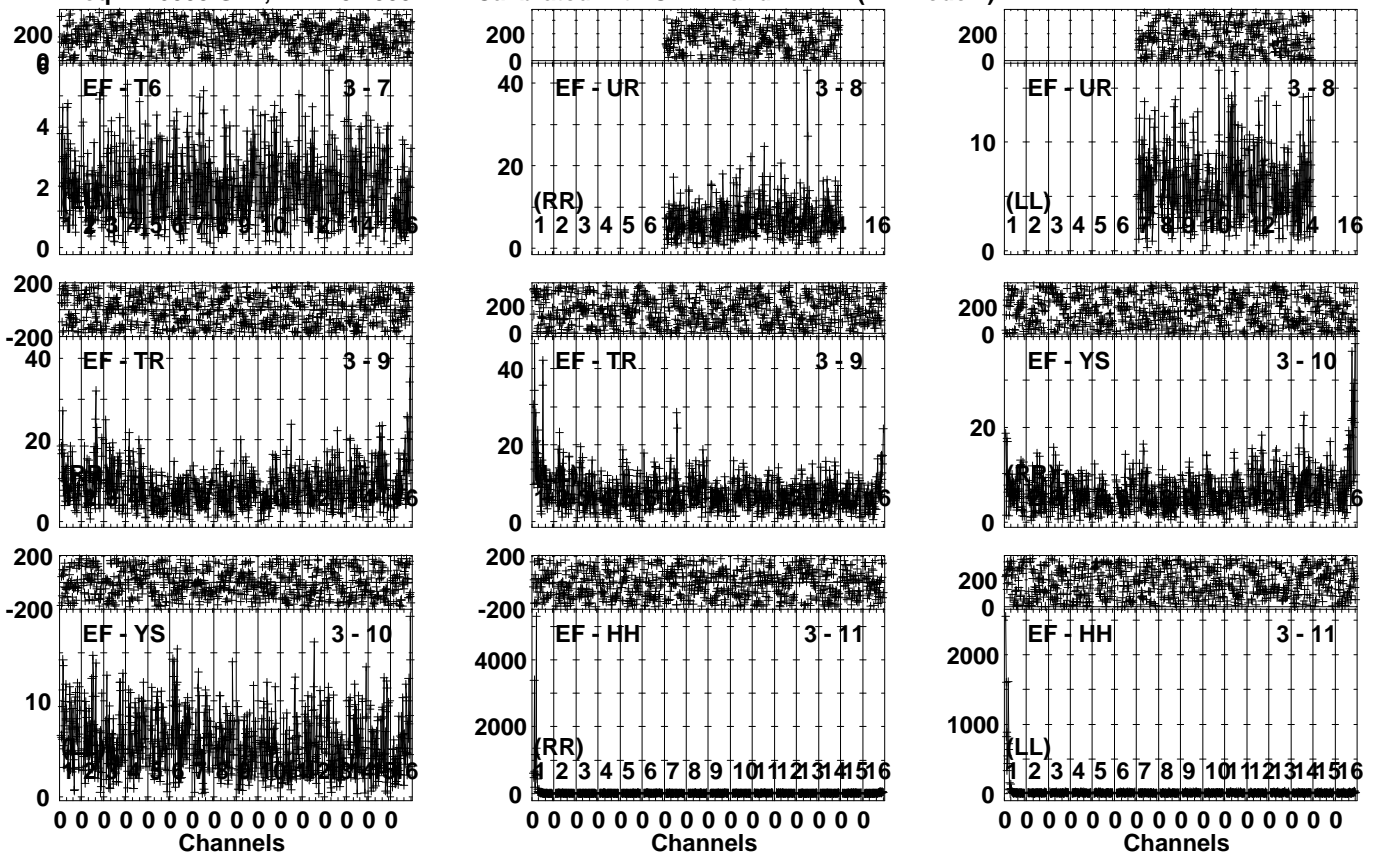


Lower frame: Milli Ampl Jy Top frame: Phas deg  
Vector averaged cross-power spectrum Several baselines displayed  
Timerange: 00/17:36:33 to 00/17:39:59

Plot file version 262 created 30-SEP-2022 11:05:37

SDSSJ1430 EM163.UVDATA.1

Freq = 4.6005 GHz, Bw = 32.000 MH Calibrated with CL # 4 and BP # 1 (BP mode 1)

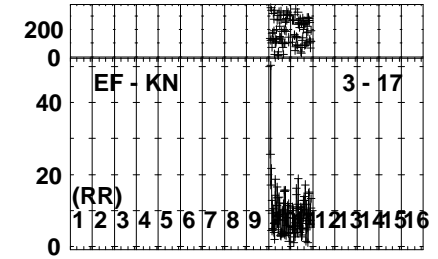
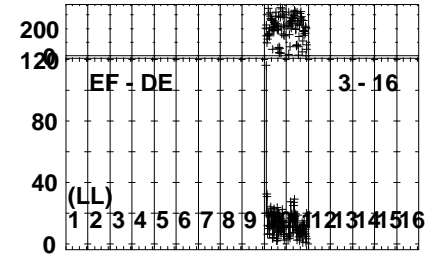
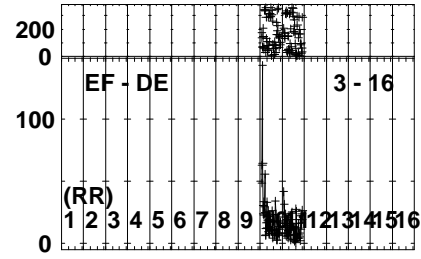
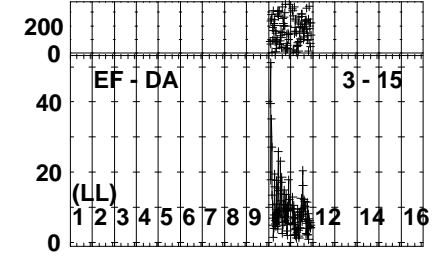
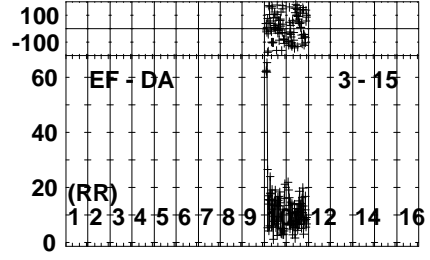
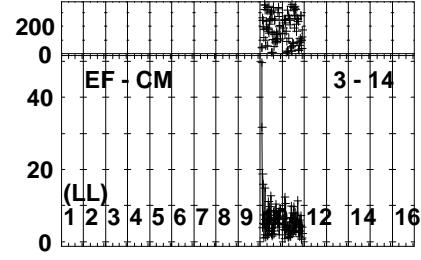
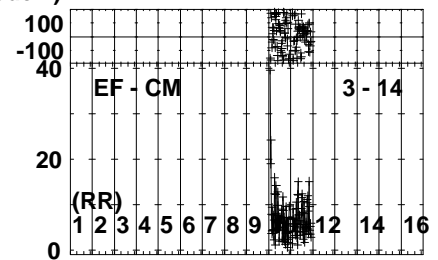
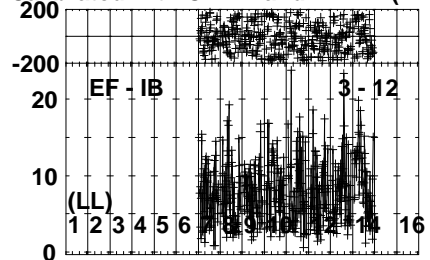
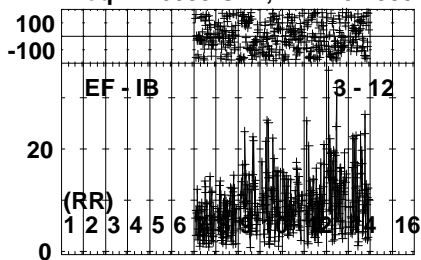


Lower frame: Milli Ampl Jy Top frame: Phas deg  
Vector averaged cross-power spectrum Several baselines displayed  
Timerange: 00/17:36:33 to 00/17:39:59

Plot file version 263 created 30-SEP-2022 11:05:38

SDSSJ1430 EM163.UVDATA.1

Freq = 4.6005 GHz, Bw = 32.000 MH Calibrated with CL # 4 and BP # 1 (BP mode 1)

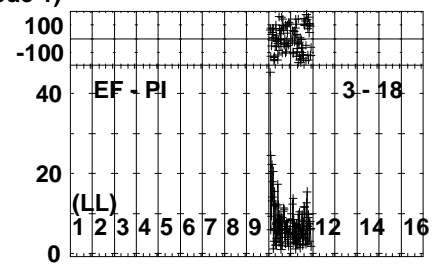
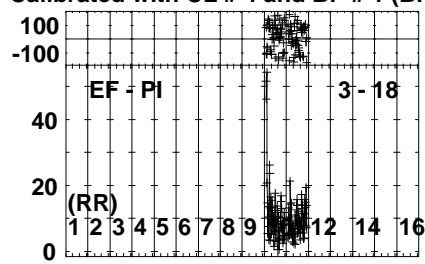
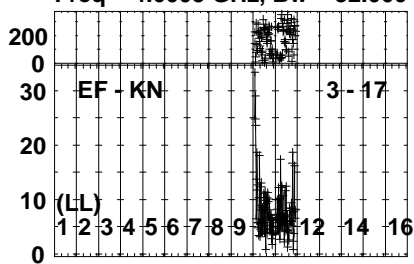


Lower frame: Milli Ampl Jy Top frame: Phas deg  
Vector averaged cross-power spectrum Several baselines displayed  
Timerange: 00/17:36:33 to 00/17:39:59

Plot file version 264 created 30-SEP-2022 11:05:38

SDSSJ1430 EM163.UVDATA.1

Freq = 4.6005 GHz, Bw = 32.000 MH Calibrated with CL # 4 and BP # 1 (BP mode 1)



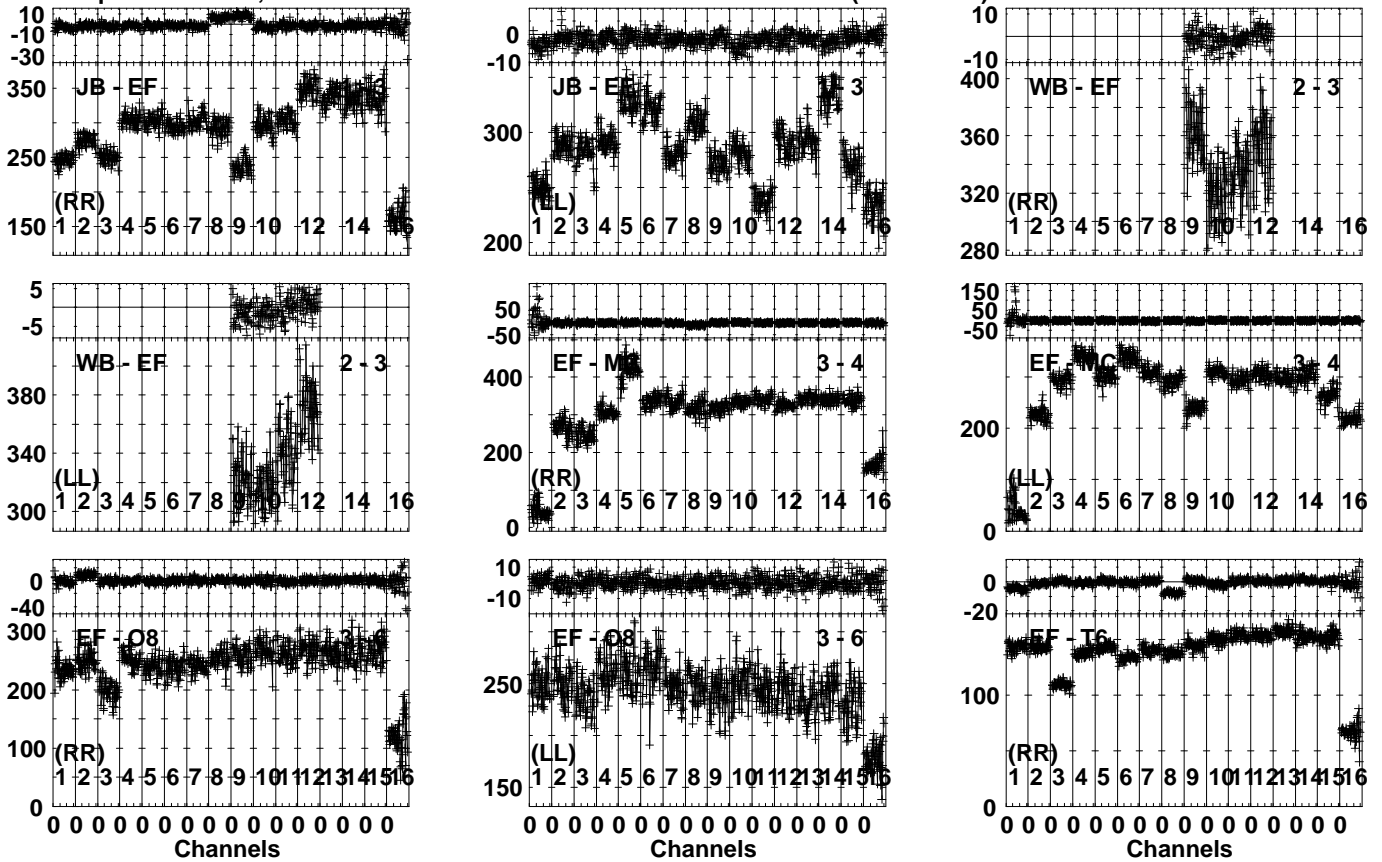
Lower frame: Milli Ampl Jy Top frame: Phas deg  
Vector averaged cross-power spectrum Several baselines displayed  
Timerange: 00/17:36:33 to 00/17:39:59



Plot file version 265 created 30-SEP-2022 11:05:39

J1427+2348 EM163.UVDATA.1

Freq = 4.6005 GHz, Bw = 32.000 MH Calibrated with CL # 4 and BP # 1 (BP mode 1)

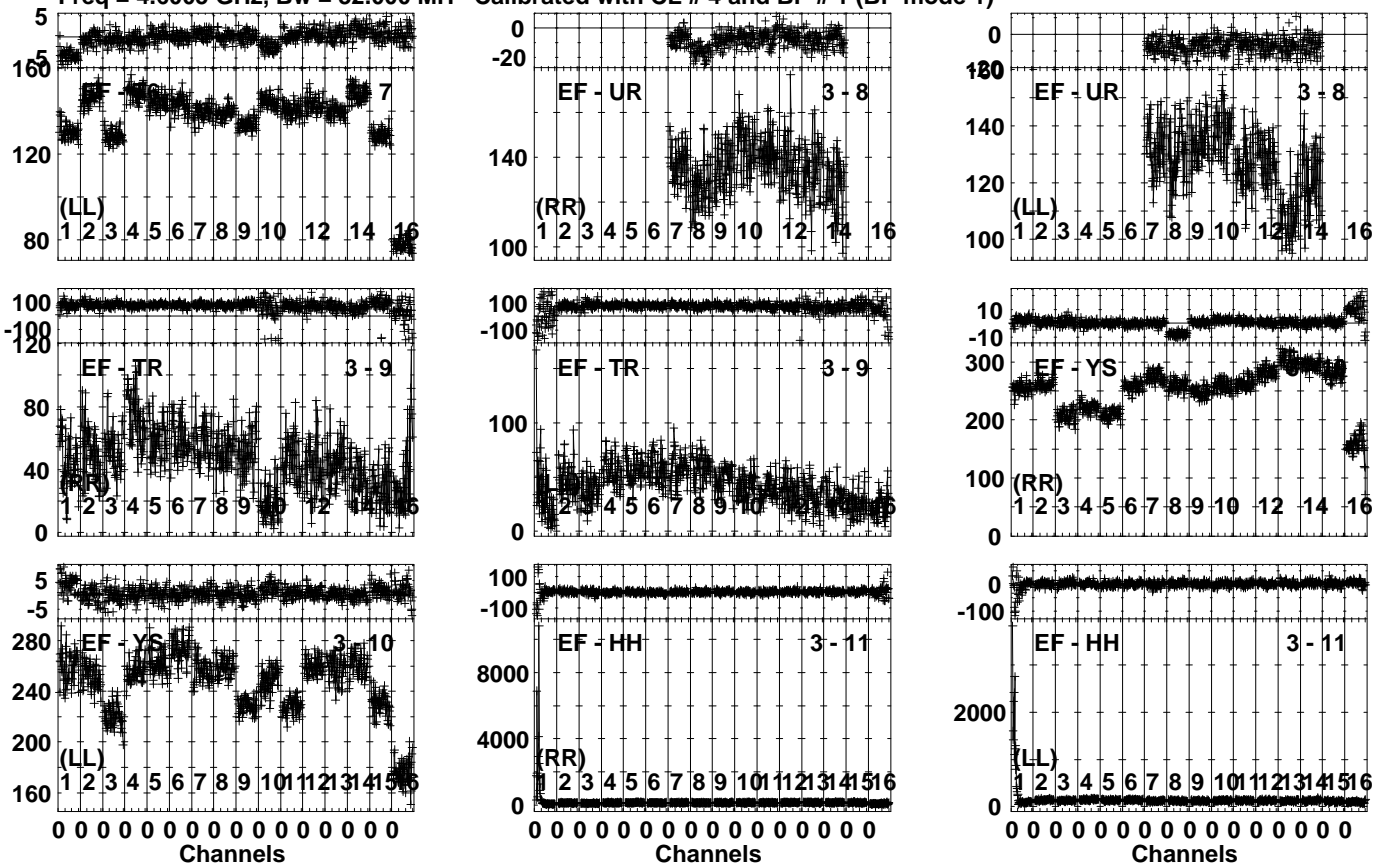


Lower frame: Milli Ampl Jy Top frame: Phas deg  
Vector averaged cross-power spectrum Several baselines displayed  
Timerange: 00:17:40:31 to 00:17:41:29

Plot file version 266 created 30-SEP-2022 11:05:40

J1427+2348 EM163.UVDATA.1

Freq = 4.6005 GHz, Bw = 32.000 MH Calibrated with CL # 4 and BP # 1 (BP mode 1)

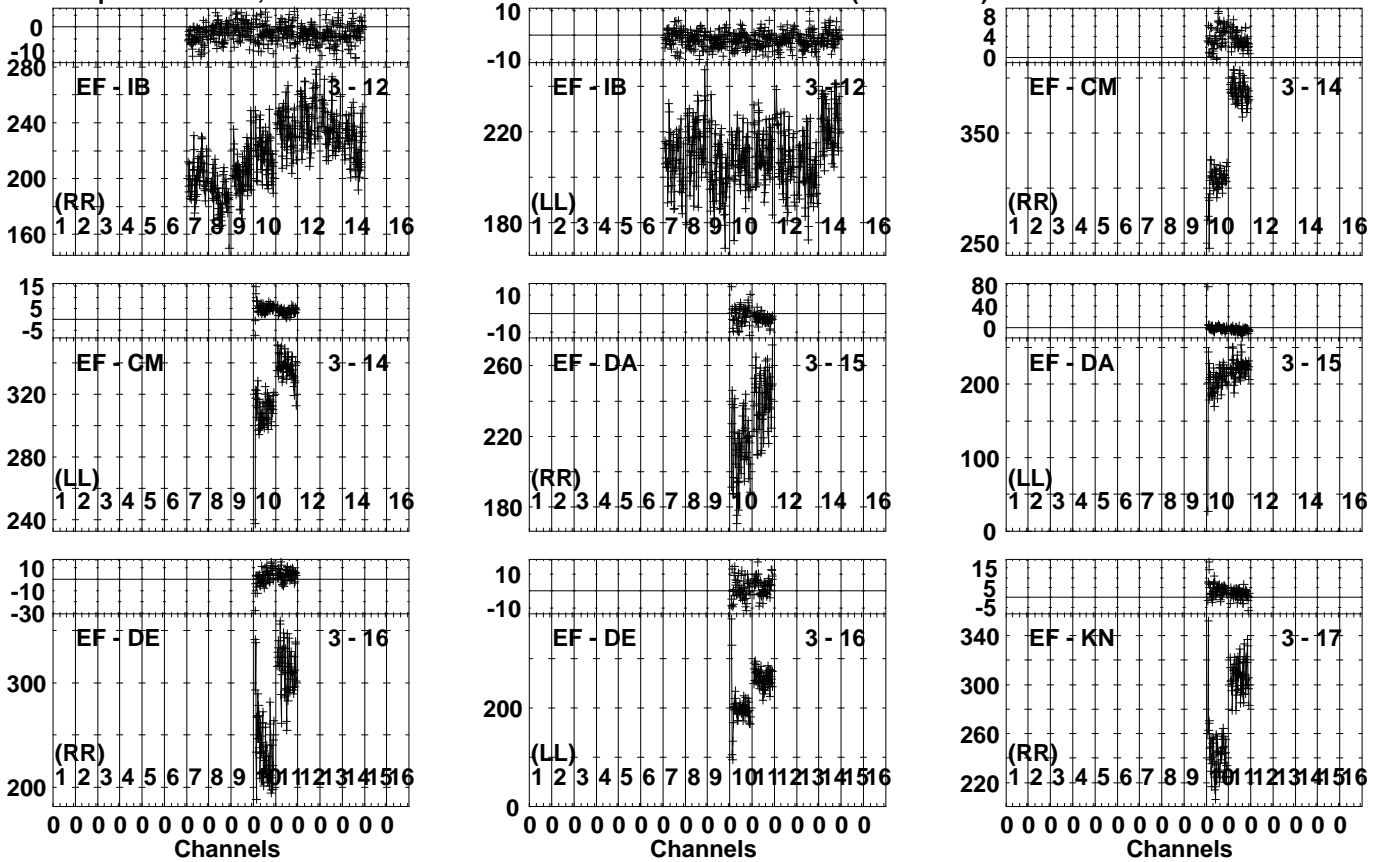


Lower frame: Milli Ampl Jy Top frame: Phas deg  
Vector averaged cross-power spectrum Several baselines displayed  
Timerange: 00:17:40:31 to 00:17:41:29

Plot file version 267 created 30-SEP-2022 11:05:41

J1427+2348 EM163.UVDATA.1

Freq = 4.6005 GHz, Bw = 32.000 MH Calibrated with CL # 4 and BP # 1 (BP mode 1)

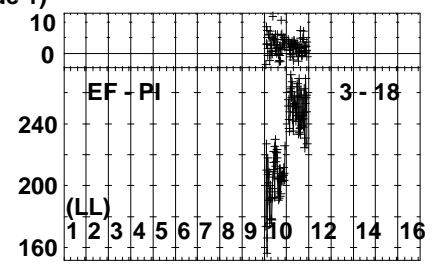
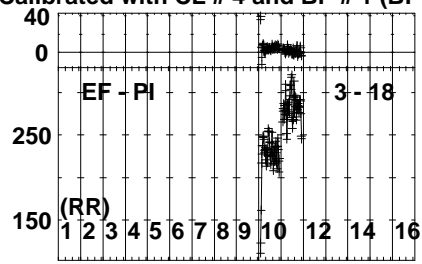
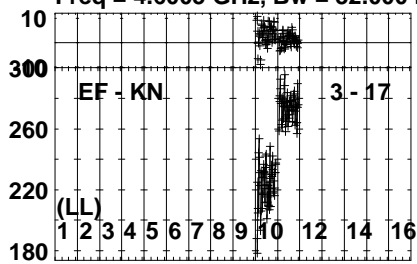


Lower frame: Milli Ampl Jy Top frame: Phas deg  
Vector averaged cross-power spectrum Several baselines displayed  
Timerange: 00/17:40:31 to 00/17:41:29

Plot file version 268 created 30-SEP-2022 11:05:42

J1427+2348 EM163.UVDATA.1

Freq = 4.6005 GHz, Bw = 32.000 MH Calibrated with CL # 4 and BP # 1 (BP mode 1)

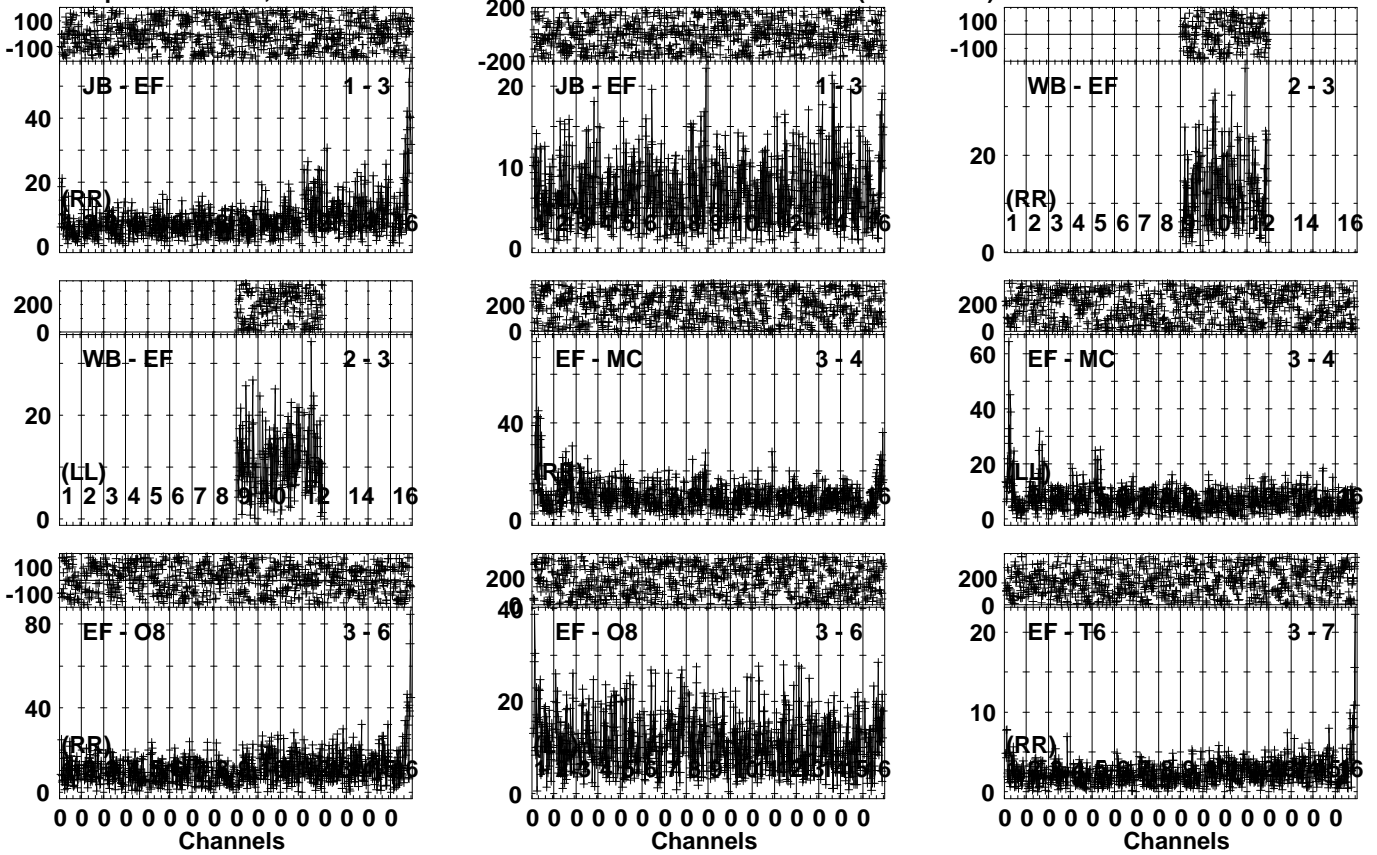


Lower frame: Milli Ampl Jy Top frame: Phas deg  
Vector averaged cross-power spectrum Several baselines displayed  
Timerange: 00/17:40:31 to 00/17:41:29

Plot file version 269 created 30-SEP-2022 11:05:42

SDSSJ1430 EM163.UVDATA.1

Freq = 4.6005 GHz, Bw = 32.000 MH Calibrated with CL # 4 and BP # 1 (BP mode 1)

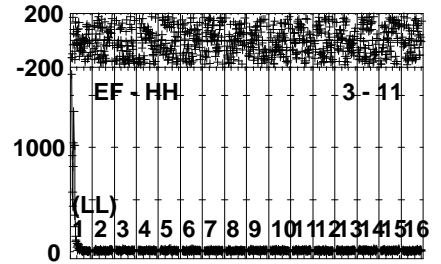
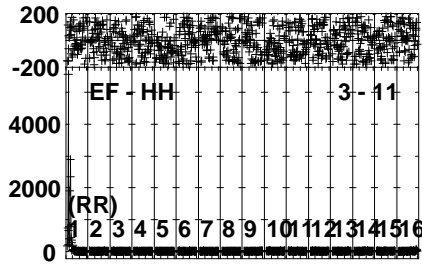
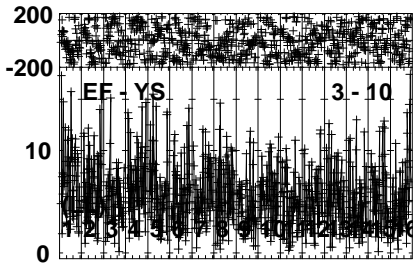
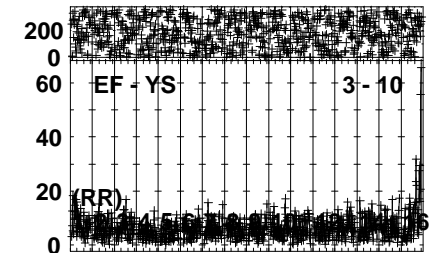
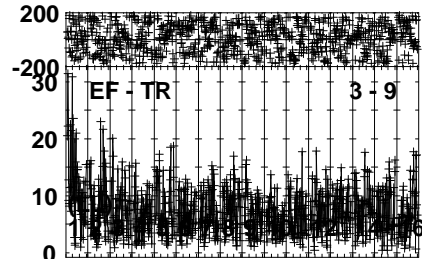
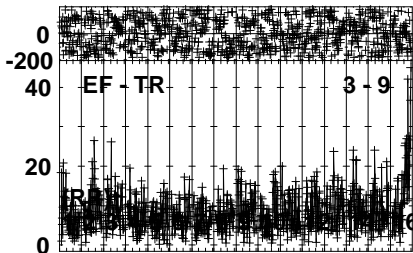
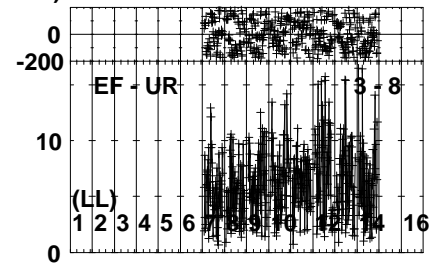
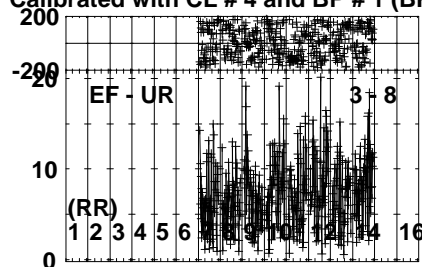
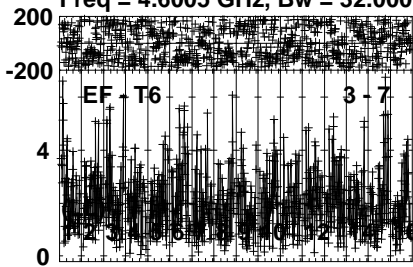


Lower frame: Milli Ampl Jy Top frame: Phas deg  
Vector averaged cross-power spectrum Several baselines displayed  
Timerange: 00/17:41:31 to 00/17:44:59

Plot file version 270 created 30-SEP-2022 11:05:43

SDSSJ1430 EM163.UVDATA.1

Freq = 4.6005 GHz, Bw = 32.000 MH Calibrated with CL # 4 and BP # 1 (BP mode 1)

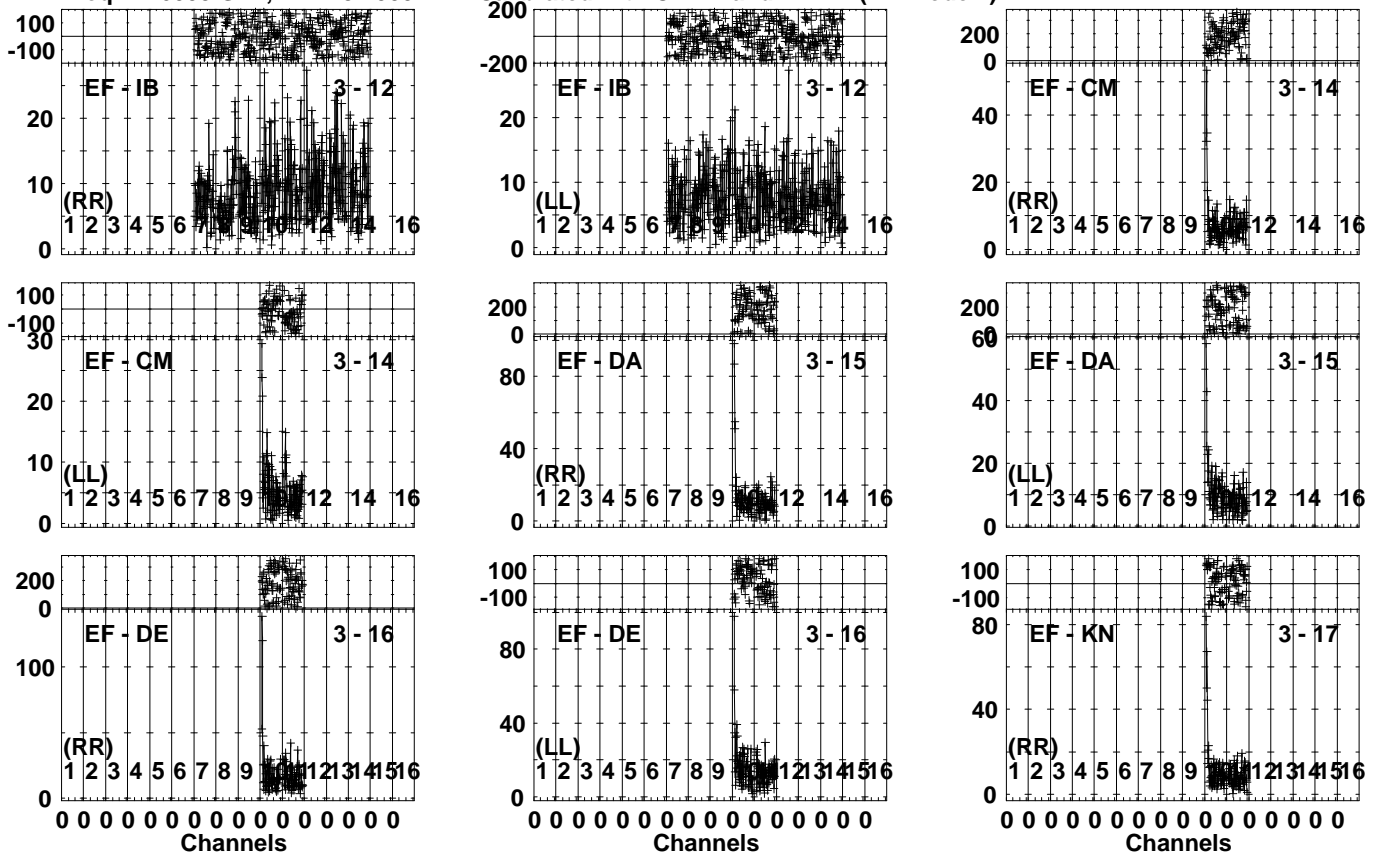


Lower frame: Milli Ampl Jy Top frame: Phas deg  
Vector averaged cross-power spectrum Several baselines displayed  
Timerange: 00/17:41:31 to 00/17:44:59

Plot file version 271 created 30-SEP-2022 11:05:44

SDSSJ1430 EM163.UVDATA.1

Freq = 4.6005 GHz, Bw = 32.000 MH Calibrated with CL # 4 and BP # 1 (BP mode 1)

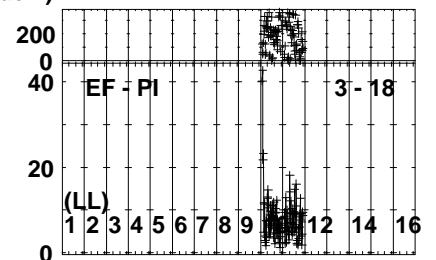
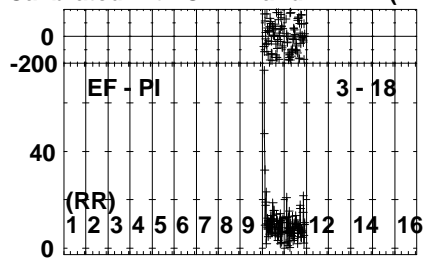
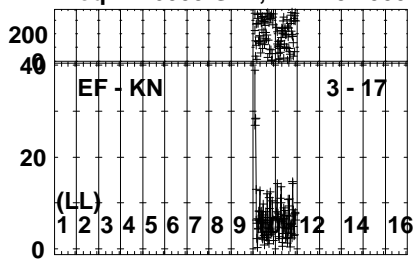


Lower frame: Milli Ampl Jy Top frame: Phas deg  
Vector averaged cross-power spectrum Several baselines displayed  
Timerange: 00/17:41:31 to 00/17:44:59

Plot file version 272 created 30-SEP-2022 11:05:45

SDSSJ1430 EM163.UVDATA.1

Freq = 4.6005 GHz, Bw = 32.000 MH Calibrated with CL # 4 and BP # 1 (BP mode 1)



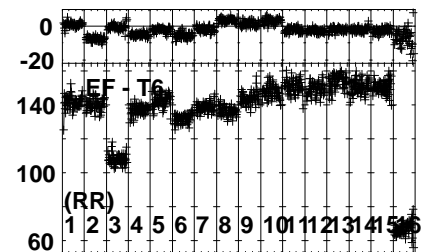
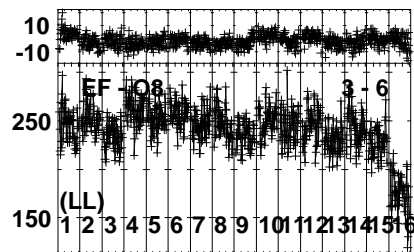
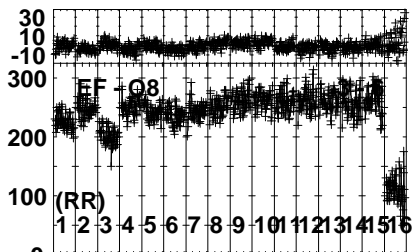
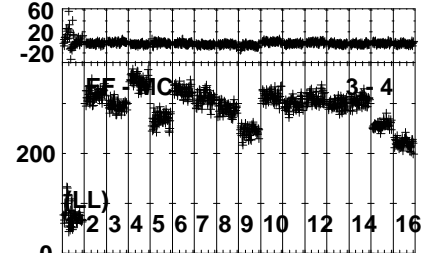
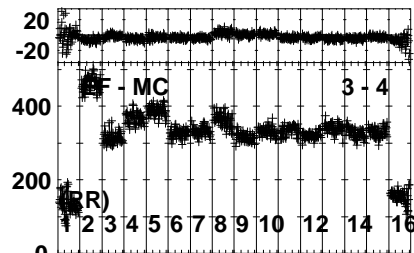
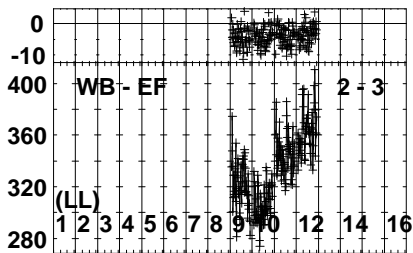
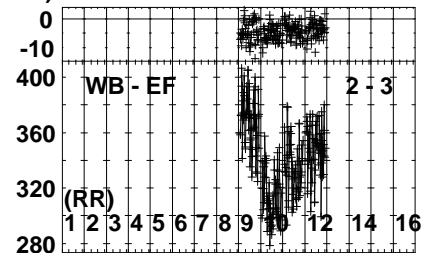
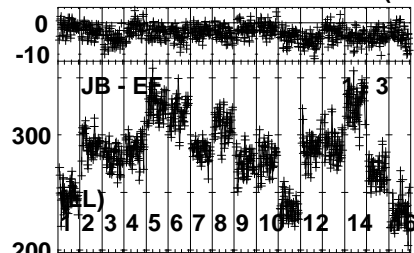
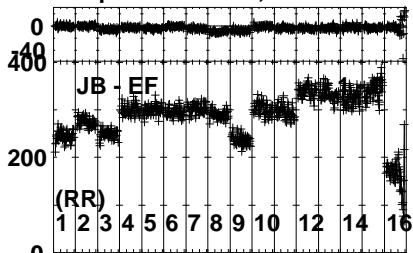
Lower frame: Milli Ampl Jy Top frame: Phas deg  
Vector averaged cross-power spectrum Several baselines displayed  
Timerange: 00/17:41:31 to 00/17:44:59



Plot file version 273 created 30-SEP-2022 11:05:45

J1427+2348 EM163.UVDATA.1

Freq = 4.6005 GHz, Bw = 32.000 MH Calibrated with CL # 4 and BP # 1 (BP mode 1)

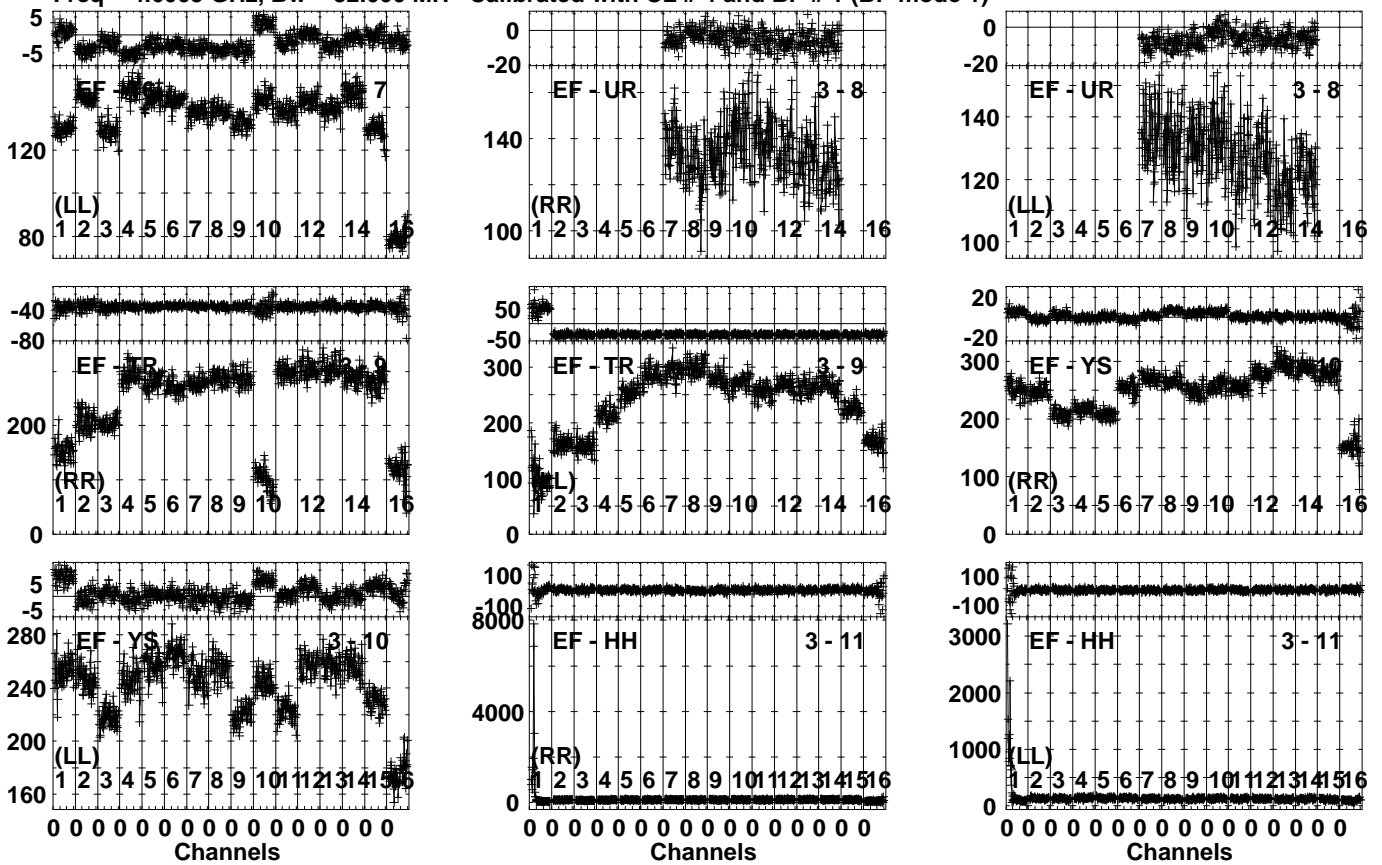


Lower frame: Milli Ampl Jy Top frame: Phas deg  
Vector averaged cross-power spectrum Several baselines displayed  
Timerange: 00/17:45:01 to 00/17:46:29

Plot file version 274 created 30-SEP-2022 11:05:46

J1427+2348 EM163.UVDATA.1

Freq = 4.6005 GHz, Bw = 32.000 MH Calibrated with CL # 4 and BP # 1 (BP mode 1)

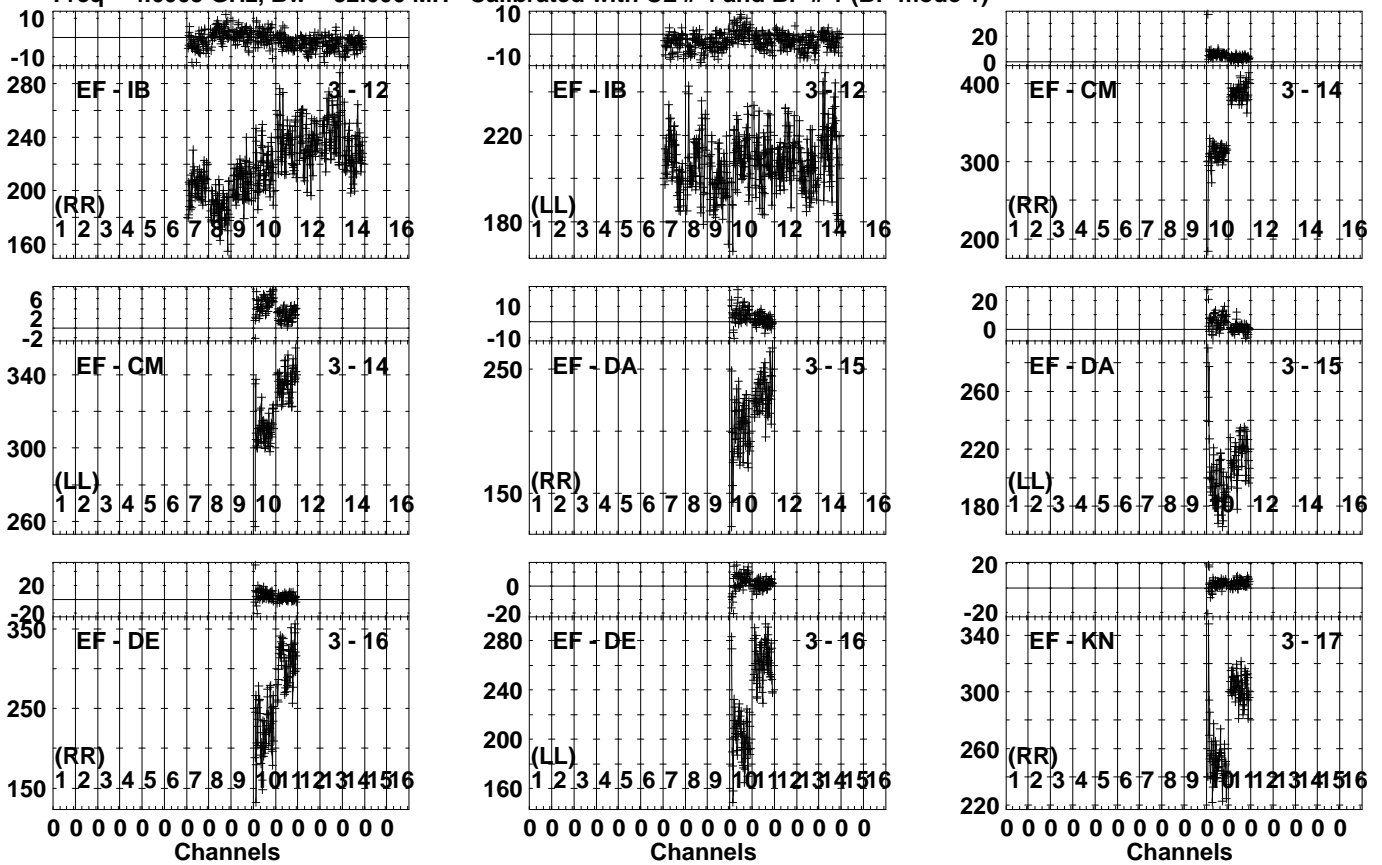


Lower frame: Milli Ampl Jy Top frame: Phas deg  
Vector averaged cross-power spectrum Several baselines displayed  
Timerange: 00/17:45:01 to 00/17:46:29

Plot file version 275 created 30-SEP-2022 11:05:47

J1427+2348 EM163.UVDATA.1

Freq = 4.6005 GHz, Bw = 32.000 MH Calibrated with CL # 4 and BP # 1 (BP mode 1)

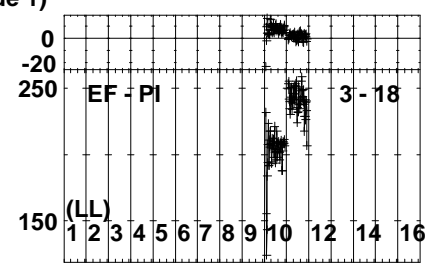
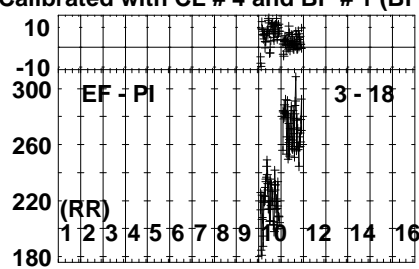
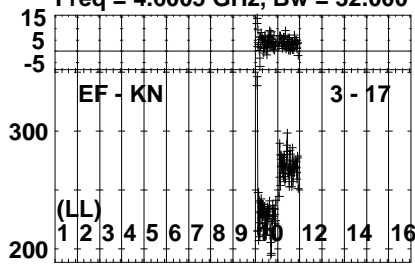


Lower frame: Milli Ampl Jy Top frame: Phas deg  
Vector averaged cross-power spectrum Several baselines displayed  
Timerange: 00/17:45:01 to 00/17:46:29

Plot file version 276 created 30-SEP-2022 11:05:48

J1427+2348 EM163.UVDATA.1

Freq = 4.6005 GHz, Bw = 32.000 MH Calibrated with CL # 4 and BP # 1 (BP mode 1)

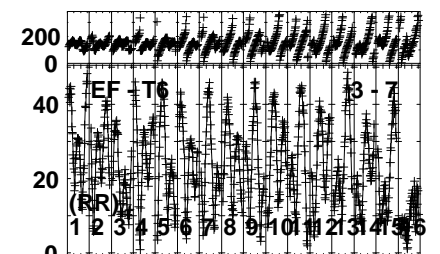
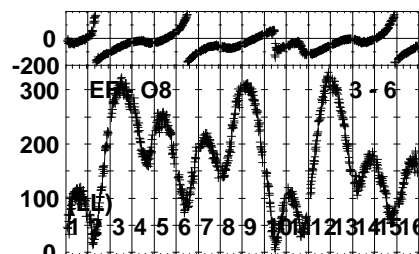
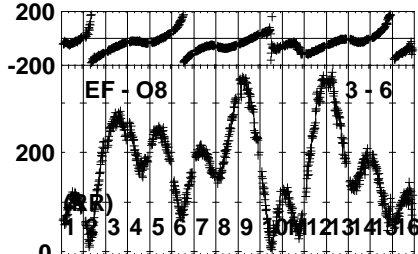
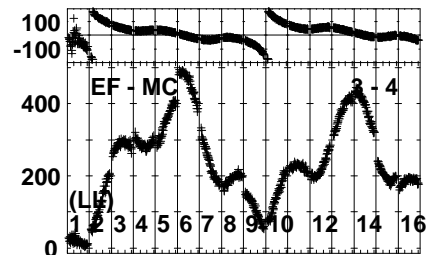
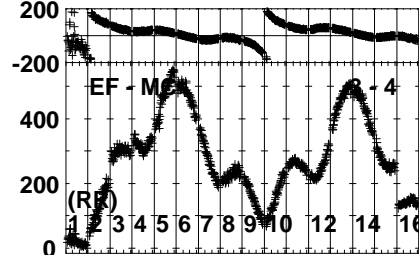
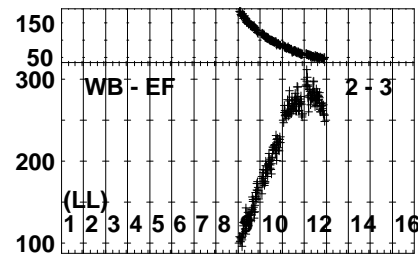
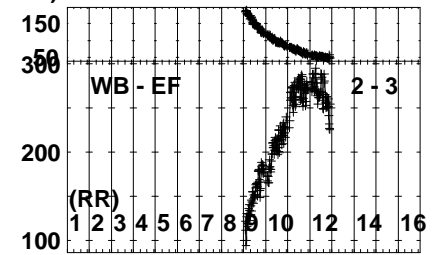
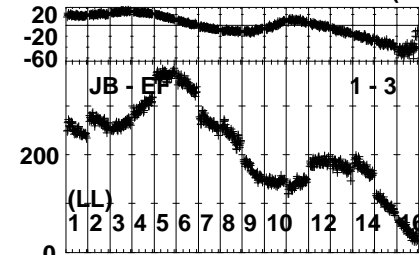
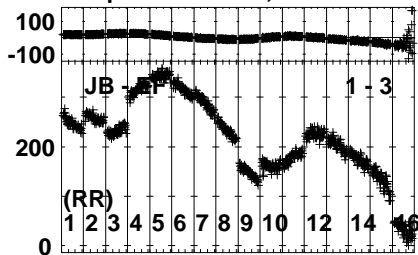


Lower frame: Milli Ampl Jy Top frame: Phas deg  
Vector averaged cross-power spectrum Several baselines displayed  
Timerange: 00/17:45:01 to 00/17:46:29

Plot file version 277 created 30-SEP-2022 11:05:48

J1424+225A EM163.UVDATA.1

Freq = 4.6005 GHz, Bw = 32.000 MH Calibrated with CL # 4 and BP # 1 (BP mode 1)

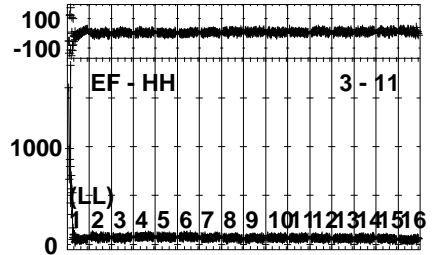
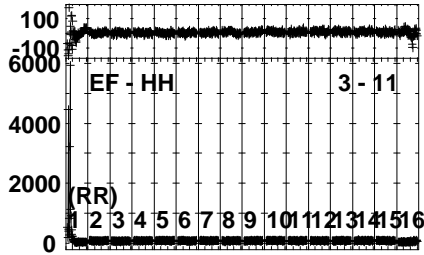
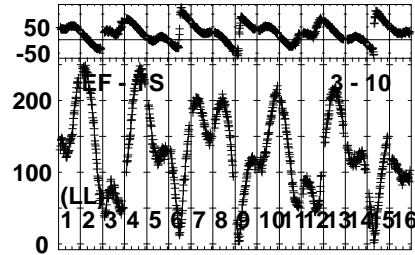
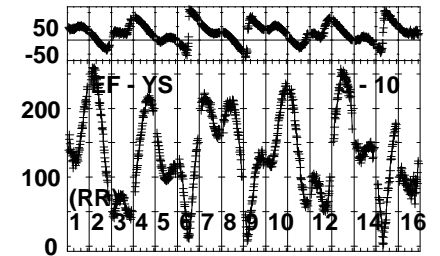
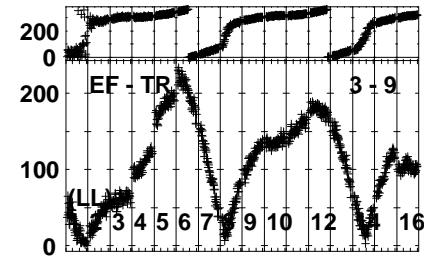
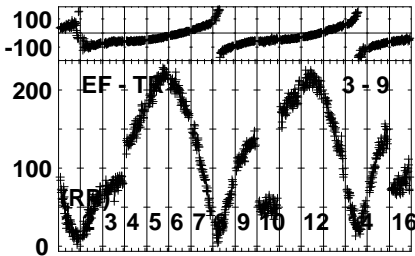
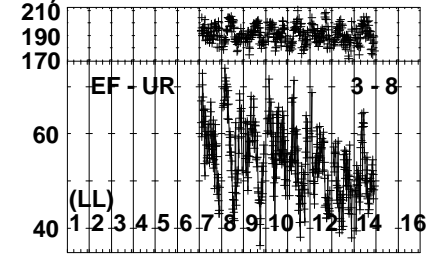
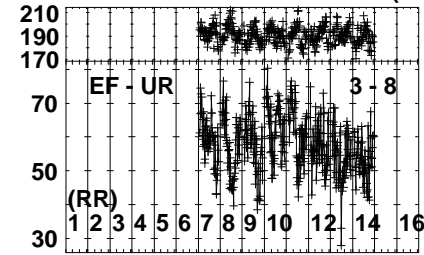
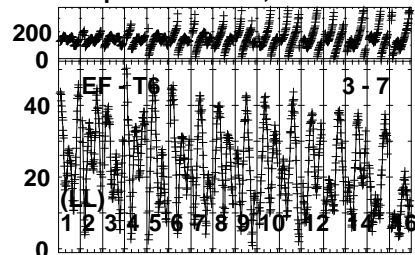


Lower frame: Milli Ampl Jy Top frame: Phas deg  
Vector averaged cross-power spectrum Several baselines displayed  
Timerange: 00/17:46:33 to 00/17:49:59

Plot file version 278 created 30-SEP-2022 11:05:49

J1424+225A EM163.UVDATA.1

Freq = 4.6005 GHz, Bw = 32.000 MH Calibrated with CL # 4 and BP # 1 (BP mode 1)

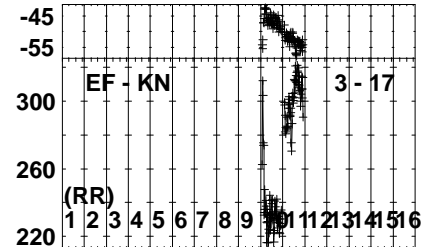
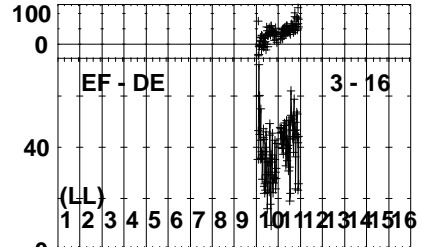
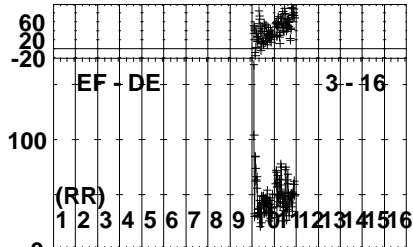
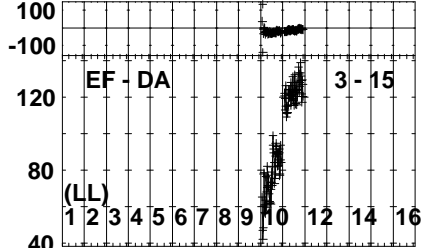
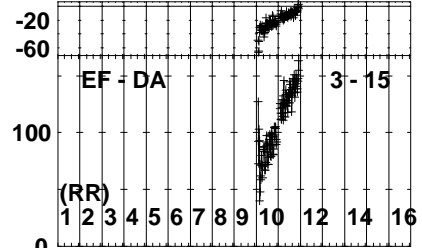
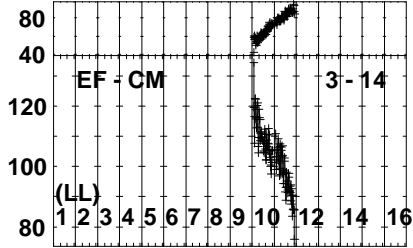
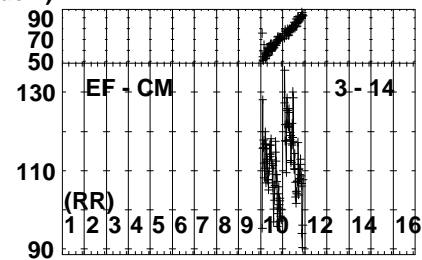
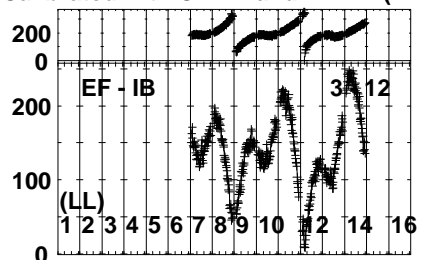
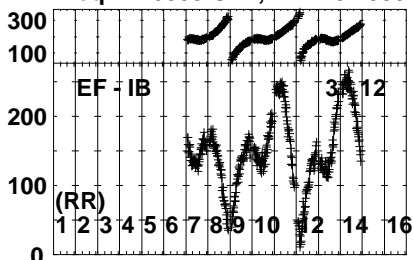


Lower frame: Milli Ampl Jy Top frame: Phas deg  
 Vector averaged cross-power spectrum Several baselines displayed  
 Timerange: 00/17:46:33 to 00/17:49:59

Plot file version 279 created 30-SEP-2022 11:05:50

J1424+225A EM163.UVDATA.1

Freq = 4.6005 GHz, Bw = 32.000 MH Calibrated with CL # 4 and BP # 1 (BP mode 1)

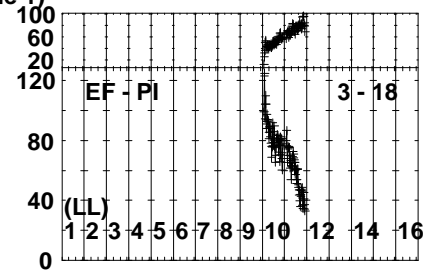
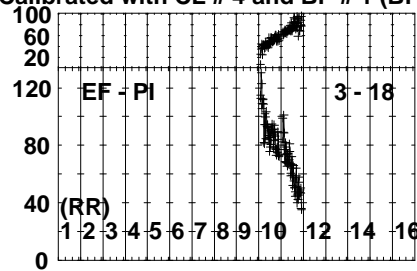
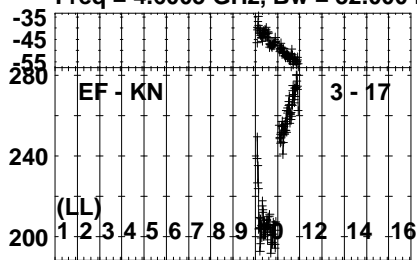


Lower frame: Milli Ampl Jy Top frame: Phas deg  
Vector averaged cross-power spectrum Several baselines displayed  
Timerange: 00/17:46:33 to 00/17:49:59

Plot file version 280 created 30-SEP-2022 11:05:51

J1424+225A EM163.UVDATA.1

Freq = 4.6005 GHz, Bw = 32.000 MH Calibrated with CL # 4 and BP # 1 (BP mode 1)



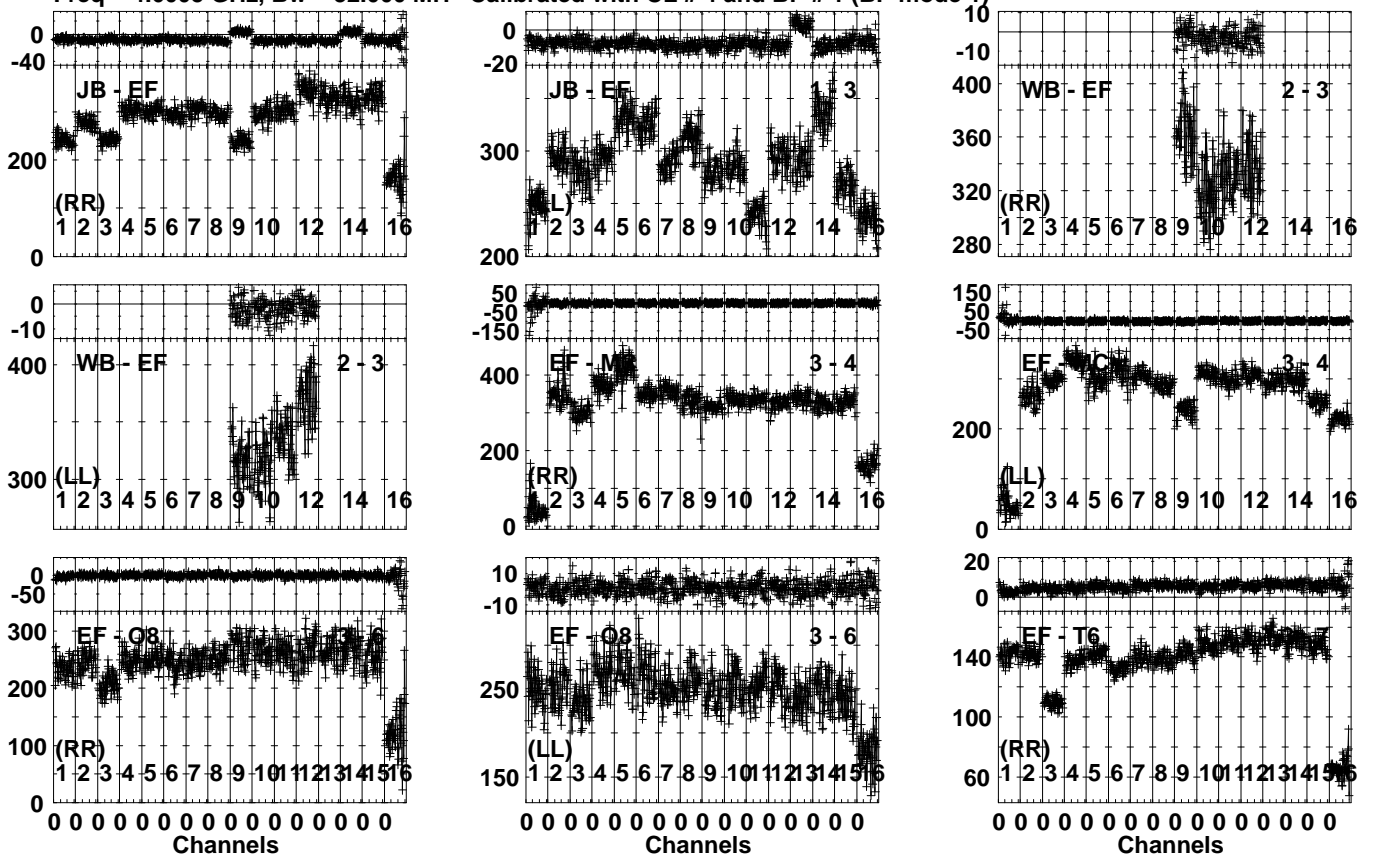
Lower frame: Milli Ampl Jy Top frame: Phas deg  
Vector averaged cross-power spectrum Several baselines displayed  
Timerange: 00/17:46:33 to 00/17:49:59



Plot file version 281 created 30-SEP-2022 11:05:52

J1427+2348 EM163.UVDATA.1

Freq = 4.6005 GHz, Bw = 32.000 MH Calibrated with CL # 4 and BP # 1 (BP mode 1)

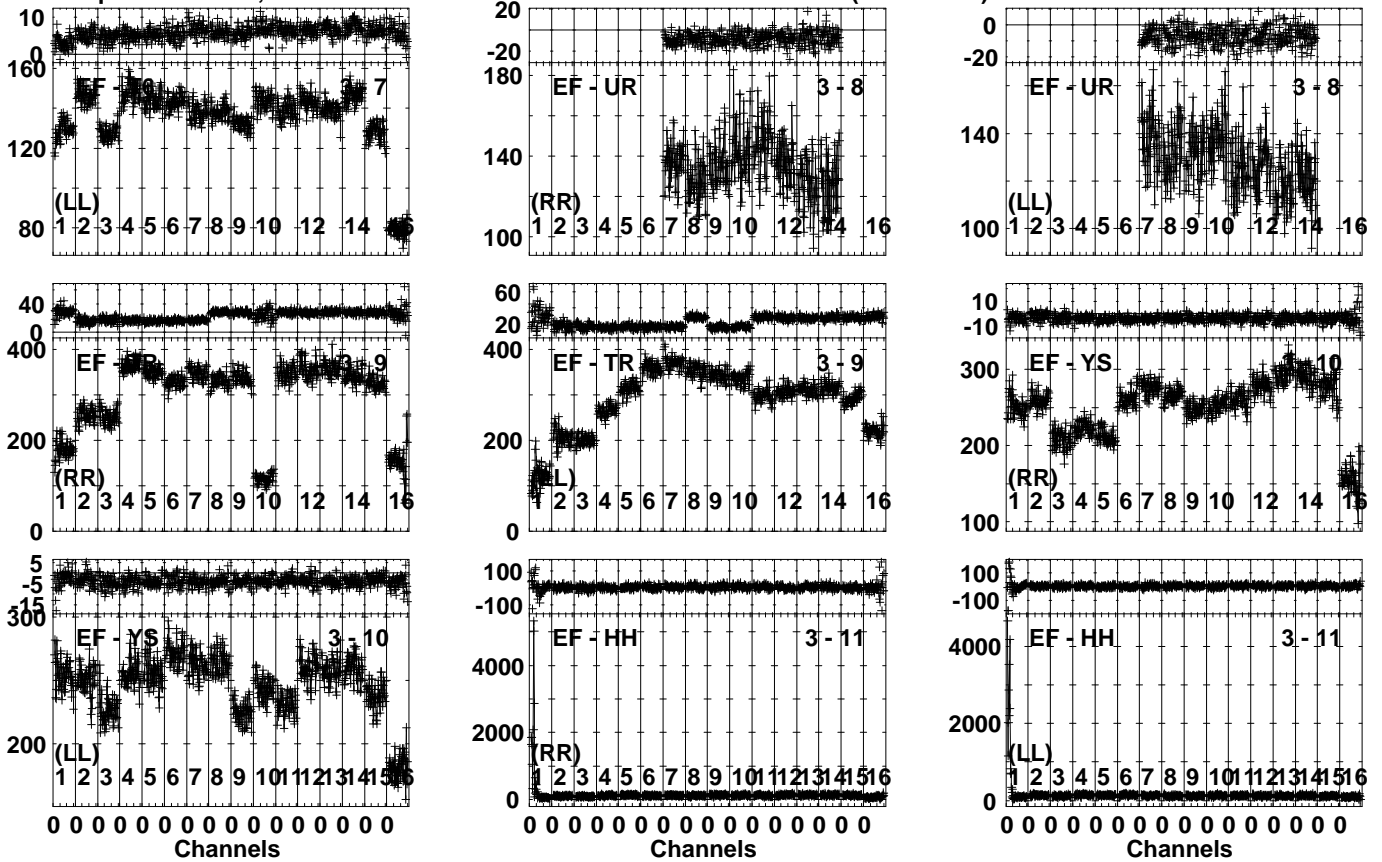


Lower frame: Milli Ampl Jy Top frame: Phas deg  
Vector averaged cross-power spectrum Several baselines displayed  
Timerange: 00/17:50:31 to 00/17:51:29

Plot file version 282 created 30-SEP-2022 11:05:52

J1427+2348 EM163.UVDATA.1

Freq = 4.6005 GHz, Bw = 32.000 MH Calibrated with CL # 4 and BP # 1 (BP mode 1)

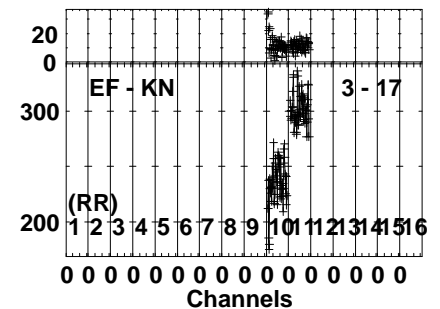
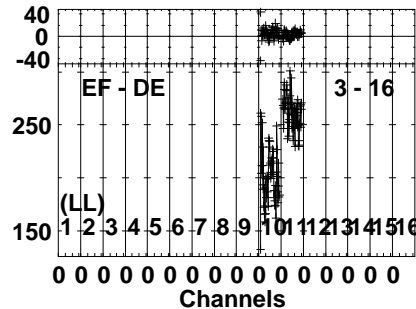
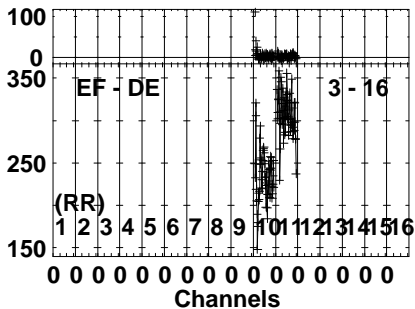
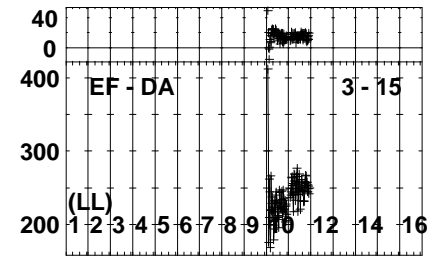
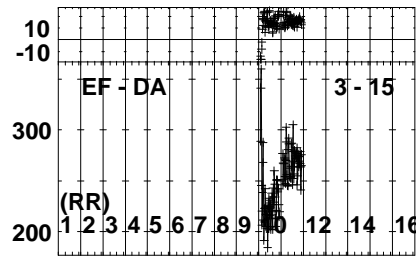
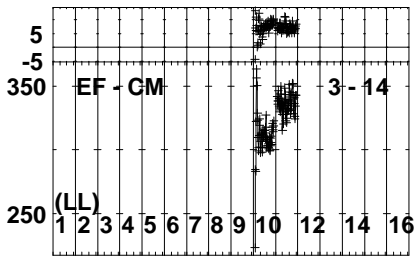
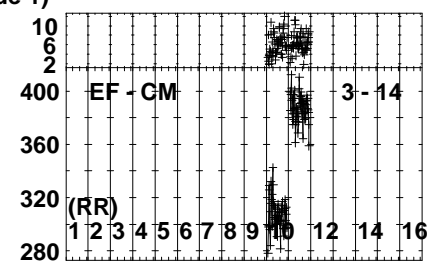
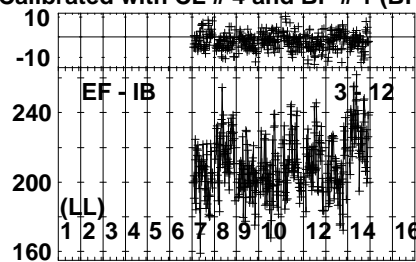
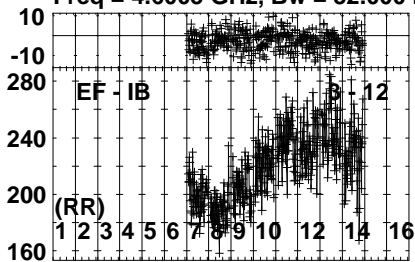


Lower frame: Milli Ampl Jy Top frame: Phas deg  
 Vector averaged cross-power spectrum Several baselines displayed  
 Timerange: 00/17:50:31 to 00/17:51:29

Plot file version 283 created 30-SEP-2022 11:05:53

J1427+2348 EM163.UVDATA.1

Freq = 4.6005 GHz, Bw = 32.000 MH Calibrated with CL # 4 and BP # 1 (BP mode 1)

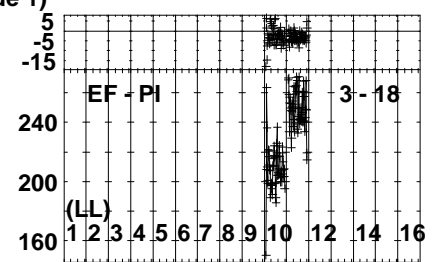
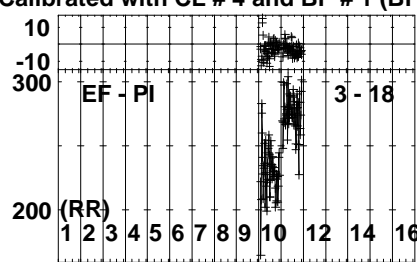
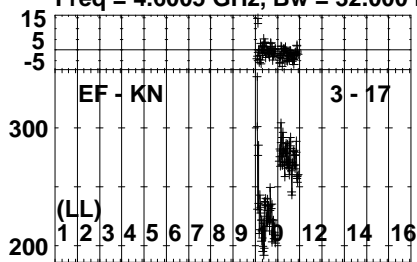


Lower frame: Milli Ampl Jy Top frame: Phas deg  
Vector averaged cross-power spectrum Several baselines displayed  
Timerange: 00/17:50:31 to 00/17:51:29

Plot file version 284 created 30-SEP-2022 11:05:54

J1427+2348 EM163.UVDATA.1

Freq = 4.6005 GHz, Bw = 32.000 MH Calibrated with CL # 4 and BP # 1 (BP mode 1)

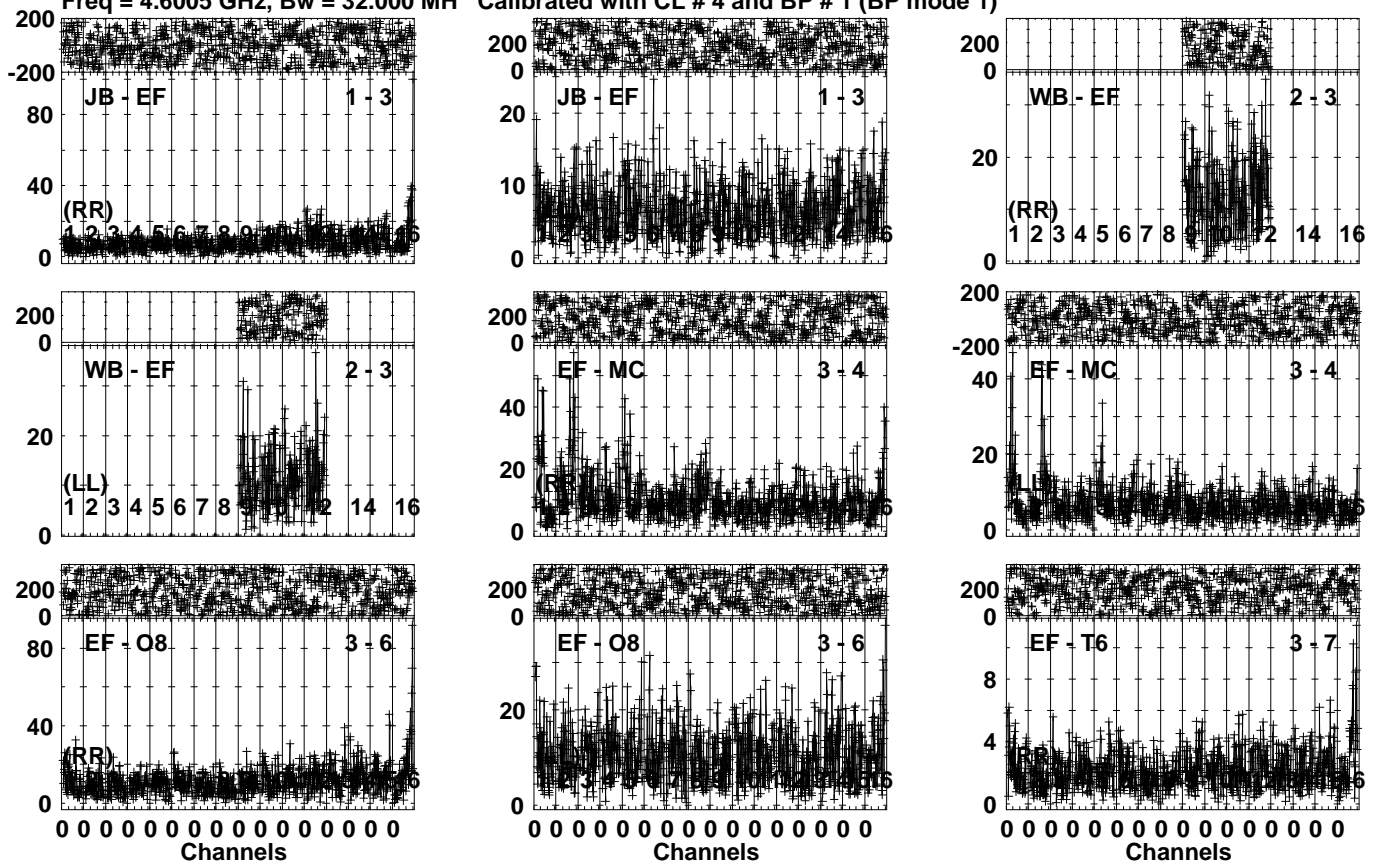


Lower frame: Milli Ampl Jy Top frame: Phas deg  
Vector averaged cross-power spectrum Several baselines displayed  
Timerange: 00/17:50:31 to 00/17:51:29

Plot file version 285 created 30-SEP-2022 11:05:54

SDSSJ1430 EM163.UVDATA.1

Freq = 4.6005 GHz, Bw = 32.000 MH Calibrated with CL # 4 and BP # 1 (BP mode 1)

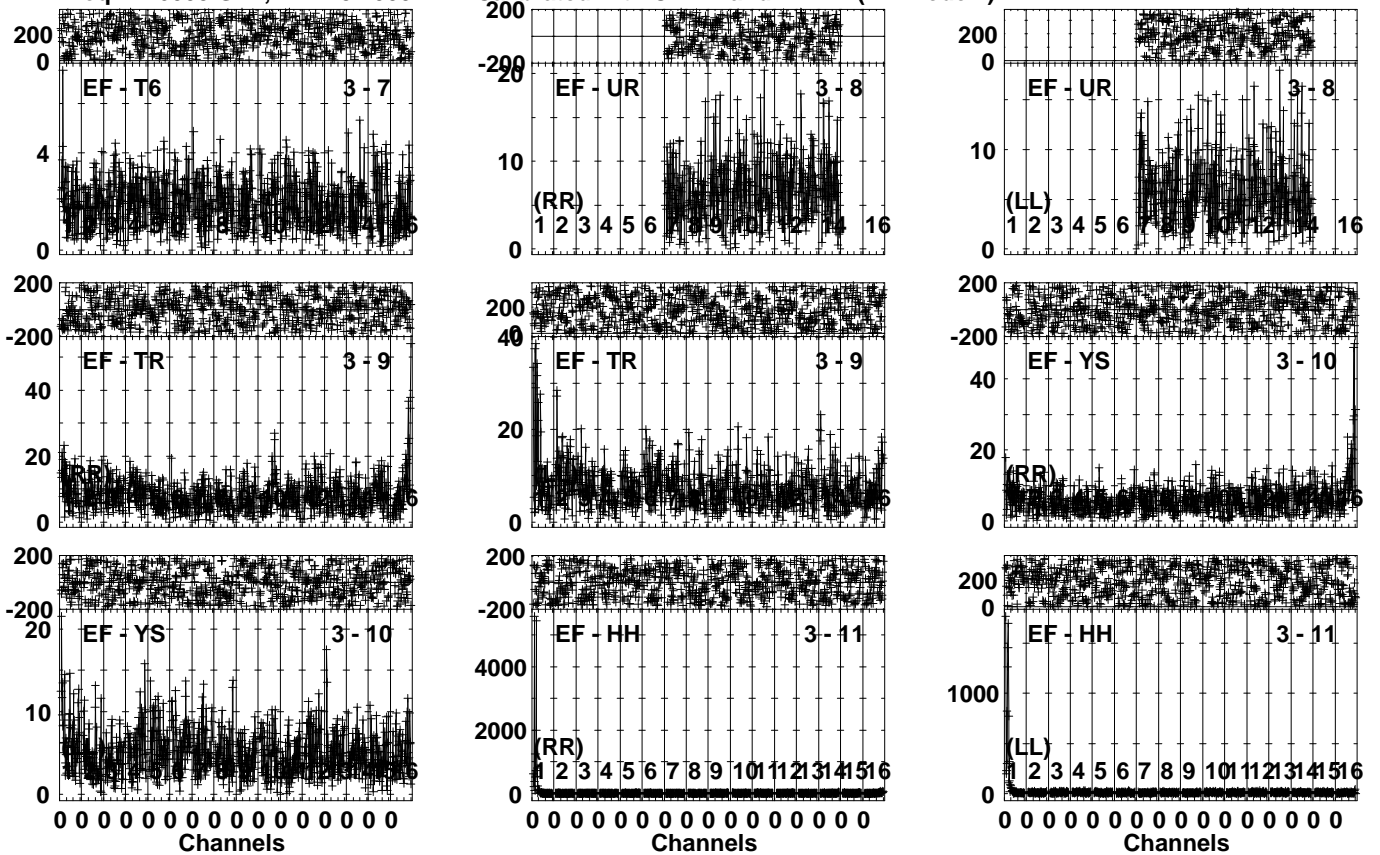


Lower frame: Milli Ampl Jy Top frame: Phas deg  
Vector averaged cross-power spectrum Several baselines displayed  
Timerange: 00/17:51:31 to 00/17:54:59

Plot file version 286 created 30-SEP-2022 11:05:55

SDSSJ1430 EM163.UVDATA.1

Freq = 4.6005 GHz, Bw = 32.000 MH Calibrated with CL # 4 and BP # 1 (BP mode 1)

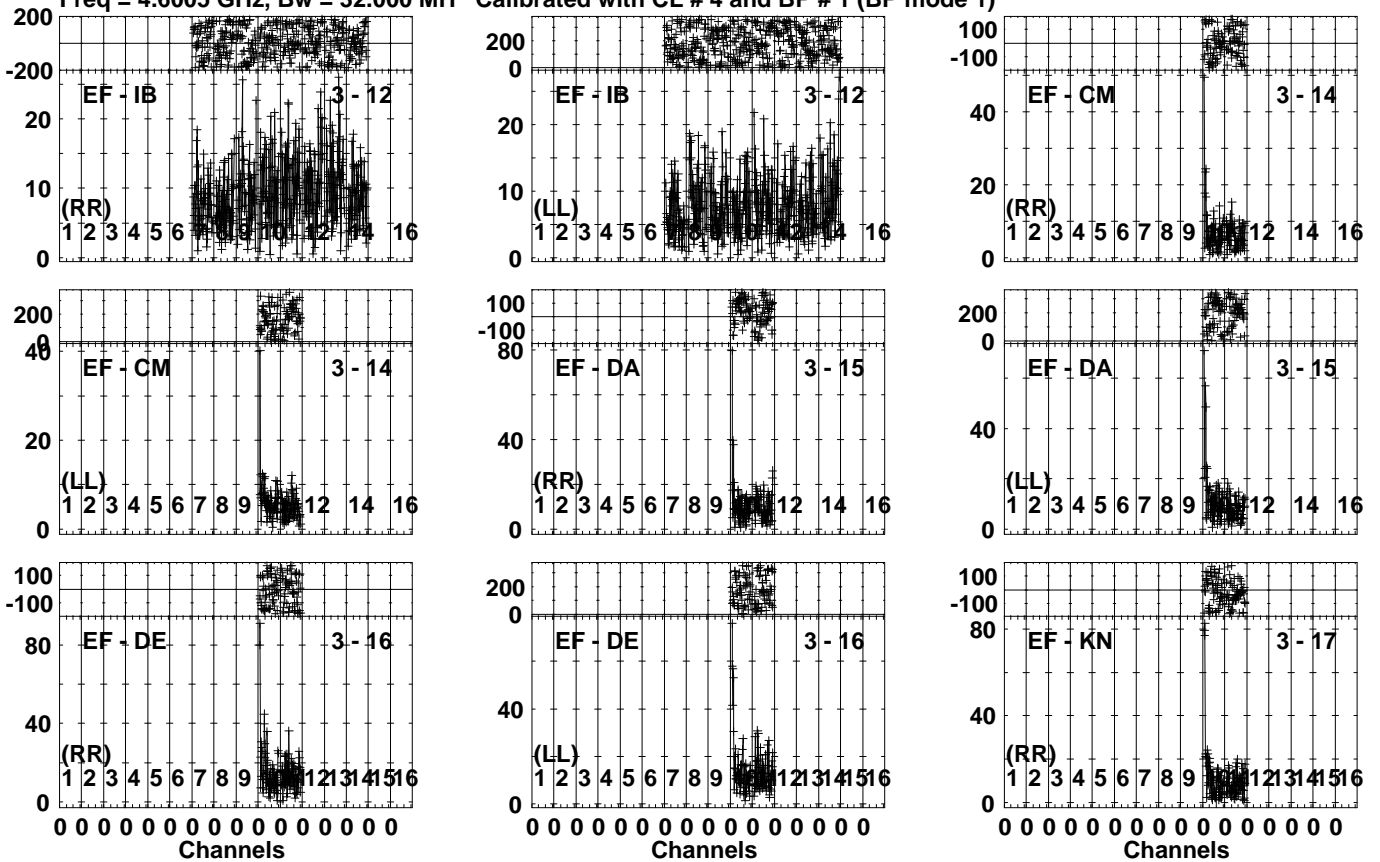


Lower frame: Milli Ampl Jy Top frame: Phas deg  
Vector averaged cross-power spectrum Several baselines displayed  
Timerange: 00/17:51:31 to 00/17:54:59

Plot file version 287 created 30-SEP-2022 11:05:56

SDSSJ1430 EM163.UVDATA.1

Freq = 4.6005 GHz, Bw = 32.000 MH Calibrated with CL # 4 and BP # 1 (BP mode 1)

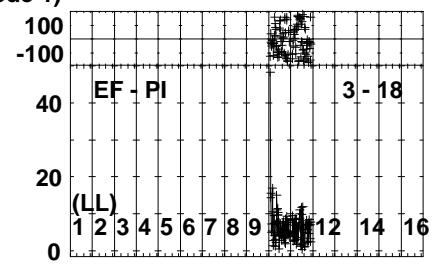
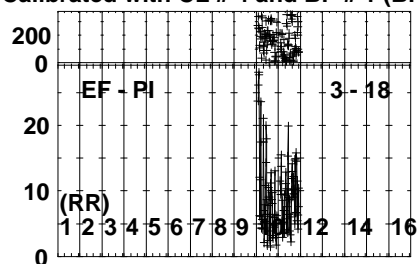
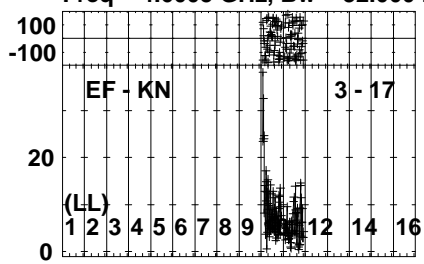


Lower frame: Milli Ampl Jy Top frame: Phas deg  
Vector averaged cross-power spectrum Several baselines displayed  
Timerange: 00/17:51:31 to 00/17:54:59

Plot file version 288 created 30-SEP-2022 11:05:57

SDSSJ1430 EM163.UVDATA.1

Freq = 4.6005 GHz, Bw = 32.000 MH Calibrated with CL # 4 and BP # 1 (BP mode 1)



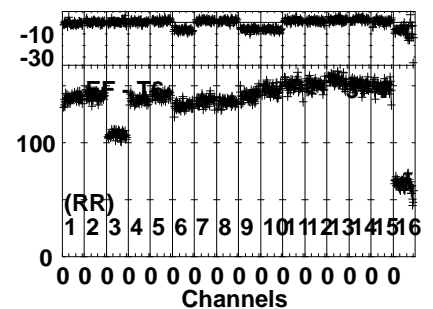
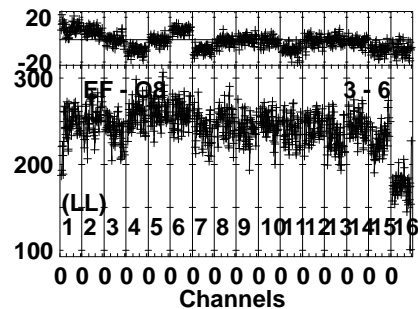
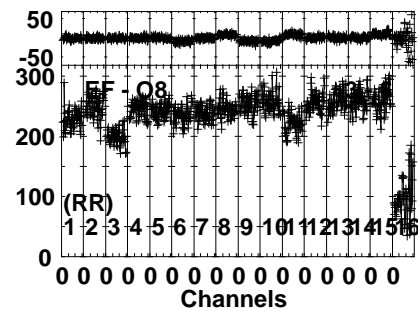
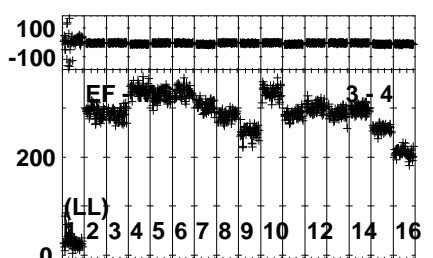
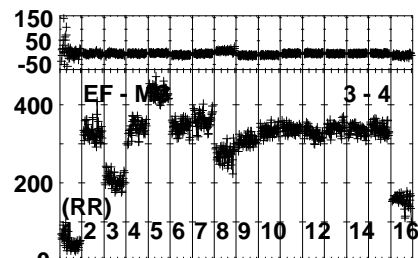
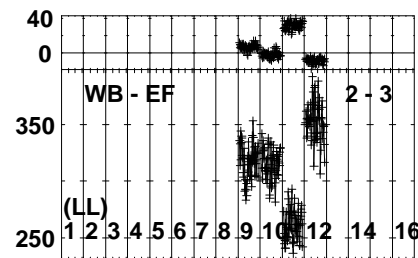
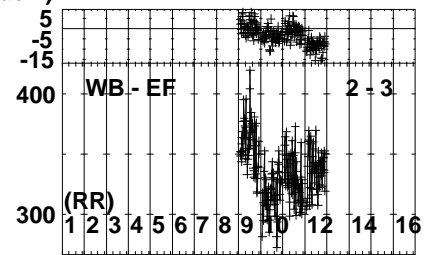
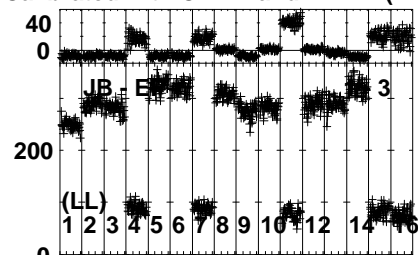
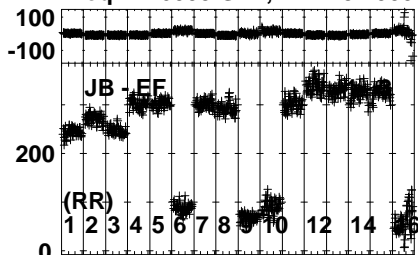
Lower frame: Milli Ampl Jy Top frame: Phas deg  
Vector averaged cross-power spectrum Several baselines displayed  
Timerange: 00/17:51:31 to 00/17:54:59



Plot file version 289 created 30-SEP-2022 11:05:58

J1427+2348 EM163.UVDATA.1

Freq = 4.6005 GHz, Bw = 32.000 MH Calibrated with CL # 4 and BP # 1 (BP mode 1)

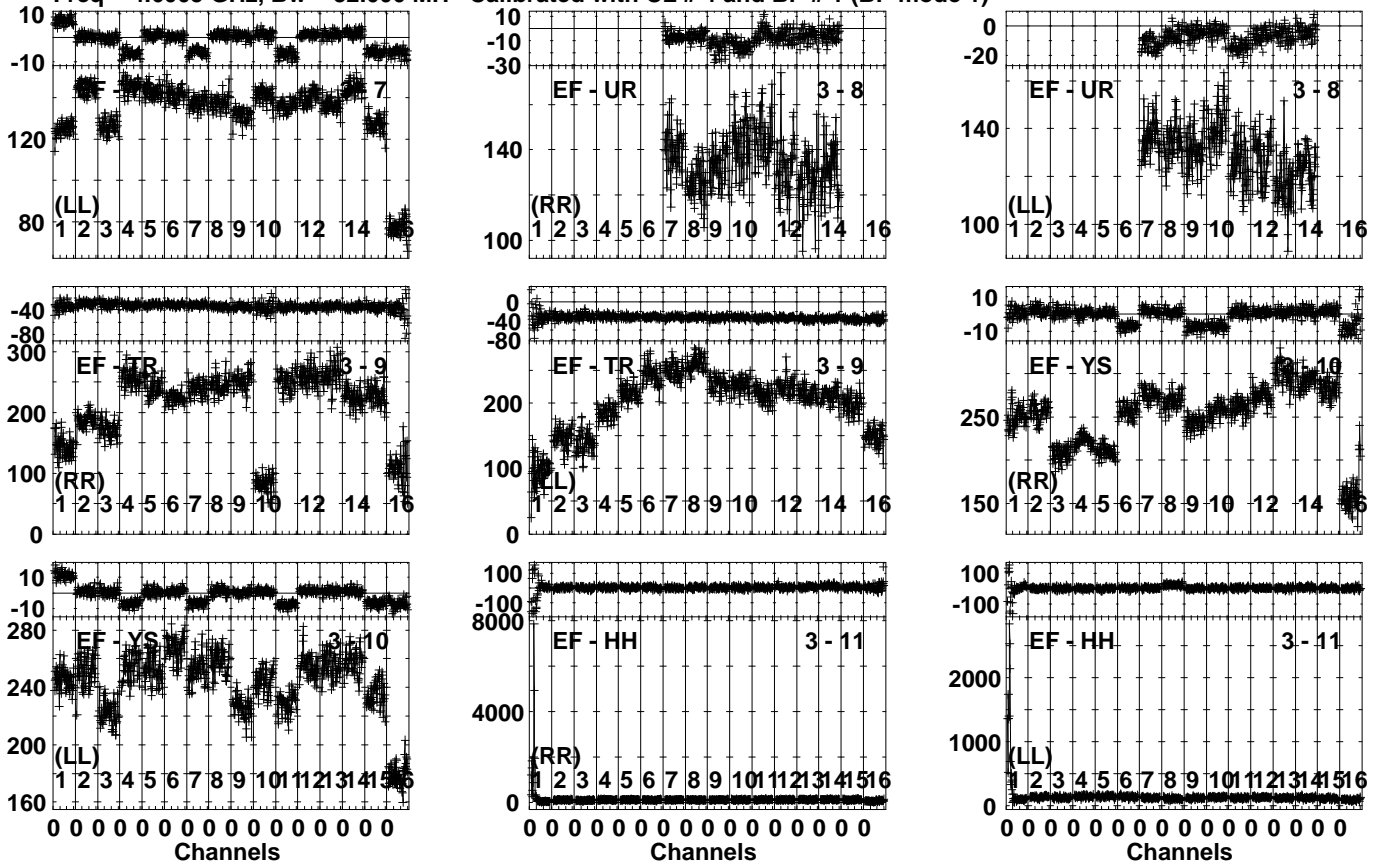


Lower frame: Milli Ampl Jy Top frame: Phas deg  
Vector averaged cross-power spectrum Several baselines displayed  
Timerange: 00/17:55:31 to 00/17:56:29

Plot file version 290 created 30-SEP-2022 11:05:59

J1427+2348 EM163.UVDATA.1

Freq = 4.6005 GHz, Bw = 32.000 MH Calibrated with CL # 4 and BP # 1 (BP mode 1)

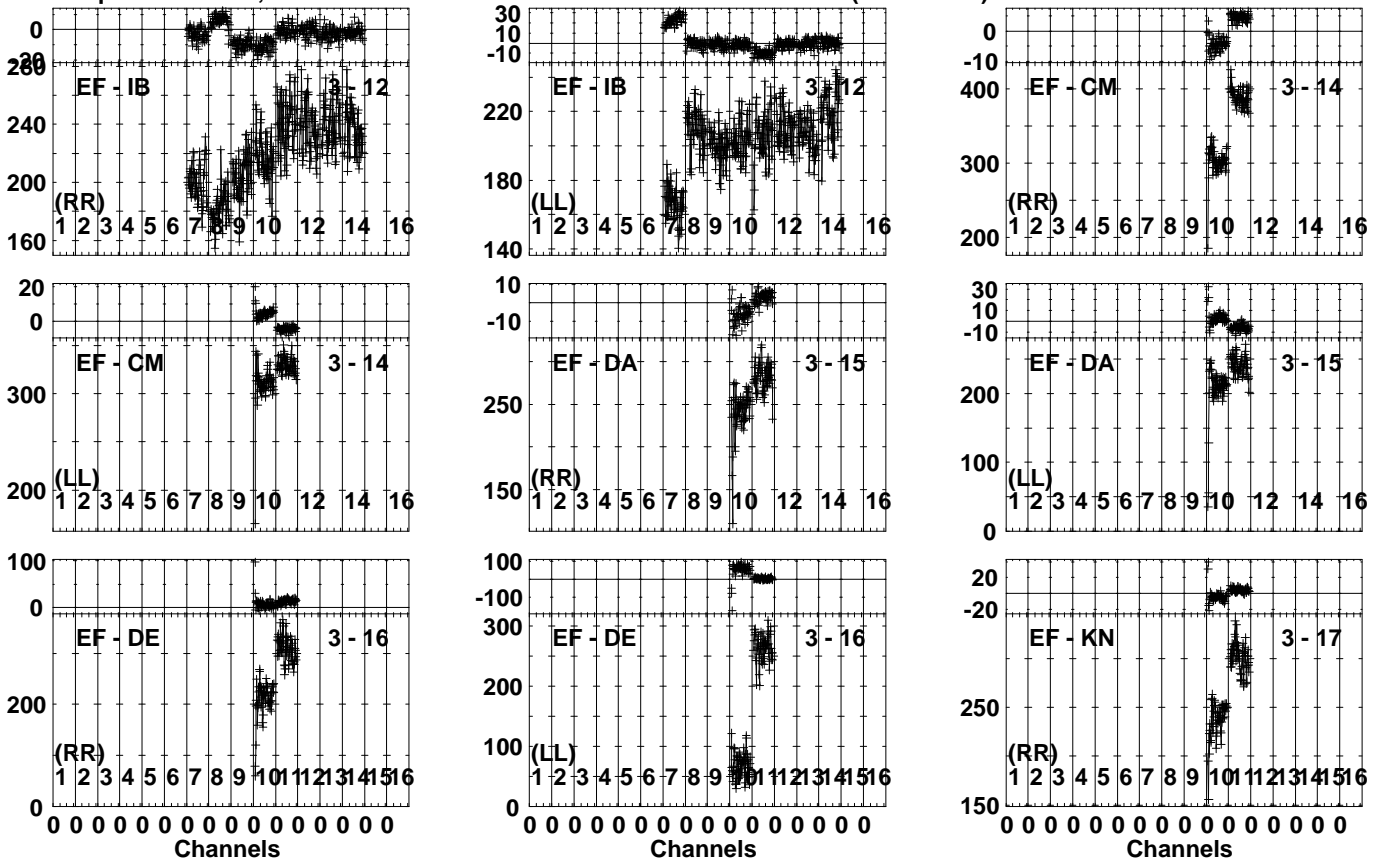


Lower frame: Milli Ampl Jy Top frame: Phas deg  
 Vector averaged cross-power spectrum Several baselines displayed  
 Timerange: 00/17:55:31 to 00/17:56:29

Plot file version 291 created 30-SEP-2022 11:05:59

J1427+2348 EM163.UVDATA.1

Freq = 4.6005 GHz, Bw = 32.000 MH Calibrated with CL # 4 and BP # 1 (BP mode 1)

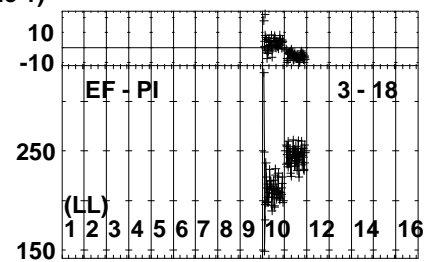
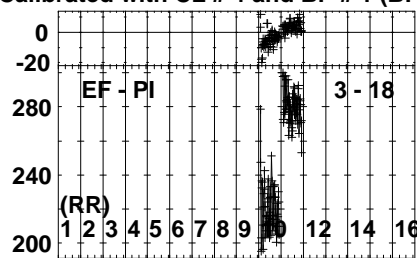
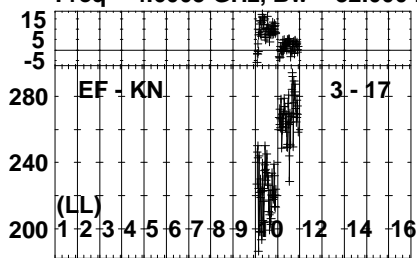


Lower frame: Milli Ampl Jy Top frame: Phas deg  
Vector averaged cross-power spectrum Several baselines displayed  
Timerange: 00/17:55:31 to 00/17:56:29

Plot file version 292 created 30-SEP-2022 11:06:00

J1427+2348 EM163.UVDATA.1

Freq = 4.6005 GHz, Bw = 32.000 MH Calibrated with CL # 4 and BP # 1 (BP mode 1)

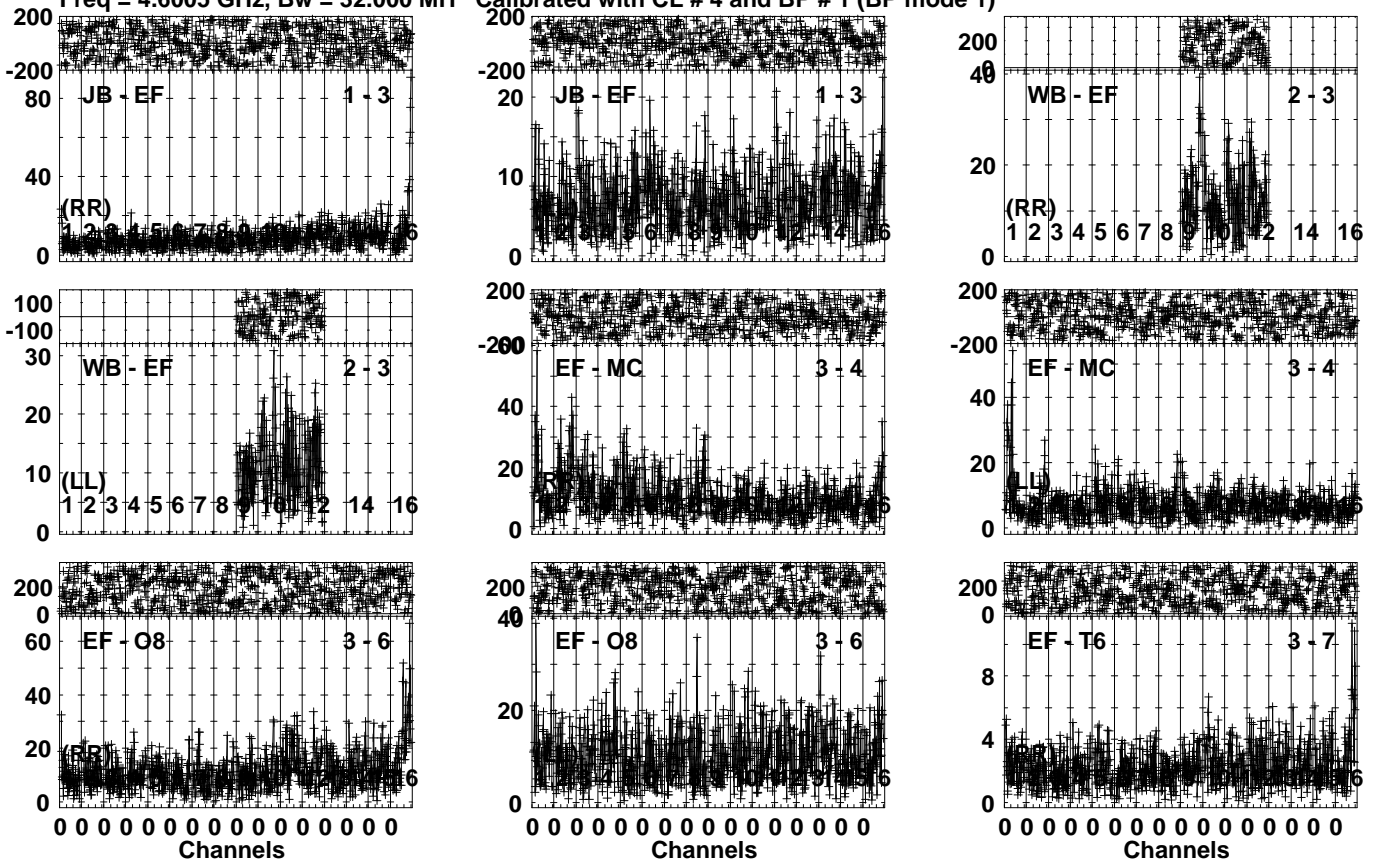


Lower frame: Milli Ampl Jy Top frame: Phas deg  
Vector averaged cross-power spectrum Several baselines displayed  
Timerange: 00/17:55:31 to 00/17:56:29

Plot file version 293 created 30-SEP-2022 11:06:01

SDSSJ1430 EM163.UVDATA.1

Freq = 4.6005 GHz, Bw = 32.000 MH Calibrated with CL # 4 and BP # 1 (BP mode 1)

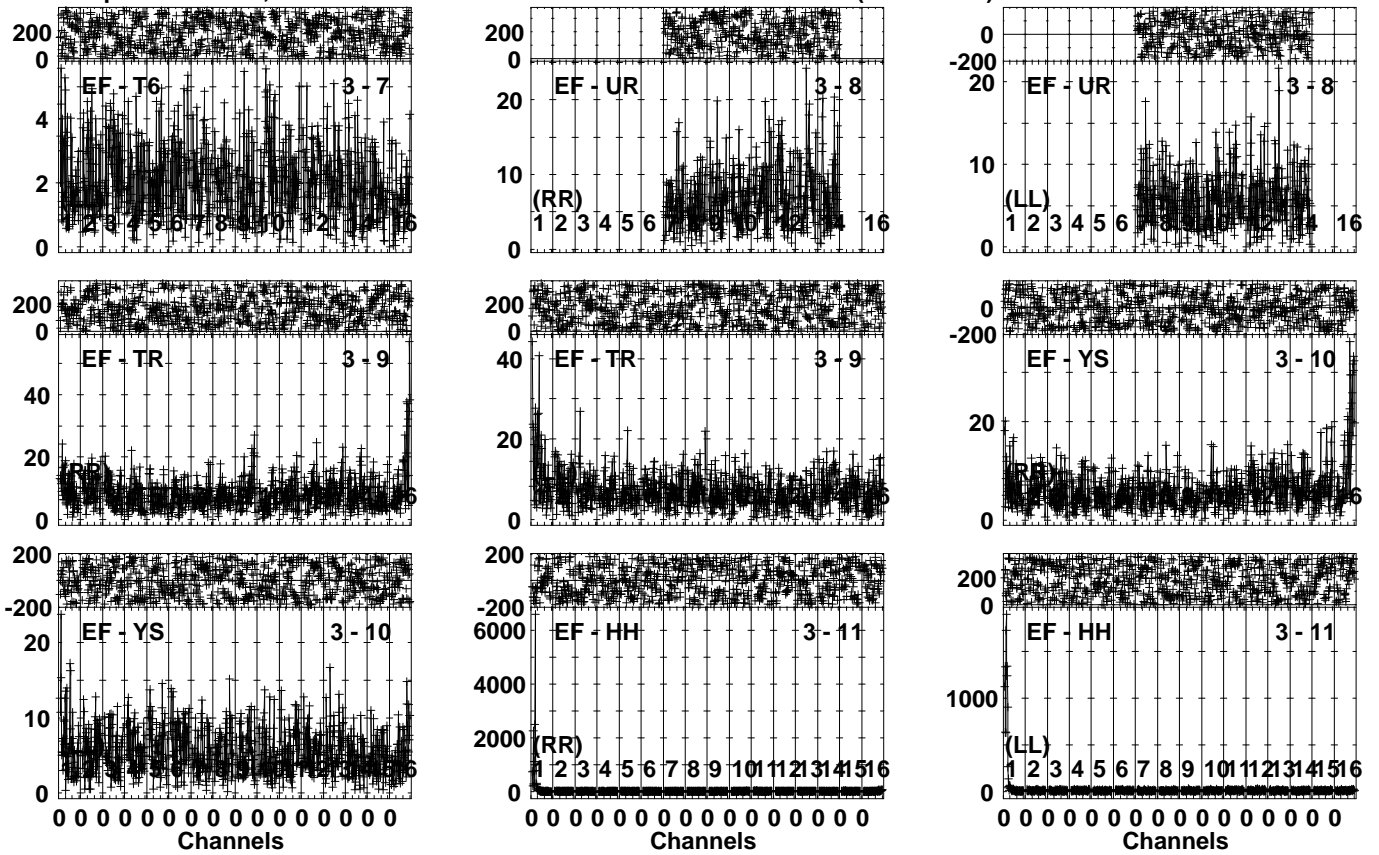


Lower frame: Milli Ampl Jy Top frame: Phas deg  
Vector averaged cross-power spectrum Several baselines displayed  
Timerange: 00/17:56:31 to 00/17:59:59

Plot file version 294 created 30-SEP-2022 11:06:02

SDSSJ1430 EM163.UVDATA.1

Freq = 4.6005 GHz, Bw = 32.000 MH Calibrated with CL # 4 and BP # 1 (BP mode 1)

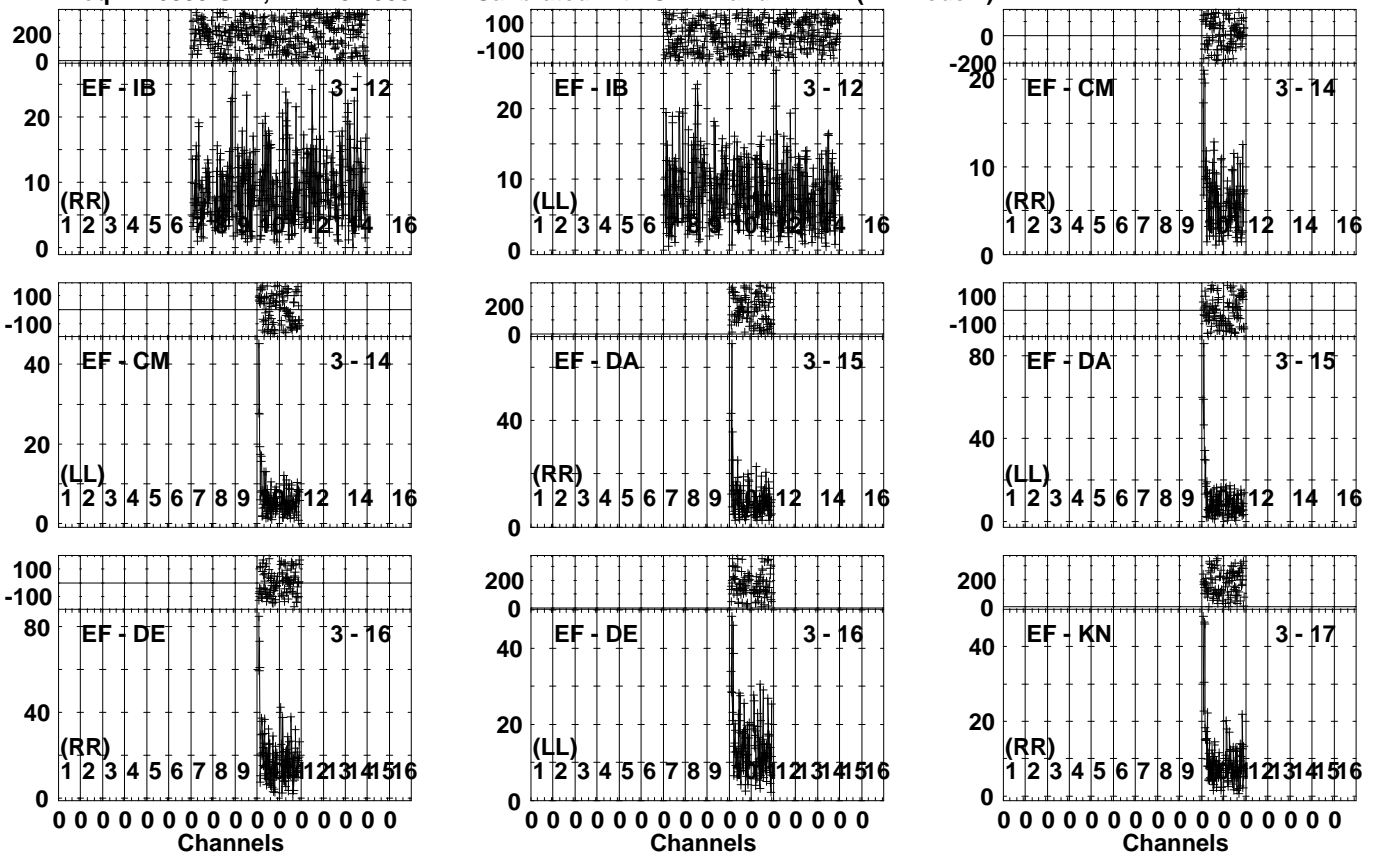


Lower frame: Milli Ampl Jy Top frame: Phas deg  
Vector averaged cross-power spectrum Several baselines displayed  
Timerange: 00/17:56:31 to 00/17:59:59

Plot file version 295 created 30-SEP-2022 11:06:03

SDSSJ1430 EM163.UVDATA.1

Freq = 4.6005 GHz, Bw = 32.000 MH Calibrated with CL # 4 and BP # 1 (BP mode 1)

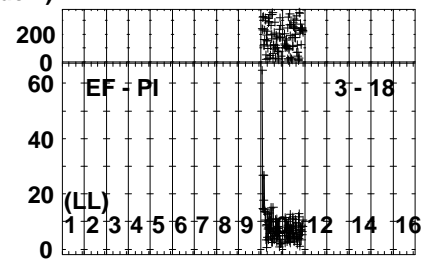
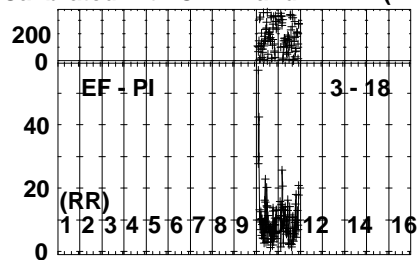
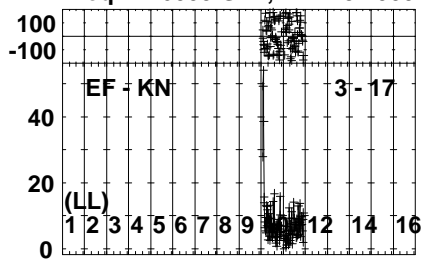


Lower frame: Milli Ampl Jy Top frame: Phas deg  
Vector averaged cross-power spectrum Several baselines displayed  
Timerange: 00/17:56:31 to 00/17:59:59

Plot file version 296 created 30-SEP-2022 11:06:03

SDSSJ1430 EM163.UVDATA.1

Freq = 4.6005 GHz, Bw = 32.000 MH Calibrated with CL # 4 and BP # 1 (BP mode 1)



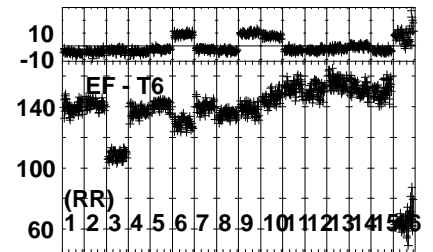
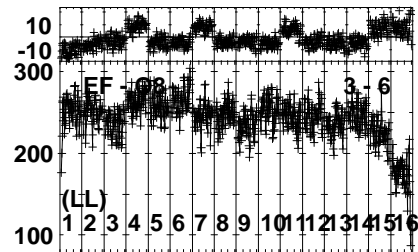
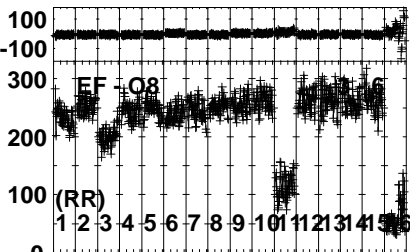
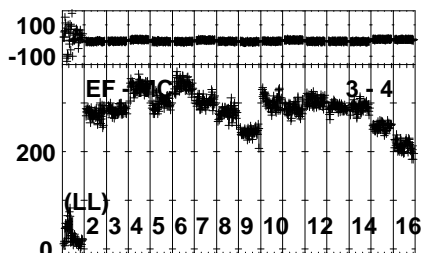
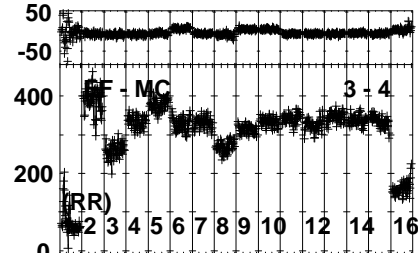
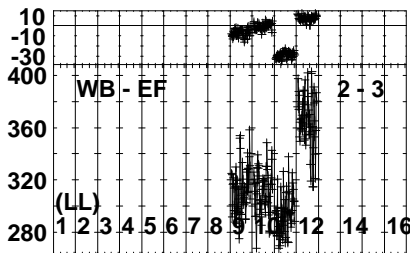
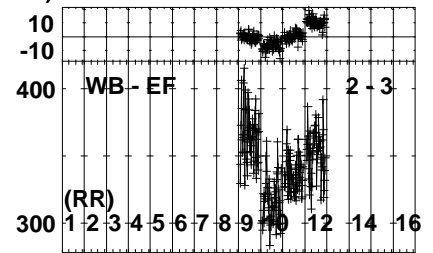
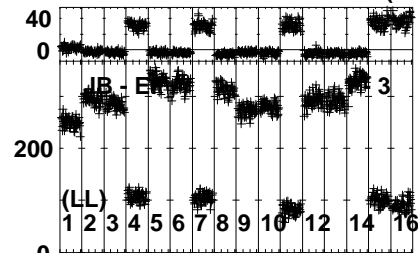
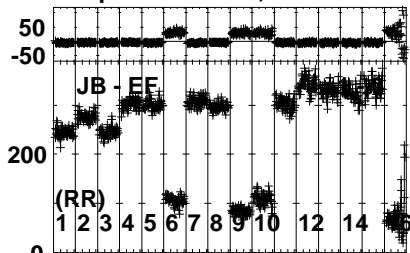
Lower frame: Milli Ampl Jy Top frame: Phas deg  
Vector averaged cross-power spectrum Several baselines displayed  
Timerange: 00/17:56:31 to 00/17:59:59



Plot file version 297 created 30-SEP-2022 11:06:04

J1427+2348 EM163.UVDATA.1

Freq = 4.6005 GHz, Bw = 32.000 MH Calibrated with CL # 4 and BP # 1 (BP mode 1)

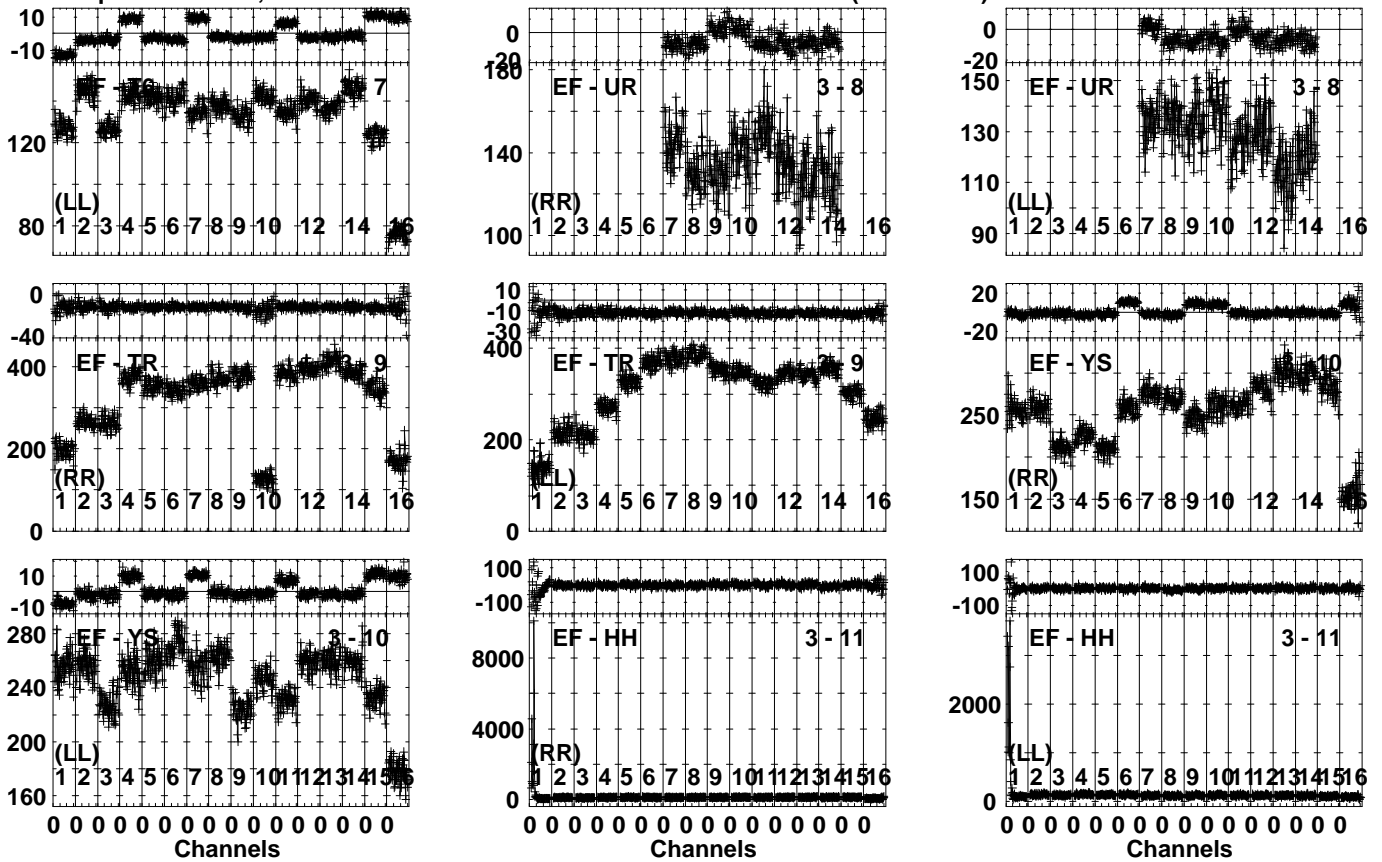


Lower frame: Milli Ampl Jy Top frame: Phas deg  
Vector averaged cross-power spectrum Several baselines displayed  
Timerange: 00/18:00:01 to 00/18:01:29

Plot file version 298 created 30-SEP-2022 11:06:05

J1427+2348 EM163.UVDATA.1

Freq = 4.6005 GHz, Bw = 32.000 MH Calibrated with CL # 4 and BP # 1 (BP mode 1)

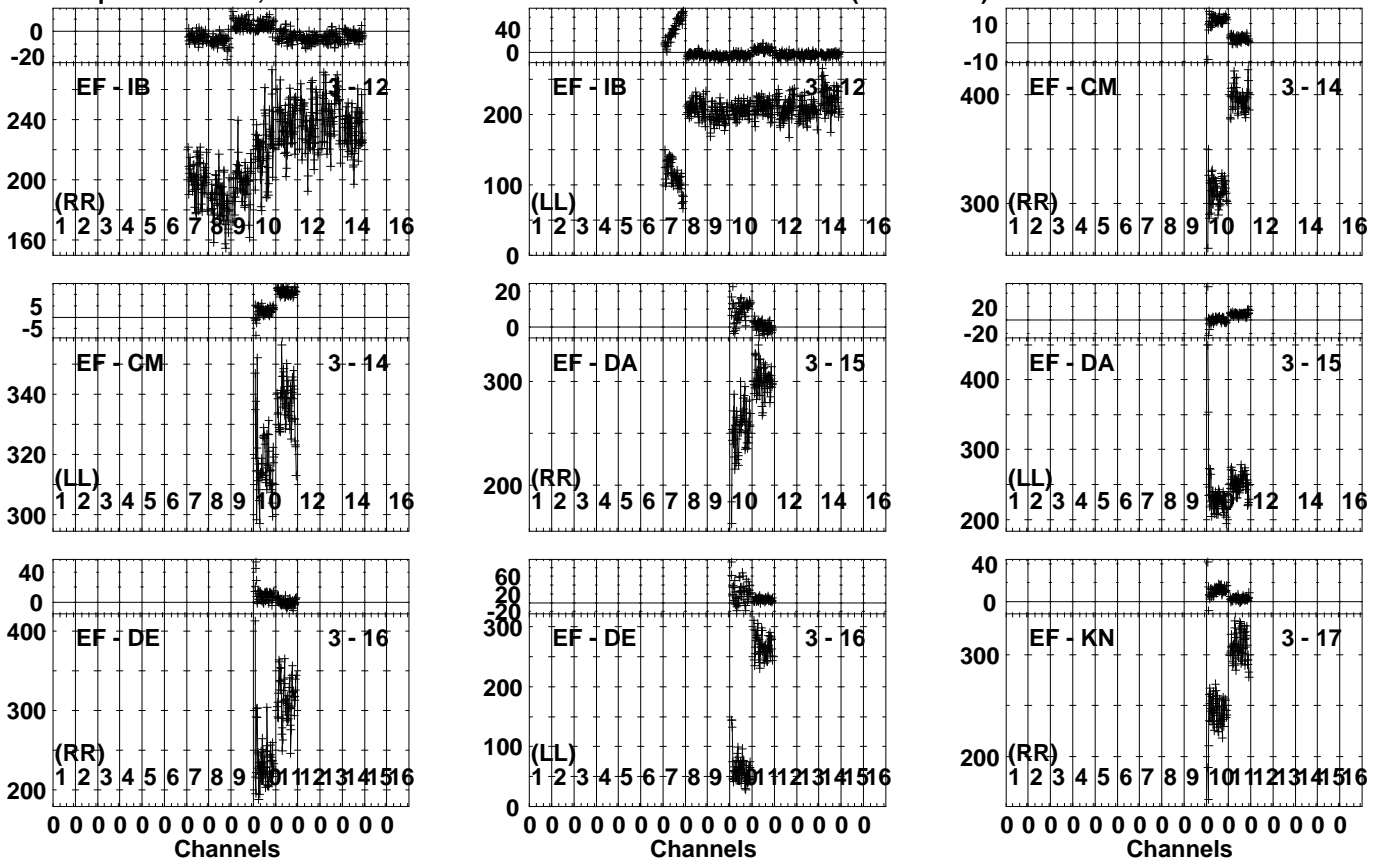


Lower frame: Milli Ampl Jy Top frame: Phas deg  
 Vector averaged cross-power spectrum Several baselines displayed  
 Timerange: 00/18:00:01 to 00/18:01:29

Plot file version 299 created 30-SEP-2022 11:06:06

J1427+2348 EM163.UVDATA.1

Freq = 4.6005 GHz, Bw = 32.000 MH Calibrated with CL # 4 and BP # 1 (BP mode 1)

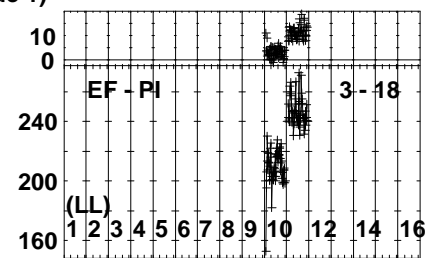
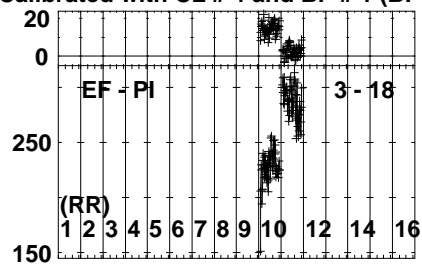
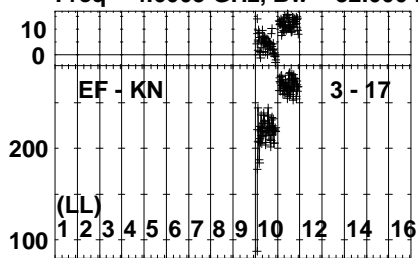


Lower frame: Milli Ampl Jy Top frame: Phas deg  
Vector averaged cross-power spectrum Several baselines displayed  
Timerange: 00:18:00:01 to 00:18:01:29

Plot file version 300 created 30-SEP-2022 11:06:07

J1427+2348 EM163.UVDATA.1

Freq = 4.6005 GHz, Bw = 32.000 MH Calibrated with CL # 4 and BP # 1 (BP mode 1)

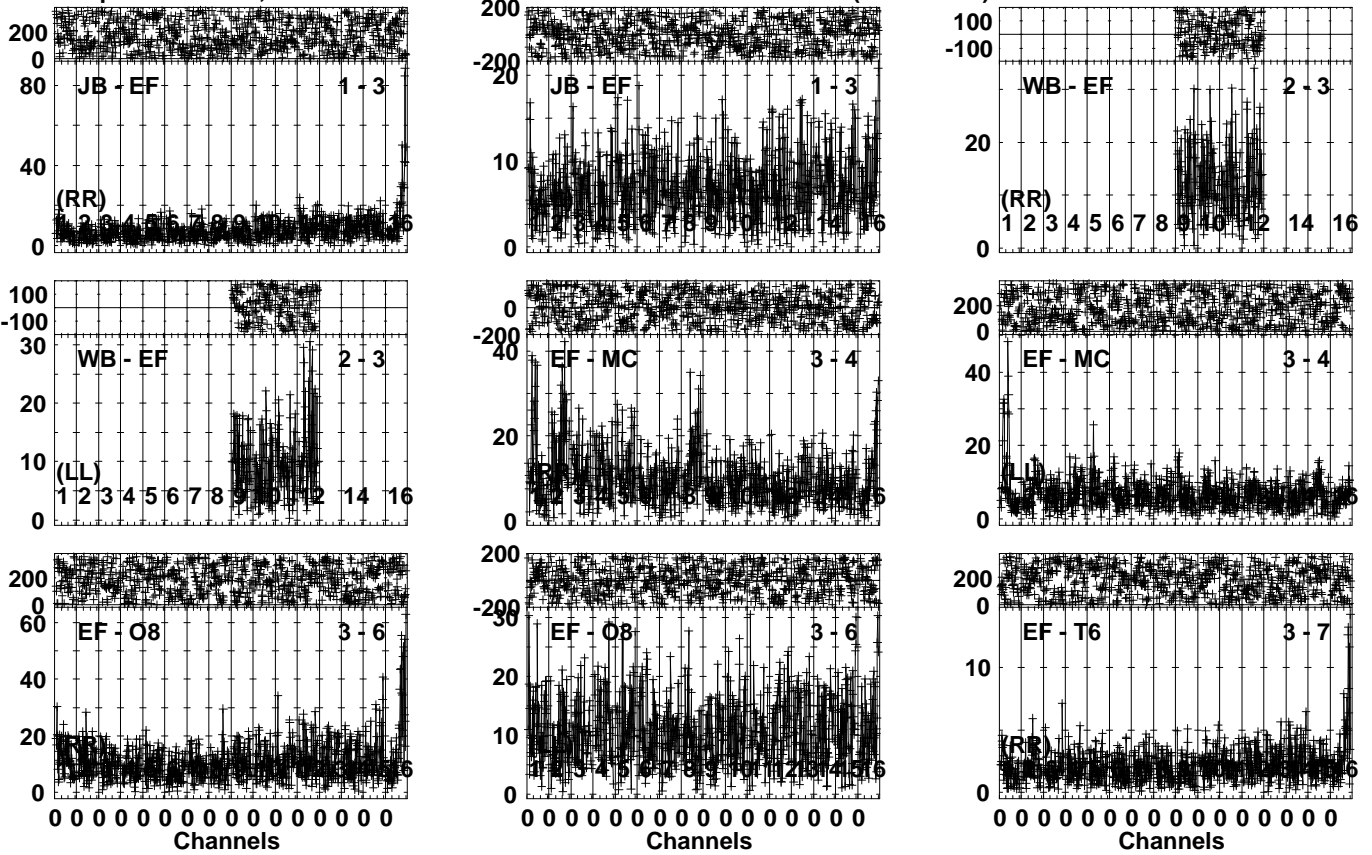


Lower frame: Milli Ampl Jy Top frame: Phas deg  
Vector averaged cross-power spectrum Several baselines displayed  
Timerange: 00/18:00:01 to 00/18:01:29

Plot file version 301 created 30-SEP-2022 11:06:07

SDSSJ1430 EM163.UVDATA.1

Freq = 4.6005 GHz, Bw = 32.000 MH Calibrated with CL # 4 and BP # 1 (BP mode 1)

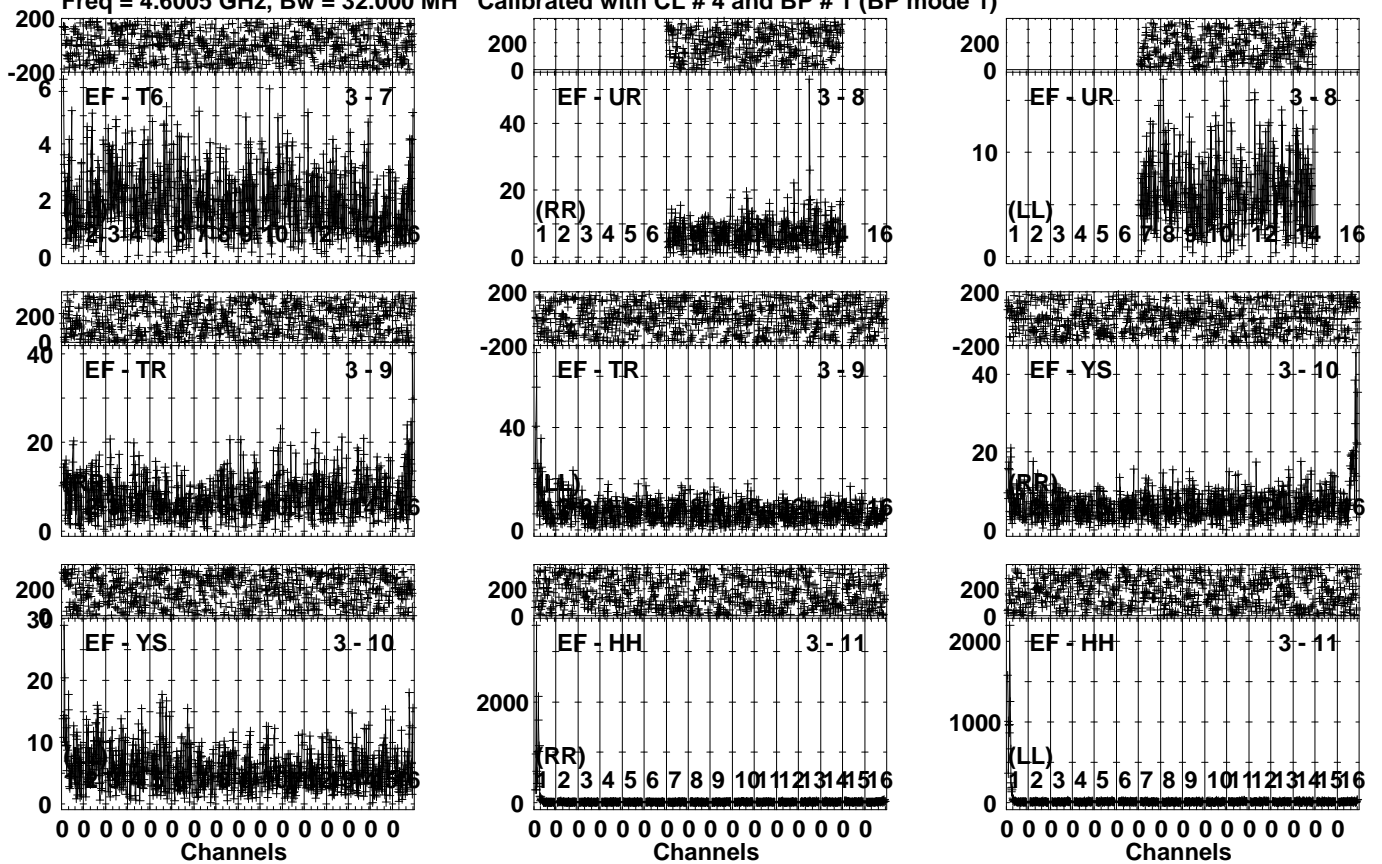


Lower frame: Milli Ampl Jy Top frame: Phas deg  
Vector averaged cross-power spectrum Several baselines displayed  
Timerange: 00/18:01:31 to 00/18:04:59

Plot file version 302 created 30-SEP-2022 11:06:08

SDSSJ1430 EM163.UVDATA.1

Freq = 4.6005 GHz, Bw = 32.000 MH Calibrated with CL # 4 and BP # 1 (BP mode 1)

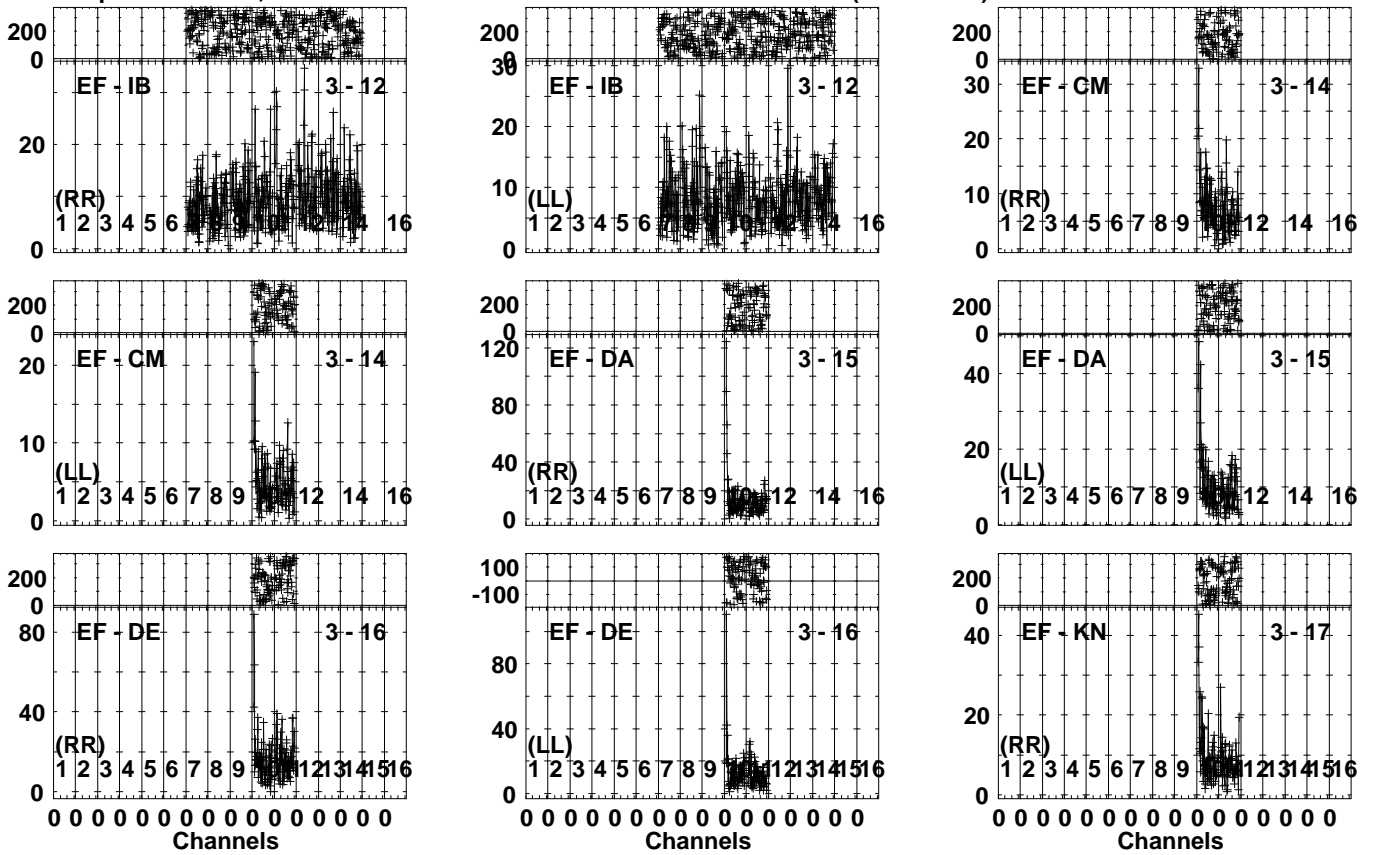


Lower frame: Milli Ampl Jy Top frame: Phas deg  
Vector averaged cross-power spectrum Several baselines displayed  
Timerange: 00/18:01:31 to 00/18:04:59

Plot file version 303 created 30-SEP-2022 11:06:09

SDSSJ1430 EM163.UVDATA.1

Freq = 4.6005 GHz, Bw = 32.000 MH Calibrated with CL # 4 and BP # 1 (BP mode 1)

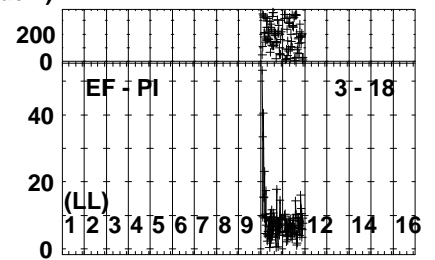
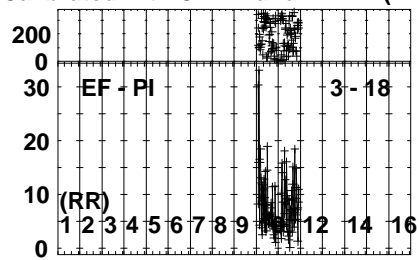
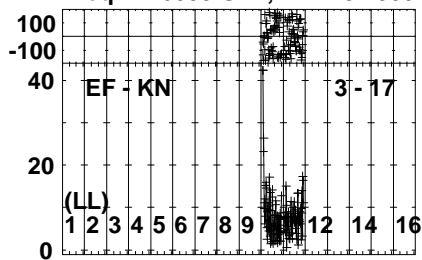


Lower frame: Milli Ampl Jy Top frame: Phas deg  
Vector averaged cross-power spectrum Several baselines displayed  
Timerange: 00/18:01:31 to 00/18:04:59

Plot file version 304 created 30-SEP-2022 11:06:10

SDSSJ1430 EM163.UVDATA.1

Freq = 4.6005 GHz, Bw = 32.000 MH Calibrated with CL # 4 and BP # 1 (BP mode 1)



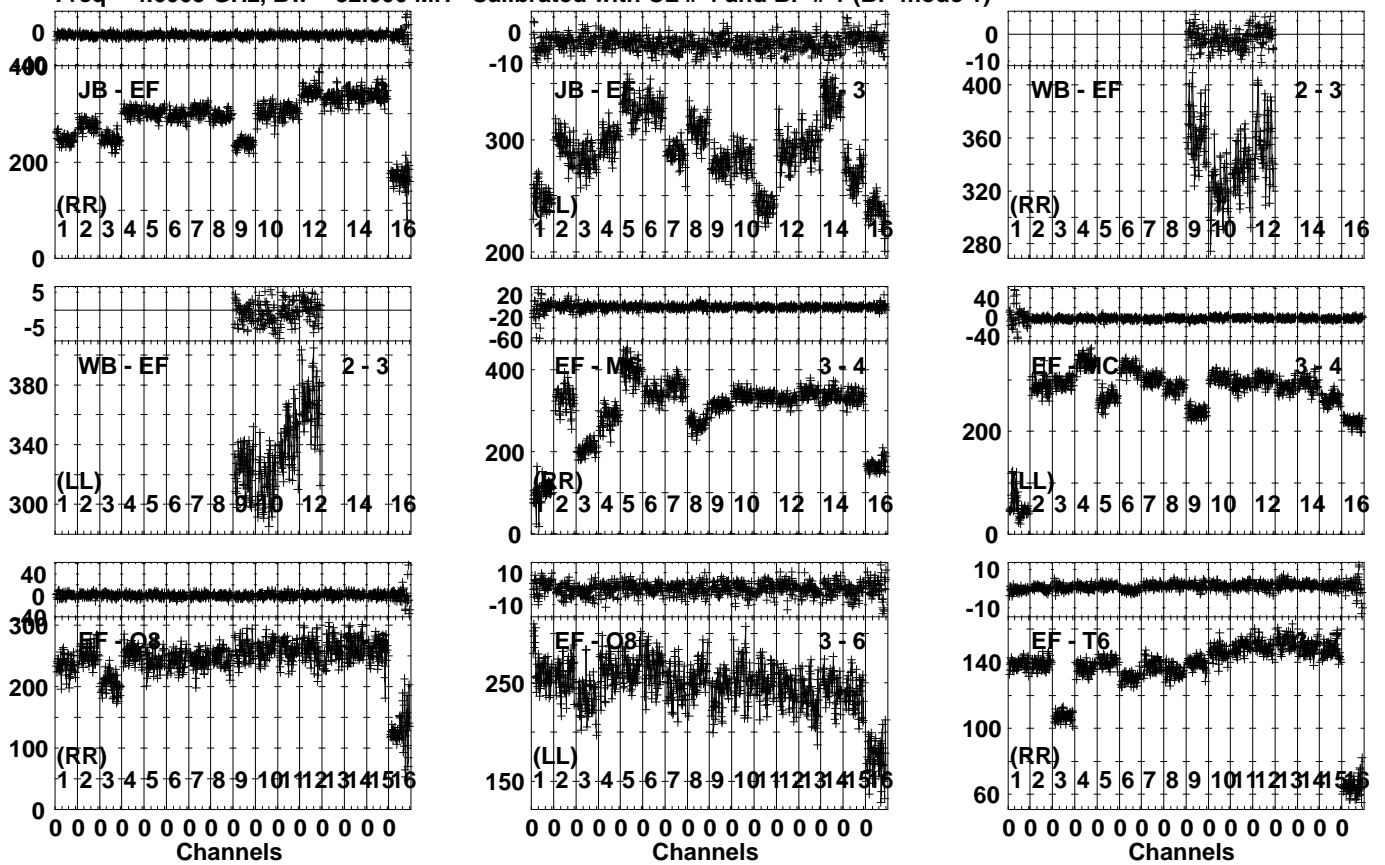
Lower frame: Milli Ampl Jy Top frame: Phas deg  
Vector averaged cross-power spectrum Several baselines displayed  
Timerange: 00/18:01:31 to 00/18:04:59



Plot file version 305 created 30-SEP-2022 11:06:10

J1427+2348 EM163.UVDATA.1

Freq = 4.6005 GHz, Bw = 32.000 MH Calibrated with CL # 4 and BP # 1 (BP mode 1)

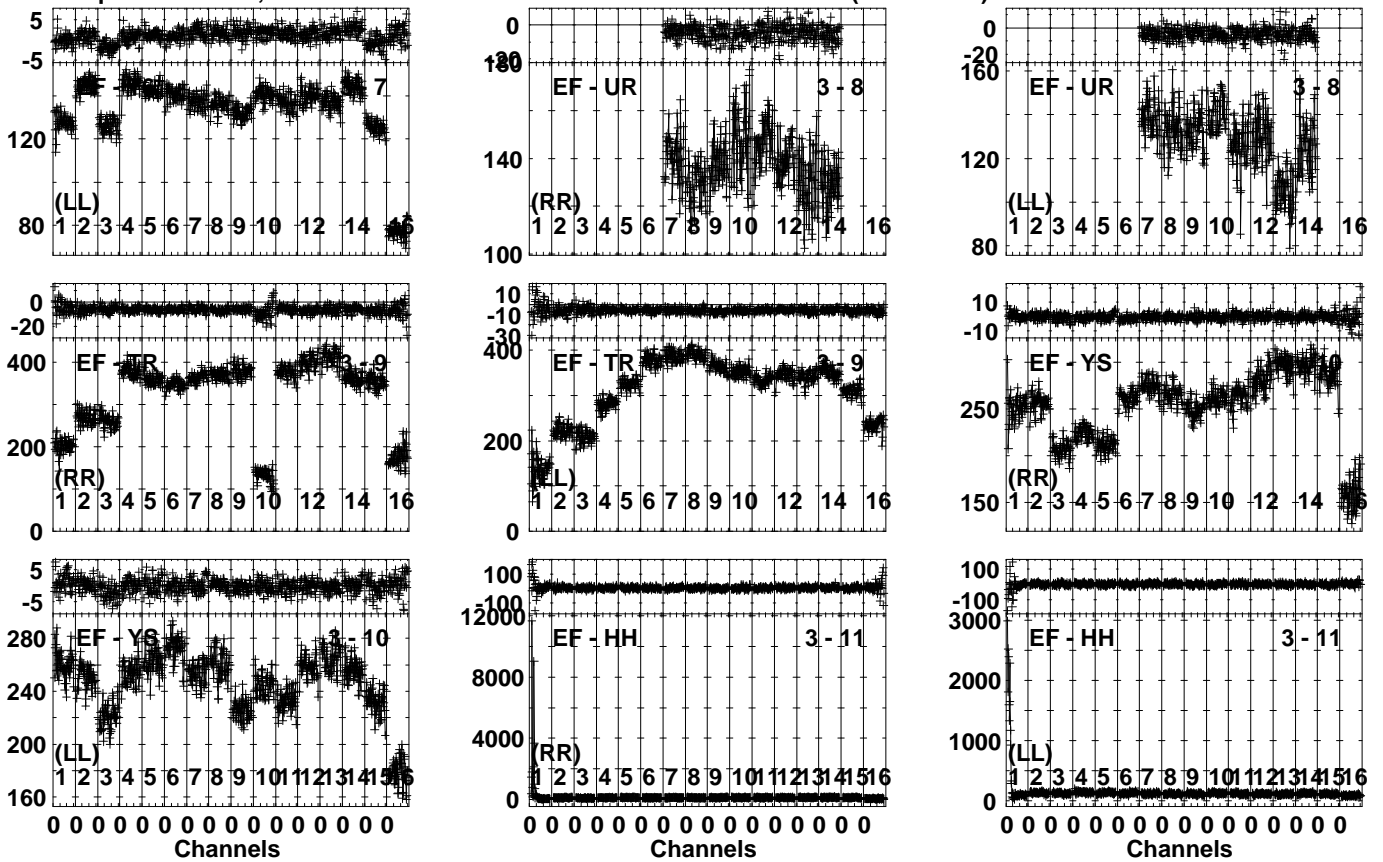


Lower frame: Milli Ampl Jy Top frame: Phas deg  
Vector averaged cross-power spectrum Several baselines displayed  
Timerange: 00/18:05:31 to 00/18:06:29

Plot file version 306 created 30-SEP-2022 11:06:11

J1427+2348 EM163.UVDATA.1

Freq = 4.6005 GHz, Bw = 32.000 MH Calibrated with CL # 4 and BP # 1 (BP mode 1)

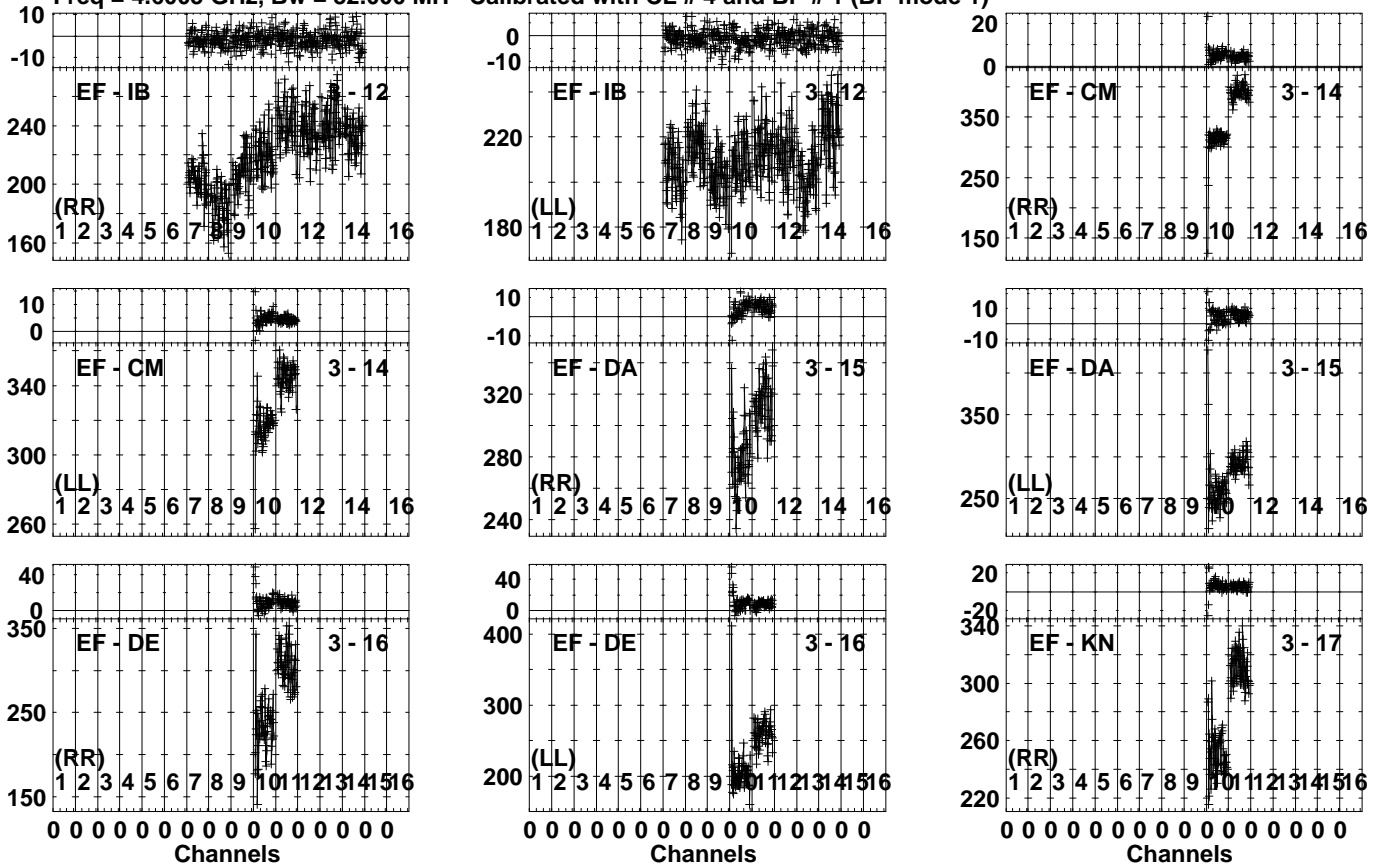


Lower frame: Milli Ampl Jy Top frame: Phas deg  
Vector averaged cross-power spectrum Several baselines displayed  
Timerange: 00/18:05:31 to 00/18:06:29

Plot file version 307 created 30-SEP-2022 11:06:12

J1427+2348 EM163.UVDATA.1

Freq = 4.6005 GHz, Bw = 32.000 MH Calibrated with CL # 4 and BP # 1 (BP mode 1)

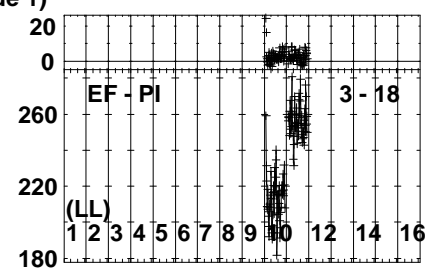
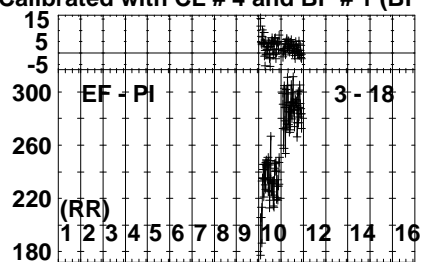
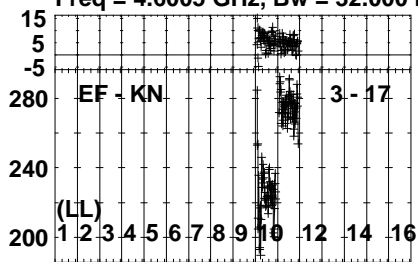


Lower frame: Milli Ampl Jy Top frame: Phas deg  
Vector averaged cross-power spectrum Several baselines displayed  
Timerange: 00/18:05:31 to 00/18:06:29

Plot file version 308 created 30-SEP-2022 11:06:13

J1427+2348 EM163.UVDATA.1

Freq = 4.6005 GHz, Bw = 32.000 MH Calibrated with CL # 4 and BP # 1 (BP mode 1)

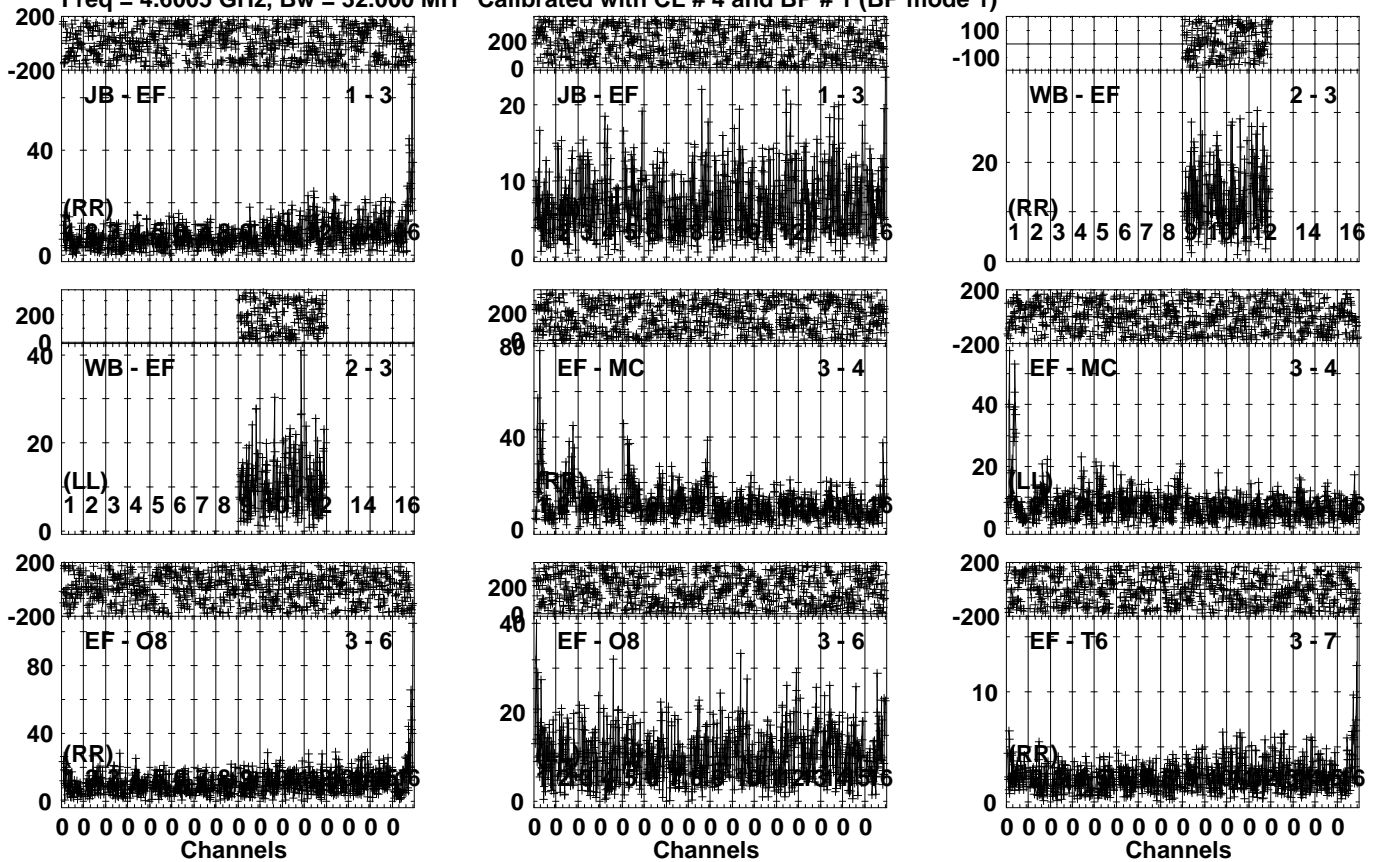


Lower frame: Milli Ampl Jy Top frame: Phas deg  
Vector averaged cross-power spectrum Several baselines displayed  
Timerange: 00/18:05:31 to 00/18:06:29

Plot file version 309 created 30-SEP-2022 11:06:13

SDSSJ1430 EM163.UVDATA.1

Freq = 4.6005 GHz, Bw = 32.000 MH Calibrated with CL # 4 and BP # 1 (BP mode 1)

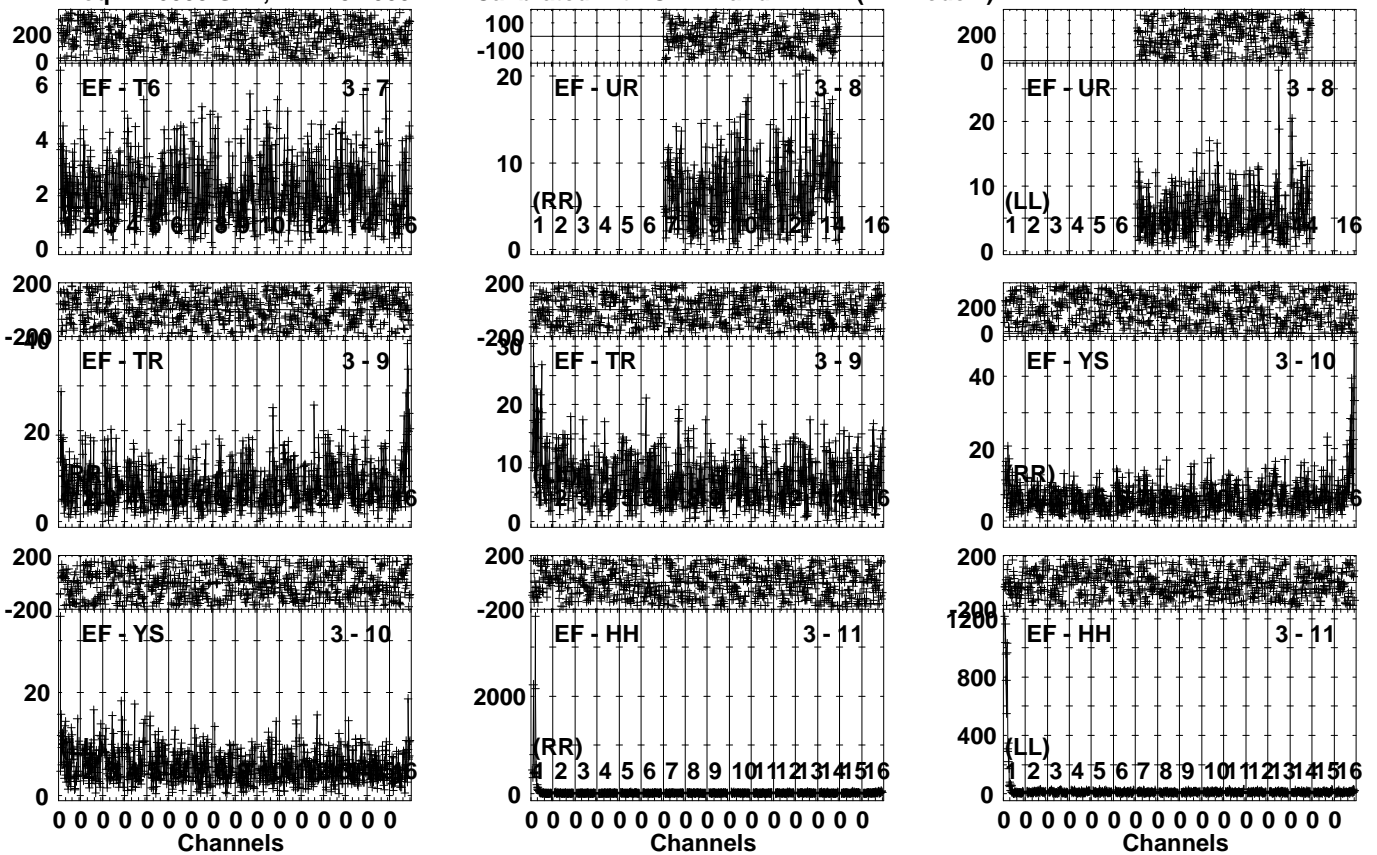


Lower frame: Milli Ampl Jy Top frame: Phas deg  
Vector averaged cross-power spectrum Several baselines displayed  
Timerange: 00/18:06:31 to 00/18:09:59

Plot file version 310 created 30-SEP-2022 11:06:14

SDSSJ1430 EM163.UVDATA.1

Freq = 4.6005 GHz, Bw = 32.000 MH Calibrated with CL # 4 and BP # 1 (BP mode 1)

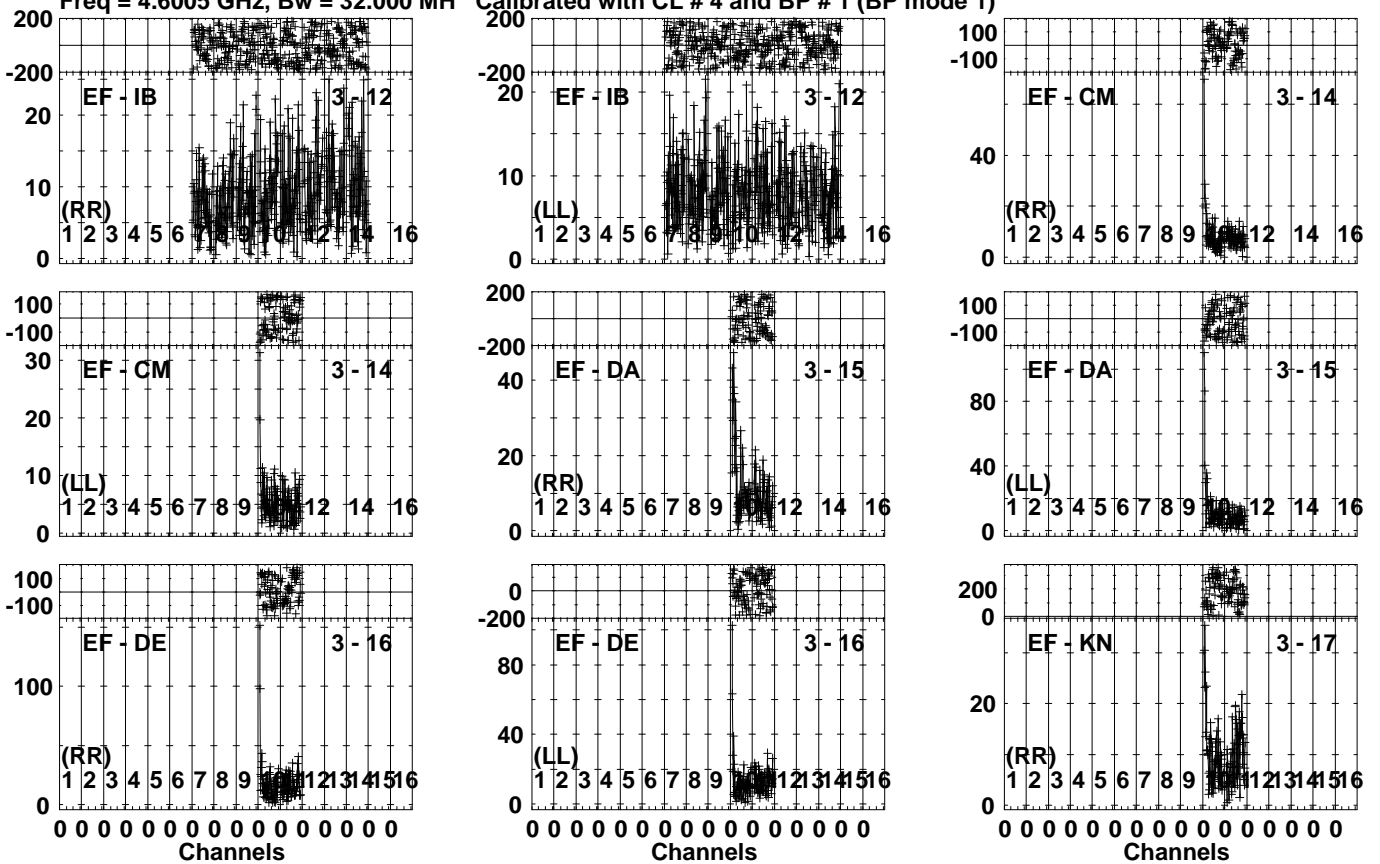


Lower frame: Milli Ampl Jy Top frame: Phas deg  
Vector averaged cross-power spectrum Several baselines displayed  
Timerange: 00/18:06:31 to 00/18:09:59

Plot file version 311 created 30-SEP-2022 11:06:15

SDSSJ1430 EM163.UVDATA.1

Freq = 4.6005 GHz, Bw = 32.000 MH Calibrated with CL # 4 and BP # 1 (BP mode 1)

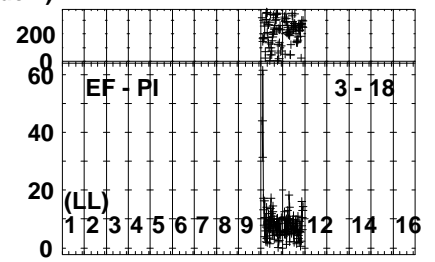
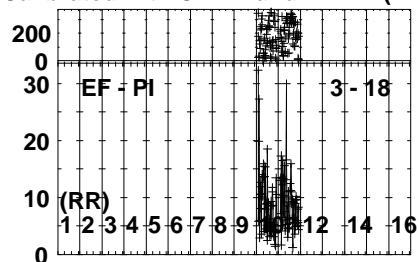
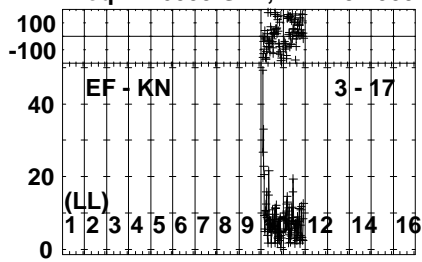


Lower frame: Milli Ampl Jy Top frame: Phas deg  
Vector averaged cross-power spectrum Several baselines displayed  
Timerange: 00/18:06:31 to 00/18:09:59

Plot file version 312 created 30-SEP-2022 11:06:16

SDSSJ1430 EM163.UVDATA.1

Freq = 4.6005 GHz, Bw = 32.000 MH Calibrated with CL # 4 and BP # 1 (BP mode 1)



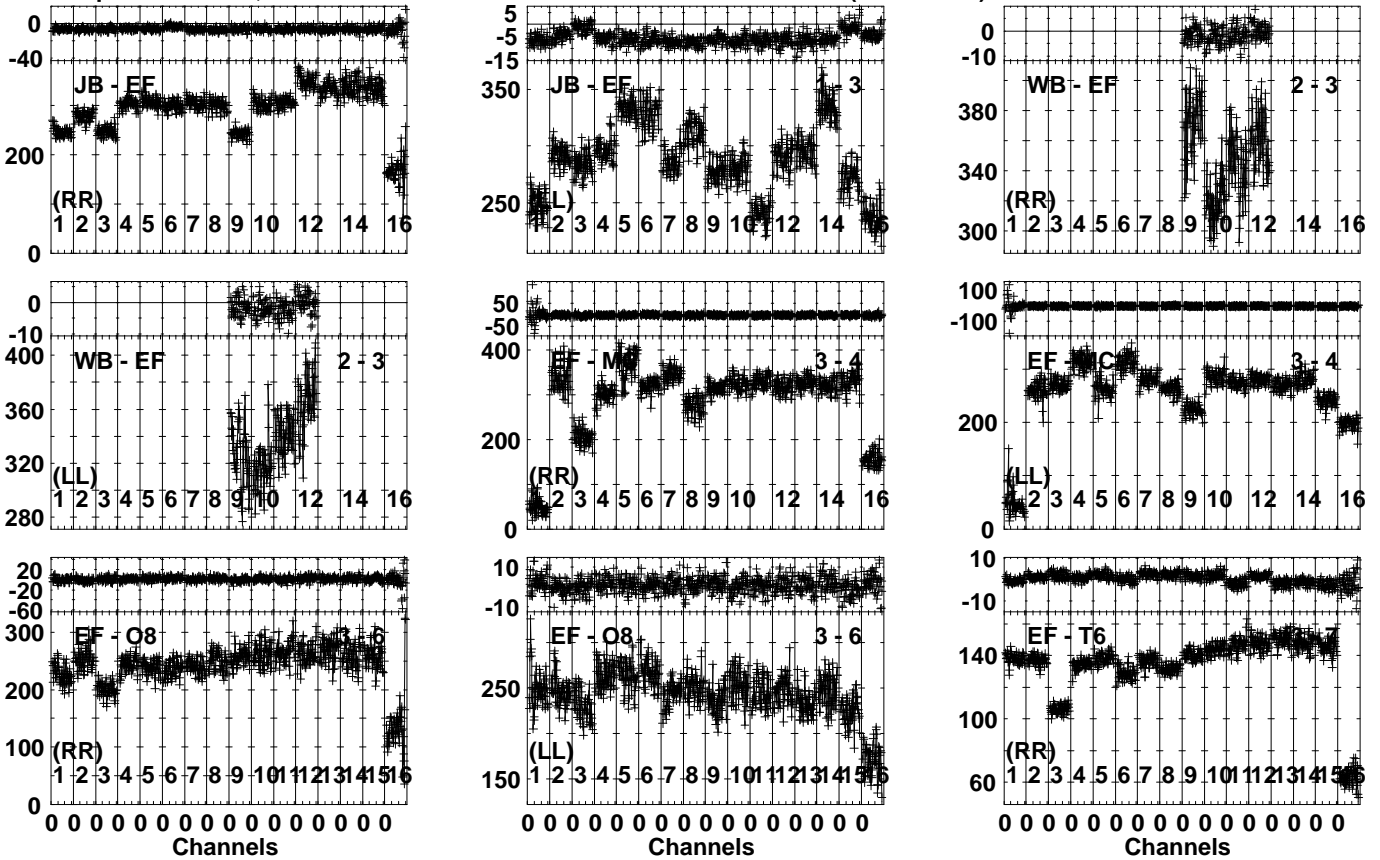
Lower frame: Milli Ampl Jy Top frame: Phas deg  
Vector averaged cross-power spectrum Several baselines displayed  
Timerange: 00/18:06:31 to 00/18:09:59



Plot file version 313 created 30-SEP-2022 11:06:17

J1427+2348 EM163.UVDATA.1

Freq = 4.6005 GHz, Bw = 32.000 MH Calibrated with CL # 4 and BP # 1 (BP mode 1)

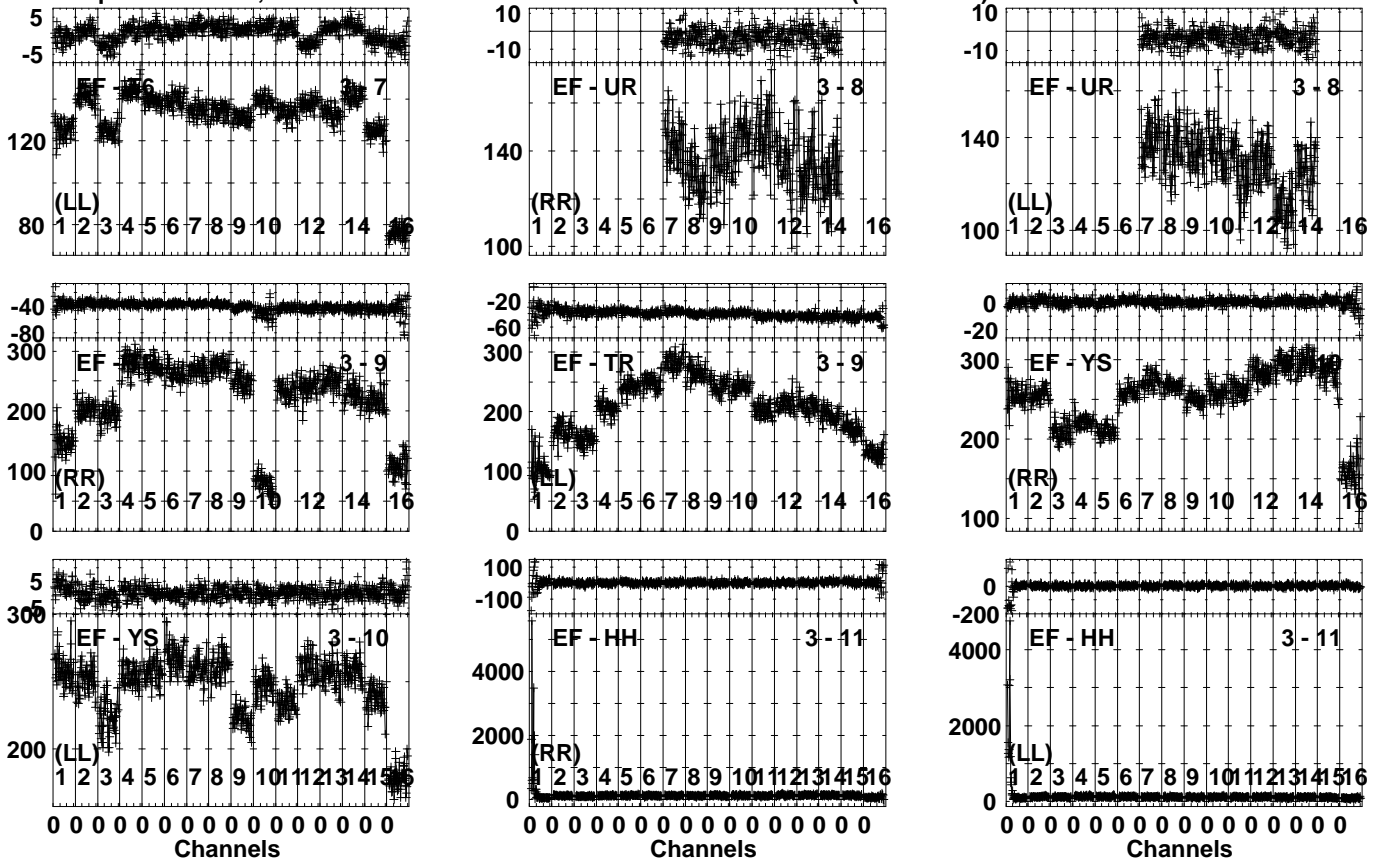


Lower frame: Milli Ampl Jy Top frame: Phas deg  
 Vector averaged cross-power spectrum Several baselines displayed  
 Timerange: 00/18:10:01 to 00/18:11:29

Plot file version 314 created 30-SEP-2022 11:06:17

J1427+2348 EM163.UVDATA.1

Freq = 4.6005 GHz, Bw = 32.000 MH Calibrated with CL # 4 and BP # 1 (BP mode 1)

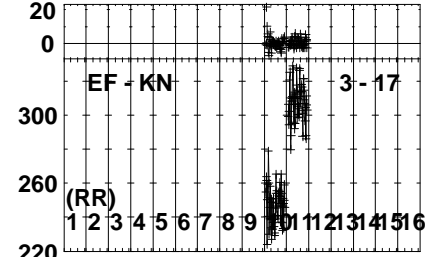
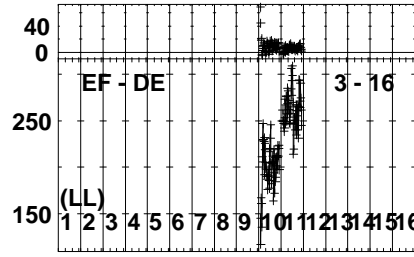
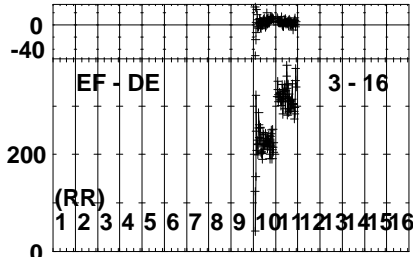
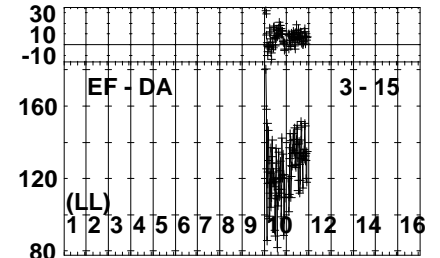
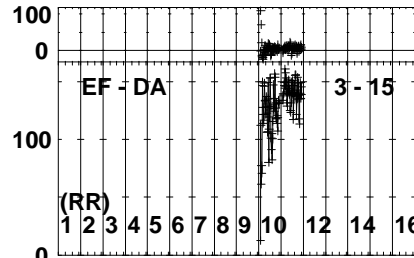
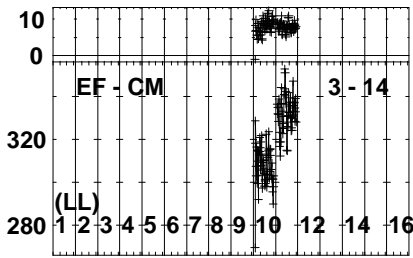
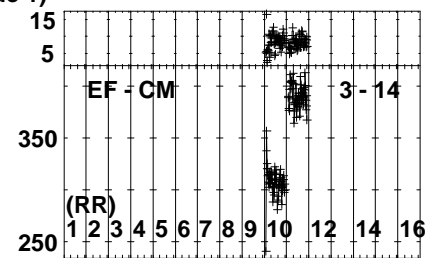
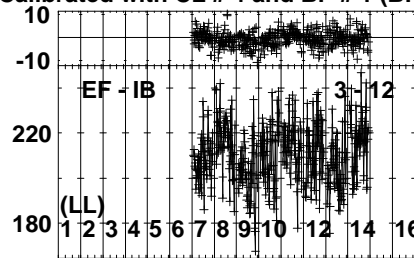
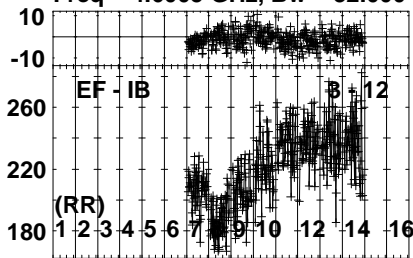


Lower frame: Milli Ampl Jy Top frame: Phas deg  
 Vector averaged cross-power spectrum Several baselines displayed  
 Timerange: 00/18:10:01 to 00/18:11:29

Plot file version 315 created 30-SEP-2022 11:06:18

J1427+2348 EM163.UVDATA.1

Freq = 4.6005 GHz, Bw = 32.000 MH Calibrated with CL # 4 and BP # 1 (BP mode 1)

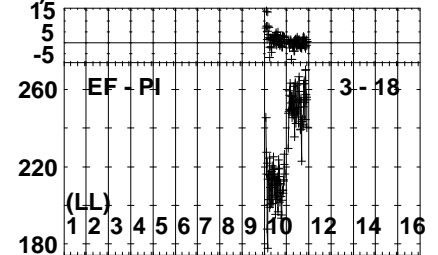
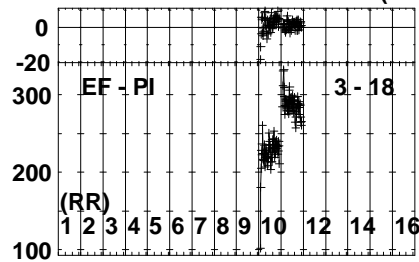
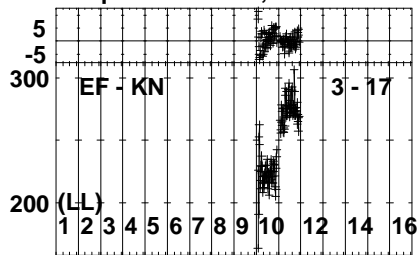


Lower frame: Milli Ampl Jy Top frame: Phas deg  
Vector averaged cross-power spectrum Several baselines displayed  
Timerange: 00/18:10:01 to 00/18:11:29

Plot file version 316 created 30-SEP-2022 11:06:19

J1427+2348 EM163.UVDATA.1

Freq = 4.6005 GHz, Bw = 32.000 MH Calibrated with CL # 4 and BP # 1 (BP mode 1)

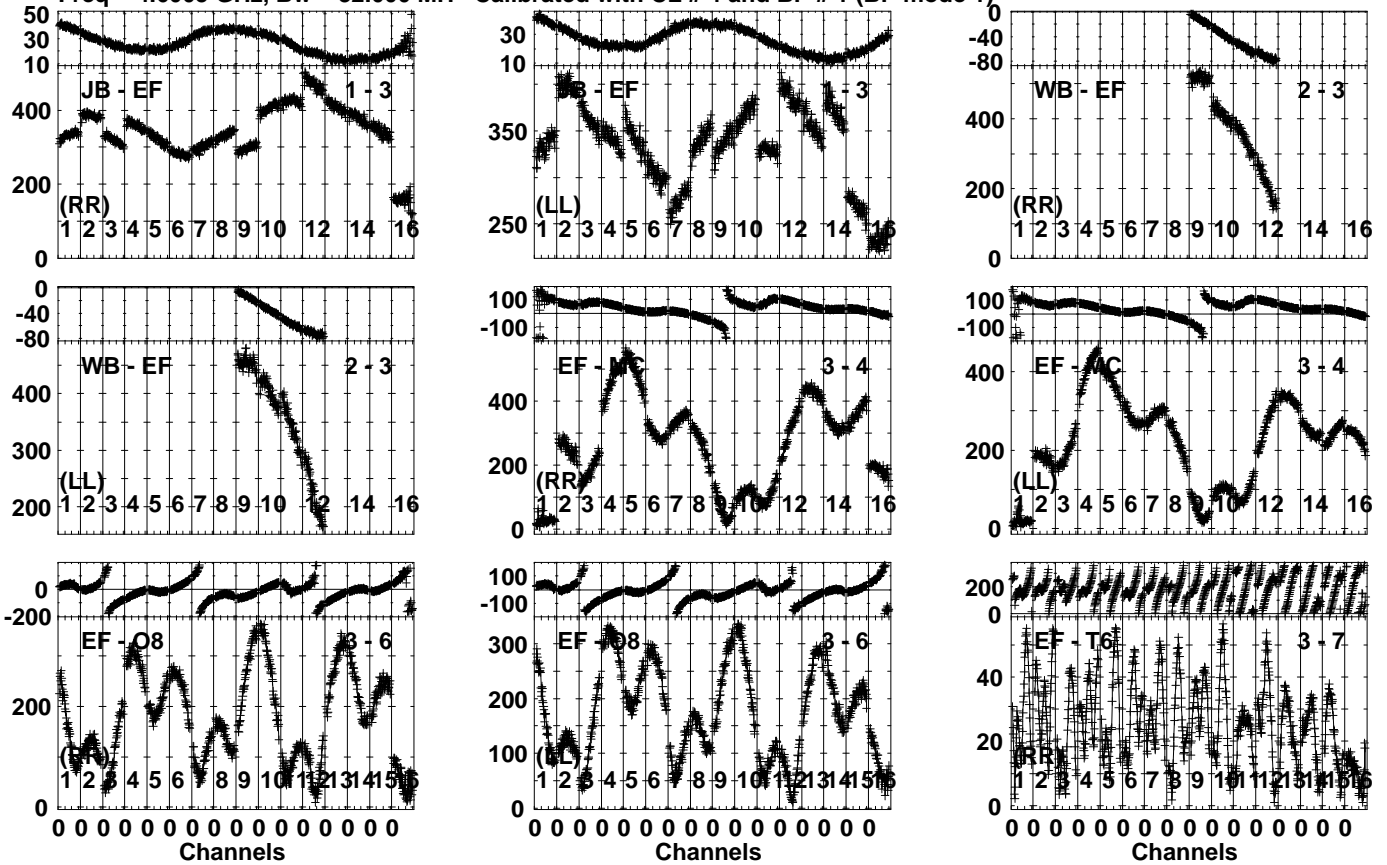


Lower frame: Milli Ampl Jy Top frame: Phas deg  
Vector averaged cross-power spectrum Several baselines displayed  
Timerange: 00/18:10:01 to 00/18:11:29

Plot file version 317 created 30-SEP-2022 11:06:19

J1424+225A EM163.UVDATA.1

Freq = 4.6005 GHz, Bw = 32.000 MH Calibrated with CL # 4 and BP # 1 (BP mode 1)

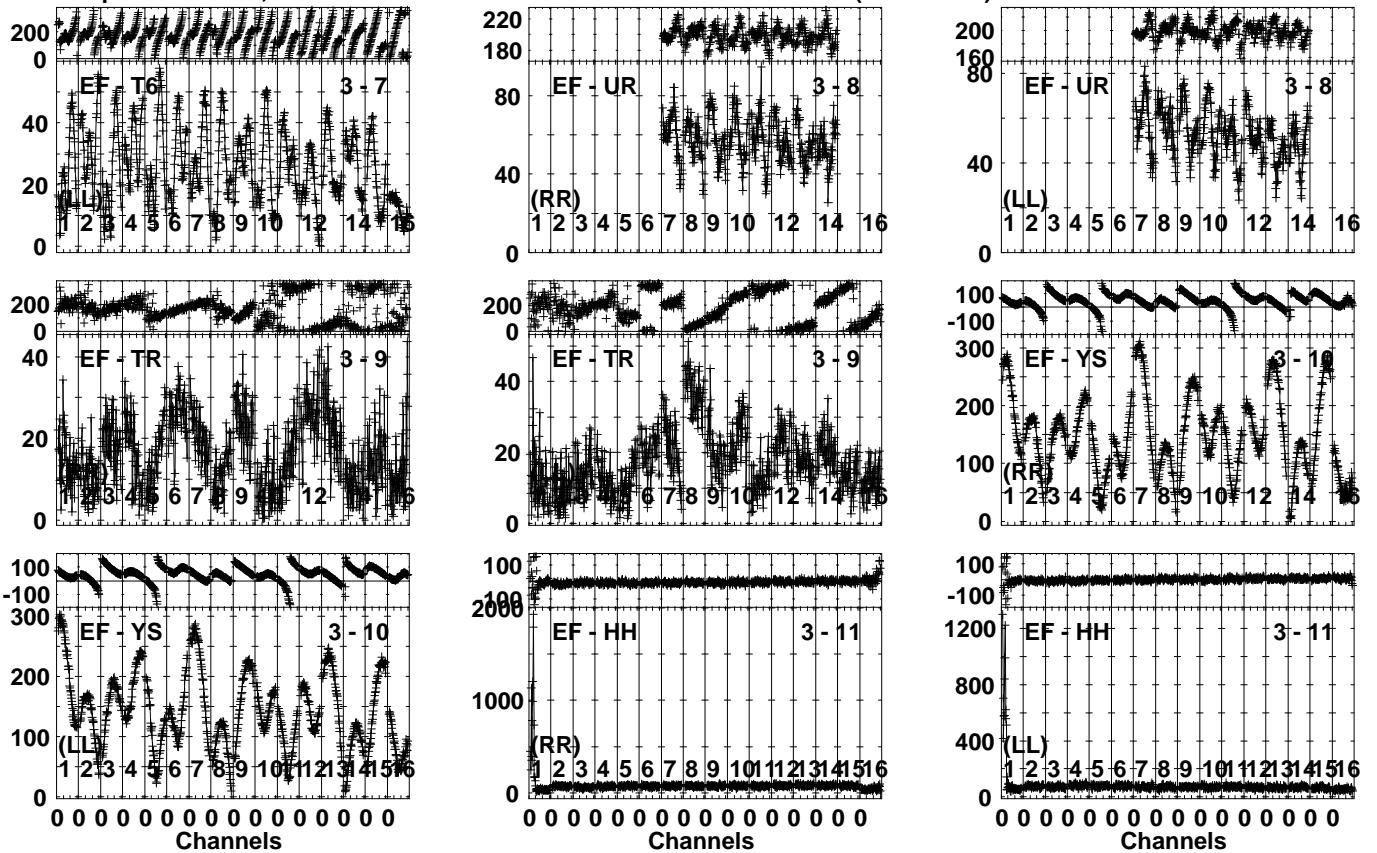


Lower frame: Milli Ampl Jy Top frame: Phas deg  
 Vector averaged cross-power spectrum Several baselines displayed  
 Timerange: 00:18:11:31 to 00:18:14:59

Plot file version 318 created 30-SEP-2022 11:06:20

J1424+225A EM163.UVDATA.1

Freq = 4.6005 GHz, Bw = 32.000 MH Calibrated with CL # 4 and BP # 1 (BP mode 1)

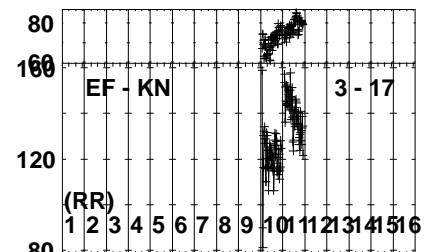
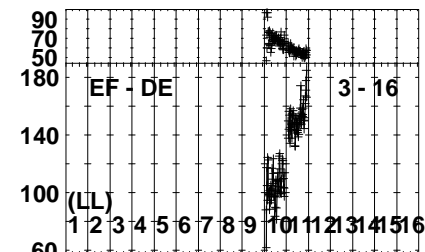
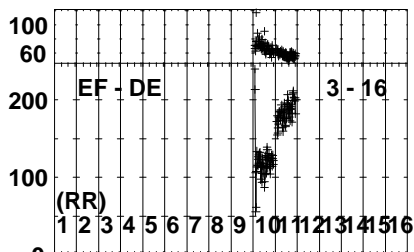
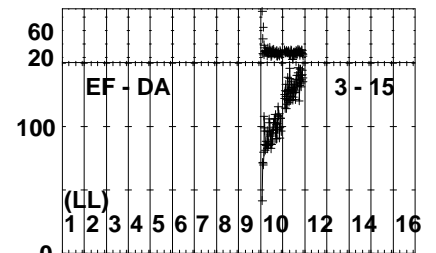
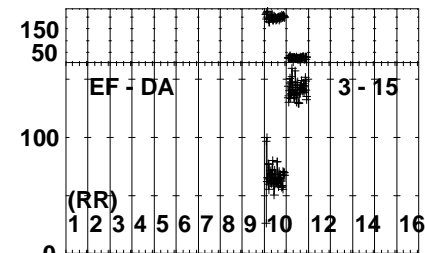
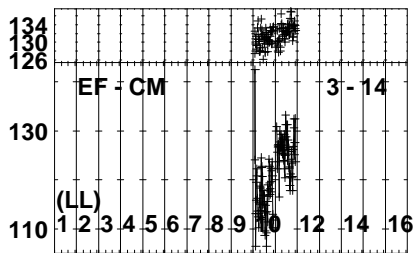
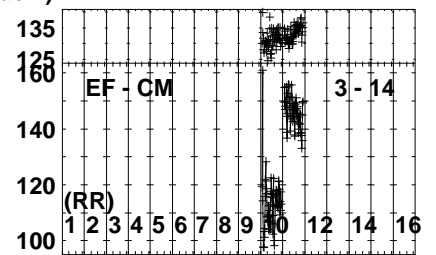
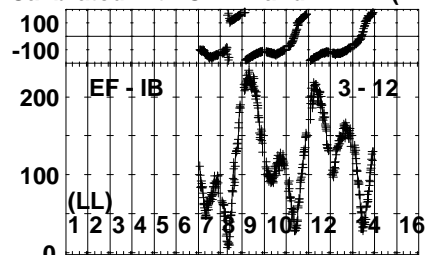
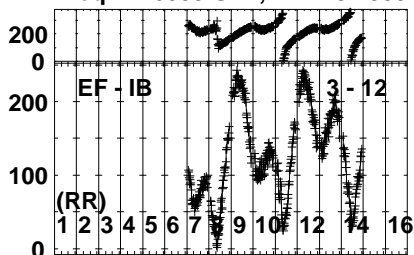


Lower frame: Milli Ampl Jy Top frame: Phas deg  
 Vector averaged cross-power spectrum Several baselines displayed  
 Timerange: 00/18:11:31 to 00/18:14:59

Plot file version 319 created 30-SEP-2022 11:06:21

J1424+225A EM163.UVDATA.1

Freq = 4.6005 GHz, Bw = 32.000 MH Calibrated with CL # 4 and BP # 1 (BP mode 1)

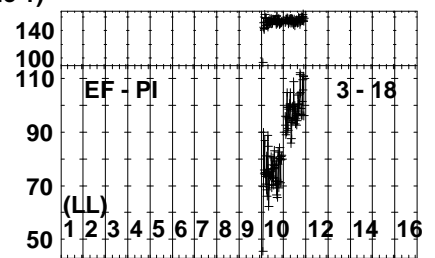
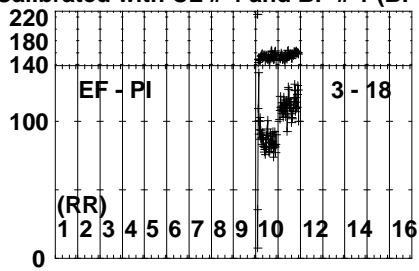
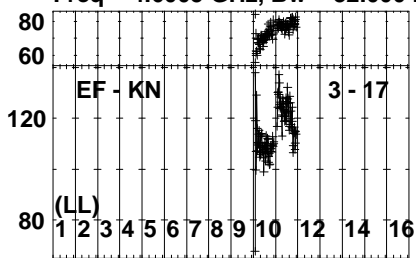


Lower frame: Milli Ampl Jy Top frame: Phas deg  
Vector averaged cross-power spectrum Several baselines displayed  
Timerange: 00/18:11:31 to 00/18:14:59

Plot file version 320 created 30-SEP-2022 11:06:22

J1424+225A EM163.UVDATA.1

Freq = 4.6005 GHz, Bw = 32.000 MH Calibrated with CL # 4 and BP # 1 (BP mode 1)



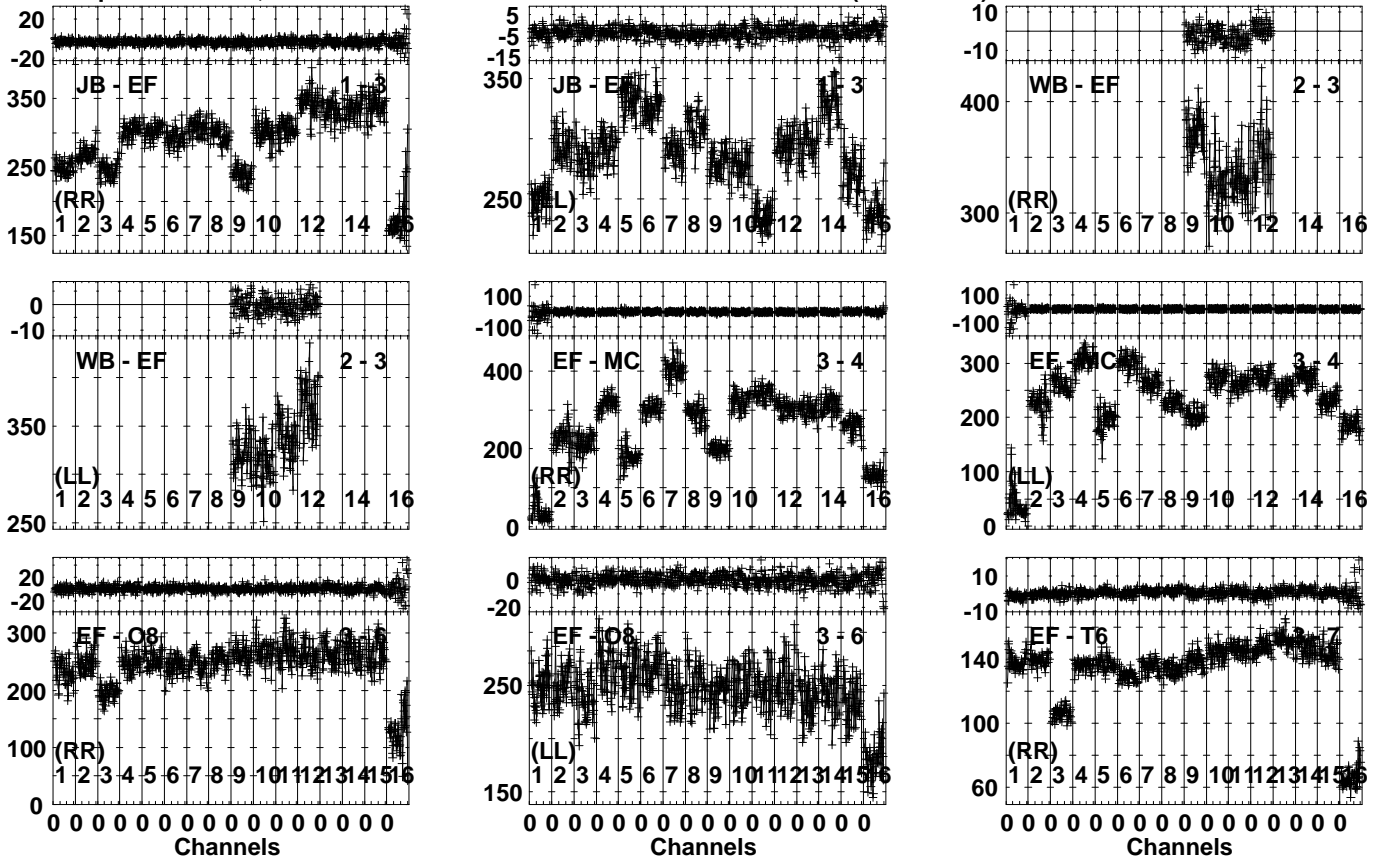
Lower frame: Milli Ampl Jy Top frame: Phas deg  
Vector averaged cross-power spectrum Several baselines displayed  
Timerange: 00/18:11:31 to 00/18:14:59



Plot file version 321 created 30-SEP-2022 11:06:23

J1427+2348 EM163.UVDATA.1

Freq = 4.6005 GHz, Bw = 32.000 MH Calibrated with CL # 4 and BP # 1 (BP mode 1)

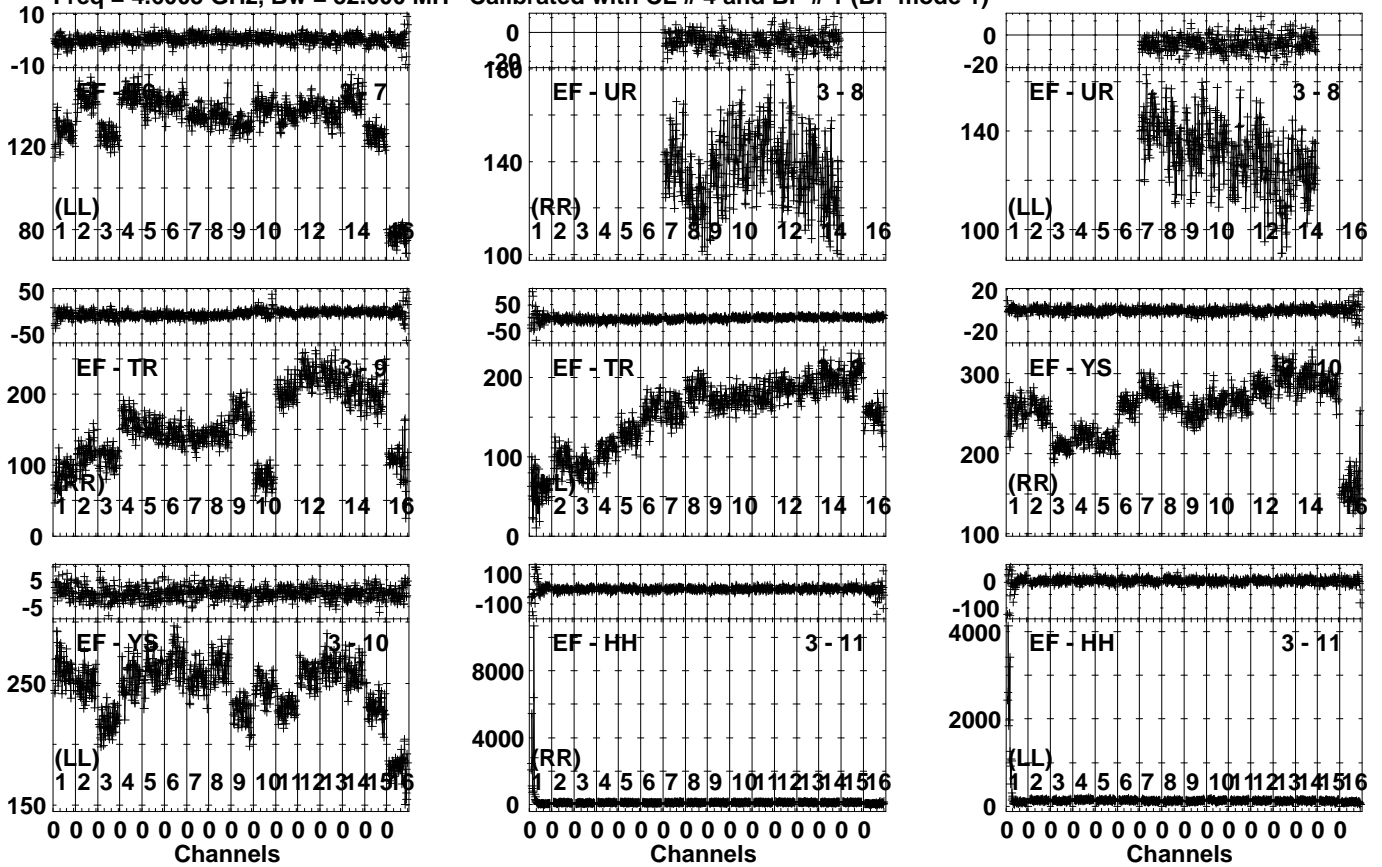


Lower frame: Milli Ampl Jy Top frame: Phas deg  
 Vector averaged cross-power spectrum Several baselines displayed  
 Timerange: 00/18:15:31 to 00/18:16:29

Plot file version 322 created 30-SEP-2022 11:06:23

J1427+2348 EM163.UVDATA.1

Freq = 4.6005 GHz, Bw = 32.000 MH Calibrated with CL # 4 and BP # 1 (BP mode 1)

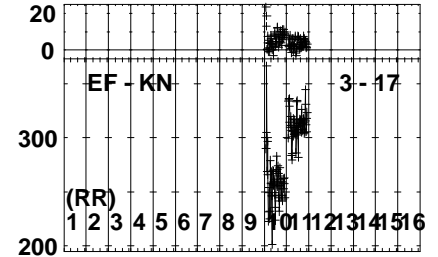
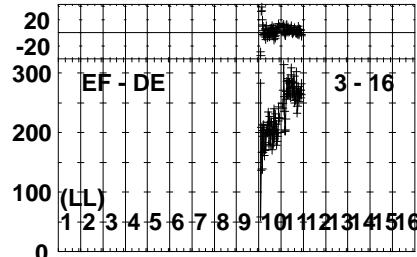
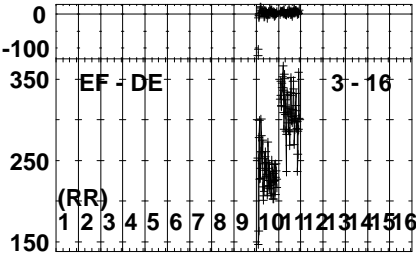
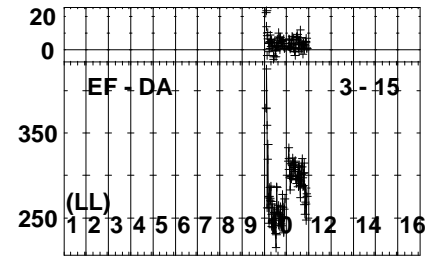
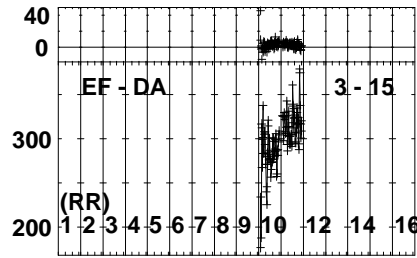
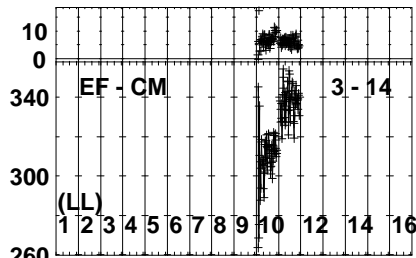
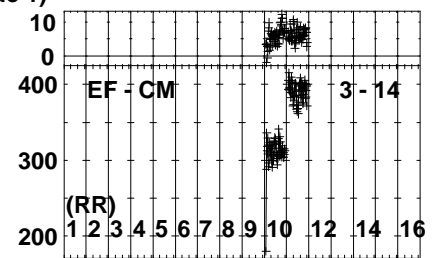
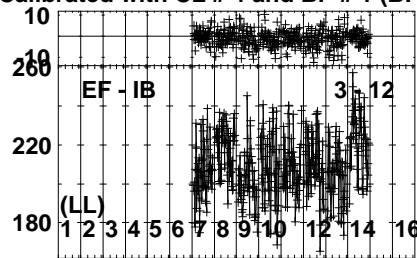
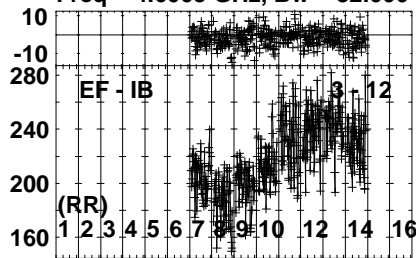


Lower frame: Milli Ampl Jy Top frame: Phas deg  
Vector averaged cross-power spectrum Several baselines displayed  
Timerange: 00/18:15:31 to 00/18:16:29

Plot file version 323 created 30-SEP-2022 11:06:24

J1427+2348 EM163.UVDATA.1

Freq = 4.6005 GHz, Bw = 32.000 MH Calibrated with CL # 4 and BP # 1 (BP mode 1)

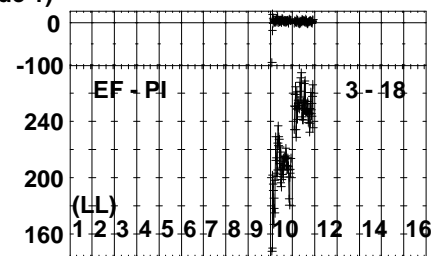
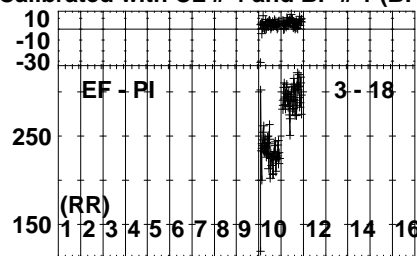
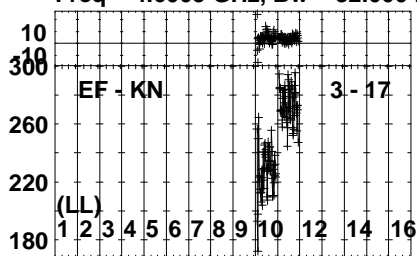


Lower frame: Milli Ampl Jy Top frame: Phas deg  
Vector averaged cross-power spectrum Several baselines displayed  
Timerange: 00/18:15:31 to 00/18:16:29

Plot file version 324 created 30-SEP-2022 11:06:25

J1427+2348 EM163.UVDATA.1

Freq = 4.6005 GHz, Bw = 32.000 MH Calibrated with CL # 4 and BP # 1 (BP mode 1)

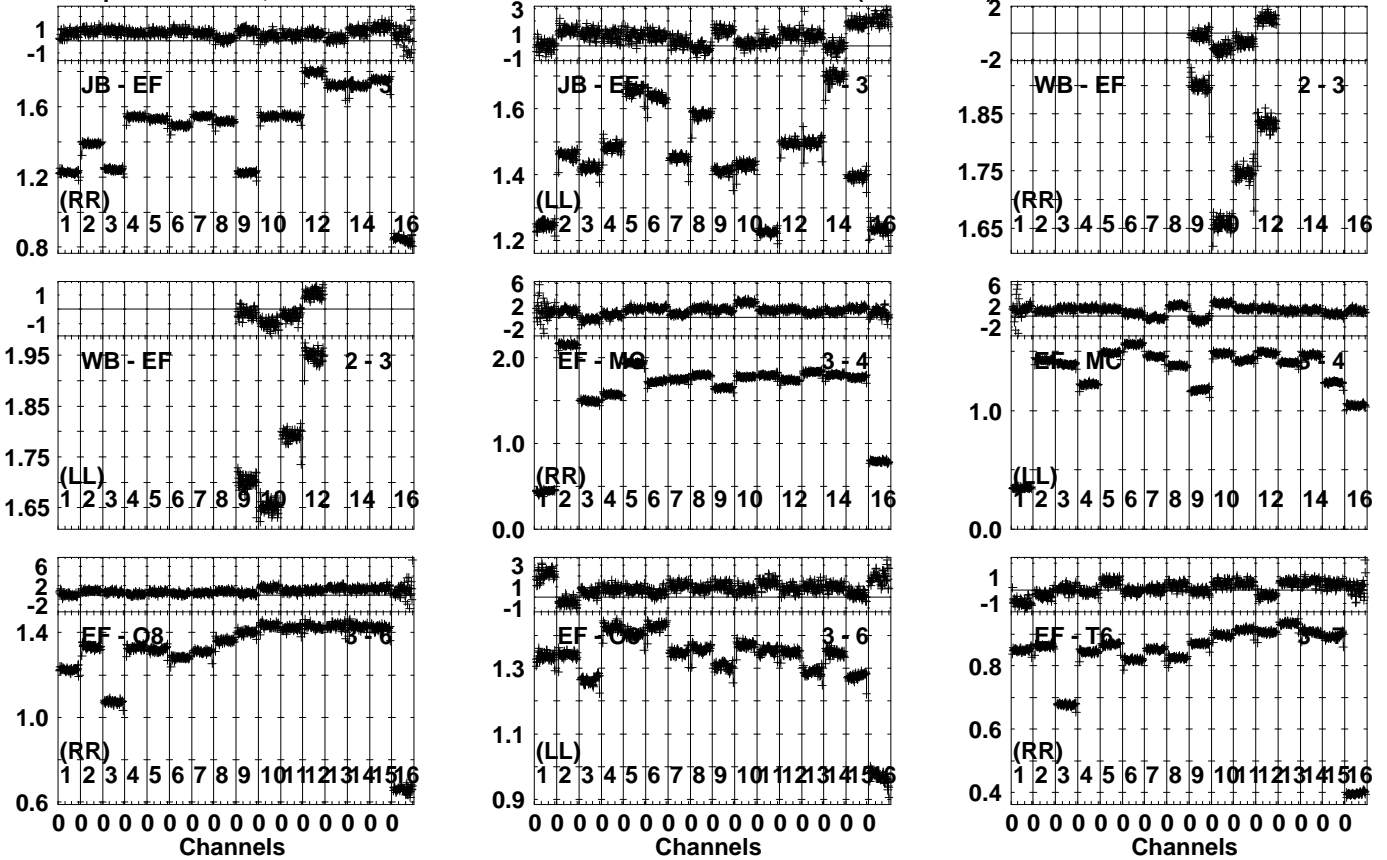


Lower frame: Milli Ampl Jy Top frame: Phas deg  
Vector averaged cross-power spectrum Several baselines displayed  
Timerange: 00/18:15:31 to 00/18:16:29

Plot file version 325 created 30-SEP-2022 11:06:25

J1310+3220 EM163.UVDATA.1

Freq = 4.6005 GHz, Bw = 32.000 MH Calibrated with CL # 4 and BP # 1 (BP mode 1)

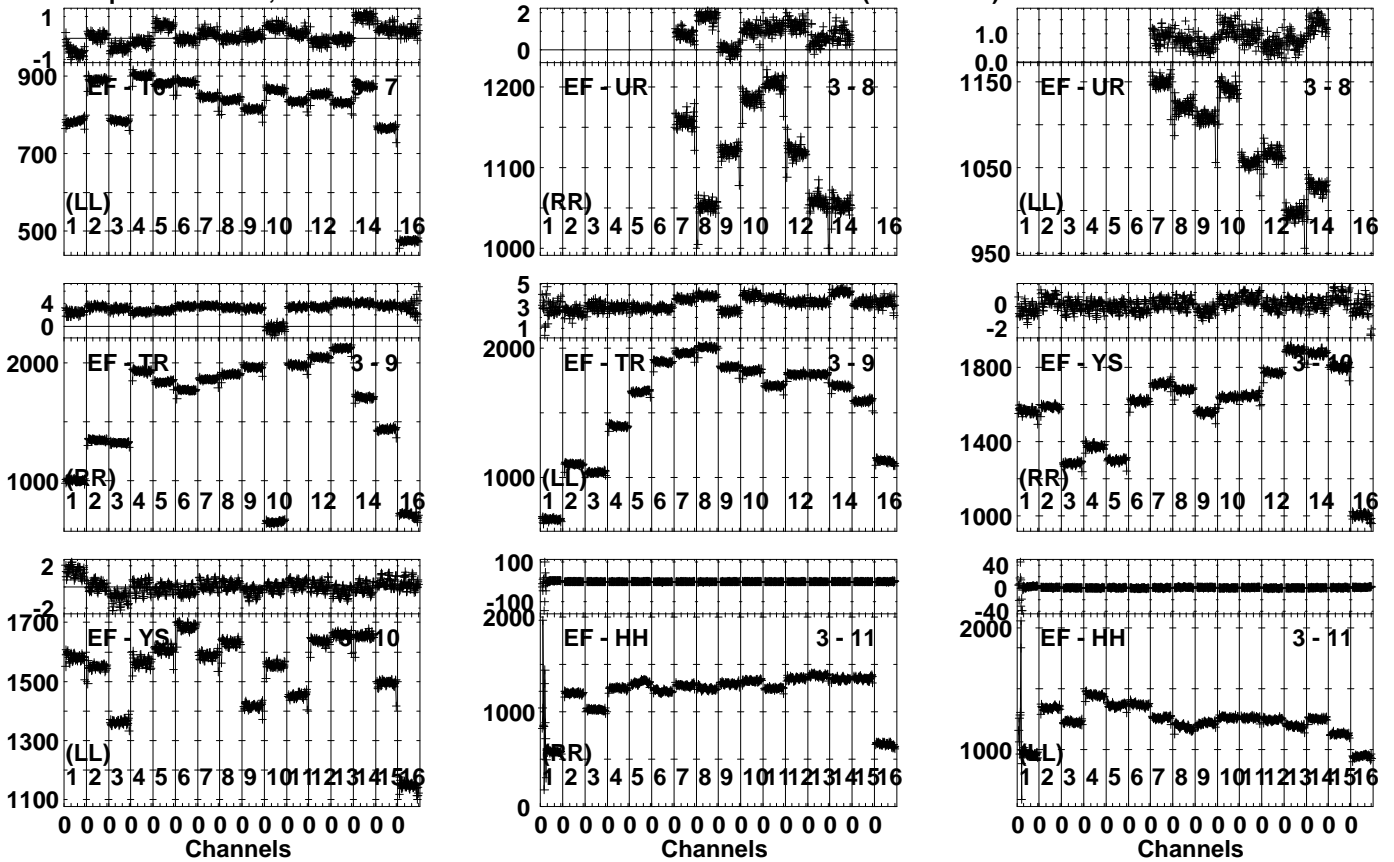


Lower frame: Ampl Jy Top frame: Phas deg  
Vector averaged cross-power spectrum Several baselines displayed  
Timerange: 00/18:24:31 to 00/18:27:29

Plot file version 326 created 30-SEP-2022 11:06:26

J1310+3220 EM163.UVDATA.1

Freq = 4.6005 GHz, Bw = 32.000 MH Calibrated with CL # 4 and BP # 1 (BP mode 1)

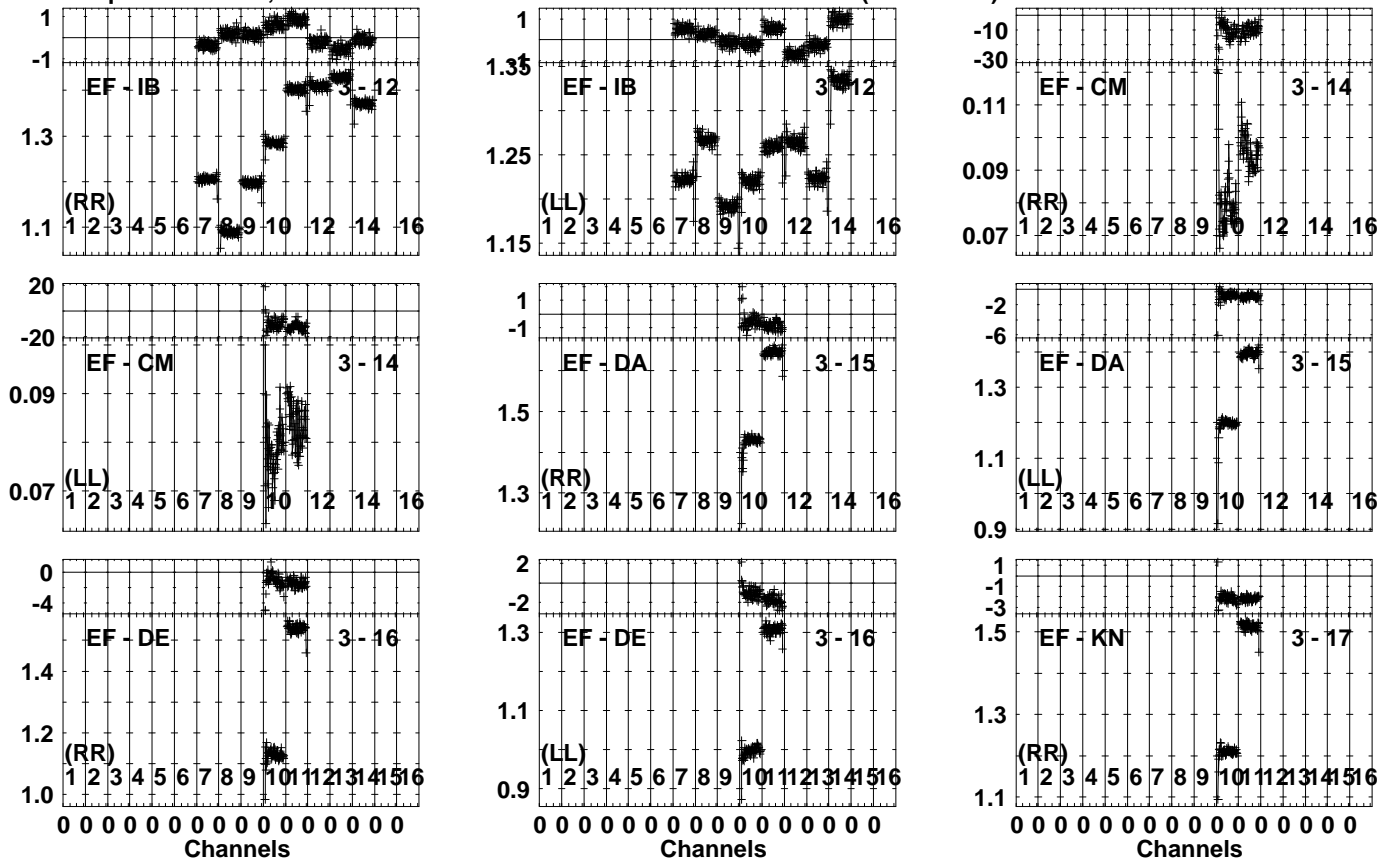


Lower frame: Milli Ampl Jy Top frame: Phas deg  
 Vector averaged cross-power spectrum Several baselines displayed  
 Timerange: 00/18:24:31 to 00/18:27:29

Plot file version 327 created 30-SEP-2022 11:06:27

J1310+3220 EM163.UVDATA.1

Freq = 4.6005 GHz, Bw = 32.000 MH Calibrated with CL # 4 and BP # 1 (BP mode 1)

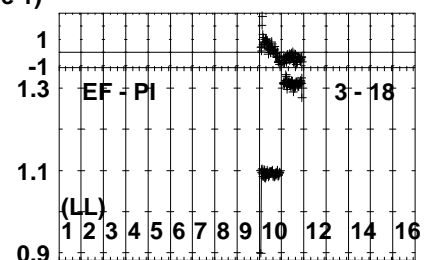
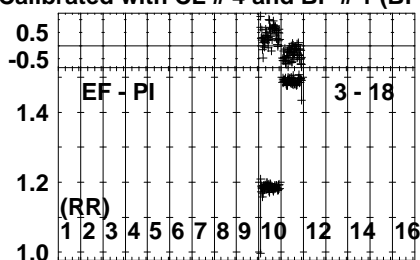
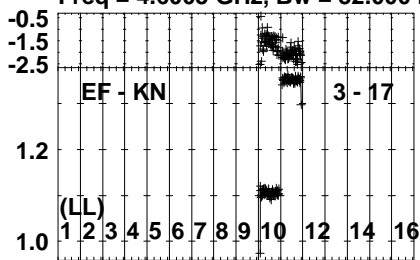


Lower frame: Ampl Jy Top frame: Phas deg  
 Vector averaged cross-power spectrum Several baselines displayed  
 Timerange: 00/18:24:31 to 00/18:27:29

Plot file version 328 created 30-SEP-2022 11:06:28

J1310+3220 EM163.UVDATA.1

Freq = 4.6005 GHz, Bw = 32.000 MH Calibrated with CL # 4 and BP # 1 (BP mode 1)



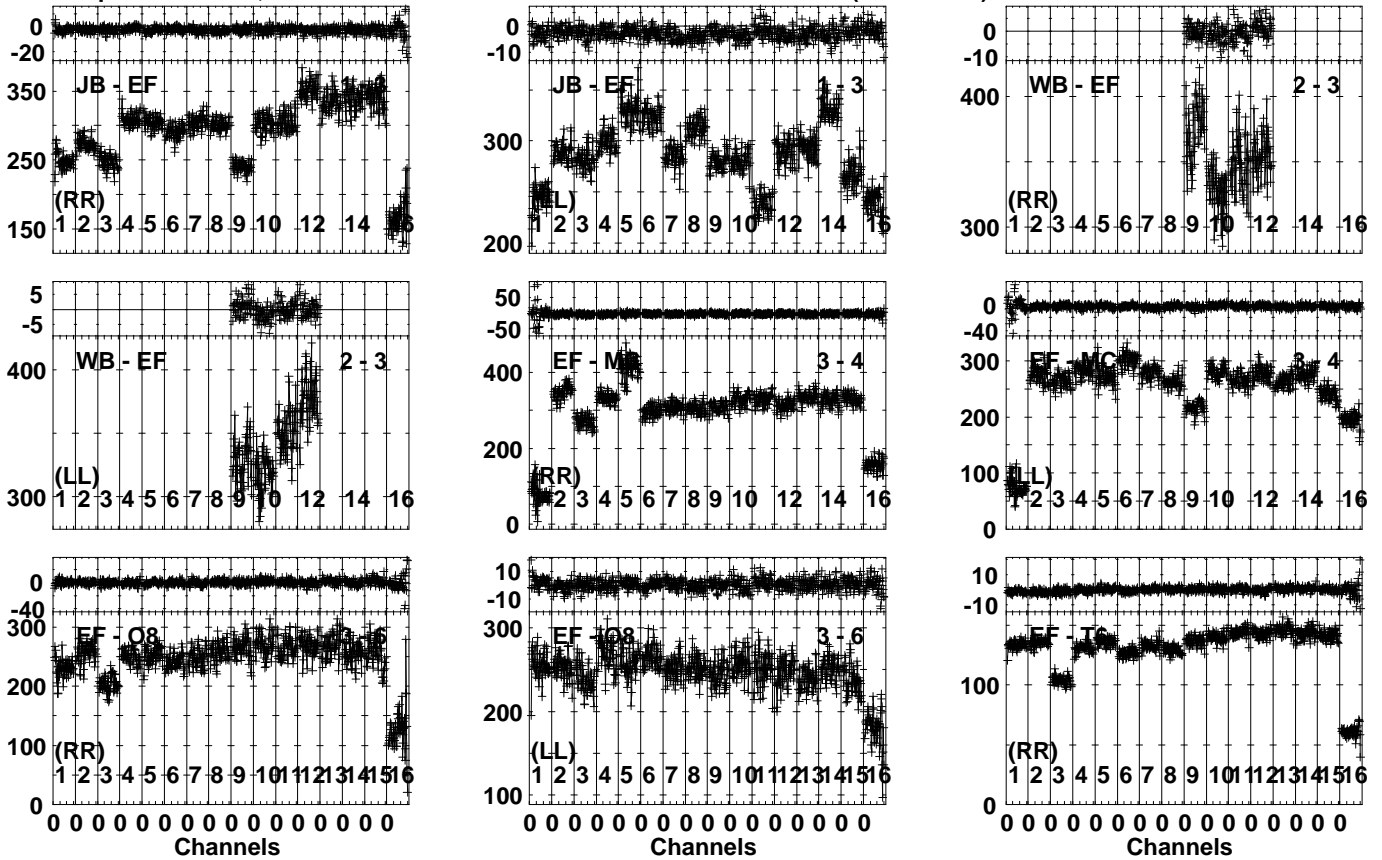
Lower frame: Ampl Jy Top frame: Phas deg  
Vector averaged cross-power spectrum Several baselines displayed  
Timerange: 00/18:24:31 to 00/18:27:29



Plot file version 329 created 30-SEP-2022 11:06:29

J1427+2348 EM163.UVDATA.1

Freq = 4.6005 GHz, Bw = 32.000 MH Calibrated with CL # 4 and BP # 1 (BP mode 1)

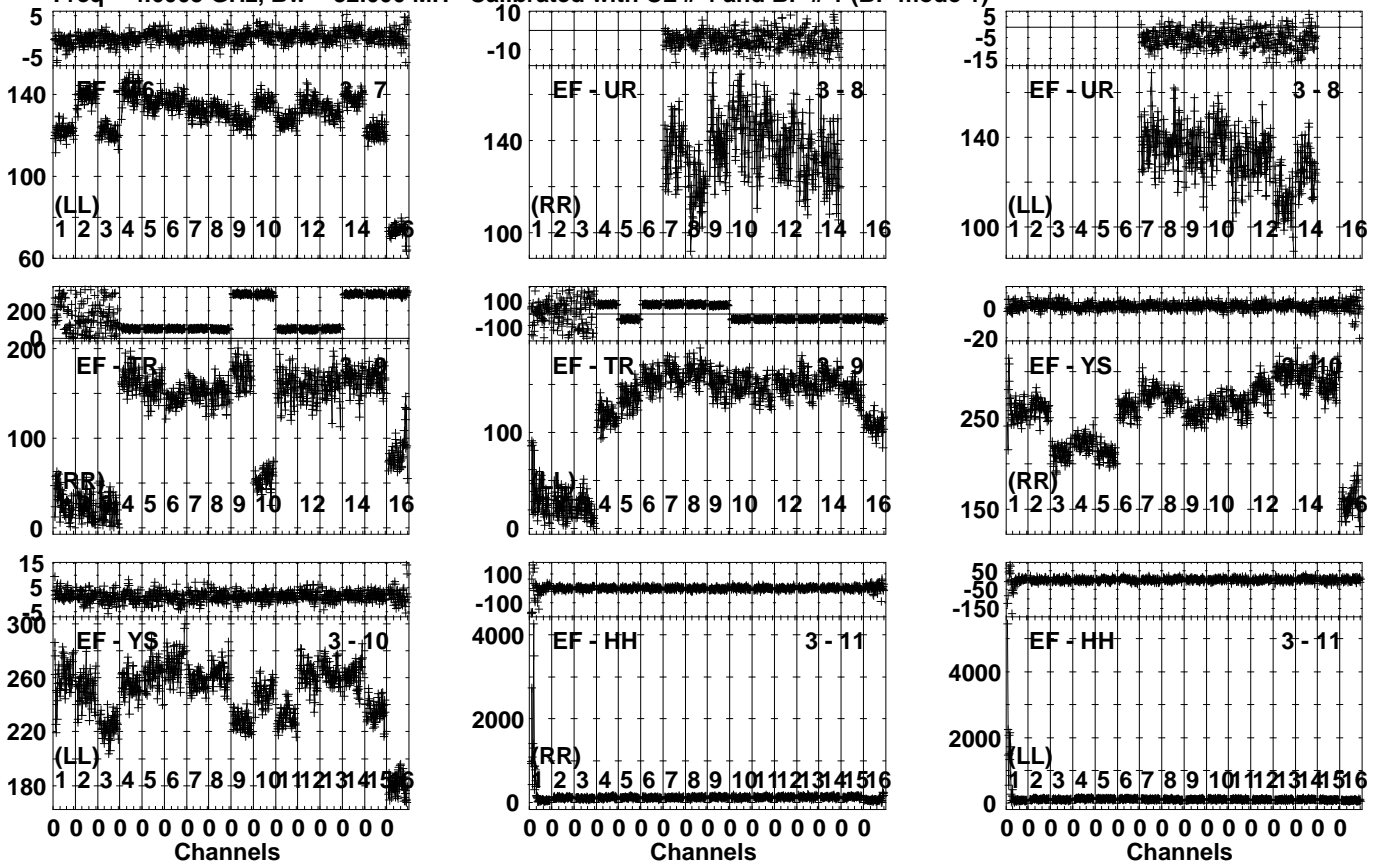


Lower frame: Milli Ampl Jy Top frame: Phas deg  
Vector averaged cross-power spectrum Several baselines displayed  
Timerange: 00/18:29:01 to 00/18:30:29

Plot file version 330 created 30-SEP-2022 11:06:30

J1427+2348 EM163.UVDATA.1

Freq = 4.6005 GHz, Bw = 32.000 MH Calibrated with CL # 4 and BP # 1 (BP mode 1)

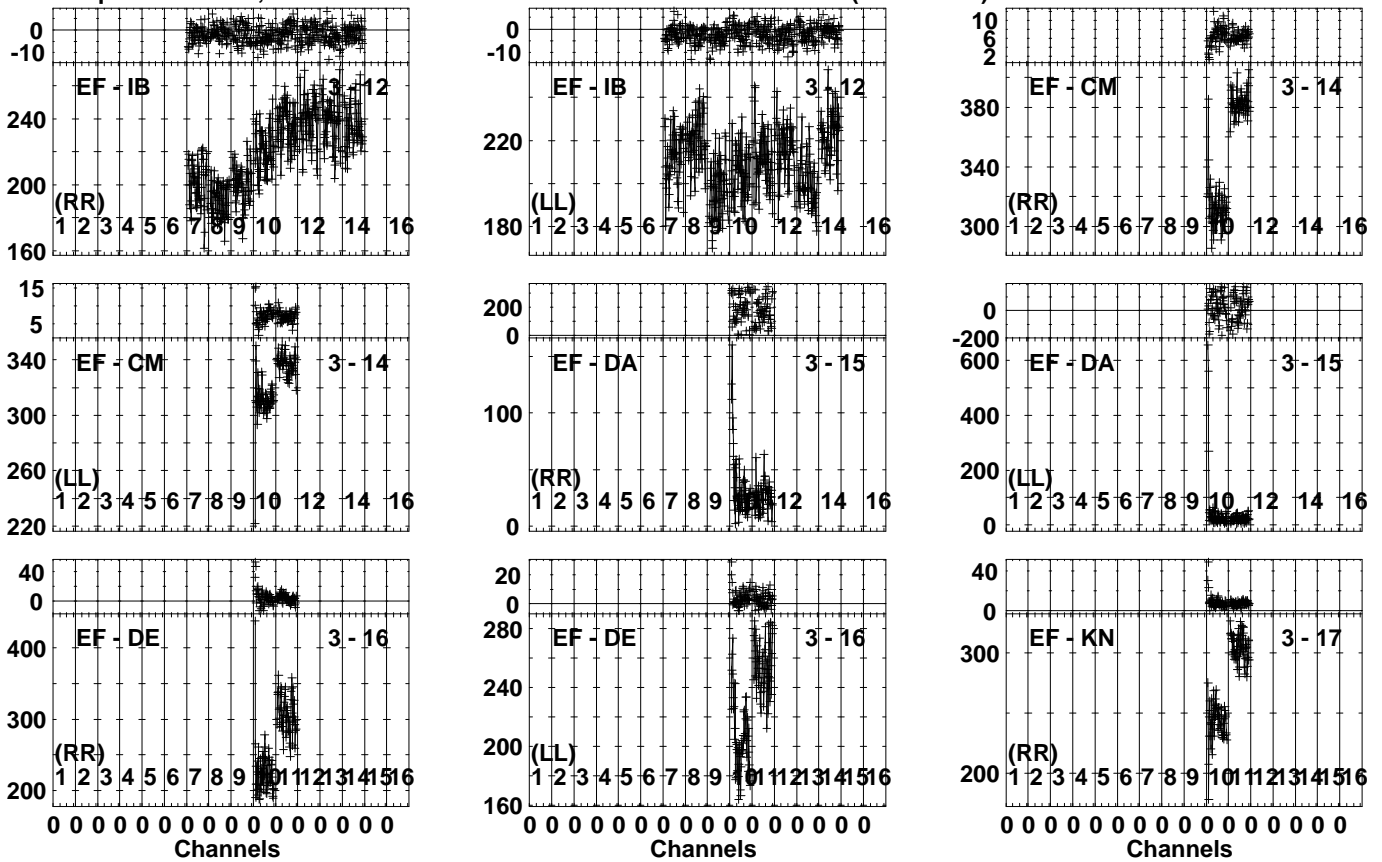


Lower frame: Milli Ampl Jy Top frame: Phas deg  
 Vector averaged cross-power spectrum Several baselines displayed  
 Timerange: 00/18:29:01 to 00/18:30:29

Plot file version 331 created 30-SEP-2022 11:06:31

J1427+2348 EM163.UVDATA.1

Freq = 4.6005 GHz, Bw = 32.000 MH Calibrated with CL # 4 and BP # 1 (BP mode 1)

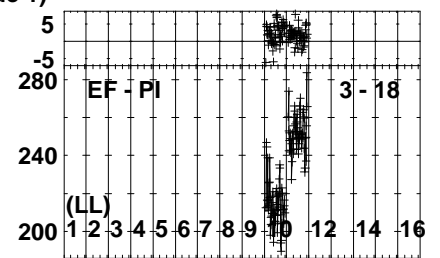
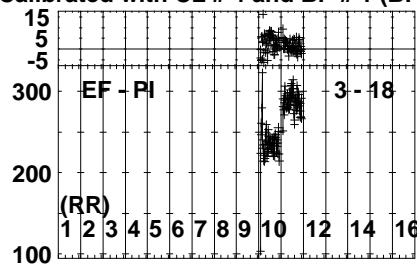
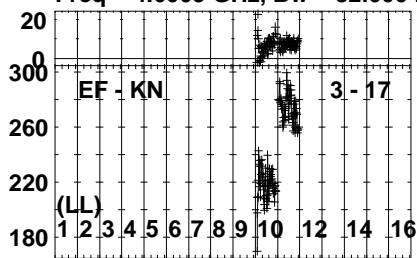


Lower frame: Milli Ampl Jy Top frame: Phas deg  
Vector averaged cross-power spectrum Several baselines displayed  
Timerange: 00/18:29:01 to 00/18:30:29

Plot file version 332 created 30-SEP-2022 11:06:31

J1427+2348 EM163.UVDATA.1

Freq = 4.6005 GHz, Bw = 32.000 MH Calibrated with CL # 4 and BP # 1 (BP mode 1)

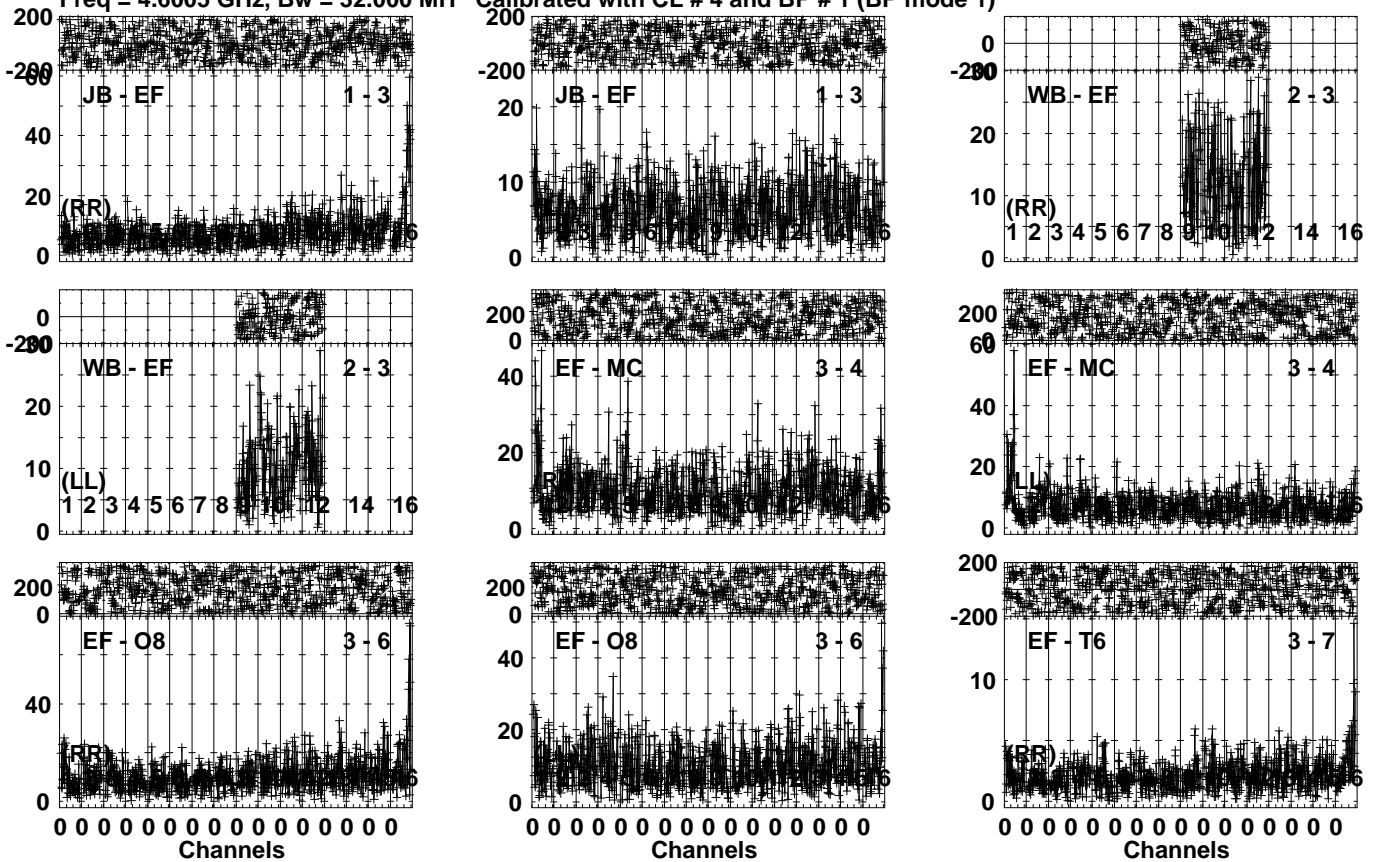


Lower frame: Milli Ampl Jy Top frame: Phas deg  
Vector averaged cross-power spectrum Several baselines displayed  
Timerange: 00/18:29:01 to 00/18:30:29

Plot file version 333 created 30-SEP-2022 11:06:32

SDSSJ1430 EM163.UVDATA.1

Freq = 4.6005 GHz, Bw = 32.000 MH Calibrated with CL # 4 and BP # 1 (BP mode 1)

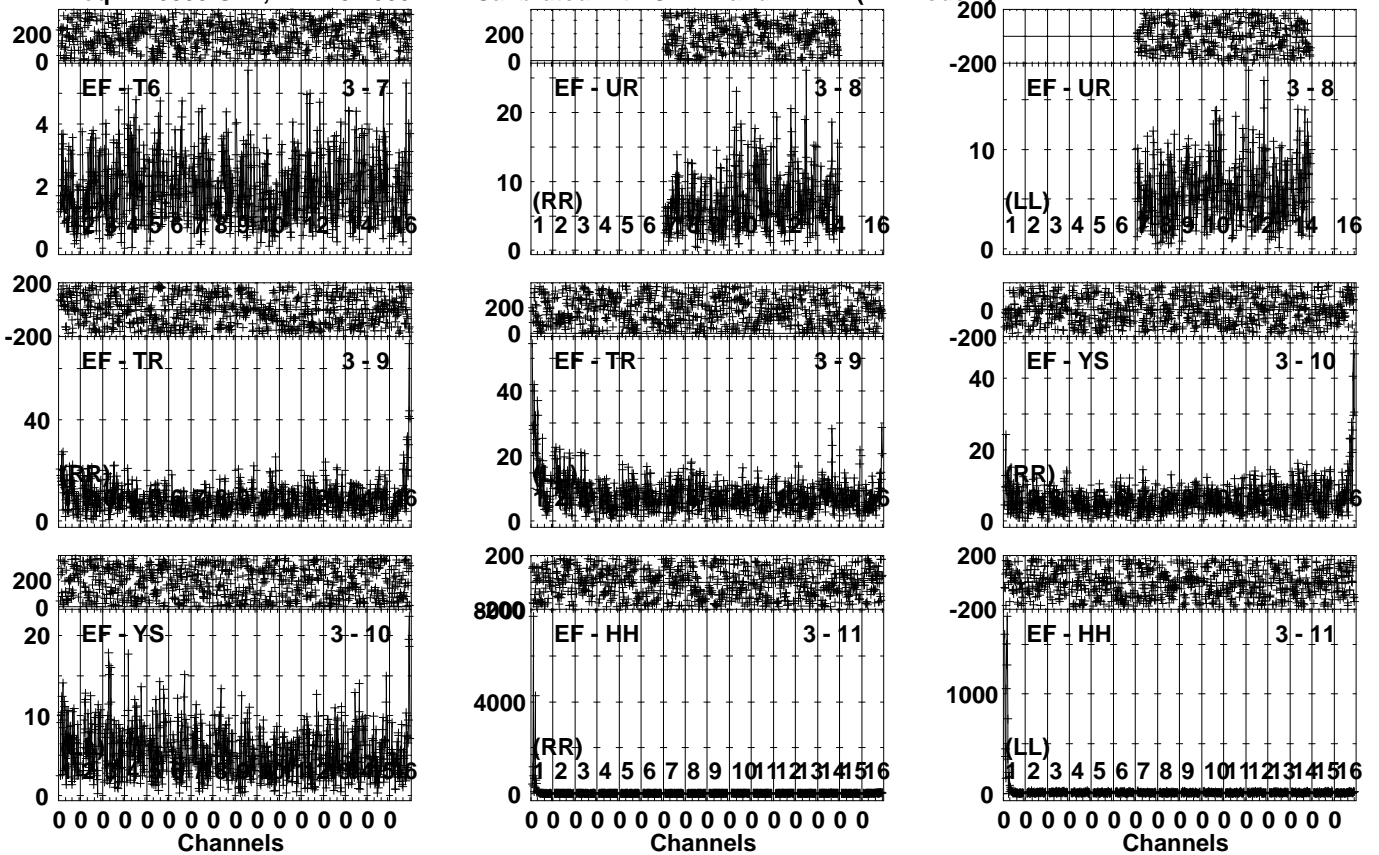


Lower frame: Milli Ampl Jy Top frame: Phas deg  
Vector averaged cross-power spectrum Several baselines displayed  
Timerange: 00/18:30:31 to 00/18:33:59

Plot file version 334 created 30-SEP-2022 11:06:33

SDSSJ1430 EM163.UVDATA.1

Freq = 4.6005 GHz, Bw = 32.000 MH Calibrated with CL # 4 and BP # 1 (BP mode 1)

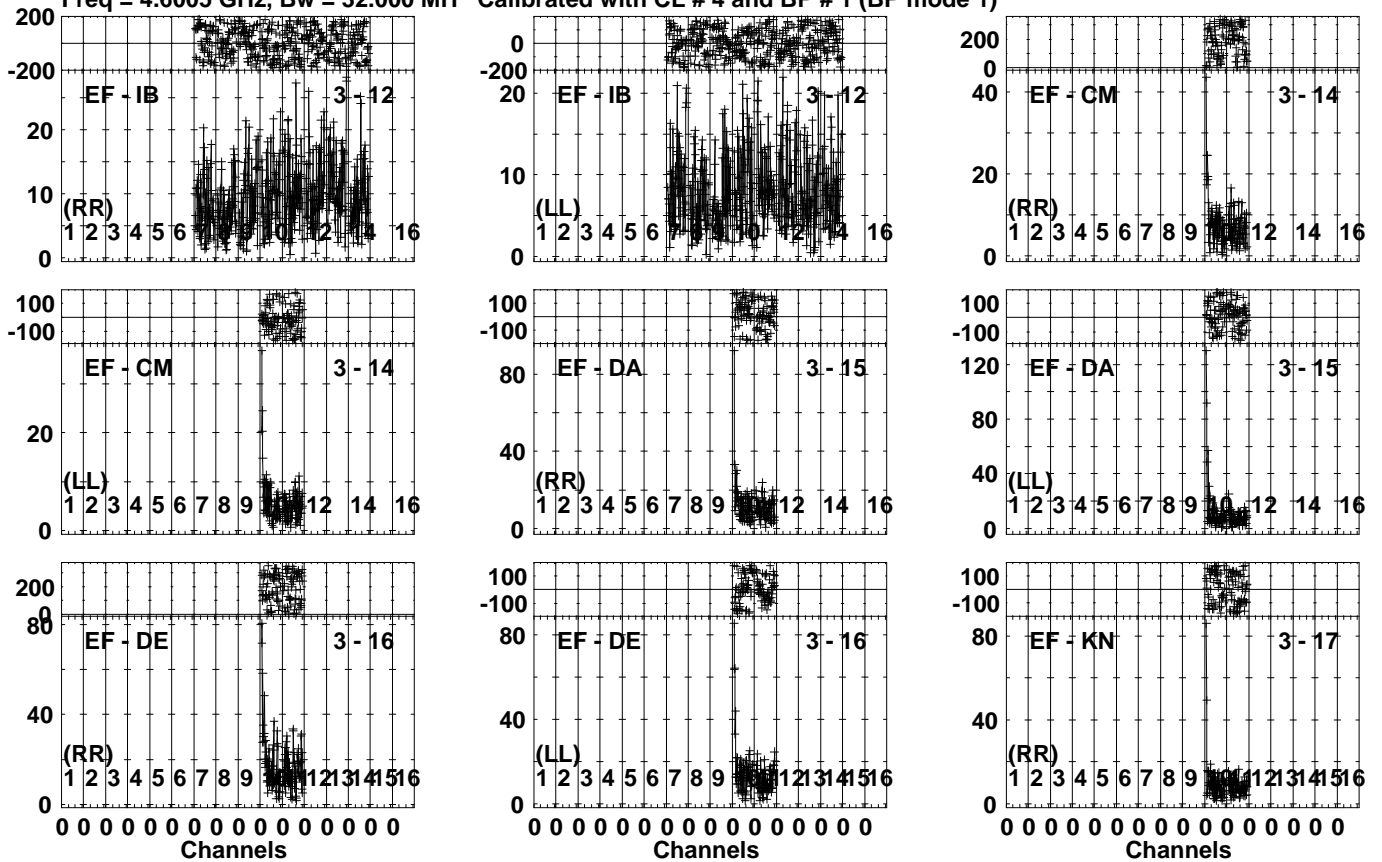


Lower frame: Milli Ampl Jy Top frame: Phas deg  
Vector averaged cross-power spectrum Several baselines displayed  
Timerange: 00/18:30:31 to 00/18:33:59

Plot file version 335 created 30-SEP-2022 11:06:34

SDSSJ1430 EM163.UVDATA.1

Freq = 4.6005 GHz, Bw = 32.000 MH Calibrated with CL # 4 and BP # 1 (BP mode 1)

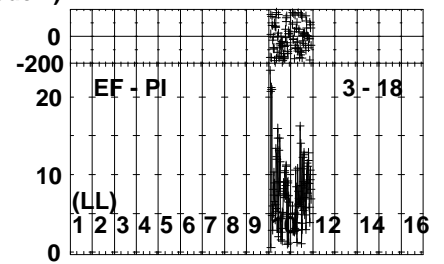
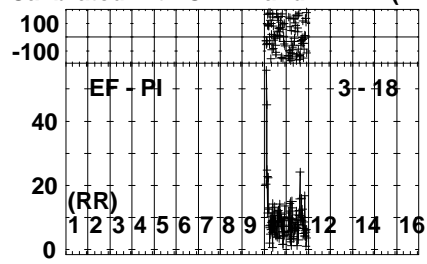
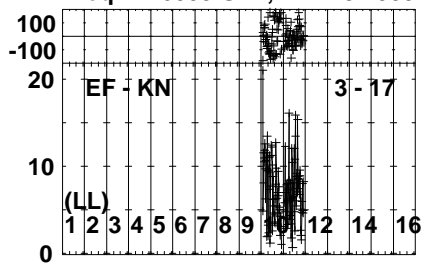


Lower frame: Milli Ampl Jy Top frame: Phas deg  
Vector averaged cross-power spectrum Several baselines displayed  
Timerange: 00/18:30:31 to 00/18:33:59

Plot file version 336 created 30-SEP-2022 11:06:35

SDSSJ1430 EM163.UVDATA.1

Freq = 4.6005 GHz, Bw = 32.000 MH Calibrated with CL # 4 and BP # 1 (BP mode 1)



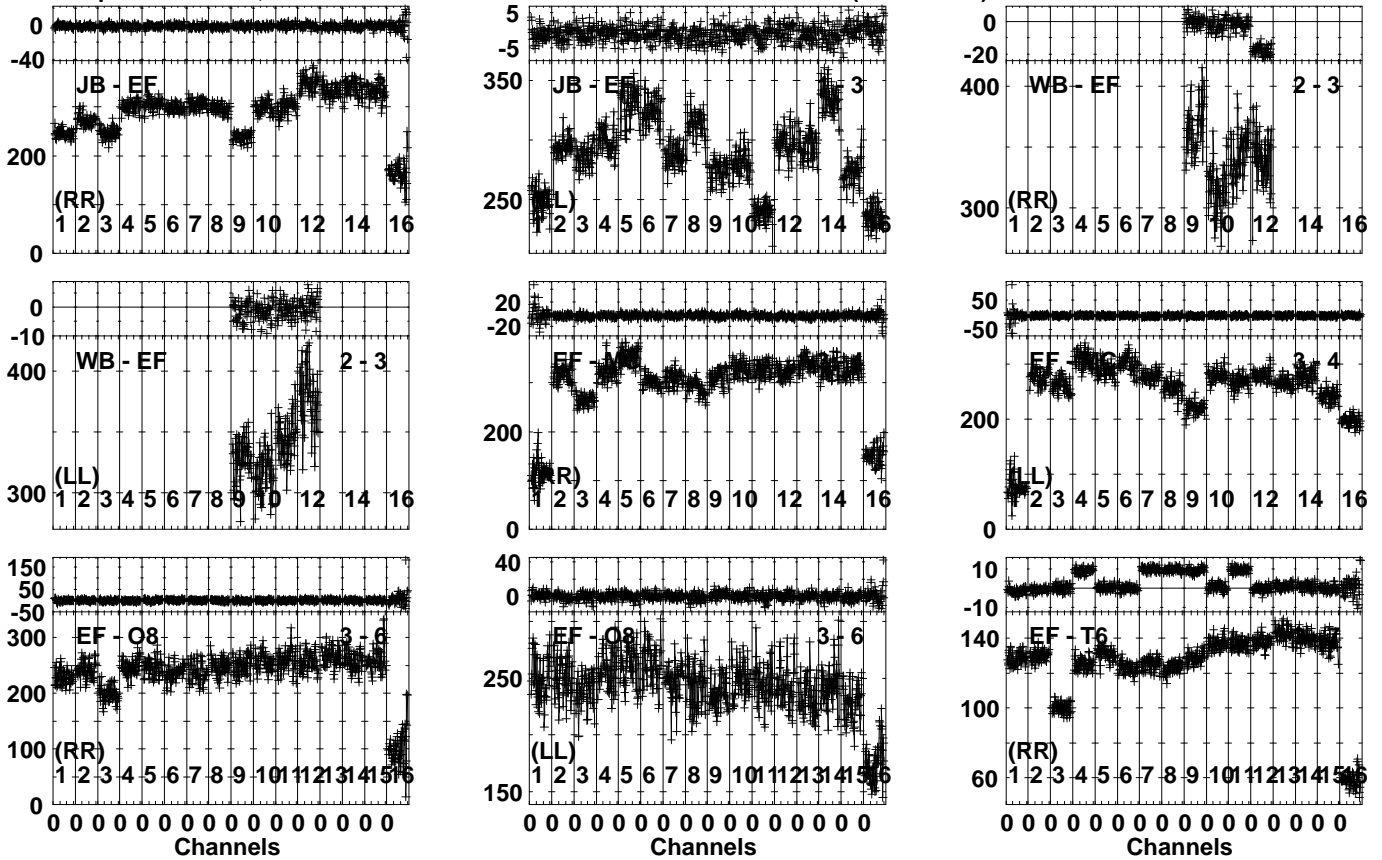
Lower frame: Milli Ampl Jy Top frame: Phas deg  
Vector averaged cross-power spectrum Several baselines displayed  
Timerange: 00/18:30:31 to 00/18:33:59



Plot file version 337 created 30-SEP-2022 11:06:35

J1427+2348 EM163.UVDATA.1

Freq = 4.6005 GHz, Bw = 32.000 MH Calibrated with CL # 4 and BP # 1 (BP mode 1)

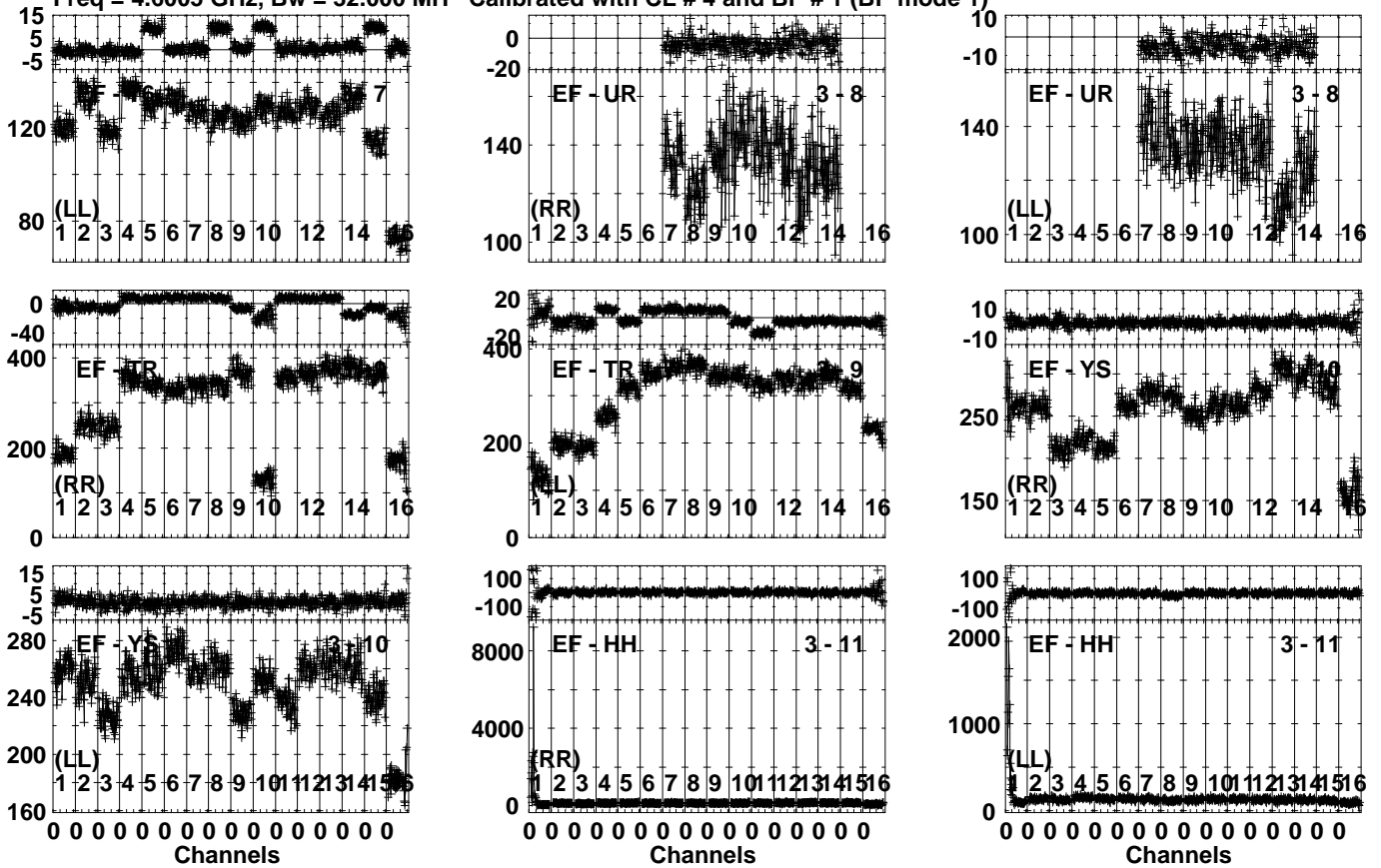


Lower frame: Milli Ampl Jy Top frame: Phas deg  
Vector averaged cross-power spectrum Several baselines displayed  
Timerange: 00/18:34:31 to 00/18:35:29

Plot file version 338 created 30-SEP-2022 11:06:36

J1427+2348 EM163.UVDATA.1

Freq = 4.6005 GHz, Bw = 32.000 MH Calibrated with CL # 4 and BP # 1 (BP mode 1)

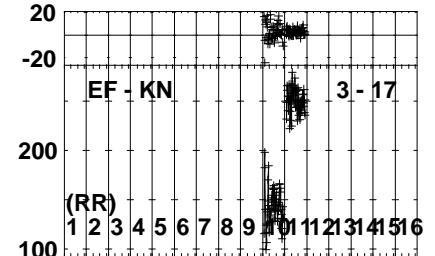
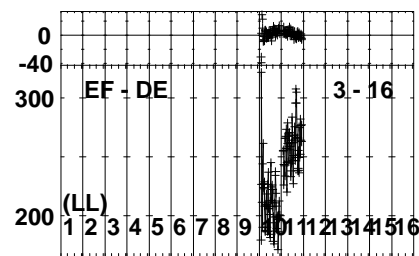
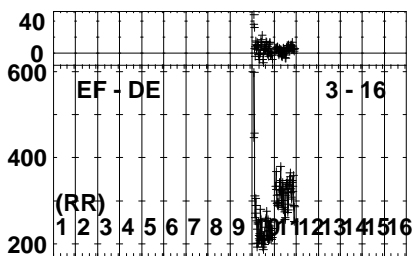
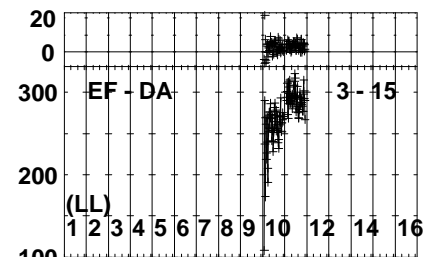
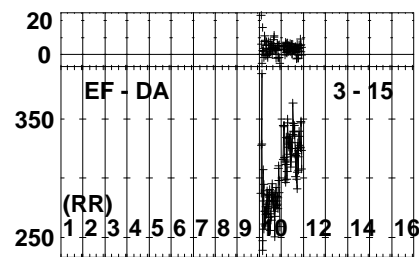
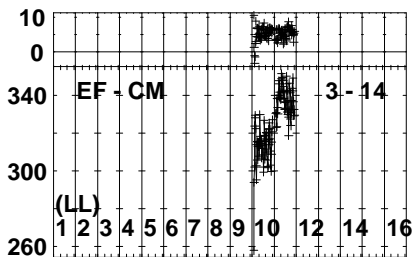
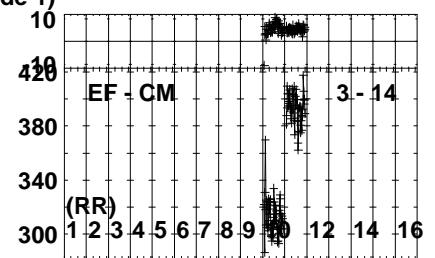
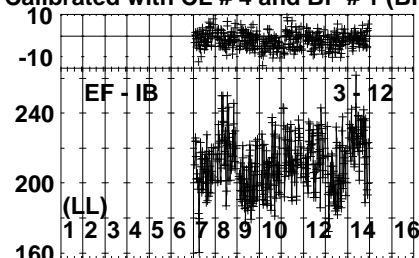
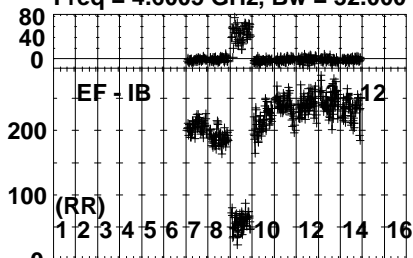


Lower frame: Milli Ampl Jy Top frame: Phas deg  
 Vector averaged cross-power spectrum Several baselines displayed  
 Timerange: 00/18:34:31 to 00/18:35:29

Plot file version 339 created 30-SEP-2022 11:06:37

J1427+2348 EM163.UVDATA.1

Freq = 4.6005 GHz, Bw = 32.000 MH Calibrated with CL # 4 and BP # 1 (BP mode 1)

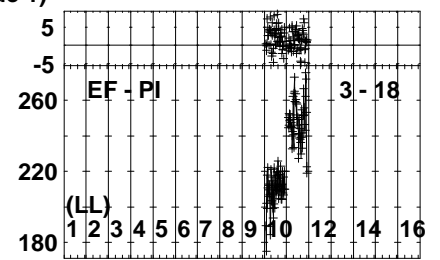
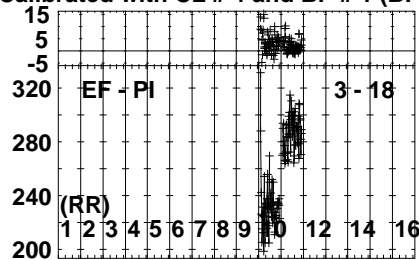
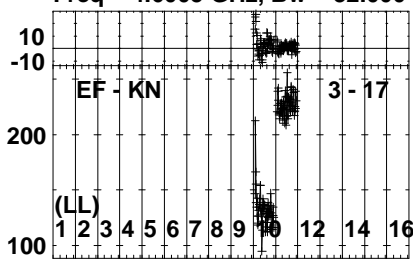


Lower frame: Milli Ampl Jy Top frame: Phas deg  
Vector averaged cross-power spectrum Several baselines displayed  
Timerange: 00/18:34:31 to 00/18:35:29

Plot file version 340 created 30-SEP-2022 11:06:38

J1427+2348 EM163.UVDATA.1

Freq = 4.6005 GHz, Bw = 32.000 MH Calibrated with CL # 4 and BP # 1 (BP mode 1)

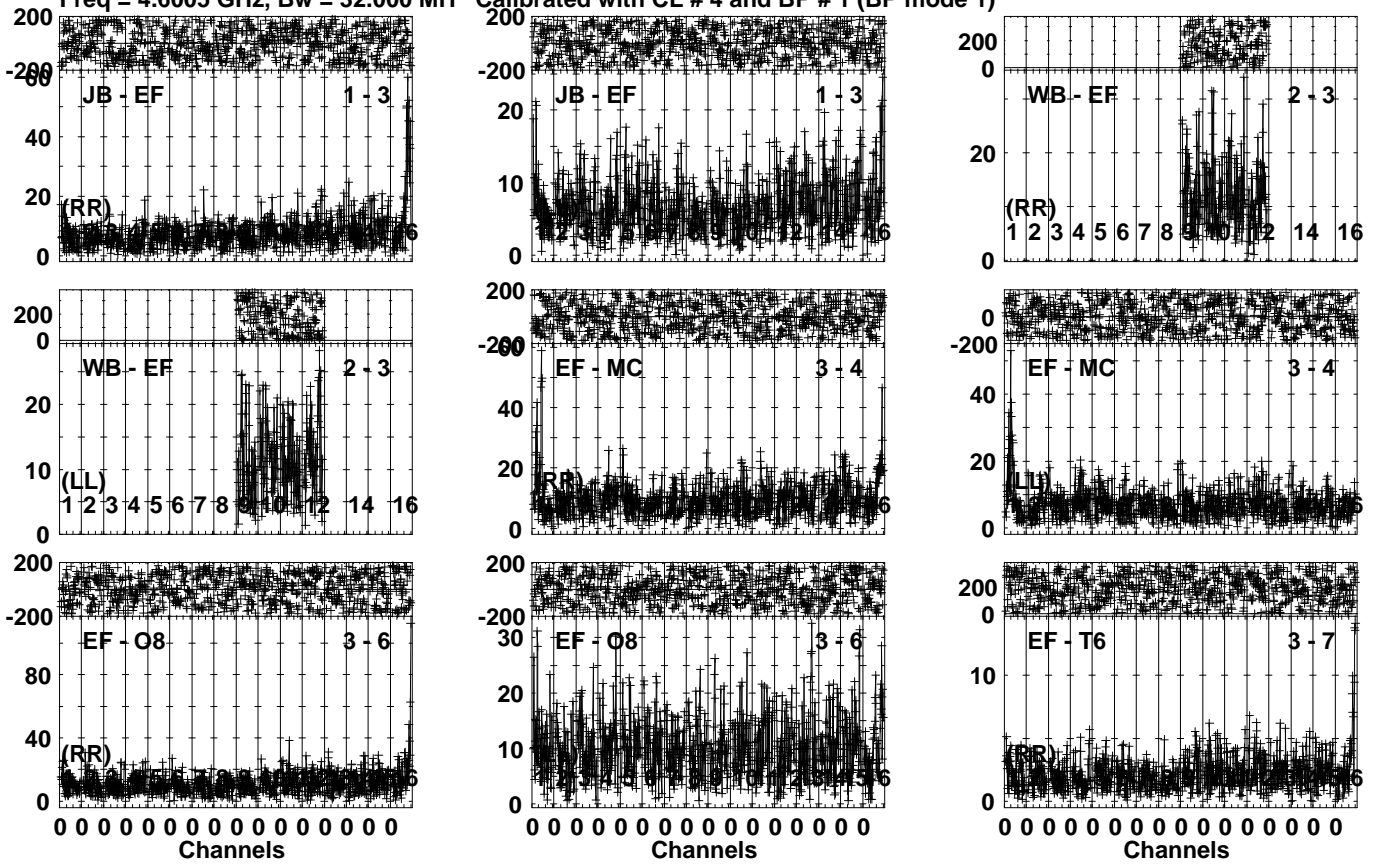


Lower frame: Milli Ampl Jy Top frame: Phas deg  
Vector averaged cross-power spectrum Several baselines displayed  
Timerange: 00/18:34:31 to 00/18:35:29

Plot file version 341 created 30-SEP-2022 11:06:38

SDSSJ1430 EM163.UVDATA.1

Freq = 4.6005 GHz, Bw = 32.000 MH Calibrated with CL # 4 and BP # 1 (BP mode 1)

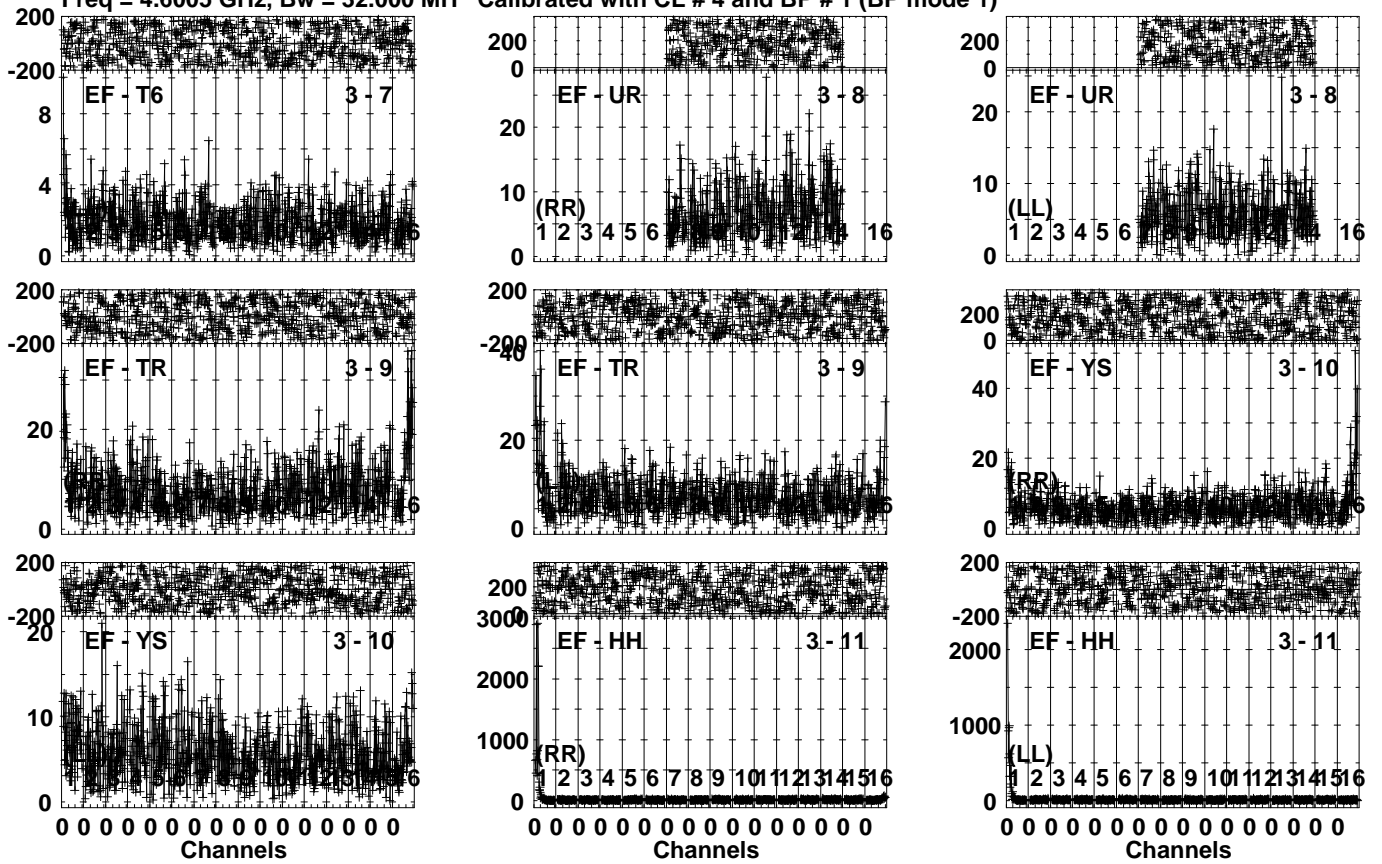


Lower frame: Milli Ampl Jy Top frame: Phas deg  
Vector averaged cross-power spectrum Several baselines displayed  
Timerange: 00/18:35:31 to 00/18:38:59

Plot file version 342 created 30-SEP-2022 11:06:39

SDSSJ1430 EM163.UVDATA.1

Freq = 4.6005 GHz, Bw = 32.000 MH Calibrated with CL # 4 and BP # 1 (BP mode 1)

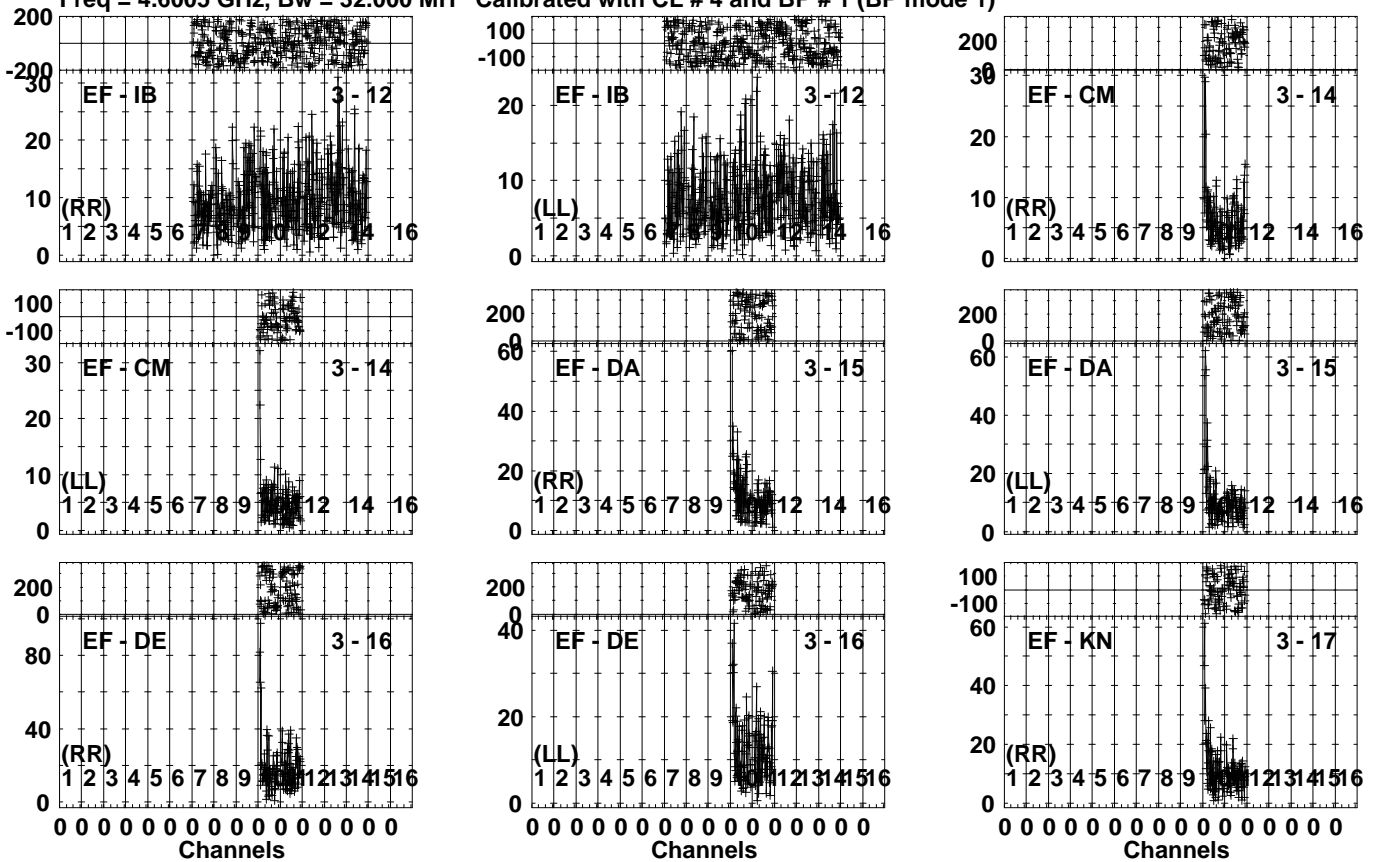


Lower frame: Milli Ampl Jy Top frame: Phas deg  
Vector averaged cross-power spectrum Several baselines displayed  
Timerange: 00/18:35:31 to 00/18:38:59

Plot file version 343 created 30-SEP-2022 11:06:40

SDSSJ1430 EM163.UVDATA.1

Freq = 4.6005 GHz, Bw = 32.000 MH Calibrated with CL # 4 and BP # 1 (BP mode 1)

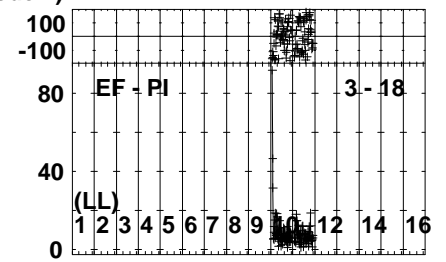
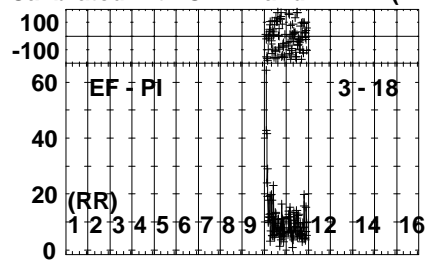
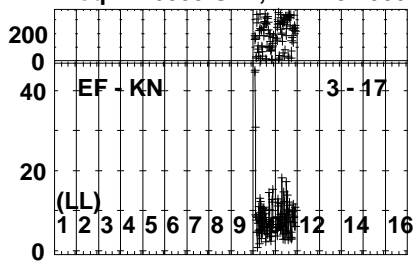


Lower frame: Milli Ampl Jy Top frame: Phas deg  
Vector averaged cross-power spectrum Several baselines displayed  
Timerange: 00/18:35:31 to 00/18:38:59

Plot file version 344 created 30-SEP-2022 11:06:41

SDSSJ1430 EM163.UVDATA.1

Freq = 4.6005 GHz, Bw = 32.000 MH Calibrated with CL # 4 and BP # 1 (BP mode 1)



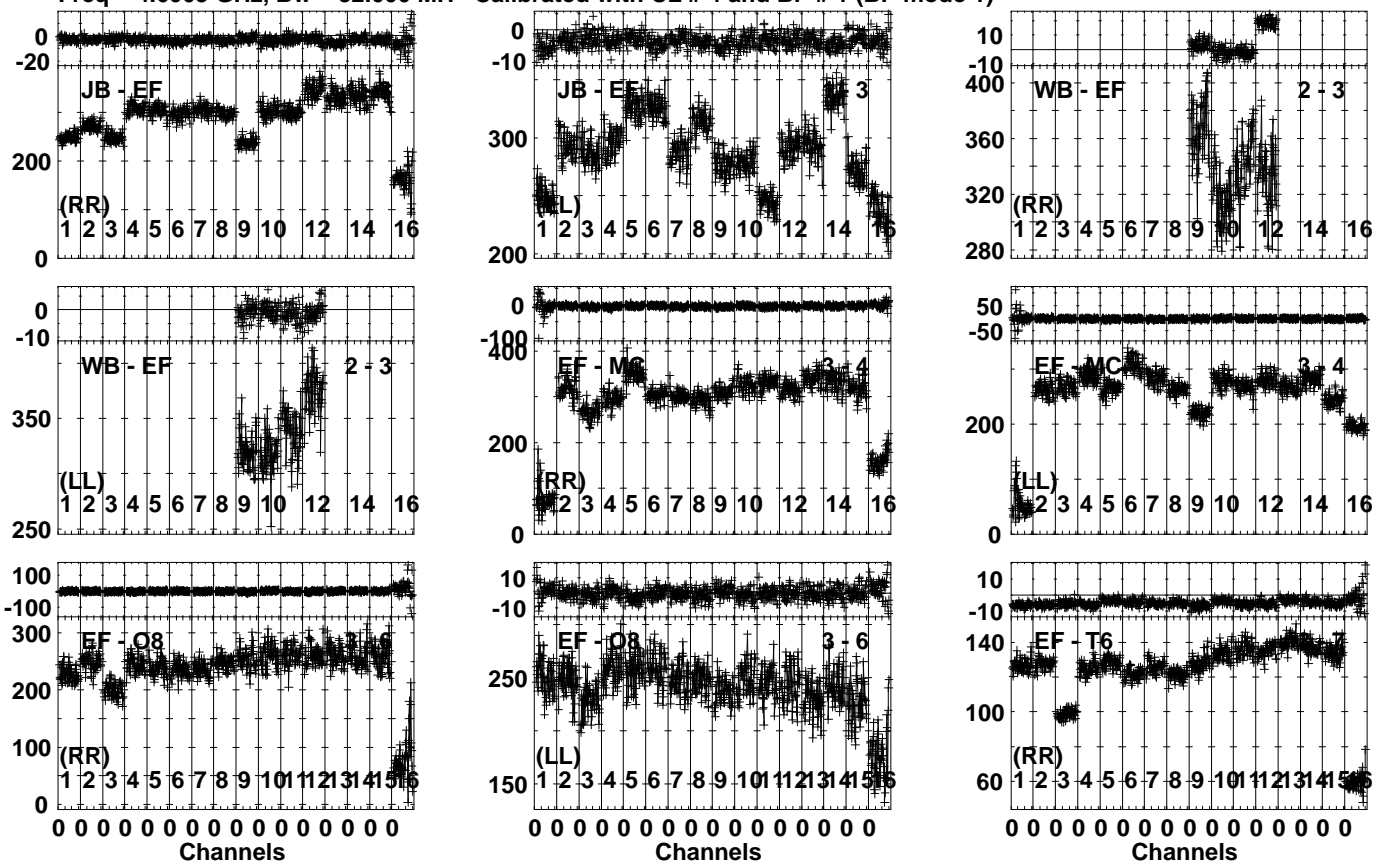
Lower frame: Milli Ampl Jy Top frame: Phas deg  
Vector averaged cross-power spectrum Several baselines displayed  
Timerange: 00/18:35:31 to 00/18:38:59



Plot file version 345 created 30-SEP-2022 11:06:42

J1427+2348 EM163.UVDATA.1

Freq = 4.6005 GHz, Bw = 32.000 MH Calibrated with CL # 4 and BP # 1 (BP mode 1)

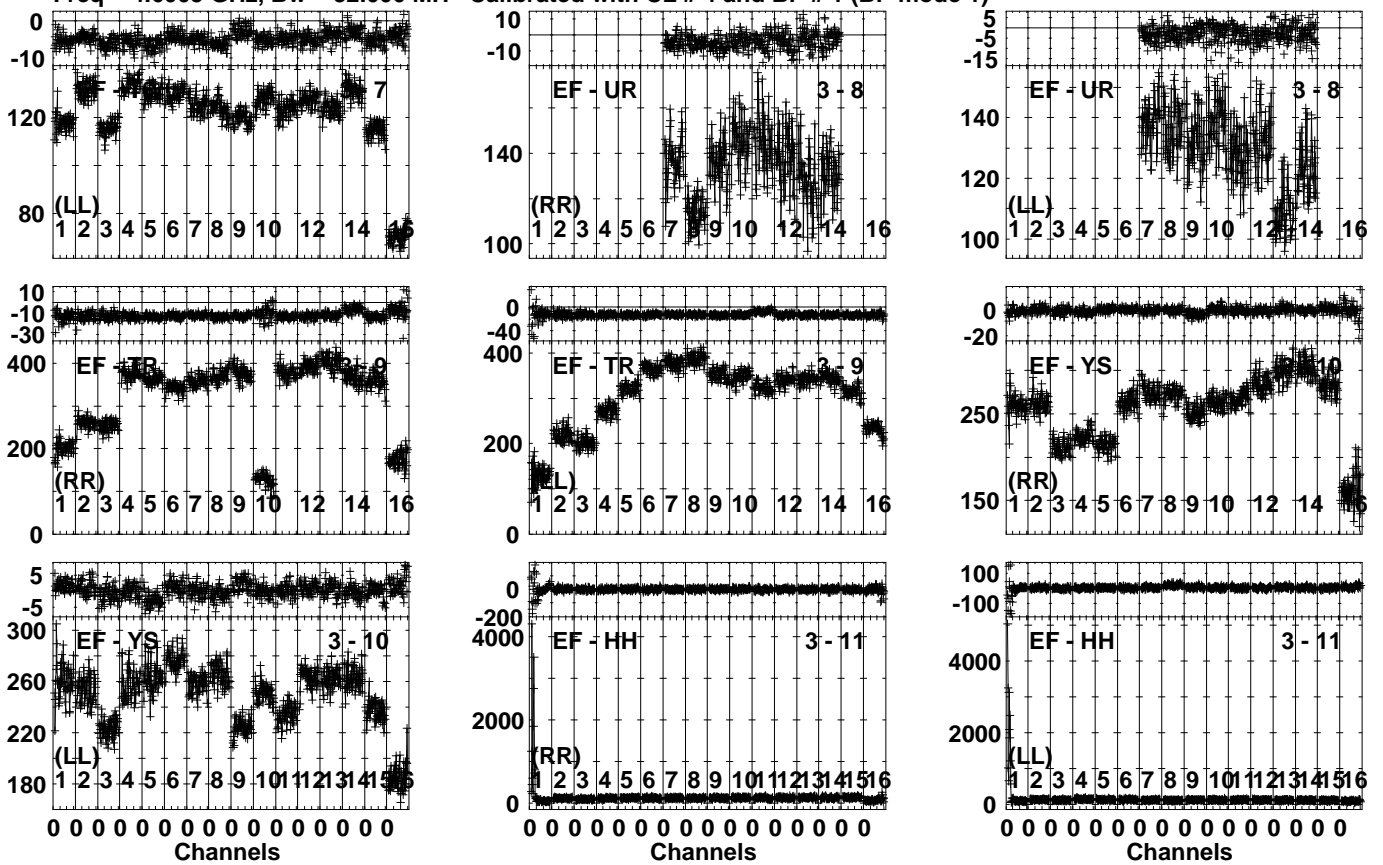


Lower frame: Milli Ampl Jy Top frame: Phas deg  
Vector averaged cross-power spectrum Several baselines displayed  
Timerange: 00:18:39:01 to 00:18:40:29

Plot file version 346 created 30-SEP-2022 11:06:43

J1427+2348 EM163.UVDATA.1

Freq = 4.6005 GHz, Bw = 32.000 MH Calibrated with CL # 4 and BP # 1 (BP mode 1)

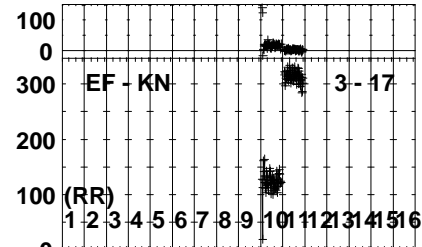
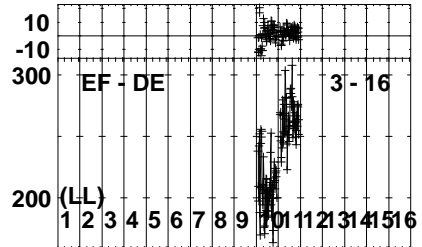
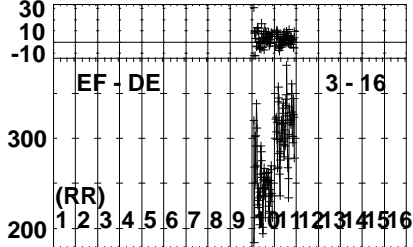
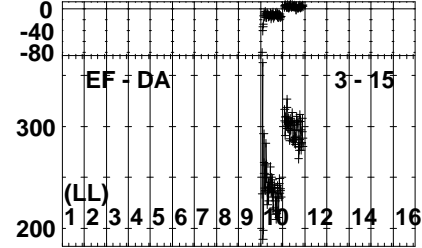
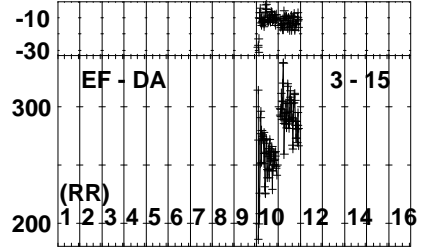
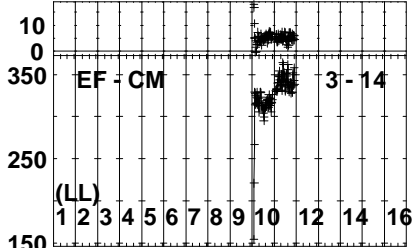
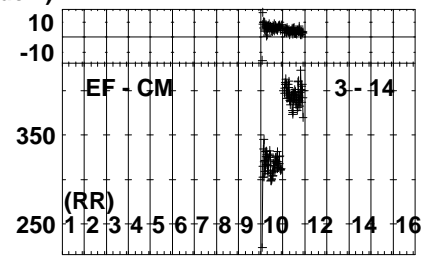
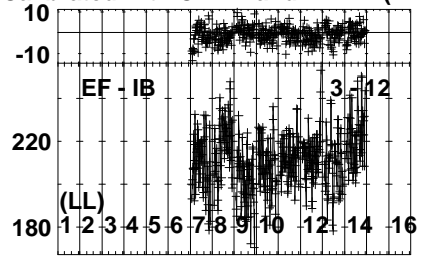
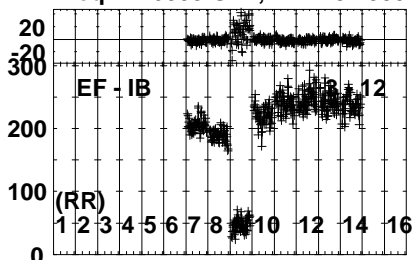


Lower frame: Milli Ampl Jy Top frame: Phas deg  
Vector averaged cross-power spectrum Several baselines displayed  
Timerange: 00/18:39:01 to 00/18:40:29

Plot file version 347 created 30-SEP-2022 11:06:43

J1427+2348 EM163.UVDATA.1

Freq = 4.6005 GHz, Bw = 32.000 MH Calibrated with CL # 4 and BP # 1 (BP mode 1)

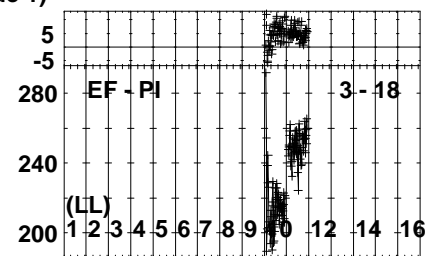
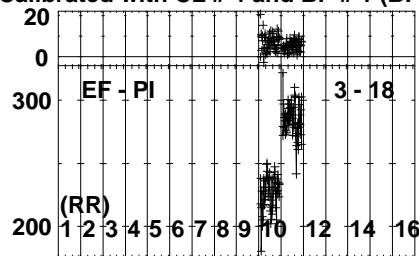
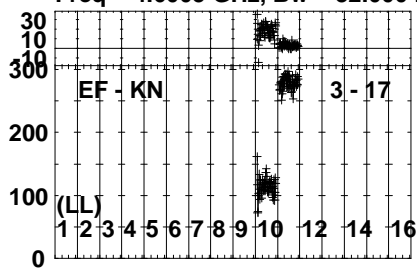


Lower frame: Milli Ampl Jy Top frame: Phas deg  
Vector averaged cross-power spectrum Several baselines displayed  
Timerange: 00/18:39:01 to 00/18:40:29

Plot file version 348 created 30-SEP-2022 11:06:44

J1427+2348 EM163.UVDATA.1

Freq = 4.6005 GHz, Bw = 32.000 MH Calibrated with CL # 4 and BP # 1 (BP mode 1)

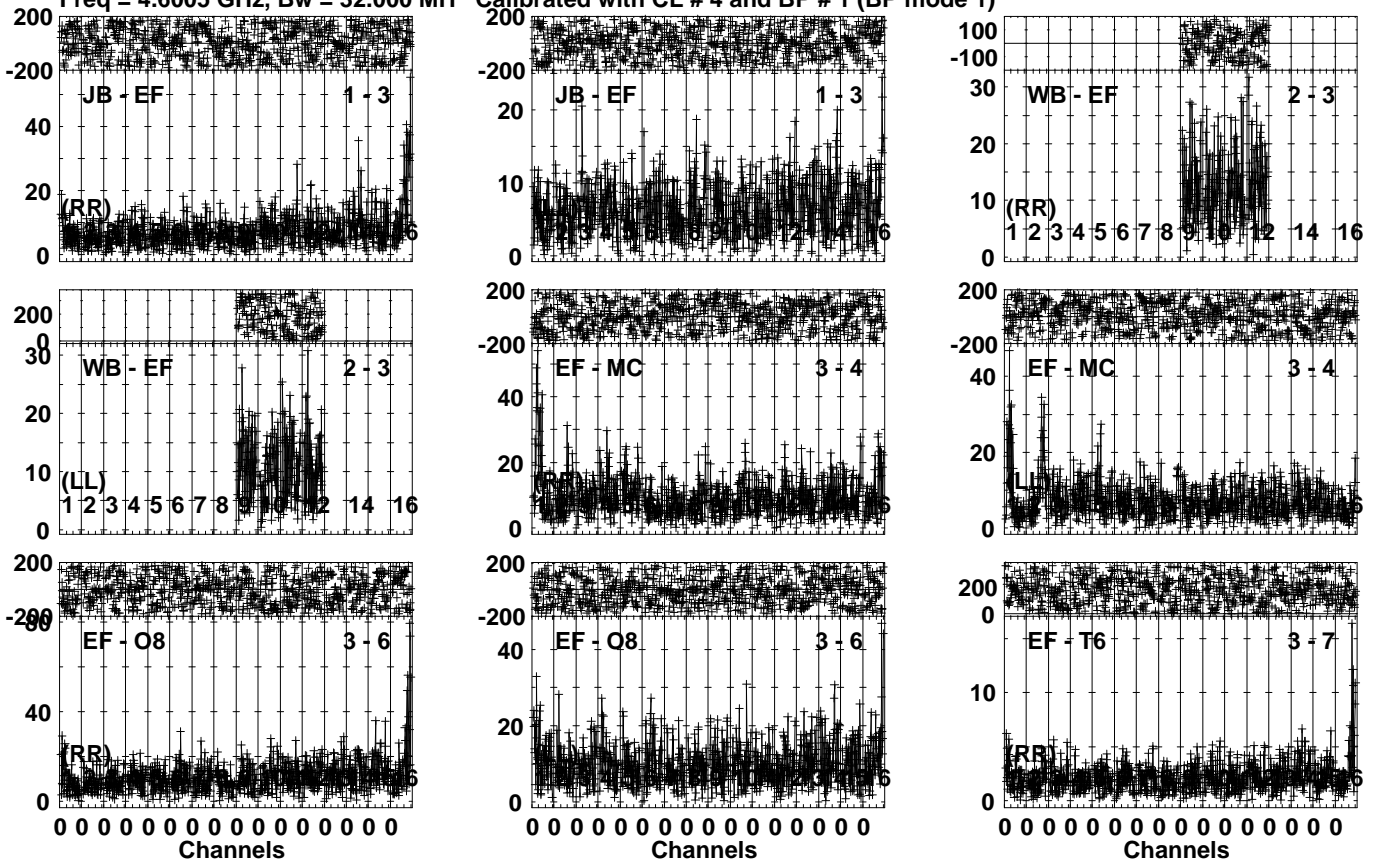


Lower frame: Milli Ampl Jy Top frame: Phas deg  
Vector averaged cross-power spectrum Several baselines displayed  
Timerange: 00/18:39:01 to 00/18:40:29

Plot file version 349 created 30-SEP-2022 11:06:45

SDSSJ1430 EM163.UVDATA.1

Freq = 4.6005 GHz, Bw = 32.000 MH Calibrated with CL # 4 and BP # 1 (BP mode 1)

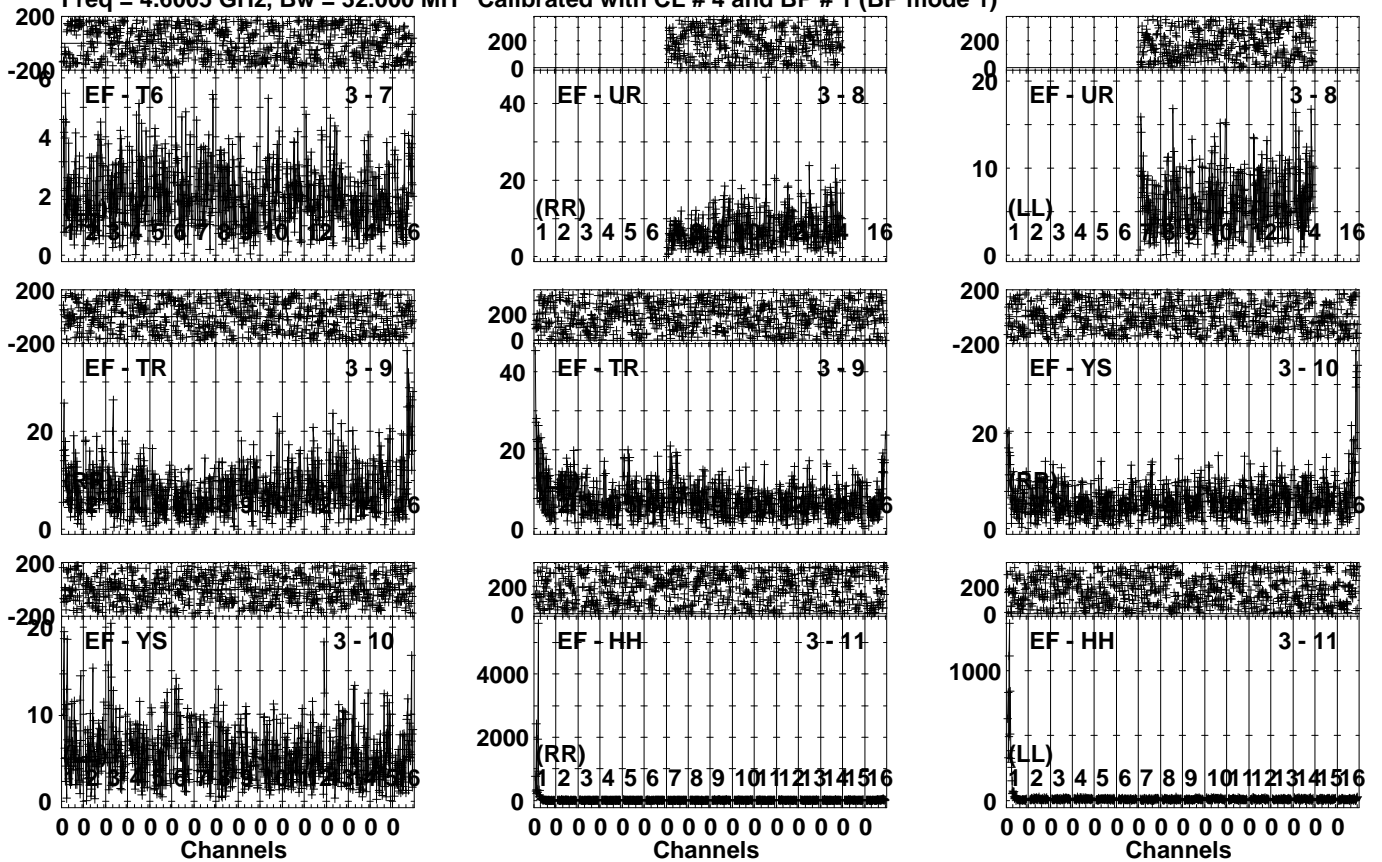


Lower frame: Milli Ampl Jy Top frame: Phas deg  
Vector averaged cross-power spectrum Several baselines displayed  
Timerange: 00/18:40:31 to 00/18:43:59

Plot file version 350 created 30-SEP-2022 11:06:46

SDSSJ1430 EM163.UVDATA.1

Freq = 4.6005 GHz, Bw = 32.000 MH Calibrated with CL # 4 and BP # 1 (BP mode 1)

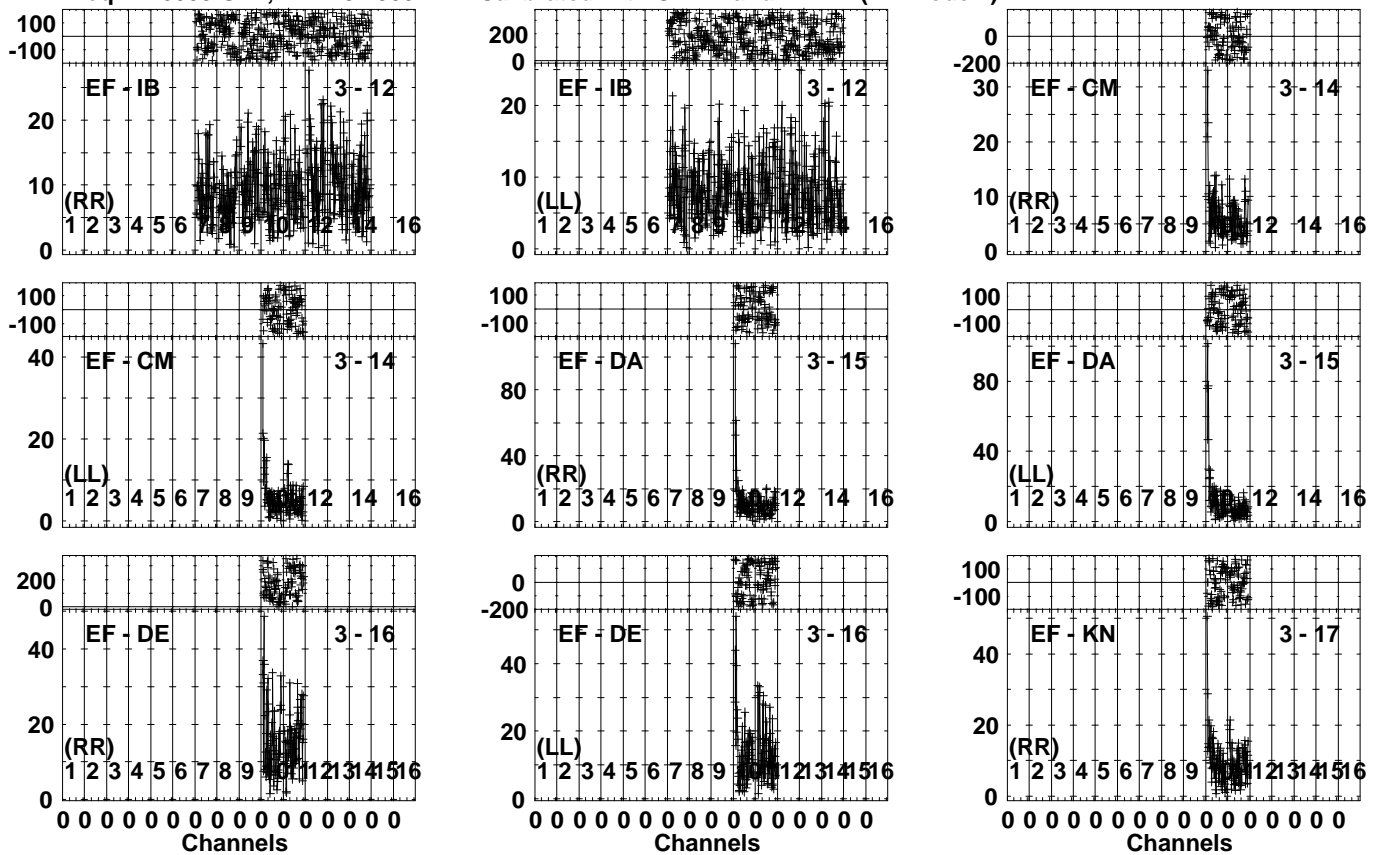


Lower frame: Milli Ampl Jy Top frame: Phas deg  
Vector averaged cross-power spectrum Several baselines displayed  
Timerange: 00/18:40:31 to 00/18:43:59

Plot file version 351 created 30-SEP-2022 11:06:46

SDSSJ1430 EM163.UVDATA.1

Freq = 4.6005 GHz, Bw = 32.000 MH Calibrated with CL # 4 and BP # 1 (BP mode 1)

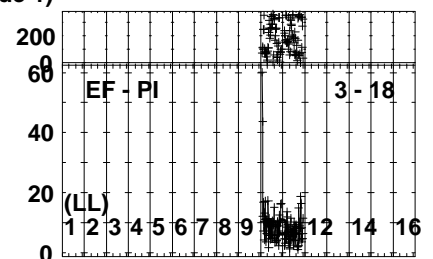
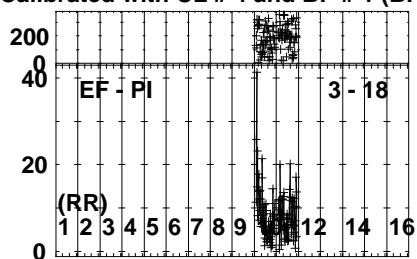
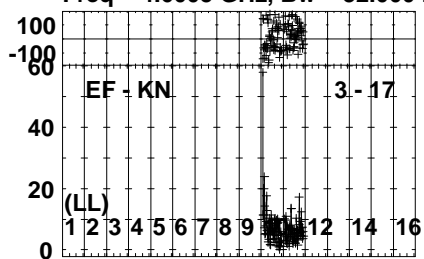


Lower frame: Milli Ampl Jy Top frame: Phas deg  
Vector averaged cross-power spectrum Several baselines displayed  
Timerange: 00/18:40:31 to 00/18:43:59

Plot file version 352 created 30-SEP-2022 11:06:47

SDSSJ1430 EM163.UVDATA.1

Freq = 4.6005 GHz, Bw = 32.000 MH Calibrated with CL # 4 and BP # 1 (BP mode 1)



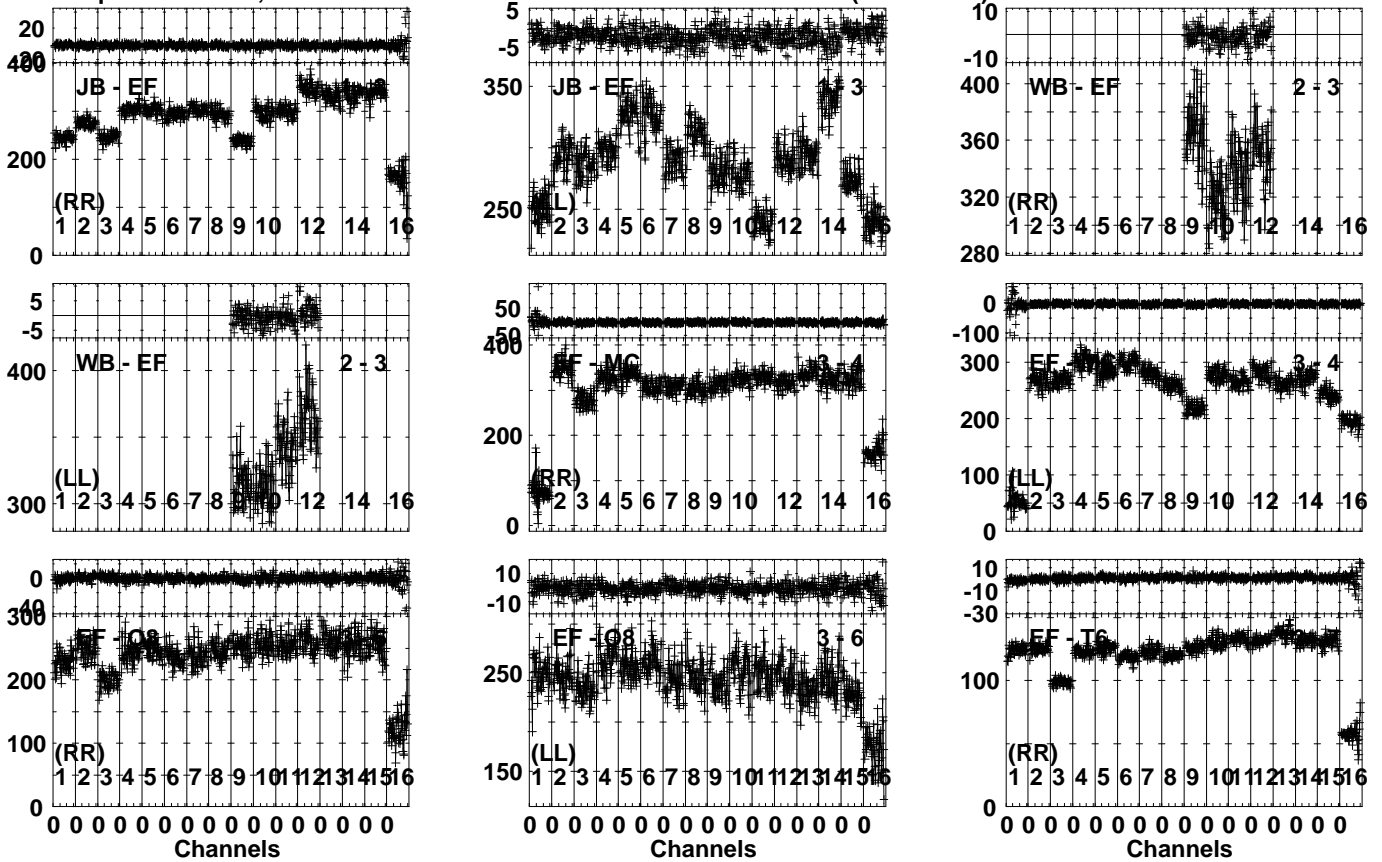
Lower frame: Milli Ampl Jy Top frame: Phas deg  
Vector averaged cross-power spectrum Several baselines displayed  
Timerange: 00/18:40:31 to 00/18:43:59



Plot file version 353 created 30-SEP-2022 11:06:48

J1427+2348 EM163.UVDATA.1

Freq = 4.6005 GHz, Bw = 32.000 MH Calibrated with CL # 4 and BP # 1 (BP mode 1)

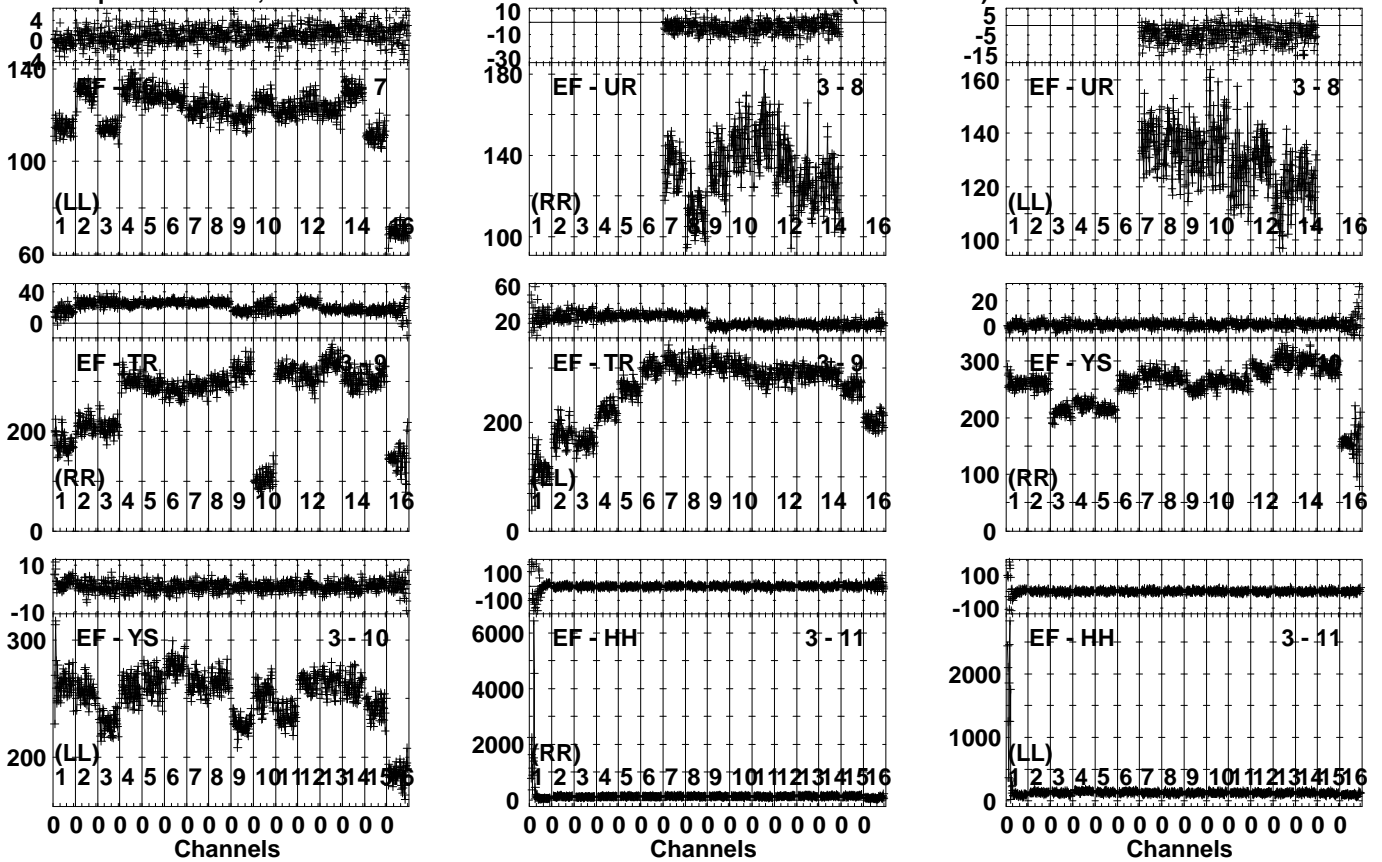


Lower frame: Milli Ampl Jy Top frame: Phas deg  
 Vector averaged cross-power spectrum Several baselines displayed  
 Timerange: 00/18:44:31 to 00/18:45:29

Plot file version 354 created 30-SEP-2022 11:06:49

J1427+2348 EM163.UVDATA.1

Freq = 4.6005 GHz, Bw = 32.000 MH Calibrated with CL # 4 and BP # 1 (BP mode 1)

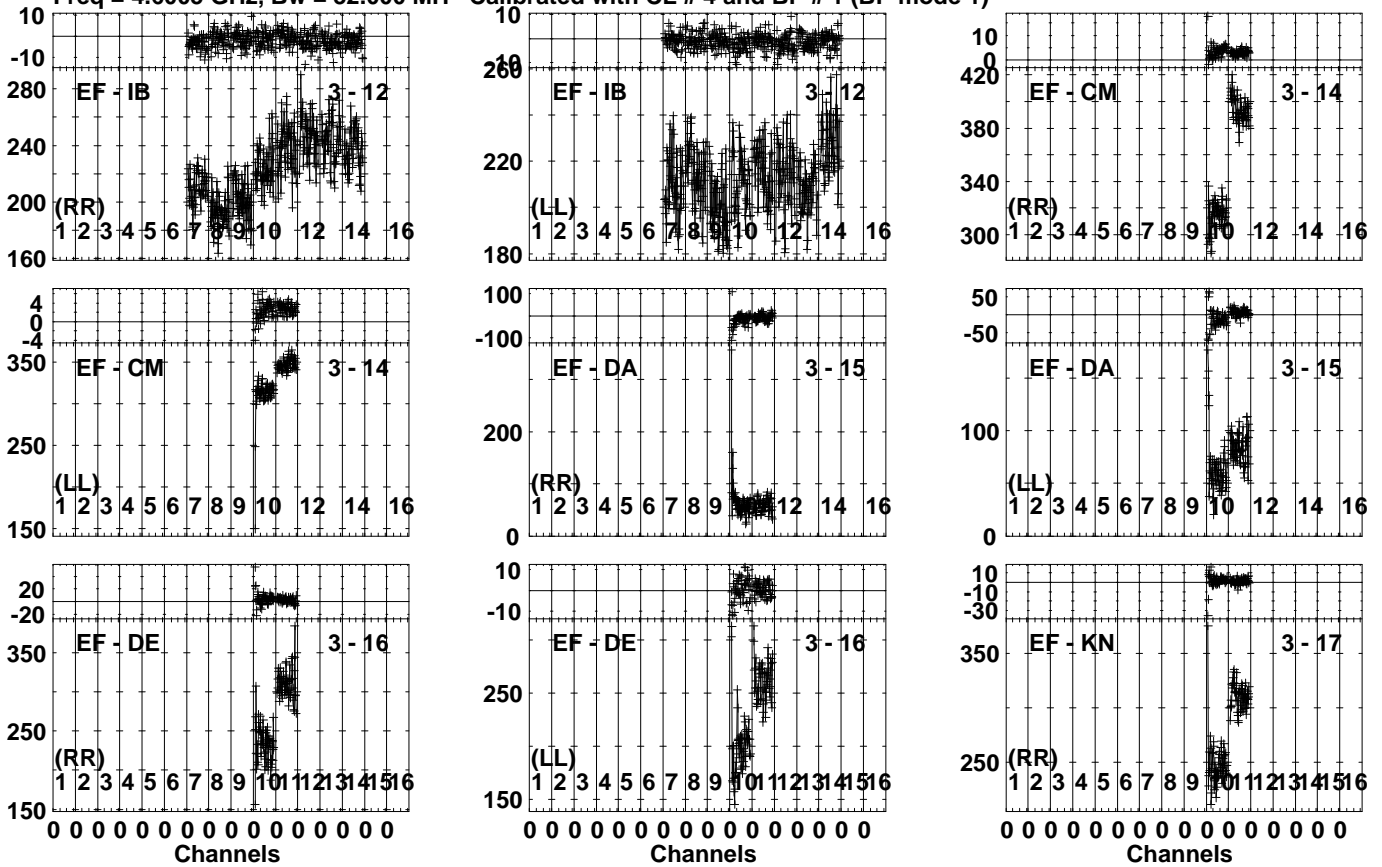


Lower frame: Milli Ampl Jy Top frame: Phas deg  
Vector averaged cross-power spectrum Several baselines displayed  
Timerange: 00/18:44:31 to 00/18:45:29

Plot file version 355 created 30-SEP-2022 11:06:50

J1427+2348 EM163.UVDATA.1

Freq = 4.6005 GHz, Bw = 32.000 MH Calibrated with CL # 4 and BP # 1 (BP mode 1)

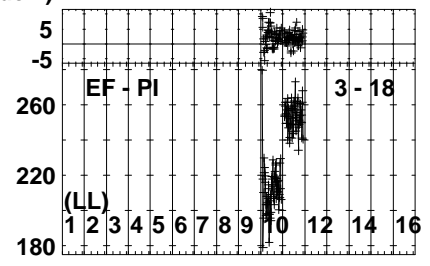
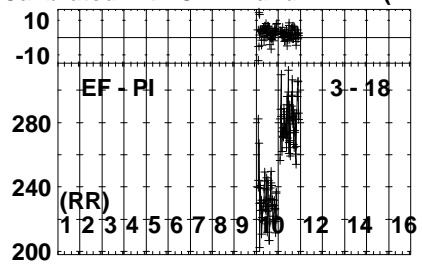
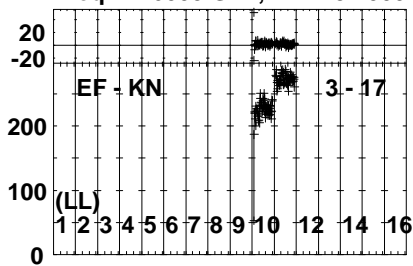


Lower frame: Milli Ampl Jy Top frame: Phas deg  
Vector averaged cross-power spectrum Several baselines displayed  
Timerange: 00/18:44:31 to 00/18:45:29

Plot file version 356 created 30-SEP-2022 11:06:50

J1427+2348 EM163.UVDATA.1

Freq = 4.6005 GHz, Bw = 32.000 MH Calibrated with CL # 4 and BP # 1 (BP mode 1)

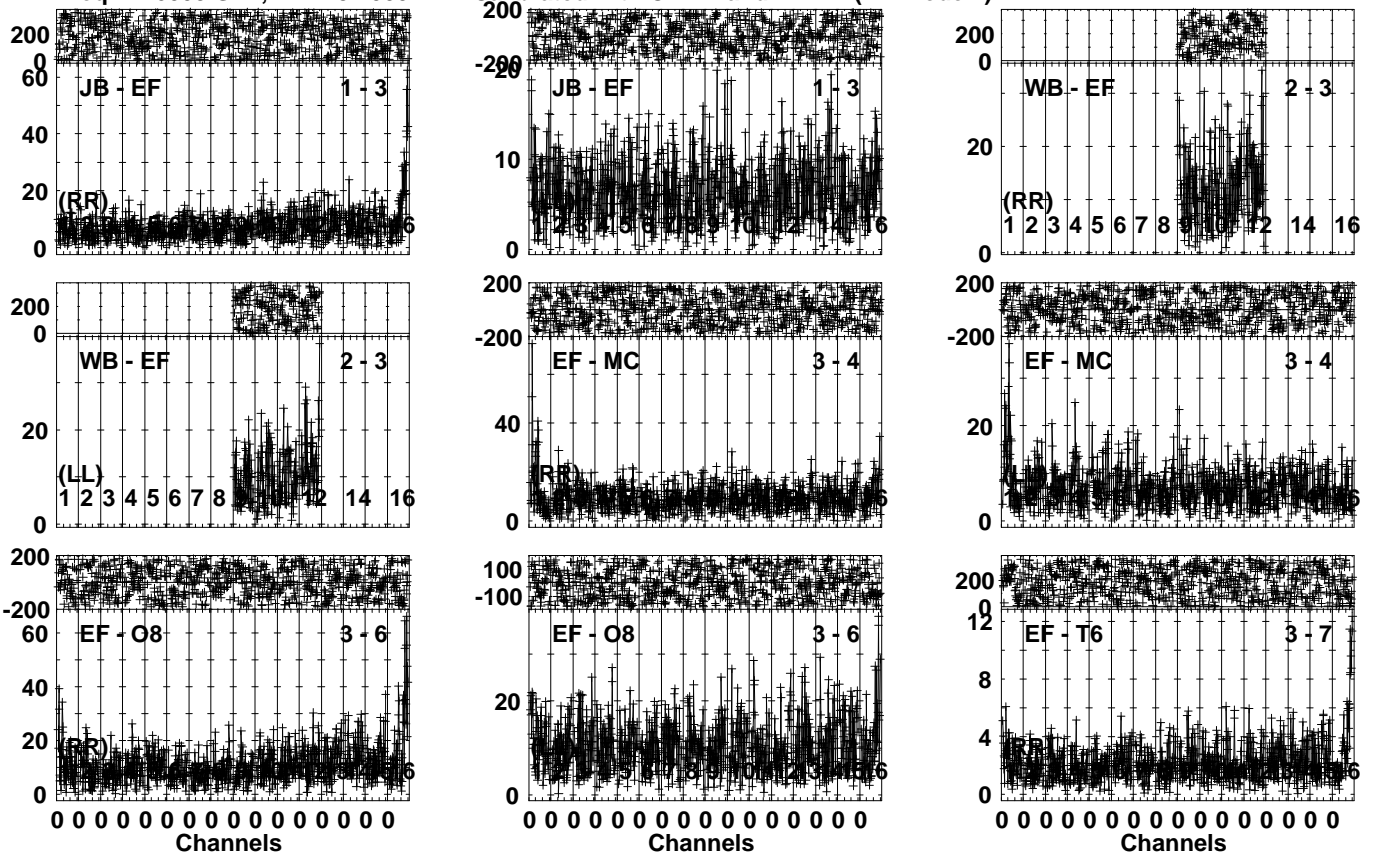


Lower frame: Milli Ampl Jy Top frame: Phas deg  
Vector averaged cross-power spectrum Several baselines displayed  
Timerange: 00/18:44:31 to 00/18:45:29

Plot file version 357 created 30-SEP-2022 11:06:51

SDSSJ1430 EM163.UVDATA.1

Freq = 4.6005 GHz, Bw = 32.000 MH Calibrated with CL # 4 and BP # 1 (BP mode 1)

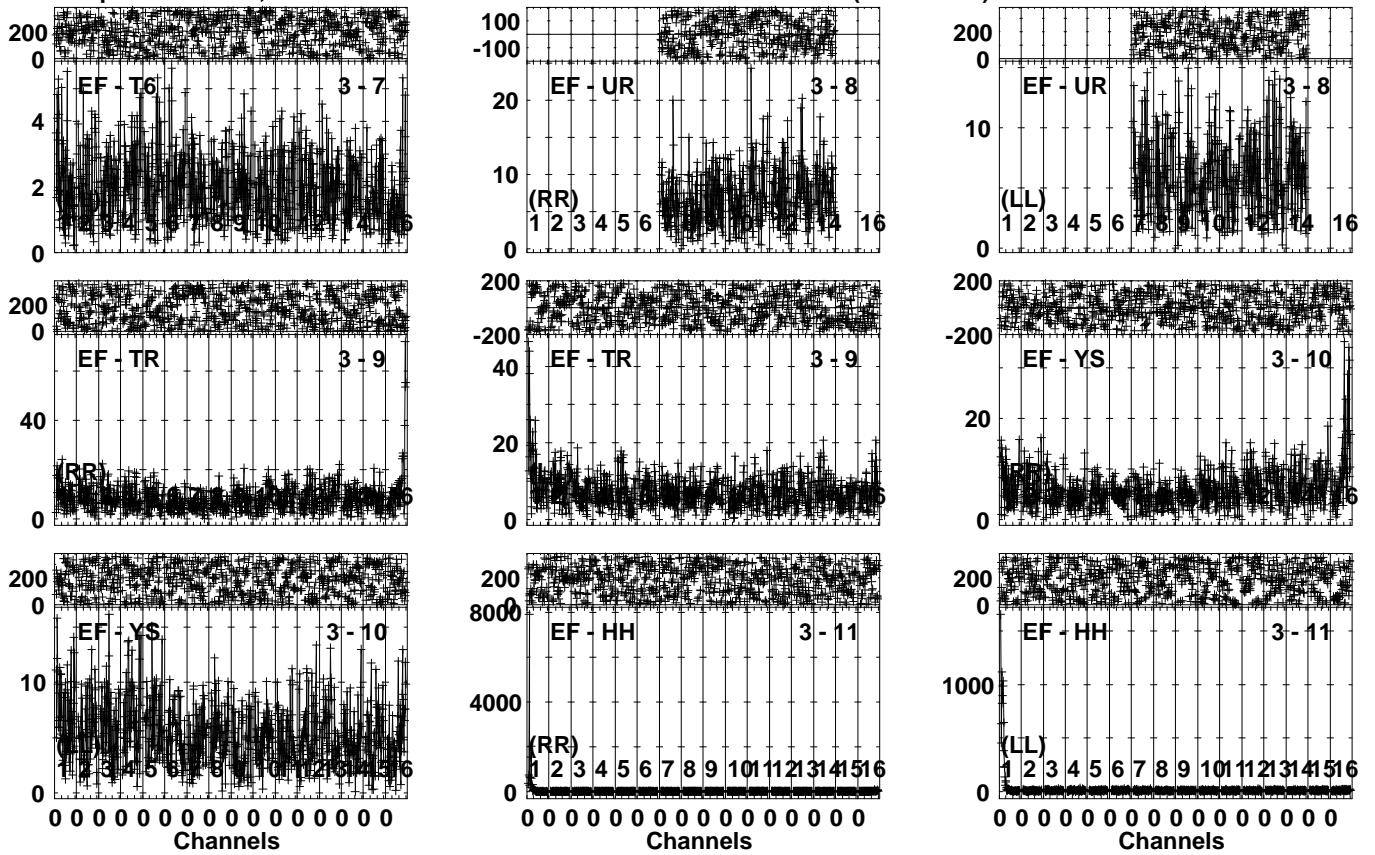


Lower frame: Milli Ampl Jy Top frame: Phas deg  
Vector averaged cross-power spectrum Several baselines displayed  
Timerange: 00/18:45:31 to 00/18:48:59

Plot file version 358 created 30-SEP-2022 11:06:52

SDSSJ1430 EM163.UVDATA.1

Freq = 4.6005 GHz, Bw = 32.000 MH Calibrated with CL # 4 and BP # 1 (BP mode 1)

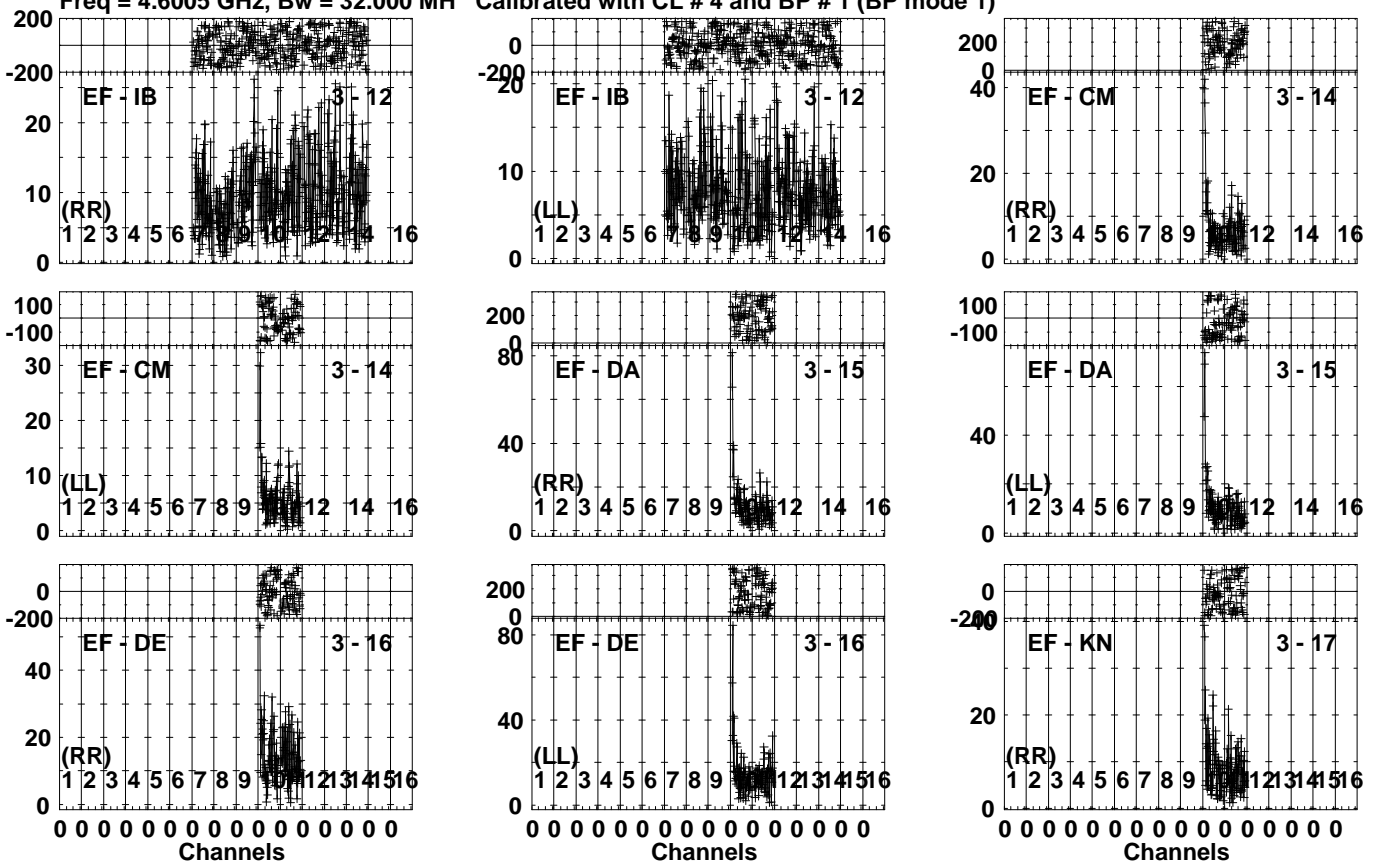


Lower frame: Milli Ampl Jy Top frame: Phas deg  
Vector averaged cross-power spectrum Several baselines displayed  
Timerange: 00/18:45:31 to 00/18:48:59

Plot file version 359 created 30-SEP-2022 11:06:53

SDSSJ1430 EM163.UVDATA.1

Freq = 4.6005 GHz, Bw = 32.000 MH Calibrated with CL # 4 and BP # 1 (BP mode 1)

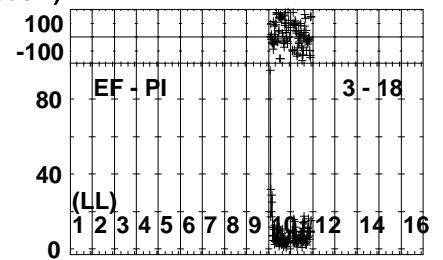
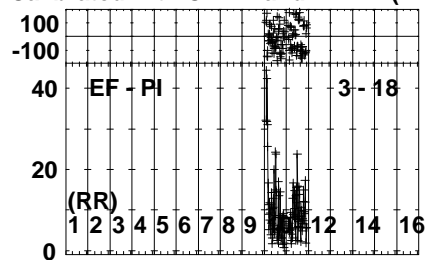
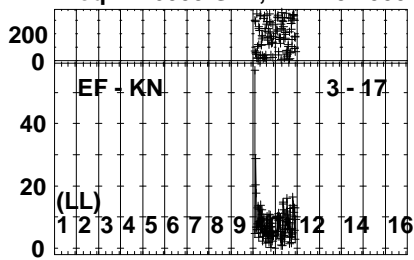


Lower frame: Milli Ampl Jy Top frame: Phas deg  
Vector averaged cross-power spectrum Several baselines displayed  
Timerange: 00/18:45:31 to 00/18:48:59

Plot file version 360 created 30-SEP-2022 11:06:54

SDSSJ1430 EM163.UVDATA.1

Freq = 4.6005 GHz, Bw = 32.000 MH Calibrated with CL # 4 and BP # 1 (BP mode 1)



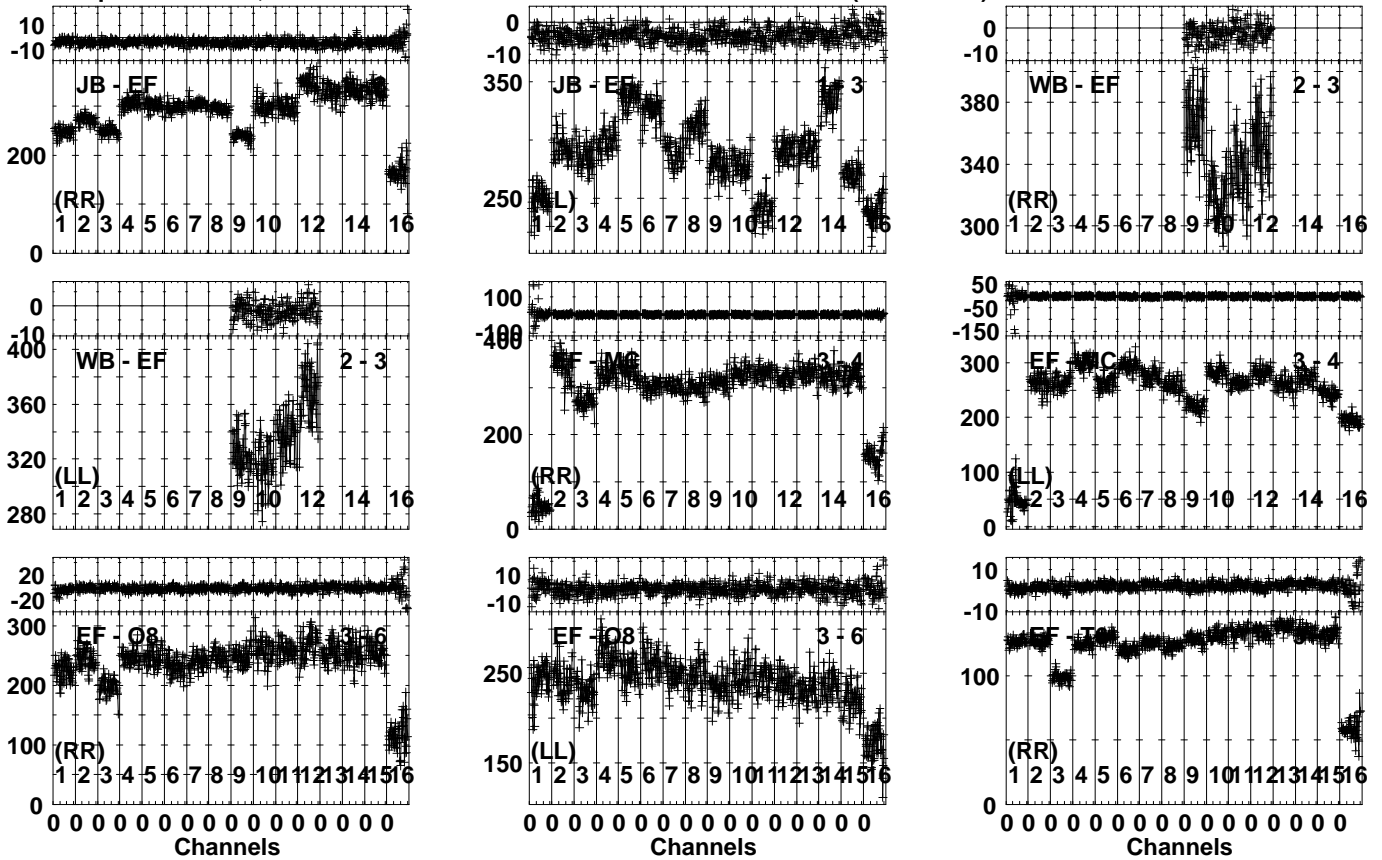
Lower frame: Milli Ampl Jy Top frame: Phas deg  
Vector averaged cross-power spectrum Several baselines displayed  
Timerange: 00/18:45:31 to 00/18:48:59



Plot file version 361 created 30-SEP-2022 11:06:54

J1427+2348 EM163.UVDATA.1

Freq = 4.6005 GHz, Bw = 32.000 MH Calibrated with CL # 4 and BP # 1 (BP mode 1)

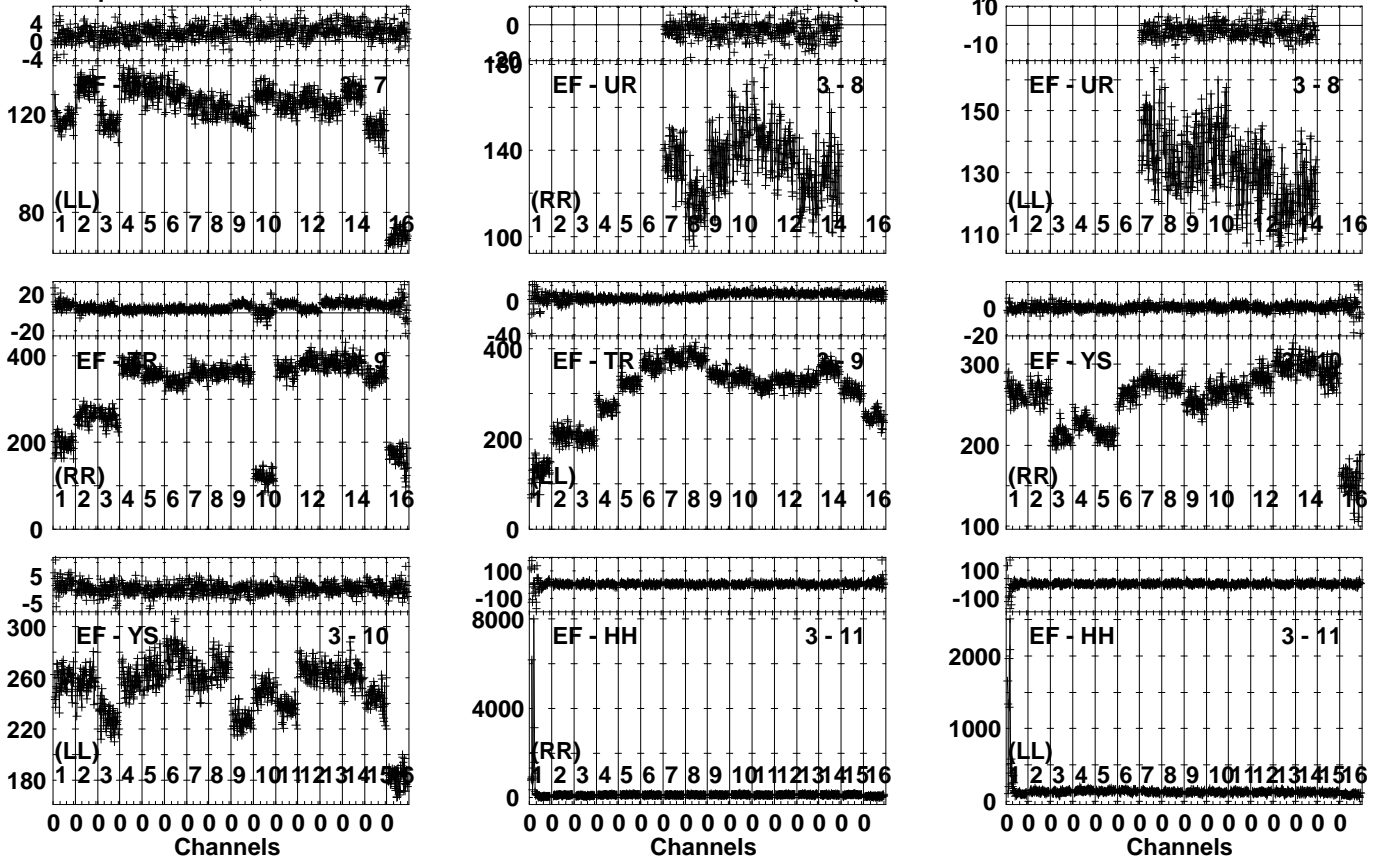


Lower frame: Milli Ampl Jy Top frame: Phas deg  
Vector averaged cross-power spectrum Several baselines displayed  
Timerange: 00/18:49:01 to 00/18:50:29

Plot file version 362 created 30-SEP-2022 11:06:55

J1427+2348 EM163.UVDATA.1

Freq = 4.6005 GHz, Bw = 32.000 MH Calibrated with CL # 4 and BP # 1 (BP mode 1)

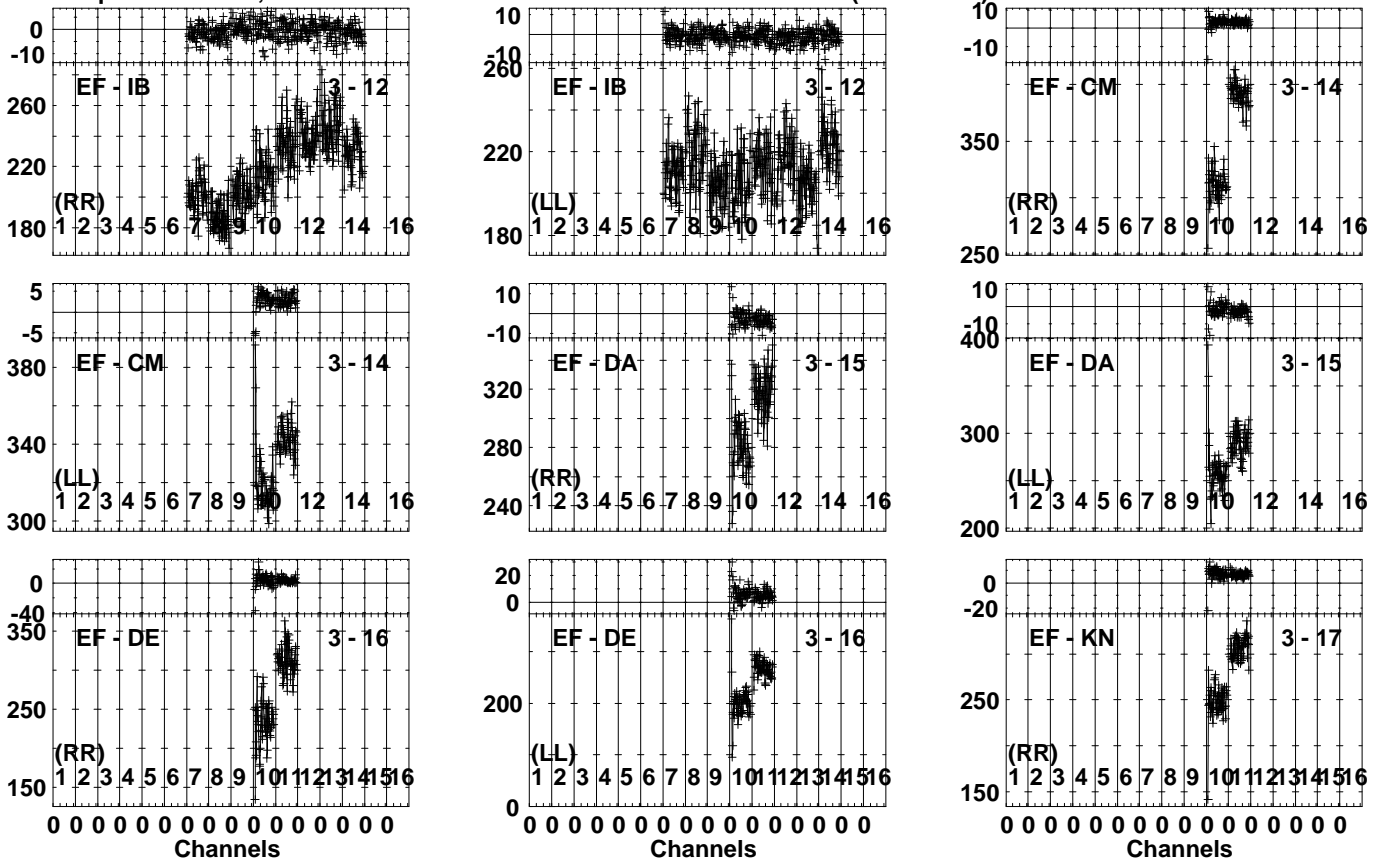


Lower frame: Milli Ampl Jy Top frame: Phas deg  
 Vector averaged cross-power spectrum Several baselines displayed  
 Timerange: 00/18:49:01 to 00/18:50:29

Plot file version 363 created 30-SEP-2022 11:06:56

J1427+2348 EM163.UVDATA.1

Freq = 4.6005 GHz, Bw = 32.000 MH Calibrated with CL # 4 and BP # 1 (BP mode 1)

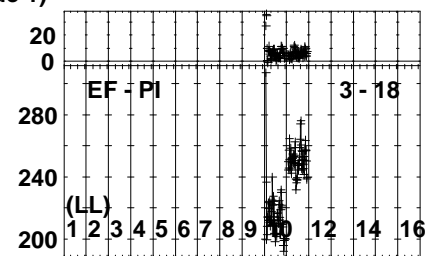
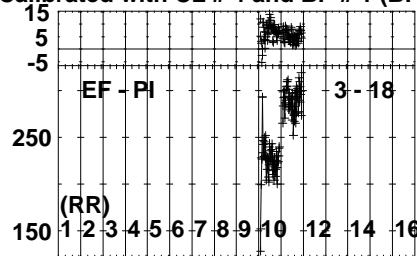
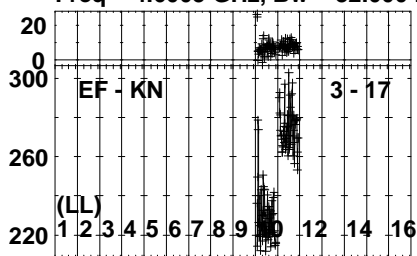


Lower frame: Milli Ampl Jy Top frame: Phas deg  
Vector averaged cross-power spectrum Several baselines displayed  
Timerange: 00/18:49:01 to 00/18:50:29

Plot file version 364 created 30-SEP-2022 11:06:57

J1427+2348 EM163.UVDATA.1

Freq = 4.6005 GHz, Bw = 32.000 MH Calibrated with CL # 4 and BP # 1 (BP mode 1)

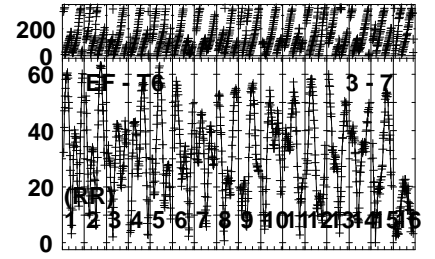
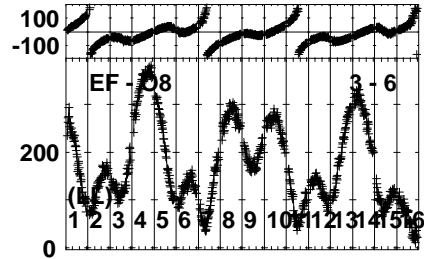
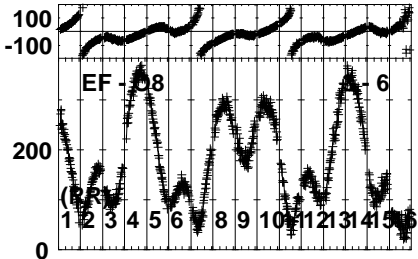
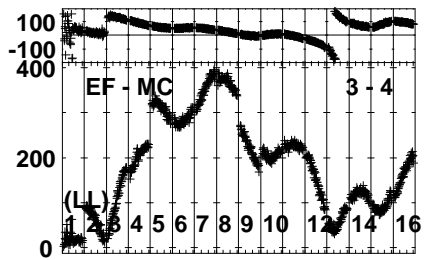
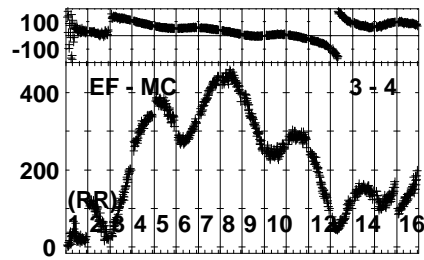
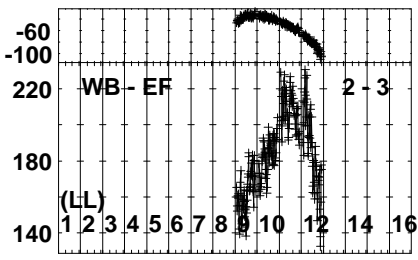
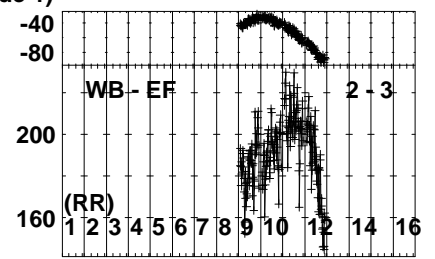
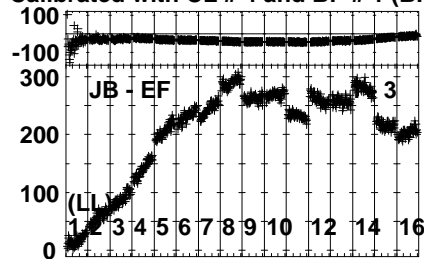
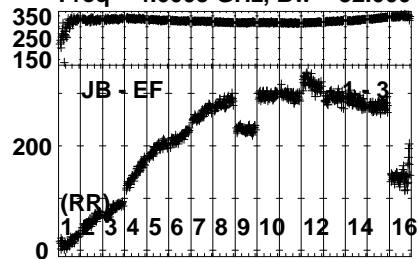


Lower frame: Milli Ampl Jy Top frame: Phas deg  
Vector averaged cross-power spectrum Several baselines displayed  
Timerange: 00/18:49:01 to 00/18:50:29

Plot file version 365 created 30-SEP-2022 11:06:57

J1424+225A EM163.UVDATA.1

Freq = 4.6005 GHz, Bw = 32.000 MH Calibrated with CL # 4 and BP # 1 (BP mode 1)

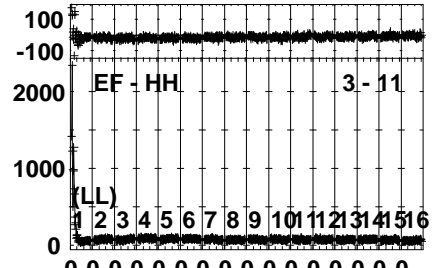
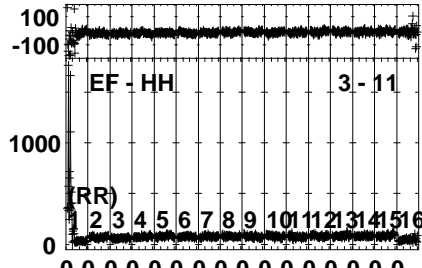
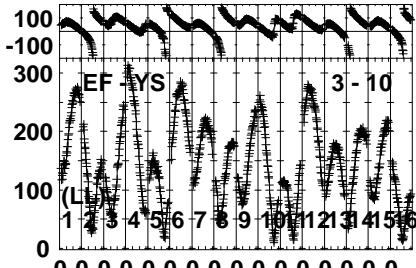
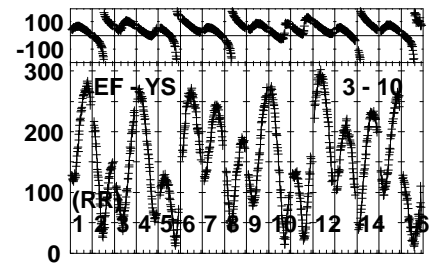
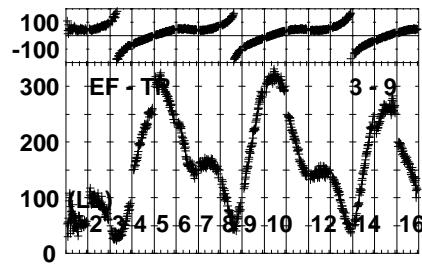
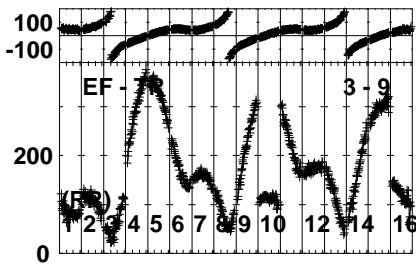
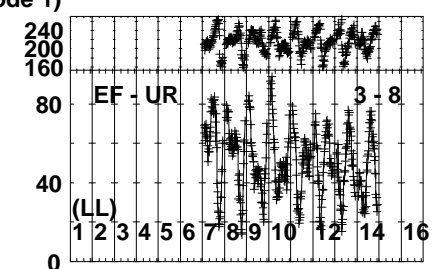
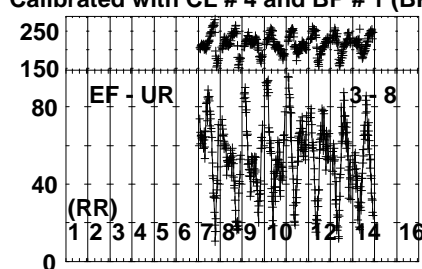
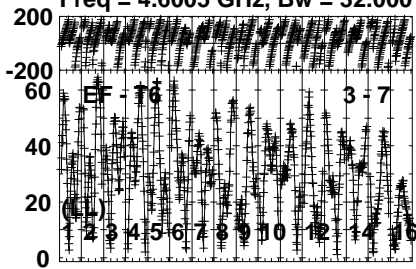


Lower frame: Milli Ampl Jy Top frame: Phas deg  
 Vector averaged cross-power spectrum Several baselines displayed  
 Timerange: 00/18:50:33 to 00/18:53:59

Plot file version 366 created 30-SEP-2022 11:06:58

J1424+225A EM163.UVDATA.1

Freq = 4.6005 GHz, Bw = 32.000 MH Calibrated with CL # 4 and BP # 1 (BP mode 1)

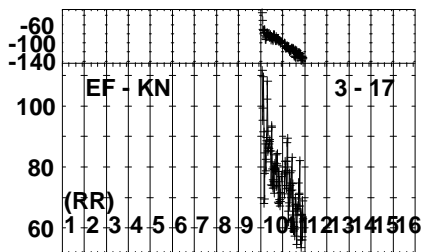
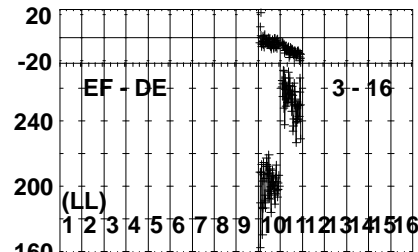
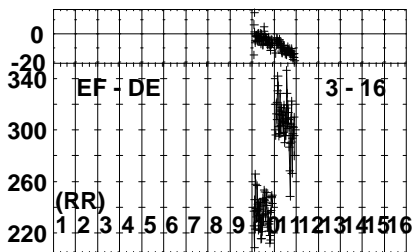
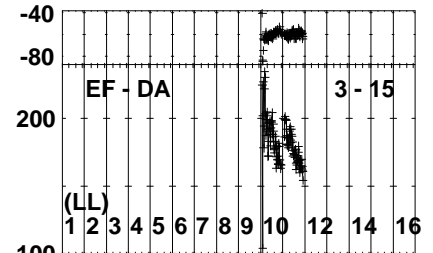
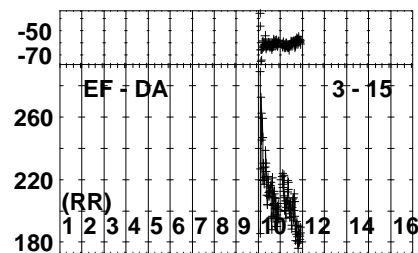
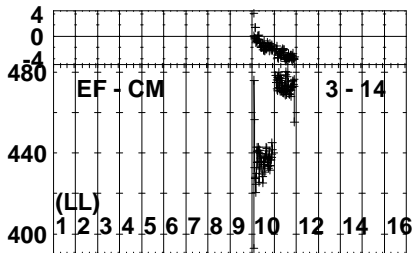
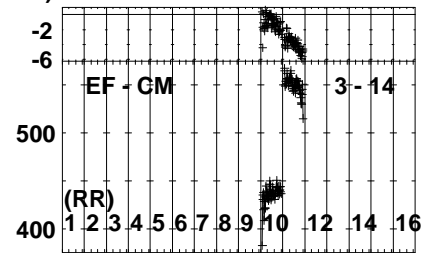
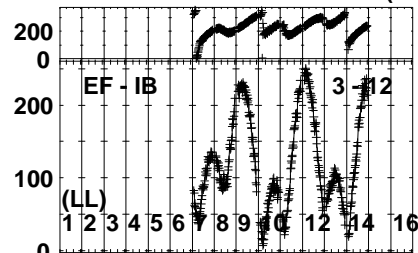
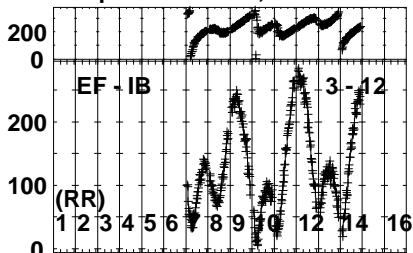


Lower frame: Milli Ampl Jy Top frame: Phas deg  
Vector averaged cross-power spectrum Several baselines displayed  
Timerange: 00/18:50:33 to 00/18:53:59

Plot file version 367 created 30-SEP-2022 11:06:59

J1424+225A EM163.UVDATA.1

Freq = 4.6005 GHz, Bw = 32.000 MH Calibrated with CL # 4 and BP # 1 (BP mode 1)

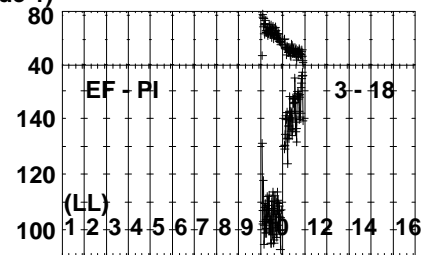
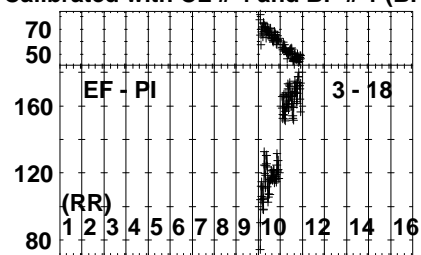
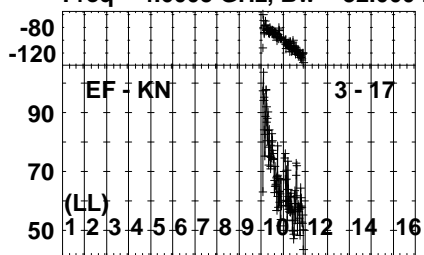


Lower frame: Milli Ampl Jy Top frame: Phas deg  
Vector averaged cross-power spectrum Several baselines displayed  
Timerange: 00/18:50:33 to 00/18:53:59

Plot file version 368 created 30-SEP-2022 11:07:00

J1424+225A EM163.UVDATA.1

Freq = 4.6005 GHz, Bw = 32.000 MH Calibrated with CL # 4 and BP # 1 (BP mode 1)



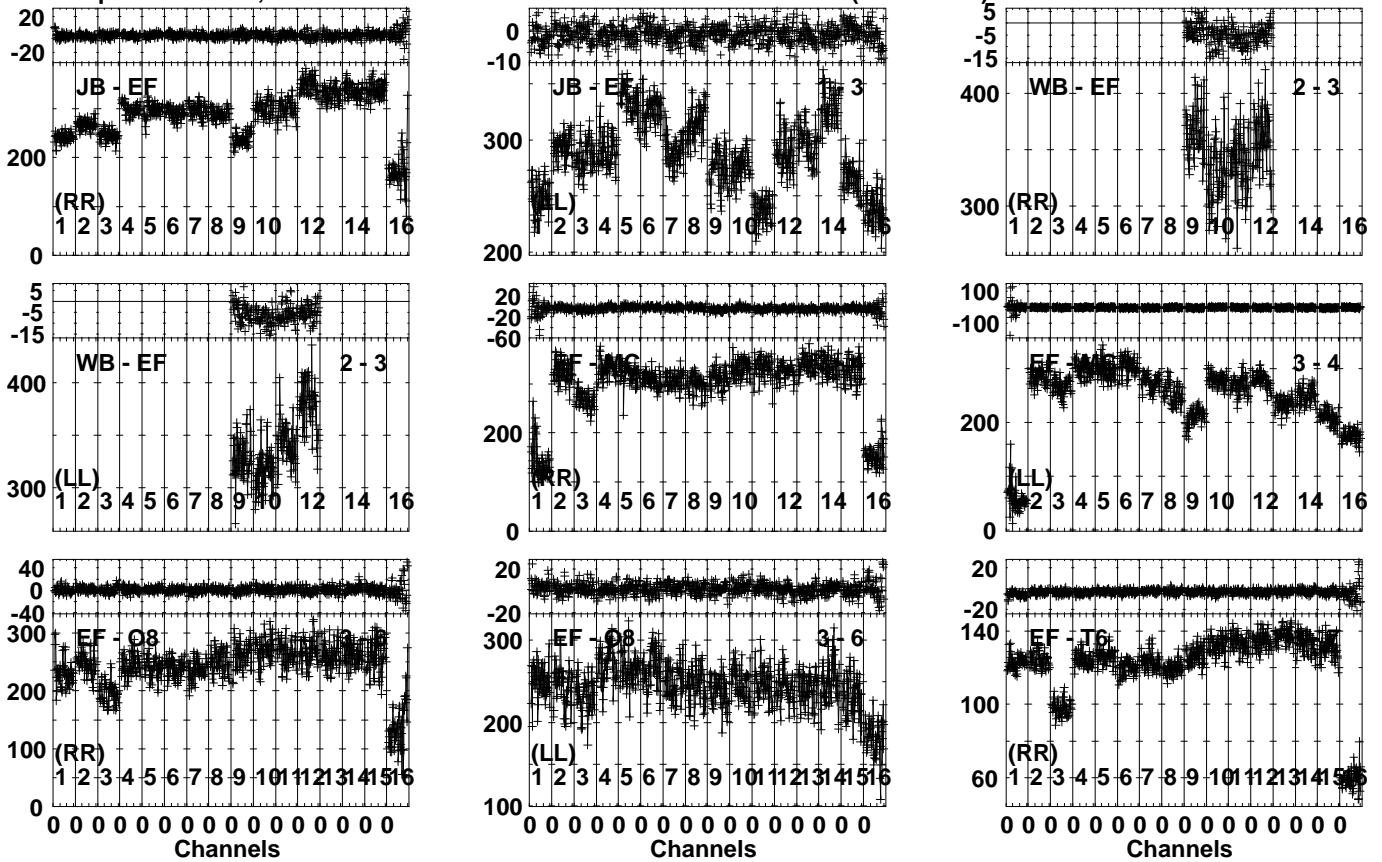
Lower frame: Milli Ampl Jy Top frame: Phas deg  
Vector averaged cross-power spectrum Several baselines displayed  
Timerange: 00/18:50:33 to 00/18:53:59



Plot file version 369 created 30-SEP-2022 11:07:00

J1427+2348 EM163.UVDATA.1

Freq = 4.6005 GHz, Bw = 32.000 MH Calibrated with CL # 4 and BP # 1 (BP mode 1)

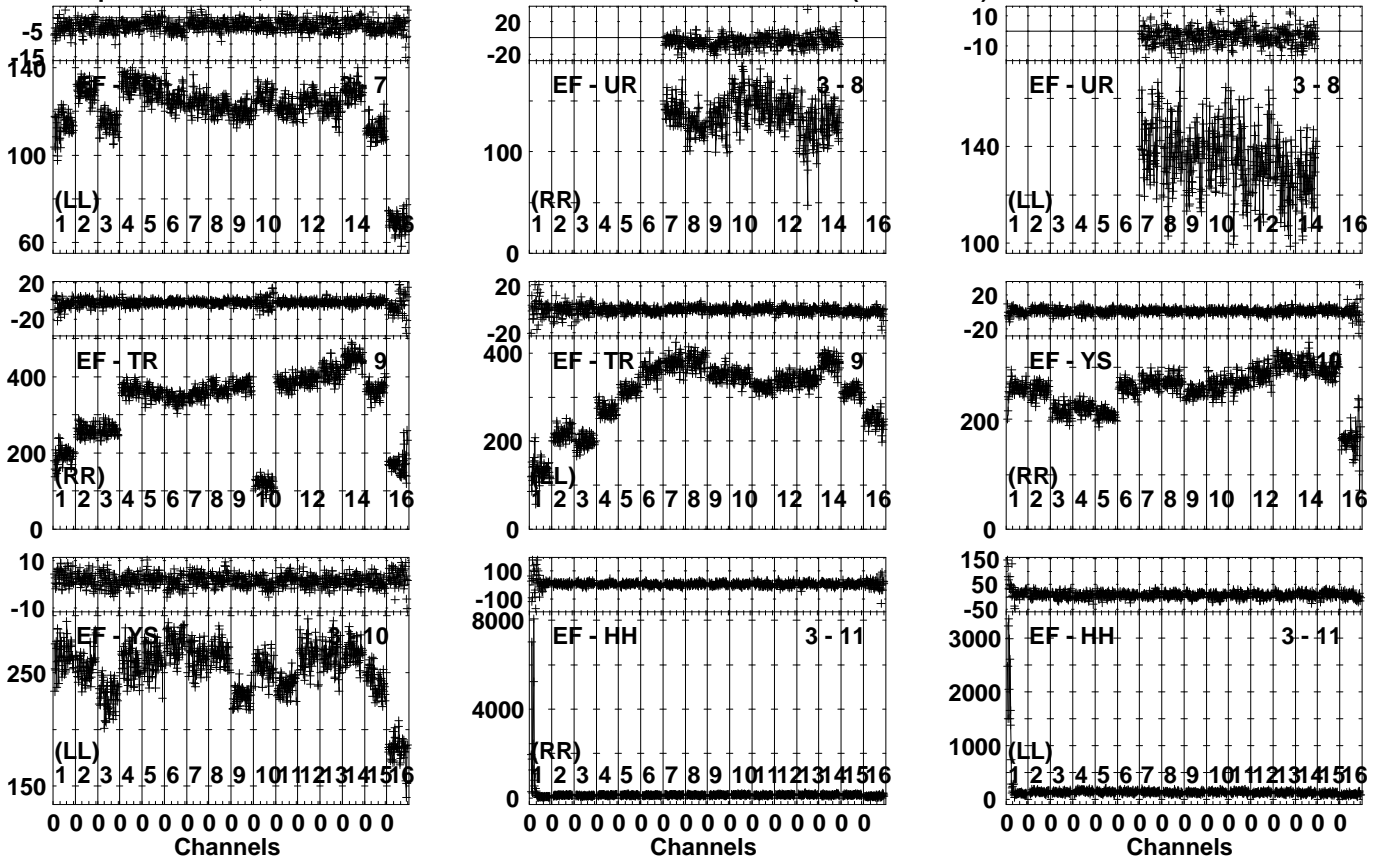


Lower frame: Milli Ampl Jy Top frame: Phas deg  
 Vector averaged cross-power spectrum Several baselines displayed  
 Timerange: 00/18:54:31 to 00/18:55:29

Plot file version 370 created 30-SEP-2022 11:07:01

J1427+2348 EM163.UVDATA.1

Freq = 4.6005 GHz, Bw = 32.000 MH Calibrated with CL # 4 and BP # 1 (BP mode 1)

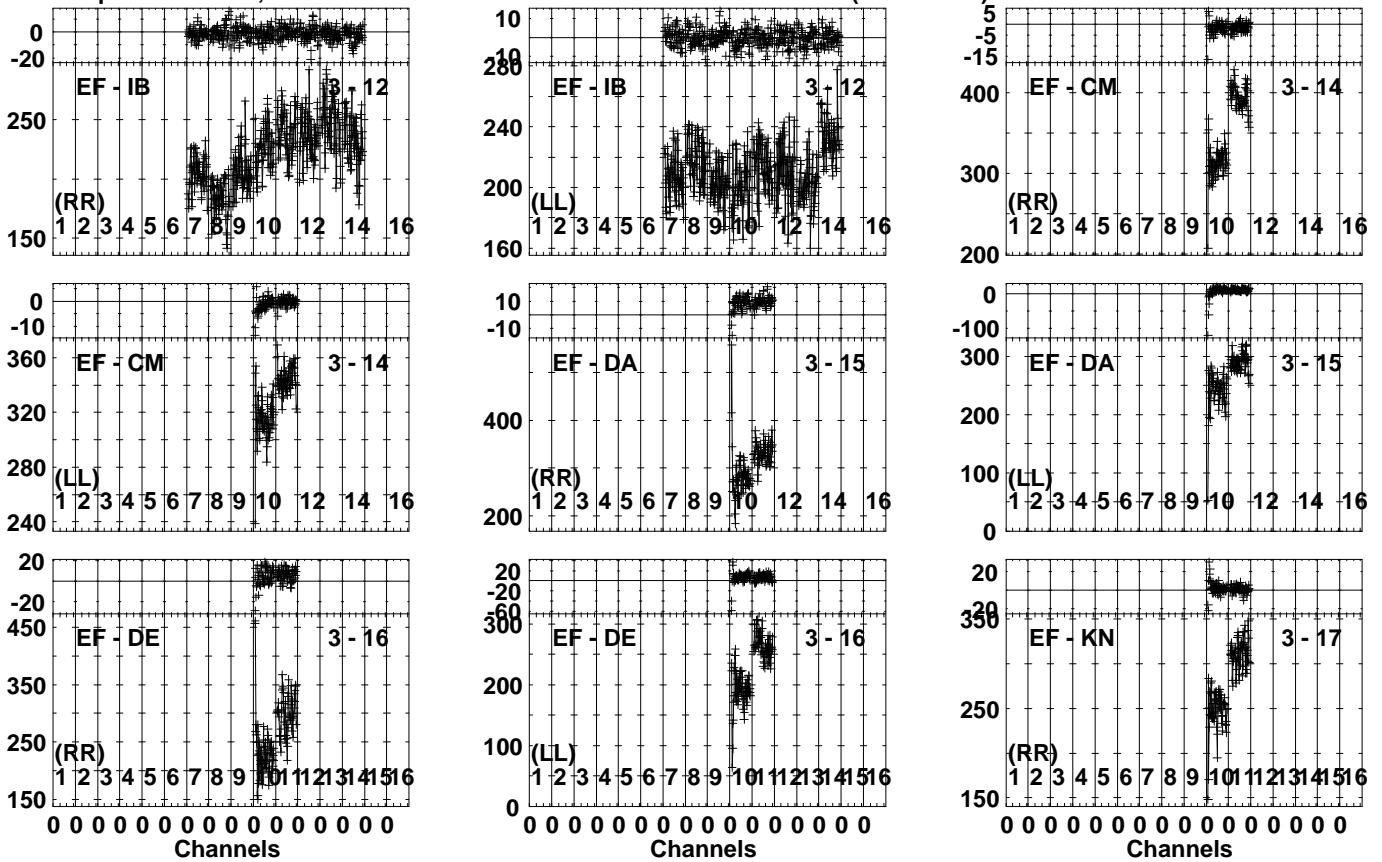


Lower frame: Milli Ampl Jy Top frame: Phas deg  
Vector averaged cross-power spectrum Several baselines displayed  
Timerange: 00/18:54:31 to 00/18:55:29

Plot file version 371 created 30-SEP-2022 11:07:02

J1427+2348 EM163.UVDATA.1

Freq = 4.6005 GHz, Bw = 32.000 MH Calibrated with CL # 4 and BP # 1 (BP mode 1)

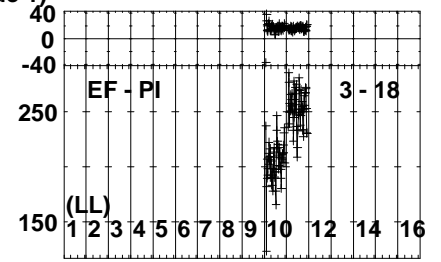
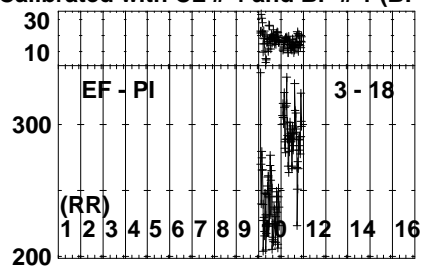
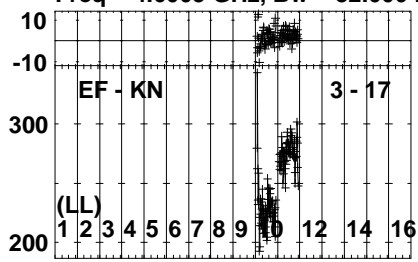


Lower frame: Milli Ampl Jy Top frame: Phas deg  
Vector averaged cross-power spectrum Several baselines displayed  
Timerange: 00/18:54:31 to 00/18:55:29

Plot file version 372 created 30-SEP-2022 11:07:03

J1427+2348 EM163.UVDATA.1

Freq = 4.6005 GHz, Bw = 32.000 MH Calibrated with CL # 4 and BP # 1 (BP mode 1)

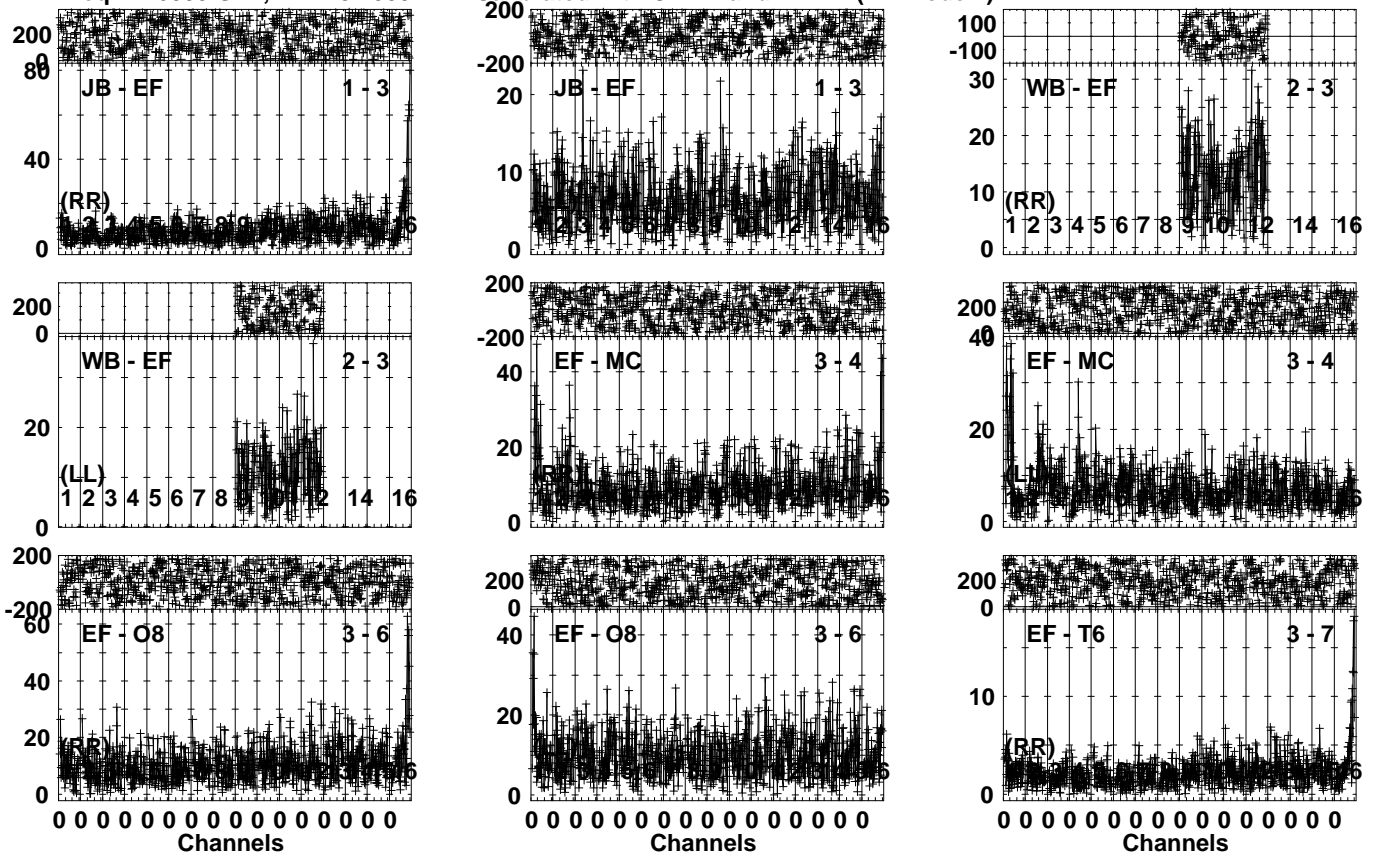


Lower frame: Milli Ampl Jy Top frame: Phas deg  
Vector averaged cross-power spectrum Several baselines displayed  
Timerange: 00/18:54:31 to 00/18:55:29

Plot file version 373 created 30-SEP-2022 11:07:03

SDSSJ1430 EM163.UVDATA.1

Freq = 4.6005 GHz, Bw = 32.000 MH Calibrated with CL # 4 and BP # 1 (BP mode 1)

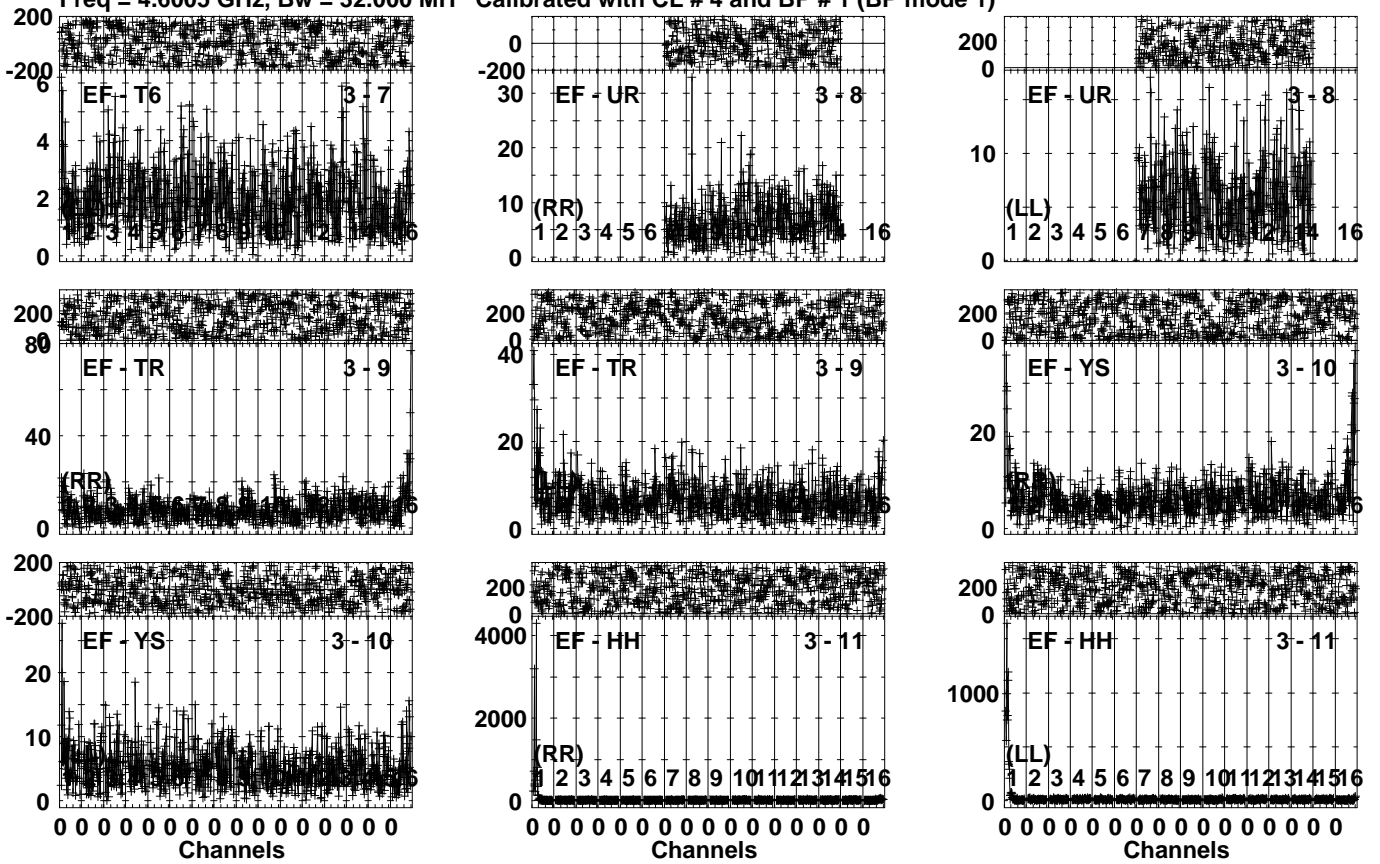


Lower frame: Milli Ampl Jy Top frame: Phas deg  
Vector averaged cross-power spectrum Several baselines displayed  
Timerange: 00/18:55:31 to 00/18:58:59

Plot file version 374 created 30-SEP-2022 11:07:04

SDSSJ1430 EM163.UVDATA.1

Freq = 4.6005 GHz, Bw = 32.000 MH Calibrated with CL # 4 and BP # 1 (BP mode 1)

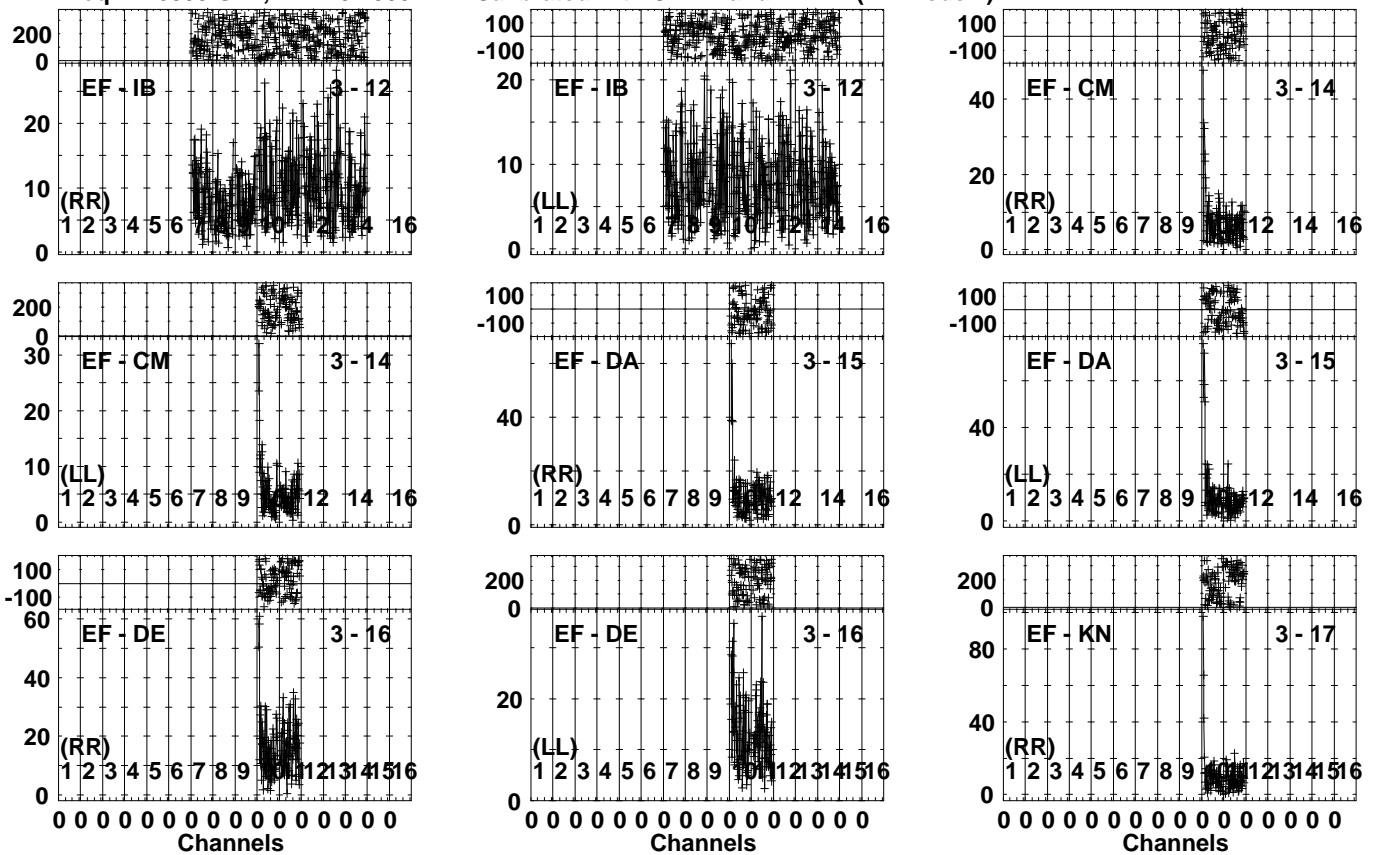


Lower frame: Milli Ampl Jy Top frame: Phas deg  
Vector averaged cross-power spectrum Several baselines displayed  
Timerange: 00/18:55:31 to 00/18:58:59

Plot file version 375 created 30-SEP-2022 11:07:05

SDSSJ1430 EM163.UVDATA.1

Freq = 4.6005 GHz, Bw = 32.000 MH Calibrated with CL # 4 and BP # 1 (BP mode 1)

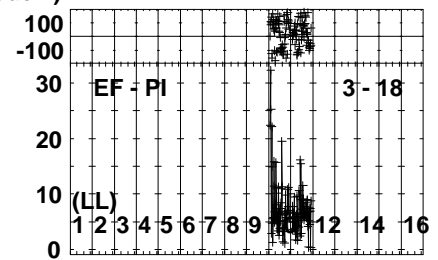
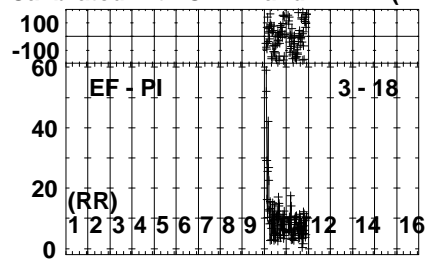
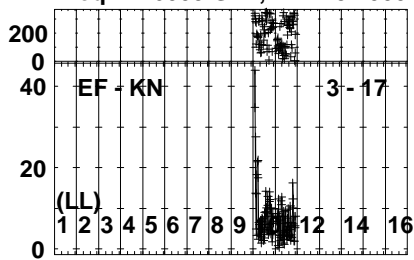


Lower frame: Milli Ampl Jy Top frame: Phas deg  
Vector averaged cross-power spectrum Several baselines displayed  
Timerange: 00/18:55:31 to 00/18:58:59

Plot file version 376 created 30-SEP-2022 11:07:06

SDSSJ1430 EM163.UVDATA.1

Freq = 4.6005 GHz, Bw = 32.000 MH Calibrated with CL # 4 and BP # 1 (BP mode 1)



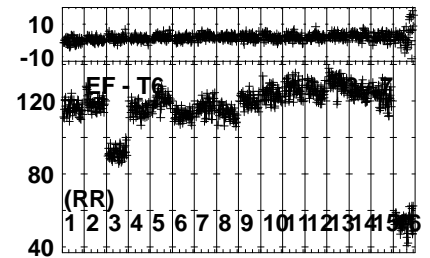
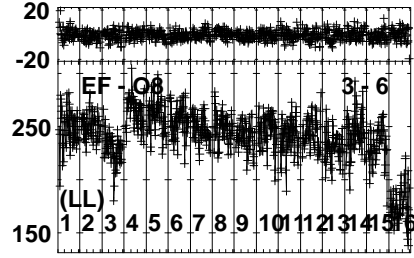
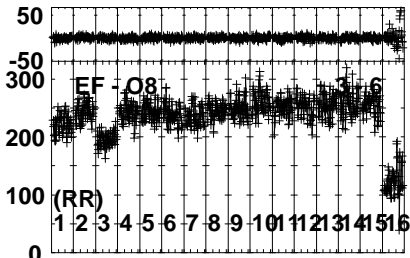
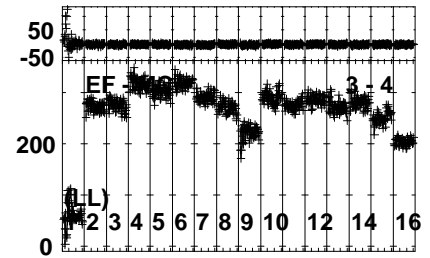
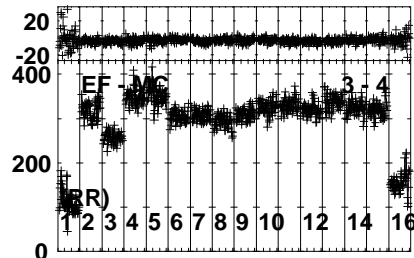
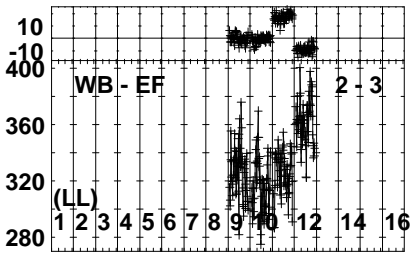
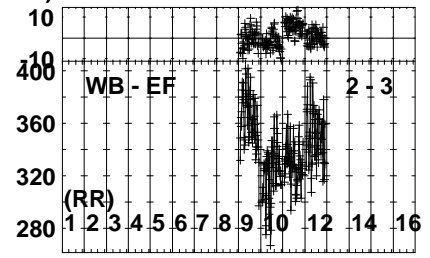
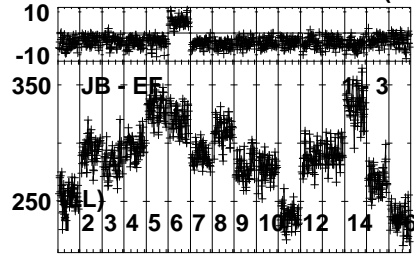
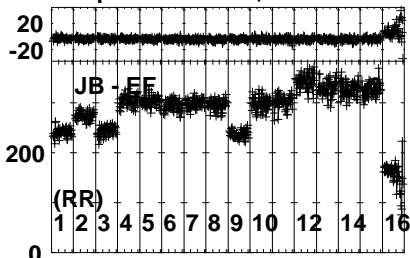
Lower frame: Milli Ampl Jy Top frame: Phas deg  
Vector averaged cross-power spectrum Several baselines displayed  
Timerange: 00/18:55:31 to 00/18:58:59



Plot file version 377 created 30-SEP-2022 11:07:07

J1427+2348 EM163.UVDATA.1

Freq = 4.6005 GHz, Bw = 32.000 MH Calibrated with CL # 4 and BP # 1 (BP mode 1)

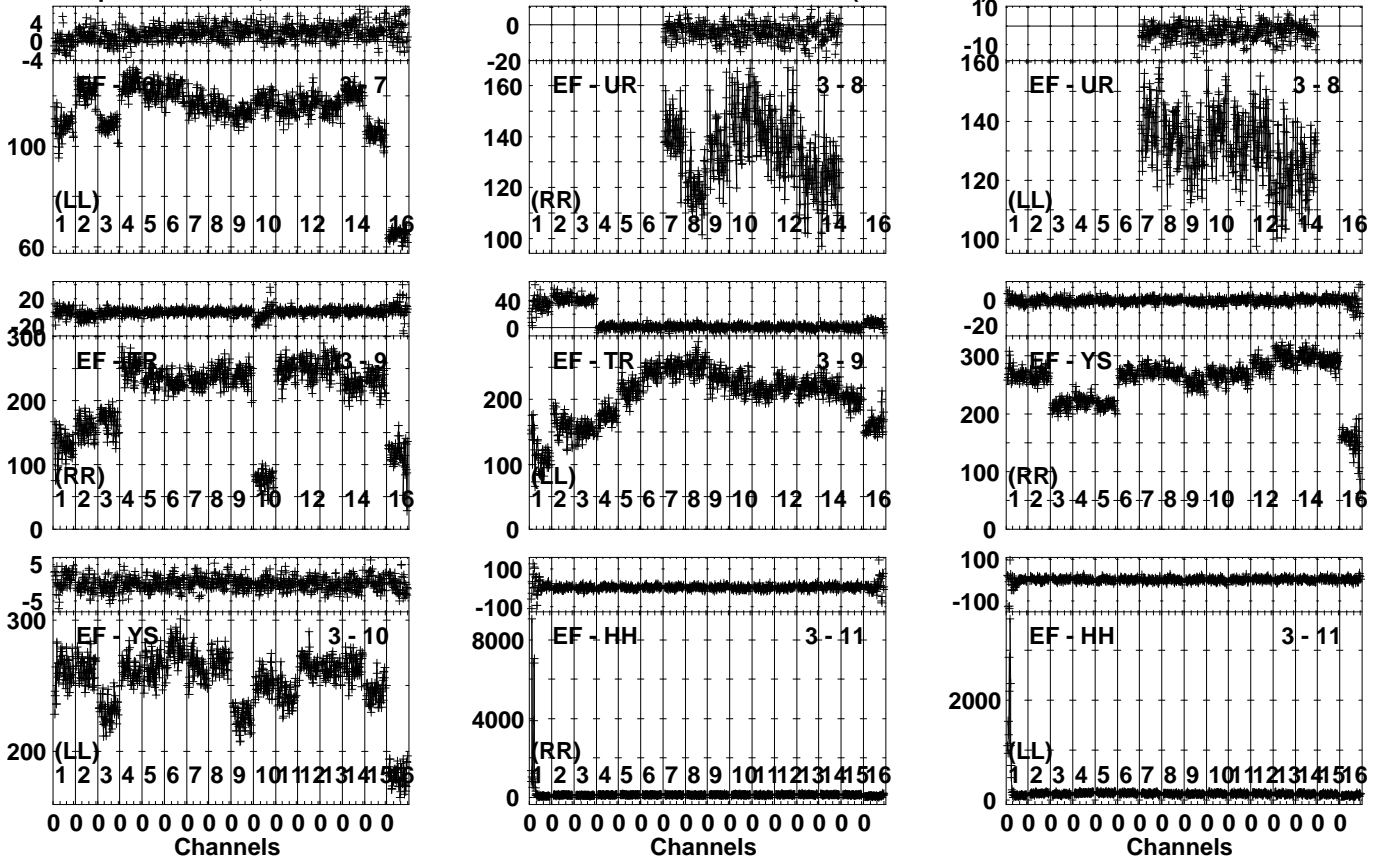


Lower frame: Milli Ampl Jy Top frame: Phas deg  
Vector averaged cross-power spectrum Several baselines displayed  
Timerange: 00/18:59:31 to 00/19:00:29

Plot file version 378 created 30-SEP-2022 11:07:08

J1427+2348 EM163.UVDATA.1

Freq = 4.6005 GHz, Bw = 32.000 MH Calibrated with CL # 4 and BP # 1 (BP mode 1)

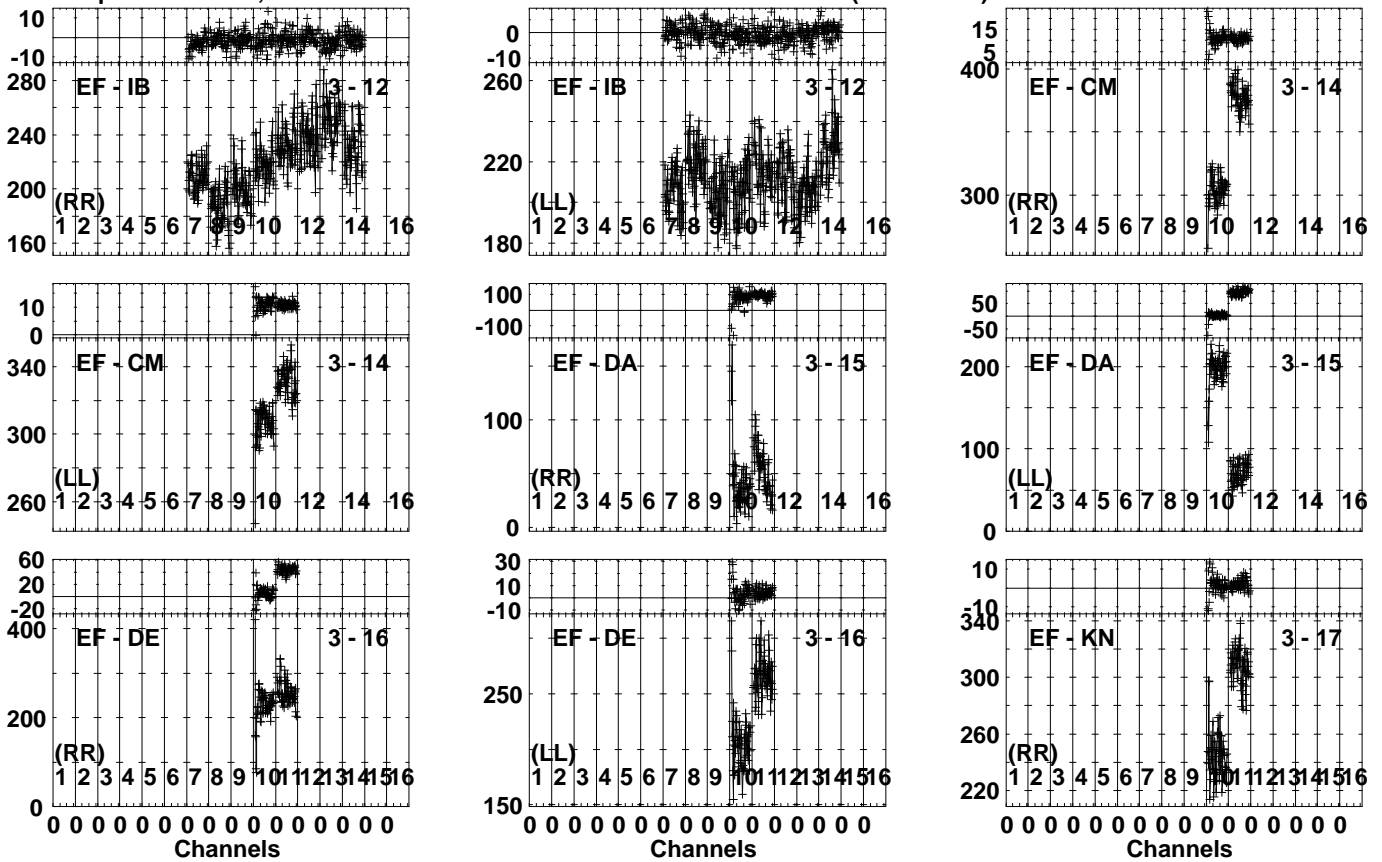


Lower frame: Milli Ampl Jy Top frame: Phas deg  
 Vector averaged cross-power spectrum Several baselines displayed  
 Timerange: 00/18:59:31 to 00/19:00:29

Plot file version 379 created 30-SEP-2022 11:07:09

J1427+2348 EM163.UVDATA.1

Freq = 4.6005 GHz, Bw = 32.000 MH Calibrated with CL # 4 and BP # 1 (BP mode 1)

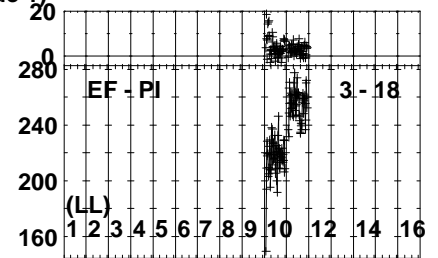
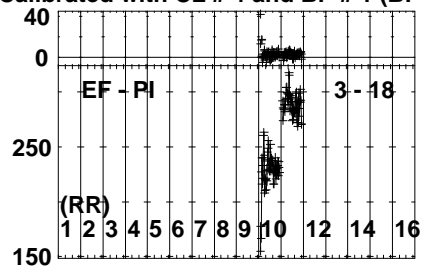
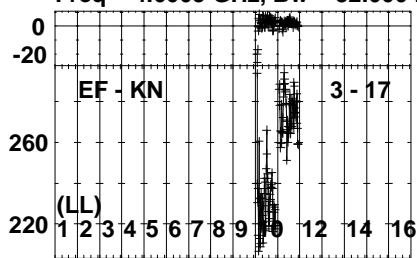


Lower frame: Milli Ampl Jy Top frame: Phas deg  
Vector averaged cross-power spectrum Several baselines displayed  
Timerange: 00/18:59:31 to 00/19:00:29

Plot file version 380 created 30-SEP-2022 11:07:09

J1427+2348 EM163.UVDATA.1

Freq = 4.6005 GHz, Bw = 32.000 MH Calibrated with CL # 4 and BP # 1 (BP mode 1)

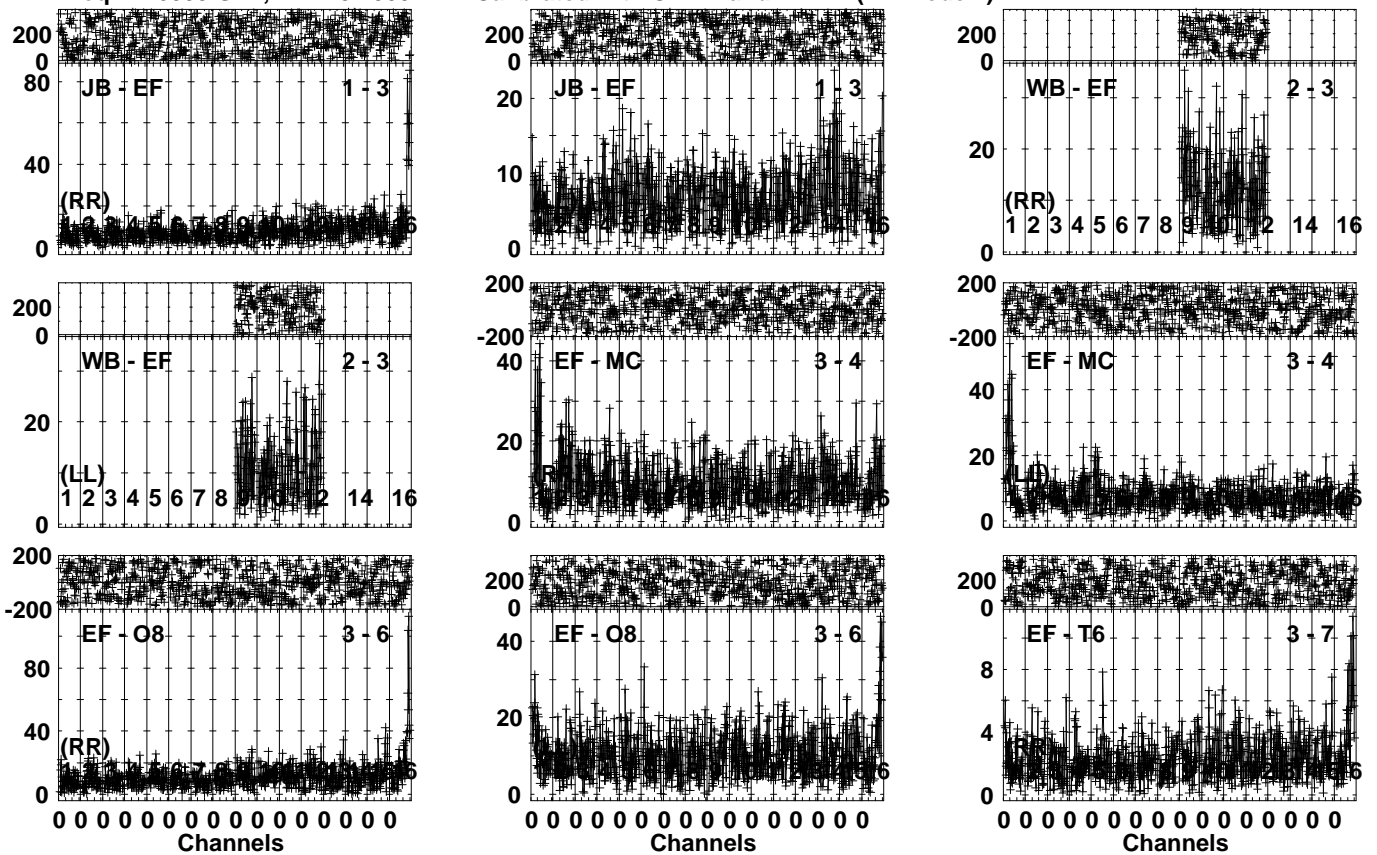


Lower frame: Milli Ampl Jy Top frame: Phas deg  
Vector averaged cross-power spectrum Several baselines displayed  
Timerange: 00/18:59:31 to 00/19:00:29

Plot file version 381 created 30-SEP-2022 11:07:10

SDSSJ1430 EM163.UVDATA.1

Freq = 4.6005 GHz, Bw = 32.000 MH Calibrated with CL # 4 and BP # 1 (BP mode 1)

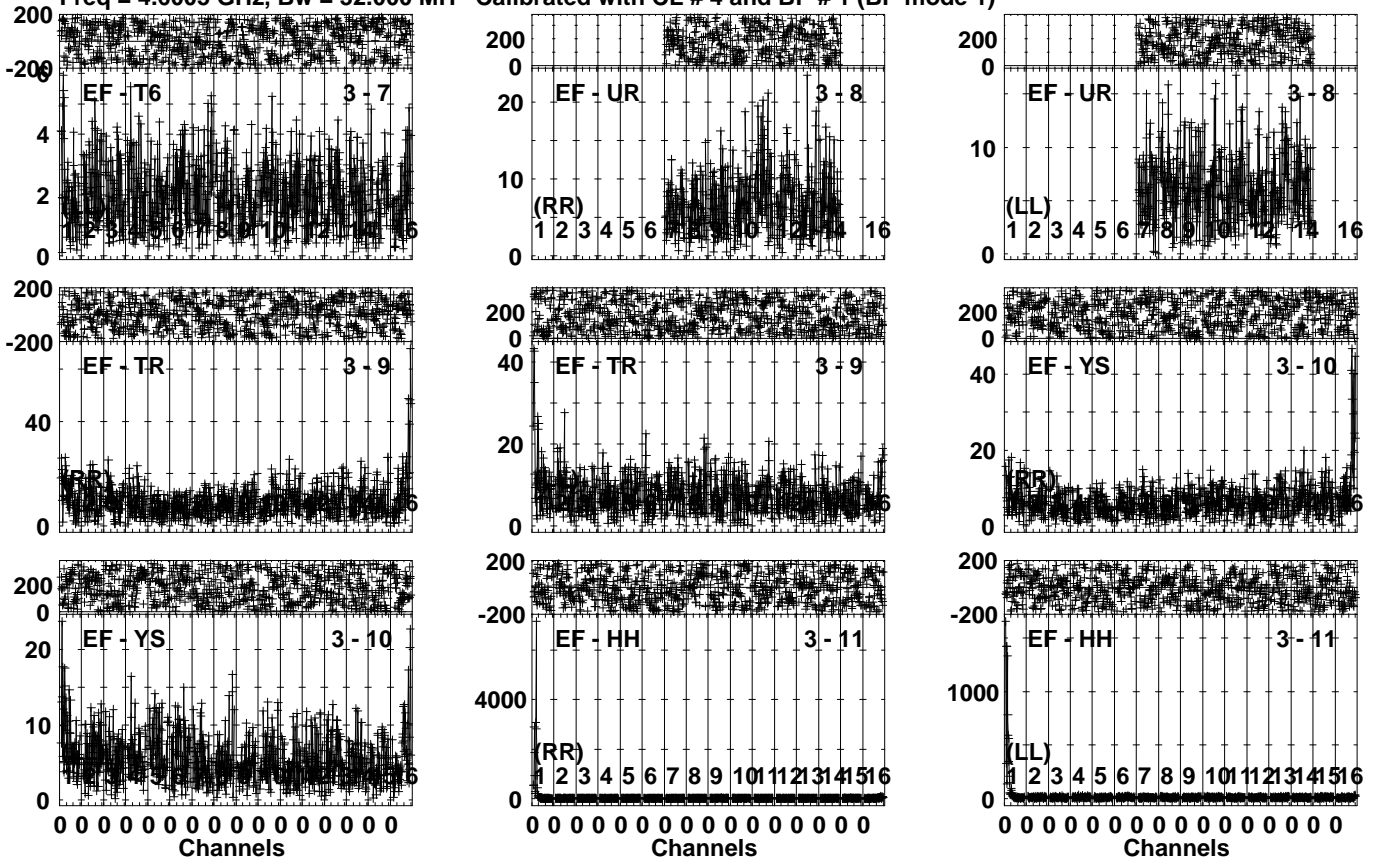


Lower frame: Milli Ampl Jy Top frame: Phas deg  
Vector averaged cross-power spectrum Several baselines displayed  
Timerange: 00/19:00:31 to 00/19:03:59

Plot file version 382 created 30-SEP-2022 11:07:11

SDSSJ1430 EM163.UVDATA.1

Freq = 4.6005 GHz, Bw = 32.000 MH Calibrated with CL # 4 and BP # 1 (BP mode 1)

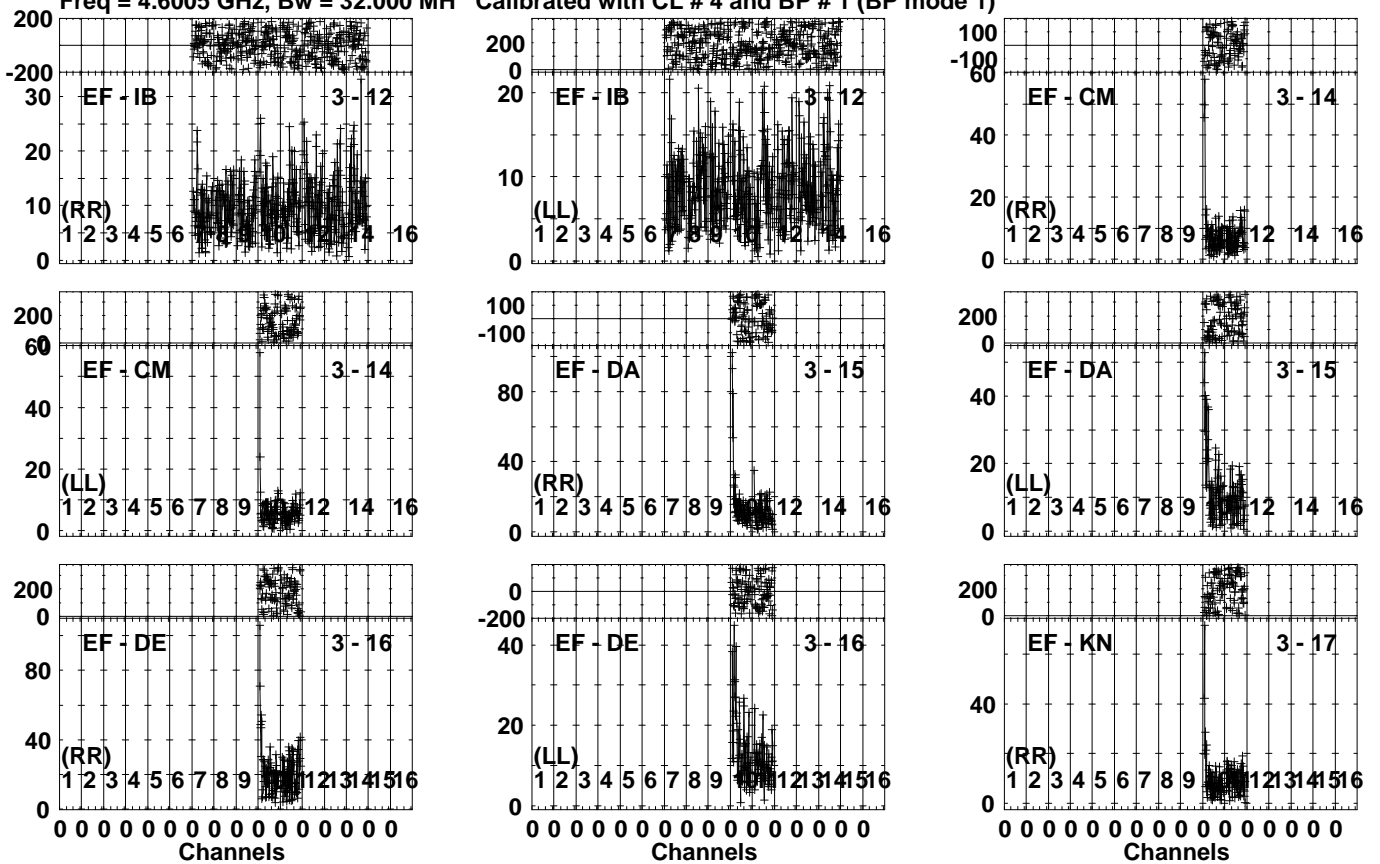


Lower frame: Milli Ampl Jy Top frame: Phas deg  
Vector averaged cross-power spectrum Several baselines displayed  
Timerange: 00/19:00:31 to 00/19:03:59

Plot file version 383 created 30-SEP-2022 11:07:12

SDSSJ1430 EM163.UVDATA.1

Freq = 4.6005 GHz, Bw = 32.000 MH Calibrated with CL # 4 and BP # 1 (BP mode 1)

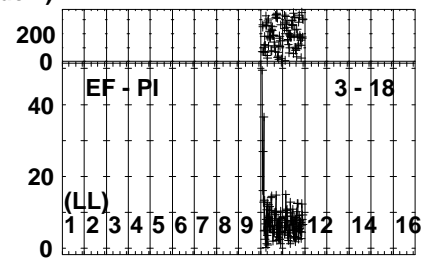
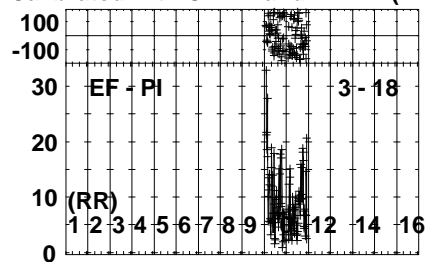
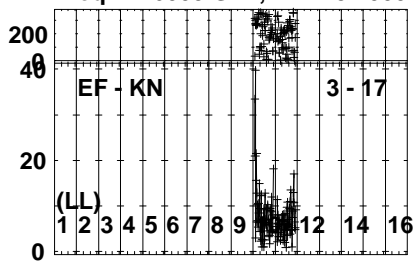


Lower frame: Milli Ampl Jy Top frame: Phas deg  
Vector averaged cross-power spectrum Several baselines displayed  
Timerange: 00/19:00:31 to 00/19:03:59

Plot file version 384 created 30-SEP-2022 11:07:13

SDSSJ1430 EM163.UVDATA.1

Freq = 4.6005 GHz, Bw = 32.000 MH Calibrated with CL # 4 and BP # 1 (BP mode 1)



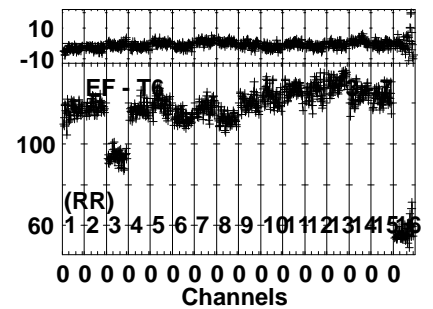
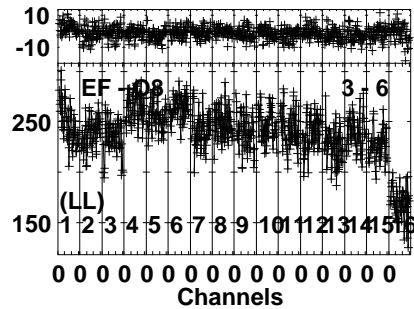
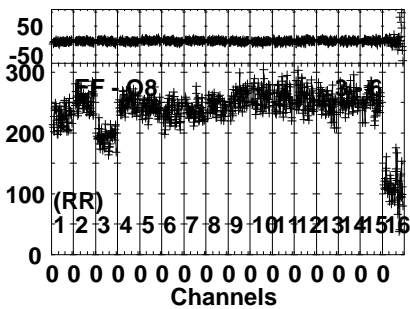
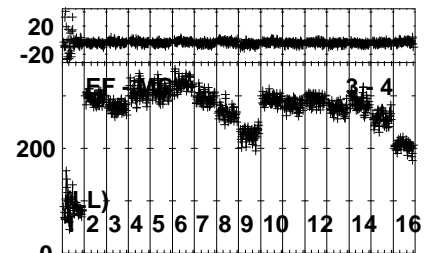
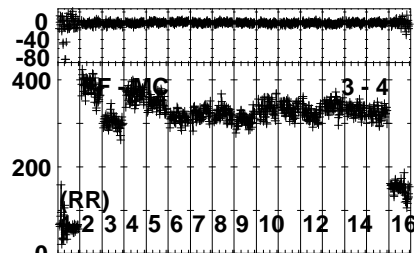
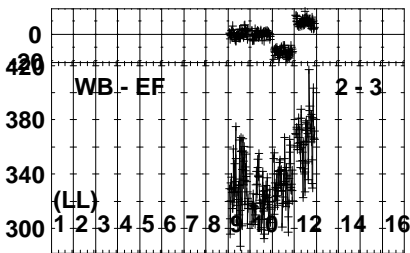
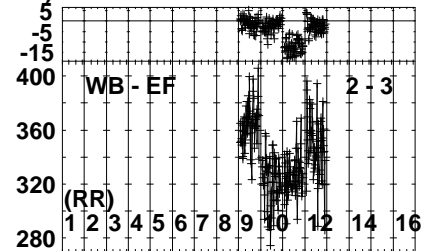
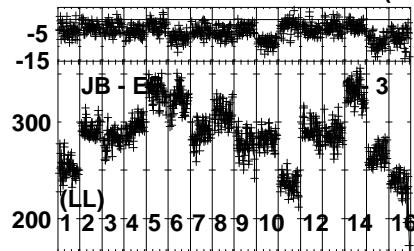
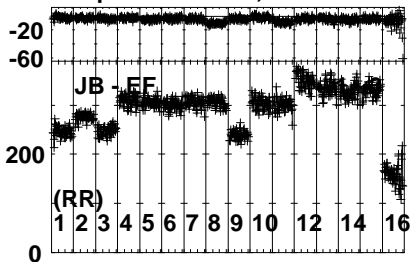
Lower frame: Milli Ampl Jy Top frame: Phas deg  
Vector averaged cross-power spectrum Several baselines displayed  
Timerange: 00/19:00:31 to 00/19:03:59



Plot file version 385 created 30-SEP-2022 11:07:13

J1427+2348 EM163.UVDATA.1

Freq = 4.6005 GHz, Bw = 32.000 MH Calibrated with CL # 4 and BP # 1 (BP mode 1)

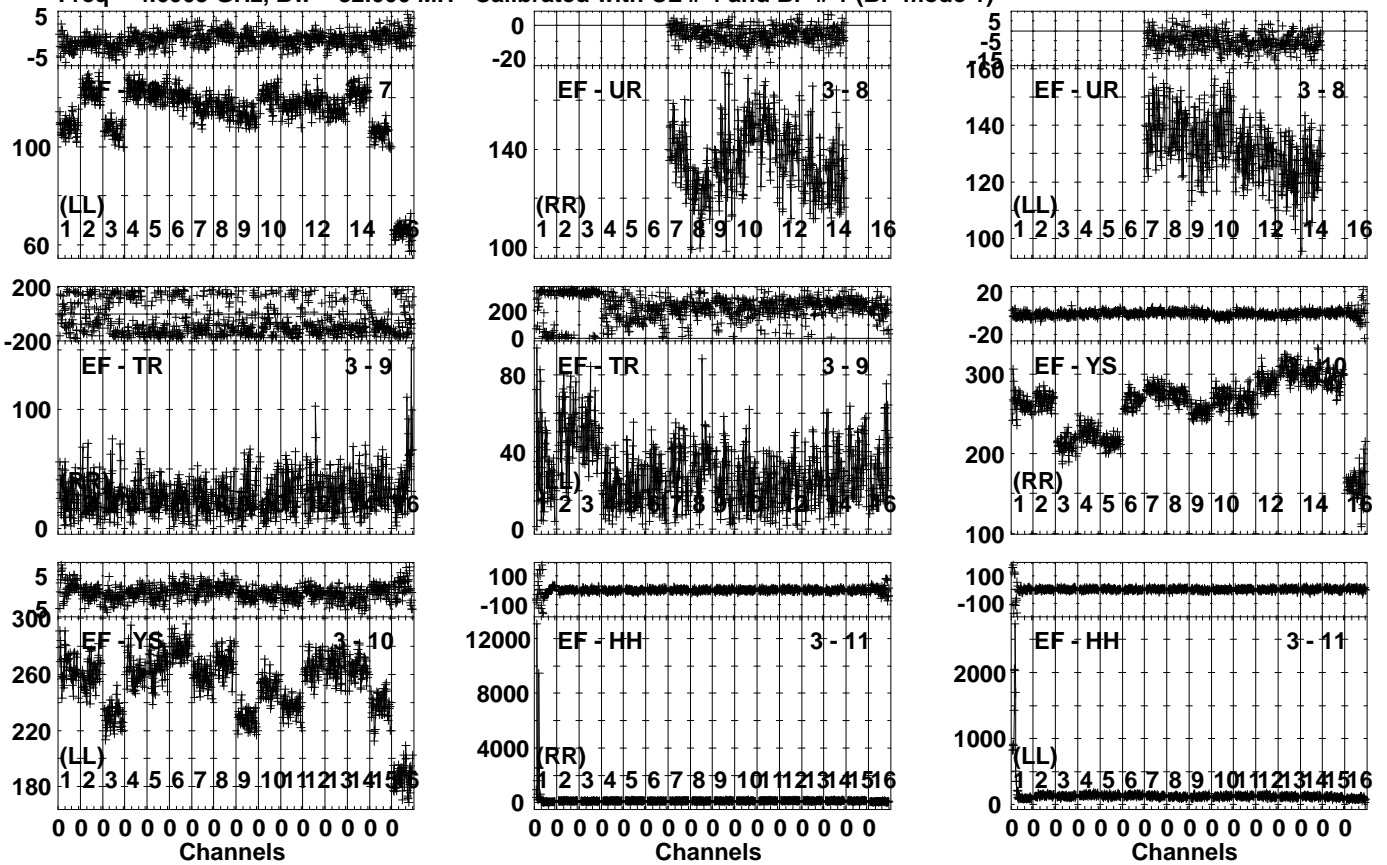


Lower frame: Milli Ampl Jy Top frame: Phas deg  
Vector averaged cross-power spectrum Several baselines displayed  
Timerange: 00/19:04:01 to 00/19:05:29

Plot file version 386 created 30-SEP-2022 11:07:14

J1427+2348 EM163.UVDATA.1

Freq = 4.6005 GHz, Bw = 32.000 MH Calibrated with CL # 4 and BP # 1 (BP mode 1)

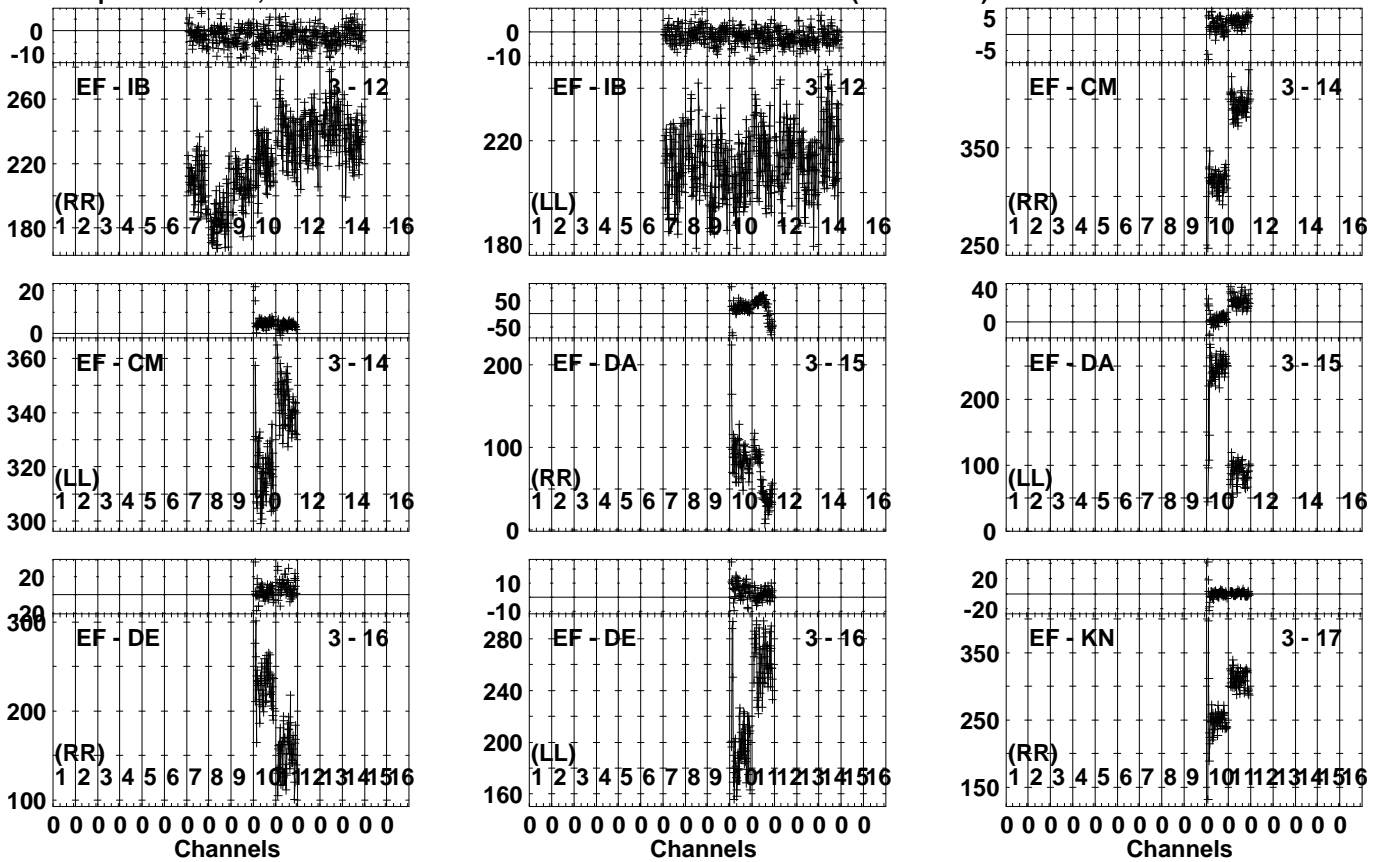


Lower frame: Milli Ampl Jy Top frame: Phas deg  
Vector averaged cross-power spectrum Several baselines displayed  
Timerange: 00/19:04:01 to 00/19:05:29

Plot file version 387 created 30-SEP-2022 11:07:15

J1427+2348 EM163.UVDATA.1

Freq = 4.6005 GHz, Bw = 32.000 MH Calibrated with CL # 4 and BP # 1 (BP mode 1)

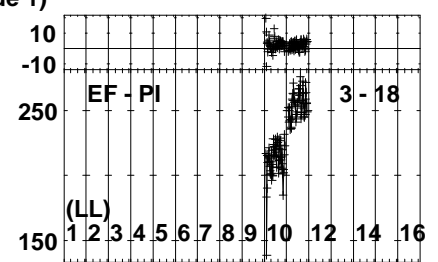
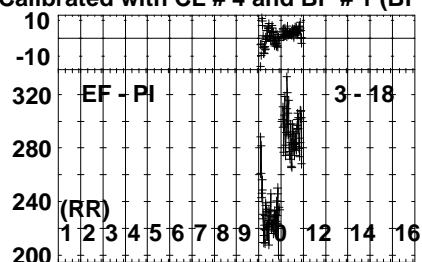
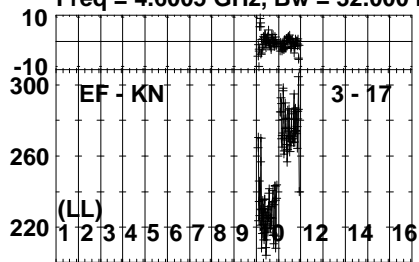


Lower frame: Milli Ampl Jy Top frame: Phas deg  
Vector averaged cross-power spectrum Several baselines displayed  
Timerange: 00/19:04:01 to 00/19:05:29

Plot file version 388 created 30-SEP-2022 11:07:16

J1427+2348 EM163.UVDATA.1

Freq = 4.6005 GHz, Bw = 32.000 MH Calibrated with CL # 4 and BP # 1 (BP mode 1)

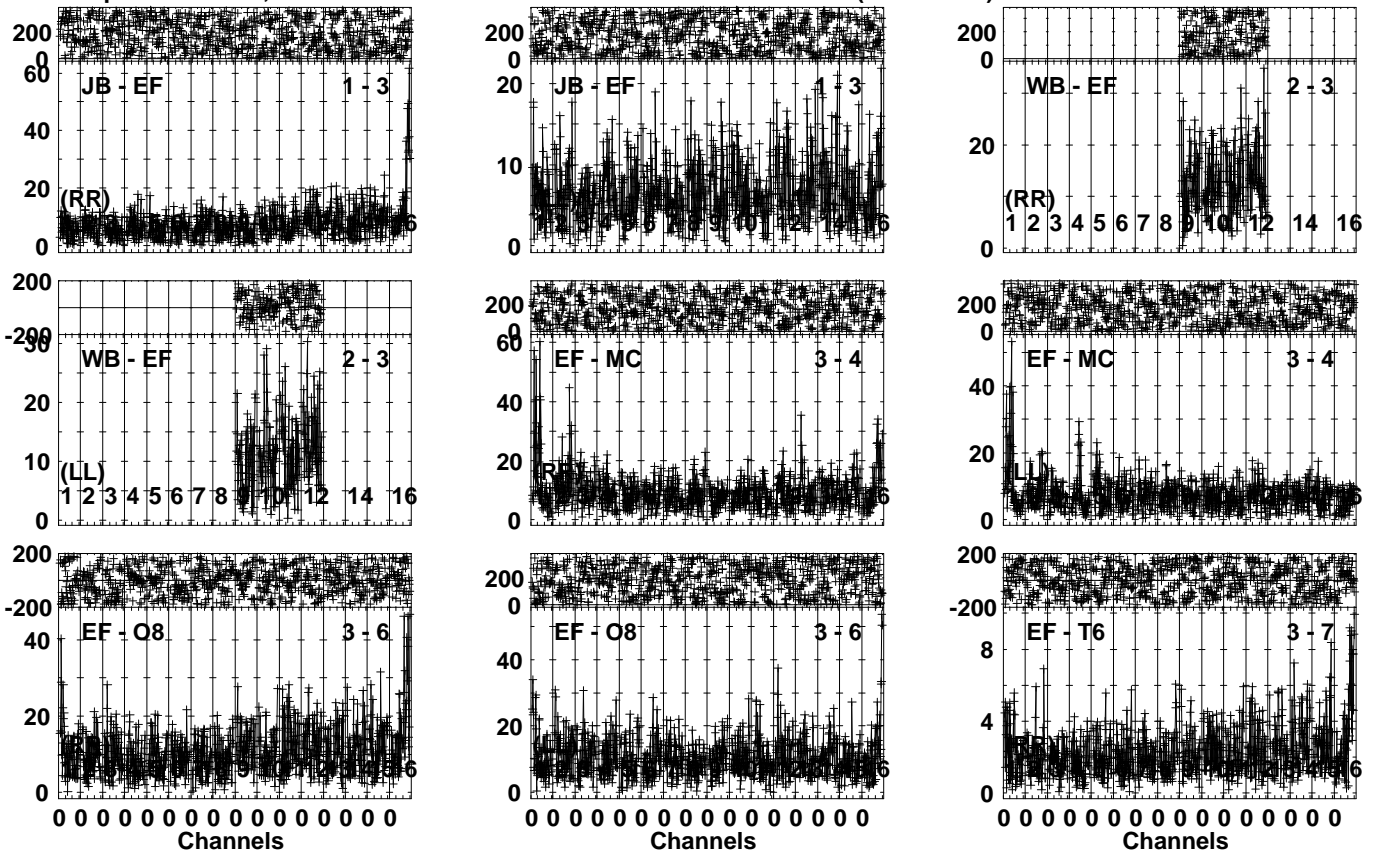


Lower frame: Milli Ampl Jy Top frame: Phas deg  
Vector averaged cross-power spectrum Several baselines displayed  
Timerange: 00/19:04:01 to 00/19:05:29

Plot file version 389 created 30-SEP-2022 11:07:17

SDSSJ1430 EM163.UVDATA.1

Freq = 4.6005 GHz, Bw = 32.000 MH Calibrated with CL # 4 and BP # 1 (BP mode 1)

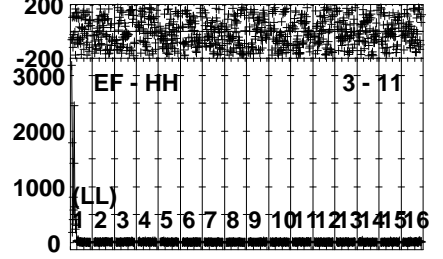
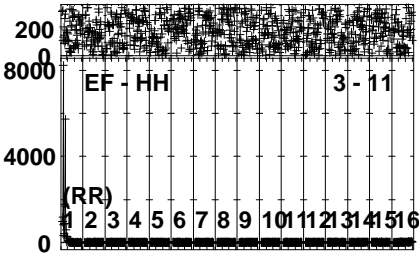
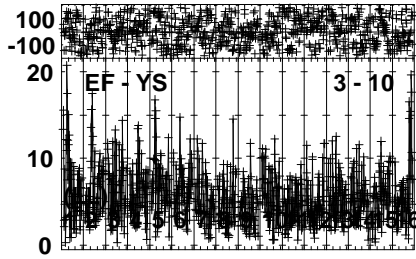
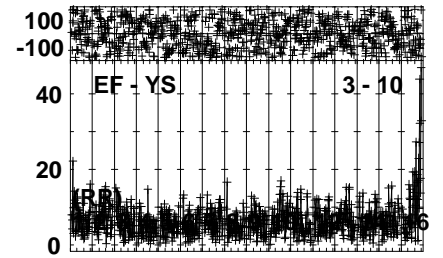
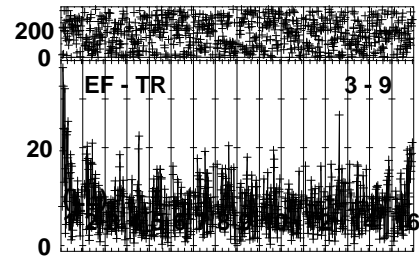
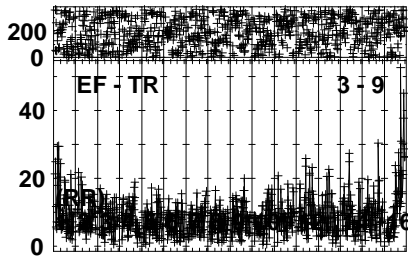
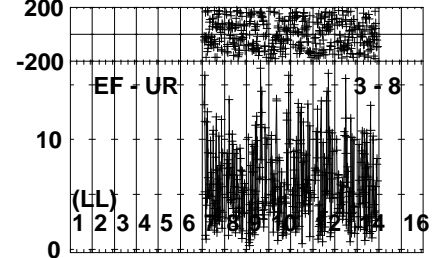
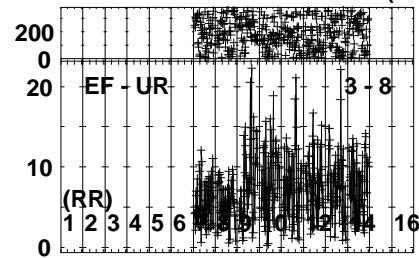
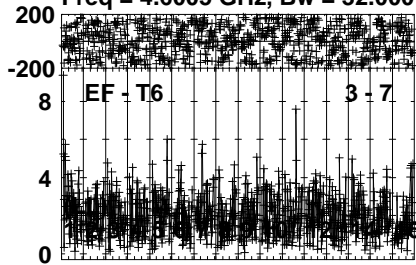


Lower frame: Milli Ampl Jy Top frame: Phas deg  
Vector averaged cross-power spectrum Several baselines displayed  
Timerange: 00/19:05:31 to 00/19:08:59

Plot file version 390 created 30-SEP-2022 11:07:17

SDSSJ1430 EM163.UVDATA.1

Freq = 4.6005 GHz, Bw = 32.000 MH Calibrated with CL # 4 and BP # 1 (BP mode 1)

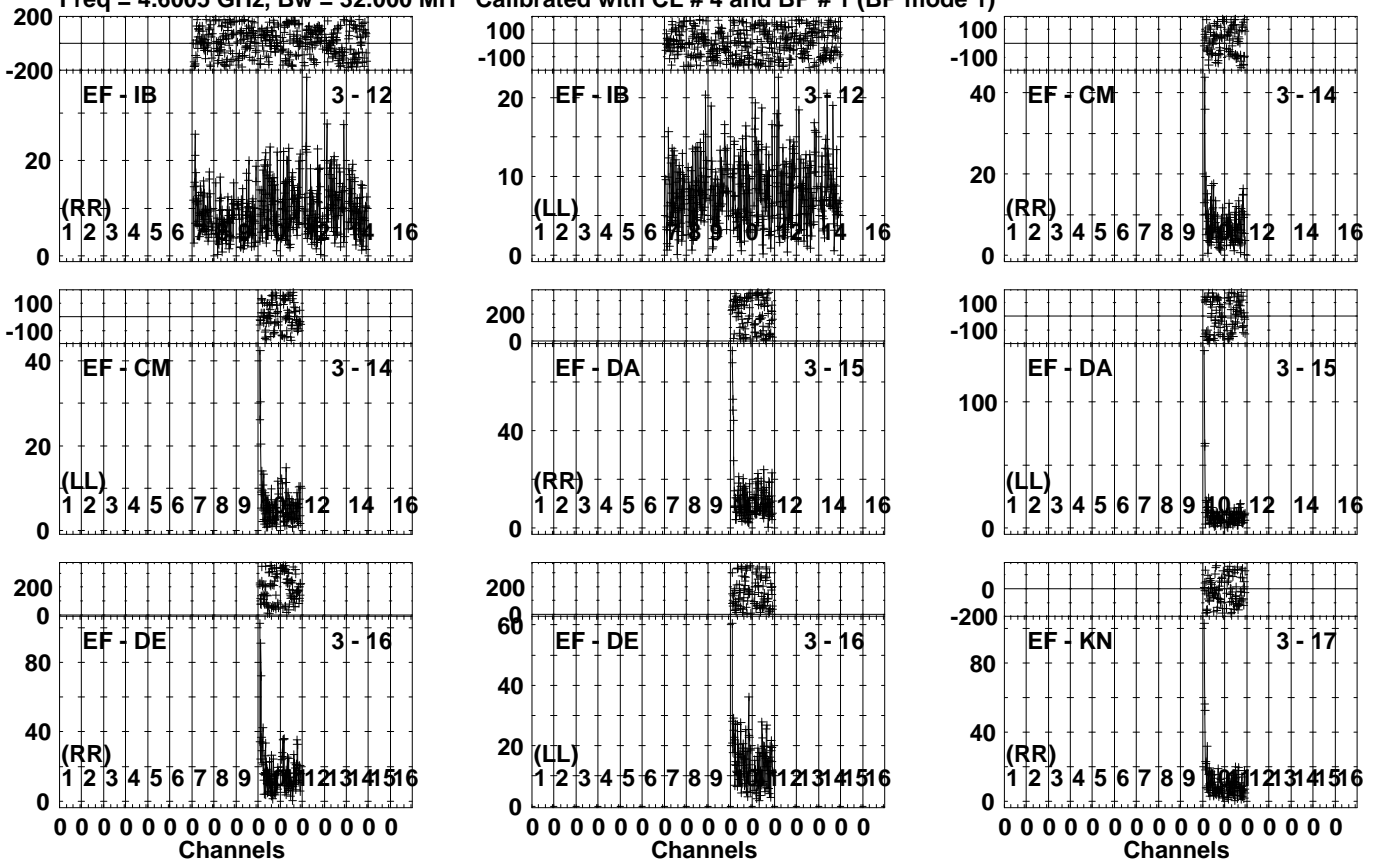


Lower frame: Milli Ampl Jy Top frame: Phas deg  
Vector averaged cross-power spectrum Several baselines displayed  
Timerange: 00/19:05:31 to 00/19:08:59

Plot file version 391 created 30-SEP-2022 11:07:18

SDSSJ1430 EM163.UVDATA.1

Freq = 4.6005 GHz, Bw = 32.000 MH Calibrated with CL # 4 and BP # 1 (BP mode 1)

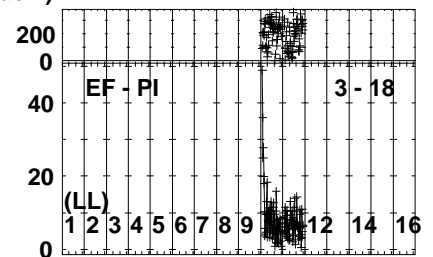
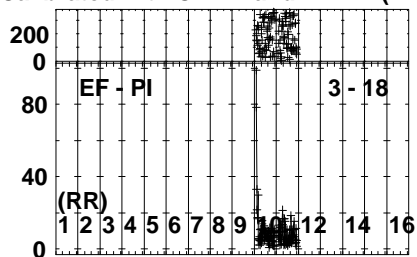
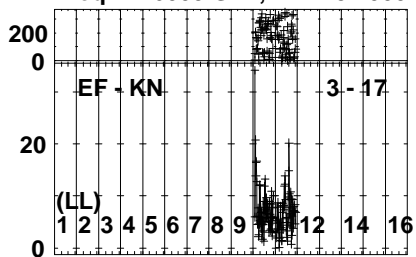


Lower frame: Milli Ampl Jy Top frame: Phas deg  
Vector averaged cross-power spectrum Several baselines displayed  
Timerange: 00/19:05:31 to 00/19:08:59

Plot file version 392 created 30-SEP-2022 11:07:19

SDSSJ1430 EM163.UVDATA.1

Freq = 4.6005 GHz, Bw = 32.000 MH Calibrated with CL # 4 and BP # 1 (BP mode 1)



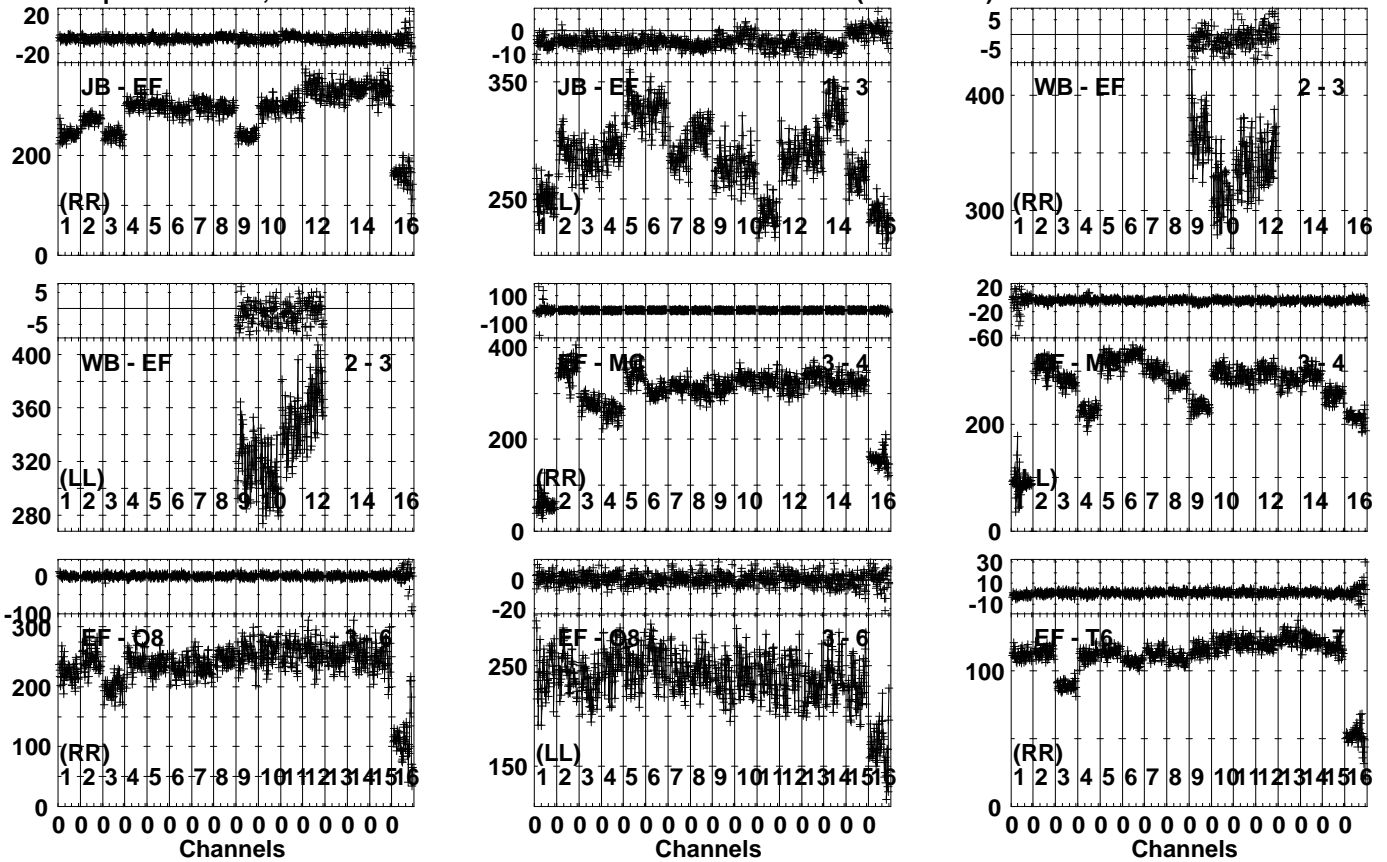
Lower frame: Milli Ampl Jy Top frame: Phas deg  
Vector averaged cross-power spectrum Several baselines displayed  
Timerange: 00/19:05:31 to 00/19:08:59



Plot file version 393 created 30-SEP-2022 11:07:20

J1427+2348 EM163.UVDATA.1

Freq = 4.6005 GHz, Bw = 32.000 MH Calibrated with CL # 4 and BP # 1 (BP mode 1)

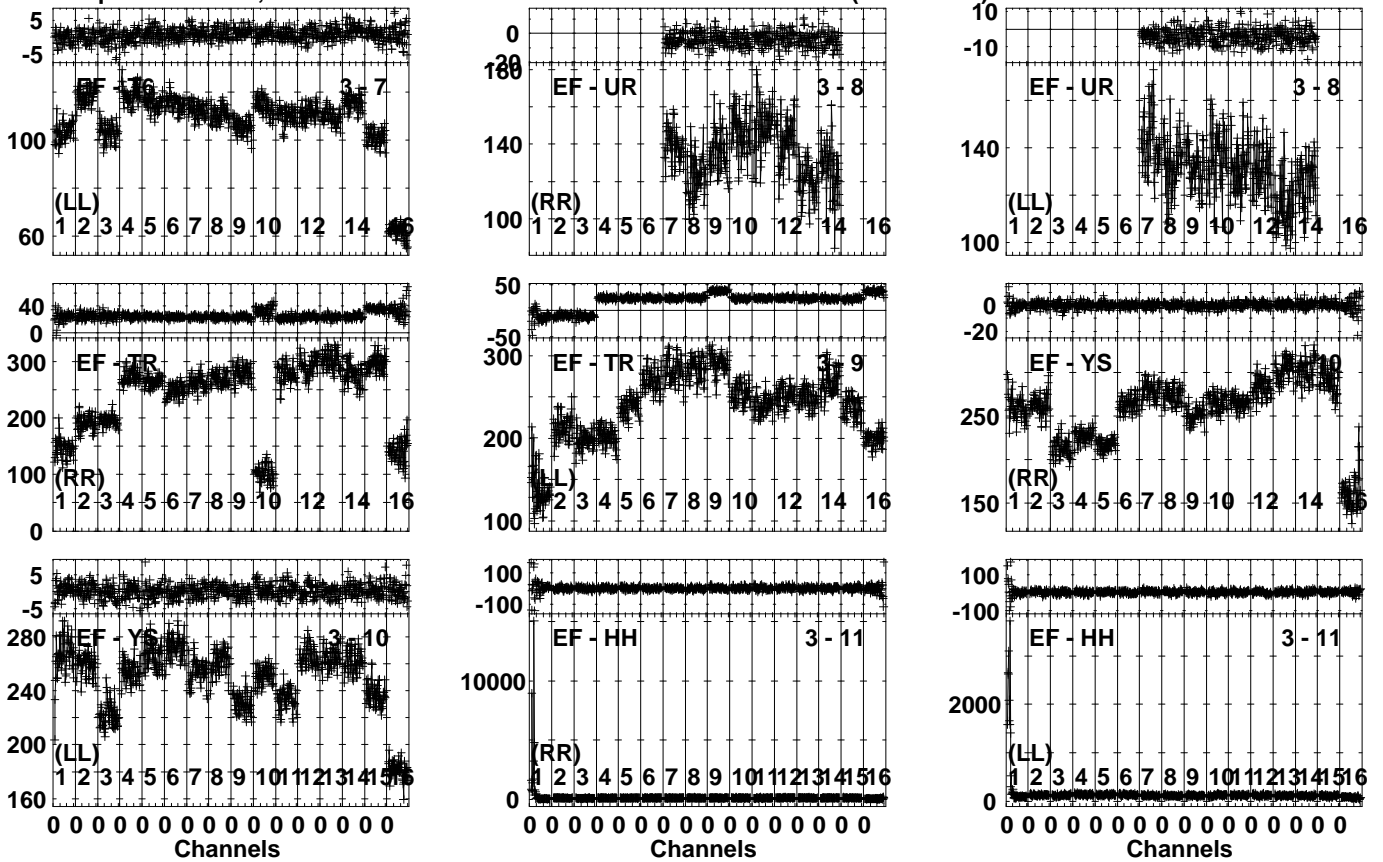


Lower frame: Milli Ampl Jy Top frame: Phas deg  
Vector averaged cross-power spectrum Several baselines displayed  
Timerange: 00/19:09:31 to 00/19:10:29

Plot file version 394 created 30-SEP-2022 11:07:21

J1427+2348 EM163.UVDATA.1

Freq = 4.6005 GHz, Bw = 32.000 MH Calibrated with CL # 4 and BP # 1 (BP mode 1)

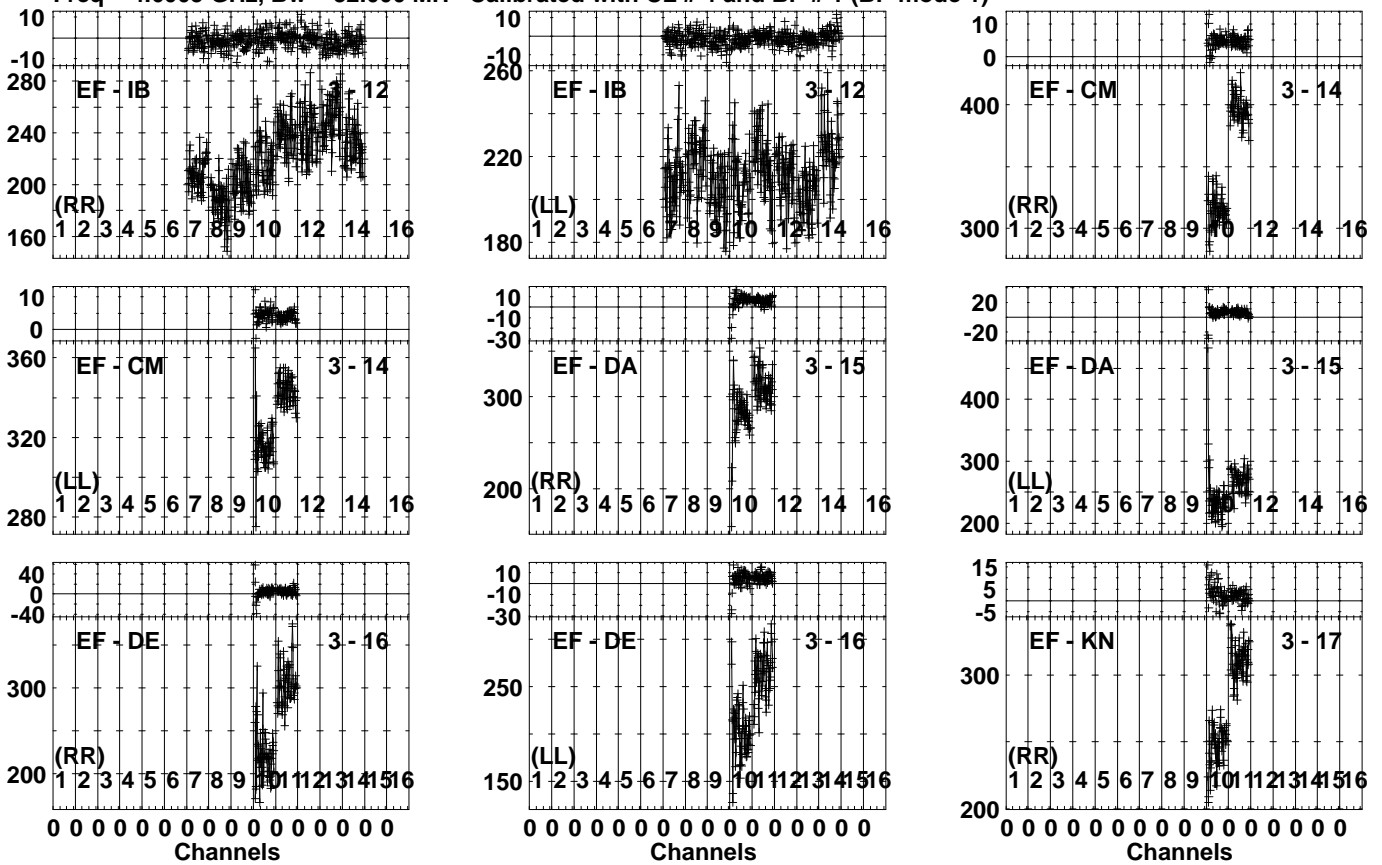


Lower frame: Milli Ampl Jy Top frame: Phas deg  
Vector averaged cross-power spectrum Several baselines displayed  
Timerange: 00/19:09:31 to 00/19:10:29

Plot file version 395 created 30-SEP-2022 11:07:22

J1427+2348 EM163.UVDATA.1

Freq = 4.6005 GHz, Bw = 32.000 MH Calibrated with CL # 4 and BP # 1 (BP mode 1)

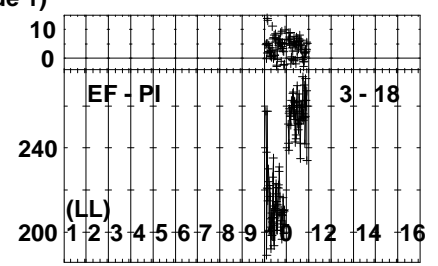
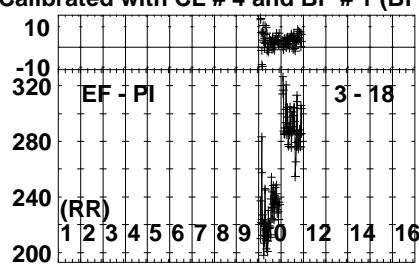
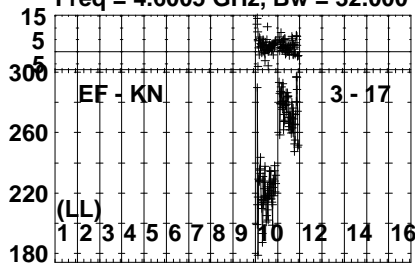


Lower frame: Milli Ampl Jy Top frame: Phas deg  
Vector averaged cross-power spectrum Several baselines displayed  
Timerange: 00/19:09:31 to 00/19:10:29

Plot file version 396 created 30-SEP-2022 11:07:23

J1427+2348 EM163.UVDATA.1

Freq = 4.6005 GHz, Bw = 32.000 MH Calibrated with CL # 4 and BP # 1 (BP mode 1)

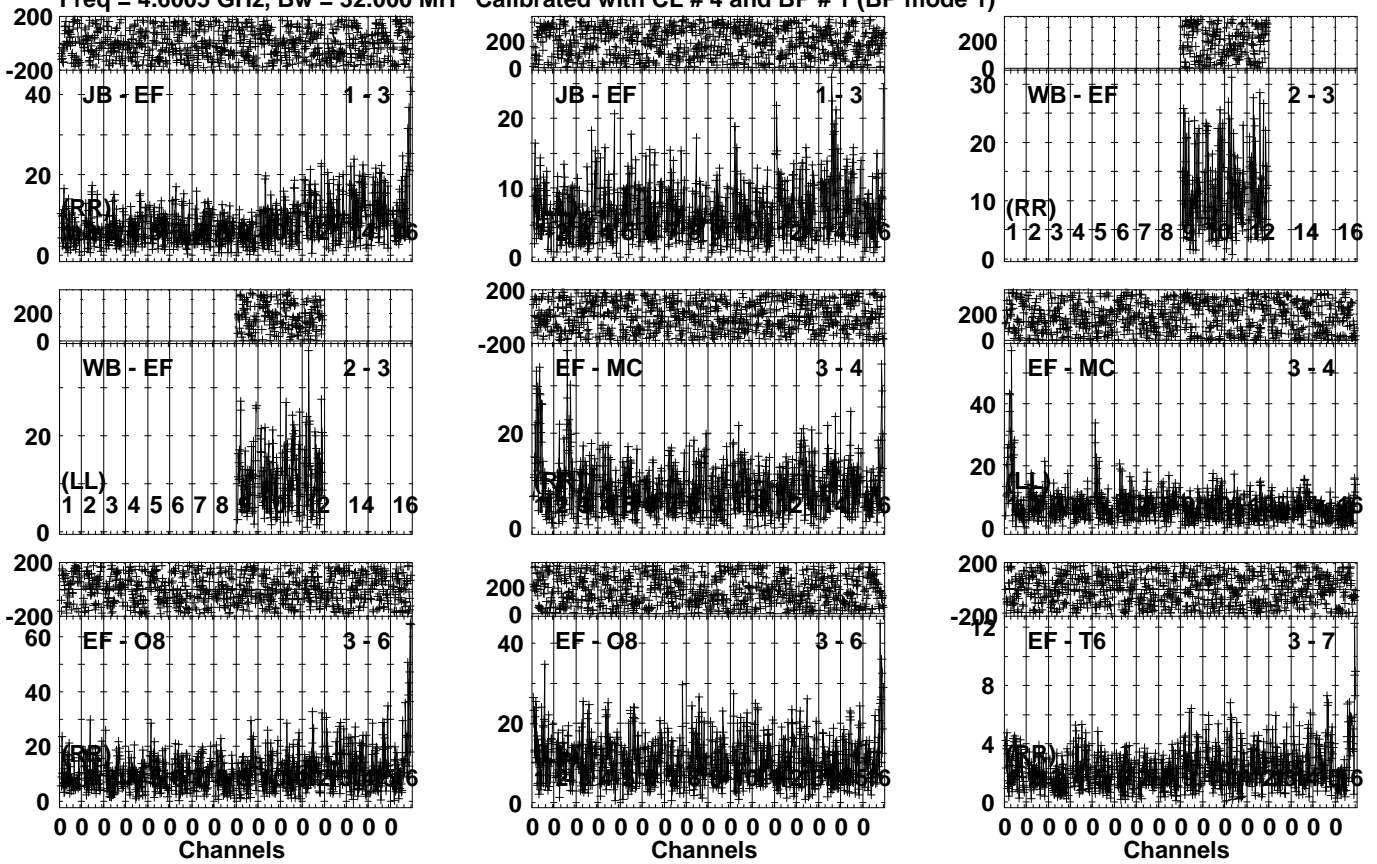


Lower frame: Milli Ampl Jy Top frame: Phas deg  
Vector averaged cross-power spectrum Several baselines displayed  
Timerange: 00/19:09:31 to 00/19:10:29

Plot file version 397 created 30-SEP-2022 11:07:23

SDSSJ1430 EM163.UVDATA.1

Freq = 4.6005 GHz, Bw = 32.000 MH Calibrated with CL # 4 and BP # 1 (BP mode 1)

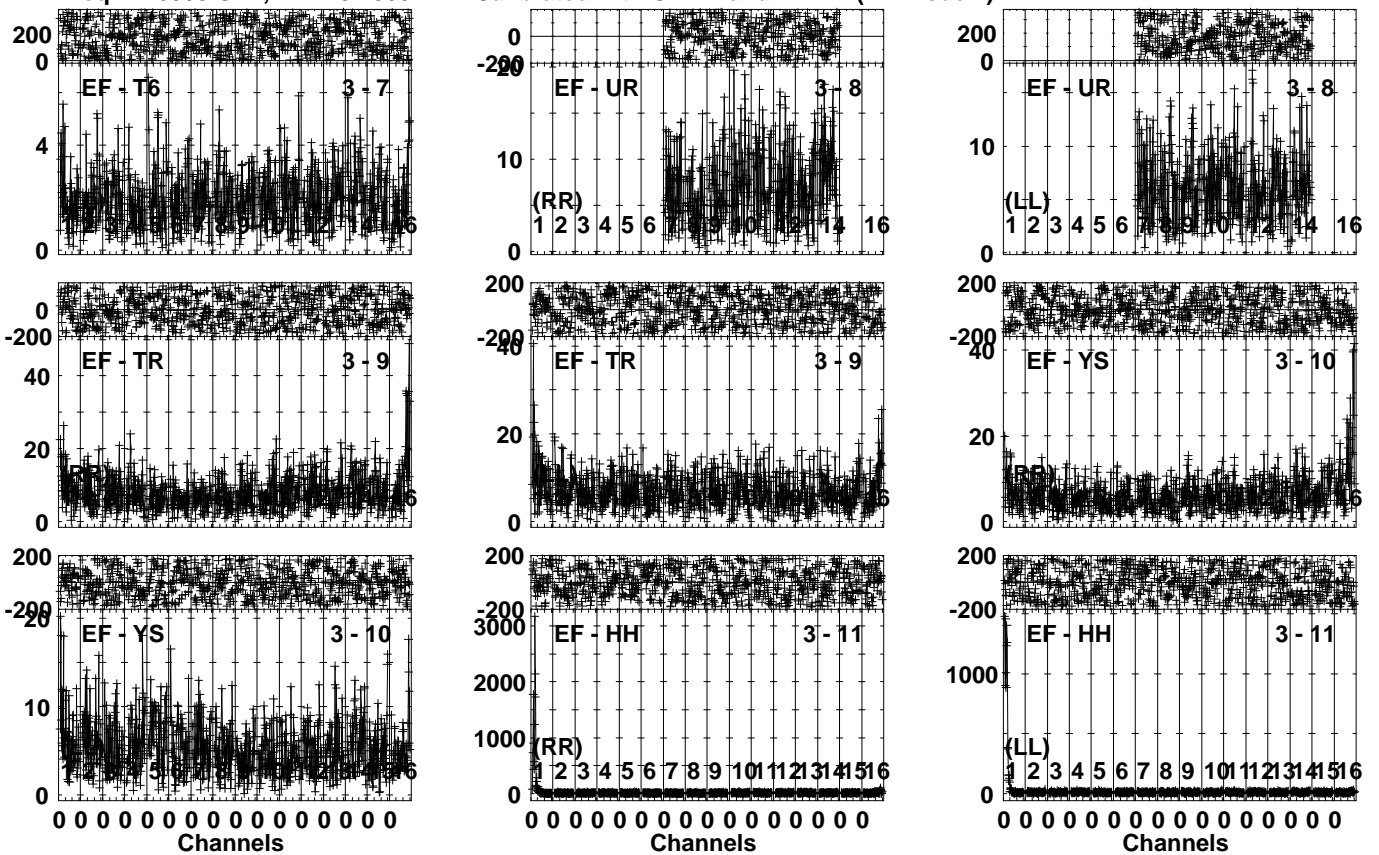


Lower frame: Milli Ampl Jy Top frame: Phas deg  
Vector averaged cross-power spectrum Several baselines displayed  
Timerange: 00/19:10:31 to 00/19:13:59

Plot file version 398 created 30-SEP-2022 11:07:24

SDSSJ1430 EM163.UVDATA.1

Freq = 4.6005 GHz, Bw = 32.000 MH Calibrated with CL # 4 and BP # 1 (BP mode 1)

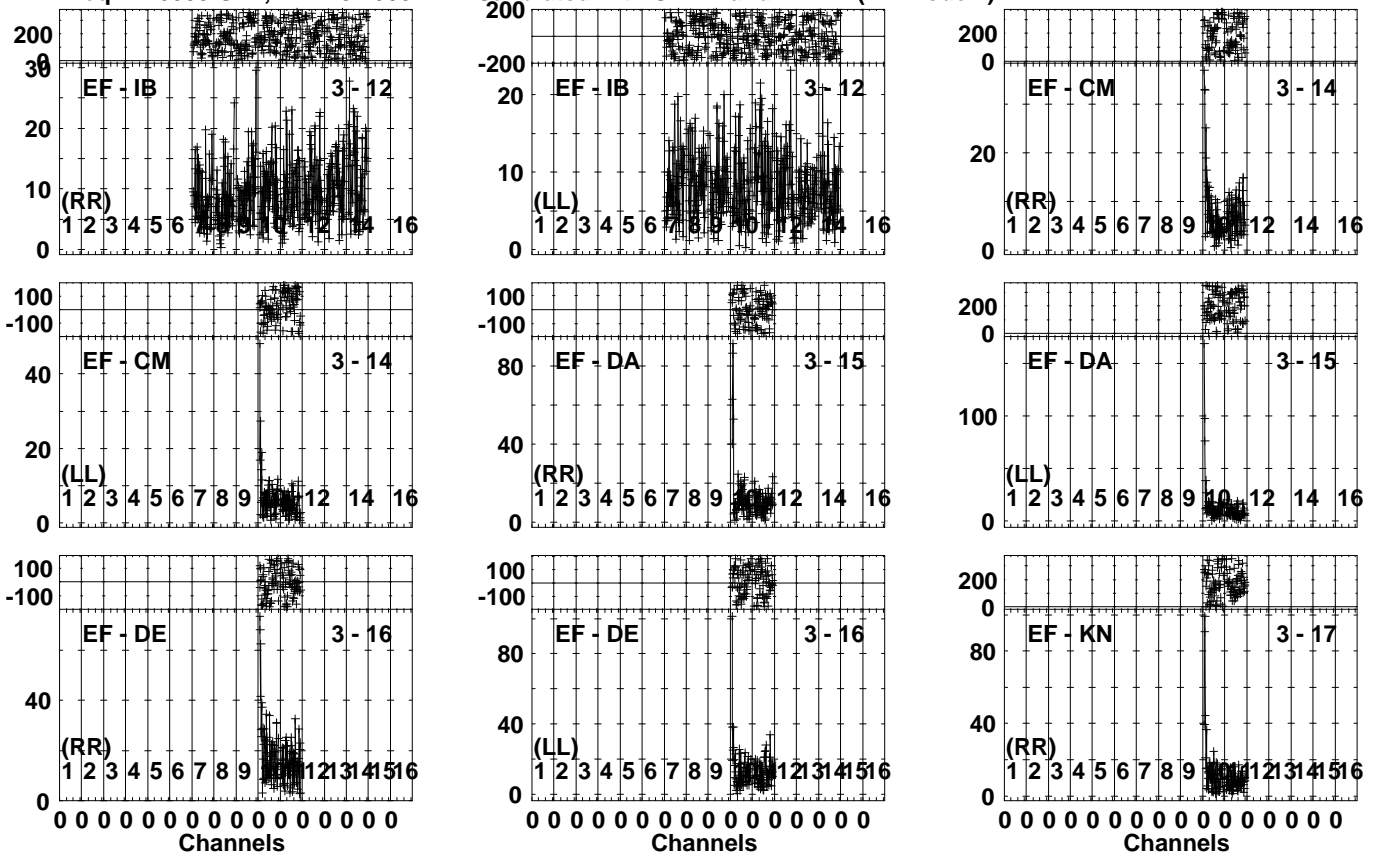


Lower frame: Milli Ampl Jy Top frame: Phas deg  
Vector averaged cross-power spectrum Several baselines displayed  
Timerange: 00/19:10:31 to 00/19:13:59

Plot file version 399 created 30-SEP-2022 11:07:25

SDSSJ1430 EM163.UVDATA.1

Freq = 4.6005 GHz, Bw = 32.000 MH Calibrated with CL # 4 and BP # 1 (BP mode 1)

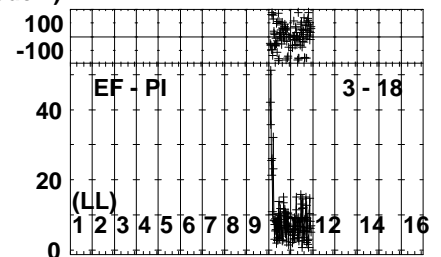
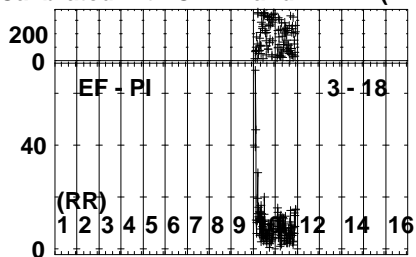
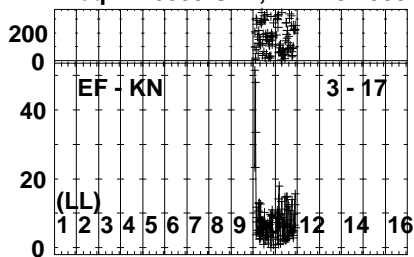


Lower frame: Milli Ampl Jy Top frame: Phas deg  
Vector averaged cross-power spectrum Several baselines displayed  
Timerange: 00/19:10:31 to 00/19:13:59

Plot file version 400 created 30-SEP-2022 11:07:26

SDSSJ1430 EM163.UVDATA.1

Freq = 4.6005 GHz, Bw = 32.000 MH Calibrated with CL # 4 and BP # 1 (BP mode 1)



Lower frame: Milli Ampl Jy Top frame: Phas deg

Vector averaged cross-power spectrum Several baselines displayed

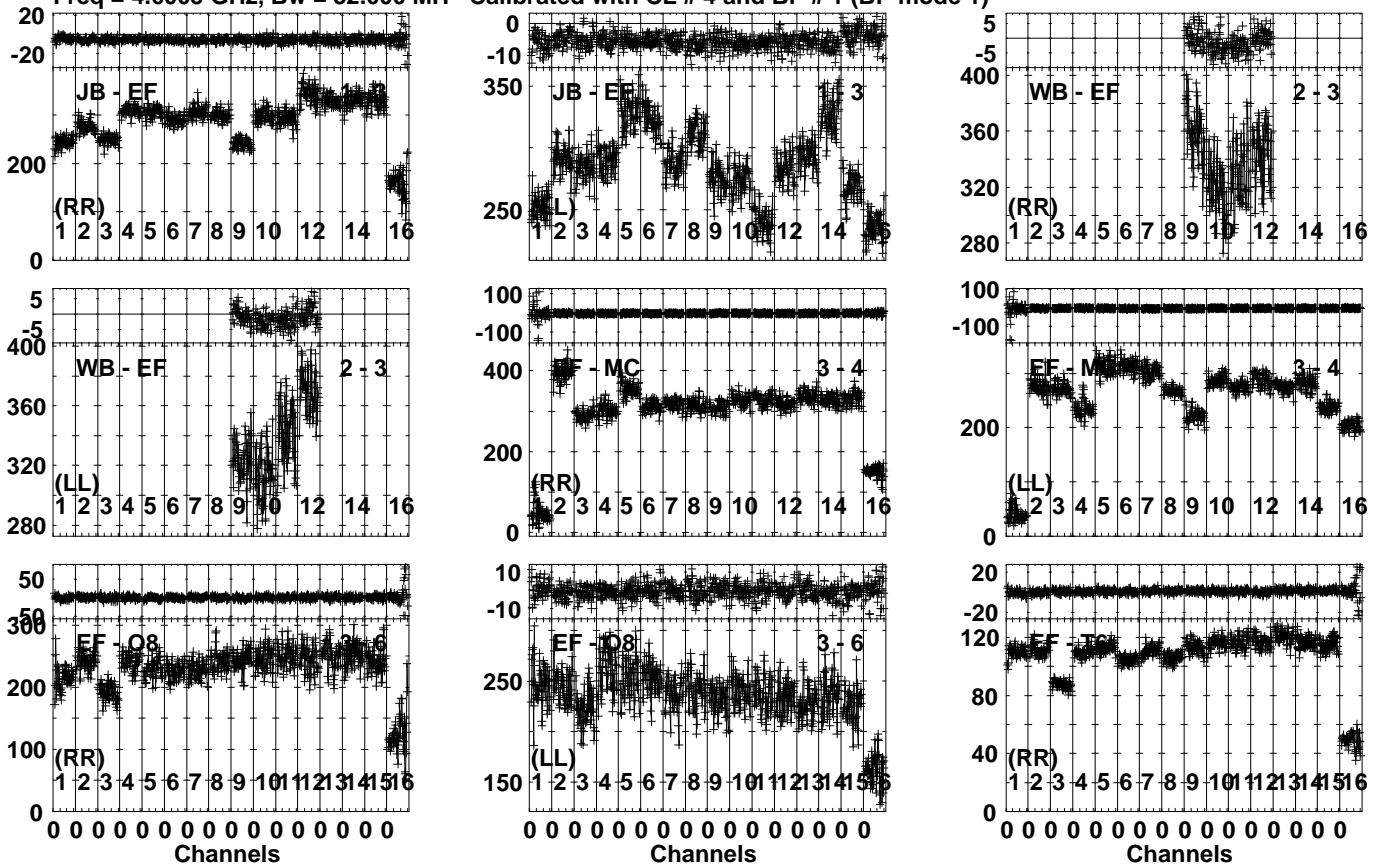
Timerange: 00/19:10:31 to 00/19:13:59



Plot file version 401 created 30-SEP-2022 11:07:27

J1427+2348 EM163.UVDATA.1

Freq = 4.6005 GHz, Bw = 32.000 MH Calibrated with CL # 4 and BP # 1 (BP mode 1)

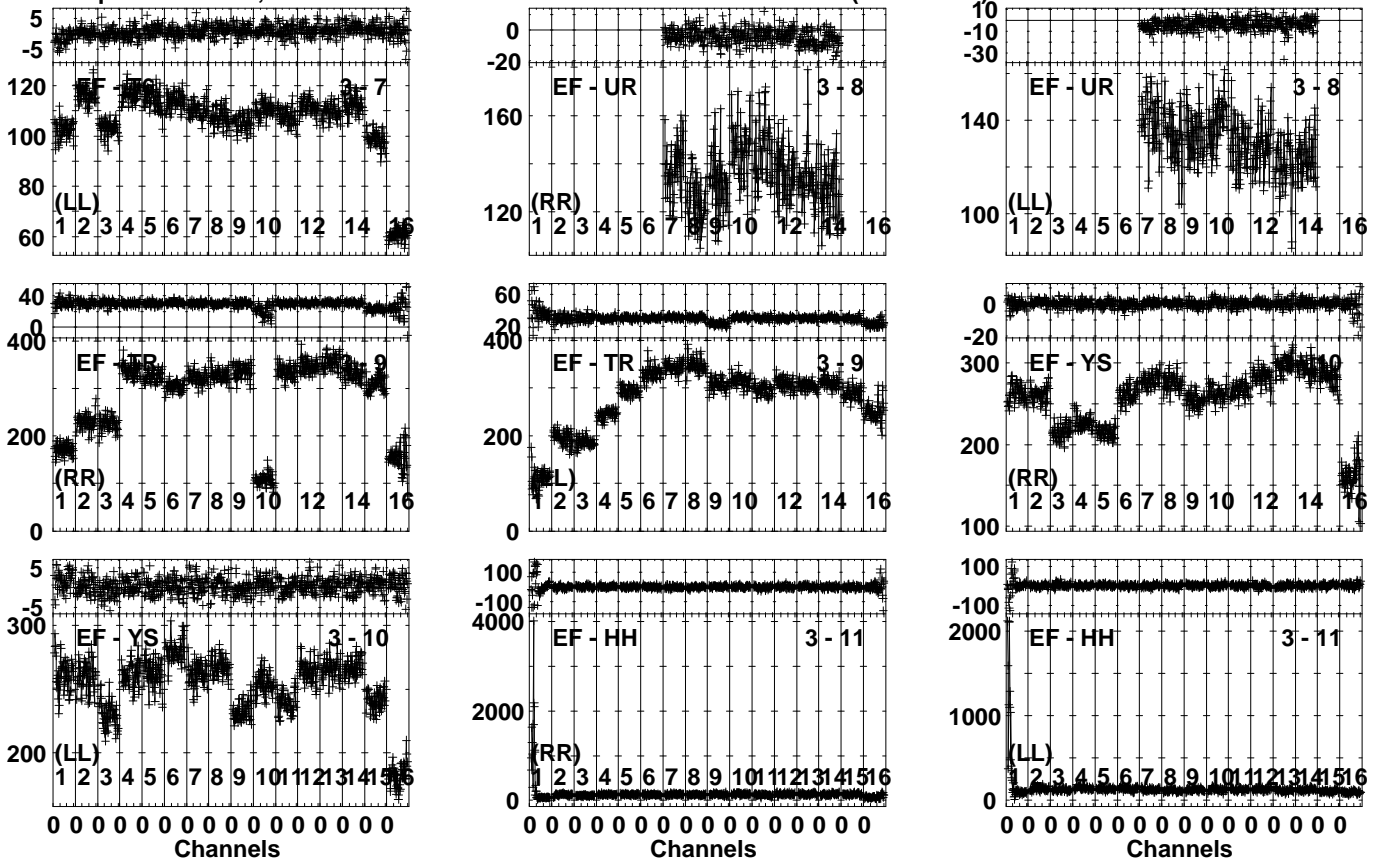


Lower frame: Milli Ampl Jy Top frame: Phas deg  
Vector averaged cross-power spectrum Several baselines displayed  
Timerange: 00/19:14:01 to 00/19:15:29

Plot file version 402 created 30-SEP-2022 11:07:28

J1427+2348 EM163.UVDATA.1

Freq = 4.6005 GHz, Bw = 32.000 MH Calibrated with CL # 4 and BP # 1 (BP mode 1)

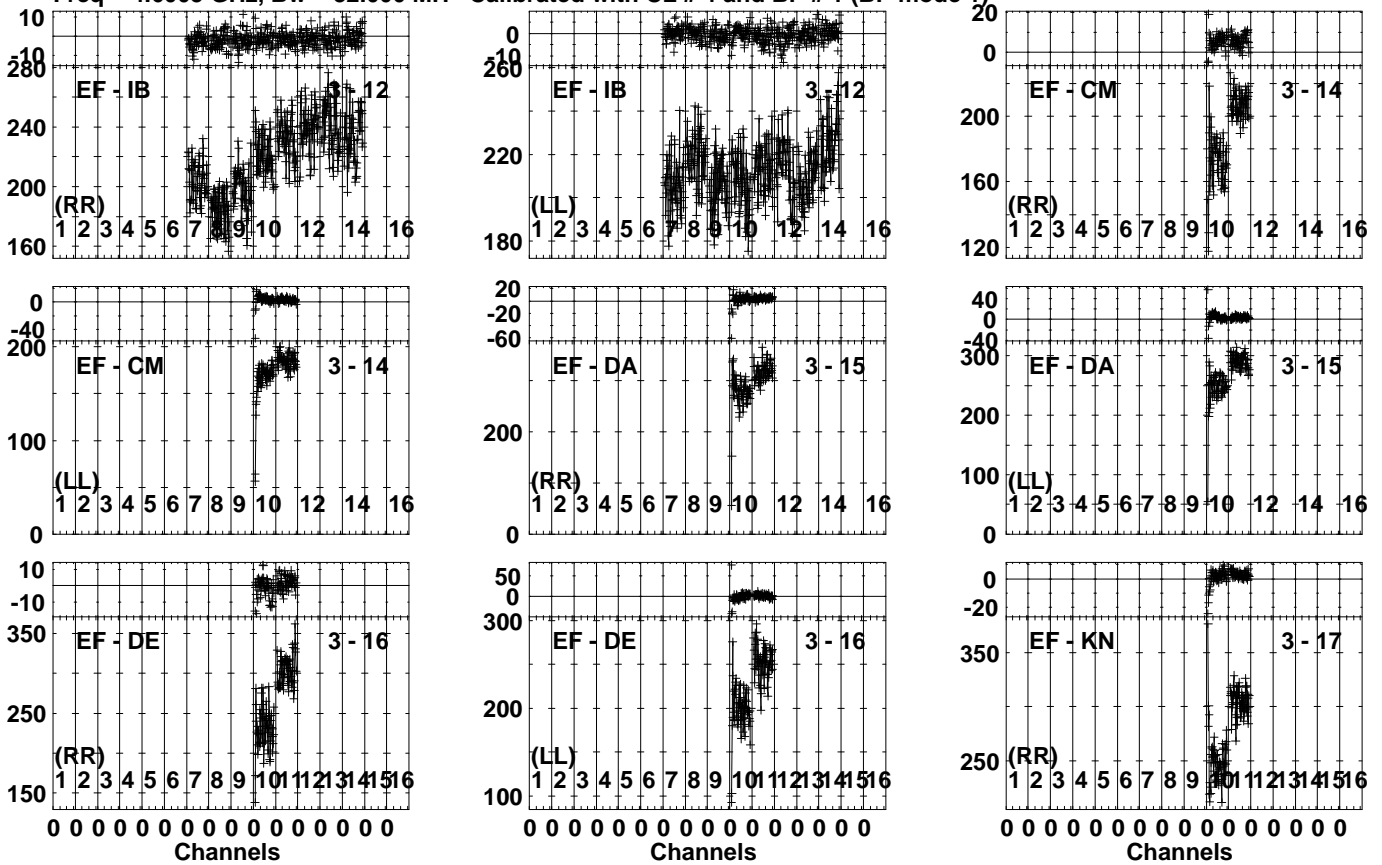


Lower frame: Milli Ampl Jy Top frame: Phas deg  
Vector averaged cross-power spectrum Several baselines displayed  
Timerange: 00/19:14:01 to 00/19:15:29

Plot file version 403 created 30-SEP-2022 11:07:29

J1427+2348 EM163.UVDATA.1

Freq = 4.6005 GHz, Bw = 32.000 MH Calibrated with CL # 4 and BP # 1 (BP mode 1)

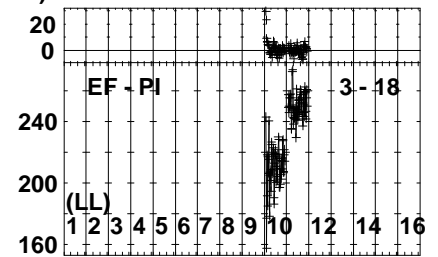
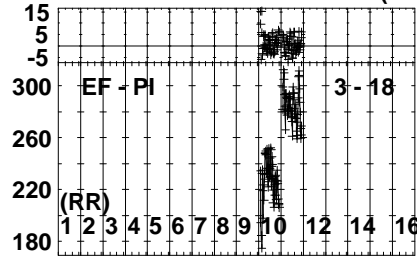
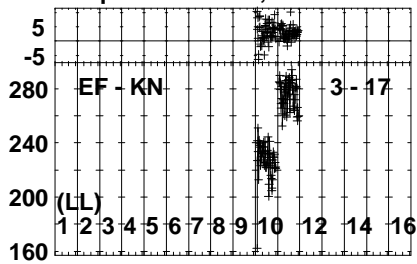


Lower frame: Milli Ampl Jy Top frame: Phas deg  
Vector averaged cross-power spectrum Several baselines displayed  
Timerange: 00/19:14:01 to 00/19:15:29

Plot file version 404 created 30-SEP-2022 11:07:30

J1427+2348 EM163.UVDATA.1

Freq = 4.6005 GHz, Bw = 32.000 MH Calibrated with CL # 4 and BP # 1 (BP mode 1)

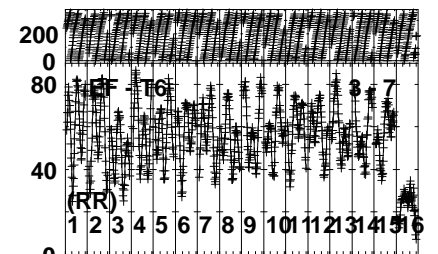
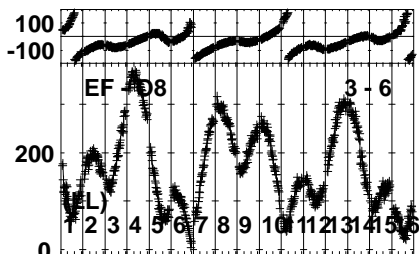
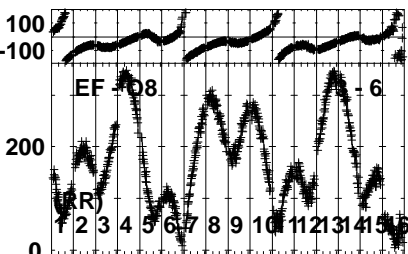
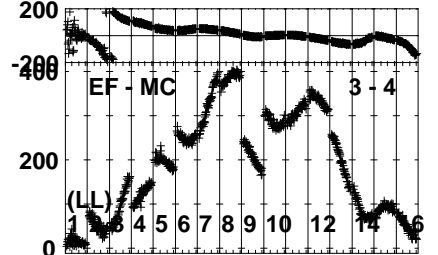
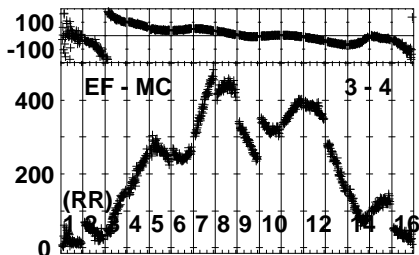
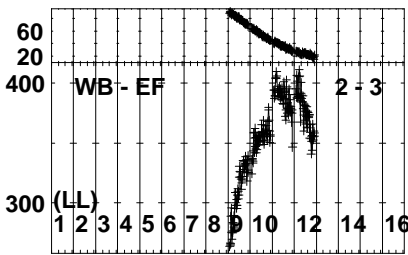
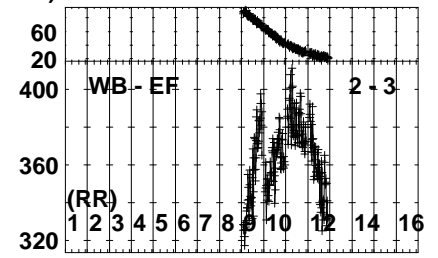
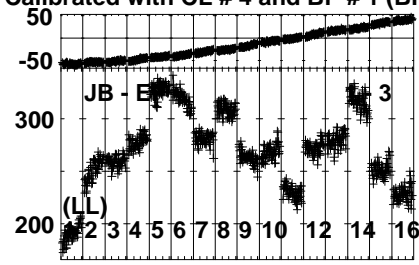
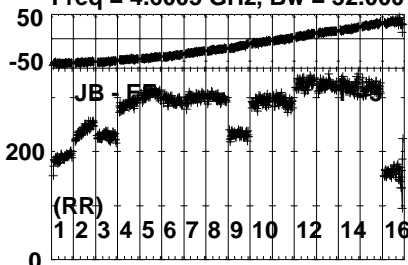


Lower frame: Milli Ampl Jy Top frame: Phas deg  
Vector averaged cross-power spectrum Several baselines displayed  
Timerange: 00/19:14:01 to 00/19:15:29

Plot file version 405 created 30-SEP-2022 11:07:30

J1424+225A EM163.UVDATA.1

Freq = 4.6005 GHz, Bw = 32.000 MH Calibrated with CL # 4 and BP # 1 (BP mode 1)

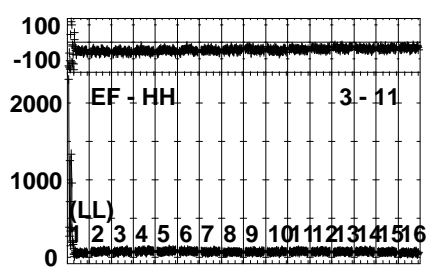
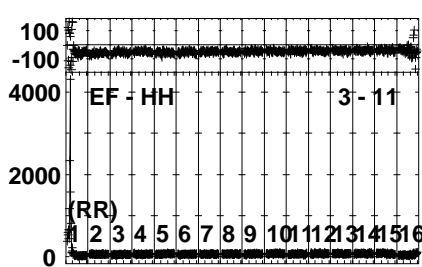
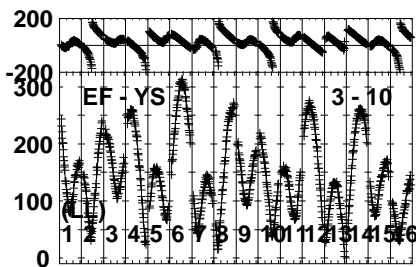
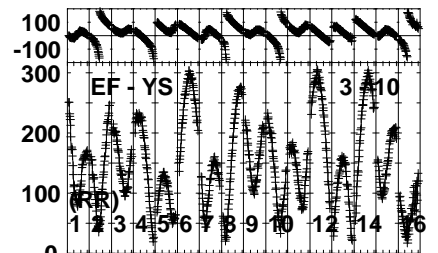
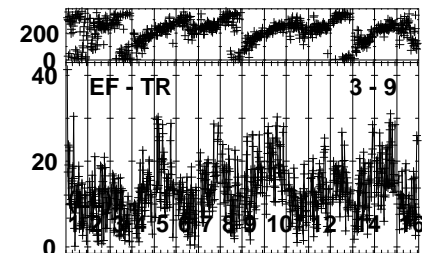
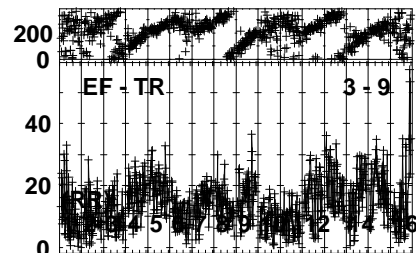
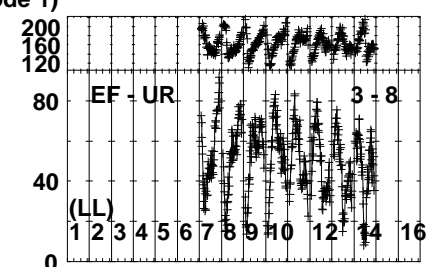
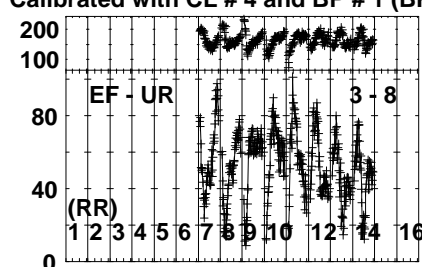
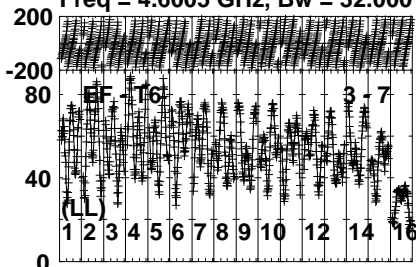


Lower frame: Milli Ampl Jy Top frame: Phas deg  
Vector averaged cross-power spectrum Several baselines displayed  
Timerange: 00/19:15:33 to 00/19:18:59

Plot file version 406 created 30-SEP-2022 11:07:31

J1424+225A EM163.UVDATA.1

Freq = 4.6005 GHz, Bw = 32.000 MH Calibrated with CL # 4 and BP # 1 (BP mode 1)

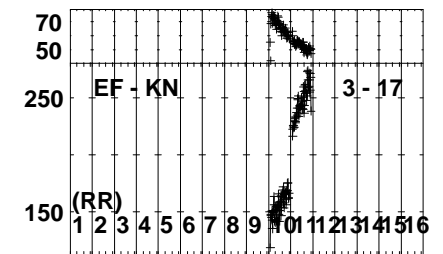
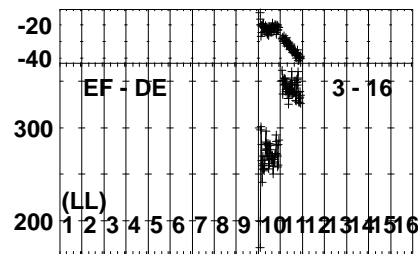
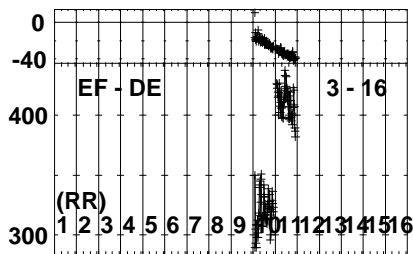
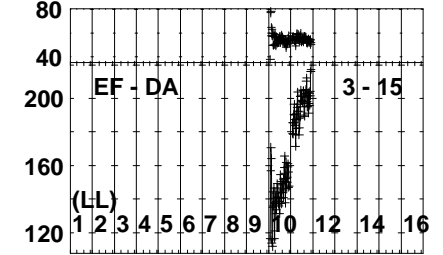
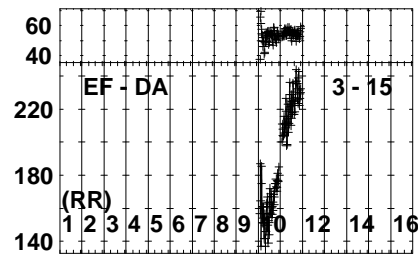
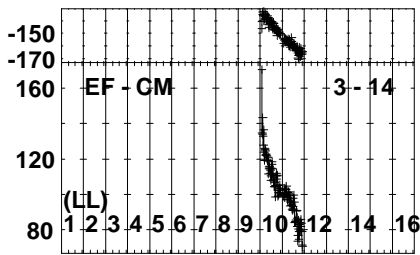
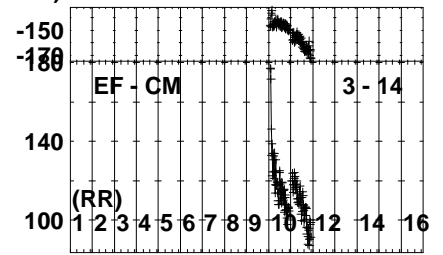
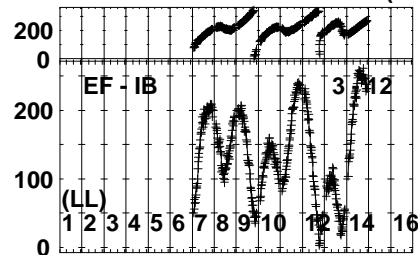
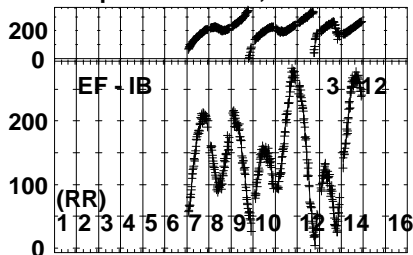


Lower frame: Milli Ampl Jy Top frame: Phas deg  
 Vector averaged cross-power spectrum Several baselines displayed  
 Timerange: 00/19:15:33 to 00/19:18:59

Plot file version 407 created 30-SEP-2022 11:07:32

J1424+225A EM163.UVDATA.1

Freq = 4.6005 GHz, Bw = 32.000 MH Calibrated with CL # 4 and BP # 1 (BP mode 1)

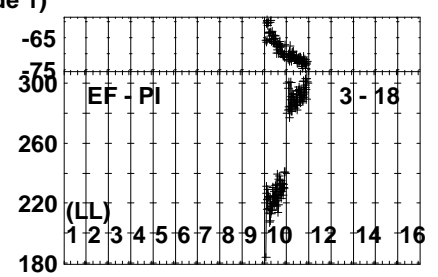
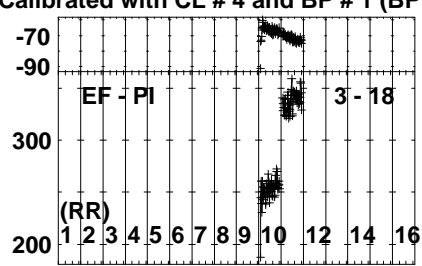
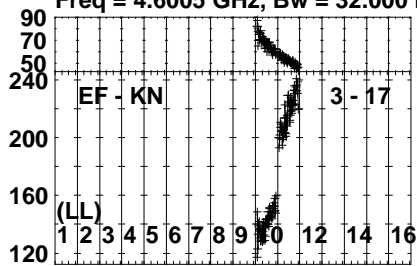


Lower frame: Milli Ampl Jy Top frame: Phas deg  
Vector averaged cross-power spectrum Several baselines displayed  
Timerange: 00/19:15:33 to 00/19:18:59

Plot file version 408 created 30-SEP-2022 11:07:33

J1424+225A EM163.UVDATA.1

Freq = 4.6005 GHz, Bw = 32.000 MH Calibrated with CL # 4 and BP # 1 (BP mode 1)



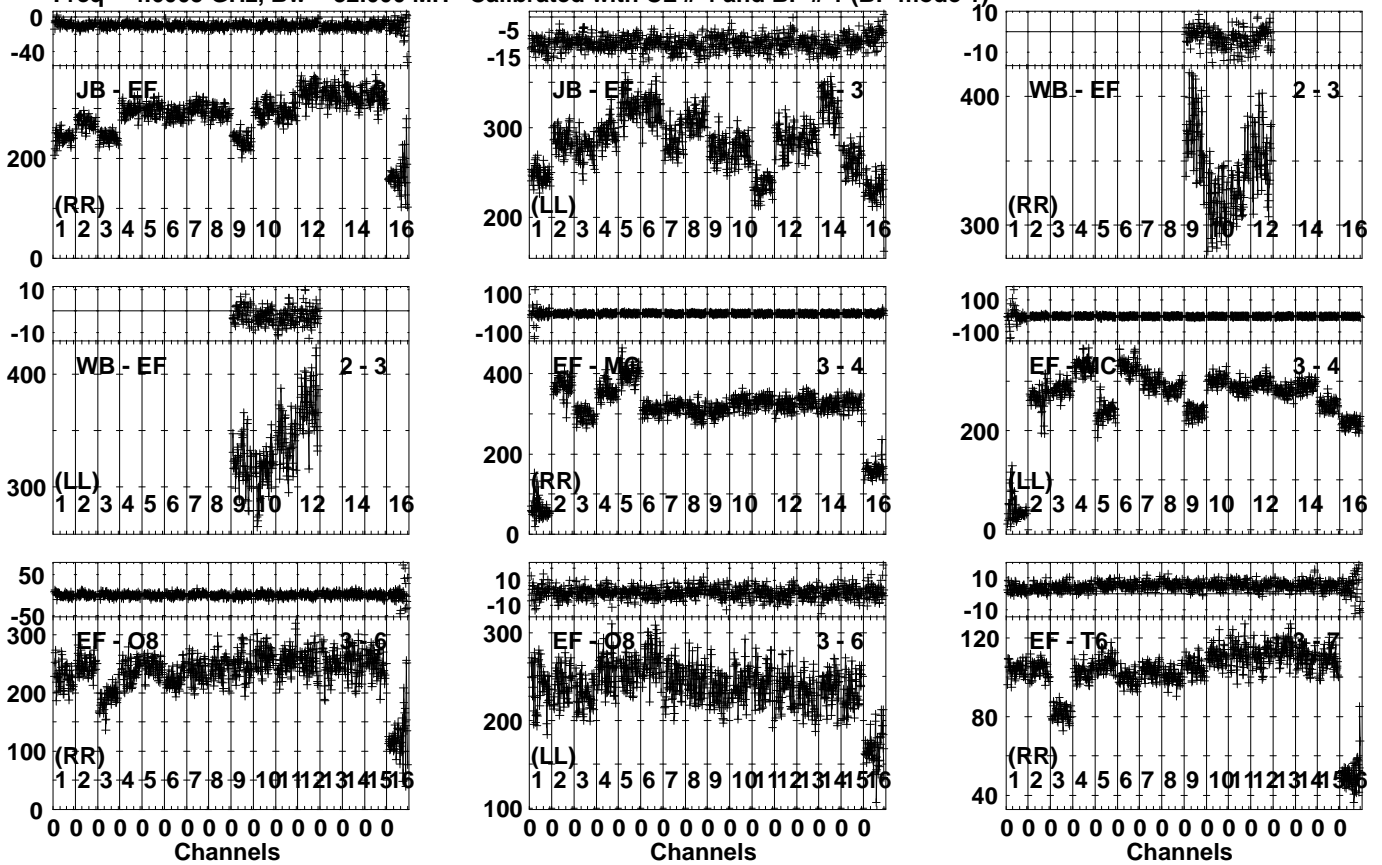
Lower frame: Milli Ampl Jy Top frame: Phas deg  
Vector averaged cross-power spectrum Several baselines displayed  
Timerange: 00/19:15:33 to 00/19:18:59



Plot file version 409 created 30-SEP-2022 11:07:34

J1427+2348 EM163.UVDATA.1

Freq = 4.6005 GHz, Bw = 32.000 MH Calibrated with CL # 4 and BP # 1 (BP mode 1)

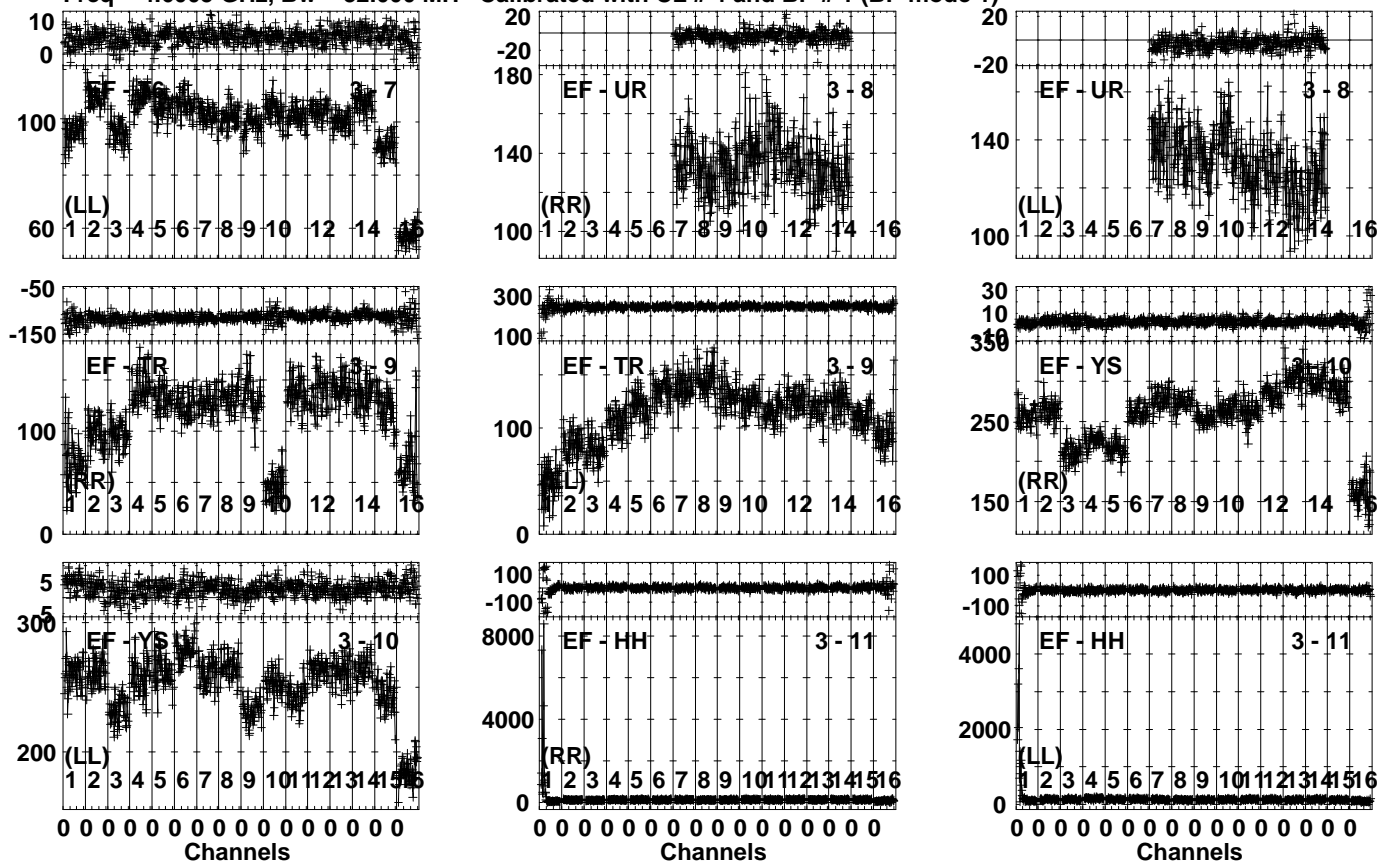


Lower frame: Milli Ampl Jy Top frame: Phas deg  
Vector averaged cross-power spectrum Several baselines displayed  
Timerange: 00/19:19:31 to 00/19:20:29

Plot file version 410 created 30-SEP-2022 11:07:35

J1427+2348 EM163.UVDATA.1

Freq = 4.6005 GHz, Bw = 32.000 MH Calibrated with CL # 4 and BP # 1 (BP mode 1)

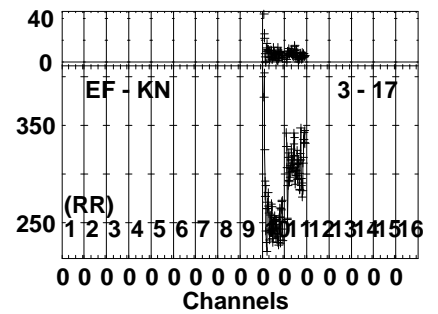
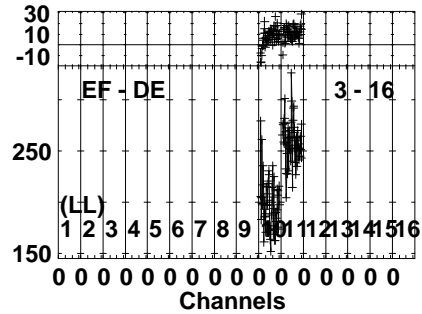
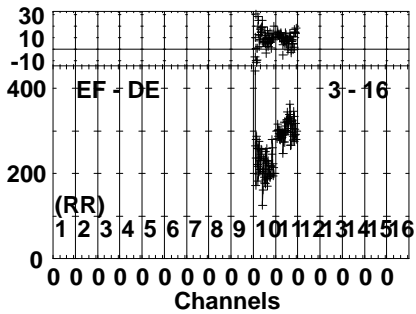
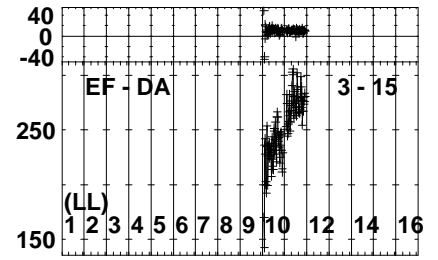
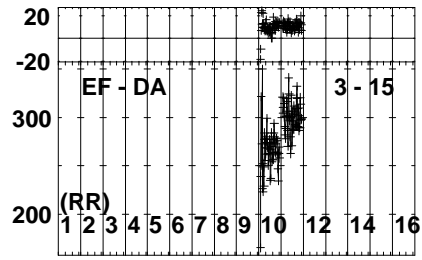
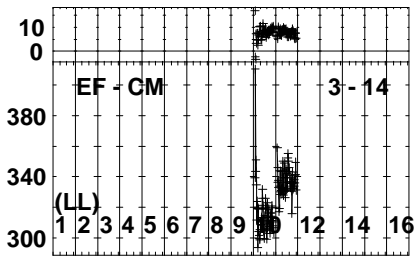
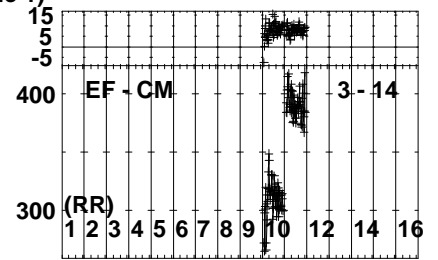
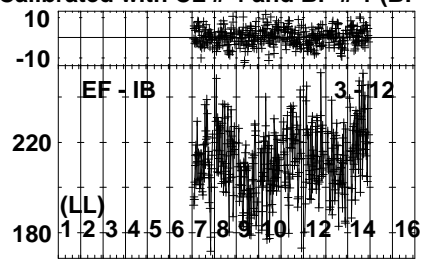
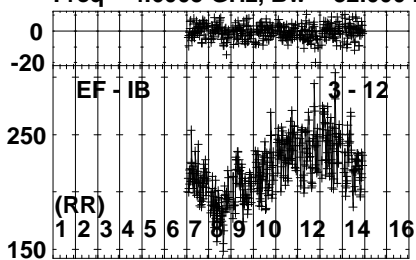


Lower frame: Milli Ampl Jy Top frame: Phas deg  
 Vector averaged cross-power spectrum Several baselines displayed  
 Timerange: 00/19:19:31 to 00/19:20:29

Plot file version 411 created 30-SEP-2022 11:07:36

J1427+2348 EM163.UVDATA.1

Freq = 4.6005 GHz, Bw = 32.000 MH Calibrated with CL # 4 and BP # 1 (BP mode 1)

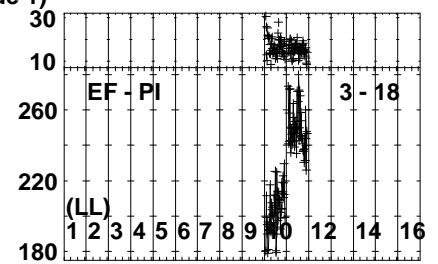
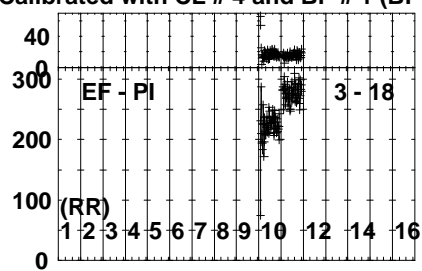
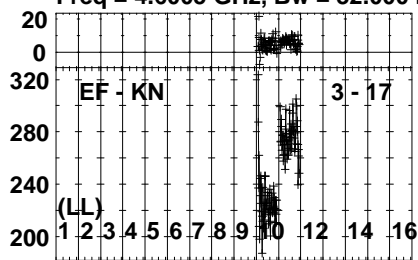


Lower frame: Milli Ampl Jy Top frame: Phas deg  
Vector averaged cross-power spectrum Several baselines displayed  
Timerange: 00/19:19:31 to 00/19:20:29

Plot file version 412 created 30-SEP-2022 11:07:36

J1427+2348 EM163.UVDATA.1

Freq = 4.6005 GHz, Bw = 32.000 MH Calibrated with CL # 4 and BP # 1 (BP mode 1)

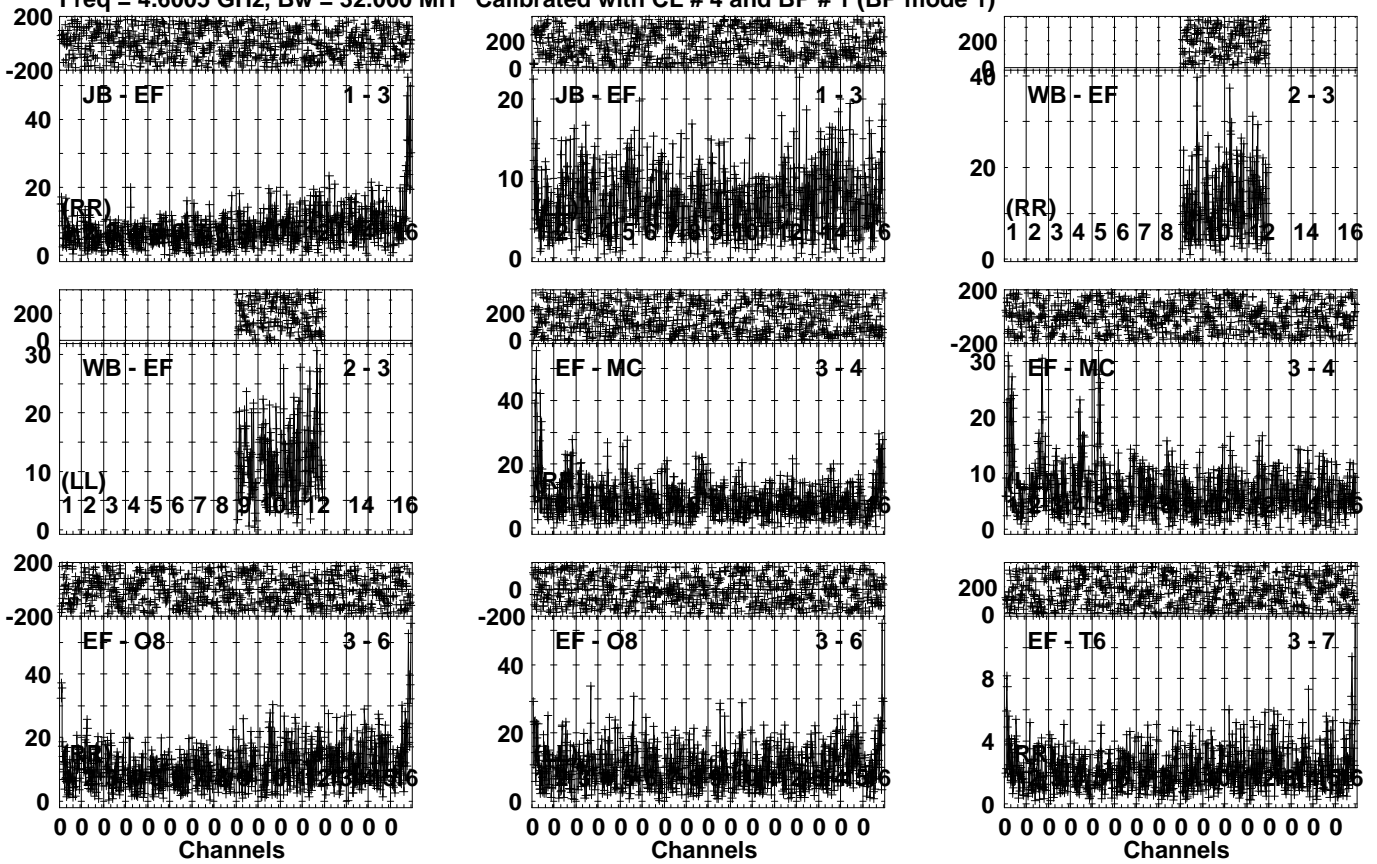


Lower frame: Milli Ampl Jy Top frame: Phas deg  
Vector averaged cross-power spectrum Several baselines displayed  
Timerange: 00/19:19:31 to 00/19:20:29

Plot file version 413 created 30-SEP-2022 11:07:37

SDSSJ1430 EM163.UVDATA.1

Freq = 4.6005 GHz, Bw = 32.000 MH Calibrated with CL # 4 and BP # 1 (BP mode 1)


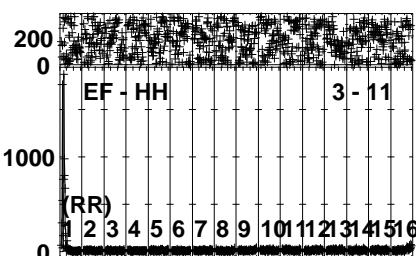
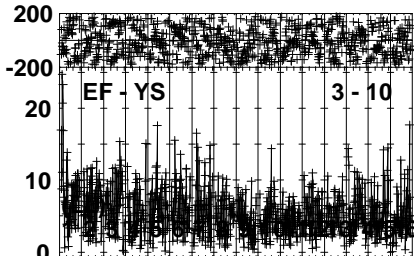
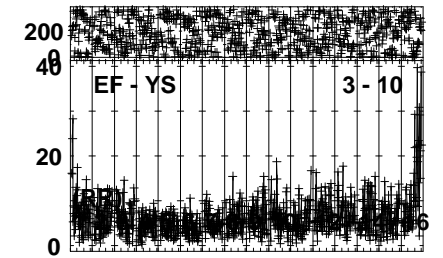
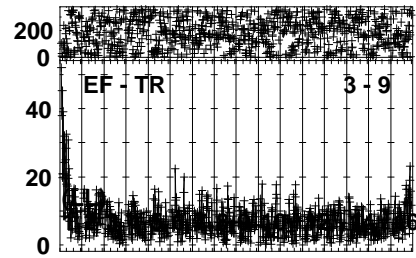
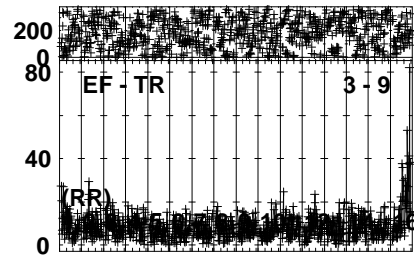
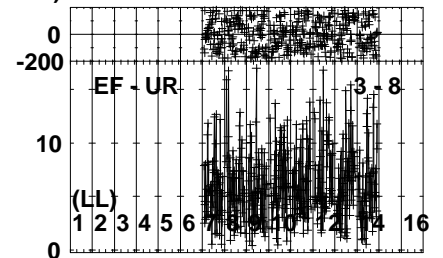
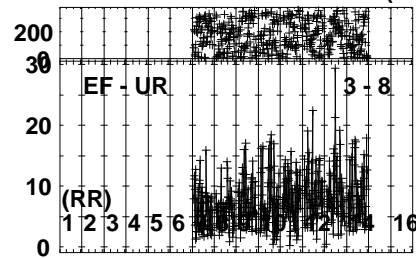
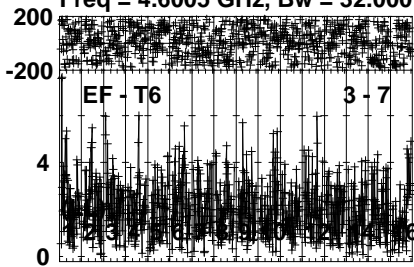


Lower frame: Milli Ampl Jy Top frame: Phas deg  
Vector averaged cross-power spectrum Several baselines displayed  
Timerange: 00/19:20:31 to 00/19:23:59

Plot file version 414 created 30-SEP-2022 11:07:38

SDSSJ1430 EM163.UVDATA.1

Freq = 4.6005 GHz, Bw = 32.000 MH Calibrated with CL # 4 and BP # 1 (BP mode 1)

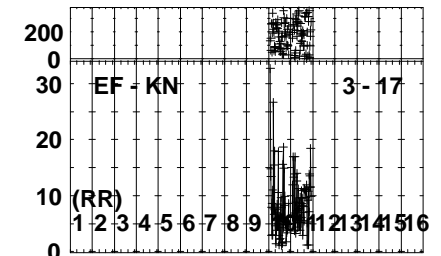
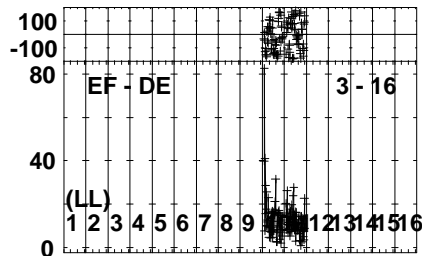
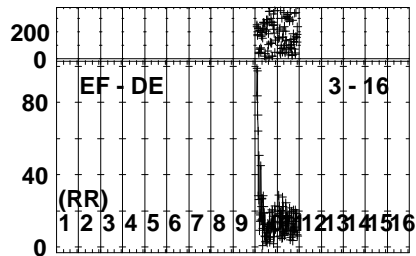
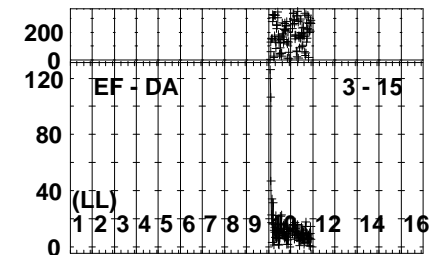
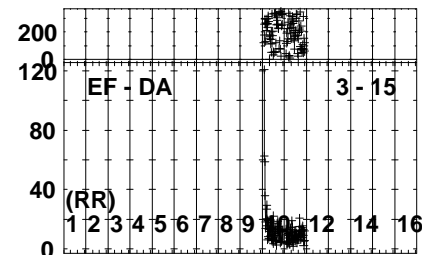
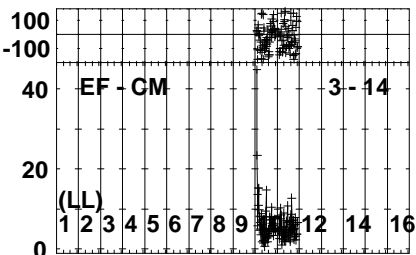
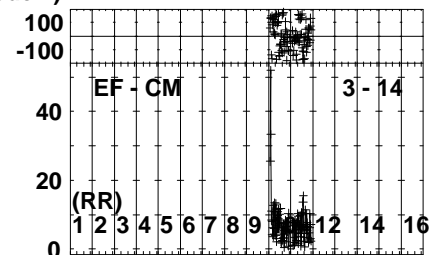
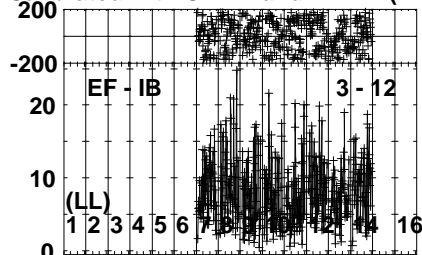
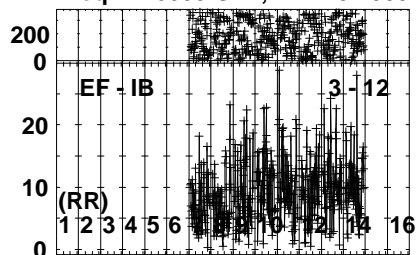


Lower frame: Milli Ampl Jy Top frame: Phas deg  
Vector averaged cross-power spectrum Several baselines displayed  
Timerange: 00/19:20:31 to 00/19:23:59

Plot file version 415 created 30-SEP-2022 11:07:39

SDSSJ1430 EM163.UVDATA.1

Freq = 4.6005 GHz, Bw = 32.000 MH Calibrated with CL # 4 and BP # 1 (BP mode 1)

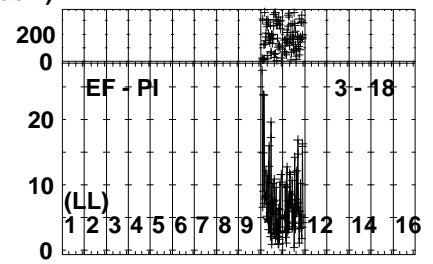
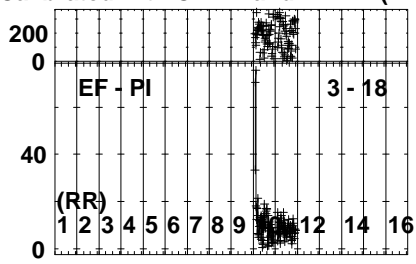
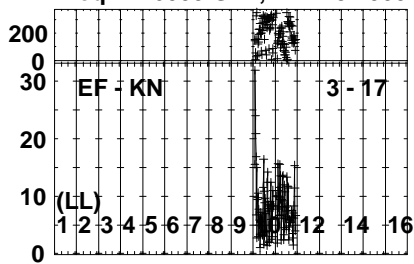


Lower frame: Milli Ampl Jy Top frame: Phas deg  
Vector averaged cross-power spectrum Several baselines displayed  
Timerange: 00/19:20:31 to 00/19:23:59

Plot file version 416 created 30-SEP-2022 11:07:40

SDSSJ1430 EM163.UVDATA.1

Freq = 4.6005 GHz, Bw = 32.000 MH Calibrated with CL # 4 and BP # 1 (BP mode 1)



Lower frame: Milli Ampl Jy Top frame: Phas deg

Vector averaged cross-power spectrum Several baselines displayed

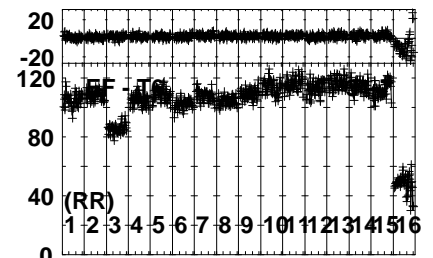
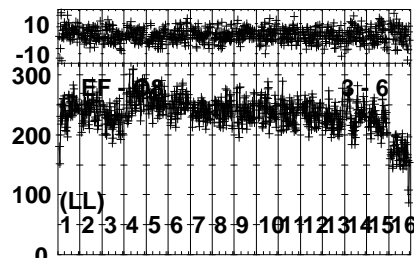
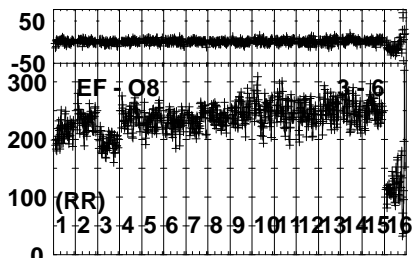
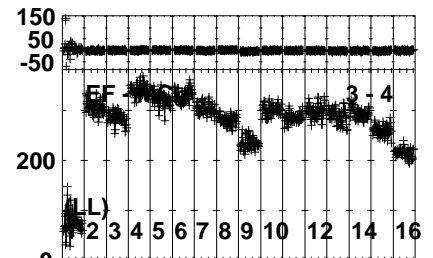
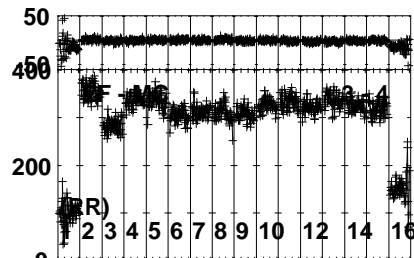
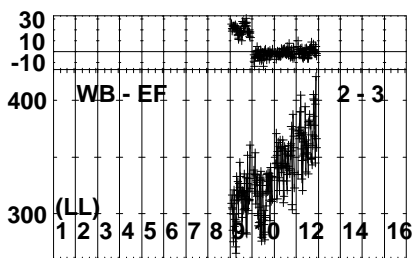
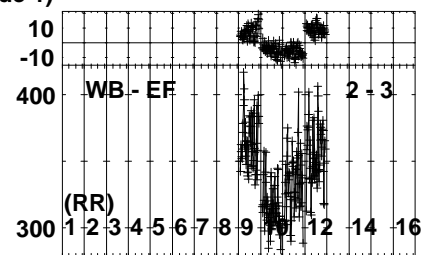
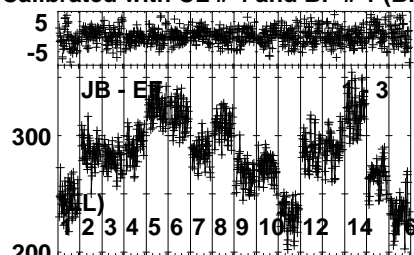
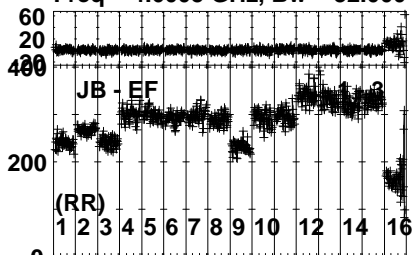
Timerange: 00/19:20:31 to 00/19:23:59



Plot file version 417 created 30-SEP-2022 11:07:40

J1427+2348 EM163.UVDATA.1

Freq = 4.6005 GHz, Bw = 32.000 MH Calibrated with CL # 4 and BP # 1 (BP mode 1)

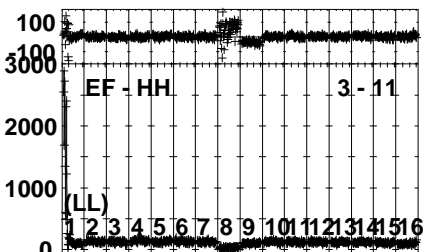
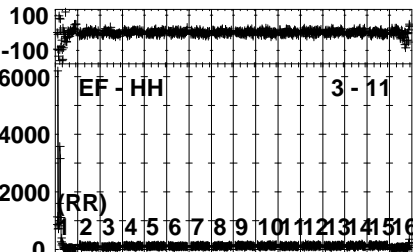
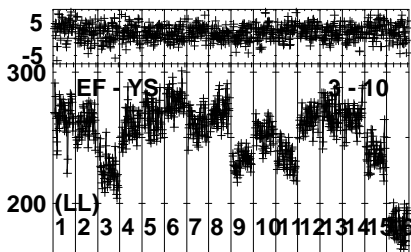
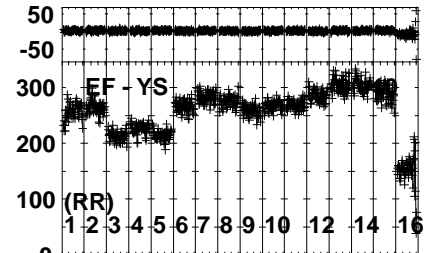
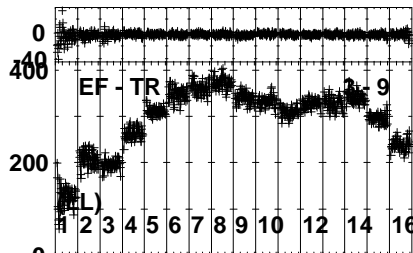
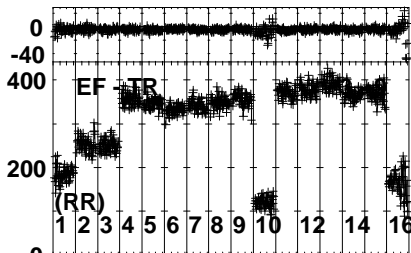
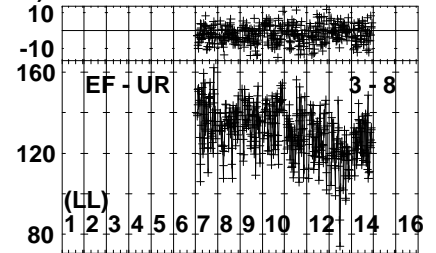
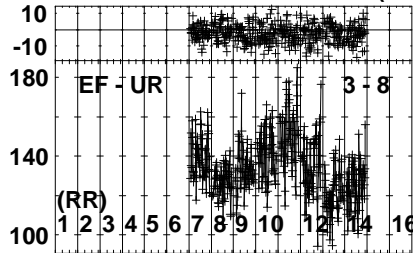
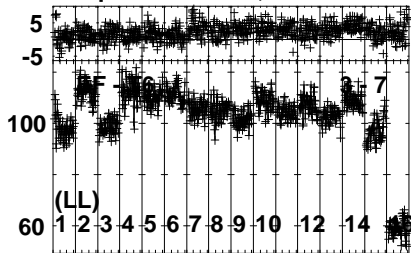


Lower frame: Milli Ampl Jy Top frame: Phas deg  
Vector averaged cross-power spectrum Several baselines displayed  
Timerange: 00/19:24:31 to 00/19:25:29

Plot file version 418 created 30-SEP-2022 11:07:41

J1427+2348 EM163.UVDATA.1

Freq = 4.6005 GHz, Bw = 32.000 MH Calibrated with CL # 4 and BP # 1 (BP mode 1)



0 0 0 0 0 0 0 0 0 0 0 0 0 0 0 0  
Channels

0 0 0 0 0 0 0 0 0 0 0 0 0 0 0 0  
Channels

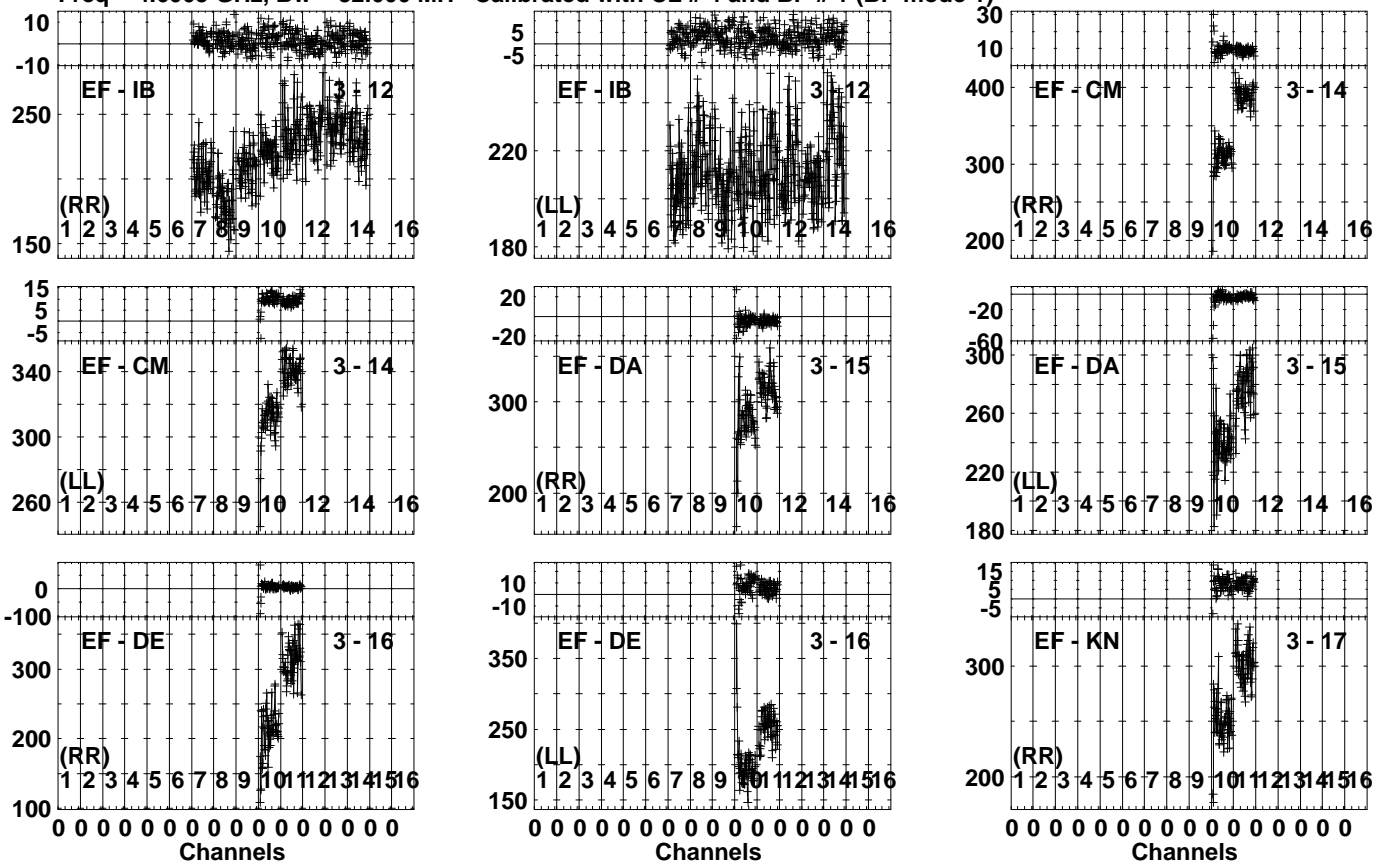
0 0 0 0 0 0 0 0 0 0 0 0 0 0 0 0  
Channels

Lower frame: Milli Ampl Jy Top frame: Phas deg  
Vector averaged cross-power spectrum Several baselines displayed  
Timerange: 00/19:24:31 to 00/19:25:29

Plot file version 419 created 30-SEP-2022 11:07:42

J1427+2348 EM163.UVDATA.1

Freq = 4.6005 GHz, Bw = 32.000 MH Calibrated with CL # 4 and BP # 1 (BP mode 1)

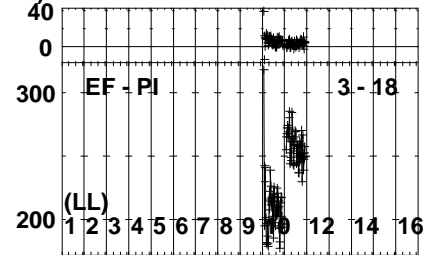
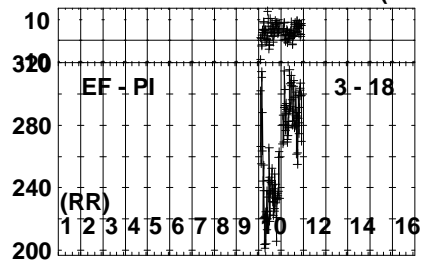
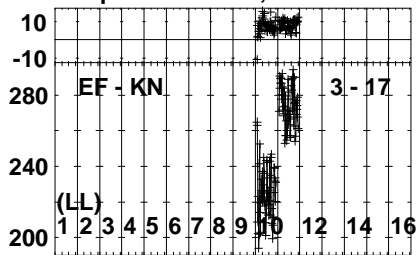


Lower frame: Milli Ampl Jy Top frame: Phas deg  
Vector averaged cross-power spectrum Several baselines displayed  
Timerange: 00/19:24:31 to 00/19:25:29

Plot file version 420 created 30-SEP-2022 11:07:43

J1427+2348 EM163.UVDATA.1

Freq = 4.6005 GHz, Bw = 32.000 MH Calibrated with CL # 4 and BP # 1 (BP mode 1)

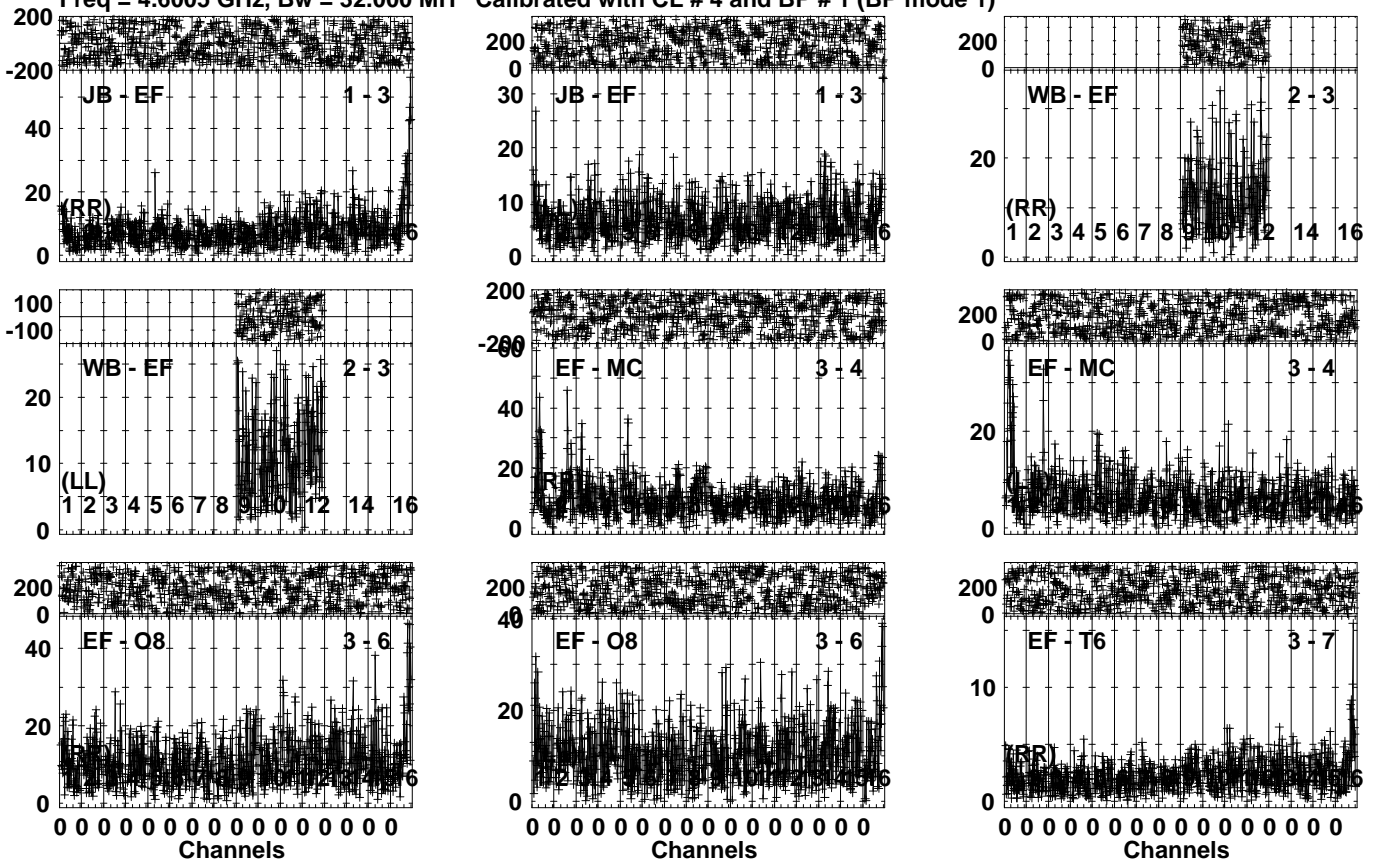


Lower frame: Milli Ampl Jy Top frame: Phas deg  
Vector averaged cross-power spectrum Several baselines displayed  
Timerange: 00/19:24:31 to 00/19:25:29

Plot file version 421 created 30-SEP-2022 11:07:43

SDSSJ1430 EM163.UVDATA.1

Freq = 4.6005 GHz, Bw = 32.000 MH Calibrated with CL # 4 and BP # 1 (BP mode 1)

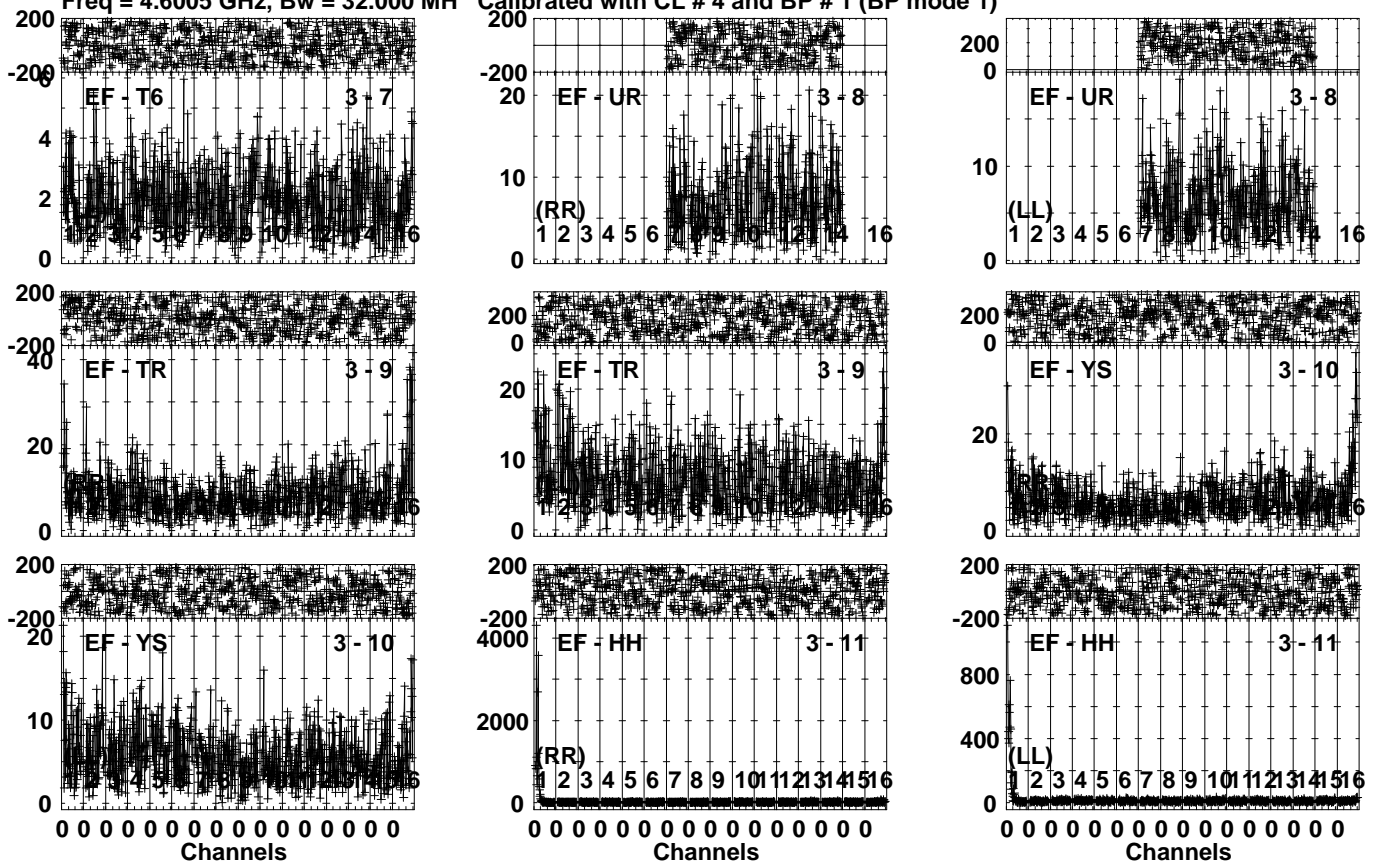


Lower frame: Milli Ampl Jy Top frame: Phas deg  
Vector averaged cross-power spectrum Several baselines displayed  
Timerange: 00/19:25:31 to 00/19:28:59

Plot file version 422 created 30-SEP-2022 11:07:44

SDSSJ1430 EM163.UVDATA.1

Freq = 4.6005 GHz, Bw = 32.000 MH Calibrated with CL # 4 and BP # 1 (BP mode 1)

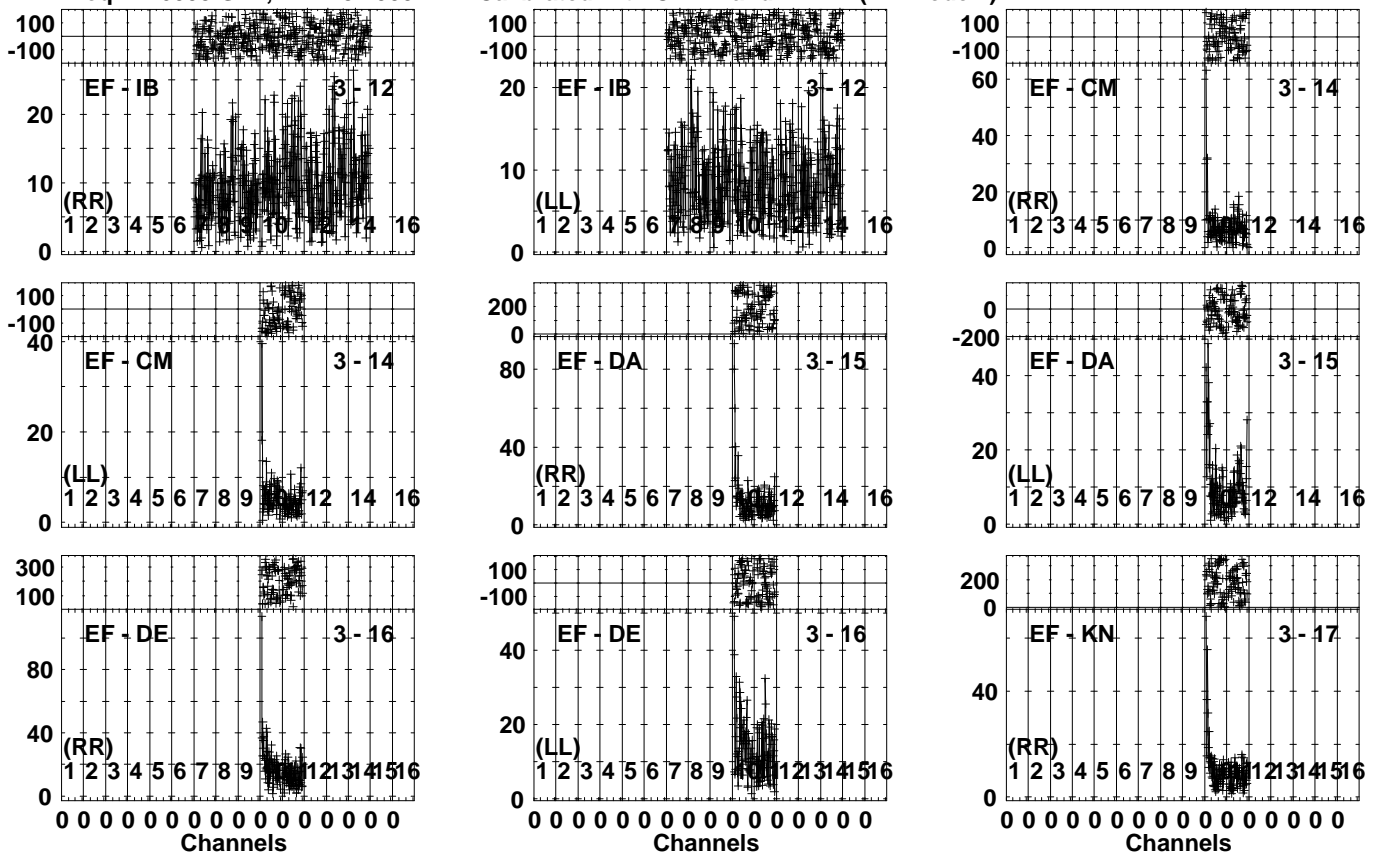


Lower frame: Milli Ampl Jy Top frame: Phas deg  
Vector averaged cross-power spectrum Several baselines displayed  
Timerange: 00/19:25:31 to 00/19:28:59

Plot file version 423 created 30-SEP-2022 11:07:45

SDSSJ1430 EM163.UVDATA.1

Freq = 4.6005 GHz, Bw = 32.000 MH Calibrated with CL # 4 and BP # 1 (BP mode 1)

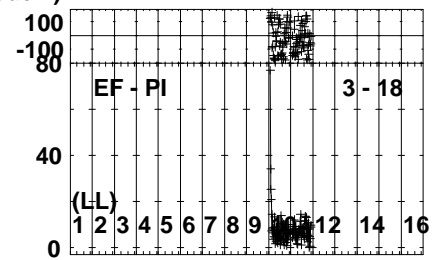

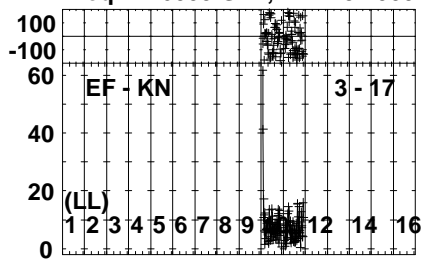


Lower frame: Milli Ampl Jy Top frame: Phas deg  
Vector averaged cross-power spectrum Several baselines displayed  
Timerange: 00/19:25:31 to 00/19:28:59

Plot file version 424 created 30-SEP-2022 11:07:46

SDSSJ1430 EM163.UVDATA.1

Freq = 4.6005 GHz, Bw = 32.000 MH Calibrated with CL # 4 and BP # 1 (BP mode 1)



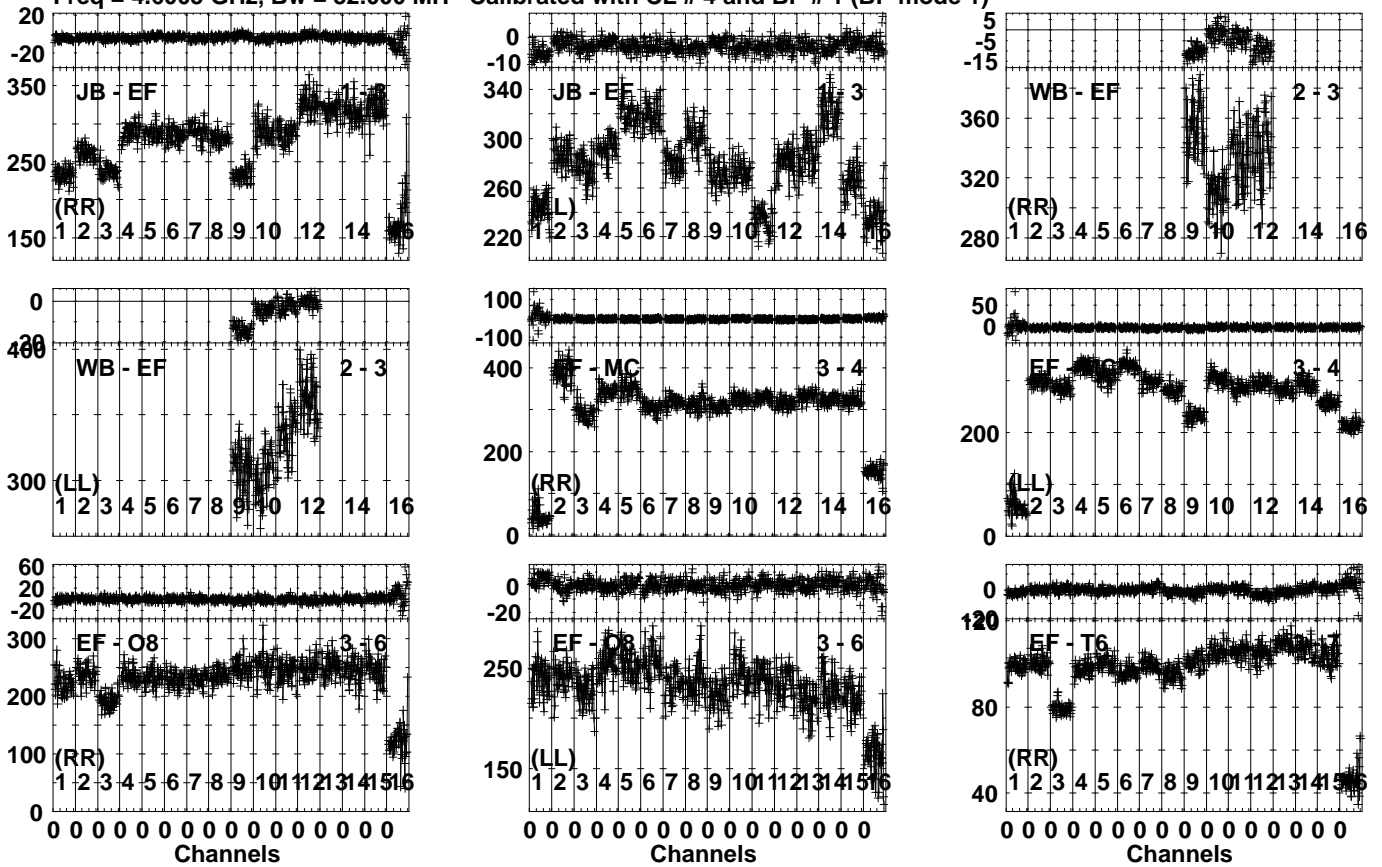
Lower frame: Milli Ampl Jy Top frame: Phas deg  
Vector averaged cross-power spectrum Several baselines displayed  
Timerange: 00/19:25:31 to 00/19:28:59



Plot file version 425 created 30-SEP-2022 11:07:47

J1427+2348 EM163.UVDATA.1

Freq = 4.6005 GHz, Bw = 32.000 MH Calibrated with CL # 4 and BP # 1 (BP mode 1)

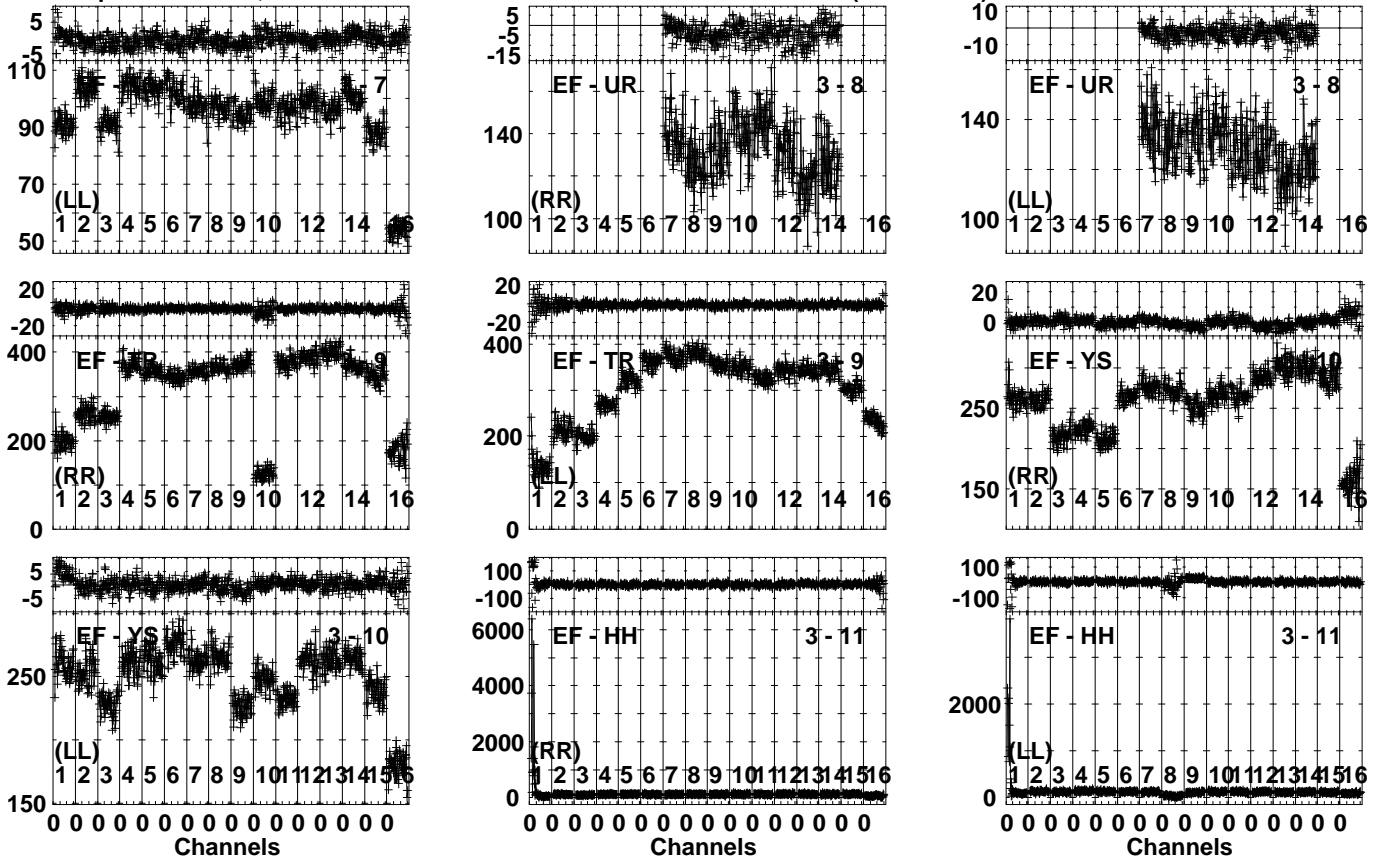


Lower frame: Milli Ampl Jy Top frame: Phas deg  
 Vector averaged cross-power spectrum Several baselines displayed  
 Timerange: 00/19:29:01 to 00/19:30:29

Plot file version 426 created 30-SEP-2022 11:07:48

J1427+2348 EM163.UVDATA.1

Freq = 4.6005 GHz, Bw = 32.000 MH Calibrated with CL # 4 and BP # 1 (BP mode 1)

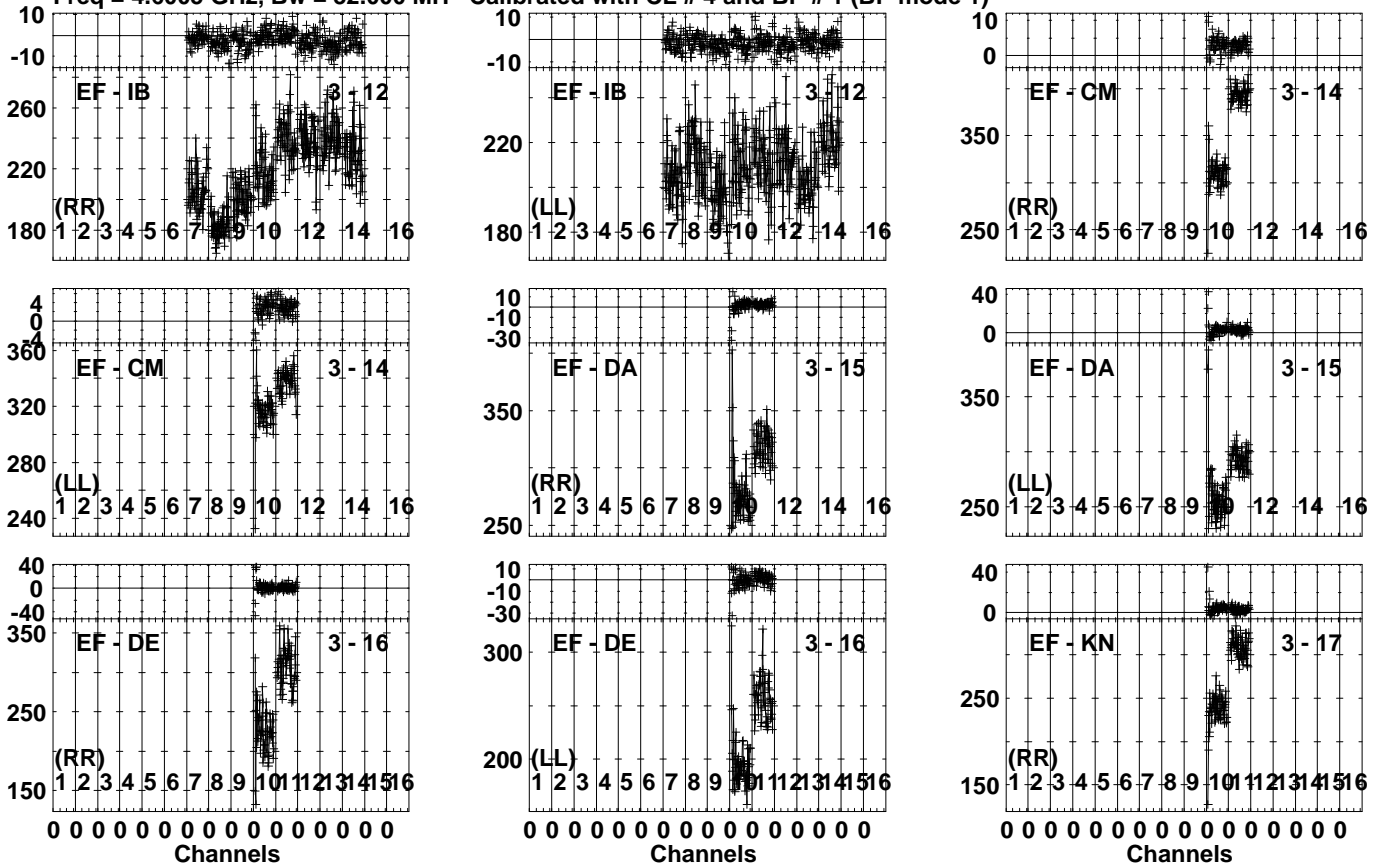


Lower frame: Milli Ampl Jy Top frame: Phas deg  
 Vector averaged cross-power spectrum Several baselines displayed  
 Timerange: 00/19:29:01 to 00/19:30:29

Plot file version 427 created 30-SEP-2022 11:07:49

J1427+2348 EM163.UVDATA.1

Freq = 4.6005 GHz, Bw = 32.000 MH Calibrated with CL # 4 and BP # 1 (BP mode 1)

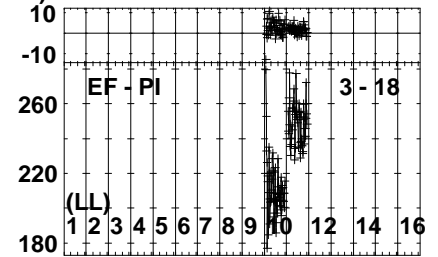
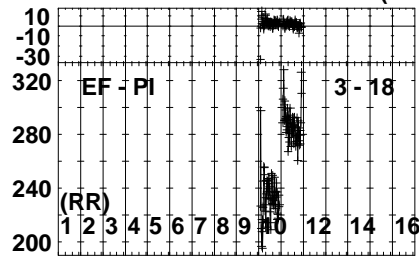
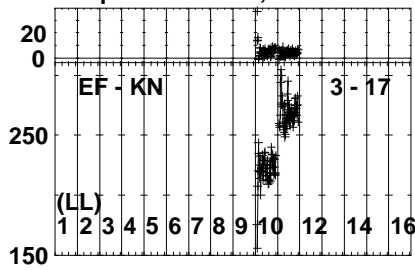


Lower frame: Milli Ampl Jy Top frame: Phas deg  
Vector averaged cross-power spectrum Several baselines displayed  
Timerange: 00/19:29:01 to 00/19:30:29

Plot file version 428 created 30-SEP-2022 11:07:50

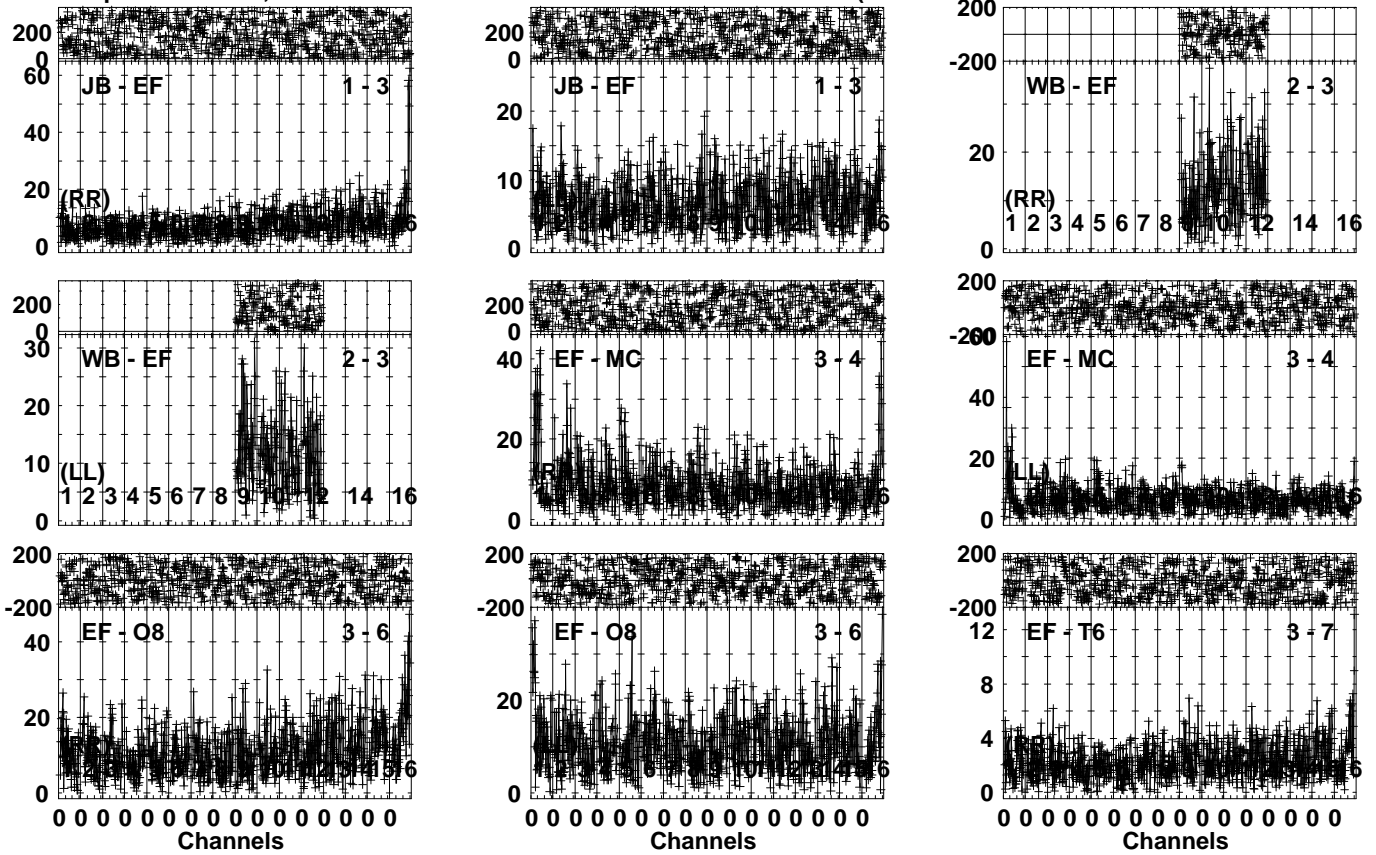
J1427+2348 EM163.UVDATA.1

Freq = 4.6005 GHz, Bw = 32.000 MH Calibrated with CL # 4 and BP # 1 (BP mode 1)



Lower frame: Milli Ampl Jy Top frame: Phas deg  
Vector averaged cross-power spectrum Several baselines displayed  
Timerange: 00/19:29:01 to 00/19:30:29

Plot file version 429 created 30-SEP-2022 11:07:50  
 SDSSJ1430 EM163.UVDATA.1  
 Freq = 4.6005 GHz, Bw = 32.000 MH Calibrated with CL # 4 and BP # 1 (BP mode 1)

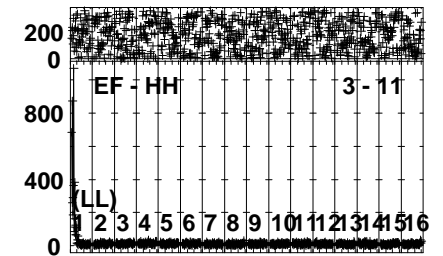
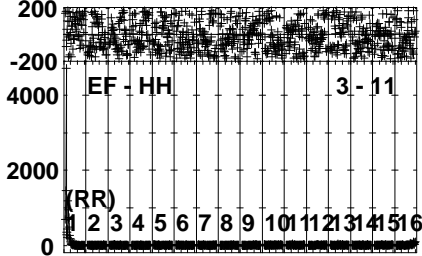
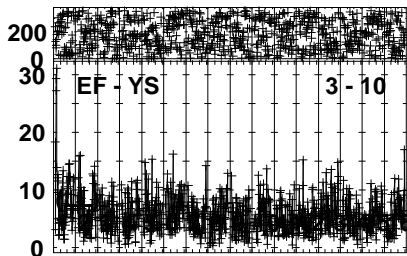
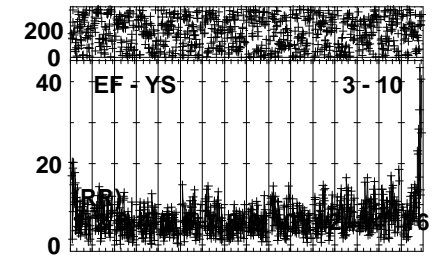
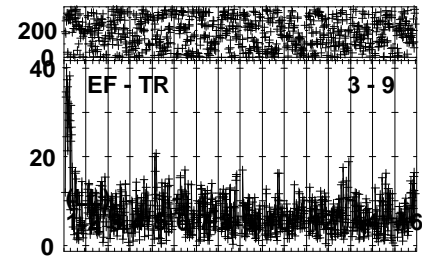
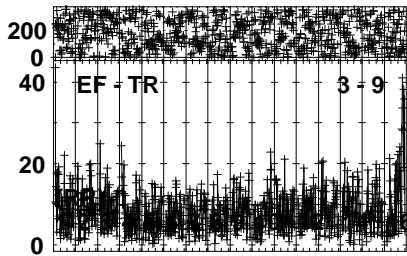
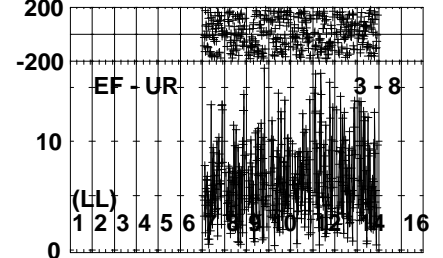
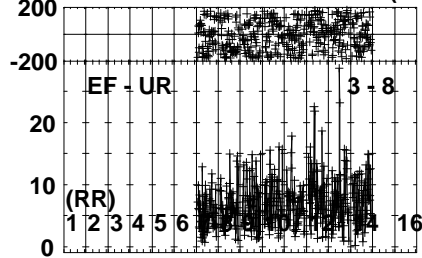
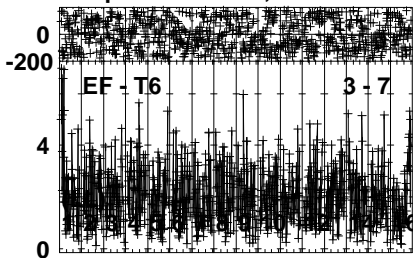


Lower frame: Milli Ampl Jy Top frame: Phas deg  
 Vector averaged cross-power spectrum Several baselines displayed  
 Timerange: 00/19:30:33 to 00/19:33:59

Plot file version 430 created 30-SEP-2022 11:07:51

SDSSJ1430 EM163.UVDATA.1

Freq = 4.6005 GHz, Bw = 32.000 MH Calibrated with CL # 4 and BP # 1 (BP mode 1)

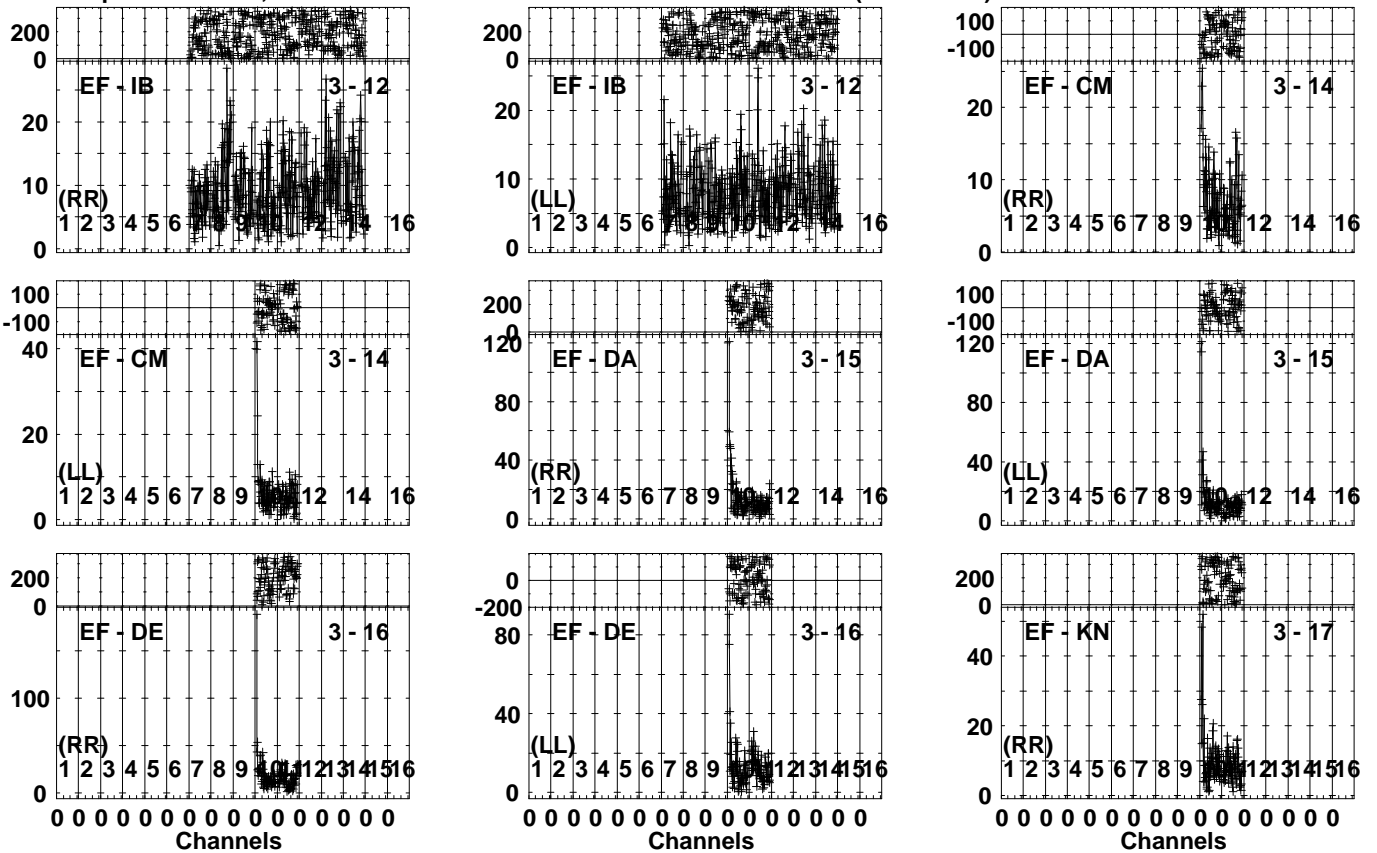


Lower frame: Milli Ampl Jy Top frame: Phas deg  
Vector averaged cross-power spectrum Several baselines displayed  
Timerange: 00/19:30:33 to 00/19:33:59

Plot file version 431 created 30-SEP-2022 11:07:52

SDSSJ1430 EM163.UVDATA.1

Freq = 4.6005 GHz, Bw = 32.000 MH Calibrated with CL # 4 and BP # 1 (BP mode 1)

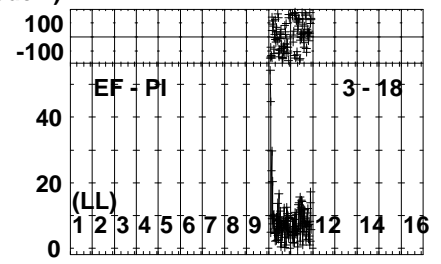
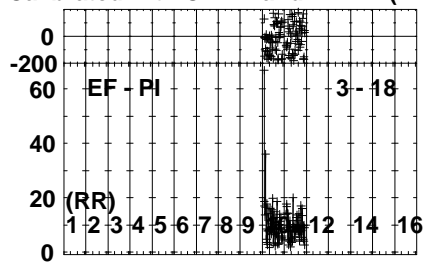
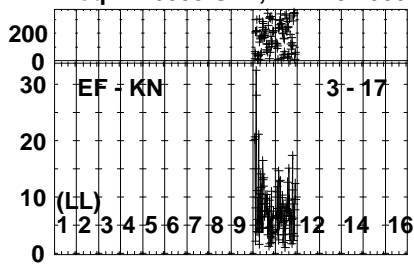


Lower frame: Milli Ampl Jy Top frame: Phas deg  
Vector averaged cross-power spectrum Several baselines displayed  
Timerange: 00/19:30:33 to 00/19:33:59

Plot file version 432 created 30-SEP-2022 11:07:53

SDSSJ1430 EM163.UVDATA.1

Freq = 4.6005 GHz, Bw = 32.000 MH Calibrated with CL # 4 and BP # 1 (BP mode 1)



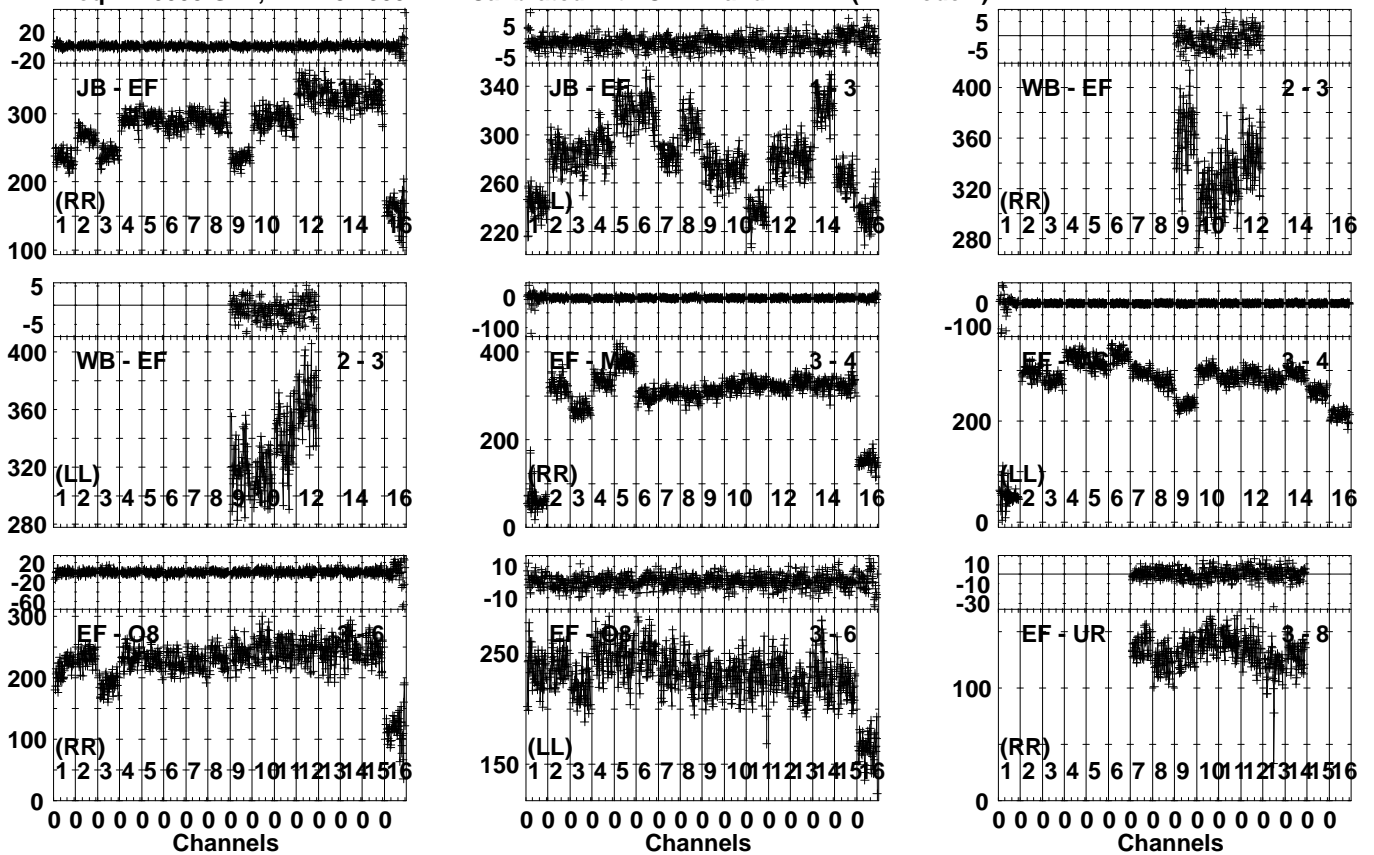
Lower frame: Milli Ampl Jy Top frame: Phas deg  
Vector averaged cross-power spectrum Several baselines displayed  
Timerange: 00/19:30:33 to 00/19:33:59



Plot file version 433 created 30-SEP-2022 11:07:53

J1427+2348 EM163.UVDATA.1

Freq = 4.6005 GHz, Bw = 32.000 MH Calibrated with CL # 4 and BP # 1 (BP mode 1)

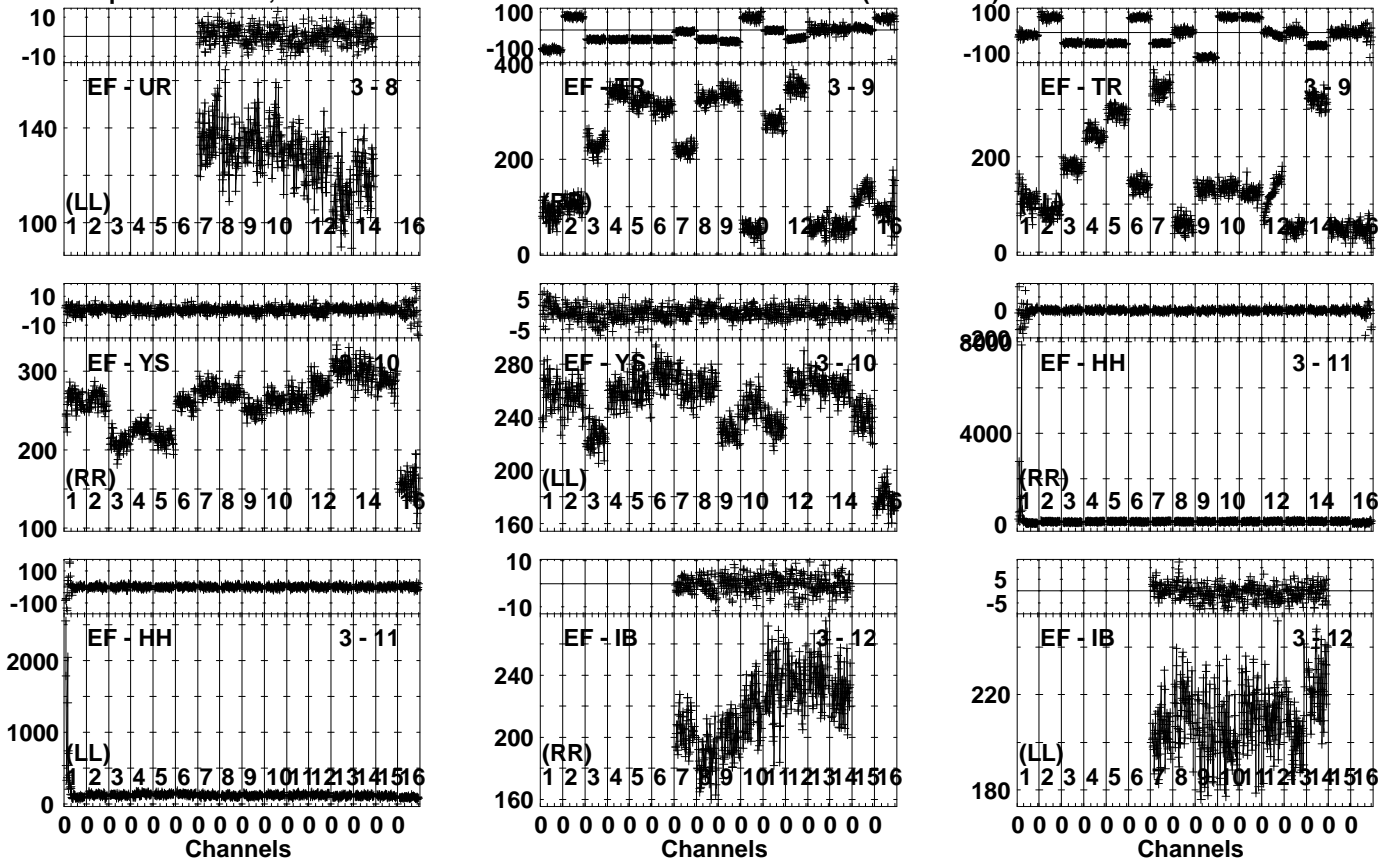


Lower frame: Milli Ampl Jy Top frame: Phas deg  
Vector averaged cross-power spectrum Several baselines displayed  
Timerange: 00/19:34:31 to 00/19:35:29

Plot file version 434 created 30-SEP-2022 11:07:54

J1427+2348 EM163.UVDATA.1

Freq = 4.6005 GHz, Bw = 32.000 MH Calibrated with CL # 4 and BP # 1 (BP mode 1)

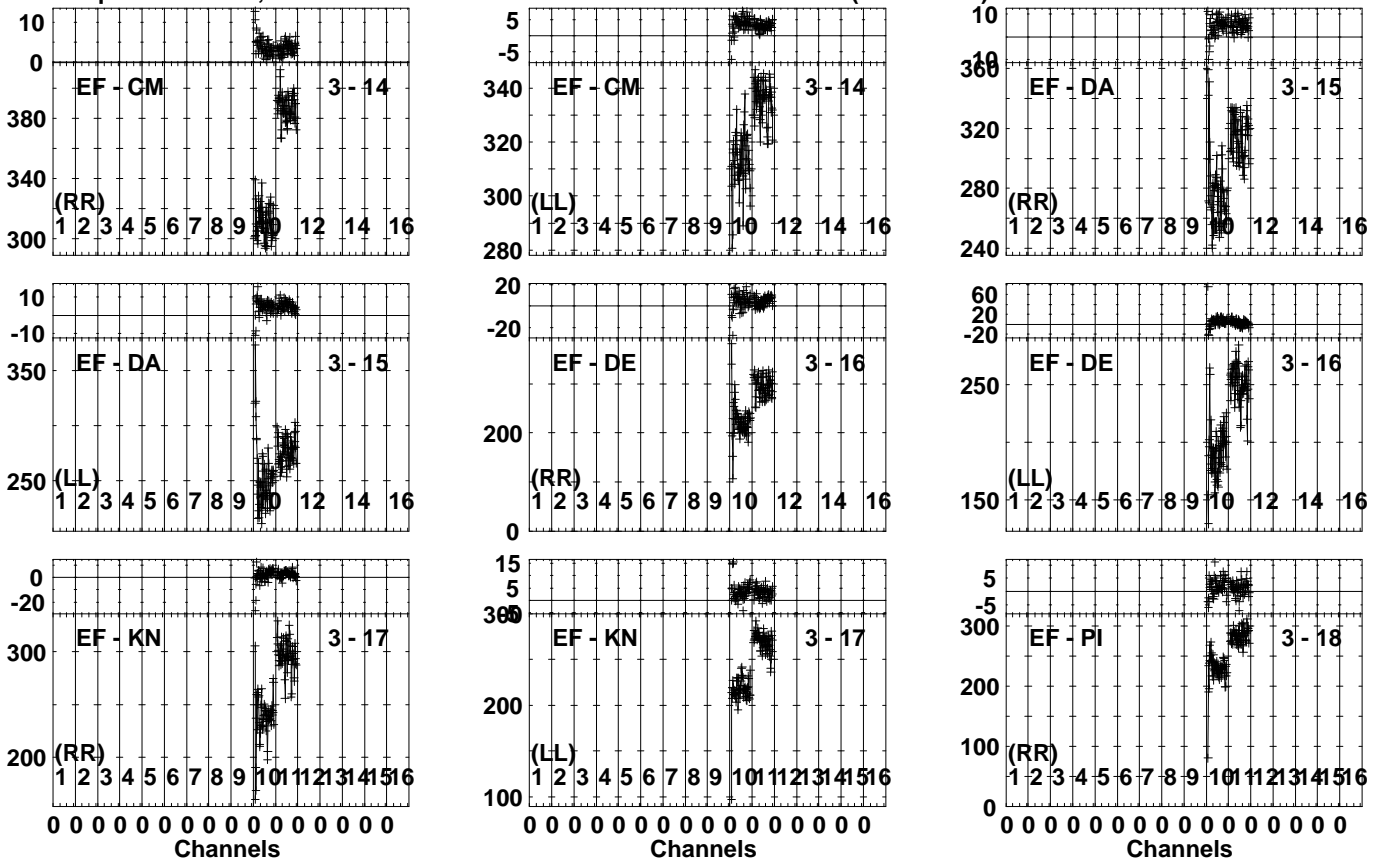


Lower frame: Milli Ampl Jy Top frame: Phas deg  
Vector averaged cross-power spectrum Several baselines displayed  
Timerange: 00:19:34:31 to 00:19:35:29

Plot file version 435 created 30-SEP-2022 11:07:55

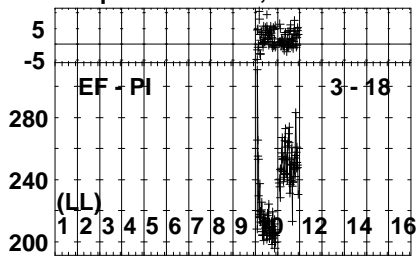
J1427+2348 EM163.UVDATA.1

Freq = 4.6005 GHz, Bw = 32.000 MH Calibrated with CL # 4 and BP # 1 (BP mode 1)



Lower frame: Milli Ampl Jy Top frame: Phas deg  
Vector averaged cross-power spectrum Several baselines displayed  
Timerange: 00/19:34:31 to 00/19:35:29

Plot file version 436 created 30-SEP-2022 11:07:56  
J1427+2348 EM163.UVDATA.1  
Freq = 4.6005 GHz, Bw = 32.000 MH Calibrated with CL # 4 and BP # 1 (BP mode 1)

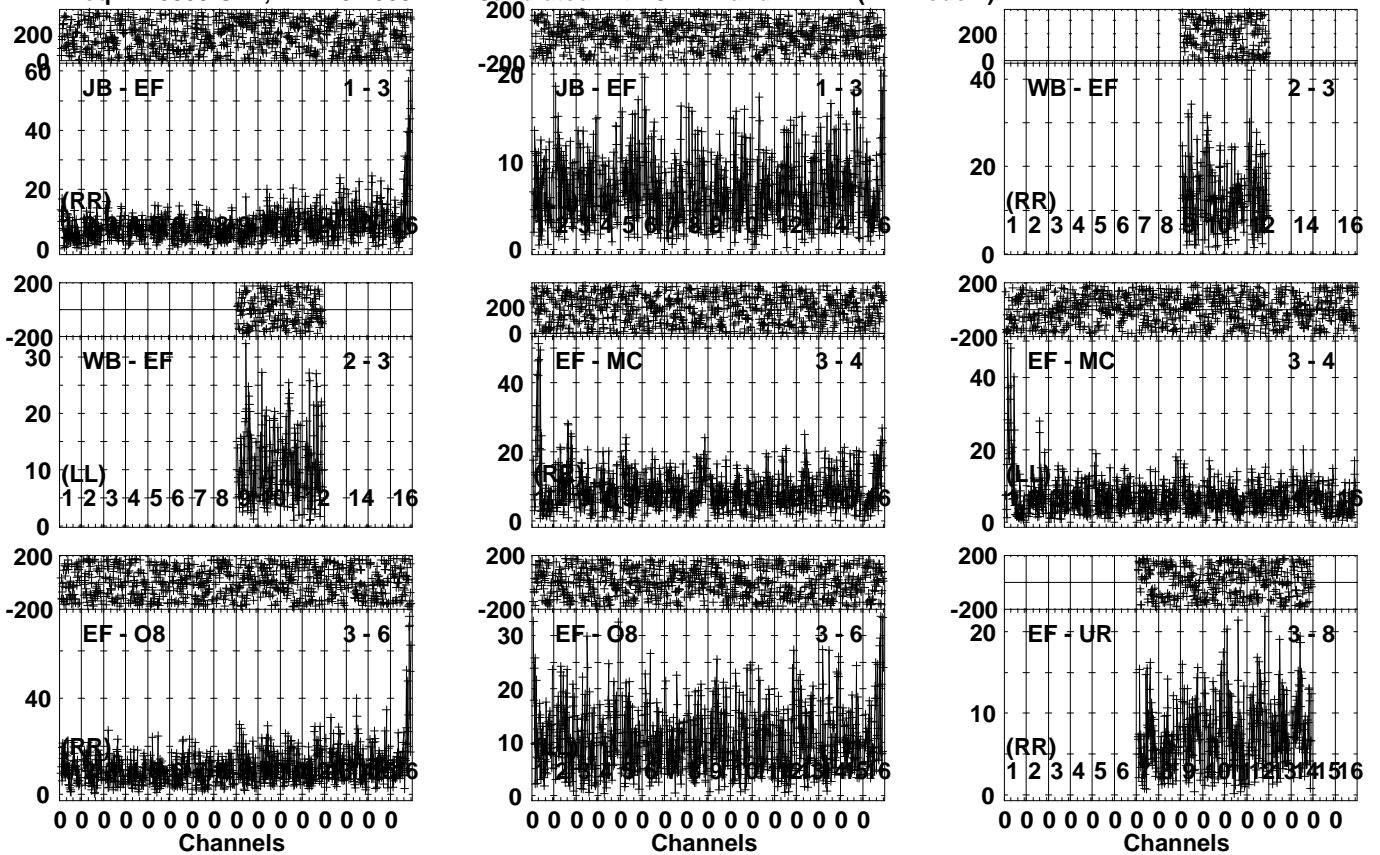


Lower frame: Milli Ampl Jy Top frame: Phas deg  
Vector averaged cross-power spectrum Several baselines displayed  
Timerange: 00/19:34:31 to 00/19:35:29

Plot file version 437 created 30-SEP-2022 11:07:56

SDSSJ1430 EM163.UVDATA.1

Freq = 4.6005 GHz, Bw = 32.000 MH Calibrated with CL # 4 and BP # 1 (BP mode 1)

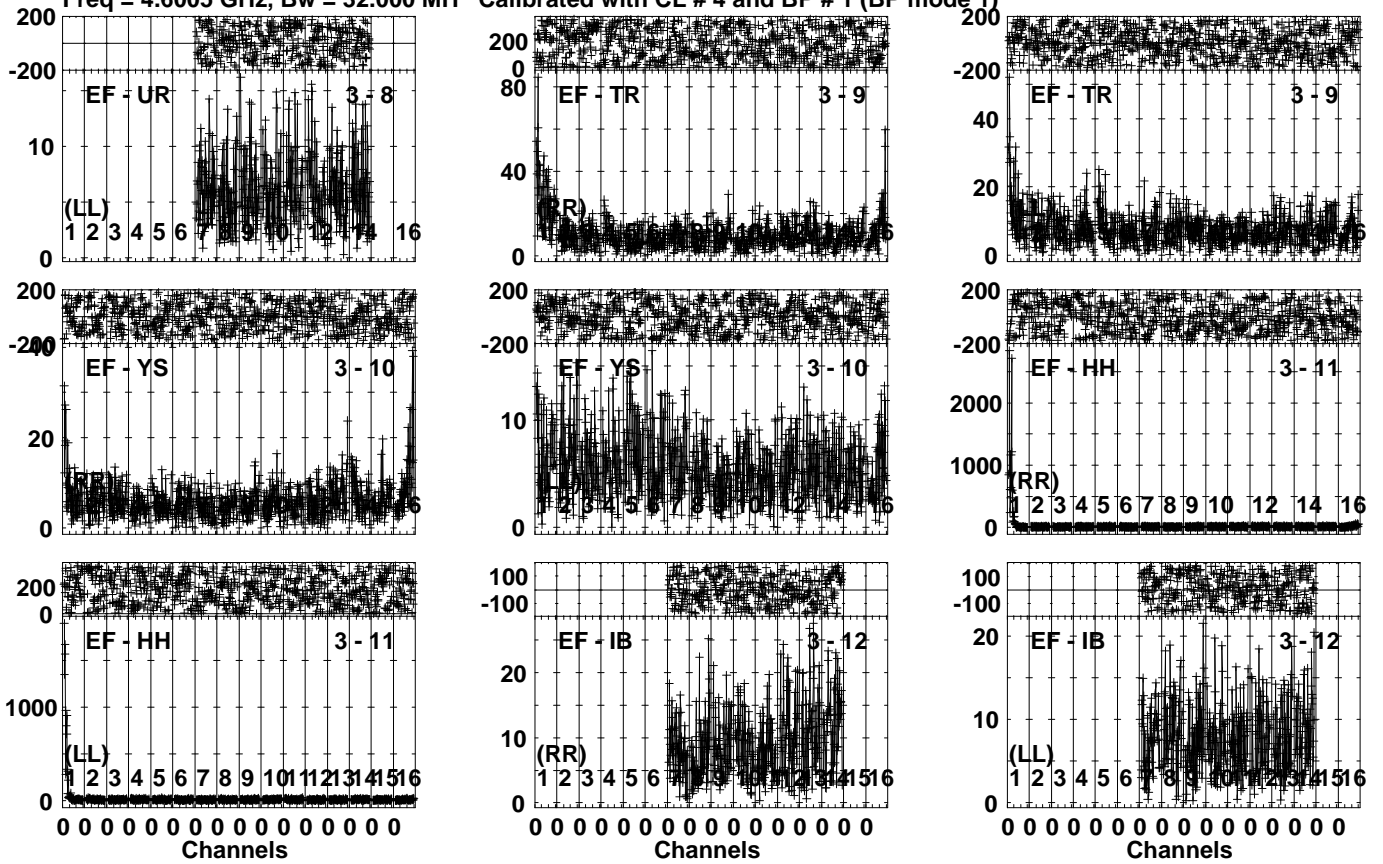


Lower frame: Milli Ampl Jy Top frame: Phas deg  
Vector averaged cross-power spectrum Several baselines displayed  
Timerange: 00/19:35:31 to 00/19:38:59

Plot file version 438 created 30-SEP-2022 11:07:57

SDSSJ1430 EM163.UVDATA.1

Freq = 4.6005 GHz, Bw = 32.000 MH Calibrated with CL # 4 and BP # 1 (BP mode 1)

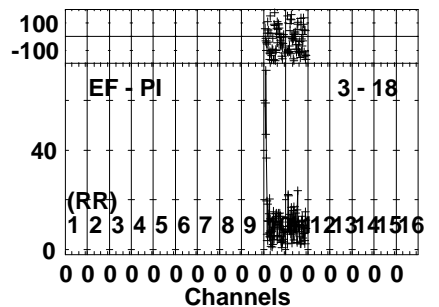
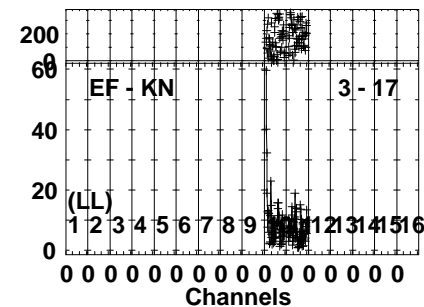
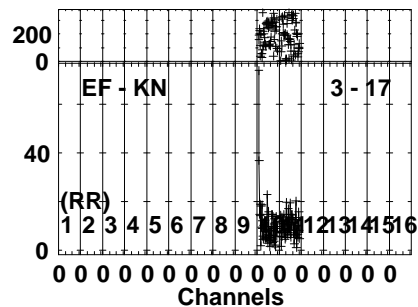
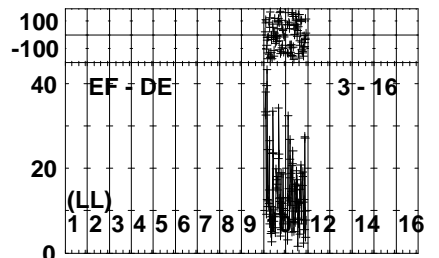
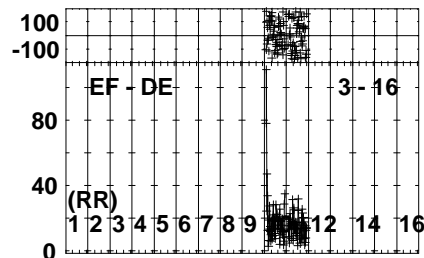
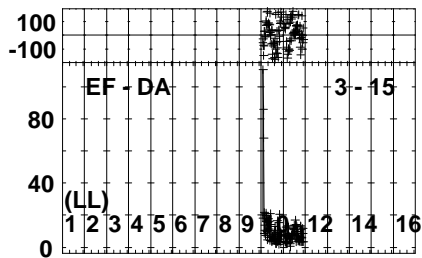
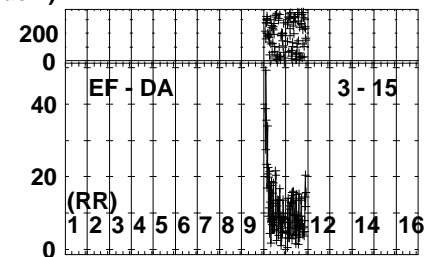
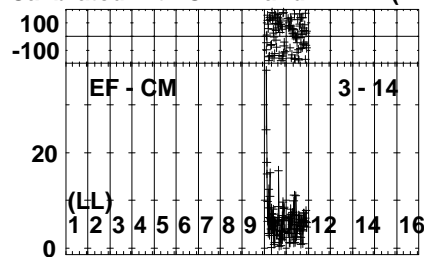
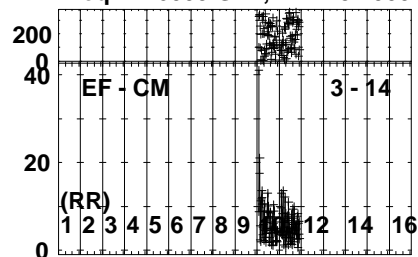


Lower frame: Milli Ampl Jy Top frame: Phas deg  
Vector averaged cross-power spectrum Several baselines displayed  
Timerange: 00/19:35:31 to 00/19:38:59

Plot file version 439 created 30-SEP-2022 11:07:58

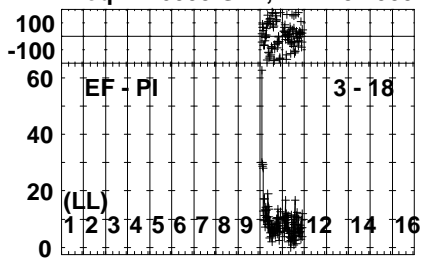
SDSSJ1430 EM163.UVDATA.1

Freq = 4.6005 GHz, Bw = 32.000 MH Calibrated with CL # 4 and BP # 1 (BP mode 1)



Lower frame: Milli Ampl Jy Top frame: Phas deg  
Vector averaged cross-power spectrum Several baselines displayed  
Timerange: 00/19:35:31 to 00/19:38:59

Plot file version 440 created 30-SEP-2022 11:07:59  
SDSSJ1430 EM163.UVDATA.1  
Freq = 4.6005 GHz, Bw = 32.000 MH Calibrated with CL # 4 and BP # 1 (BP mode 1)



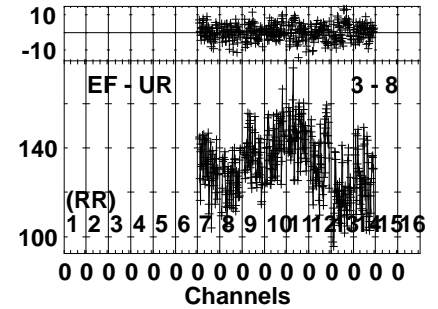
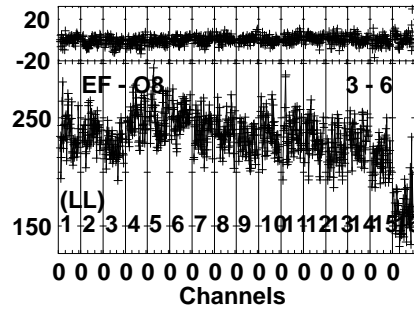
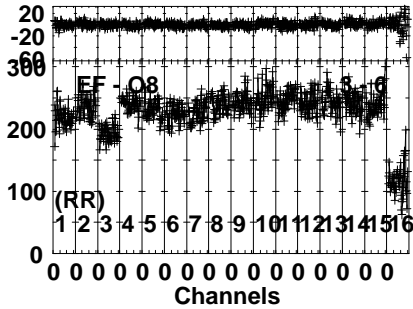
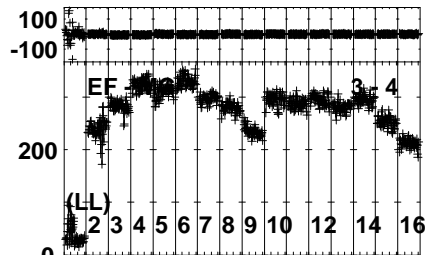
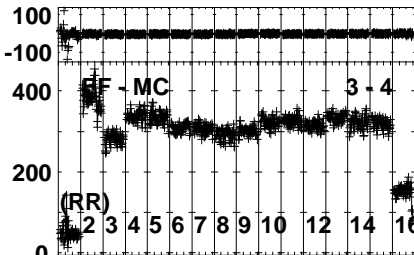
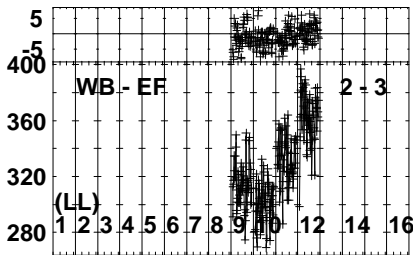
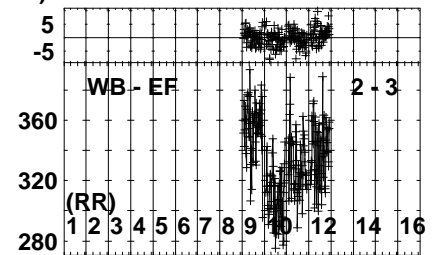
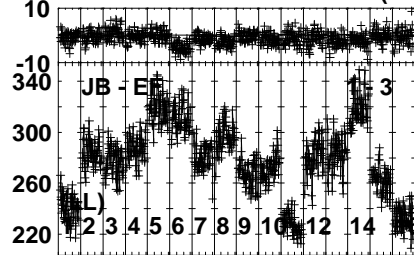
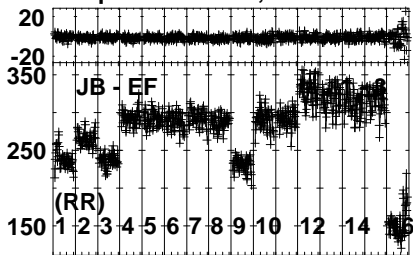
Lower frame: Milli Ampl Jy Top frame: Phas deg  
Vector averaged cross-power spectrum Several baselines displayed  
Timerange: 00/19:35:31 to 00/19:38:59



Plot file version 441 created 30-SEP-2022 11:08:00

J1427+2348 EM163.UVDATA.1

Freq = 4.6005 GHz, Bw = 32.000 MH Calibrated with CL # 4 and BP # 1 (BP mode 1)

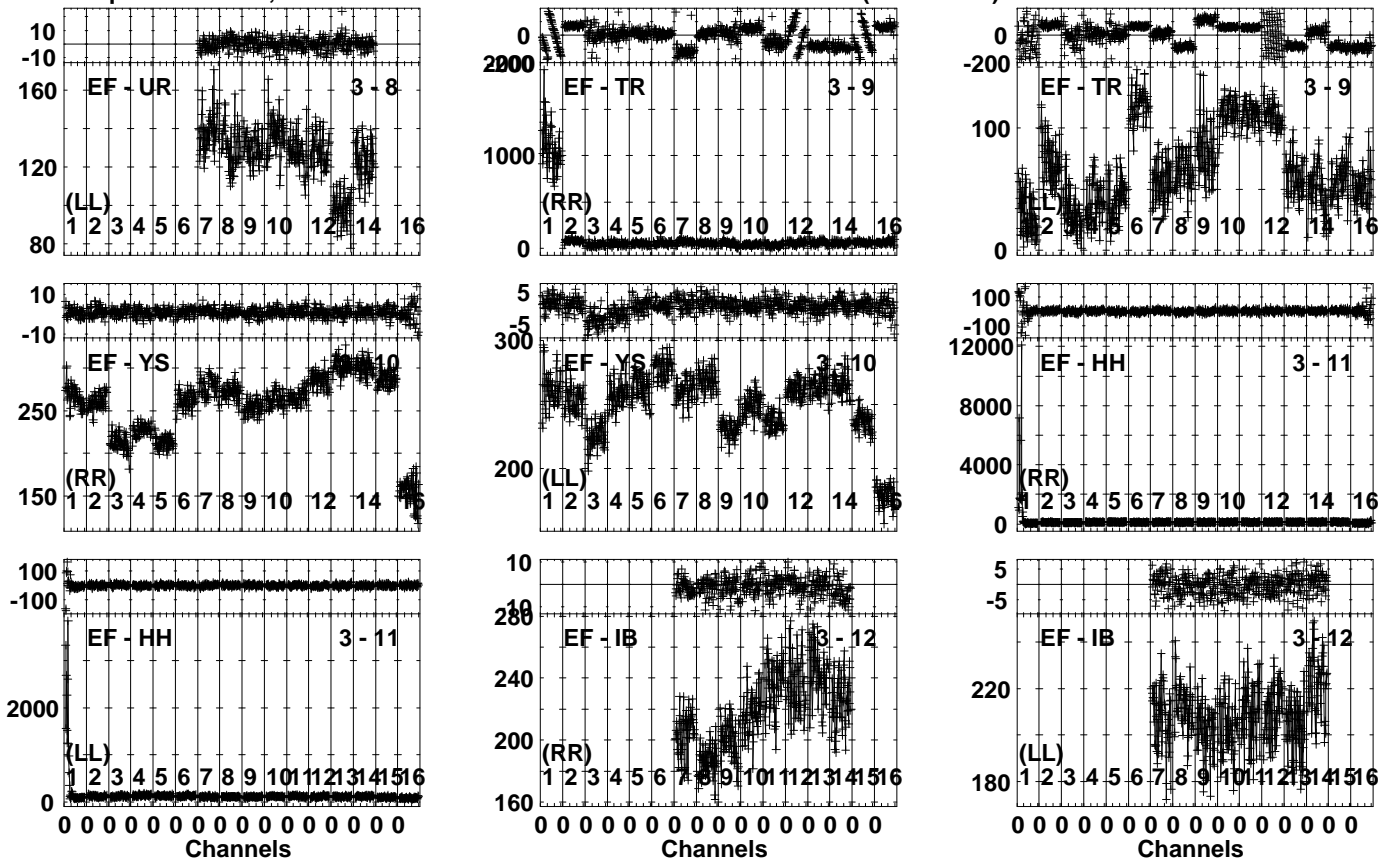


Lower frame: Milli Ampl Jy Top frame: Phas deg  
 Vector averaged cross-power spectrum Several baselines displayed  
 Timerange: 00/19:39:01 to 00/19:40:29

Plot file version 442 created 30-SEP-2022 11:08:01

J1427+2348 EM163.UVDATA.1

Freq = 4.6005 GHz, Bw = 32.000 MH Calibrated with CL # 4 and BP # 1 (BP mode 1)

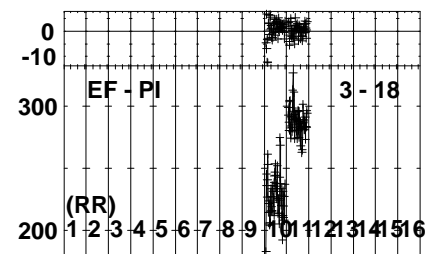
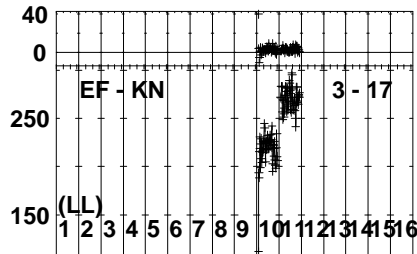
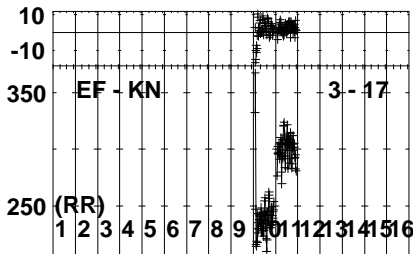
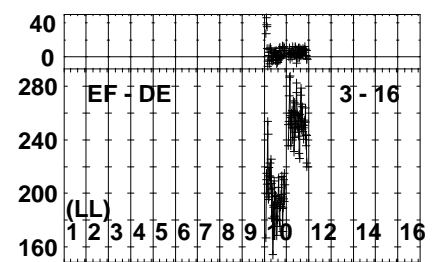
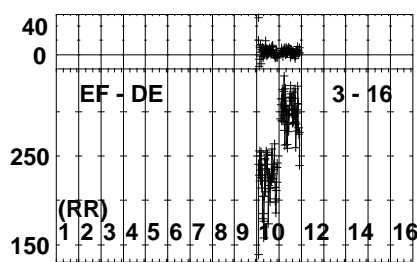
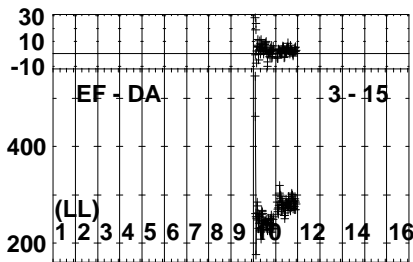
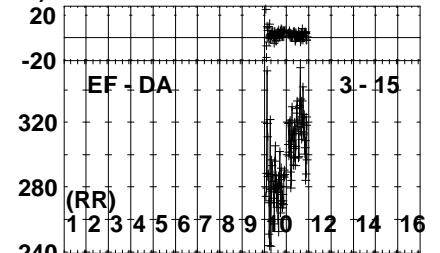
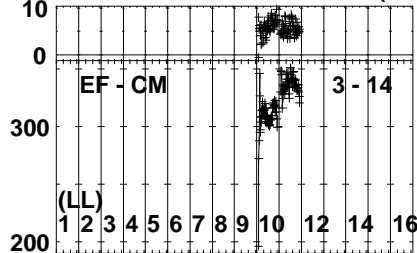
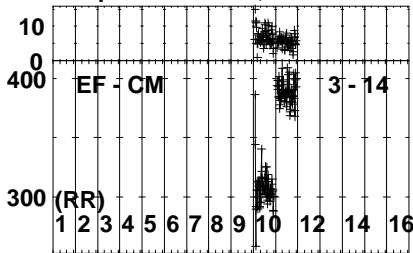


Lower frame: Milli Ampl Jy Top frame: Phas deg  
Vector averaged cross-power spectrum Several baselines displayed  
Timerange: 00/19:39:01 to 00/19:40:29

Plot file version 443 created 30-SEP-2022 11:08:02

J1427+2348 EM163.UVDATA.1

Freq = 4.6005 GHz, Bw = 32.000 MH Calibrated with CL # 4 and BP # 1 (BP mode 1)



0 0 0 0 0 0 0 0 0 0 0 0 0 0 0 0  
Channels

0 0 0 0 0 0 0 0 0 0 0 0 0 0 0 0  
Channels

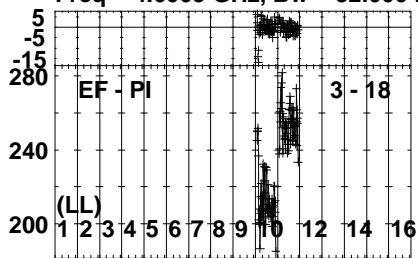
0 0 0 0 0 0 0 0 0 0 0 0 0 0 0 0  
Channels

Lower frame: Milli Ampl Jy Top frame: Phas deg  
Vector averaged cross-power spectrum Several baselines displayed  
Timerange: 00/19:39:01 to 00/19:40:29

Plot file version 444 created 30-SEP-2022 11:08:02

J1427+2348 EM163.UVDATA.1

Freq = 4.6005 GHz, Bw = 32.000 MH Calibrated with CL # 4 and BP # 1 (BP mode 1)



Lower frame: Milli Ampl Jy Top frame: Phas deg

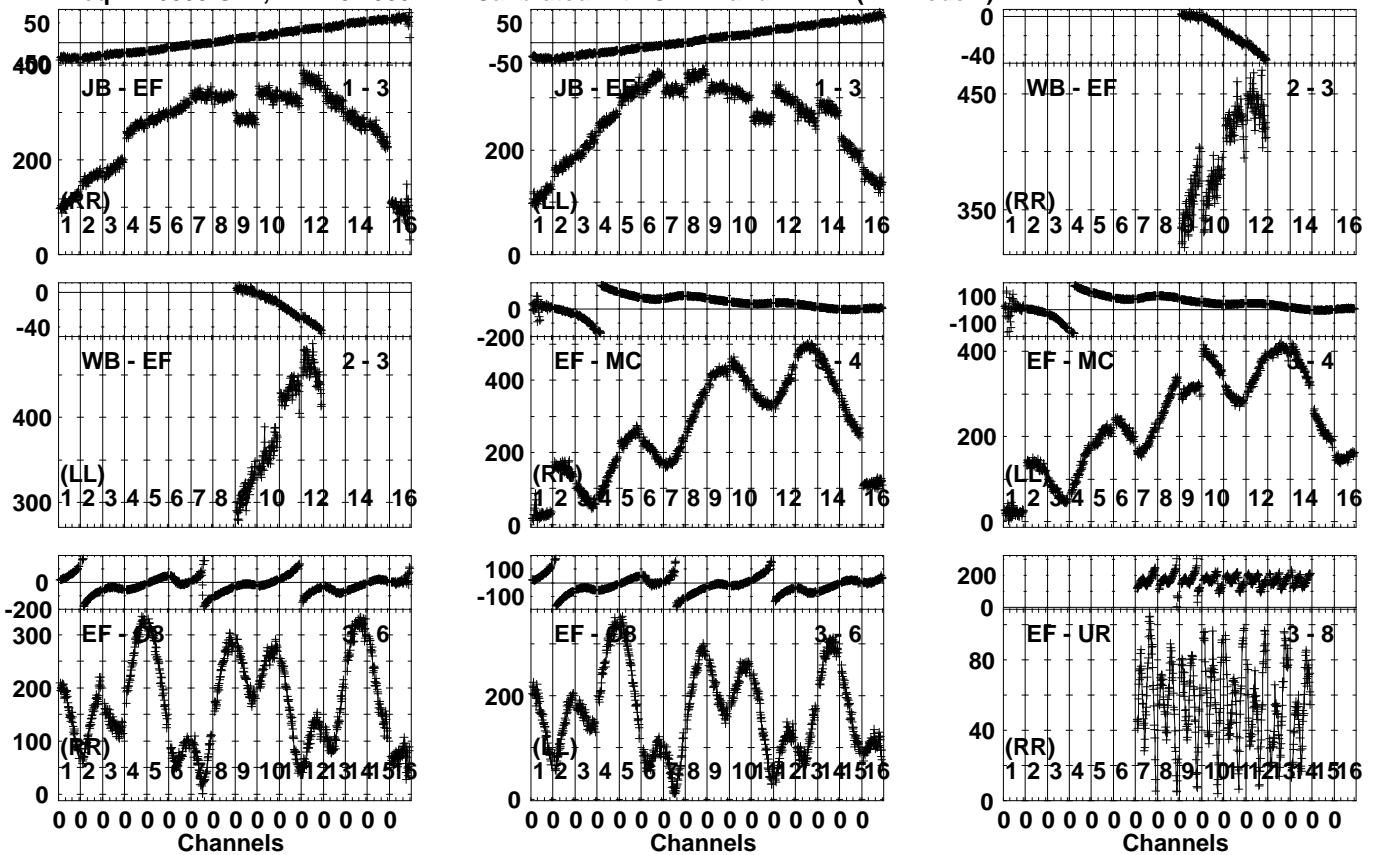
Vector averaged cross-power spectrum Several baselines displayed

Timerange: 00/19:39:01 to 00/19:40:29

Plot file version 445 created 30-SEP-2022 11:08:02

J1424+225A EM163.UVDATA.1

Freq = 4.6005 GHz, Bw = 32.000 MH Calibrated with CL # 4 and BP # 1 (BP mode 1)

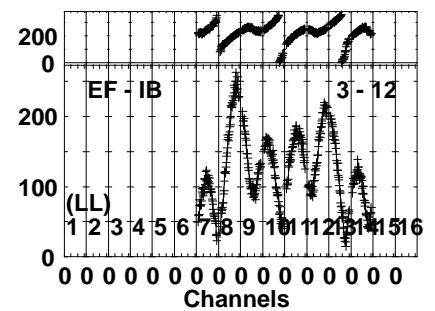
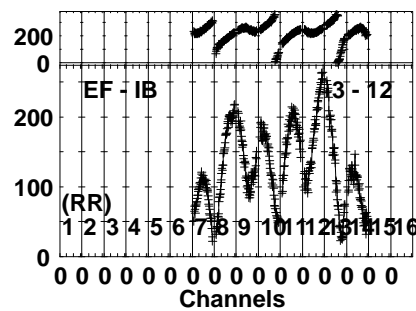
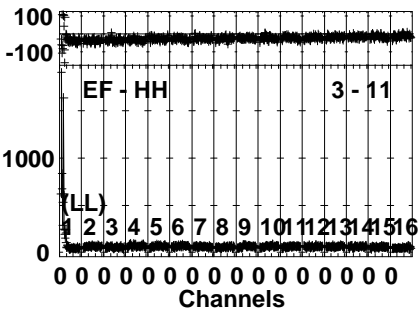
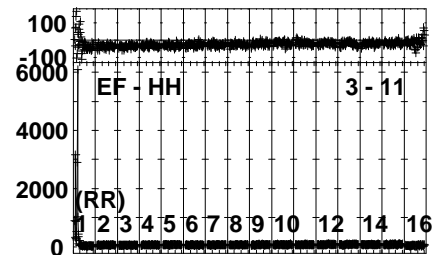
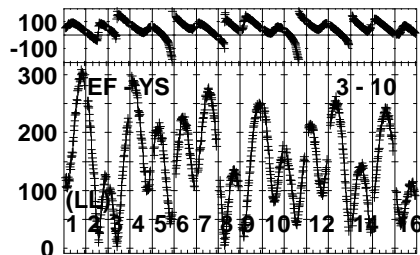
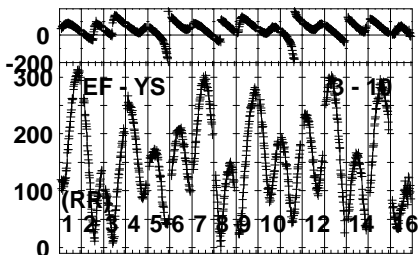
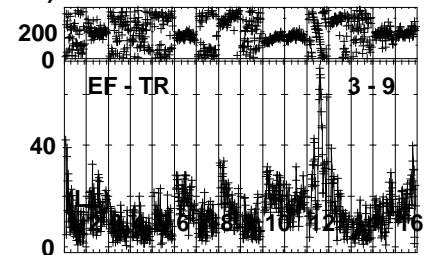
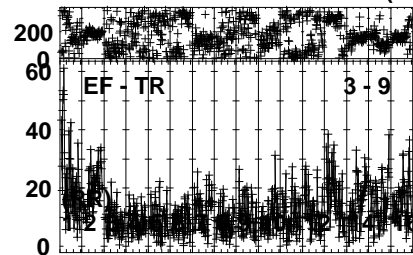
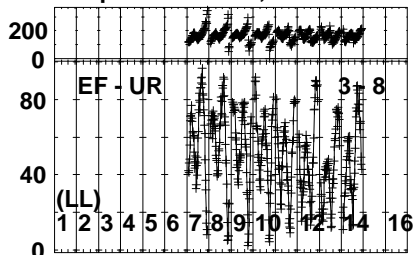


Lower frame: Milli Ampl Jy Top frame: Phas deg  
 Vector averaged cross-power spectrum Several baselines displayed  
 Timerange: 00/19:40:31 to 00/19:43:59

Plot file version 446 created 30-SEP-2022 11:08:03

J1424+225A EM163.UVDATA.1

Freq = 4.6005 GHz, Bw = 32.000 MH Calibrated with CL # 4 and BP # 1 (BP mode 1)

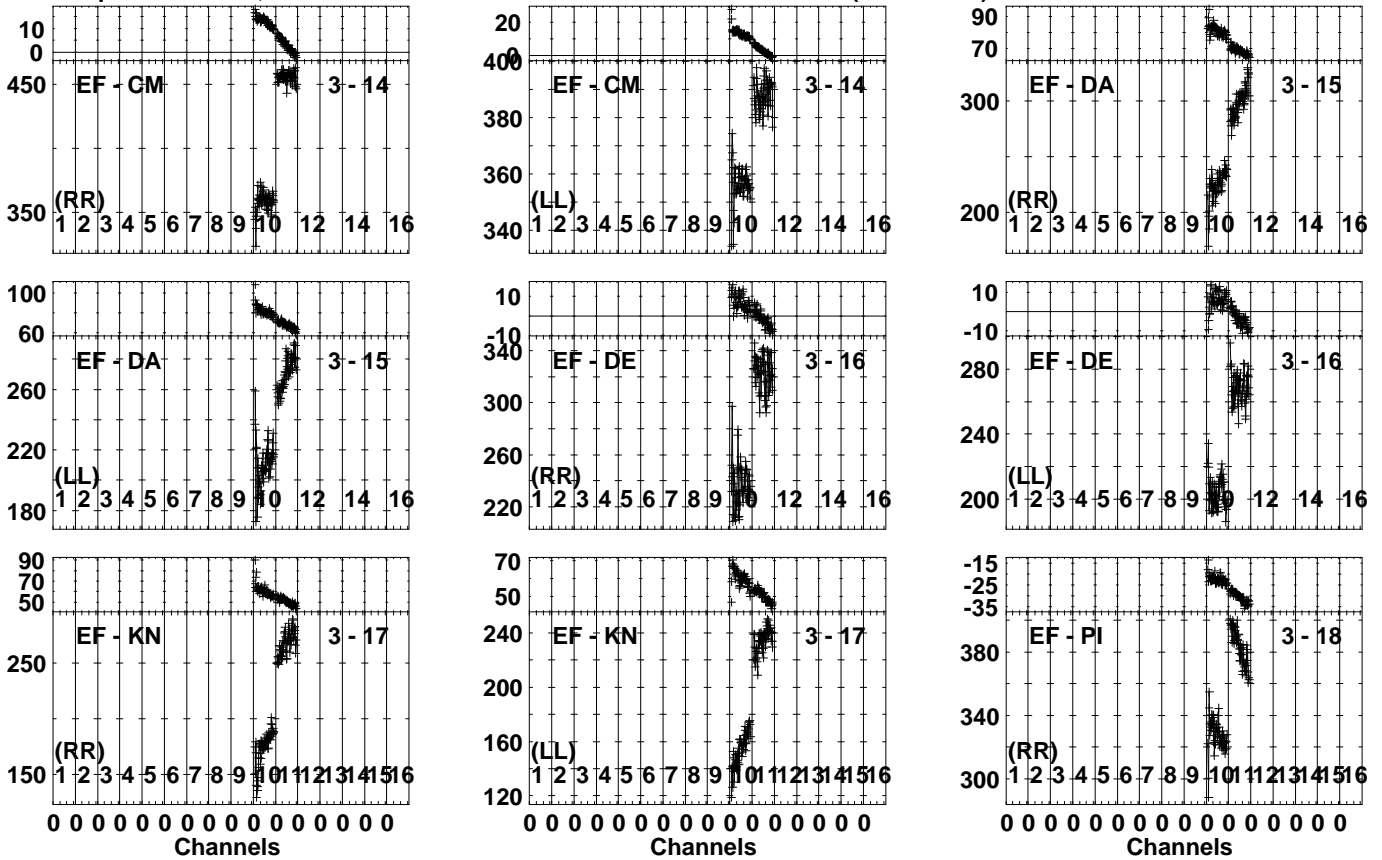


Lower frame: Milli Ampl Jy Top frame: Phas deg  
Vector averaged cross-power spectrum Several baselines displayed  
Timerange: 00/19:40:31 to 00/19:43:59

Plot file version 447 created 30-SEP-2022 11:08:04

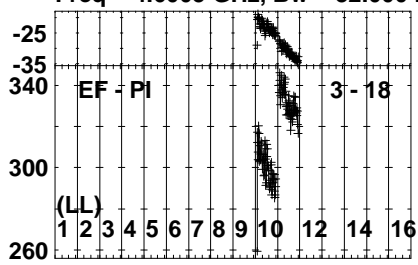
J1424+225A EM163.UVDATA.1

Freq = 4.6005 GHz, Bw = 32.000 MH Calibrated with CL # 4 and BP # 1 (BP mode 1)



Lower frame: Milli Ampl Jy Top frame: Phas deg  
Vector averaged cross-power spectrum Several baselines displayed  
Timerange: 00/19:40:31 to 00/19:43:59

Plot file version 448 created 30-SEP-2022 11:08:05  
J1424+225A EM163.UVDATA.1  
Freq = 4.6005 GHz, Bw = 32.000 MH Calibrated with CL # 4 and BP # 1 (BP mode 1)



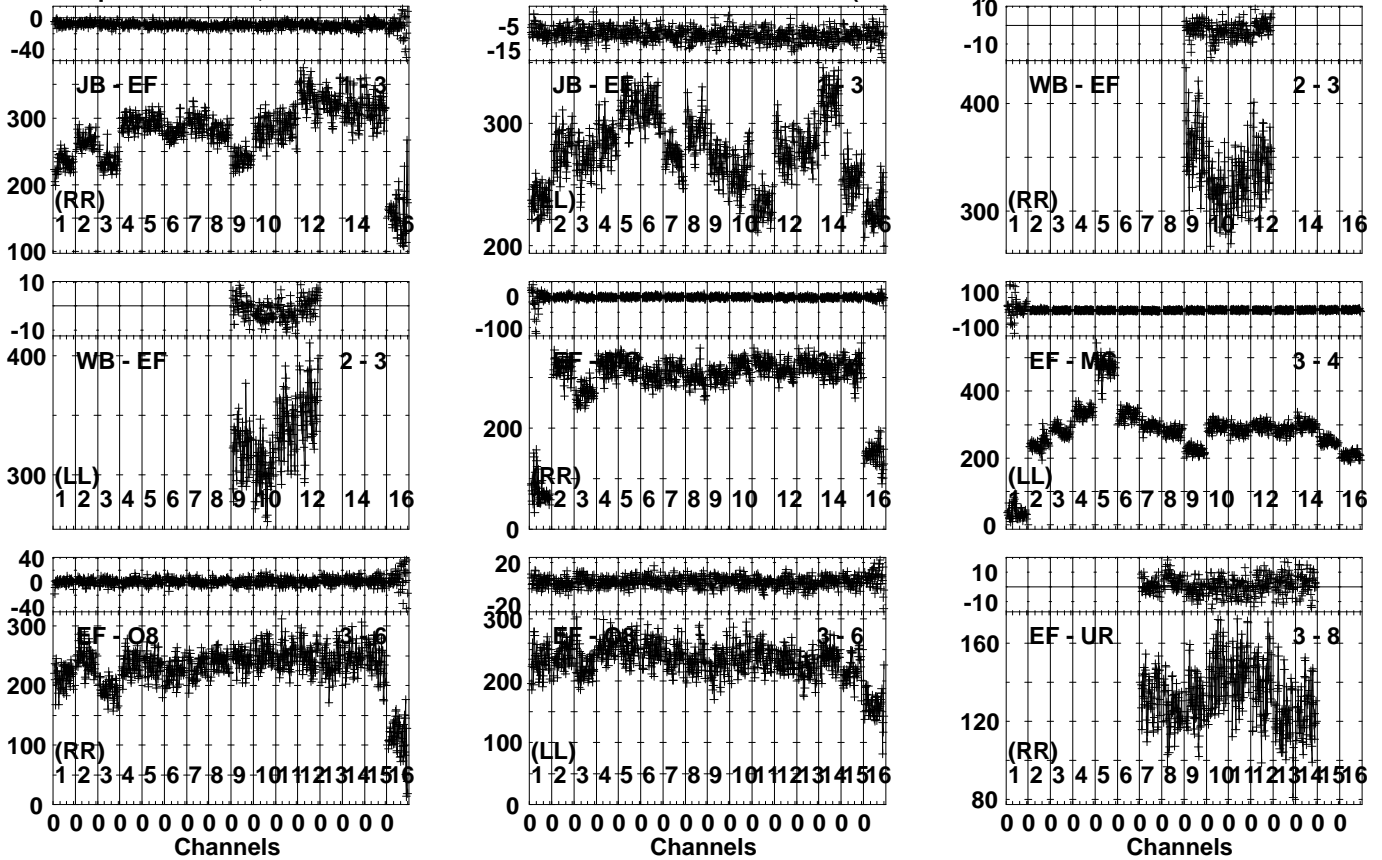
Lower frame: Milli Ampl Jy Top frame: Phas deg  
Vector averaged cross-power spectrum Several baselines displayed  
Timerange: 00/19:40:31 to 00/19:43:59



Plot file version 449 created 30-SEP-2022 11:08:06

J1427+2348 EM163.UVDATA.1

Freq = 4.6005 GHz, Bw = 32.000 MH Calibrated with CL # 4 and BP # 1 (BP mode 1)

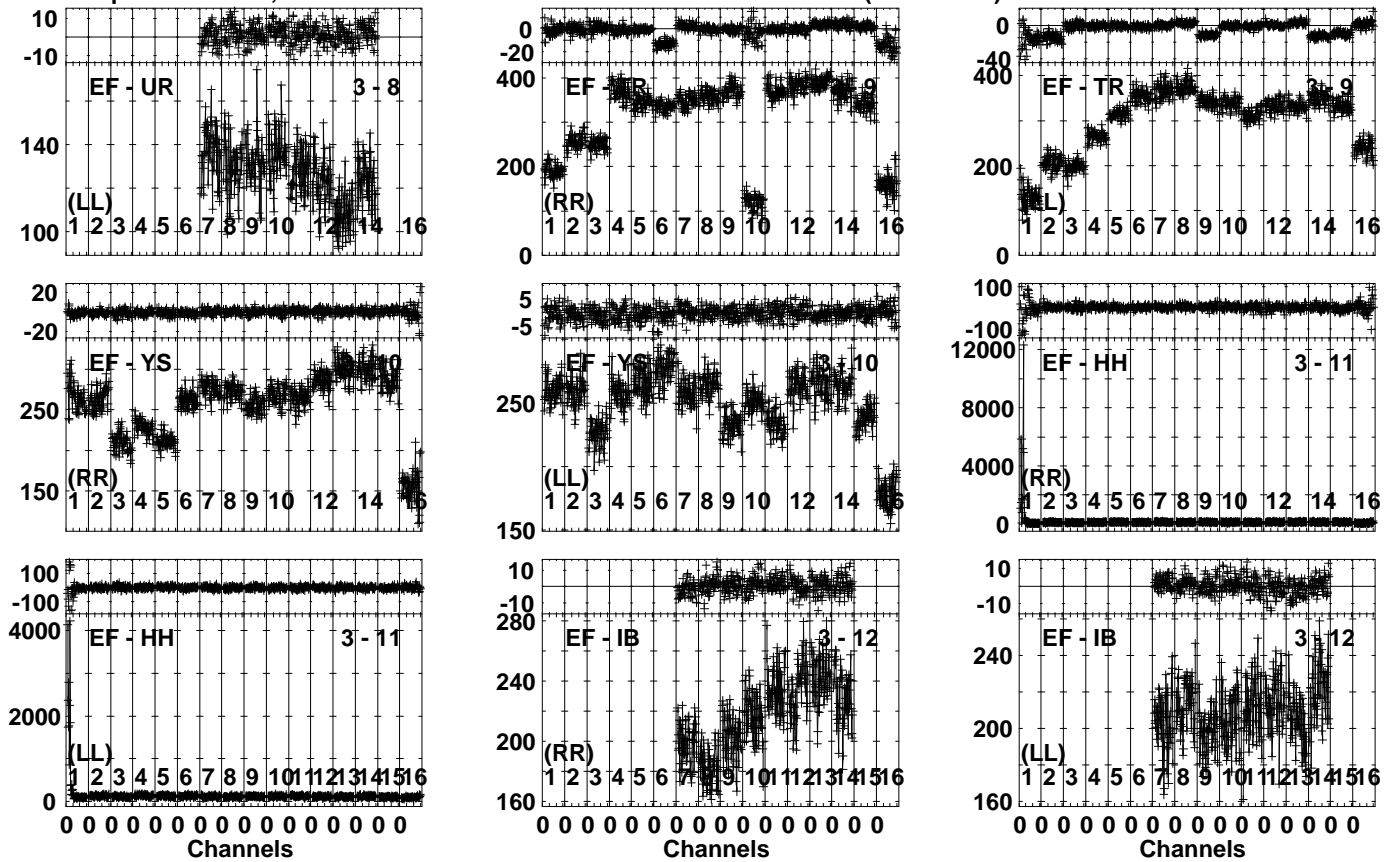


Lower frame: Milli Ampl Jy Top frame: Phas deg  
Vector averaged cross-power spectrum Several baselines displayed  
Timerange: 00:19:44:31 to 00:19:45:29

Plot file version 450 created 30-SEP-2022 11:08:07

J1427+2348 EM163.UVDATA.1

Freq = 4.6005 GHz, Bw = 32.000 MH Calibrated with CL # 4 and BP # 1 (BP mode 1)

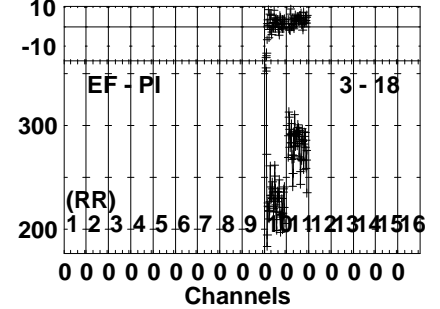
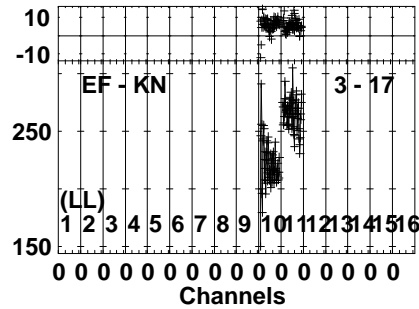
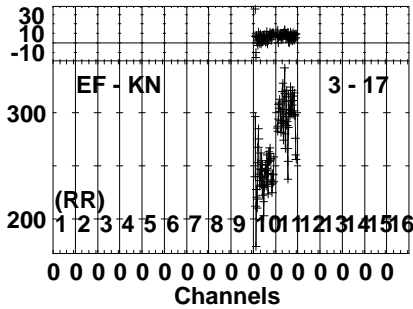
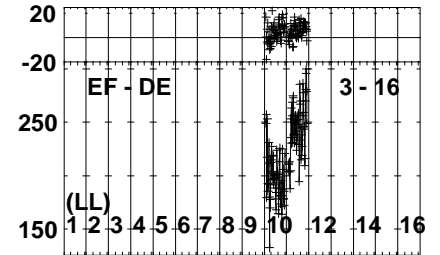
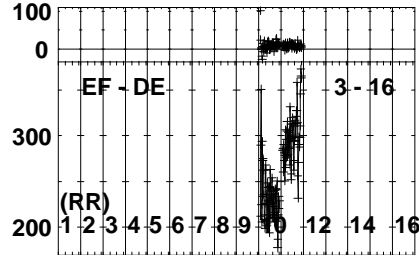
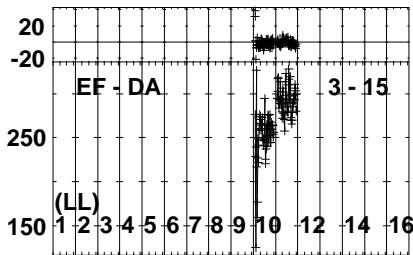
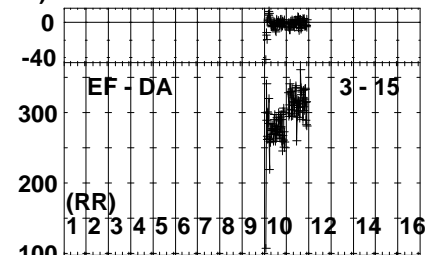
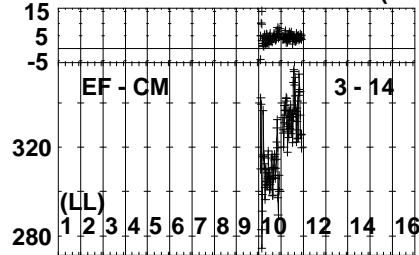
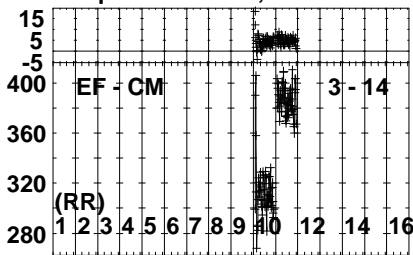


Lower frame: Milli Ampl Jy Top frame: Phas deg  
Vector averaged cross-power spectrum Several baselines displayed  
Timerange: 00/19:44:31 to 00/19:45:29

Plot file version 451 created 30-SEP-2022 11:08:08

J1427+2348 EM163.UVDATA.1

Freq = 4.6005 GHz, Bw = 32.000 MH Calibrated with CL # 4 and BP # 1 (BP mode 1)

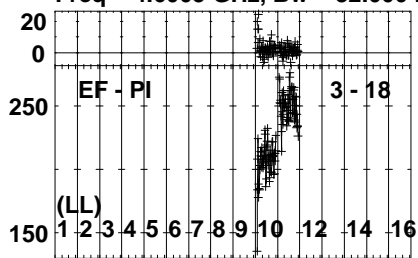


Lower frame: Milli Ampl Jy Top frame: Phas deg  
Vector averaged cross-power spectrum Several baselines displayed  
Timerange: 00/19:44:31 to 00/19:45:29

Plot file version 452 created 30-SEP-2022 11:08:08

J1427+2348 EM163.UVDATA.1

Freq = 4.6005 GHz, Bw = 32.000 MH Calibrated with CL # 4 and BP # 1 (BP mode 1)



Lower frame: Milli Ampl Jy Top frame: Phas deg

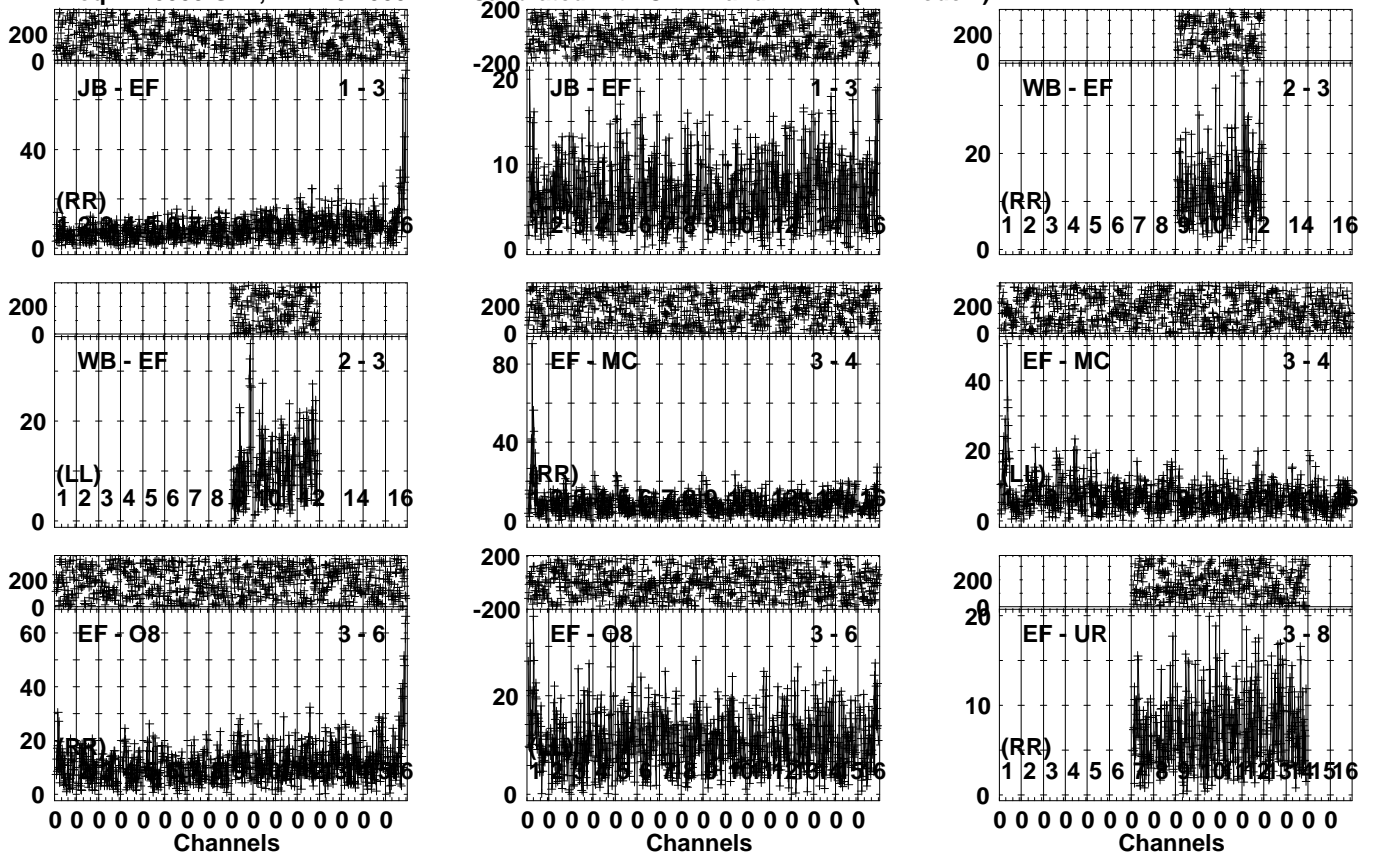
Vector averaged cross-power spectrum Several baselines displayed

Timerange: 00/19:44:31 to 00/19:45:29

Plot file version 453 created 30-SEP-2022 11:08:08

SDSSJ1430 EM163.UVDATA.1

Freq = 4.6005 GHz, Bw = 32.000 MH Calibrated with CL # 4 and BP # 1 (BP mode 1)

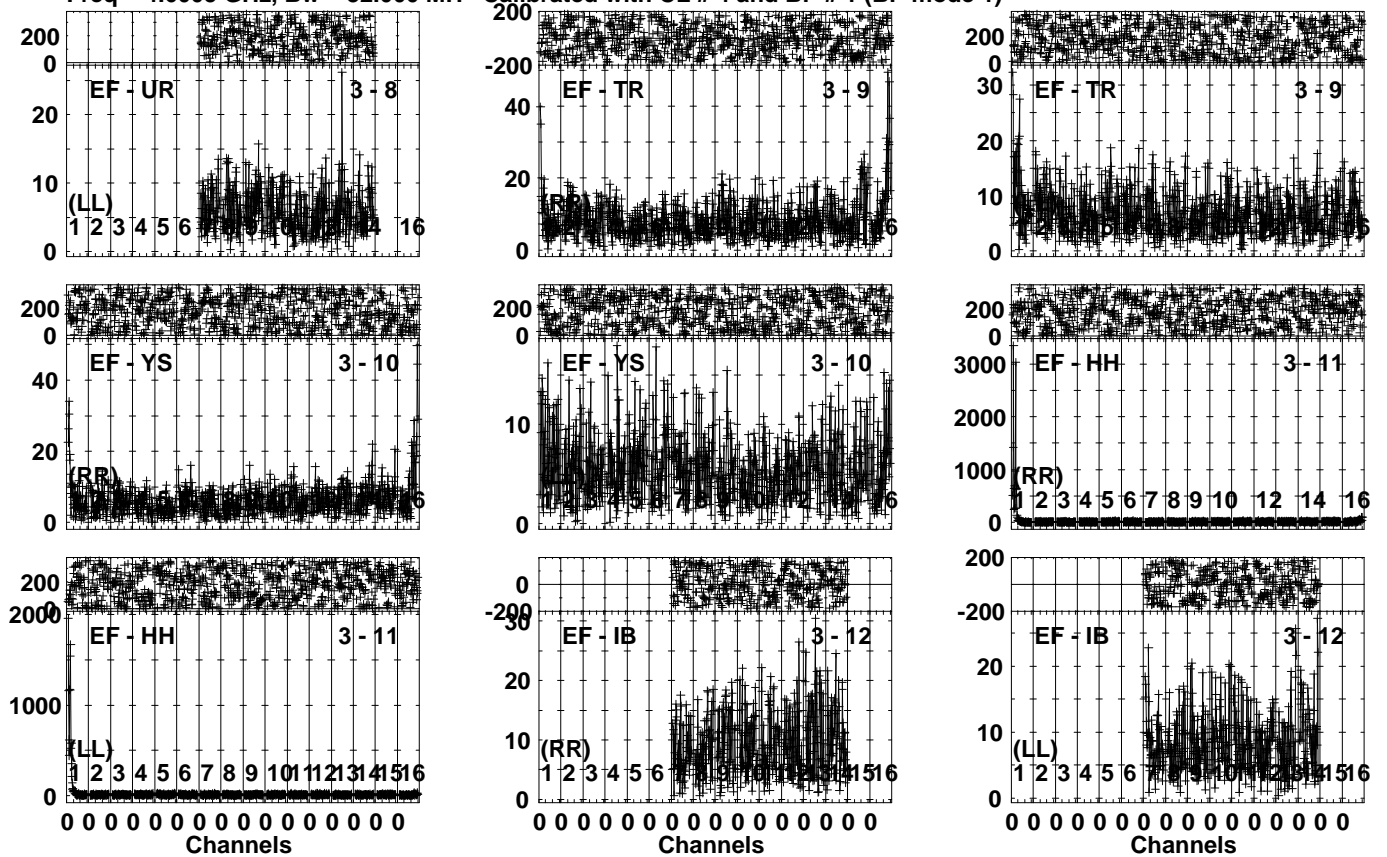


Lower frame: Milli Ampl Jy Top frame: Phas deg  
Vector averaged cross-power spectrum Several baselines displayed  
Timerange: 00/19:45:31 to 00/19:48:59

Plot file version 454 created 30-SEP-2022 11:08:09

SDSSJ1430 EM163.UVDATA.1

Freq = 4.6005 GHz, Bw = 32.000 MH Calibrated with CL # 4 and BP # 1 (BP mode 1)

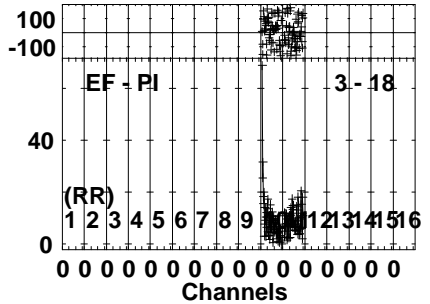
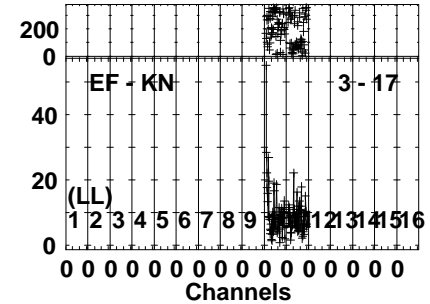
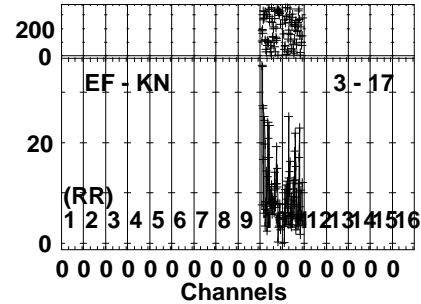
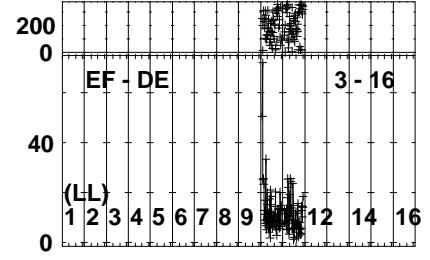
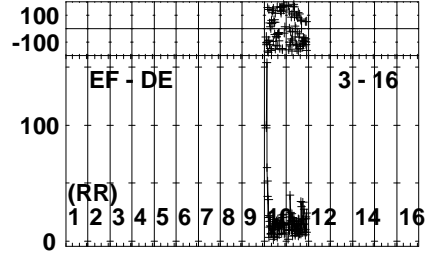
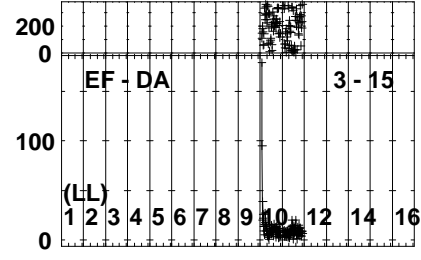
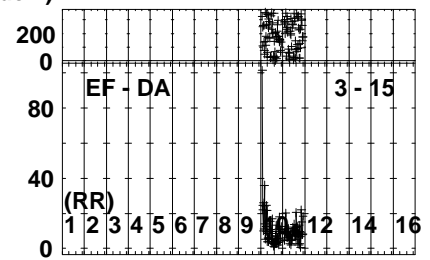
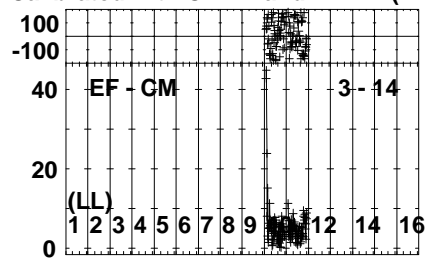
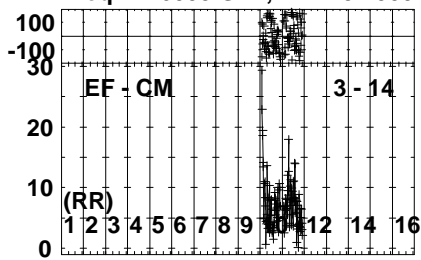


Lower frame: Milli Ampl Jy Top frame: Phas deg  
Vector averaged cross-power spectrum Several baselines displayed  
Timerange: 00/19:45:31 to 00/19:48:59

Plot file version 455 created 30-SEP-2022 11:08:11

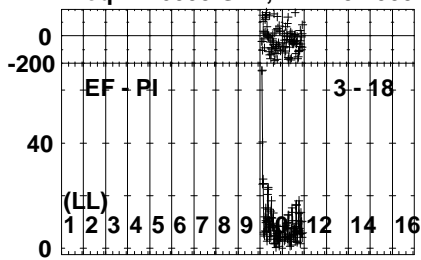
SDSSJ1430 EM163.UVDATA.1

Freq = 4.6005 GHz, Bw = 32.000 MH Calibrated with CL # 4 and BP # 1 (BP mode 1)



Lower frame: Milli Ampl Jy Top frame: Phas deg  
Vector averaged cross-power spectrum Several baselines displayed  
Timerange: 00/19:45:31 to 00/19:48:59

Plot file version 456 created 30-SEP-2022 11:08:11  
SDSSJ1430 EM163.UVDATA.1  
Freq = 4.6005 GHz, Bw = 32.000 MH Calibrated with CL # 4 and BP # 1 (BP mode 1)



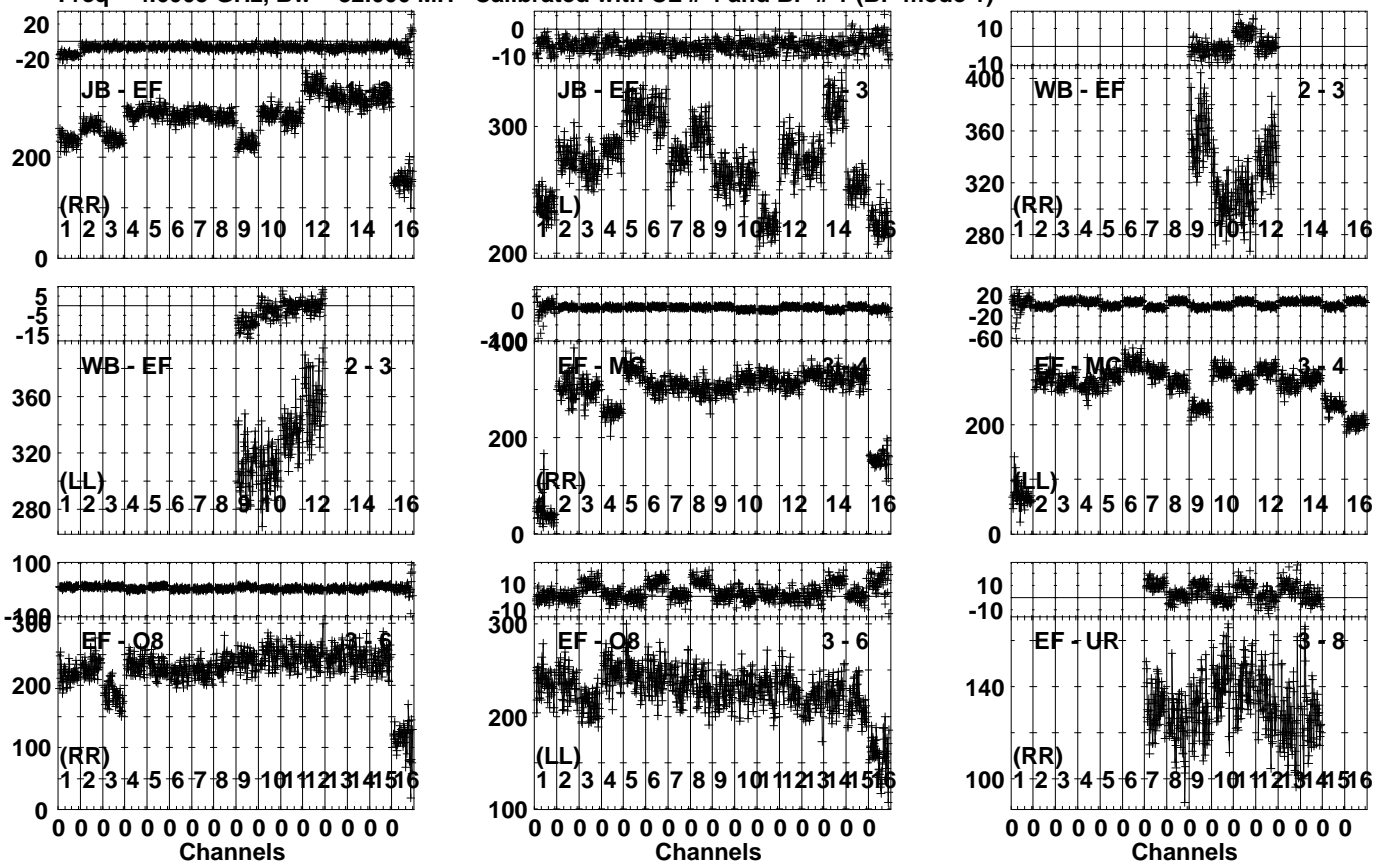
Lower frame: Milli Ampl Jy Top frame: Phas deg  
Vector averaged cross-power spectrum Several baselines displayed  
Timerange: 00/19:45:31 to 00/19:48:59



Plot file version 457 created 30-SEP-2022 11:08:12

J1427+2348 EM163.UVDATA.1

Freq = 4.6005 GHz, Bw = 32.000 MH Calibrated with CL # 4 and BP # 1 (BP mode 1)

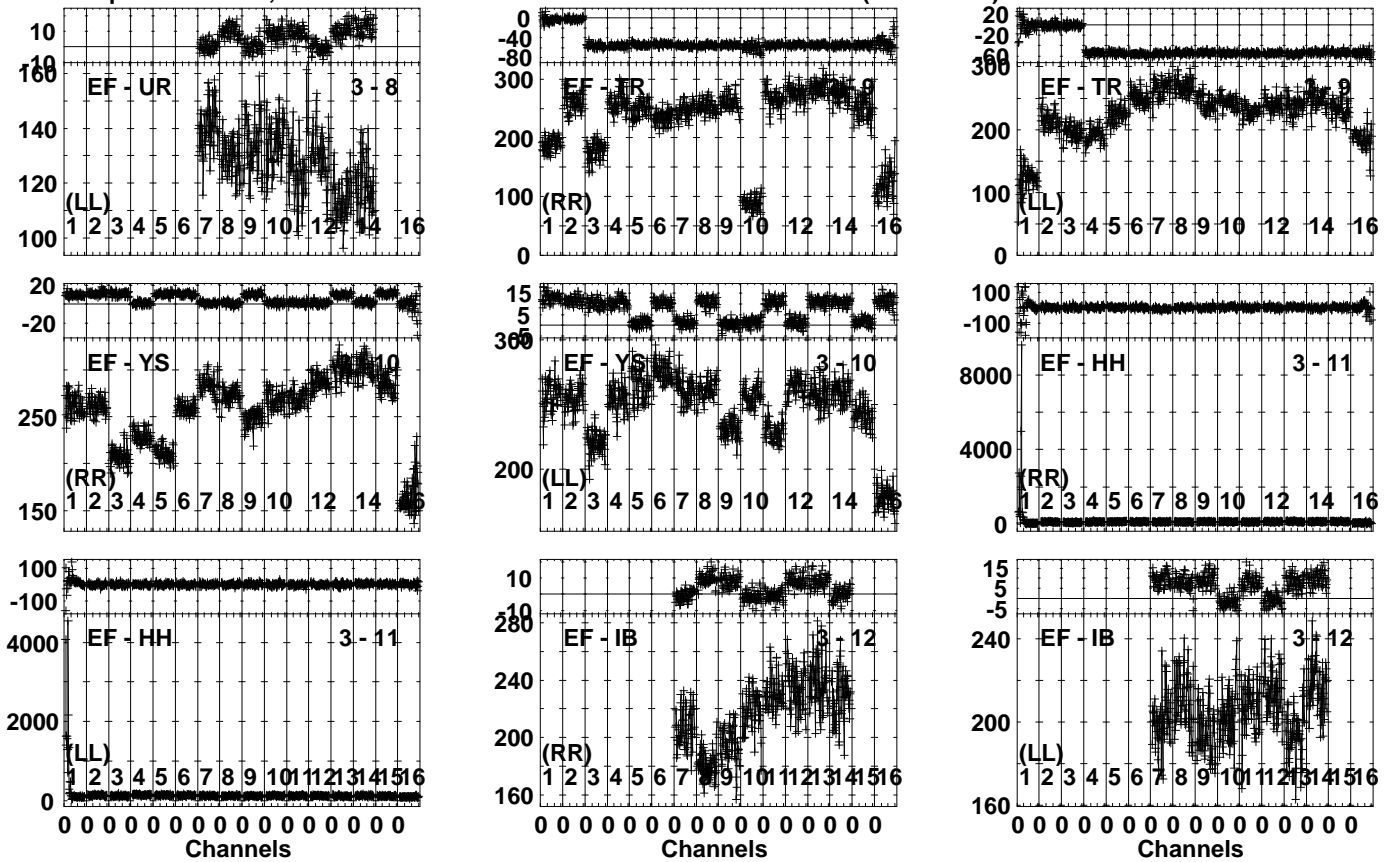


Lower frame: Milli Ampl Jy Top frame: Phas deg  
 Vector averaged cross-power spectrum Several baselines displayed  
 Timerange: 00/19:49:31 to 00/19:50:29

Plot file version 458 created 30-SEP-2022 11:08:13

J1427+2348 EM163.UVDATA.1

Freq = 4.6005 GHz, Bw = 32.000 MH Calibrated with CL # 4 and BP # 1 (BP mode 1)

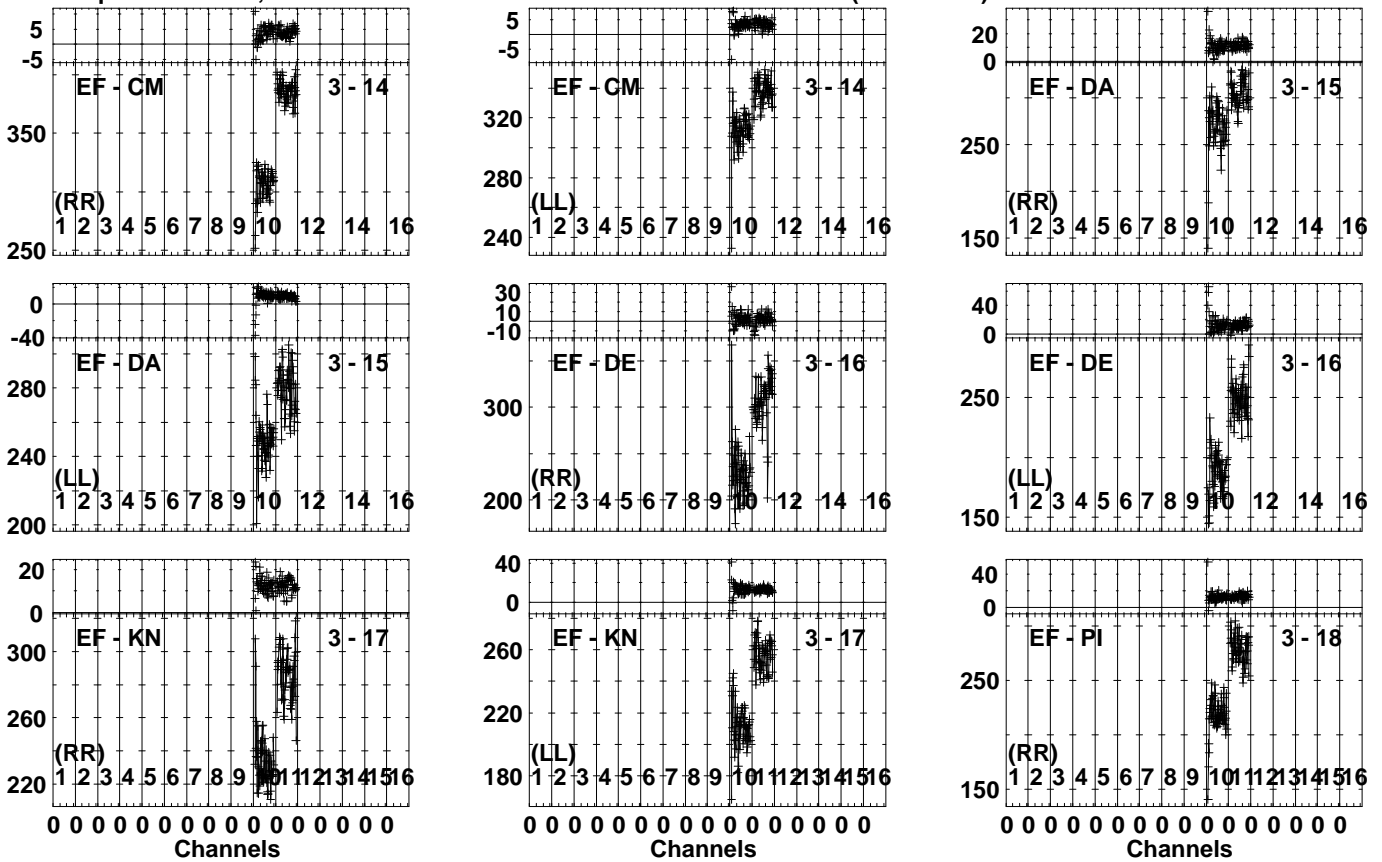


Lower frame: Milli Ampl Jy Top frame: Phas deg  
Vector averaged cross-power spectrum Several baselines displayed  
Timerange: 00/19:49:31 to 00/19:50:29

Plot file version 459 created 30-SEP-2022 11:08:14

J1427+2348 EM163.UVDATA.1

Freq = 4.6005 GHz, Bw = 32.000 MH Calibrated with CL # 4 and BP # 1 (BP mode 1)

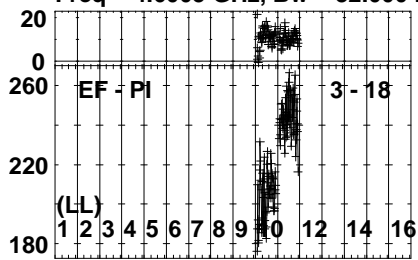


Lower frame: Milli Ampl Jy Top frame: Phas deg  
Vector averaged cross-power spectrum Several baselines displayed  
Timerange: 00/19:49:31 to 00/19:50:29

Plot file version 460 created 30-SEP-2022 11:08:14

J1427+2348 EM163.UVDATA.1

Freq = 4.6005 GHz, Bw = 32.000 MH Calibrated with CL # 4 and BP # 1 (BP mode 1)

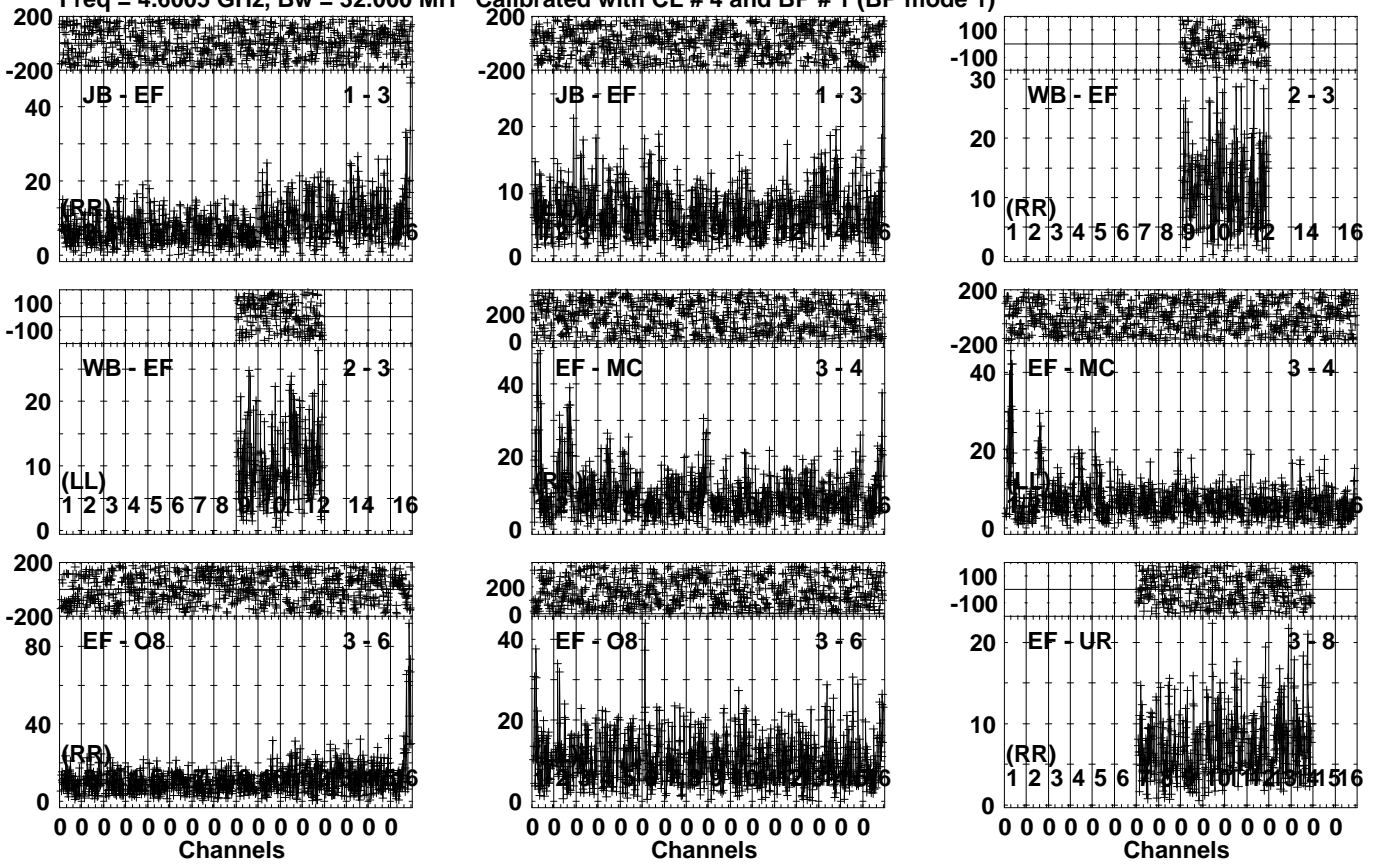


Lower frame: Milli Ampl Jy Top frame: Phas deg  
Vector averaged cross-power spectrum Several baselines displayed  
Timerange: 00/19:49:31 to 00/19:50:29

Plot file version 461 created 30-SEP-2022 11:08:14

SDSSJ1430 EM163.UVDATA.1

Freq = 4.6005 GHz, Bw = 32.000 MH Calibrated with CL # 4 and BP # 1 (BP mode 1)

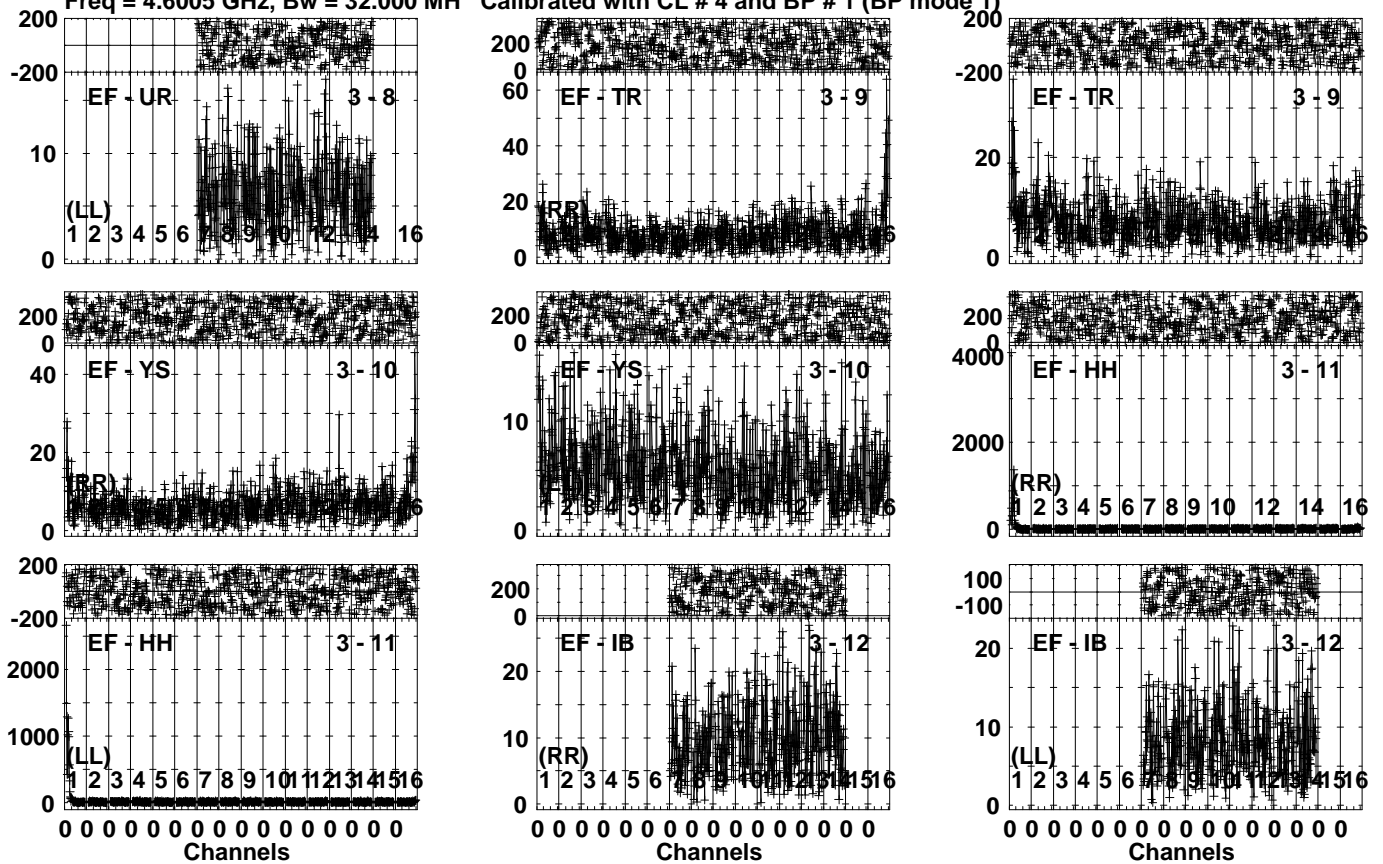


Lower frame: Milli Ampl Jy Top frame: Phas deg  
Vector averaged cross-power spectrum Several baselines displayed  
Timerange: 00/19:50:31 to 00/19:53:59

Plot file version 462 created 30-SEP-2022 11:08:16

SDSSJ1430 EM163.UVDATA.1

Freq = 4.6005 GHz, Bw = 32.000 MH Calibrated with CL # 4 and BP # 1 (BP mode 1)

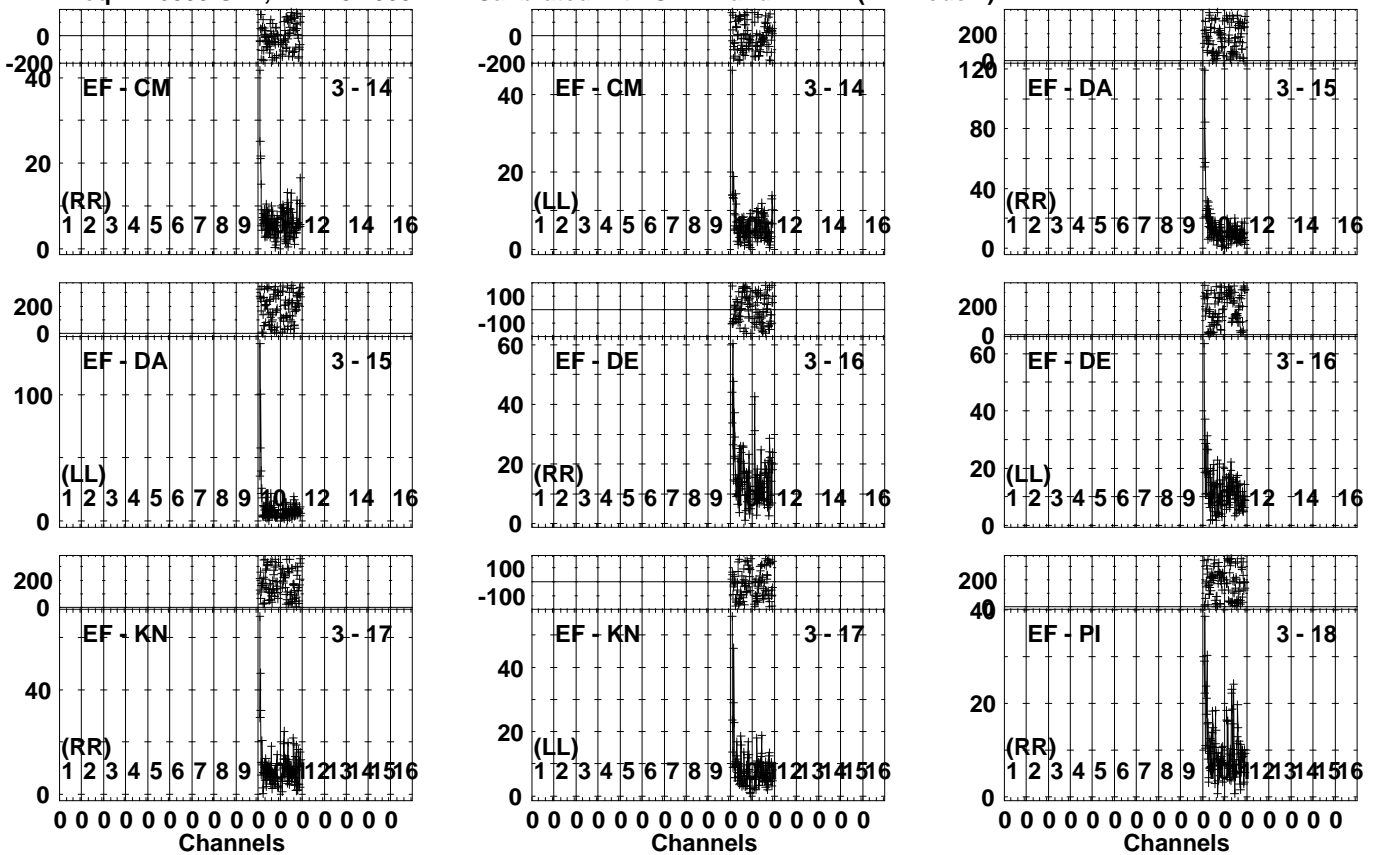


Lower frame: Milli Ampl Jy Top frame: Phas deg  
Vector averaged cross-power spectrum Several baselines displayed  
Timerange: 00/19:50:31 to 00/19:53:59

Plot file version 463 created 30-SEP-2022 11:08:17

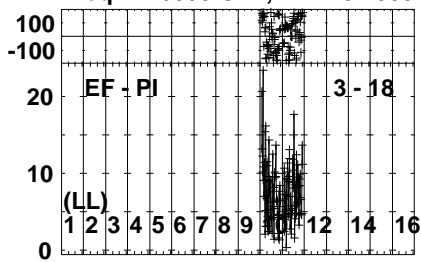
SDSSJ1430 EM163.UVDATA.1

Freq = 4.6005 GHz, Bw = 32.000 MH Calibrated with CL # 4 and BP # 1 (BP mode 1)



Lower frame: Milli Ampl Jy Top frame: Phas deg  
Vector averaged cross-power spectrum Several baselines displayed  
Timerange: 00/19:50:31 to 00/19:53:59

Plot file version 464 created 30-SEP-2022 11:08:17  
SDSSJ1430 EM163.UVDATA.1  
Freq = 4.6005 GHz, Bw = 32.000 MH Calibrated with CL # 4 and BP # 1 (BP mode 1)



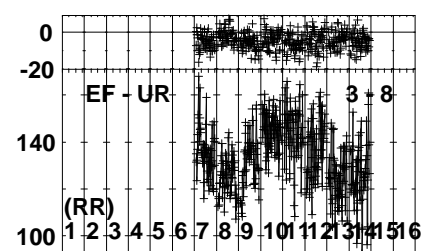
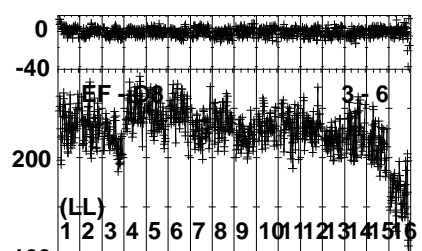
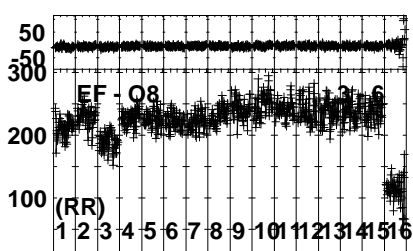
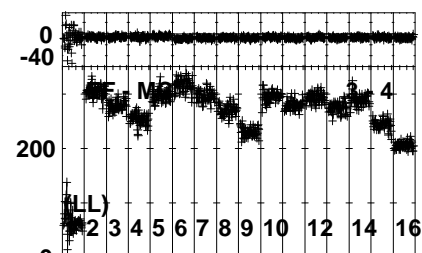
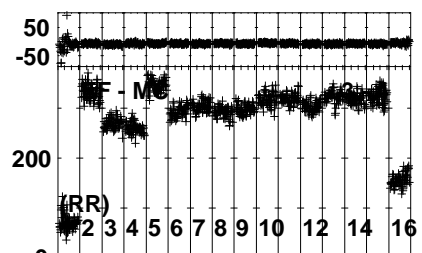
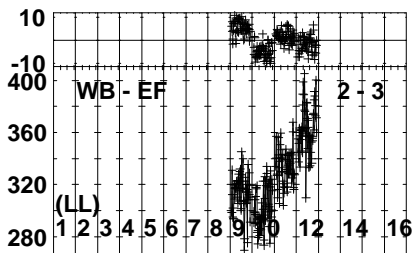
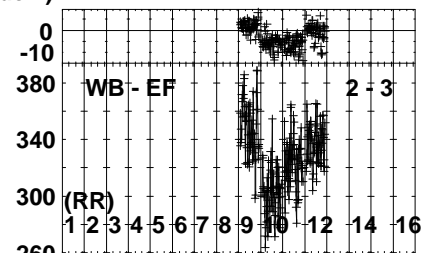
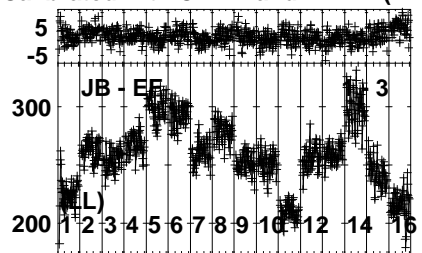
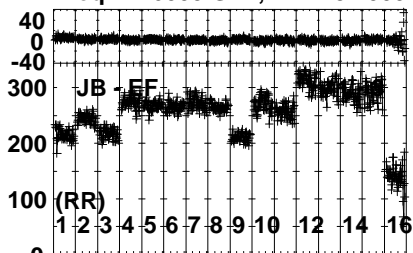
Lower frame: Milli Ampl Jy Top frame: Phas deg  
Vector averaged cross-power spectrum Several baselines displayed  
Timerange: 00/19:50:31 to 00/19:53:59



Plot file version 465 created 30-SEP-2022 11:08:18

J1427+2348 EM163.UVDATA.1

Freq = 4.6005 GHz, Bw = 32.000 MH Calibrated with CL # 4 and BP # 1 (BP mode 1)

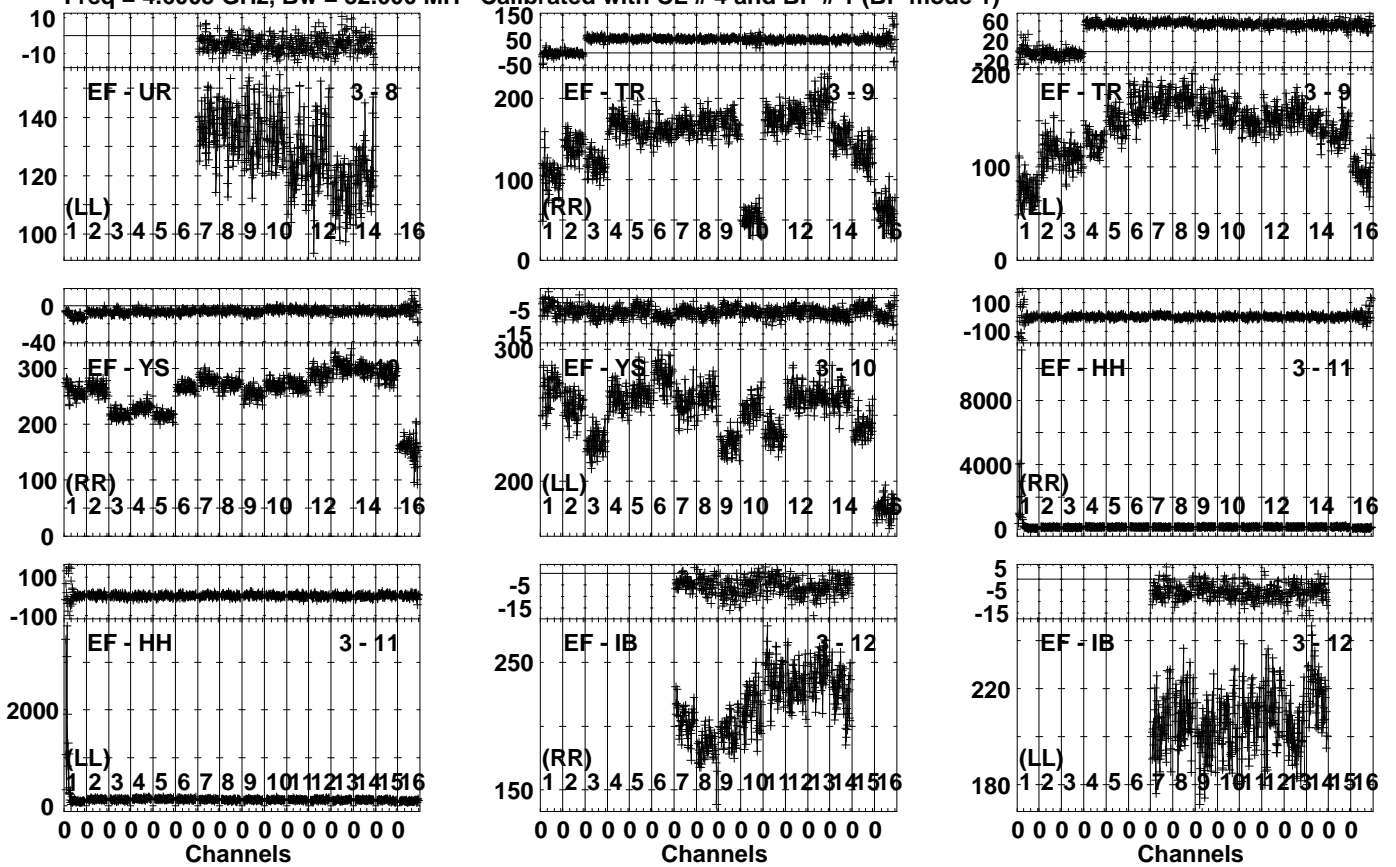


Lower frame: Milli Ampl Jy Top frame: Phas deg  
Vector averaged cross-power spectrum Several baselines displayed  
Timerange: 00/19:54:01 to 00/19:55:29

Plot file version 466 created 30-SEP-2022 11:08:19

J1427+2348 EM163.UVDATA.1

Freq = 4.6005 GHz, Bw = 32.000 MH Calibrated with CL # 4 and BP # 1 (BP mode 1)

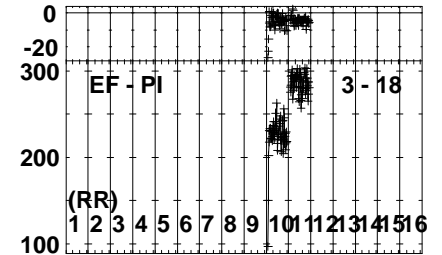
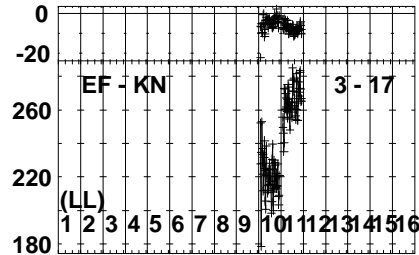
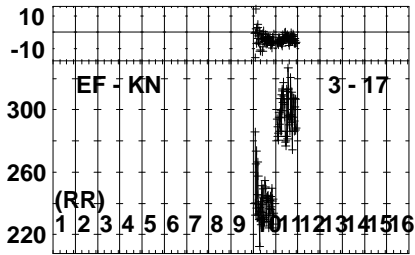
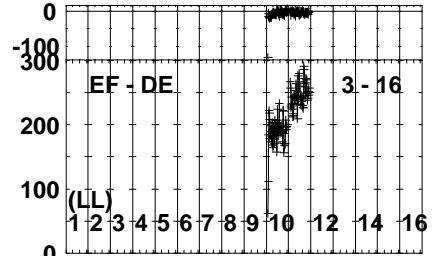
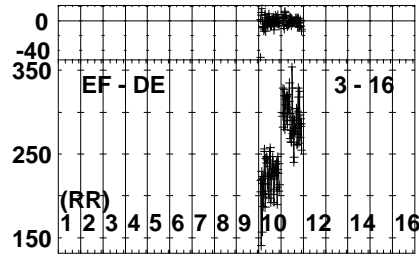
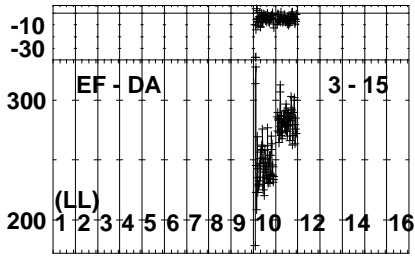
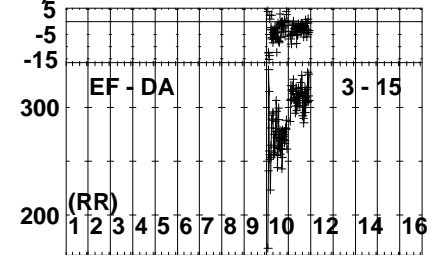
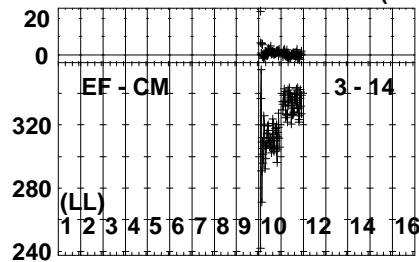
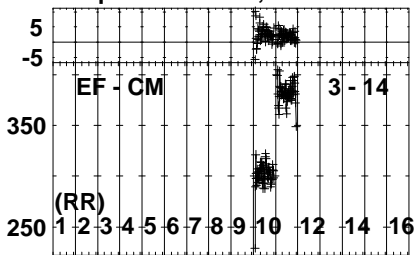


Lower frame: Milli Ampl Jy Top frame: Phas deg  
Vector averaged cross-power spectrum Several baselines displayed  
Timerange: 00/19:54:01 to 00/19:55:29

Plot file version 467 created 30-SEP-2022 11:08:20

J1427+2348 EM163.UVDATA.1

Freq = 4.6005 GHz, Bw = 32.000 MH Calibrated with CL # 4 and BP # 1 (BP mode 1)



0 0 0 0 0 0 0 0 0 0 0 0 0 0 0 0  
Channels

0 0 0 0 0 0 0 0 0 0 0 0 0 0 0 0  
Channels

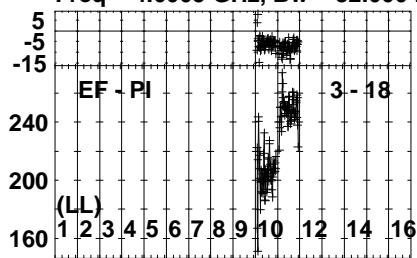
0 0 0 0 0 0 0 0 0 0 0 0 0 0 0 0  
Channels

Lower frame: Milli Ampl Jy Top frame: Phas deg  
Vector averaged cross-power spectrum Several baselines displayed  
Timerange: 00/19:54:01 to 00/19:55:29

Plot file version 468 created 30-SEP-2022 11:08:21

J1427+2348 EM163.UVDATA.1

Freq = 4.6005 GHz, Bw = 32.000 MH Calibrated with CL # 4 and BP # 1 (BP mode 1)



Lower frame: Milli Ampl Jy Top frame: Phas deg

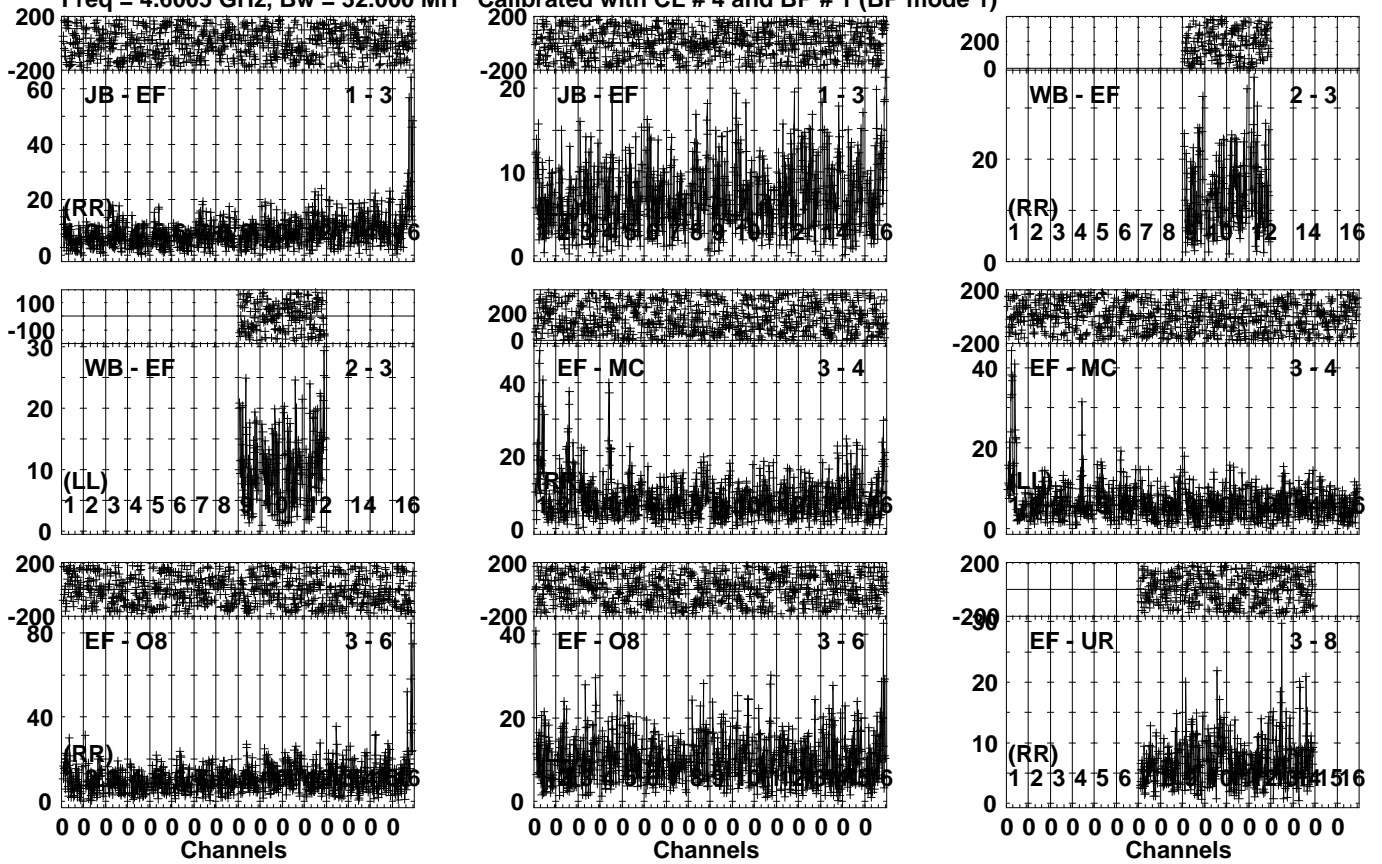
Vector averaged cross-power spectrum Several baselines displayed

Timerange: 00/19:54:01 to 00/19:55:29

Plot file version 469 created 30-SEP-2022 11:08:21

SDSSJ1430 EM163.UVDATA.1

Freq = 4.6005 GHz, Bw = 32.000 MH Calibrated with CL # 4 and BP # 1 (BP mode 1)

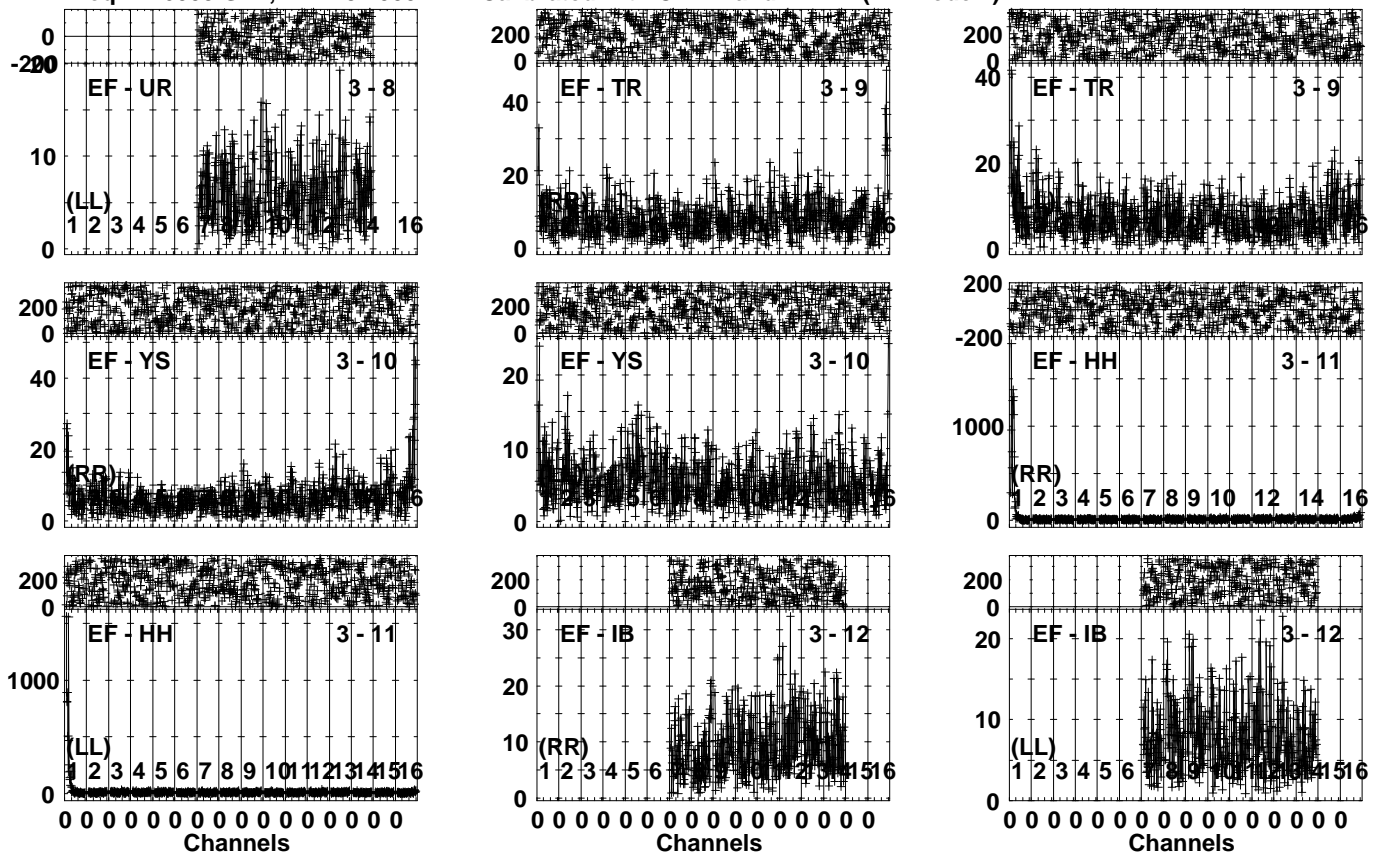


Lower frame: Milli Ampl Jy Top frame: Phas deg  
Vector averaged cross-power spectrum Several baselines displayed  
Timerange: 00/19:55:31 to 00/19:58:59

Plot file version 470 created 30-SEP-2022 11:08:22

SDSSJ1430 EM163.UVDATA.1

Freq = 4.6005 GHz, Bw = 32.000 MH Calibrated with CL # 4 and BP # 1 (BP mode 1)

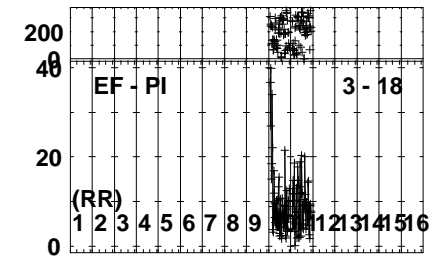
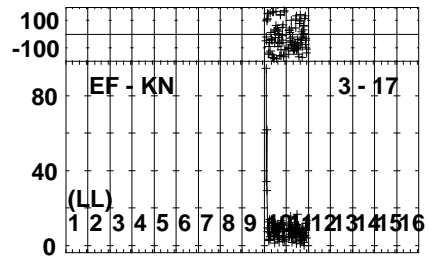
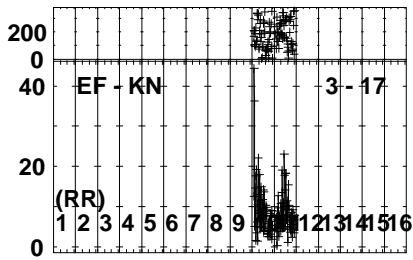
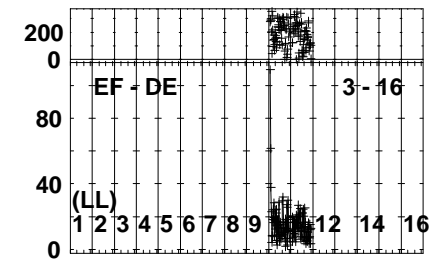
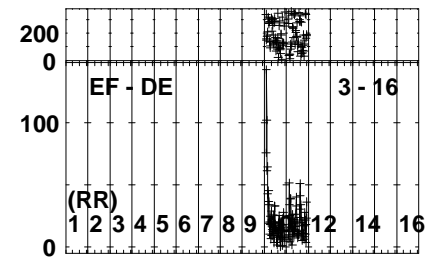
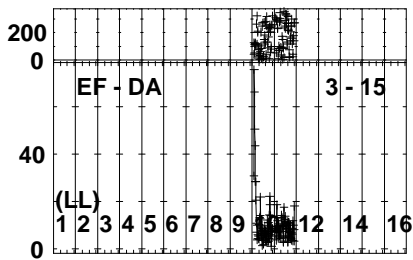
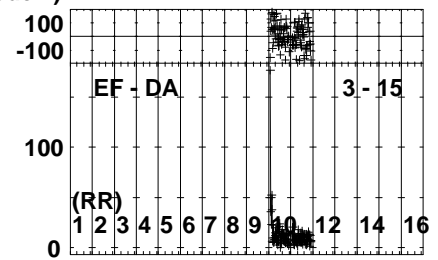
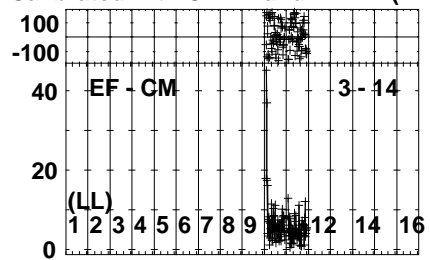
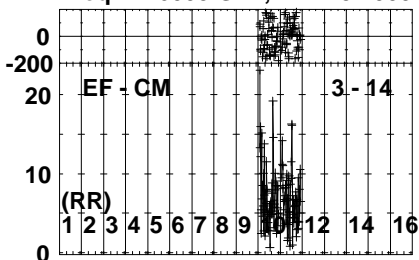


Lower frame: Milli Ampl Jy Top frame: Phas deg  
Vector averaged cross-power spectrum Several baselines displayed  
Timerange: 00/19:55:31 to 00/19:58:59

Plot file version 471 created 30-SEP-2022 11:08:23

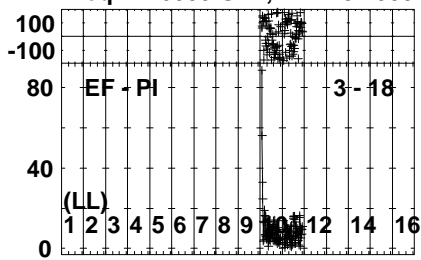
SDSSJ1430 EM163.UVDATA.1

Freq = 4.6005 GHz, Bw = 32.000 MH Calibrated with CL # 4 and BP # 1 (BP mode 1)



Lower frame: Milli Ampl Jy Top frame: Phas deg  
Vector averaged cross-power spectrum Several baselines displayed  
Timerange: 00/19:55:31 to 00/19:58:59

Plot file version 472 created 30-SEP-2022 11:08:24  
SDSSJ1430 EM163.UVDATA.1  
Freq = 4.6005 GHz, Bw = 32.000 MH Calibrated with CL # 4 and BP # 1 (BP mode 1)



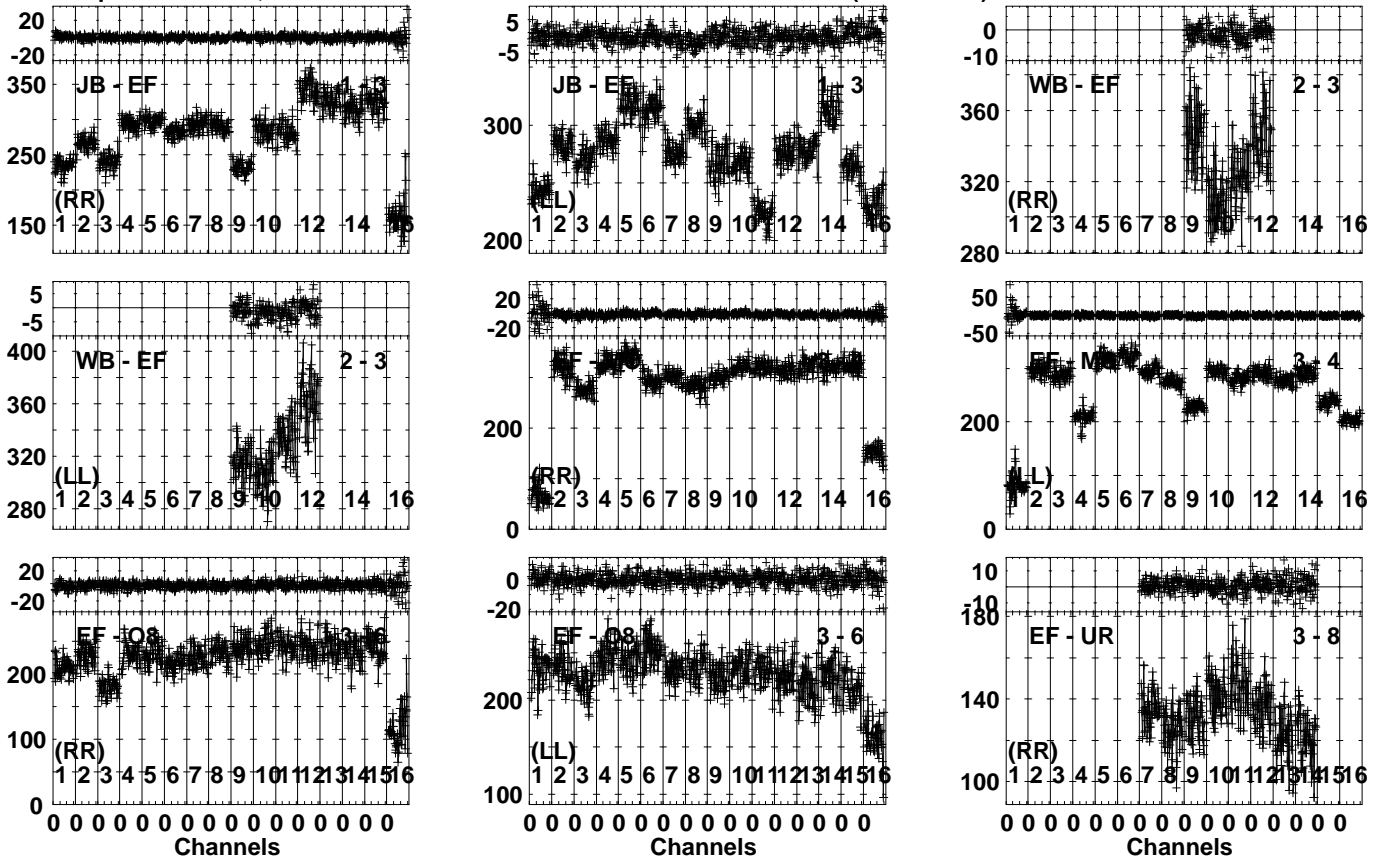
Lower frame: Milli Ampl Jy Top frame: Phas deg  
Vector averaged cross-power spectrum Several baselines displayed  
Timerange: 00/19:55:31 to 00/19:58:59



Plot file version 473 created 30-SEP-2022 11:08:25

J1427+2348 EM163.UVDATA.1

Freq = 4.6005 GHz, Bw = 32.000 MH Calibrated with CL # 4 and BP # 1 (BP mode 1)

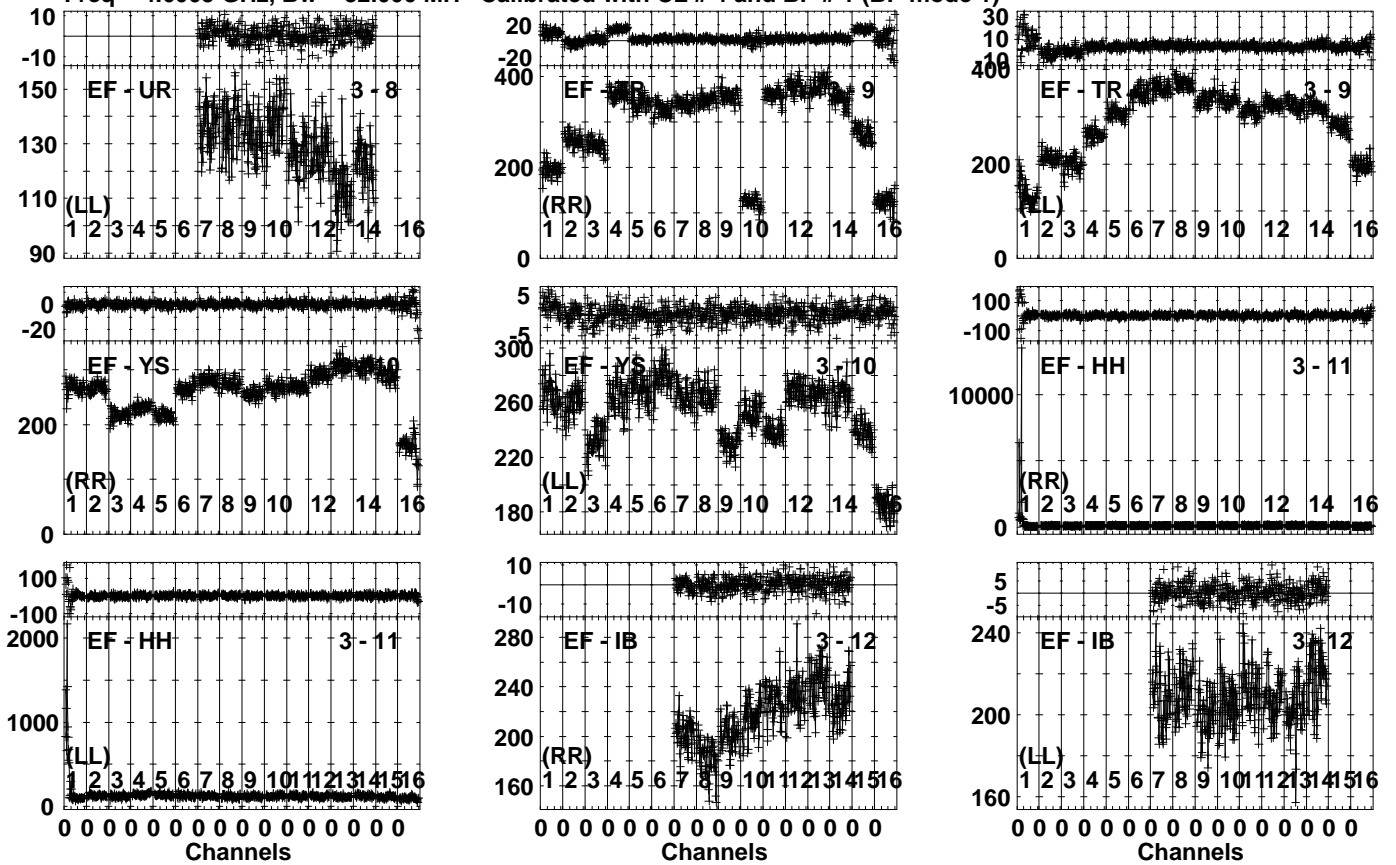


Lower frame: Milli Ampl Jy Top frame: Phas deg  
Vector averaged cross-power spectrum Several baselines displayed  
Timerange: 00/19:59:31 to 00/20:00:29

Plot file version 474 created 30-SEP-2022 11:08:26

J1427+2348 EM163.UVDATA.1

Freq = 4.6005 GHz, Bw = 32.000 MH Calibrated with CL # 4 and BP # 1 (BP mode 1)

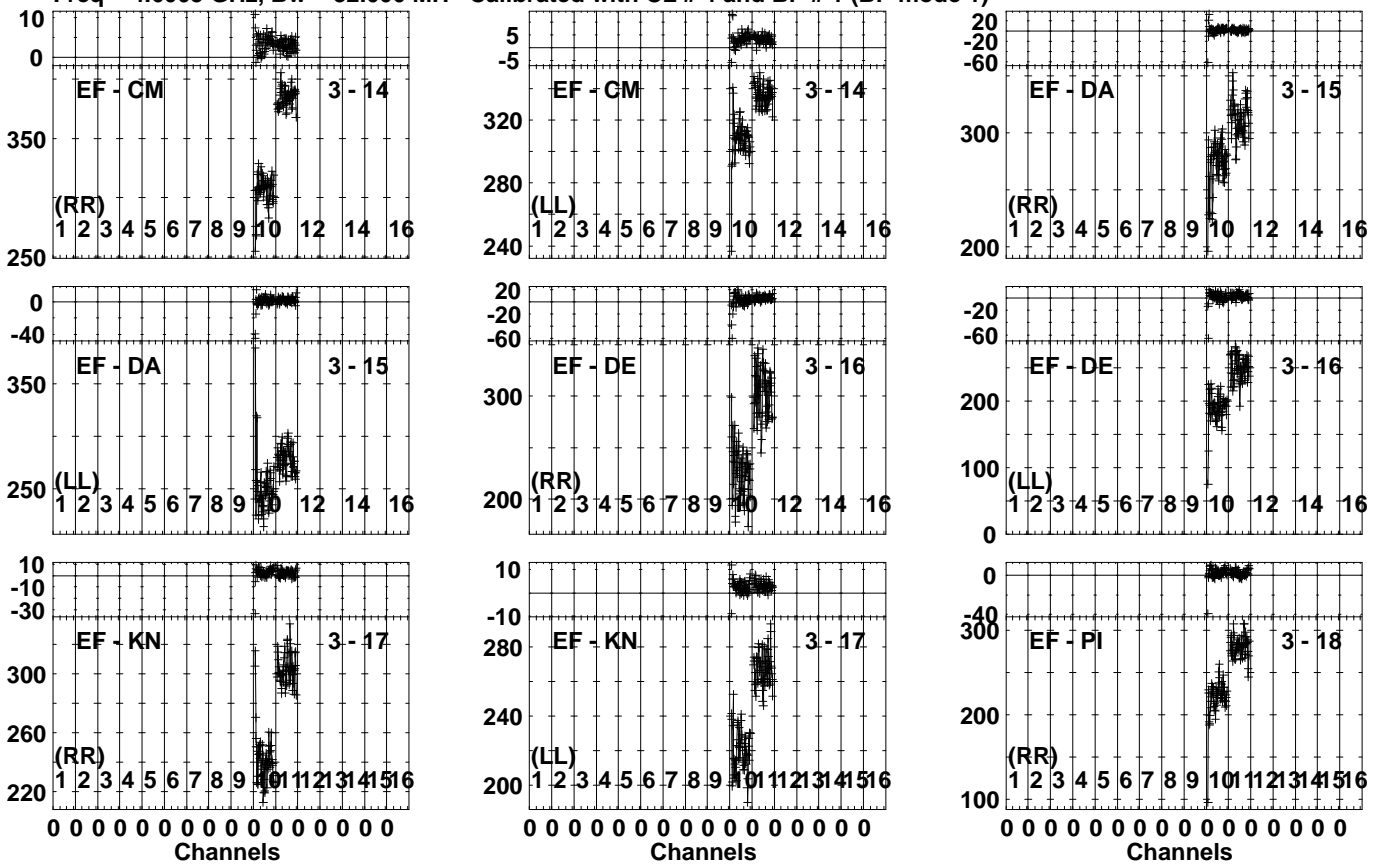


Lower frame: Milli Ampl Jy Top frame: Phas deg  
Vector averaged cross-power spectrum Several baselines displayed  
Timerange: 00/19:59:31 to 00/20:00:29

Plot file version 475 created 30-SEP-2022 11:08:27

J1427+2348 EM163.UVDATA.1

Freq = 4.6005 GHz, Bw = 32.000 MH Calibrated with CL # 4 and BP # 1 (BP mode 1)

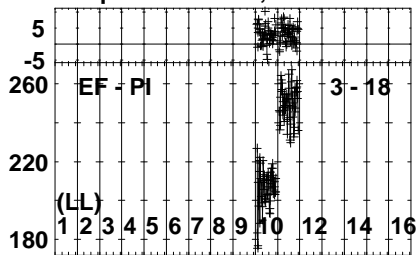


Lower frame: Milli Ampl Jy Top frame: Phas deg  
Vector averaged cross-power spectrum Several baselines displayed  
Timerange: 00/19:59:31 to 00/20:00:29

Plot file version 476 created 30-SEP-2022 11:08:27

J1427+2348 EM163.UVDATA.1

Freq = 4.6005 GHz, Bw = 32.000 MH Calibrated with CL # 4 and BP # 1 (BP mode 1)



Lower frame: Milli Ampl Jy Top frame: Phas deg

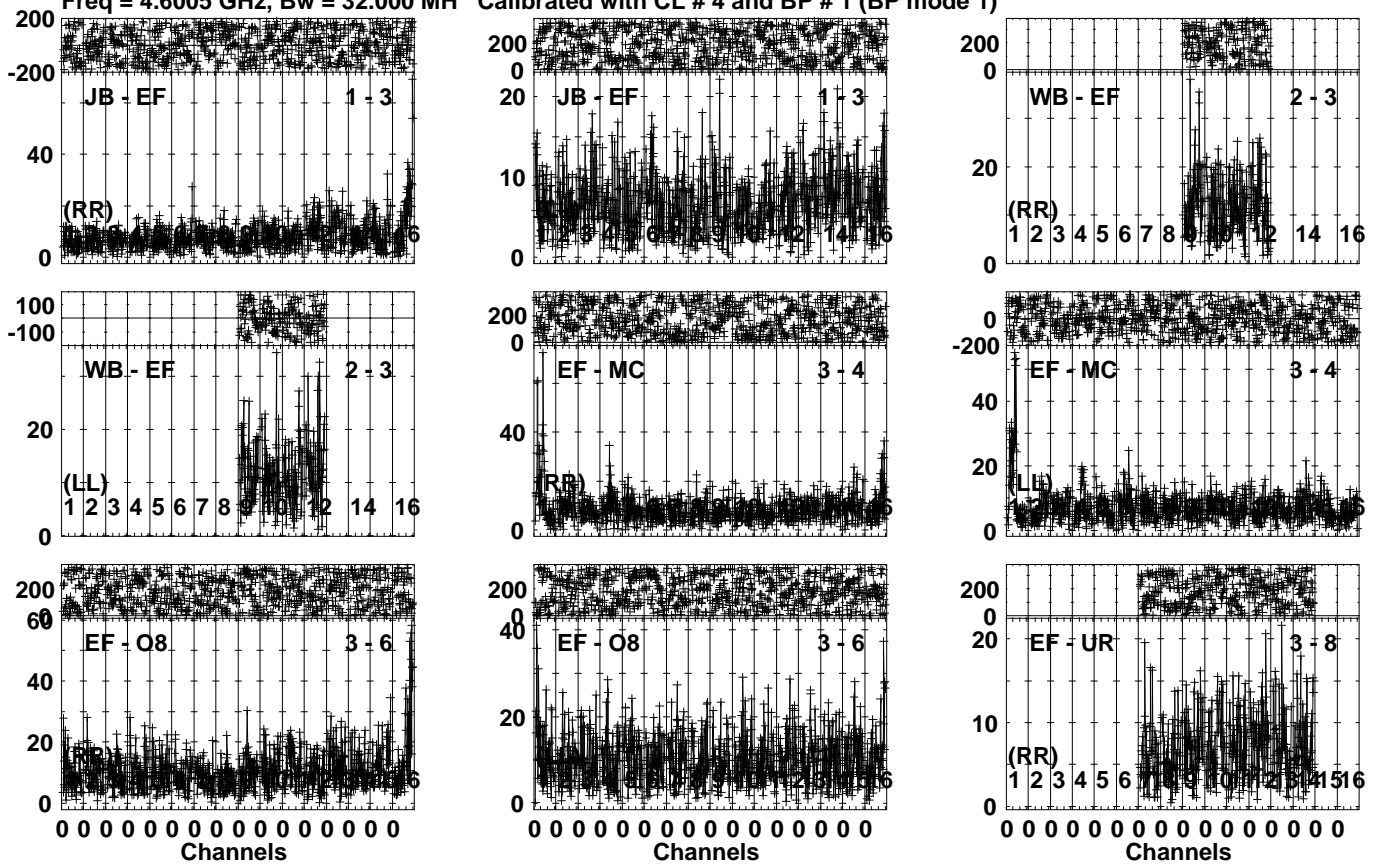
Vector averaged cross-power spectrum Several baselines displayed

Timerange: 00/19:59:31 to 00/20:00:29

Plot file version 477 created 30-SEP-2022 11:08:27

SDSSJ1430 EM163.UVDATA.1

Freq = 4.6005 GHz, Bw = 32.000 MH Calibrated with CL # 4 and BP # 1 (BP mode 1)

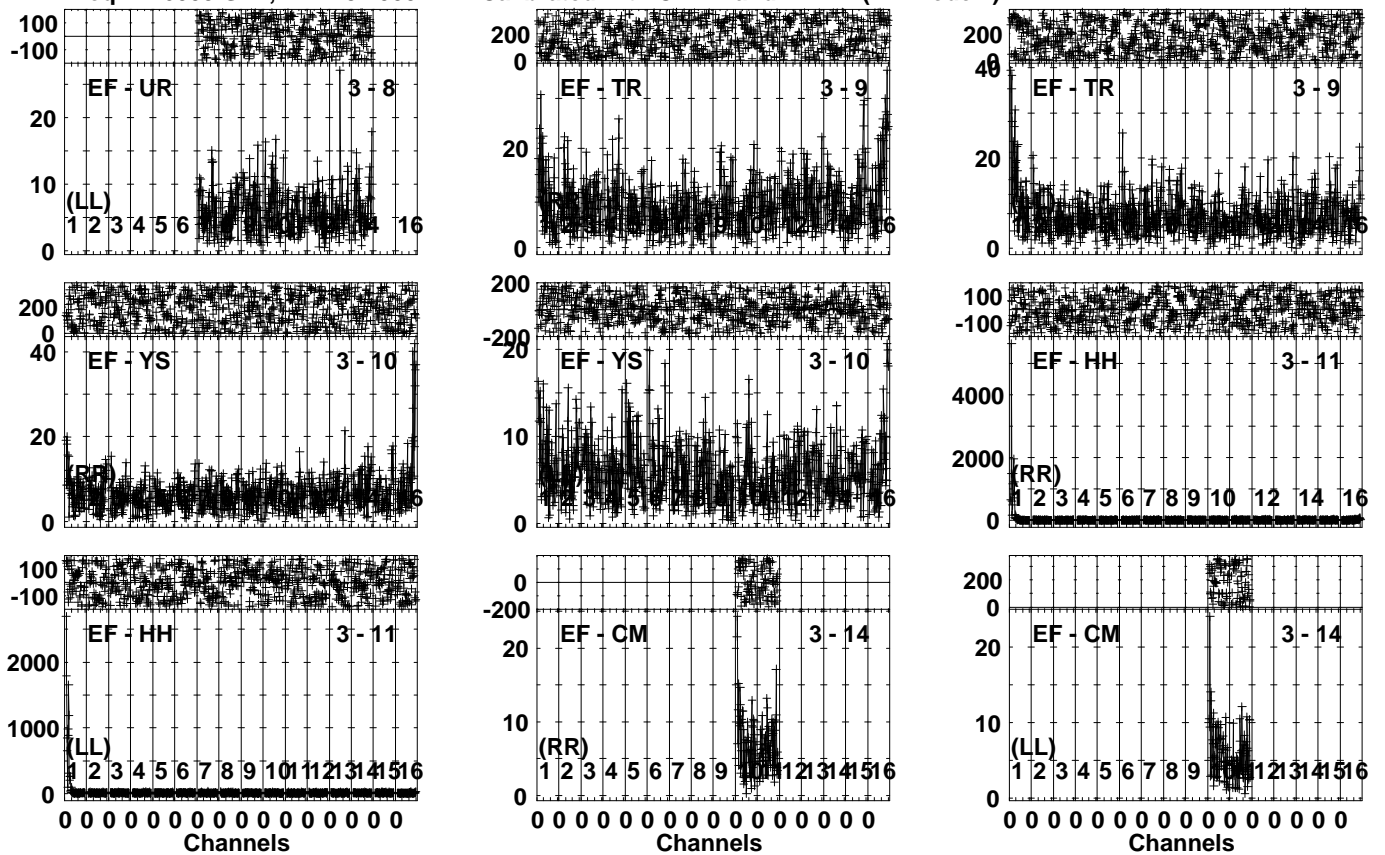


Lower frame: Milli Ampl Jy Top frame: Phas deg  
Vector averaged cross-power spectrum Several baselines displayed  
Timerange: 00/20:00:31 to 00/20:03:59

Plot file version 478 created 30-SEP-2022 11:08:28

SDSSJ1430 EM163.UVDATA.1

Freq = 4.6005 GHz, Bw = 32.000 MH Calibrated with CL # 4 and BP # 1 (BP mode 1)

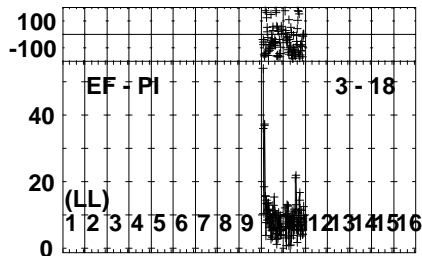
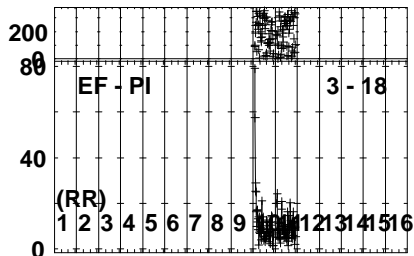
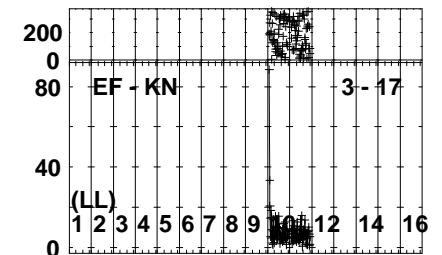
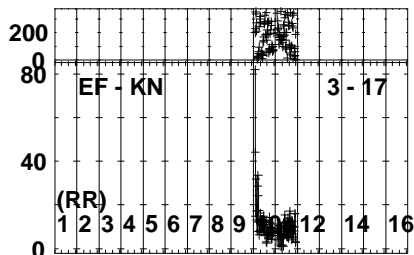
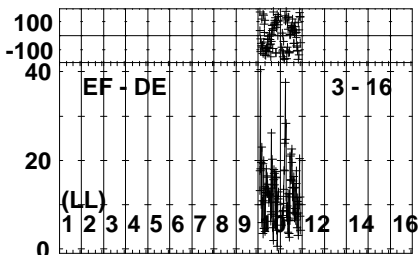
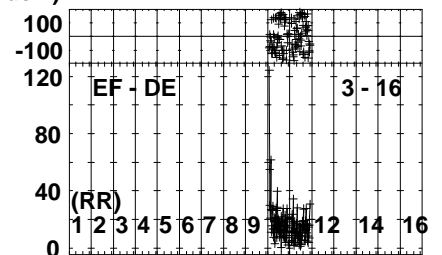
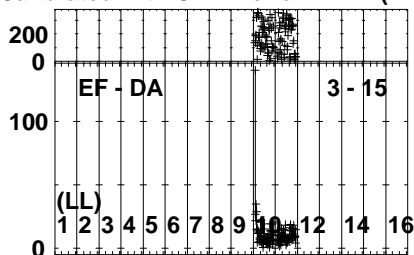
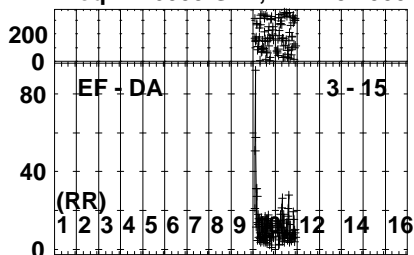


Lower frame: Milli Ampl Jy Top frame: Phas deg  
Vector averaged cross-power spectrum Several baselines displayed  
Timerange: 00/20:00:31 to 00/20:03:59

Plot file version 479 created 30-SEP-2022 11:08:30

SDSSJ1430 EM163.UVDATA.1

Freq = 4.6005 GHz, Bw = 32.000 MH Calibrated with CL # 4 and BP # 1 (BP mode 1)



0 0 0 0 0 0 0 0 0 0 0 0 0 0 0 0  
Channels

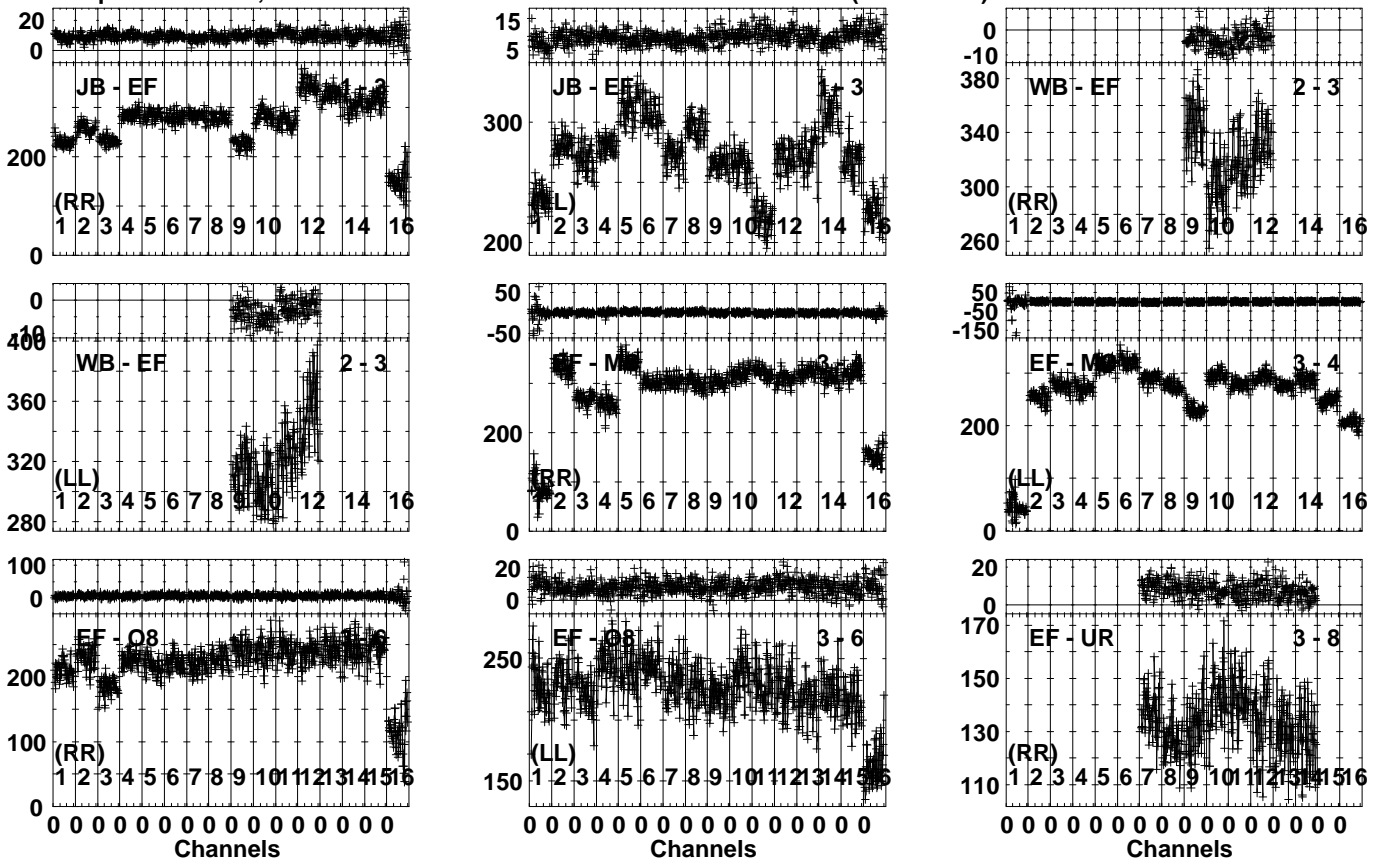
0 0 0 0 0 0 0 0 0 0 0 0 0 0 0 0  
Channels

Lower frame: Milli Ampl Jy Top frame: Phas deg  
Vector averaged cross-power spectrum Several baselines displayed  
Timerange: 00/20:00:31 to 00/20:03:59

Plot file version 480 created 30-SEP-2022 11:08:31

J1427+2348 EM163.UVDATA.1

Freq = 4.6005 GHz, Bw = 32.000 MH Calibrated with CL # 4 and BP # 1 (BP mode 1)



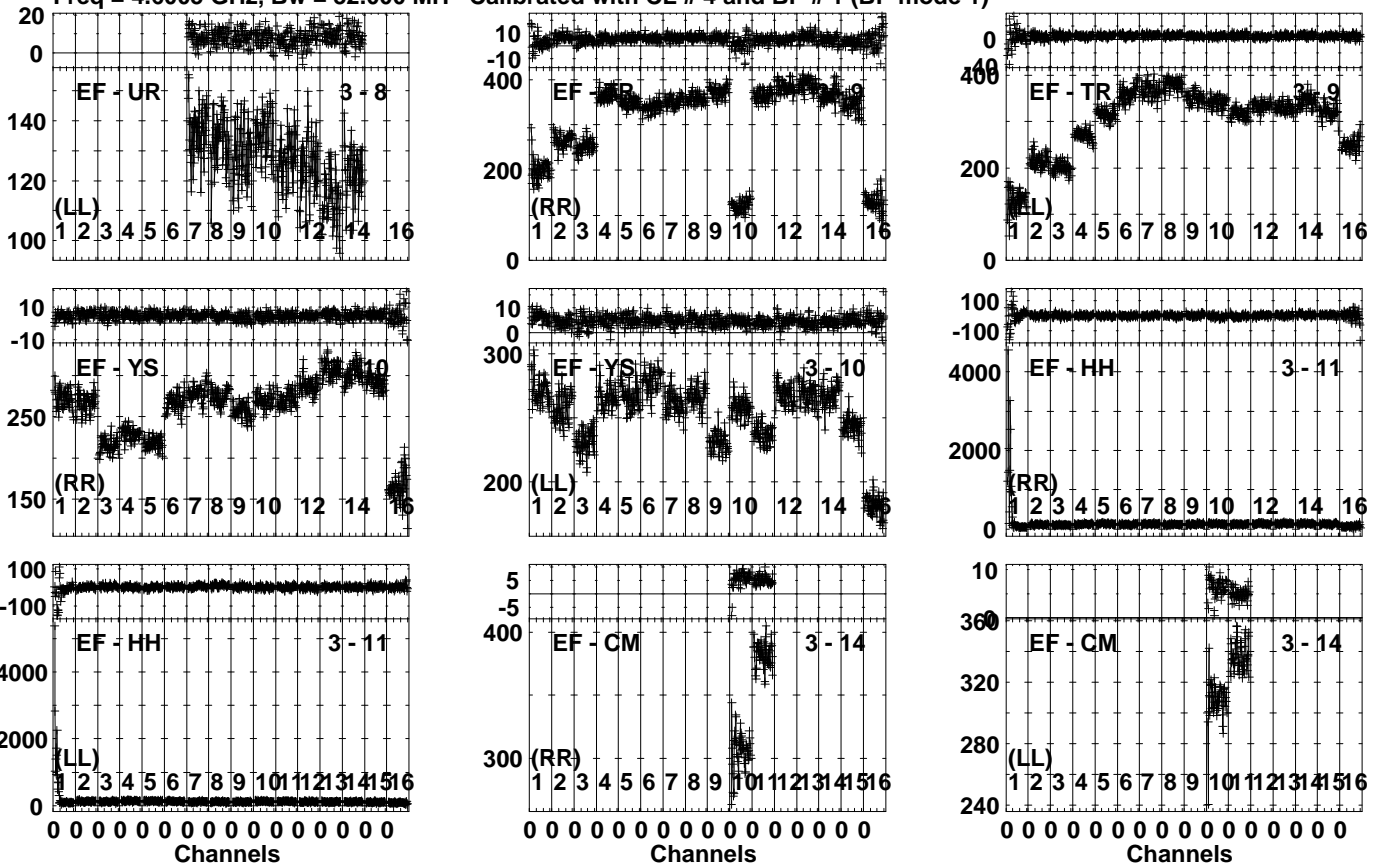
Lower frame: Milli Ampl Jy Top frame: Phas deg  
Vector averaged cross-power spectrum Several baselines displayed  
Timerange: 00/20:04:03 to 00/20:05:29



Plot file version 481 created 30-SEP-2022 11:08:32

J1427+2348 EM163.UVDATA.1

Freq = 4.6005 GHz, Bw = 32.000 MH Calibrated with CL # 4 and BP # 1 (BP mode 1)

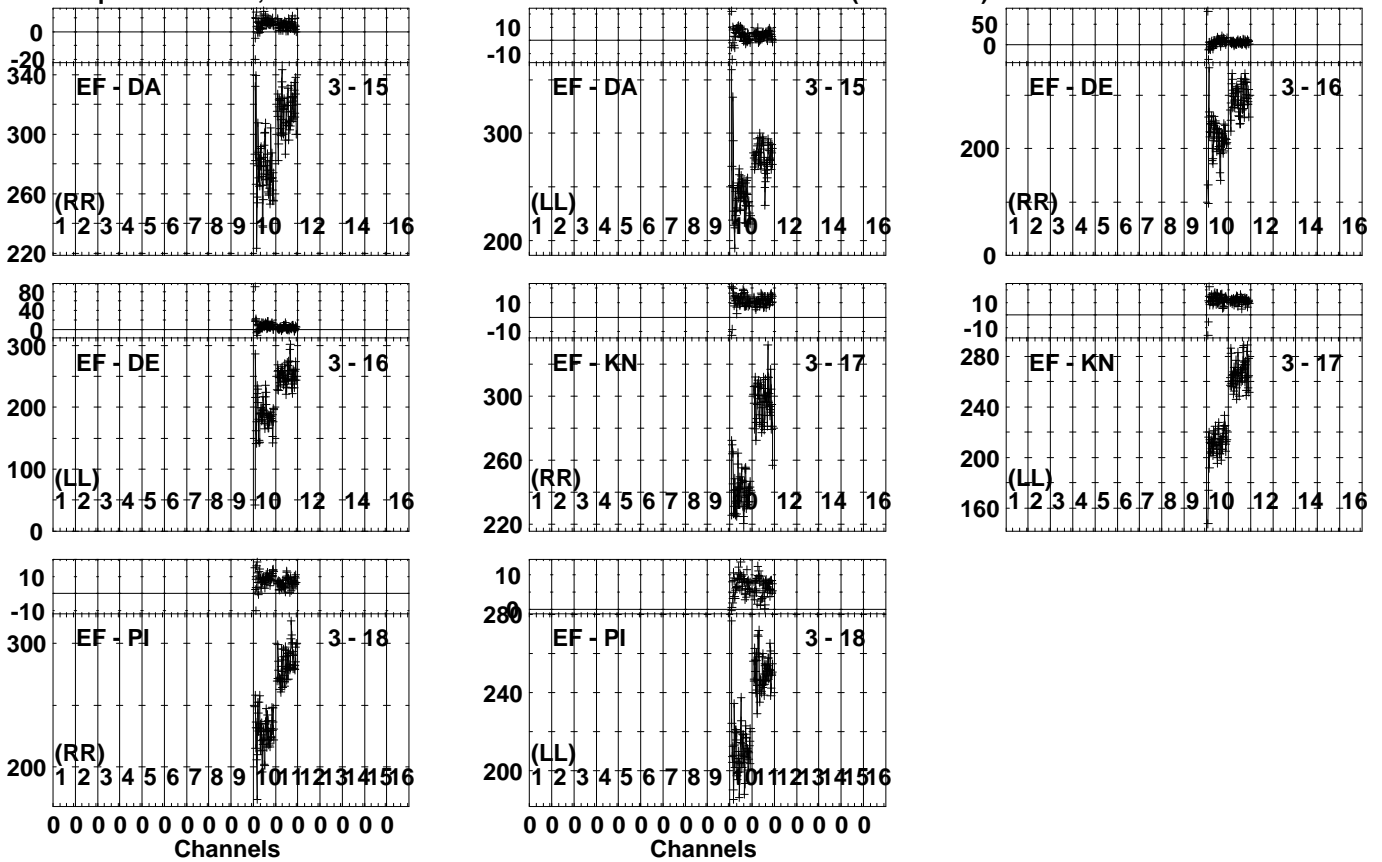


Lower frame: Milli Ampl Jy Top frame: Phas deg  
Vector averaged cross-power spectrum Several baselines displayed  
Timerange: 00/20:04:03 to 00/20:05:29

Plot file version 482 created 30-SEP-2022 11:08:33

J1427+2348 EM163.UVDATA.1

Freq = 4.6005 GHz, Bw = 32.000 MH Calibrated with CL # 4 and BP # 1 (BP mode 1)

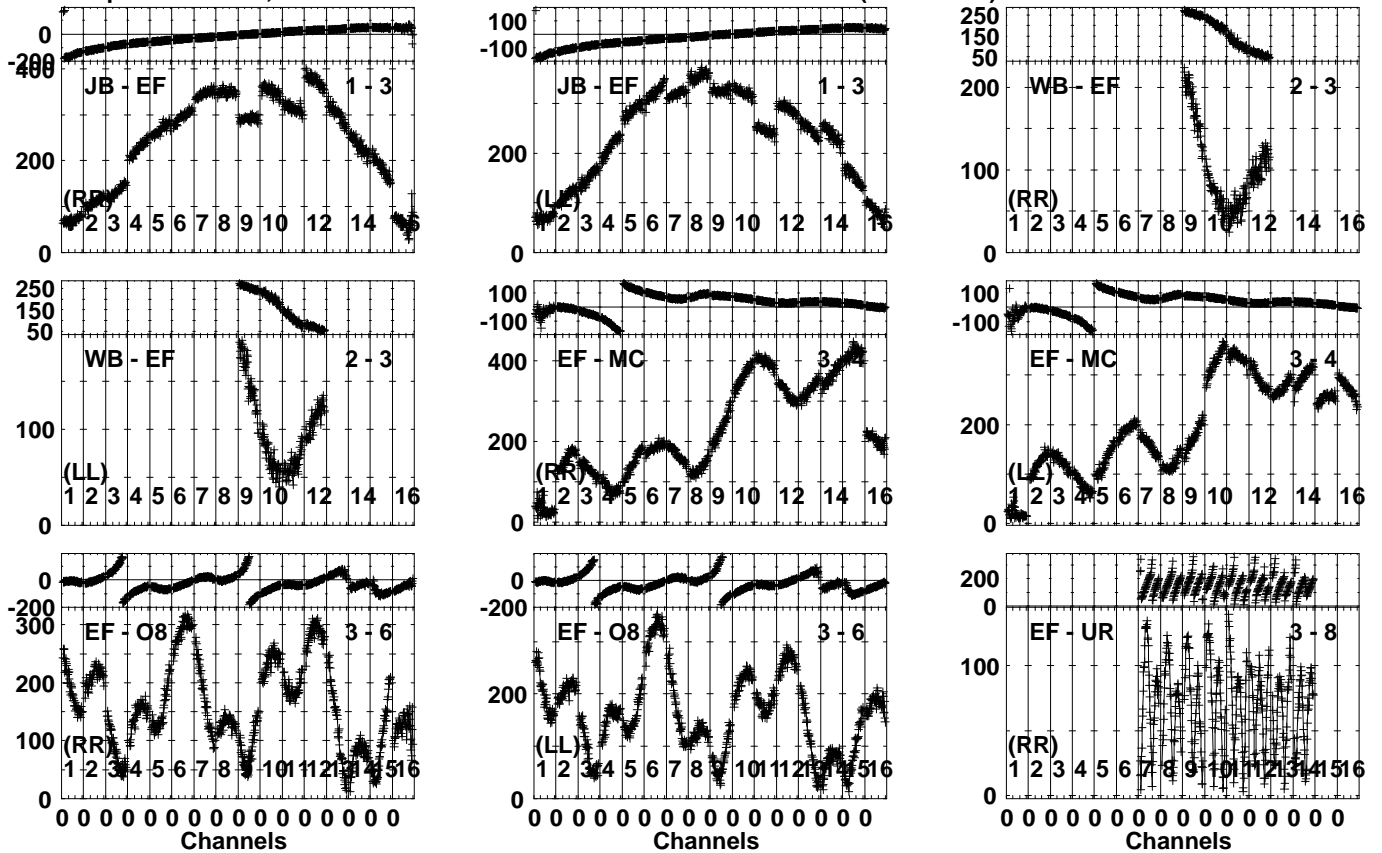


Lower frame: Milli Ampl Jy Top frame: Phas deg  
Vector averaged cross-power spectrum Several baselines displayed  
Timerange: 00/20:04:03 to 00/20:05:29

Plot file version 483 created 30-SEP-2022 11:08:33

J1424+225A EM163.UVDATA.1

Freq = 4.6005 GHz, Bw = 32.000 MH Calibrated with CL # 4 and BP # 1 (BP mode 1)

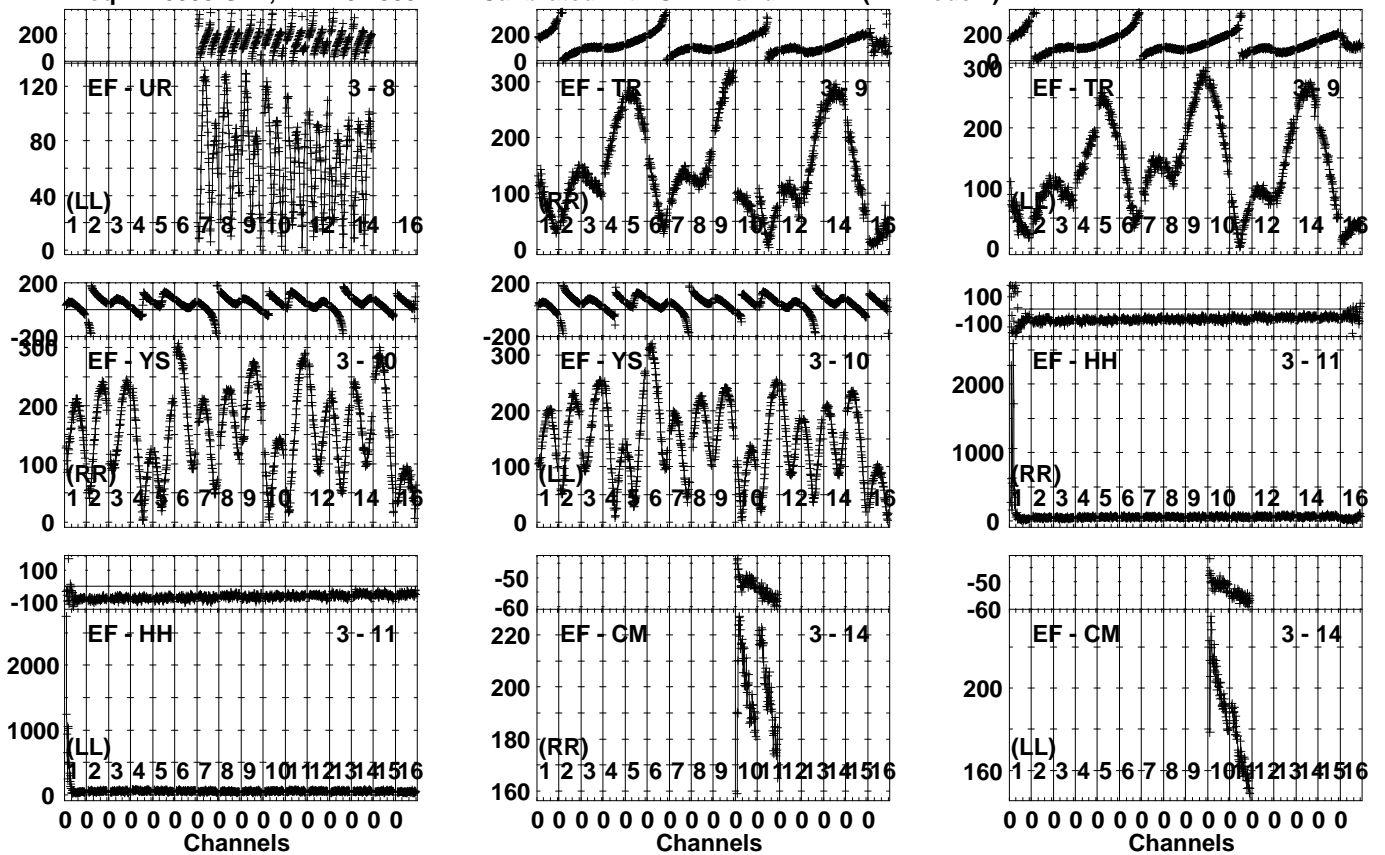


Lower frame: Milli Ampl Jy Top frame: Phas deg  
 Vector averaged cross-power spectrum Several baselines displayed  
 Timerange: 00/20:05:31 to 00/20:08:59

Plot file version 484 created 30-SEP-2022 11:08:34

J1424+225A EM163.UVDATA.1

Freq = 4.6005 GHz, Bw = 32.000 MH Calibrated with CL # 4 and BP # 1 (BP mode 1)

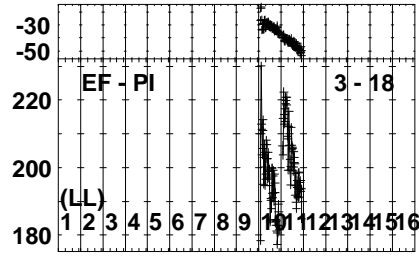
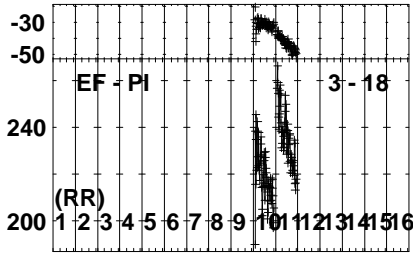
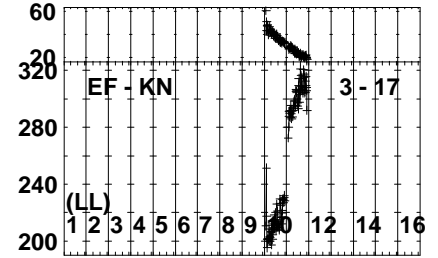
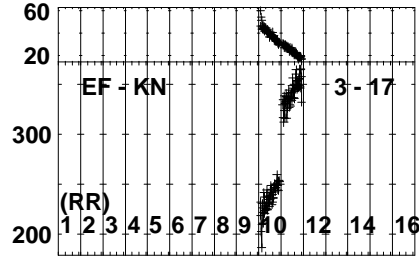
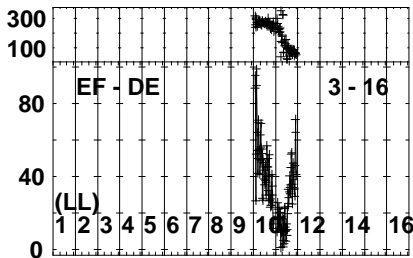
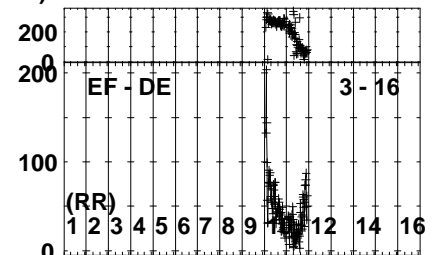
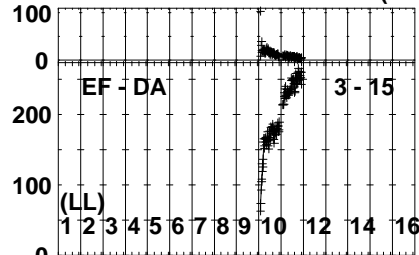
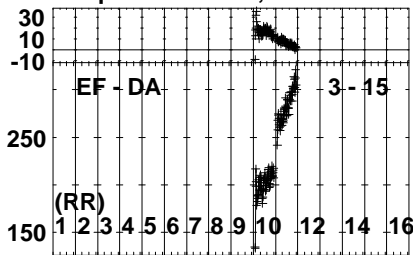


Lower frame: Milli Ampl Jy Top frame: Phas deg  
Vector averaged cross-power spectrum Several baselines displayed  
Timerange: 00/20:05:31 to 00/20:08:59

Plot file version 485 created 30-SEP-2022 11:08:36

J1424+225A EM163.UVDATA.1

Freq = 4.6005 GHz, Bw = 32.000 MH Calibrated with CL # 4 and BP # 1 (BP mode 1)



0 0 0 0 0 0 0 0 0 0 0 0 0 0 0 0  
Channels

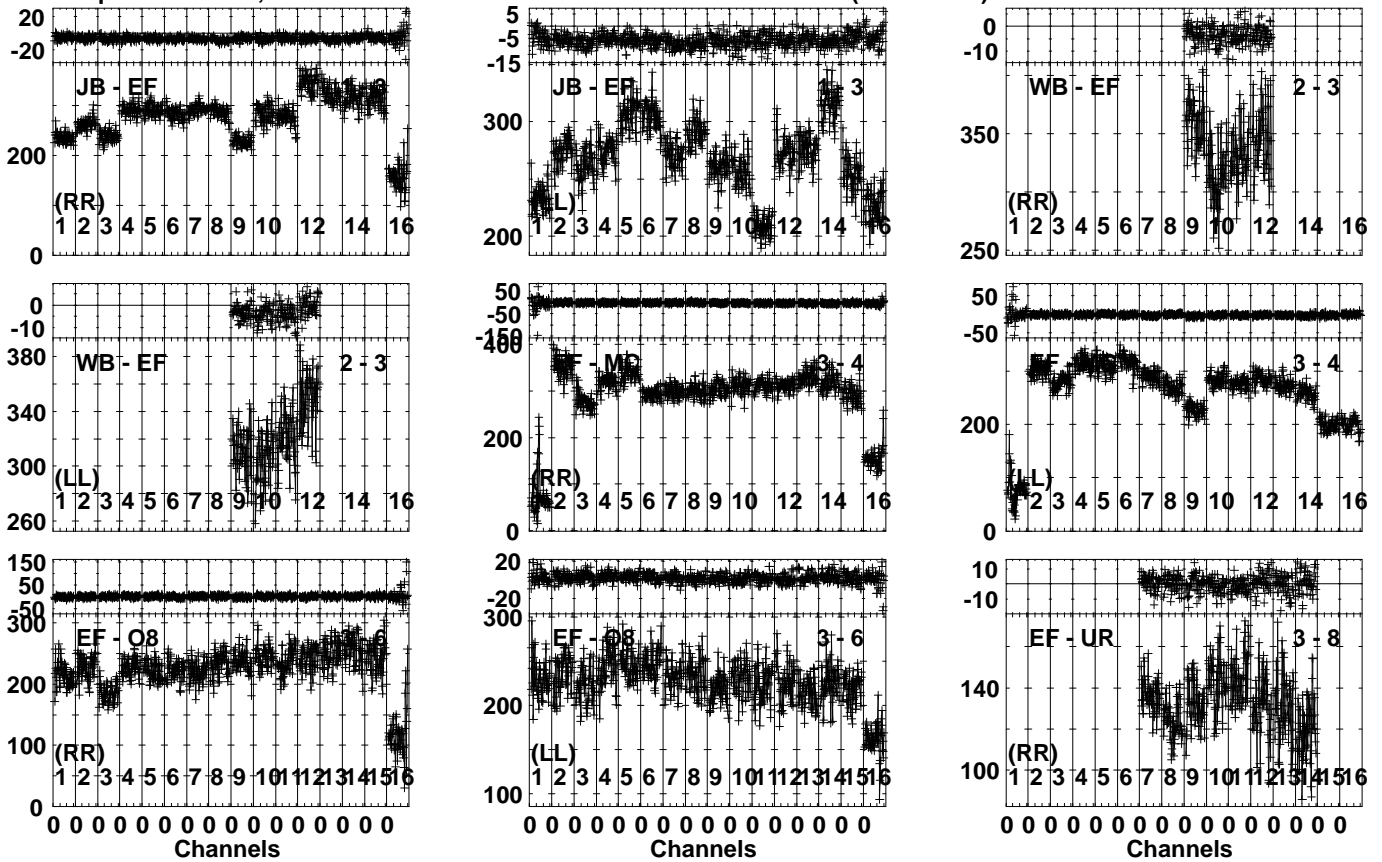
0 0 0 0 0 0 0 0 0 0 0 0 0 0 0 0  
Channels

Lower frame: Milli Ampl Jy Top frame: Phas deg  
Vector averaged cross-power spectrum Several baselines displayed  
Timerange: 00/20:05:31 to 00/20:08:59

Plot file version 486 created 30-SEP-2022 11:08:37

J1427+2348 EM163.UVDATA.1

Freq = 4.6005 GHz, Bw = 32.000 MH Calibrated with CL # 4 and BP # 1 (BP mode 1)

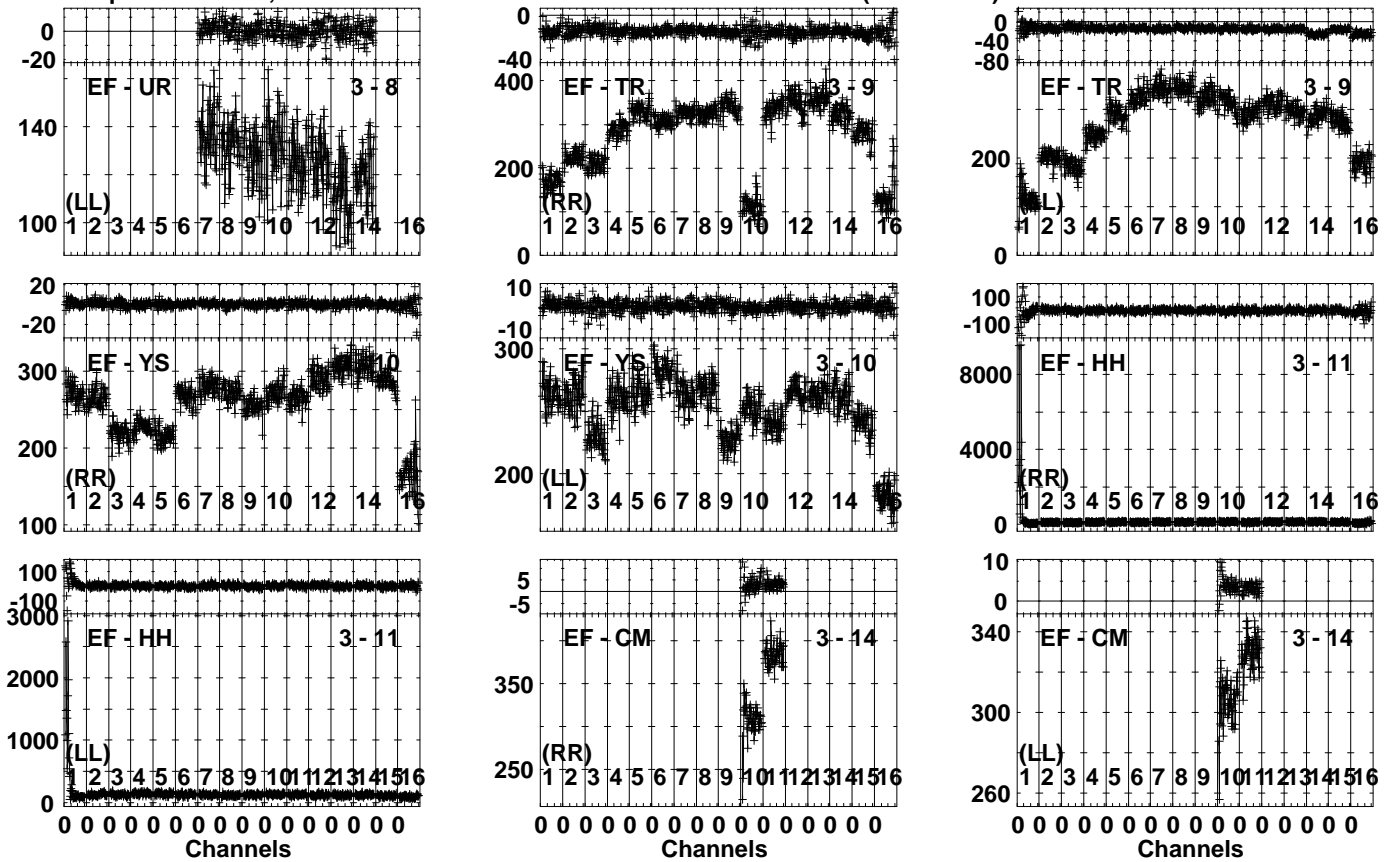


Lower frame: Milli Ampl Jy Top frame: Phas deg  
Vector averaged cross-power spectrum Several baselines displayed  
Timerange: 00/20:09:31 to 00/20:10:29

Plot file version 487 created 30-SEP-2022 11:08:37

J1427+2348 EM163.UVDATA.1

Freq = 4.6005 GHz, Bw = 32.000 MH Calibrated with CL # 4 and BP # 1 (BP mode 1)

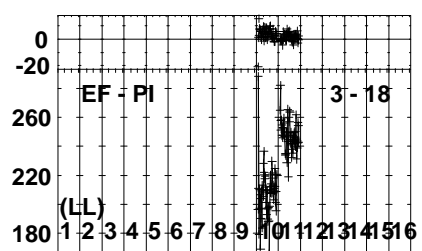
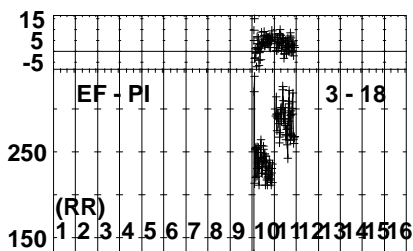
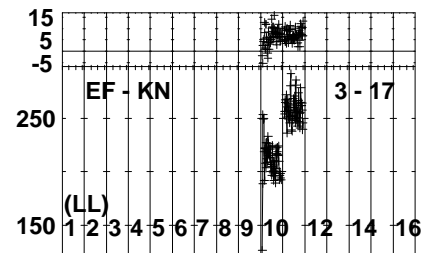
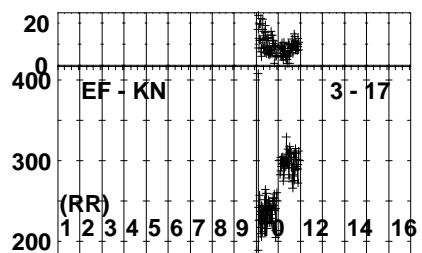
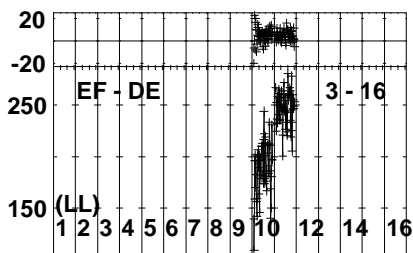
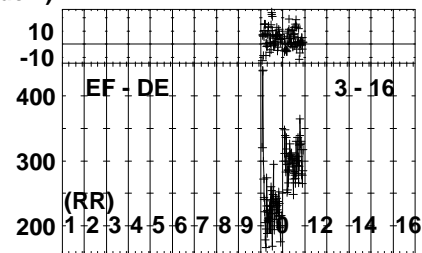
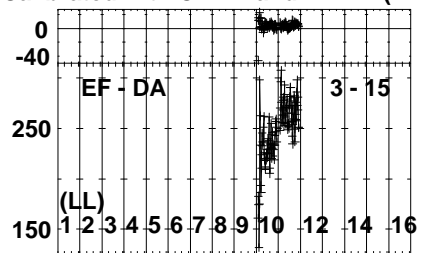
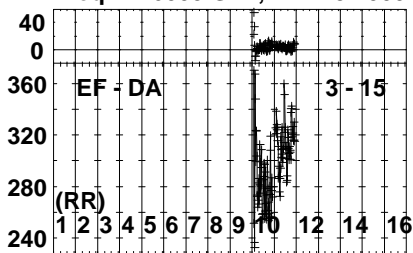


Lower frame: Milli Ampl Jy Top frame: Phas deg  
Vector averaged cross-power spectrum Several baselines displayed  
Timerange: 00/20:09:31 to 00/20:10:29

Plot file version 488 created 30-SEP-2022 11:08:38

J1427+2348 EM163.UVDATA.1

Freq = 4.6005 GHz, Bw = 32.000 MH Calibrated with CL # 4 and BP # 1 (BP mode 1)



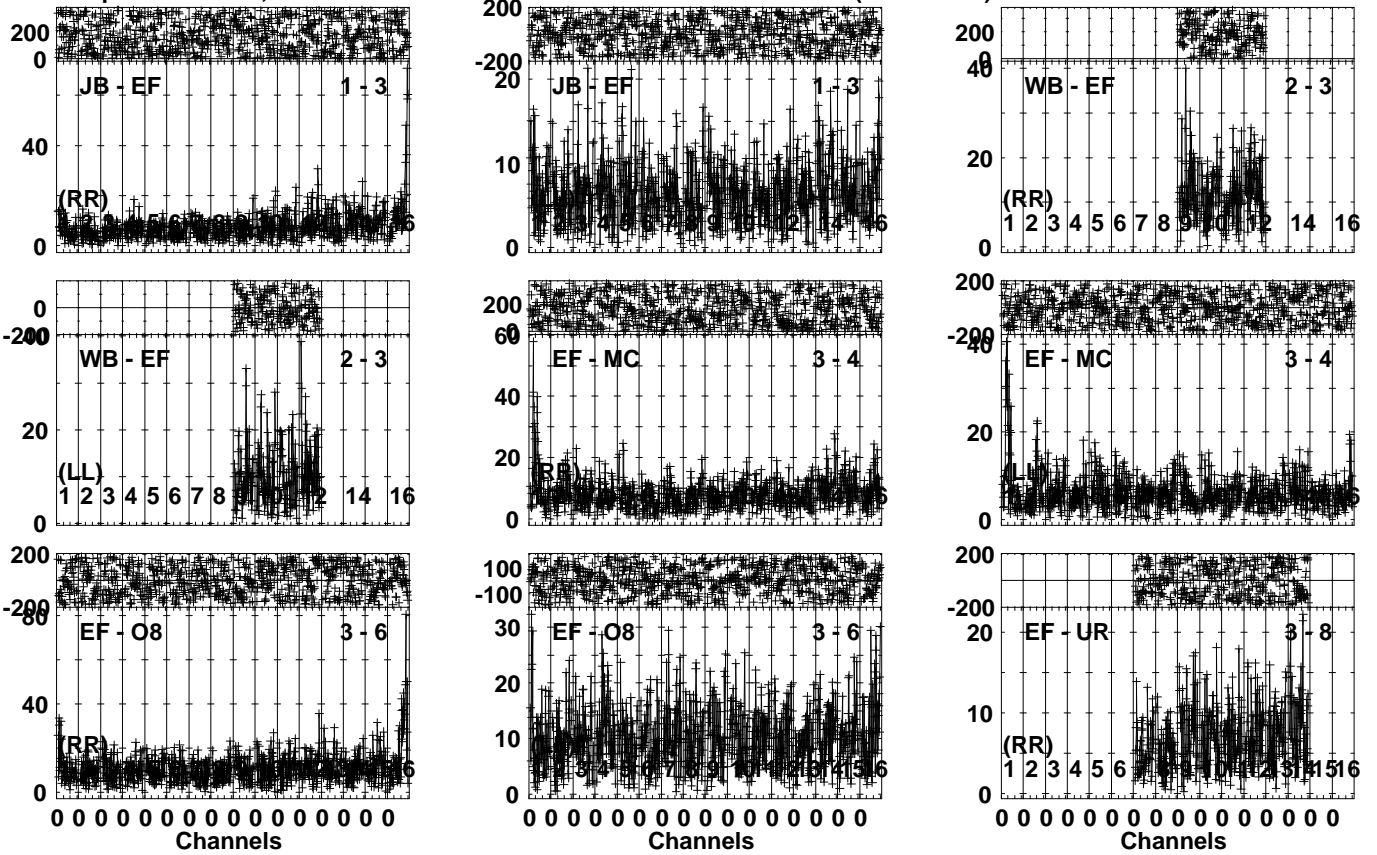
Lower frame: Milli Ampl Jy Top frame: Phas deg  
Vector averaged cross-power spectrum Several baselines displayed  
Timerange: 00/20:09:31 to 00/20:10:29



Plot file version 489 created 30-SEP-2022 11:08:39

SDSSJ1430 EM163.UVDATA.1

Freq = 4.6005 GHz, Bw = 32.000 MH Calibrated with CL # 4 and BP # 1 (BP mode 1)

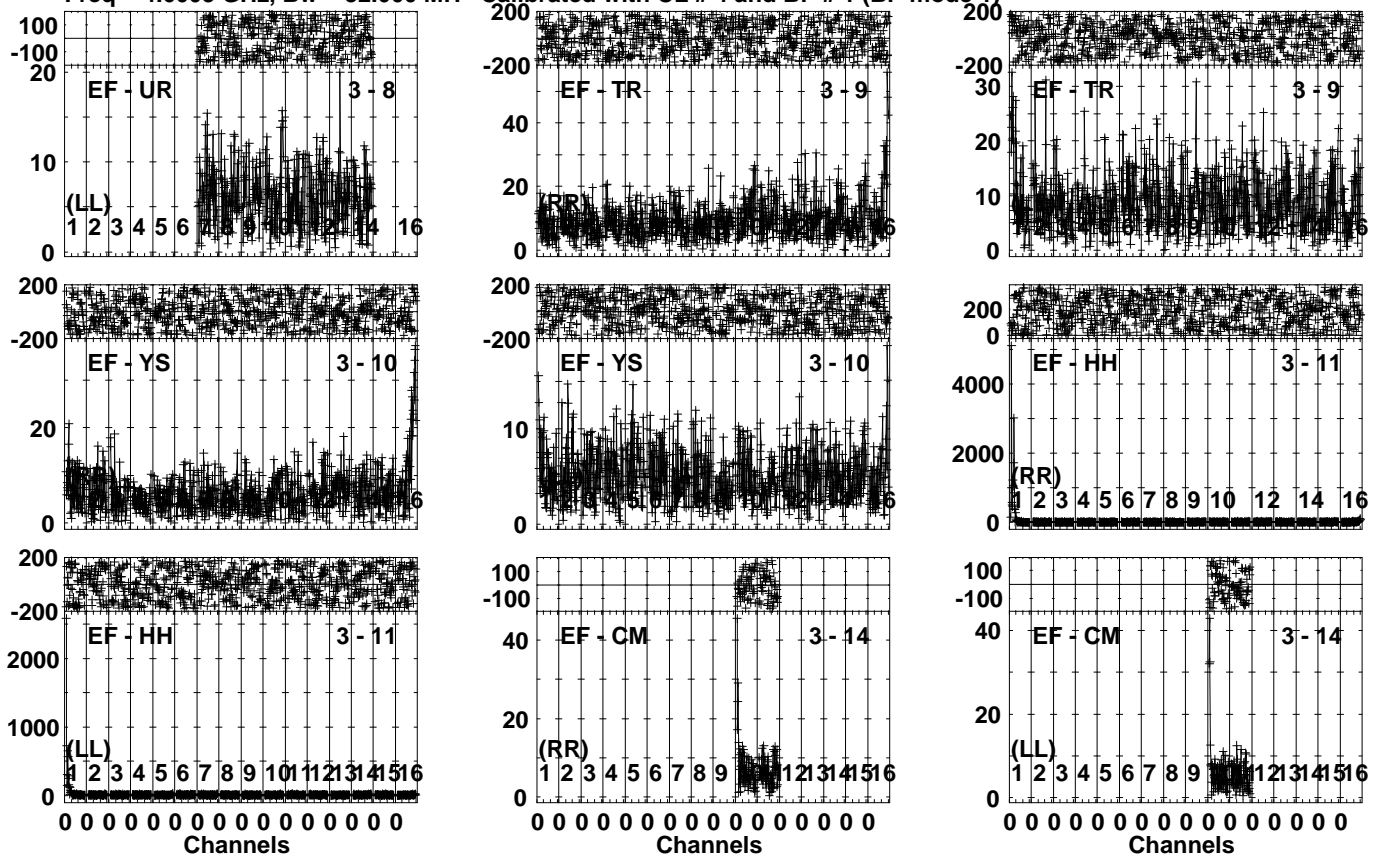


Lower frame: Milli Ampl Jy Top frame: Phas deg  
Vector averaged cross-power spectrum Several baselines displayed  
Timerange: 00/20:10:31 to 00/20:13:59

Plot file version 490 created 30-SEP-2022 11:08:40

SDSSJ1430 EM163.UVDATA.1

Freq = 4.6005 GHz, Bw = 32.000 MH Calibrated with CL # 4 and BP # 1 (BP mode 1)

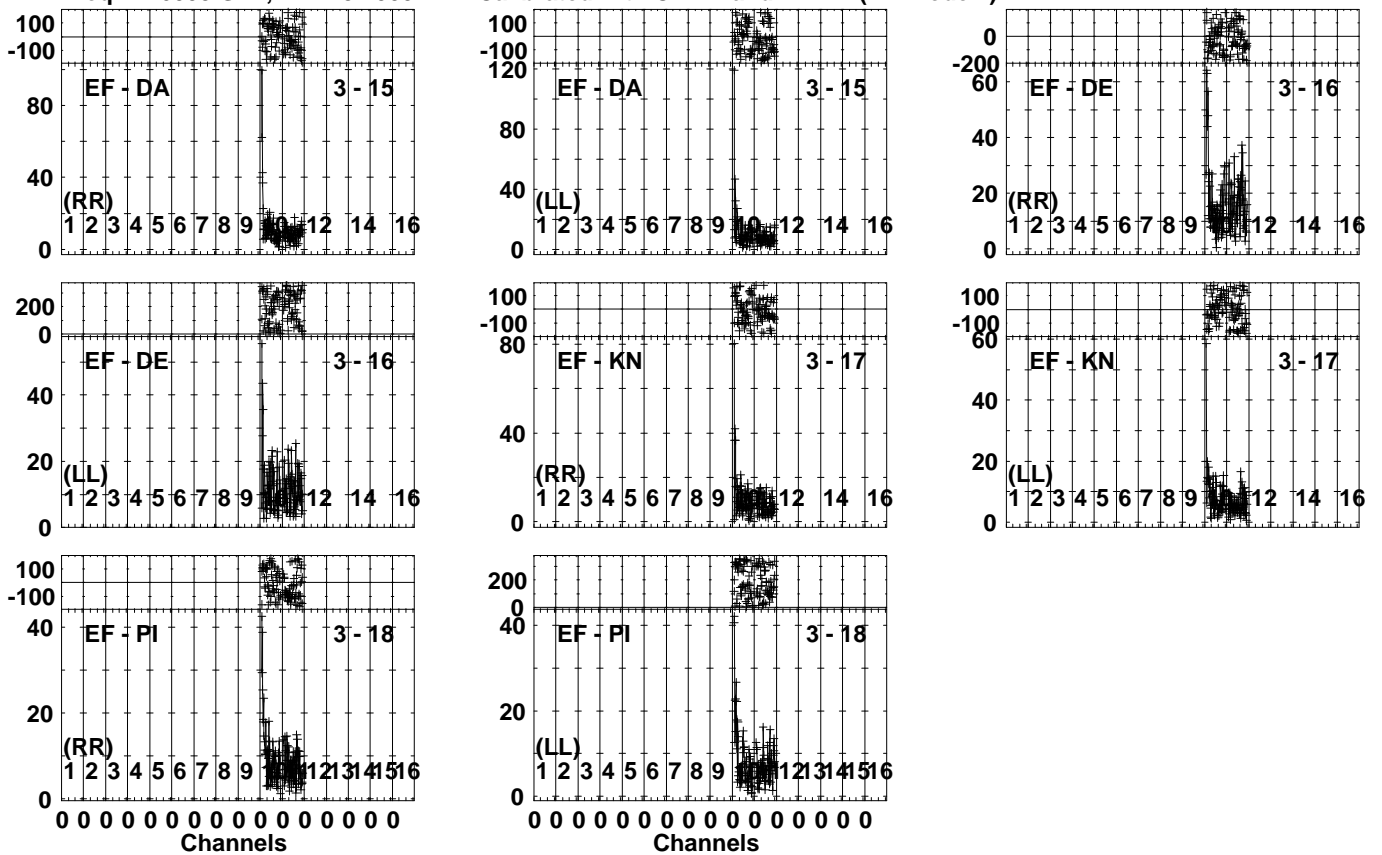


Lower frame: Milli Ampl Jy Top frame: Phas deg  
Vector averaged cross-power spectrum Several baselines displayed  
Timerange: 00/20:10:31 to 00/20:13:59

Plot file version 491 created 30-SEP-2022 11:08:41

SDSSJ1430 EM163.UVDATA.1

Freq = 4.6005 GHz, Bw = 32.000 MH Calibrated with CL # 4 and BP # 1 (BP mode 1)

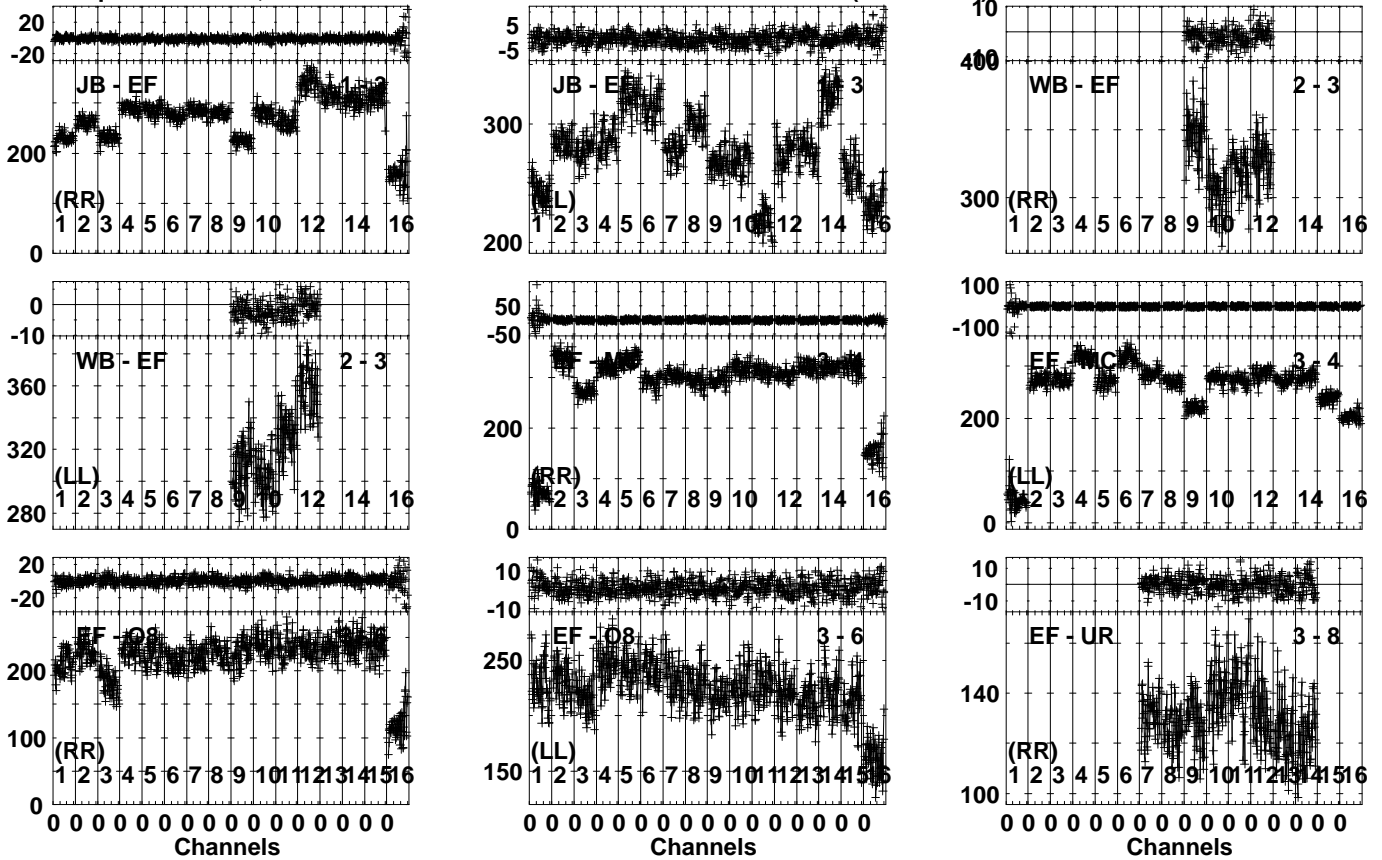


Lower frame: Milli Ampl Jy Top frame: Phas deg  
Vector averaged cross-power spectrum Several baselines displayed  
Timerange: 00/20:10:31 to 00/20:13:59

Plot file version 492 created 30-SEP-2022 11:08:42

J1427+2348 EM163.UVDATA.1

Freq = 4.6005 GHz, Bw = 32.000 MH Calibrated with CL # 4 and BP # 1 (BP mode 1)

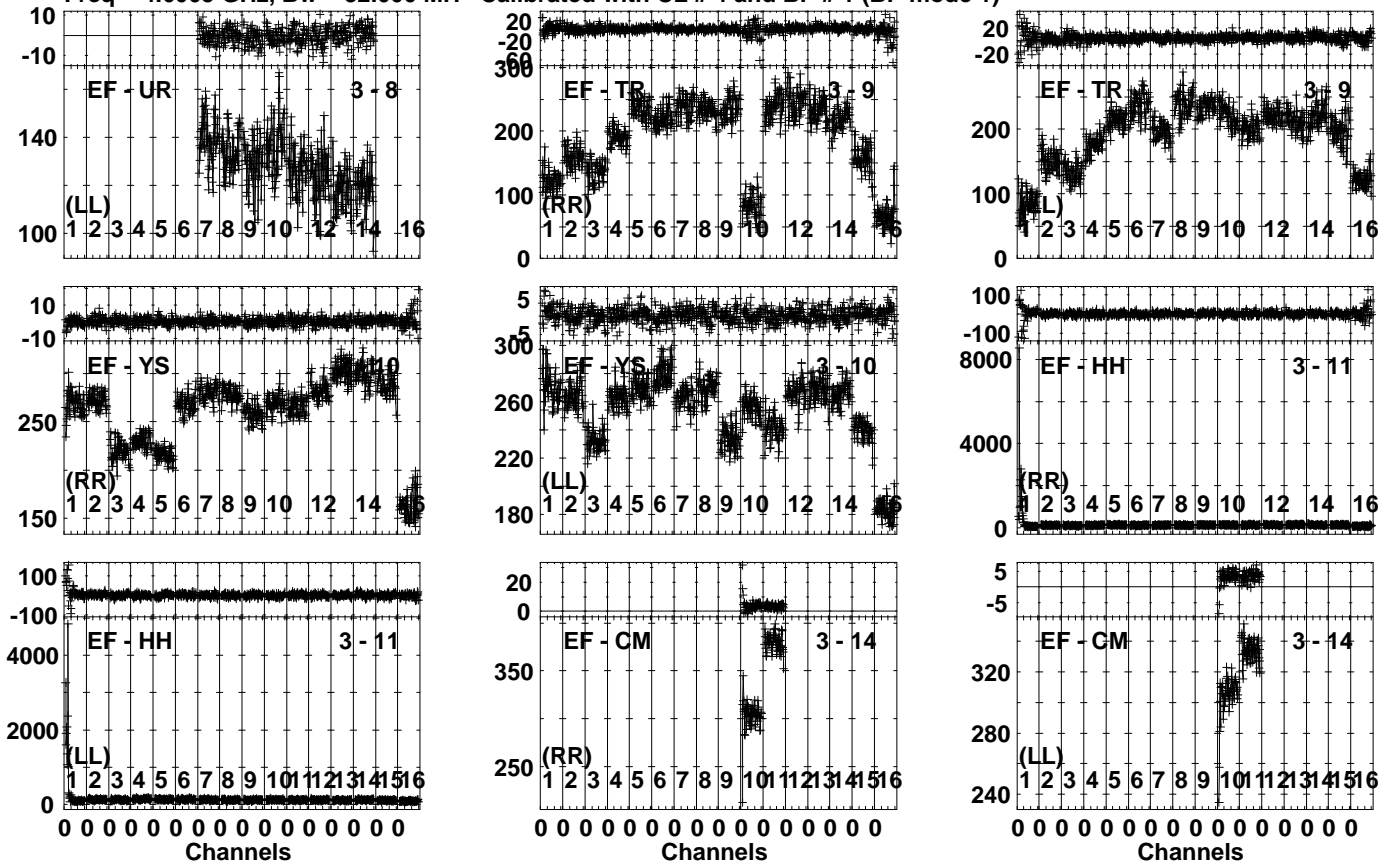


Lower frame: Milli Ampl Jy Top frame: Phas deg  
 Vector averaged cross-power spectrum Several baselines displayed  
 Timerange: 00/20:14:31 to 00/20:15:29

Plot file version 493 created 30-SEP-2022 11:08:43

J1427+2348 EM163.UVDATA.1

Freq = 4.6005 GHz, Bw = 32.000 MH Calibrated with CL # 4 and BP # 1 (BP mode 1)

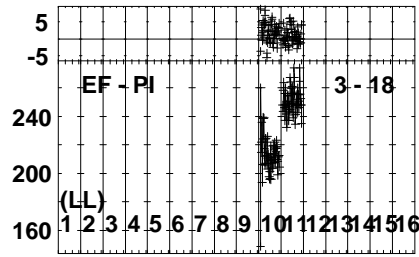
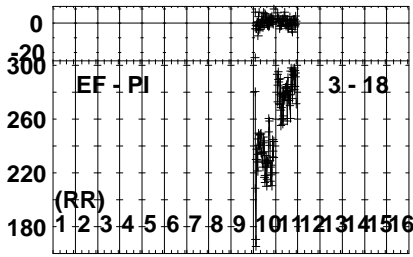
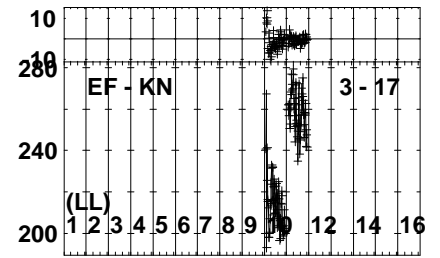
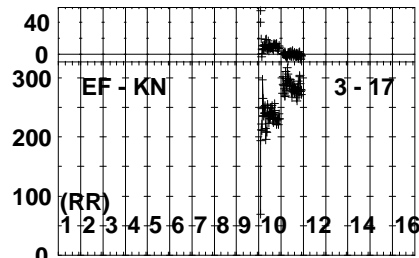
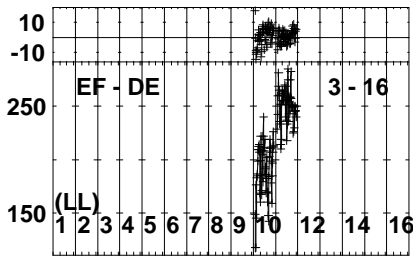
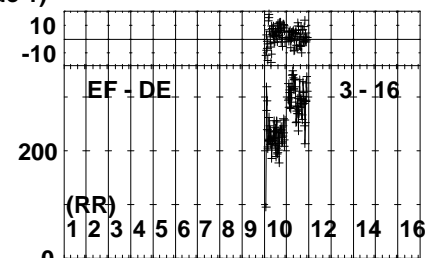
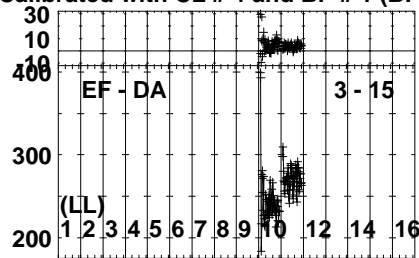
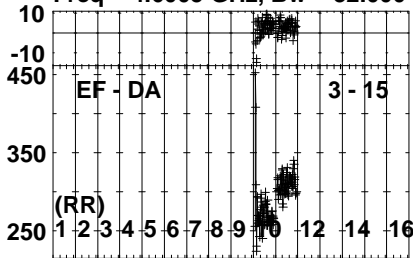


Lower frame: Milli Ampl Jy Top frame: Phas deg  
Vector averaged cross-power spectrum Several baselines displayed  
Timerange: 00/20:14:31 to 00/20:15:29

Plot file version 494 created 30-SEP-2022 11:08:44

J1427+2348 EM163.UVDATA.1

Freq = 4.6005 GHz, Bw = 32.000 MH Calibrated with CL # 4 and BP # 1 (BP mode 1)

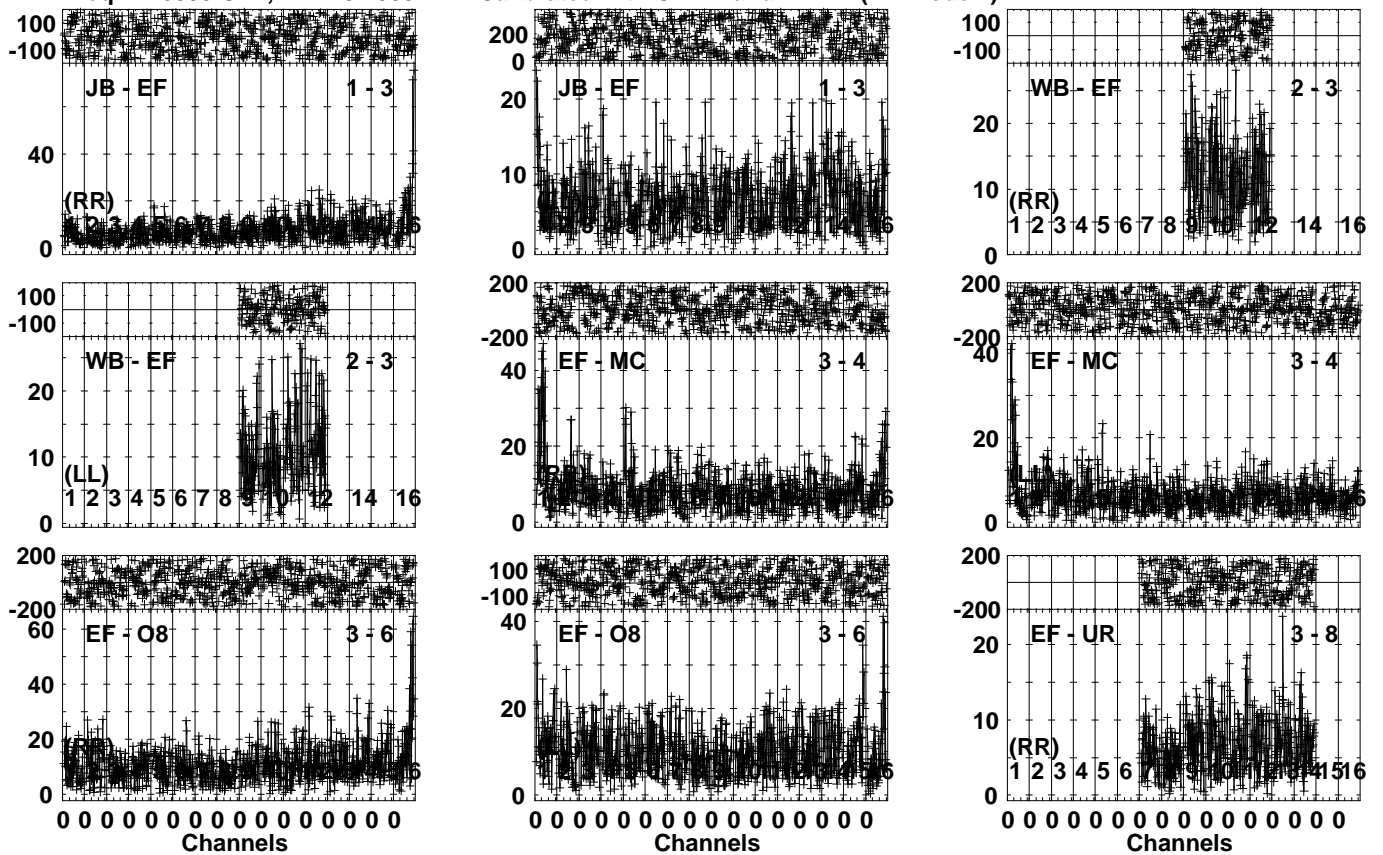


0 0 0 0 0 0 0 0 0 0 0 0 0 0 0 0  
Channels  
Lower frame: Milli Ampl Jy Top frame: Phas deg  
Vector averaged cross-power spectrum Several baselines displayed  
Timerange: 00/20:14:31 to 00/20:15:29

Plot file version 495 created 30-SEP-2022 11:08:45

SDSSJ1430 EM163.UVDATA.1

Freq = 4.6005 GHz, Bw = 32.000 MH Calibrated with CL # 4 and BP # 1 (BP mode 1)

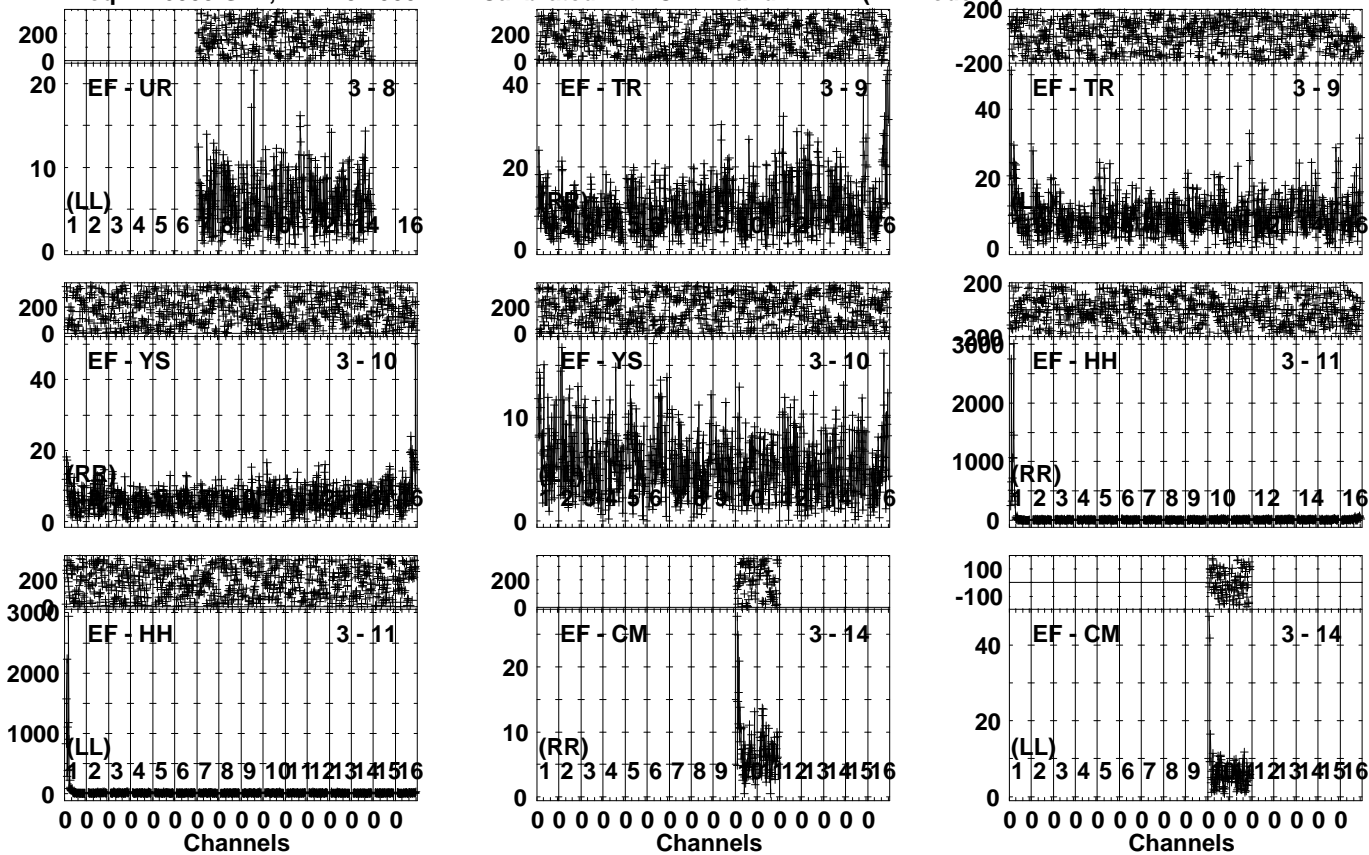


Lower frame: Milli Ampl Jy Top frame: Phas deg  
Vector averaged cross-power spectrum Several baselines displayed  
Timerange: 00/20:15:31 to 00/20:18:59

Plot file version 496 created 30-SEP-2022 11:08:46

SDSSJ1430 EM163.UVDATA.1

Freq = 4.6005 GHz, Bw = 32.000 MH Calibrated with CL # 4 and BP # 1 (BP mode 1)



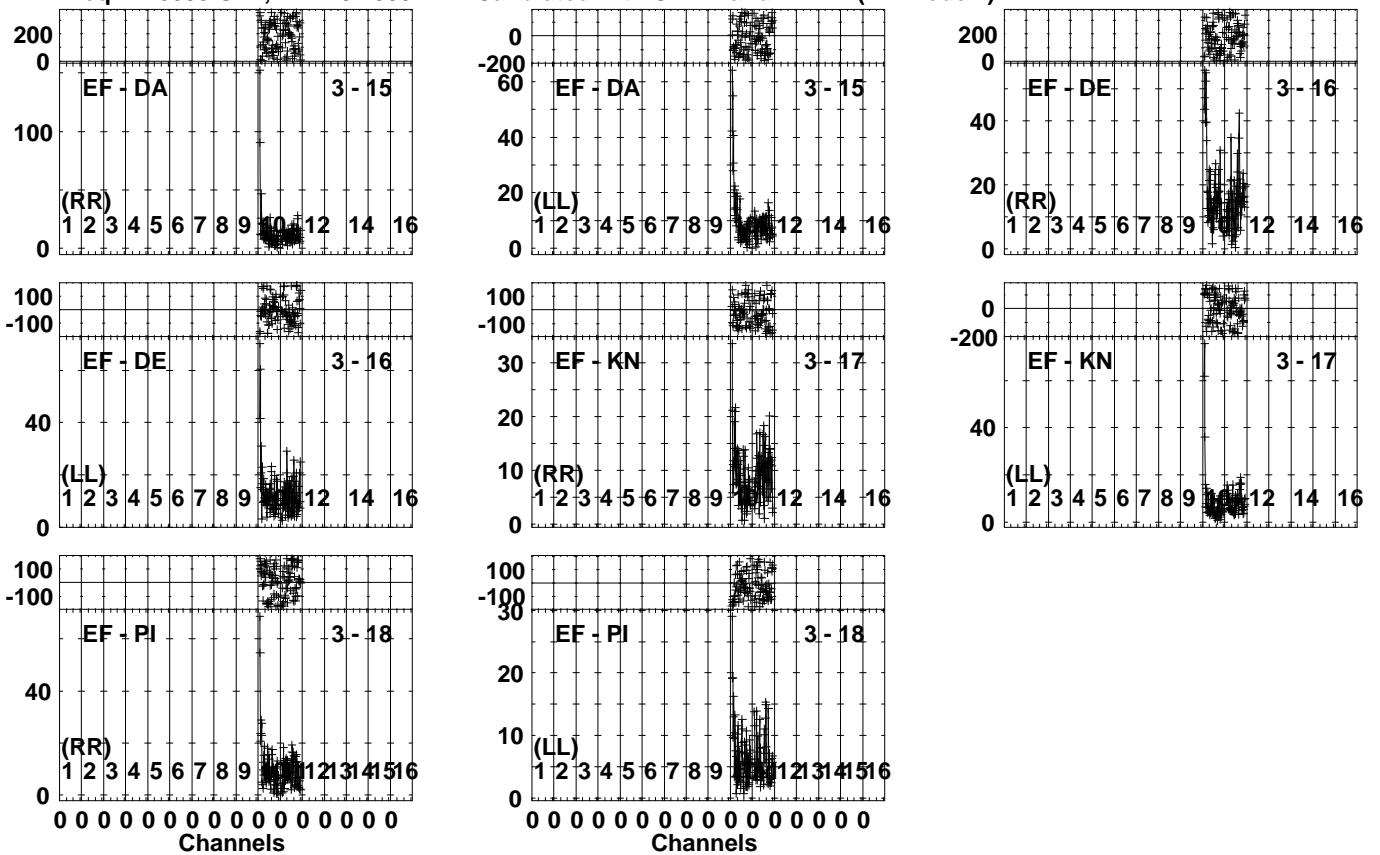
Lower frame: Milli Ampl Jy Top frame: Phas deg  
Vector averaged cross-power spectrum Several baselines displayed  
Timerange: 00/20:15:31 to 00/20:18:59



Plot file version 497 created 30-SEP-2022 11:08:47

SDSSJ1430 EM163.UVDATA.1

Freq = 4.6005 GHz, Bw = 32.000 MH Calibrated with CL # 4 and BP # 1 (BP mode 1)

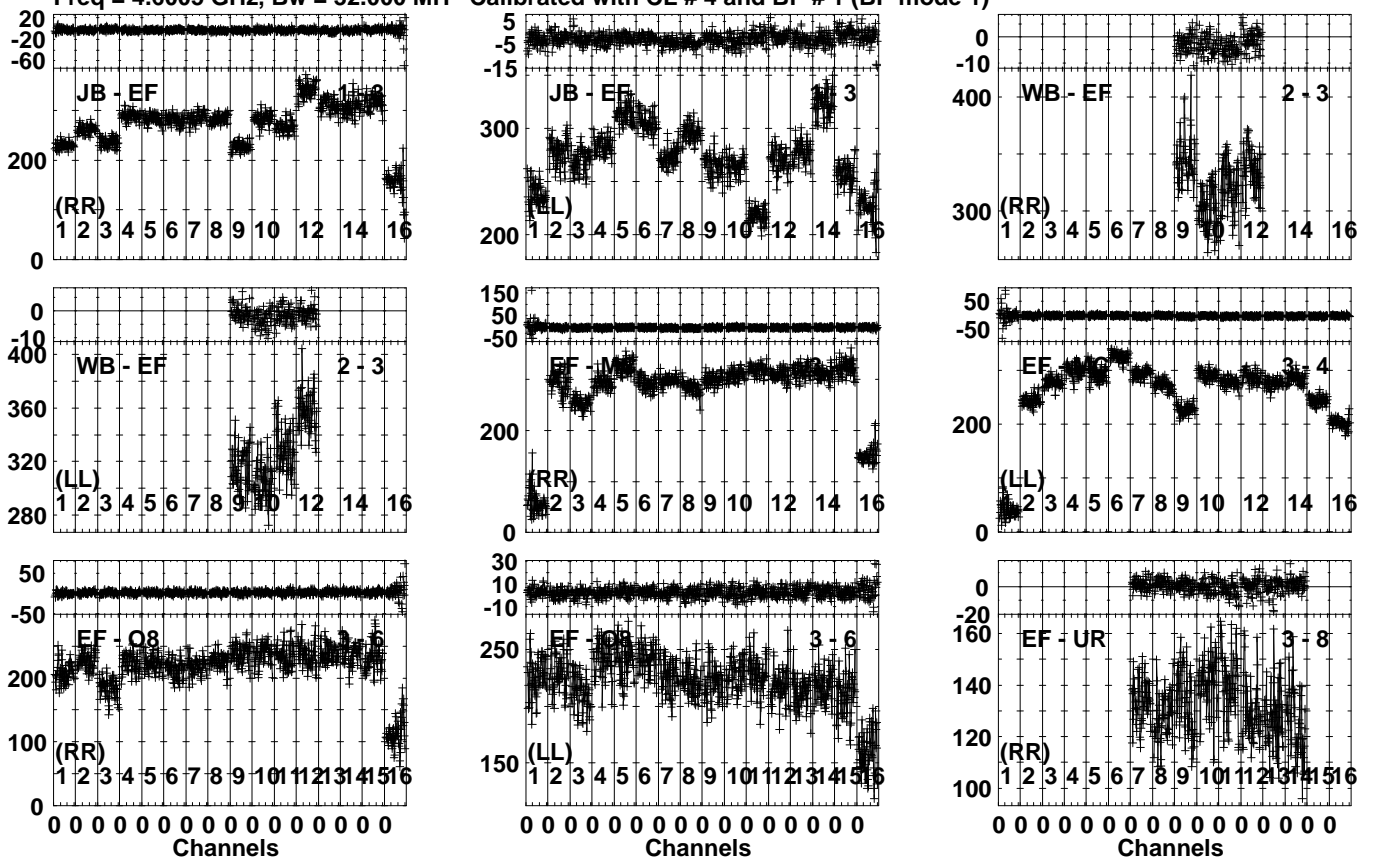


Lower frame: Milli Ampl Jy Top frame: Phas deg  
Vector averaged cross-power spectrum Several baselines displayed  
Timerange: 00/20:15:31 to 00/20:18:59

Plot file version 498 created 30-SEP-2022 11:08:48

J1427+2348 EM163.UVDATA.1

Freq = 4.6005 GHz, Bw = 32.000 MH Calibrated with CL # 4 and BP # 1 (BP mode 1)

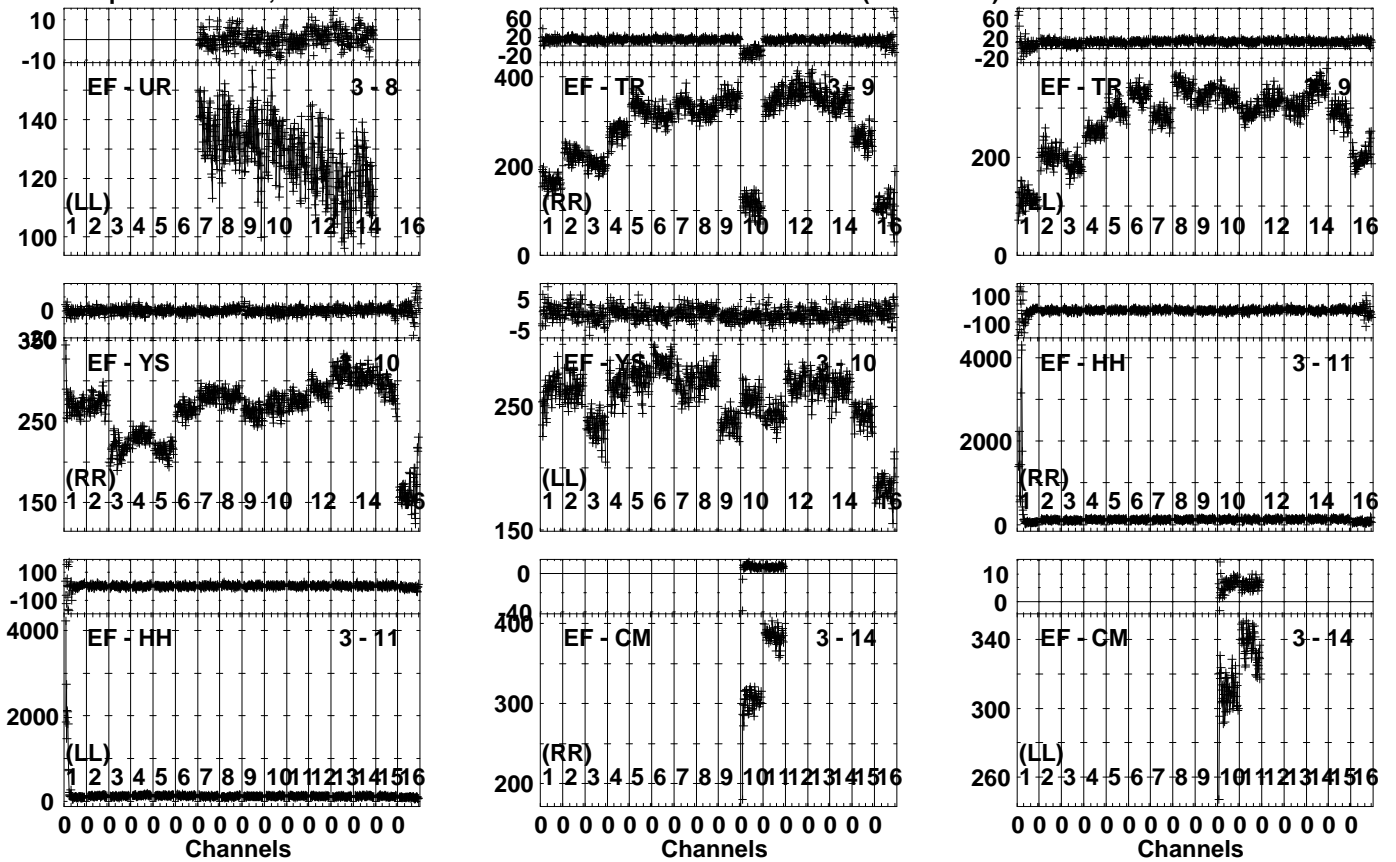


Lower frame: Milli Ampl Jy Top frame: Phas deg  
Vector averaged cross-power spectrum Several baselines displayed  
Timerange: 00/20:19:03 to 00/20:20:29

Plot file version 499 created 30-SEP-2022 11:08:49

J1427+2348 EM163.UVDATA.1

Freq = 4.6005 GHz, Bw = 32.000 MH Calibrated with CL # 4 and BP # 1 (BP mode 1)

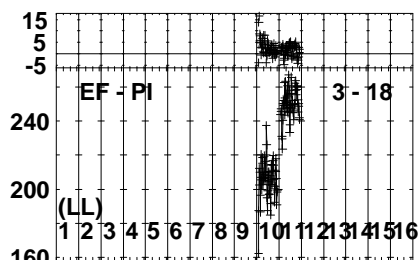
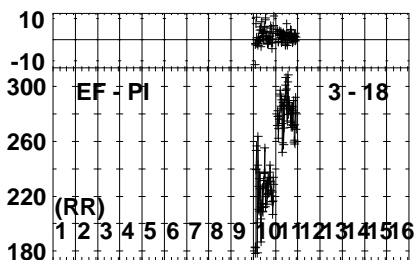
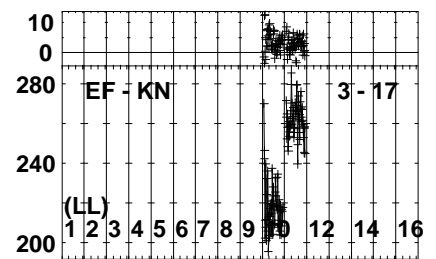
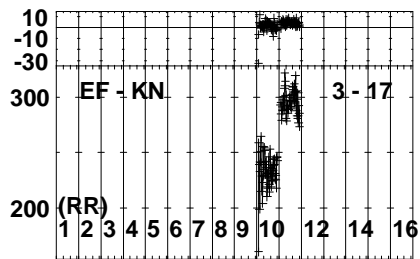
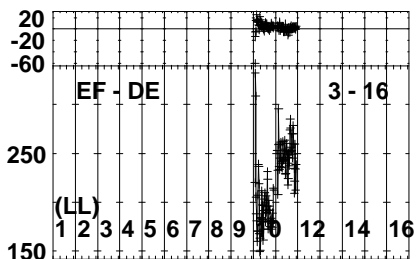
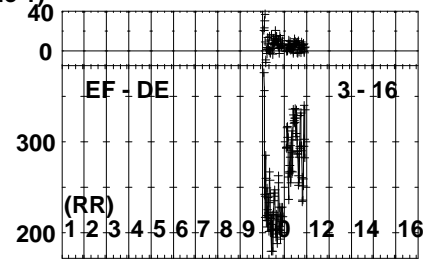
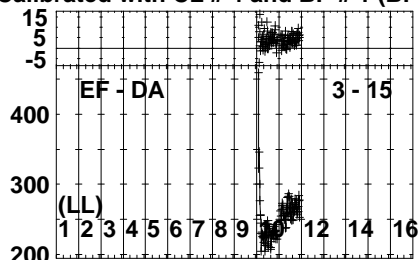
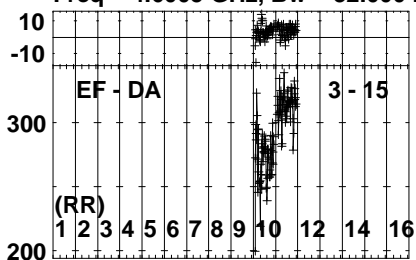


Lower frame: Milli Ampl Jy Top frame: Phas deg  
Vector averaged cross-power spectrum Several baselines displayed  
Timerange: 00/20:19:03 to 00/20:20:29

Plot file version 500 created 30-SEP-2022 11:08:50

J1427+2348 EM163.UVDATA.1

Freq = 4.6005 GHz, Bw = 32.000 MH Calibrated with CL # 4 and BP # 1 (BP mode 1)



0 0 0 0 0 0 0 0 0 0 0 0 0 0 0 0  
Channels

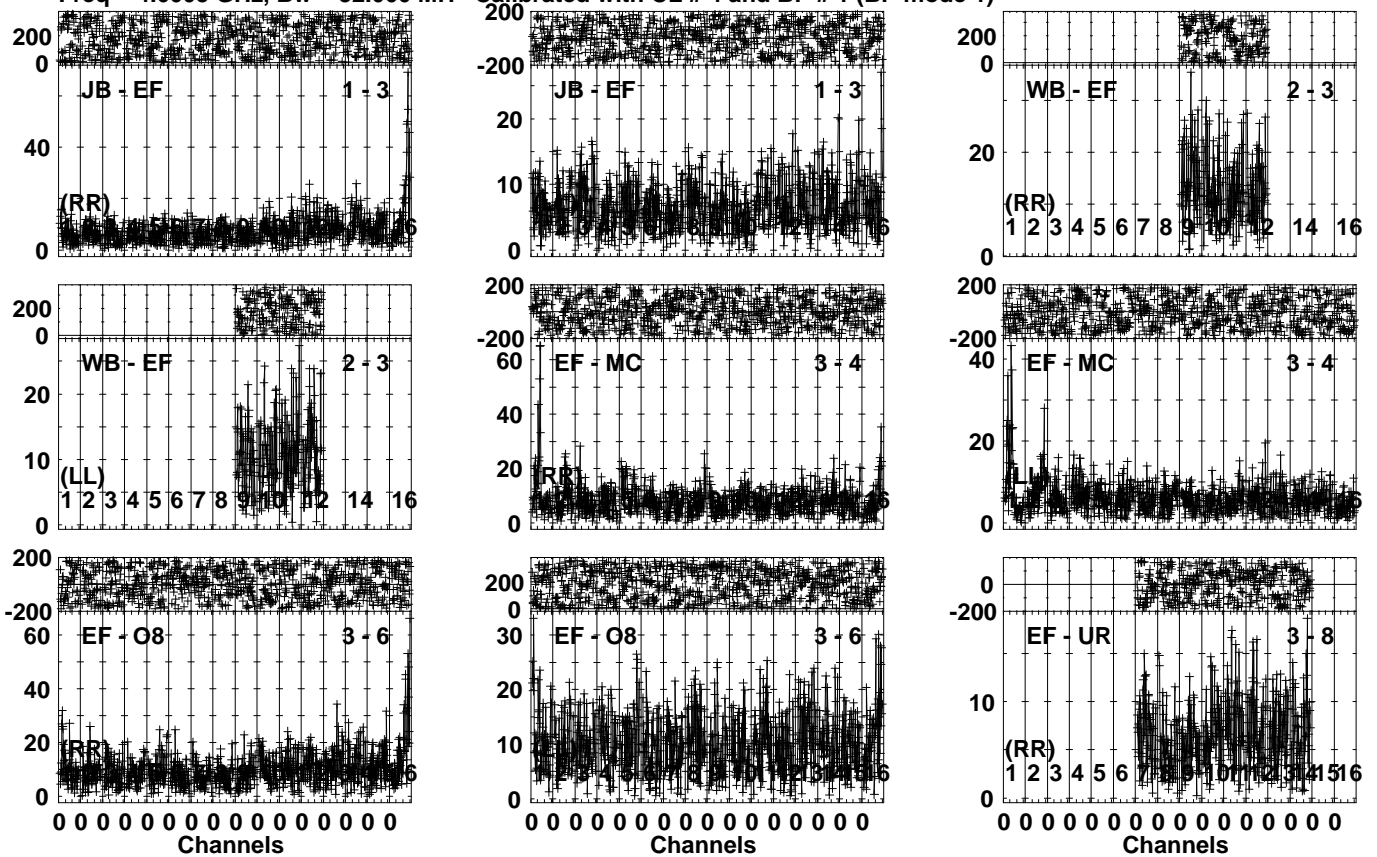
0 0 0 0 0 0 0 0 0 0 0 0 0 0 0 0  
Channels

Lower frame: Milli Ampl Jy Top frame: Phas deg  
Vector averaged cross-power spectrum Several baselines displayed  
Timerange: 00/20:19:03 to 00/20:20:29

Plot file version 501 created 30-SEP-2022 11:08:51

SDSSJ1430 EM163.UVDATA.1

Freq = 4.6005 GHz, Bw = 32.000 MH Calibrated with CL # 4 and BP # 1 (BP mode 1)

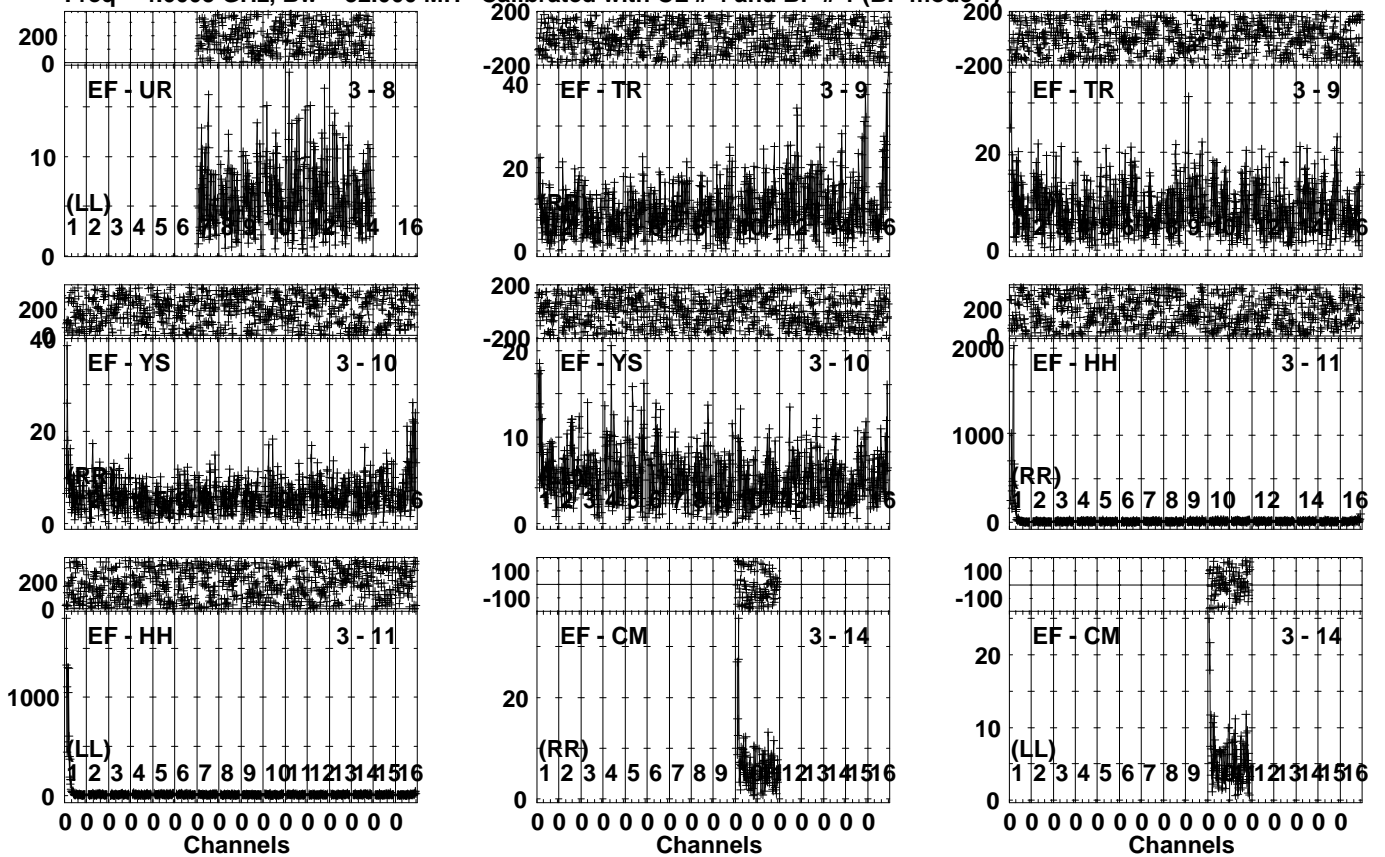


Lower frame: Milli Ampl Jy Top frame: Phas deg  
Vector averaged cross-power spectrum Several baselines displayed  
Timerange: 00/20:20:31 to 00/20:23:59

Plot file version 502 created 30-SEP-2022 11:08:52

SDSSJ1430 EM163.UVDATA.1

Freq = 4.6005 GHz, Bw = 32.000 MH Calibrated with CL # 4 and BP # 1 (BP mode 1)

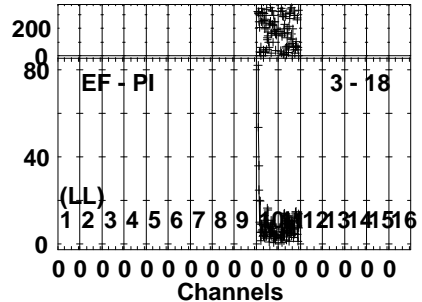
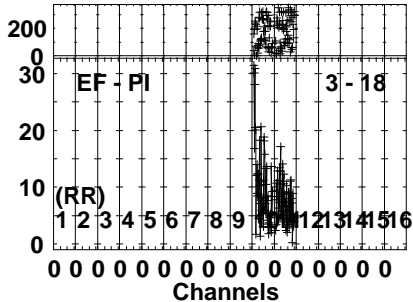
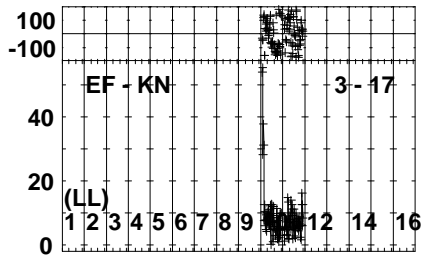
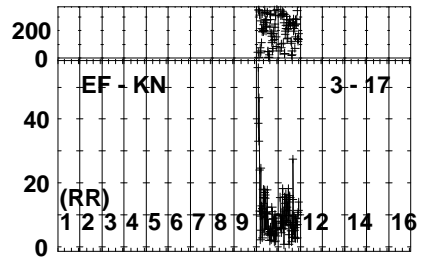
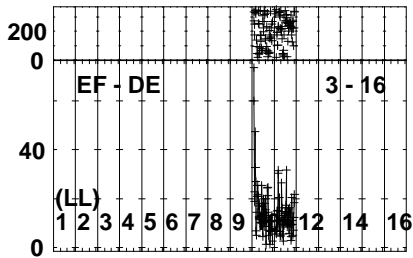
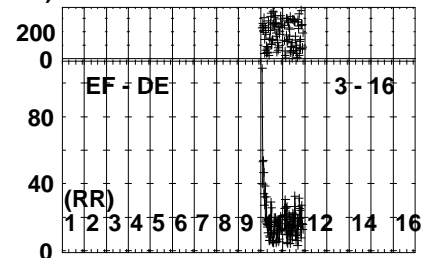
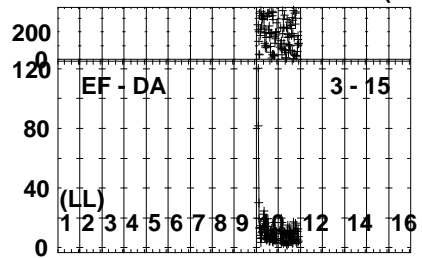
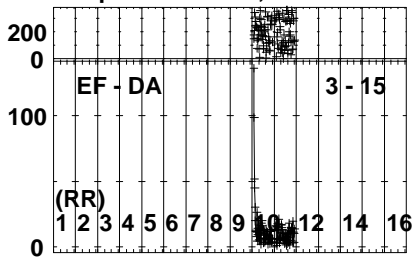


Lower frame: Milli Ampl Jy Top frame: Phas deg  
Vector averaged cross-power spectrum Several baselines displayed  
Timerange: 00/20:20:31 to 00/20:23:59

Plot file version 503 created 30-SEP-2022 11:08:53

SDSSJ1430 EM163.UVDATA.1

Freq = 4.6005 GHz, Bw = 32.000 MH Calibrated with CL # 4 and BP # 1 (BP mode 1)

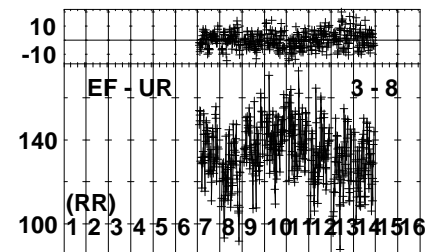
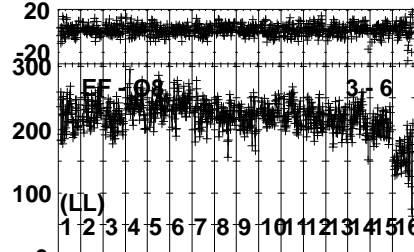
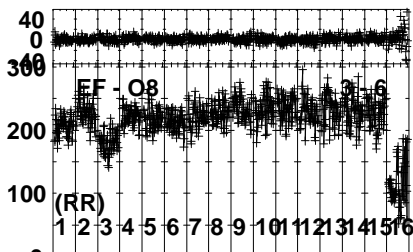
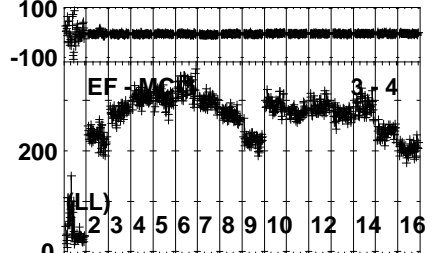
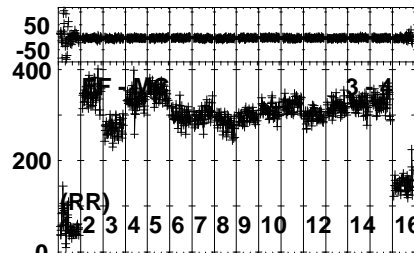
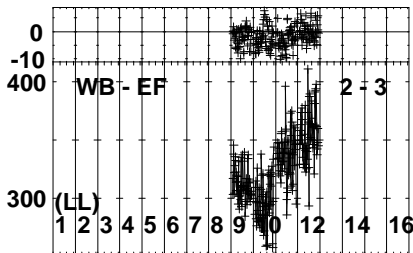
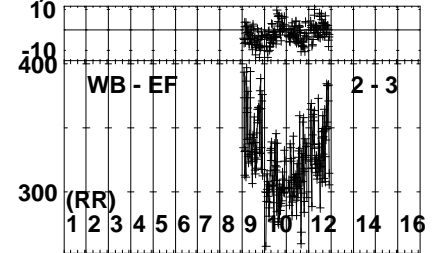
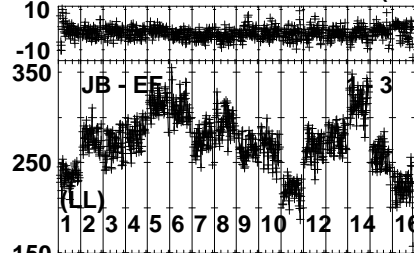
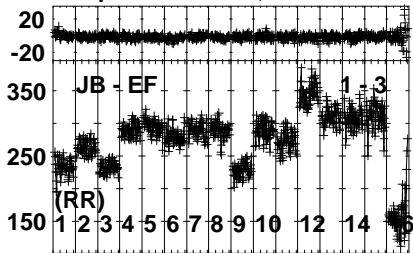


Lower frame: Milli Ampl Jy Top frame: Phas deg  
Vector averaged cross-power spectrum Several baselines displayed  
Timerange: 00/20:20:31 to 00/20:23:59

Plot file version 504 created 30-SEP-2022 11:08:54

J1427+2348 EM163.UVDATA.1

Freq = 4.6005 GHz, Bw = 32.000 MH Calibrated with CL # 4 and BP # 1 (BP mode 1)



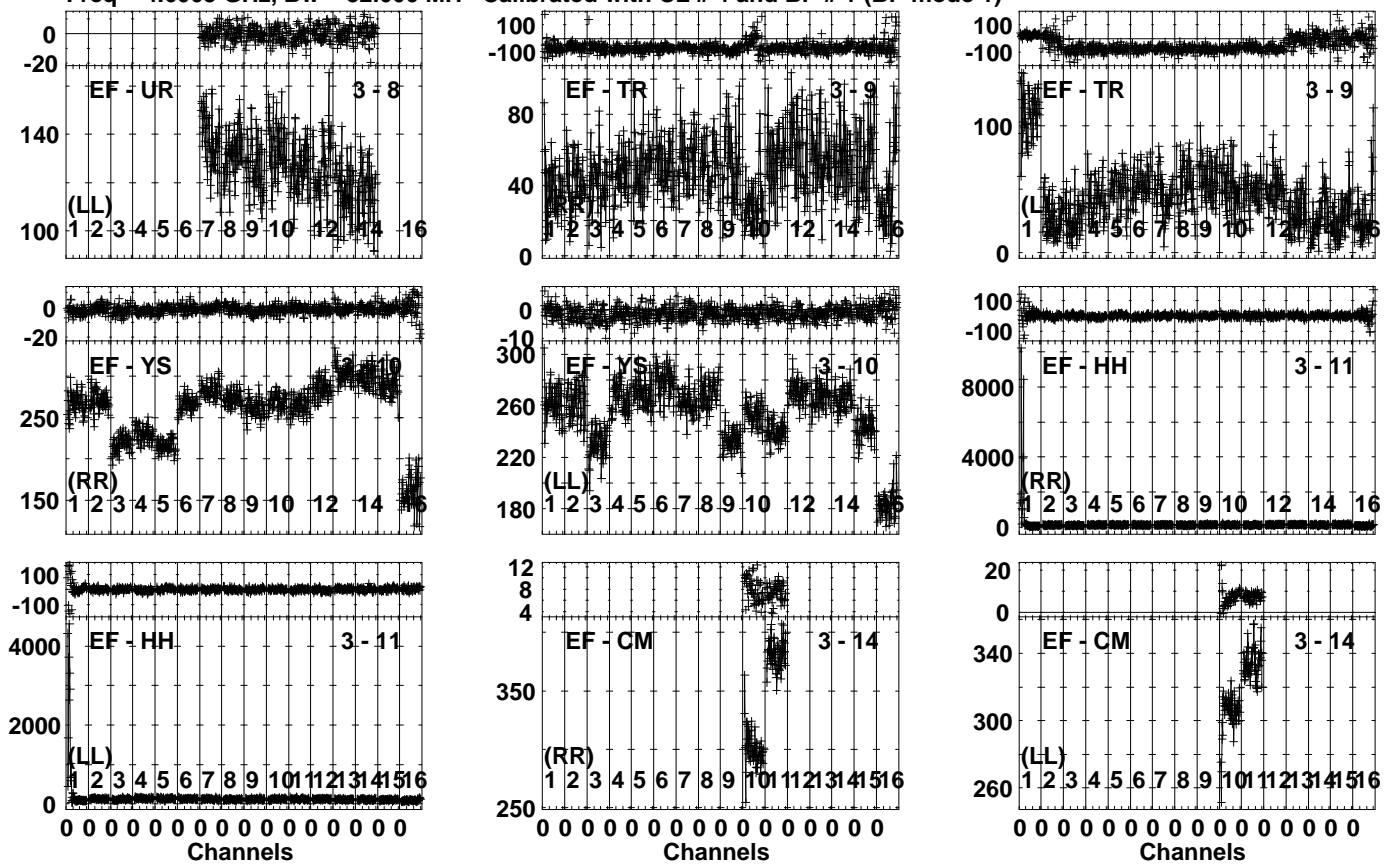
Lower frame: Milli Ampl Jy Top frame: Phas deg  
 Vector averaged cross-power spectrum Several baselines displayed  
 Timerange: 00/20:24:31 to 00/20:25:29



Plot file version 505 created 30-SEP-2022 11:08:55

J1427+2348 EM163.UVDATA.1

Freq = 4.6005 GHz, Bw = 32.000 MH Calibrated with CL # 4 and BP # 1 (BP mode 1)

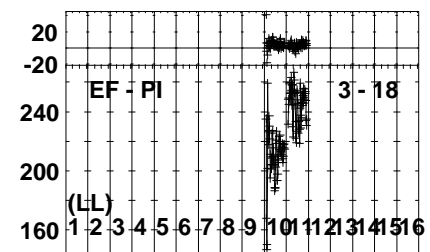
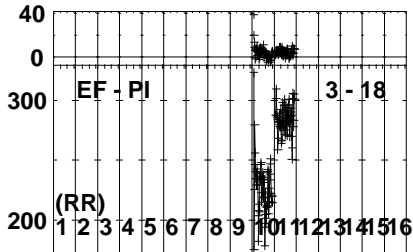
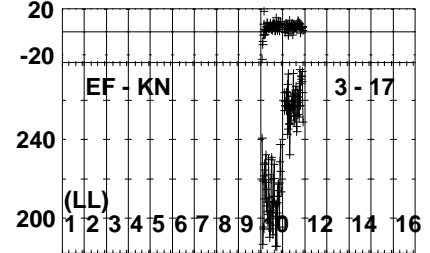
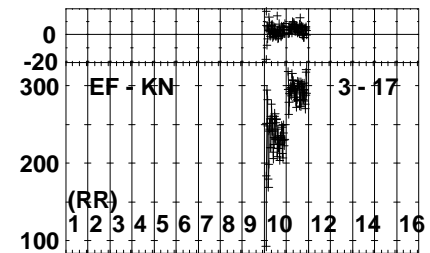
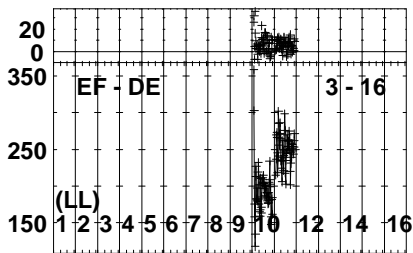
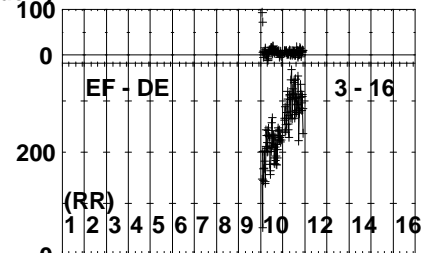
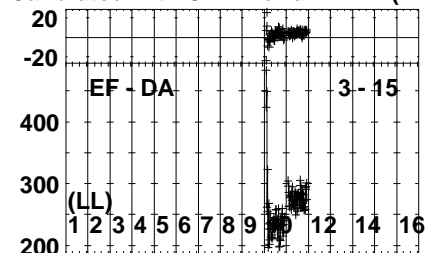
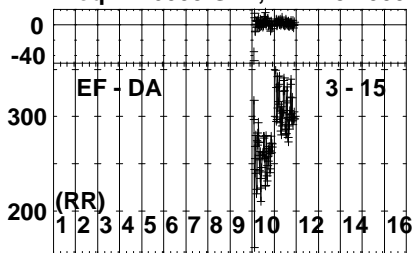


Lower frame: Milli Ampl Jy Top frame: Phas deg  
Vector averaged cross-power spectrum Several baselines displayed  
Timerange: 00/20:24:31 to 00/20:25:29

Plot file version 506 created 30-SEP-2022 11:08:56

J1427+2348 EM163.UVDATA.1

Freq = 4.6005 GHz, Bw = 32.000 MH Calibrated with CL # 4 and BP # 1 (BP mode 1)



0 0 0 0 0 0 0 0 0 0 0 0 0 0 0 0

Channels

0 0 0 0 0 0 0 0 0 0 0 0 0 0 0 0

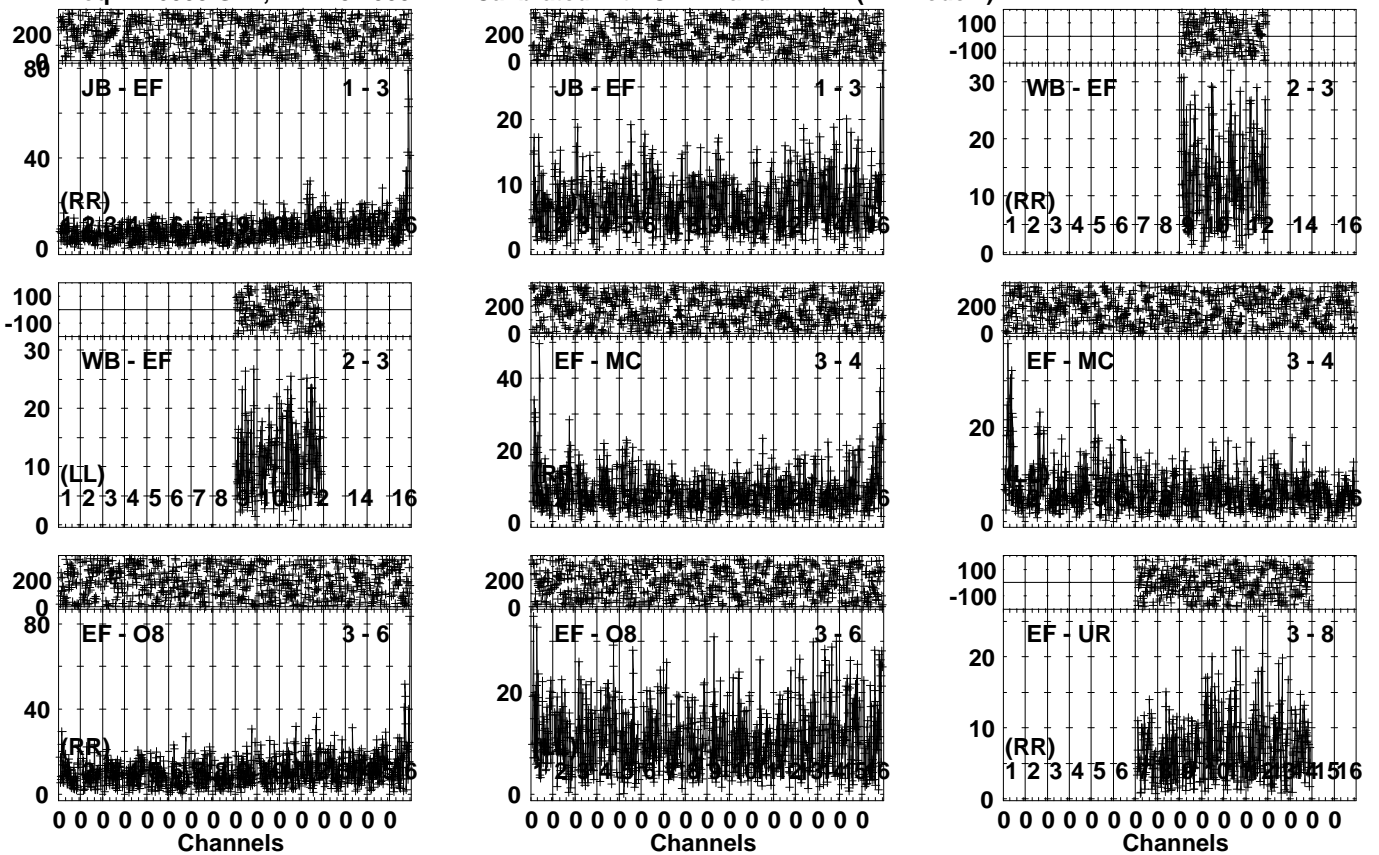
Channels

Lower frame: Milli Ampl Jy Top frame: Phas deg  
Vector averaged cross-power spectrum Several baselines displayed  
Timerange: 00/20:24:31 to 00/20:25:29

Plot file version 507 created 30-SEP-2022 11:08:57

SDSSJ1430 EM163.UVDATA.1

Freq = 4.6005 GHz, Bw = 32.000 MH Calibrated with CL # 4 and BP # 1 (BP mode 1)

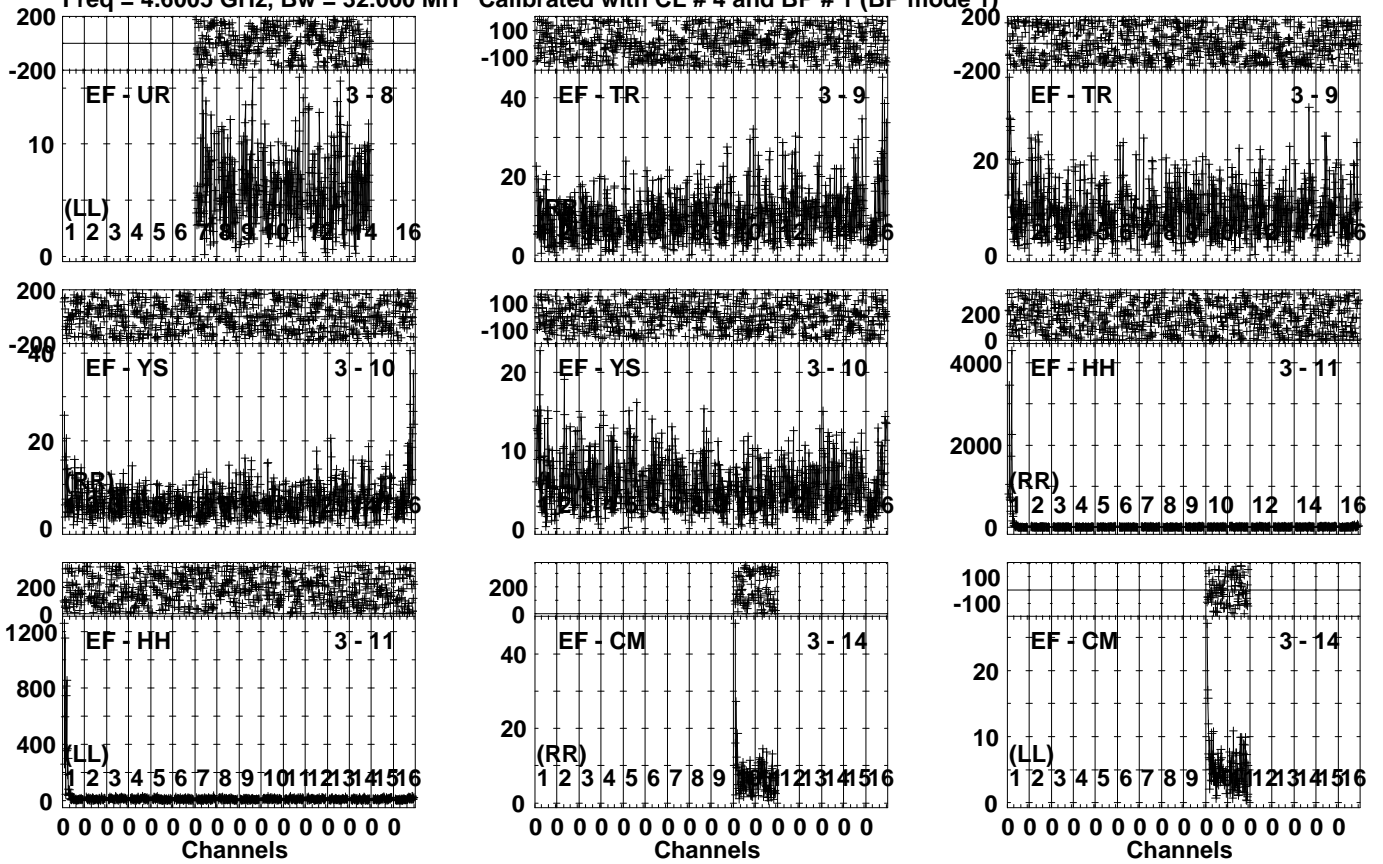


Lower frame: Milli Ampl Jy Top frame: Phas deg  
Vector averaged cross-power spectrum Several baselines displayed  
Timerange: 00/20:25:31 to 00/20:28:59

Plot file version 508 created 30-SEP-2022 11:08:58

SDSSJ1430 EM163.UVDATA.1

Freq = 4.6005 GHz, Bw = 32.000 MH Calibrated with CL # 4 and BP # 1 (BP mode 1)

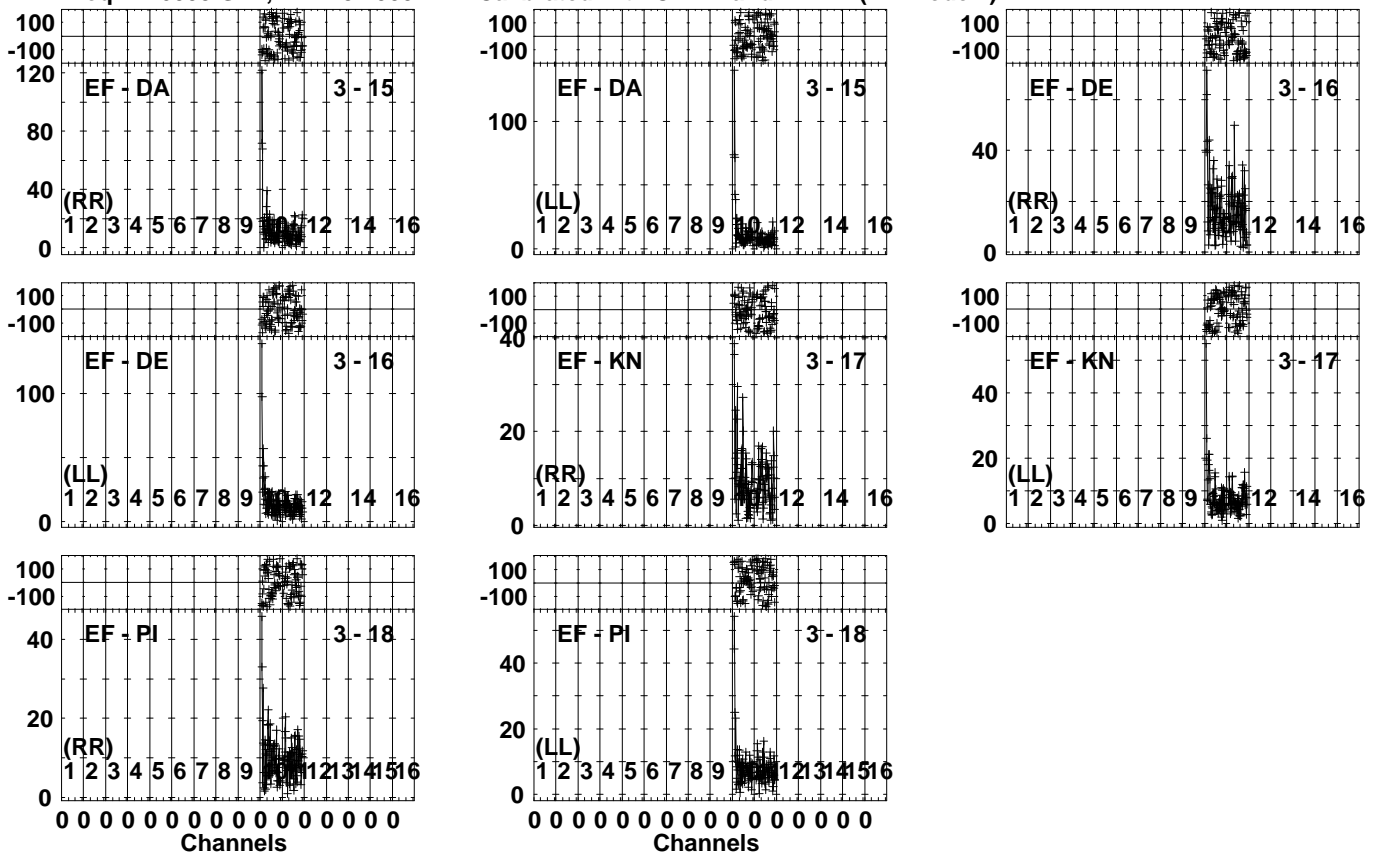


Lower frame: Milli Ampl Jy Top frame: Phas deg  
Vector averaged cross-power spectrum Several baselines displayed  
Timerange: 00/20:25:31 to 00/20:28:59

Plot file version 509 created 30-SEP-2022 11:08:59

SDSSJ1430 EM163.UVDATA.1

Freq = 4.6005 GHz, Bw = 32.000 MH Calibrated with CL # 4 and BP # 1 (BP mode 1)

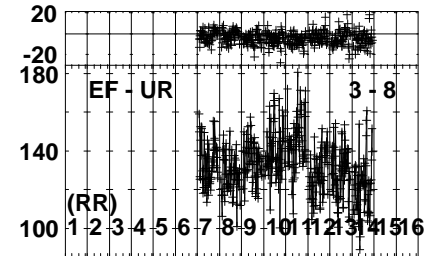
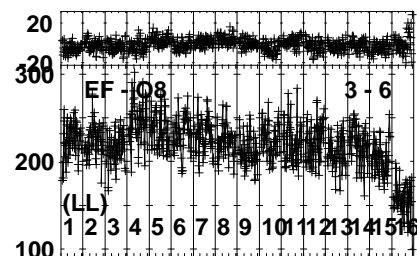
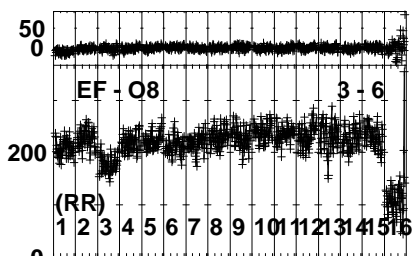
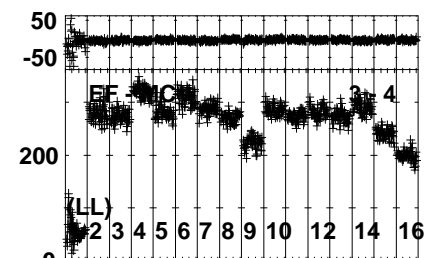
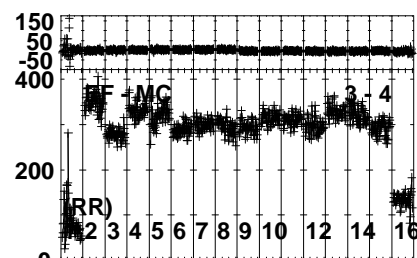
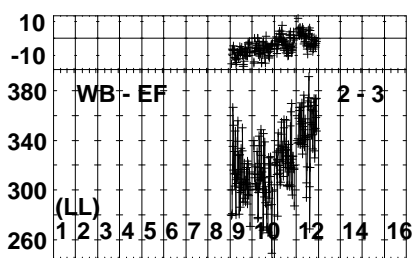
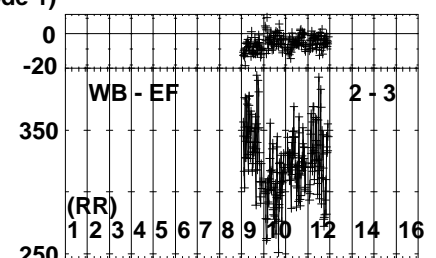
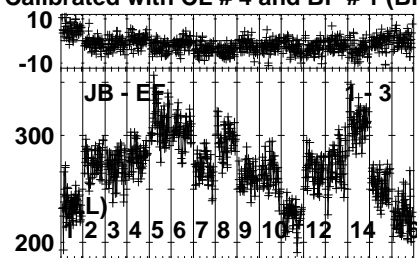
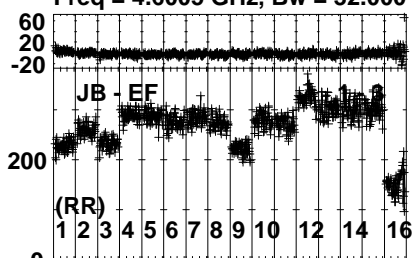


Lower frame: Milli Ampl Jy Top frame: Phas deg  
Vector averaged cross-power spectrum Several baselines displayed  
Timerange: 00/20:25:31 to 00/20:28:59

Plot file version 510 created 30-SEP-2022 11:09:00

J1427+2348 EM163.UVDATA.1

Freq = 4.6005 GHz, Bw = 32.000 MH Calibrated with CL # 4 and BP # 1 (BP mode 1)

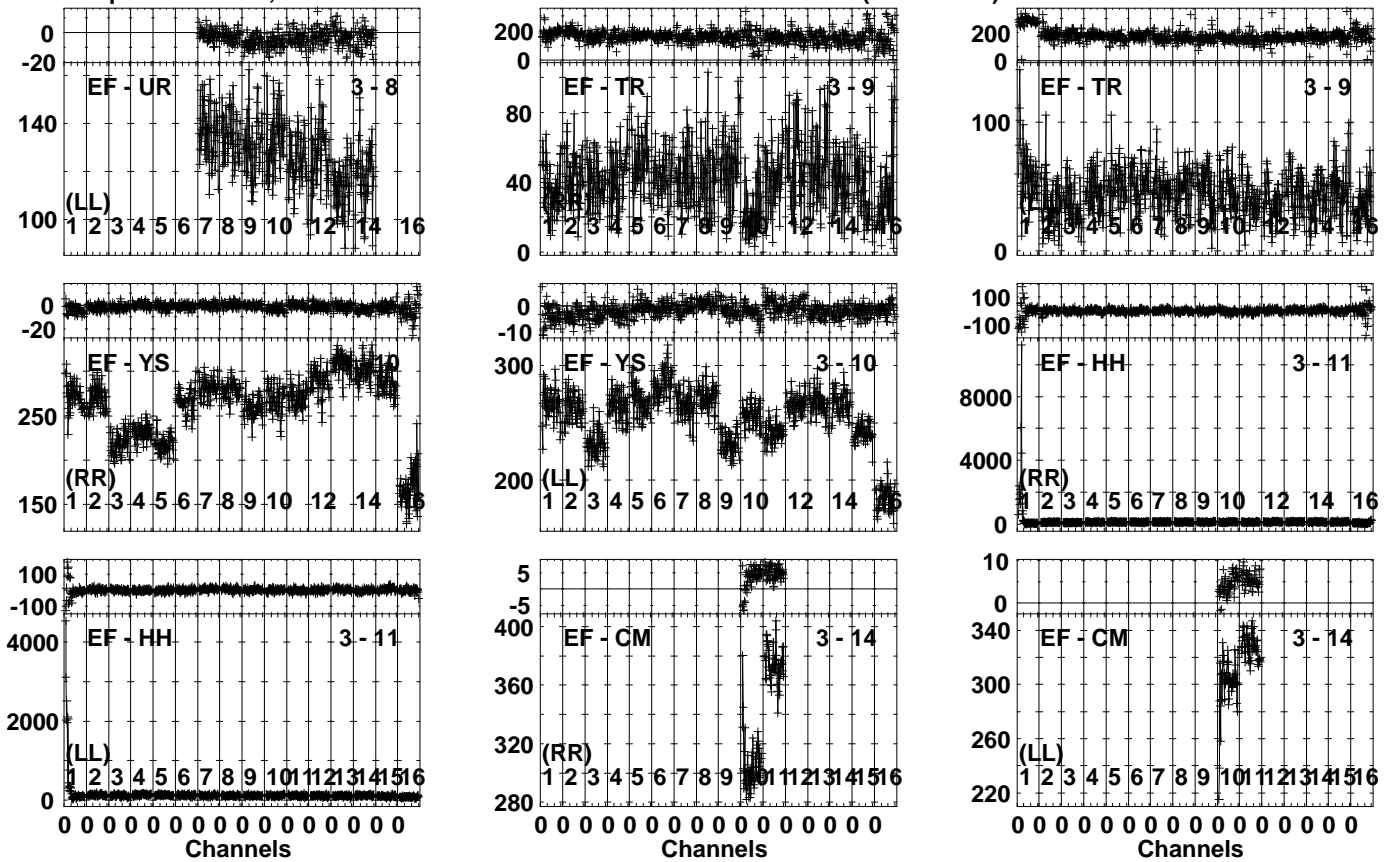


Lower frame: Milli Ampl Jy Top frame: Phas deg  
Vector averaged cross-power spectrum Several baselines displayed  
Timerange: 00/20:29:03 to 00/20:30:29

Plot file version 511 created 30-SEP-2022 11:09:01

J1427+2348 EM163.UVDATA.1

Freq = 4.6005 GHz, Bw = 32.000 MH Calibrated with CL # 4 and BP # 1 (BP mode 1)

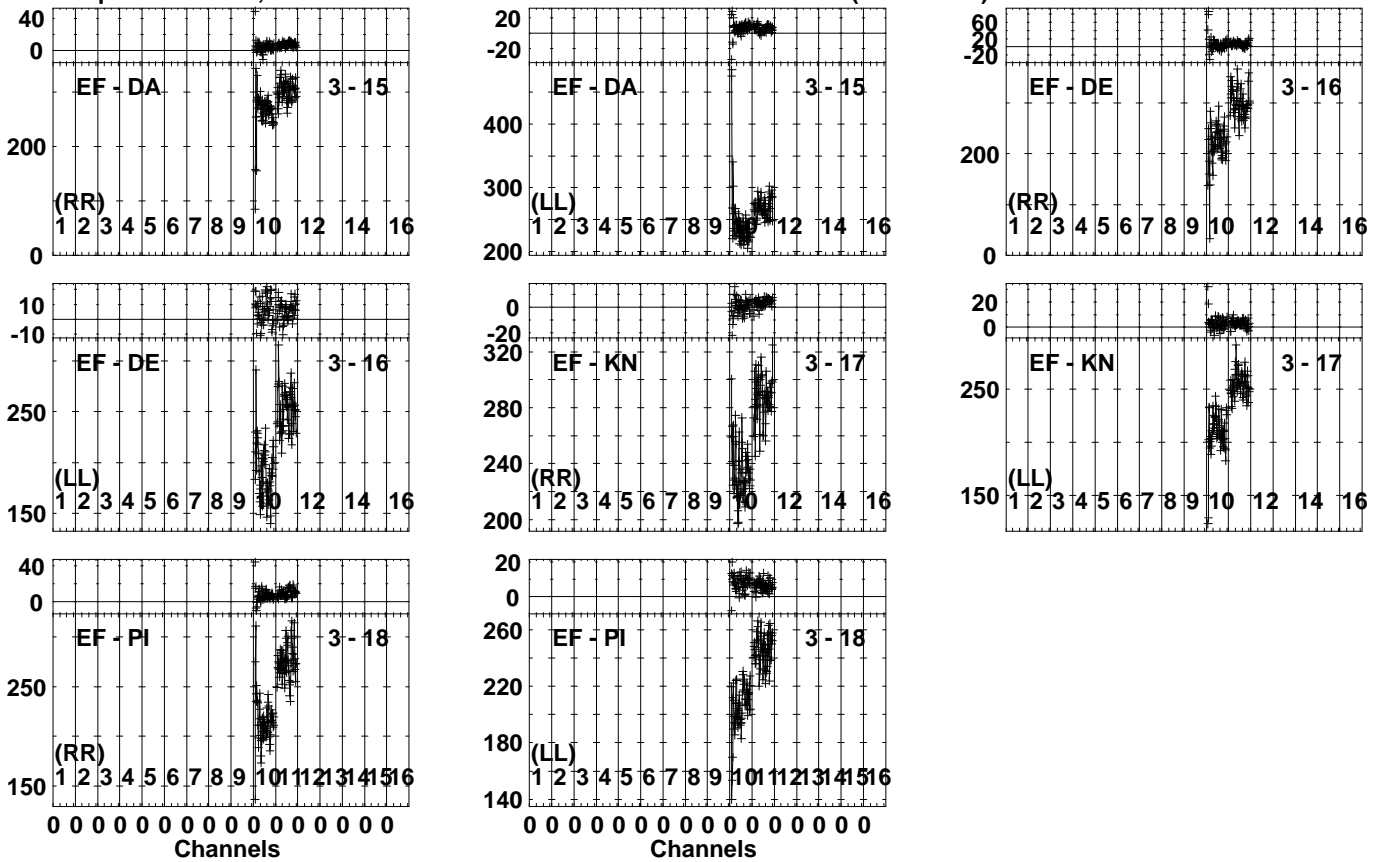


Lower frame: Milli Ampl Jy Top frame: Phas deg  
Vector averaged cross-power spectrum Several baselines displayed  
Timerange: 00/20:29:03 to 00/20:30:29

Plot file version 512 created 30-SEP-2022 11:09:02

J1427+2348 EM163.UVDATA.1

Freq = 4.6005 GHz, Bw = 32.000 MH Calibrated with CL # 4 and BP # 1 (BP mode 1)



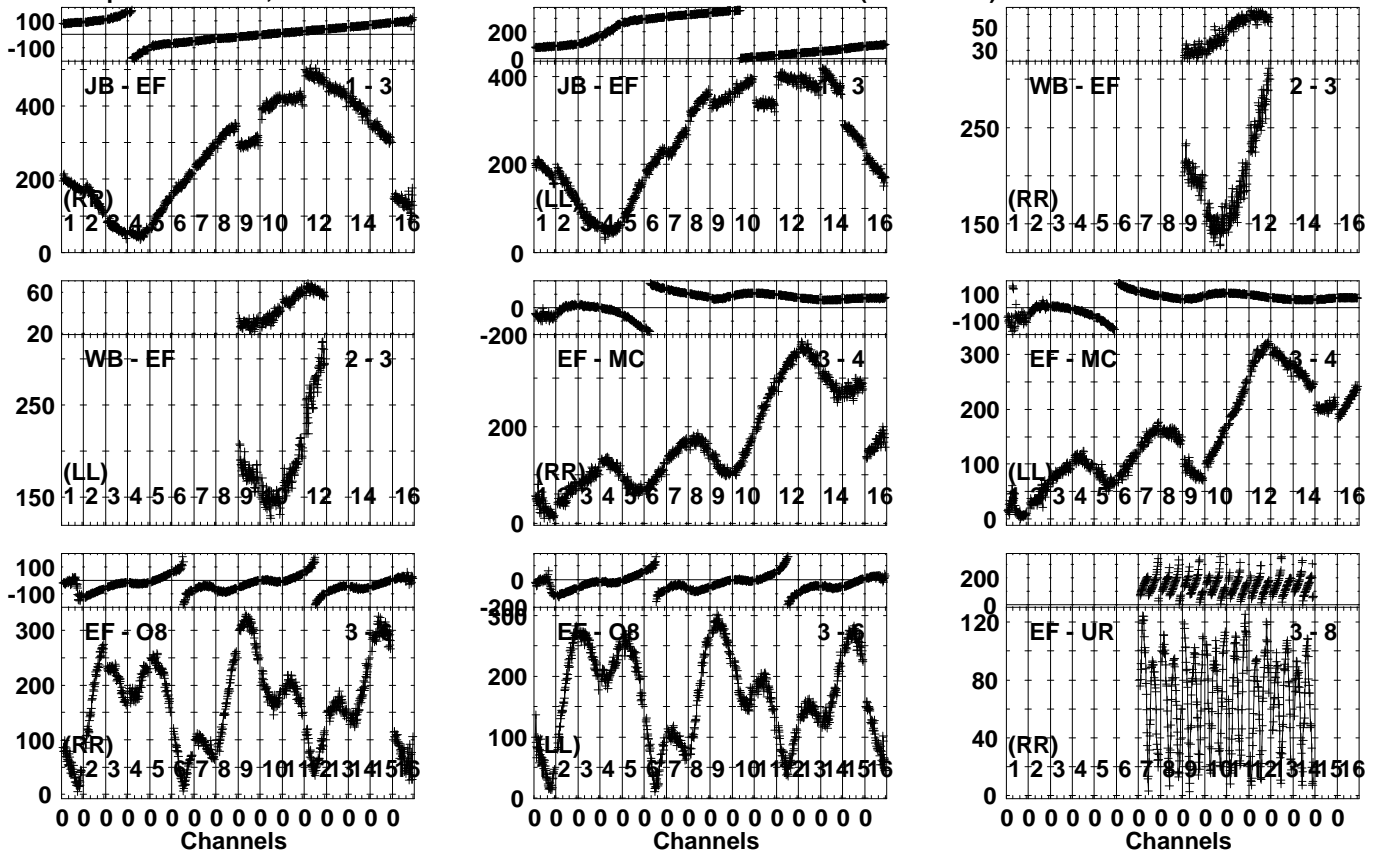
Lower frame: Milli Ampl Jy Top frame: Phas deg  
Vector averaged cross-power spectrum Several baselines displayed  
Timerange: 00/20:29:03 to 00/20:30:29



Plot file version 513 created 30-SEP-2022 11:09:03

J1424+225A EM163.UVDATA.1

Freq = 4.6005 GHz, Bw = 32.000 MH Calibrated with CL # 4 and BP # 1 (BP mode 1)

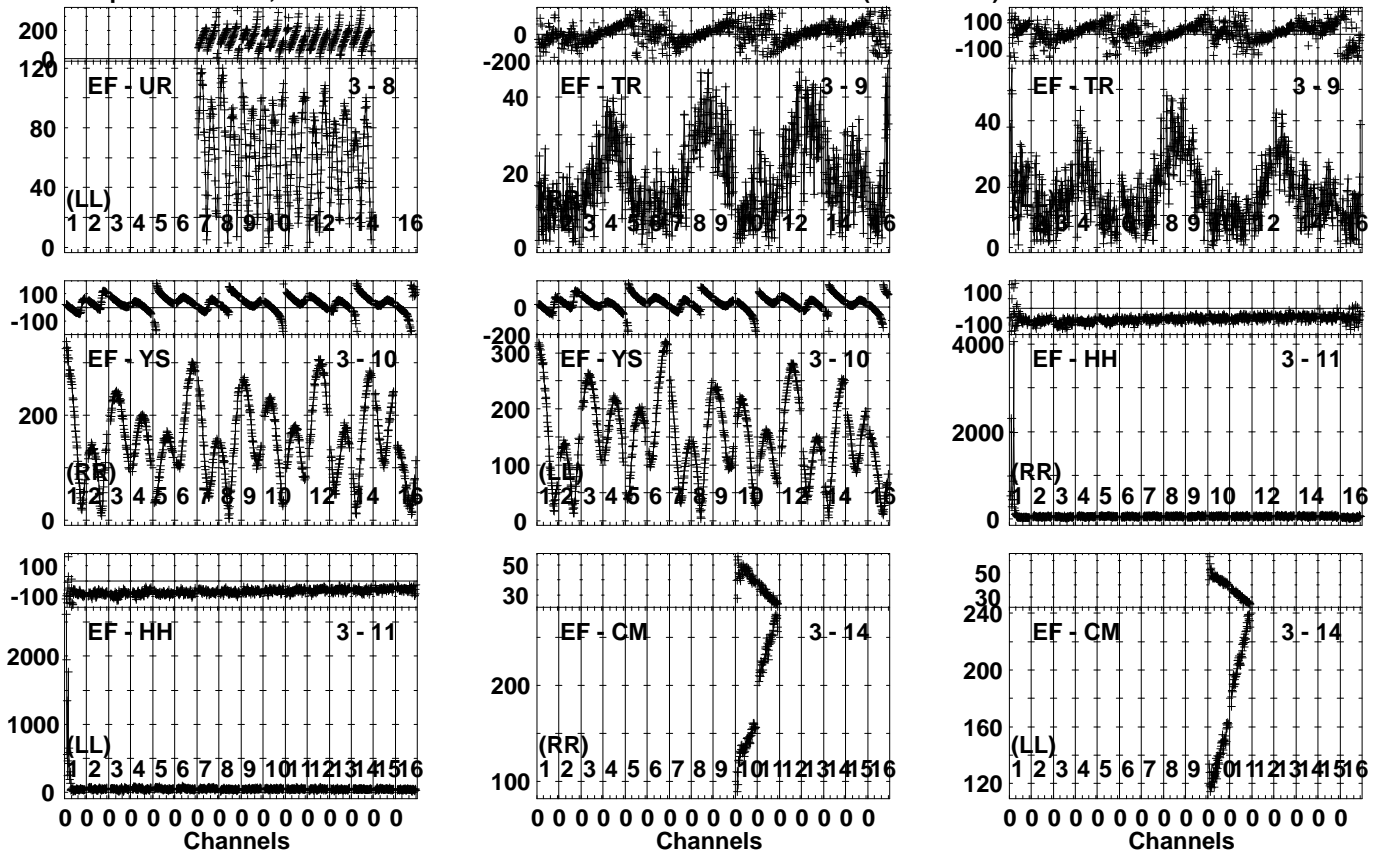


Lower frame: Milli Ampl Jy Top frame: Phas deg  
 Vector averaged cross-power spectrum Several baselines displayed  
 Timerange: 00/20:30:31 to 00/20:33:59

Plot file version 514 created 30-SEP-2022 11:09:04

J1424+225A EM163.UVDATA.1

Freq = 4.6005 GHz, Bw = 32.000 MH Calibrated with CL # 4 and BP # 1 (BP mode 1)

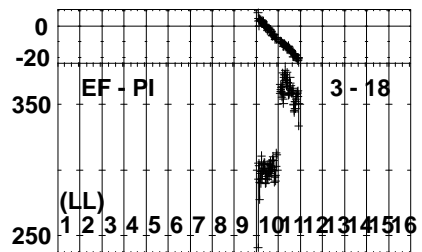
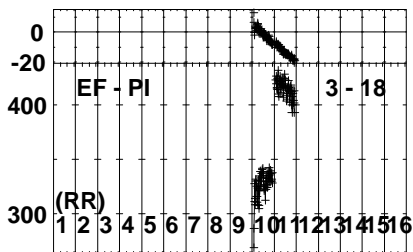
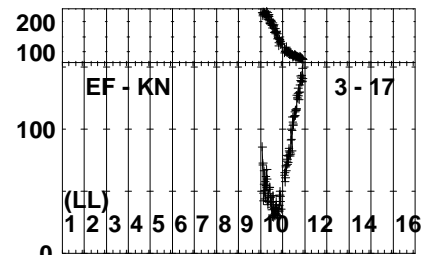
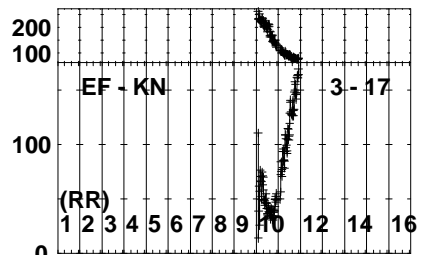
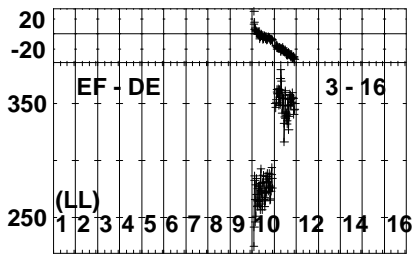
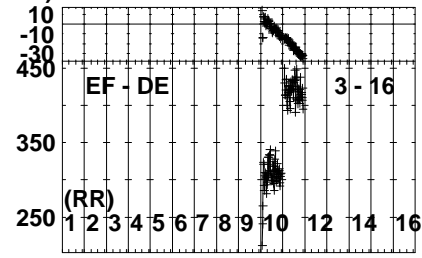
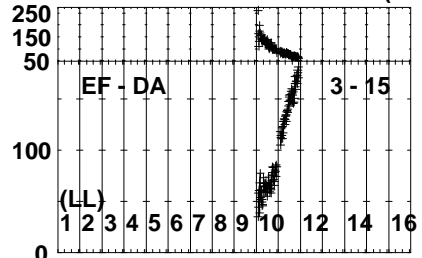
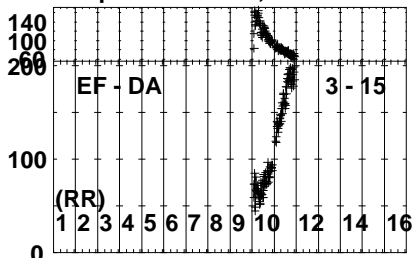


Lower frame: Milli Ampl Jy Top frame: Phas deg  
Vector averaged cross-power spectrum Several baselines displayed  
Timerange: 00/20:30:31 to 00/20:33:59

Plot file version 515 created 30-SEP-2022 11:09:05

J1424+225A EM163.UVDATA.1

Freq = 4.6005 GHz, Bw = 32.000 MH Calibrated with CL # 4 and BP # 1 (BP mode 1)



0 0 0 0 0 0 0 0 0 0 0 0 0 0 0 0  
Channels

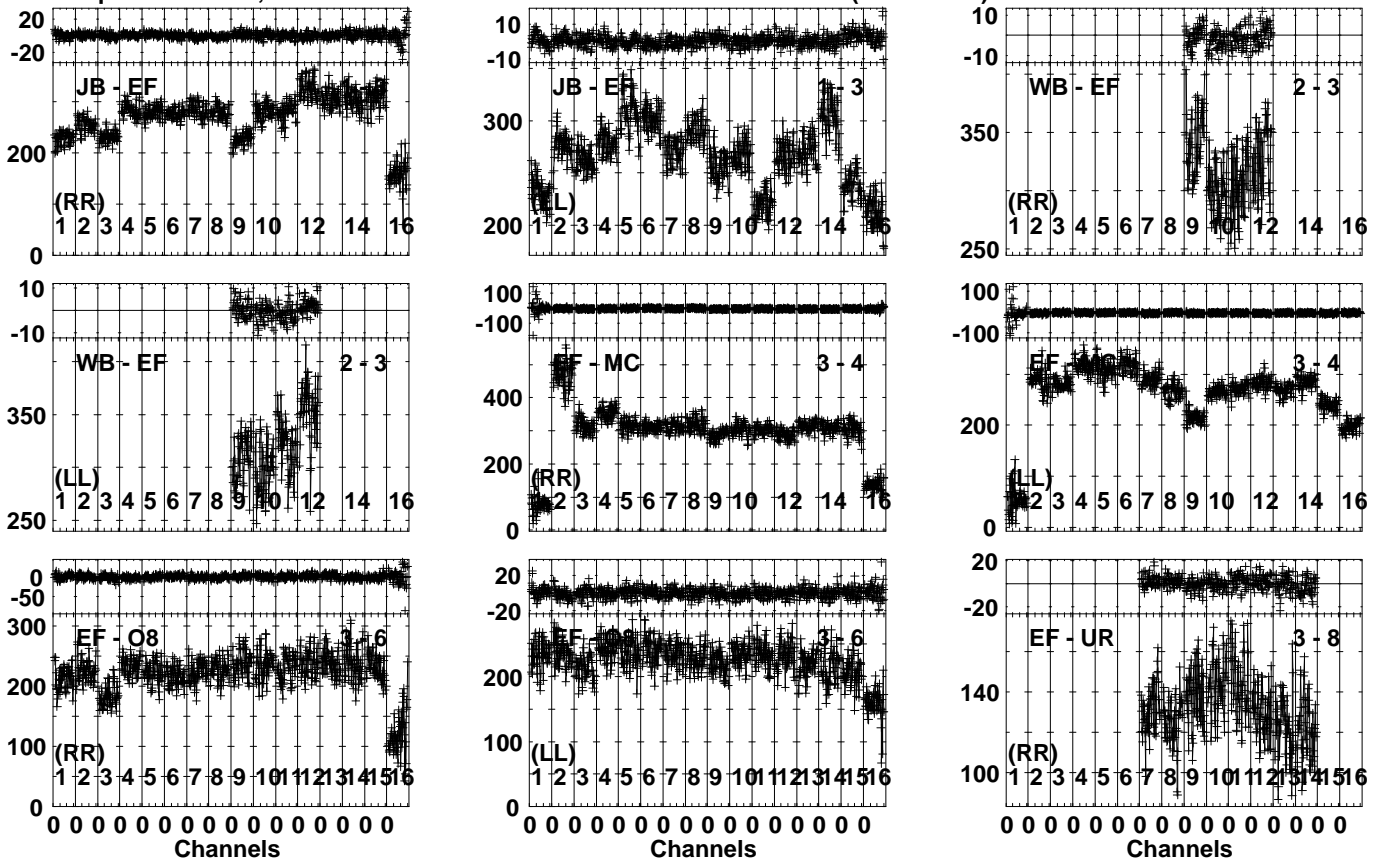
0 0 0 0 0 0 0 0 0 0 0 0 0 0 0 0  
Channels

Lower frame: Milli Ampl Jy Top frame: Phas deg  
Vector averaged cross-power spectrum Several baselines displayed  
Timerange: 00/20:30:31 to 00/20:33:59

Plot file version 516 created 30-SEP-2022 11:09:06

J1427+2348 EM163.UVDATA.1

Freq = 4.6005 GHz, Bw = 32.000 MH Calibrated with CL # 4 and BP # 1 (BP mode 1)

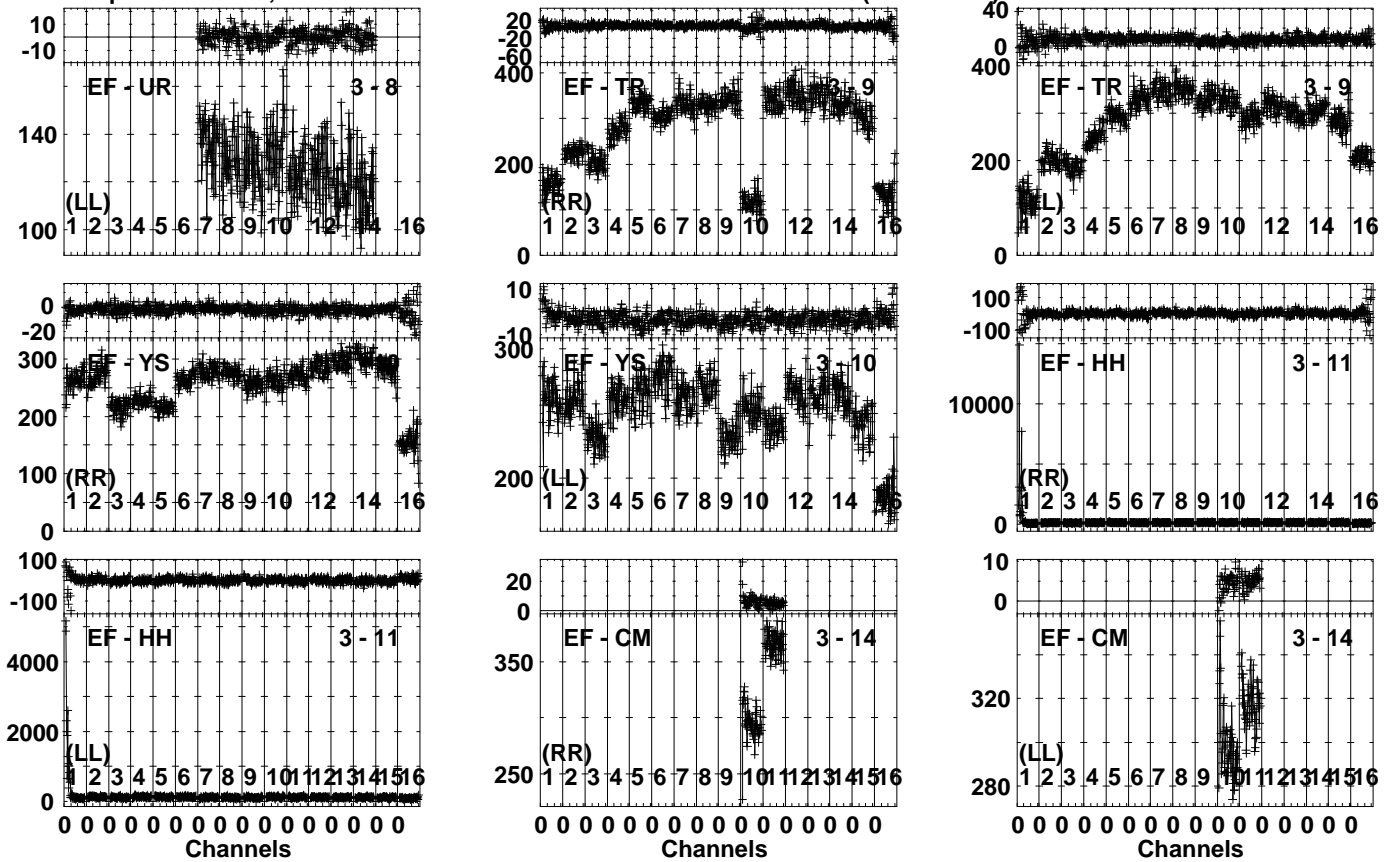


Lower frame: Milli Ampl Jy Top frame: Phas deg  
Vector averaged cross-power spectrum Several baselines displayed  
Timerange: 00/20:34:31 to 00/20:35:29

Plot file version 517 created 30-SEP-2022 11:09:07

J1427+2348 EM163.UVDATA.1

Freq = 4.6005 GHz, Bw = 32.000 MH Calibrated with CL # 4 and BP # 1 (BP mode 1)

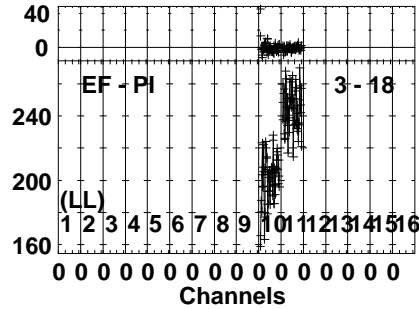
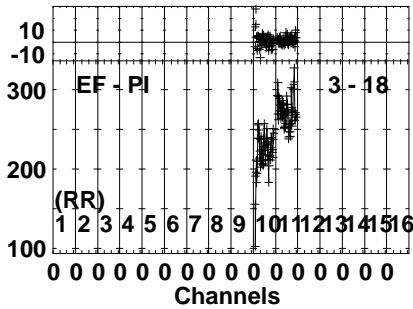
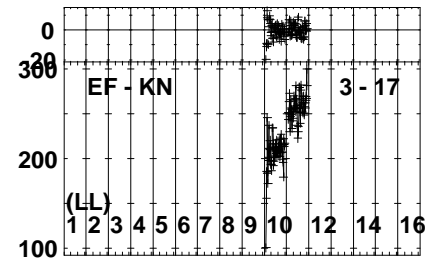
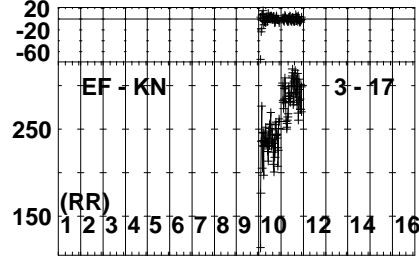
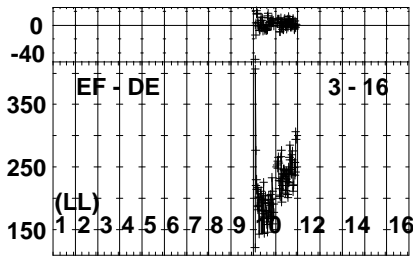
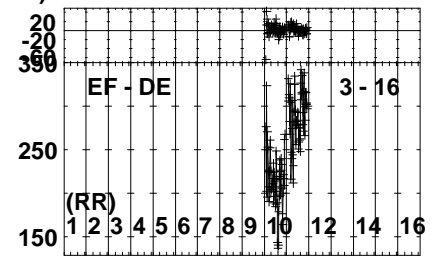
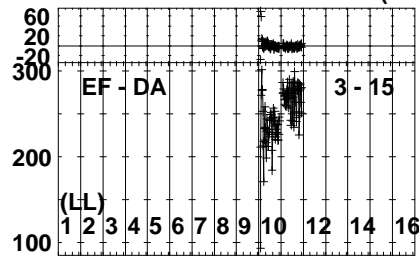
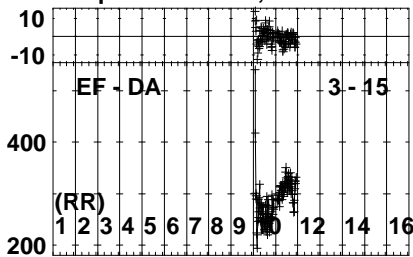


Lower frame: Milli Ampl Jy Top frame: Phas deg  
Vector averaged cross-power spectrum Several baselines displayed  
Timerange: 00/20:34:31 to 00/20:35:29

Plot file version 518 created 30-SEP-2022 11:09:08

J1427+2348 EM163.UVDATA.1

Freq = 4.6005 GHz, Bw = 32.000 MH Calibrated with CL # 4 and BP # 1 (BP mode 1)

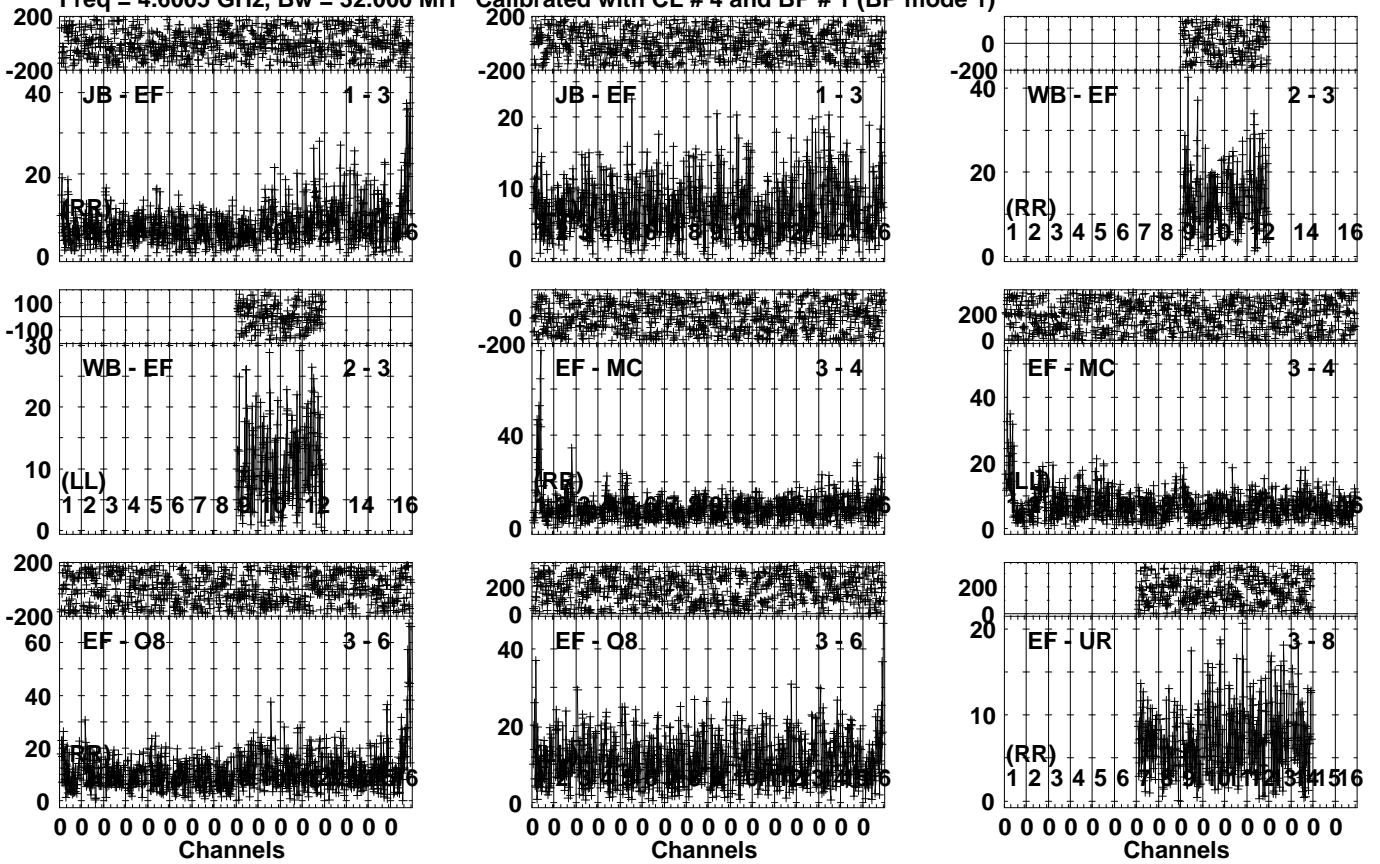


Lower frame: Milli Ampl Jy Top frame: Phas deg  
Vector averaged cross-power spectrum Several baselines displayed  
Timerange: 00/20:34:31 to 00/20:35:29

Plot file version 519 created 30-SEP-2022 11:09:08

SDSSJ1430 EM163.UVDATA.1

Freq = 4.6005 GHz, Bw = 32.000 MH Calibrated with CL # 4 and BP # 1 (BP mode 1)

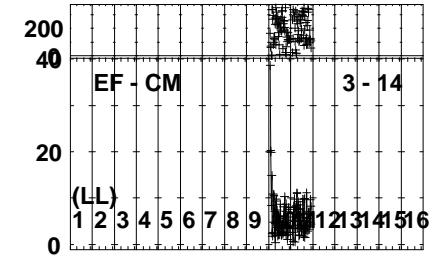
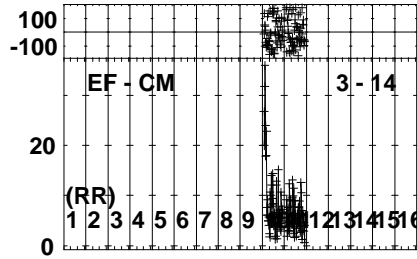
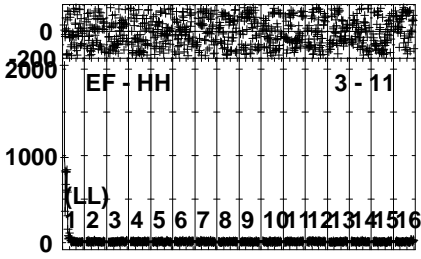
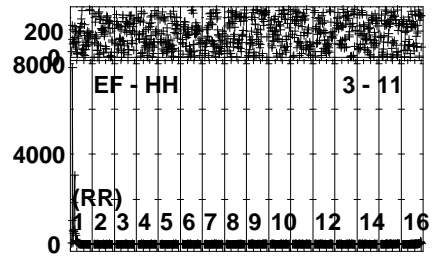
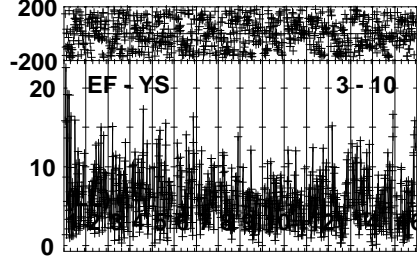
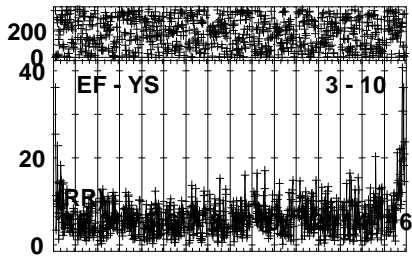
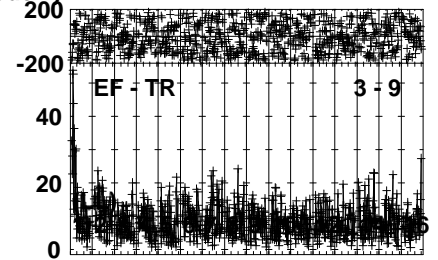
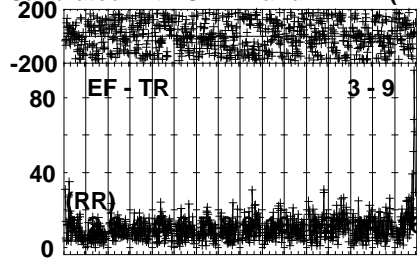
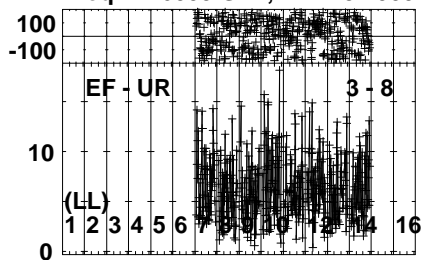


Lower frame: Milli Ampl Jy Top frame: Phas deg  
Vector averaged cross-power spectrum Several baselines displayed  
Timerange: 00/20:35:31 to 00/20:38:59

Plot file version 520 created 30-SEP-2022 11:09:09

SDSSJ1430 EM163.UVDATA.1

Freq = 4.6005 GHz, Bw = 32.000 MH Calibrated with CL # 4 and BP # 1 (BP mode 1)



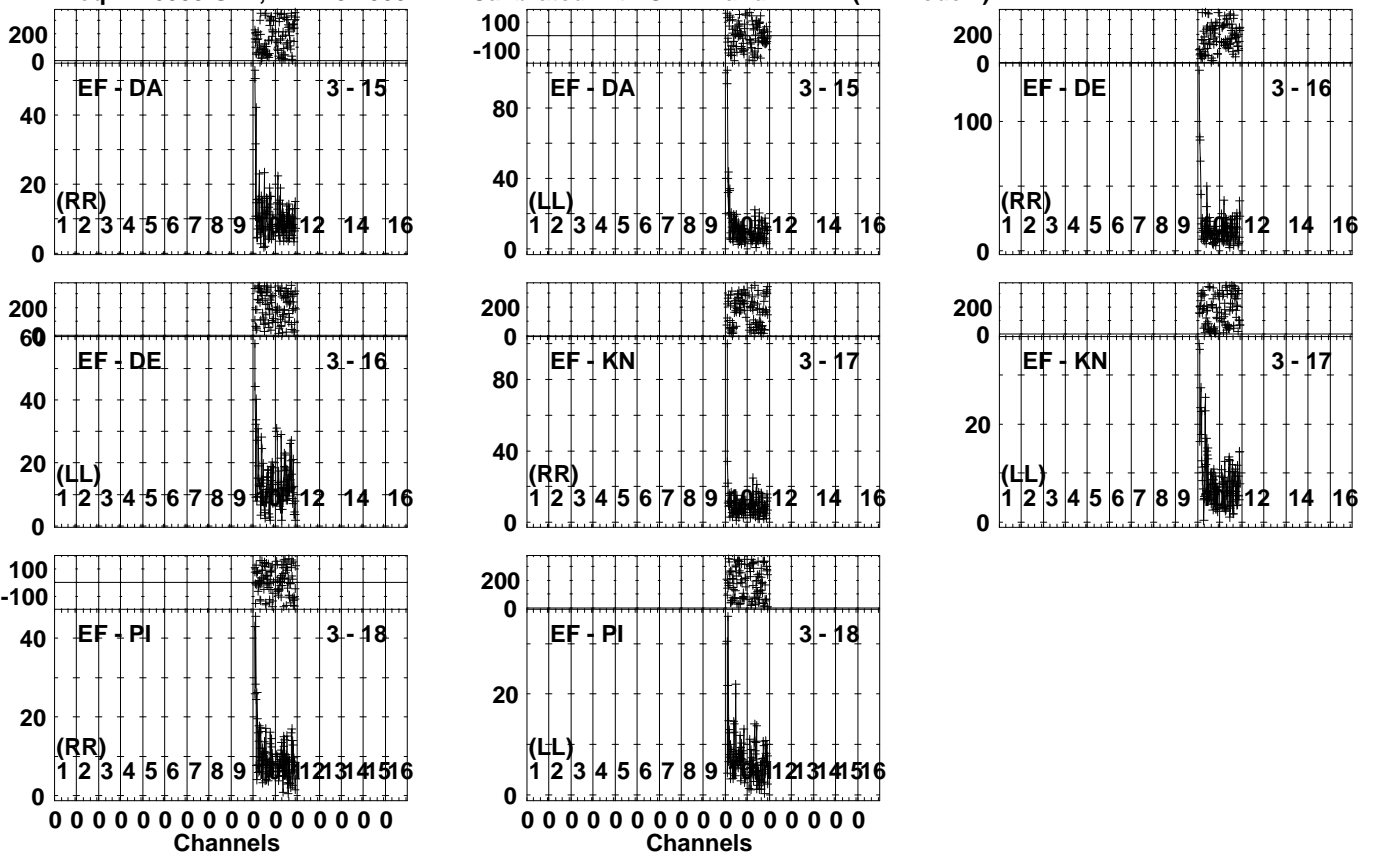
Lower frame: Milli Ampl Jy Top frame: Phas deg  
Vector averaged cross-power spectrum Several baselines displayed  
Timerange: 00/20:35:31 to 00/20:38:59



Plot file version 521 created 30-SEP-2022 11:09:11

SDSSJ1430 EM163.UVDATA.1

Freq = 4.6005 GHz, Bw = 32.000 MH Calibrated with CL # 4 and BP # 1 (BP mode 1)

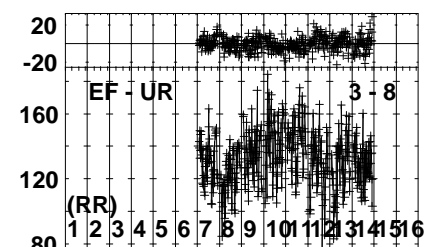
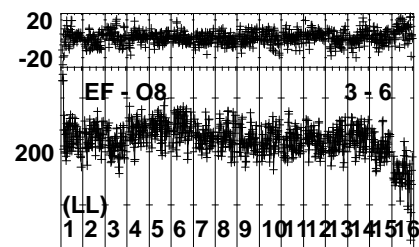
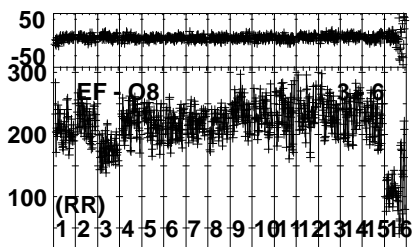
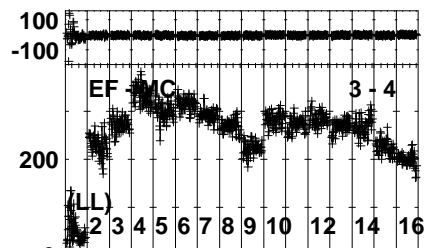
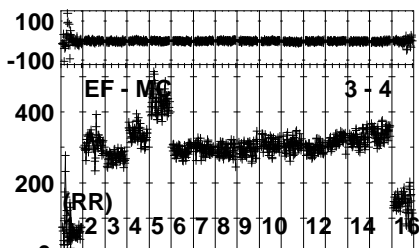
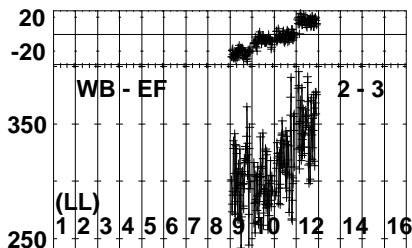
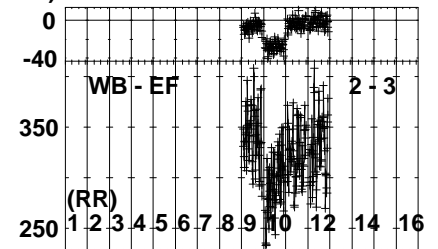
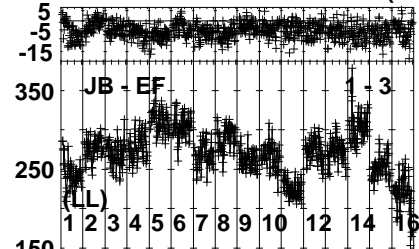
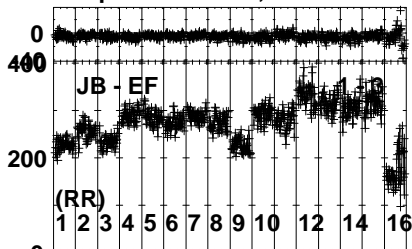


Lower frame: Milli Ampl Jy Top frame: Phas deg  
Vector averaged cross-power spectrum Several baselines displayed  
Timerange: 00/20:35:31 to 00/20:38:59

Plot file version 522 created 30-SEP-2022 11:09:12

J1427+2348 EM163.UVDATA.1

Freq = 4.6005 GHz, Bw = 32.000 MH Calibrated with CL # 4 and BP # 1 (BP mode 1)

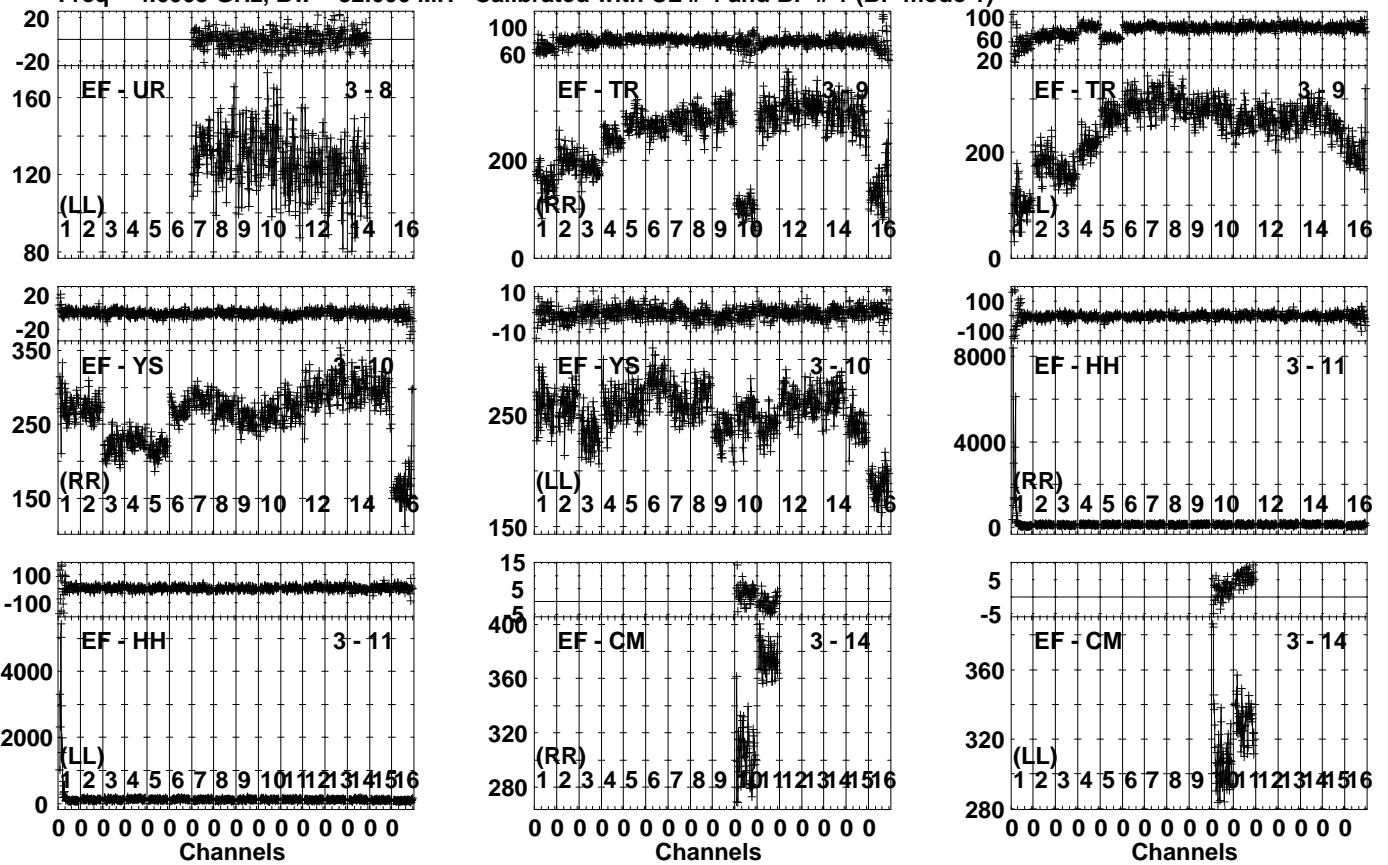


Lower frame: Milli Ampl Jy Top frame: Phas deg  
 Vector averaged cross-power spectrum Several baselines displayed  
 Timerange: 00/20:39:31 to 00/20:40:29

Plot file version 523 created 30-SEP-2022 11:09:12

J1427+2348 EM163.UVDATA.1

Freq = 4.6005 GHz, Bw = 32.000 MH Calibrated with CL # 4 and BP # 1 (BP mode 1)

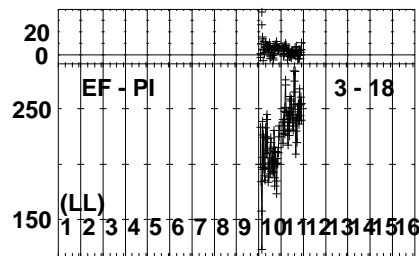
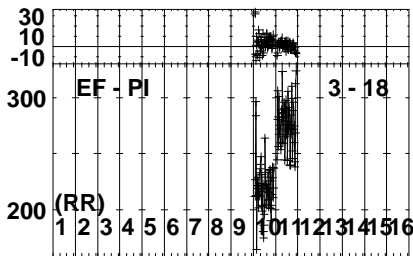
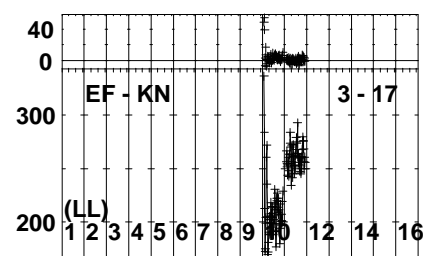
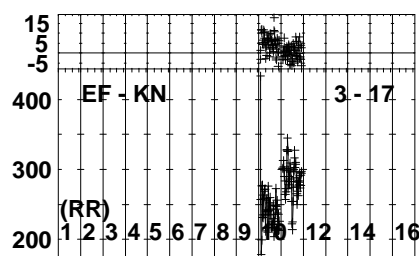
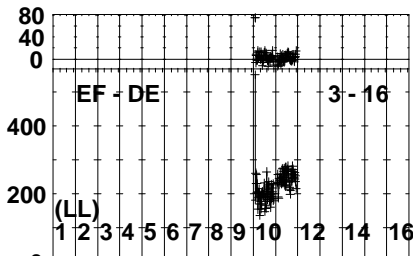
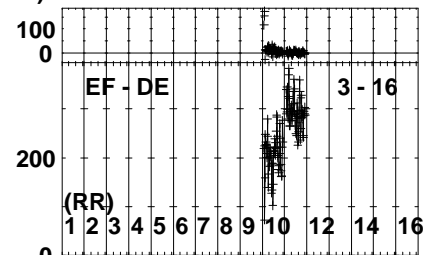
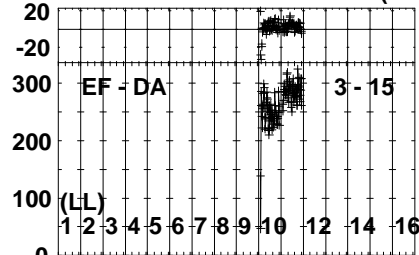
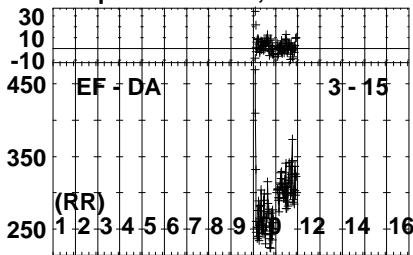


Lower frame: Milli Ampl Jy Top frame: Phas deg  
Vector averaged cross-power spectrum Several baselines displayed  
Timerange: 00/20:39:31 to 00/20:40:29

Plot file version 524 created 30-SEP-2022 11:09:13

J1427+2348 EM163.UVDATA.1

Freq = 4.6005 GHz, Bw = 32.000 MH Calibrated with CL # 4 and BP # 1 (BP mode 1)



0 0 0 0 0 0 0 0 0 0 0 0 0 0 0 0  
Channels

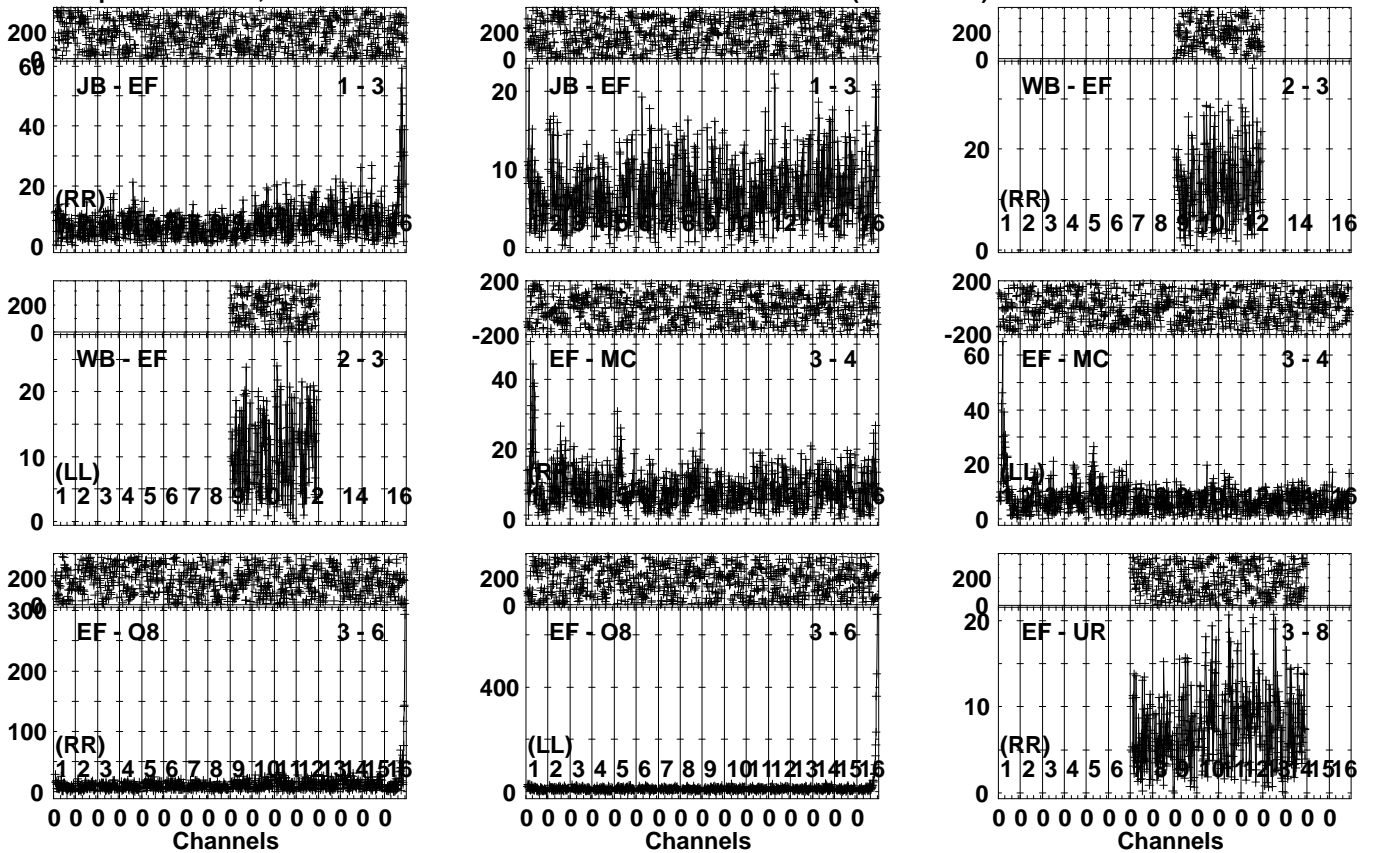
0 0 0 0 0 0 0 0 0 0 0 0 0 0 0 0  
Channels

Lower frame: Milli Ampl Jy Top frame: Phas deg  
Vector averaged cross-power spectrum Several baselines displayed  
Timerange: 00/20:39:31 to 00/20:40:29

Plot file version 525 created 30-SEP-2022 11:09:14

SDSSJ1430 EM163.UVDATA.1

Freq = 4.6005 GHz, Bw = 32.000 MH Calibrated with CL # 4 and BP # 1 (BP mode 1)

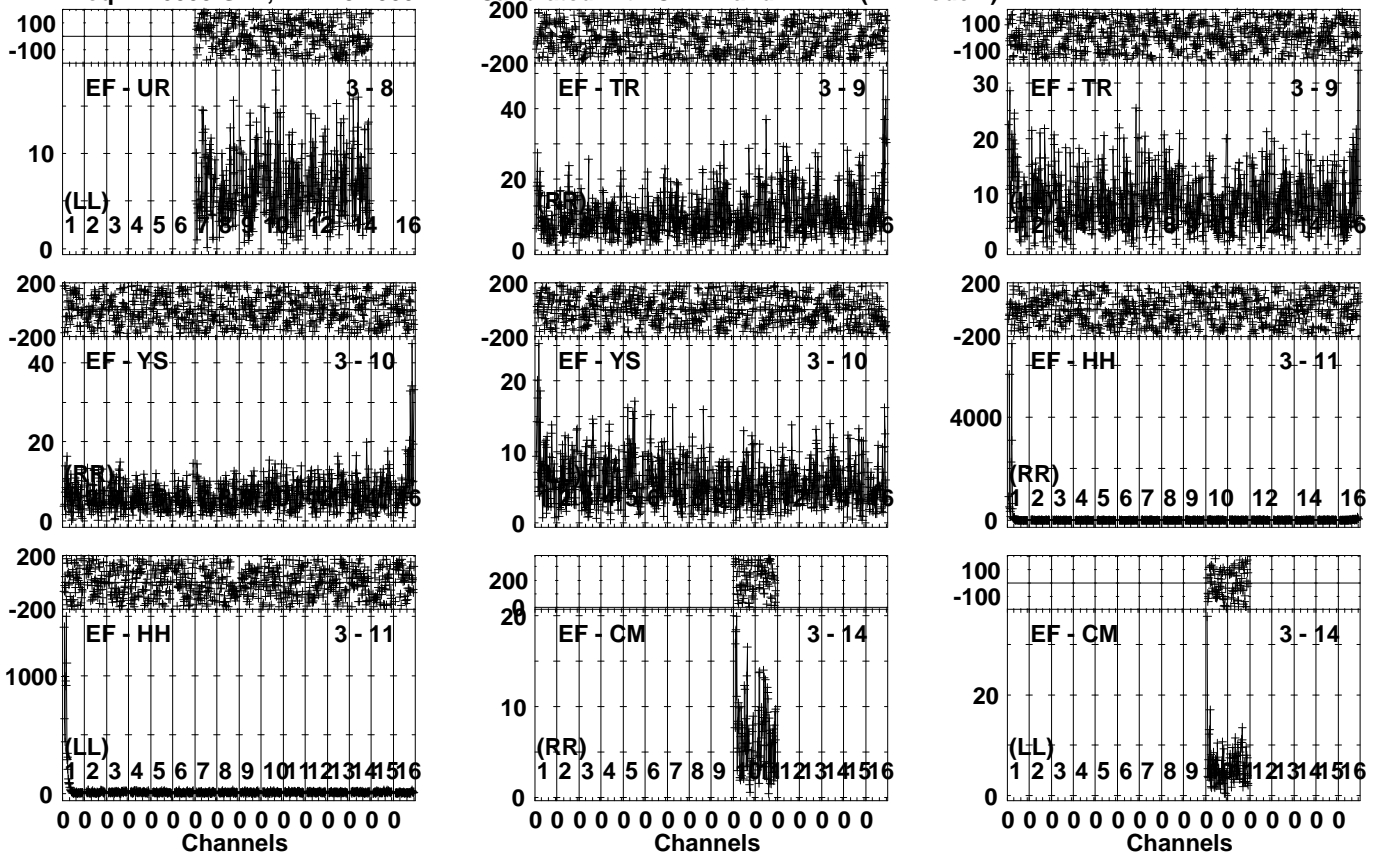


Lower frame: Milli Ampl Jy Top frame: Phas deg  
Vector averaged cross-power spectrum Several baselines displayed  
Timerange: 00/20:40:31 to 00/20:43:59

Plot file version 526 created 30-SEP-2022 11:09:15

SDSSJ1430 EM163.UVDATA.1

Freq = 4.6005 GHz, Bw = 32.000 MH Calibrated with CL # 4 and BP # 1 (BP mode 1)

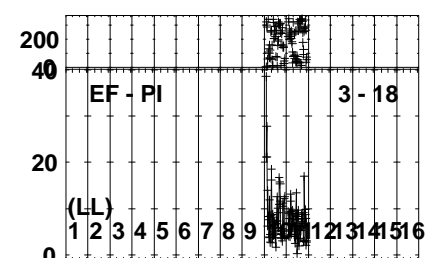
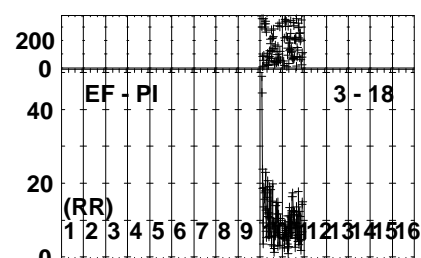
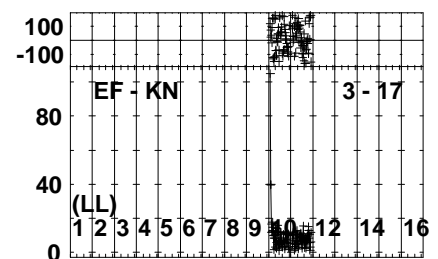
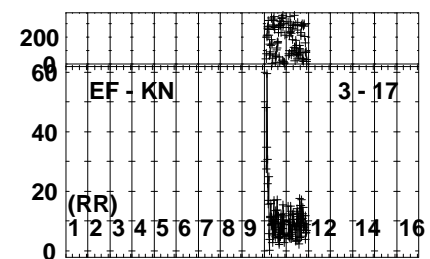
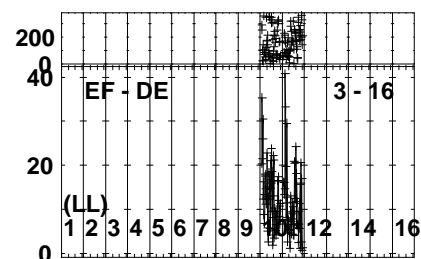
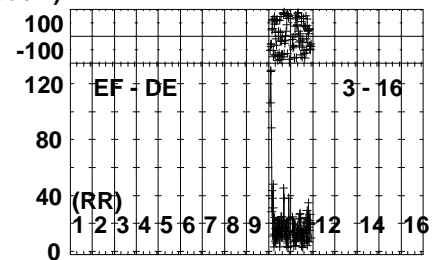
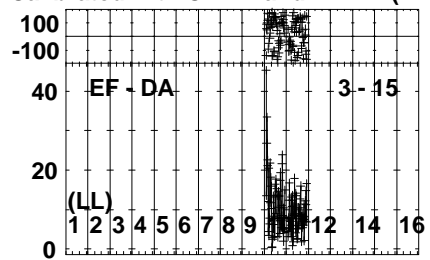



Lower frame: Milli Ampl Jy Top frame: Phas deg  
Vector averaged cross-power spectrum Several baselines displayed  
Timerange: 00/20:40:31 to 00/20:43:59

Plot file version 527 created 30-SEP-2022 11:09:16

SDSSJ1430 EM163.UVDATA.1

Freq = 4.6005 GHz, Bw = 32.000 MH Calibrated with CL # 4 and BP # 1 (BP mode 1)

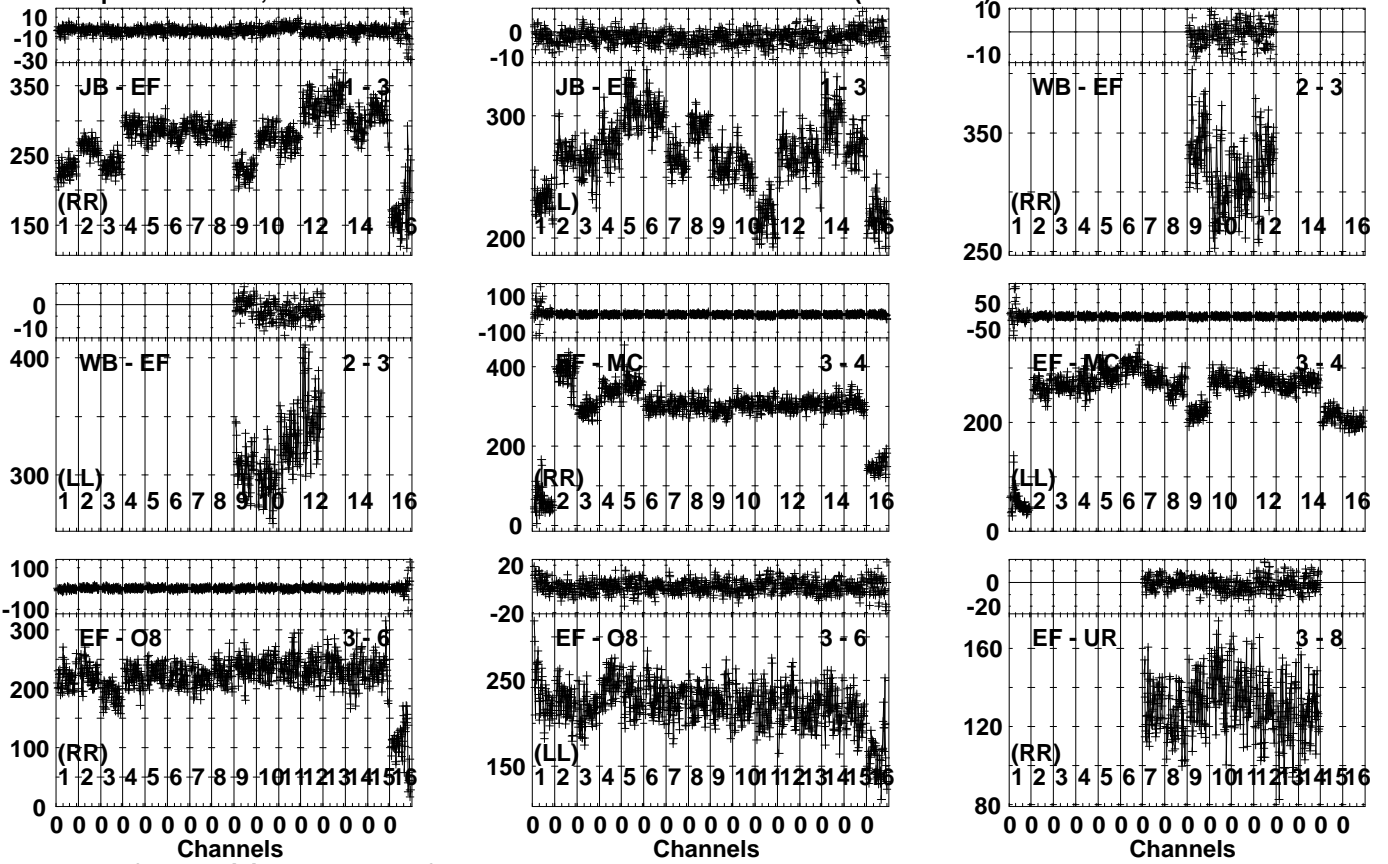


Lower frame: Milli Ampl Jy Top frame: Phas deg  
Vector averaged cross-power spectrum Several baselines displayed  
Timerange: 00/20:40:31 to 00/20:43:59

Plot file version 528 created 30-SEP-2022 11:09:17

J1427+2348 EM163.UVDATA.1

Freq = 4.6005 GHz, Bw = 32.000 MH Calibrated with CL # 4 and BP # 1 (BP mode 1)



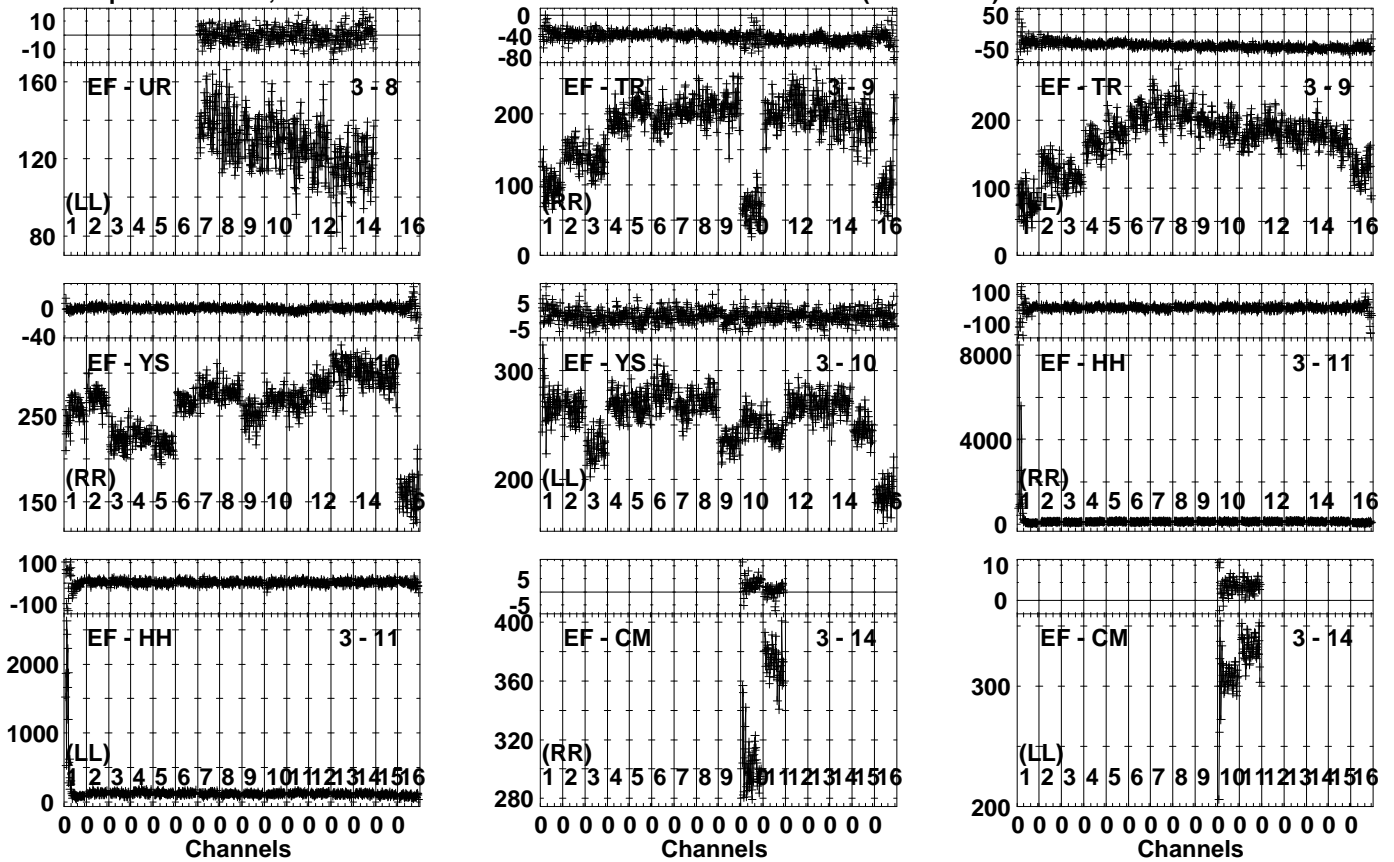
Lower frame: Milli Ampl Jy Top frame: Phas deg  
Vector averaged cross-power spectrum Several baselines displayed  
Timerange: 00/20:44:01 to 00/20:45:29



Plot file version 529 created 30-SEP-2022 11:09:18

J1427+2348 EM163.UVDATA.1

Freq = 4.6005 GHz, Bw = 32.000 MH Calibrated with CL # 4 and BP # 1 (BP mode 1)

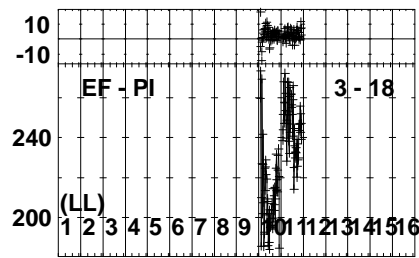
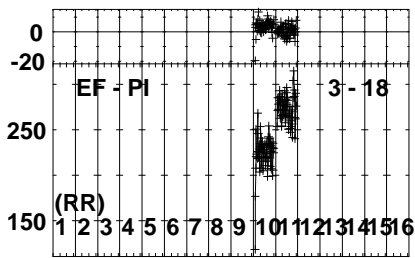
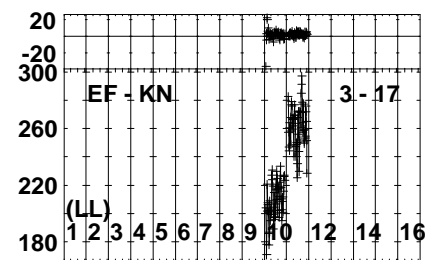
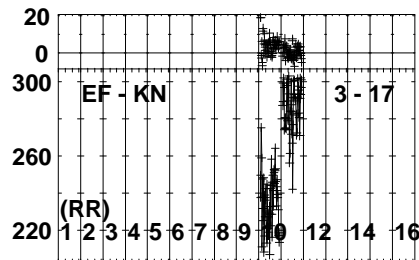
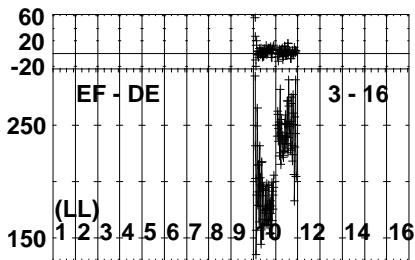
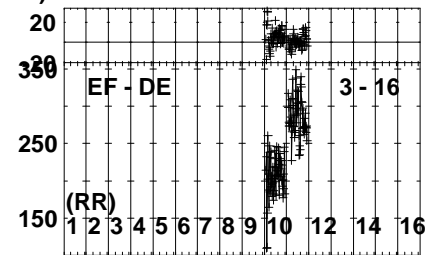
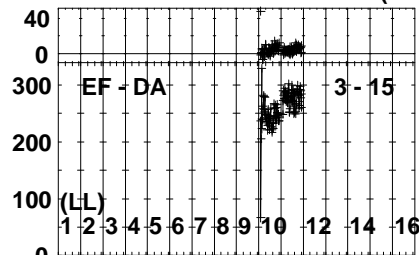
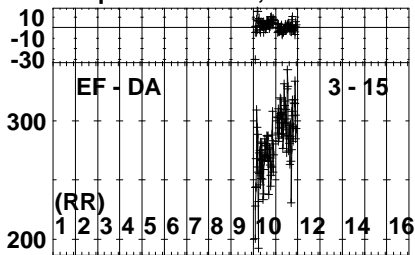


Lower frame: Milli Ampl Jy Top frame: Phas deg  
Vector averaged cross-power spectrum Several baselines displayed  
Timerange: 00/20:44:01 to 00/20:45:29

Plot file version 530 created 30-SEP-2022 11:09:19

J1427+2348 EM163.UVDATA.1

Freq = 4.6005 GHz, Bw = 32.000 MH Calibrated with CL # 4 and BP # 1 (BP mode 1)



0 0 0 0 0 0 0 0 0 0 0 0 0 0 0 0  
Channels

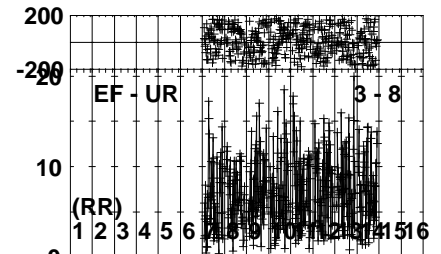
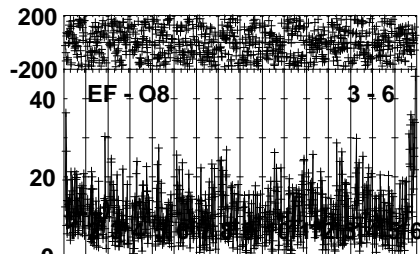
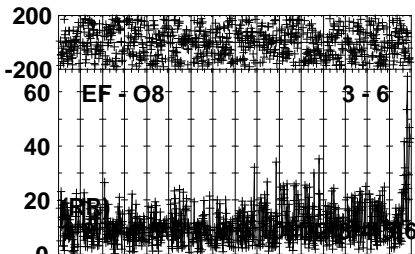
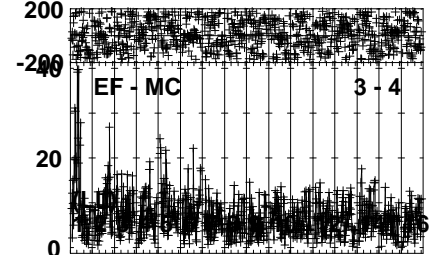
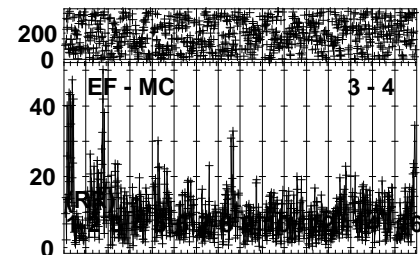
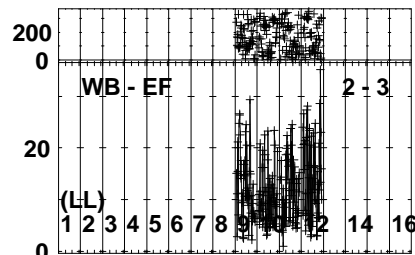
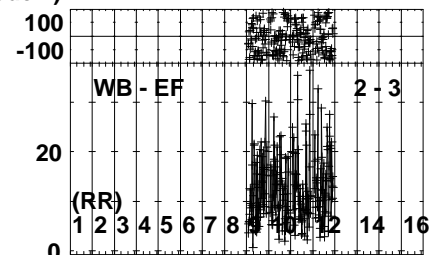
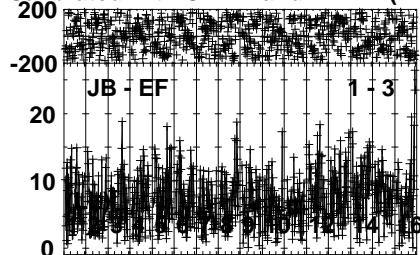
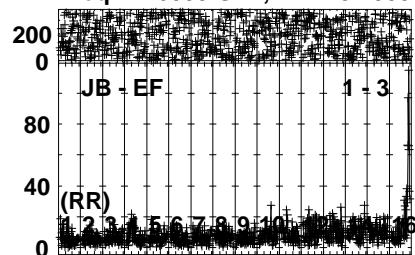
0 0 0 0 0 0 0 0 0 0 0 0 0 0 0 0  
Channels

Lower frame: Milli Ampl Jy Top frame: Phas deg  
Vector averaged cross-power spectrum Several baselines displayed  
Timerange: 00/20:44:01 to 00/20:45:29

Plot file version 531 created 30-SEP-2022 11:09:20

SDSSJ1430 EM163.UVDATA.1

Freq = 4.6005 GHz, Bw = 32.000 MH Calibrated with CL # 4 and BP # 1 (BP mode 1)

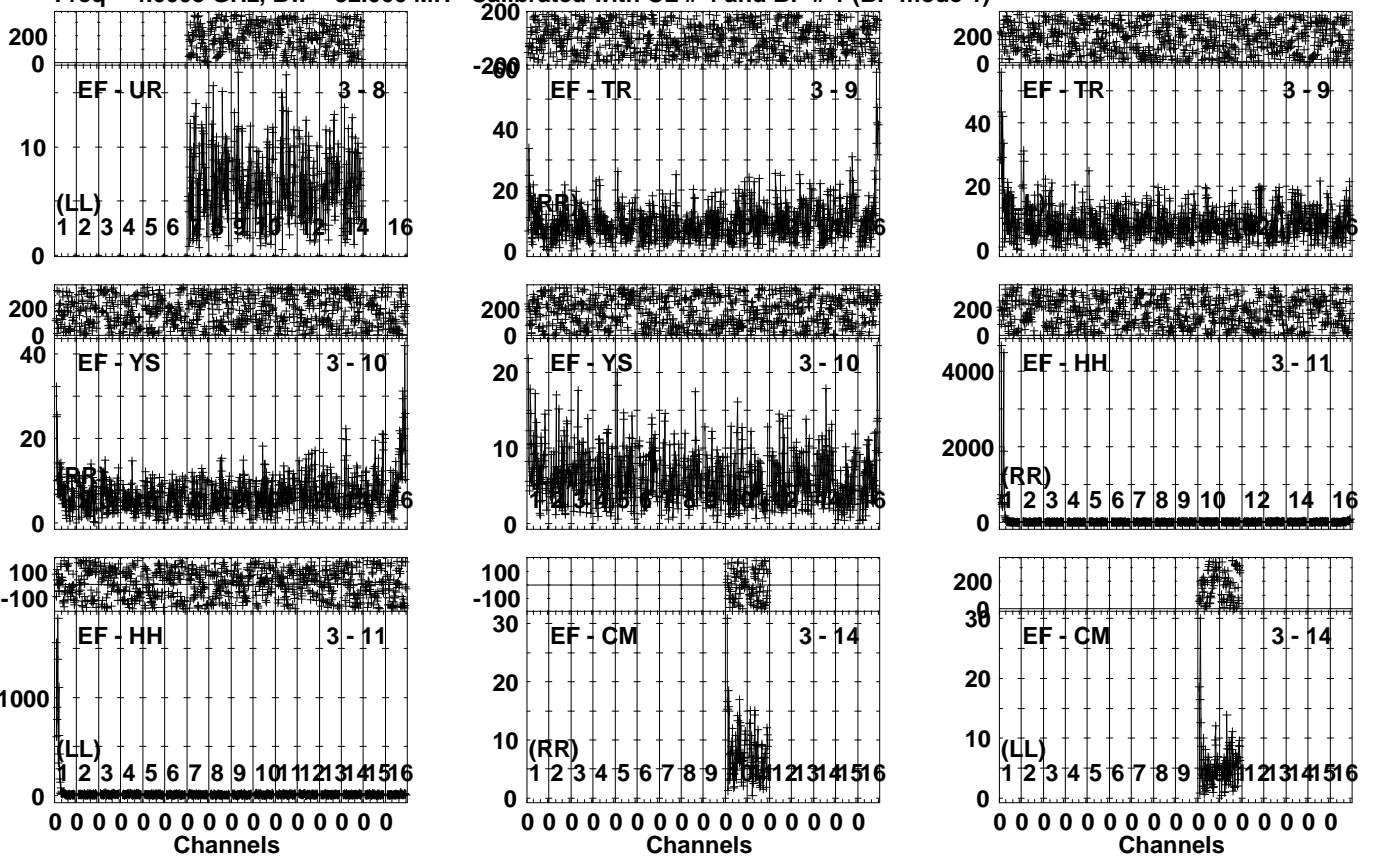


Lower frame: Milli Ampl Jy Top frame: Phas deg  
Vector averaged cross-power spectrum Several baselines displayed  
Timerange: 00/20:45:33 to 00/20:48:59

Plot file version 532 created 30-SEP-2022 11:09:21

SDSSJ1430 EM163.UVDATA.1

Freq = 4.6005 GHz, Bw = 32.000 MH Calibrated with CL # 4 and BP # 1 (BP mode 1)

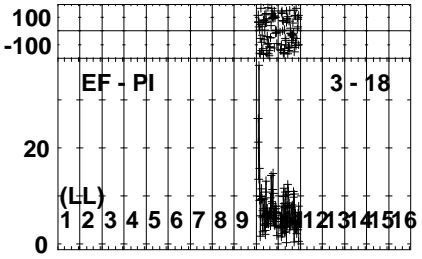
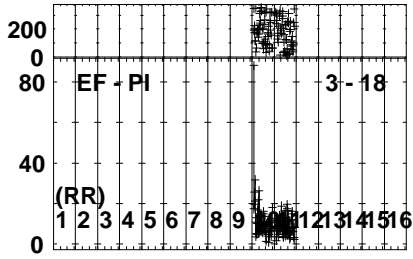
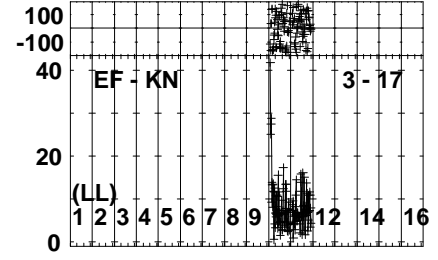
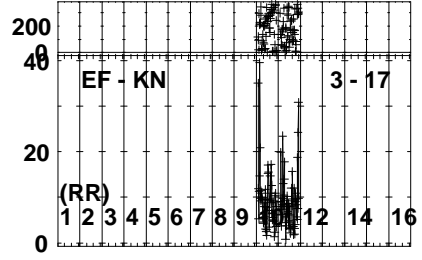
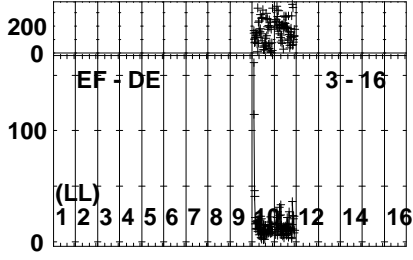
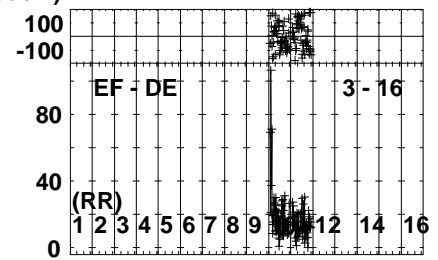
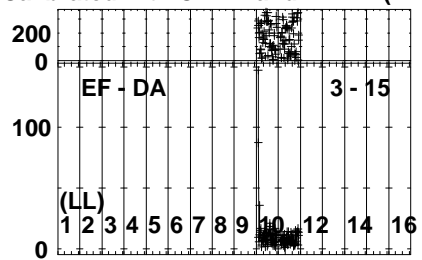
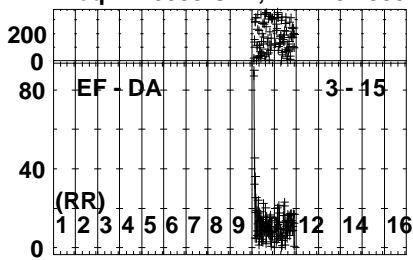


Lower frame: Milli Ampl Jy Top frame: Phas deg  
Vector averaged cross-power spectrum Several baselines displayed  
Timerange: 00/20:45:33 to 00/20:48:59

Plot file version 533 created 30-SEP-2022 11:09:22

SDSSJ1430 EM163.UVDATA.1

Freq = 4.6005 GHz, Bw = 32.000 MH Calibrated with CL # 4 and BP # 1 (BP mode 1)

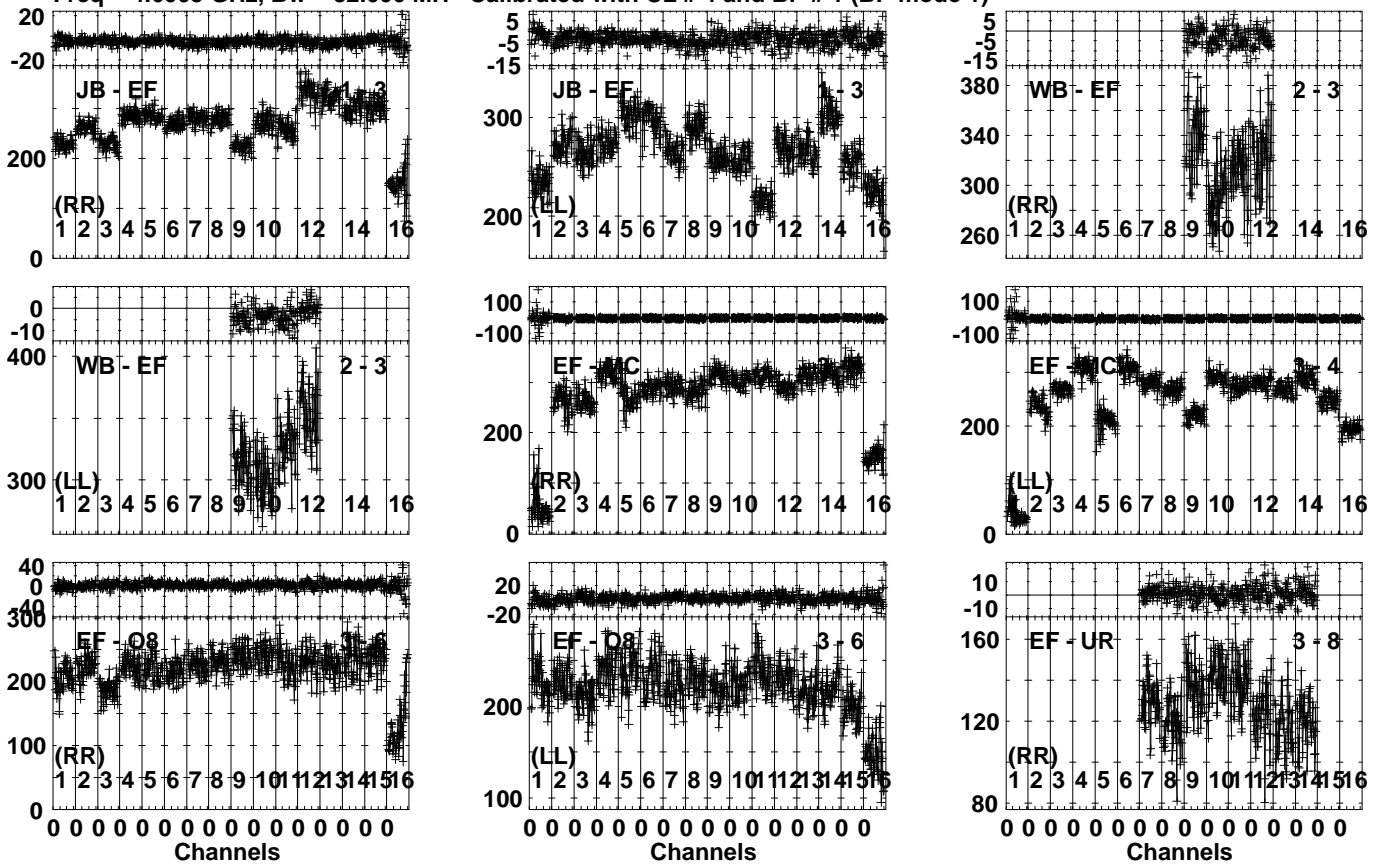


Lower frame: Milli Ampl Jy Top frame: Phas deg  
Vector averaged cross-power spectrum Several baselines displayed  
Timerange: 00/20:45:33 to 00/20:48:59

Plot file version 534 created 30-SEP-2022 11:09:23

J1427+2348 EM163.UVDATA.1

Freq = 4.6005 GHz, Bw = 32.000 MH Calibrated with CL # 4 and BP # 1 (BP mode 1)

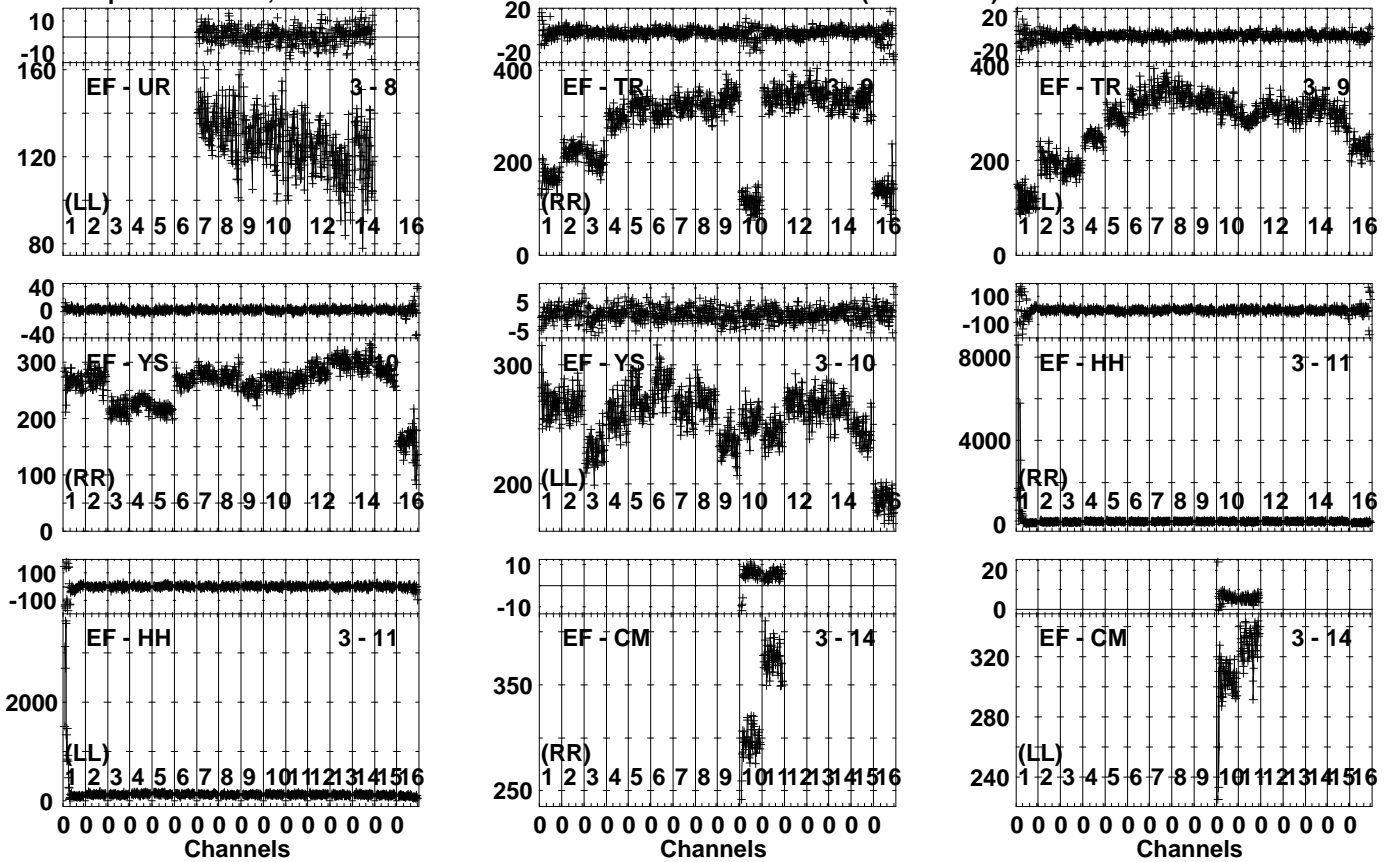


Lower frame: Milli Ampl Jy Top frame: Phas deg  
Vector averaged cross-power spectrum Several baselines displayed  
Timerange: 00/20:49:31 to 00/20:50:29

Plot file version 535 created 30-SEP-2022 11:09:24

J1427+2348 EM163.UVDATA.1

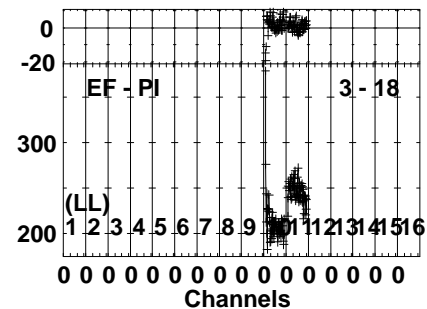
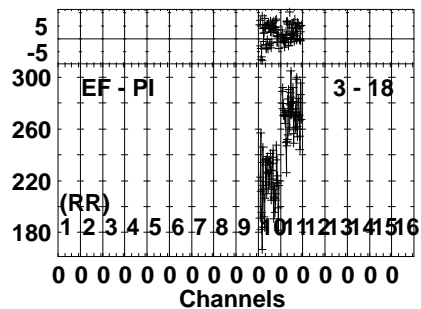
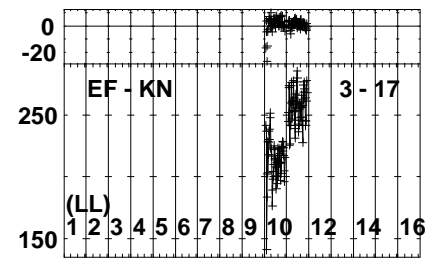
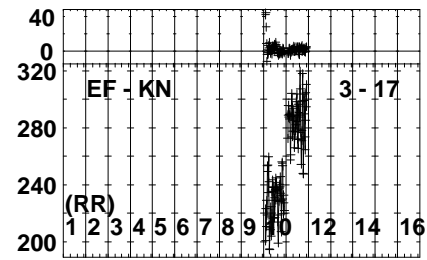
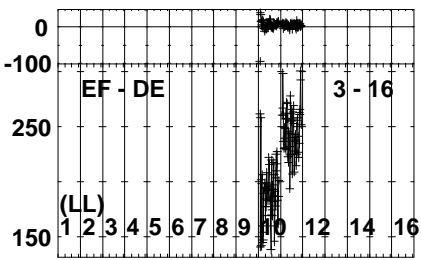
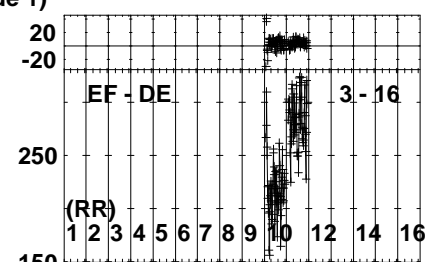
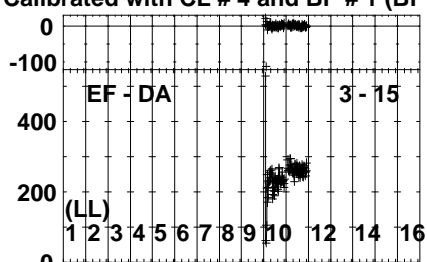
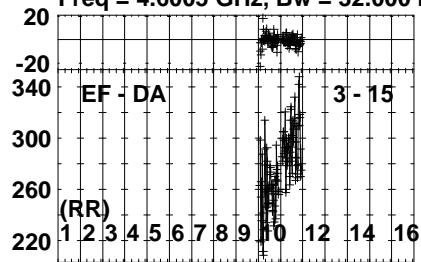
Freq = 4.6005 GHz, Bw = 32.000 MH Calibrated with CL # 4 and BP # 1 (BP mode 1)



Plot file version 536 created 30-SEP-2022 11:09:25

J1427+2348 EM163.UVDATA.1

Freq = 4.6005 GHz, Bw = 32.000 MH Calibrated with CL # 4 and BP # 1 (BP mode 1)



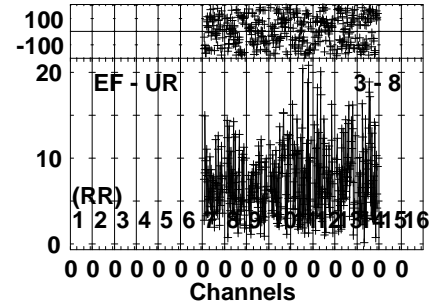
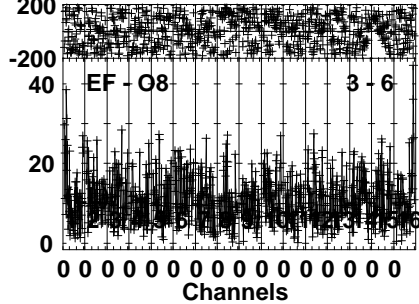
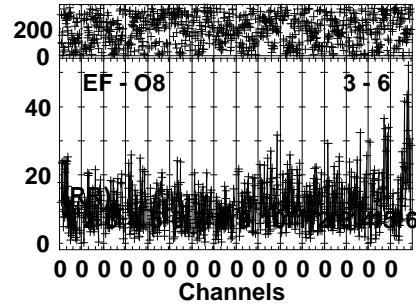
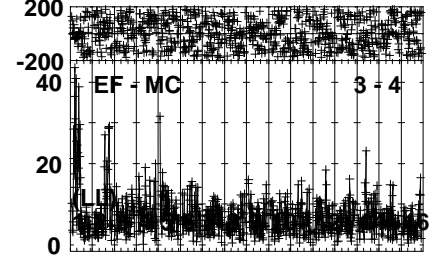
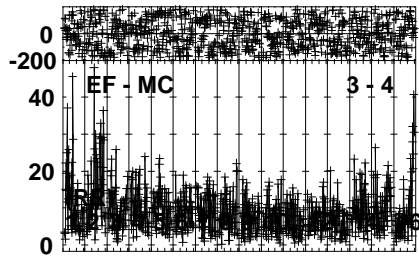
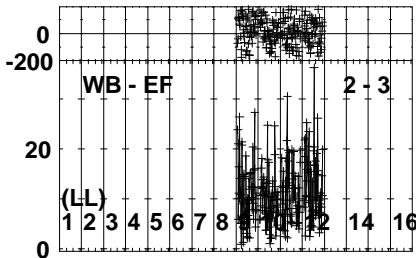
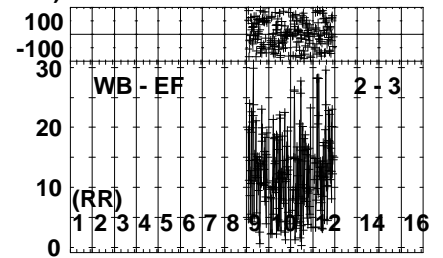
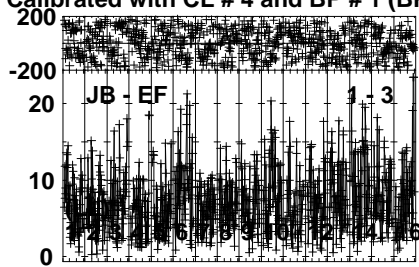
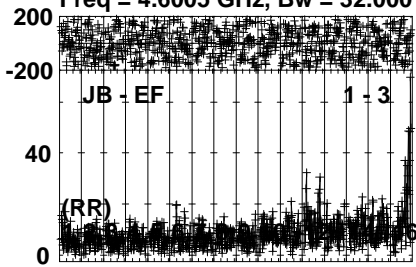
Lower frame: Milli Ampl Jy Top frame: Phas deg  
Vector averaged cross-power spectrum Several baselines displayed  
Timerange: 00/20:49:31 to 00/20:50:29



Plot file version 537 created 30-SEP-2022 11:09:26

SDSSJ1430 EM163.UVDATA.1

Freq = 4.6005 GHz, Bw = 32.000 MH Calibrated with CL # 4 and BP # 1 (BP mode 1)

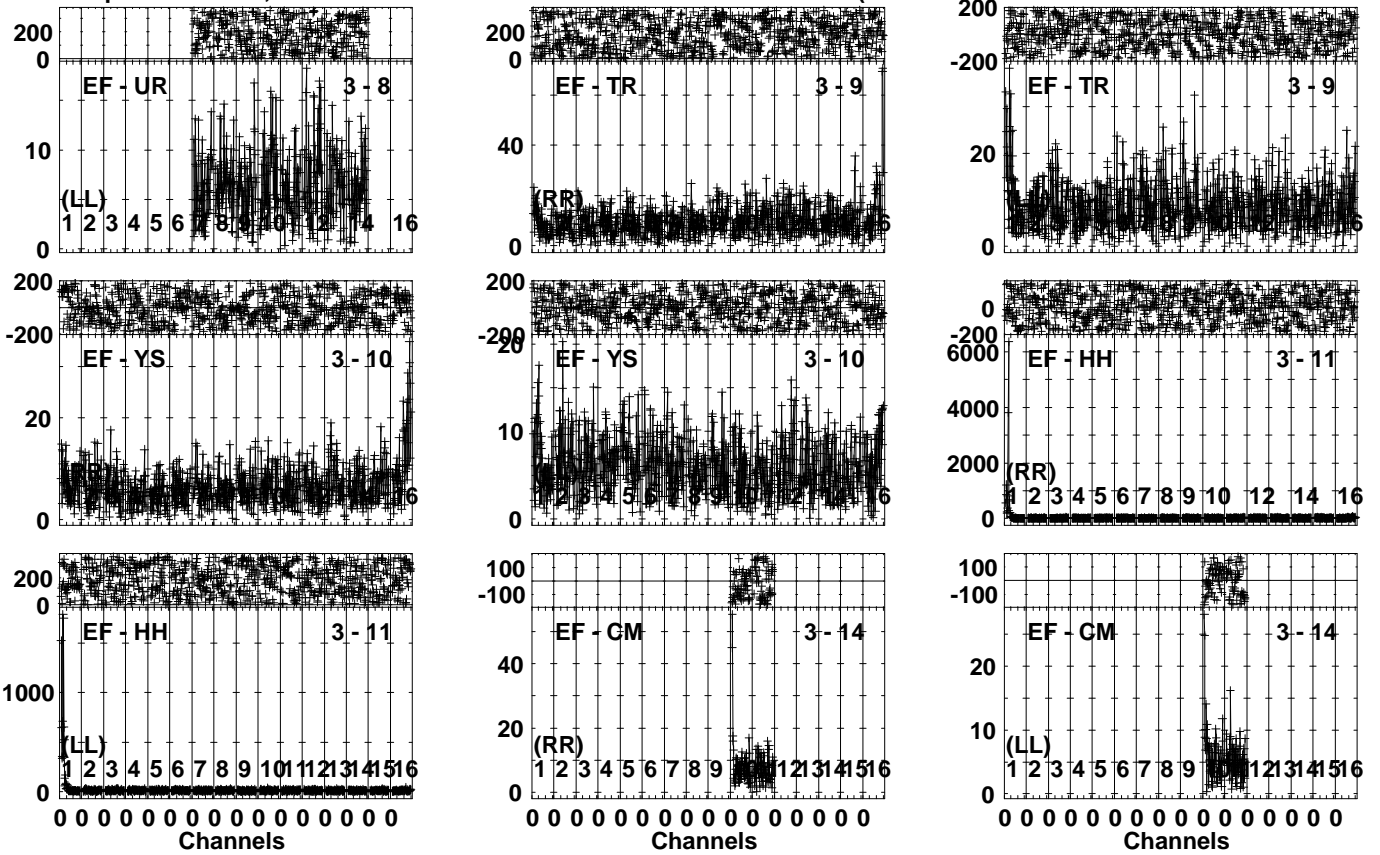


Lower frame: Milli Ampl Jy Top frame: Phas deg  
Vector averaged cross-power spectrum Several baselines displayed  
Timerange: 00/20:50:31 to 00/20:53:59

Plot file version 538 created 30-SEP-2022 11:09:27

SDSSJ1430 EM163.UVDATA.1

Freq = 4.6005 GHz, Bw = 32.000 MH Calibrated with CL # 4 and BP # 1 (BP mode 1)

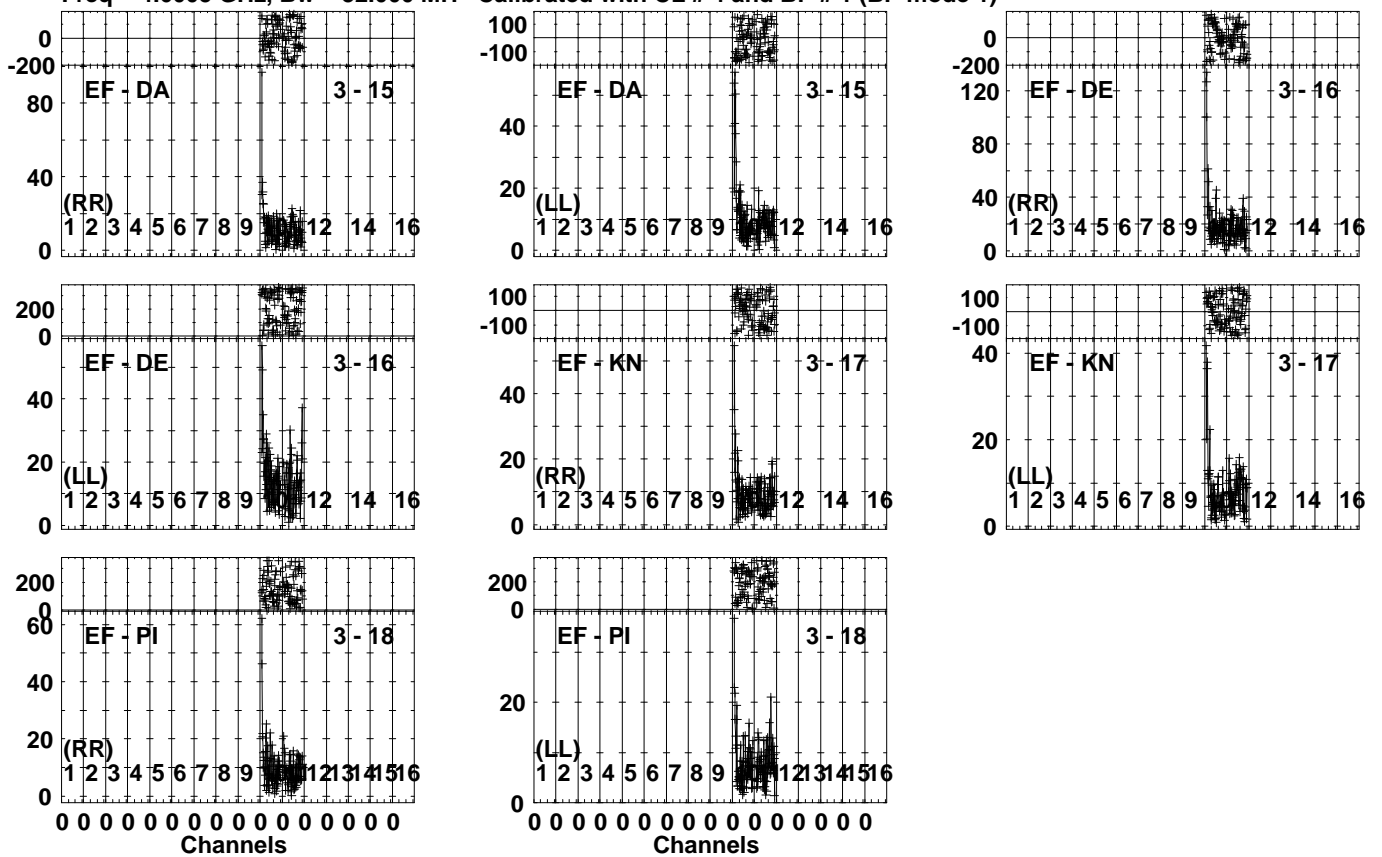


Lower frame: Milli Ampl Jy Top frame: Phas deg  
Vector averaged cross-power spectrum Several baselines displayed  
Timerange: 00/20:50:31 to 00/20:53:59

Plot file version 539 created 30-SEP-2022 11:09:28

SDSSJ1430 EM163.UVDATA.1

Freq = 4.6005 GHz, Bw = 32.000 MH Calibrated with CL # 4 and BP # 1 (BP mode 1)

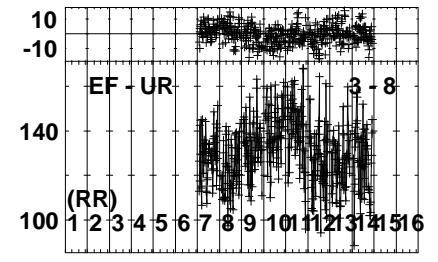
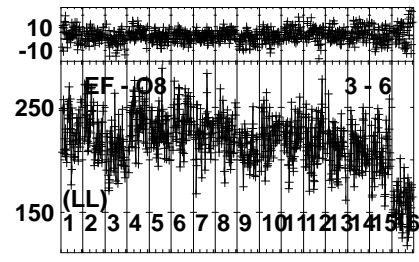
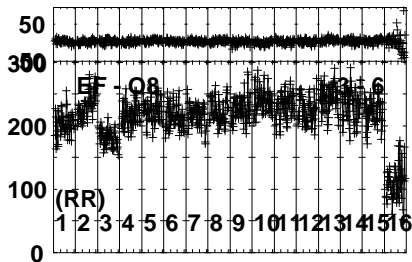
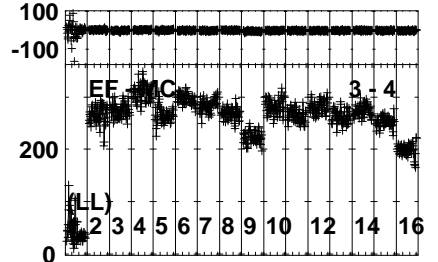
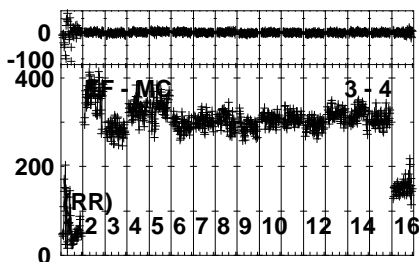
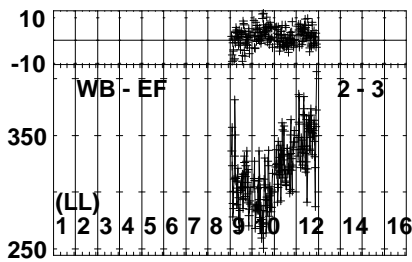
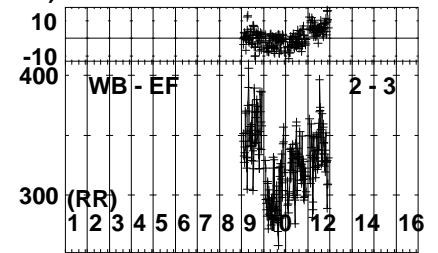
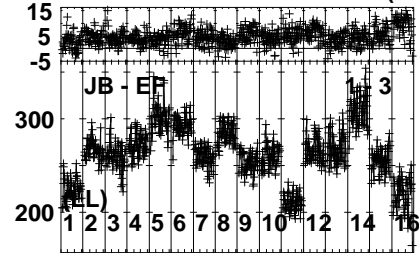
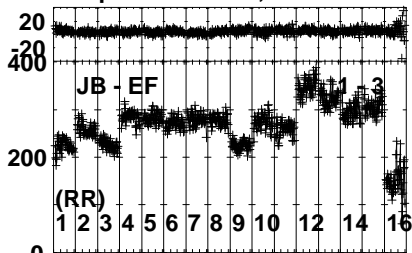


Lower frame: Milli Ampl Jy Top frame: Phas deg  
Vector averaged cross-power spectrum Several baselines displayed  
Timerange: 00/20:50:31 to 00/20:53:59

Plot file version 540 created 30-SEP-2022 11:09:29

J1427+2348 EM163.UVDATA.1

Freq = 4.6005 GHz, Bw = 32.000 MH Calibrated with CL # 4 and BP # 1 (BP mode 1)

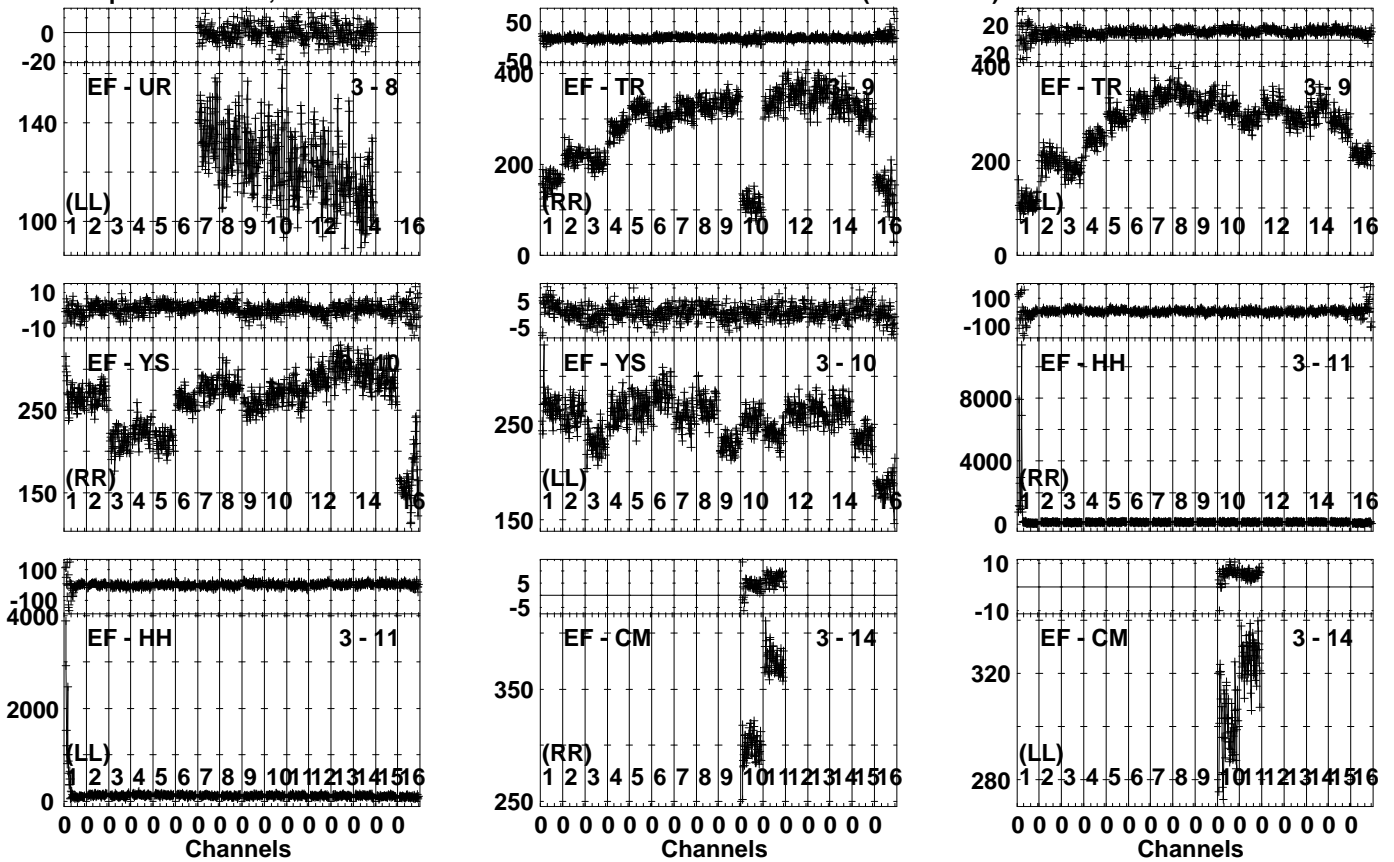


Lower frame: Milli Ampl Jy Top frame: Phas deg  
Vector averaged cross-power spectrum Several baselines displayed  
Timerange: 00/20:54:03 to 00/20:55:29

Plot file version 541 created 30-SEP-2022 11:09:30

J1427+2348 EM163.UVDATA.1

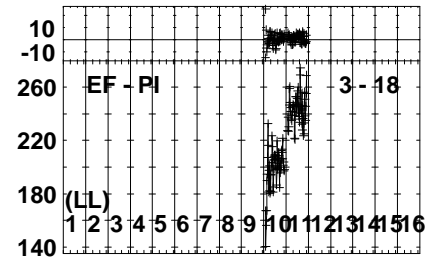
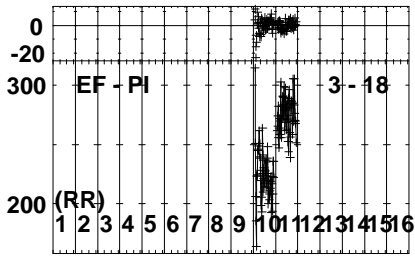
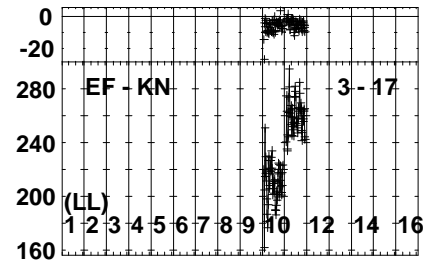
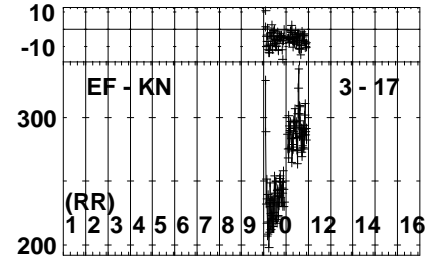
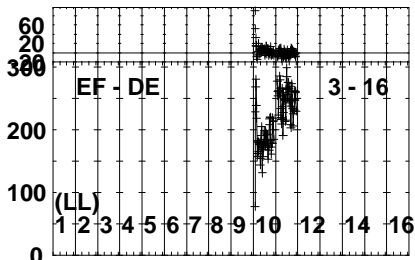
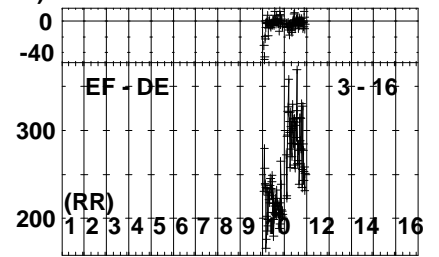
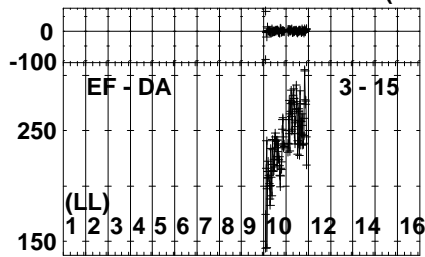
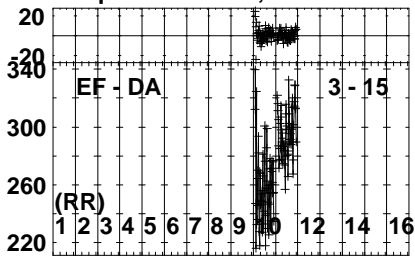
Freq = 4.6005 GHz, Bw = 32.000 MH Calibrated with CL # 4 and BP # 1 (BP mode 1)



Plot file version 542 created 30-SEP-2022 11:09:31

J1427+2348 EM163.UVDATA.1

Freq = 4.6005 GHz, Bw = 32.000 MH Calibrated with CL # 4 and BP # 1 (BP mode 1)



0 0 0 0 0 0 0 0 0 0 0 0 0 0 0 0  
Channels

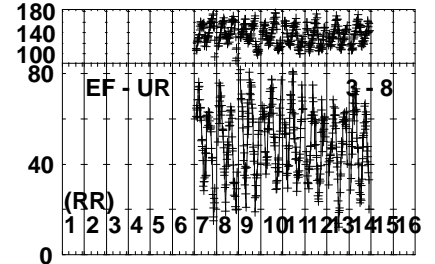
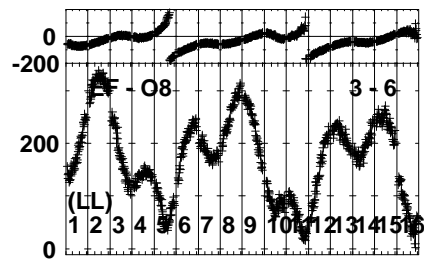
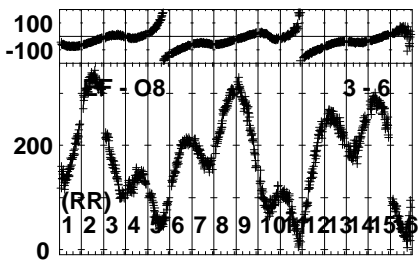
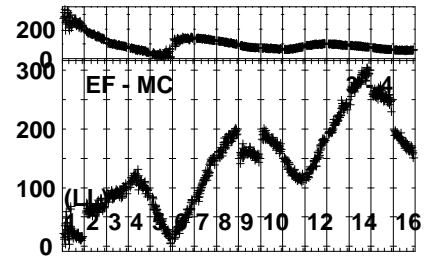
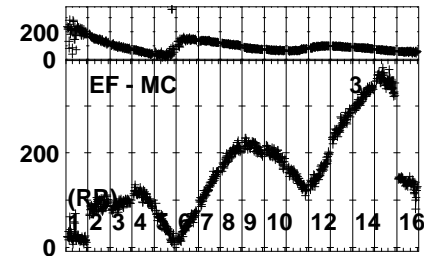
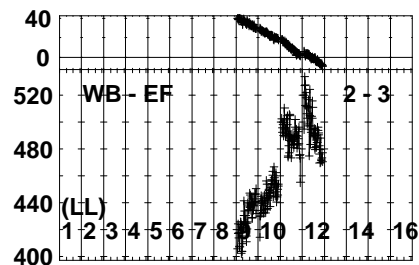
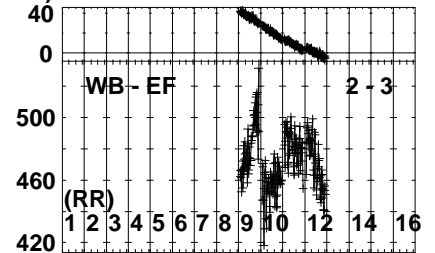
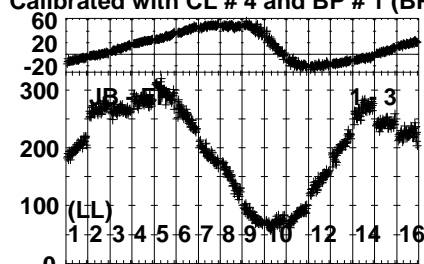
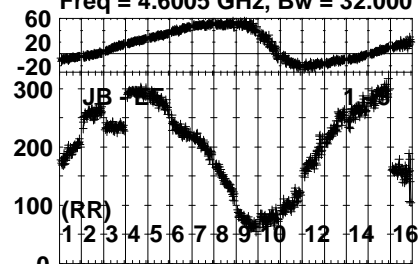
0 0 0 0 0 0 0 0 0 0 0 0 0 0 0 0  
Channels

Lower frame: Milli Ampl Jy Top frame: Phas deg  
Vector averaged cross-power spectrum Several baselines displayed  
Timerange: 00/20:54:03 to 00/20:55:29

Plot file version 543 created 30-SEP-2022 11:09:32

J1424+225A EM163.UVDATA.1

Freq = 4.6005 GHz, Bw = 32.000 MH Calibrated with CL # 4 and BP # 1 (BP mode 1)

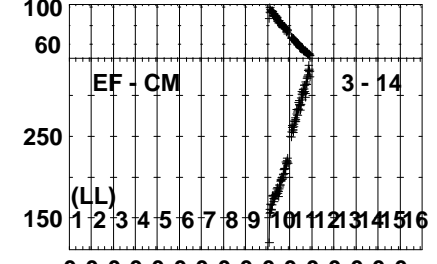
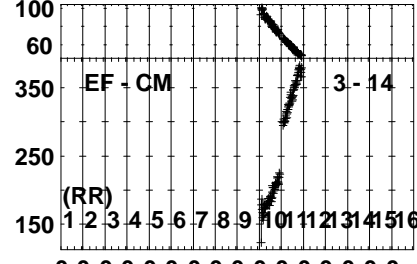
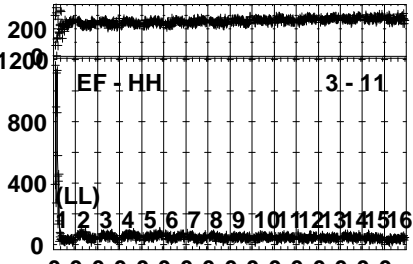
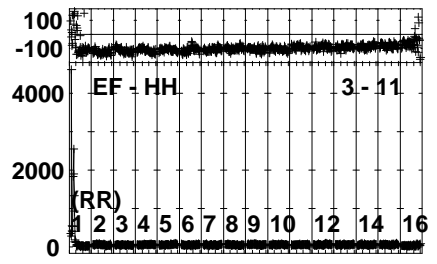
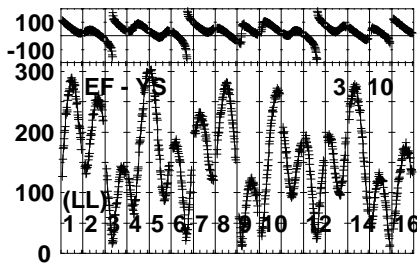
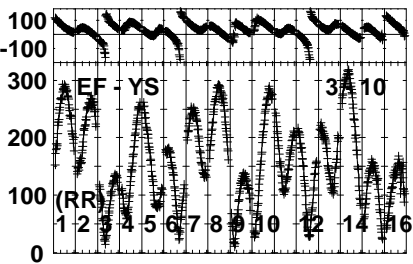
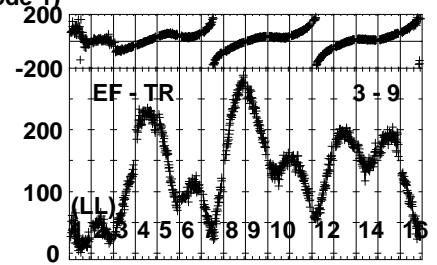
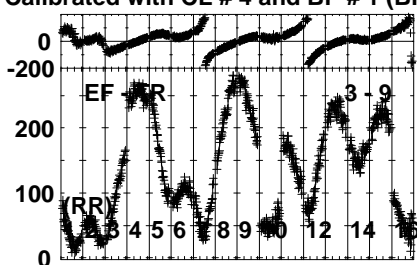
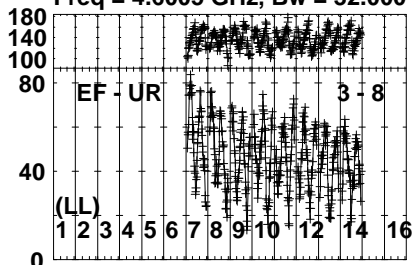


Lower frame: Milli Ampl Jy Top frame: Phas deg  
Vector averaged cross-power spectrum Several baselines displayed  
Timerange: 00/20:55:33 to 00/20:58:59

Plot file version 544 created 30-SEP-2022 11:09:33

J1424+225A EM163.UVDATA.1

Freq = 4.6005 GHz, Bw = 32.000 MH Calibrated with CL # 4 and BP # 1 (BP mode 1)



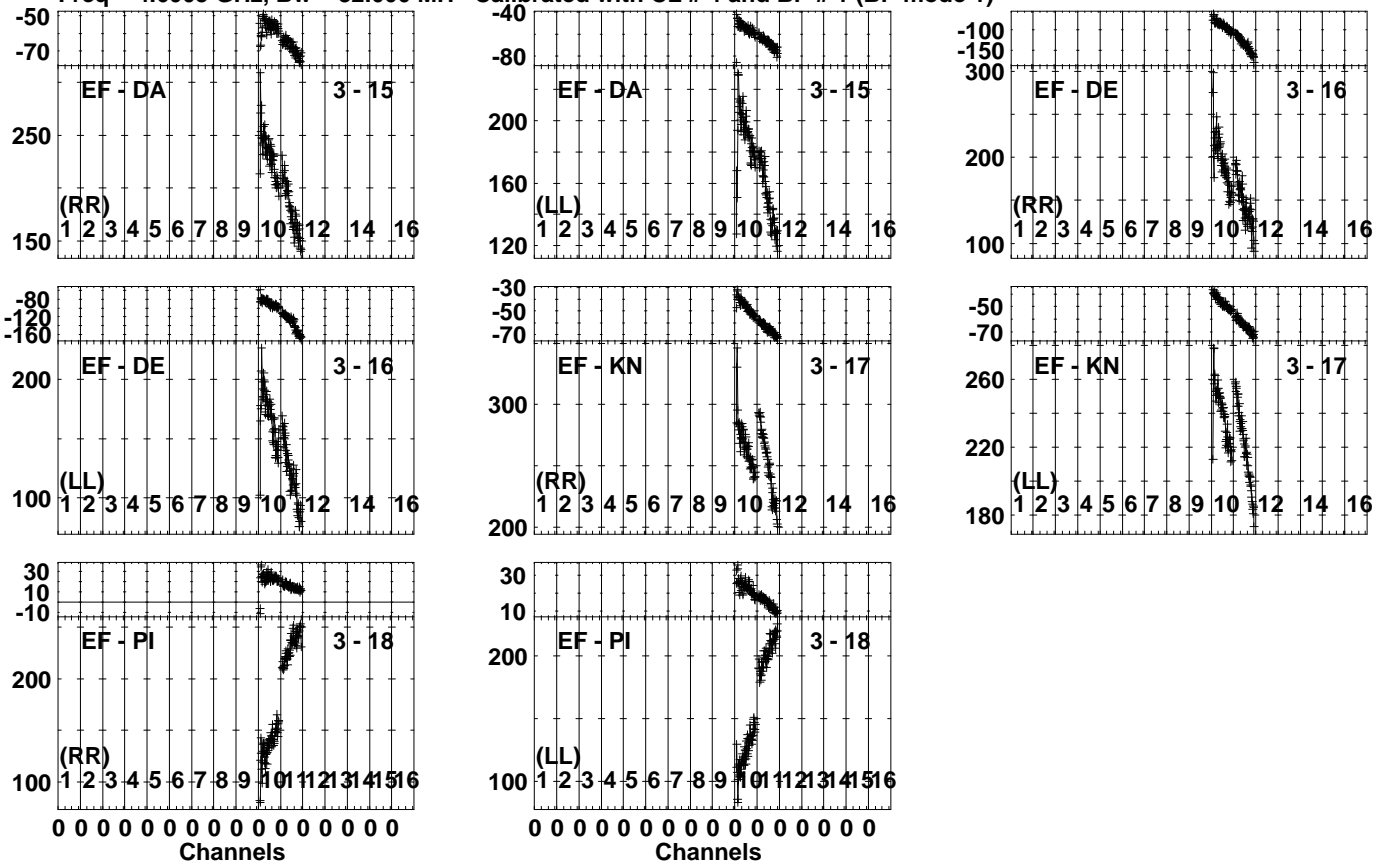
Lower frame: Milli Ampl Jy Top frame: Phas deg  
Vector averaged cross-power spectrum Several baselines displayed  
Timerange: 00/20:55:33 to 00/20:58:59



Plot file version 545 created 30-SEP-2022 11:09:34

J1424+225A EM163.UVDATA.1

Freq = 4.6005 GHz, Bw = 32.000 MH Calibrated with CL # 4 and BP # 1 (BP mode 1)

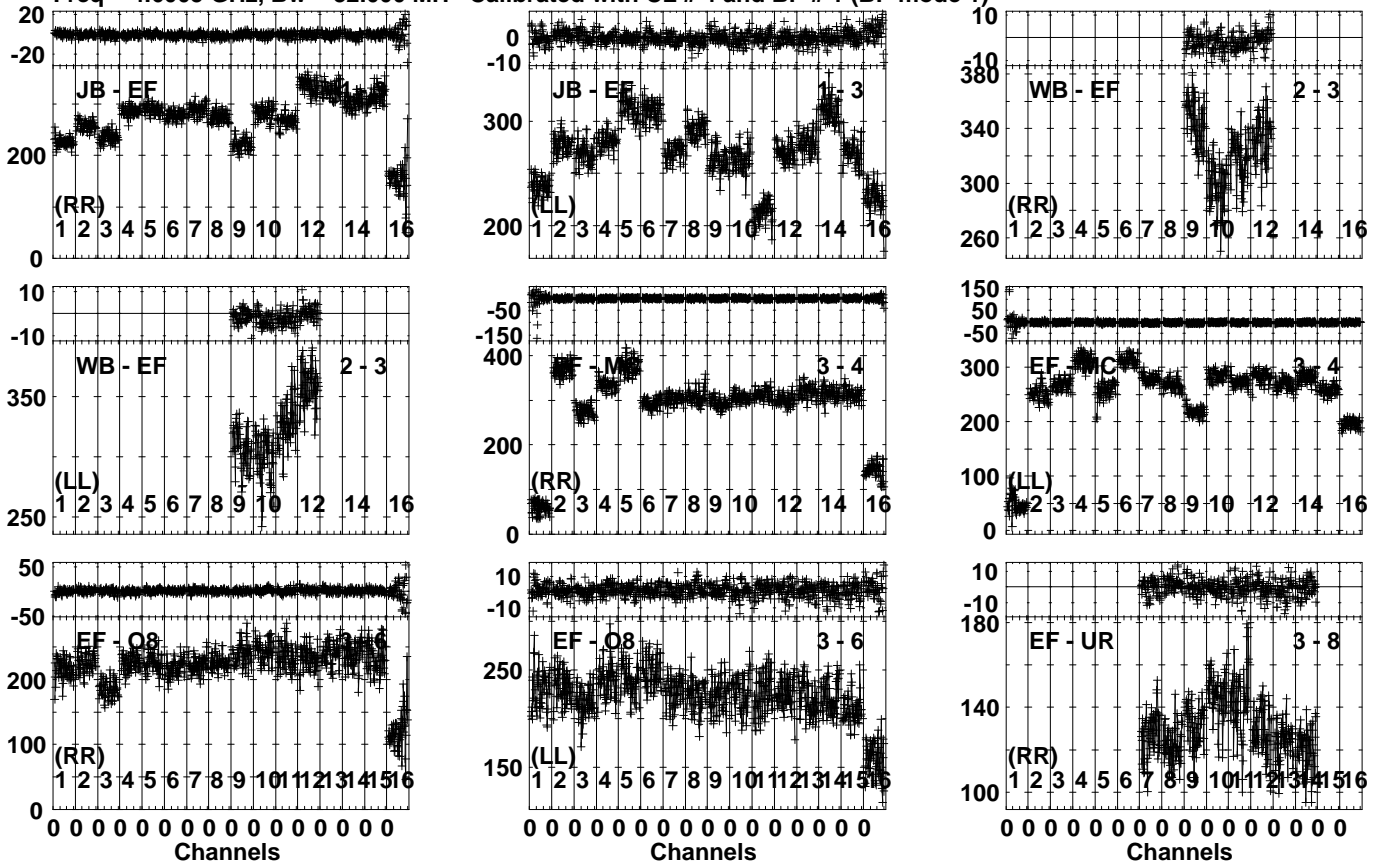


Lower frame: Milli Ampl Jy Top frame: Phas deg  
Vector averaged cross-power spectrum Several baselines displayed  
Timerange: 00/20:55:33 to 00/20:58:59

Plot file version 546 created 30-SEP-2022 11:09:35

J1427+2348 EM163.UVDATA.1

Freq = 4.6005 GHz, Bw = 32.000 MH Calibrated with CL # 4 and BP # 1 (BP mode 1)

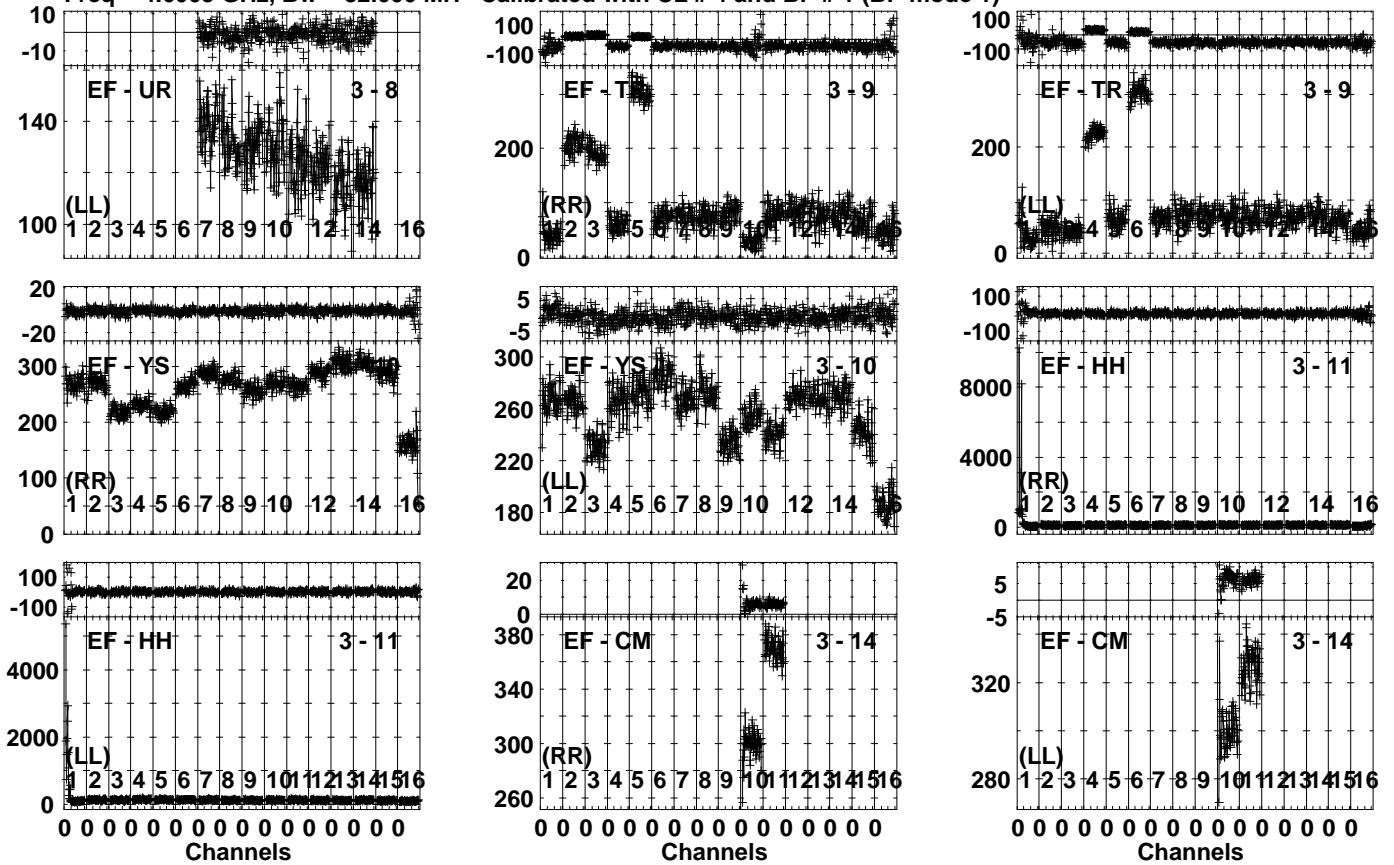


Lower frame: Milli Ampl Jy Top frame: Phas deg  
 Vector averaged cross-power spectrum Several baselines displayed  
 Timerange: 00/20:59:31 to 00/21:00:29

Plot file version 547 created 30-SEP-2022 11:09:36

J1427+2348 EM163.UVDATA.1

Freq = 4.6005 GHz, Bw = 32.000 MH Calibrated with CL # 4 and BP # 1 (BP mode 1)

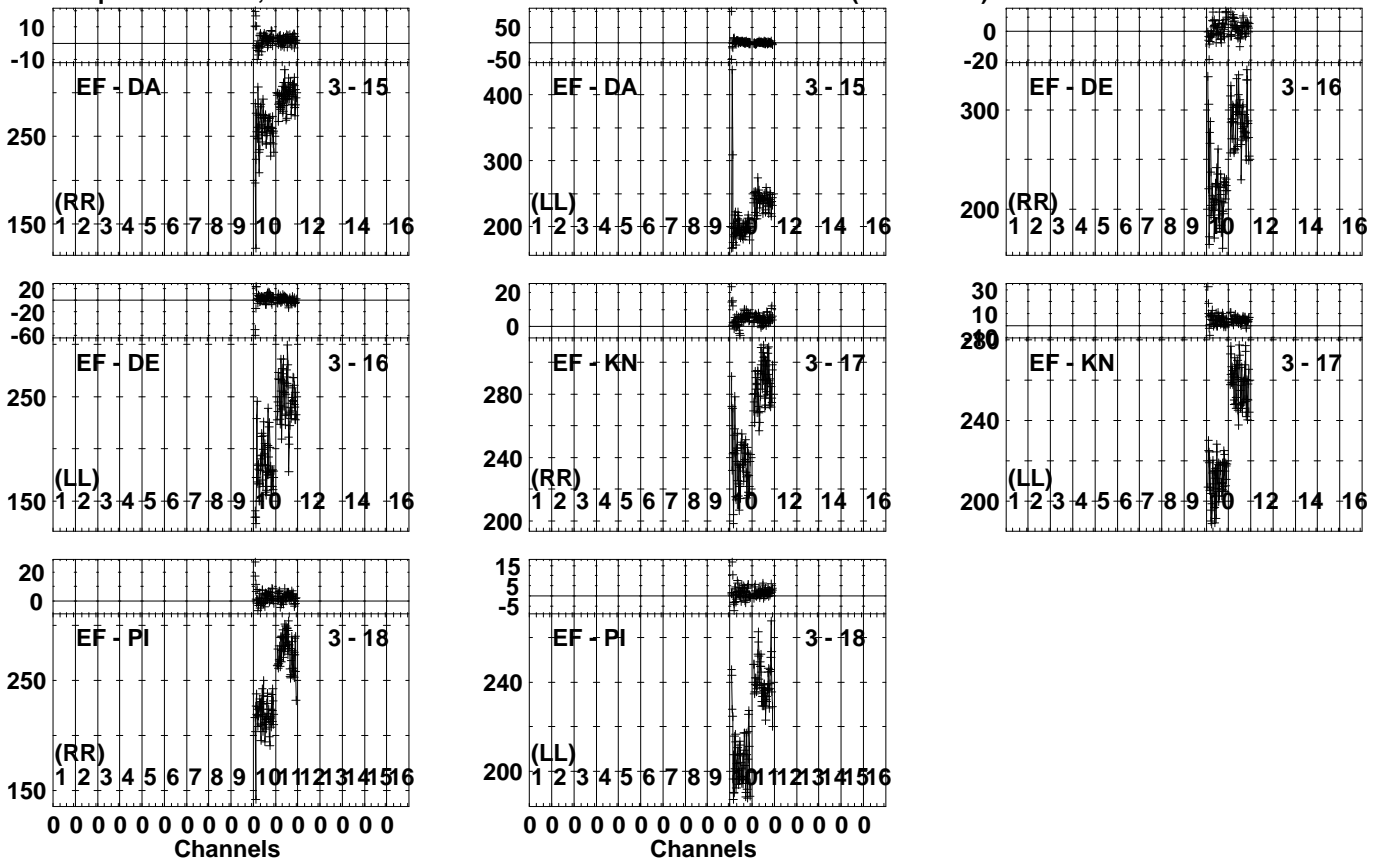


Lower frame: Milli Ampl Jy Top frame: Phas deg  
Vector averaged cross-power spectrum Several baselines displayed  
Timerange: 00/20:59:31 to 00/21:00:29

Plot file version 548 created 30-SEP-2022 11:09:37

J1427+2348 EM163.UVDATA.1

Freq = 4.6005 GHz, Bw = 32.000 MH Calibrated with CL # 4 and BP # 1 (BP mode 1)

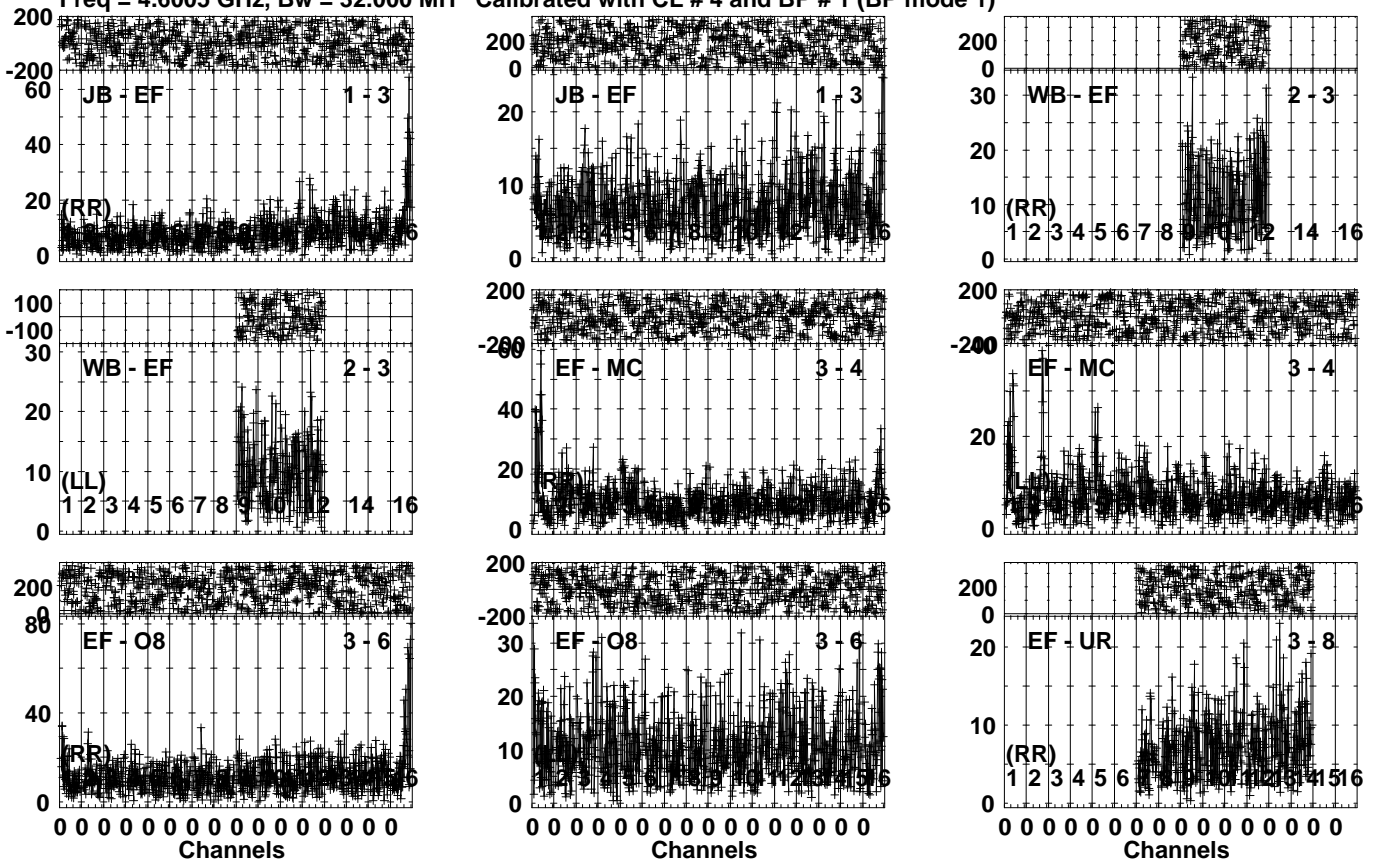


Lower frame: Milli Ampl Jy Top frame: Phas deg  
Vector averaged cross-power spectrum Several baselines displayed  
Timerange: 00/20:59:31 to 00/21:00:29

Plot file version 549 created 30-SEP-2022 11:09:38

SDSSJ1430 EM163.UVDATA.1

Freq = 4.6005 GHz, Bw = 32.000 MH Calibrated with CL # 4 and BP # 1 (BP mode 1)

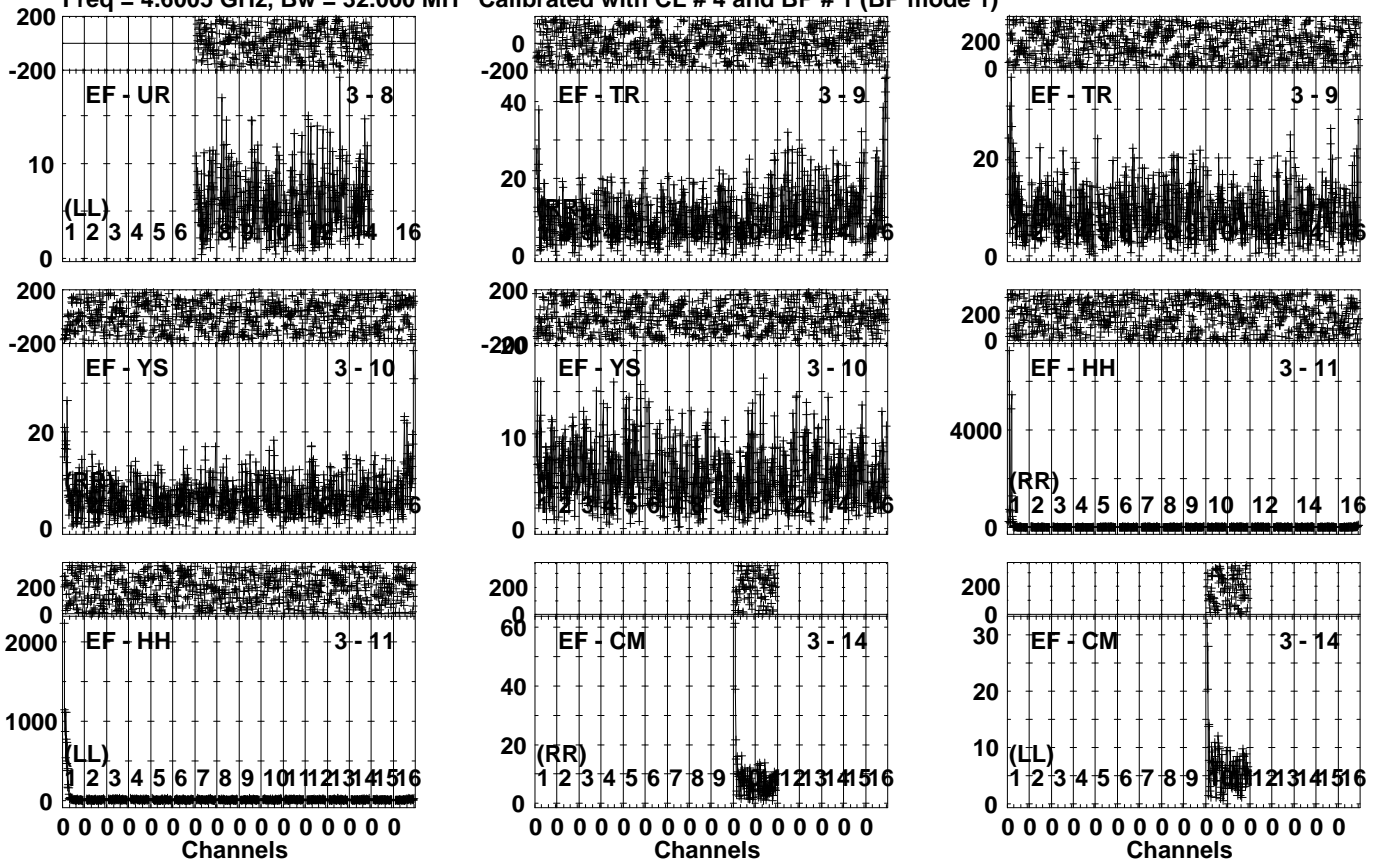


Lower frame: Milli Ampl Jy Top frame: Phas deg  
Vector averaged cross-power spectrum Several baselines displayed  
Timerange: 00/21:00:31 to 00/21:03:59

Plot file version 550 created 30-SEP-2022 11:09:39

SDSSJ1430 EM163.UVDATA.1

Freq = 4.6005 GHz, Bw = 32.000 MH Calibrated with CL # 4 and BP # 1 (BP mode 1)

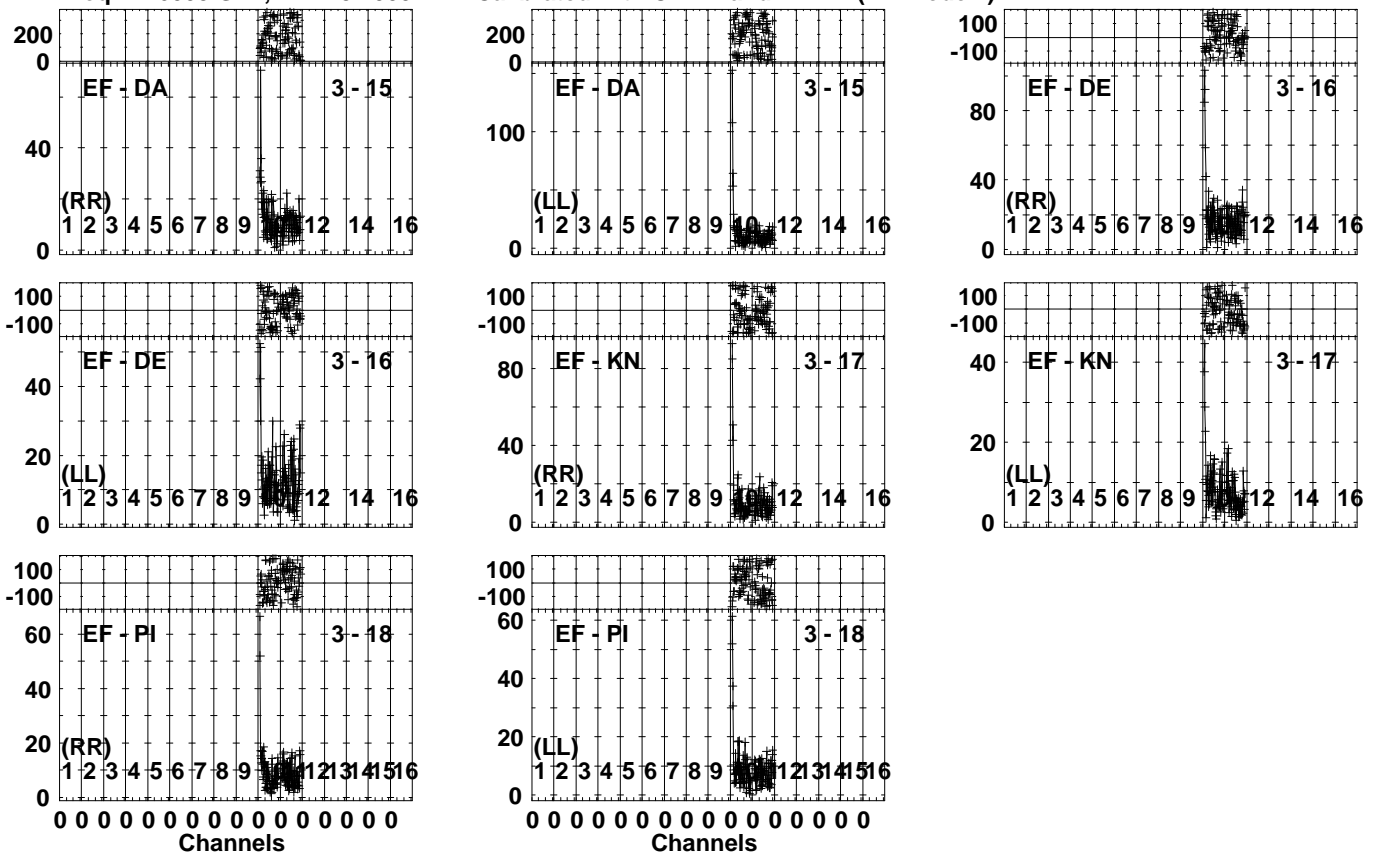


Lower frame: Milli Ampl Jy Top frame: Phas deg  
Vector averaged cross-power spectrum Several baselines displayed  
Timerange: 00/21:00:31 to 00/21:03:59

Plot file version 551 created 30-SEP-2022 11:09:40

SDSSJ1430 EM163.UVDATA.1

Freq = 4.6005 GHz, Bw = 32.000 MH Calibrated with CL # 4 and BP # 1 (BP mode 1)

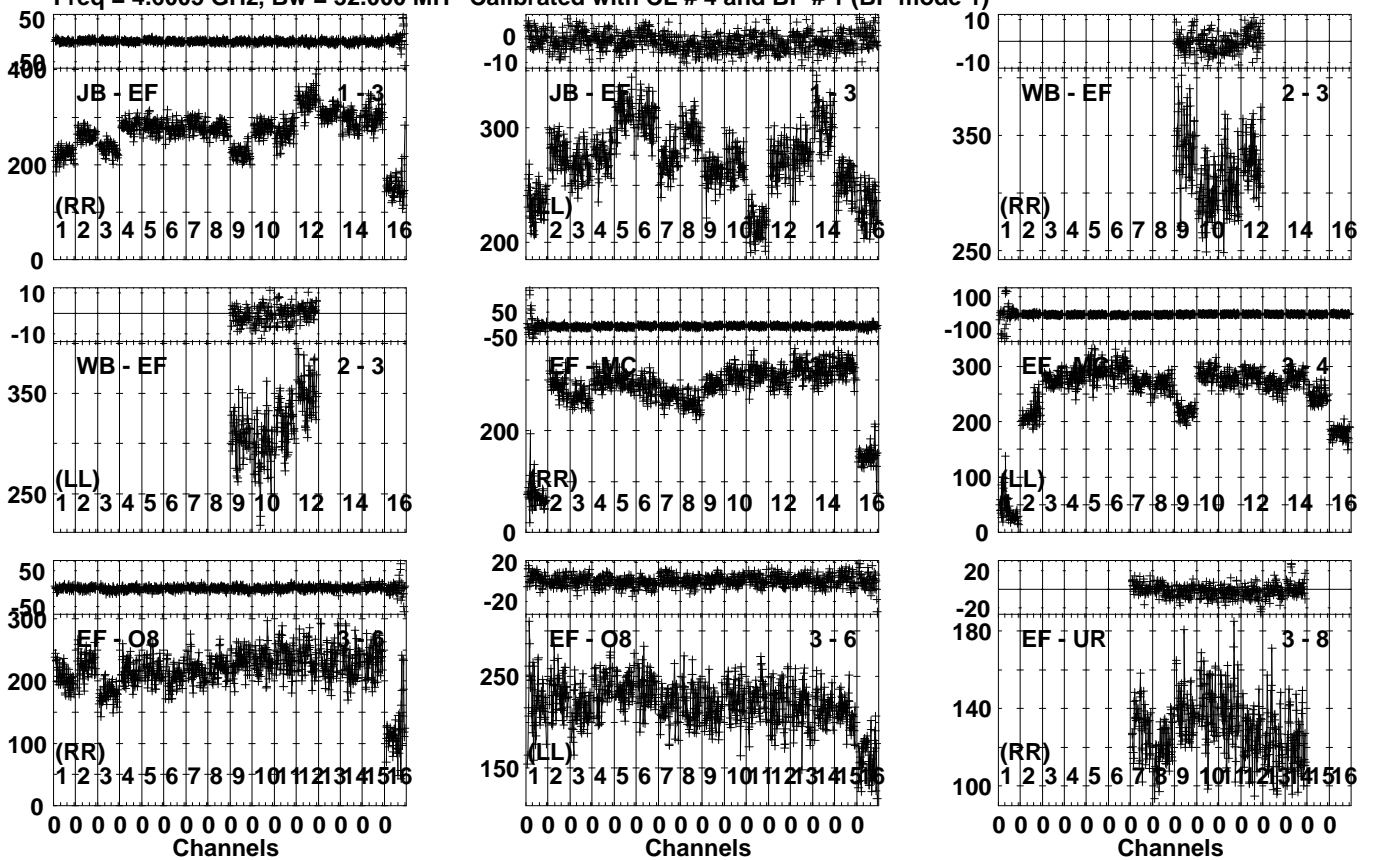


Lower frame: Milli Ampl Jy Top frame: Phas deg  
Vector averaged cross-power spectrum Several baselines displayed  
Timerange: 00/21:00:31 to 00/21:03:59

Plot file version 552 created 30-SEP-2022 11:09:41

J1427+2348 EM163.UVDATA.1

Freq = 4.6005 GHz, Bw = 32.000 MH Calibrated with CL # 4 and BP # 1 (BP mode 1)



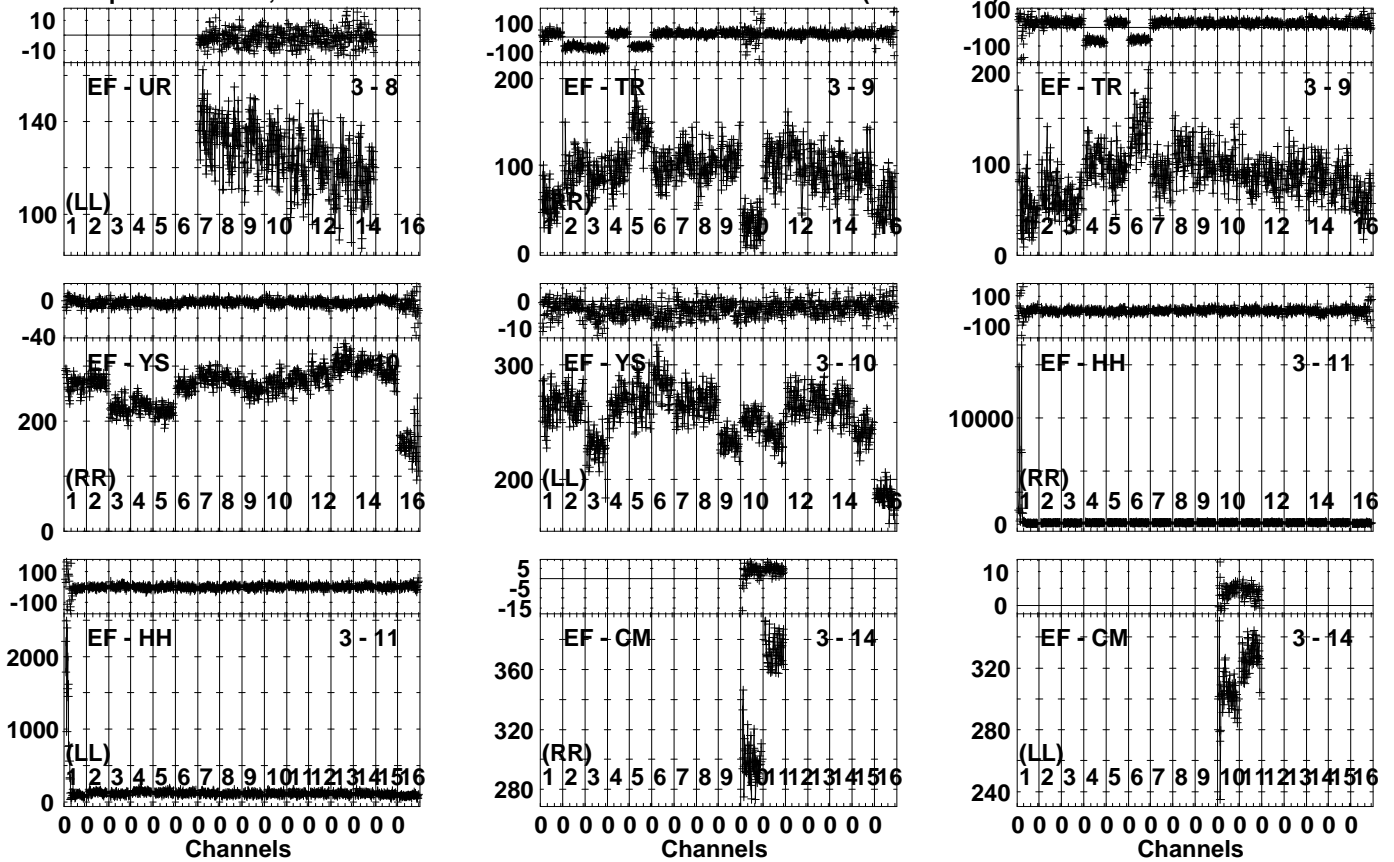
Lower frame: Milli Ampl Jy Top frame: Phas deg  
Vector averaged cross-power spectrum Several baselines displayed  
Timerange: 00/21:04:31 to 00/21:05:29



Plot file version 553 created 30-SEP-2022 11:09:41

J1427+2348 EM163.UVDATA.1

Freq = 4.6005 GHz, Bw = 32.000 MH Calibrated with CL # 4 and BP # 1 (BP mode 1)

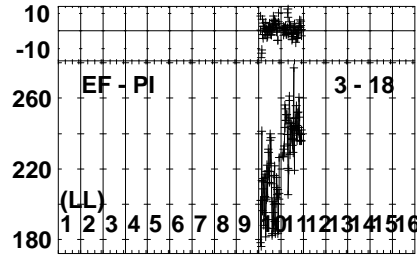
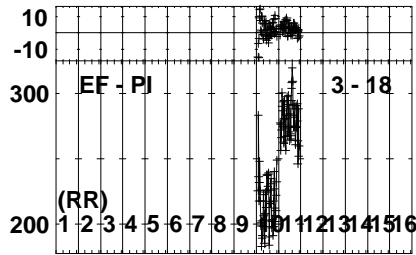
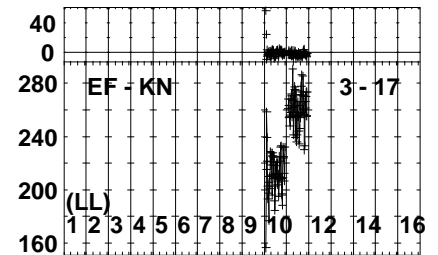
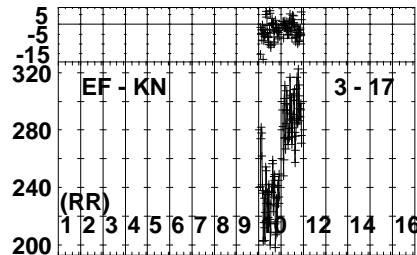
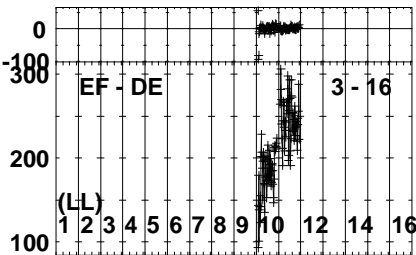
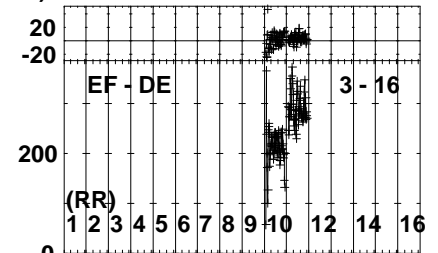
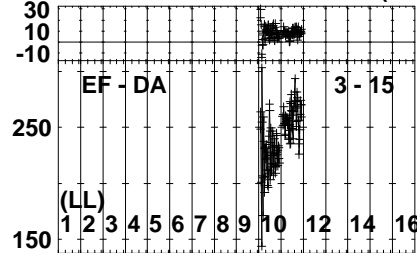
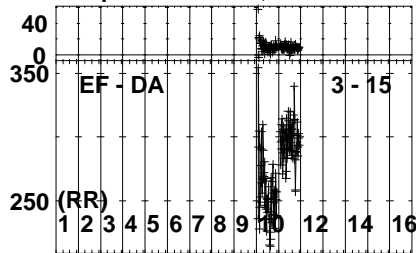


Lower frame: Milli Ampl Jy Top frame: Phas deg  
Vector averaged cross-power spectrum Several baselines displayed  
Timerange: 00/21:04:31 to 00/21:05:29

Plot file version 554 created 30-SEP-2022 11:09:43

J1427+2348 EM163.UVDATA.1

Freq = 4.6005 GHz, Bw = 32.000 MH Calibrated with CL # 4 and BP # 1 (BP mode 1)



0 0 0 0 0 0 0 0 0 0 0 0 0 0 0 0  
Channels

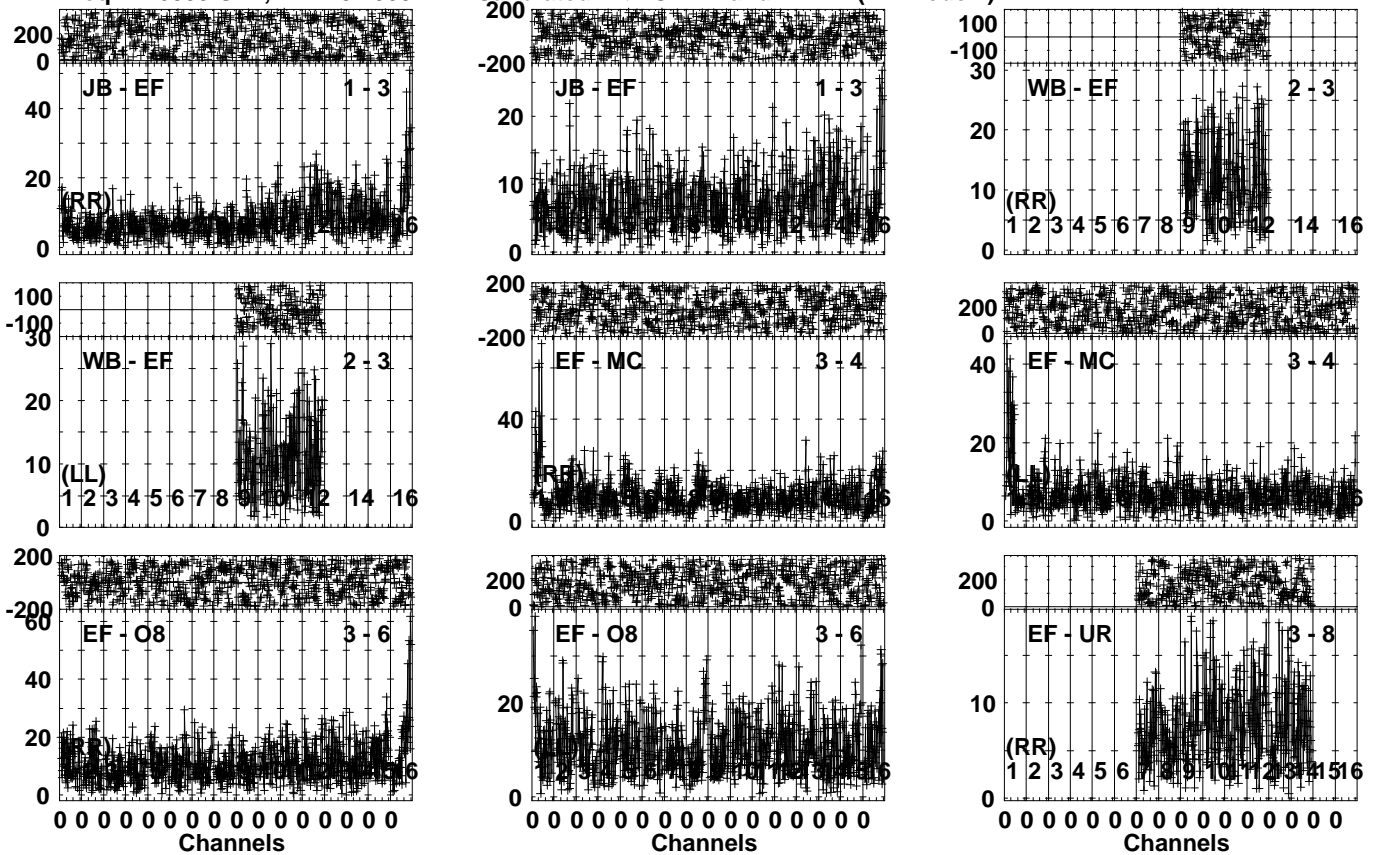
0 0 0 0 0 0 0 0 0 0 0 0 0 0 0 0  
Channels

Lower frame: Milli Ampl Jy Top frame: Phas deg  
Vector averaged cross-power spectrum Several baselines displayed  
Timerange: 00/21:04:31 to 00/21:05:29

Plot file version 555 created 30-SEP-2022 11:09:43

SDSSJ1430 EM163.UVDATA.1

Freq = 4.6005 GHz, Bw = 32.000 MH Calibrated with CL # 4 and BP # 1 (BP mode 1)

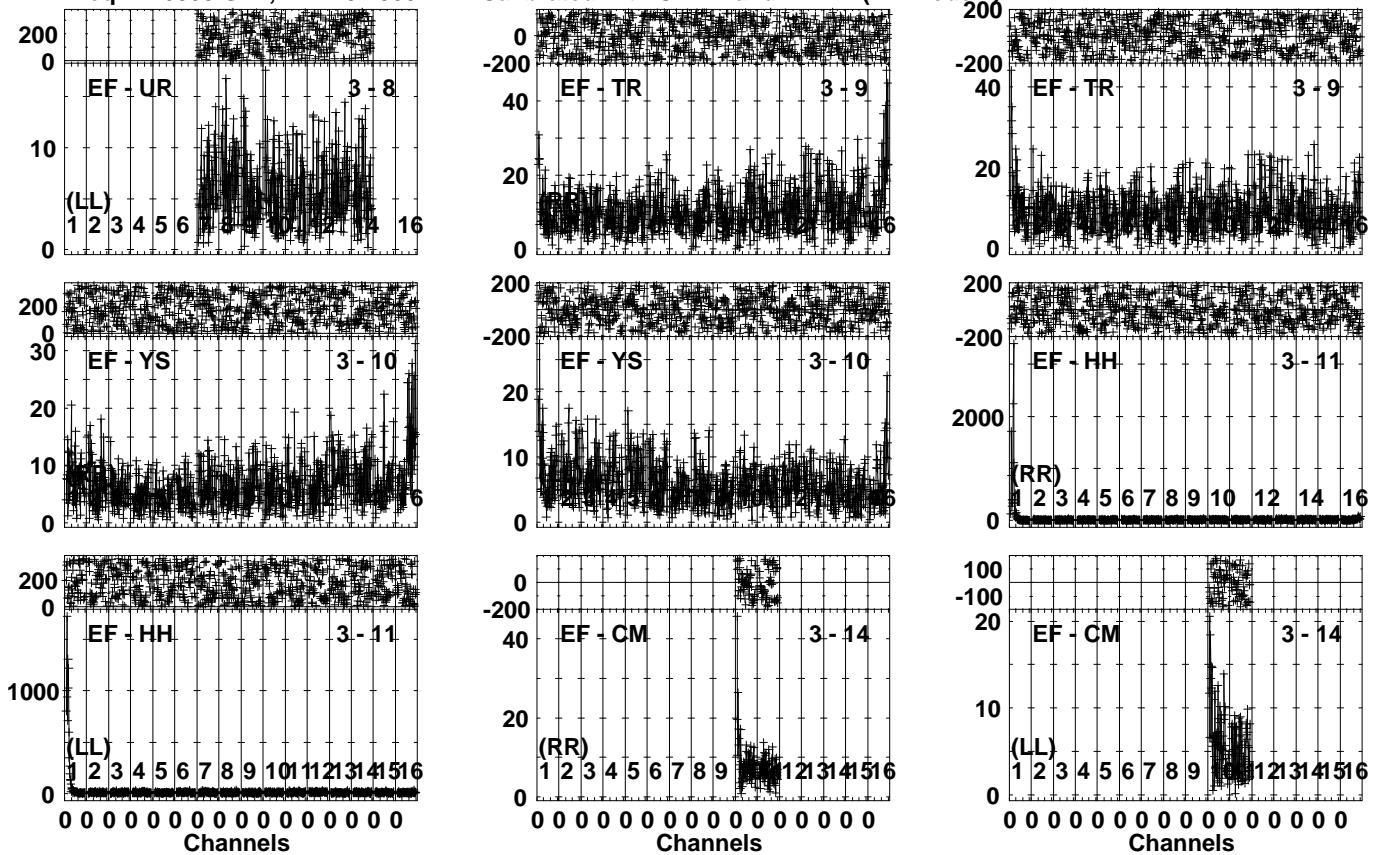


Lower frame: Milli Ampl Jy Top frame: Phas deg  
Vector averaged cross-power spectrum Several baselines displayed  
Timerange: 00/21:05:31 to 00/21:08:59

Plot file version 556 created 30-SEP-2022 11:09:44

SDSSJ1430 EM163.UVDATA.1

Freq = 4.6005 GHz, Bw = 32.000 MH Calibrated with CL # 4 and BP # 1 (BP mode 1)

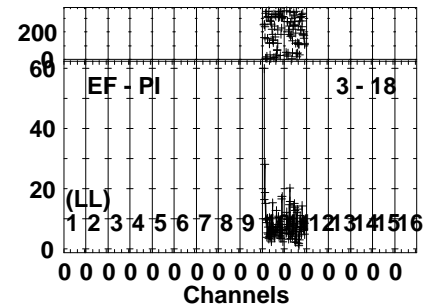
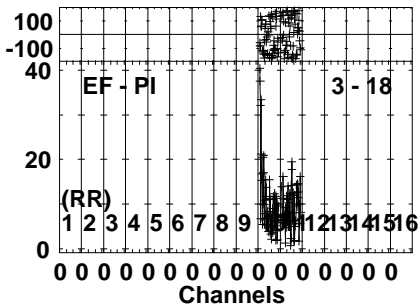
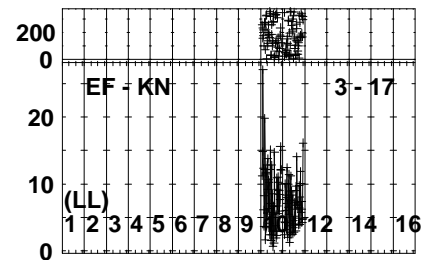
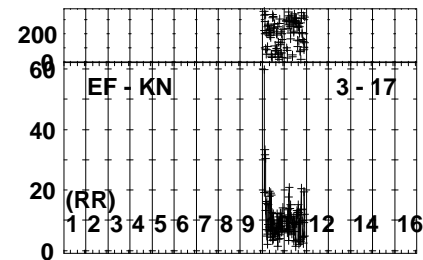
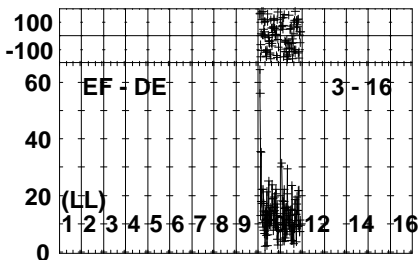
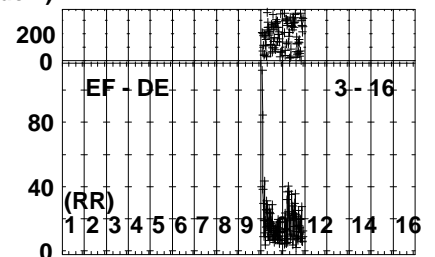
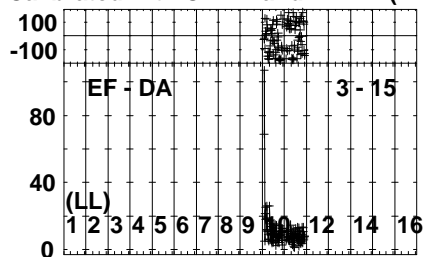
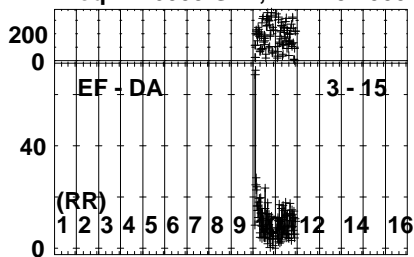


Lower frame: Milli Ampl Jy Top frame: Phas deg  
Vector averaged cross-power spectrum Several baselines displayed  
Timerange: 00/21:05:31 to 00/21:08:59

Plot file version 557 created 30-SEP-2022 11:09:45

SDSSJ1430 EM163.UVDATA.1

Freq = 4.6005 GHz, Bw = 32.000 MH Calibrated with CL # 4 and BP # 1 (BP mode 1)

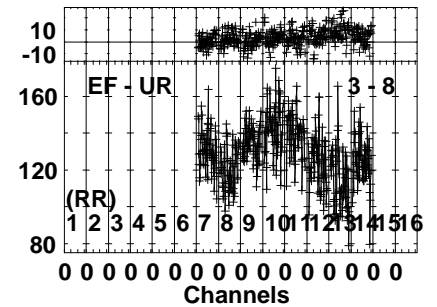
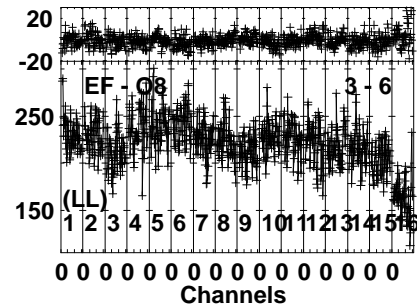
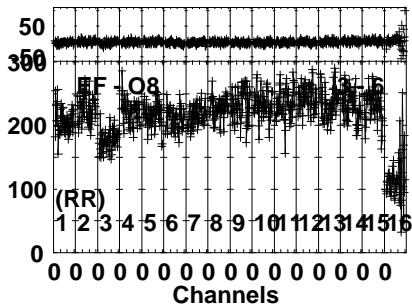
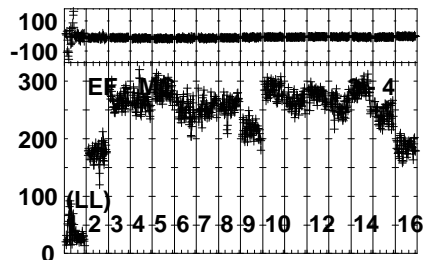
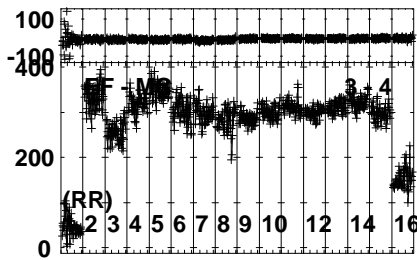
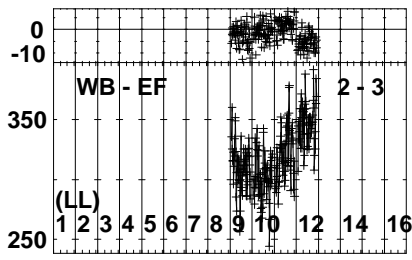
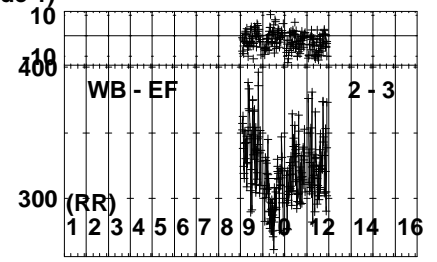
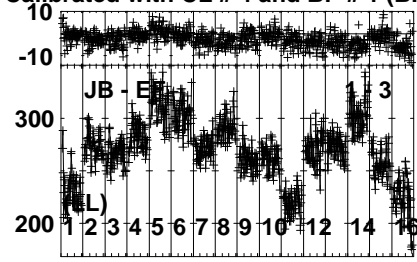
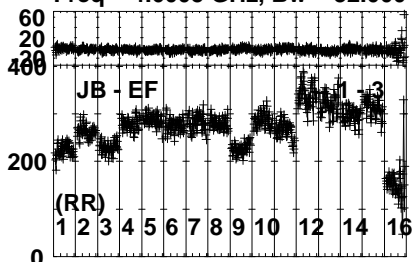


Lower frame: Milli Ampl Jy Top frame: Phas deg  
Vector averaged cross-power spectrum Several baselines displayed  
Timerange: 00/21:05:31 to 00/21:08:59

Plot file version 558 created 30-SEP-2022 11:09:46

J1427+2348 EM163.UVDATA.1

Freq = 4.6005 GHz, Bw = 32.000 MH Calibrated with CL # 4 and BP # 1 (BP mode 1)

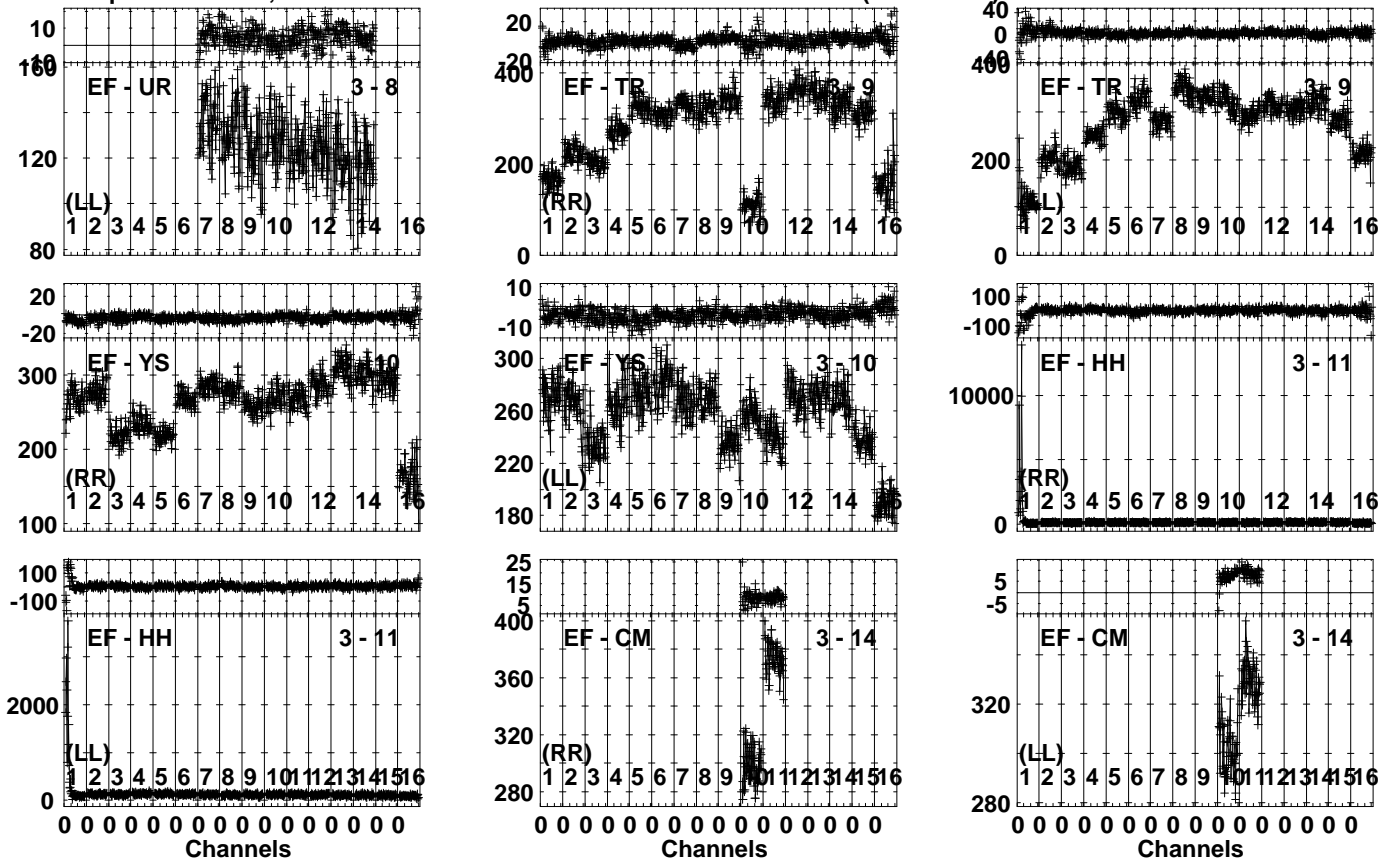


Lower frame: Milli Ampl Jy Top frame: Phas deg  
Vector averaged cross-power spectrum Several baselines displayed  
Timerange: 00/21:09:03 to 00/21:10:29

Plot file version 559 created 30-SEP-2022 11:09:47

J1427+2348 EM163.UVDATA.1

Freq = 4.6005 GHz, Bw = 32.000 MH Calibrated with CL # 4 and BP # 1 (BP mode 1)

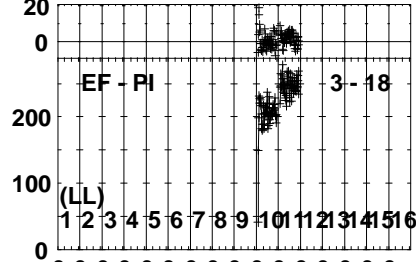
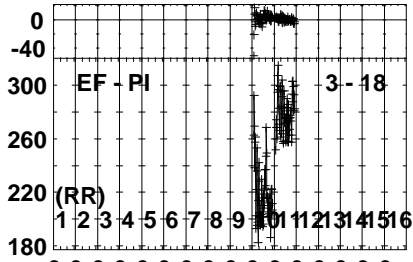
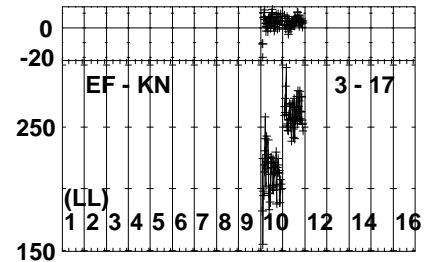
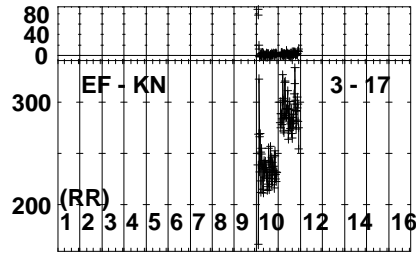
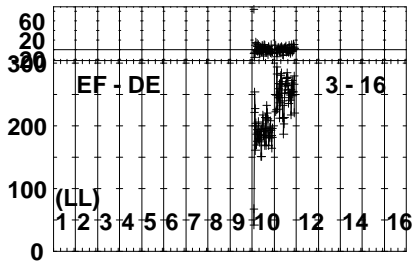
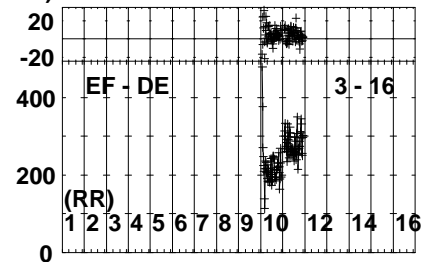
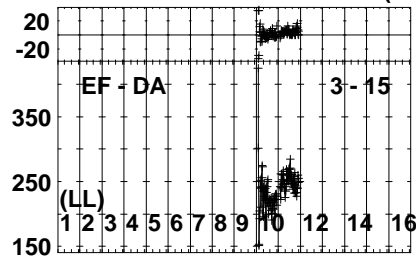
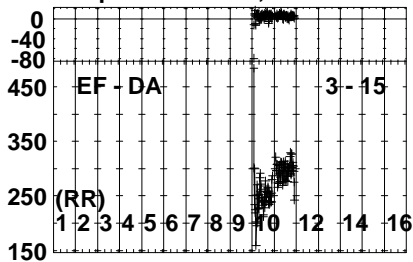


Lower frame: Milli Ampl Jy Top frame: Phas deg  
Vector averaged cross-power spectrum Several baselines displayed  
Timerange: 00/21:09:03 to 00/21:10:29

Plot file version 560 created 30-SEP-2022 11:09:48

J1427+2348 EM163.UVDATA.1

Freq = 4.6005 GHz, Bw = 32.000 MH Calibrated with CL # 4 and BP # 1 (BP mode 1)



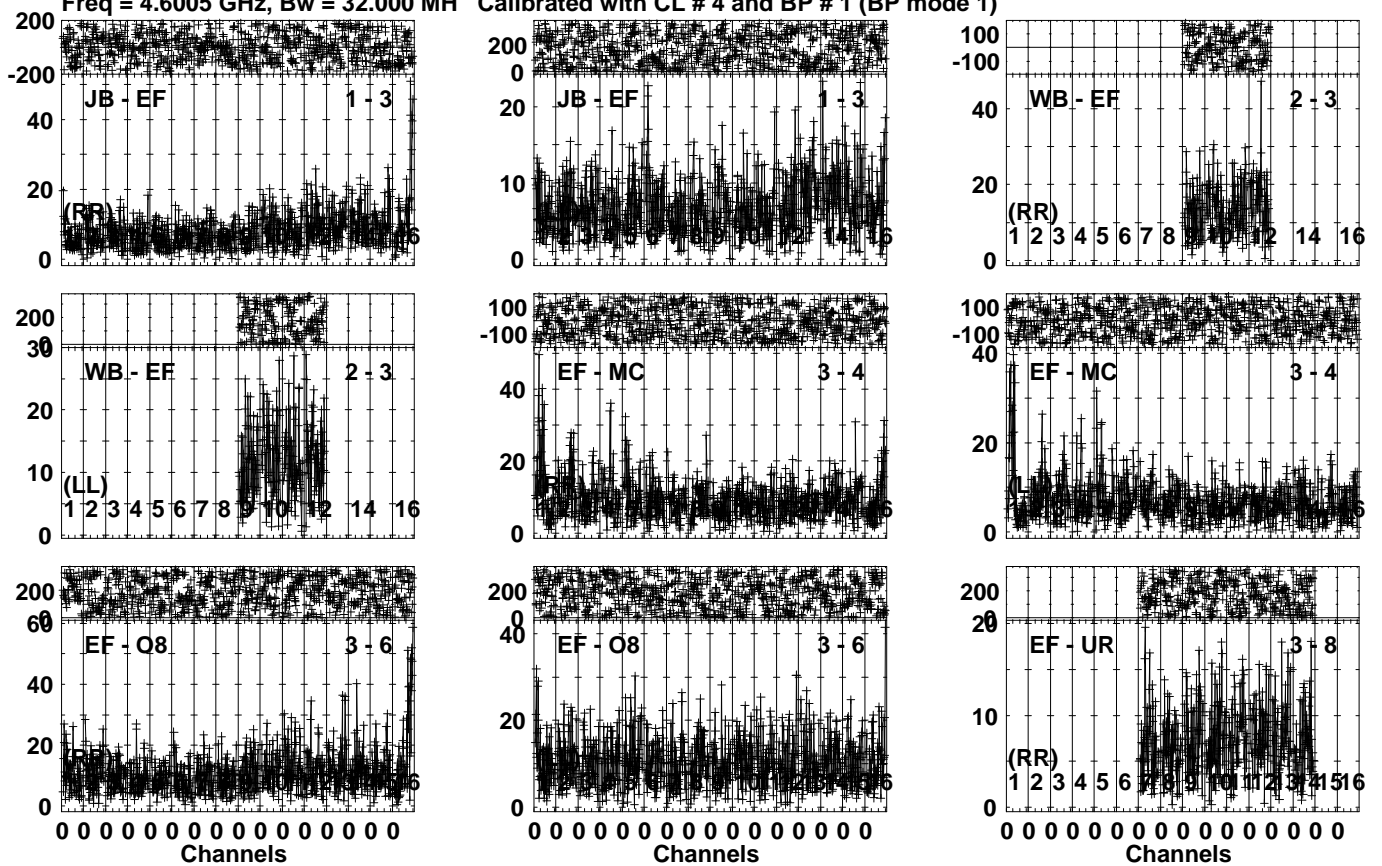
Lower frame: Milli Ampl Jy Top frame: Phas deg  
Vector averaged cross-power spectrum Several baselines displayed  
Timerange: 00/21:09:03 to 00/21:10:29



Plot file version 561 created 30-SEP-2022 11:09:49

SDSSJ1430 EM163.UVDATA.1

Freq = 4.6005 GHz, Bw = 32.000 MH Calibrated with CL # 4 and BP # 1 (BP mode 1)

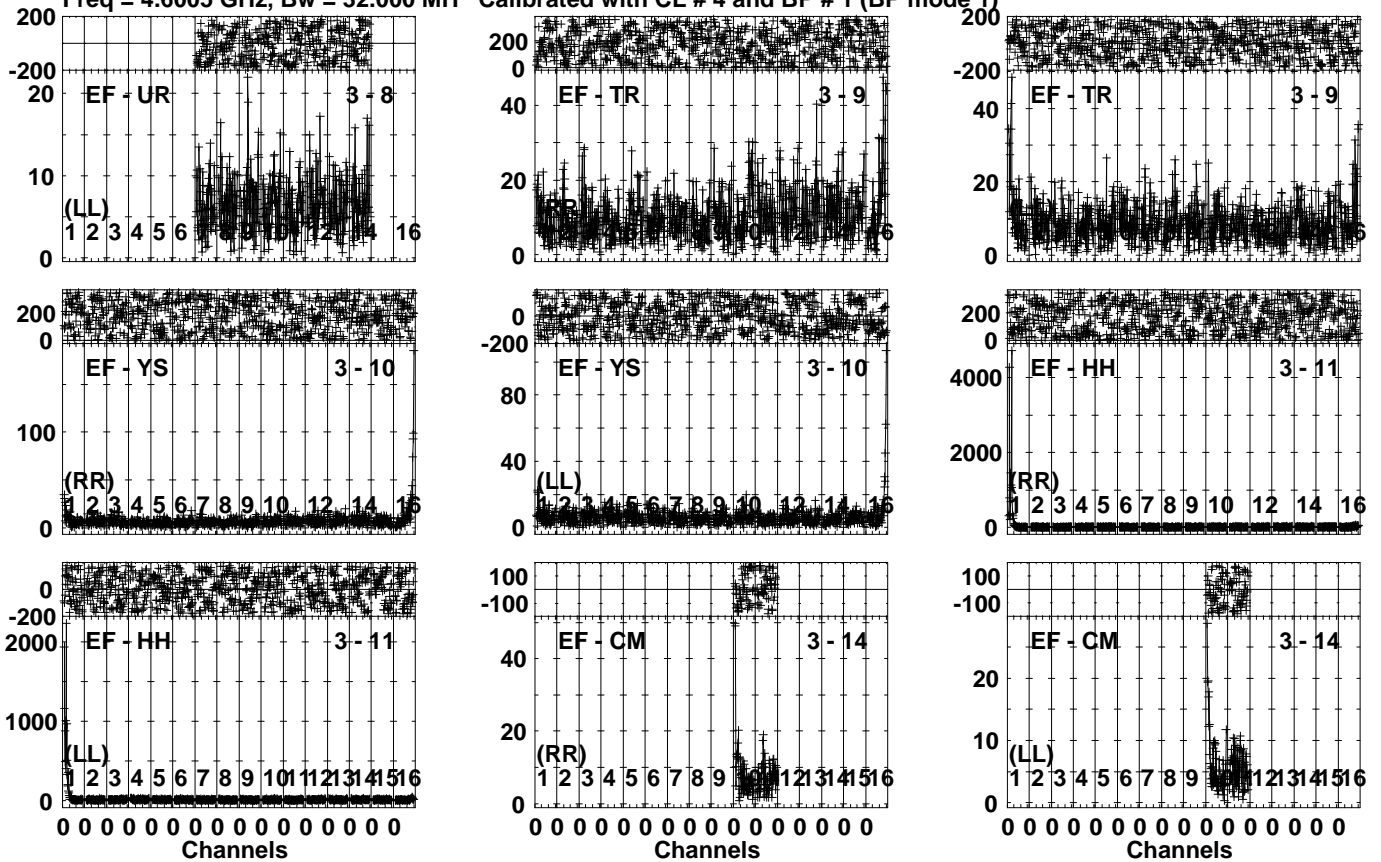


Lower frame: Milli Ampl Jy Top frame: Phas deg  
Vector averaged cross-power spectrum Several baselines displayed  
Timerange: 00/21:10:33 to 00/21:13:59

Plot file version 562 created 30-SEP-2022 11:09:50

SDSSJ1430 EM163.UVDATA.1

Freq = 4.6005 GHz, Bw = 32.000 MH Calibrated with CL # 4 and BP # 1 (BP mode 1)

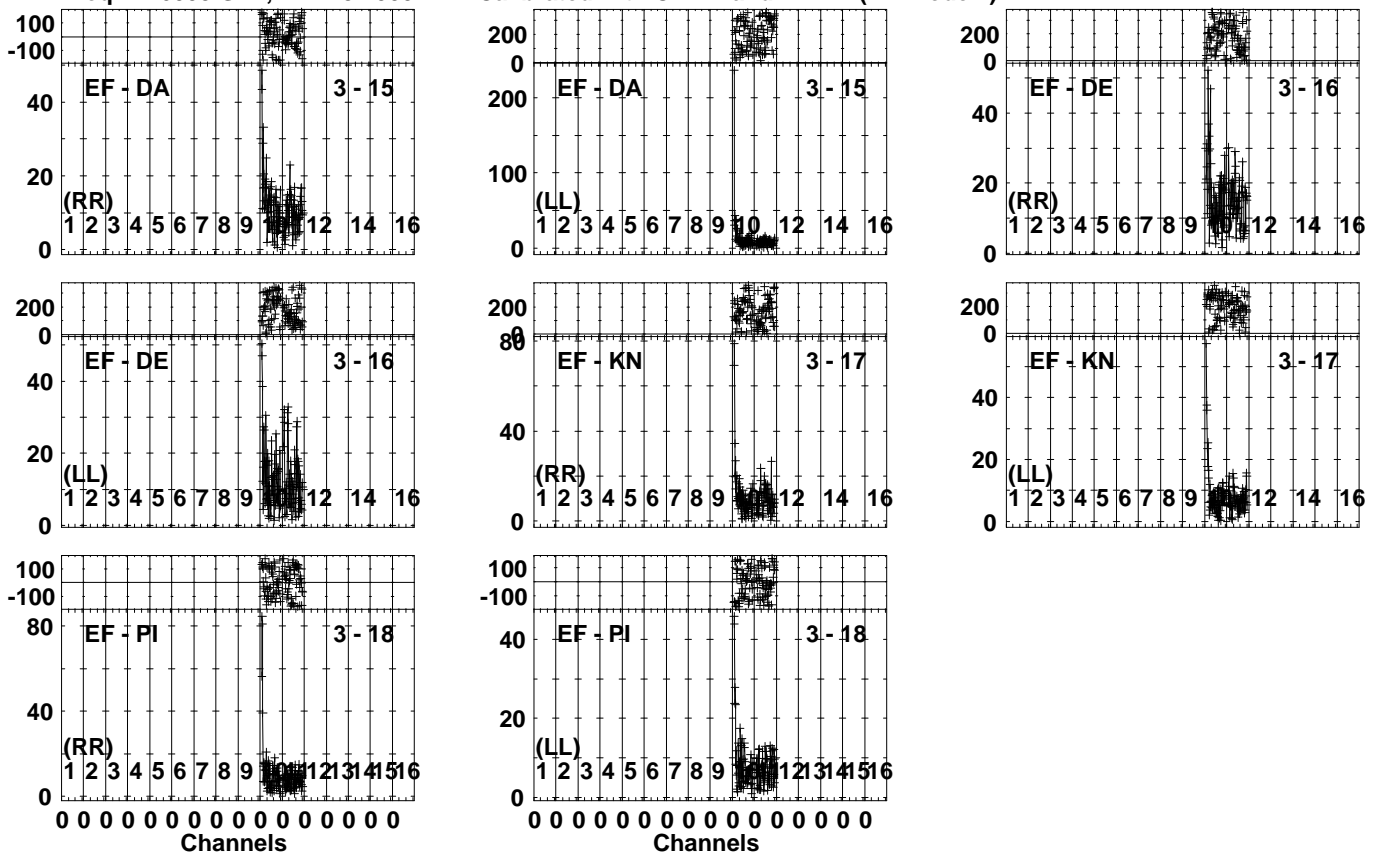


Lower frame: Milli Ampl Jy Top frame: Phas deg  
Vector averaged cross-power spectrum Several baselines displayed  
Timerange: 00/21:10:33 to 00/21:13:59

Plot file version 563 created 30-SEP-2022 11:09:51

SDSSJ1430 EM163.UVDATA.1

Freq = 4.6005 GHz, Bw = 32.000 MH Calibrated with CL # 4 and BP # 1 (BP mode 1)

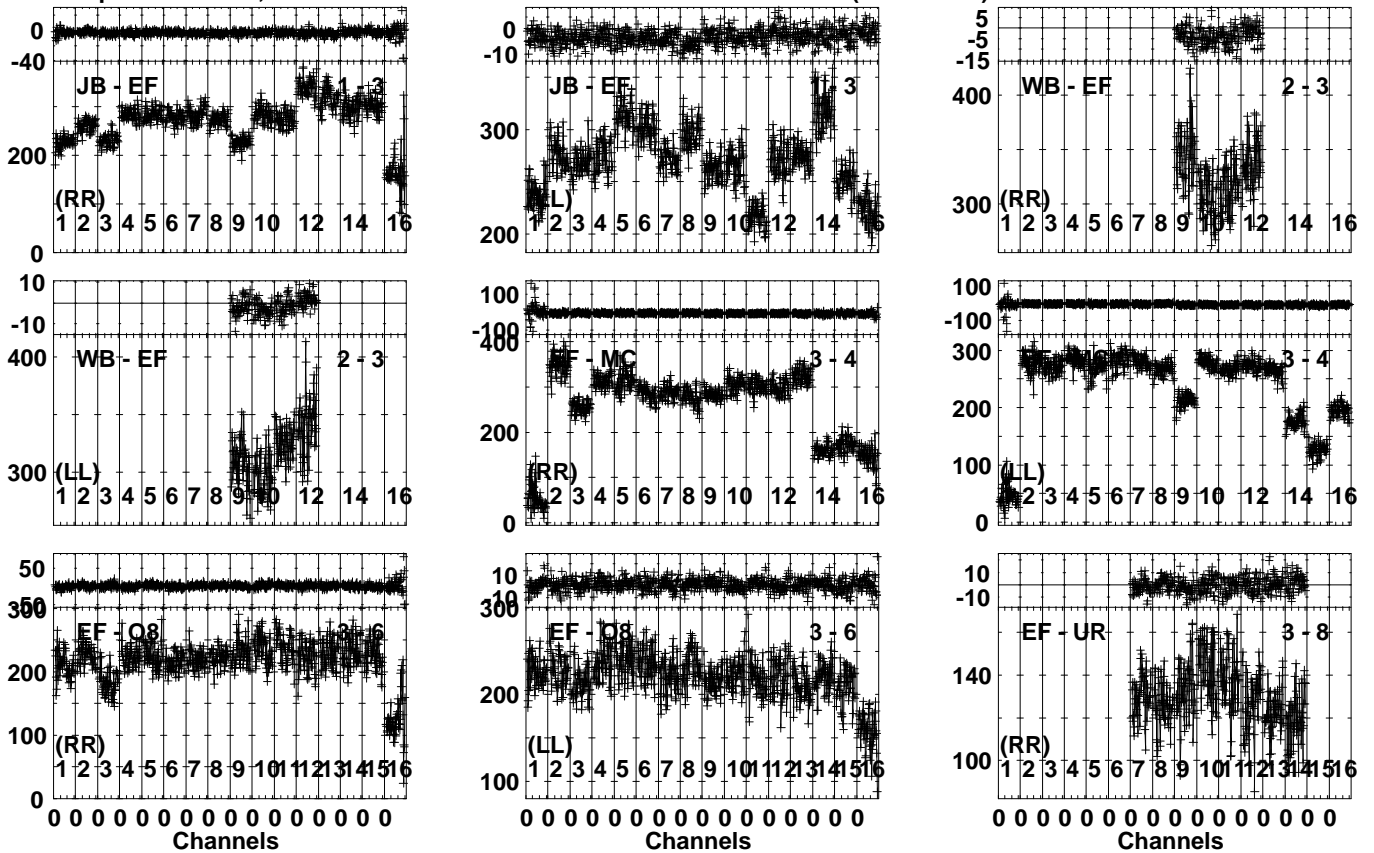


Lower frame: Milli Ampl Jy Top frame: Phas deg  
Vector averaged cross-power spectrum Several baselines displayed  
Timerange: 00/21:10:33 to 00/21:13:59

Plot file version 564 created 30-SEP-2022 11:09:52

J1427+2348 EM163.UVDATA.1

Freq = 4.6005 GHz, Bw = 32.000 MH Calibrated with CL # 4 and BP # 1 (BP mode 1)

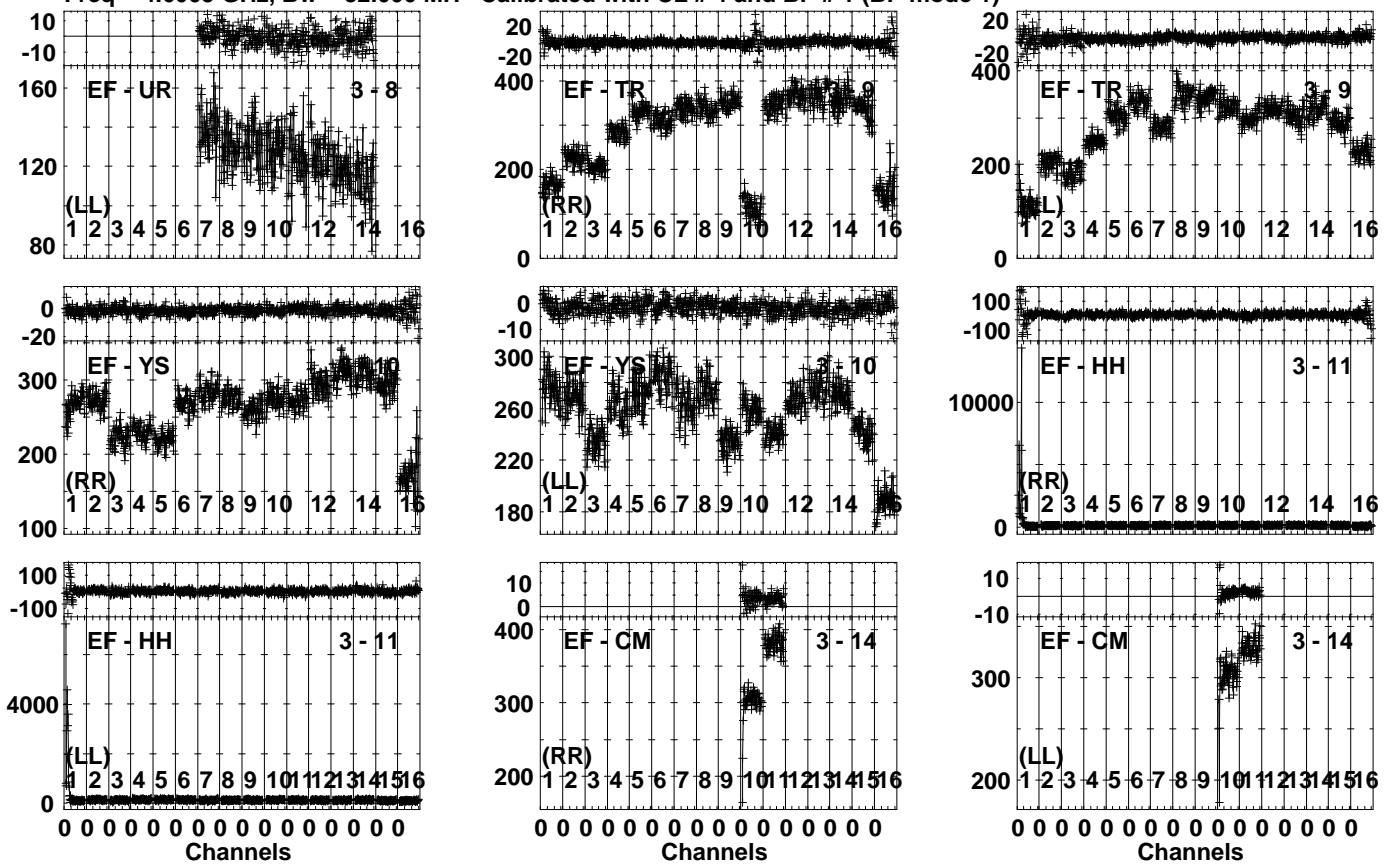


Lower frame: Milli Ampl Jy Top frame: Phas deg  
Vector averaged cross-power spectrum Several baselines displayed  
Timerange: 00/21:14:31 to 00/21:15:29

Plot file version 565 created 30-SEP-2022 11:09:53

J1427+2348 EM163.UVDATA.1

Freq = 4.6005 GHz, Bw = 32.000 MH Calibrated with CL # 4 and BP # 1 (BP mode 1)

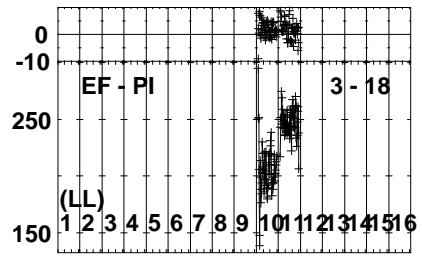
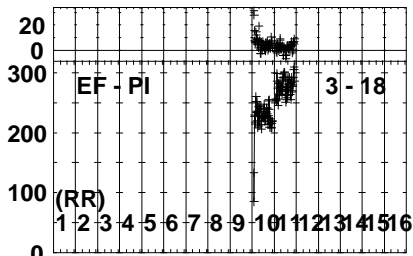
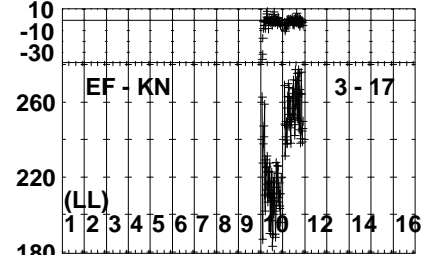
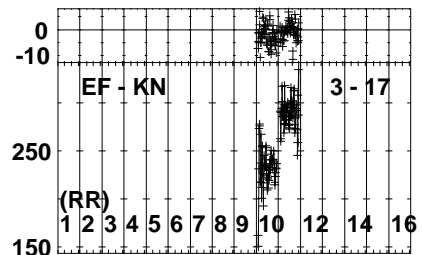
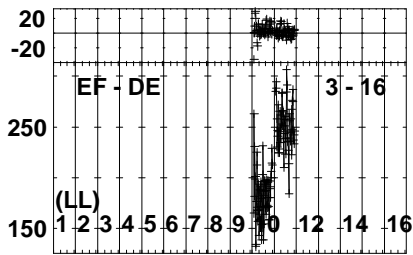
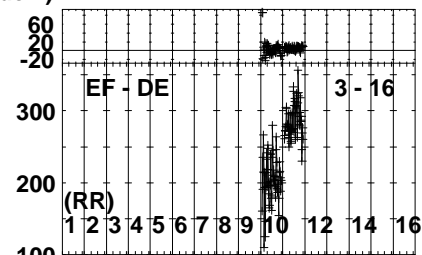
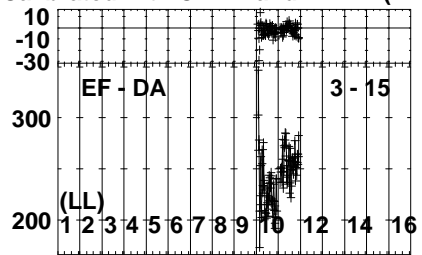
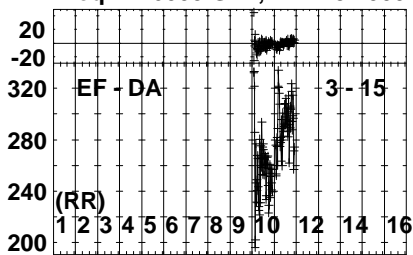


Lower frame: Milli Ampl Jy Top frame: Phas deg  
Vector averaged cross-power spectrum Several baselines displayed  
Timerange: 00/21:14:31 to 00/21:15:29

Plot file version 566 created 30-SEP-2022 11:09:54

J1427+2348 EM163.UVDATA.1

Freq = 4.6005 GHz, Bw = 32.000 MH Calibrated with CL # 4 and BP # 1 (BP mode 1)

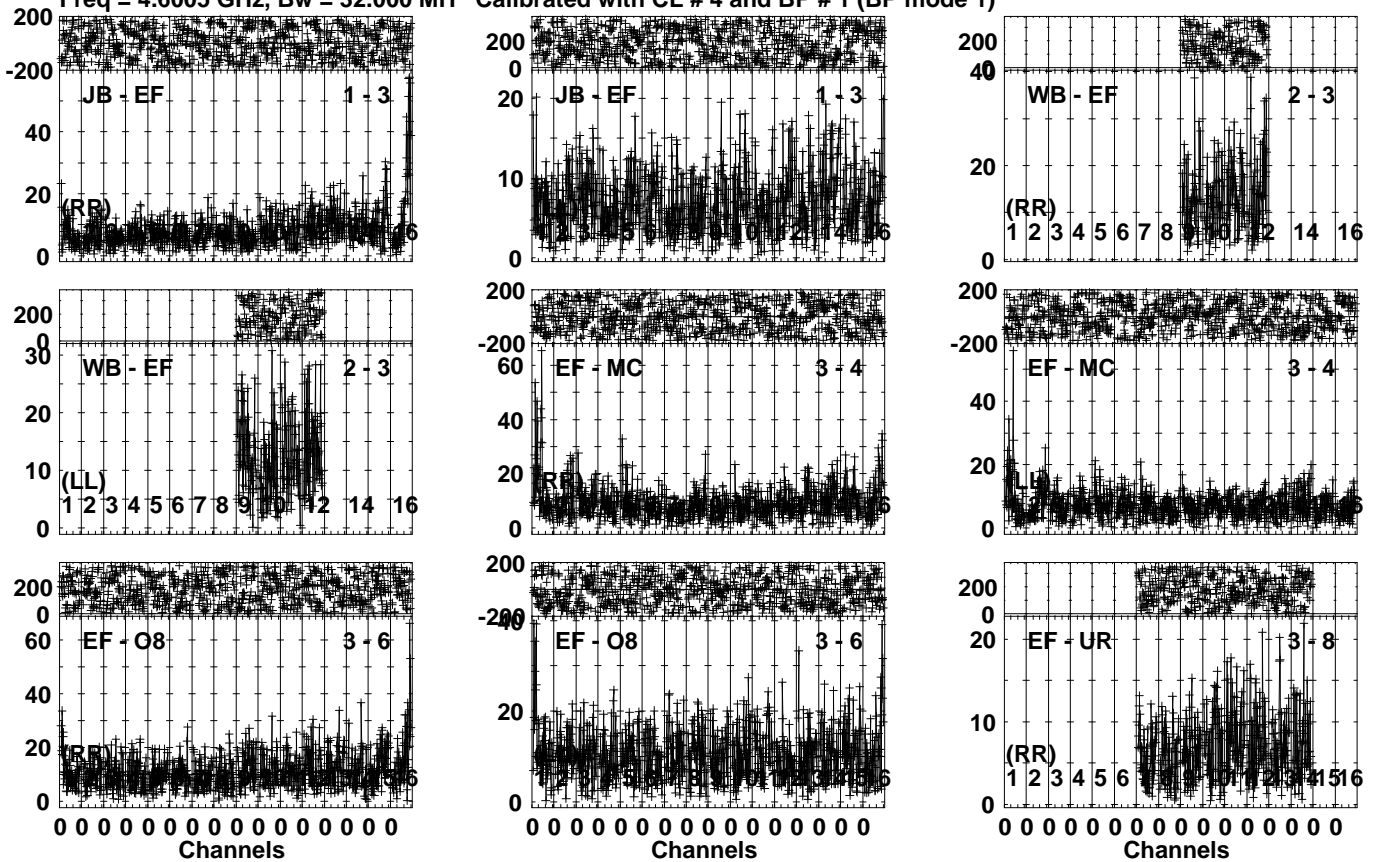


Lower frame: Milli Ampl Jy Top frame: Phas deg  
Vector averaged cross-power spectrum Several baselines displayed  
Timerange: 00/21:14:31 to 00/21:15:29

Plot file version 567 created 30-SEP-2022 11:09:55

SDSSJ1430 EM163.UVDATA.1

Freq = 4.6005 GHz, Bw = 32.000 MH Calibrated with CL # 4 and BP # 1 (BP mode 1)

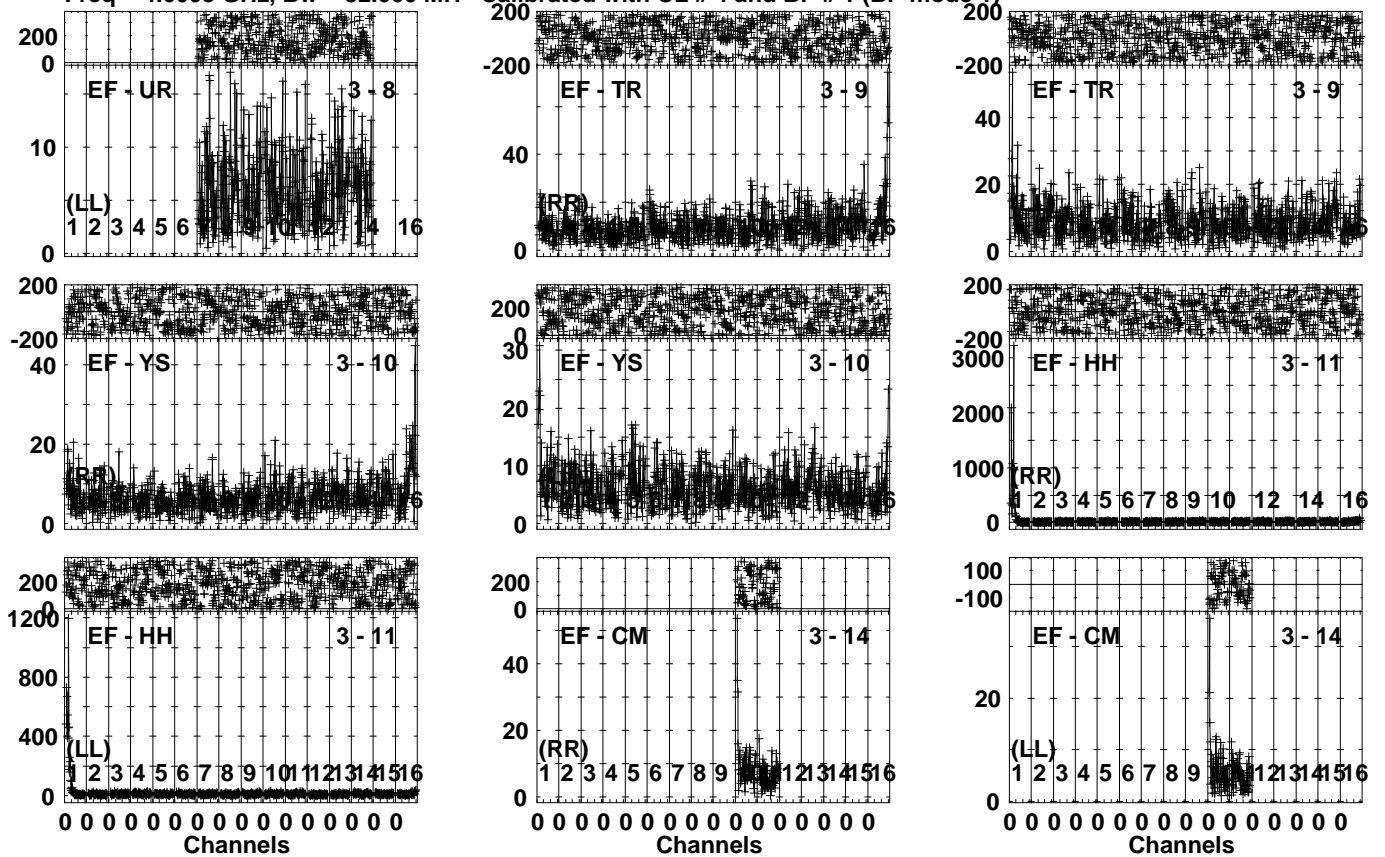


Lower frame: Milli Ampl Jy Top frame: Phas deg  
Vector averaged cross-power spectrum Several baselines displayed  
Timerange: 00/21:15:31 to 00/21:18:59

Plot file version 568 created 30-SEP-2022 11:09:56

SDSSJ1430 EM163.UVDATA.1

Freq = 4.6005 GHz, Bw = 32.000 MH Calibrated with CL # 4 and BP # 1 (BP mode 1)



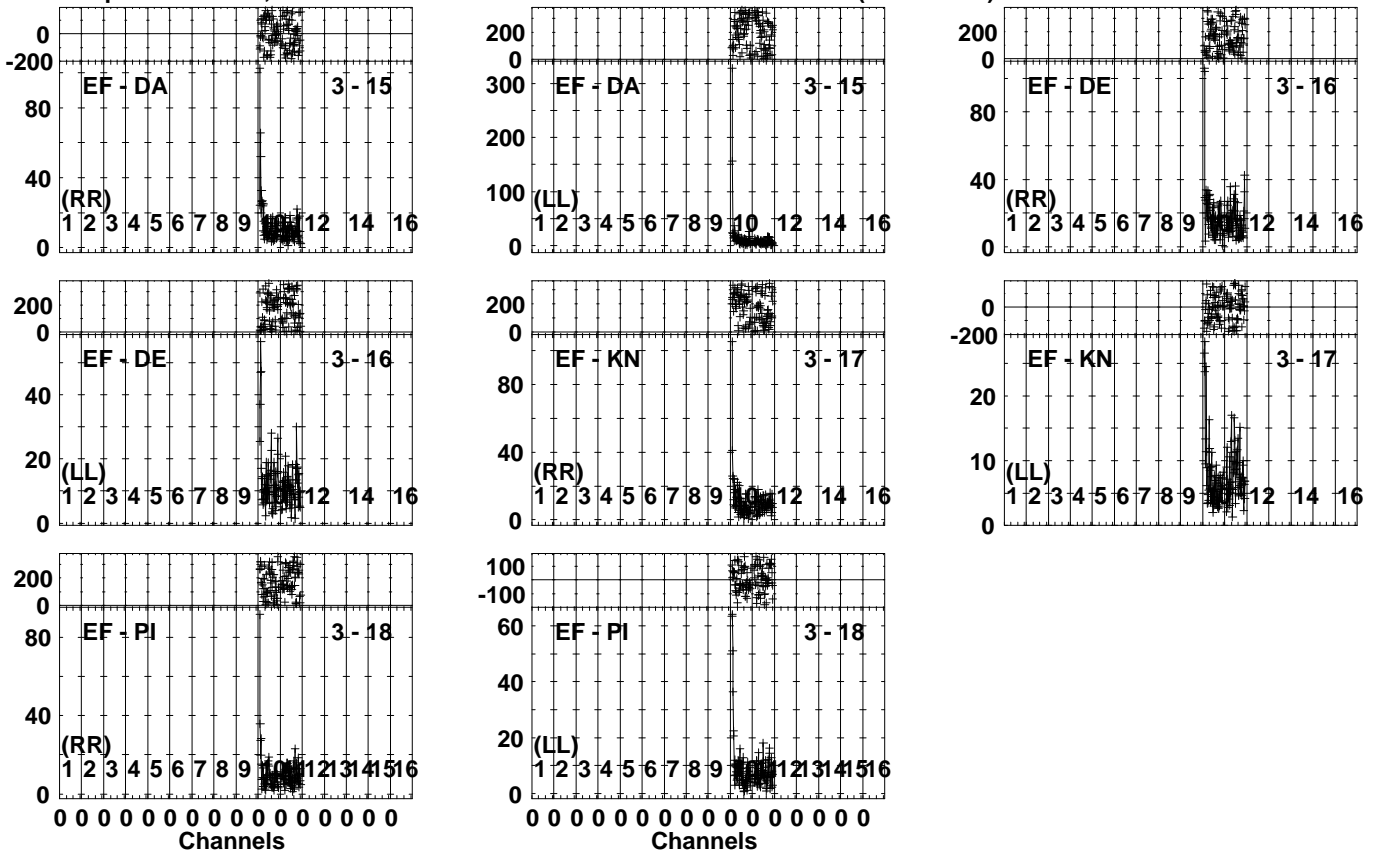
Lower frame: Milli Ampl Jy Top frame: Phas deg  
Vector averaged cross-power spectrum Several baselines displayed  
Timerange: 00/21:15:31 to 00/21:18:59



Plot file version 569 created 30-SEP-2022 11:09:57

SDSSJ1430 EM163.UVDATA.1

Freq = 4.6005 GHz, Bw = 32.000 MH Calibrated with CL # 4 and BP # 1 (BP mode 1)

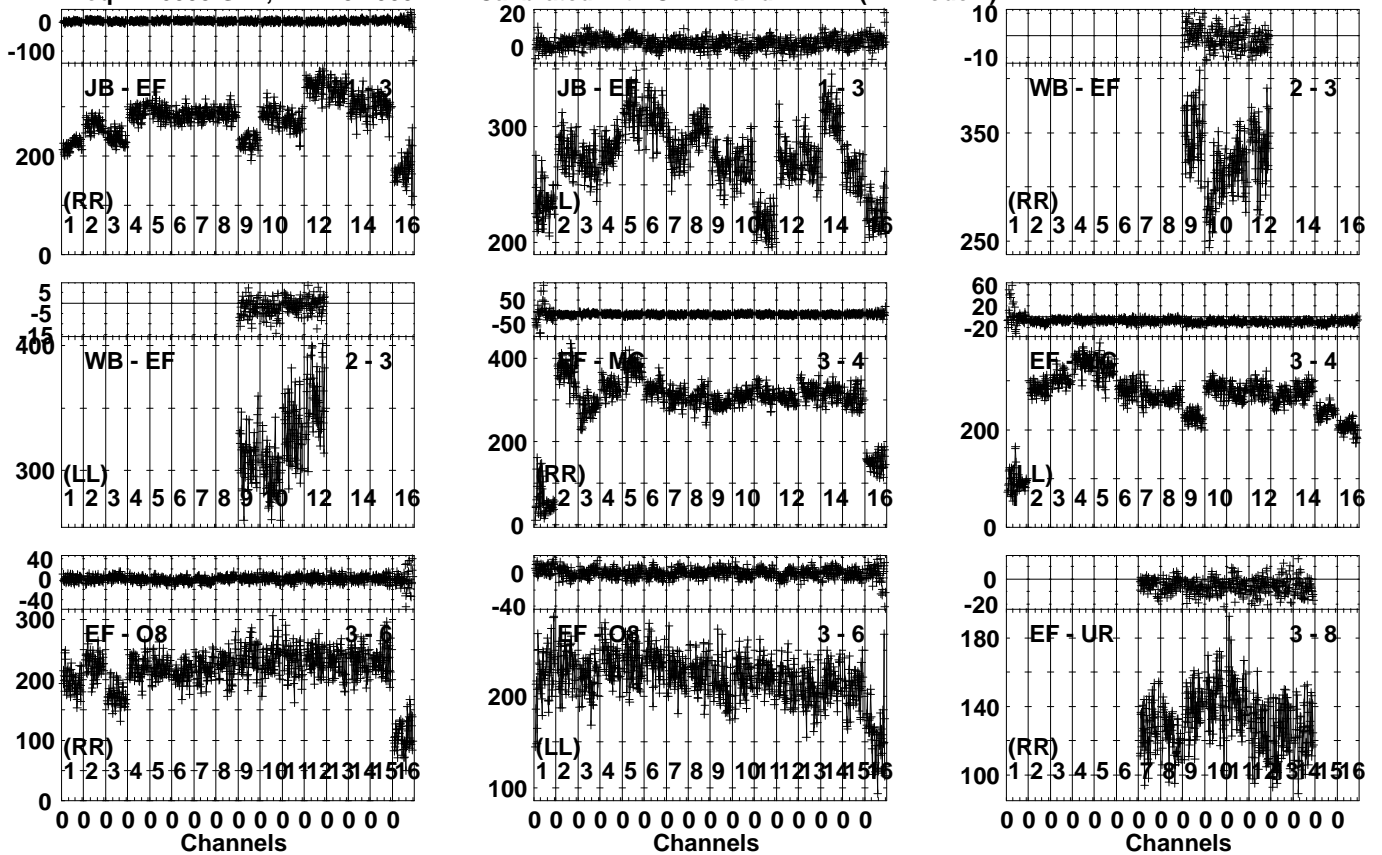


Lower frame: Milli Ampl Jy Top frame: Phas deg  
Vector averaged cross-power spectrum Several baselines displayed  
Timerange: 00/21:15:31 to 00/21:18:59

Plot file version 570 created 30-SEP-2022 11:09:58

J1427+2348 EM163.UVDATA.1

Freq = 4.6005 GHz, Bw = 32.000 MH Calibrated with CL # 4 and BP # 1 (BP mode 1)

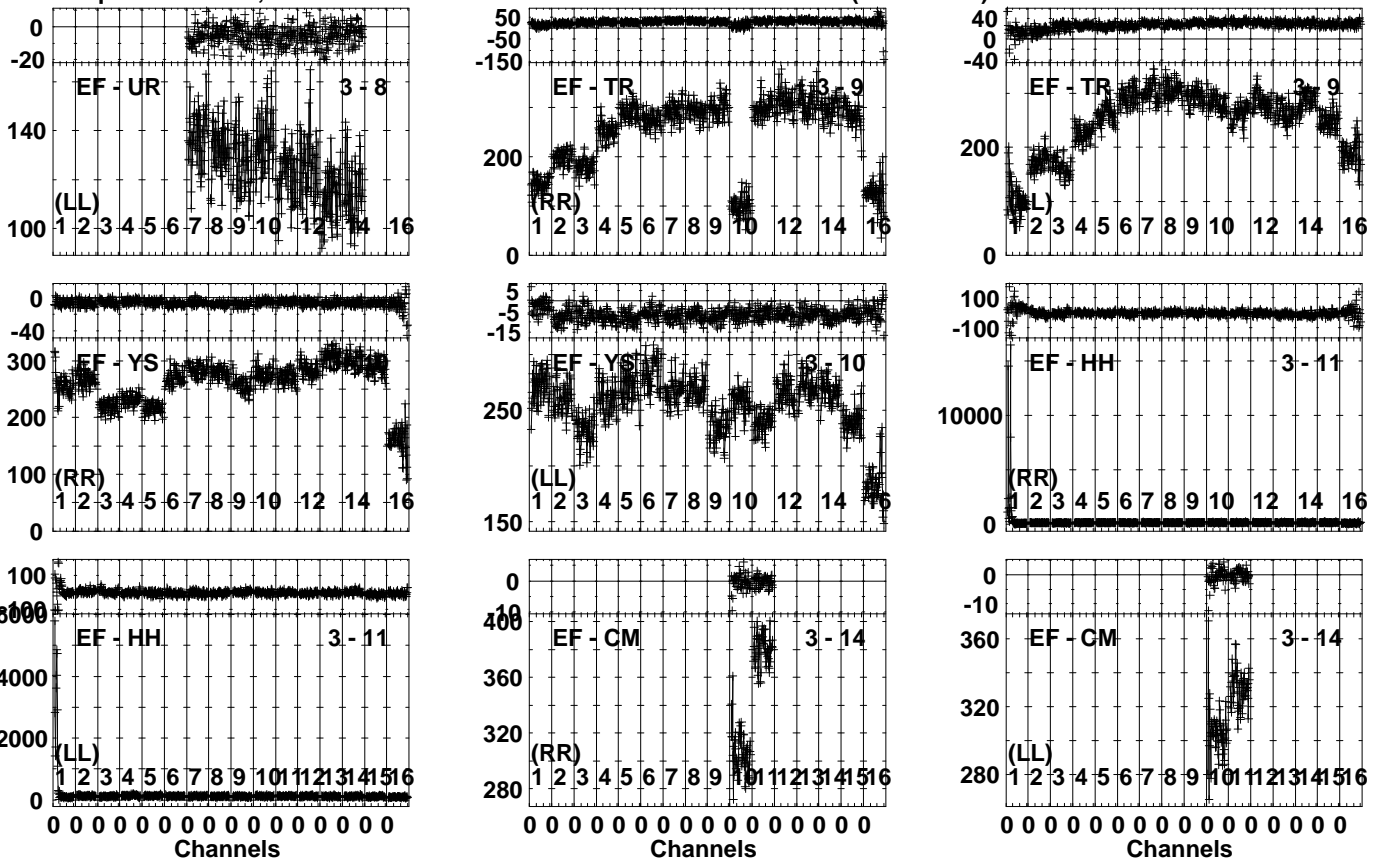


Lower frame: Milli Ampl Jy Top frame: Phas deg  
Vector averaged cross-power spectrum Several baselines displayed  
Timerange: 00/21:19:03 to 00/21:20:29

Plot file version 571 created 30-SEP-2022 11:09:59

J1427+2348 EM163.UVDATA.1

Freq = 4.6005 GHz, Bw = 32.000 MH Calibrated with CL # 4 and BP # 1 (BP mode 1)

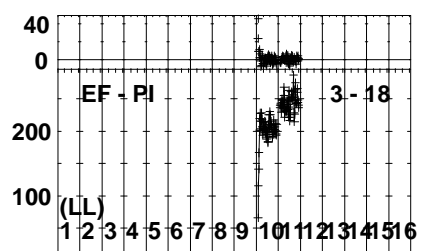
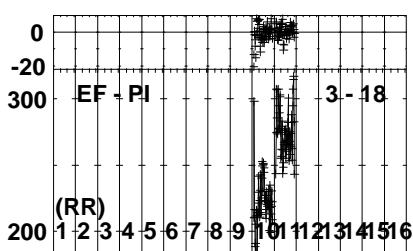
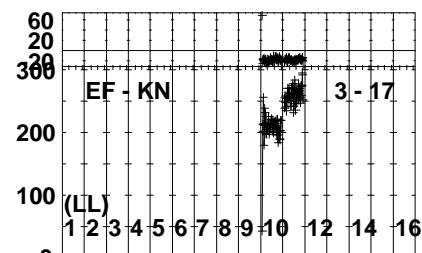
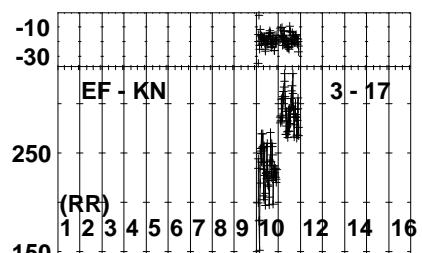
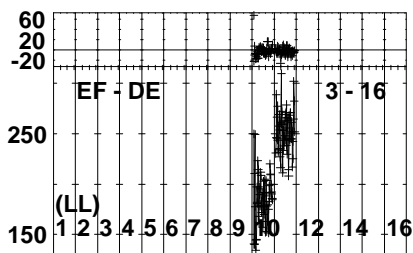
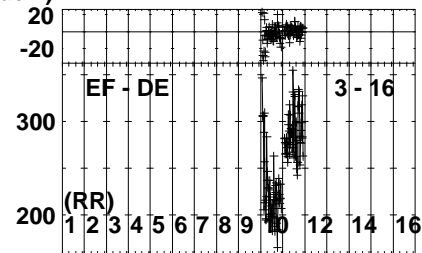
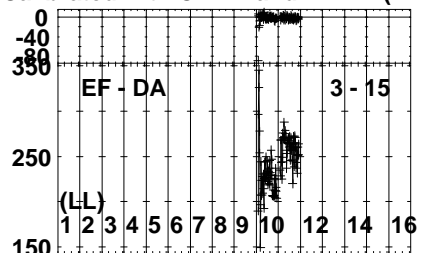
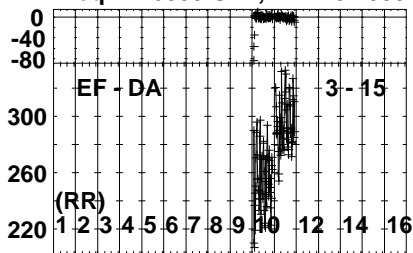


Lower frame: Milli Ampl Jy Top frame: Phas deg  
Vector averaged cross-power spectrum Several baselines displayed  
Timerange: 00/21:19:03 to 00/21:20:29

Plot file version 572 created 30-SEP-2022 11:10:00

J1427+2348 EM163.UVDATA.1

Freq = 4.6005 GHz, Bw = 32.000 MH Calibrated with CL # 4 and BP # 1 (BP mode 1)



0 0 0 0 0 0 0 0 0 0 0 0 0 0 0 0  
Channels

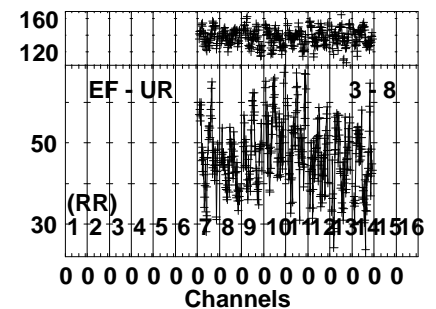
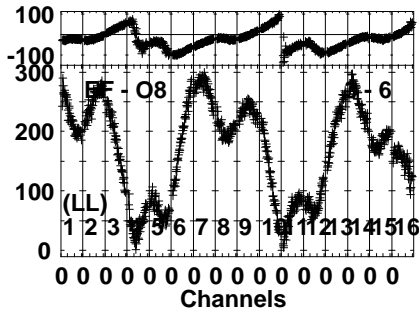
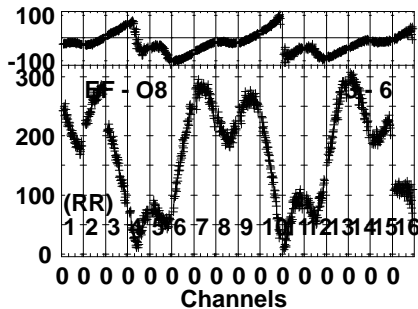
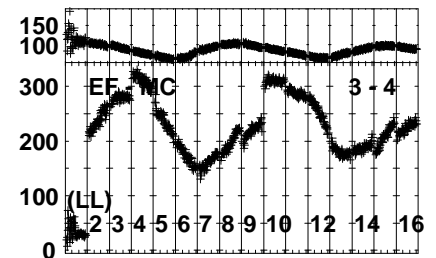
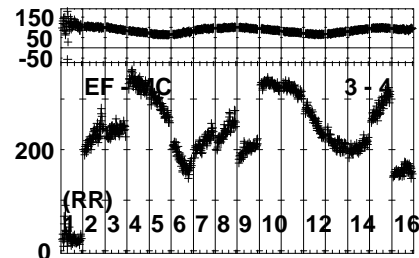
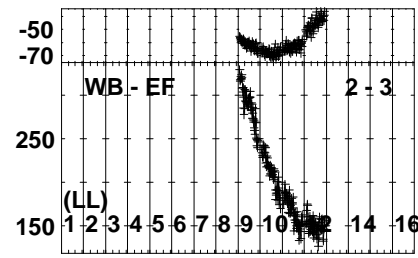
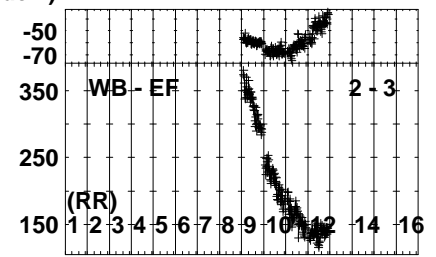
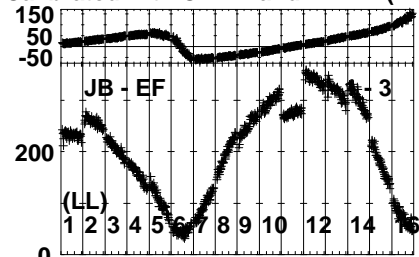
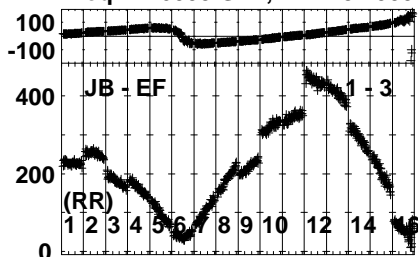
0 0 0 0 0 0 0 0 0 0 0 0 0 0 0 0  
Channels

Lower frame: Milli Ampl Jy Top frame: Phas deg  
Vector averaged cross-power spectrum Several baselines displayed  
Timerange: 00/21:19:03 to 00/21:20:29

Plot file version 573 created 30-SEP-2022 11:10:00

J1424+225A EM163.UVDATA.1

Freq = 4.6005 GHz, Bw = 32.000 MH Calibrated with CL # 4 and BP # 1 (BP mode 1)

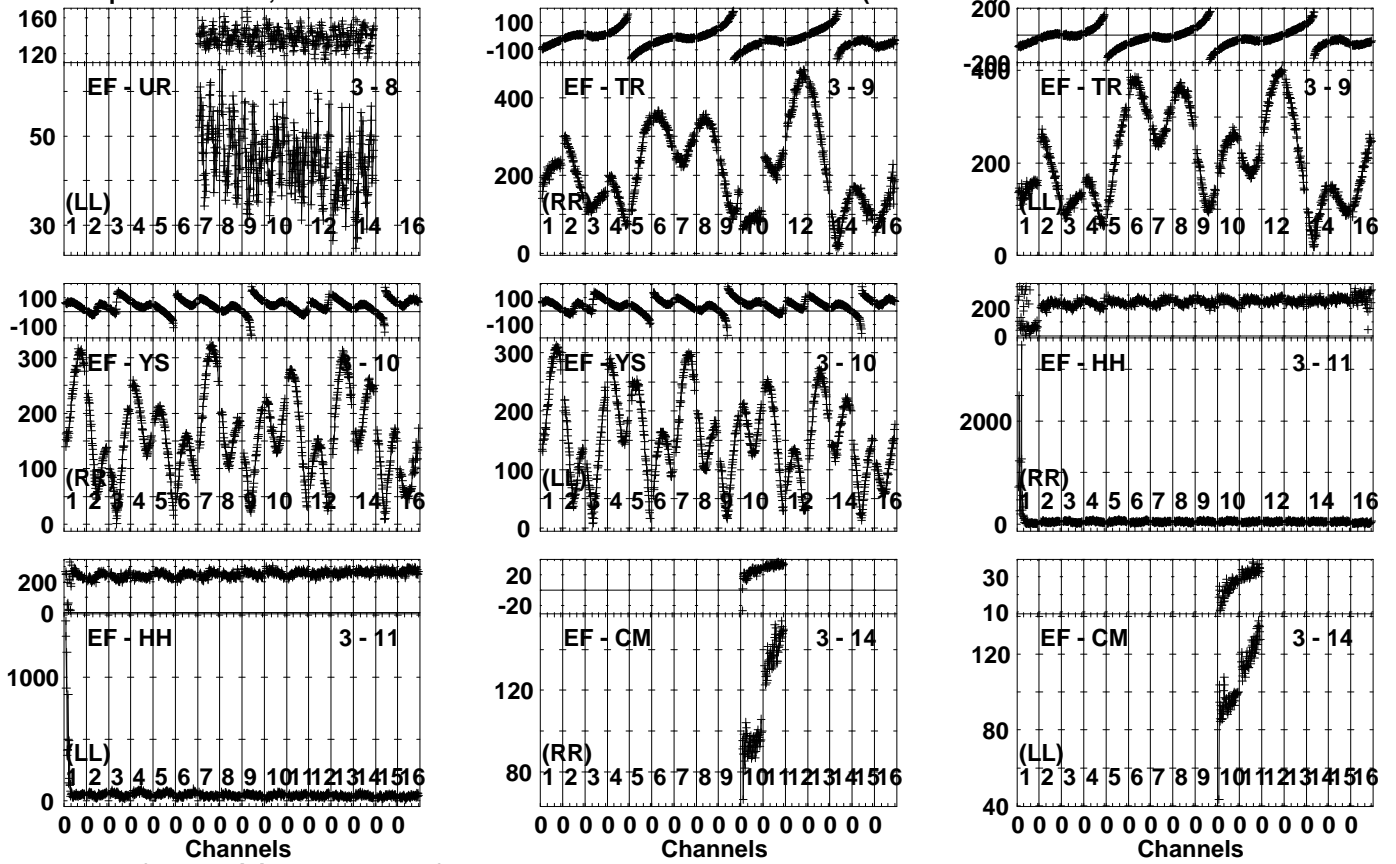


Lower frame: Milli Ampl Jy Top frame: Phas deg  
 Vector averaged cross-power spectrum Several baselines displayed  
 Timerange: 00/21:20:33 to 00/21:23:59

Plot file version 574 created 30-SEP-2022 11:10:01

J1424+225A EM163.UVDATA.1

Freq = 4.6005 GHz, Bw = 32.000 MH Calibrated with CL # 4 and BP # 1 (BP mode 1)

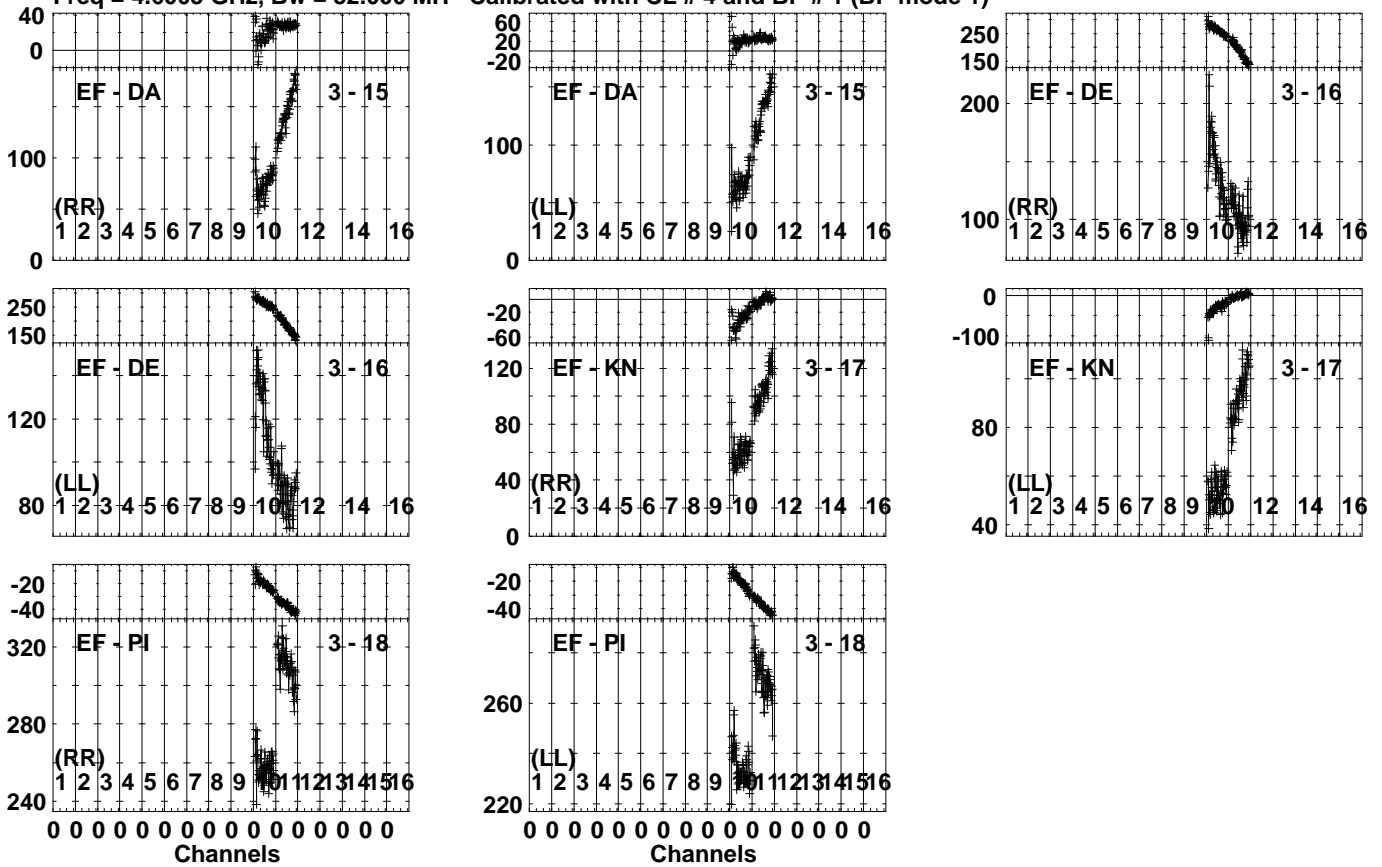


Lower frame: Milli Ampl Jy Top frame: Phas deg  
 Vector averaged cross-power spectrum Several baselines displayed  
 Timerange: 00/21:20:33 to 00/21:23:59

Plot file version 575 created 30-SEP-2022 11:10:03

J1424+225A EM163.UVDATA.1

Freq = 4.6005 GHz, Bw = 32.000 MH Calibrated with CL # 4 and BP # 1 (BP mode 1)

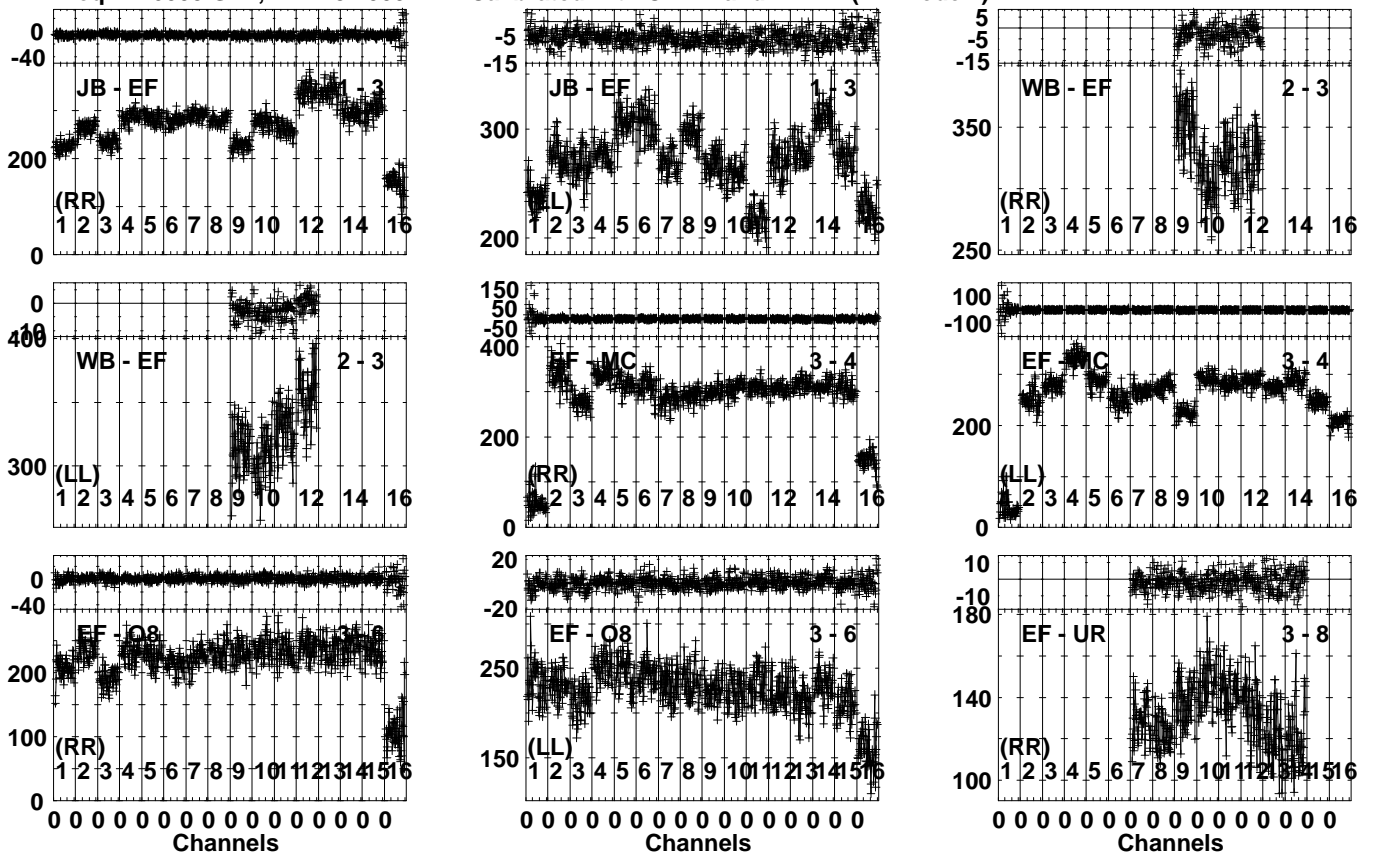


Lower frame: Milli Ampl Jy Top frame: Phas deg  
 Vector averaged cross-power spectrum Several baselines displayed  
 Timerange: 00/21:20:33 to 00/21:23:59

Plot file version 576 created 30-SEP-2022 11:10:04

J1427+2348 EM163.UVDATA.1

Freq = 4.6005 GHz, Bw = 32.000 MH Calibrated with CL # 4 and BP # 1 (BP mode 1)



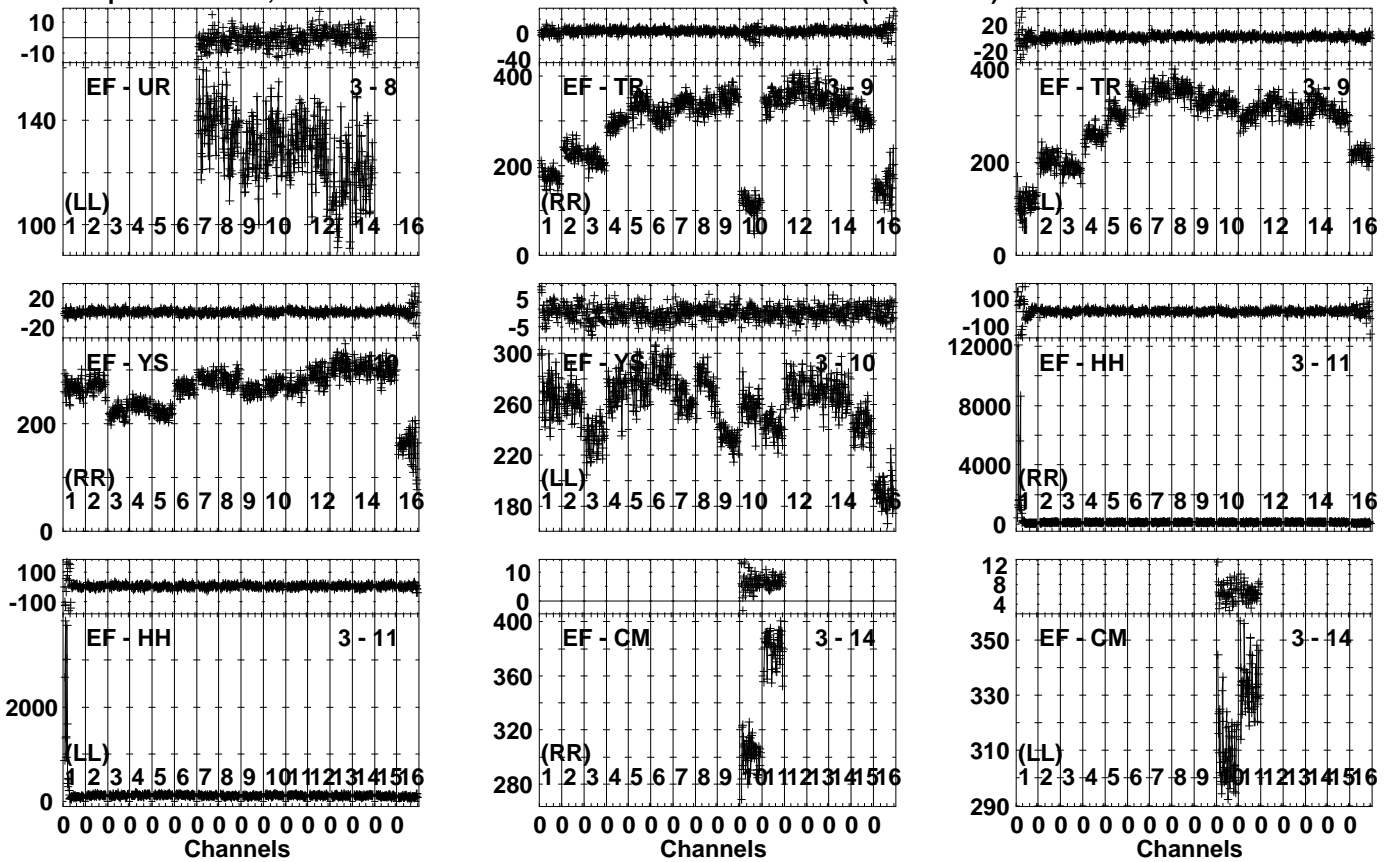
Lower frame: Milli Ampl Jy Top frame: Phas deg  
 Vector averaged cross-power spectrum Several baselines displayed  
 Timerange: 00/21:24:31 to 00/21:25:29



Plot file version 577 created 30-SEP-2022 11:10:04

J1427+2348 EM163.UVDATA.1

Freq = 4.6005 GHz, Bw = 32.000 MH Calibrated with CL # 4 and BP # 1 (BP mode 1)

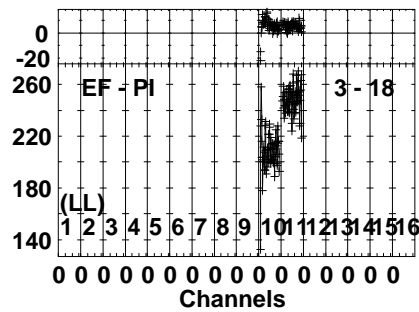
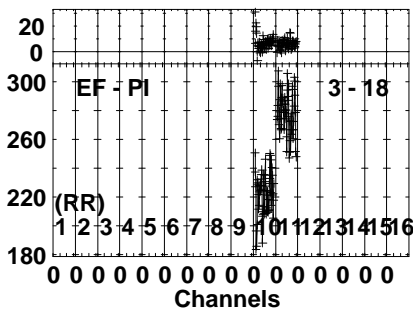
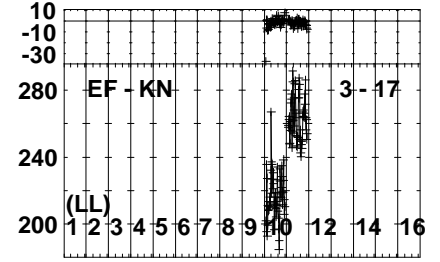
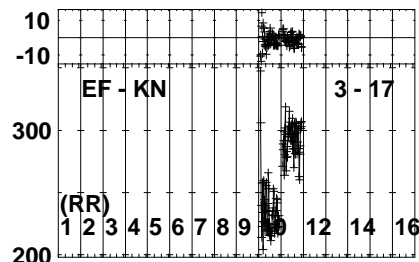
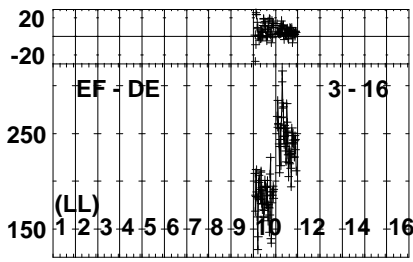
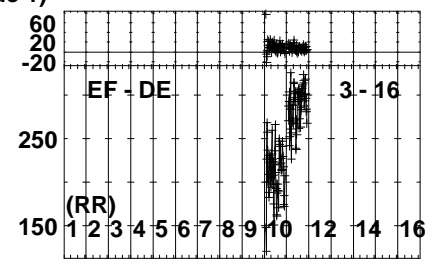
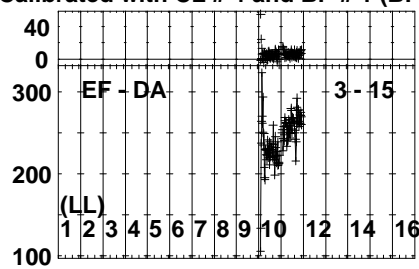
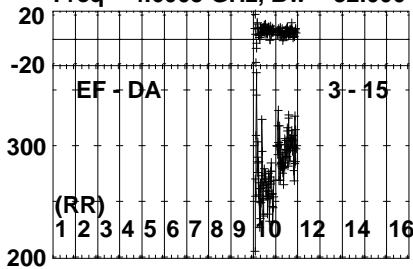


Lower frame: Milli Ampl Jy Top frame: Phas deg  
 Vector averaged cross-power spectrum Several baselines displayed  
 Timerange: 00/21:24:31 to 00/21:25:29

Plot file version 578 created 30-SEP-2022 11:10:05

J1427+2348 EM163.UVDATA.1

Freq = 4.6005 GHz, Bw = 32.000 MH Calibrated with CL # 4 and BP # 1 (BP mode 1)

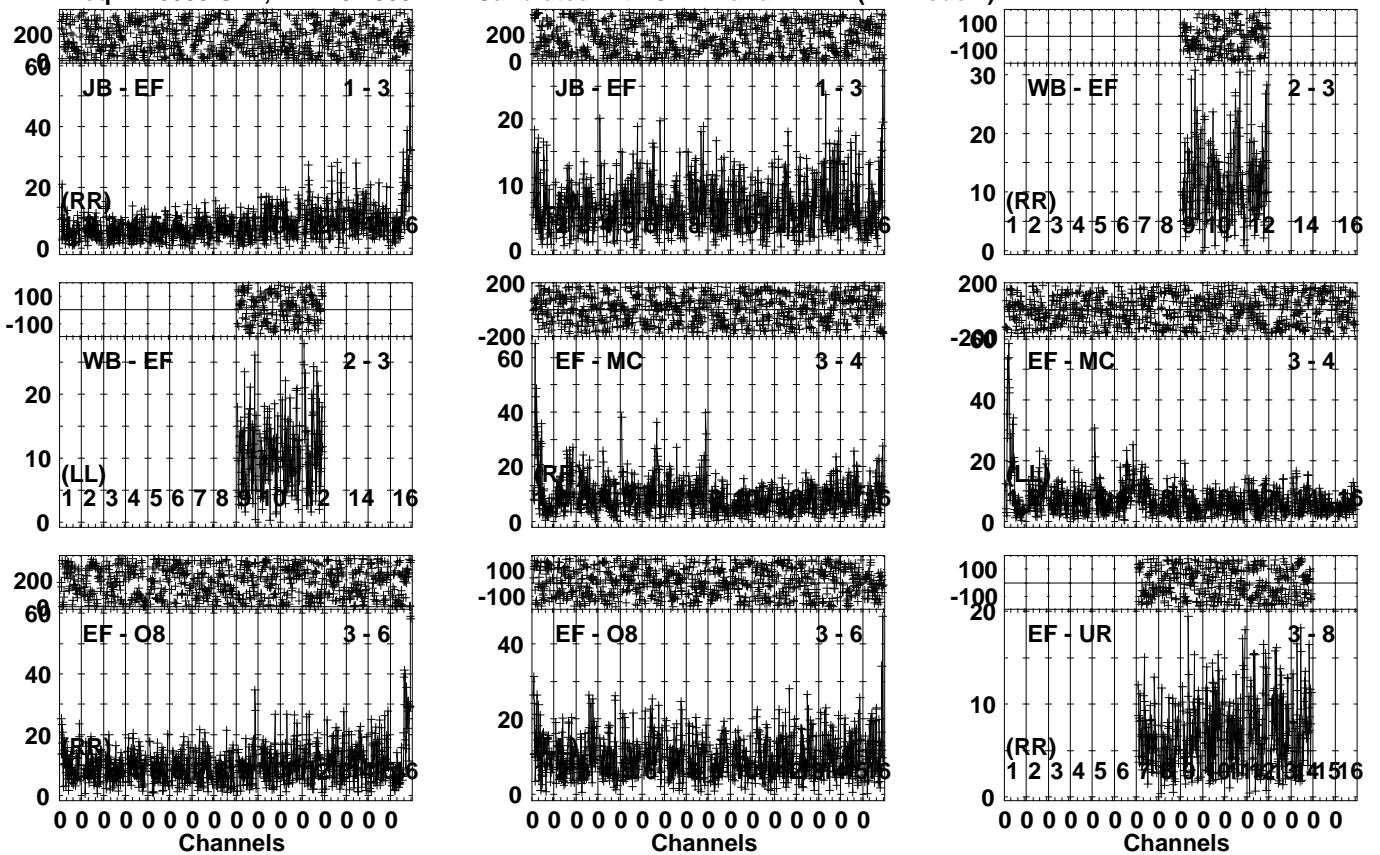


Lower frame: Milli Ampl Jy Top frame: Phas deg  
Vector averaged cross-power spectrum Several baselines displayed  
Timerange: 00/21:24:31 to 00/21:25:29

Plot file version 579 created 30-SEP-2022 11:10:06

SDSSJ1430 EM163.UVDATA.1

Freq = 4.6005 GHz, Bw = 32.000 MH Calibrated with CL # 4 and BP # 1 (BP mode 1)

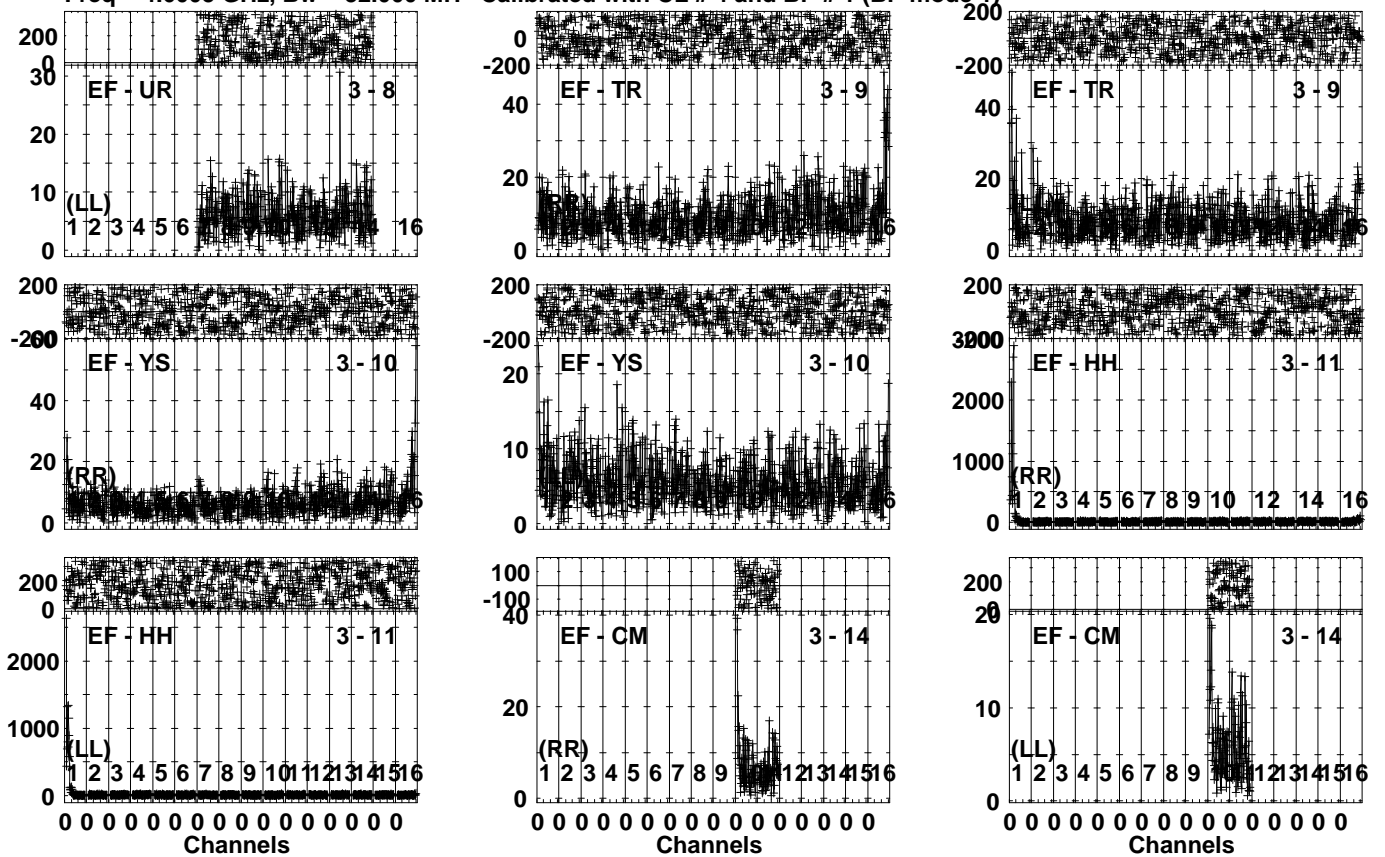


Lower frame: Milli Ampl Jy Top frame: Phas deg  
Vector averaged cross-power spectrum Several baselines displayed  
Timerange: 00/21:25:31 to 00/21:28:59

Plot file version 580 created 30-SEP-2022 11:10:07

SDSSJ1430 EM163.UVDATA.1

Freq = 4.6005 GHz, Bw = 32.000 MH Calibrated with CL # 4 and BP # 1 (BP mode 1)

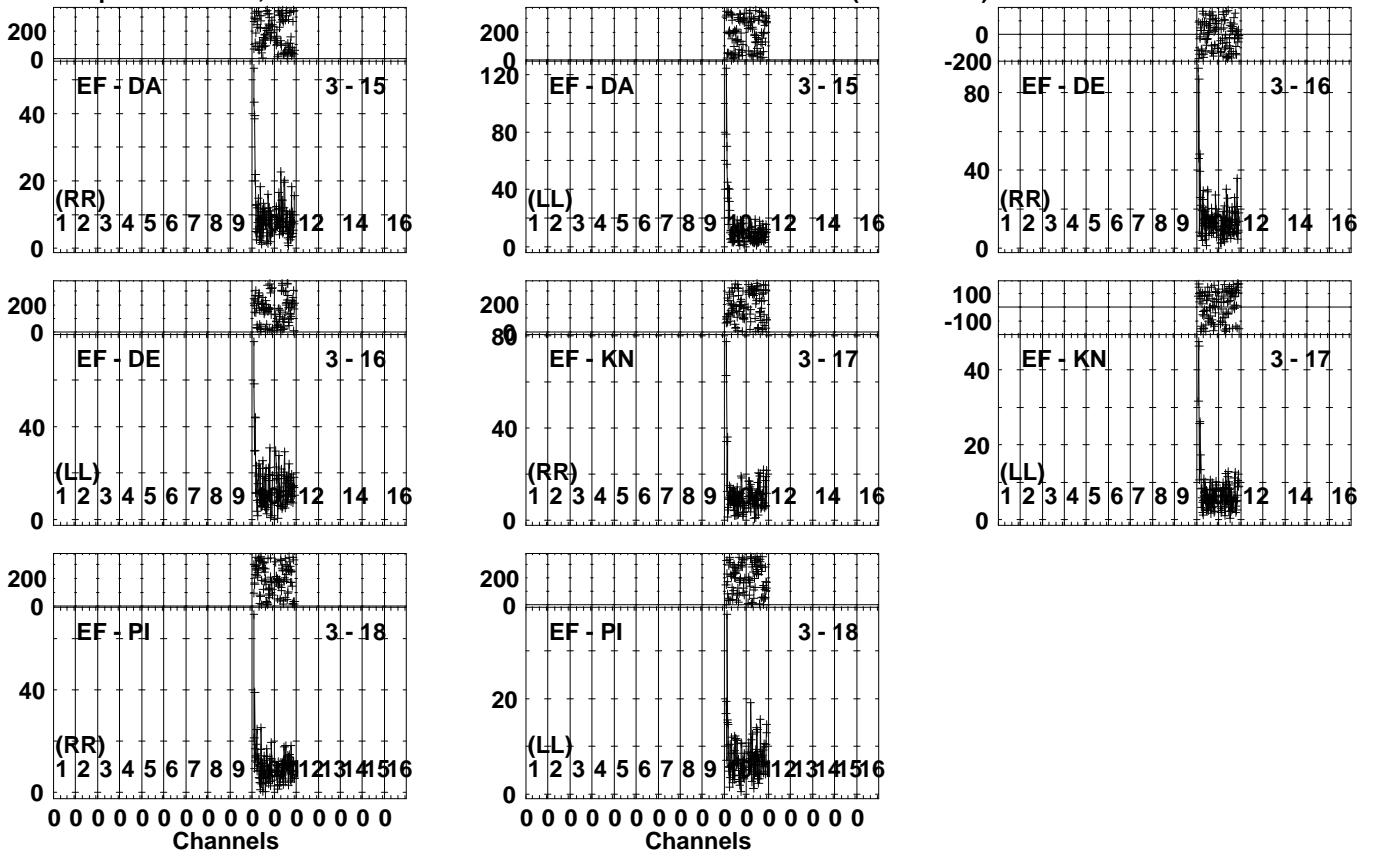


Lower frame: Milli Ampl Jy Top frame: Phas deg  
Vector averaged cross-power spectrum Several baselines displayed  
Timerange: 00/21:25:31 to 00/21:28:59

Plot file version 581 created 30-SEP-2022 11:10:08

SDSSJ1430 EM163.UVDATA.1

Freq = 4.6005 GHz, Bw = 32.000 MH Calibrated with CL # 4 and BP # 1 (BP mode 1)

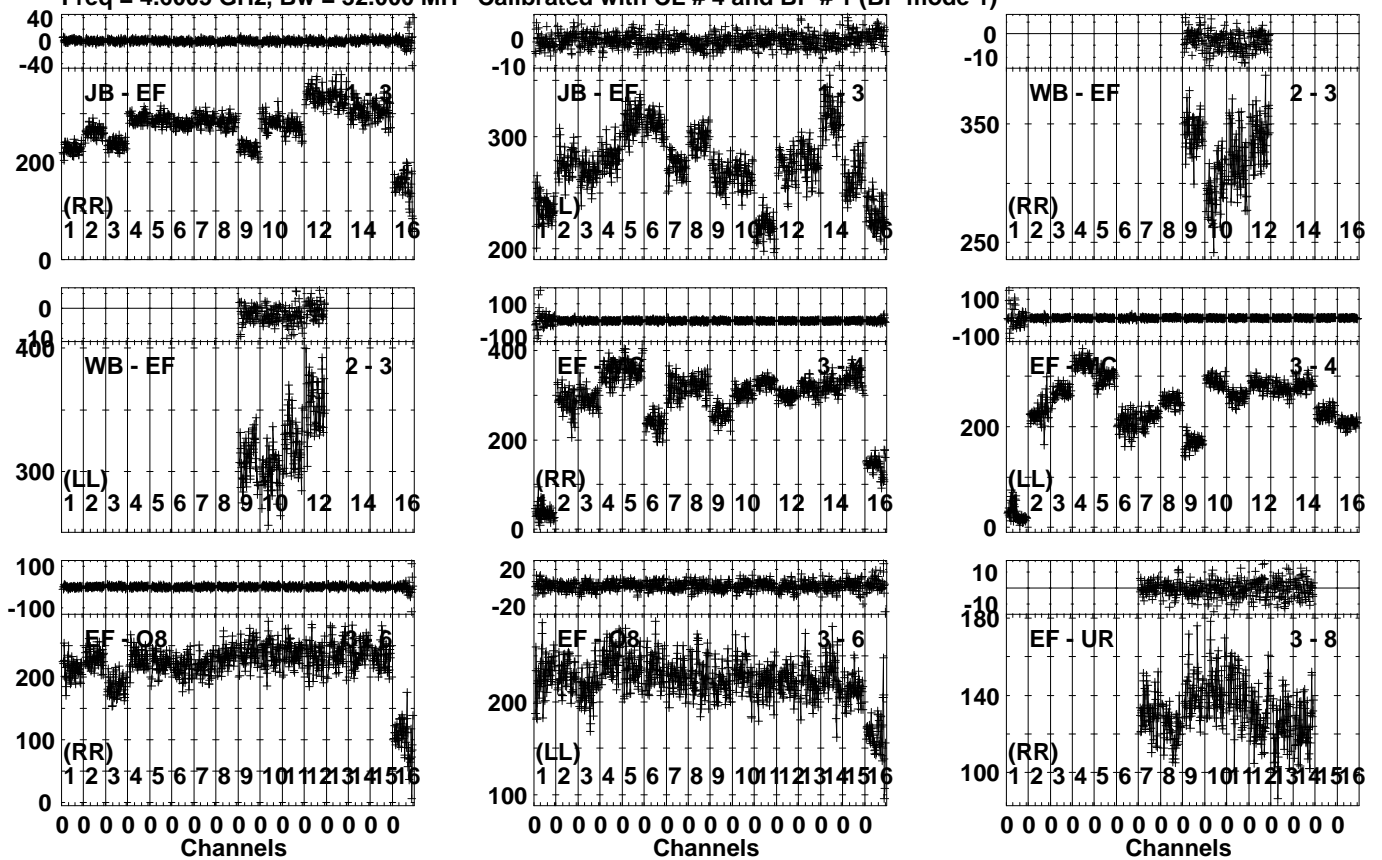


Lower frame: Milli Ampl Jy Top frame: Phas deg  
Vector averaged cross-power spectrum Several baselines displayed  
Timerange: 00/21:25:31 to 00/21:28:59

Plot file version 582 created 30-SEP-2022 11:10:09

J1427+2348 EM163.UVDATA.1

Freq = 4.6005 GHz, Bw = 32.000 MH Calibrated with CL # 4 and BP # 1 (BP mode 1)

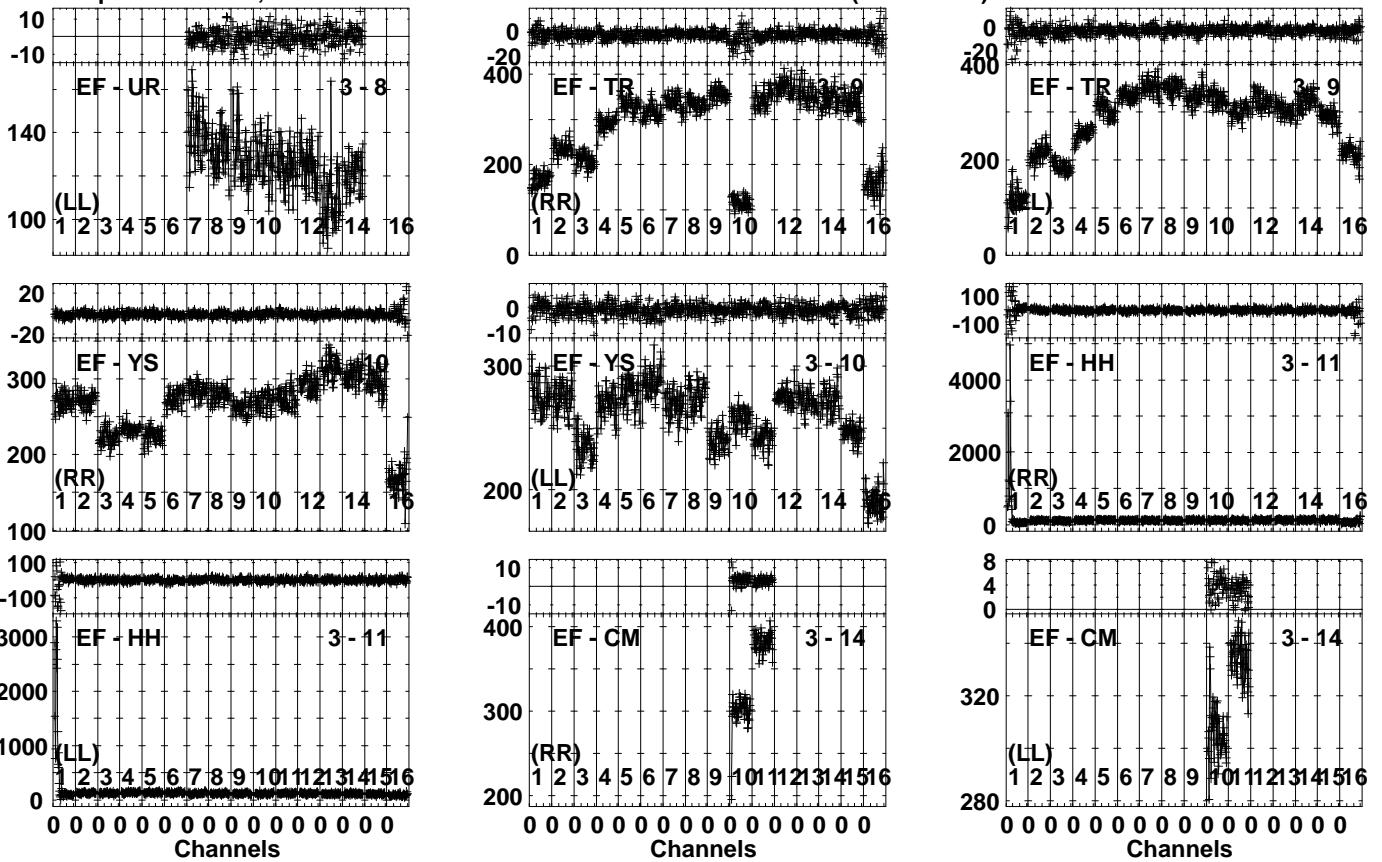


Lower frame: Milli Ampl Jy Top frame: Phas deg  
 Vector averaged cross-power spectrum Several baselines displayed  
 Timerange: 00/21:29:31 to 00/21:30:29

Plot file version 583 created 30-SEP-2022 11:10:10

J1427+2348 EM163.UVDATA.1

Freq = 4.6005 GHz, Bw = 32.000 MH Calibrated with CL # 4 and BP # 1 (BP mode 1)

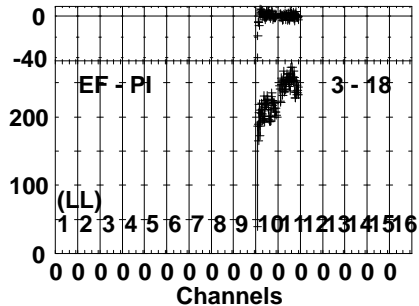
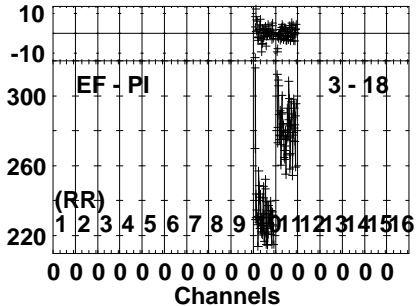
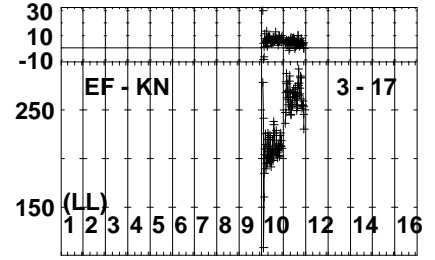
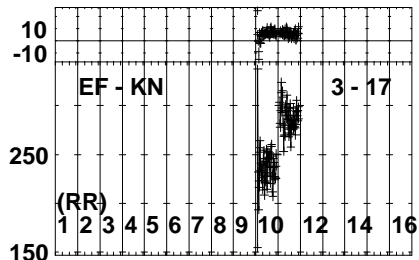
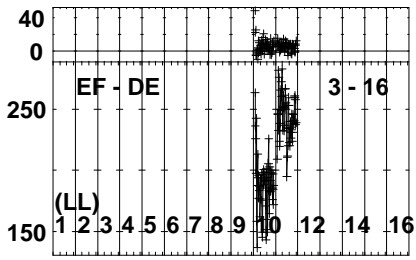
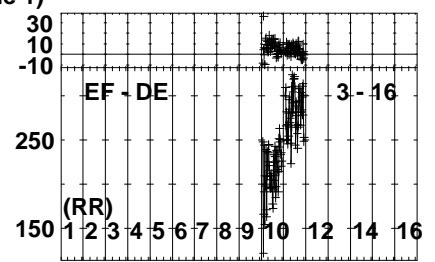
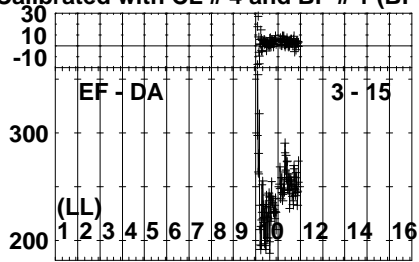
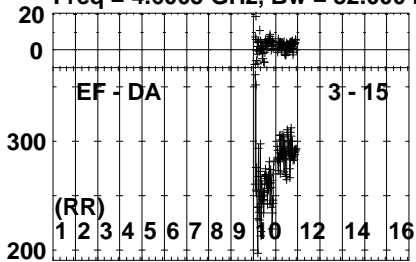


Lower frame: Milli Ampl Jy Top frame: Phas deg  
Vector averaged cross-power spectrum Several baselines displayed  
Timerange: 00/21:29:31 to 00/21:30:29

Plot file version 584 created 30-SEP-2022 11:10:11

J1427+2348 EM163.UVDATA.1

Freq = 4.6005 GHz, Bw = 32.000 MH Calibrated with CL # 4 and BP # 1 (BP mode 1)



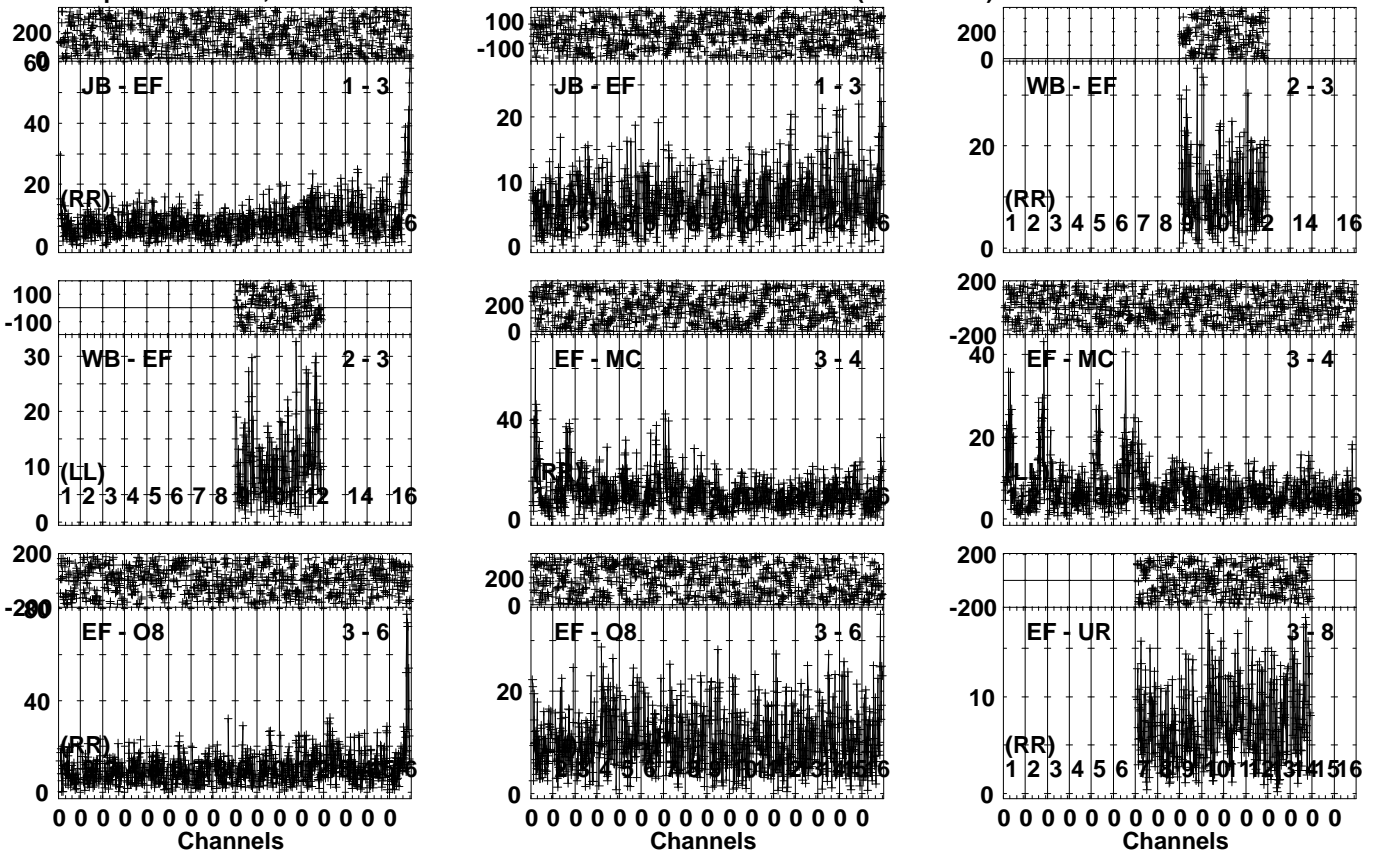
Lower frame: Milli Ampl Jy Top frame: Phas deg  
Vector averaged cross-power spectrum Several baselines displayed  
Timerange: 00/21:29:31 to 00/21:30:29



Plot file version 585 created 30-SEP-2022 11:10:12

SDSSJ1430 EM163.UVDATA.1

Freq = 4.6005 GHz, Bw = 32.000 MH Calibrated with CL # 4 and BP # 1 (BP mode 1)

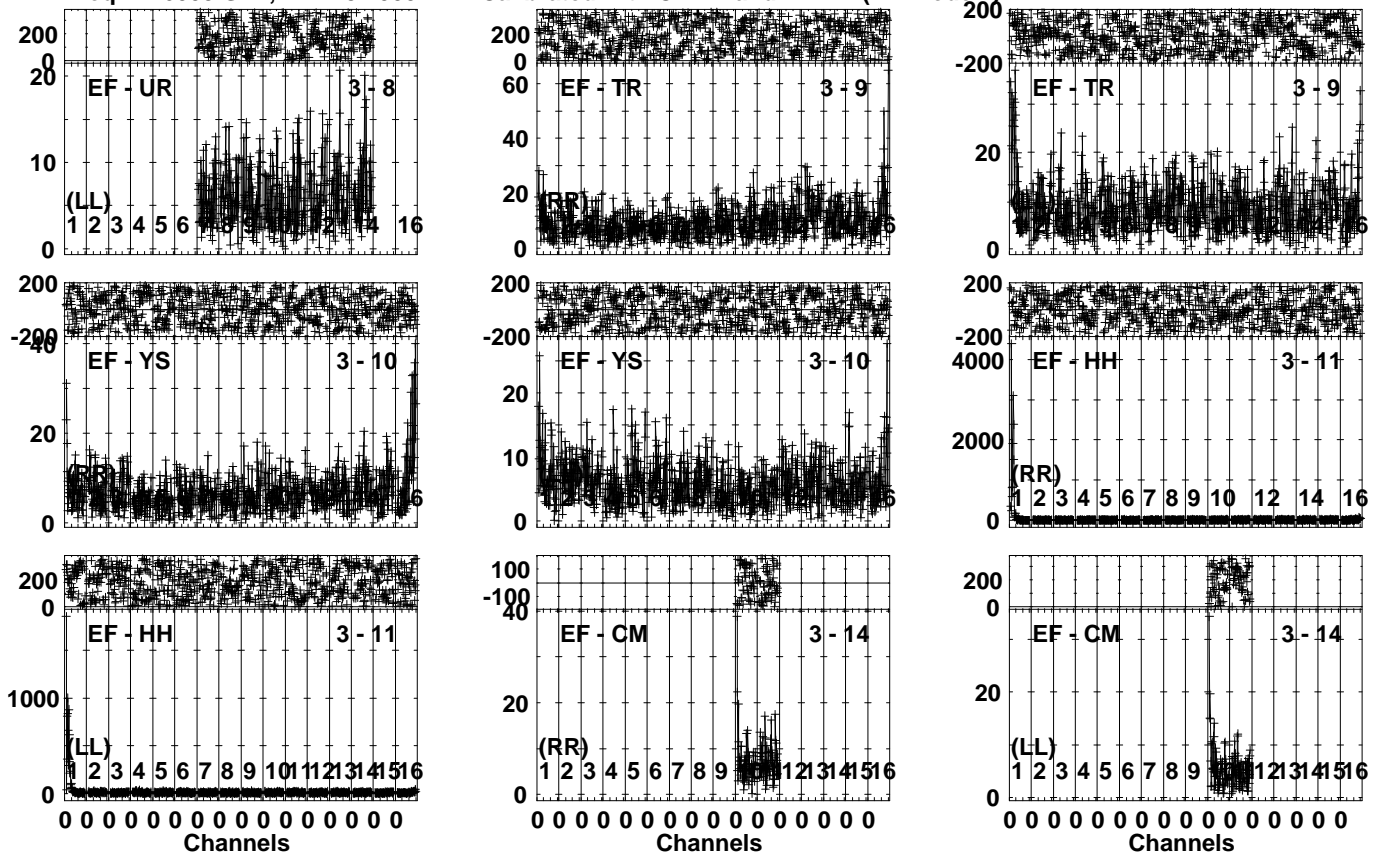


Lower frame: Milli Ampl Jy Top frame: Phas deg  
Vector averaged cross-power spectrum Several baselines displayed  
Timerange: 00/21:30:31 to 00/21:33:59

Plot file version 586 created 30-SEP-2022 11:10:13

SDSSJ1430 EM163.UVDATA.1

Freq = 4.6005 GHz, Bw = 32.000 MH Calibrated with CL # 4 and BP # 1 (BP mode 1)

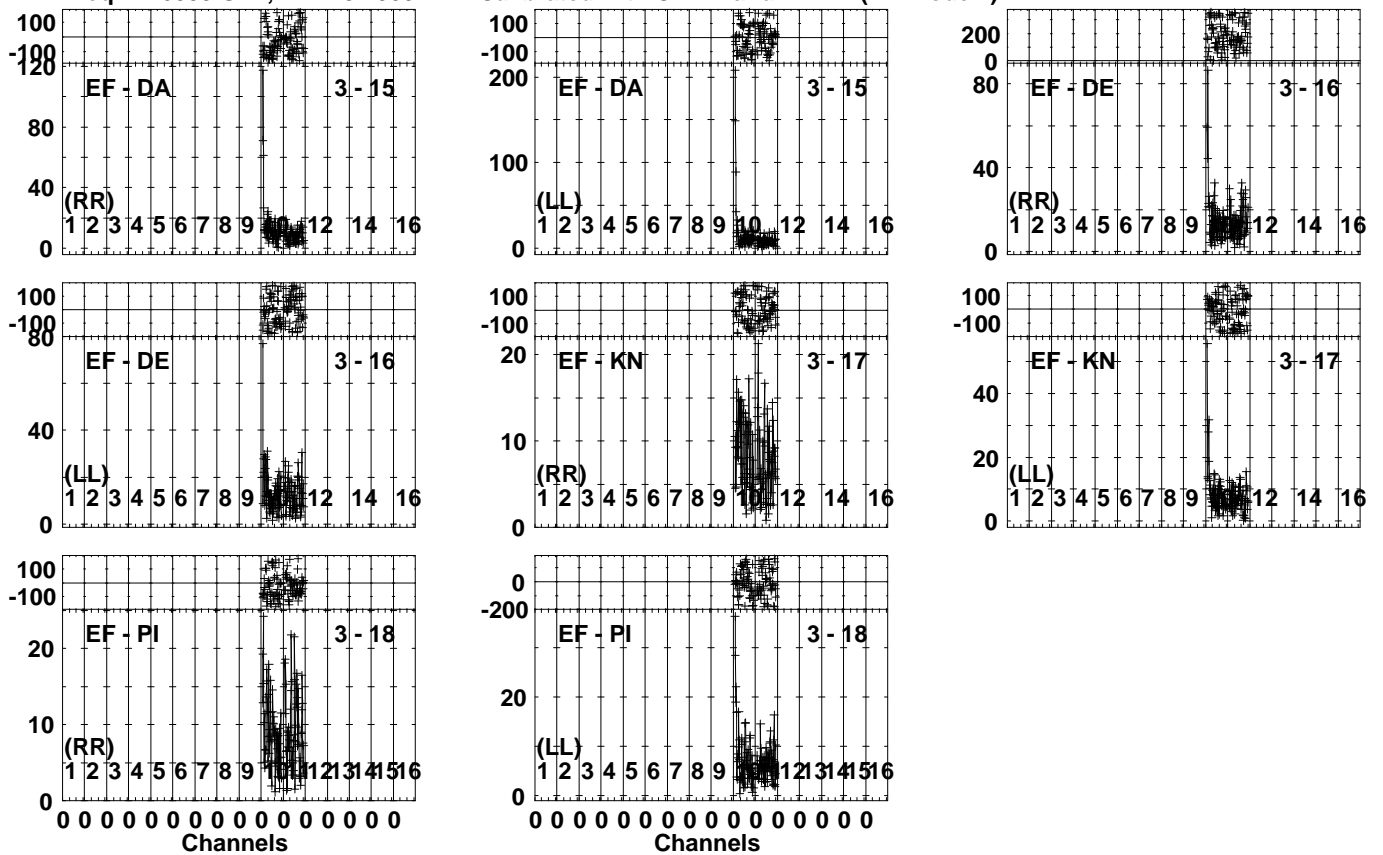


Lower frame: Milli Ampl Jy Top frame: Phas deg  
Vector averaged cross-power spectrum Several baselines displayed  
Timerange: 00/21:30:31 to 00/21:33:59

Plot file version 587 created 30-SEP-2022 11:10:14

SDSSJ1430 EM163.UVDATA.1

Freq = 4.6005 GHz, Bw = 32.000 MH Calibrated with CL # 4 and BP # 1 (BP mode 1)

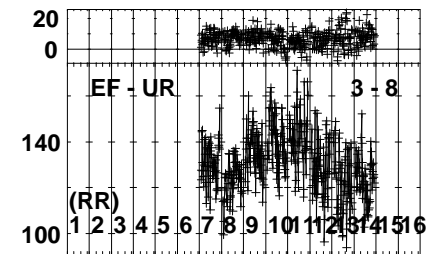
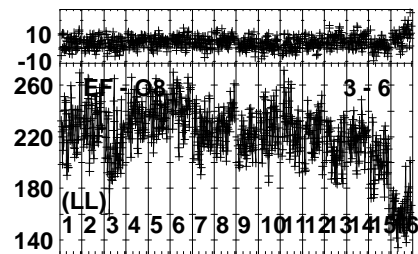
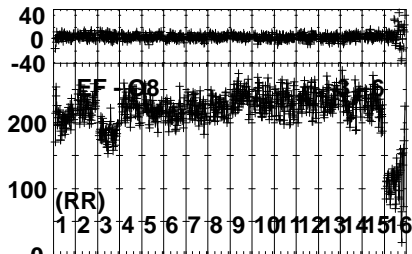
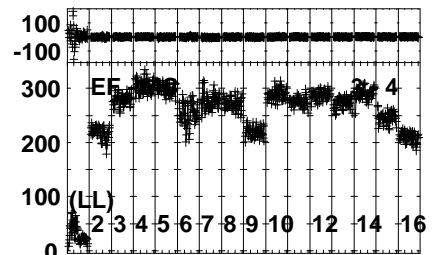
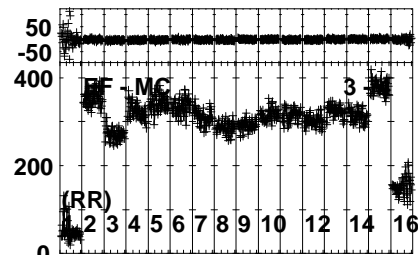
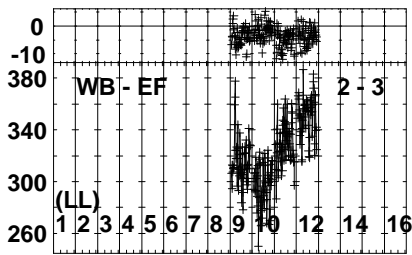
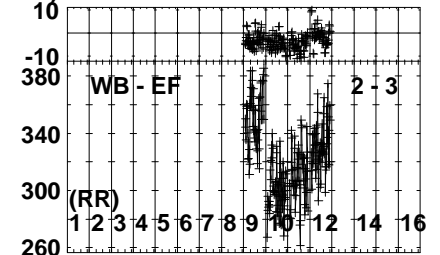
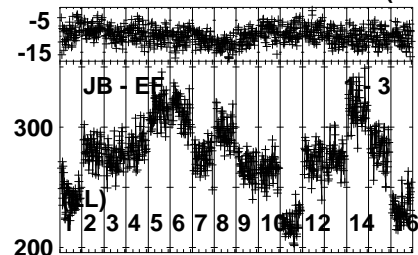
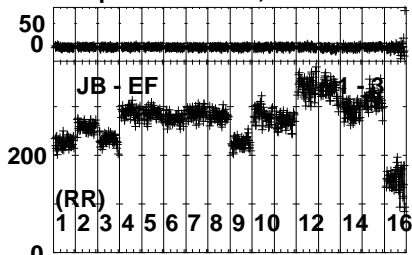


Lower frame: Milli Ampl Jy Top frame: Phas deg  
Vector averaged cross-power spectrum Several baselines displayed  
Timerange: 00/21:30:31 to 00/21:33:59

Plot file version 588 created 30-SEP-2022 11:10:15

J1427+2348 EM163.UVDATA.1

Freq = 4.6005 GHz, Bw = 32.000 MH Calibrated with CL # 4 and BP # 1 (BP mode 1)

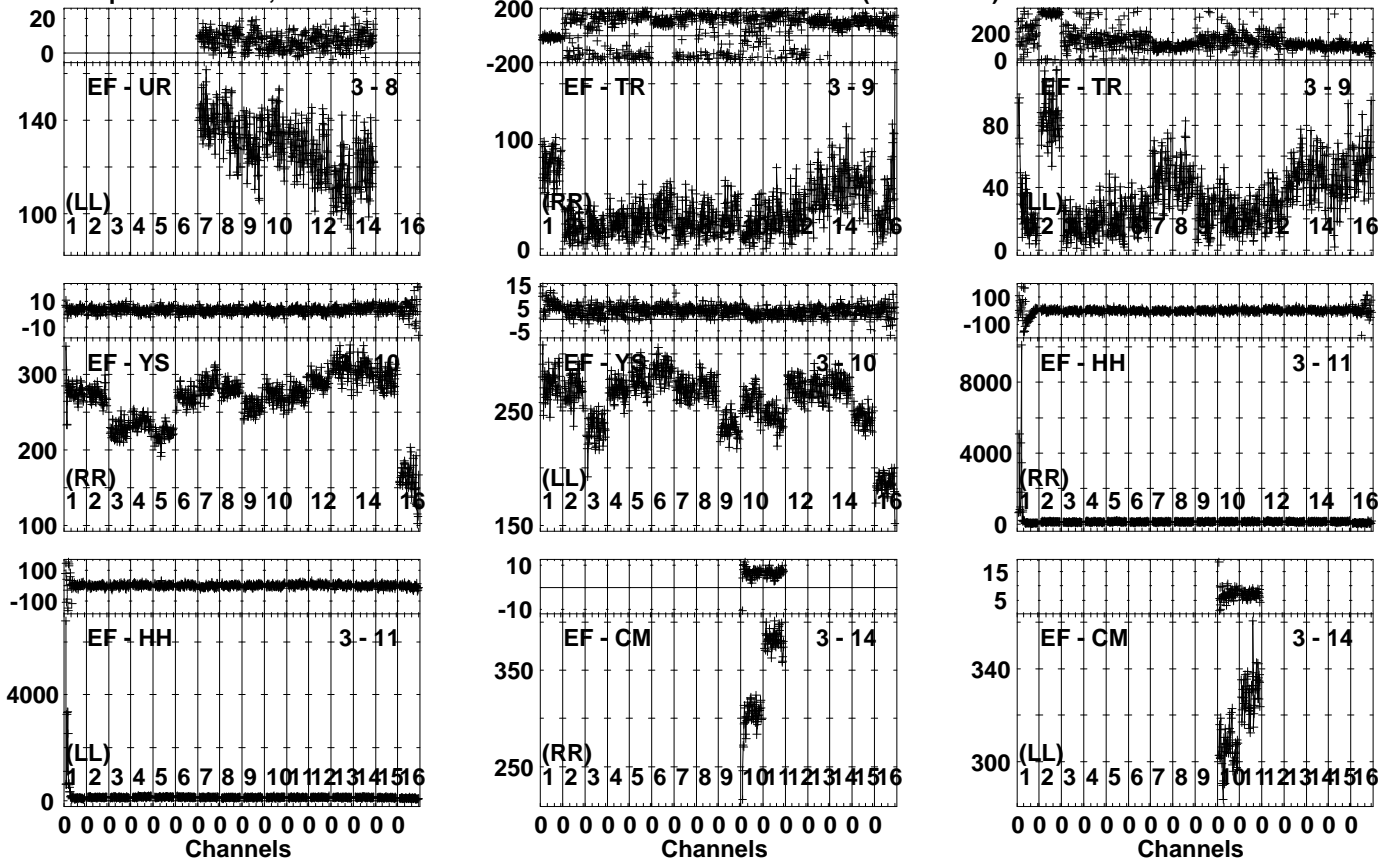


Lower frame: Milli Ampl Jy Top frame: Phas deg  
Vector averaged cross-power spectrum Several baselines displayed  
Timerange: 00/21:34:03 to 00/21:35:29

Plot file version 589 created 30-SEP-2022 11:10:16

J1427+2348 EM163.UVDATA.1

Freq = 4.6005 GHz, Bw = 32.000 MH Calibrated with CL # 4 and BP # 1 (BP mode 1)

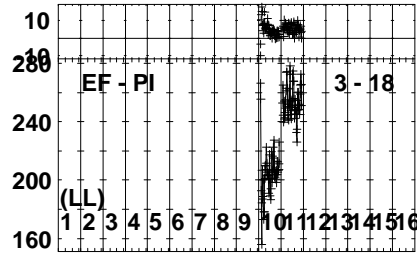
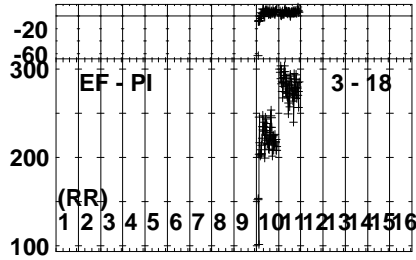
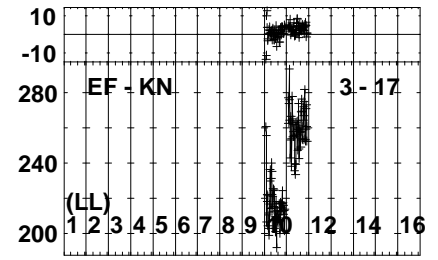
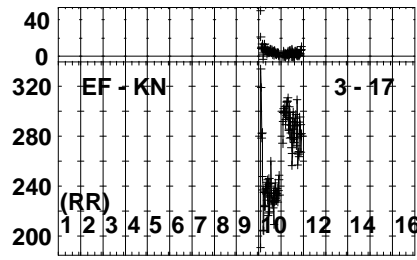
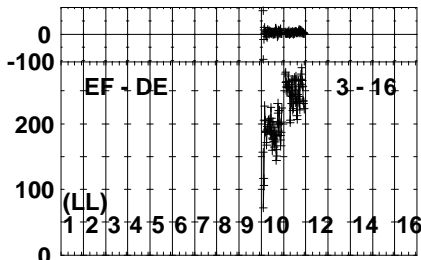
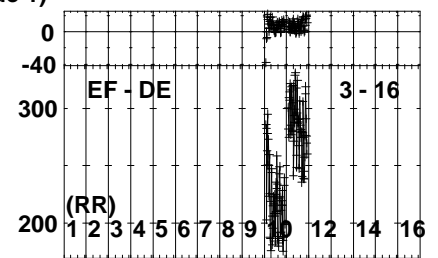

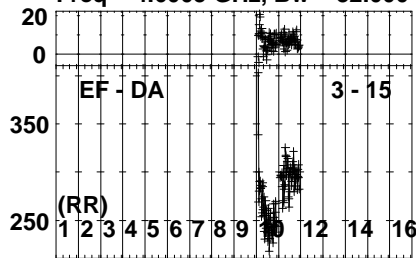


Lower frame: Milli Ampl Jy Top frame: Phas deg  
Vector averaged cross-power spectrum Several baselines displayed  
Timerange: 00/21:34:03 to 00/21:35:29

Plot file version 590 created 30-SEP-2022 11:10:17

J1427+2348 EM163.UVDATA.1

Freq = 4.6005 GHz, Bw = 32.000 MH Calibrated with CL # 4 and BP # 1 (BP mode 1)

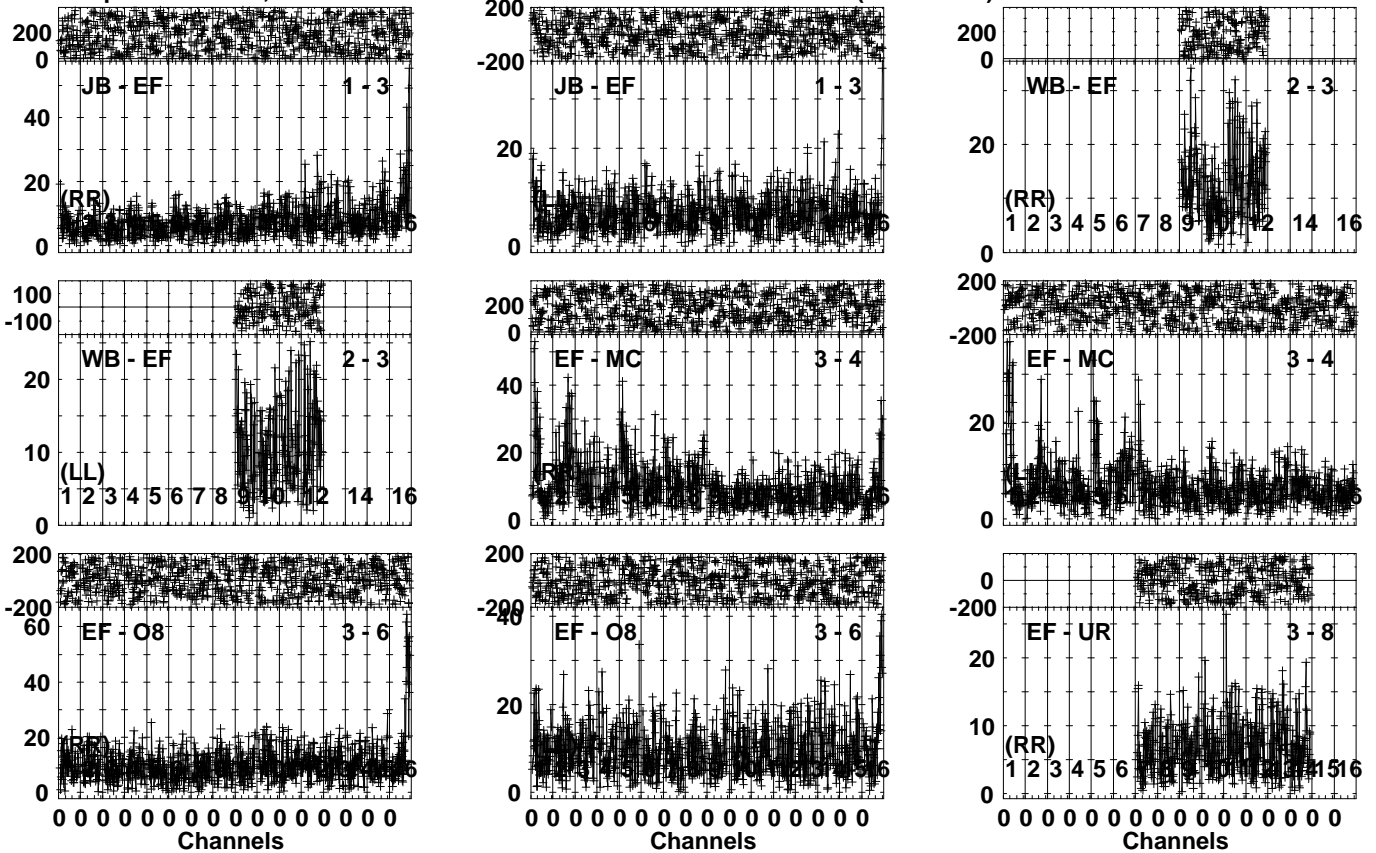


Lower frame: Milli Ampl Jy Top frame: Phas deg  
Vector averaged cross-power spectrum Several baselines displayed  
Timerange: 00/21:34:03 to 00/21:35:29

Plot file version 591 created 30-SEP-2022 11:10:18

SDSSJ1430 EM163.UVDATA.1

Freq = 4.6005 GHz, Bw = 32.000 MH Calibrated with CL # 4 and BP # 1 (BP mode 1)

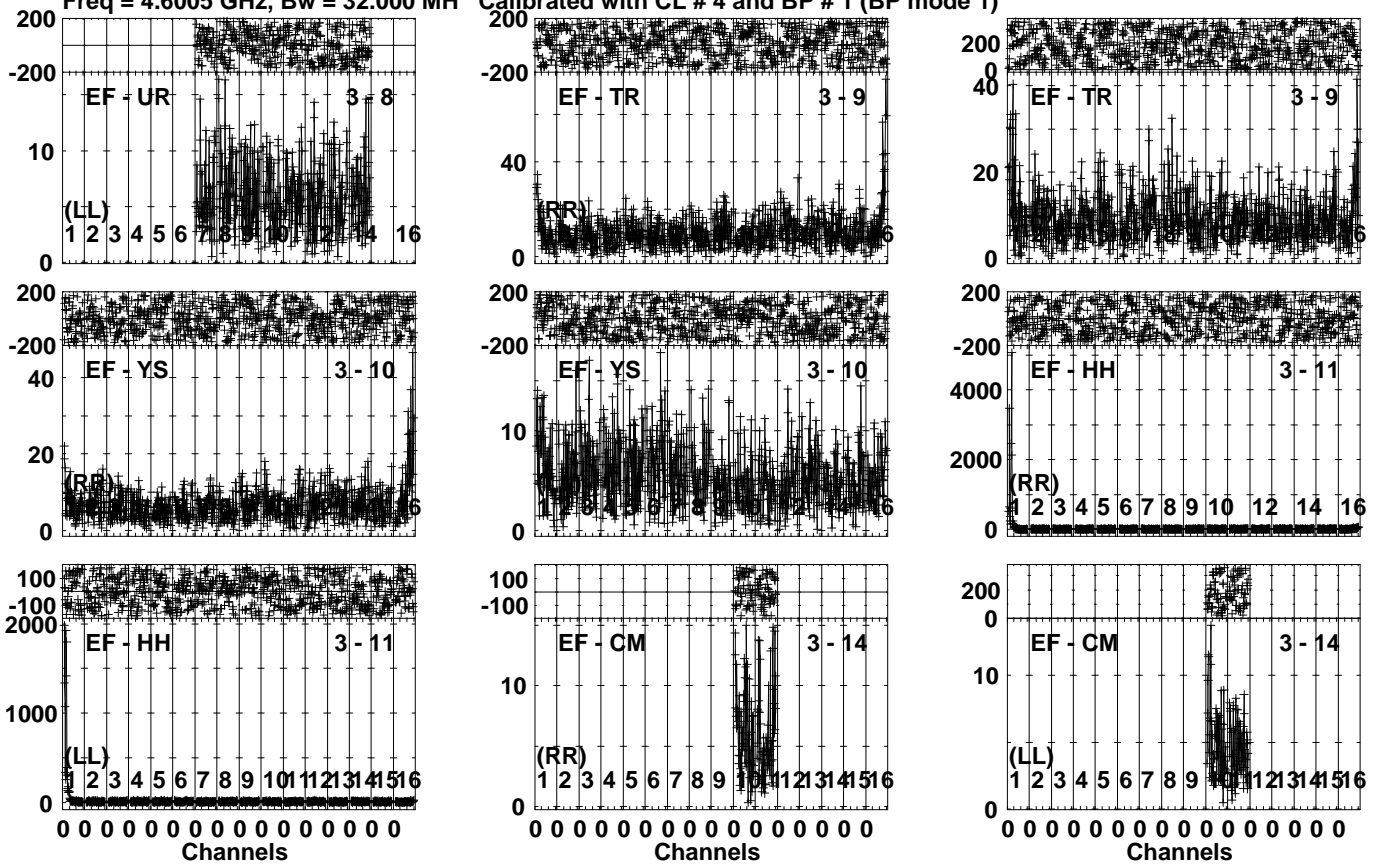


Lower frame: Milli Ampl Jy Top frame: Phas deg  
Vector averaged cross-power spectrum Several baselines displayed  
Timerange: 00/21:35:33 to 00/21:38:59

Plot file version 592 created 30-SEP-2022 11:10:19

SDSSJ1430 EM163.UVDATA.1

Freq = 4.6005 GHz, Bw = 32.000 MH Calibrated with CL # 4 and BP # 1 (BP mode 1)



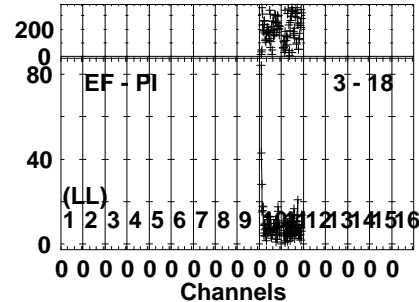
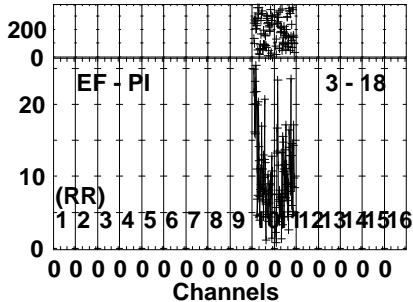
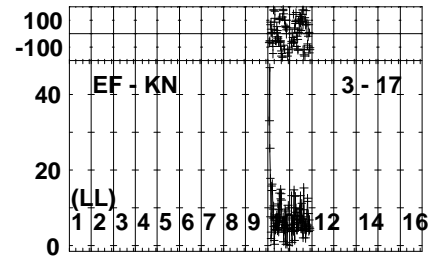
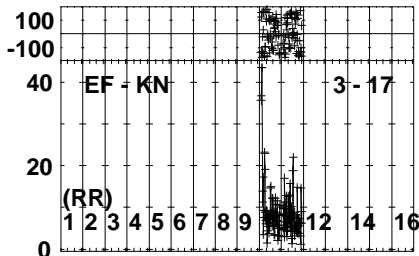
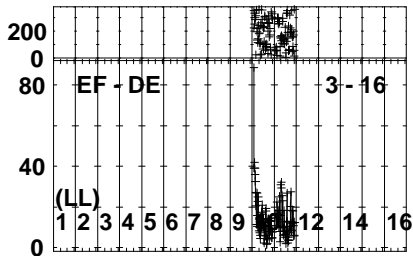
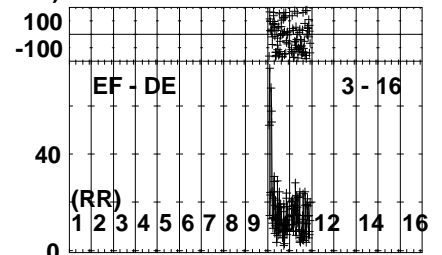
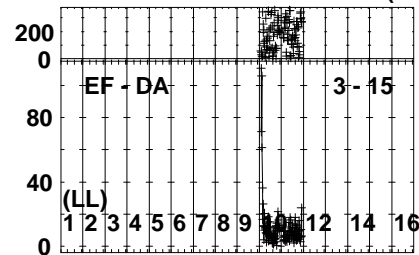
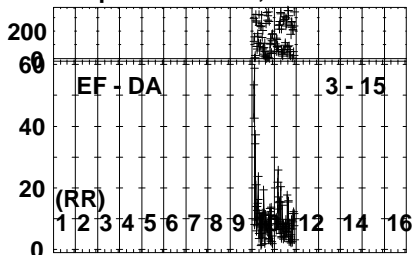
Lower frame: Milli Ampl Jy Top frame: Phas deg  
Vector averaged cross-power spectrum Several baselines displayed  
Timerange: 00/21:35:33 to 00/21:38:59



Plot file version 593 created 30-SEP-2022 11:10:20

SDSSJ1430 EM163.UVDATA.1

Freq = 4.6005 GHz, Bw = 32.000 MH Calibrated with CL # 4 and BP # 1 (BP mode 1)

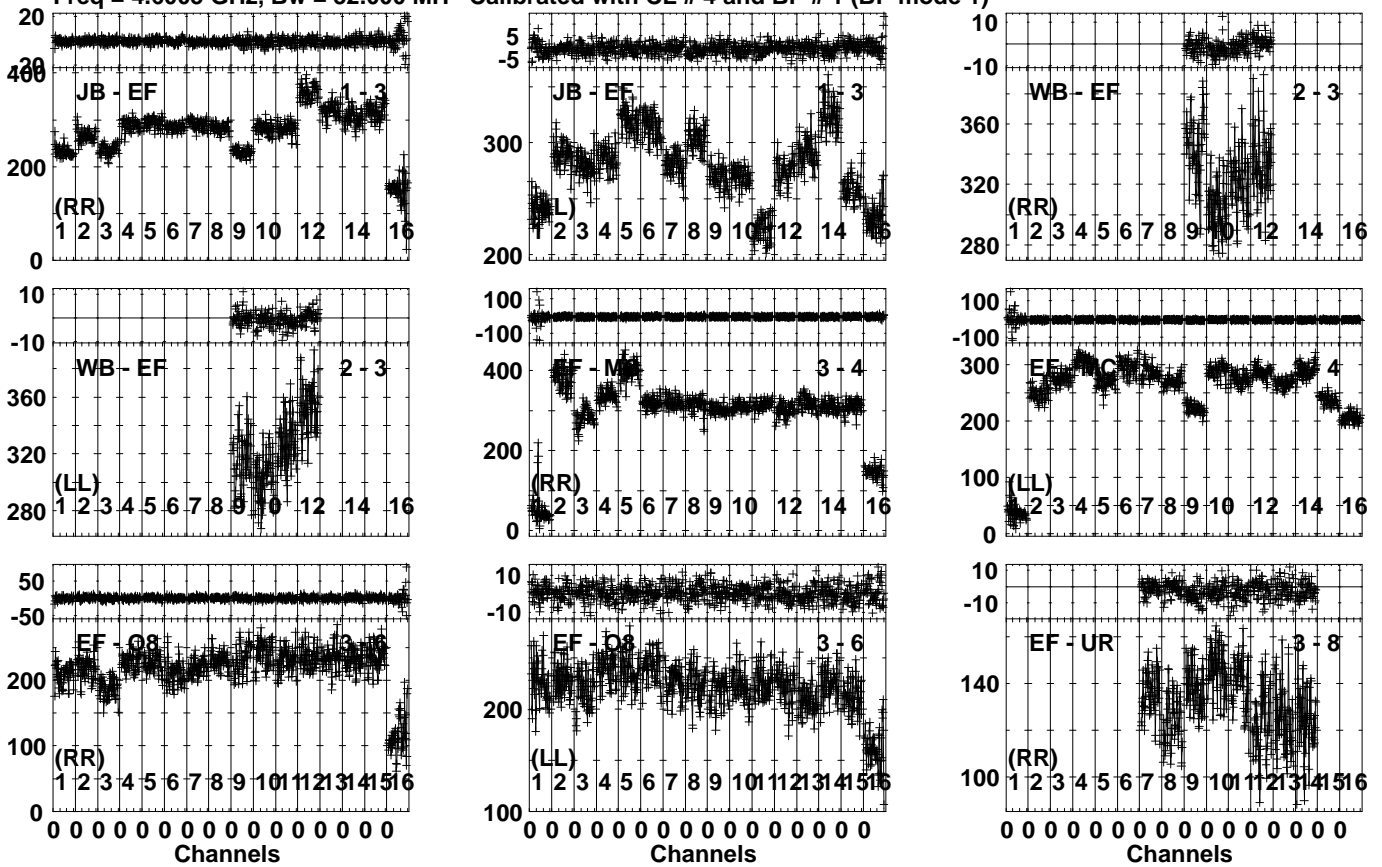


Lower frame: Milli Ampl Jy Top frame: Phas deg  
Vector averaged cross-power spectrum Several baselines displayed  
Timerange: 00/21:35:33 to 00/21:38:59

Plot file version 594 created 30-SEP-2022 11:10:21

J1427+2348 EM163.UVDATA.1

Freq = 4.6005 GHz, Bw = 32.000 MH Calibrated with CL # 4 and BP # 1 (BP mode 1)

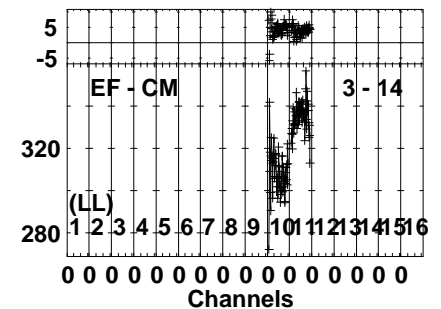
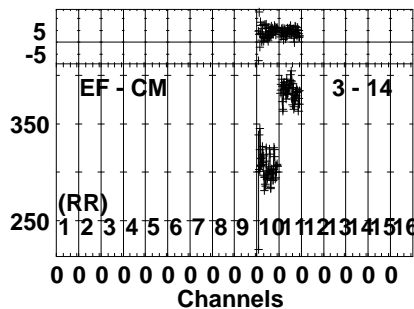
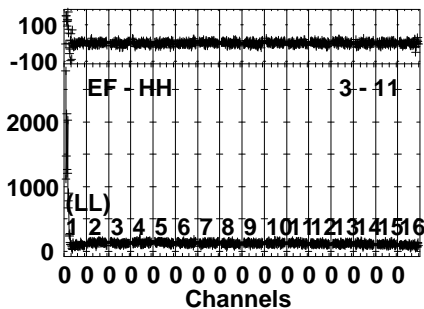
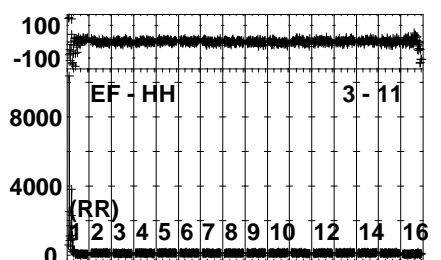
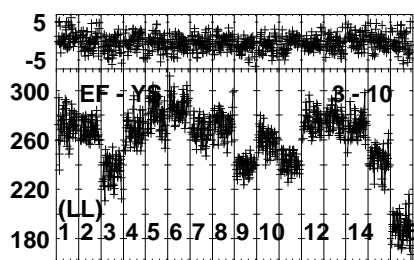
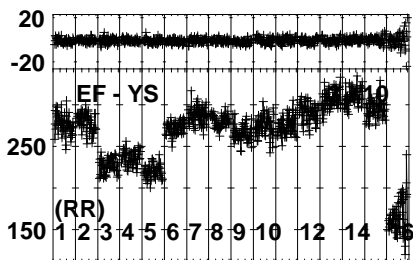
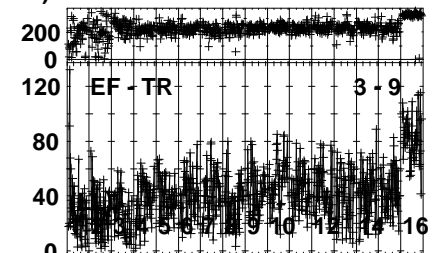
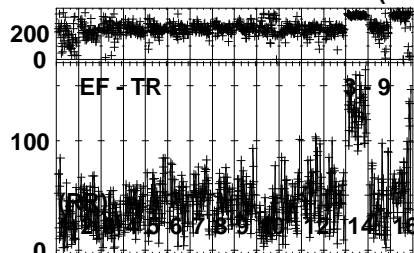
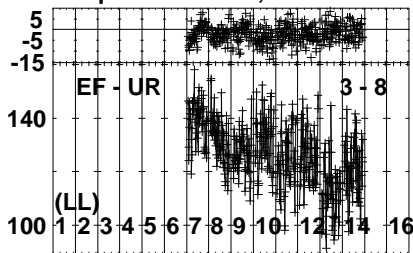


Lower frame: Milli Ampl Jy Top frame: Phas deg  
 Vector averaged cross-power spectrum Several baselines displayed  
 Timerange: 00/21:39:31 to 00/21:40:29

Plot file version 595 created 30-SEP-2022 11:10:22

J1427+2348 EM163.UVDATA.1

Freq = 4.6005 GHz, Bw = 32.000 MH Calibrated with CL # 4 and BP # 1 (BP mode 1)

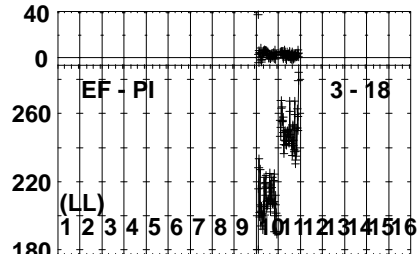
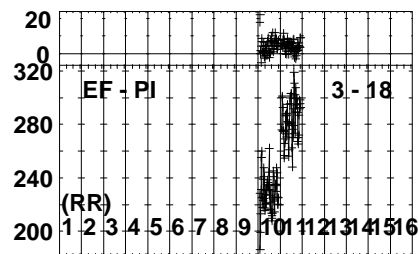
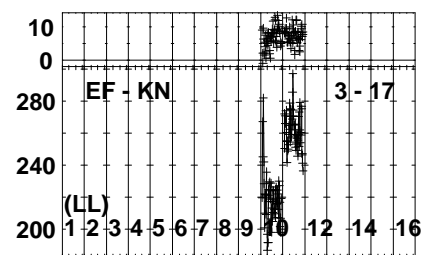
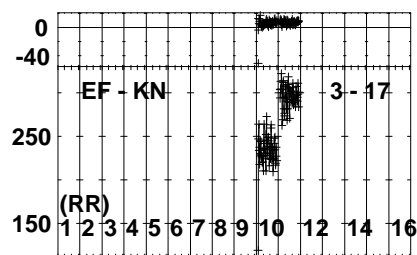
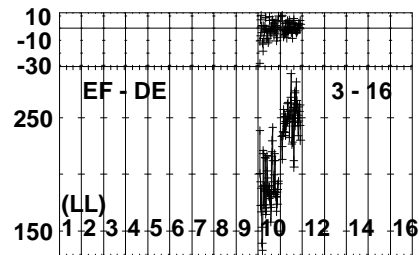
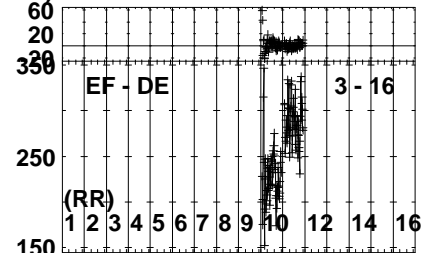
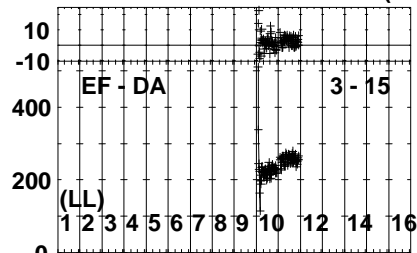
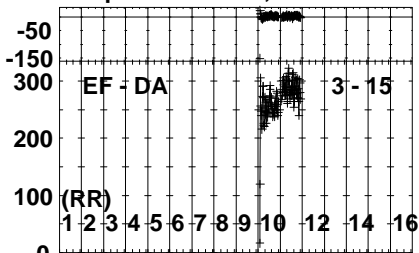


Lower frame: Milli Ampl Jy Top frame: Phas deg  
Vector averaged cross-power spectrum Several baselines displayed  
Timerange: 00/21:39:31 to 00/21:40:29

Plot file version 596 created 30-SEP-2022 11:10:23

J1427+2348 EM163.UVDATA.1

Freq = 4.6005 GHz, Bw = 32.000 MH Calibrated with CL # 4 and BP # 1 (BP mode 1)

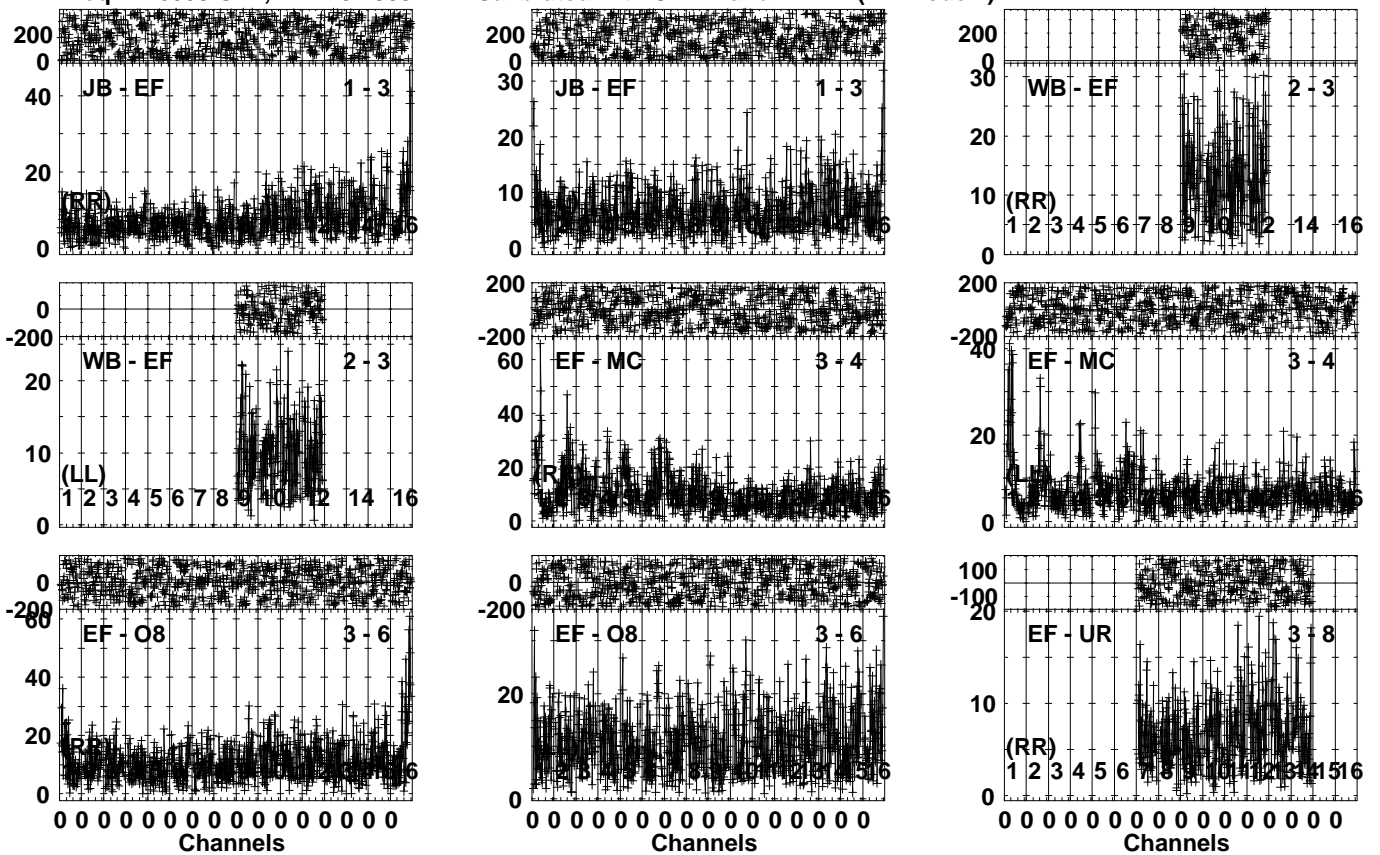


Lower frame: Milli Ampl Jy Top frame: Phas deg  
Vector averaged cross-power spectrum Several baselines displayed  
Timerange: 00/21:39:31 to 00/21:40:29

Plot file version 597 created 30-SEP-2022 11:10:23

SDSSJ1430 EM163.UVDATA.1

Freq = 4.6005 GHz, Bw = 32.000 MH Calibrated with CL # 4 and BP # 1 (BP mode 1)

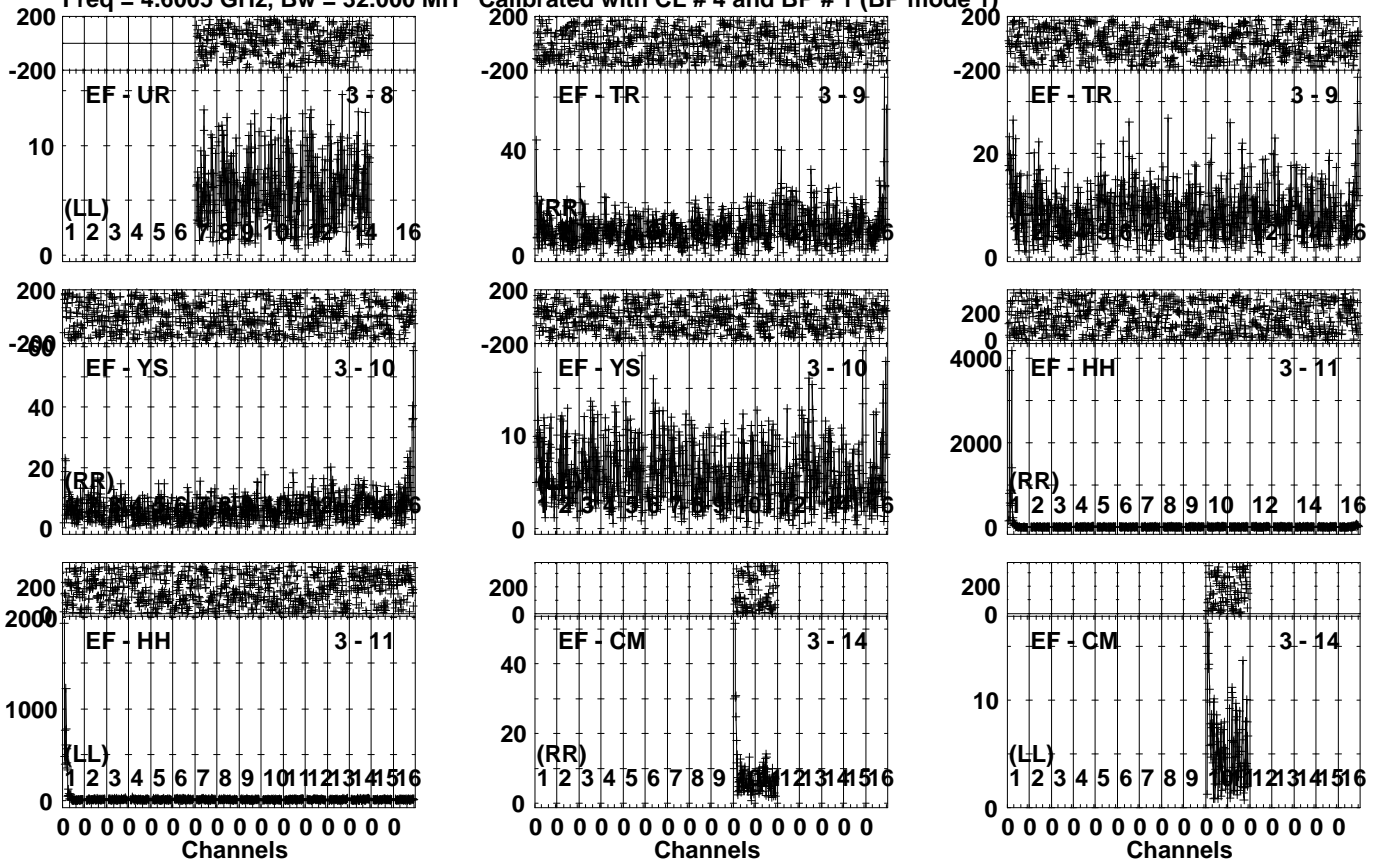


Lower frame: Milli Ampl Jy Top frame: Phas deg  
Vector averaged cross-power spectrum Several baselines displayed  
Timerange: 00/21:40:31 to 00/21:43:59

Plot file version 598 created 30-SEP-2022 11:10:24

SDSSJ1430 EM163.UVDATA.1

Freq = 4.6005 GHz, Bw = 32.000 MH Calibrated with CL # 4 and BP # 1 (BP mode 1)

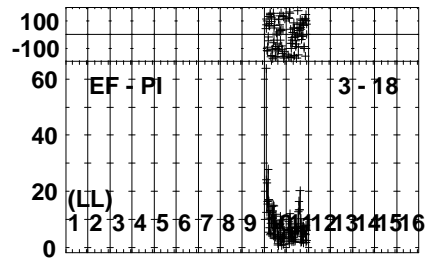
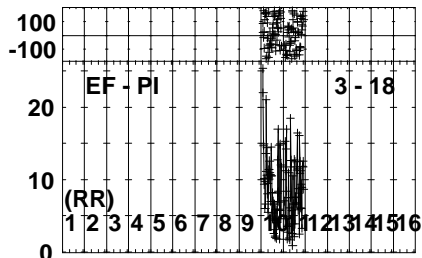
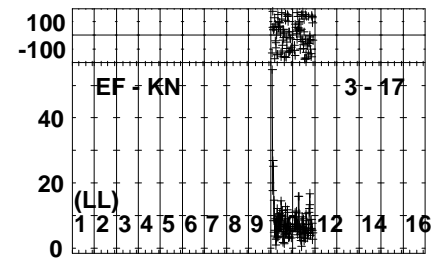
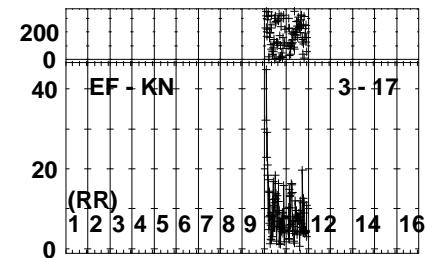
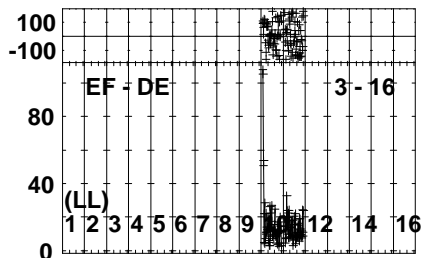
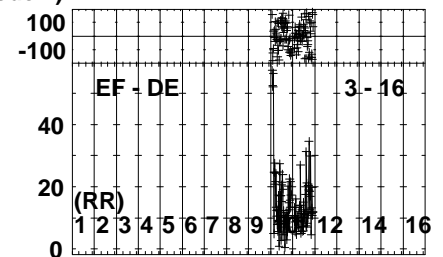
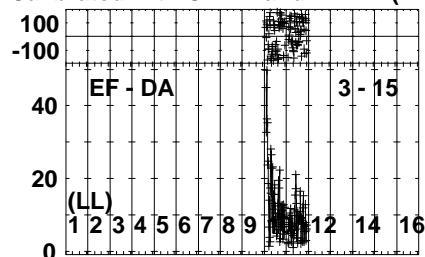
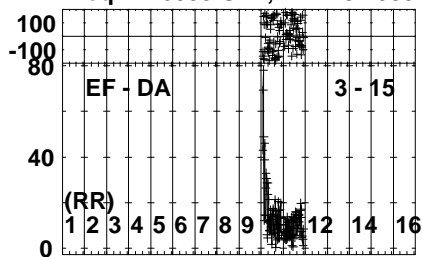


Lower frame: Milli Ampl Jy Top frame: Phas deg  
Vector averaged cross-power spectrum Several baselines displayed  
Timerange: 00/21:40:31 to 00/21:43:59

Plot file version 599 created 30-SEP-2022 11:10:26

SDSSJ1430 EM163.UVDATA.1

Freq = 4.6005 GHz, Bw = 32.000 MH Calibrated with CL # 4 and BP # 1 (BP mode 1)

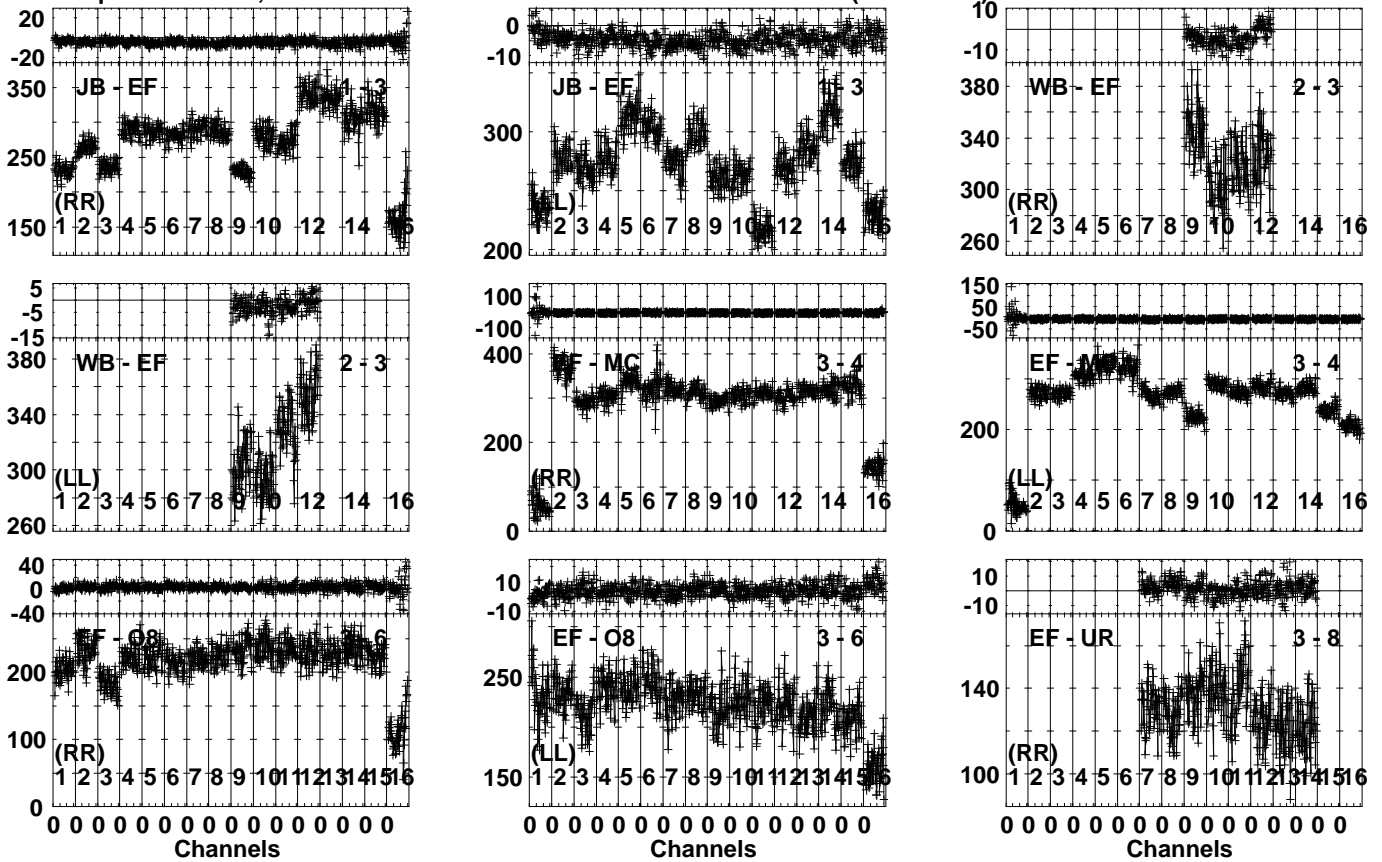


Lower frame: Milli Ampl Jy Top frame: Phas deg  
Vector averaged cross-power spectrum Several baselines displayed  
Timerange: 00/21:40:31 to 00/21:43:59

Plot file version 600 created 30-SEP-2022 11:10:27

J1427+2348 EM163.UVDATA.1

Freq = 4.6005 GHz, Bw = 32.000 MH Calibrated with CL # 4 and BP # 1 (BP mode 1)



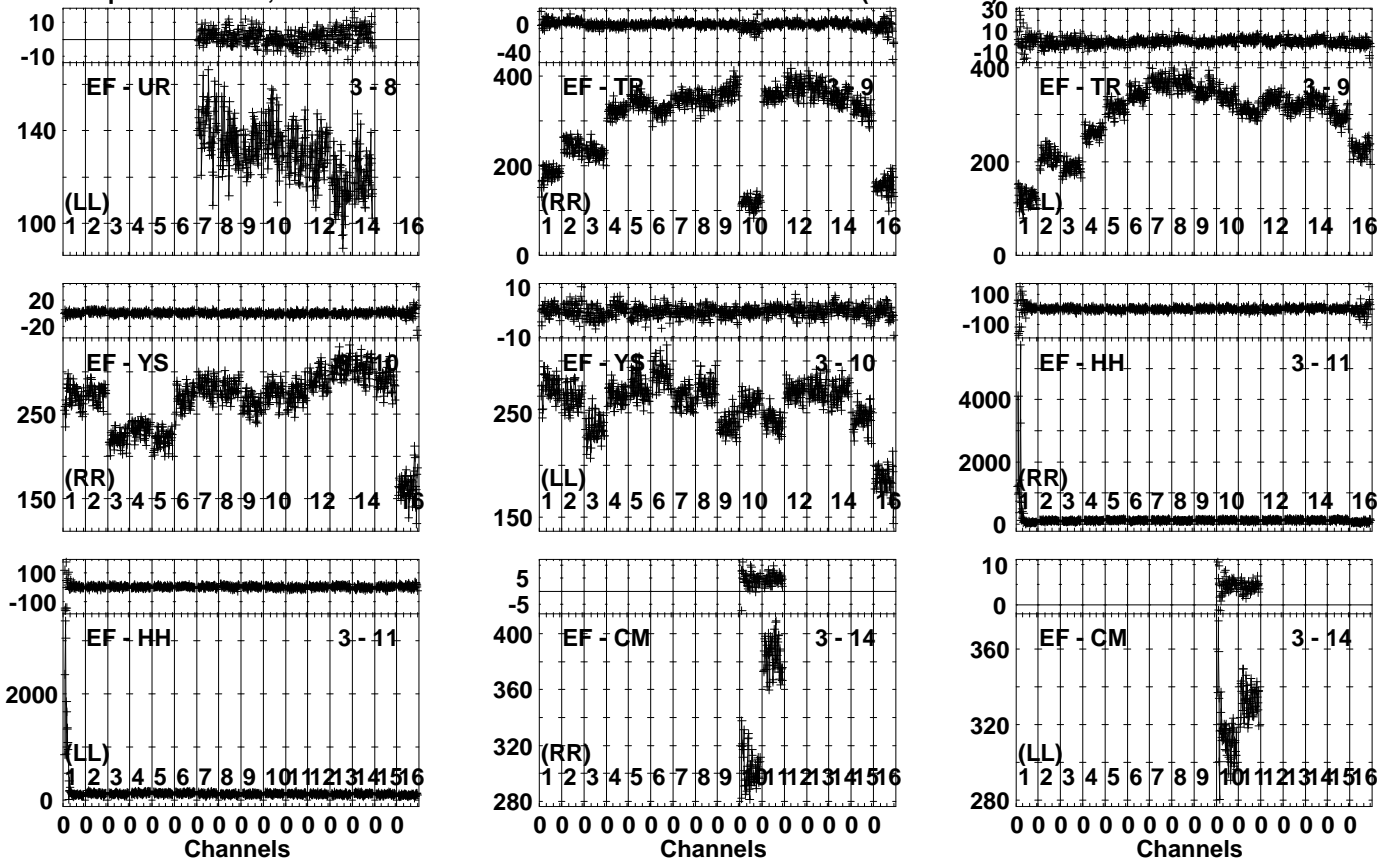
Lower frame: Milli Ampl Jy Top frame: Phas deg  
Vector averaged cross-power spectrum Several baselines displayed  
Timerange: 00/21:44:03 to 00/21:45:29



Plot file version 601 created 30-SEP-2022 11:10:28

J1427+2348 EM163.UVDATA.1

Freq = 4.6005 GHz, Bw = 32.000 MH Calibrated with CL # 4 and BP # 1 (BP mode 1)

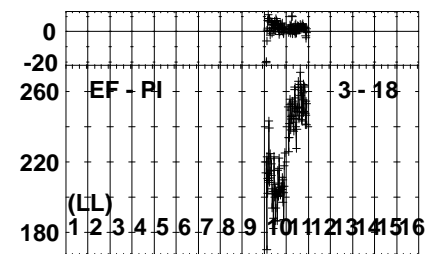
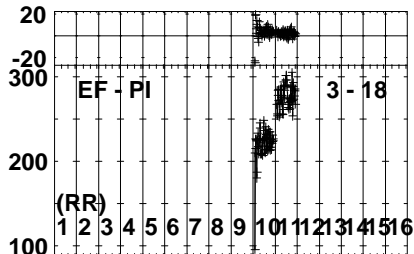
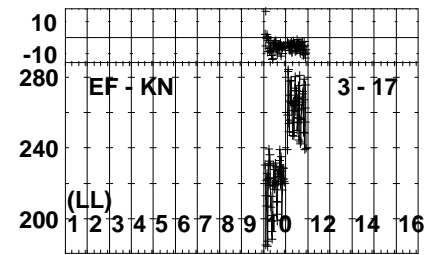
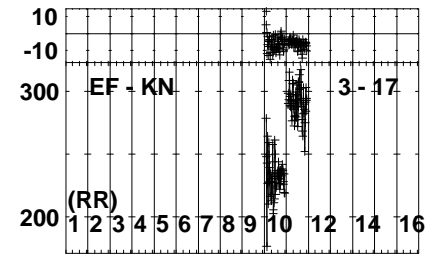
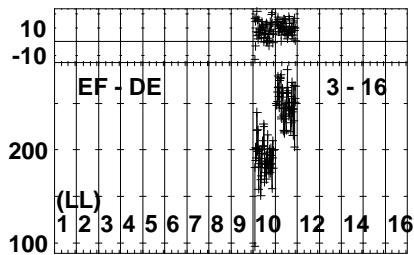
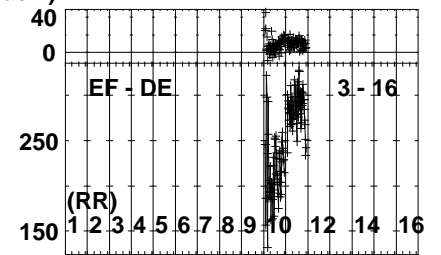
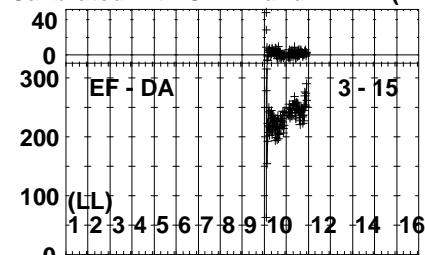
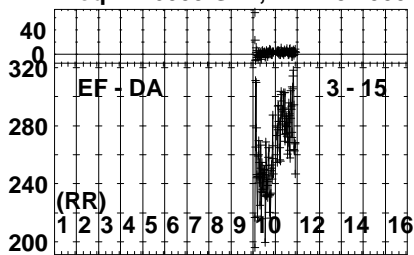


Lower frame: Milli Ampl Jy Top frame: Phas deg  
Vector averaged cross-power spectrum Several baselines displayed  
Timerange: 00/21:44:03 to 00/21:45:29

Plot file version 602 created 30-SEP-2022 11:10:29

J1427+2348 EM163.UVDATA.1

Freq = 4.6005 GHz, Bw = 32.000 MH Calibrated with CL # 4 and BP # 1 (BP mode 1)

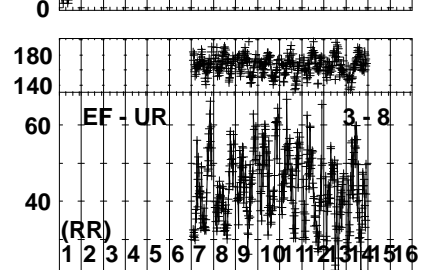
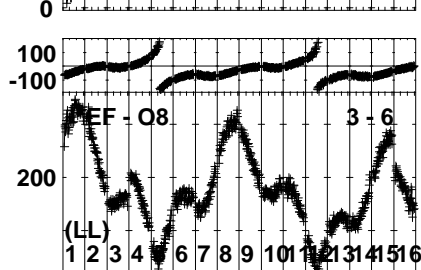
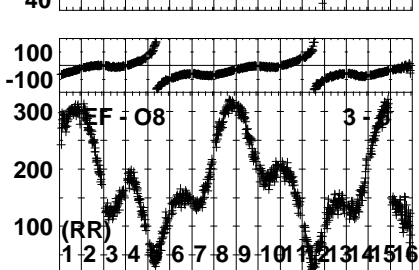
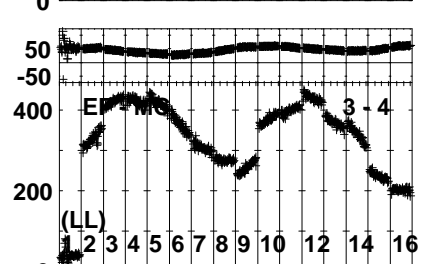
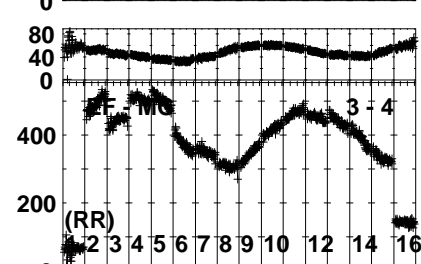
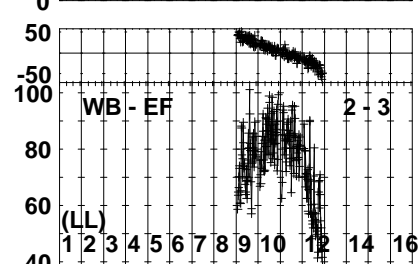
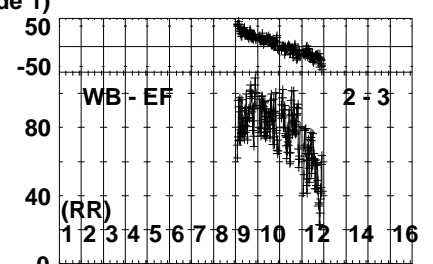
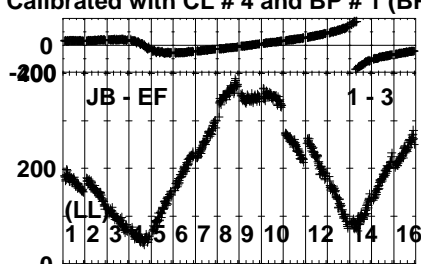
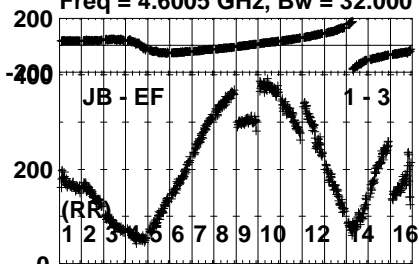


Lower frame: Milli Ampl Jy Top frame: Phas deg  
Vector averaged cross-power spectrum Several baselines displayed  
Timerange: 00/21:44:03 to 00/21:45:29

Plot file version 603 created 30-SEP-2022 11:10:29

J1424+225A EM163.UVDATA.1

Freq = 4.6005 GHz, Bw = 32.000 MH Calibrated with CL # 4 and BP # 1 (BP mode 1)



0 0 0 0 0 0 0 0 0 0 0 0 0 0 0 0  
Channels

0 0 0 0 0 0 0 0 0 0 0 0 0 0 0 0  
Channels

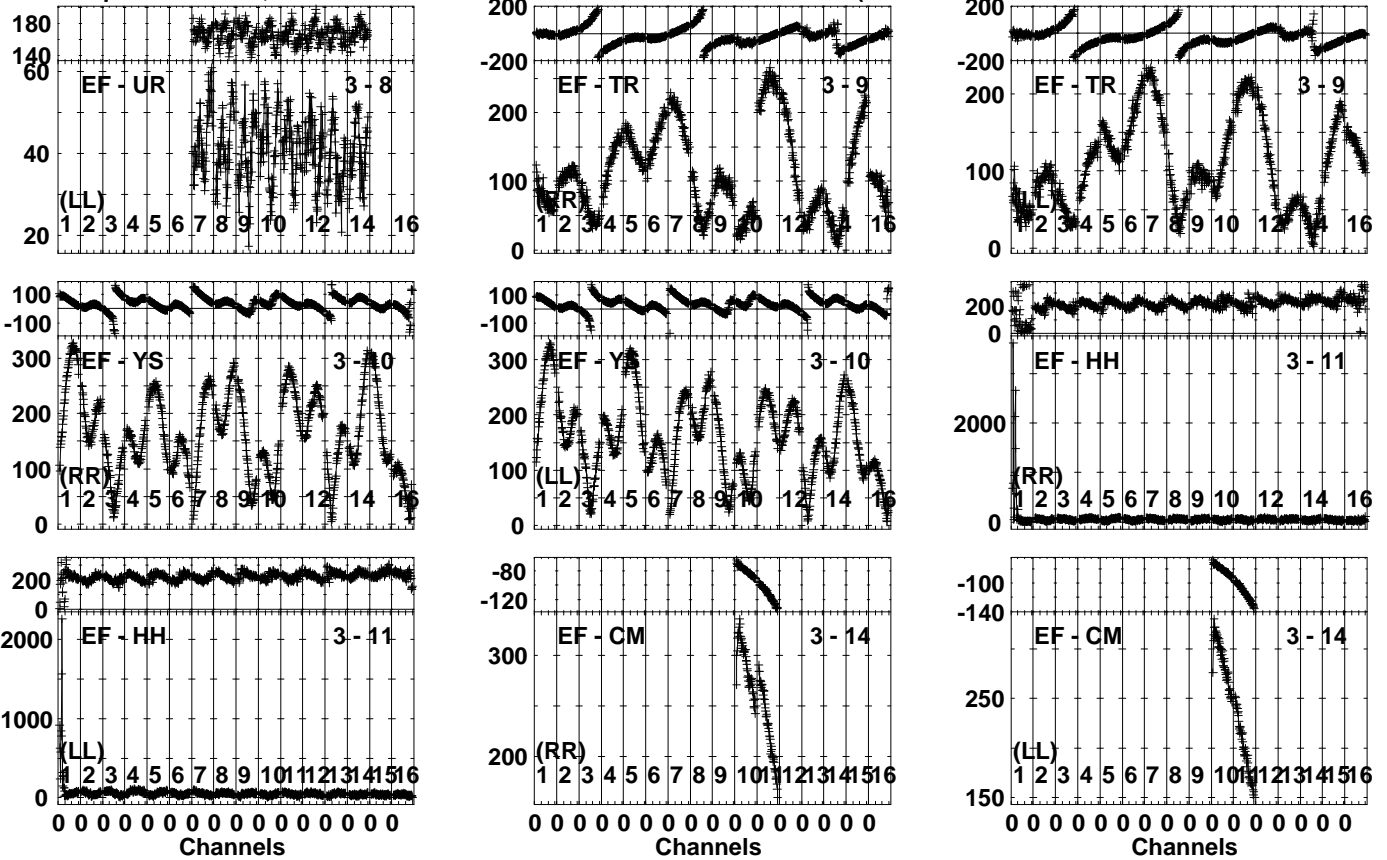
0 0 0 0 0 0 0 0 0 0 0 0 0 0 0 0  
Channels

Lower frame: Milli Ampl Jy Top frame: Phas deg  
Vector averaged cross-power spectrum Several baselines displayed  
Timerange: 00/21:45:33 to 00/21:48:59

Plot file version 604 created 30-SEP-2022 11:10:30

J1424+225A EM163.UVDATA.1

Freq = 4.6005 GHz, Bw = 32.000 MH Calibrated with CL # 4 and BP # 1 (BP mode 1)

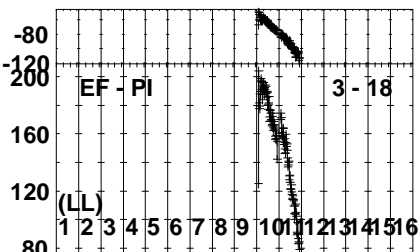
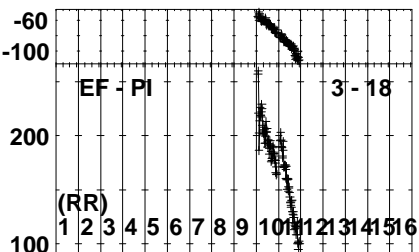
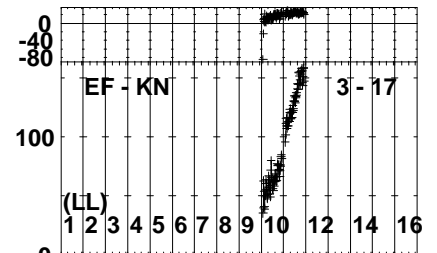
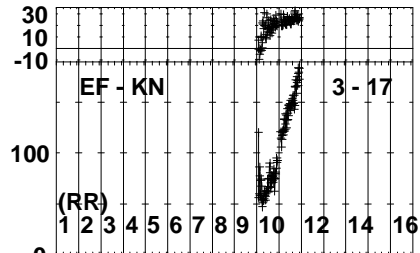
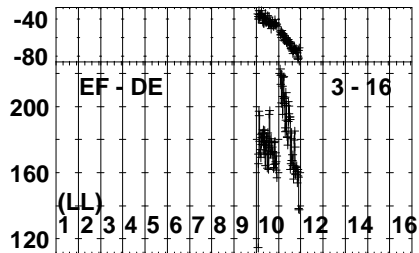
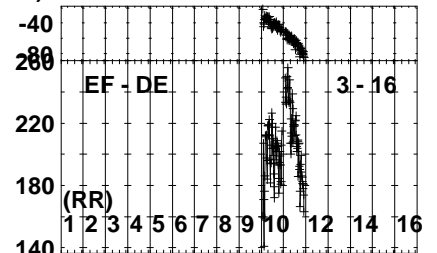
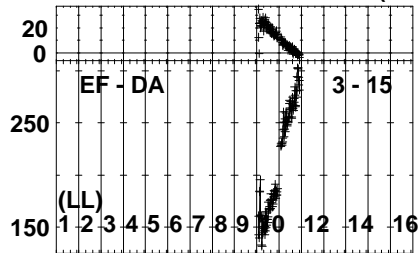
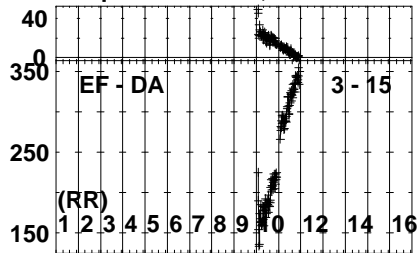


Lower frame: Milli Ampl Jy Top frame: Phas deg  
 Vector averaged cross-power spectrum Several baselines displayed  
 Timerange: 00/21:45:33 to 00/21:48:59

Plot file version 605 created 30-SEP-2022 11:10:32

J1424+225A EM163.UVDATA.1

Freq = 4.6005 GHz, Bw = 32.000 MH Calibrated with CL # 4 and BP # 1 (BP mode 1)

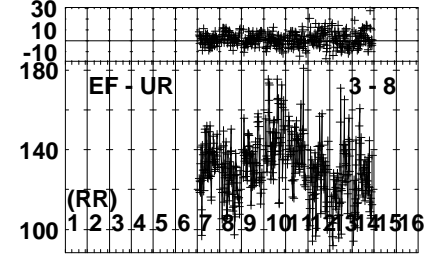
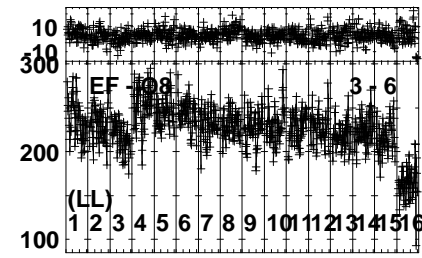
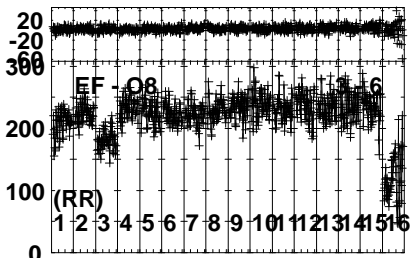
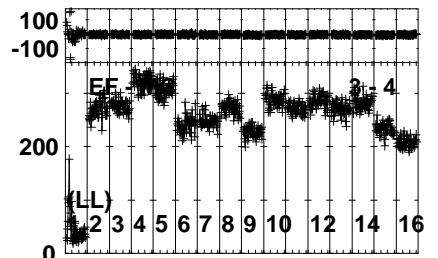
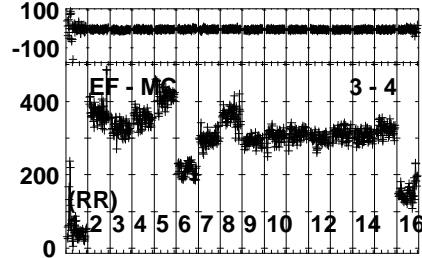
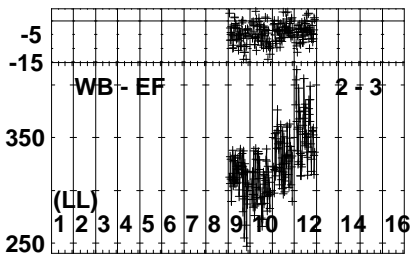
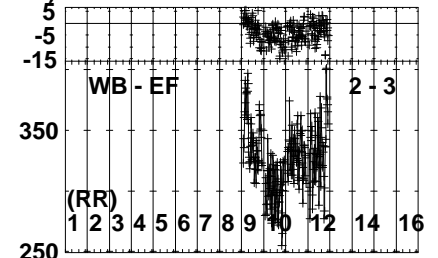
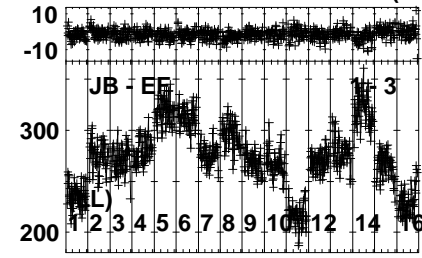
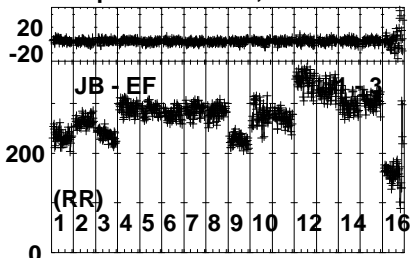


Lower frame: Milli Ampl Jy Top frame: Phas deg  
Vector averaged cross-power spectrum Several baselines displayed  
Timerange: 00/21:45:33 to 00/21:48:59

Plot file version 606 created 30-SEP-2022 11:10:33

J1427+2348 EM163.UVDATA.1

Freq = 4.6005 GHz, Bw = 32.000 MH Calibrated with CL # 4 and BP # 1 (BP mode 1)

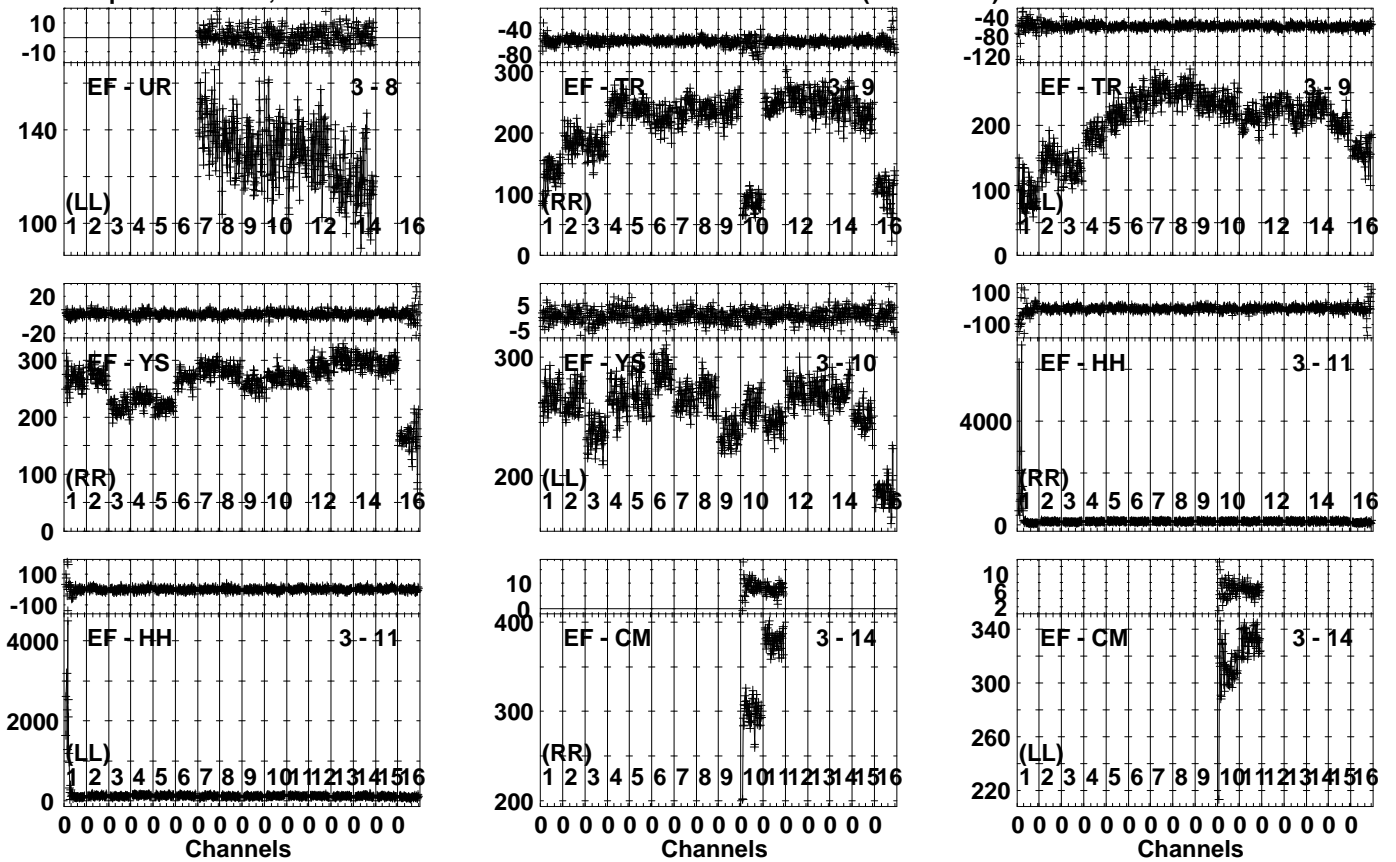


Lower frame: Milli Ampl Jy Top frame: Phas deg  
Vector averaged cross-power spectrum Several baselines displayed  
Timerange: 00/21:49:31 to 00/21:50:29

Plot file version 607 created 30-SEP-2022 11:10:33

J1427+2348 EM163.UVDATA.1

Freq = 4.6005 GHz, Bw = 32.000 MH Calibrated with CL # 4 and BP # 1 (BP mode 1)

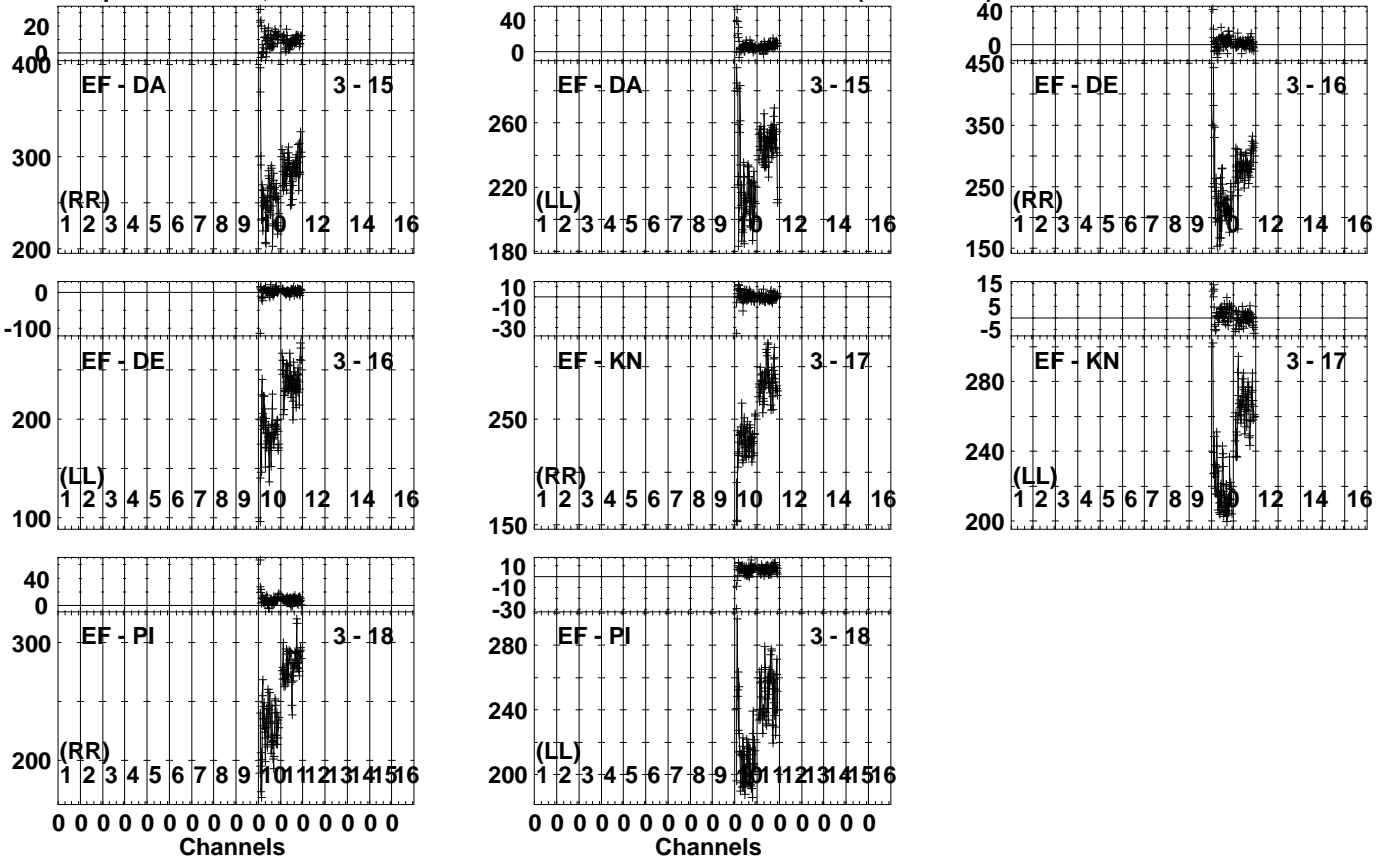


Lower frame: Milli Ampl Jy Top frame: Phas deg  
Vector averaged cross-power spectrum Several baselines displayed  
Timerange: 00/21:49:31 to 00/21:50:29

Plot file version 608 created 30-SEP-2022 11:10:34

J1427+2348 EM163.UVDATA.1

Freq = 4.6005 GHz, Bw = 32.000 MH Calibrated with CL # 4 and BP # 1 (BP mode 1)



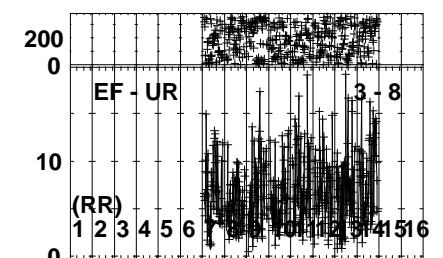
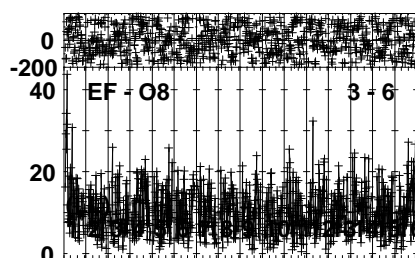
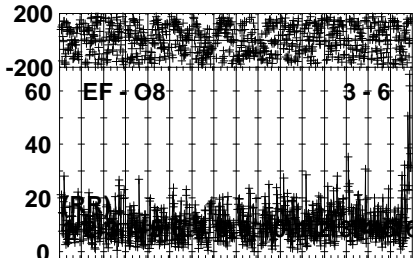
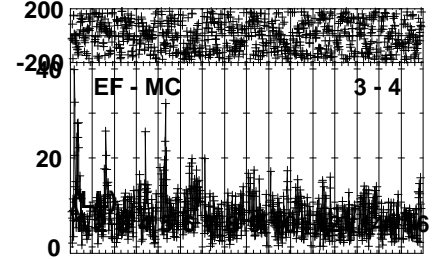
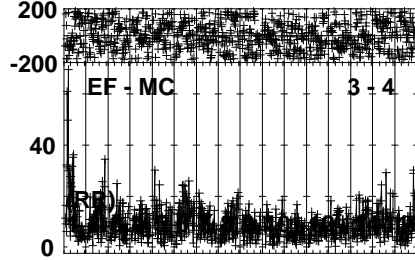
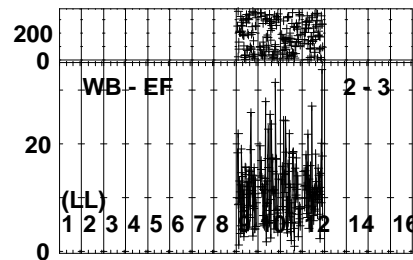
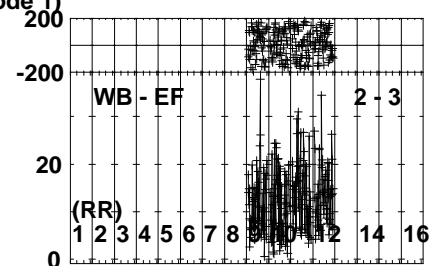
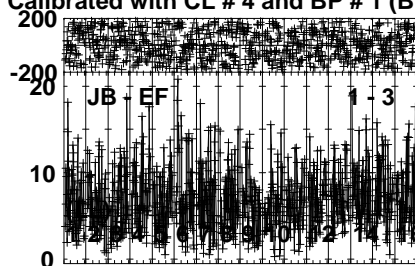
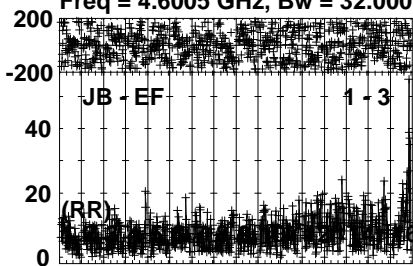
Lower frame: Milli Ampl Jy Top frame: Phas deg  
 Vector averaged cross-power spectrum Several baselines displayed  
 Timerange: 00/21:49:31 to 00/21:50:29



Plot file version 609 created 30-SEP-2022 11:10:35

SDSSJ1430 EM163.UVDATA.1

Freq = 4.6005 GHz, Bw = 32.000 MH Calibrated with CL # 4 and BP # 1 (BP mode 1)

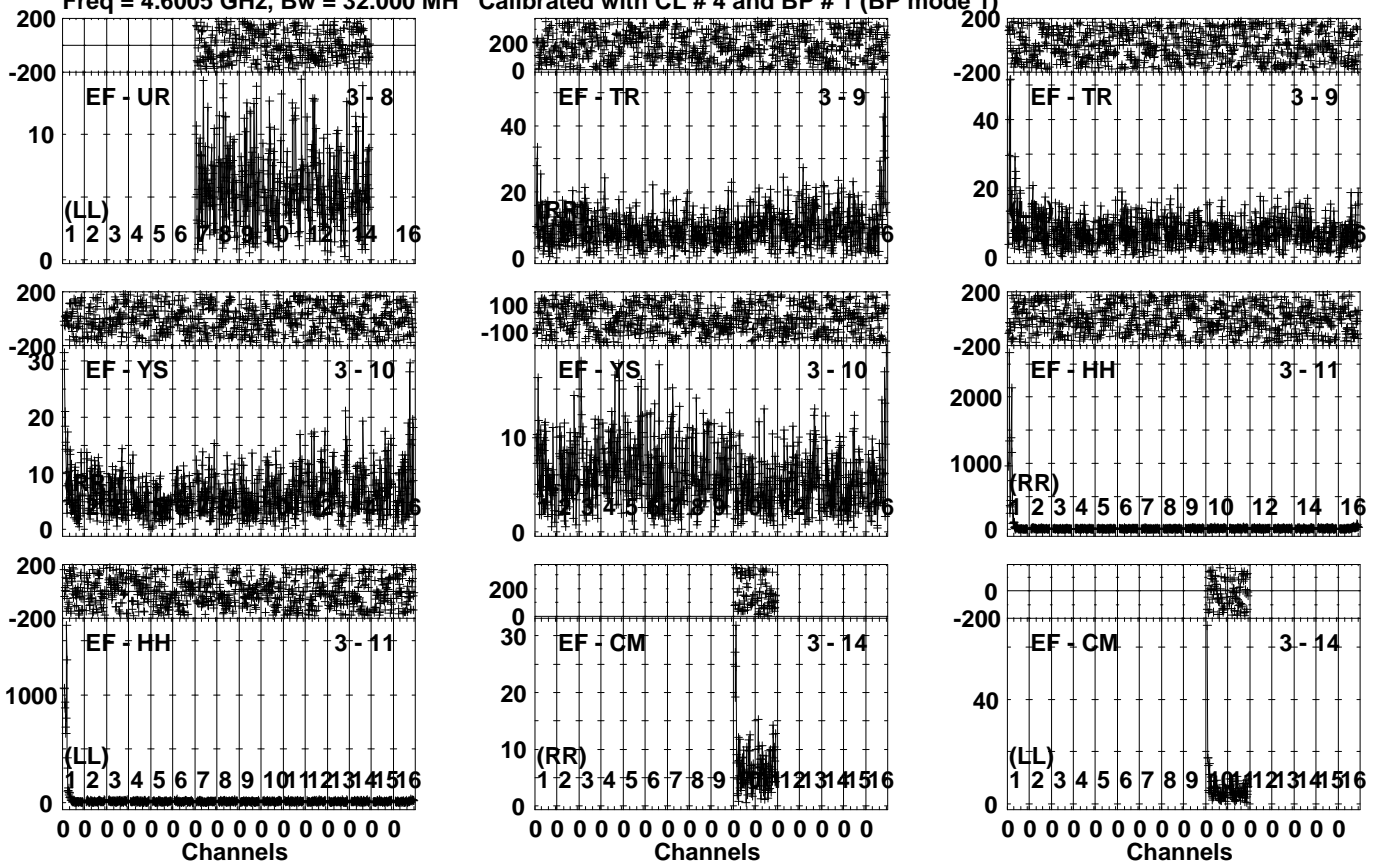


Lower frame: Milli Ampl Jy Top frame: Phas deg  
Vector averaged cross-power spectrum Several baselines displayed  
Timerange: 00/21:50:31 to 00/21:53:59

Plot file version 610 created 30-SEP-2022 11:10:36

SDSSJ1430 EM163.UVDATA.1

Freq = 4.6005 GHz, Bw = 32.000 MH Calibrated with CL # 4 and BP # 1 (BP mode 1)

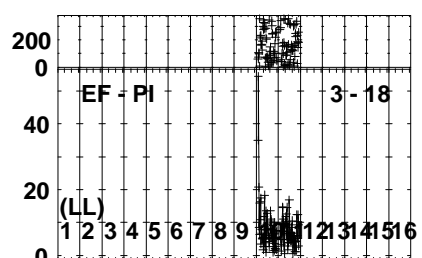
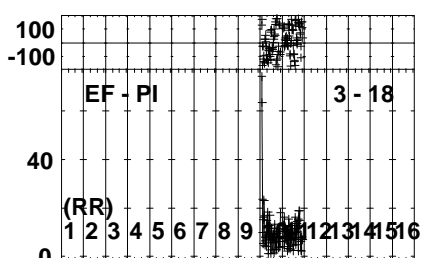
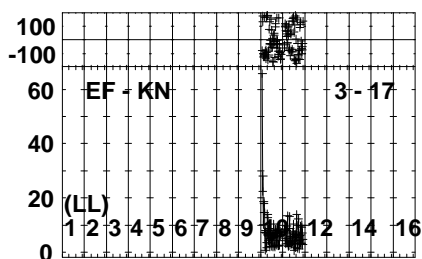
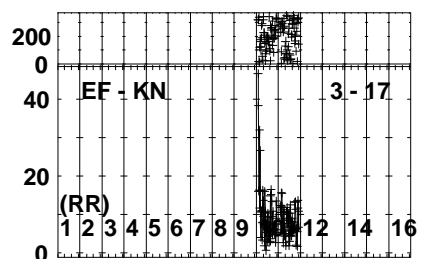
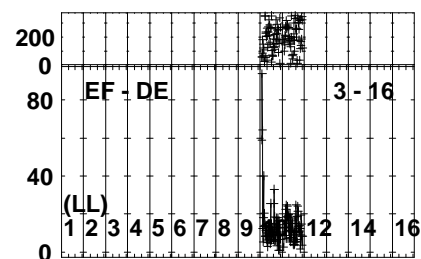
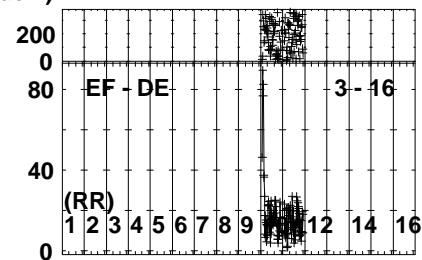
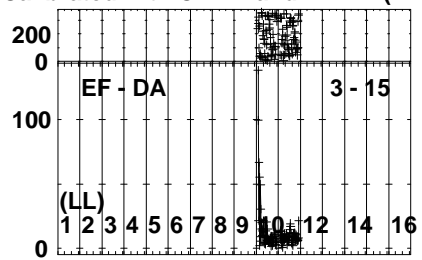
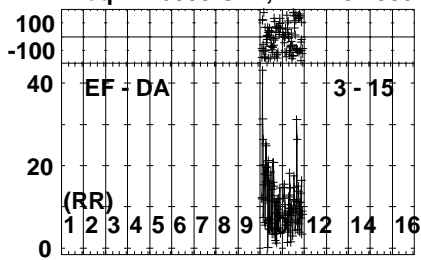


Lower frame: Milli Ampl Jy Top frame: Phas deg  
Vector averaged cross-power spectrum Several baselines displayed  
Timerange: 00/21:50:31 to 00/21:53:59

Plot file version 611 created 30-SEP-2022 11:10:37

SDSSJ1430 EM163.UVDATA.1

Freq = 4.6005 GHz, Bw = 32.000 MH Calibrated with CL # 4 and BP # 1 (BP mode 1)

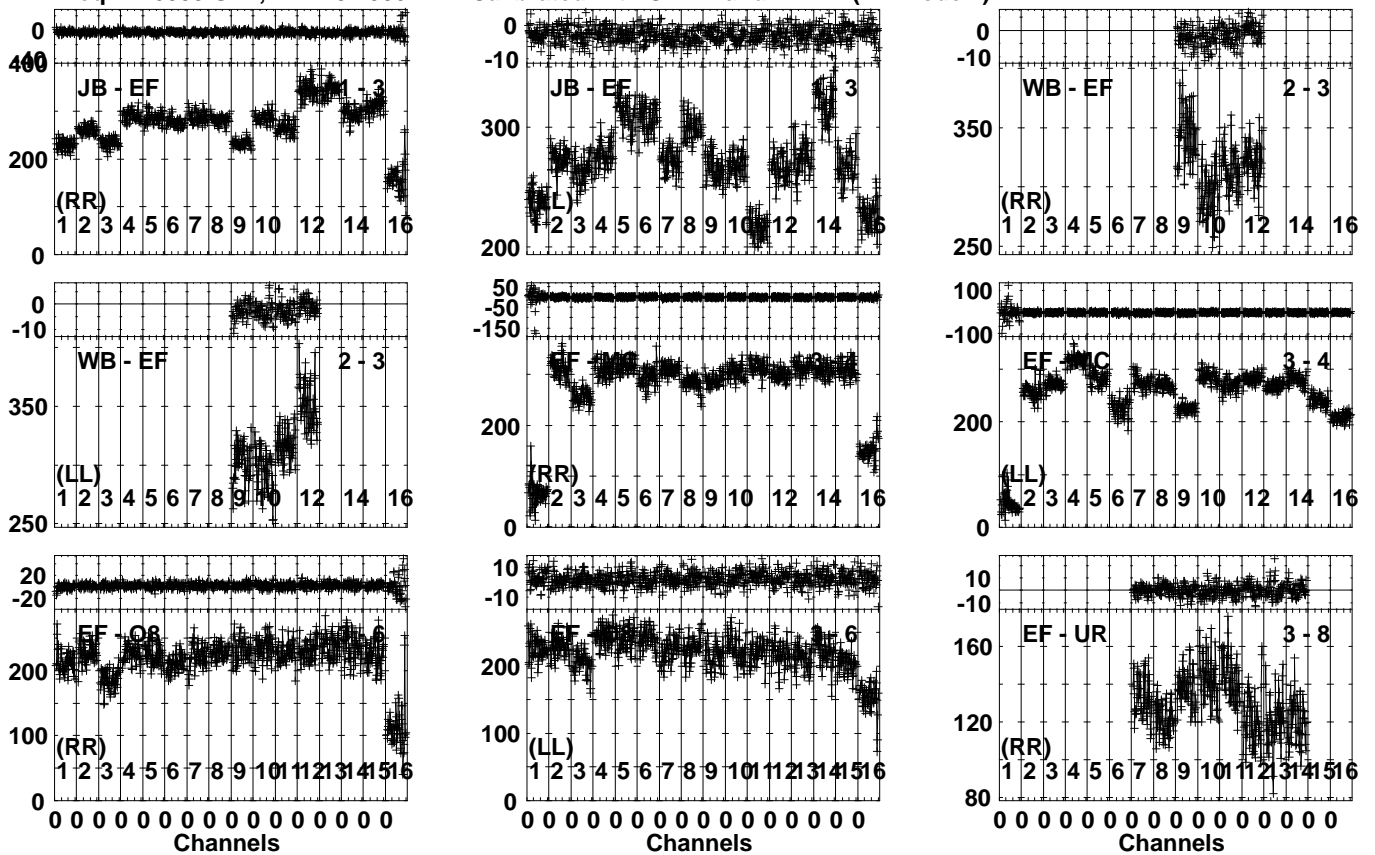


Lower frame: Milli Ampl Jy Top frame: Phas deg  
Vector averaged cross-power spectrum Several baselines displayed  
Timerange: 00/21:50:31 to 00/21:53:59

Plot file version 612 created 30-SEP-2022 11:10:38

J1427+2348 EM163.UVDATA.1

Freq = 4.6005 GHz, Bw = 32.000 MH Calibrated with CL # 4 and BP # 1 (BP mode 1)

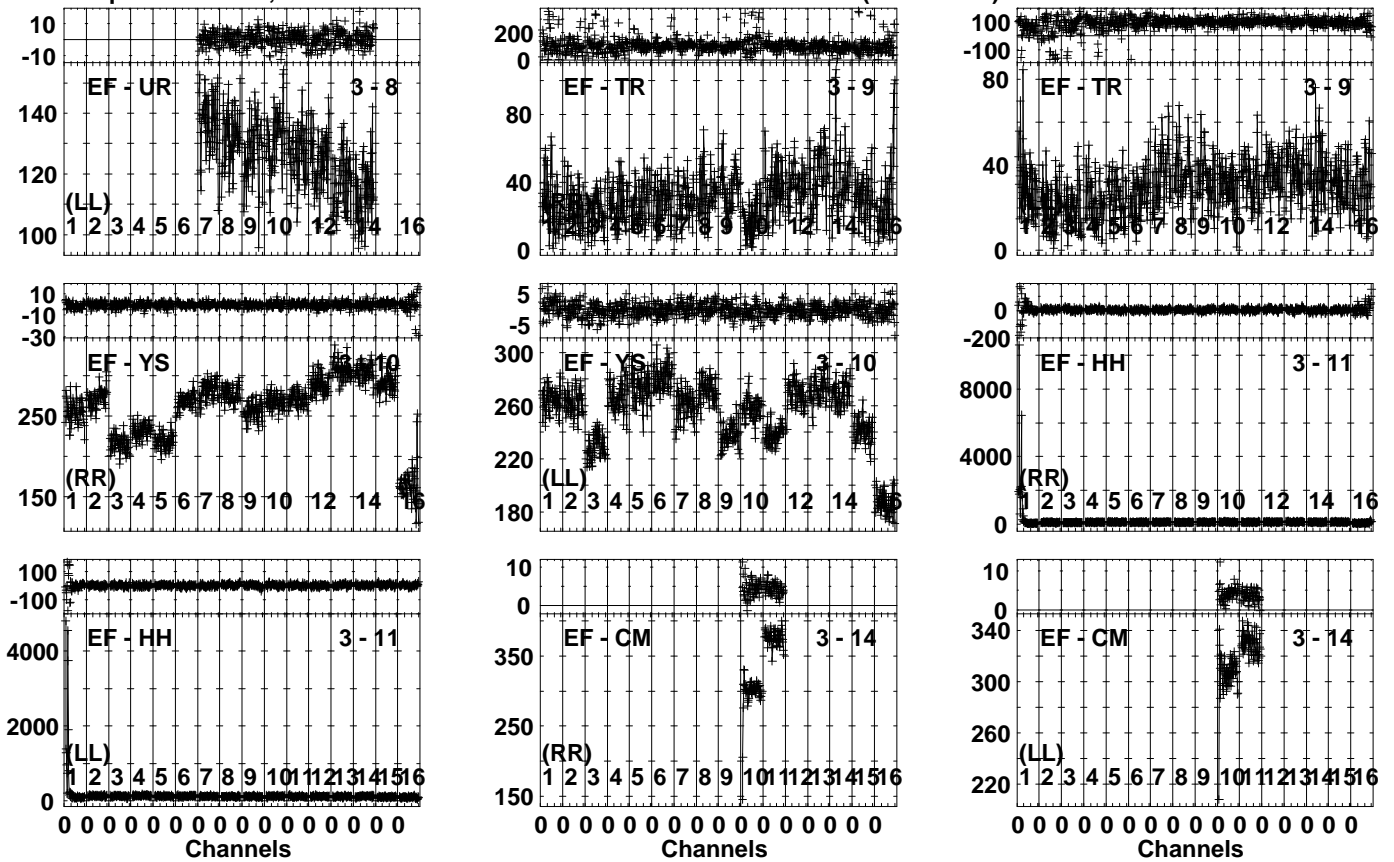


Lower frame: Milli Ampl Jy Top frame: Phas deg  
 Vector averaged cross-power spectrum Several baselines displayed  
 Timerange: 00/21:54:31 to 00/21:55:29

Plot file version 613 created 30-SEP-2022 11:10:39

J1427+2348 EM163.UVDATA.1

Freq = 4.6005 GHz, Bw = 32.000 MH Calibrated with CL # 4 and BP # 1 (BP mode 1)

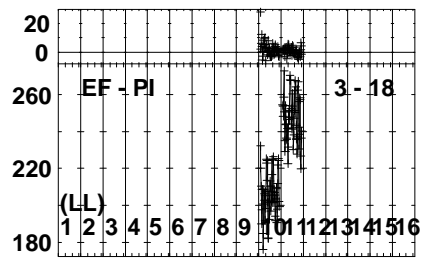
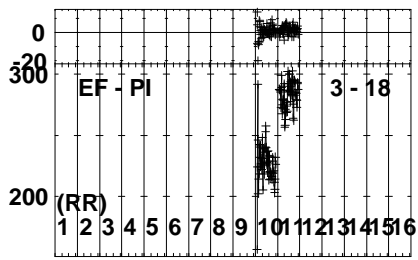
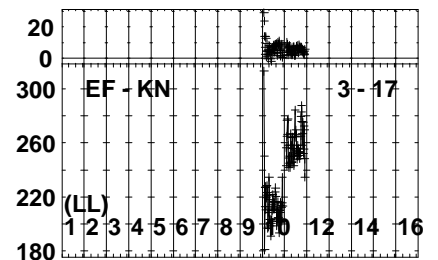
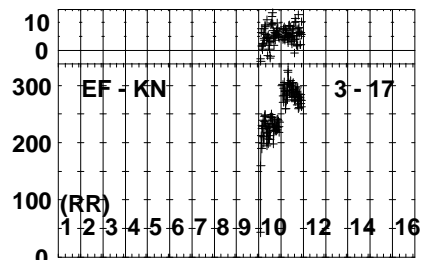
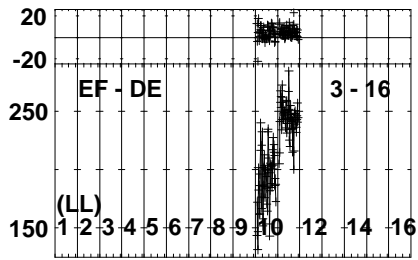
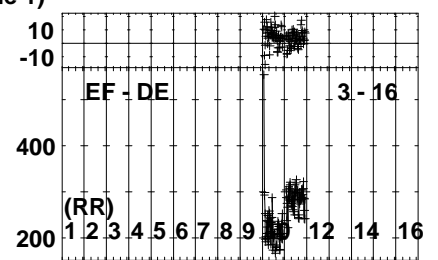
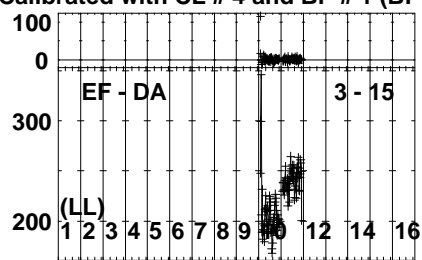
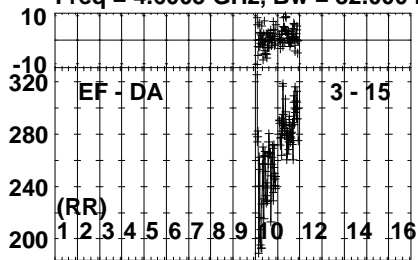


Lower frame: Milli Ampl Jy Top frame: Phas deg  
Vector averaged cross-power spectrum Several baselines displayed  
Timerange: 00/21:54:31 to 00/21:55:29

Plot file version 614 created 30-SEP-2022 11:10:40

J1427+2348 EM163.UVDATA.1

Freq = 4.6005 GHz, Bw = 32.000 MH Calibrated with CL # 4 and BP # 1 (BP mode 1)



0 0 0 0 0 0 0 0 0 0 0 0 0 0 0 0  
Channels

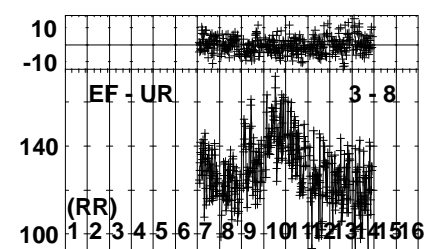
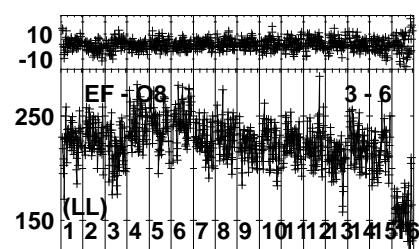
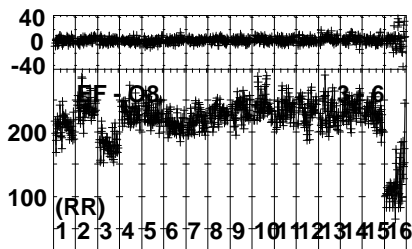
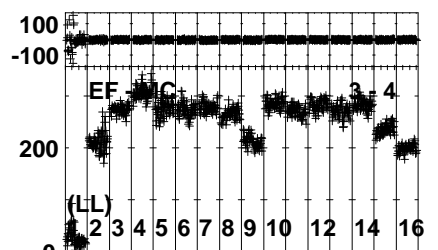
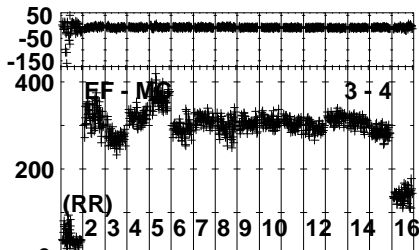
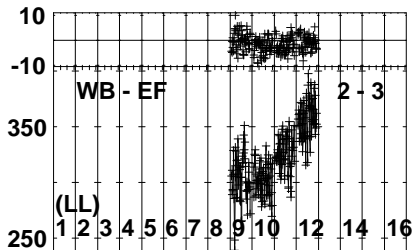
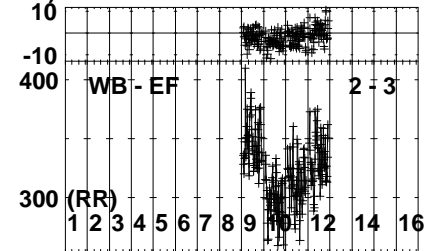
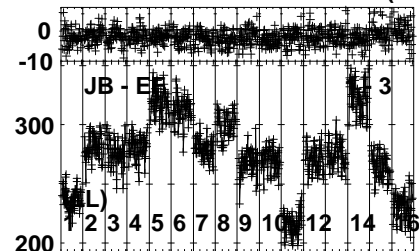
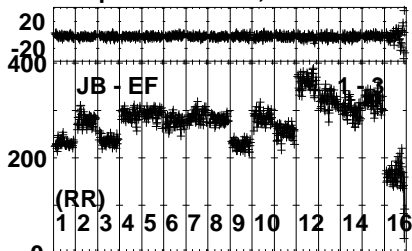
0 0 0 0 0 0 0 0 0 0 0 0 0 0 0 0  
Channels

Lower frame: Milli Ampl Jy Top frame: Phas deg  
Vector averaged cross-power spectrum Several baselines displayed  
Timerange: 00/21:54:31 to 00/21:55:29

Plot file version 615 created 30-SEP-2022 11:10:44

J1427+2348 EM163.UVDATA.1

Freq = 4.6005 GHz, Bw = 32.000 MH Calibrated with CL # 4 and BP # 1 (BP mode 1)

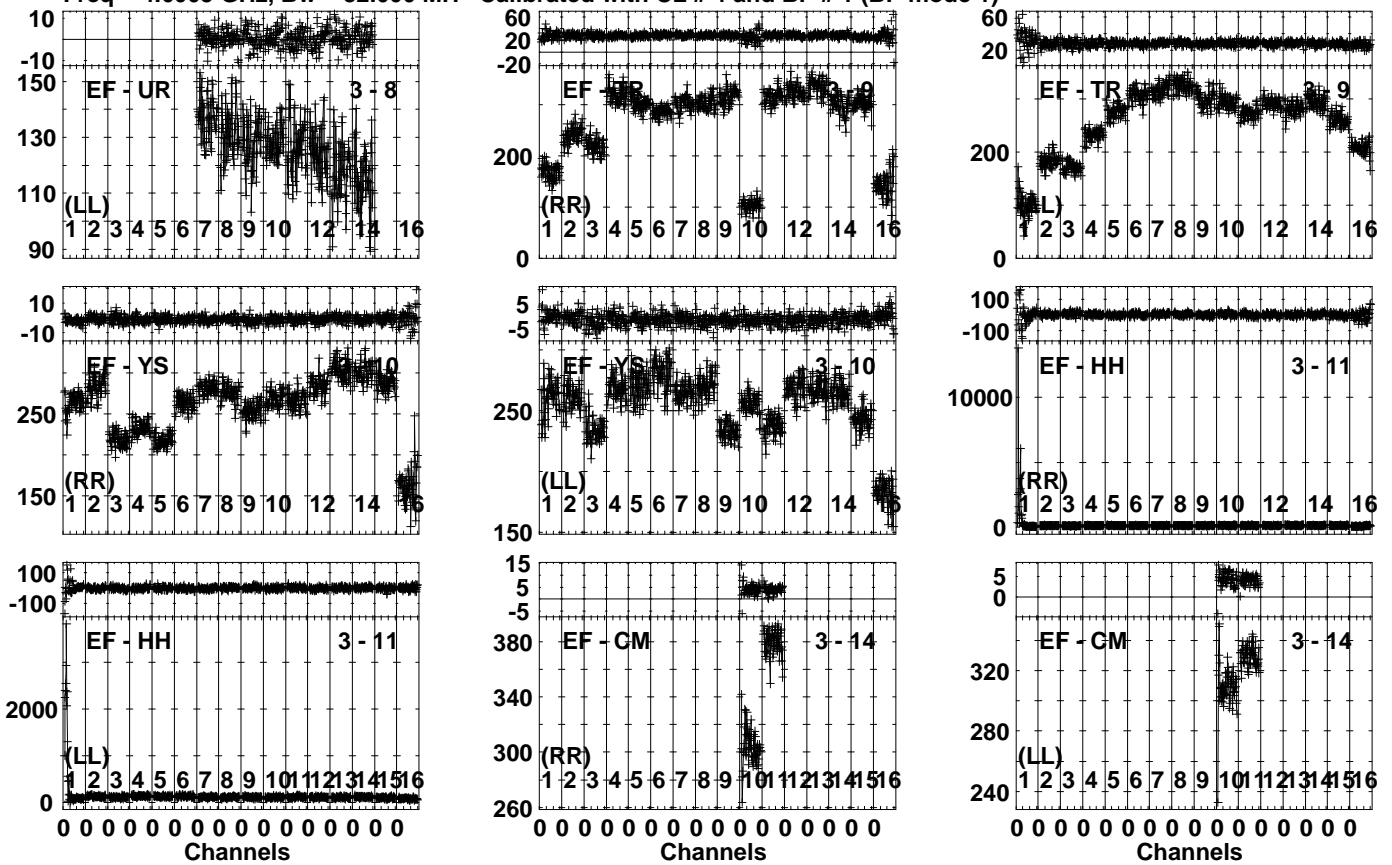


Lower frame: Milli Ampl Jy Top frame: Phas deg  
Vector averaged cross-power spectrum Several baselines displayed  
Timerange: 00/21:59:01 to 00/22:00:29

Plot file version 616 created 30-SEP-2022 11:10:45

J1427+2348 EM163.UVDATA.1

Freq = 4.6005 GHz, Bw = 32.000 MH Calibrated with CL # 4 and BP # 1 (BP mode 1)



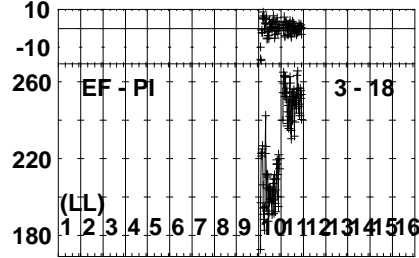
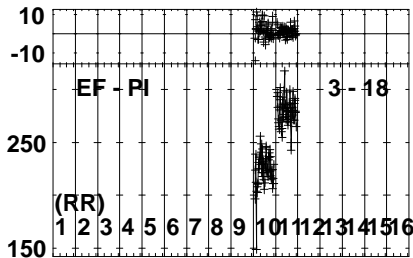
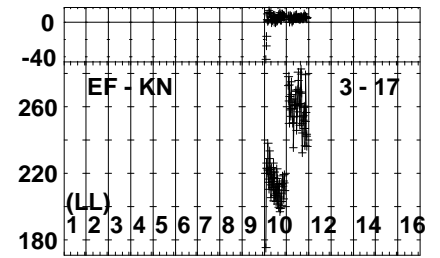
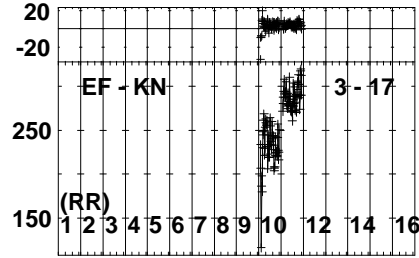
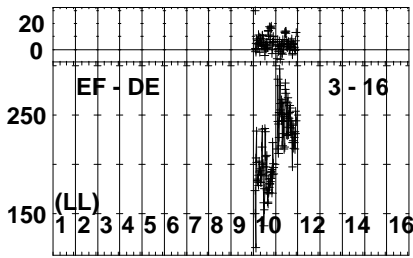
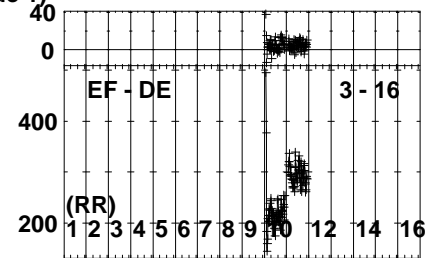
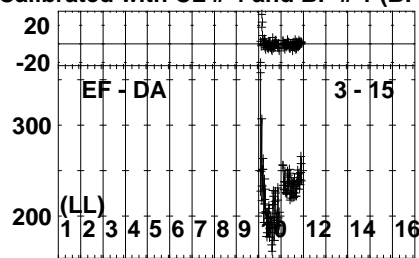
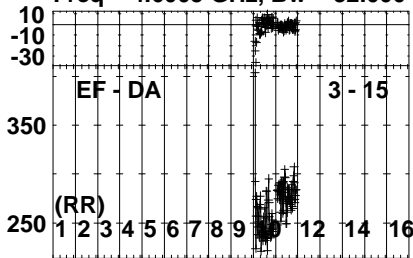
Lower frame: Milli Ampl Jy Top frame: Phas deg  
Vector averaged cross-power spectrum Several baselines displayed  
Timerange: 00/21:59:01 to 00/22:00:29



Plot file version 617 created 30-SEP-2022 11:10:46

J1427+2348 EM163.UVDATA.1

Freq = 4.6005 GHz, Bw = 32.000 MH Calibrated with CL # 4 and BP # 1 (BP mode 1)

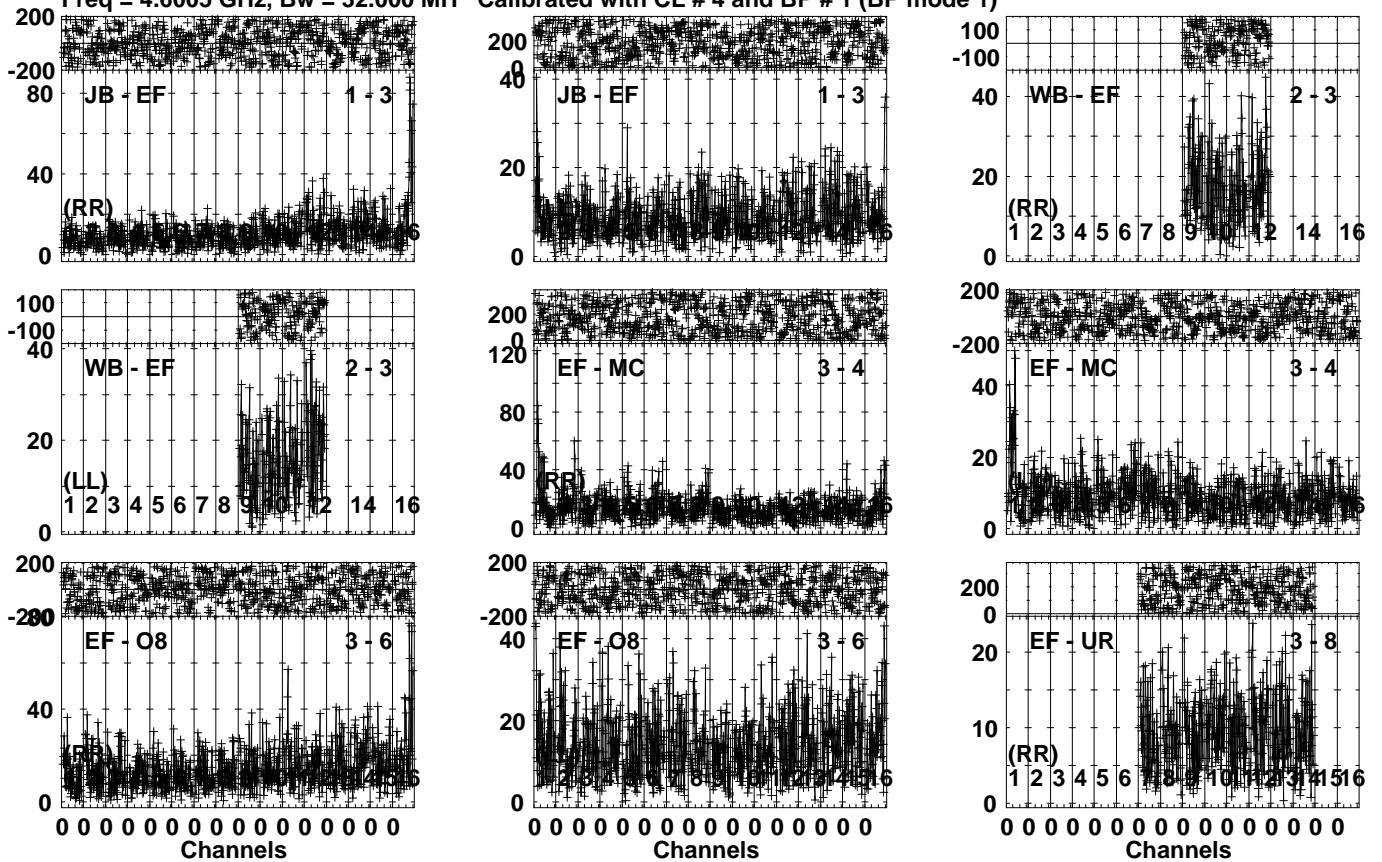


0 0 0 0 0 0 0 0 0 0 0 0 0 0 0 0  
Channels  
Lower frame: Milli Ampl Jy Top frame: Phas deg  
Vector averaged cross-power spectrum Several baselines displayed  
Timerange: 00/21:59:01 to 00/22:00:29

Plot file version 618 created 30-SEP-2022 11:10:47

SDSSJ1430 EM163.UVDATA.1

Freq = 4.6005 GHz, Bw = 32.000 MH Calibrated with CL # 4 and BP # 1 (BP mode 1)

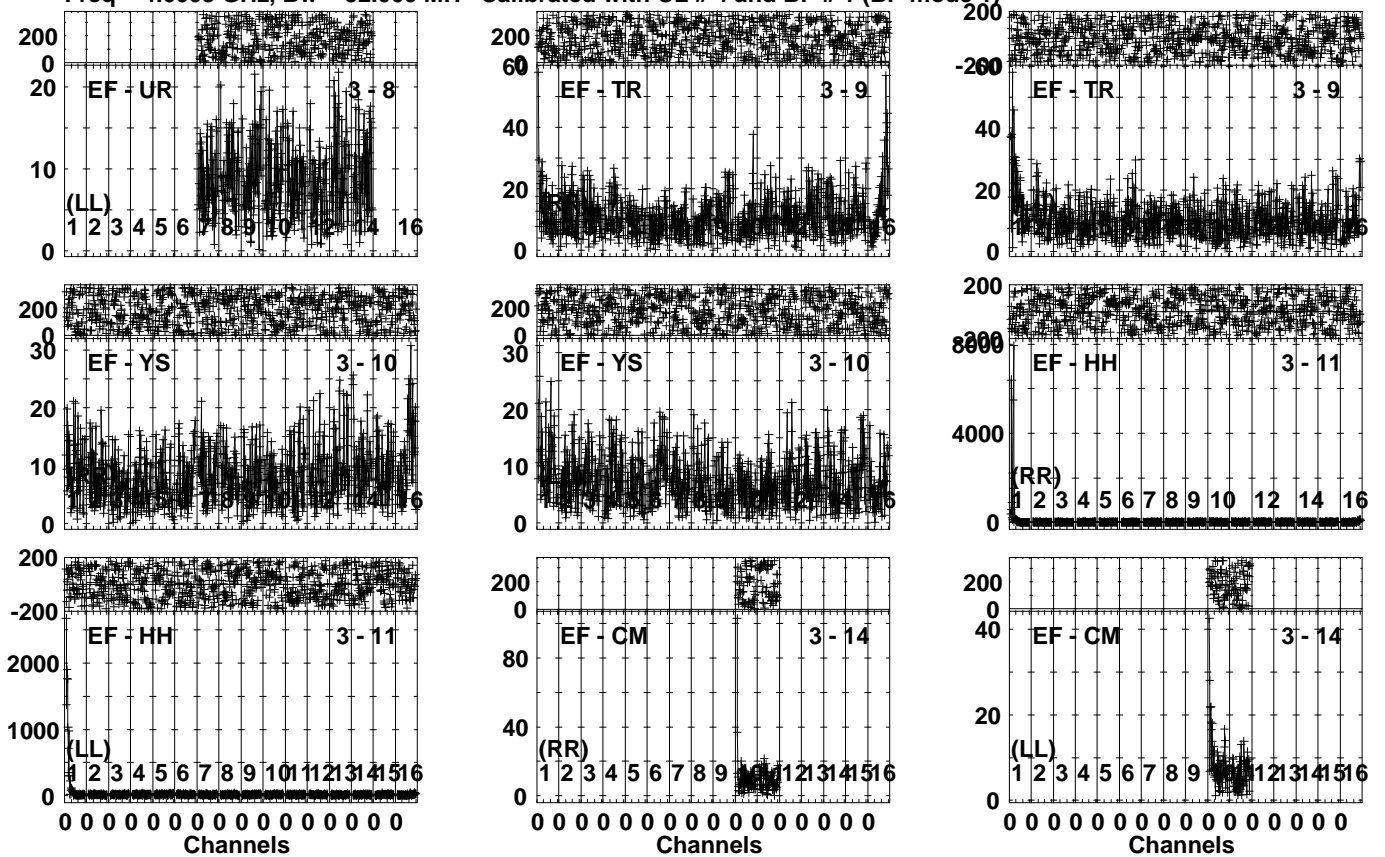


Lower frame: Milli Ampl Jy Top frame: Phas deg  
Vector averaged cross-power spectrum Several baselines displayed  
Timerange: 00/22:00:33 to 00/22:03:59

Plot file version 619 created 30-SEP-2022 11:10:48

SDSSJ1430 EM163.UVDATA.1

Freq = 4.6005 GHz, Bw = 32.000 MH Calibrated with CL # 4 and BP # 1 (BP mode 1)

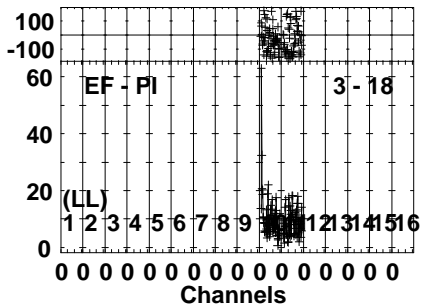
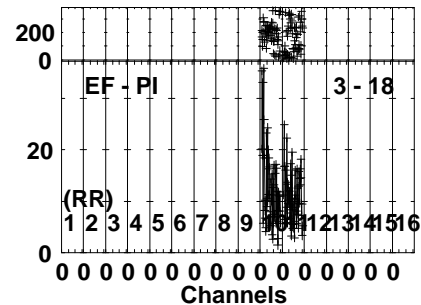
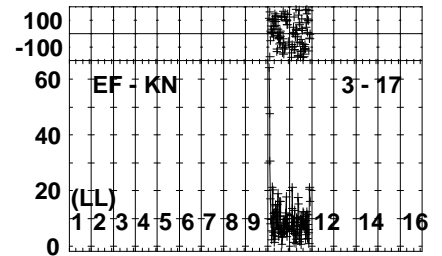
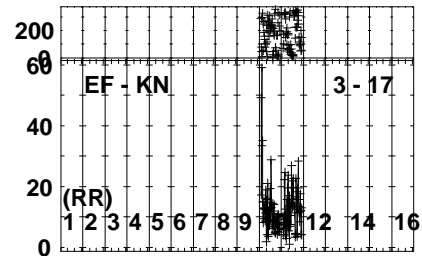
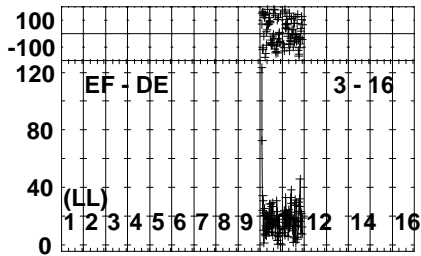
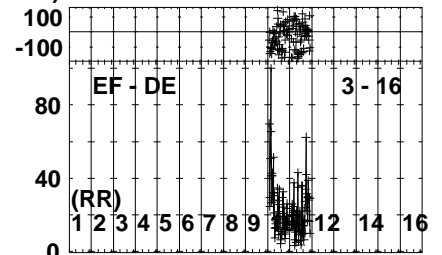
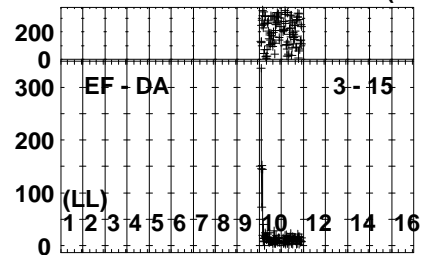
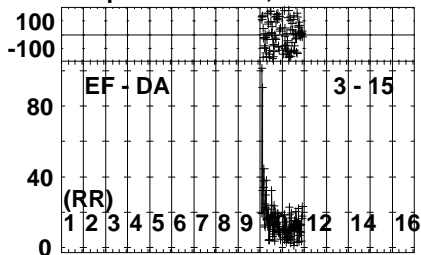


Lower frame: Milli Ampl Jy Top frame: Phas deg  
Vector averaged cross-power spectrum Several baselines displayed  
Timerange: 00/22:00:33 to 00/22:03:59

Plot file version 620 created 30-SEP-2022 11:10:49

SDSSJ1430 EM163.UVDATA.1

Freq = 4.6005 GHz, Bw = 32.000 MH Calibrated with CL # 4 and BP # 1 (BP mode 1)

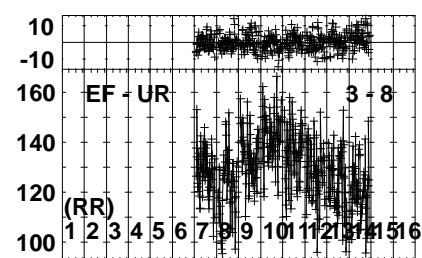
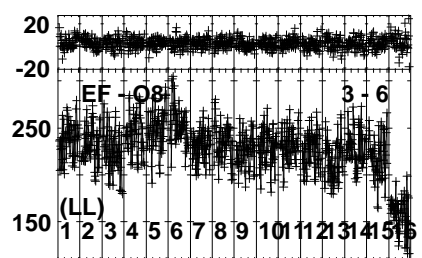
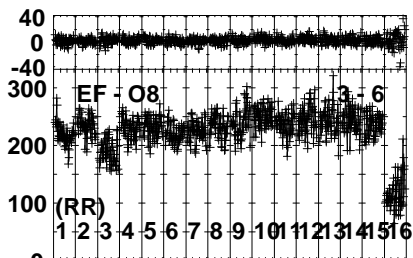
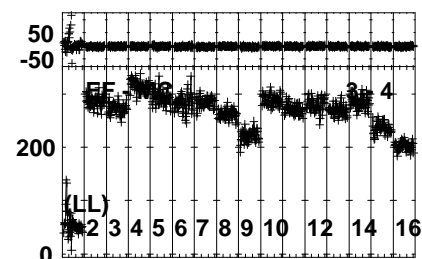
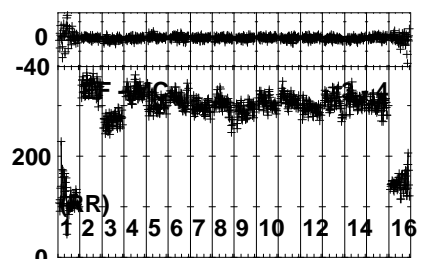
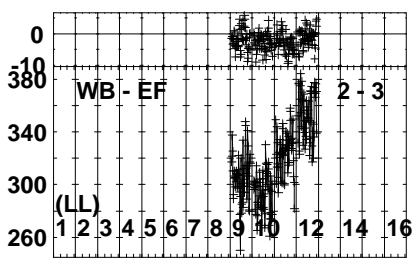
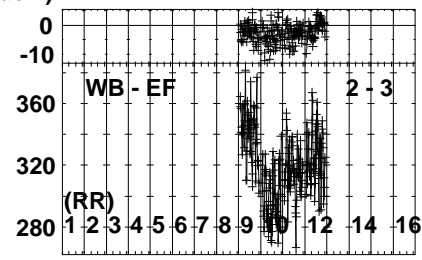
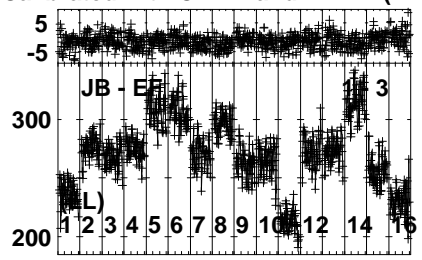
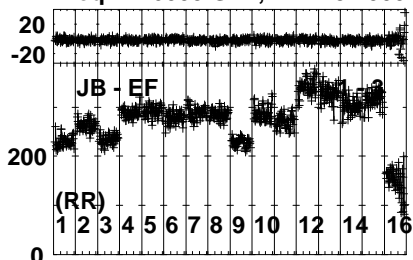


Lower frame: Milli Ampl Jy Top frame: Phas deg  
Vector averaged cross-power spectrum Several baselines displayed  
Timerange: 00/22:00:33 to 00/22:03:59

Plot file version 621 created 30-SEP-2022 11:10:50

J1427+2348 EM163.UVDATA.1

Freq = 4.6005 GHz, Bw = 32.000 MH Calibrated with CL # 4 and BP # 1 (BP mode 1)

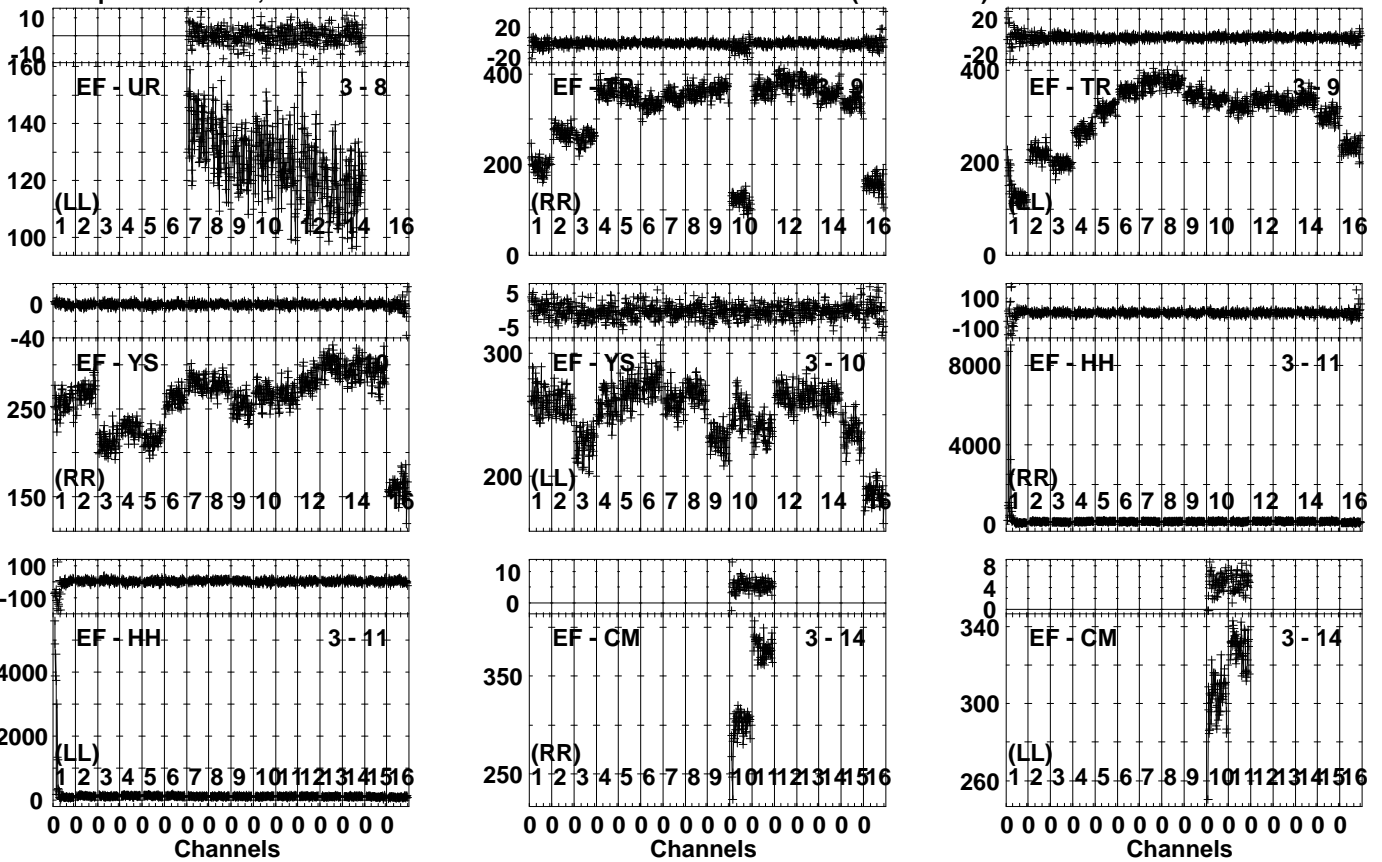


Lower frame: Milli Ampl Jy Top frame: Phas deg  
Vector averaged cross-power spectrum Several baselines displayed  
Timerange: 00/22:04:31 to 00/22:05:29

Plot file version 622 created 30-SEP-2022 11:10:51

J1427+2348 EM163.UVDATA.1

Freq = 4.6005 GHz, Bw = 32.000 MH Calibrated with CL # 4 and BP # 1 (BP mode 1)

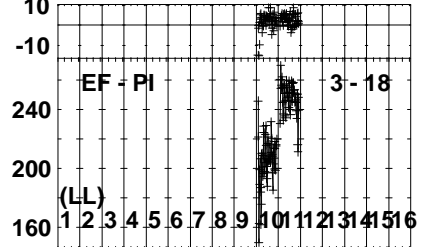
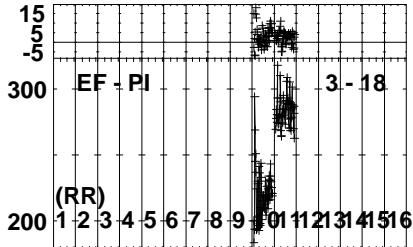
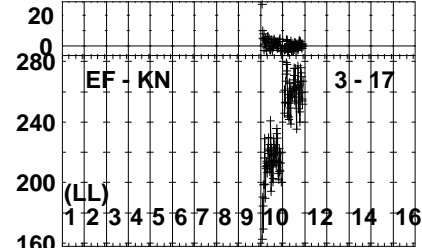
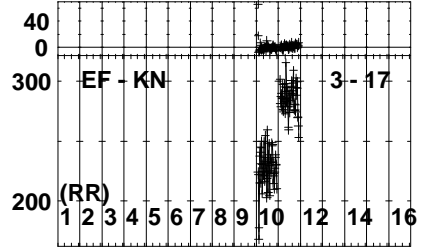
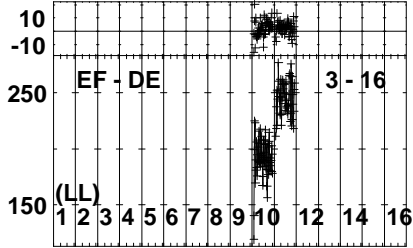
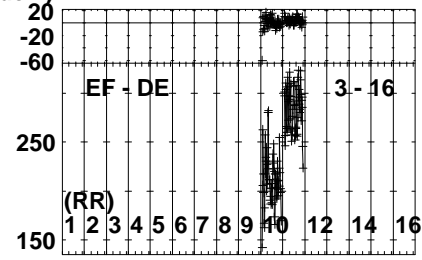
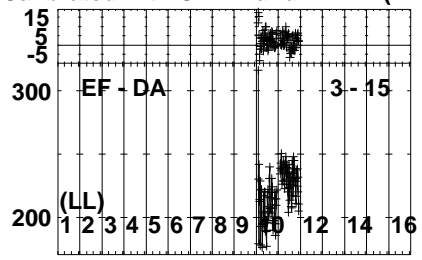
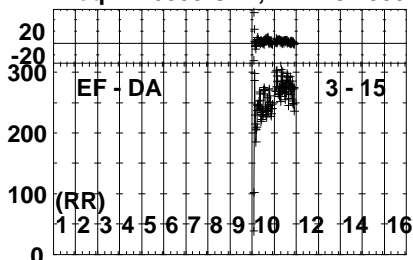


Lower frame: Milli Ampl Jy Top frame: Phas deg  
 Vector averaged cross-power spectrum Several baselines displayed  
 Timerange: 00/22:04:31 to 00/22:05:29

Plot file version 623 created 30-SEP-2022 11:10:52

J1427+2348 EM163.UVDATA.1

Freq = 4.6005 GHz, Bw = 32.000 MH Calibrated with CL # 4 and BP # 1 (BP mode 1)

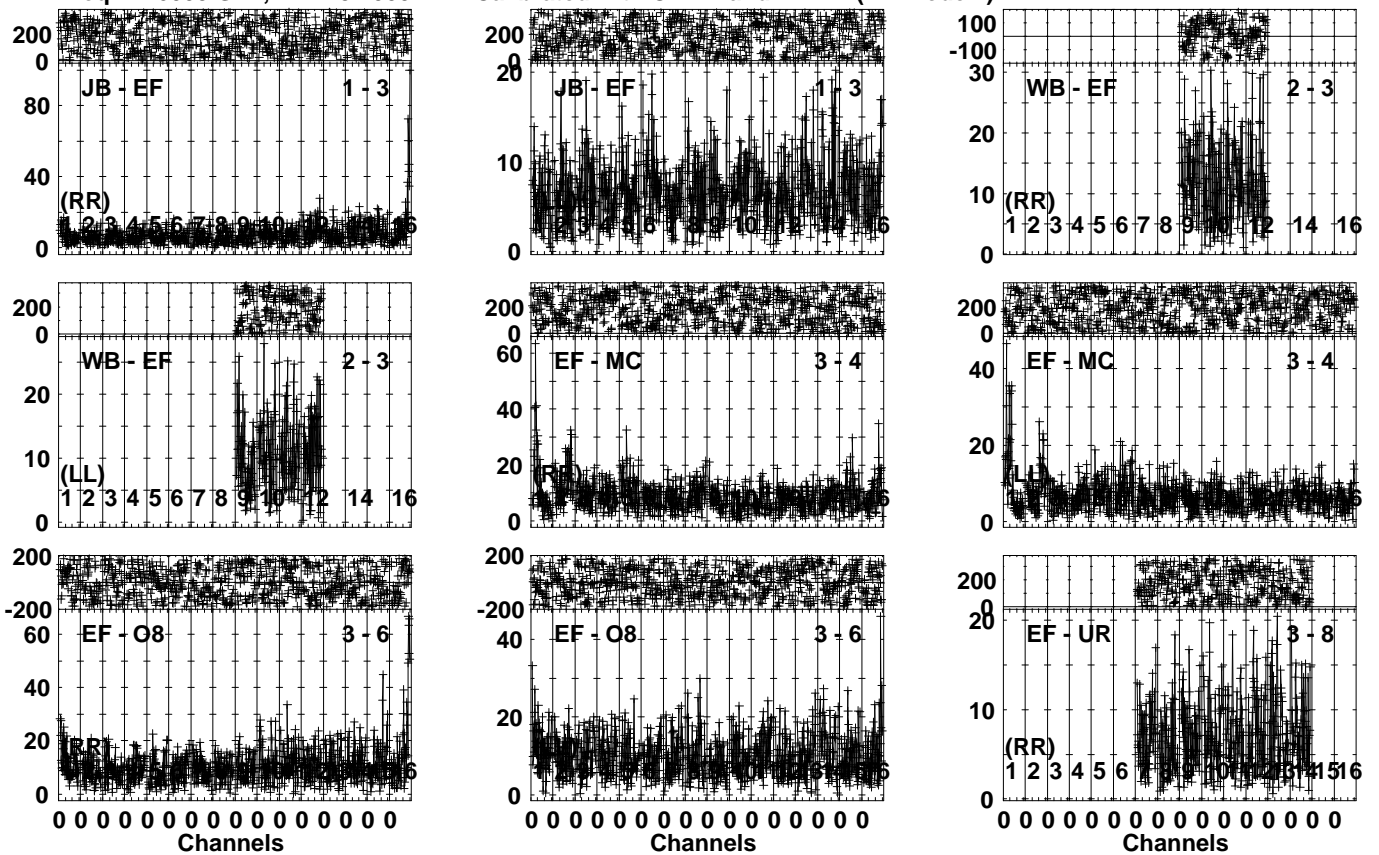


Lower frame: Milli Ampl Jy Top frame: Phas deg  
Vector averaged cross-power spectrum Several baselines displayed  
Timerange: 00/22:04:31 to 00/22:05:29

Plot file version 624 created 30-SEP-2022 11:10:52

SDSSJ1430 EM163.UVDATA.1

Freq = 4.6005 GHz, Bw = 32.000 MH Calibrated with CL # 4 and BP # 1 (BP mode 1)



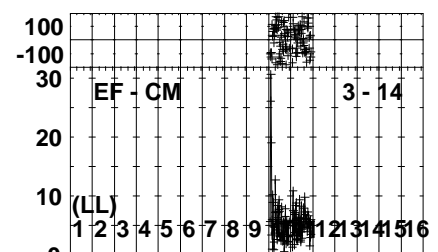
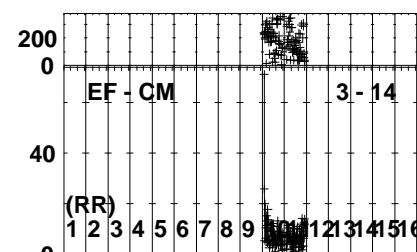
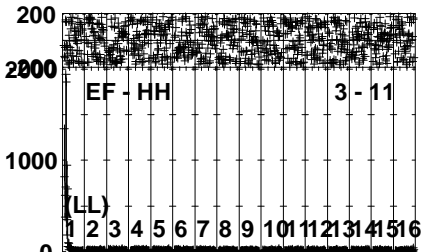
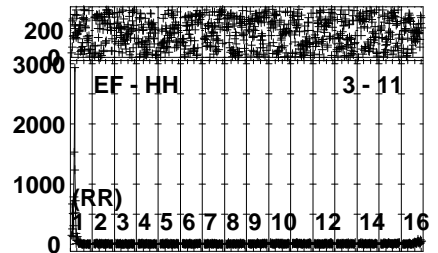
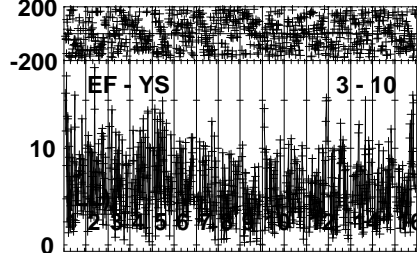
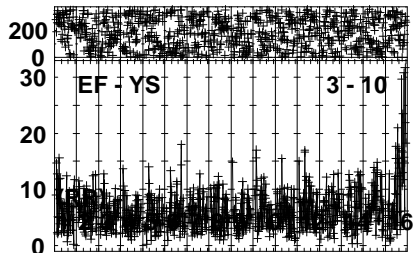
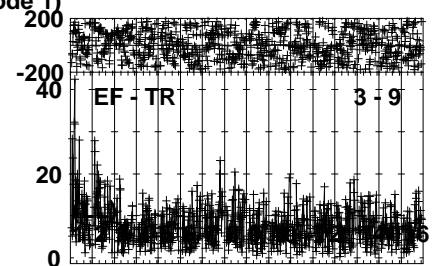
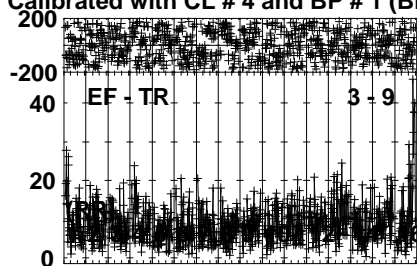
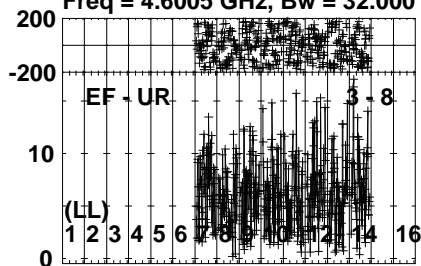
Lower frame: Milli Ampl Jy Top frame: Phas deg  
 Vector averaged cross-power spectrum Several baselines displayed  
 Timerange: 00/22:05:31 to 00/22:08:59



Plot file version 625 created 30-SEP-2022 11:10:53

SDSSJ1430 EM163.UVDATA.1

Freq = 4.6005 GHz, Bw = 32.000 MH Calibrated with CL # 4 and BP # 1 (BP mode 1)

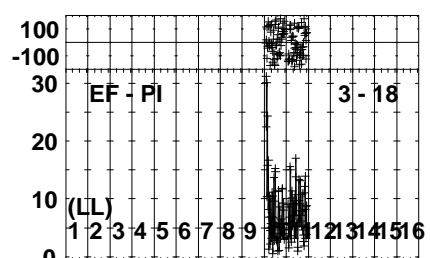
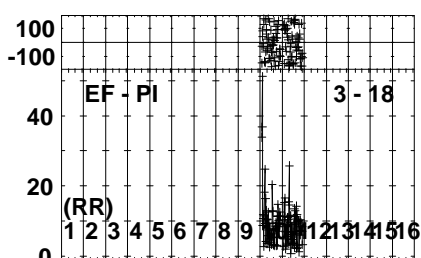
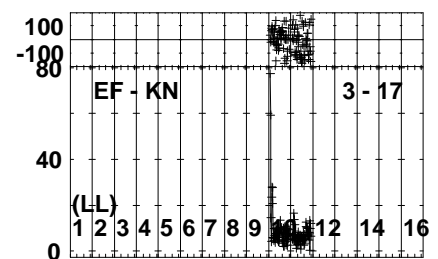

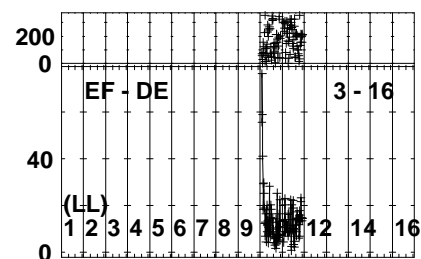
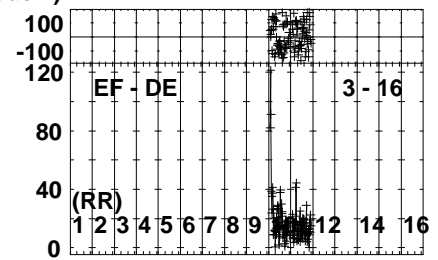
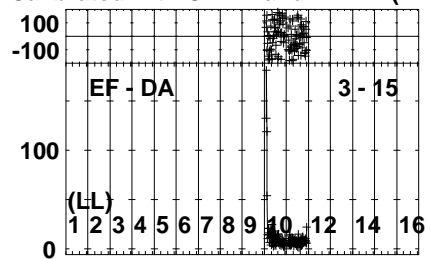



Lower frame: Milli Ampl Jy Top frame: Phas deg  
Vector averaged cross-power spectrum Several baselines displayed  
Timerange: 00/22:05:31 to 00/22:08:59

Plot file version 626 created 30-SEP-2022 11:10:54

SDSSJ1430 EM163.UVDATA.1

Freq = 4.6005 GHz, Bw = 32.000 MH Calibrated with CL # 4 and BP # 1 (BP mode 1)

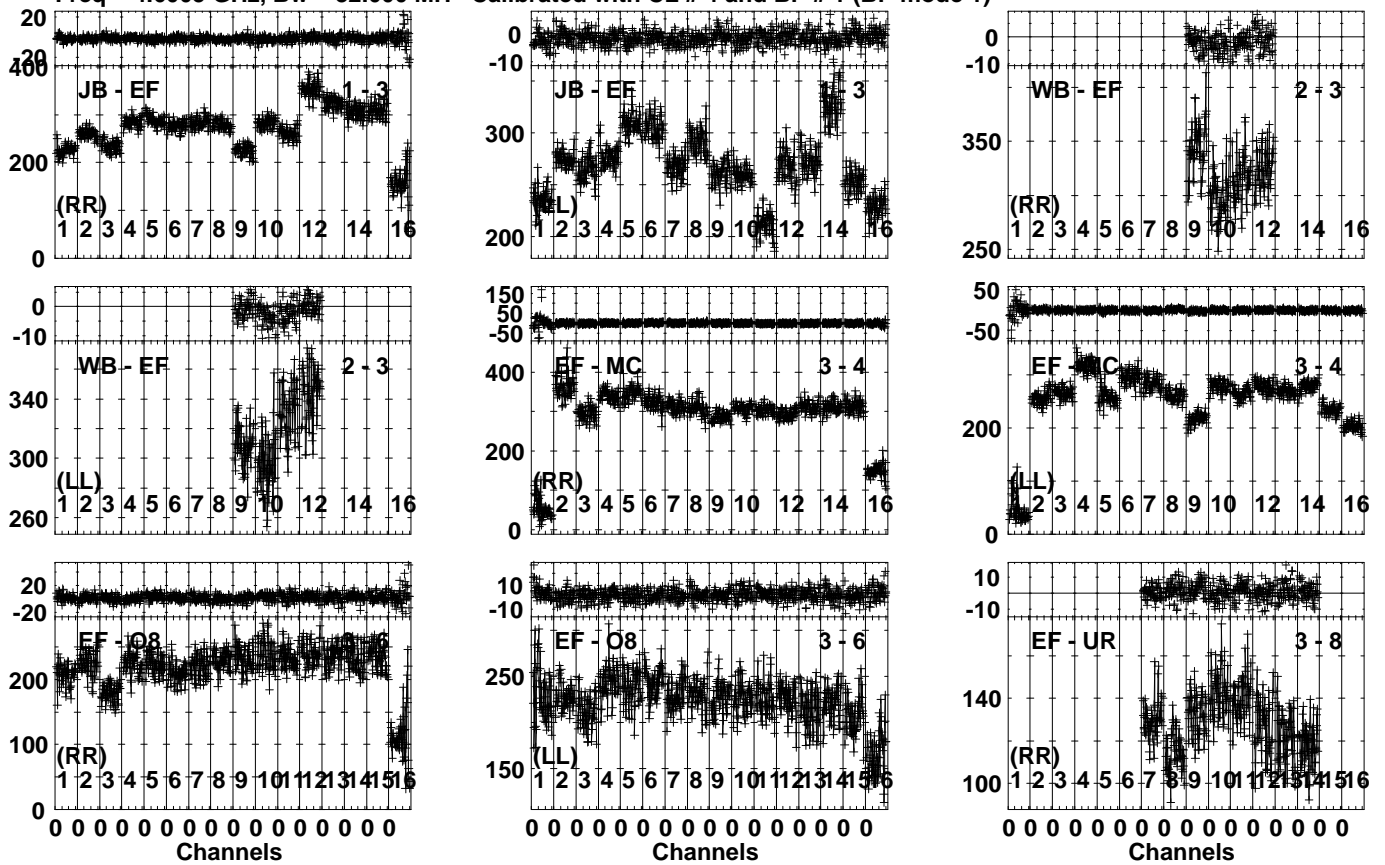


Lower frame: Milli Ampl Jy Top frame: Phas deg  
Vector averaged cross-power spectrum Several baselines displayed  
Timerange: 00/22:05:31 to 00/22:08:59

Plot file version 627 created 30-SEP-2022 11:10:55

J1427+2348 EM163.UVDATA.1

Freq = 4.6005 GHz, Bw = 32.000 MH Calibrated with CL # 4 and BP # 1 (BP mode 1)

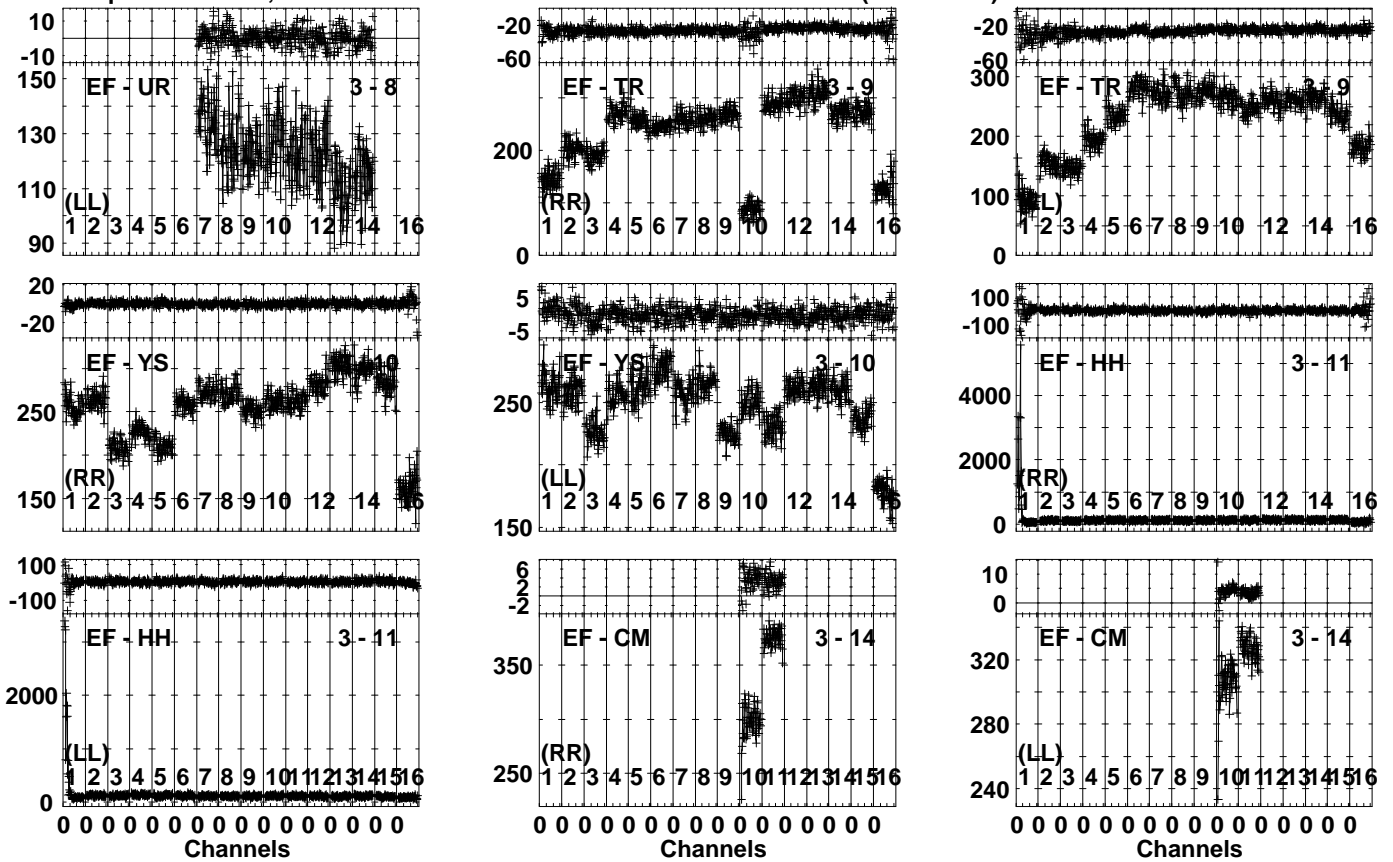


Lower frame: Milli Ampl Jy Top frame: Phas deg  
 Vector averaged cross-power spectrum Several baselines displayed  
 Timerange: 00/22:09:01 to 00/22:10:29

Plot file version 628 created 30-SEP-2022 11:10:56

J1427+2348 EM163.UVDATA.1

Freq = 4.6005 GHz, Bw = 32.000 MH Calibrated with CL # 4 and BP # 1 (BP mode 1)

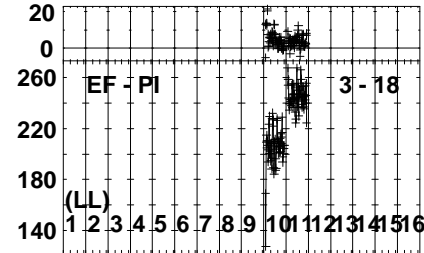
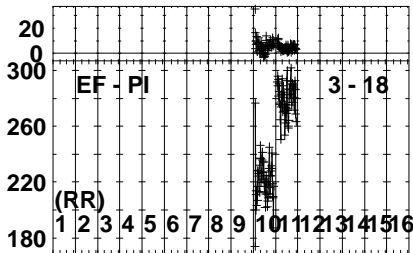
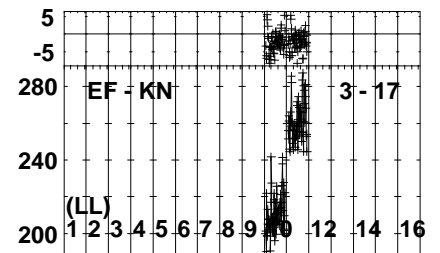
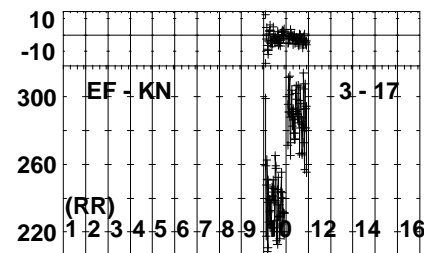
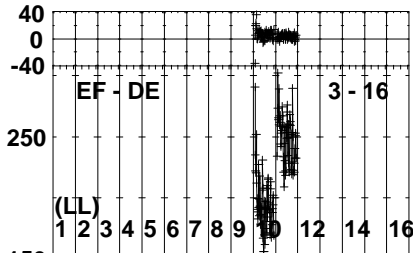
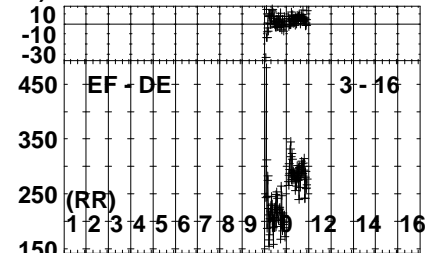
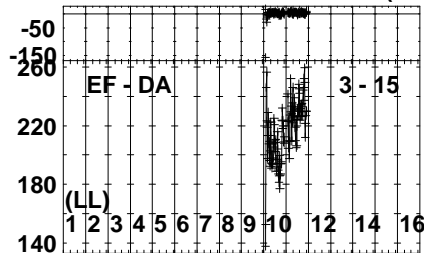
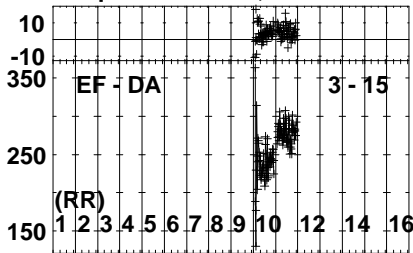


Lower frame: Milli Ampl Jy Top frame: Phas deg  
Vector averaged cross-power spectrum Several baselines displayed  
Timerange: 00/22:09:01 to 00/22:10:29

Plot file version 629 created 30-SEP-2022 11:10:57

J1427+2348 EM163.UVDATA.1

Freq = 4.6005 GHz, Bw = 32.000 MH Calibrated with CL # 4 and BP # 1 (BP mode 1)

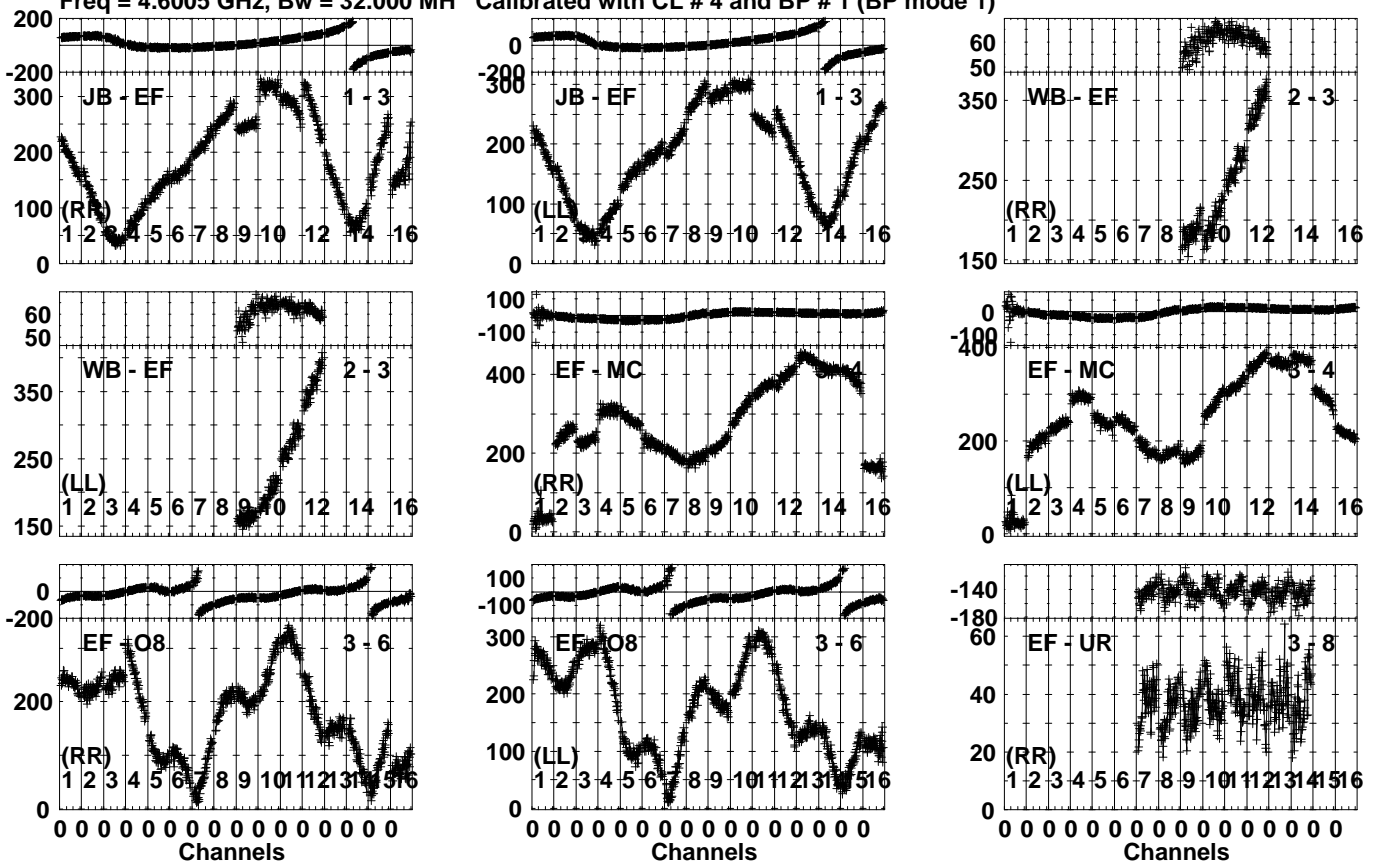


0 0 0 0 0 0 0 0 0 0 0 0 0 0 0 0  
Channels  
Lower frame: Milli Ampl Jy Top frame: Phas deg  
Vector averaged cross-power spectrum Several baselines displayed  
Timerange: 00/22:09:01 to 00/22:10:29

Plot file version 630 created 30-SEP-2022 11:10:58

J1424+225A EM163.UVDATA.1

Freq = 4.6005 GHz, Bw = 32.000 MH Calibrated with CL # 4 and BP # 1 (BP mode 1)

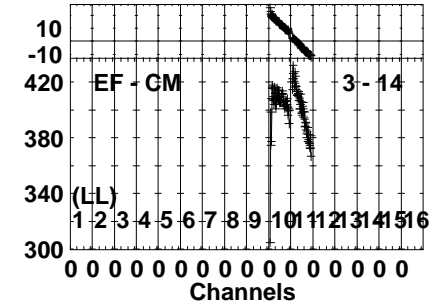
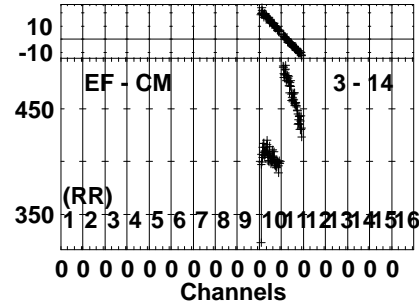
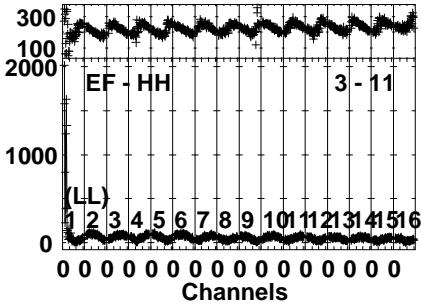
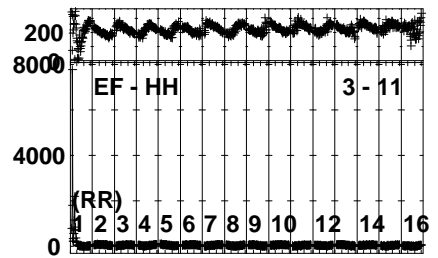
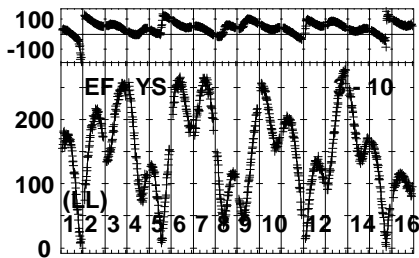
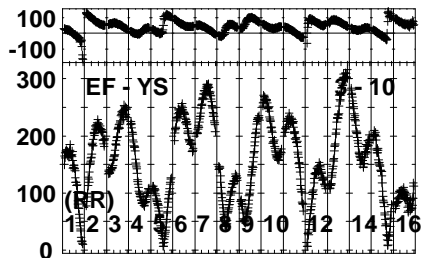
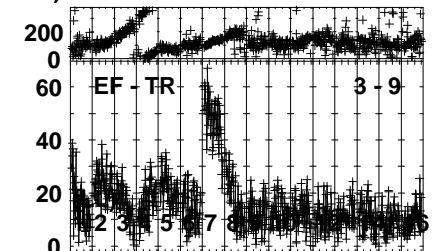
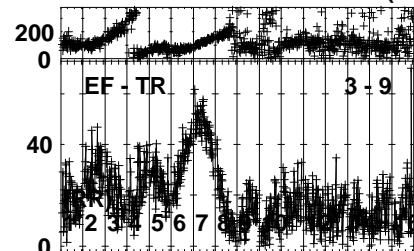
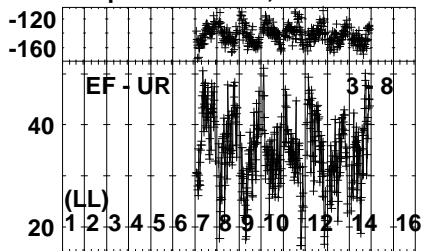


Lower frame: Milli Ampl Jy Top frame: Phas deg  
Vector averaged cross-power spectrum Several baselines displayed  
Timerange: 00/22:10:33 to 00/22:13:59

Plot file version 631 created 30-SEP-2022 11:10:59

J1424+225A EM163.UVDATA.1

Freq = 4.6005 GHz, Bw = 32.000 MH Calibrated with CL # 4 and BP # 1 (BP mode 1)

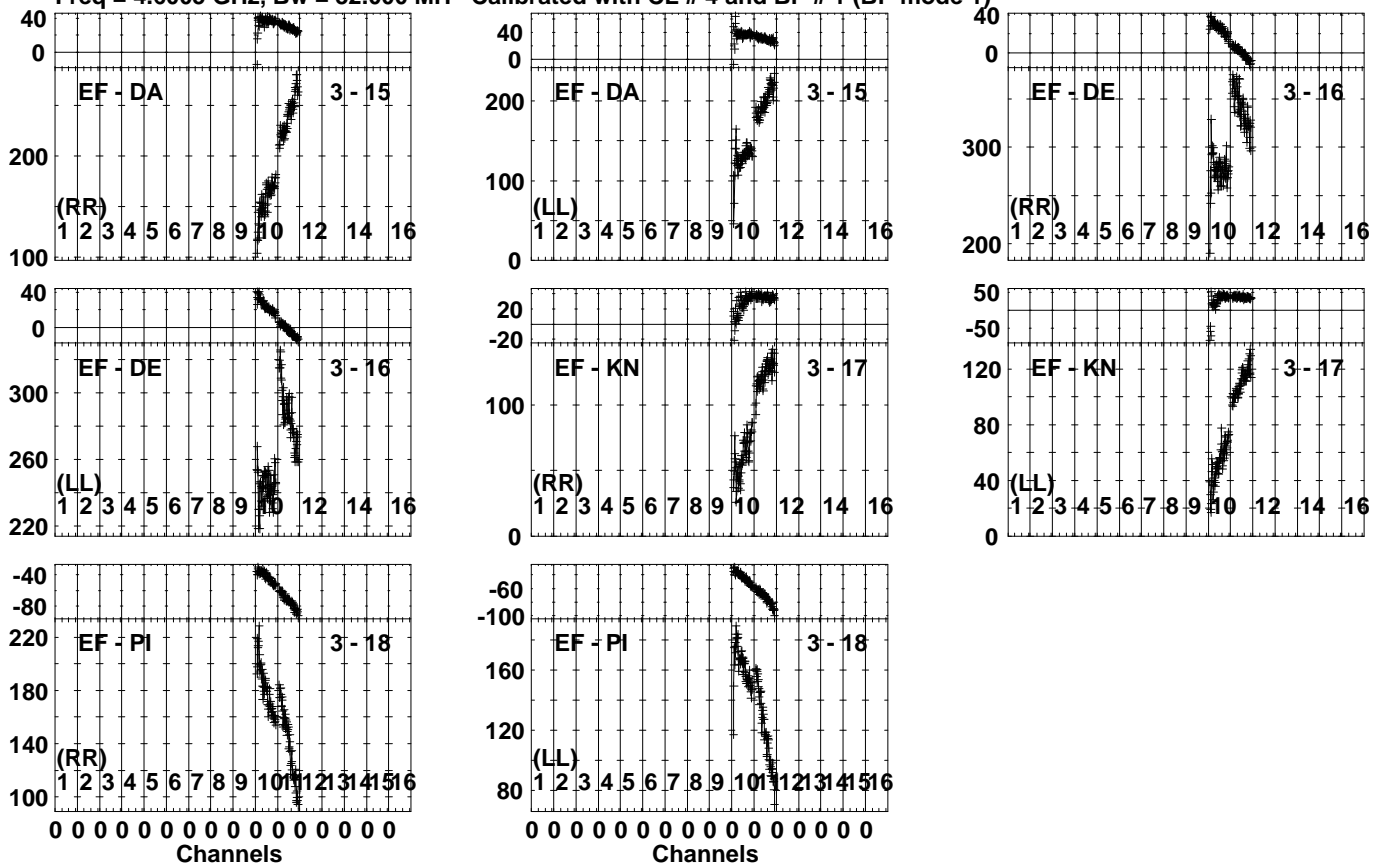


Lower frame: Milli Ampl Jy Top frame: Phas deg  
Vector averaged cross-power spectrum Several baselines displayed  
Timerange: 00/22:10:33 to 00/22:13:59

Plot file version 632 created 30-SEP-2022 11:11:00

J1424+225A EM163.UVDATA.1

Freq = 4.6005 GHz, Bw = 32.000 MH Calibrated with CL # 4 and BP # 1 (BP mode 1)



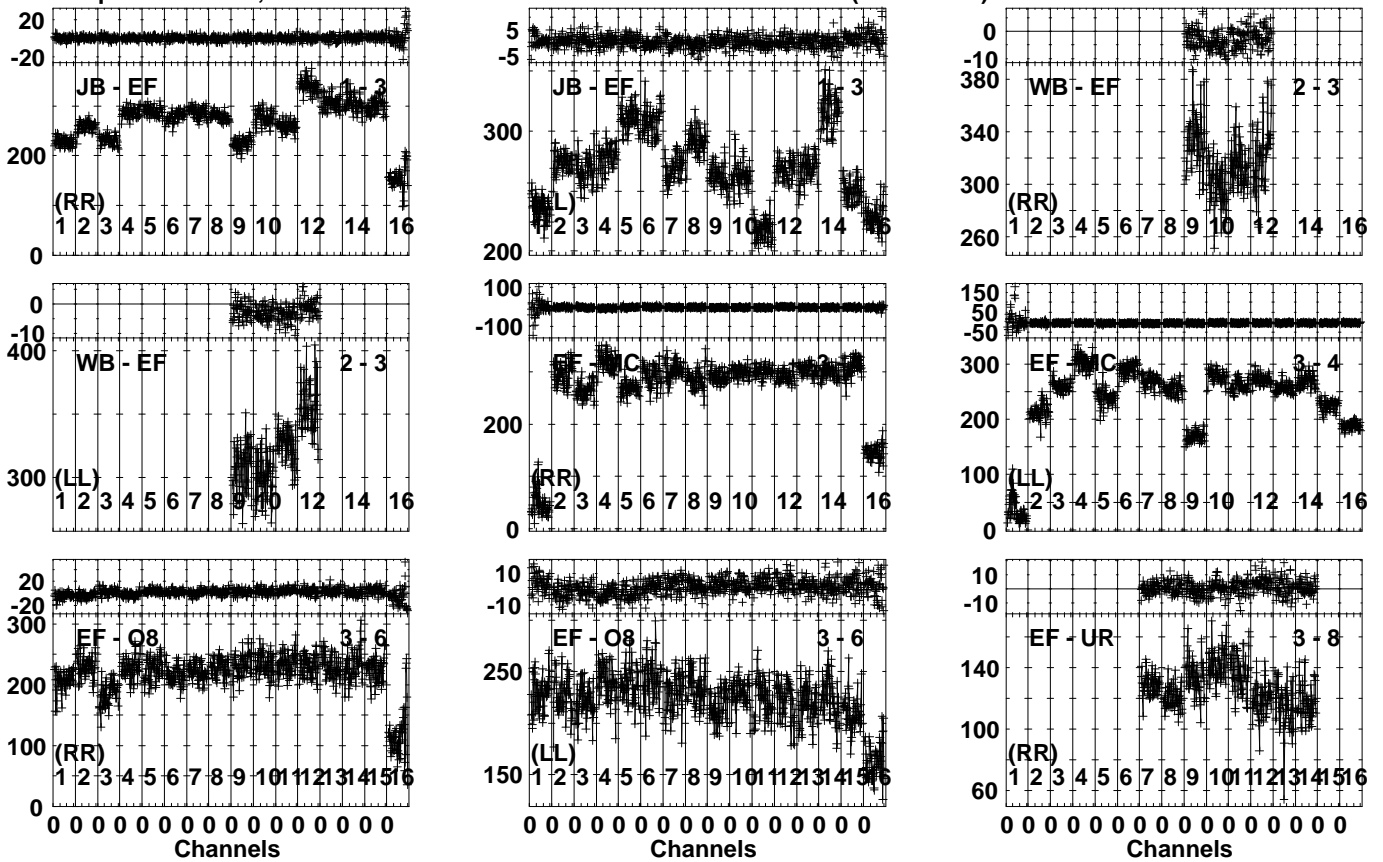
Lower frame: Milli Ampl Jy Top frame: Phas deg  
Vector averaged cross-power spectrum Several baselines displayed  
Timerange: 00/22:10:33 to 00/22:13:59



Plot file version 633 created 30-SEP-2022 11:11:01

J1427+2348 EM163.UVDATA.1

Freq = 4.6005 GHz, Bw = 32.000 MH Calibrated with CL # 4 and BP # 1 (BP mode 1)

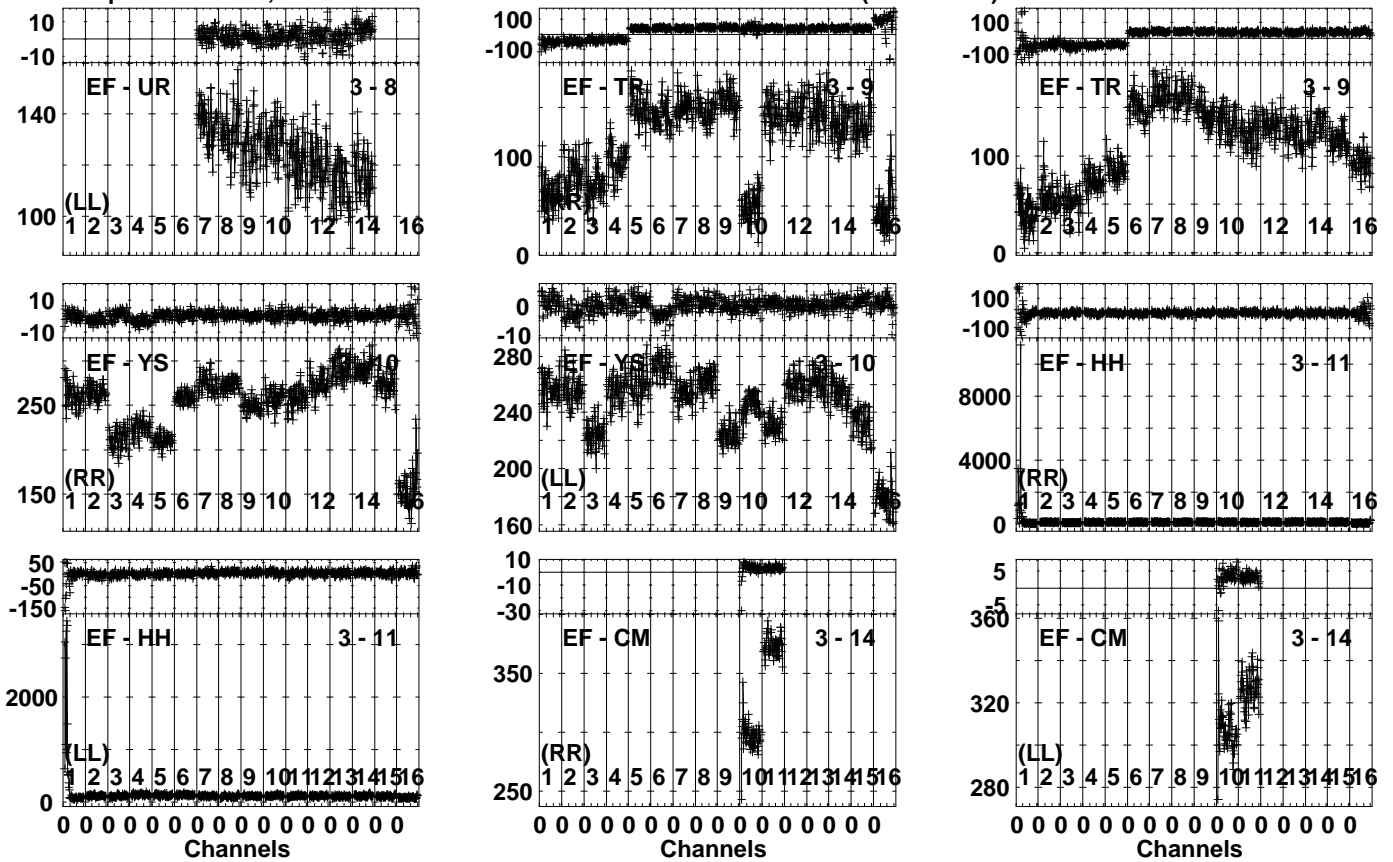


Lower frame: Milli Ampl Jy Top frame: Phas deg  
Vector averaged cross-power spectrum Several baselines displayed  
Timerange: 00/22:14:31 to 00/22:15:29

Plot file version 634 created 30-SEP-2022 11:11:02

J1427+2348 EM163.UVDATA.1

Freq = 4.6005 GHz, Bw = 32.000 MH Calibrated with CL # 4 and BP # 1 (BP mode 1)

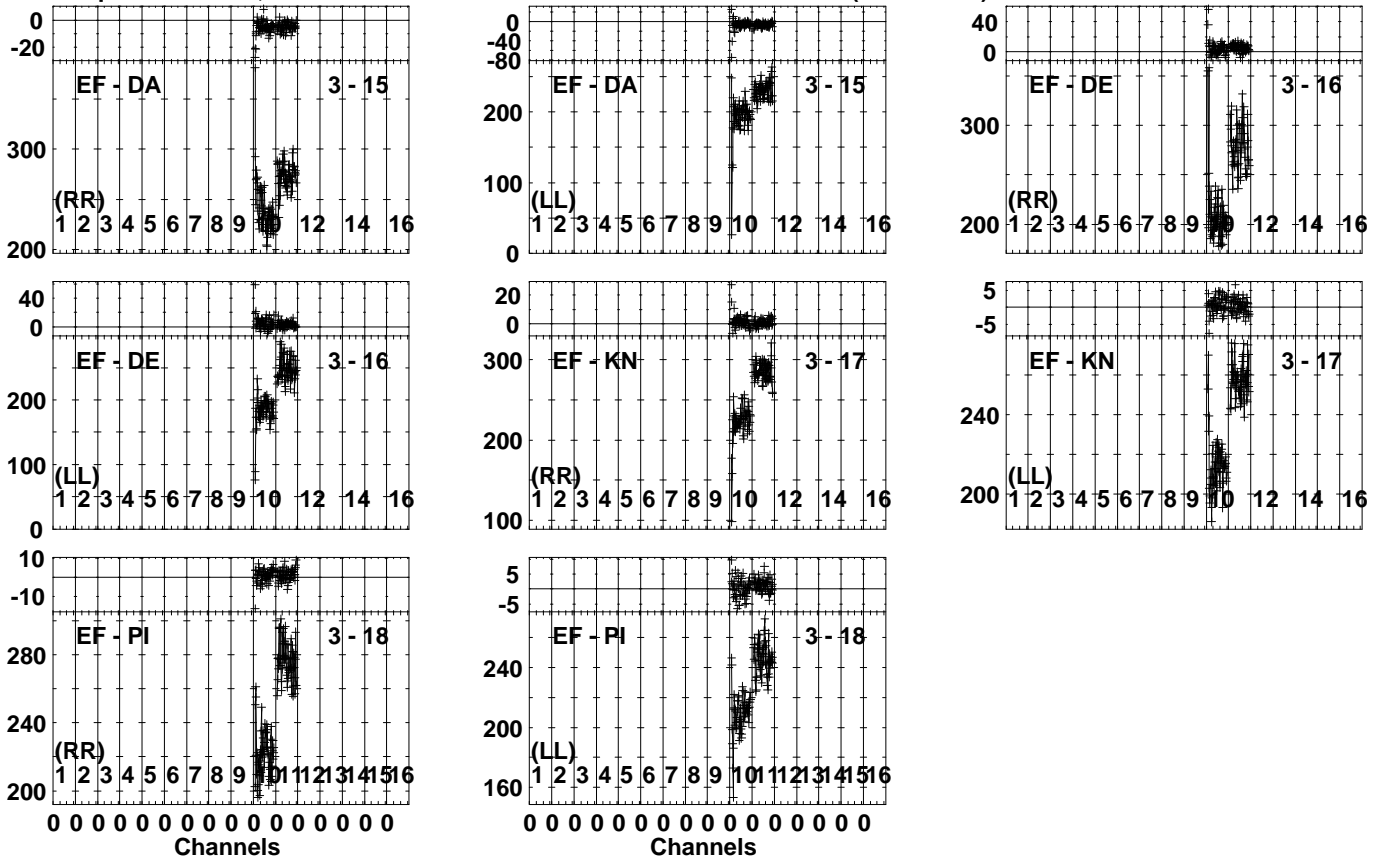


Lower frame: Milli Ampl Jy Top frame: Phas deg  
Vector averaged cross-power spectrum Several baselines displayed  
Timerange: 00/22:14:31 to 00/22:15:29

Plot file version 635 created 30-SEP-2022 11:11:02

J1427+2348 EM163.UVDATA.1

Freq = 4.6005 GHz, Bw = 32.000 MH Calibrated with CL # 4 and BP # 1 (BP mode 1)

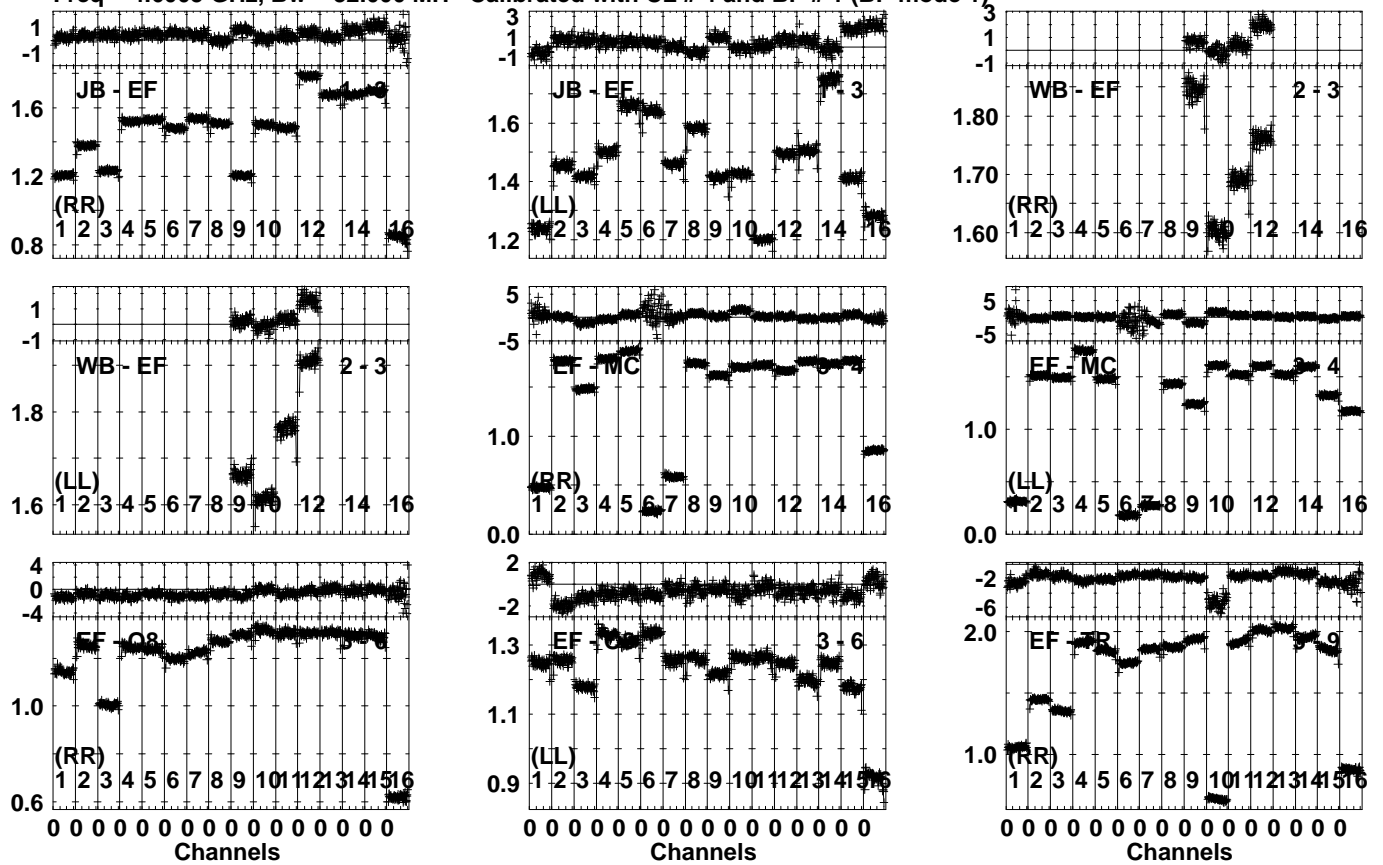


Lower frame: Milli Ampl Jy Top frame: Phas deg  
Vector averaged cross-power spectrum Several baselines displayed  
Timerange: 00/22:14:31 to 00/22:15:29

Plot file version 636 created 30-SEP-2022 11:11:03

J1310+3220 EM163.UVDATA.1

Freq = 4.6005 GHz, Bw = 32.000 MH Calibrated with CL # 4 and BP # 1 (BP mode 1)

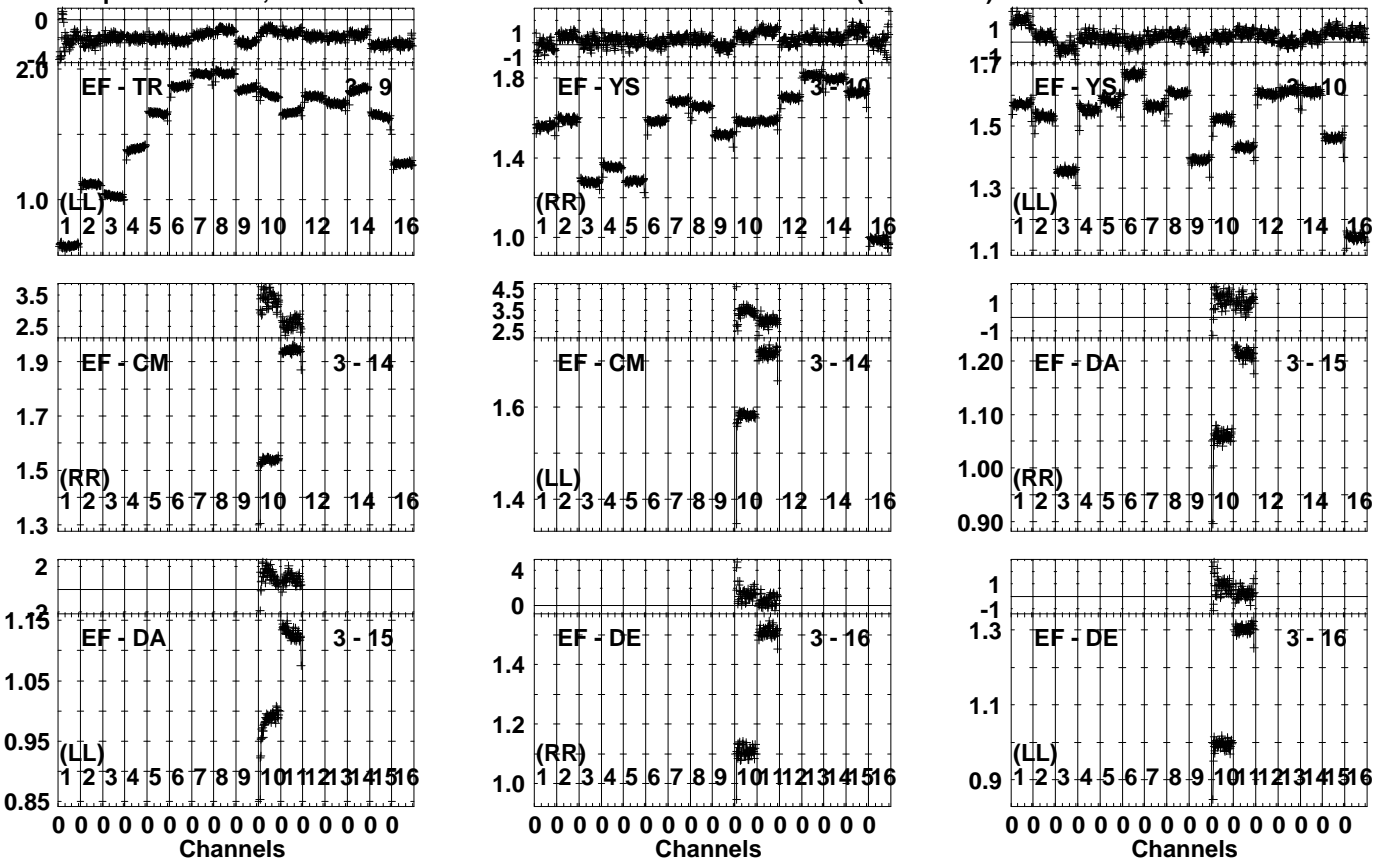


Lower frame: Ampl Jy Top frame: Phas deg  
Vector averaged cross-power spectrum Several baselines displayed  
Timerange: 00/22:23:31 to 00/22:26:29

Plot file version 637 created 30-SEP-2022 11:11:04

J1310+3220 EM163.UVDATA.1

Freq = 4.6005 GHz, Bw = 32.000 MH Calibrated with CL # 4 and BP # 1 (BP mode 1)

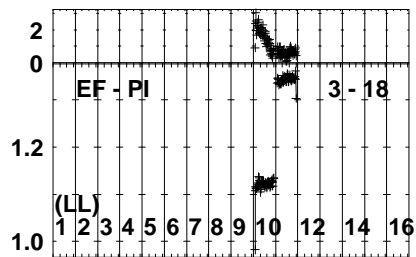
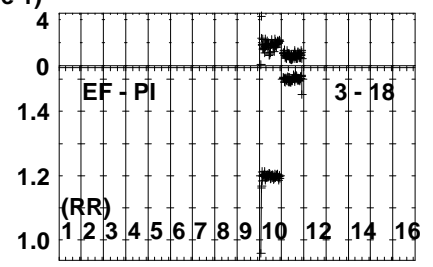
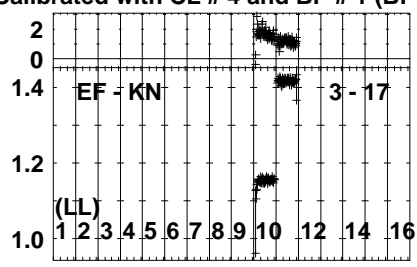
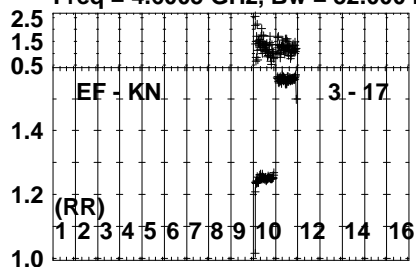


Lower frame: Ampl Jy Top frame: Phas deg  
 Vector averaged cross-power spectrum Several baselines displayed  
 Timerange: 00/22:23:31 to 00/22:26:29

Plot file version 638 created 30-SEP-2022 11:11:05

J1310+3220 EM163.UVDATA.1

Freq = 4.6005 GHz, Bw = 32.000 MH Calibrated with CL # 4 and BP # 1 (BP mode 1)

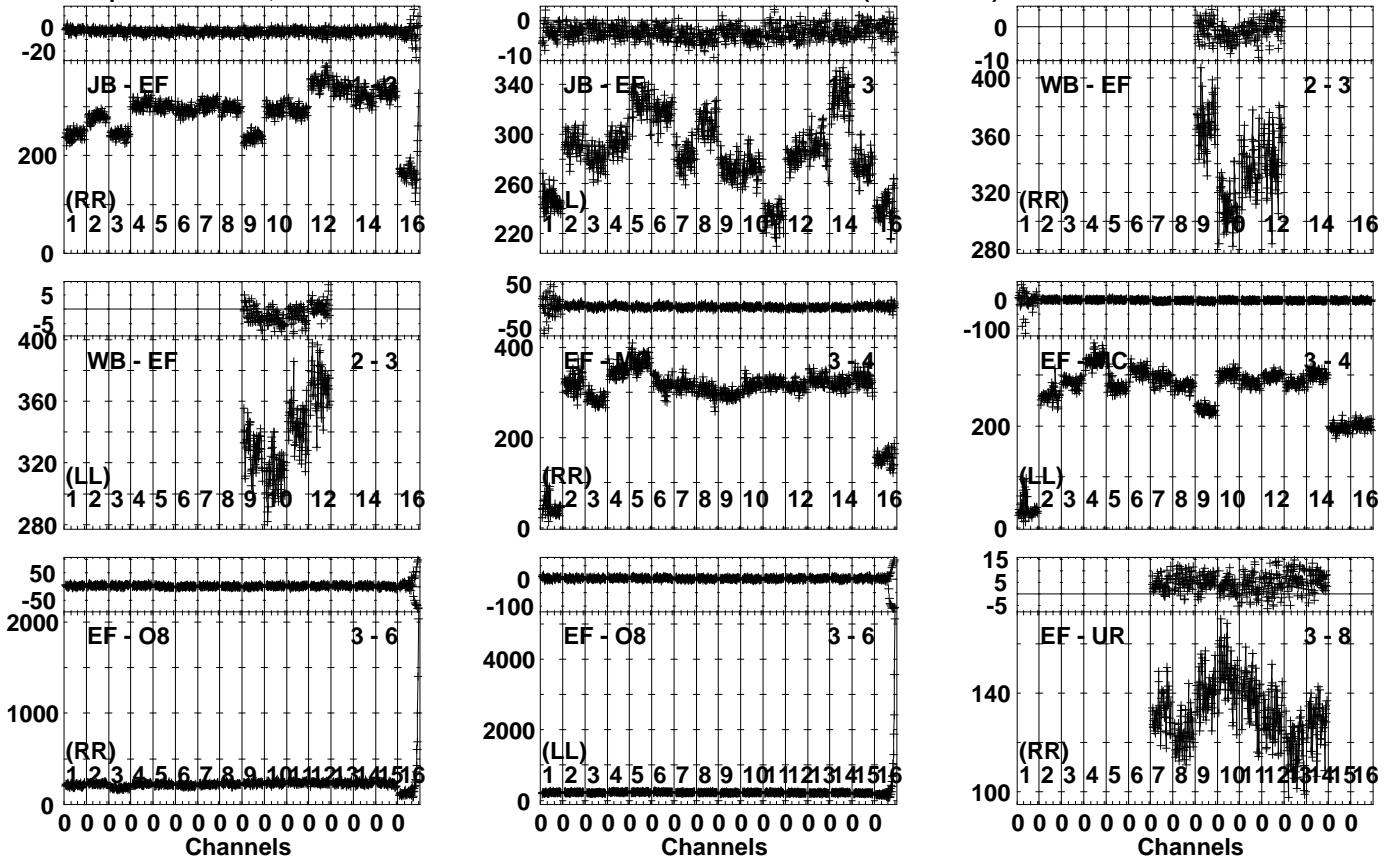


Lower frame: Ampl Jy Top frame: Phas deg  
Vector averaged cross-power spectrum Several baselines displayed  
Timerange: 00/22:23:31 to 00/22:26:29

Plot file version 639 created 30-SEP-2022 11:11:06

J1427+2348 EM163.UVDATA.1

Freq = 4.6005 GHz, Bw = 32.000 MH Calibrated with CL # 4 and BP # 1 (BP mode 1)

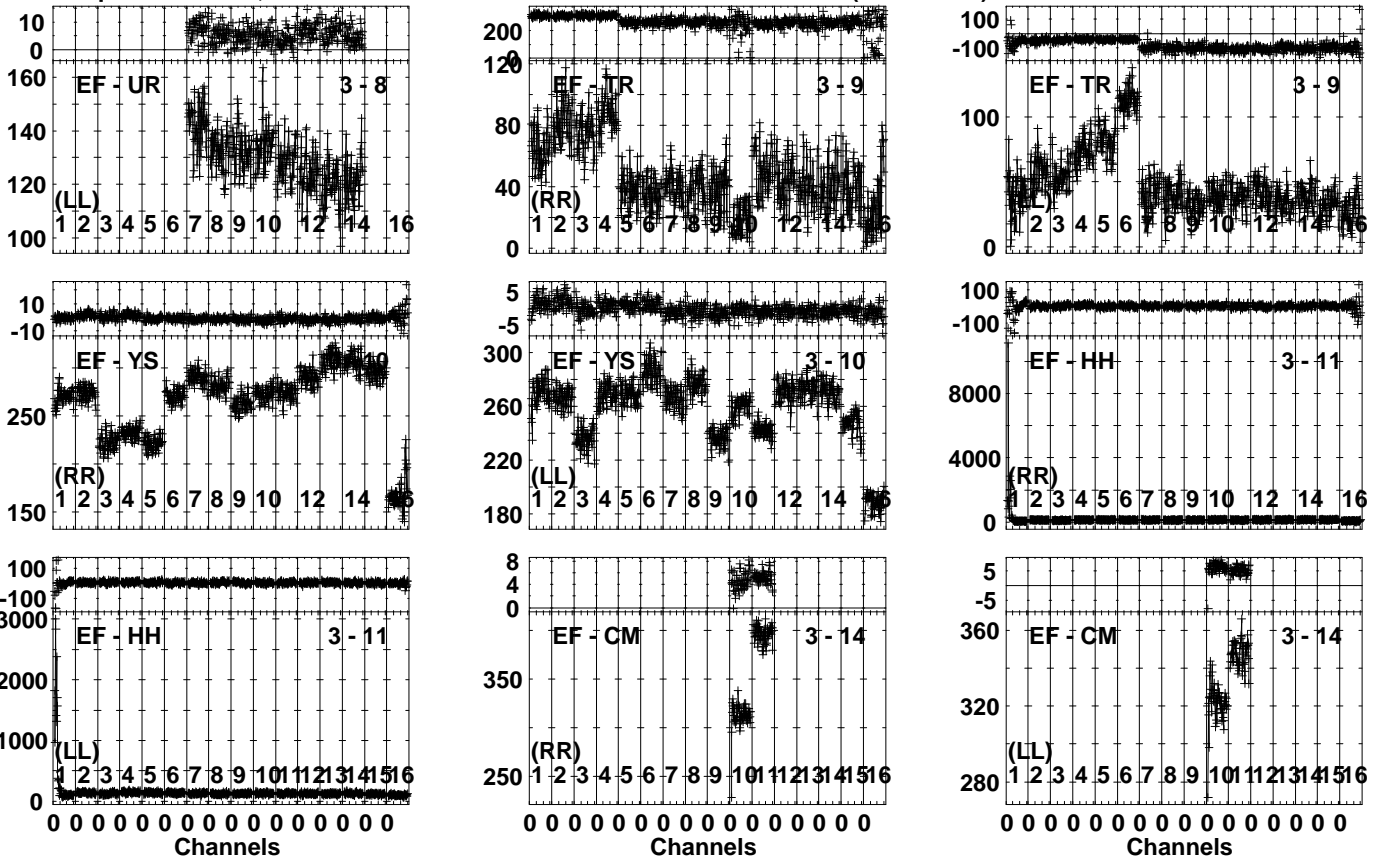


Lower frame: Milli Ampl Jy Top frame: Phas deg  
Vector averaged cross-power spectrum Several baselines displayed  
Timerange: 00/22:28:31 to 00/22:29:59

Plot file version 640 created 30-SEP-2022 11:11:07

J1427+2348 EM163.UVDATA.1

Freq = 4.6005 GHz, Bw = 32.000 MH Calibrated with CL # 4 and BP # 1 (BP mode 1)



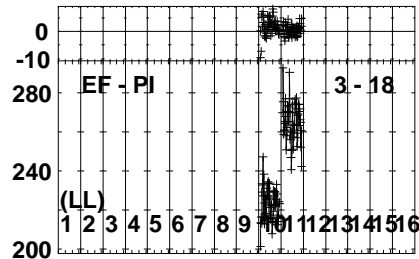
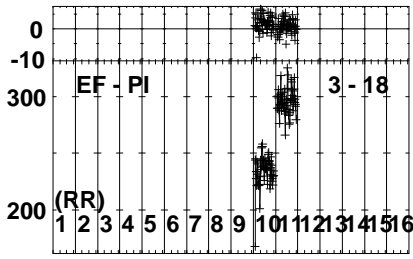
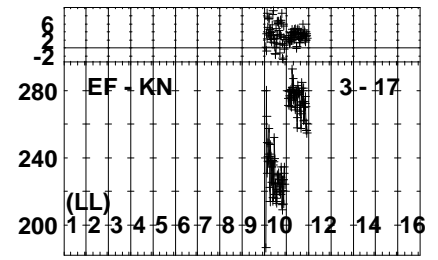
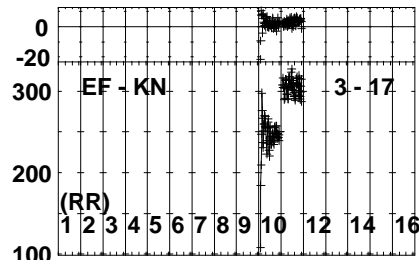
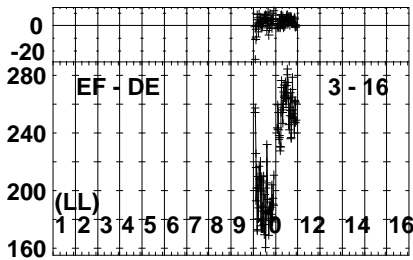
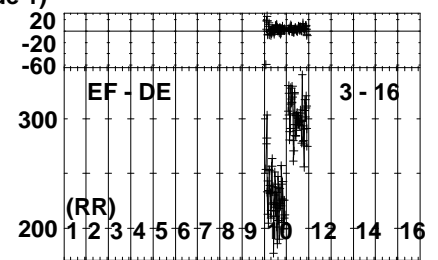
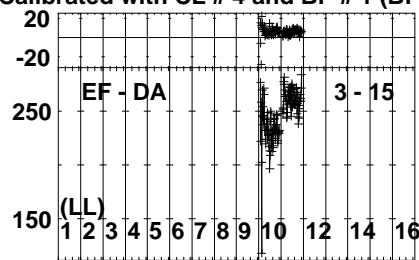
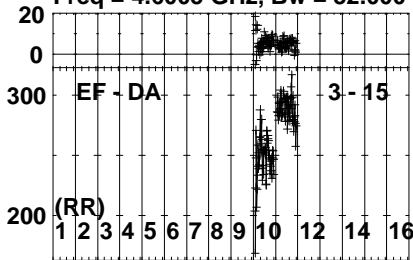
Lower frame: Milli Ampl Jy Top frame: Phas deg  
Vector averaged cross-power spectrum Several baselines displayed  
Timerange: 00/22:28:31 to 00/22:29:59



Plot file version 641 created 30-SEP-2022 11:11:08

J1427+2348 EM163.UVDATA.1

Freq = 4.6005 GHz, Bw = 32.000 MH Calibrated with CL # 4 and BP # 1 (BP mode 1)



0 0 0 0 0 0 0 0 0 0 0 0 0 0 0 0  
Channels

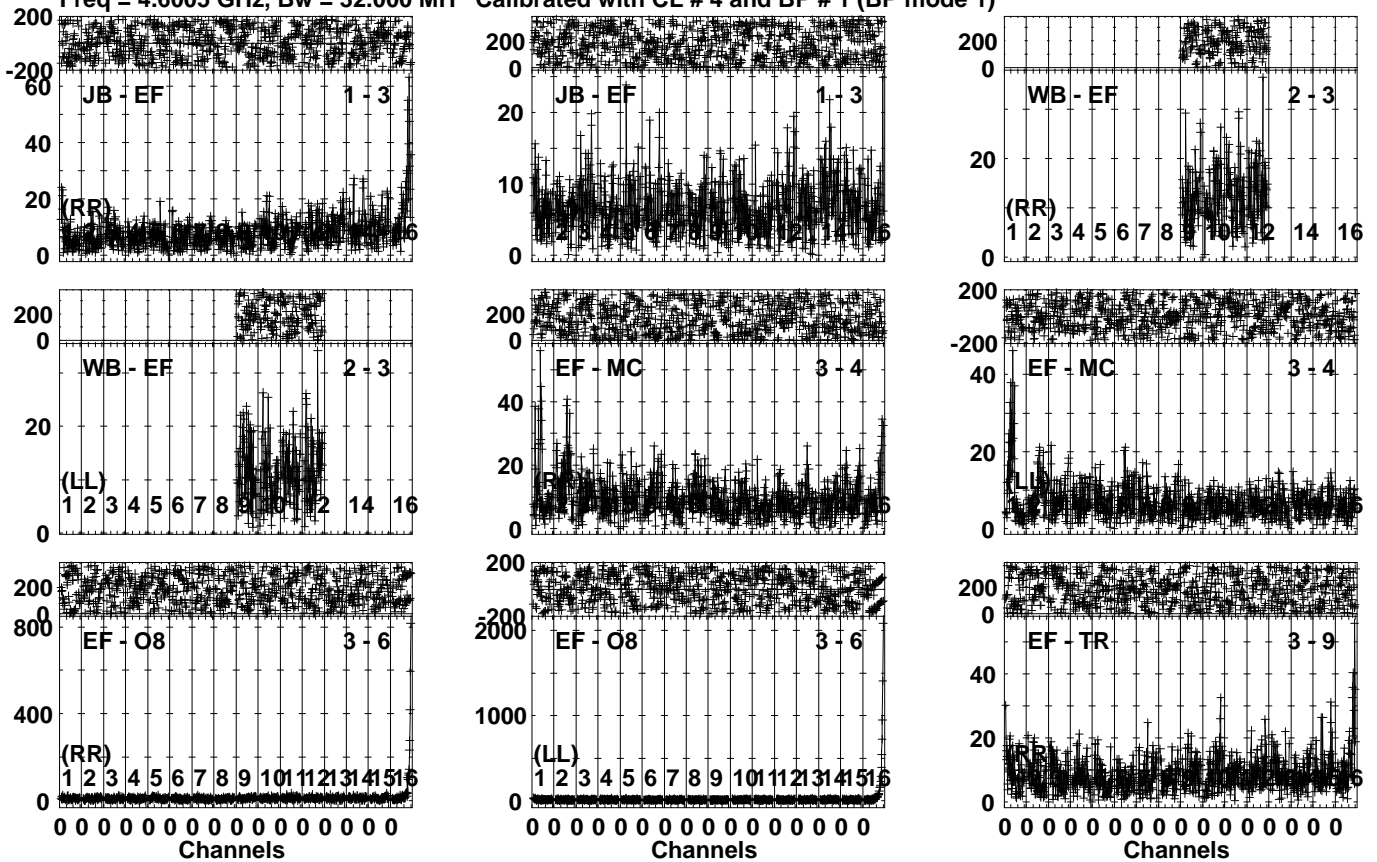
0 0 0 0 0 0 0 0 0 0 0 0 0 0 0 0  
Channels

Lower frame: Milli Ampl Jy Top frame: Phas deg  
Vector averaged cross-power spectrum Several baselines displayed  
Timerange: 00/22:28:31 to 00/22:29:59

Plot file version 642 created 30-SEP-2022 11:11:08

SDSSJ1430 EM163.UVDATA.1

Freq = 4.6005 GHz, Bw = 32.000 MH Calibrated with CL # 4 and BP # 1 (BP mode 1)

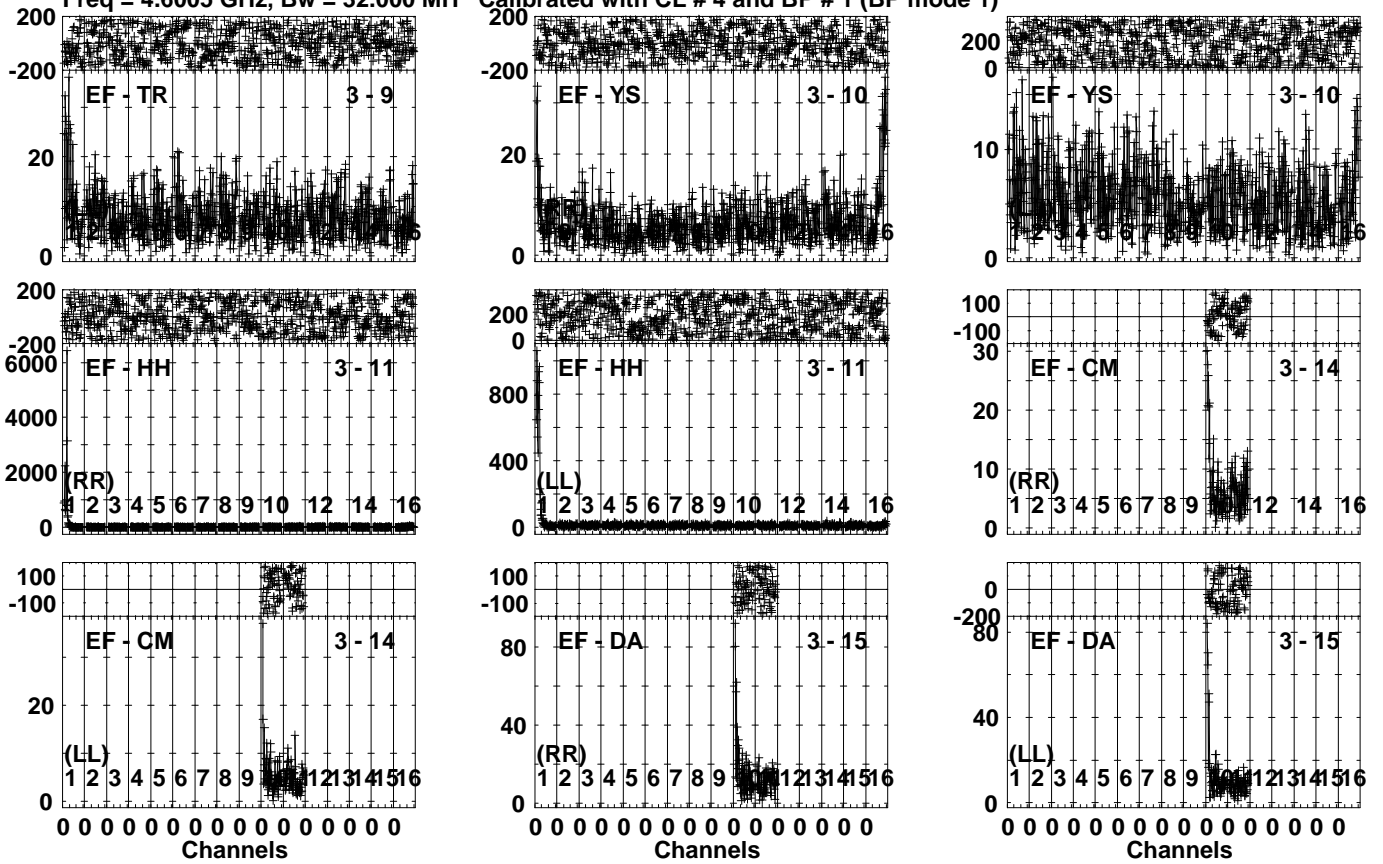


Lower frame: Milli Ampl Jy Top frame: Phas deg  
Vector averaged cross-power spectrum Several baselines displayed  
Timerange: 00/22:30:01 to 00/22:33:29

Plot file version 643 created 30-SEP-2022 11:11:09

SDSSJ1430 EM163.UVDATA.1

Freq = 4.6005 GHz, Bw = 32.000 MH Calibrated with CL # 4 and BP # 1 (BP mode 1)

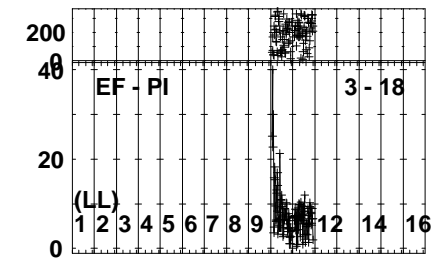
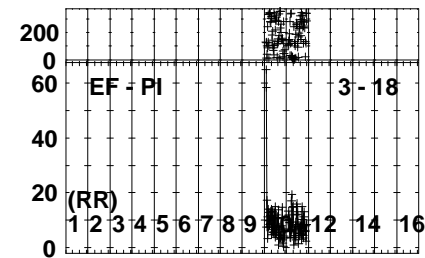
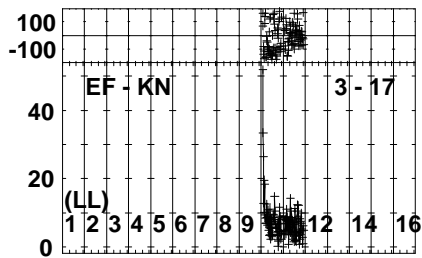
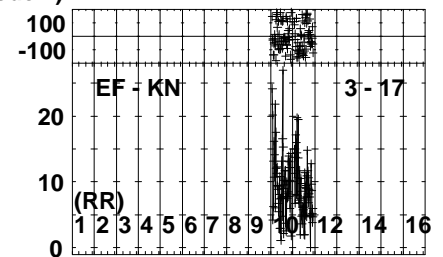
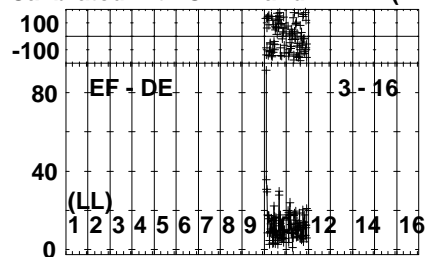
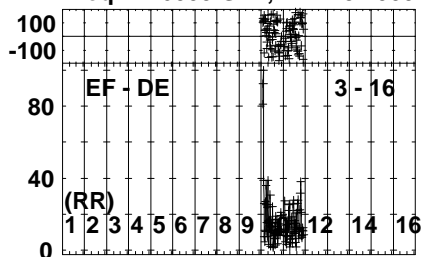


Lower frame: Milli Ampl Jy Top frame: Phas deg  
Vector averaged cross-power spectrum Several baselines displayed  
Timerange: 00/22:30:01 to 00/22:33:29

Plot file version 644 created 30-SEP-2022 11:11:11

SDSSJ1430 EM163.UVDATA.1

Freq = 4.6005 GHz, Bw = 32.000 MH Calibrated with CL # 4 and BP # 1 (BP mode 1)



Lower frame: Milli Ampl Jy Top frame: Phas deg

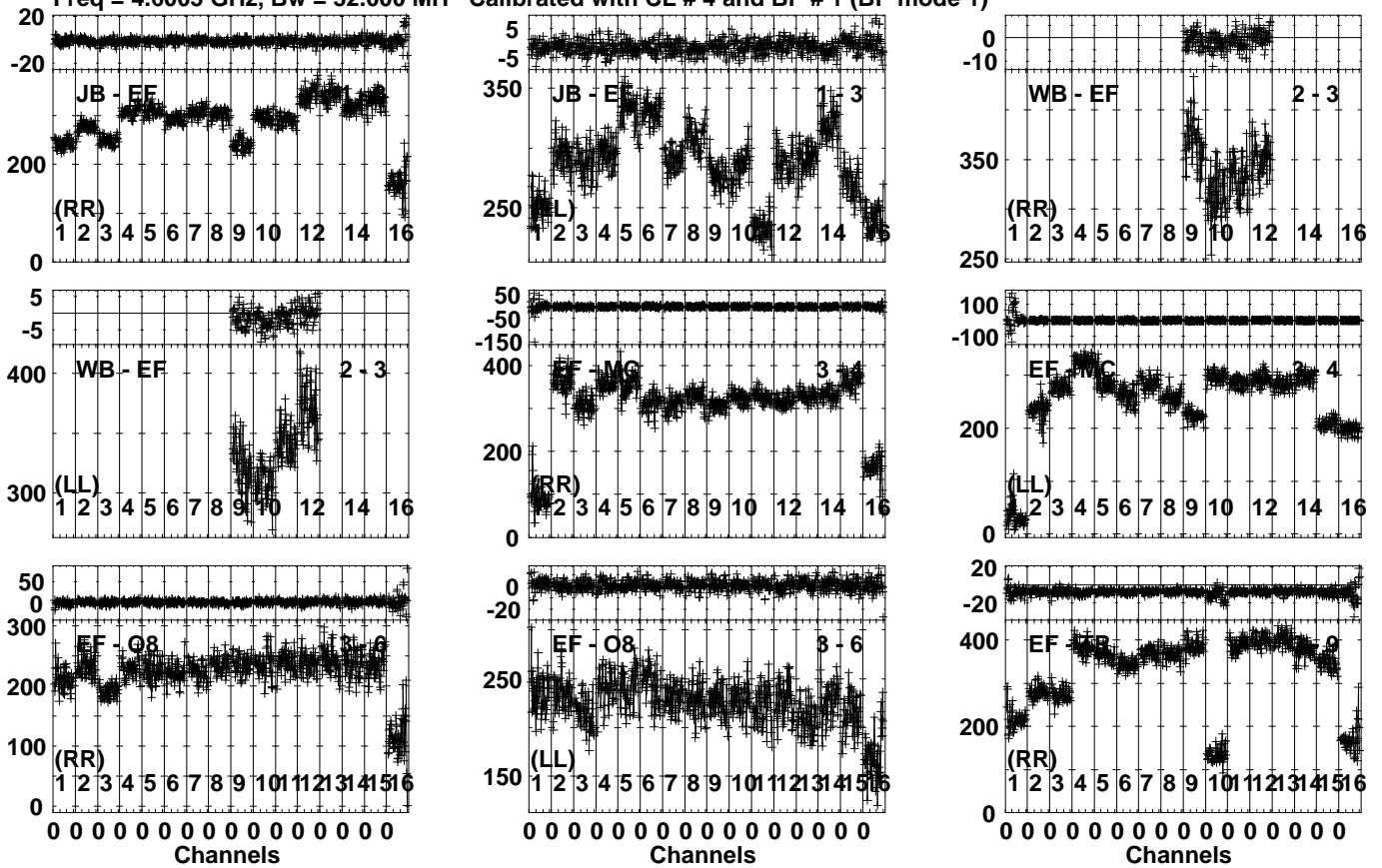
Vector averaged cross-power spectrum Several baselines displayed

Timerange: 00/22:30:01 to 00/22:33:29

Plot file version 645 created 30-SEP-2022 11:11:11

J1427+2348 EM163.UVDATA.1

Freq = 4.6005 GHz, Bw = 32.000 MH Calibrated with CL # 4 and BP # 1 (BP mode 1)

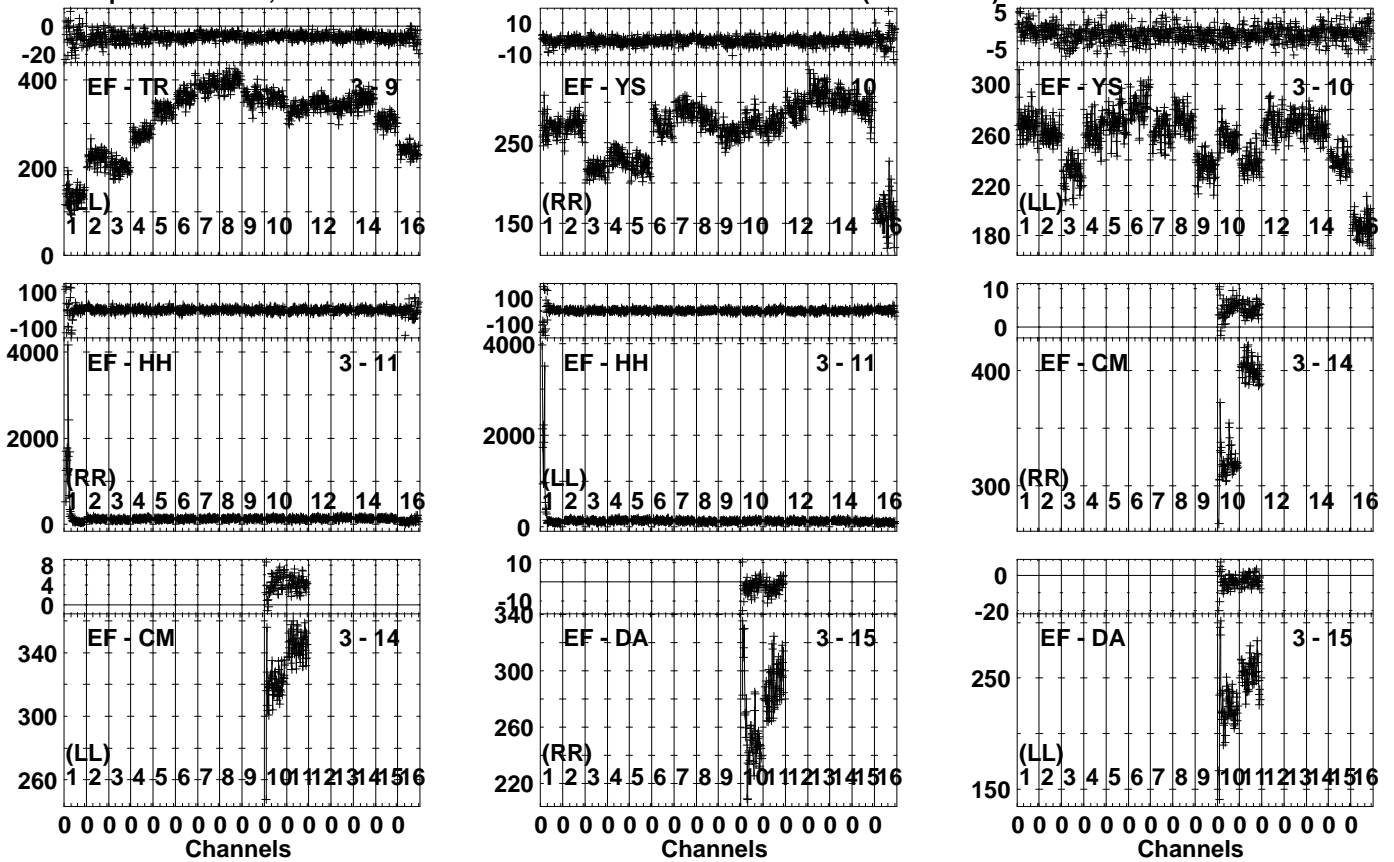


Lower frame: Milli Ampl Jy Top frame: Phas deg  
Vector averaged cross-power spectrum Several baselines displayed  
Timerange: 00:22:34:01 to 00:22:34:59

Plot file version 646 created 30-SEP-2022 11:11:12

J1427+2348 EM163.UVDATA.1

Freq = 4.6005 GHz, Bw = 32.000 MH Calibrated with CL # 4 and BP # 1 (BP mode 1)

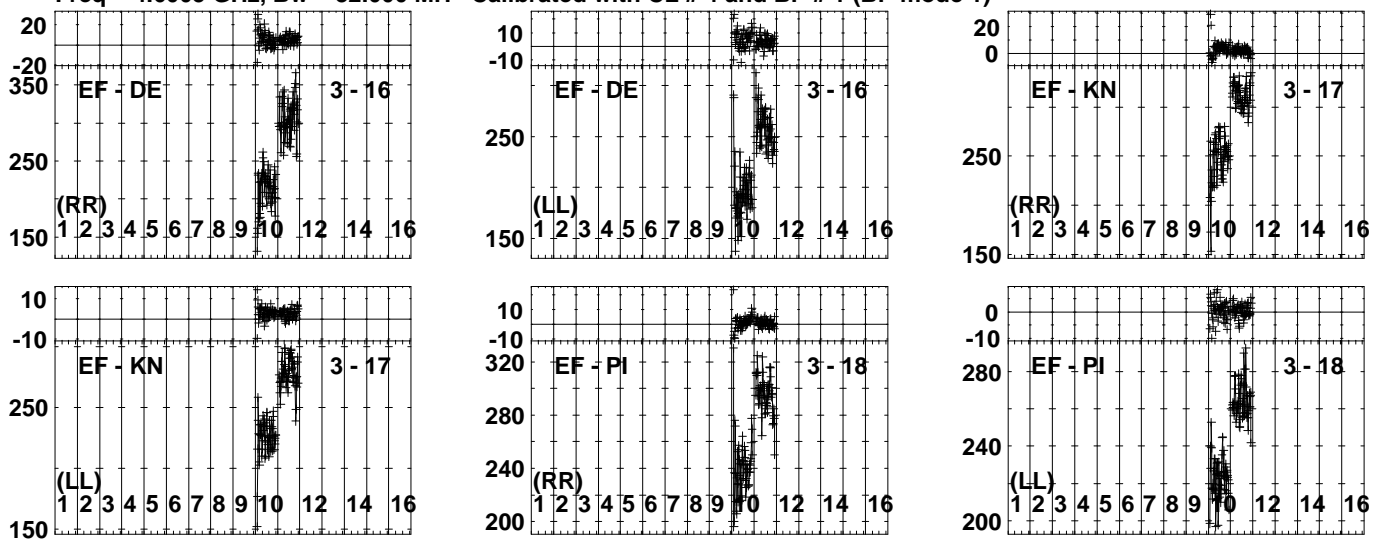


Lower frame: Milli Ampl Jy Top frame: Phas deg  
Vector averaged cross-power spectrum Several baselines displayed  
Timerange: 00:22:34:01 to 00:22:34:59

Plot file version 647 created 30-SEP-2022 11:11:13

J1427+2348 EM163.UVDATA.1

Freq = 4.6005 GHz, Bw = 32.000 MH Calibrated with CL # 4 and BP # 1 (BP mode 1)

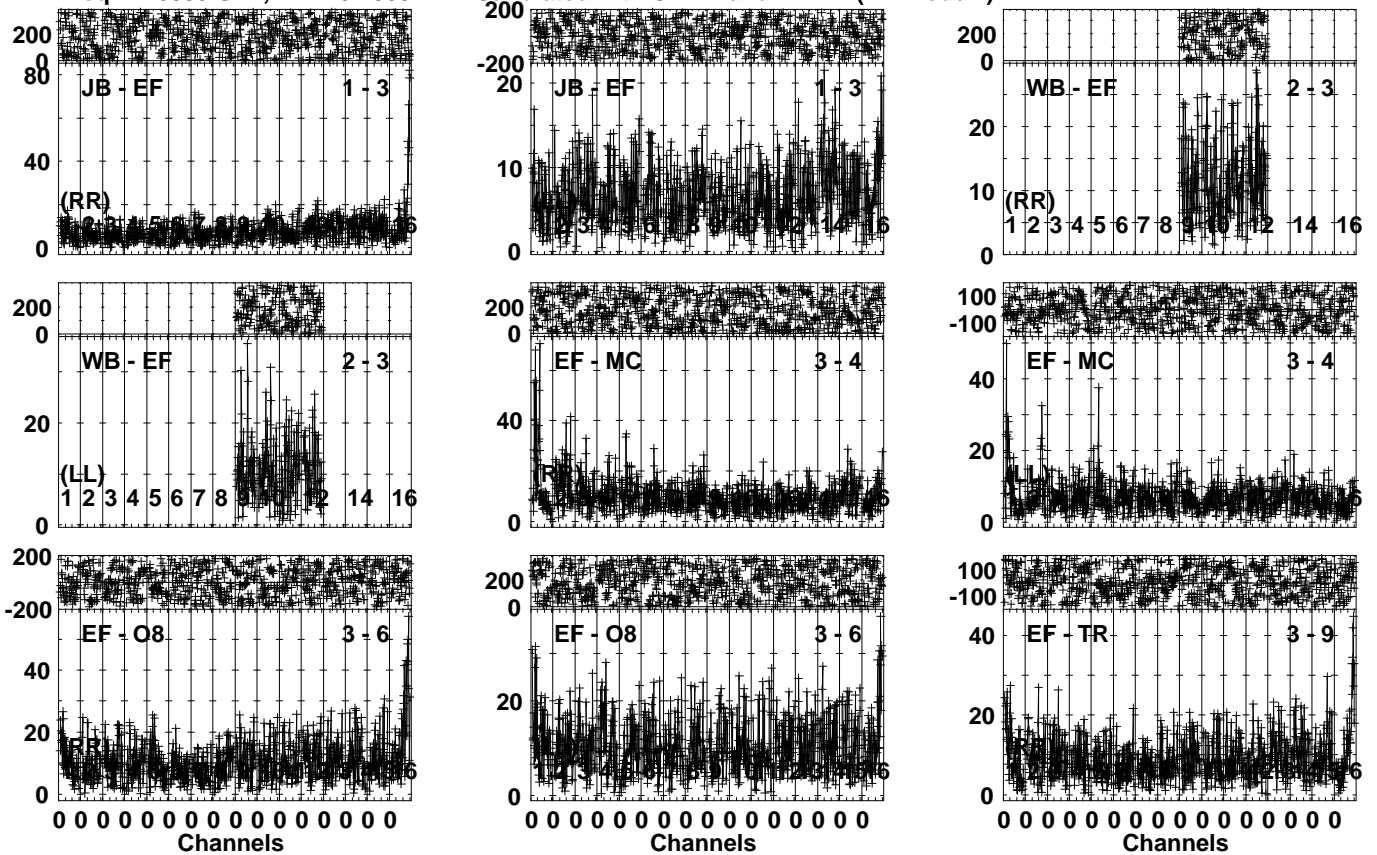


Lower frame: Milli Ampl Jy Top frame: Phas deg  
Vector averaged cross-power spectrum Several baselines displayed  
Timerange: 00/22:34:01 to 00/22:34:59

Plot file version 648 created 30-SEP-2022 11:11:14

SDSSJ1430 EM163.UVDATA.1

Freq = 4.6005 GHz, Bw = 32.000 MH Calibrated with CL # 4 and BP # 1 (BP mode 1)



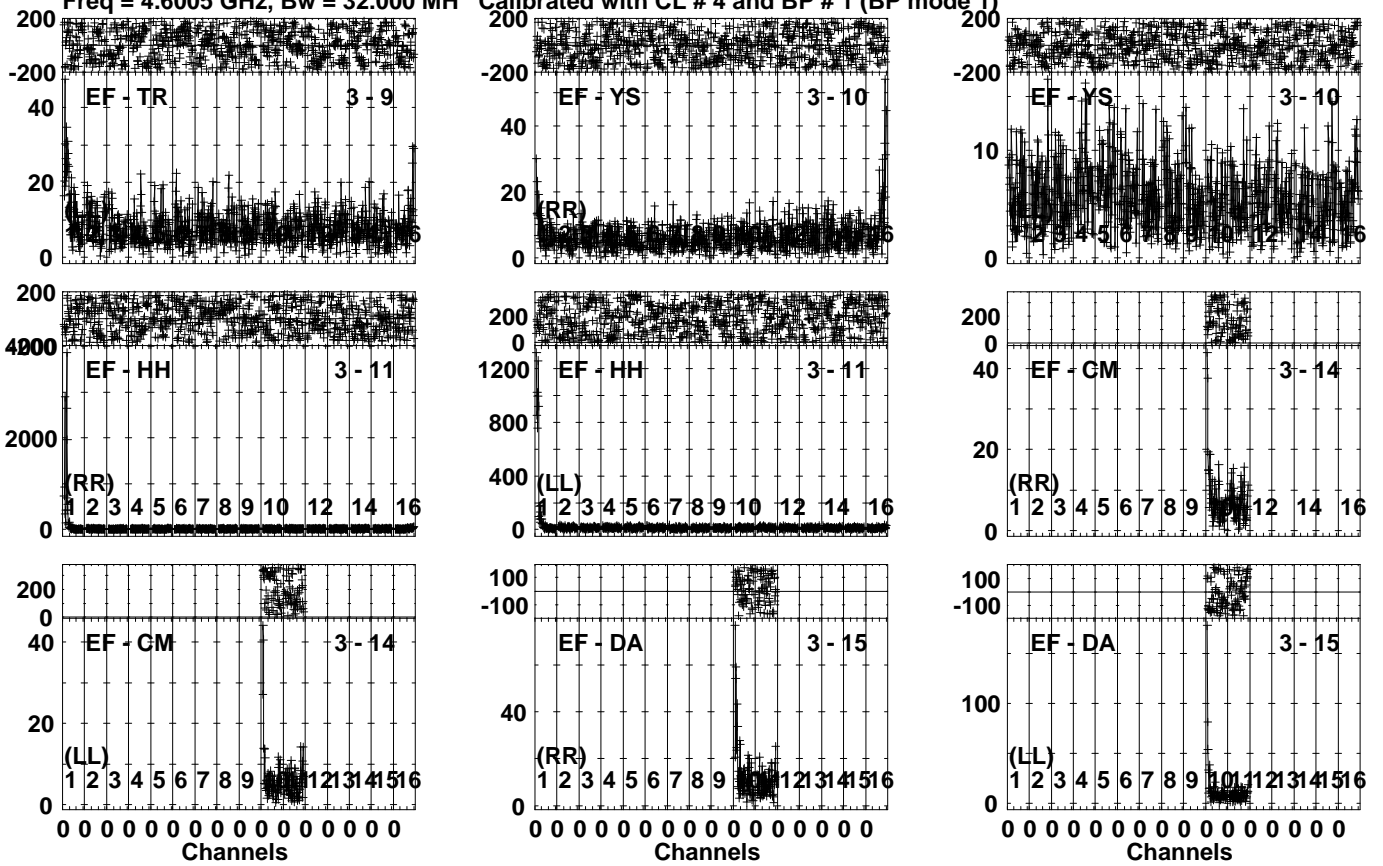
Lower frame: Milli Ampl Jy Top frame: Phas deg  
Vector averaged cross-power spectrum Several baselines displayed  
Timerange: 00/22:35:01 to 00/22:38:29



Plot file version 649 created 30-SEP-2022 11:11:15

SDSSJ1430 EM163.UVDATA.1

Freq = 4.6005 GHz, Bw = 32.000 MH Calibrated with CL # 4 and BP # 1 (BP mode 1)

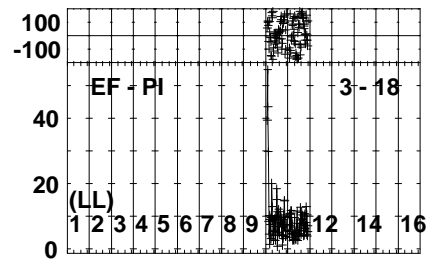
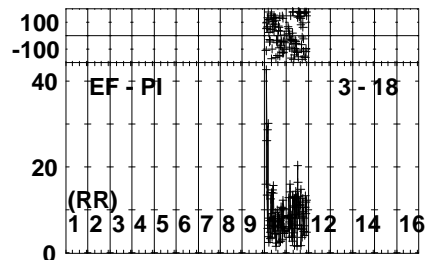
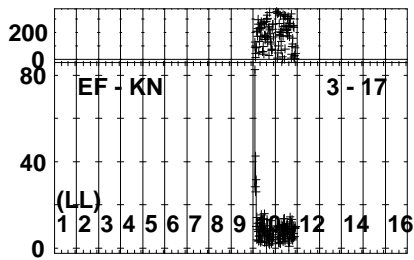
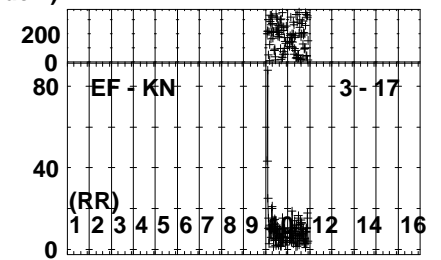
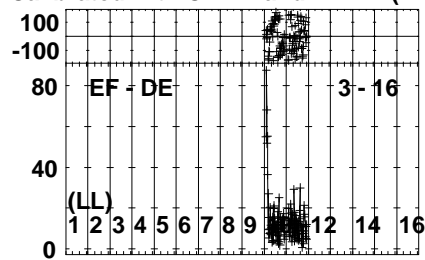
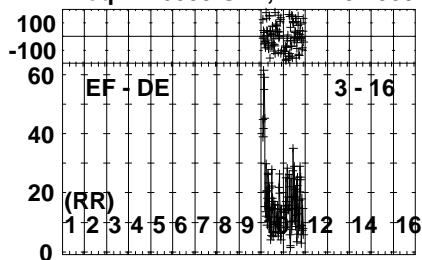


Lower frame: Milli Ampl Jy Top frame: Phas deg  
Vector averaged cross-power spectrum Several baselines displayed  
Timerange: 00/22:35:01 to 00/22:38:29

Plot file version 650 created 30-SEP-2022 11:11:16

SDSSJ1430 EM163.UVDATA.1

Freq = 4.6005 GHz, Bw = 32.000 MH Calibrated with CL # 4 and BP # 1 (BP mode 1)



Lower frame: Milli Ampl Jy Top frame: Phas deg

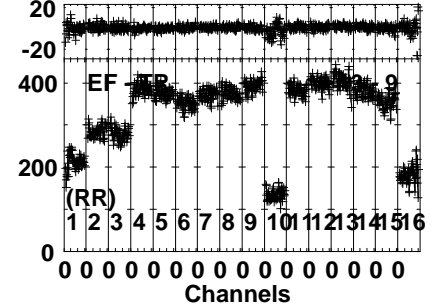
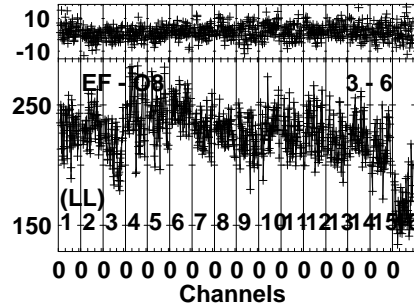
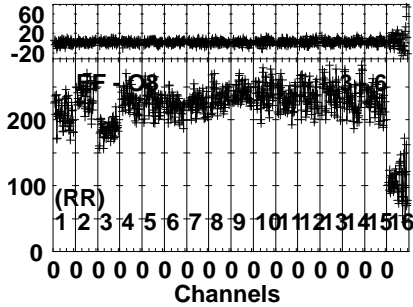
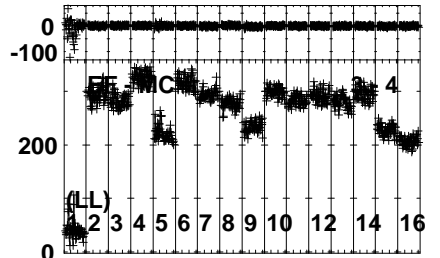
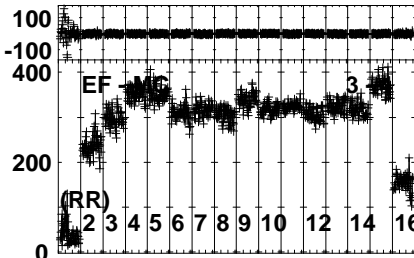
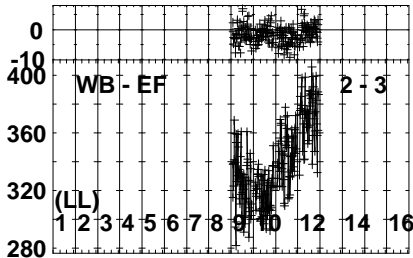
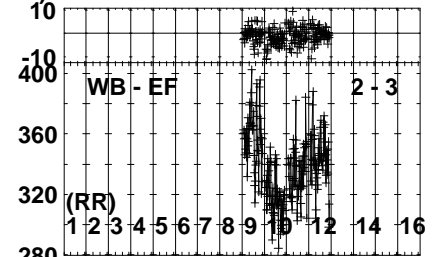
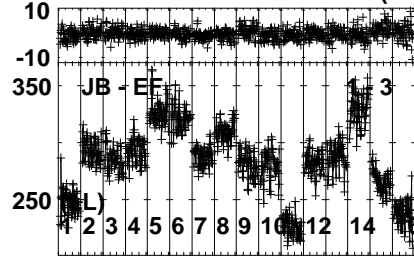
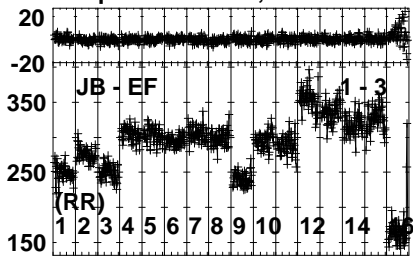
Vector averaged cross-power spectrum Several baselines displayed

Timerange: 00/22:35:01 to 00/22:38:29

Plot file version 651 created 30-SEP-2022 11:11:17

J1427+2348 EM163.UVDATA.1

Freq = 4.6005 GHz, Bw = 32.000 MH Calibrated with CL # 4 and BP # 1 (BP mode 1)

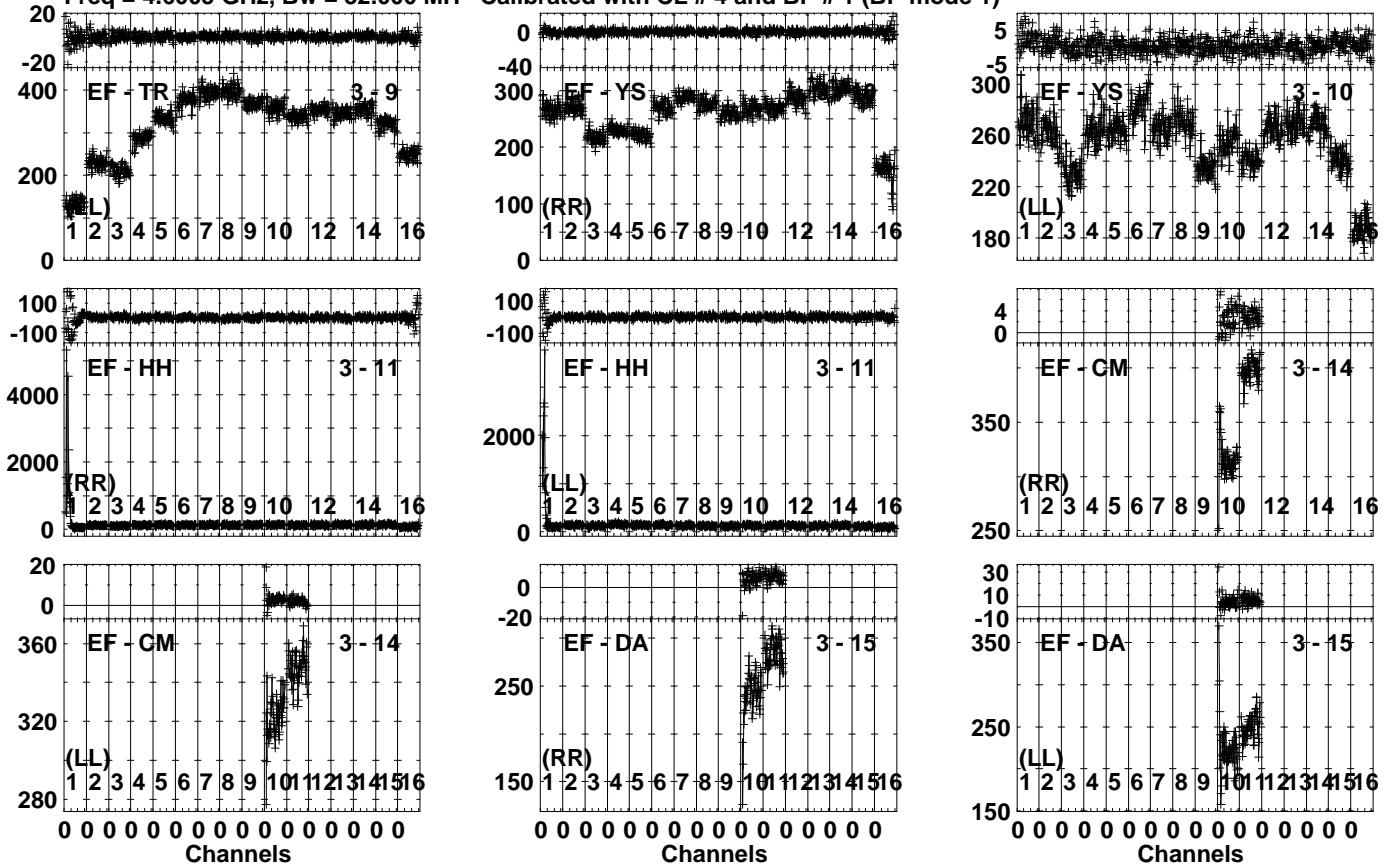


Lower frame: Milli Ampl Jy Top frame: Phas deg  
Vector averaged cross-power spectrum Several baselines displayed  
Timerange: 00/22:38:31 to 00/22:39:59

Plot file version 652 created 30-SEP-2022 11:11:18

J1427+2348 EM163.UVDATA.1

Freq = 4.6005 GHz, Bw = 32.000 MH Calibrated with CL # 4 and BP # 1 (BP mode 1)

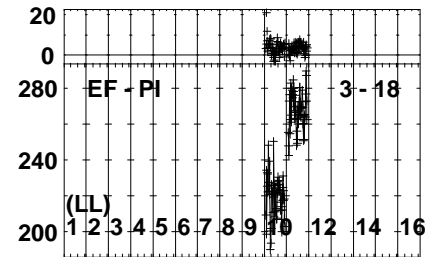
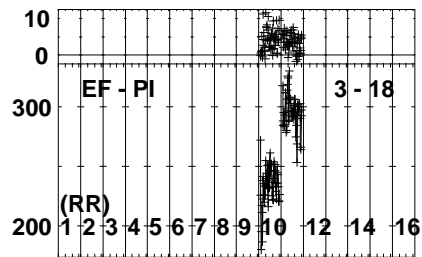
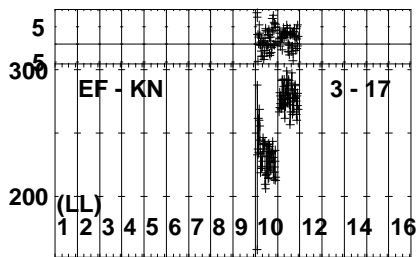
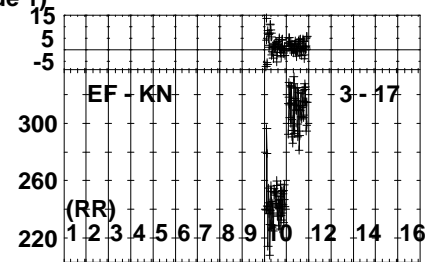
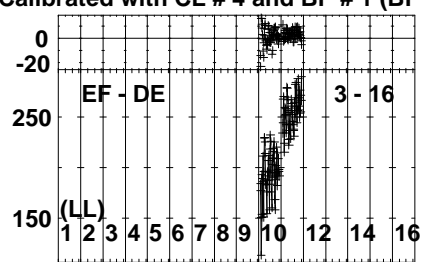
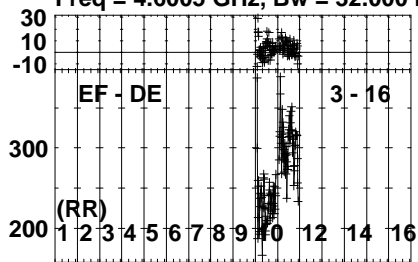


Lower frame: Milli Ampl Jy Top frame: Phas deg  
Vector averaged cross-power spectrum Several baselines displayed  
Timerange: 00/22:38:31 to 00/22:39:59

Plot file version 653 created 30-SEP-2022 11:11:19

J1427+2348 EM163.UVDATA.1

Freq = 4.6005 GHz, Bw = 32.000 MH Calibrated with CL # 4 and BP # 1 (BP mode 1)

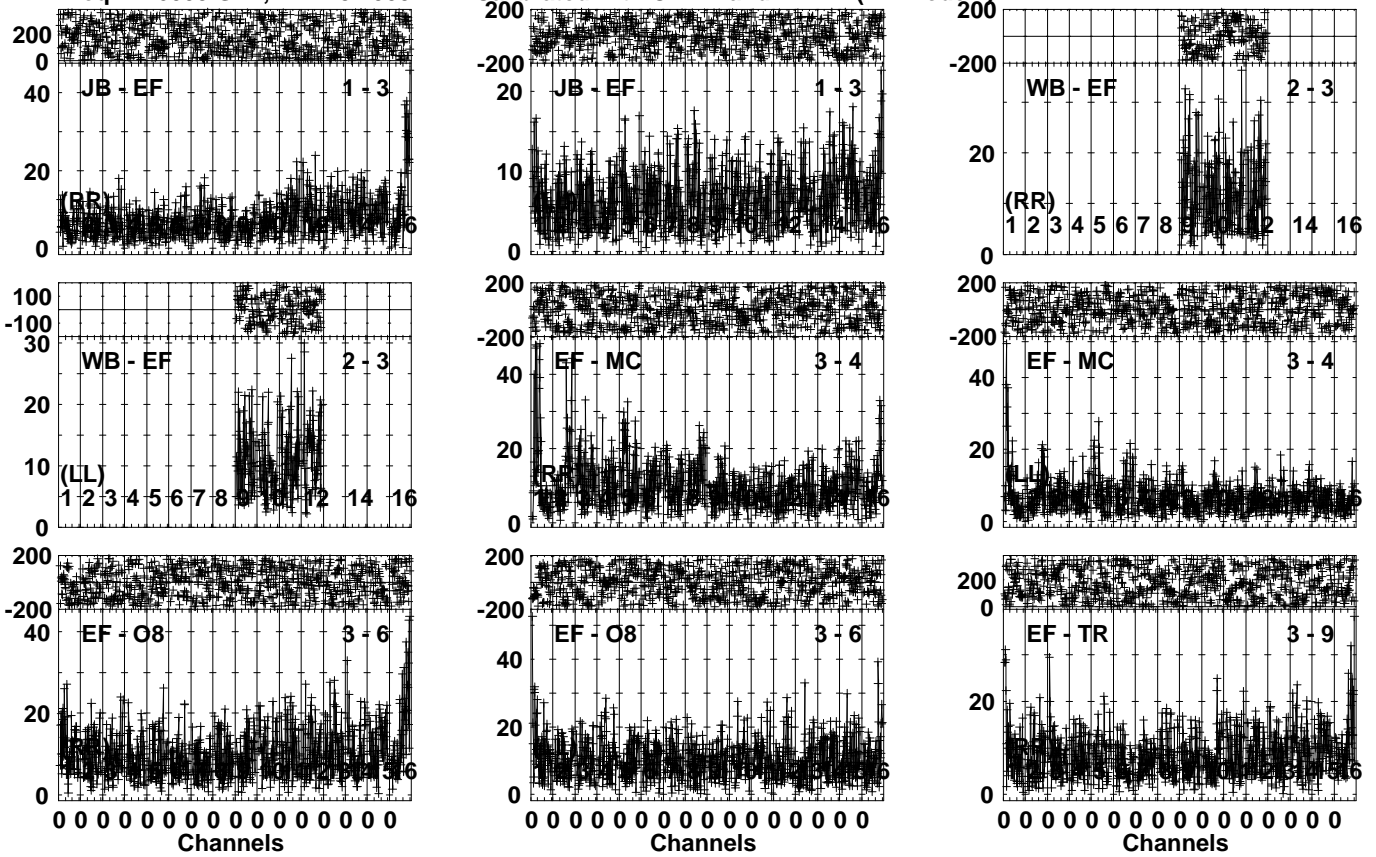


Lower frame: Milli Ampl Jy Top frame: Phas deg  
Vector averaged cross-power spectrum Several baselines displayed  
Timerange: 00/22:38:31 to 00/22:39:59

Plot file version 654 created 30-SEP-2022 11:11:20

SDSSJ1430 EM163.UVDATA.1

Freq = 4.6005 GHz, Bw = 32.000 MH Calibrated with CL # 4 and BP # 1 (BP mode 1)

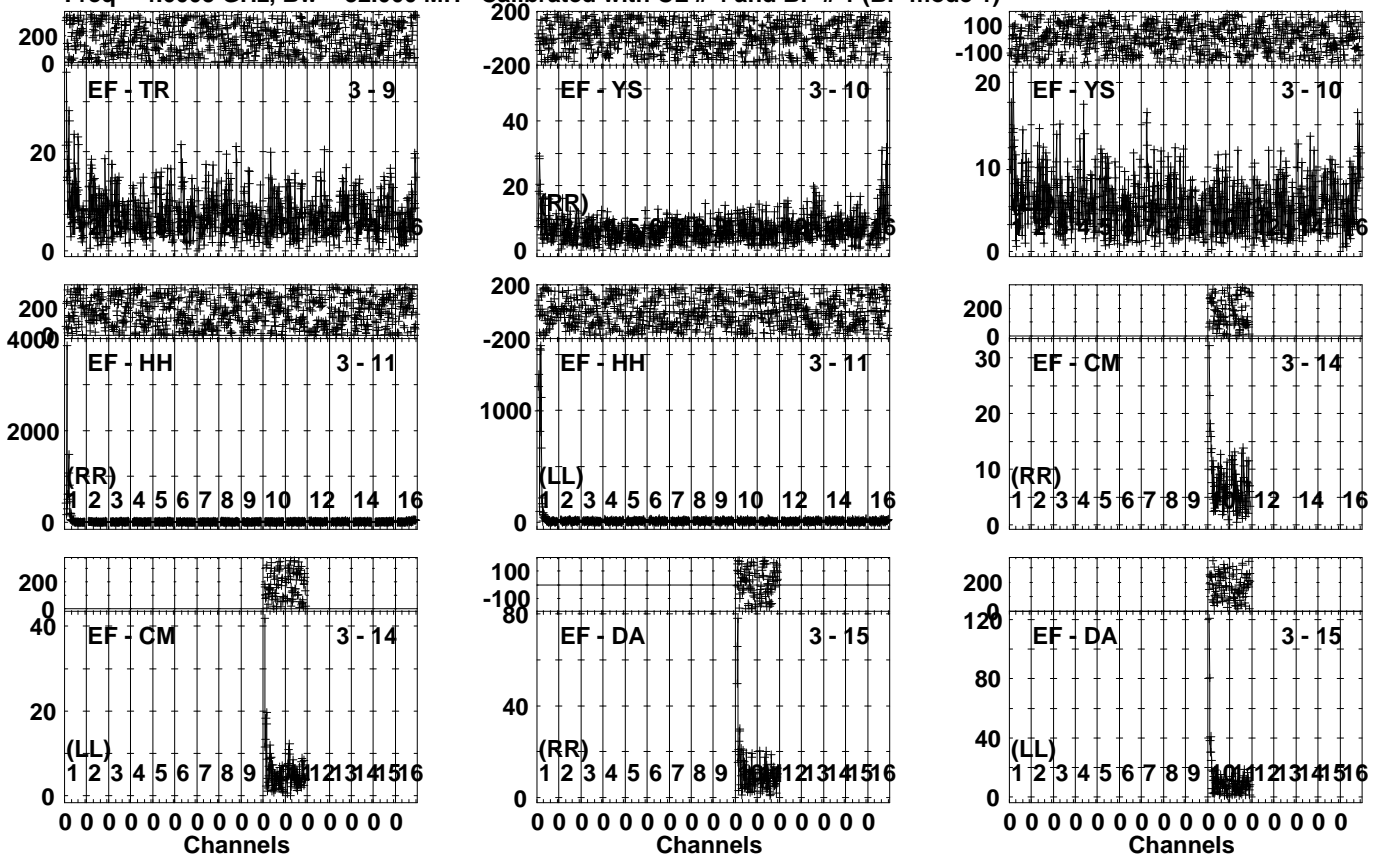


Lower frame: Milli Ampl Jy Top frame: Phas deg  
Vector averaged cross-power spectrum Several baselines displayed  
Timerange: 00/22:40:03 to 00/22:43:29

Plot file version 655 created 30-SEP-2022 11:11:21

SDSSJ1430 EM163.UVDATA.1

Freq = 4.6005 GHz, Bw = 32.000 MH Calibrated with CL # 4 and BP # 1 (BP mode 1)

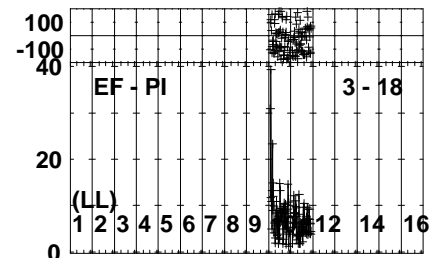
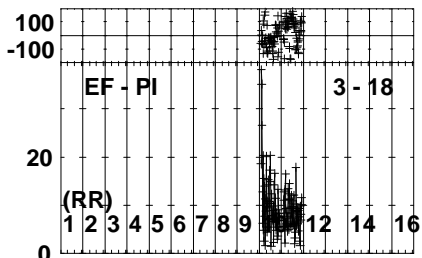
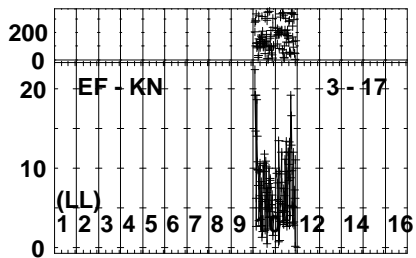
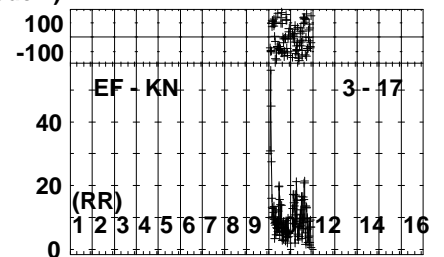
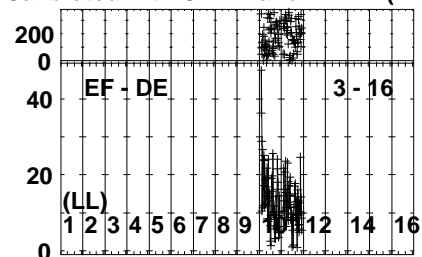
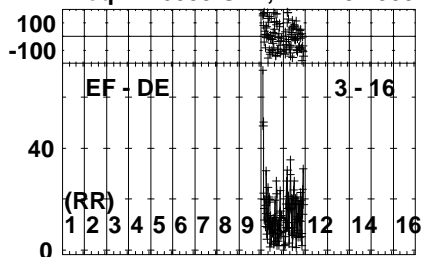


Lower frame: Milli Ampl Jy Top frame: Phas deg  
Vector averaged cross-power spectrum Several baselines displayed  
Timerange: 00/22:40:03 to 00/22:43:29

Plot file version 656 created 30-SEP-2022 11:11:22

SDSSJ1430 EM163.UVDATA.1

Freq = 4.6005 GHz, Bw = 32.000 MH Calibrated with CL # 4 and BP # 1 (BP mode 1)



Lower frame: Milli Ampl Jy Top frame: Phas deg

Vector averaged cross-power spectrum Several baselines displayed

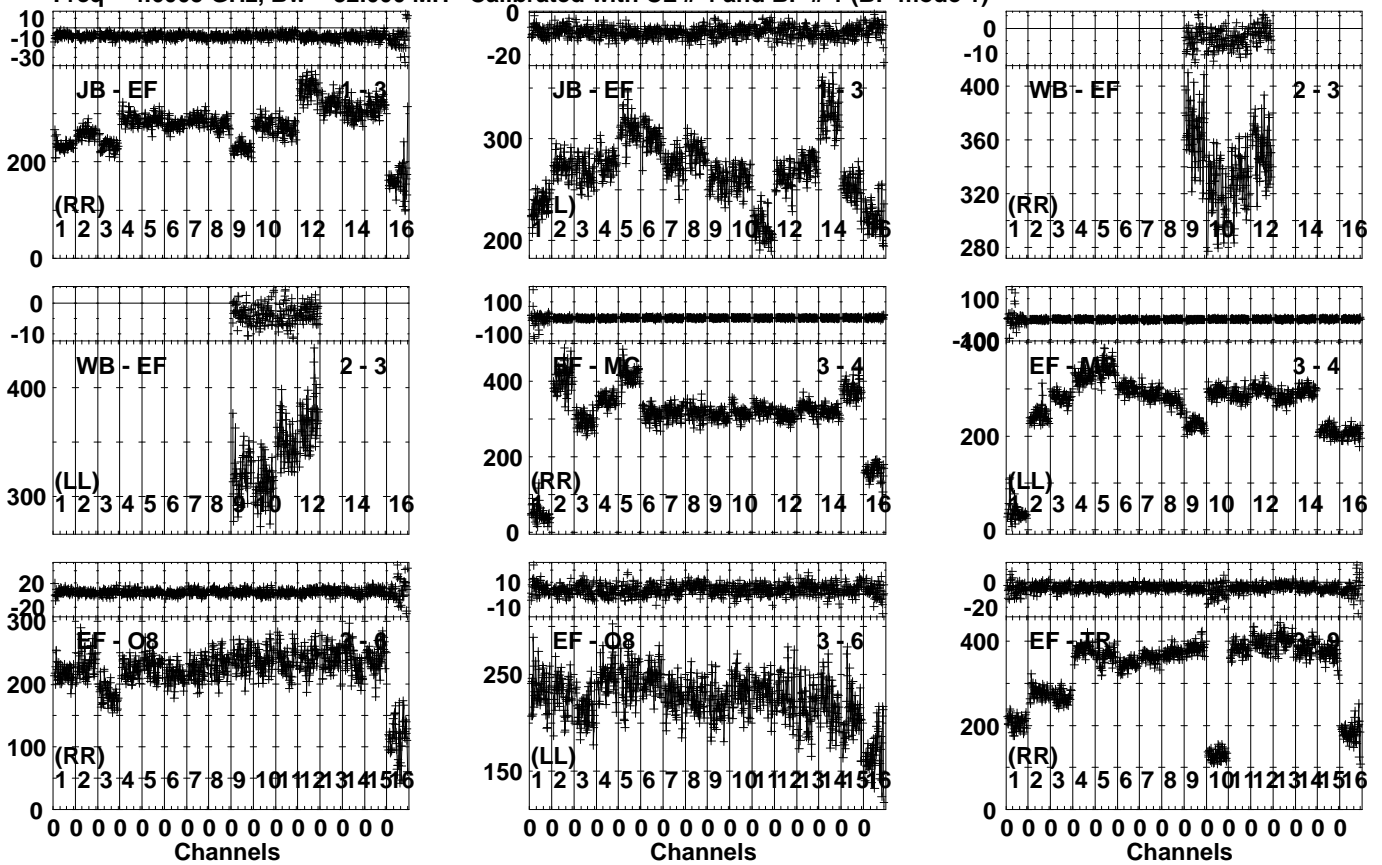
Timerange: 00/22:40:03 to 00/22:43:29



Plot file version 657 created 30-SEP-2022 11:11:23

J1427+2348 EM163.UVDATA.1

Freq = 4.6005 GHz, Bw = 32.000 MH Calibrated with CL # 4 and BP # 1 (BP mode 1)

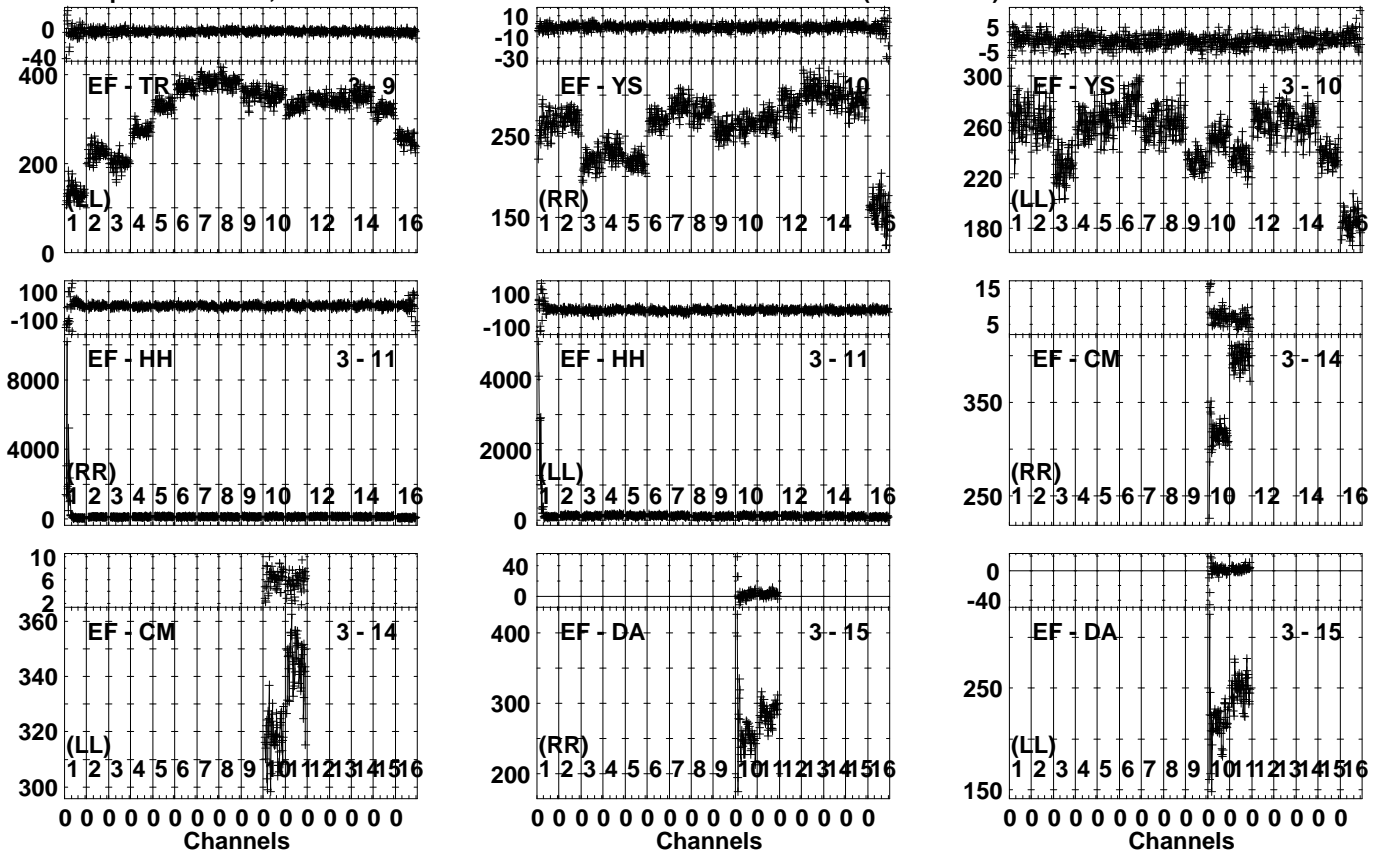


Lower frame: Milli Ampl Jy Top frame: Phas deg  
Vector averaged cross-power spectrum Several baselines displayed  
Timerange: 00:22:44:01 to 00:22:44:59

Plot file version 658 created 30-SEP-2022 11:11:24

J1427+2348 EM163.UVDATA.1

Freq = 4.6005 GHz, Bw = 32.000 MH Calibrated with CL # 4 and BP # 1 (BP mode 1)

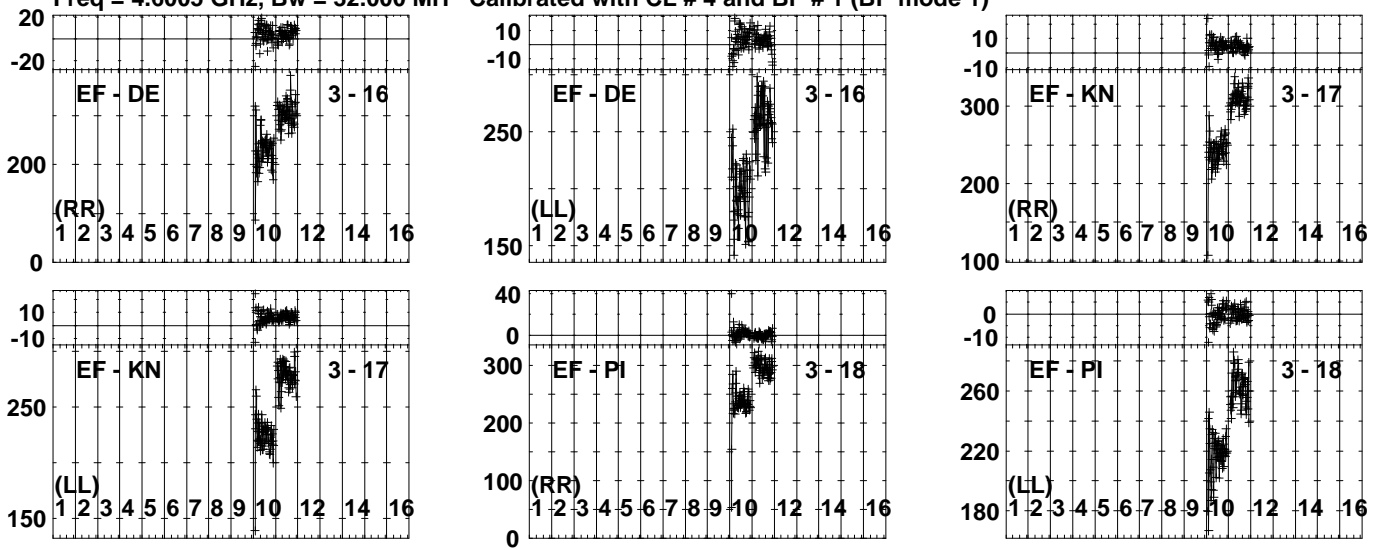


Lower frame: Milli Ampl Jy Top frame: Phas deg  
Vector averaged cross-power spectrum Several baselines displayed  
Timerange: 00/22:44:01 to 00/22:44:59

Plot file version 659 created 30-SEP-2022 11:11:24

J1427+2348 EM163.UVDATA.1

Freq = 4.6005 GHz, Bw = 32.000 MH Calibrated with CL # 4 and BP # 1 (BP mode 1)

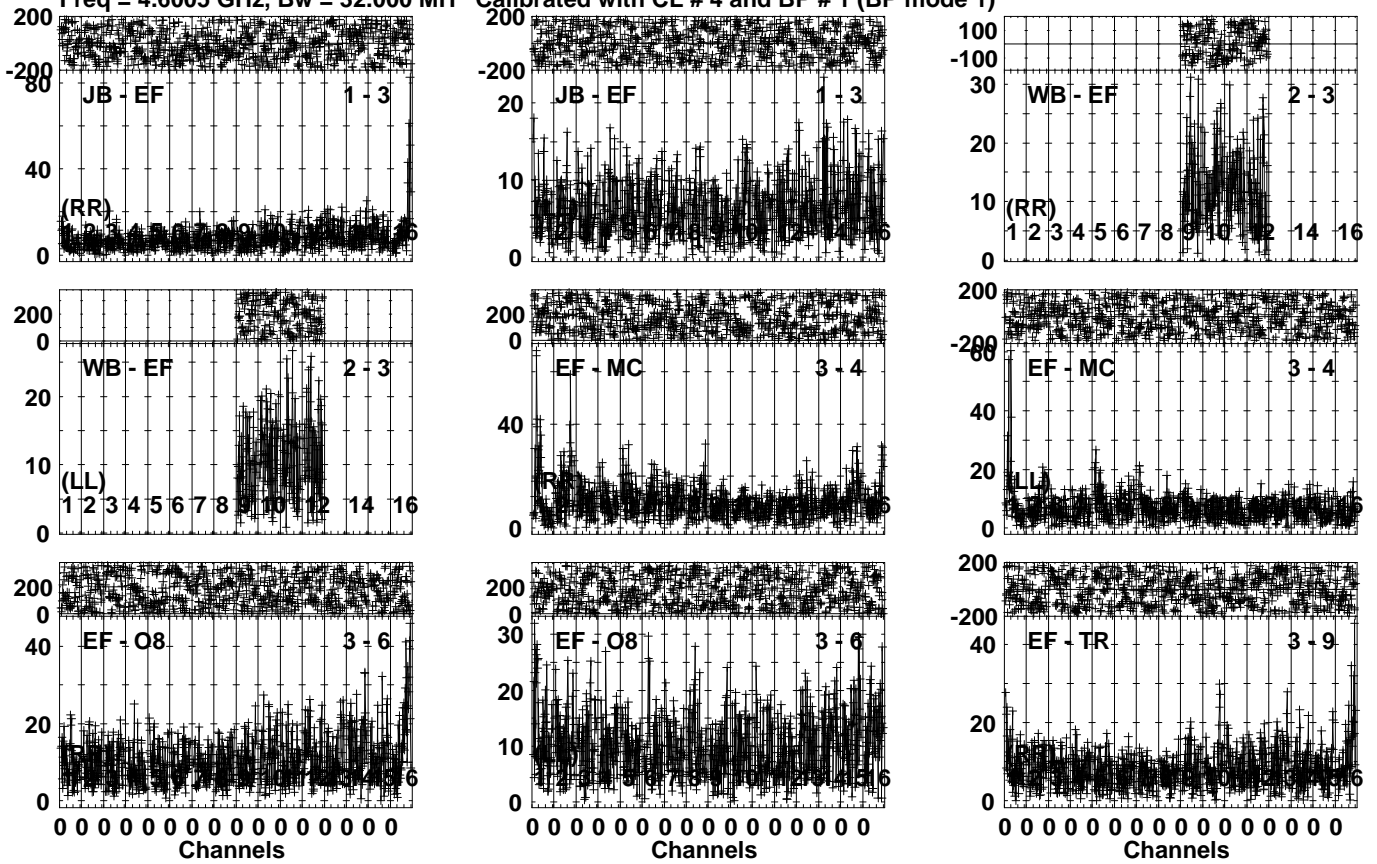


Lower frame: Milli Ampl Jy Top frame: Phas deg  
Vector averaged cross-power spectrum Several baselines displayed  
Timerange: 00/22:44:01 to 00/22:44:59

Plot file version 660 created 30-SEP-2022 11:11:25

SDSSJ1430 EM163.UVDATA.1

Freq = 4.6005 GHz, Bw = 32.000 MH Calibrated with CL # 4 and BP # 1 (BP mode 1)

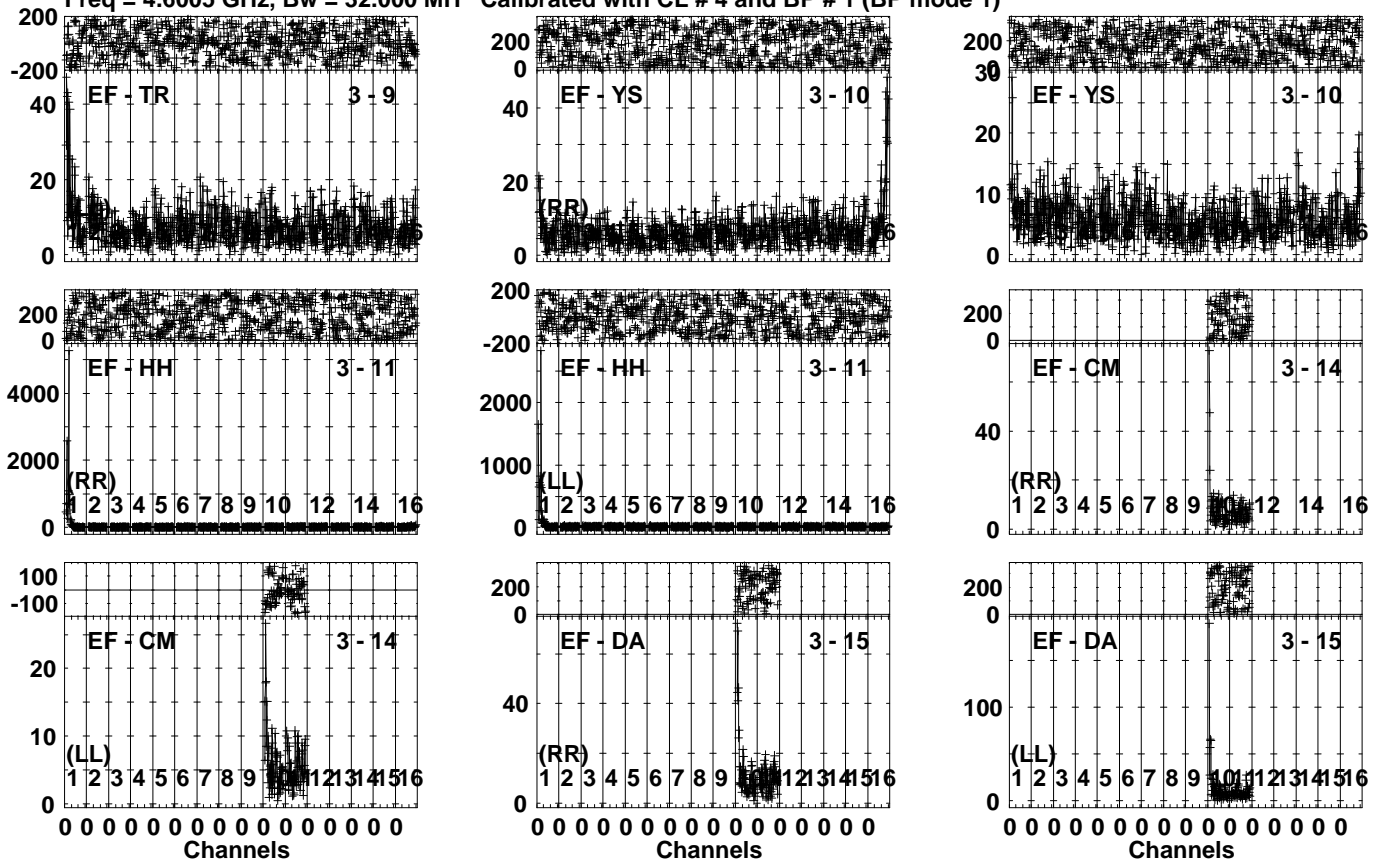


Lower frame: Milli Ampl Jy Top frame: Phas deg  
Vector averaged cross-power spectrum Several baselines displayed  
Timerange: 00/22:45:01 to 00/22:48:29

Plot file version 661 created 30-SEP-2022 11:11:26

SDSSJ1430 EM163.UVDATA.1

Freq = 4.6005 GHz, Bw = 32.000 MH Calibrated with CL # 4 and BP # 1 (BP mode 1)

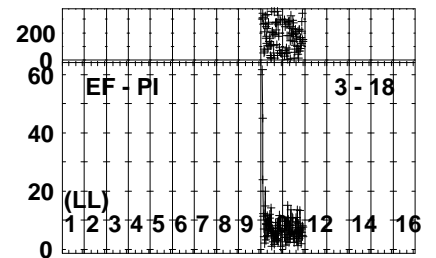
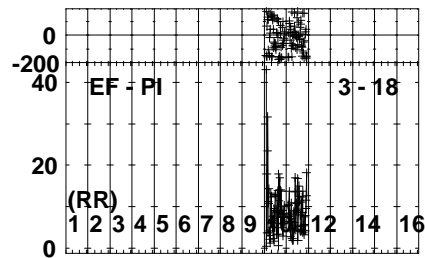
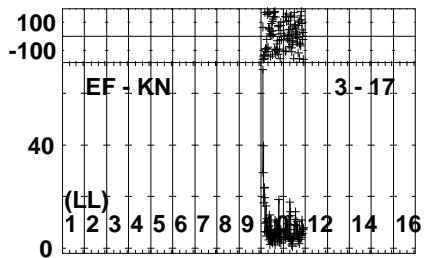
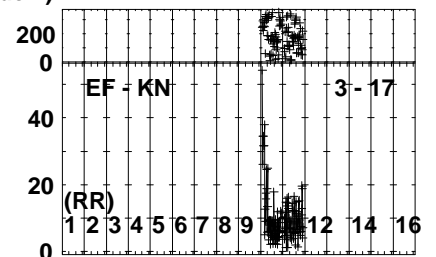
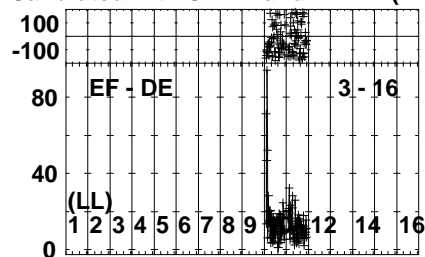
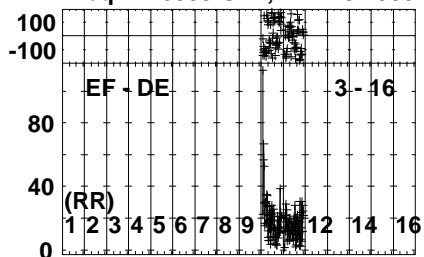


Lower frame: Milli Ampl Jy Top frame: Phas deg  
Vector averaged cross-power spectrum Several baselines displayed  
Timerange: 00/22:45:01 to 00/22:48:29

Plot file version 662 created 30-SEP-2022 11:11:27

SDSSJ1430 EM163.UVDATA.1

Freq = 4.6005 GHz, Bw = 32.000 MH Calibrated with CL # 4 and BP # 1 (BP mode 1)



Lower frame: Milli Ampl Jy Top frame: Phas deg

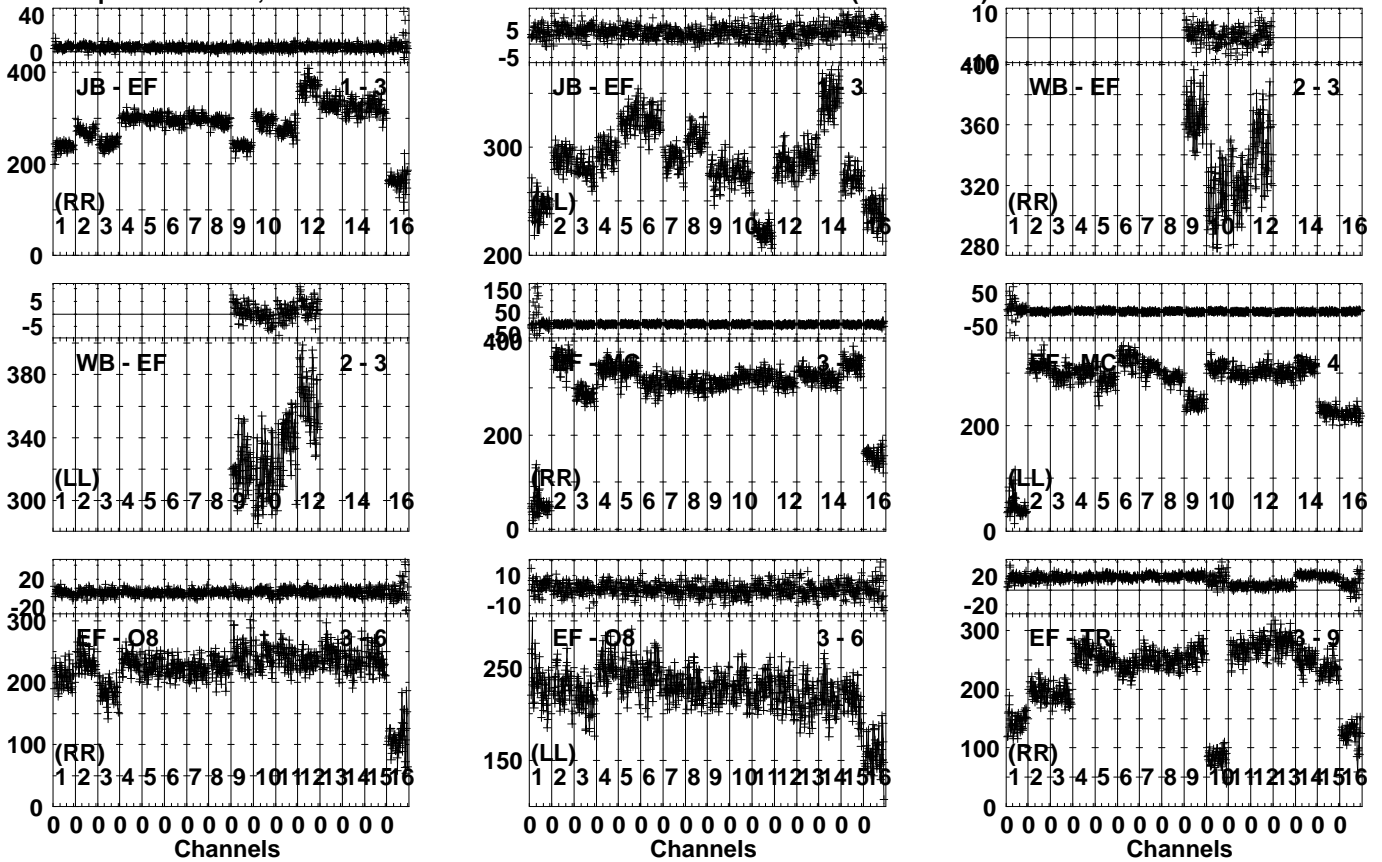
Vector averaged cross-power spectrum Several baselines displayed

Timerange: 00/22:45:01 to 00/22:48:29

Plot file version 663 created 30-SEP-2022 11:11:28

J1427+2348 EM163.UVDATA.1

Freq = 4.6005 GHz, Bw = 32.000 MH Calibrated with CL # 4 and BP # 1 (BP mode 1)

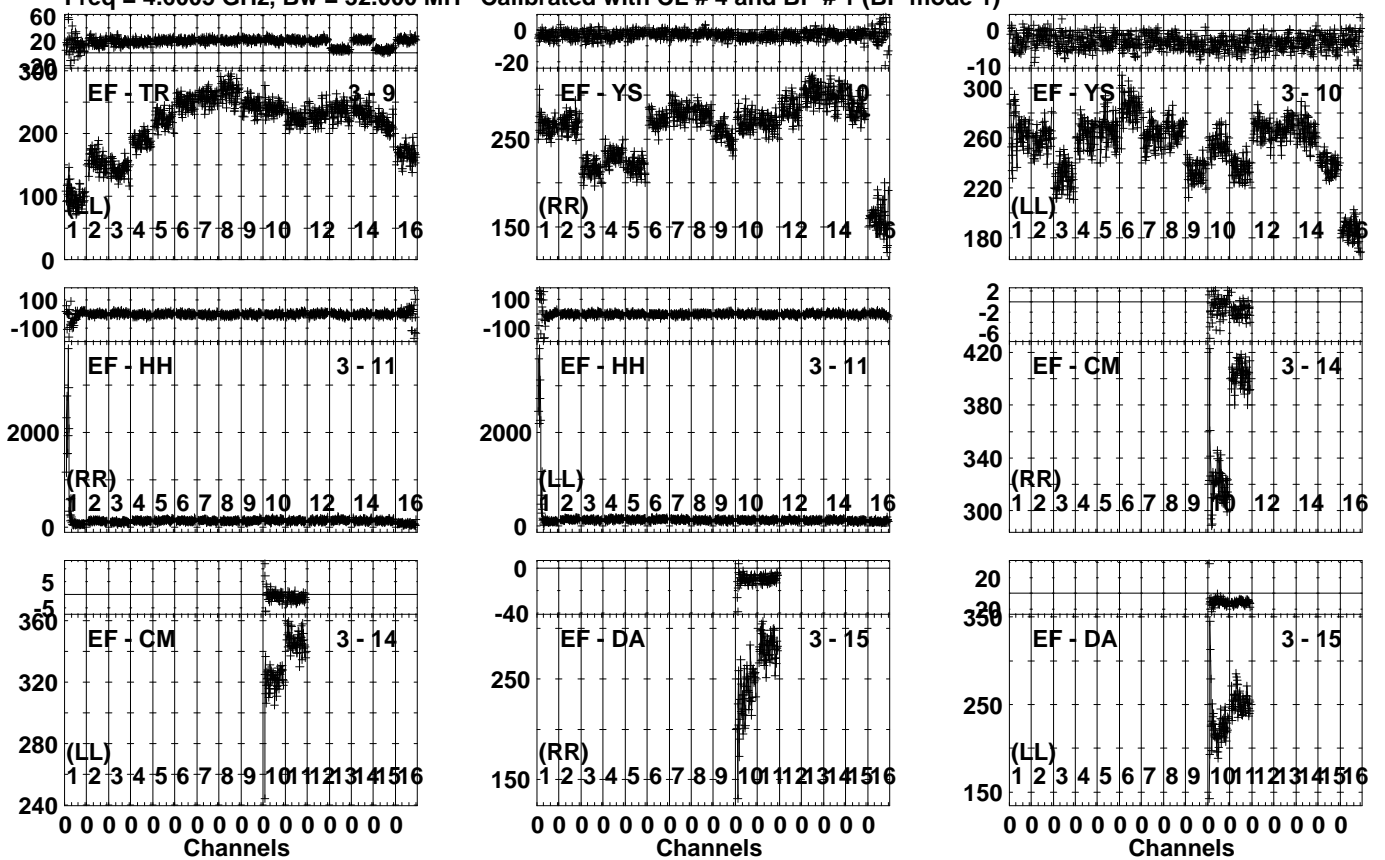


Lower frame: Milli Ampl Jy Top frame: Phas deg  
Vector averaged cross-power spectrum Several baselines displayed  
Timerange: 00/22:48:33 to 00/22:49:59

Plot file version 664 created 30-SEP-2022 11:11:29

J1427+2348 EM163.UVDATA.1

Freq = 4.6005 GHz, Bw = 32.000 MH Calibrated with CL # 4 and BP # 1 (BP mode 1)



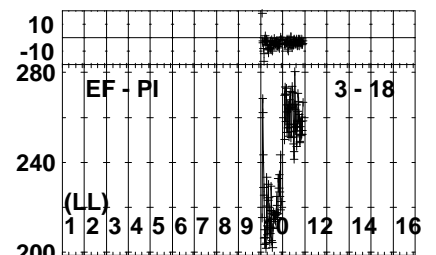
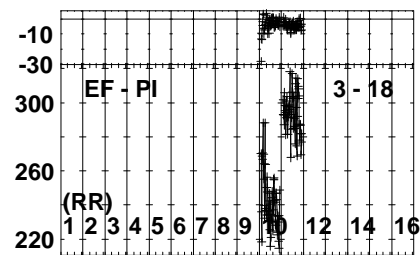
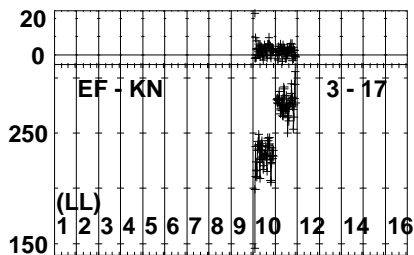
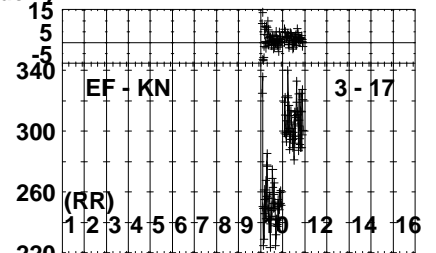
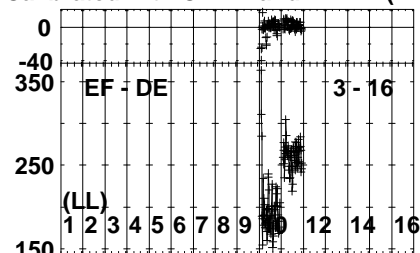
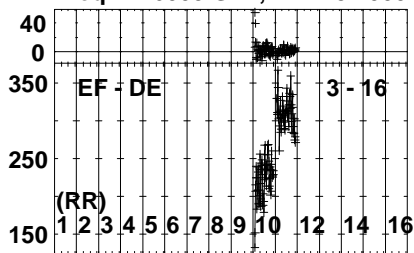
Lower frame: Milli Ampl Jy Top frame: Phas deg  
Vector averaged cross-power spectrum Several baselines displayed  
Timerange: 00/22:48:33 to 00/22:49:59



Plot file version 665 created 30-SEP-2022 11:11:30

J1427+2348 EM163.UVDATA.1

Freq = 4.6005 GHz, Bw = 32.000 MH Calibrated with CL # 4 and BP # 1 (BP mode 1)

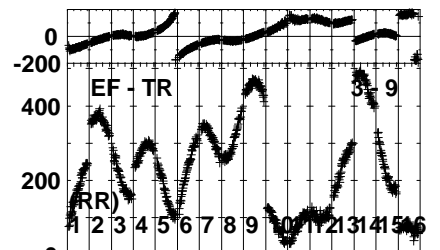
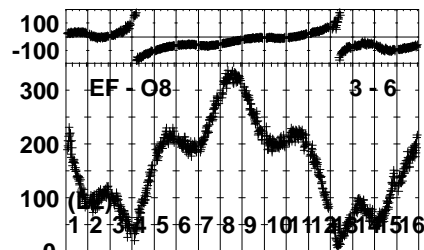
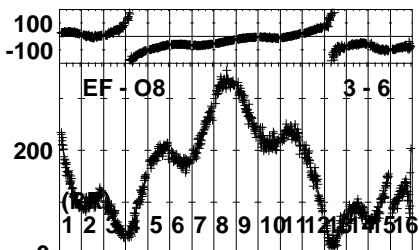
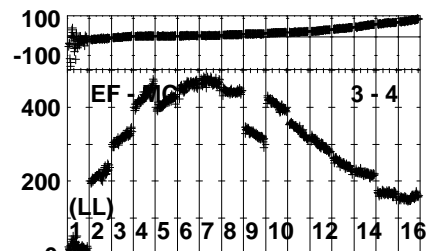
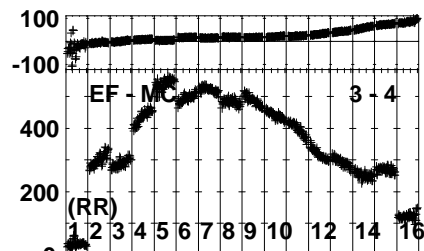
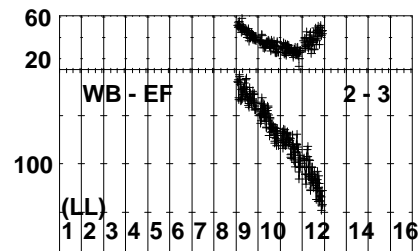
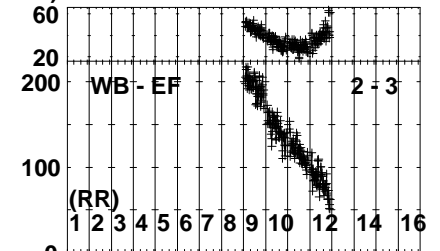
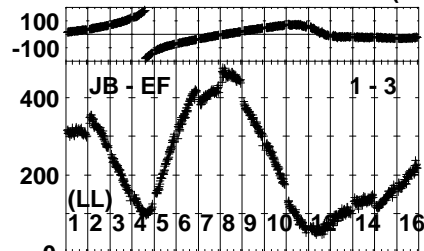
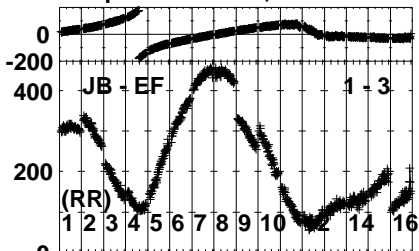


Lower frame: Milli Ampl Jy Top frame: Phas deg  
Vector averaged cross-power spectrum Several baselines displayed  
Timerange: 00/22:48:33 to 00/22:49:59

Plot file version 666 created 30-SEP-2022 11:11:31

J1424+225A EM163.UVDATA.1

Freq = 4.6005 GHz, Bw = 32.000 MH Calibrated with CL # 4 and BP # 1 (BP mode 1)

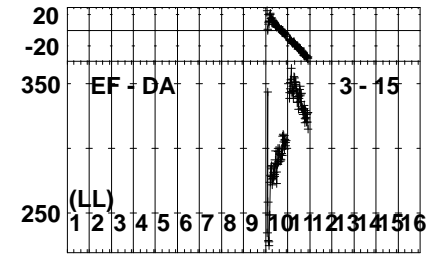
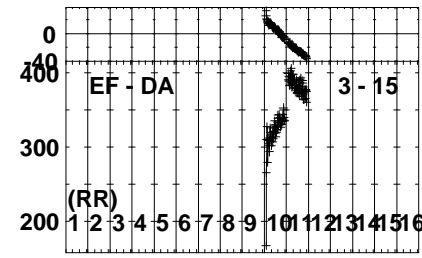
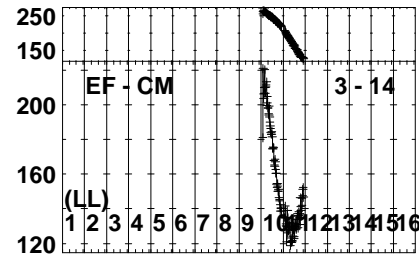
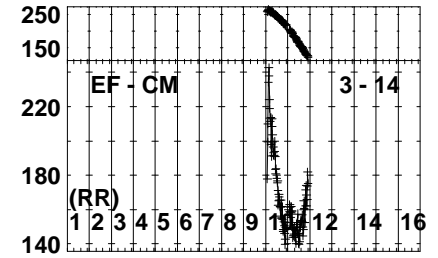
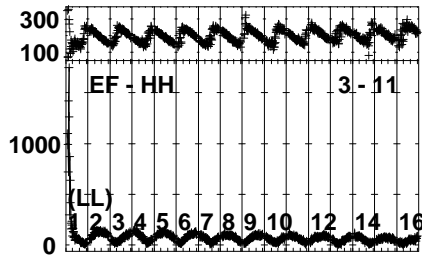
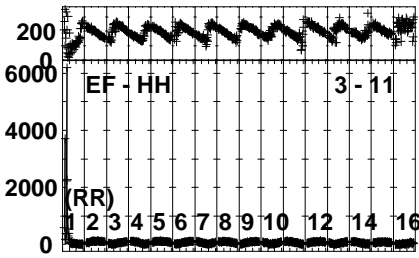
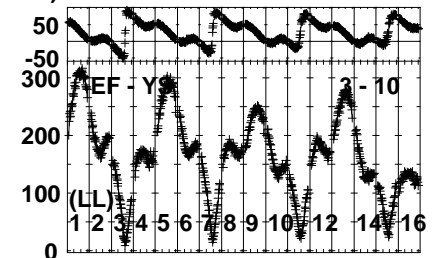
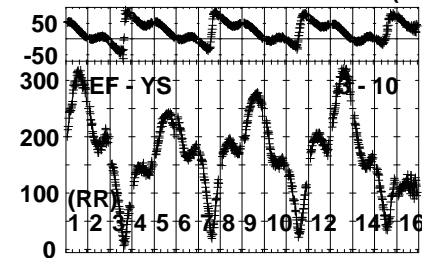
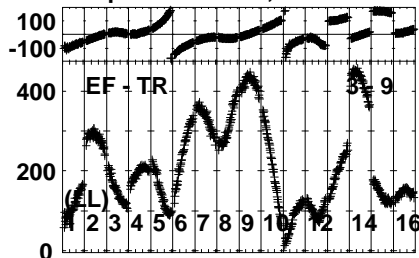


Lower frame: Milli Ampl Jy Top frame: Phas deg  
Vector averaged cross-power spectrum Several baselines displayed  
Timerange: 00/22:50:03 to 00/22:53:29

Plot file version 667 created 30-SEP-2022 11:11:32

J1424+225A EM163.UVDATA.1

Freq = 4.6005 GHz, Bw = 32.000 MH Calibrated with CL # 4 and BP # 1 (BP mode 1)

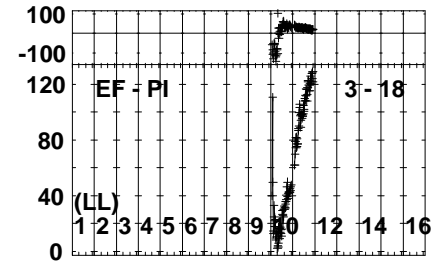
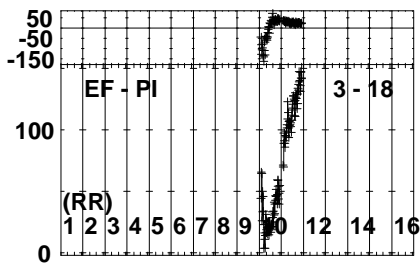
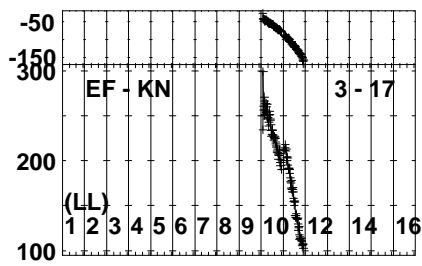
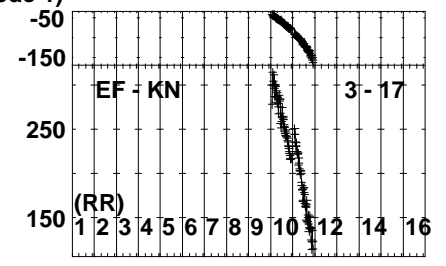
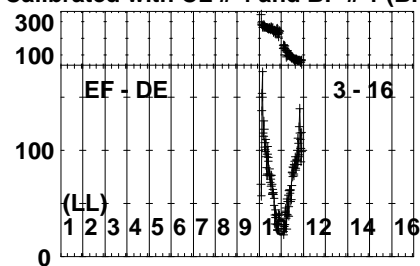
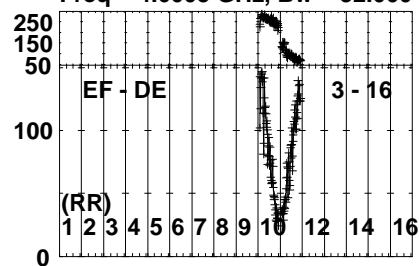


Lower frame: Milli Ampl Jy Top frame: Phas deg  
Vector averaged cross-power spectrum Several baselines displayed  
Timerange: 00/22:50:03 to 00/22:53:29

Plot file version 668 created 30-SEP-2022 11:11:33

J1424+225A EM163.UVDATA.1

Freq = 4.6005 GHz, Bw = 32.000 MH Calibrated with CL # 4 and BP # 1 (BP mode 1)

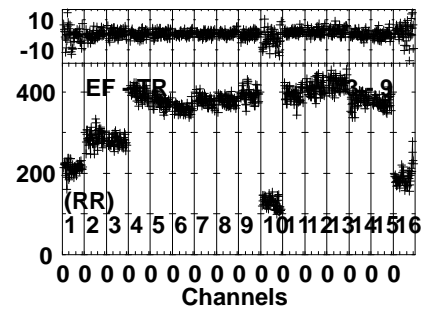
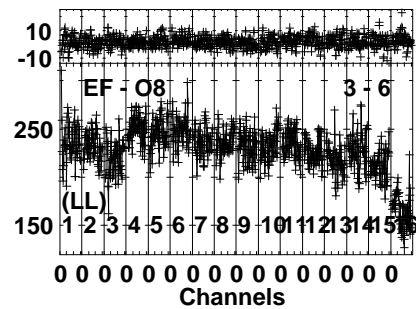
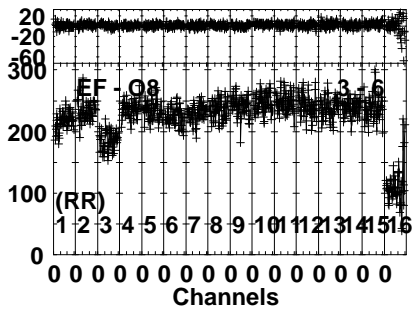
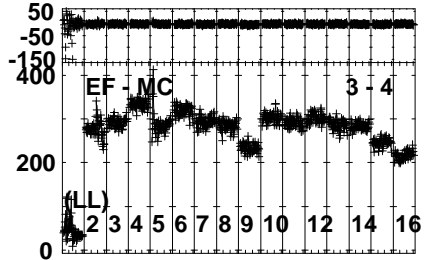
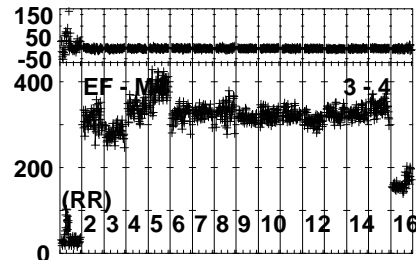
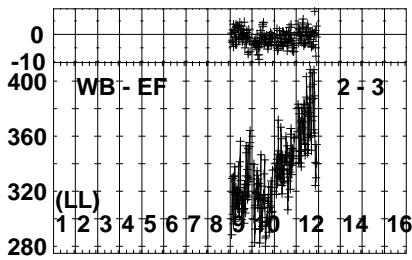
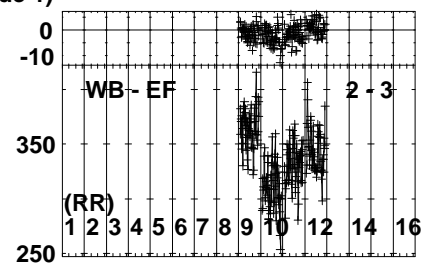
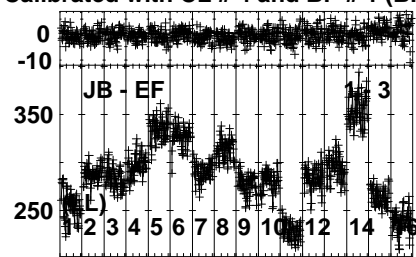
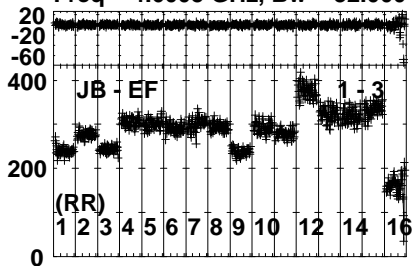


Lower frame: Milli Ampl Jy Top frame: Phas deg  
Vector averaged cross-power spectrum Several baselines displayed  
Timerange: 00/22:50:03 to 00/22:53:29

Plot file version 669 created 30-SEP-2022 11:11:33

J1427+2348 EM163.UVDATA.1

Freq = 4.6005 GHz, Bw = 32.000 MH Calibrated with CL # 4 and BP # 1 (BP mode 1)

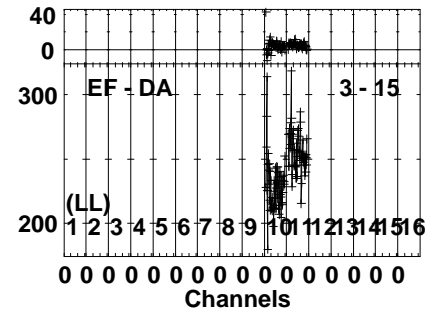
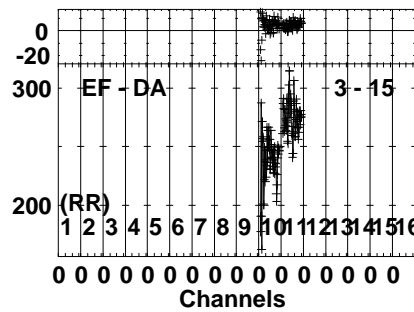
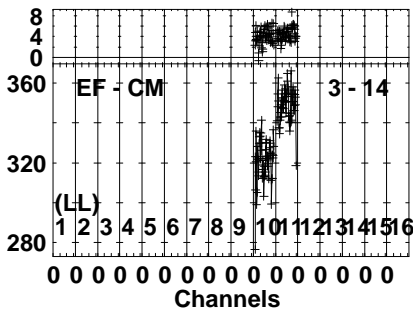
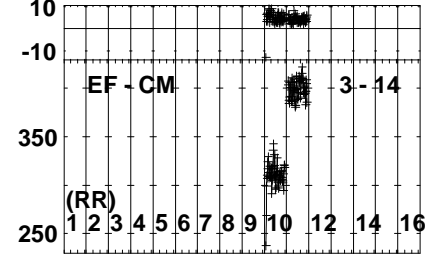
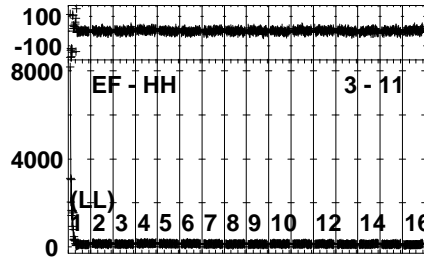
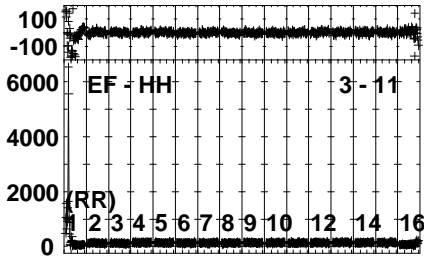
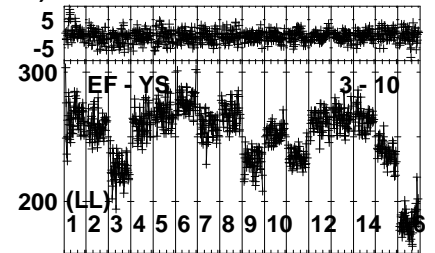
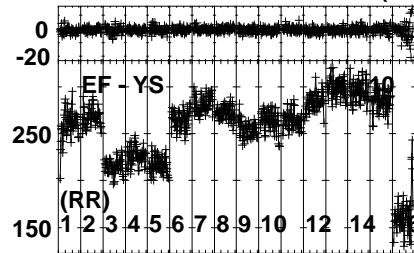
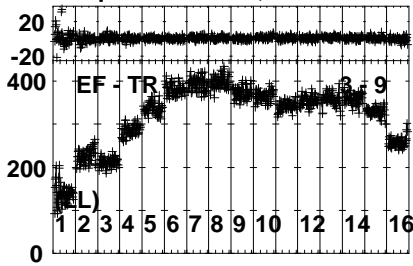


Lower frame: Milli Ampl Jy Top frame: Phas deg  
Vector averaged cross-power spectrum Several baselines displayed  
Timerange: 00/22:54:01 to 00/22:54:59

Plot file version 670 created 30-SEP-2022 11:11:34

J1427+2348 EM163.UVDATA.1

Freq = 4.6005 GHz, Bw = 32.000 MH Calibrated with CL # 4 and BP # 1 (BP mode 1)

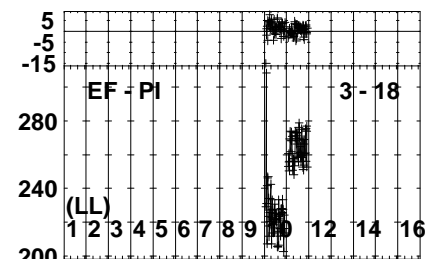
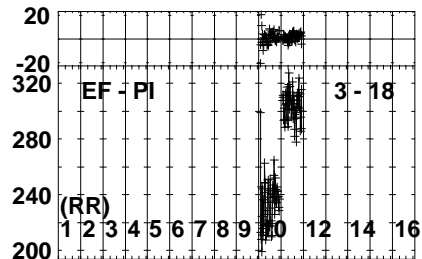
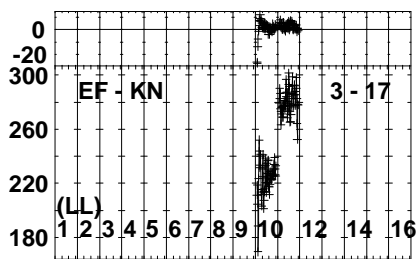
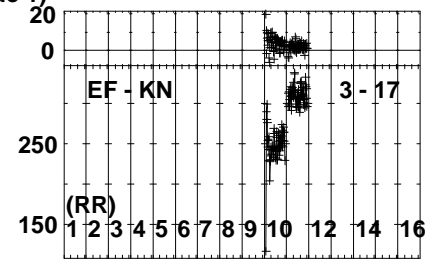
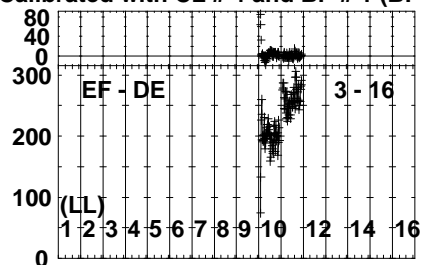
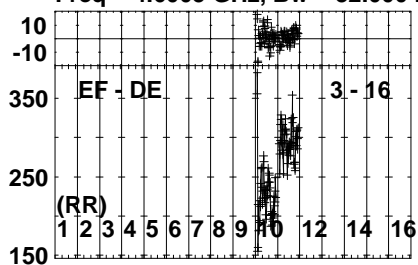


Lower frame: Milli Ampl Jy Top frame: Phas deg  
Vector averaged cross-power spectrum Several baselines displayed  
Timerange: 00:22:54:01 to 00:22:54:59

Plot file version 671 created 30-SEP-2022 11:11:35

J1427+2348 EM163.UVDATA.1

Freq = 4.6005 GHz, Bw = 32.000 MH Calibrated with CL # 4 and BP # 1 (BP mode 1)

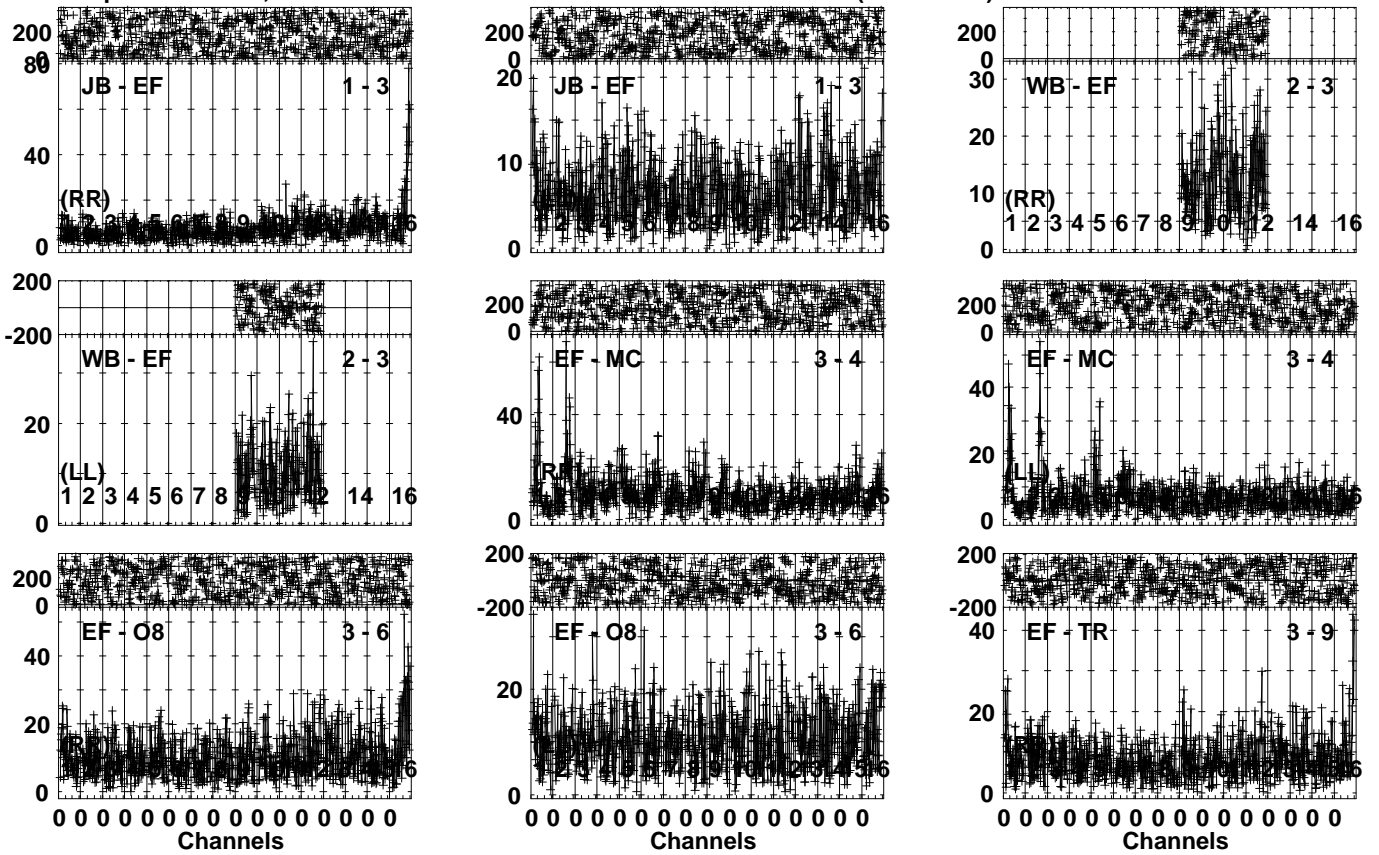


Lower frame: Milli Ampl Jy Top frame: Phas deg  
Vector averaged cross-power spectrum Several baselines displayed  
Timerange: 00/22:54:01 to 00/22:54:59

Plot file version 672 created 30-SEP-2022 11:11:36

SDSSJ1430 EM163.UVDATA.1

Freq = 4.6005 GHz, Bw = 32.000 MH Calibrated with CL # 4 and BP # 1 (BP mode 1)



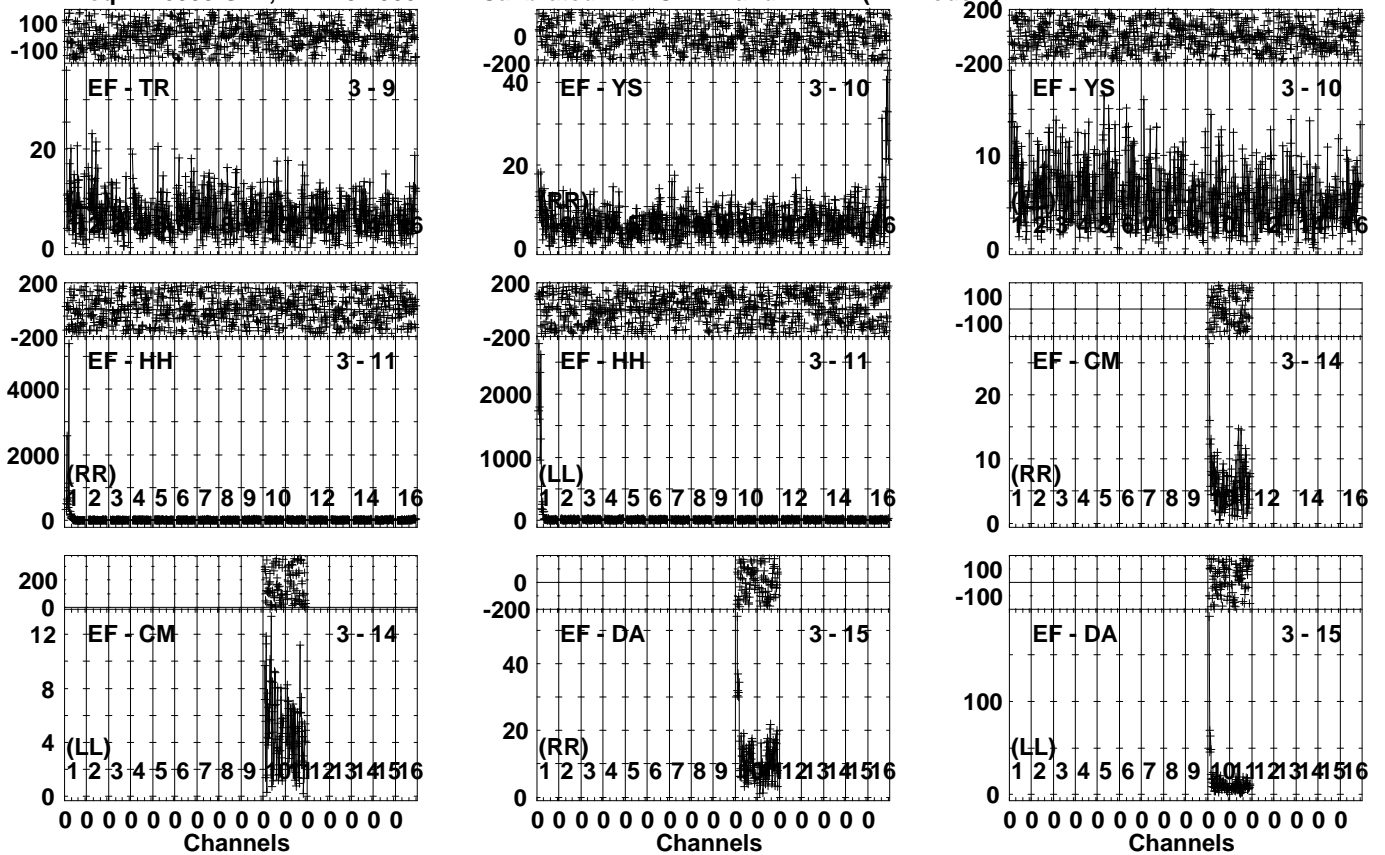
Lower frame: Milli Ampl Jy Top frame: Phas deg  
Vector averaged cross-power spectrum Several baselines displayed  
Timerange: 00/22:55:01 to 00/22:58:29



Plot file version 673 created 30-SEP-2022 11:11:37

SDSSJ1430 EM163.UVDATA.1

Freq = 4.6005 GHz, Bw = 32.000 MH Calibrated with CL # 4 and BP # 1 (BP mode 1)

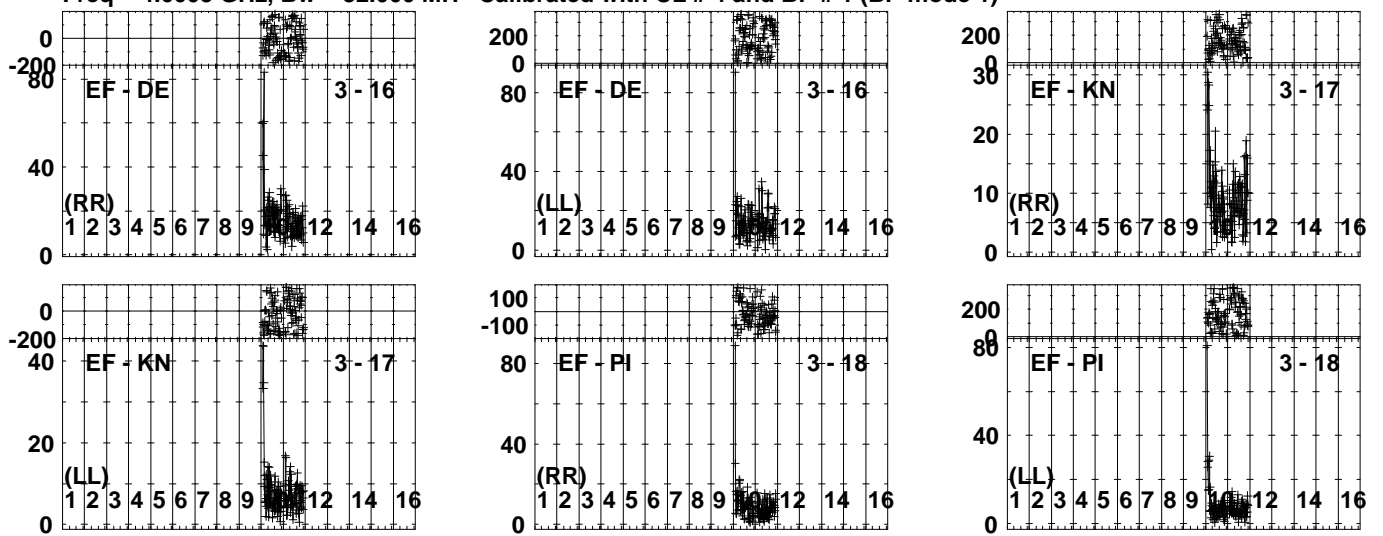


Lower frame: Milli Ampl Jy Top frame: Phas deg  
Vector averaged cross-power spectrum Several baselines displayed  
Timerange: 00/22:55:01 to 00/22:58:29

Plot file version 674 created 30-SEP-2022 11:11:38

SDSSJ1430 EM163.UVDATA.1

Freq = 4.6005 GHz, Bw = 32.000 MH Calibrated with CL # 4 and BP # 1 (BP mode 1)

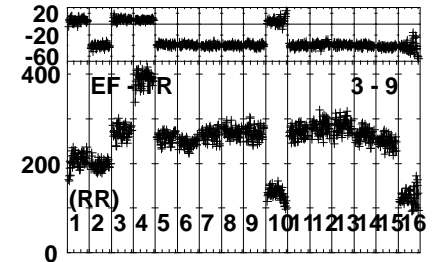
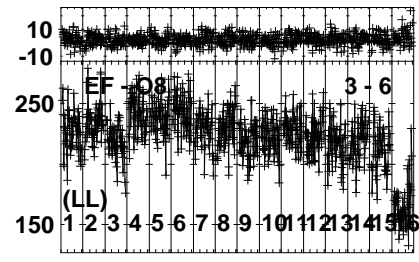
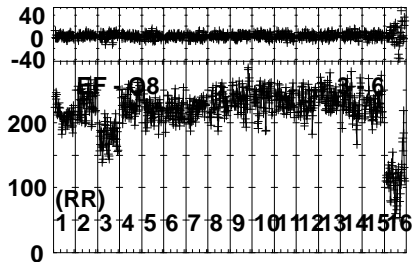
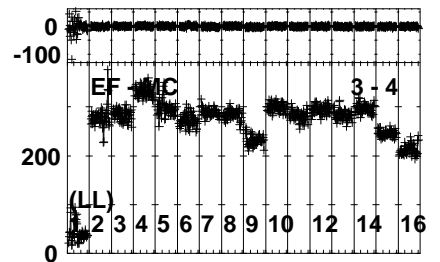
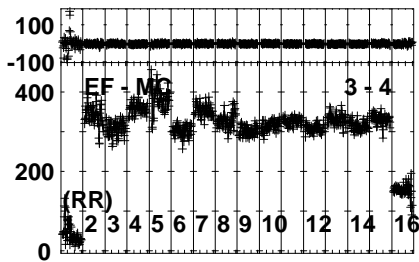
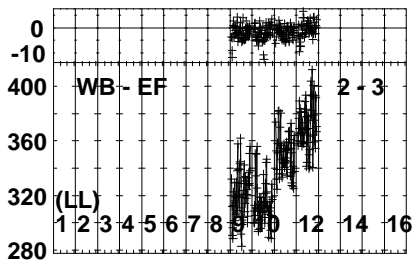
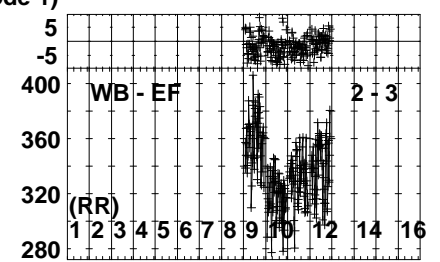
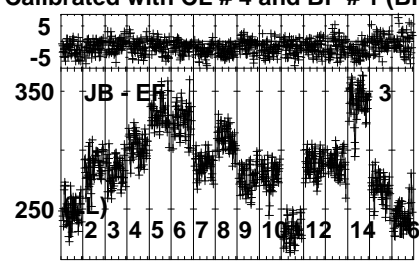
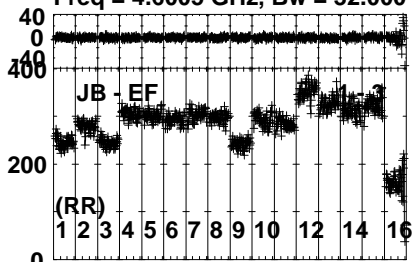


Lower frame: Milli Ampl Jy Top frame: Phas deg  
Vector averaged cross-power spectrum Several baselines displayed  
Timerange: 00/22:55:01 to 00/22:58:29

Plot file version 675 created 30-SEP-2022 11:11:39

J1427+2348 EM163.UVDATA.1

Freq = 4.6005 GHz, Bw = 32.000 MH Calibrated with CL # 4 and BP # 1 (BP mode 1)

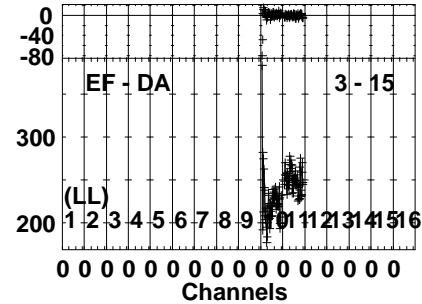
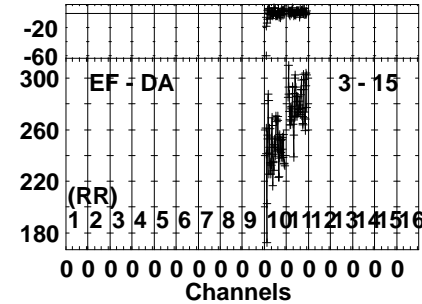
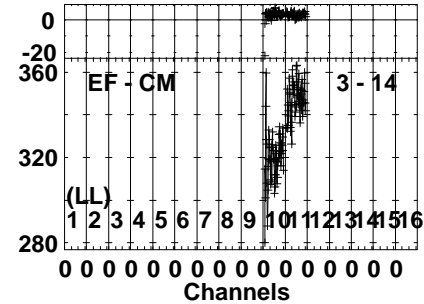
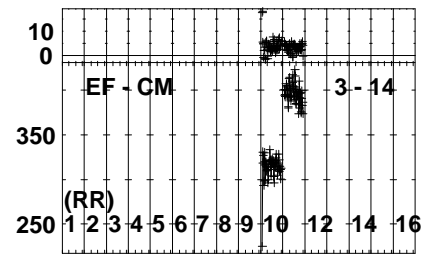
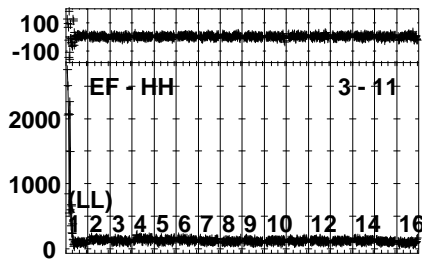
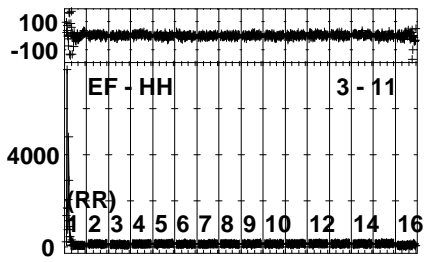
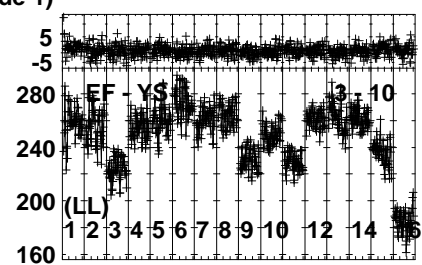
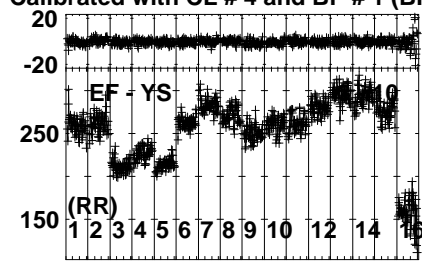
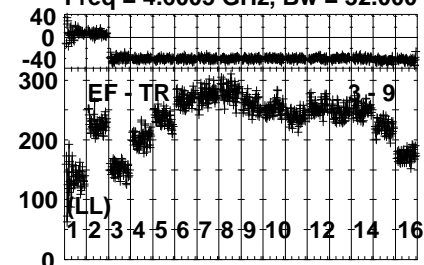


Lower frame: Milli Ampl Jy Top frame: Phas deg  
Vector averaged cross-power spectrum Several baselines displayed  
Timerange: 00/22:59:01 to 00/22:59:59

Plot file version 676 created 30-SEP-2022 11:11:40

J1427+2348 EM163.UVDATA.1

Freq = 4.6005 GHz, Bw = 32.000 MH Calibrated with CL # 4 and BP # 1 (BP mode 1)

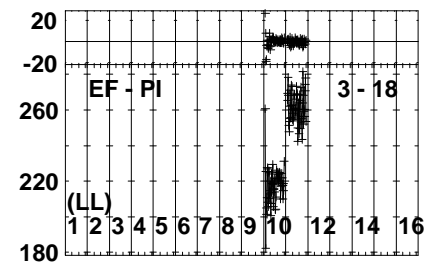
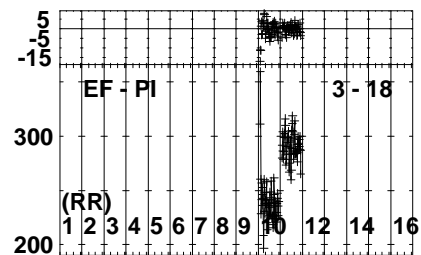
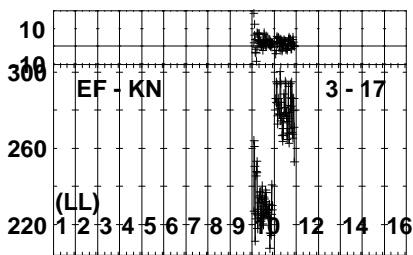
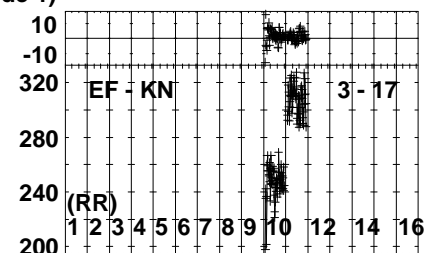
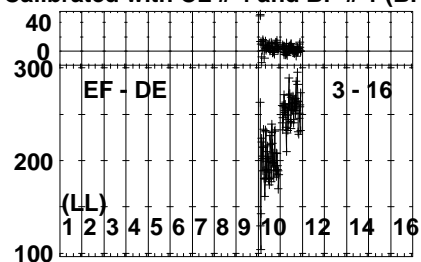
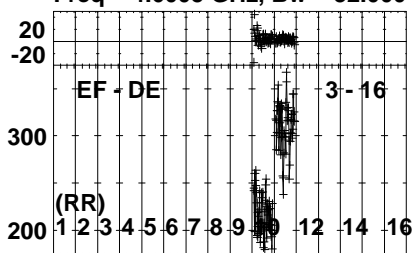


Lower frame: Milli Ampl Jy Top frame: Phas deg  
Vector averaged cross-power spectrum Several baselines displayed  
Timerange: 00/22:59:01 to 00/22:59:59

Plot file version 677 created 30-SEP-2022 11:11:41

J1427+2348 EM163.UVDATA.1

Freq = 4.6005 GHz, Bw = 32.000 MH Calibrated with CL # 4 and BP # 1 (BP mode 1)

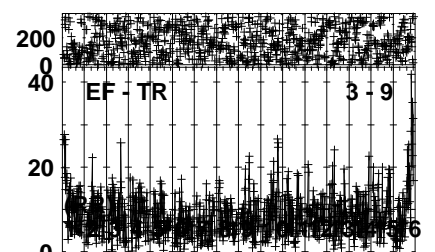
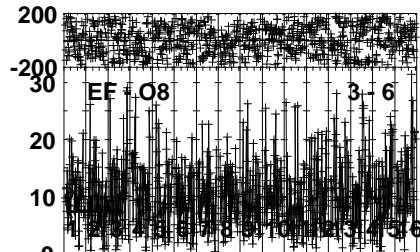
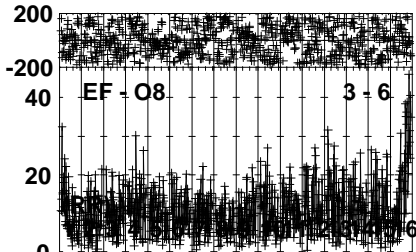
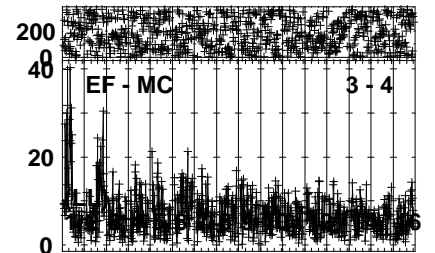
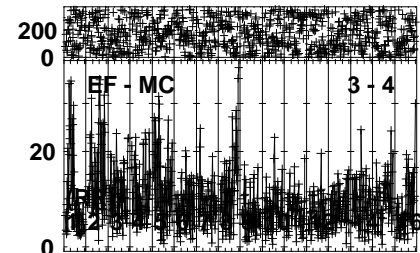
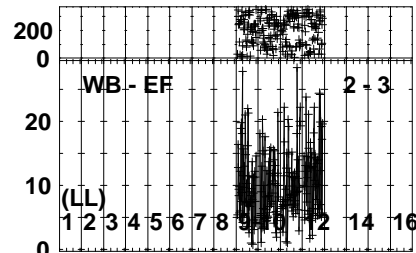
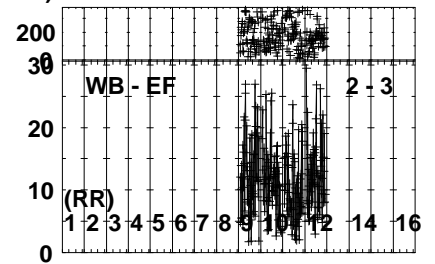
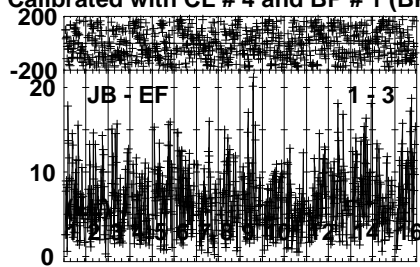
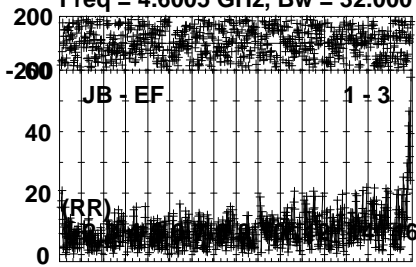


Lower frame: Milli Ampl Jy Top frame: Phas deg  
Vector averaged cross-power spectrum Several baselines displayed  
Timerange: 00/22:59:01 to 00/22:59:59

Plot file version 678 created 30-SEP-2022 11:11:41

SDSSJ1430 EM163.UVDATA.1

Freq = 4.6005 GHz, Bw = 32.000 MH Calibrated with CL # 4 and BP # 1 (BP mode 1)

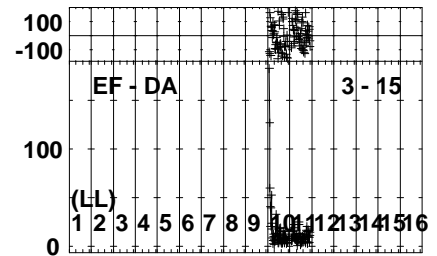
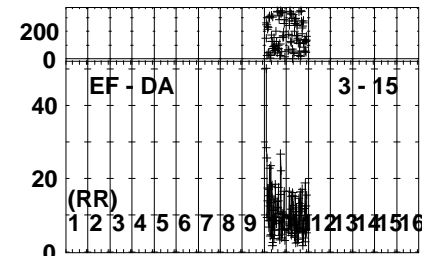
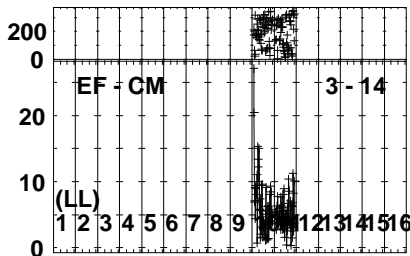
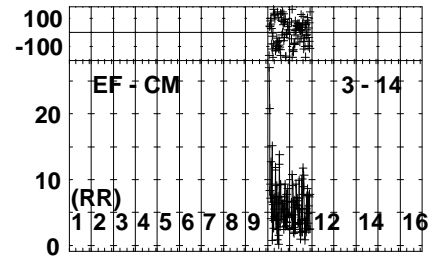
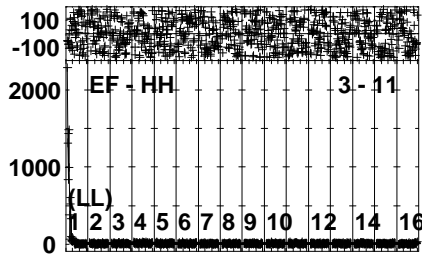
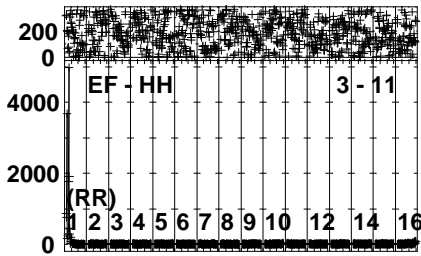
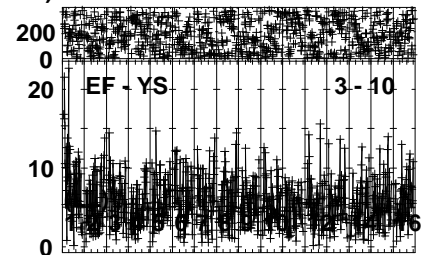
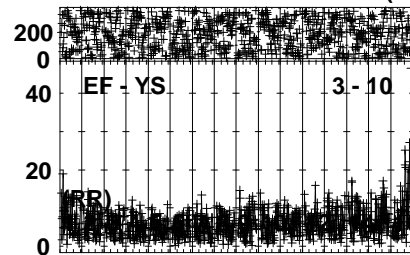
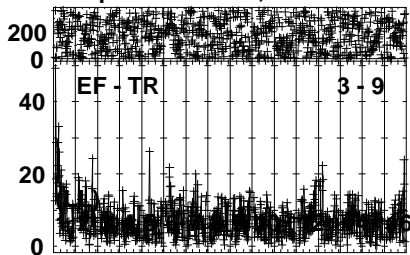


Lower frame: Milli Ampl Jy Top frame: Phas deg  
Vector averaged cross-power spectrum Several baselines displayed  
Timerange: 00/23:00:01 to 00/23:03:29

Plot file version 679 created 30-SEP-2022 11:11:42

SDSSJ1430 EM163.UVDATA.1

Freq = 4.6005 GHz, Bw = 32.000 MH Calibrated with CL # 4 and BP # 1 (BP mode 1)

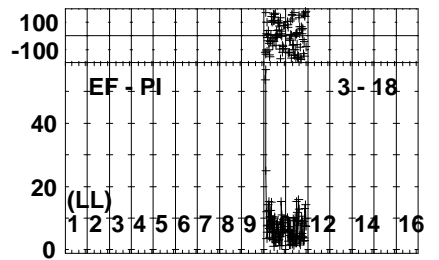
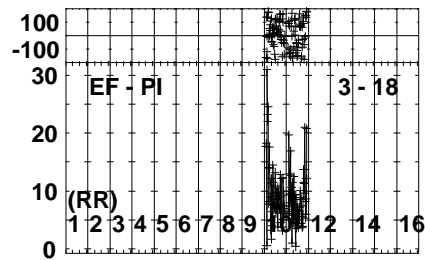
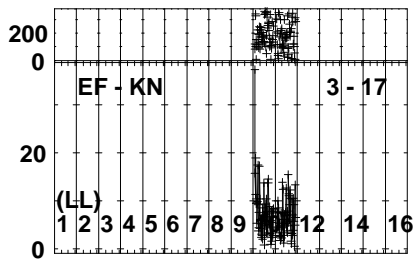
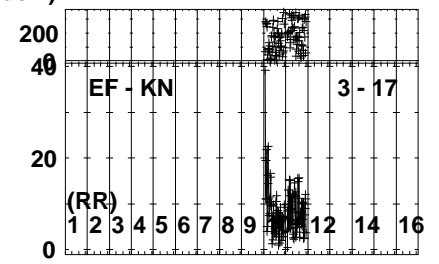
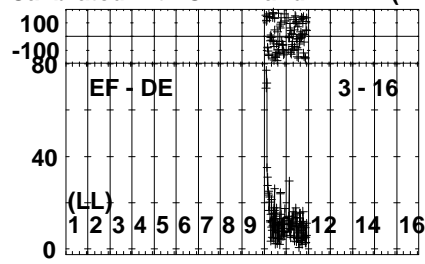



Lower frame: Milli Ampl Jy Top frame: Phas deg  
Vector averaged cross-power spectrum Several baselines displayed  
Timerange: 00/23:00:01 to 00/23:03:29

Plot file version 680 created 30-SEP-2022 11:11:44

SDSSJ1430 EM163.UVDATA.1

Freq = 4.6005 GHz, Bw = 32.000 MH Calibrated with CL # 4 and BP # 1 (BP mode 1)



Lower frame: Milli Ampl Jy Top frame: Phas deg

Vector averaged cross-power spectrum Several baselines displayed

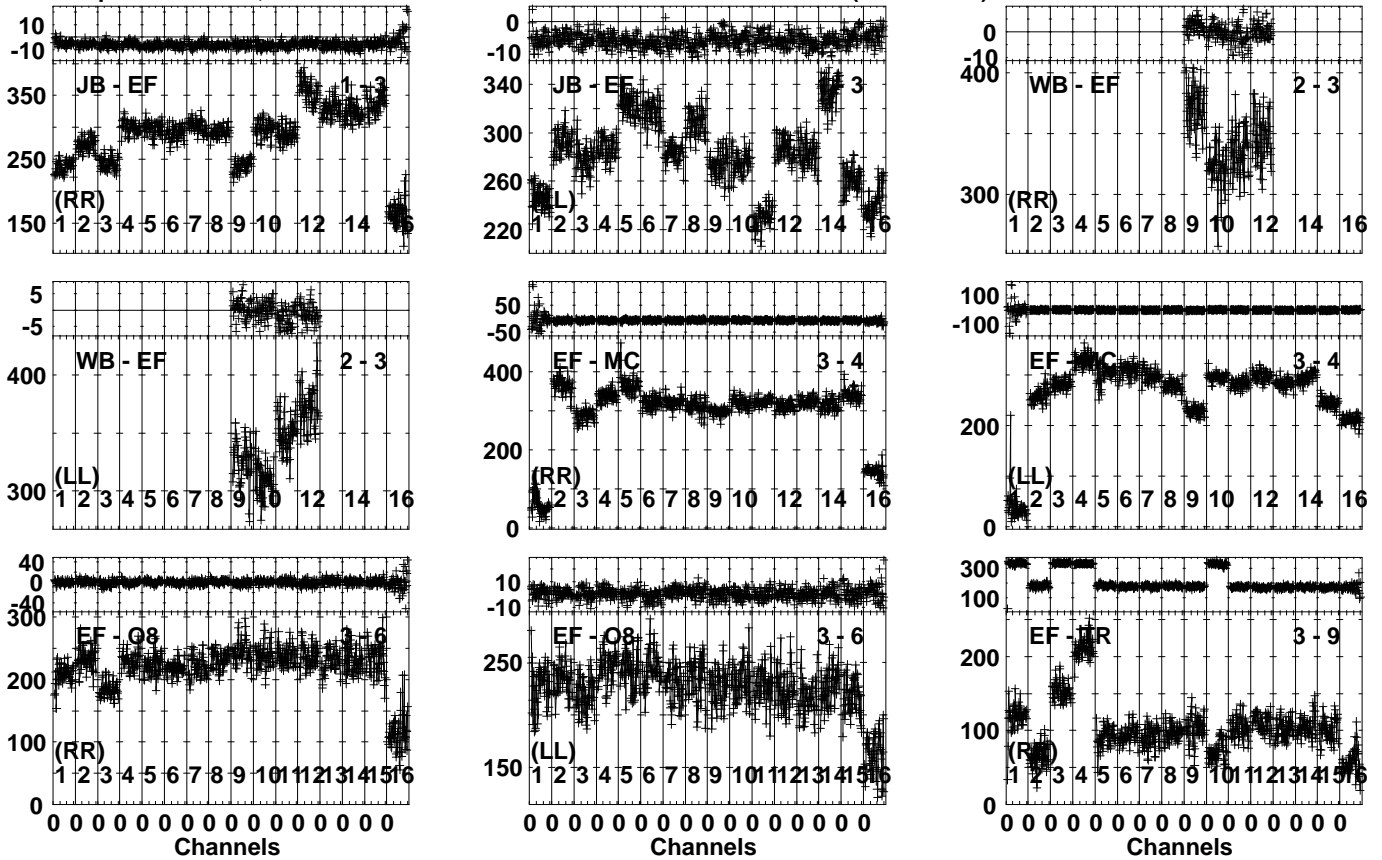
Timerange: 00/23:00:01 to 00/23:03:29



Plot file version 681 created 30-SEP-2022 11:11:44

J1427+2348 EM163.UVDATA.1

Freq = 4.6005 GHz, Bw = 32.000 MH Calibrated with CL # 4 and BP # 1 (BP mode 1)

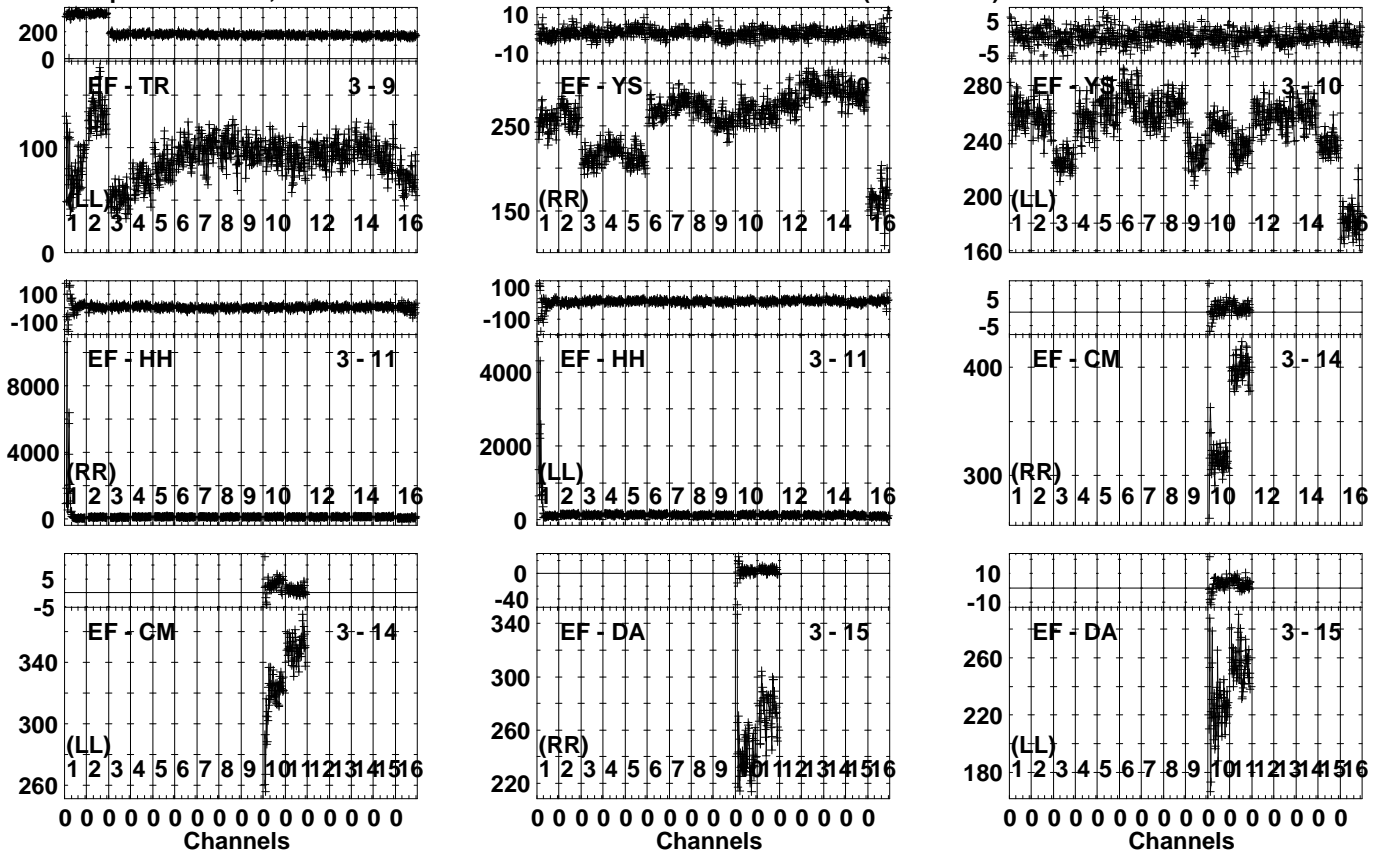


Lower frame: Milli Ampl Jy Top frame: Phas deg  
Vector averaged cross-power spectrum Several baselines displayed  
Timerange: 00/23:03:33 to 00/23:04:59

Plot file version 682 created 30-SEP-2022 11:11:45

J1427+2348 EM163.UVDATA.1

Freq = 4.6005 GHz, Bw = 32.000 MH Calibrated with CL # 4 and BP # 1 (BP mode 1)

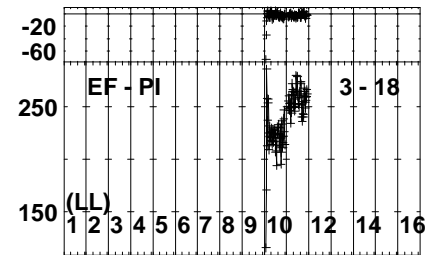
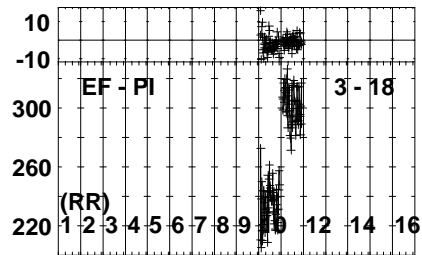
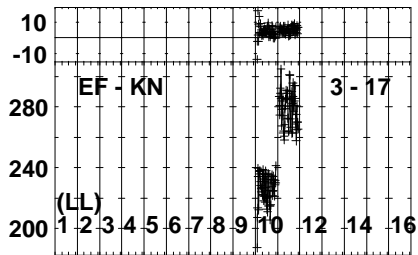
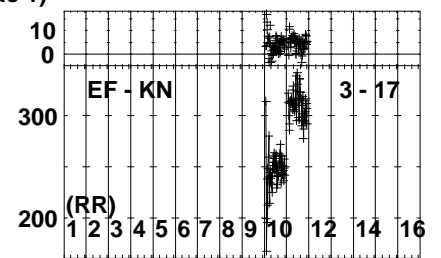
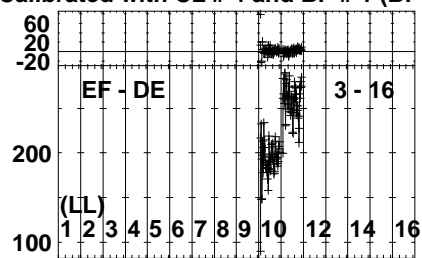
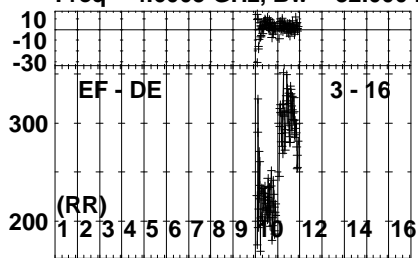


Lower frame: Milli Ampl Jy Top frame: Phas deg  
Vector averaged cross-power spectrum Several baselines displayed  
Timerange: 00/23:03:33 to 00/23:04:59

Plot file version 683 created 30-SEP-2022 11:11:46

J1427+2348 EM163.UVDATA.1

Freq = 4.6005 GHz, Bw = 32.000 MH Calibrated with CL # 4 and BP # 1 (BP mode 1)

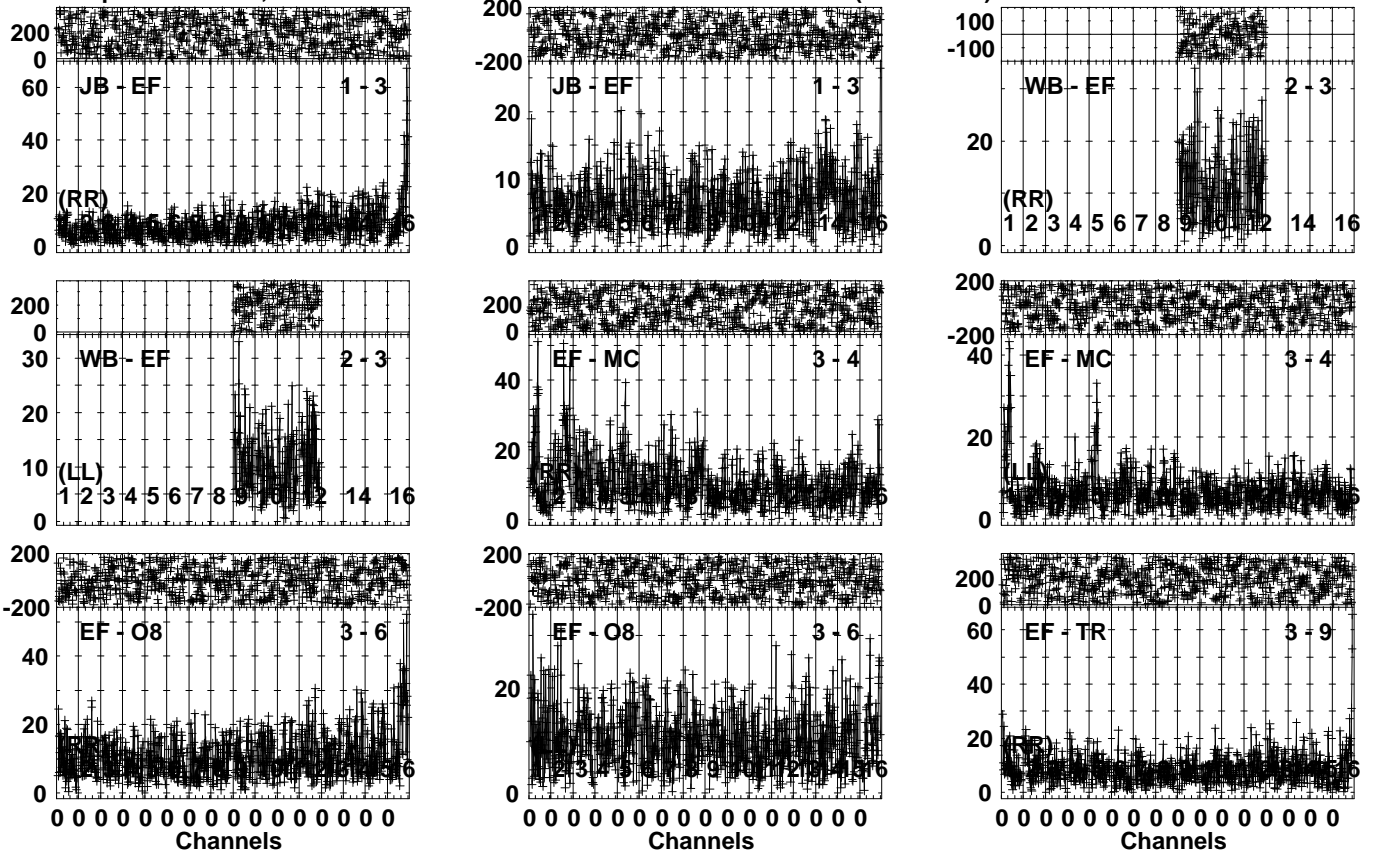


Lower frame: Milli Ampl Jy Top frame: Phas deg  
Vector averaged cross-power spectrum Several baselines displayed  
Timerange: 00/23:03:33 to 00/23:04:59

Plot file version 684 created 30-SEP-2022 11:11:47

SDSSJ1430 EM163.UVDATA.1

Freq = 4.6005 GHz, Bw = 32.000 MH Calibrated with CL # 4 and BP # 1 (BP mode 1)

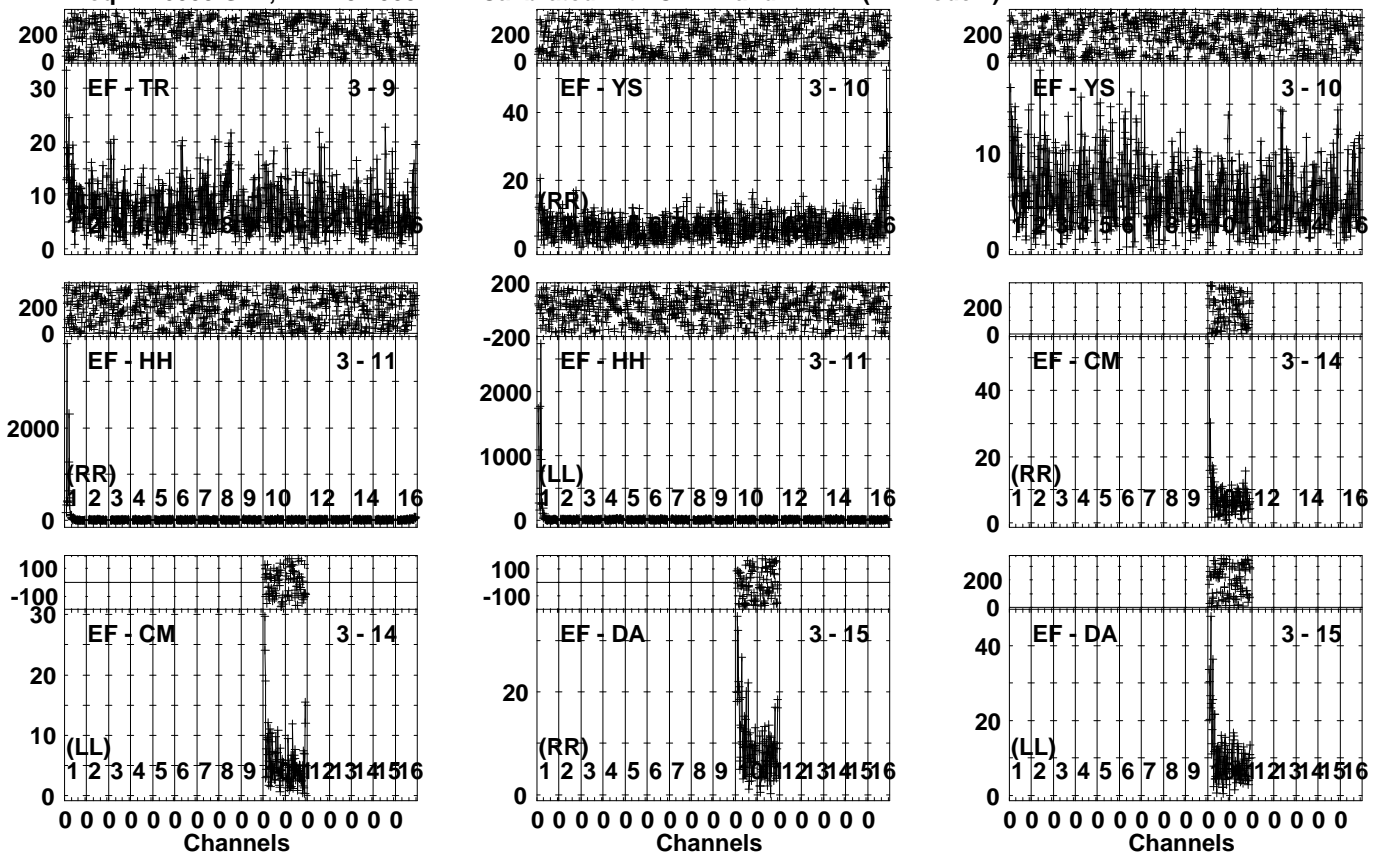


Lower frame: Milli Ampl Jy Top frame: Phas deg  
Vector averaged cross-power spectrum Several baselines displayed  
Timerange: 00/23:05:01 to 00/23:08:29

Plot file version 685 created 30-SEP-2022 11:11:48

SDSSJ1430 EM163.UVDATA.1

Freq = 4.6005 GHz, Bw = 32.000 MH Calibrated with CL # 4 and BP # 1 (BP mode 1)

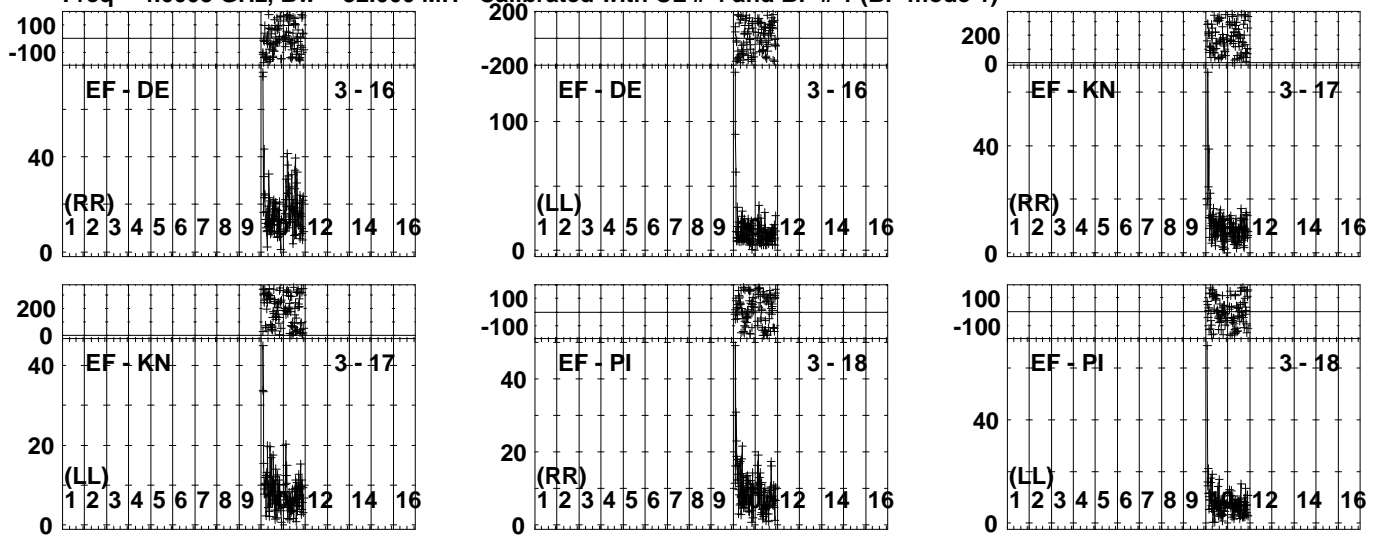


Lower frame: Milli Ampl Jy Top frame: Phas deg  
Vector averaged cross-power spectrum Several baselines displayed  
Timerange: 00/23:05:01 to 00/23:08:29

Plot file version 686 created 30-SEP-2022 11:11:49

SDSSJ1430 EM163.UVDATA.1

Freq = 4.6005 GHz, Bw = 32.000 MH Calibrated with CL # 4 and BP # 1 (BP mode 1)

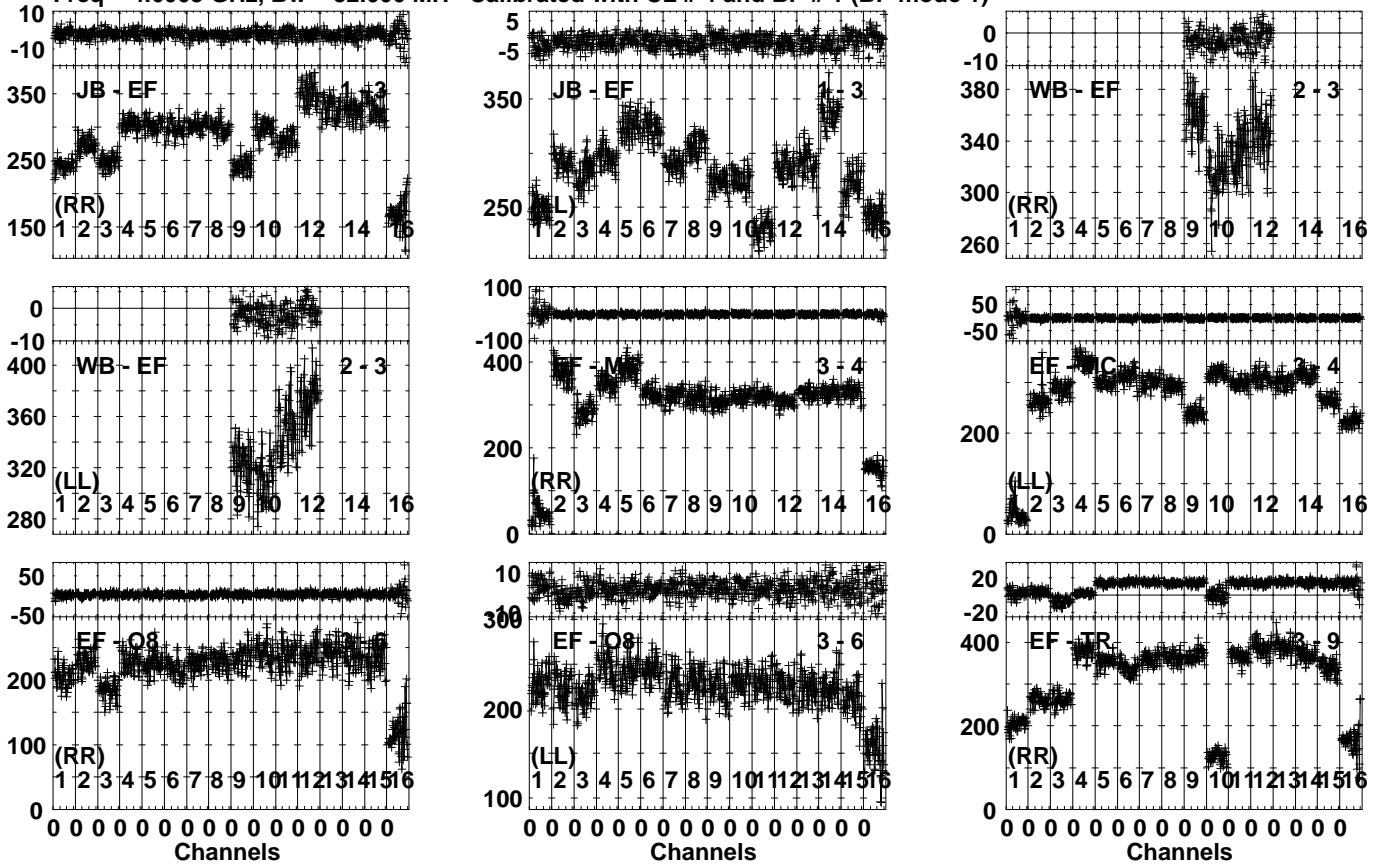


Lower frame: Milli Ampl Jy Top frame: Phas deg  
Vector averaged cross-power spectrum Several baselines displayed  
Timerange: 00/23:05:01 to 00/23:08:29

Plot file version 687 created 30-SEP-2022 11:11:50

J1427+2348 EM163.UVDATA.1

Freq = 4.6005 GHz, Bw = 32.000 MH Calibrated with CL # 4 and BP # 1 (BP mode 1)

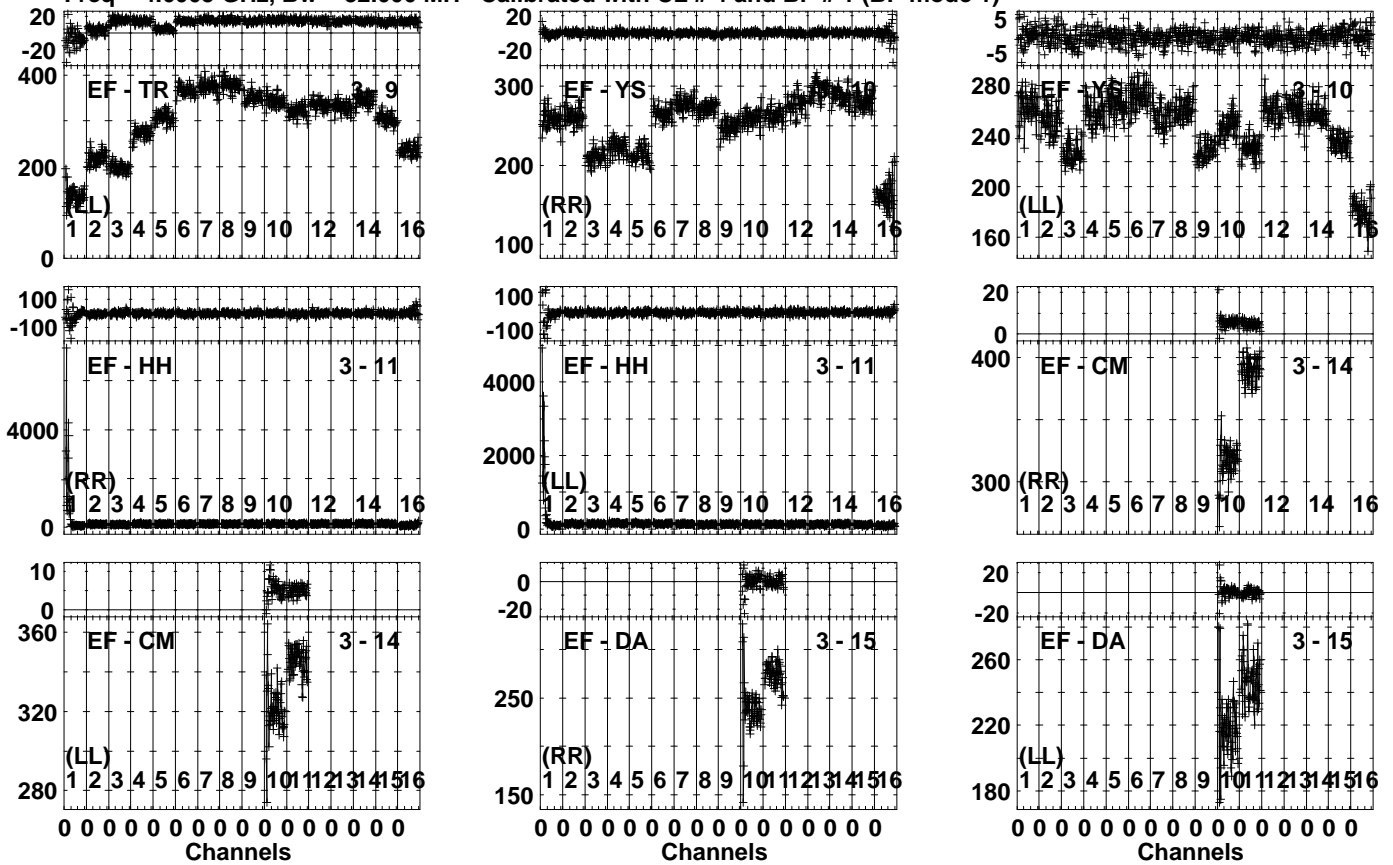


Lower frame: Milli Ampl Jy Top frame: Phas deg  
 Vector averaged cross-power spectrum Several baselines displayed  
 Timerange: 00/23:09:01 to 00/23:09:59

Plot file version 688 created 30-SEP-2022 11:11:51

J1427+2348 EM163.UVDATA.1

Freq = 4.6005 GHz, Bw = 32.000 MH Calibrated with CL # 4 and BP # 1 (BP mode 1)



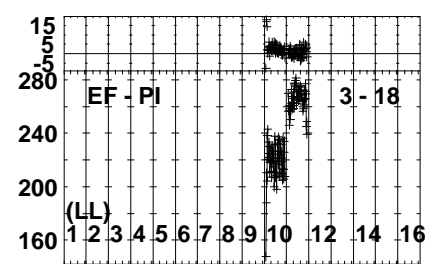
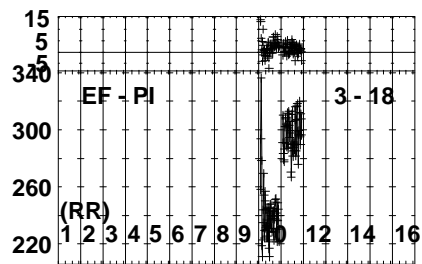
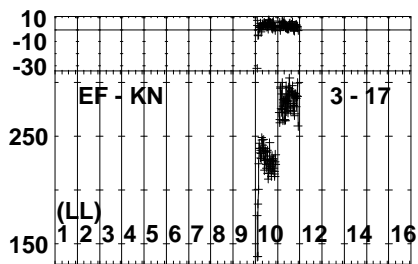
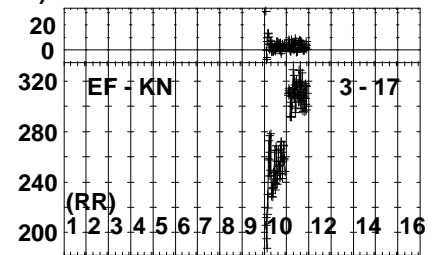
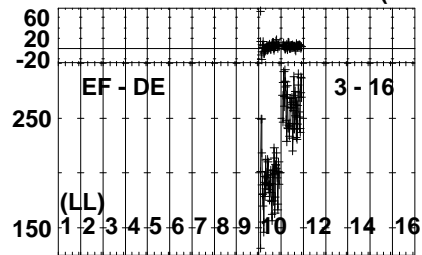
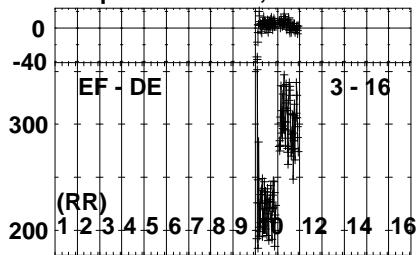
Lower frame: Milli Ampl Jy Top frame: Phas deg  
Vector averaged cross-power spectrum Several baselines displayed  
Timerange: 00/23:09:01 to 00/23:09:59



Plot file version 689 created 30-SEP-2022 11:11:52

J1427+2348 EM163.UVDATA.1

Freq = 4.6005 GHz, Bw = 32.000 MH Calibrated with CL # 4 and BP # 1 (BP mode 1)

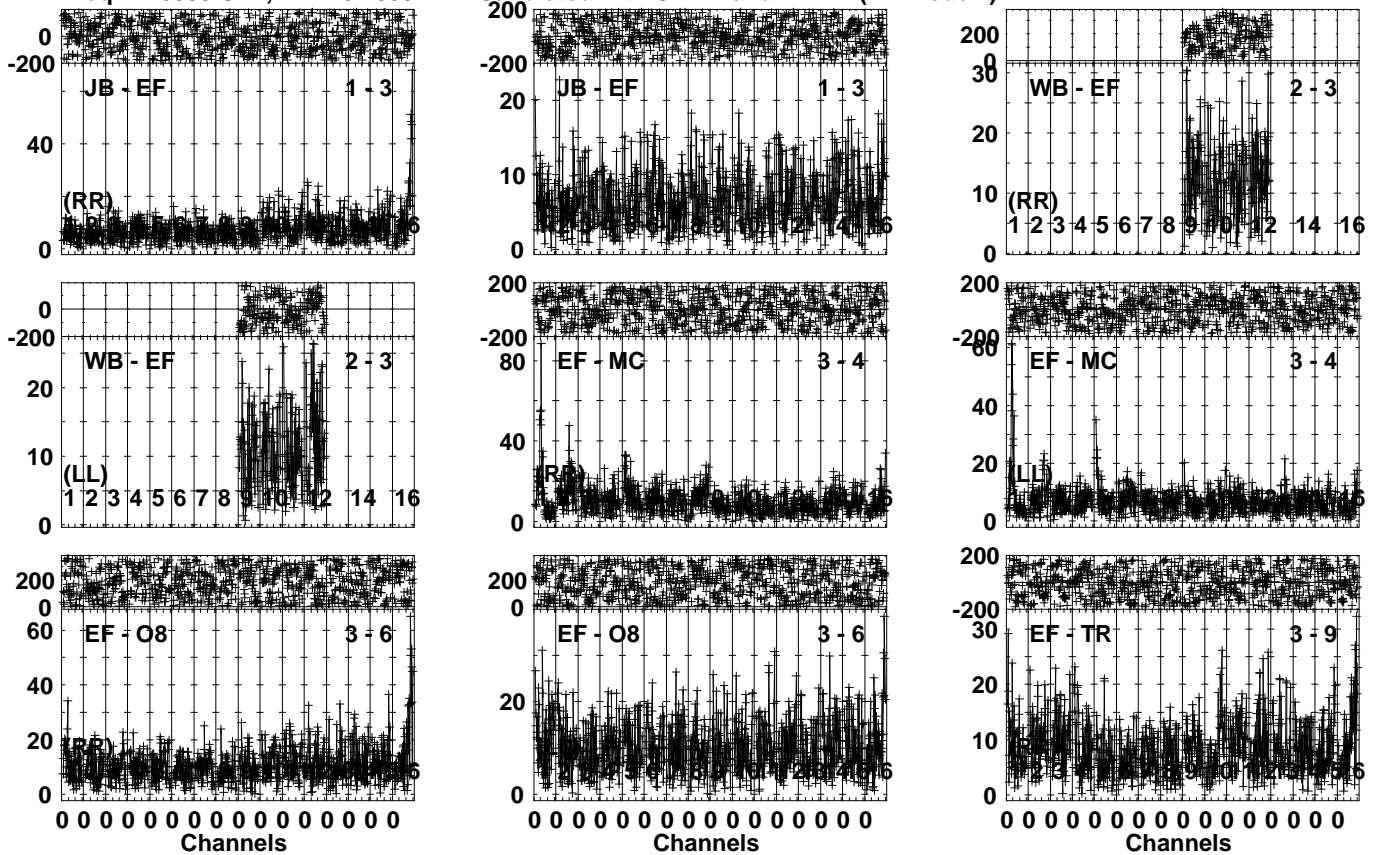


Lower frame: Milli Ampl Jy Top frame: Phas deg  
Vector averaged cross-power spectrum Several baselines displayed  
Timerange: 00/23:09:01 to 00/23:09:59

Plot file version 690 created 30-SEP-2022 11:11:52

SDSSJ1430 EM163.UVDATA.1

Freq = 4.6005 GHz, Bw = 32.000 MH Calibrated with CL # 4 and BP # 1 (BP mode 1)

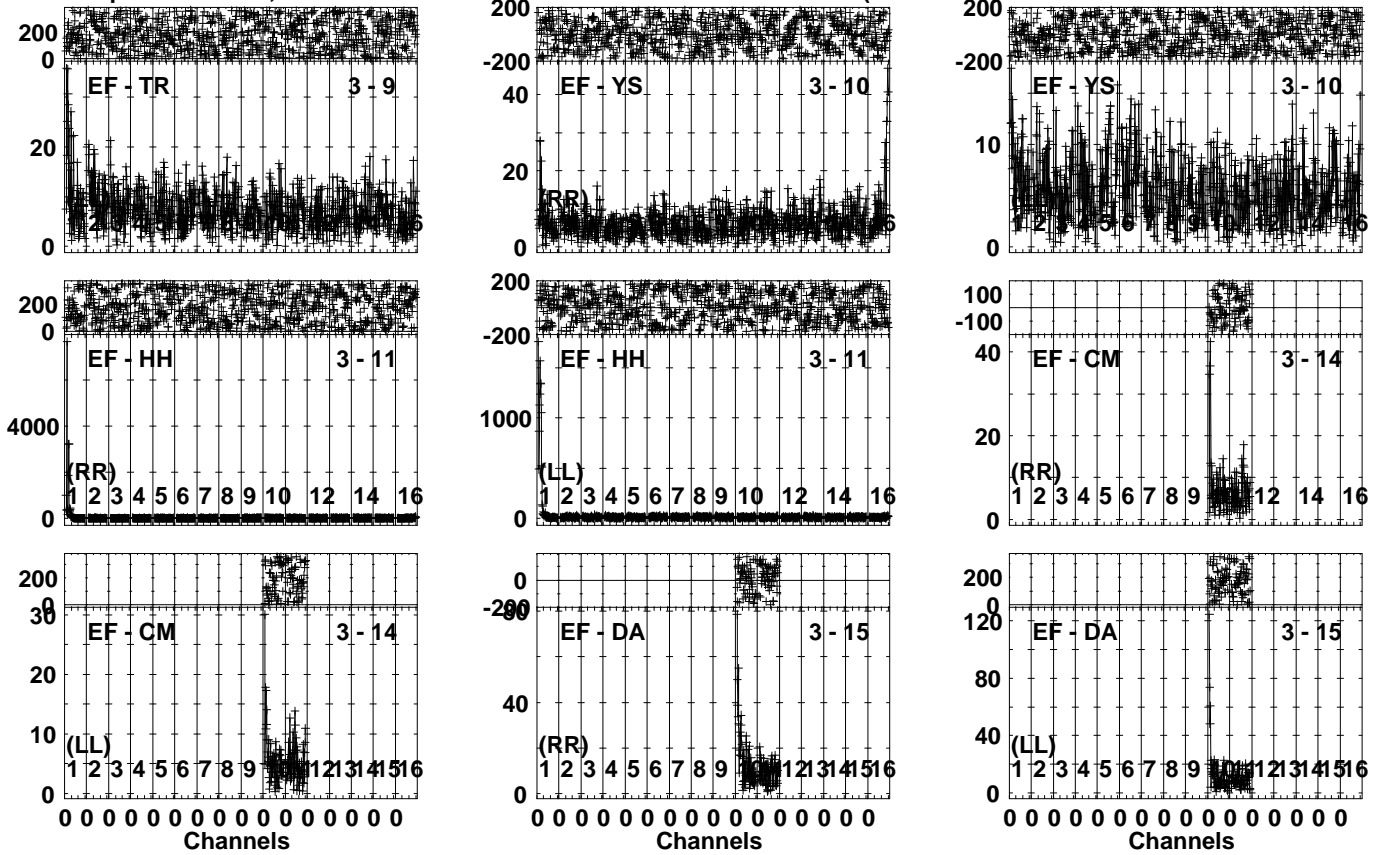


Lower frame: Milli Ampl Jy Top frame: Phas deg  
Vector averaged cross-power spectrum Several baselines displayed  
Timerange: 00/23:10:01 to 00/23:13:29

Plot file version 691 created 30-SEP-2022 11:11:53

SDSSJ1430 EM163.UVDATA.1

Freq = 4.6005 GHz, Bw = 32.000 MH Calibrated with CL # 4 and BP # 1 (BP mode 1)

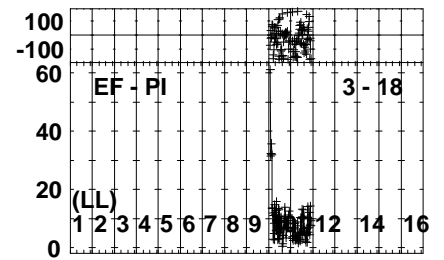
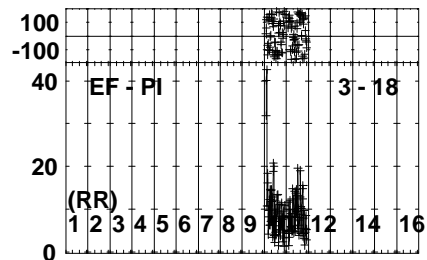
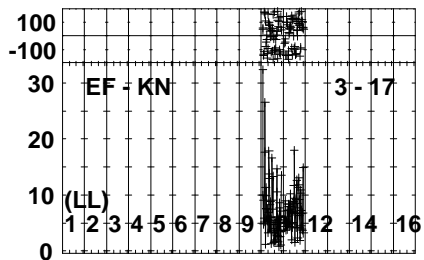
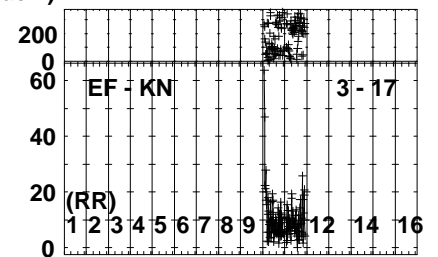
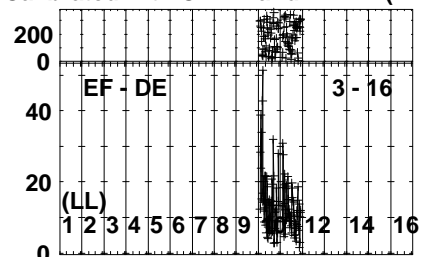
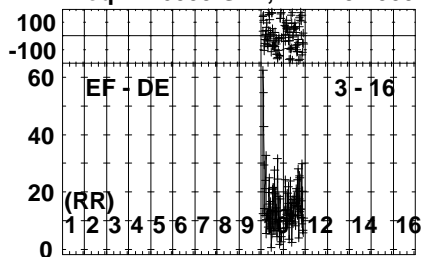


Lower frame: Milli Ampl Jy Top frame: Phas deg  
Vector averaged cross-power spectrum Several baselines displayed  
Timerange: 00/23:10:01 to 00/23:13:29

Plot file version 692 created 30-SEP-2022 11:11:55

SDSSJ1430 EM163.UVDATA.1

Freq = 4.6005 GHz, Bw = 32.000 MH Calibrated with CL # 4 and BP # 1 (BP mode 1)



Lower frame: Milli Ampl Jy Top frame: Phas deg

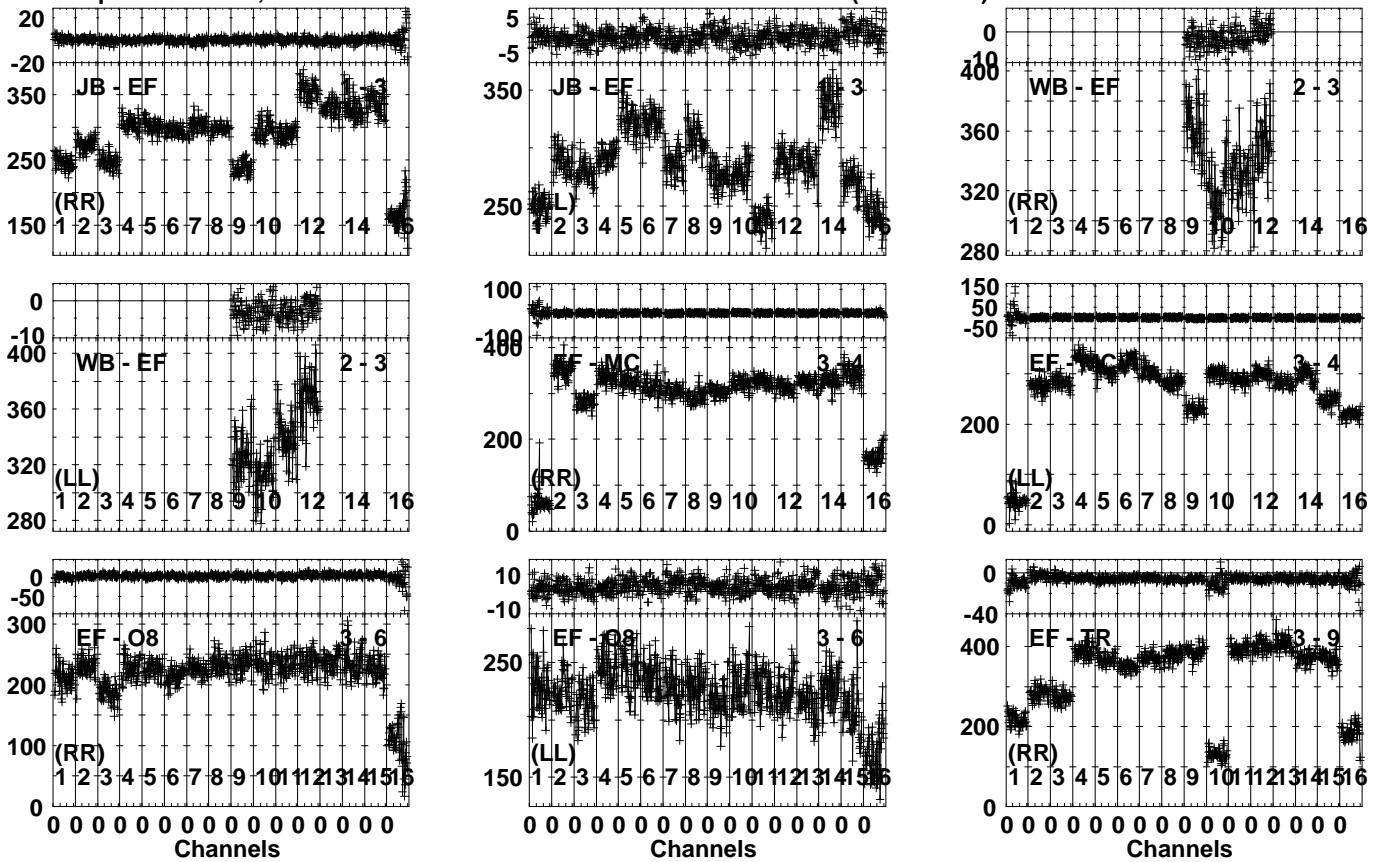
Vector averaged cross-power spectrum Several baselines displayed

Timerange: 00/23:10:01 to 00/23:13:29

Plot file version 693 created 30-SEP-2022 11:11:55

J1427+2348 EM163.UVDATA.1

Freq = 4.6005 GHz, Bw = 32.000 MH Calibrated with CL # 4 and BP # 1 (BP mode 1)

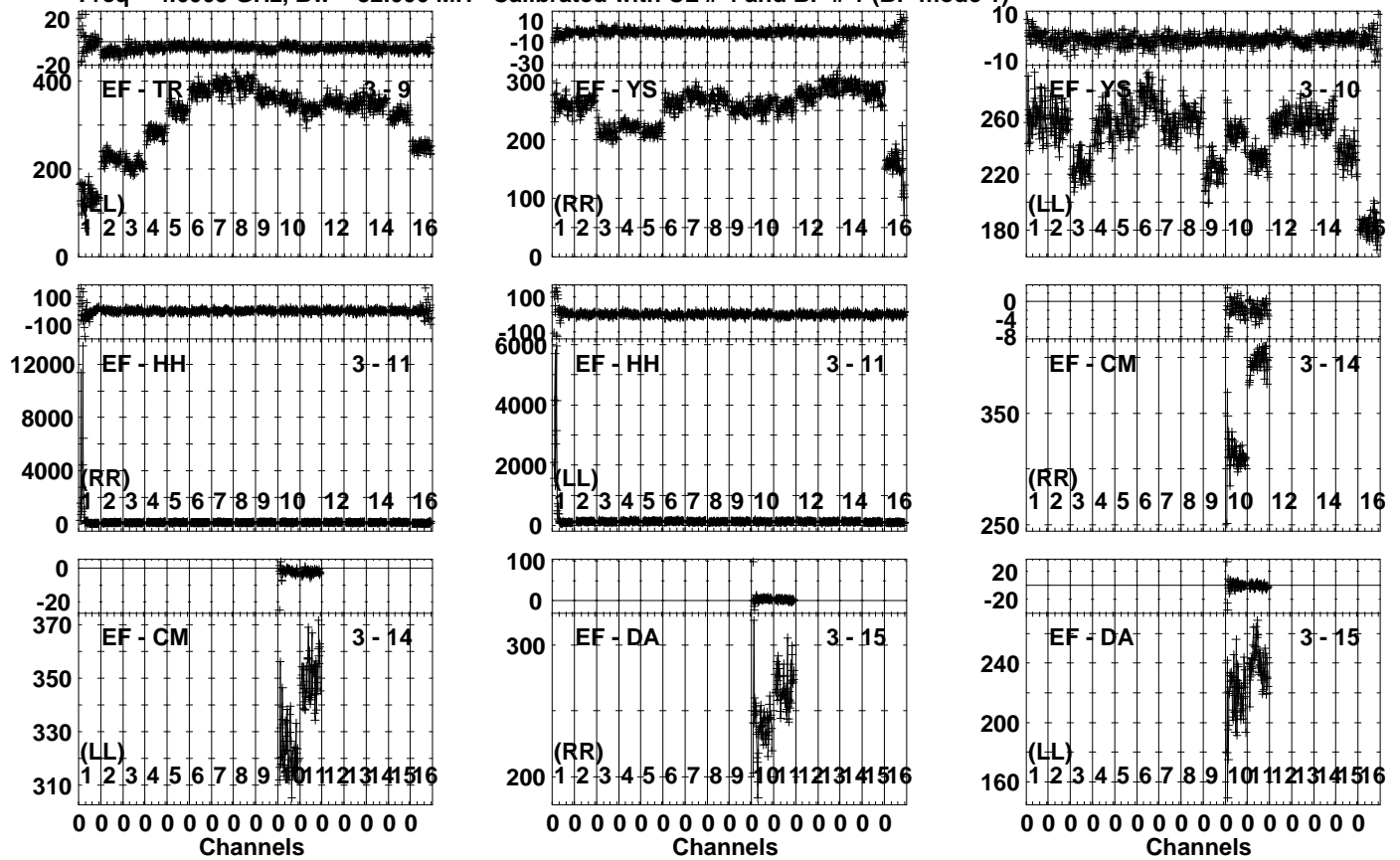


Lower frame: Milli Ampl Jy Top frame: Phas deg  
 Vector averaged cross-power spectrum Several baselines displayed  
 Timerange: 00/23:13:33 to 00/23:14:59

Plot file version 694 created 30-SEP-2022 11:11:56

J1427+2348 EM163.UVDATA.1

Freq = 4.6005 GHz, Bw = 32.000 MH Calibrated with CL # 4 and BP # 1 (BP mode 1)

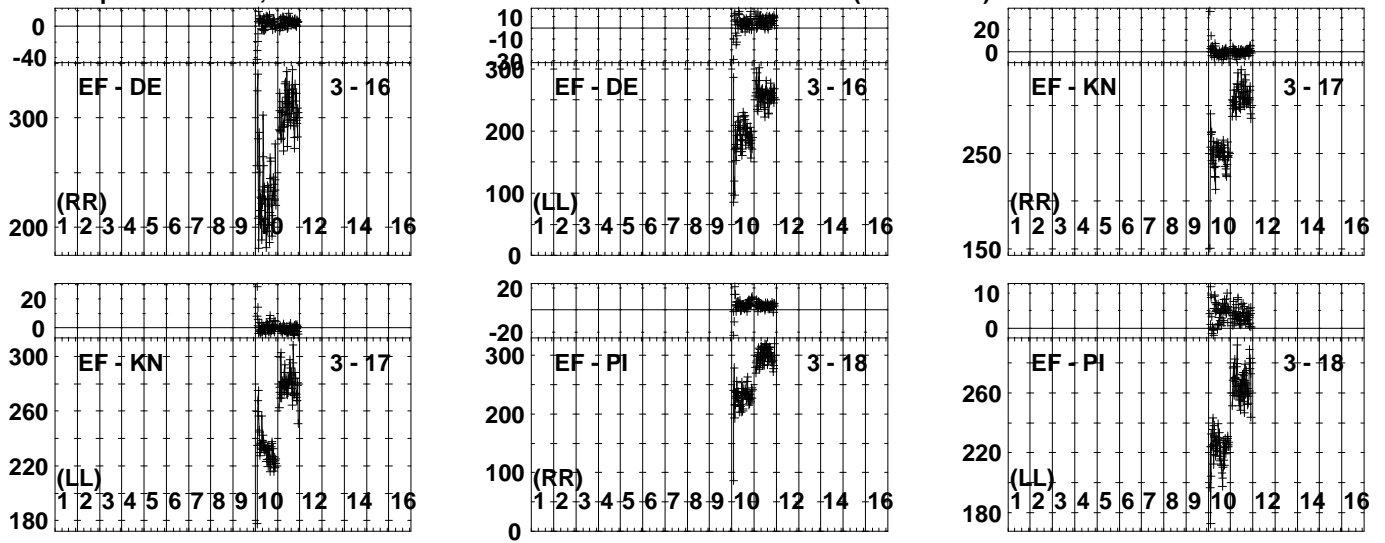


Lower frame: Milli Ampl Jy Top frame: Phas deg  
Vector averaged cross-power spectrum Several baselines displayed  
Timerange: 00/23:13:33 to 00/23:14:59

Plot file version 695 created 30-SEP-2022 11:11:57

J1427+2348 EM163.UVDATA.1

Freq = 4.6005 GHz, Bw = 32.000 MH Calibrated with CL # 4 and BP # 1 (BP mode 1)

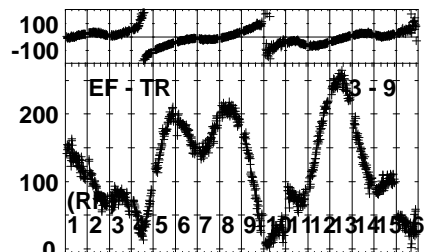
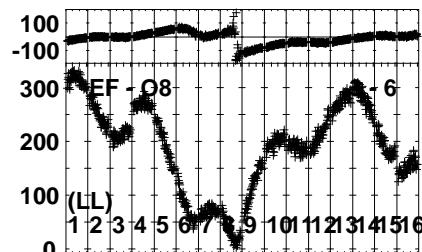
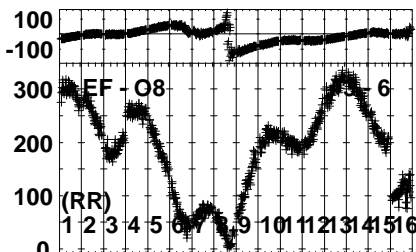
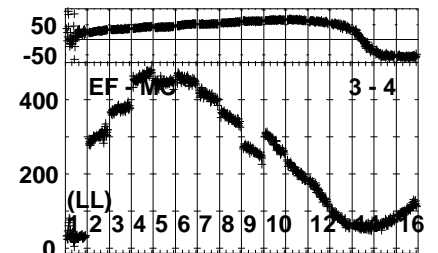
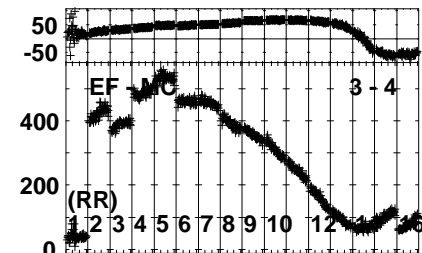
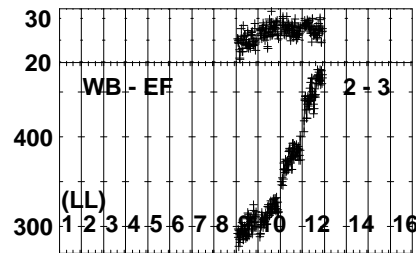
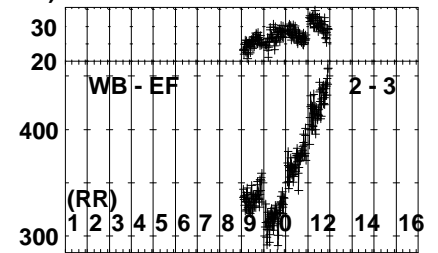
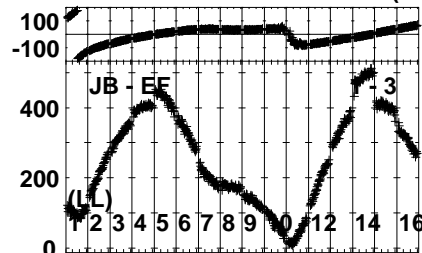
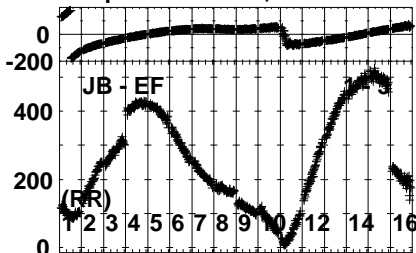


Lower frame: Milli Ampl Jy Top frame: Phas deg  
Vector averaged cross-power spectrum Several baselines displayed  
Timerange: 00/23:13:33 to 00/23:14:59

Plot file version 696 created 30-SEP-2022 11:11:58

J1424+225A EM163.UVDATA.1

Freq = 4.6005 GHz, Bw = 32.000 MH Calibrated with CL # 4 and BP # 1 (BP mode 1)



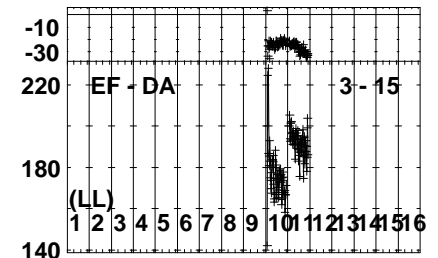
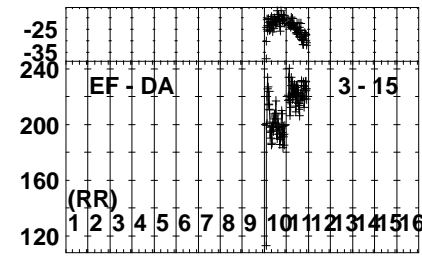
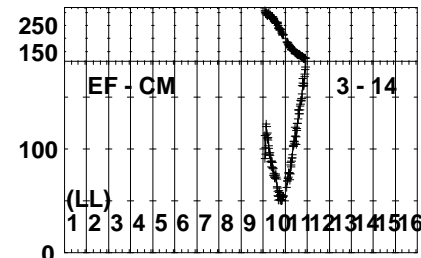
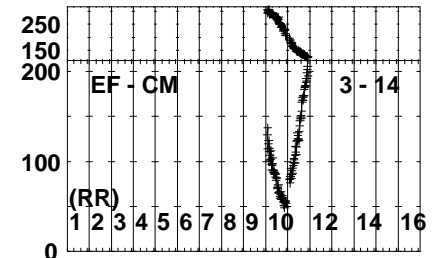
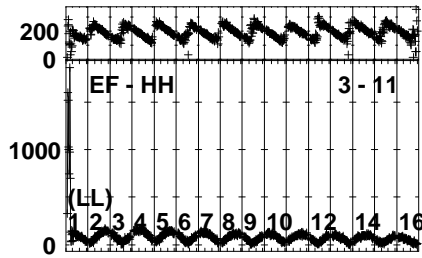
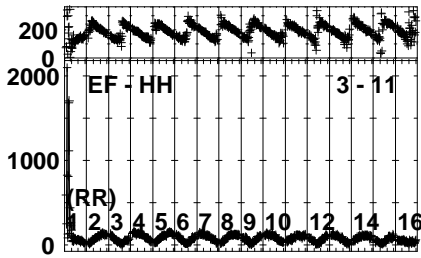
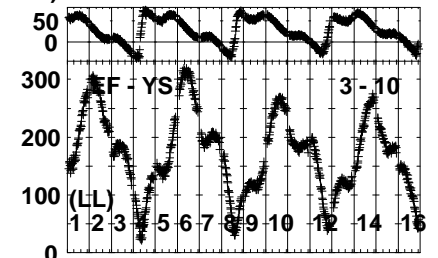
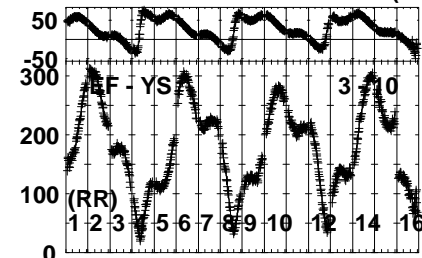
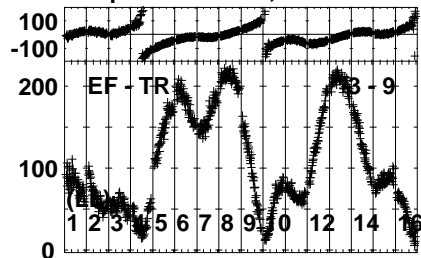
Lower frame: Milli Ampl Jy Top frame: Phas deg  
Vector averaged cross-power spectrum Several baselines displayed  
Timerange: 00/23:15:03 to 00/23:18:29



Plot file version 697 created 30-SEP-2022 11:11:59

J1424+225A EM163.UVDATA.1

Freq = 4.6005 GHz, Bw = 32.000 MH Calibrated with CL # 4 and BP # 1 (BP mode 1)

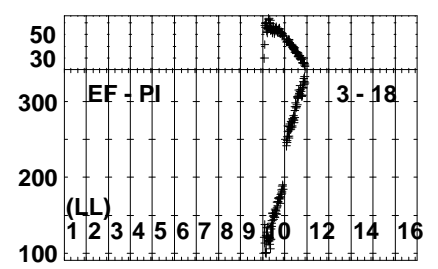
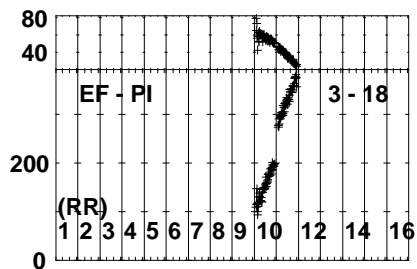
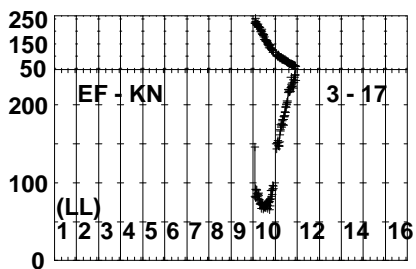
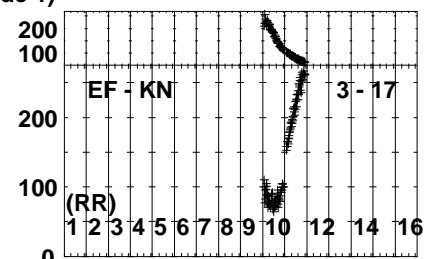
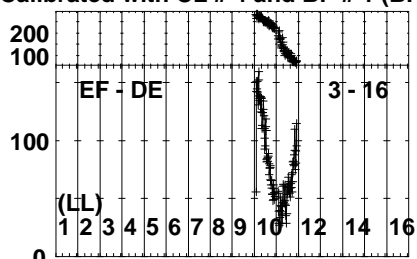
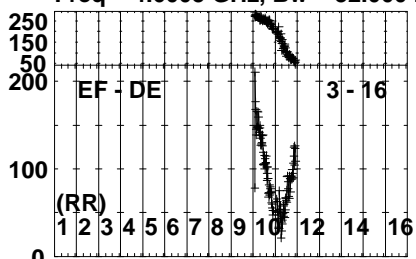


Lower frame: Milli Ampl Jy Top frame: Phas deg  
Vector averaged cross-power spectrum Several baselines displayed  
Timerange: 00/23:15:03 to 00/23:18:29

Plot file version 698 created 30-SEP-2022 11:12:00

J1424+225A EM163.UVDATA.1

Freq = 4.6005 GHz, Bw = 32.000 MH Calibrated with CL # 4 and BP # 1 (BP mode 1)

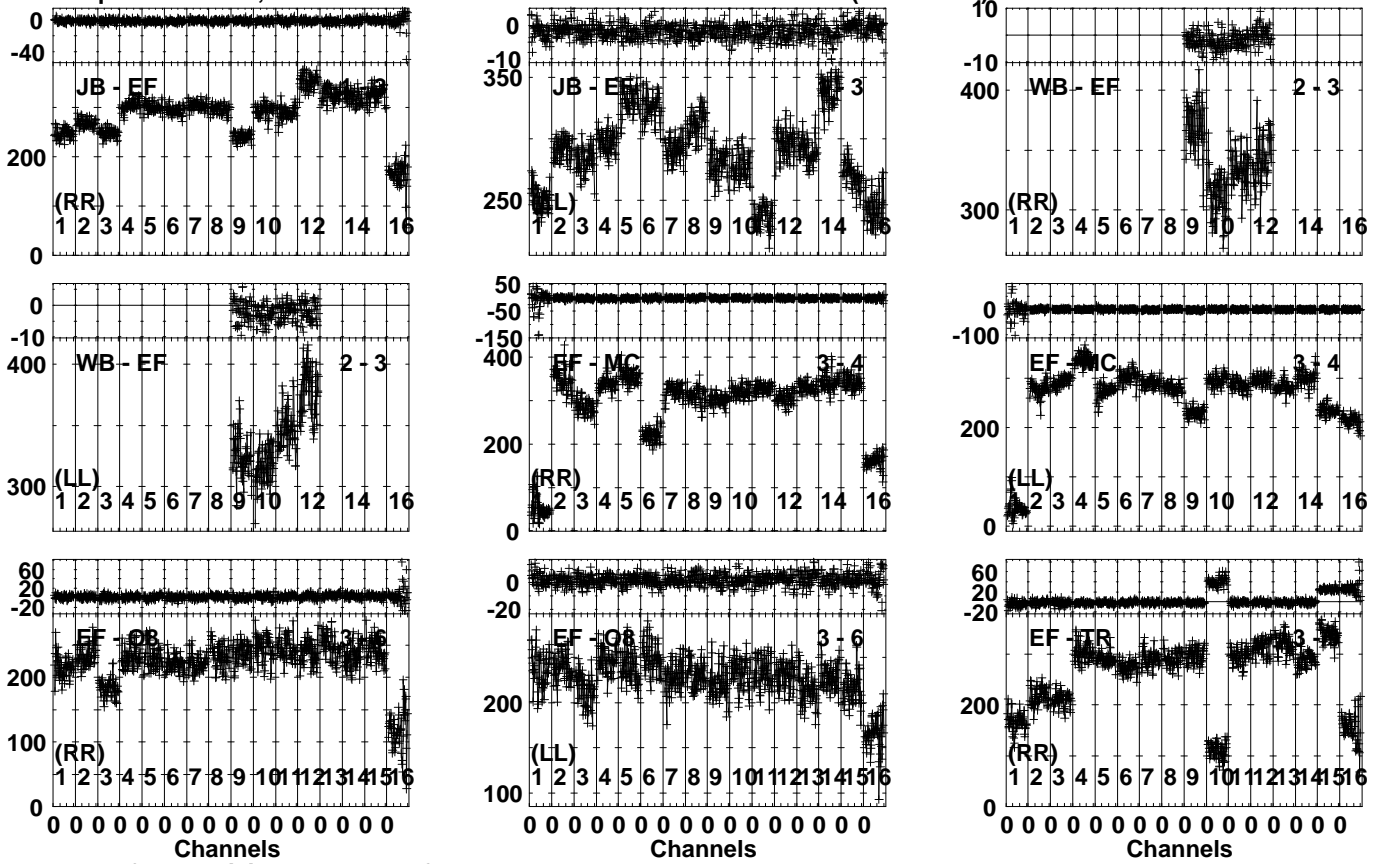


Lower frame: Milli Ampl Jy Top frame: Phas deg  
Vector averaged cross-power spectrum Several baselines displayed  
Timerange: 00/23:15:03 to 00/23:18:29

Plot file version 699 created 30-SEP-2022 11:12:01

J1427+2348 EM163.UVDATA.1

Freq = 4.6005 GHz, Bw = 32.000 MH Calibrated with CL # 4 and BP # 1 (BP mode 1)

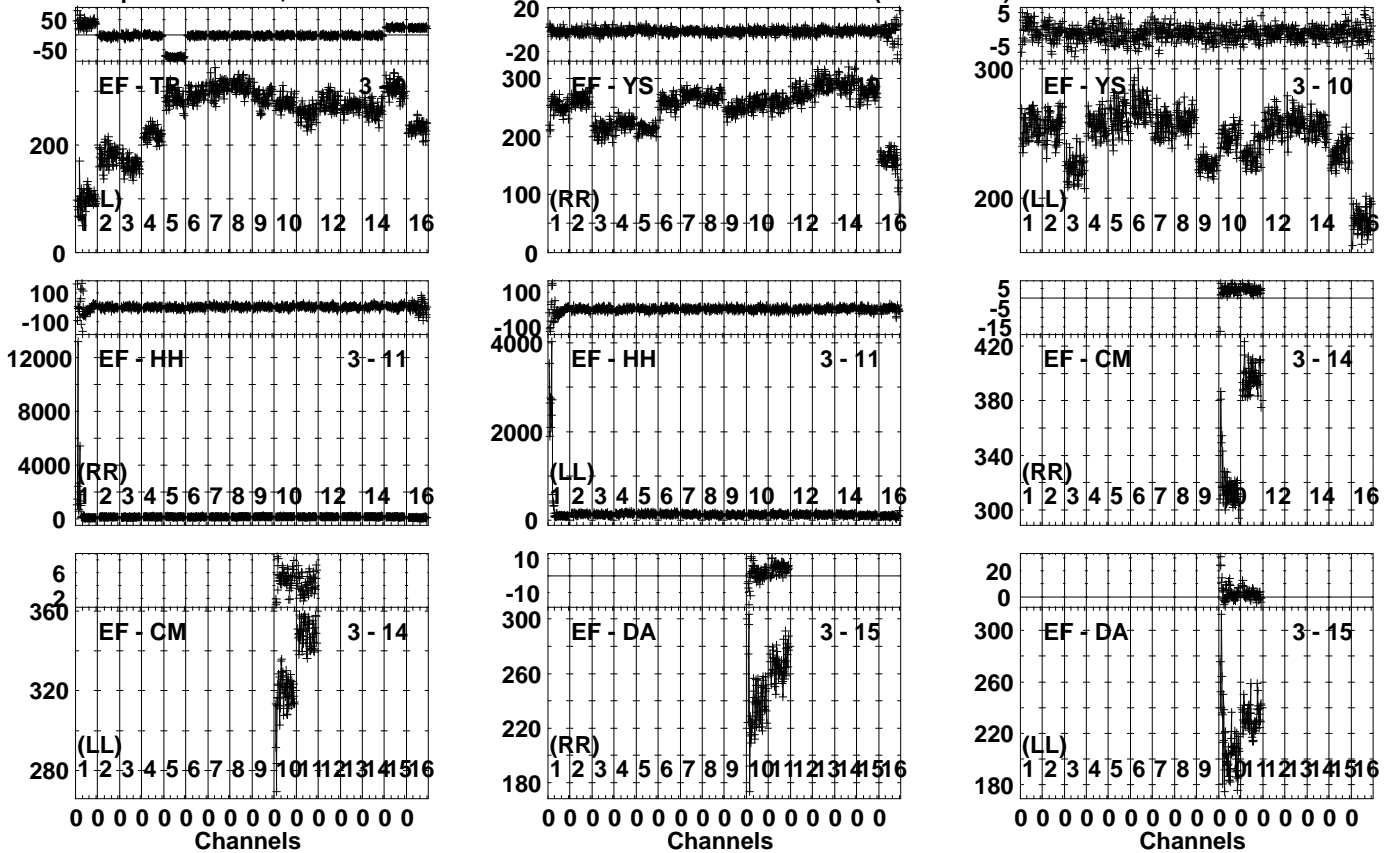


Lower frame: Milli Ampl Jy Top frame: Phas deg  
Vector averaged cross-power spectrum Several baselines displayed  
Timerange: 00/23:19:01 to 00/23:19:59

Plot file version 700 created 30-SEP-2022 11:12:02

J1427+2348 EM163.UVDATA.1

Freq = 4.6005 GHz, Bw = 32.000 MH Calibrated with CL # 4 and BP # 1 (BP mode 1)

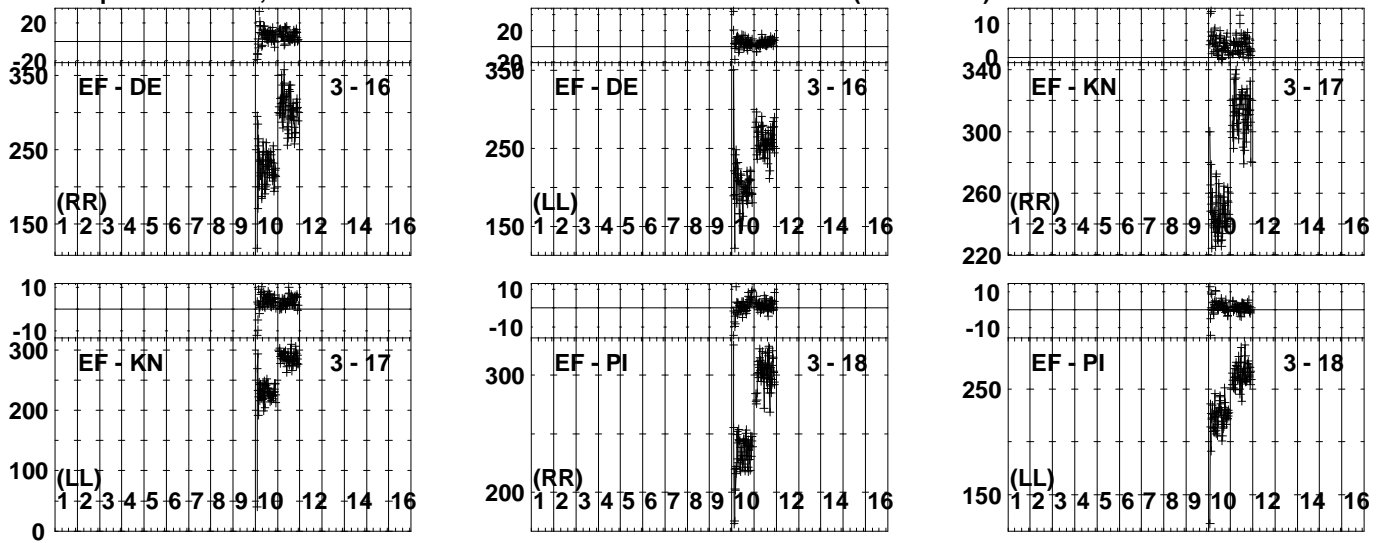


Lower frame: Milli Ampl Jy Top frame: Phas deg  
Vector averaged cross-power spectrum Several baselines displayed  
Timerange: 00/23:19:01 to 00/23:19:59

Plot file version 701 created 30-SEP-2022 11:12:03

J1427+2348 EM163.UVDATA.1

Freq = 4.6005 GHz, Bw = 32.000 MH Calibrated with CL # 4 and BP # 1 (BP mode 1)

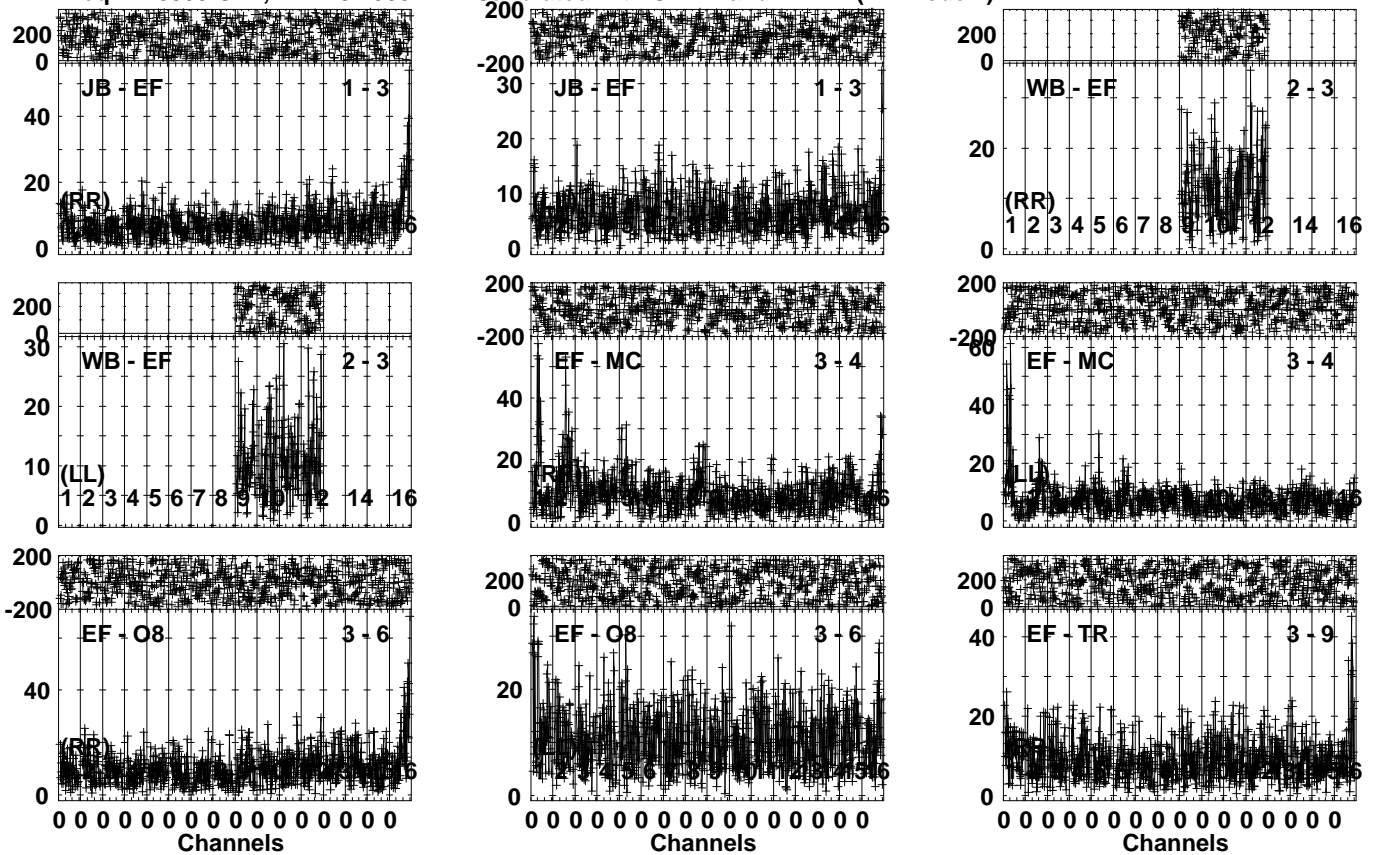


Lower frame: Milli Ampl Jy Top frame: Phas deg  
Vector averaged cross-power spectrum Several baselines displayed  
Timerange: 00/23:19:01 to 00/23:19:59

Plot file version 702 created 30-SEP-2022 11:12:03

SDSSJ1430 EM163.UVDATA.1

Freq = 4.6005 GHz, Bw = 32.000 MH Calibrated with CL # 4 and BP # 1 (BP mode 1)

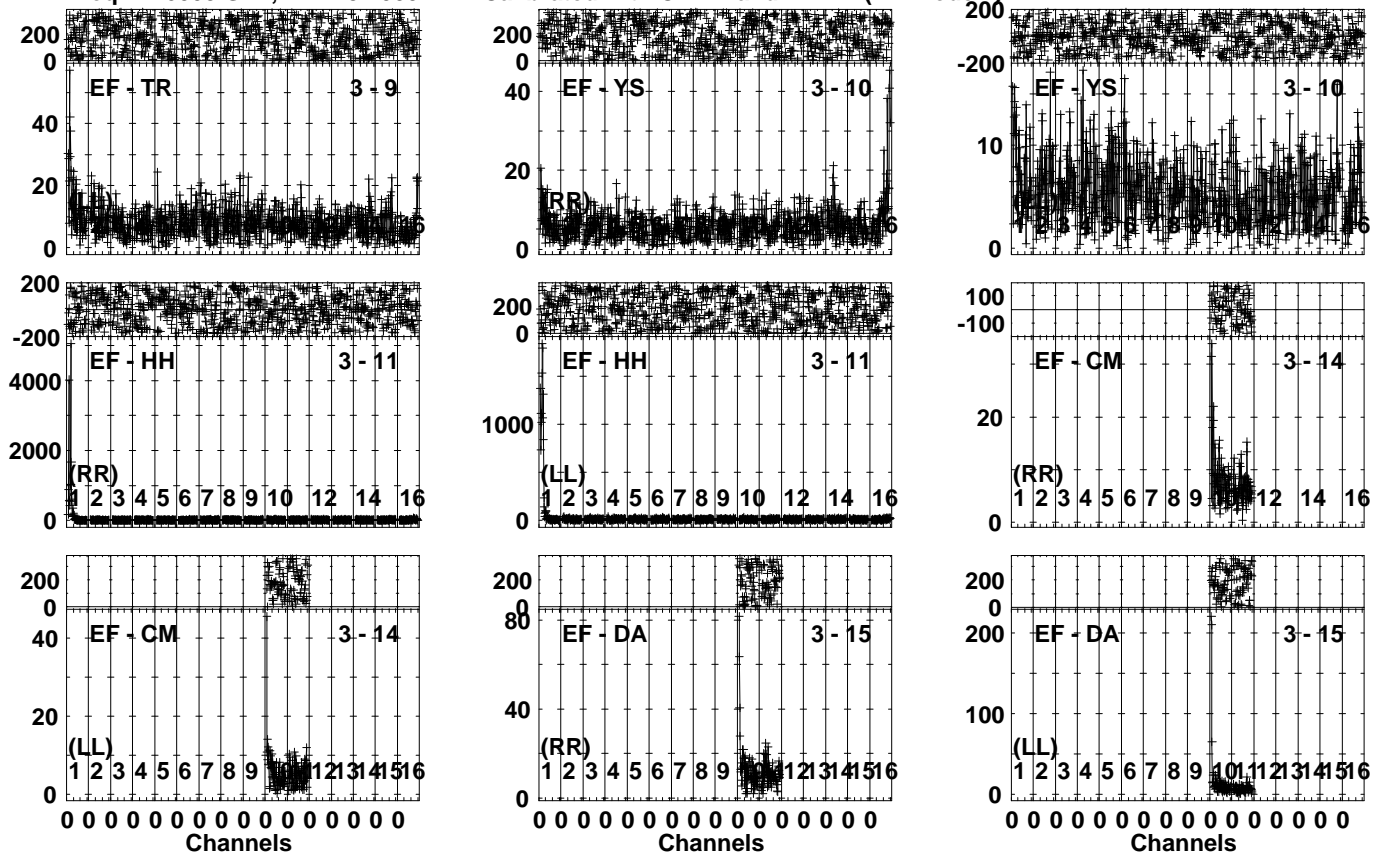


Lower frame: Milli Ampl Jy Top frame: Phas deg  
Vector averaged cross-power spectrum Several baselines displayed  
Timerange: 00/23:20:01 to 00/23:23:29

Plot file version 703 created 30-SEP-2022 11:12:04

SDSSJ1430 EM163.UVDATA.1

Freq = 4.6005 GHz, Bw = 32.000 MH Calibrated with CL # 4 and BP # 1 (BP mode 1)

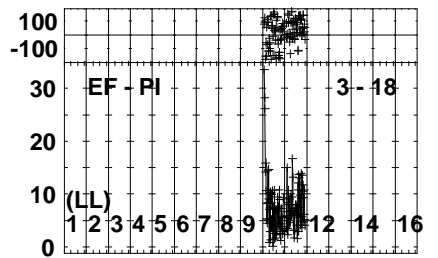
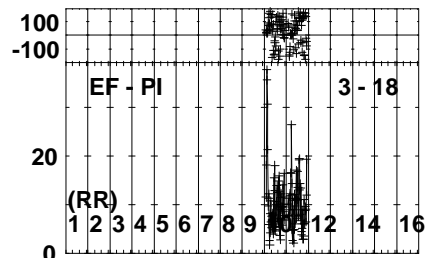
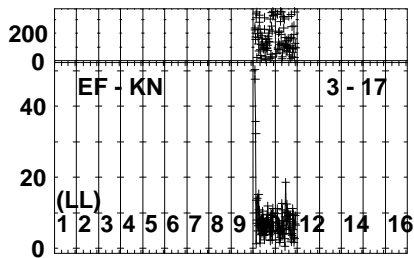
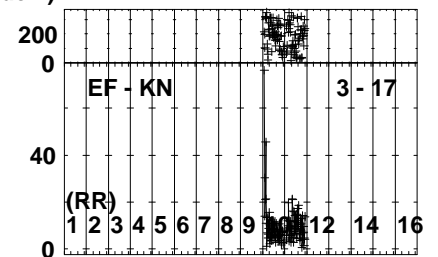
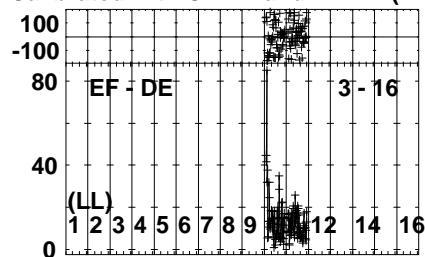
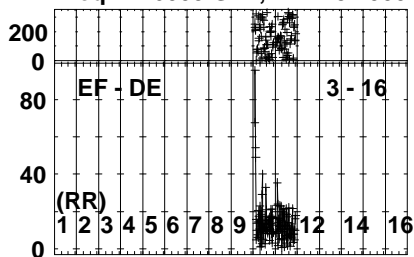


Lower frame: Milli Ampl Jy Top frame: Phas deg  
Vector averaged cross-power spectrum Several baselines displayed  
Timerange: 00/23:20:01 to 00/23:23:29

Plot file version 704 created 30-SEP-2022 11:12:05

SDSSJ1430 EM163.UVDATA.1

Freq = 4.6005 GHz, Bw = 32.000 MH Calibrated with CL # 4 and BP # 1 (BP mode 1)



Lower frame: Milli Ampl Jy Top frame: Phas deg

Vector averaged cross-power spectrum Several baselines displayed

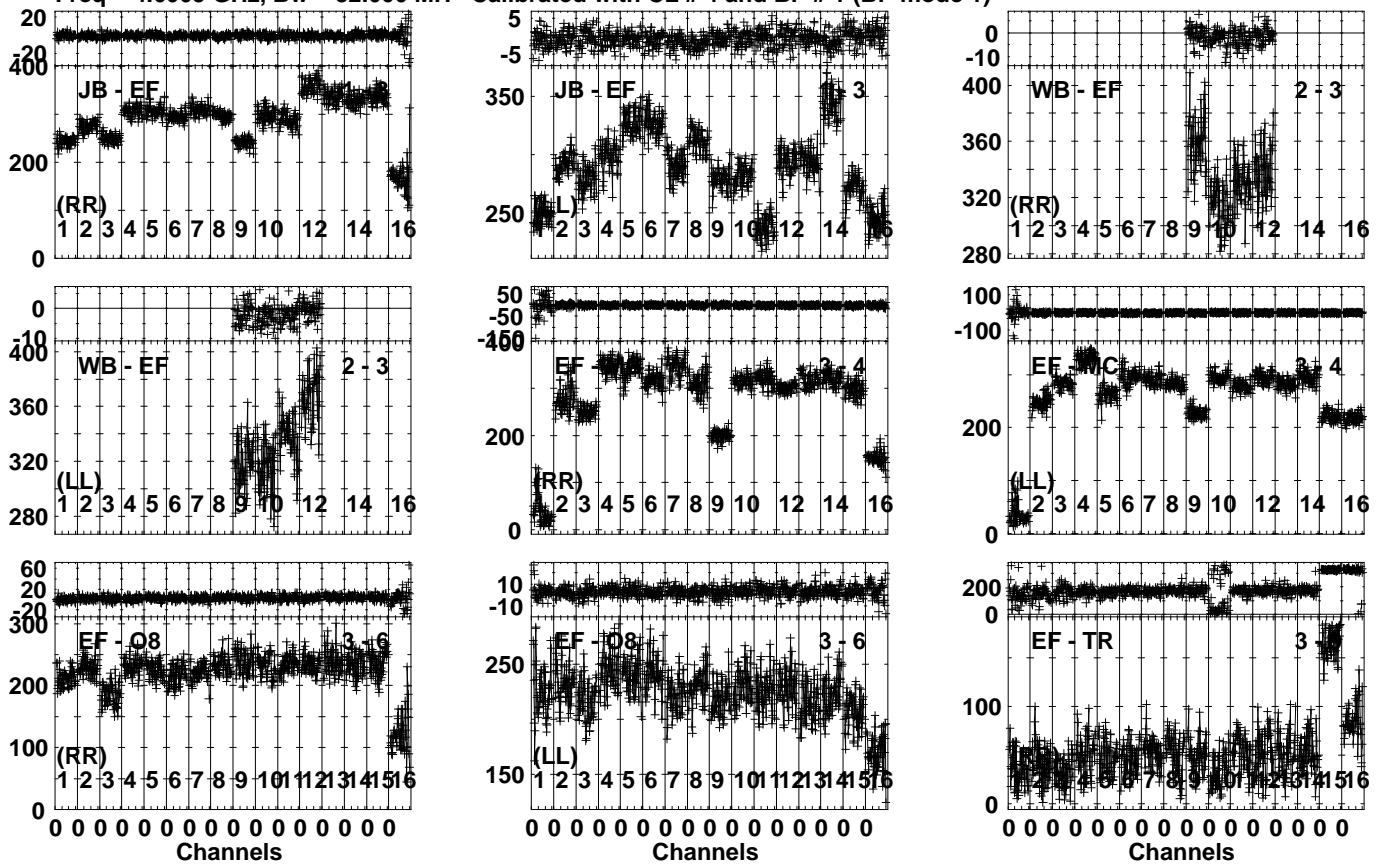
Timerange: 00/23:20:01 to 00/23:23:29



Plot file version 705 created 30-SEP-2022 11:12:06

J1427+2348 EM163.UVDATA.1

Freq = 4.6005 GHz, Bw = 32.000 MH Calibrated with CL # 4 and BP # 1 (BP mode 1)

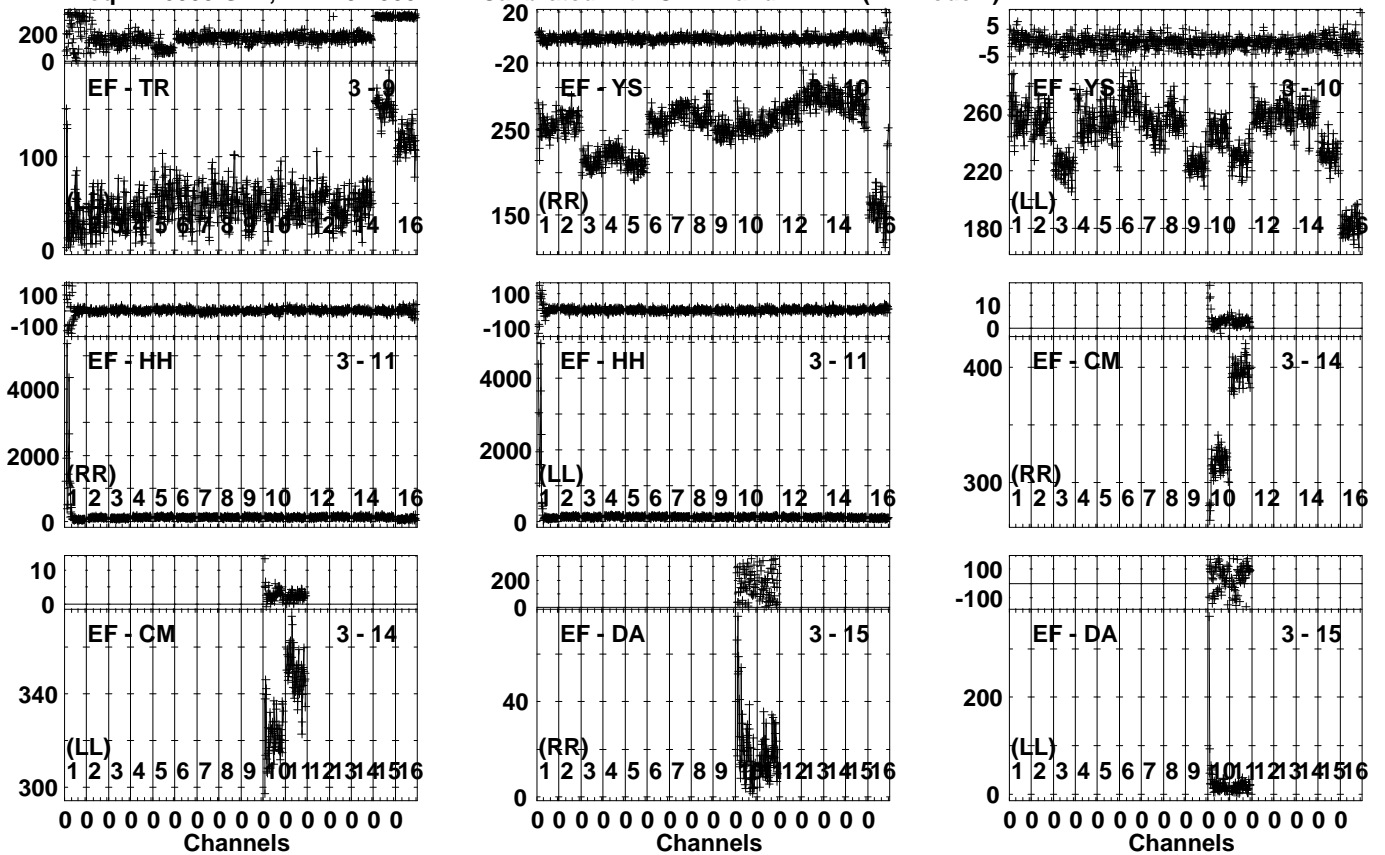


Lower frame: Milli Ampl Jy Top frame: Phas deg  
 Vector averaged cross-power spectrum Several baselines displayed  
 Timerange: 00/23:24:01 to 00/23:24:59

Plot file version 706 created 30-SEP-2022 11:12:07

J1427+2348 EM163.UVDATA.1

Freq = 4.6005 GHz, Bw = 32.000 MH Calibrated with CL # 4 and BP # 1 (BP mode 1)

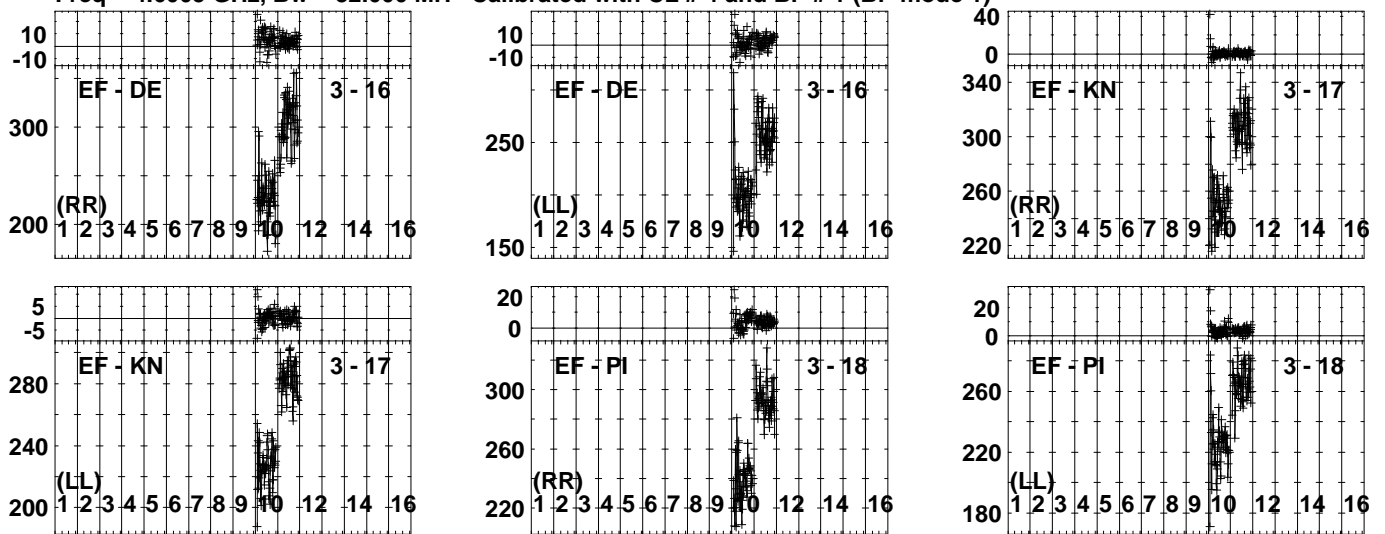


Lower frame: Milli Ampl Jy Top frame: Phas deg  
Vector averaged cross-power spectrum Several baselines displayed  
Timerange: 00/23:24:01 to 00/23:24:59

Plot file version 707 created 30-SEP-2022 11:12:08

J1427+2348 EM163.UVDATA.1

Freq = 4.6005 GHz, Bw = 32.000 MH Calibrated with CL # 4 and BP # 1 (BP mode 1)

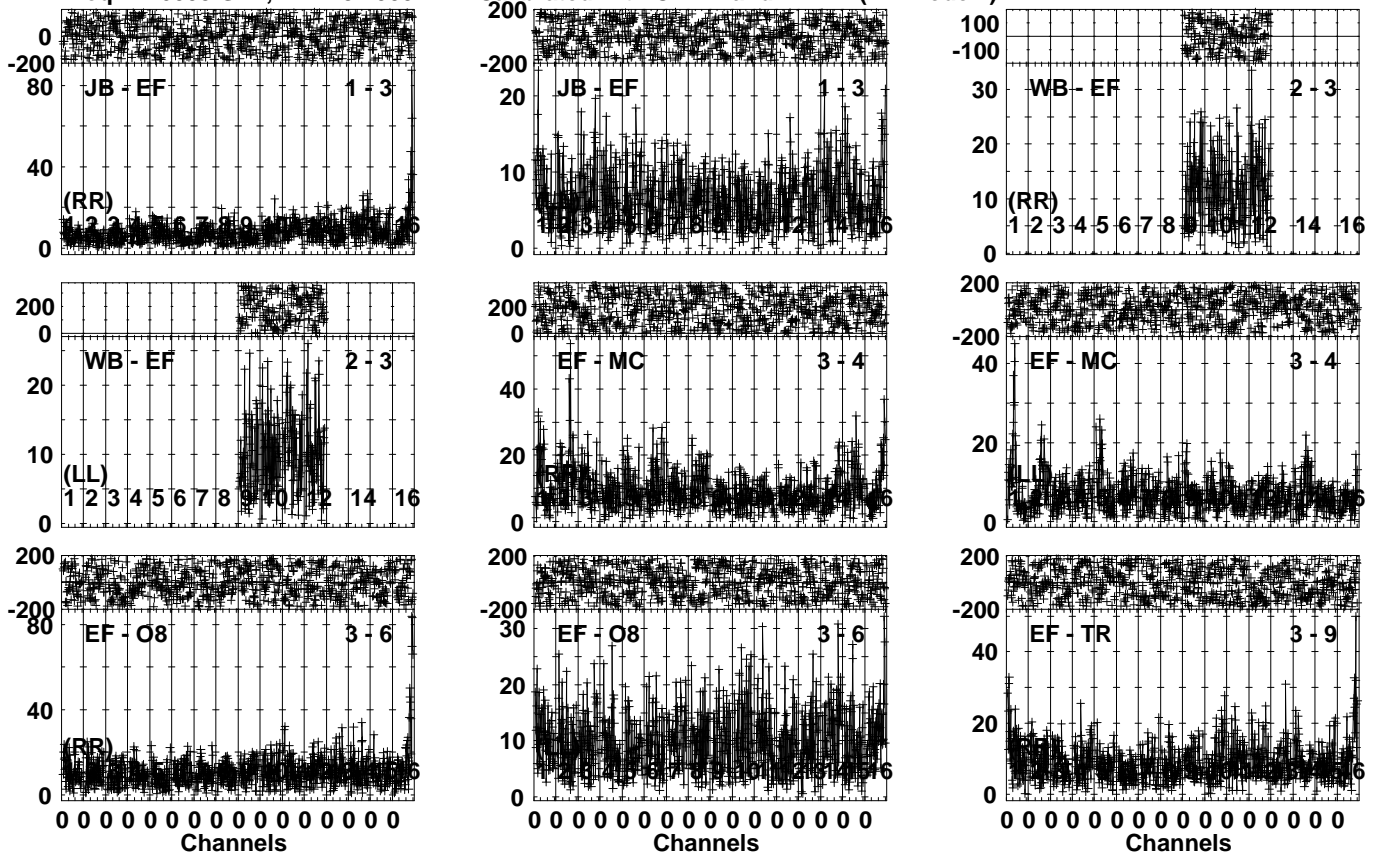


Lower frame: Milli Ampl Jy Top frame: Phas deg  
Vector averaged cross-power spectrum Several baselines displayed  
Timerange: 00/23:24:01 to 00/23:24:59

Plot file version 708 created 30-SEP-2022 11:12:08

SDSSJ1430 EM163.UVDATA.1

Freq = 4.6005 GHz, Bw = 32.000 MH Calibrated with CL # 4 and BP # 1 (BP mode 1)

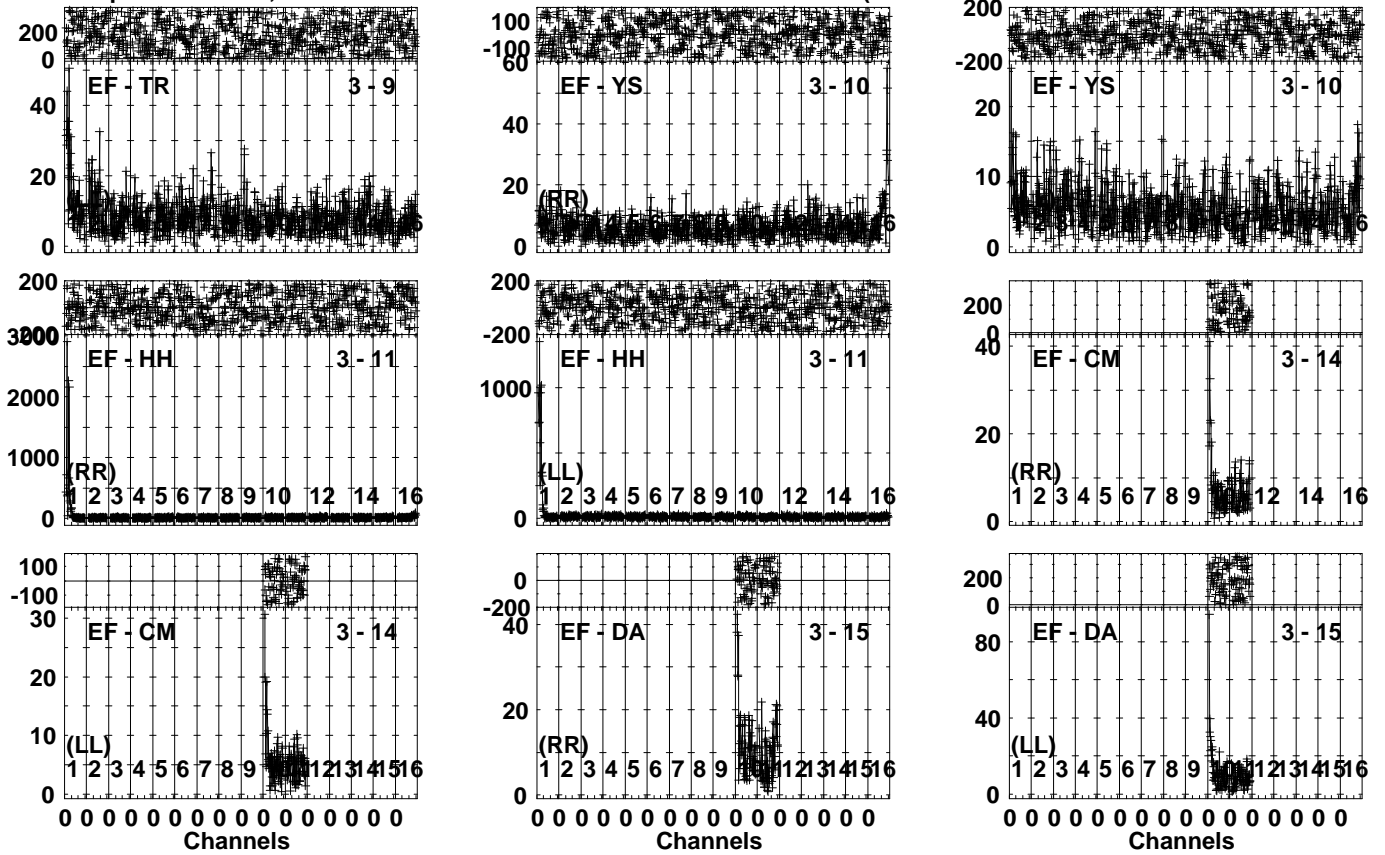


Lower frame: Milli Ampl Jy Top frame: Phas deg  
Vector averaged cross-power spectrum Several baselines displayed  
Timerange: 00/23:25:01 to 00/23:28:29

Plot file version 709 created 30-SEP-2022 11:12:10

SDSSJ1430 EM163.UVDATA.1

Freq = 4.6005 GHz, Bw = 32.000 MH Calibrated with CL # 4 and BP # 1 (BP mode 1)

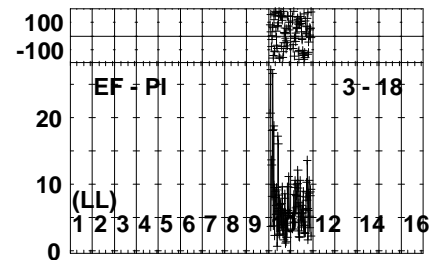
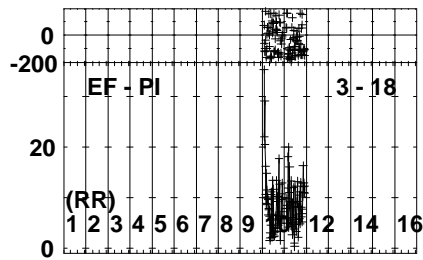
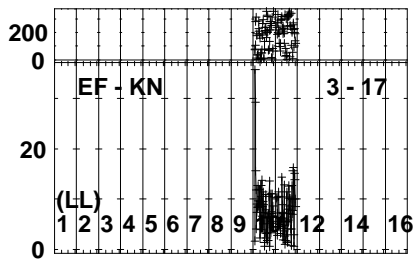

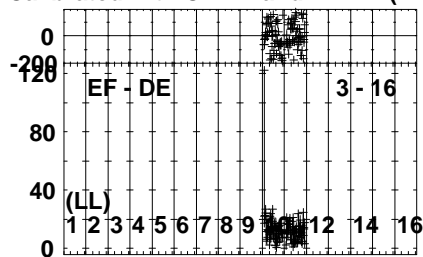
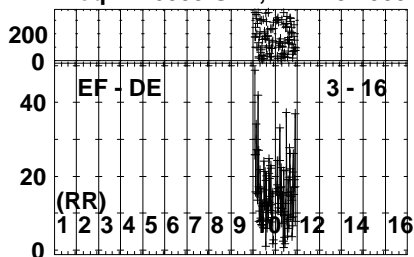


Lower frame: Milli Ampl Jy Top frame: Phas deg  
Vector averaged cross-power spectrum Several baselines displayed  
Timerange: 00/23:25:01 to 00/23:28:29

Plot file version 710 created 30-SEP-2022 11:12:11

SDSSJ1430 EM163.UVDATA.1

Freq = 4.6005 GHz, Bw = 32.000 MH Calibrated with CL # 4 and BP # 1 (BP mode 1)



Lower frame: Milli Ampl Jy Top frame: Phas deg

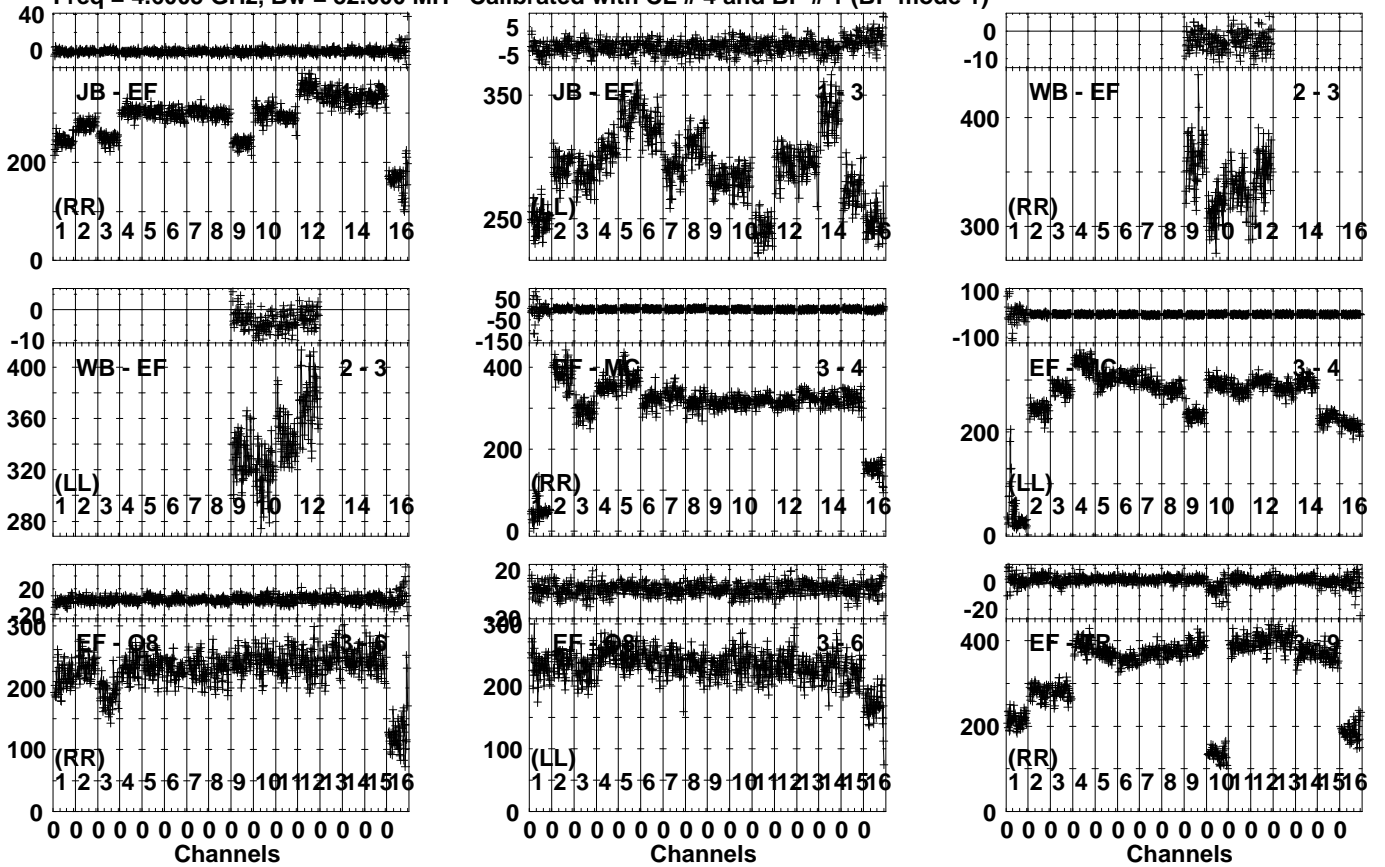
Vector averaged cross-power spectrum Several baselines displayed

Timerange: 00/23:25:01 to 00/23:28:29

Plot file version 711 created 30-SEP-2022 11:12:12

J1427+2348 EM163.UVDATA.1

Freq = 4.6005 GHz, Bw = 32.000 MH Calibrated with CL # 4 and BP # 1 (BP mode 1)

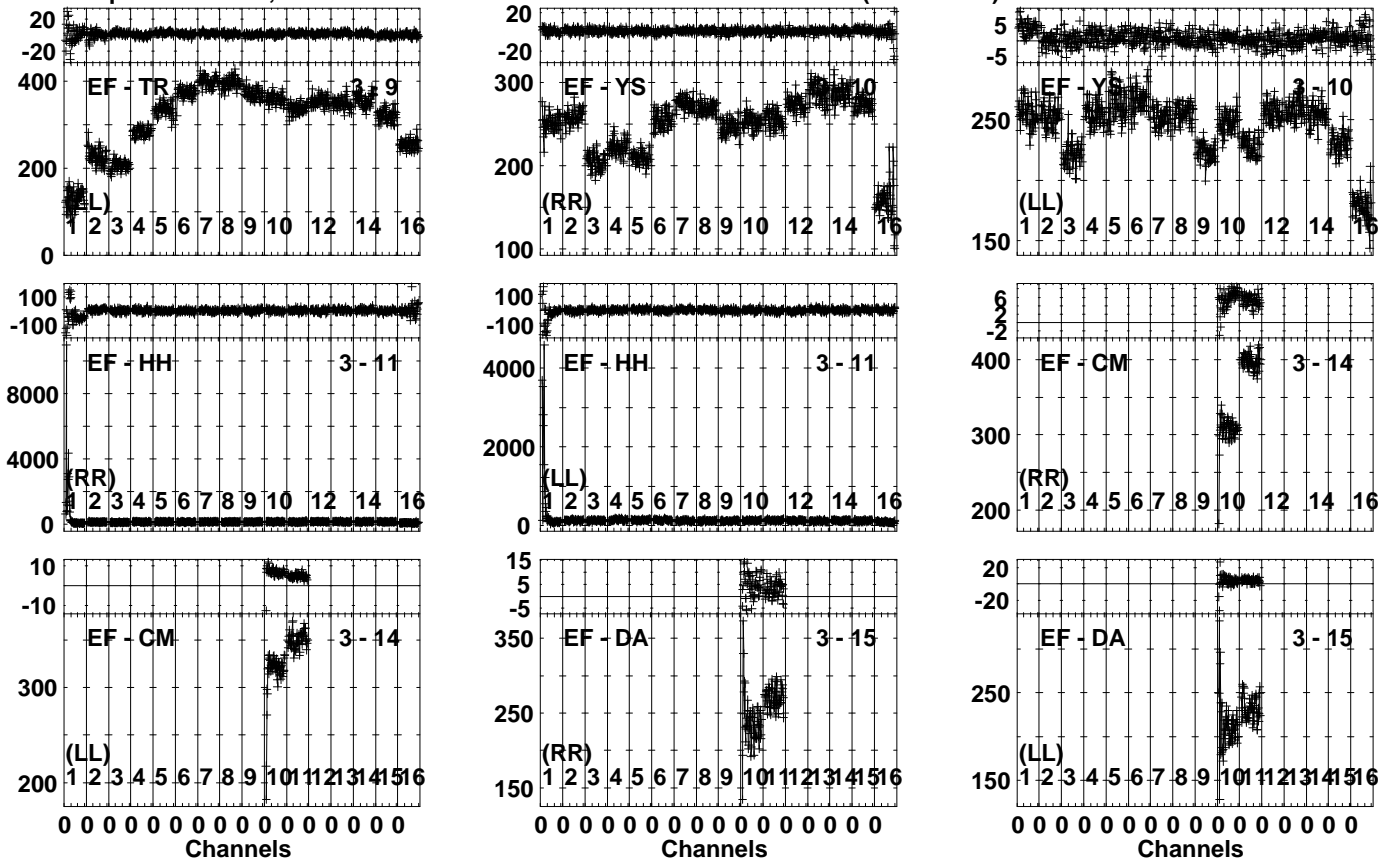


Lower frame: Milli Ampl Jy Top frame: Phas deg  
 Vector averaged cross-power spectrum Several baselines displayed  
 Timerange: 00/23:28:33 to 00/23:29:59

Plot file version 712 created 30-SEP-2022 11:12:13

J1427+2348 EM163.UVDATA.1

Freq = 4.6005 GHz, Bw = 32.000 MH Calibrated with CL # 4 and BP # 1 (BP mode 1)



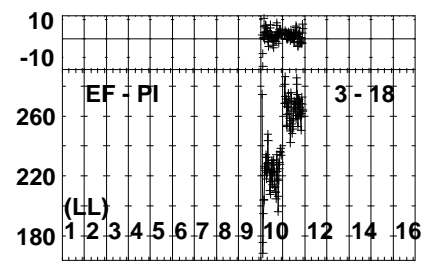
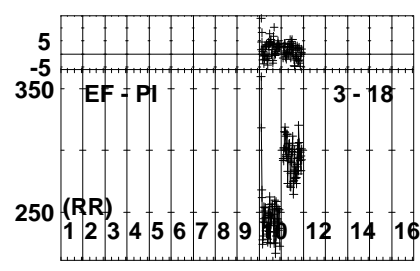
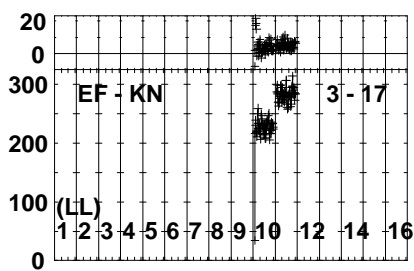
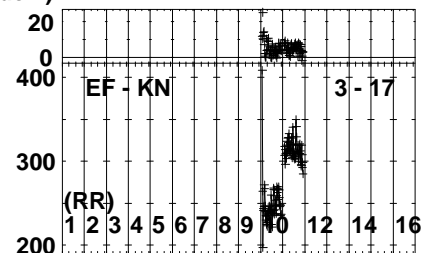
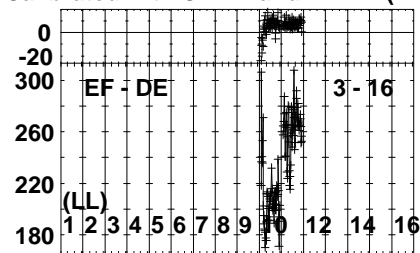
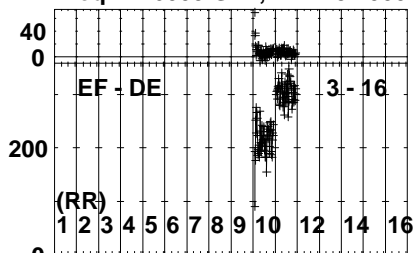
Lower frame: Milli Ampl Jy Top frame: Phas deg  
 Vector averaged cross-power spectrum Several baselines displayed  
 Timerange: 00/23:28:33 to 00/23:29:59



Plot file version 713 created 30-SEP-2022 11:12:14

J1427+2348 EM163.UVDATA.1

Freq = 4.6005 GHz, Bw = 32.000 MH Calibrated with CL # 4 and BP # 1 (BP mode 1)

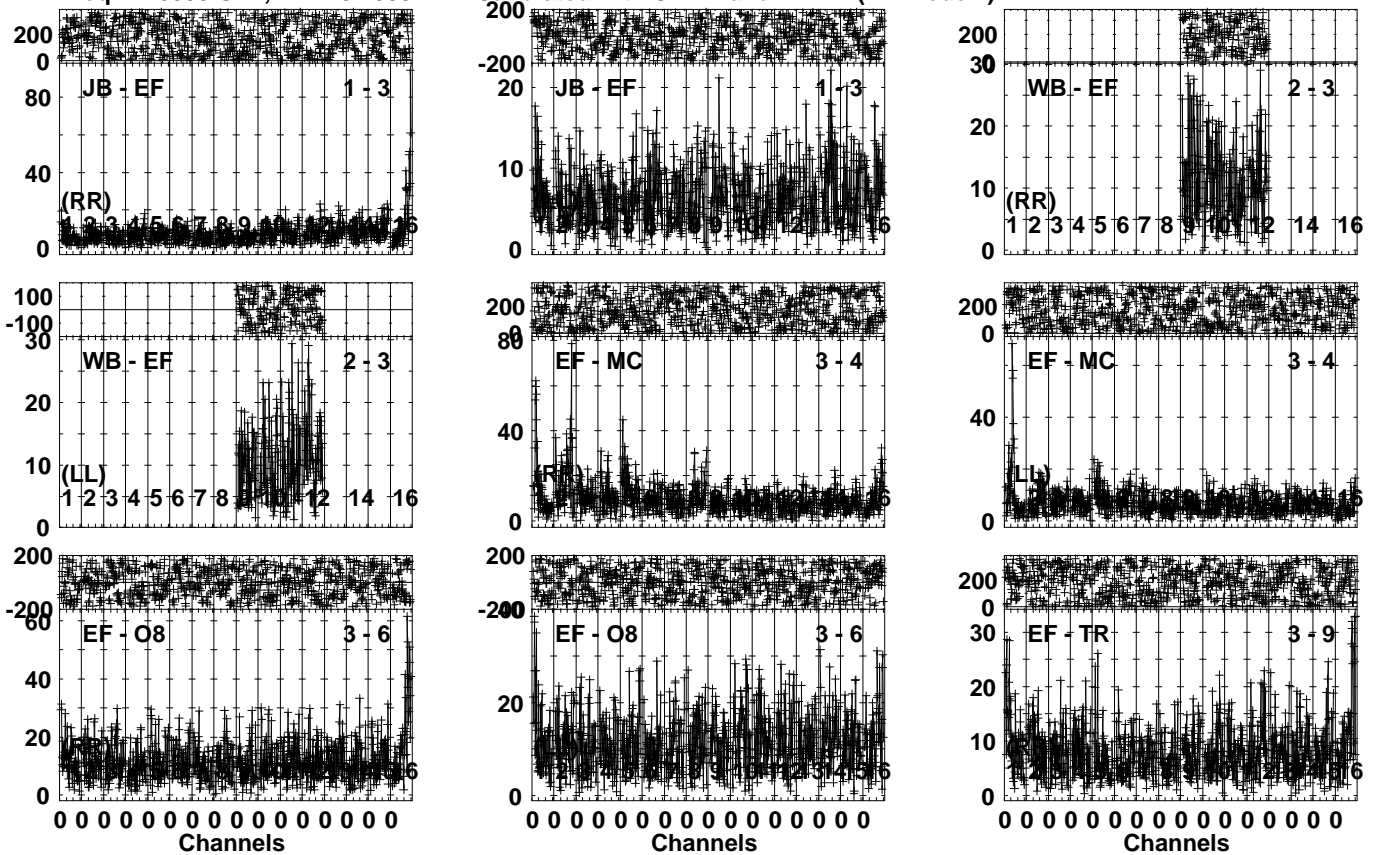


Lower frame: Milli Ampl Jy Top frame: Phas deg  
Vector averaged cross-power spectrum Several baselines displayed  
Timerange: 00/23:28:33 to 00/23:29:59

Plot file version 714 created 30-SEP-2022 11:12:14

SDSSJ1430 EM163.UVDATA.1

Freq = 4.6005 GHz, Bw = 32.000 MH Calibrated with CL # 4 and BP # 1 (BP mode 1)

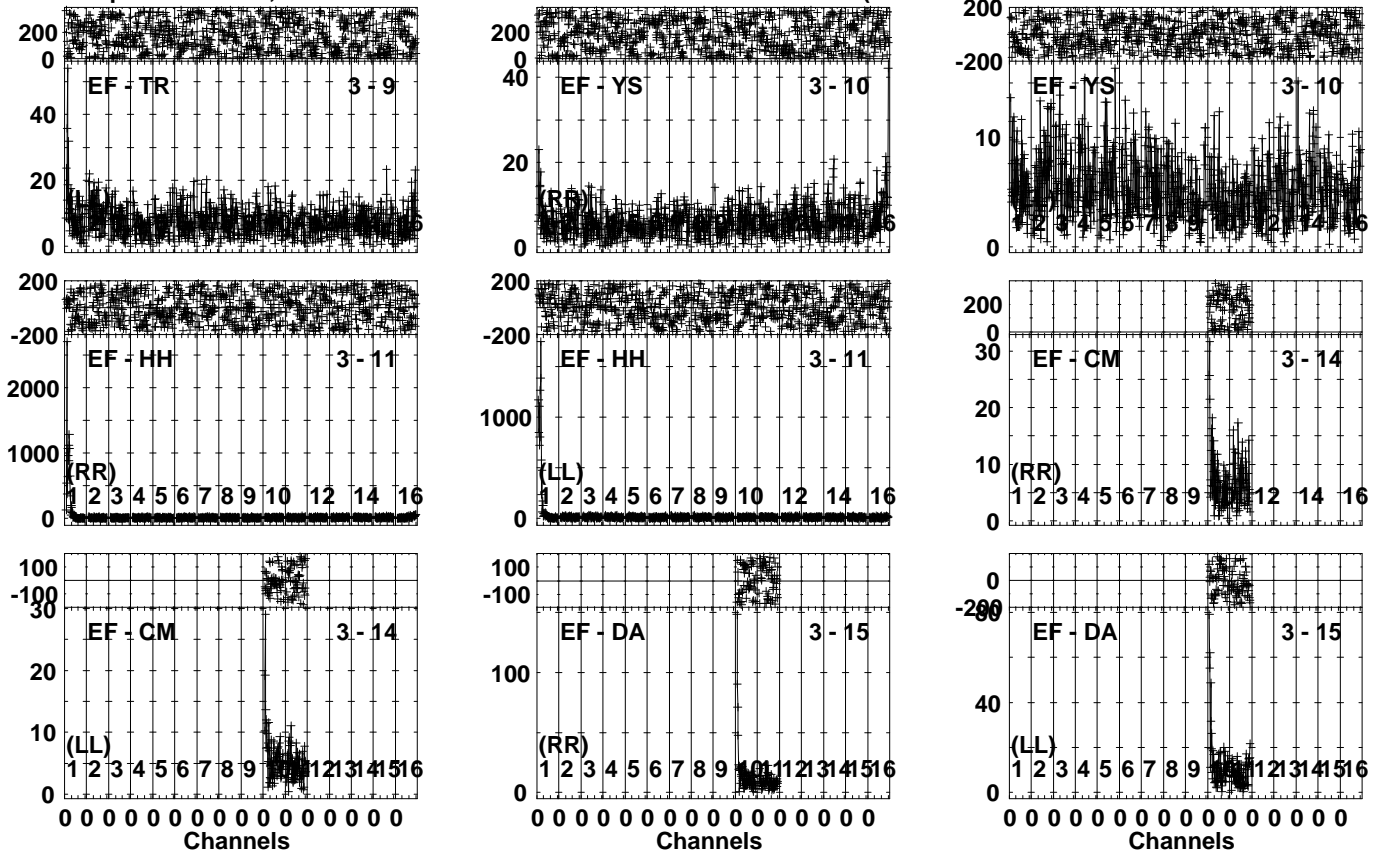


Lower frame: Milli Ampl Jy Top frame: Phas deg  
Vector averaged cross-power spectrum Several baselines displayed  
Timerange: 00/23:30:03 to 00/23:33:29

Plot file version 715 created 30-SEP-2022 11:12:15

SDSSJ1430 EM163.UVDATA.1

Freq = 4.6005 GHz, Bw = 32.000 MH Calibrated with CL # 4 and BP # 1 (BP mode 1)

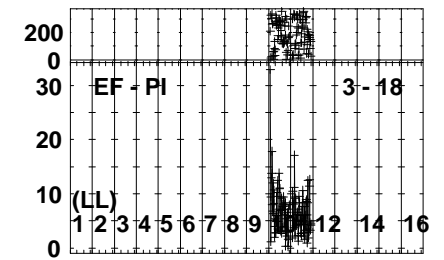
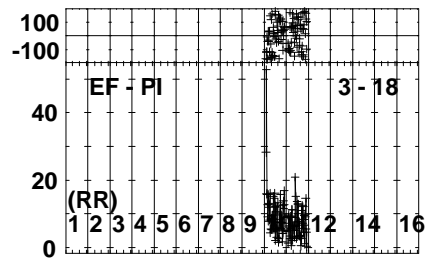
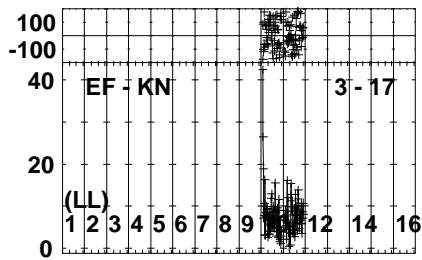
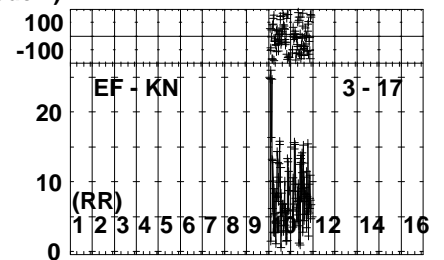
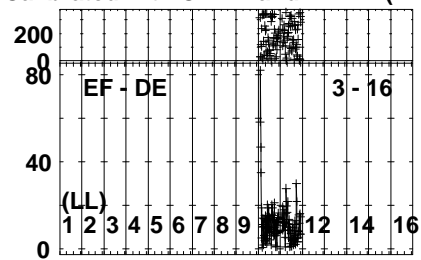
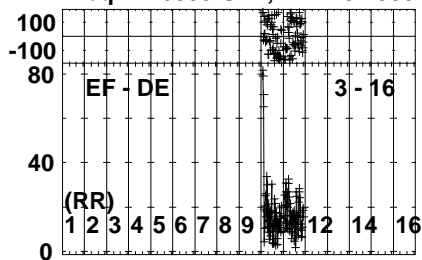


Lower frame: Milli Ampl Jy Top frame: Phas deg  
Vector averaged cross-power spectrum Several baselines displayed  
Timerange: 00/23:30:03 to 00/23:33:29

Plot file version 716 created 30-SEP-2022 11:12:16

SDSSJ1430 EM163.UVDATA.1

Freq = 4.6005 GHz, Bw = 32.000 MH Calibrated with CL # 4 and BP # 1 (BP mode 1)



Lower frame: Milli Ampl Jy Top frame: Phas deg

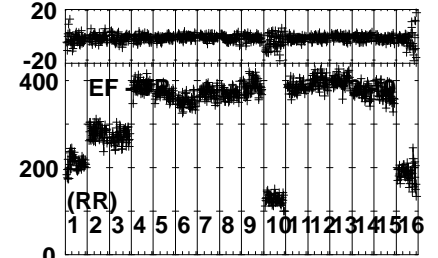
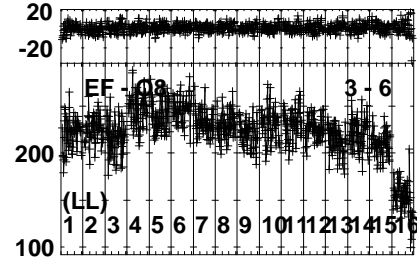
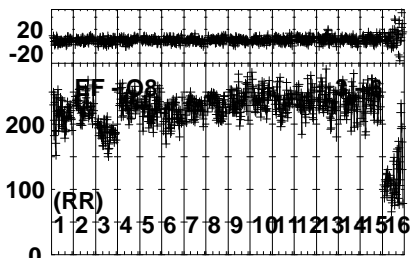
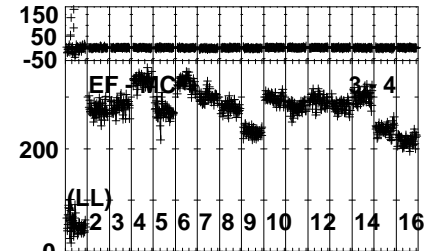
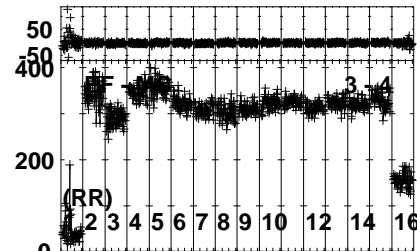
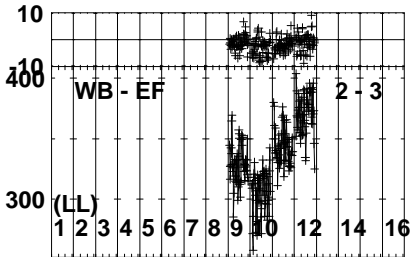
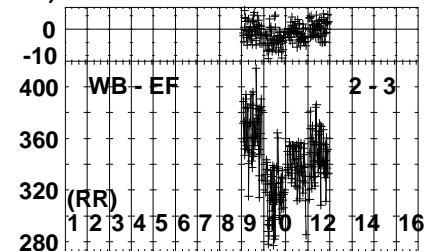
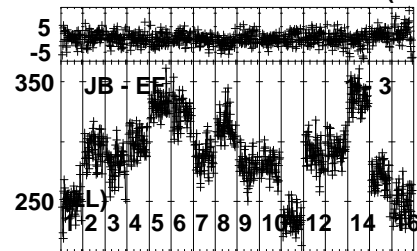
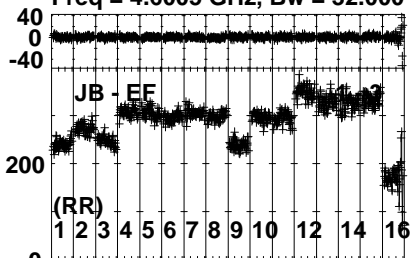
Vector averaged cross-power spectrum Several baselines displayed

Timerange: 00/23:30:03 to 00/23:33:29

Plot file version 717 created 30-SEP-2022 11:12:17

J1427+2348 EM163.UVDATA.1

Freq = 4.6005 GHz, Bw = 32.000 MH Calibrated with CL # 4 and BP # 1 (BP mode 1)

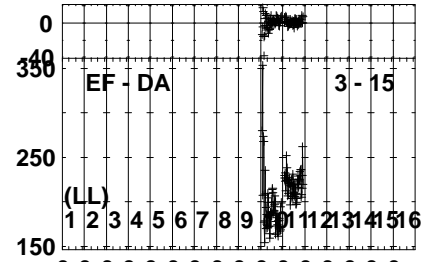
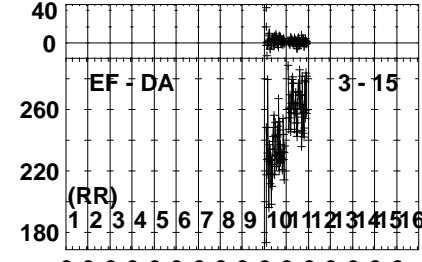
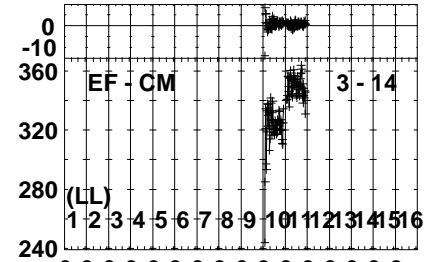
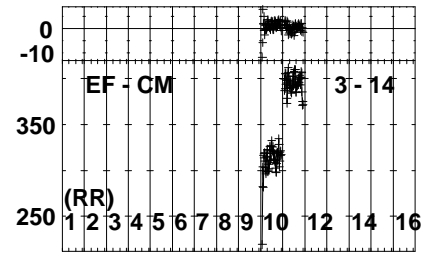
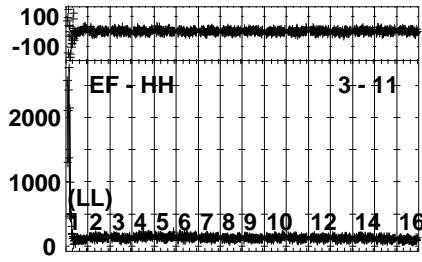
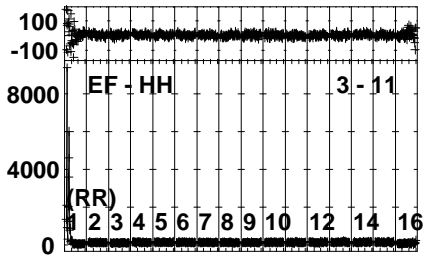
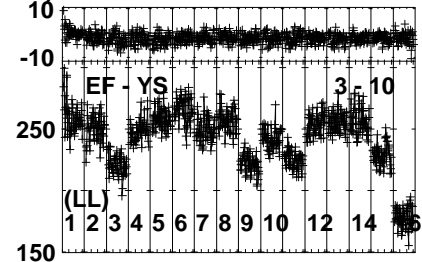
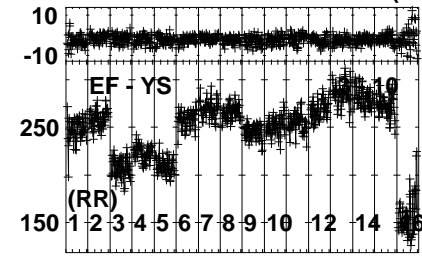
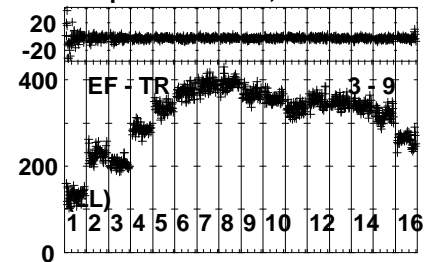


Lower frame: Milli Ampl Jy Top frame: Phas deg  
Vector averaged cross-power spectrum Several baselines displayed  
Timerange: 00/23:34:01 to 00/23:34:59

Plot file version 718 created 30-SEP-2022 11:12:18

J1427+2348 EM163.UVDATA.1

Freq = 4.6005 GHz, Bw = 32.000 MH Calibrated with CL # 4 and BP # 1 (BP mode 1)

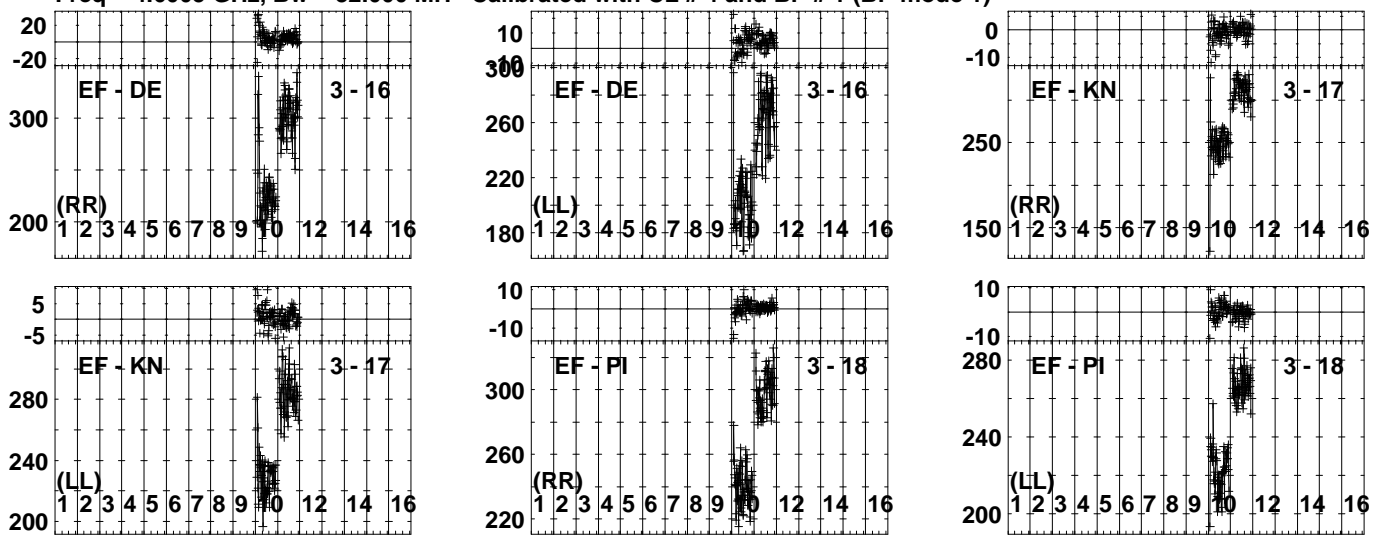


Lower frame: Milli Ampl Jy Top frame: Phas deg  
Vector averaged cross-power spectrum Several baselines displayed  
Timerange: 00/23:34:01 to 00/23:34:59

Plot file version 719 created 30-SEP-2022 11:12:19

J1427+2348 EM163.UVDATA.1

Freq = 4.6005 GHz, Bw = 32.000 MH Calibrated with CL # 4 and BP # 1 (BP mode 1)

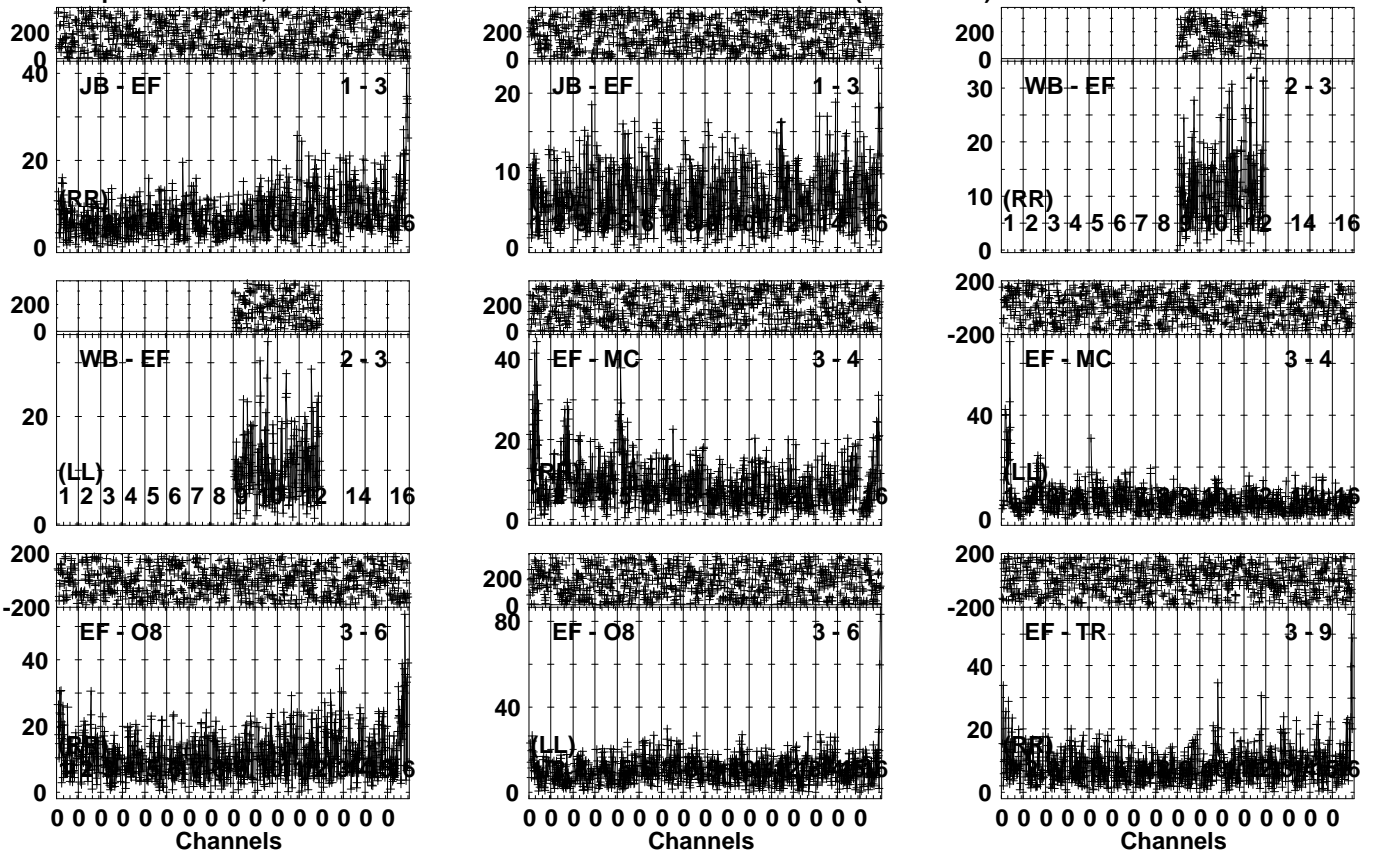


Lower frame: Milli Ampl Jy Top frame: Phas deg  
Vector averaged cross-power spectrum Several baselines displayed  
Timerange: 00/23:34:01 to 00/23:34:59

Plot file version 720 created 30-SEP-2022 11:12:19

SDSSJ1430 EM163.UVDATA.1

Freq = 4.6005 GHz, Bw = 32.000 MH Calibrated with CL # 4 and BP # 1 (BP mode 1)



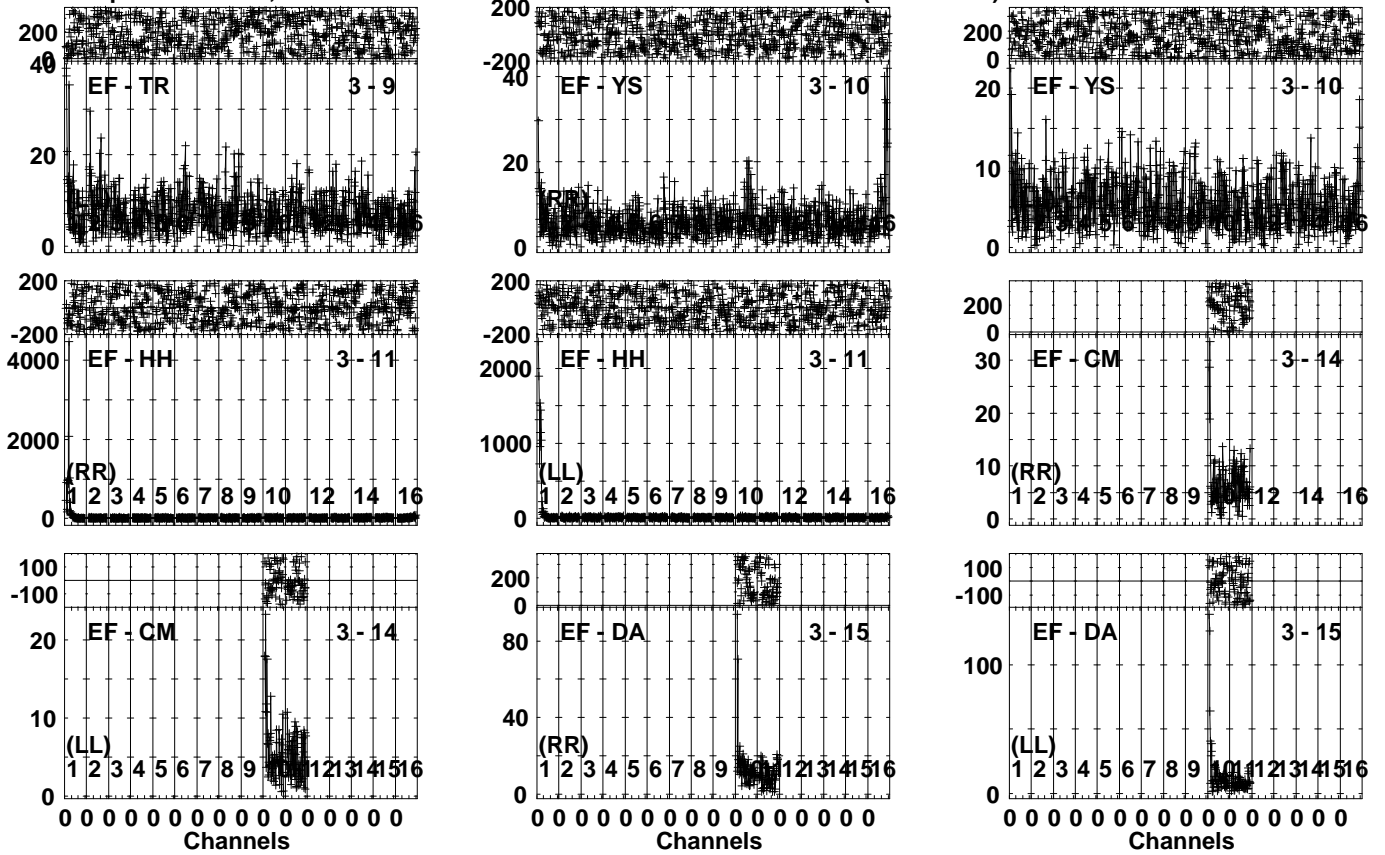
Lower frame: Milli Ampl Jy Top frame: Phas deg  
Vector averaged cross-power spectrum Several baselines displayed  
Timerange: 00/23:35:01 to 00/23:38:29



Plot file version 721 created 30-SEP-2022 11:12:20

SDSSJ1430 EM163.UVDATA.1

Freq = 4.6005 GHz, Bw = 32.000 MH Calibrated with CL # 4 and BP # 1 (BP mode 1)

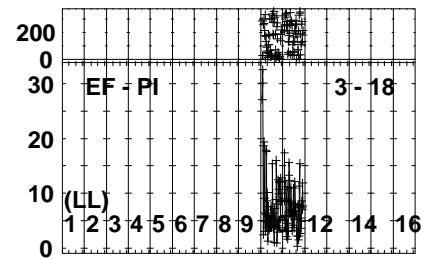
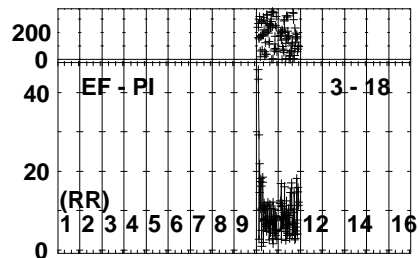
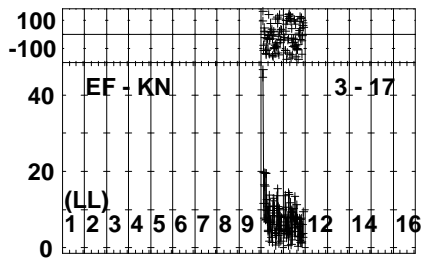
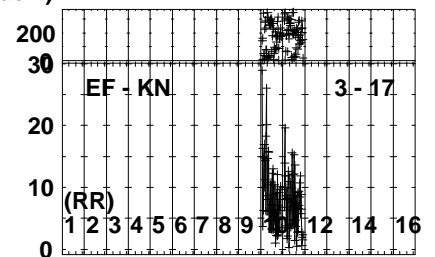
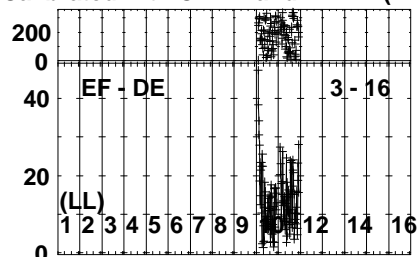
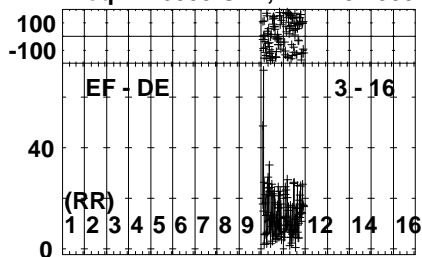


Lower frame: Milli Ampl Jy Top frame: Phas deg  
Vector averaged cross-power spectrum Several baselines displayed  
Timerange: 00/23:35:01 to 00/23:38:29

Plot file version 722 created 30-SEP-2022 11:12:22

SDSSJ1430 EM163.UVDATA.1

Freq = 4.6005 GHz, Bw = 32.000 MH Calibrated with CL # 4 and BP # 1 (BP mode 1)

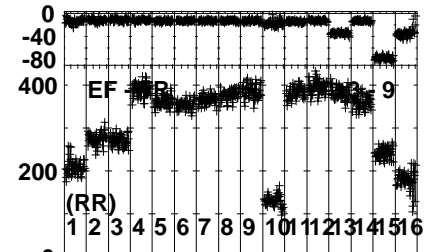
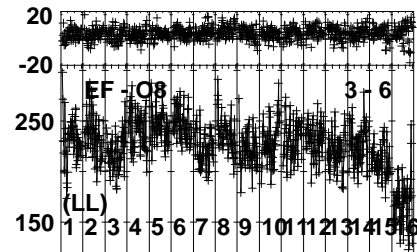
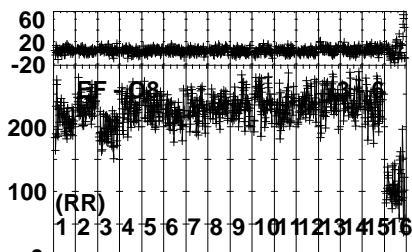
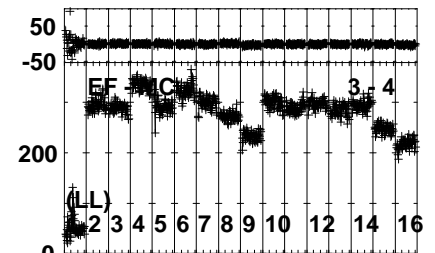
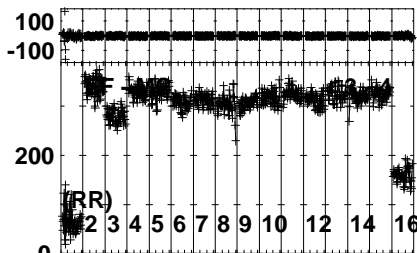
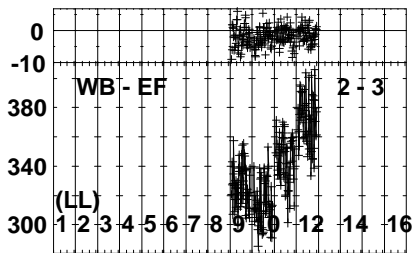
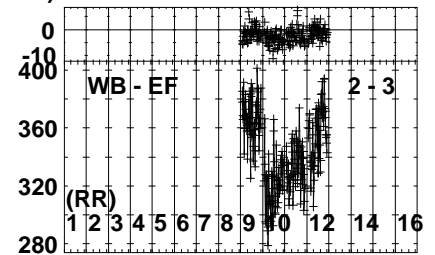
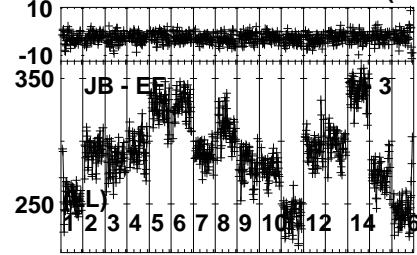
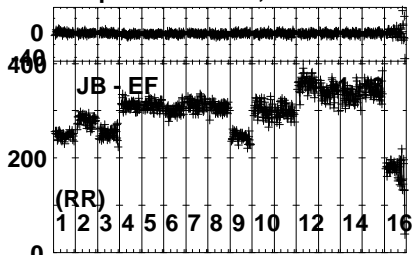


Lower frame: Milli Ampl Jy Top frame: Phas deg  
Vector averaged cross-power spectrum Several baselines displayed  
Timerange: 00/23:35:01 to 00/23:38:29

Plot file version 723 created 30-SEP-2022 11:12:22

J1427+2348 EM163.UVDATA.1

Freq = 4.6005 GHz, Bw = 32.000 MH Calibrated with CL # 4 and BP # 1 (BP mode 1)

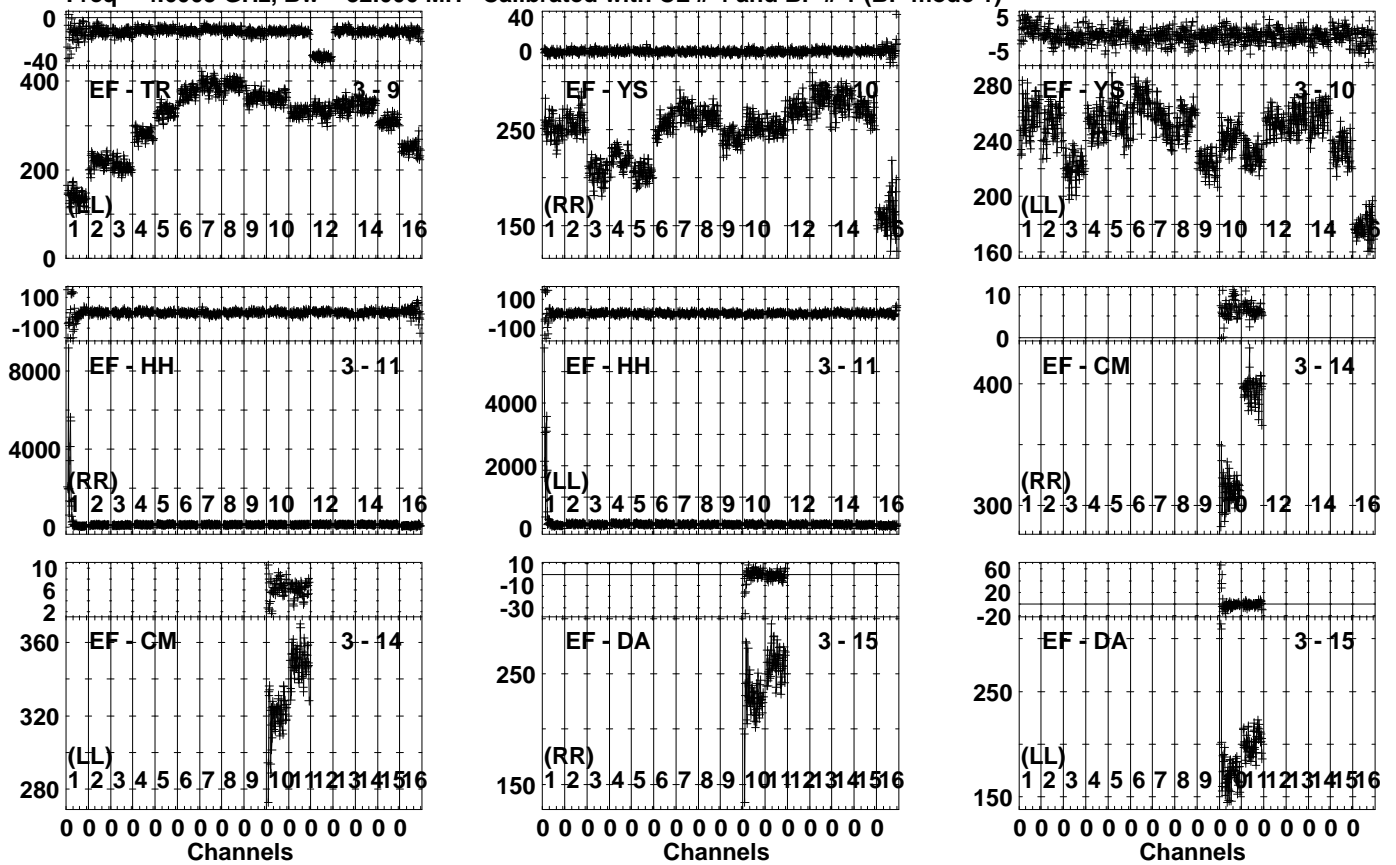


Lower frame: Milli Ampl Jy Top frame: Phas deg  
Vector averaged cross-power spectrum Several baselines displayed  
Timerange: 00/23:38:33 to 00/23:39:59

Plot file version 724 created 30-SEP-2022 11:12:23

J1427+2348 EM163.UVDATA.1

Freq = 4.6005 GHz, Bw = 32.000 MH Calibrated with CL # 4 and BP # 1 (BP mode 1)

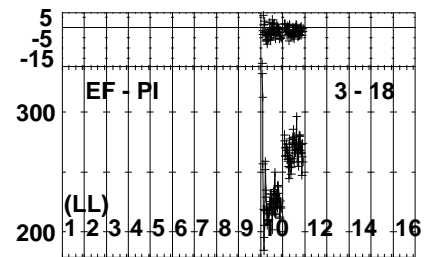
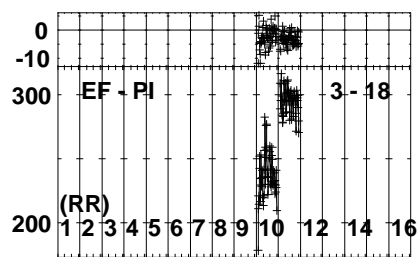
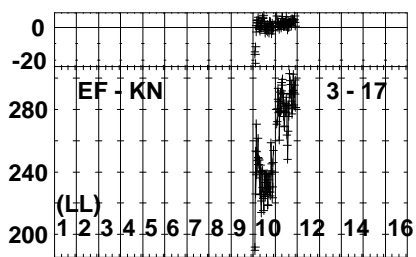
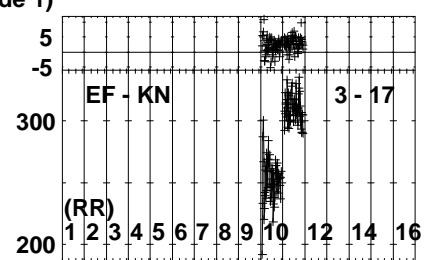
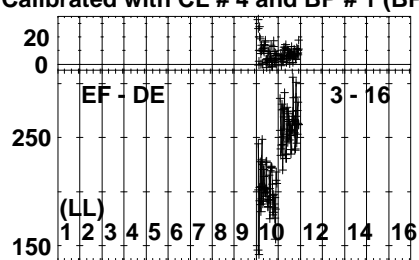
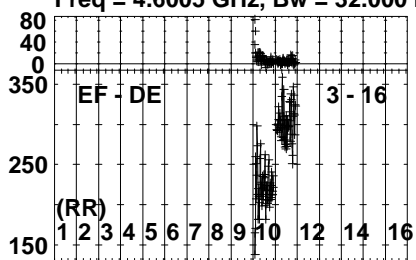


Lower frame: Milli Ampl Jy Top frame: Phas deg  
Vector averaged cross-power spectrum Several baselines displayed  
Timerange: 00/23:38:33 to 00/23:39:59

Plot file version 725 created 30-SEP-2022 11:12:24

J1427+2348 EM163.UVDATA.1

Freq = 4.6005 GHz, Bw = 32.000 MH Calibrated with CL # 4 and BP # 1 (BP mode 1)

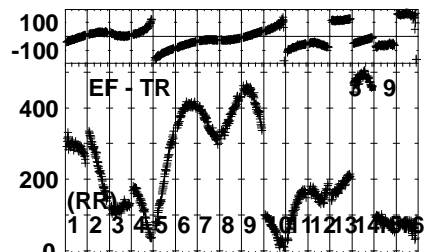
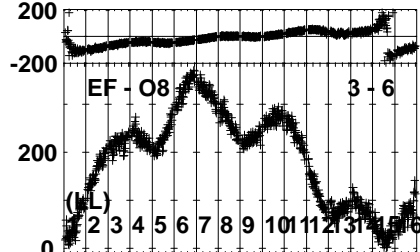
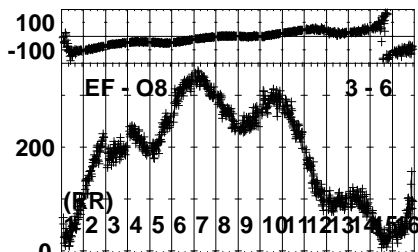
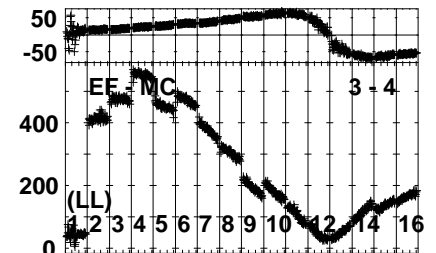
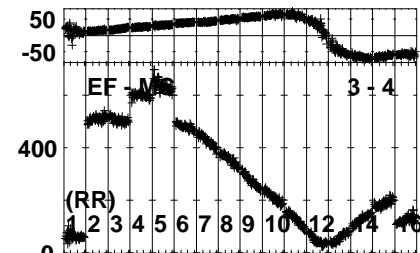
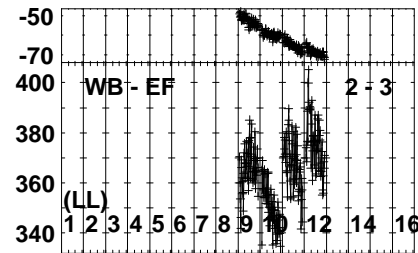
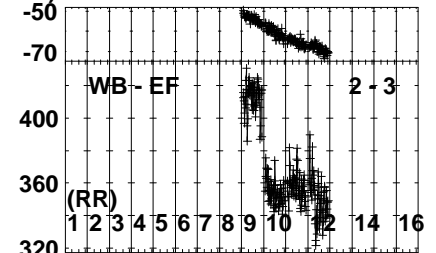
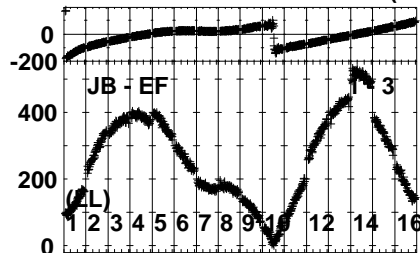
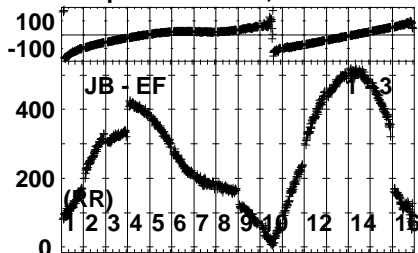


Lower frame: Milli Ampl Jy Top frame: Phas deg  
Vector averaged cross-power spectrum Several baselines displayed  
Timerange: 00/23:38:33 to 00/23:39:59

Plot file version 726 created 30-SEP-2022 11:12:25

J1424+225A EM163.UVDATA.1

Freq = 4.6005 GHz, Bw = 32.000 MH Calibrated with CL # 4 and BP # 1 (BP mode 1)



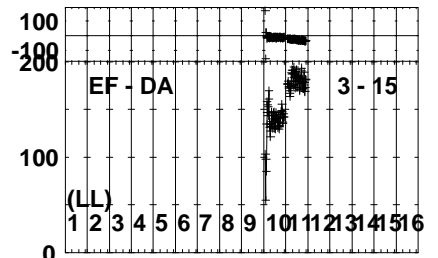
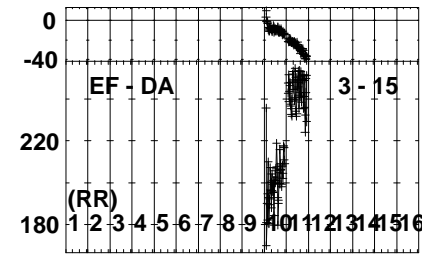
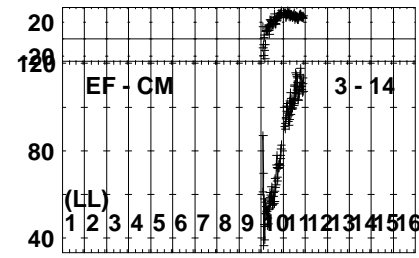
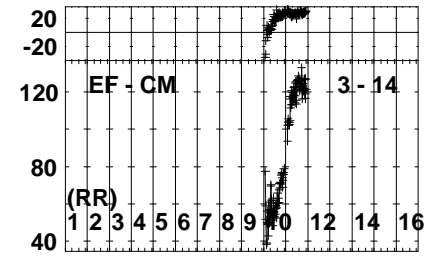
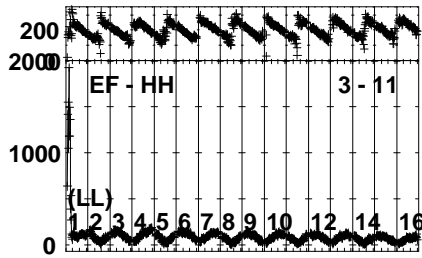
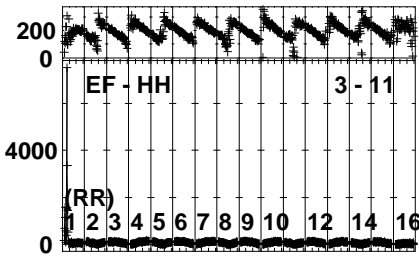
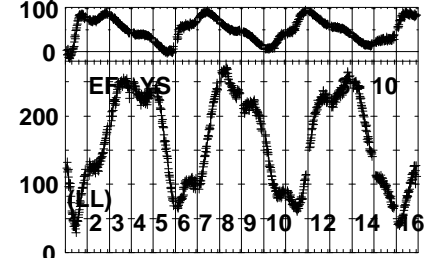
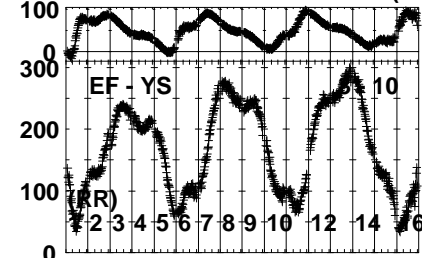
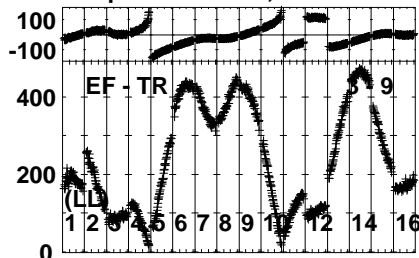
Lower frame: Milli Ampl Jy Top frame: Phas deg  
 Vector averaged cross-power spectrum Several baselines displayed  
 Timerange: 00/23:40:03 to 00/23:43:29

Plot file version 727 created 30-SEP-2022 11:12:26

J1424+225A EM163.UVDATA.1

Freq = 4.6005 GHz, Bw = 32.000 MH

Calibrated with CL # 4 and BP # 1 (BP mode 1)

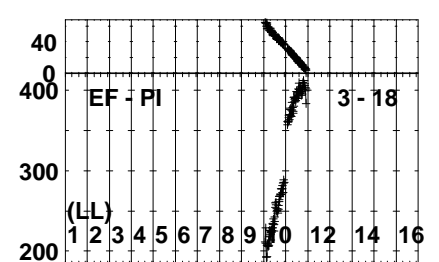
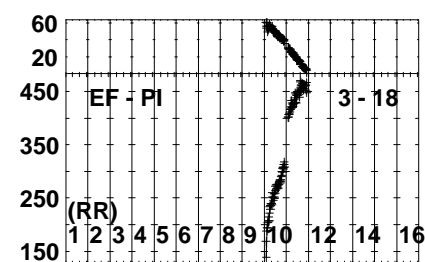
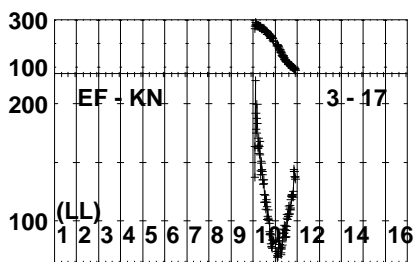
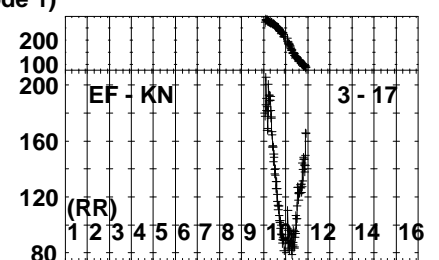
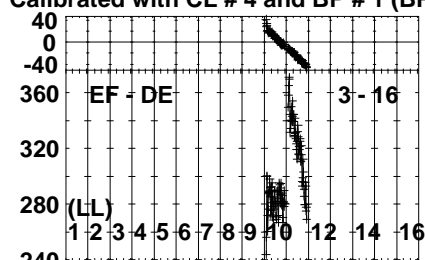
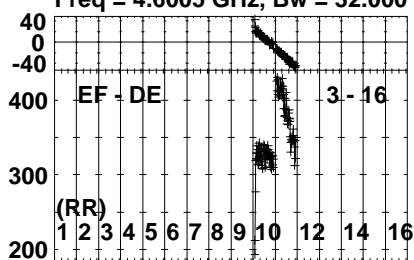


Lower frame: Milli Ampl Jy Top frame: Phas deg  
Vector averaged cross-power spectrum Several baselines displayed  
Timerange: 00/23:40:03 to 00/23:43:29

Plot file version 728 created 30-SEP-2022 11:12:27

J1424+225A EM163.UVDATA.1

Freq = 4.6005 GHz, Bw = 32.000 MH Calibrated with CL # 4 and BP # 1 (BP mode 1)



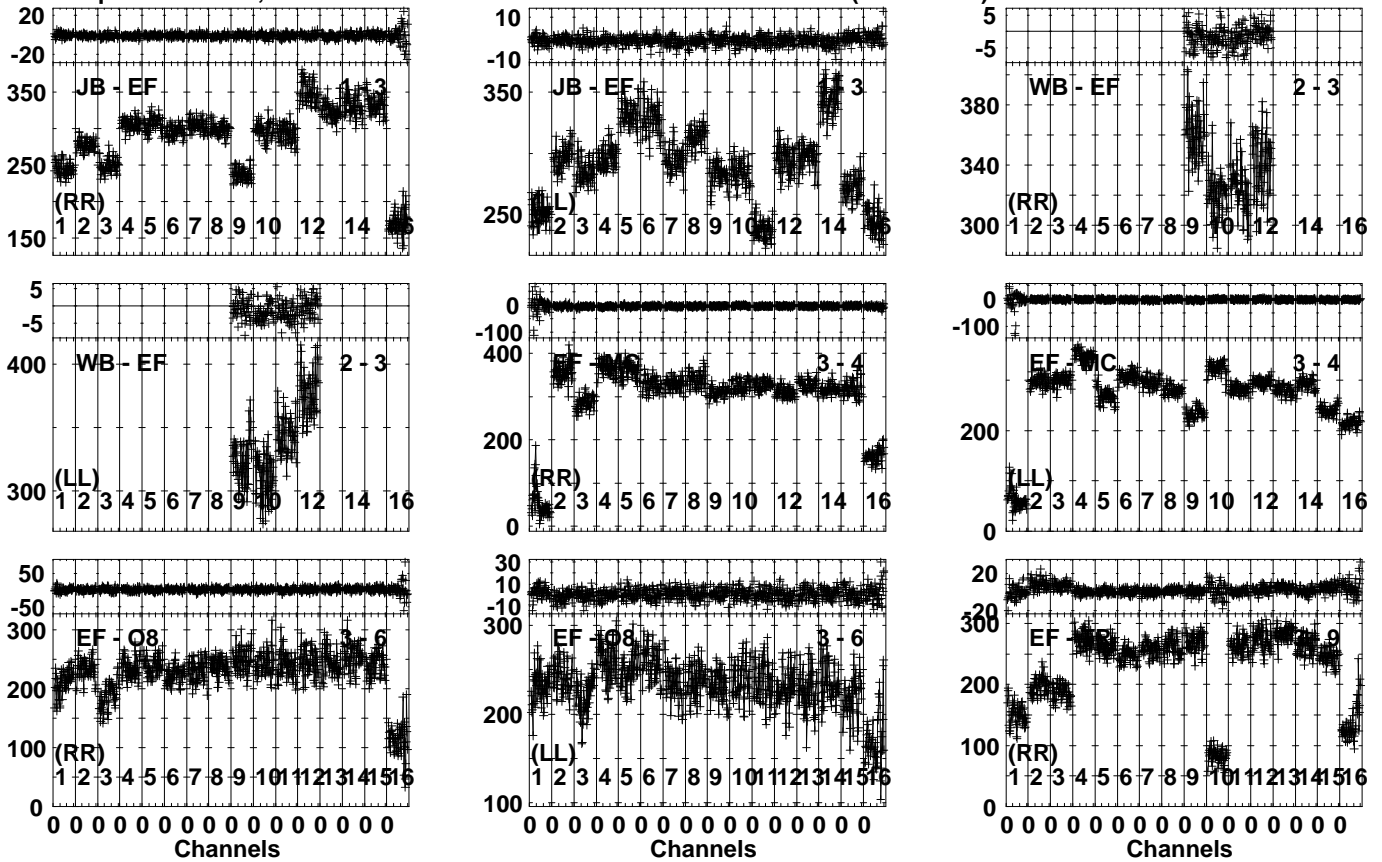
Lower frame: Milli Ampl Jy Top frame: Phas deg  
Vector averaged cross-power spectrum Several baselines displayed  
Timerange: 00/23:40:03 to 00/23:43:29



Plot file version 729 created 30-SEP-2022 11:12:28

J1427+2348 EM163.UVDATA.1

Freq = 4.6005 GHz, Bw = 32.000 MH Calibrated with CL # 4 and BP # 1 (BP mode 1)

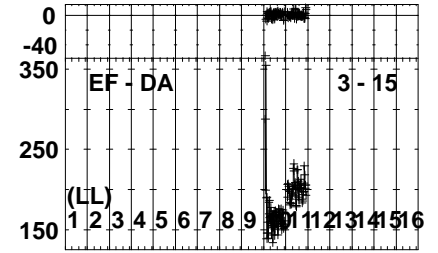
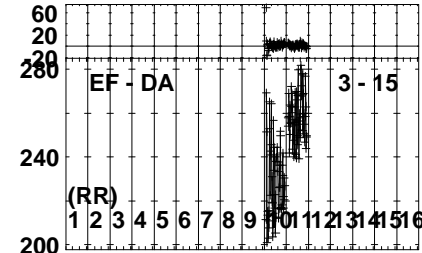
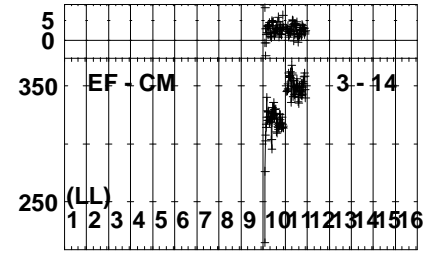
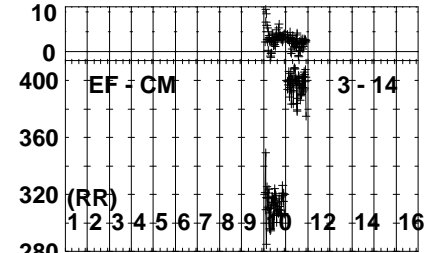
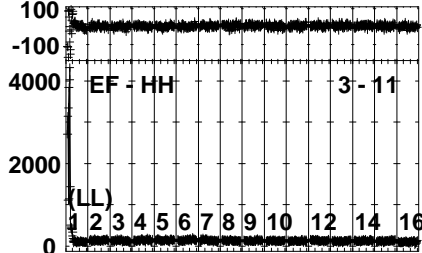
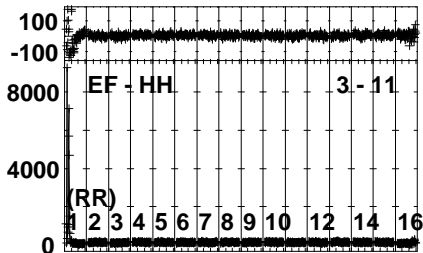
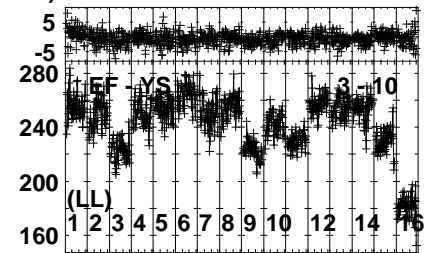
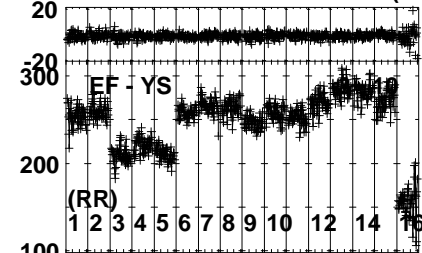
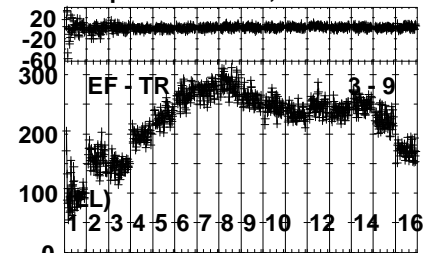


Lower frame: Milli Ampl Jy Top frame: Phas deg  
Vector averaged cross-power spectrum Several baselines displayed  
Timerange: 00/23:44:01 to 00/23:44:59

Plot file version 730 created 30-SEP-2022 11:12:29

J1427+2348 EM163.UVDATA.1

Freq = 4.6005 GHz, Bw = 32.000 MH Calibrated with CL # 4 and BP # 1 (BP mode 1)

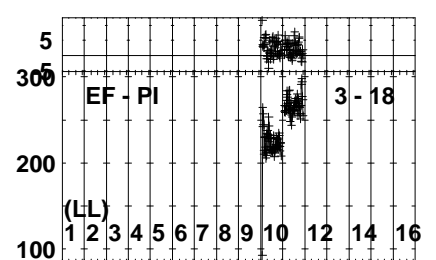
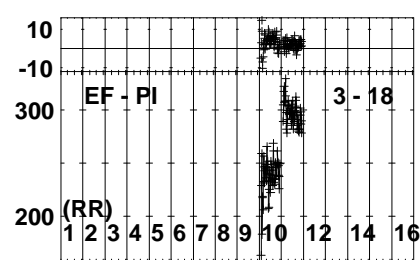
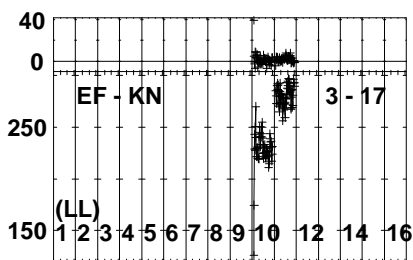
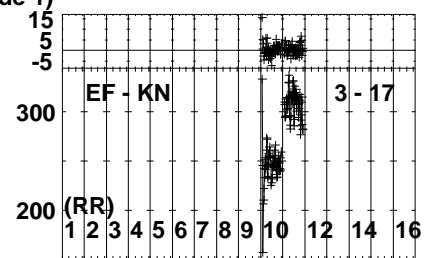
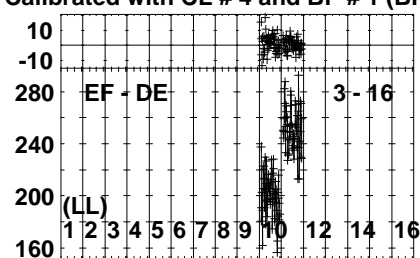
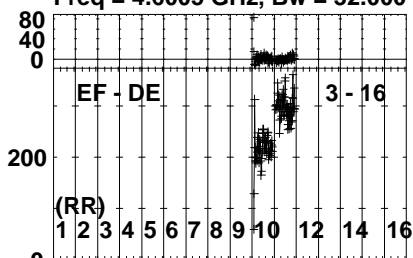


Lower frame: Milli Ampl Jy Top frame: Phas deg  
Vector averaged cross-power spectrum Several baselines displayed  
Timerange: 00/23:44:01 to 00/23:44:59

Plot file version 731 created 30-SEP-2022 11:12:30

J1427+2348 EM163.UVDATA.1

Freq = 4.6005 GHz, Bw = 32.000 MH Calibrated with CL # 4 and BP # 1 (BP mode 1)

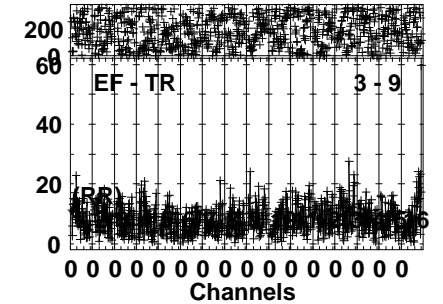
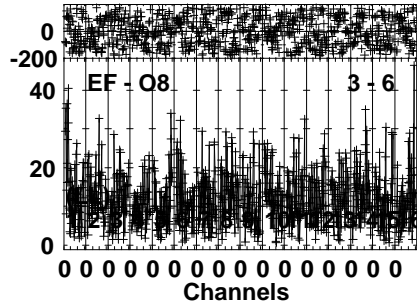
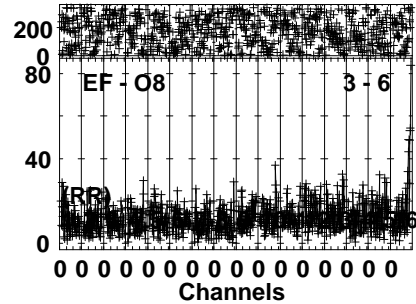
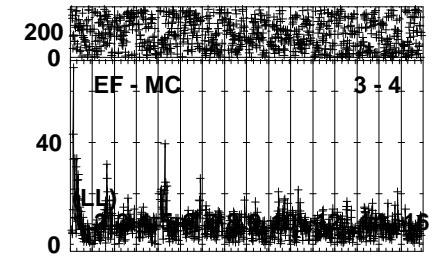
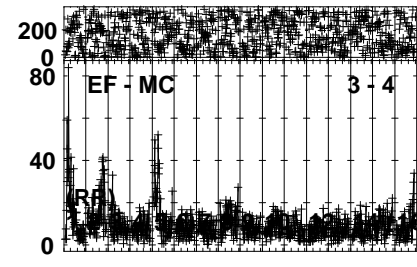
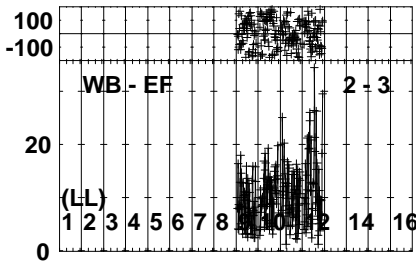
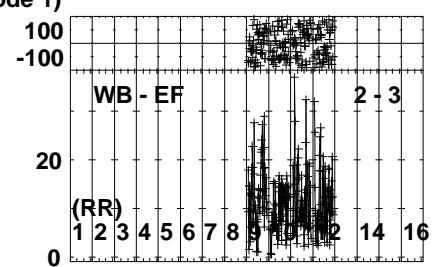
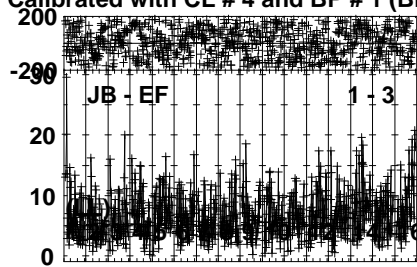
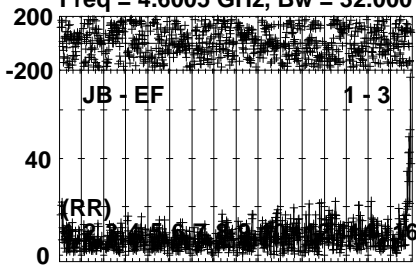


Lower frame: Milli Ampl Jy Top frame: Phas deg  
Vector averaged cross-power spectrum Several baselines displayed  
Timerange: 00/23:44:01 to 00/23:44:59

Plot file version 732 created 30-SEP-2022 11:12:30

SDSSJ1430 EM163.UVDATA.1

Freq = 4.6005 GHz, Bw = 32.000 MH Calibrated with CL # 4 and BP # 1 (BP mode 1)

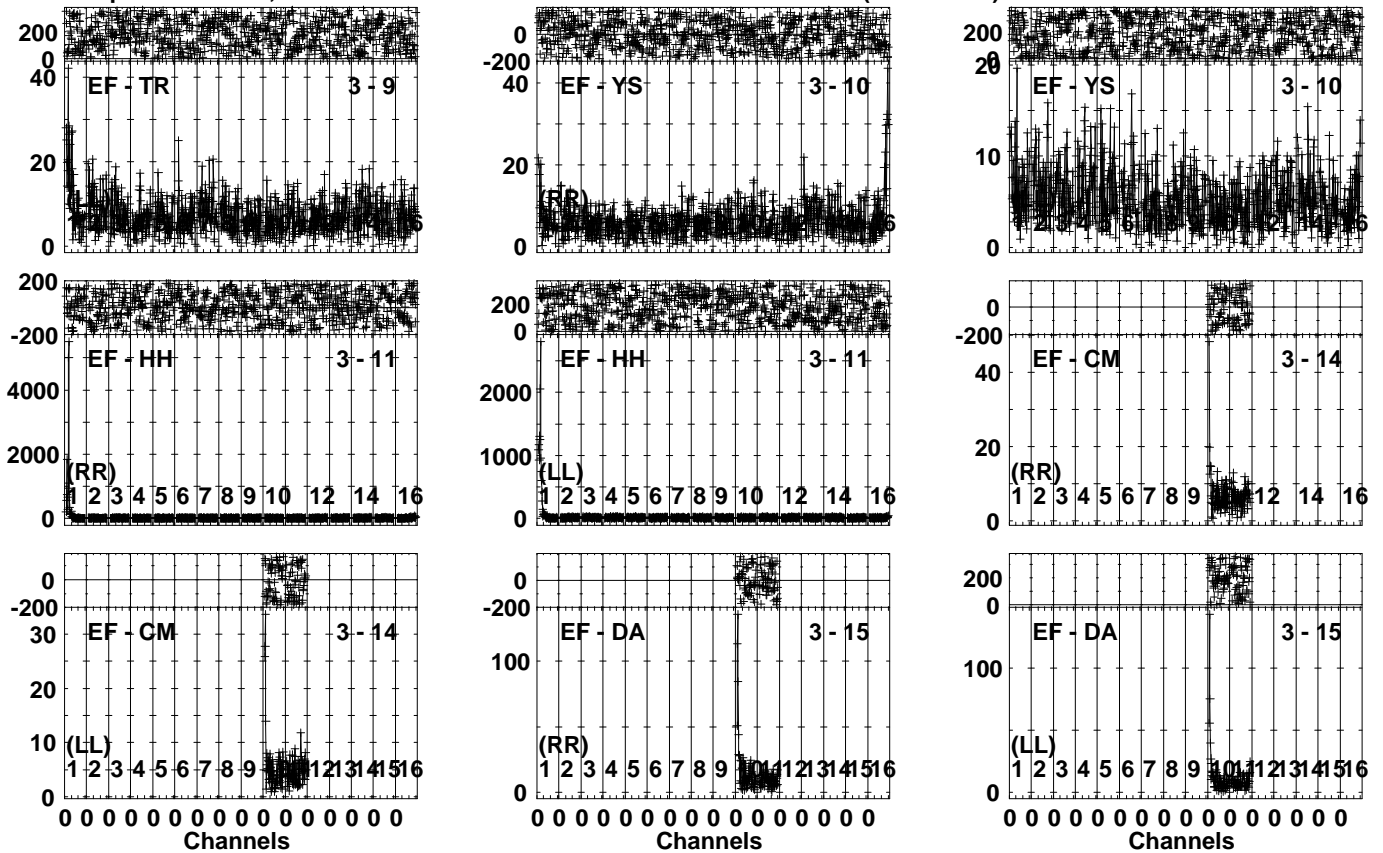


Lower frame: Milli Ampl Jy Top frame: Phas deg  
Vector averaged cross-power spectrum Several baselines displayed  
Timerange: 00/23:45:01 to 00/23:48:29

Plot file version 733 created 30-SEP-2022 11:12:31

SDSSJ1430 EM163.UVDATA.1

Freq = 4.6005 GHz, Bw = 32.000 MH Calibrated with CL # 4 and BP # 1 (BP mode 1)

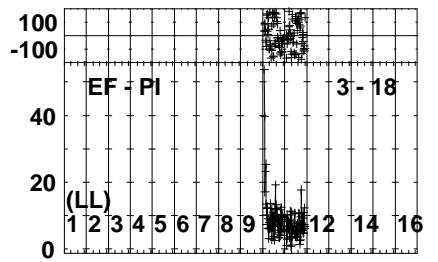
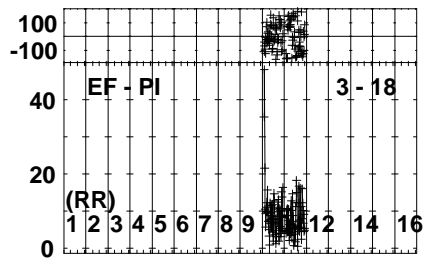
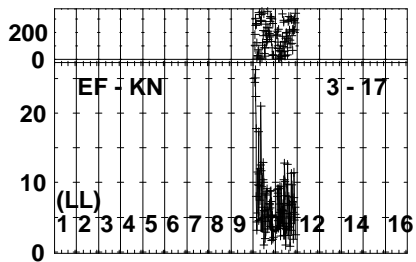
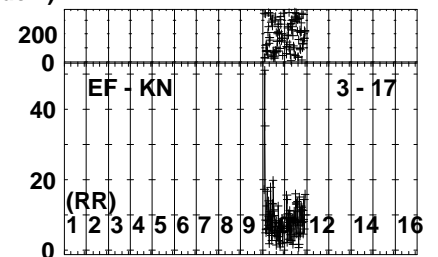
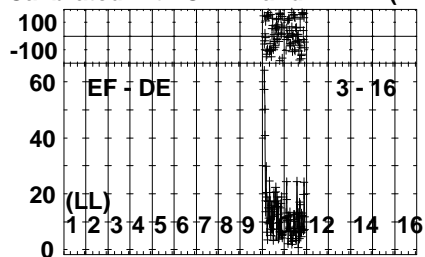
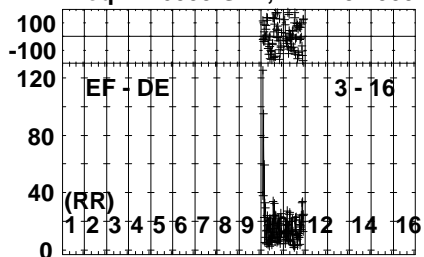


Lower frame: Milli Ampl Jy Top frame: Phas deg  
Vector averaged cross-power spectrum Several baselines displayed  
Timerange: 00/23:45:01 to 00/23:48:29

Plot file version 734 created 30-SEP-2022 11:12:32

SDSSJ1430 EM163.UVDATA.1

Freq = 4.6005 GHz, Bw = 32.000 MH Calibrated with CL # 4 and BP # 1 (BP mode 1)



Lower frame: Milli Ampl Jy Top frame: Phas deg

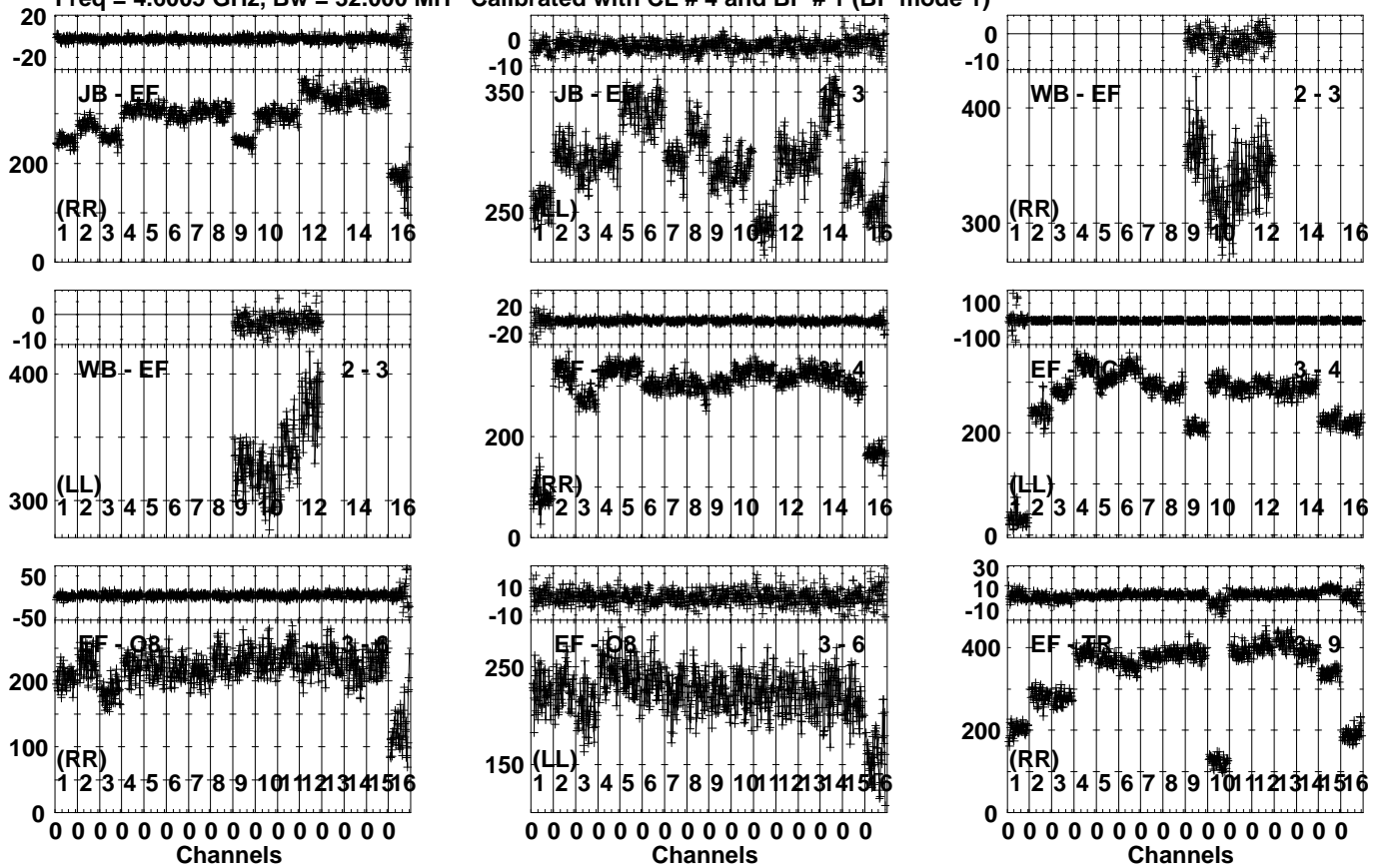
Vector averaged cross-power spectrum Several baselines displayed

Timerange: 00/23:45:01 to 00/23:48:29

Plot file version 735 created 30-SEP-2022 11:12:33

J1427+2348 EM163.UVDATA.1

Freq = 4.6005 GHz, Bw = 32.000 MH Calibrated with CL # 4 and BP # 1 (BP mode 1)

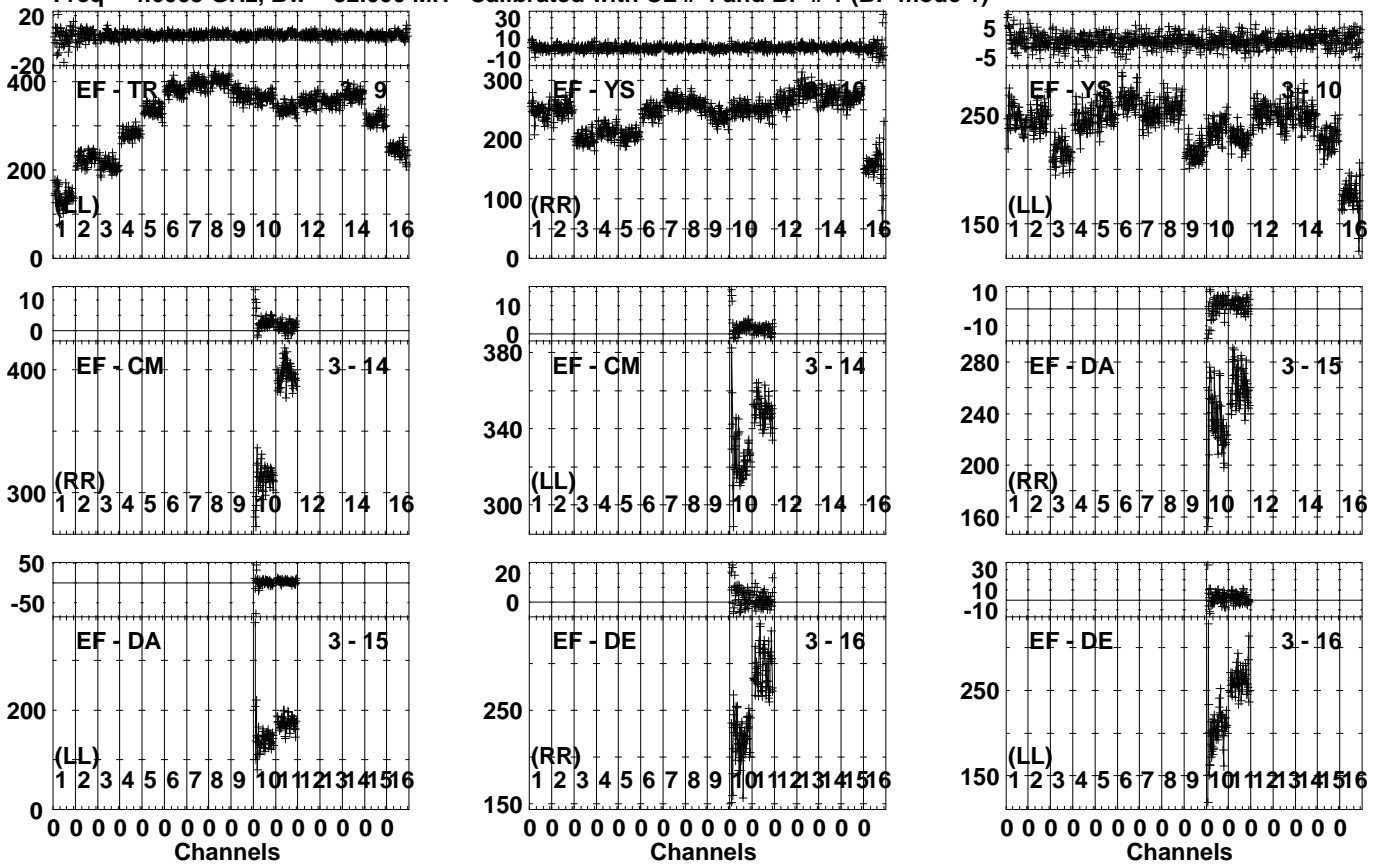


Lower frame: Milli Ampl Jy Top frame: Phas deg  
 Vector averaged cross-power spectrum Several baselines displayed  
 Timerange: 00/23:49:01 to 00/23:49:59

Plot file version 736 created 30-SEP-2022 11:12:34

J1427+2348 EM163.UVDATA.1

Freq = 4.6005 GHz, Bw = 32.000 MH Calibrated with CL # 4 and BP # 1 (BP mode 1)



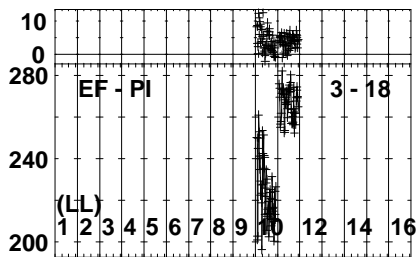
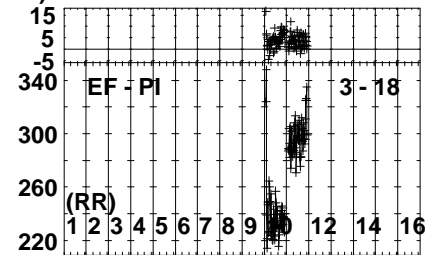
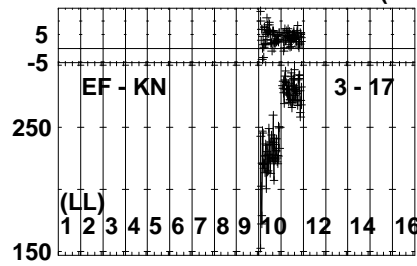
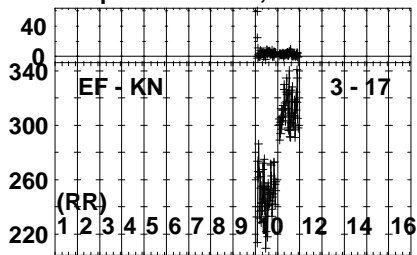
Lower frame: Milli Ampl Jy Top frame: Phas deg  
Vector averaged cross-power spectrum Several baselines displayed  
Timerange: 00/23:49:01 to 00/23:49:59



Plot file version 737 created 30-SEP-2022 11:12:35

J1427+2348 EM163.UVDATA.1

Freq = 4.6005 GHz, Bw = 32.000 MH Calibrated with CL # 4 and BP # 1 (BP mode 1)

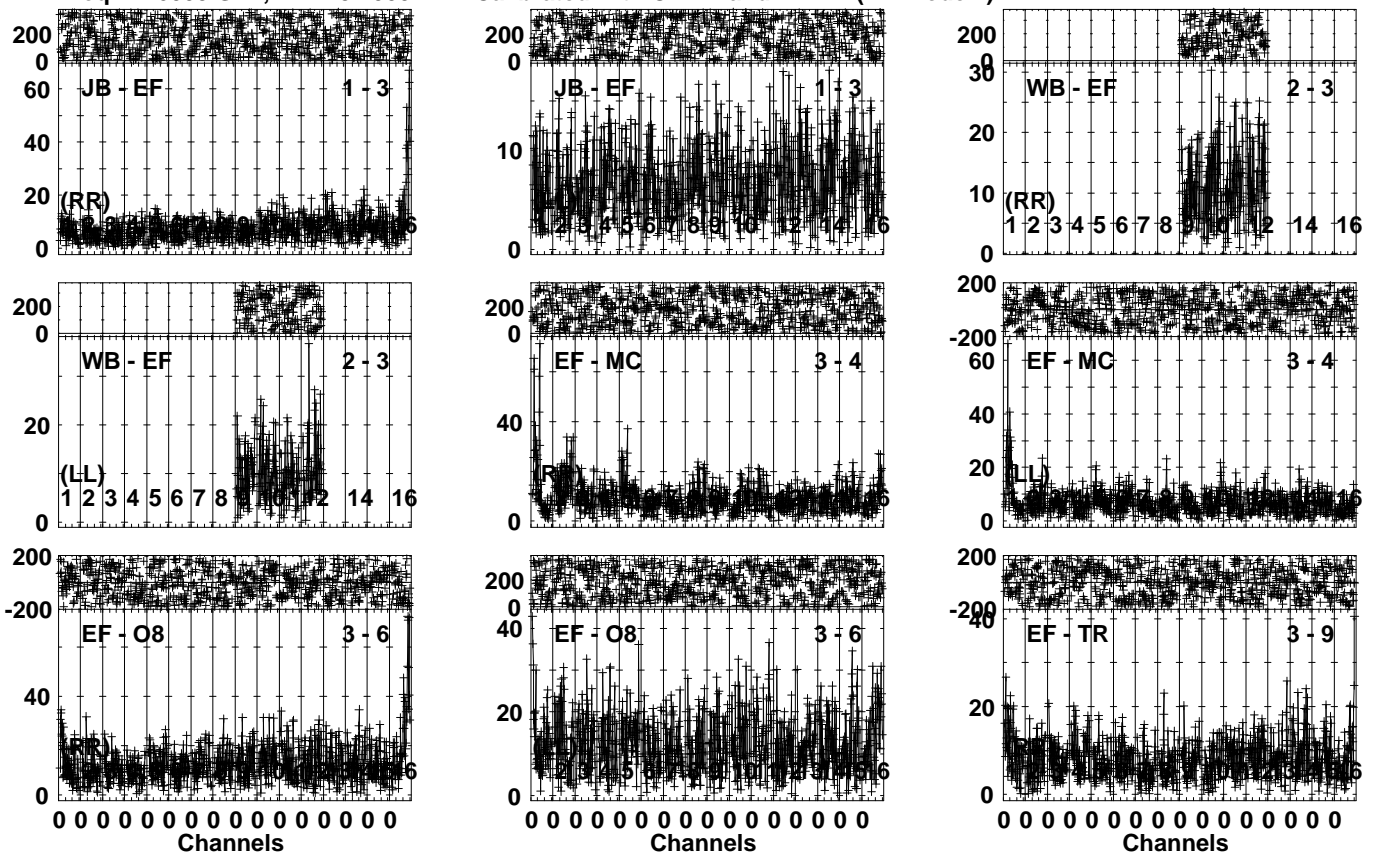


Lower frame: Milli Ampl Jy Top frame: Phas deg  
Vector averaged cross-power spectrum Several baselines displayed  
Timerange: 00/23:49:01 to 00/23:49:59

Plot file version 738 created 30-SEP-2022 11:12:35

SDSSJ1430 EM163.UVDATA.1

Freq = 4.6005 GHz, Bw = 32.000 MH Calibrated with CL # 4 and BP # 1 (BP mode 1)

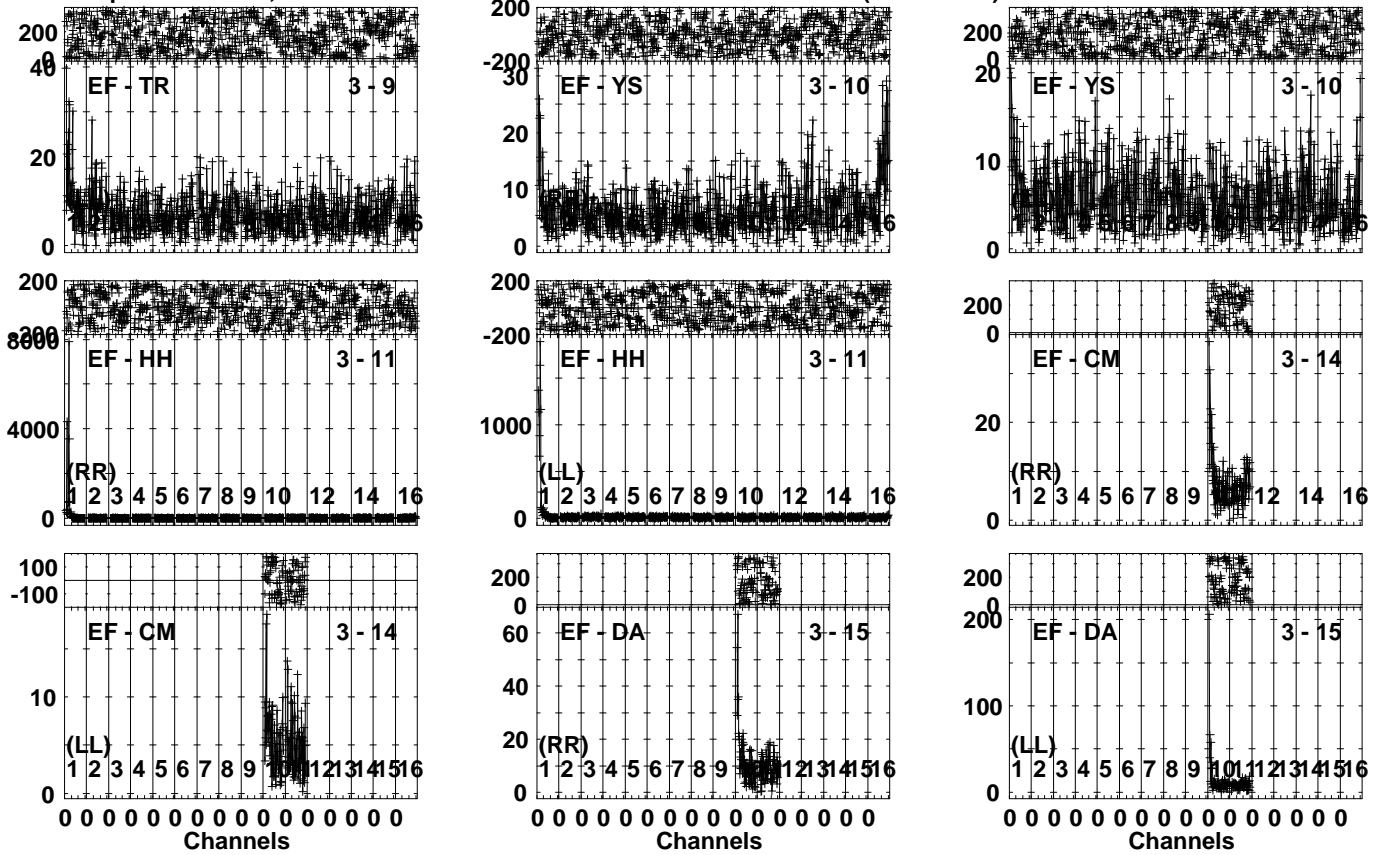


Lower frame: Milli Ampl Jy Top frame: Phas deg  
Vector averaged cross-power spectrum Several baselines displayed  
Timerange: 00/23:50:01 to 00/23:53:29

Plot file version 739 created 30-SEP-2022 11:12:36

SDSSJ1430 EM163.UVDATA.1

Freq = 4.6005 GHz, Bw = 32.000 MH Calibrated with CL # 4 and BP # 1 (BP mode 1)

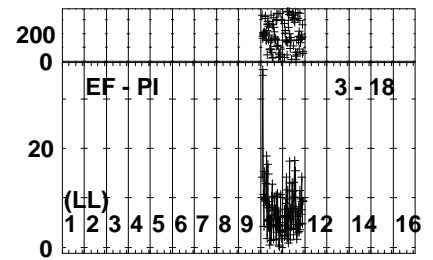
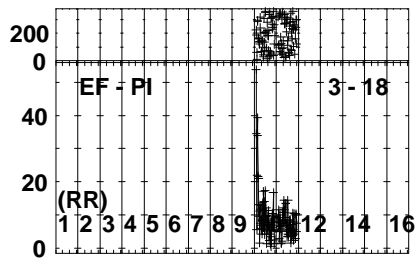
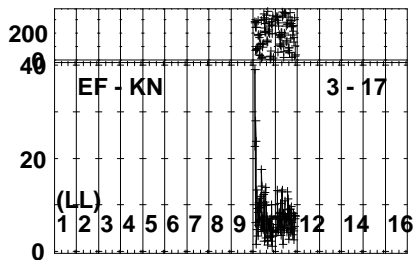
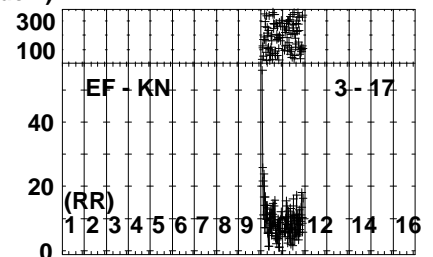
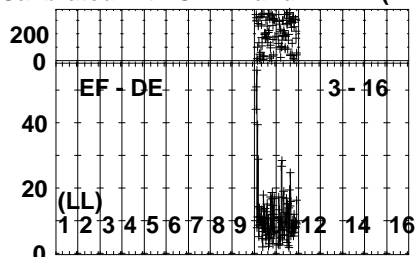
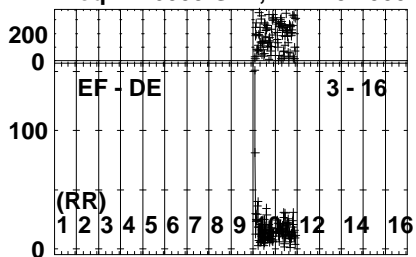


Lower frame: Milli Ampl Jy Top frame: Phas deg  
Vector averaged cross-power spectrum Several baselines displayed  
Timerange: 00/23:50:01 to 00/23:53:29

Plot file version 740 created 30-SEP-2022 11:12:37

SDSSJ1430 EM163.UVDATA.1

Freq = 4.6005 GHz, Bw = 32.000 MH Calibrated with CL # 4 and BP # 1 (BP mode 1)

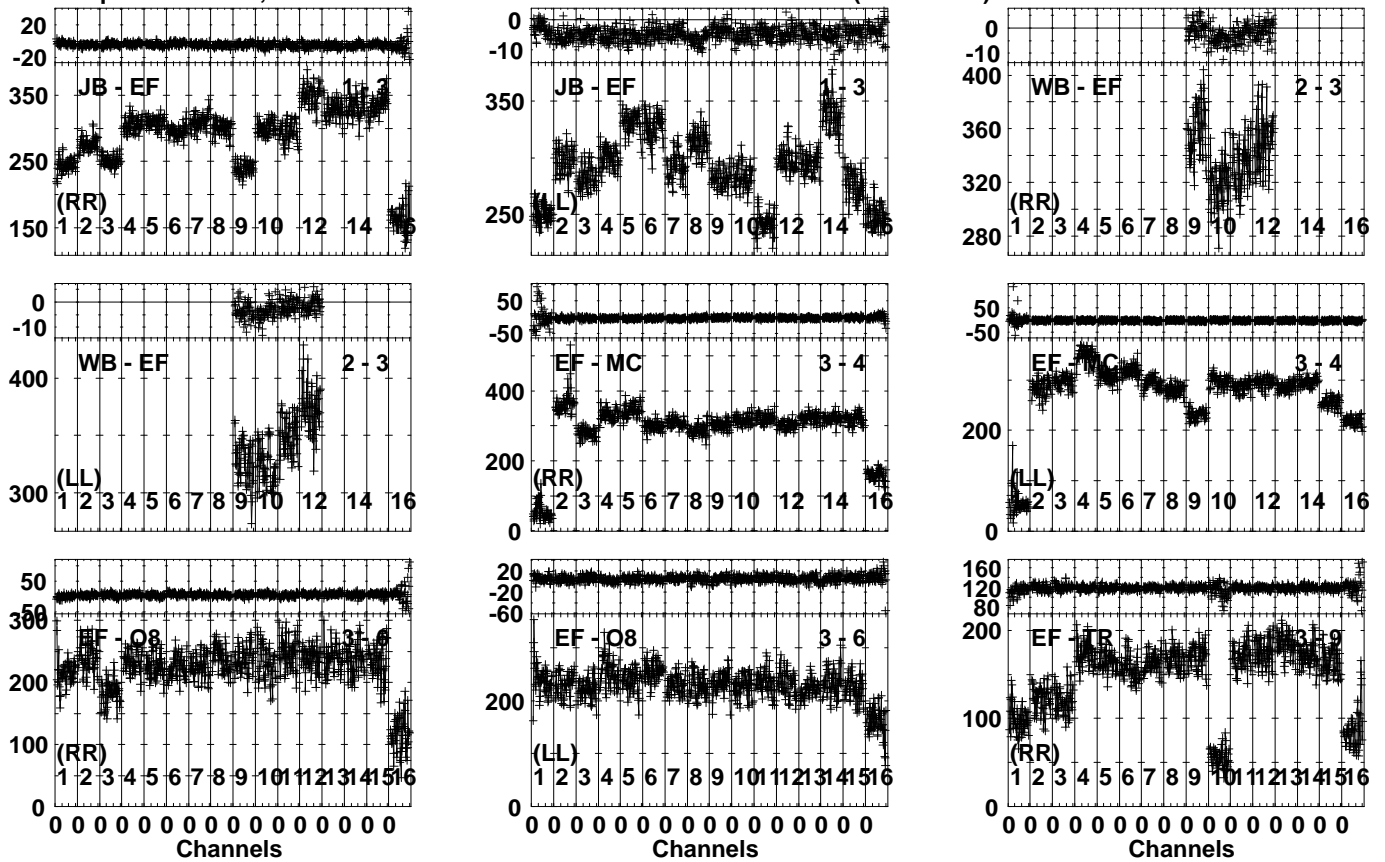


Lower frame: Milli Ampl Jy Top frame: Phas deg  
Vector averaged cross-power spectrum Several baselines displayed  
Timerange: 00/23:50:01 to 00/23:53:29

Plot file version 741 created 30-SEP-2022 11:12:38

J1427+2348 EM163.UVDATA.1

Freq = 4.6005 GHz, Bw = 32.000 MH Calibrated with CL # 4 and BP # 1 (BP mode 1)

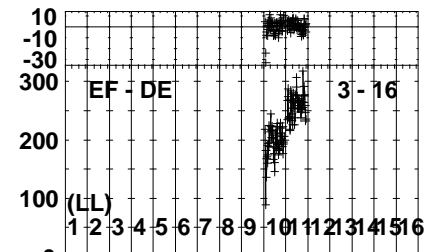
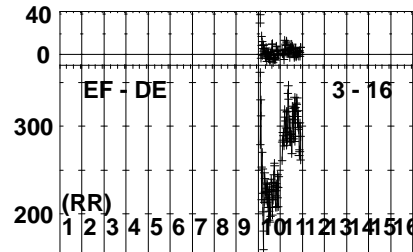
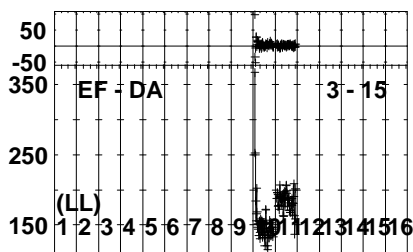
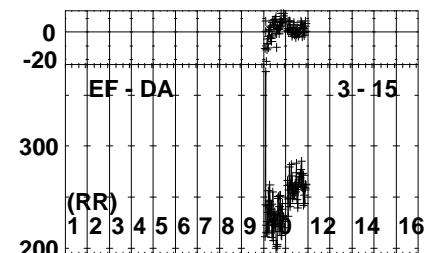
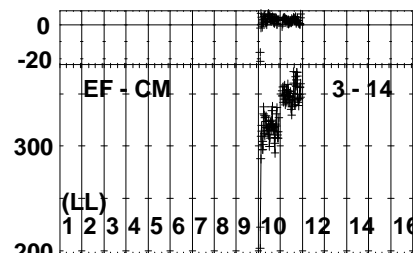
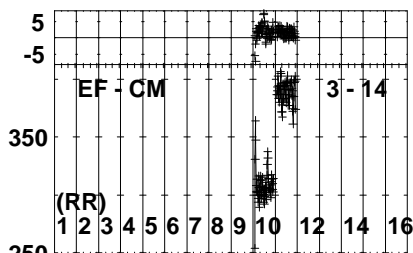
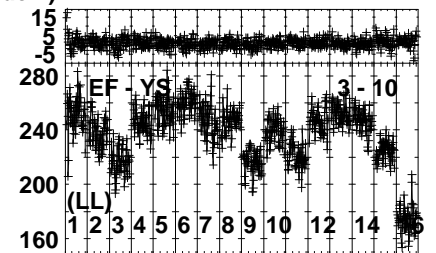
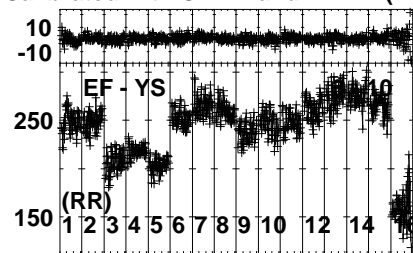
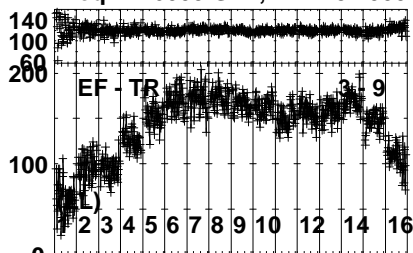


Lower frame: Milli Ampl Jy Top frame: Phas deg  
Vector averaged cross-power spectrum Several baselines displayed  
Timerange: 00/23:53:33 to 00/23:54:59

Plot file version 742 created 30-SEP-2022 11:12:39

J1427+2348 EM163.UVDATA.1

Freq = 4.6005 GHz, Bw = 32.000 MH Calibrated with CL # 4 and BP # 1 (BP mode 1)

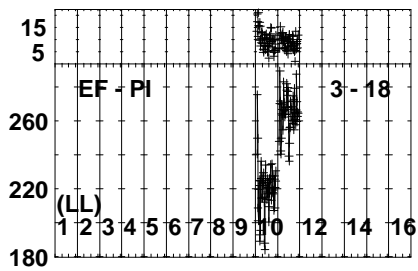
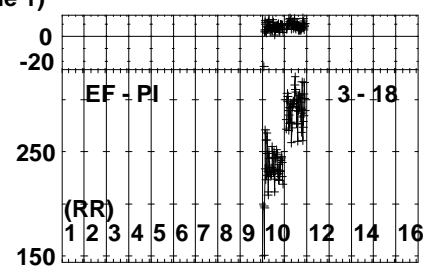
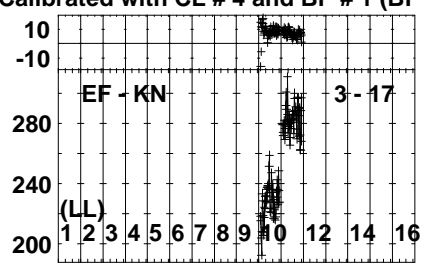
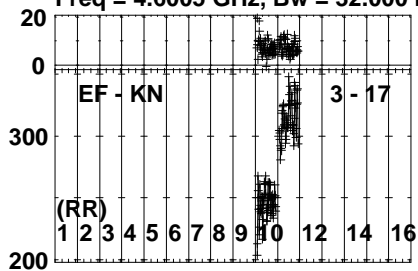


Lower frame: Milli Ampl Jy Top frame: Phas deg  
Vector averaged cross-power spectrum Several baselines displayed  
Timerange: 00/23:53:33 to 00/23:54:59

Plot file version 743 created 30-SEP-2022 11:12:40

J1427+2348 EM163.UVDATA.1

Freq = 4.6005 GHz, Bw = 32.000 MH Calibrated with CL # 4 and BP # 1 (BP mode 1)

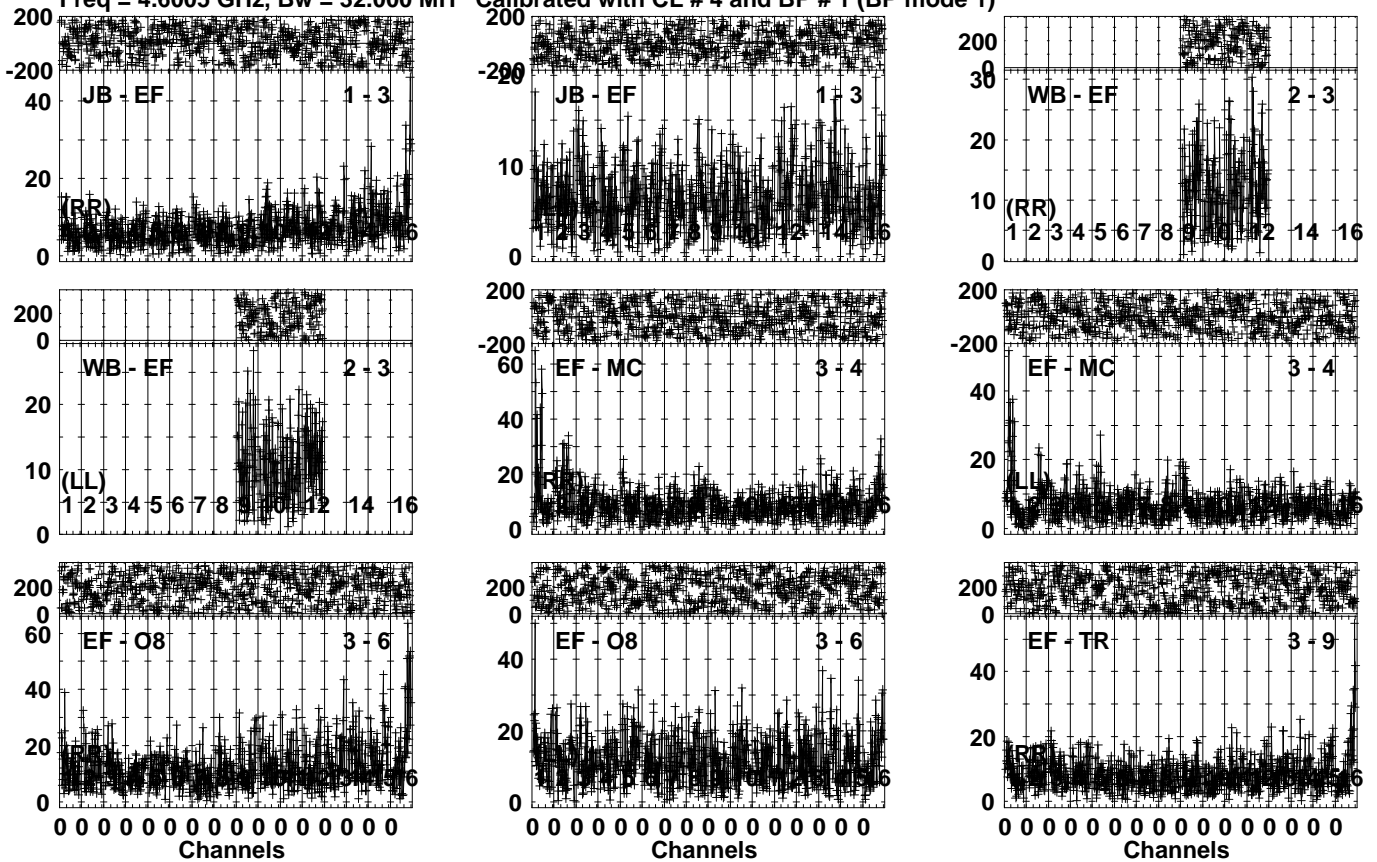


Lower frame: Milli Ampl Jy Top frame: Phas deg  
Vector averaged cross-power spectrum Several baselines displayed  
Timerange: 00/23:53:33 to 00/23:54:59

Plot file version 744 created 30-SEP-2022 11:12:40

SDSSJ1430 EM163.UVDATA.1

Freq = 4.6005 GHz, Bw = 32.000 MH Calibrated with CL # 4 and BP # 1 (BP mode 1)



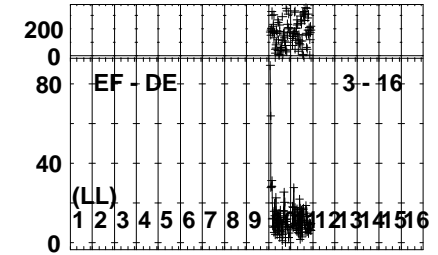
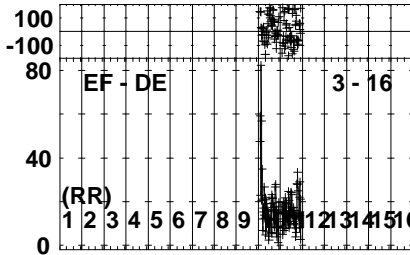
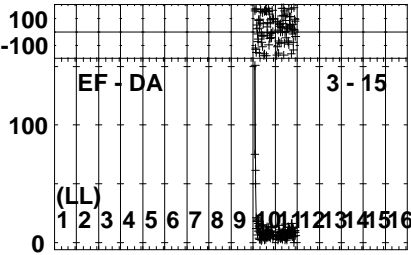
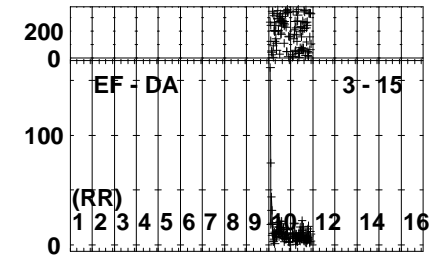
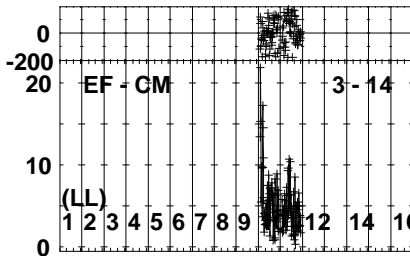
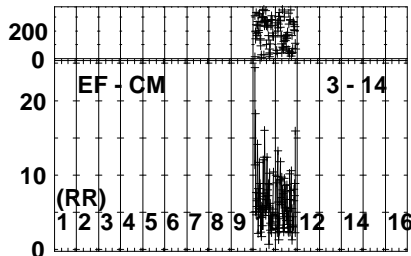
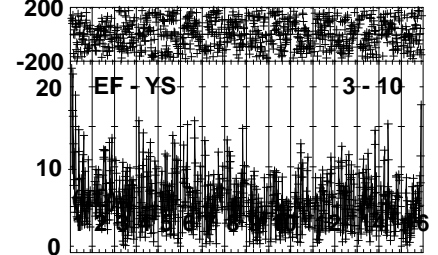
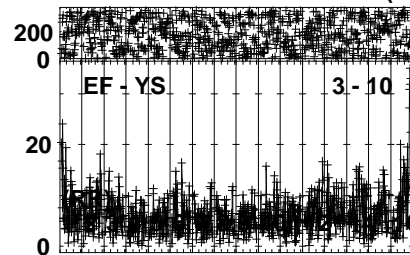
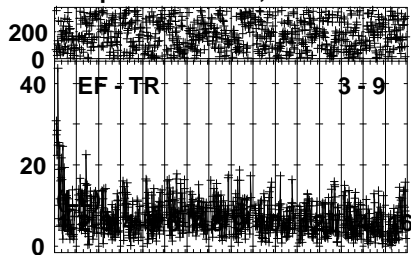
Lower frame: Milli Ampl Jy Top frame: Phas deg  
Vector averaged cross-power spectrum Several baselines displayed  
Timerange: 00/23:55:03 to 00/23:58:29



Plot file version 745 created 30-SEP-2022 11:12:41

SDSSJ1430 EM163.UVDATA.1

Freq = 4.6005 GHz, Bw = 32.000 MH Calibrated with CL # 4 and BP # 1 (BP mode 1)

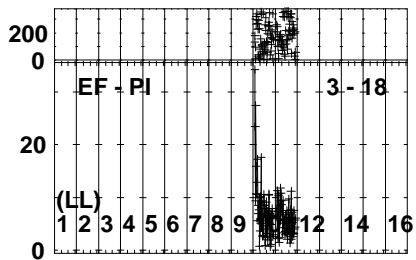
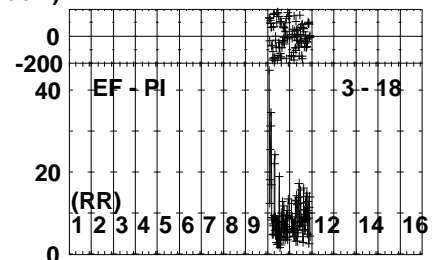
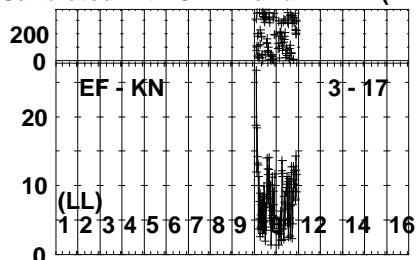
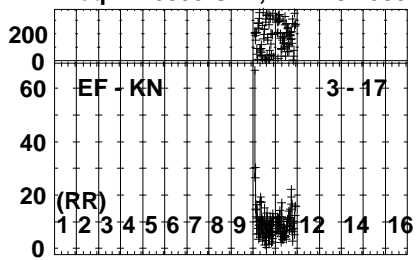


Lower frame: Milli Ampl Jy Top frame: Phas deg  
Vector averaged cross-power spectrum Several baselines displayed  
Timerange: 00/23:55:03 to 00/23:58:29

Plot file version 746 created 30-SEP-2022 11:12:42

SDSSJ1430 EM163.UVDATA.1

Freq = 4.6005 GHz, Bw = 32.000 MH Calibrated with CL # 4 and BP # 1 (BP mode 1)

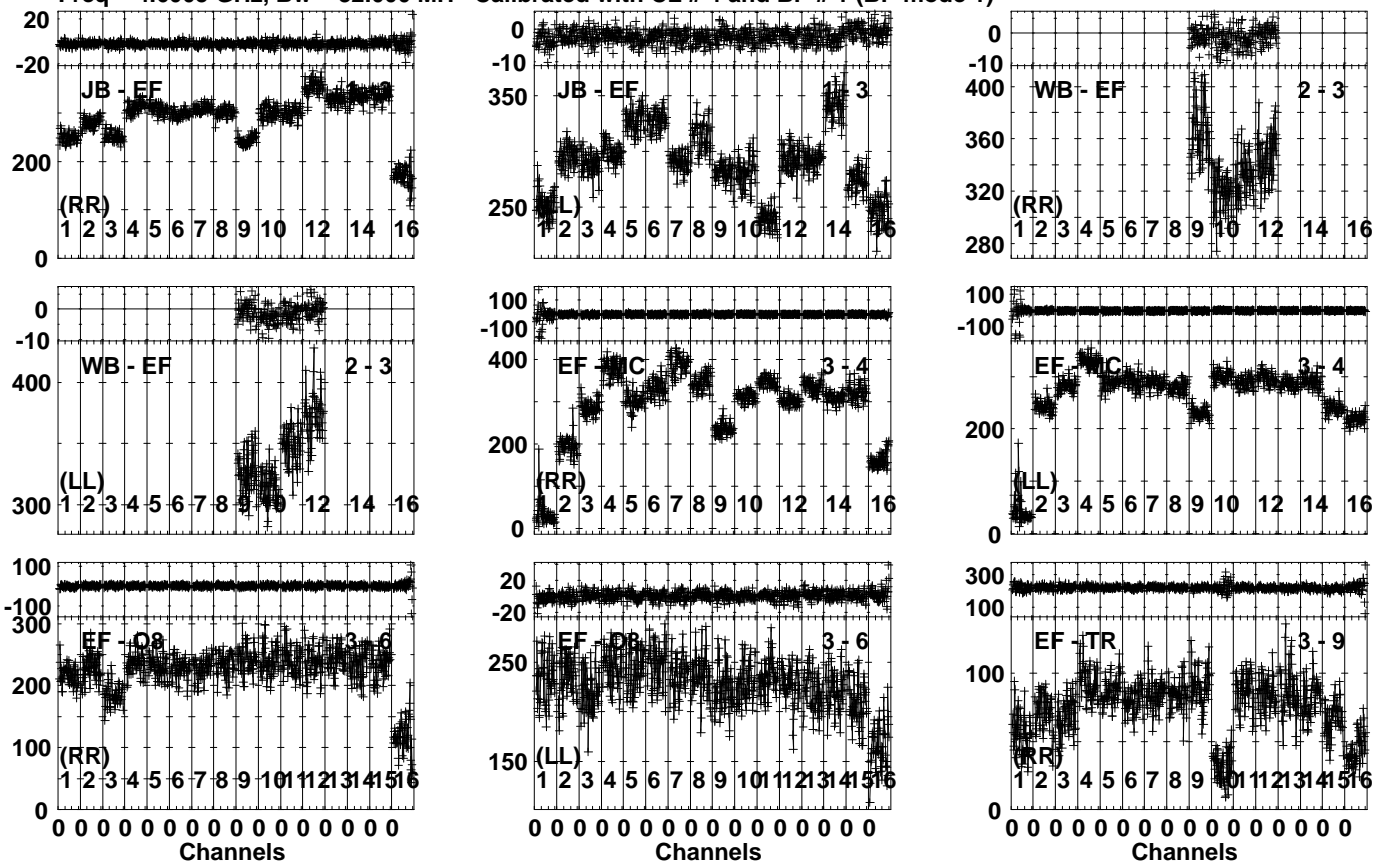


Lower frame: Milli Ampl Jy Top frame: Phas deg  
Vector averaged cross-power spectrum Several baselines displayed  
Timerange: 00/23:55:03 to 00/23:58:29

Plot file version 747 created 30-SEP-2022 11:12:43

J1427+2348 EM163.UVDATA.1

Freq = 4.6005 GHz, Bw = 32.000 MH Calibrated with CL # 4 and BP # 1 (BP mode 1)

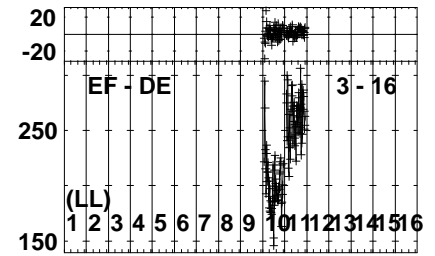
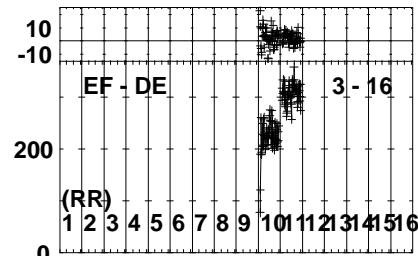
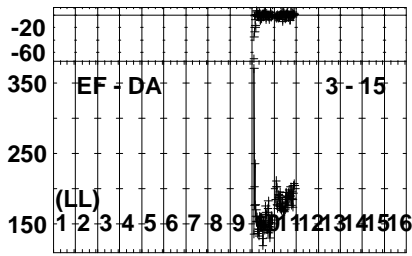
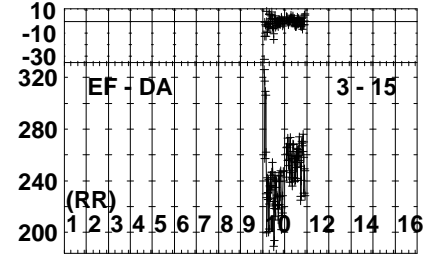
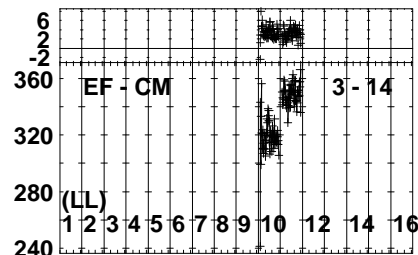
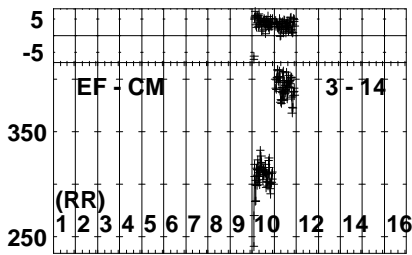
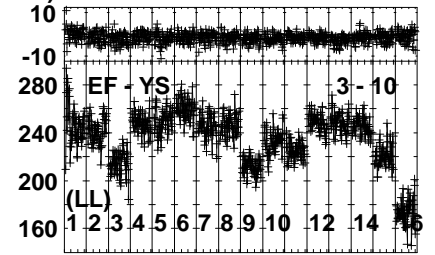
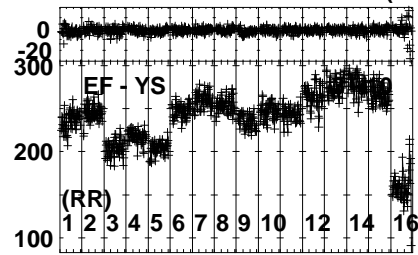
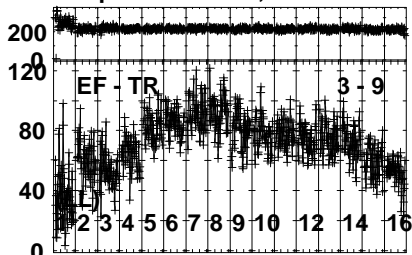


Lower frame: Milli Ampl Jy Top frame: Phas deg  
Vector averaged cross-power spectrum Several baselines displayed  
Timerange: 00:23:59:01 to 00:23:59:57

Plot file version 748 created 30-SEP-2022 11:12:44

J1427+2348 EM163.UVDATA.1

Freq = 4.6005 GHz, Bw = 32.000 MH Calibrated with CL # 4 and BP # 1 (BP mode 1)

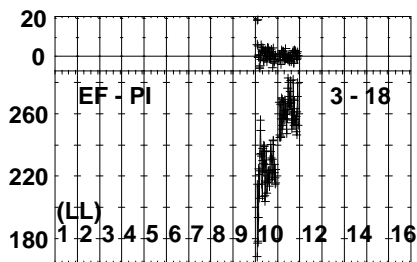
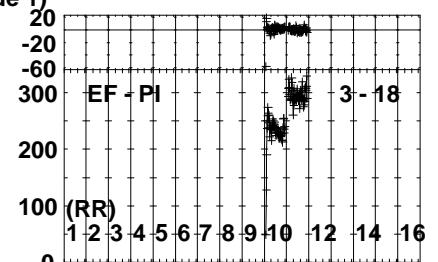
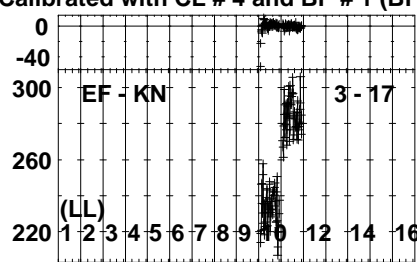
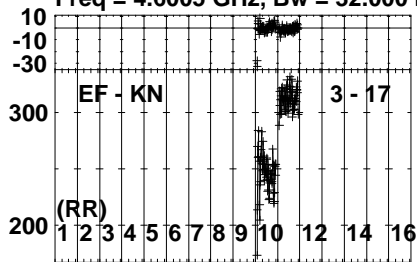


Lower frame: Milli Ampl Jy Top frame: Phas deg  
Vector averaged cross-power spectrum Several baselines displayed  
Timerange: 00/23:59:01 to 00/23:59:57

Plot file version 749 created 30-SEP-2022 11:12:45

J1427+2348 EM163.UVDATA.1

Freq = 4.6005 GHz, Bw = 32.000 MH Calibrated with CL # 4 and BP # 1 (BP mode 1)

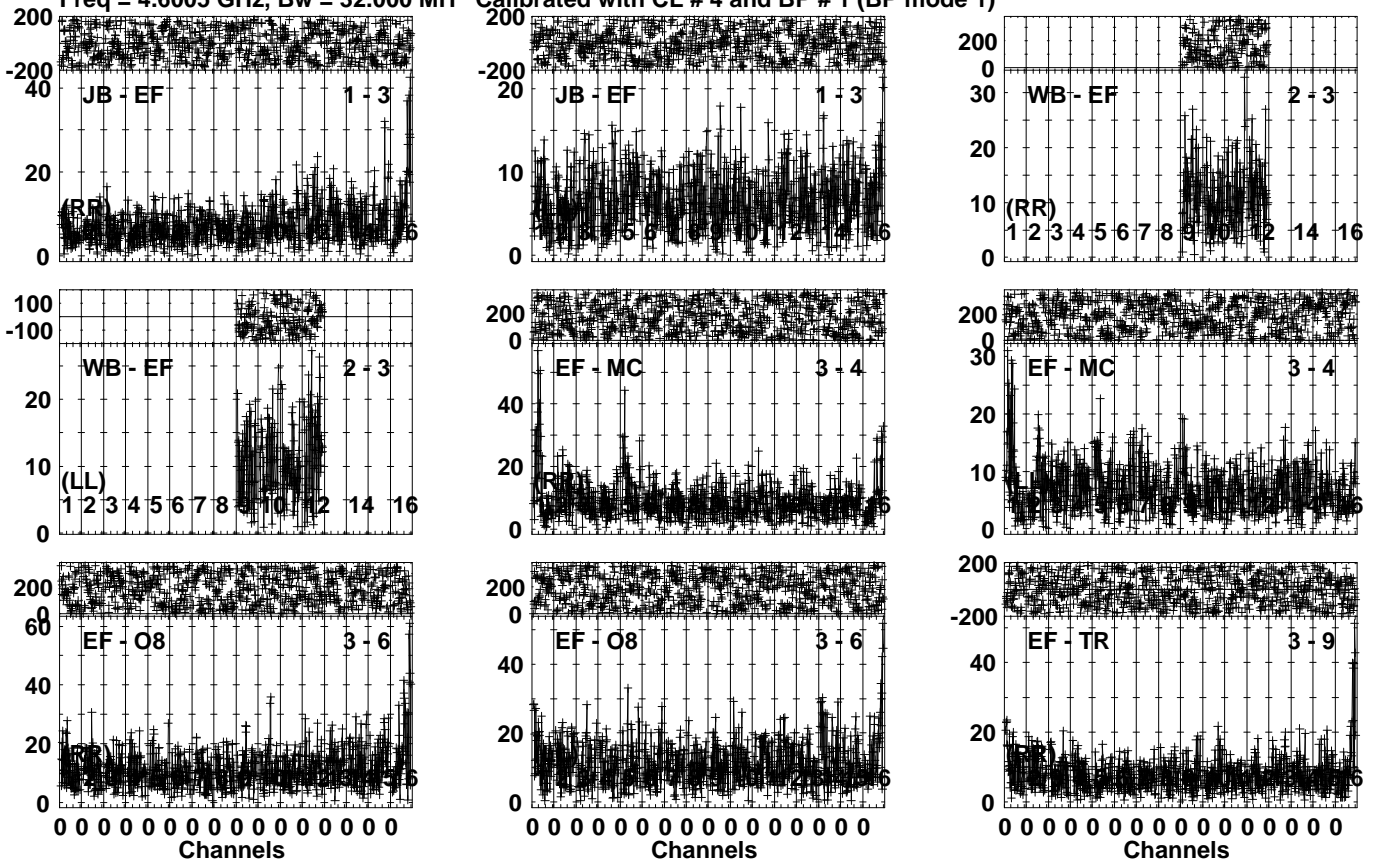


Lower frame: Milli Ampl Jy Top frame: Phas deg  
Vector averaged cross-power spectrum Several baselines displayed  
Timerange: 00/23:59:01 to 00/23:59:57

Plot file version 750 created 30-SEP-2022 11:12:45

SDSSJ1430 EM163.UVDATA.1

Freq = 4.6005 GHz, Bw = 32.000 MH Calibrated with CL # 4 and BP # 1 (BP mode 1)

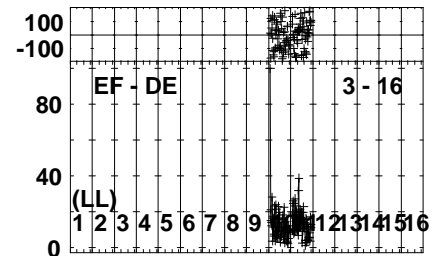
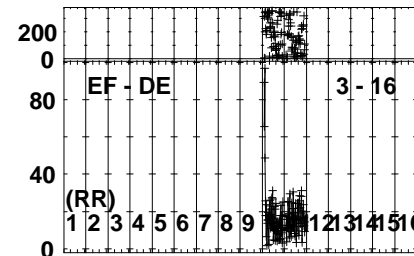
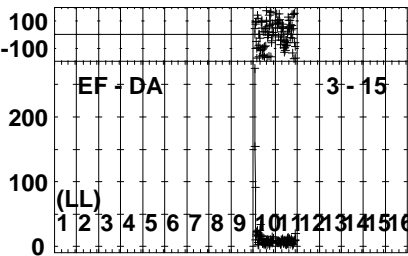
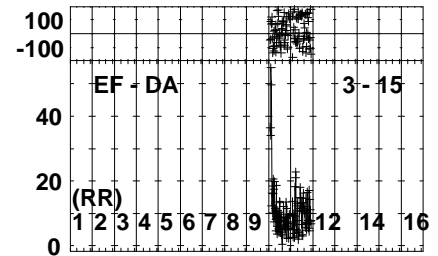
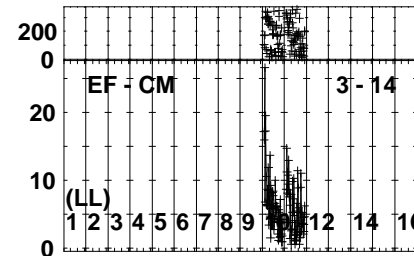
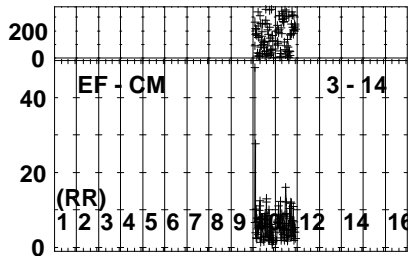
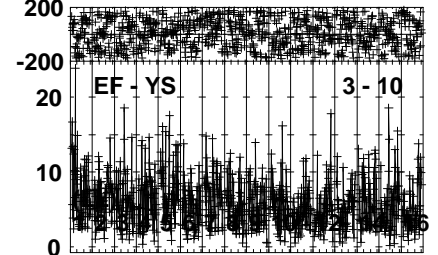
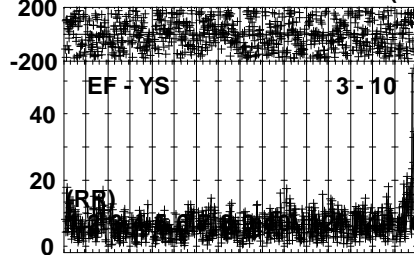
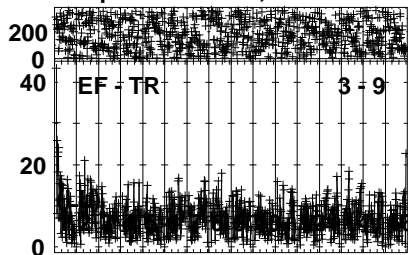


Lower frame: Milli Ampl Jy Top frame: Phas deg  
Vector averaged cross-power spectrum Several baselines displayed  
Timerange: 01/00:00:02 to 01/00:03:28

Plot file version 751 created 30-SEP-2022 11:12:46

SDSSJ1430 EM163.UVDATA.1

Freq = 4.6005 GHz, Bw = 32.000 MH Calibrated with CL # 4 and BP # 1 (BP mode 1)

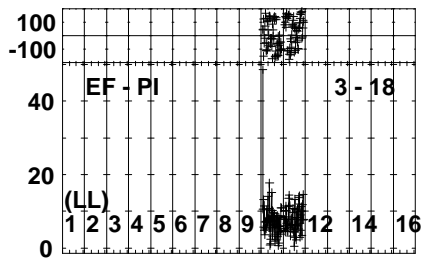
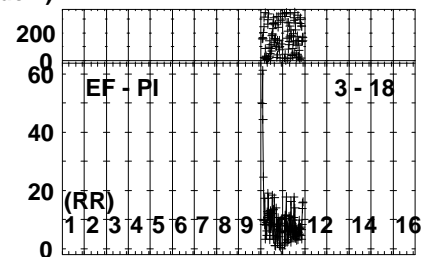
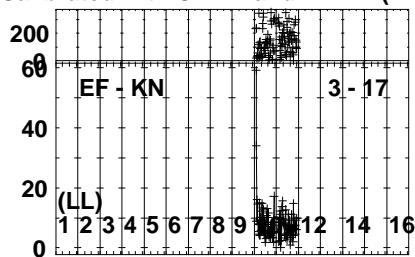
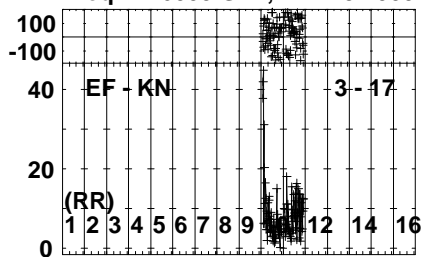


Lower frame: Milli Ampl Jy Top frame: Phas deg  
Vector averaged cross-power spectrum Several baselines displayed  
Timerange: 01/00:00:02 to 01/00:03:28

Plot file version 752 created 30-SEP-2022 11:12:47

SDSSJ1430 EM163.UVDATA.1

Freq = 4.6005 GHz, Bw = 32.000 MH Calibrated with CL # 4 and BP # 1 (BP mode 1)



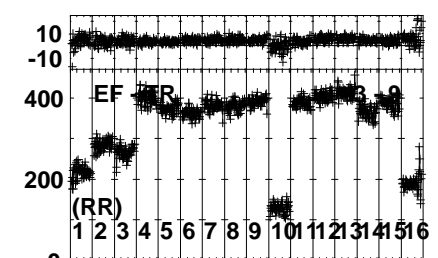
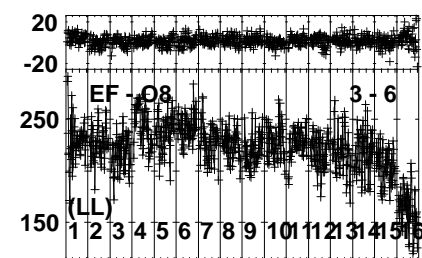
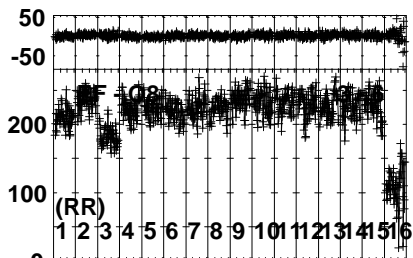
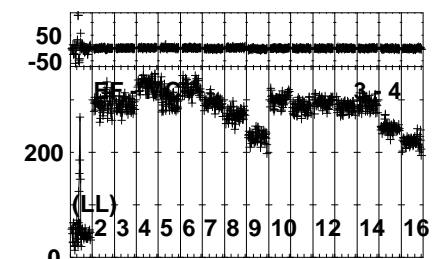
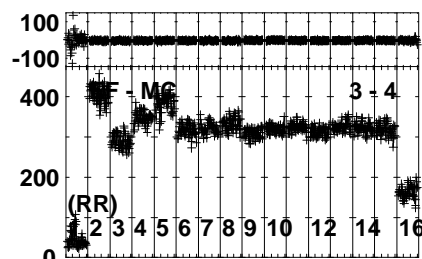
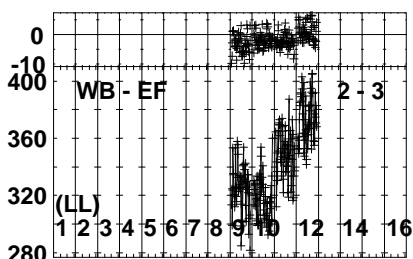
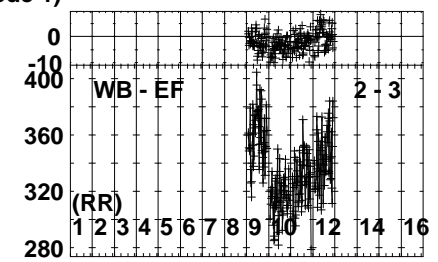
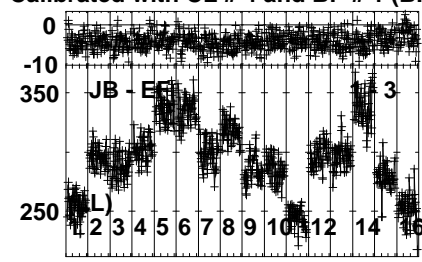
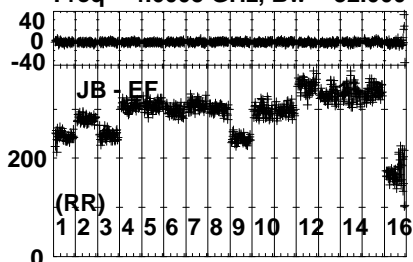
Lower frame: Milli Ampl Jy Top frame: Phas deg  
Vector averaged cross-power spectrum Several baselines displayed  
Timerange: 01/00:00:02 to 01/00:03:28



Plot file version 753 created 30-SEP-2022 11:12:48

J1427+2348 EM163.UVDATA.1

Freq = 4.6005 GHz, Bw = 32.000 MH Calibrated with CL # 4 and BP # 1 (BP mode 1)

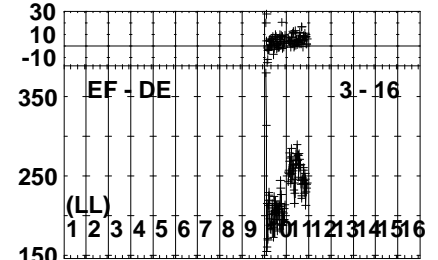
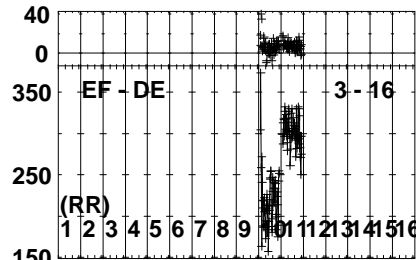
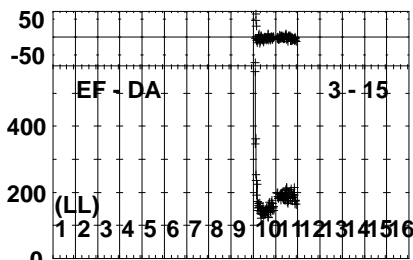
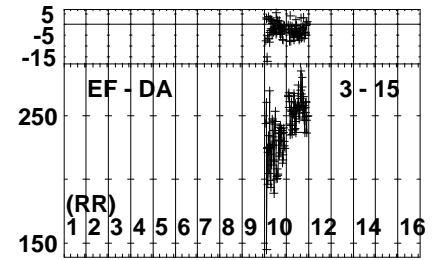
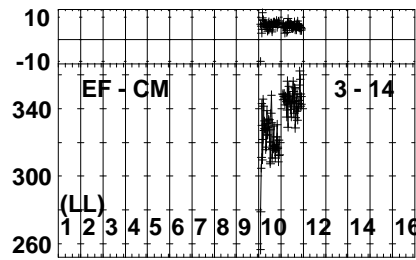
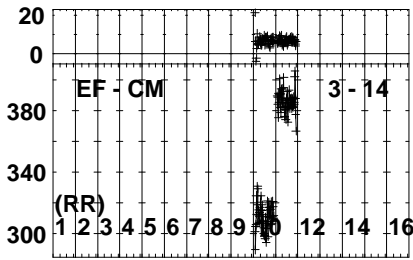
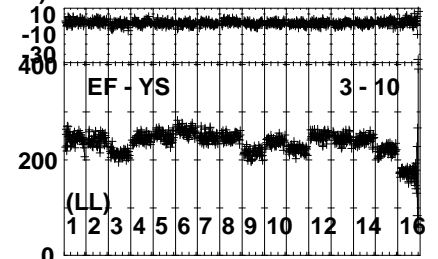
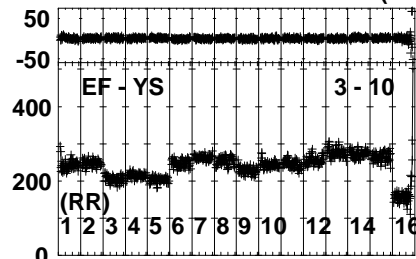
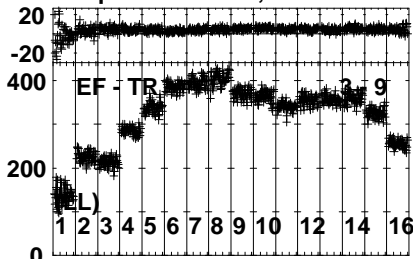


Lower frame: Milli Ampl Jy Top frame: Phas deg  
Vector averaged cross-power spectrum Several baselines displayed  
Timerange: 01/00:03:33 to 01/00:04:59

Plot file version 754 created 30-SEP-2022 11:12:49

J1427+2348 EM163.UVDATA.1

Freq = 4.6005 GHz, Bw = 32.000 MH Calibrated with CL # 4 and BP # 1 (BP mode 1)

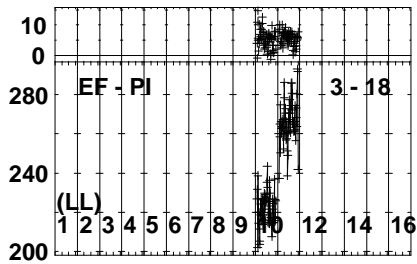
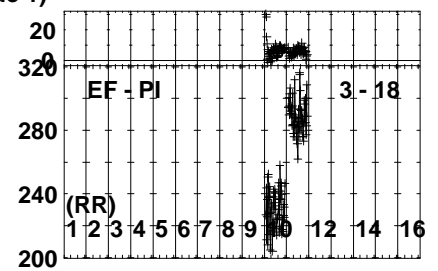
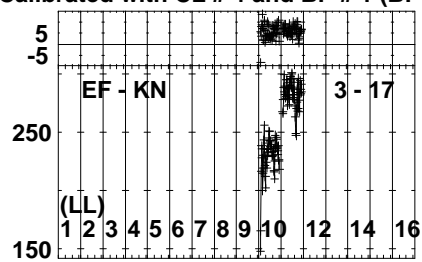
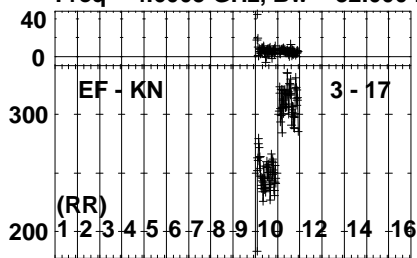


Lower frame: Milli Ampl Jy Top frame: Phas deg  
Vector averaged cross-power spectrum Several baselines displayed  
Timerange: 01/00:03:33 to 01/00:04:59

Plot file version 755 created 30-SEP-2022 11:12:50

J1427+2348 EM163.UVDATA.1

Freq = 4.6005 GHz, Bw = 32.000 MH Calibrated with CL # 4 and BP # 1 (BP mode 1)

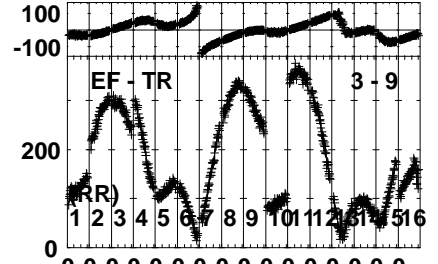
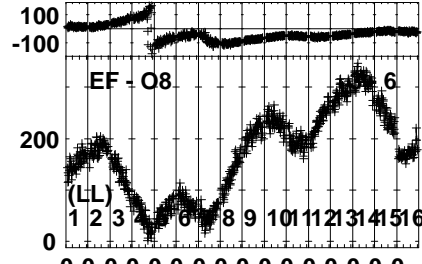
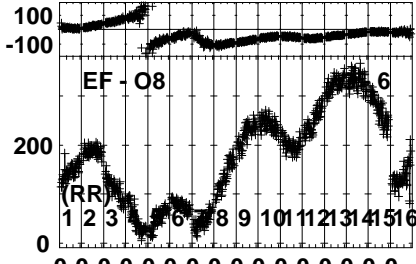
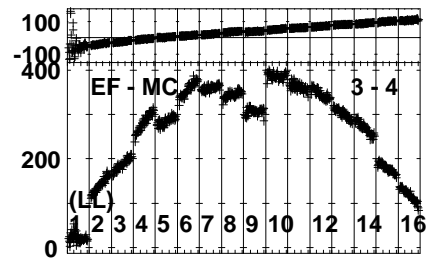
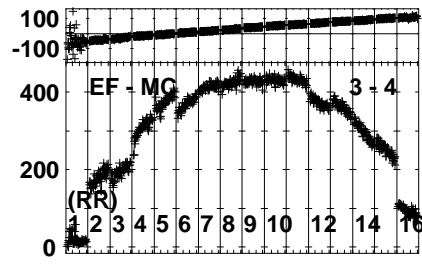
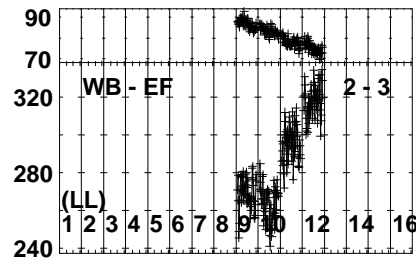
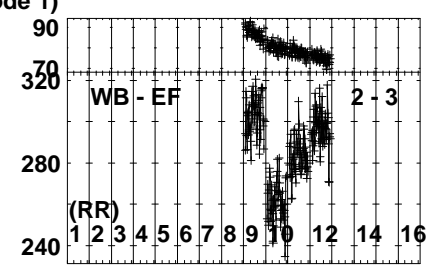
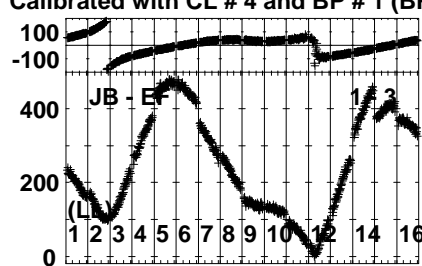
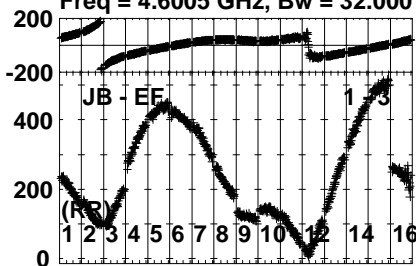


Lower frame: Milli Ampl Jy Top frame: Phas deg  
Vector averaged cross-power spectrum Several baselines displayed  
Timerange: 01/00:03:33 to 01/00:04:59

Plot file version 756 created 30-SEP-2022 11:12:50

J1424+225A EM163.UVDATA.1

Freq = 4.6005 GHz, Bw = 32.000 MH Calibrated with CL # 4 and BP # 1 (BP mode 1)

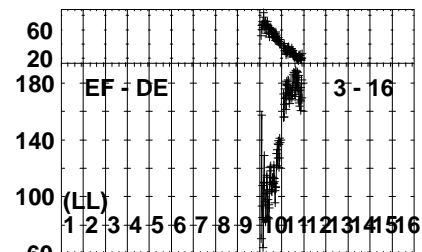
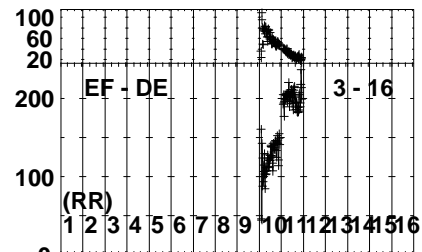
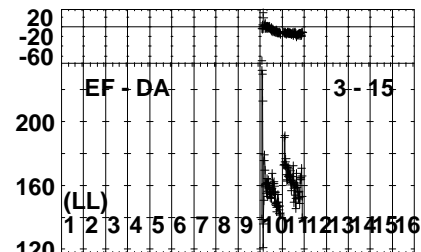
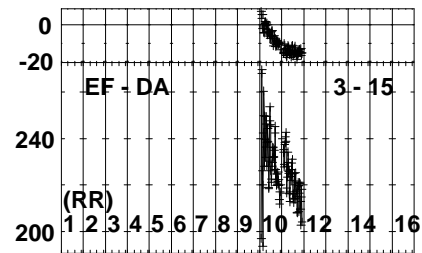
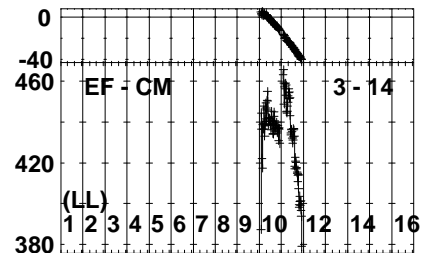
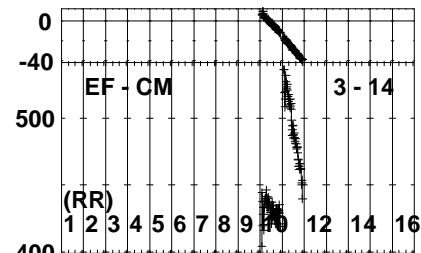
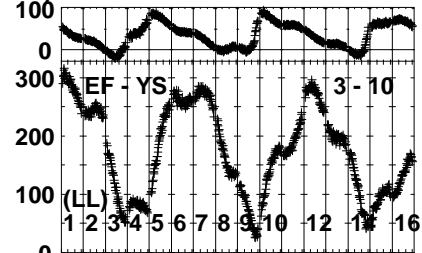
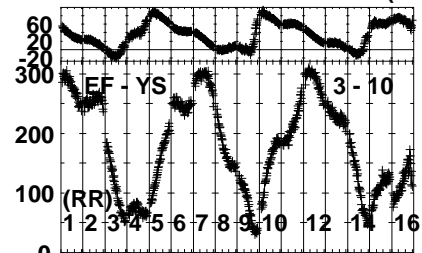
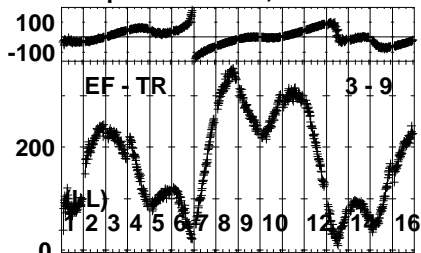


Lower frame: Milli Ampl Jy Top frame: Phas deg  
 Vector averaged cross-power spectrum Several baselines displayed  
 Timerange: 01/00:05:03 to 01/00:08:29

Plot file version 757 created 30-SEP-2022 11:12:51

J1424+225A EM163.UVDATA.1

Freq = 4.6005 GHz, Bw = 32.000 MH Calibrated with CL # 4 and BP # 1 (BP mode 1)

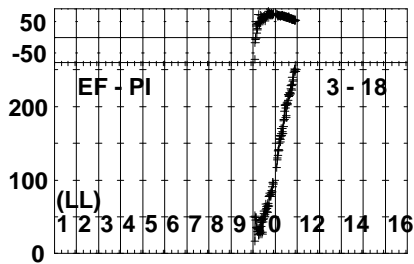
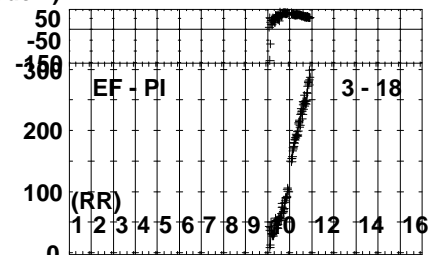
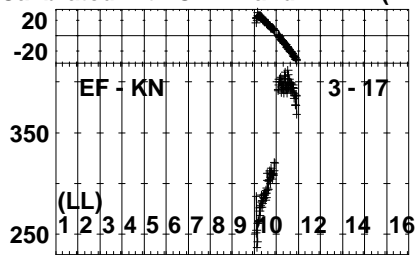
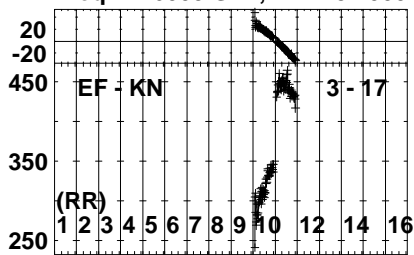


Lower frame: Milli Ampl Jy Top frame: Phas deg  
Vector averaged cross-power spectrum Several baselines displayed  
Timerange: 01/00:05:03 to 01/00:08:29

Plot file version 758 created 30-SEP-2022 11:12:53

J1424+225A EM163.UVDATA.1

Freq = 4.6005 GHz, Bw = 32.000 MH Calibrated with CL # 4 and BP # 1 (BP mode 1)

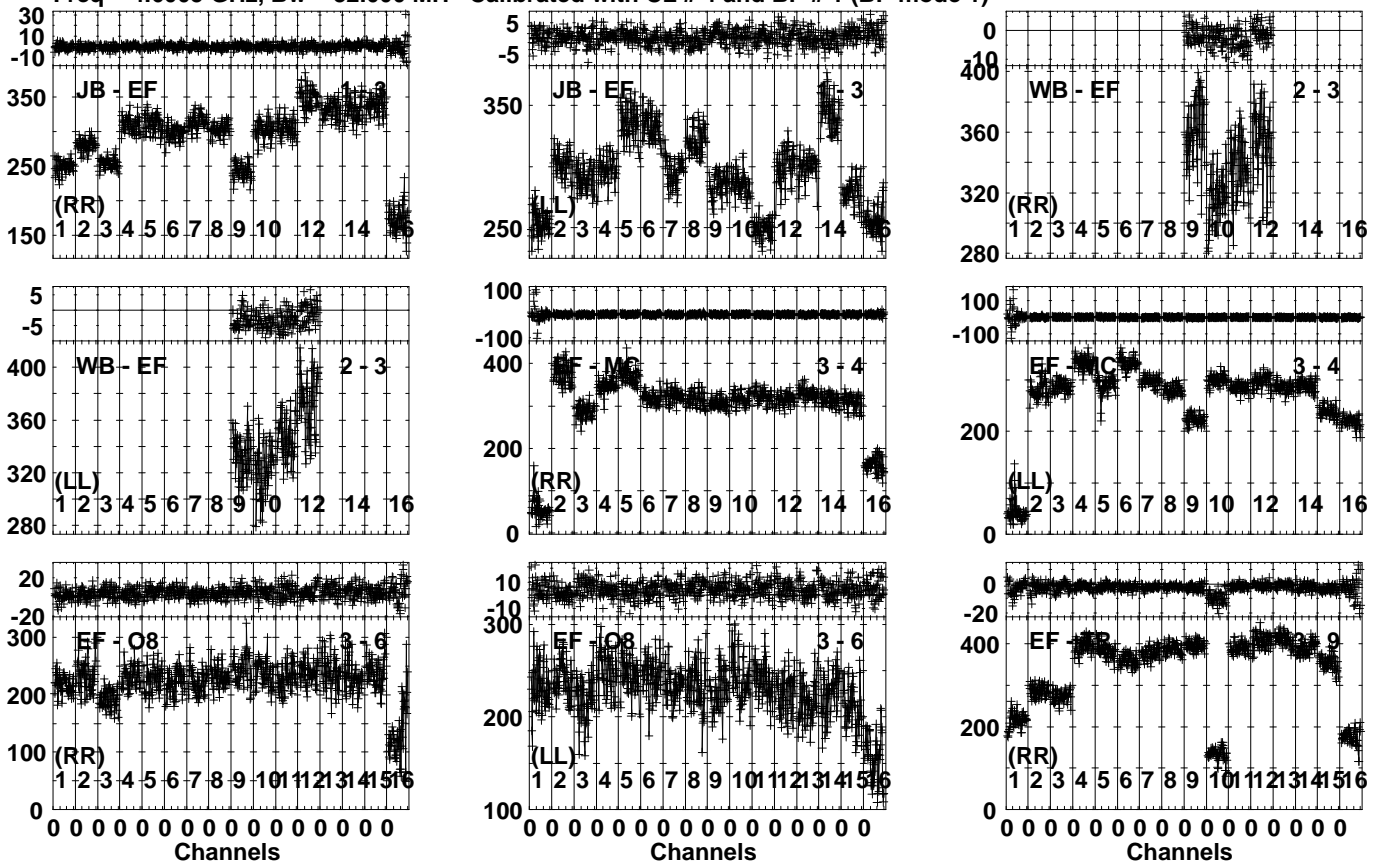


Lower frame: Milli Ampl Jy Top frame: Phas deg  
Vector averaged cross-power spectrum Several baselines displayed  
Timerange: 01/00:05:03 to 01/00:08:29

Plot file version 759 created 30-SEP-2022 11:12:53

J1427+2348 EM163.UVDATA.1

Freq = 4.6005 GHz, Bw = 32.000 MH Calibrated with CL # 4 and BP # 1 (BP mode 1)

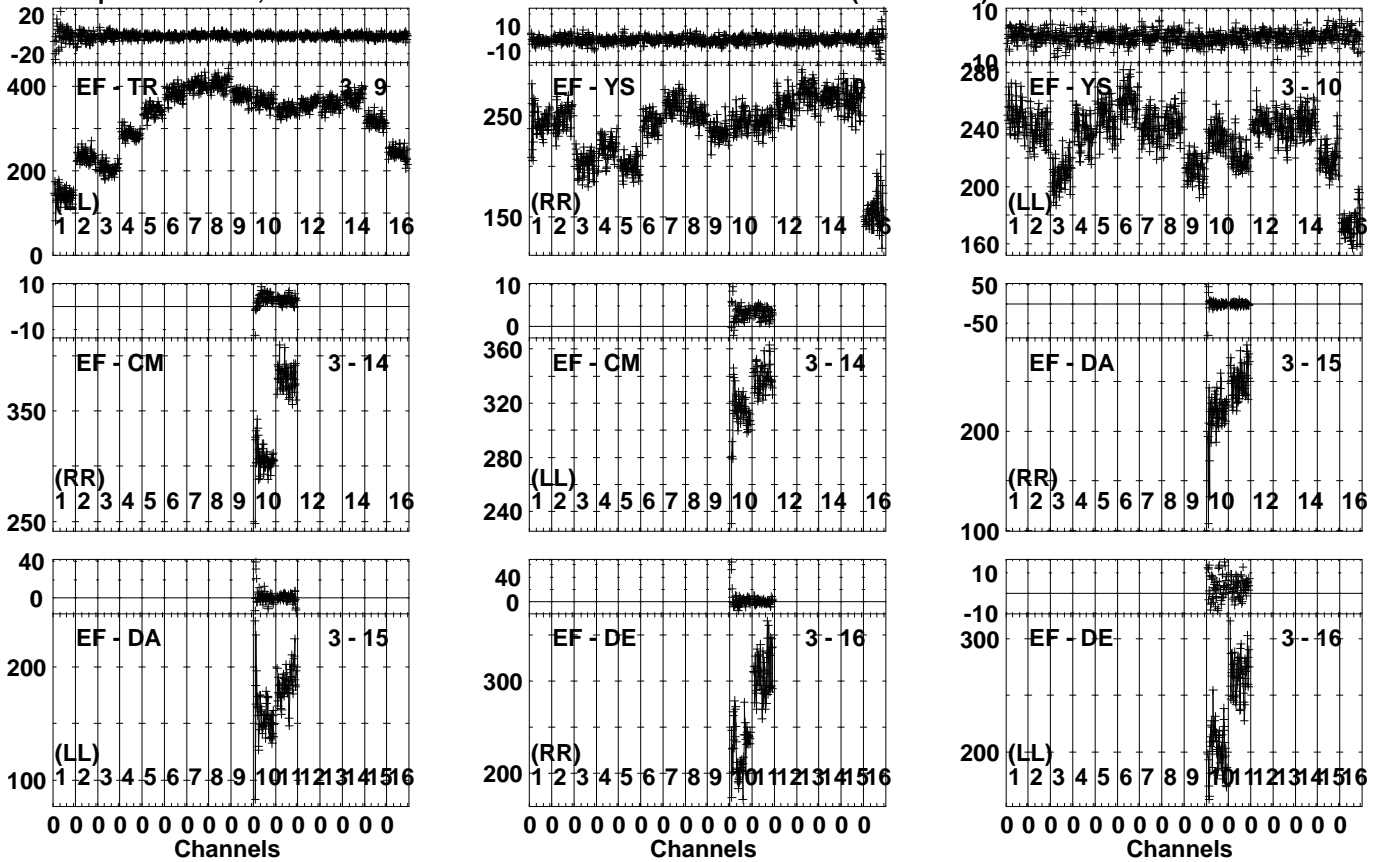


Lower frame: Milli Ampl Jy Top frame: Phas deg  
 Vector averaged cross-power spectrum Several baselines displayed  
 Timerange: 01/00:09:01 to 01/00:09:59

Plot file version 760 created 30-SEP-2022 11:12:54

J1427+2348 EM163.UVDATA.1

Freq = 4.6005 GHz, Bw = 32.000 MH Calibrated with CL # 4 and BP # 1 (BP mode 1)



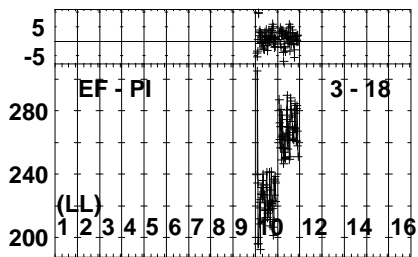
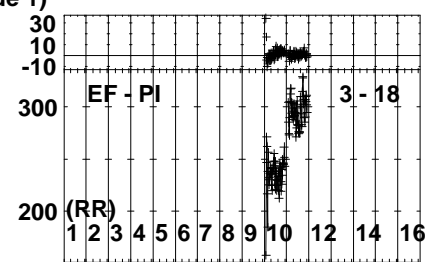
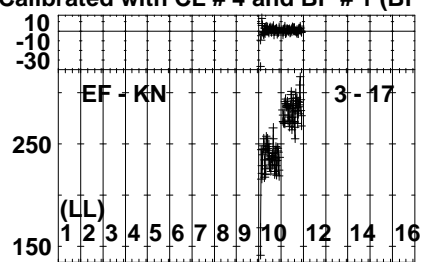
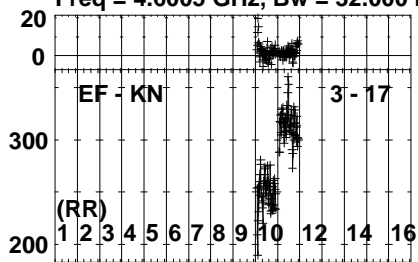
Lower frame: Milli Ampl Jy Top frame: Phas deg  
Vector averaged cross-power spectrum Several baselines displayed  
Timerange: 01/00:09:01 to 01/00:09:59



Plot file version 761 created 30-SEP-2022 11:12:55

J1427+2348 EM163.UVDATA.1

Freq = 4.6005 GHz, Bw = 32.000 MH Calibrated with CL # 4 and BP # 1 (BP mode 1)

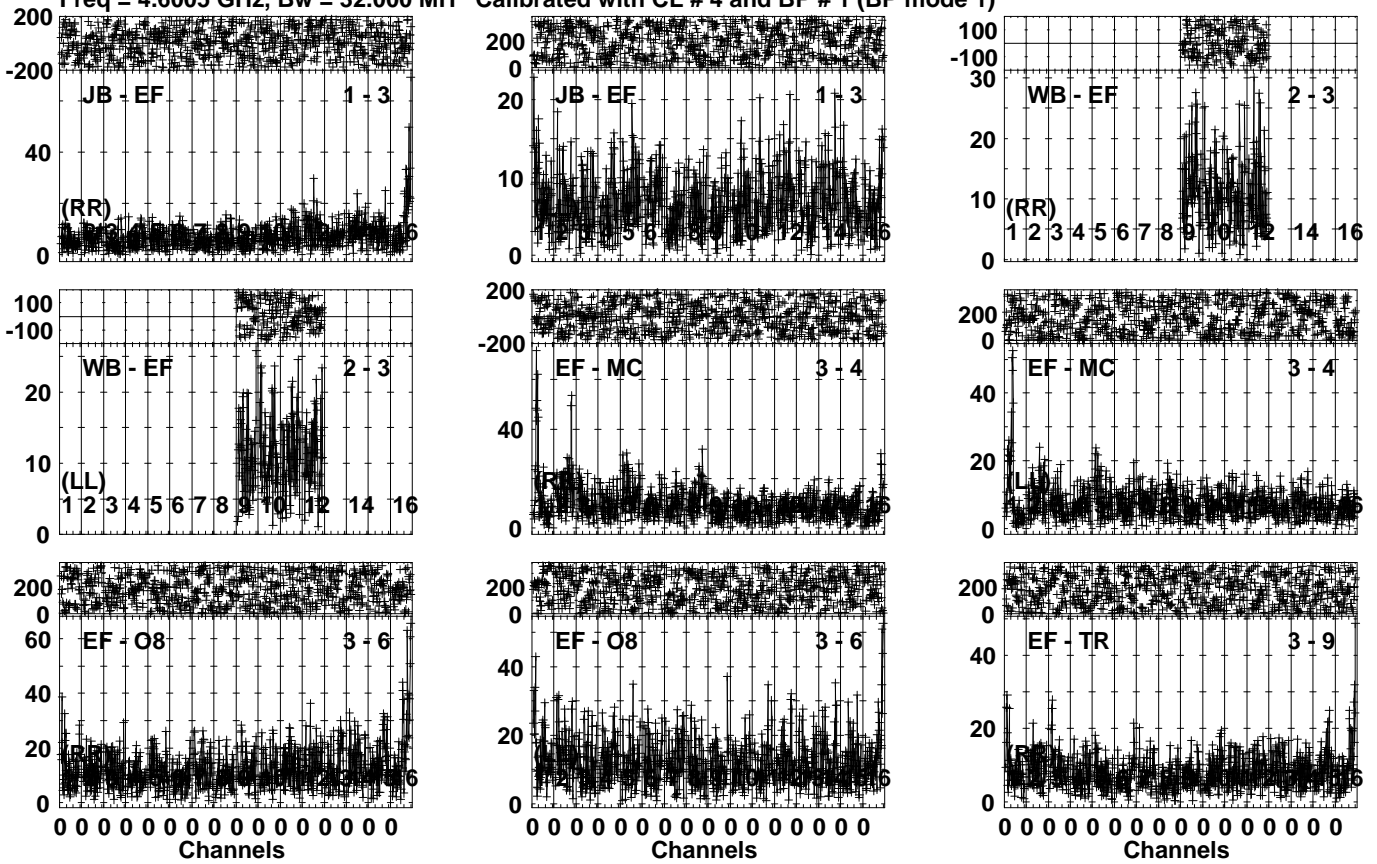


Lower frame: Milli Ampl Jy Top frame: Phas deg  
Vector averaged cross-power spectrum Several baselines displayed  
Timerange: 01/00:09:01 to 01/00:09:59

Plot file version 762 created 30-SEP-2022 11:12:55

SDSSJ1430 EM163.UVDATA.1

Freq = 4.6005 GHz, Bw = 32.000 MH Calibrated with CL # 4 and BP # 1 (BP mode 1)

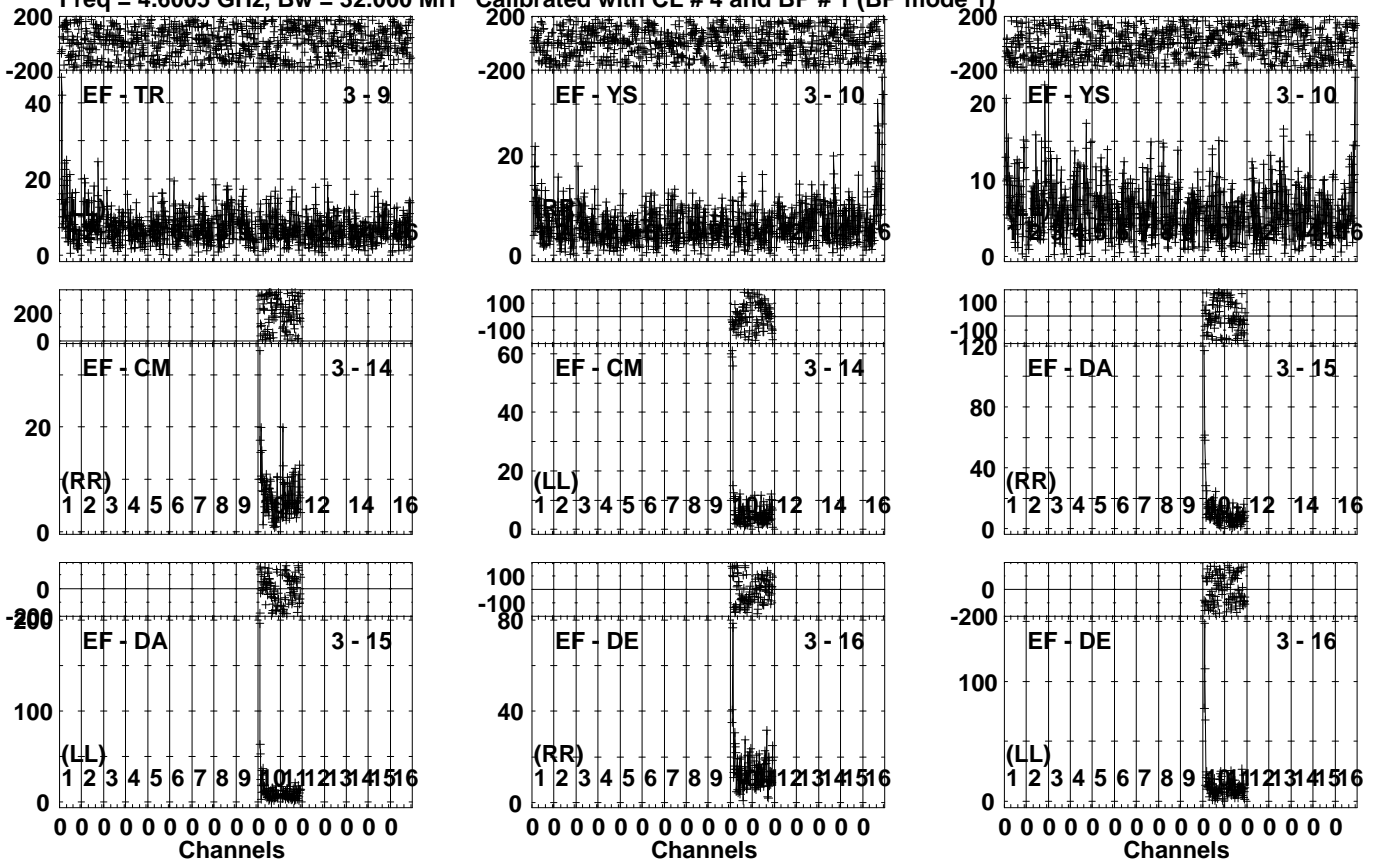


Lower frame: Milli Ampl Jy Top frame: Phas deg  
Vector averaged cross-power spectrum Several baselines displayed  
Timerange: 01/00:10:01 to 01/00:13:29

Plot file version 763 created 30-SEP-2022 11:12:56

SDSSJ1430 EM163.UVDATA.1

Freq = 4.6005 GHz, Bw = 32.000 MH Calibrated with CL # 4 and BP # 1 (BP mode 1)

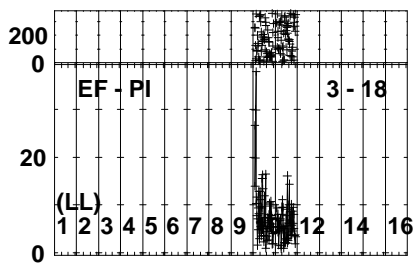
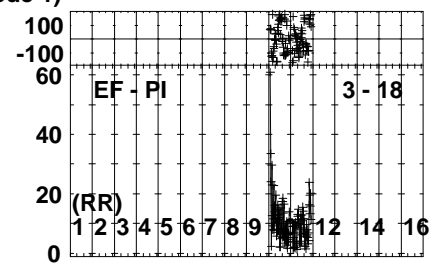
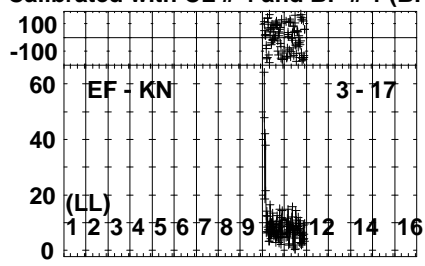
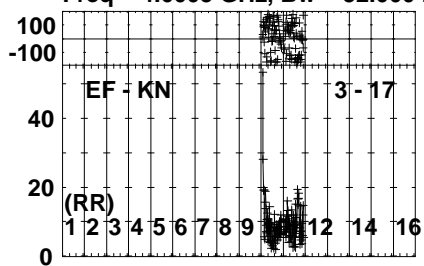


Lower frame: Milli Ampl Jy Top frame: Phas deg  
Vector averaged cross-power spectrum Several baselines displayed  
Timerange: 01/00:10:01 to 01/00:13:29

Plot file version 764 created 30-SEP-2022 11:12:58

SDSSJ1430 EM163.UVDATA.1

Freq = 4.6005 GHz, Bw = 32.000 MH Calibrated with CL # 4 and BP # 1 (BP mode 1)

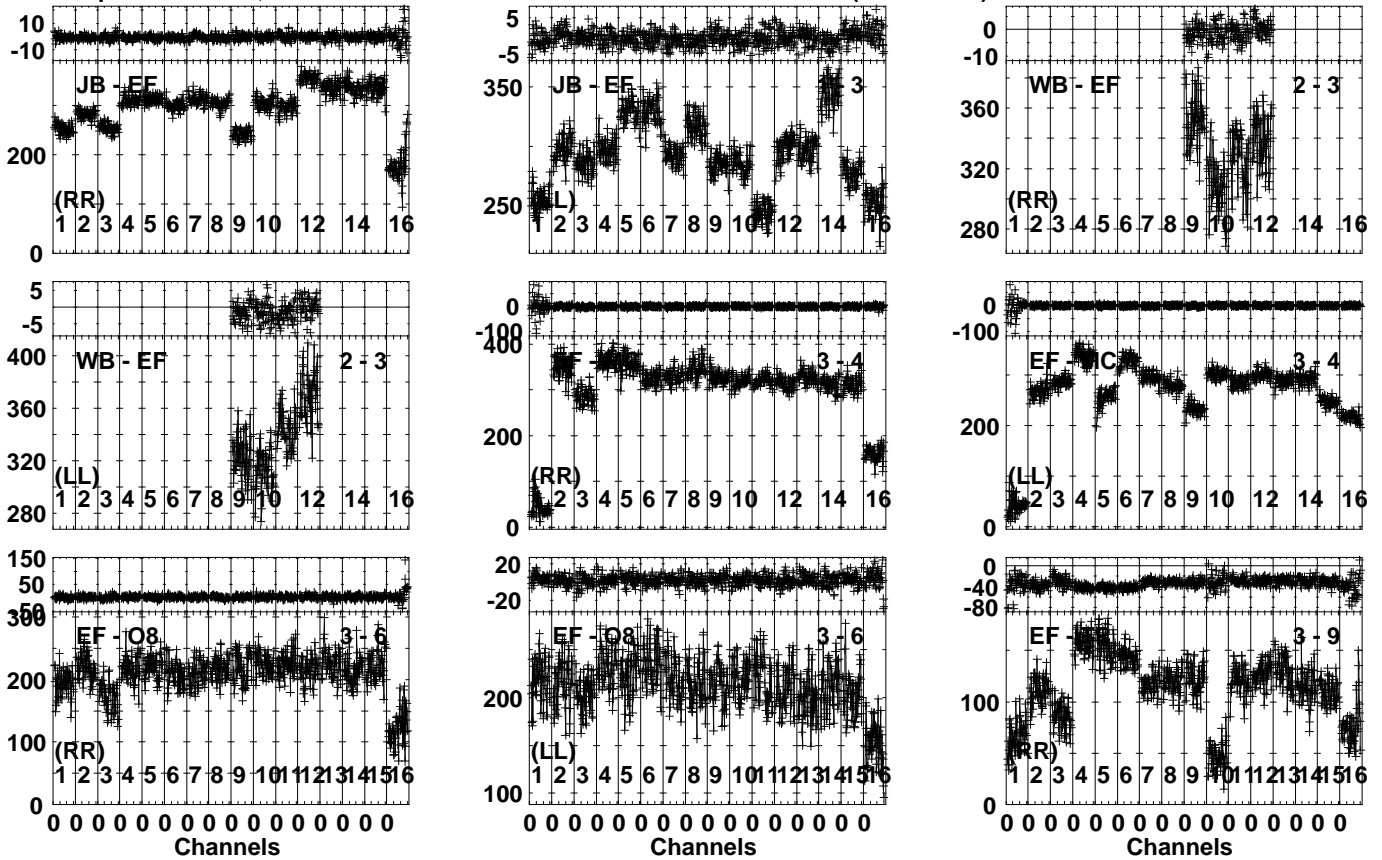


Lower frame: Milli Ampl Jy Top frame: Phas deg  
Vector averaged cross-power spectrum Several baselines displayed  
Timerange: 01/00:10:01 to 01/00:13:29

Plot file version 765 created 30-SEP-2022 11:12:58

J1427+2348 EM163.UVDATA.1

Freq = 4.6005 GHz, Bw = 32.000 MH Calibrated with CL # 4 and BP # 1 (BP mode 1)

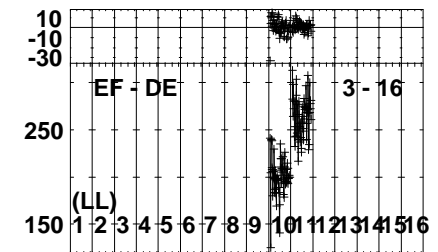
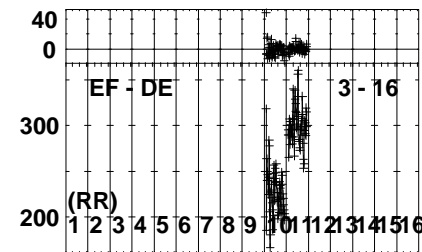
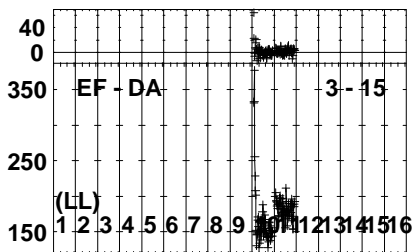
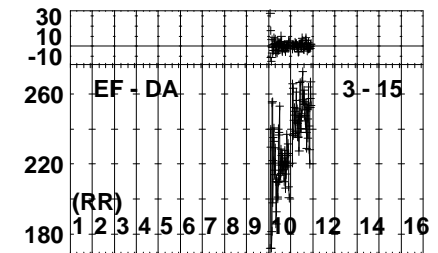
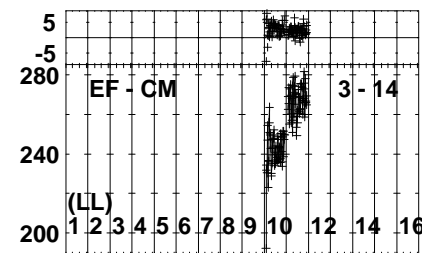
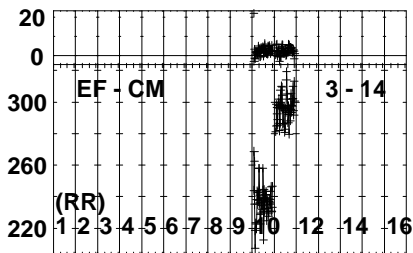
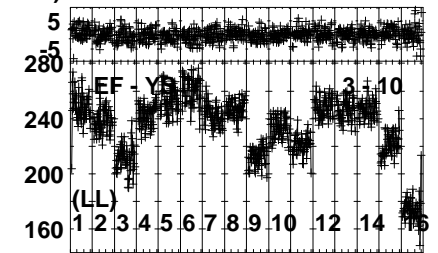
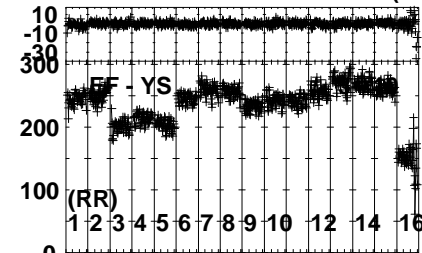
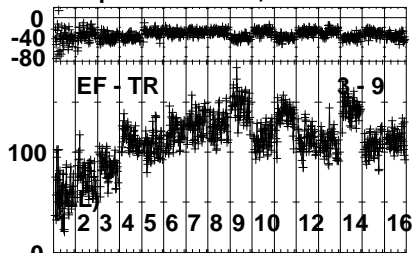


Lower frame: Milli Ampl Jy Top frame: Phas deg  
 Vector averaged cross-power spectrum Several baselines displayed  
 Timerange: 01/00:14:01 to 01/00:14:59

Plot file version 766 created 30-SEP-2022 11:12:59

J1427+2348 EM163.UVDATA.1

Freq = 4.6005 GHz, Bw = 32.000 MH Calibrated with CL # 4 and BP # 1 (BP mode 1)

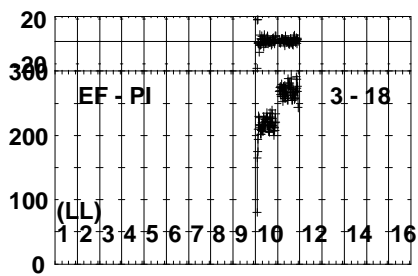
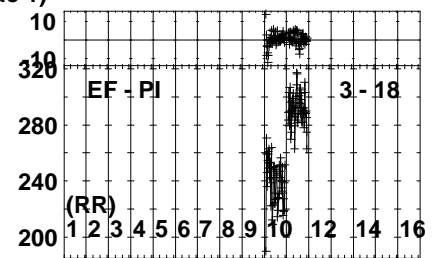
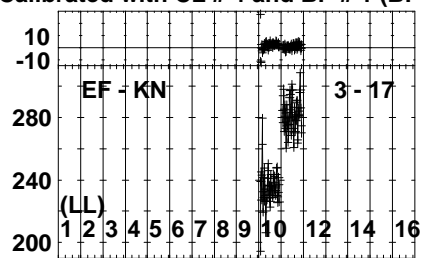
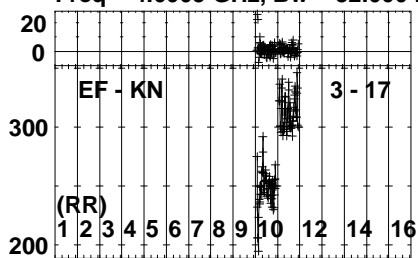


Lower frame: Milli Ampl Jy Top frame: Phas deg  
Vector averaged cross-power spectrum Several baselines displayed  
Timerange: 01/00:14:01 to 01/00:14:59

Plot file version 767 created 30-SEP-2022 11:13:00

J1427+2348 EM163.UVDATA.1

Freq = 4.6005 GHz, Bw = 32.000 MH Calibrated with CL # 4 and BP # 1 (BP mode 1)

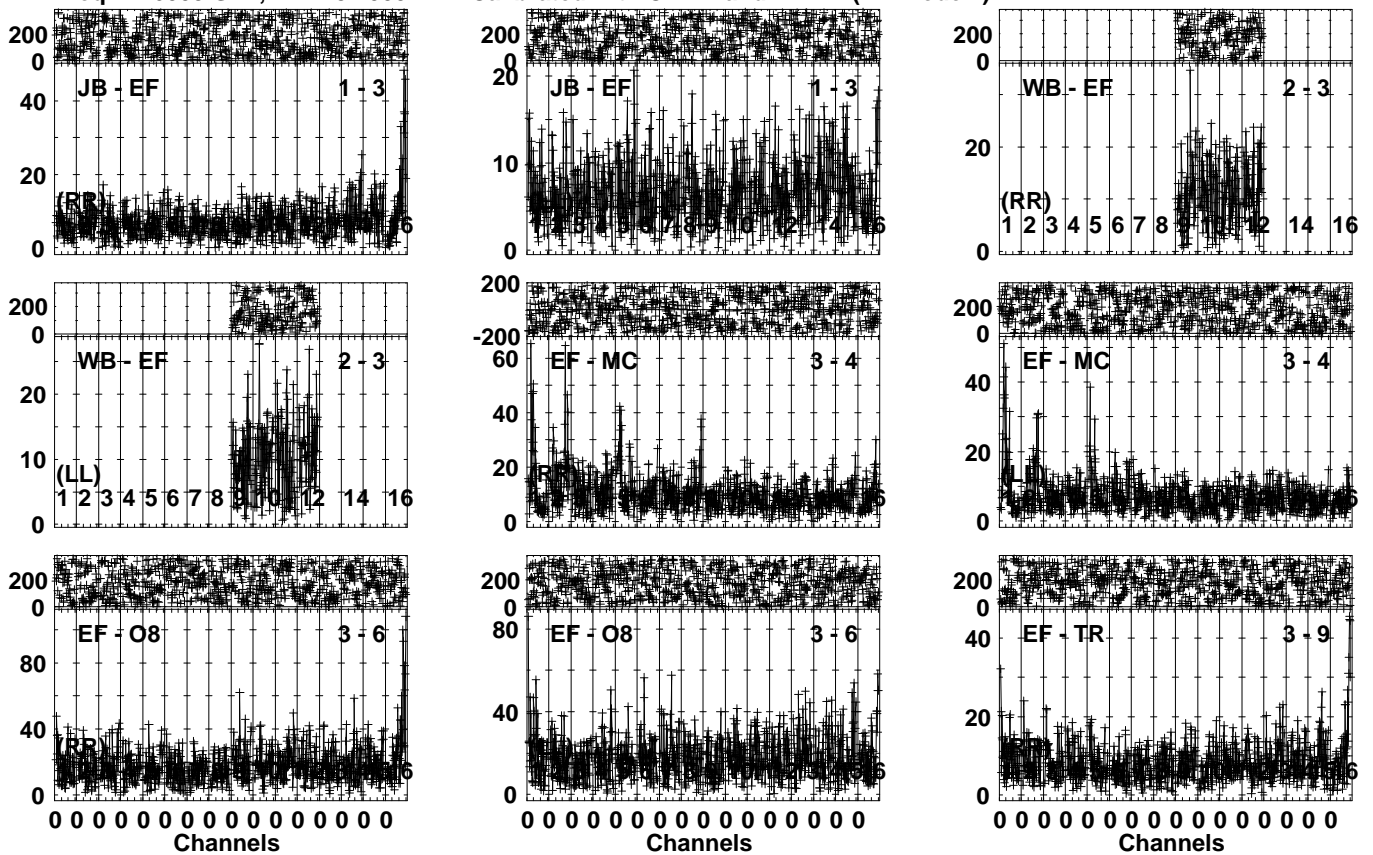


Lower frame: Milli Ampl Jy Top frame: Phas deg  
Vector averaged cross-power spectrum Several baselines displayed  
Timerange: 01/00:14:01 to 01/00:14:59

Plot file version 768 created 30-SEP-2022 11:13:00

SDSSJ1430 EM163.UVDATA.1

Freq = 4.6005 GHz, Bw = 32.000 MH Calibrated with CL # 4 and BP # 1 (BP mode 1)



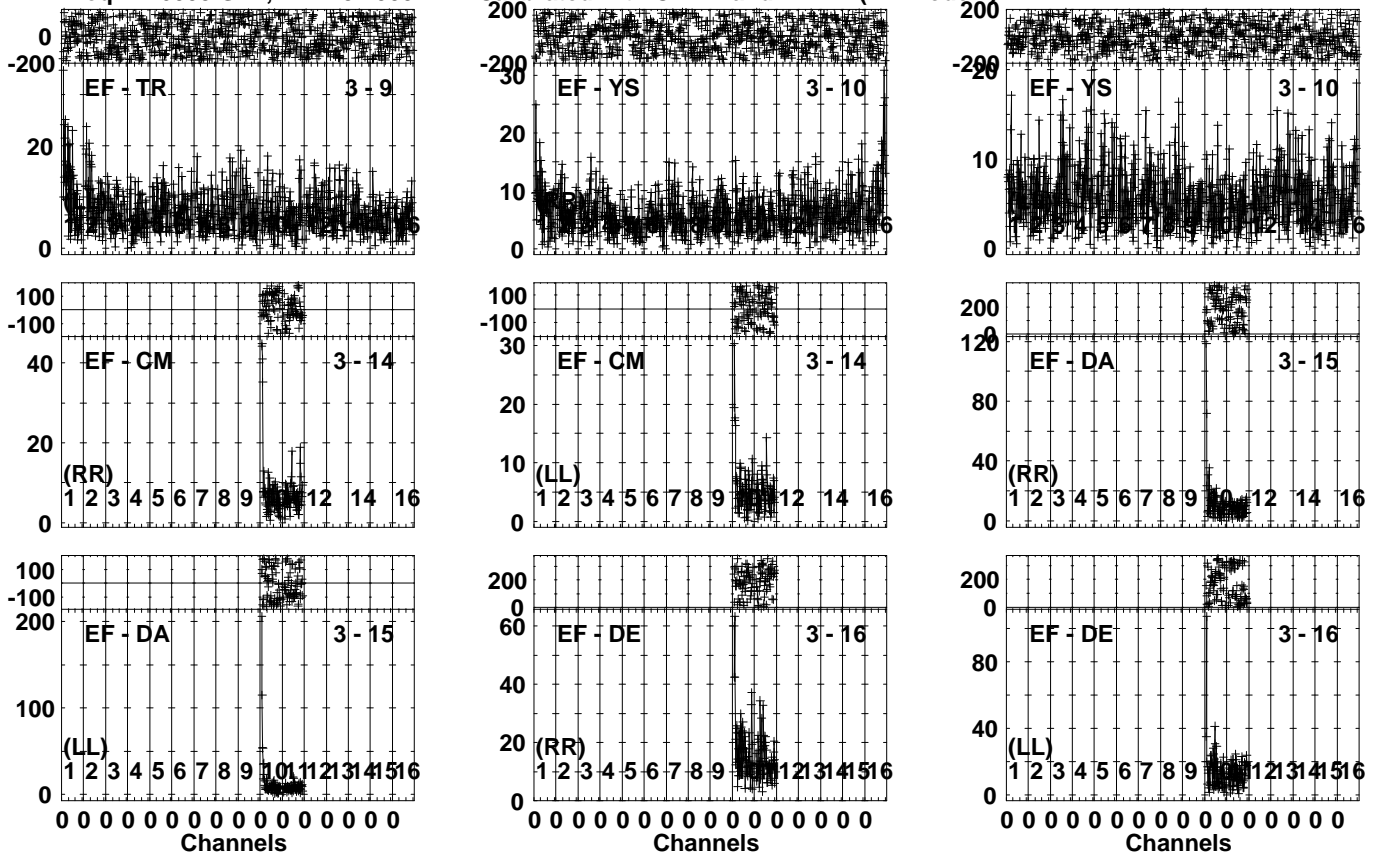
Lower frame: Milli Ampl Jy Top frame: Phas deg  
Vector averaged cross-power spectrum Several baselines displayed  
Timerange: 01/00:15:01 to 01/00:18:29



Plot file version 769 created 30-SEP-2022 11:13:01

SDSSJ1430 EM163.UVDATA.1

Freq = 4.6005 GHz, Bw = 32.000 MH Calibrated with CL # 4 and BP # 1 (BP mode 1)

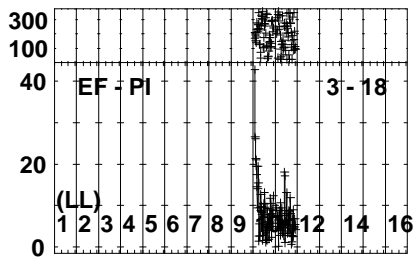
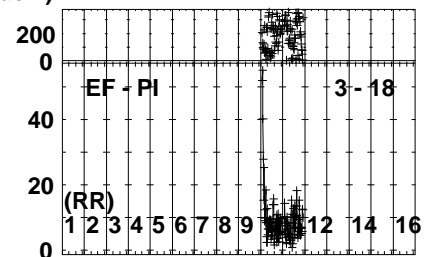
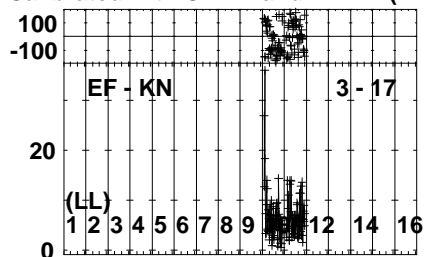
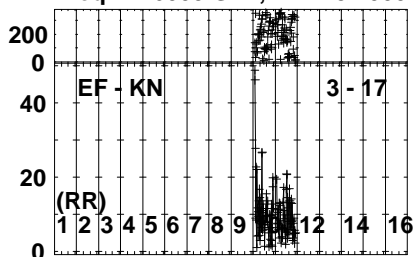


Lower frame: Milli Ampl Jy Top frame: Phas deg  
Vector averaged cross-power spectrum Several baselines displayed  
Timerange: 01/00:15:01 to 01/00:18:29

Plot file version 770 created 30-SEP-2022 11:13:02

SDSSJ1430 EM163.UVDATA.1

Freq = 4.6005 GHz, Bw = 32.000 MH Calibrated with CL # 4 and BP # 1 (BP mode 1)

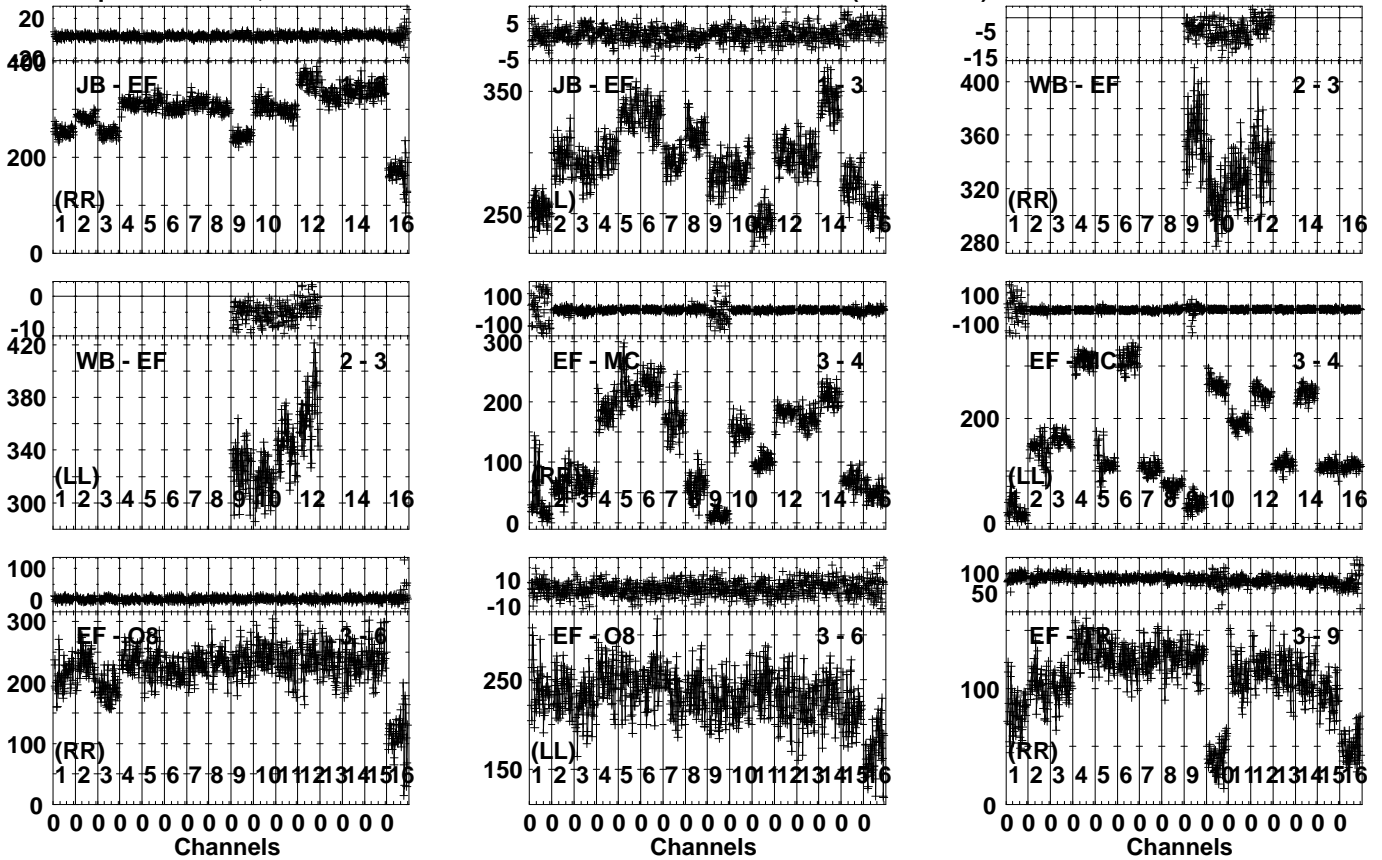


Lower frame: Milli Ampl Jy Top frame: Phas deg  
Vector averaged cross-power spectrum Several baselines displayed  
Timerange: 01/00:15:01 to 01/00:18:29

Plot file version 771 created 30-SEP-2022 11:13:03

J1427+2348 EM163.UVDATA.1

Freq = 4.6005 GHz, Bw = 32.000 MH Calibrated with CL # 4 and BP # 1 (BP mode 1)

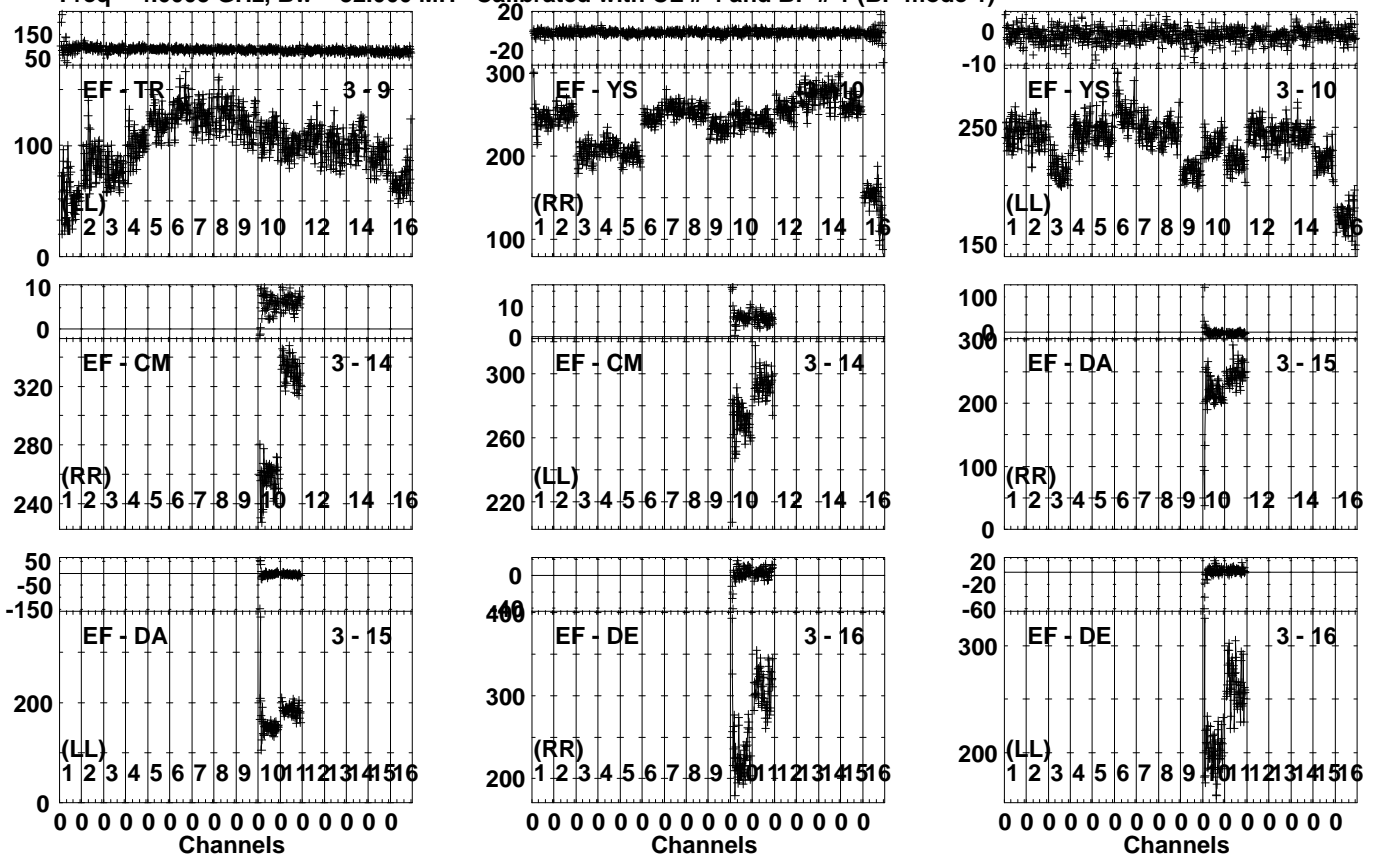


Lower frame: Milli Ampl Jy Top frame: Phas deg  
Vector averaged cross-power spectrum Several baselines displayed  
Timerange: 01/00:18:33 to 01/00:19:59

Plot file version 772 created 30-SEP-2022 11:13:04

J1427+2348 EM163.UVDATA.1

Freq = 4.6005 GHz, Bw = 32.000 MH Calibrated with CL # 4 and BP # 1 (BP mode 1)

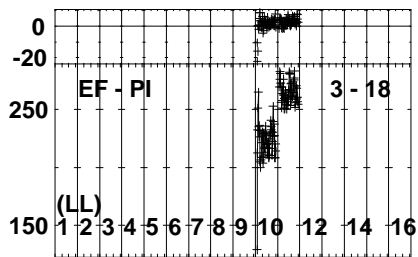
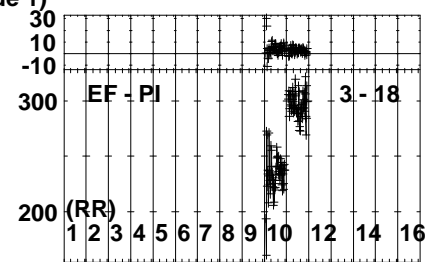
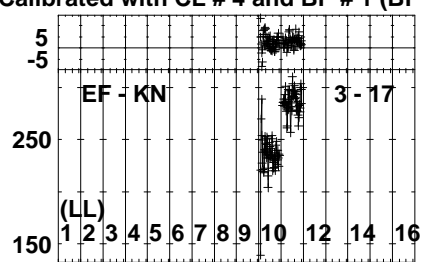
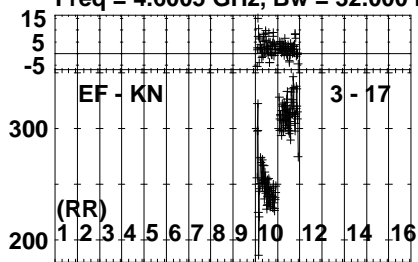


Lower frame: Milli Ampl Jy Top frame: Phas deg  
Vector averaged cross-power spectrum Several baselines displayed  
Timerange: 01/00:18:33 to 01/00:19:59

Plot file version 773 created 30-SEP-2022 11:13:05

J1427+2348 EM163.UVDATA.1

Freq = 4.6005 GHz, Bw = 32.000 MH Calibrated with CL # 4 and BP # 1 (BP mode 1)

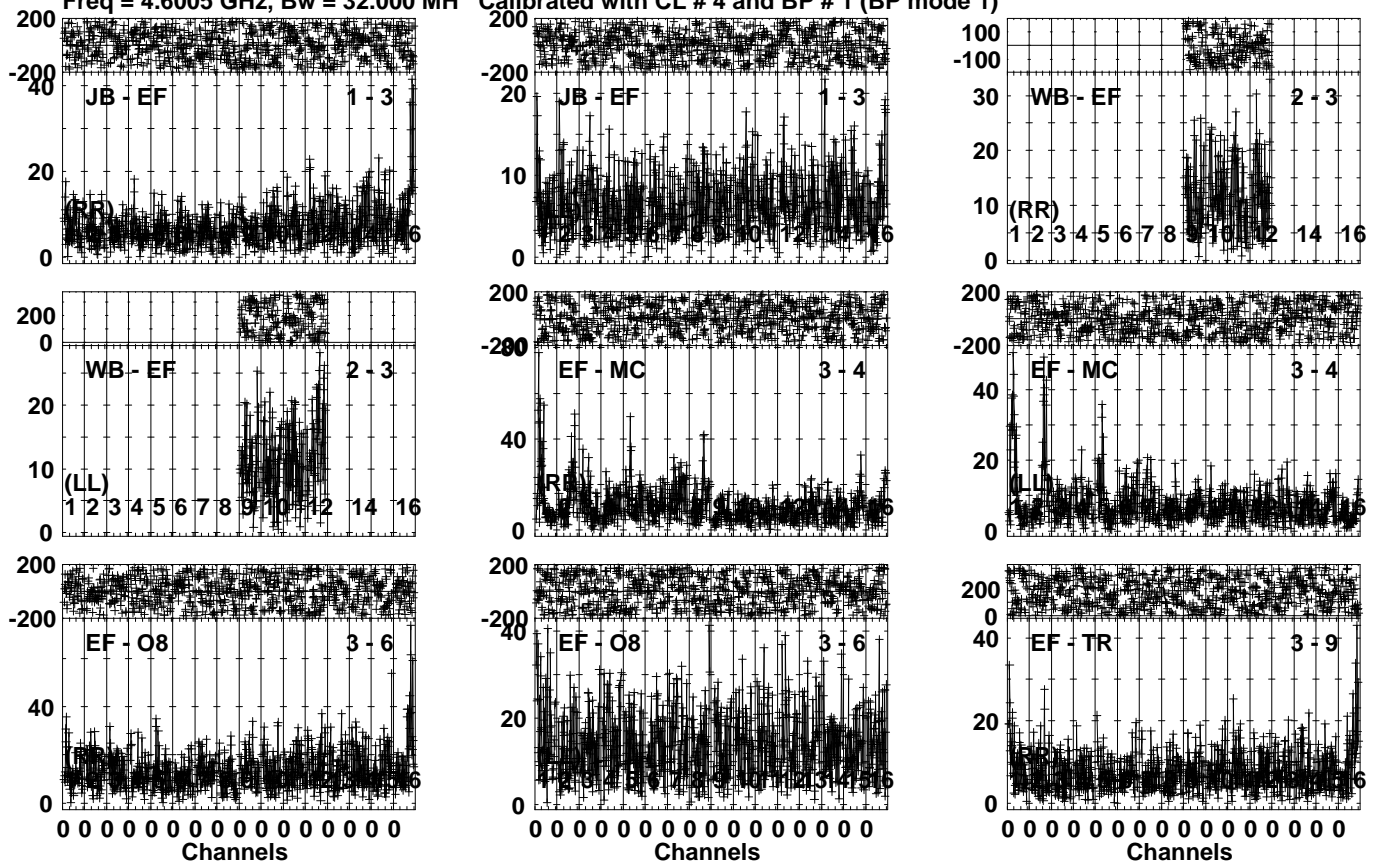


Lower frame: Milli Ampl Jy Top frame: Phas deg  
Vector averaged cross-power spectrum Several baselines displayed  
Timerange: 01/00:18:33 to 01/00:19:59

Plot file version 774 created 30-SEP-2022 11:13:05

SDSSJ1430 EM163.UVDATA.1

Freq = 4.6005 GHz, Bw = 32.000 MH Calibrated with CL # 4 and BP # 1 (BP mode 1)

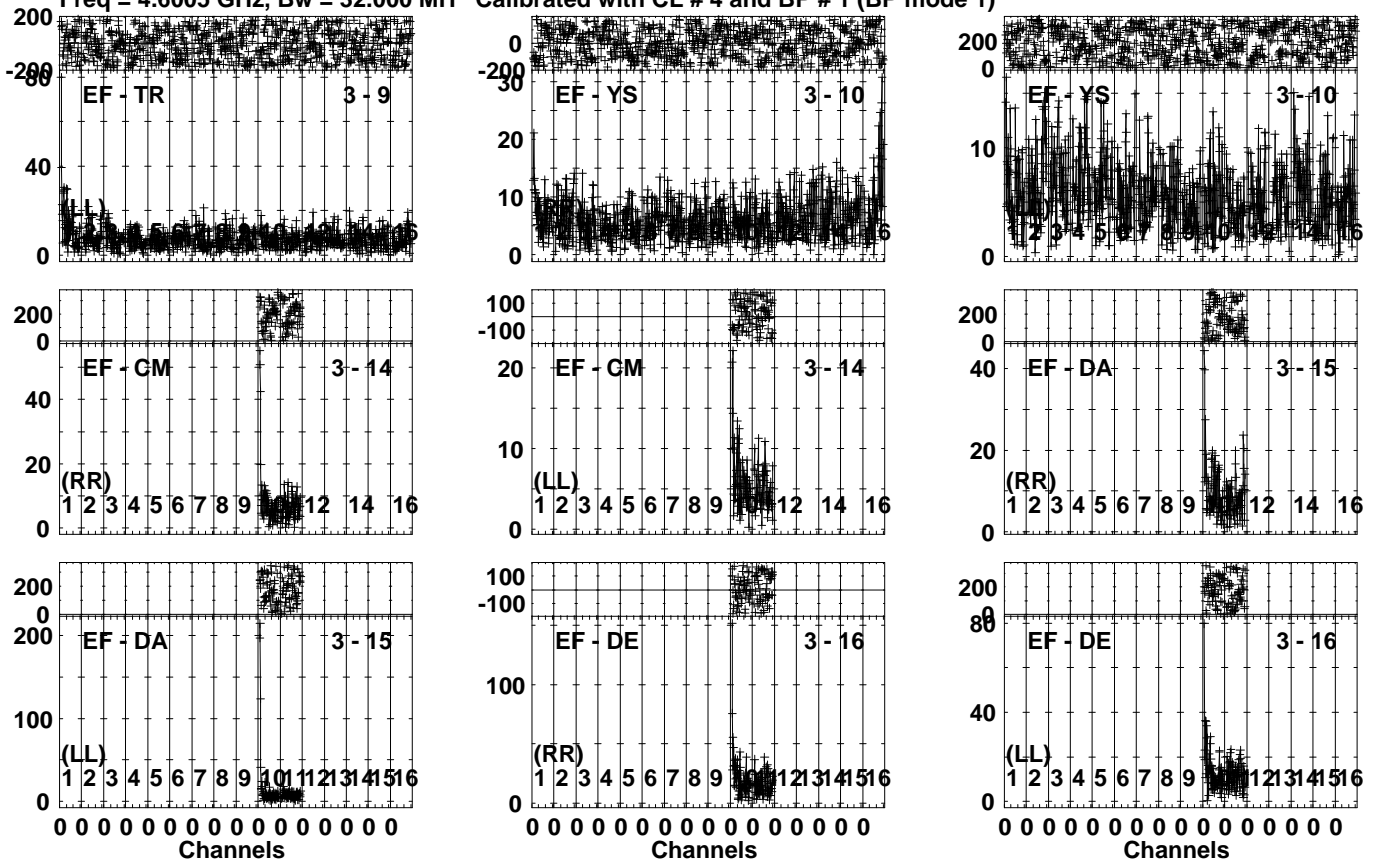


Lower frame: Milli Ampl Jy Top frame: Phas deg  
Vector averaged cross-power spectrum Several baselines displayed  
Timerange: 01/00:20:03 to 01/00:23:29

Plot file version 775 created 30-SEP-2022 11:13:06

SDSSJ1430 EM163.UVDATA.1

Freq = 4.6005 GHz, Bw = 32.000 MH Calibrated with CL # 4 and BP # 1 (BP mode 1)

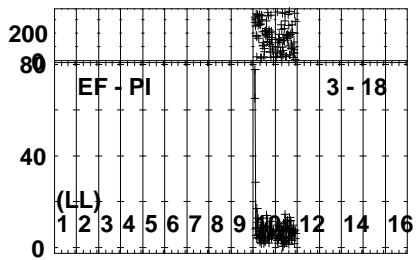
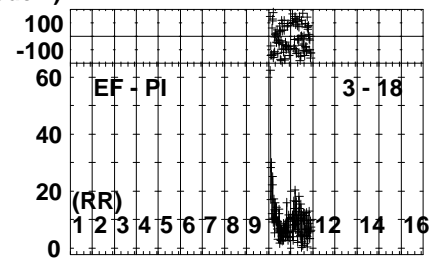
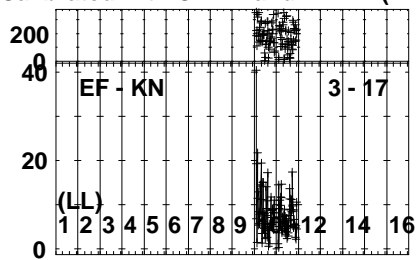
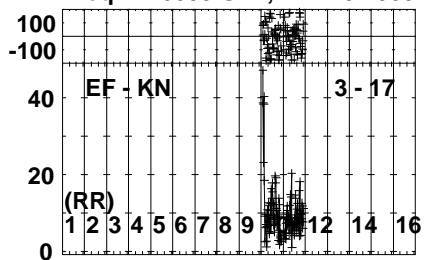


Lower frame: Milli Ampl Jy Top frame: Phas deg  
Vector averaged cross-power spectrum Several baselines displayed  
Timerange: 01/00:20:03 to 01/00:23:29

Plot file version 776 created 30-SEP-2022 11:13:07

SDSSJ1430 EM163.UVDATA.1

Freq = 4.6005 GHz, Bw = 32.000 MH Calibrated with CL # 4 and BP # 1 (BP mode 1)



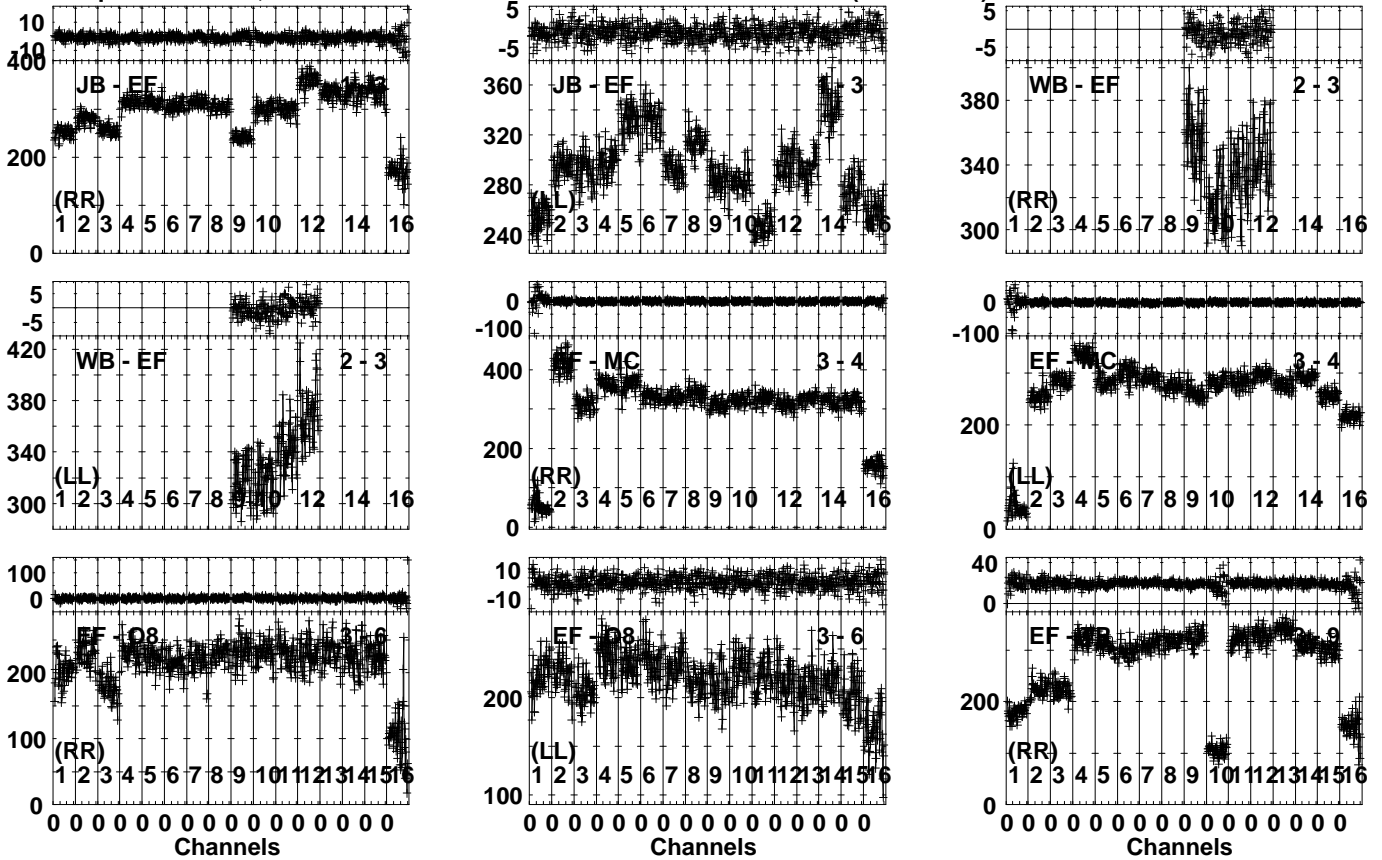
Lower frame: Milli Ampl Jy Top frame: Phas deg  
Vector averaged cross-power spectrum Several baselines displayed  
Timerange: 01/00:20:03 to 01/00:23:29



Plot file version 777 created 30-SEP-2022 11:13:08

J1427+2348 EM163.UVDATA.1

Freq = 4.6005 GHz, Bw = 32.000 MH Calibrated with CL # 4 and BP # 1 (BP mode 1)

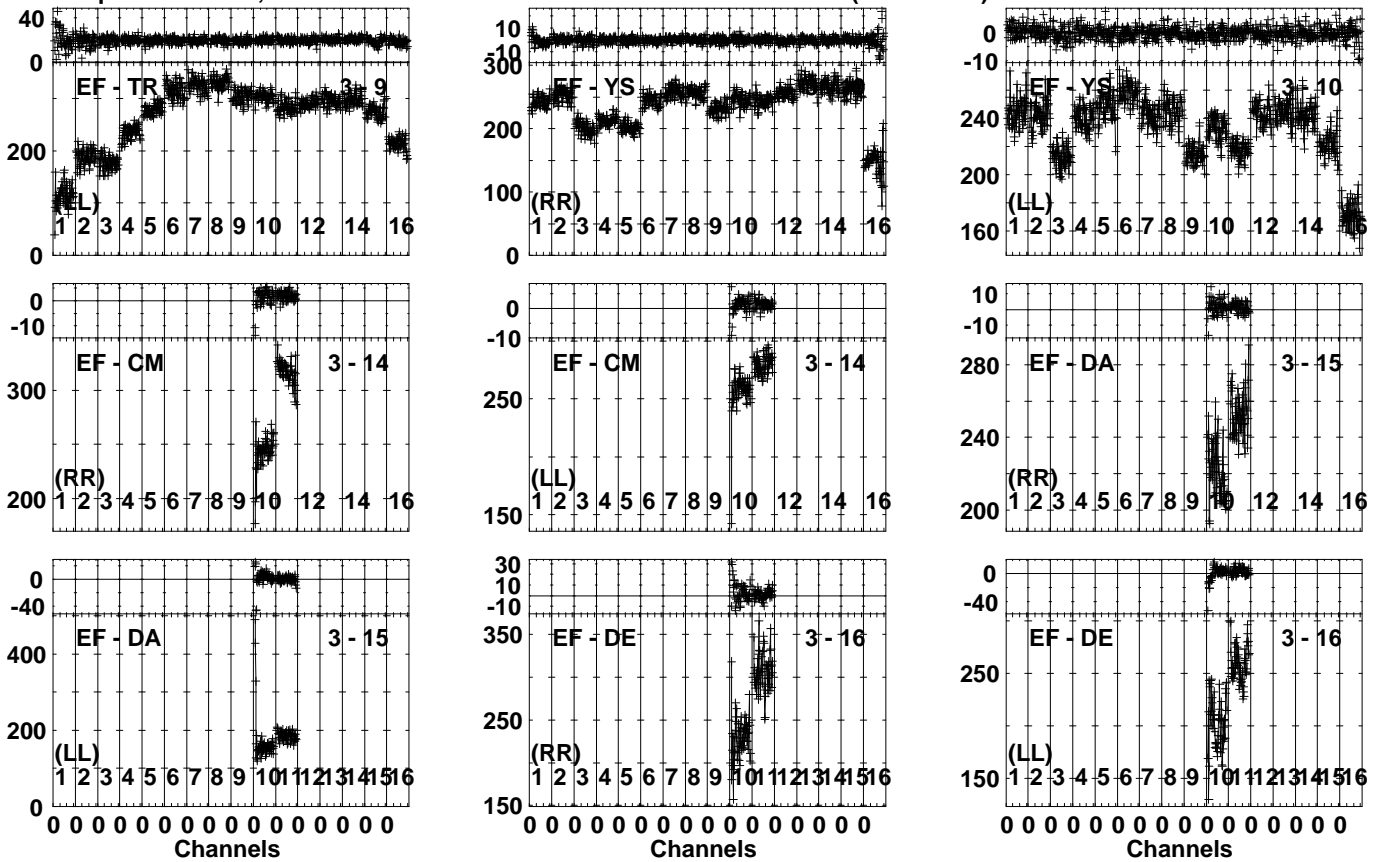


Lower frame: Milli Ampl Jy Top frame: Phas deg  
 Vector averaged cross-power spectrum Several baselines displayed  
 Timerange: 01/00:24:01 to 01/00:24:59

Plot file version 778 created 30-SEP-2022 11:13:09

J1427+2348 EM163.UVDATA.1

Freq = 4.6005 GHz, Bw = 32.000 MH Calibrated with CL # 4 and BP # 1 (BP mode 1)

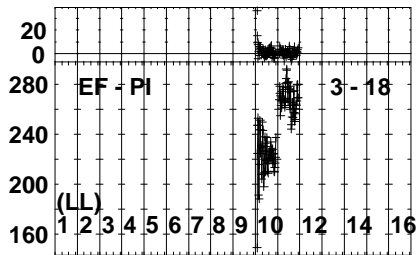
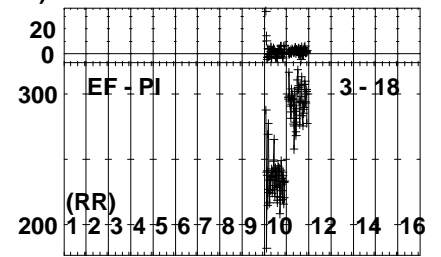
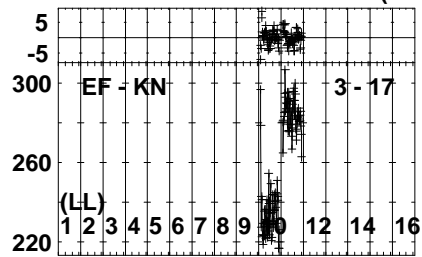
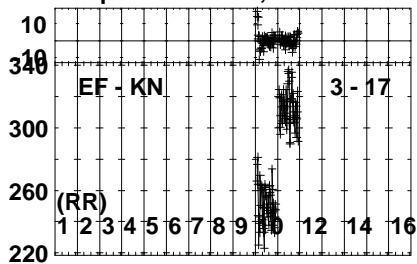


Lower frame: Milli Ampl Jy Top frame: Phas deg  
 Vector averaged cross-power spectrum Several baselines displayed  
 Timerange: 01/00:24:01 to 01/00:24:59

Plot file version 779 created 30-SEP-2022 11:13:10

J1427+2348 EM163.UVDATA.1

Freq = 4.6005 GHz, Bw = 32.000 MH Calibrated with CL # 4 and BP # 1 (BP mode 1)

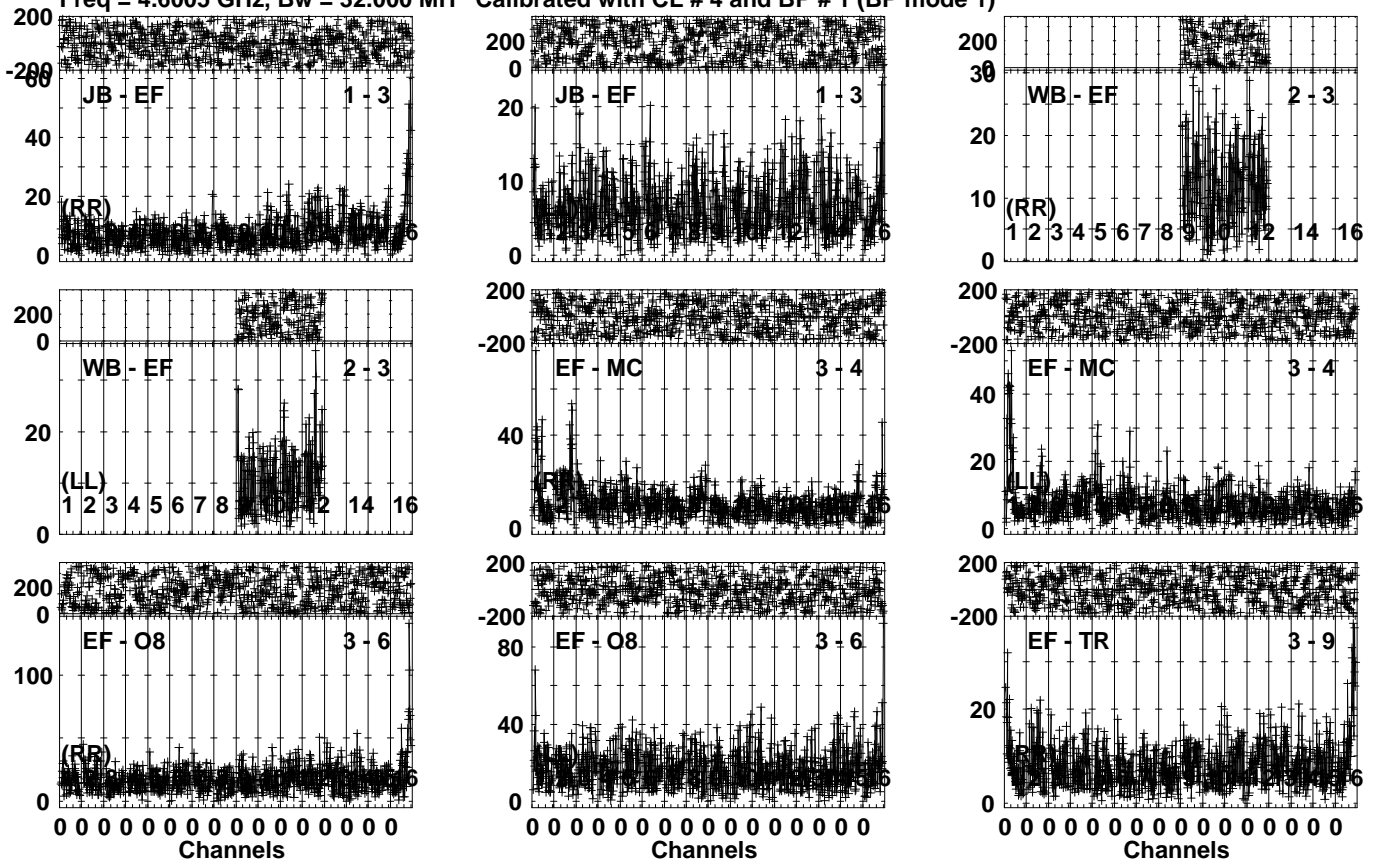


Lower frame: Milli Ampl Jy Top frame: Phas deg  
Vector averaged cross-power spectrum Several baselines displayed  
Timerange: 01/00:24:01 to 01/00:24:59

Plot file version 780 created 30-SEP-2022 11:13:10

SDSSJ1430 EM163.UVDATA.1

Freq = 4.6005 GHz, Bw = 32.000 MH Calibrated with CL # 4 and BP # 1 (BP mode 1)

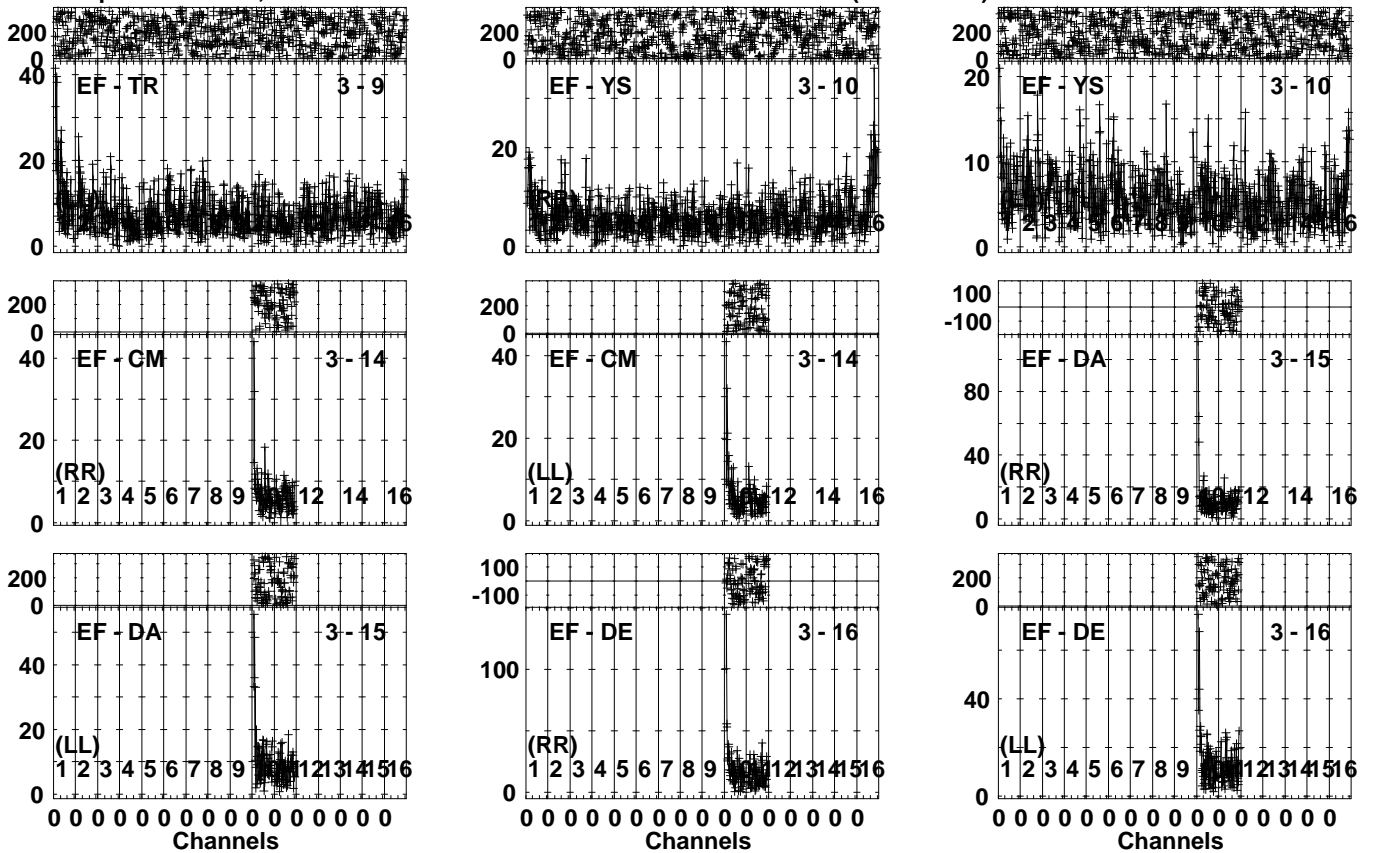


Lower frame: Milli Ampl Jy Top frame: Phas deg  
Vector averaged cross-power spectrum Several baselines displayed  
Timerange: 01/00:25:01 to 01/00:28:29

Plot file version 781 created 30-SEP-2022 11:13:11

SDSSJ1430 EM163.UVDATA.1

Freq = 4.6005 GHz, Bw = 32.000 MH Calibrated with CL # 4 and BP # 1 (BP mode 1)

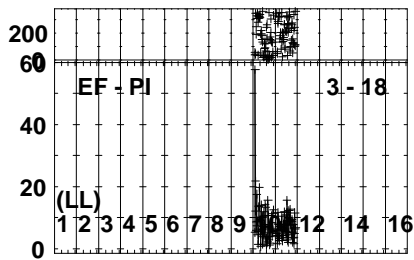
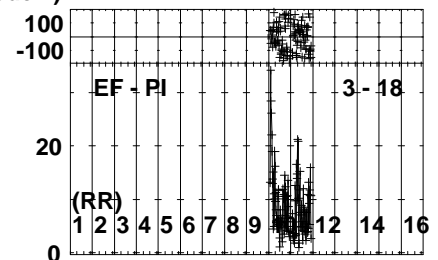
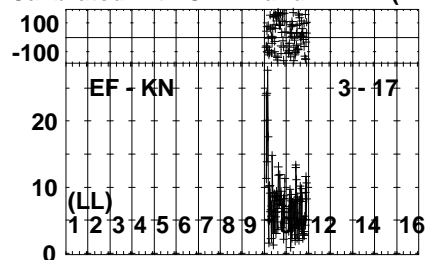
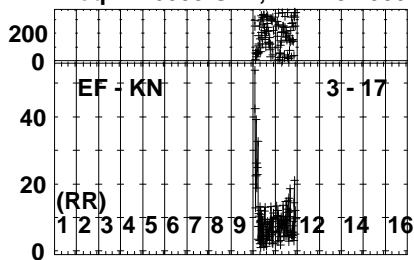


Lower frame: Milli Ampl Jy Top frame: Phas deg  
Vector averaged cross-power spectrum Several baselines displayed  
Timerange: 01/00:25:01 to 01/00:28:29

Plot file version 782 created 30-SEP-2022 11:13:12

SDSSJ1430 EM163.UVDATA.1

Freq = 4.6005 GHz, Bw = 32.000 MH Calibrated with CL # 4 and BP # 1 (BP mode 1)

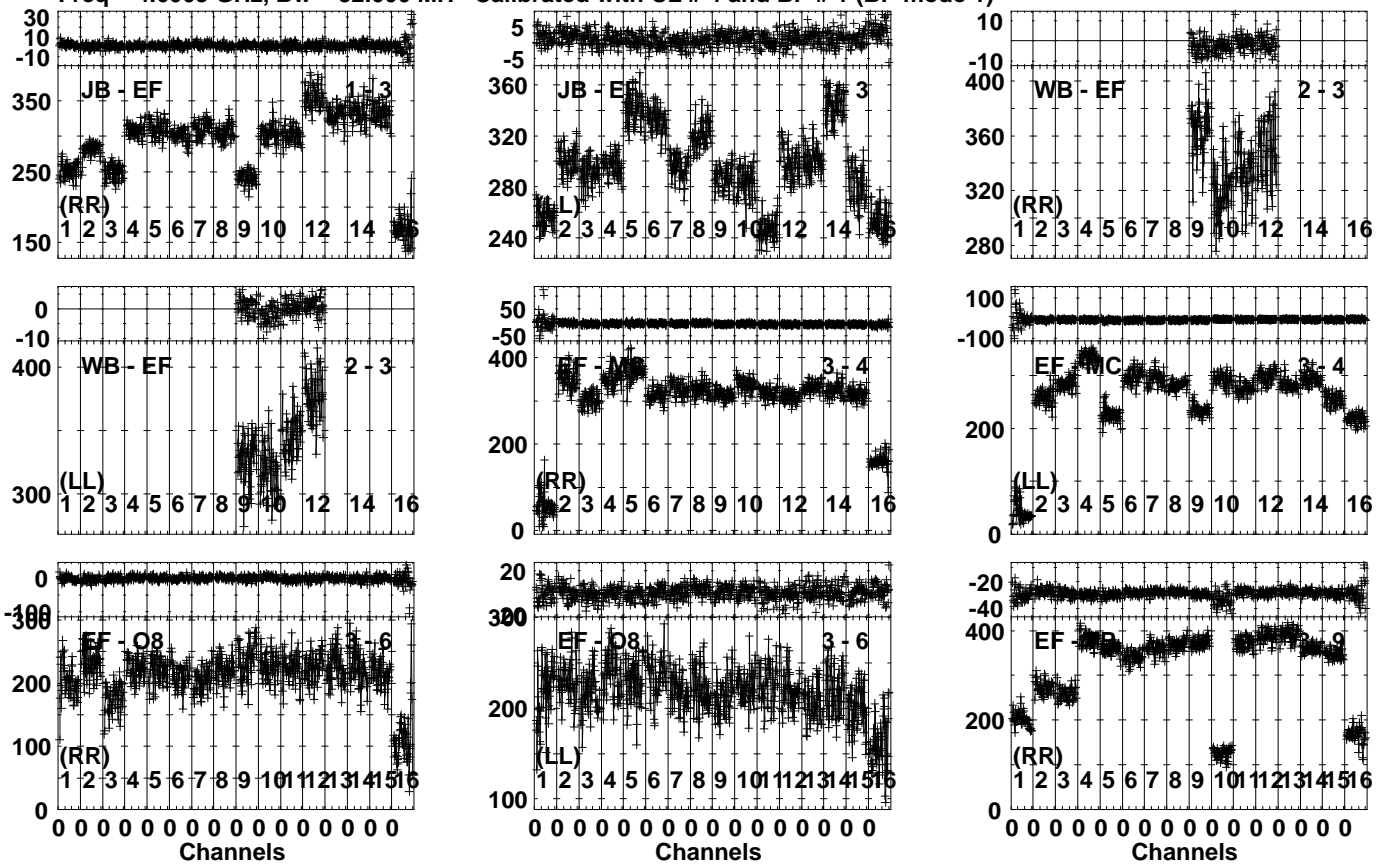


Lower frame: Milli Ampl Jy Top frame: Phas deg  
Vector averaged cross-power spectrum Several baselines displayed  
Timerange: 01/00:25:01 to 01/00:28:29

Plot file version 783 created 30-SEP-2022 11:13:13

J1427+2348 EM163.UVDATA.1

Freq = 4.6005 GHz, Bw = 32.000 MH Calibrated with CL # 4 and BP # 1 (BP mode 1)

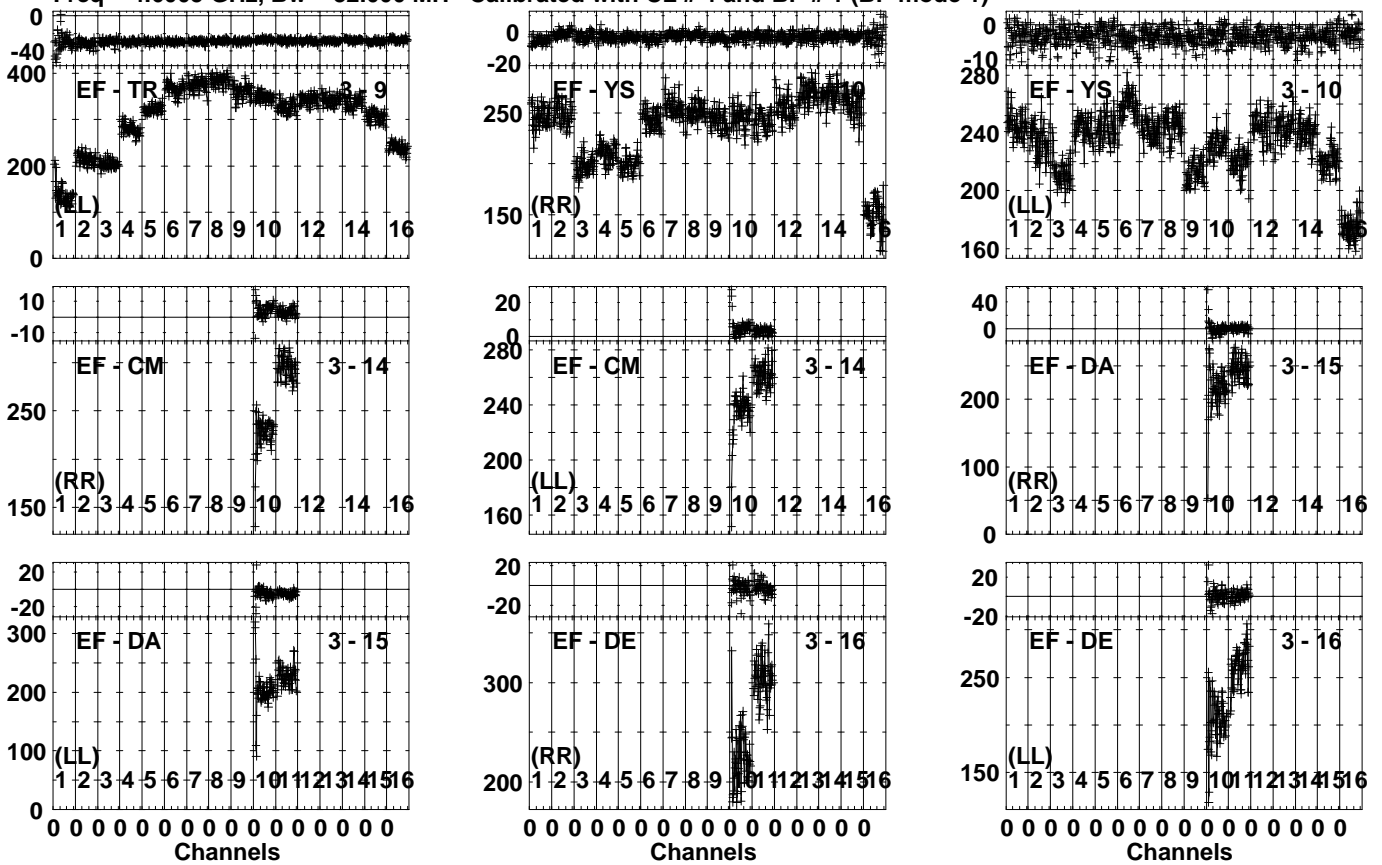


Lower frame: Milli Ampl Jy Top frame: Phas deg  
 Vector averaged cross-power spectrum Several baselines displayed  
 Timerange: 01/00:28:33 to 01/00:29:59

Plot file version 784 created 30-SEP-2022 11:13:14

J1427+2348 EM163.UVDATA.1

Freq = 4.6005 GHz, Bw = 32.000 MH Calibrated with CL # 4 and BP # 1 (BP mode 1)



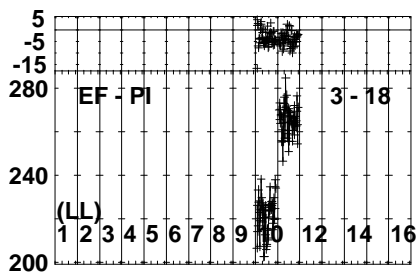
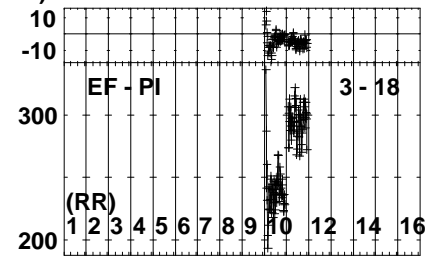
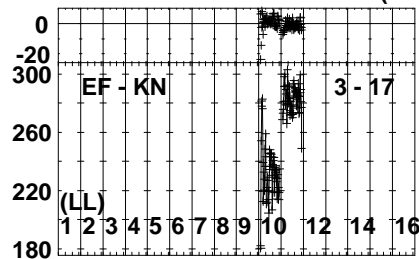
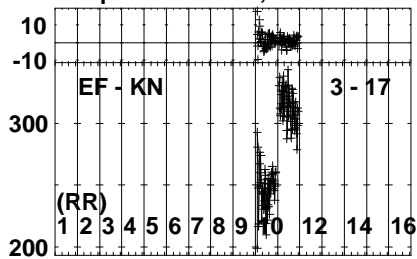
Lower frame: Milli Ampl Jy Top frame: Phas deg  
Vector averaged cross-power spectrum Several baselines displayed  
Timerange: 01/00:28:33 to 01/00:29:59



Plot file version 785 created 30-SEP-2022 11:13:15

J1427+2348 EM163.UVDATA.1

Freq = 4.6005 GHz, Bw = 32.000 MH Calibrated with CL # 4 and BP # 1 (BP mode 1)

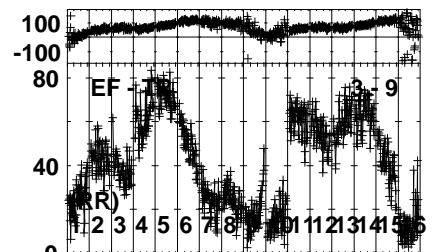
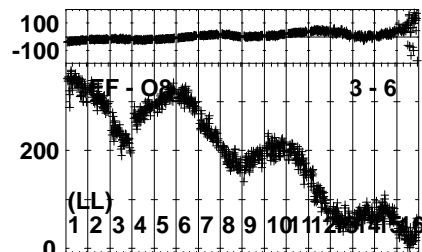
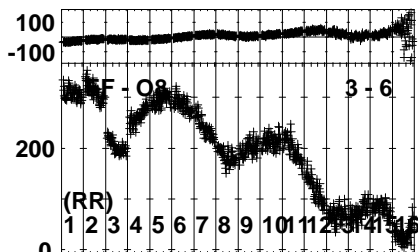
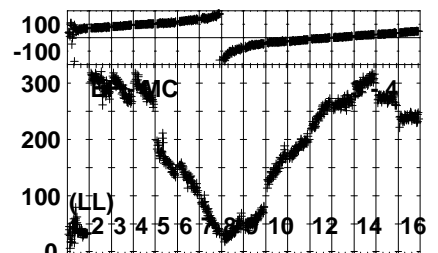
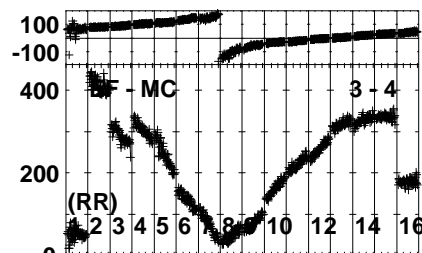
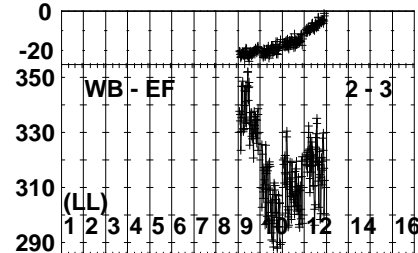
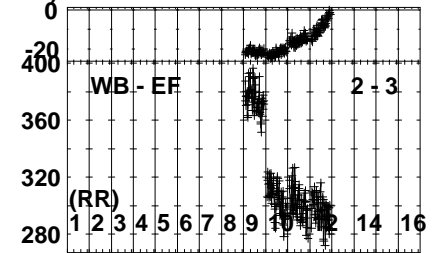
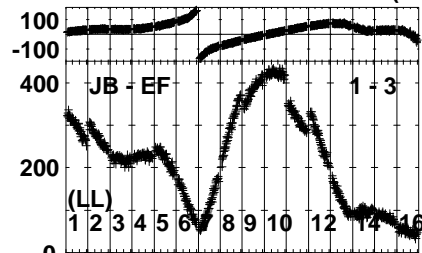
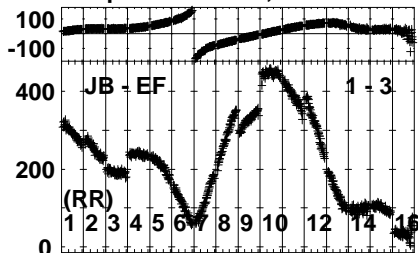


Lower frame: Milli Ampl Jy Top frame: Phas deg  
Vector averaged cross-power spectrum Several baselines displayed  
Timerange: 01/00:28:33 to 01/00:29:59

Plot file version 786 created 30-SEP-2022 11:13:15

J1424+225A EM163.UVDATA.1

Freq = 4.6005 GHz, Bw = 32.000 MH Calibrated with CL # 4 and BP # 1 (BP mode 1)

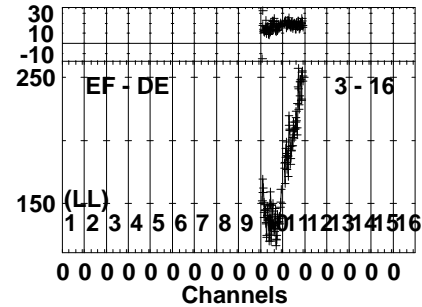
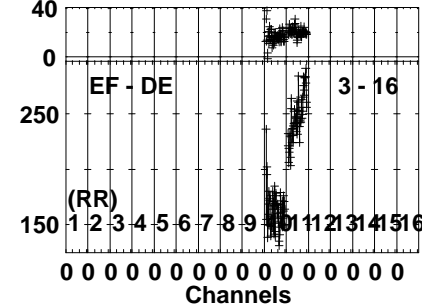
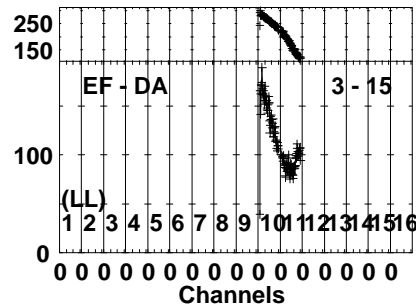
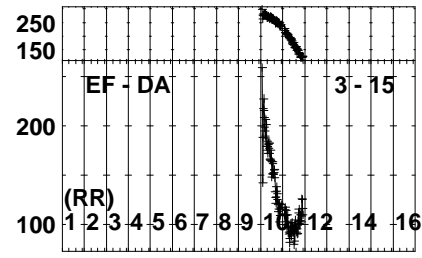
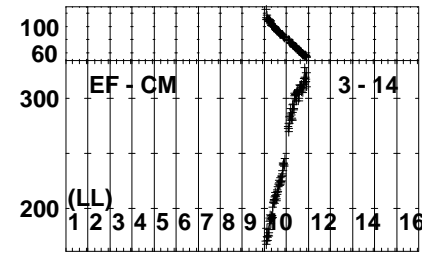
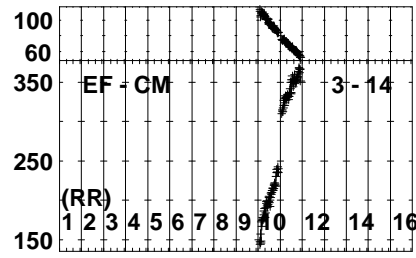
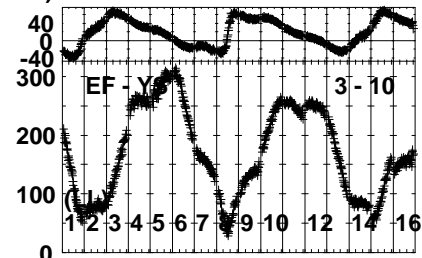
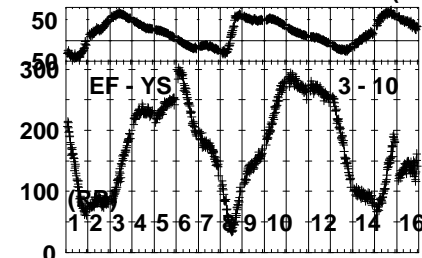
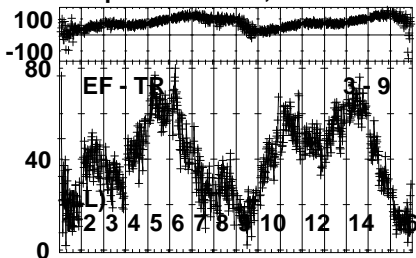


Lower frame: Milli Ampl Jy Top frame: Phas deg  
 Vector averaged cross-power spectrum Several baselines displayed  
 Timerange: 01/00:30:01 to 01/00:33:29

Plot file version 787 created 30-SEP-2022 11:13:16

J1424+225A EM163.UVDATA.1

Freq = 4.6005 GHz, Bw = 32.000 MH Calibrated with CL # 4 and BP # 1 (BP mode 1)

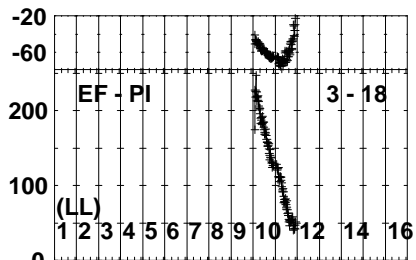
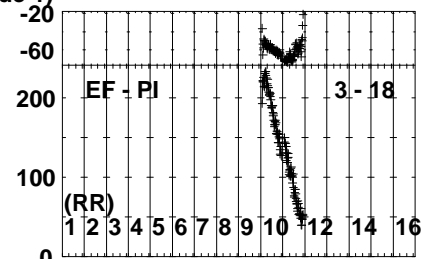
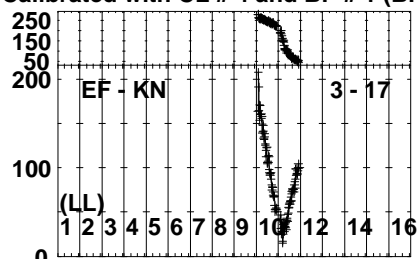
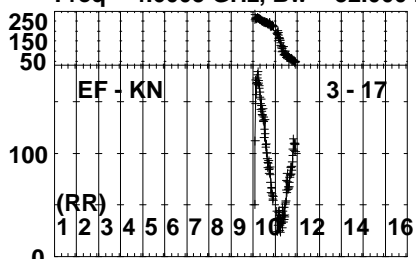


Lower frame: Milli Ampl Jy Top frame: Phas deg  
Vector averaged cross-power spectrum Several baselines displayed  
Timerange: 01/00:30:01 to 01/00:33:29

Plot file version 788 created 30-SEP-2022 11:13:17

J1424+225A EM163.UVDATA.1

Freq = 4.6005 GHz, Bw = 32.000 MH Calibrated with CL # 4 and BP # 1 (BP mode 1)

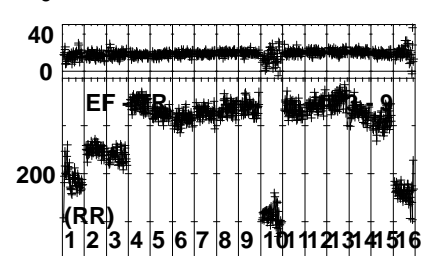
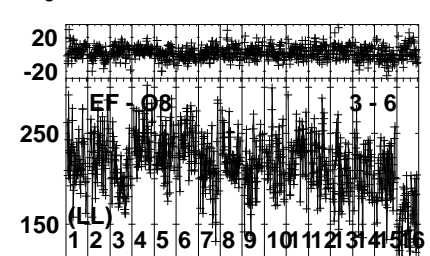
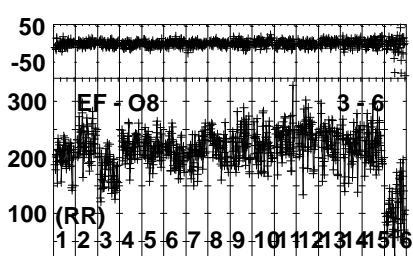
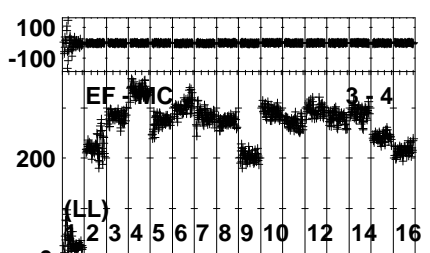
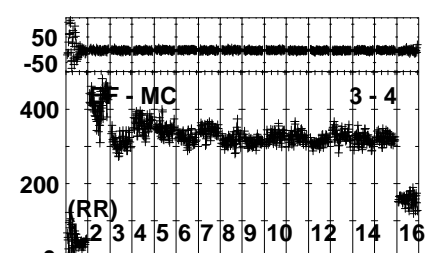
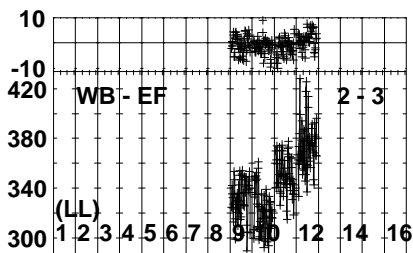
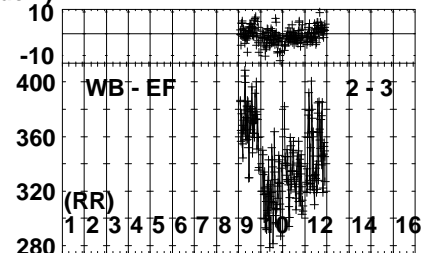
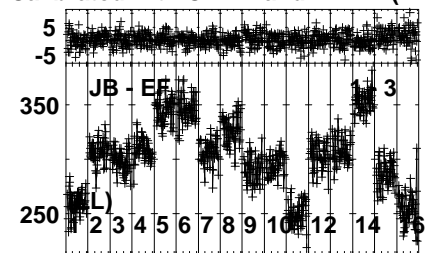
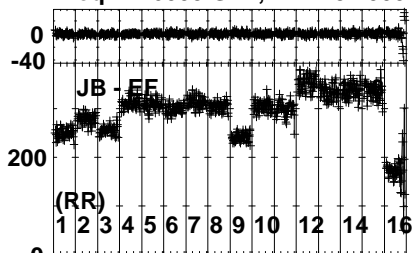


Lower frame: Milli Ampl Jy Top frame: Phas deg  
Vector averaged cross-power spectrum Several baselines displayed  
Timerange: 01/00:30:01 to 01/00:33:29

Plot file version 789 created 30-SEP-2022 11:13:18

J1427+2348 EM163.UVDATA.1

Freq = 4.6005 GHz, Bw = 32.000 MH Calibrated with CL # 4 and BP # 1 (BP mode 1)



0 0 0 0 0 0 0 0 0 0 0 0 0 0 0 0  
Channels

0 0 0 0 0 0 0 0 0 0 0 0 0 0 0 0  
Channels

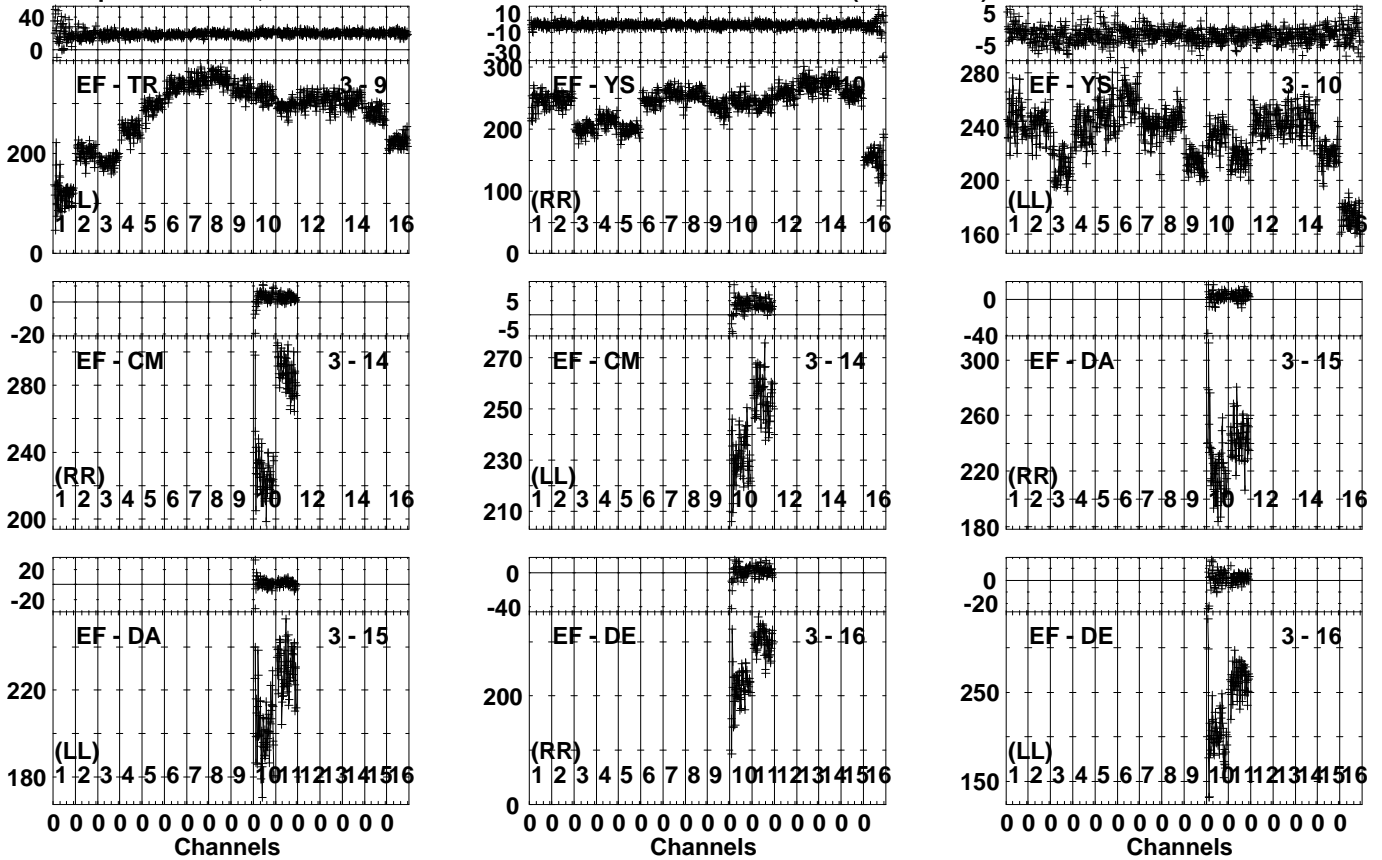
0 0 0 0 0 0 0 0 0 0 0 0 0 0 0 0  
Channels

Lower frame: Milli Ampl Jy Top frame: Phas deg  
Vector averaged cross-power spectrum Several baselines displayed  
Timerange: 01/00:34:01 to 01/00:34:59

Plot file version 790 created 30-SEP-2022 11:13:19

J1427+2348 EM163.UVDATA.1

Freq = 4.6005 GHz, Bw = 32.000 MH Calibrated with CL # 4 and BP # 1 (BP mode 1)

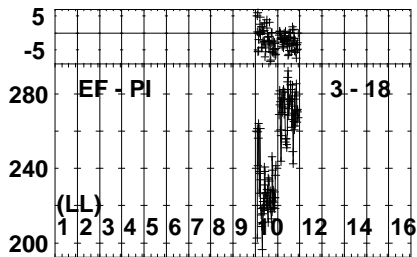
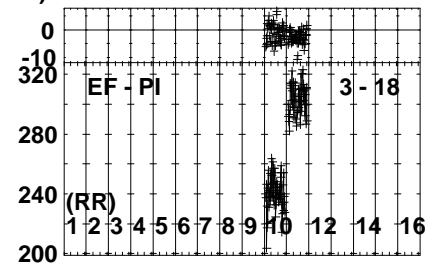
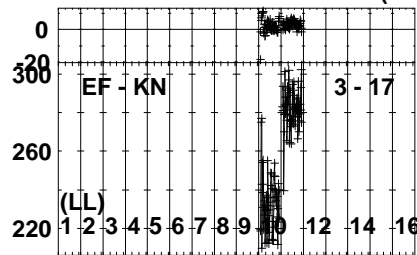
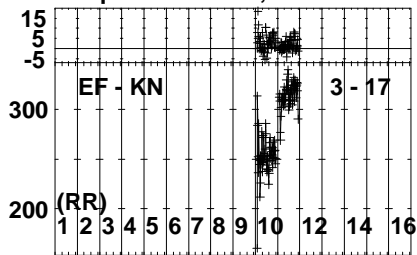


Lower frame: Milli Ampl Jy Top frame: Phas deg  
 Vector averaged cross-power spectrum Several baselines displayed  
 Timerange: 01/00:34:01 to 01/00:34:59

Plot file version 791 created 30-SEP-2022 11:13:20

J1427+2348 EM163.UVDATA.1

Freq = 4.6005 GHz, Bw = 32.000 MH Calibrated with CL # 4 and BP # 1 (BP mode 1)

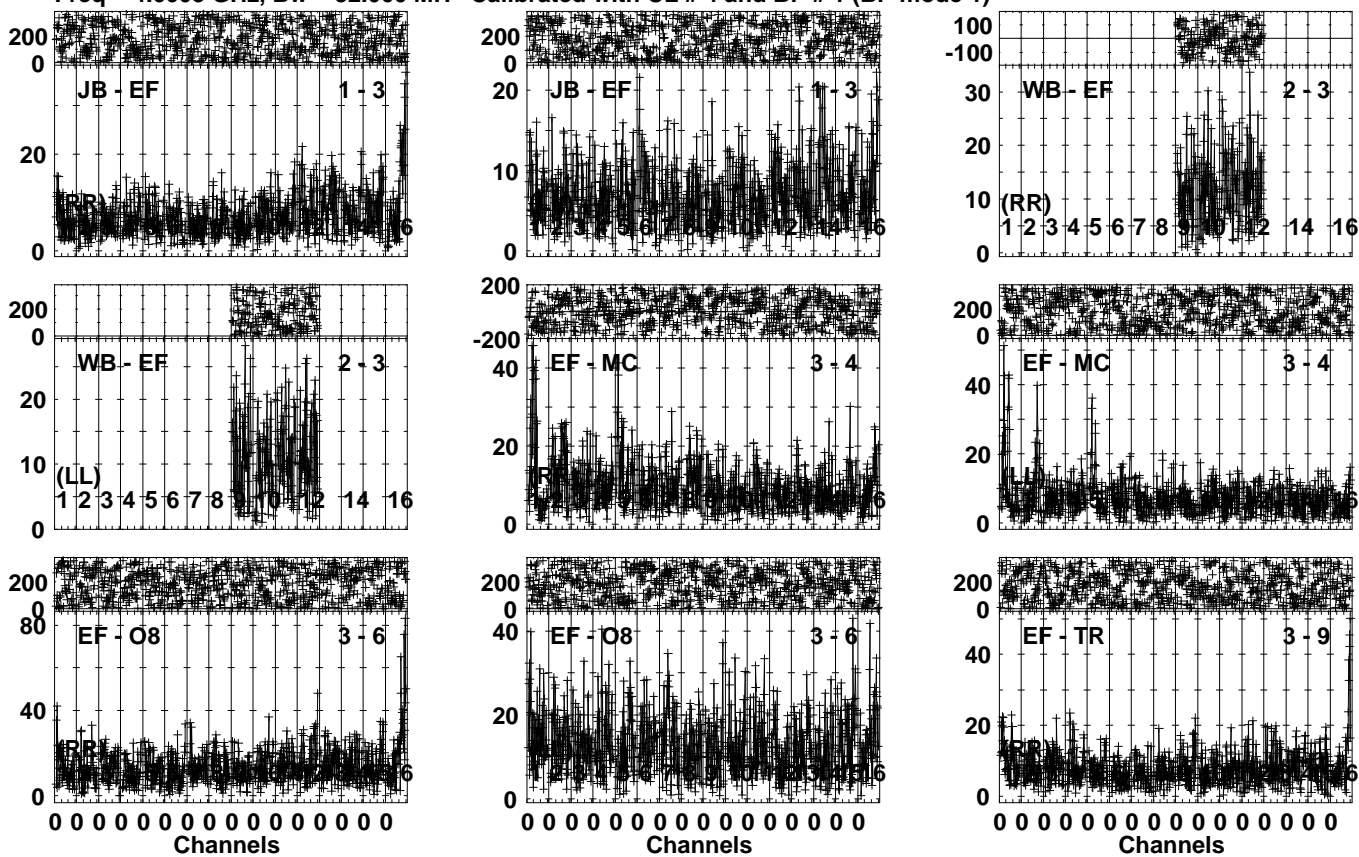


Lower frame: Milli Ampl Jy Top frame: Phas deg  
Vector averaged cross-power spectrum Several baselines displayed  
Timerange: 01/00:34:01 to 01/00:34:59

Plot file version 792 created 30-SEP-2022 11:13:20

SDSSJ1430 EM163.UVDATA.1

Freq = 4.6005 GHz, Bw = 32.000 MH Calibrated with CL # 4 and BP # 1 (BP mode 1)



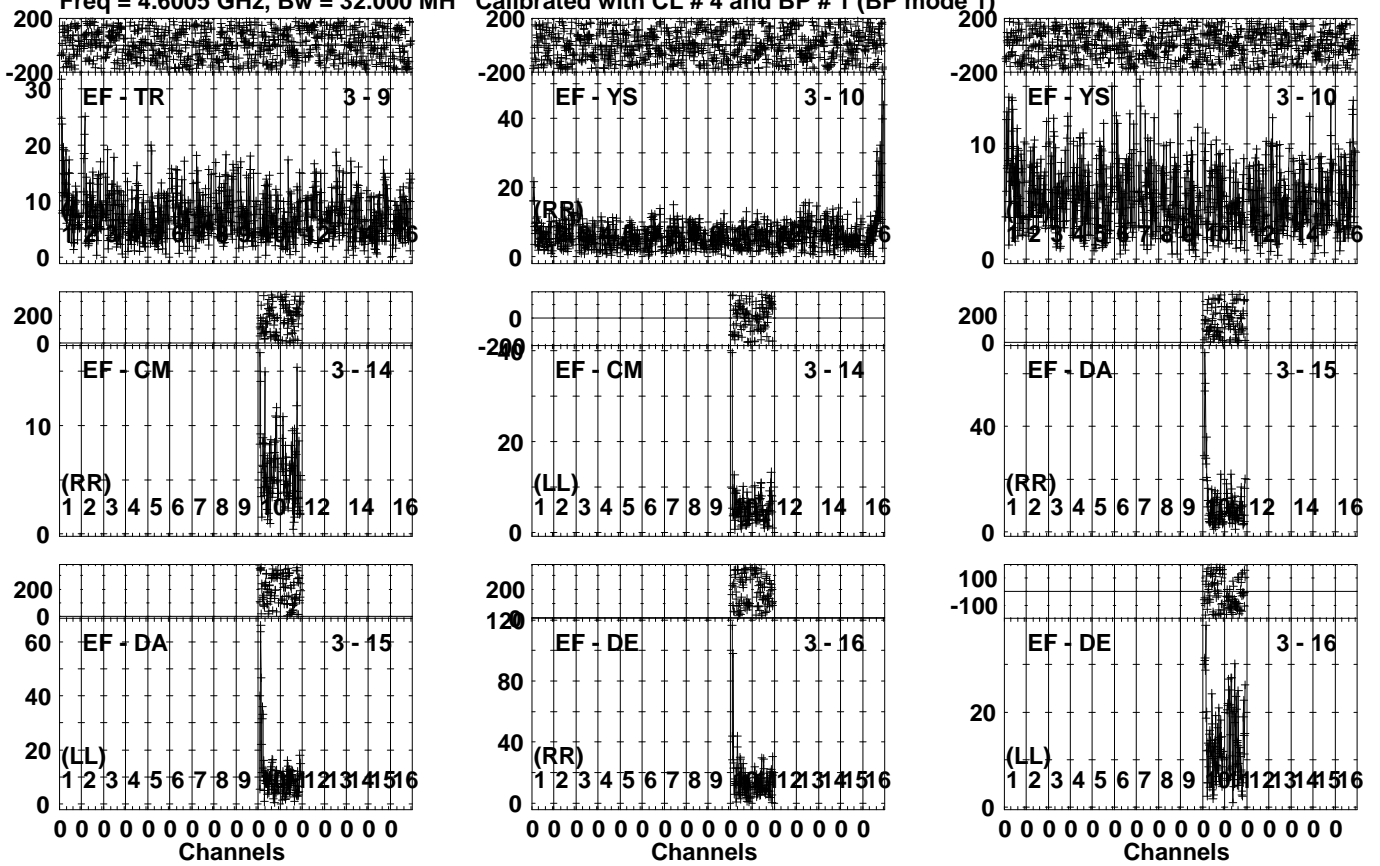
Lower frame: Milli Ampl Jy Top frame: Phas deg  
 Vector averaged cross-power spectrum Several baselines displayed  
 Timerange: 01/00:35:01 to 01/00:38:29



Plot file version 793 created 30-SEP-2022 11:13:21

SDSSJ1430 EM163.UVDATA.1

Freq = 4.6005 GHz, Bw = 32.000 MH Calibrated with CL # 4 and BP # 1 (BP mode 1)

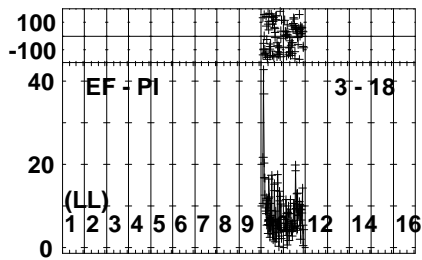
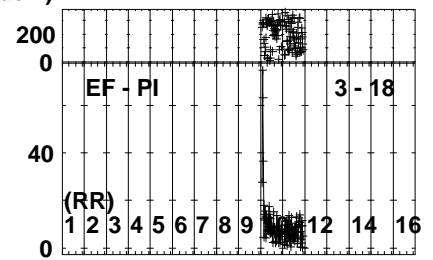
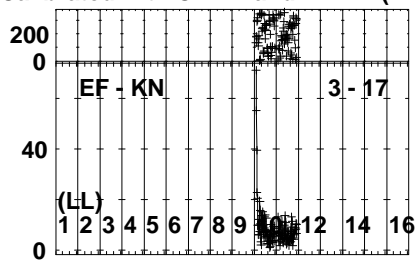
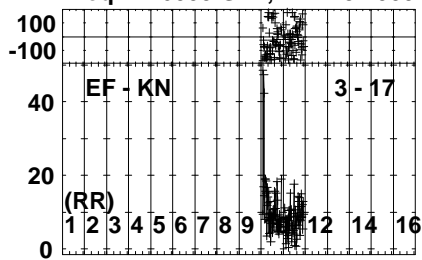


Lower frame: Milli Ampl Jy Top frame: Phas deg  
Vector averaged cross-power spectrum Several baselines displayed  
Timerange: 01/00:35:01 to 01/00:38:29

Plot file version 794 created 30-SEP-2022 11:13:22

SDSSJ1430 EM163.UVDATA.1

Freq = 4.6005 GHz, Bw = 32.000 MH Calibrated with CL # 4 and BP # 1 (BP mode 1)

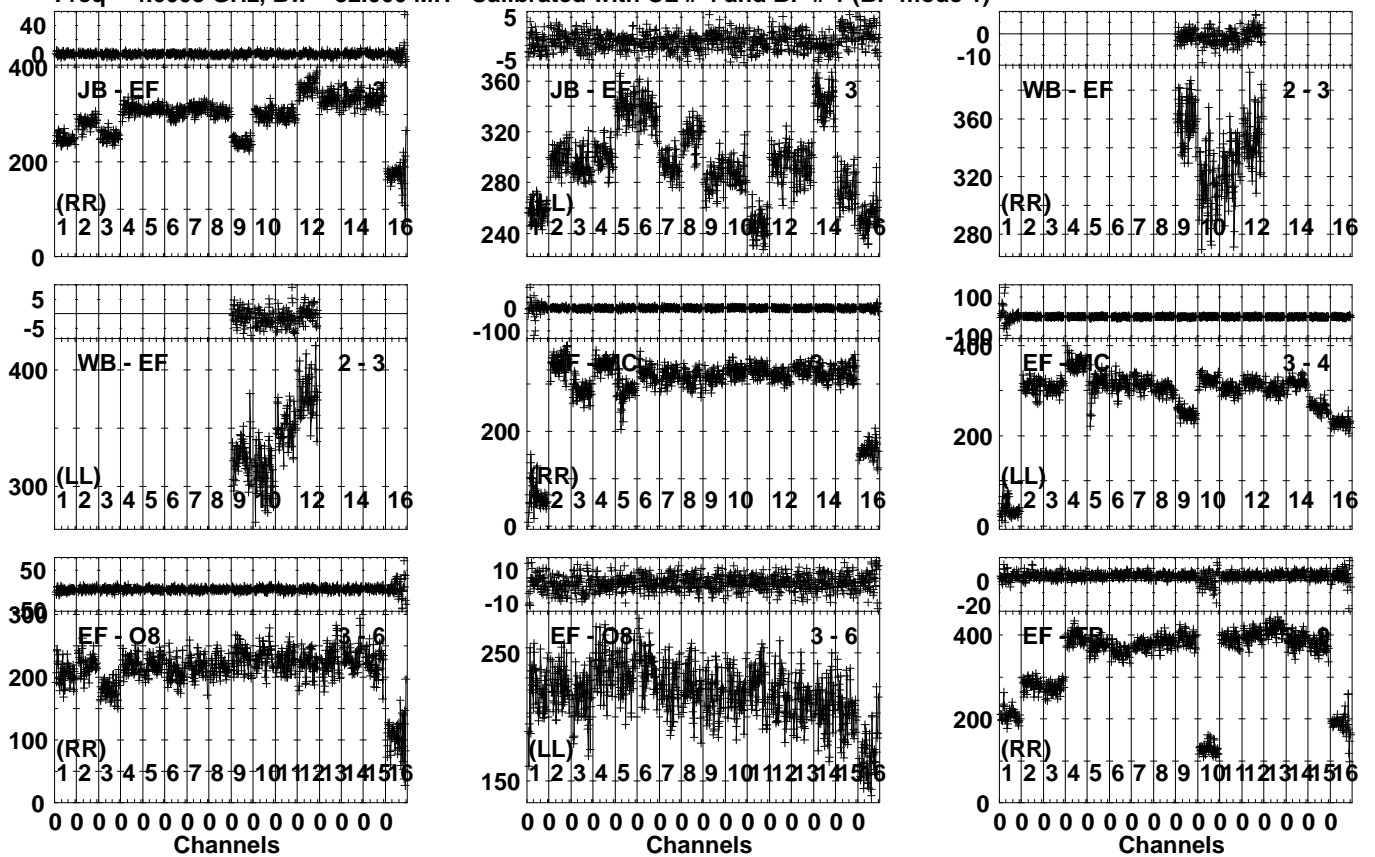


Lower frame: Milli Ampl Jy Top frame: Phas deg  
Vector averaged cross-power spectrum Several baselines displayed  
Timerange: 01/00:35:01 to 01/00:38:29

Plot file version 795 created 30-SEP-2022 11:13:23

J1427+2348 EM163.UVDATA.1

Freq = 4.6005 GHz, Bw = 32.000 MH Calibrated with CL # 4 and BP # 1 (BP mode 1)

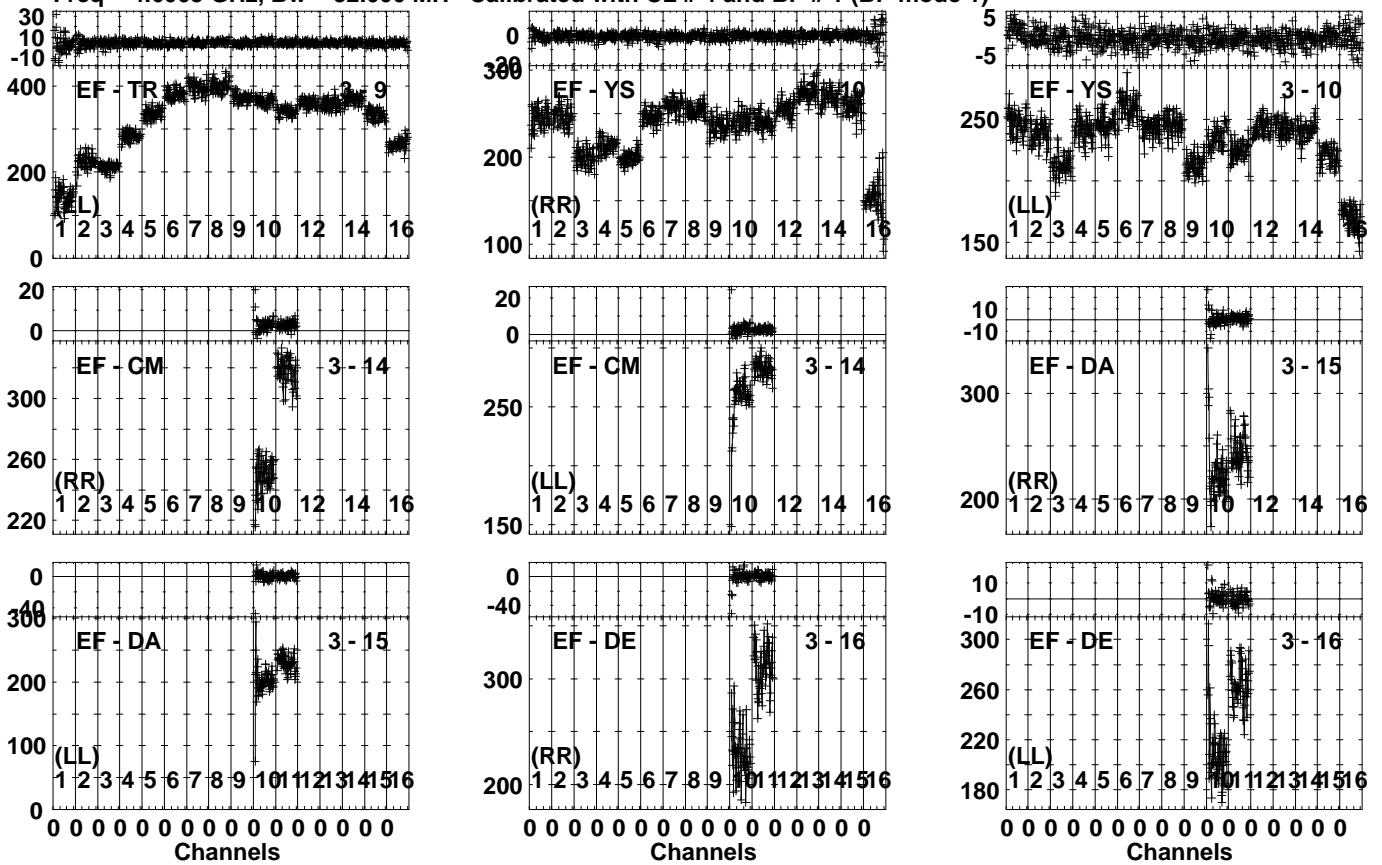


Lower frame: Milli Ampl Jy Top frame: Phas deg  
Vector averaged cross-power spectrum Several baselines displayed  
Timerange: 01/00:39:01 to 01/00:39:59

Plot file version 796 created 30-SEP-2022 11:13:24

J1427+2348 EM163.UVDATA.1

Freq = 4.6005 GHz, Bw = 32.000 MH Calibrated with CL # 4 and BP # 1 (BP mode 1)

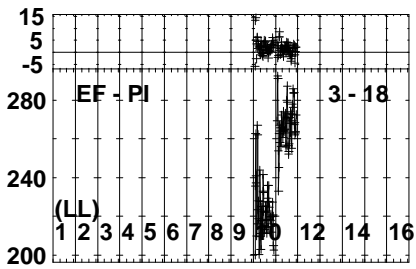
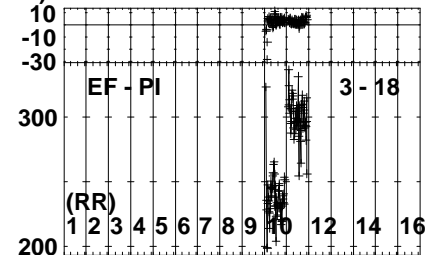
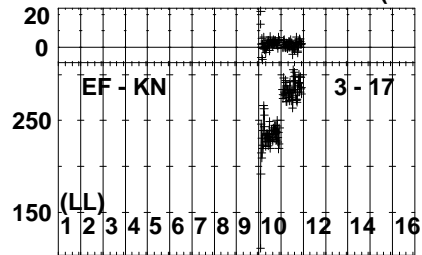
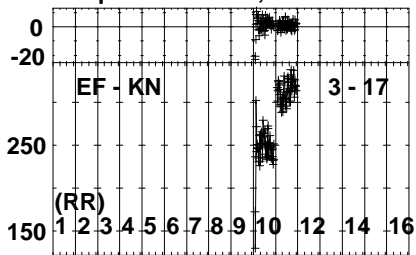


Lower frame: Milli Ampl Jy Top frame: Phas deg  
Vector averaged cross-power spectrum Several baselines displayed  
Timerange: 01/00:39:01 to 01/00:39:59

Plot file version 797 created 30-SEP-2022 11:13:25

J1427+2348 EM163.UVDATA.1

Freq = 4.6005 GHz, Bw = 32.000 MH Calibrated with CL # 4 and BP # 1 (BP mode 1)

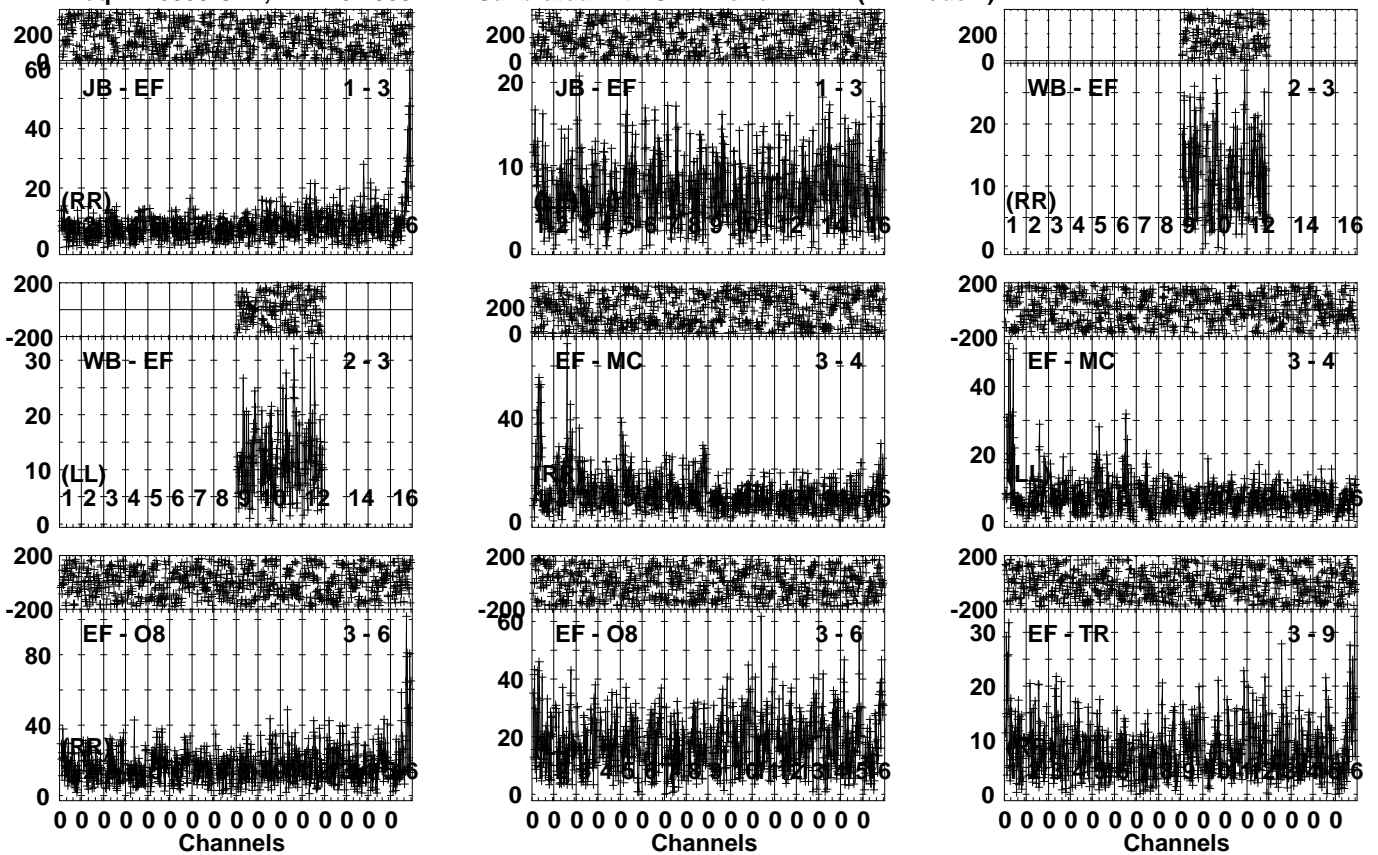


Lower frame: Milli Ampl Jy Top frame: Phas deg  
Vector averaged cross-power spectrum Several baselines displayed  
Timerange: 01/00:39:01 to 01/00:39:59

Plot file version 798 created 30-SEP-2022 11:13:25

SDSSJ1430 EM163.UVDATA.1

Freq = 4.6005 GHz, Bw = 32.000 MH Calibrated with CL # 4 and BP # 1 (BP mode 1)

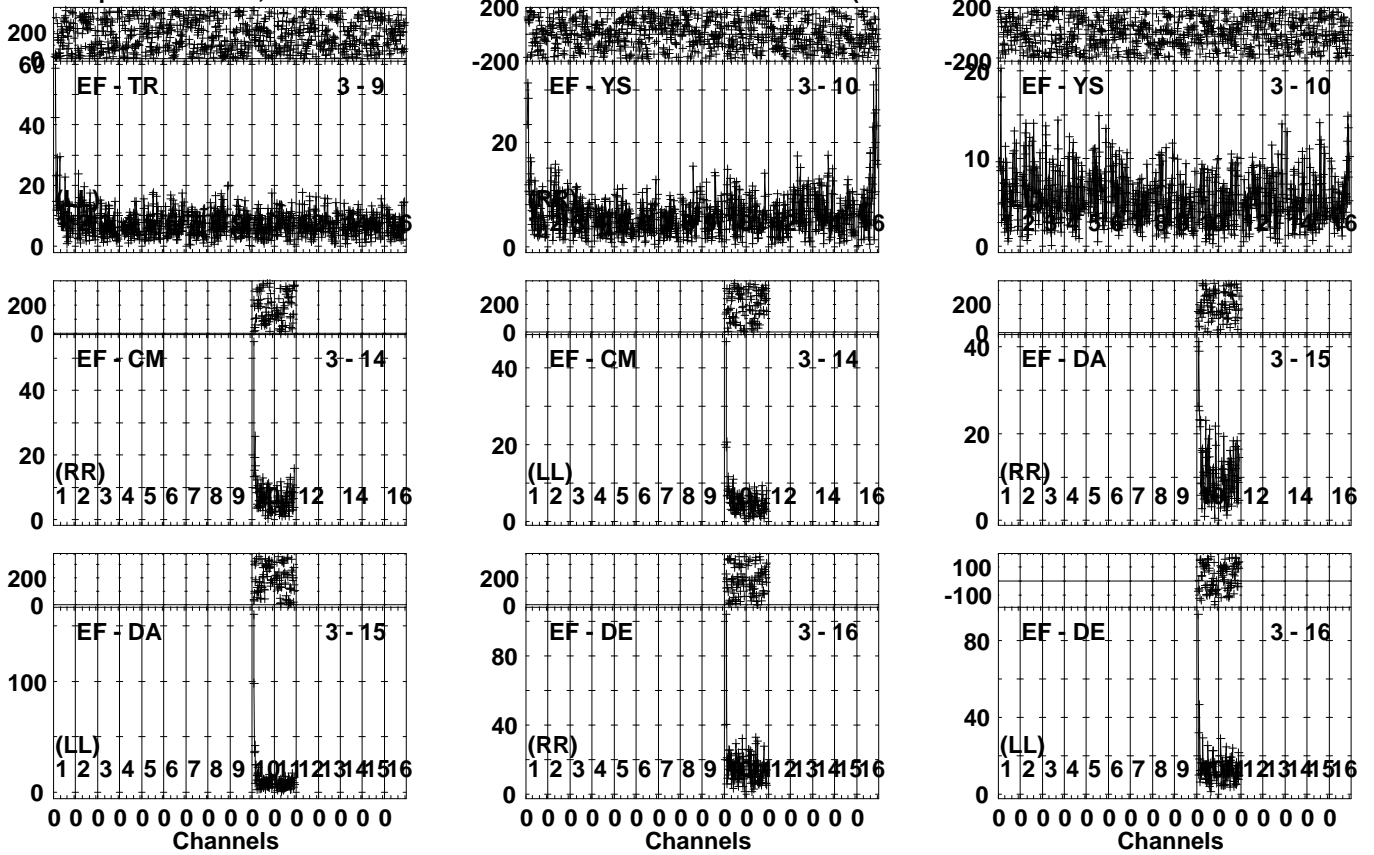


Lower frame: Milli Ampl Jy Top frame: Phas deg  
Vector averaged cross-power spectrum Several baselines displayed  
Timerange: 01/00:40:01 to 01/00:43:29

Plot file version 799 created 30-SEP-2022 11:13:26

SDSSJ1430 EM163.UVDATA.1

Freq = 4.6005 GHz, Bw = 32.000 MH Calibrated with CL # 4 and BP # 1 (BP mode 1)

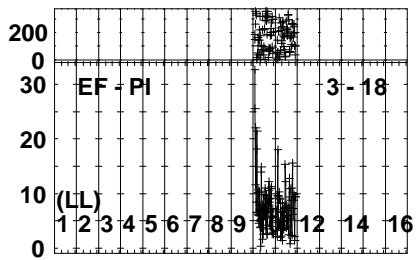
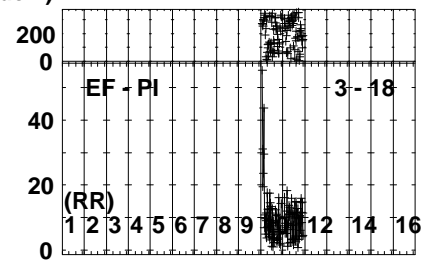
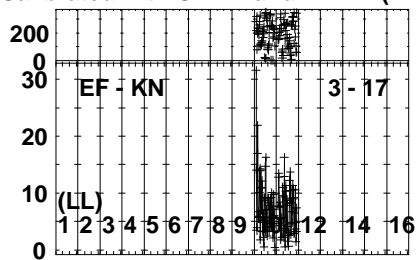
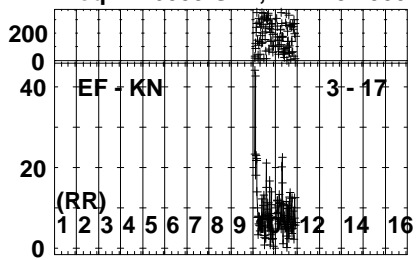


Lower frame: Milli Ampl Jy Top frame: Phas deg  
Vector averaged cross-power spectrum Several baselines displayed  
Timerange: 01/00:40:01 to 01/00:43:29

Plot file version 800 created 30-SEP-2022 11:13:27

SDSSJ1430 EM163.UVDATA.1

Freq = 4.6005 GHz, Bw = 32.000 MH Calibrated with CL # 4 and BP # 1 (BP mode 1)



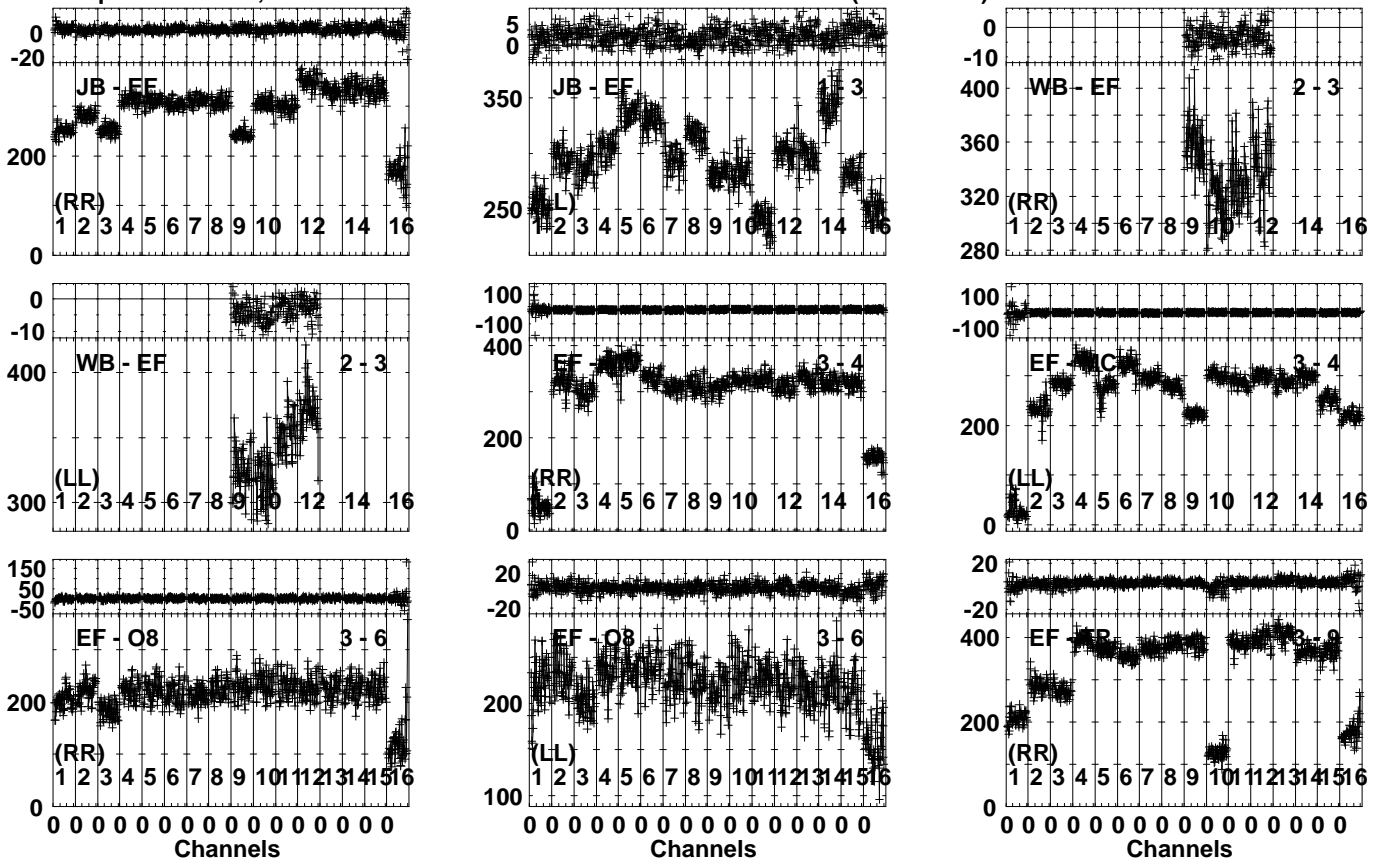
Lower frame: Milli Ampl Jy Top frame: Phas deg  
Vector averaged cross-power spectrum Several baselines displayed  
Timerange: 01/00:40:01 to 01/00:43:29



Plot file version 801 created 30-SEP-2022 11:13:28

J1427+2348 EM163.UVDATA.1

Freq = 4.6005 GHz, Bw = 32.000 MH Calibrated with CL # 4 and BP # 1 (BP mode 1)

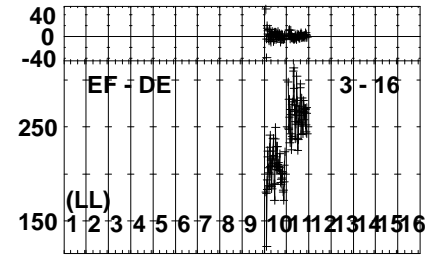
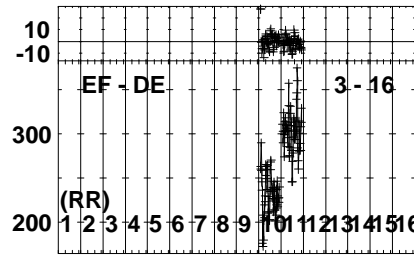
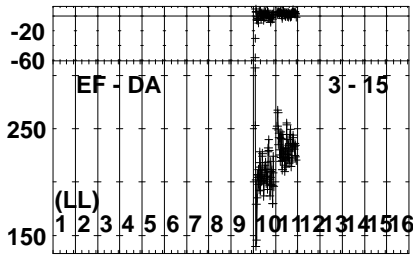
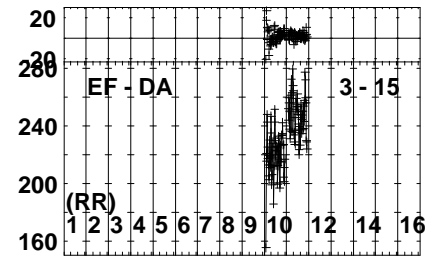
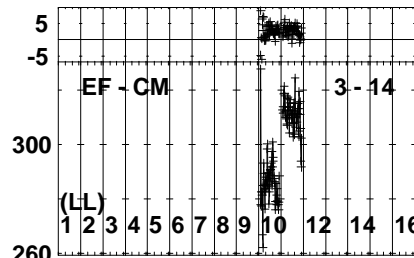
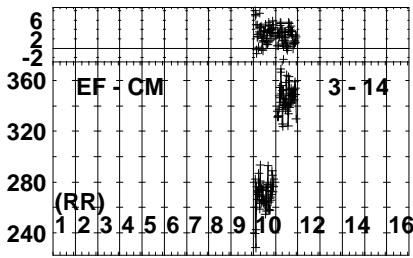
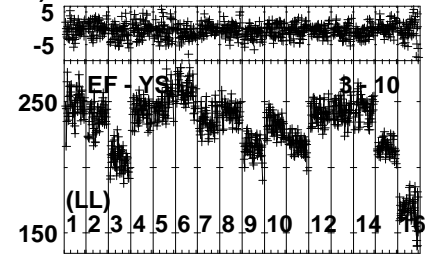
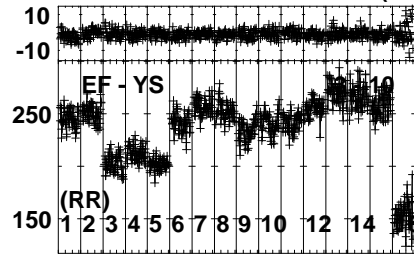
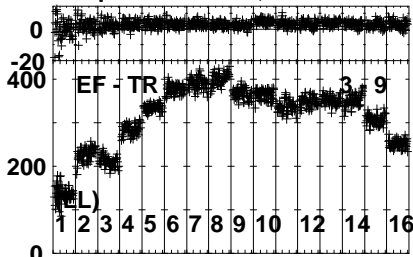


Lower frame: Milli Ampl Jy Top frame: Phas deg  
Vector averaged cross-power spectrum Several baselines displayed  
Timerange: 01/00:43:33 to 01/00:44:59

Plot file version 802 created 30-SEP-2022 11:13:29

J1427+2348 EM163.UVDATA.1

Freq = 4.6005 GHz, Bw = 32.000 MH Calibrated with CL # 4 and BP # 1 (BP mode 1)

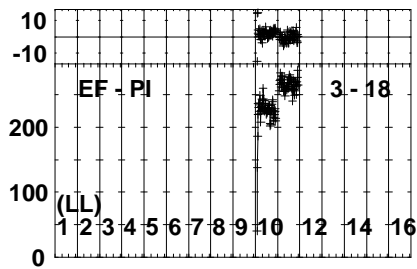
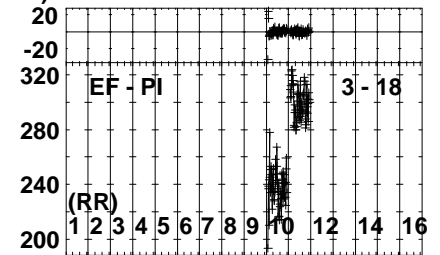
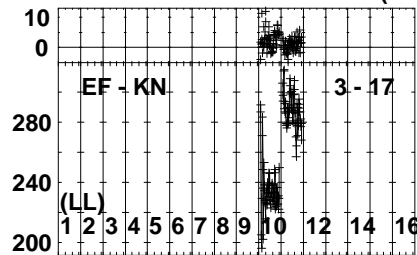
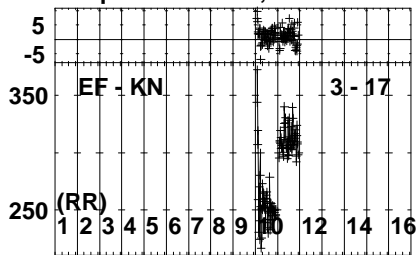


Lower frame: Milli Ampl Jy Top frame: Phas deg  
Vector averaged cross-power spectrum Several baselines displayed  
Timerange: 01/00:43:33 to 01/00:44:59

Plot file version 803 created 30-SEP-2022 11:13:30

J1427+2348 EM163.UVDATA.1

Freq = 4.6005 GHz, Bw = 32.000 MH Calibrated with CL # 4 and BP # 1 (BP mode 1)

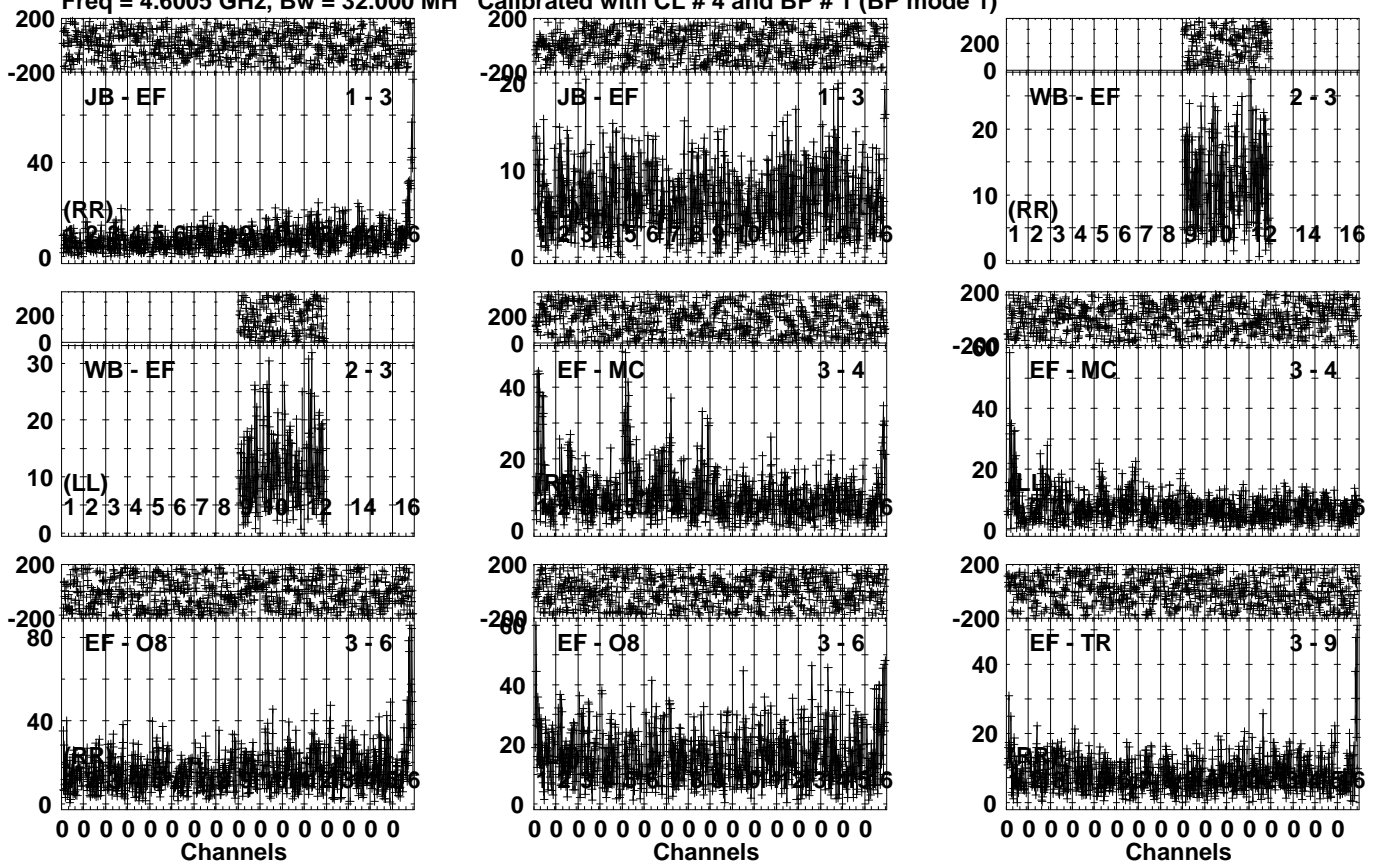


Lower frame: Milli Ampl Jy Top frame: Phas deg  
Vector averaged cross-power spectrum Several baselines displayed  
Timerange: 01/00:43:33 to 01/00:44:59

Plot file version 804 created 30-SEP-2022 11:13:30

SDSSJ1430 EM163.UVDATA.1

Freq = 4.6005 GHz, Bw = 32.000 MH Calibrated with CL # 4 and BP # 1 (BP mode 1)

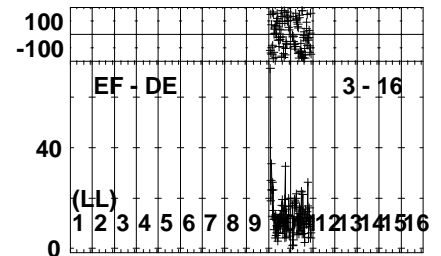
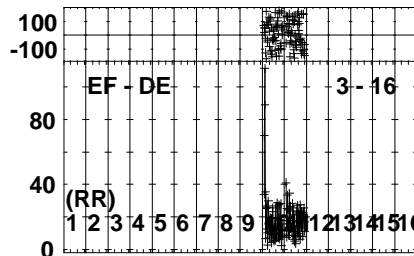
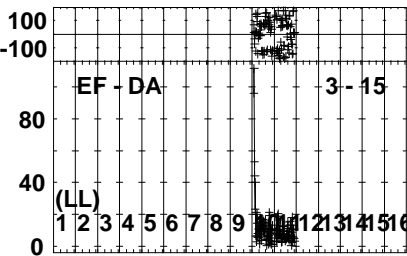
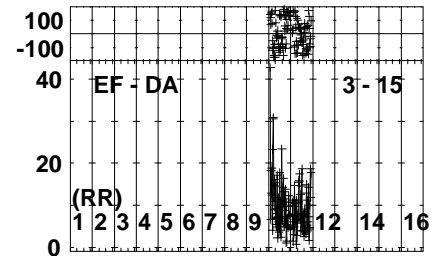
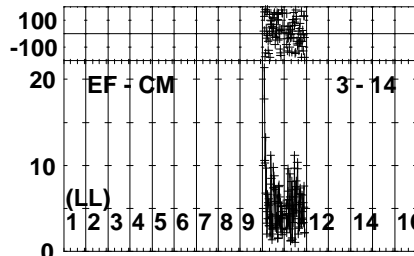
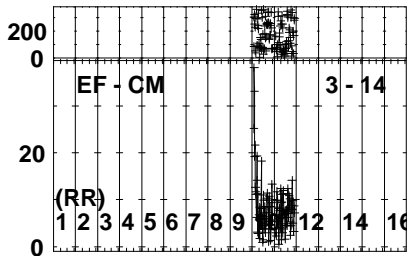
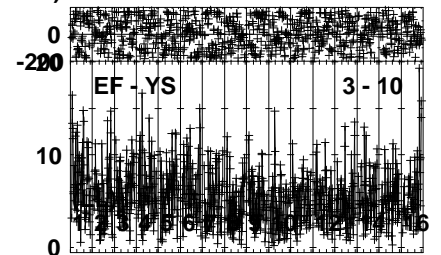
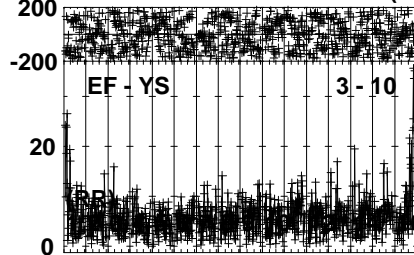
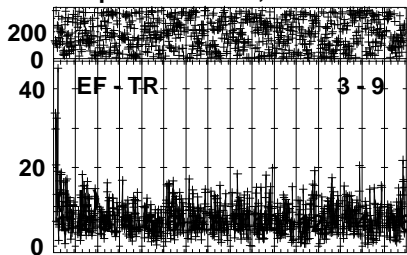


Lower frame: Milli Ampl Jy Top frame: Phas deg  
Vector averaged cross-power spectrum Several baselines displayed  
Timerange: 01/00:45:01 to 01/00:48:29

Plot file version 805 created 30-SEP-2022 11:13:31

SDSSJ1430 EM163.UVDATA.1

Freq = 4.6005 GHz, Bw = 32.000 MH Calibrated with CL # 4 and BP # 1 (BP mode 1)

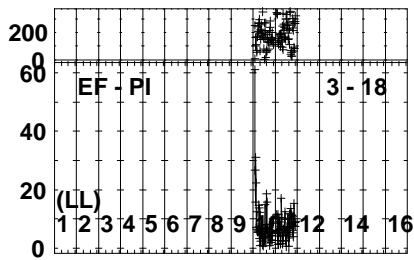
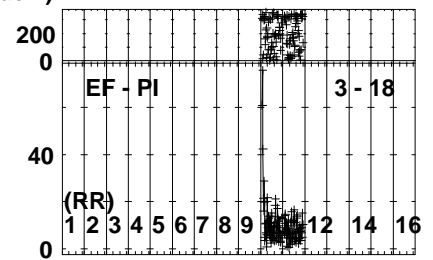
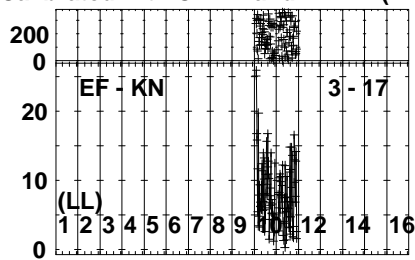
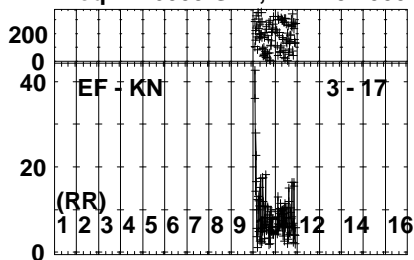


Lower frame: Milli Ampl Jy Top frame: Phas deg  
Vector averaged cross-power spectrum Several baselines displayed  
Timerange: 01/00:45:01 to 01/00:48:29

Plot file version 806 created 30-SEP-2022 11:13:33

SDSSJ1430 EM163.UVDATA.1

Freq = 4.6005 GHz, Bw = 32.000 MH Calibrated with CL # 4 and BP # 1 (BP mode 1)

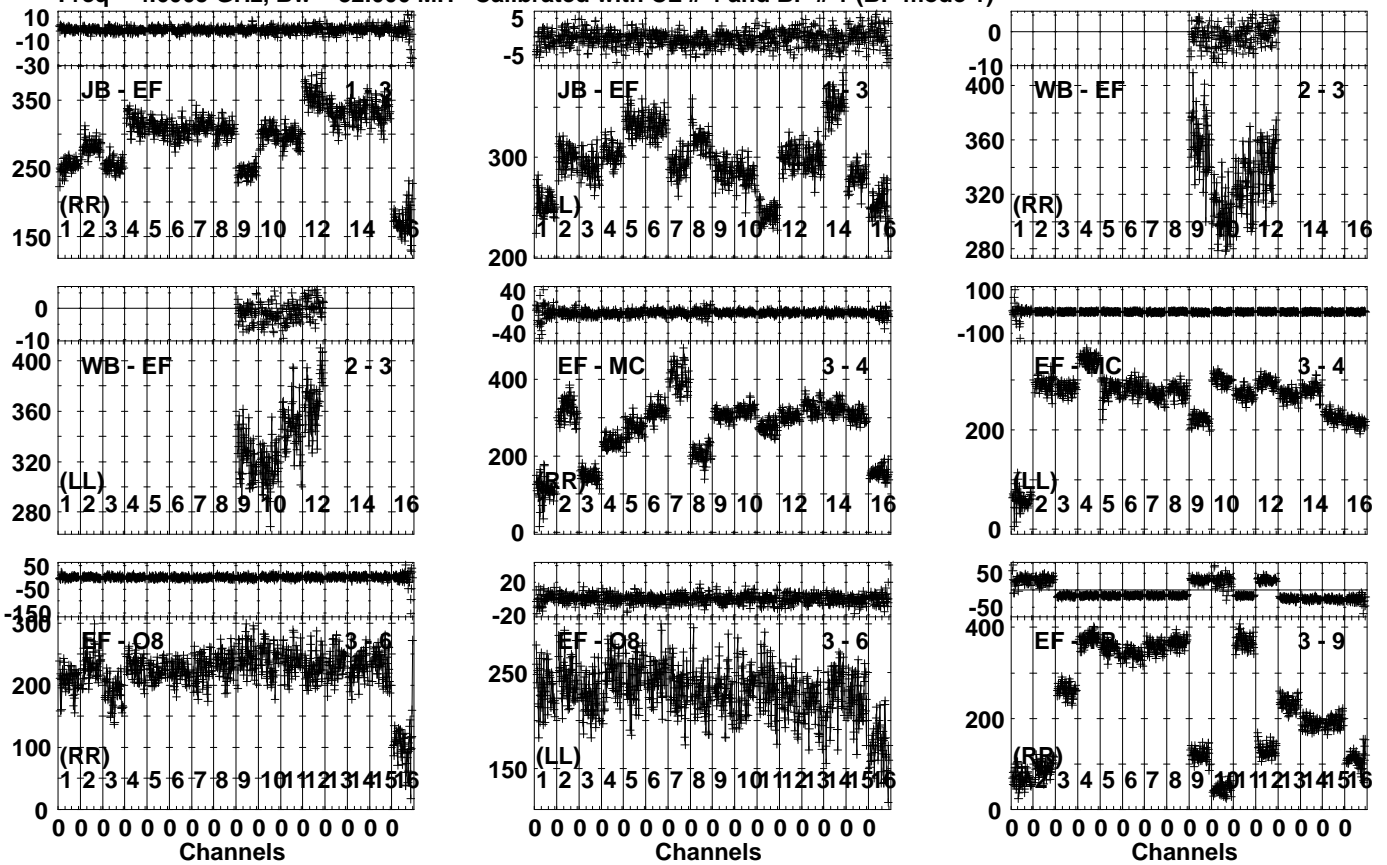


Lower frame: Milli Ampl Jy Top frame: Phas deg  
Vector averaged cross-power spectrum Several baselines displayed  
Timerange: 01/00:45:01 to 01/00:48:29

Plot file version 807 created 30-SEP-2022 11:13:33

J1427+2348 EM163.UVDATA.1

Freq = 4.6005 GHz, Bw = 32.000 MH Calibrated with CL # 4 and BP # 1 (BP mode 1)

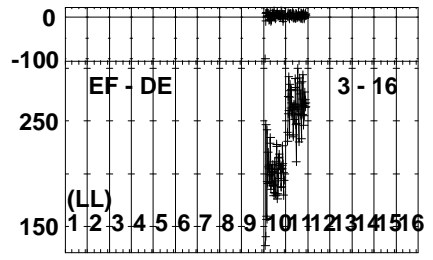
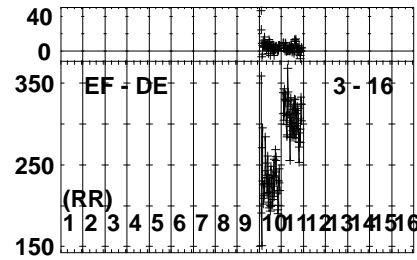
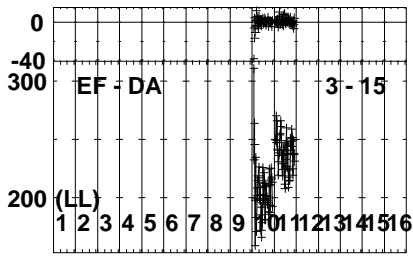
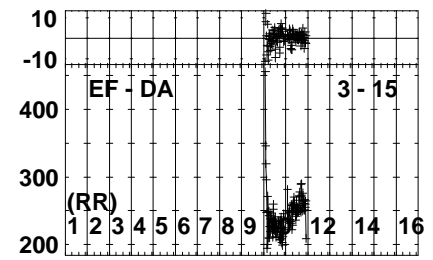
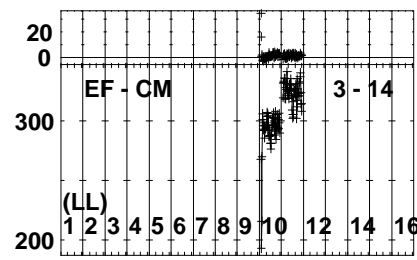
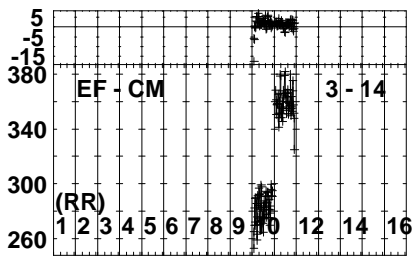
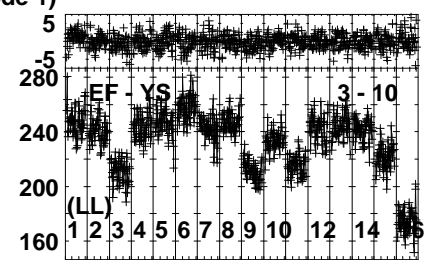
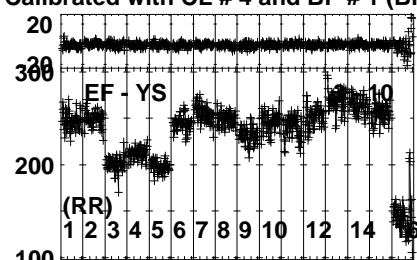
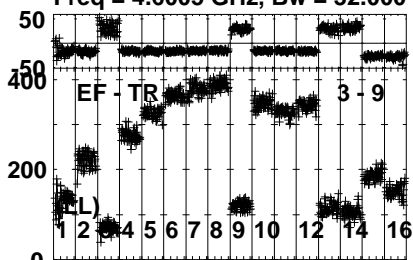


Lower frame: Milli Ampl Jy Top frame: Phas deg  
 Vector averaged cross-power spectrum Several baselines displayed  
 Timerange: 01/00:49:01 to 01/00:49:59

Plot file version 808 created 30-SEP-2022 11:13:34

J1427+2348 EM163.UVDATA.1

Freq = 4.6005 GHz, Bw = 32.000 MH Calibrated with CL # 4 and BP # 1 (BP mode 1)



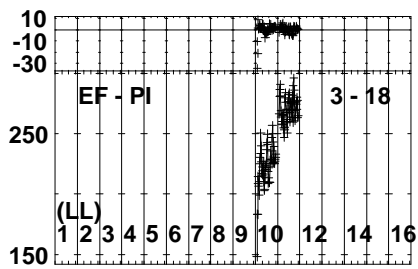
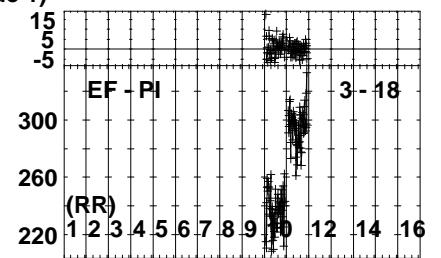
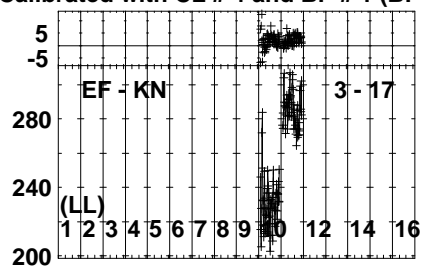
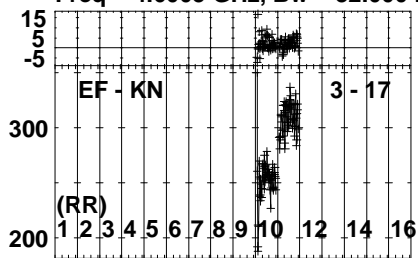
Lower frame: Milli Ampl Jy Top frame: Phas deg  
Vector averaged cross-power spectrum Several baselines displayed  
Timerange: 01/00:49:01 to 01/00:49:59



Plot file version 809 created 30-SEP-2022 11:13:35

J1427+2348 EM163.UVDATA.1

Freq = 4.6005 GHz, Bw = 32.000 MH Calibrated with CL # 4 and BP # 1 (BP mode 1)

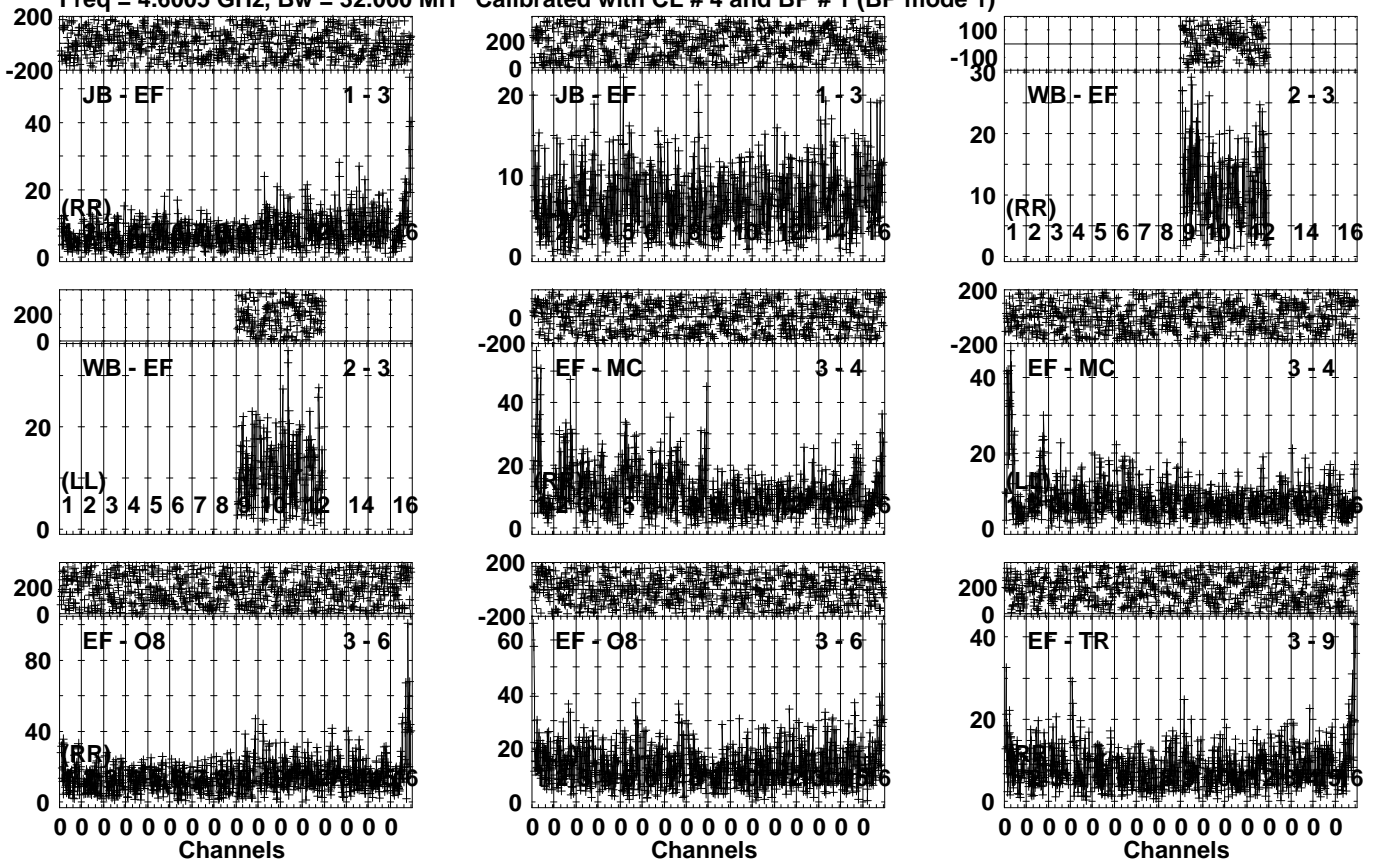


Lower frame: Milli Ampl Jy Top frame: Phas deg  
Vector averaged cross-power spectrum Several baselines displayed  
Timerange: 01/00:49:01 to 01/00:49:59

Plot file version 810 created 30-SEP-2022 11:13:35

SDSSJ1430 EM163.UVDATA.1

Freq = 4.6005 GHz, Bw = 32.000 MH Calibrated with CL # 4 and BP # 1 (BP mode 1)

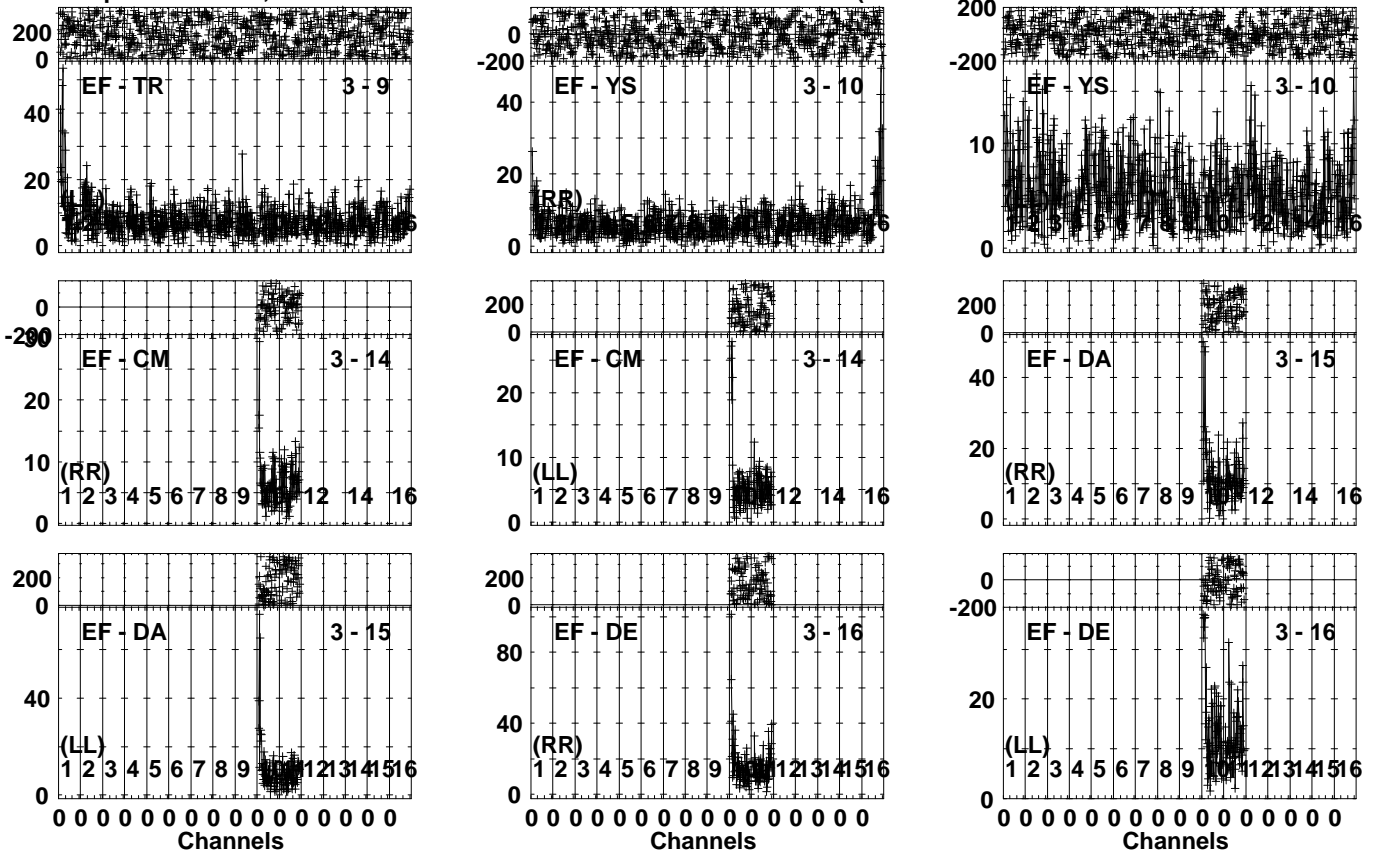


Lower frame: Milli Ampl Jy Top frame: Phas deg  
Vector averaged cross-power spectrum Several baselines displayed  
Timerange: 01/00:50:01 to 01/00:53:29

Plot file version 811 created 30-SEP-2022 11:13:37

SDSSJ1430 EM163.UVDATA.1

Freq = 4.6005 GHz, Bw = 32.000 MH Calibrated with CL # 4 and BP # 1 (BP mode 1)

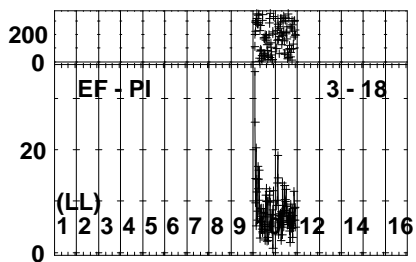
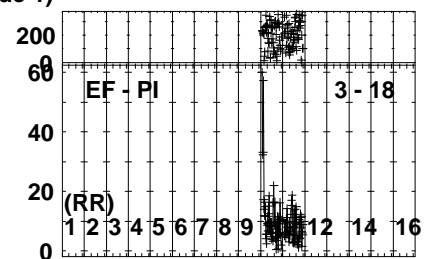
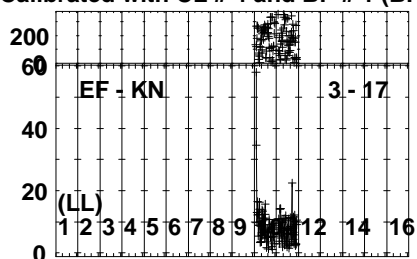
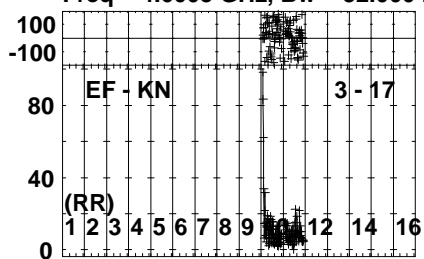


Lower frame: Milli Ampl Jy Top frame: Phas deg  
Vector averaged cross-power spectrum Several baselines displayed  
Timerange: 01/00:50:01 to 01/00:53:29

Plot file version 812 created 30-SEP-2022 11:13:38

SDSSJ1430 EM163.UVDATA.1

Freq = 4.6005 GHz, Bw = 32.000 MH Calibrated with CL # 4 and BP # 1 (BP mode 1)

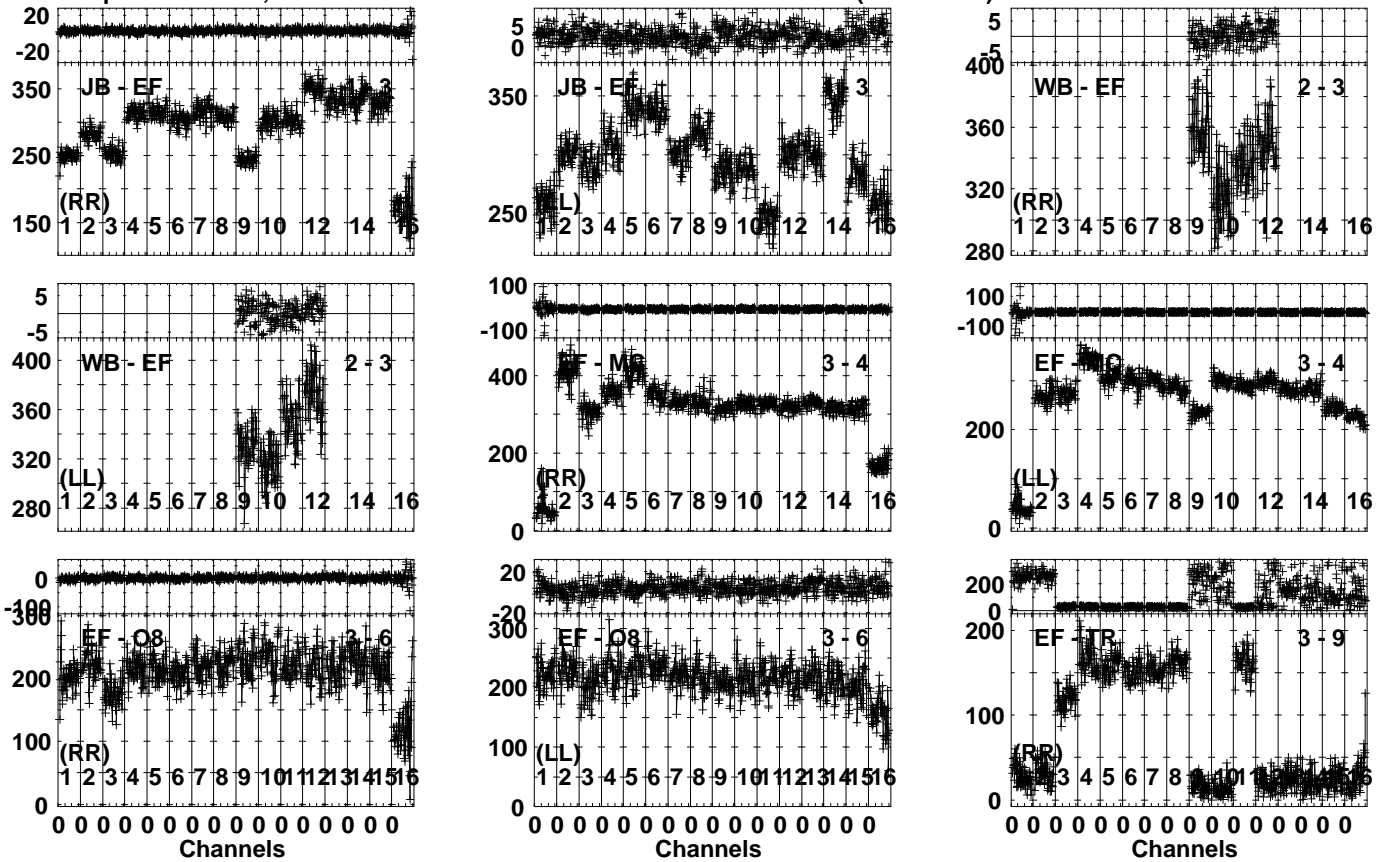


Lower frame: Milli Ampl Jy Top frame: Phas deg  
Vector averaged cross-power spectrum Several baselines displayed  
Timerange: 01/00:50:01 to 01/00:53:29

Plot file version 813 created 30-SEP-2022 11:13:38

J1427+2348 EM163.UVDATA.1

Freq = 4.6005 GHz, Bw = 32.000 MH Calibrated with CL # 4 and BP # 1 (BP mode 1)

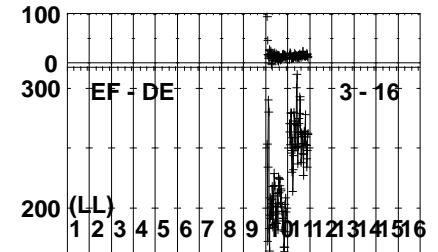
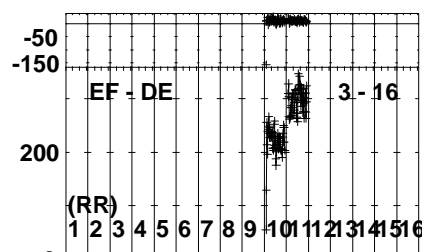
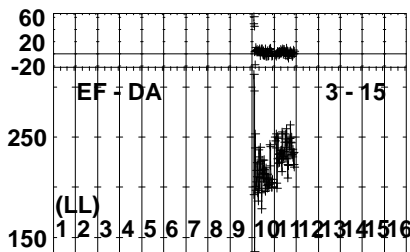
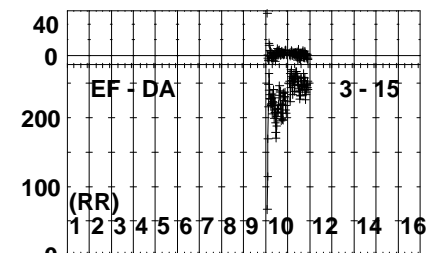
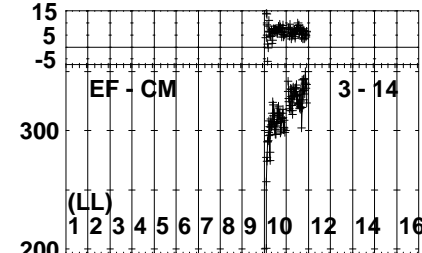
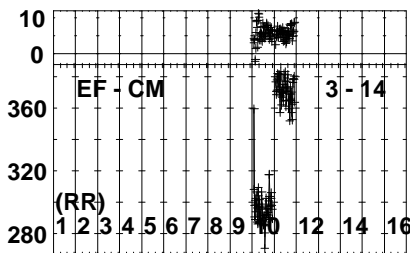
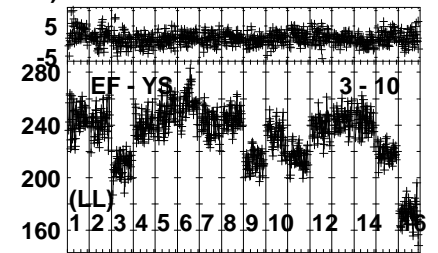
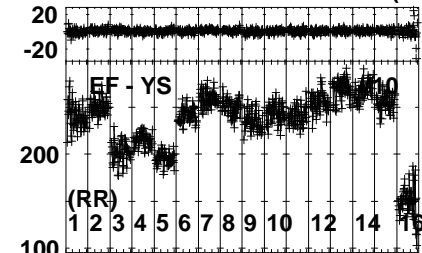
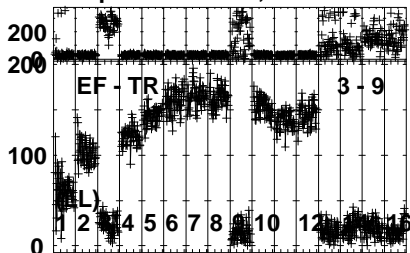


Lower frame: Milli Ampl Jy Top frame: Phas deg  
 Vector averaged cross-power spectrum Several baselines displayed  
 Timerange: 01/00:53:33 to 01/00:54:59

Plot file version 814 created 30-SEP-2022 11:13:39

J1427+2348 EM163.UVDATA.1

Freq = 4.6005 GHz, Bw = 32.000 MH Calibrated with CL # 4 and BP # 1 (BP mode 1)

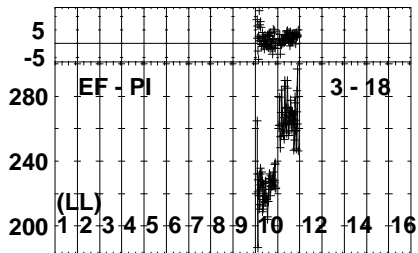
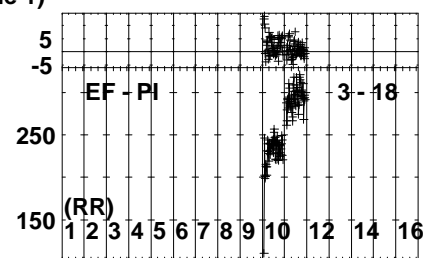
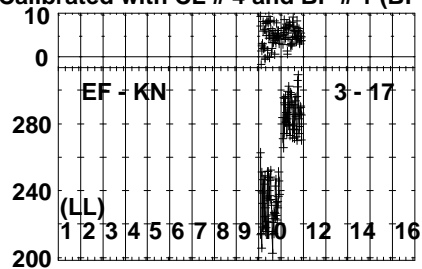
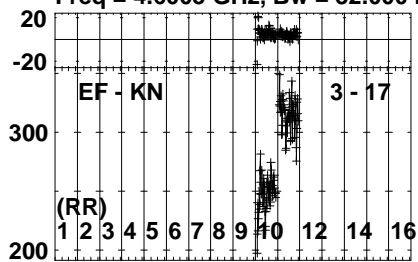


Lower frame: Milli Ampl Jy Top frame: Phas deg  
Vector averaged cross-power spectrum Several baselines displayed  
Timerange: 01/00:53:33 to 01/00:54:59

Plot file version 815 created 30-SEP-2022 11:13:40

J1427+2348 EM163.UVDATA.1

Freq = 4.6005 GHz, Bw = 32.000 MH Calibrated with CL # 4 and BP # 1 (BP mode 1)

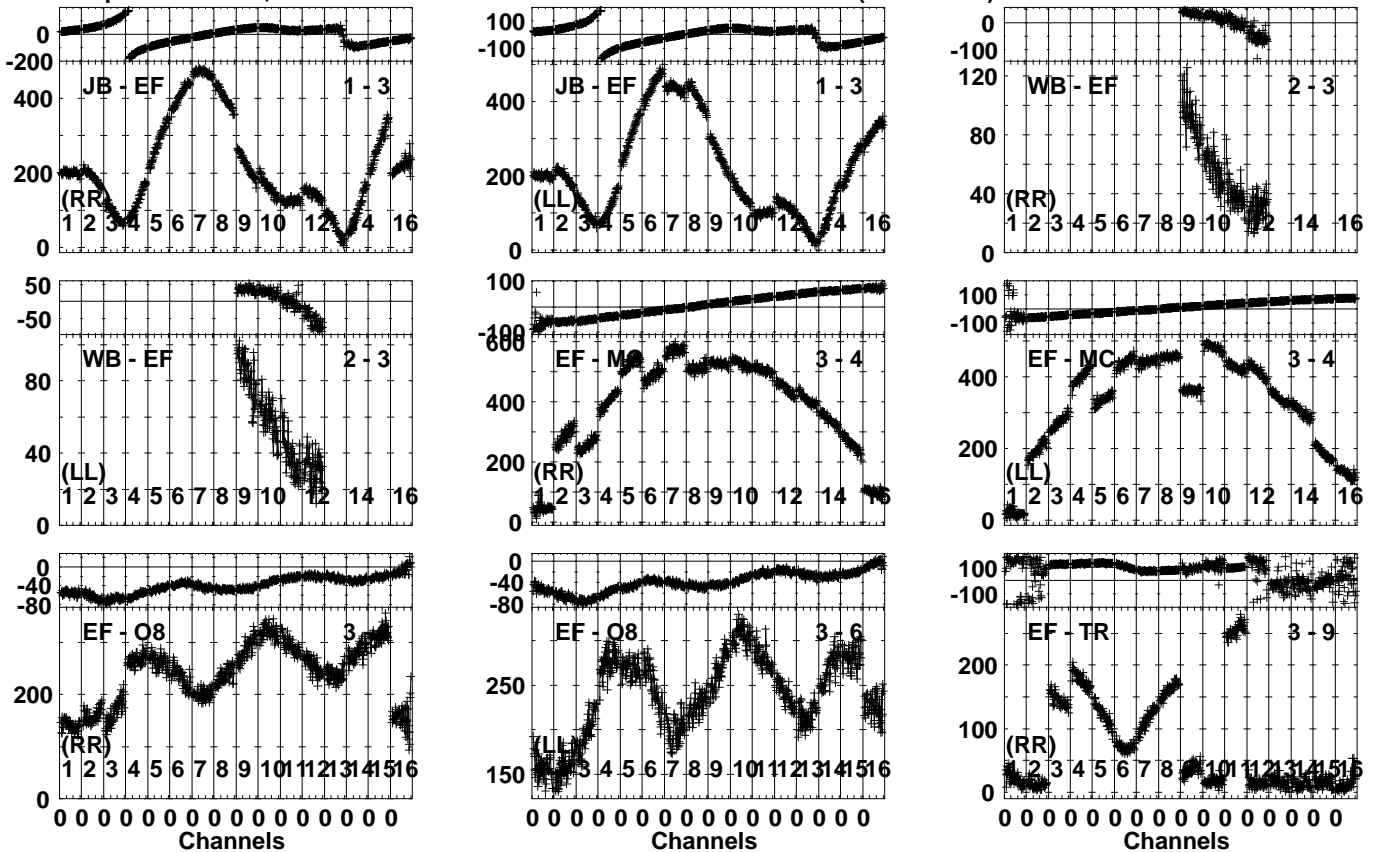


Lower frame: Milli Ampl Jy Top frame: Phas deg  
Vector averaged cross-power spectrum Several baselines displayed  
Timerange: 01/00:53:33 to 01/00:54:59

Plot file version 816 created 30-SEP-2022 11:13:41

J1424+225A EM163.UVDATA.1

Freq = 4.6005 GHz, Bw = 32.000 MH Calibrated with CL # 4 and BP # 1 (BP mode 1)



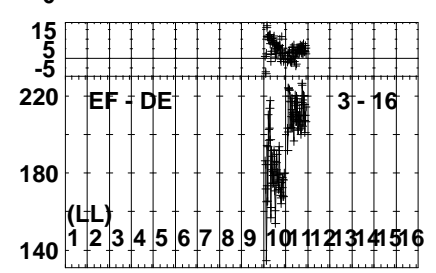
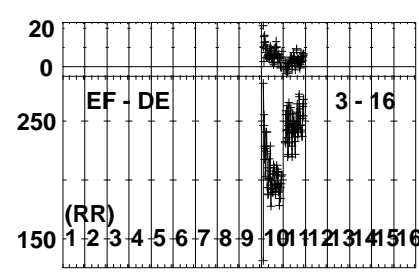
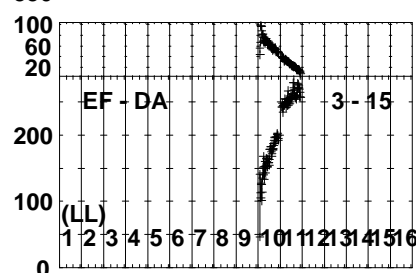
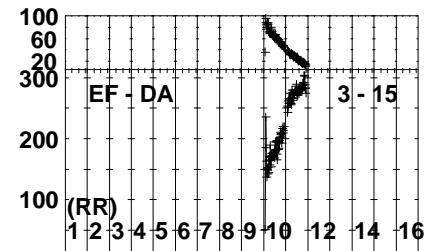
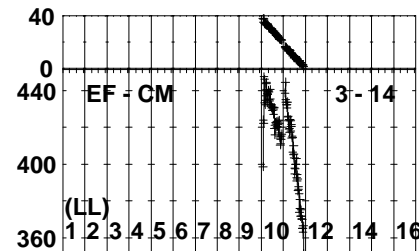
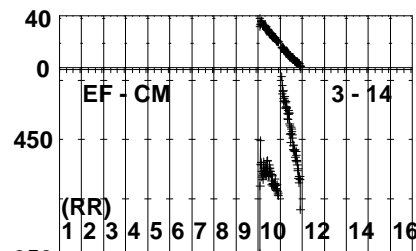
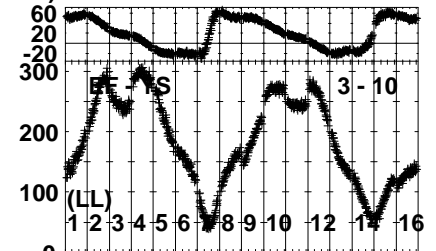
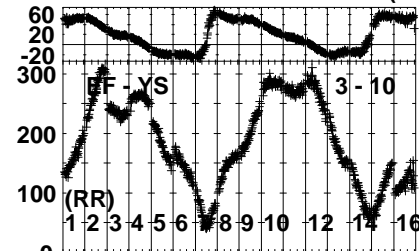
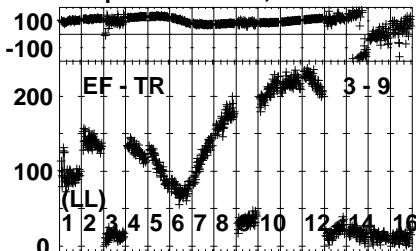
Lower frame: Milli Ampl Jy Top frame: Phas deg  
 Vector averaged cross-power spectrum Several baselines displayed  
 Timerange: 01/00:55:03 to 01/00:58:29



Plot file version 817 created 30-SEP-2022 11:13:42

J1424+225A EM163.UVDATA.1

Freq = 4.6005 GHz, Bw = 32.000 MH Calibrated with CL # 4 and BP # 1 (BP mode 1)

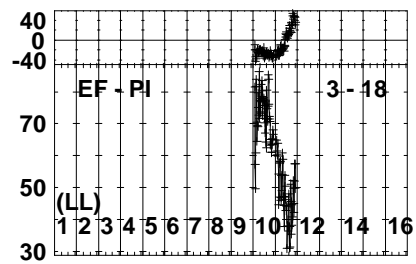
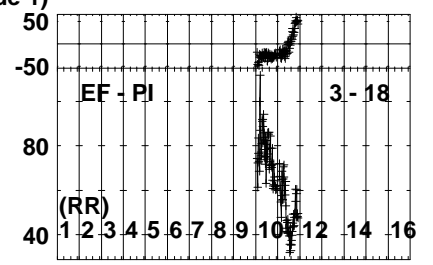
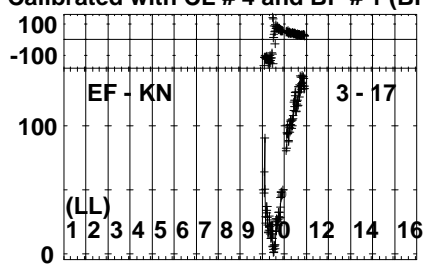
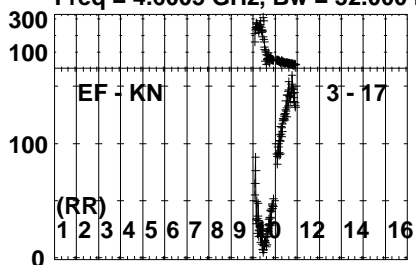


Lower frame: Milli Ampl Jy Top frame: Phas deg  
Vector averaged cross-power spectrum Several baselines displayed  
Timerange: 01/00:55:03 to 01/00:58:29

Plot file version 818 created 30-SEP-2022 11:13:43

J1424+225A EM163.UVDATA.1

Freq = 4.6005 GHz, Bw = 32.000 MH Calibrated with CL # 4 and BP # 1 (BP mode 1)

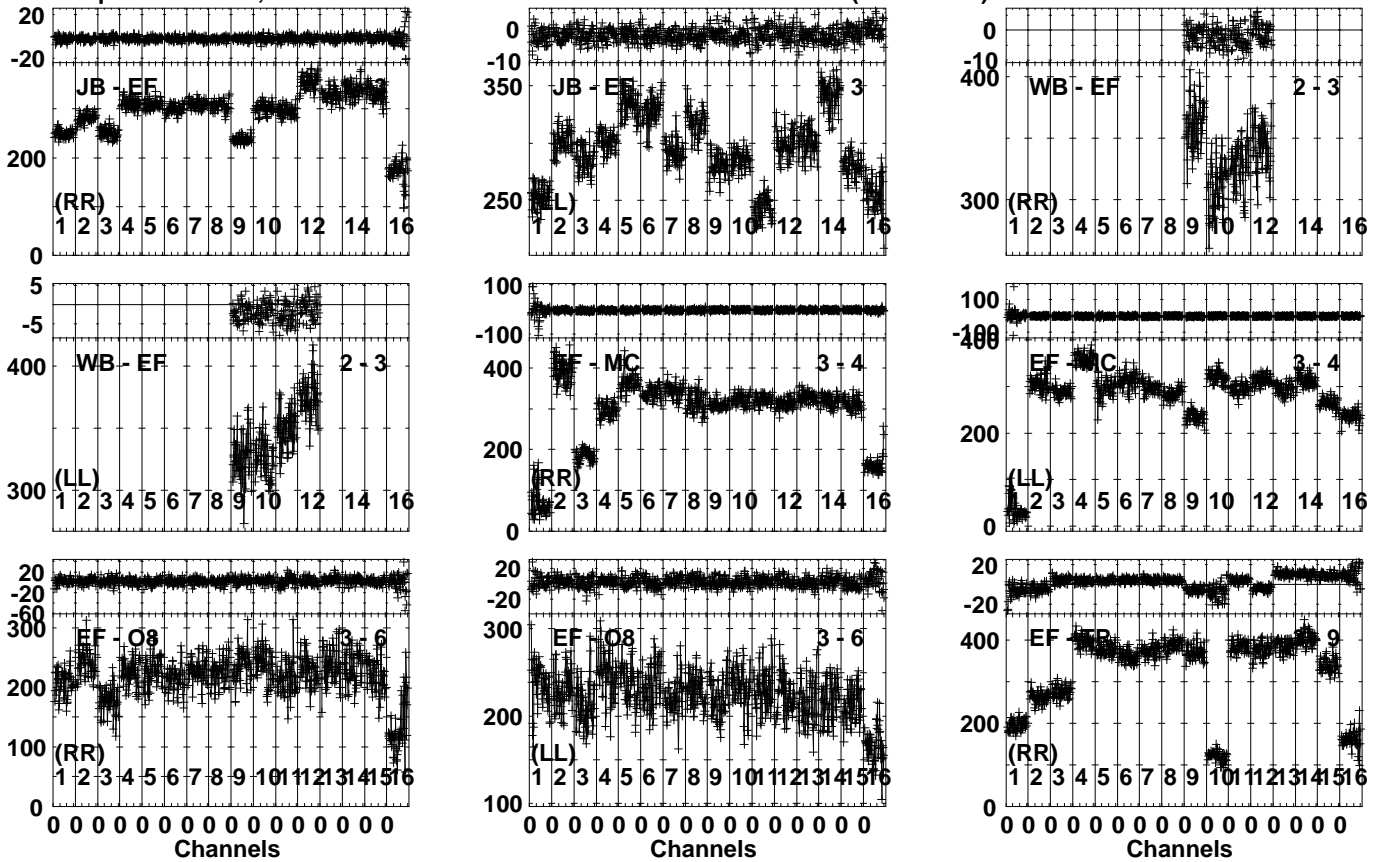


Lower frame: Milli Ampl Jy Top frame: Phas deg  
Vector averaged cross-power spectrum Several baselines displayed  
Timerange: 01/00:55:03 to 01/00:58:29

Plot file version 819 created 30-SEP-2022 11:13:43

J1427+2348 EM163.UVDATA.1

Freq = 4.6005 GHz, Bw = 32.000 MH Calibrated with CL # 4 and BP # 1 (BP mode 1)

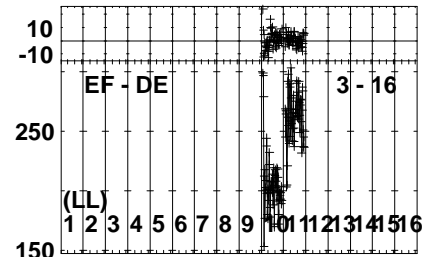
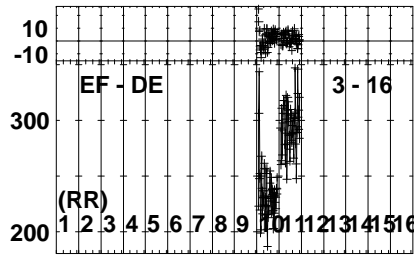
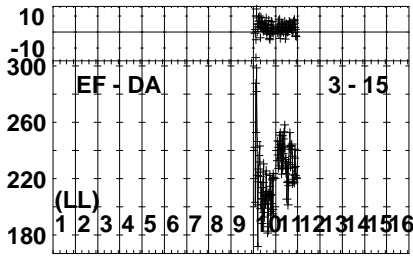
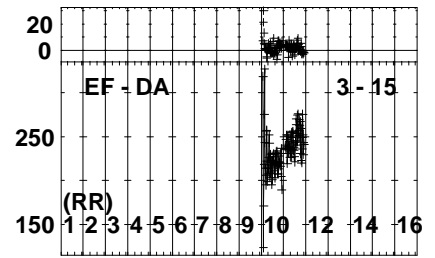
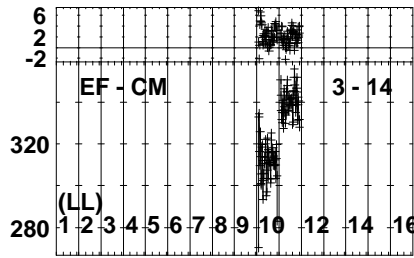
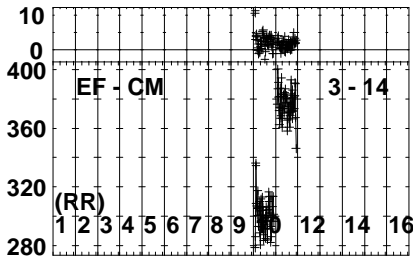
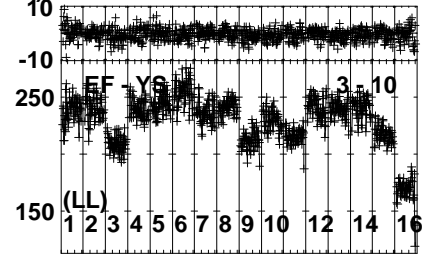
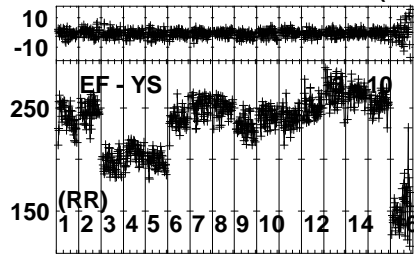
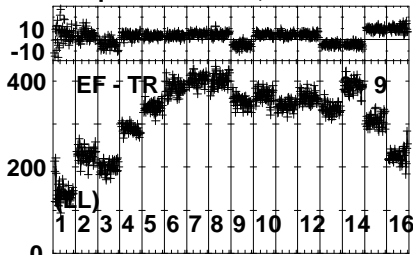


Lower frame: Milli Ampl Jy Top frame: Phas deg  
 Vector averaged cross-power spectrum Several baselines displayed  
 Timerange: 01/00:59:01 to 01/00:59:59

Plot file version 820 created 30-SEP-2022 11:13:44

J1427+2348 EM163.UVDATA.1

Freq = 4.6005 GHz, Bw = 32.000 MH Calibrated with CL # 4 and BP # 1 (BP mode 1)

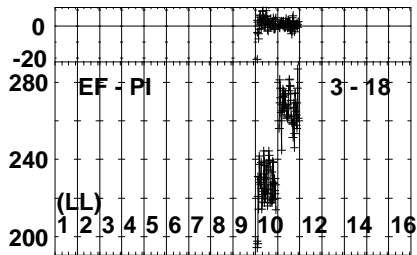
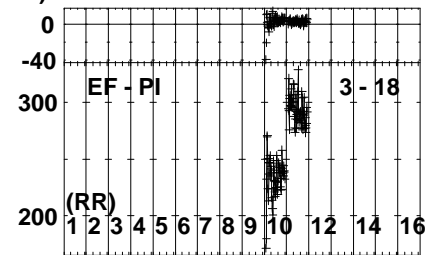
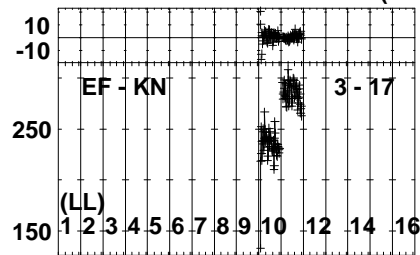
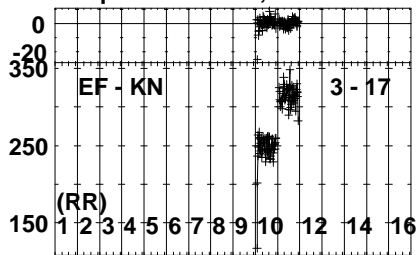


Lower frame: Milli Ampl Jy Top frame: Phas deg  
Vector averaged cross-power spectrum Several baselines displayed  
Timerange: 01/00:59:01 to 01/00:59:59

Plot file version 821 created 30-SEP-2022 11:13:45

J1427+2348 EM163.UVDATA.1

Freq = 4.6005 GHz, Bw = 32.000 MH Calibrated with CL # 4 and BP # 1 (BP mode 1)

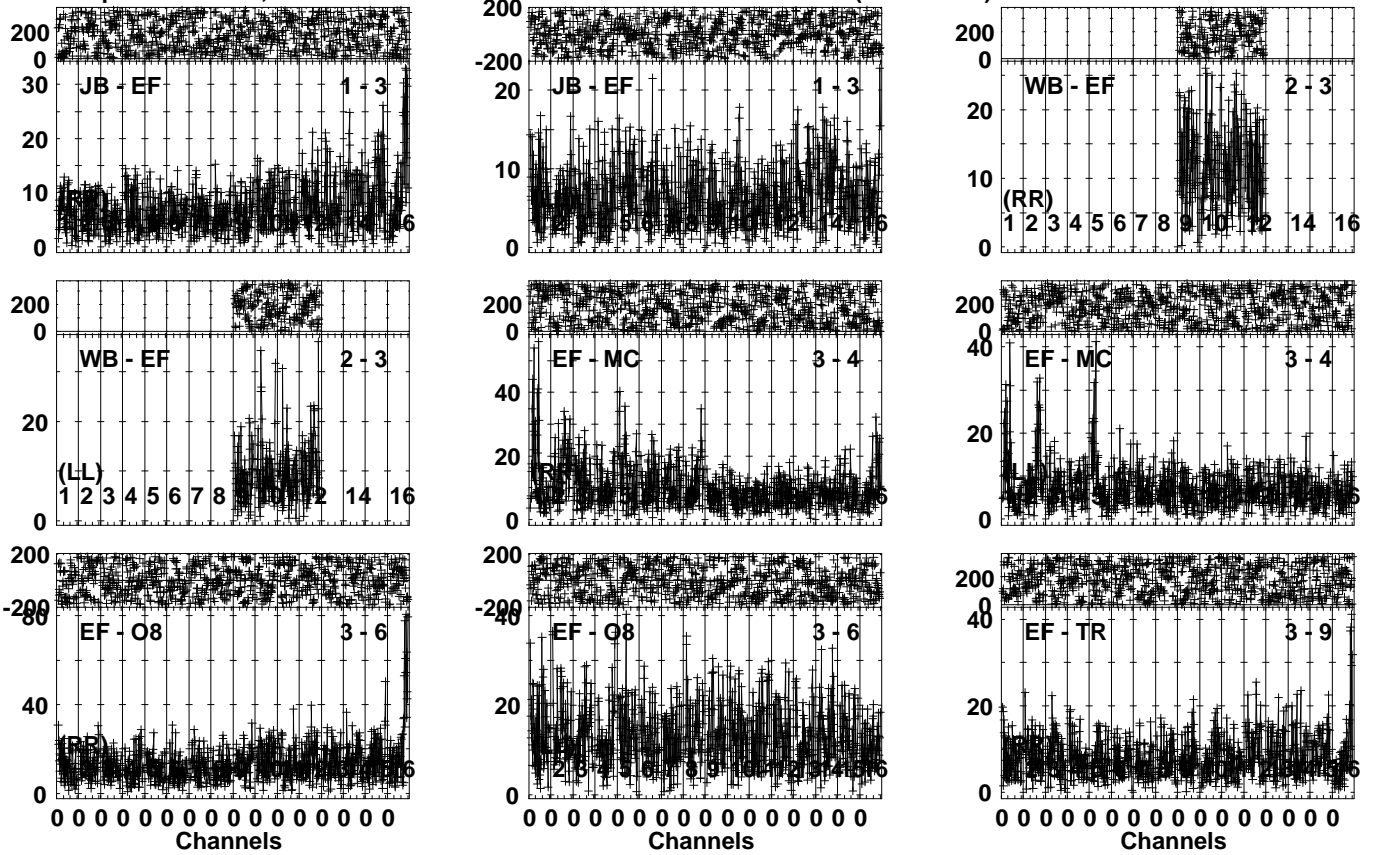


Lower frame: Milli Ampl Jy Top frame: Phas deg  
Vector averaged cross-power spectrum Several baselines displayed  
Timerange: 01/00:59:01 to 01/00:59:59

Plot file version 822 created 30-SEP-2022 11:13:46

SDSSJ1430 EM163.UVDATA.1

Freq = 4.6005 GHz, Bw = 32.000 MH Calibrated with CL # 4 and BP # 1 (BP mode 1)

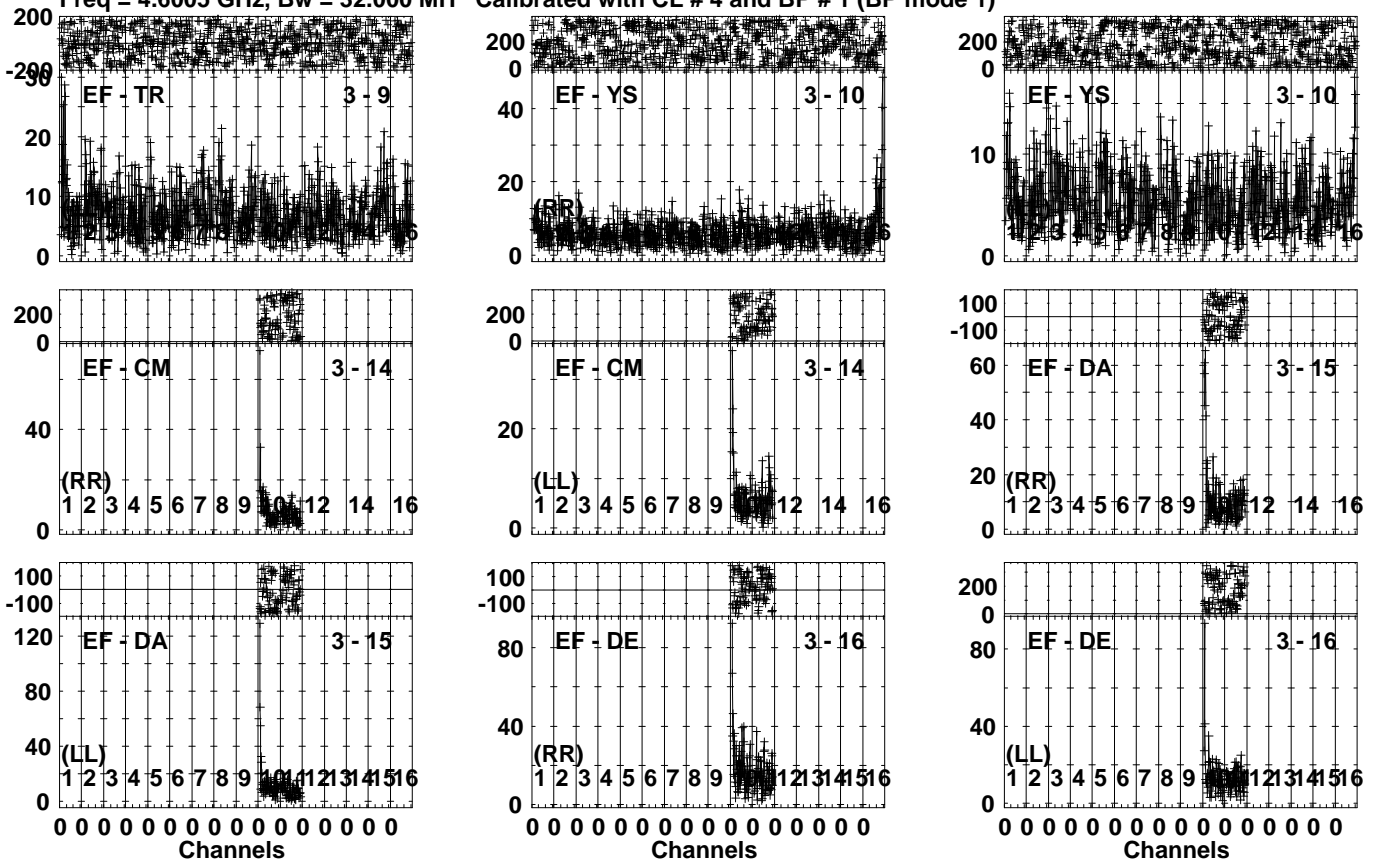


Lower frame: Milli Ampl Jy Top frame: Phas deg  
Vector averaged cross-power spectrum Several baselines displayed  
Timerange: 01/01:00:01 to 01/01:03:29

Plot file version 823 created 30-SEP-2022 11:13:47

SDSSJ1430 EM163.UVDATA.1

Freq = 4.6005 GHz, Bw = 32.000 MH Calibrated with CL # 4 and BP # 1 (BP mode 1)

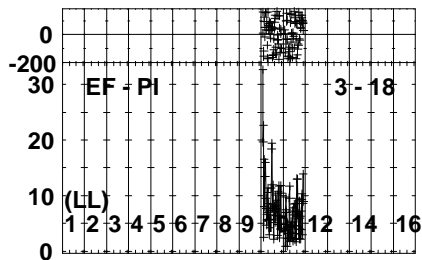
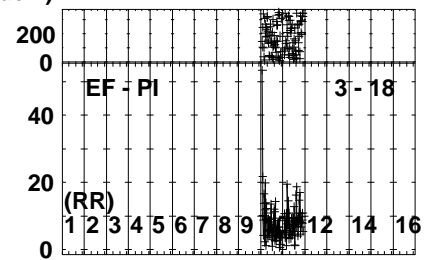
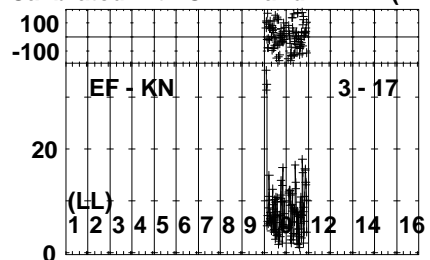
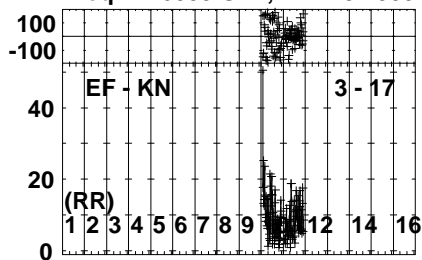


Lower frame: Milli Ampl Jy Top frame: Phas deg  
Vector averaged cross-power spectrum Several baselines displayed  
Timerange: 01/01:00:01 to 01/01:03:29

Plot file version 824 created 30-SEP-2022 11:13:48

SDSSJ1430 EM163.UVDATA.1

Freq = 4.6005 GHz, Bw = 32.000 MH Calibrated with CL # 4 and BP # 1 (BP mode 1)



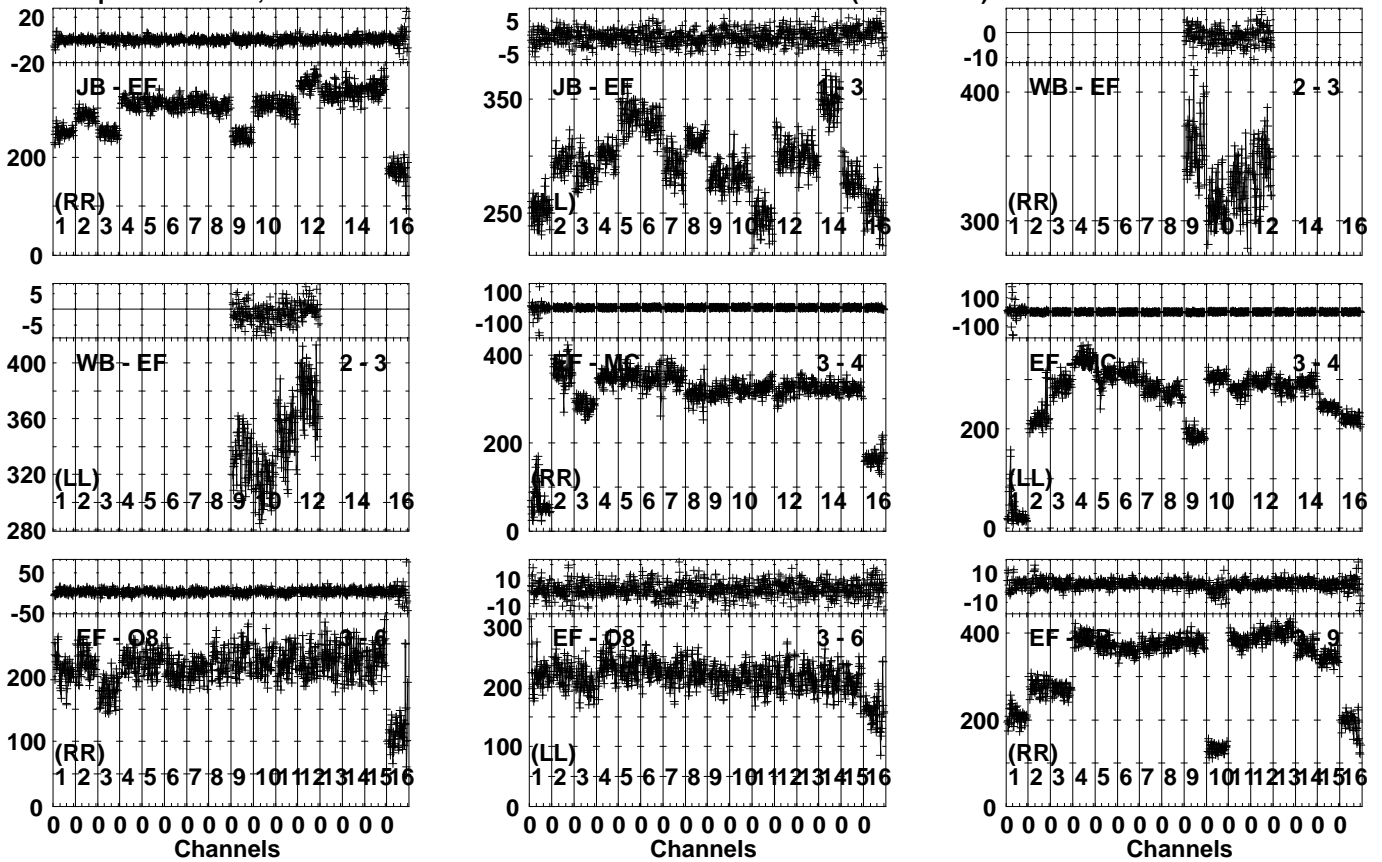
Lower frame: Milli Ampl Jy Top frame: Phas deg  
Vector averaged cross-power spectrum Several baselines displayed  
Timerange: 01/01:00:01 to 01/01:03:29



Plot file version 825 created 30-SEP-2022 11:13:48

J1427+2348 EM163.UVDATA.1

Freq = 4.6005 GHz, Bw = 32.000 MH Calibrated with CL # 4 and BP # 1 (BP mode 1)

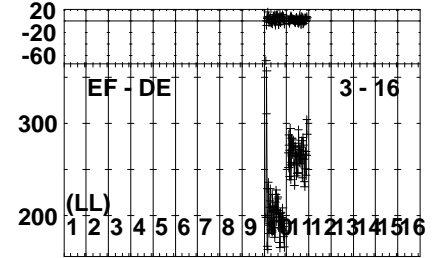
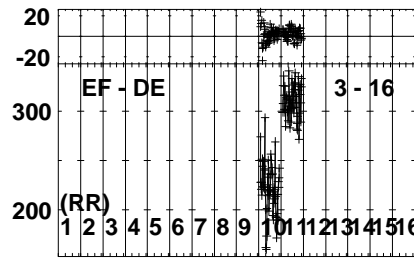
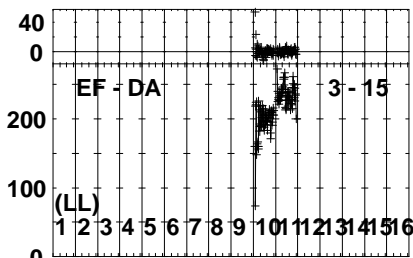
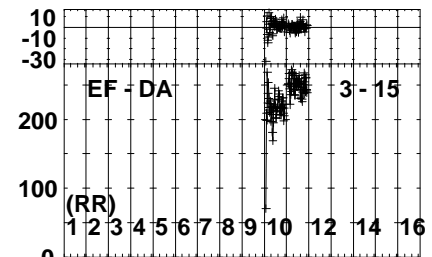
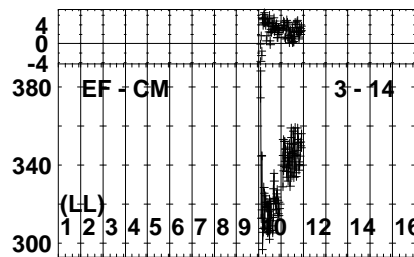
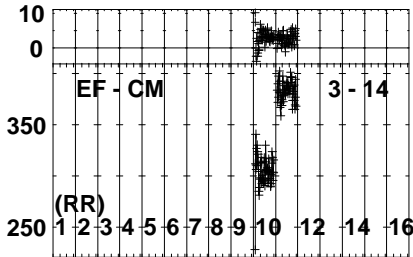
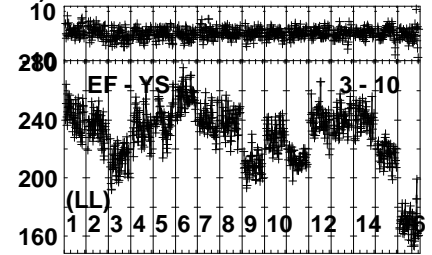
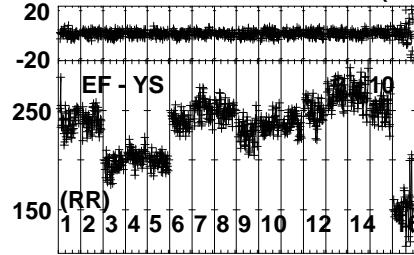
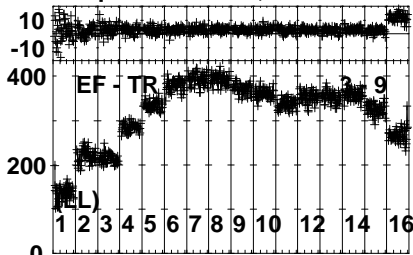


Lower frame: Milli Ampl Jy Top frame: Phas deg  
 Vector averaged cross-power spectrum Several baselines displayed  
 Timerange: 01/01:04:01 to 01/01:04:59

Plot file version 826 created 30-SEP-2022 11:13:49

J1427+2348 EM163.UVDATA.1

Freq = 4.6005 GHz, Bw = 32.000 MH Calibrated with CL # 4 and BP # 1 (BP mode 1)

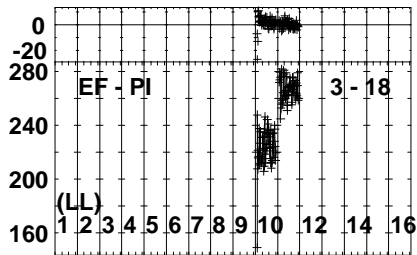
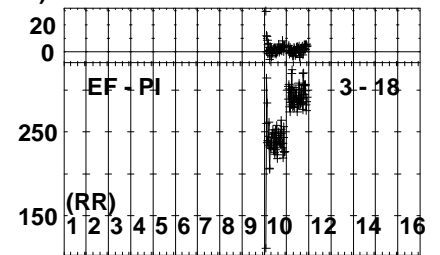
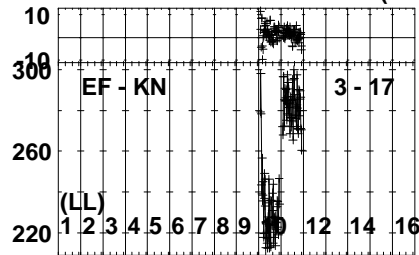
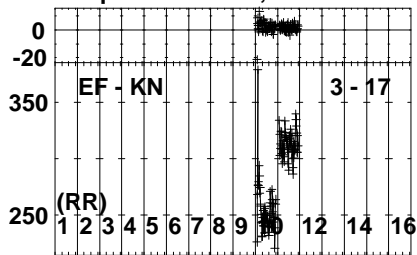


Lower frame: Milli Ampl Jy Top frame: Phas deg  
Vector averaged cross-power spectrum Several baselines displayed  
Timerange: 01/01:04:01 to 01/01:04:59

Plot file version 827 created 30-SEP-2022 11:13:50

J1427+2348 EM163.UVDATA.1

Freq = 4.6005 GHz, Bw = 32.000 MH Calibrated with CL # 4 and BP # 1 (BP mode 1)

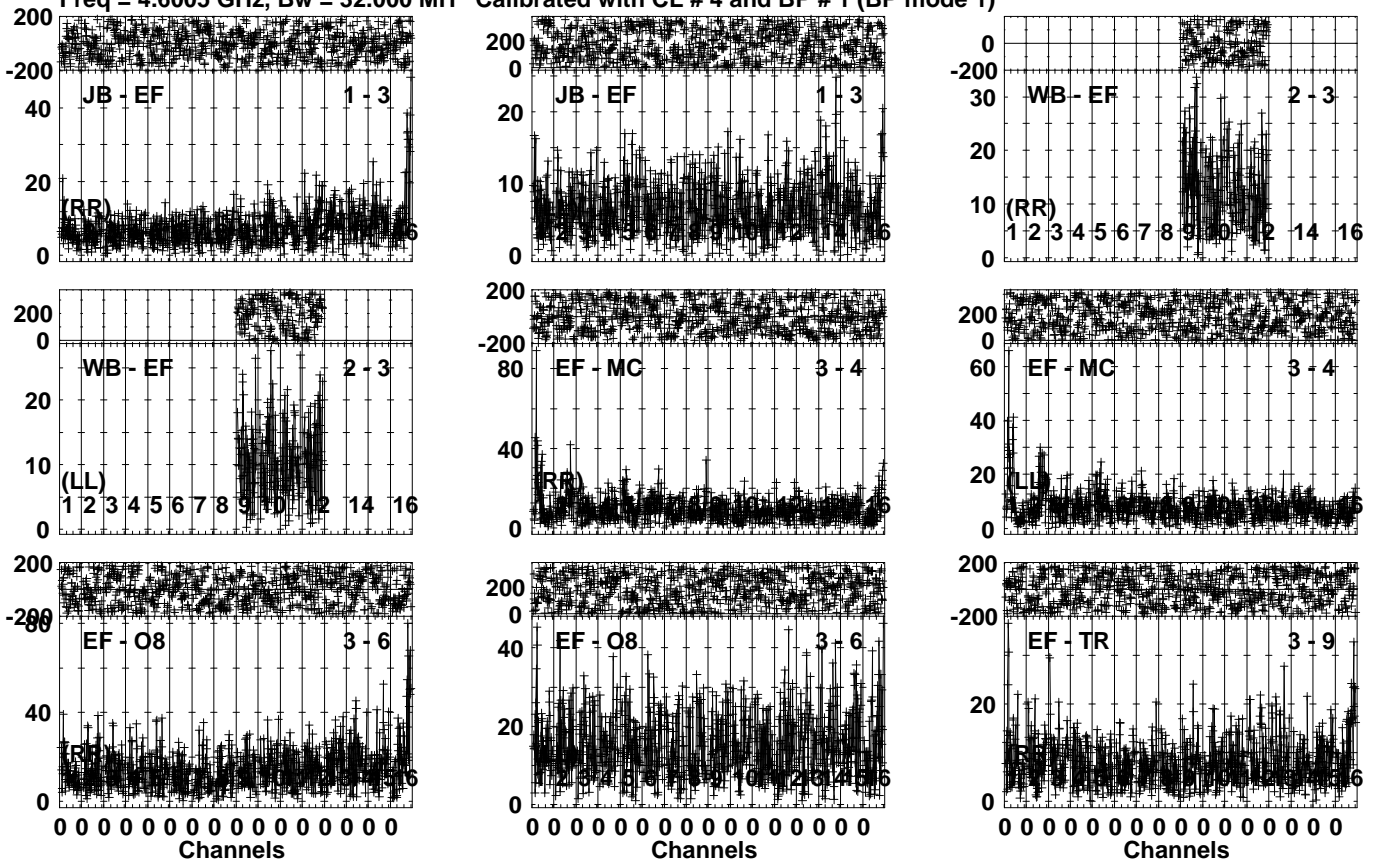


Lower frame: Milli Ampl Jy Top frame: Phas deg  
Vector averaged cross-power spectrum Several baselines displayed  
Timerange: 01/01:04:01 to 01/01:04:59

Plot file version 828 created 30-SEP-2022 11:13:51

SDSSJ1430 EM163.UVDATA.1

Freq = 4.6005 GHz, Bw = 32.000 MH Calibrated with CL # 4 and BP # 1 (BP mode 1)

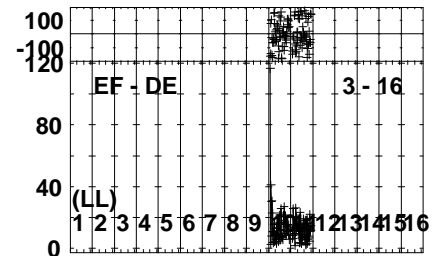
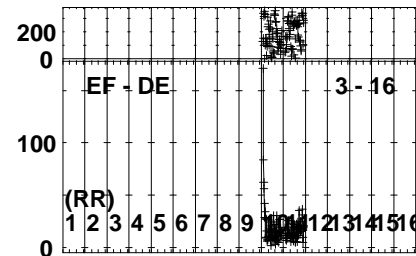
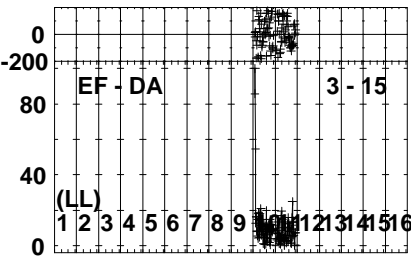
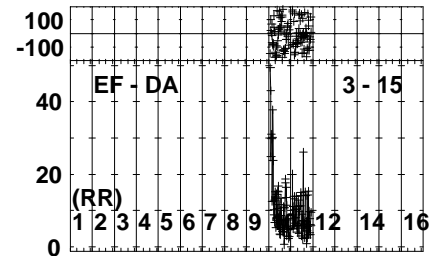
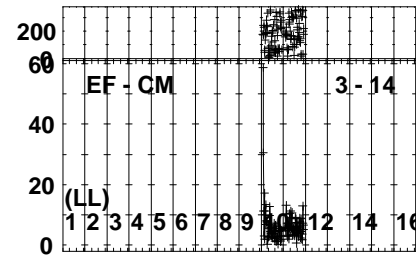
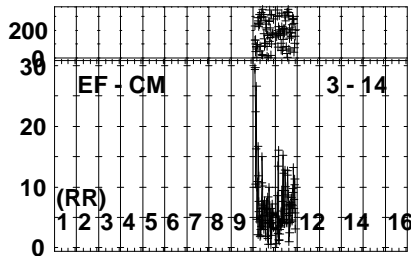
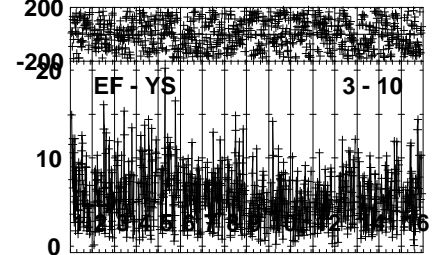
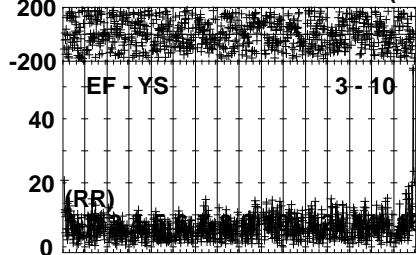
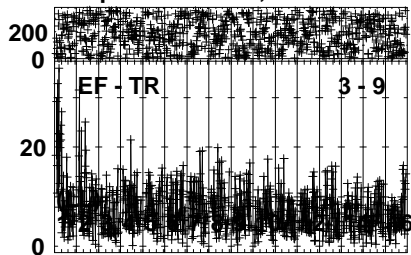


Lower frame: Milli Ampl Jy Top frame: Phas deg  
Vector averaged cross-power spectrum Several baselines displayed  
Timerange: 01/01:05:01 to 01/01:08:29

Plot file version 829 created 30-SEP-2022 11:13:52

SDSSJ1430 EM163.UVDATA.1

Freq = 4.6005 GHz, Bw = 32.000 MH Calibrated with CL # 4 and BP # 1 (BP mode 1)

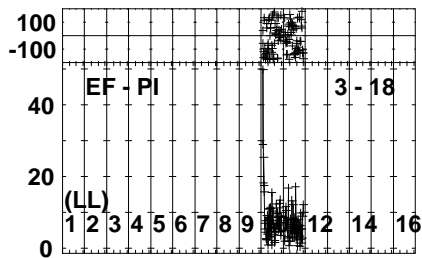
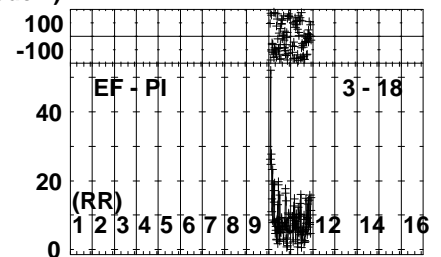
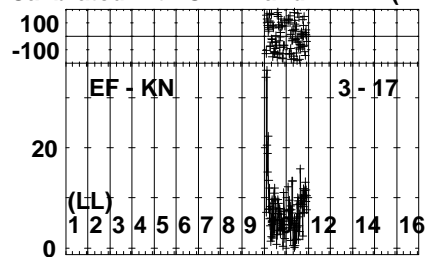
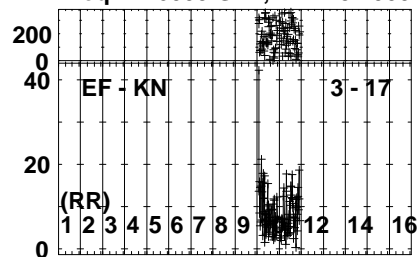


Lower frame: Milli Ampl Jy Top frame: Phas deg  
Vector averaged cross-power spectrum Several baselines displayed  
Timerange: 01/01:05:01 to 01/01:08:29

Plot file version 830 created 30-SEP-2022 11:13:53

SDSSJ1430 EM163.UVDATA.1

Freq = 4.6005 GHz, Bw = 32.000 MH Calibrated with CL # 4 and BP # 1 (BP mode 1)

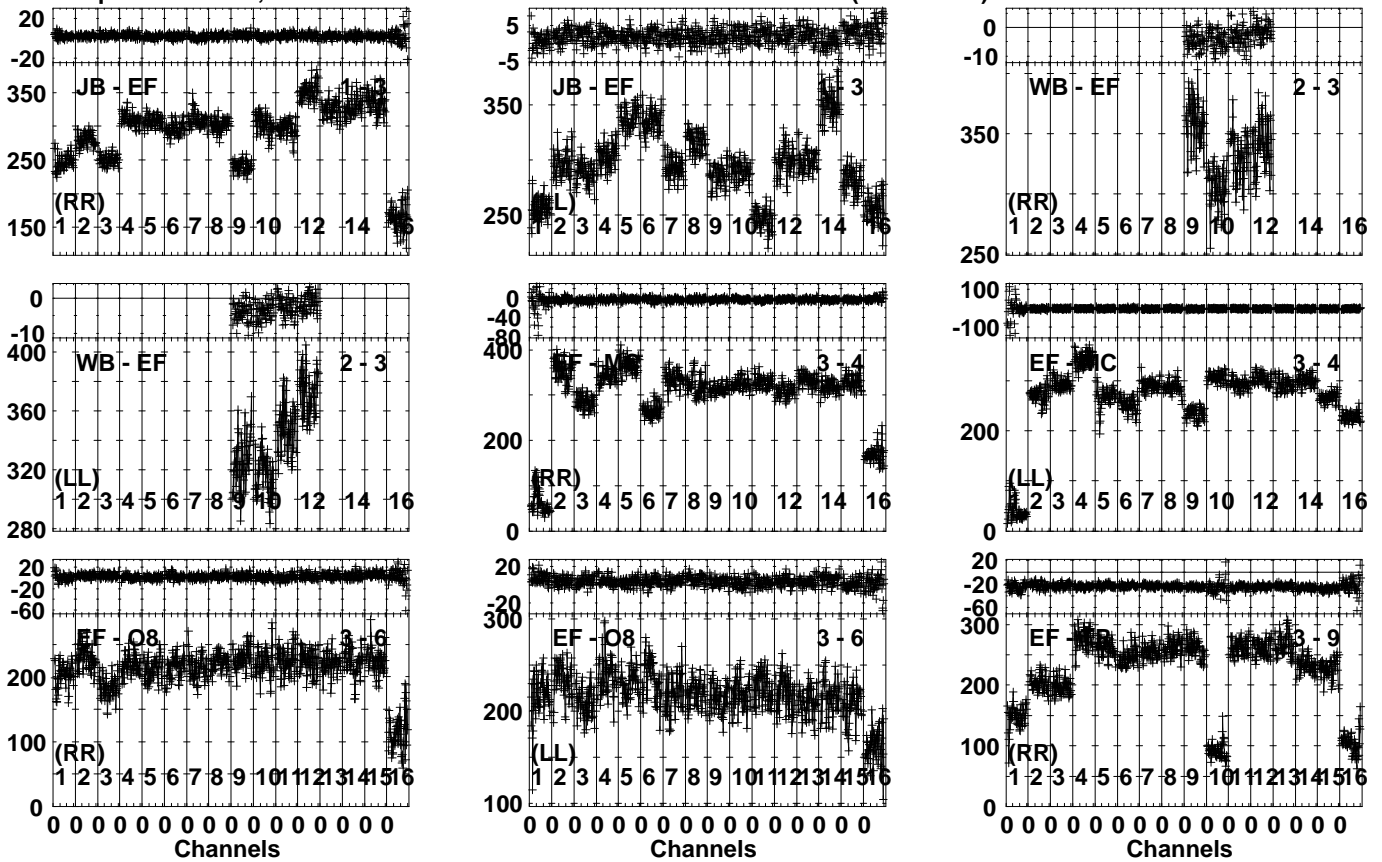


Lower frame: Milli Ampl Jy Top frame: Phas deg  
Vector averaged cross-power spectrum Several baselines displayed  
Timerange: 01/01:05:01 to 01/01:08:29

Plot file version 831 created 30-SEP-2022 11:13:53

J1427+2348 EM163.UVDATA.1

Freq = 4.6005 GHz, Bw = 32.000 MH Calibrated with CL # 4 and BP # 1 (BP mode 1)

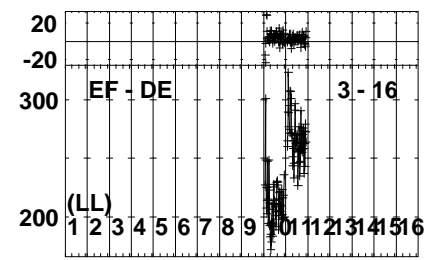
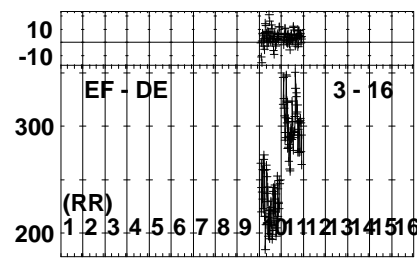
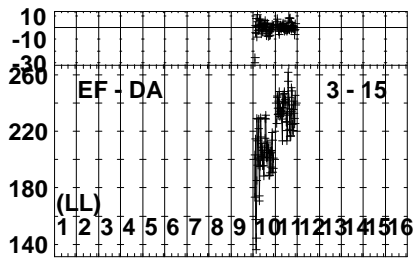
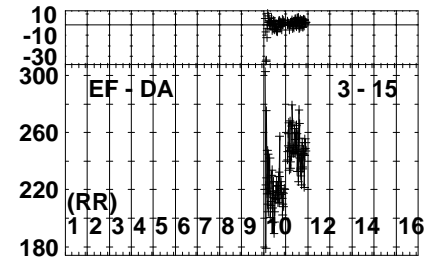
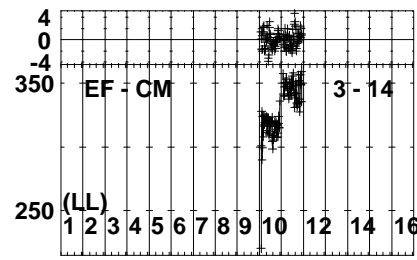
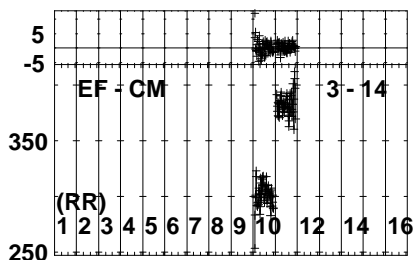
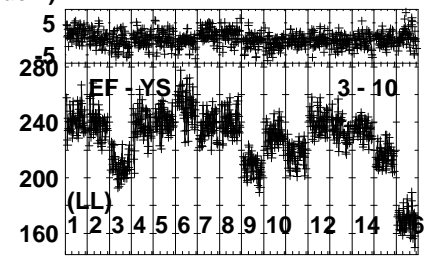
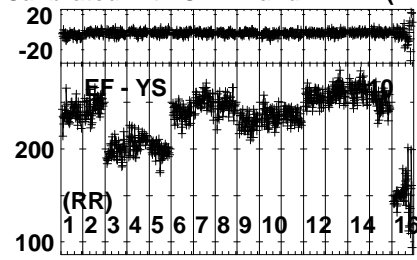
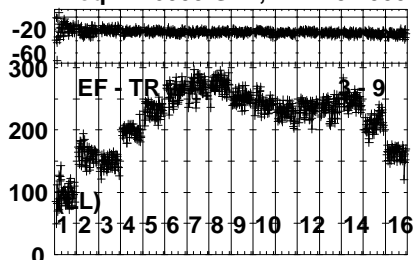


Lower frame: Milli Ampl Jy Top frame: Phas deg  
Vector averaged cross-power spectrum Several baselines displayed  
Timerange: 01/01:08:33 to 01/01:09:59

Plot file version 832 created 30-SEP-2022 11:13:54

J1427+2348 EM163.UVDATA.1

Freq = 4.6005 GHz, Bw = 32.000 MH Calibrated with CL # 4 and BP # 1 (BP mode 1)



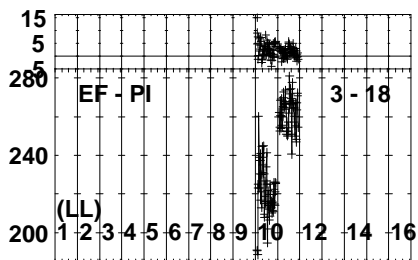
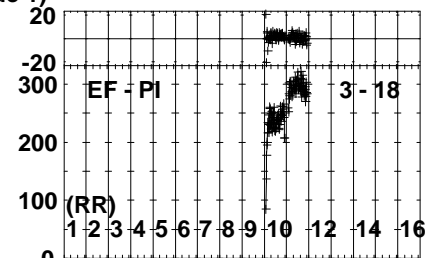
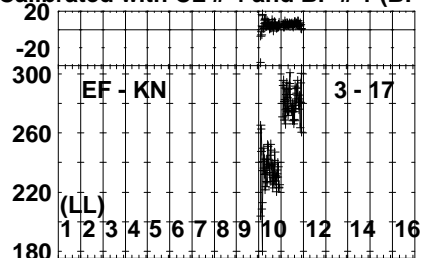
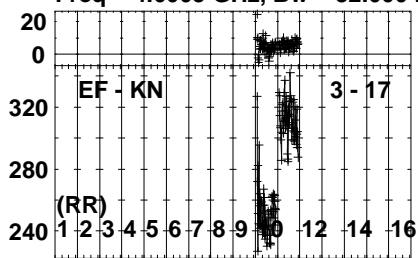
Lower frame: Milli Ampl Jy Top frame: Phas deg  
Vector averaged cross-power spectrum Several baselines displayed  
Timerange: 01/01:08:33 to 01/01:09:59



Plot file version 833 created 30-SEP-2022 11:13:55

J1427+2348 EM163.UVDATA.1

Freq = 4.6005 GHz, Bw = 32.000 MH Calibrated with CL # 4 and BP # 1 (BP mode 1)

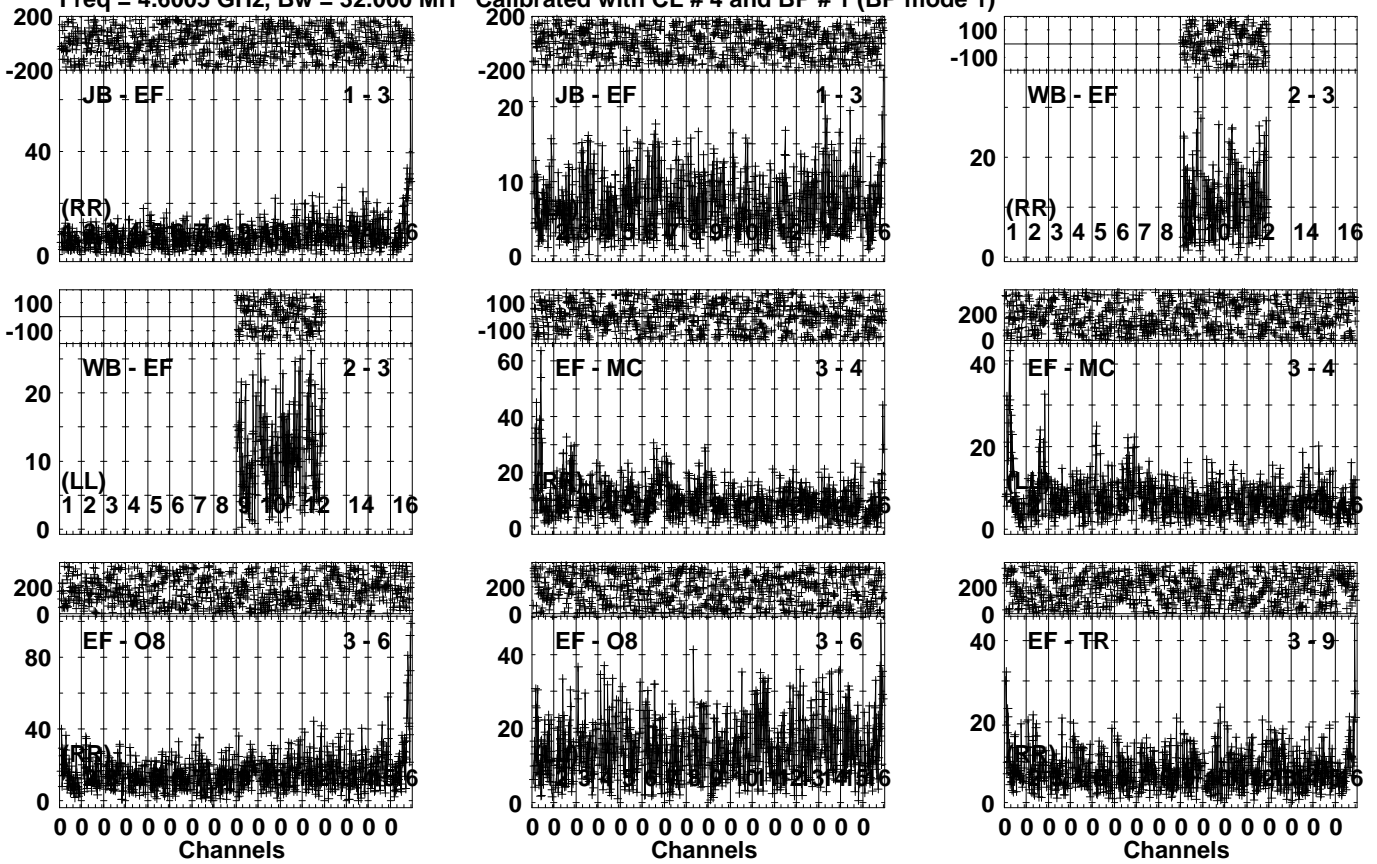


Lower frame: Milli Ampl Jy Top frame: Phas deg  
Vector averaged cross-power spectrum Several baselines displayed  
Timerange: 01/01:08:33 to 01/01:09:59

Plot file version 834 created 30-SEP-2022 11:13:56

SDSSJ1430 EM163.UVDATA.1

Freq = 4.6005 GHz, Bw = 32.000 MH Calibrated with CL # 4 and BP # 1 (BP mode 1)

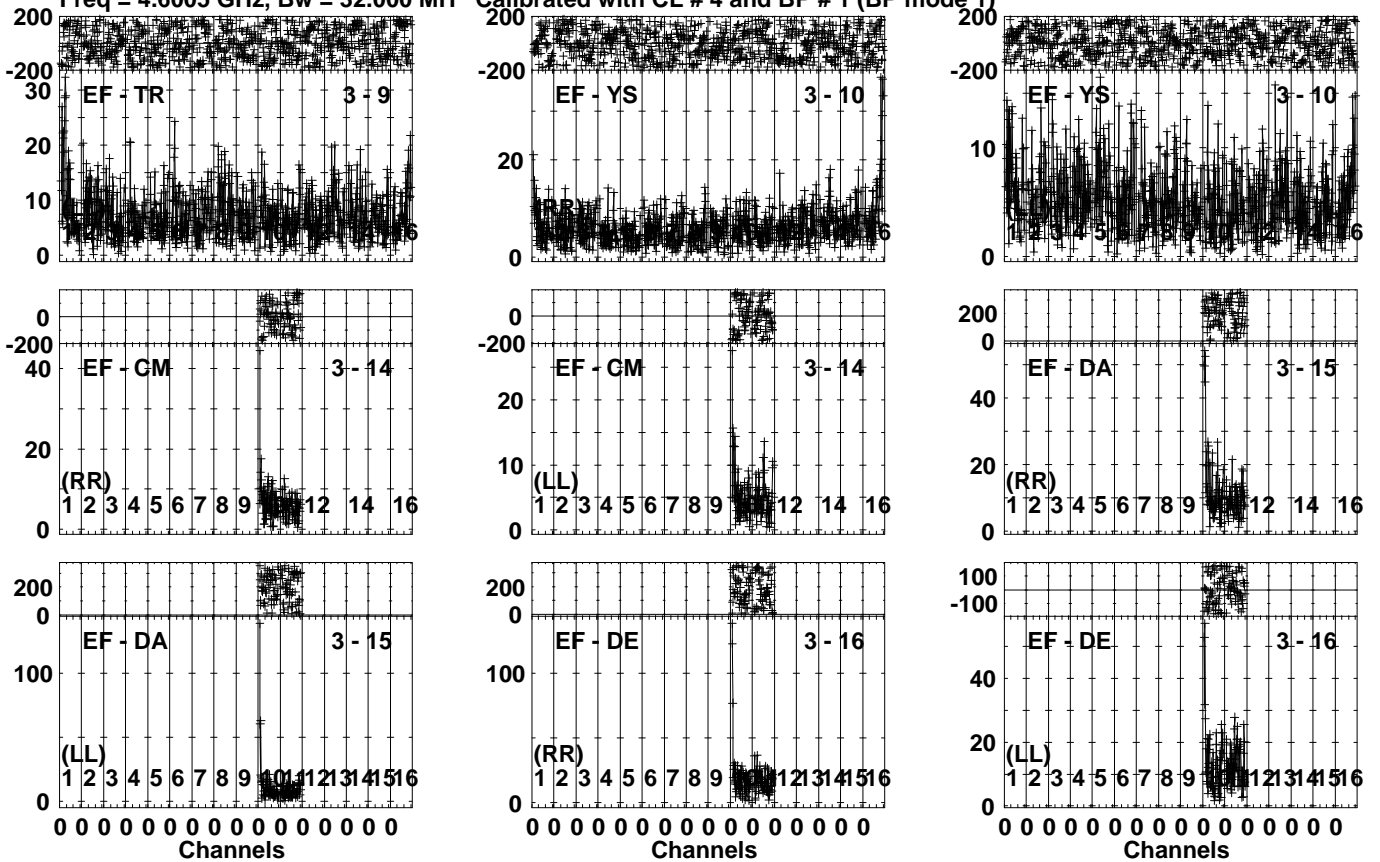


Lower frame: Milli Ampl Jy Top frame: Phas deg  
Vector averaged cross-power spectrum Several baselines displayed  
Timerange: 01/01:10:01 to 01/01:13:29

Plot file version 835 created 30-SEP-2022 11:13:57

SDSSJ1430 EM163.UVDATA.1

Freq = 4.6005 GHz, Bw = 32.000 MH Calibrated with CL # 4 and BP # 1 (BP mode 1)

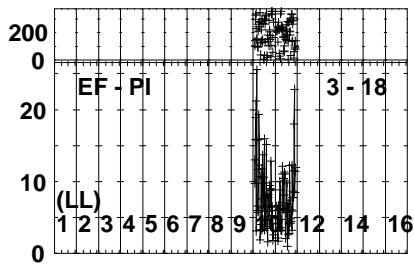
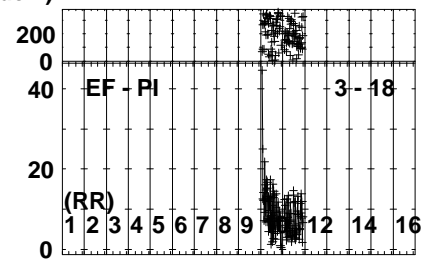
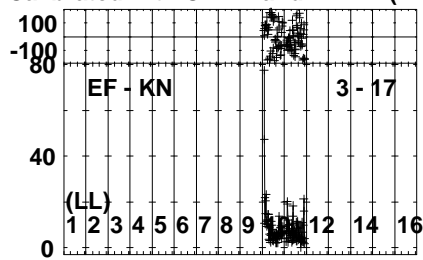
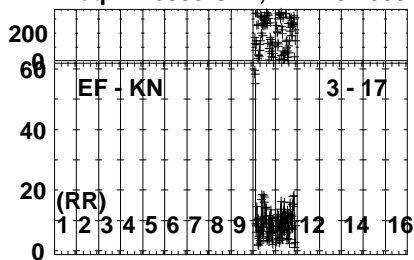


Lower frame: Milli Ampl Jy Top frame: Phas deg  
Vector averaged cross-power spectrum Several baselines displayed  
Timerange: 01/01:10:01 to 01/01:13:29

Plot file version 836 created 30-SEP-2022 11:13:58

SDSSJ1430 EM163.UVDATA.1

Freq = 4.6005 GHz, Bw = 32.000 MH Calibrated with CL # 4 and BP # 1 (BP mode 1)

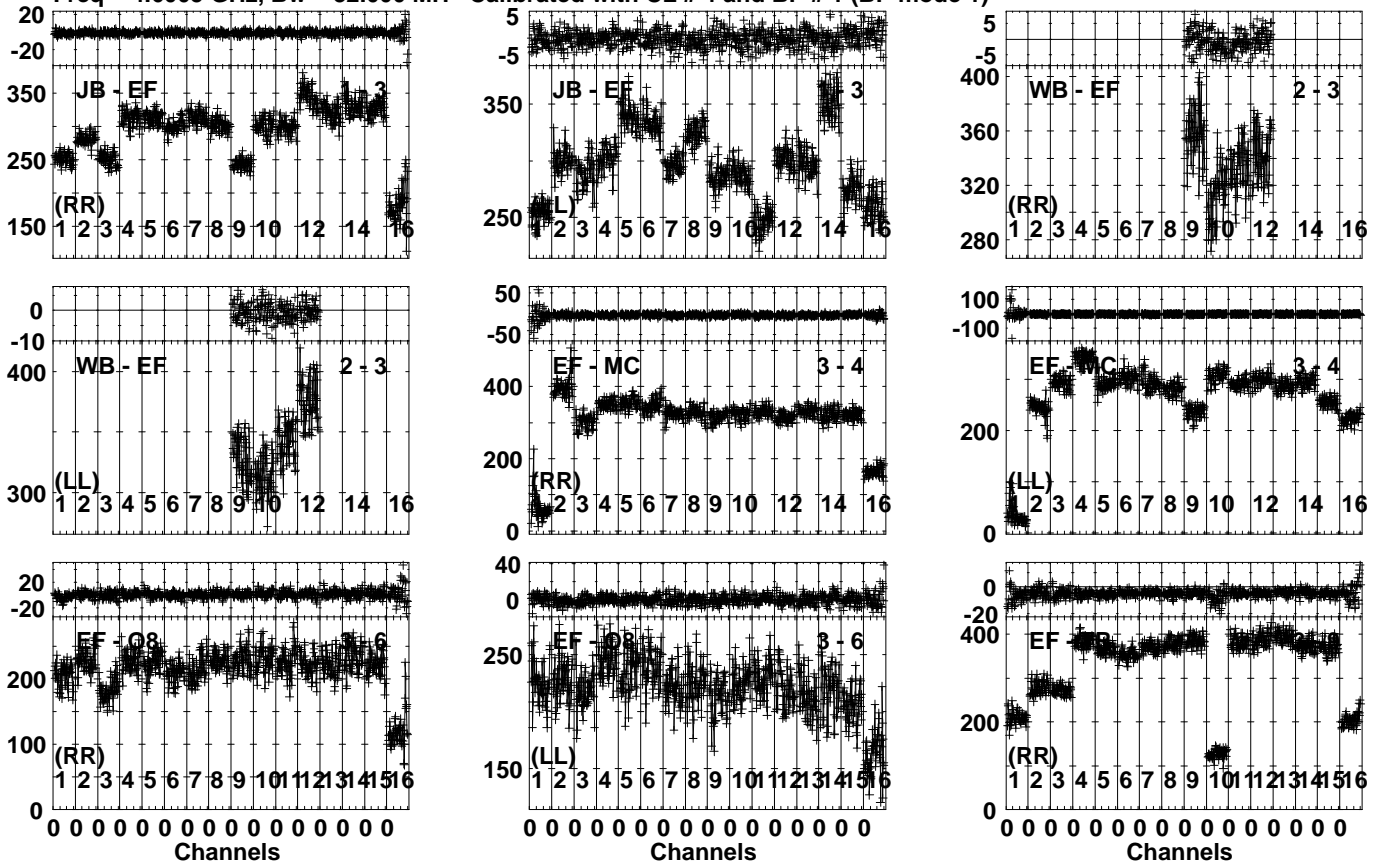


Lower frame: Milli Ampl Jy Top frame: Phas deg  
Vector averaged cross-power spectrum Several baselines displayed  
Timerange: 01/01:10:01 to 01/01:13:29

Plot file version 837 created 30-SEP-2022 11:13:58

J1427+2348 EM163.UVDATA.1

Freq = 4.6005 GHz, Bw = 32.000 MH Calibrated with CL # 4 and BP # 1 (BP mode 1)

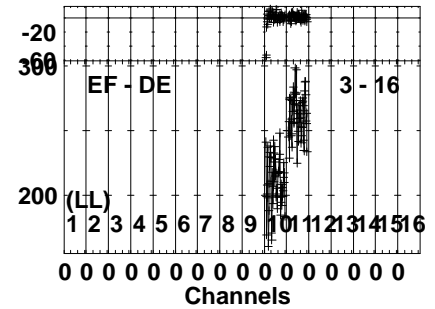
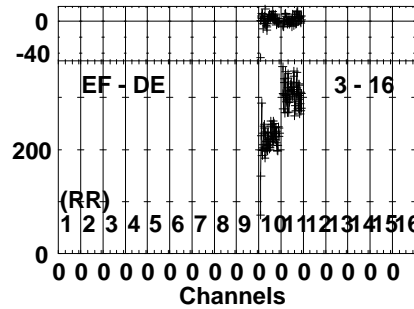
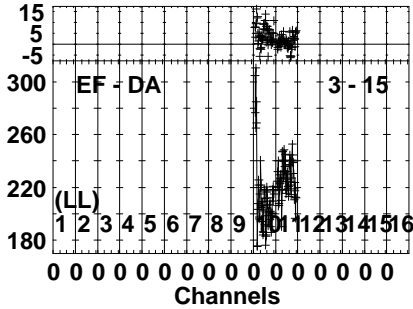
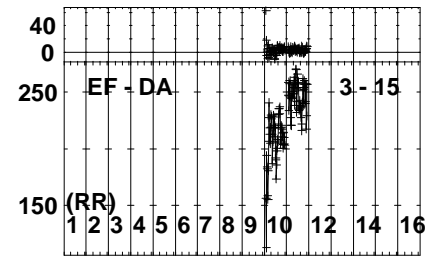
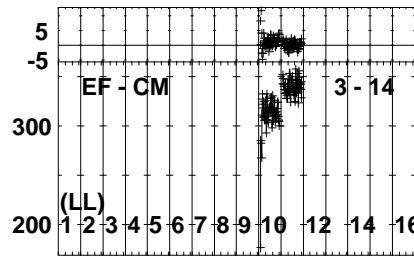
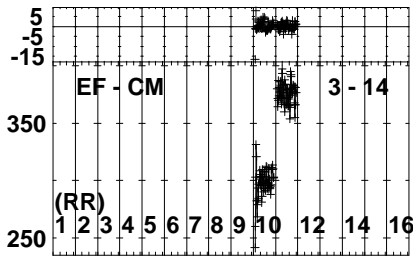
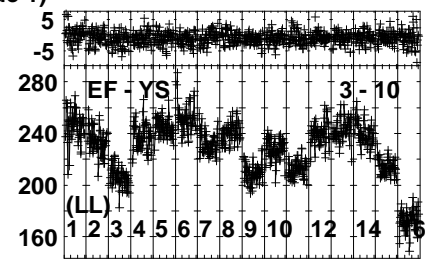
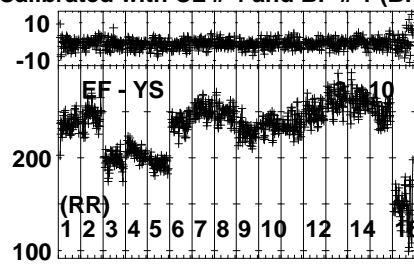
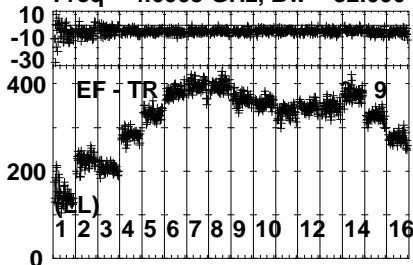


Lower frame: Milli Ampl Jy Top frame: Phas deg  
 Vector averaged cross-power spectrum Several baselines displayed  
 Timerange: 01/01:14:01 to 01/01:14:59

Plot file version 838 created 30-SEP-2022 11:13:59

J1427+2348 EM163.UVDATA.1

Freq = 4.6005 GHz, Bw = 32.000 MH Calibrated with CL # 4 and BP # 1 (BP mode 1)

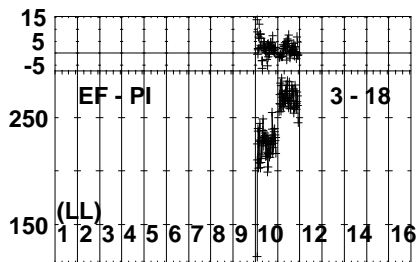
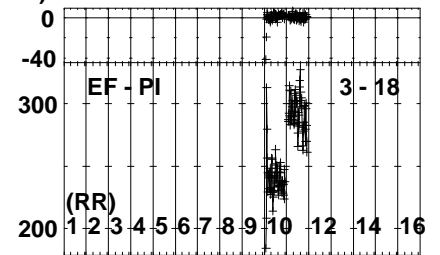
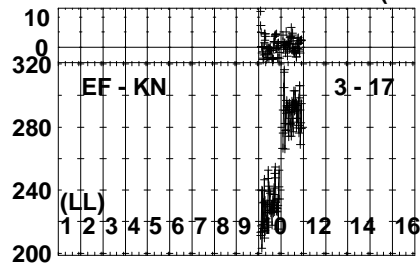
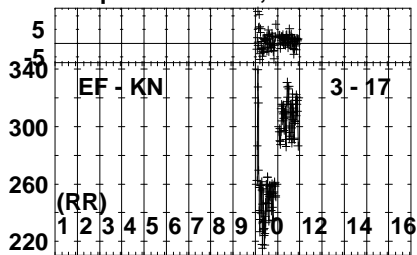


Lower frame: Milli Ampl Jy Top frame: Phas deg  
Vector averaged cross-power spectrum Several baselines displayed  
Timerange: 01/01:14:01 to 01/01:14:59

Plot file version 839 created 30-SEP-2022 11:14:00

J1427+2348 EM163.UVDATA.1

Freq = 4.6005 GHz, Bw = 32.000 MH Calibrated with CL # 4 and BP # 1 (BP mode 1)



Lower frame: Milli Ampl Jy Top frame: Phas deg  
Vector averaged cross-power spectrum Several baselines displayed  
Timerange: 01/01:14:01 to 01/01:14:59

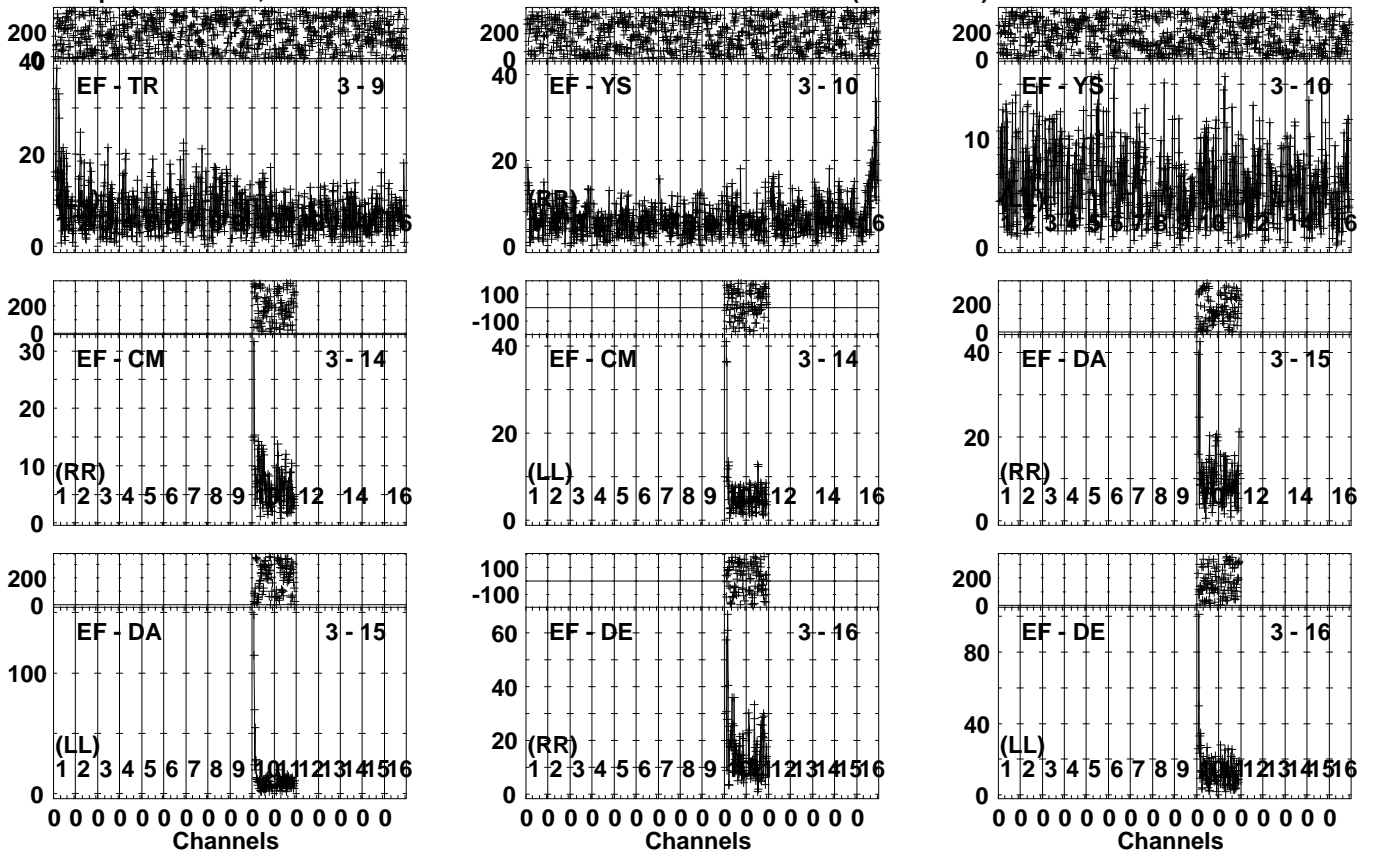




Plot file version 841 created 30-SEP-2022 11:14:02

SDSSJ1430 EM163.UVDATA.1

Freq = 4.6005 GHz, Bw = 32.000 MH Calibrated with CL # 4 and BP # 1 (BP mode 1)

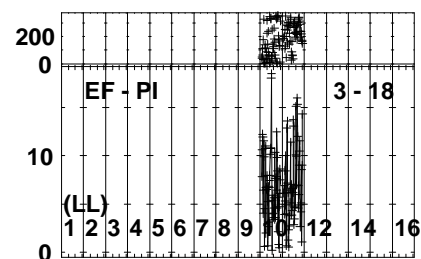
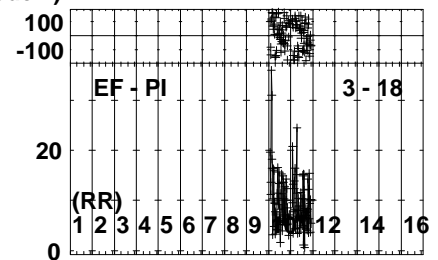
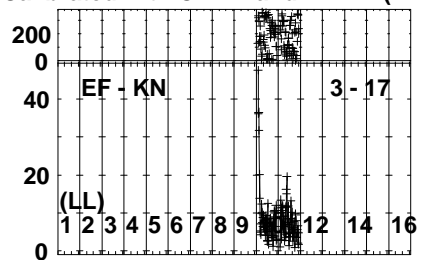



Lower frame: Milli Ampl Jy Top frame: Phas deg  
Vector averaged cross-power spectrum Several baselines displayed  
Timerange: 01/01:15:01 to 01/01:18:29

Plot file version 842 created 30-SEP-2022 11:14:03

SDSSJ1430 EM163.UVDATA.1

Freq = 4.6005 GHz, Bw = 32.000 MH Calibrated with CL # 4 and BP # 1 (BP mode 1)

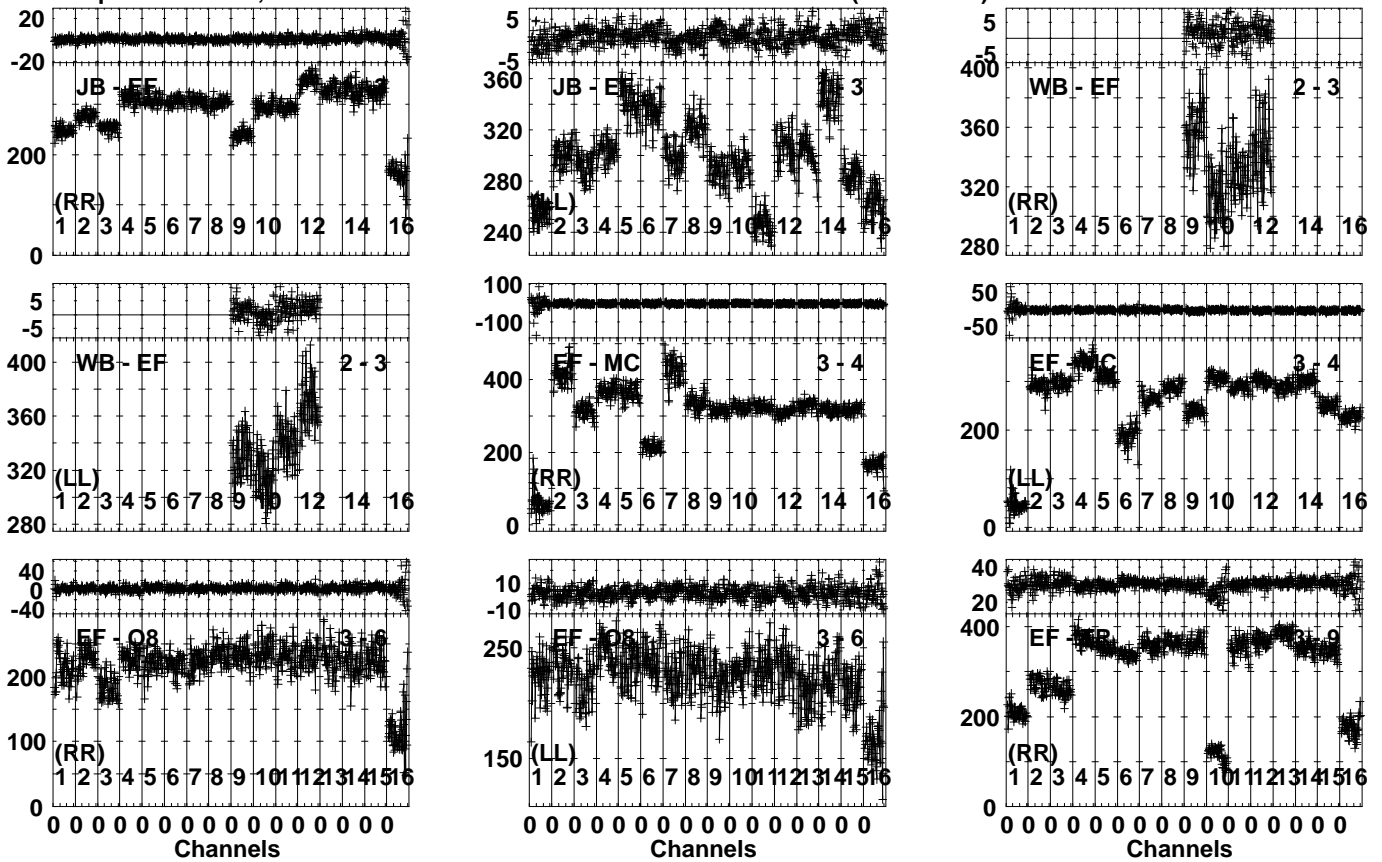


Lower frame: Milli Ampl Jy Top frame: Phas deg  
Vector averaged cross-power spectrum Several baselines displayed  
Timerange: 01/01:15:01 to 01/01:18:29

Plot file version 843 created 30-SEP-2022 11:14:04

J1427+2348 EM163.UVDATA.1

Freq = 4.6005 GHz, Bw = 32.000 MH Calibrated with CL # 4 and BP # 1 (BP mode 1)

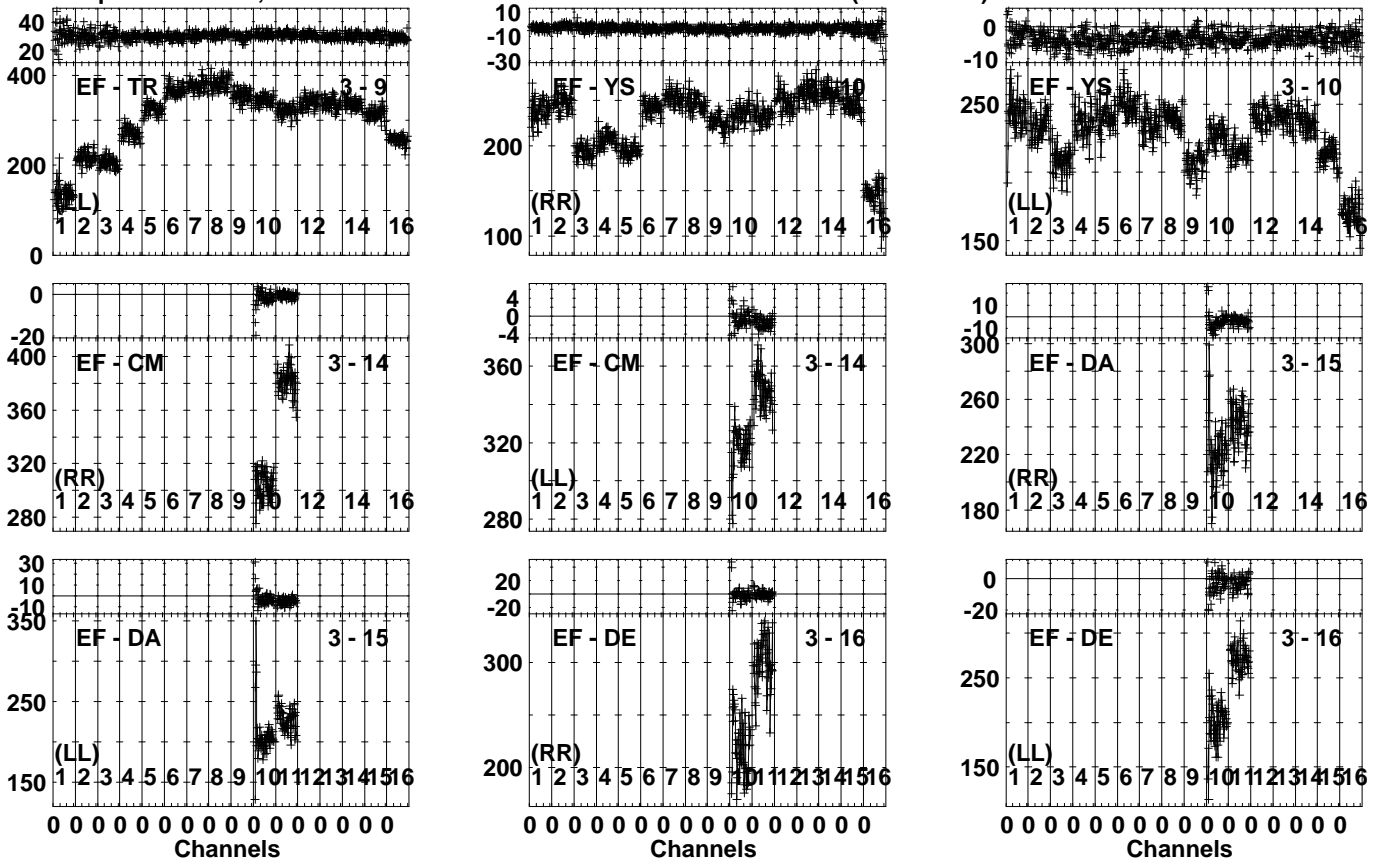


Lower frame: Milli Ampl Jy Top frame: Phas deg  
 Vector averaged cross-power spectrum Several baselines displayed  
 Timerange: 01/01:18:33 to 01/01:19:59

Plot file version 844 created 30-SEP-2022 11:14:05

J1427+2348 EM163.UVDATA.1

Freq = 4.6005 GHz, Bw = 32.000 MH Calibrated with CL # 4 and BP # 1 (BP mode 1)

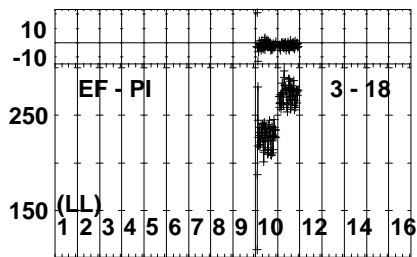
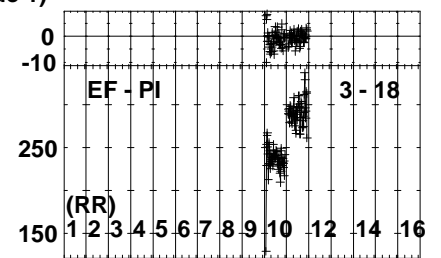
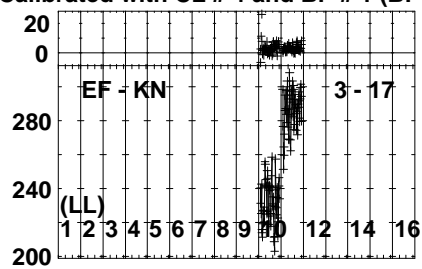
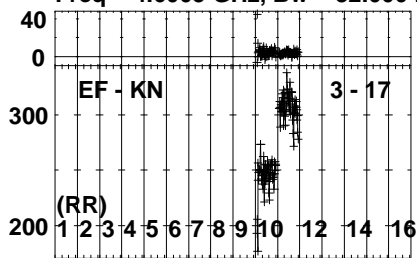


Lower frame: Milli Ampl Jy Top frame: Phas deg  
Vector averaged cross-power spectrum Several baselines displayed  
Timerange: 01/01:18:33 to 01/01:19:59

Plot file version 845 created 30-SEP-2022 11:14:06

J1427+2348 EM163.UVDATA.1

Freq = 4.6005 GHz, Bw = 32.000 MH Calibrated with CL # 4 and BP # 1 (BP mode 1)

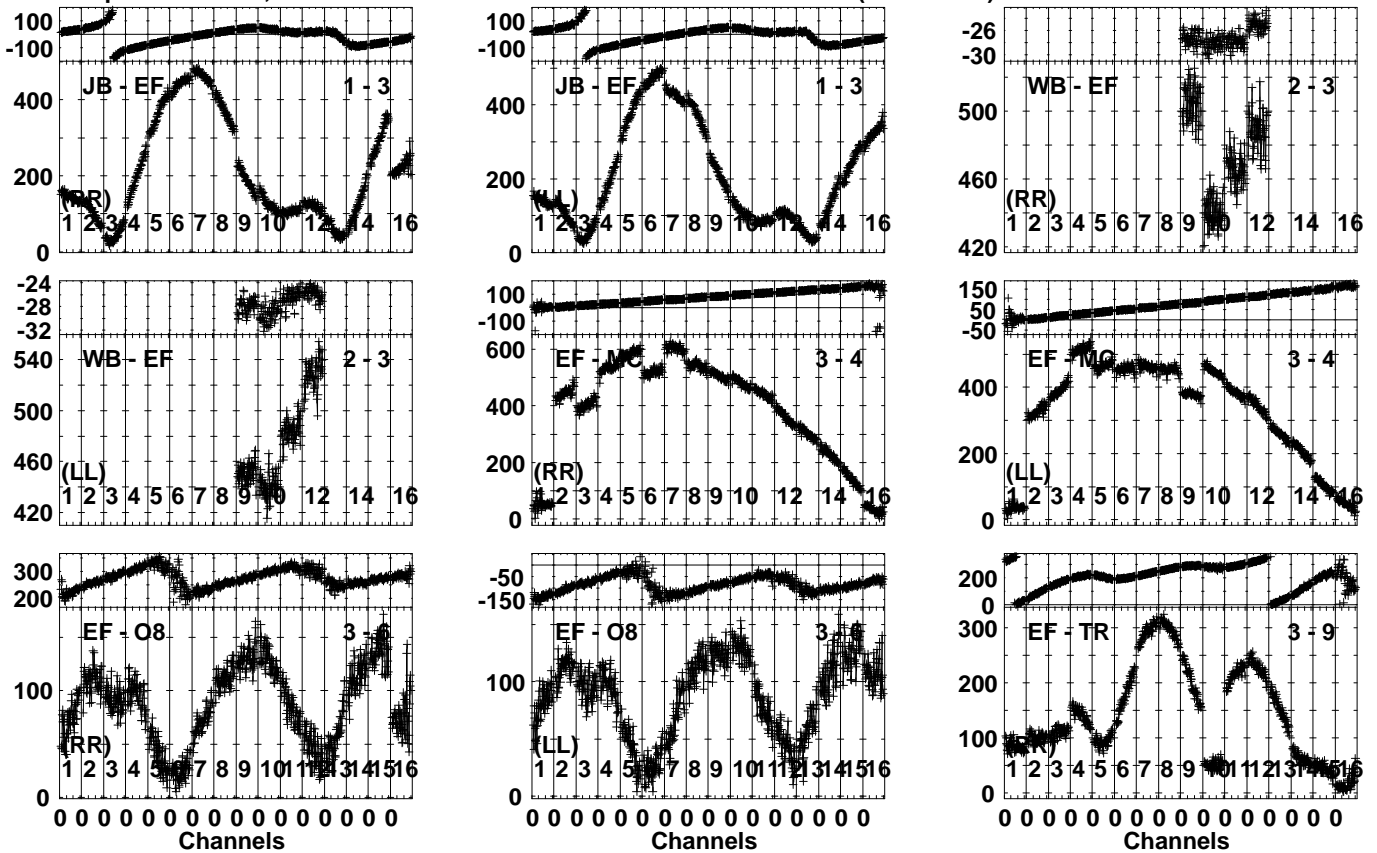


Lower frame: Milli Ampl Jy Top frame: Phas deg  
Vector averaged cross-power spectrum Several baselines displayed  
Timerange: 01/01:18:33 to 01/01:19:59

Plot file version 846 created 30-SEP-2022 11:14:06

J1424+225A EM163.UVDATA.1

Freq = 4.6005 GHz, Bw = 32.000 MH Calibrated with CL # 4 and BP # 1 (BP mode 1)

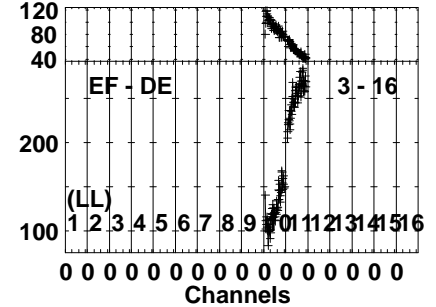
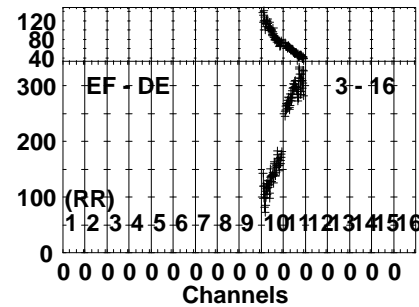
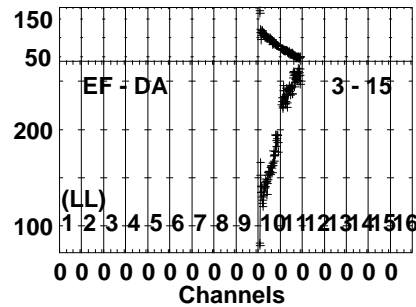
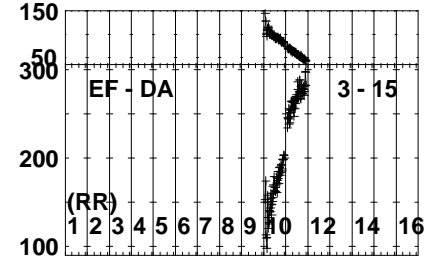
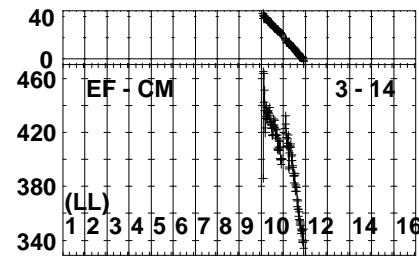
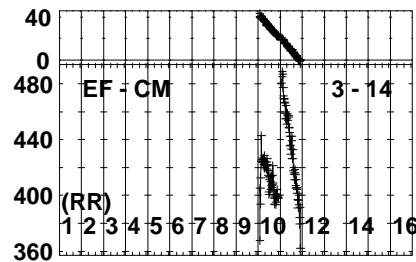
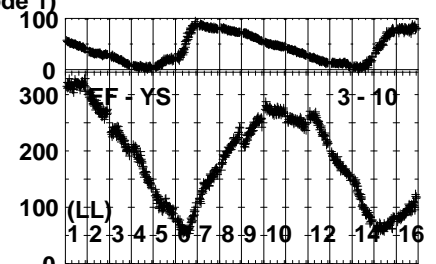
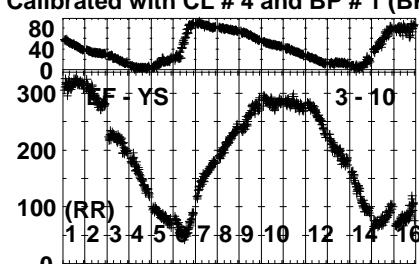
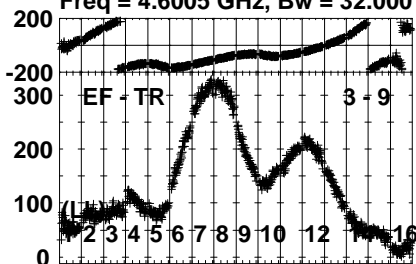


Lower frame: Milli Ampl Jy Top frame: Phas deg  
 Vector averaged cross-power spectrum Several baselines displayed  
 Timerange: 01/01:20:01 to 01/01:23:29

Plot file version 847 created 30-SEP-2022 11:14:07

J1424+225A EM163.UVDATA.1

Freq = 4.6005 GHz, Bw = 32.000 MH Calibrated with CL # 4 and BP # 1 (BP mode 1)

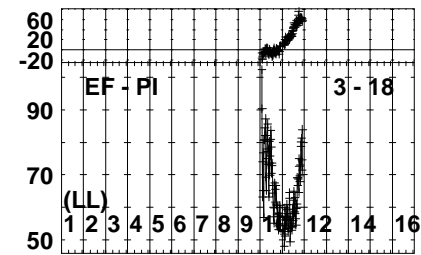
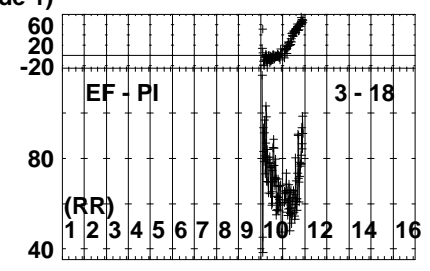
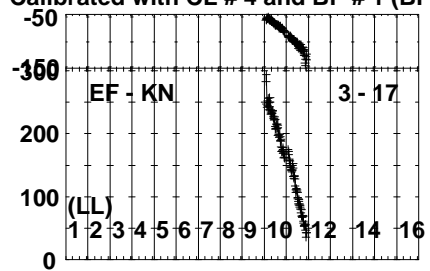
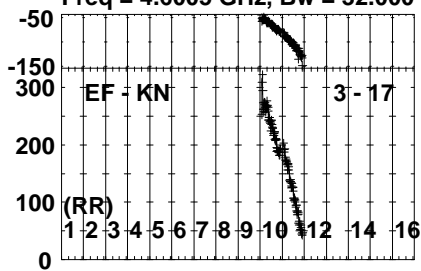


Lower frame: Milli Ampl Jy Top frame: Phas deg  
Vector averaged cross-power spectrum Several baselines displayed  
Timerange: 01/01:20:01 to 01/01:23:29

Plot file version 848 created 30-SEP-2022 11:14:08

J1424+225A EM163.UVDATA.1

Freq = 4.6005 GHz, Bw = 32.000 MH Calibrated with CL # 4 and BP # 1 (BP mode 1)



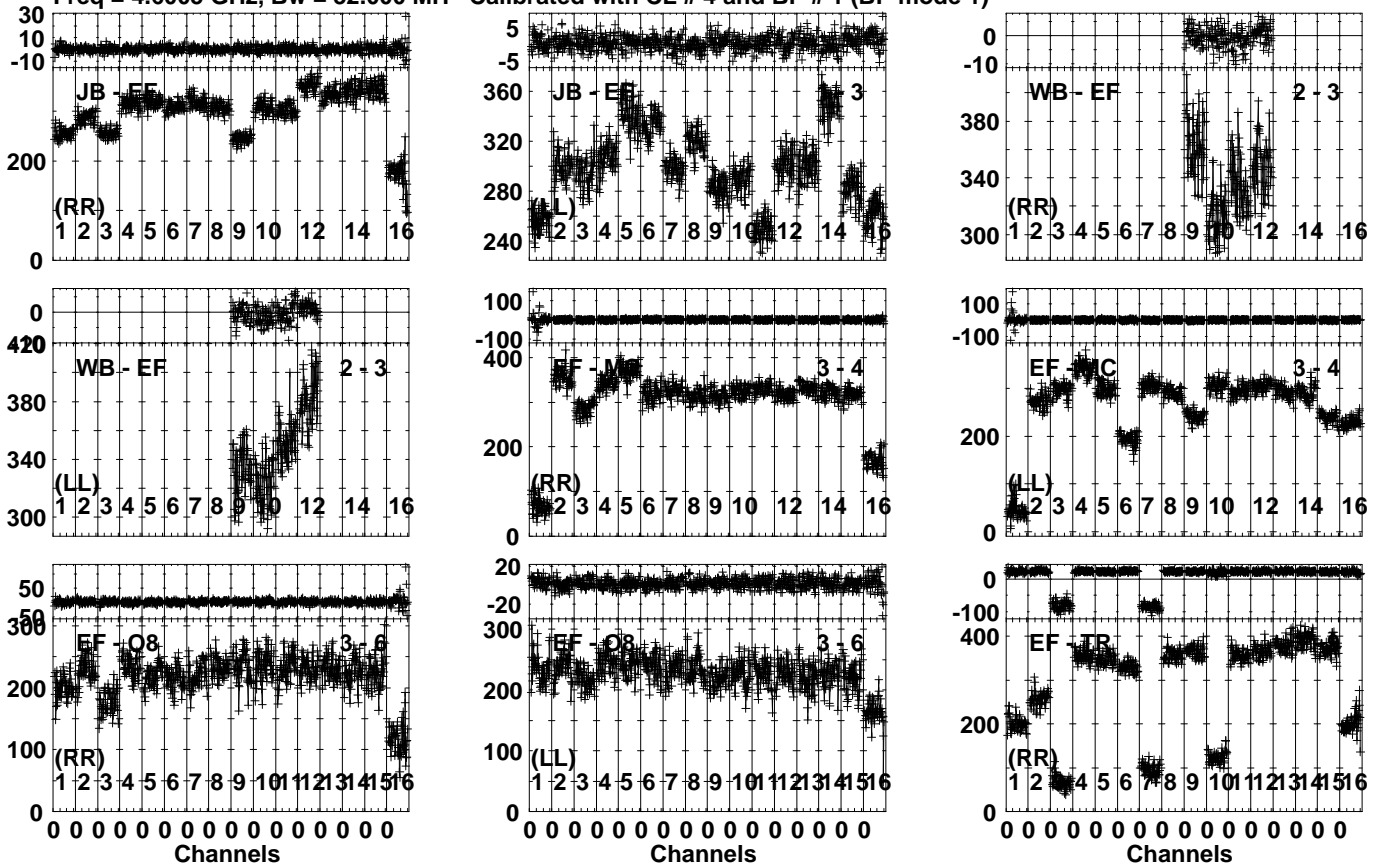
Lower frame: Milli Ampl Jy Top frame: Phas deg  
Vector averaged cross-power spectrum Several baselines displayed  
Timerange: 01/01:20:01 to 01/01:23:29



Plot file version 849 created 30-SEP-2022 11:14:09

J1427+2348 EM163.UVDATA.1

Freq = 4.6005 GHz, Bw = 32.000 MH Calibrated with CL # 4 and BP # 1 (BP mode 1)

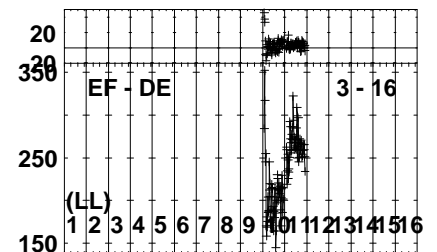
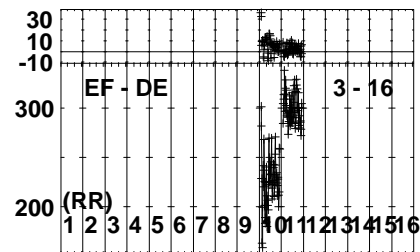
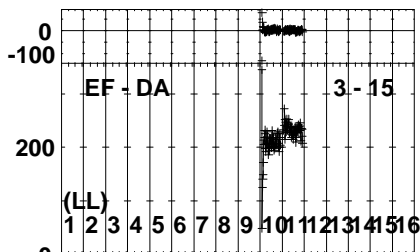
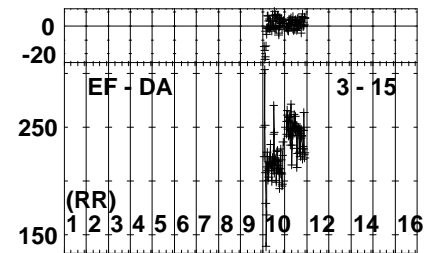
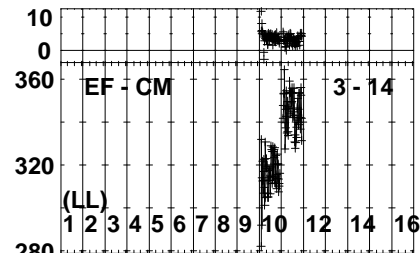
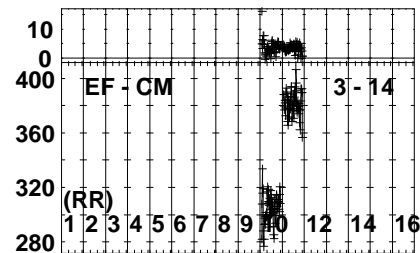
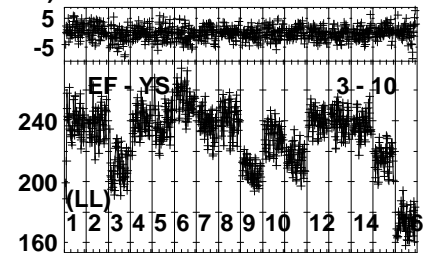
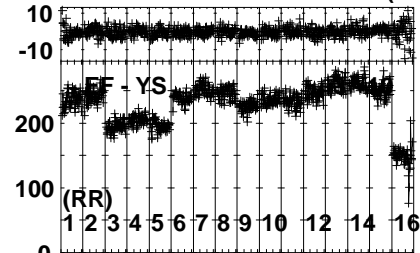
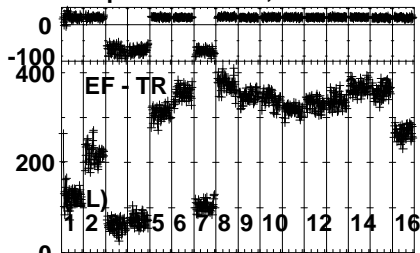


Lower frame: Milli Ampl Jy Top frame: Phas deg  
 Vector averaged cross-power spectrum Several baselines displayed  
 Timerange: 01/01:24:01 to 01/01:24:59

Plot file version 850 created 30-SEP-2022 11:14:10

J1427+2348 EM163.UVDATA.1

Freq = 4.6005 GHz, Bw = 32.000 MH Calibrated with CL # 4 and BP # 1 (BP mode 1)

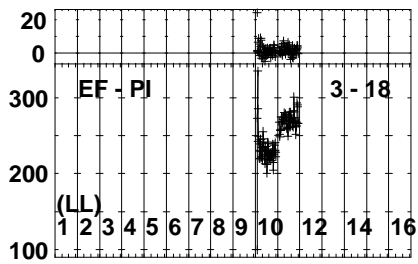
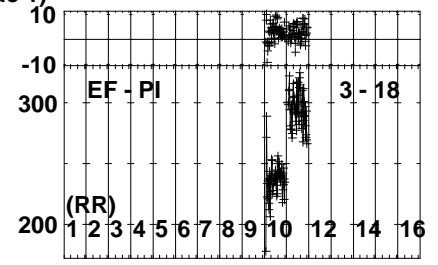
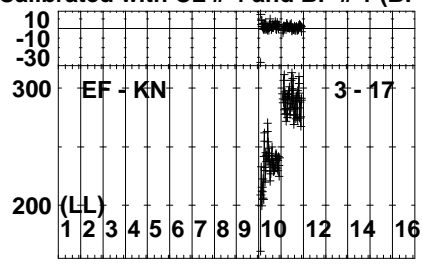
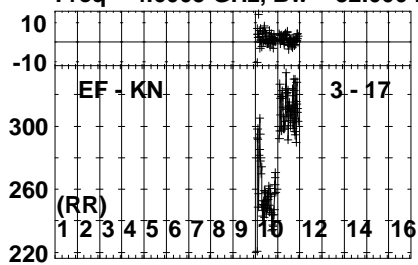


Lower frame: Milli Ampl Jy Top frame: Phas deg  
Vector averaged cross-power spectrum Several baselines displayed  
Timerange: 01/01:24:01 to 01/01:24:59

Plot file version 851 created 30-SEP-2022 11:14:11

J1427+2348 EM163.UVDATA.1

Freq = 4.6005 GHz, Bw = 32.000 MH Calibrated with CL # 4 and BP # 1 (BP mode 1)

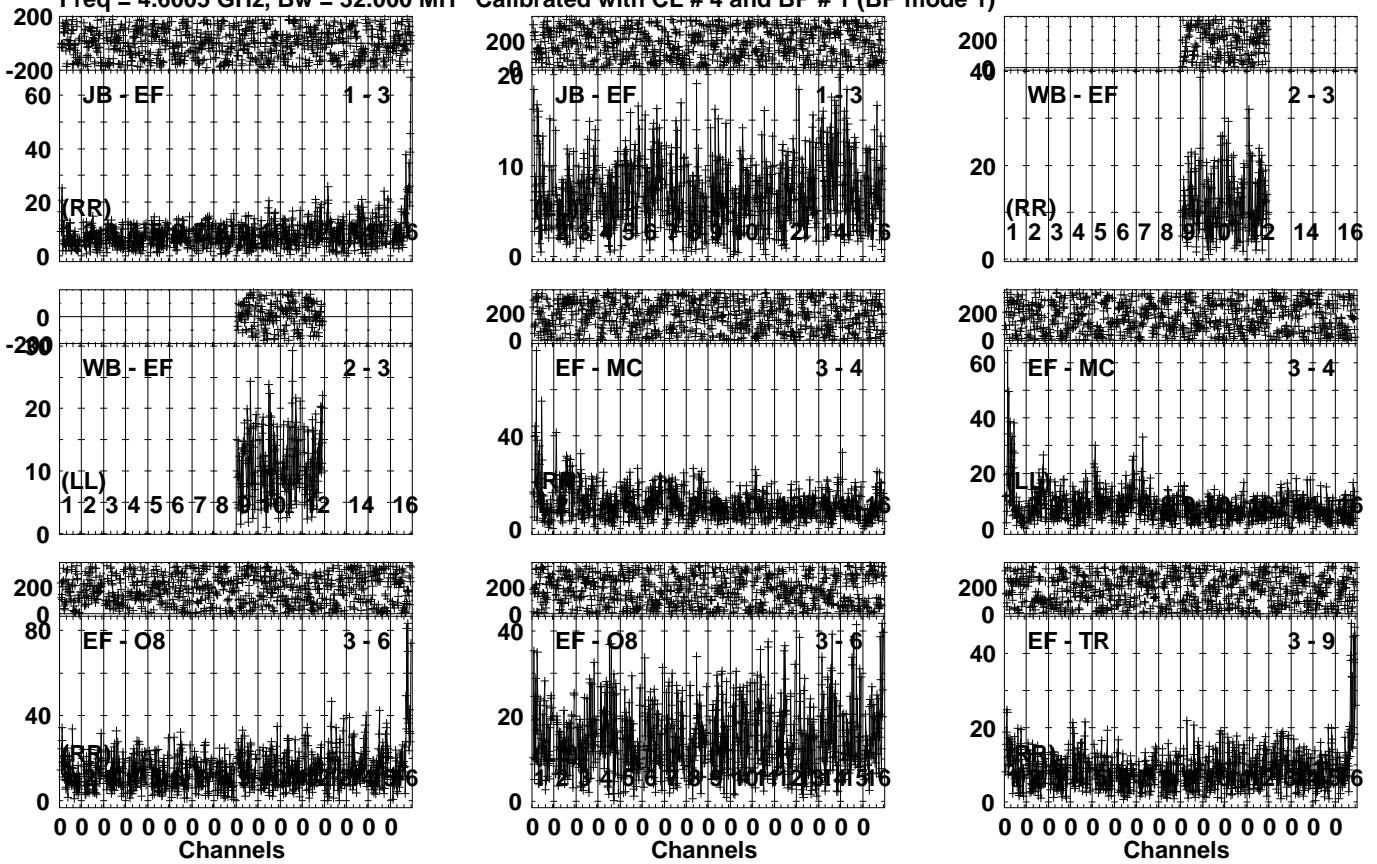


Lower frame: Milli Ampl Jy Top frame: Phas deg  
Vector averaged cross-power spectrum Several baselines displayed  
Timerange: 01/01:24:01 to 01/01:24:59

Plot file version 852 created 30-SEP-2022 11:14:11

SDSSJ1430 EM163.UVDATA.1

Freq = 4.6005 GHz, Bw = 32.000 MH Calibrated with CL # 4 and BP # 1 (BP mode 1)

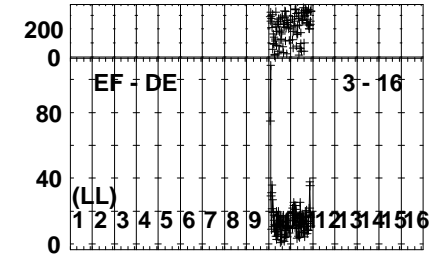
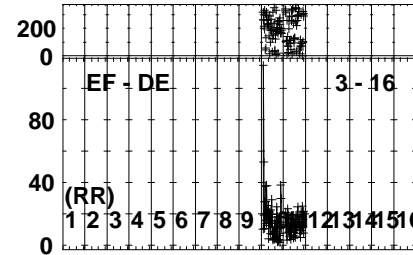
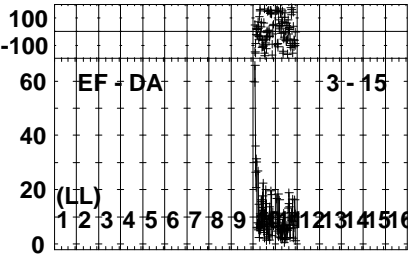

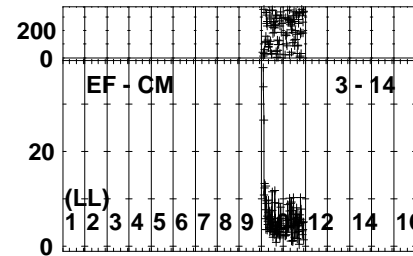
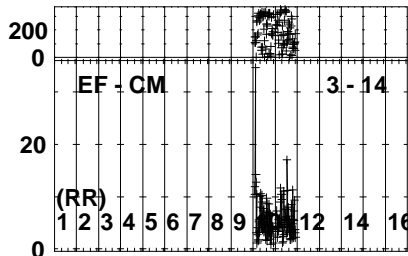
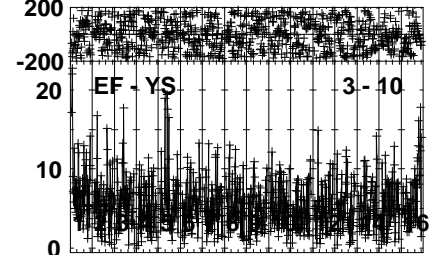
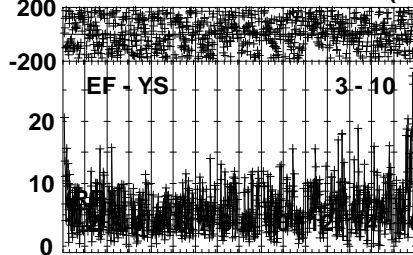
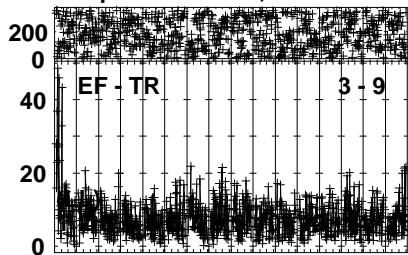


Lower frame: Milli Ampl Jy Top frame: Phas deg  
Vector averaged cross-power spectrum Several baselines displayed  
Timerange: 01/01:25:01 to 01/01:28:29

Plot file version 853 created 30-SEP-2022 11:14:12

SDSSJ1430 EM163.UVDATA.1

Freq = 4.6005 GHz, Bw = 32.000 MH Calibrated with CL # 4 and BP # 1 (BP mode 1)

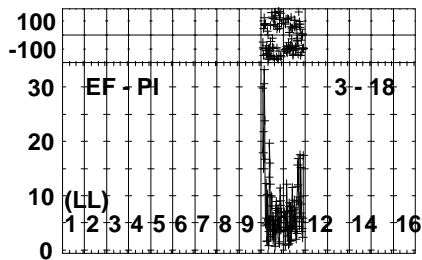
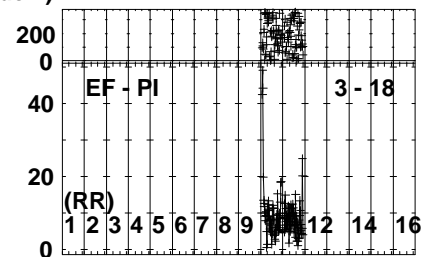
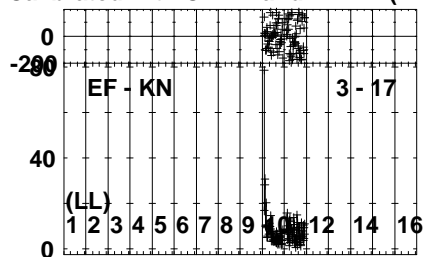
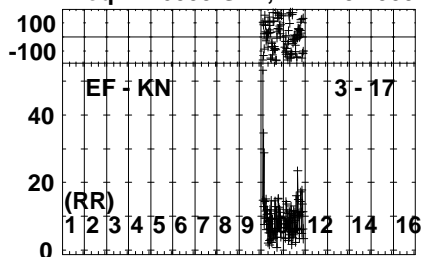


Lower frame: Milli Ampl Jy Top frame: Phas deg  
Vector averaged cross-power spectrum Several baselines displayed  
Timerange: 01/01:25:01 to 01/01:28:29

Plot file version 854 created 30-SEP-2022 11:14:13

SDSSJ1430 EM163.UVDATA.1

Freq = 4.6005 GHz, Bw = 32.000 MH Calibrated with CL # 4 and BP # 1 (BP mode 1)

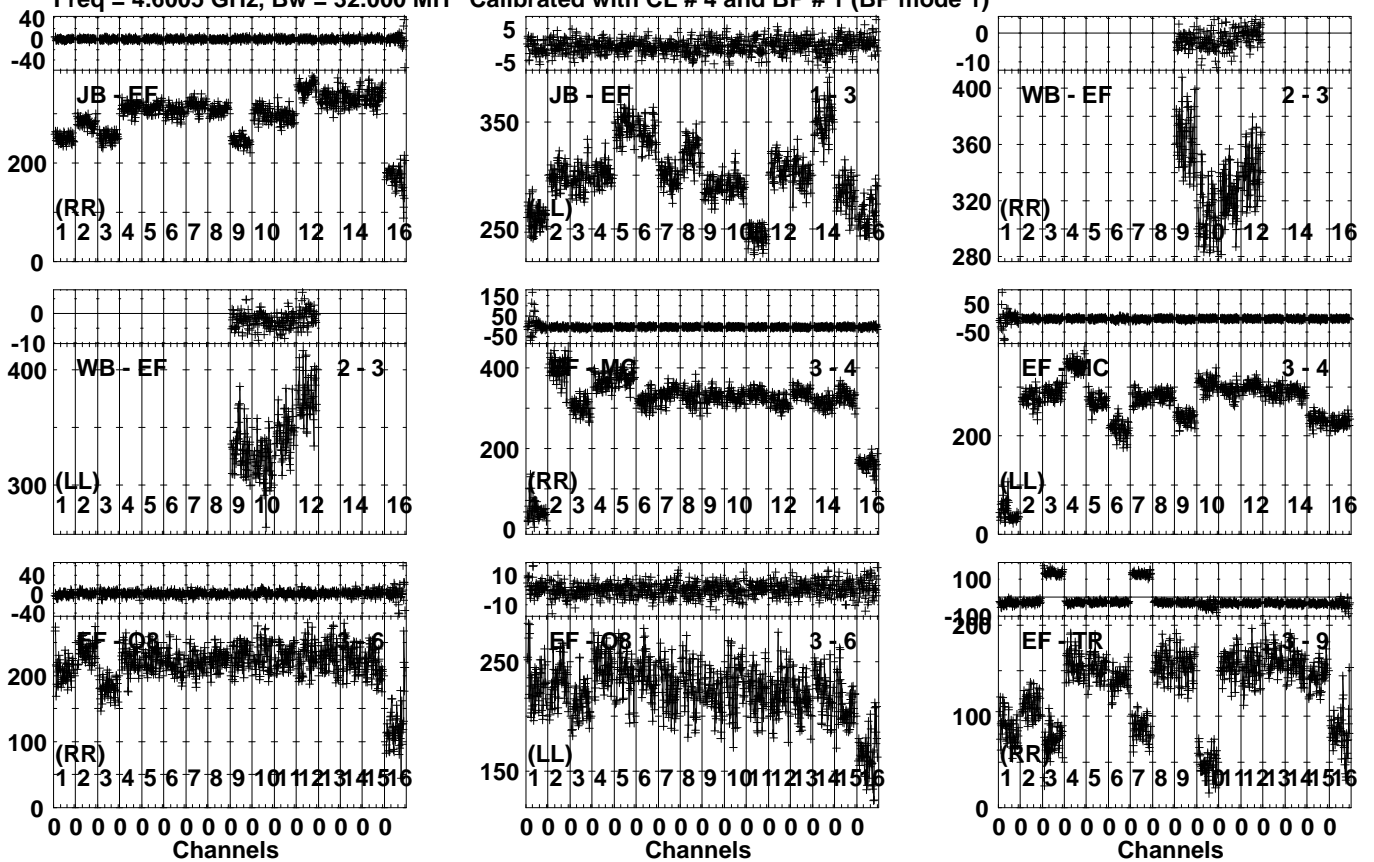


Lower frame: Milli Ampl Jy Top frame: Phas deg  
Vector averaged cross-power spectrum Several baselines displayed  
Timerange: 01/01:25:01 to 01/01:28:29

Plot file version 855 created 30-SEP-2022 11:14:14

J1427+2348 EM163.UVDATA.1

Freq = 4.6005 GHz, Bw = 32.000 MH Calibrated with CL # 4 and BP # 1 (BP mode 1)

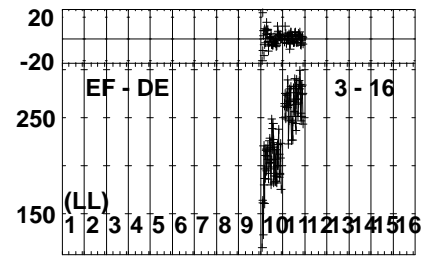
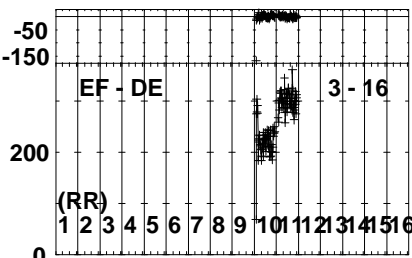
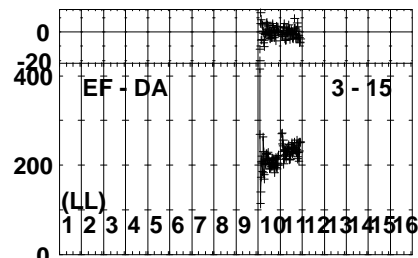
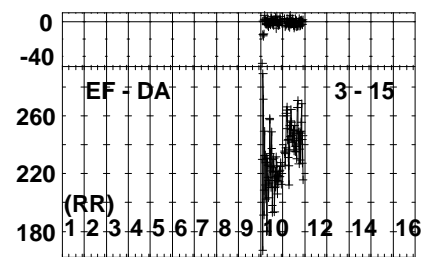
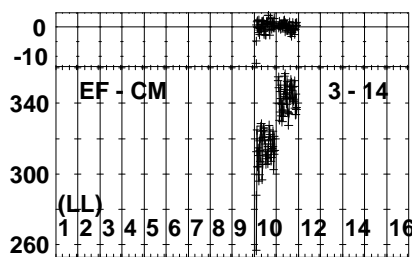
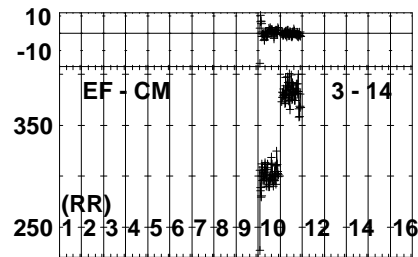
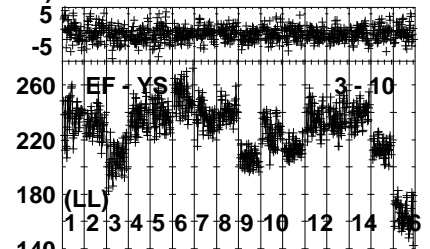
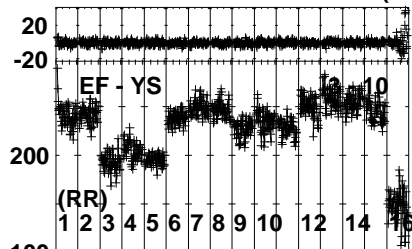
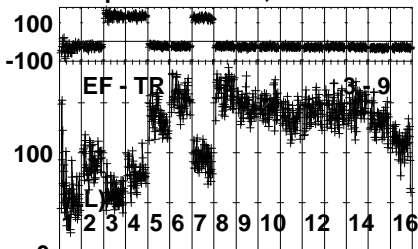


Lower frame: Milli Ampl Jy Top frame: Phas deg  
Vector averaged cross-power spectrum Several baselines displayed  
Timerange: 01/01:29:01 to 01/01:29:59

Plot file version 856 created 30-SEP-2022 11:14:15

J1427+2348 EM163.UVDATA.1

Freq = 4.6005 GHz, Bw = 32.000 MH Calibrated with CL # 4 and BP # 1 (BP mode 1)



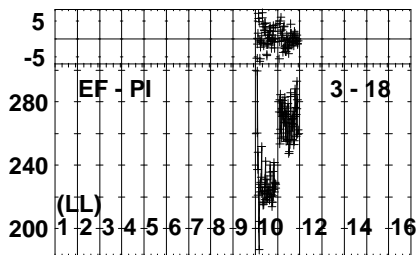
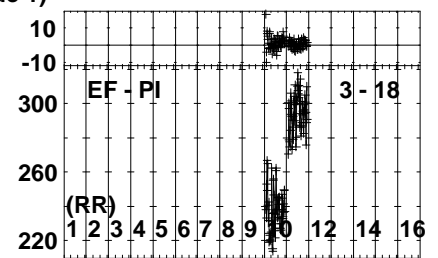
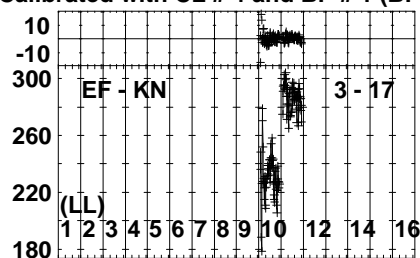
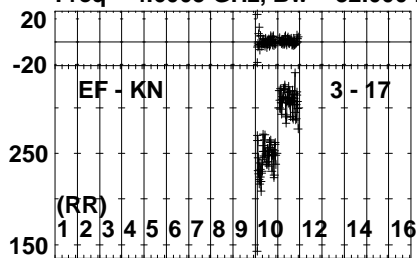
Lower frame: Milli Ampl Jy Top frame: Phas deg  
Vector averaged cross-power spectrum Several baselines displayed  
Timerange: 01/01:29:01 to 01/01:29:59



Plot file version 857 created 30-SEP-2022 11:14:16

J1427+2348 EM163.UVDATA.1

Freq = 4.6005 GHz, Bw = 32.000 MH Calibrated with CL # 4 and BP # 1 (BP mode 1)

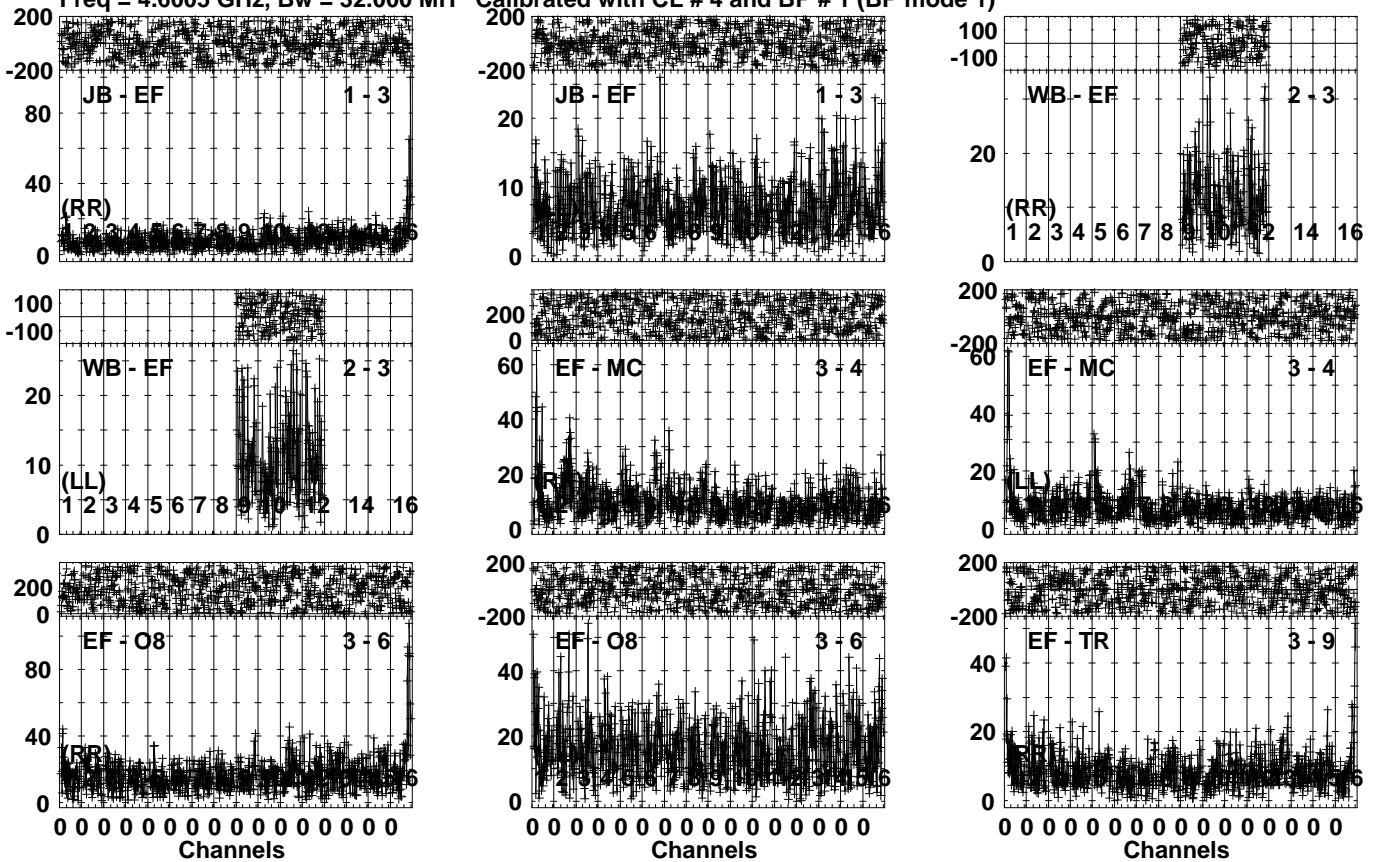


Lower frame: Milli Ampl Jy Top frame: Phas deg  
Vector averaged cross-power spectrum Several baselines displayed  
Timerange: 01/01:29:01 to 01/01:29:59

Plot file version 858 created 30-SEP-2022 11:14:16

SDSSJ1430 EM163.UVDATA.1

Freq = 4.6005 GHz, Bw = 32.000 MH Calibrated with CL # 4 and BP # 1 (BP mode 1)

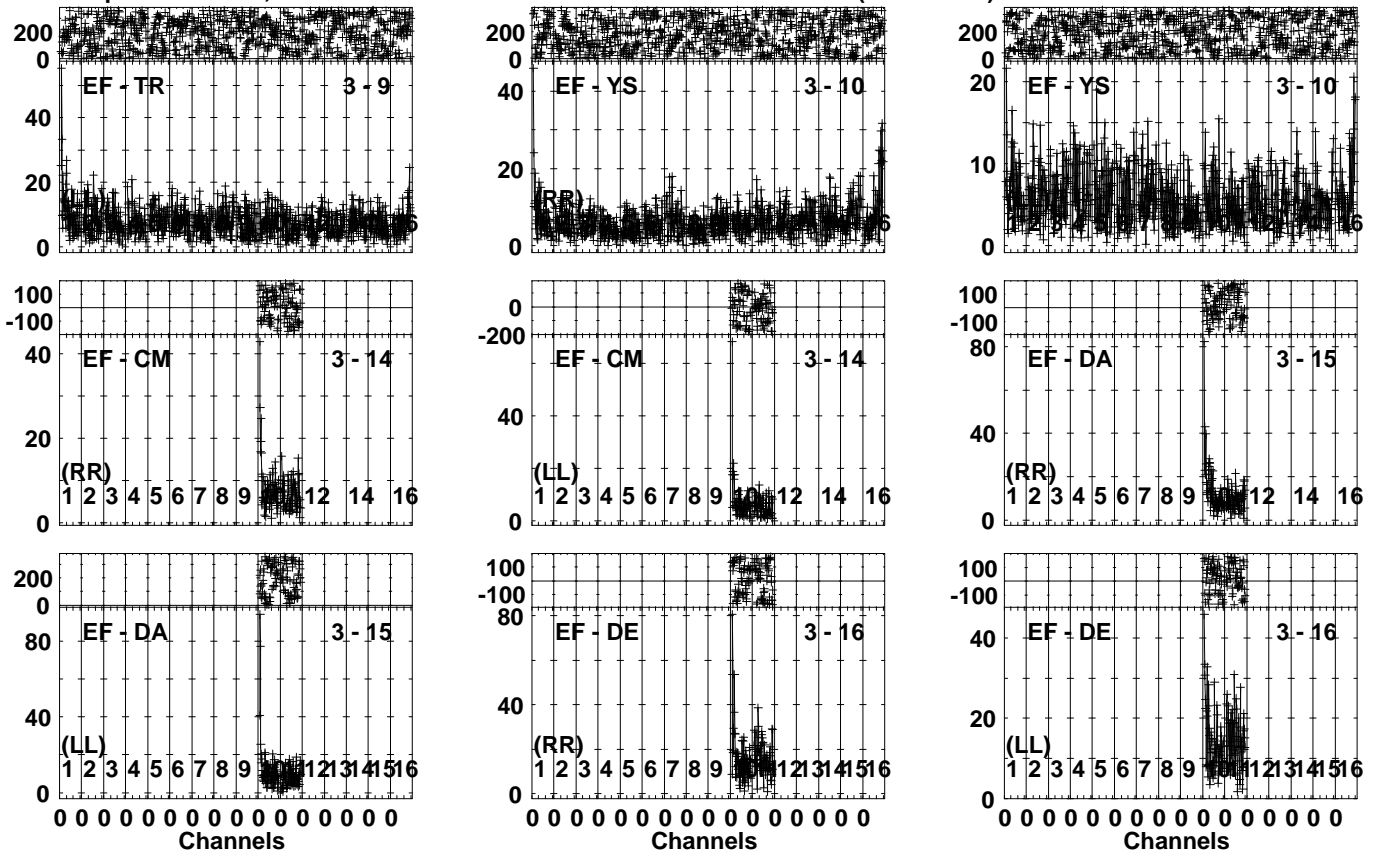


Lower frame: Milli Ampl Jy Top frame: Phas deg  
Vector averaged cross-power spectrum Several baselines displayed  
Timerange: 01/01:30:01 to 01/01:33:29

Plot file version 859 created 30-SEP-2022 11:14:17

SDSSJ1430 EM163.UVDATA.1

Freq = 4.6005 GHz, Bw = 32.000 MH Calibrated with CL # 4 and BP # 1 (BP mode 1)

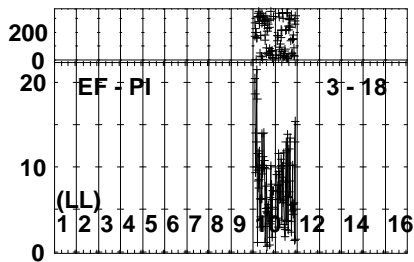
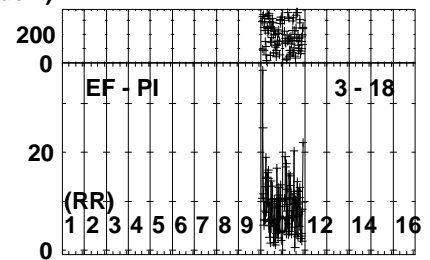
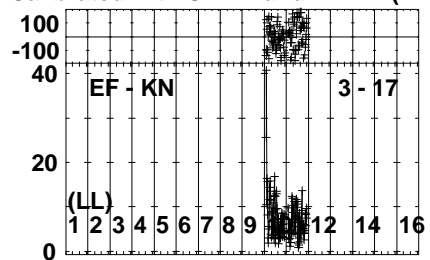
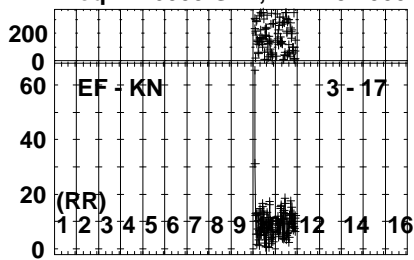


Lower frame: Milli Ampl Jy Top frame: Phas deg  
Vector averaged cross-power spectrum Several baselines displayed  
Timerange: 01/01:30:01 to 01/01:33:29

Plot file version 860 created 30-SEP-2022 11:14:18

SDSSJ1430 EM163.UVDATA.1

Freq = 4.6005 GHz, Bw = 32.000 MH Calibrated with CL # 4 and BP # 1 (BP mode 1)

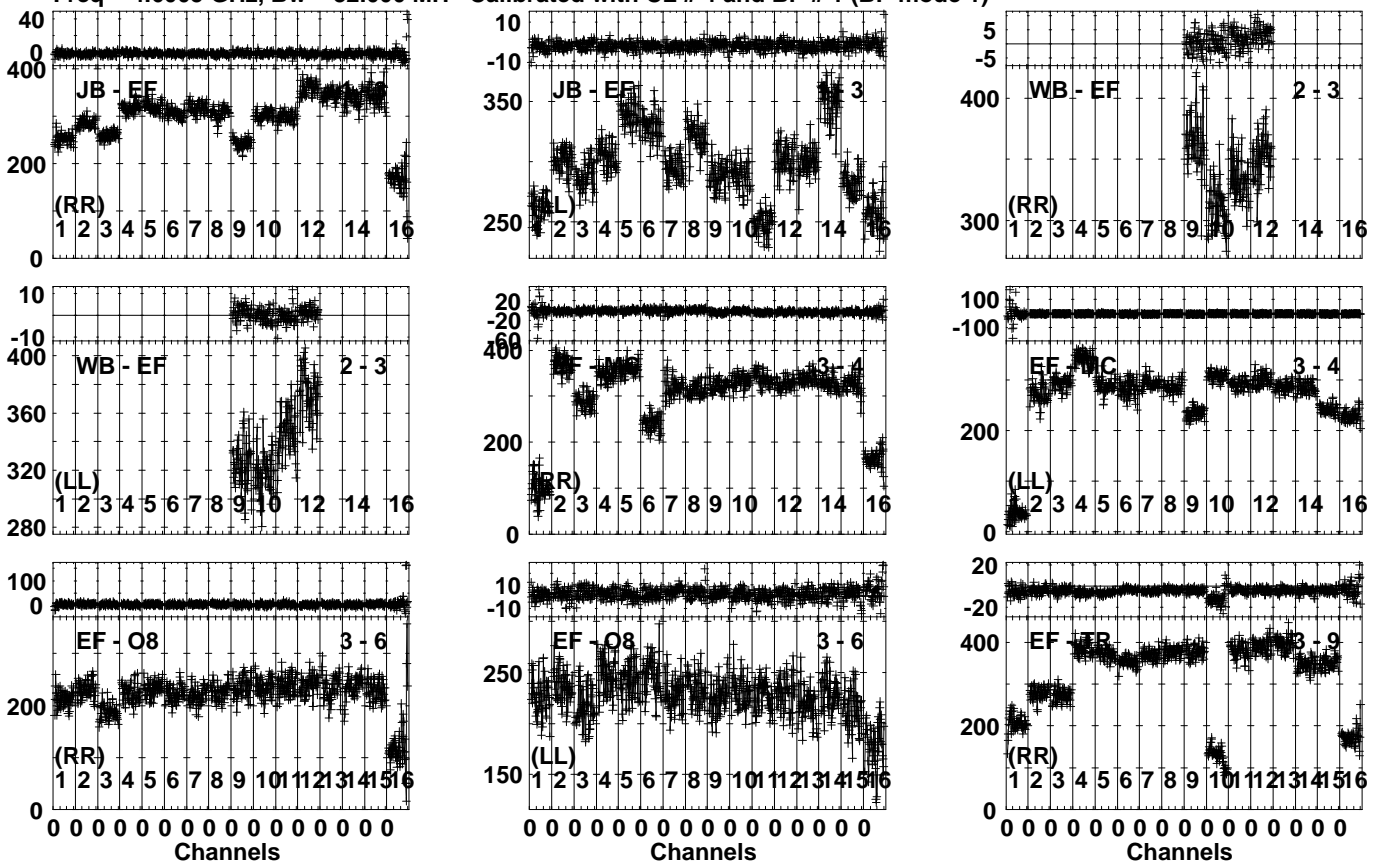


Lower frame: Milli Ampl Jy Top frame: Phas deg  
Vector averaged cross-power spectrum Several baselines displayed  
Timerange: 01/01:30:01 to 01/01:33:29

Plot file version 861 created 30-SEP-2022 11:14:19

J1427+2348 EM163.UVDATA.1

Freq = 4.6005 GHz, Bw = 32.000 MH Calibrated with CL # 4 and BP # 1 (BP mode 1)

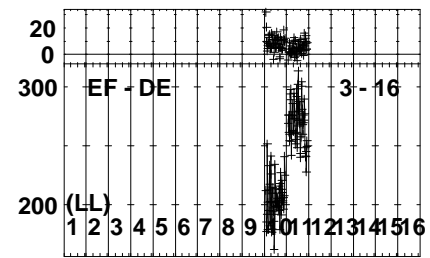
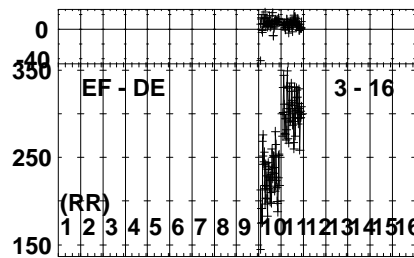
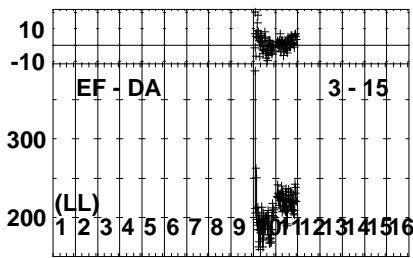
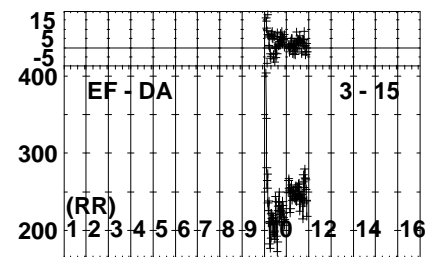
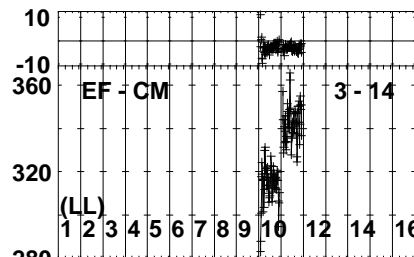
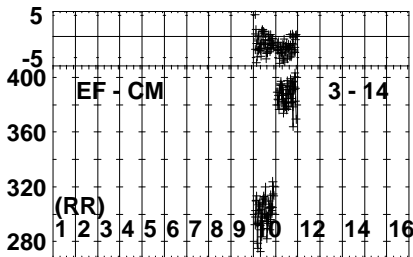
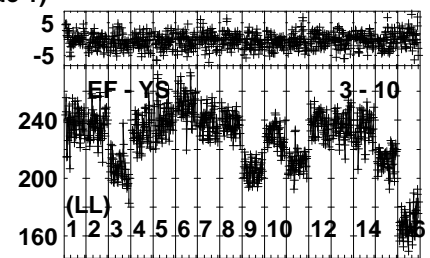
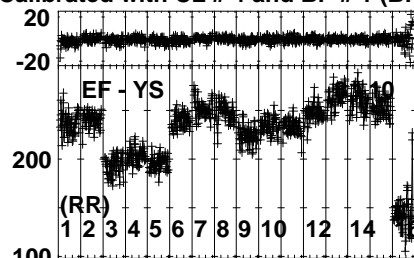
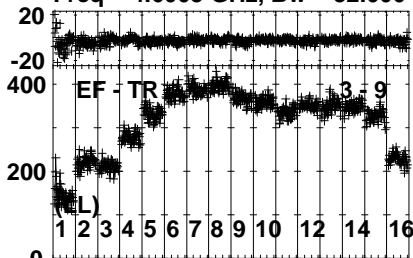


Lower frame: Milli Ampl Jy Top frame: Phas deg  
 Vector averaged cross-power spectrum Several baselines displayed  
 Timerange: 01/01:33:33 to 01/01:34:59

Plot file version 862 created 30-SEP-2022 11:14:20

J1427+2348 EM163.UVDATA.1

Freq = 4.6005 GHz, Bw = 32.000 MH Calibrated with CL # 4 and BP # 1 (BP mode 1)



0 0 0 0 0 0 0 0 0 0 0 0 0 0 0 0  
Channels

0 0 0 0 0 0 0 0 0 0 0 0 0 0 0 0  
Channels

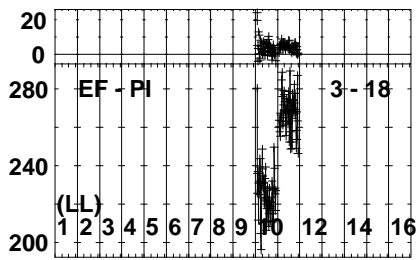
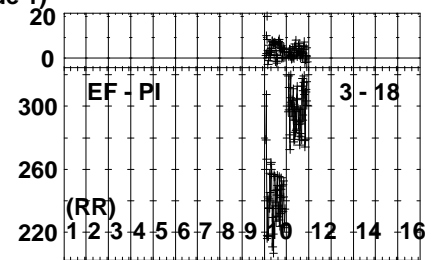
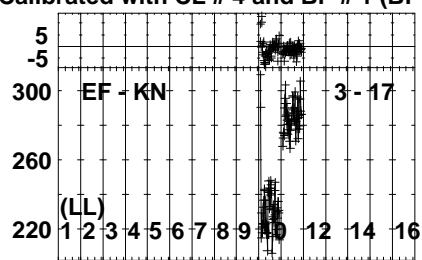
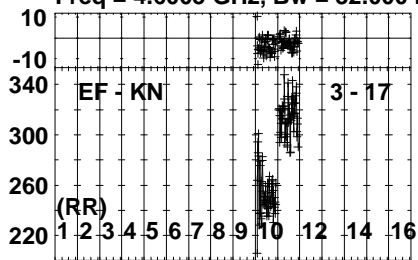
0 0 0 0 0 0 0 0 0 0 0 0 0 0 0 0  
Channels

Lower frame: Milli Ampl Jy Top frame: Phas deg  
Vector averaged cross-power spectrum Several baselines displayed  
Timerange: 01/01:33:33 to 01/01:34:59

Plot file version 863 created 30-SEP-2022 11:14:21

J1427+2348 EM163.UVDATA.1

Freq = 4.6005 GHz, Bw = 32.000 MH Calibrated with CL # 4 and BP # 1 (BP mode 1)

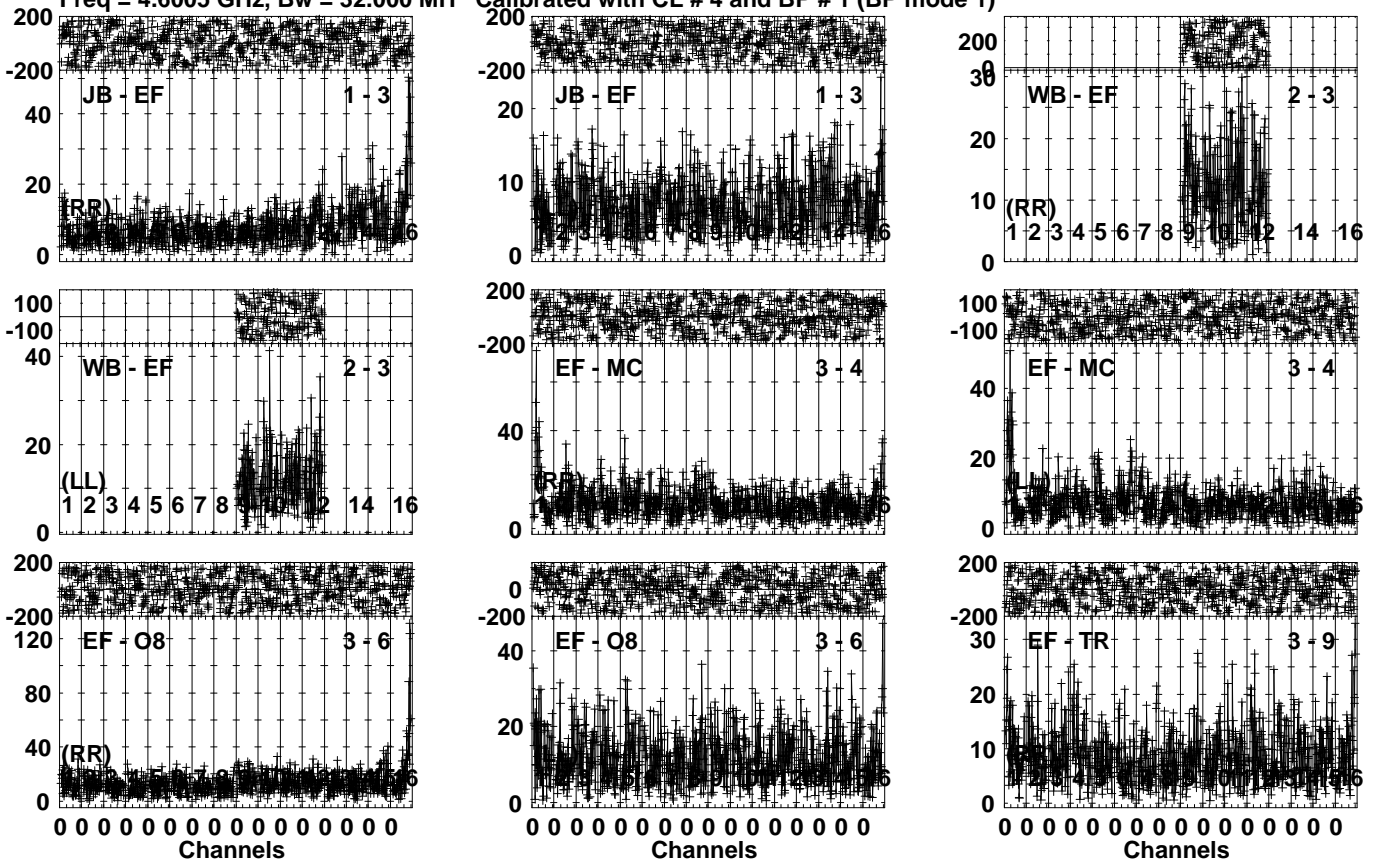


Lower frame: Milli Ampl Jy Top frame: Phas deg  
Vector averaged cross-power spectrum Several baselines displayed  
Timerange: 01/01:33:33 to 01/01:34:59

Plot file version 864 created 30-SEP-2022 11:14:21

SDSSJ1430 EM163.UVDATA.1

Freq = 4.6005 GHz, Bw = 32.000 MH Calibrated with CL # 4 and BP # 1 (BP mode 1)



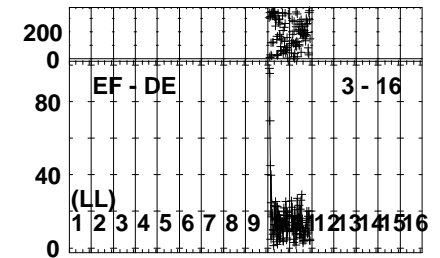
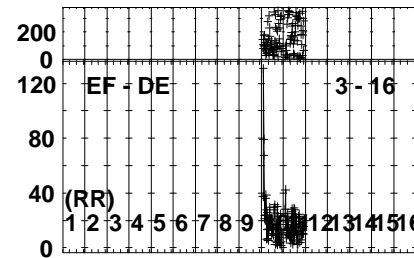
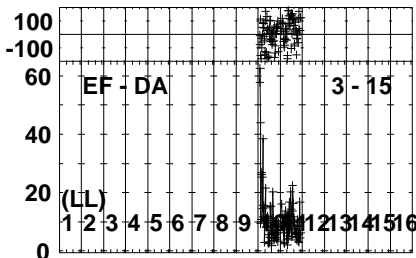

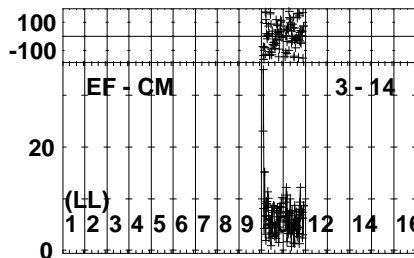

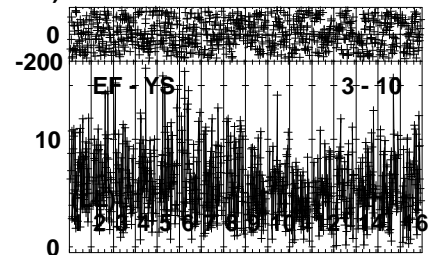
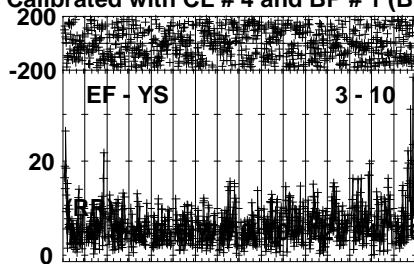
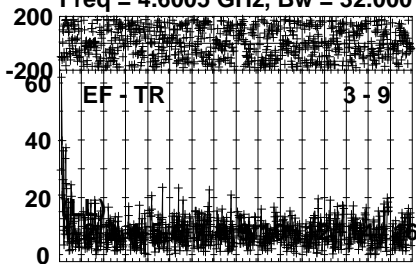
Lower frame: Milli Ampl Jy Top frame: Phas deg  
Vector averaged cross-power spectrum Several baselines displayed  
Timerange: 01/01:35:03 to 01/01:38:29



Plot file version 865 created 30-SEP-2022 11:14:22

SDSSJ1430 EM163.UVDATA.1

Freq = 4.6005 GHz, Bw = 32.000 MH Calibrated with CL # 4 and BP # 1 (BP mode 1)

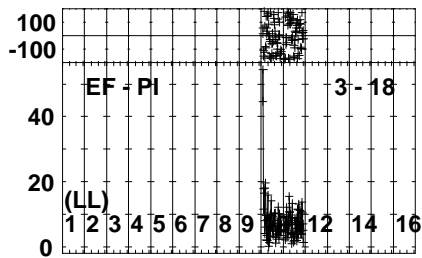
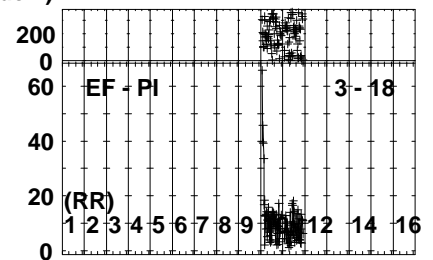
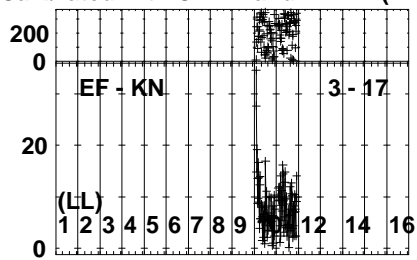
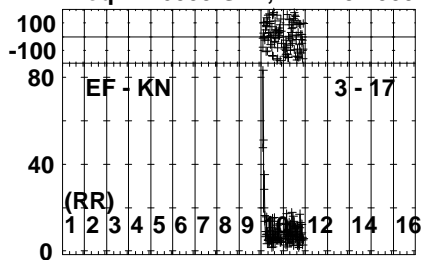


Lower frame: Milli Ampl Jy Top frame: Phas deg  
Vector averaged cross-power spectrum Several baselines displayed  
Timerange: 01/01:35:03 to 01/01:38:29

Plot file version 866 created 30-SEP-2022 11:14:23

SDSSJ1430 EM163.UVDATA.1

Freq = 4.6005 GHz, Bw = 32.000 MH Calibrated with CL # 4 and BP # 1 (BP mode 1)

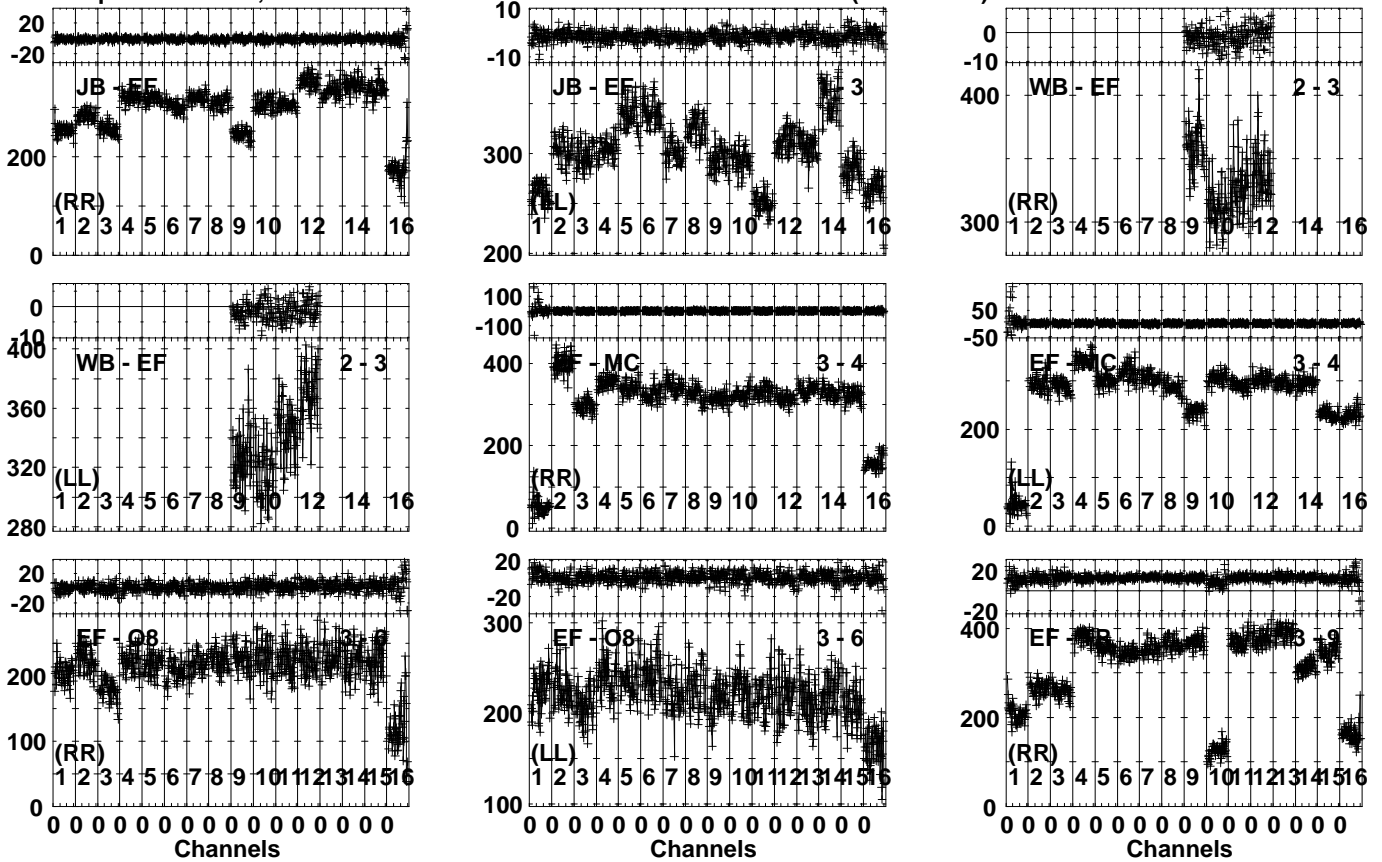


Lower frame: Milli Ampl Jy Top frame: Phas deg  
Vector averaged cross-power spectrum Several baselines displayed  
Timerange: 01/01:35:03 to 01/01:38:29

Plot file version 867 created 30-SEP-2022 11:14:24

J1427+2348 EM163.UVDATA.1

Freq = 4.6005 GHz, Bw = 32.000 MH Calibrated with CL # 4 and BP # 1 (BP mode 1)

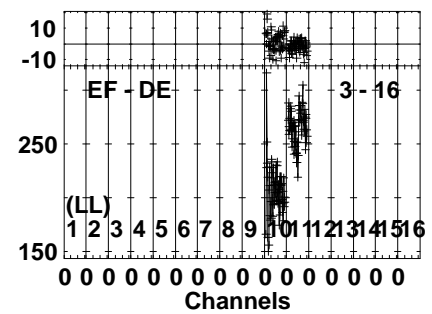
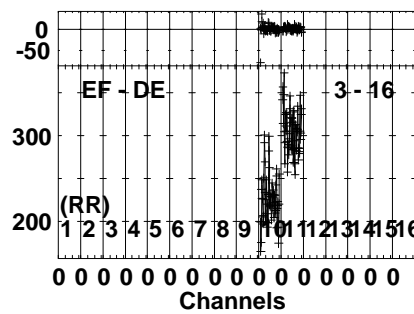
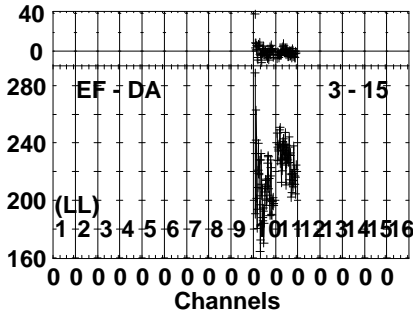
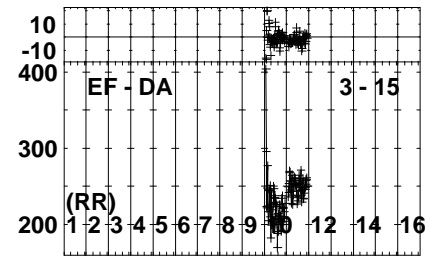
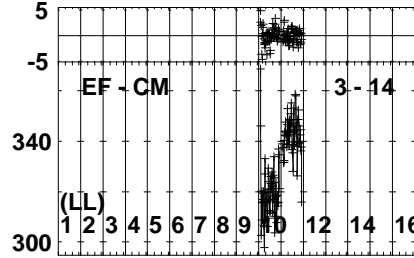
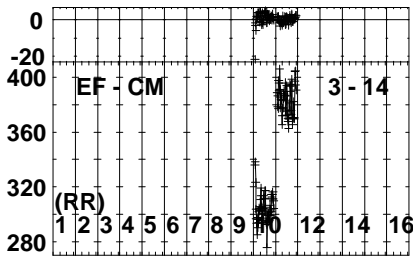
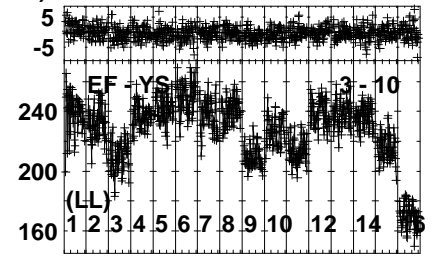
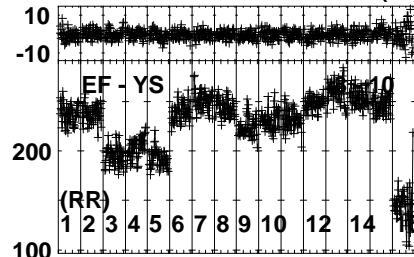
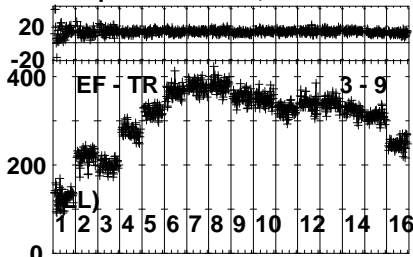


Lower frame: Milli Ampl Jy Top frame: Phas deg  
 Vector averaged cross-power spectrum Several baselines displayed  
 Timerange: 01/01:39:01 to 01/01:39:59

Plot file version 868 created 30-SEP-2022 11:14:25

J1427+2348 EM163.UVDATA.1

Freq = 4.6005 GHz, Bw = 32.000 MH Calibrated with CL # 4 and BP # 1 (BP mode 1)

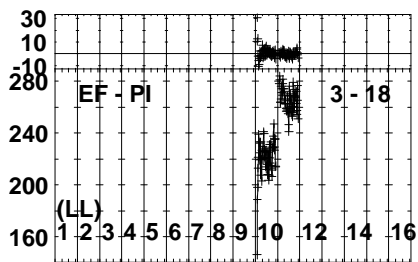
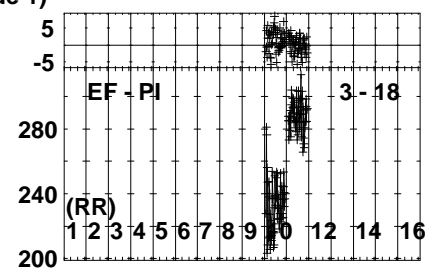
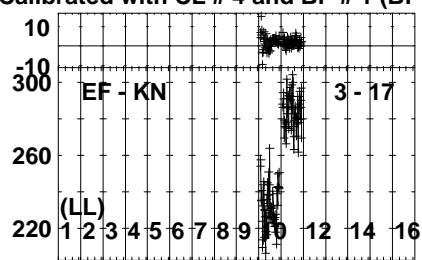
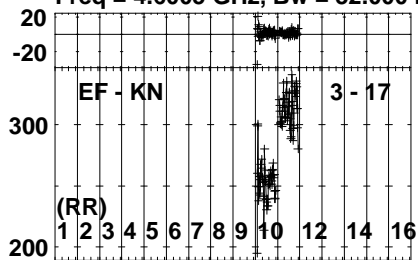


Lower frame: Milli Ampl Jy Top frame: Phas deg  
Vector averaged cross-power spectrum Several baselines displayed  
Timerange: 01/01:39:01 to 01/01:39:59

Plot file version 869 created 30-SEP-2022 11:14:26

J1427+2348 EM163.UVDATA.1

Freq = 4.6005 GHz, Bw = 32.000 MH Calibrated with CL # 4 and BP # 1 (BP mode 1)

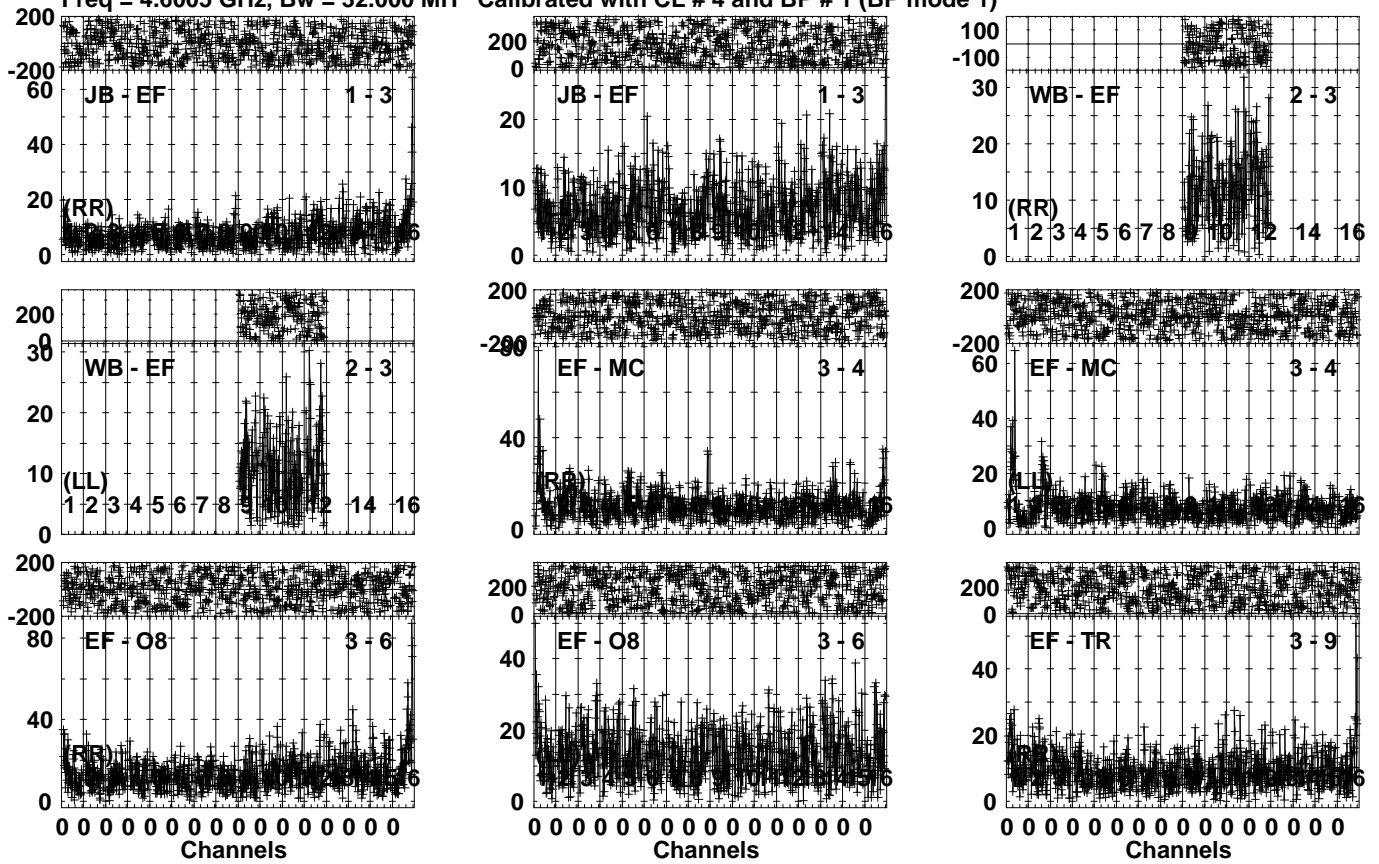


Lower frame: Milli Ampl Jy Top frame: Phas deg  
Vector averaged cross-power spectrum Several baselines displayed  
Timerange: 01/01:39:01 to 01/01:39:59

Plot file version 870 created 30-SEP-2022 11:14:26

SDSSJ1430 EM163.UVDATA.1

Freq = 4.6005 GHz, Bw = 32.000 MH Calibrated with CL # 4 and BP # 1 (BP mode 1)

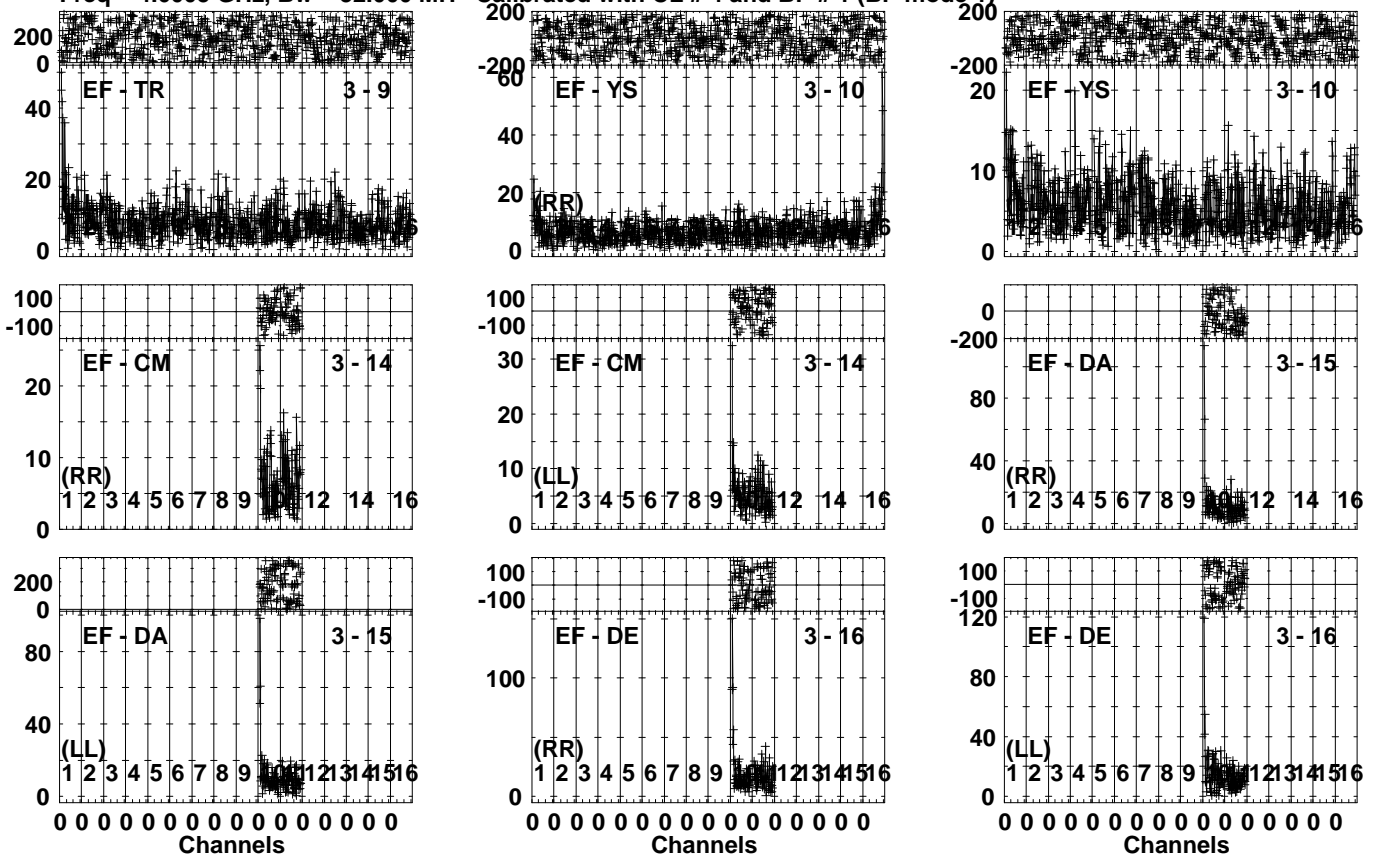


Lower frame: Milli Ampl Jy Top frame: Phas deg  
Vector averaged cross-power spectrum Several baselines displayed  
Timerange: 01/01:40:01 to 01/01:43:29

Plot file version 871 created 30-SEP-2022 11:14:27

SDSSJ1430 EM163.UVDATA.1

Freq = 4.6005 GHz, Bw = 32.000 MH Calibrated with CL # 4 and BP # 1 (BP mode 1)

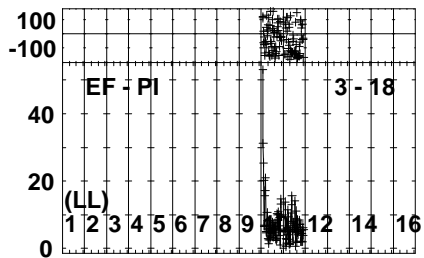
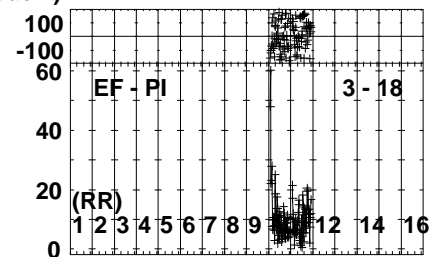
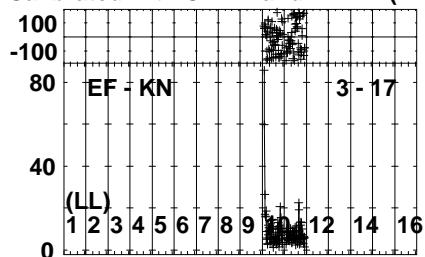
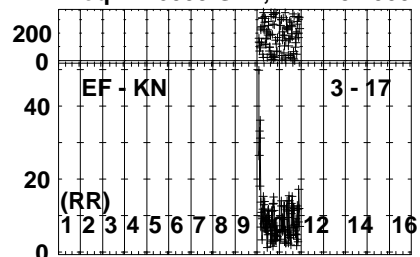


Lower frame: Milli Ampl Jy Top frame: Phas deg  
Vector averaged cross-power spectrum Several baselines displayed  
Timerange: 01/01:40:01 to 01/01:43:29

Plot file version 872 created 30-SEP-2022 11:14:28

SDSSJ1430 EM163.UVDATA.1

Freq = 4.6005 GHz, Bw = 32.000 MH Calibrated with CL # 4 and BP # 1 (BP mode 1)



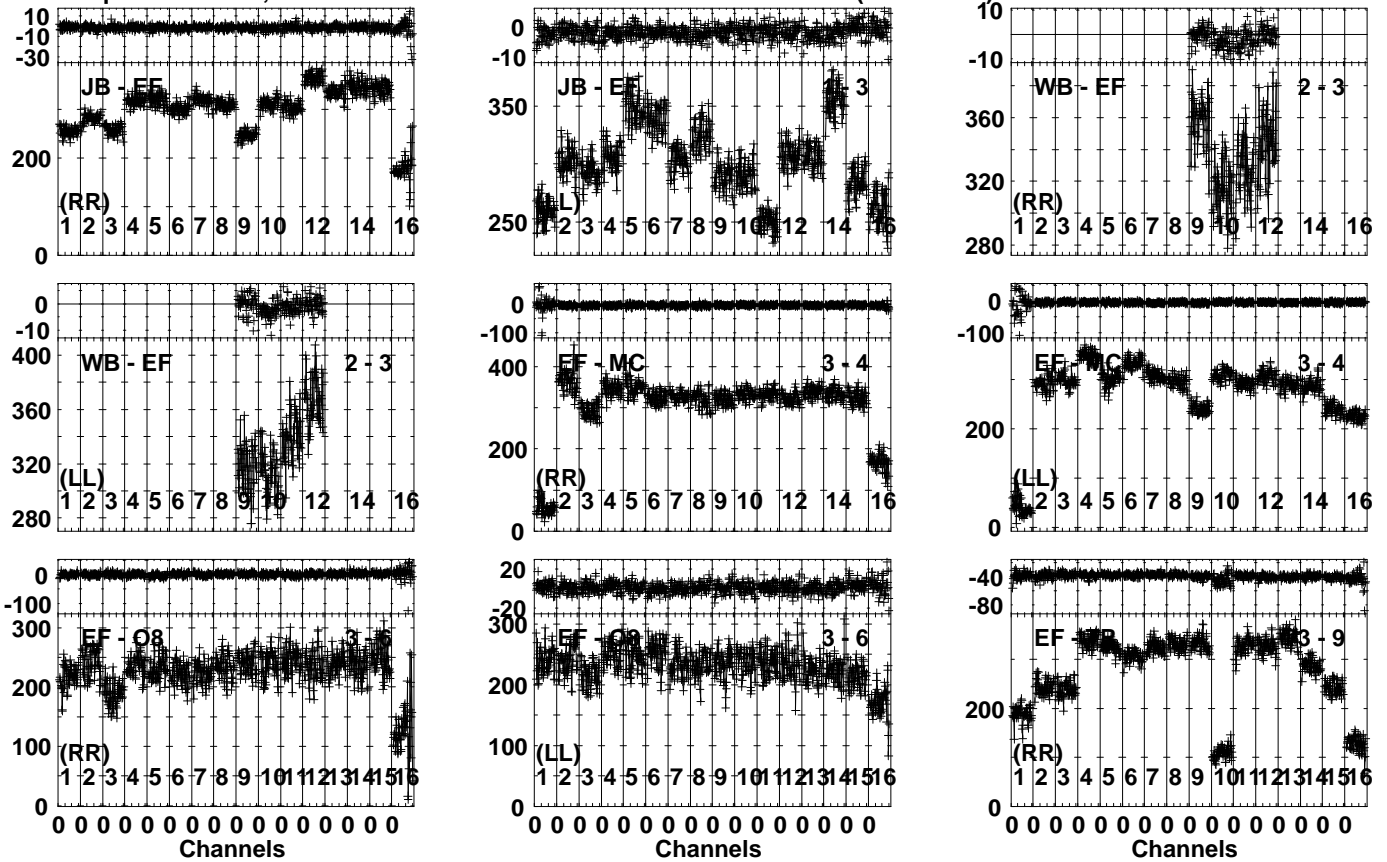
Lower frame: Milli Ampl Jy Top frame: Phas deg  
Vector averaged cross-power spectrum Several baselines displayed  
Timerange: 01/01:40:01 to 01/01:43:29



Plot file version 873 created 30-SEP-2022 11:14:29

J1427+2348 EM163.UVDATA.1

Freq = 4.6005 GHz, Bw = 32.000 MH Calibrated with CL # 4 and BP # 1 (BP mode 1)

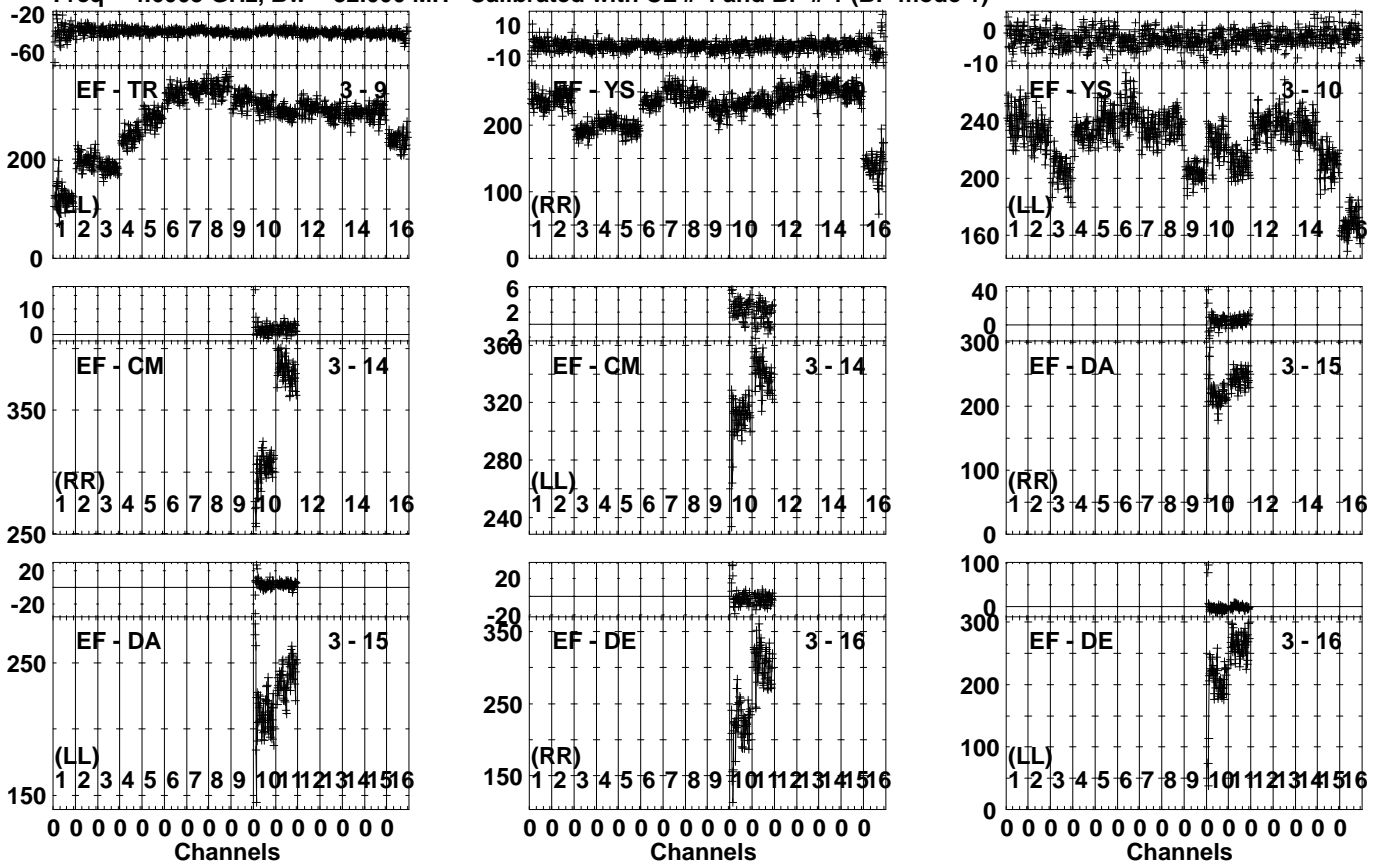


Lower frame: Milli Ampl Jy Top frame: Phas deg  
 Vector averaged cross-power spectrum Several baselines displayed  
 Timerange: 01/01:43:33 to 01/01:44:59

Plot file version 874 created 30-SEP-2022 11:14:30

J1427+2348 EM163.UVDATA.1

Freq = 4.6005 GHz, Bw = 32.000 MH Calibrated with CL # 4 and BP # 1 (BP mode 1)

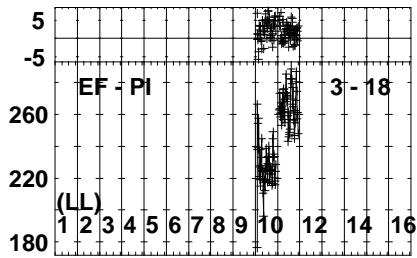
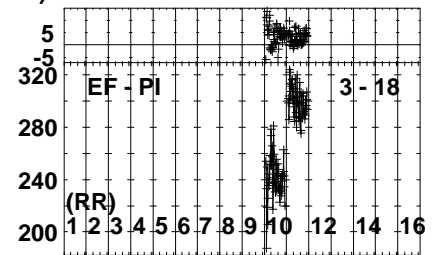
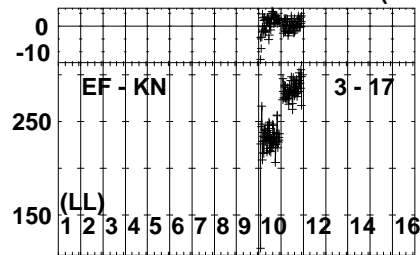



Lower frame: Milli Ampl Jy Top frame: Phas deg  
Vector averaged cross-power spectrum Several baselines displayed  
Timerange: 01/01:43:33 to 01/01:44:59

Plot file version 875 created 30-SEP-2022 11:14:31

J1427+2348 EM163.UVDATA.1

Freq = 4.6005 GHz, Bw = 32.000 MH Calibrated with CL # 4 and BP # 1 (BP mode 1)

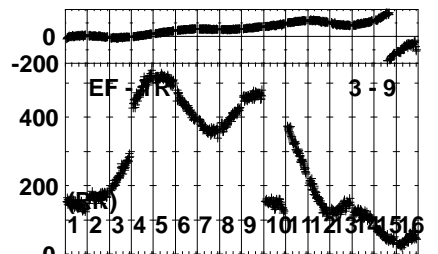
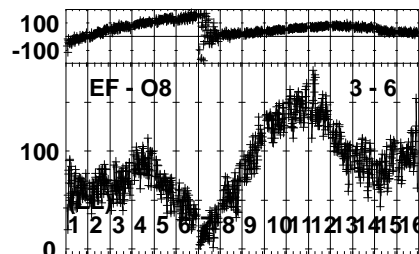
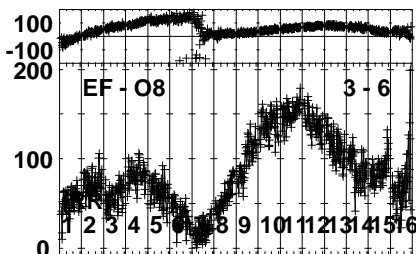
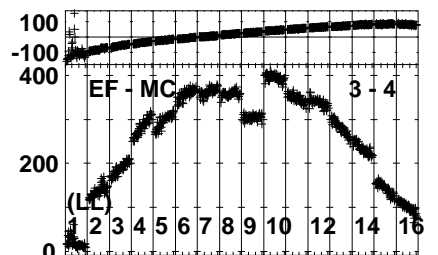
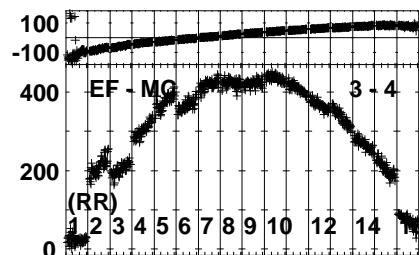
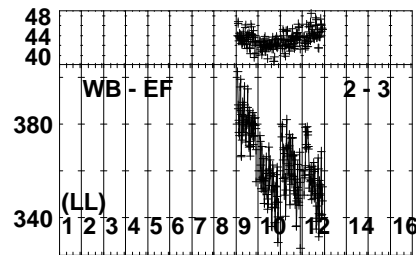
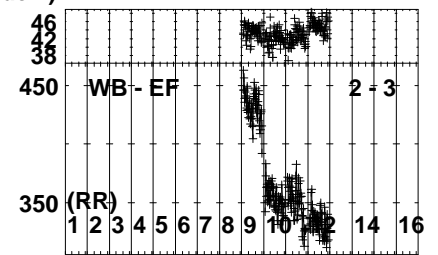
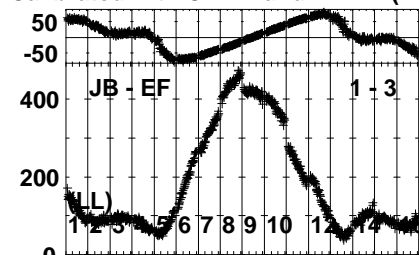
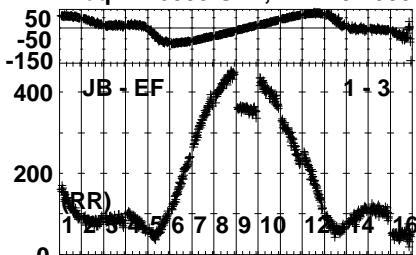


Lower frame: Milli Ampl Jy Top frame: Phas deg  
Vector averaged cross-power spectrum Several baselines displayed  
Timerange: 01/01:43:33 to 01/01:44:59

Plot file version 876 created 30-SEP-2022 11:14:31

J1424+225A EM163.UVDATA.1

Freq = 4.6005 GHz, Bw = 32.000 MH Calibrated with CL # 4 and BP # 1 (BP mode 1)

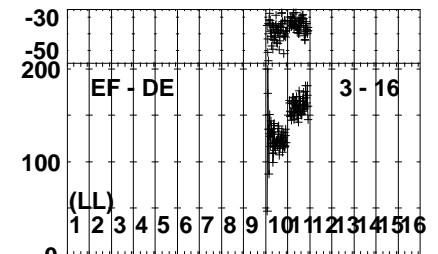
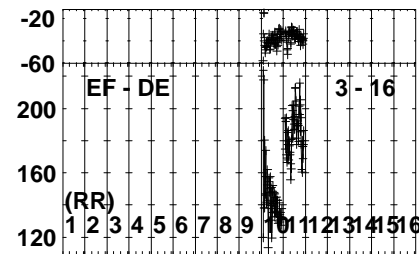
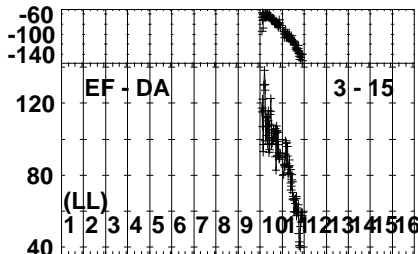
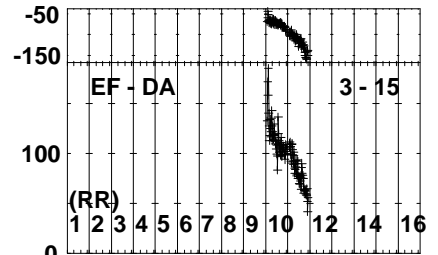
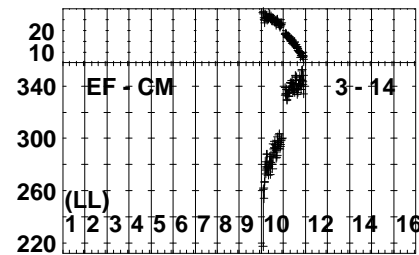
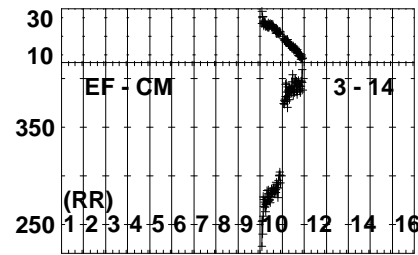
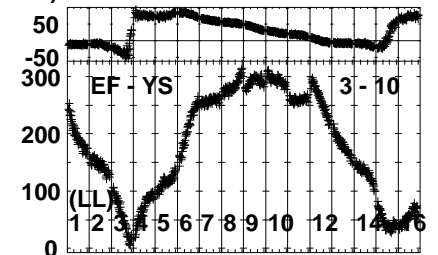
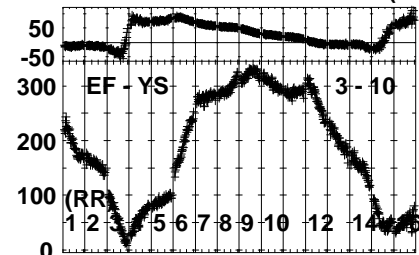
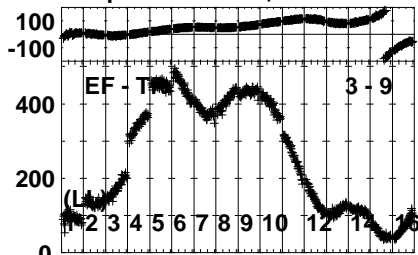


Lower frame: Milli Ampl Jy Top frame: Phas deg  
Vector averaged cross-power spectrum Several baselines displayed  
Timerange: 01/01:45:03 to 01/01:48:29

Plot file version 877 created 30-SEP-2022 11:14:32

J1424+225A EM163.UVDATA.1

Freq = 4.6005 GHz, Bw = 32.000 MH Calibrated with CL # 4 and BP # 1 (BP mode 1)

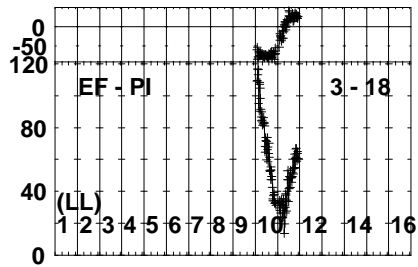
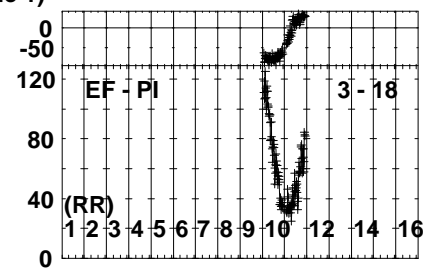
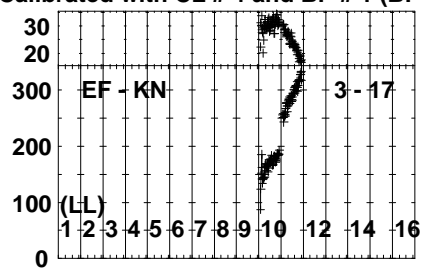
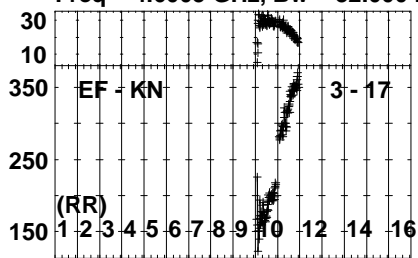


Lower frame: Milli Ampl Jy Top frame: Phas deg  
Vector averaged cross-power spectrum Several baselines displayed  
Timerange: 01/01:45:03 to 01/01:48:29

Plot file version 878 created 30-SEP-2022 11:14:33

J1424+225A EM163.UVDATA.1

Freq = 4.6005 GHz, Bw = 32.000 MH Calibrated with CL # 4 and BP # 1 (BP mode 1)

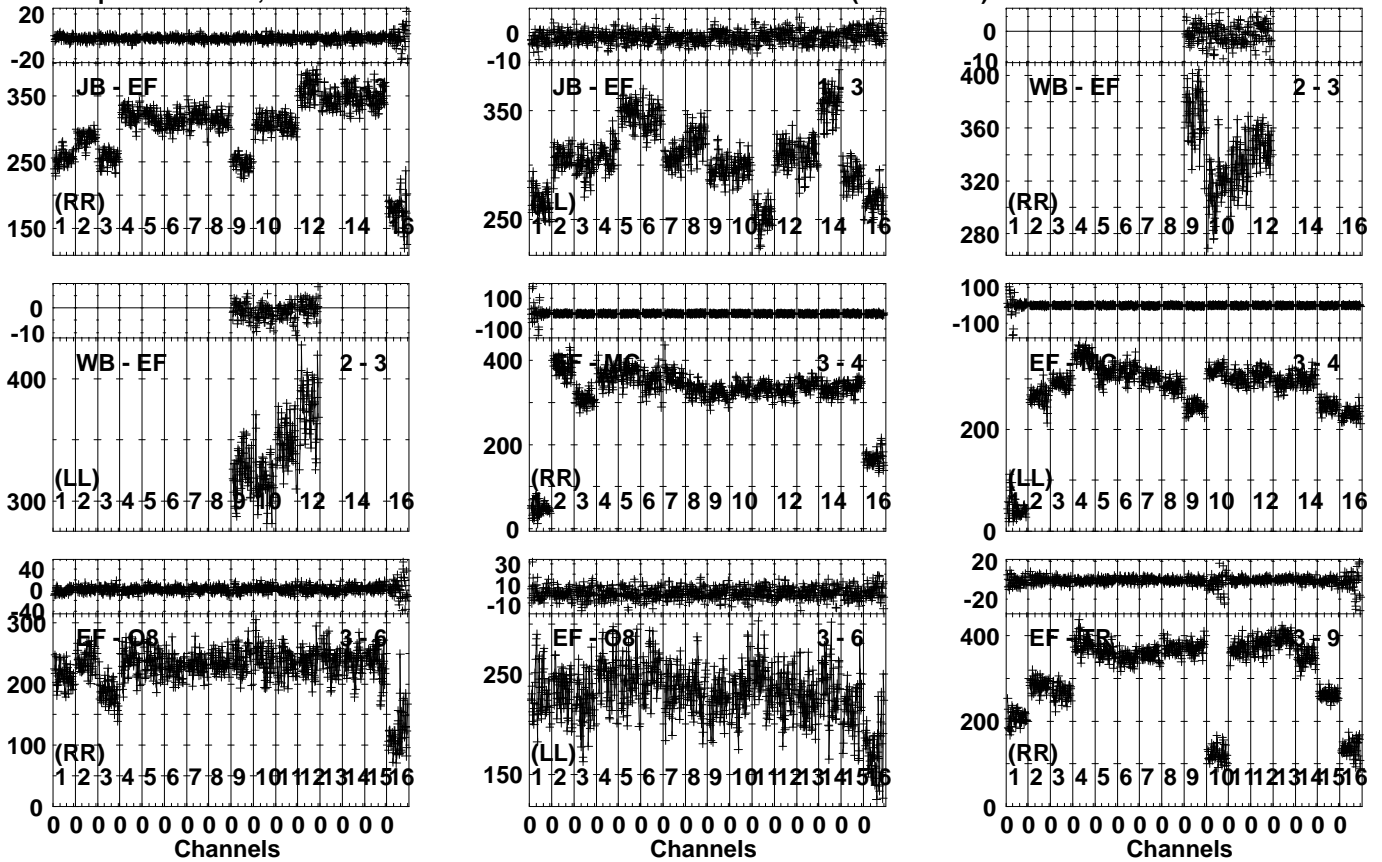


Lower frame: Milli Ampl Jy Top frame: Phas deg  
Vector averaged cross-power spectrum Several baselines displayed  
Timerange: 01/01:45:03 to 01/01:48:29

Plot file version 879 created 30-SEP-2022 11:14:34

J1427+2348 EM163.UVDATA.1

Freq = 4.6005 GHz, Bw = 32.000 MH Calibrated with CL # 4 and BP # 1 (BP mode 1)

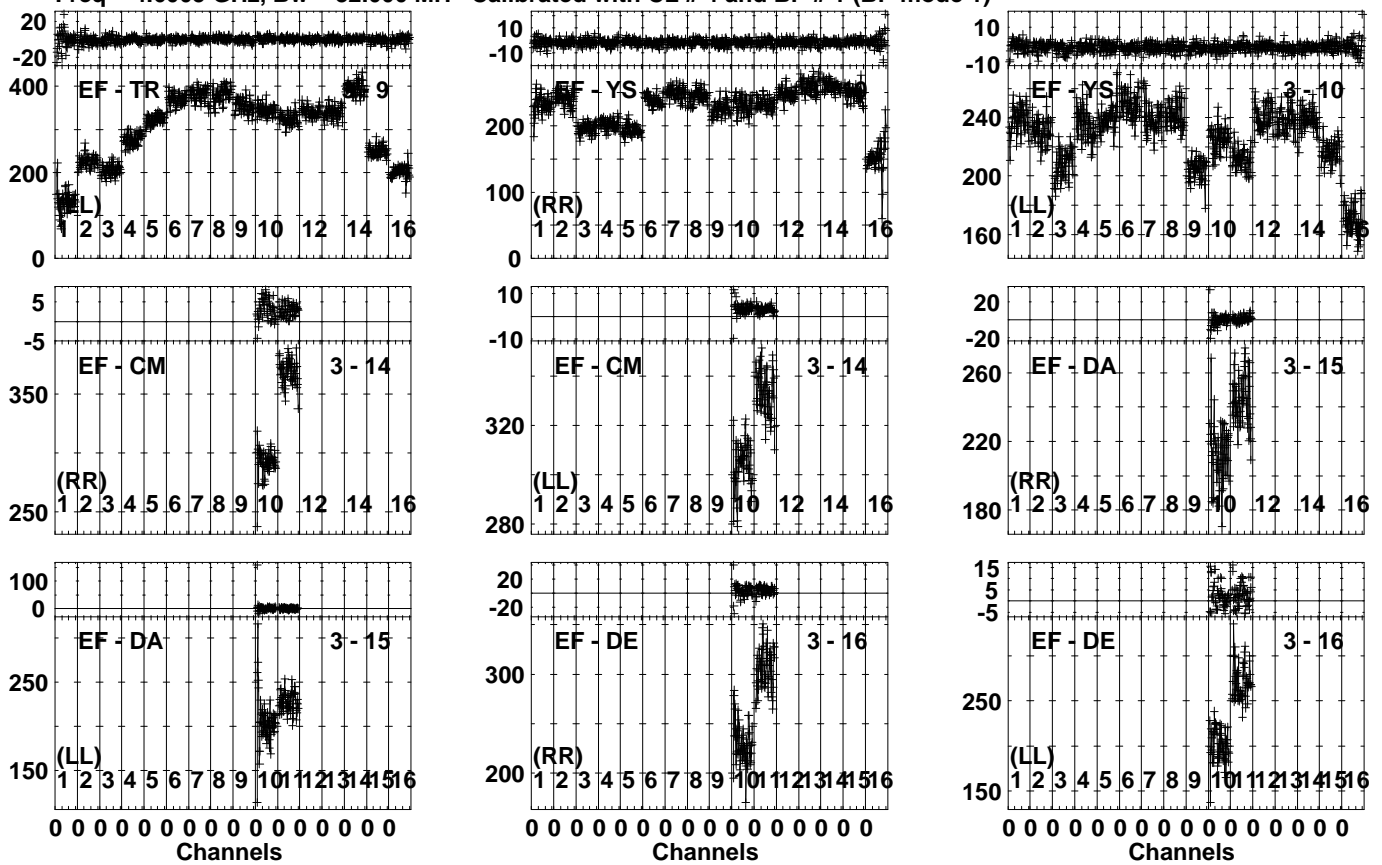


Lower frame: Milli Ampl Jy Top frame: Phas deg  
Vector averaged cross-power spectrum Several baselines displayed  
Timerange: 01/01:49:01 to 01/01:49:59

Plot file version 880 created 30-SEP-2022 11:14:35

J1427+2348 EM163.UVDATA.1

Freq = 4.6005 GHz, Bw = 32.000 MH Calibrated with CL # 4 and BP # 1 (BP mode 1)



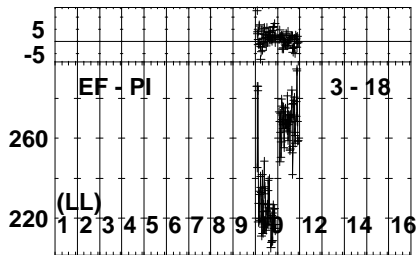
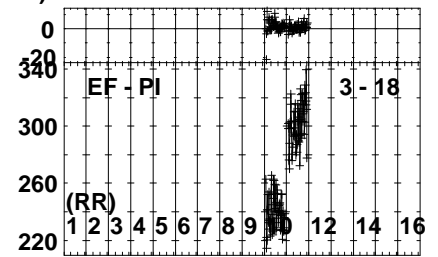
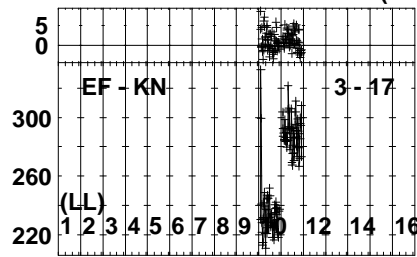
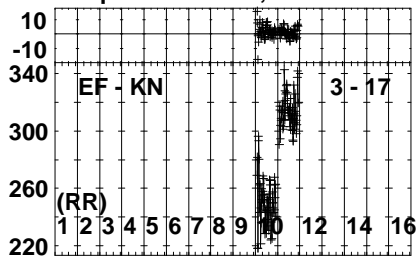
Lower frame: Milli Ampl Jy Top frame: Phas deg  
Vector averaged cross-power spectrum Several baselines displayed  
Timerange: 01/01:49:01 to 01/01:49:59



Plot file version 881 created 30-SEP-2022 11:14:36

J1427+2348 EM163.UVDATA.1

Freq = 4.6005 GHz, Bw = 32.000 MH Calibrated with CL # 4 and BP # 1 (BP mode 1)

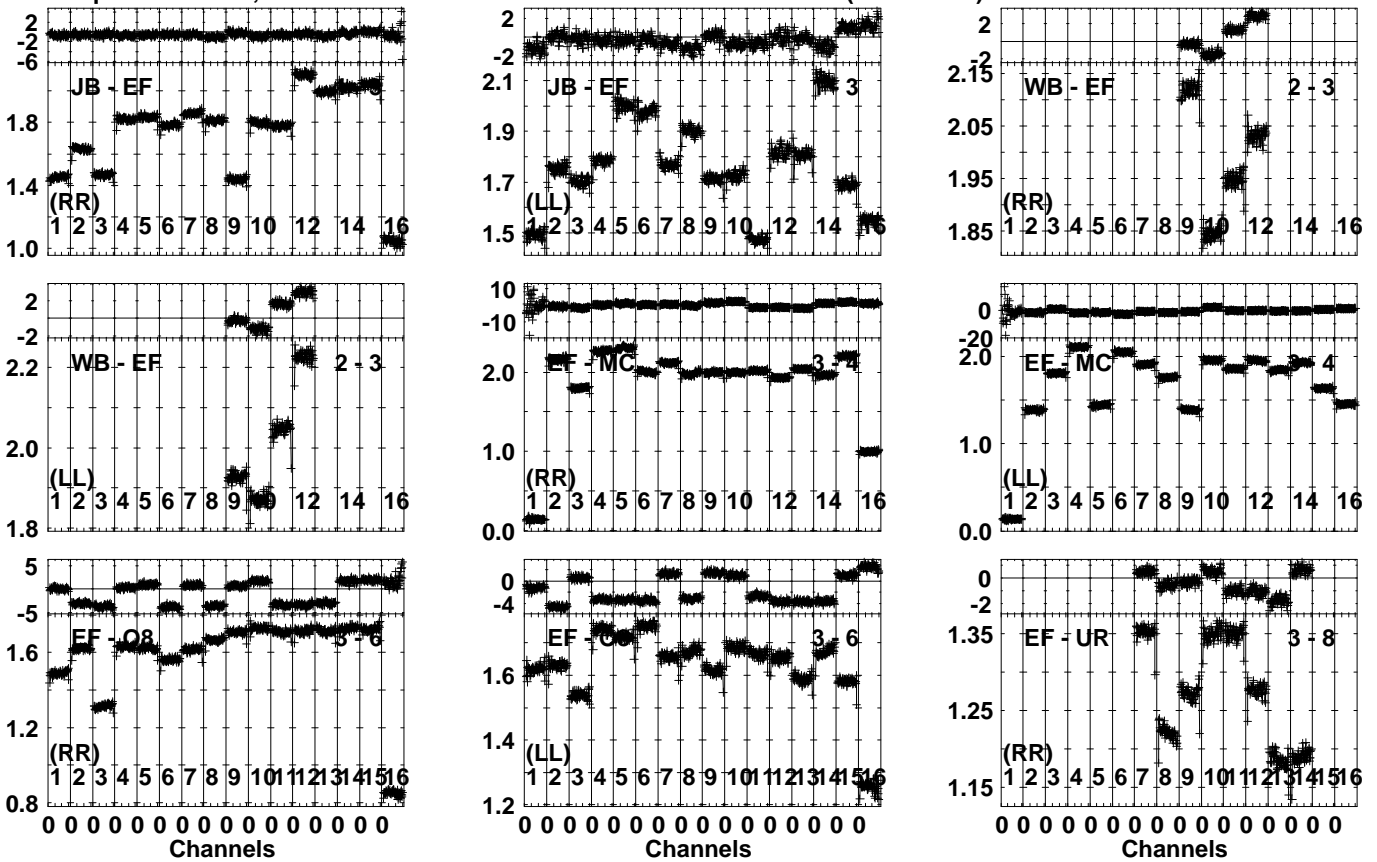


Lower frame: Milli Ampl Jy Top frame: Phas deg  
Vector averaged cross-power spectrum Several baselines displayed  
Timerange: 01/01:49:01 to 01/01:49:59

Plot file version 882 created 30-SEP-2022 11:14:36

J2236+2828 EM163.UVDATA.1

Freq = 4.6005 GHz, Bw = 32.000 MH Calibrated with CL # 4 and BP # 1 (BP mode 1)

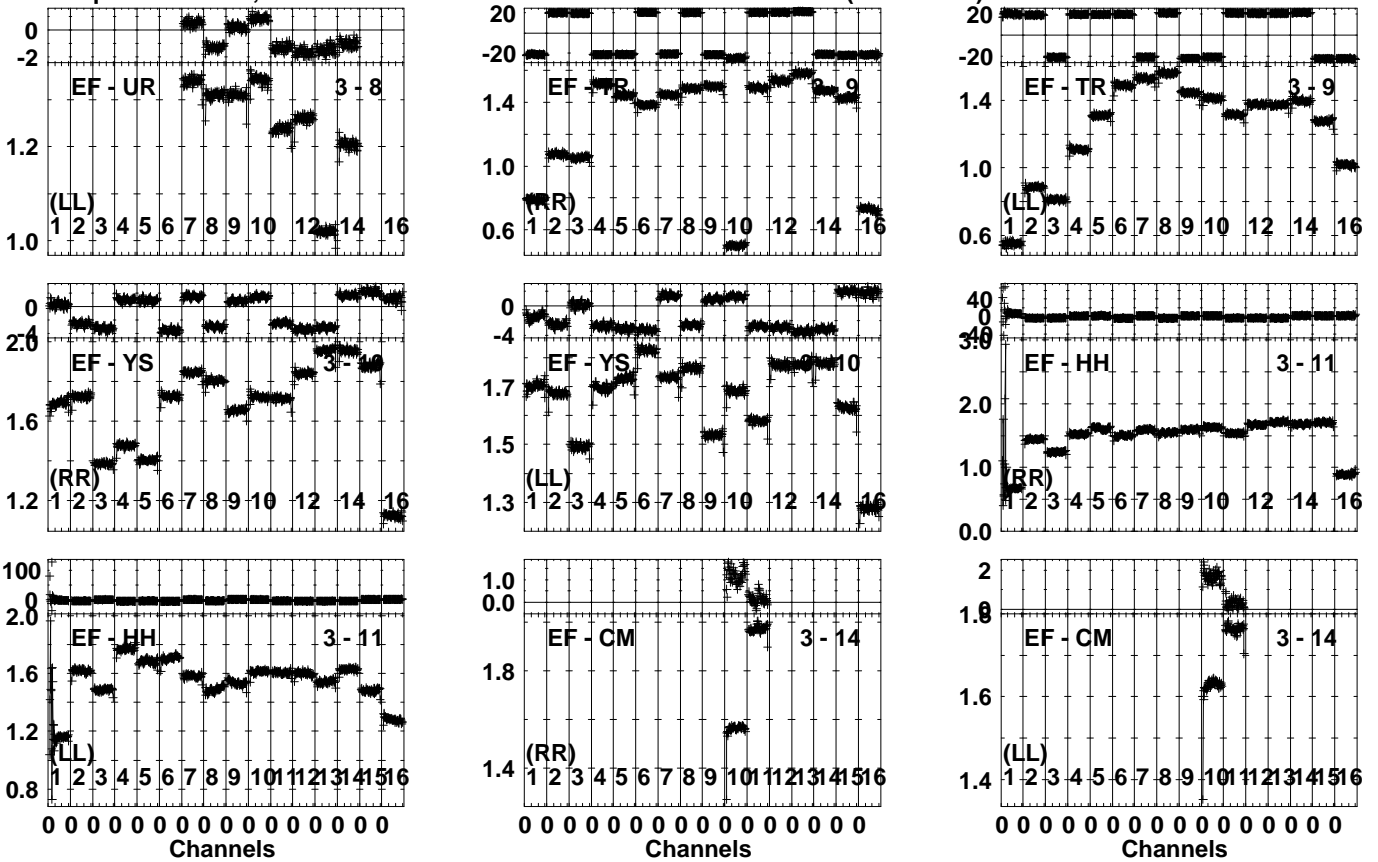


Lower frame: Ampl Jy Top frame: Phas deg  
 Vector averaged cross-power spectrum Several baselines displayed  
 Timerange: 01/01:57:01 to 01/01:59:59

Plot file version 883 created 30-SEP-2022 11:14:37

J2236+2828 EM163.UVDATA.1

Freq = 4.6005 GHz, Bw = 32.000 MH Calibrated with CL # 4 and BP # 1 (BP mode 1)

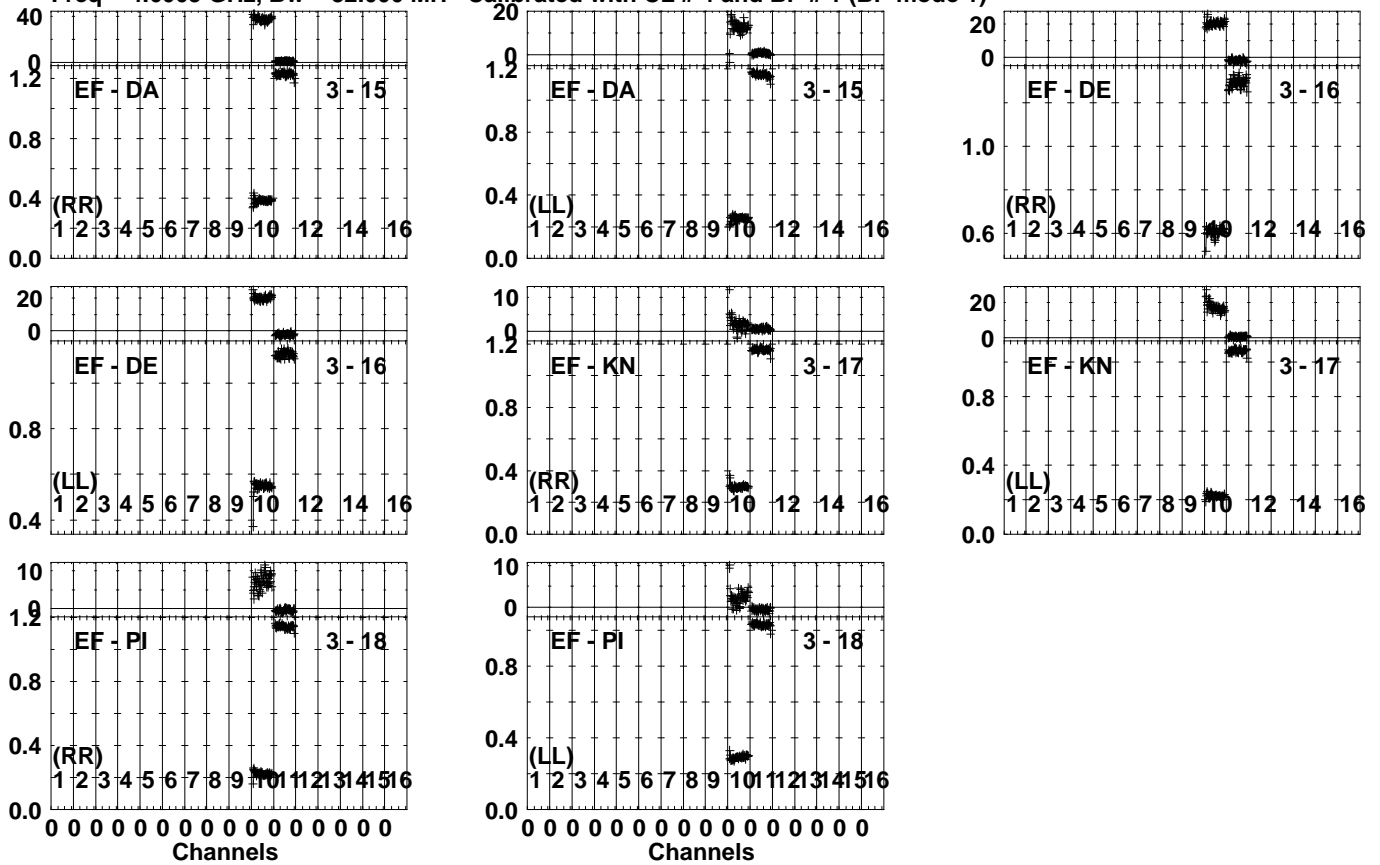


Lower frame: Ampl Jy Top frame: Phas deg  
 Vector averaged cross-power spectrum Several baselines displayed  
 Timerange: 01/01:57:01 to 01/01:59:59

Plot file version 884 created 30-SEP-2022 11:14:38

J2236+2828 EM163.UVDATA.1

Freq = 4.6005 GHz, Bw = 32.000 MH Calibrated with CL # 4 and BP # 1 (BP mode 1)



Lower frame: Ampl Jy Top frame: Phas deg  
 Vector averaged cross-power spectrum Several baselines displayed  
 Timerange: 01/01:57:01 to 01/01:59:59