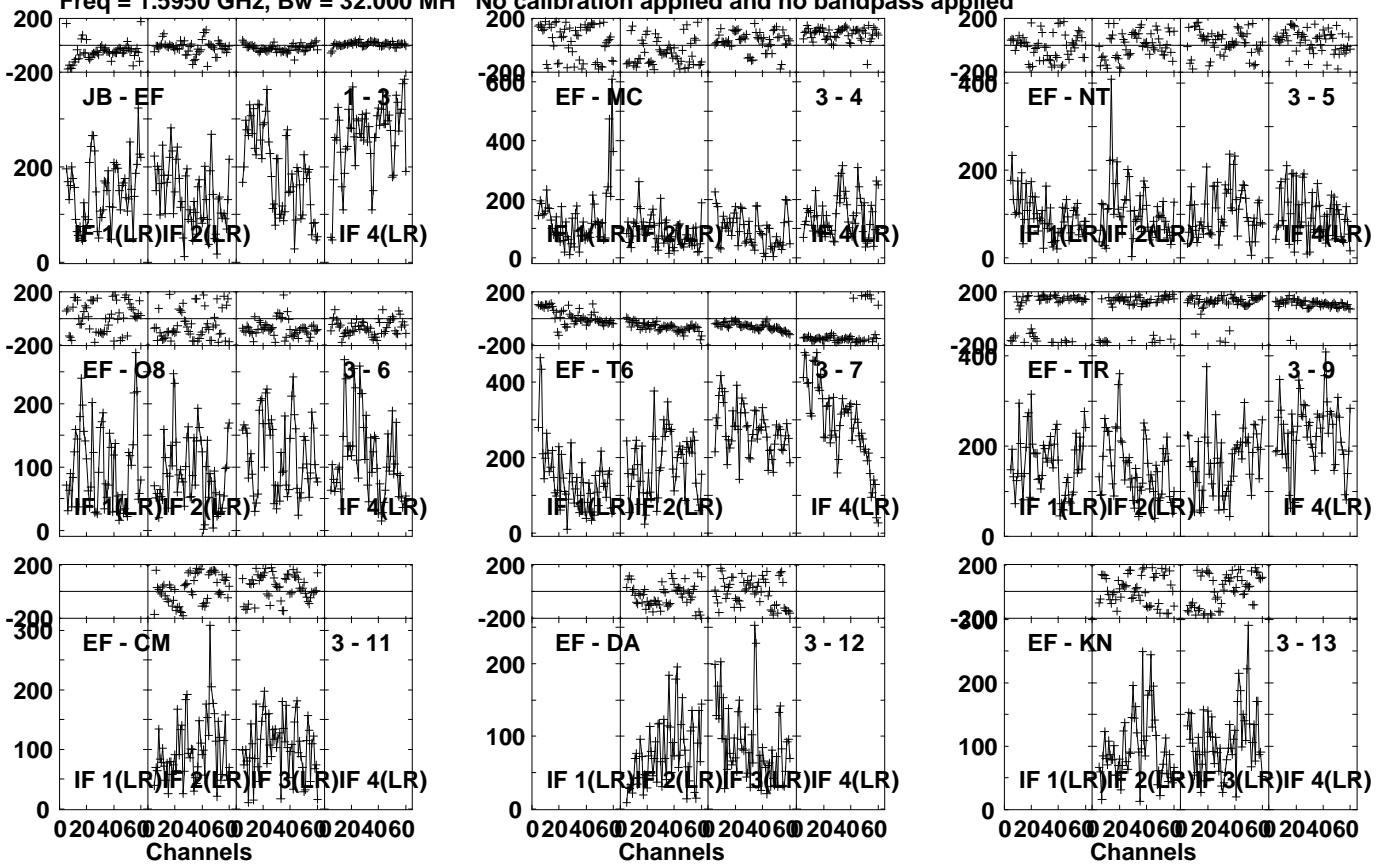


Plot file version 1 created 27-MAR-2024 20:22:54

J1037+5711 EM164C.UVDATA.1

Freq = 1.5950 GHz, Bw = 32.000 MH

No calibration applied and no bandpass applied

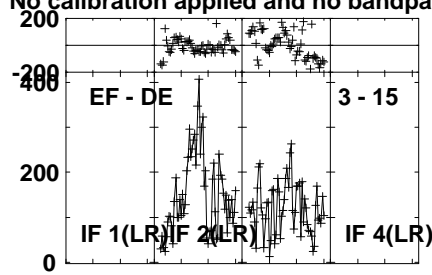
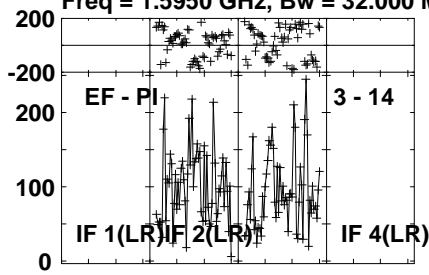


Lower frame: Micro Ampl Jy Top frame: Phas deg
Vector averaged cross-power spectrum Several baselines displayed
Timerange: 00/21:30:01 to 00/21:31:29

Plot file version 2 created 27-MAR-2024 20:22:54

J1037+5711 EM164C.UVDATA.1

Freq = 1.5950 GHz, Bw = 32.000 MH No calibration applied and no bandpass applied

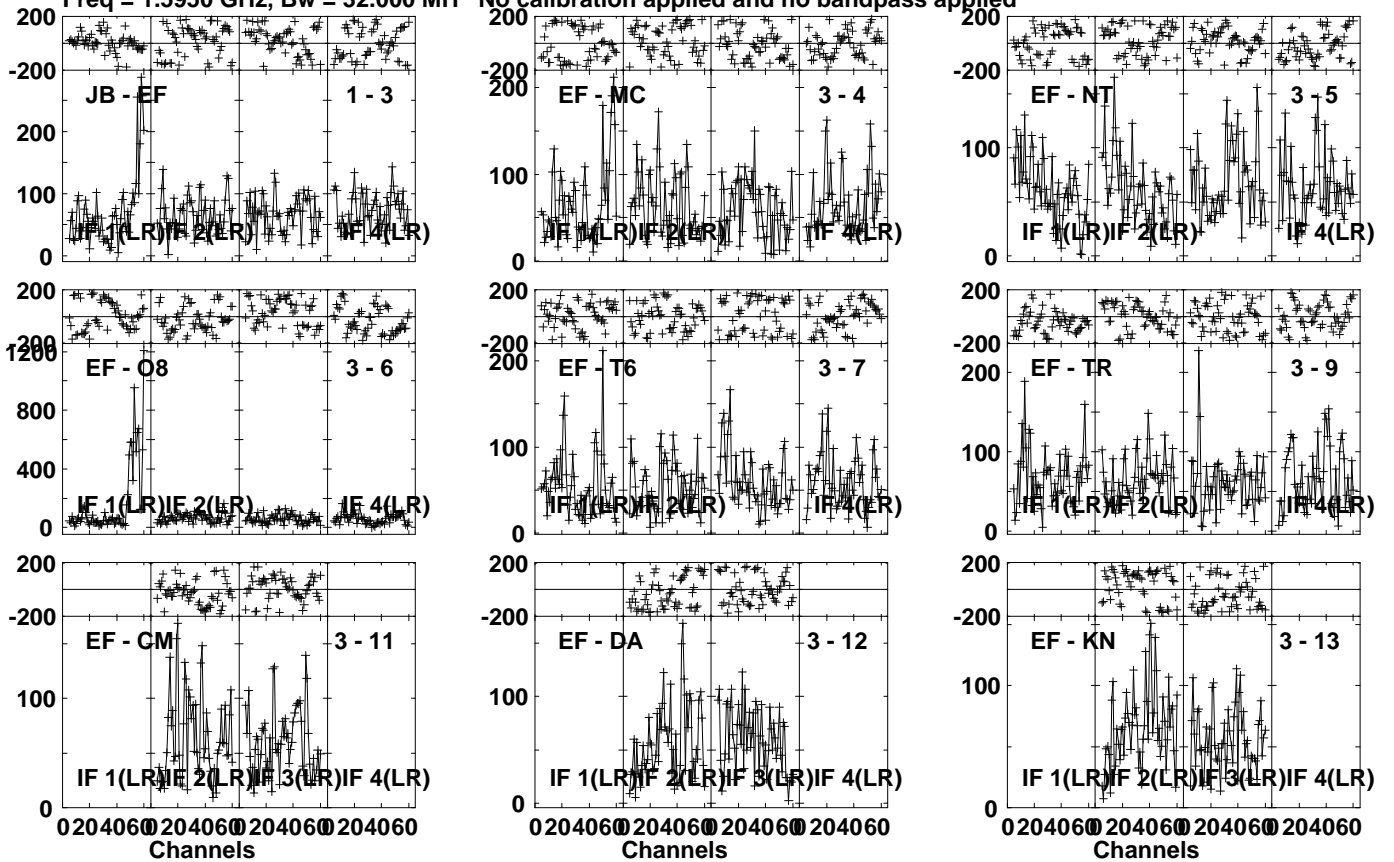


Lower frame: Micro Ampl Jy Top frame: Phas deg
Vector averaged cross-power spectrum Several baselines displayed
Timerange: 00/21:30:01 to 00/21:31:29

Plot file version 3 created 27-MAR-2024 20:22:54

CP32 077 EM164C.UVDATA.1

Freq = 1.5950 GHz, Bw = 32.000 MH No calibration applied and no bandpass applied

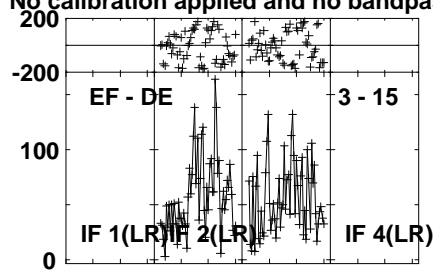
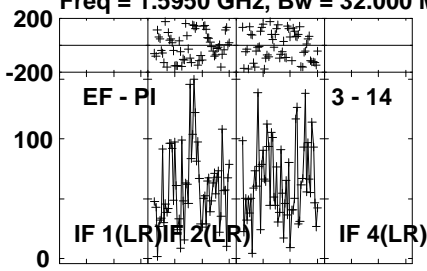


Lower frame: Micro Ampl Jy Top frame: Phas deg
Vector averaged cross-power spectrum Several baselines displayed
Timerange: 00/21:31:31 to 00/21:35:29

Plot file version 4 created 27-MAR-2024 20:22:54

CP32 077 EM164C.UVDATA.1

Freq = 1.5950 GHz, Bw = 32.000 MH No calibration applied and no bandpass applied



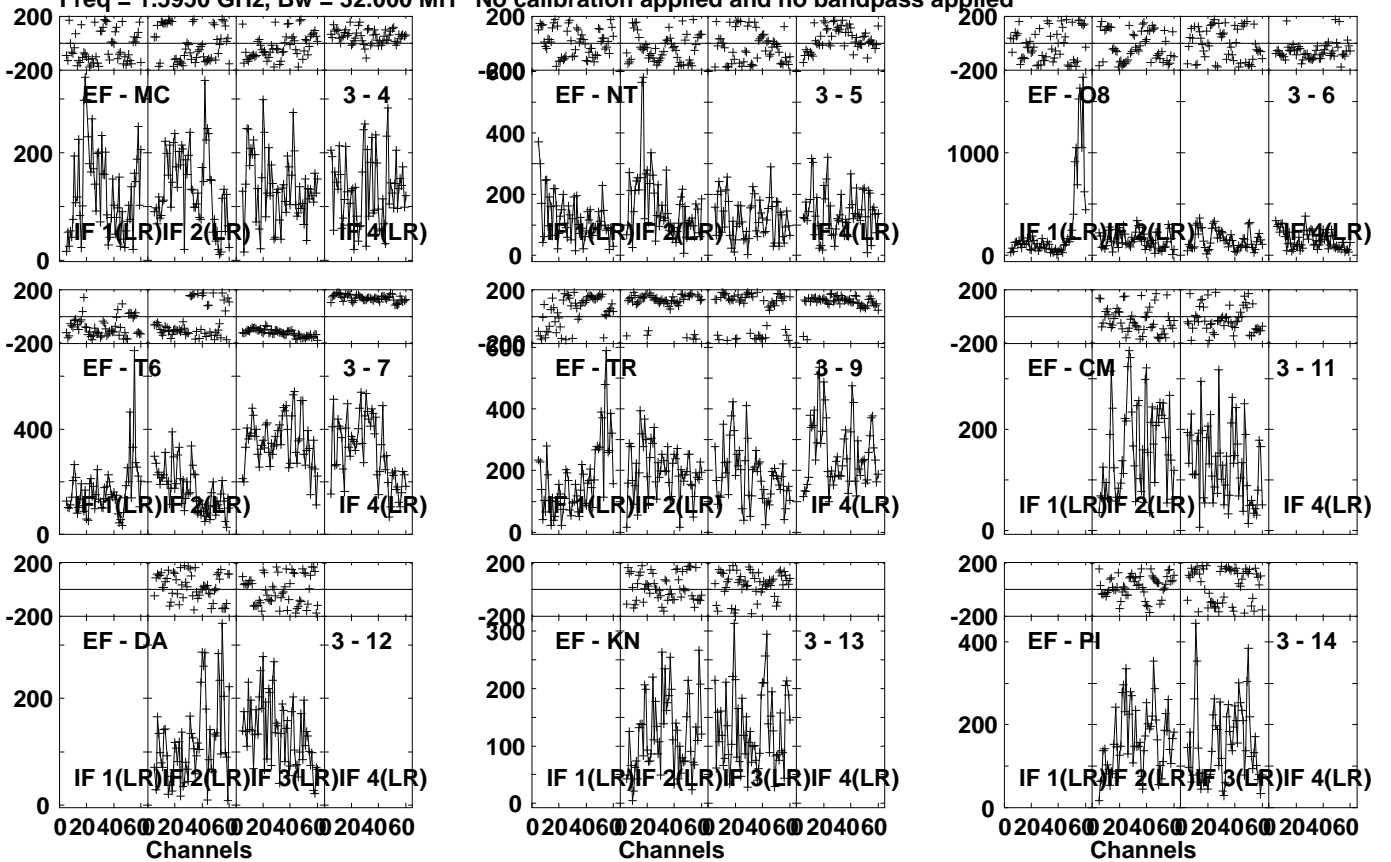
Lower frame: Micro Ampl Jy Top frame: Phas deg
Vector averaged cross-power spectrum Several baselines displayed
Timerange: 00/21:31:31 to 00/21:35:29

Plot file version 5 created 27-MAR-2024 20:22:54

J1037+5711 EM164C.UVDATA.1

Freq = 1.5950 GHz, Bw = 32.000 MH

No calibration applied and no bandpass applied

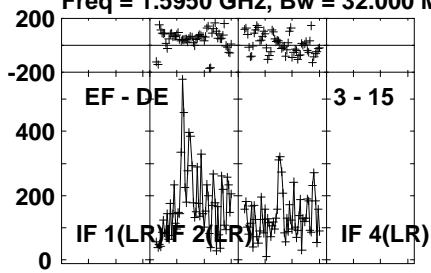


Lower frame: Micro Ampl Jy Top frame: Phas deg
Vector averaged cross-power spectrum Several baselines displayed
Timerange: 00/21:36:01 to 00/21:36:59

Plot file version 6 created 27-MAR-2024 20:22:54

J1037+5711 EM164C.UVDATA.1

Freq = 1.5950 GHz, Bw = 32.000 MH No calibration applied and no bandpass applied



Lower frame: Micro Ampl Jy Top frame: Phas deg

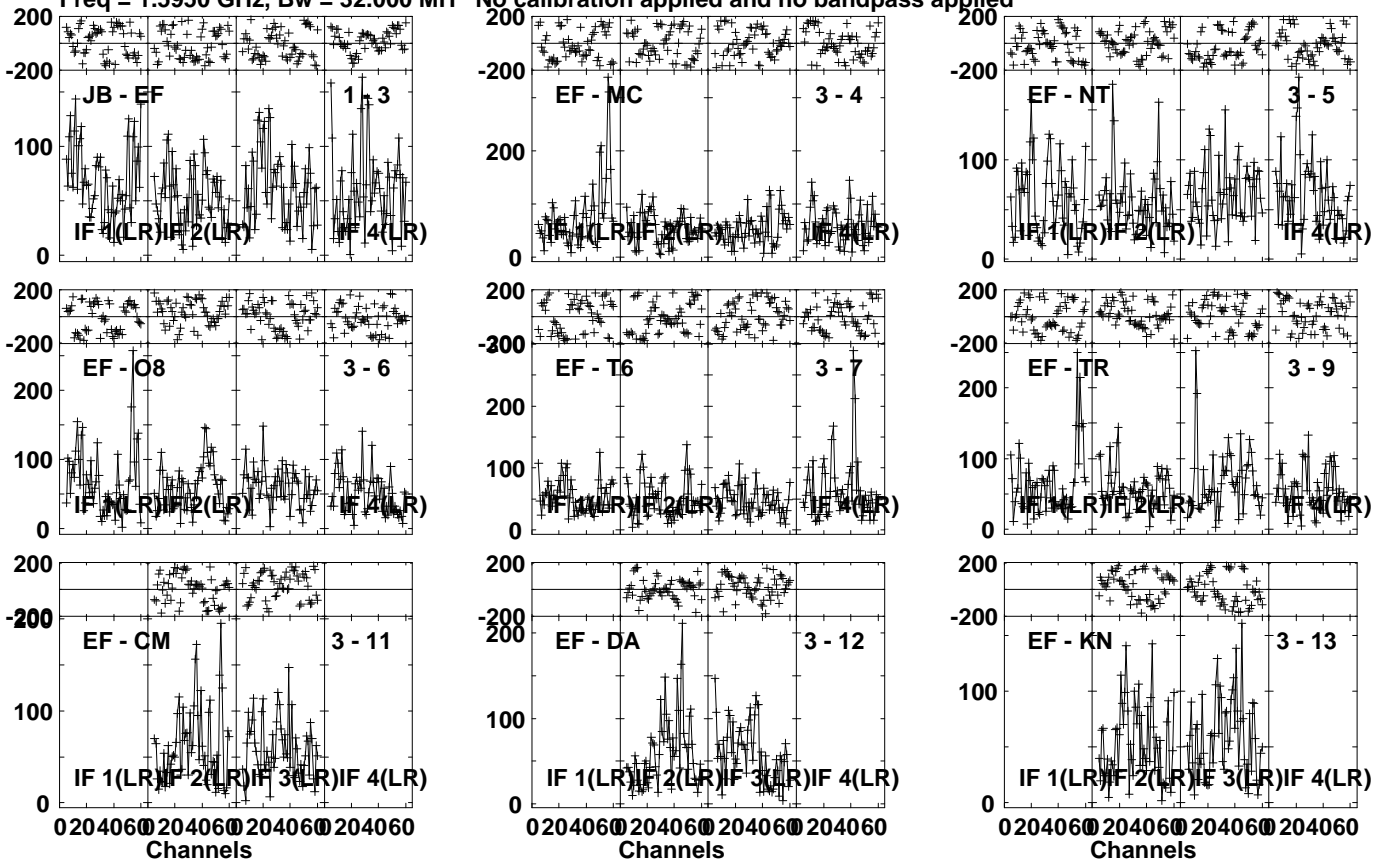
Vector averaged cross-power spectrum Several baselines displayed

Timerange: 00/21:36:01 to 00/21:36:59

Plot file version 7 created 27-MAR-2024 20:22:54

CP32 077 EM164C.UVDATA.1

Freq = 1.5950 GHz, Bw = 32.000 MH No calibration applied and no bandpass applied

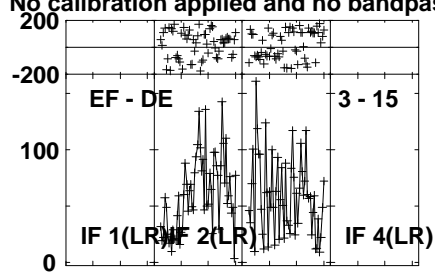
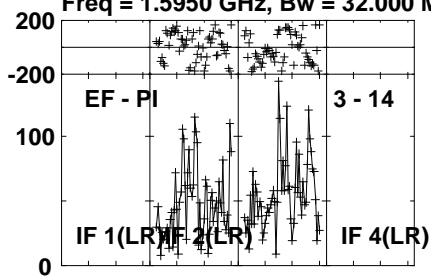


Lower frame: Micro Ampl Jy Top frame: Phas deg
Vector averaged cross-power spectrum Several baselines displayed
Timerange: 00/21:37:01 to 00/21:40:59

Plot file version 8 created 27-MAR-2024 20:22:55

CP32 077 EM164C.UVDATA.1

Freq = 1.5950 GHz, Bw = 32.000 MH No calibration applied and no bandpass applied



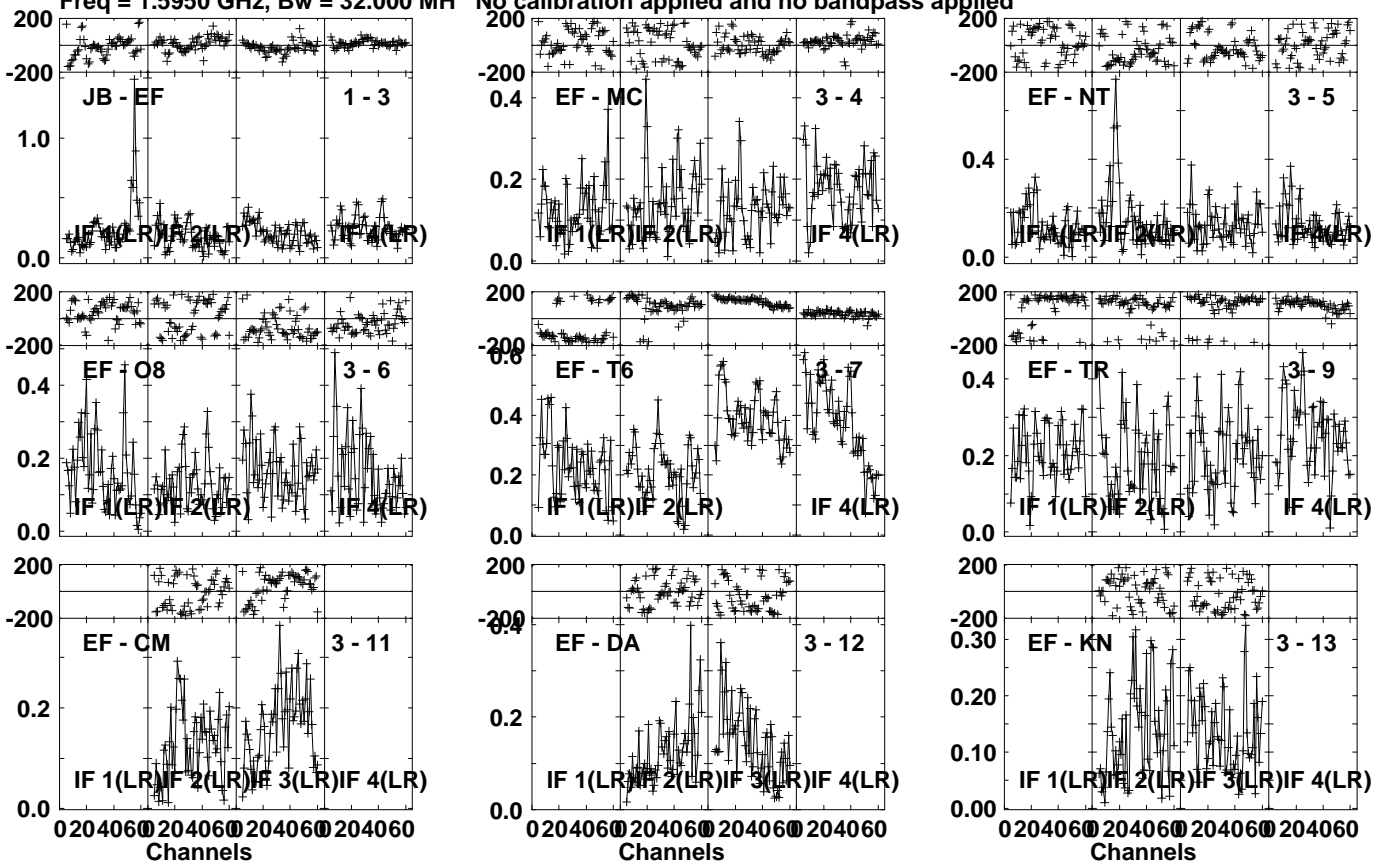
Lower frame: Micro Ampl Jy Top frame: Phas deg
Vector averaged cross-power spectrum Several baselines displayed
Timerange: 00/21:37:01 to 00/21:40:59

Plot file version 9 created 27-MAR-2024 20:22:55

J1037+5711 EM164C.UVDATA.1

Freq = 1.5950 GHz, Bw = 32.000 MH

No calibration applied and no bandpass applied



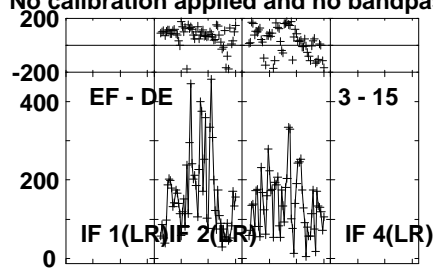
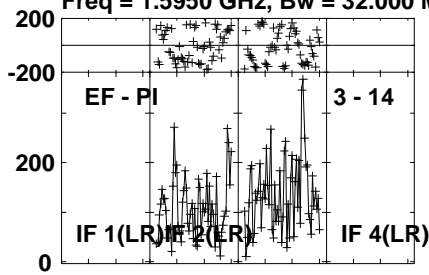
Lower frame: Milli Ampl Jy Top frame: Phas deg
Vector averaged cross-power spectrum Several baselines displayed
Timerange: 00/21:41:31 to 00/21:42:29

Plot file version 10 created 27-MAR-2024 20:22:55

J1037+5711 EM164C.UVDATA.1

Freq = 1.5950 GHz, Bw = 32.000 MH

No calibration applied and no bandpass applied



Lower frame: Micro Ampl Jy Top frame: Phas deg

Vector averaged cross-power spectrum Several baselines displayed

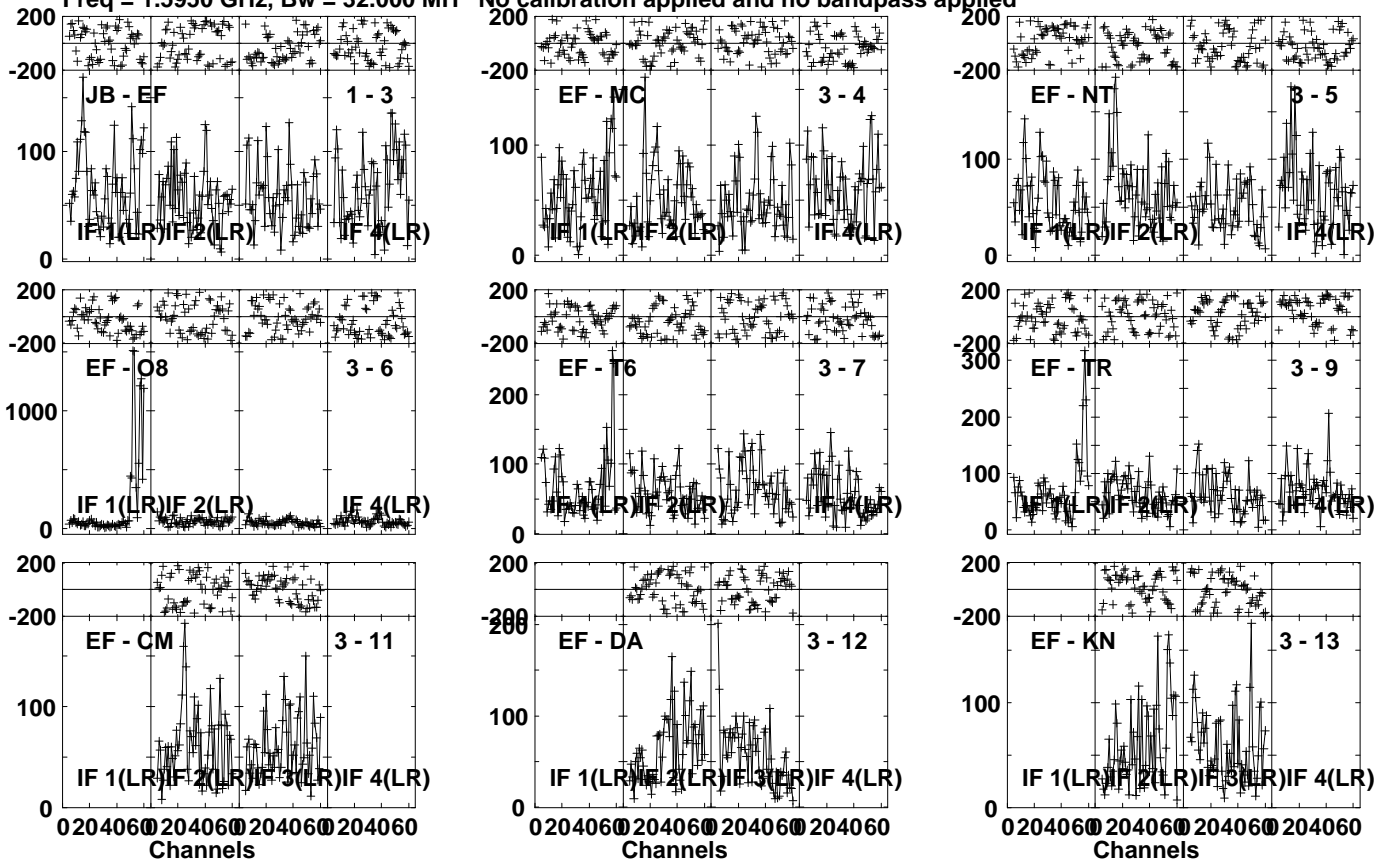
Timerange: 00/21:41:31 to 00/21:42:29

Plot file version 11 created 27-MAR-2024 20:22:55

CP33 038 EM164C.UVDATA.1

Freq = 1.5950 GHz, Bw = 32.000 MH

No calibration applied and no bandpass applied

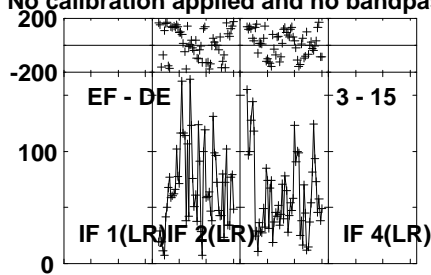
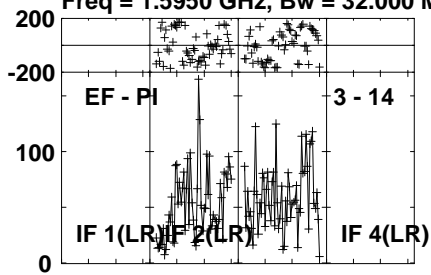


Lower frame: Micro Ampl Jy Top frame: Phas deg
Vector averaged cross-power spectrum Several baselines displayed
Timerange: 00/21:42:31 to 00/21:46:29

Plot file version 12 created 27-MAR-2024 20:22:55

CP33 038 EM164C.UVDATA.1

Freq = 1.5950 GHz, Bw = 32.000 MH No calibration applied and no bandpass applied



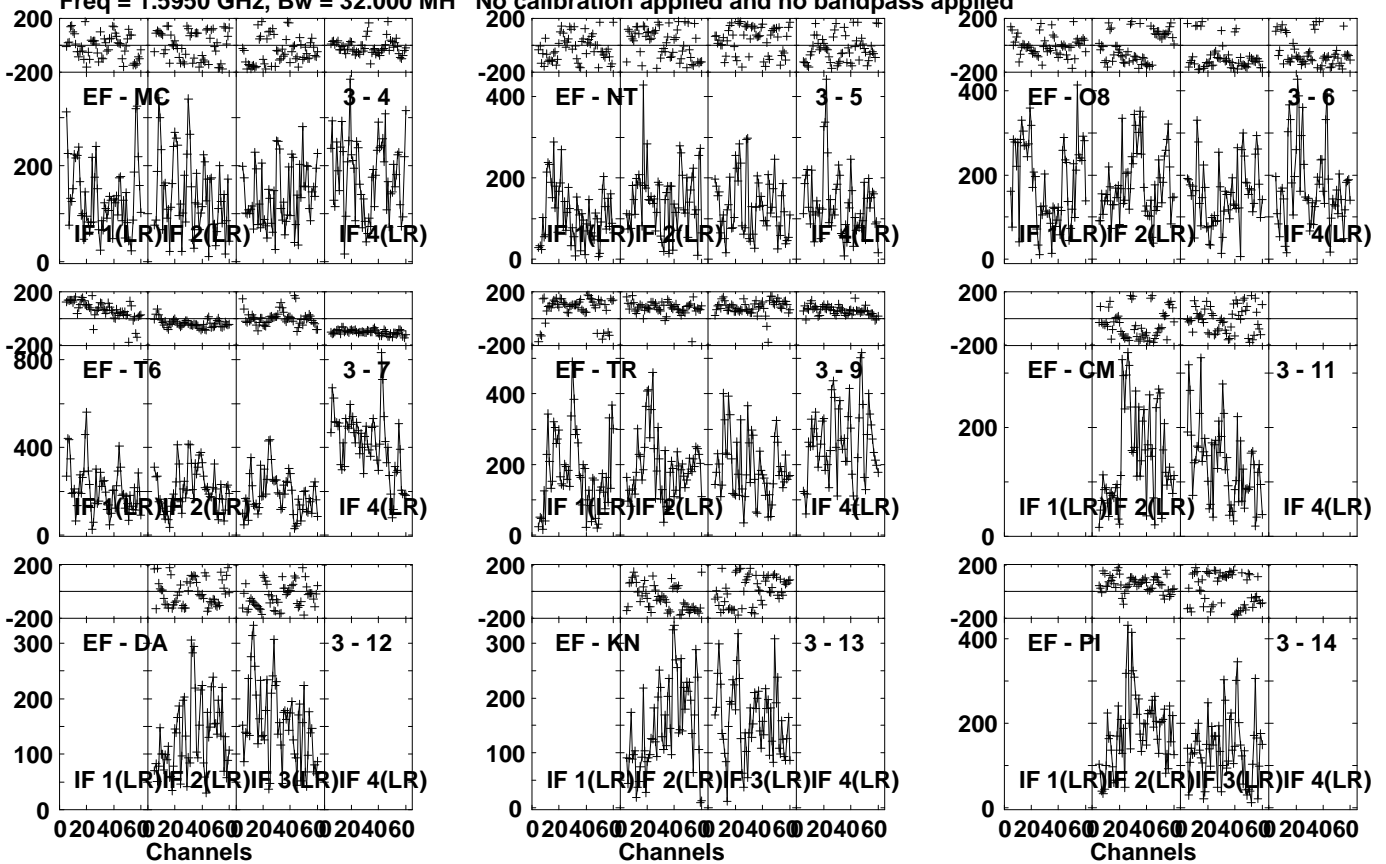
Lower frame: Micro Ampl Jy Top frame: Phas deg
Vector averaged cross-power spectrum Several baselines displayed
Timerange: 00/21:42:31 to 00/21:46:29

Plot file version 13 created 27-MAR-2024 20:22:55

J1037+5711 EM164C.UVDATA.1

Freq = 1.5950 GHz, Bw = 32.000 MH

No calibration applied and no bandpass applied

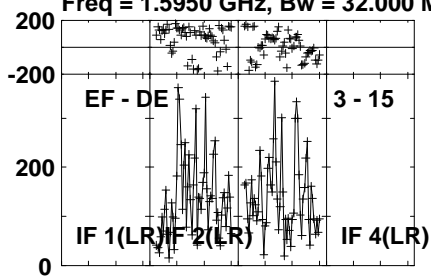


Lower frame: Micro Ampl Jy Top frame: Phas deg
Vector averaged cross-power spectrum Several baselines displayed
Timerange: 00/21:47:01 to 00/21:47:59

Plot file version 14 created 27-MAR-2024 20:22:55

J1037+5711 EM164C.UVDATA.1

Freq = 1.5950 GHz, Bw = 32.000 MH No calibration applied and no bandpass applied



Lower frame: Micro Ampl Jy Top frame: Phas deg

Vector averaged cross-power spectrum Several baselines displayed

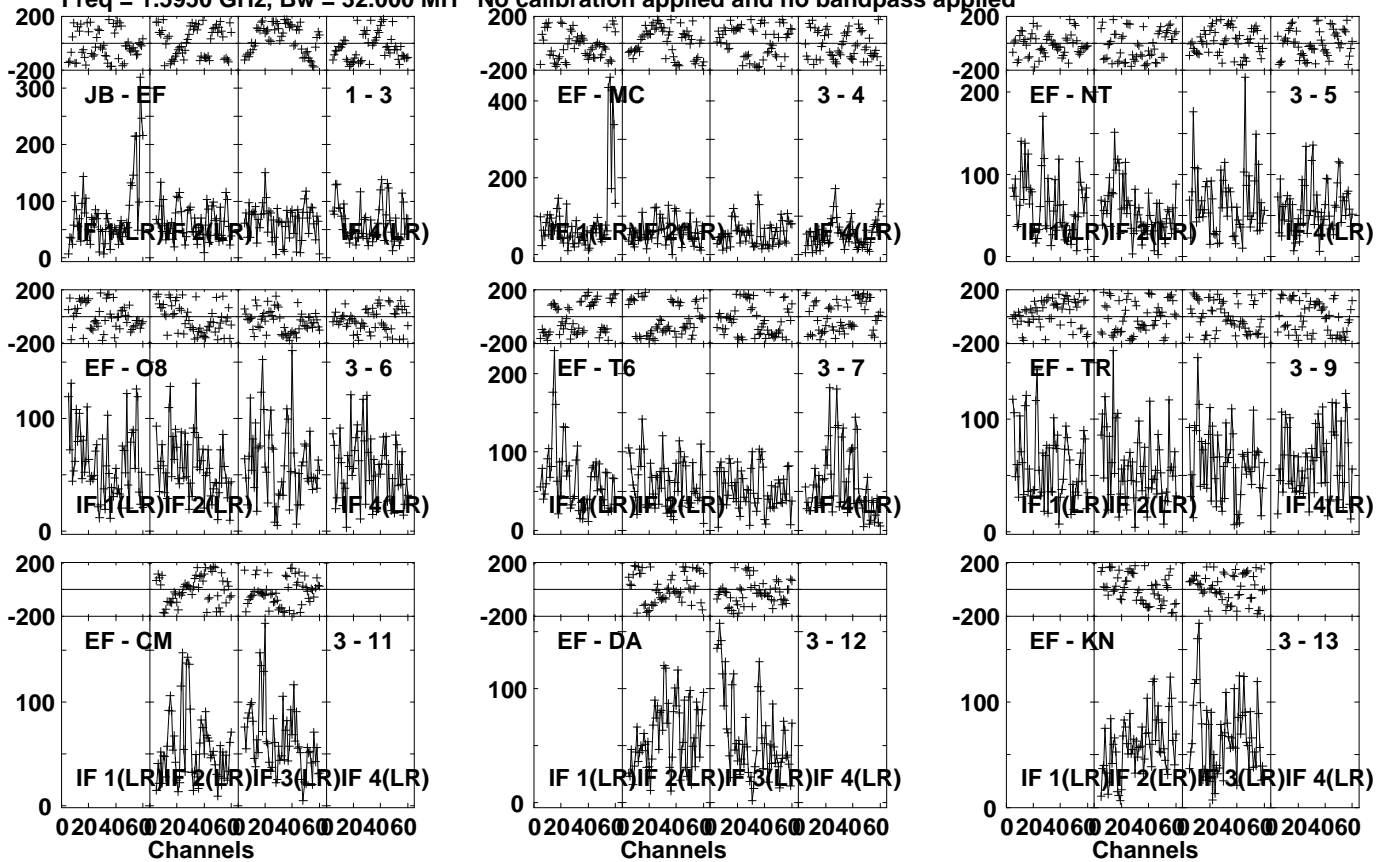
Timerange: 00/21:47:01 to 00/21:47:59

Plot file version 15 created 27-MAR-2024 20:22:55

CP33 038 EM164C.UVDATA.1

Freq = 1.5950 GHz, Bw = 32.000 MH

No calibration applied and no bandpass applied

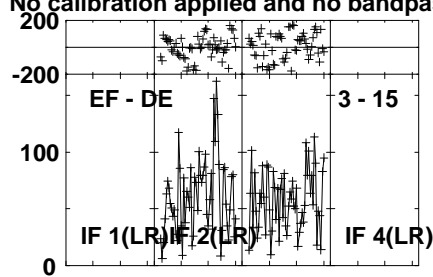
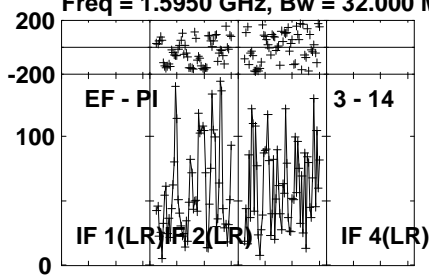


Lower frame: Micro Ampl Jy Top frame: Phas deg
Vector averaged cross-power spectrum Several baselines displayed
Timerange: 00/21:48:01 to 00/21:51:59

Plot file version 16 created 27-MAR-2024 20:22:56

CP33 038 EM164C.UVDATA.1

Freq = 1.5950 GHz, Bw = 32.000 MH No calibration applied and no bandpass applied



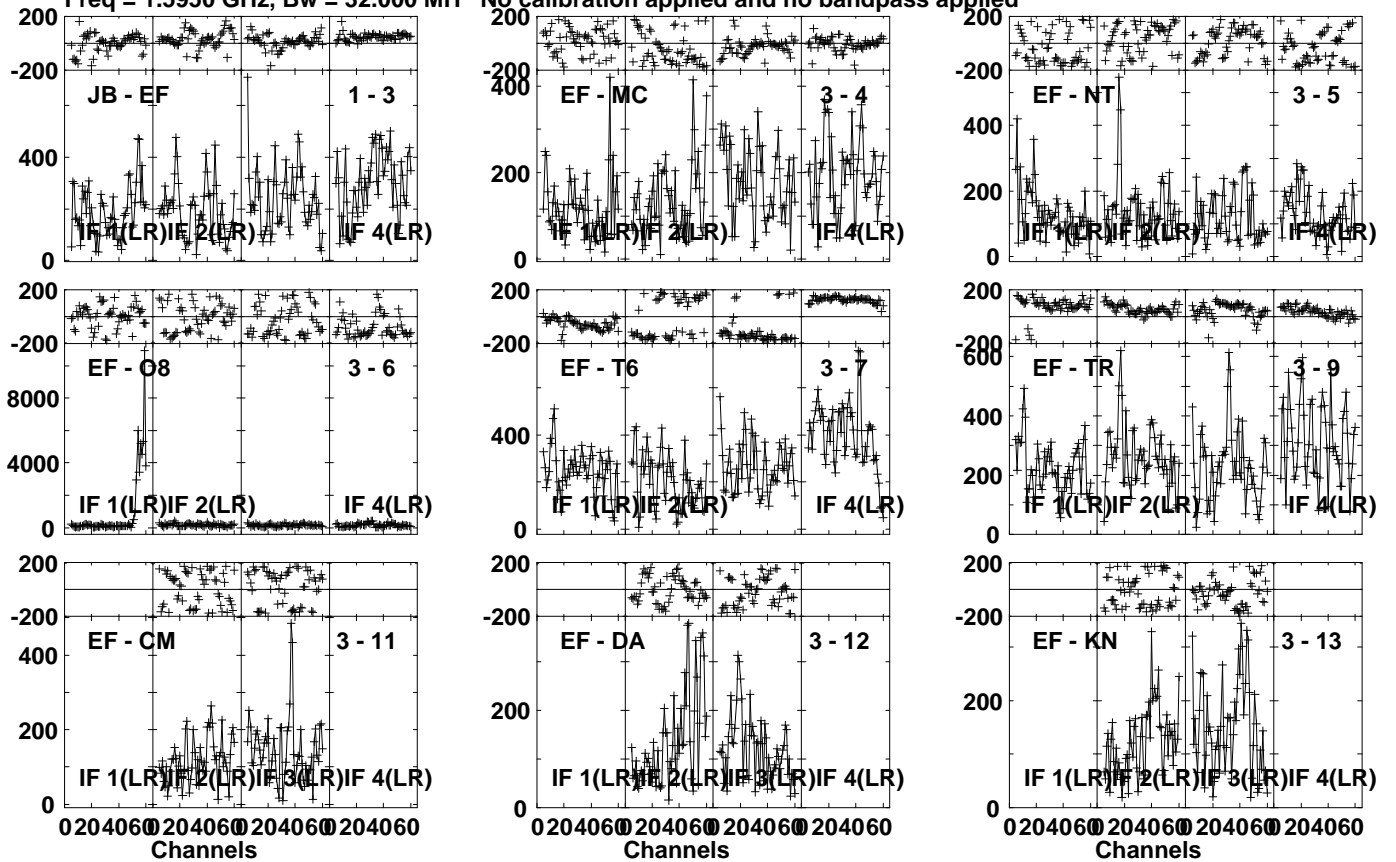
Lower frame: Micro Ampl Jy Top frame: Phas deg
Vector averaged cross-power spectrum Several baselines displayed
Timerange: 00/21:48:01 to 00/21:51:59

Plot file version 17 created 27-MAR-2024 20:22:56

J1037+5711 EM164C.UVDATA.1

Freq = 1.5950 GHz, Bw = 32.000 MH

No calibration applied and no bandpass applied



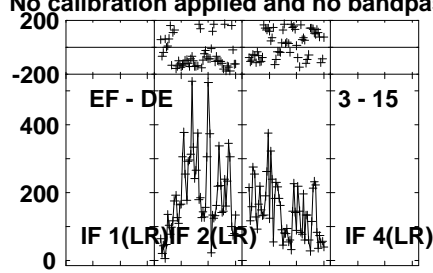
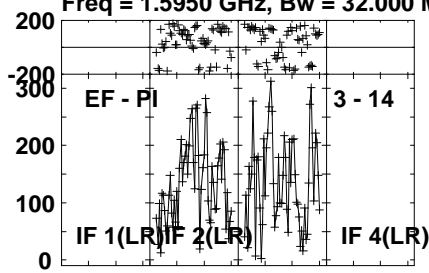
Lower frame: Micro Ampl Jy Top frame: Phas deg
Vector averaged cross-power spectrum Several baselines displayed
Timerange: 00/21:52:31 to 00/21:53:29

Plot file version 18 created 27-MAR-2024 20:22:56

J1037+5711 EM164C.UVDATA.1

Freq = 1.5950 GHz, Bw = 32.000 MH

No calibration applied and no bandpass applied



Lower frame: Micro Ampl Jy Top frame: Phas deg

Vector averaged cross-power spectrum Several baselines displayed

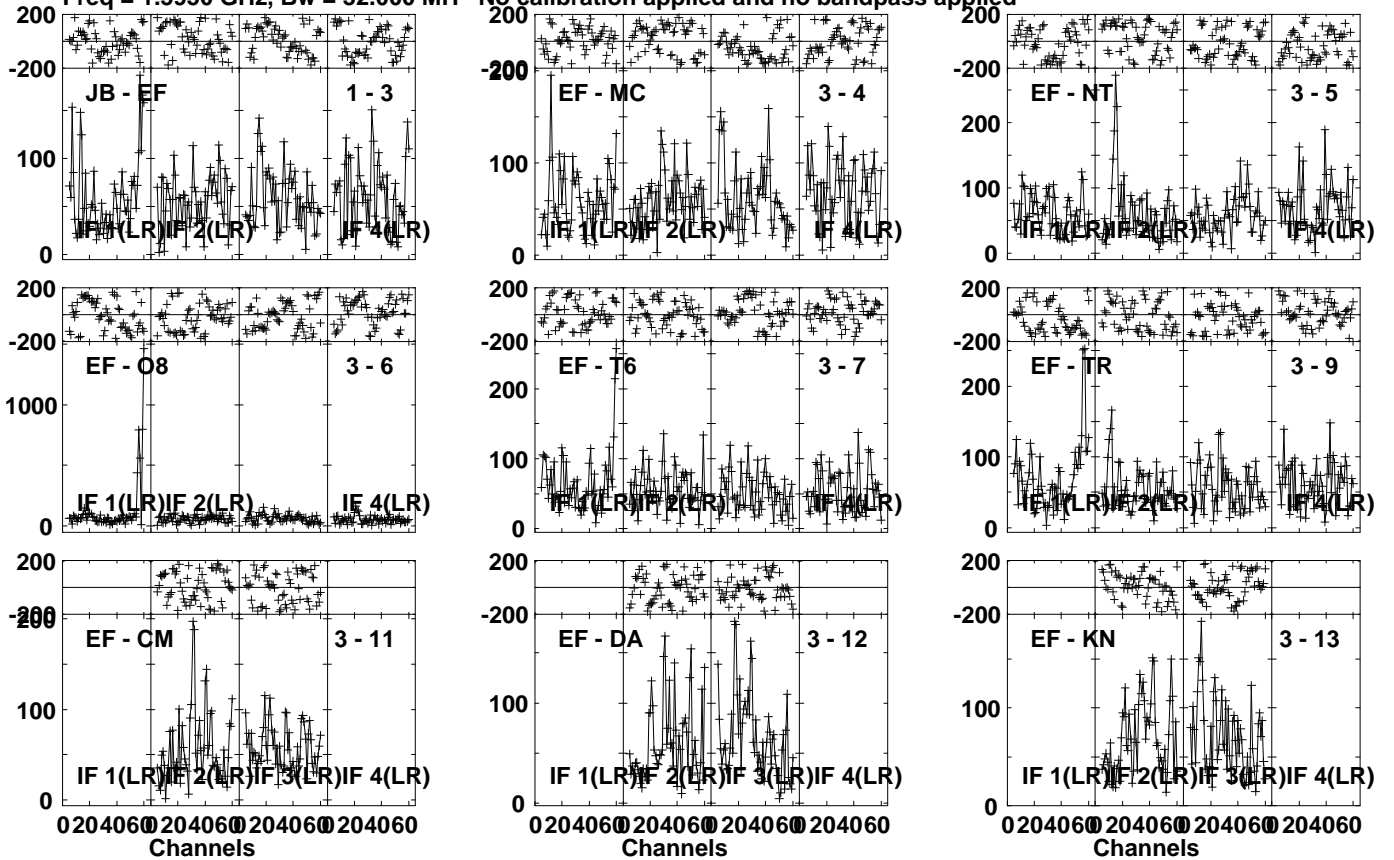
Timerange: 00/21:52:31 to 00/21:53:29

Plot file version 19 created 27-MAR-2024 20:22:56

CP34 008 EM164C.UVDATA.1

Freq = 1.5950 GHz, Bw = 32.000 MH

No calibration applied and no bandpass applied

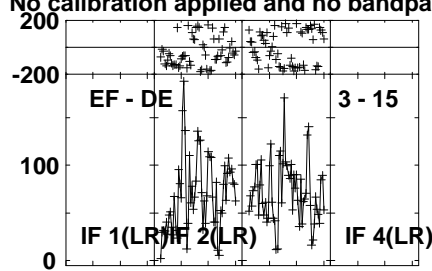
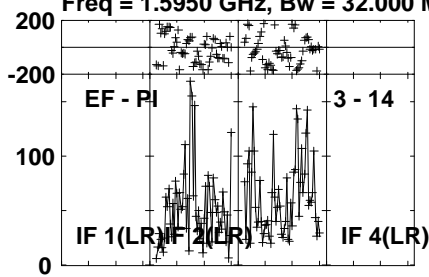


Lower frame: Micro Ampl Jy Top frame: Phas deg
Vector averaged cross-power spectrum Several baselines displayed
Timerange: 00/21:53:31 to 00/21:57:29

Plot file version 20 created 27-MAR-2024 20:22:56

CP34 008 EM164C.UVDATA.1

Freq = 1.5950 GHz, Bw = 32.000 MH No calibration applied and no bandpass applied



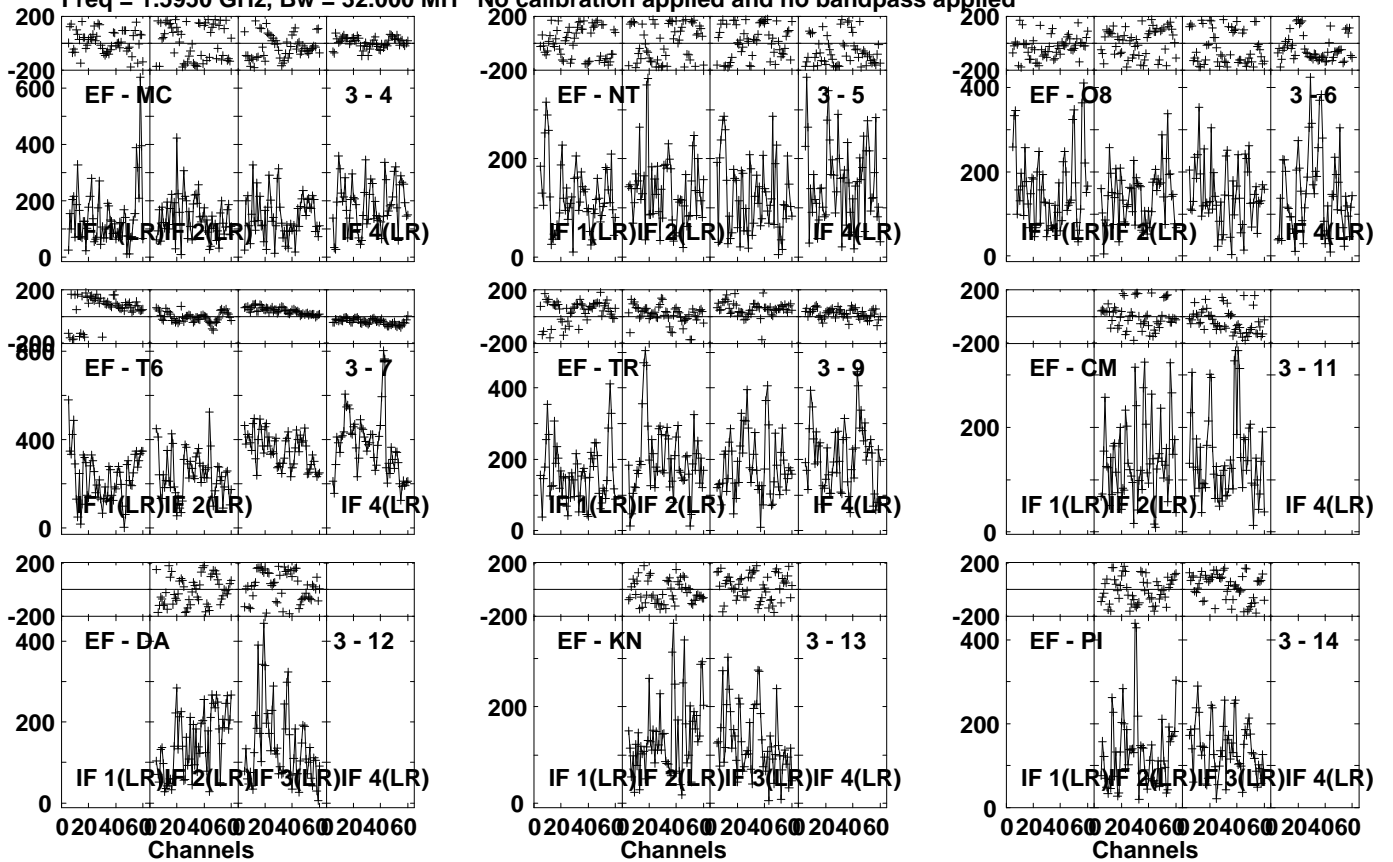
Lower frame: Micro Ampl Jy Top frame: Phas deg
Vector averaged cross-power spectrum Several baselines displayed
Timerange: 00/21:53:31 to 00/21:57:29

Plot file version 21 created 27-MAR-2024 20:22:56

J1037+5711 EM164C.UVDATA.1

Freq = 1.5950 GHz, Bw = 32.000 MH

No calibration applied and no bandpass applied

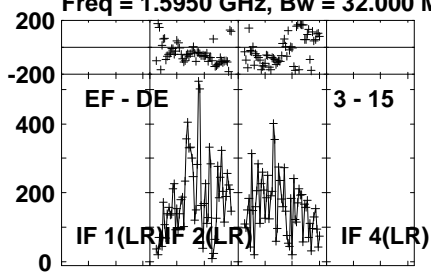


Lower frame: Micro Ampl Jy Top frame: Phas deg
Vector averaged cross-power spectrum Several baselines displayed
Timerange: 00/21:58:01 to 00/21:58:59

Plot file version 22 created 27-MAR-2024 20:22:56

J1037+5711 EM164C.UVDATA.1

Freq = 1.5950 GHz, Bw = 32.000 MH No calibration applied and no bandpass applied



Lower frame: Micro Ampl Jy Top frame: Phas deg

Vector averaged cross-power spectrum Several baselines displayed

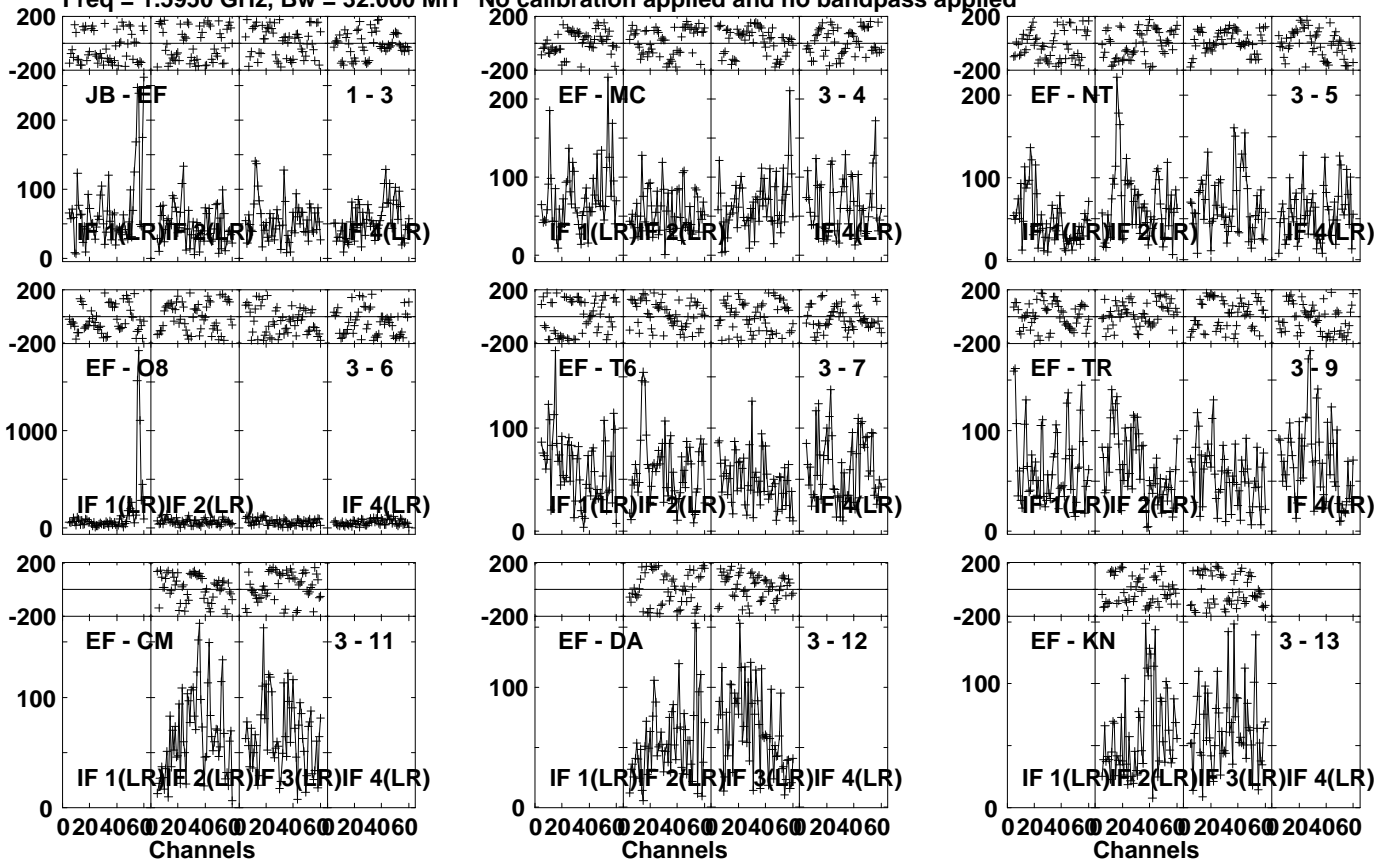
Timerange: 00/21:58:01 to 00/21:58:59

Plot file version 23 created 27-MAR-2024 20:22:56

CP34 008 EM164C.UVDATA.1

Freq = 1.5950 GHz, Bw = 32.000 MH

No calibration applied and no bandpass applied

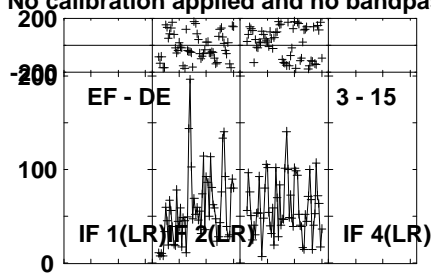
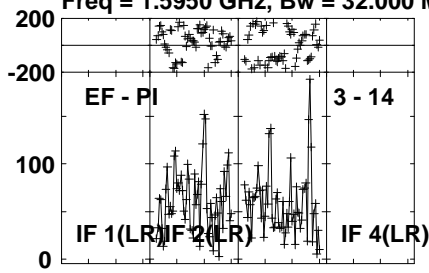


Lower frame: Micro Ampl Jy Top frame: Phas deg
Vector averaged cross-power spectrum Several baselines displayed
Timerange: 00/21:59:01 to 00/22:02:59

Plot file version 24 created 27-MAR-2024 20:22:57

CP34 008 EM164C.UVDATA.1

Freq = 1.5950 GHz, Bw = 32.000 MH No calibration applied and no bandpass applied



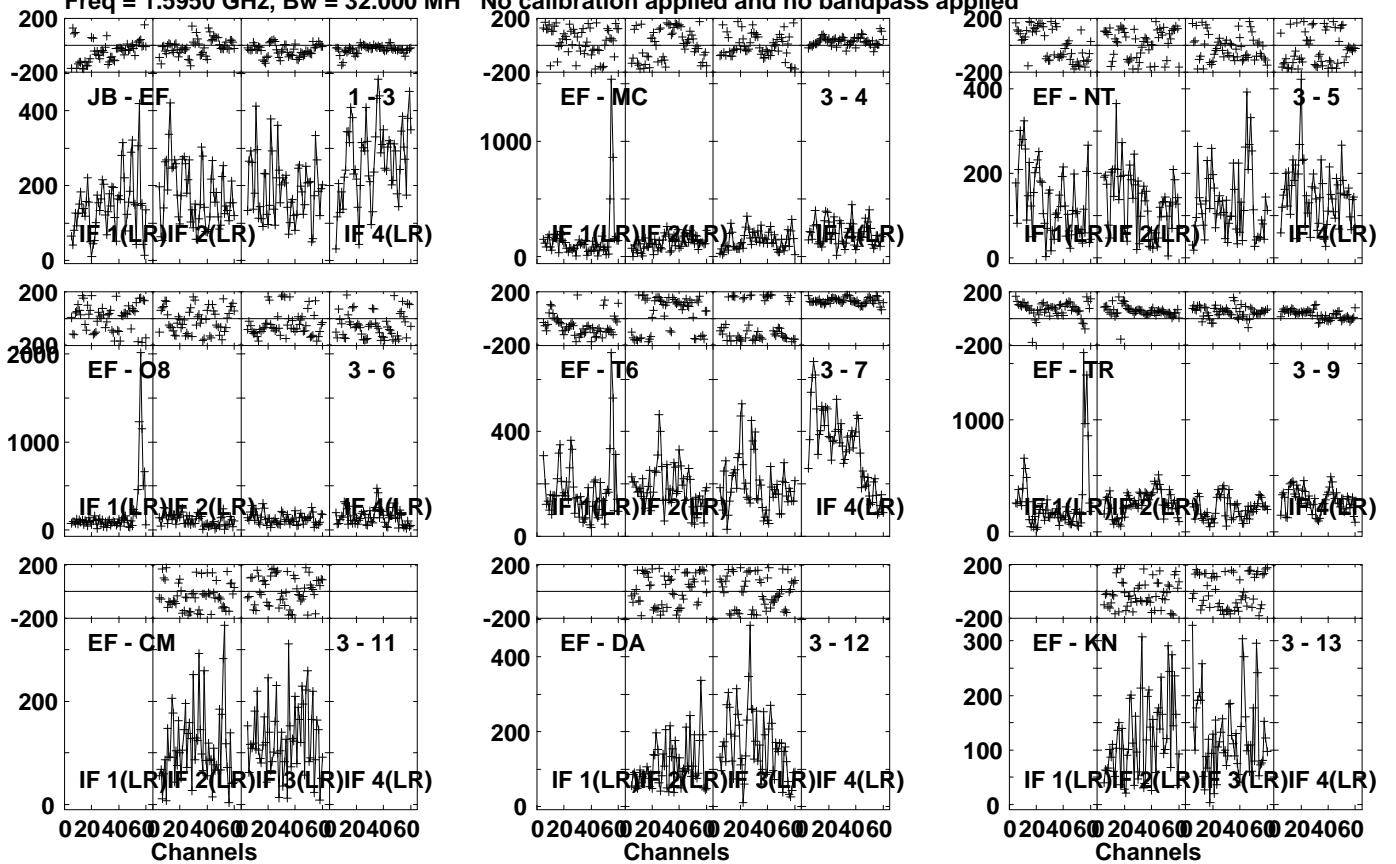
Lower frame: Micro Ampl Jy Top frame: Phas deg
Vector averaged cross-power spectrum Several baselines displayed
Timerange: 00/21:59:01 to 00/22:02:59

Plot file version 25 created 27-MAR-2024 20:22:57

J1037+5711 EM164C.UVDATA.1

Freq = 1.5950 GHz, Bw = 32.000 MH

No calibration applied and no bandpass applied



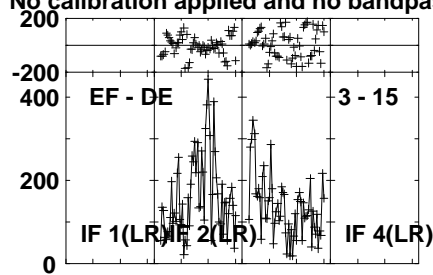
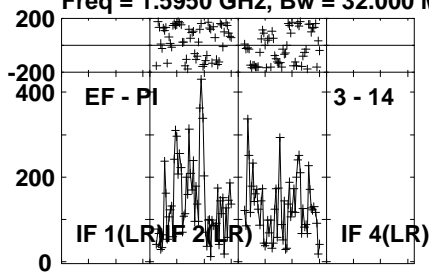
Lower frame: Micro Ampl Jy Top frame: Phas deg
Vector averaged cross-power spectrum Several baselines displayed
Timerange: 00/22:03:31 to 00/22:04:29

Plot file version 26 created 27-MAR-2024 20:22:57

J1037+5711 EM164C.UVDATA.1

Freq = 1.5950 GHz, Bw = 32.000 MH

No calibration applied and no bandpass applied



Lower frame: Micro Ampl Jy Top frame: Phas deg

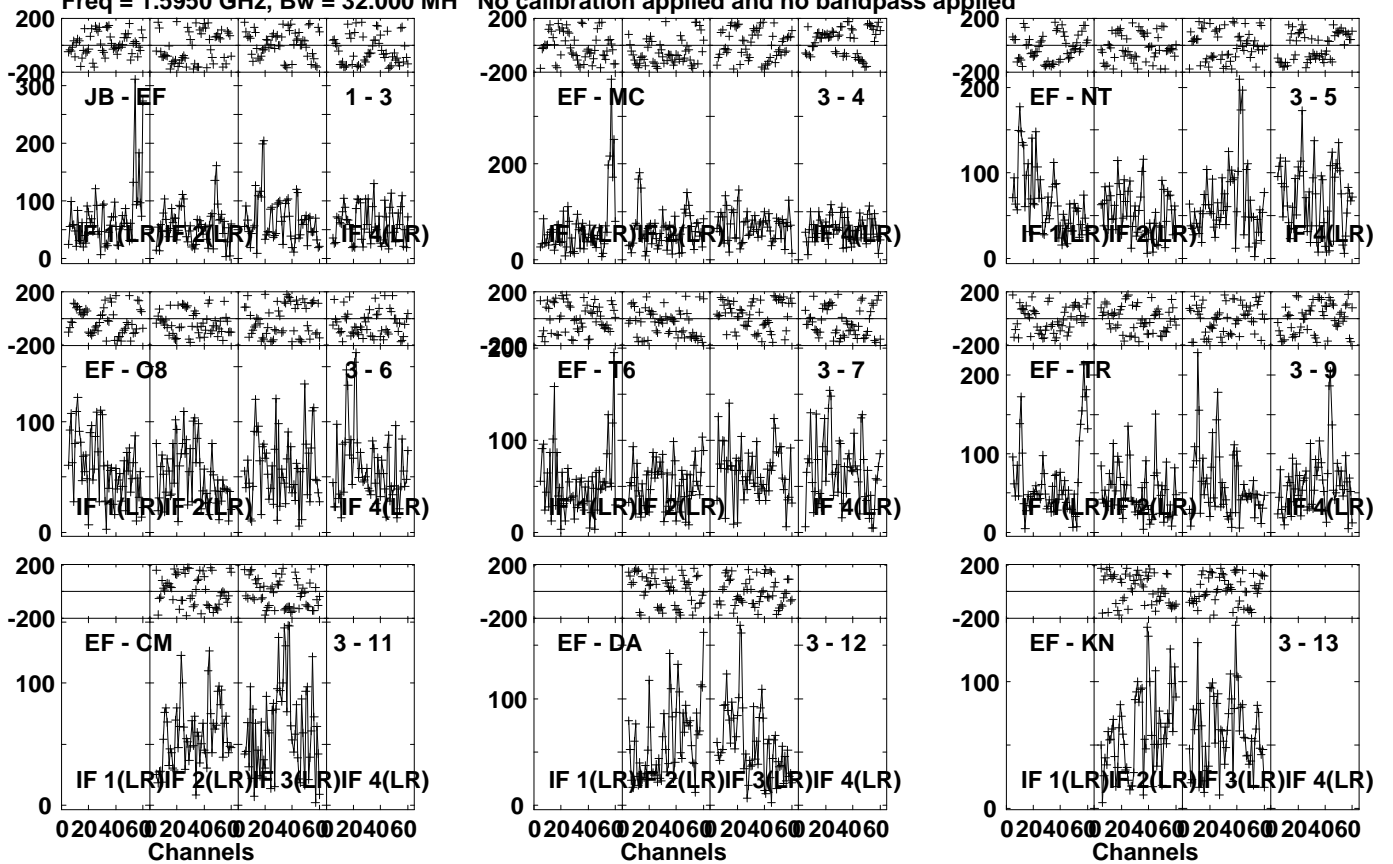
Vector averaged cross-power spectrum Several baselines displayed

Timerange: 00/22:03:31 to 00/22:04:29

Plot file version 27 created 27-MAR-2024 20:22:57

CP43 049 EM164C.UVDATA.1

Freq = 1.5950 GHz, Bw = 32.000 MH No calibration applied and no bandpass applied



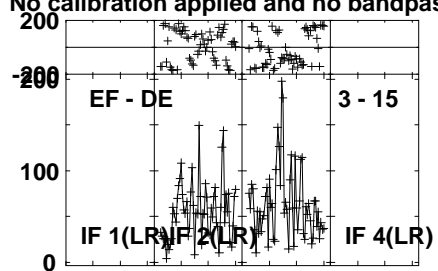
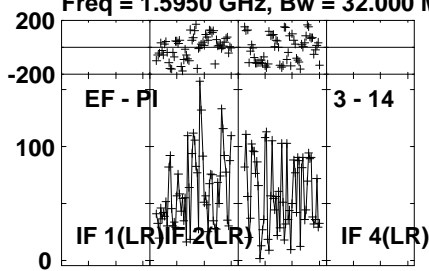
Lower frame: Micro Ampl Jy Top frame: Phas deg
Vector averaged cross-power spectrum Several baselines displayed
Timerange: 00/22:04:31 to 00/22:08:29

Plot file version 28 created 27-MAR-2024 20:22:57

CP43 049 EM164C.UVDATA.1

Freq = 1.5950 GHz, Bw = 32.000 MH

No calibration applied and no bandpass applied



Lower frame: Micro Ampl Jy Top frame: Phas deg

Vector averaged cross-power spectrum Several baselines displayed

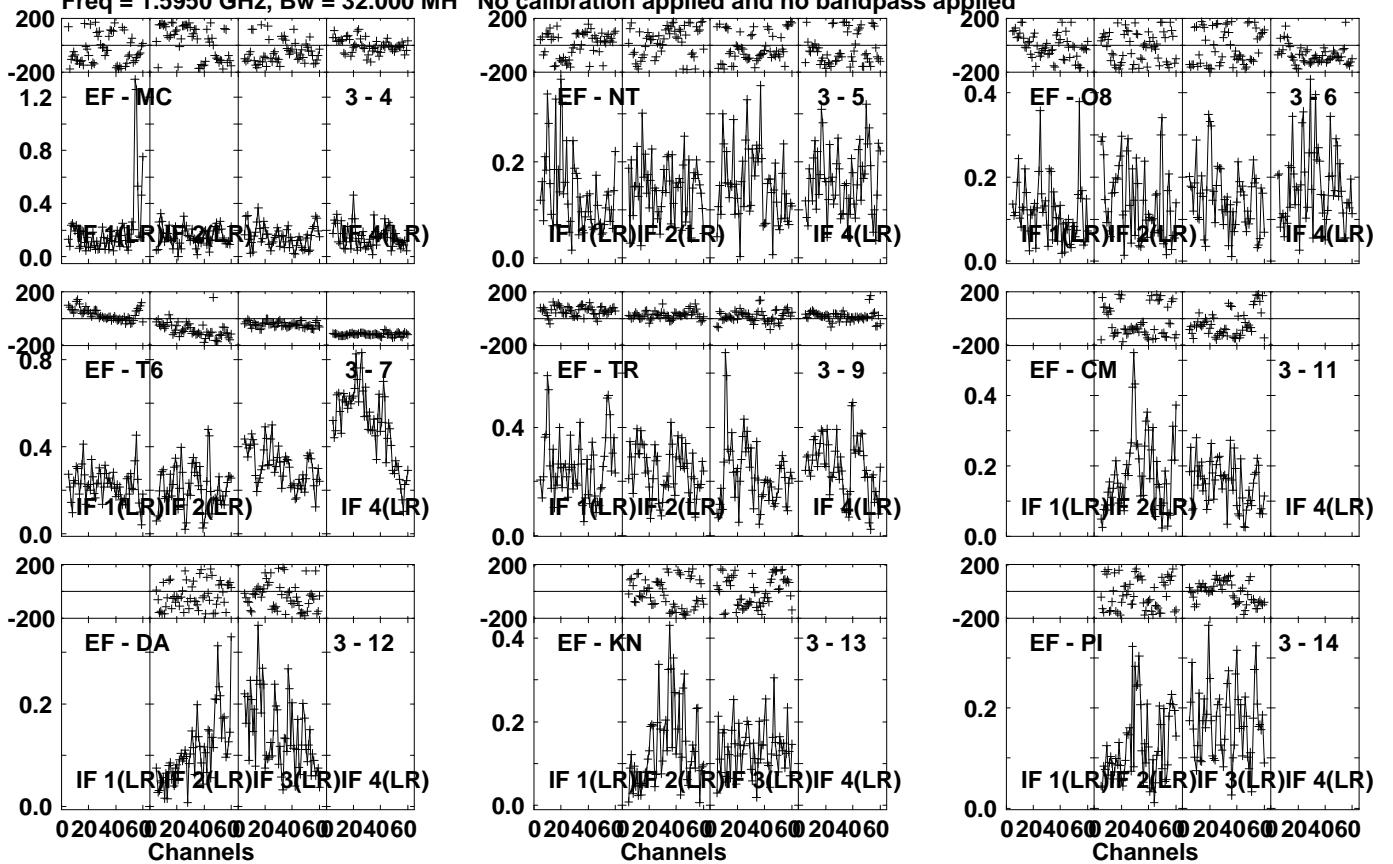
Timerange: 00/22:04:31 to 00/22:08:29

Plot file version 29 created 27-MAR-2024 20:22:57

J1037+5711 EM164C.UVDATA.1

Freq = 1.5950 GHz, Bw = 32.000 MH

No calibration applied and no bandpass applied

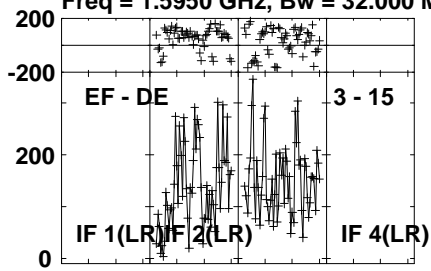


Lower frame: Milli Ampl Jy Top frame: Phas deg
Vector averaged cross-power spectrum Several baselines displayed
Timerange: 00/22:09:01 to 00/22:09:59

Plot file version 30 created 27-MAR-2024 20:22:57

J1037+5711 EM164C.UVDATA.1

Freq = 1.5950 GHz, Bw = 32.000 MH No calibration applied and no bandpass applied



Lower frame: Micro Ampl Jy Top frame: Phas deg

Vector averaged cross-power spectrum Several baselines displayed

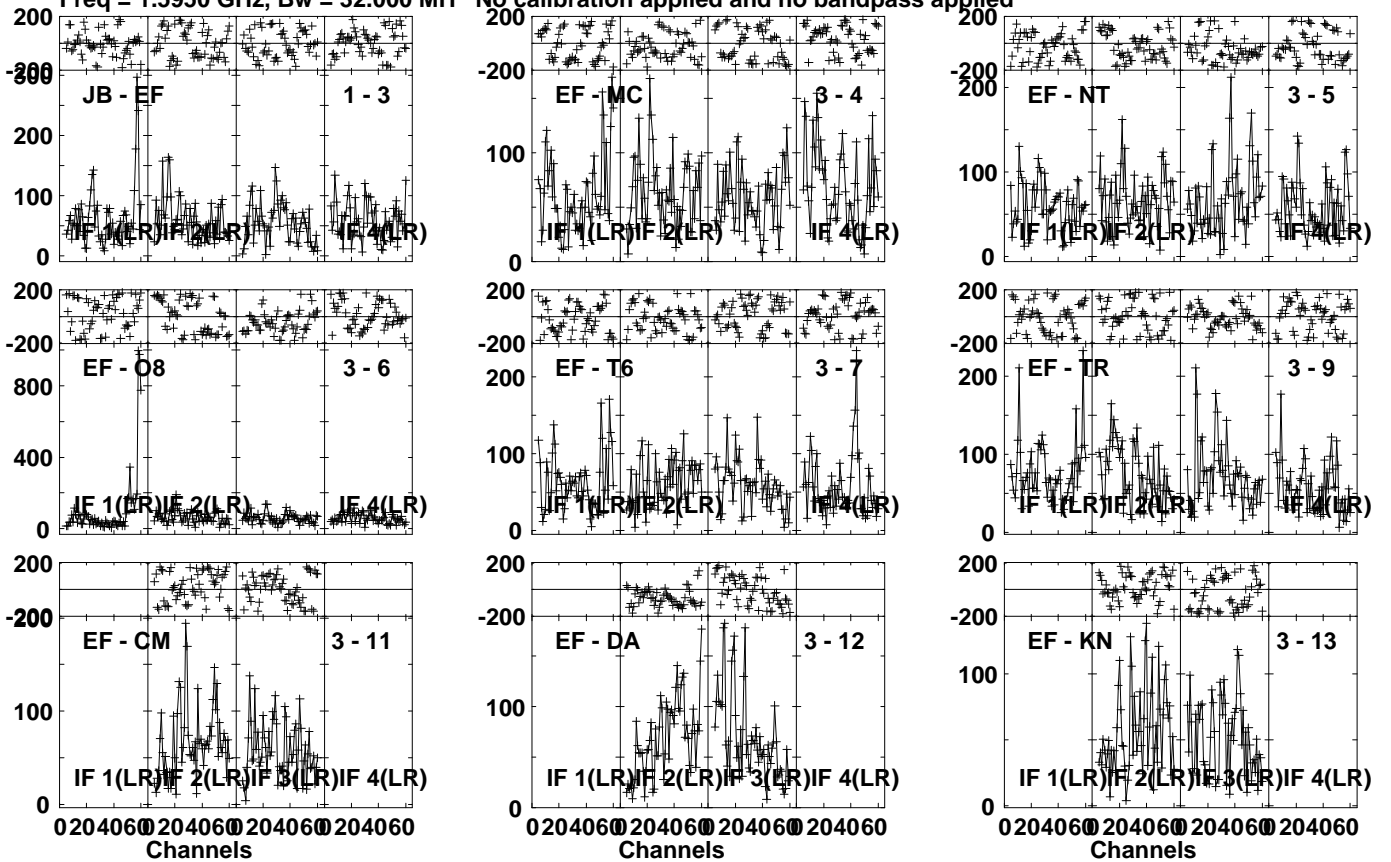
Timerange: 00/22:09:01 to 00/22:09:59

Plot file version 31 created 27-MAR-2024 20:22:57

CP43 049 EM164C.UVDATA.1

Freq = 1.5950 GHz, Bw = 32.000 MH

No calibration applied and no bandpass applied



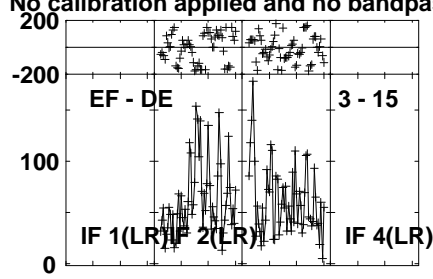
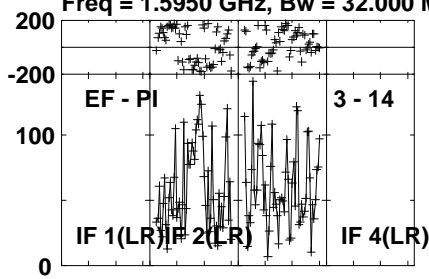
Lower frame: Micro Ampl Jy Top frame: Phas deg
Vector averaged cross-power spectrum Several baselines displayed
Timerange: 00/22:10:01 to 00/22:13:59

Plot file version 32 created 27-MAR-2024 20:22:58

CP43 049 EM164C.UVDATA.1

Freq = 1.5950 GHz, Bw = 32.000 MH

No calibration applied and no bandpass applied



Lower frame: Micro Ampl Jy Top frame: Phas deg

Vector averaged cross-power spectrum Several baselines displayed

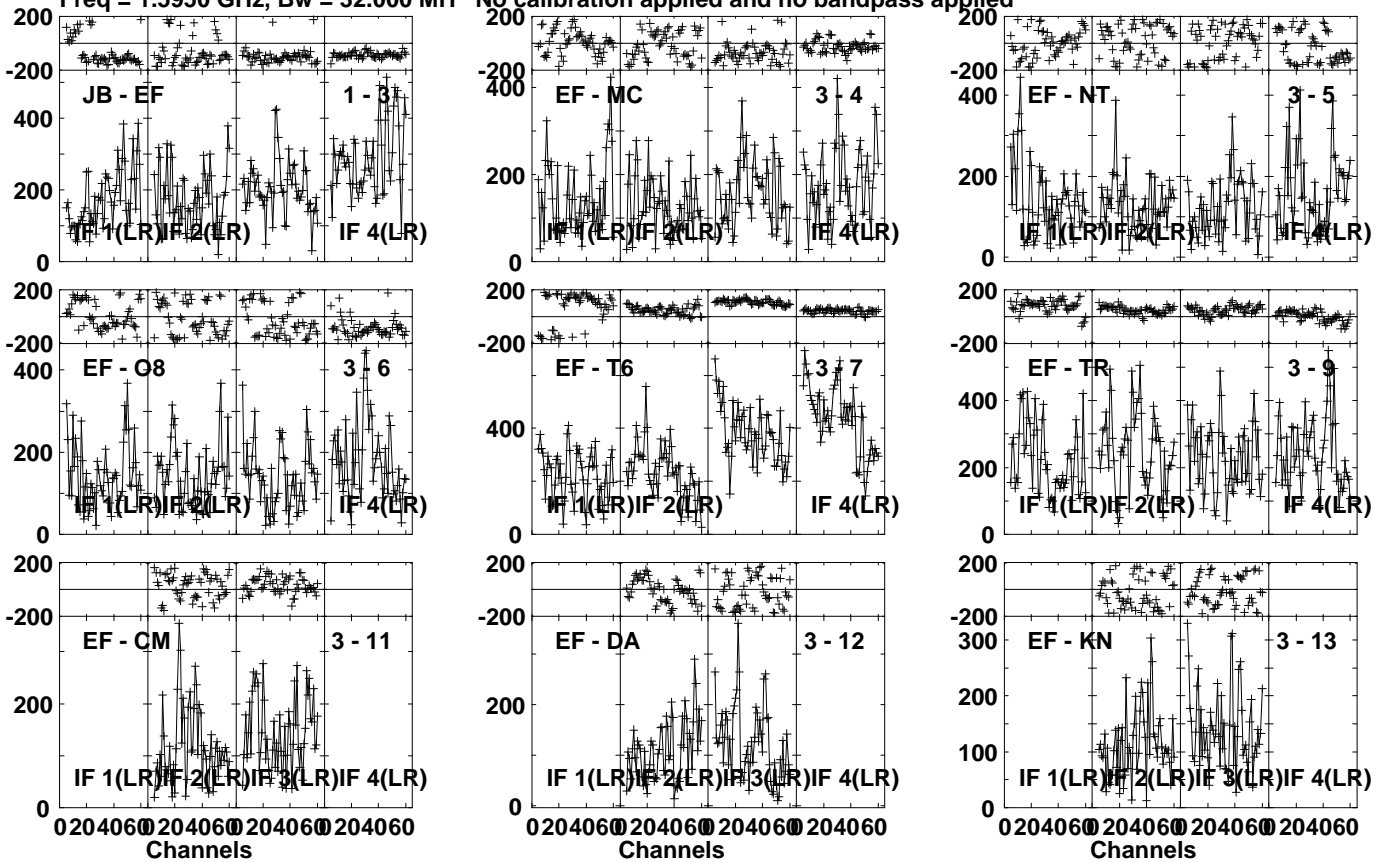
Timerange: 00/22:10:01 to 00/22:13:59

Plot file version 33 created 27-MAR-2024 20:22:58

J1037+5711 EM164C.UVDATA.1

Freq = 1.5950 GHz, Bw = 32.000 MH

No calibration applied and no bandpass applied

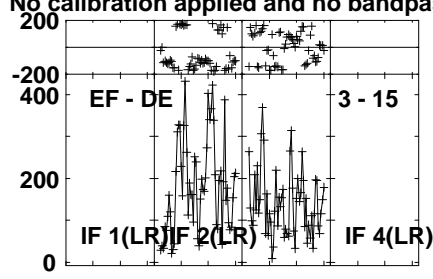
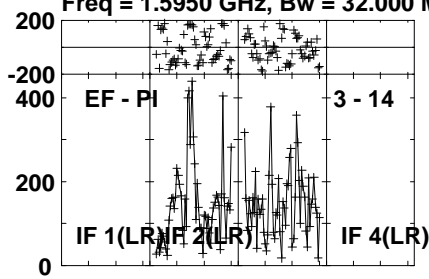


Lower frame: Micro Ampl Jy Top frame: Phas deg
Vector averaged cross-power spectrum Several baselines displayed
Timerange: 00/22:14:31 to 00/22:15:29

Plot file version 34 created 27-MAR-2024 20:22:58

J1037+5711 EM164C.UVDATA.1

Freq = 1.5950 GHz, Bw = 32.000 MH No calibration applied and no bandpass applied



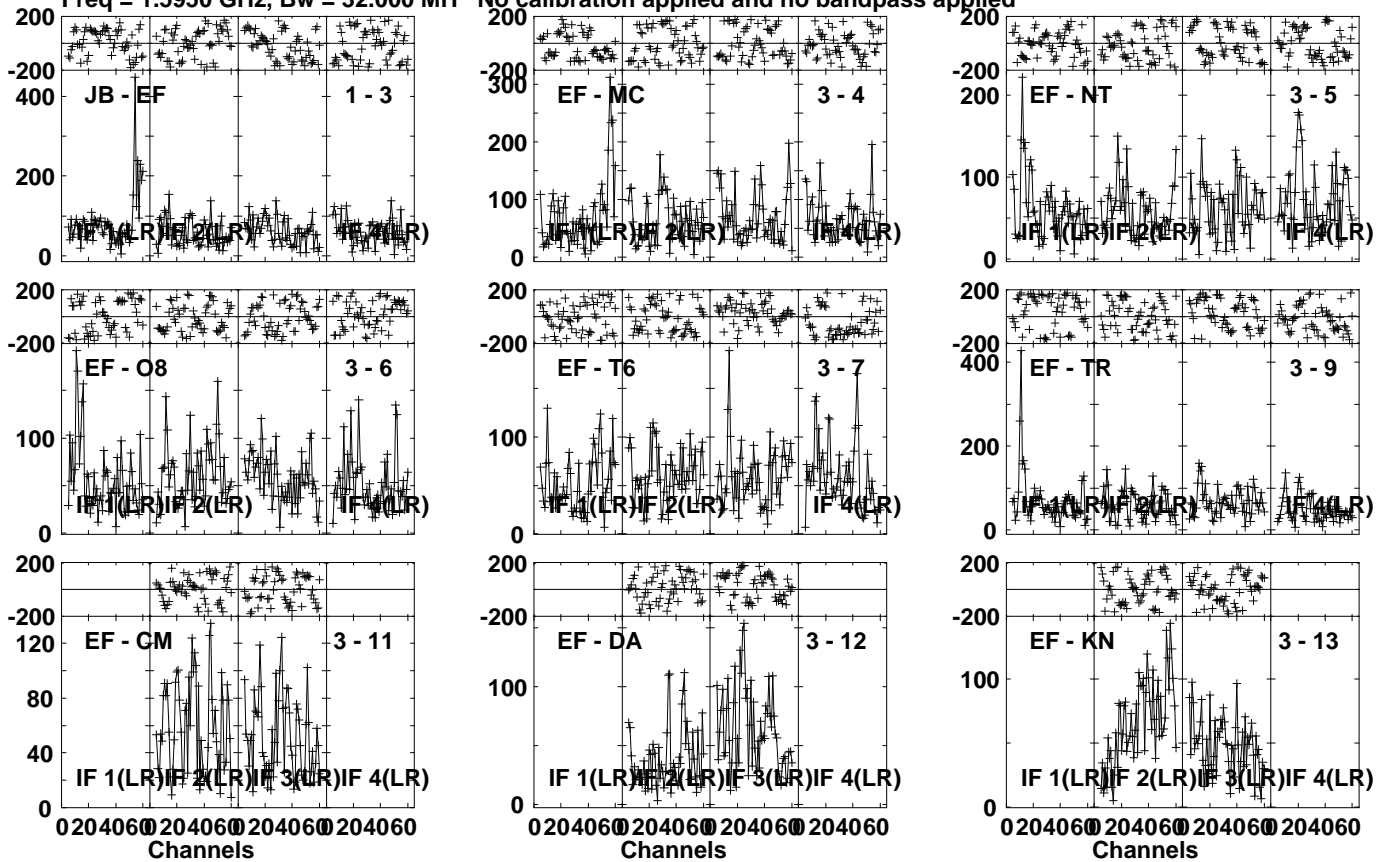
Lower frame: Micro Ampl Jy Top frame: Phas deg
Vector averaged cross-power spectrum Several baselines displayed
Timerange: 00/22:14:31 to 00/22:15:29

Plot file version 35 created 27-MAR-2024 20:22:58

CP42 027 EM164C.UVDATA.1

Freq = 1.5950 GHz, Bw = 32.000 MH

No calibration applied and no bandpass applied



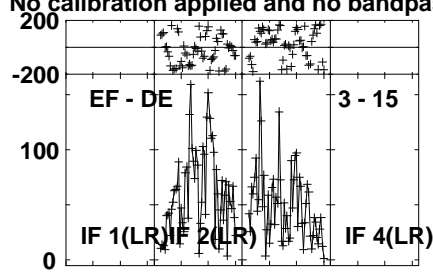
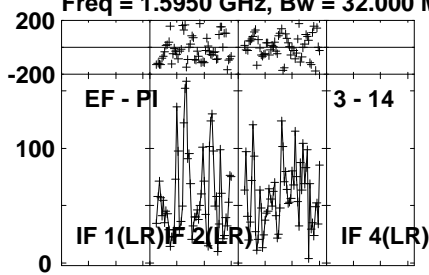
Lower frame: Micro Ampl Jy Top frame: Phas deg
Vector averaged cross-power spectrum Several baselines displayed
Timerange: 00/22:15:31 to 00/22:19:29

Plot file version 36 created 27-MAR-2024 20:22:58

CP42 027 EM164C.UVDATA.1

Freq = 1.5950 GHz, Bw = 32.000 MH

No calibration applied and no bandpass applied



Lower frame: Micro Ampl Jy Top frame: Phas deg

Vector averaged cross-power spectrum Several baselines displayed

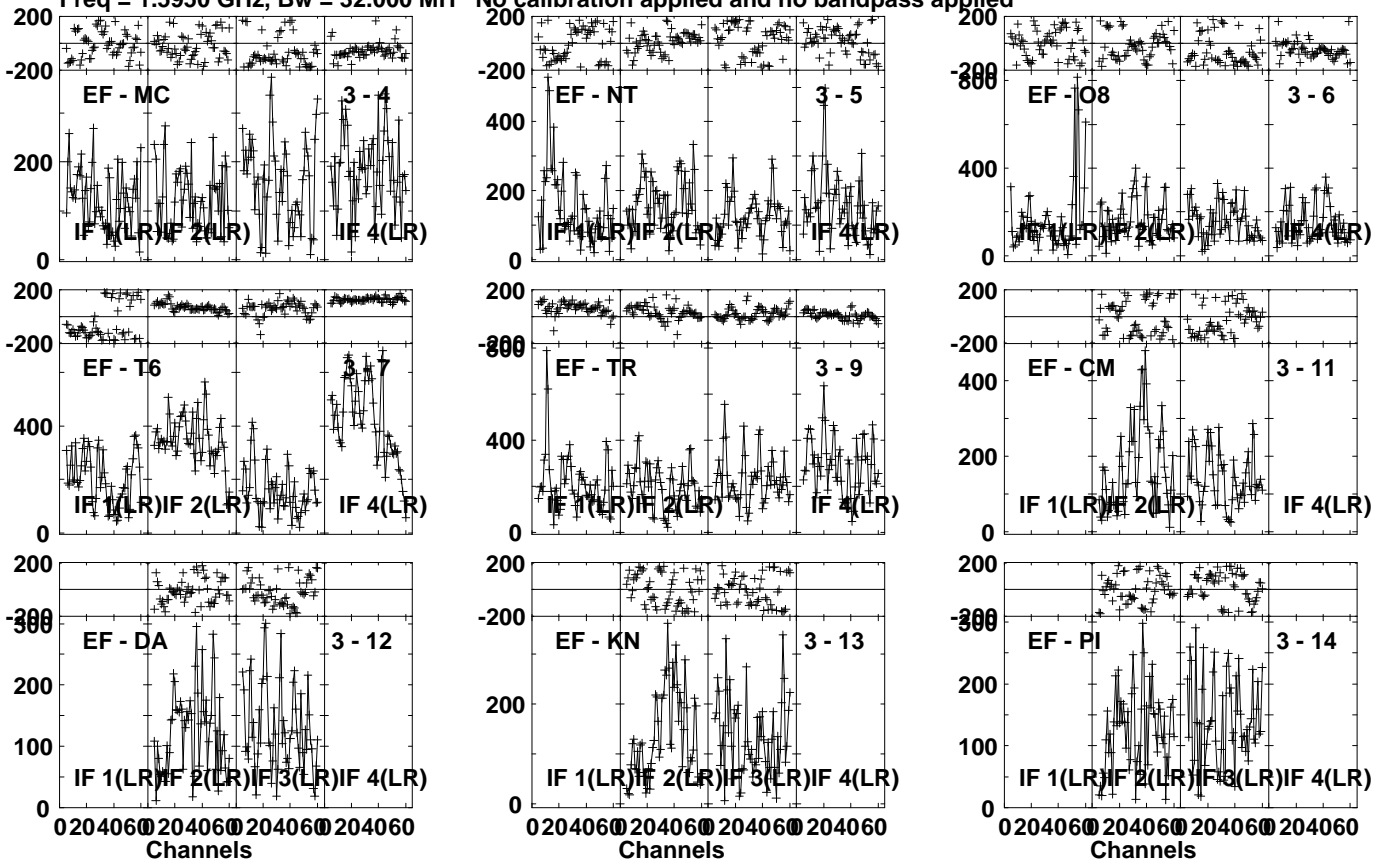
Timerange: 00/22:15:31 to 00/22:19:29

Plot file version 37 created 27-MAR-2024 20:22:58

J1037+5711 EM164C.UVDATA.1

Freq = 1.5950 GHz, Bw = 32.000 MH

No calibration applied and no bandpass applied

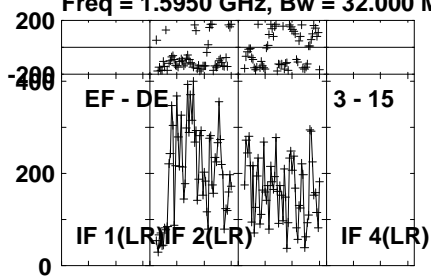


Lower frame: Micro Ampl Jy Top frame: Phas deg
Vector averaged cross-power spectrum Several baselines displayed
Timerange: 00/22:20:01 to 00/22:20:59

Plot file version 38 created 27-MAR-2024 20:22:58

J1037+5711 EM164C.UVDATA.1

Freq = 1.5950 GHz, Bw = 32.000 MH No calibration applied and no bandpass applied



Lower frame: Micro Ampl Jy Top frame: Phas deg

Vector averaged cross-power spectrum Several baselines displayed

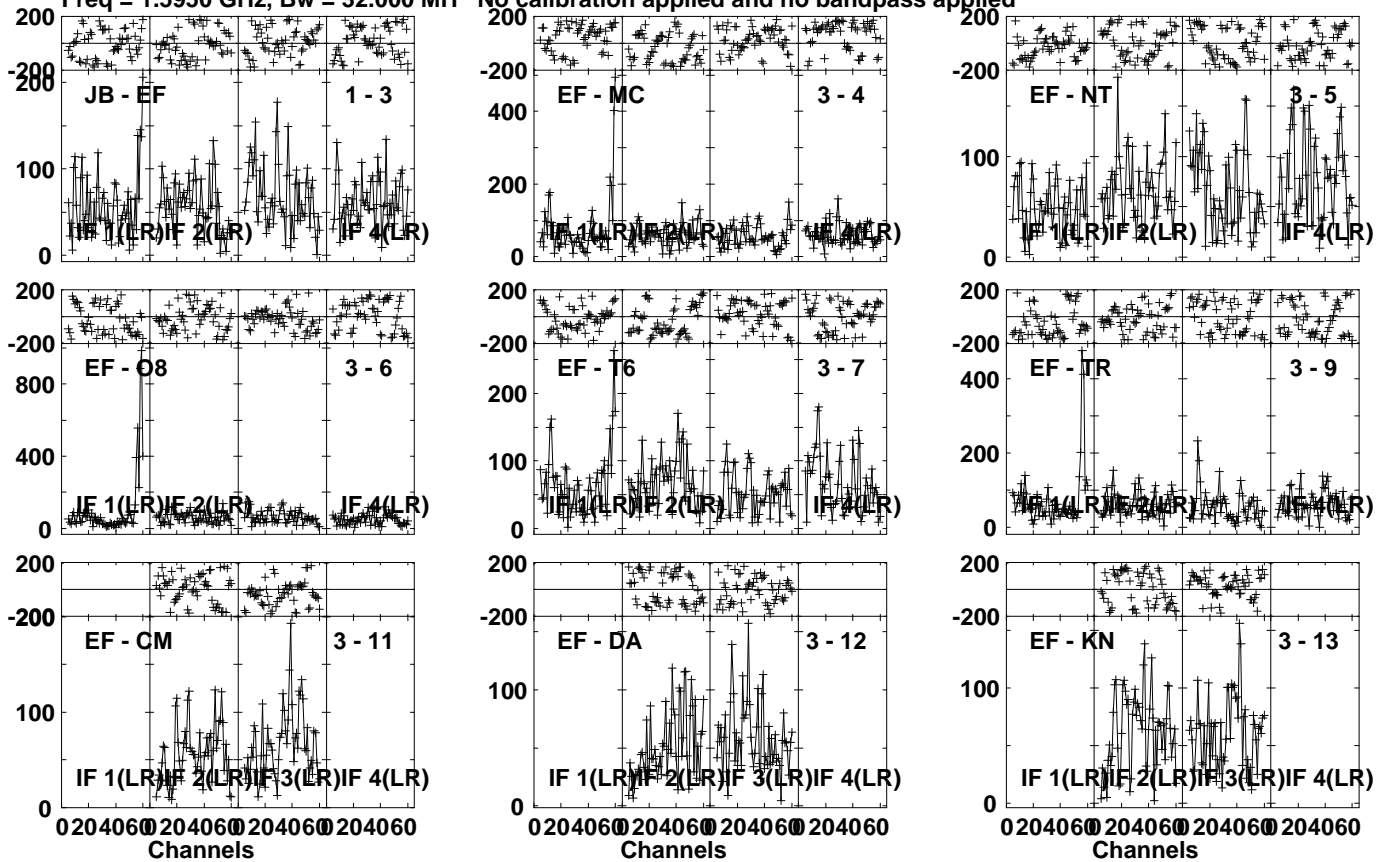
Timerange: 00/22:20:01 to 00/22:20:59

Plot file version 39 created 27-MAR-2024 20:22:58

CP42 027 EM164C.UVDATA.1

Freq = 1.5950 GHz, Bw = 32.000 MH

No calibration applied and no bandpass applied



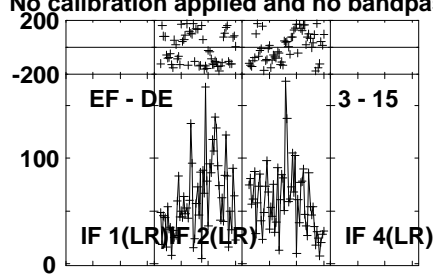
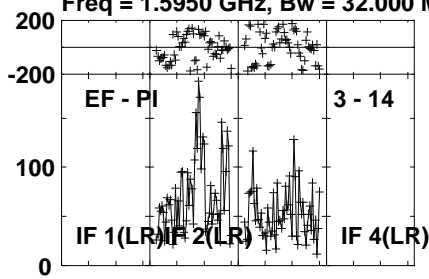
Lower frame: Micro Ampl Jy Top frame: Phas deg
Vector averaged cross-power spectrum Several baselines displayed
Timerange: 00/22:21:01 to 00/22:24:59

Plot file version 40 created 27-MAR-2024 20:22:59

CP42 027 EM164C.UVDATA.1

Freq = 1.5950 GHz, Bw = 32.000 MH

No calibration applied and no bandpass applied



Lower frame: Micro Ampl Jy Top frame: Phas deg

Vector averaged cross-power spectrum Several baselines displayed

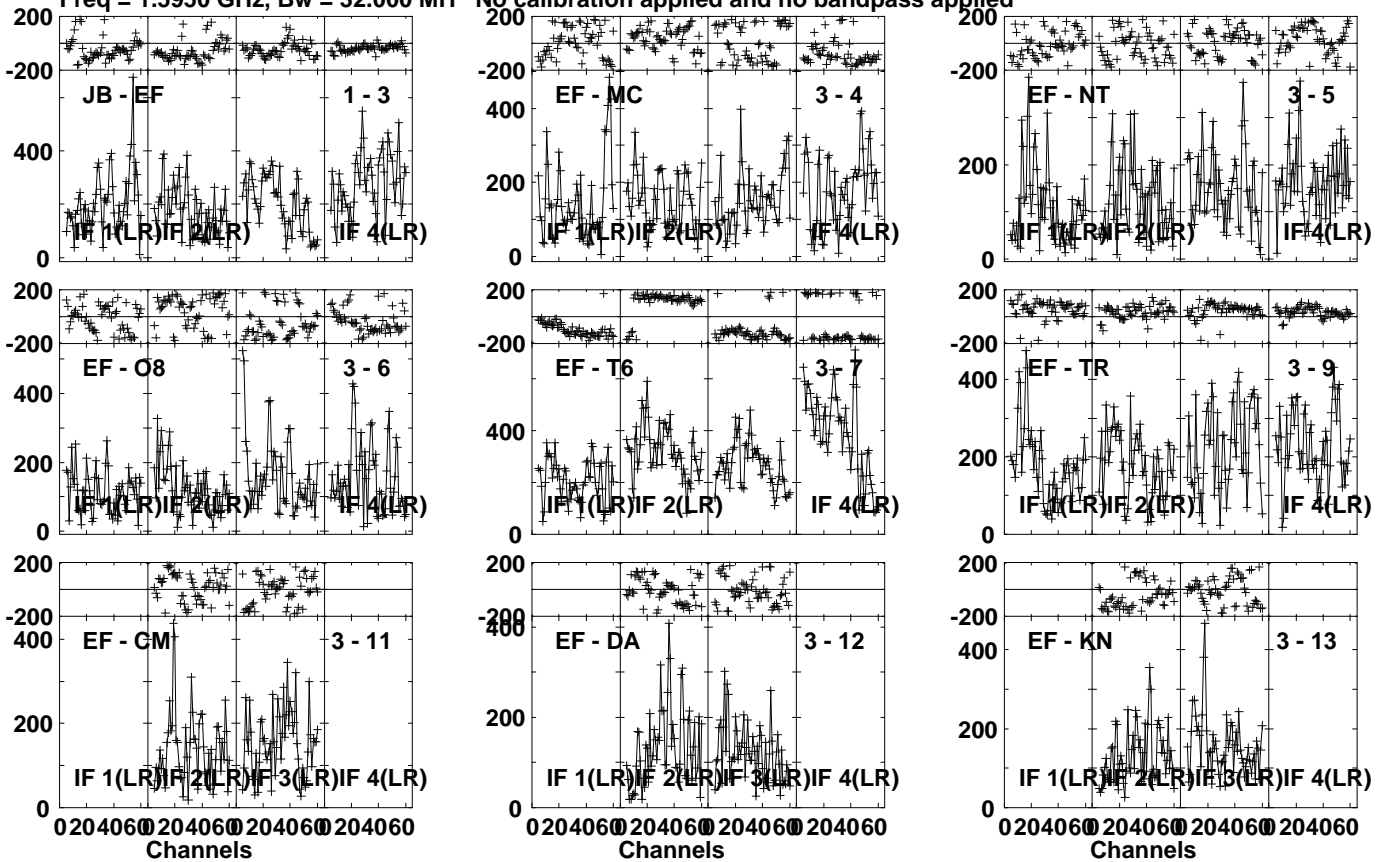
Timerange: 00/22:21:01 to 00/22:24:59

Plot file version 41 created 27-MAR-2024 20:22:59

J1037+5711 EM164C.UVDATA.1

Freq = 1.5950 GHz, Bw = 32.000 MH

No calibration applied and no bandpass applied

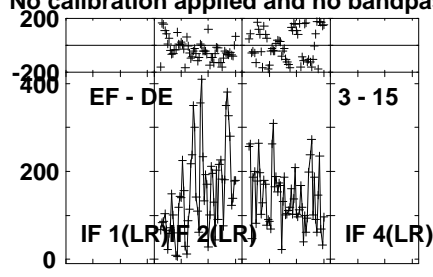
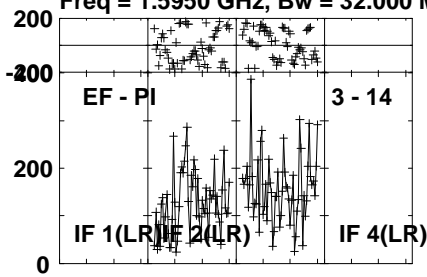


Lower frame: Micro Ampl Jy Top frame: Phas deg
Vector averaged cross-power spectrum Several baselines displayed
Timerange: 00/22:25:31 to 00/22:26:29

Plot file version 42 created 27-MAR-2024 20:22:59

J1037+5711 EM164C.UVDATA.1

Freq = 1.5950 GHz, Bw = 32.000 MH No calibration applied and no bandpass applied



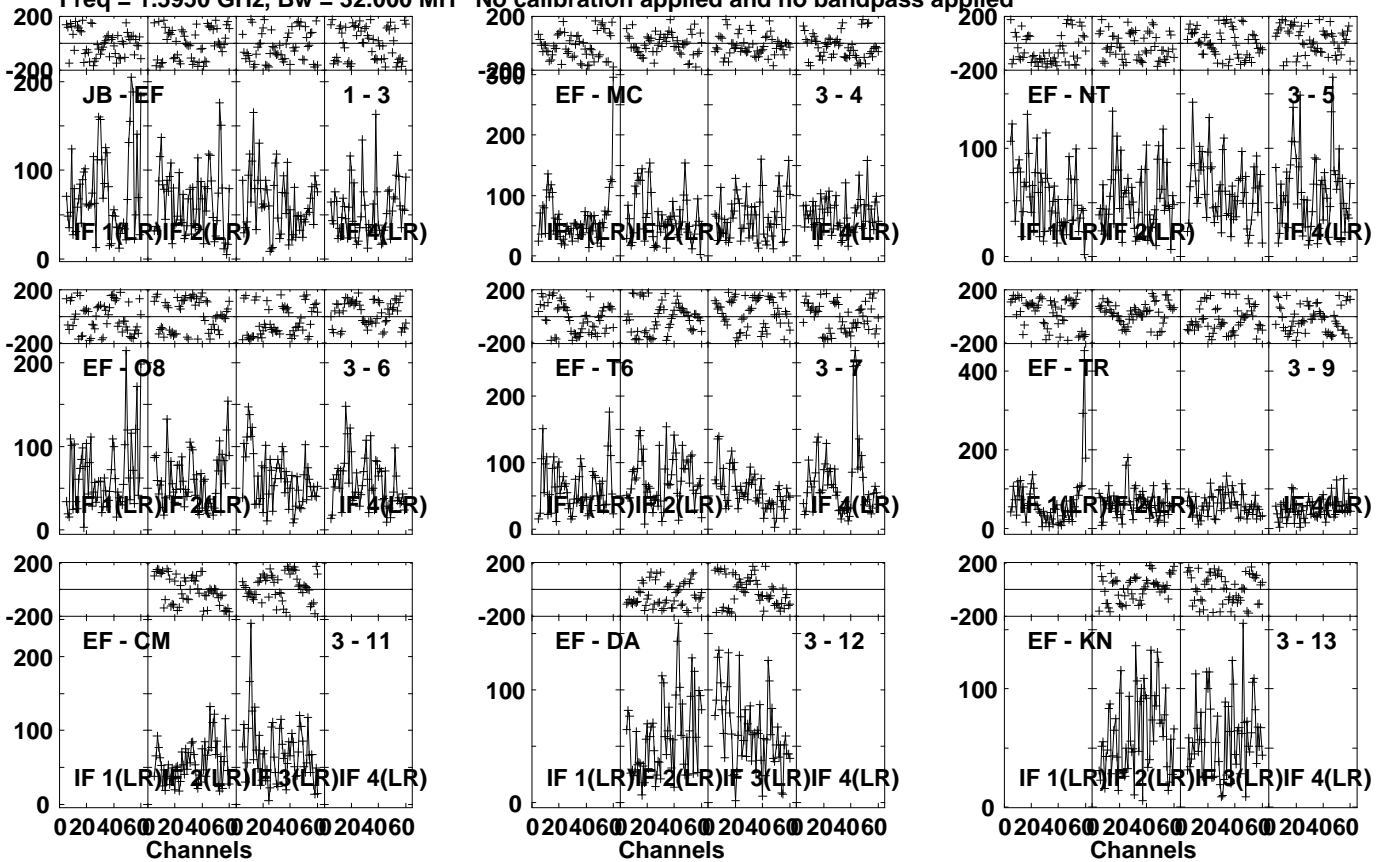
Lower frame: Micro Ampl Jy Top frame: Phas deg
Vector averaged cross-power spectrum Several baselines displayed
Timerange: 00/22:25:31 to 00/22:26:29

Plot file version 43 created 27-MAR-2024 20:22:59

CP41 077 EM164C.UVDATA.1

Freq = 1.5950 GHz, Bw = 32.000 MH

No calibration applied and no bandpass applied

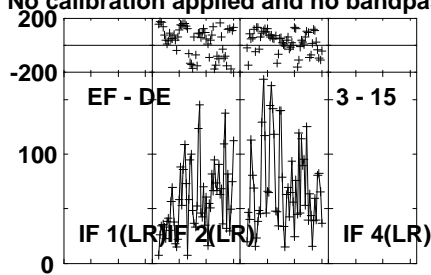
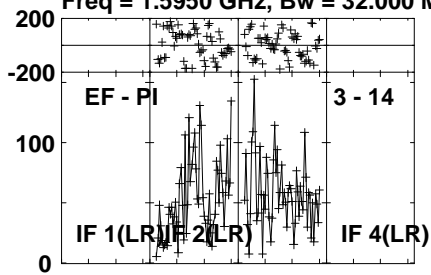


Lower frame: Micro Ampl Jy Top frame: Phas deg
Vector averaged cross-power spectrum Several baselines displayed
Timerange: 00/22:26:31 to 00/22:30:29

Plot file version 44 created 27-MAR-2024 20:22:59

CP41 077 EM164C.UVDATA.1

Freq = 1.5950 GHz, Bw = 32.000 MH No calibration applied and no bandpass applied



Lower frame: Micro Ampl Jy Top frame: Phas deg

Vector averaged cross-power spectrum Several baselines displayed

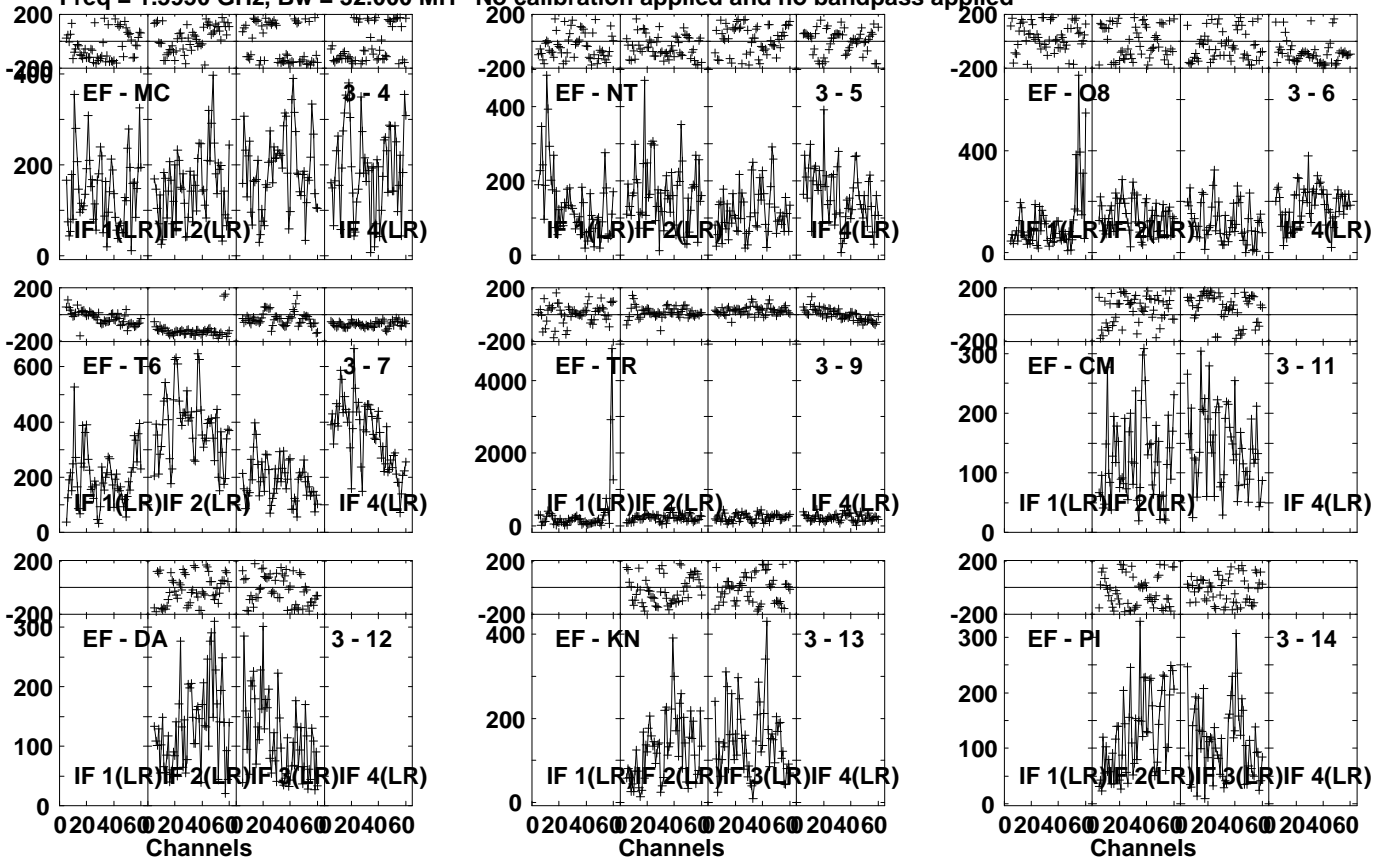
Timerange: 00/22:26:31 to 00/22:30:29

Plot file version 45 created 27-MAR-2024 20:22:59

J1037+5711 EM164C.UVDATA.1

Freq = 1.5950 GHz, Bw = 32.000 MH

No calibration applied and no bandpass applied

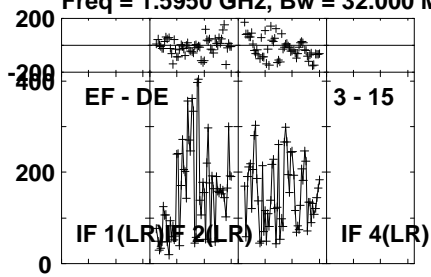


Lower frame: Micro Ampl Jy Top frame: Phas deg
Vector averaged cross-power spectrum Several baselines displayed
Timerange: 00/22:31:01 to 00/22:31:59

Plot file version 46 created 27-MAR-2024 20:22:59

J1037+5711 EM164C.UVDATA.1

Freq = 1.5950 GHz, Bw = 32.000 MH No calibration applied and no bandpass applied



Lower frame: Micro Ampl Jy Top frame: Phas deg

Vector averaged cross-power spectrum Several baselines displayed

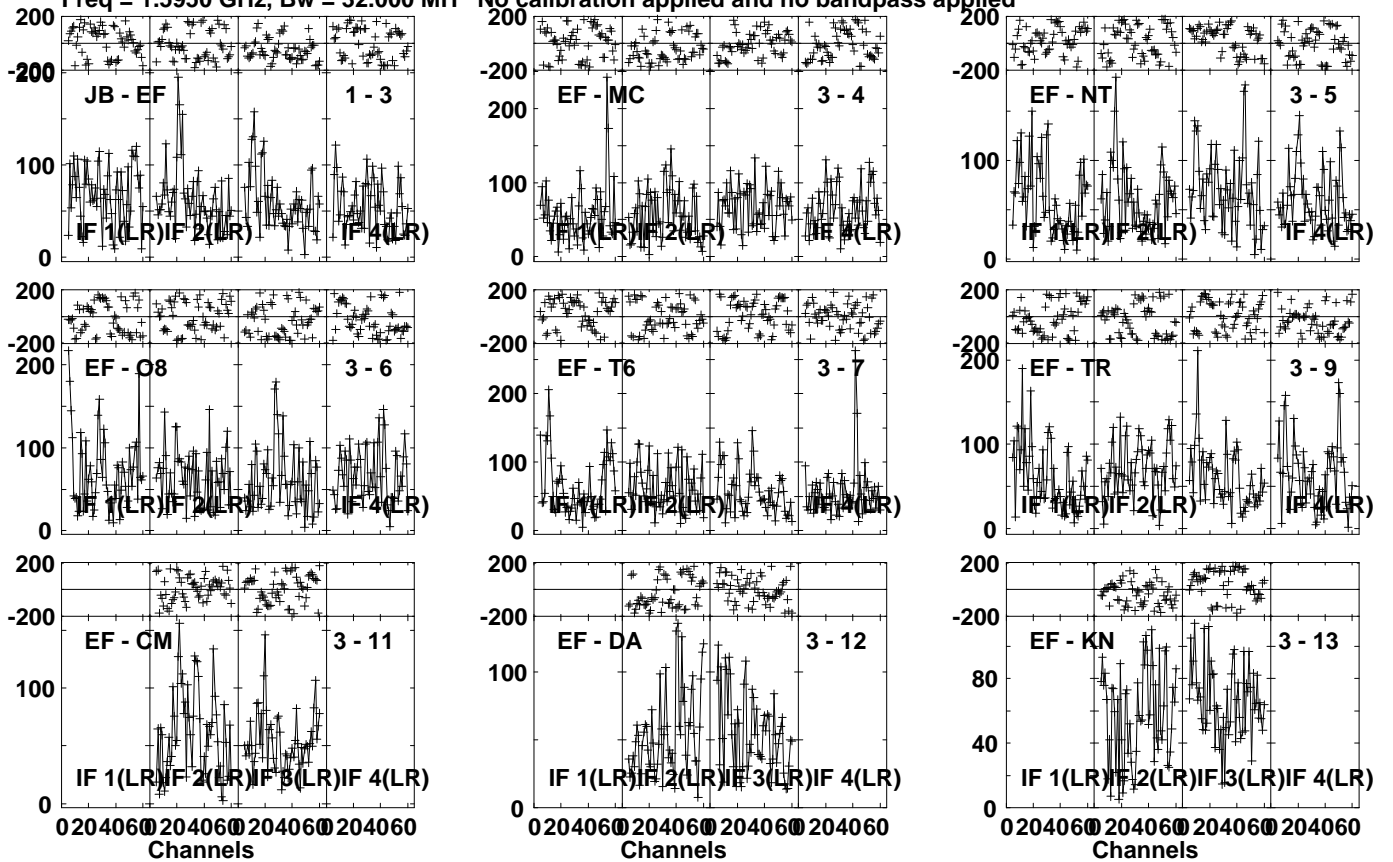
Timerange: 00/22:31:01 to 00/22:31:59

Plot file version 47 created 27-MAR-2024 20:22:59

CP41 077 EM164C.UVDATA.1

Freq = 1.5950 GHz, Bw = 32.000 MH

No calibration applied and no bandpass applied

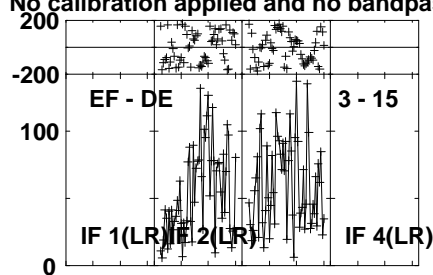
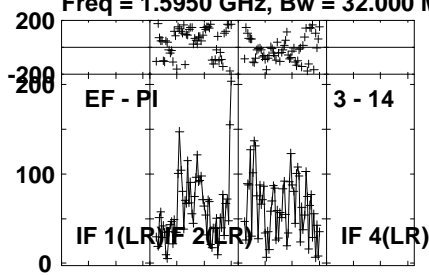


Lower frame: Micro Ampl Jy Top frame: Phas deg
Vector averaged cross-power spectrum Several baselines displayed
Timerange: 00:22:32:01 to 00:22:35:59

Plot file version 48 created 27-MAR-2024 20:23:00

CP41 077 EM164C.UVDATA.1

Freq = 1.5950 GHz, Bw = 32.000 MH No calibration applied and no bandpass applied



Lower frame: Micro Ampl Jy Top frame: Phas deg

Vector averaged cross-power spectrum Several baselines displayed

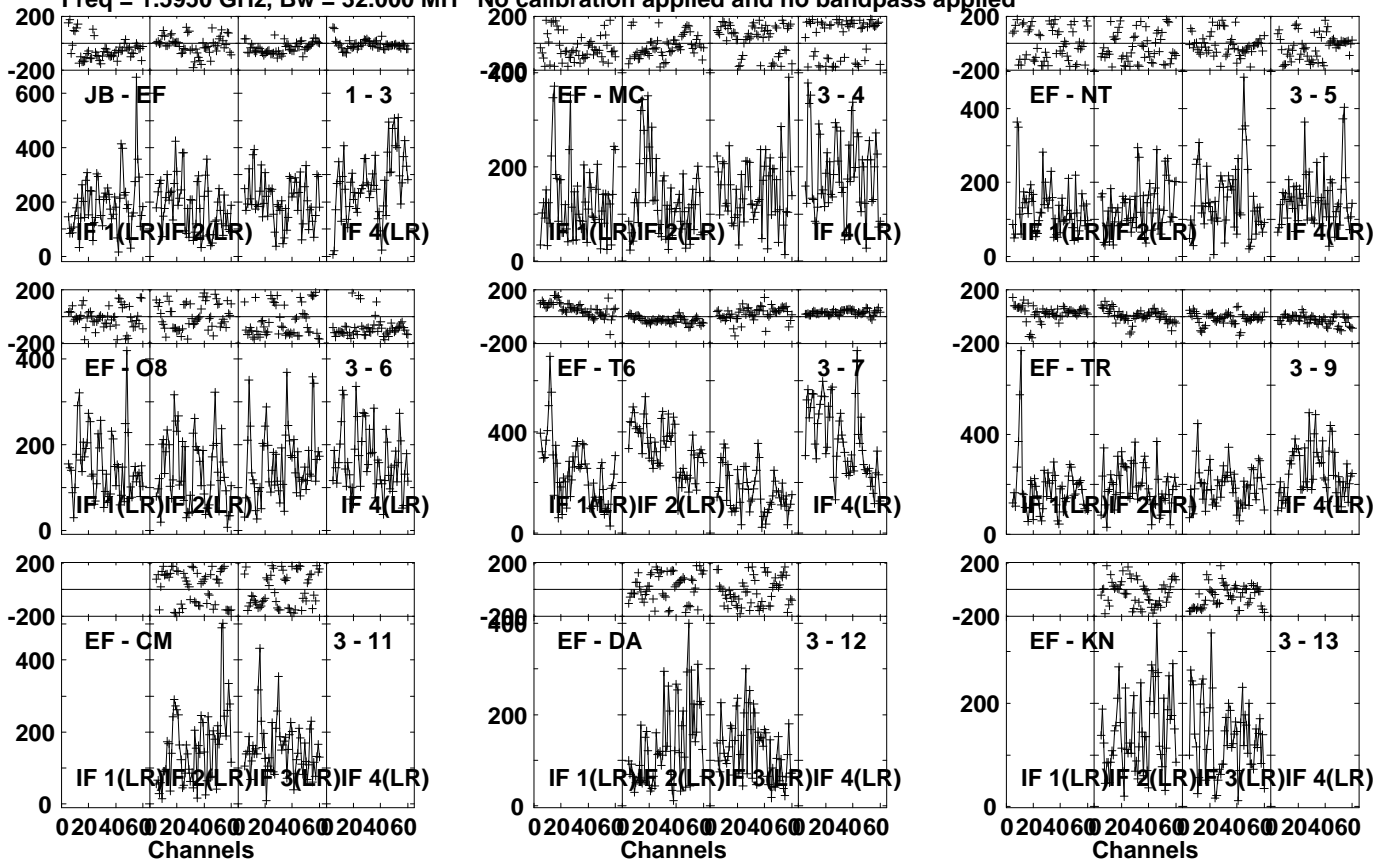
Timerange: 00/22:32:01 to 00/22:35:59

Plot file version 49 created 27-MAR-2024 20:23:00

J1037+5711 EM164C.UVDATA.1

Freq = 1.5950 GHz, Bw = 32.000 MH

No calibration applied and no bandpass applied



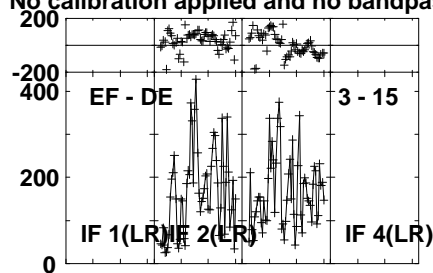
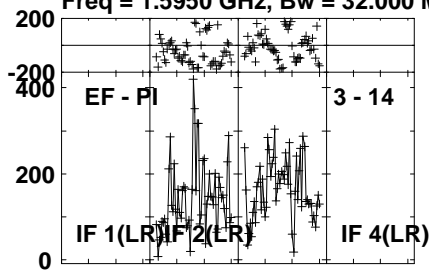
Lower frame: Micro Ampl Jy Top frame: Phas deg
Vector averaged cross-power spectrum Several baselines displayed
Timerange: 00/22:36:31 to 00/22:37:29

Plot file version 50 created 27-MAR-2024 20:23:00

J1037+5711 EM164C.UVDATA.1

Freq = 1.5950 GHz, Bw = 32.000 MH

No calibration applied and no bandpass applied



Lower frame: Micro Ampl Jy Top frame: Phas deg

Vector averaged cross-power spectrum Several baselines displayed

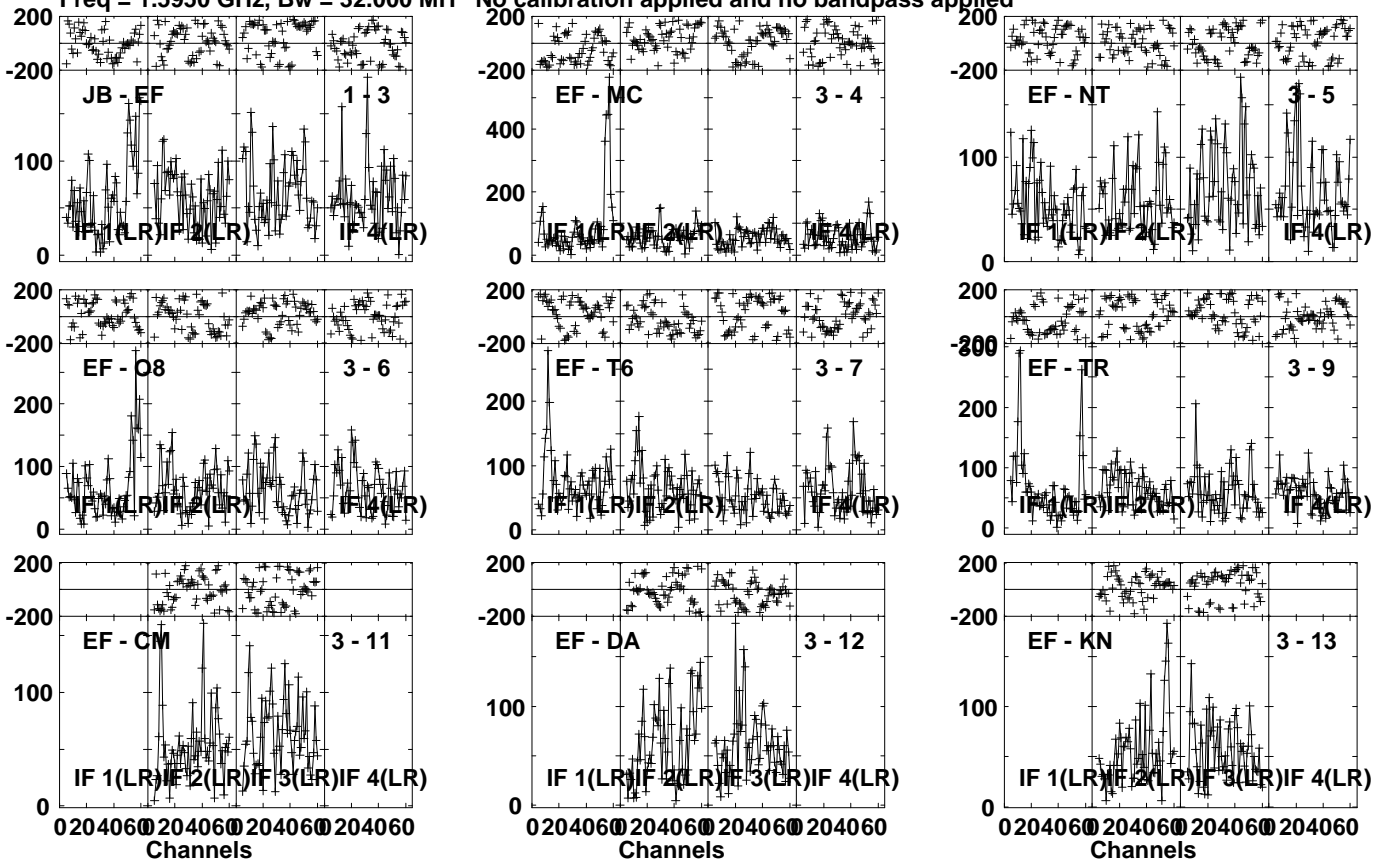
Timerange: 00/22:36:31 to 00/22:37:29

Plot file version 51 created 27-MAR-2024 20:23:00

CP50 031 EM164C.UVDATA.1

Freq = 1.5950 GHz, Bw = 32.000 MH

No calibration applied and no bandpass applied

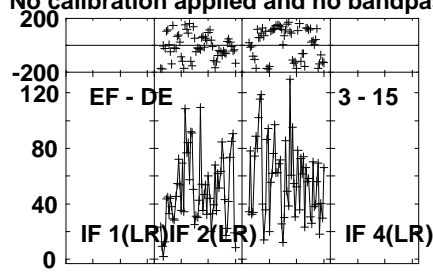
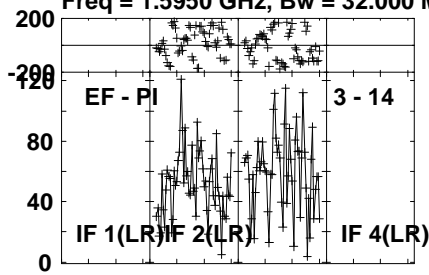


Lower frame: Micro Ampl Jy Top frame: Phas deg
Vector averaged cross-power spectrum Several baselines displayed
Timerange: 00/22:37:31 to 00/22:41:29

Plot file version 52 created 27-MAR-2024 20:23:00

CP50 031 EM164C.UVDATA.1

Freq = 1.5950 GHz, Bw = 32.000 MH No calibration applied and no bandpass applied



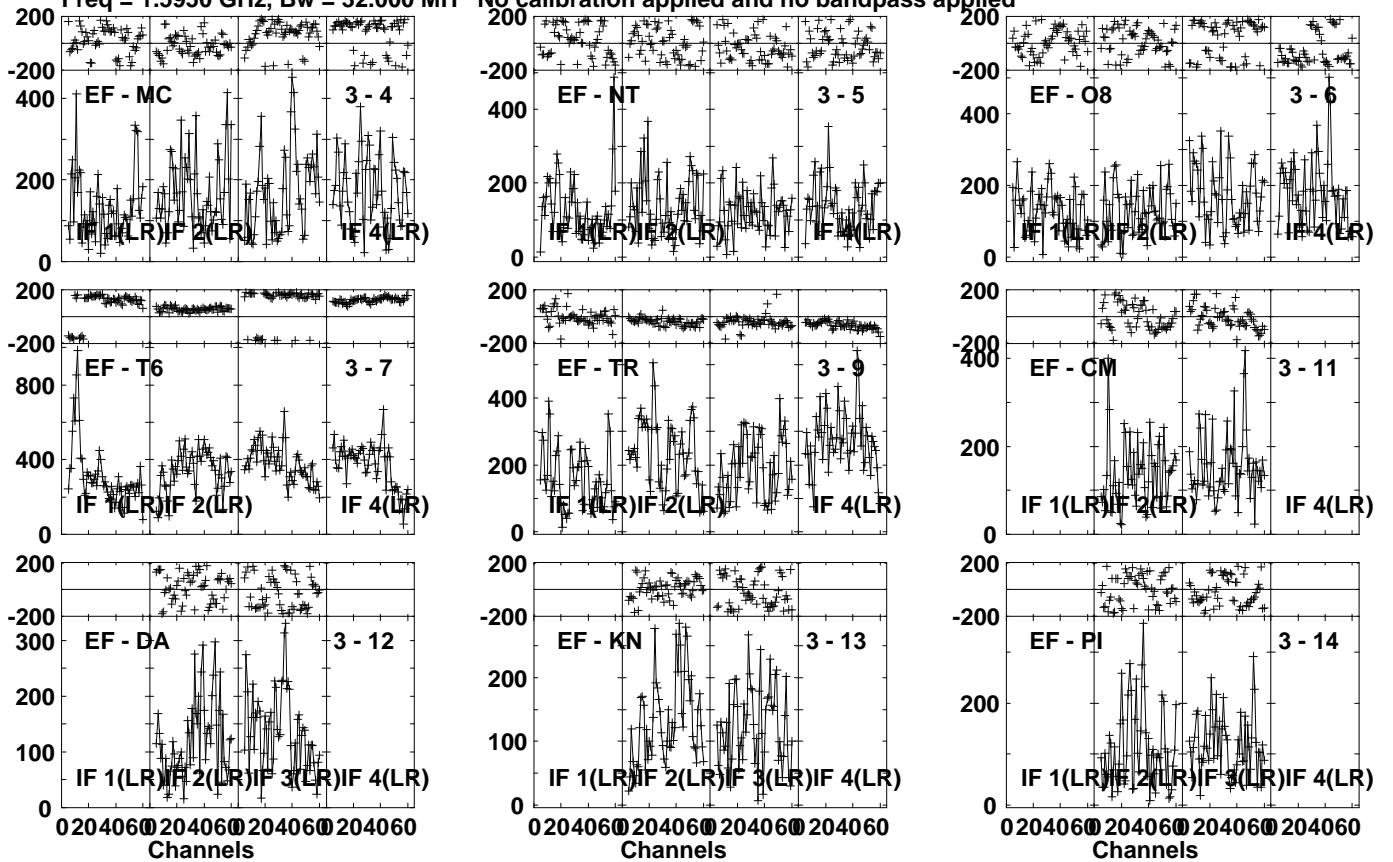
Lower frame: Micro Ampl Jy Top frame: Phas deg
Vector averaged cross-power spectrum Several baselines displayed
Timerange: 00/22:37:31 to 00/22:41:29

Plot file version 53 created 27-MAR-2024 20:23:00

J1037+5711 EM164C.UVDATA.1

Freq = 1.5950 GHz, Bw = 32.000 MH

No calibration applied and no bandpass applied

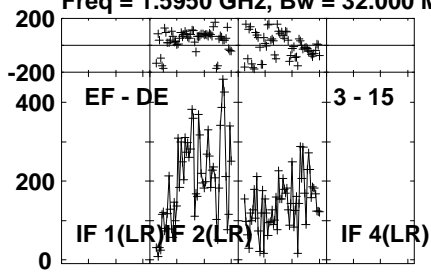


Lower frame: Micro Ampl Jy Top frame: Phas deg
Vector averaged cross-power spectrum Several baselines displayed
Timerange: 00/22:42:01 to 00/22:42:59

Plot file version 54 created 27-MAR-2024 20:23:00

J1037+5711 EM164C.UVDATA.1

Freq = 1.5950 GHz, Bw = 32.000 MH No calibration applied and no bandpass applied



Lower frame: Micro Ampl Jy Top frame: Phas deg

Vector averaged cross-power spectrum Several baselines displayed

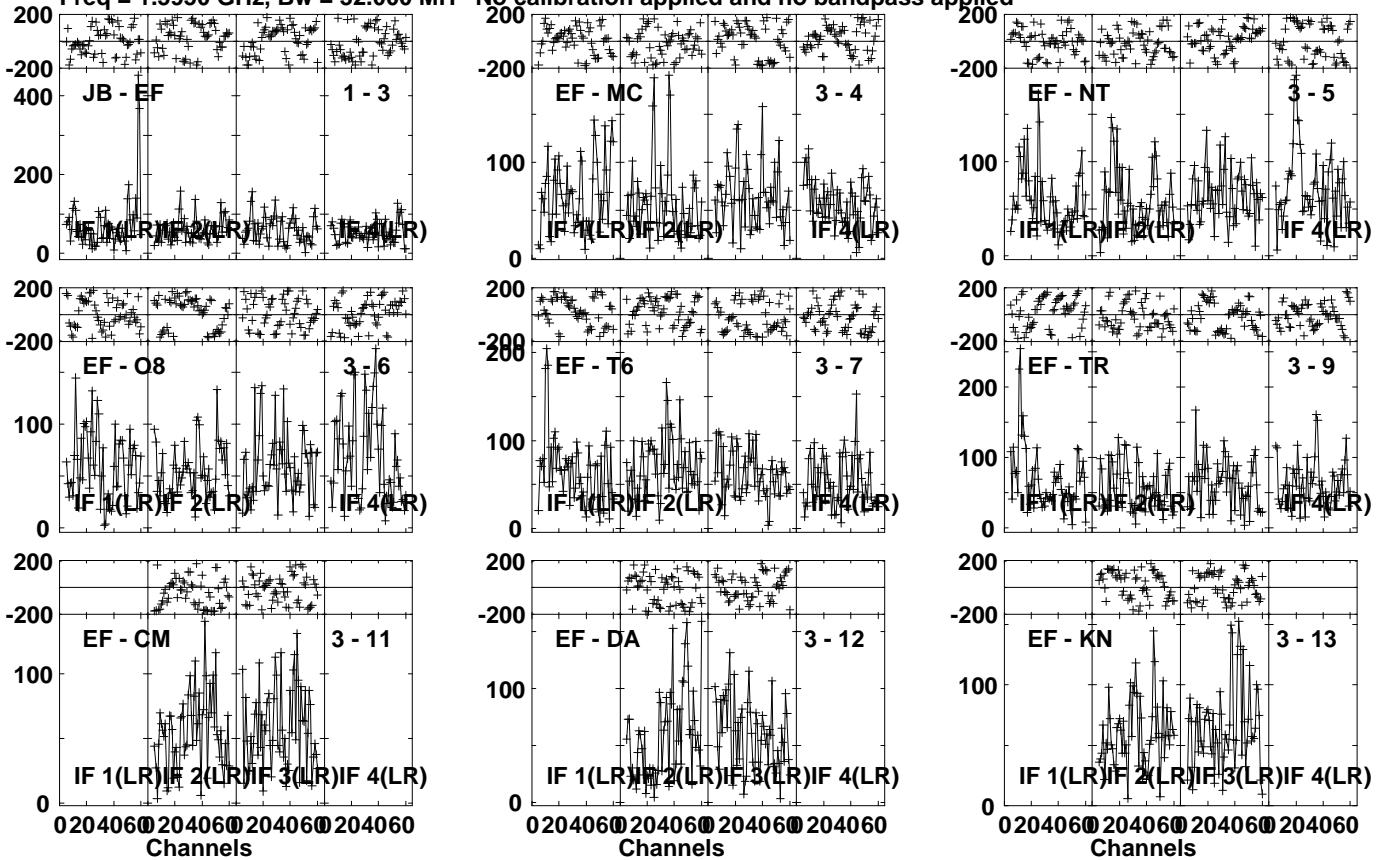
Timerange: 00/22:42:01 to 00/22:42:59

Plot file version 55 created 27-MAR-2024 20:23:00

CP50 031 EM164C.UVDATA.1

Freq = 1.5950 GHz, Bw = 32.000 MH

No calibration applied and no bandpass applied

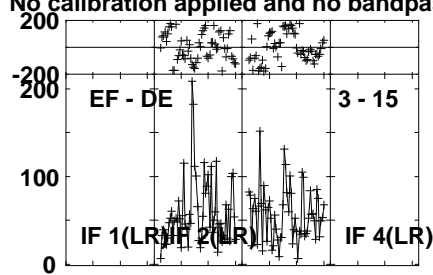
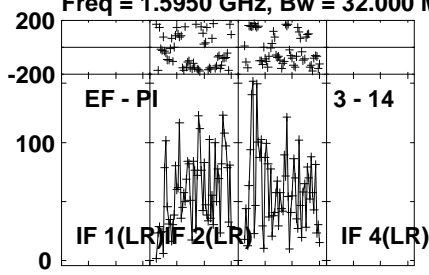


Lower frame: Micro Ampl Jy Top frame: Phas deg
Vector averaged cross-power spectrum Several baselines displayed
Timerange: 00/22:43:01 to 00/22:46:59

Plot file version 56 created 27-MAR-2024 20:23:01

CP50 031 EM164C.UVDATA.1

Freq = 1.5950 GHz, Bw = 32.000 MH No calibration applied and no bandpass applied



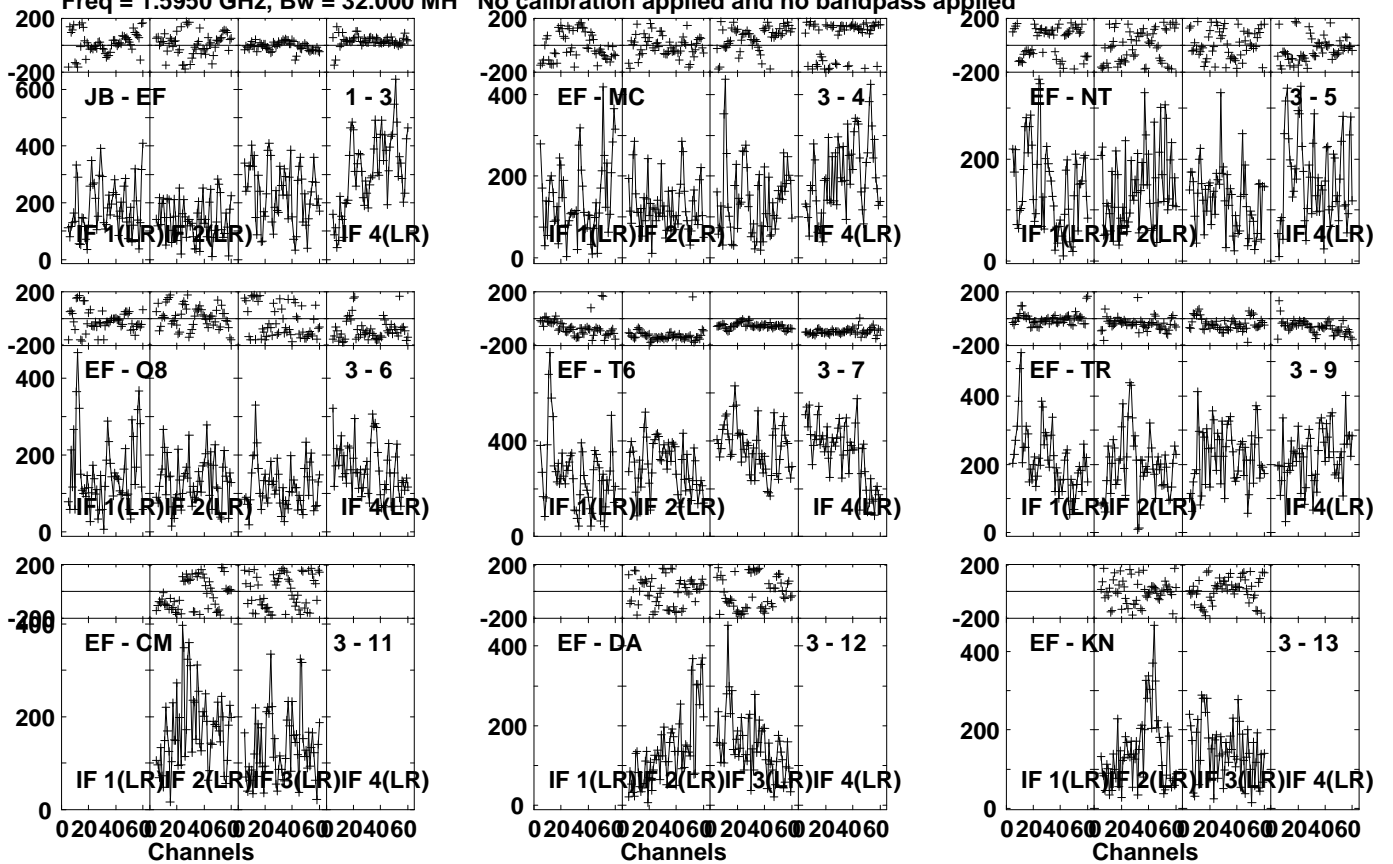
Lower frame: Micro Ampl Jy Top frame: Phas deg
Vector averaged cross-power spectrum Several baselines displayed
Timerange: 00/22:43:01 to 00/22:46:59

Plot file version 57 created 27-MAR-2024 20:23:01

J1037+5711 EM164C.UVDATA.1

Freq = 1.5950 GHz, Bw = 32.000 MH

No calibration applied and no bandpass applied

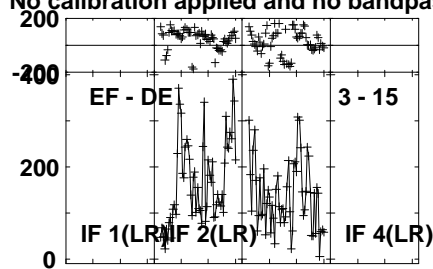
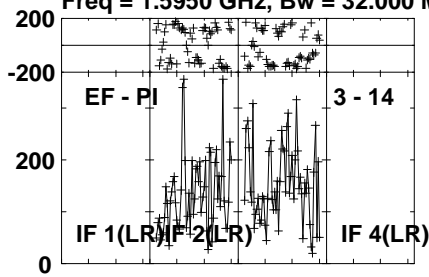


Lower frame: Micro Ampl Jy Top frame: Phas deg
Vector averaged cross-power spectrum Several baselines displayed
Timerange: 00/22:47:31 to 00/22:48:29

Plot file version 58 created 27-MAR-2024 20:23:01

J1037+5711 EM164C.UVDATA.1

Freq = 1.5950 GHz, Bw = 32.000 MH No calibration applied and no bandpass applied



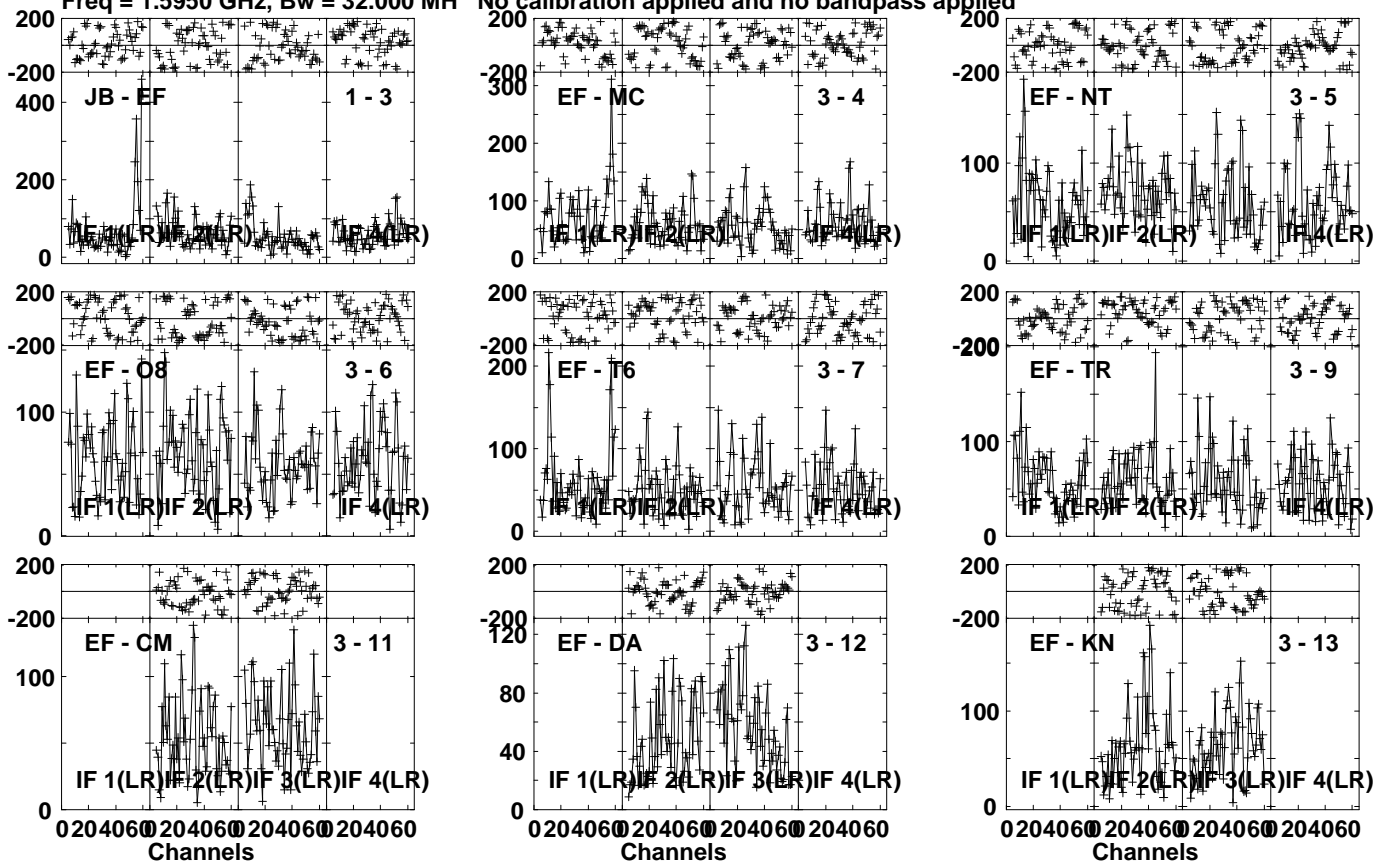
Lower frame: Micro Ampl Jy Top frame: Phas deg
Vector averaged cross-power spectrum Several baselines displayed
Timerange: 00/22:47:31 to 00/22:48:29

Plot file version 59 created 27-MAR-2024 20:23:01

CP32 077 EM164C.UVDATA.1

Freq = 1.5950 GHz, Bw = 32.000 MH

No calibration applied and no bandpass applied

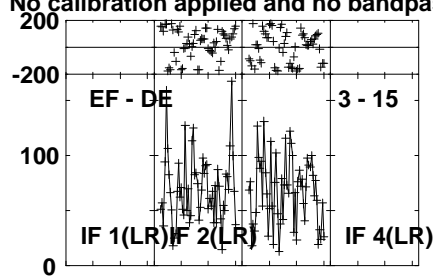
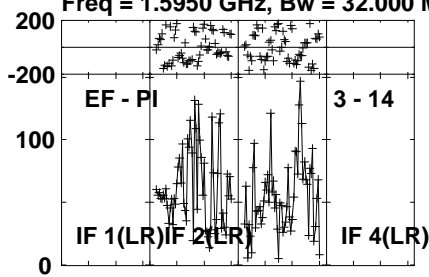


Lower frame: Micro Ampl Jy Top frame: Phas deg
Vector averaged cross-power spectrum Several baselines displayed
Timerange: 00/22:48:31 to 00/22:52:29

Plot file version 60 created 27-MAR-2024 20:23:01

CP32 077 EM164C.UVDATA.1

Freq = 1.5950 GHz, Bw = 32.000 MH No calibration applied and no bandpass applied



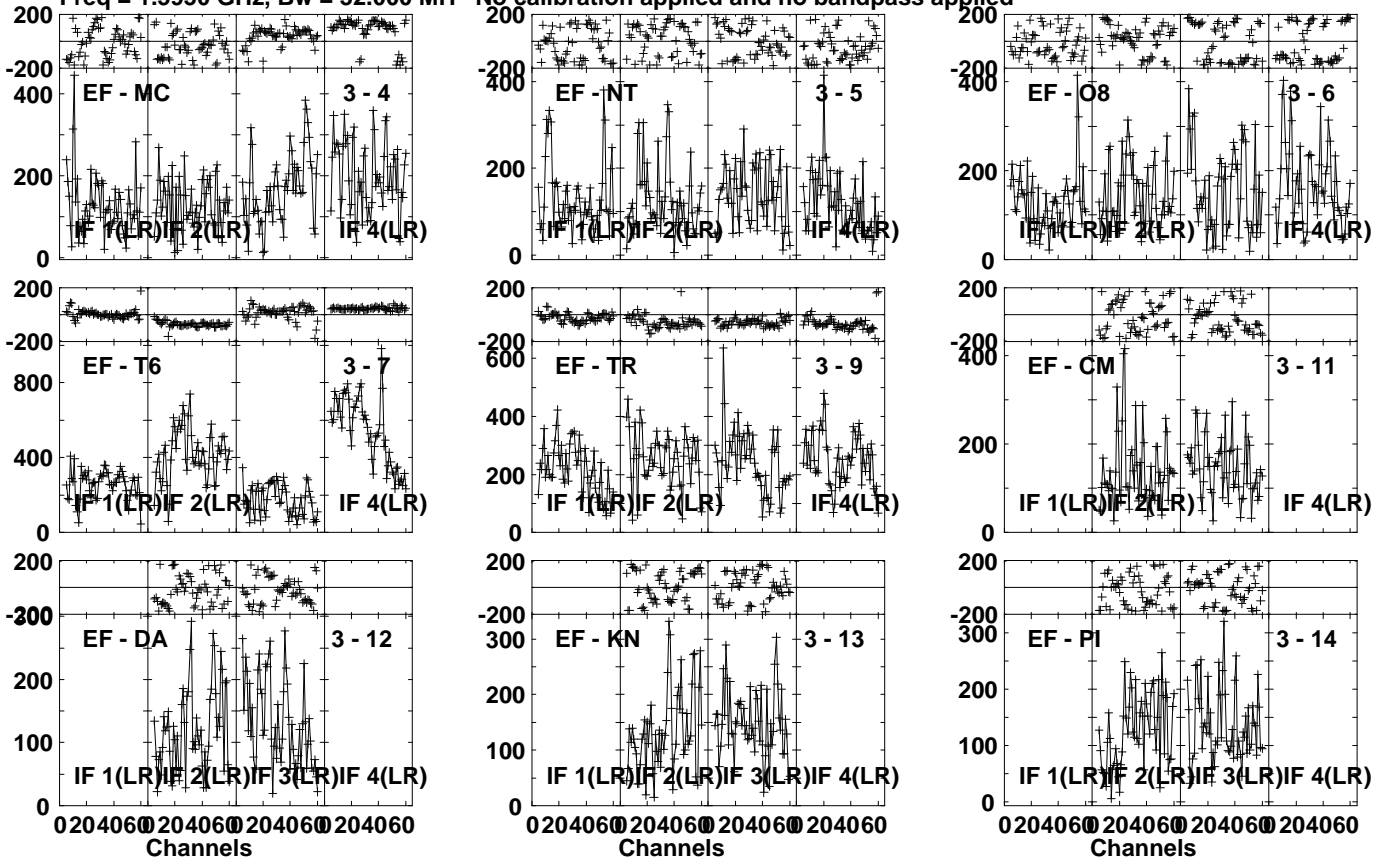
Lower frame: Micro Ampl Jy Top frame: Phas deg
Vector averaged cross-power spectrum Several baselines displayed
Timerange: 00/22:48:31 to 00/22:52:29

Plot file version 61 created 27-MAR-2024 20:23:01

J1037+5711 EM164C.UVDATA.1

Freq = 1.5950 GHz, Bw = 32.000 MH

No calibration applied and no bandpass applied

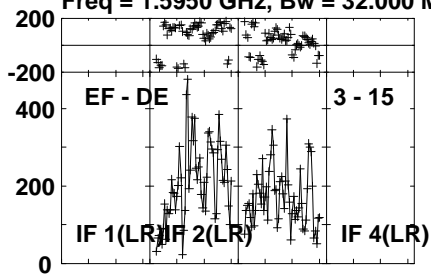


Lower frame: Micro Ampl Jy Top frame: Phas deg
Vector averaged cross-power spectrum Several baselines displayed
Timerange: 00/22:53:01 to 00/22:53:59

Plot file version 62 created 27-MAR-2024 20:23:01

J1037+5711 EM164C.UVDATA.1

Freq = 1.5950 GHz, Bw = 32.000 MH No calibration applied and no bandpass applied



Lower frame: Micro Ampl Jy Top frame: Phas deg

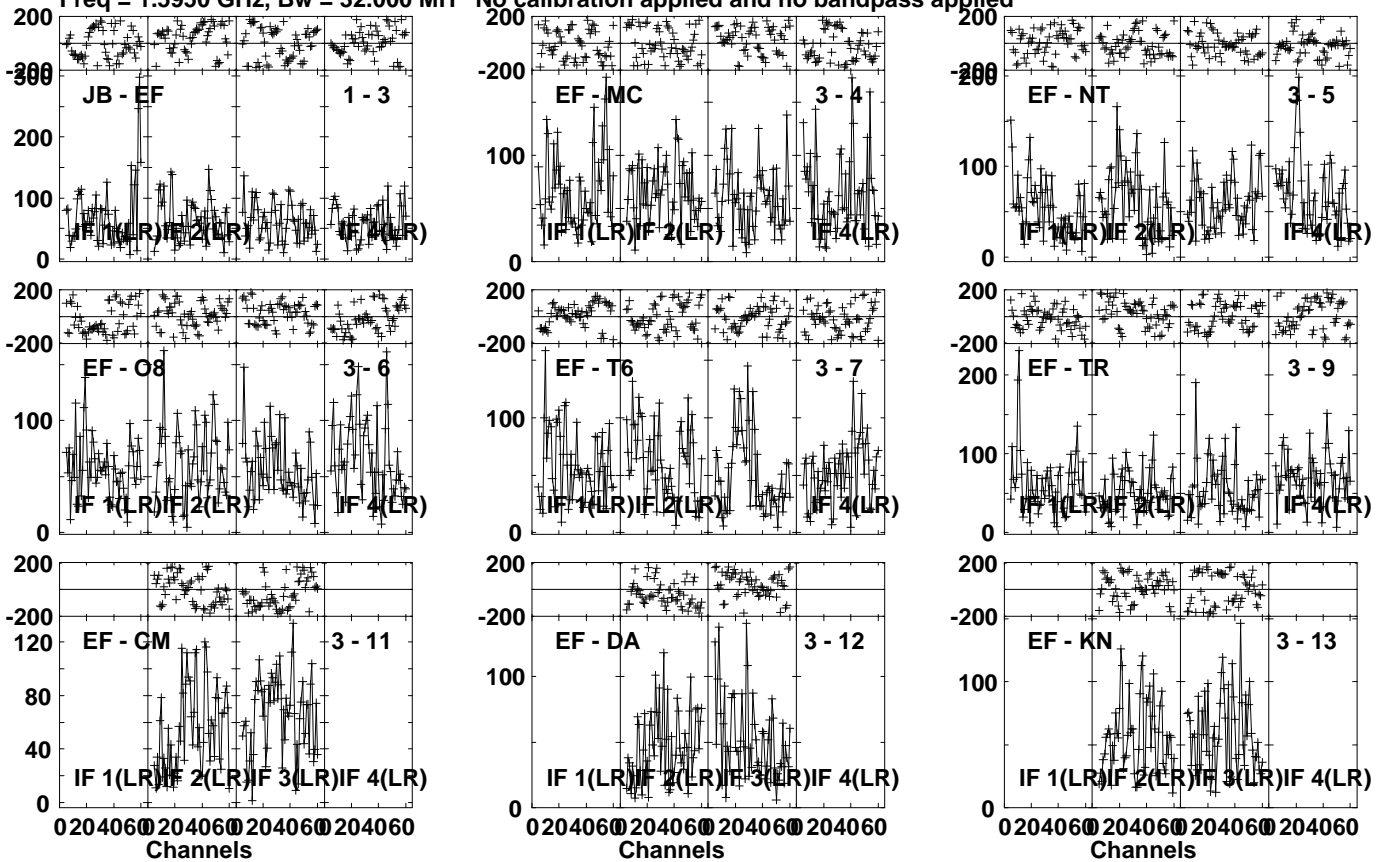
Vector averaged cross-power spectrum Several baselines displayed

Timerange: 00/22:53:01 to 00/22:53:59

Plot file version 63 created 27-MAR-2024 20:23:01

CP32 077 EM164C.UVDATA.1

Freq = 1.5950 GHz, Bw = 32.000 MH No calibration applied and no bandpass applied



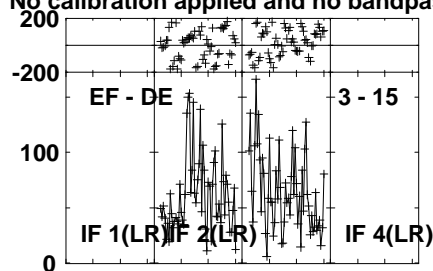
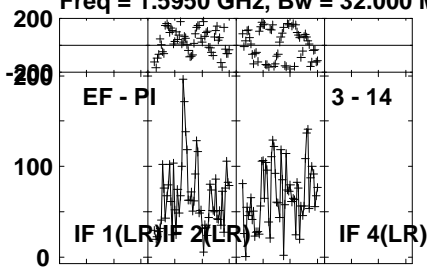
Lower frame: Micro Ampl Jy Top frame: Phas deg
Vector averaged cross-power spectrum Several baselines displayed
Timerange: 00:22:54:01 to 00:22:57:59

Plot file version 64 created 27-MAR-2024 20:23:02

CP32 077 EM164C.UVDATA.1

Freq = 1.5950 GHz, Bw = 32.000 MH

No calibration applied and no bandpass applied



Lower frame: Micro Ampl Jy Top frame: Phas deg

Vector averaged cross-power spectrum Several baselines displayed

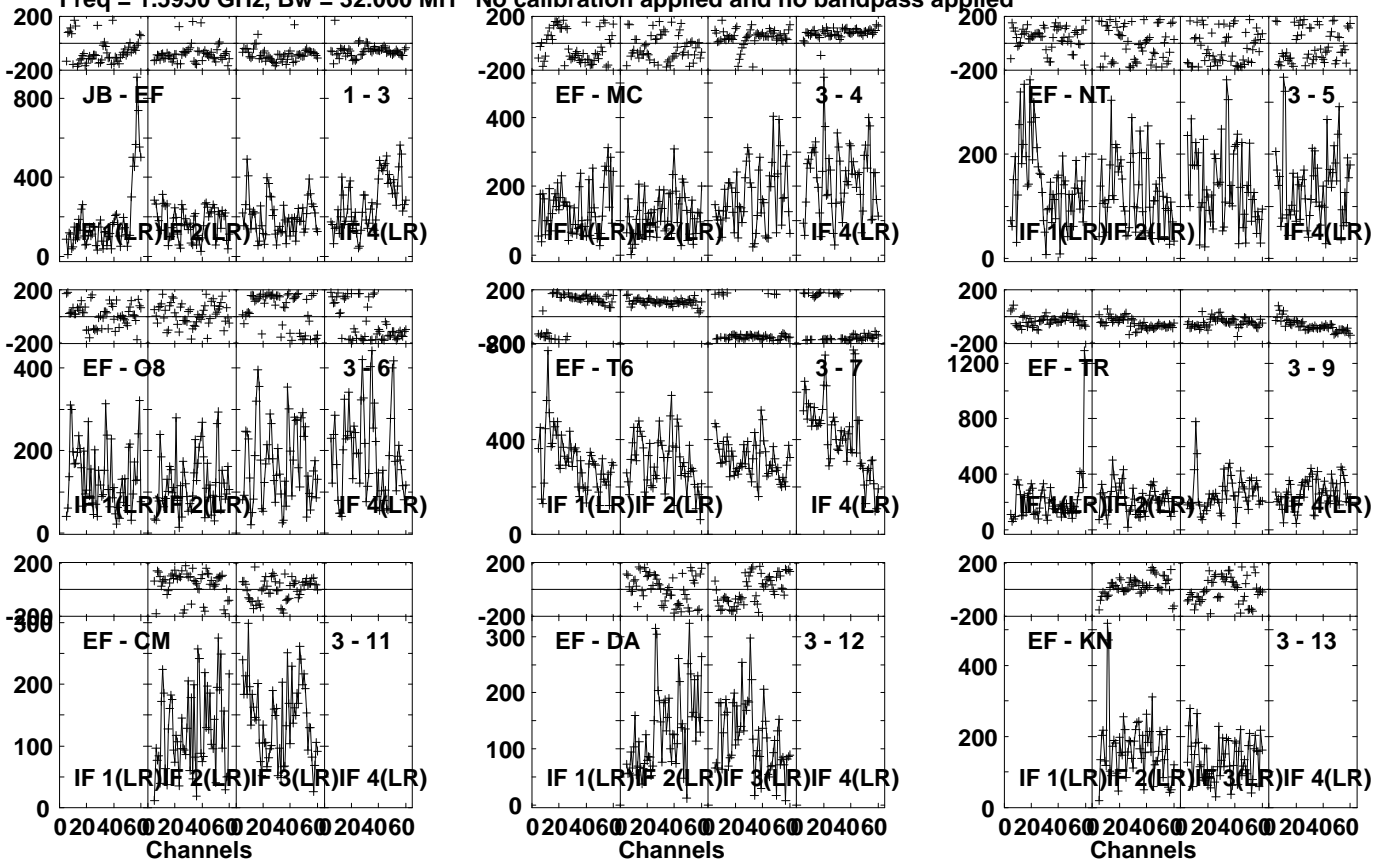
Timerange: 00/22:54:01 to 00/22:57:59

Plot file version 65 created 27-MAR-2024 20:23:02

J1037+5711 EM164C.UVDATA.1

Freq = 1.5950 GHz, Bw = 32.000 MH

No calibration applied and no bandpass applied



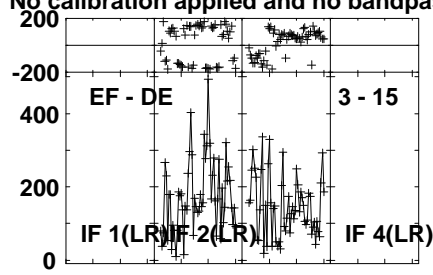
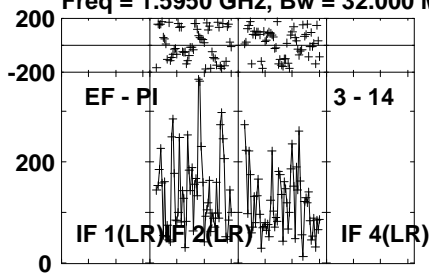
Lower frame: Micro Ampl Jy Top frame: Phas deg
Vector averaged cross-power spectrum Several baselines displayed
Timerange: 00/22:58:31 to 00/22:59:29

Plot file version 66 created 27-MAR-2024 20:23:02

J1037+5711 EM164C.UVDATA.1

Freq = 1.5950 GHz, Bw = 32.000 MH

No calibration applied and no bandpass applied



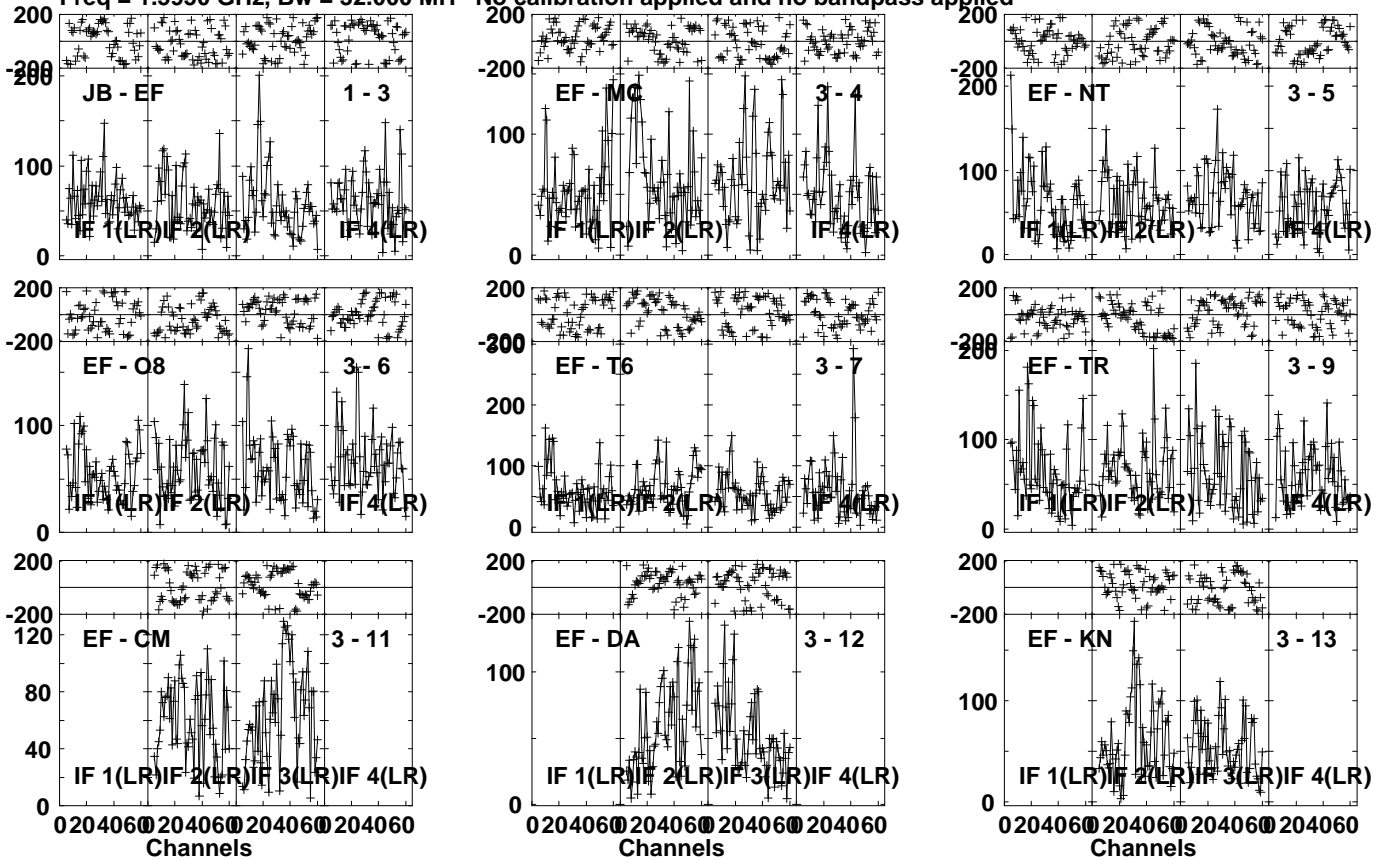
Lower frame: Micro Ampl Jy Top frame: Phas deg
Vector averaged cross-power spectrum Several baselines displayed
Timerange: 00/22:58:31 to 00/22:59:29

Plot file version 67 created 27-MAR-2024 20:23:02

CP33 038 EM164C.UVDATA.1

Freq = 1.5950 GHz, Bw = 32.000 MH

No calibration applied and no bandpass applied



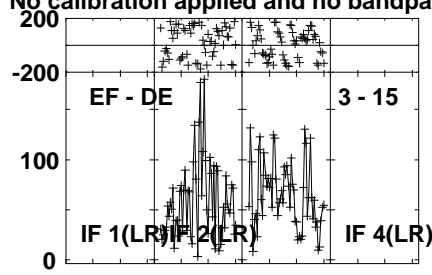
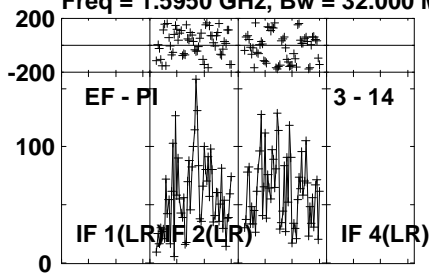
Lower frame: Micro Ampl Jy Top frame: Phas deg
Vector averaged cross-power spectrum Several baselines displayed
Timerange: 00/22:59:31 to 00/23:03:29

Plot file version 68 created 27-MAR-2024 20:23:02

CP33 038 EM164C.UVDATA.1

Freq = 1.5950 GHz, Bw = 32.000 MH

No calibration applied and no bandpass applied



Lower frame: Micro Ampl Jy Top frame: Phas deg

Vector averaged cross-power spectrum Several baselines displayed

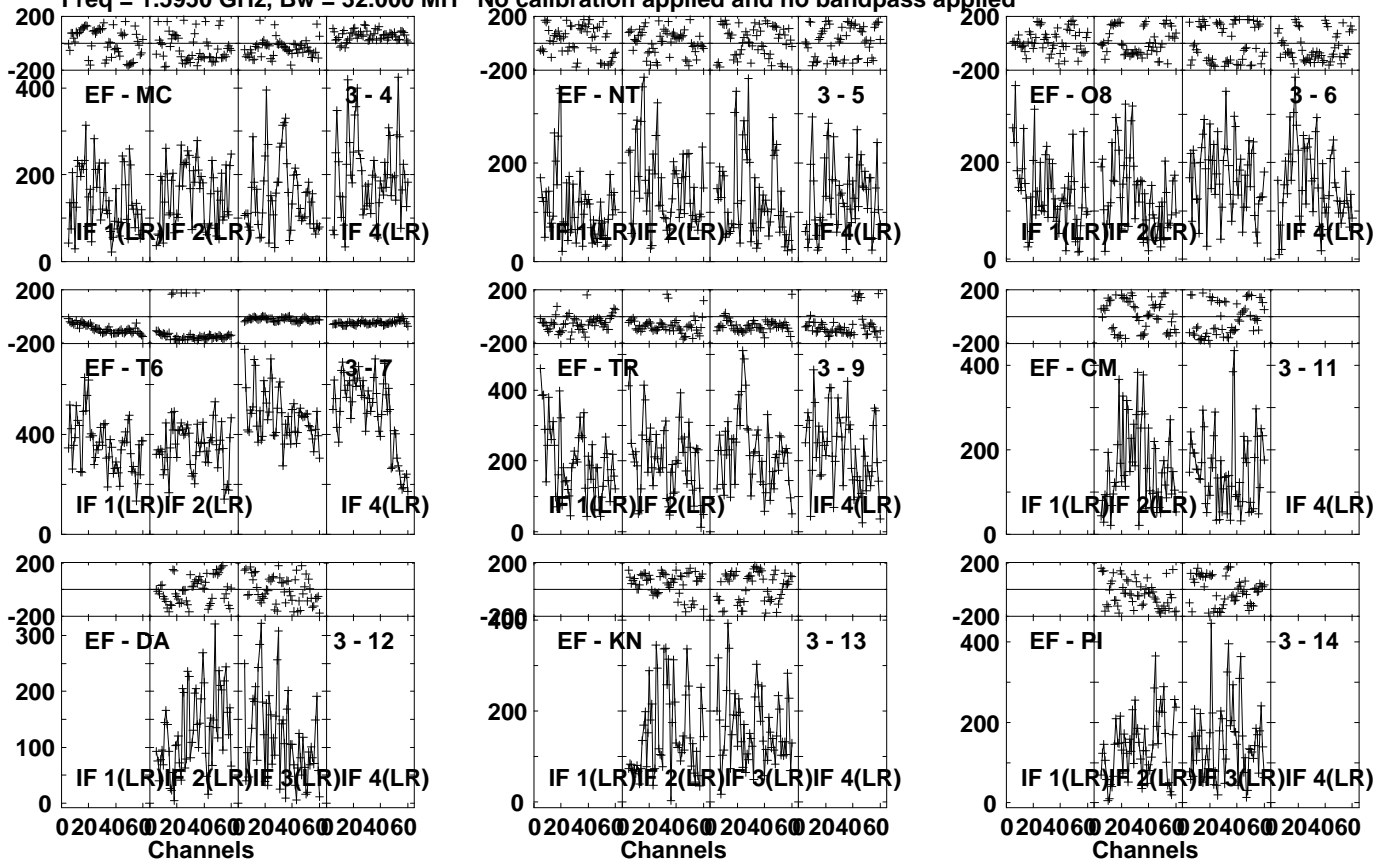
Timerange: 00/22:59:31 to 00/23:03:29

Plot file version 69 created 27-MAR-2024 20:23:02

J1037+5711 EM164C.UVDATA.1

Freq = 1.5950 GHz, Bw = 32.000 MH

No calibration applied and no bandpass applied

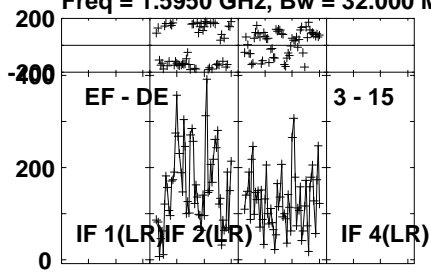


Lower frame: Micro Ampl Jy Top frame: Phas deg
Vector averaged cross-power spectrum Several baselines displayed
Timerange: 00/23:04:01 to 00/23:04:59

Plot file version 70 created 27-MAR-2024 20:23:02

J1037+5711 EM164C.UVDATA.1

Freq = 1.5950 GHz, Bw = 32.000 MH No calibration applied and no bandpass applied



Lower frame: Micro Ampl Jy Top frame: Phas deg

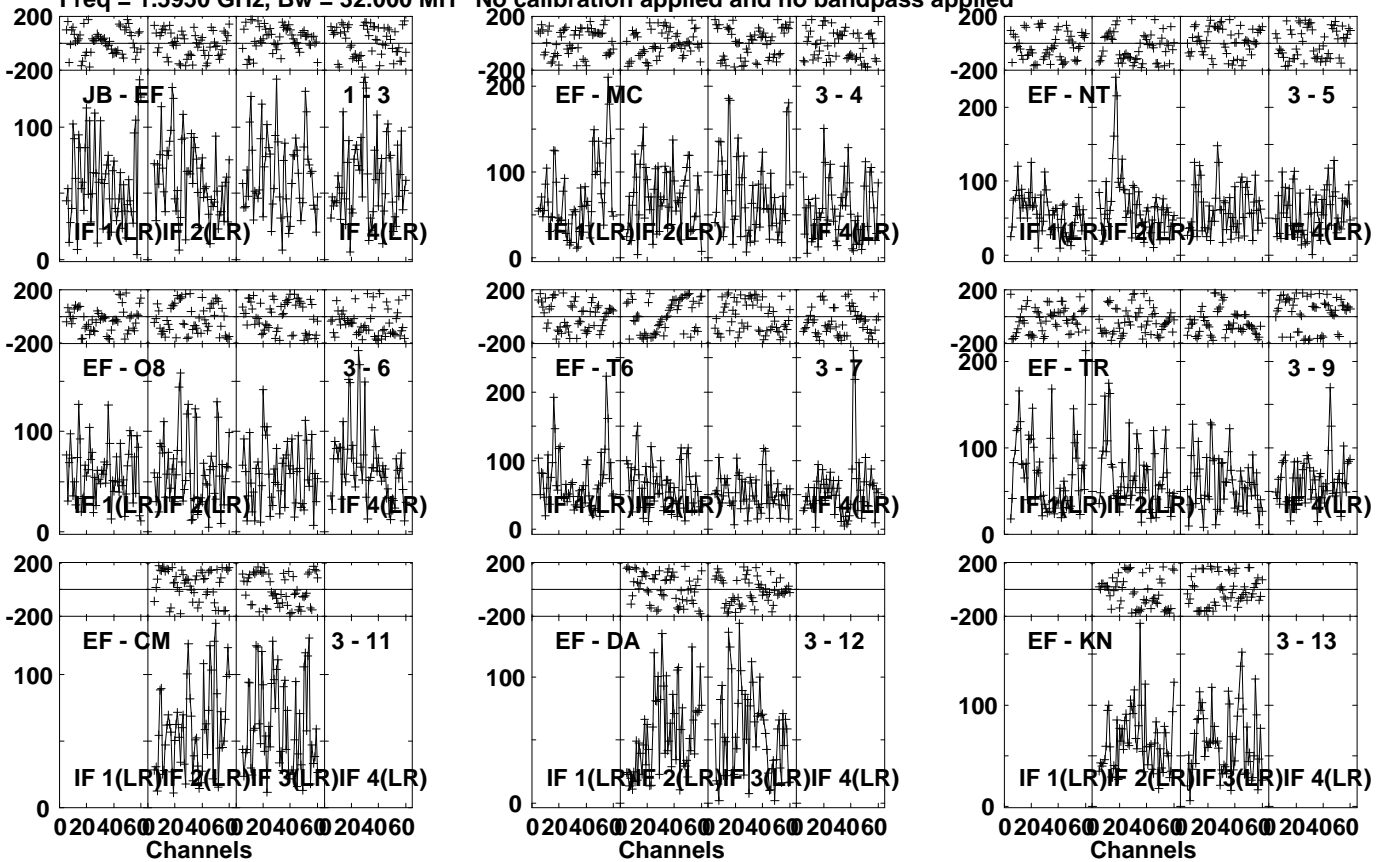
Vector averaged cross-power spectrum Several baselines displayed

Timerange: 00/23:04:01 to 00/23:04:59

Plot file version 71 created 27-MAR-2024 20:23:03

CP33 038 EM164C.UVDATA.1

Freq = 1.5950 GHz, Bw = 32.000 MH No calibration applied and no bandpass applied



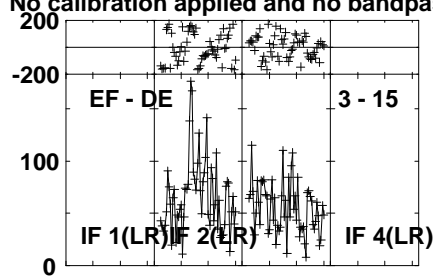
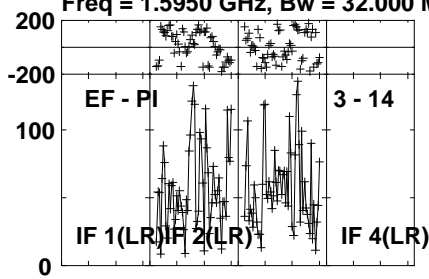
Lower frame: Micro Ampl Jy Top frame: Phas deg
Vector averaged cross-power spectrum Several baselines displayed
Timerange: 00/23:05:01 to 00/23:08:59

Plot file version 72 created 27-MAR-2024 20:23:03

CP33 038 EM164C.UVDATA.1

Freq = 1.5950 GHz, Bw = 32.000 MH

No calibration applied and no bandpass applied



Lower frame: Micro Ampl Jy Top frame: Phas deg

Vector averaged cross-power spectrum Several baselines displayed

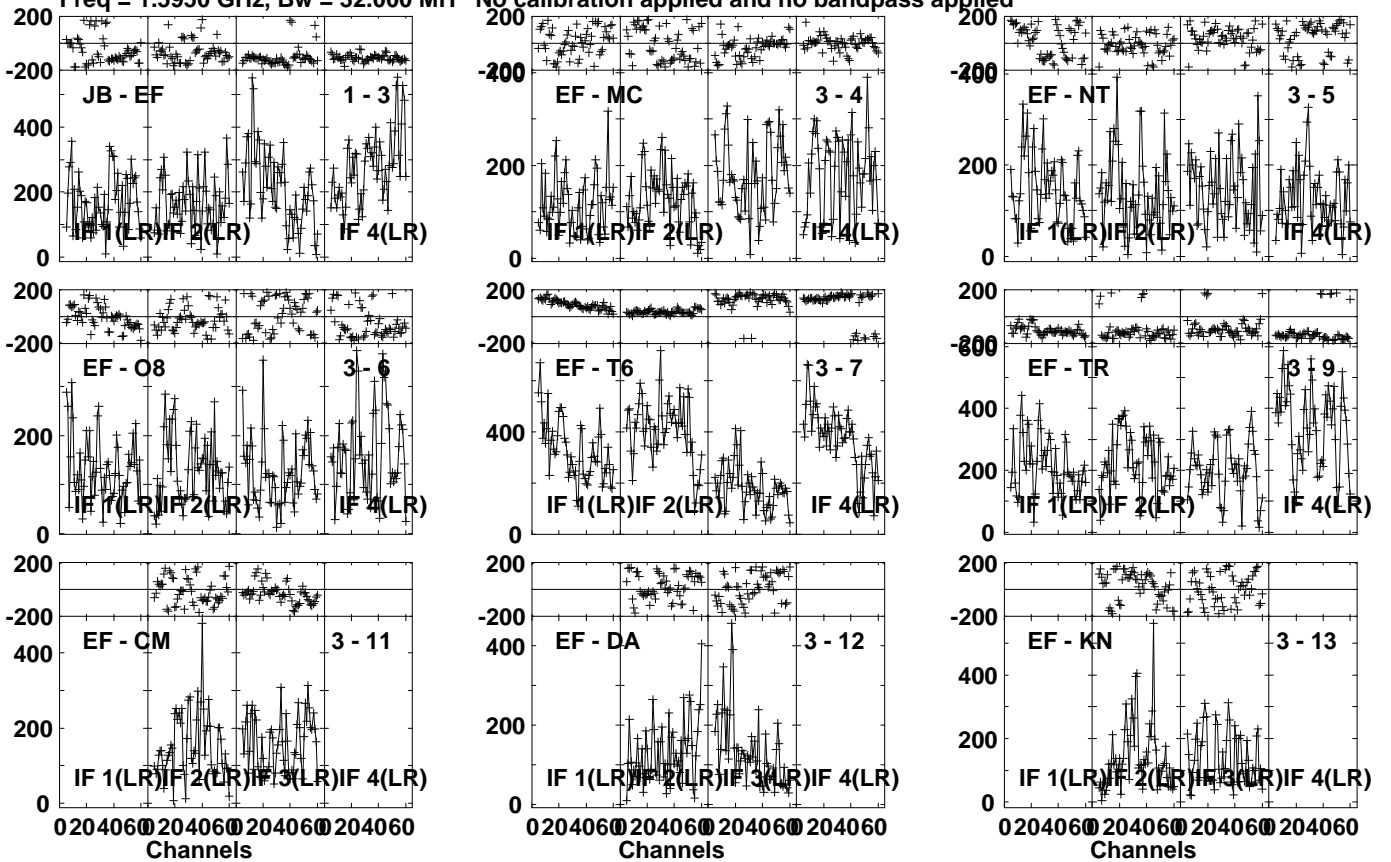
Timerange: 00/23:05:01 to 00/23:08:59

Plot file version 73 created 27-MAR-2024 20:23:03

J1037+5711 EM164C.UVDATA.1

Freq = 1.5950 GHz, Bw = 32.000 MH

No calibration applied and no bandpass applied

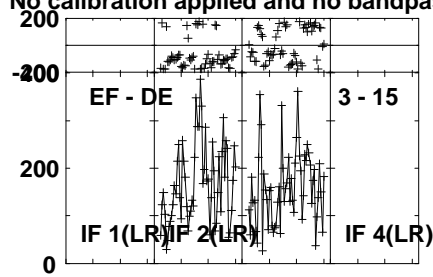
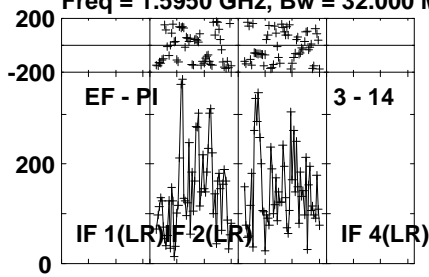


Lower frame: Micro Ampl Jy Top frame: Phas deg
Vector averaged cross-power spectrum Several baselines displayed
Timerange: 00/23:09:31 to 00/23:10:29

Plot file version 74 created 27-MAR-2024 20:23:03

J1037+5711 EM164C.UVDATA.1

Freq = 1.5950 GHz, Bw = 32.000 MH No calibration applied and no bandpass applied

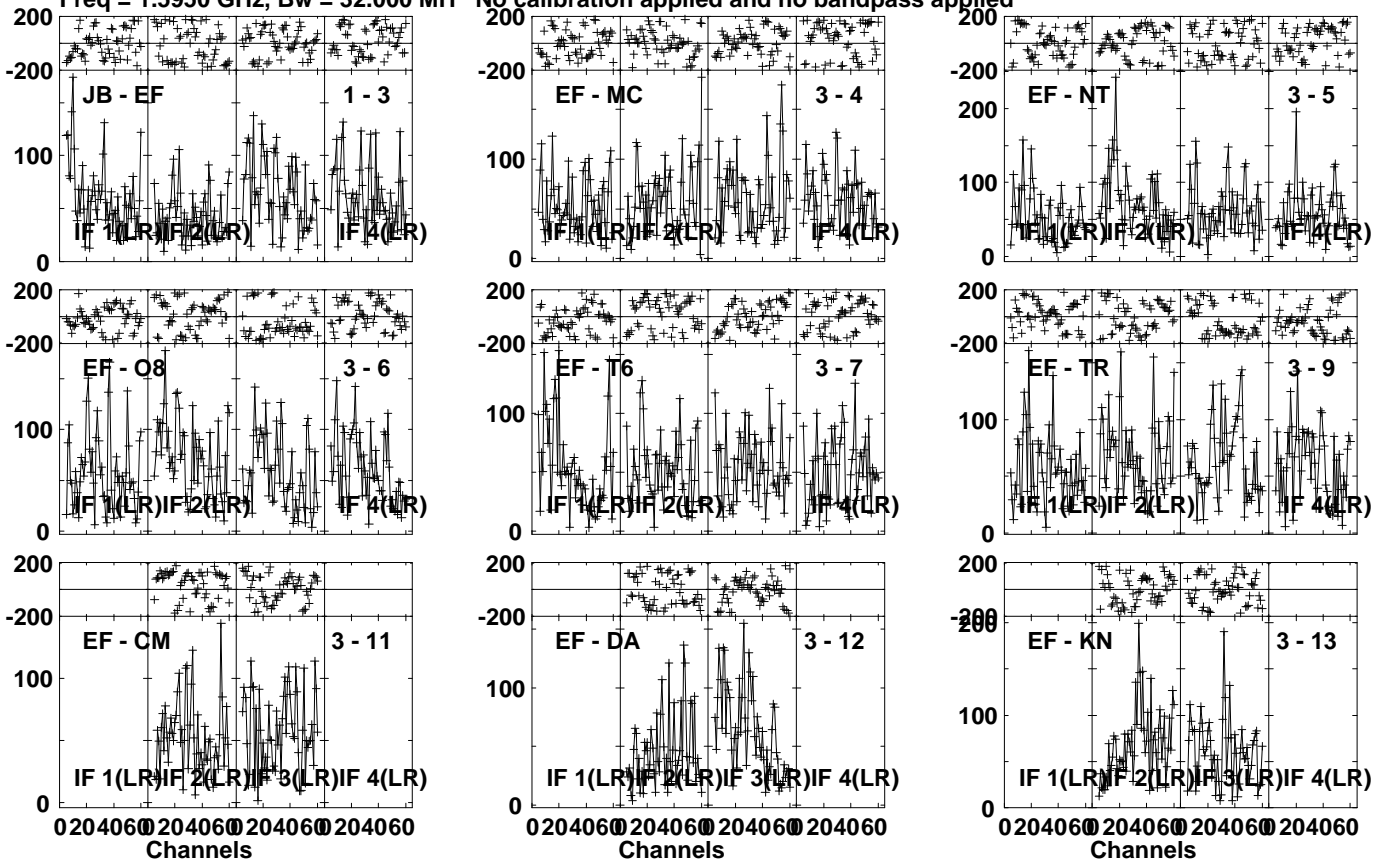


Lower frame: Micro Ampl Jy Top frame: Phas deg
Vector averaged cross-power spectrum Several baselines displayed
Timerange: 00/23:09:31 to 00/23:10:29

Plot file version 75 created 27-MAR-2024 20:23:03

CP34 008 EM164C.UVDATA.1

Freq = 1.5950 GHz, Bw = 32.000 MH No calibration applied and no bandpass applied

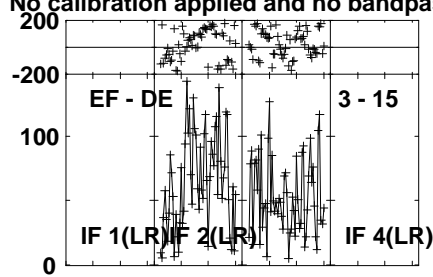
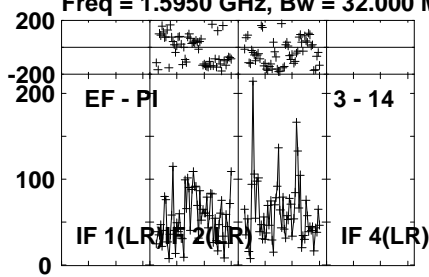


Lower frame: Micro Ampl Jy Top frame: Phas deg
Vector averaged cross-power spectrum Several baselines displayed
Timerange: 00/23:10:31 to 00/23:14:29

Plot file version 76 created 27-MAR-2024 20:23:03

CP34 008 EM164C.UVDATA.1

Freq = 1.5950 GHz, Bw = 32.000 MH No calibration applied and no bandpass applied



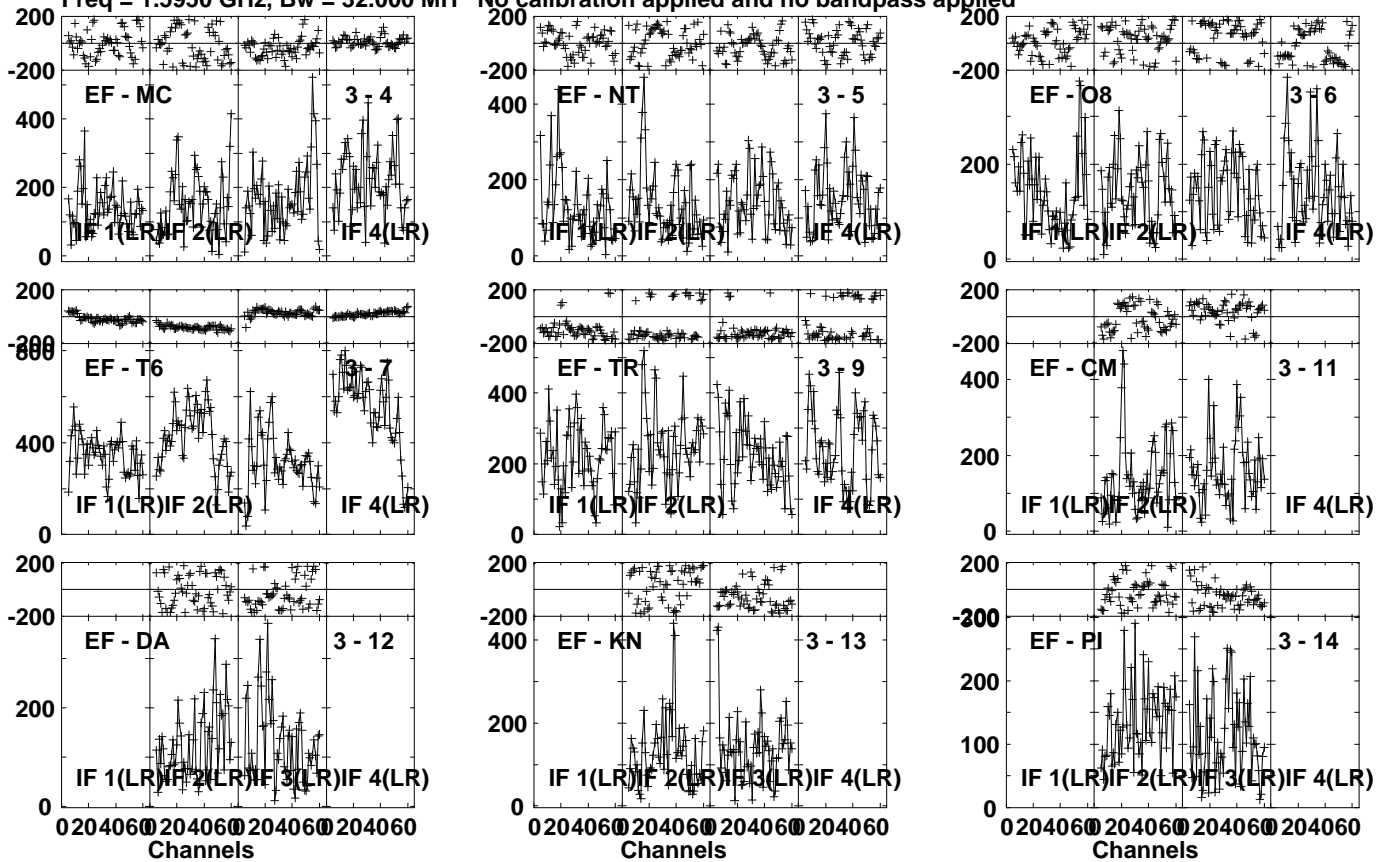
Lower frame: Micro Ampl Jy Top frame: Phas deg
Vector averaged cross-power spectrum Several baselines displayed
Timerange: 00/23:10:31 to 00/23:14:29

Plot file version 77 created 27-MAR-2024 20:23:03

J1037+5711 EM164C.UVDATA.1

Freq = 1.5950 GHz, Bw = 32.000 MH

No calibration applied and no bandpass applied

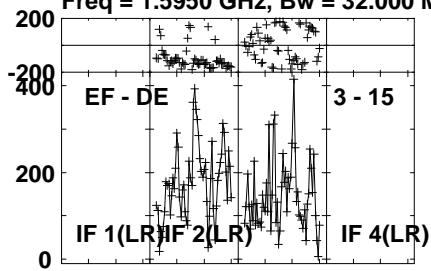


Lower frame: Micro Ampl Jy Top frame: Phas deg
Vector averaged cross-power spectrum Several baselines displayed
Timerange: 00/23:15:01 to 00/23:15:59

Plot file version 78 created 27-MAR-2024 20:23:04

J1037+5711 EM164C.UVDATA.1

Freq = 1.5950 GHz, Bw = 32.000 MH No calibration applied and no bandpass applied



Lower frame: Micro Ampl Jy Top frame: Phas deg

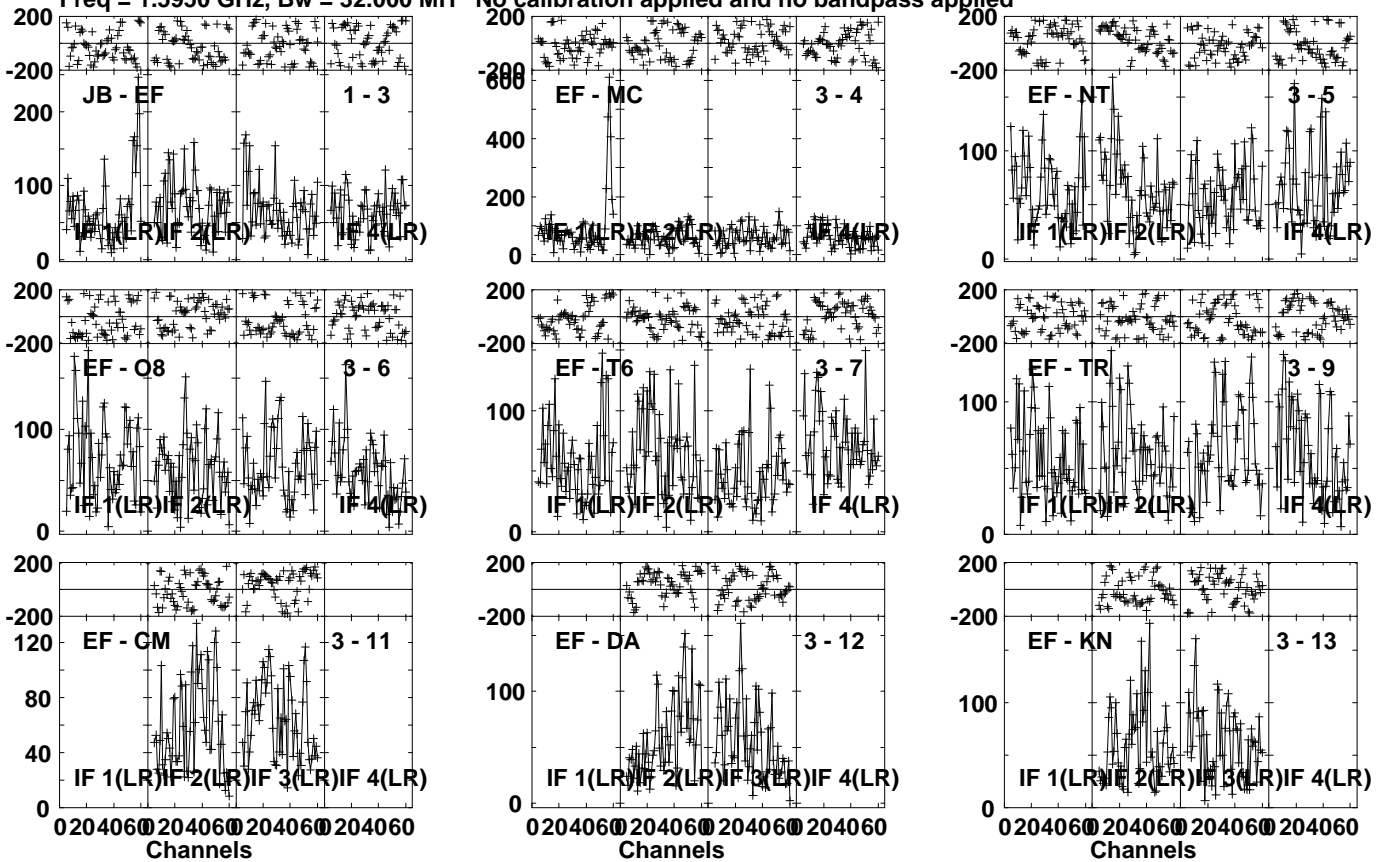
Vector averaged cross-power spectrum Several baselines displayed

Timerange: 00/23:15:01 to 00/23:15:59

Plot file version 79 created 27-MAR-2024 20:23:04

CP34 008 EM164C.UVDATA.1

Freq = 1.5950 GHz, Bw = 32.000 MH No calibration applied and no bandpass applied

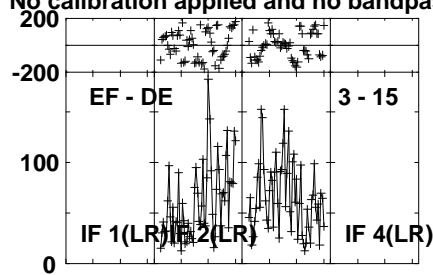
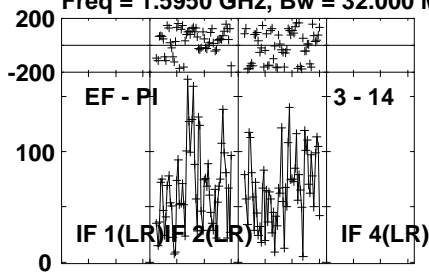


Lower frame: Micro Ampl Jy Top frame: Phas deg
Vector averaged cross-power spectrum Several baselines displayed
Timerange: 00/23:16:01 to 00/23:19:59

Plot file version 80 created 27-MAR-2024 20:23:04

CP34 008 EM164C.UVDATA.1

Freq = 1.5950 GHz, Bw = 32.000 MH No calibration applied and no bandpass applied



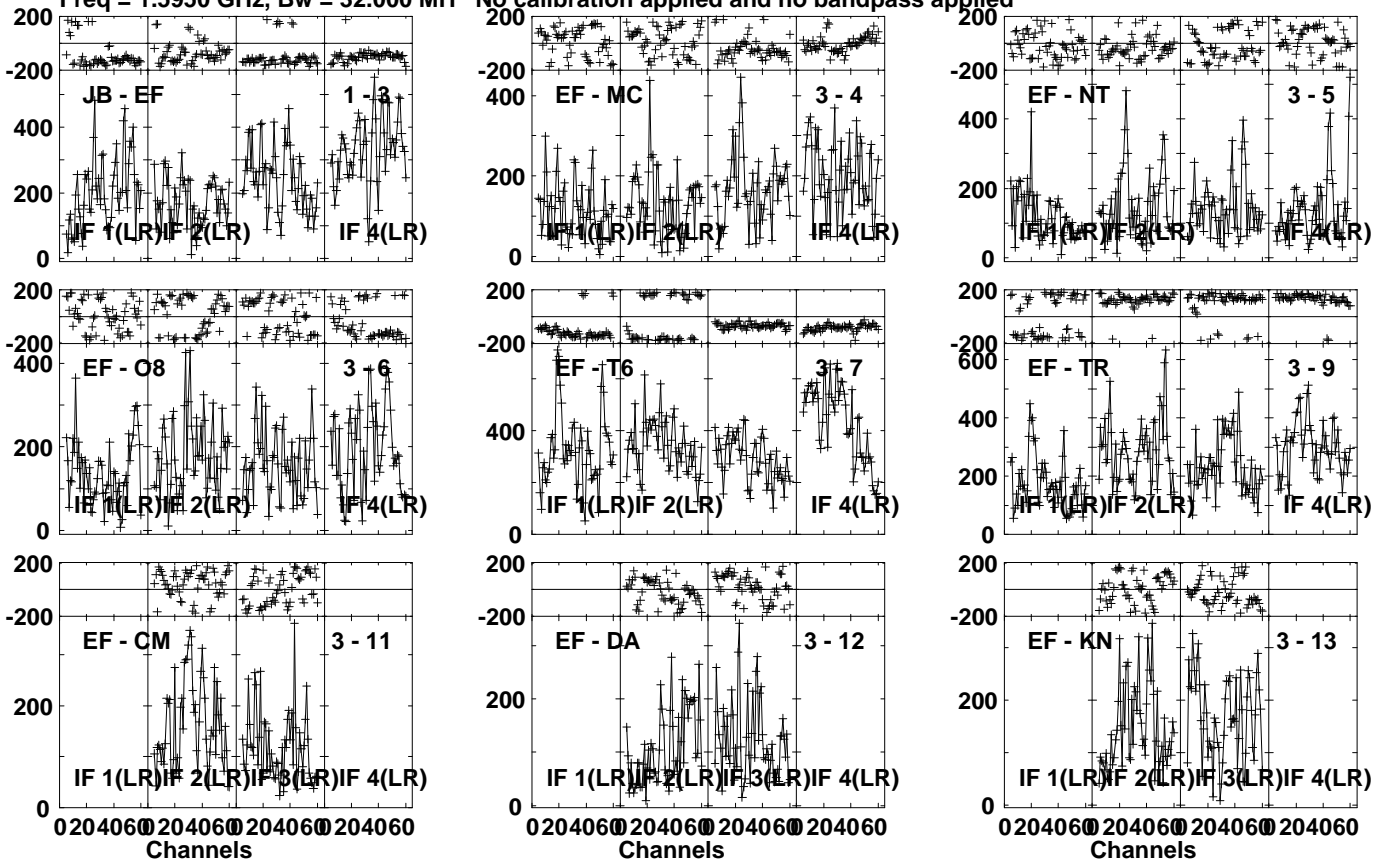
Lower frame: Micro Ampl Jy Top frame: Phas deg
Vector averaged cross-power spectrum Several baselines displayed
Timerange: 00/23:16:01 to 00/23:19:59

Plot file version 81 created 27-MAR-2024 20:23:04

J1037+5711 EM164C.UVDATA.1

Freq = 1.5950 GHz, Bw = 32.000 MH

No calibration applied and no bandpass applied



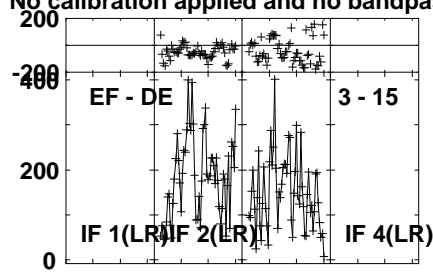
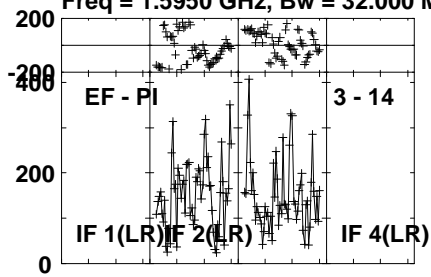
Lower frame: Micro Ampl Jy Top frame: Phas deg
Vector averaged cross-power spectrum Several baselines displayed
Timerange: 00/23:20:31 to 00/23:21:29

Plot file version 82 created 27-MAR-2024 20:23:04

J1037+5711 EM164C.UVDATA.1

Freq = 1.5950 GHz, Bw = 32.000 MH

No calibration applied and no bandpass applied



Lower frame: Micro Ampl Jy Top frame: Phas deg

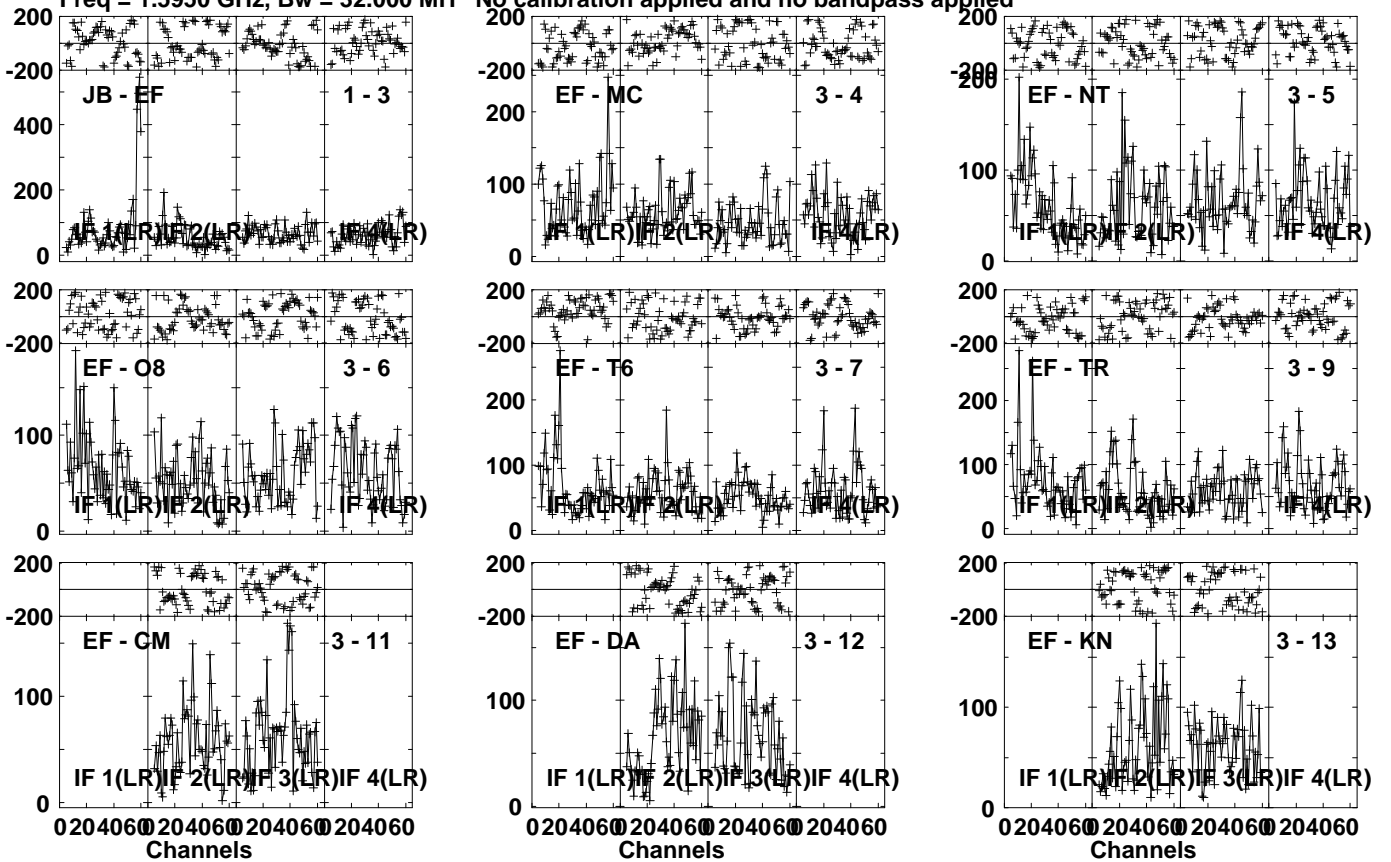
Vector averaged cross-power spectrum Several baselines displayed

Timerange: 00/23:20:31 to 00/23:21:29

Plot file version 83 created 27-MAR-2024 20:23:04

CP43 049 EM164C.UVDATA.1

Freq = 1.5950 GHz, Bw = 32.000 MH No calibration applied and no bandpass applied

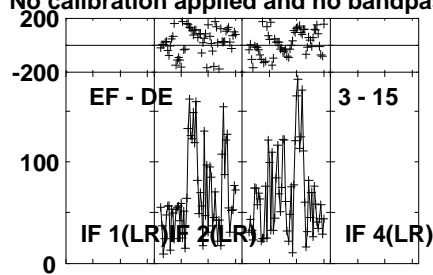
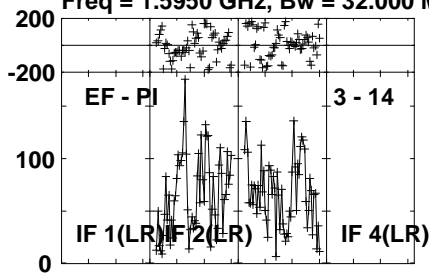


Lower frame: Micro Ampl Jy Top frame: Phas deg
Vector averaged cross-power spectrum Several baselines displayed
Timerange: 00/23:21:31 to 00/23:25:29

Plot file version 84 created 27-MAR-2024 20:23:04

CP43 049 EM164C.UVDATA.1

Freq = 1.5950 GHz, Bw = 32.000 MH No calibration applied and no bandpass applied



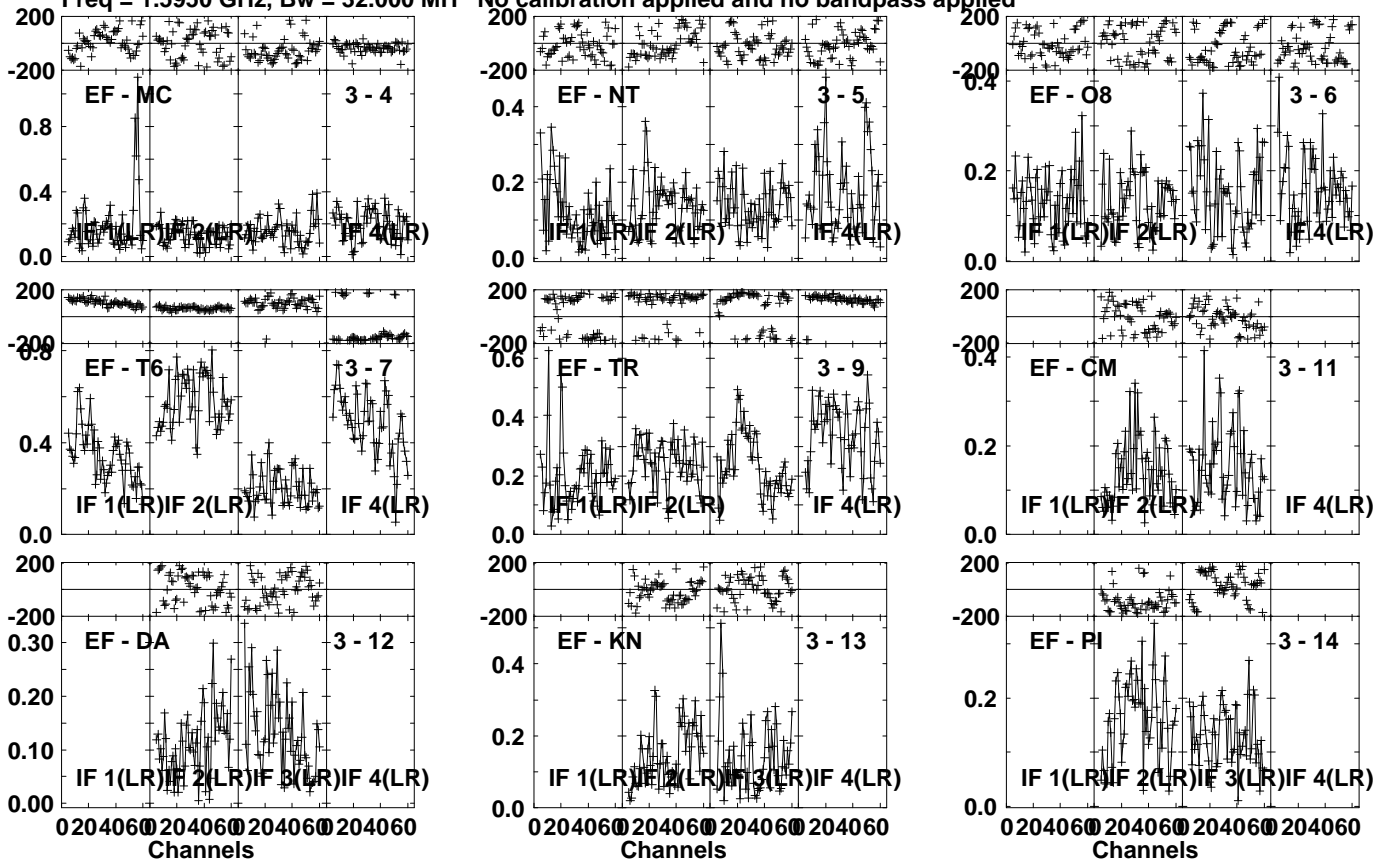
Lower frame: Micro Ampl Jy Top frame: Phas deg
Vector averaged cross-power spectrum Several baselines displayed
Timerange: 00/23:21:31 to 00/23:25:29

Plot file version 85 created 27-MAR-2024 20:23:04

J1037+5711 EM164C.UVDATA.1

Freq = 1.5950 GHz, Bw = 32.000 MH

No calibration applied and no bandpass applied

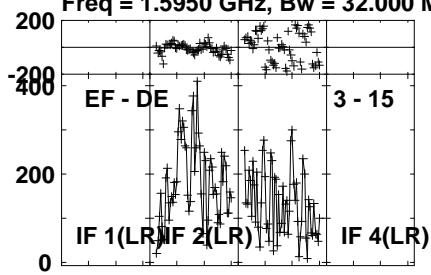


Lower frame: Milli Ampl Jy Top frame: Phas deg
Vector averaged cross-power spectrum Several baselines displayed
Timerange: 00/23:26:01 to 00/23:26:59

Plot file version 86 created 27-MAR-2024 20:23:05

J1037+5711 EM164C.UVDATA.1

Freq = 1.5950 GHz, Bw = 32.000 MH No calibration applied and no bandpass applied



Lower frame: Micro Ampl Jy Top frame: Phas deg

Vector averaged cross-power spectrum Several baselines displayed

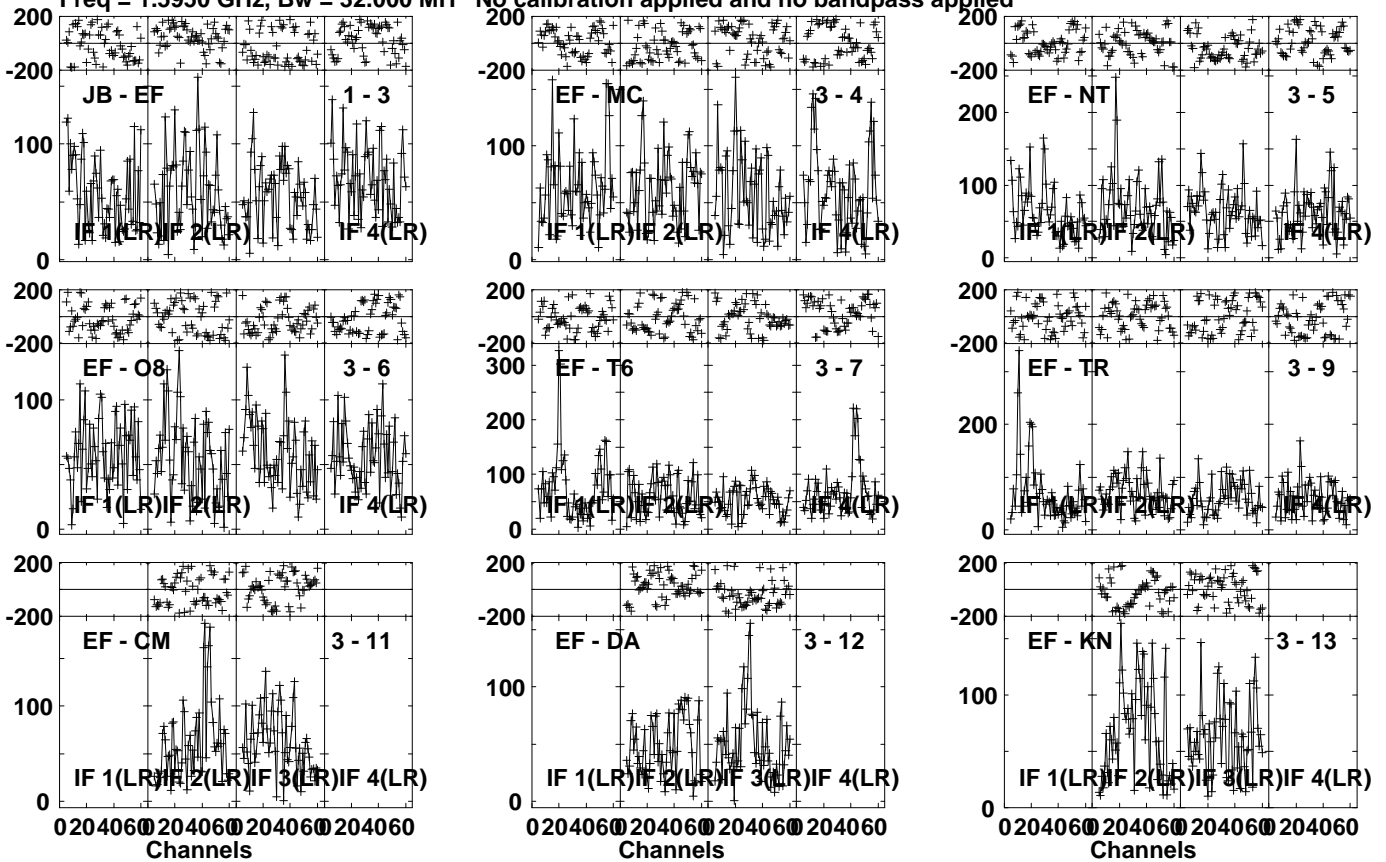
Timerange: 00/23:26:01 to 00/23:26:59

Plot file version 87 created 27-MAR-2024 20:23:05

CP43 049 EM164C.UVDATA.1

Freq = 1.5950 GHz, Bw = 32.000 MH

No calibration applied and no bandpass applied

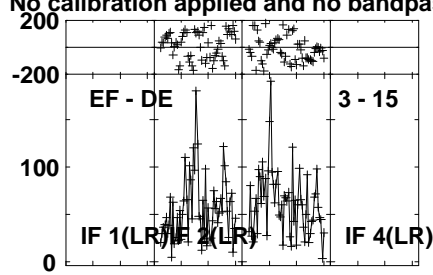
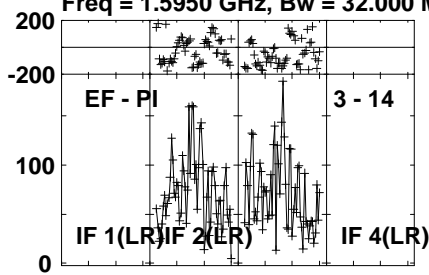


Lower frame: Micro Ampl Jy Top frame: Phas deg
Vector averaged cross-power spectrum Several baselines displayed
Timerange: 00/23:27:01 to 00/23:30:59

Plot file version 88 created 27-MAR-2024 20:23:05

CP43 049 EM164C.UVDATA.1

Freq = 1.5950 GHz, Bw = 32.000 MH No calibration applied and no bandpass applied



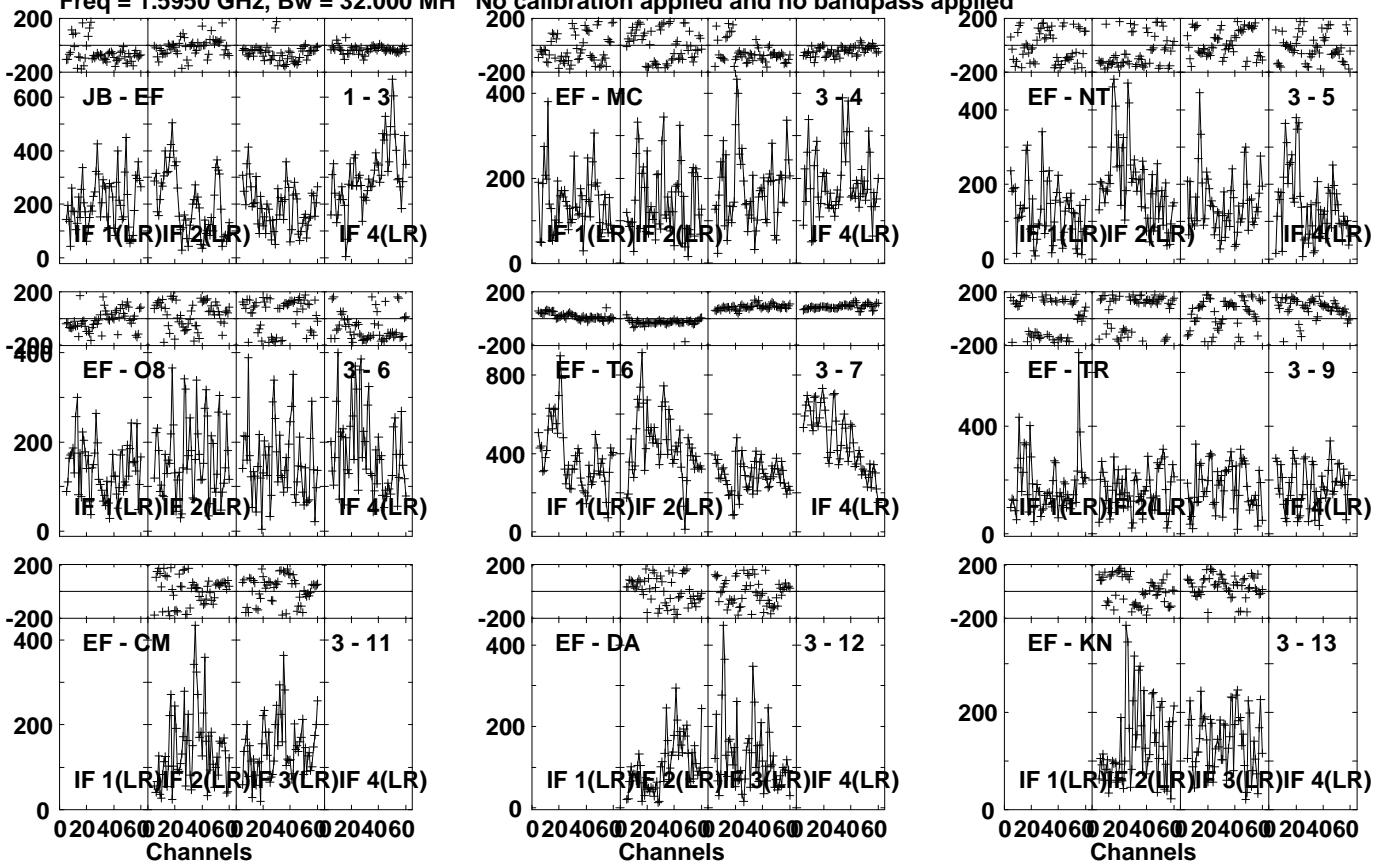
Lower frame: Micro Ampl Jy Top frame: Phas deg
Vector averaged cross-power spectrum Several baselines displayed
Timerange: 00/23:27:01 to 00/23:30:59

Plot file version 89 created 27-MAR-2024 20:23:05

J1037+5711 EM164C.UVDATA.1

Freq = 1.5950 GHz, Bw = 32.000 MH

No calibration applied and no bandpass applied



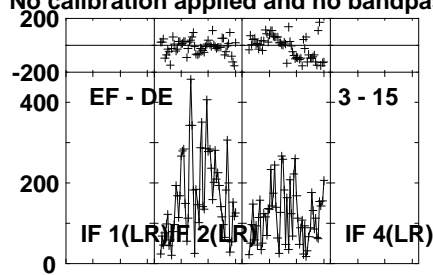
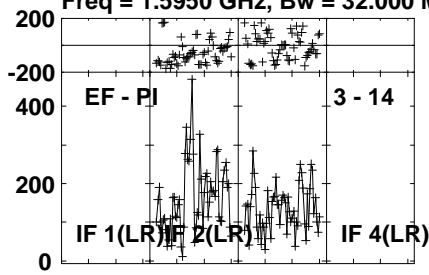
Lower frame: Micro Ampl Jy Top frame: Phas deg
Vector averaged cross-power spectrum Several baselines displayed
Timerange: 00/23:31:31 to 00/23:32:29

Plot file version 90 created 27-MAR-2024 20:23:05

J1037+5711 EM164C.UVDATA.1

Freq = 1.5950 GHz, Bw = 32.000 MH

No calibration applied and no bandpass applied



Lower frame: Micro Ampl Jy Top frame: Phas deg

Vector averaged cross-power spectrum Several baselines displayed

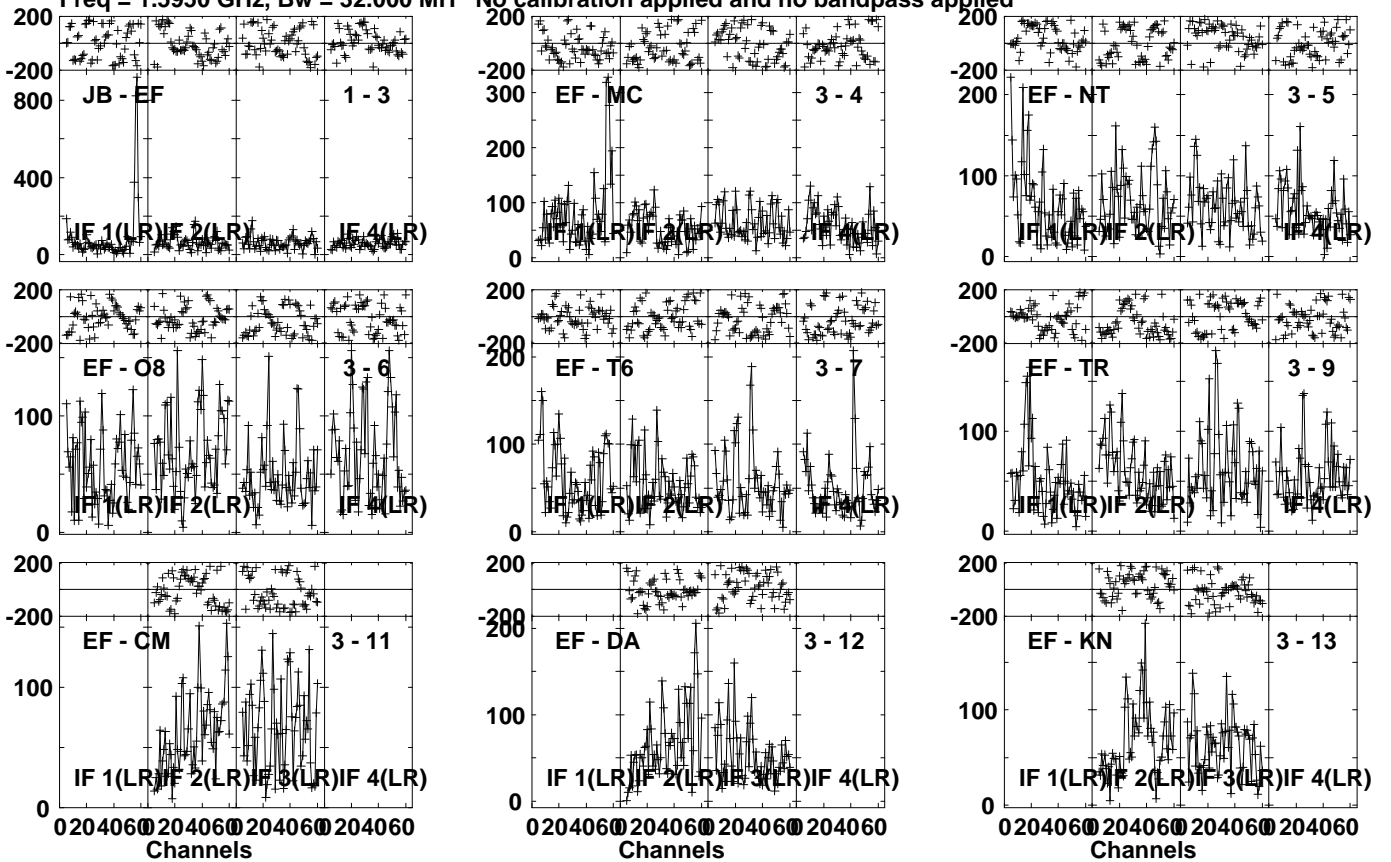
Timerange: 00/23:31:31 to 00/23:32:29

Plot file version 91 created 27-MAR-2024 20:23:05

CP42 027 EM164C.UVDATA.1

Freq = 1.5950 GHz, Bw = 32.000 MH

No calibration applied and no bandpass applied

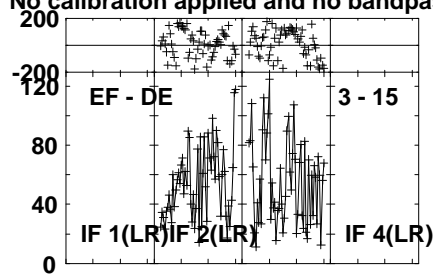
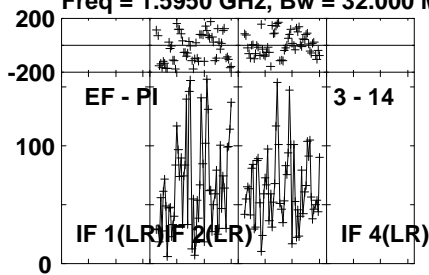


Lower frame: Micro Ampl Jy Top frame: Phas deg
Vector averaged cross-power spectrum Several baselines displayed
Timerange: 00/23:32:31 to 00/23:36:29

Plot file version 92 created 27-MAR-2024 20:23:05

CP42 027 EM164C.UVDATA.1

Freq = 1.5950 GHz, Bw = 32.000 MH No calibration applied and no bandpass applied



Lower frame: Micro Ampl Jy Top frame: Phas deg

Vector averaged cross-power spectrum Several baselines displayed

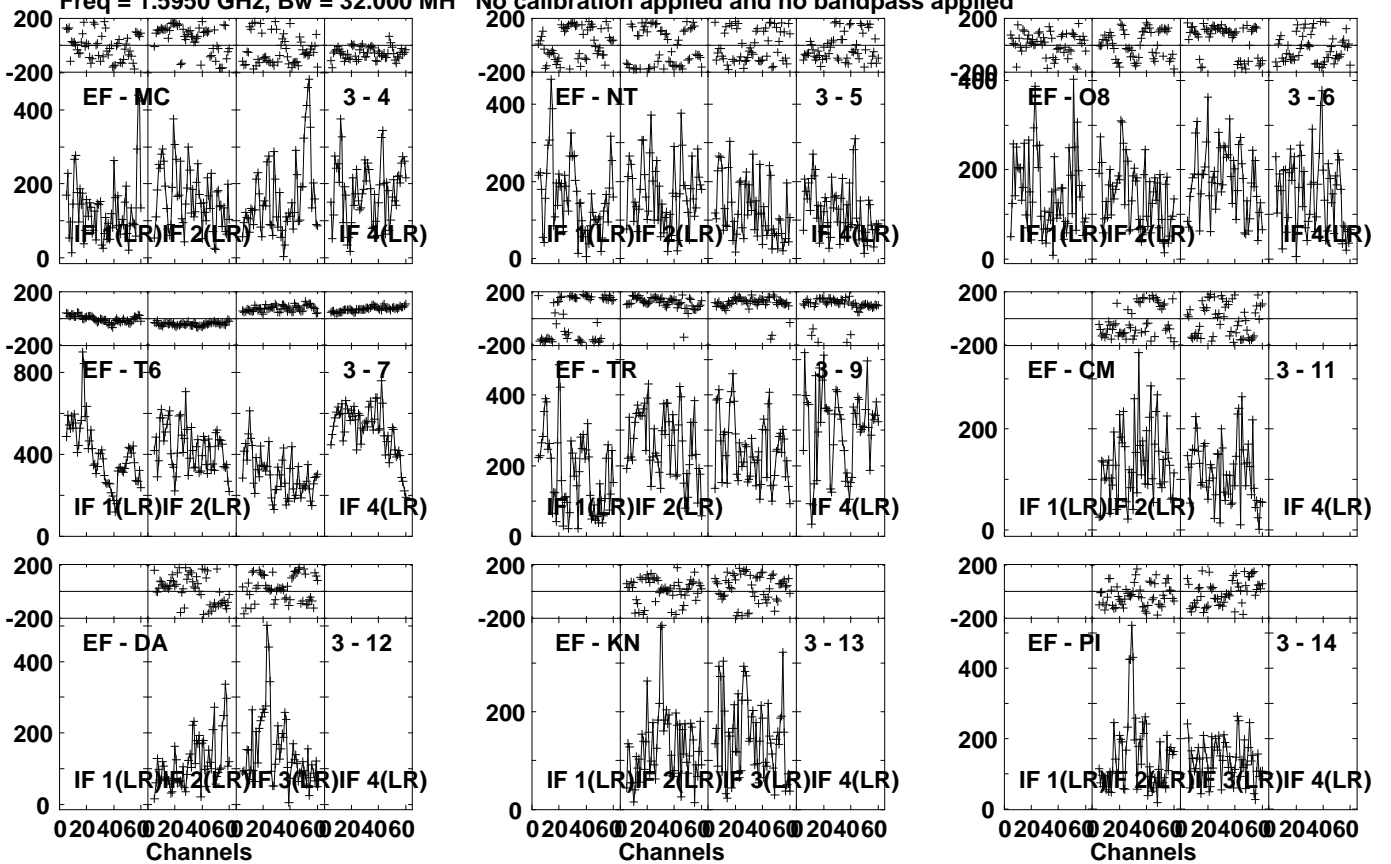
Timerange: 00/23:32:31 to 00/23:36:29

Plot file version 93 created 27-MAR-2024 20:23:05

J1037+5711 EM164C.UVDATA.1

Freq = 1.5950 GHz, Bw = 32.000 MH

No calibration applied and no bandpass applied

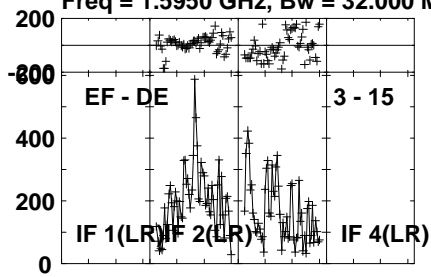


Lower frame: Micro Ampl Jy Top frame: Phas deg
Vector averaged cross-power spectrum Several baselines displayed
Timerange: 00/23:37:01 to 00/23:37:59

Plot file version 94 created 27-MAR-2024 20:23:06

J1037+5711 EM164C.UVDATA.1

Freq = 1.5950 GHz, Bw = 32.000 MH No calibration applied and no bandpass applied

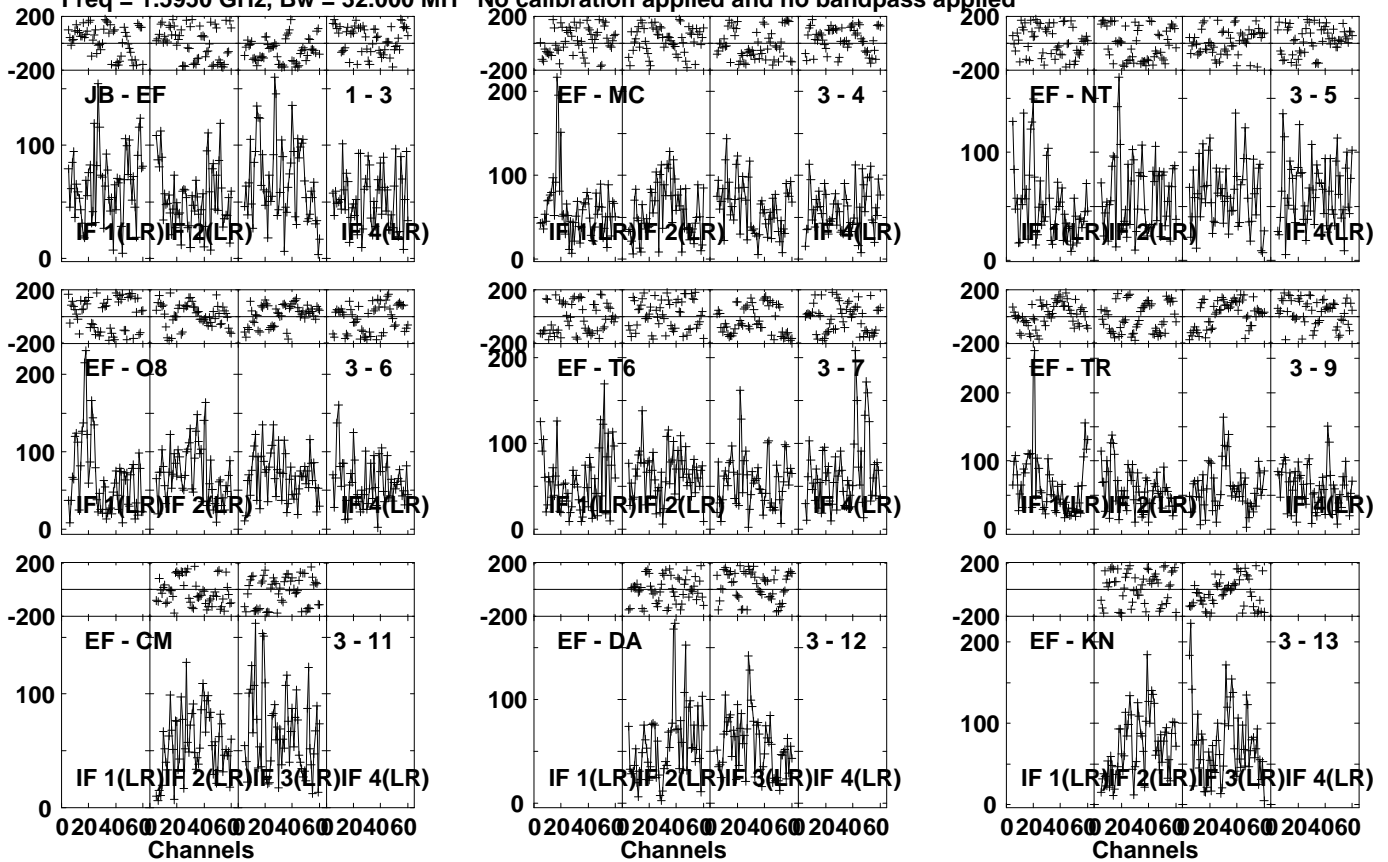


Lower frame: Micro Ampl Jy Top frame: Phas deg
Vector averaged cross-power spectrum Several baselines displayed
Timerange: 00/23:37:01 to 00/23:37:59

Plot file version 95 created 27-MAR-2024 20:23:06

CP42 027 EM164C.UVDATA.1

Freq = 1.5950 GHz, Bw = 32.000 MH No calibration applied and no bandpass applied



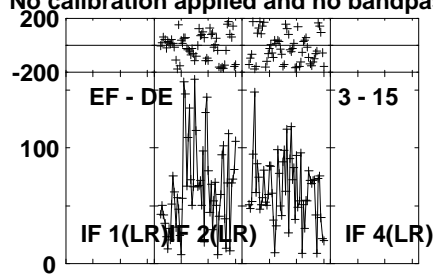
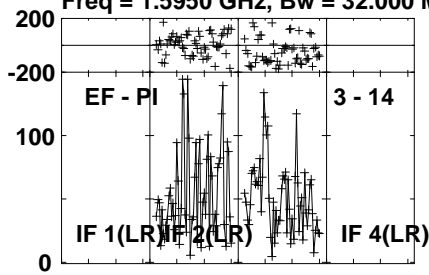
Lower frame: Micro Ampl Jy Top frame: Phas deg
Vector averaged cross-power spectrum Several baselines displayed
Timerange: 00/23:38:01 to 00/23:41:59

Plot file version 96 created 27-MAR-2024 20:23:06

CP42 027 EM164C.UVDATA.1

Freq = 1.5950 GHz, Bw = 32.000 MH

No calibration applied and no bandpass applied



Lower frame: Micro Ampl Jy Top frame: Phas deg

Vector averaged cross-power spectrum Several baselines displayed

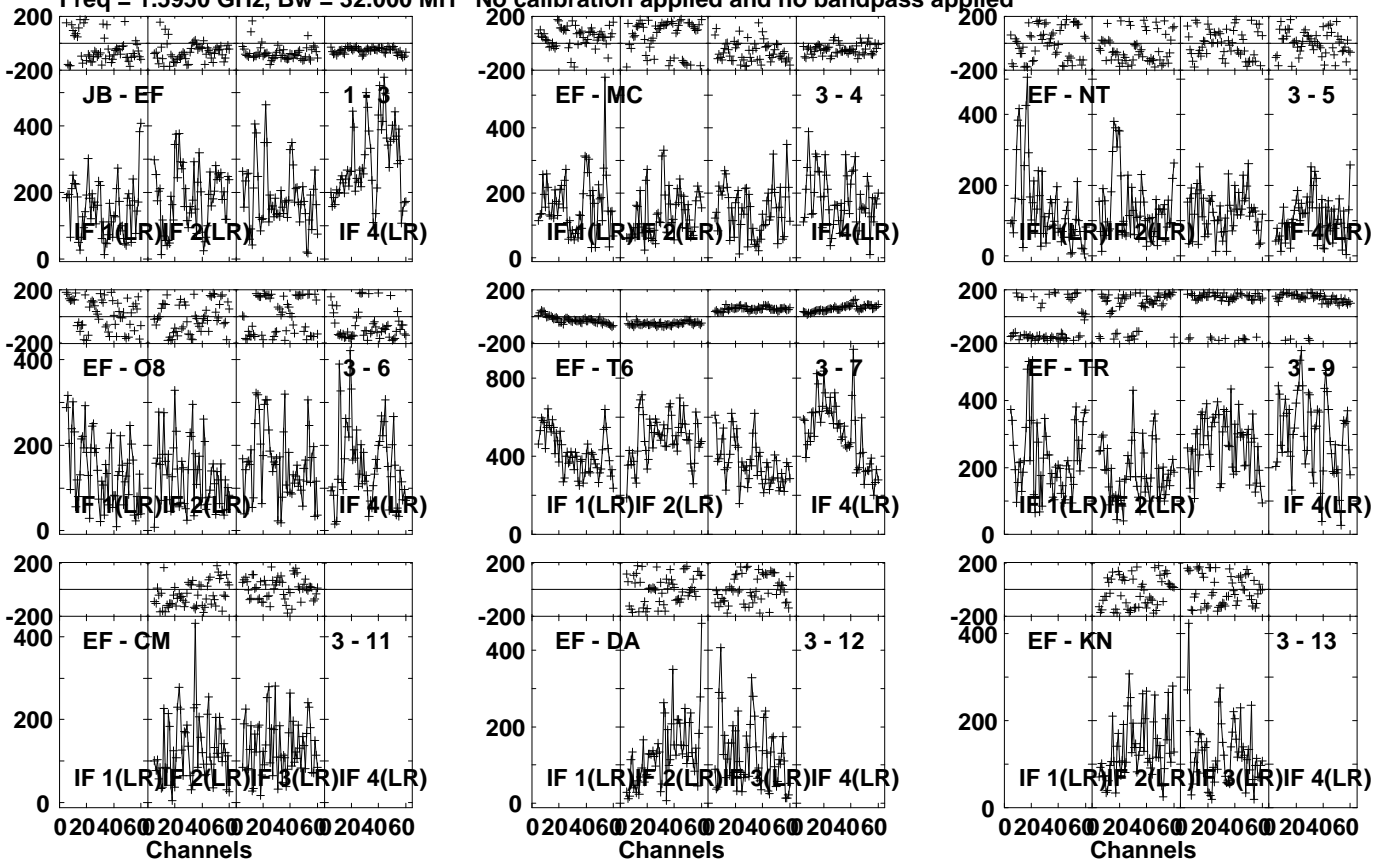
Timerange: 00/23:38:01 to 00/23:41:59

Plot file version 97 created 27-MAR-2024 20:23:06

J1037+5711 EM164C.UVDATA.1

Freq = 1.5950 GHz, Bw = 32.000 MH

No calibration applied and no bandpass applied



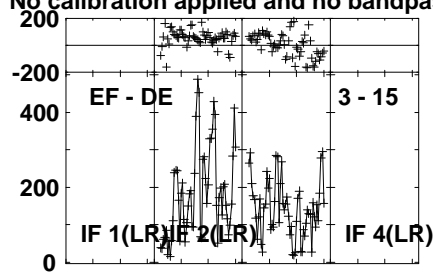
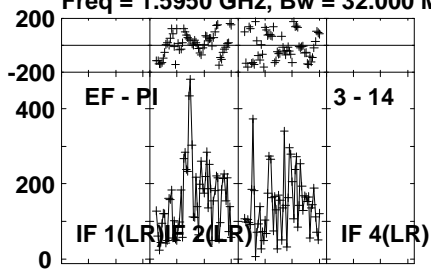
Lower frame: Micro Ampl Jy Top frame: Phas deg
Vector averaged cross-power spectrum Several baselines displayed
Timerange: 00/23:42:31 to 00/23:43:29

Plot file version 98 created 27-MAR-2024 20:23:06

J1037+5711 EM164C.UVDATA.1

Freq = 1.5950 GHz, Bw = 32.000 MH

No calibration applied and no bandpass applied



Lower frame: Micro Ampl Jy Top frame: Phas deg

Vector averaged cross-power spectrum Several baselines displayed

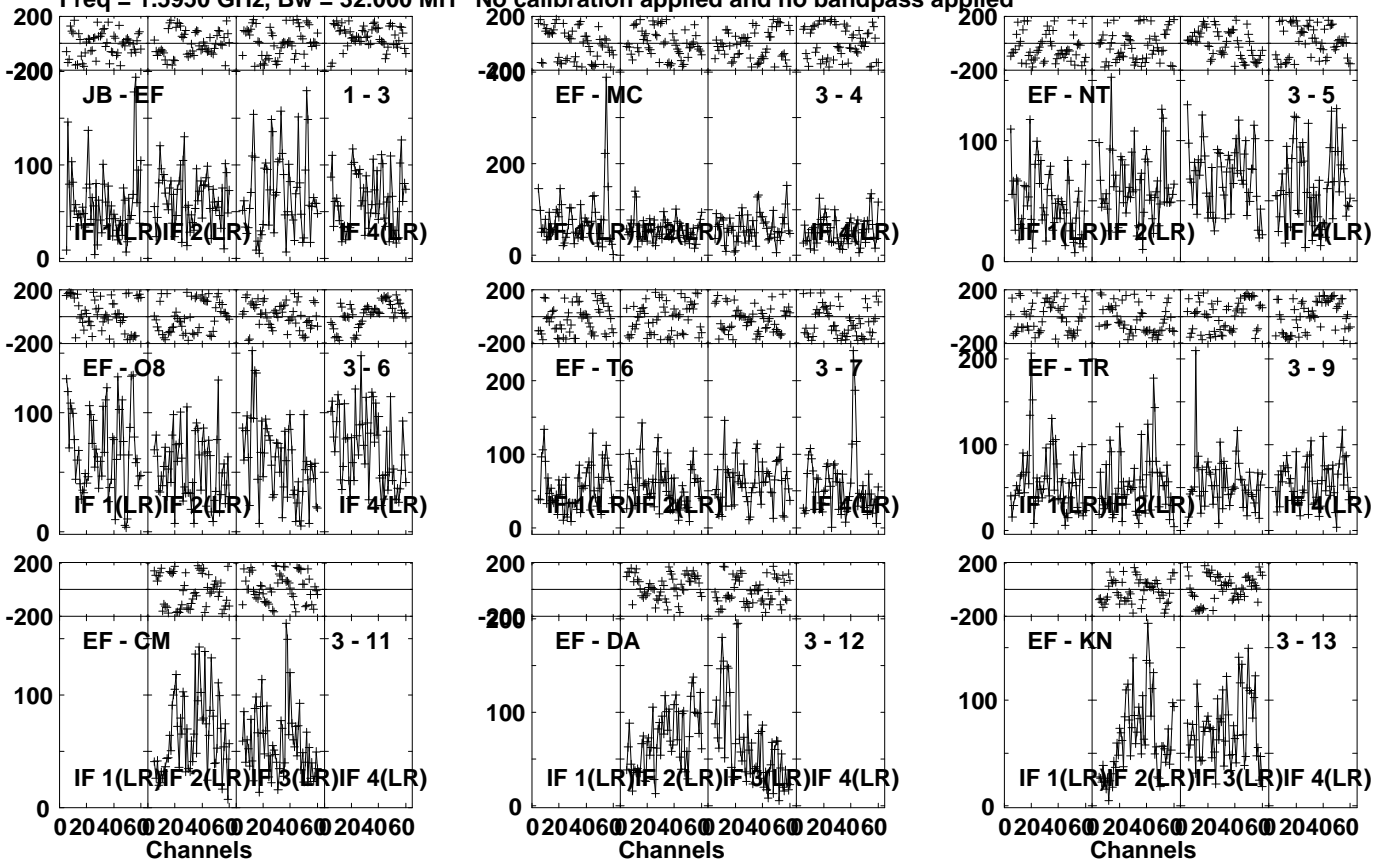
Timerange: 00/23:42:31 to 00/23:43:29

Plot file version 99 created 27-MAR-2024 20:23:06

CP41 077 EM164C.UVDATA.1

Freq = 1.5950 GHz, Bw = 32.000 MH

No calibration applied and no bandpass applied



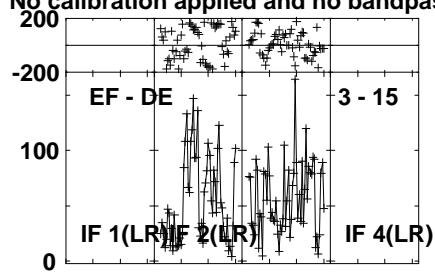
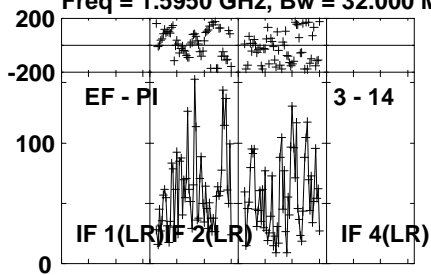
Lower frame: Micro Ampl Jy Top frame: Phas deg
Vector averaged cross-power spectrum Several baselines displayed
Timerange: 00/23:43:31 to 00/23:47:29

Plot file version 100 created 27-MAR-2024 20:23:06

CP41 077 EM164C.UVDATA.1

Freq = 1.5950 GHz, Bw = 32.000 MH

No calibration applied and no bandpass applied



Lower frame: Micro Ampl Jy Top frame: Phas deg

Vector averaged cross-power spectrum Several baselines displayed

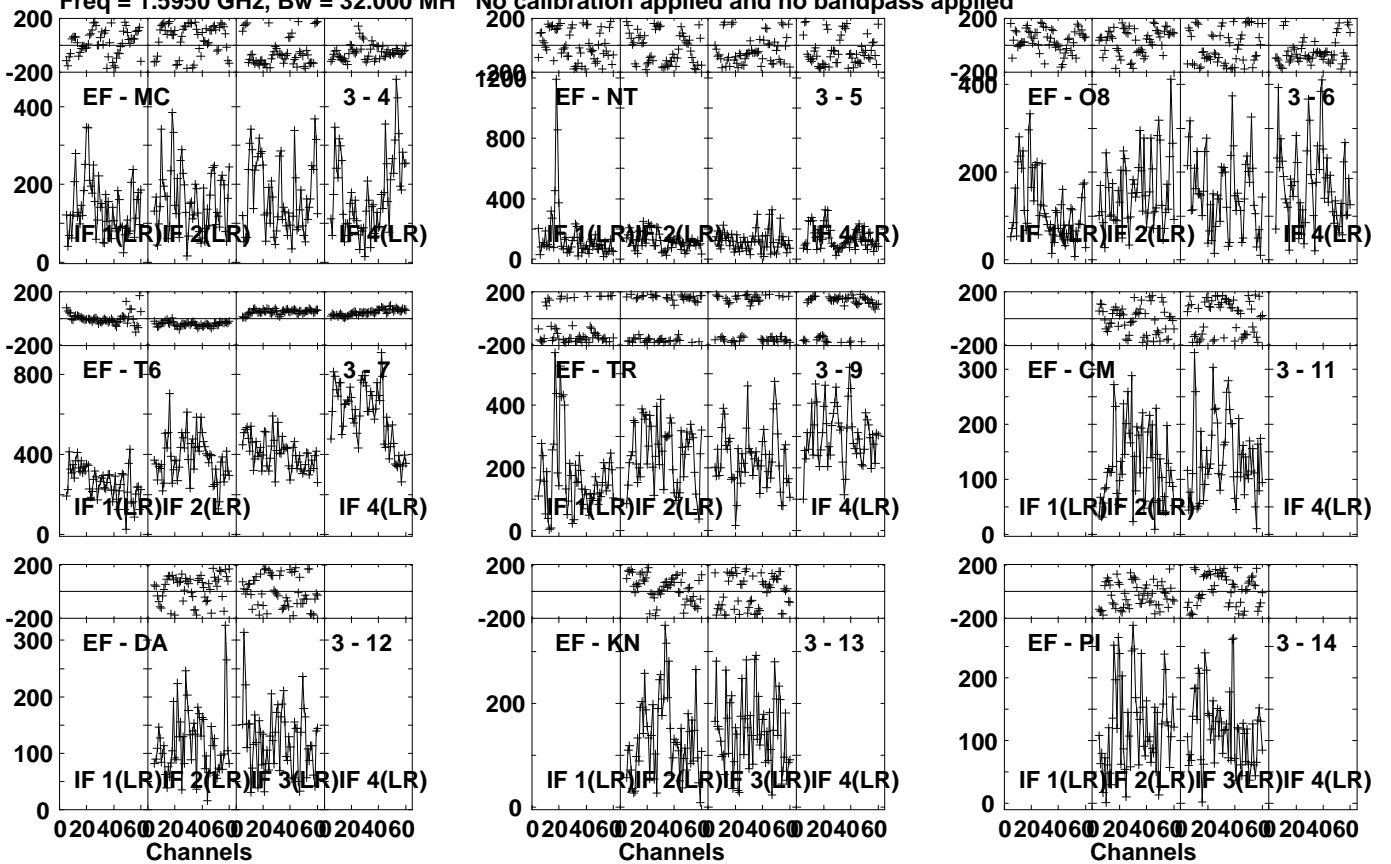
Timerange: 00/23:43:31 to 00/23:47:29

Plot file version 101 created 27-MAR-2024 20:23:06

J1037+5711 EM164C.UVDATA.1

Freq = 1.5950 GHz, Bw = 32.000 MH

No calibration applied and no bandpass applied

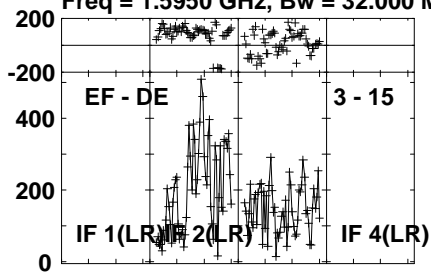


Lower frame: Micro Ampl Jy Top frame: Phas deg
Vector averaged cross-power spectrum Several baselines displayed
Timerange: 00/23:48:01 to 00/23:48:59

Plot file version 102 created 27-MAR-2024 20:23:07

J1037+5711 EM164C.UVDATA.1

Freq = 1.5950 GHz, Bw = 32.000 MH No calibration applied and no bandpass applied



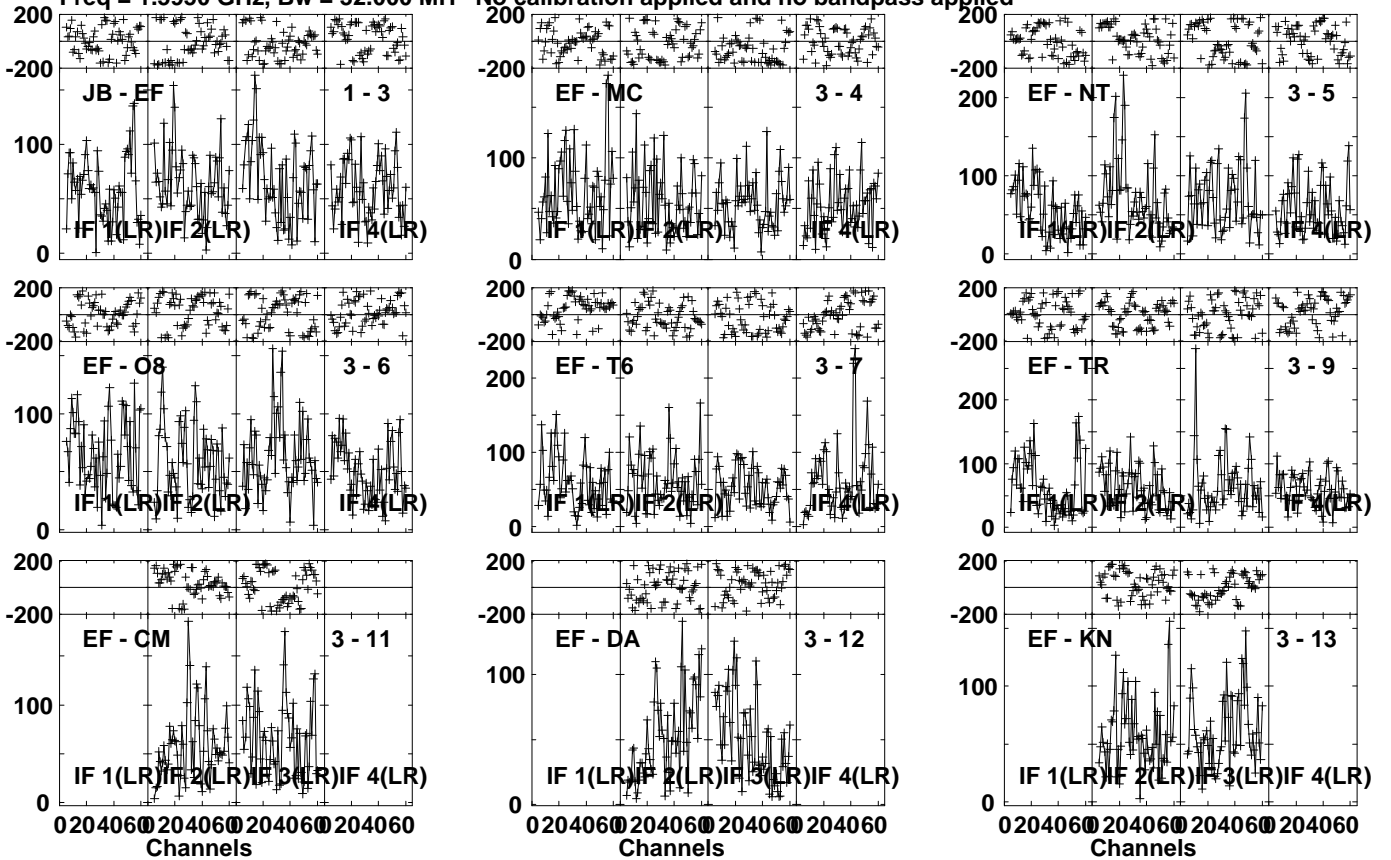
Lower frame: Micro Ampl Jy Top frame: Phas deg
Vector averaged cross-power spectrum Several baselines displayed
Timerange: 00/23:48:01 to 00/23:48:59

Plot file version 103 created 27-MAR-2024 20:23:07

CP41 077 EM164C.UVDATA.1

Freq = 1.5950 GHz, Bw = 32.000 MH

No calibration applied and no bandpass applied



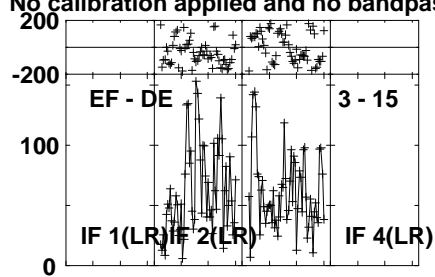
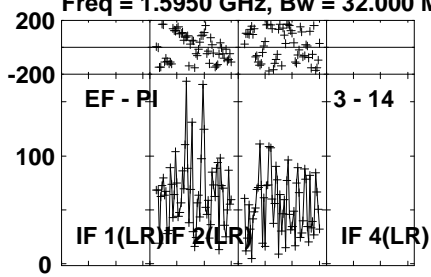
Lower frame: Micro Ampl Jy Top frame: Phas deg
Vector averaged cross-power spectrum Several baselines displayed
Timerange: 00/23:49:01 to 00/23:52:59

Plot file version 104 created 27-MAR-2024 20:23:07

CP41 077 EM164C.UVDATA.1

Freq = 1.5950 GHz, Bw = 32.000 MH

No calibration applied and no bandpass applied



Lower frame: Micro Ampl Jy Top frame: Phas deg

Vector averaged cross-power spectrum Several baselines displayed

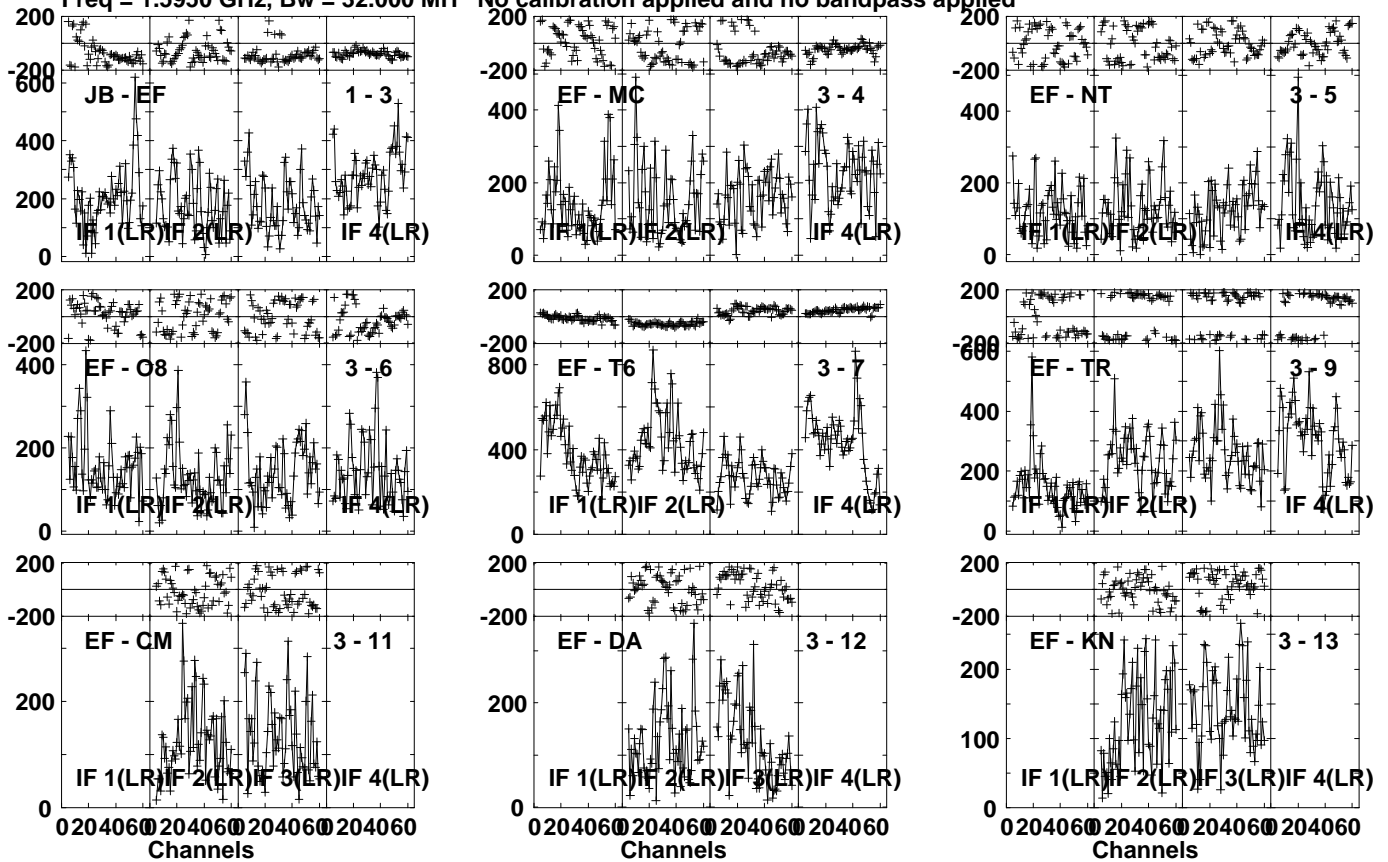
Timerange: 00/23:49:01 to 00/23:52:59

Plot file version 105 created 27-MAR-2024 20:23:07

J1037+5711 EM164C.UVDATA.1

Freq = 1.5950 GHz, Bw = 32.000 MH

No calibration applied and no bandpass applied

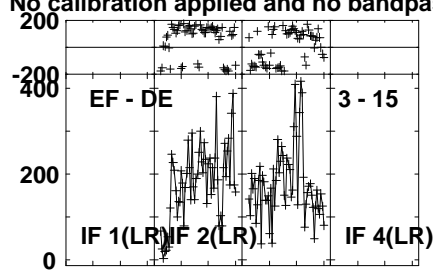
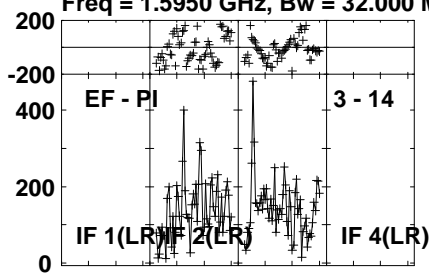


Lower frame: Micro Ampl Jy Top frame: Phas deg
Vector averaged cross-power spectrum Several baselines displayed
Timerange: 00/23:53:31 to 00/23:54:29

Plot file version 106 created 27-MAR-2024 20:23:07

J1037+5711 EM164C.UVDATA.1

Freq = 1.5950 GHz, Bw = 32.000 MH No calibration applied and no bandpass applied



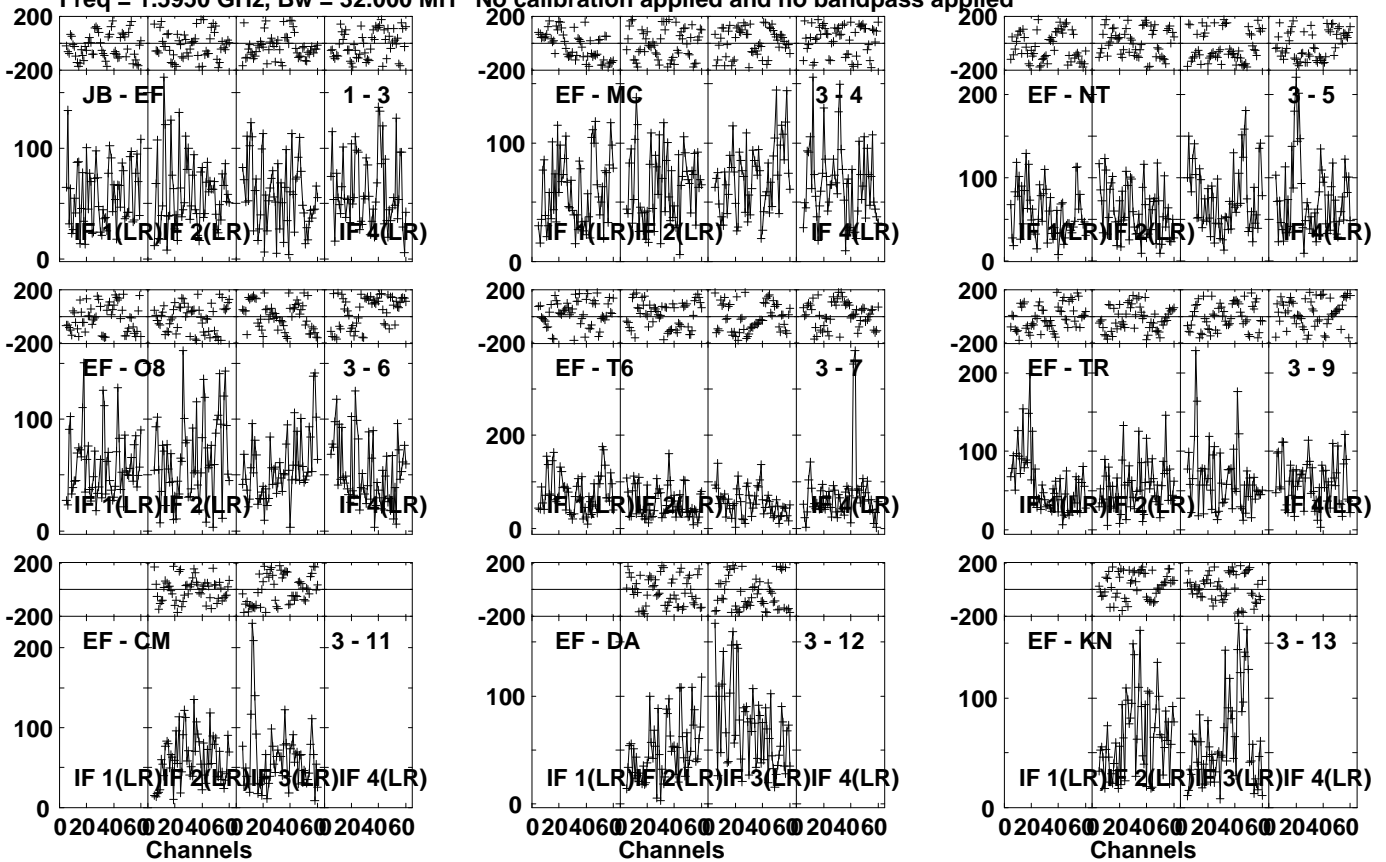
Lower frame: Micro Ampl Jy Top frame: Phas deg
Vector averaged cross-power spectrum Several baselines displayed
Timerange: 00/23:53:31 to 00/23:54:29

Plot file version 107 created 27-MAR-2024 20:23:07

CP50 031 EM164C.UVDATA.1

Freq = 1.5950 GHz, Bw = 32.000 MH

No calibration applied and no bandpass applied

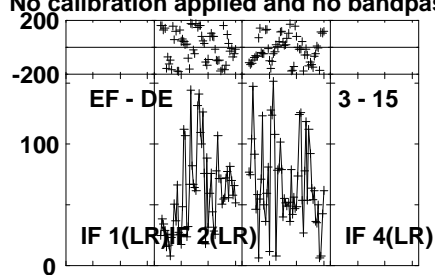
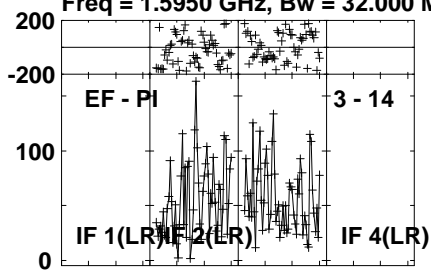


Lower frame: Micro Ampl Jy Top frame: Phas deg
Vector averaged cross-power spectrum Several baselines displayed
Timerange: 00/23:54:31 to 00/23:58:29

Plot file version 108 created 27-MAR-2024 20:23:07

CP50 031 EM164C.UVDATA.1

Freq = 1.5950 GHz, Bw = 32.000 MH No calibration applied and no bandpass applied



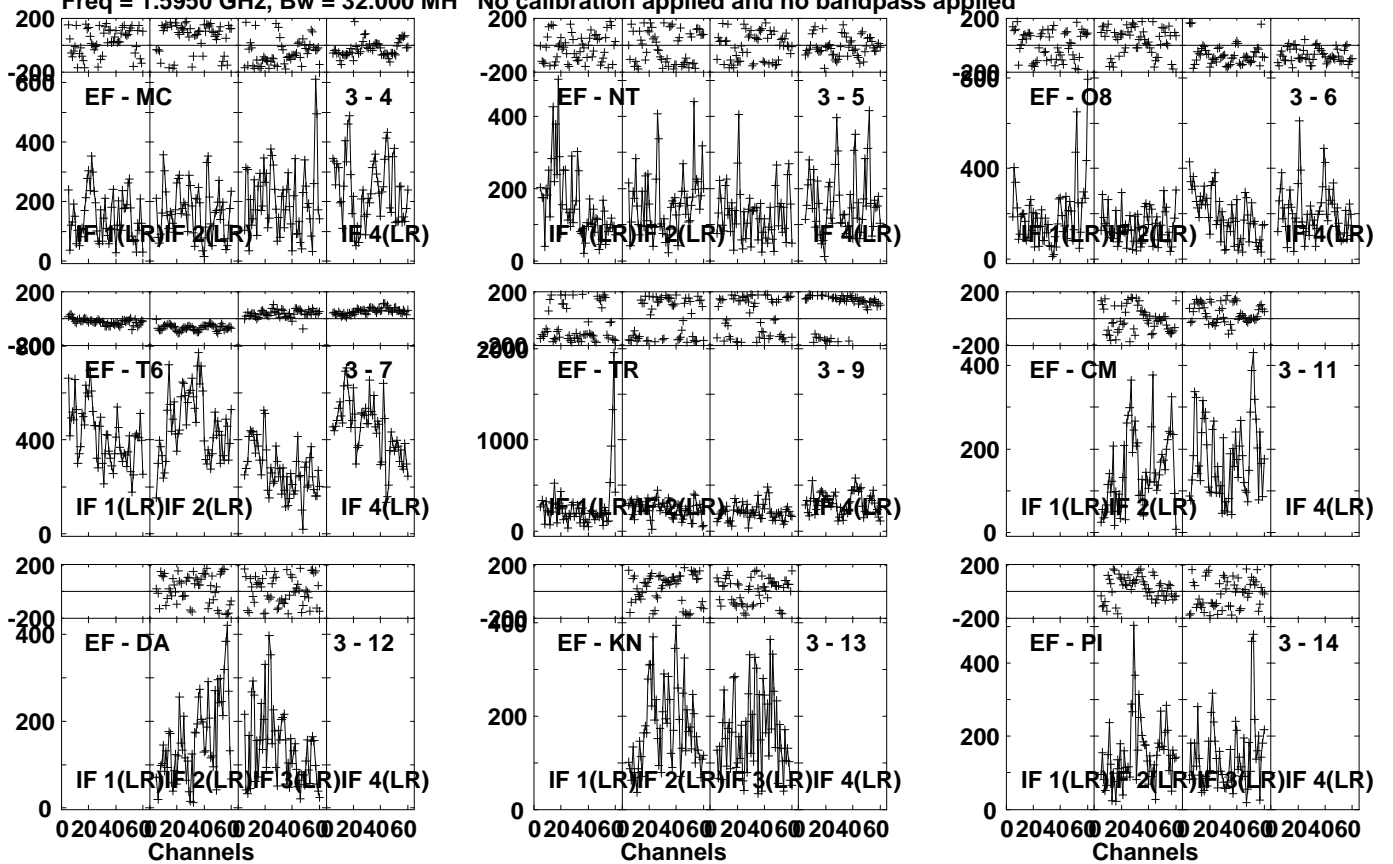
Lower frame: Micro Ampl Jy Top frame: Phas deg
Vector averaged cross-power spectrum Several baselines displayed
Timerange: 00/23:54:31 to 00/23:58:29

Plot file version 109 created 27-MAR-2024 20:23:08

J1037+5711 EM164C.UVDATA.1

Freq = 1.5950 GHz, Bw = 32.000 MH

No calibration applied and no bandpass applied

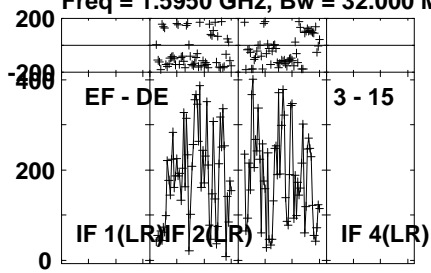


Lower frame: Micro Ampl Jy Top frame: Phas deg
Vector averaged cross-power spectrum Several baselines displayed
Timerange: 00/23:59:01 to 00/23:59:57

Plot file version 110 created 27-MAR-2024 20:23:08

J1037+5711 EM164C.UVDATA.1

Freq = 1.5950 GHz, Bw = 32.000 MH No calibration applied and no bandpass applied



Lower frame: Micro Ampl Jy Top frame: Phas deg

Vector averaged cross-power spectrum Several baselines displayed

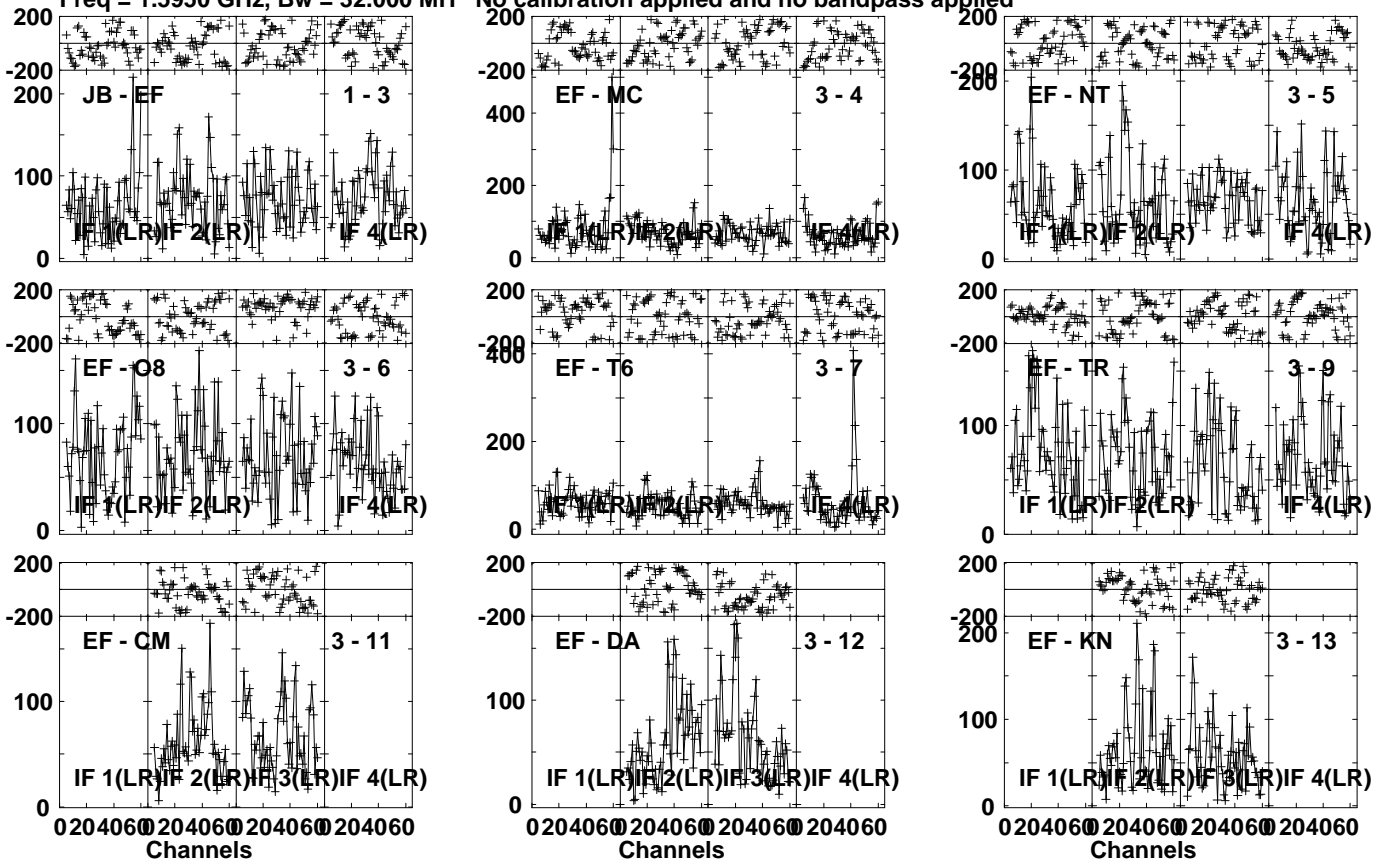
Timerange: 00/23:59:01 to 00/23:59:57

Plot file version 111 created 27-MAR-2024 20:23:08

CP50 031 EM164C.UVDATA.1

Freq = 1.5950 GHz, Bw = 32.000 MH

No calibration applied and no bandpass applied

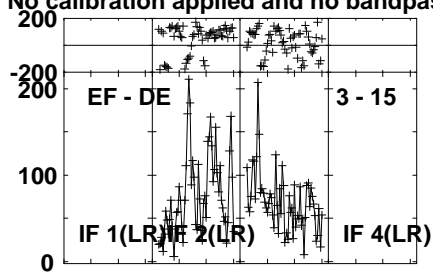
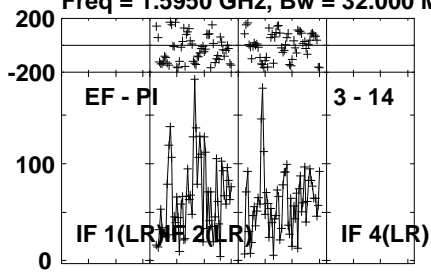


Lower frame: Micro Ampl Jy Top frame: Phas deg
Vector averaged cross-power spectrum Several baselines displayed
Timerange: 01/00:00:01 to 01/00:03:59

Plot file version 112 created 27-MAR-2024 20:23:08

CP50 031 EM164C.UVDATA.1

Freq = 1.5950 GHz, Bw = 32.000 MH No calibration applied and no bandpass applied



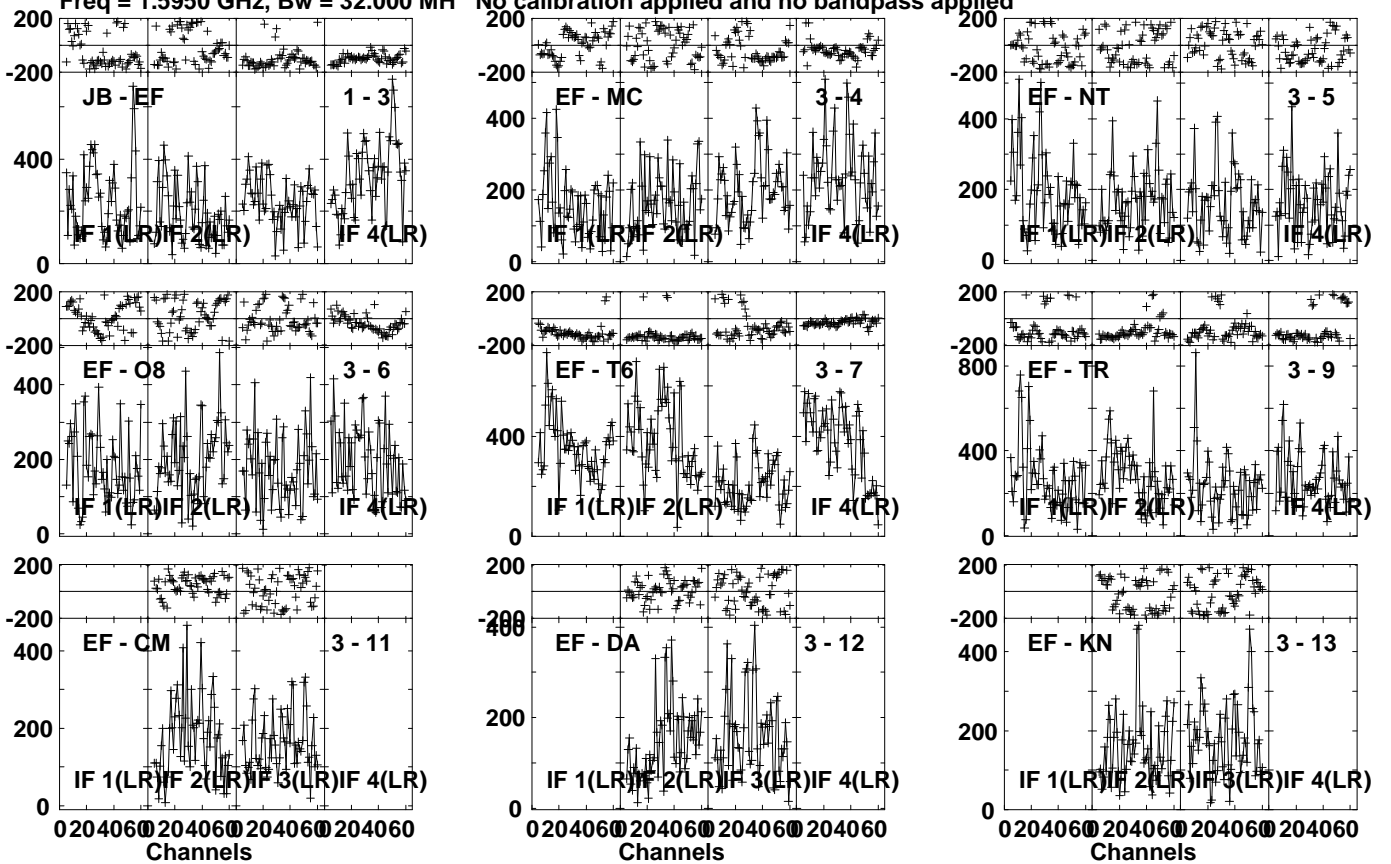
Lower frame: Micro Ampl Jy Top frame: Phas deg
Vector averaged cross-power spectrum Several baselines displayed
Timerange: 01/00:00:01 to 01/00:03:59

Plot file version 113 created 27-MAR-2024 20:23:08

J1037+5711 EM164C.UVDATA.1

Freq = 1.5950 GHz, Bw = 32.000 MH

No calibration applied and no bandpass applied



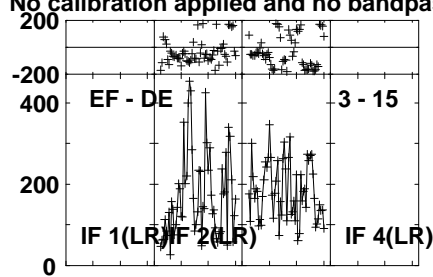
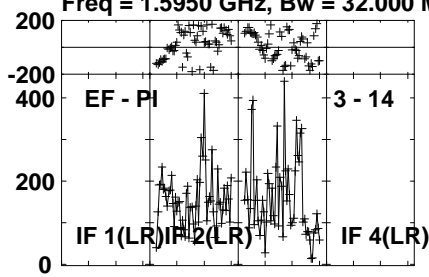
Lower frame: Micro Ampl Jy Top frame: Phas deg
Vector averaged cross-power spectrum Several baselines displayed
Timerange: 01/00:04:31 to 01/00:05:29

Plot file version 114 created 27-MAR-2024 20:23:08

J1037+5711 EM164C.UVDATA.1

Freq = 1.5950 GHz, Bw = 32.000 MH

No calibration applied and no bandpass applied



Lower frame: Micro Ampl Jy Top frame: Phas deg

Vector averaged cross-power spectrum Several baselines displayed

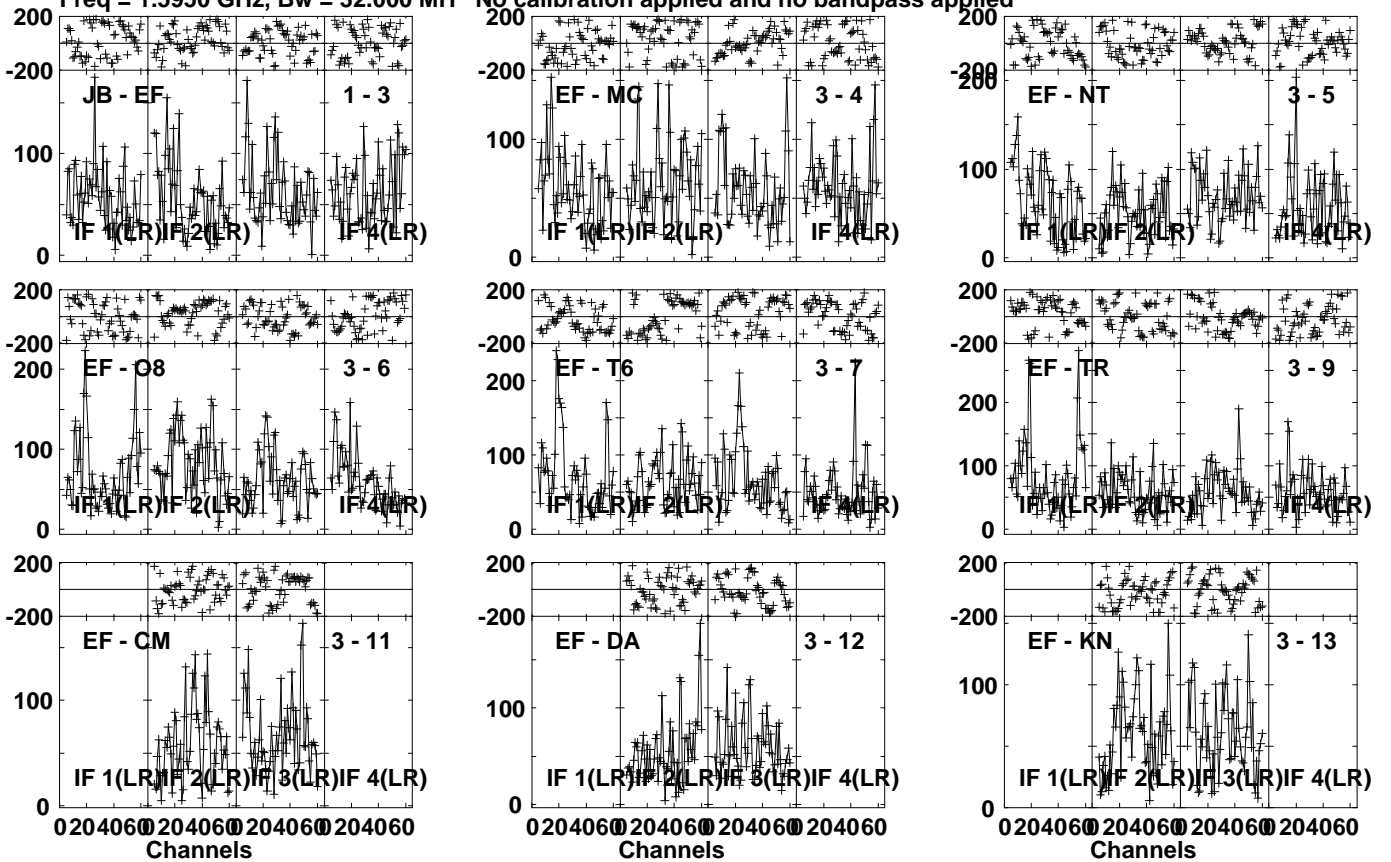
Timerange: 01/00:04:31 to 01/00:05:29

Plot file version 115 created 27-MAR-2024 20:23:08

CP32 077 EM164C.UVDATA.1

Freq = 1.5950 GHz, Bw = 32.000 MH

No calibration applied and no bandpass applied



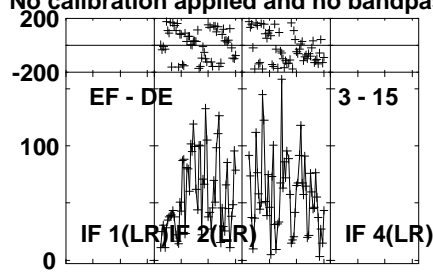
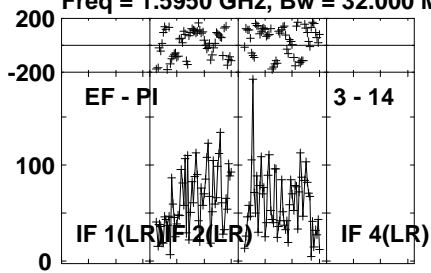
Lower frame: Micro Ampl Jy Top frame: Phas deg
Vector averaged cross-power spectrum Several baselines displayed
Timerange: 01/00:05:31 to 01/00:09:29

Plot file version 116 created 27-MAR-2024 20:23:09

CP32 077 EM164C.UVDATA.1

Freq = 1.5950 GHz, Bw = 32.000 MH

No calibration applied and no bandpass applied



Lower frame: Micro Ampl Jy Top frame: Phas deg

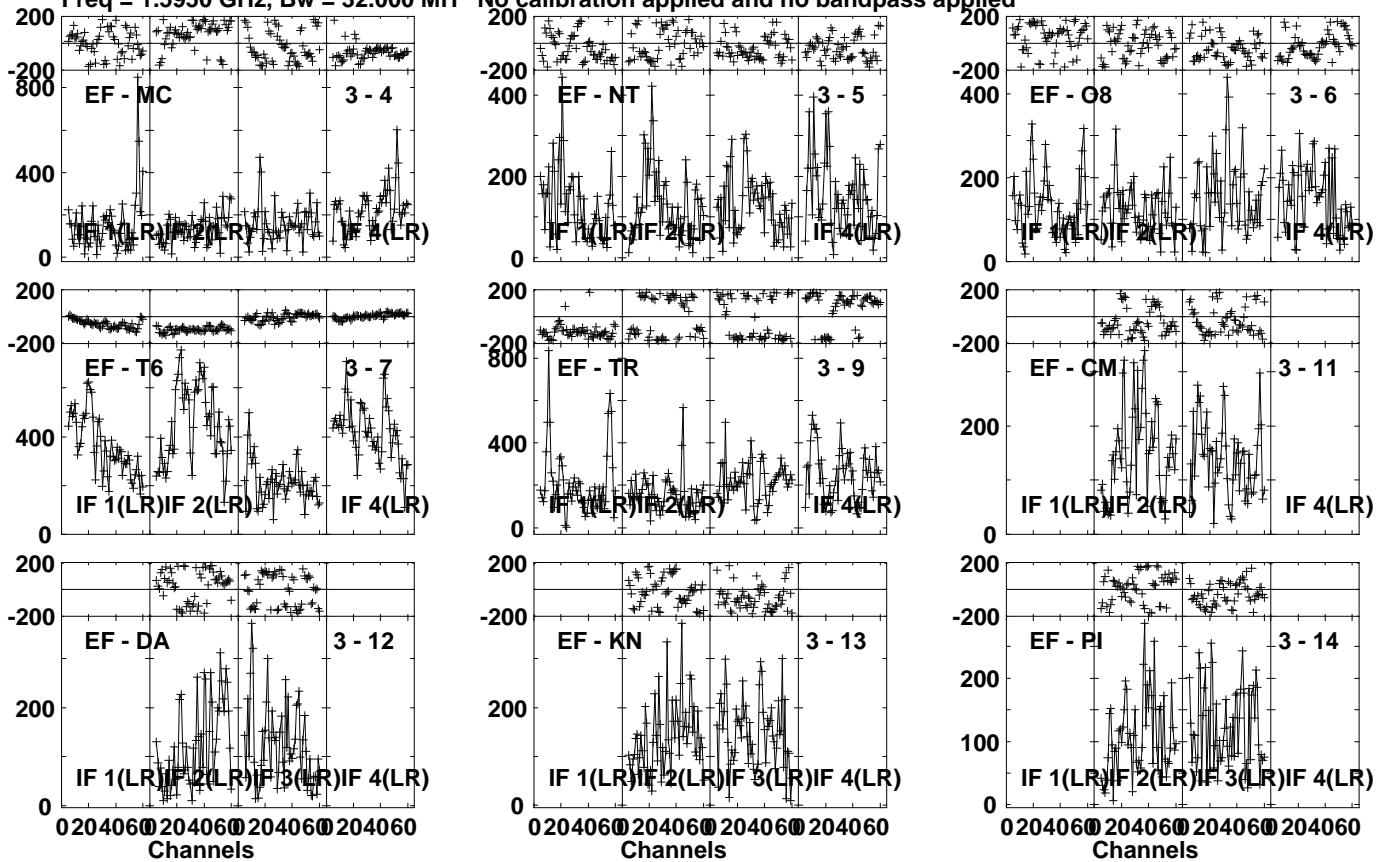
Vector averaged cross-power spectrum Several baselines displayed

Timerange: 01/00:05:31 to 01/00:09:29

Plot file version 117 created 27-MAR-2024 20:23:09

J1037+5711 EM164C.UVDATA.1

Freq = 1.5950 GHz, Bw = 32.000 MH No calibration applied and no bandpass applied

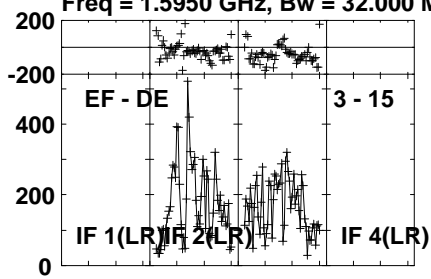


Lower frame: Micro Ampl Jy Top frame: Phas deg
Vector averaged cross-power spectrum Several baselines displayed
Timerange: 01/00:10:01 to 01/00:10:59

Plot file version 118 created 27-MAR-2024 20:23:09

J1037+5711 EM164C.UVDATA.1

Freq = 1.5950 GHz, Bw = 32.000 MH No calibration applied and no bandpass applied



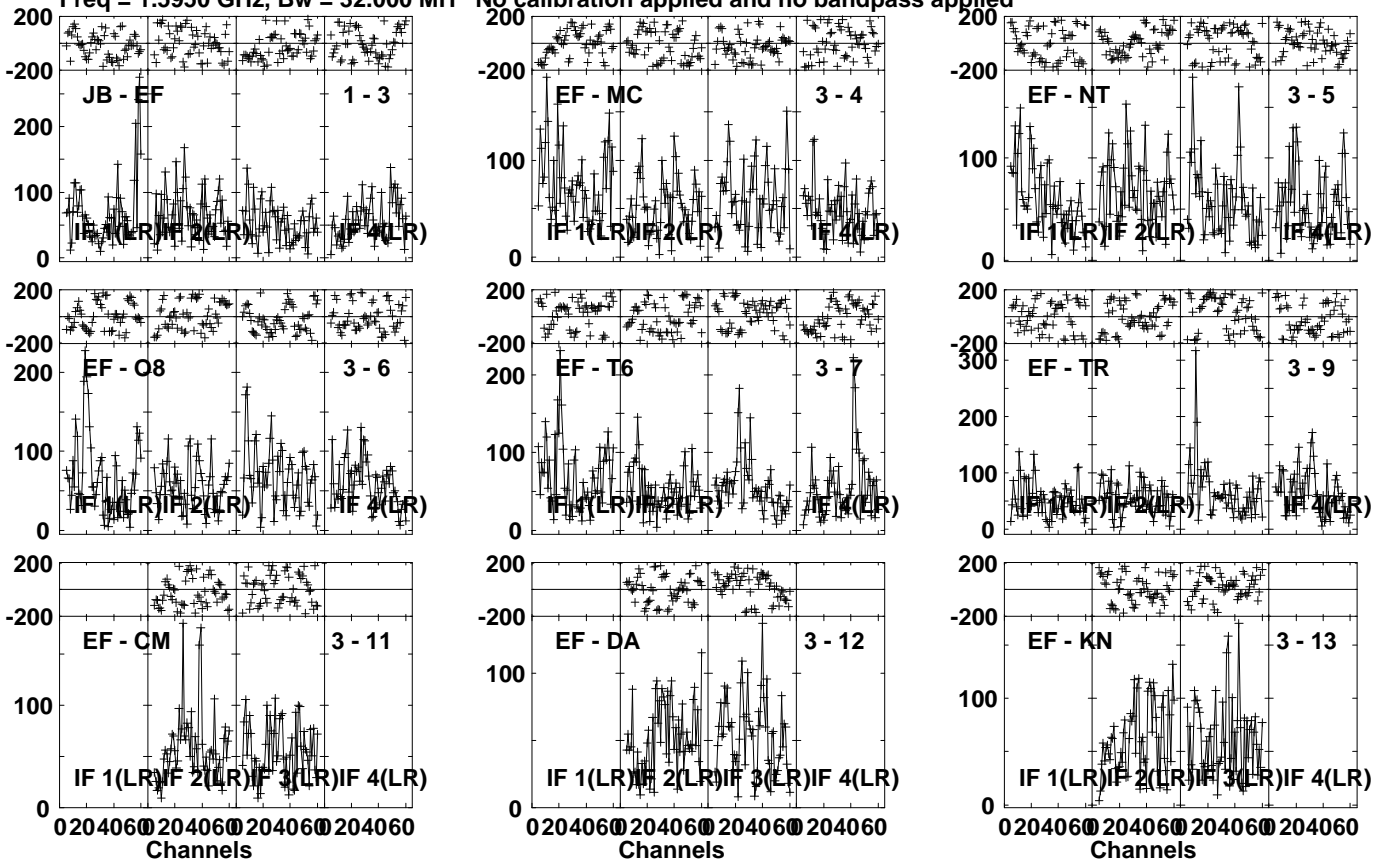
Lower frame: Micro Ampl Jy Top frame: Phas deg
Vector averaged cross-power spectrum Several baselines displayed
Timerange: 01/00:10:01 to 01/00:10:59

Plot file version 119 created 27-MAR-2024 20:23:09

CP32 077 EM164C.UVDATA.1

Freq = 1.5950 GHz, Bw = 32.000 MH

No calibration applied and no bandpass applied



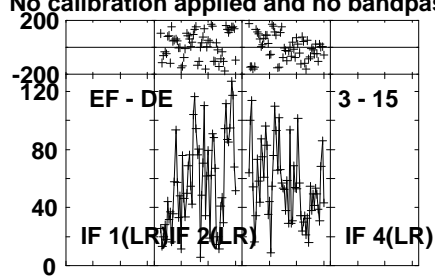
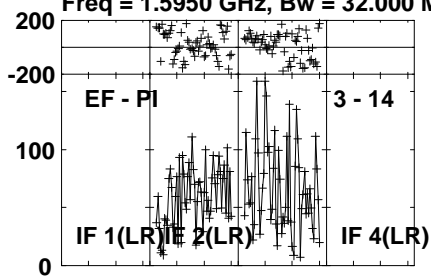
Lower frame: Micro Ampl Jy Top frame: Phas deg
Vector averaged cross-power spectrum Several baselines displayed
Timerange: 01/00:11:01 to 01/00:14:59

Plot file version 120 created 27-MAR-2024 20:23:09

CP32 077 EM164C.UVDATA.1

Freq = 1.5950 GHz, Bw = 32.000 MH

No calibration applied and no bandpass applied



Lower frame: Micro Ampl Jy Top frame: Phas deg

Vector averaged cross-power spectrum Several baselines displayed

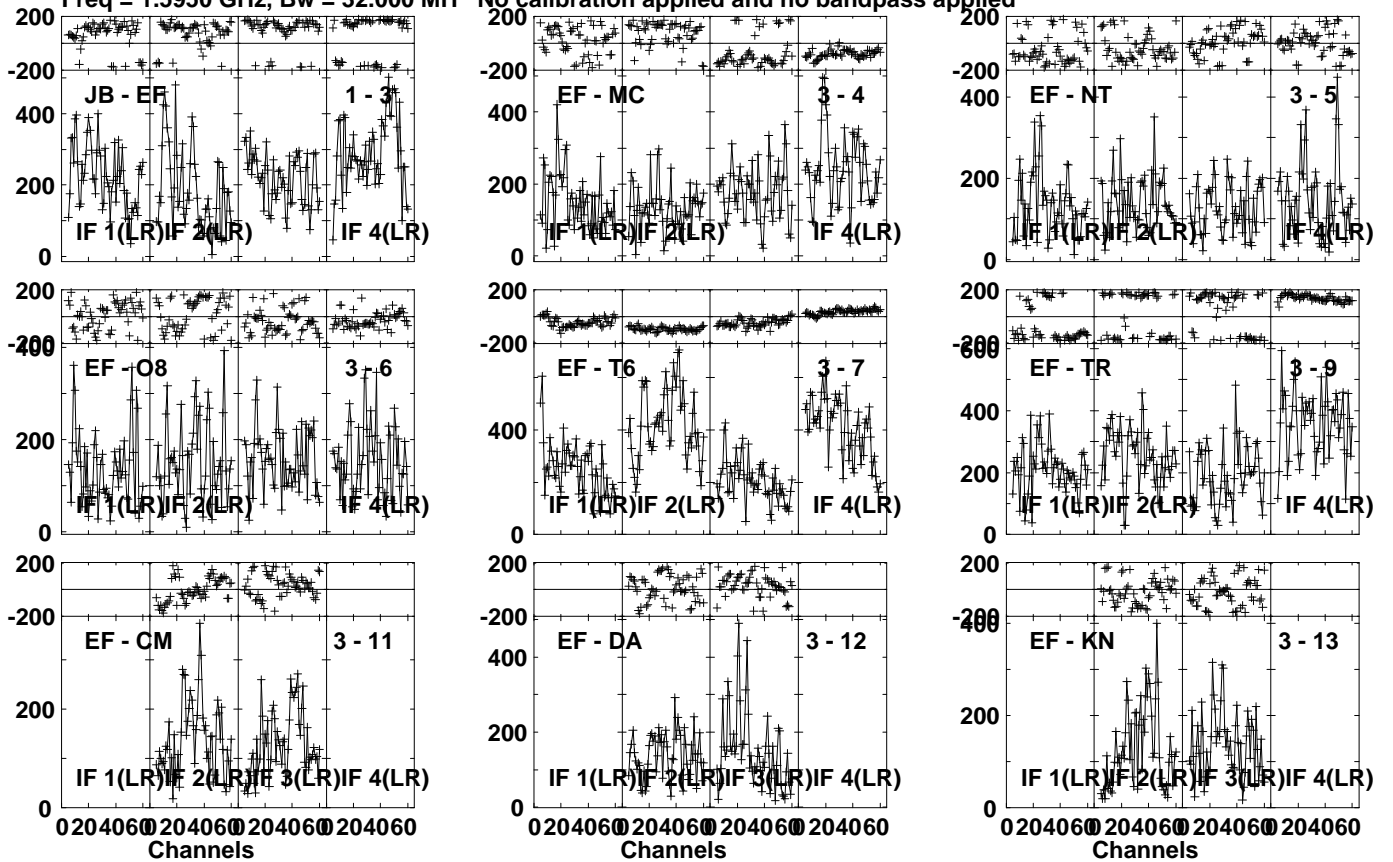
Timerange: 01/00:11:01 to 01/00:14:59

Plot file version 121 created 27-MAR-2024 20:23:09

J1037+5711 EM164C.UVDATA.1

Freq = 1.5950 GHz, Bw = 32.000 MH

No calibration applied and no bandpass applied



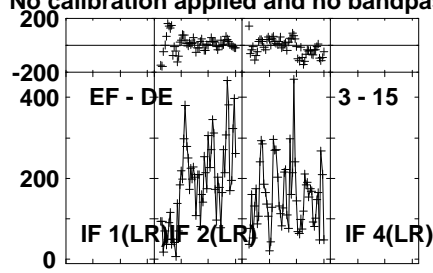
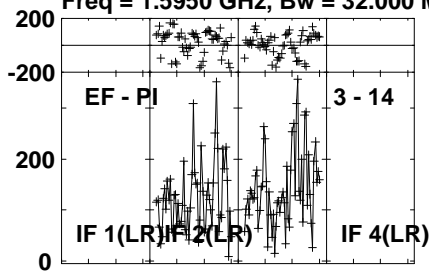
Lower frame: Micro Ampl Jy Top frame: Phas deg
Vector averaged cross-power spectrum Several baselines displayed
Timerange: 01/00:15:31 to 01/00:16:29

Plot file version 122 created 27-MAR-2024 20:23:09

J1037+5711 EM164C.UVDATA.1

Freq = 1.5950 GHz, Bw = 32.000 MH

No calibration applied and no bandpass applied



Lower frame: Micro Ampl Jy Top frame: Phas deg

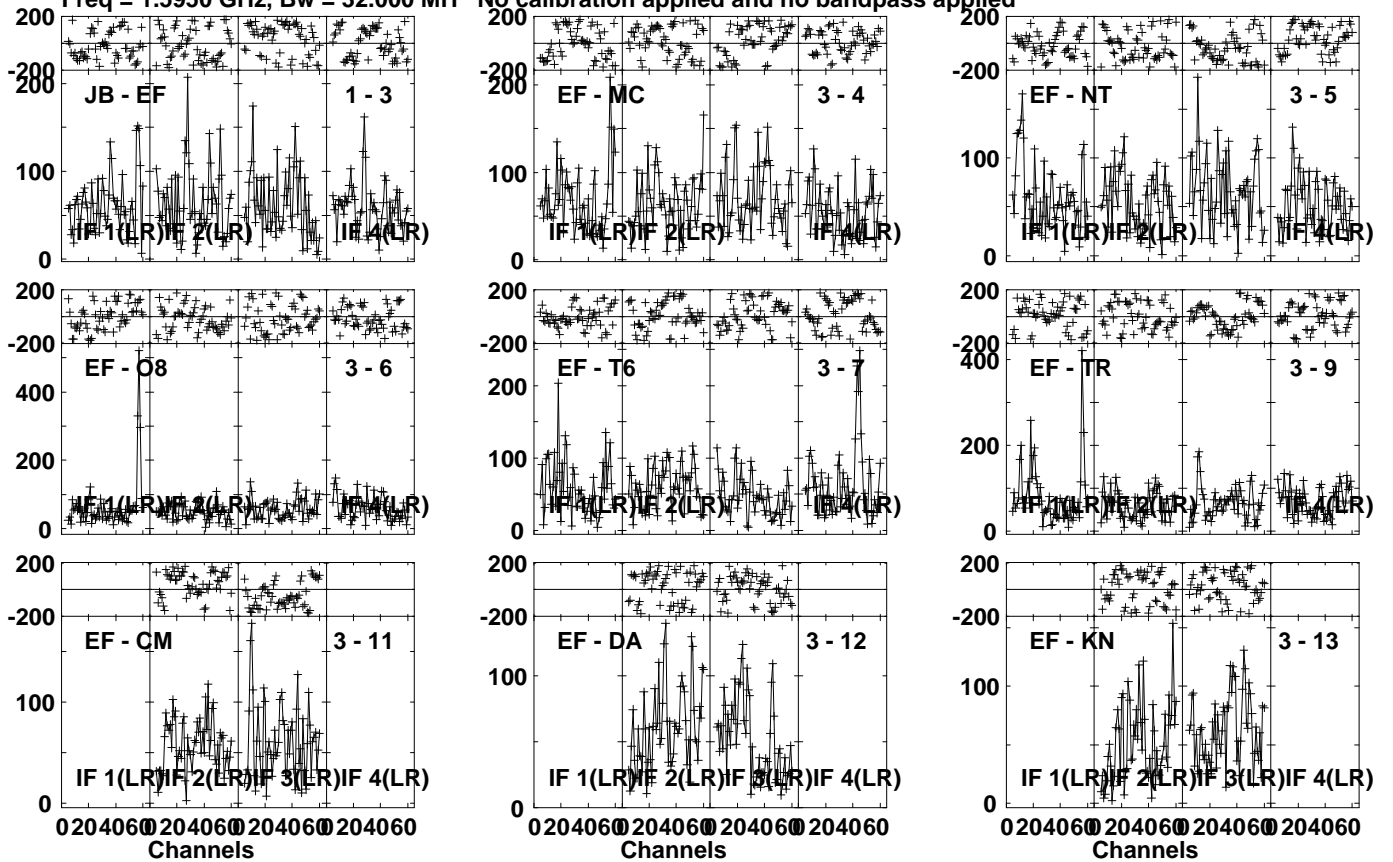
Vector averaged cross-power spectrum Several baselines displayed

Timerange: 01/00:15:31 to 01/00:16:29

Plot file version 123 created 27-MAR-2024 20:23:09

CP33 038 EM164C.UVDATA.1

Freq = 1.5950 GHz, Bw = 32.000 MH No calibration applied and no bandpass applied

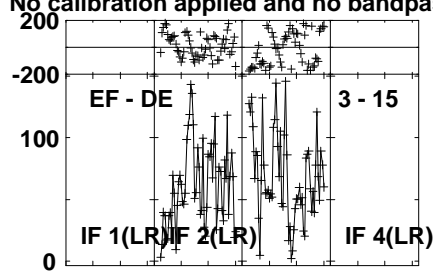
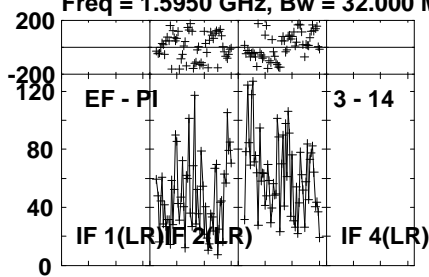


Lower frame: Micro Ampl Jy Top frame: Phas deg
Vector averaged cross-power spectrum Several baselines displayed
Timerange: 01/00:16:31 to 01/00:20:29

Plot file version 124 created 27-MAR-2024 20:23:10

CP33 038 EM164C.UVDATA.1

Freq = 1.5950 GHz, Bw = 32.000 MH No calibration applied and no bandpass applied



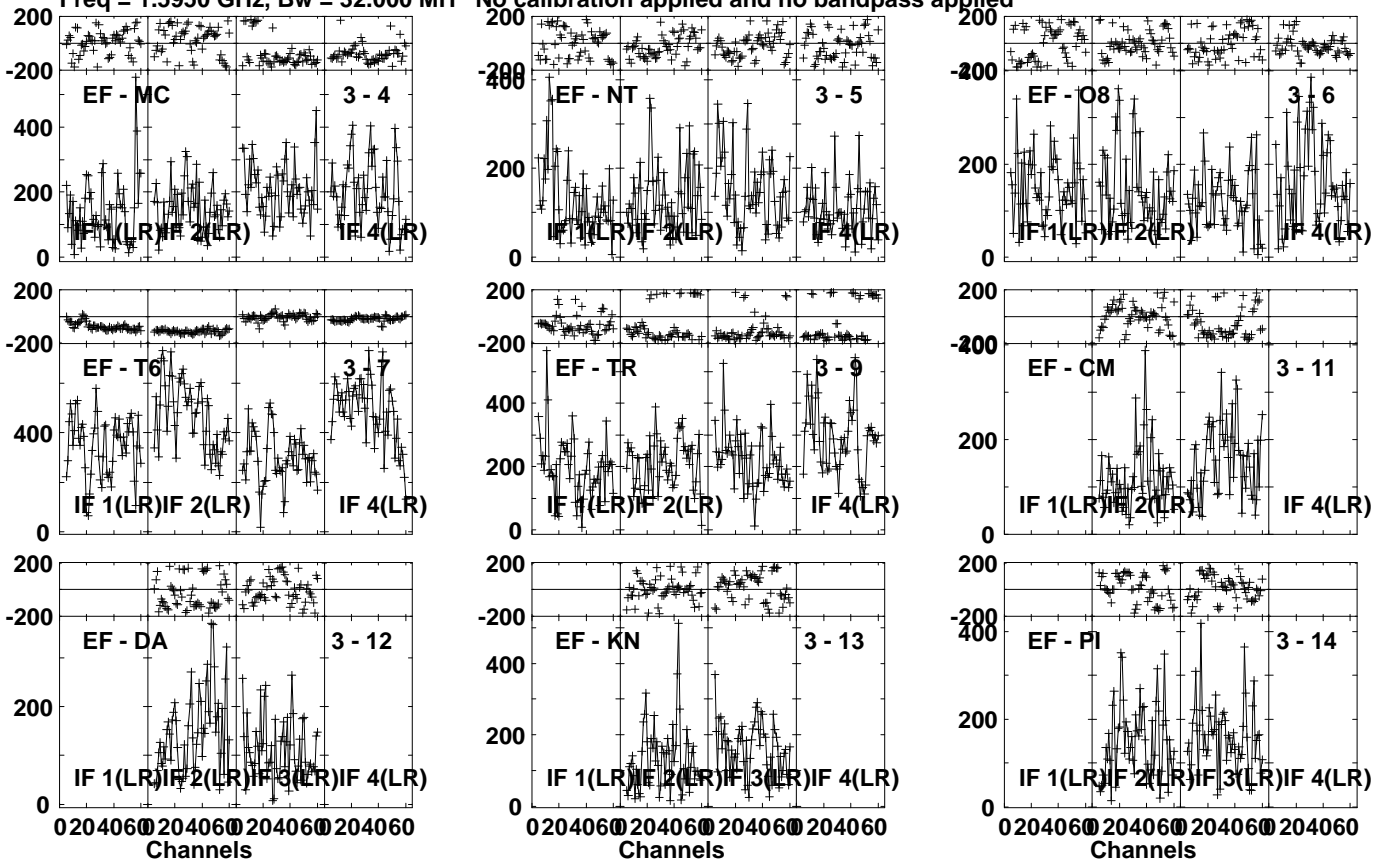
Lower frame: Micro Ampl Jy Top frame: Phas deg
Vector averaged cross-power spectrum Several baselines displayed
Timerange: 01/00:16:31 to 01/00:20:29

Plot file version 125 created 27-MAR-2024 20:23:10

J1037+5711 EM164C.UVDATA.1

Freq = 1.5950 GHz, Bw = 32.000 MH

No calibration applied and no bandpass applied

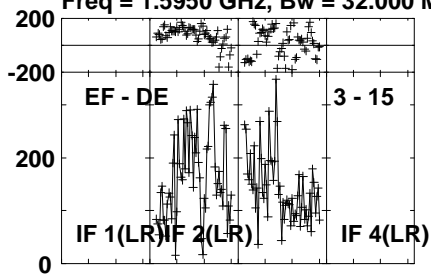


Lower frame: Micro Ampl Jy Top frame: Phas deg
Vector averaged cross-power spectrum Several baselines displayed
Timerange: 01/00:21:01 to 01/00:21:59

Plot file version 126 created 27-MAR-2024 20:23:10

J1037+5711 EM164C.UVDATA.1

Freq = 1.5950 GHz, Bw = 32.000 MH No calibration applied and no bandpass applied



Lower frame: Micro Ampl Jy Top frame: Phas deg

Vector averaged cross-power spectrum Several baselines displayed

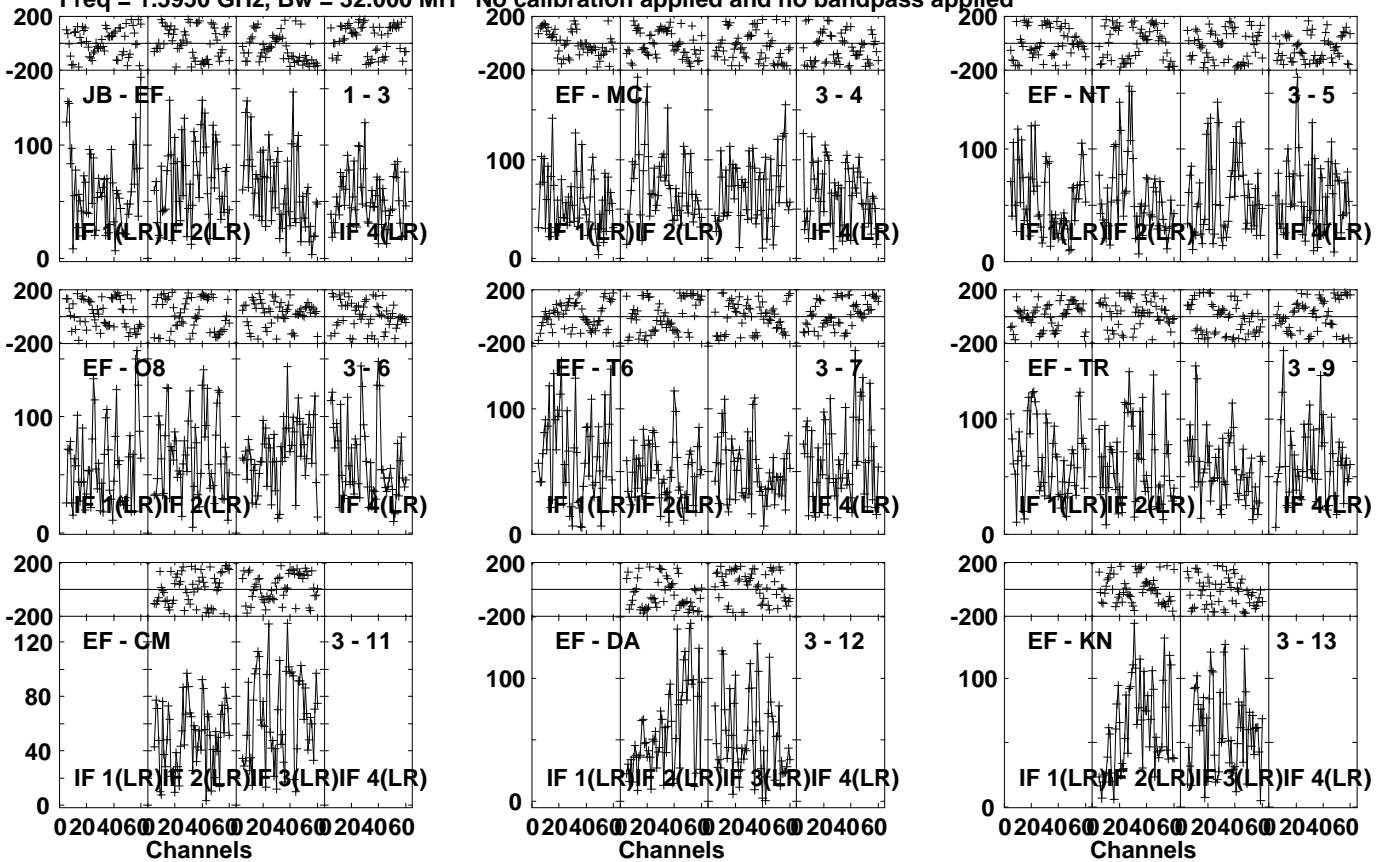
Timerange: 01/00:21:01 to 01/00:21:59

Plot file version 127 created 27-MAR-2024 20:23:10

CP33 038 EM164C.UVDATA.1

Freq = 1.5950 GHz, Bw = 32.000 MH

No calibration applied and no bandpass applied

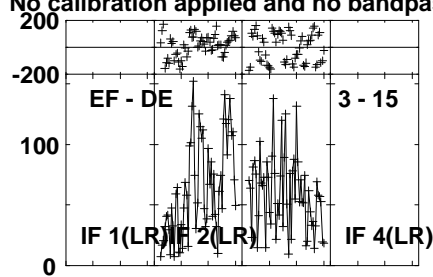
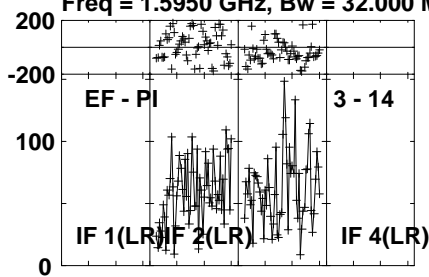


Lower frame: Micro Ampl Jy Top frame: Phas deg
Vector averaged cross-power spectrum Several baselines displayed
Timerange: 01/00:22:01 to 01/00:25:59

Plot file version 128 created 27-MAR-2024 20:23:10

CP33 038 EM164C.UVDATA.1

Freq = 1.5950 GHz, Bw = 32.000 MH No calibration applied and no bandpass applied



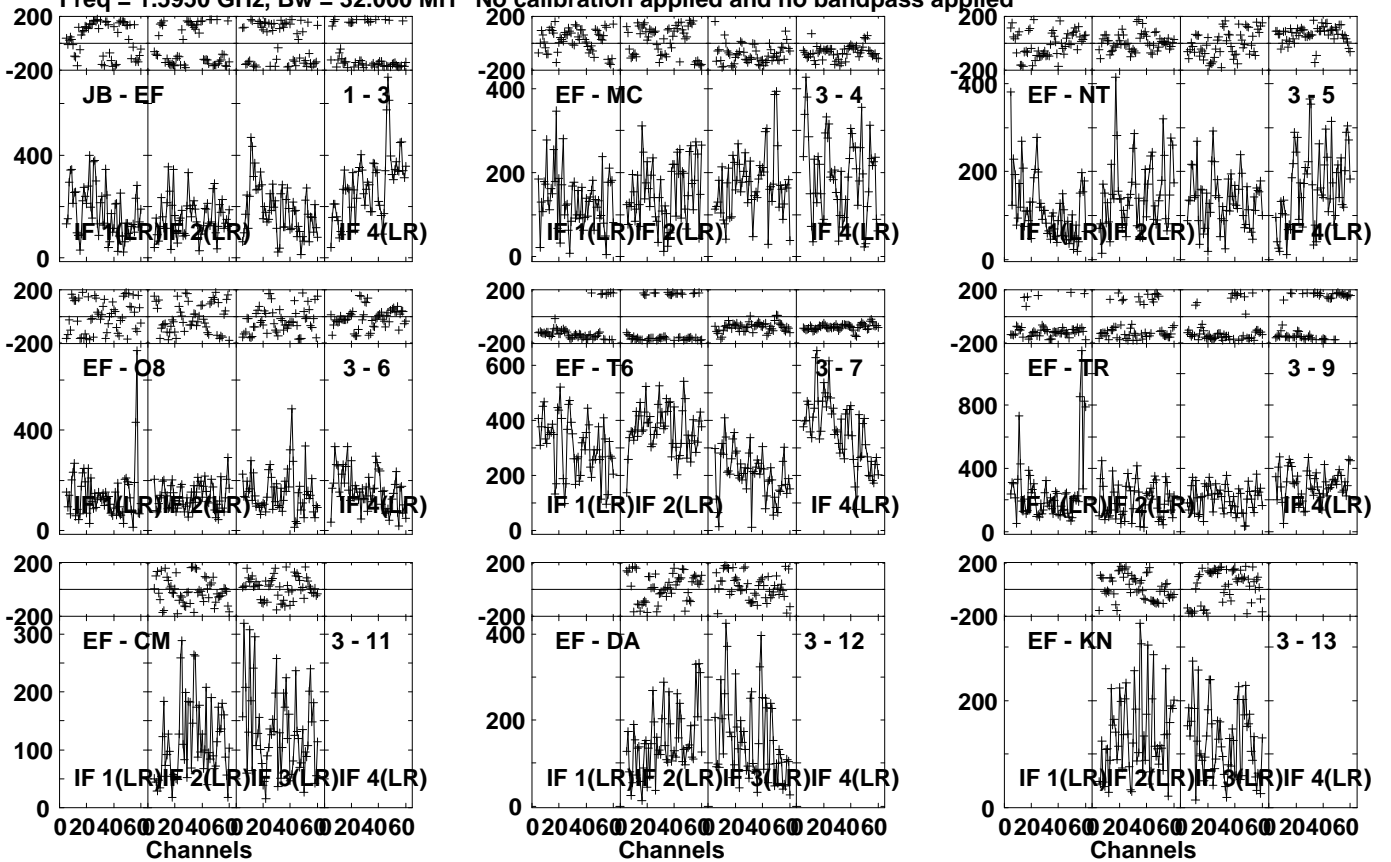
Lower frame: Micro Ampl Jy Top frame: Phas deg
Vector averaged cross-power spectrum Several baselines displayed
Timerange: 01/00:22:01 to 01/00:25:59

Plot file version 129 created 27-MAR-2024 20:23:10

J1037+5711 EM164C.UVDATA.1

Freq = 1.5950 GHz, Bw = 32.000 MH

No calibration applied and no bandpass applied



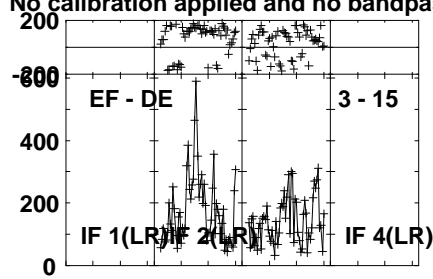
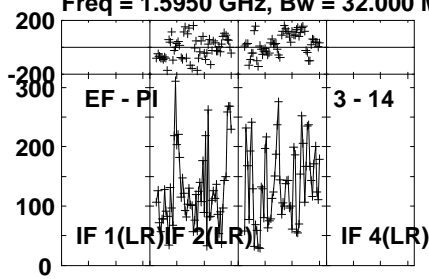
Lower frame: Micro Ampl Jy Top frame: Phas deg
Vector averaged cross-power spectrum Several baselines displayed
Timerange: 01/00:26:31 to 01/00:27:29

Plot file version 130 created 27-MAR-2024 20:23:10

J1037+5711 EM164C.UVDATA.1

Freq = 1.5950 GHz, Bw = 32.000 MH

No calibration applied and no bandpass applied



Lower frame: Micro Ampl Jy Top frame: Phas deg

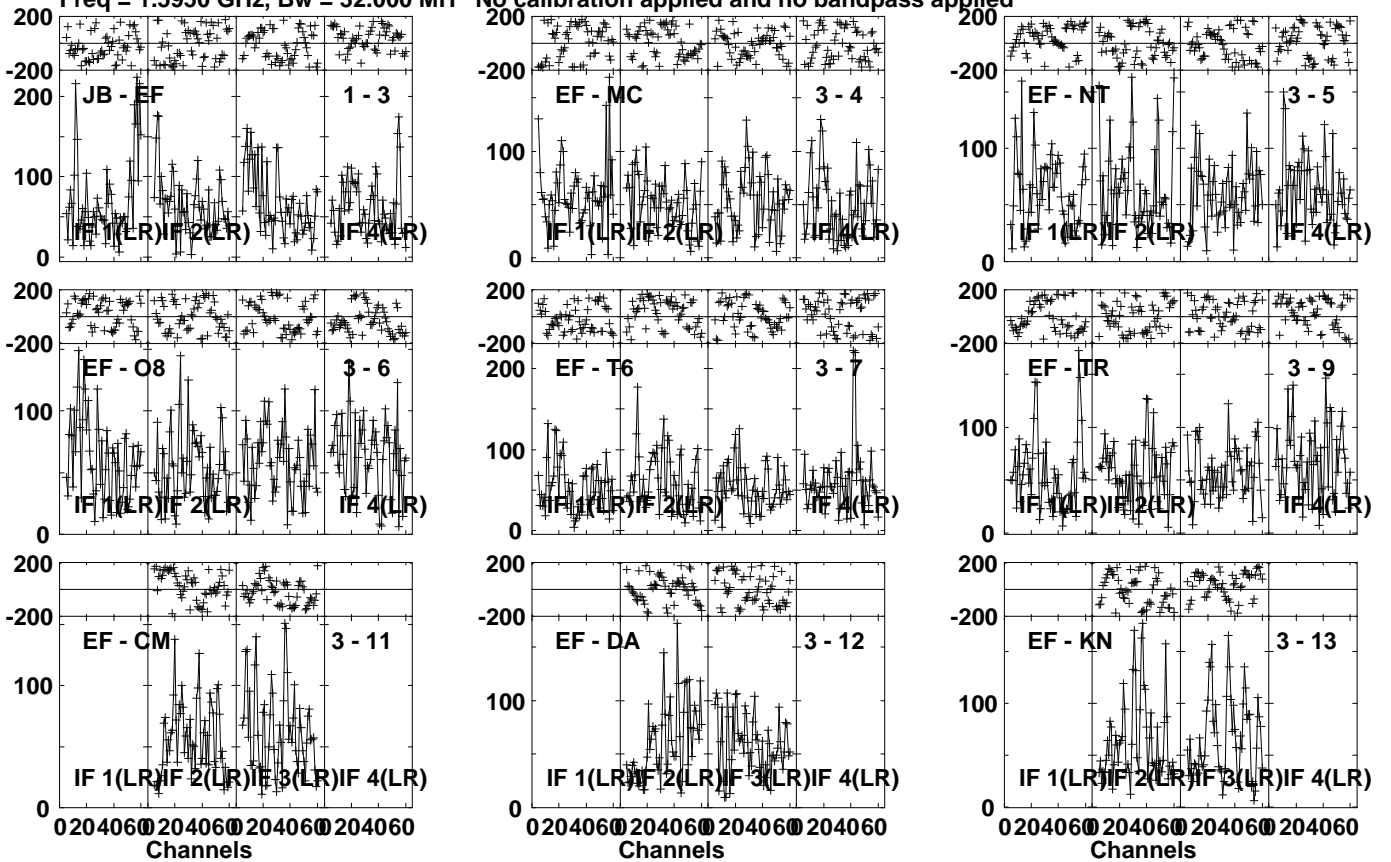
Vector averaged cross-power spectrum Several baselines displayed

Timerange: 01/00:26:31 to 01/00:27:29

Plot file version 131 created 27-MAR-2024 20:23:11

CP34 008 EM164C.UVDATA.1

Freq = 1.5950 GHz, Bw = 32.000 MH No calibration applied and no bandpass applied

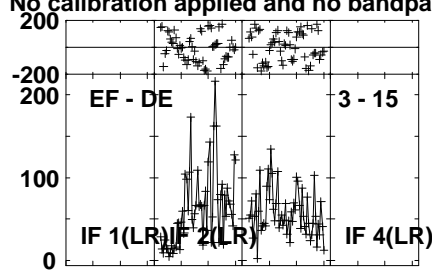
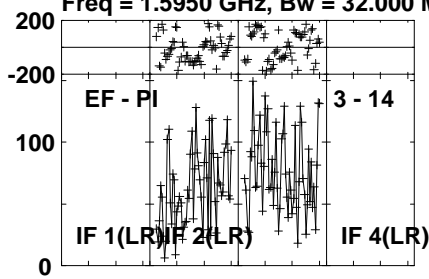


Lower frame: Micro Ampl Jy Top frame: Phas deg
Vector averaged cross-power spectrum Several baselines displayed
Timerange: 01/00:27:31 to 01/00:31:29

Plot file version 132 created 27-MAR-2024 20:23:11

CP34 008 EM164C.UVDATA.1

Freq = 1.5950 GHz, Bw = 32.000 MH No calibration applied and no bandpass applied



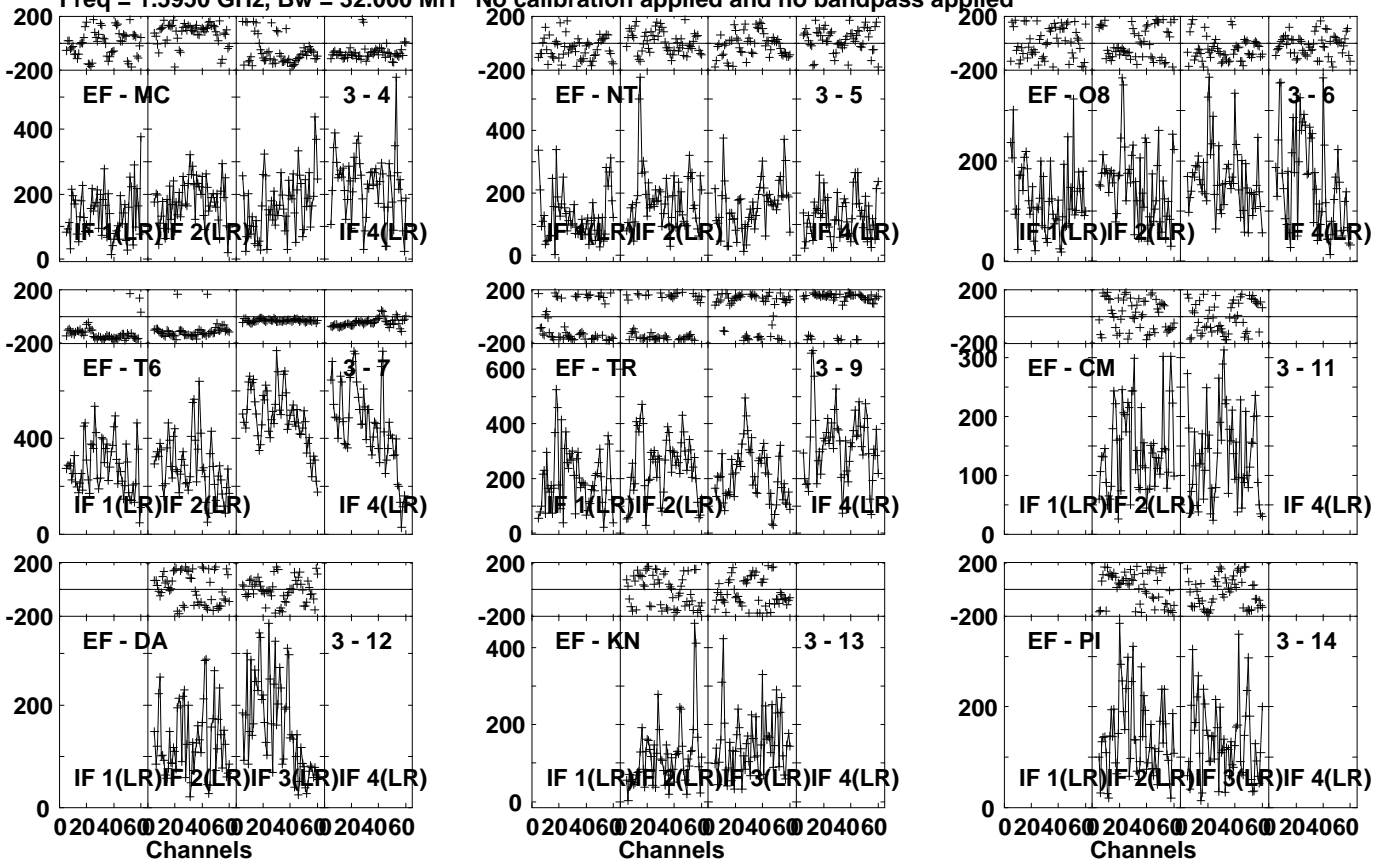
Lower frame: Micro Ampl Jy Top frame: Phas deg
Vector averaged cross-power spectrum Several baselines displayed
Timerange: 01/00:27:31 to 01/00:31:29

Plot file version 133 created 27-MAR-2024 20:23:11

J1037+5711 EM164C.UVDATA.1

Freq = 1.5950 GHz, Bw = 32.000 MH

No calibration applied and no bandpass applied

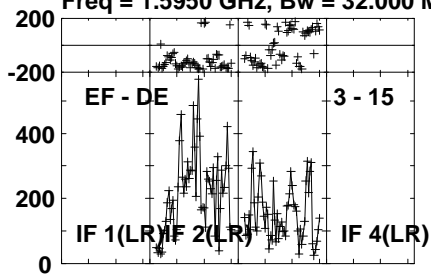


Lower frame: Micro Ampl Jy Top frame: Phas deg
Vector averaged cross-power spectrum Several baselines displayed
Timerange: 01/00:32:01 to 01/00:32:59

Plot file version 134 created 27-MAR-2024 20:23:11

J1037+5711 EM164C.UVDATA.1

Freq = 1.5950 GHz, Bw = 32.000 MH No calibration applied and no bandpass applied



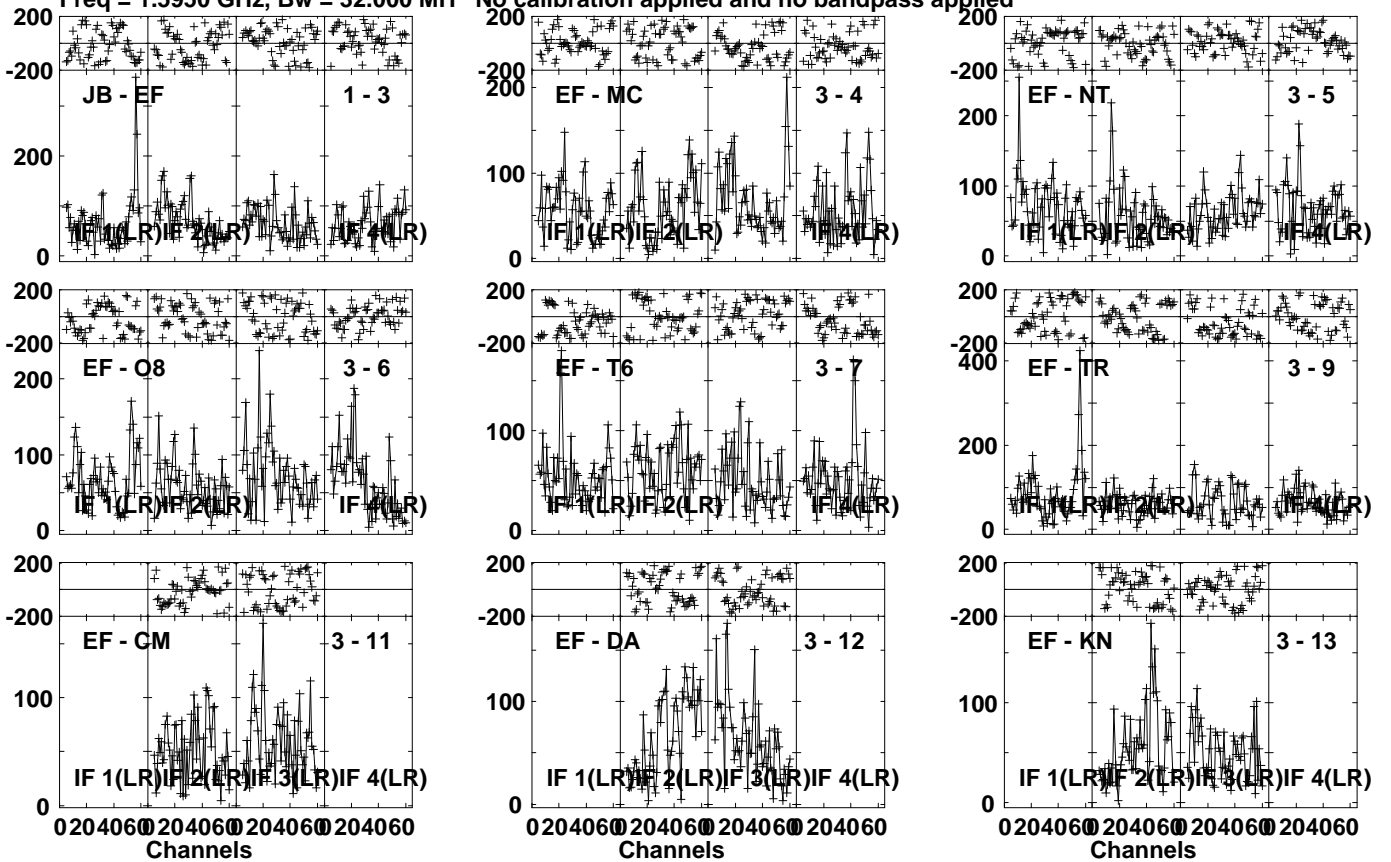
Lower frame: Micro Ampl Jy Top frame: Phas deg
Vector averaged cross-power spectrum Several baselines displayed
Timerange: 01/00:32:01 to 01/00:32:59

Plot file version 135 created 27-MAR-2024 20:23:11

CP34 008 EM164C.UVDATA.1

Freq = 1.5950 GHz, Bw = 32.000 MH

No calibration applied and no bandpass applied



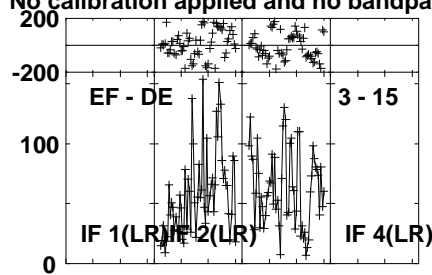
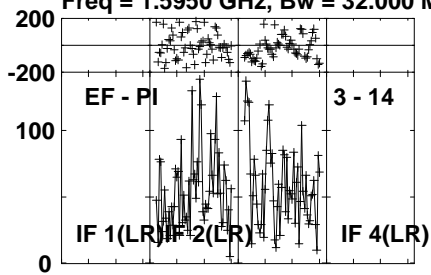
Lower frame: Micro Ampl Jy Top frame: Phas deg
Vector averaged cross-power spectrum Several baselines displayed
Timerange: 01/00:33:01 to 01/00:36:59

Plot file version 136 created 27-MAR-2024 20:23:11

CP34 008 EM164C.UVDATA.1

Freq = 1.5950 GHz, Bw = 32.000 MH

No calibration applied and no bandpass applied



Lower frame: Micro Ampl Jy Top frame: Phas deg

Vector averaged cross-power spectrum Several baselines displayed

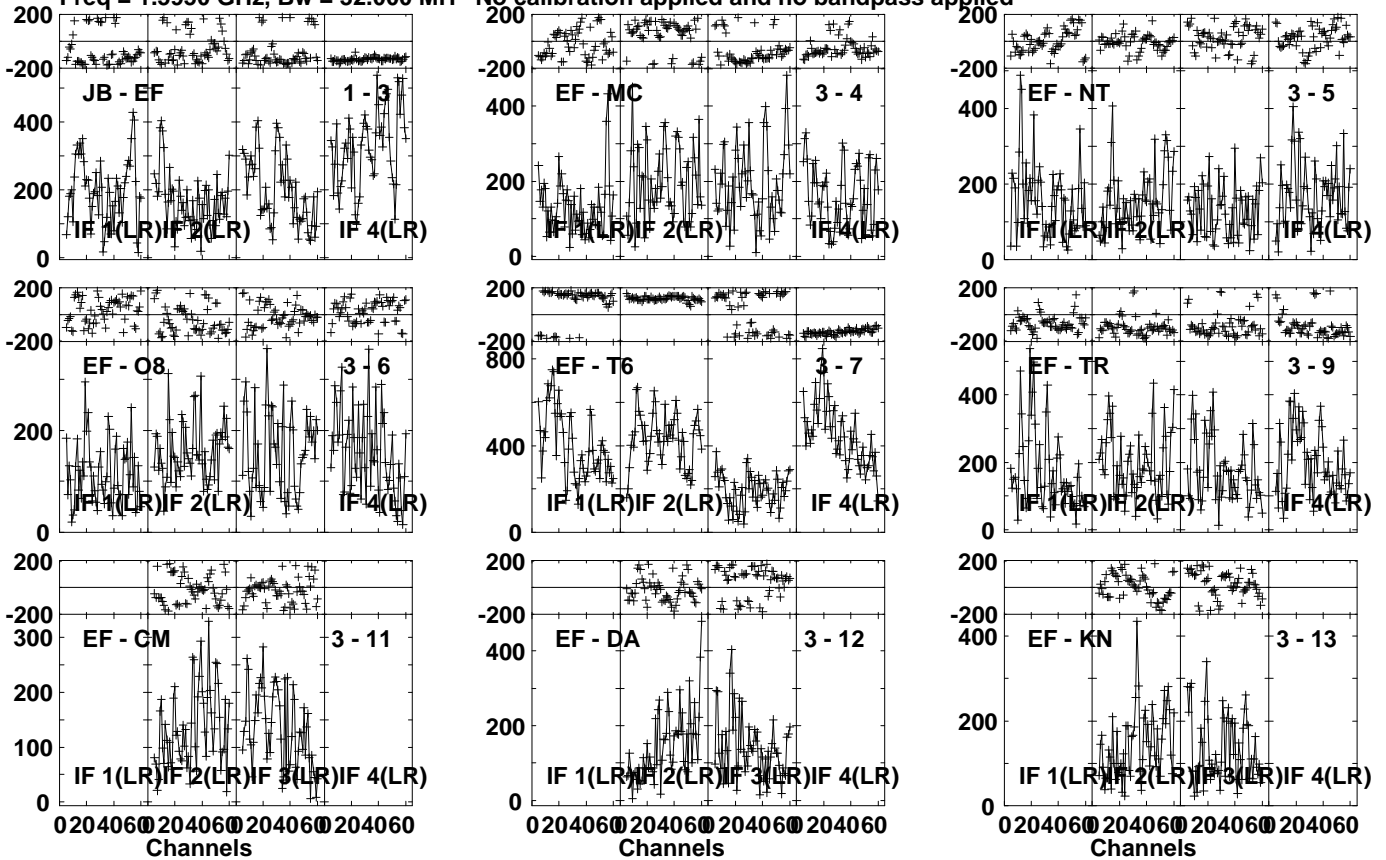
Timerange: 01/00:33:01 to 01/00:36:59

Plot file version 137 created 27-MAR-2024 20:23:11

J1037+5711 EM164C.UVDATA.1

Freq = 1.5950 GHz, Bw = 32.000 MH

No calibration applied and no bandpass applied



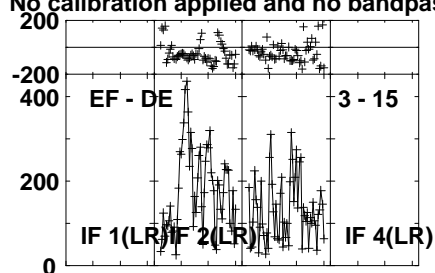
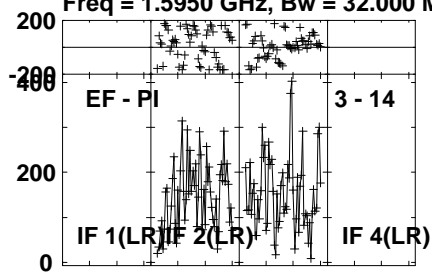
Lower frame: Micro Ampl Jy Top frame: Phas deg
Vector averaged cross-power spectrum Several baselines displayed
Timerange: 01/00:37:31 to 01/00:38:29

Plot file version 138 created 27-MAR-2024 20:23:12

J1037+5711 EM164C.UVDATA.1

Freq = 1.5950 GHz, Bw = 32.000 MH

No calibration applied and no bandpass applied



Lower frame: Micro Ampl Jy Top frame: Phas deg

Vector averaged cross-power spectrum Several baselines displayed

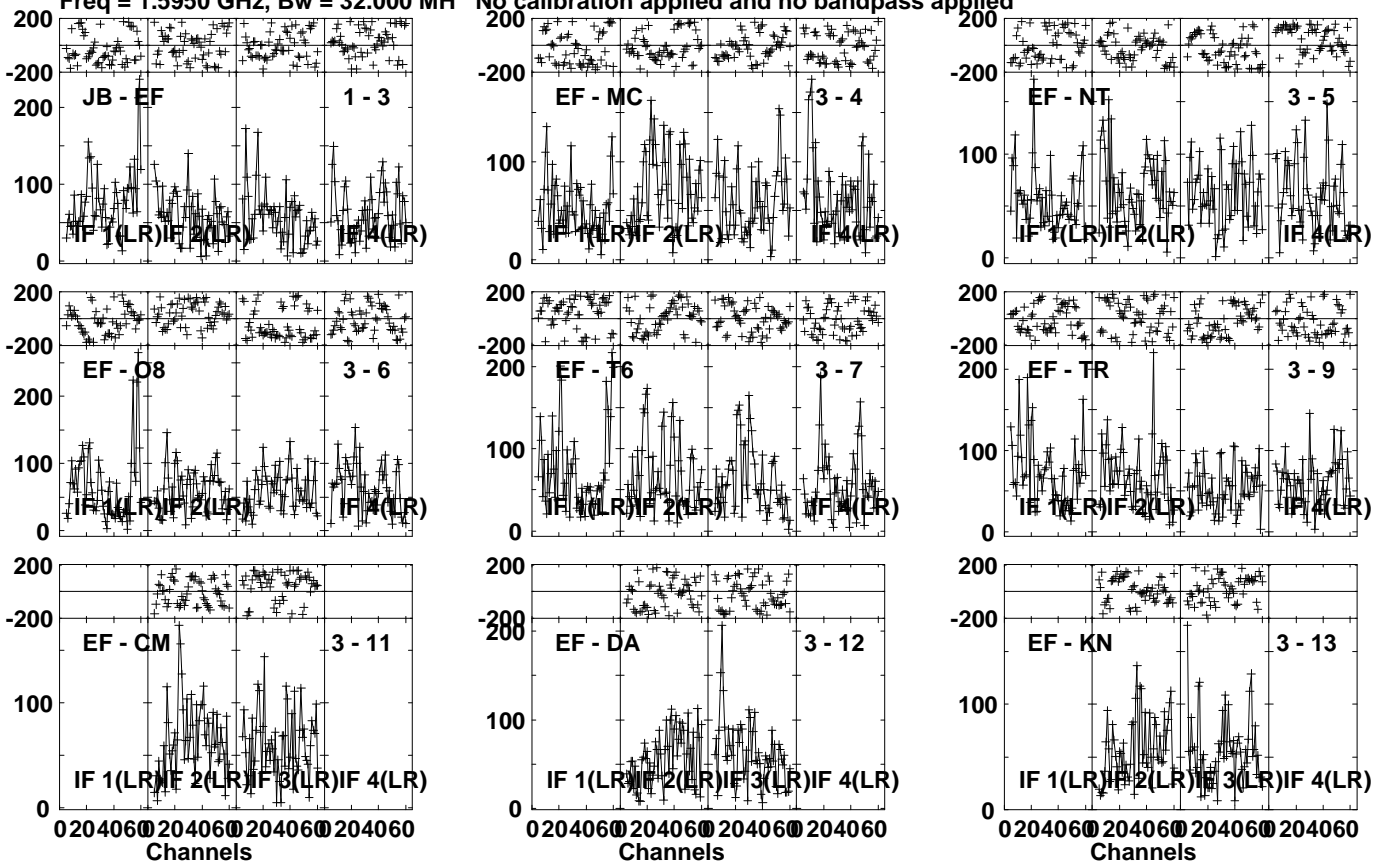
Timerange: 01/00:37:31 to 01/00:38:29

Plot file version 139 created 27-MAR-2024 20:23:12

CP43 049 EM164C.UVDATA.1

Freq = 1.5950 GHz, Bw = 32.000 MH

No calibration applied and no bandpass applied



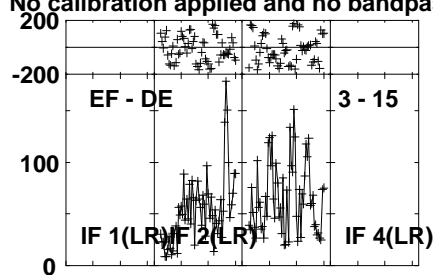
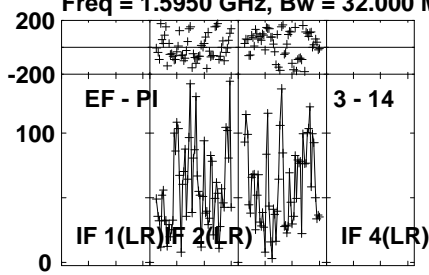
Lower frame: Micro Ampl Jy Top frame: Phas deg
Vector averaged cross-power spectrum Several baselines displayed
Timerange: 01/00:38:31 to 01/00:42:29

Plot file version 140 created 27-MAR-2024 20:23:12

CP43 049 EM164C.UVDATA.1

Freq = 1.5950 GHz, Bw = 32.000 MH

No calibration applied and no bandpass applied



Lower frame: Micro Ampl Jy Top frame: Phas deg

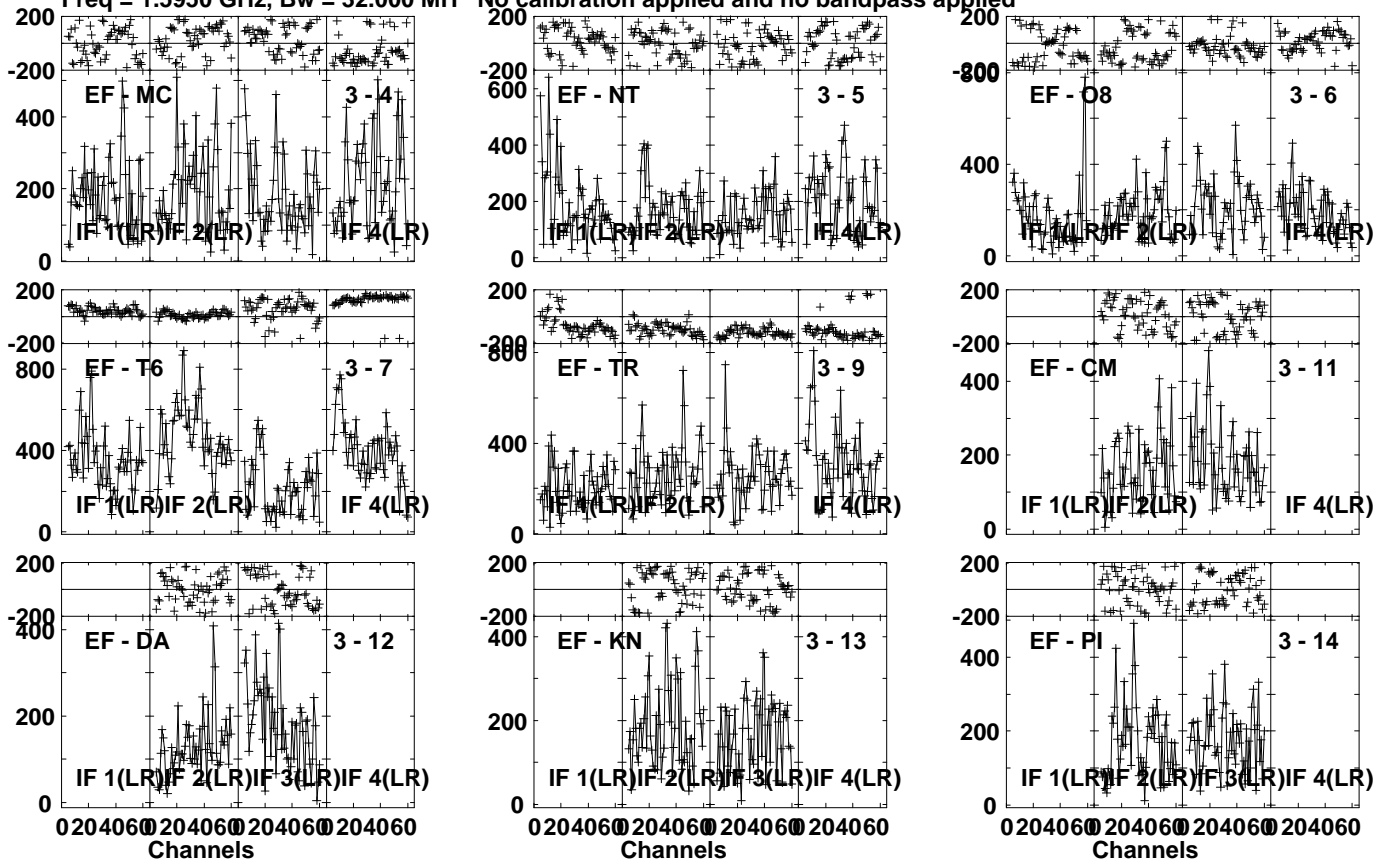
Vector averaged cross-power spectrum Several baselines displayed

Timerange: 01/00:38:31 to 01/00:42:29

Plot file version 141 created 27-MAR-2024 20:23:12

J1037+5711 EM164C.UVDATA.1

Freq = 1.5950 GHz, Bw = 32.000 MH No calibration applied and no bandpass applied

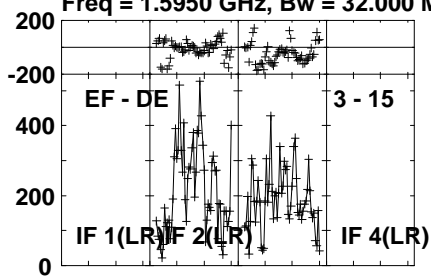


Lower frame: Micro Ampl Jy Top frame: Phas deg
Vector averaged cross-power spectrum Several baselines displayed
Timerange: 01/00:43:01 to 01/00:43:59

Plot file version 142 created 27-MAR-2024 20:23:12

J1037+5711 EM164C.UVDATA.1

Freq = 1.5950 GHz, Bw = 32.000 MH No calibration applied and no bandpass applied



Lower frame: Micro Ampl Jy Top frame: Phas deg

Vector averaged cross-power spectrum Several baselines displayed

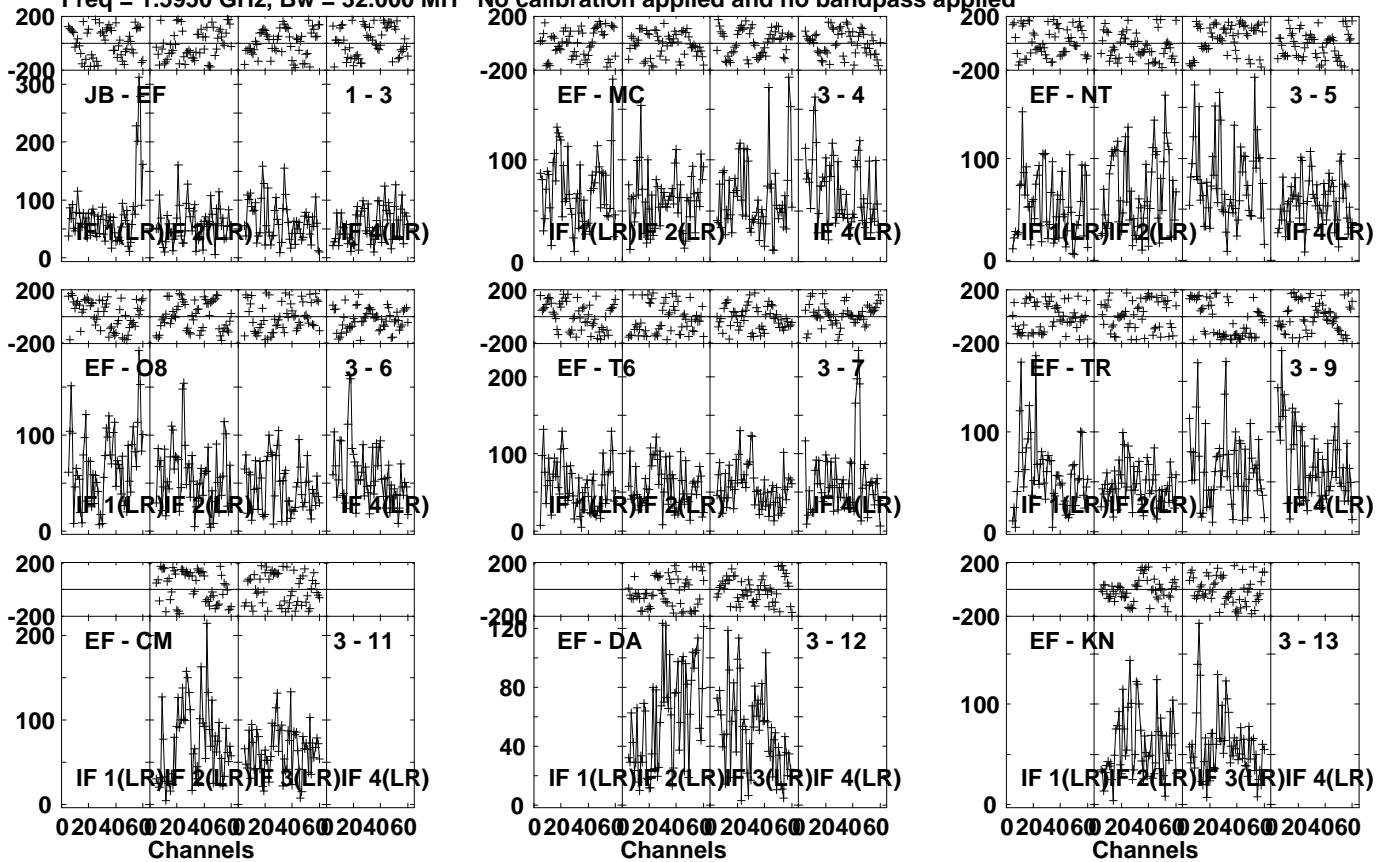
Timerange: 01/00:43:01 to 01/00:43:59

Plot file version 143 created 27-MAR-2024 20:23:12

CP43 049 EM164C.UVDATA.1

Freq = 1.5950 GHz, Bw = 32.000 MH

No calibration applied and no bandpass applied



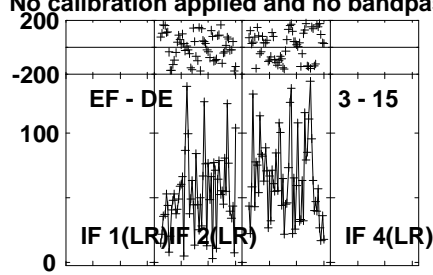
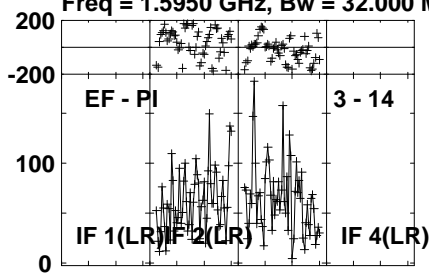
Lower frame: Micro Ampl Jy Top frame: Phas deg
Vector averaged cross-power spectrum Several baselines displayed
Timerange: 01/00:44:01 to 01/00:47:59

Plot file version 144 created 27-MAR-2024 20:23:12

CP43 049 EM164C.UVDATA.1

Freq = 1.5950 GHz, Bw = 32.000 MH

No calibration applied and no bandpass applied



Lower frame: Micro Ampl Jy Top frame: Phas deg

Vector averaged cross-power spectrum Several baselines displayed

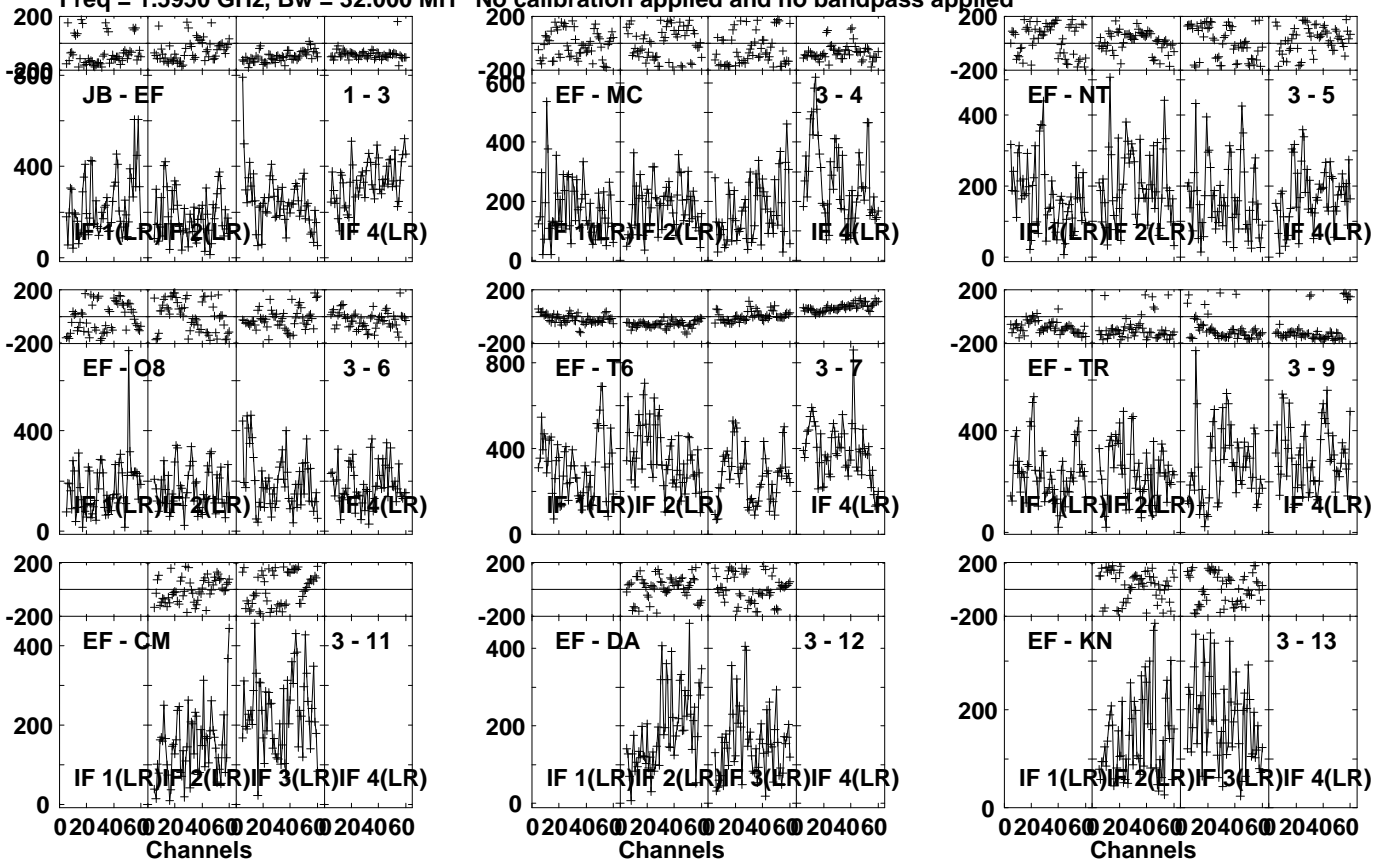
Timerange: 01/00:44:01 to 01/00:47:59

Plot file version 145 created 27-MAR-2024 20:23:12

J1037+5711 EM164C.UVDATA.1

Freq = 1.5950 GHz, Bw = 32.000 MH

No calibration applied and no bandpass applied



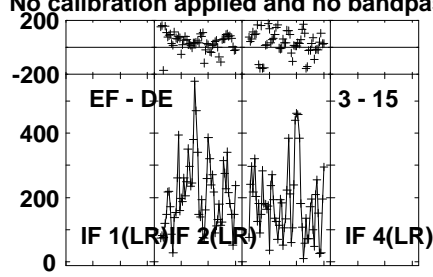
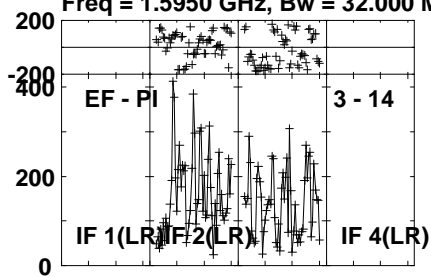
Lower frame: Micro Ampl Jy Top frame: Phas deg
Vector averaged cross-power spectrum Several baselines displayed
Timerange: 01/00:48:31 to 01/00:49:29

Plot file version 146 created 27-MAR-2024 20:23:13

J1037+5711 EM164C.UVDATA.1

Freq = 1.5950 GHz, Bw = 32.000 MH

No calibration applied and no bandpass applied



Lower frame: Micro Ampl Jy Top frame: Phas deg

Vector averaged cross-power spectrum Several baselines displayed

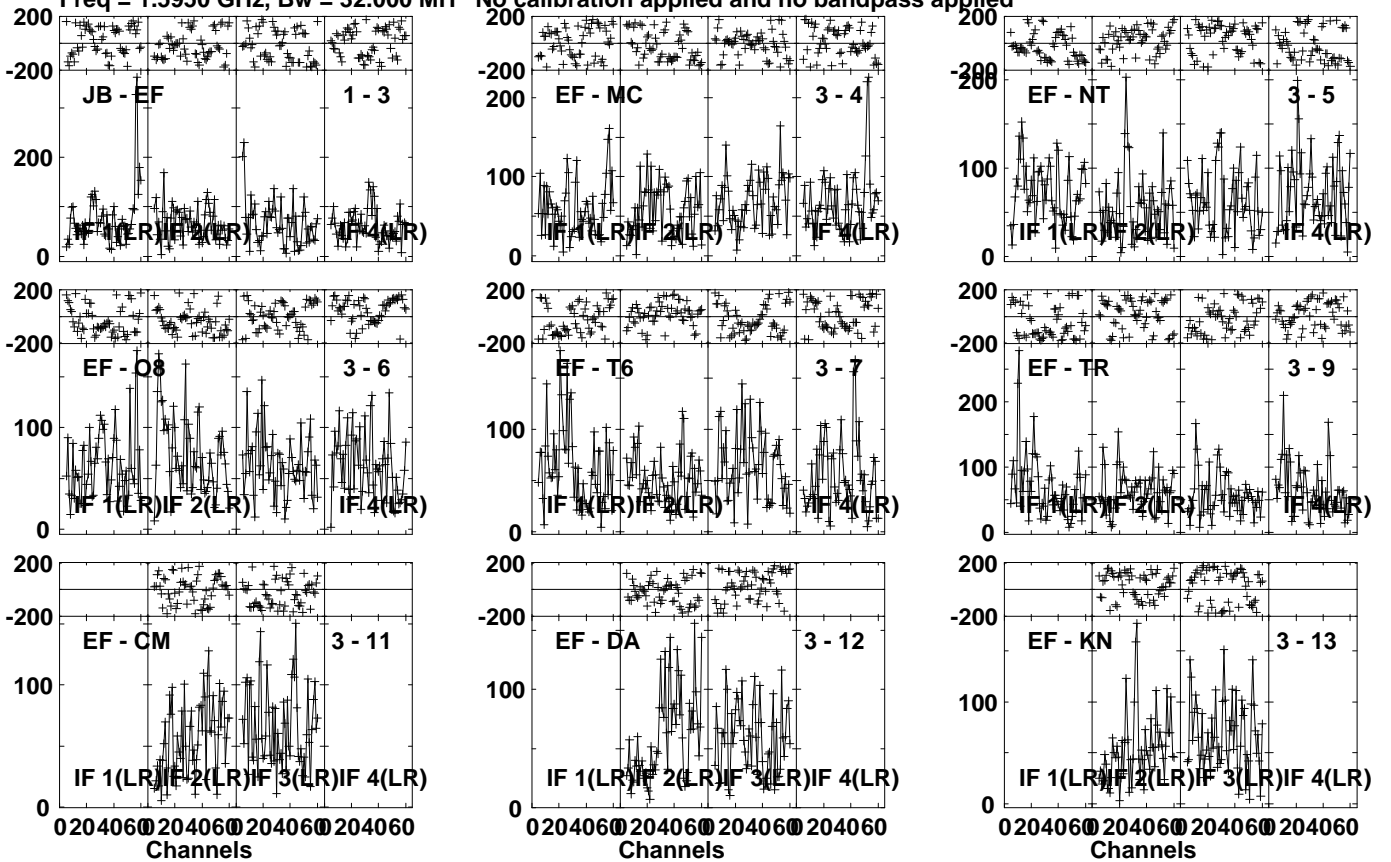
Timerange: 01/00:48:31 to 01/00:49:29

Plot file version 147 created 27-MAR-2024 20:23:13

CP42 027 EM164C.UVDATA.1

Freq = 1.5950 GHz, Bw = 32.000 MH

No calibration applied and no bandpass applied



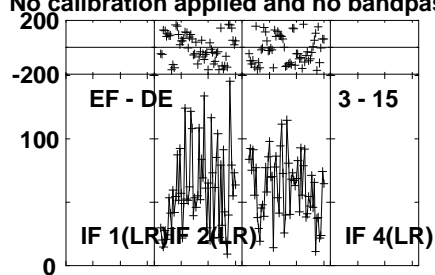
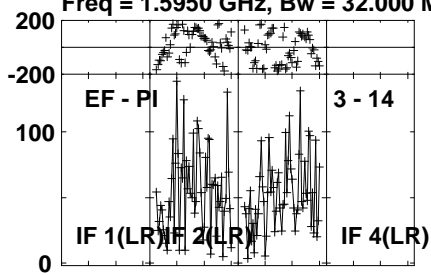
Lower frame: Micro Ampl Jy Top frame: Phas deg
Vector averaged cross-power spectrum Several baselines displayed
Timerange: 01/00:49:31 to 01/00:53:29

Plot file version 148 created 27-MAR-2024 20:23:13

CP42 027 EM164C.UVDATA.1

Freq = 1.5950 GHz, Bw = 32.000 MH

No calibration applied and no bandpass applied



Lower frame: Micro Ampl Jy Top frame: Phas deg

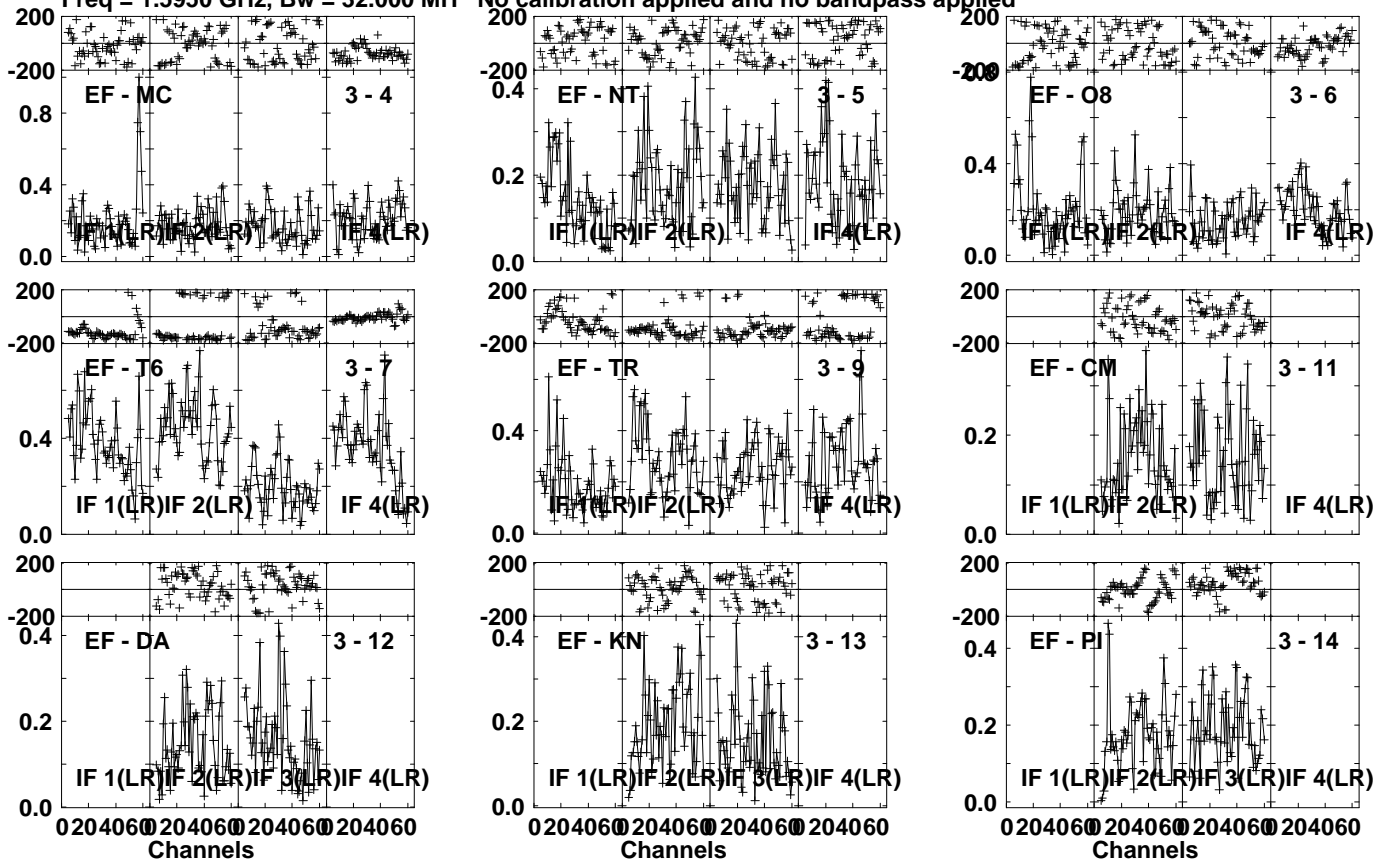
Vector averaged cross-power spectrum Several baselines displayed

Timerange: 01/00:49:31 to 01/00:53:29

Plot file version 149 created 27-MAR-2024 20:23:13

J1037+5711 EM164C.UVDATA.1

Freq = 1.5950 GHz, Bw = 32.000 MH No calibration applied and no bandpass applied

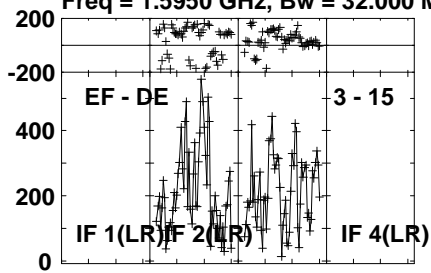


Lower frame: Milli Ampl Jy Top frame: Phas deg
Vector averaged cross-power spectrum Several baselines displayed
Timerange: 01/00:54:01 to 01/00:54:59

Plot file version 150 created 27-MAR-2024 20:23:13

J1037+5711 EM164C.UVDATA.1

Freq = 1.5950 GHz, Bw = 32.000 MH No calibration applied and no bandpass applied

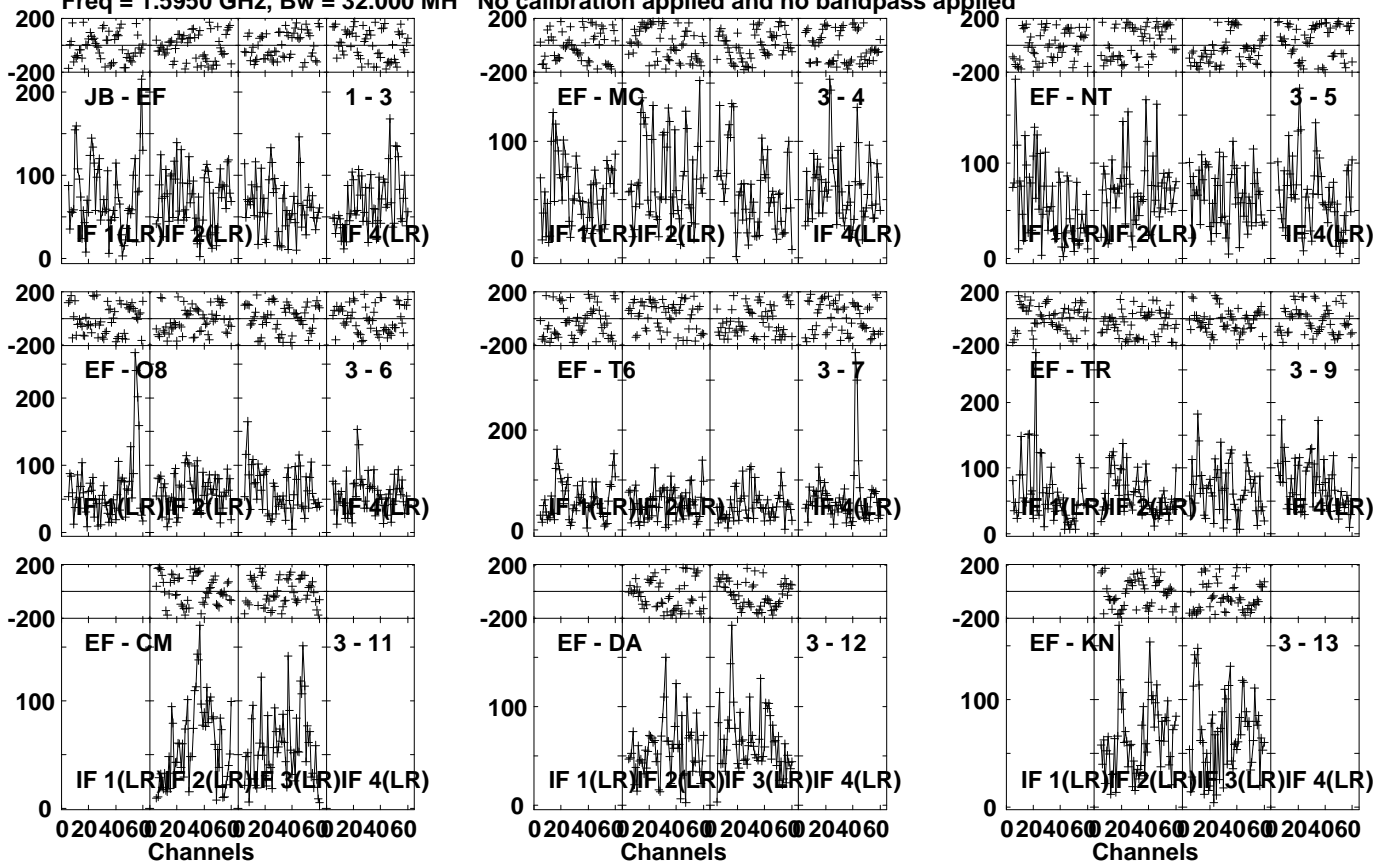


Lower frame: Micro Ampl Jy Top frame: Phas deg
Vector averaged cross-power spectrum Several baselines displayed
Timerange: 01/00:54:01 to 01/00:54:59

Plot file version 151 created 27-MAR-2024 20:23:13

CP42 027 EM164C.UVDATA.1

Freq = 1.5950 GHz, Bw = 32.000 MH No calibration applied and no bandpass applied



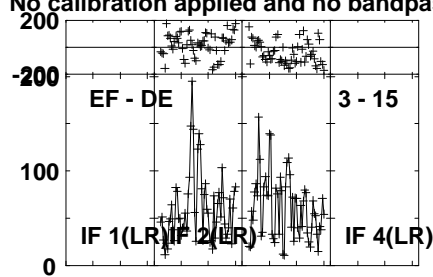
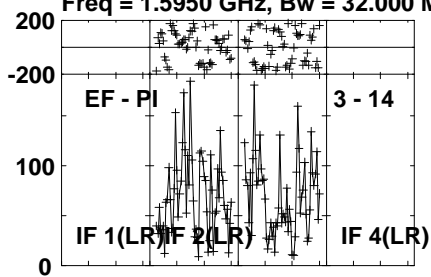
Lower frame: Micro Ampl Jy Top frame: Phas deg
Vector averaged cross-power spectrum Several baselines displayed
Timerange: 01/00:55:01 to 01/00:58:59

Plot file version 152 created 27-MAR-2024 20:23:13

CP42 027 EM164C.UVDATA.1

Freq = 1.5950 GHz, Bw = 32.000 MH

No calibration applied and no bandpass applied



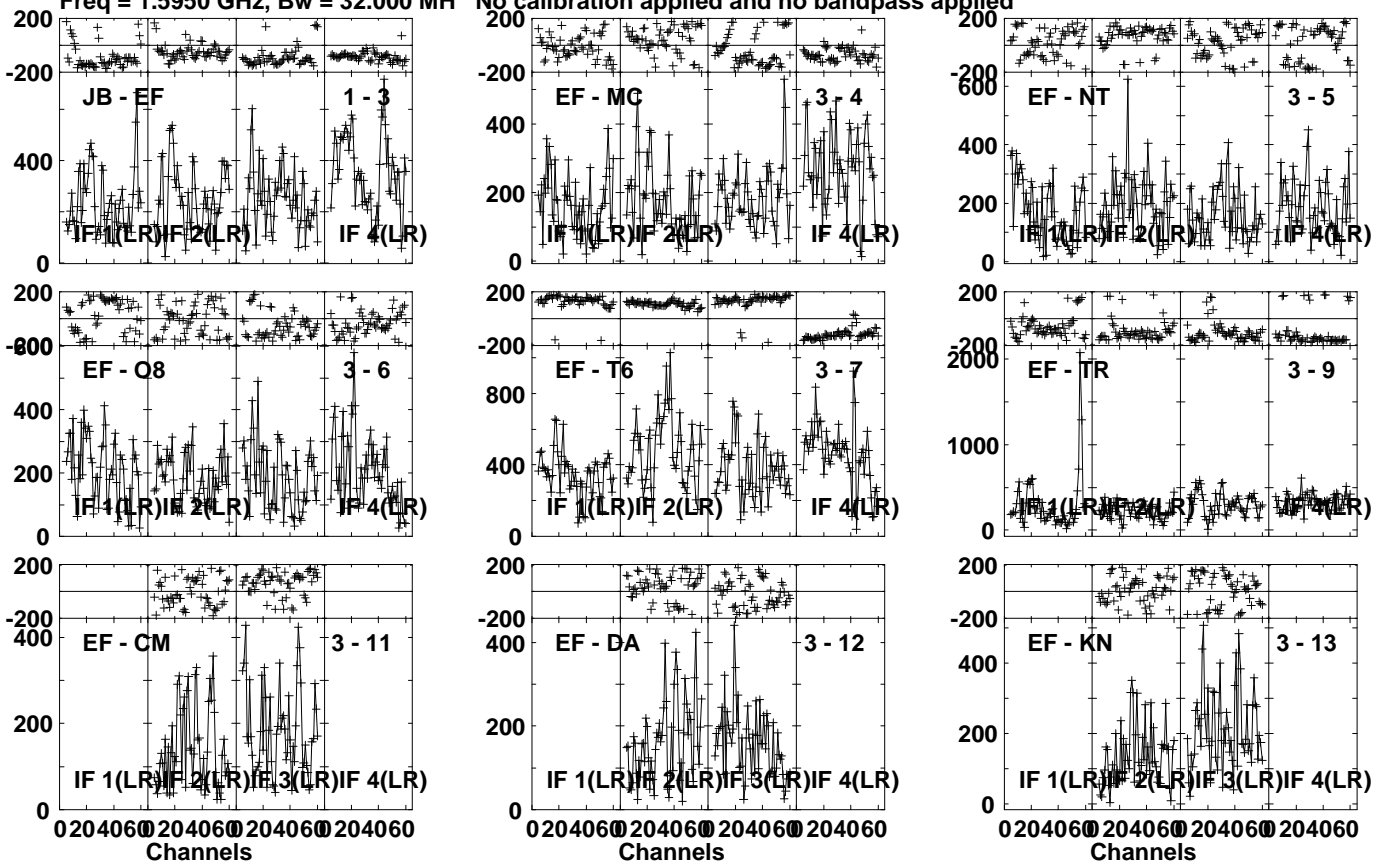
Lower frame: Micro Ampl Jy Top frame: Phas deg
Vector averaged cross-power spectrum Several baselines displayed
Timerange: 01/00:55:01 to 01/00:58:59

Plot file version 153 created 27-MAR-2024 20:23:14

J1037+5711 EM164C.UVDATA.1

Freq = 1.5950 GHz, Bw = 32.000 MH

No calibration applied and no bandpass applied



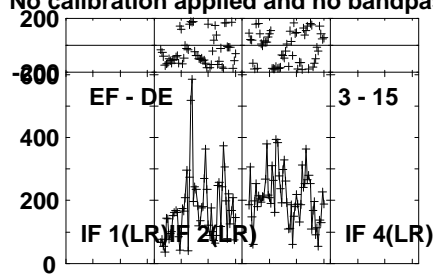
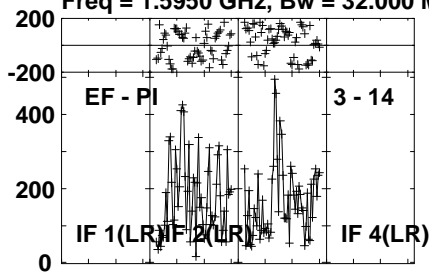
Lower frame: Micro Ampl Jy Top frame: Phas deg
Vector averaged cross-power spectrum Several baselines displayed
Timerange: 01/00:59:31 to 01/01:00:29

Plot file version 154 created 27-MAR-2024 20:23:14

J1037+5711 EM164C.UVDATA.1

Freq = 1.5950 GHz, Bw = 32.000 MH

No calibration applied and no bandpass applied



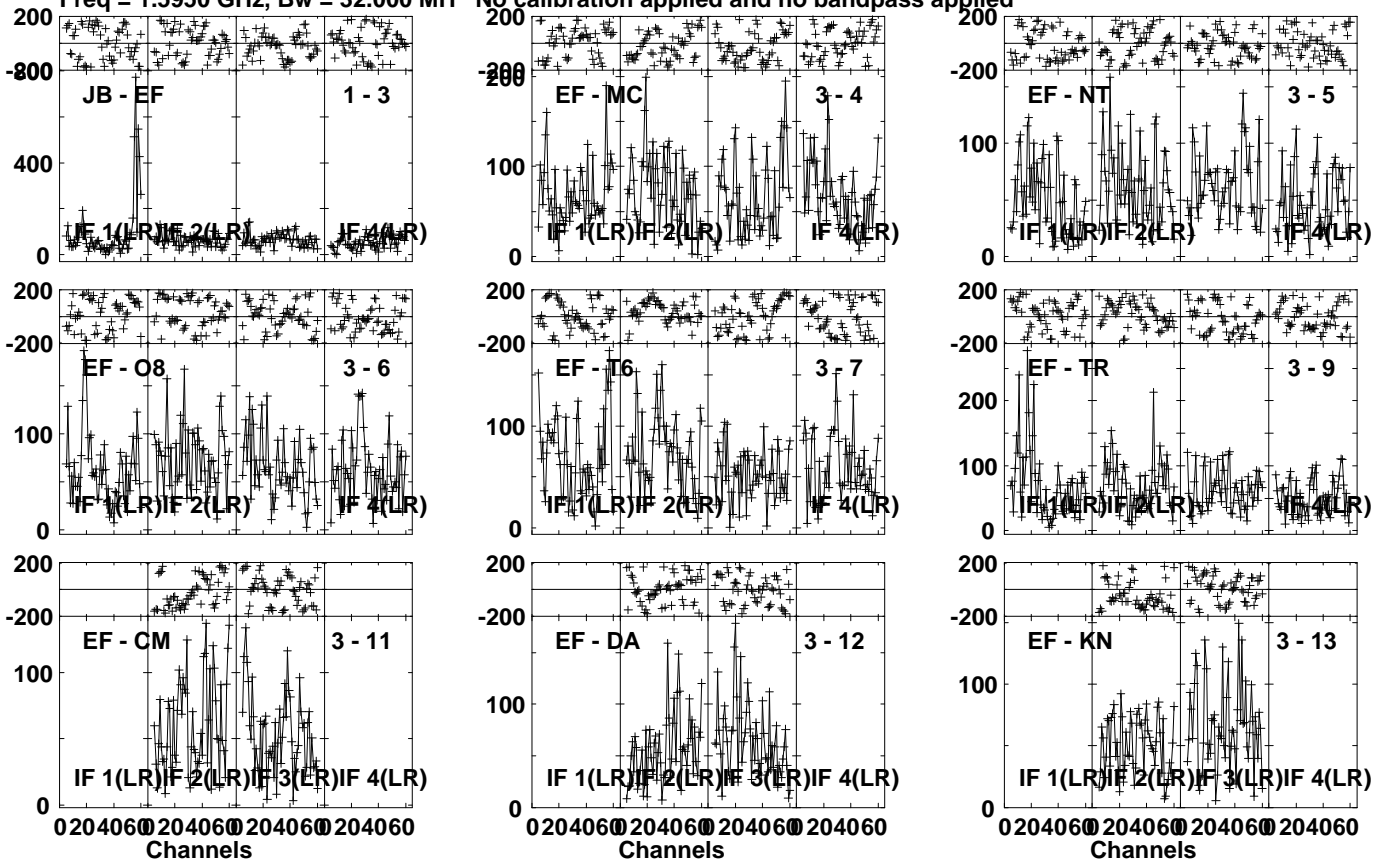
Lower frame: Micro Ampl Jy Top frame: Phas deg
Vector averaged cross-power spectrum Several baselines displayed
Timerange: 01/00:59:31 to 01/01:00:29

Plot file version 155 created 27-MAR-2024 20:23:14

CP41 077 EM164C.UVDATA.1

Freq = 1.5950 GHz, Bw = 32.000 MH

No calibration applied and no bandpass applied



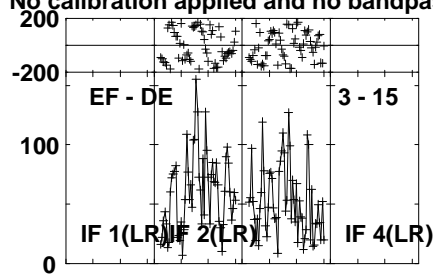
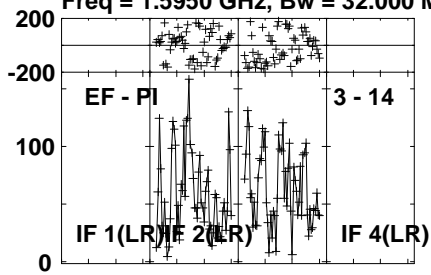
Lower frame: Micro Ampl Jy Top frame: Phas deg
Vector averaged cross-power spectrum Several baselines displayed
Timerange: 01/01:00:31 to 01/01:04:29

Plot file version 156 created 27-MAR-2024 20:23:14

CP41 077 EM164C.UVDATA.1

Freq = 1.5950 GHz, Bw = 32.000 MH

No calibration applied and no bandpass applied



Lower frame: Micro Ampl Jy Top frame: Phas deg

Vector averaged cross-power spectrum Several baselines displayed

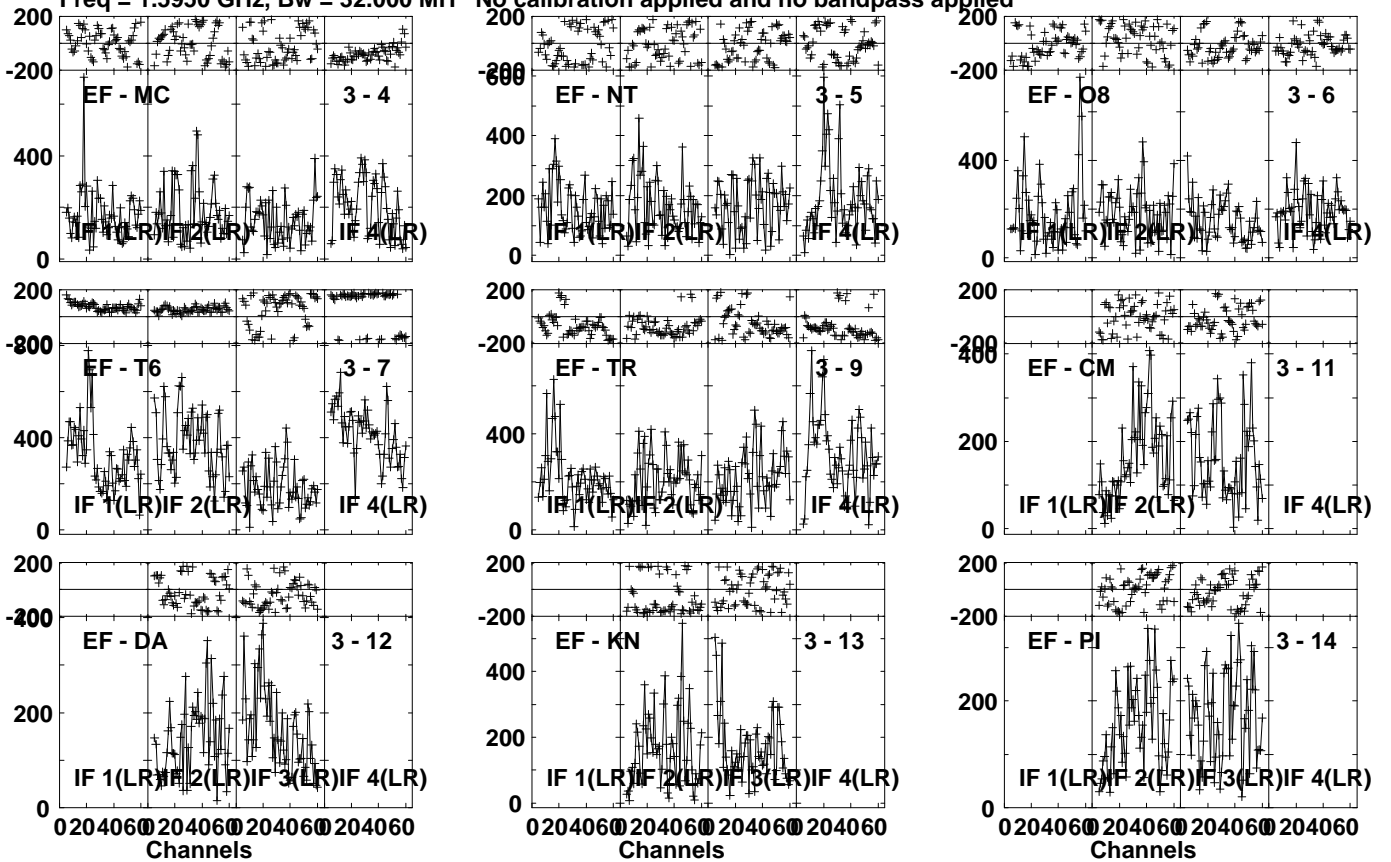
Timerange: 01/01:00:31 to 01/01:04:29

Plot file version 157 created 27-MAR-2024 20:23:14

J1037+5711 EM164C.UVDATA.1

Freq = 1.5950 GHz, Bw = 32.000 MH

No calibration applied and no bandpass applied

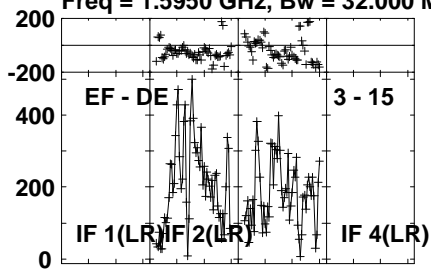


Lower frame: Micro Ampl Jy Top frame: Phas deg
Vector averaged cross-power spectrum Several baselines displayed
Timerange: 01/01:05:01 to 01/01:05:59

Plot file version 158 created 27-MAR-2024 20:23:14

J1037+5711 EM164C.UVDATA.1

Freq = 1.5950 GHz, Bw = 32.000 MH No calibration applied and no bandpass applied



Lower frame: Micro Ampl Jy Top frame: Phas deg

Vector averaged cross-power spectrum Several baselines displayed

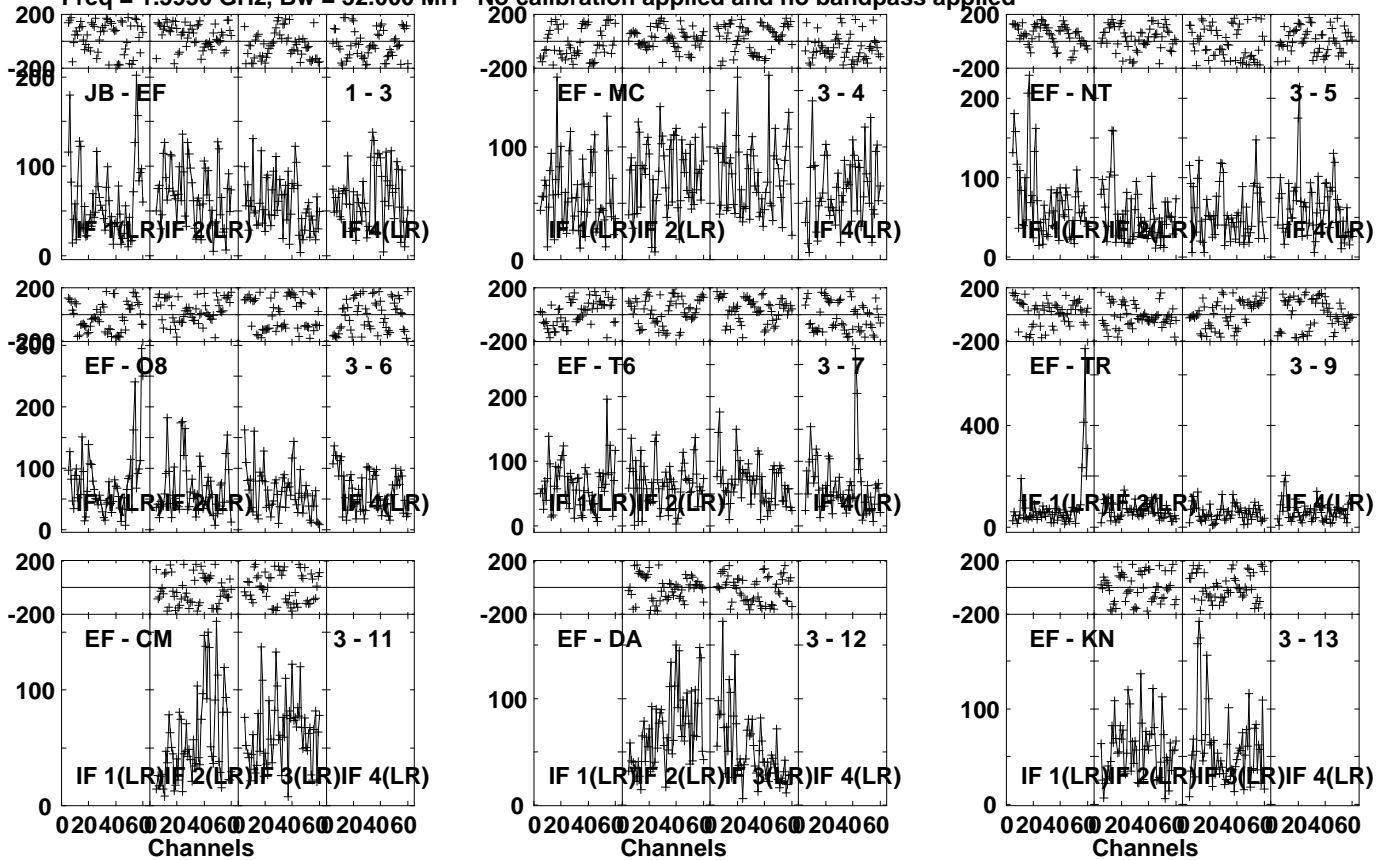
Timerange: 01/01:05:01 to 01/01:05:59

Plot file version 159 created 27-MAR-2024 20:23:14

CP41 077 EM164C.UVDATA.1

Freq = 1.5950 GHz, Bw = 32.000 MH

No calibration applied and no bandpass applied



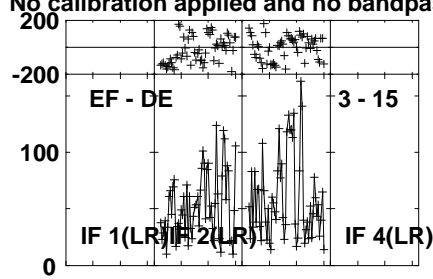
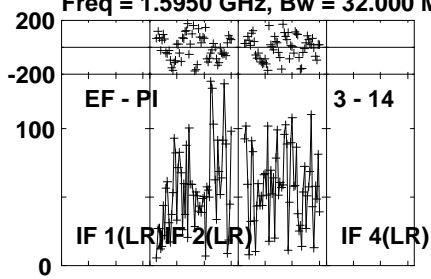
Lower frame: Micro Ampl Jy Top frame: Phas deg
Vector averaged cross-power spectrum Several baselines displayed
Timerange: 01/01:06:01 to 01/01:09:59

Plot file version 160 created 27-MAR-2024 20:23:15

CP41 077 EM164C.UVDATA.1

Freq = 1.5950 GHz, Bw = 32.000 MH

No calibration applied and no bandpass applied



Lower frame: Micro Ampl Jy Top frame: Phas deg

Vector averaged cross-power spectrum Several baselines displayed

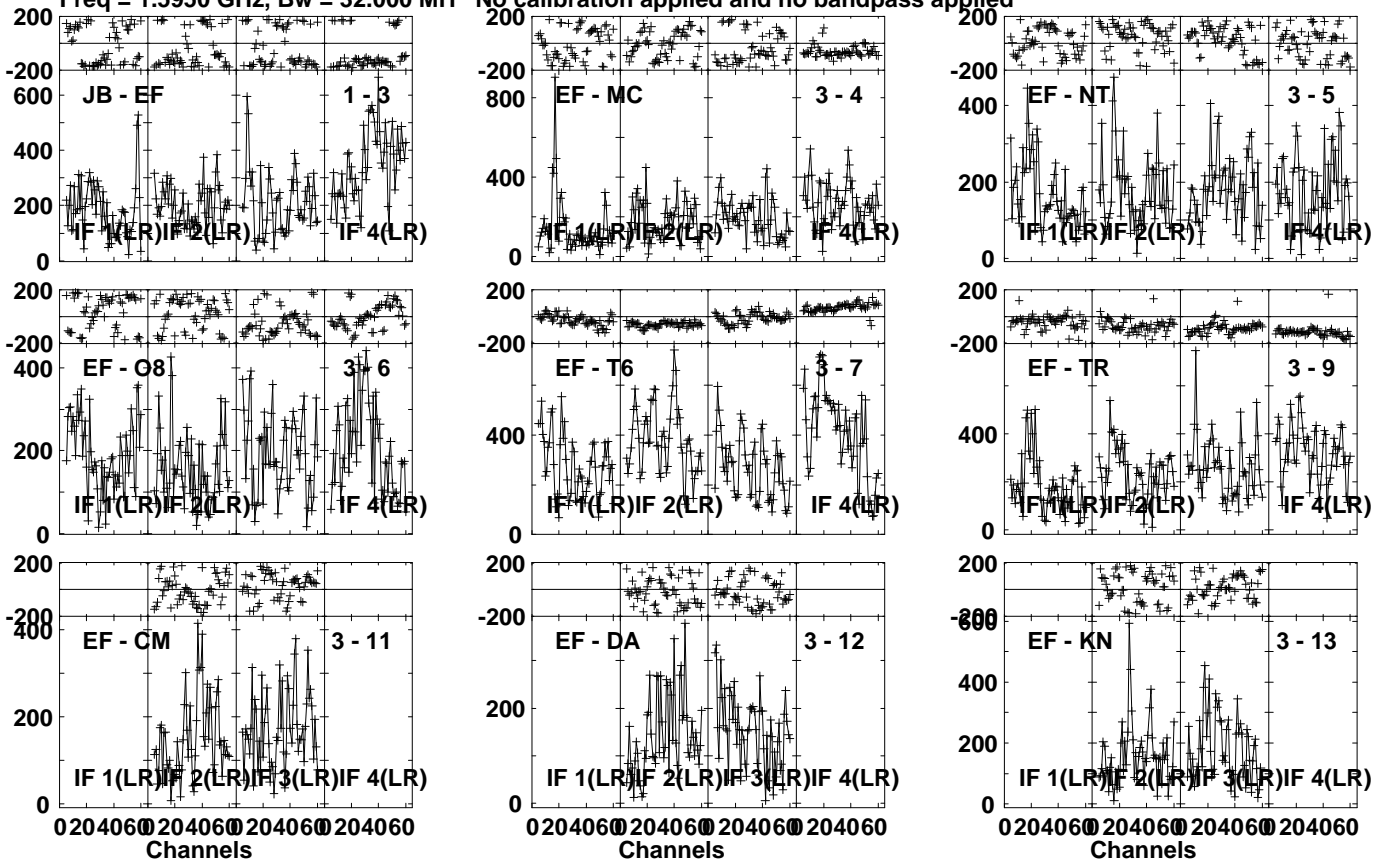
Timerange: 01/01:06:01 to 01/01:09:59

Plot file version 161 created 27-MAR-2024 20:23:15

J1037+5711 EM164C.UVDATA.1

Freq = 1.5950 GHz, Bw = 32.000 MH

No calibration applied and no bandpass applied



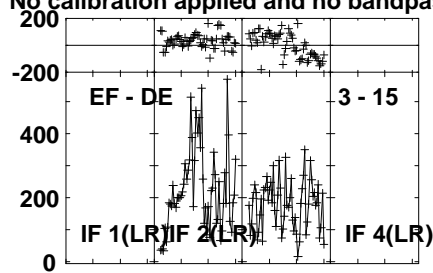
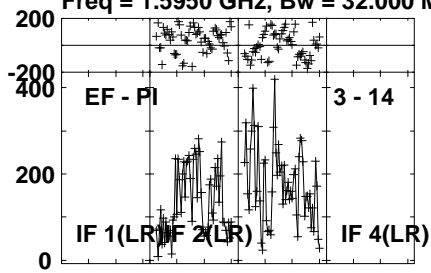
Lower frame: Micro Ampl Jy Top frame: Phas deg
Vector averaged cross-power spectrum Several baselines displayed
Timerange: 01/01:10:31 to 01/01:11:29

Plot file version 162 created 27-MAR-2024 20:23:15

J1037+5711 EM164C.UVDATA.1

Freq = 1.5950 GHz, Bw = 32.000 MH

No calibration applied and no bandpass applied



Lower frame: Micro Ampl Jy Top frame: Phas deg

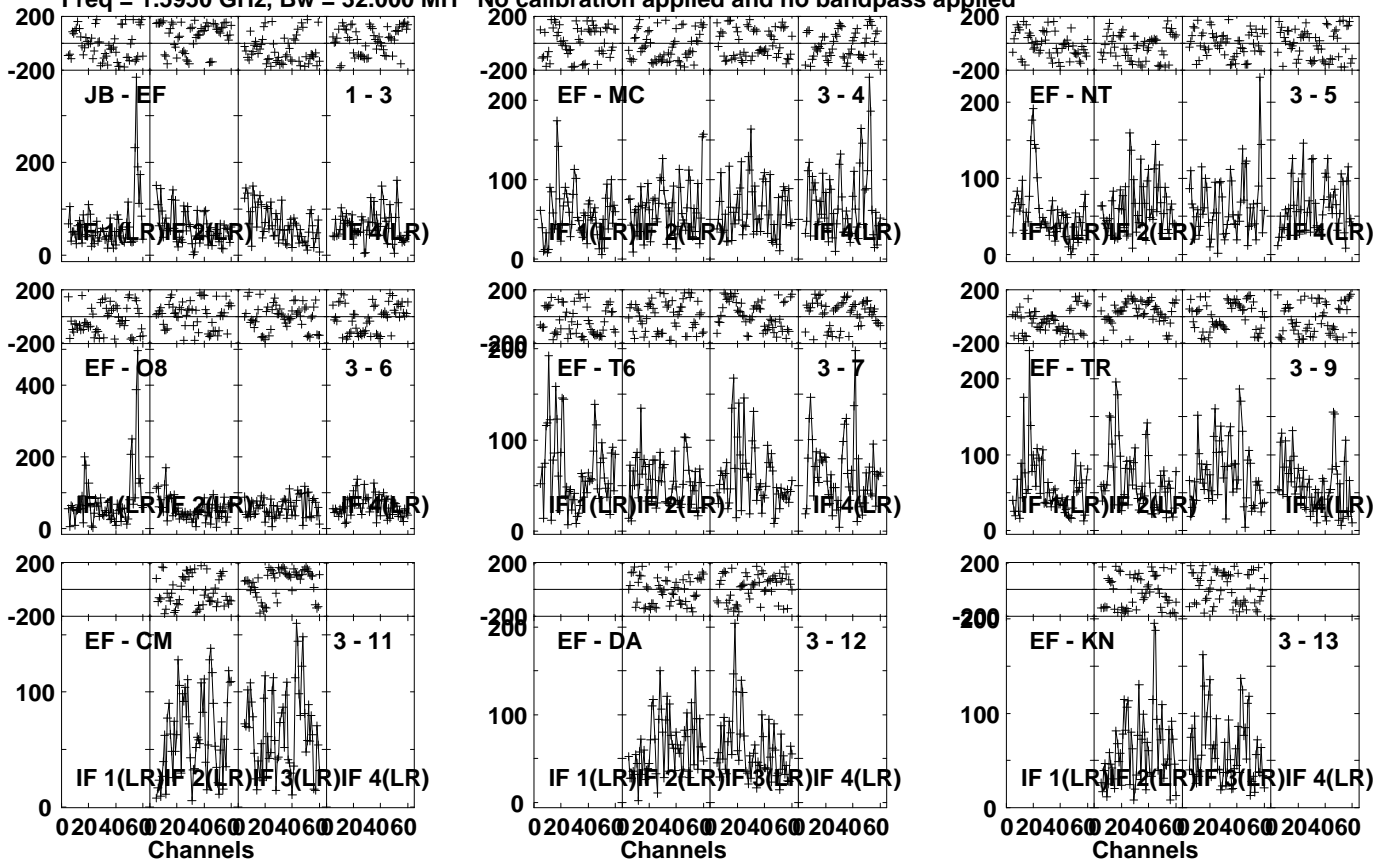
Vector averaged cross-power spectrum Several baselines displayed

Timerange: 01/01:10:31 to 01/01:11:29

Plot file version 163 created 27-MAR-2024 20:23:15

CP50 031 EM164C.UVDATA.1

Freq = 1.5950 GHz, Bw = 32.000 MH No calibration applied and no bandpass applied

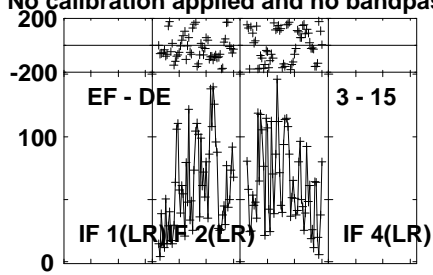
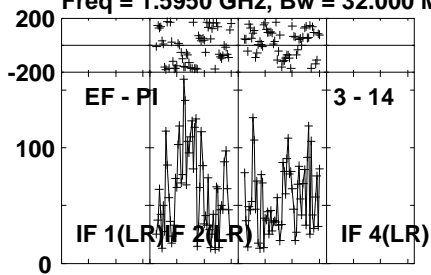


Lower frame: Micro Ampl Jy Top frame: Phas deg
Vector averaged cross-power spectrum Several baselines displayed
Timerange: 01/01:11:31 to 01/01:15:29

Plot file version 164 created 27-MAR-2024 20:23:15

CP50 031 EM164C.UVDATA.1

Freq = 1.5950 GHz, Bw = 32.000 MH No calibration applied and no bandpass applied

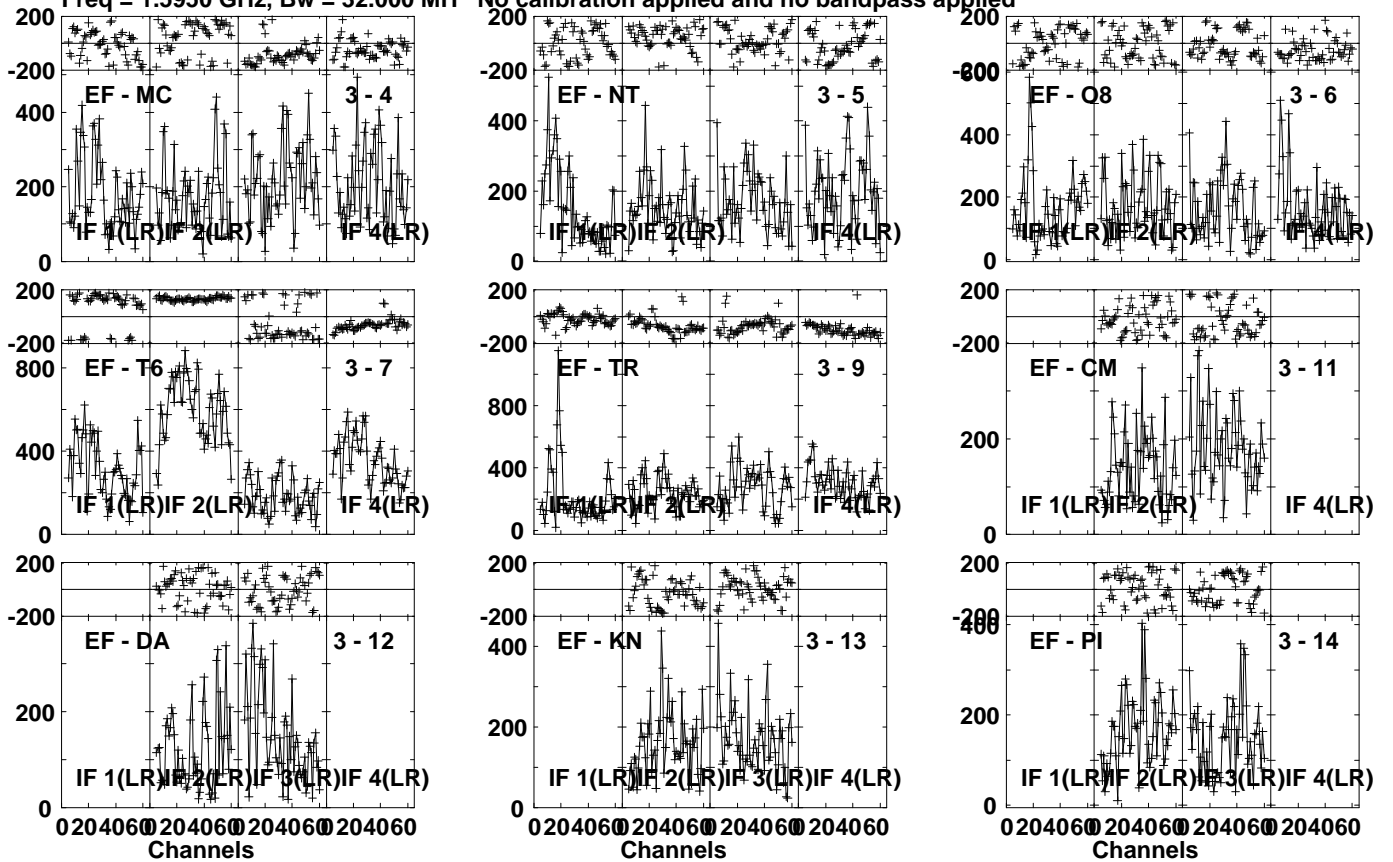


Lower frame: Micro Ampl Jy Top frame: Phas deg
Vector averaged cross-power spectrum Several baselines displayed
Timerange: 01/01:11:31 to 01/01:15:29

Plot file version 165 created 27-MAR-2024 20:23:15

J1037+5711 EM164C.UVDATA.1

Freq = 1.5950 GHz, Bw = 32.000 MH No calibration applied and no bandpass applied

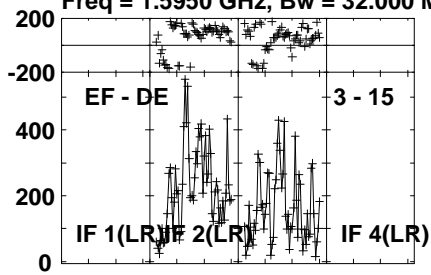


Lower frame: Micro Ampl Jy Top frame: Phas deg
Vector averaged cross-power spectrum Several baselines displayed
Timerange: 01/01:16:01 to 01/01:16:59

Plot file version 166 created 27-MAR-2024 20:23:15

J1037+5711 EM164C.UVDATA.1

Freq = 1.5950 GHz, Bw = 32.000 MH No calibration applied and no bandpass applied



Lower frame: Micro Ampl Jy Top frame: Phas deg

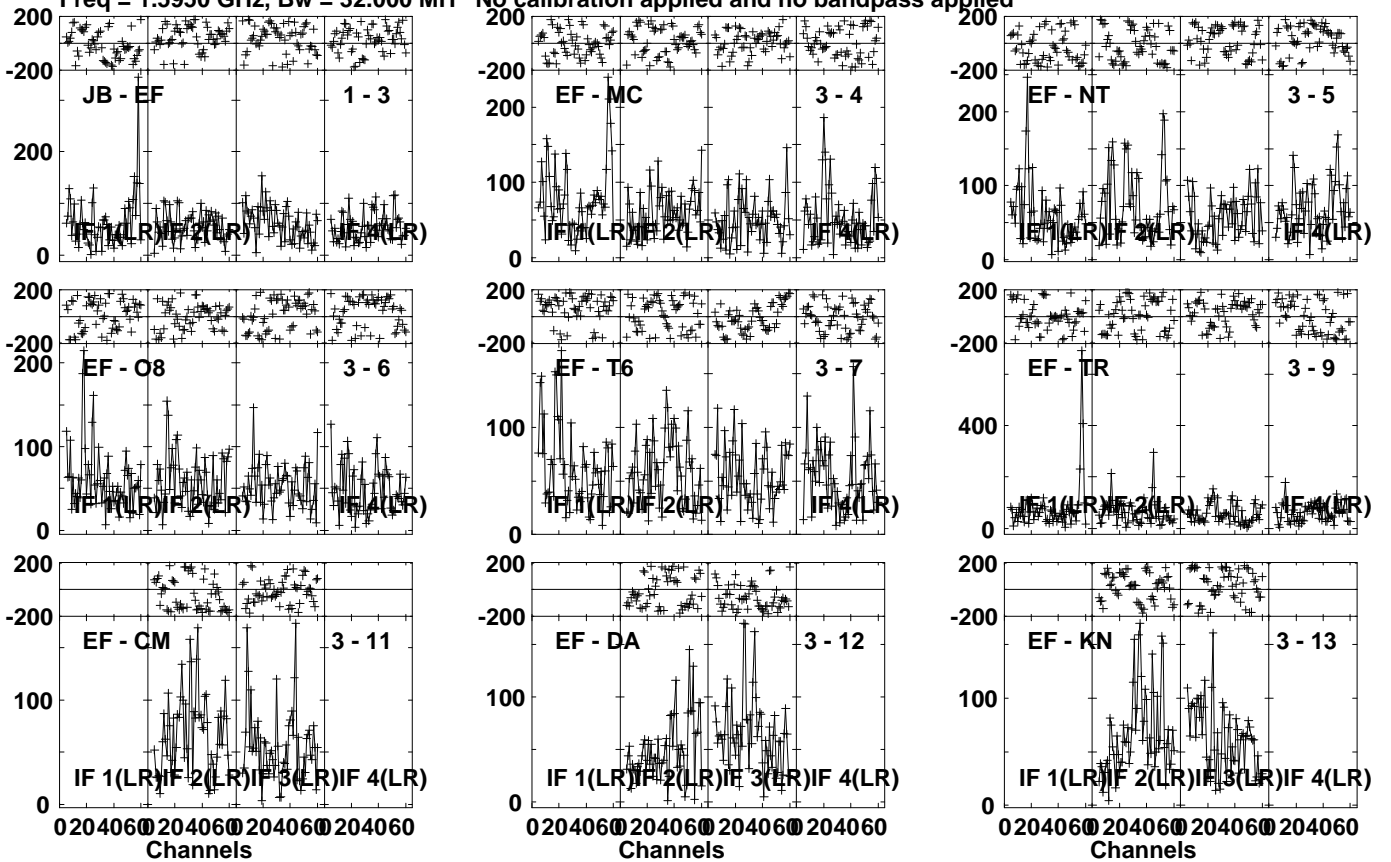
Vector averaged cross-power spectrum Several baselines displayed

Timerange: 01/01:16:01 to 01/01:16:59

Plot file version 167 created 27-MAR-2024 20:23:15

CP50 031 EM164C.UVDATA.1

Freq = 1.5950 GHz, Bw = 32.000 MH No calibration applied and no bandpass applied

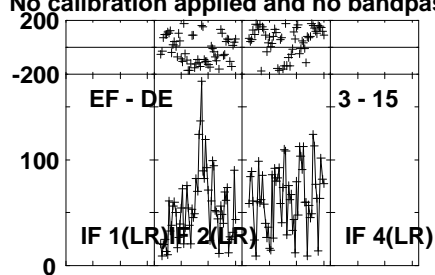
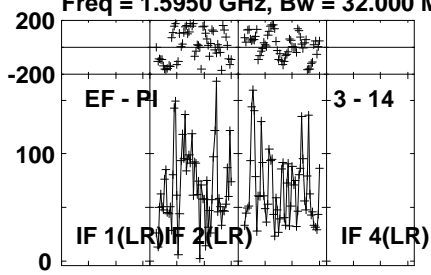


Lower frame: Micro Ampl Jy Top frame: Phas deg
Vector averaged cross-power spectrum Several baselines displayed
Timerange: 01/01:17:01 to 01/01:20:59

Plot file version 168 created 27-MAR-2024 20:23:16

CP50 031 EM164C.UVDATA.1

Freq = 1.5950 GHz, Bw = 32.000 MH No calibration applied and no bandpass applied



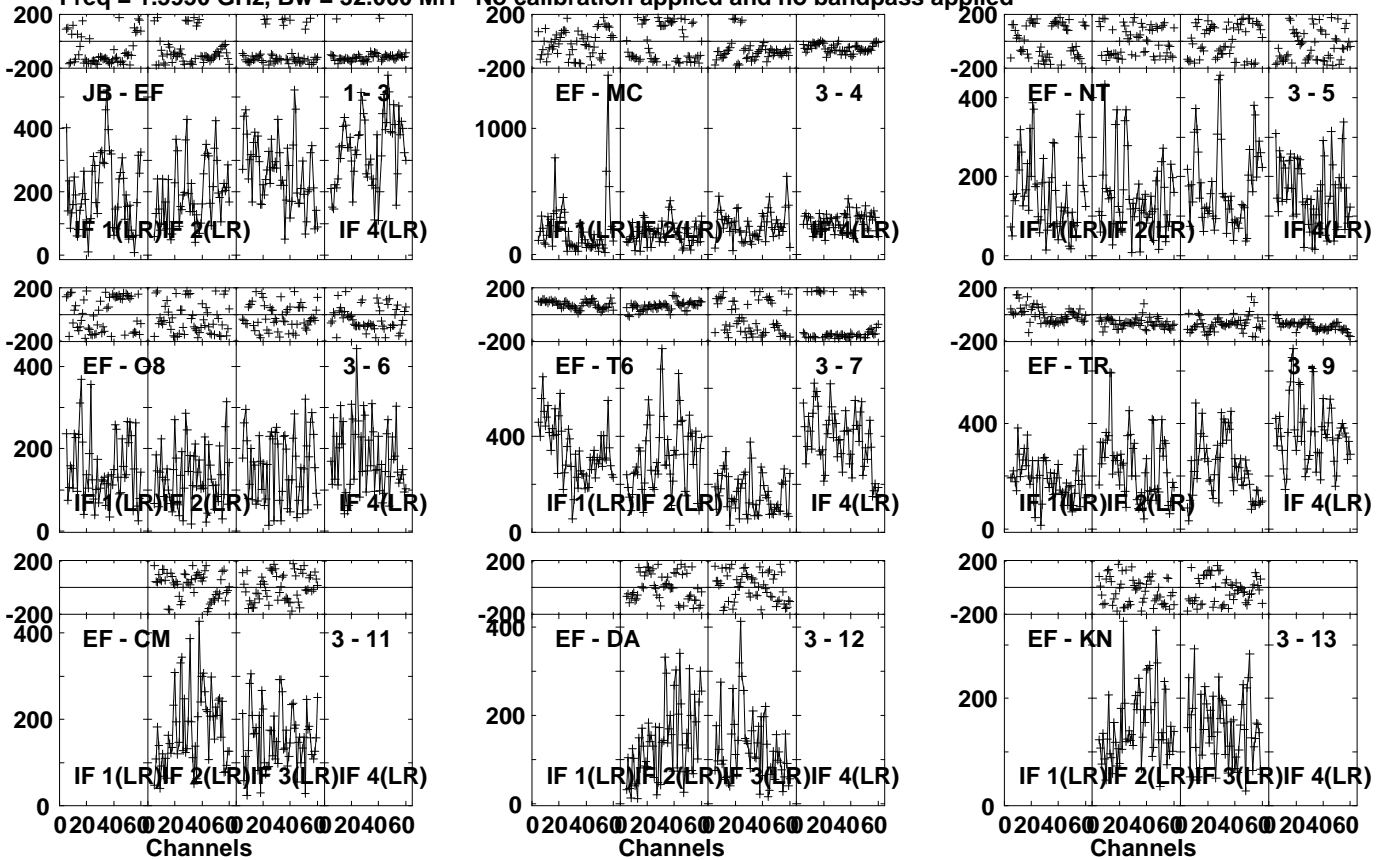
Lower frame: Micro Ampl Jy Top frame: Phas deg
Vector averaged cross-power spectrum Several baselines displayed
Timerange: 01/01:17:01 to 01/01:20:59

Plot file version 169 created 27-MAR-2024 20:23:16

J1037+5711 EM164C.UVDATA.1

Freq = 1.5950 GHz, Bw = 32.000 MH

No calibration applied and no bandpass applied



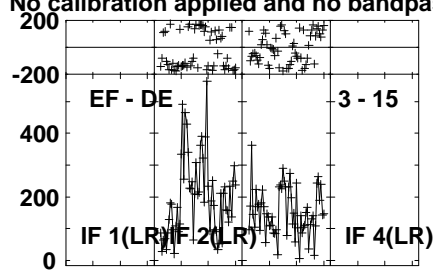
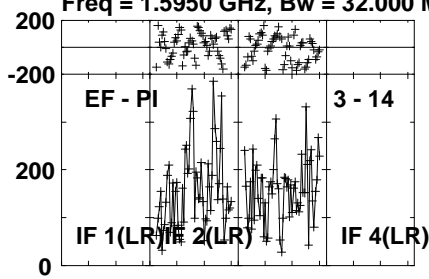
Lower frame: Micro Ampl Jy Top frame: Phas deg
Vector averaged cross-power spectrum Several baselines displayed
Timerange: 01/01:21:31 to 01/01:22:29

Plot file version 170 created 27-MAR-2024 20:23:16

J1037+5711 EM164C.UVDATA.1

Freq = 1.5950 GHz, Bw = 32.000 MH

No calibration applied and no bandpass applied



Lower frame: Micro Ampl Jy Top frame: Phas deg

Vector averaged cross-power spectrum Several baselines displayed

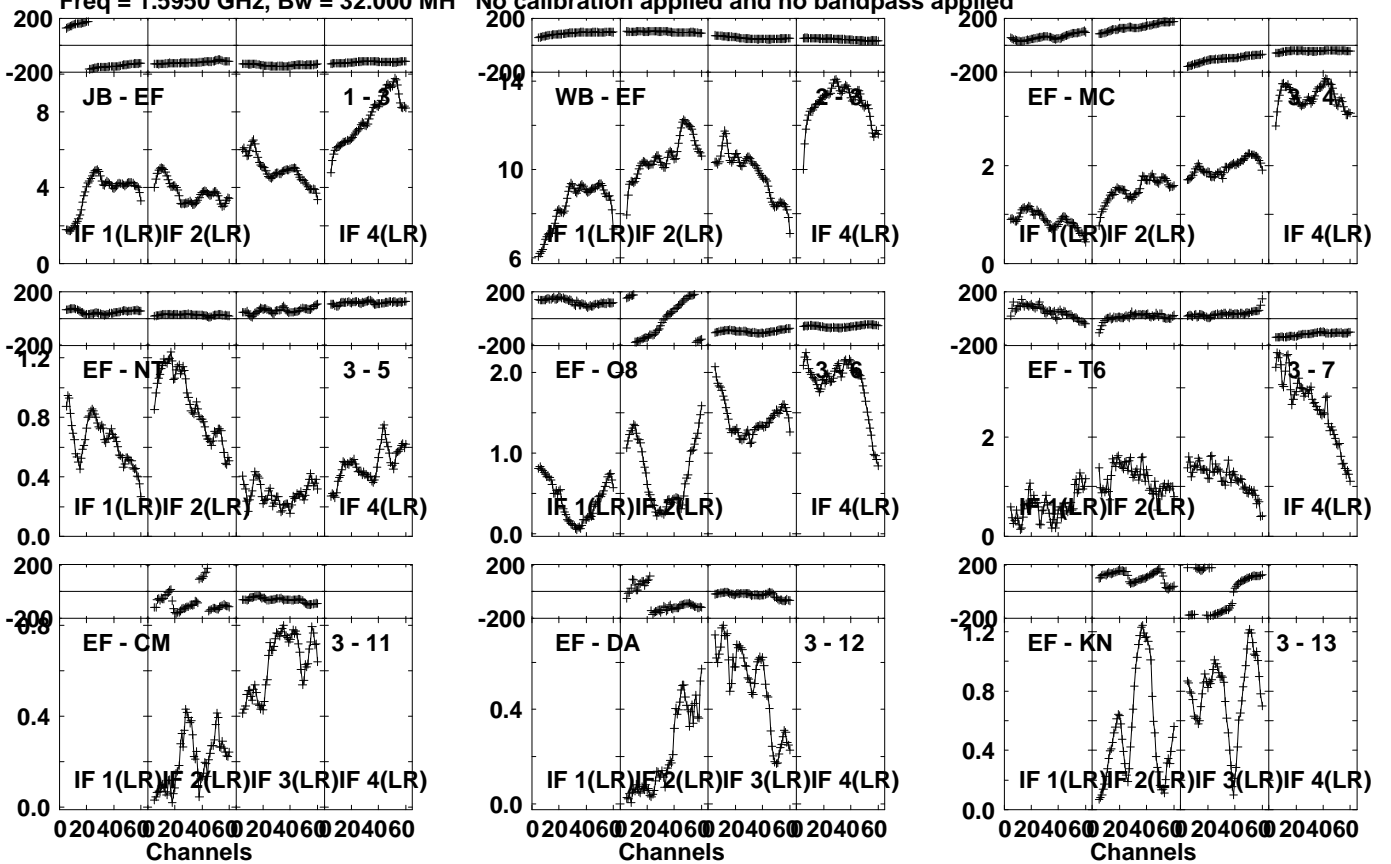
Timerange: 01/01:21:31 to 01/01:22:29

Plot file version 171 created 27-MAR-2024 20:23:16

4C39.25 EM164C.UVDATA.1

Freq = 1.5950 GHz, Bw = 32.000 MH

No calibration applied and no bandpass applied

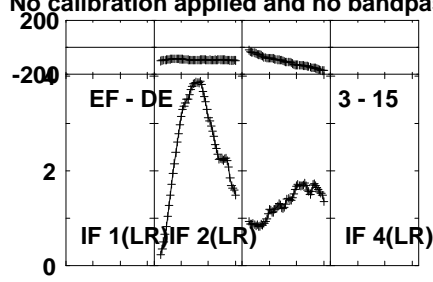
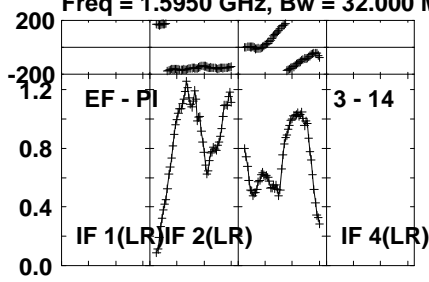


Lower frame: Milli Ampl Jy Top frame: Phas deg
Vector averaged cross-power spectrum Several baselines displayed
Timerange: 01/01:26:01 to 01/01:30:59

Plot file version 172 created 27-MAR-2024 20:23:16

4C39.25 EM164C.UVDATA.1

Freq = 1.5950 GHz, Bw = 32.000 MH No calibration applied and no bandpass applied



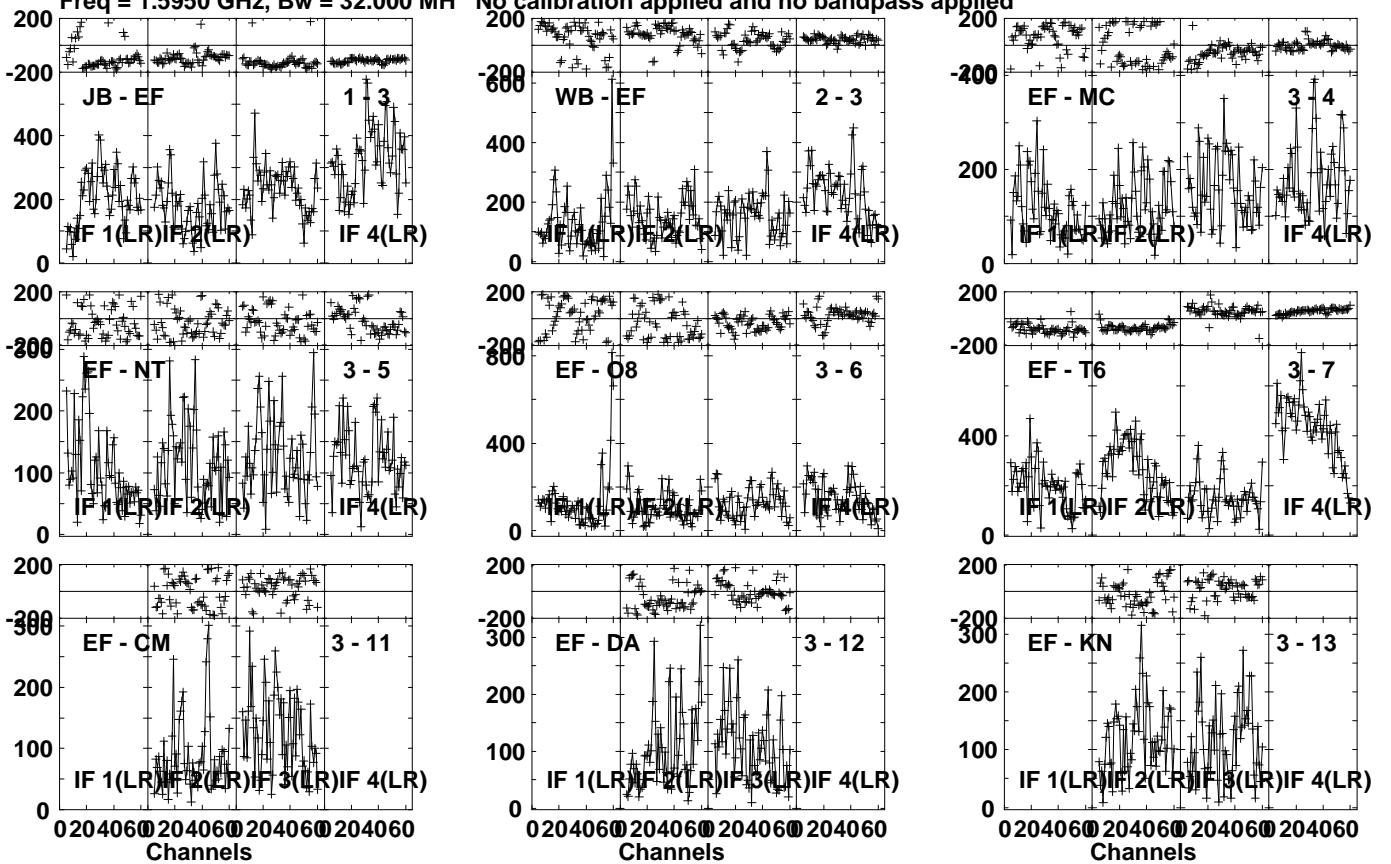
Lower frame: Milli Ampl Jy Top frame: Phas deg
Vector averaged cross-power spectrum Several baselines displayed
Timerange: 01/01:26:01 to 01/01:30:59

Plot file version 173 created 27-MAR-2024 20:23:16

J1037+5711 EM164C.UVDATA.1

Freq = 1.5950 GHz, Bw = 32.000 MH

No calibration applied and no bandpass applied



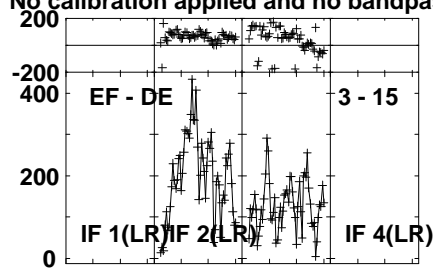
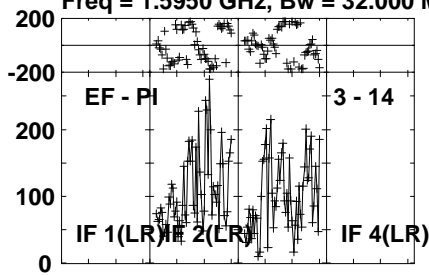
Lower frame: Micro Ampl Jy Top frame: Phas deg
Vector averaged cross-power spectrum Several baselines displayed
Timerange: 01/01:33:01 to 01/01:34:29

Plot file version 174 created 27-MAR-2024 20:23:17

J1037+5711 EM164C.UVDATA.1

Freq = 1.5950 GHz, Bw = 32.000 MH

No calibration applied and no bandpass applied



Lower frame: Micro Ampl Jy Top frame: Phas deg

Vector averaged cross-power spectrum Several baselines displayed

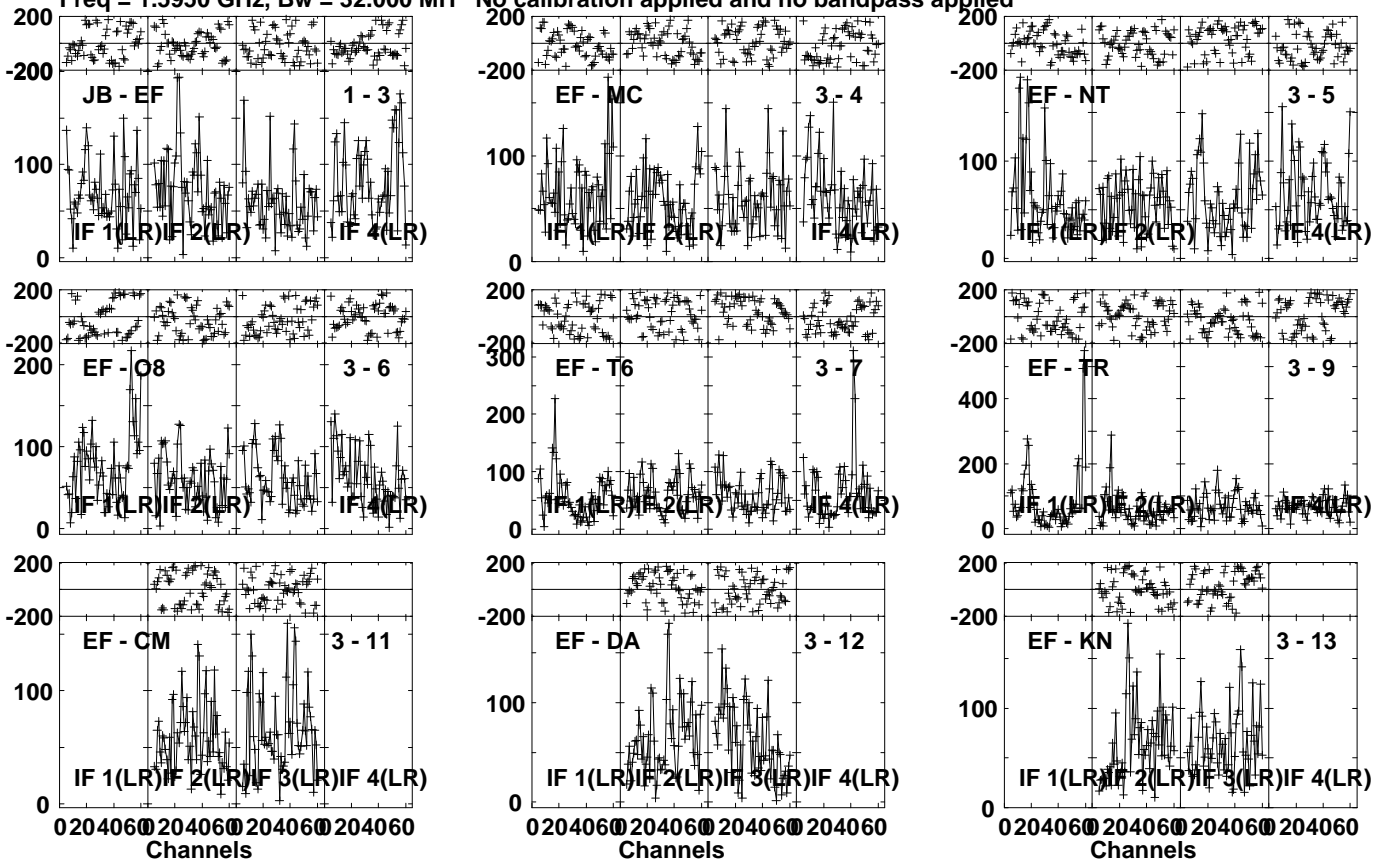
Timerange: 01/01:33:01 to 01/01:34:29

Plot file version 175 created 27-MAR-2024 20:23:17

CP32 077 EM164C.UVDATA.1

Freq = 1.5950 GHz, Bw = 32.000 MH

No calibration applied and no bandpass applied

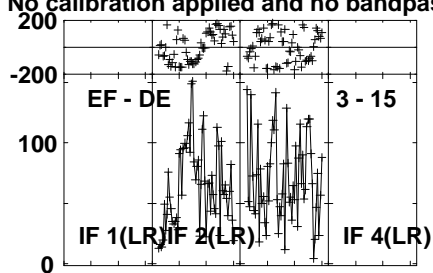
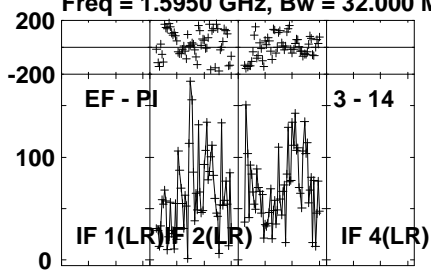


Lower frame: Micro Ampl Jy Top frame: Phas deg
Vector averaged cross-power spectrum Several baselines displayed
Timerange: 01/01:34:31 to 01/01:38:29

Plot file version 176 created 27-MAR-2024 20:23:17

CP32 077 EM164C.UVDATA.1

Freq = 1.5950 GHz, Bw = 32.000 MH No calibration applied and no bandpass applied



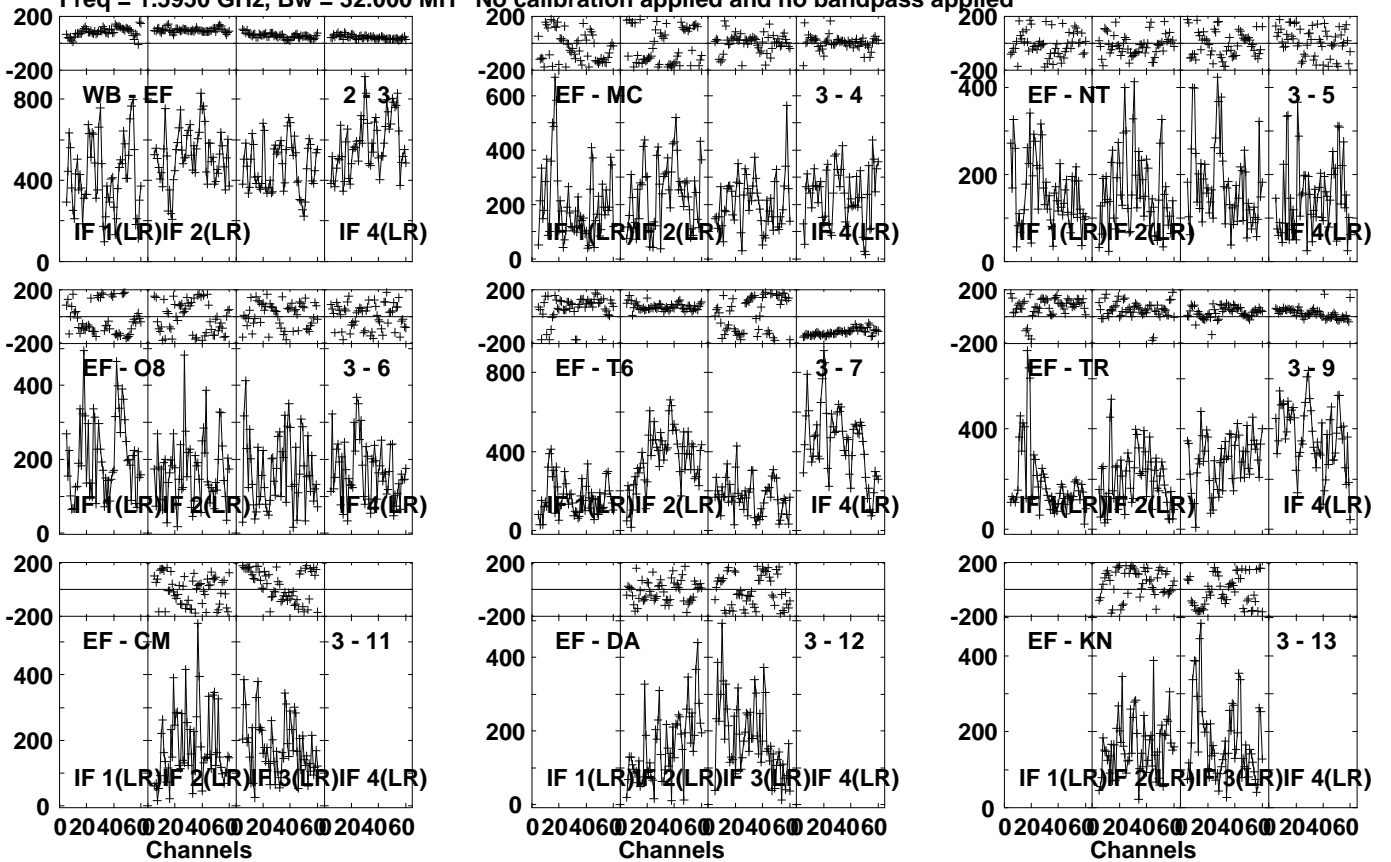
Lower frame: Micro Ampl Jy Top frame: Phas deg
Vector averaged cross-power spectrum Several baselines displayed
Timerange: 01/01:34:31 to 01/01:38:29

Plot file version 177 created 27-MAR-2024 20:23:17

J1037+5711 EM164C.UVDATA.1

Freq = 1.5950 GHz, Bw = 32.000 MH

No calibration applied and no bandpass applied



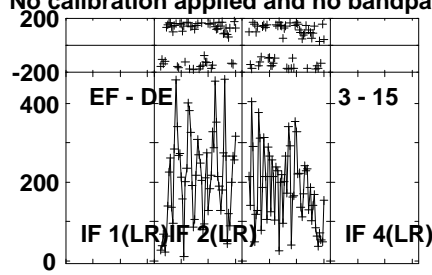
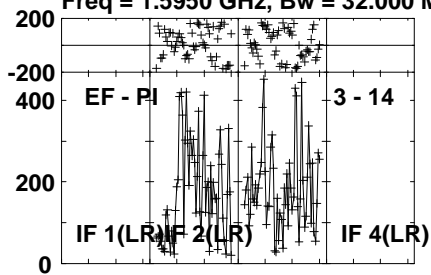
Lower frame: Micro Ampl Jy Top frame: Phas deg
Vector averaged cross-power spectrum Several baselines displayed
Timerange: 01/01:39:01 to 01/01:39:59

Plot file version 178 created 27-MAR-2024 20:23:17

J1037+5711 EM164C.UVDATA.1

Freq = 1.5950 GHz, Bw = 32.000 MH

No calibration applied and no bandpass applied



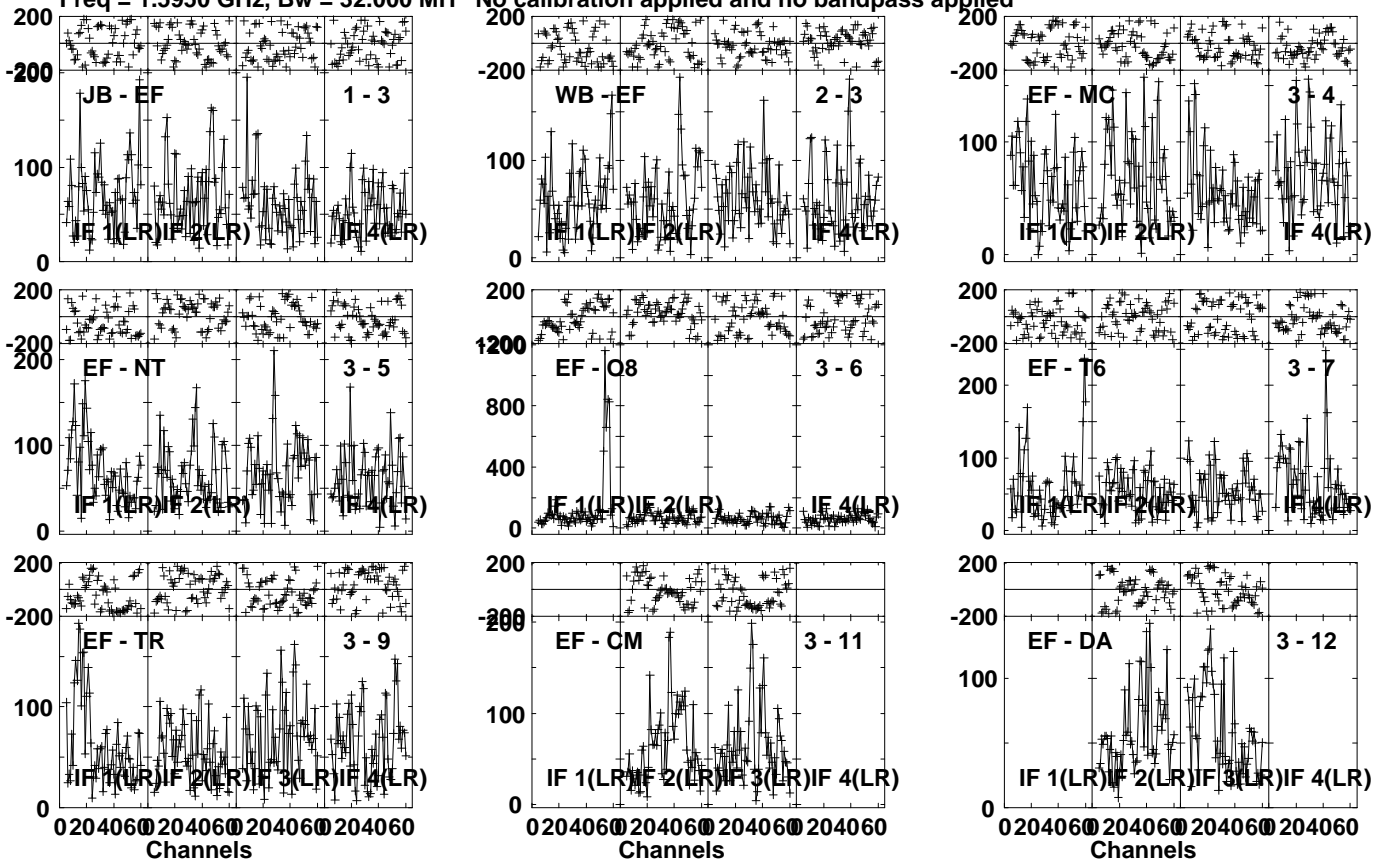
Lower frame: Micro Ampl Jy Top frame: Phas deg
Vector averaged cross-power spectrum Several baselines displayed
Timerange: 01/01:39:01 to 01/01:39:59

Plot file version 179 created 27-MAR-2024 20:23:17

CP32 077 EM164C.UVDATA.1

Freq = 1.5950 GHz, Bw = 32.000 MH

No calibration applied and no bandpass applied



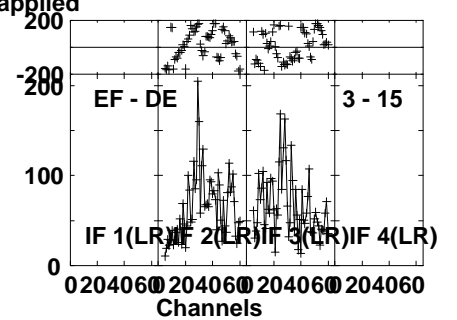
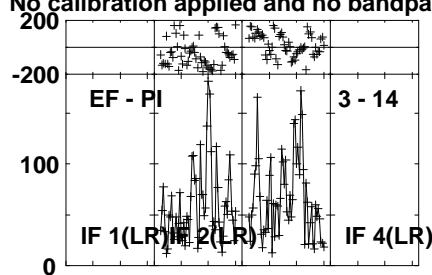
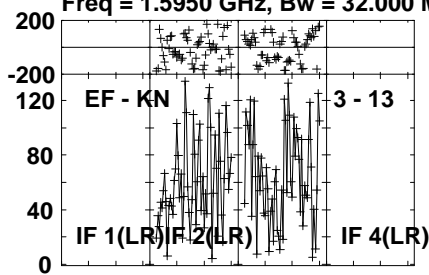
Lower frame: Micro Ampl Jy Top frame: Phas deg
Vector averaged cross-power spectrum Several baselines displayed
Timerange: 01/01:40:01 to 01/01:43:59

Plot file version 180 created 27-MAR-2024 20:23:17

CP32 077 EM164C.UVDATA.1

Freq = 1.5950 GHz, Bw = 32.000 MH

No calibration applied and no bandpass applied



Lower frame: Micro Ampl Jy Top frame: Phas deg

Vector averaged cross-power spectrum Several baselines displayed

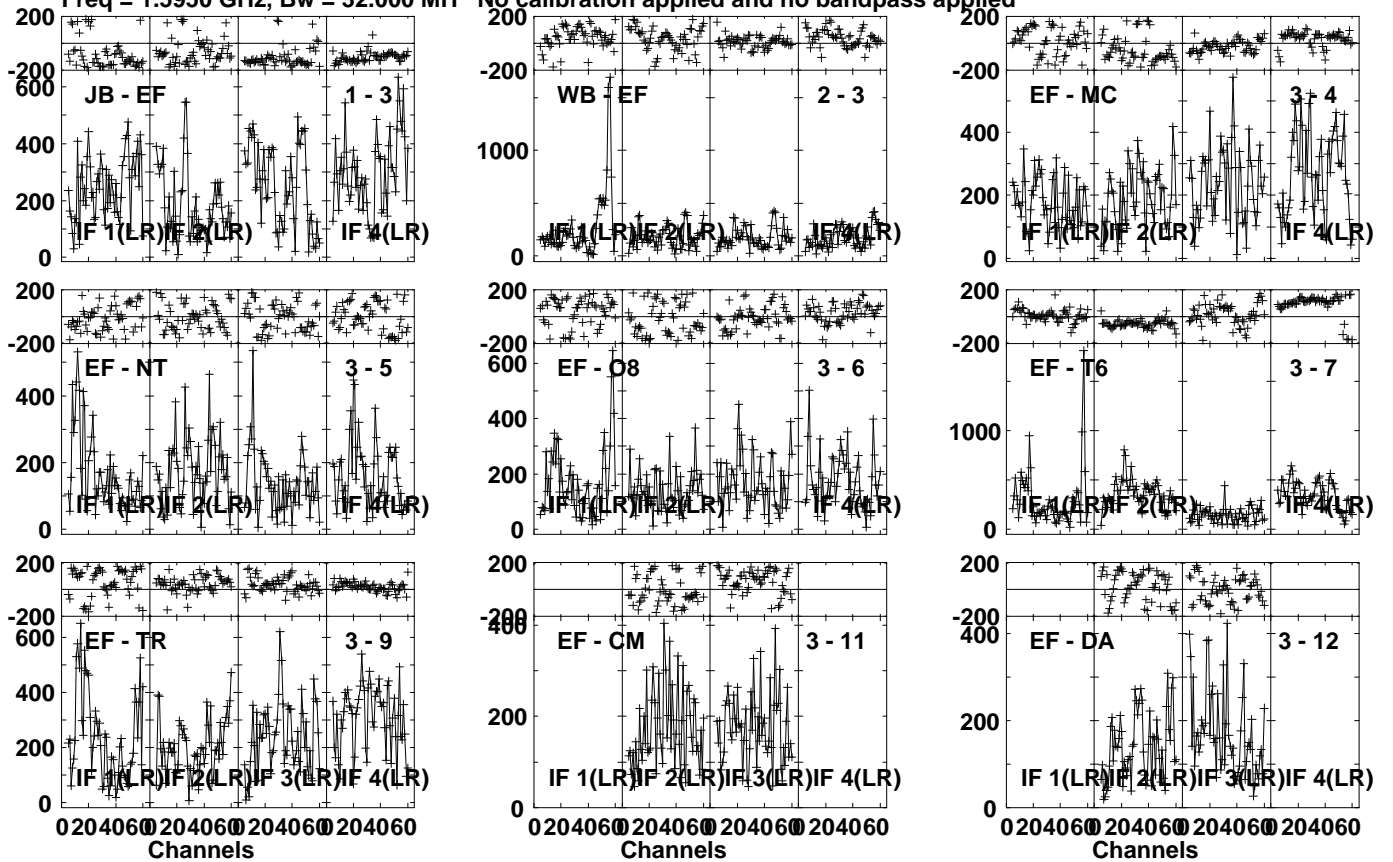
Timerange: 01/01:40:01 to 01/01:43:59

Plot file version 181 created 27-MAR-2024 20:23:18

J1037+5711 EM164C.UVDATA.1

Freq = 1.5950 GHz, Bw = 32.000 MH

No calibration applied and no bandpass applied



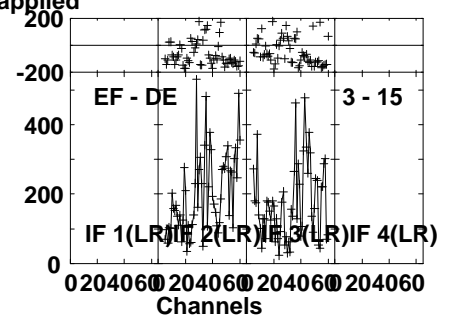
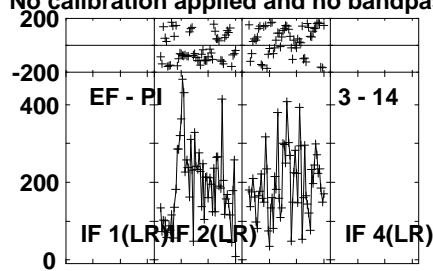
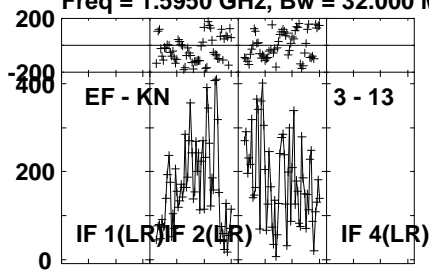
Lower frame: Micro Ampl Jy Top frame: Phas deg
Vector averaged cross-power spectrum Several baselines displayed
Timerange: 01/01:44:31 to 01/01:45:29

Plot file version 182 created 27-MAR-2024 20:23:18

J1037+5711 EM164C.UVDATA.1

Freq = 1.5950 GHz, Bw = 32.000 MH

No calibration applied and no bandpass applied

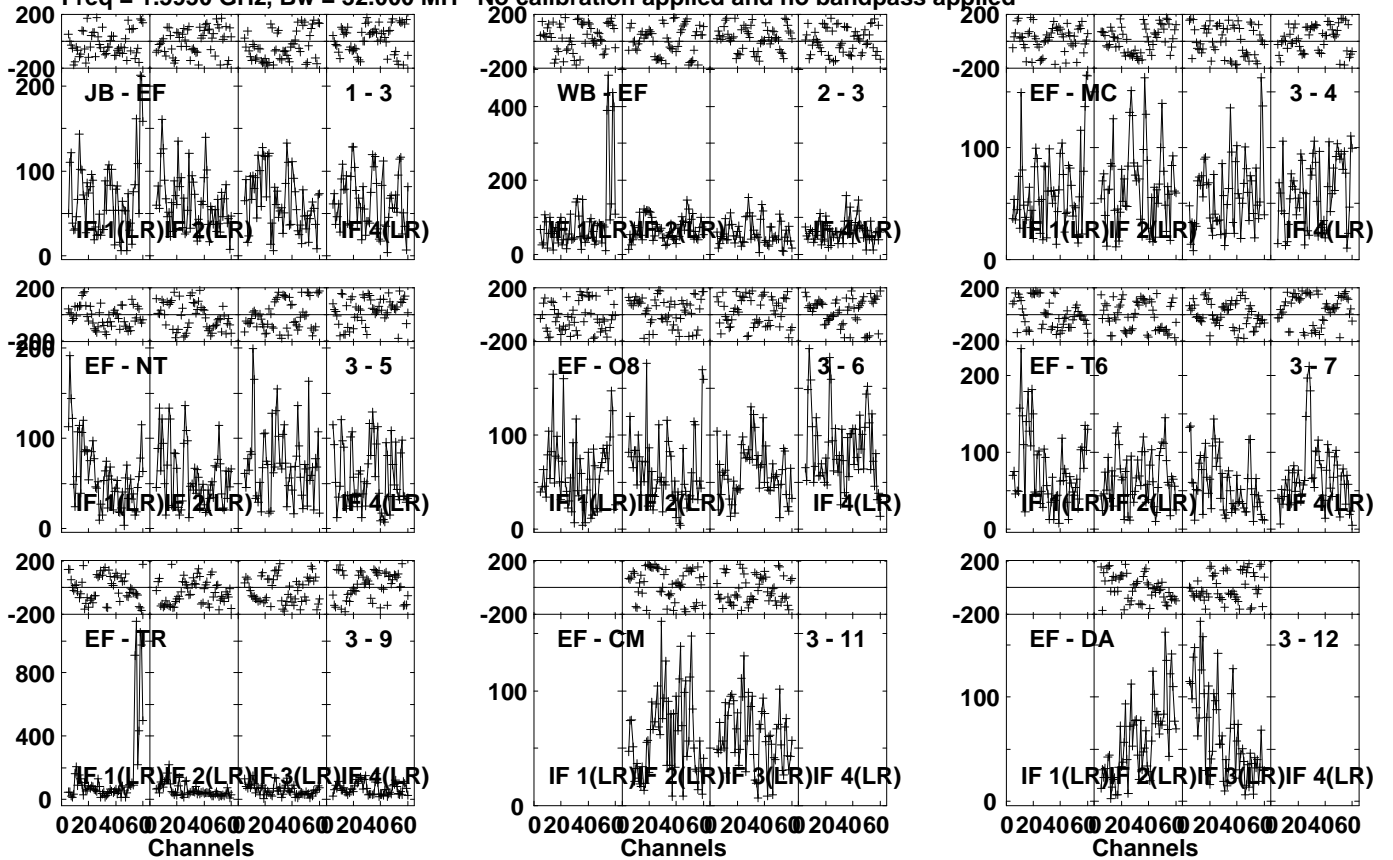


Lower frame: Micro Ampl Jy Top frame: Phas deg
Vector averaged cross-power spectrum Several baselines displayed
Timerange: 01/01:44:31 to 01/01:45:29

Plot file version 183 created 27-MAR-2024 20:23:18

CP33 038 EM164C.UVDATA.1

Freq = 1.5950 GHz, Bw = 32.000 MH No calibration applied and no bandpass applied



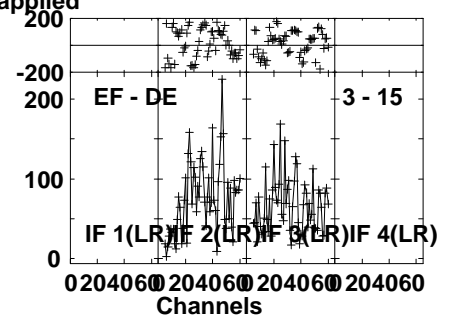
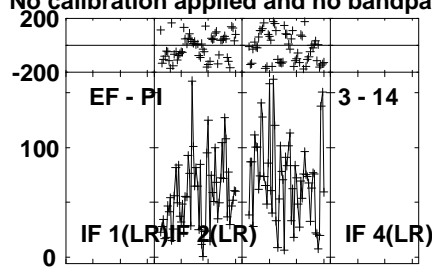
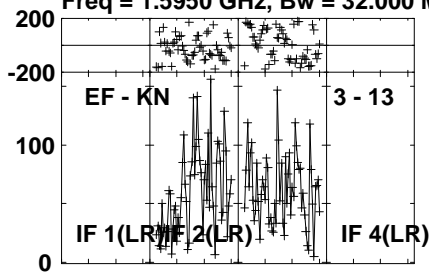
Lower frame: Micro Ampl Jy Top frame: Phas deg
Vector averaged cross-power spectrum Several baselines displayed
Timerange: 01/01:45:31 to 01/01:49:29

Plot file version 184 created 27-MAR-2024 20:23:18

CP33 038 EM164C.UVDATA.1

Freq = 1.5950 GHz, Bw = 32.000 MH

No calibration applied and no bandpass applied



Lower frame: Micro Ampl Jy Top frame: Phas deg

Vector averaged cross-power spectrum Several baselines displayed

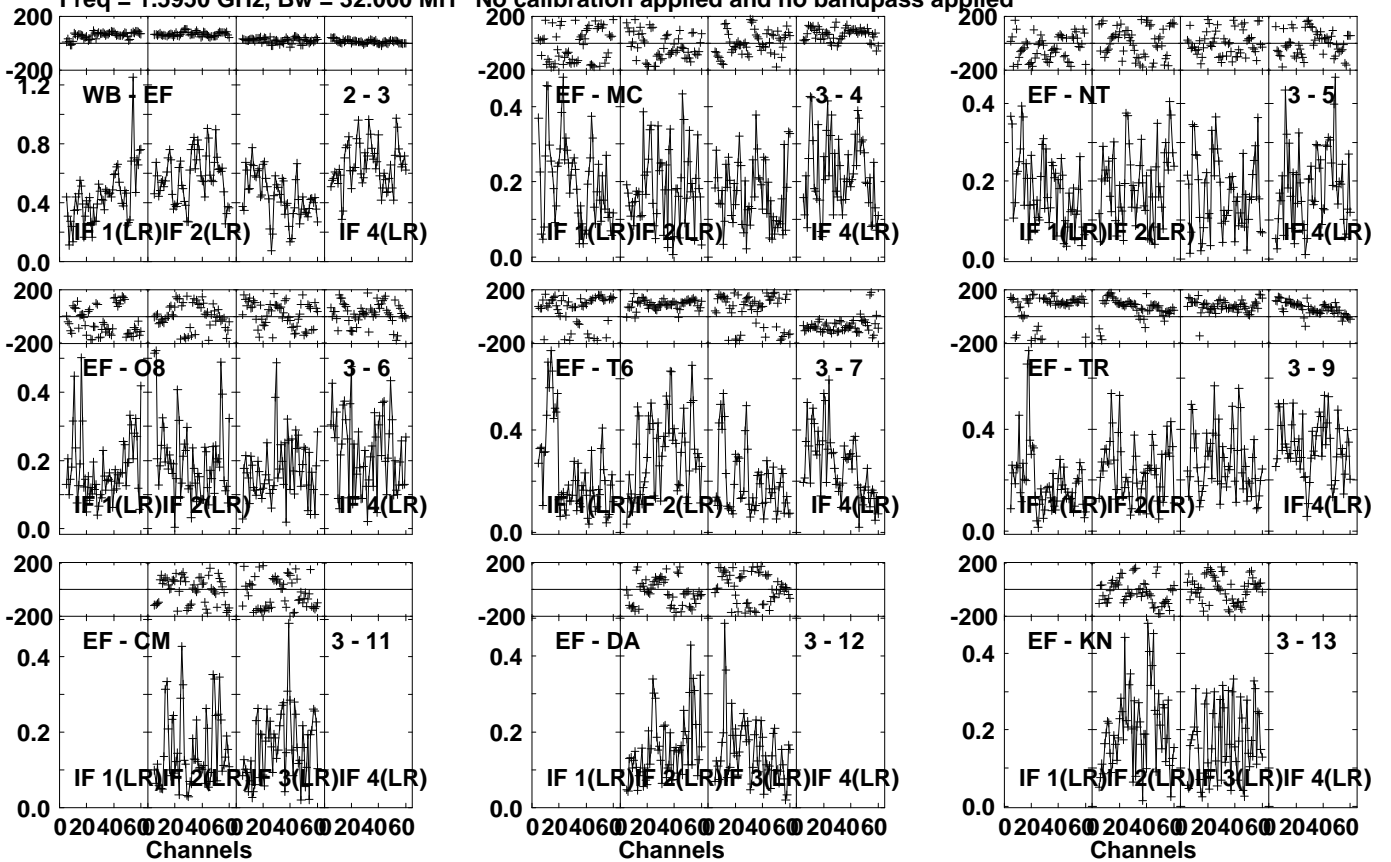
Timerange: 01/01:45:31 to 01/01:49:29

Plot file version 185 created 27-MAR-2024 20:23:18

J1037+5711 EM164C.UVDATA.1

Freq = 1.5950 GHz, Bw = 32.000 MH

No calibration applied and no bandpass applied



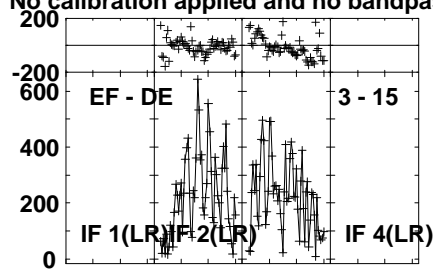
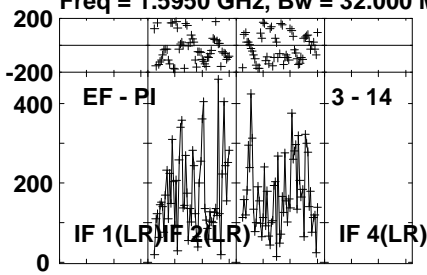
Lower frame: Milli Ampl Jy Top frame: Phas deg
Vector averaged cross-power spectrum Several baselines displayed
Timerange: 01/01:50:01 to 01/01:50:59

Plot file version 186 created 27-MAR-2024 20:23:18

J1037+5711 EM164C.UVDATA.1

Freq = 1.5950 GHz, Bw = 32.000 MH

No calibration applied and no bandpass applied



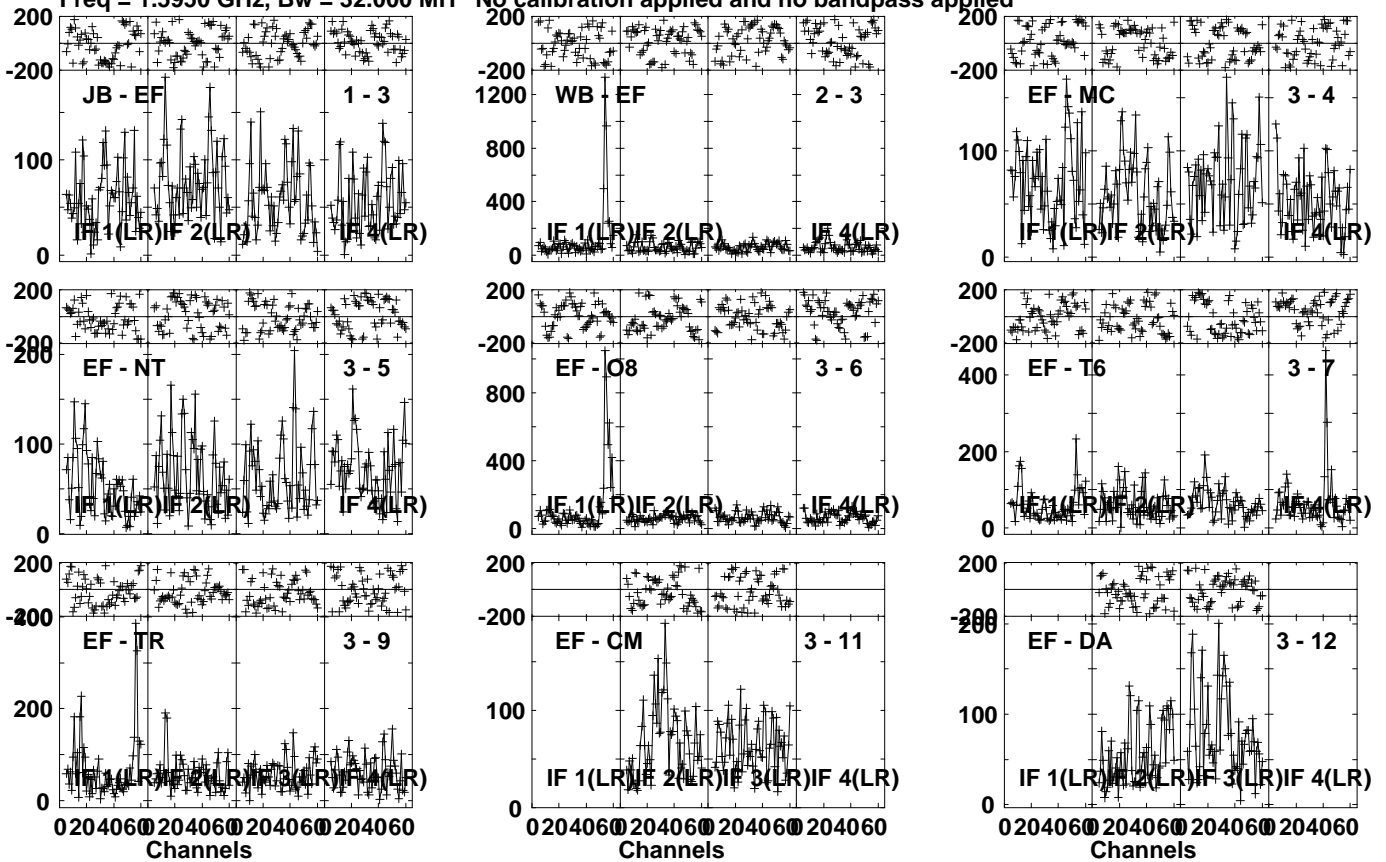
Lower frame: Micro Ampl Jy Top frame: Phas deg
Vector averaged cross-power spectrum Several baselines displayed
Timerange: 01/01:50:01 to 01/01:50:59

Plot file version 187 created 27-MAR-2024 20:23:18

CP33 038 EM164C.UVDATA.1

Freq = 1.5950 GHz, Bw = 32.000 MH

No calibration applied and no bandpass applied



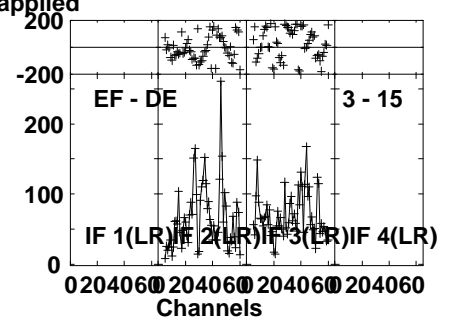
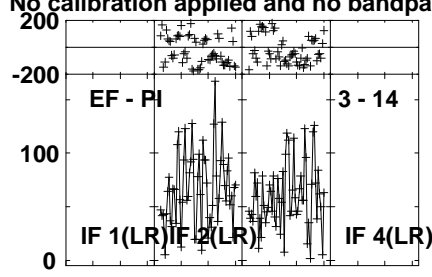
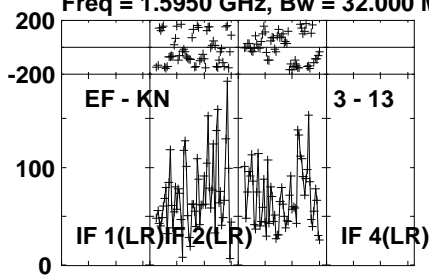
Lower frame: Micro Ampl Jy Top frame: Phas deg
Vector averaged cross-power spectrum Several baselines displayed
Timerange: 01/01:51:01 to 01/01:54:59

Plot file version 188 created 27-MAR-2024 20:23:19

CP33 038 EM164C.UVDATA.1

Freq = 1.5950 GHz, Bw = 32.000 MH

No calibration applied and no bandpass applied



Lower frame: Micro Ampl Jy Top frame: Phas deg

Vector averaged cross-power spectrum Several baselines displayed

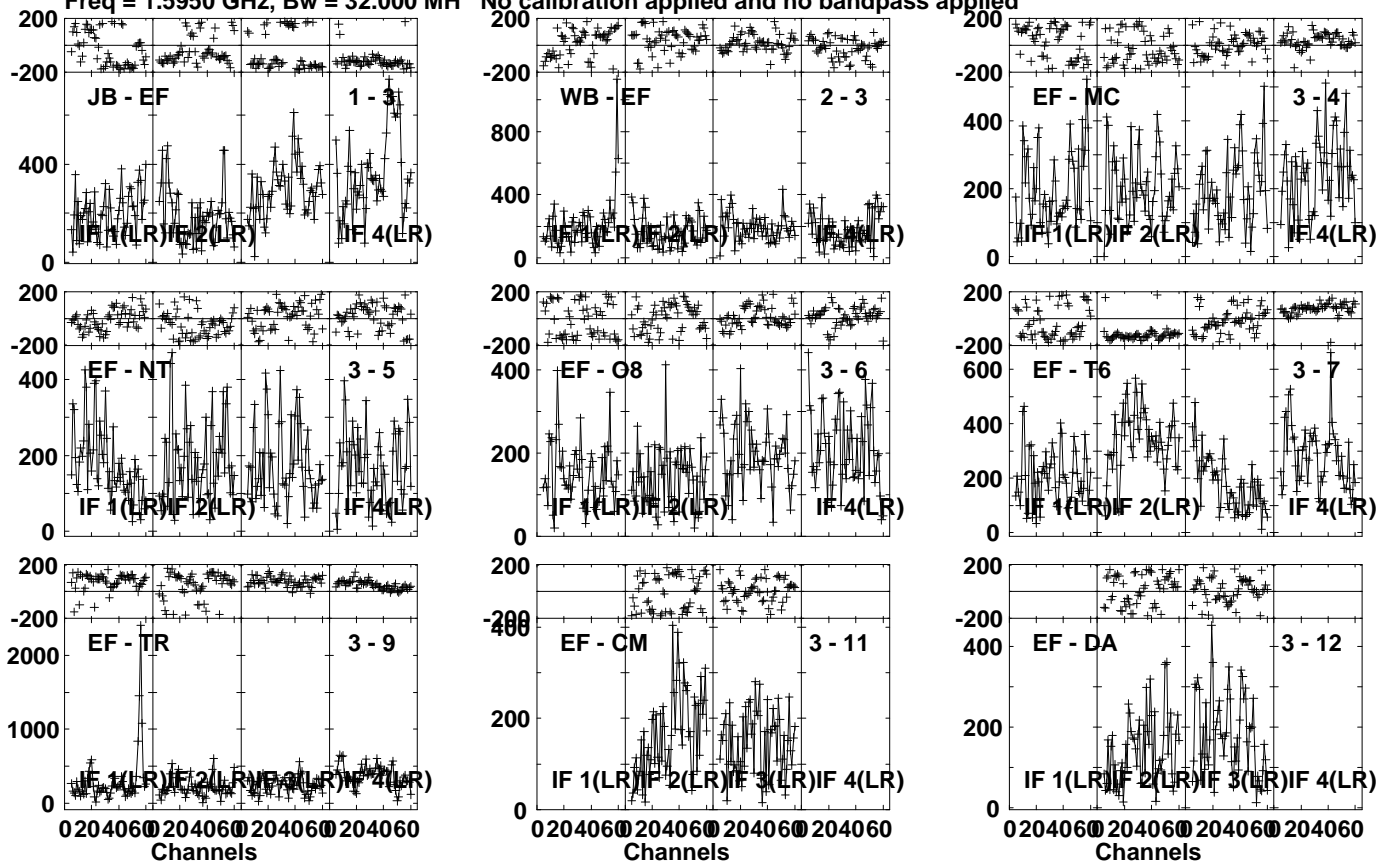
Timerange: 01/01:51:01 to 01/01:54:59

Plot file version 189 created 27-MAR-2024 20:23:19

J1037+5711 EM164C.UVDATA.1

Freq = 1.5950 GHz, Bw = 32.000 MH

No calibration applied and no bandpass applied

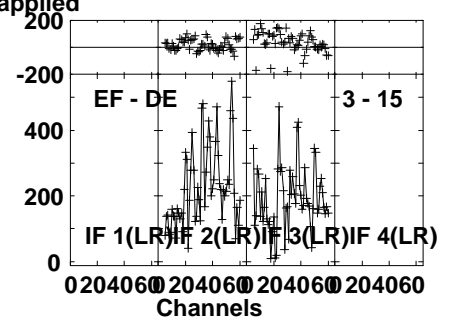
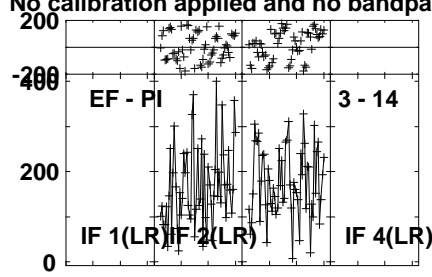
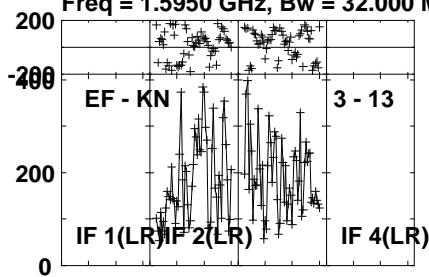


Lower frame: Micro Ampl Jy Top frame: Phas deg
Vector averaged cross-power spectrum Several baselines displayed
Timerange: 01/01:55:31 to 01/01:56:29

Plot file version 190 created 27-MAR-2024 20:23:19

J1037+5711 EM164C.UVDATA.1

Freq = 1.5950 GHz, Bw = 32.000 MH No calibration applied and no bandpass applied

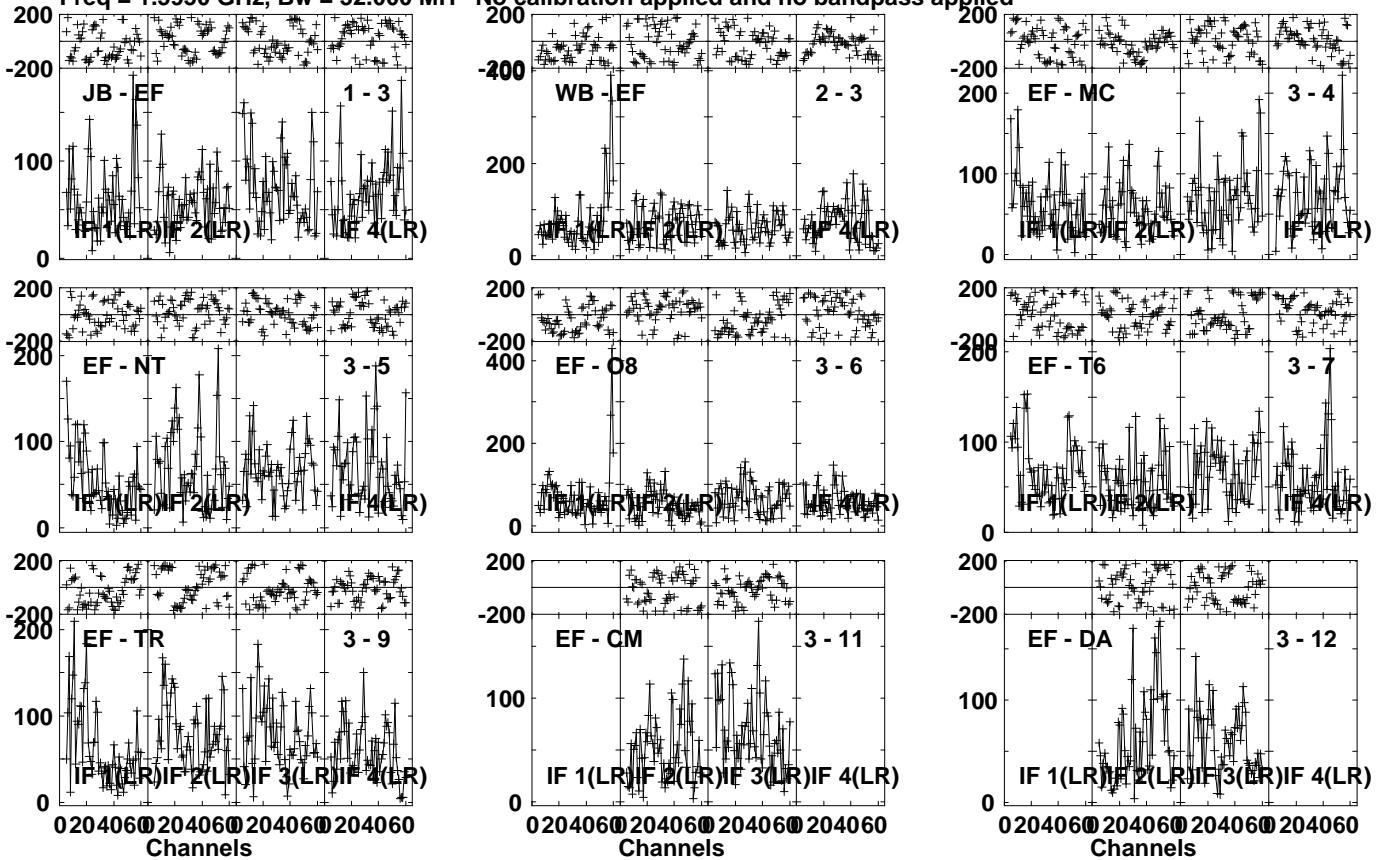


Lower frame: Micro Ampl Jy Top frame: Phas deg
Vector averaged cross-power spectrum Several baselines displayed
Timerange: 01/01:55:31 to 01/01:56:29

Plot file version 191 created 27-MAR-2024 20:23:19

CP34 008 EM164C.UVDATA.1

Freq = 1.5950 GHz, Bw = 32.000 MH No calibration applied and no bandpass applied



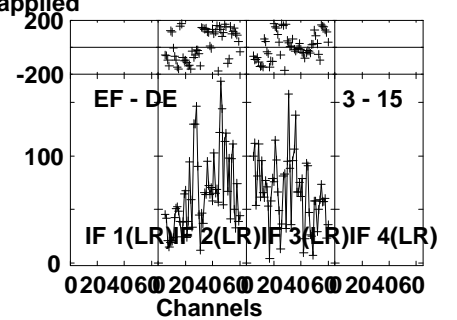
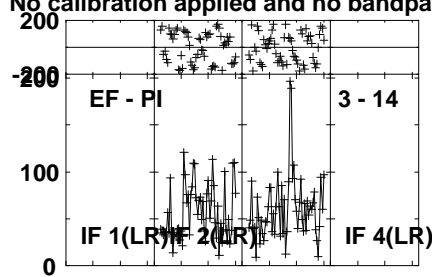
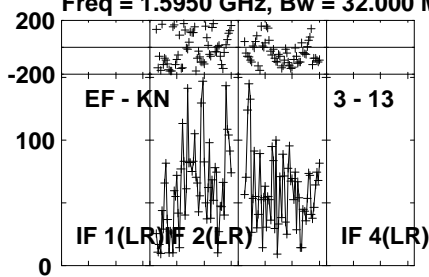
Lower frame: Micro Ampl Jy Top frame: Phas deg
Vector averaged cross-power spectrum Several baselines displayed
Timerange: 01/01:56:31 to 01/02:00:29

Plot file version 192 created 27-MAR-2024 20:23:19

CP34 008 EM164C.UVDATA.1

Freq = 1.5950 GHz, Bw = 32.000 MH

No calibration applied and no bandpass applied



Lower frame: Micro Ampl Jy Top frame: Phas deg

Vector averaged cross-power spectrum Several baselines displayed

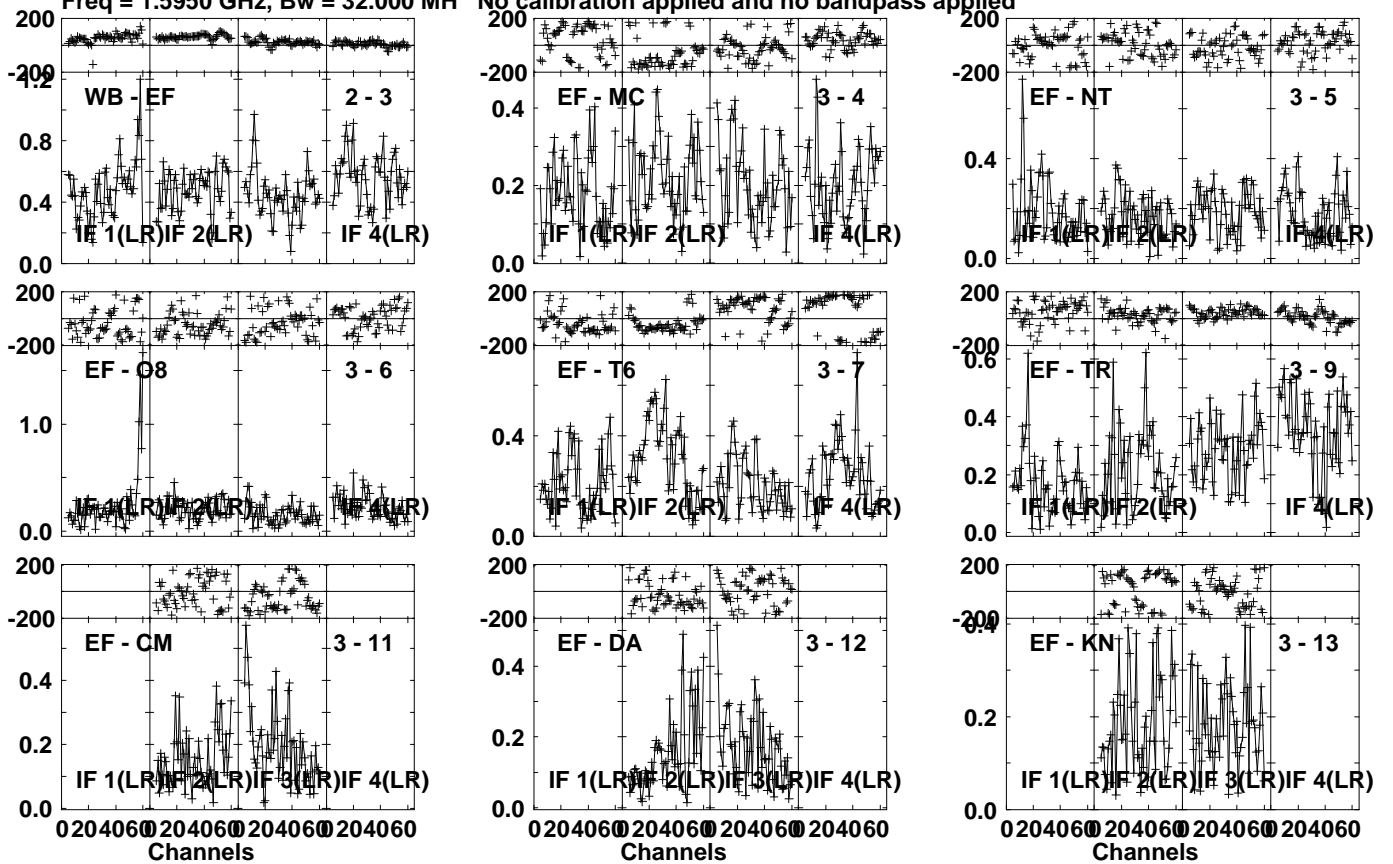
Timerange: 01/01:56:31 to 01/02:00:29

Plot file version 193 created 27-MAR-2024 20:23:19

J1037+5711 EM164C.UVDATA.1

Freq = 1.5950 GHz, Bw = 32.000 MH

No calibration applied and no bandpass applied



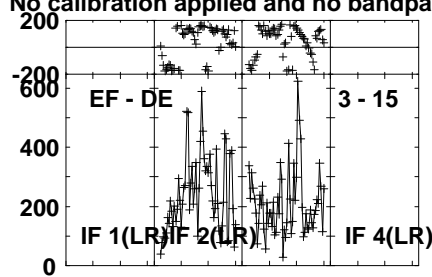
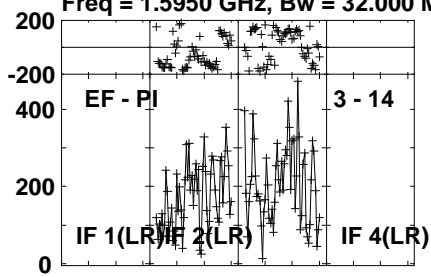
Lower frame: Milli Ampl Jy Top frame: Phas deg
Vector averaged cross-power spectrum Several baselines displayed
Timerange: 01/02:01:01 to 01/02:01:59

Plot file version 194 created 27-MAR-2024 20:23:20

J1037+5711 EM164C.UVDATA.1

Freq = 1.5950 GHz, Bw = 32.000 MH

No calibration applied and no bandpass applied



Lower frame: Micro Ampl Jy Top frame: Phas deg

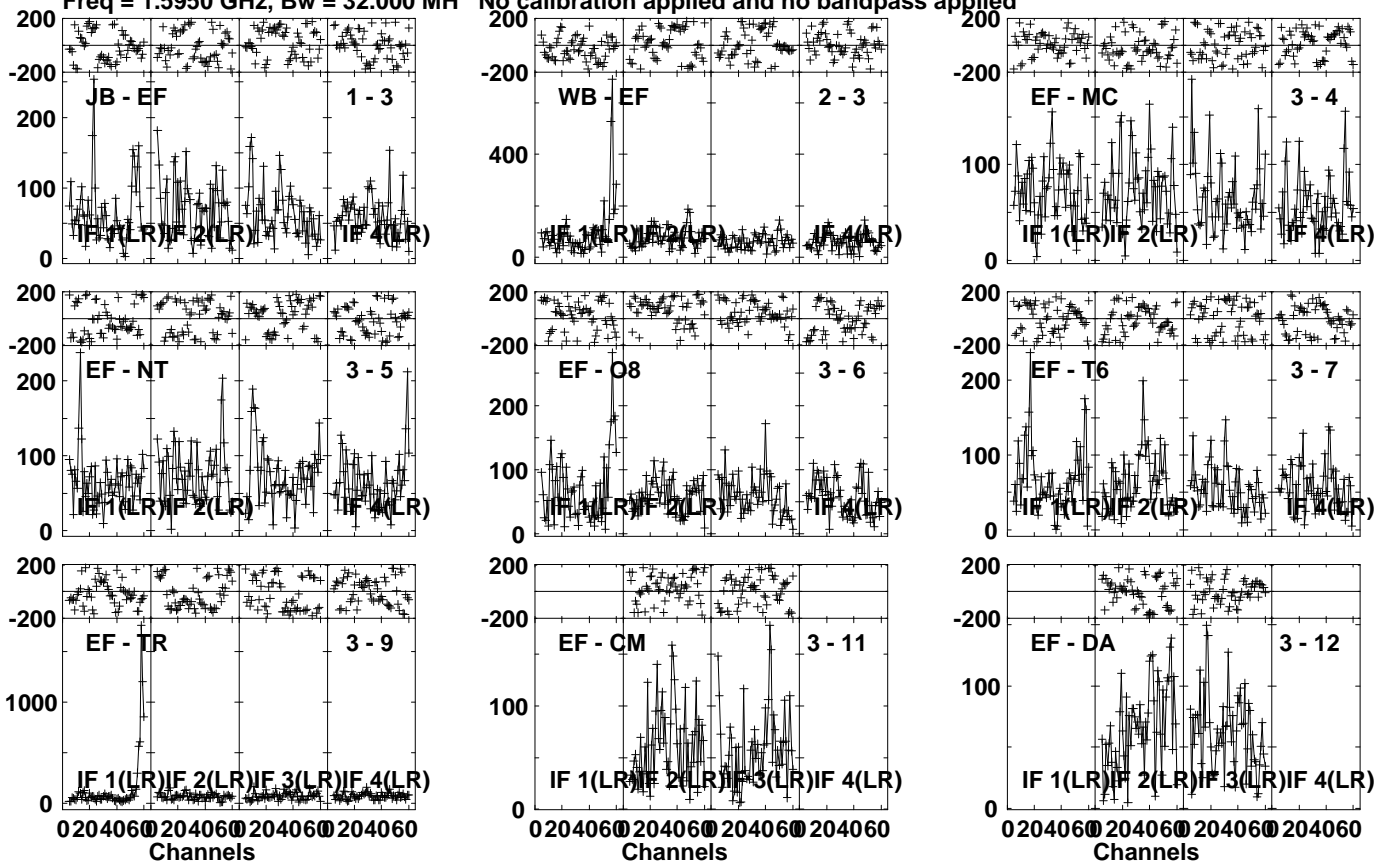
Vector averaged cross-power spectrum Several baselines displayed

Timerange: 01/02:01:01 to 01/02:01:59

Plot file version 195 created 27-MAR-2024 20:23:20

CP34 008 EM164C.UVDATA.1

Freq = 1.5950 GHz, Bw = 32.000 MH No calibration applied and no bandpass applied



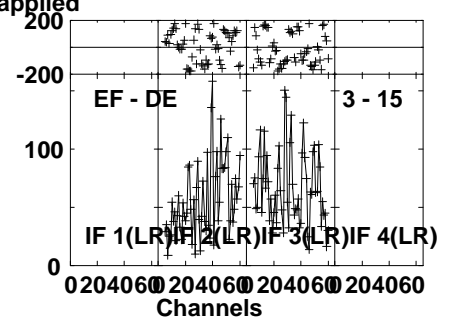
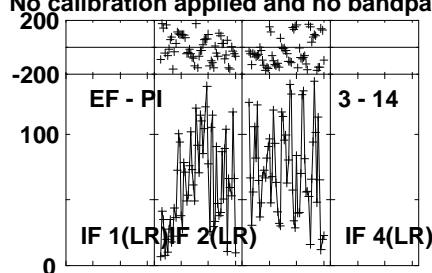
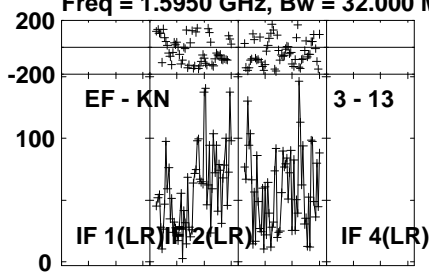
Lower frame: Micro Ampl Jy Top frame: Phas deg
Vector averaged cross-power spectrum Several baselines displayed
Timerange: 01/02:02:01 to 01/02:05:59

Plot file version 196 created 27-MAR-2024 20:23:20

CP34 008 EM164C.UVDATA.1

Freq = 1.5950 GHz, Bw = 32.000 MH

No calibration applied and no bandpass applied



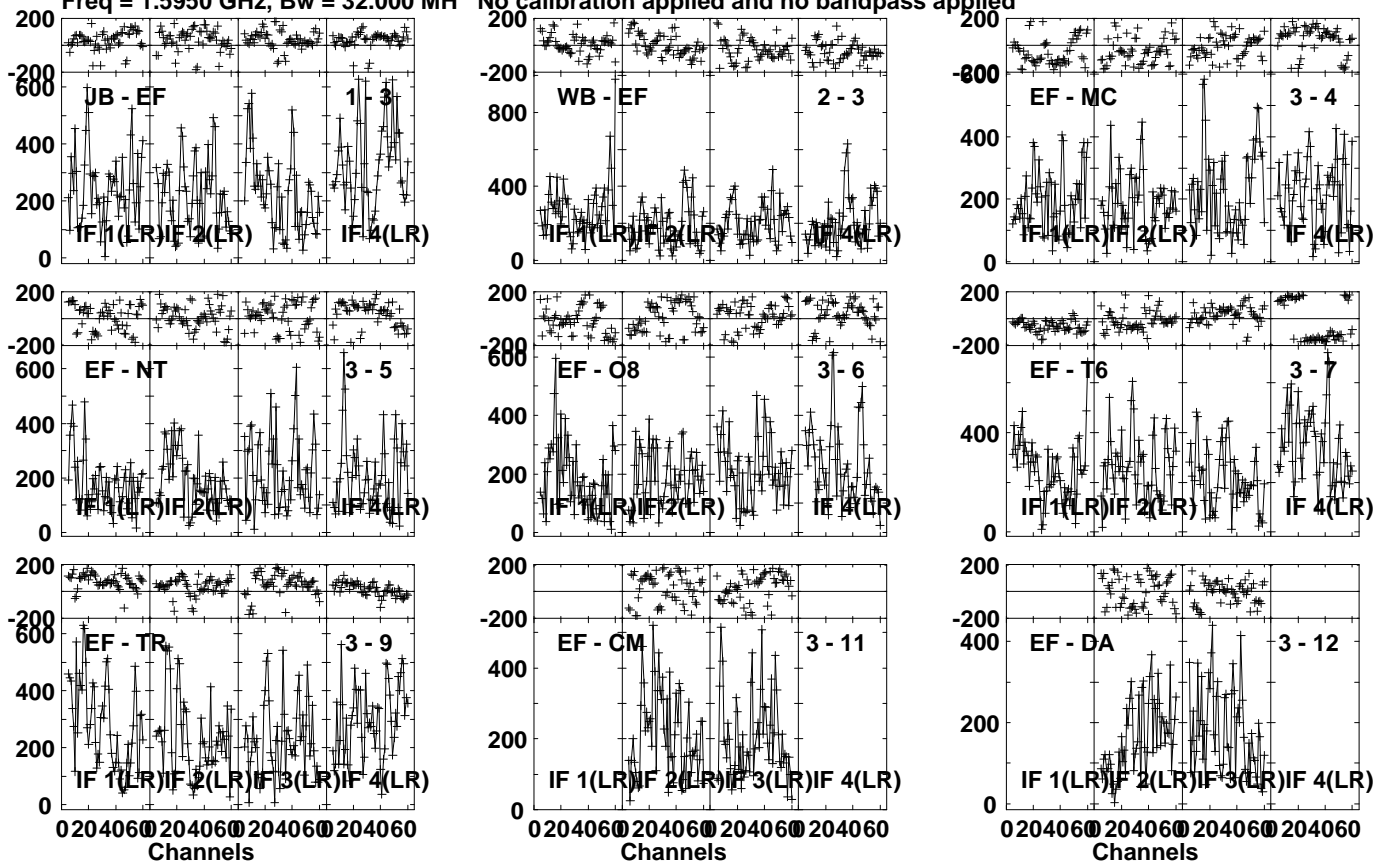
Lower frame: Micro Ampl Jy Top frame: Phas deg
Vector averaged cross-power spectrum Several baselines displayed
Timerange: 01/02:02:01 to 01/02:05:59

Plot file version 197 created 27-MAR-2024 20:23:20

J1037+5711 EM164C.UVDATA.1

Freq = 1.5950 GHz, Bw = 32.000 MH

No calibration applied and no bandpass applied



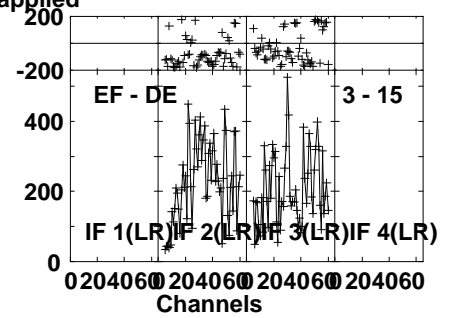
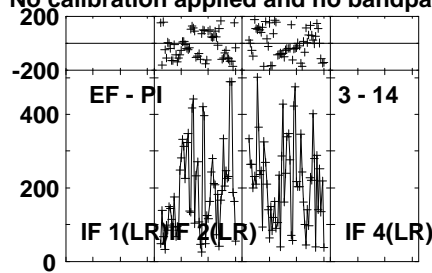
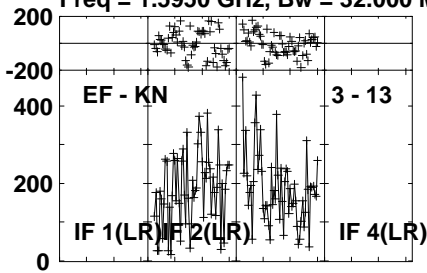
Lower frame: Micro Ampl Jy Top frame: Phas deg
Vector averaged cross-power spectrum Several baselines displayed
Timerange: 01/02:06:31 to 01/02:07:29

Plot file version 198 created 27-MAR-2024 20:23:20

J1037+5711 EM164C.UVDATA.1

Freq = 1.5950 GHz, Bw = 32.000 MH

No calibration applied and no bandpass applied

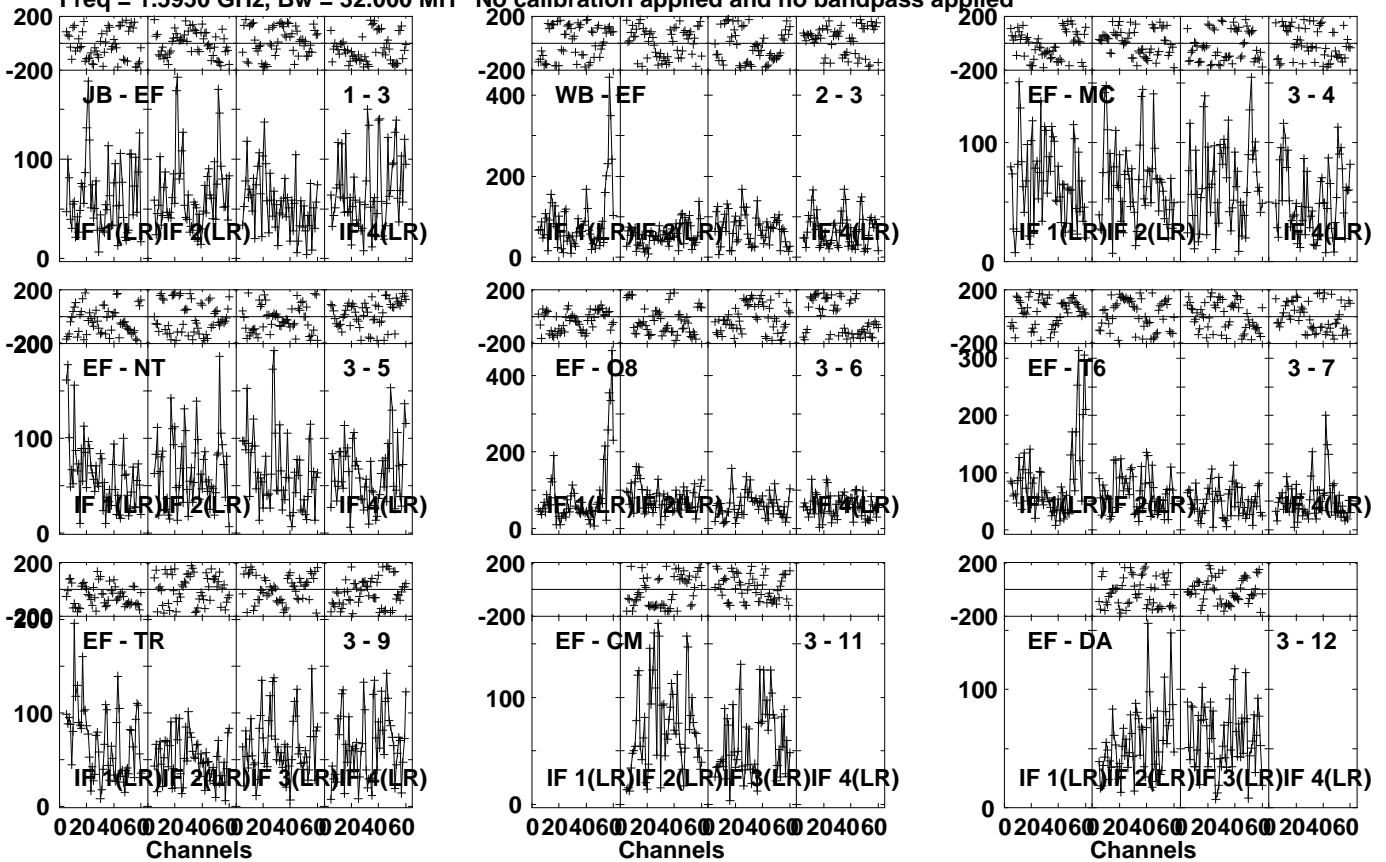


Lower frame: Micro Ampl Jy Top frame: Phas deg
Vector averaged cross-power spectrum Several baselines displayed
Timerange: 01/02:06:31 to 01/02:07:29

Plot file version 199 created 27-MAR-2024 20:23:20

CP43 049 EM164C.UVDATA.1

Freq = 1.5950 GHz, Bw = 32.000 MH No calibration applied and no bandpass applied



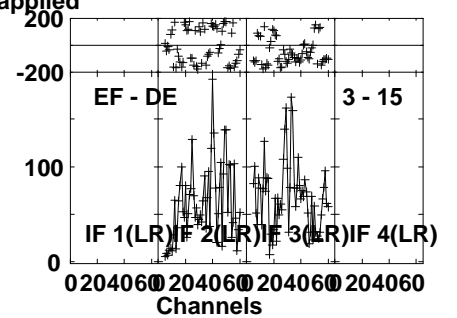
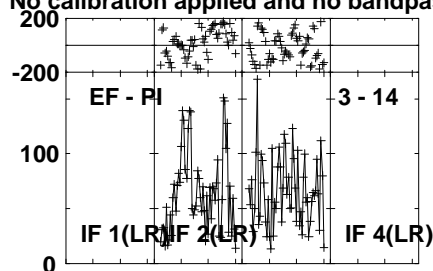
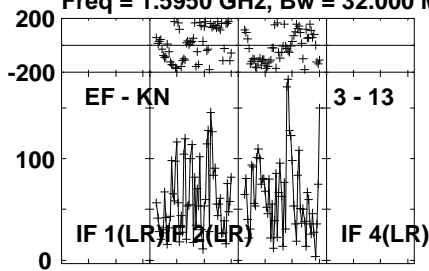
Lower frame: Micro Ampl Jy Top frame: Phas deg
Vector averaged cross-power spectrum Several baselines displayed
Timerange: 01/02:07:31 to 01/02:11:29

Plot file version 200 created 27-MAR-2024 20:23:20

CP43 049 EM164C.UVDATA.1

Freq = 1.5950 GHz, Bw = 32.000 MH

No calibration applied and no bandpass applied



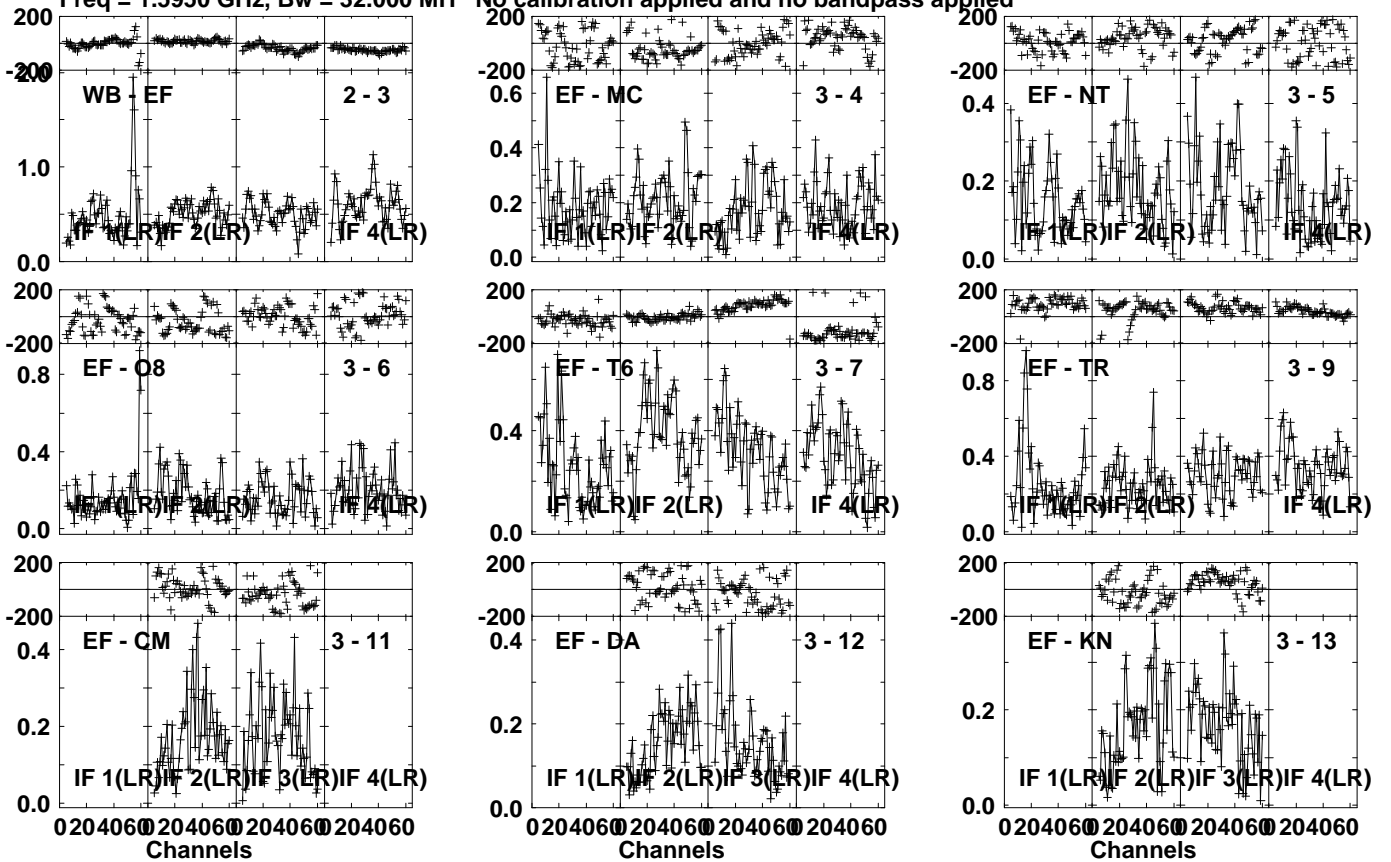
Lower frame: Micro Ampl Jy Top frame: Phas deg
Vector averaged cross-power spectrum Several baselines displayed
Timerange: 01/02:07:31 to 01/02:11:29

Plot file version 201 created 27-MAR-2024 20:23:21

J1037+5711 EM164C.UVDATA.1

Freq = 1.5950 GHz, Bw = 32.000 MH

No calibration applied and no bandpass applied



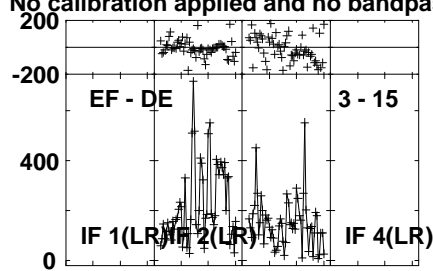
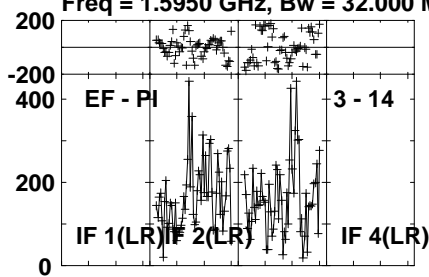
Lower frame: Milli Ampl Jy Top frame: Phas deg
Vector averaged cross-power spectrum Several baselines displayed
Timerange: 01/02:12:01 to 01/02:12:59

Plot file version 202 created 27-MAR-2024 20:23:21

J1037+5711 EM164C.UVDATA.1

Freq = 1.5950 GHz, Bw = 32.000 MH

No calibration applied and no bandpass applied



Lower frame: Micro Ampl Jy Top frame: Phas deg

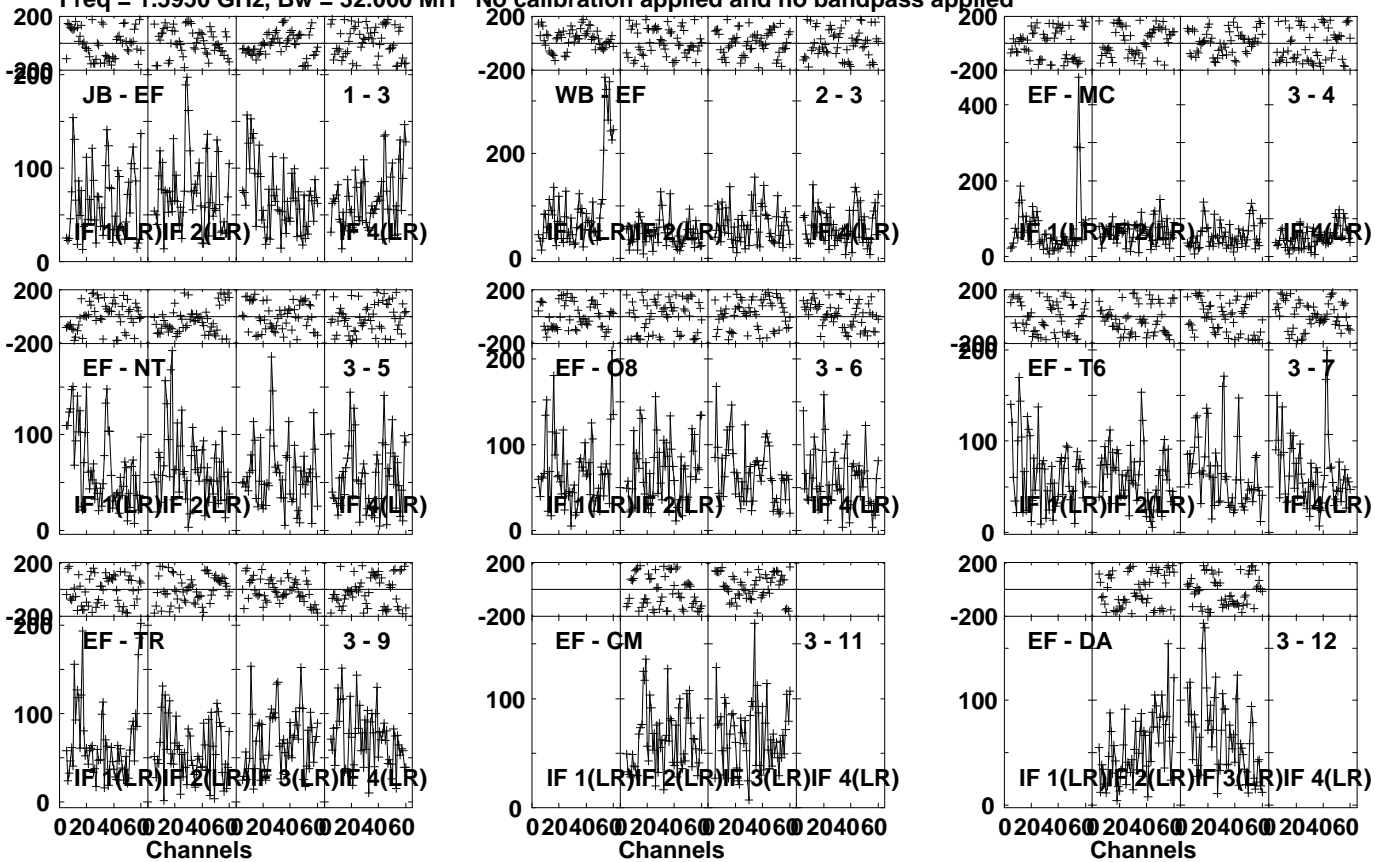
Vector averaged cross-power spectrum Several baselines displayed

Timerange: 01/02:12:01 to 01/02:12:59

Plot file version 203 created 27-MAR-2024 20:23:21

CP43 049 EM164C.UVDATA.1

Freq = 1.5950 GHz, Bw = 32.000 MH No calibration applied and no bandpass applied



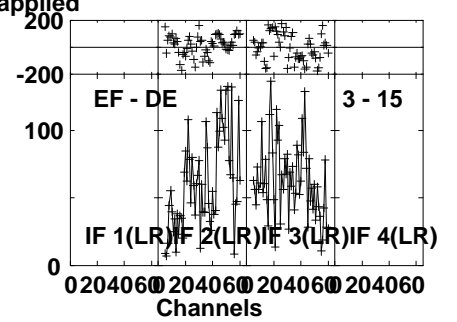
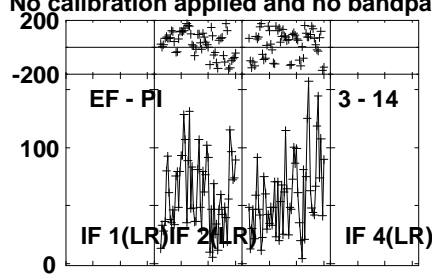
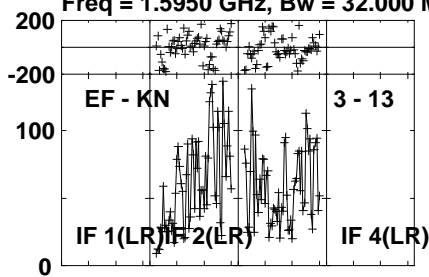
Lower frame: Micro Ampl Jy Top frame: Phas deg
Vector averaged cross-power spectrum Several baselines displayed
Timerange: 01/02:13:01 to 01/02:16:59

Plot file version 204 created 27-MAR-2024 20:23:21

CP43 049 EM164C.UVDATA.1

Freq = 1.5950 GHz, Bw = 32.000 MH

No calibration applied and no bandpass applied



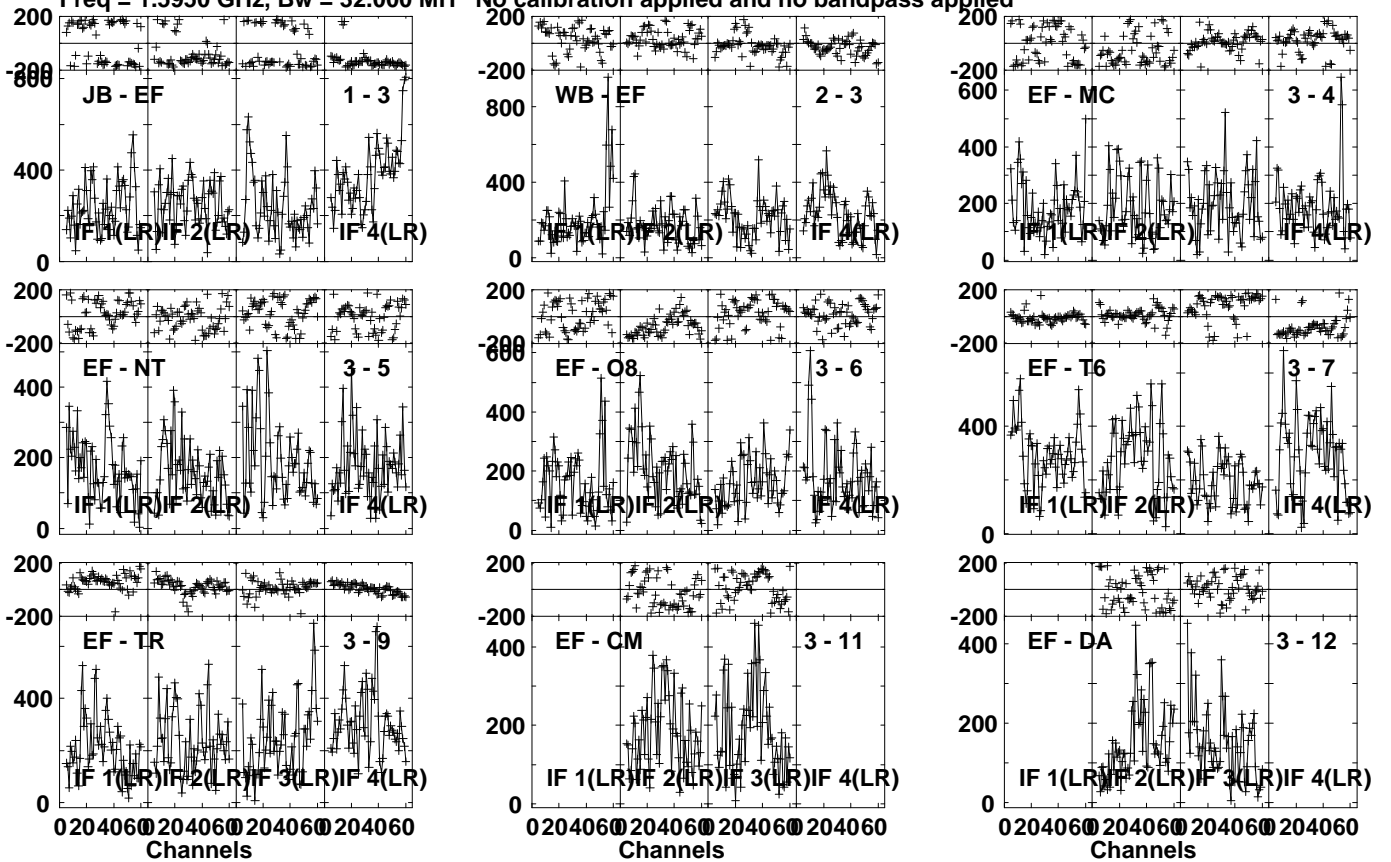
Lower frame: Micro Ampl Jy Top frame: Phas deg
Vector averaged cross-power spectrum Several baselines displayed
Timerange: 01/02:13:01 to 01/02:16:59

Plot file version 205 created 27-MAR-2024 20:23:21

J1037+5711 EM164C.UVDATA.1

Freq = 1.5950 GHz, Bw = 32.000 MH

No calibration applied and no bandpass applied



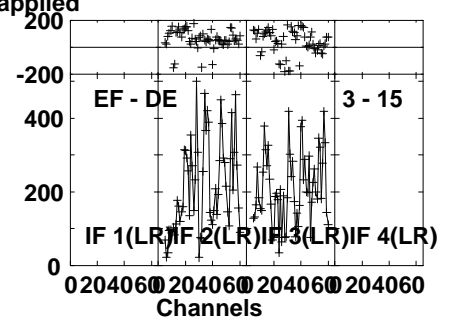
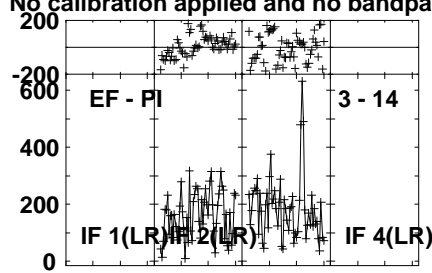
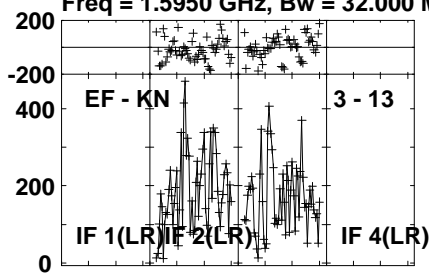
Lower frame: Micro Ampl Jy Top frame: Phas deg
Vector averaged cross-power spectrum Several baselines displayed
Timerange: 01/02:17:31 to 01/02:18:29

Plot file version 206 created 27-MAR-2024 20:23:21

J1037+5711 EM164C.UVDATA.1

Freq = 1.5950 GHz, Bw = 32.000 MH

No calibration applied and no bandpass applied



Lower frame: Micro Ampl Jy Top frame: Phas deg

Vector averaged cross-power spectrum Several baselines displayed

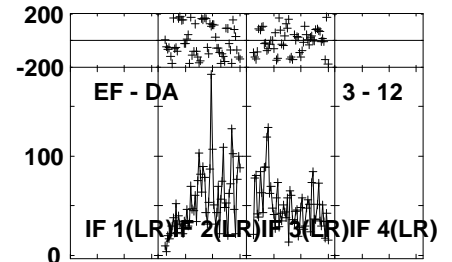
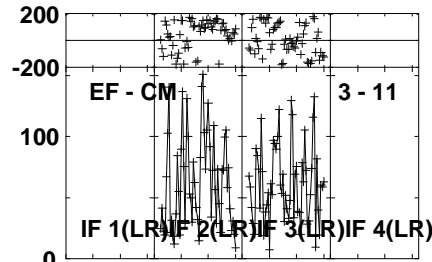
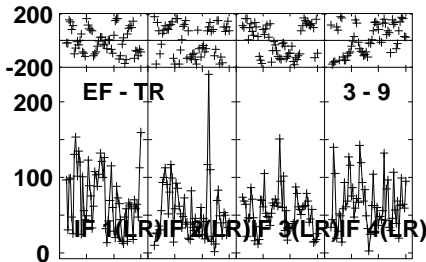
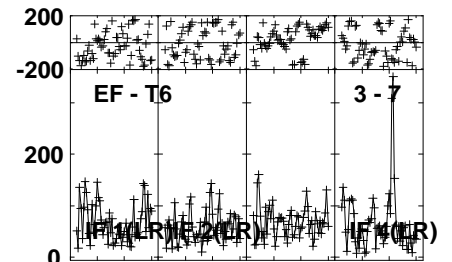
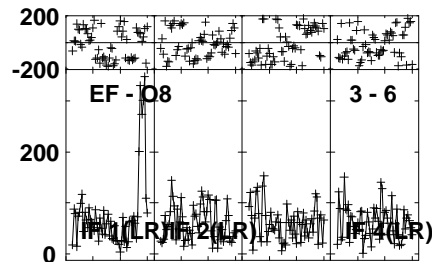
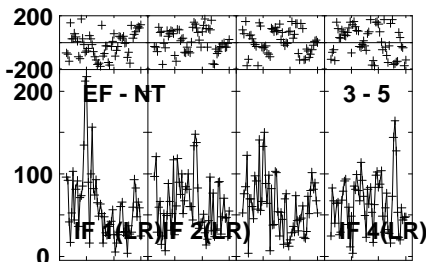
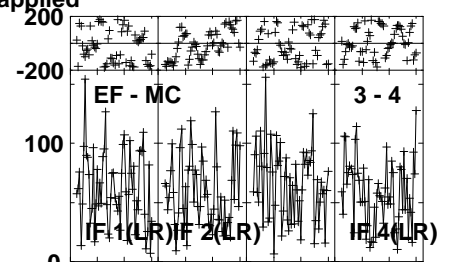
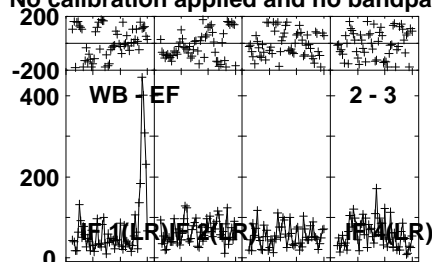
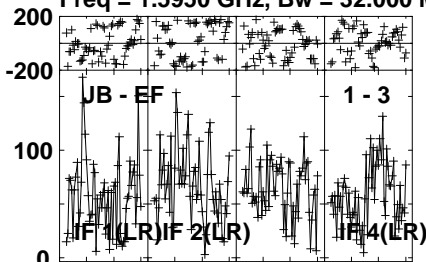
Timerange: 01/02:17:31 to 01/02:18:29

Plot file version 207 created 27-MAR-2024 20:23:21

CP42 027 EM164C.UVDATA.1

Freq = 1.5950 GHz, Bw = 32.000 MH

No calibration applied and no bandpass applied



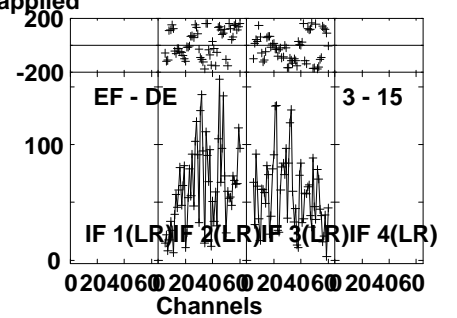
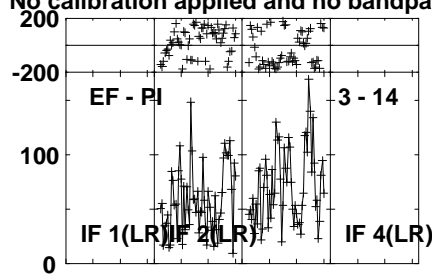
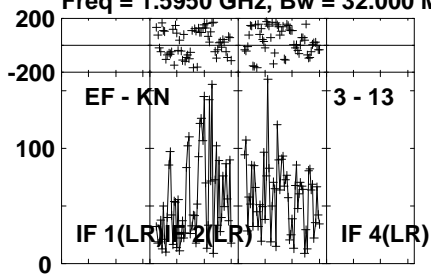
Lower frame: Micro Ampl Jy Top frame: Phas deg
Vector averaged cross-power spectrum Several baselines displayed
Timerange: 01/02:18:31 to 01/02:22:29

Plot file version 208 created 27-MAR-2024 20:23:22

CP42 027 EM164C.UVDATA.1

Freq = 1.5950 GHz, Bw = 32.000 MH

No calibration applied and no bandpass applied



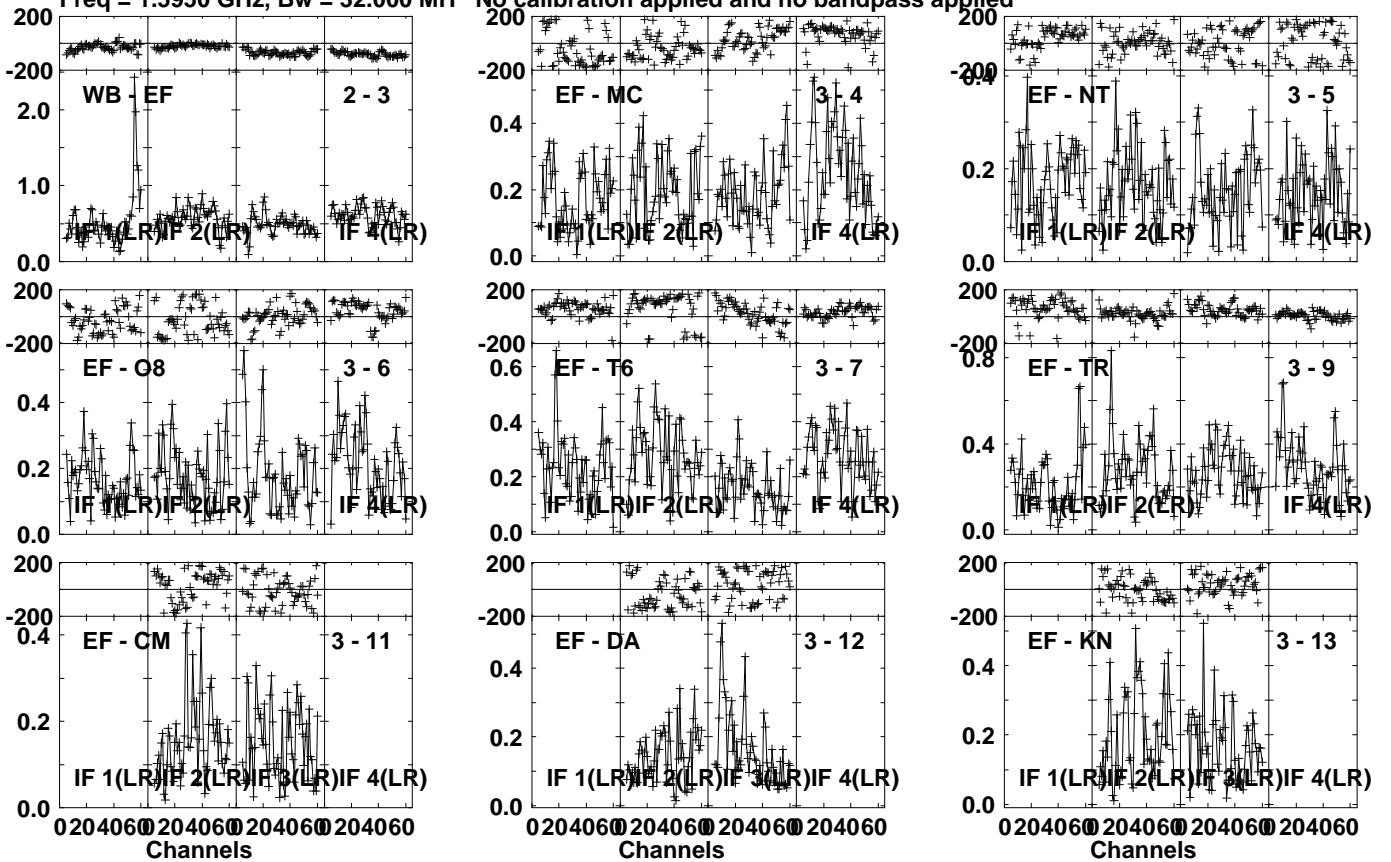
Lower frame: Micro Ampl Jy Top frame: Phas deg
Vector averaged cross-power spectrum Several baselines displayed
Timerange: 01/02:18:31 to 01/02:22:29

Plot file version 209 created 27-MAR-2024 20:23:22

J1037+5711 EM164C.UVDATA.1

Freq = 1.5950 GHz, Bw = 32.000 MH

No calibration applied and no bandpass applied



Lower frame: Milli Ampl Jy Top frame: Phas deg

Vector averaged cross-power spectrum Several baselines displayed

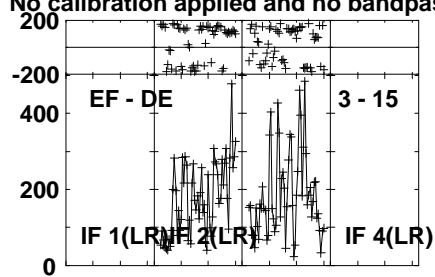
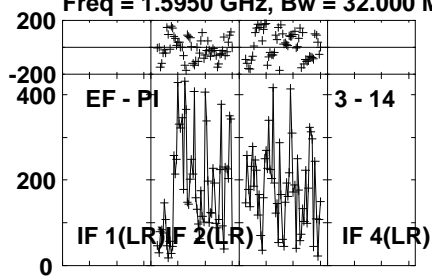
Timerange: 01/02:23:01 to 01/02:23:59

Plot file version 210 created 27-MAR-2024 20:23:22

J1037+5711 EM164C.UVDATA.1

Freq = 1.5950 GHz, Bw = 32.000 MH

No calibration applied and no bandpass applied



Lower frame: Micro Ampl Jy Top frame: Phas deg

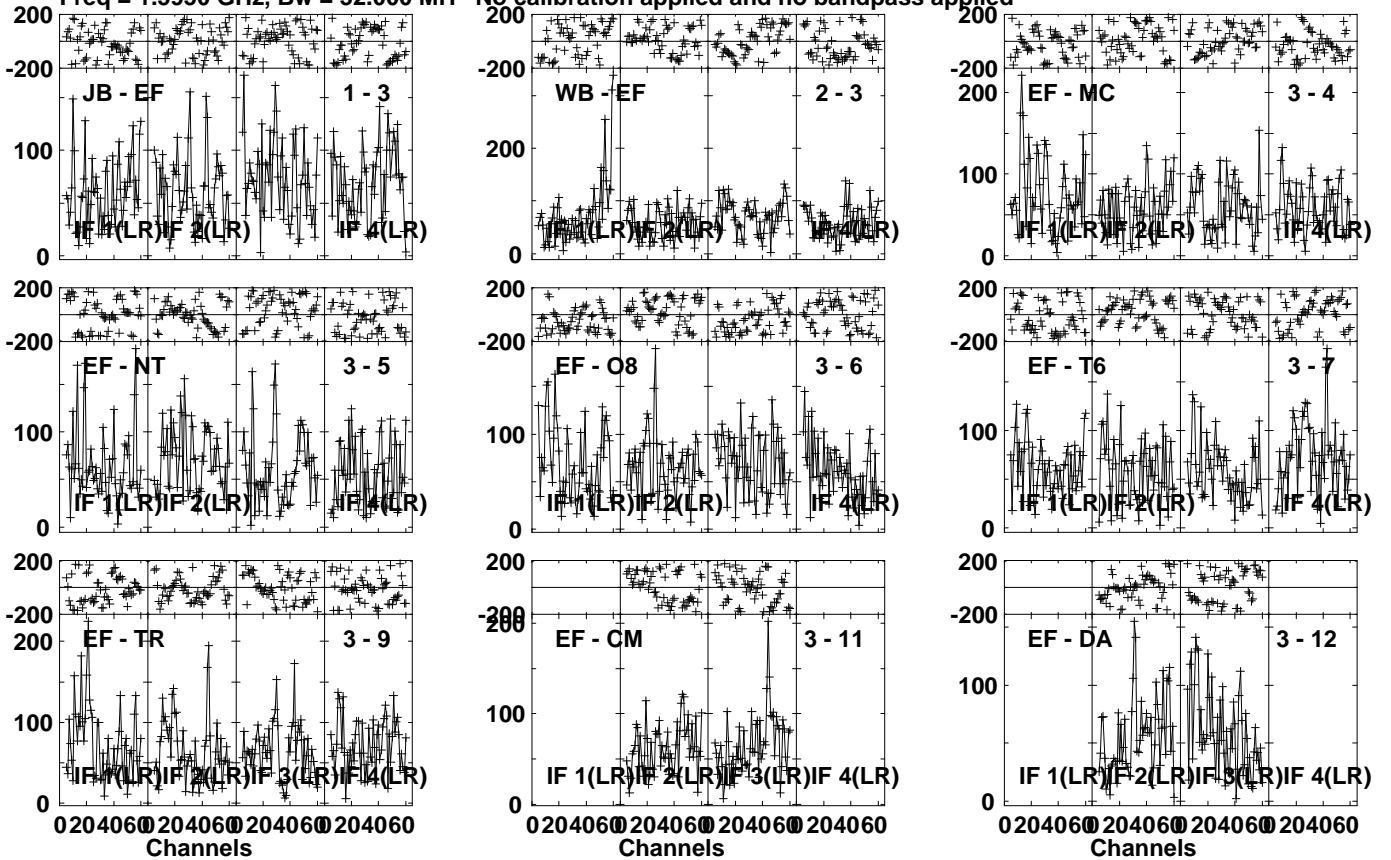
Vector averaged cross-power spectrum Several baselines displayed

Timerange: 01/02:23:01 to 01/02:23:59

Plot file version 211 created 27-MAR-2024 20:23:22

CP42 027 EM164C.UVDATA.1

Freq = 1.5950 GHz, Bw = 32.000 MH No calibration applied and no bandpass applied



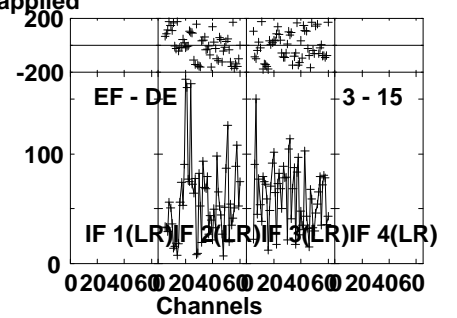
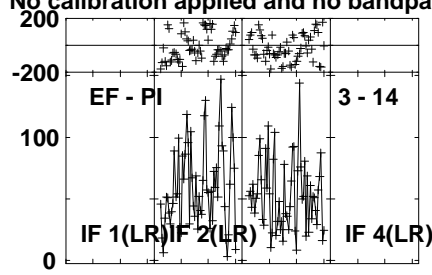
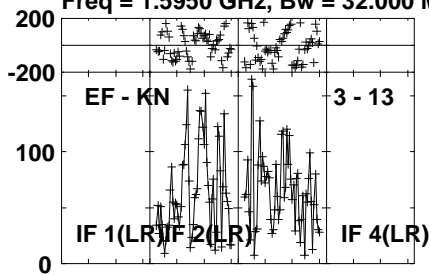
Lower frame: Micro Ampl Jy Top frame: Phas deg
Vector averaged cross-power spectrum Several baselines displayed
Timerange: 01/02:24:01 to 01/02:27:59

Plot file version 212 created 27-MAR-2024 20:23:22

CP42 027 EM164C.UVDATA.1

Freq = 1.5950 GHz, Bw = 32.000 MH

No calibration applied and no bandpass applied



Lower frame: Micro Ampl Jy Top frame: Phas deg

Vector averaged cross-power spectrum Several baselines displayed

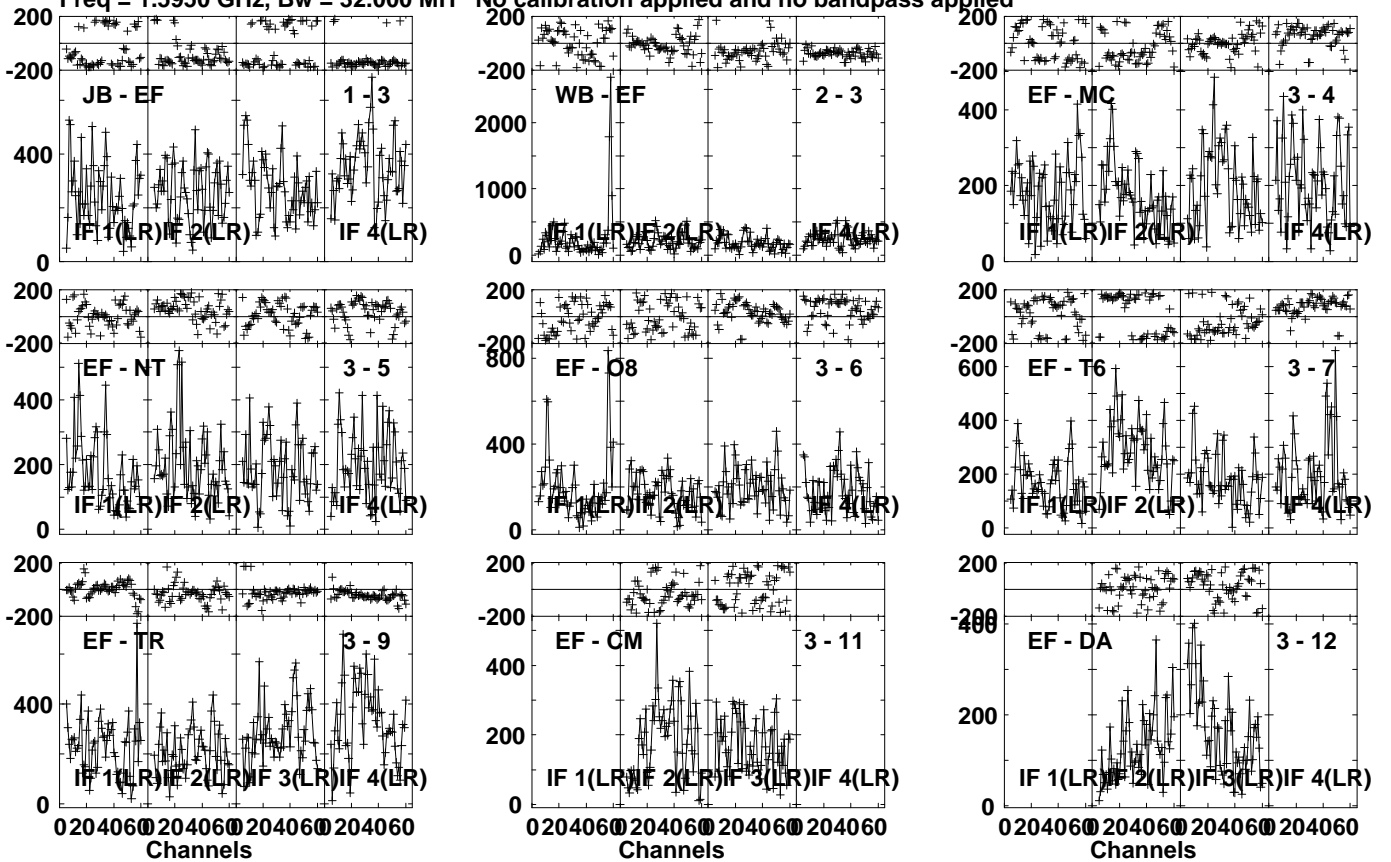
Timerange: 01/02:24:01 to 01/02:27:59

Plot file version 213 created 27-MAR-2024 20:23:22

J1037+5711 EM164C.UVDATA.1

Freq = 1.5950 GHz, Bw = 32.000 MH

No calibration applied and no bandpass applied



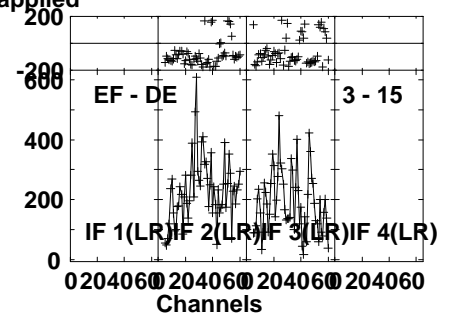
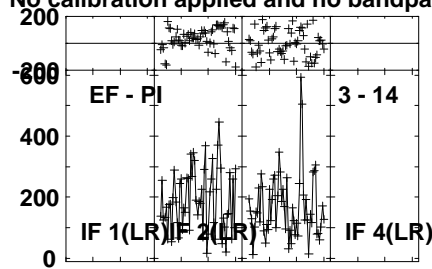
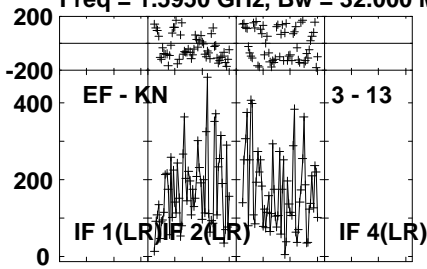
Lower frame: Micro Ampl Jy Top frame: Phas deg
Vector averaged cross-power spectrum Several baselines displayed
Timerange: 01/02:28:31 to 01/02:29:29

Plot file version 214 created 27-MAR-2024 20:23:22

J1037+5711 EM164C.UVDATA.1

Freq = 1.5950 GHz, Bw = 32.000 MH

No calibration applied and no bandpass applied



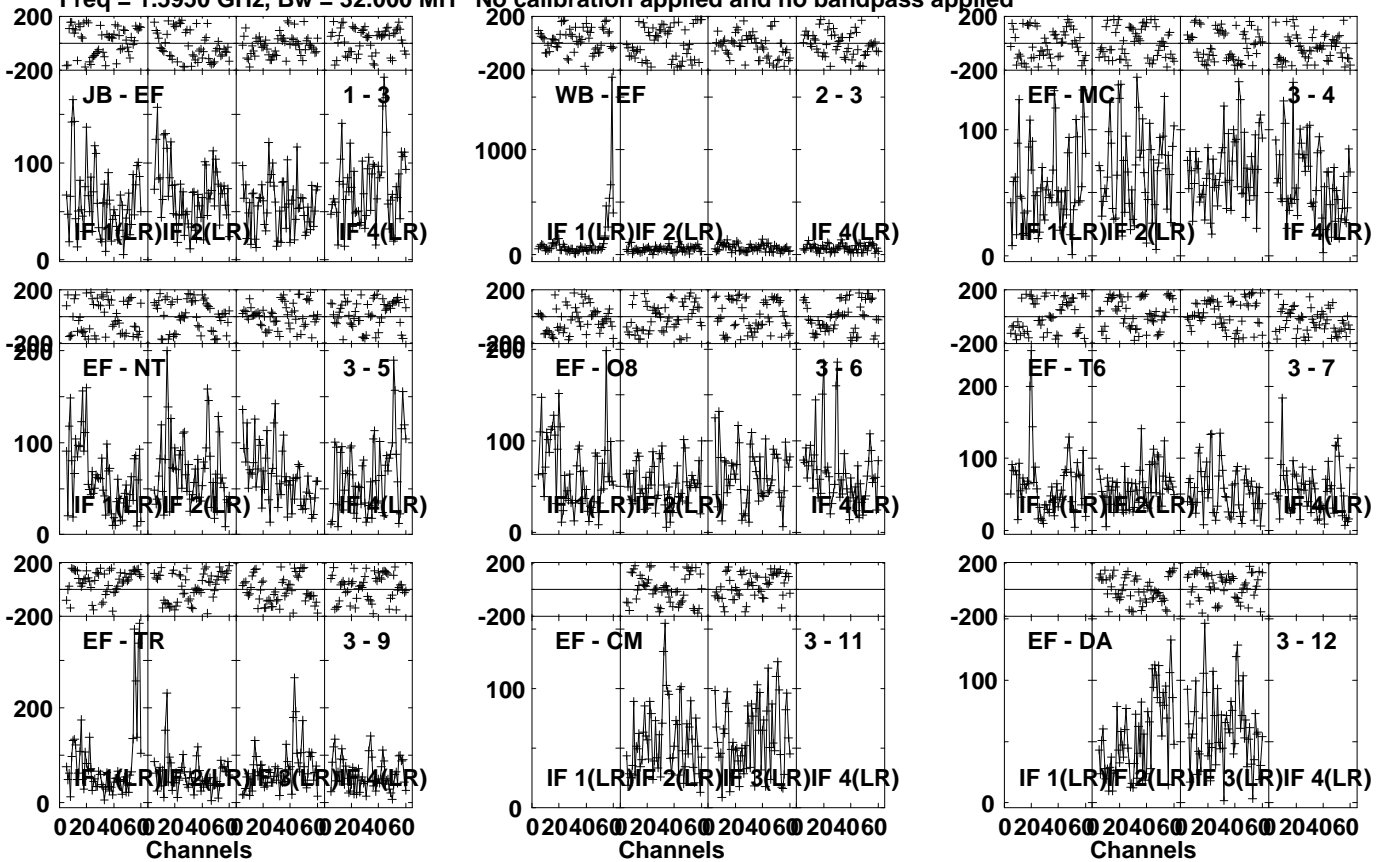
Lower frame: Micro Ampl Jy Top frame: Phas deg
Vector averaged cross-power spectrum Several baselines displayed
Timerange: 01/02:28:31 to 01/02:29:29

Plot file version 215 created 27-MAR-2024 20:23:23

CP41 077 EM164C.UVDATA.1

Freq = 1.5950 GHz, Bw = 32.000 MH

No calibration applied and no bandpass applied



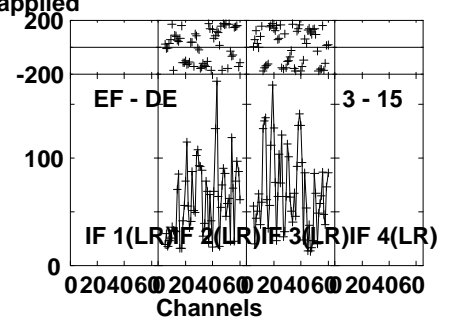
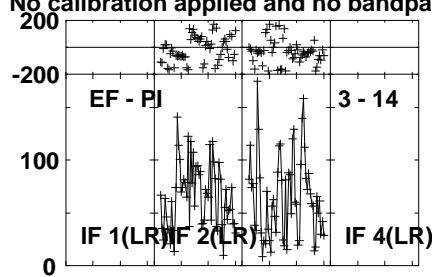
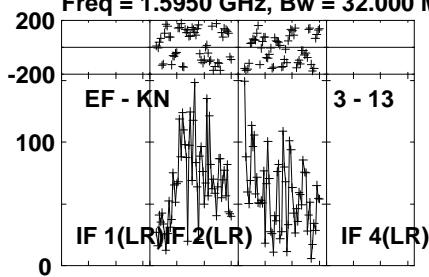
Lower frame: Micro Ampl Jy Top frame: Phas deg
Vector averaged cross-power spectrum Several baselines displayed
Timerange: 01/02:29:31 to 01/02:33:29

Plot file version 216 created 27-MAR-2024 20:23:23

CP41 077 EM164C.UVDATA.1

Freq = 1.5950 GHz, Bw = 32.000 MH

No calibration applied and no bandpass applied



Lower frame: Micro Ampl Jy Top frame: Phas deg

Vector averaged cross-power spectrum Several baselines displayed

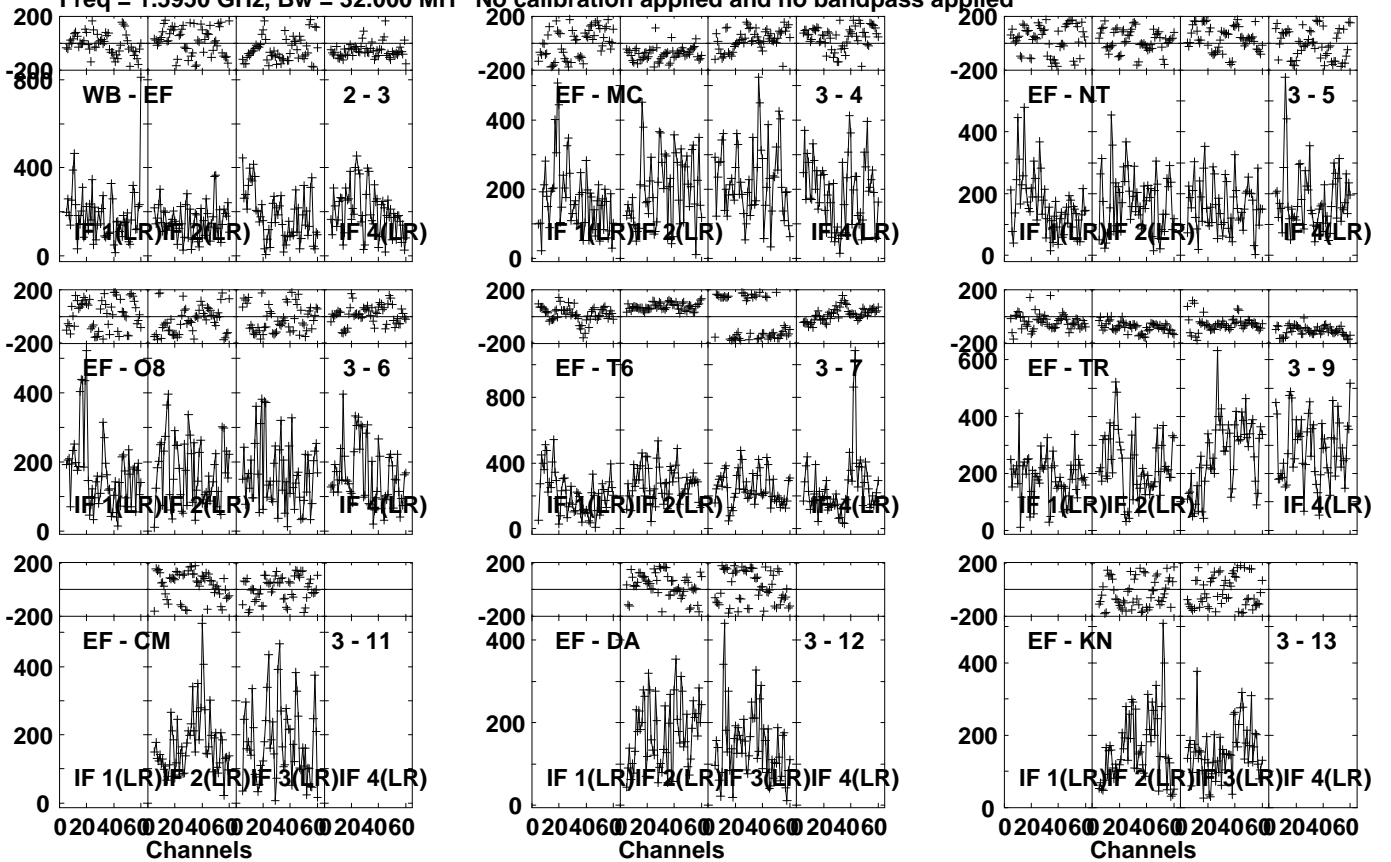
Timerange: 01/02:29:31 to 01/02:33:29

Plot file version 217 created 27-MAR-2024 20:23:23

J1037+5711 EM164C.UVDATA.1

Freq = 1.5950 GHz, Bw = 32.000 MH

No calibration applied and no bandpass applied



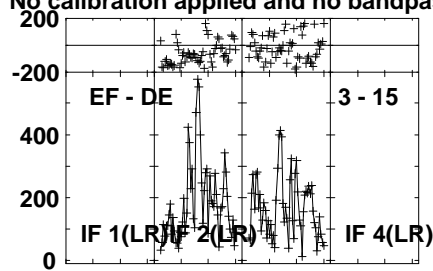
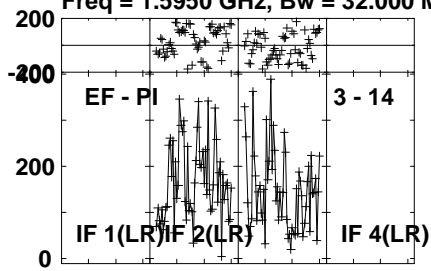
Lower frame: Micro Ampl Jy Top frame: Phas deg
Vector averaged cross-power spectrum Several baselines displayed
Timerange: 01/02:34:01 to 01/02:34:59

Plot file version 218 created 27-MAR-2024 20:23:23

J1037+5711 EM164C.UVDATA.1

Freq = 1.5950 GHz, Bw = 32.000 MH

No calibration applied and no bandpass applied



Lower frame: Micro Ampl Jy Top frame: Phas deg

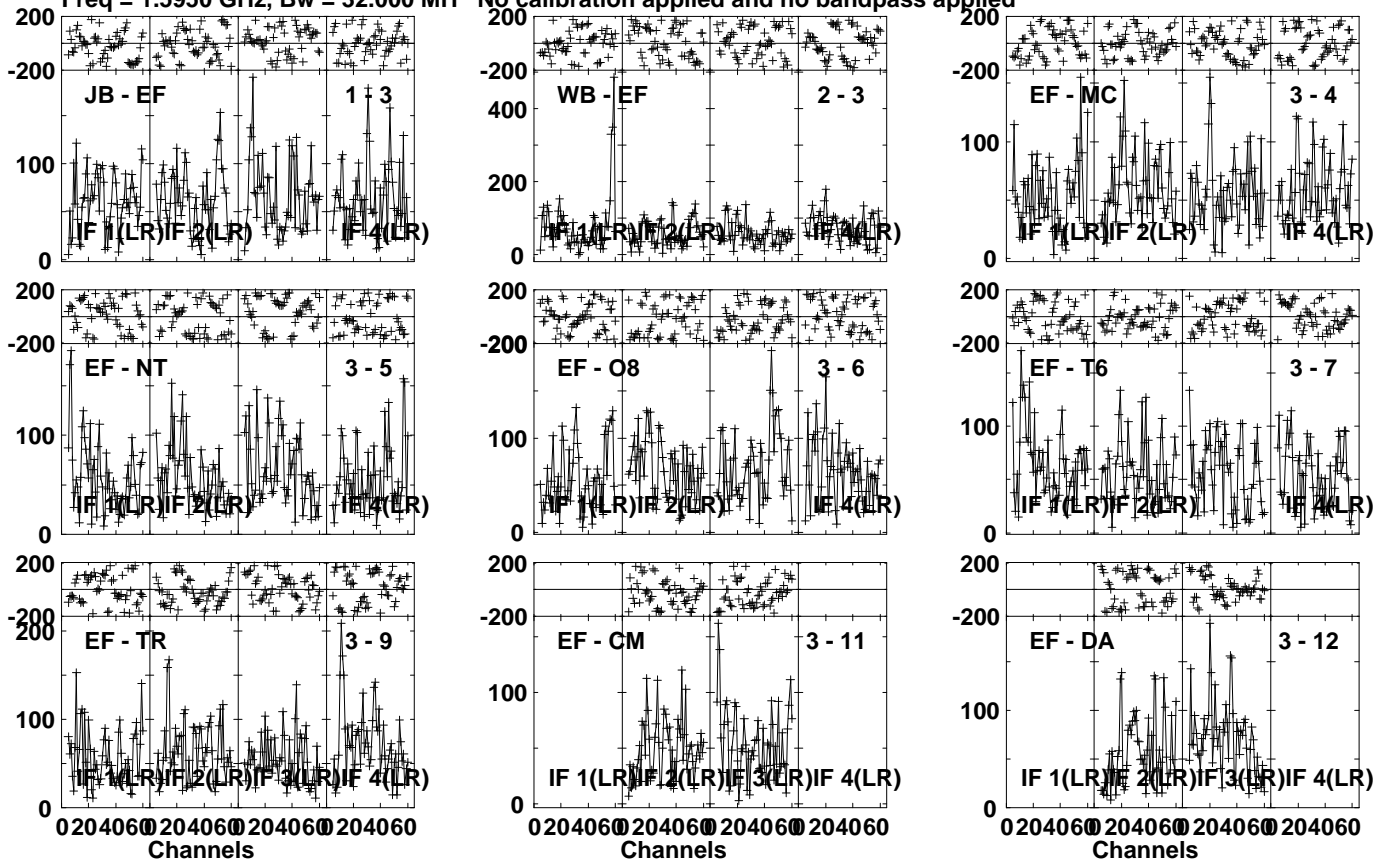
Vector averaged cross-power spectrum Several baselines displayed

Timerange: 01/02:34:01 to 01/02:34:59

Plot file version 219 created 27-MAR-2024 20:23:23

CP41 077 EM164C.UVDATA.1

Freq = 1.5950 GHz, Bw = 32.000 MH No calibration applied and no bandpass applied



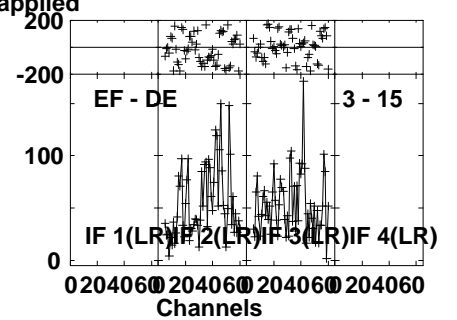
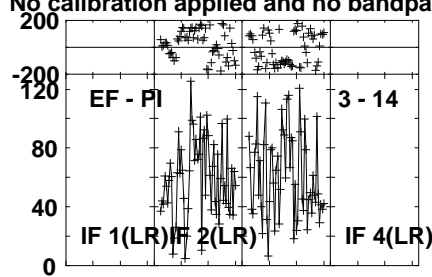
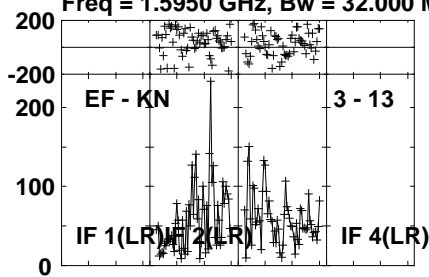
Lower frame: Micro Ampl Jy Top frame: Phas deg
Vector averaged cross-power spectrum Several baselines displayed
Timerange: 01/02:35:01 to 01/02:38:59

Plot file version 220 created 27-MAR-2024 20:23:23

CP41 077 EM164C.UVDATA.1

Freq = 1.5950 GHz, Bw = 32.000 MH

No calibration applied and no bandpass applied



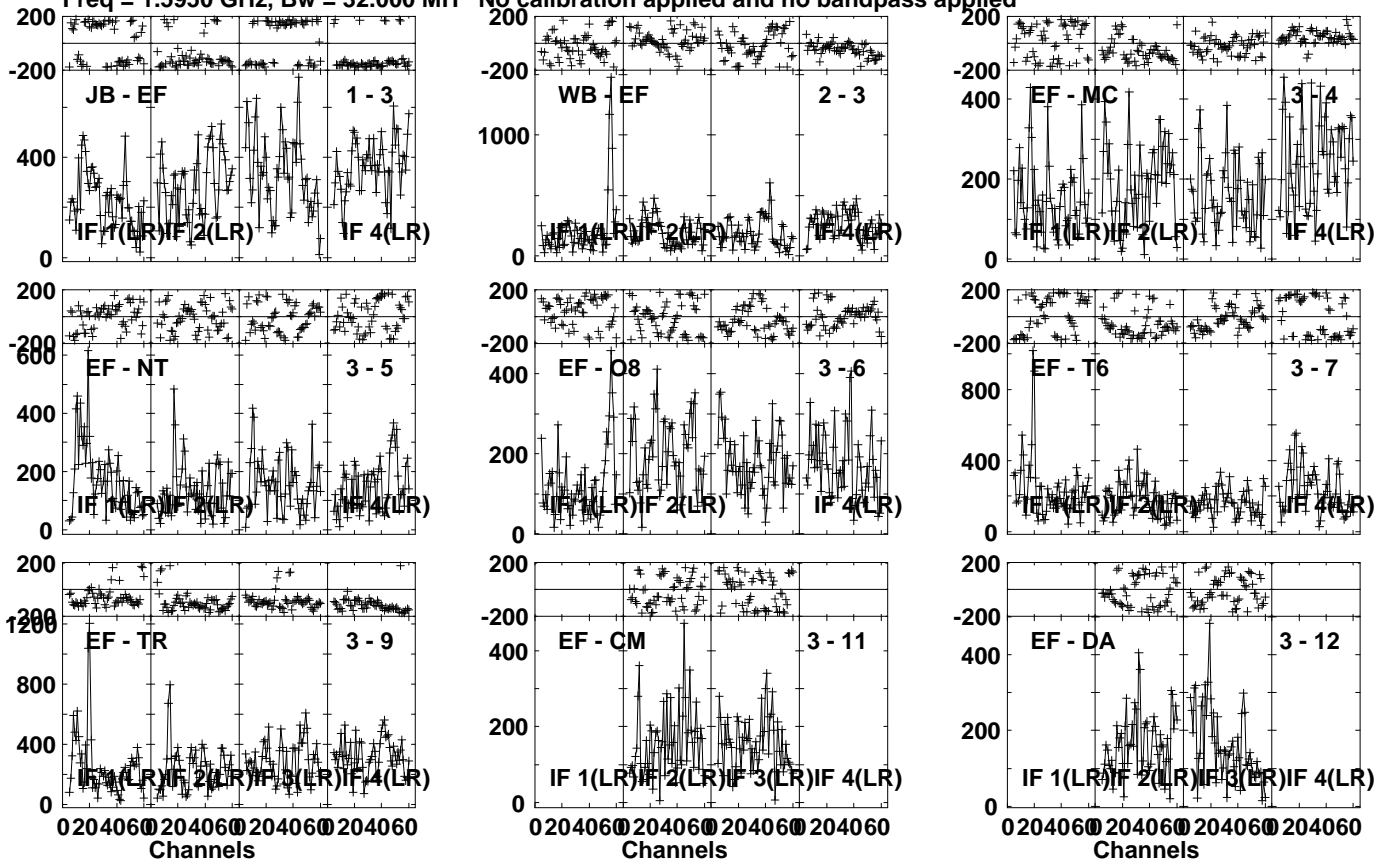
Lower frame: Micro Ampl Jy Top frame: Phas deg
Vector averaged cross-power spectrum Several baselines displayed
Timerange: 01/02:35:01 to 01/02:38:59

Plot file version 221 created 27-MAR-2024 20:23:24

J1037+5711 EM164C.UVDATA.1

Freq = 1.5950 GHz, Bw = 32.000 MH

No calibration applied and no bandpass applied



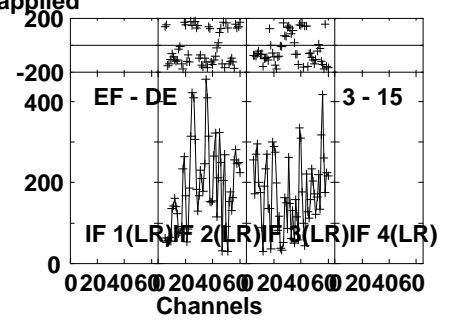
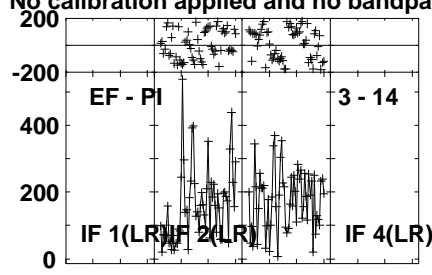
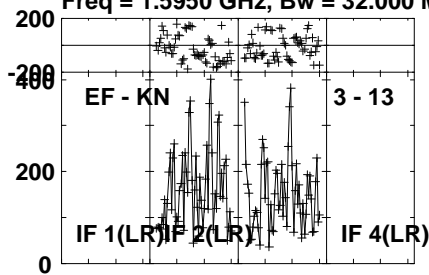
Lower frame: Micro Ampl Jy Top frame: Phas deg
Vector averaged cross-power spectrum Several baselines displayed
Timerange: 01/02:39:31 to 01/02:40:29

Plot file version 222 created 27-MAR-2024 20:23:24

J1037+5711 EM164C.UVDATA.1

Freq = 1.5950 GHz, Bw = 32.000 MH

No calibration applied and no bandpass applied



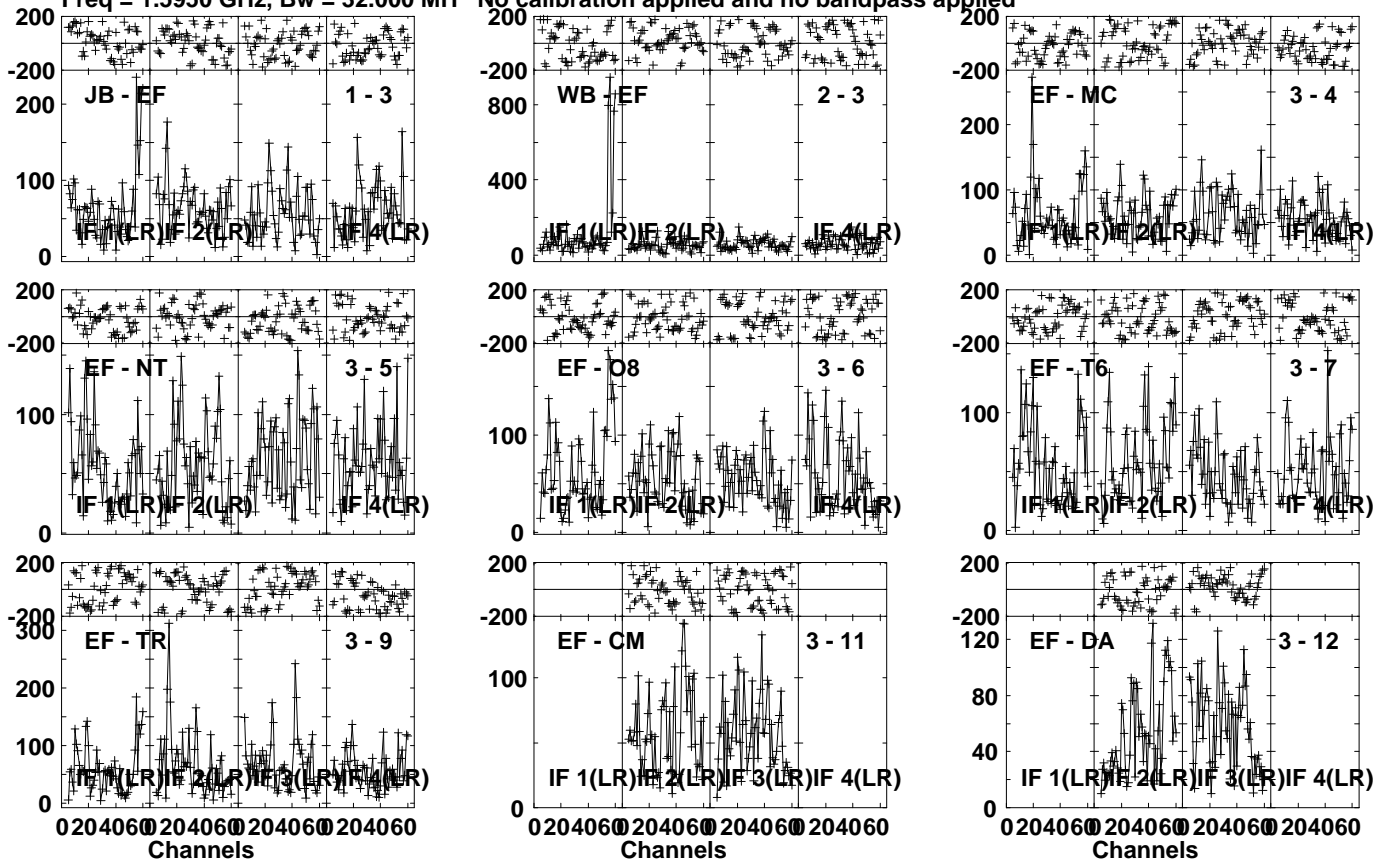
Lower frame: Micro Ampl Jy Top frame: Phas deg
Vector averaged cross-power spectrum Several baselines displayed
Timerange: 01/02:39:31 to 01/02:40:29

Plot file version 223 created 27-MAR-2024 20:23:24

CP50 031 EM164C.UVDATA.1

Freq = 1.5950 GHz, Bw = 32.000 MH

No calibration applied and no bandpass applied



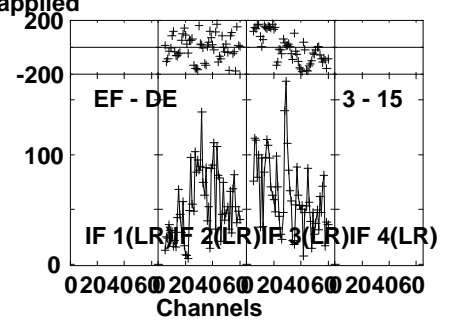
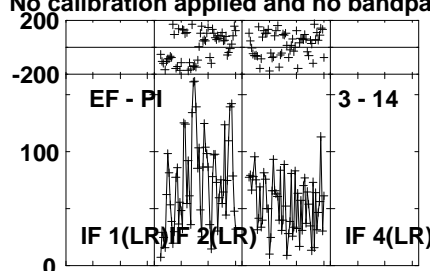
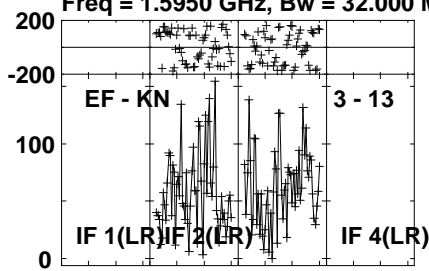
Lower frame: Micro Ampl Jy Top frame: Phas deg
Vector averaged cross-power spectrum Several baselines displayed
Timerange: 01/02:40:31 to 01/02:44:29

Plot file version 224 created 27-MAR-2024 20:23:24

CP50 031 EM164C.UVDATA.1

Freq = 1.5950 GHz, Bw = 32.000 MH

No calibration applied and no bandpass applied



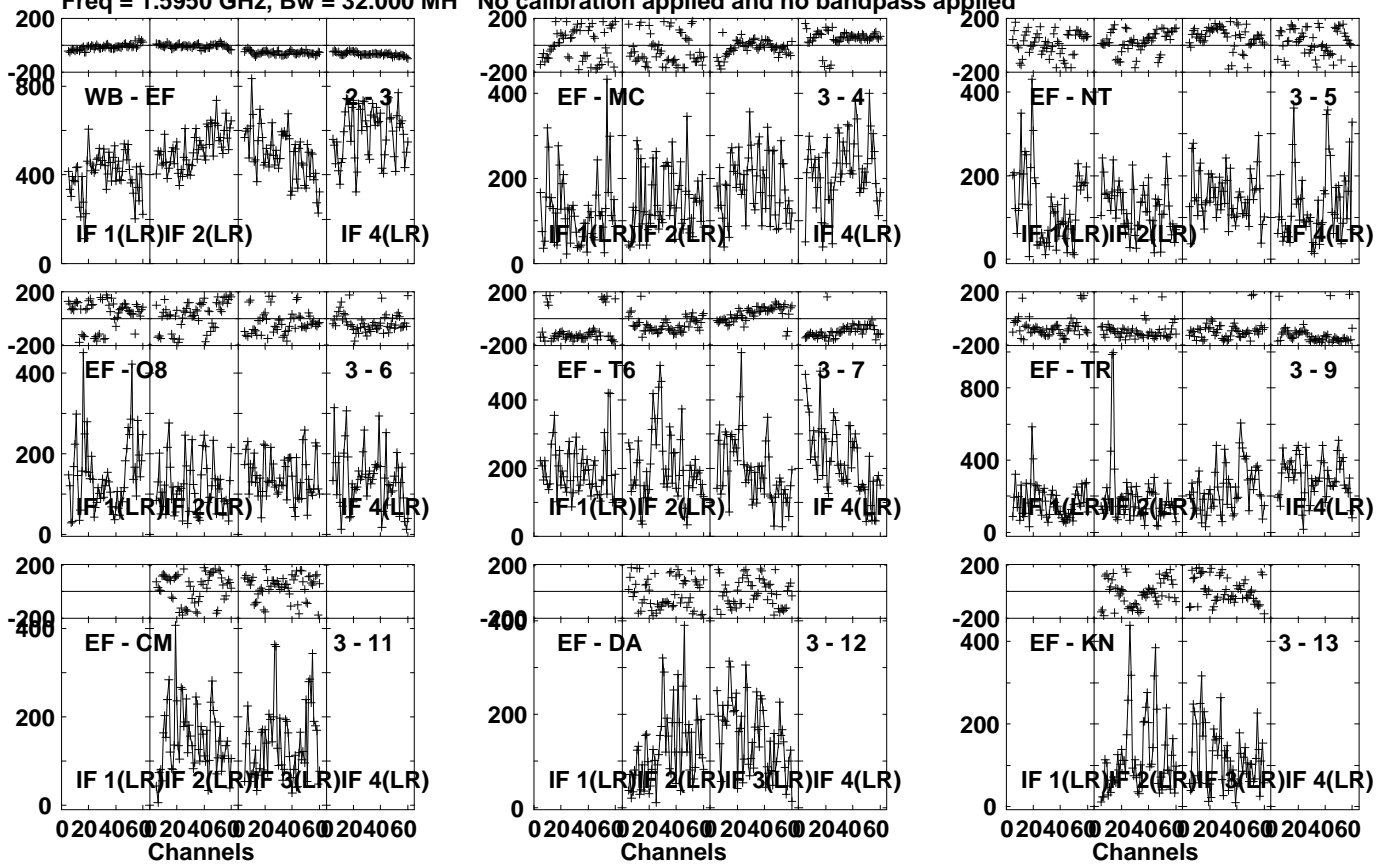
Lower frame: Micro Ampl Jy Top frame: Phas deg
Vector averaged cross-power spectrum Several baselines displayed
Timerange: 01/02:40:31 to 01/02:44:29

Plot file version 225 created 27-MAR-2024 20:23:24

J1037+5711 EM164C.UVDATA.1

Freq = 1.5950 GHz, Bw = 32.000 MH

No calibration applied and no bandpass applied



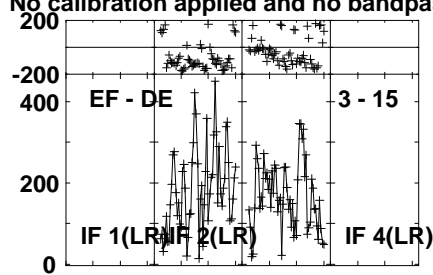
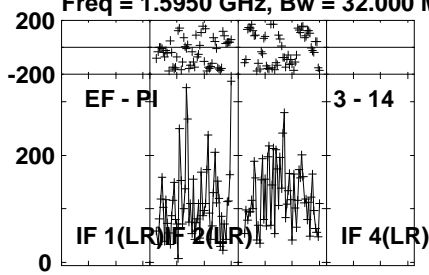
Lower frame: Micro Ampl Jy Top frame: Phas deg
Vector averaged cross-power spectrum Several baselines displayed
Timerange: 01/02:45:01 to 01/02:45:59

Plot file version 226 created 27-MAR-2024 20:23:24

J1037+5711 EM164C.UVDATA.1

Freq = 1.5950 GHz, Bw = 32.000 MH

No calibration applied and no bandpass applied



Lower frame: Micro Ampl Jy Top frame: Phas deg

Vector averaged cross-power spectrum Several baselines displayed

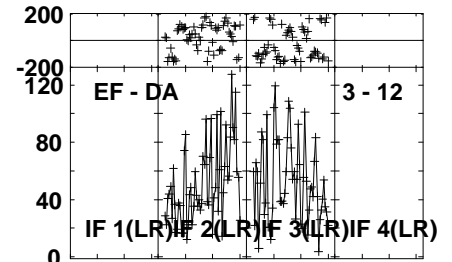
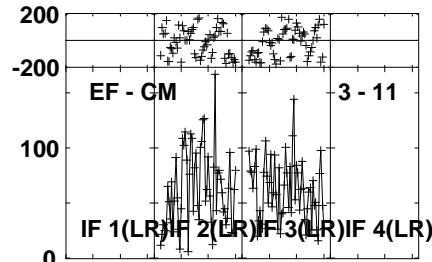
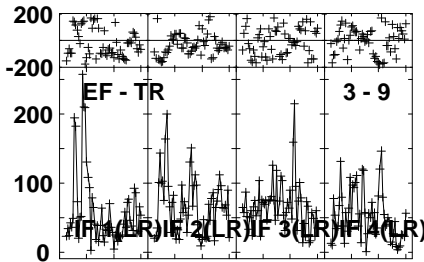
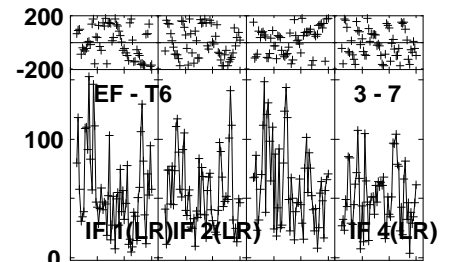
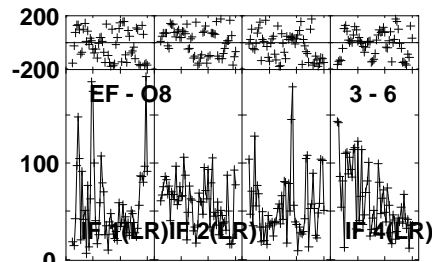
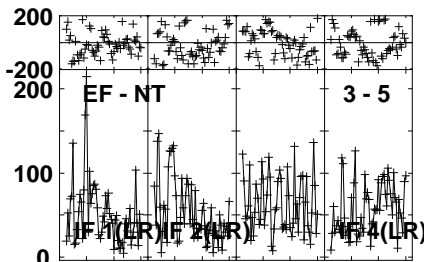
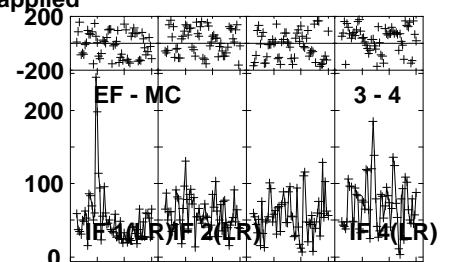
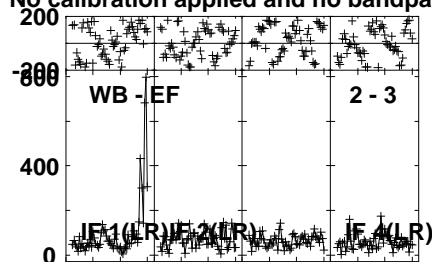
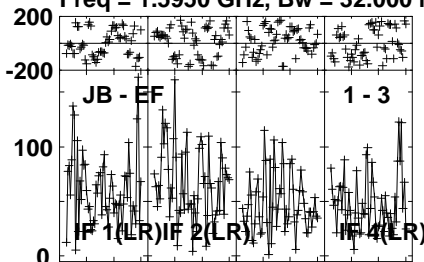
Timerange: 01/02:45:01 to 01/02:45:59

Plot file version 227 created 27-MAR-2024 20:23:24

CP50 031 EM164C.UVDATA.1

Freq = 1.5950 GHz, Bw = 32.000 MH

No calibration applied and no bandpass applied



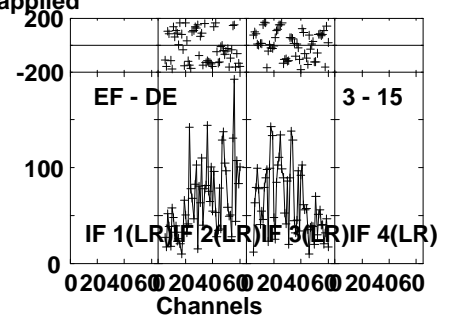
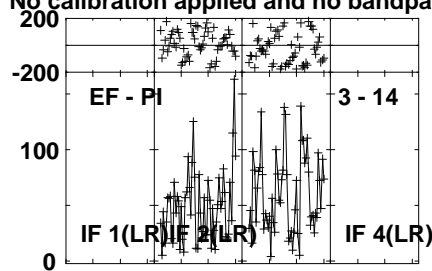
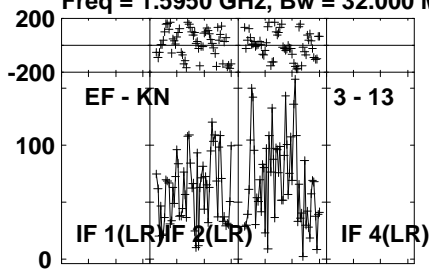
Lower frame: Micro Ampl Jy Top frame: Phas deg
Vector averaged cross-power spectrum Several baselines displayed
Timerange: 01/02:46:01 to 01/02:49:59

Plot file version 228 created 27-MAR-2024 20:23:25

CP50 031 EM164C.UVDATA.1

Freq = 1.5950 GHz, Bw = 32.000 MH

No calibration applied and no bandpass applied



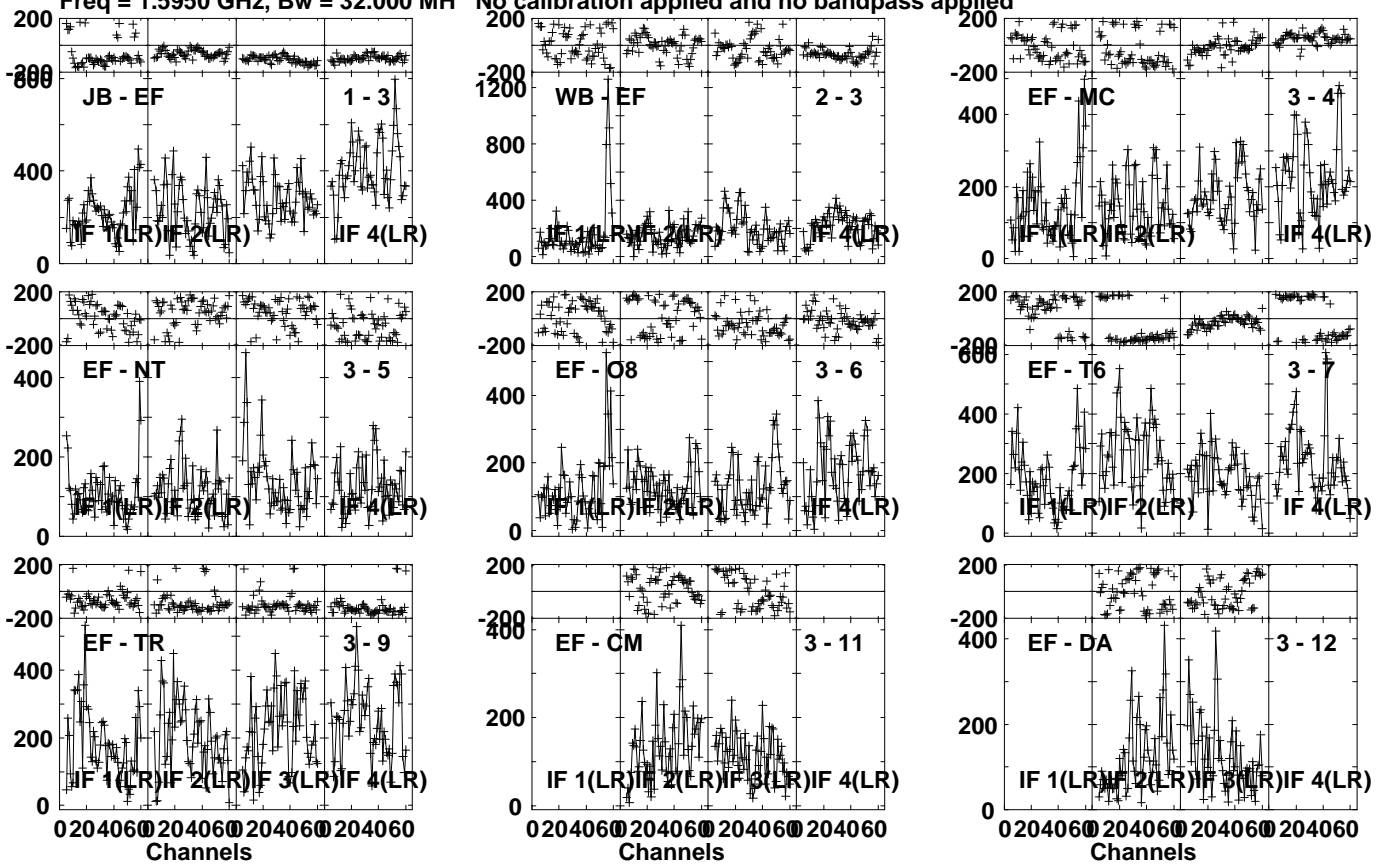
Lower frame: Micro Ampl Jy Top frame: Phas deg
Vector averaged cross-power spectrum Several baselines displayed
Timerange: 01/02:46:01 to 01/02:49:59

Plot file version 229 created 27-MAR-2024 20:23:25

J1037+5711 EM164C.UVDATA.1

Freq = 1.5950 GHz, Bw = 32.000 MH

No calibration applied and no bandpass applied



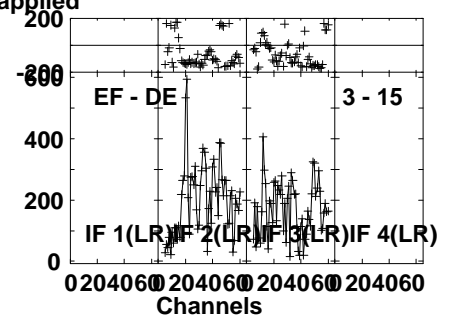
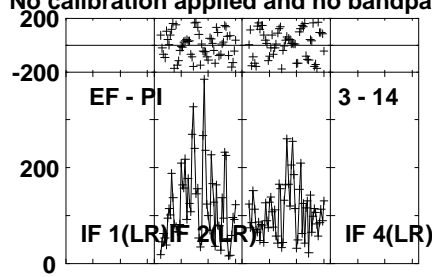
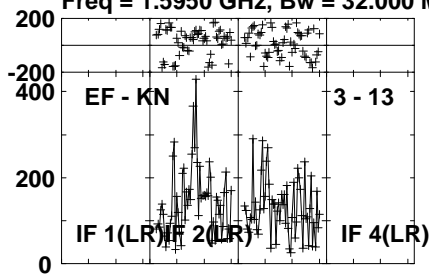
Lower frame: Micro Ampl Jy Top frame: Phas deg
Vector averaged cross-power spectrum Several baselines displayed
Timerange: 01/02:50:31 to 01/02:51:29

Plot file version 230 created 27-MAR-2024 20:23:25

J1037+5711 EM164C.UVDATA.1

Freq = 1.5950 GHz, Bw = 32.000 MH

No calibration applied and no bandpass applied



Lower frame: Micro Ampl Jy Top frame: Phas deg

Vector averaged cross-power spectrum Several baselines displayed

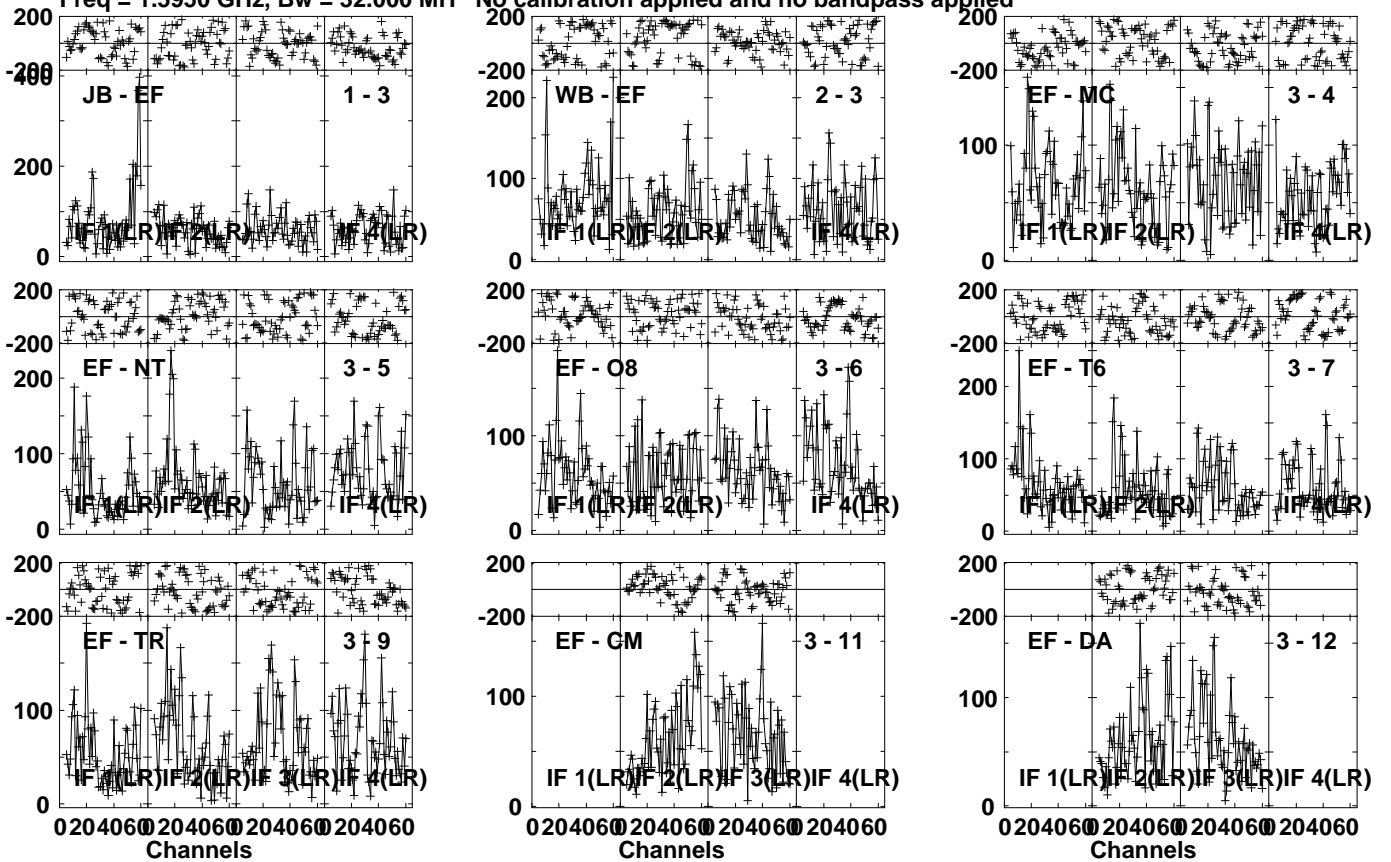
Timerange: 01/02:50:31 to 01/02:51:29

Plot file version 231 created 27-MAR-2024 20:23:25

CP32 077 EM164C.UVDATA.1

Freq = 1.5950 GHz, Bw = 32.000 MH

No calibration applied and no bandpass applied



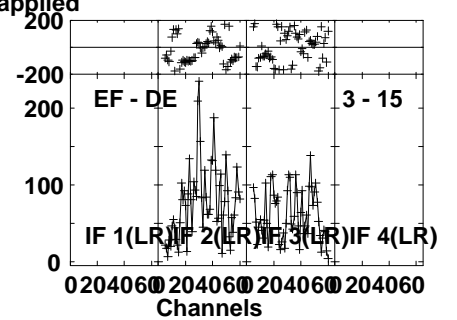
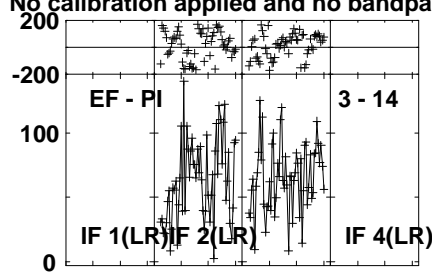
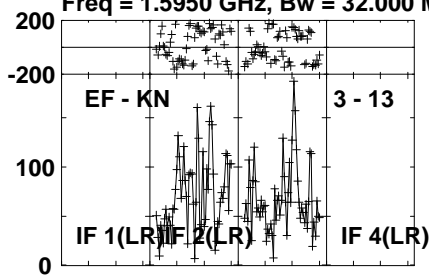
Lower frame: Micro Ampl Jy Top frame: Phas deg
Vector averaged cross-power spectrum Several baselines displayed
Timerange: 01/02:51:31 to 01/02:55:29

Plot file version 232 created 27-MAR-2024 20:23:25

CP32 077 EM164C.UVDATA.1

Freq = 1.5950 GHz, Bw = 32.000 MH

No calibration applied and no bandpass applied



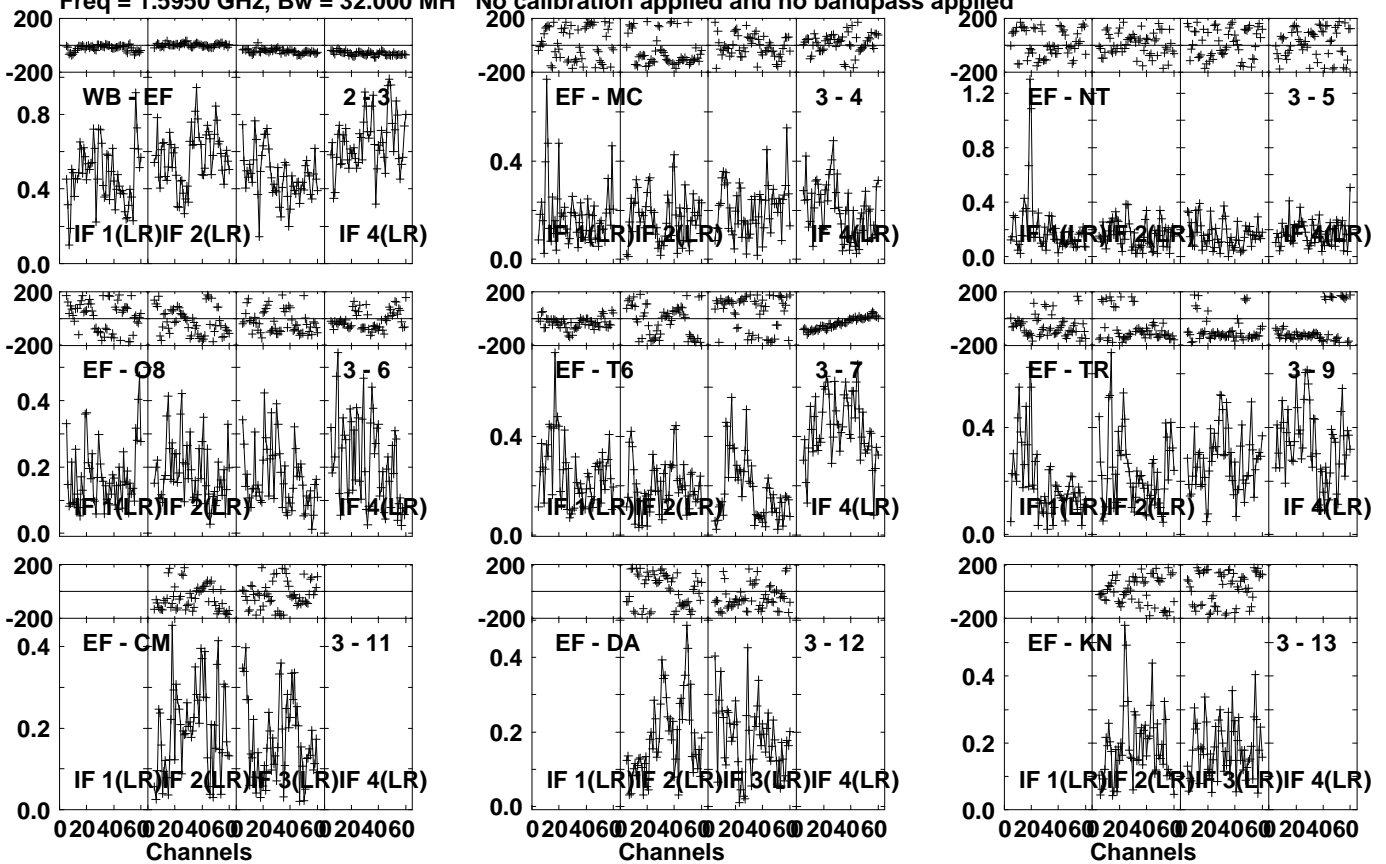
Lower frame: Micro Ampl Jy Top frame: Phas deg
Vector averaged cross-power spectrum Several baselines displayed
Timerange: 01/02:51:31 to 01/02:55:29

Plot file version 233 created 27-MAR-2024 20:23:25

J1037+5711 EM164C.UVDATA.1

Freq = 1.5950 GHz, Bw = 32.000 MH

No calibration applied and no bandpass applied

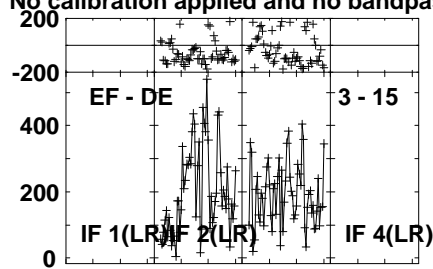
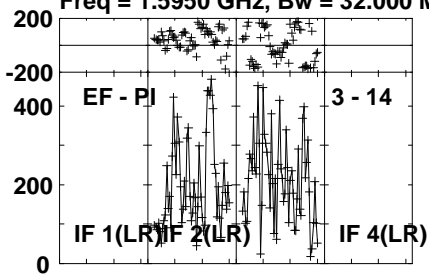


Lower frame: Milli Ampl Jy Top frame: Phas deg
Vector averaged cross-power spectrum Several baselines displayed
Timerange: 01/02:56:01 to 01/02:56:59

Plot file version 234 created 27-MAR-2024 20:23:25

J1037+5711 EM164C.UVDATA.1

Freq = 1.5950 GHz, Bw = 32.000 MH No calibration applied and no bandpass applied

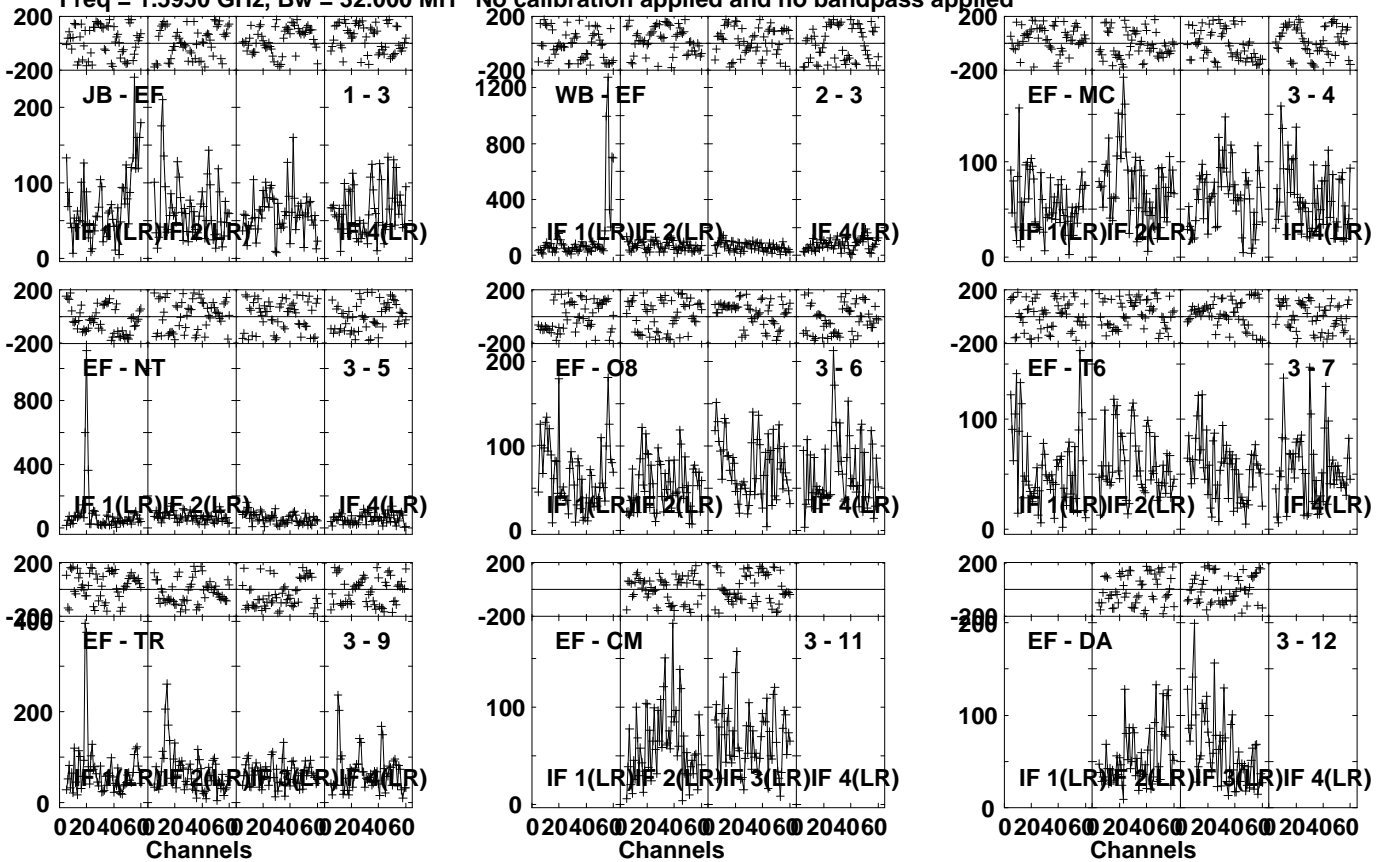


Lower frame: Micro Ampl Jy Top frame: Phas deg
Vector averaged cross-power spectrum Several baselines displayed
Timerange: 01/02:56:01 to 01/02:56:59

Plot file version 235 created 27-MAR-2024 20:23:26

CP32 077 EM164C.UVDATA.1

Freq = 1.5950 GHz, Bw = 32.000 MH No calibration applied and no bandpass applied



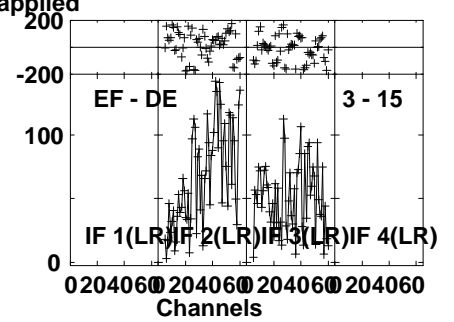
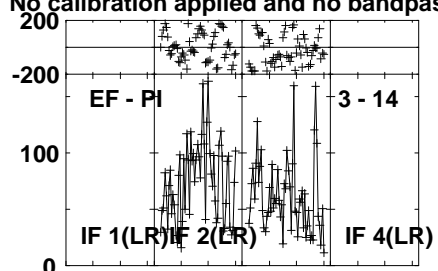
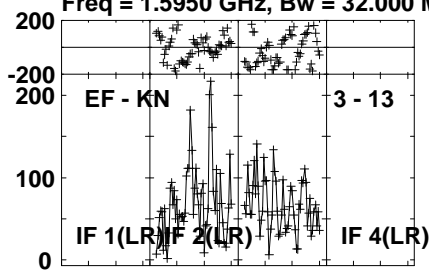
Lower frame: Micro Ampl Jy Top frame: Phas deg
Vector averaged cross-power spectrum Several baselines displayed
Timerange: 01/02:57:01 to 01/03:00:59

Plot file version 236 created 27-MAR-2024 20:23:26

CP32 077 EM164C.UVDATA.1

Freq = 1.5950 GHz, Bw = 32.000 MH

No calibration applied and no bandpass applied



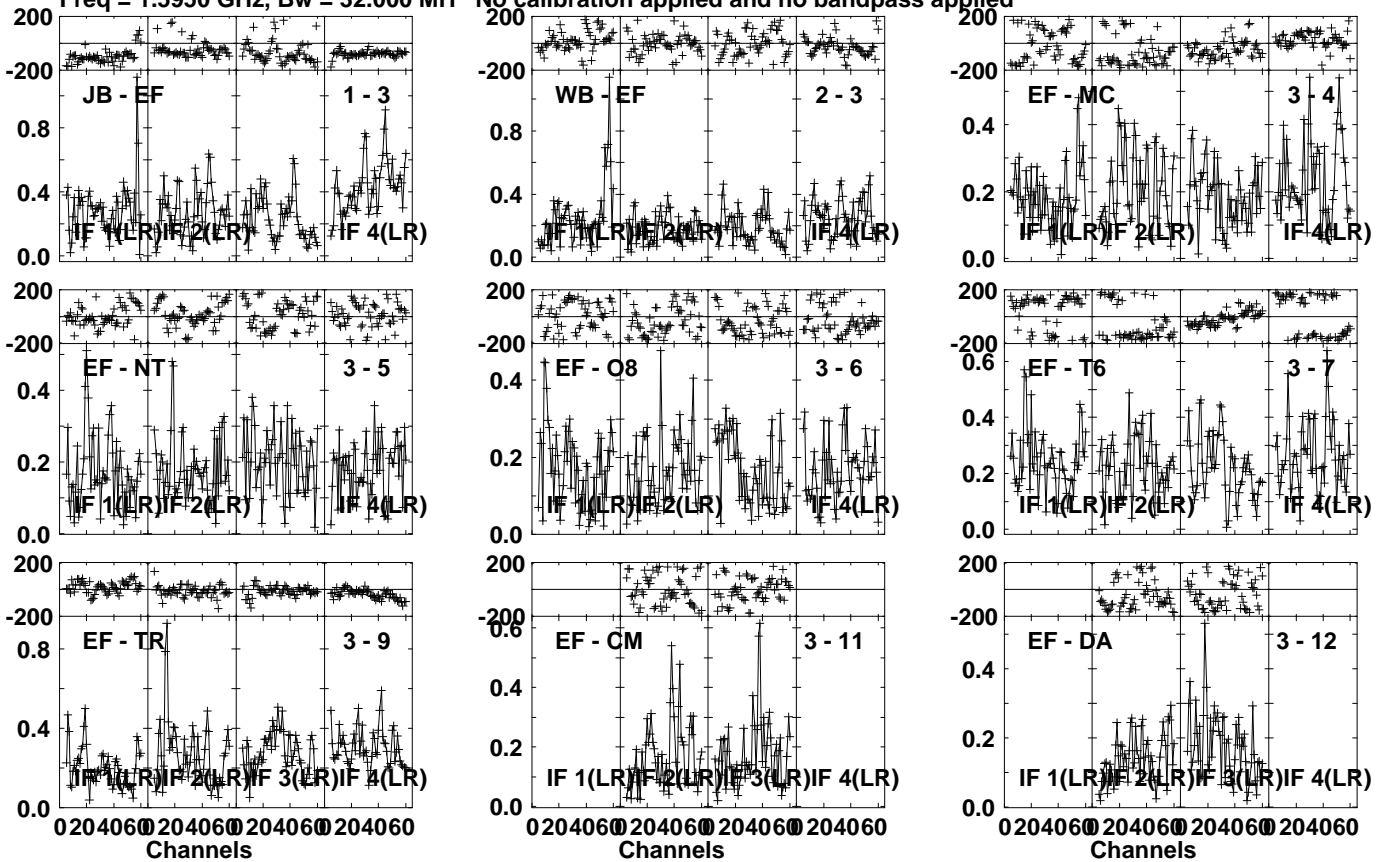
Lower frame: Micro Ampl Jy Top frame: Phas deg
Vector averaged cross-power spectrum Several baselines displayed
Timerange: 01/02:57:01 to 01/03:00:59

Plot file version 237 created 27-MAR-2024 20:23:26

J1037+5711 EM164C.UVDATA.1

Freq = 1.5950 GHz, Bw = 32.000 MH

No calibration applied and no bandpass applied



Lower frame: Milli Ampl Jy Top frame: Phas deg

Vector averaged cross-power spectrum Several baselines displayed

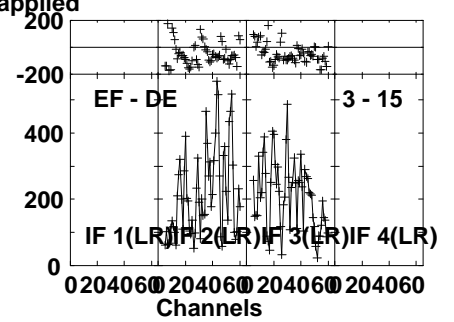
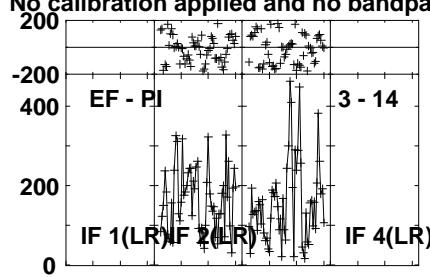
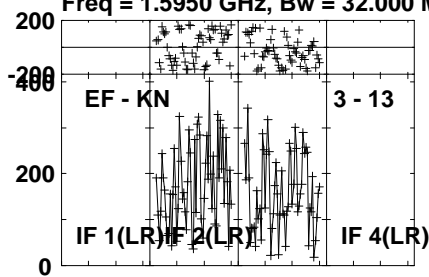
Timerange: 01/03:01:31 to 01/03:02:29

Plot file version 238 created 27-MAR-2024 20:23:26

J1037+5711 EM164C.UVDATA.1

Freq = 1.5950 GHz, Bw = 32.000 MH

No calibration applied and no bandpass applied

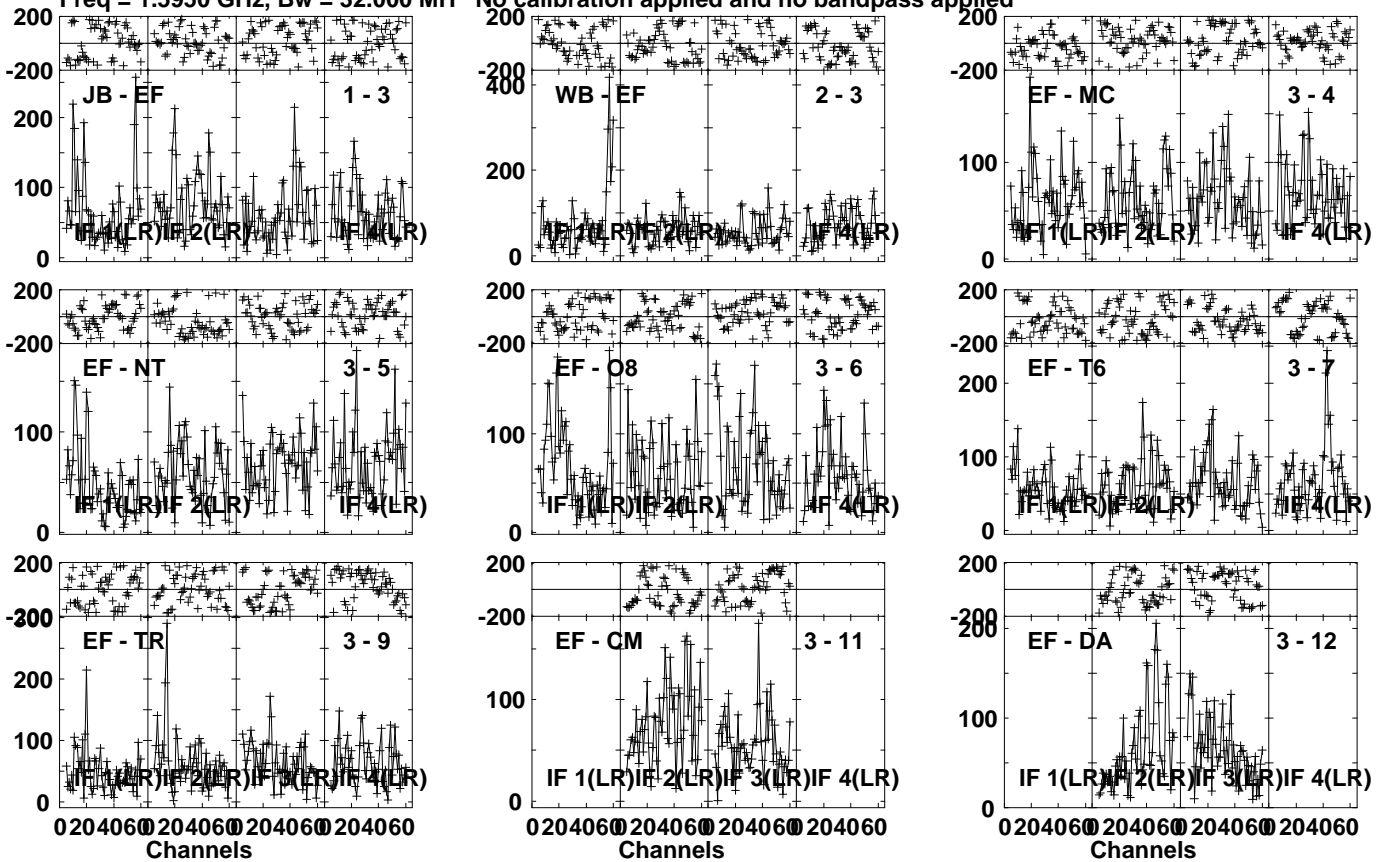


Lower frame: Micro Ampl Jy Top frame: Phas deg
Vector averaged cross-power spectrum Several baselines displayed
Timerange: 01/03:01:31 to 01/03:02:29

Plot file version 239 created 27-MAR-2024 20:23:26

CP33 038 EM164C.UVDATA.1

Freq = 1.5950 GHz, Bw = 32.000 MH No calibration applied and no bandpass applied



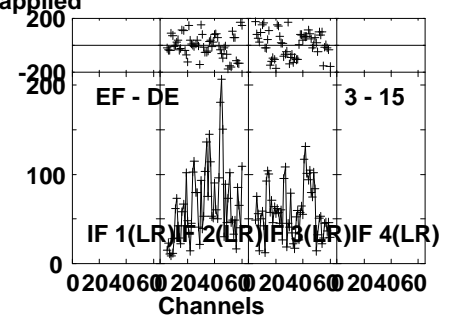
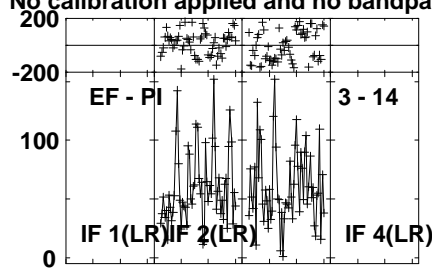
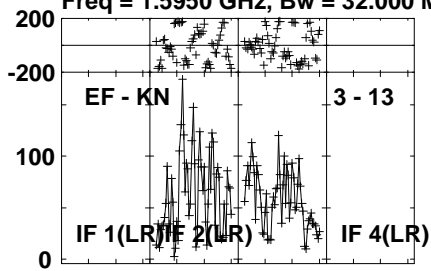
Lower frame: Micro Ampl Jy Top frame: Phas deg
Vector averaged cross-power spectrum Several baselines displayed
Timerange: 01/03:02:31 to 01/03:06:29

Plot file version 240 created 27-MAR-2024 20:23:26

CP33 038 EM164C.UVDATA.1

Freq = 1.5950 GHz, Bw = 32.000 MH

No calibration applied and no bandpass applied



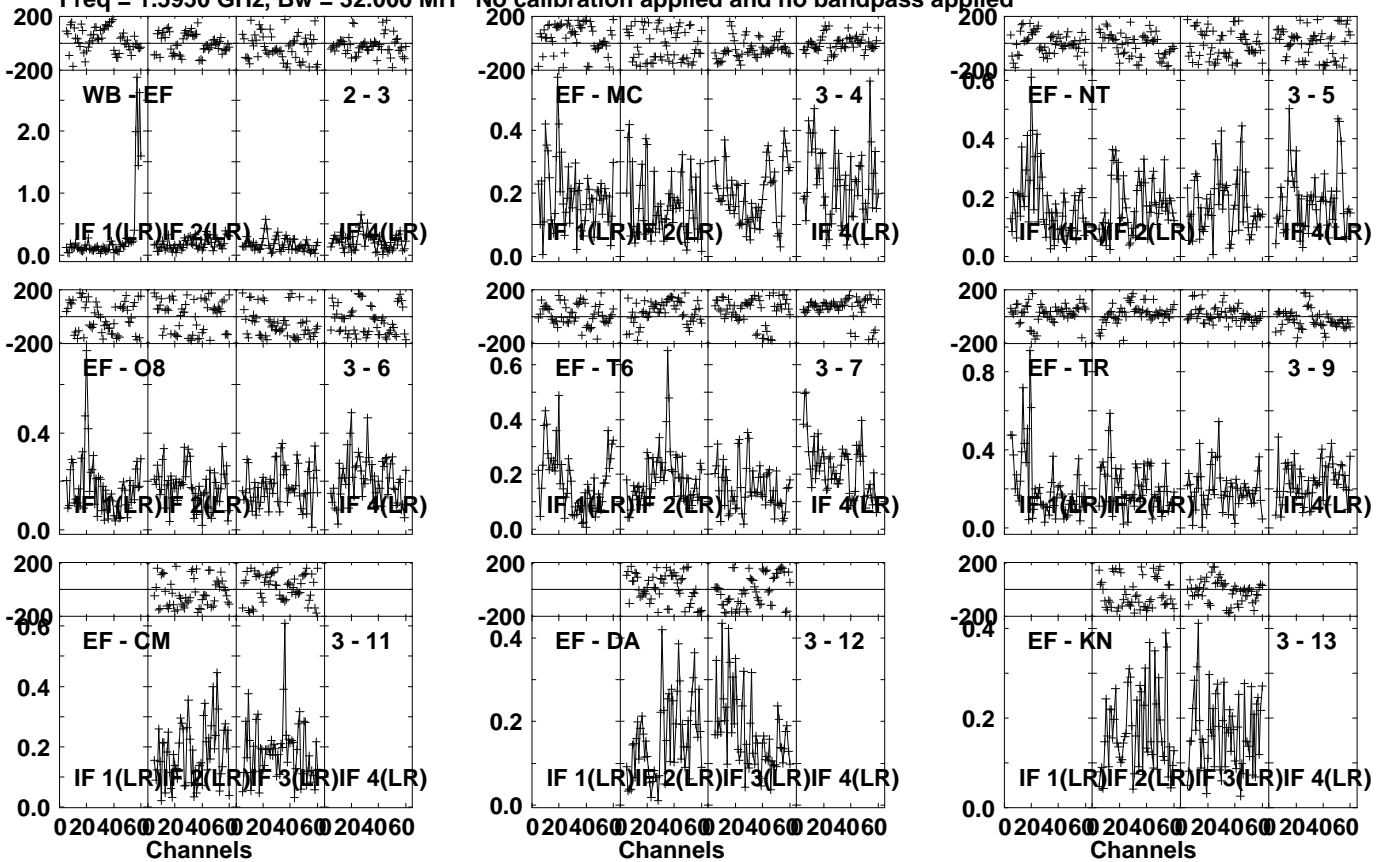
Lower frame: Micro Ampl Jy Top frame: Phas deg
Vector averaged cross-power spectrum Several baselines displayed
Timerange: 01/03:02:31 to 01/03:06:29

Plot file version 241 created 27-MAR-2024 20:23:27

J1037+5711 EM164C.UVDATA.1

Freq = 1.5950 GHz, Bw = 32.000 MH

No calibration applied and no bandpass applied



Lower frame: Milli Ampl Jy Top frame: Phas deg

Vector averaged cross-power spectrum Several baselines displayed

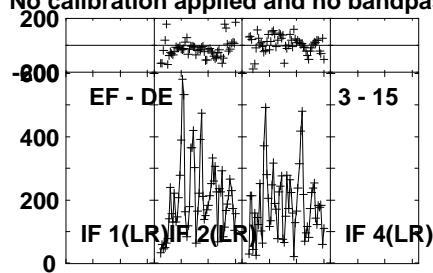
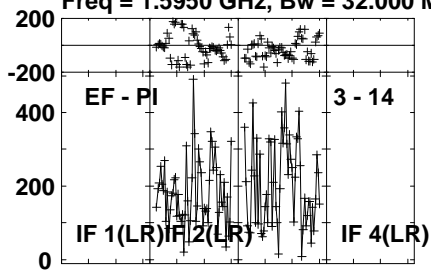
Timerange: 01/03:07:01 to 01/03:07:59

Plot file version 242 created 27-MAR-2024 20:23:27

J1037+5711 EM164C.UVDATA.1

Freq = 1.5950 GHz, Bw = 32.000 MH

No calibration applied and no bandpass applied



Lower frame: Micro Ampl Jy Top frame: Phas deg

Vector averaged cross-power spectrum Several baselines displayed

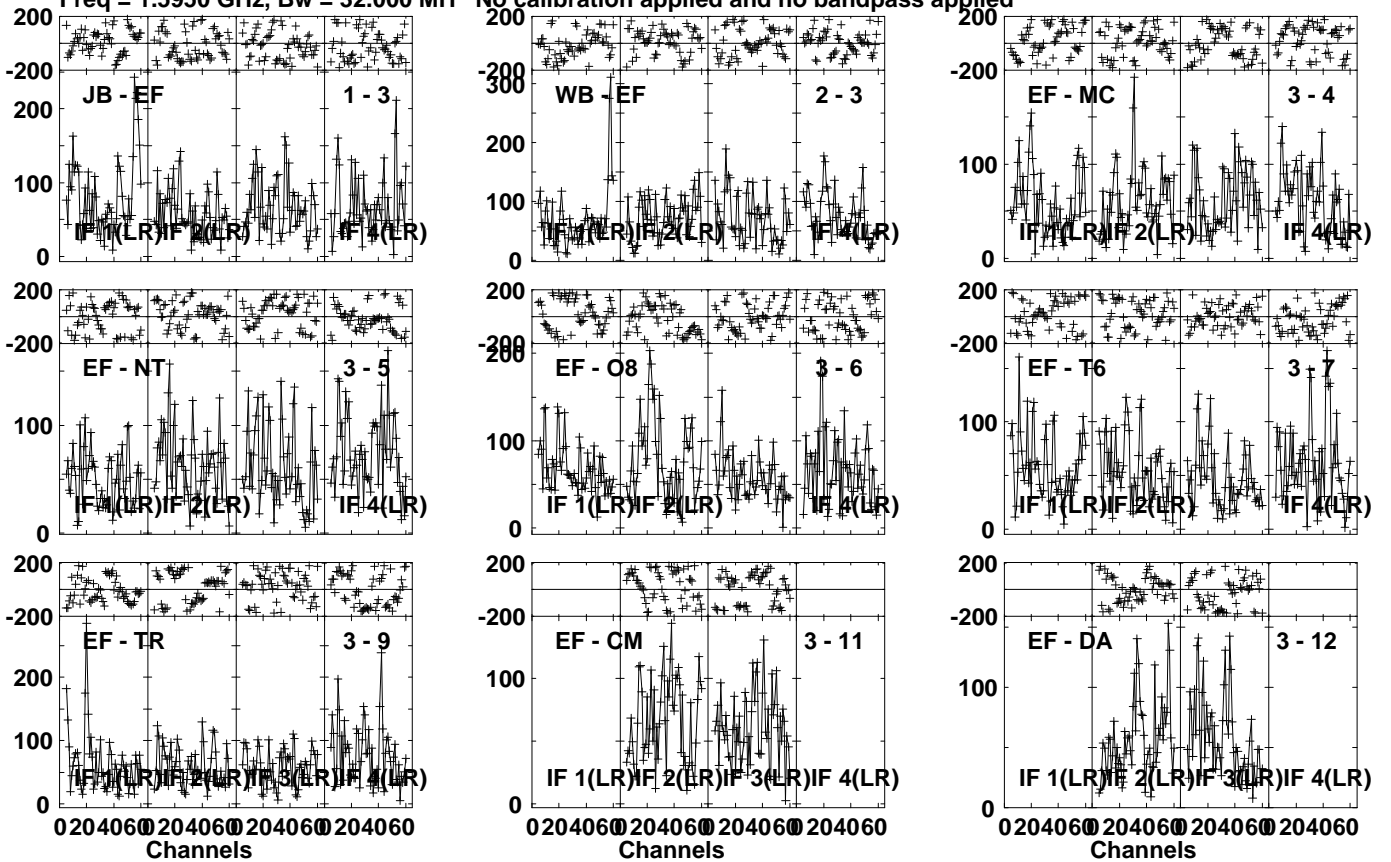
Timerange: 01/03:07:01 to 01/03:07:59

Plot file version 243 created 27-MAR-2024 20:23:27

CP33 038 EM164C.UVDATA.1

Freq = 1.5950 GHz, Bw = 32.000 MH

No calibration applied and no bandpass applied



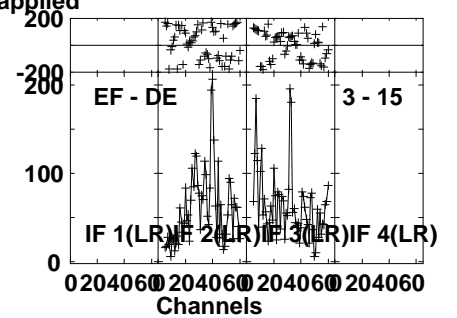
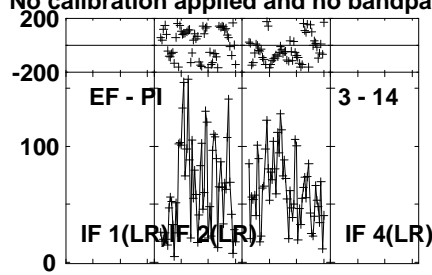
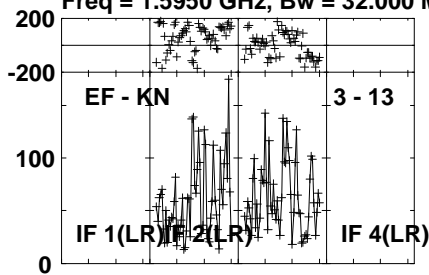
Lower frame: Micro Ampl Jy Top frame: Phas deg
Vector averaged cross-power spectrum Several baselines displayed
Timerange: 01/03:08:01 to 01/03:11:59

Plot file version 244 created 27-MAR-2024 20:23:27

CP33 038 EM164C.UVDATA.1

Freq = 1.5950 GHz, Bw = 32.000 MH

No calibration applied and no bandpass applied



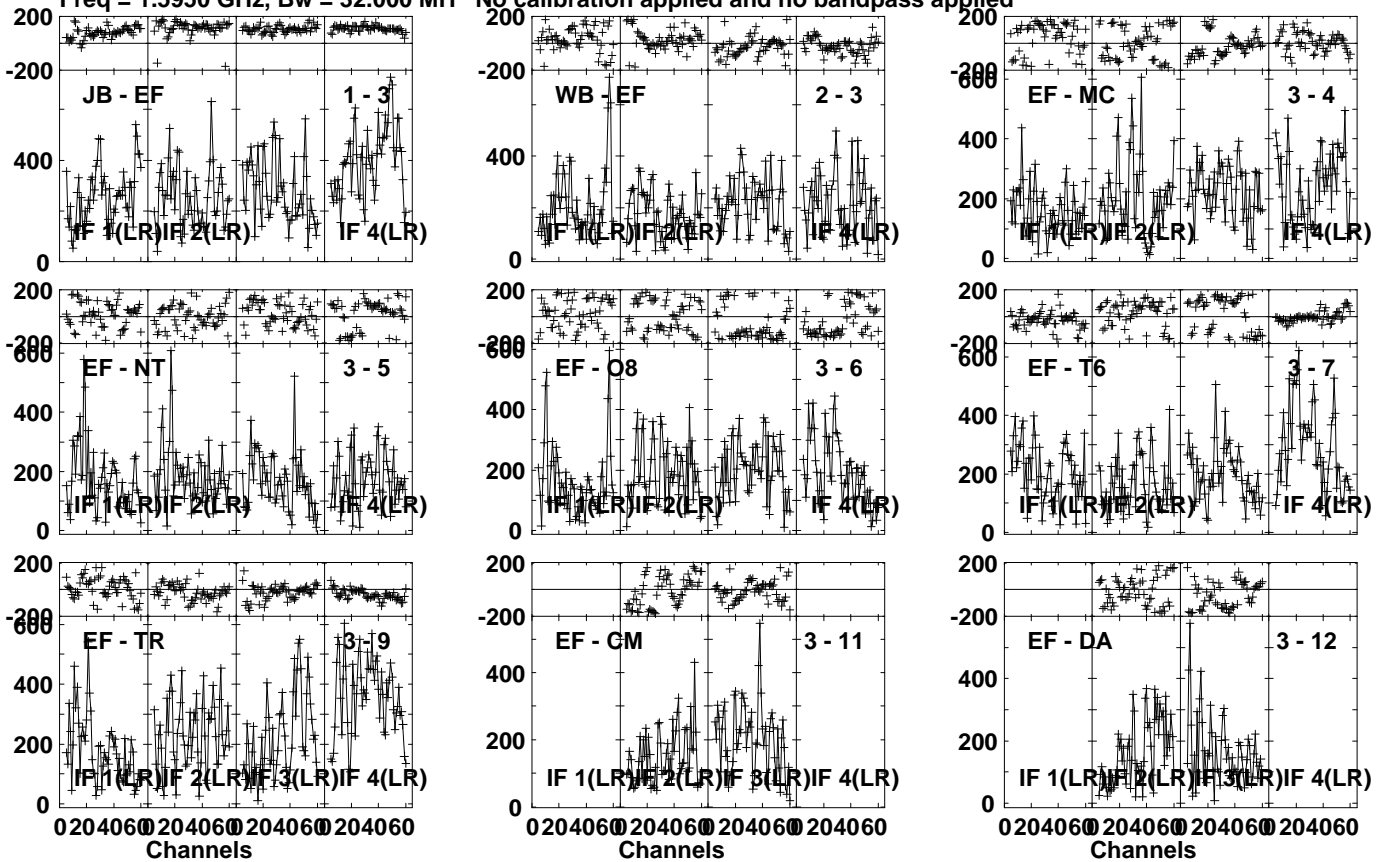
Lower frame: Micro Ampl Jy Top frame: Phas deg
Vector averaged cross-power spectrum Several baselines displayed
Timerange: 01/03:08:01 to 01/03:11:59

Plot file version 245 created 27-MAR-2024 20:23:27

J1037+5711 EM164C.UVDATA.1

Freq = 1.5950 GHz, Bw = 32.000 MH

No calibration applied and no bandpass applied



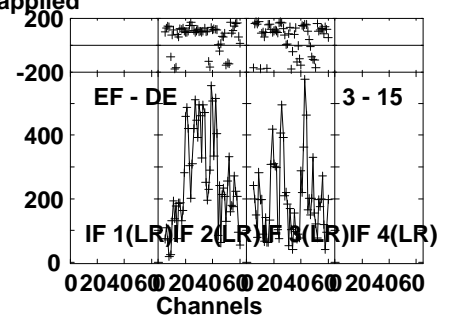
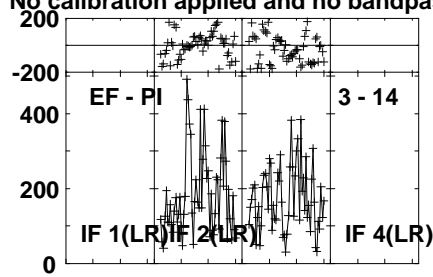
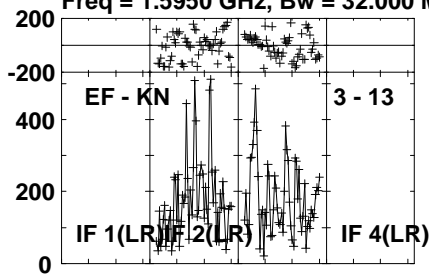
Lower frame: Micro Ampl Jy Top frame: Phas deg
Vector averaged cross-power spectrum Several baselines displayed
Timerange: 01/03:12:31 to 01/03:13:29

Plot file version 246 created 27-MAR-2024 20:23:27

J1037+5711 EM164C.UVDATA.1

Freq = 1.5950 GHz, Bw = 32.000 MH

No calibration applied and no bandpass applied

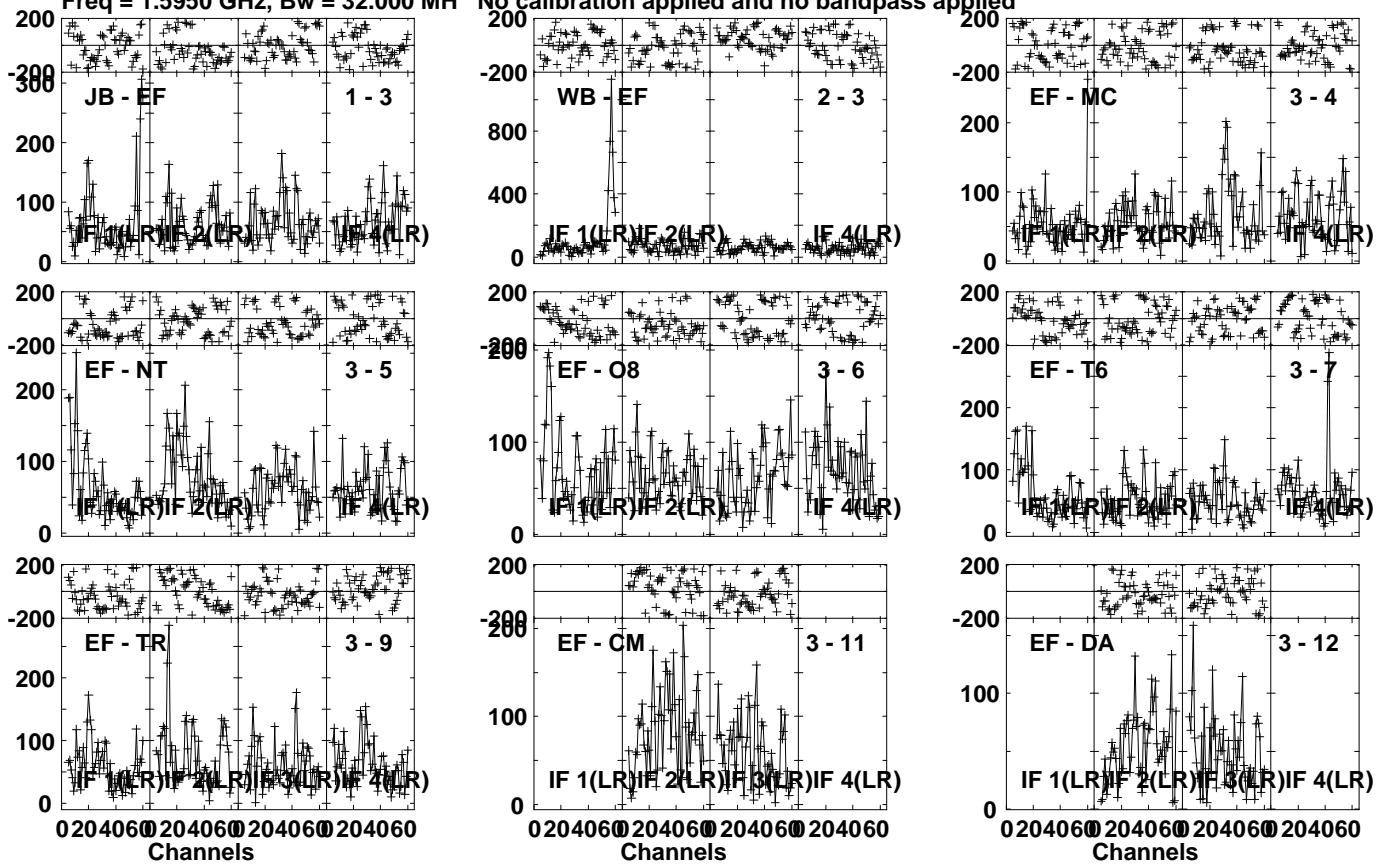


Lower frame: Micro Ampl Jy Top frame: Phas deg
Vector averaged cross-power spectrum Several baselines displayed
Timerange: 01/03:12:31 to 01/03:13:29

Plot file version 247 created 27-MAR-2024 20:23:27

CP34 008 EM164C.UVDATA.1

Freq = 1.5950 GHz, Bw = 32.000 MH No calibration applied and no bandpass applied



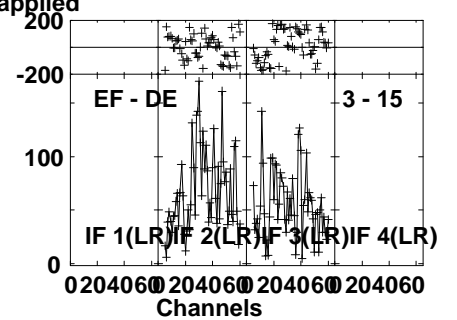
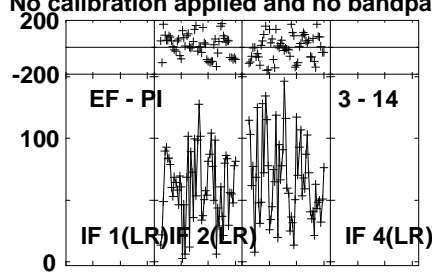
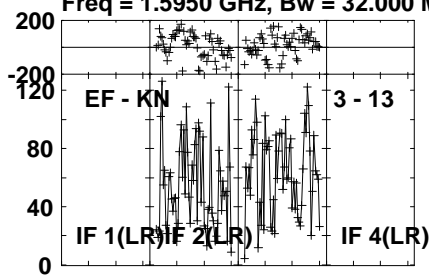
Lower frame: Micro Ampl Jy Top frame: Phas deg
Vector averaged cross-power spectrum Several baselines displayed
Timerange: 01/03:13:31 to 01/03:17:29

Plot file version 248 created 27-MAR-2024 20:23:28

CP34 008 EM164C.UVDATA.1

Freq = 1.5950 GHz, Bw = 32.000 MH

No calibration applied and no bandpass applied



Lower frame: Micro Ampl Jy Top frame: Phas deg

Vector averaged cross-power spectrum Several baselines displayed

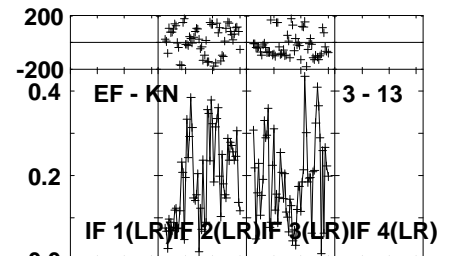
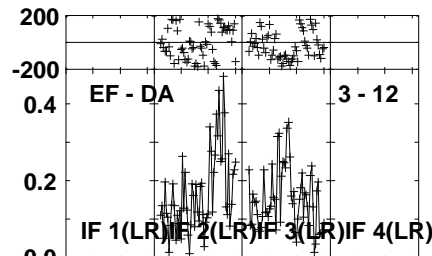
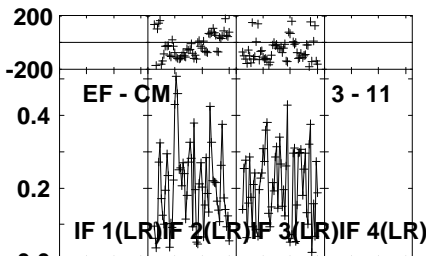
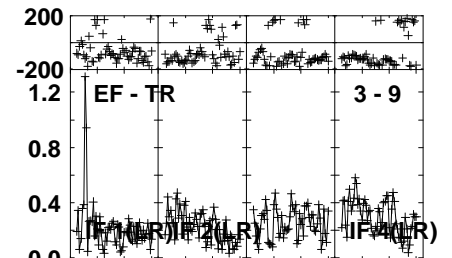
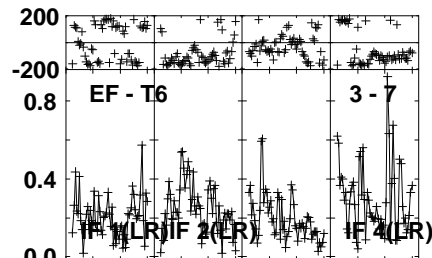
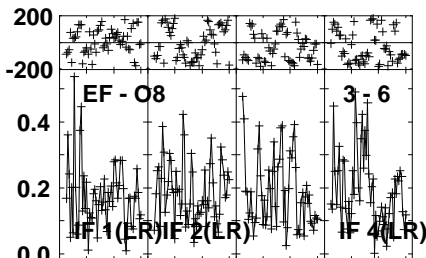
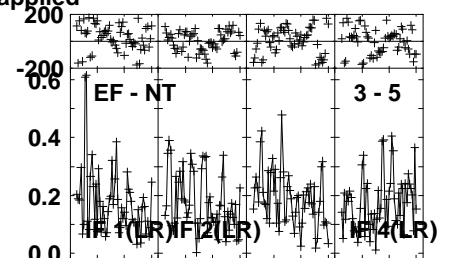
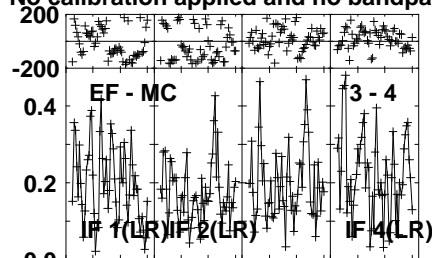
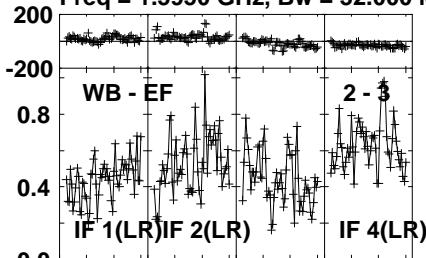
Timerange: 01/03:13:31 to 01/03:17:29

Plot file version 249 created 27-MAR-2024 20:23:28

J1037+5711 EM164C.UVDATA.1

Freq = 1.5950 GHz, Bw = 32.000 MH

No calibration applied and no bandpass applied



0204060 204060 204060 204060
Channels

0204060 204060 204060 204060
Channels

0204060 204060 204060 204060
Channels

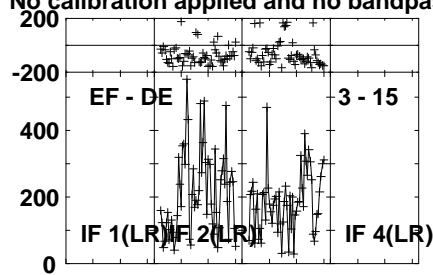
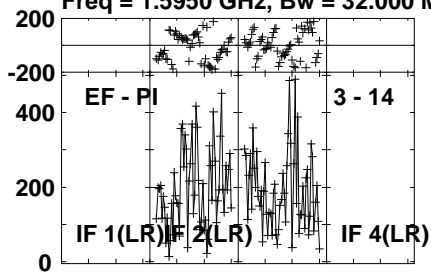
Lower frame: Milli Ampl Jy Top frame: Phas deg
Vector averaged cross-power spectrum Several baselines displayed
Timerange: 01/03:18:01 to 01/03:18:59

Plot file version 250 created 27-MAR-2024 20:23:28

J1037+5711 EM164C.UVDATA.1

Freq = 1.5950 GHz, Bw = 32.000 MH

No calibration applied and no bandpass applied



Lower frame: Micro Ampl Jy Top frame: Phas deg

Vector averaged cross-power spectrum Several baselines displayed

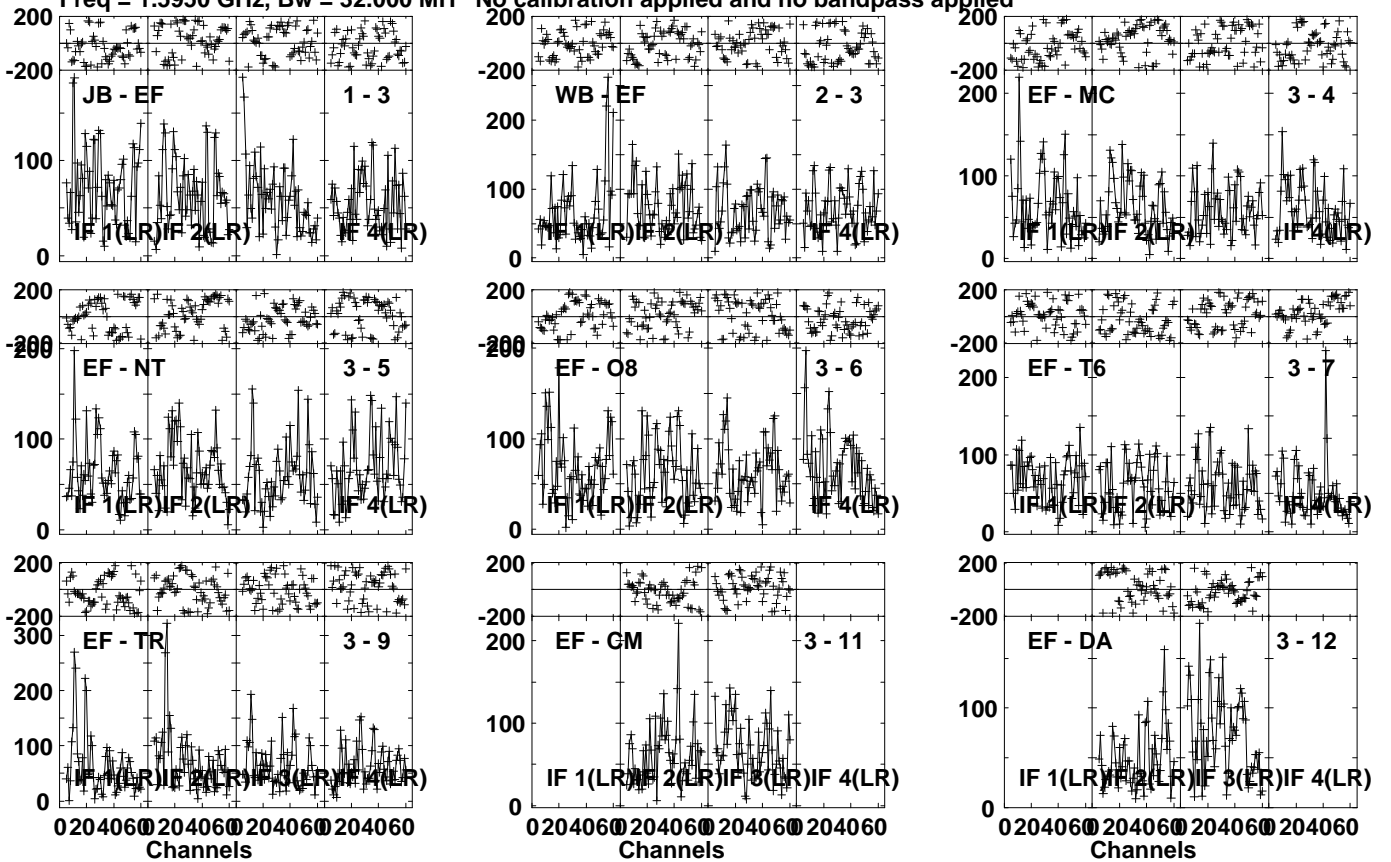
Timerange: 01/03:18:01 to 01/03:18:59

Plot file version 251 created 27-MAR-2024 20:23:28

CP34 008 EM164C.UVDATA.1

Freq = 1.5950 GHz, Bw = 32.000 MH

No calibration applied and no bandpass applied



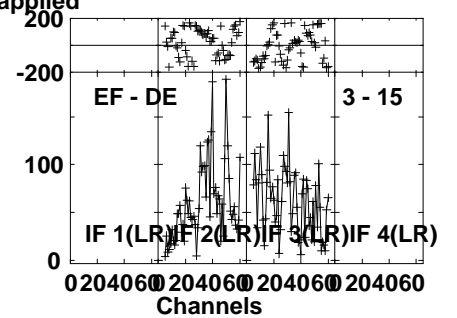
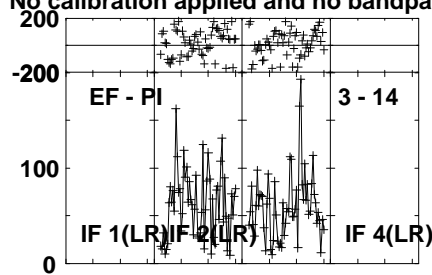
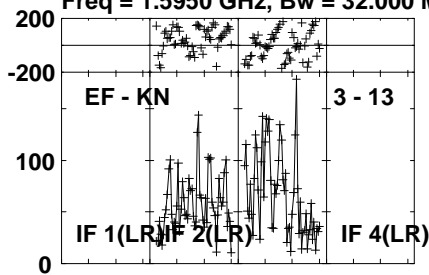
Lower frame: Micro Ampl Jy Top frame: Phas deg
Vector averaged cross-power spectrum Several baselines displayed
Timerange: 01/03:19:01 to 01/03:22:59

Plot file version 252 created 27-MAR-2024 20:23:28

CP34 008 EM164C.UVDATA.1

Freq = 1.5950 GHz, Bw = 32.000 MH

No calibration applied and no bandpass applied



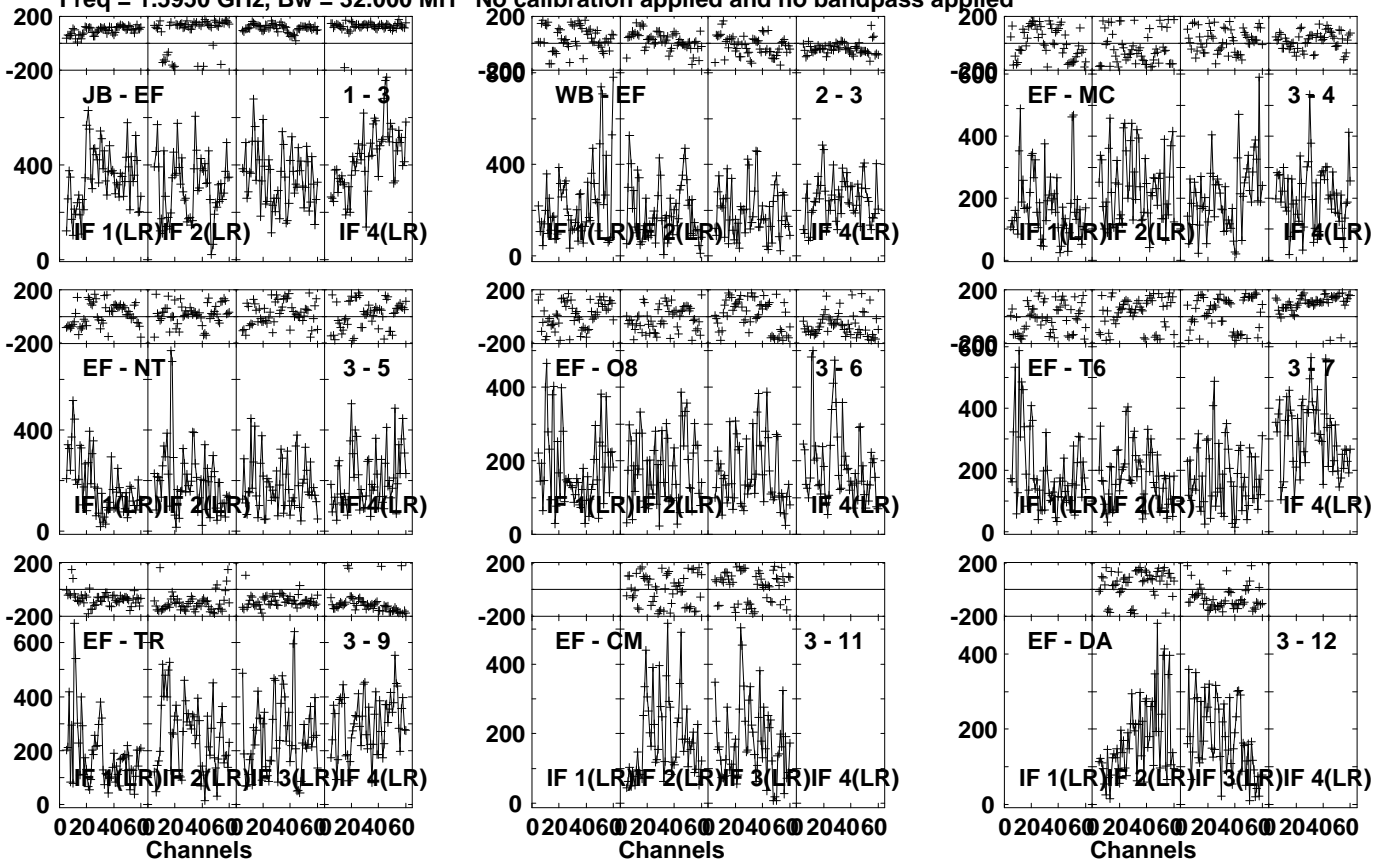
Lower frame: Micro Ampl Jy Top frame: Phas deg
Vector averaged cross-power spectrum Several baselines displayed
Timerange: 01/03:19:01 to 01/03:22:59

Plot file version 253 created 27-MAR-2024 20:23:28

J1037+5711 EM164C.UVDATA.1

Freq = 1.5950 GHz, Bw = 32.000 MH

No calibration applied and no bandpass applied



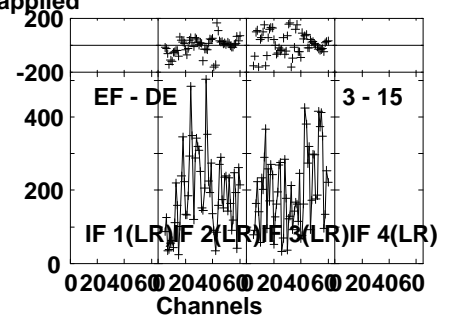
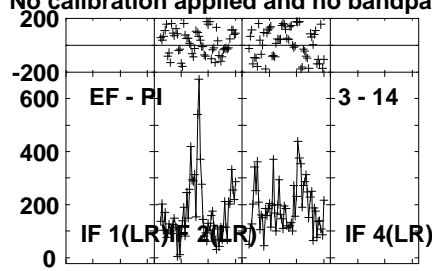
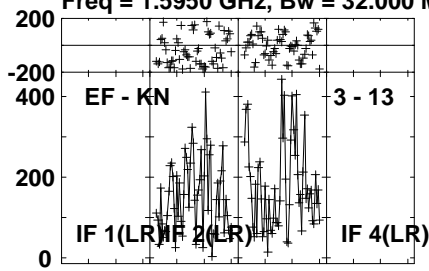
Lower frame: Micro Ampl Jy Top frame: Phas deg
Vector averaged cross-power spectrum Several baselines displayed
Timerange: 01/03:23:31 to 01/03:24:29

Plot file version 254 created 27-MAR-2024 20:23:29

J1037+5711 EM164C.UVDATA.1

Freq = 1.5950 GHz, Bw = 32.000 MH

No calibration applied and no bandpass applied

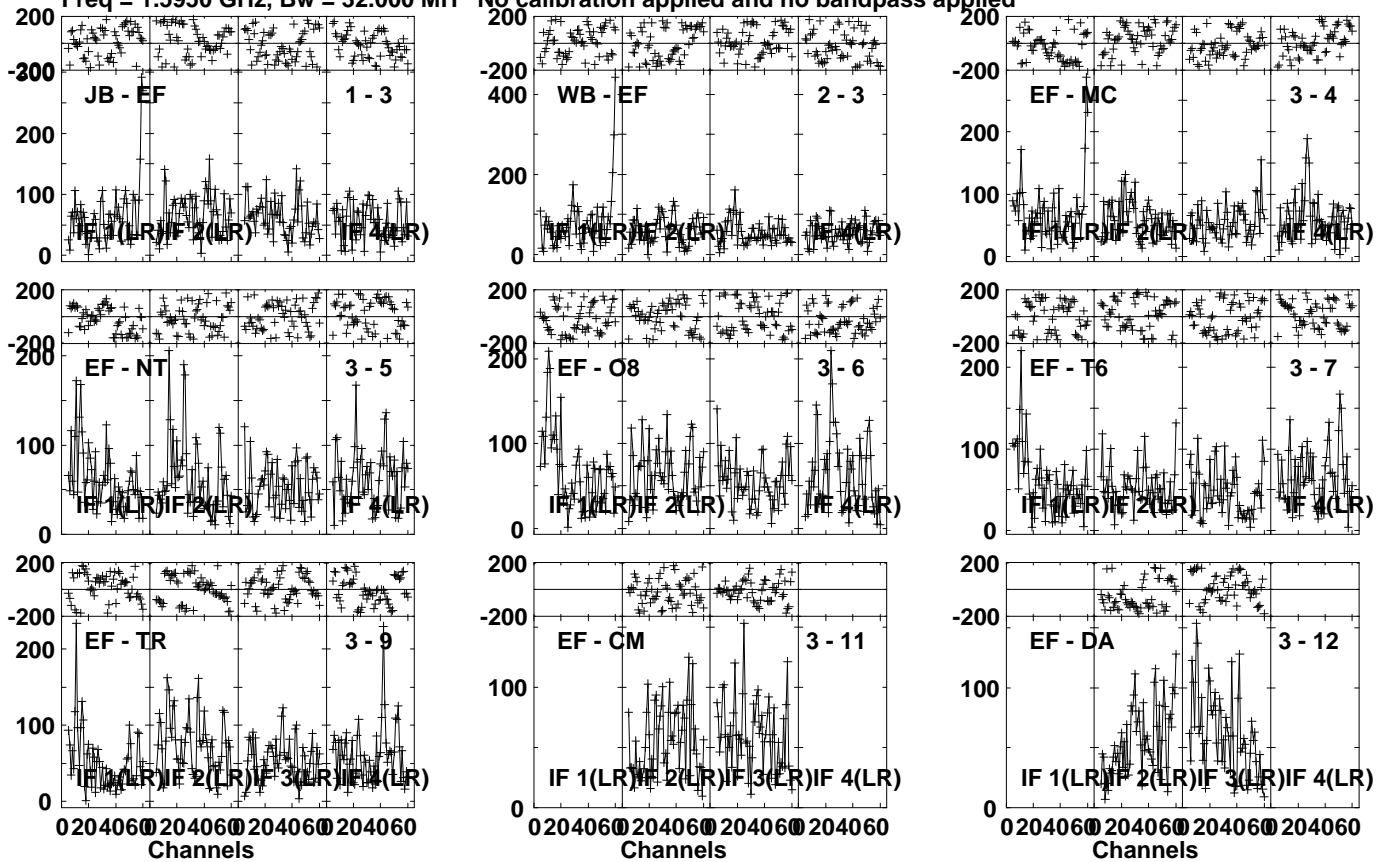


Lower frame: Micro Ampl Jy Top frame: Phas deg
Vector averaged cross-power spectrum Several baselines displayed
Timerange: 01/03:23:31 to 01/03:24:29

Plot file version 255 created 27-MAR-2024 20:23:29

CP43 049 EM164C.UVDATA.1

Freq = 1.5950 GHz, Bw = 32.000 MH No calibration applied and no bandpass applied

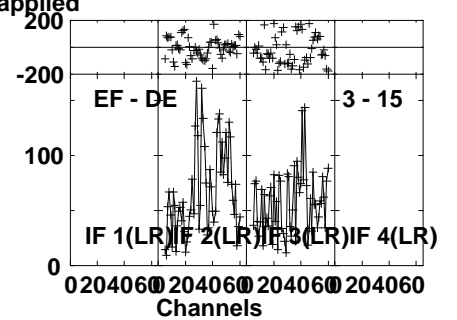
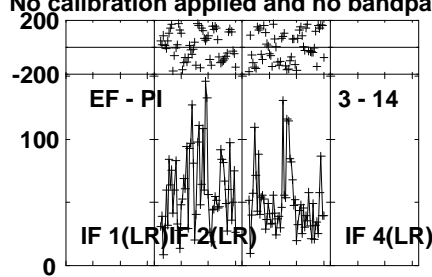
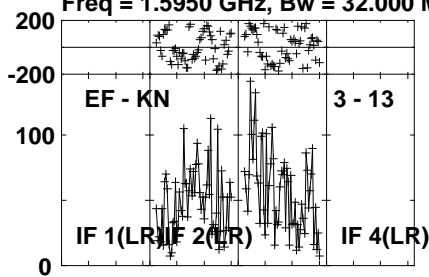


Plot file version 256 created 27-MAR-2024 20:23:29

CP43 049 EM164C.UVDATA.1

Freq = 1.5950 GHz, Bw = 32.000 MH

No calibration applied and no bandpass applied



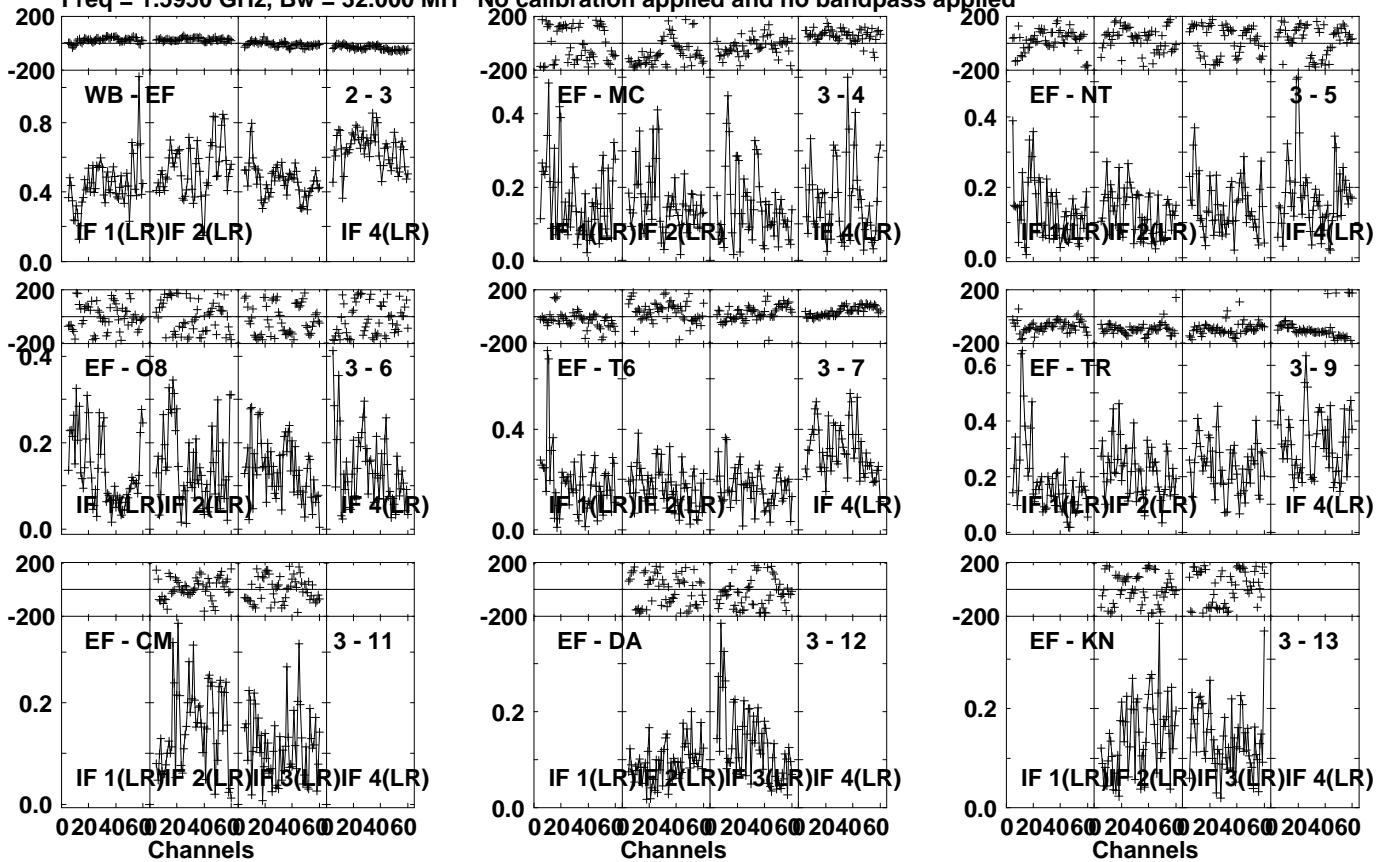
Lower frame: Micro Ampl Jy Top frame: Phas deg
Vector averaged cross-power spectrum Several baselines displayed
Timerange: 01/03:24:31 to 01/03:28:29

Plot file version 257 created 27-MAR-2024 20:23:29

J1037+5711 EM164C.UVDATA.1

Freq = 1.5950 GHz, Bw = 32.000 MH

No calibration applied and no bandpass applied



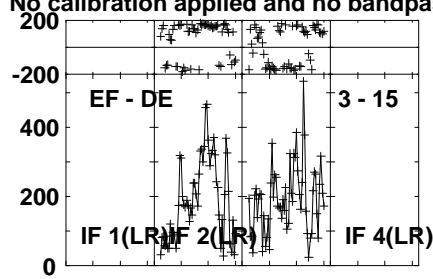
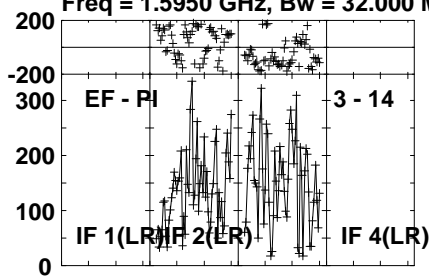
Lower frame: Milli Ampl Jy Top frame: Phas deg
Vector averaged cross-power spectrum Several baselines displayed
Timerange: 01/03:29:01 to 01/03:29:59

Plot file version 258 created 27-MAR-2024 20:23:29

J1037+5711 EM164C.UVDATA.1

Freq = 1.5950 GHz, Bw = 32.000 MH

No calibration applied and no bandpass applied



Lower frame: Micro Ampl Jy Top frame: Phas deg

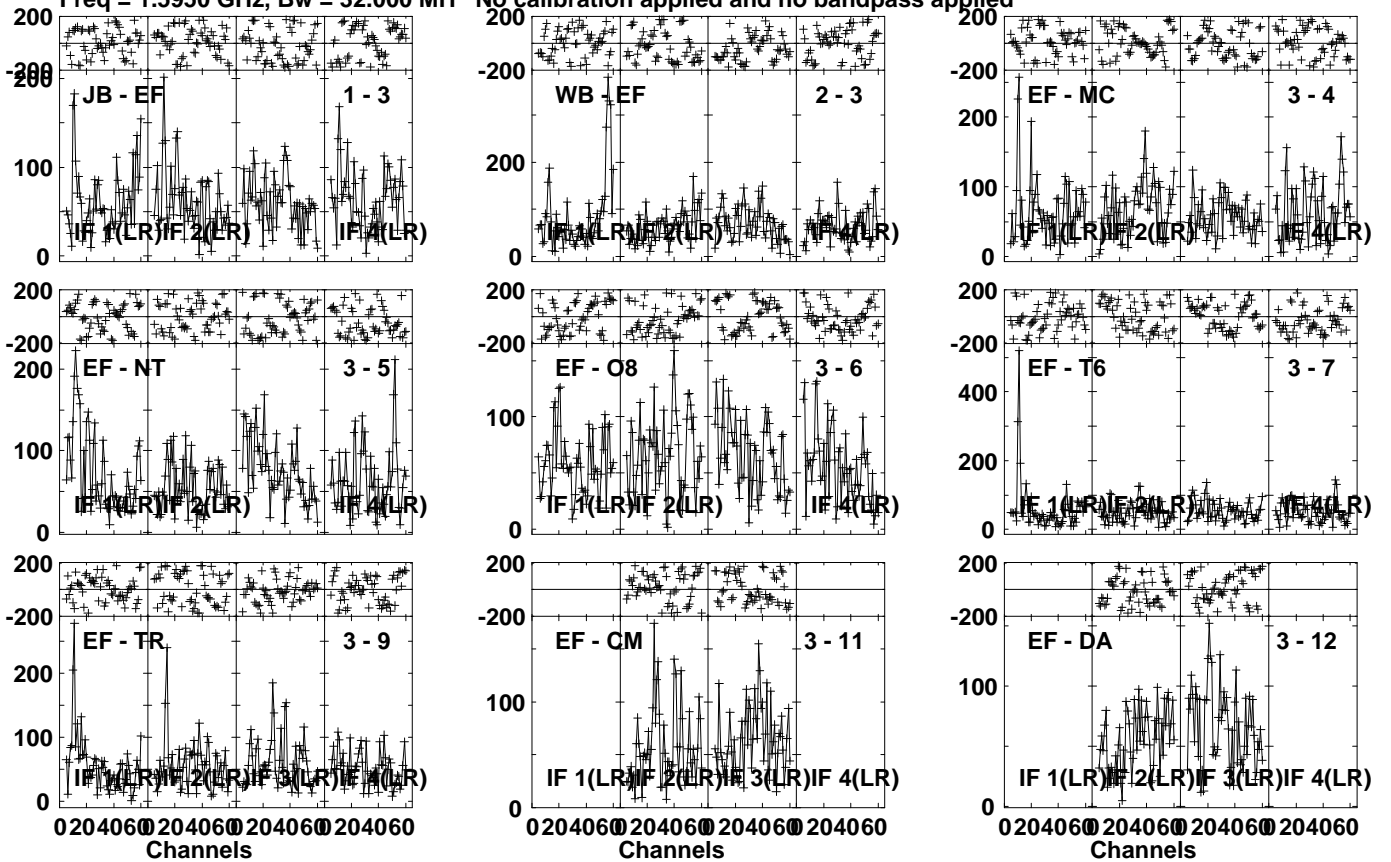
Vector averaged cross-power spectrum Several baselines displayed

Timerange: 01/03:29:01 to 01/03:29:59

Plot file version 259 created 27-MAR-2024 20:23:29

CP43 049 EM164C.UVDATA.1

Freq = 1.5950 GHz, Bw = 32.000 MH No calibration applied and no bandpass applied



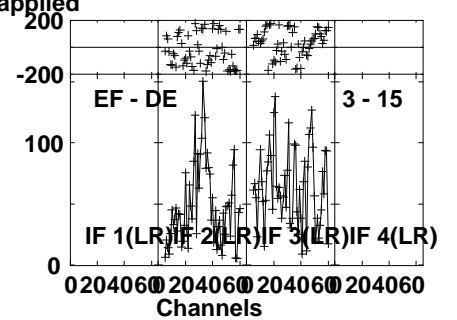
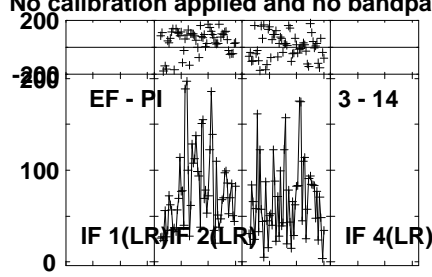
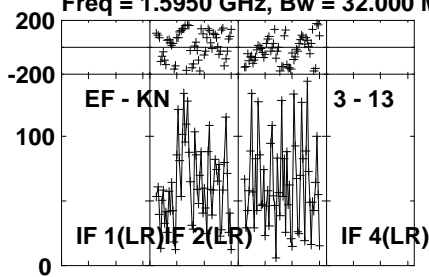
Lower frame: Micro Ampl Jy Top frame: Phas deg
Vector averaged cross-power spectrum Several baselines displayed
Timerange: 01/03:30:01 to 01/03:33:59

Plot file version 260 created 27-MAR-2024 20:23:30

CP43 049 EM164C.UVDATA.1

Freq = 1.5950 GHz, Bw = 32.000 MH

No calibration applied and no bandpass applied



Lower frame: Micro Ampl Jy Top frame: Phas deg

Vector averaged cross-power spectrum Several baselines displayed

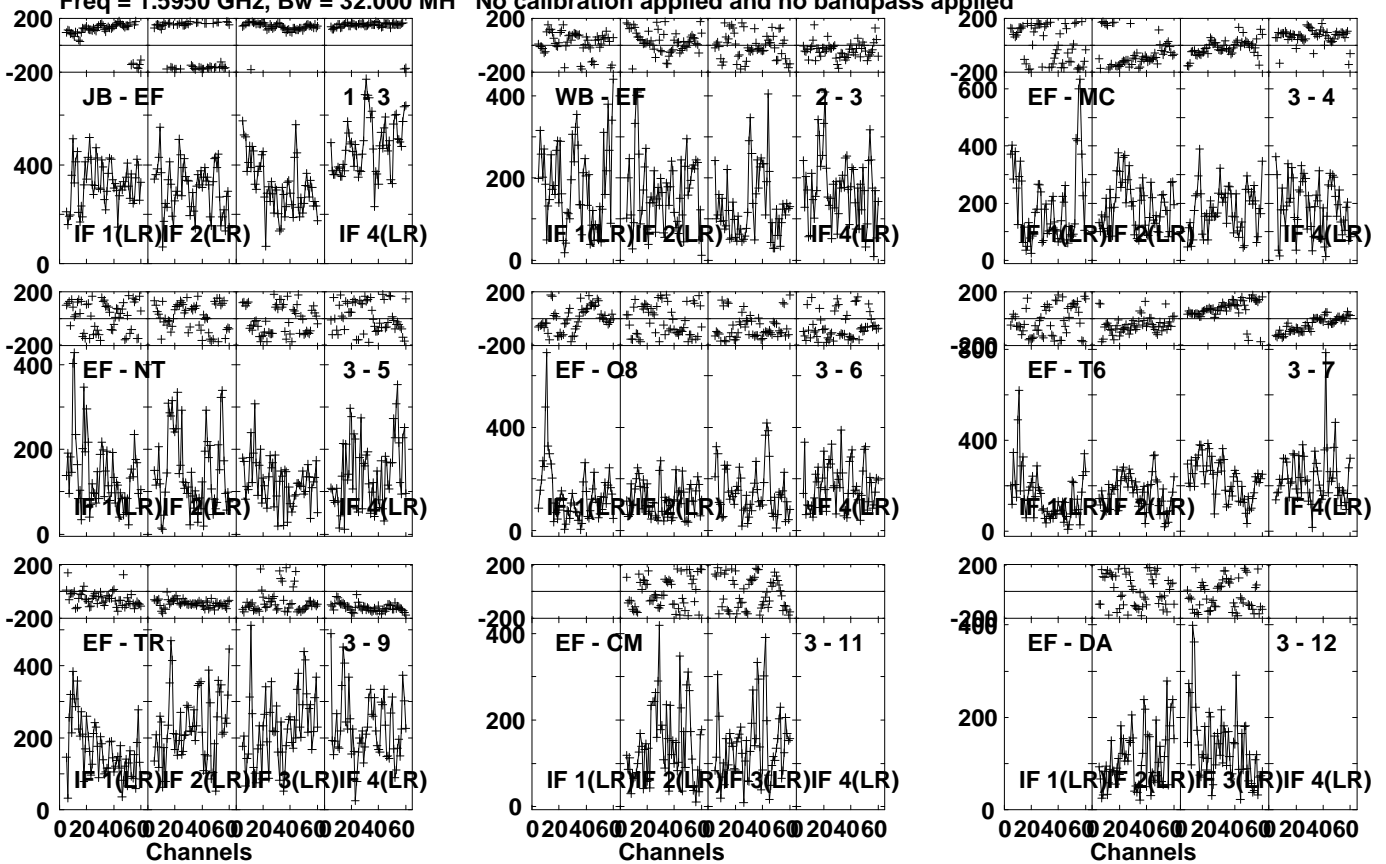
Timerange: 01/03:30:01 to 01/03:33:59

Plot file version 261 created 27-MAR-2024 20:23:30

J1037+5711 EM164C.UVDATA.1

Freq = 1.5950 GHz, Bw = 32.000 MH

No calibration applied and no bandpass applied



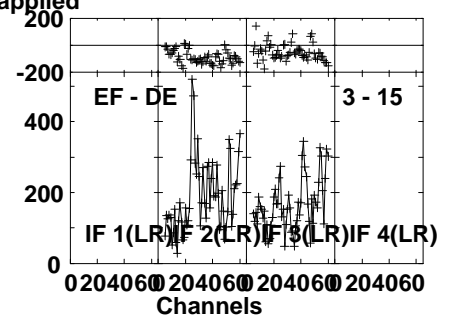
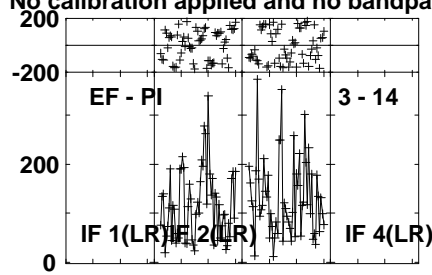
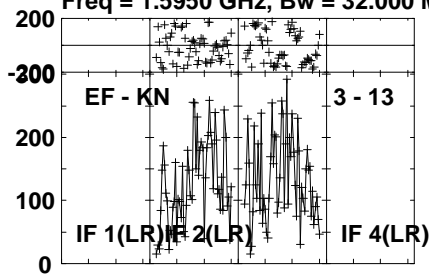
Lower frame: Micro Ampl Jy Top frame: Phas deg
Vector averaged cross-power spectrum Several baselines displayed
Timerange: 01/03:34:31 to 01/03:35:29

Plot file version 262 created 27-MAR-2024 20:23:30

J1037+5711 EM164C.UVDATA.1

Freq = 1.5950 GHz, Bw = 32.000 MH

No calibration applied and no bandpass applied



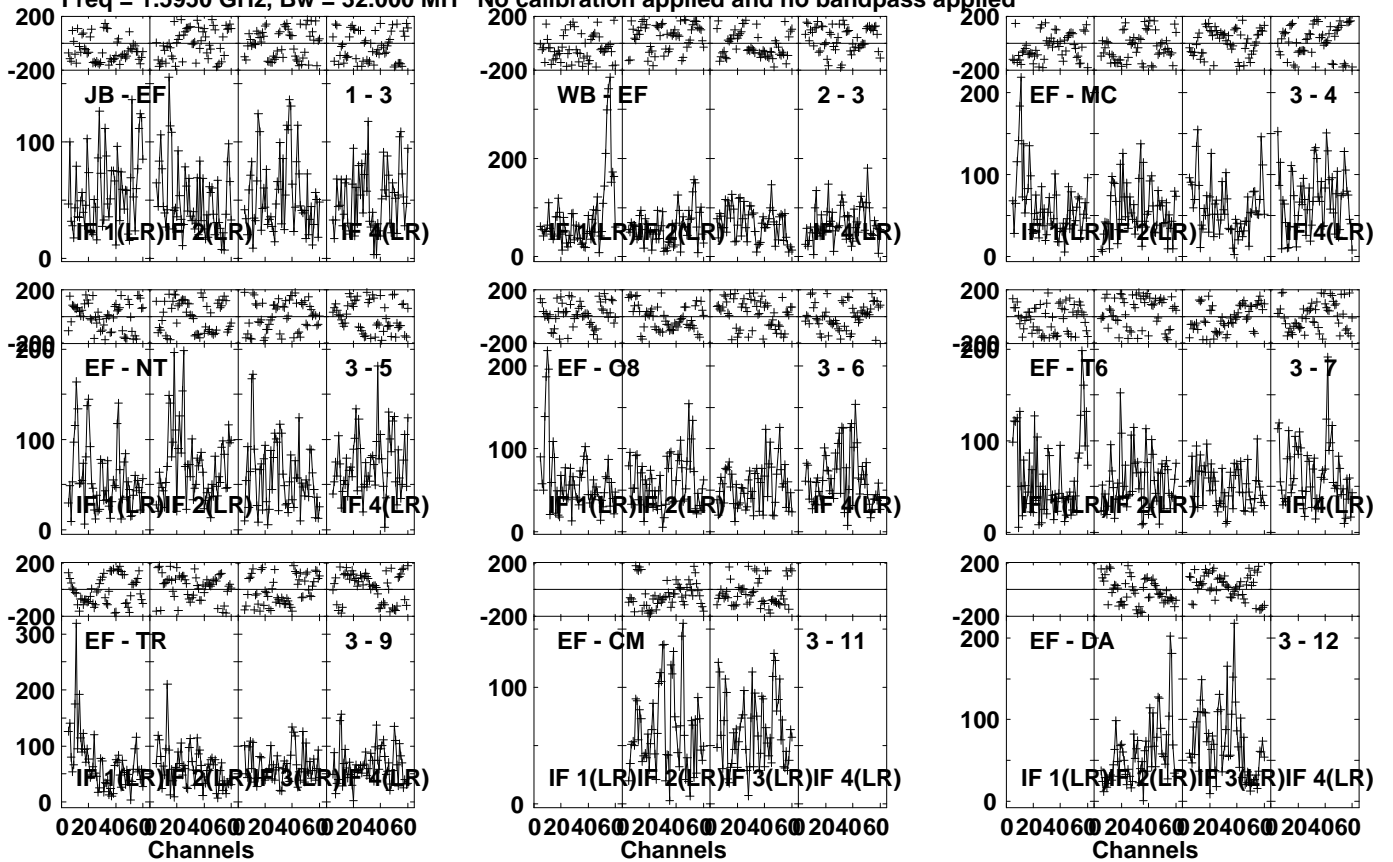
Lower frame: Micro Ampl Jy Top frame: Phas deg
Vector averaged cross-power spectrum Several baselines displayed
Timerange: 01/03:34:31 to 01/03:35:29

Plot file version 263 created 27-MAR-2024 20:23:30

CP42 027 EM164C.UVDATA.1

Freq = 1.5950 GHz, Bw = 32.000 MH

No calibration applied and no bandpass applied



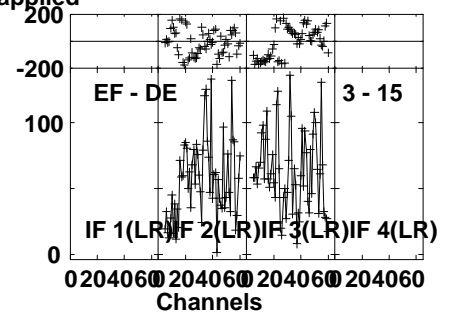
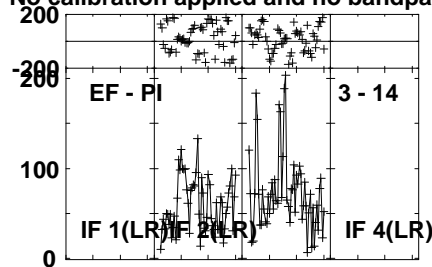
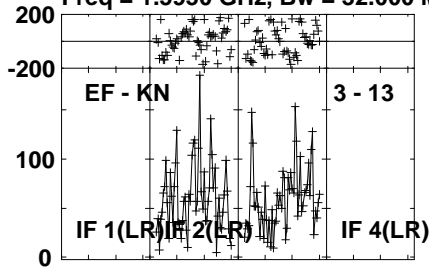
Lower frame: Micro Ampl Jy Top frame: Phas deg
Vector averaged cross-power spectrum Several baselines displayed
Timerange: 01/03:35:31 to 01/03:39:29

Plot file version 264 created 27-MAR-2024 20:23:30

CP42 027 EM164C.UVDATA.1

Freq = 1.5950 GHz, Bw = 32.000 MH

No calibration applied and no bandpass applied



Lower frame: Micro Ampl Jy Top frame: Phas deg

Vector averaged cross-power spectrum Several baselines displayed

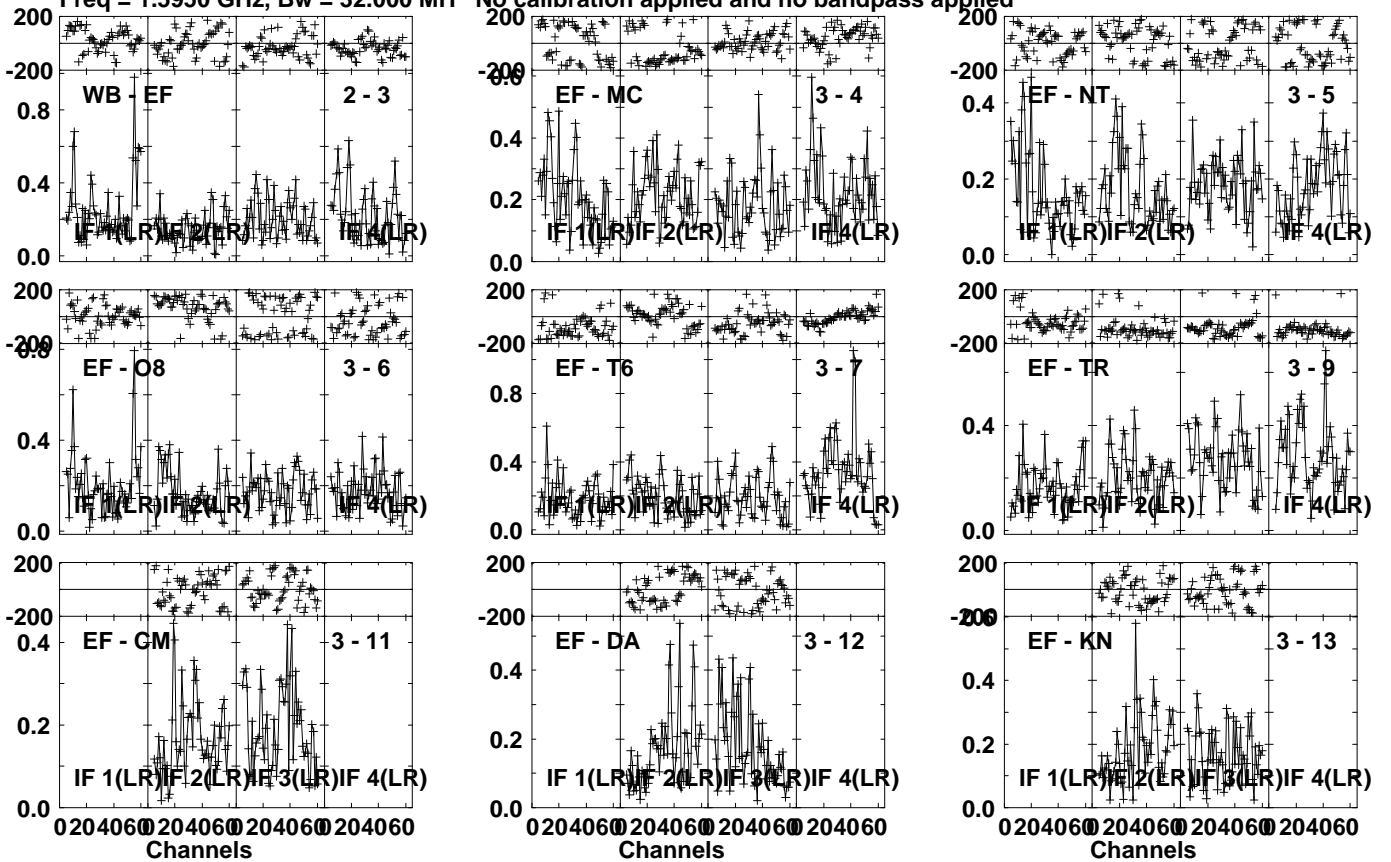
Timerange: 01/03:35:31 to 01/03:39:29

Plot file version 265 created 27-MAR-2024 20:23:30

J1037+5711 EM164C.UVDATA.1

Freq = 1.5950 GHz, Bw = 32.000 MH

No calibration applied and no bandpass applied



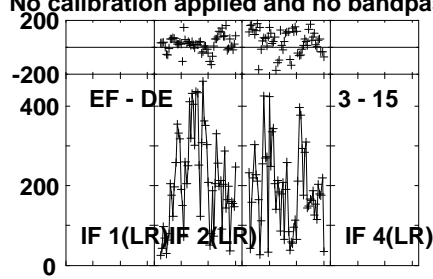
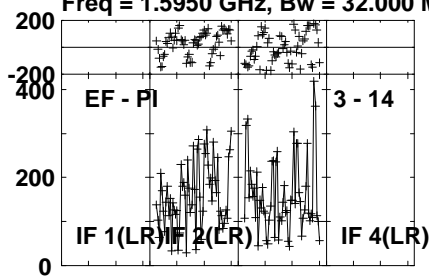
Lower frame: Milli Ampl Jy Top frame: Phas deg
Vector averaged cross-power spectrum Several baselines displayed
Timerange: 01/03:40:01 to 01/03:40:59

Plot file version 266 created 27-MAR-2024 20:23:30

J1037+5711 EM164C.UVDATA.1

Freq = 1.5950 GHz, Bw = 32.000 MH

No calibration applied and no bandpass applied



Lower frame: Micro Ampl Jy Top frame: Phas deg

Vector averaged cross-power spectrum Several baselines displayed

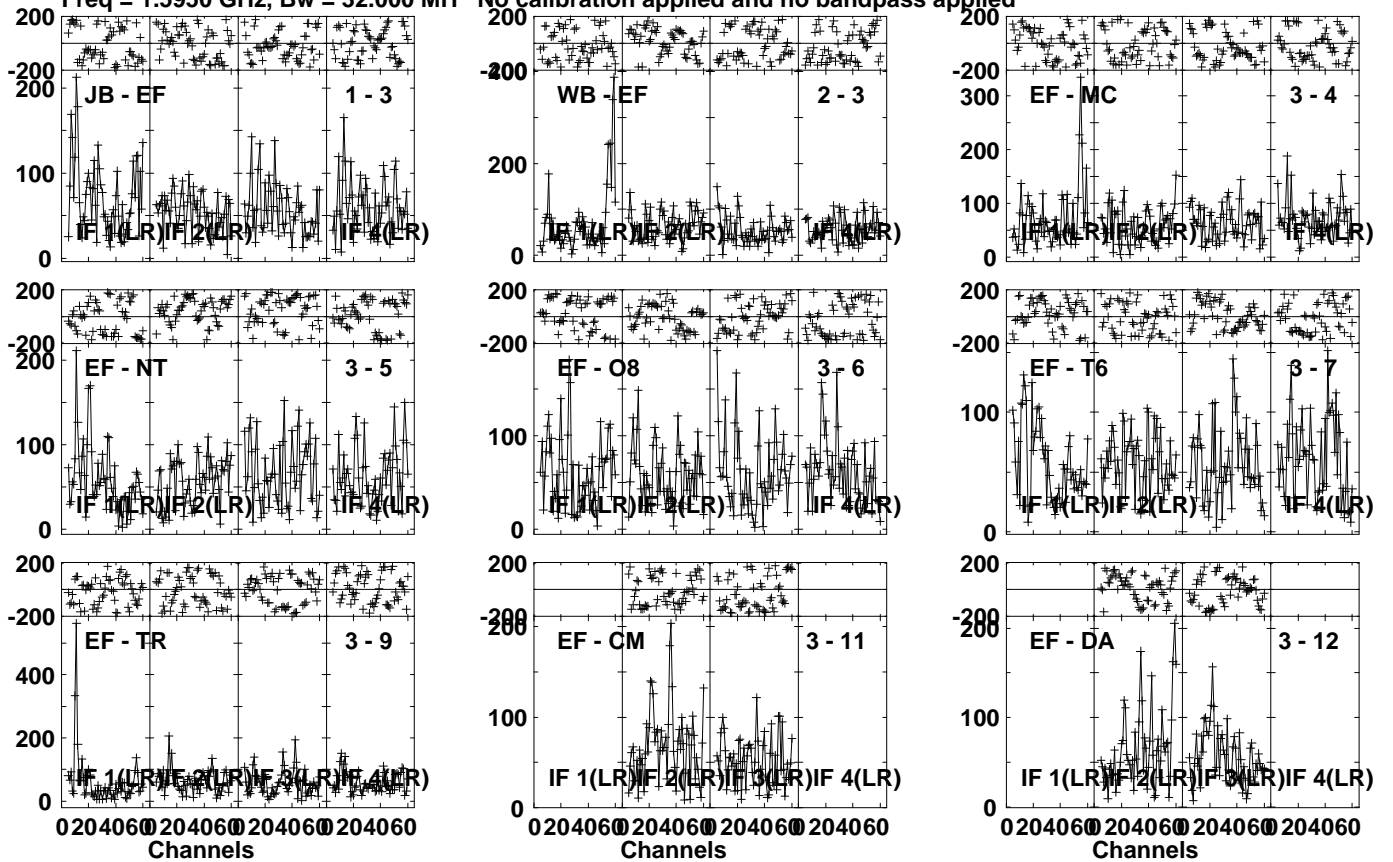
Timerange: 01/03:40:01 to 01/03:40:59

Plot file version 267 created 27-MAR-2024 20:23:30

CP42 027 EM164C.UVDATA.1

Freq = 1.5950 GHz, Bw = 32.000 MH

No calibration applied and no bandpass applied



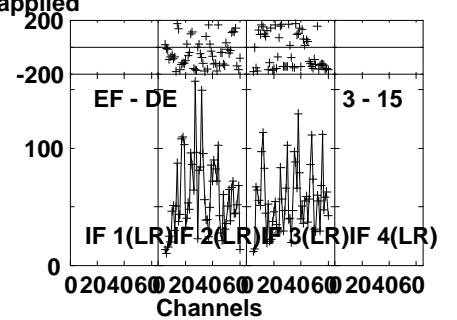
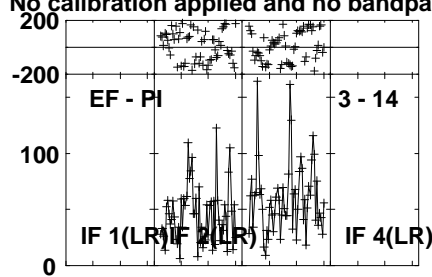
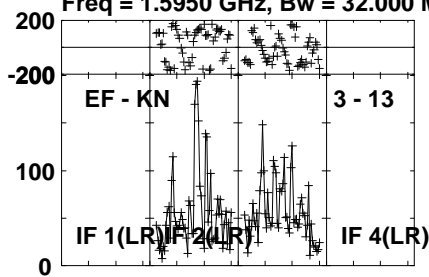
Lower frame: Micro Ampl Jy Top frame: Phas deg
Vector averaged cross-power spectrum Several baselines displayed
Timerange: 01/03:41:01 to 01/03:44:59

Plot file version 268 created 27-MAR-2024 20:23:31

CP42 027 EM164C.UVDATA.1

Freq = 1.5950 GHz, Bw = 32.000 MH

No calibration applied and no bandpass applied



Lower frame: Micro Ampl Jy Top frame: Phas deg

Vector averaged cross-power spectrum Several baselines displayed

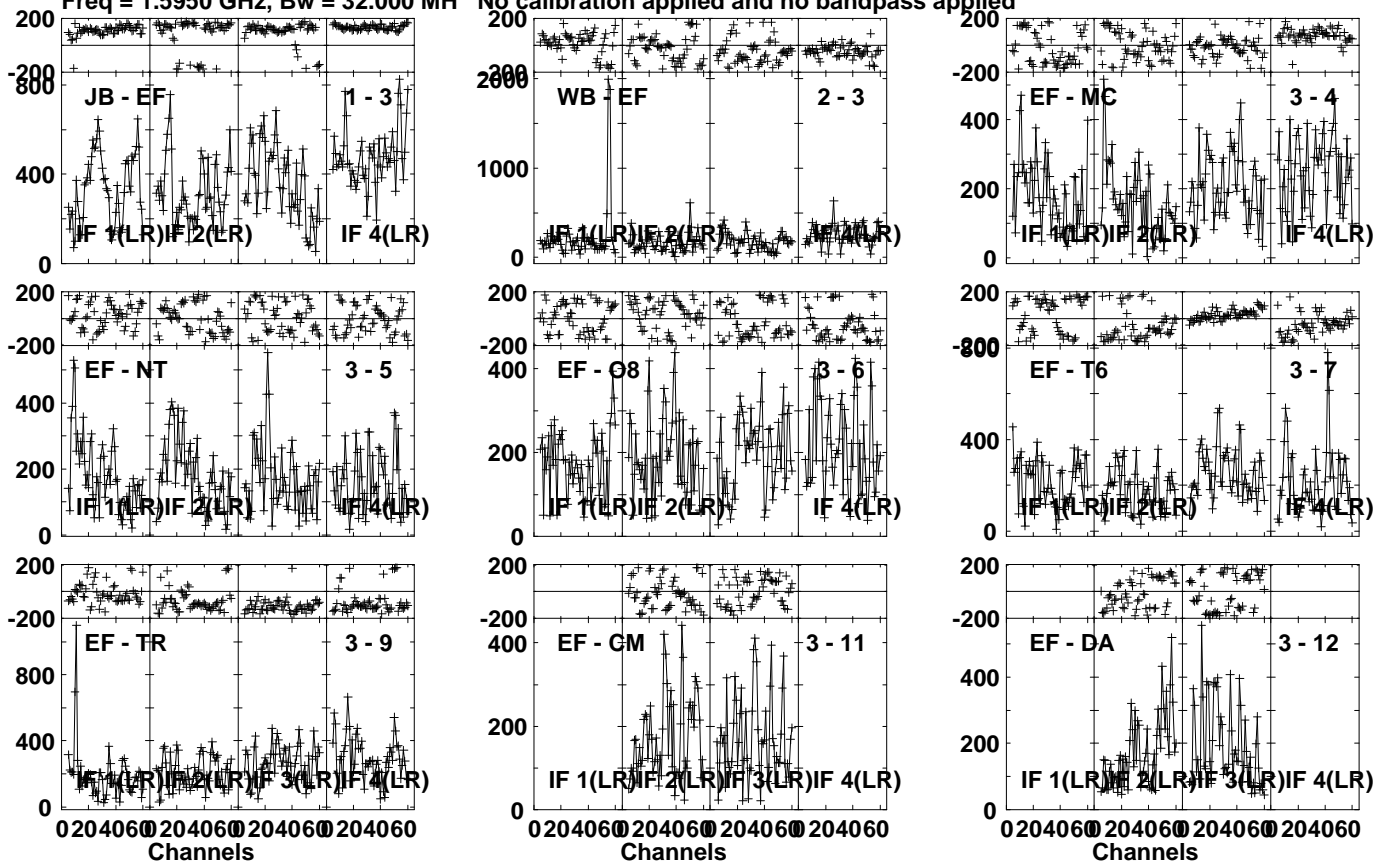
Timerange: 01/03:41:01 to 01/03:44:59

Plot file version 269 created 27-MAR-2024 20:23:31

J1037+5711 EM164C.UVDATA.1

Freq = 1.5950 GHz, Bw = 32.000 MH

No calibration applied and no bandpass applied



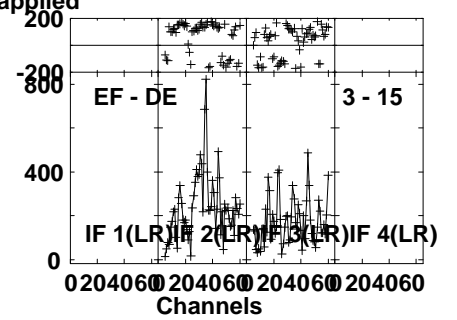
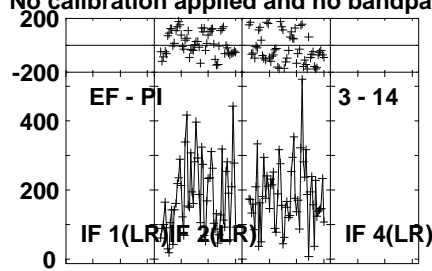
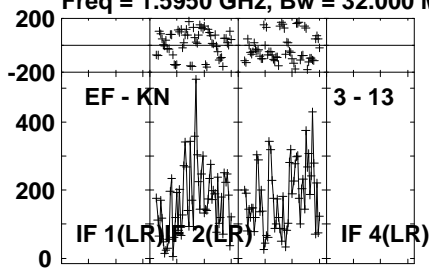
Lower frame: Micro Ampl Jy Top frame: Phas deg
Vector averaged cross-power spectrum Several baselines displayed
Timerange: 01/03:45:31 to 01/03:46:29

Plot file version 270 created 27-MAR-2024 20:23:31

J1037+5711 EM164C.UVDATA.1

Freq = 1.5950 GHz, Bw = 32.000 MH

No calibration applied and no bandpass applied



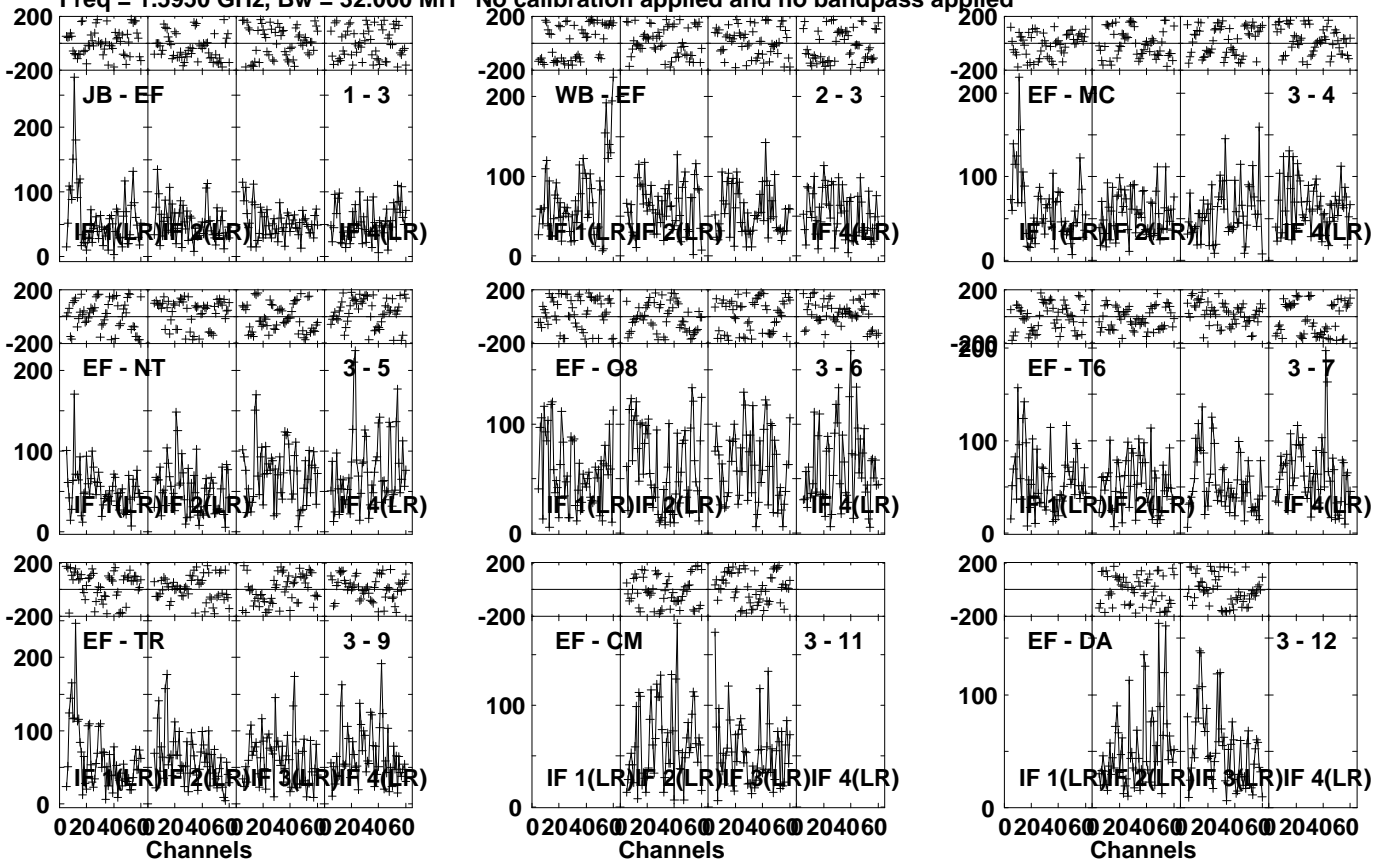
Lower frame: Micro Ampl Jy Top frame: Phas deg
Vector averaged cross-power spectrum Several baselines displayed
Timerange: 01/03:45:31 to 01/03:46:29

Plot file version 271 created 27-MAR-2024 20:23:31

CP41 077 EM164C.UVDATA.1

Freq = 1.5950 GHz, Bw = 32.000 MH

No calibration applied and no bandpass applied



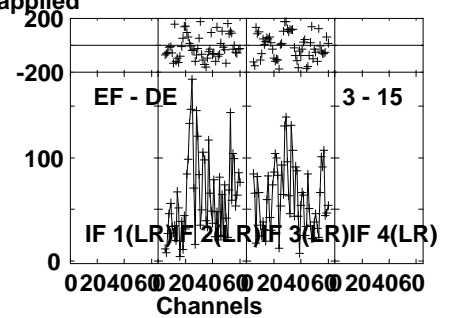
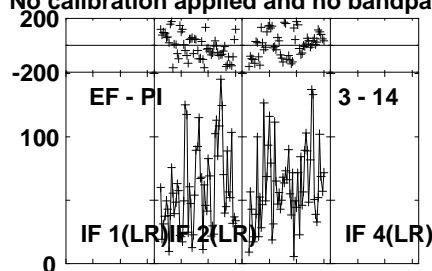
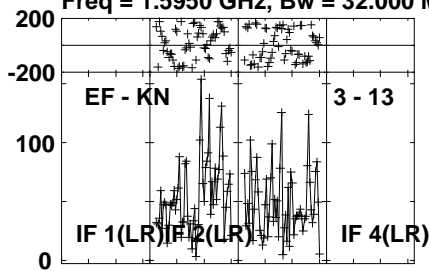
Lower frame: Micro Ampl Jy Top frame: Phas deg
Vector averaged cross-power spectrum Several baselines displayed
Timerange: 01/03:46:31 to 01/03:50:29

Plot file version 272 created 27-MAR-2024 20:23:31

CP41 077 EM164C.UVDATA.1

Freq = 1.5950 GHz, Bw = 32.000 MH

No calibration applied and no bandpass applied



Lower frame: Micro Ampl Jy Top frame: Phas deg

Vector averaged cross-power spectrum Several baselines displayed

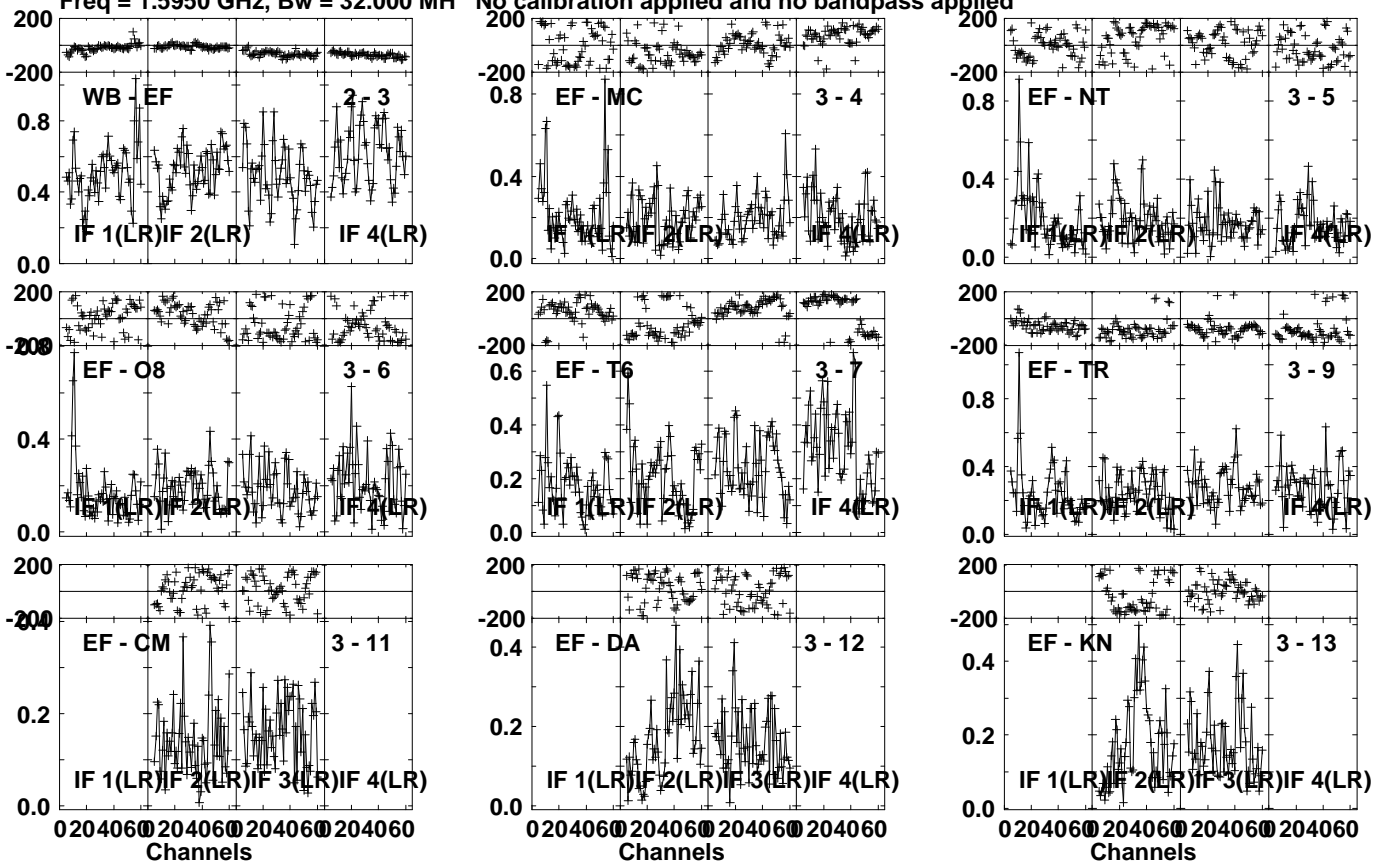
Timerange: 01/03:46:31 to 01/03:50:29

Plot file version 273 created 27-MAR-2024 20:23:31

J1037+5711 EM164C.UVDATA.1

Freq = 1.5950 GHz, Bw = 32.000 MH

No calibration applied and no bandpass applied



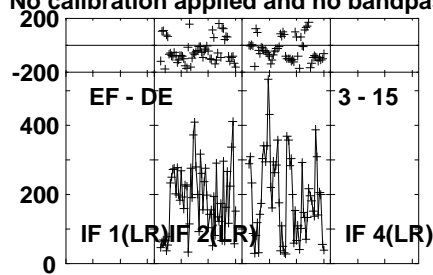
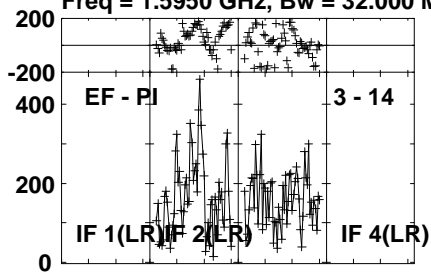
Lower frame: Milli Ampl Jy Top frame: Phas deg
Vector averaged cross-power spectrum Several baselines displayed
Timerange: 01/03:51:01 to 01/03:51:59

Plot file version 274 created 27-MAR-2024 20:23:32

J1037+5711 EM164C.UVDATA.1

Freq = 1.5950 GHz, Bw = 32.000 MH

No calibration applied and no bandpass applied



Lower frame: Micro Ampl Jy Top frame: Phas deg

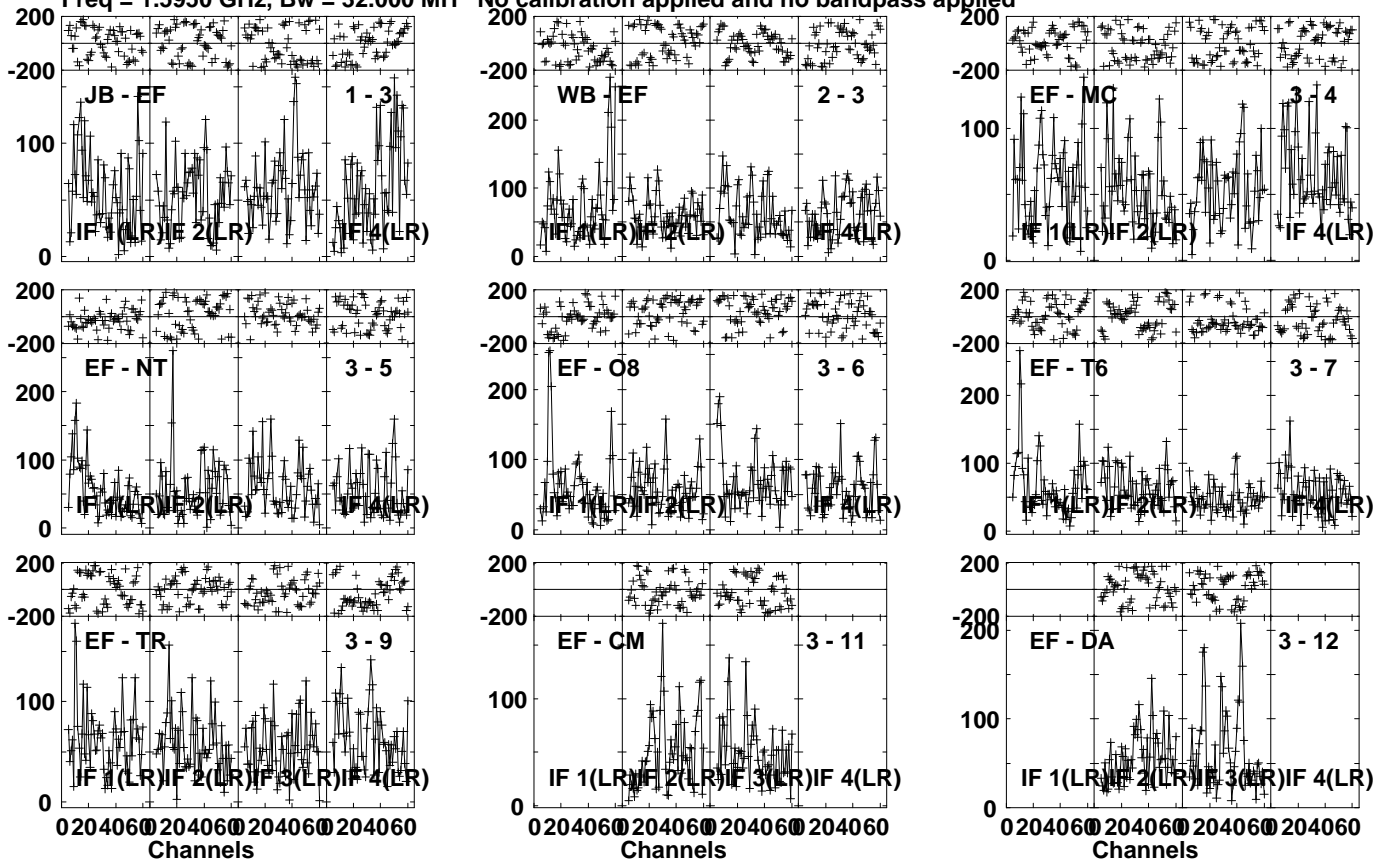
Vector averaged cross-power spectrum Several baselines displayed

Timerange: 01/03:51:01 to 01/03:51:59

Plot file version 275 created 27-MAR-2024 20:23:32

CP41 077 EM164C.UVDATA.1

Freq = 1.5950 GHz, Bw = 32.000 MH No calibration applied and no bandpass applied

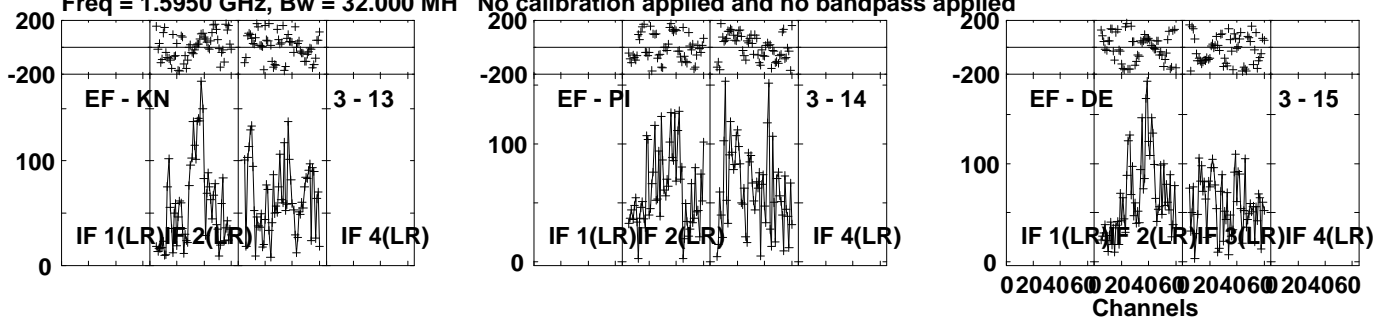


Lower frame: Micro Ampl Jy Top frame: Phas deg
Vector averaged cross-power spectrum Several baselines displayed
Timerange: 01/03:52:01 to 01/03:55:59

Plot file version 276 created 27-MAR-2024 20:23:32

CP41 077 EM164C.UVDATA.1

Freq = 1.5950 GHz, Bw = 32.000 MH No calibration applied and no bandpass applied



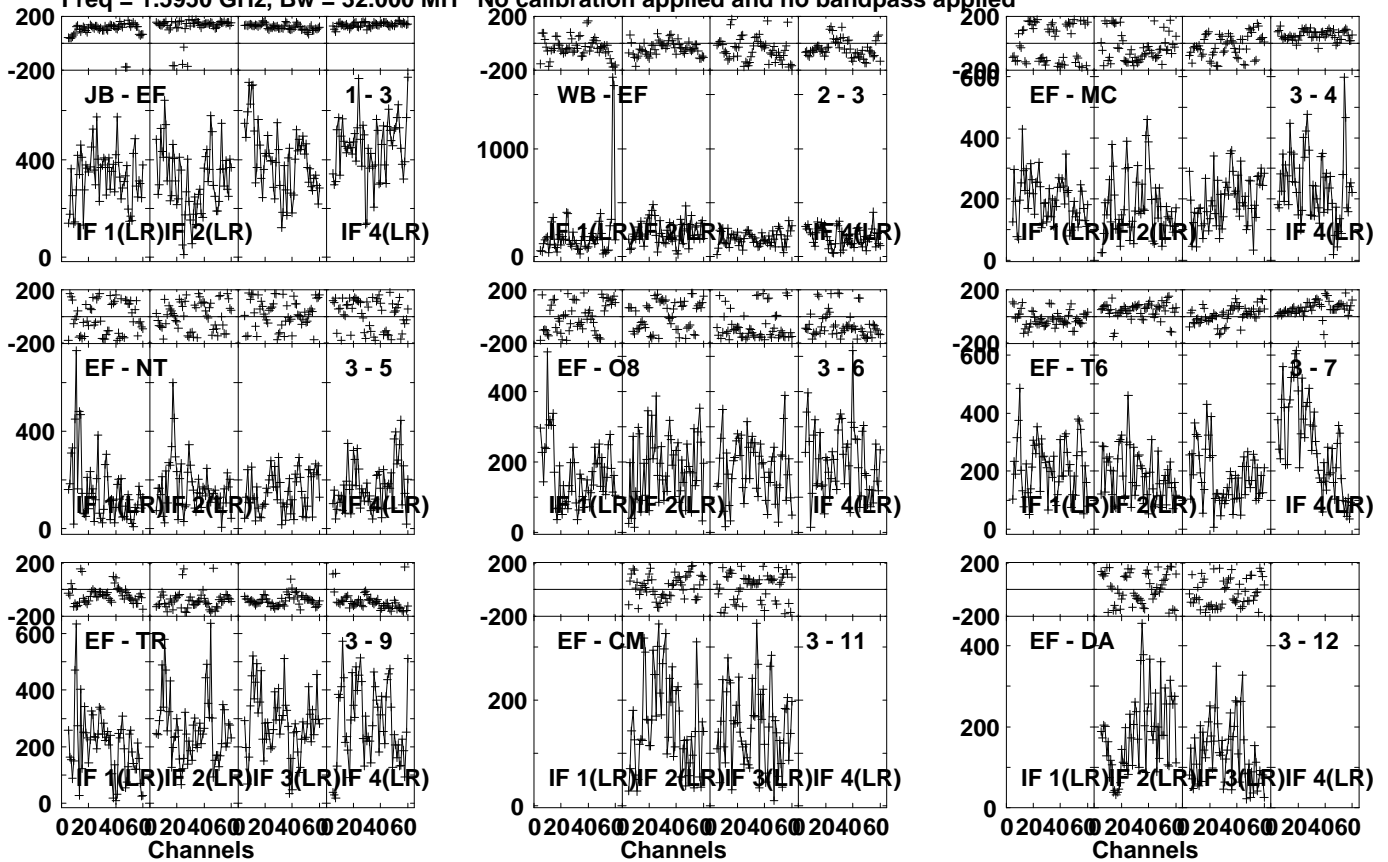
Lower frame: Micro Ampl Jy Top frame: Phas deg
Vector averaged cross-power spectrum Several baselines displayed
Timerange: 01/03:52:01 to 01/03:55:59

Plot file version 277 created 27-MAR-2024 20:23:32

J1037+5711 EM164C.UVDATA.1

Freq = 1.5950 GHz, Bw = 32.000 MH

No calibration applied and no bandpass applied



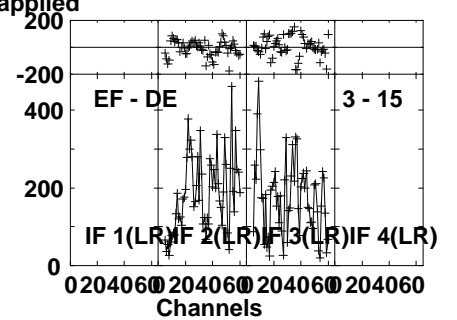
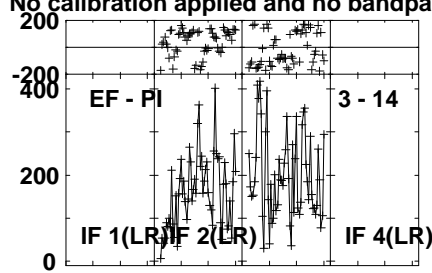
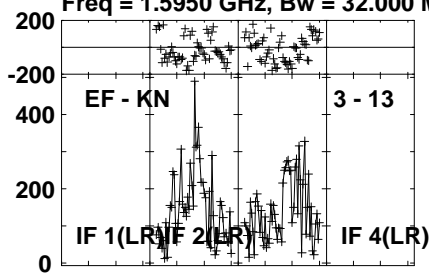
Lower frame: Micro Ampl Jy Top frame: Phas deg
Vector averaged cross-power spectrum Several baselines displayed
Timerange: 01/03:56:31 to 01/03:57:29

Plot file version 278 created 27-MAR-2024 20:23:32

J1037+5711 EM164C.UVDATA.1

Freq = 1.5950 GHz, Bw = 32.000 MH

No calibration applied and no bandpass applied

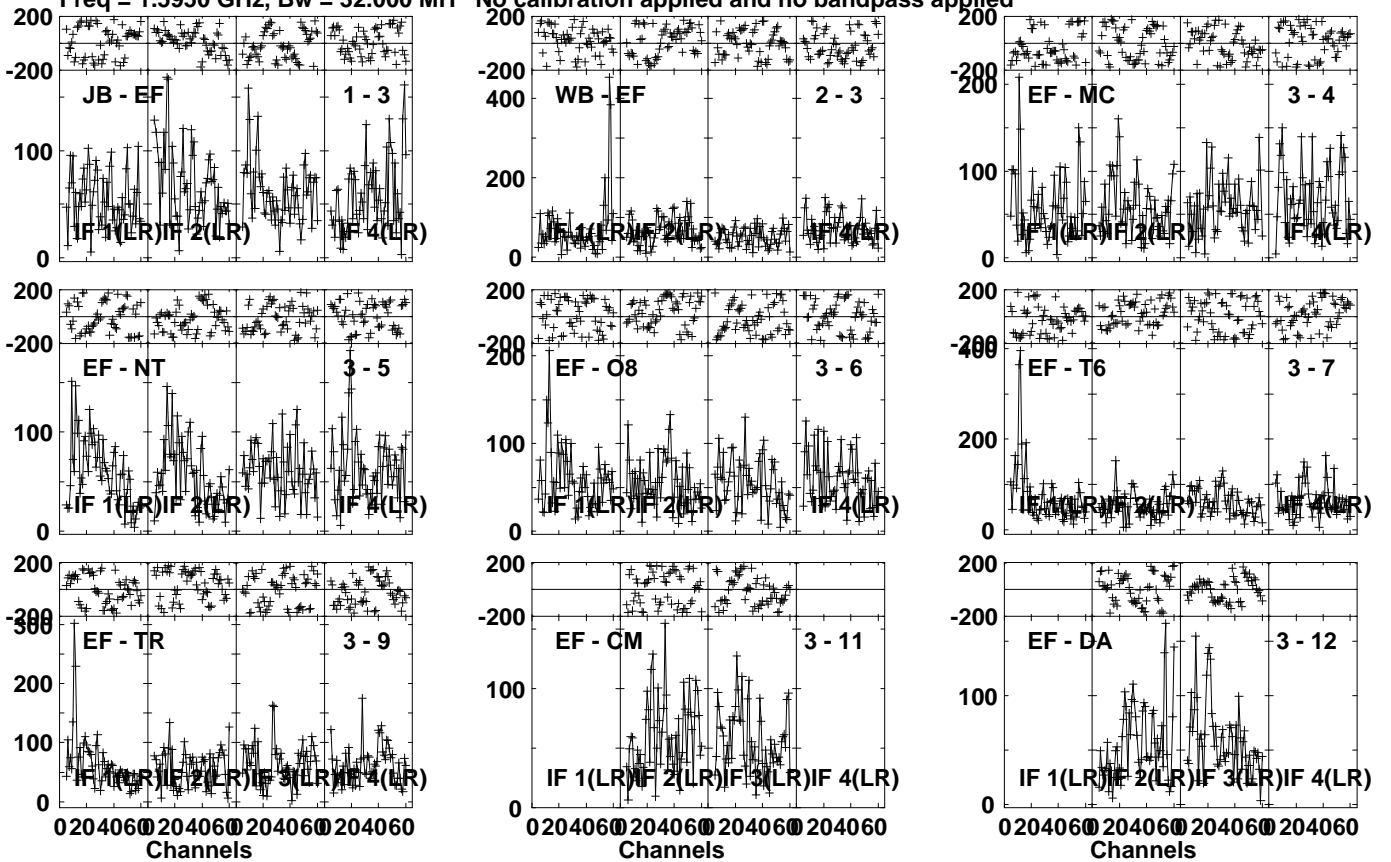


Lower frame: Micro Ampl Jy Top frame: Phas deg
Vector averaged cross-power spectrum Several baselines displayed
Timerange: 01/03:56:31 to 01/03:57:29

Plot file version 279 created 27-MAR-2024 20:23:32

CP50 031 EM164C.UVDATA.1

Freq = 1.5950 GHz, Bw = 32.000 MH No calibration applied and no bandpass applied



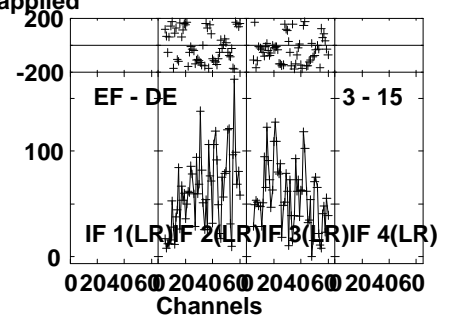
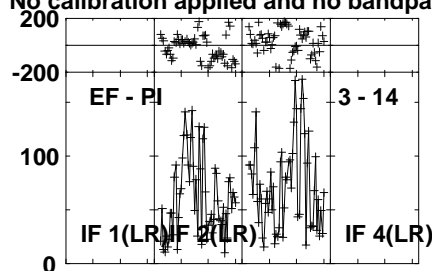
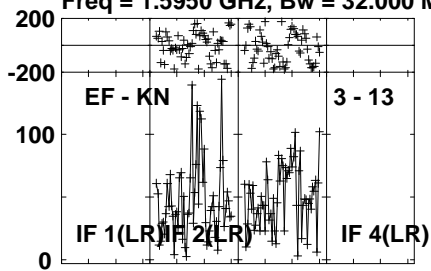
Lower frame: Micro Ampl Jy Top frame: Phas deg
Vector averaged cross-power spectrum Several baselines displayed
Timerange: 01/03:57:31 to 01/04:01:29

Plot file version 280 created 27-MAR-2024 20:23:32

CP50 031 EM164C.UVDATA.1

Freq = 1.5950 GHz, Bw = 32.000 MH

No calibration applied and no bandpass applied



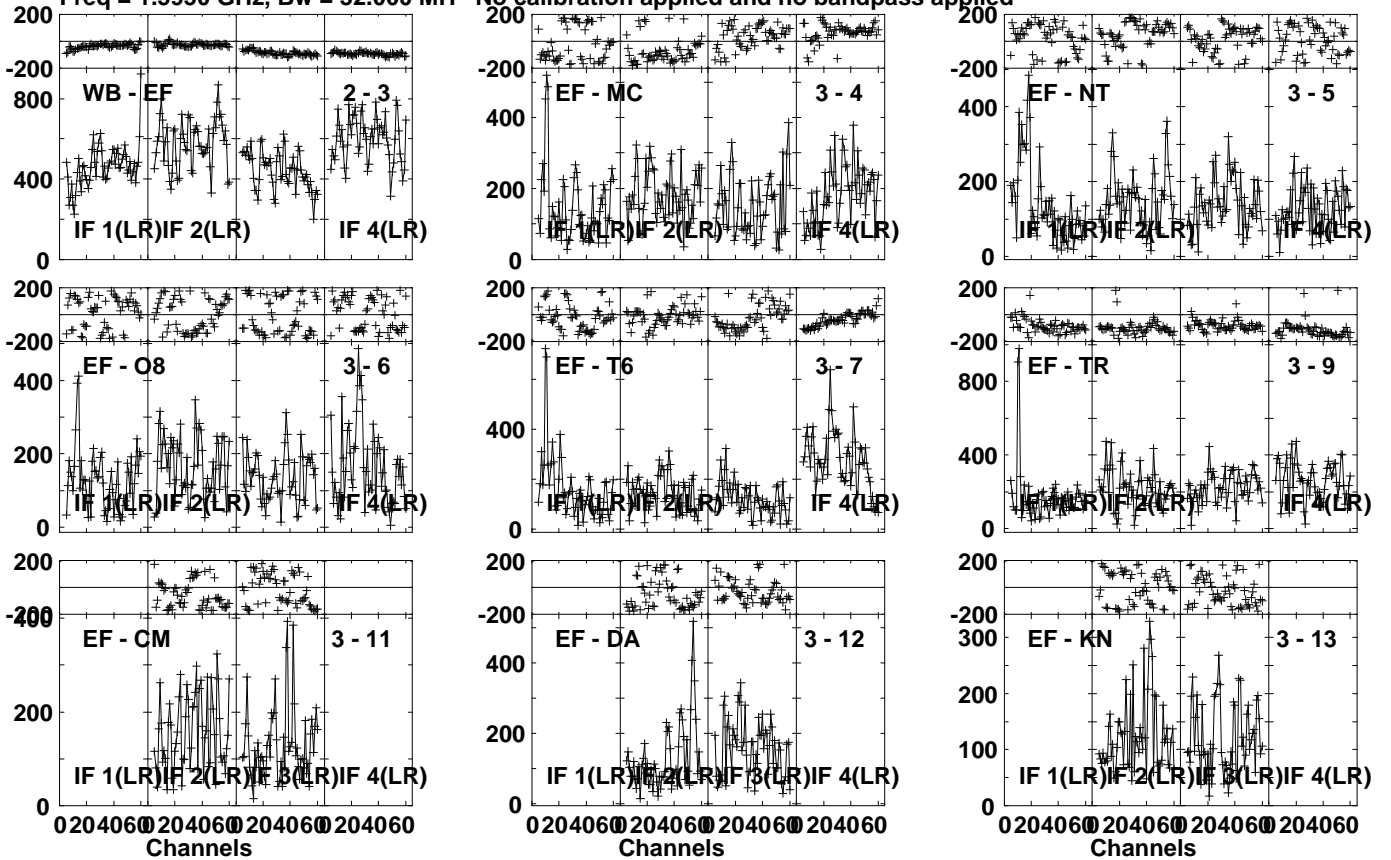
Lower frame: Micro Ampl Jy Top frame: Phas deg
Vector averaged cross-power spectrum Several baselines displayed
Timerange: 01/03:57:31 to 01/04:01:29

Plot file version 281 created 27-MAR-2024 20:23:33

J1037+5711 EM164C.UVDATA.1

Freq = 1.5950 GHz, Bw = 32.000 MH

No calibration applied and no bandpass applied



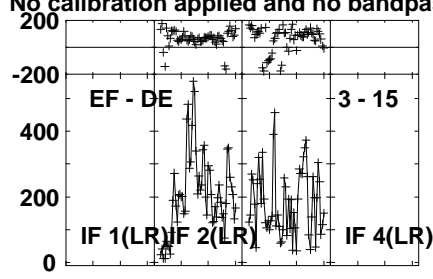
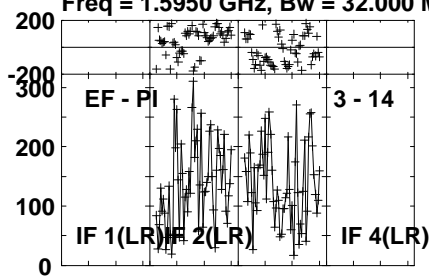
Lower frame: Micro Ampl Jy Top frame: Phas deg
Vector averaged cross-power spectrum Several baselines displayed
Timerange: 01/04:02:01 to 01/04:02:59

Plot file version 282 created 27-MAR-2024 20:23:33

J1037+5711 EM164C.UVDATA.1

Freq = 1.5950 GHz, Bw = 32.000 MH

No calibration applied and no bandpass applied



Lower frame: Micro Ampl Jy Top frame: Phas deg

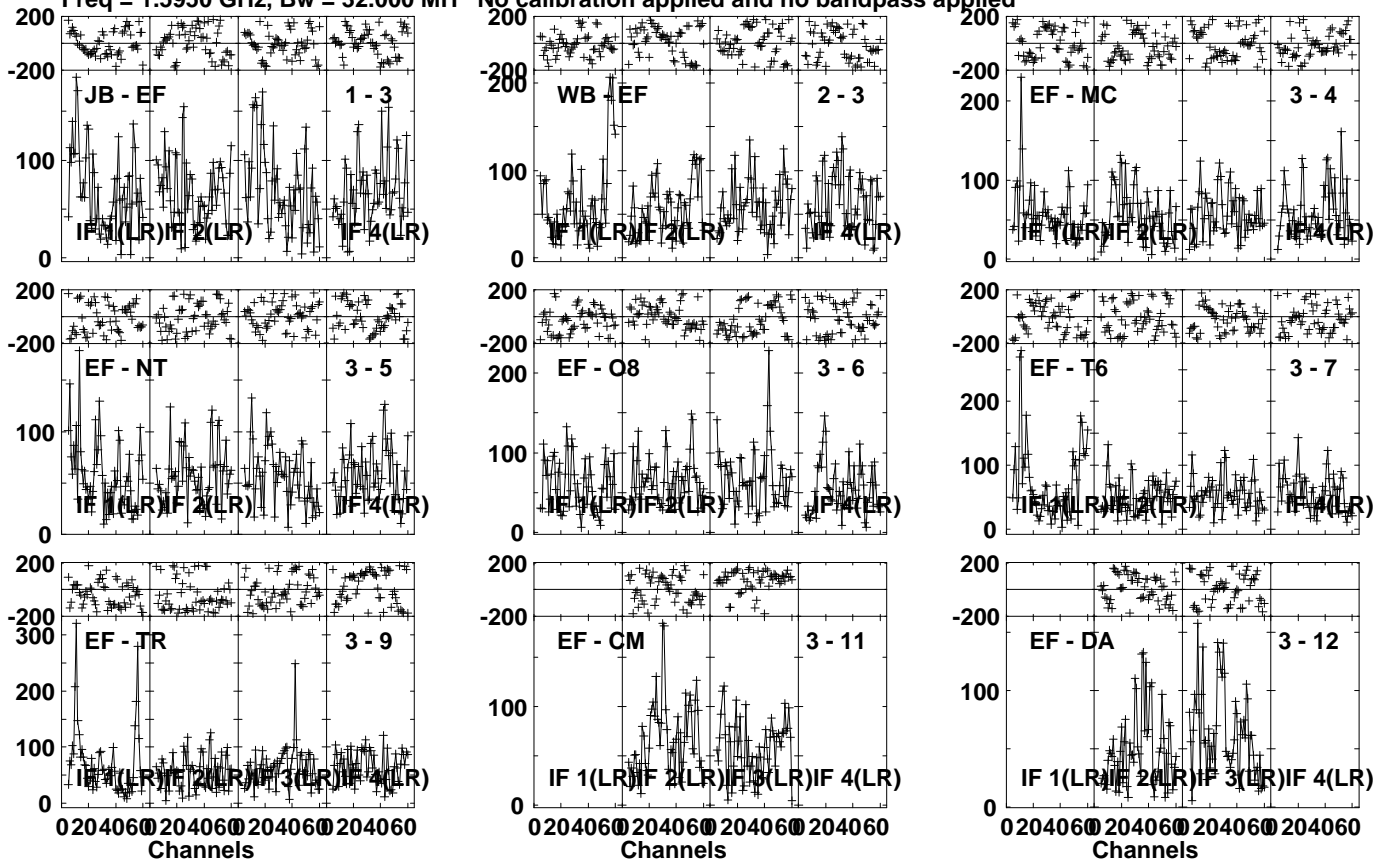
Vector averaged cross-power spectrum Several baselines displayed

Timerange: 01/04:02:01 to 01/04:02:59

Plot file version 283 created 27-MAR-2024 20:23:33

CP50 031 EM164C.UVDATA.1

Freq = 1.5950 GHz, Bw = 32.000 MH No calibration applied and no bandpass applied



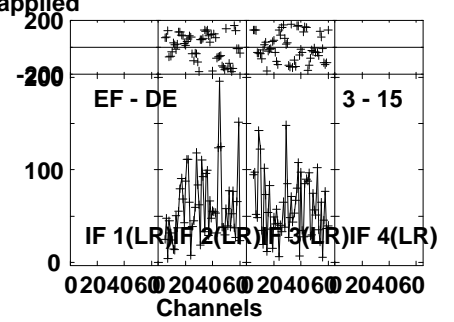
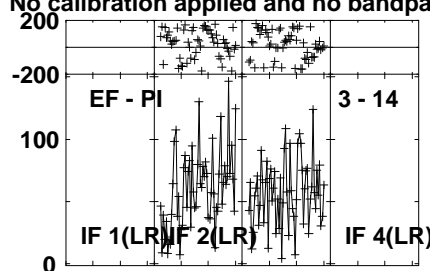
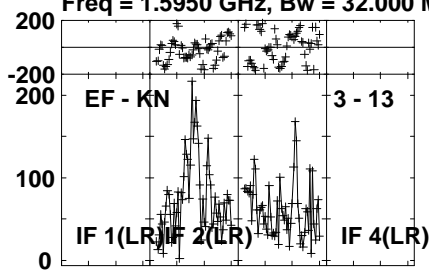
Lower frame: Micro Ampl Jy Top frame: Phas deg
Vector averaged cross-power spectrum Several baselines displayed
Timerange: 01/04:03:01 to 01/04:06:59

Plot file version 284 created 27-MAR-2024 20:23:33

CP50 031 EM164C.UVDATA.1

Freq = 1.5950 GHz, Bw = 32.000 MH

No calibration applied and no bandpass applied



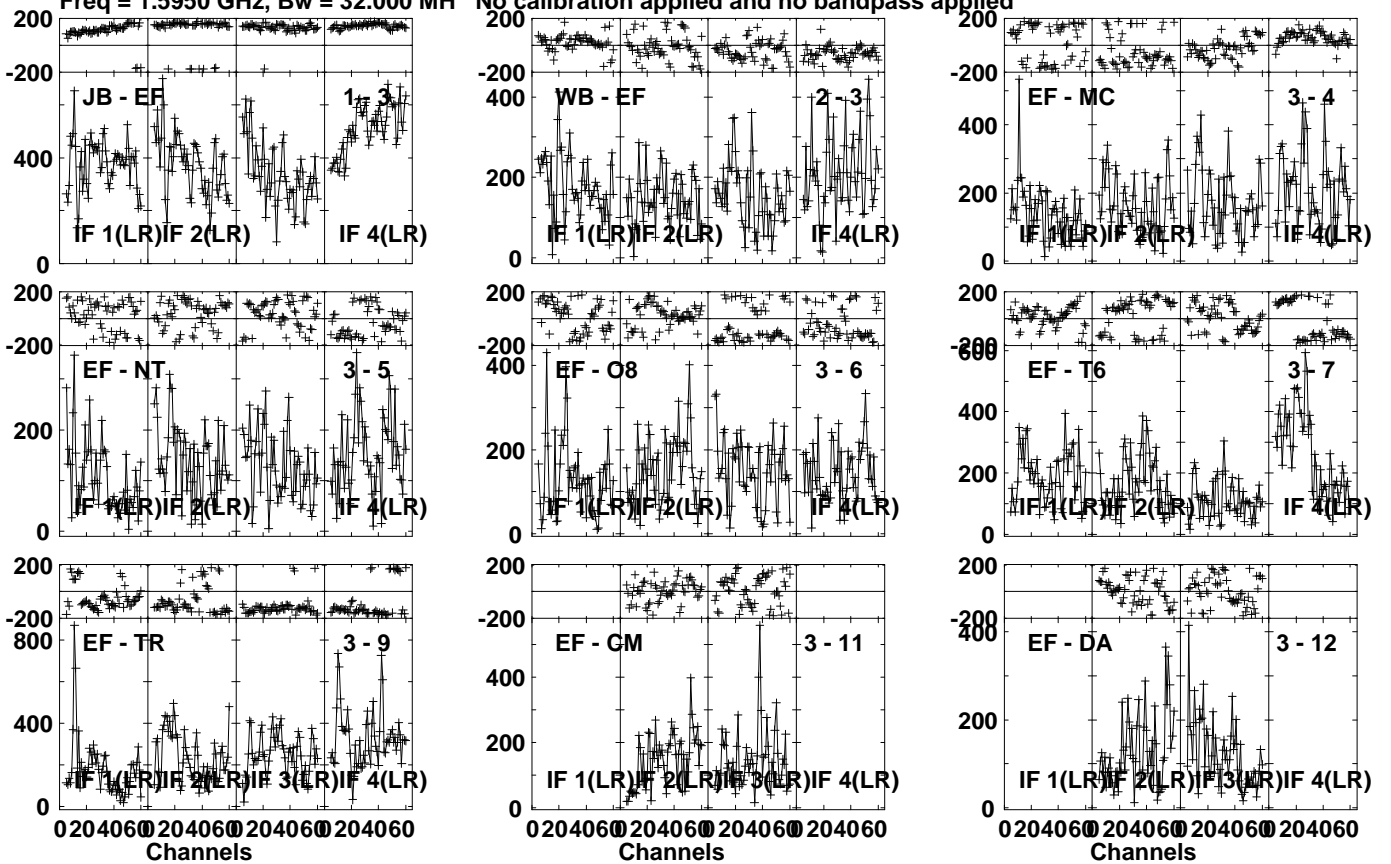
Lower frame: Micro Ampl Jy Top frame: Phas deg
Vector averaged cross-power spectrum Several baselines displayed
Timerange: 01/04:03:01 to 01/04:06:59

Plot file version 285 created 27-MAR-2024 20:23:33

J1037+5711 EM164C.UVDATA.1

Freq = 1.5950 GHz, Bw = 32.000 MH

No calibration applied and no bandpass applied



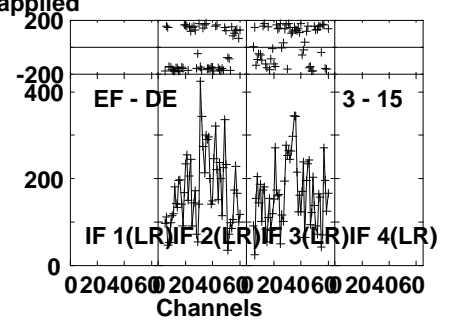
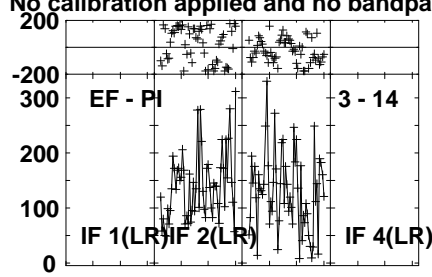
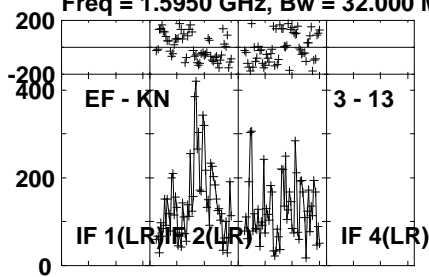
Lower frame: Micro Ampl Jy Top frame: Phas deg
Vector averaged cross-power spectrum Several baselines displayed
Timerange: 01/04:07:31 to 01/04:08:29

Plot file version 286 created 27-MAR-2024 20:23:33

J1037+5711 EM164C.UVDATA.1

Freq = 1.5950 GHz, Bw = 32.000 MH

No calibration applied and no bandpass applied



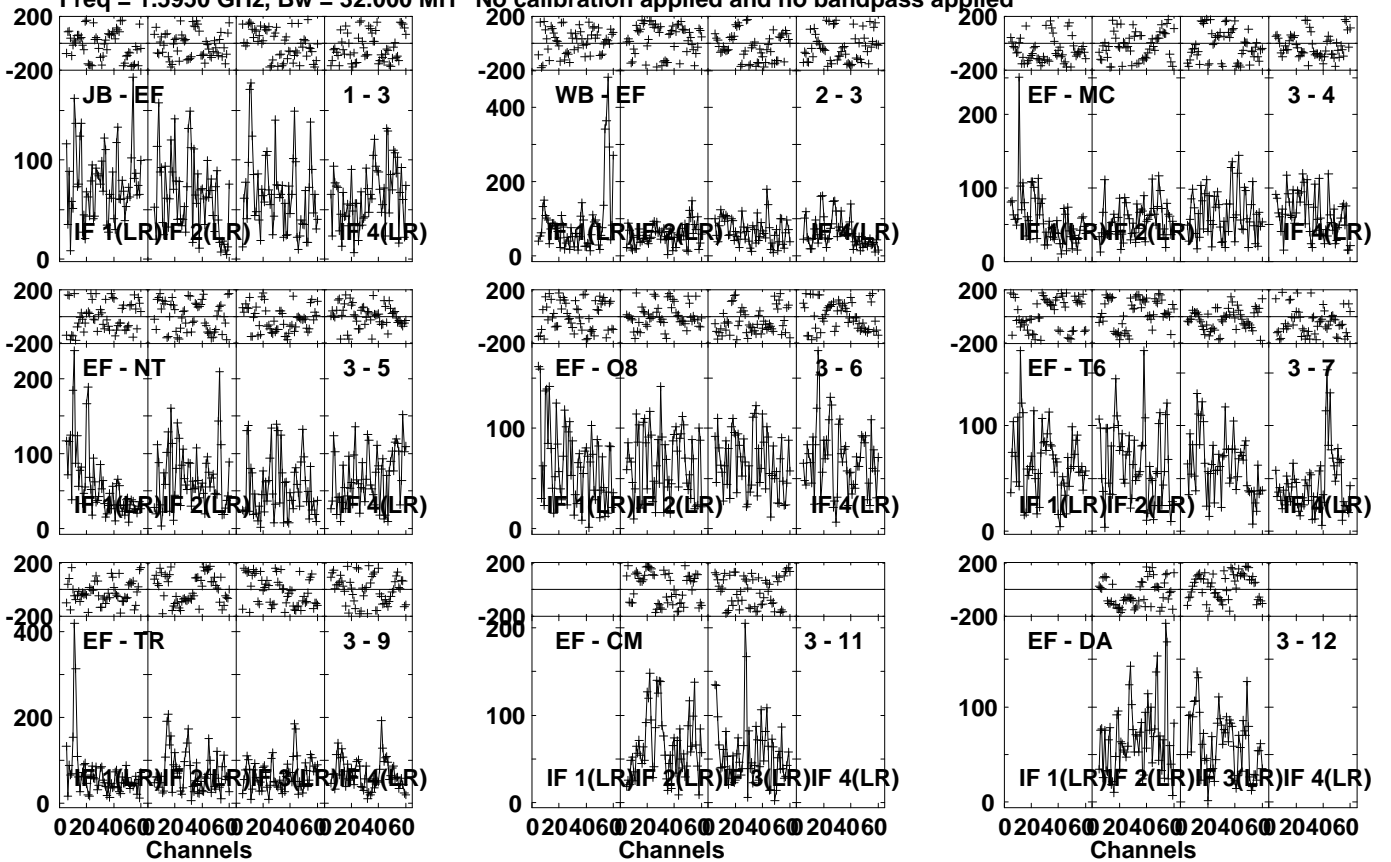
Lower frame: Micro Ampl Jy Top frame: Phas deg
Vector averaged cross-power spectrum Several baselines displayed
Timerange: 01/04:07:31 to 01/04:08:29

Plot file version 287 created 27-MAR-2024 20:23:33

CP32 077 EM164C.UVDATA.1

Freq = 1.5950 GHz, Bw = 32.000 MH

No calibration applied and no bandpass applied



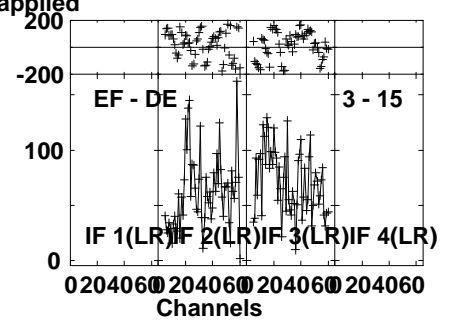
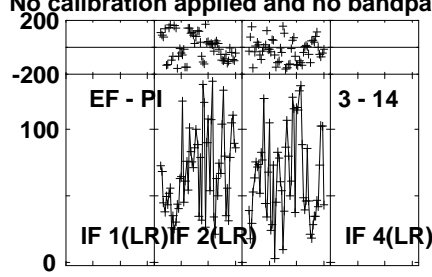
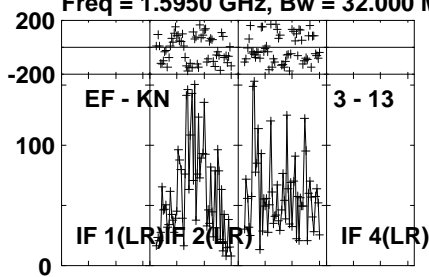
Lower frame: Micro Ampl Jy Top frame: Phas deg
Vector averaged cross-power spectrum Several baselines displayed
Timerange: 01/04:08:31 to 01/04:12:29

Plot file version 288 created 27-MAR-2024 20:23:34

CP32 077 EM164C.UVDATA.1

Freq = 1.5950 GHz, Bw = 32.000 MH

No calibration applied and no bandpass applied



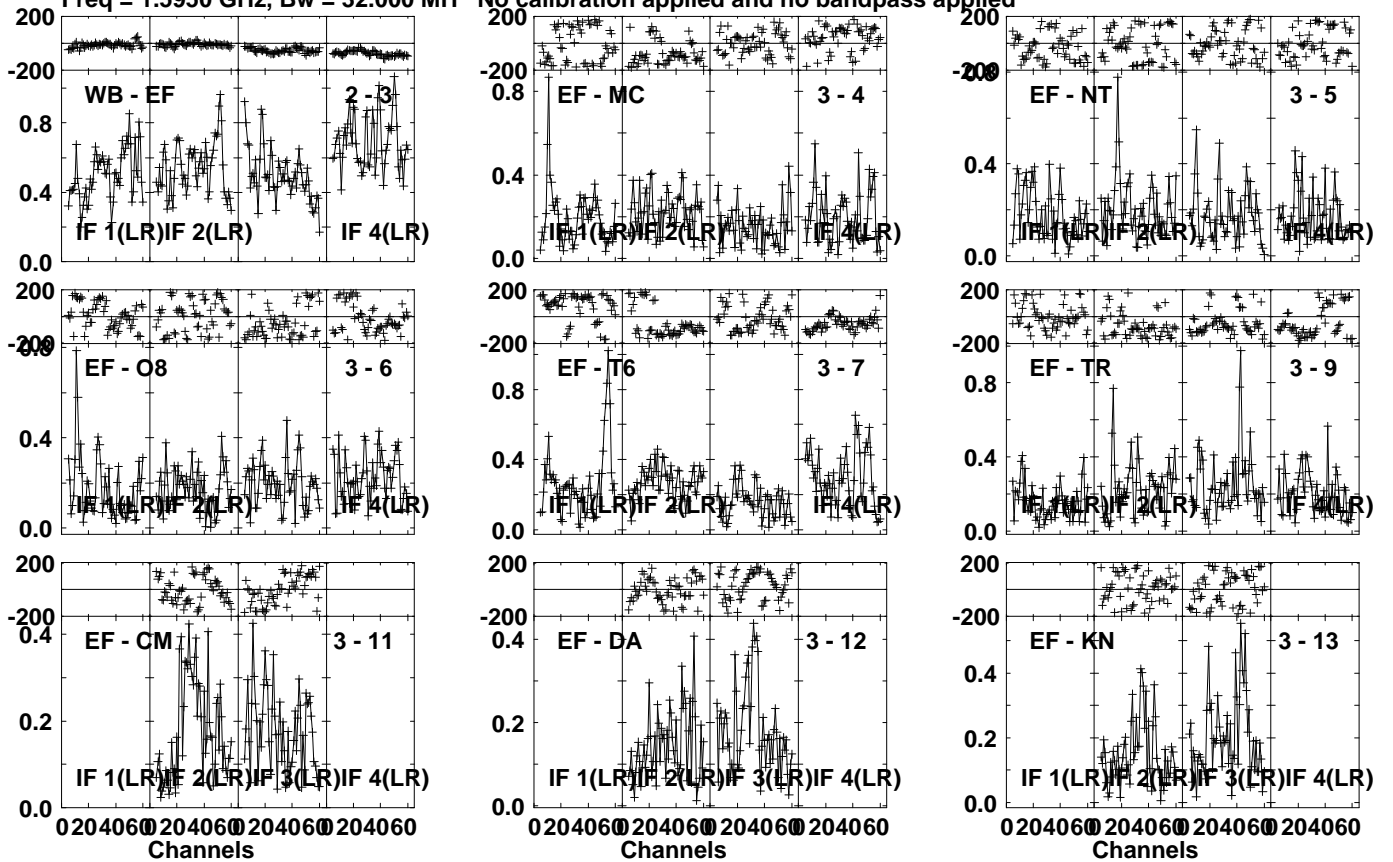
Lower frame: Micro Ampl Jy Top frame: Phas deg
Vector averaged cross-power spectrum Several baselines displayed
Timerange: 01/04:08:31 to 01/04:12:29

Plot file version 289 created 27-MAR-2024 20:23:34

J1037+5711 EM164C.UVDATA.1

Freq = 1.5950 GHz, Bw = 32.000 MH

No calibration applied and no bandpass applied



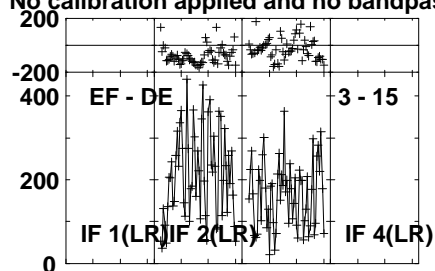
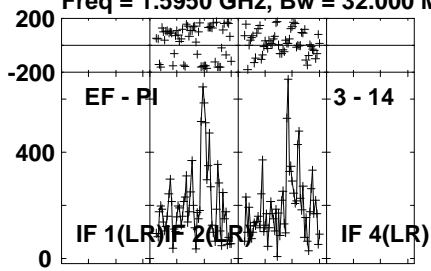
Lower frame: Milli Ampl Jy Top frame: Phas deg
Vector averaged cross-power spectrum Several baselines displayed
Timerange: 01/04:13:01 to 01/04:13:59

Plot file version 290 created 27-MAR-2024 20:23:34

J1037+5711 EM164C.UVDATA.1

Freq = 1.5950 GHz, Bw = 32.000 MH

No calibration applied and no bandpass applied



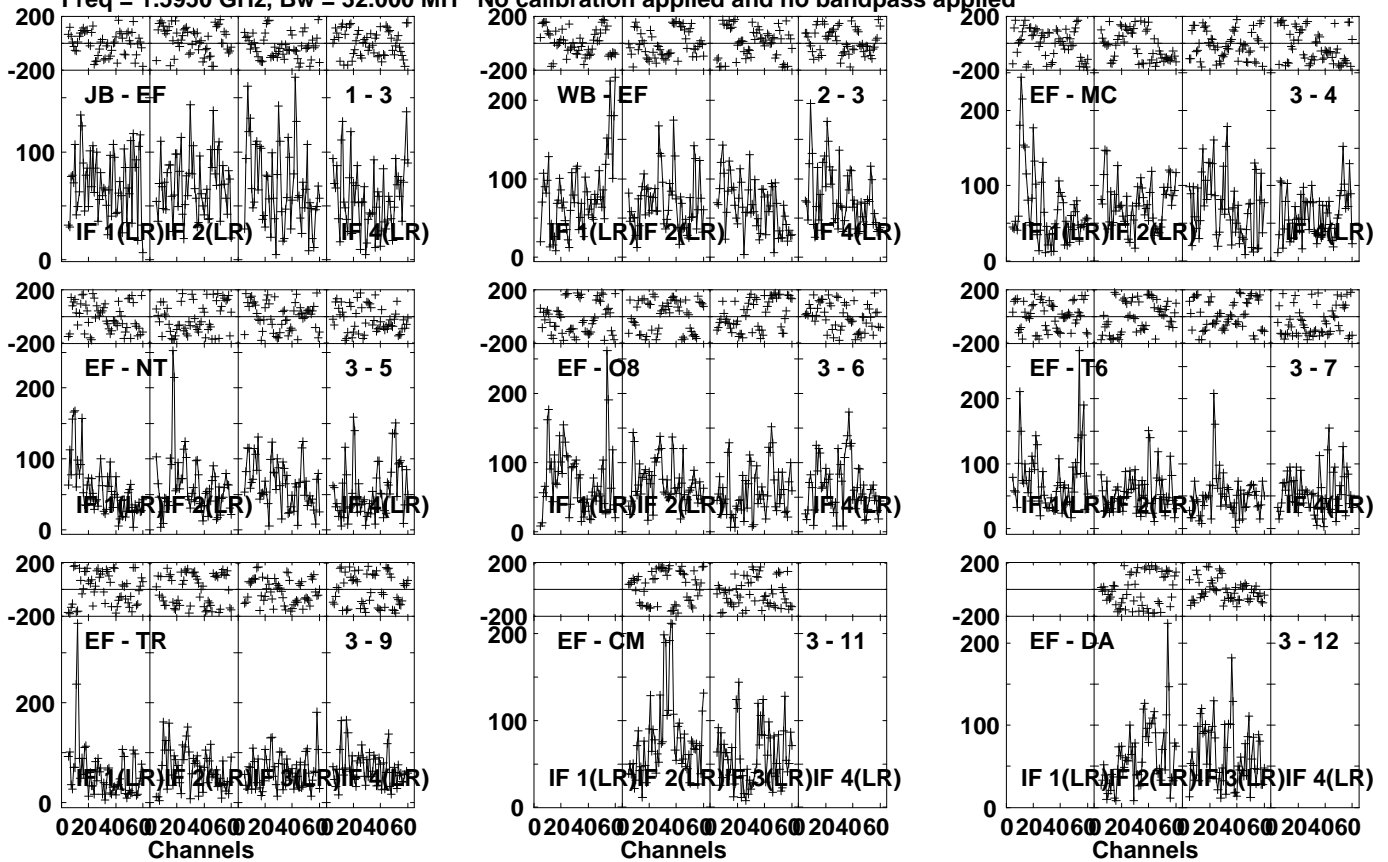
Lower frame: Micro Ampl Jy Top frame: Phas deg
Vector averaged cross-power spectrum Several baselines displayed
Timerange: 01/04:13:01 to 01/04:13:59

Plot file version 291 created 27-MAR-2024 20:23:34

CP32 077 EM164C.UVDATA.1

Freq = 1.5950 GHz, Bw = 32.000 MH

No calibration applied and no bandpass applied



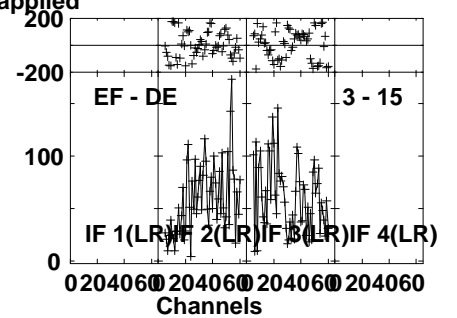
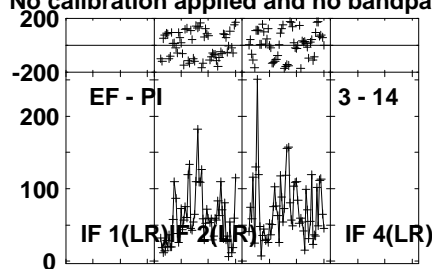
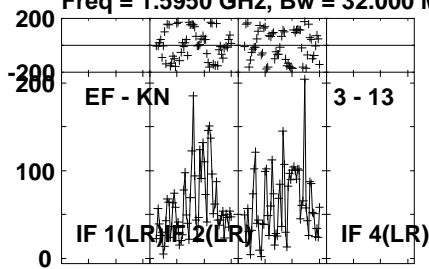
Lower frame: Micro Ampl Jy Top frame: Phas deg
Vector averaged cross-power spectrum Several baselines displayed
Timerange: 01/04:14:01 to 01/04:17:59

Plot file version 292 created 27-MAR-2024 20:23:34

CP32 077 EM164C.UVDATA.1

Freq = 1.5950 GHz, Bw = 32.000 MH

No calibration applied and no bandpass applied



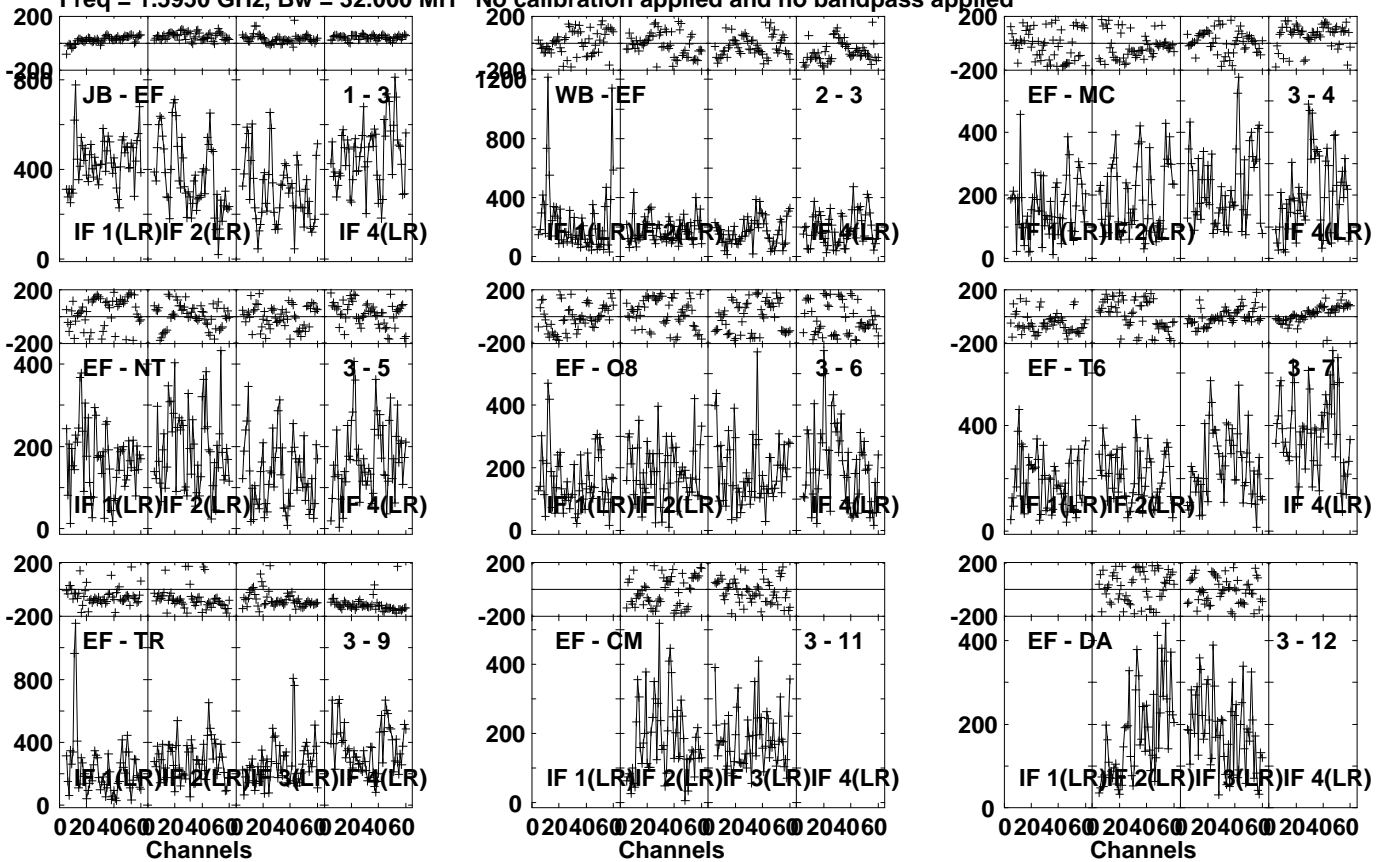
Lower frame: Micro Ampl Jy Top frame: Phas deg
Vector averaged cross-power spectrum Several baselines displayed
Timerange: 01/04:14:01 to 01/04:17:59

Plot file version 293 created 27-MAR-2024 20:23:34

J1037+5711 EM164C.UVDATA.1

Freq = 1.5950 GHz, Bw = 32.000 MH

No calibration applied and no bandpass applied



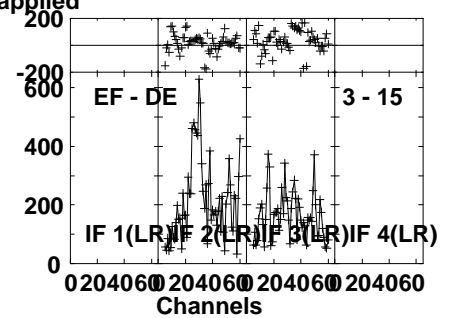
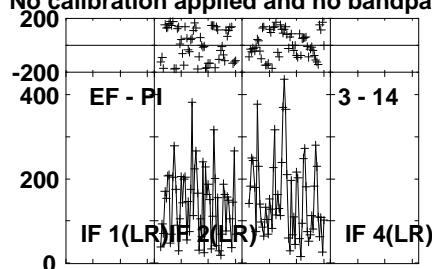
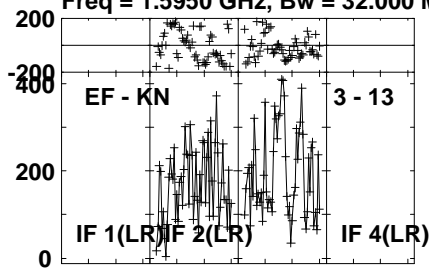
Lower frame: Micro Ampl Jy Top frame: Phas deg
Vector averaged cross-power spectrum Several baselines displayed
Timerange: 01/04:18:31 to 01/04:19:29

Plot file version 294 created 27-MAR-2024 20:23:35

J1037+5711 EM164C.UVDATA.1

Freq = 1.5950 GHz, Bw = 32.000 MH

No calibration applied and no bandpass applied



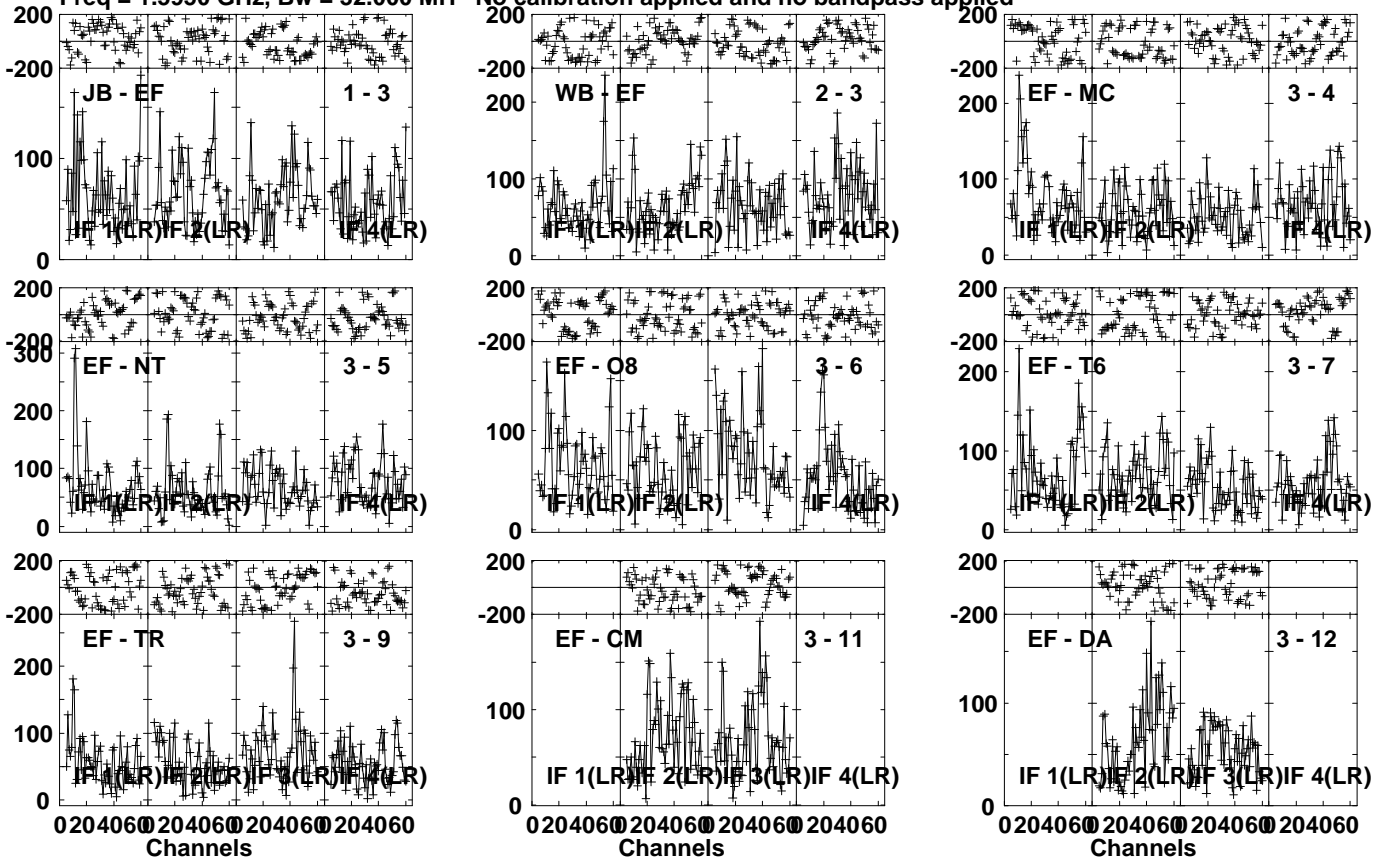
Lower frame: Micro Ampl Jy Top frame: Phas deg
Vector averaged cross-power spectrum Several baselines displayed
Timerange: 01/04:18:31 to 01/04:19:29

Plot file version 295 created 27-MAR-2024 20:23:35

CP33 038 EM164C.UVDATA.1

Freq = 1.5950 GHz, Bw = 32.000 MH

No calibration applied and no bandpass applied



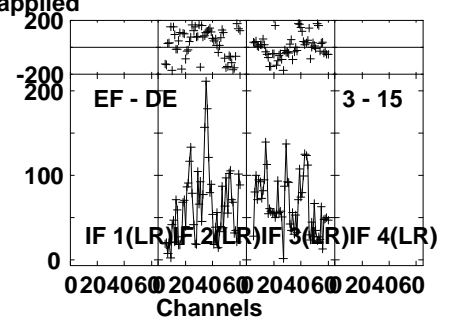
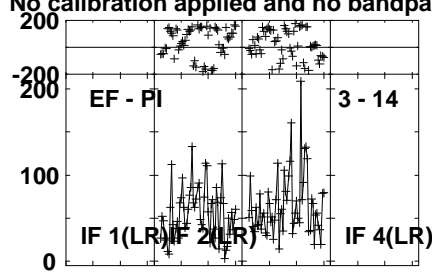
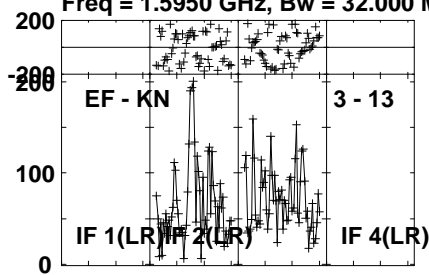
Lower frame: Micro Ampl Jy Top frame: Phas deg
Vector averaged cross-power spectrum Several baselines displayed
Timerange: 01/04:19:31 to 01/04:23:29

Plot file version 296 created 27-MAR-2024 20:23:35

CP33 038 EM164C.UVDATA.1

Freq = 1.5950 GHz, Bw = 32.000 MH

No calibration applied and no bandpass applied



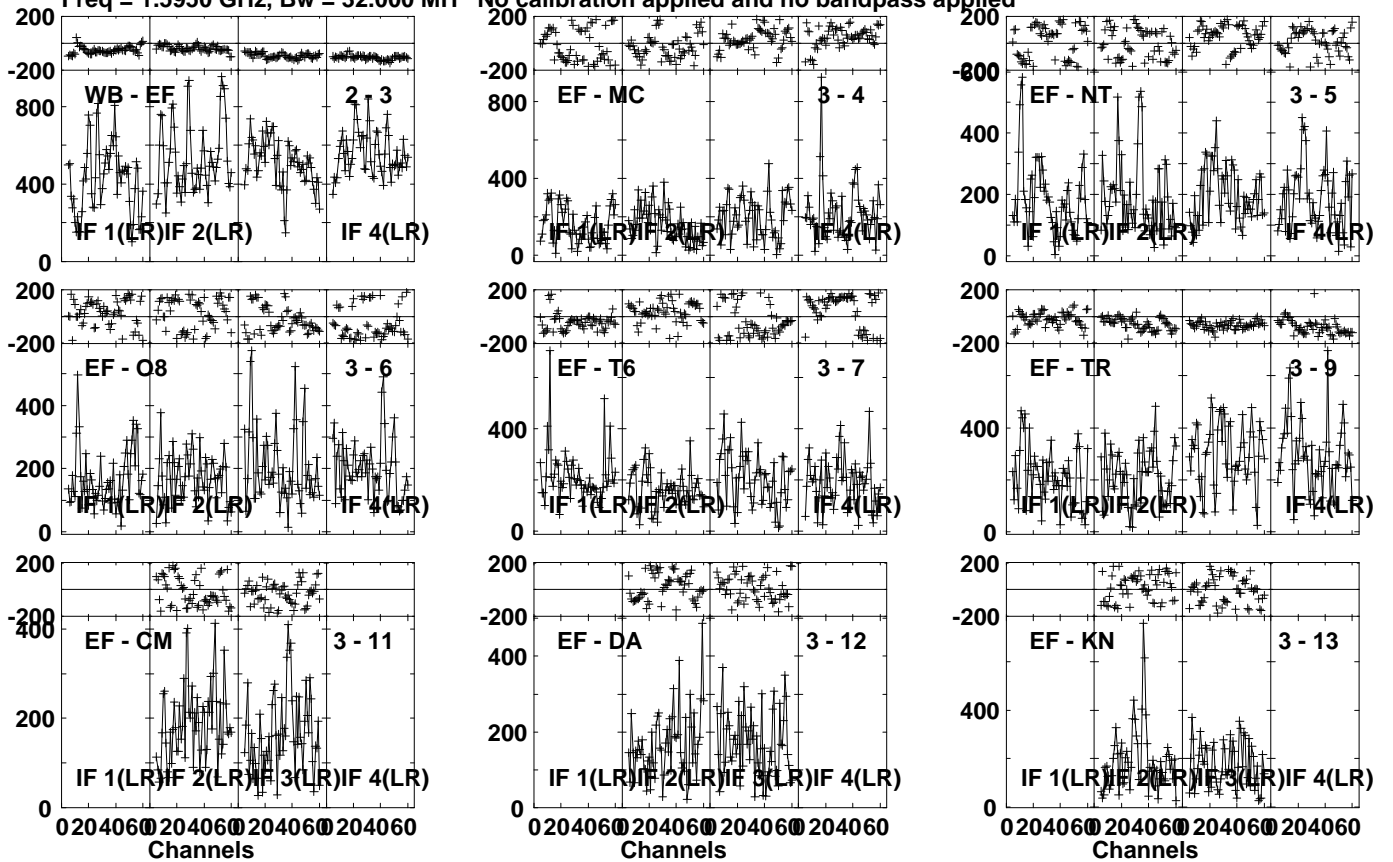
Lower frame: Micro Ampl Jy Top frame: Phas deg
Vector averaged cross-power spectrum Several baselines displayed
Timerange: 01/04:19:31 to 01/04:23:29

Plot file version 297 created 27-MAR-2024 20:23:35

J1037+5711 EM164C.UVDATA.1

Freq = 1.5950 GHz, Bw = 32.000 MH

No calibration applied and no bandpass applied



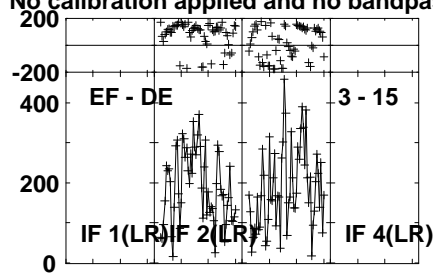
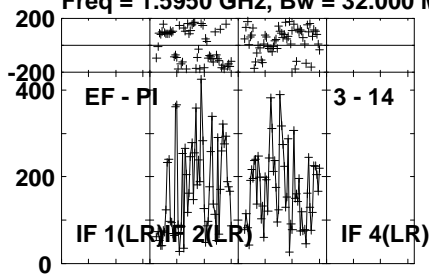
Lower frame: Micro Ampl Jy Top frame: Phas deg
Vector averaged cross-power spectrum Several baselines displayed
Timerange: 01/04:24:01 to 01/04:24:59

Plot file version 298 created 27-MAR-2024 20:23:35

J1037+5711 EM164C.UVDATA.1

Freq = 1.5950 GHz, Bw = 32.000 MH

No calibration applied and no bandpass applied



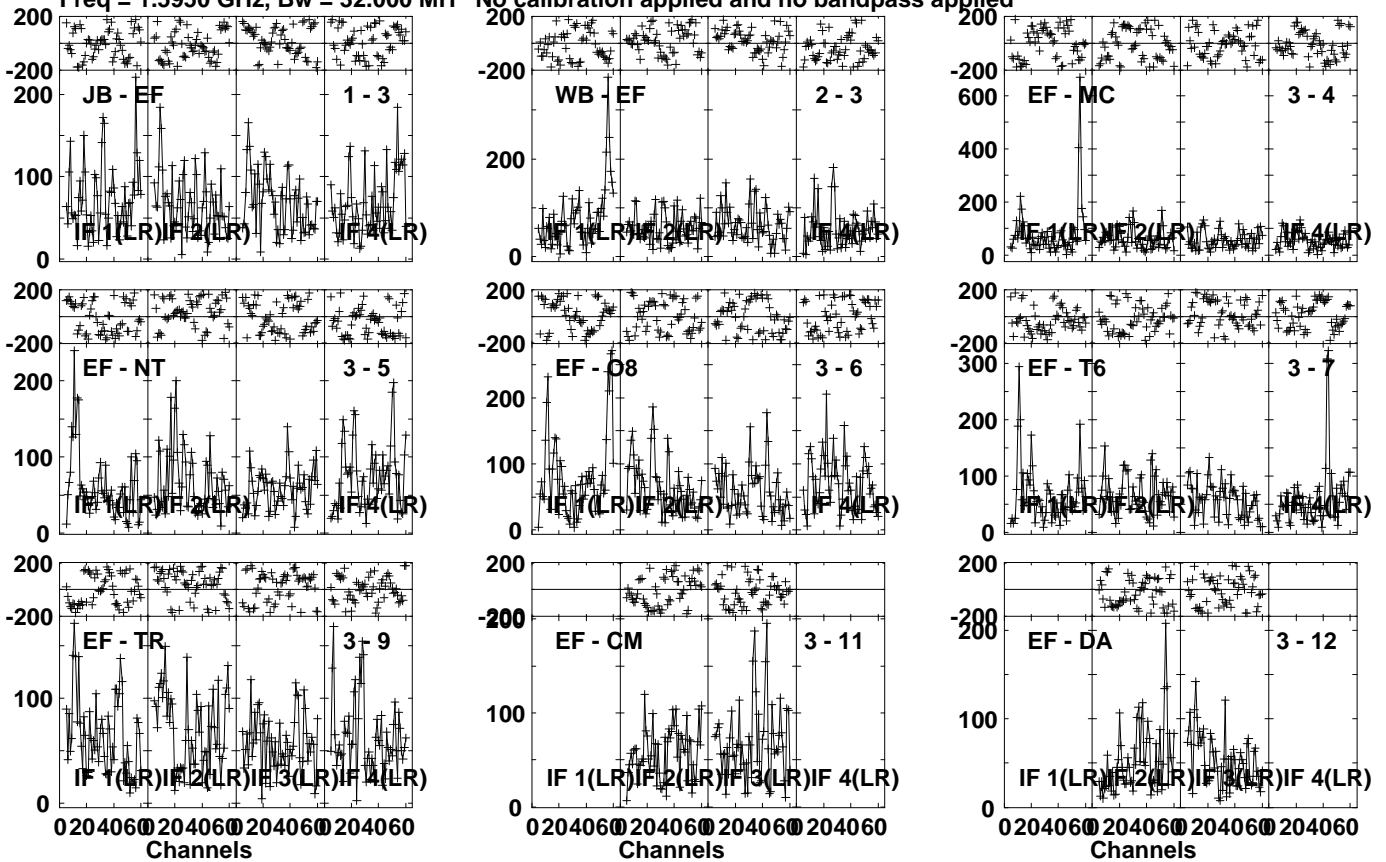
Lower frame: Micro Ampl Jy Top frame: Phas deg
Vector averaged cross-power spectrum Several baselines displayed
Timerange: 01/04:24:01 to 01/04:24:59

Plot file version 299 created 27-MAR-2024 20:23:35

CP33 038 EM164C.UVDATA.1

Freq = 1.5950 GHz, Bw = 32.000 MH

No calibration applied and no bandpass applied



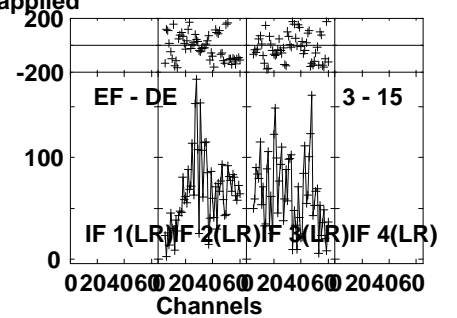
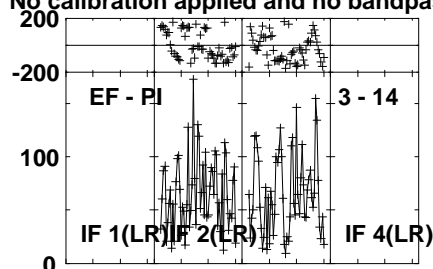
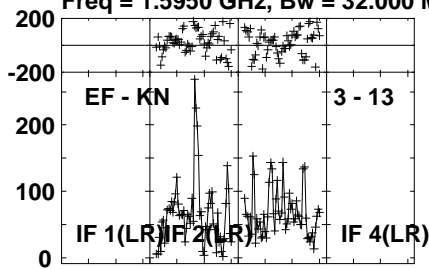
Lower frame: Micro Ampl Jy Top frame: Phas deg
Vector averaged cross-power spectrum Several baselines displayed
Timerange: 01/04:25:01 to 01/04:28:59

Plot file version 300 created 27-MAR-2024 20:23:35

CP33 038 EM164C.UVDATA.1

Freq = 1.5950 GHz, Bw = 32.000 MH

No calibration applied and no bandpass applied



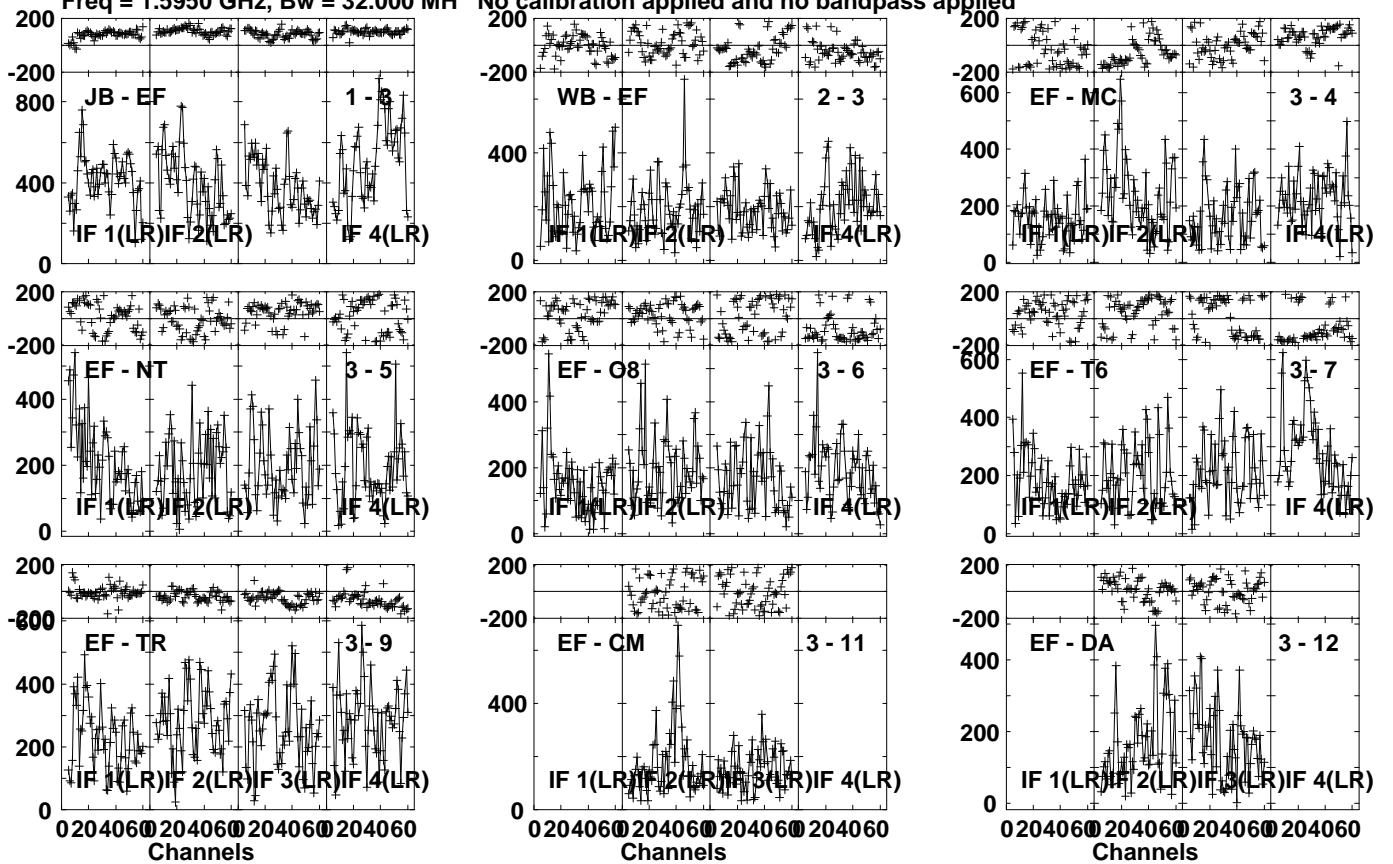
Lower frame: Micro Ampl Jy Top frame: Phas deg
Vector averaged cross-power spectrum Several baselines displayed
Timerange: 01/04:25:01 to 01/04:28:59

Plot file version 301 created 27-MAR-2024 20:23:35

J1037+5711 EM164C.UVDATA.1

Freq = 1.5950 GHz, Bw = 32.000 MH

No calibration applied and no bandpass applied



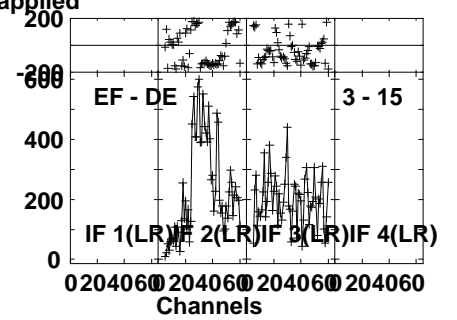
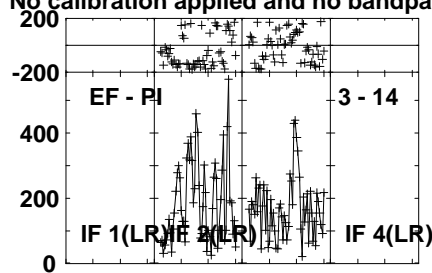
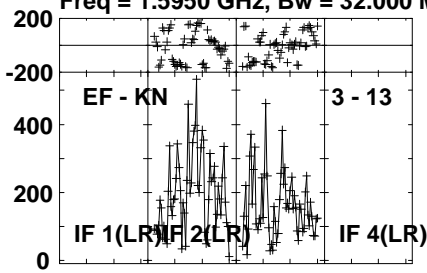
Lower frame: Micro Ampl Jy Top frame: Phas deg
Vector averaged cross-power spectrum Several baselines displayed
Timerange: 01/04:29:31 to 01/04:30:29

Plot file version 302 created 27-MAR-2024 20:23:36

J1037+5711 EM164C.UVDATA.1

Freq = 1.5950 GHz, Bw = 32.000 MH

No calibration applied and no bandpass applied

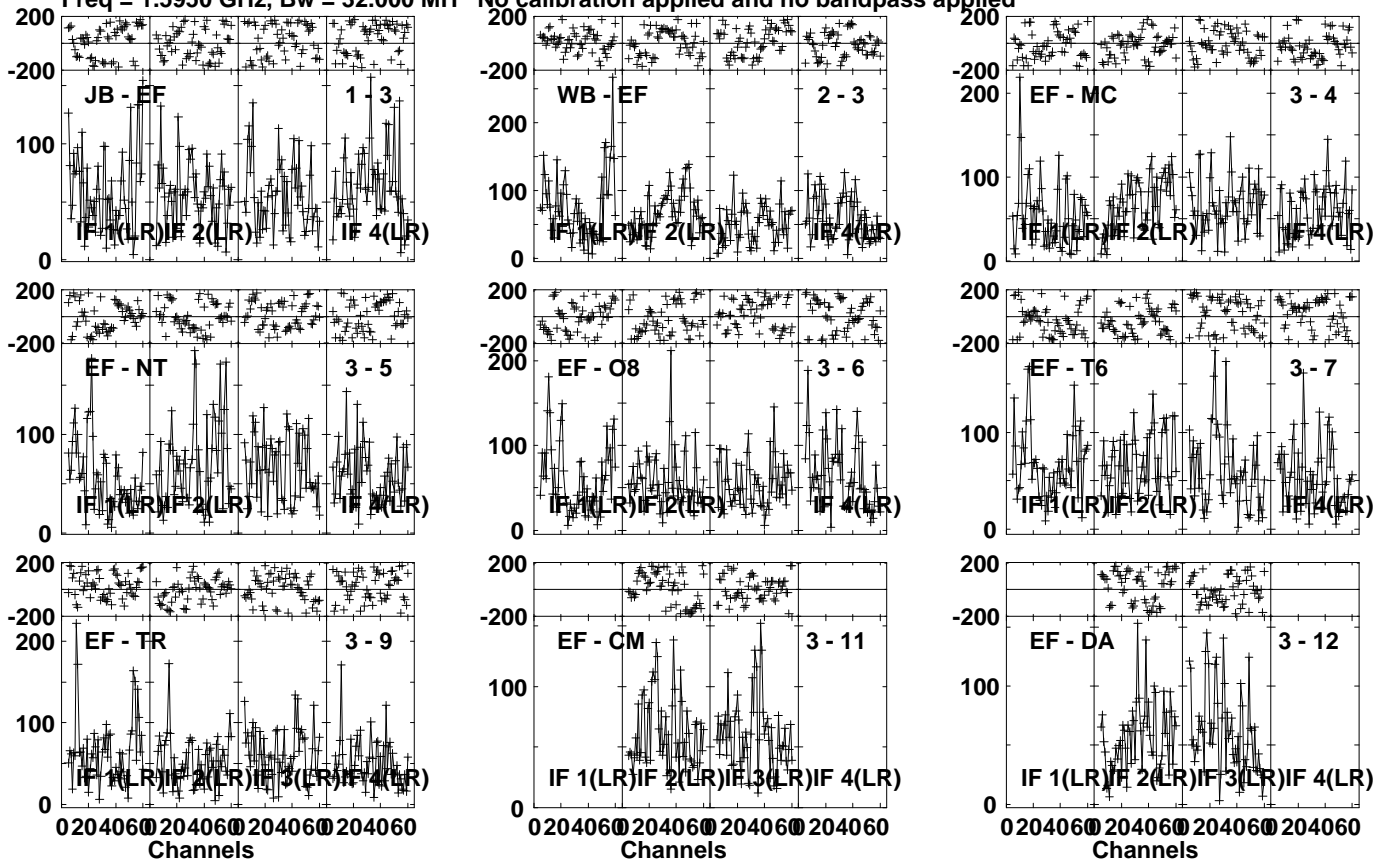


Lower frame: Micro Ampl Jy Top frame: Phas deg
Vector averaged cross-power spectrum Several baselines displayed
Timerange: 01/04:29:31 to 01/04:30:29

Plot file version 303 created 27-MAR-2024 20:23:36

CP34 008 EM164C.UVDATA.1

Freq = 1.5950 GHz, Bw = 32.000 MH No calibration applied and no bandpass applied



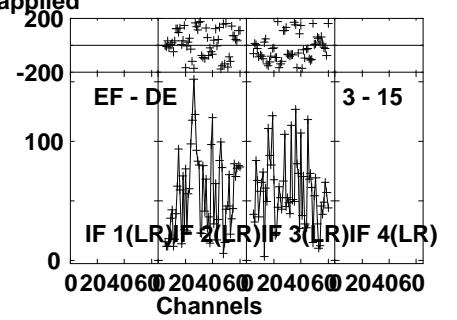
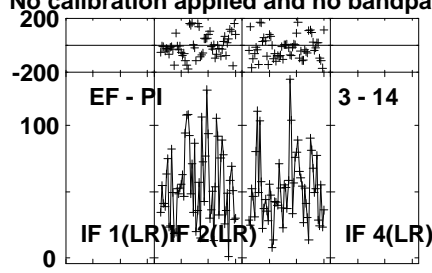
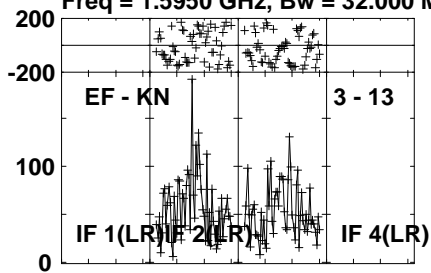
Lower frame: Micro Ampl Jy Top frame: Phas deg
Vector averaged cross-power spectrum Several baselines displayed
Timerange: 01/04:30:31 to 01/04:34:29

Plot file version 304 created 27-MAR-2024 20:23:36

CP34 008 EM164C.UVDATA.1

Freq = 1.5950 GHz, Bw = 32.000 MH

No calibration applied and no bandpass applied



Lower frame: Micro Ampl Jy Top frame: Phas deg

Vector averaged cross-power spectrum Several baselines displayed

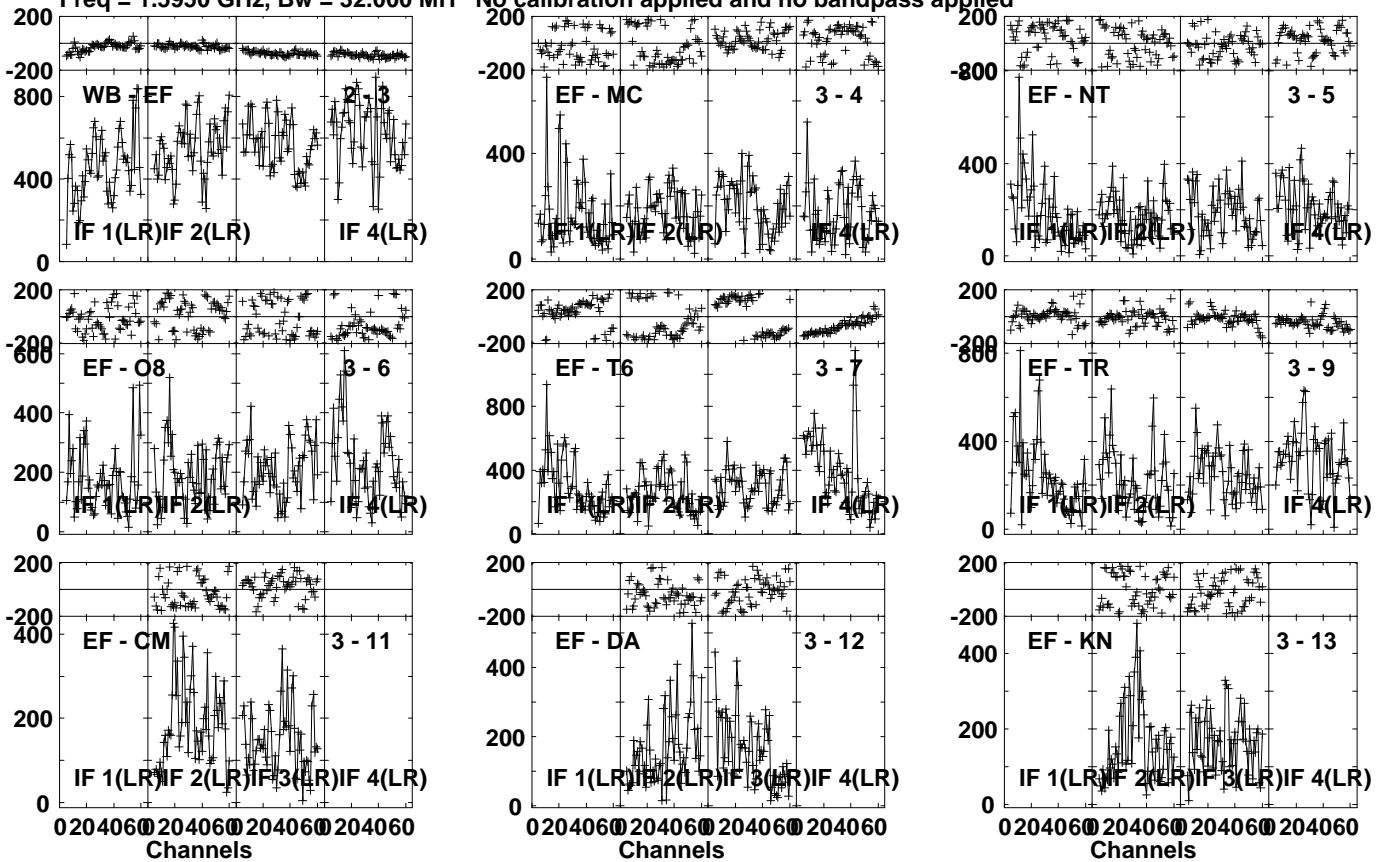
Timerange: 01/04:30:31 to 01/04:34:29

Plot file version 305 created 27-MAR-2024 20:23:36

J1037+5711 EM164C.UVDATA.1

Freq = 1.5950 GHz, Bw = 32.000 MH

No calibration applied and no bandpass applied



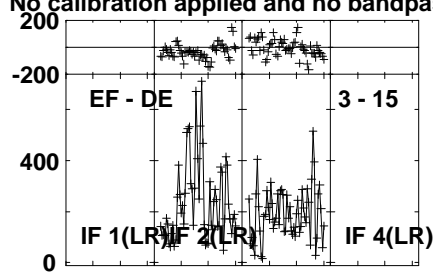
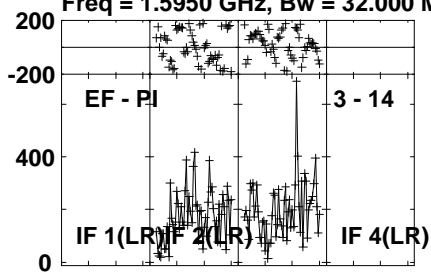
Lower frame: Micro Ampl Jy Top frame: Phas deg
Vector averaged cross-power spectrum Several baselines displayed
Timerange: 01/04:35:01 to 01/04:35:59

Plot file version 306 created 27-MAR-2024 20:23:36

J1037+5711 EM164C.UVDATA.1

Freq = 1.5950 GHz, Bw = 32.000 MH

No calibration applied and no bandpass applied



Lower frame: Micro Ampl Jy Top frame: Phas deg

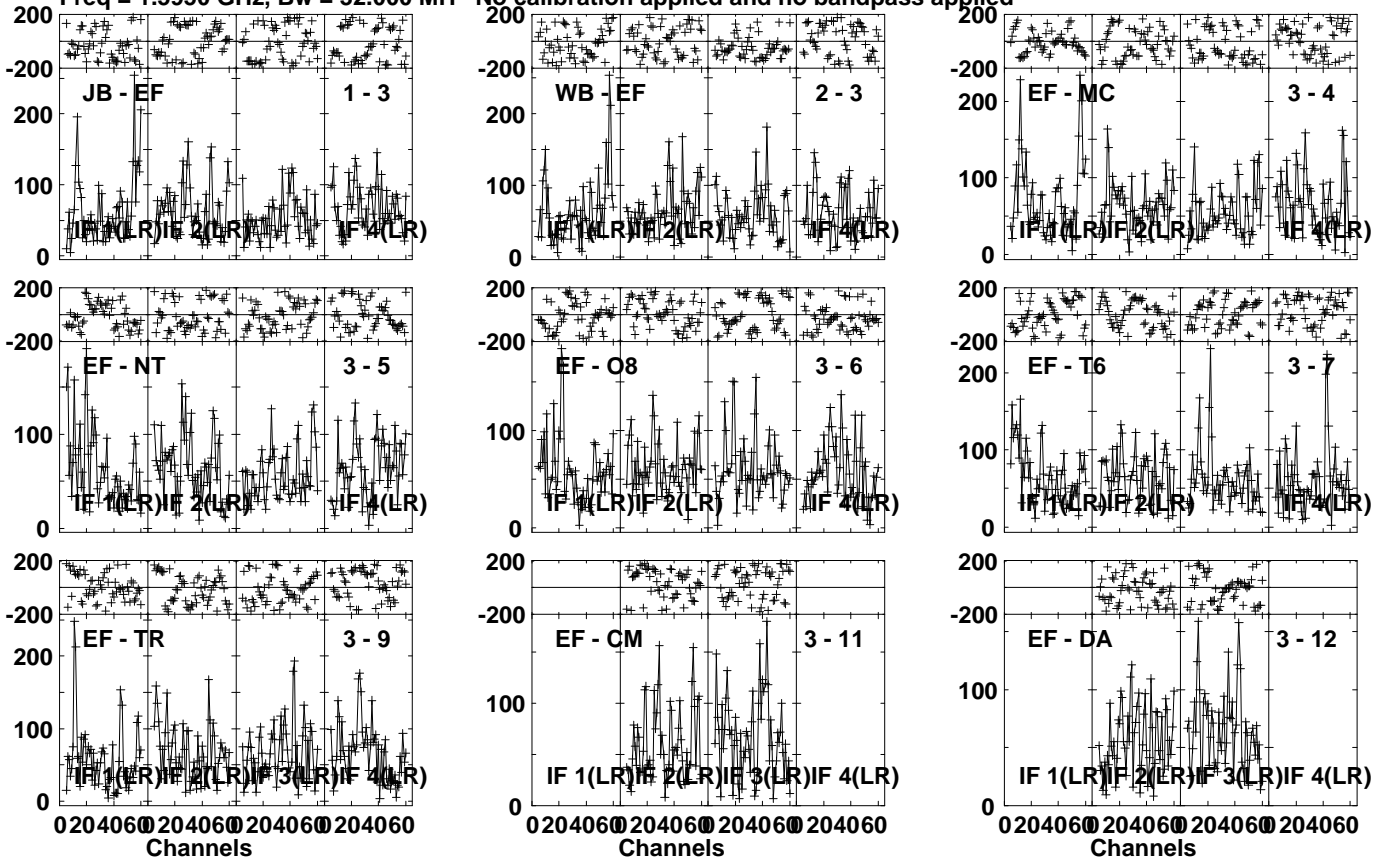
Vector averaged cross-power spectrum Several baselines displayed

Timerange: 01/04:35:01 to 01/04:35:59

Plot file version 307 created 27-MAR-2024 20:23:36

CP34 008 EM164C.UVDATA.1

Freq = 1.5950 GHz, Bw = 32.000 MH No calibration applied and no bandpass applied

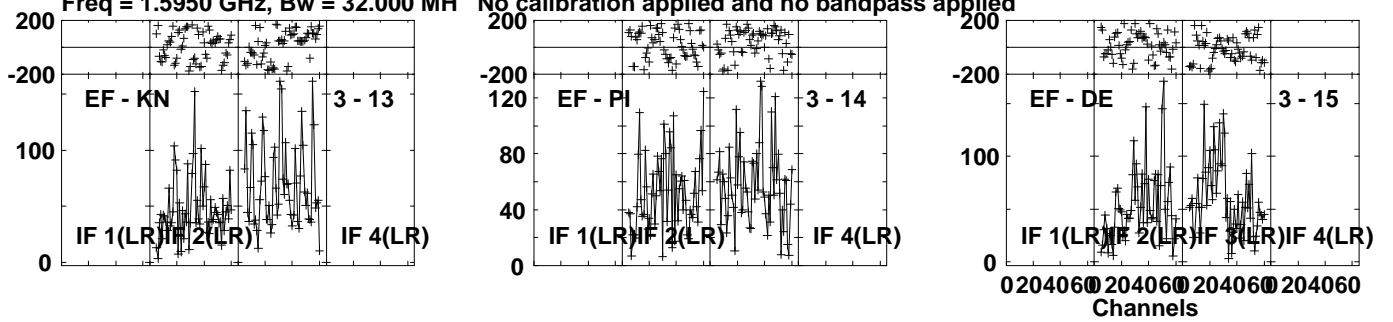


Lower frame: Micro Ampl Jy Top frame: Phas deg
Vector averaged cross-power spectrum Several baselines displayed
Timerange: 01/04:36:01 to 01/04:39:59

Plot file version 308 created 27-MAR-2024 20:23:37

CP34 008 EM164C.UVDATA.1

Freq = 1.5950 GHz, Bw = 32.000 MH No calibration applied and no bandpass applied



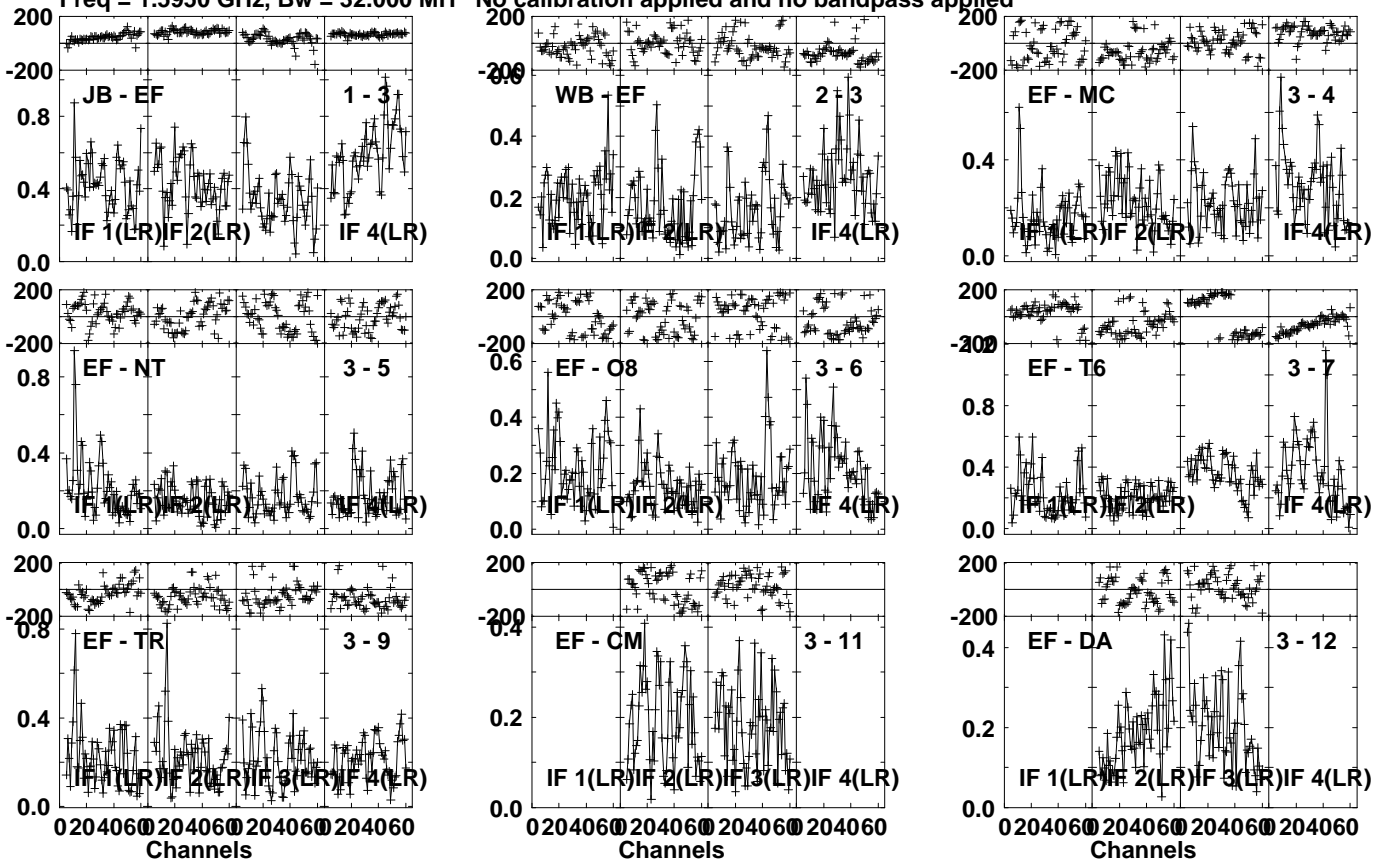
Lower frame: Micro Ampl Jy Top frame: Phas deg
Vector averaged cross-power spectrum Several baselines displayed
Timerange: 01/04:36:01 to 01/04:39:59

Plot file version 309 created 27-MAR-2024 20:23:37

J1037+5711 EM164C.UVDATA.1

Freq = 1.5950 GHz, Bw = 32.000 MH

No calibration applied and no bandpass applied



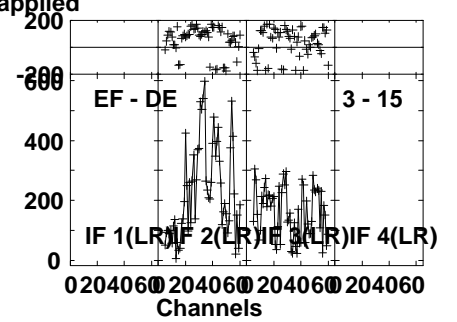
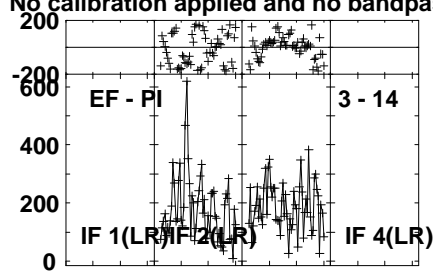
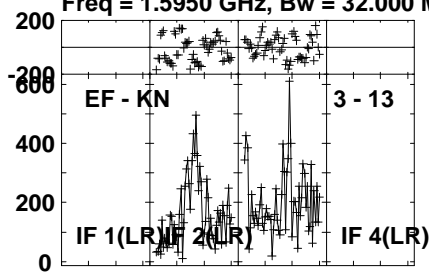
Lower frame: Milli Ampl Jy Top frame: Phas deg
Vector averaged cross-power spectrum Several baselines displayed
Timerange: 01/04:40:31 to 01/04:41:29

Plot file version 310 created 27-MAR-2024 20:23:37

J1037+5711 EM164C.UVDATA.1

Freq = 1.5950 GHz, Bw = 32.000 MH

No calibration applied and no bandpass applied

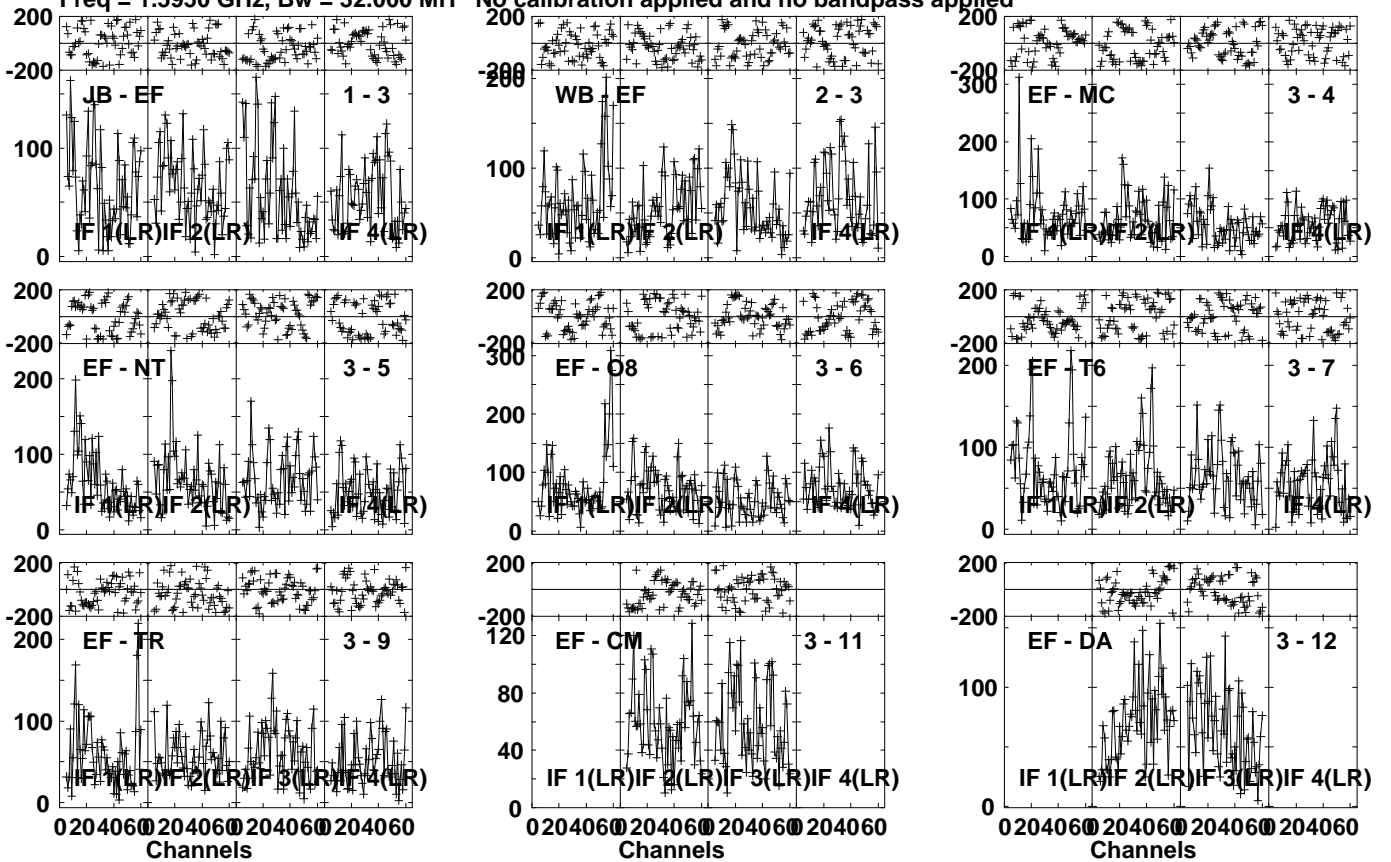


Lower frame: Micro Ampl Jy Top frame: Phas deg
Vector averaged cross-power spectrum Several baselines displayed
Timerange: 01/04:40:31 to 01/04:41:29

Plot file version 311 created 27-MAR-2024 20:23:37

CP43 049 EM164C.UVDATA.1

Freq = 1.5950 GHz, Bw = 32.000 MH No calibration applied and no bandpass applied

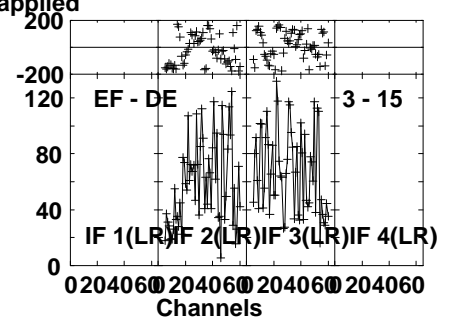
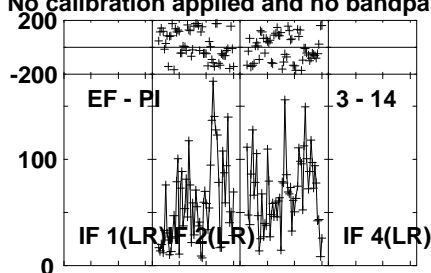
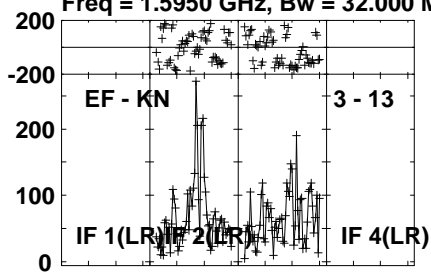


Lower frame: Micro Ampl Jy Top frame: Phas deg
Vector averaged cross-power spectrum Several baselines displayed
Timerange: 01/04:41:31 to 01/04:45:29

Plot file version 312 created 27-MAR-2024 20:23:37

CP43 049 EM164C.UVDATA.1

Freq = 1.5950 GHz, Bw = 32.000 MH No calibration applied and no bandpass applied



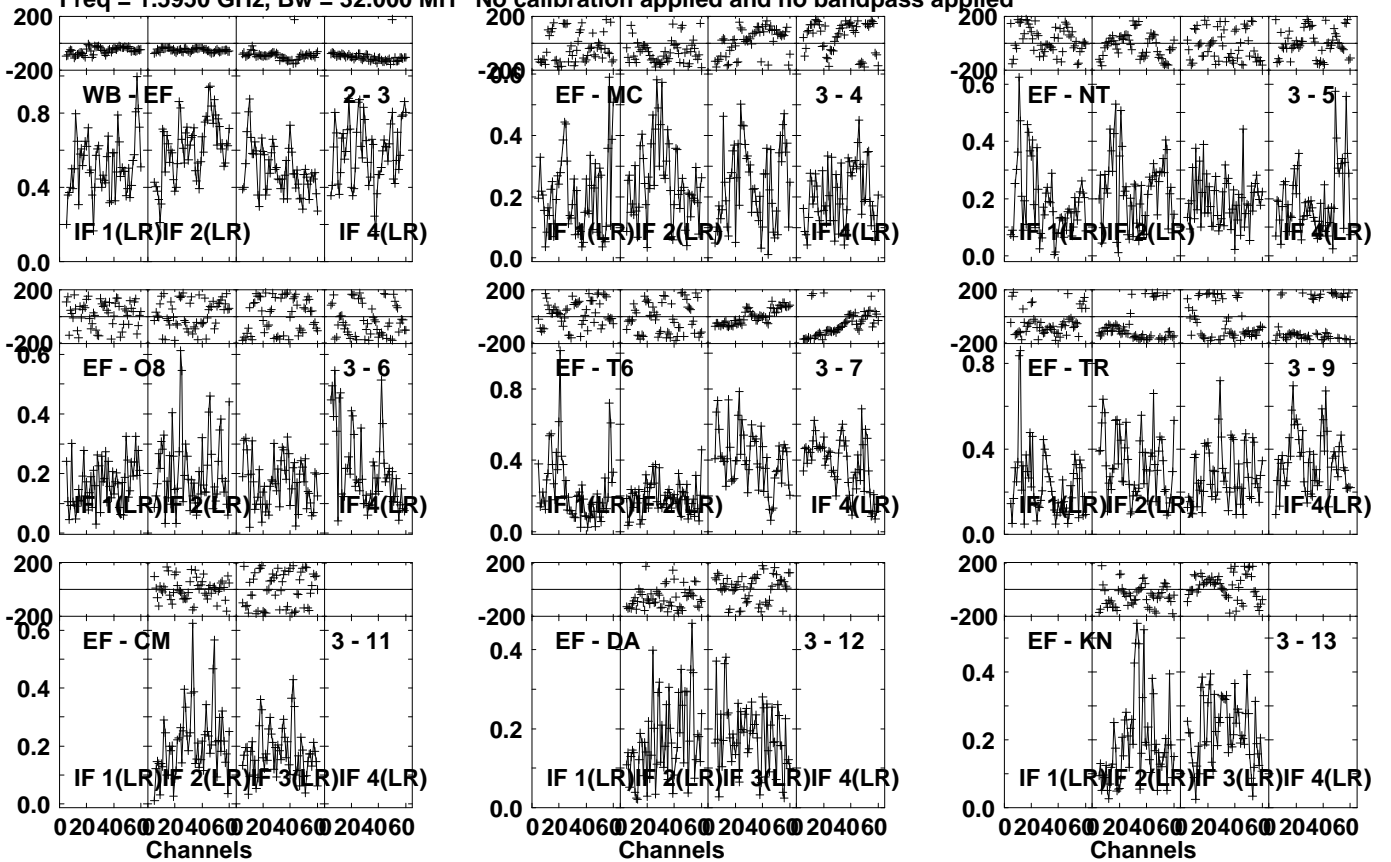
Lower frame: Micro Ampl Jy Top frame: Phas deg
Vector averaged cross-power spectrum Several baselines displayed
Timerange: 01/04:41:31 to 01/04:45:29

Plot file version 313 created 27-MAR-2024 20:23:37

J1037+5711 EM164C.UVDATA.1

Freq = 1.5950 GHz, Bw = 32.000 MH

No calibration applied and no bandpass applied



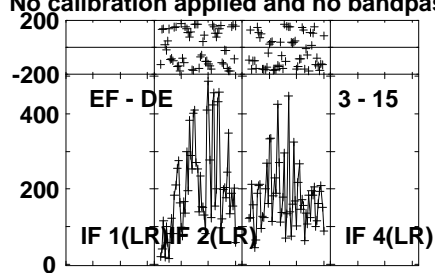
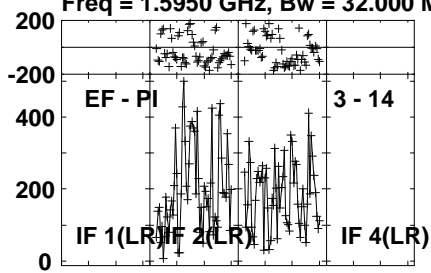
Lower frame: Milli Ampl Jy Top frame: Phas deg
Vector averaged cross-power spectrum Several baselines displayed
Timerange: 01/04:46:01 to 01/04:46:59

Plot file version 314 created 27-MAR-2024 20:23:37

J1037+5711 EM164C.UVDATA.1

Freq = 1.5950 GHz, Bw = 32.000 MH

No calibration applied and no bandpass applied



Lower frame: Micro Ampl Jy Top frame: Phas deg

Vector averaged cross-power spectrum Several baselines displayed

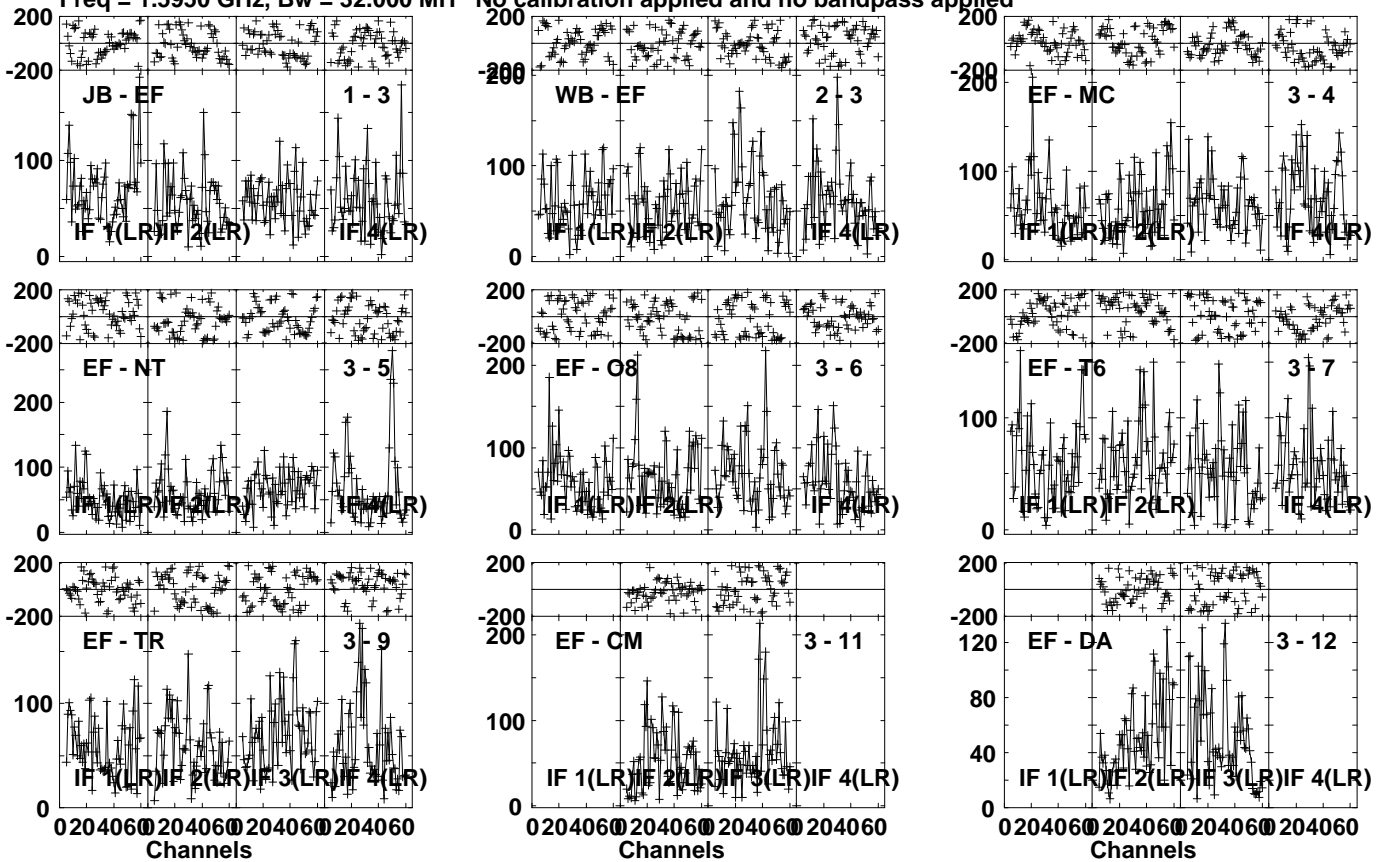
Timerange: 01/04:46:01 to 01/04:46:59

Plot file version 315 created 27-MAR-2024 20:23:38

CP43 049 EM164C.UVDATA.1

Freq = 1.5950 GHz, Bw = 32.000 MH

No calibration applied and no bandpass applied

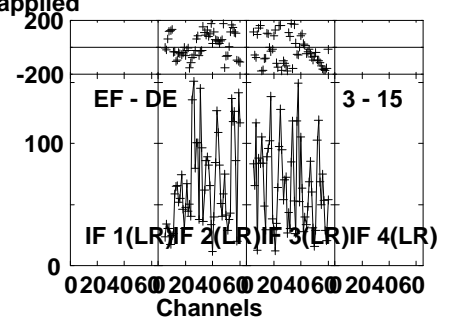
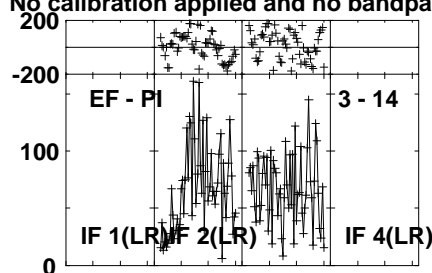
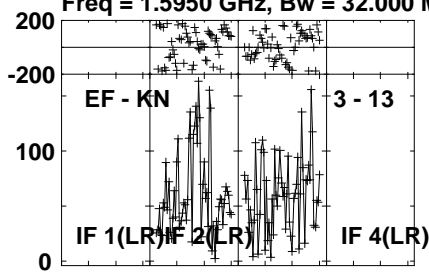


Lower frame: Micro Ampl Jy Top frame: Phas deg
Vector averaged cross-power spectrum Several baselines displayed
Timerange: 01/04:47:01 to 01/04:50:59

Plot file version 316 created 27-MAR-2024 20:23:38

CP43 049 EM164C.UVDATA.1

Freq = 1.5950 GHz, Bw = 32.000 MH No calibration applied and no bandpass applied



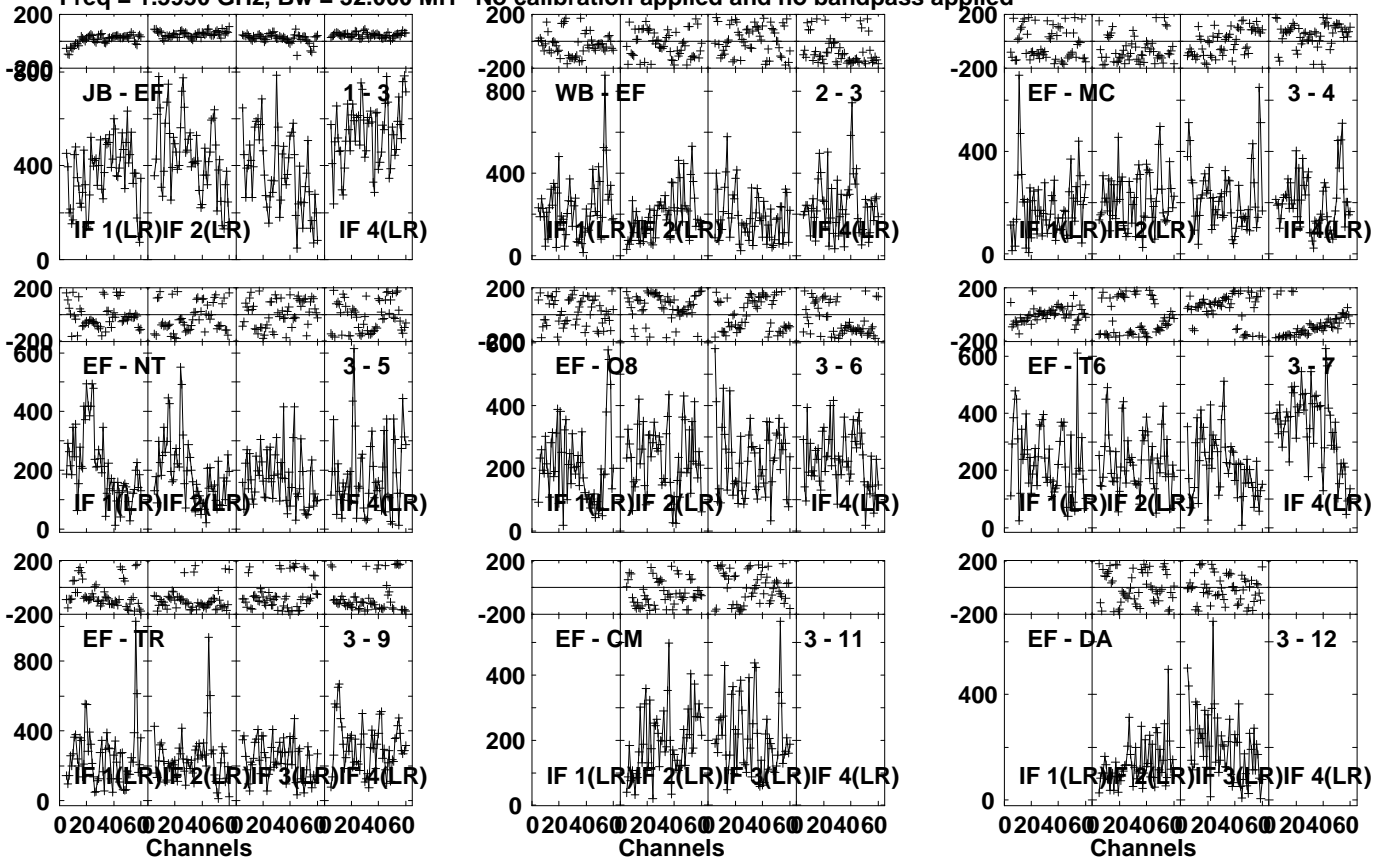
Lower frame: Micro Ampl Jy Top frame: Phas deg
Vector averaged cross-power spectrum Several baselines displayed
Timerange: 01/04:47:01 to 01/04:50:59

Plot file version 317 created 27-MAR-2024 20:23:38

J1037+5711 EM164C.UVDATA.1

Freq = 1.5950 GHz, Bw = 32.000 MH

No calibration applied and no bandpass applied



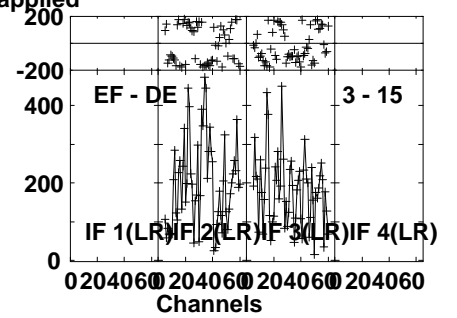
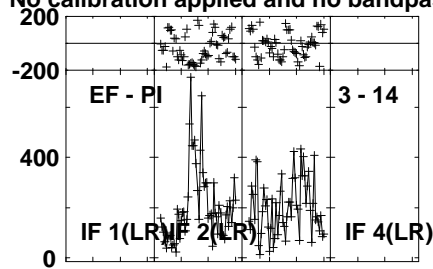
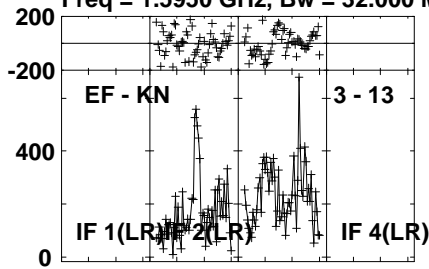
Lower frame: Micro Ampl Jy Top frame: Phas deg
Vector averaged cross-power spectrum Several baselines displayed
Timerange: 01/04:51:31 to 01/04:52:29

Plot file version 318 created 27-MAR-2024 20:23:38

J1037+5711 EM164C.UVDATA.1

Freq = 1.5950 GHz, Bw = 32.000 MH

No calibration applied and no bandpass applied



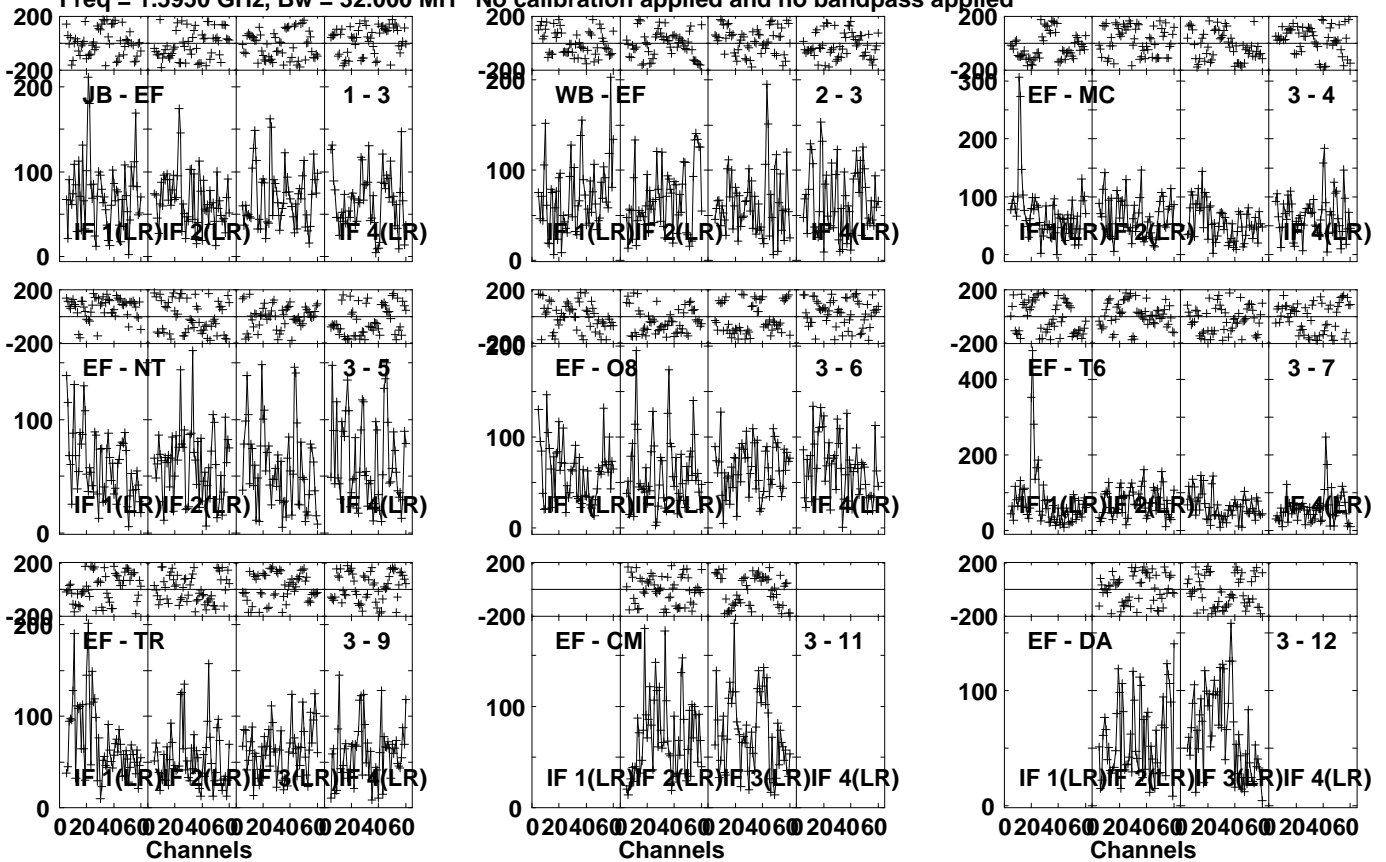
Lower frame: Micro Ampl Jy Top frame: Phas deg
Vector averaged cross-power spectrum Several baselines displayed
Timerange: 01/04:51:31 to 01/04:52:29

Plot file version 319 created 27-MAR-2024 20:23:38

CP42 027 EM164C.UVDATA.1

Freq = 1.5950 GHz, Bw = 32.000 MH

No calibration applied and no bandpass applied



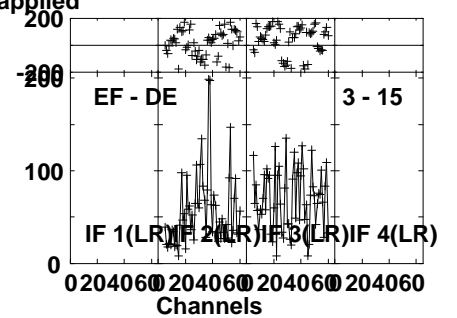
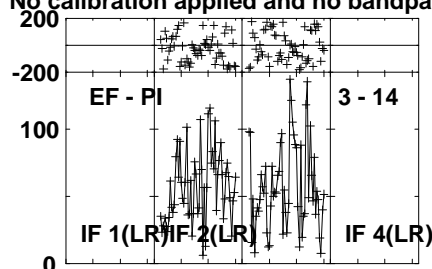
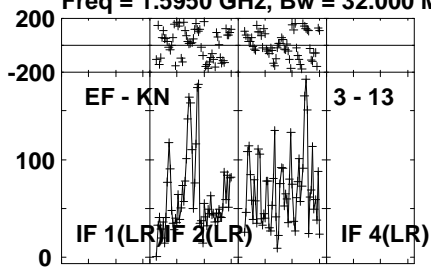
Lower frame: Micro Ampl Jy Top frame: Phas deg
Vector averaged cross-power spectrum Several baselines displayed
Timerange: 01/04:52:31 to 01/04:56:29

Plot file version 320 created 27-MAR-2024 20:23:38

CP42 027 EM164C.UVDATA.1

Freq = 1.5950 GHz, Bw = 32.000 MH

No calibration applied and no bandpass applied



Lower frame: Micro Ampl Jy Top frame: Phas deg

Vector averaged cross-power spectrum Several baselines displayed

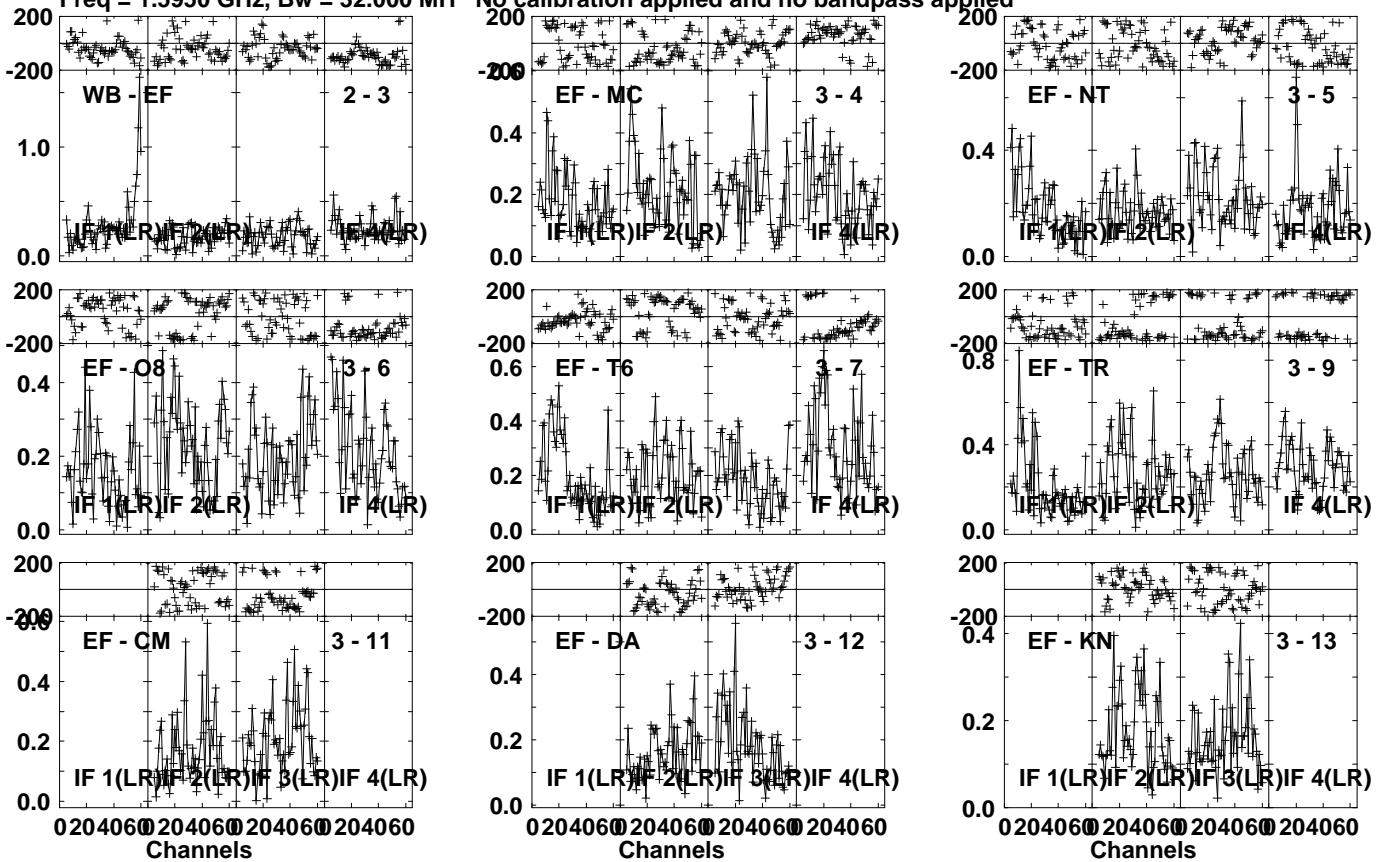
Timerange: 01/04:52:31 to 01/04:56:29

Plot file version 321 created 27-MAR-2024 20:23:38

J1037+5711 EM164C.UVDATA.1

Freq = 1.5950 GHz, Bw = 32.000 MH

No calibration applied and no bandpass applied



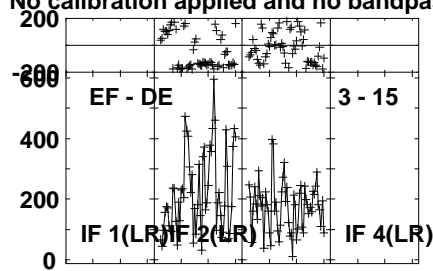
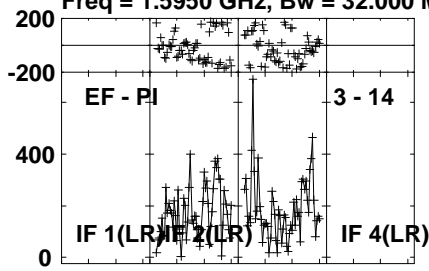
Lower frame: Milli Ampl Jy Top frame: Phas deg
Vector averaged cross-power spectrum Several baselines displayed
Timerange: 01/04:57:01 to 01/04:57:59

Plot file version 322 created 27-MAR-2024 20:23:39

J1037+5711 EM164C.UVDATA.1

Freq = 1.5950 GHz, Bw = 32.000 MH

No calibration applied and no bandpass applied



Lower frame: Micro Ampl Jy Top frame: Phas deg

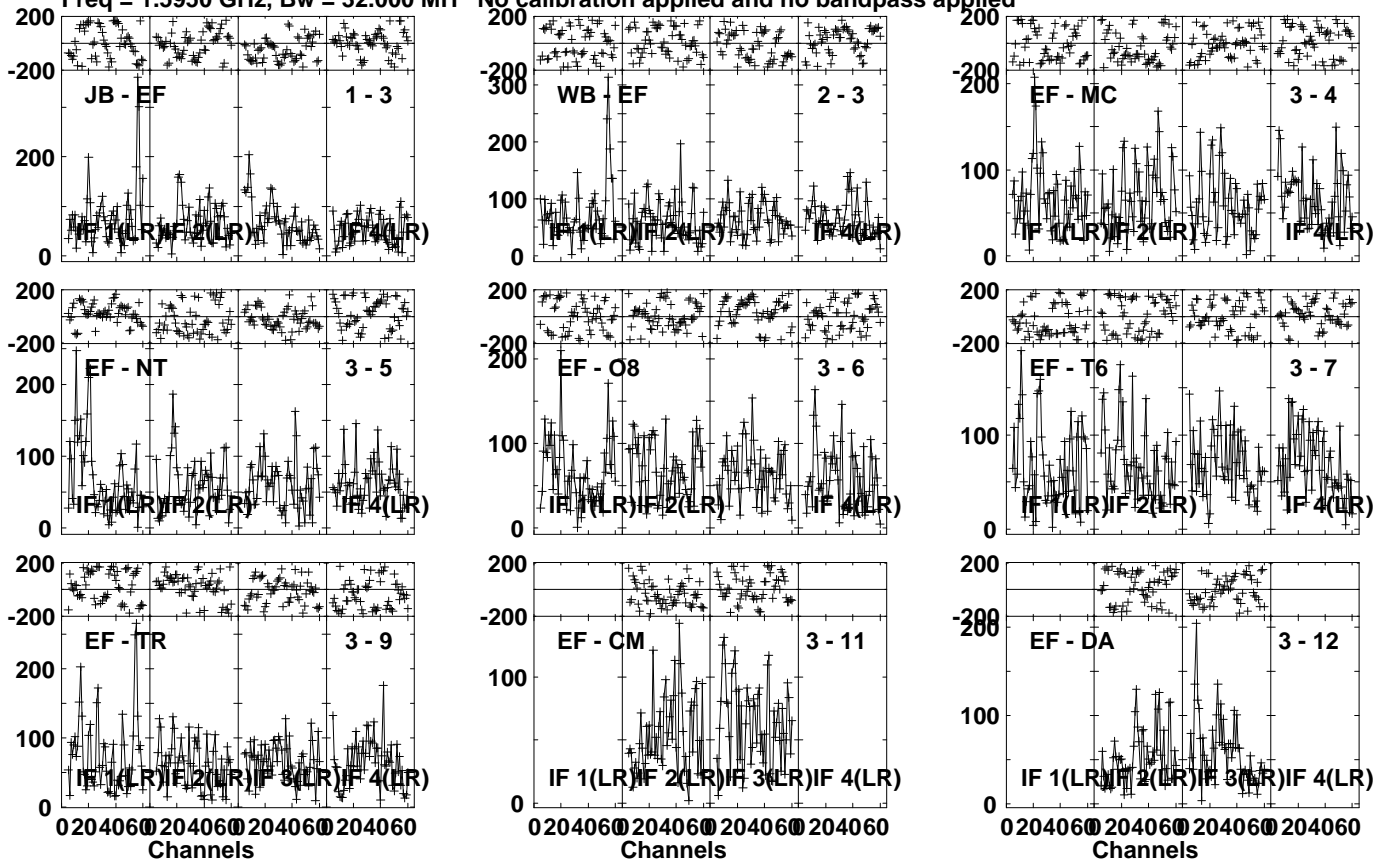
Vector averaged cross-power spectrum Several baselines displayed

Timerange: 01/04:57:01 to 01/04:57:59

Plot file version 323 created 27-MAR-2024 20:23:39

CP42 027 EM164C.UVDATA.1

Freq = 1.5950 GHz, Bw = 32.000 MH No calibration applied and no bandpass applied

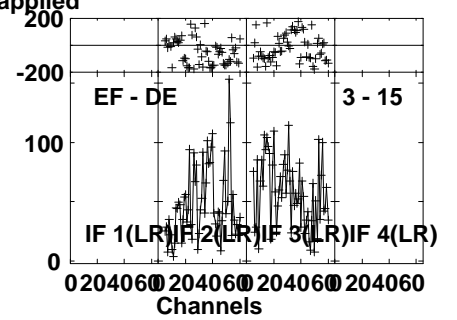
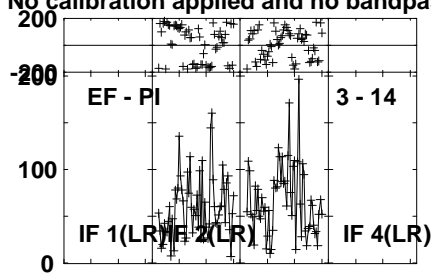
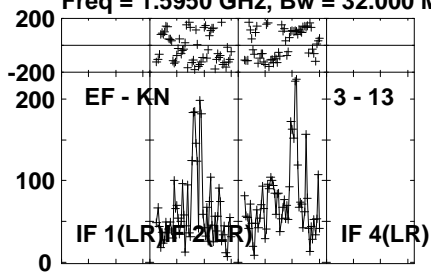


Lower frame: Micro Ampl Jy Top frame: Phas deg
Vector averaged cross-power spectrum Several baselines displayed
Timerange: 01/04:58:01 to 01/05:01:59

Plot file version 324 created 27-MAR-2024 20:23:39

CP42 027 EM164C.UVDATA.1

Freq = 1.5950 GHz, Bw = 32.000 MH No calibration applied and no bandpass applied



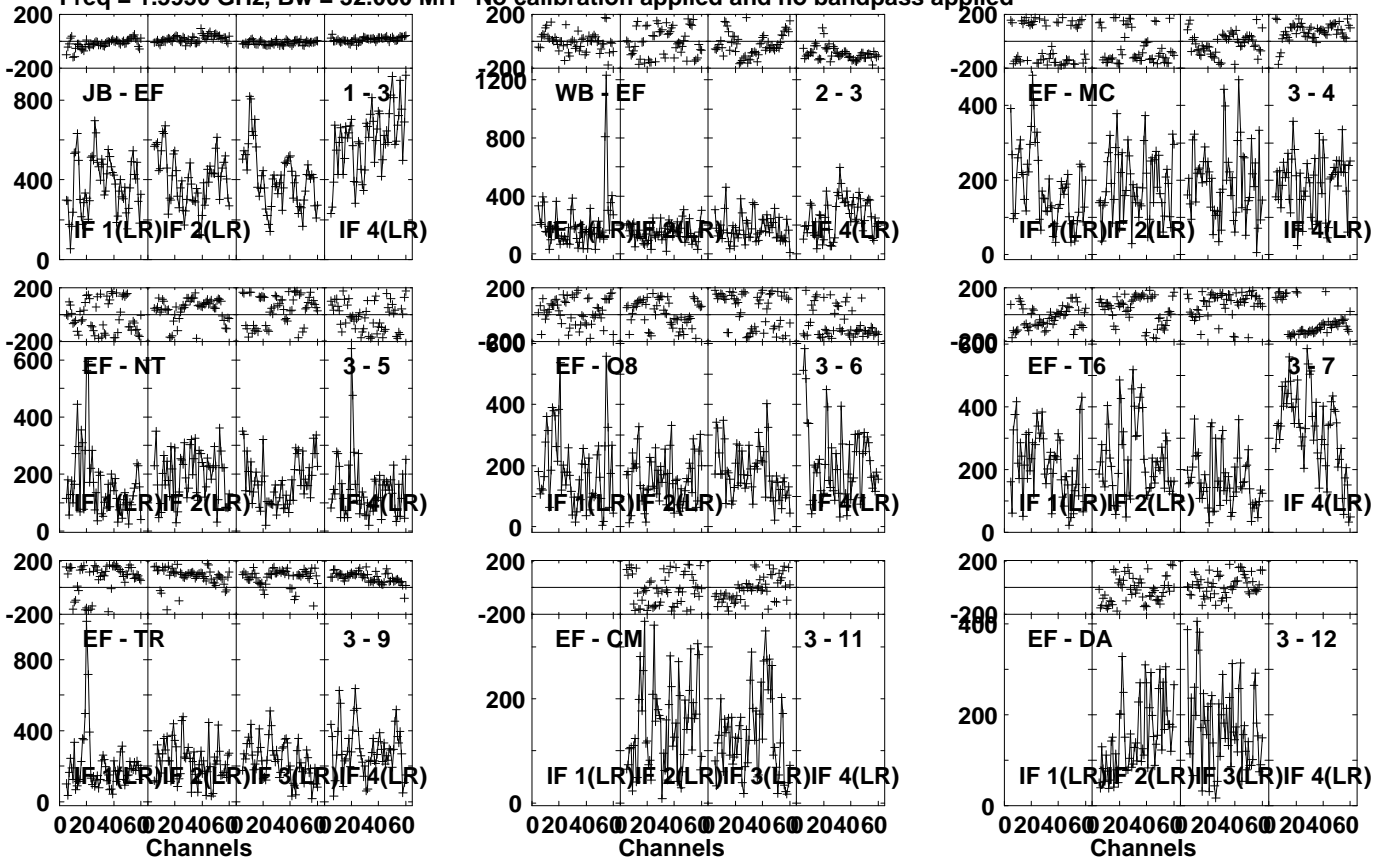
Lower frame: Micro Ampl Jy Top frame: Phas deg
Vector averaged cross-power spectrum Several baselines displayed
Timerange: 01/04:58:01 to 01/05:01:59

Plot file version 325 created 27-MAR-2024 20:23:39

J1037+5711 EM164C.UVDATA.1

Freq = 1.5950 GHz, Bw = 32.000 MH

No calibration applied and no bandpass applied



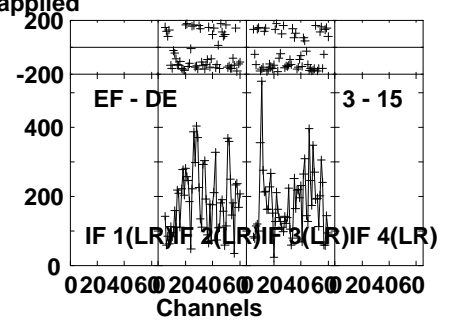
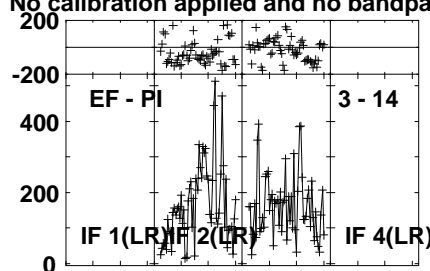
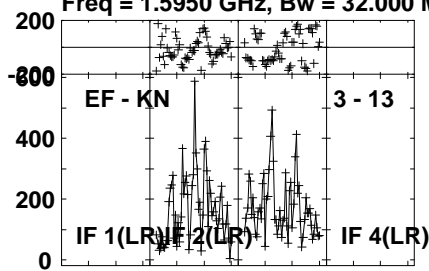
Lower frame: Micro Ampl Jy Top frame: Phas deg
Vector averaged cross-power spectrum Several baselines displayed
Timerange: 01/05:02:31 to 01/05:03:29

Plot file version 326 created 27-MAR-2024 20:23:39

J1037+5711 EM164C.UVDATA.1

Freq = 1.5950 GHz, Bw = 32.000 MH

No calibration applied and no bandpass applied



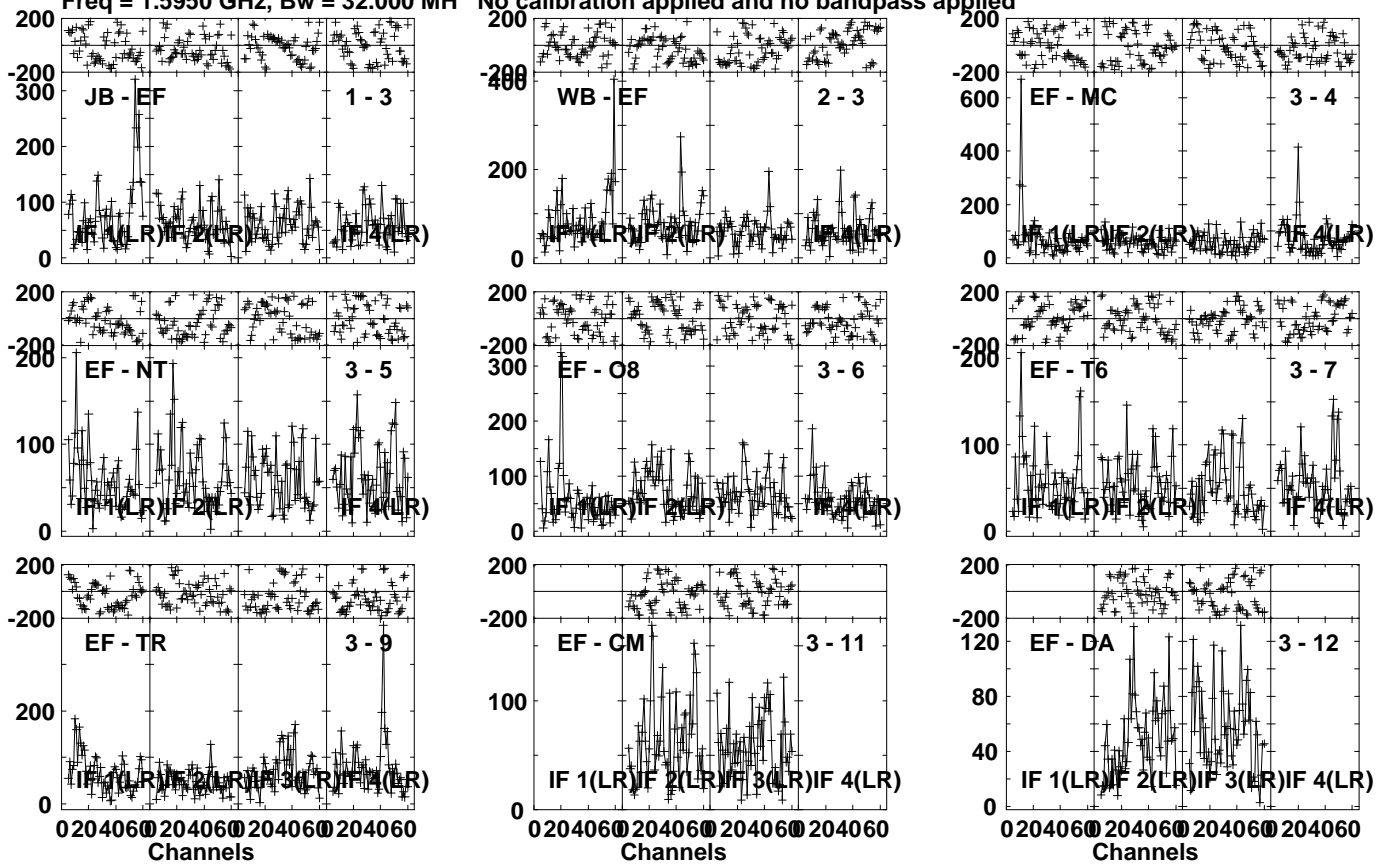
Lower frame: Micro Ampl Jy Top frame: Phas deg
Vector averaged cross-power spectrum Several baselines displayed
Timerange: 01/05:02:31 to 01/05:03:29

Plot file version 327 created 27-MAR-2024 20:23:39

CP41 077 EM164C.UVDATA.1

Freq = 1.5950 GHz, Bw = 32.000 MH

No calibration applied and no bandpass applied



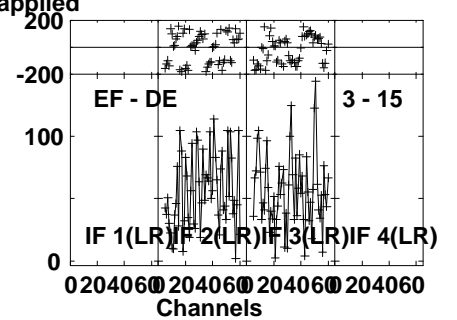
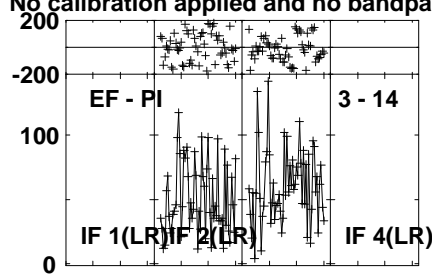
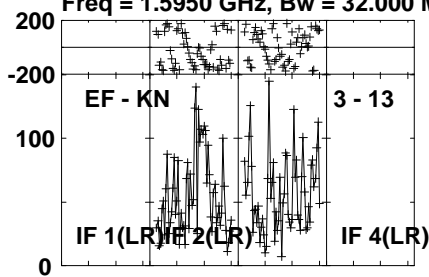
Lower frame: Micro Ampl Jy Top frame: Phas deg
Vector averaged cross-power spectrum Several baselines displayed
Timerange: 01/05:03:31 to 01/05:07:29

Plot file version 328 created 27-MAR-2024 20:23:40

CP41 077 EM164C.UVDATA.1

Freq = 1.5950 GHz, Bw = 32.000 MH

No calibration applied and no bandpass applied



Lower frame: Micro Ampl Jy Top frame: Phas deg

Vector averaged cross-power spectrum Several baselines displayed

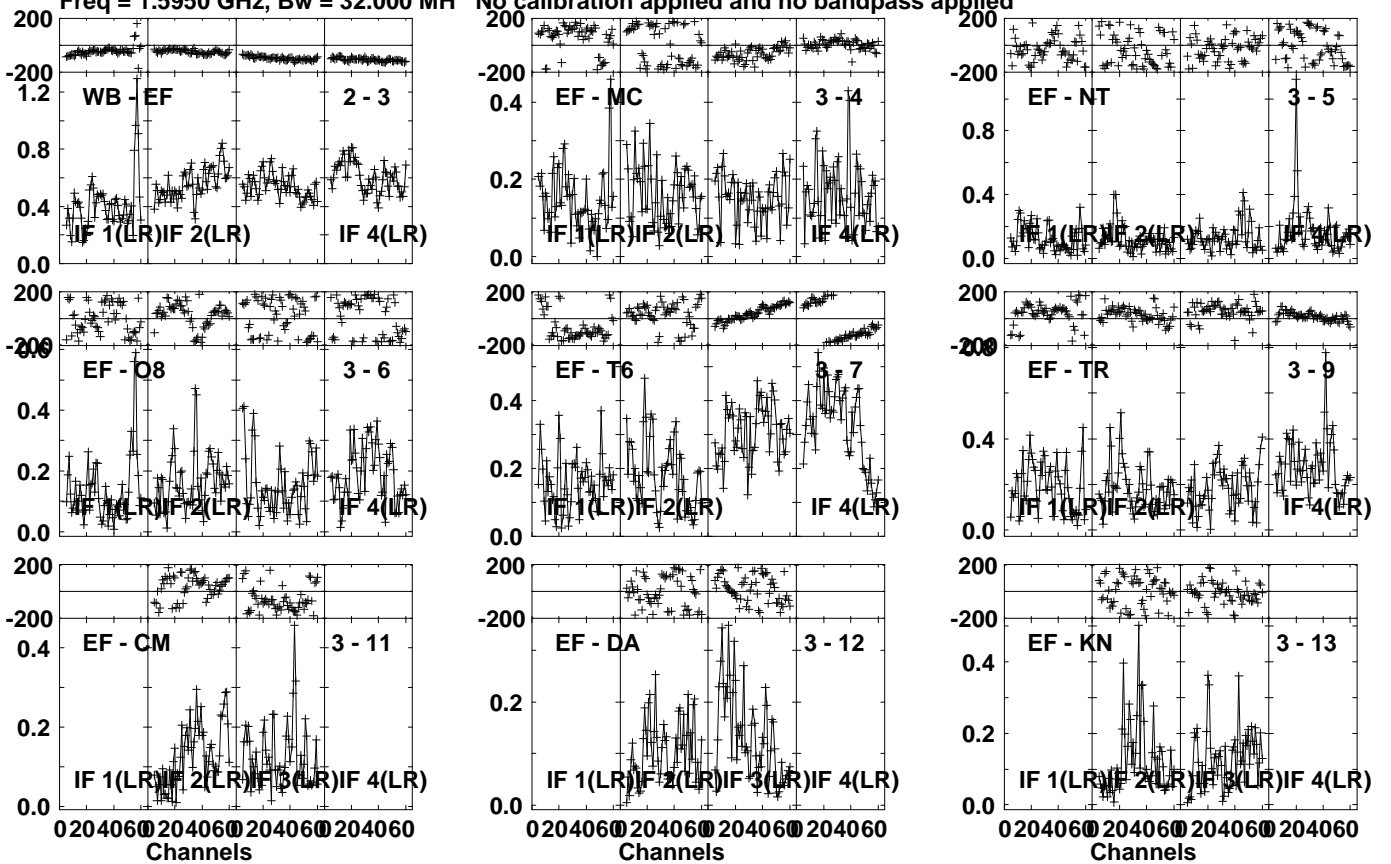
Timerange: 01/05:03:31 to 01/05:07:29

Plot file version 329 created 27-MAR-2024 20:23:40

J1037+5711 EM164C.UVDATA.1

Freq = 1.5950 GHz, Bw = 32.000 MH

No calibration applied and no bandpass applied



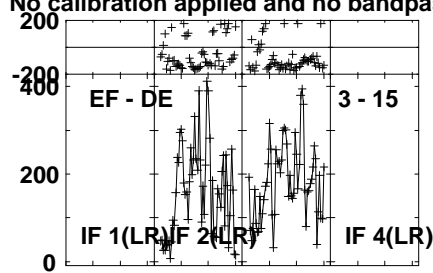
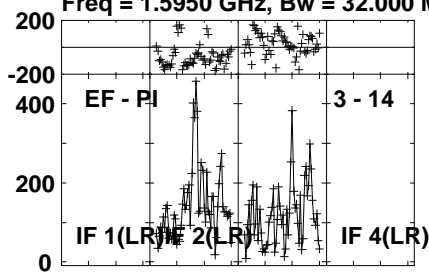
Lower frame: Milli Ampl Jy Top frame: Phas deg
Vector averaged cross-power spectrum Several baselines displayed
Timerange: 01/05:08:01 to 01/05:08:59

Plot file version 330 created 27-MAR-2024 20:23:40

J1037+5711 EM164C.UVDATA.1

Freq = 1.5950 GHz, Bw = 32.000 MH

No calibration applied and no bandpass applied



Lower frame: Micro Ampl Jy Top frame: Phas deg

Vector averaged cross-power spectrum Several baselines displayed

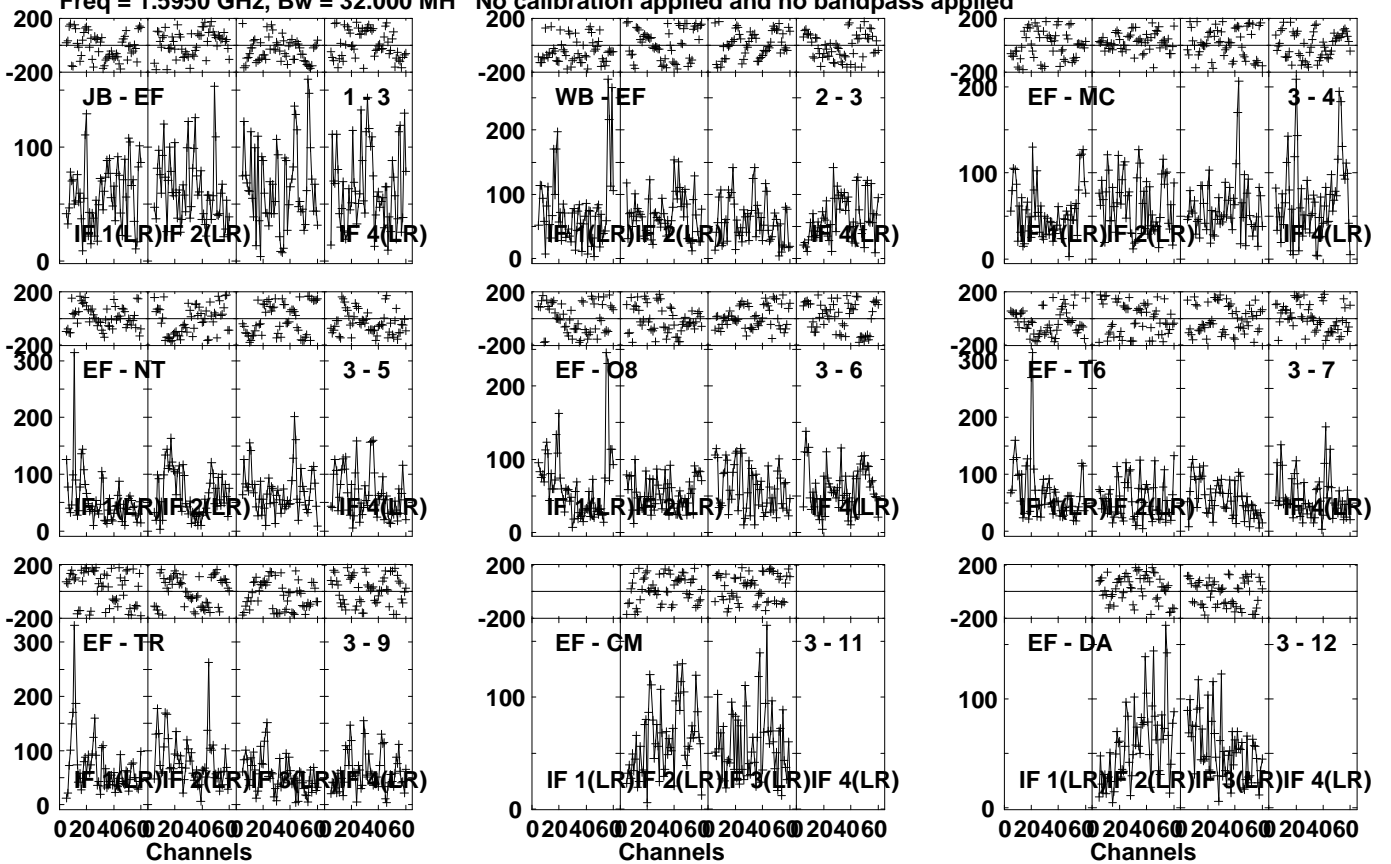
Timerange: 01/05:08:01 to 01/05:08:59

Plot file version 331 created 27-MAR-2024 20:23:40

CP41 077 EM164C.UVDATA.1

Freq = 1.5950 GHz, Bw = 32.000 MH

No calibration applied and no bandpass applied



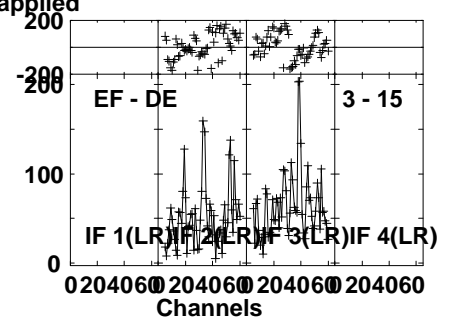
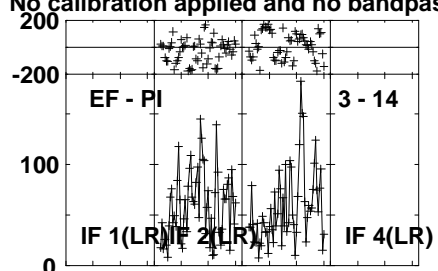
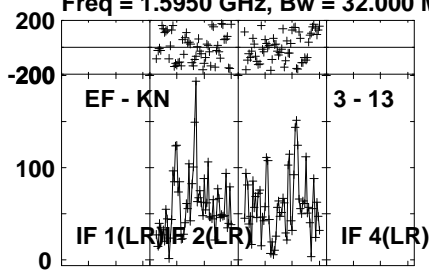
Lower frame: Micro Ampl Jy Top frame: Phas deg
Vector averaged cross-power spectrum Several baselines displayed
Timerange: 01/05:09:01 to 01/05:12:59

Plot file version 332 created 27-MAR-2024 20:23:40

CP41 077 EM164C.UVDATA.1

Freq = 1.5950 GHz, Bw = 32.000 MH

No calibration applied and no bandpass applied



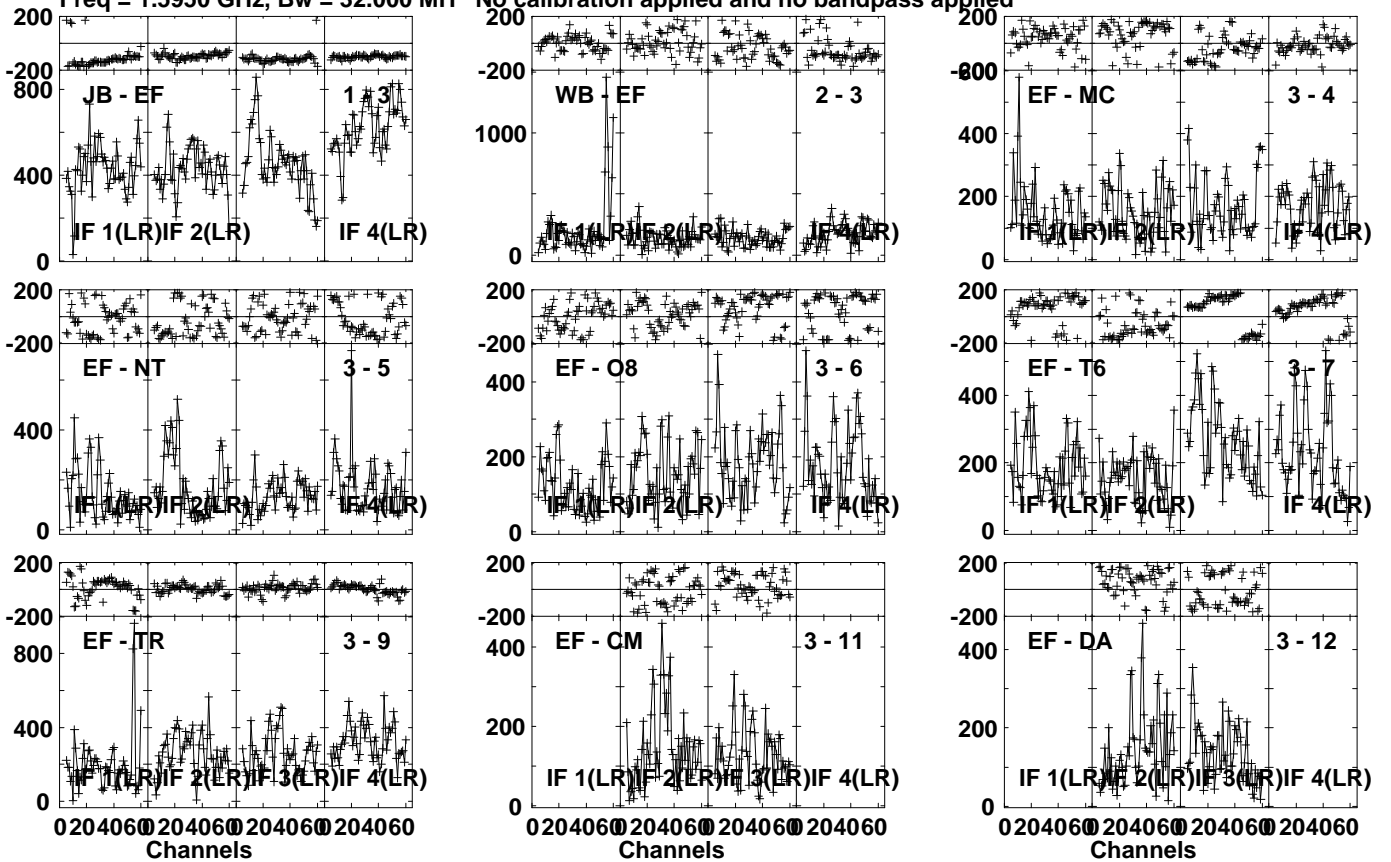
Lower frame: Micro Ampl Jy Top frame: Phas deg
Vector averaged cross-power spectrum Several baselines displayed
Timerange: 01/05:09:01 to 01/05:12:59

Plot file version 333 created 27-MAR-2024 20:23:40

J1037+5711 EM164C.UVDATA.1

Freq = 1.5950 GHz, Bw = 32.000 MH

No calibration applied and no bandpass applied



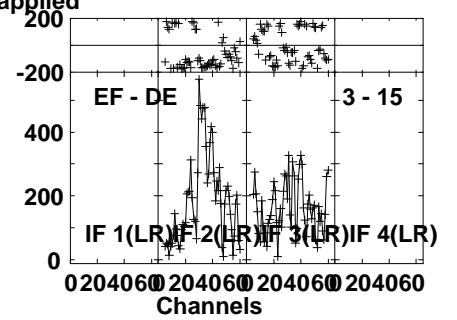
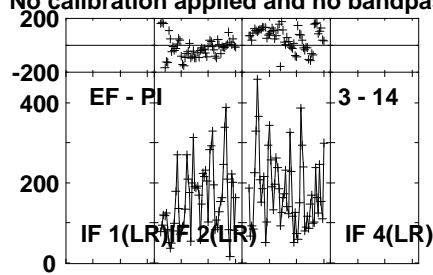
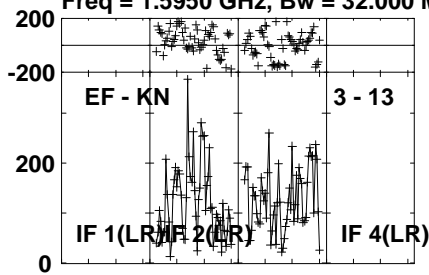
Lower frame: Micro Ampl Jy Top frame: Phas deg
Vector averaged cross-power spectrum Several baselines displayed
Timerange: 01/05:13:31 to 01/05:14:29

Plot file version 334 created 27-MAR-2024 20:23:40

J1037+5711 EM164C.UVDATA.1

Freq = 1.5950 GHz, Bw = 32.000 MH

No calibration applied and no bandpass applied



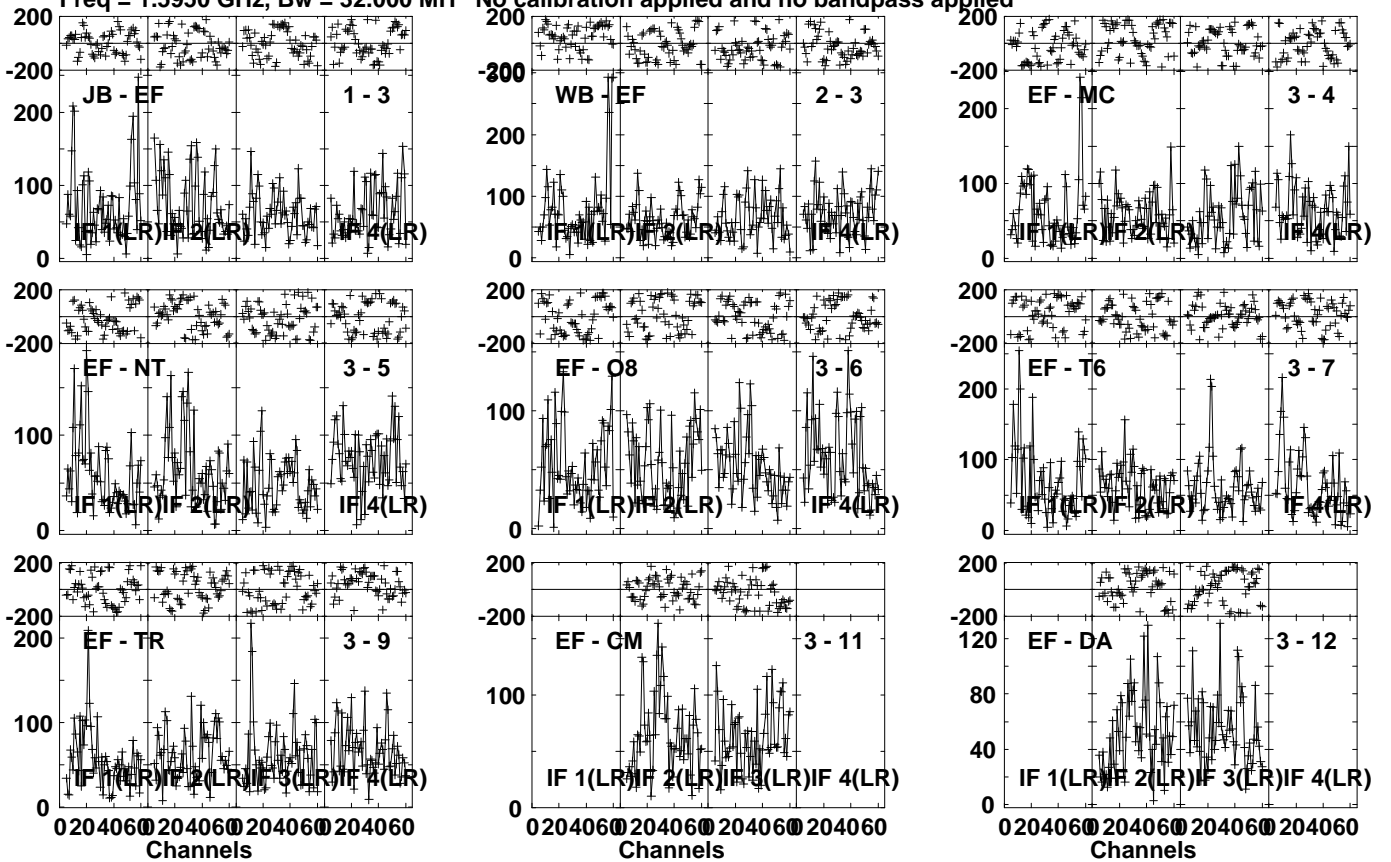
Lower frame: Micro Ampl Jy Top frame: Phas deg
Vector averaged cross-power spectrum Several baselines displayed
Timerange: 01/05:13:31 to 01/05:14:29

Plot file version 335 created 27-MAR-2024 20:23:41

CP50 031 EM164C.UVDATA.1

Freq = 1.5950 GHz, Bw = 32.000 MH

No calibration applied and no bandpass applied

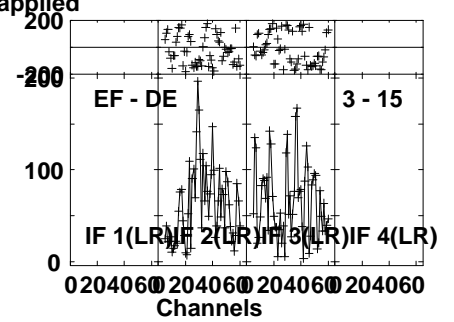
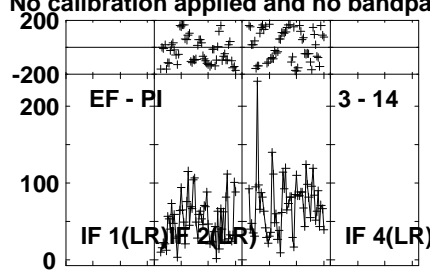
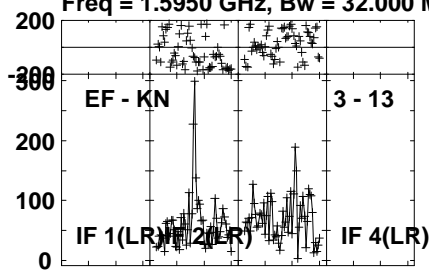


Lower frame: Micro Ampl Jy Top frame: Phas deg
Vector averaged cross-power spectrum Several baselines displayed
Timerange: 01/05:14:31 to 01/05:18:29

Plot file version 336 created 27-MAR-2024 20:23:41

CP50 031 EM164C.UVDATA.1

Freq = 1.5950 GHz, Bw = 32.000 MH No calibration applied and no bandpass applied



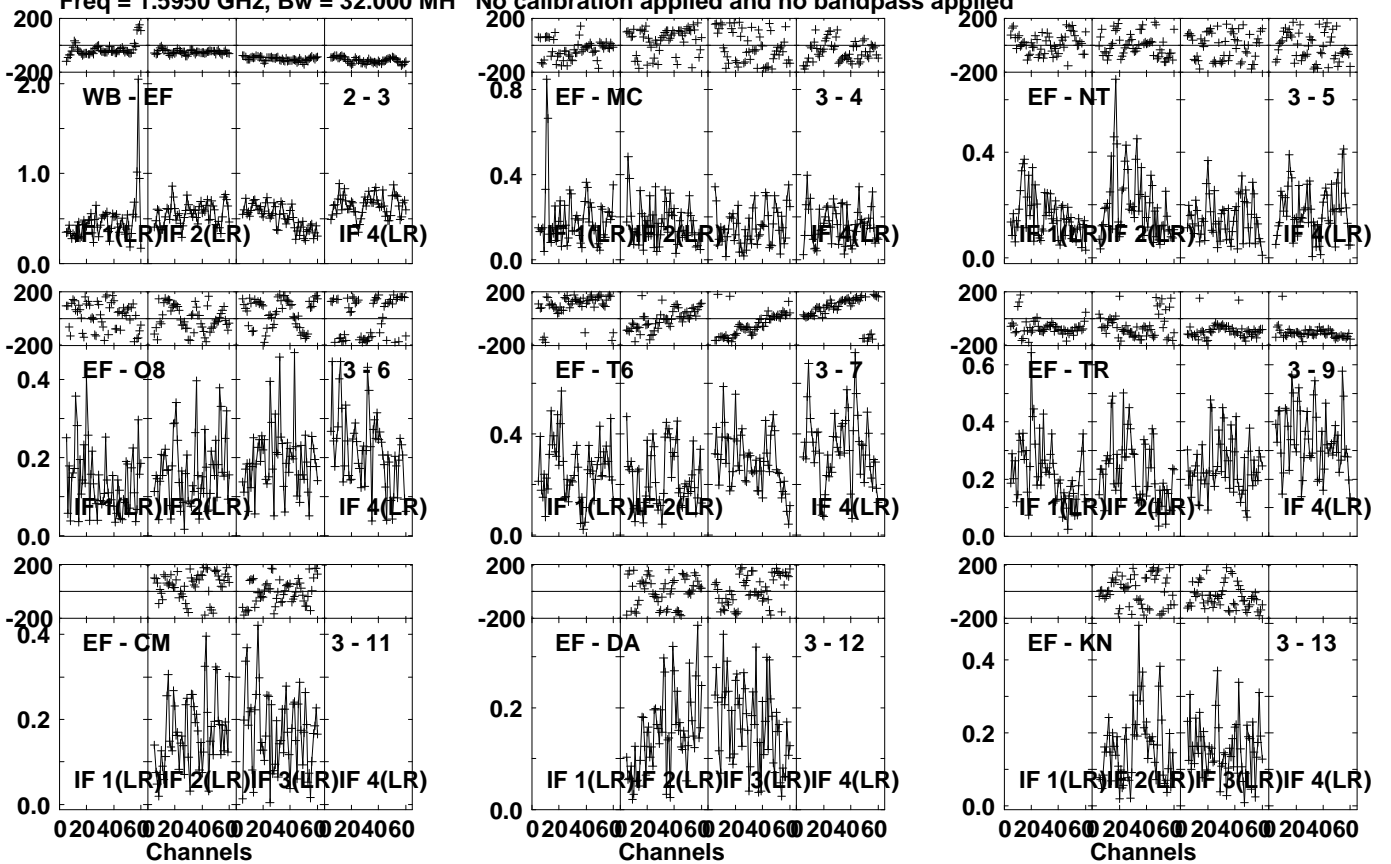
Lower frame: Micro Ampl Jy Top frame: Phas deg
Vector averaged cross-power spectrum Several baselines displayed
Timerange: 01/05:14:31 to 01/05:18:29

Plot file version 337 created 27-MAR-2024 20:23:41

J1037+5711 EM164C.UVDATA.1

Freq = 1.5950 GHz, Bw = 32.000 MH

No calibration applied and no bandpass applied

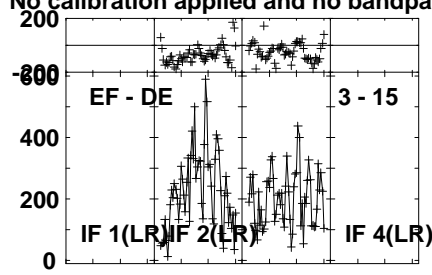
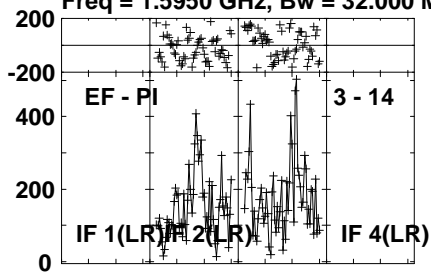


Lower frame: Milli Ampl Jy Top frame: Phas deg
Vector averaged cross-power spectrum Several baselines displayed
Timerange: 01/05:19:01 to 01/05:19:59

Plot file version 338 created 27-MAR-2024 20:23:41

J1037+5711 EM164C.UVDATA.1

Freq = 1.5950 GHz, Bw = 32.000 MH No calibration applied and no bandpass applied



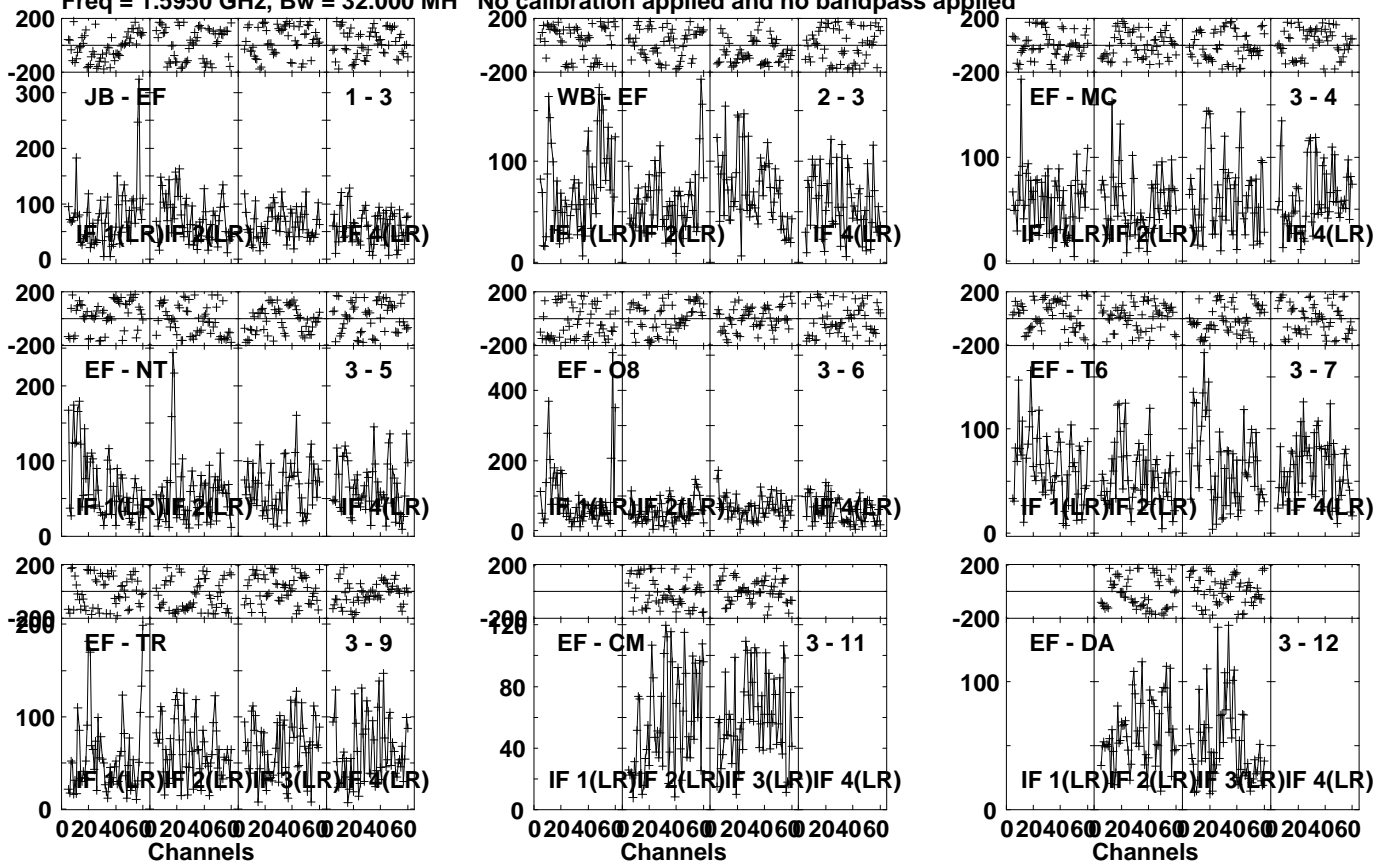
Lower frame: Micro Ampl Jy Top frame: Phas deg
Vector averaged cross-power spectrum Several baselines displayed
Timerange: 01/05:19:01 to 01/05:19:59

Plot file version 339 created 27-MAR-2024 20:23:41

CP50 031 EM164C.UVDATA.1

Freq = 1.5950 GHz, Bw = 32.000 MH

No calibration applied and no bandpass applied



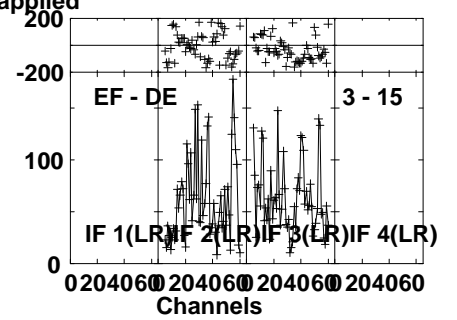
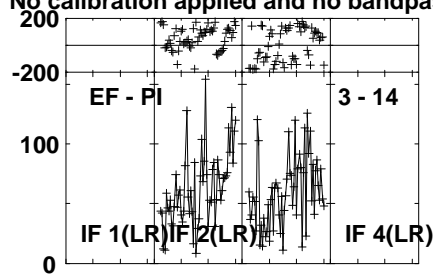
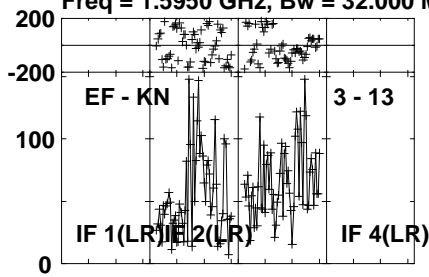
Lower frame: Micro Ampl Jy Top frame: Phas deg
Vector averaged cross-power spectrum Several baselines displayed
Timerange: 01/05:20:01 to 01/05:23:59

Plot file version 340 created 27-MAR-2024 20:23:41

CP50 031 EM164C.UVDATA.1

Freq = 1.5950 GHz, Bw = 32.000 MH

No calibration applied and no bandpass applied



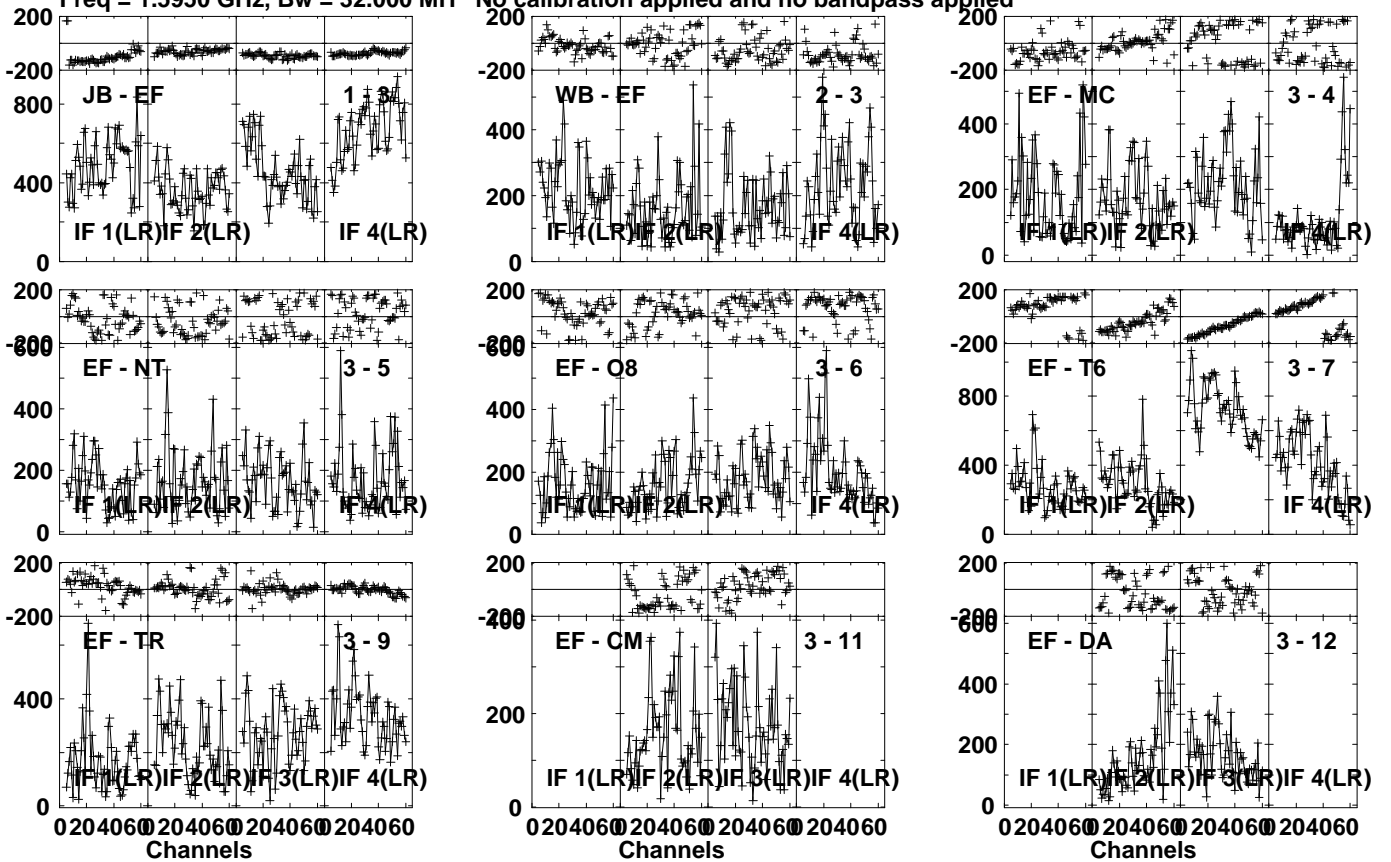
Lower frame: Micro Ampl Jy Top frame: Phas deg
Vector averaged cross-power spectrum Several baselines displayed
Timerange: 01/05:20:01 to 01/05:23:59

Plot file version 341 created 27-MAR-2024 20:23:41

J1037+5711 EM164C.UVDATA.1

Freq = 1.5950 GHz, Bw = 32.000 MH

No calibration applied and no bandpass applied



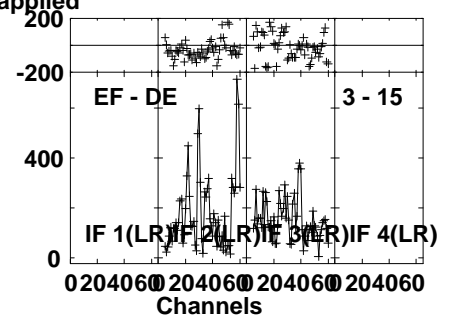
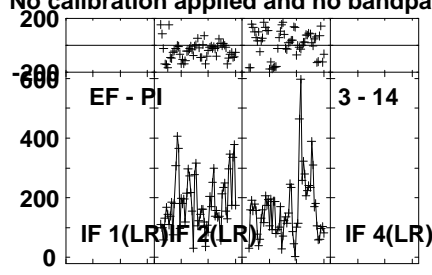
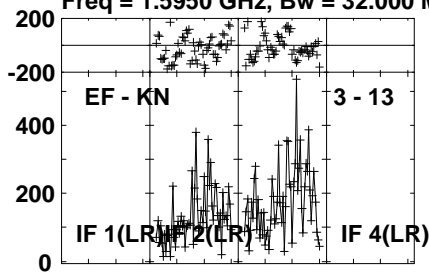
Lower frame: Micro Ampl Jy Top frame: Phas deg
Vector averaged cross-power spectrum Several baselines displayed
Timerange: 01/05:24:31 to 01/05:25:29

Plot file version 342 created 27-MAR-2024 20:23:42

J1037+5711 EM164C.UVDATA.1

Freq = 1.5950 GHz, Bw = 32.000 MH

No calibration applied and no bandpass applied



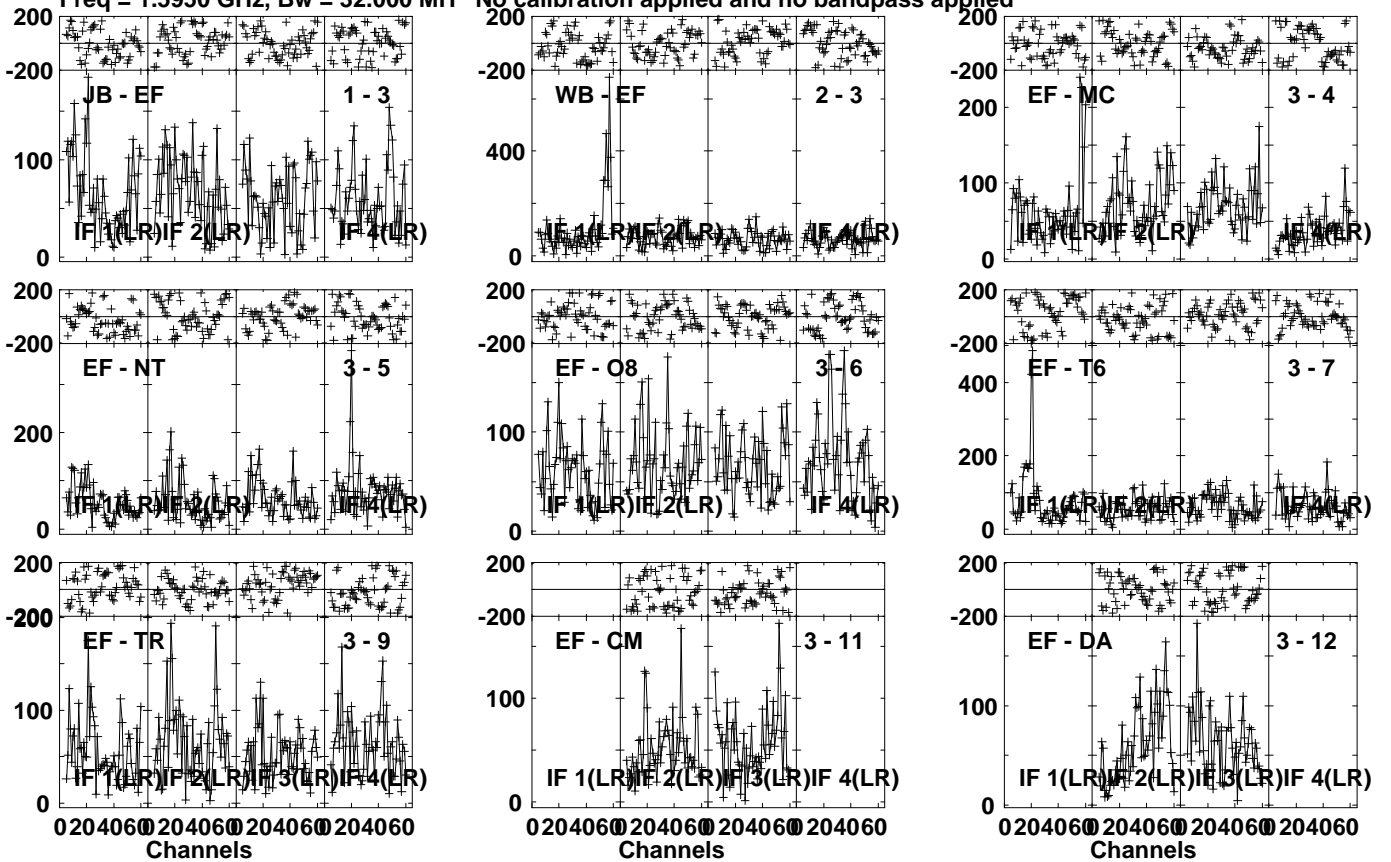
Lower frame: Micro Ampl Jy Top frame: Phas deg
Vector averaged cross-power spectrum Several baselines displayed
Timerange: 01/05:24:31 to 01/05:25:29

Plot file version 343 created 27-MAR-2024 20:23:42

CP32 077 EM164C.UVDATA.1

Freq = 1.5950 GHz, Bw = 32.000 MH

No calibration applied and no bandpass applied



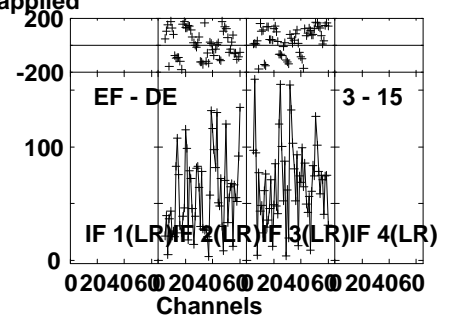
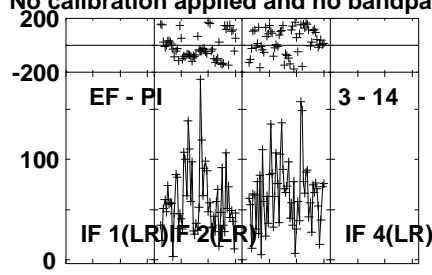
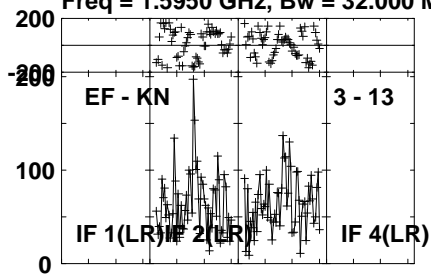
Lower frame: Micro Ampl Jy Top frame: Phas deg
Vector averaged cross-power spectrum Several baselines displayed
Timerange: 01/05:25:31 to 01/05:29:29

Plot file version 344 created 27-MAR-2024 20:23:42

CP32 077 EM164C.UVDATA.1

Freq = 1.5950 GHz, Bw = 32.000 MH

No calibration applied and no bandpass applied



Lower frame: Micro Ampl Jy Top frame: Phas deg

Vector averaged cross-power spectrum Several baselines displayed

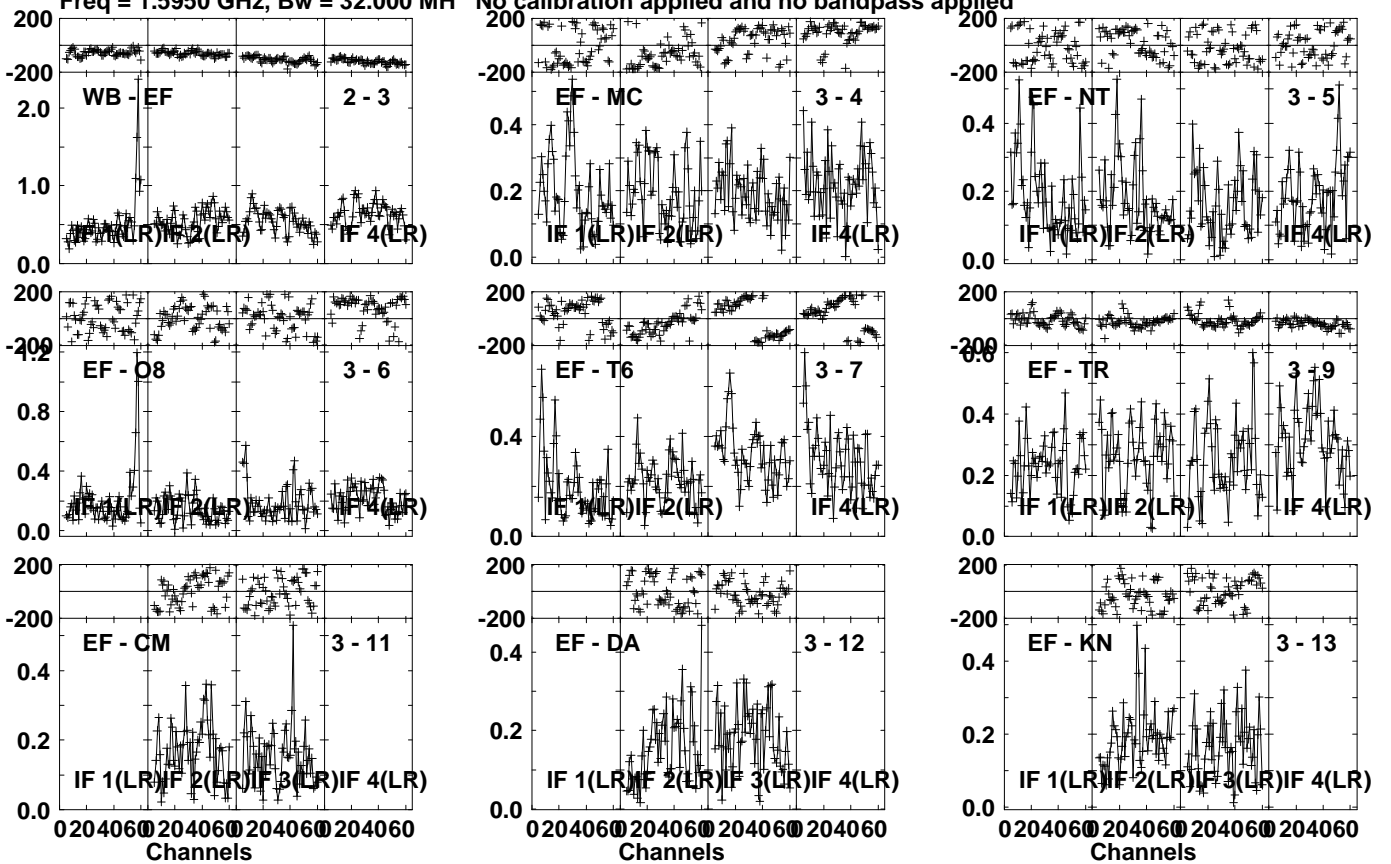
Timerange: 01/05:25:31 to 01/05:29:29

Plot file version 345 created 27-MAR-2024 20:23:42

J1037+5711 EM164C.UVDATA.1

Freq = 1.5950 GHz, Bw = 32.000 MH

No calibration applied and no bandpass applied



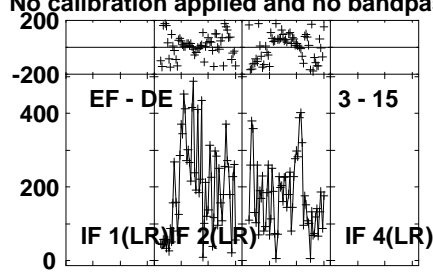
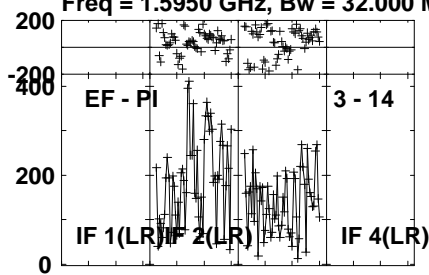
Lower frame: Milli Ampl Jy Top frame: Phas deg
Vector averaged cross-power spectrum Several baselines displayed
Timerange: 01/05:30:01 to 01/05:30:59

Plot file version 346 created 27-MAR-2024 20:23:42

J1037+5711 EM164C.UVDATA.1

Freq = 1.5950 GHz, Bw = 32.000 MH

No calibration applied and no bandpass applied



Lower frame: Micro Ampl Jy Top frame: Phas deg

Vector averaged cross-power spectrum Several baselines displayed

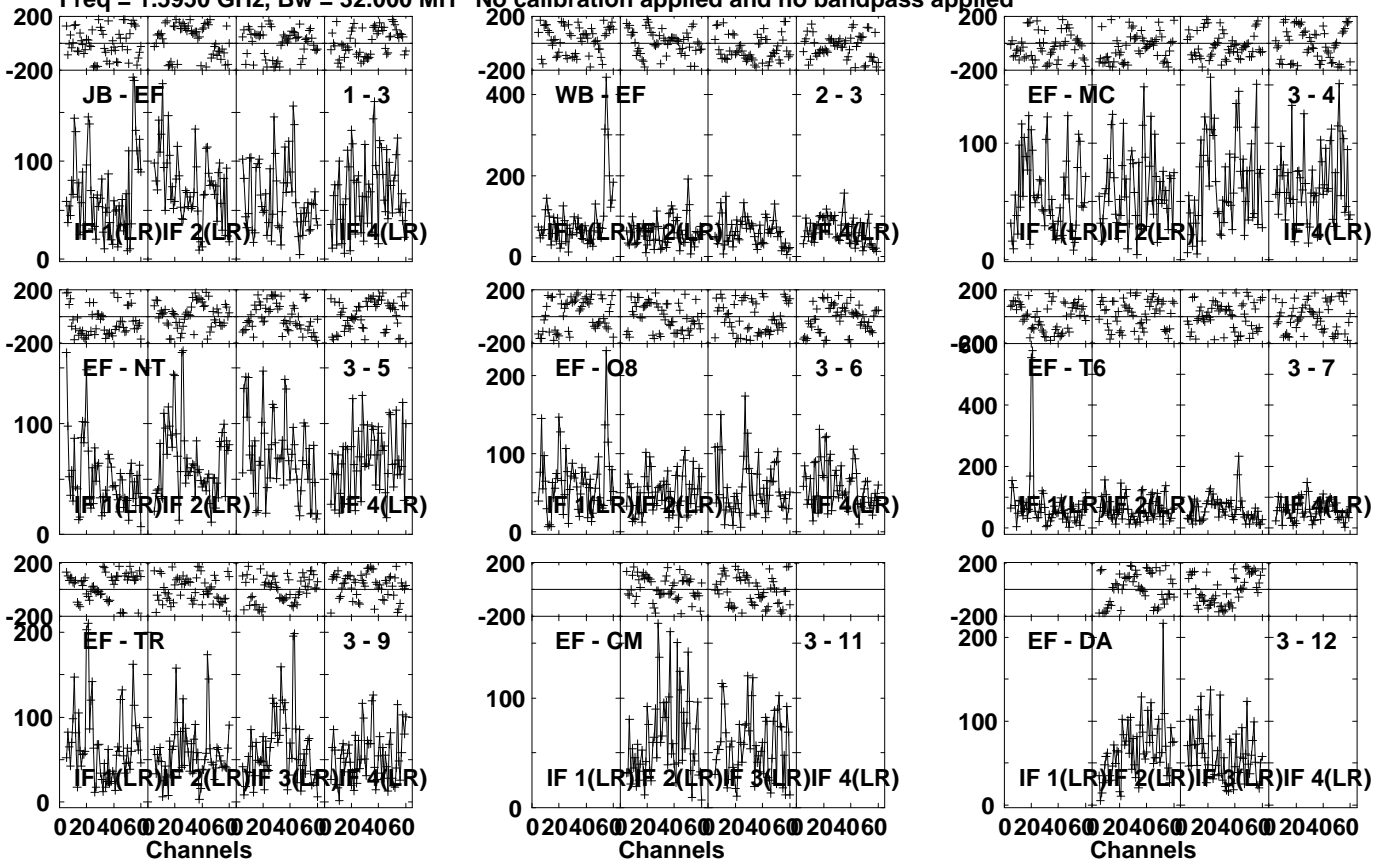
Timerange: 01/05:30:01 to 01/05:30:59

Plot file version 347 created 27-MAR-2024 20:23:42

CP32 077 EM164C.UVDATA.1

Freq = 1.5950 GHz, Bw = 32.000 MH

No calibration applied and no bandpass applied



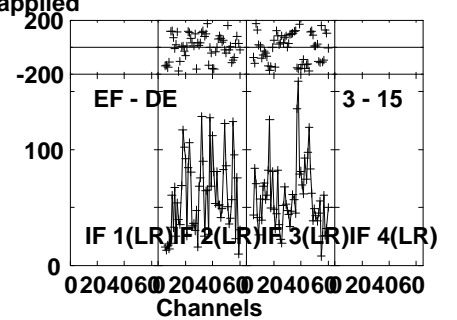
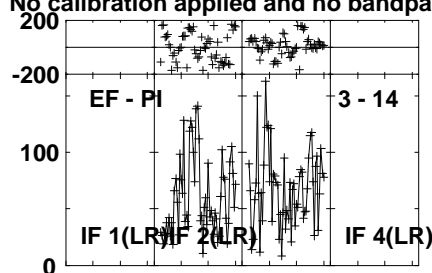
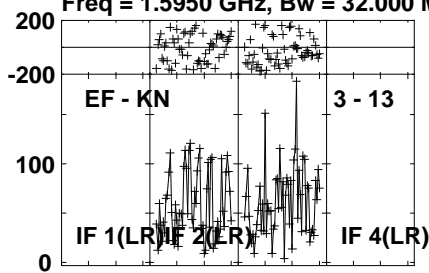
Lower frame: Micro Ampl Jy Top frame: Phas deg
Vector averaged cross-power spectrum Several baselines displayed
Timerange: 01/05:31:01 to 01/05:34:59

Plot file version 348 created 27-MAR-2024 20:23:42

CP32 077 EM164C.UVDATA.1

Freq = 1.5950 GHz, Bw = 32.000 MH

No calibration applied and no bandpass applied



Lower frame: Micro Ampl Jy Top frame: Phas deg

Vector averaged cross-power spectrum Several baselines displayed

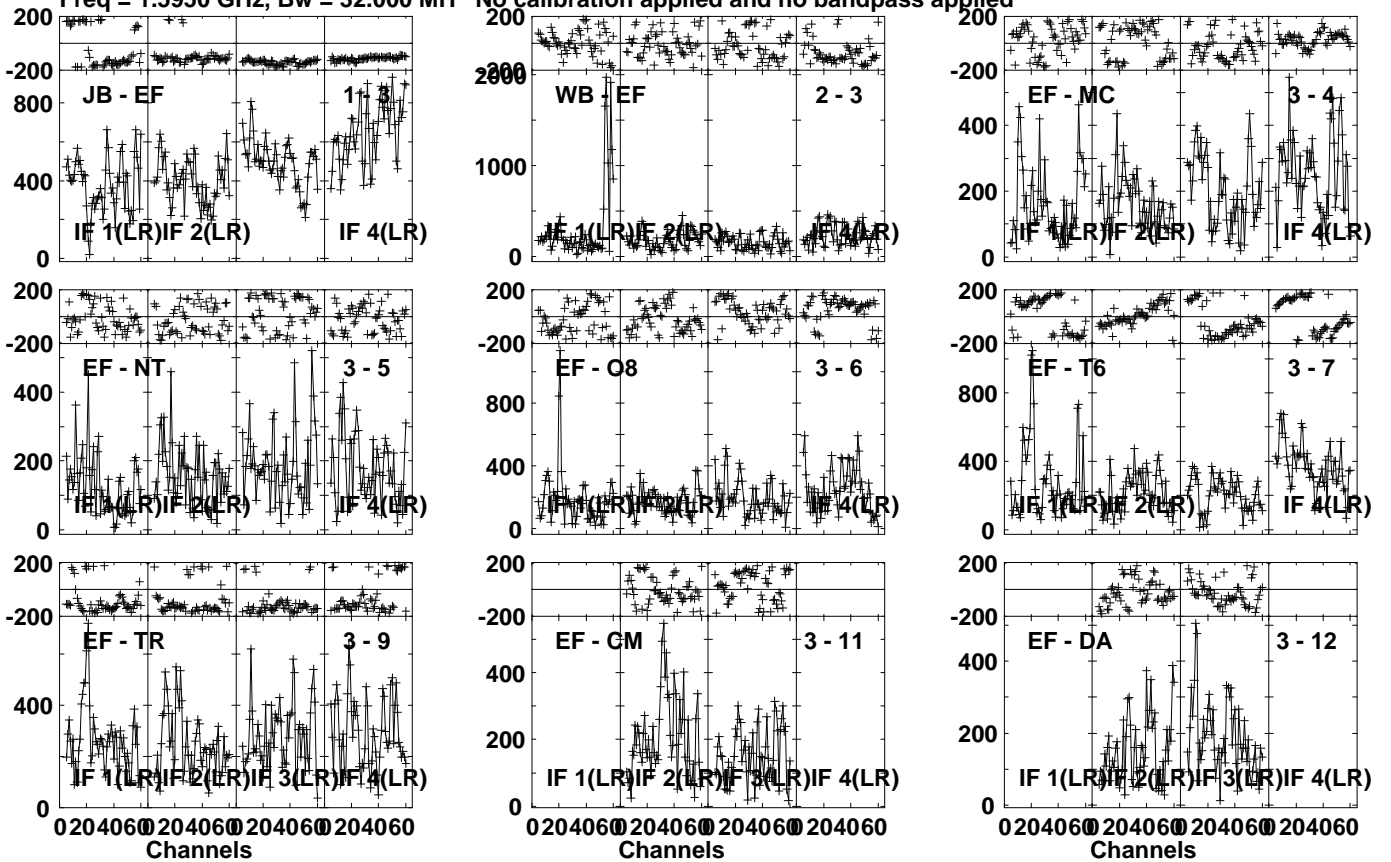
Timerange: 01/05:31:01 to 01/05:34:59

Plot file version 349 created 27-MAR-2024 20:23:43

J1037+5711 EM164C.UVDATA.1

Freq = 1.5950 GHz, Bw = 32.000 MH

No calibration applied and no bandpass applied



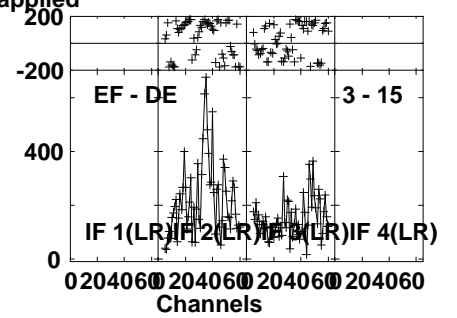
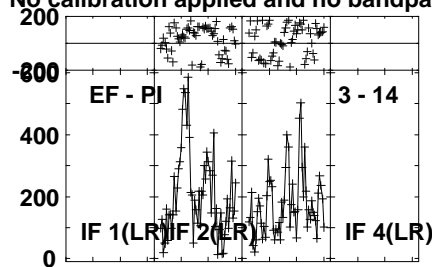
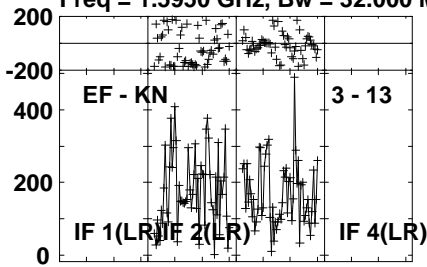
Lower frame: Micro Ampl Jy Top frame: Phas deg
Vector averaged cross-power spectrum Several baselines displayed
Timerange: 01/05:35:31 to 01/05:36:29

Plot file version 350 created 27-MAR-2024 20:23:43

J1037+5711 EM164C.UVDATA.1

Freq = 1.5950 GHz, Bw = 32.000 MH

No calibration applied and no bandpass applied



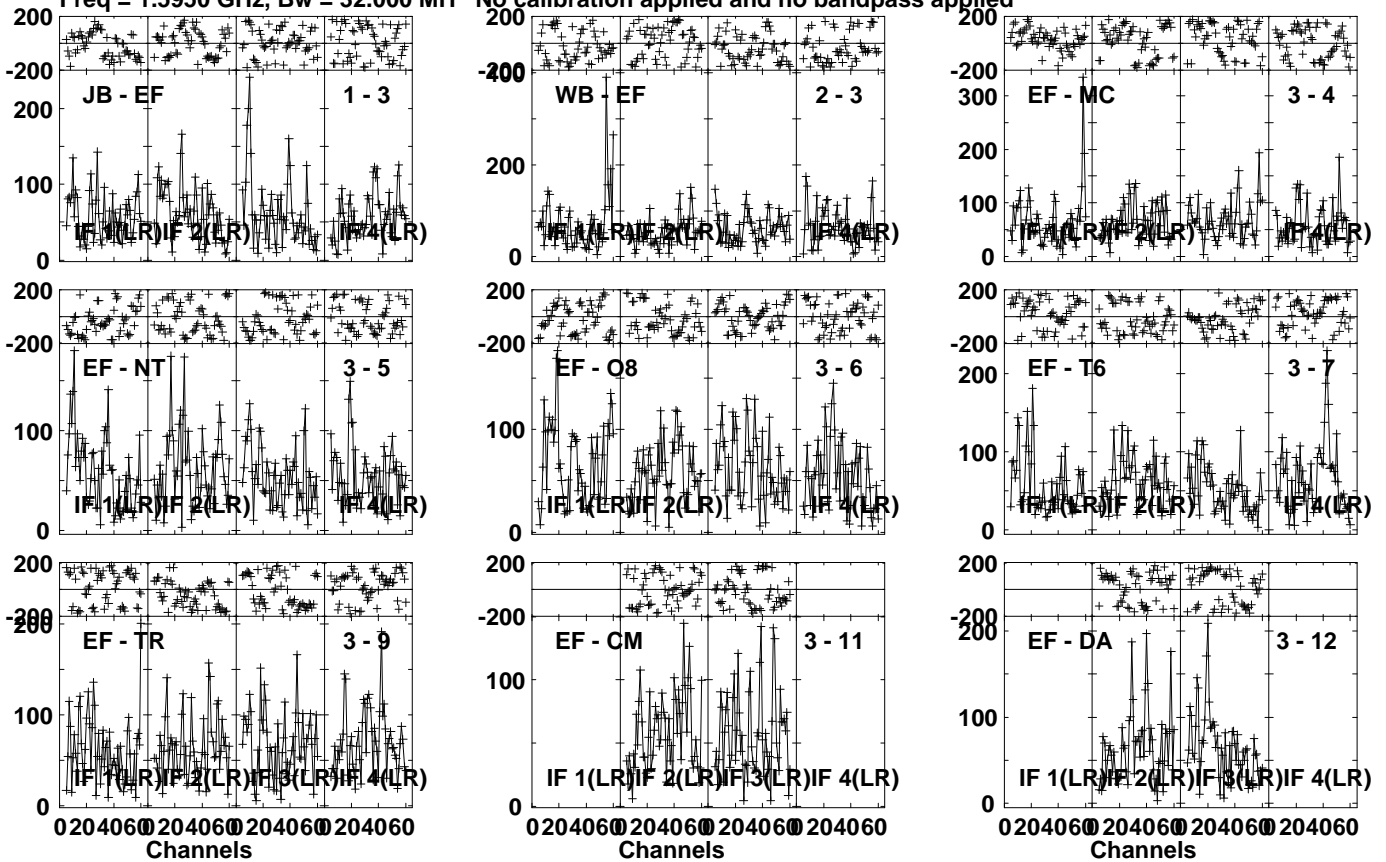
Lower frame: Micro Ampl Jy Top frame: Phas deg
Vector averaged cross-power spectrum Several baselines displayed
Timerange: 01/05:35:31 to 01/05:36:29

Plot file version 351 created 27-MAR-2024 20:23:43

CP33 038 EM164C.UVDATA.1

Freq = 1.5950 GHz, Bw = 32.000 MH

No calibration applied and no bandpass applied



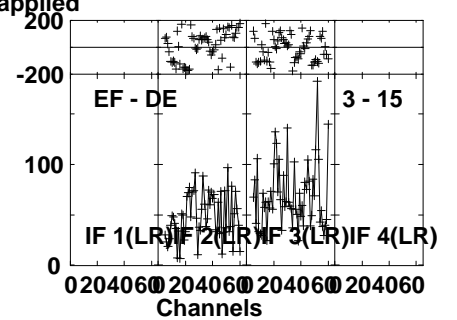
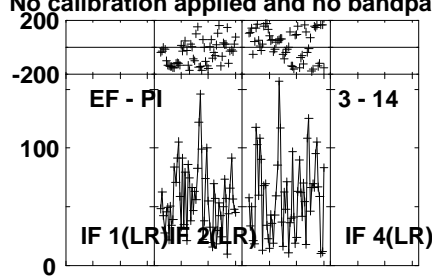
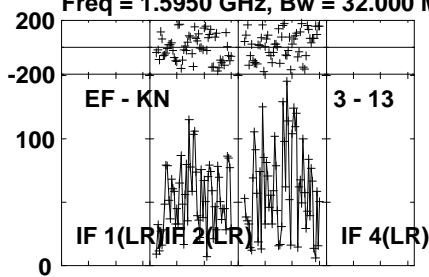
Lower frame: Micro Ampl Jy Top frame: Phas deg
Vector averaged cross-power spectrum Several baselines displayed
Timerange: 01/05:36:31 to 01/05:40:29

Plot file version 352 created 27-MAR-2024 20:23:43

CP33 038 EM164C.UVDATA.1

Freq = 1.5950 GHz, Bw = 32.000 MH

No calibration applied and no bandpass applied



Lower frame: Micro Ampl Jy Top frame: Phas deg

Vector averaged cross-power spectrum Several baselines displayed

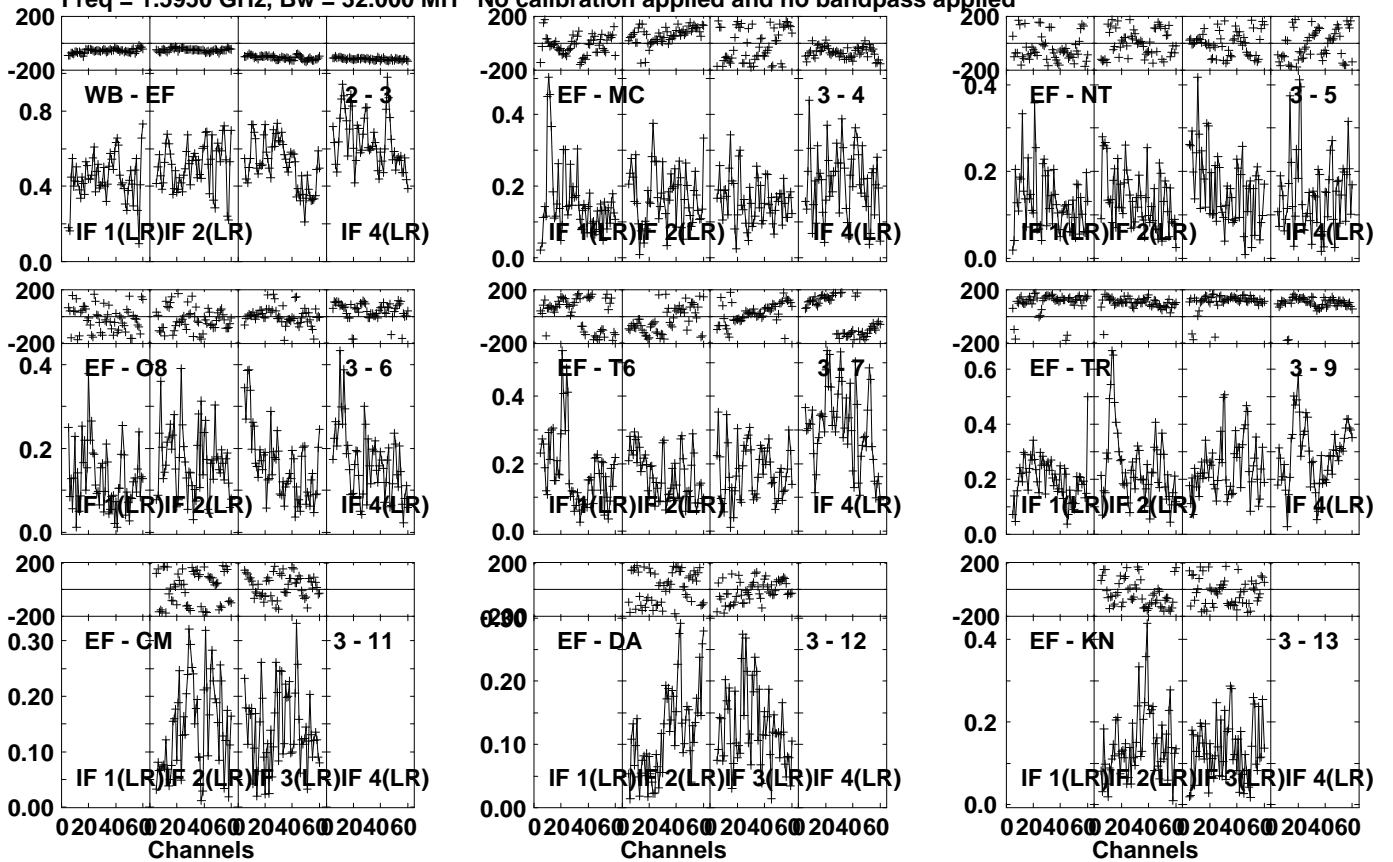
Timerange: 01/05:36:31 to 01/05:40:29

Plot file version 353 created 27-MAR-2024 20:23:43

J1037+5711 EM164C.UVDATA.1

Freq = 1.5950 GHz, Bw = 32.000 MH

No calibration applied and no bandpass applied



Lower frame: Milli Ampl Jy Top frame: Phas deg

Vector averaged cross-power spectrum Several baselines displayed

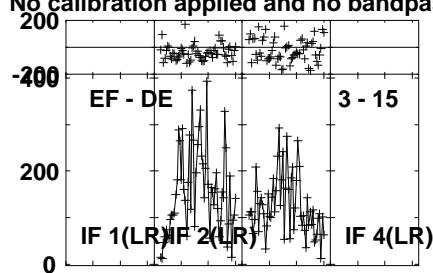
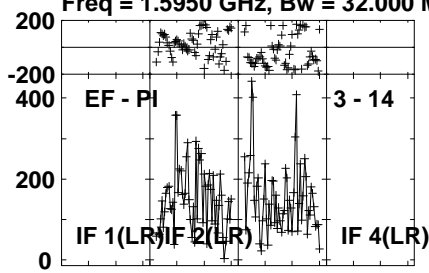
Timerange: 01/05:41:01 to 01/05:41:59

Plot file version 354 created 27-MAR-2024 20:23:43

J1037+5711 EM164C.UVDATA.1

Freq = 1.5950 GHz, Bw = 32.000 MH

No calibration applied and no bandpass applied



Lower frame: Micro Ampl Jy Top frame: Phas deg

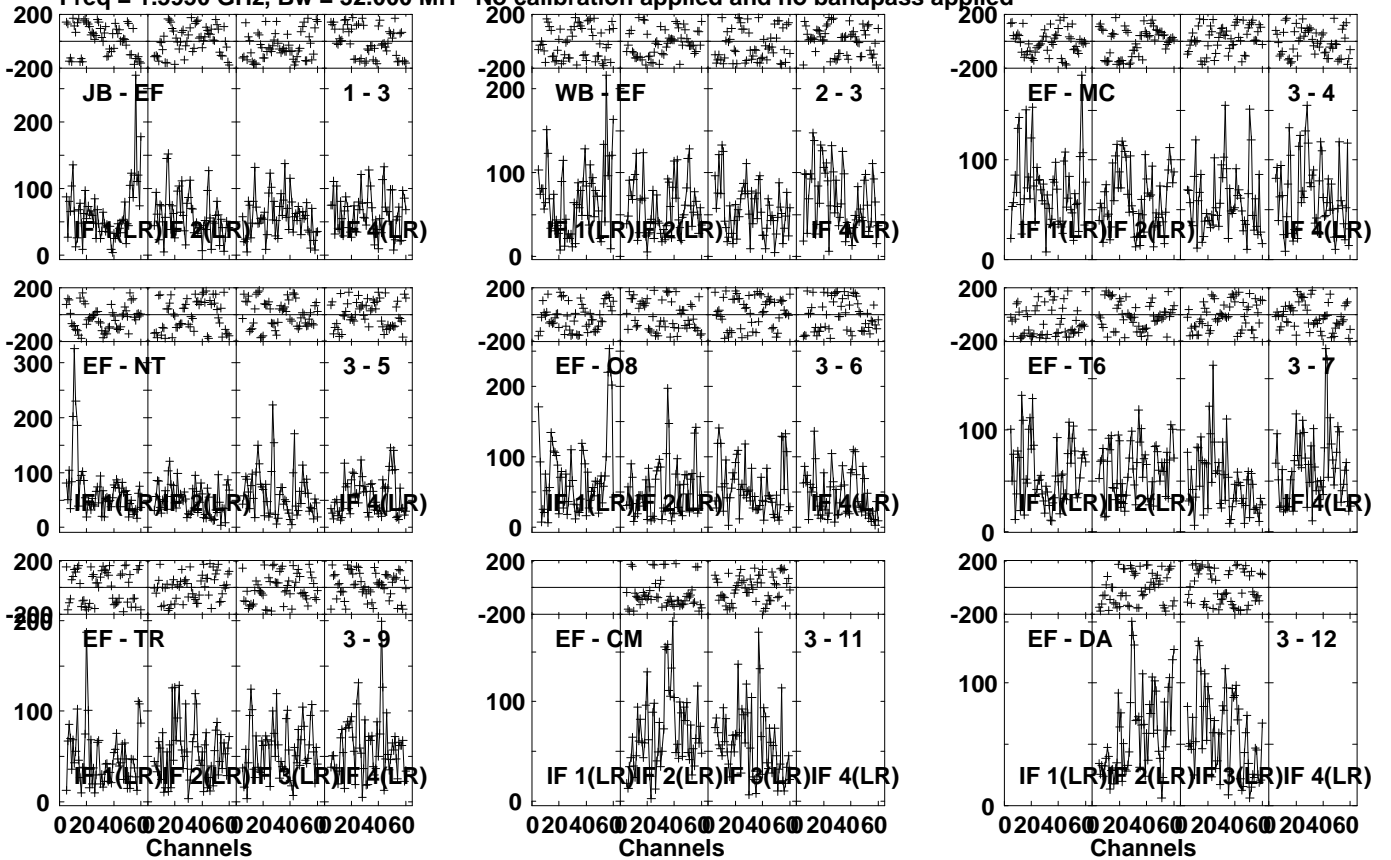
Vector averaged cross-power spectrum Several baselines displayed

Timerange: 01/05:41:01 to 01/05:41:59

Plot file version 355 created 27-MAR-2024 20:23:43

CP33 038 EM164C.UVDATA.1

Freq = 1.5950 GHz, Bw = 32.000 MH No calibration applied and no bandpass applied

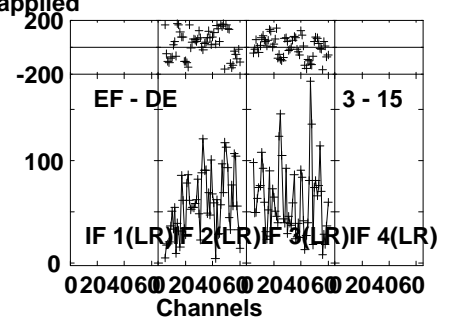
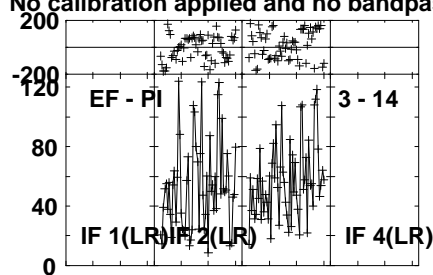
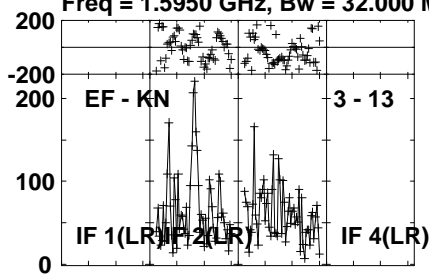


Lower frame: Micro Ampl Jy Top frame: Phas deg
Vector averaged cross-power spectrum Several baselines displayed
Timerange: 01/05:42:01 to 01/05:45:59

Plot file version 356 created 27-MAR-2024 20:23:44

CP33 038 EM164C.UVDATA.1

Freq = 1.5950 GHz, Bw = 32.000 MH No calibration applied and no bandpass applied



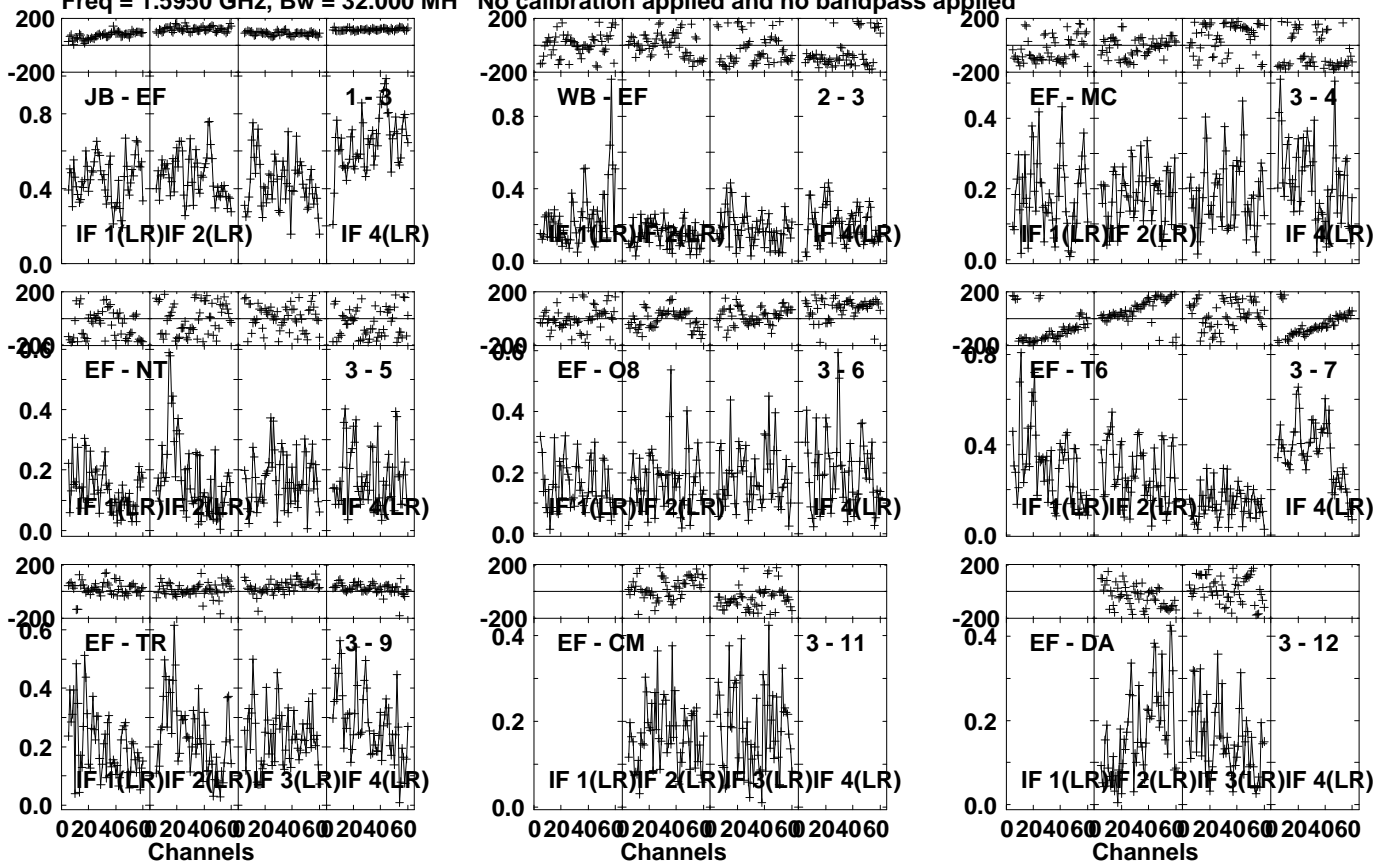
Lower frame: Micro Ampl Jy Top frame: Phas deg
Vector averaged cross-power spectrum Several baselines displayed
Timerange: 01/05:42:01 to 01/05:45:59

Plot file version 357 created 27-MAR-2024 20:23:44

J1037+5711 EM164C.UVDATA.1

Freq = 1.5950 GHz, Bw = 32.000 MH

No calibration applied and no bandpass applied



Lower frame: Milli Ampl Jy Top frame: Phas deg

Vector averaged cross-power spectrum Several baselines displayed

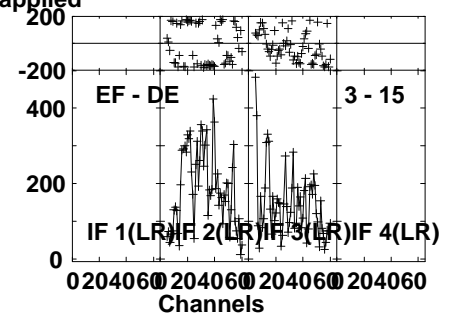
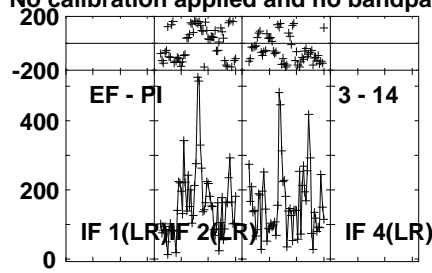
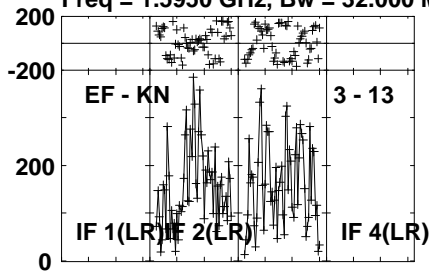
Timerange: 01/05:46:31 to 01/05:47:29

Plot file version 358 created 27-MAR-2024 20:23:44

J1037+5711 EM164C.UVDATA.1

Freq = 1.5950 GHz, Bw = 32.000 MH

No calibration applied and no bandpass applied

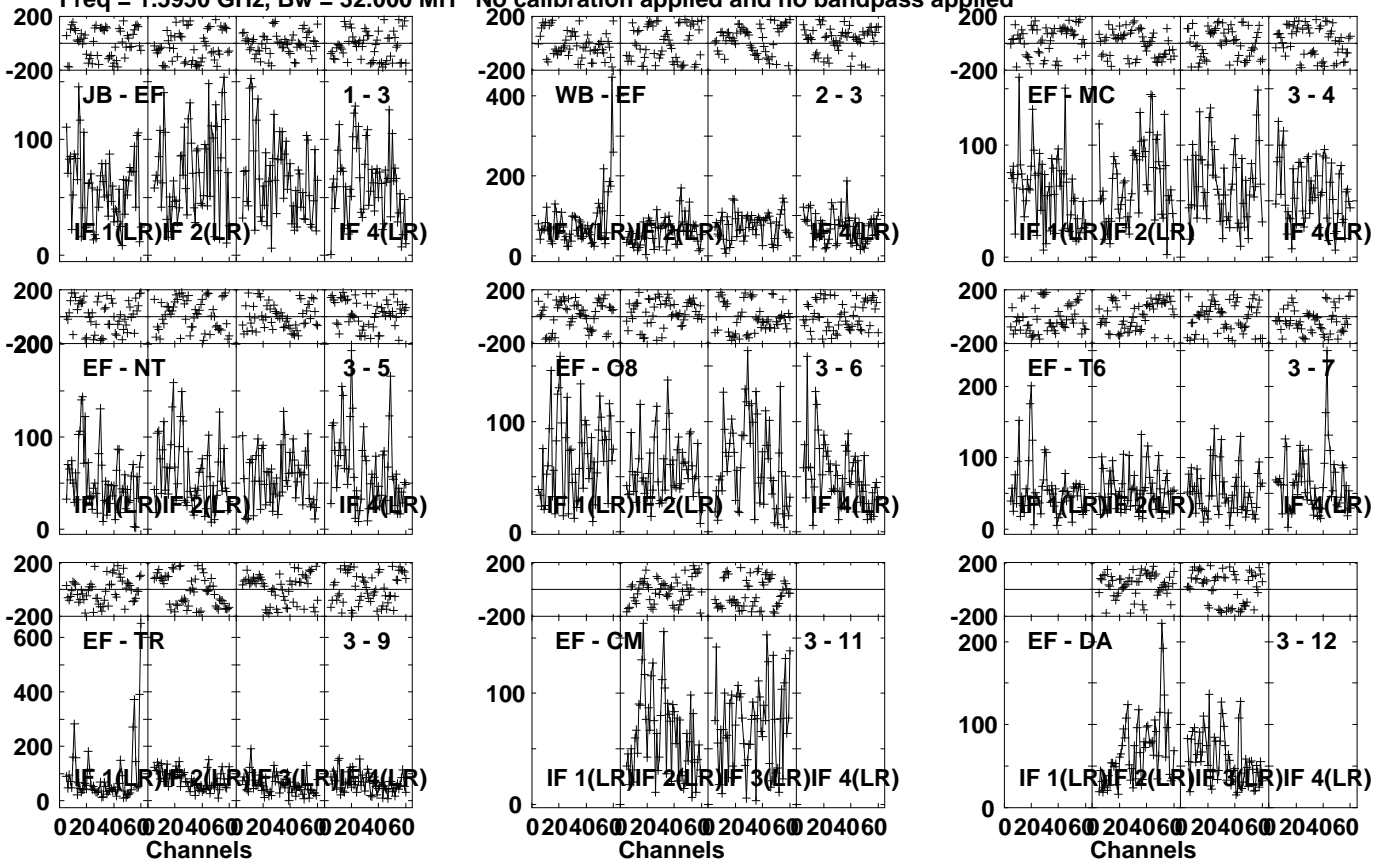


Lower frame: Micro Ampl Jy Top frame: Phas deg
Vector averaged cross-power spectrum Several baselines displayed
Timerange: 01/05:46:31 to 01/05:47:29

Plot file version 359 created 27-MAR-2024 20:23:44

CP34 008 EM164C.UVDATA.1

Freq = 1.5950 GHz, Bw = 32.000 MH No calibration applied and no bandpass applied



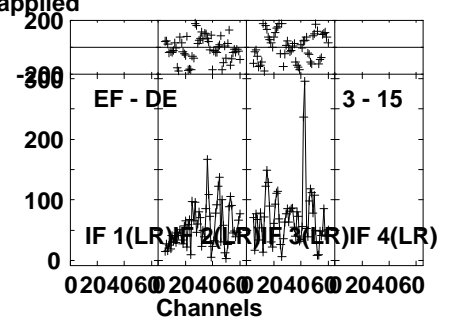
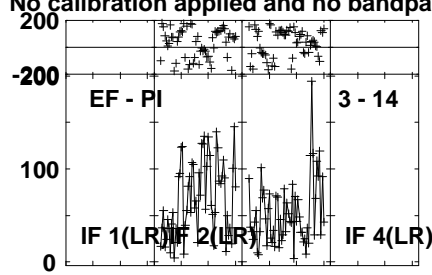
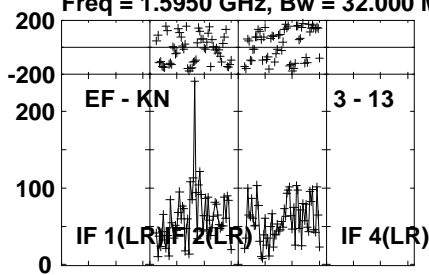
Lower frame: Micro Ampl Jy Top frame: Phas deg
Vector averaged cross-power spectrum Several baselines displayed
Timerange: 01/05:47:31 to 01/05:51:29

Plot file version 360 created 27-MAR-2024 20:23:44

CP34 008 EM164C.UVDATA.1

Freq = 1.5950 GHz, Bw = 32.000 MH

No calibration applied and no bandpass applied



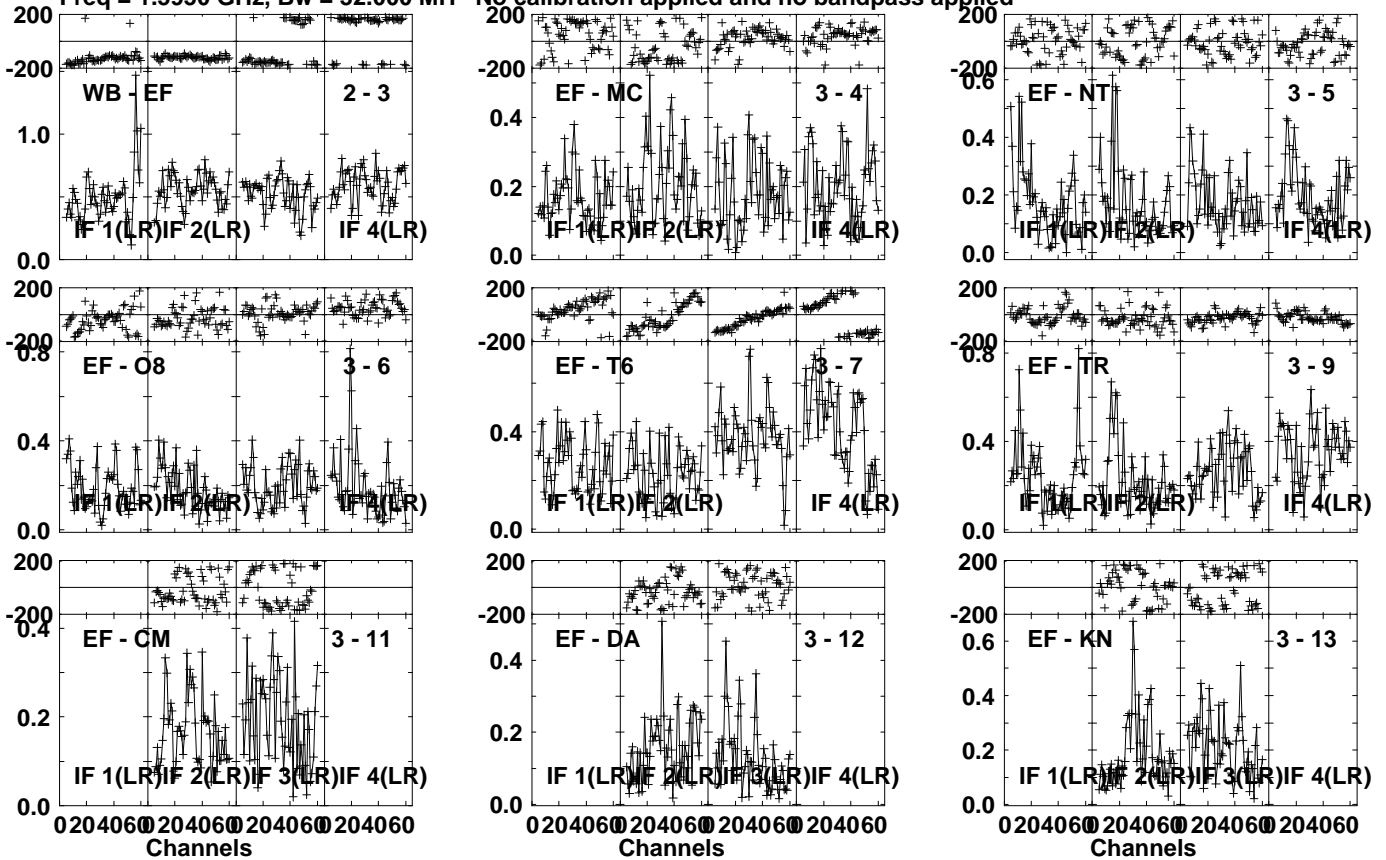
Lower frame: Micro Ampl Jy Top frame: Phas deg
Vector averaged cross-power spectrum Several baselines displayed
Timerange: 01/05:47:31 to 01/05:51:29

Plot file version 361 created 27-MAR-2024 20:23:44

J1037+5711 EM164C.UVDATA.1

Freq = 1.5950 GHz, Bw = 32.000 MH

No calibration applied and no bandpass applied



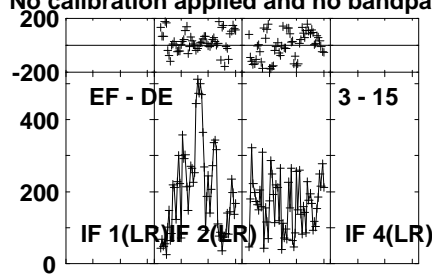
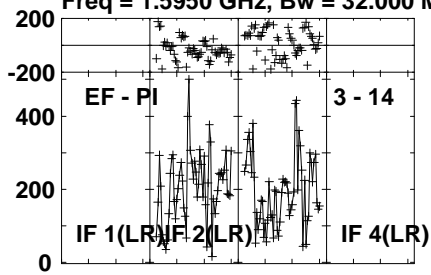
Lower frame: Milli Ampl Jy Top frame: Phas deg
Vector averaged cross-power spectrum Several baselines displayed
Timerange: 01/05:52:01 to 01/05:52:59

Plot file version 362 created 27-MAR-2024 20:23:45

J1037+5711 EM164C.UVDATA.1

Freq = 1.5950 GHz, Bw = 32.000 MH

No calibration applied and no bandpass applied



Lower frame: Micro Ampl Jy Top frame: Phas deg

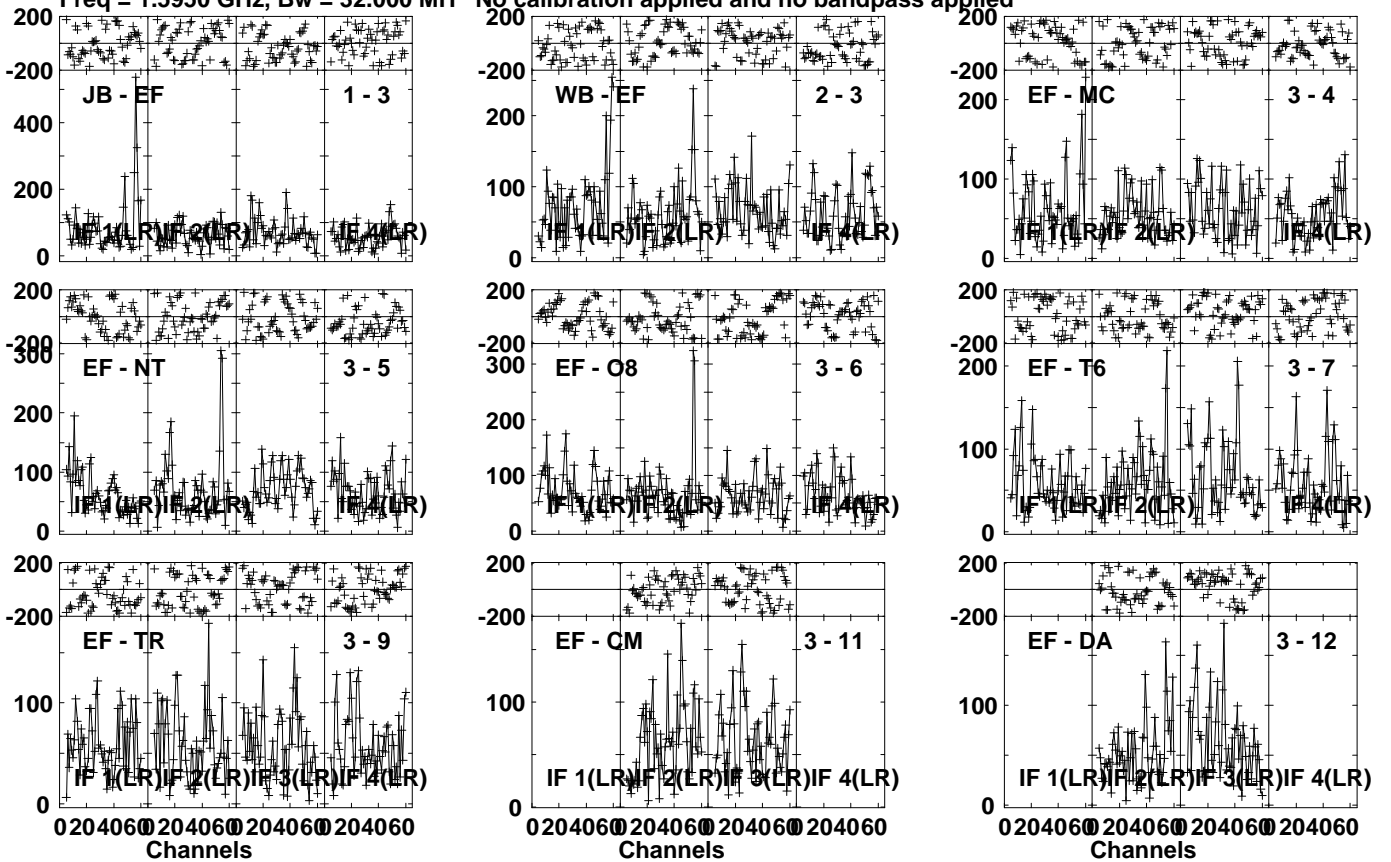
Vector averaged cross-power spectrum Several baselines displayed

Timerange: 01/05:52:01 to 01/05:52:59

Plot file version 363 created 27-MAR-2024 20:23:45

CP34 008 EM164C.UVDATA.1

Freq = 1.5950 GHz, Bw = 32.000 MH No calibration applied and no bandpass applied



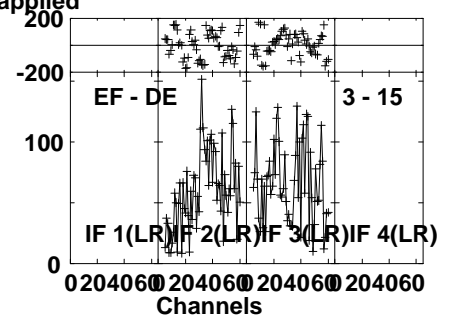
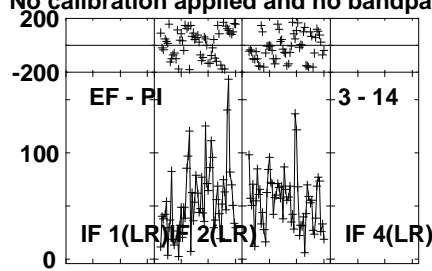
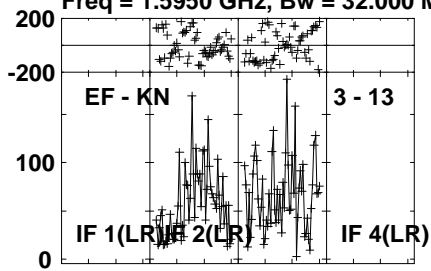
Lower frame: Micro Ampl Jy Top frame: Phas deg
Vector averaged cross-power spectrum Several baselines displayed
Timerange: 01/05:53:01 to 01/05:56:59

Plot file version 364 created 27-MAR-2024 20:23:45

CP34 008 EM164C.UVDATA.1

Freq = 1.5950 GHz, Bw = 32.000 MH

No calibration applied and no bandpass applied



Lower frame: Micro Ampl Jy Top frame: Phas deg

Vector averaged cross-power spectrum Several baselines displayed

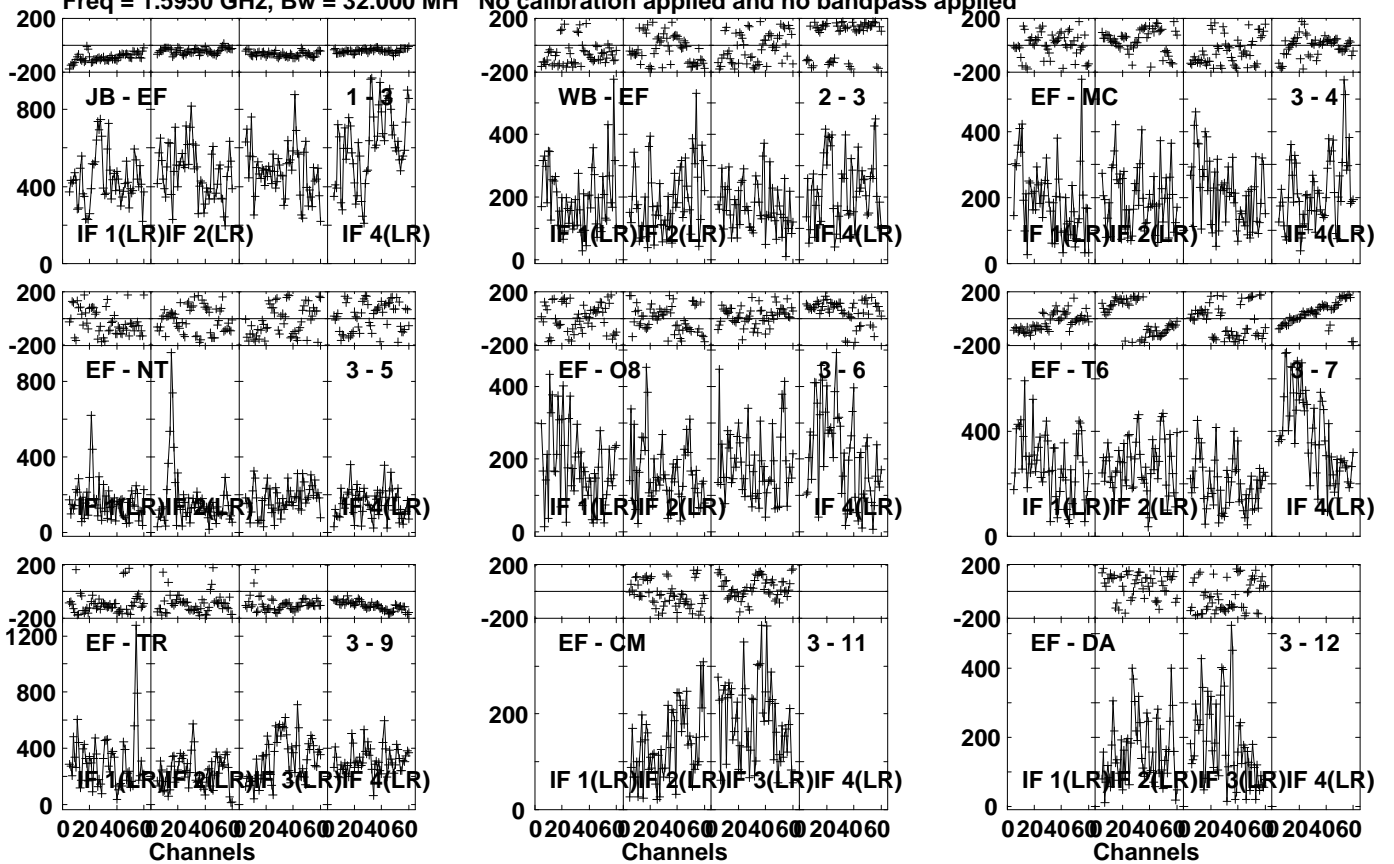
Timerange: 01/05:53:01 to 01/05:56:59

Plot file version 365 created 27-MAR-2024 20:23:45

J1037+5711 EM164C.UVDATA.1

Freq = 1.5950 GHz, Bw = 32.000 MH

No calibration applied and no bandpass applied



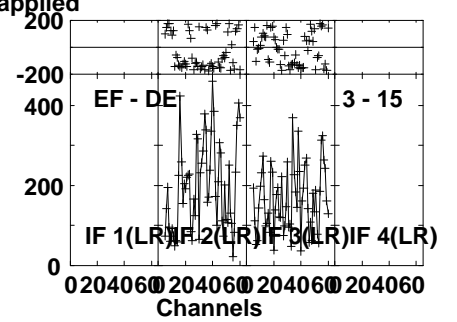
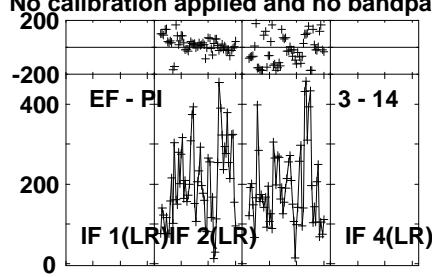
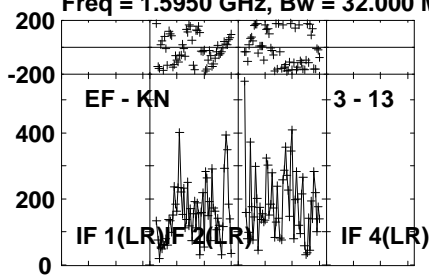
Lower frame: Micro Ampl Jy Top frame: Phas deg
Vector averaged cross-power spectrum Several baselines displayed
Timerange: 01/05:57:31 to 01/05:58:29

Plot file version 366 created 27-MAR-2024 20:23:45

J1037+5711 EM164C.UVDATA.1

Freq = 1.5950 GHz, Bw = 32.000 MH

No calibration applied and no bandpass applied



Lower frame: Micro Ampl Jy Top frame: Phas deg

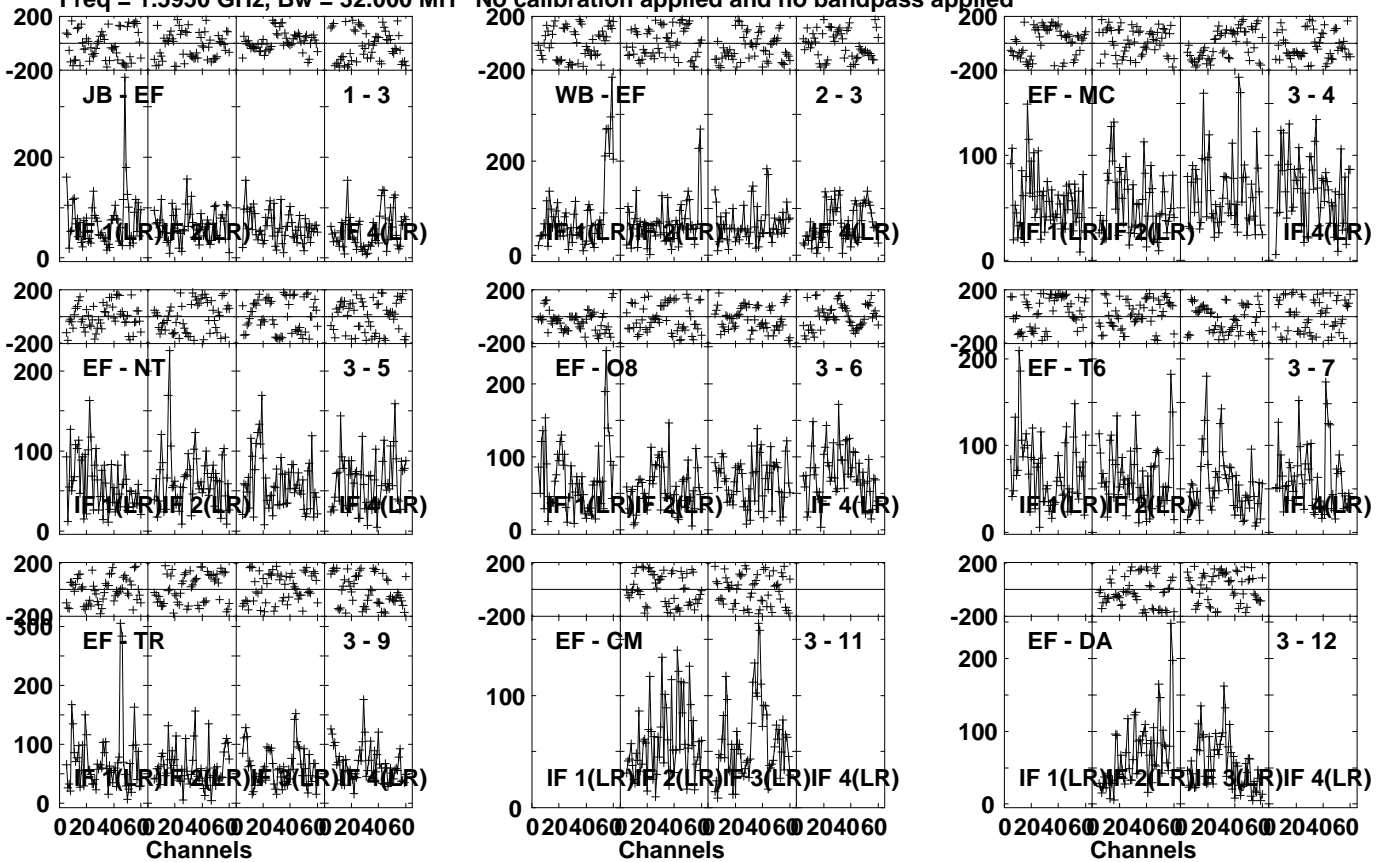
Vector averaged cross-power spectrum Several baselines displayed

Timerange: 01/05:57:31 to 01/05:58:29

Plot file version 367 created 27-MAR-2024 20:23:45

CP43 049 EM164C.UVDATA.1

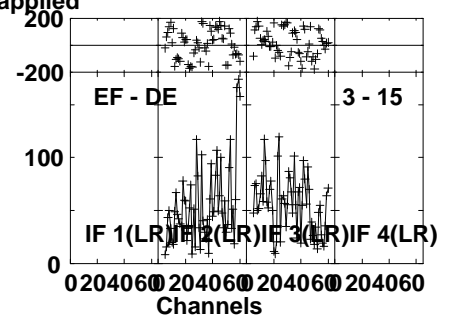
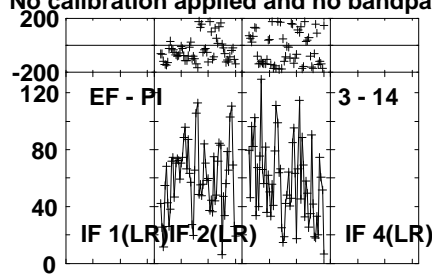
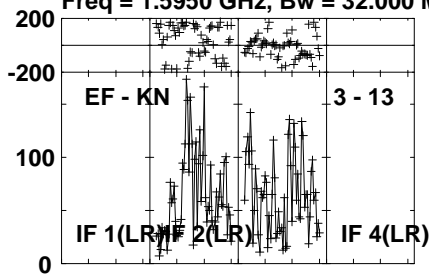
Freq = 1.5950 GHz, Bw = 32.000 MH No calibration applied and no bandpass applied



Plot file version 368 created 27-MAR-2024 20:23:45

CP43 049 EM164C.UVDATA.1

Freq = 1.5950 GHz, Bw = 32.000 MH No calibration applied and no bandpass applied



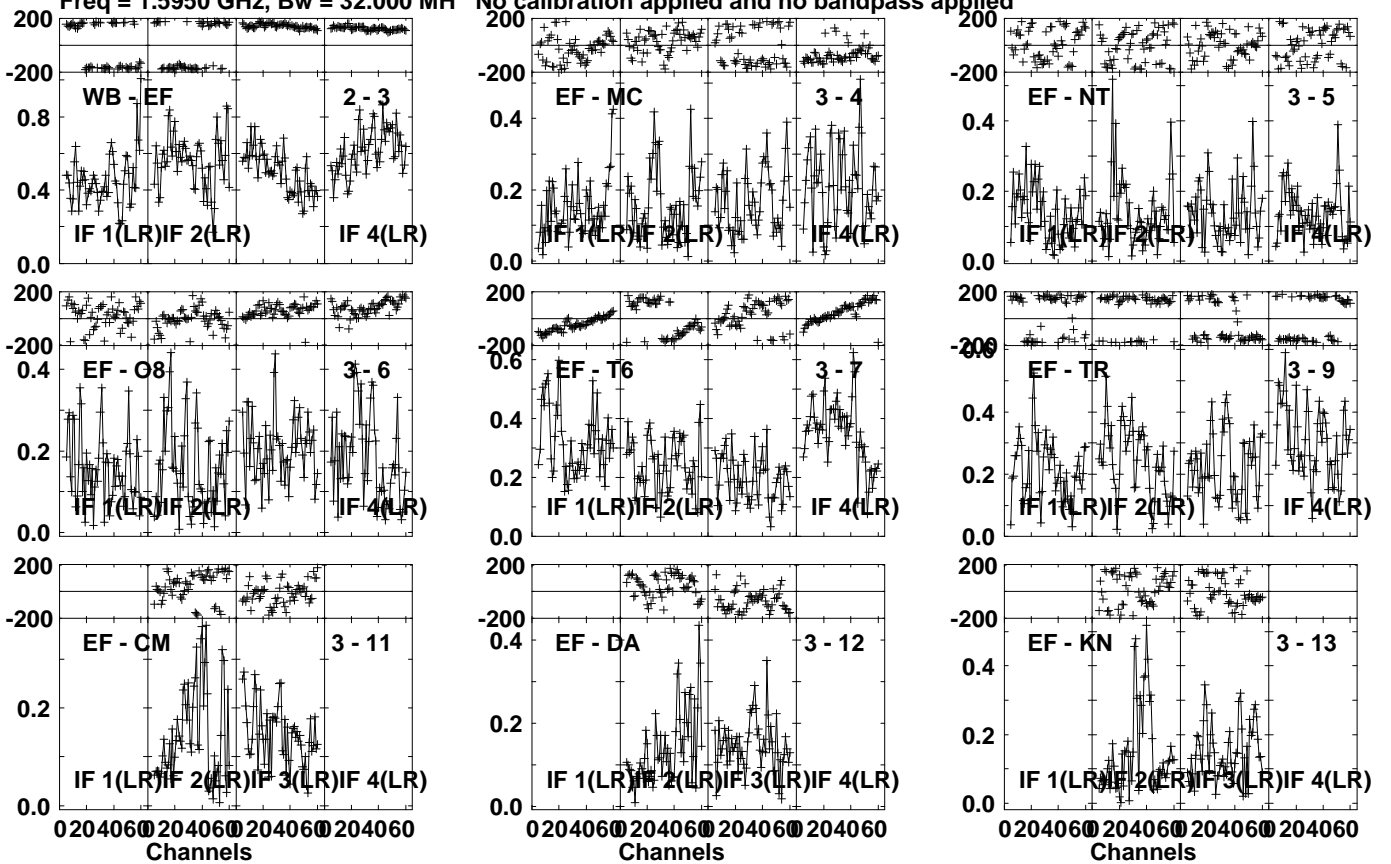
Lower frame: Micro Ampl Jy Top frame: Phas deg
Vector averaged cross-power spectrum Several baselines displayed
Timerange: 01/05:58:31 to 01/06:02:29

Plot file version 369 created 27-MAR-2024 20:23:45

J1037+5711 EM164C.UVDATA.1

Freq = 1.5950 GHz, Bw = 32.000 MH

No calibration applied and no bandpass applied



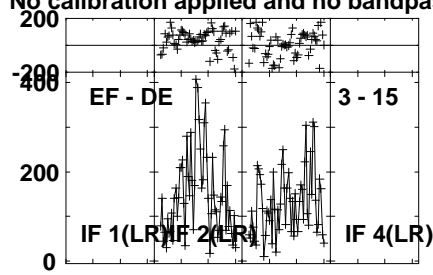
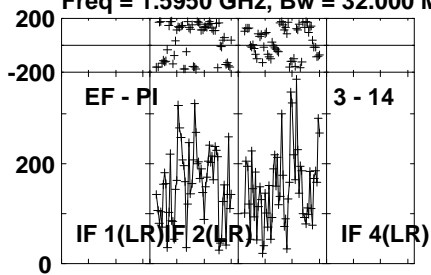
Lower frame: Milli Ampl Jy Top frame: Phas deg
Vector averaged cross-power spectrum Several baselines displayed
Timerange: 01/06:03:01 to 01/06:03:59

Plot file version 370 created 27-MAR-2024 20:23:46

J1037+5711 EM164C.UVDATA.1

Freq = 1.5950 GHz, Bw = 32.000 MH

No calibration applied and no bandpass applied



Lower frame: Micro Ampl Jy Top frame: Phas deg

Vector averaged cross-power spectrum Several baselines displayed

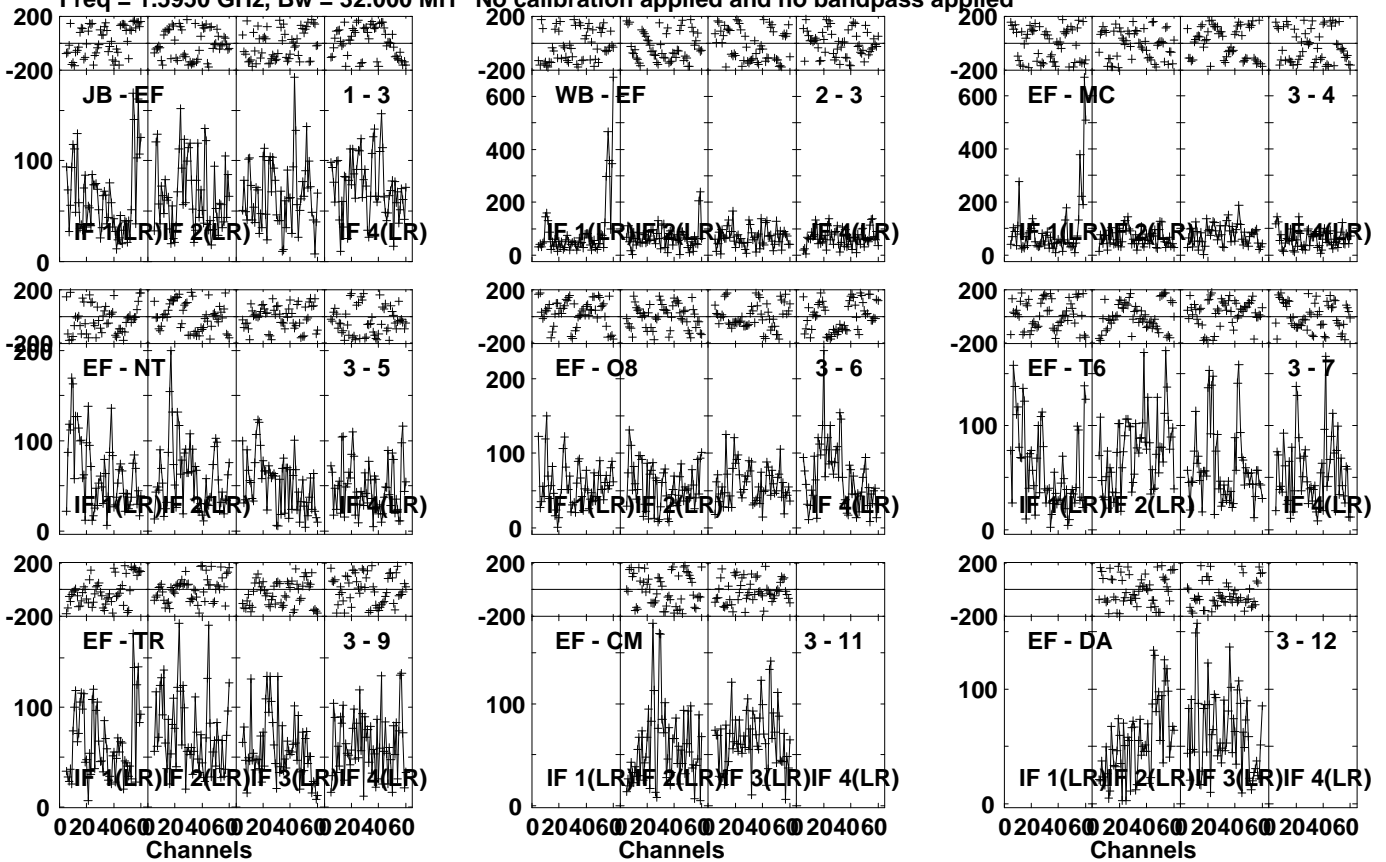
Timerange: 01/06:03:01 to 01/06:03:59

Plot file version 371 created 27-MAR-2024 20:23:46

CP43 049 EM164C.UVDATA.1

Freq = 1.5950 GHz, Bw = 32.000 MH

No calibration applied and no bandpass applied



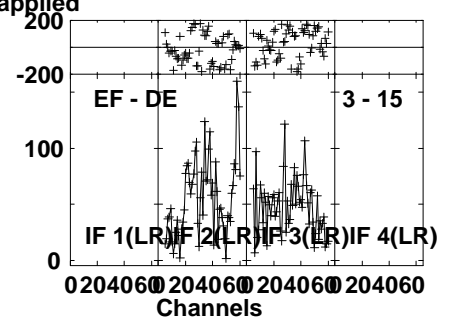
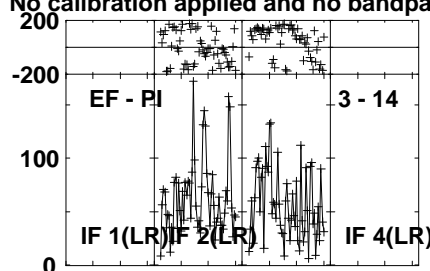
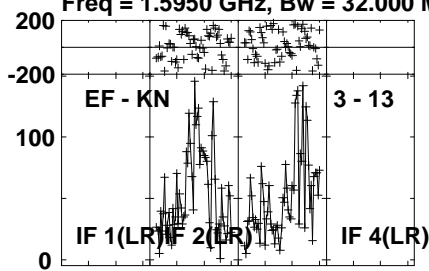
Lower frame: Micro Ampl Jy Top frame: Phas deg
Vector averaged cross-power spectrum Several baselines displayed
Timerange: 01/06:04:01 to 01/06:07:59

Plot file version 372 created 27-MAR-2024 20:23:46

CP43 049 EM164C.UVDATA.1

Freq = 1.5950 GHz, Bw = 32.000 MH

No calibration applied and no bandpass applied



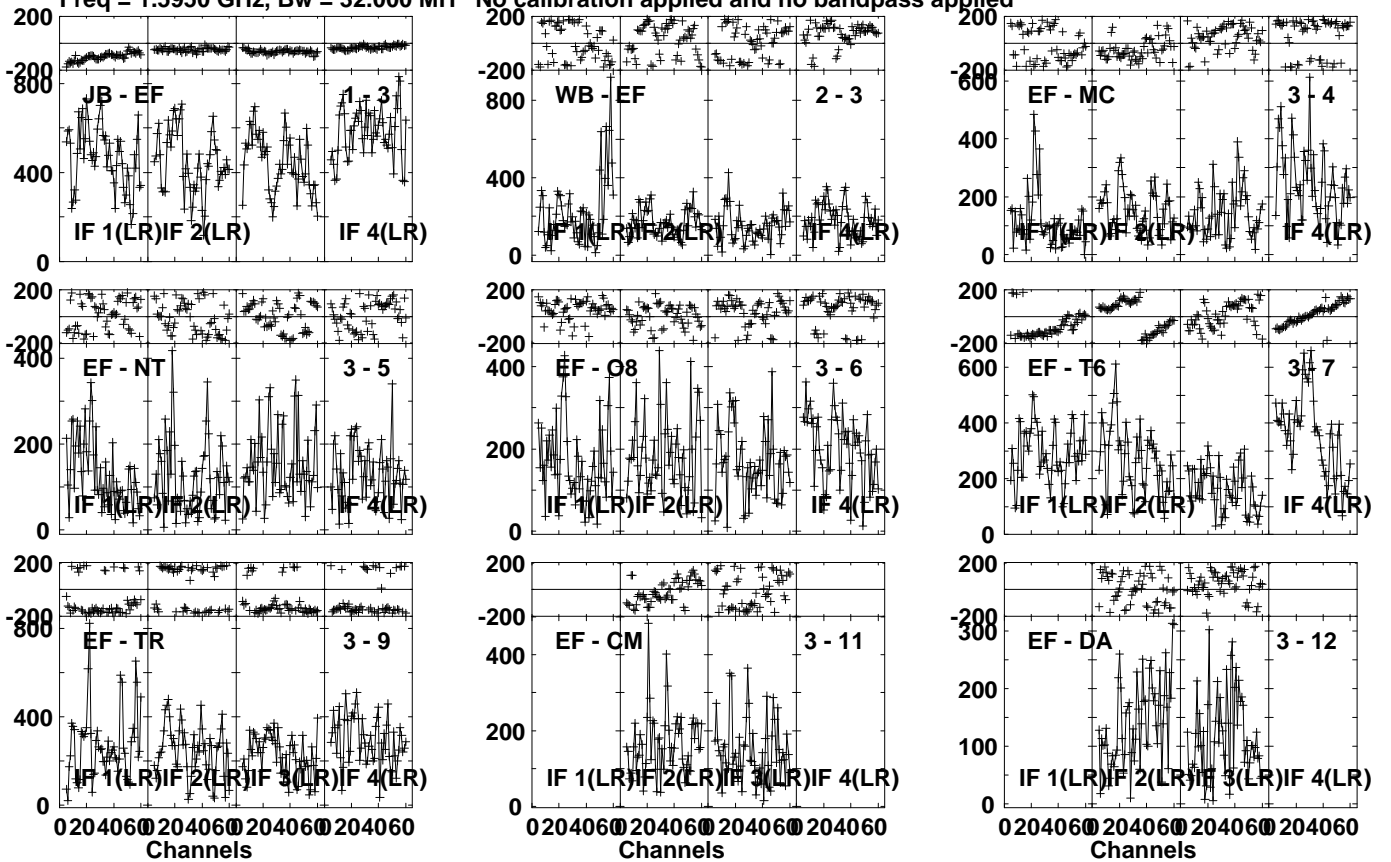
Lower frame: Micro Ampl Jy Top frame: Phas deg
Vector averaged cross-power spectrum Several baselines displayed
Timerange: 01/06:04:01 to 01/06:07:59

Plot file version 373 created 27-MAR-2024 20:23:46

J1037+5711 EM164C.UVDATA.1

Freq = 1.5950 GHz, Bw = 32.000 MH

No calibration applied and no bandpass applied



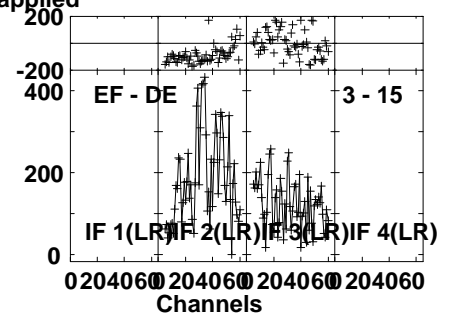
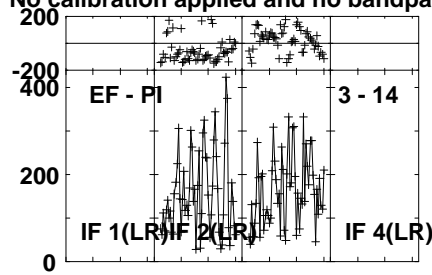
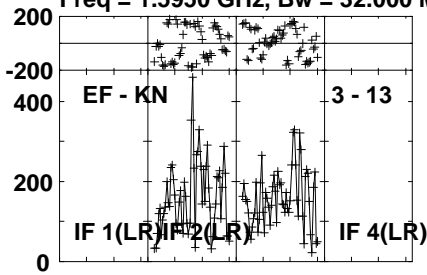
Lower frame: Micro Ampl Jy Top frame: Phas deg
Vector averaged cross-power spectrum Several baselines displayed
Timerange: 01/06:08:31 to 01/06:09:29

Plot file version 374 created 27-MAR-2024 20:23:46

J1037+5711 EM164C.UVDATA.1

Freq = 1.5950 GHz, Bw = 32.000 MH

No calibration applied and no bandpass applied

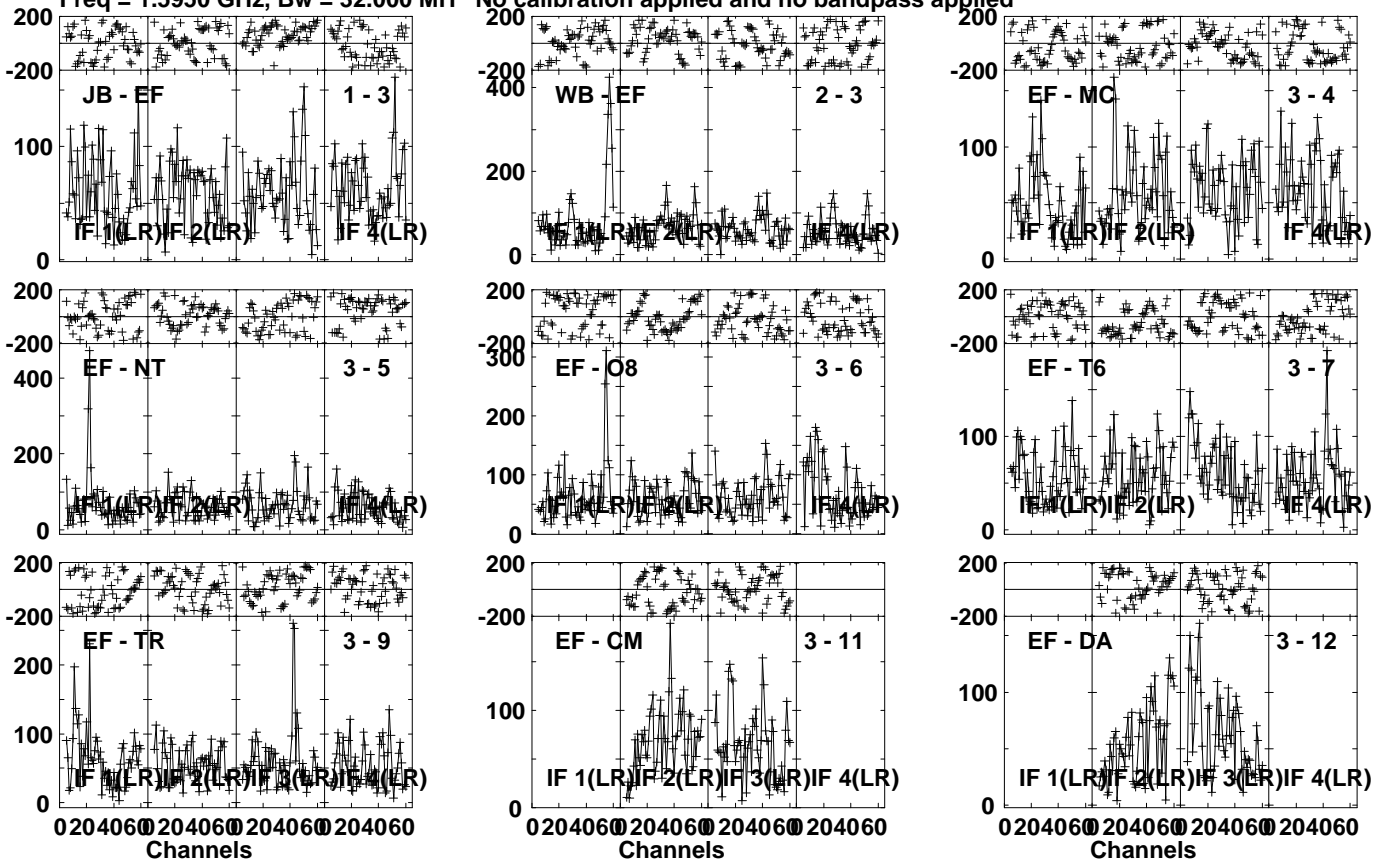


Lower frame: Micro Ampl Jy Top frame: Phas deg
Vector averaged cross-power spectrum Several baselines displayed
Timerange: 01/06:08:31 to 01/06:09:29

Plot file version 375 created 27-MAR-2024 20:23:46

CP42 027 EM164C.UVDATA.1

Freq = 1.5950 GHz, Bw = 32.000 MH No calibration applied and no bandpass applied



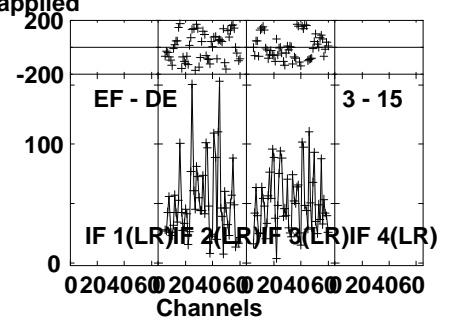
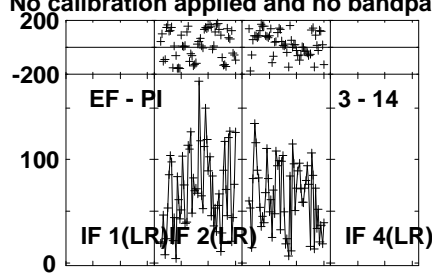
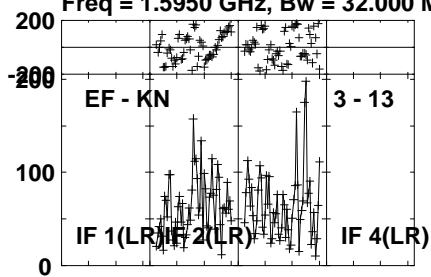
Lower frame: Micro Ampl Jy Top frame: Phas deg
Vector averaged cross-power spectrum Several baselines displayed
Timerange: 01/06:09:31 to 01/06:13:29

Plot file version 376 created 27-MAR-2024 20:23:47

CP42 027 EM164C.UVDATA.1

Freq = 1.5950 GHz, Bw = 32.000 MH

No calibration applied and no bandpass applied



Lower frame: Micro Ampl Jy Top frame: Phas deg

Vector averaged cross-power spectrum Several baselines displayed

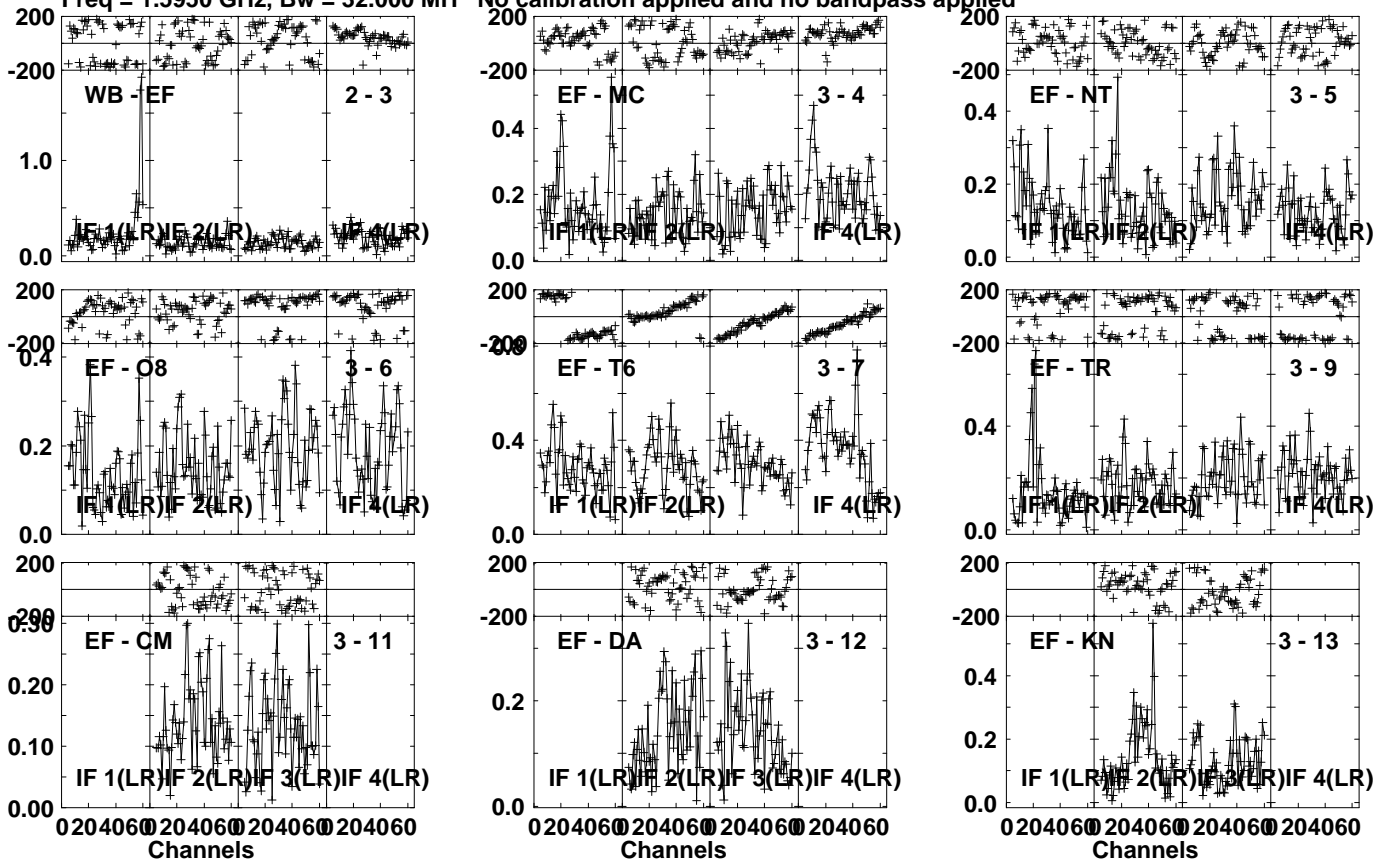
Timerange: 01/06:09:31 to 01/06:13:29

Plot file version 377 created 27-MAR-2024 20:23:47

J1037+5711 EM164C.UVDATA.1

Freq = 1.5950 GHz, Bw = 32.000 MH

No calibration applied and no bandpass applied

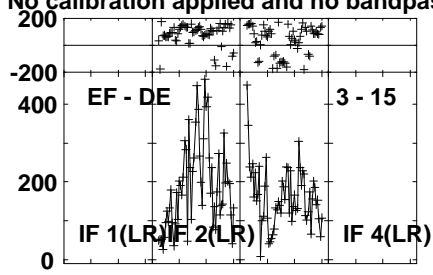
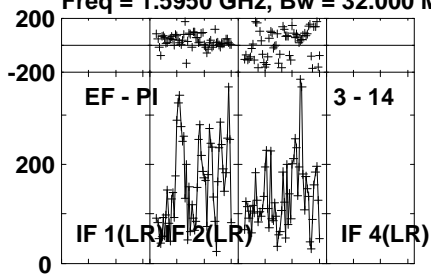


Lower frame: Milli Ampl Jy Top frame: Phas deg
Vector averaged cross-power spectrum Several baselines displayed
Timerange: 01/06:14:01 to 01/06:14:59

Plot file version 378 created 27-MAR-2024 20:23:47

J1037+5711 EM164C.UVDATA.1

Freq = 1.5950 GHz, Bw = 32.000 MH No calibration applied and no bandpass applied

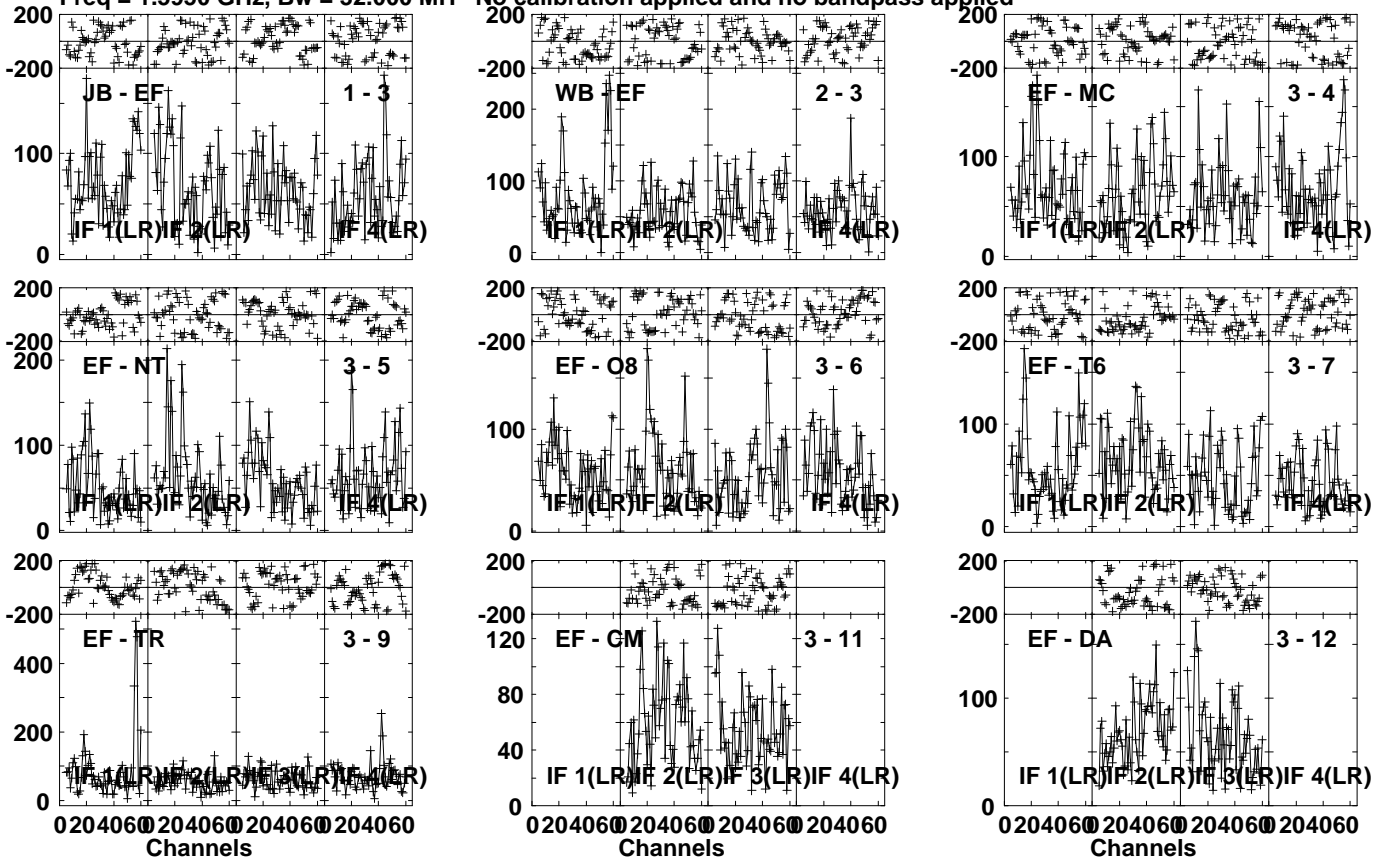


Lower frame: Micro Ampl Jy Top frame: Phas deg
Vector averaged cross-power spectrum Several baselines displayed
Timerange: 01/06:14:01 to 01/06:14:59

Plot file version 379 created 27-MAR-2024 20:23:47

CP42 027 EM164C.UVDATA.1

Freq = 1.5950 GHz, Bw = 32.000 MH No calibration applied and no bandpass applied



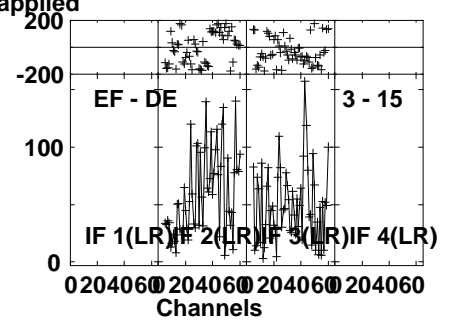
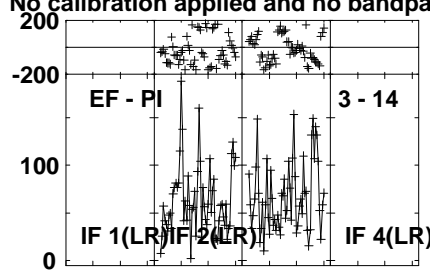
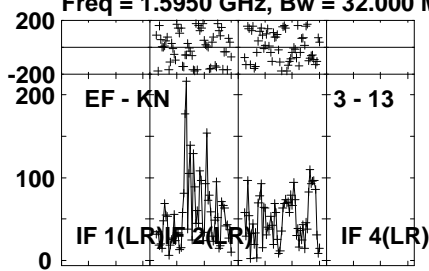
Lower frame: Micro Ampl Jy Top frame: Phas deg
Vector averaged cross-power spectrum Several baselines displayed
Timerange: 01/06:15:01 to 01/06:18:59

Plot file version 380 created 27-MAR-2024 20:23:47

CP42 027 EM164C.UVDATA.1

Freq = 1.5950 GHz, Bw = 32.000 MH

No calibration applied and no bandpass applied



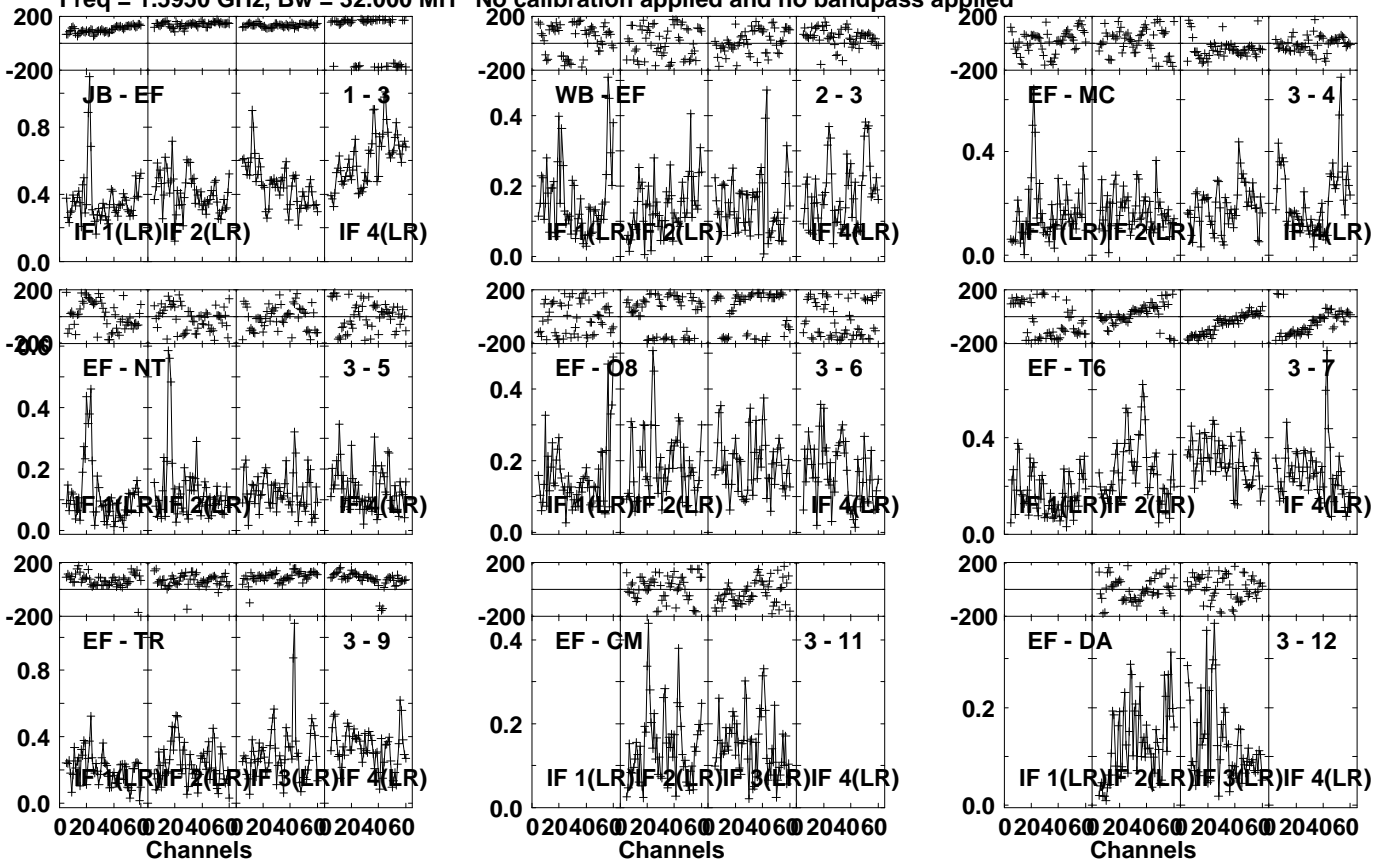
Lower frame: Micro Ampl Jy Top frame: Phas deg
Vector averaged cross-power spectrum Several baselines displayed
Timerange: 01/06:15:01 to 01/06:18:59

Plot file version 381 created 27-MAR-2024 20:23:47

J1037+5711 EM164C.UVDATA.1

Freq = 1.5950 GHz, Bw = 32.000 MH

No calibration applied and no bandpass applied



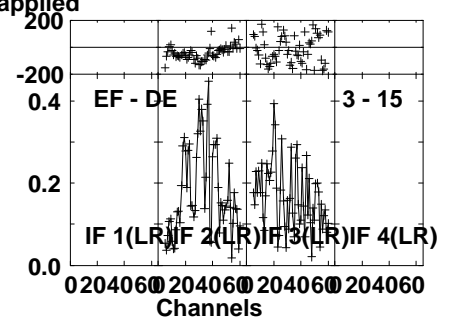
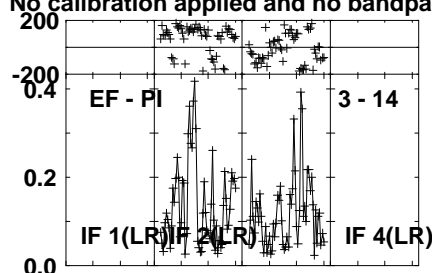
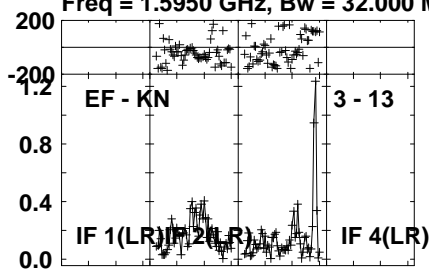
Lower frame: Milli Ampl Jy Top frame: Phas deg
Vector averaged cross-power spectrum Several baselines displayed
Timerange: 01/06:19:31 to 01/06:20:29

Plot file version 382 created 27-MAR-2024 20:23:47

J1037+5711 EM164C.UVDATA.1

Freq = 1.5950 GHz, Bw = 32.000 MH

No calibration applied and no bandpass applied



Lower frame: Milli Ampl Jy Top frame: Phas deg

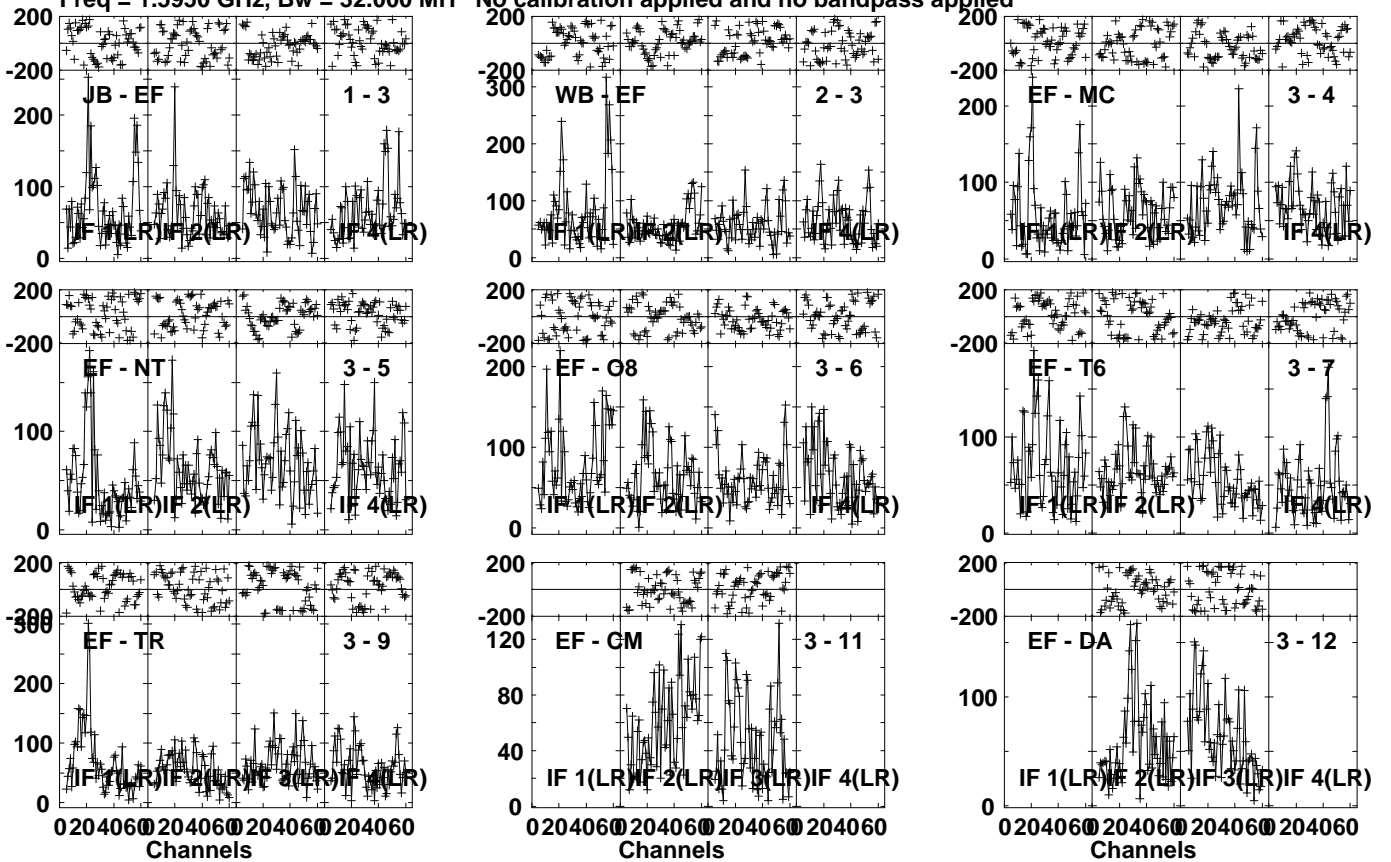
Vector averaged cross-power spectrum Several baselines displayed

Timerange: 01/06:19:31 to 01/06:20:29

Plot file version 383 created 27-MAR-2024 20:23:47

CP41 077 EM164C.UVDATA.1

Freq = 1.5950 GHz, Bw = 32.000 MH No calibration applied and no bandpass applied

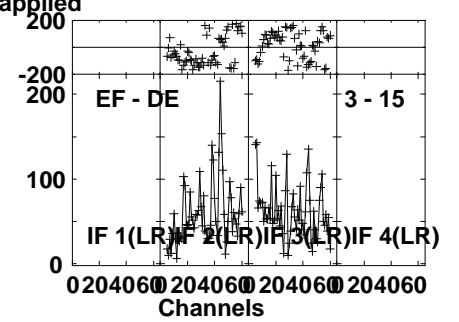
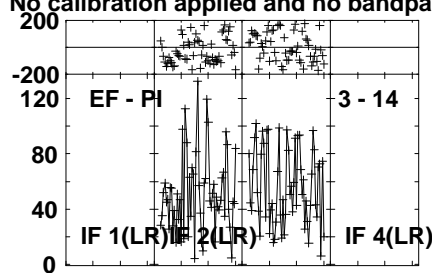
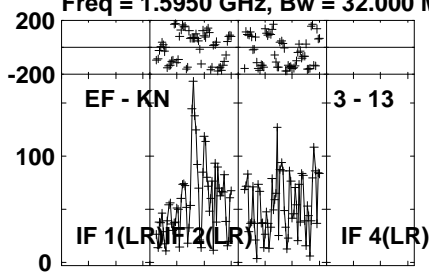


Lower frame: Micro Ampl Jy Top frame: Phas deg
Vector averaged cross-power spectrum Several baselines displayed
Timerange: 01/06:20:31 to 01/06:24:29

Plot file version 384 created 27-MAR-2024 20:23:48

CP41 077 EM164C.UVDATA.1

Freq = 1.5950 GHz, Bw = 32.000 MH No calibration applied and no bandpass applied



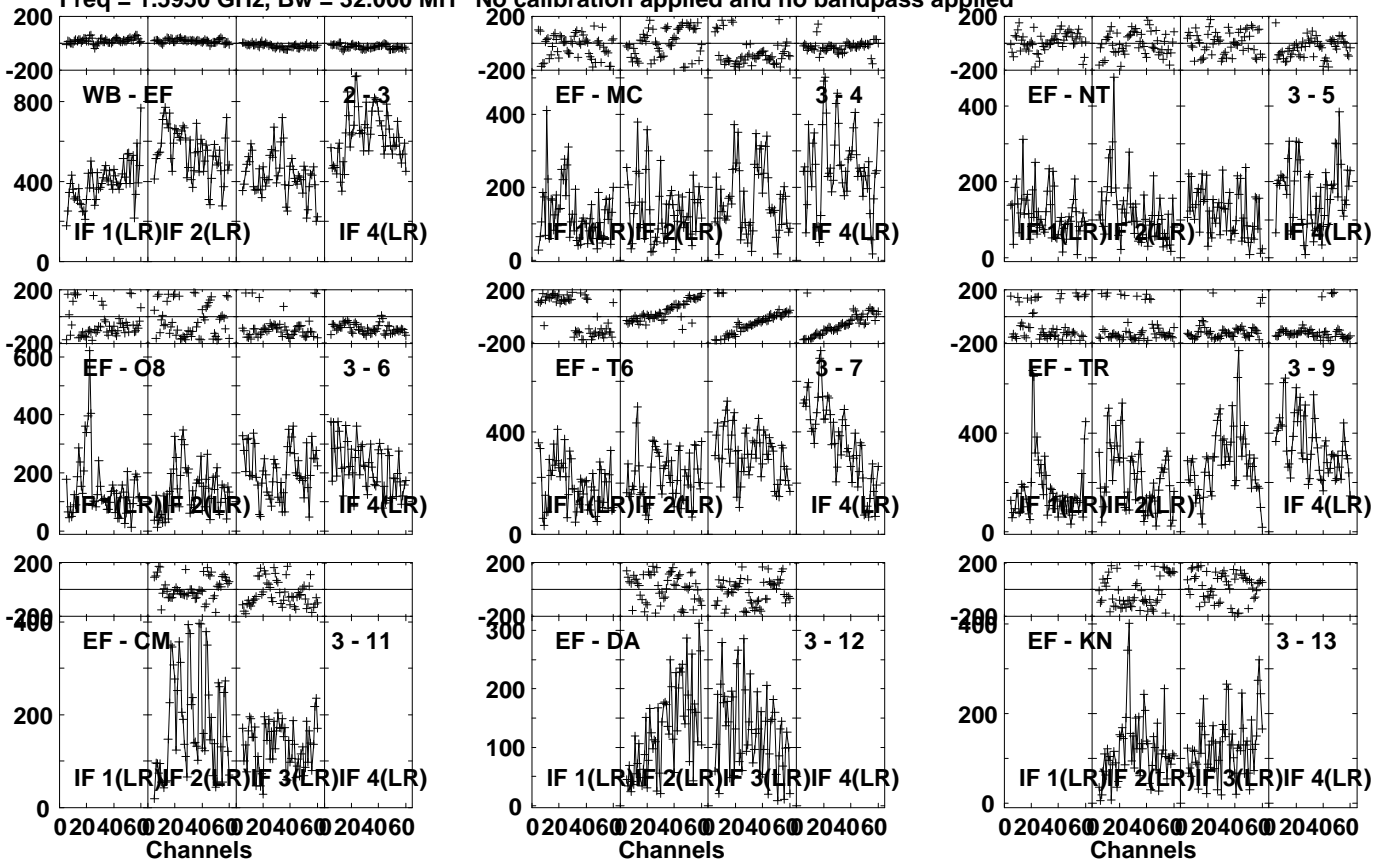
Lower frame: Micro Ampl Jy Top frame: Phas deg
Vector averaged cross-power spectrum Several baselines displayed
Timerange: 01/06:20:31 to 01/06:24:29

Plot file version 385 created 27-MAR-2024 20:23:48

J1037+5711 EM164C.UVDATA.1

Freq = 1.5950 GHz, Bw = 32.000 MH

No calibration applied and no bandpass applied



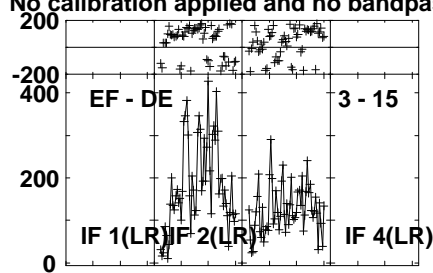
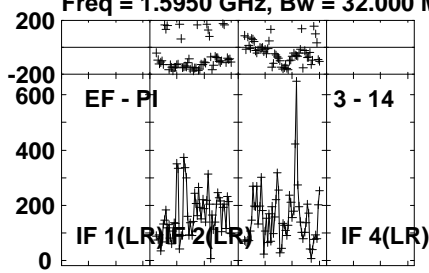
Lower frame: Micro Ampl Jy Top frame: Phas deg
Vector averaged cross-power spectrum Several baselines displayed
Timerange: 01/06:25:01 to 01/06:25:59

Plot file version 386 created 27-MAR-2024 20:23:48

J1037+5711 EM164C.UVDATA.1

Freq = 1.5950 GHz, Bw = 32.000 MH

No calibration applied and no bandpass applied



Lower frame: Micro Ampl Jy Top frame: Phas deg

Vector averaged cross-power spectrum Several baselines displayed

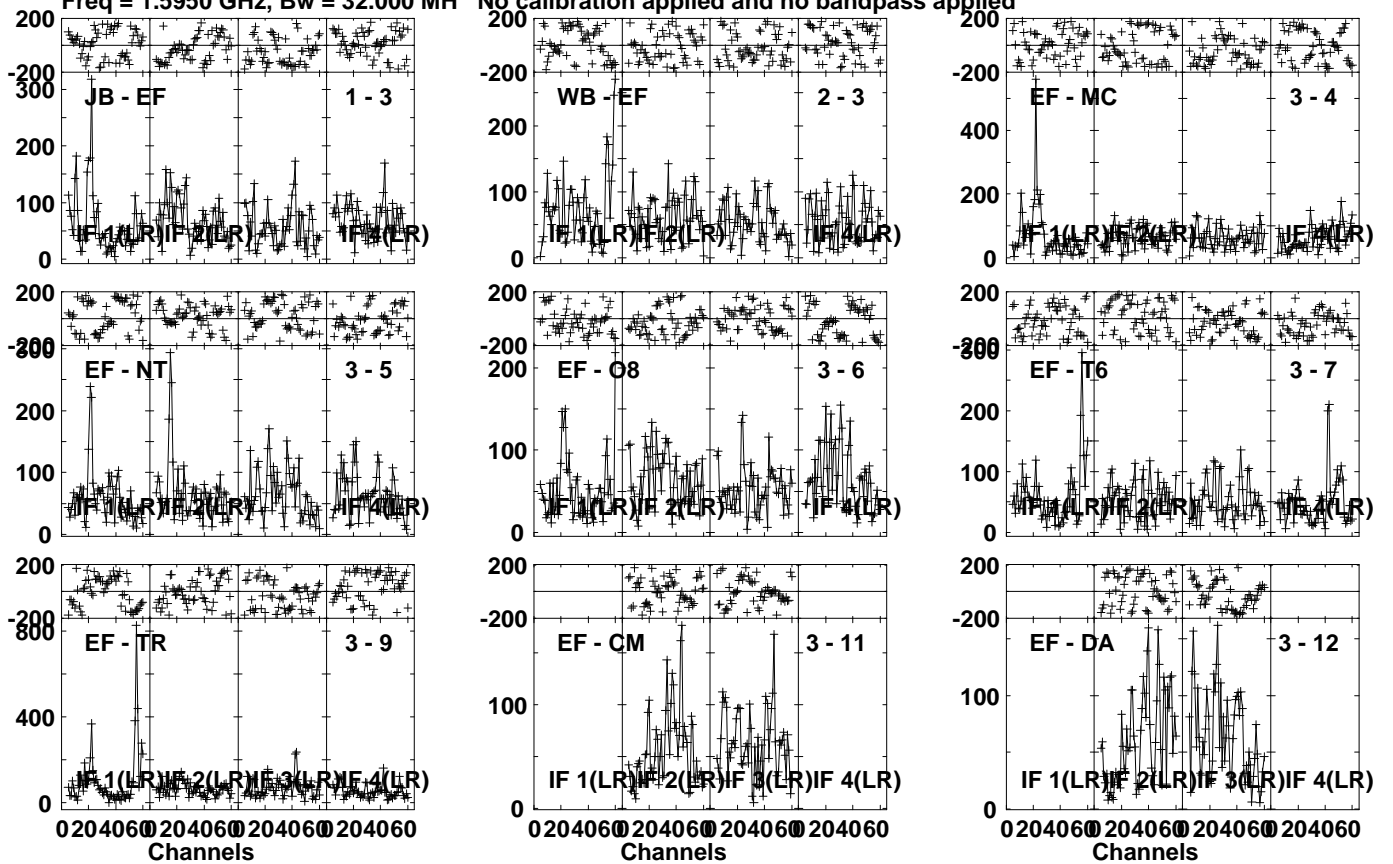
Timerange: 01/06:25:01 to 01/06:25:59

Plot file version 387 created 27-MAR-2024 20:23:48

CP41 077 EM164C.UVDATA.1

Freq = 1.5950 GHz, Bw = 32.000 MH

No calibration applied and no bandpass applied

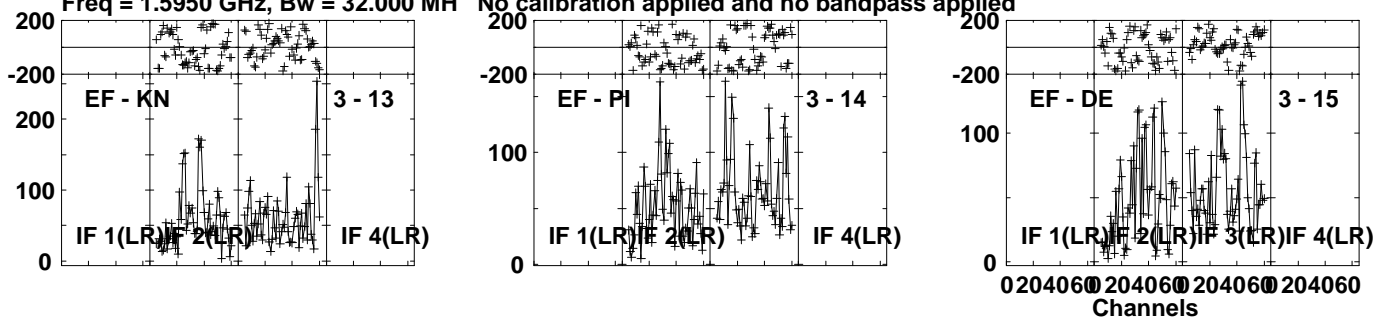


Lower frame: Micro Ampl Jy Top frame: Phas deg
Vector averaged cross-power spectrum Several baselines displayed
Timerange: 01/06:26:01 to 01/06:29:59

Plot file version 388 created 27-MAR-2024 20:23:48

CP41 077 EM164C.UVDATA.1

Freq = 1.5950 GHz, Bw = 32.000 MH No calibration applied and no bandpass applied



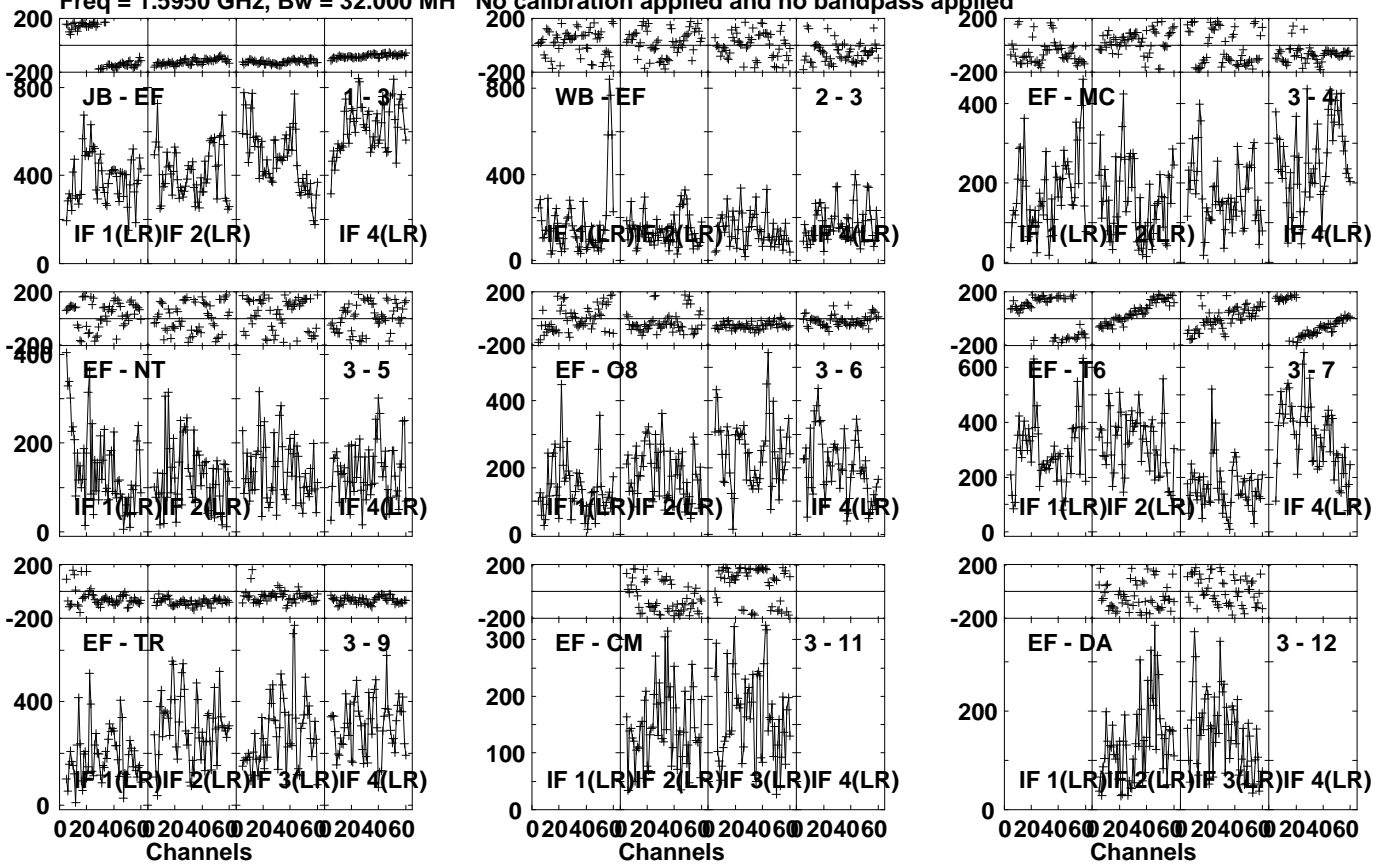
Lower frame: Micro Ampl Jy Top frame: Phas deg
Vector averaged cross-power spectrum Several baselines displayed
Timerange: 01/06:26:01 to 01/06:29:59

Plot file version 389 created 27-MAR-2024 20:23:48

J1037+5711 EM164C.UVDATA.1

Freq = 1.5950 GHz, Bw = 32.000 MH

No calibration applied and no bandpass applied



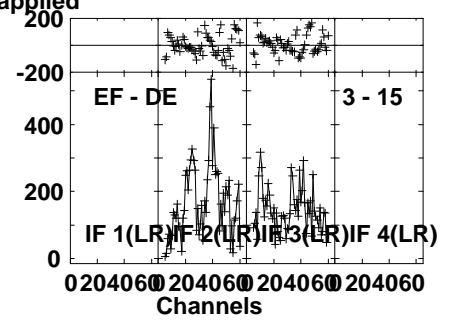
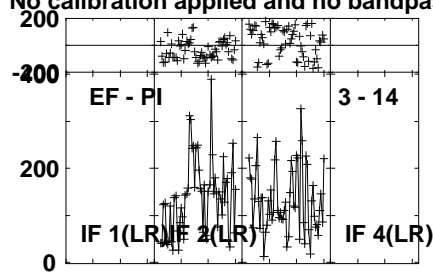
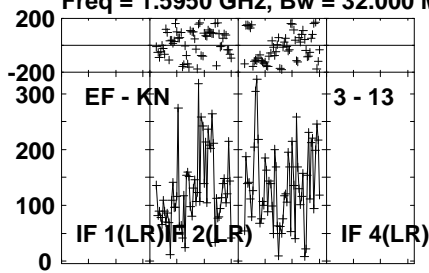
Lower frame: Micro Ampl Jy Top frame: Phas deg
Vector averaged cross-power spectrum Several baselines displayed
Timerange: 01/06:30:31 to 01/06:31:29

Plot file version 390 created 27-MAR-2024 20:23:49

J1037+5711 EM164C.UVDATA.1

Freq = 1.5950 GHz, Bw = 32.000 MH

No calibration applied and no bandpass applied



Lower frame: Micro Ampl Jy Top frame: Phas deg

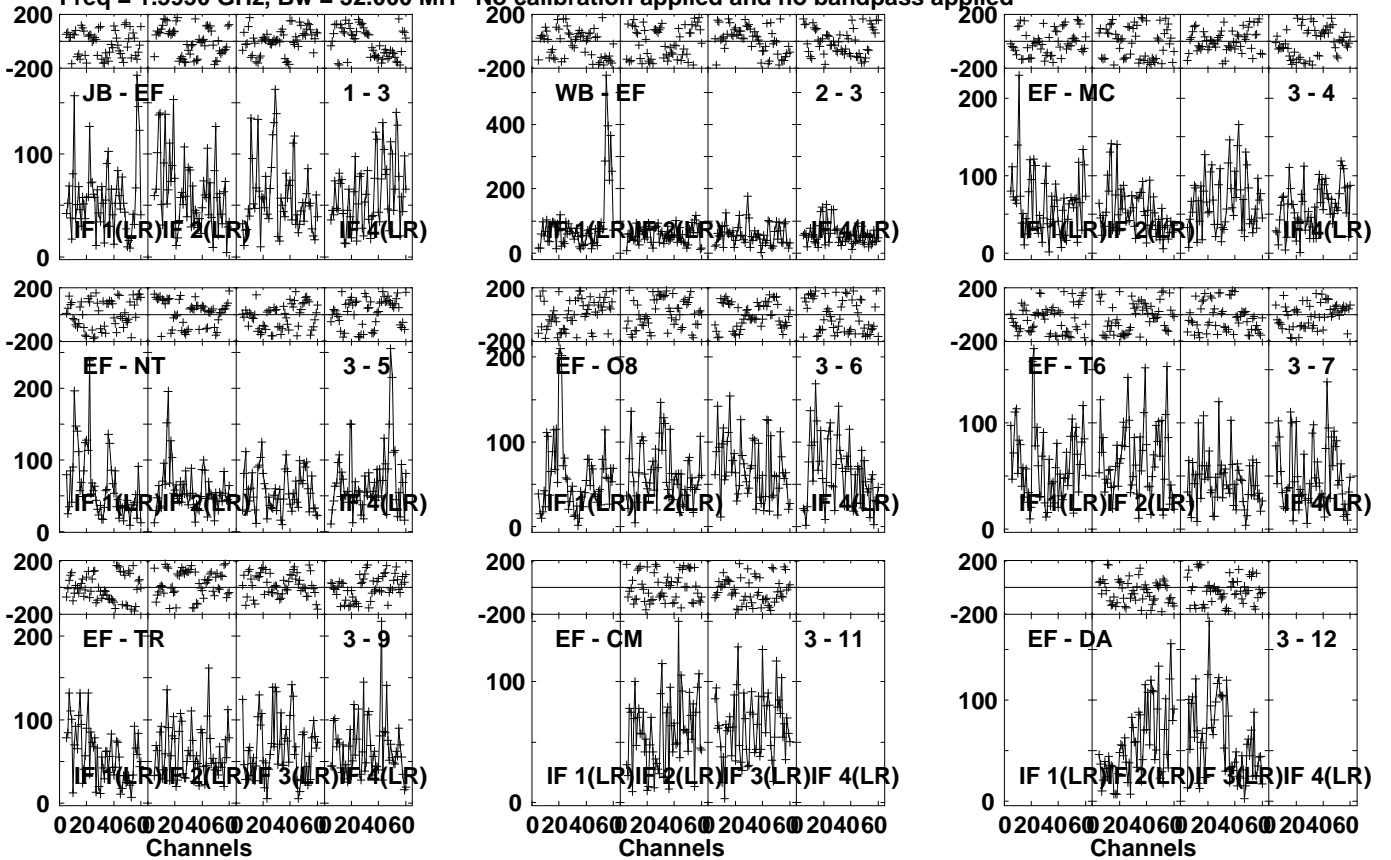
Vector averaged cross-power spectrum Several baselines displayed

Timerange: 01/06:30:31 to 01/06:31:29

Plot file version 391 created 27-MAR-2024 20:23:49

CP50 031 EM164C.UVDATA.1

Freq = 1.5950 GHz, Bw = 32.000 MH No calibration applied and no bandpass applied



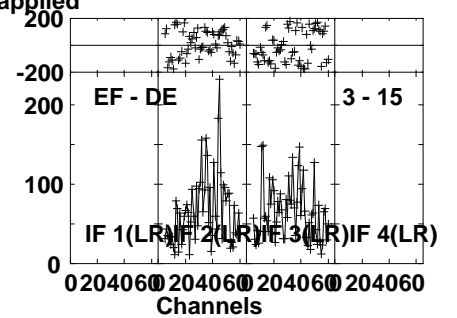
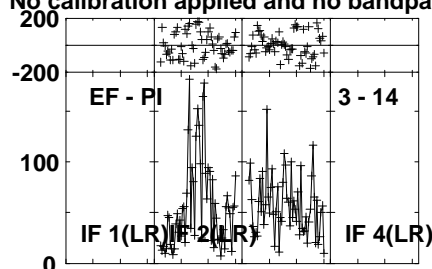
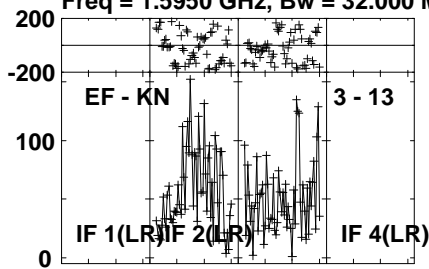
Lower frame: Micro Ampl Jy Top frame: Phas deg
Vector averaged cross-power spectrum Several baselines displayed
Timerange: 01/06:31:31 to 01/06:35:29

Plot file version 392 created 27-MAR-2024 20:23:49

CP50 031 EM164C.UVDATA.1

Freq = 1.5950 GHz, Bw = 32.000 MH

No calibration applied and no bandpass applied



Lower frame: Micro Ampl Jy Top frame: Phas deg

Vector averaged cross-power spectrum Several baselines displayed

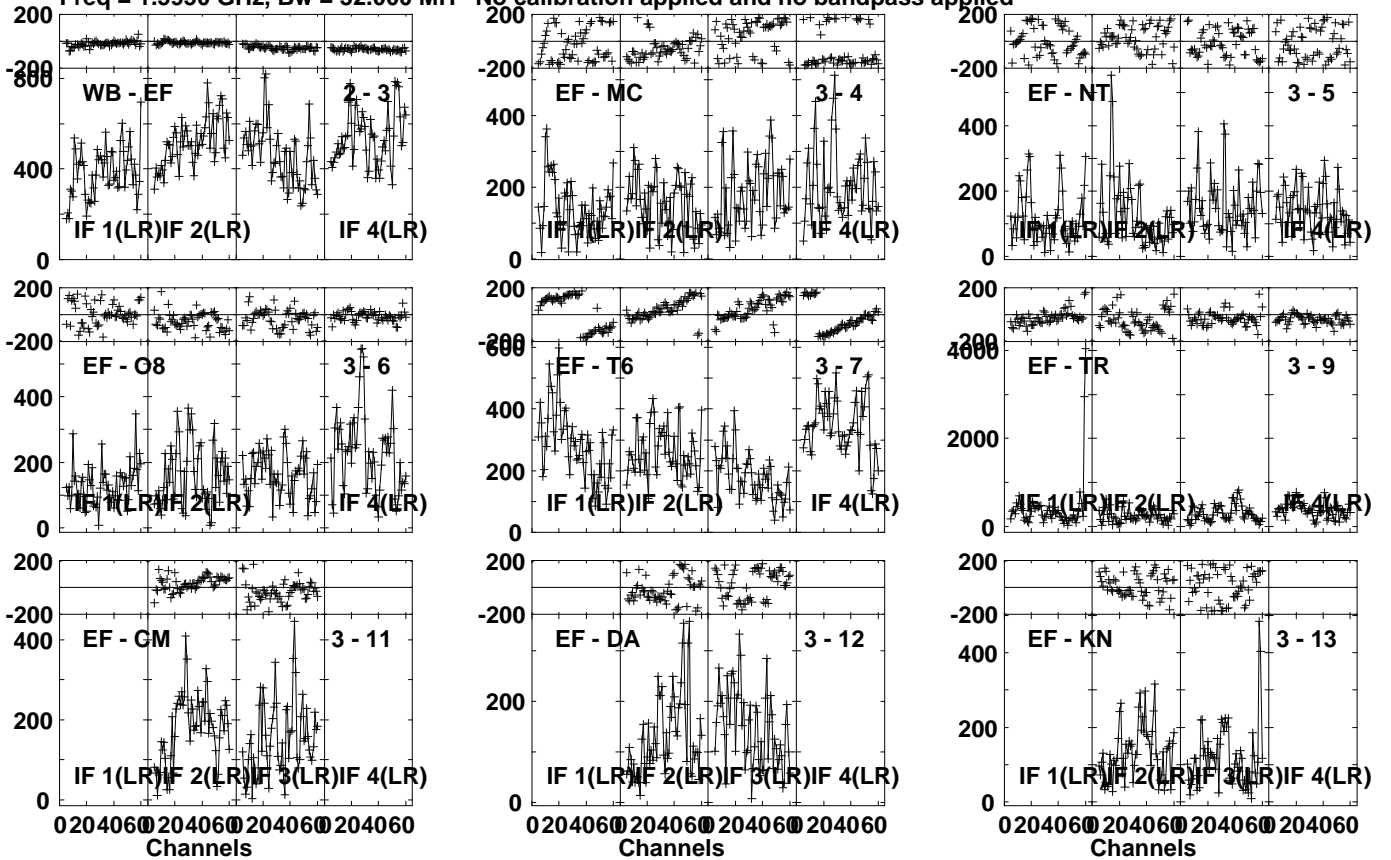
Timerange: 01/06:31:31 to 01/06:35:29

Plot file version 393 created 27-MAR-2024 20:23:49

J1037+5711 EM164C.UVDATA.1

Freq = 1.5950 GHz, Bw = 32.000 MH

No calibration applied and no bandpass applied



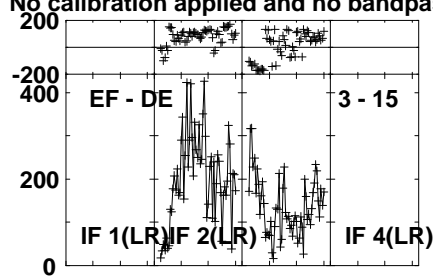
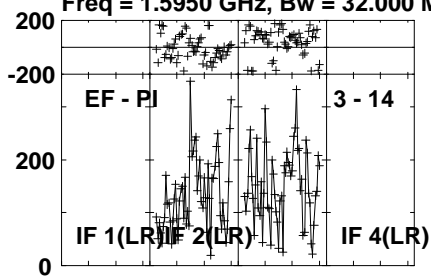
Lower frame: Micro Ampl Jy Top frame: Phas deg
Vector averaged cross-power spectrum Several baselines displayed
Timerange: 01/06:36:01 to 01/06:36:59

Plot file version 394 created 27-MAR-2024 20:23:49

J1037+5711 EM164C.UVDATA.1

Freq = 1.5950 GHz, Bw = 32.000 MH

No calibration applied and no bandpass applied



Lower frame: Micro Ampl Jy Top frame: Phas deg

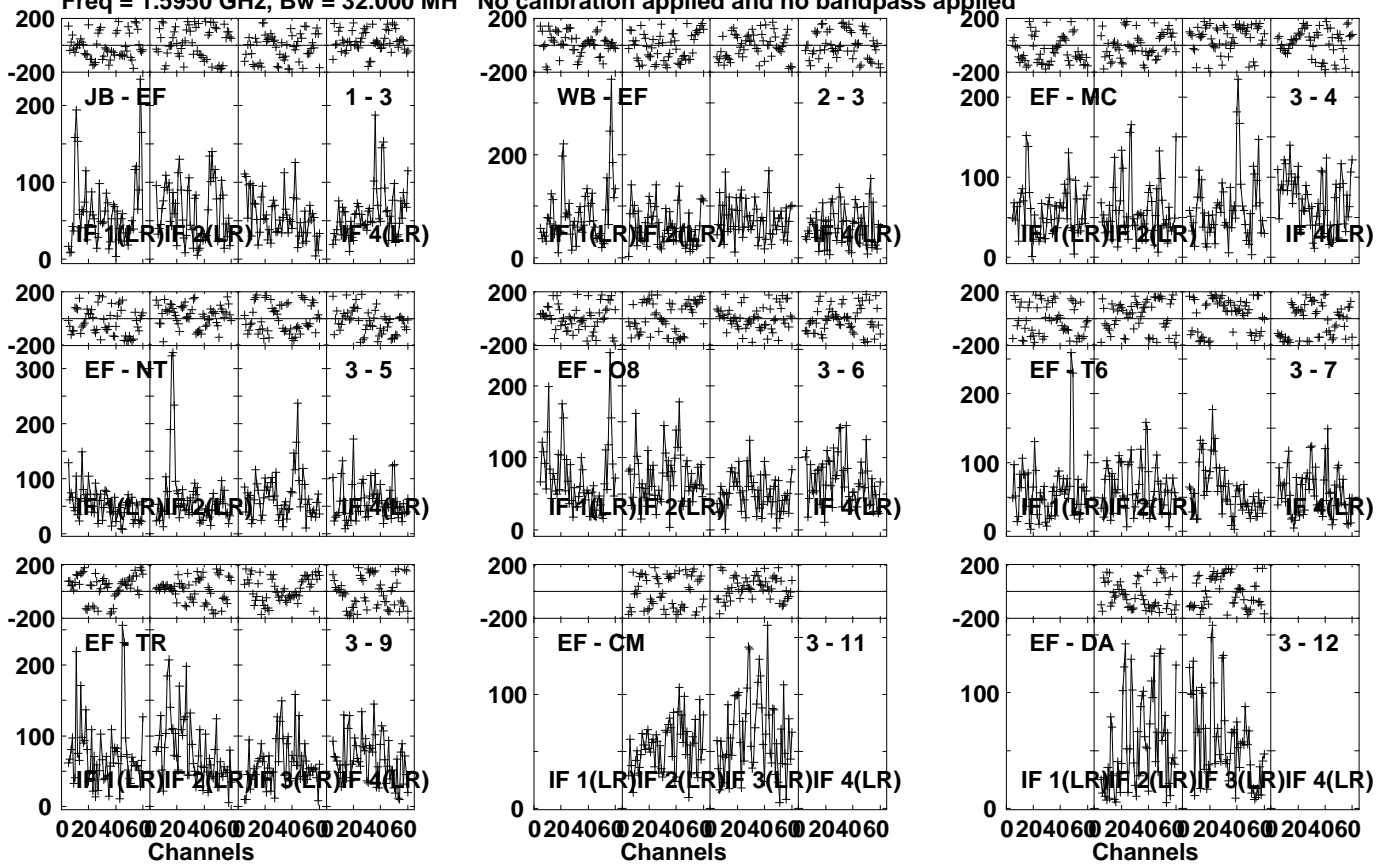
Vector averaged cross-power spectrum Several baselines displayed

Timerange: 01/06:36:01 to 01/06:36:59

Plot file version 395 created 27-MAR-2024 20:23:49

CP50 031 EM164C.UVDATA.1

Freq = 1.5950 GHz, Bw = 32.000 MH No calibration applied and no bandpass applied

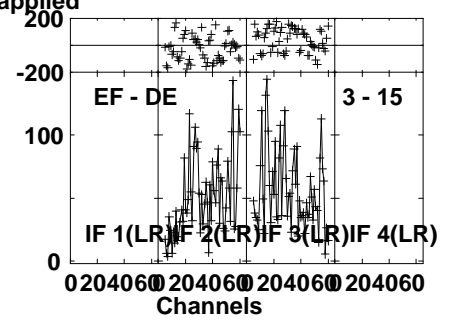
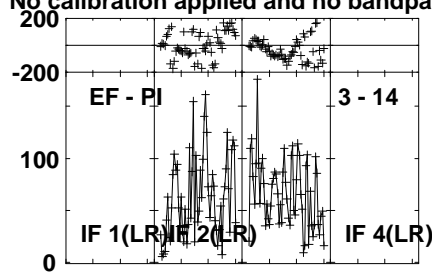
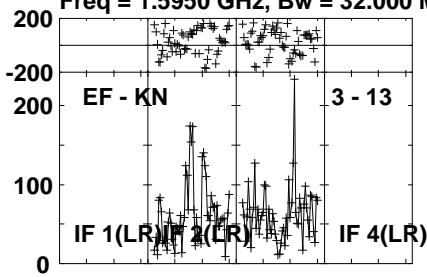


Lower frame: Micro Ampl Jy Top frame: Phas deg
Vector averaged cross-power spectrum Several baselines displayed
Timerange: 01/06:37:01 to 01/06:40:59

Plot file version 396 created 27-MAR-2024 20:23:49

CP50 031 EM164C.UVDATA.1

Freq = 1.5950 GHz, Bw = 32.000 MH No calibration applied and no bandpass applied



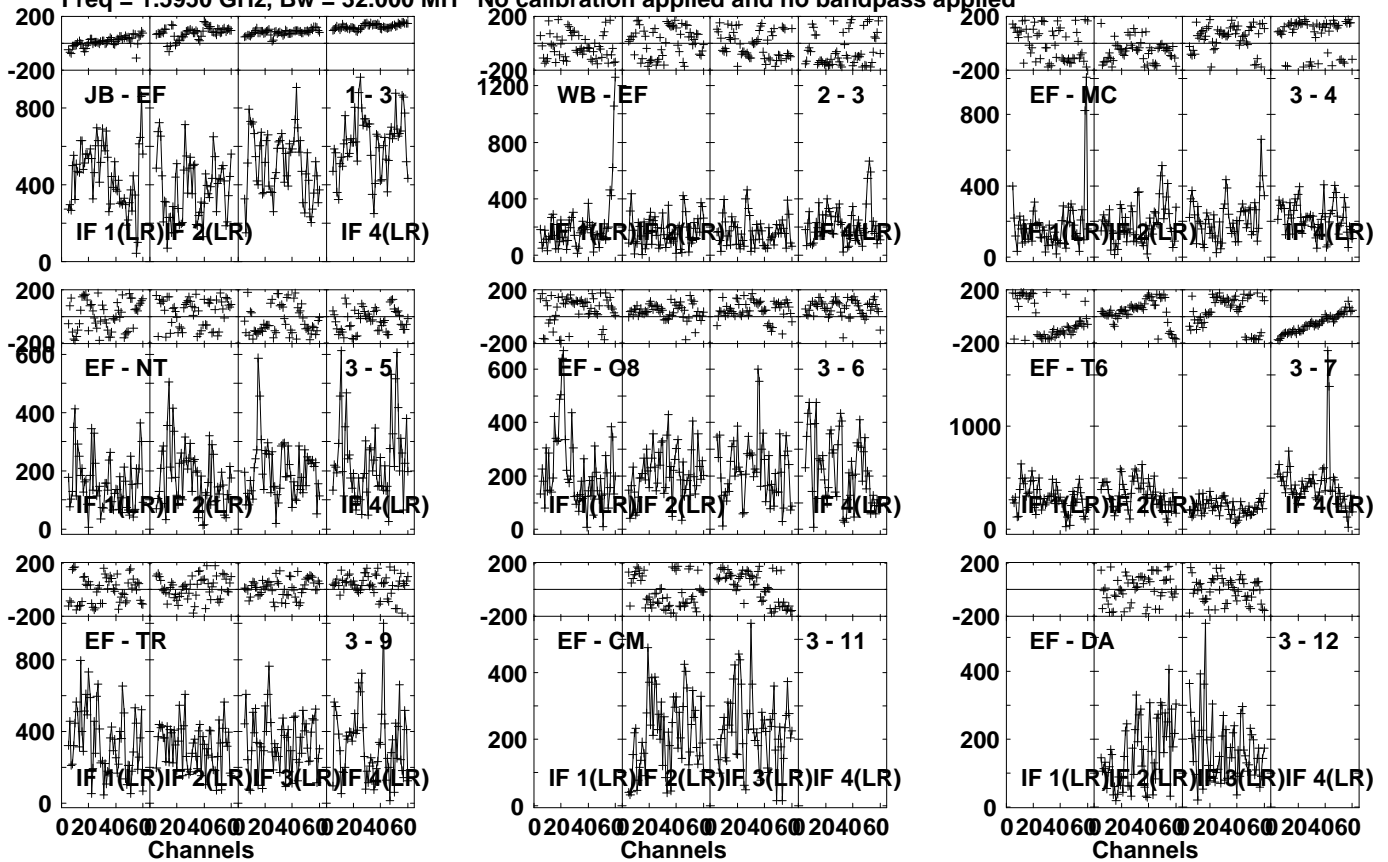
Lower frame: Micro Ampl Jy Top frame: Phas deg
Vector averaged cross-power spectrum Several baselines displayed
Timerange: 01/06:37:01 to 01/06:40:59

Plot file version 397 created 27-MAR-2024 20:23:49

J1037+5711 EM164C.UVDATA.1

Freq = 1.5950 GHz, Bw = 32.000 MH

No calibration applied and no bandpass applied



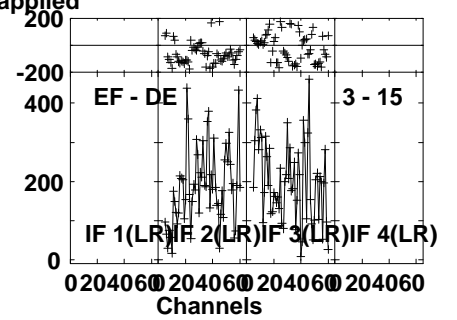
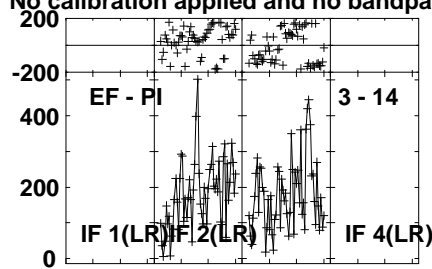
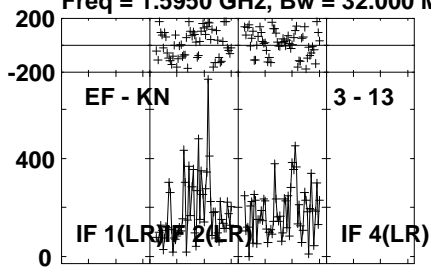
Lower frame: Micro Ampl Jy Top frame: Phas deg
Vector averaged cross-power spectrum Several baselines displayed
Timerange: 01/06:41:31 to 01/06:42:29

Plot file version 398 created 27-MAR-2024 20:23:50

J1037+5711 EM164C.UVDATA.1

Freq = 1.5950 GHz, Bw = 32.000 MH

No calibration applied and no bandpass applied



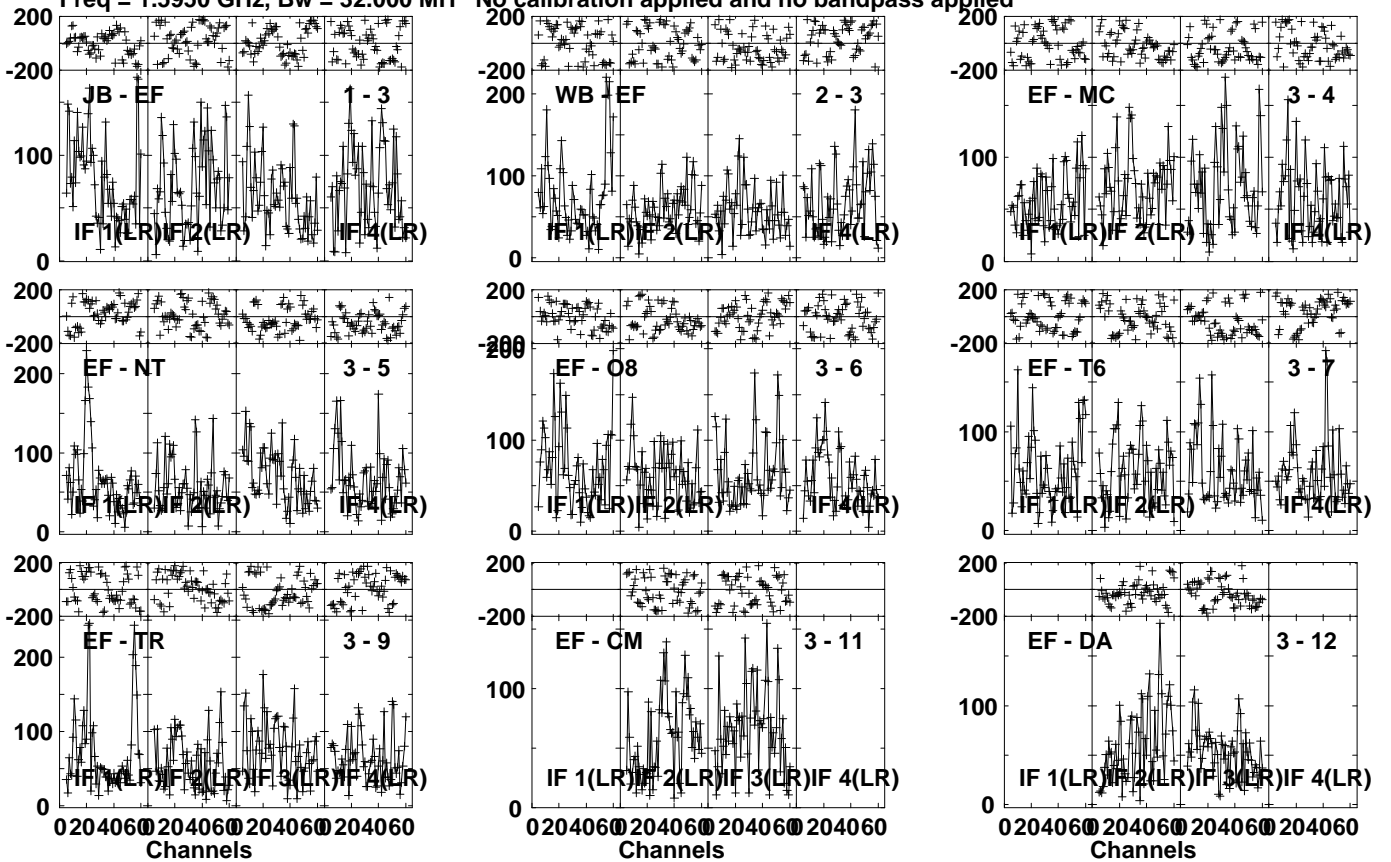
Lower frame: Micro Ampl Jy Top frame: Phas deg
Vector averaged cross-power spectrum Several baselines displayed
Timerange: 01/06:41:31 to 01/06:42:29

Plot file version 399 created 27-MAR-2024 20:23:50

CP32 077 EM164C.UVDATA.1

Freq = 1.5950 GHz, Bw = 32.000 MH

No calibration applied and no bandpass applied



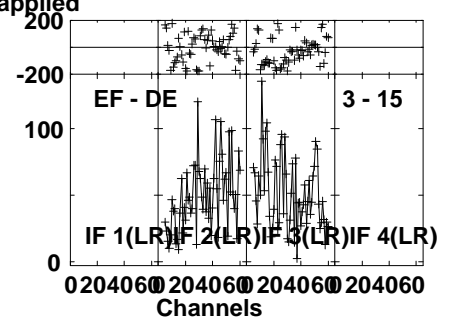
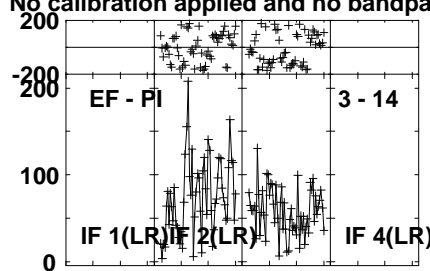
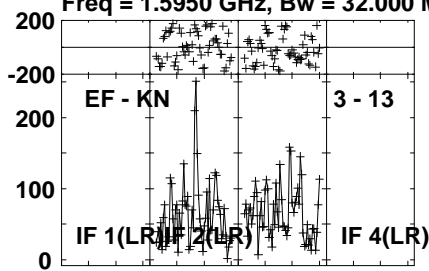
Lower frame: Micro Ampl Jy Top frame: Phas deg
Vector averaged cross-power spectrum Several baselines displayed
Timerange: 01/06:42:31 to 01/06:46:29

Plot file version 400 created 27-MAR-2024 20:23:50

CP32 077 EM164C.UVDATA.1

Freq = 1.5950 GHz, Bw = 32.000 MH

No calibration applied and no bandpass applied



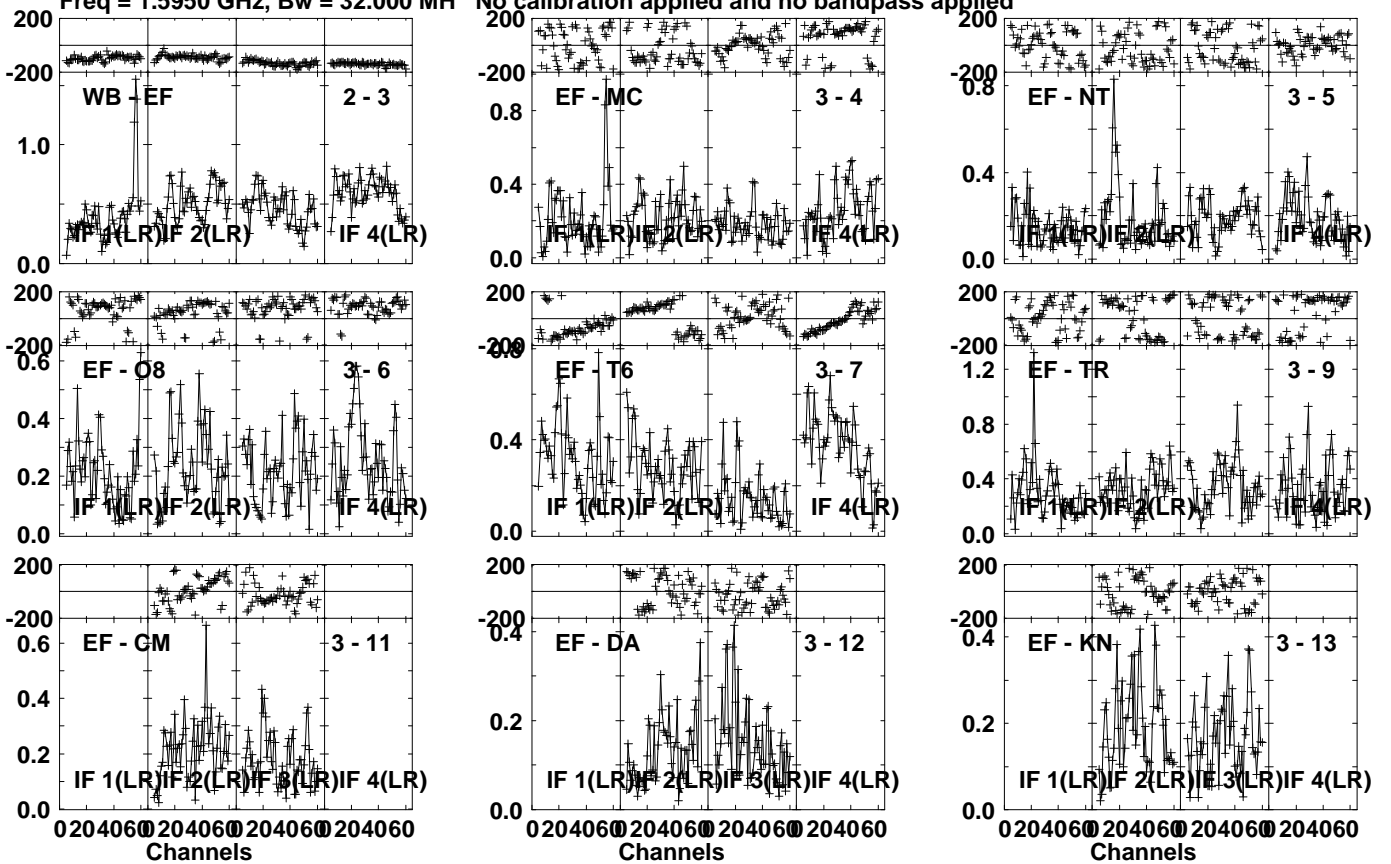
Lower frame: Micro Ampl Jy Top frame: Phas deg
Vector averaged cross-power spectrum Several baselines displayed
Timerange: 01/06:42:31 to 01/06:46:29

Plot file version 401 created 27-MAR-2024 20:23:50

J1037+5711 EM164C.UVDATA.1

Freq = 1.5950 GHz, Bw = 32.000 MH

No calibration applied and no bandpass applied



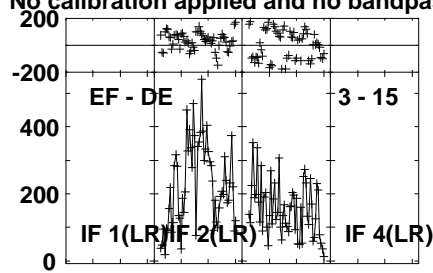
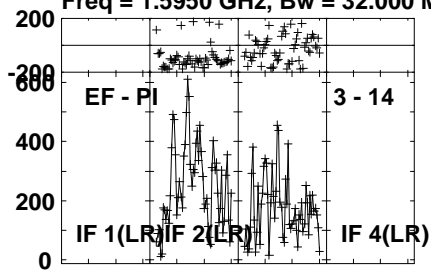
Lower frame: Milli Ampl Jy Top frame: Phas deg
Vector averaged cross-power spectrum Several baselines displayed
Timerange: 01/06:47:01 to 01/06:47:59

Plot file version 402 created 27-MAR-2024 20:23:50

J1037+5711 EM164C.UVDATA.1

Freq = 1.5950 GHz, Bw = 32.000 MH

No calibration applied and no bandpass applied



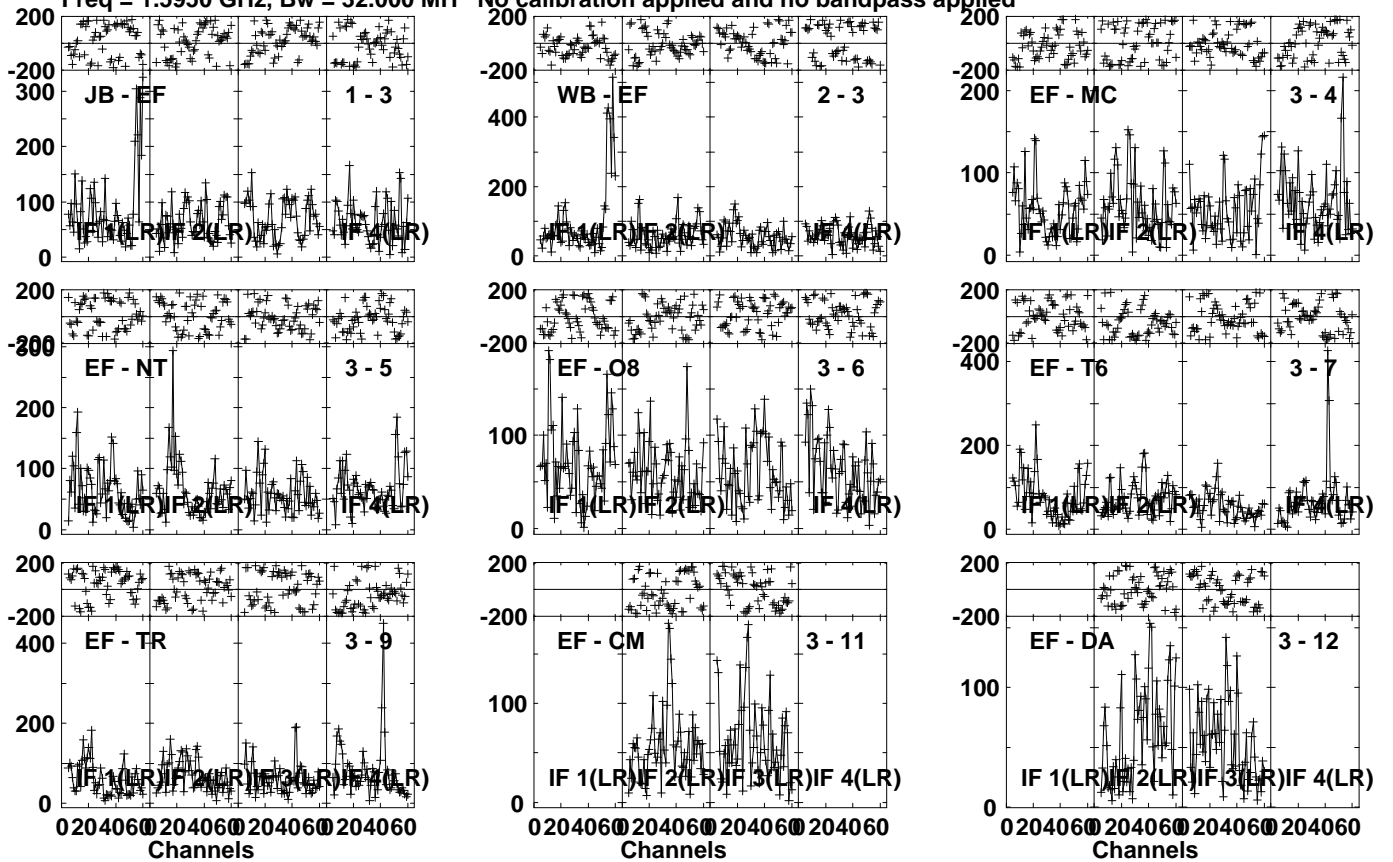
Lower frame: Micro Ampl Jy Top frame: Phas deg
Vector averaged cross-power spectrum Several baselines displayed
Timerange: 01/06:47:01 to 01/06:47:59

Plot file version 403 created 27-MAR-2024 20:23:50

CP32 077 EM164C.UVDATA.1

Freq = 1.5950 GHz, Bw = 32.000 MH

No calibration applied and no bandpass applied



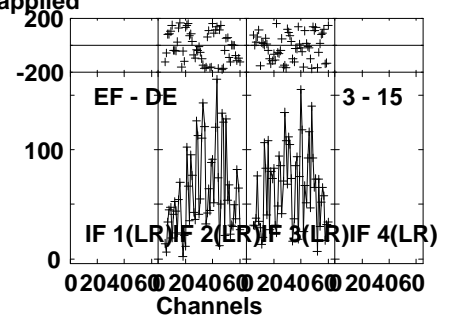
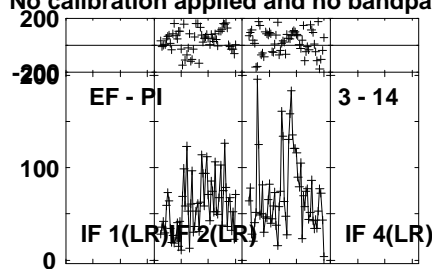
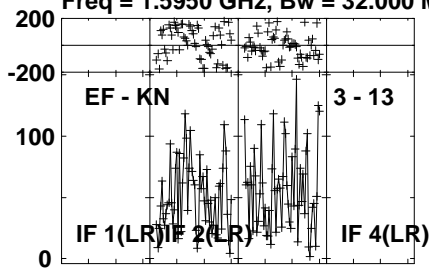
Lower frame: Micro Ampl Jy Top frame: Phas deg
Vector averaged cross-power spectrum Several baselines displayed
Timerange: 01/06:48:01 to 01/06:51:59

Plot file version 404 created 27-MAR-2024 20:23:51

CP32 077 EM164C.UVDATA.1

Freq = 1.5950 GHz, Bw = 32.000 MH

No calibration applied and no bandpass applied



Lower frame: Micro Ampl Jy Top frame: Phas deg

Vector averaged cross-power spectrum Several baselines displayed

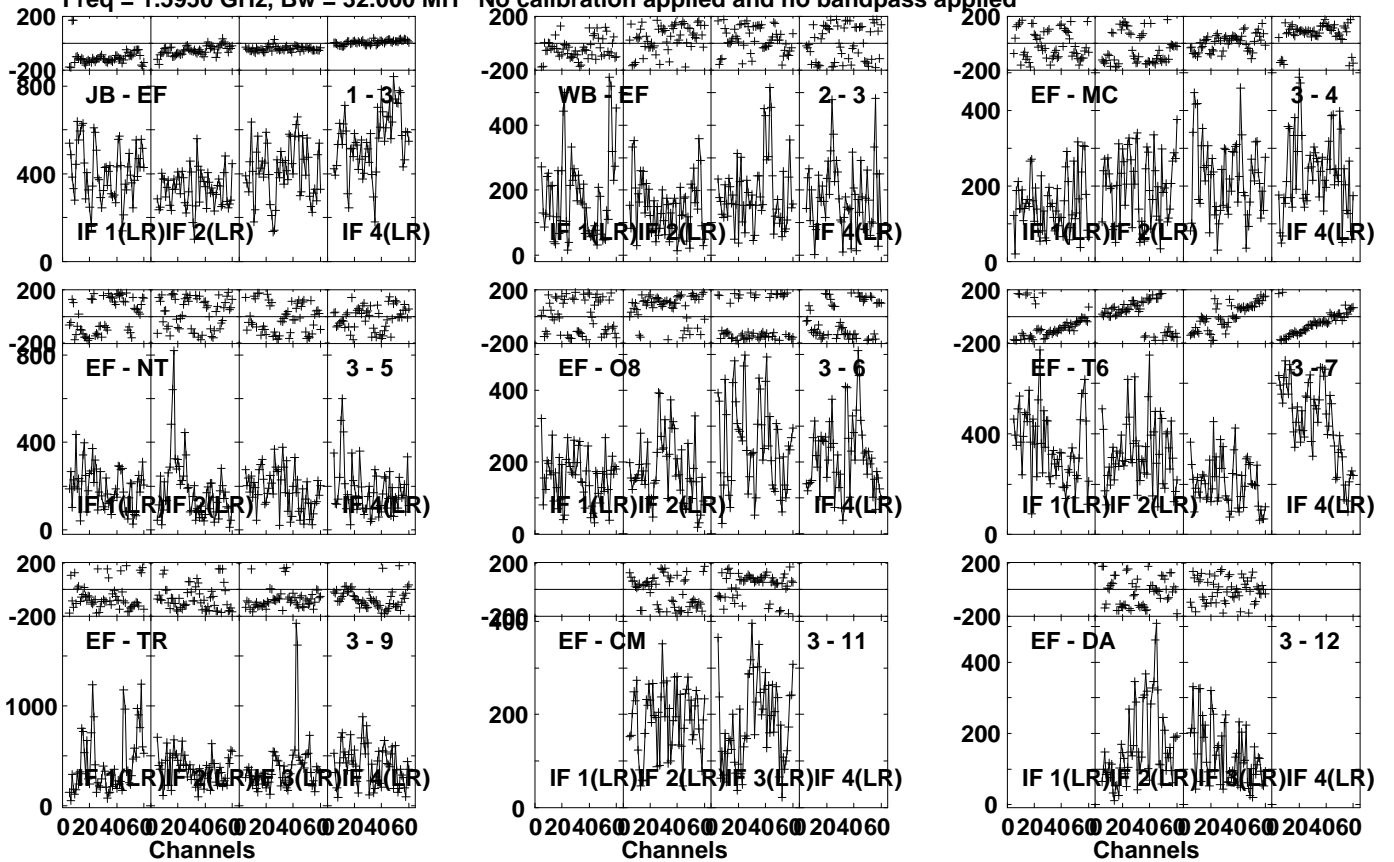
Timerange: 01/06:48:01 to 01/06:51:59

Plot file version 405 created 27-MAR-2024 20:23:51

J1037+5711 EM164C.UVDATA.1

Freq = 1.5950 GHz, Bw = 32.000 MH

No calibration applied and no bandpass applied

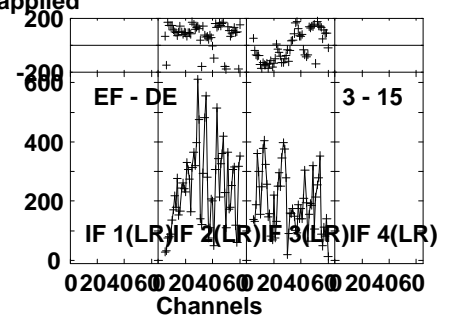
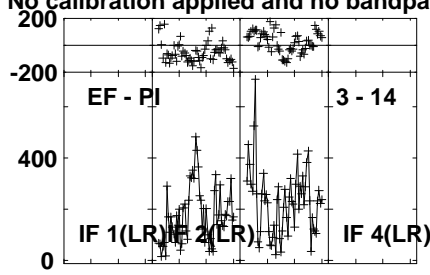
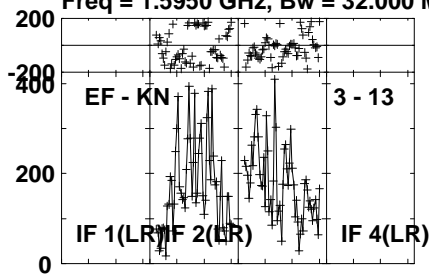


Lower frame: Micro Ampl Jy Top frame: Phas deg
Vector averaged cross-power spectrum Several baselines displayed
Timerange: 01/06:52:31 to 01/06:53:29

Plot file version 406 created 27-MAR-2024 20:23:51

J1037+5711 EM164C.UVDATA.1

Freq = 1.5950 GHz, Bw = 32.000 MH No calibration applied and no bandpass applied



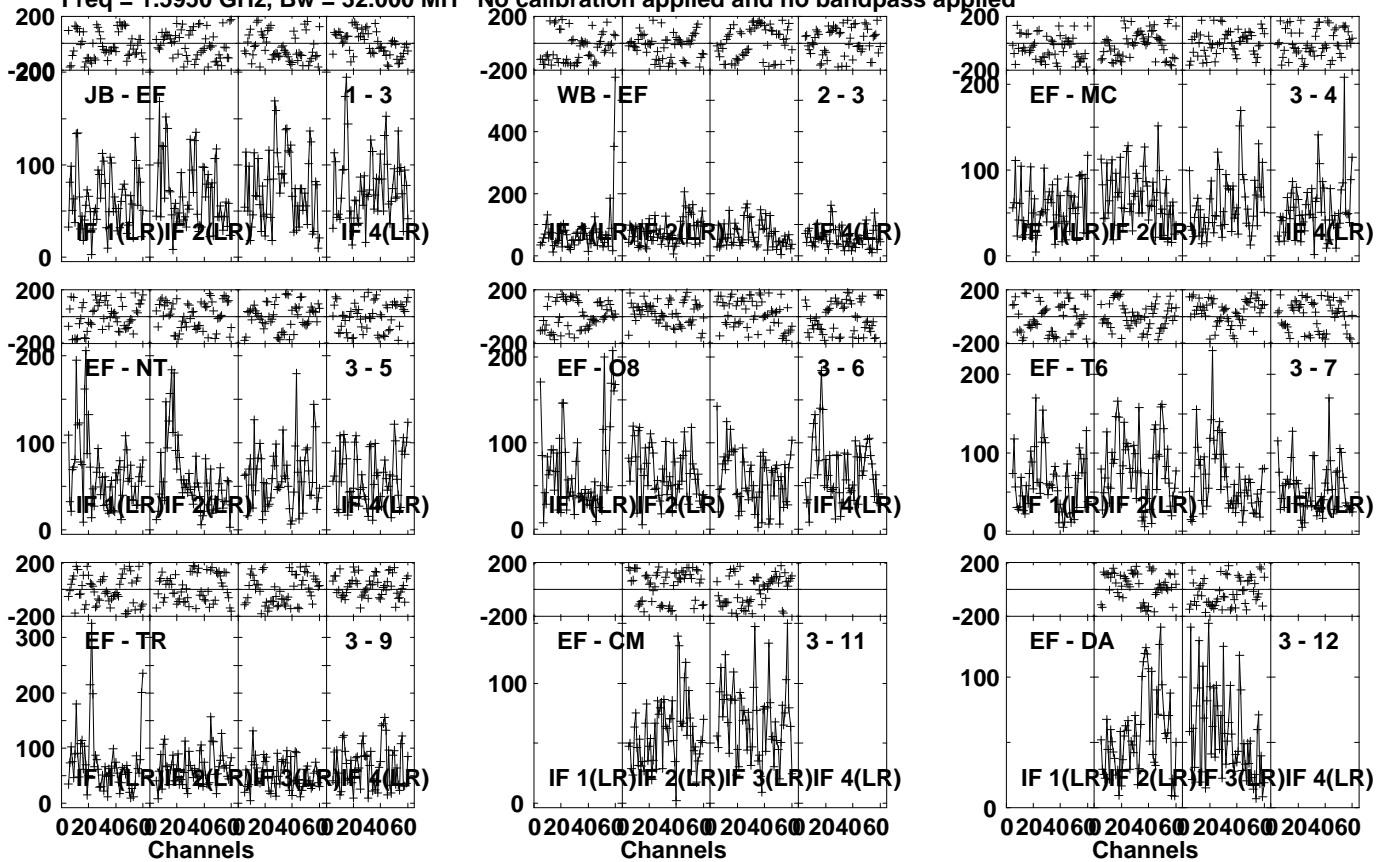
Lower frame: Micro Ampl Jy Top frame: Phas deg
Vector averaged cross-power spectrum Several baselines displayed
Timerange: 01/06:52:31 to 01/06:53:29

Plot file version 407 created 27-MAR-2024 20:23:51

CP33 038 EM164C.UVDATA.1

Freq = 1.5950 GHz, Bw = 32.000 MH

No calibration applied and no bandpass applied



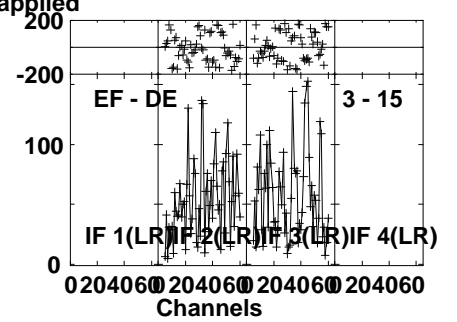
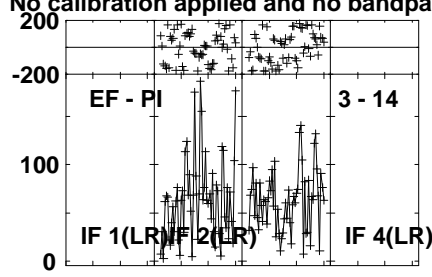
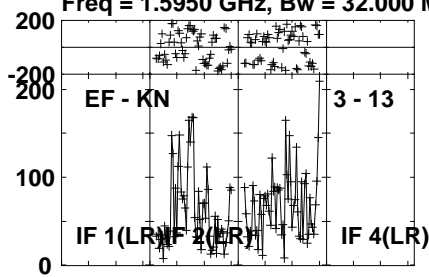
Lower frame: Micro Ampl Jy Top frame: Phas deg
Vector averaged cross-power spectrum Several baselines displayed
Timerange: 01/06:53:31 to 01/06:57:29

Plot file version 408 created 27-MAR-2024 20:23:51

CP33 038 EM164C.UVDATA.1

Freq = 1.5950 GHz, Bw = 32.000 MH

No calibration applied and no bandpass applied



Lower frame: Micro Ampl Jy Top frame: Phas deg

Vector averaged cross-power spectrum Several baselines displayed

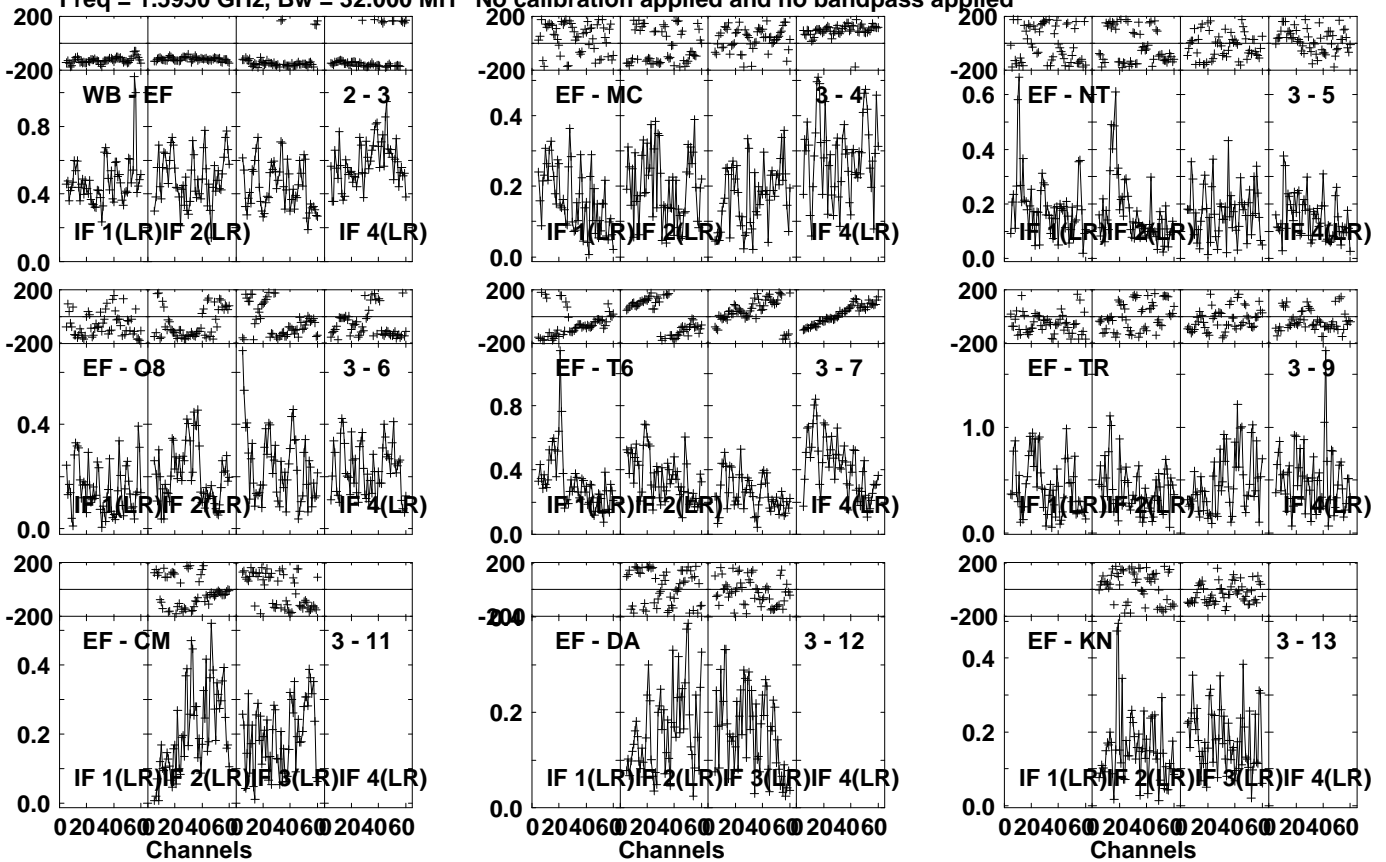
Timerange: 01/06:53:31 to 01/06:57:29

Plot file version 409 created 27-MAR-2024 20:23:51

J1037+5711 EM164C.UVDATA.1

Freq = 1.5950 GHz, Bw = 32.000 MH

No calibration applied and no bandpass applied



Lower frame: Milli Ampl Jy Top frame: Phas deg

Vector averaged cross-power spectrum Several baselines displayed

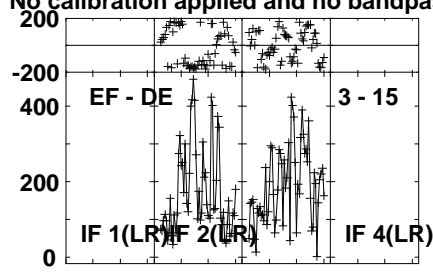
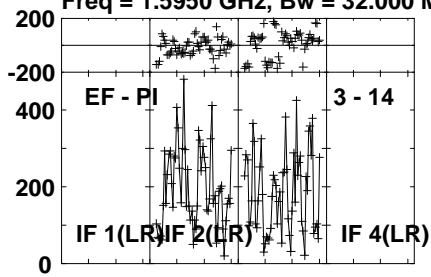
Timerange: 01/06:58:01 to 01/06:58:59

Plot file version 410 created 27-MAR-2024 20:23:51

J1037+5711 EM164C.UVDATA.1

Freq = 1.5950 GHz, Bw = 32.000 MH

No calibration applied and no bandpass applied



Lower frame: Micro Ampl Jy Top frame: Phas deg

Vector averaged cross-power spectrum Several baselines displayed

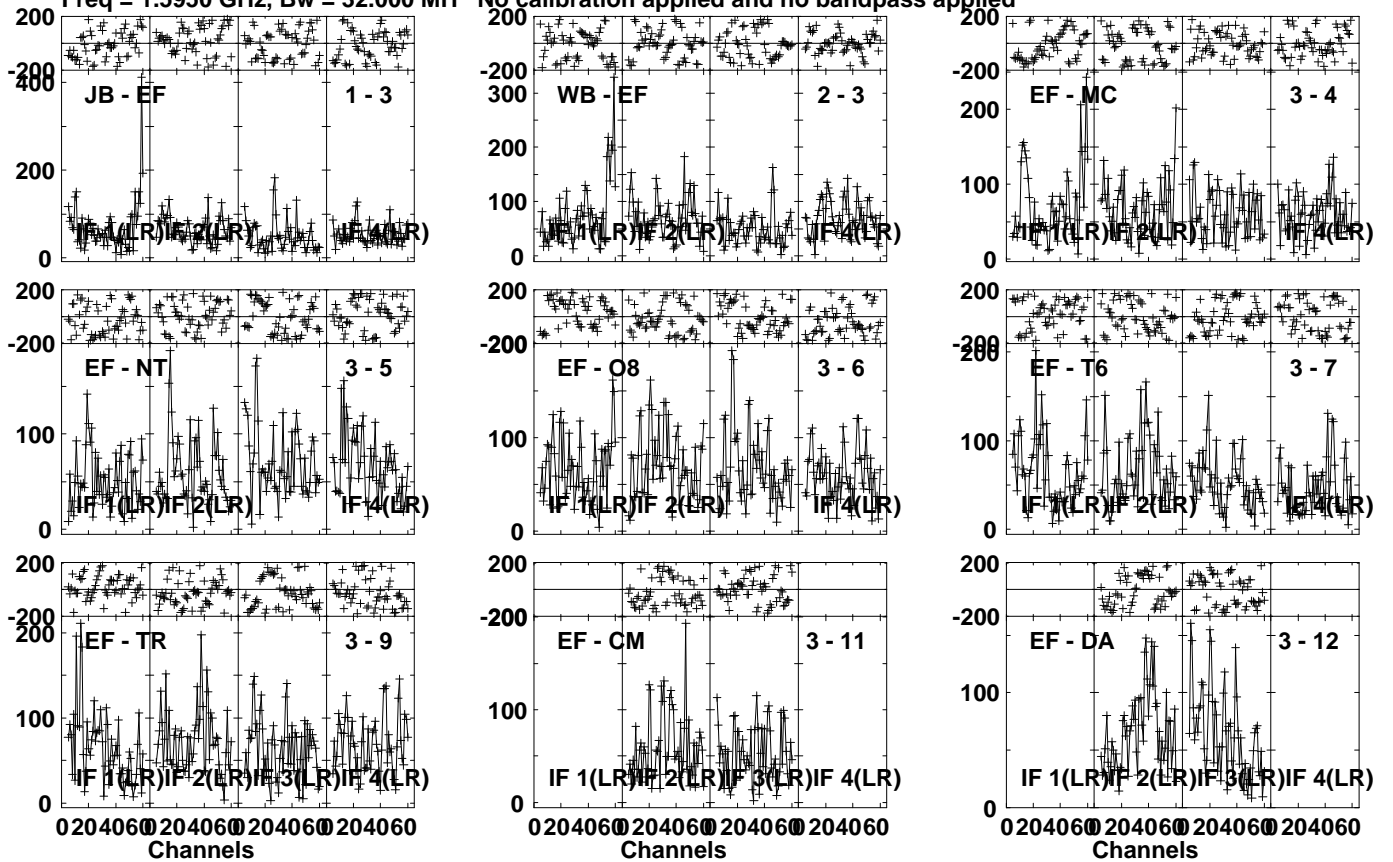
Timerange: 01/06:58:01 to 01/06:58:59

Plot file version 411 created 27-MAR-2024 20:23:51

CP33 038 EM164C.UVDATA.1

Freq = 1.5950 GHz, Bw = 32.000 MH

No calibration applied and no bandpass applied



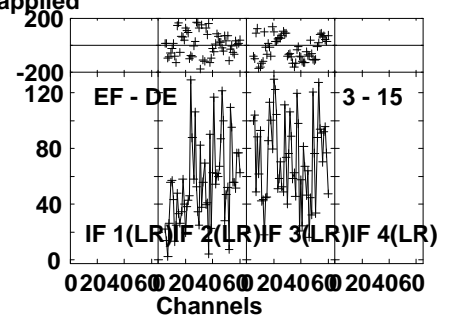
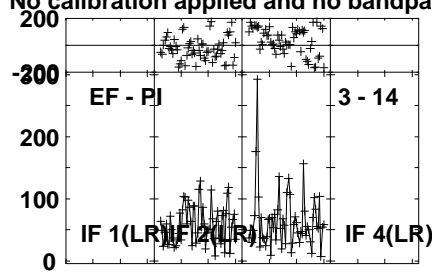
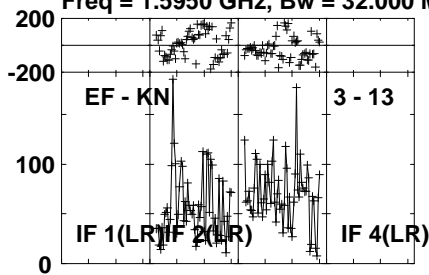
Lower frame: Micro Ampl Jy Top frame: Phas deg
Vector averaged cross-power spectrum Several baselines displayed
Timerange: 01/06:59:01 to 01/07:02:59

Plot file version 412 created 27-MAR-2024 20:23:52

CP33 038 EM164C.UVDATA.1

Freq = 1.5950 GHz, Bw = 32.000 MH

No calibration applied and no bandpass applied



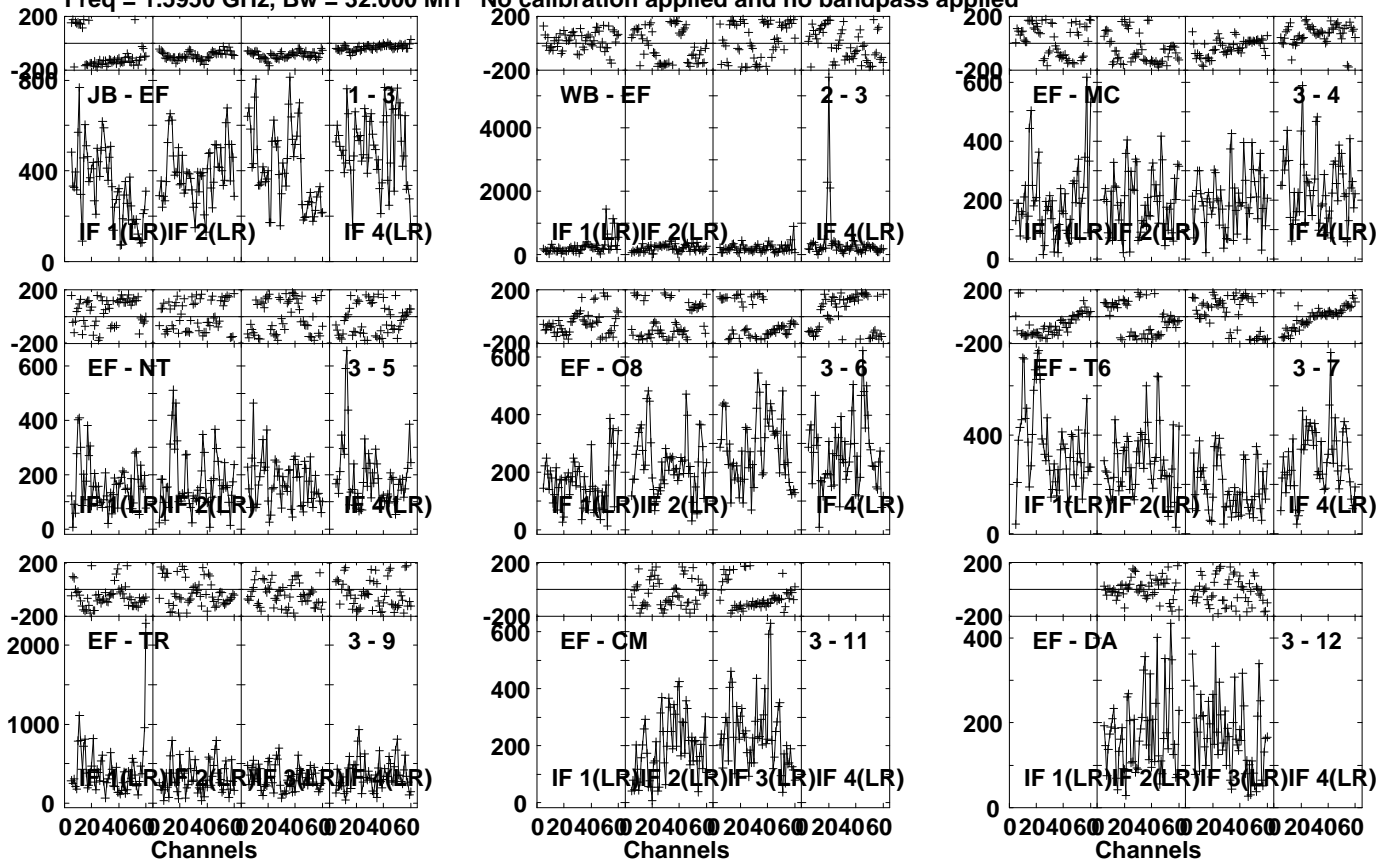
Lower frame: Micro Ampl Jy Top frame: Phas deg
Vector averaged cross-power spectrum Several baselines displayed
Timerange: 01/06:59:01 to 01/07:02:59

Plot file version 413 created 27-MAR-2024 20:23:52

J1037+5711 EM164C.UVDATA.1

Freq = 1.5950 GHz, Bw = 32.000 MH

No calibration applied and no bandpass applied



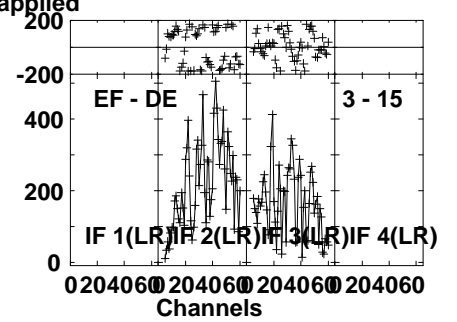
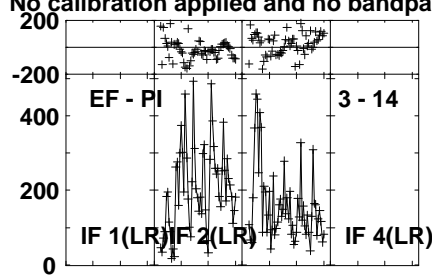
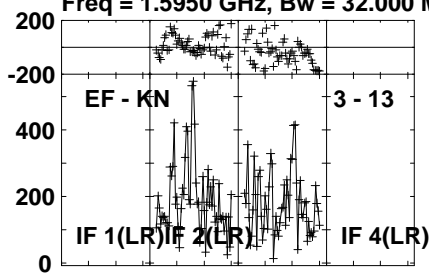
Lower frame: Micro Ampl Jy Top frame: Phas deg
Vector averaged cross-power spectrum Several baselines displayed
Timerange: 01/07:03:31 to 01/07:04:29

Plot file version 414 created 27-MAR-2024 20:23:52

J1037+5711 EM164C.UVDATA.1

Freq = 1.5950 GHz, Bw = 32.000 MH

No calibration applied and no bandpass applied



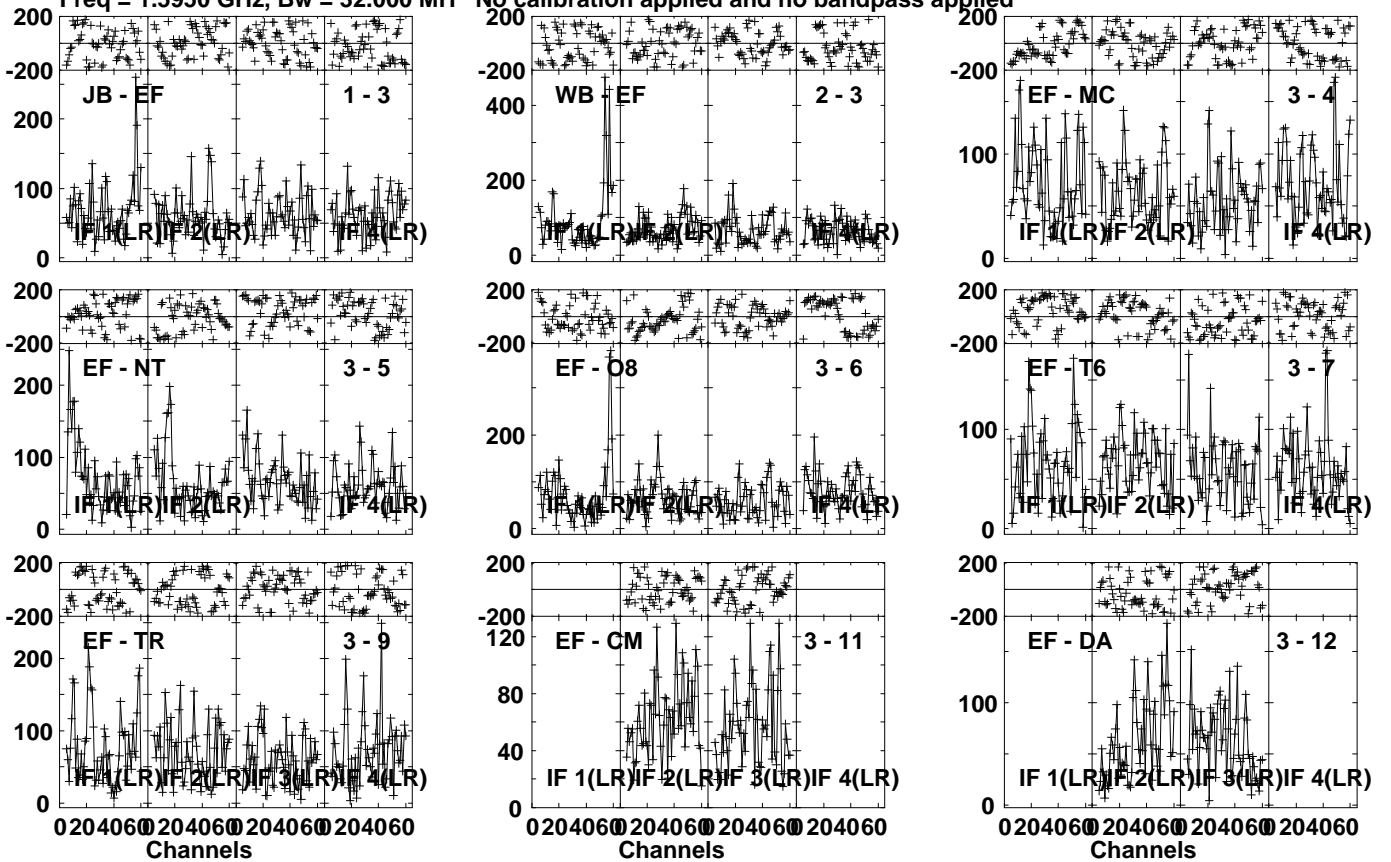
Lower frame: Micro Ampl Jy Top frame: Phas deg
Vector averaged cross-power spectrum Several baselines displayed
Timerange: 01/07:03:31 to 01/07:04:29

Plot file version 415 created 27-MAR-2024 20:23:52

CP34 008 EM164C.UVDATA.1

Freq = 1.5950 GHz, Bw = 32.000 MH

No calibration applied and no bandpass applied

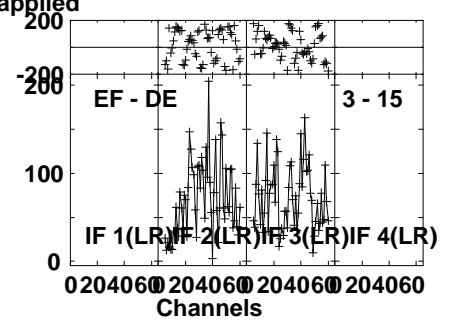
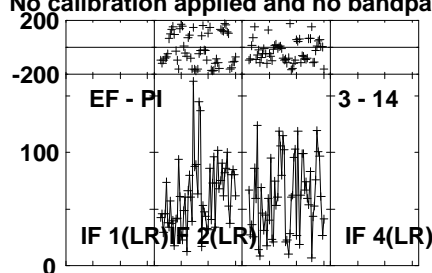
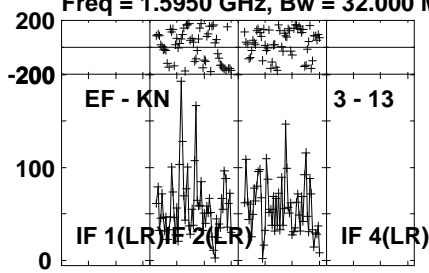


Lower frame: Micro Ampl Jy Top frame: Phas deg
Vector averaged cross-power spectrum Several baselines displayed
Timerange: 01/07:04:31 to 01/07:08:29

Plot file version 416 created 27-MAR-2024 20:23:52

CP34 008 EM164C.UVDATA.1

Freq = 1.5950 GHz, Bw = 32.000 MH No calibration applied and no bandpass applied

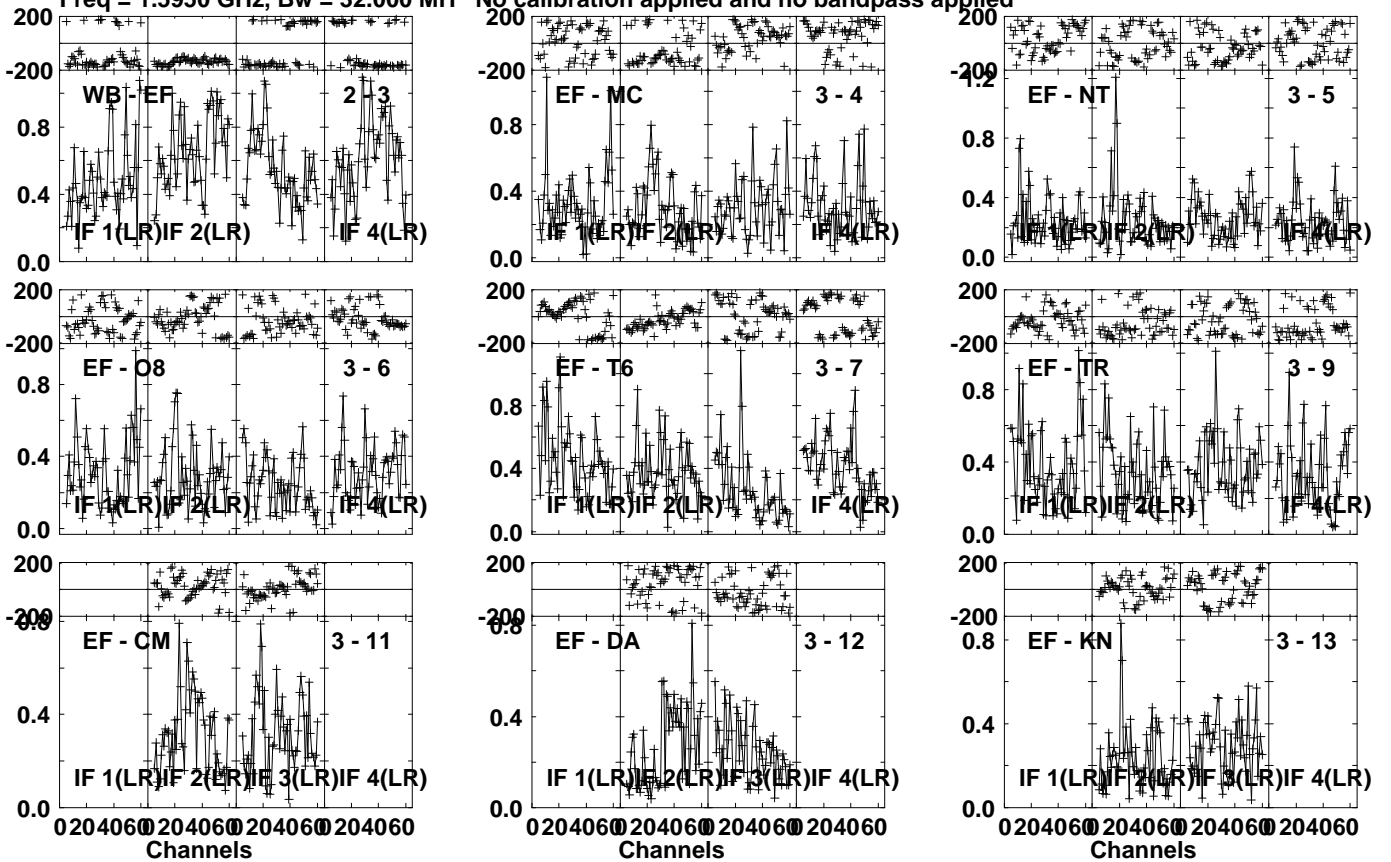


Lower frame: Micro Ampl Jy Top frame: Phas deg
Vector averaged cross-power spectrum Several baselines displayed
Timerange: 01/07:04:31 to 01/07:08:29

Plot file version 417 created 27-MAR-2024 20:23:52

J1037+5711 EM164C.UVDATA.1

Freq = 1.5950 GHz, Bw = 32.000 MH No calibration applied and no bandpass applied



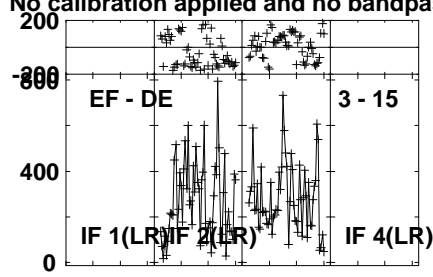
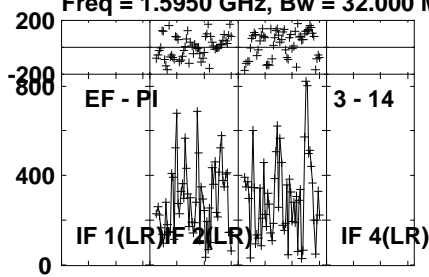
Lower frame: Milli Ampl Jy Top frame: Phas deg
Vector averaged cross-power spectrum Several baselines displayed
Timerange: 01/07:09:01 to 01/07:09:59

Plot file version 418 created 27-MAR-2024 20:23:53

J1037+5711 EM164C.UVDATA.1

Freq = 1.5950 GHz, Bw = 32.000 MH

No calibration applied and no bandpass applied



Lower frame: Micro Ampl Jy Top frame: Phas deg

Vector averaged cross-power spectrum Several baselines displayed

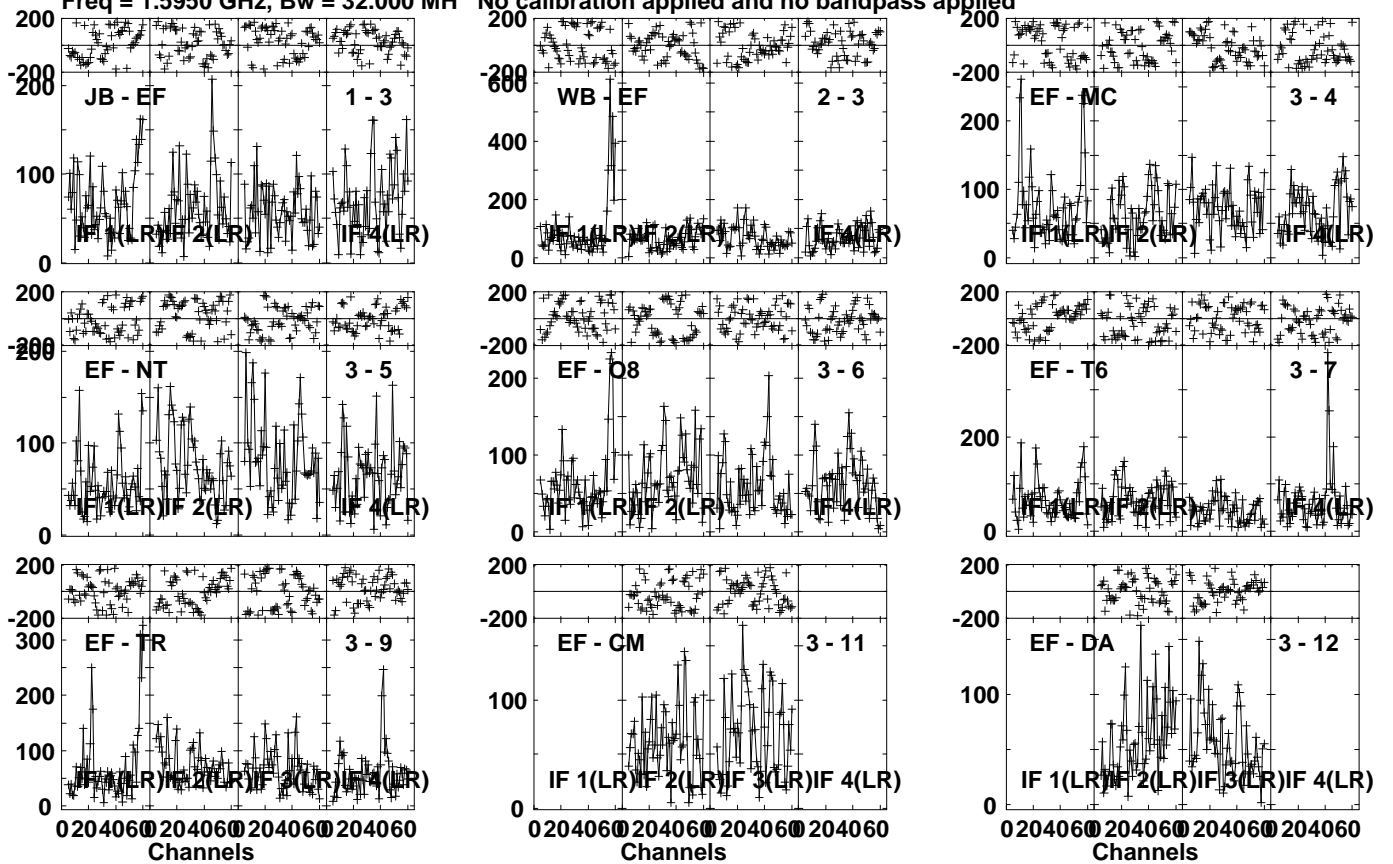
Timerange: 01/07:09:01 to 01/07:09:59

Plot file version 419 created 27-MAR-2024 20:23:53

CP34 008 EM164C.UVDATA.1

Freq = 1.5950 GHz, Bw = 32.000 MH

No calibration applied and no bandpass applied



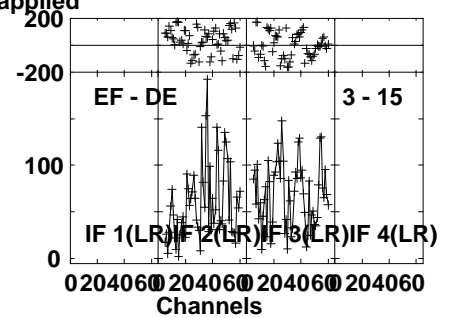
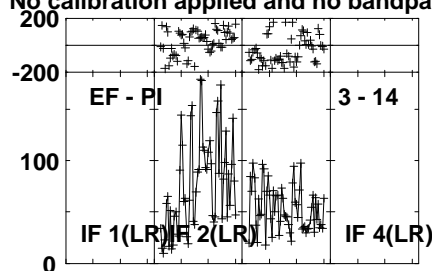
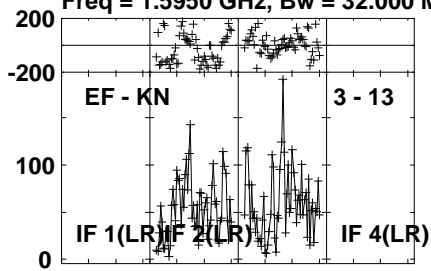
Lower frame: Micro Ampl Jy Top frame: Phas deg
Vector averaged cross-power spectrum Several baselines displayed
Timerange: 01/07:10:01 to 01/07:13:59

Plot file version 420 created 27-MAR-2024 20:23:53

CP34 008 EM164C.UVDATA.1

Freq = 1.5950 GHz, Bw = 32.000 MH

No calibration applied and no bandpass applied



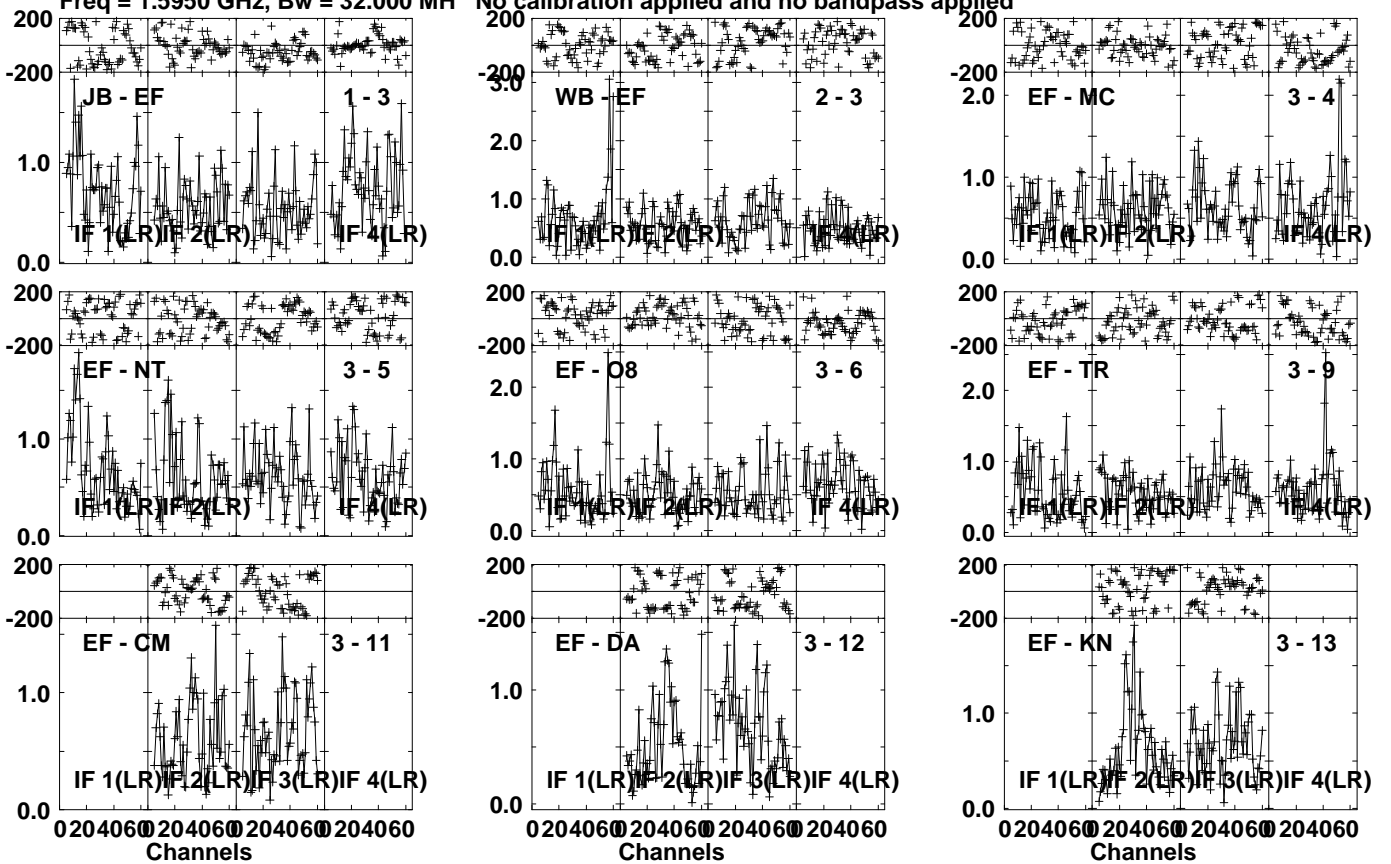
Lower frame: Micro Ampl Jy Top frame: Phas deg
Vector averaged cross-power spectrum Several baselines displayed
Timerange: 01/07:10:01 to 01/07:13:59

Plot file version 421 created 27-MAR-2024 20:23:53

J1037+5711 EM164C.UVDATA.1

Freq = 1.5950 GHz, Bw = 32.000 MH

No calibration applied and no bandpass applied



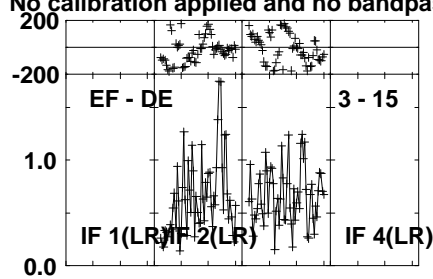
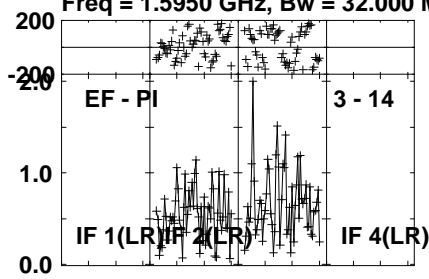
Lower frame: Milli Ampl Jy Top frame: Phas deg
Vector averaged cross-power spectrum Several baselines displayed
Timerange: 01/07:14:31 to 01/07:15:29

Plot file version 422 created 27-MAR-2024 20:23:53

J1037+5711 EM164C.UVDATA.1

Freq = 1.5950 GHz, Bw = 32.000 MH

No calibration applied and no bandpass applied



Lower frame: Milli Ampl Jy Top frame: Phas deg

Vector averaged cross-power spectrum Several baselines displayed

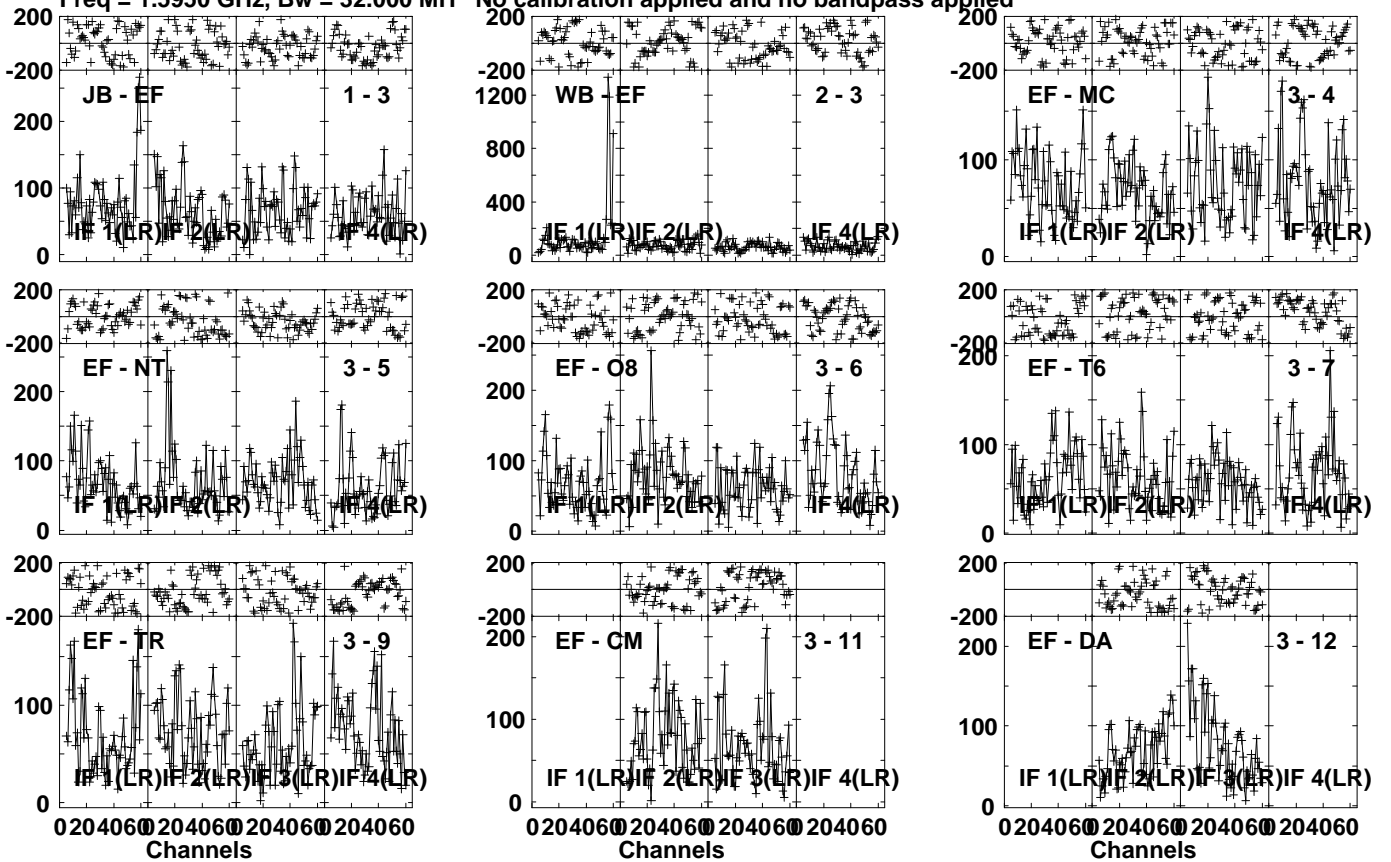
Timerange: 01/07:14:31 to 01/07:15:29

Plot file version 423 created 27-MAR-2024 20:23:53

CP43 049 EM164C.UVDATA.1

Freq = 1.5950 GHz, Bw = 32.000 MH

No calibration applied and no bandpass applied



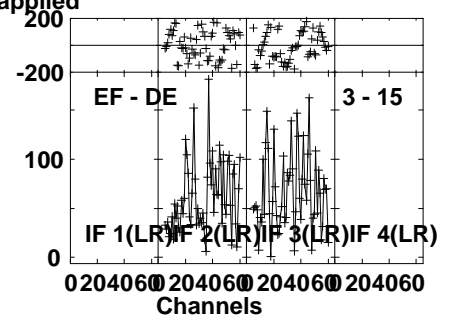
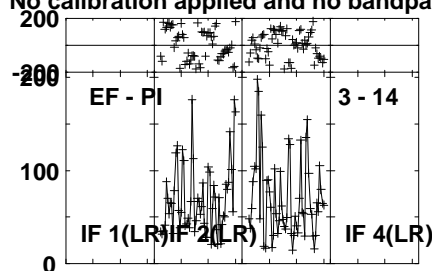
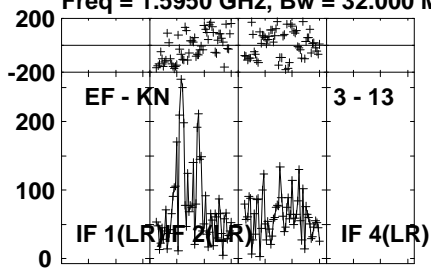
Lower frame: Micro Ampl Jy Top frame: Phas deg
Vector averaged cross-power spectrum Several baselines displayed
Timerange: 01/07:15:31 to 01/07:19:29

Plot file version 424 created 27-MAR-2024 20:23:53

CP43 049 EM164C.UVDATA.1

Freq = 1.5950 GHz, Bw = 32.000 MH

No calibration applied and no bandpass applied



Lower frame: Micro Ampl Jy Top frame: Phas deg

Vector averaged cross-power spectrum Several baselines displayed

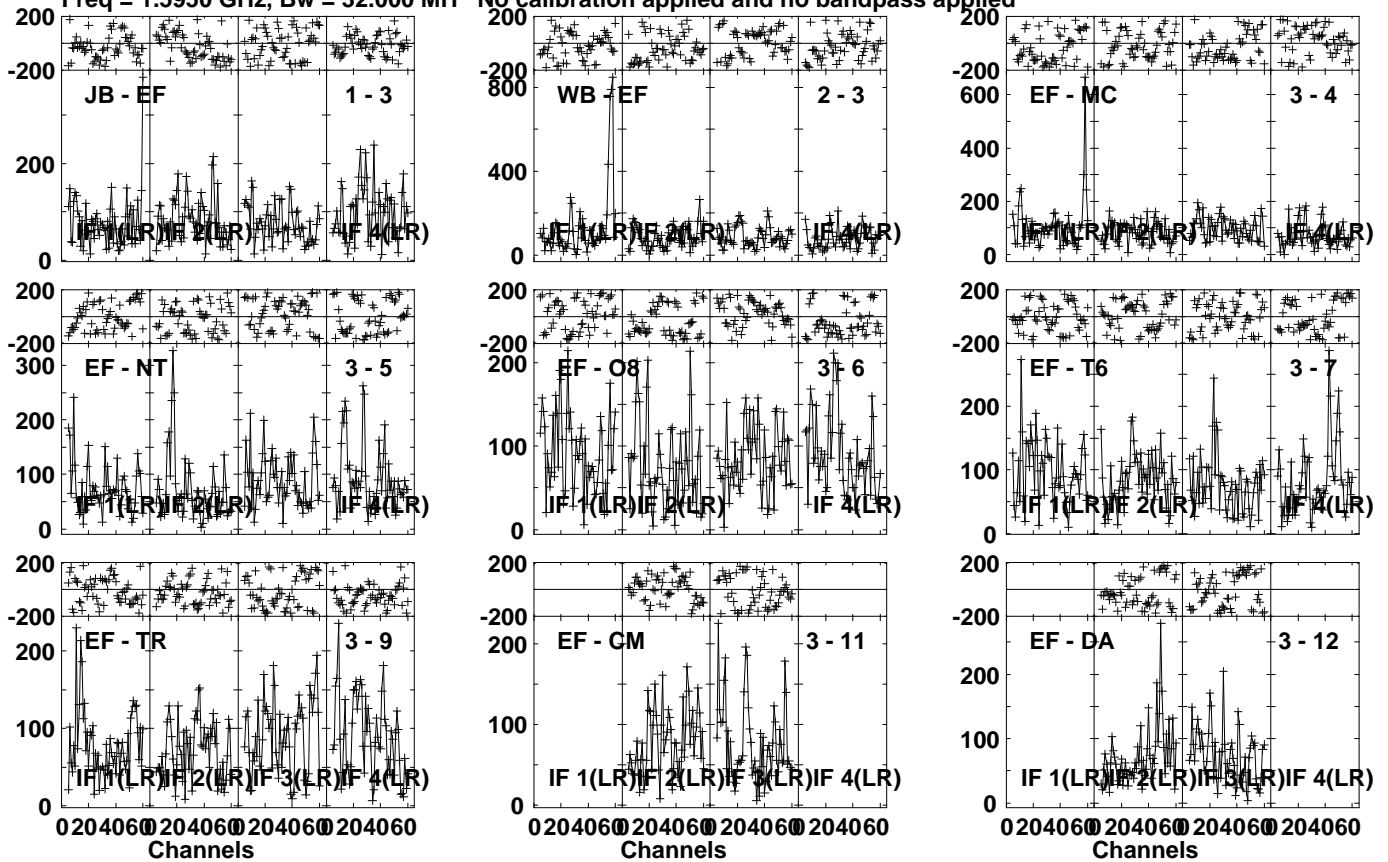
Timerange: 01/07:15:31 to 01/07:19:29

Plot file version 425 created 27-MAR-2024 20:23:54

CP43 049 EM164C.UVDATA.1

Freq = 1.5950 GHz, Bw = 32.000 MH

No calibration applied and no bandpass applied



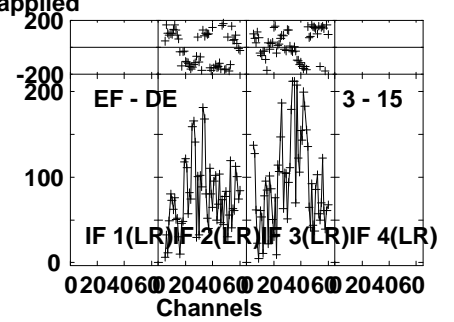
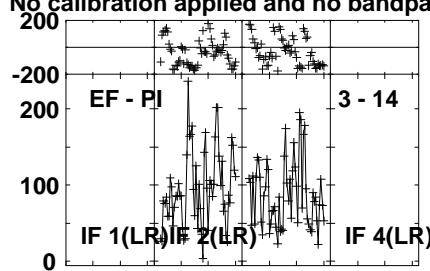
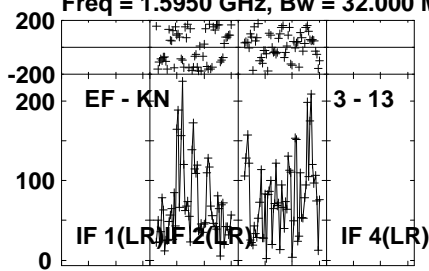
Lower frame: Micro Ampl Jy Top frame: Phas deg
Vector averaged cross-power spectrum Several baselines displayed
Timerange: 01/07:21:01 to 01/07:24:59

Plot file version 426 created 27-MAR-2024 20:23:54

CP43 049 EM164C.UVDATA.1

Freq = 1.5950 GHz, Bw = 32.000 MH

No calibration applied and no bandpass applied



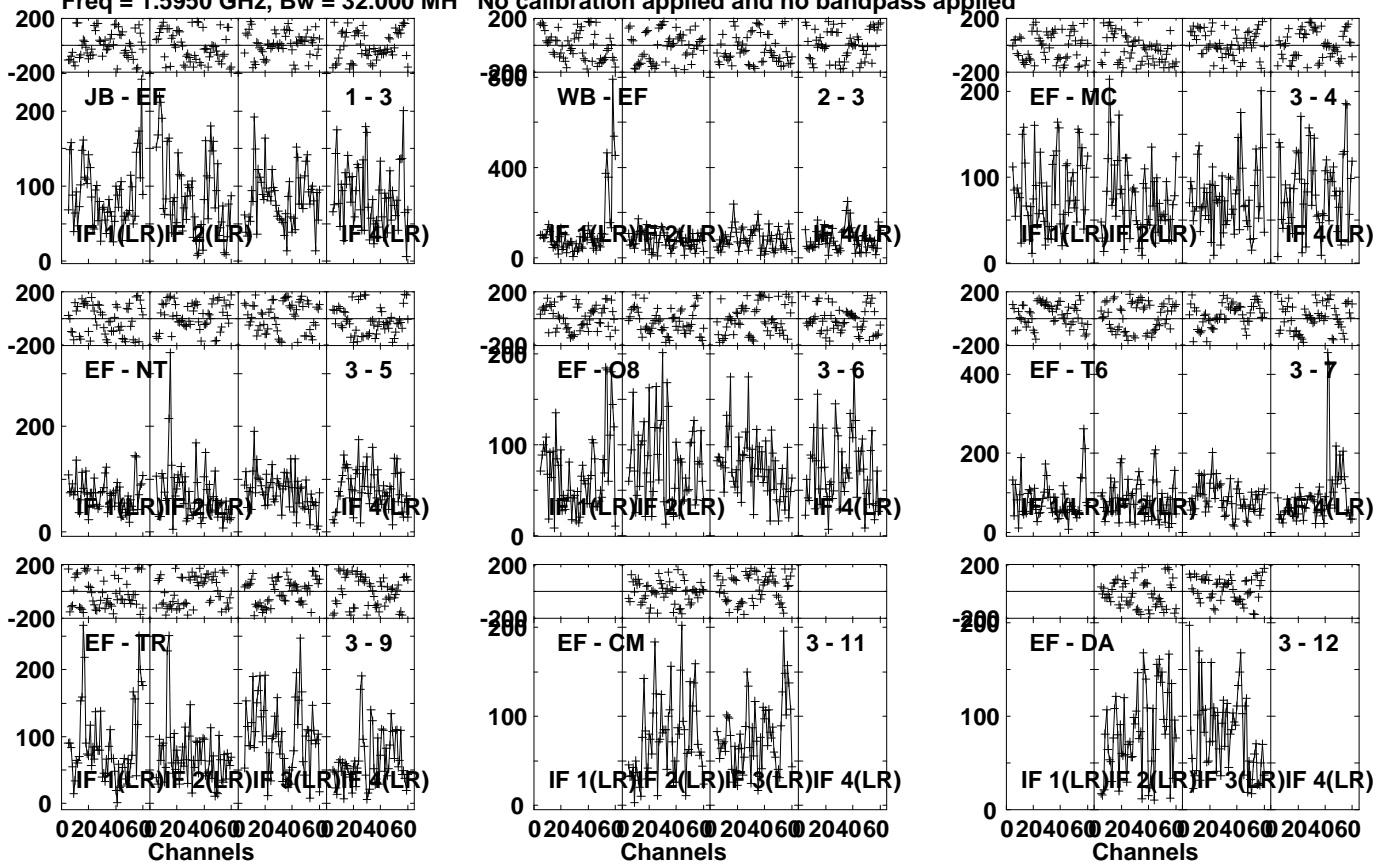
Lower frame: Micro Ampl Jy Top frame: Phas deg
Vector averaged cross-power spectrum Several baselines displayed
Timerange: 01/07:21:01 to 01/07:24:59

Plot file version 427 created 27-MAR-2024 20:23:54

CP42 027 EM164C.UVDATA.1

Freq = 1.5950 GHz, Bw = 32.000 MH

No calibration applied and no bandpass applied



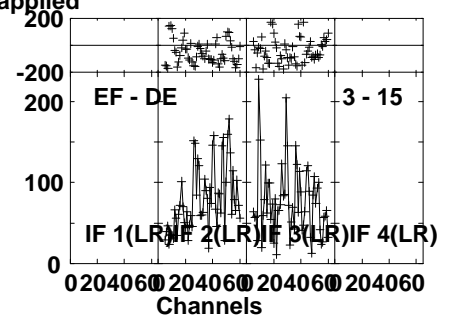
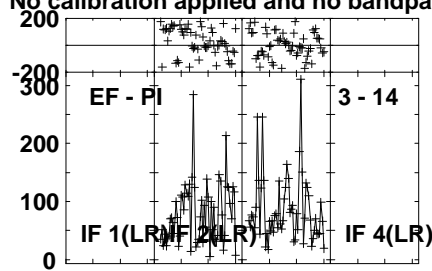
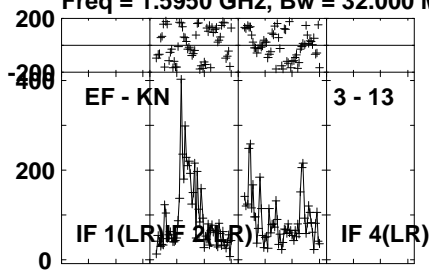
Lower frame: Micro Ampl Jy Top frame: Phas deg
Vector averaged cross-power spectrum Several baselines displayed
Timerange: 01/07:26:31 to 01/07:30:29

Plot file version 428 created 27-MAR-2024 20:23:55

CP42 027 EM164C.UVDATA.1

Freq = 1.5950 GHz, Bw = 32.000 MH

No calibration applied and no bandpass applied

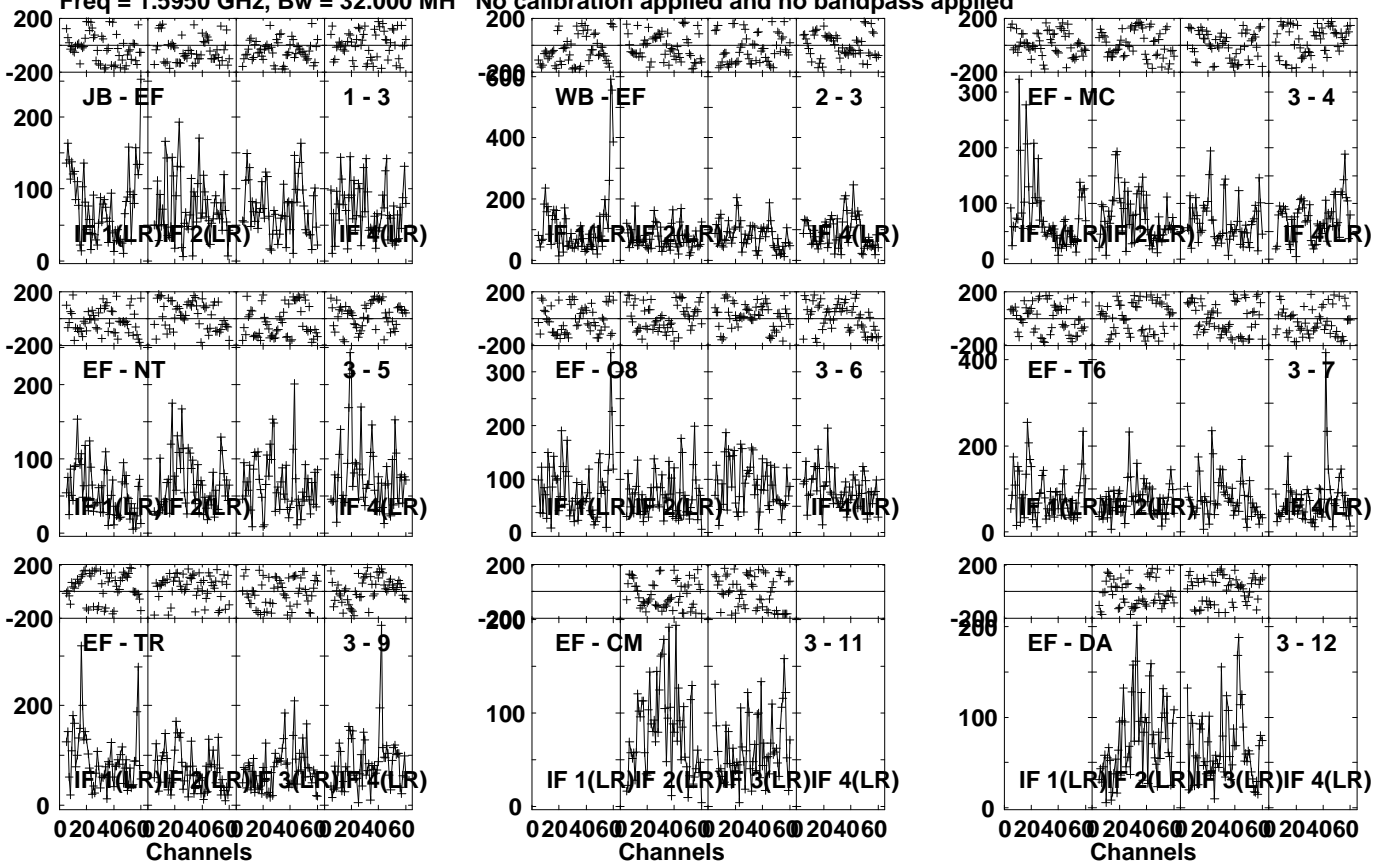


Lower frame: Micro Ampl Jy Top frame: Phas deg
Vector averaged cross-power spectrum Several baselines displayed
Timerange: 01/07:26:31 to 01/07:30:29

Plot file version 429 created 27-MAR-2024 20:23:55

CP42 027 EM164C.UVDATA.1

Freq = 1.5950 GHz, Bw = 32.000 MH No calibration applied and no bandpass applied



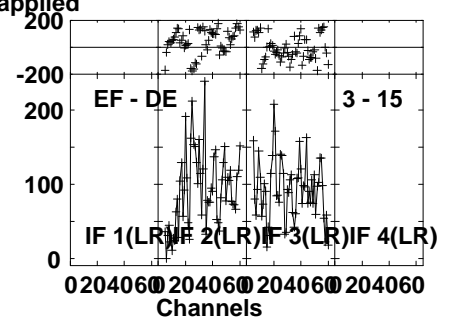
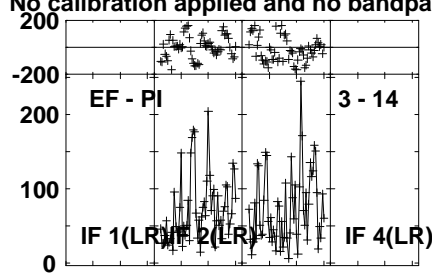
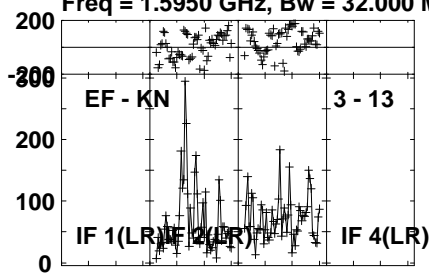
Lower frame: Micro Ampl Jy Top frame: Phas deg
Vector averaged cross-power spectrum Several baselines displayed
Timerange: 01/07:32:01 to 01/07:35:59

Plot file version 430 created 27-MAR-2024 20:23:55

CP42 027 EM164C.UVDATA.1

Freq = 1.5950 GHz, Bw = 32.000 MH

No calibration applied and no bandpass applied



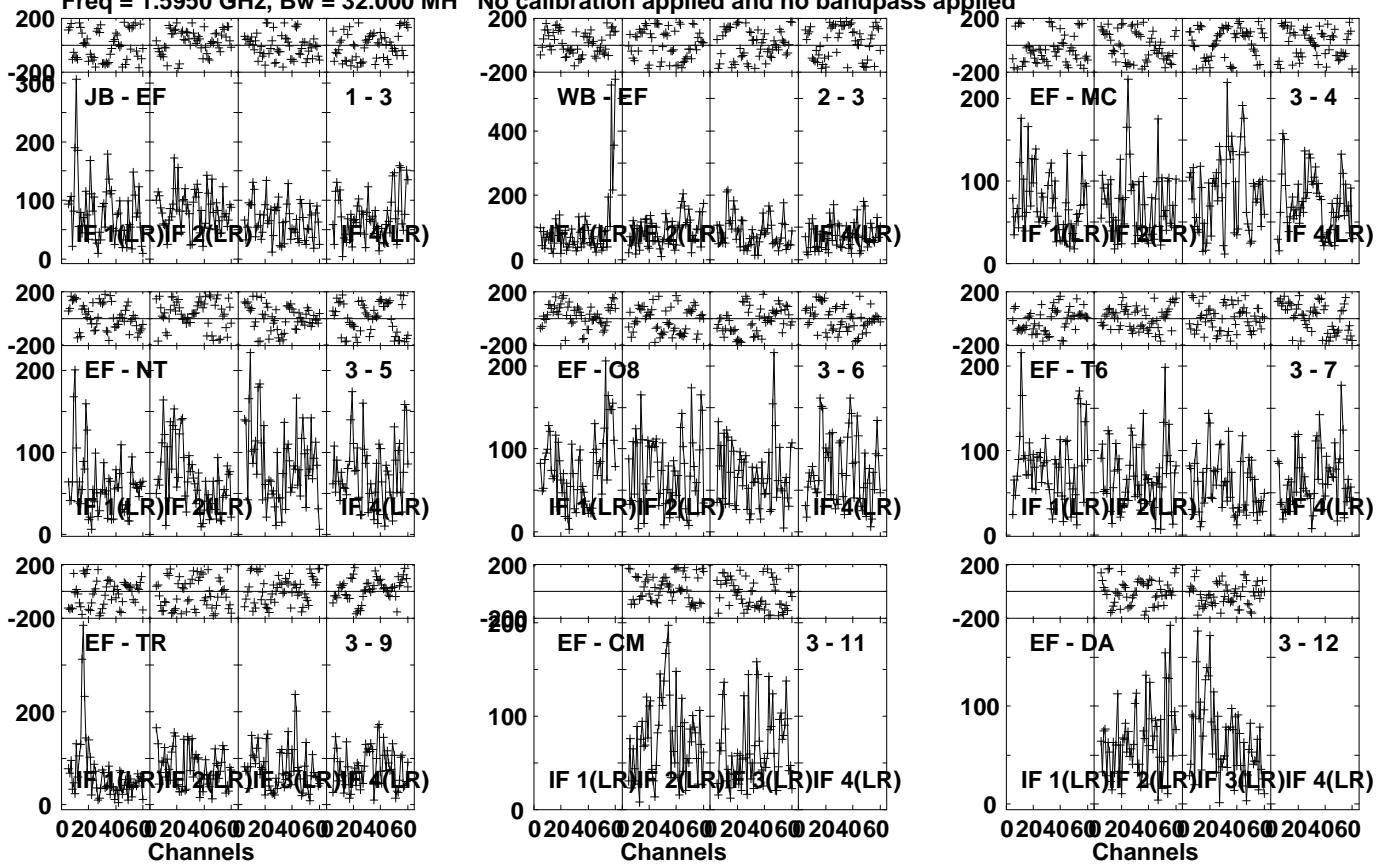
Lower frame: Micro Ampl Jy Top frame: Phas deg
Vector averaged cross-power spectrum Several baselines displayed
Timerange: 01/07:32:01 to 01/07:35:59

Plot file version 431 created 27-MAR-2024 20:23:55

CP41 077 EM164C.UVDATA.1

Freq = 1.5950 GHz, Bw = 32.000 MH

No calibration applied and no bandpass applied



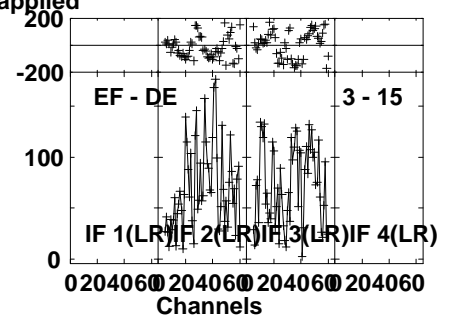
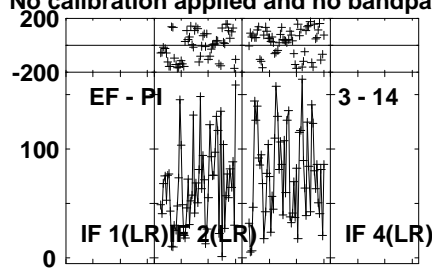
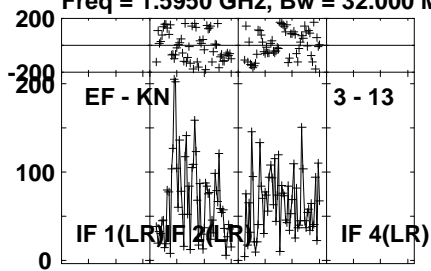
Lower frame: Micro Ampl Jy Top frame: Phas deg
Vector averaged cross-power spectrum Several baselines displayed
Timerange: 01/07:37:31 to 01/07:41:29

Plot file version 432 created 27-MAR-2024 20:23:56

CP41 077 EM164C.UVDATA.1

Freq = 1.5950 GHz, Bw = 32.000 MH

No calibration applied and no bandpass applied



Lower frame: Micro Ampl Jy Top frame: Phas deg

Vector averaged cross-power spectrum Several baselines displayed

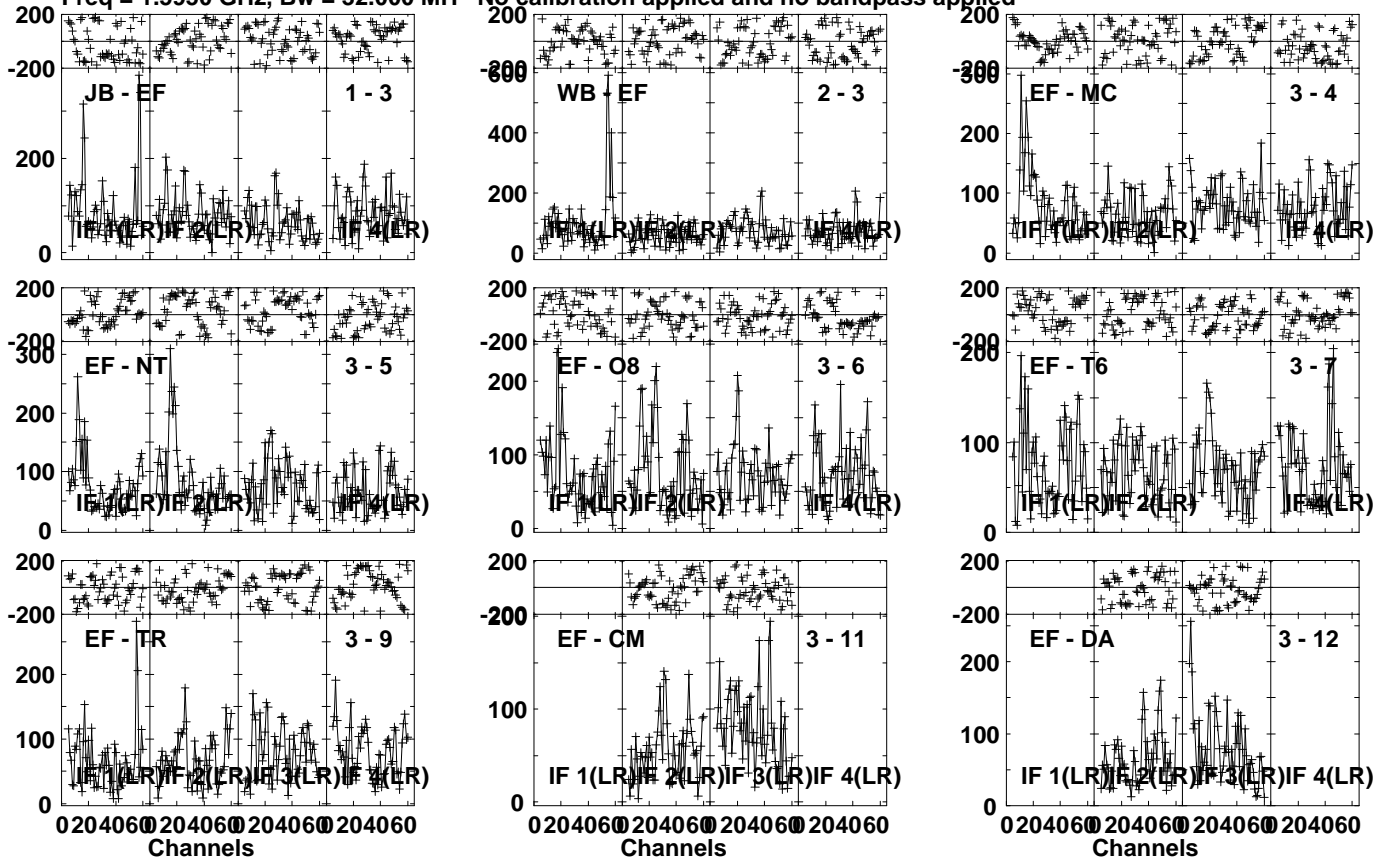
Timerange: 01/07:37:31 to 01/07:41:29

Plot file version 433 created 27-MAR-2024 20:23:56

CP41 077 EM164C.UVDATA.1

Freq = 1.5950 GHz, Bw = 32.000 MH

No calibration applied and no bandpass applied



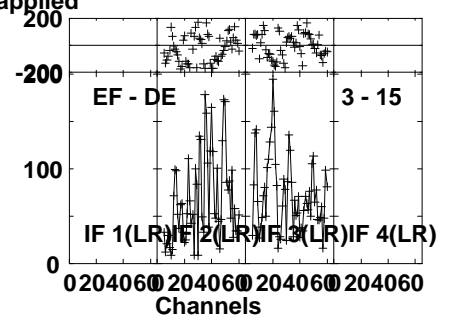
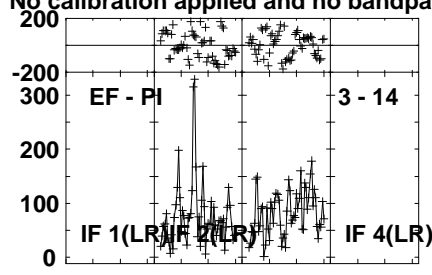
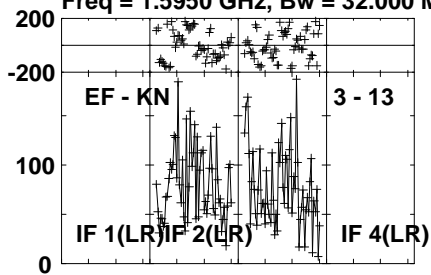
Lower frame: Micro Ampl Jy Top frame: Phas deg
Vector averaged cross-power spectrum Several baselines displayed
Timerange: 01/07:43:01 to 01/07:46:59

Plot file version 434 created 27-MAR-2024 20:23:56

CP41 077 EM164C.UVDATA.1

Freq = 1.5950 GHz, Bw = 32.000 MH

No calibration applied and no bandpass applied

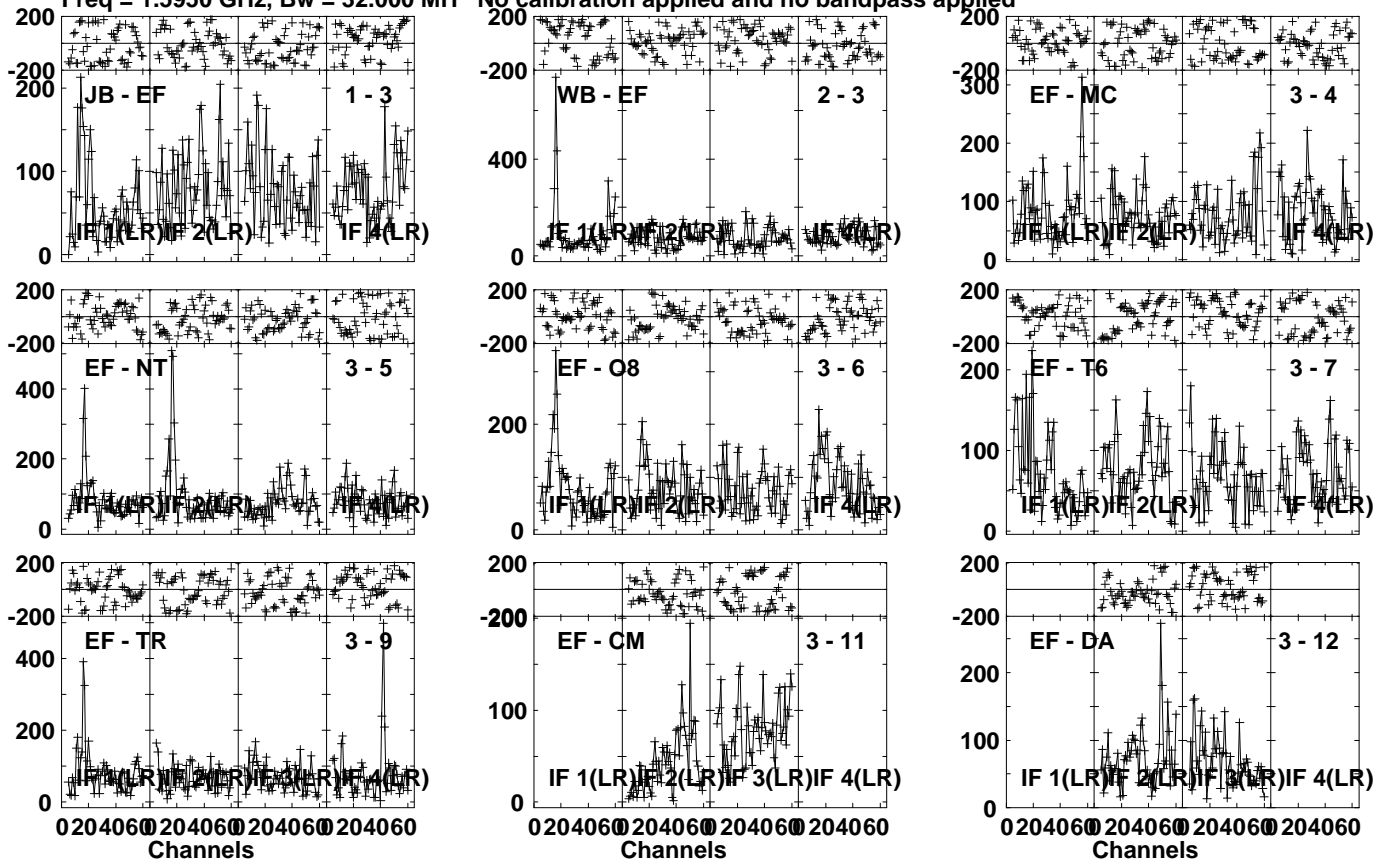


Lower frame: Micro Ampl Jy Top frame: Phas deg
Vector averaged cross-power spectrum Several baselines displayed
Timerange: 01/07:43:01 to 01/07:46:59

Plot file version 435 created 27-MAR-2024 20:23:57

CP50 031 EM164C.UVDATA.1

Freq = 1.5950 GHz, Bw = 32.000 MH No calibration applied and no bandpass applied



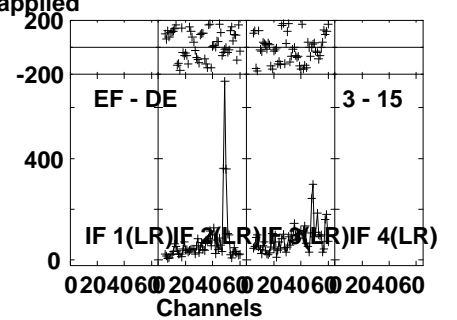
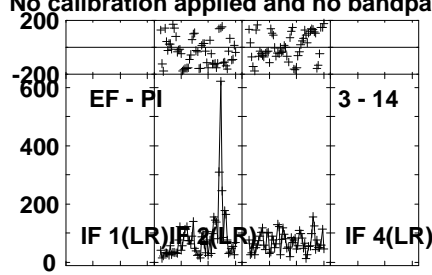
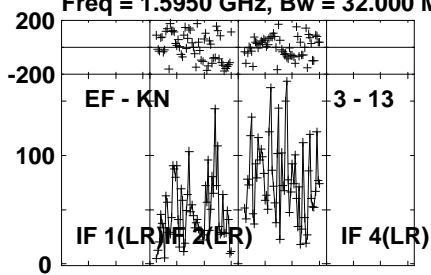
Lower frame: Micro Ampl Jy Top frame: Phas deg
Vector averaged cross-power spectrum Several baselines displayed
Timerange: 01/07:48:31 to 01/07:52:29

Plot file version 436 created 27-MAR-2024 20:23:57

CP50 031 EM164C.UVDATA.1

Freq = 1.5950 GHz, Bw = 32.000 MH

No calibration applied and no bandpass applied



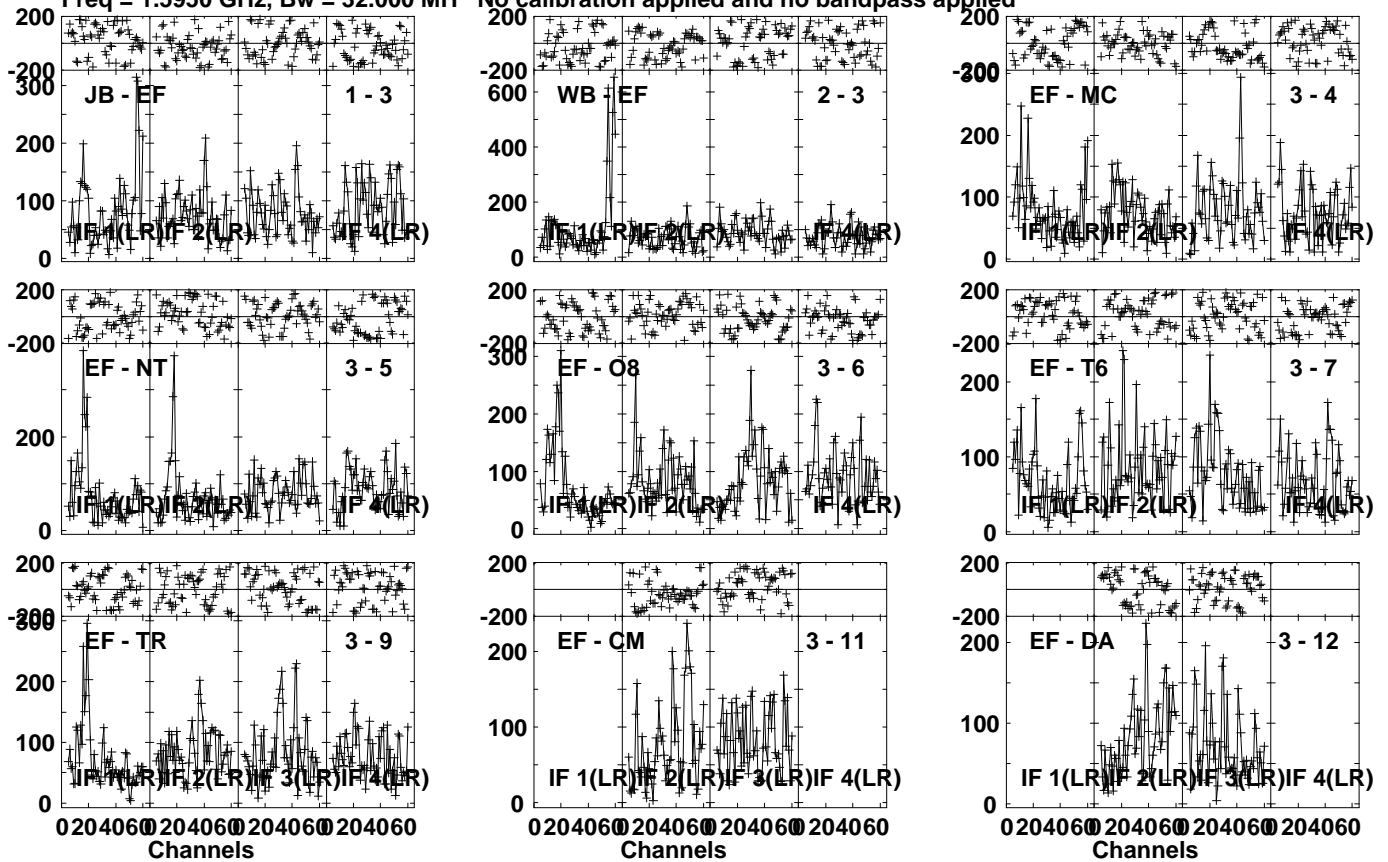
Lower frame: Micro Ampl Jy Top frame: Phas deg
Vector averaged cross-power spectrum Several baselines displayed
Timerange: 01/07:48:31 to 01/07:52:29

Plot file version 437 created 27-MAR-2024 20:23:57

CP50 031 EM164C.UVDATA.1

Freq = 1.5950 GHz, Bw = 32.000 MH

No calibration applied and no bandpass applied

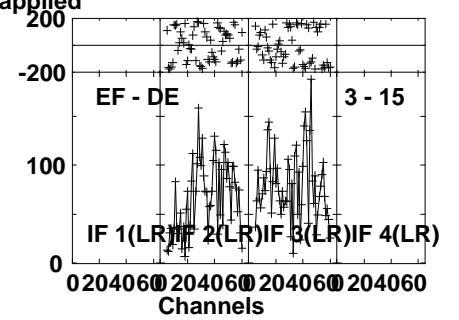
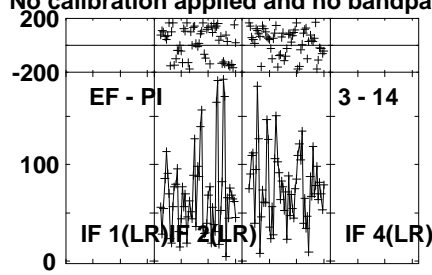
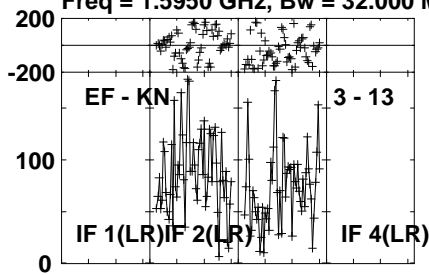


Lower frame: Micro Ampl Jy Top frame: Phas deg
Vector averaged cross-power spectrum Several baselines displayed
Timerange: 01/07:54:01 to 01/07:57:59

Plot file version 438 created 27-MAR-2024 20:23:57

CP50 031 EM164C.UVDATA.1

Freq = 1.5950 GHz, Bw = 32.000 MH No calibration applied and no bandpass applied



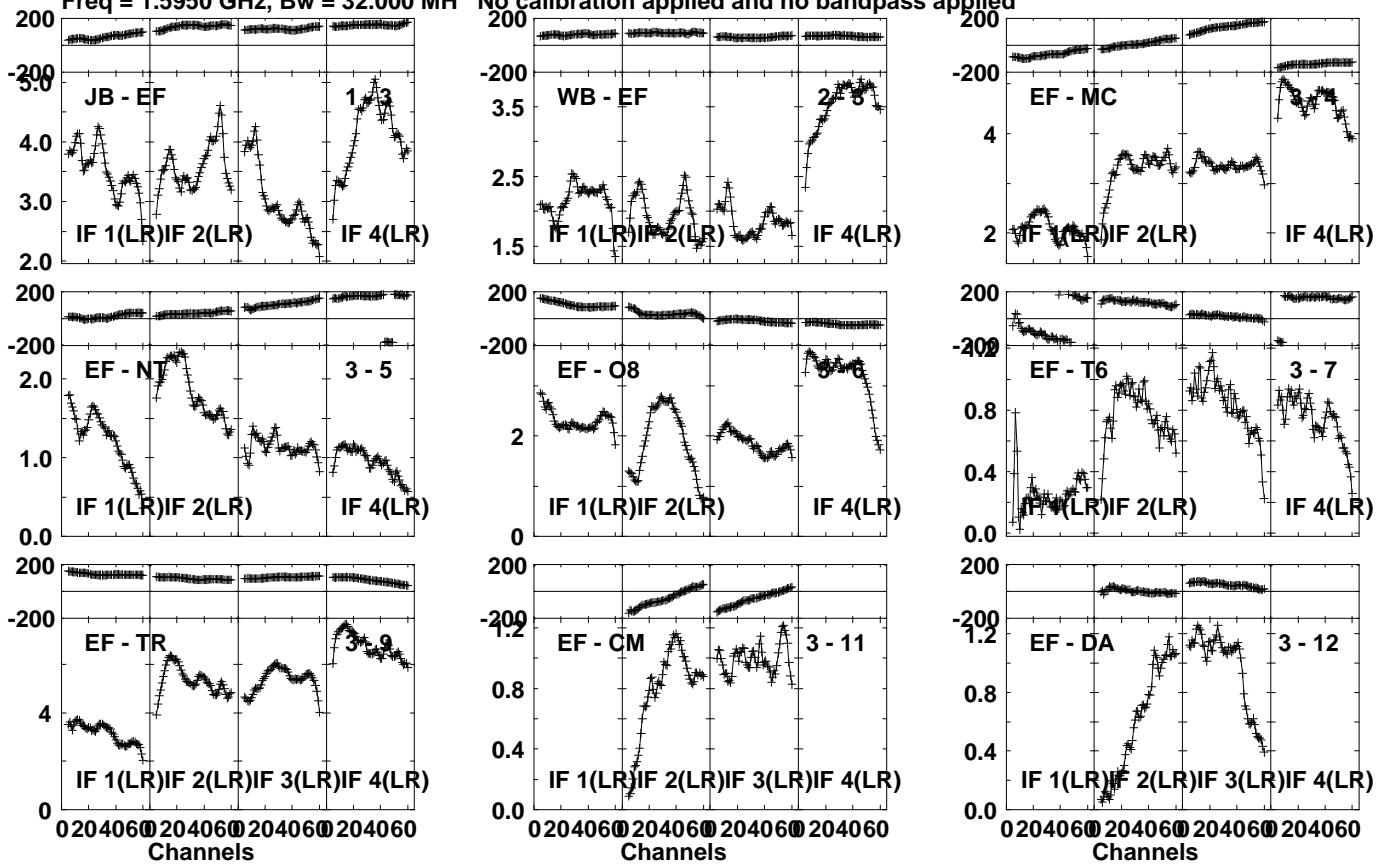
Lower frame: Micro Ampl Jy Top frame: Phas deg
Vector averaged cross-power spectrum Several baselines displayed
Timerange: 01/07:54:01 to 01/07:57:59

Plot file version 439 created 27-MAR-2024 20:23:58

3C345 EM164C.UVDATA.1

Freq = 1.5950 GHz, Bw = 32.000 MH

No calibration applied and no bandpass applied



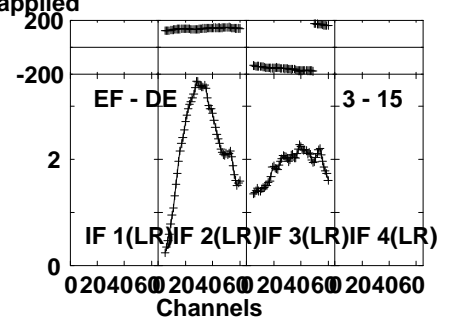
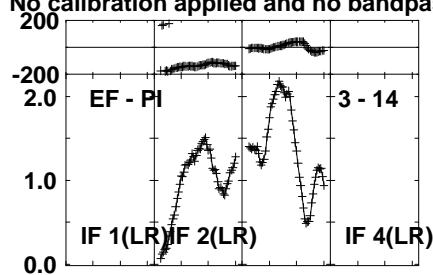
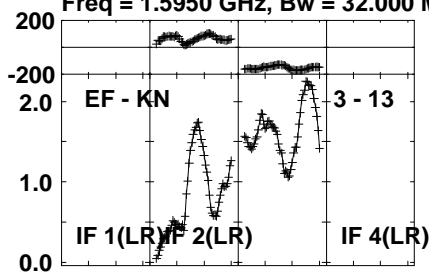
Lower frame: Milli Ampl Jy Top frame: Phas deg
Vector averaged cross-power spectrum Several baselines displayed
Timerange: 01/08:05:01 to 01/08:08:59

Plot file version 440 created 27-MAR-2024 20:23:58

3C345 EM164C.UVDATA.1

Freq = 1.5950 GHz, Bw = 32.000 MH

No calibration applied and no bandpass applied



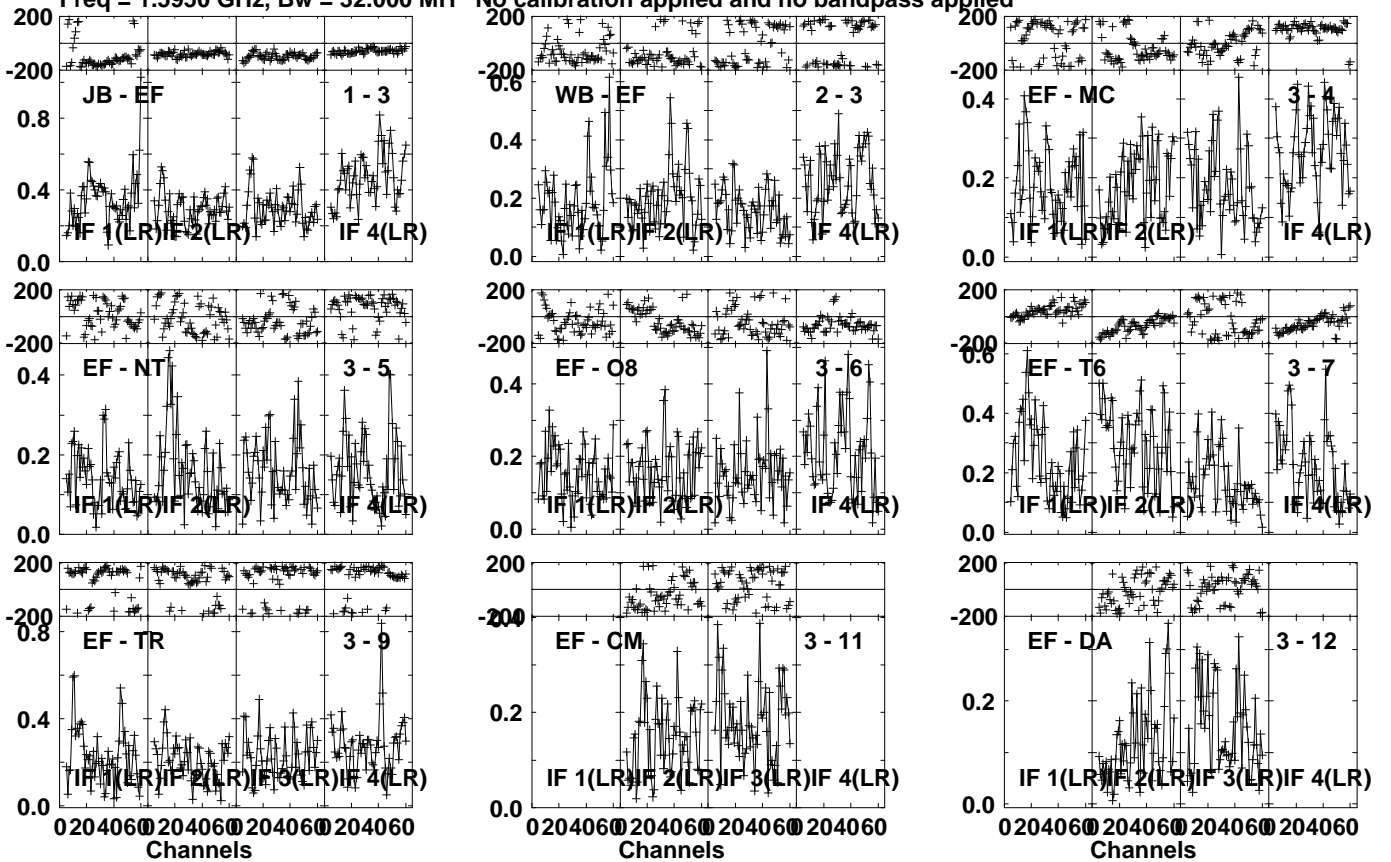
Lower frame: Milli Ampl Jy Top frame: Phas deg
Vector averaged cross-power spectrum Several baselines displayed
Timerange: 01/08:05:01 to 01/08:08:59

Plot file version 441 created 27-MAR-2024 20:23:58

J1037+5711 EM164C.UVDATA.1

Freq = 1.5950 GHz, Bw = 32.000 MH

No calibration applied and no bandpass applied



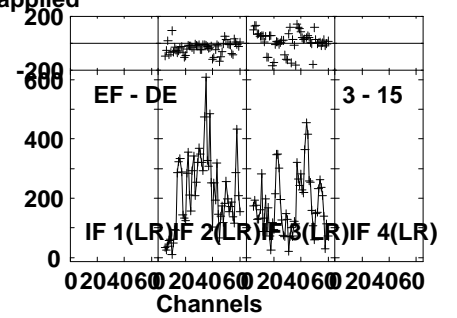
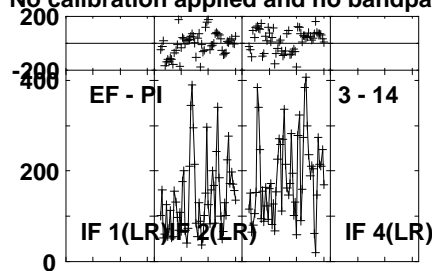
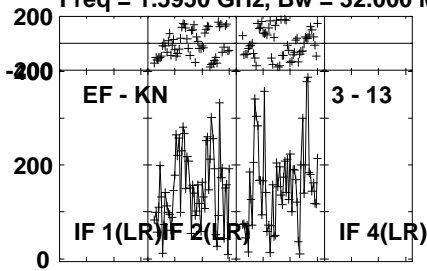
Lower frame: Milli Ampl Jy Top frame: Phas deg
Vector averaged cross-power spectrum Several baselines displayed
Timerange: 01/08:15:31 to 01/08:16:59

Plot file version 442 created 27-MAR-2024 20:23:58

J1037+5711 EM164C.UVDATA.1

Freq = 1.5950 GHz, Bw = 32.000 MH

No calibration applied and no bandpass applied

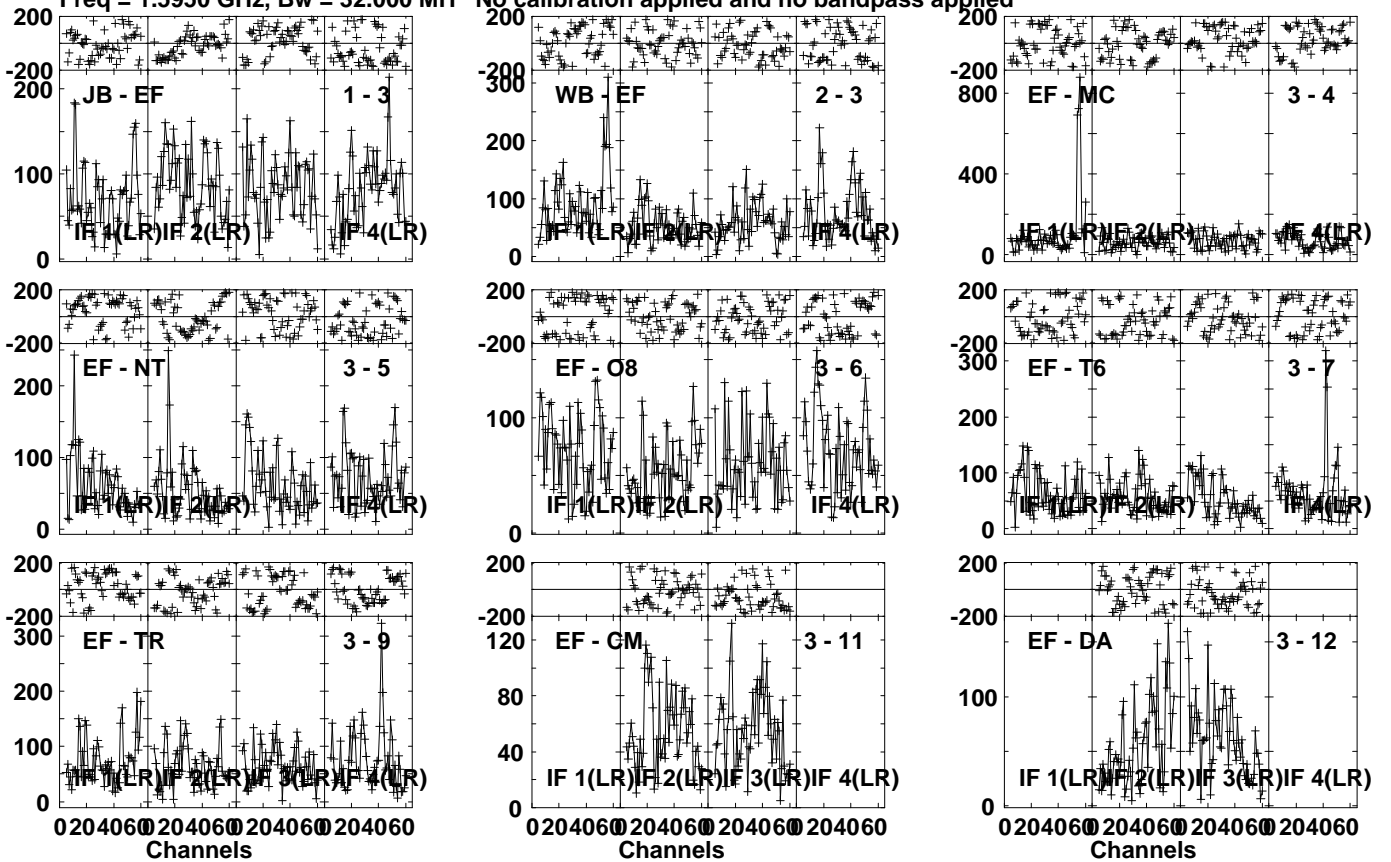


Lower frame: Micro Ampl Jy Top frame: Phas deg
Vector averaged cross-power spectrum Several baselines displayed
Timerange: 01/08:15:31 to 01/08:16:59

Plot file version 443 created 27-MAR-2024 20:23:58

CP32 077 EM164C.UVDATA.1

Freq = 1.5950 GHz, Bw = 32.000 MH No calibration applied and no bandpass applied



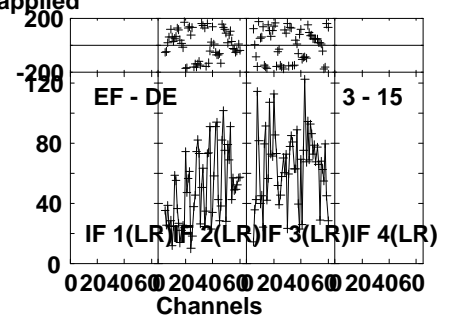
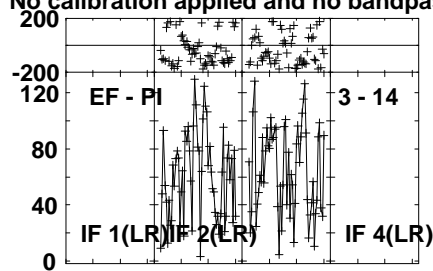
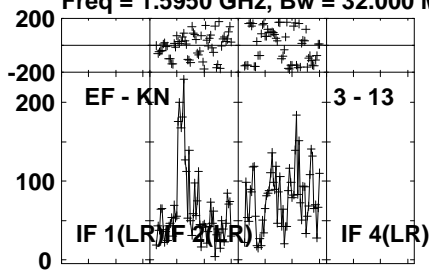
Lower frame: Micro Ampl Jy Top frame: Phas deg
Vector averaged cross-power spectrum Several baselines displayed
Timerange: 01/08:17:01 to 01/08:20:59

Plot file version 444 created 27-MAR-2024 20:23:59

CP32 077 EM164C.UVDATA.1

Freq = 1.5950 GHz, Bw = 32.000 MH

No calibration applied and no bandpass applied



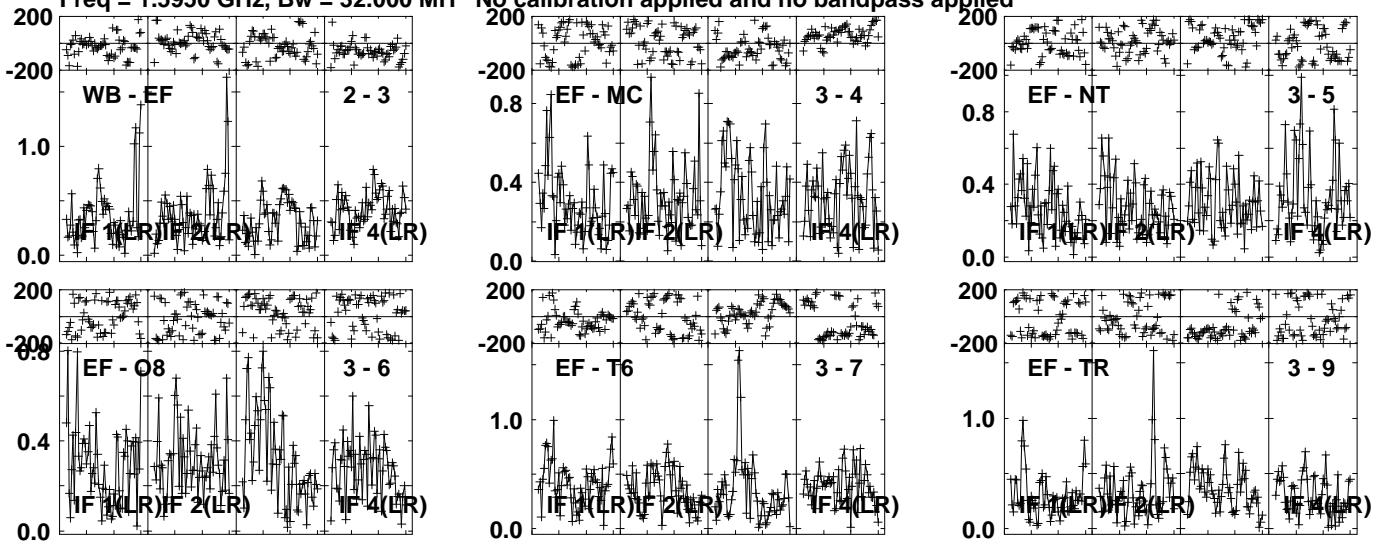
Lower frame: Micro Ampl Jy Top frame: Phas deg
Vector averaged cross-power spectrum Several baselines displayed
Timerange: 01/08:17:01 to 01/08:20:59

Plot file version 445 created 27-MAR-2024 20:23:59

J1037+5711 EM164C.UVDATA.1

Freq = 1.5950 GHz, Bw = 32.000 MH

No calibration applied and no bandpass applied



Lower frame: Milli Ampl Jy Top frame: Phas deg

Vector averaged cross-power spectrum Several baselines displayed

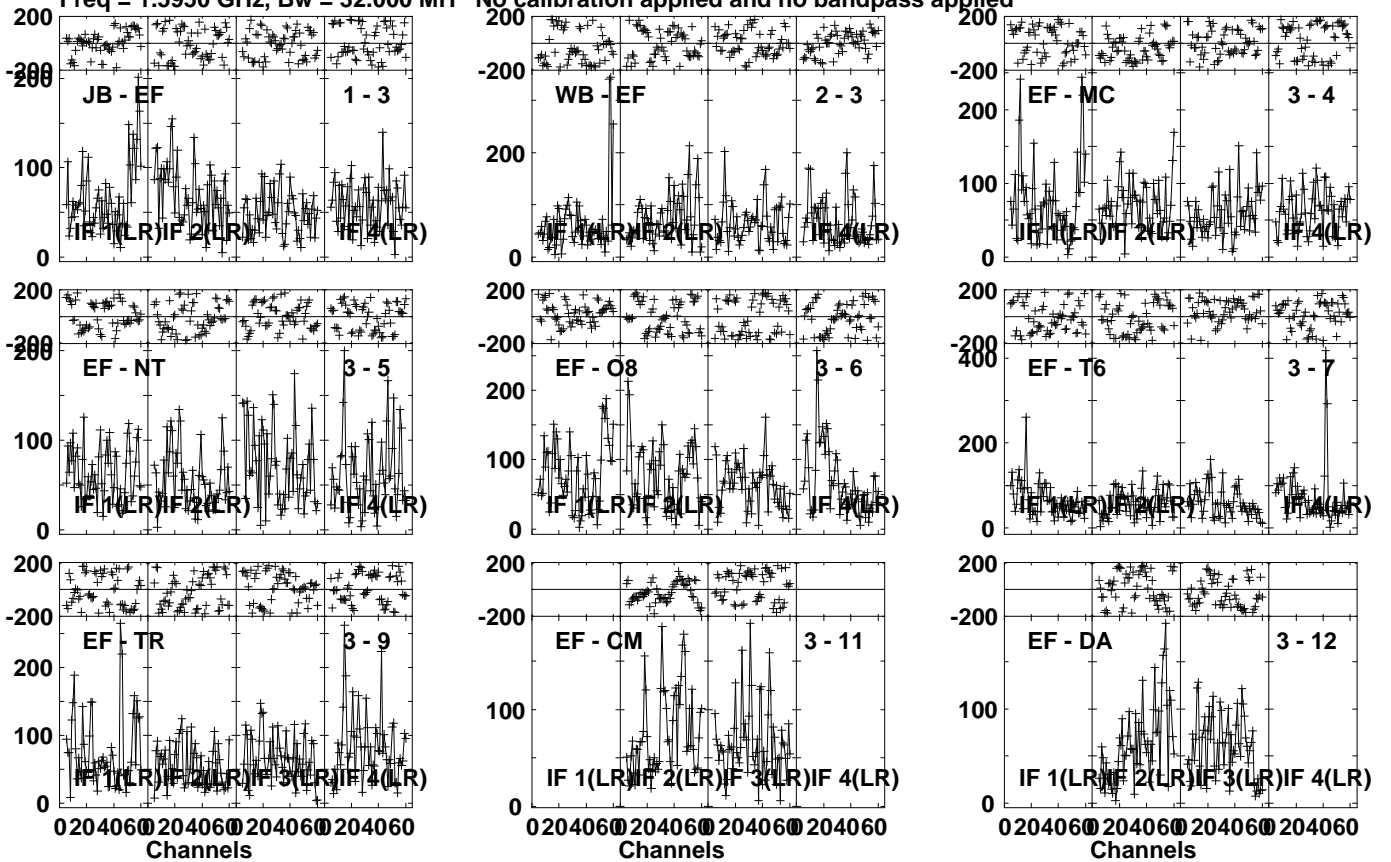
Timerange: 01/08:21:31 to 01/08:22:29

Plot file version 446 created 27-MAR-2024 20:23:59

CP32 077 EM164C.UVDATA.1

Freq = 1.5950 GHz, Bw = 32.000 MH

No calibration applied and no bandpass applied



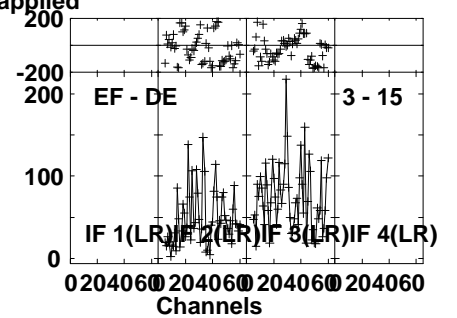
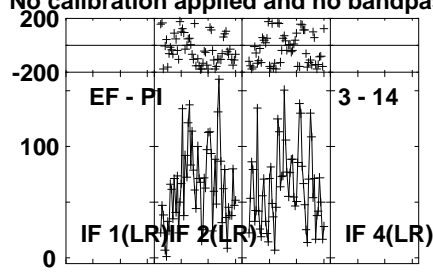
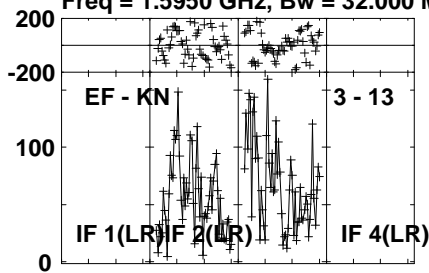
Lower frame: Micro Ampl Jy Top frame: Phas deg
Vector averaged cross-power spectrum Several baselines displayed
Timerange: 01/08:22:31 to 01/08:26:29

Plot file version 447 created 27-MAR-2024 20:23:59

CP32 077 EM164C.UVDATA.1

Freq = 1.5950 GHz, Bw = 32.000 MH

No calibration applied and no bandpass applied



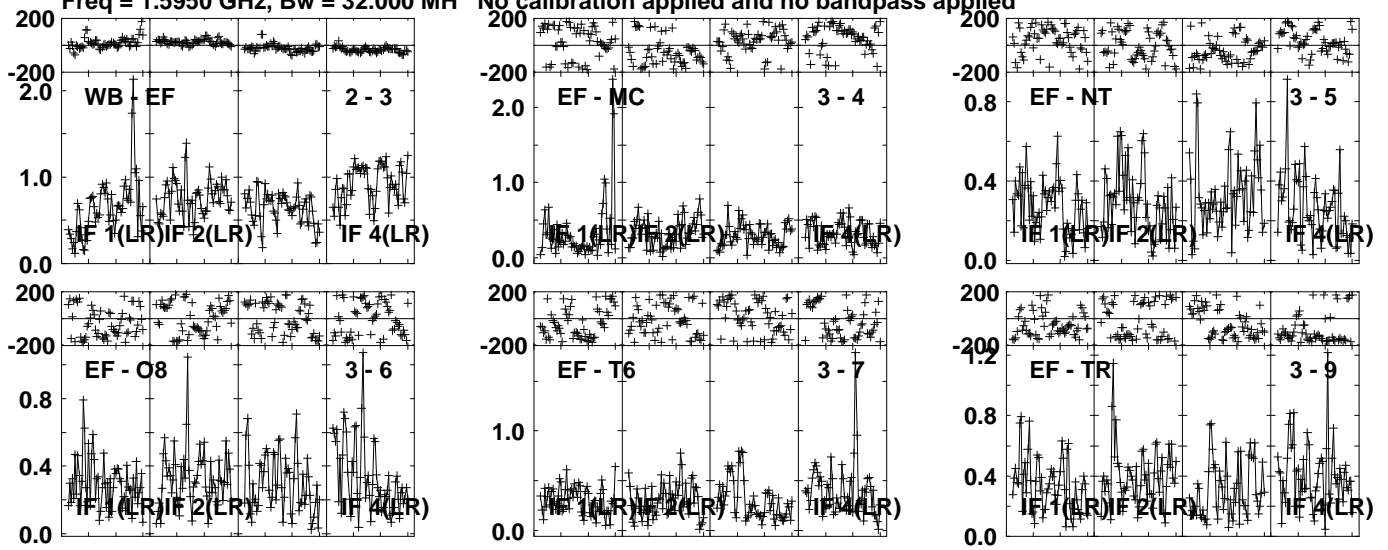
Lower frame: Micro Ampl Jy Top frame: Phas deg
Vector averaged cross-power spectrum Several baselines displayed
Timerange: 01/08:22:31 to 01/08:26:29

Plot file version 448 created 27-MAR-2024 20:23:59

J1037+5711 EM164C.UVDATA.1

Freq = 1.5950 GHz, Bw = 32.000 MH

No calibration applied and no bandpass applied



Lower frame: Milli Ampl Jy Top frame: Phas deg

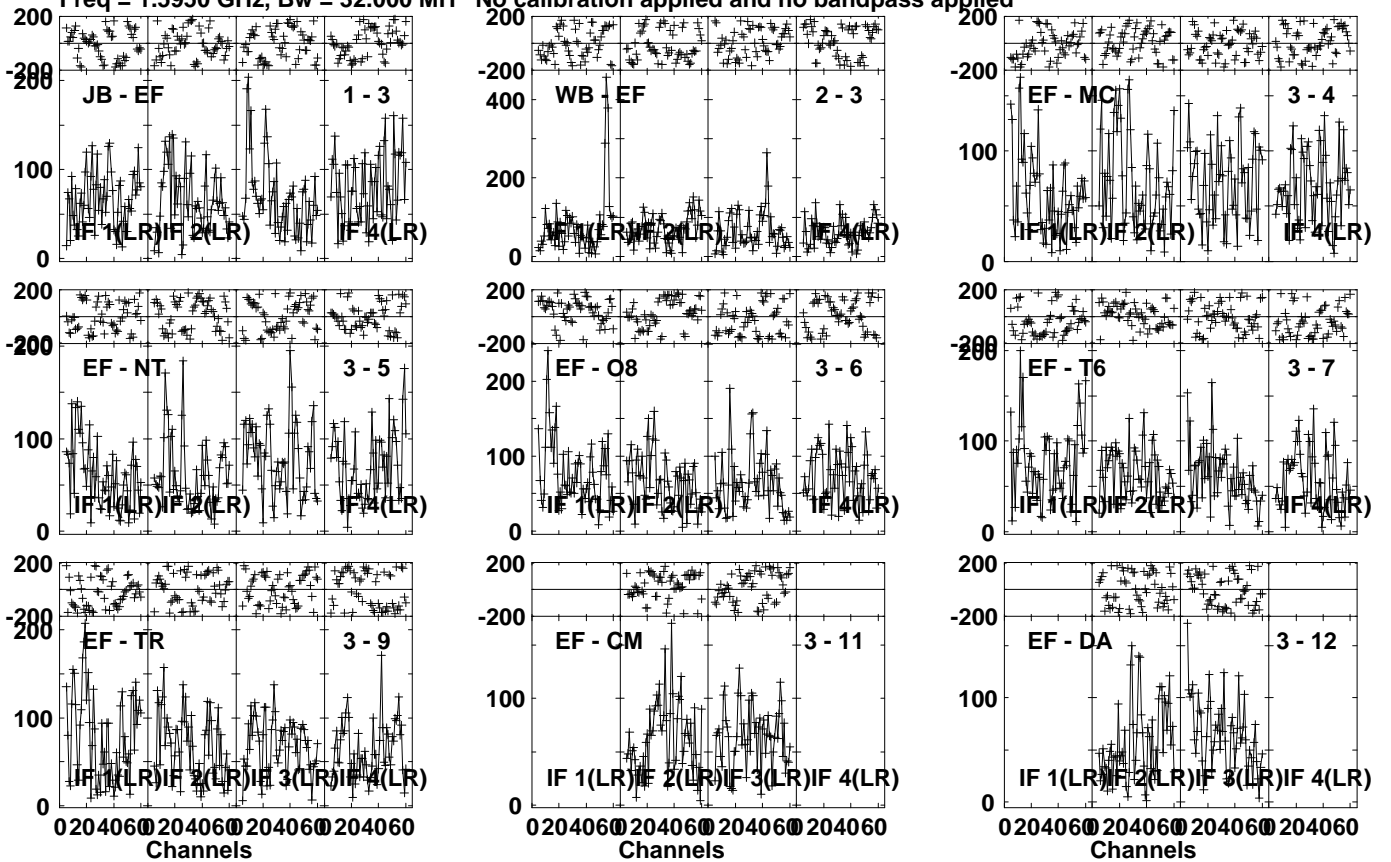
Vector averaged cross-power spectrum Several baselines displayed

Timerange: 01/08:27:01 to 01/08:27:59

Plot file version 449 created 27-MAR-2024 20:23:59

CP33 038 EM164C.UVDATA.1

Freq = 1.5950 GHz, Bw = 32.000 MH No calibration applied and no bandpass applied

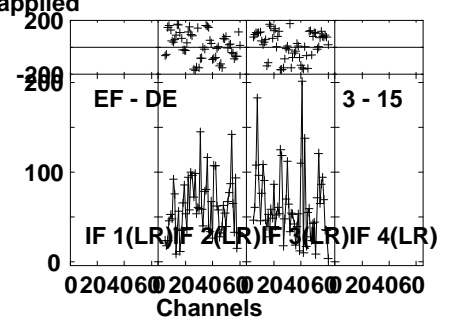
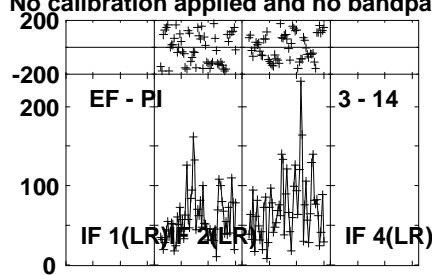
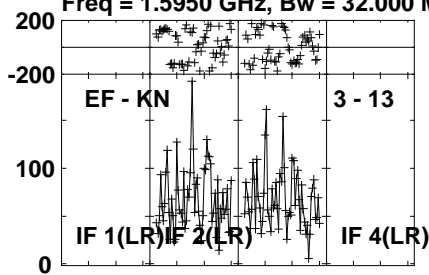


Lower frame: Micro Ampl Jy Top frame: Phas deg
Vector averaged cross-power spectrum Several baselines displayed
Timerange: 01/08:28:01 to 01/08:31:59

Plot file version 450 created 27-MAR-2024 20:24:00

CP33 038 EM164C.UVDATA.1

Freq = 1.5950 GHz, Bw = 32.000 MH No calibration applied and no bandpass applied

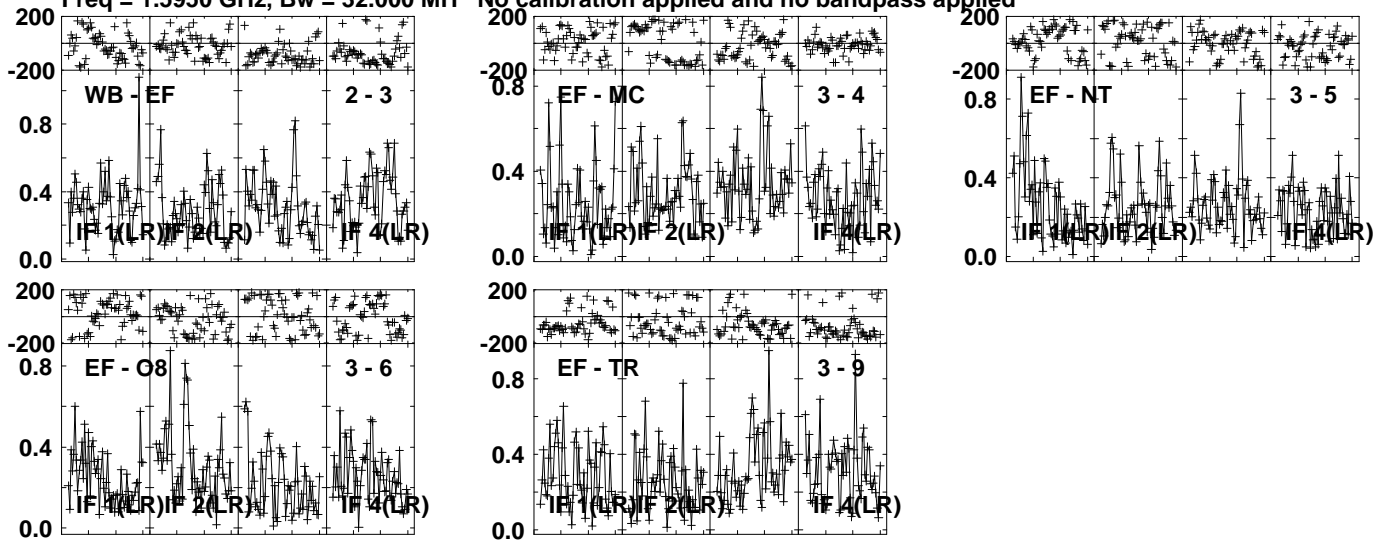


Lower frame: Micro Ampl Jy Top frame: Phas deg
Vector averaged cross-power spectrum Several baselines displayed
Timerange: 01/08:28:01 to 01/08:31:59

Plot file version 451 created 27-MAR-2024 20:24:00

J1037+5711 EM164C.UVDATA.1

Freq = 1.5950 GHz, Bw = 32.000 MH No calibration applied and no bandpass applied

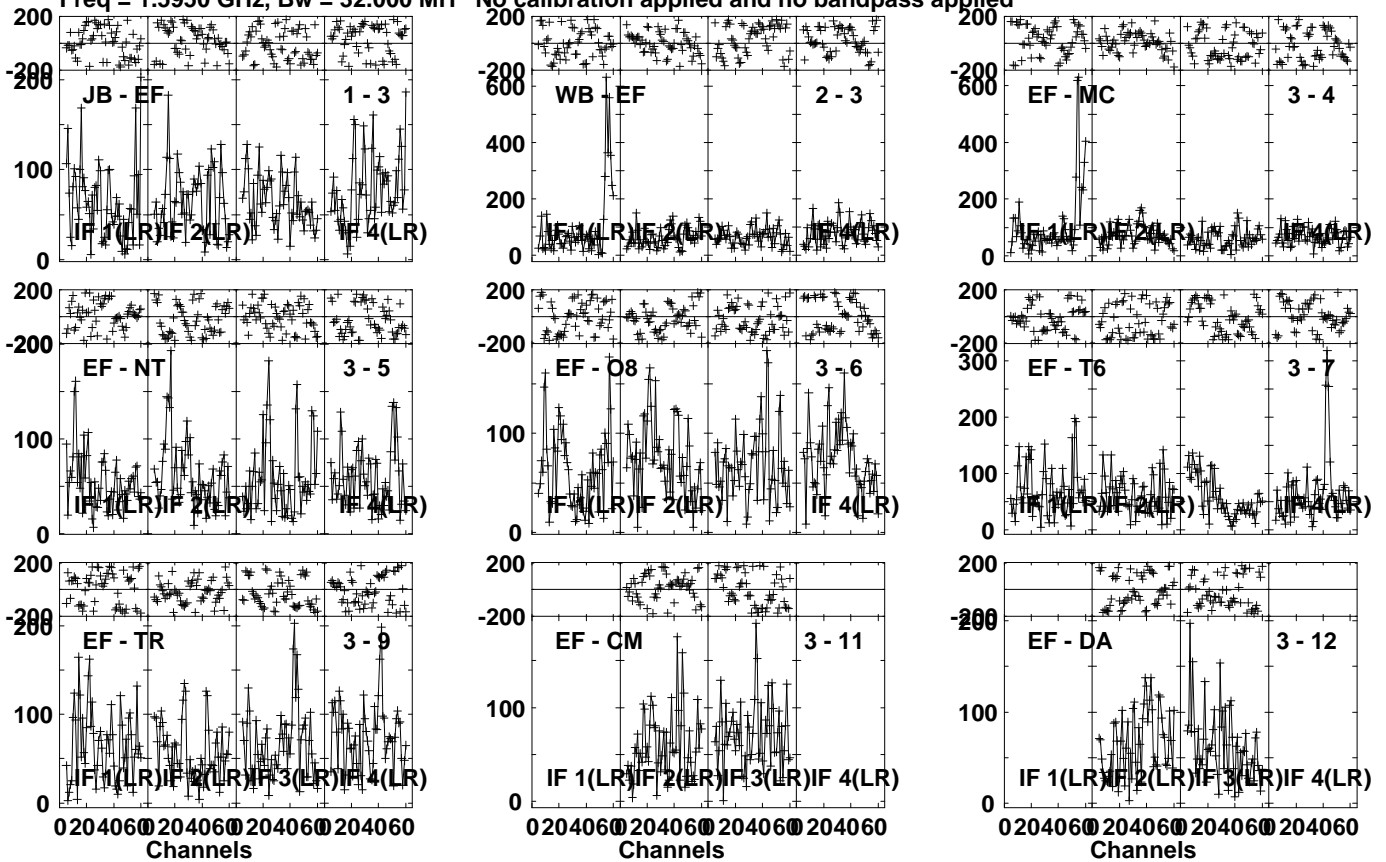


Lower frame: Milli Ampl Jy Top frame: Phas deg
Vector averaged cross-power spectrum Several baselines displayed
Timerange: 01/08:32:31 to 01/08:33:29

Plot file version 452 created 27-MAR-2024 20:24:00

CP33 038 EM164C.UVDATA.1

Freq = 1.5950 GHz, Bw = 32.000 MH No calibration applied and no bandpass applied



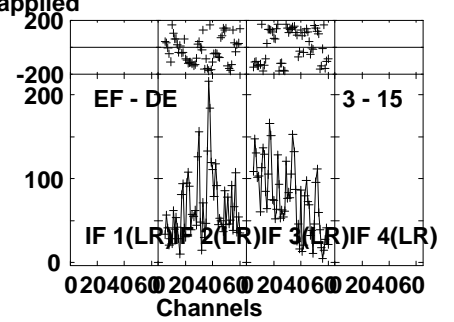
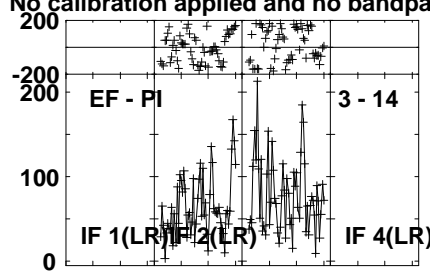
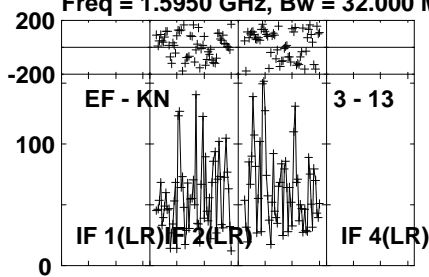
Lower frame: Micro Ampl Jy Top frame: Phas deg
Vector averaged cross-power spectrum Several baselines displayed
Timerange: 01/08:33:31 to 01/08:37:29

Plot file version 453 created 27-MAR-2024 20:24:00

CP33 038 EM164C.UVDATA.1

Freq = 1.5950 GHz, Bw = 32.000 MH

No calibration applied and no bandpass applied



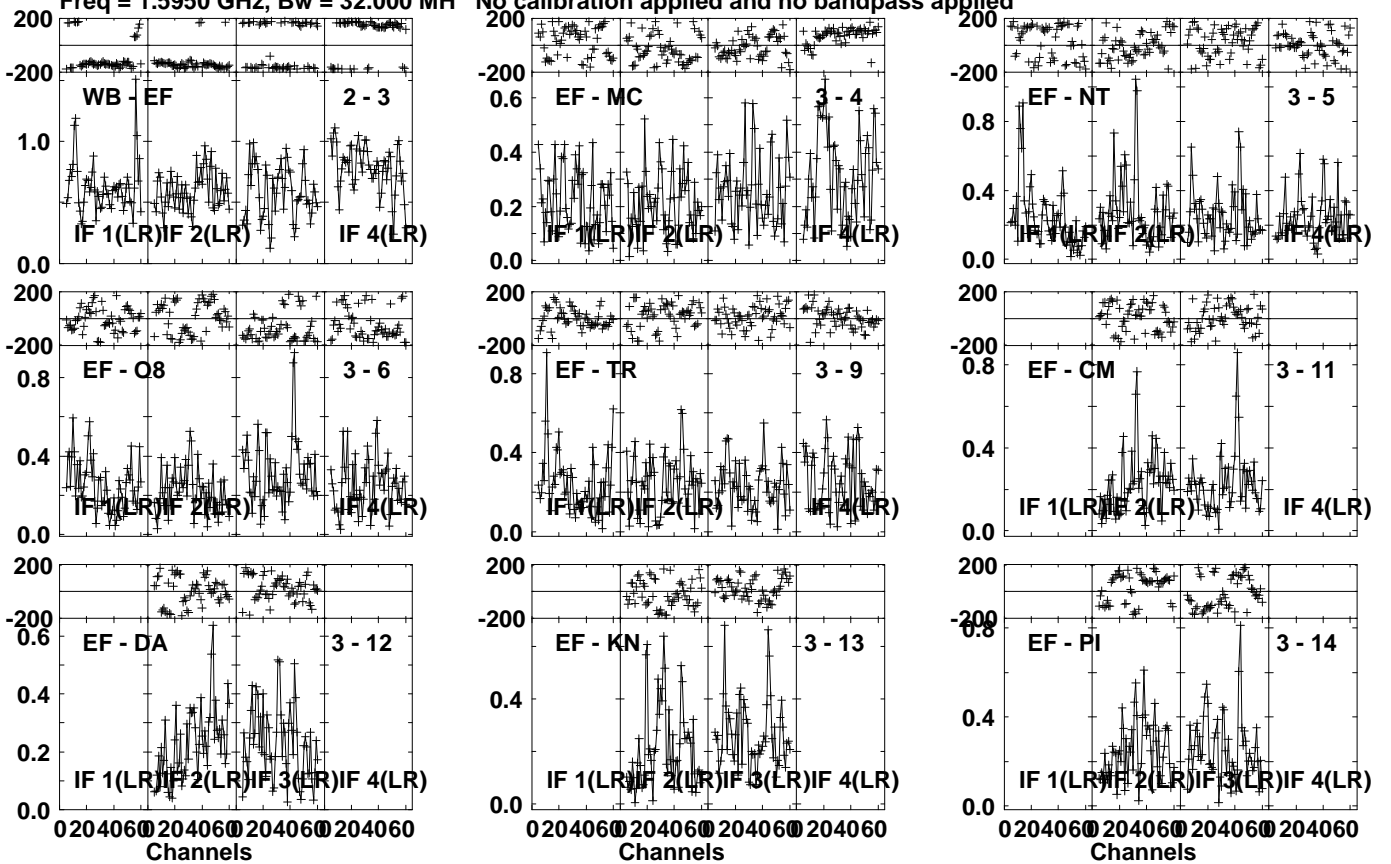
Lower frame: Micro Ampl Jy Top frame: Phas deg
Vector averaged cross-power spectrum Several baselines displayed
Timerange: 01/08:33:31 to 01/08:37:29

Plot file version 454 created 27-MAR-2024 20:24:00

J1037+5711 EM164C.UVDATA.1

Freq = 1.5950 GHz, Bw = 32.000 MH

No calibration applied and no bandpass applied

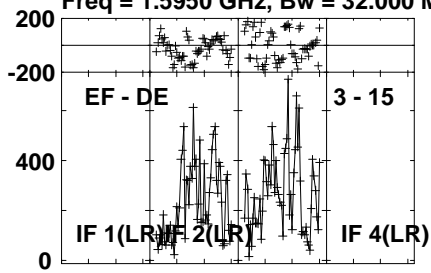


Lower frame: Milli Ampl Jy Top frame: Phas deg
Vector averaged cross-power spectrum Several baselines displayed
Timerange: 01/08:38:01 to 01/08:38:59

Plot file version 455 created 27-MAR-2024 20:24:00

J1037+5711 EM164C.UVDATA.1

Freq = 1.5950 GHz, Bw = 32.000 MH No calibration applied and no bandpass applied

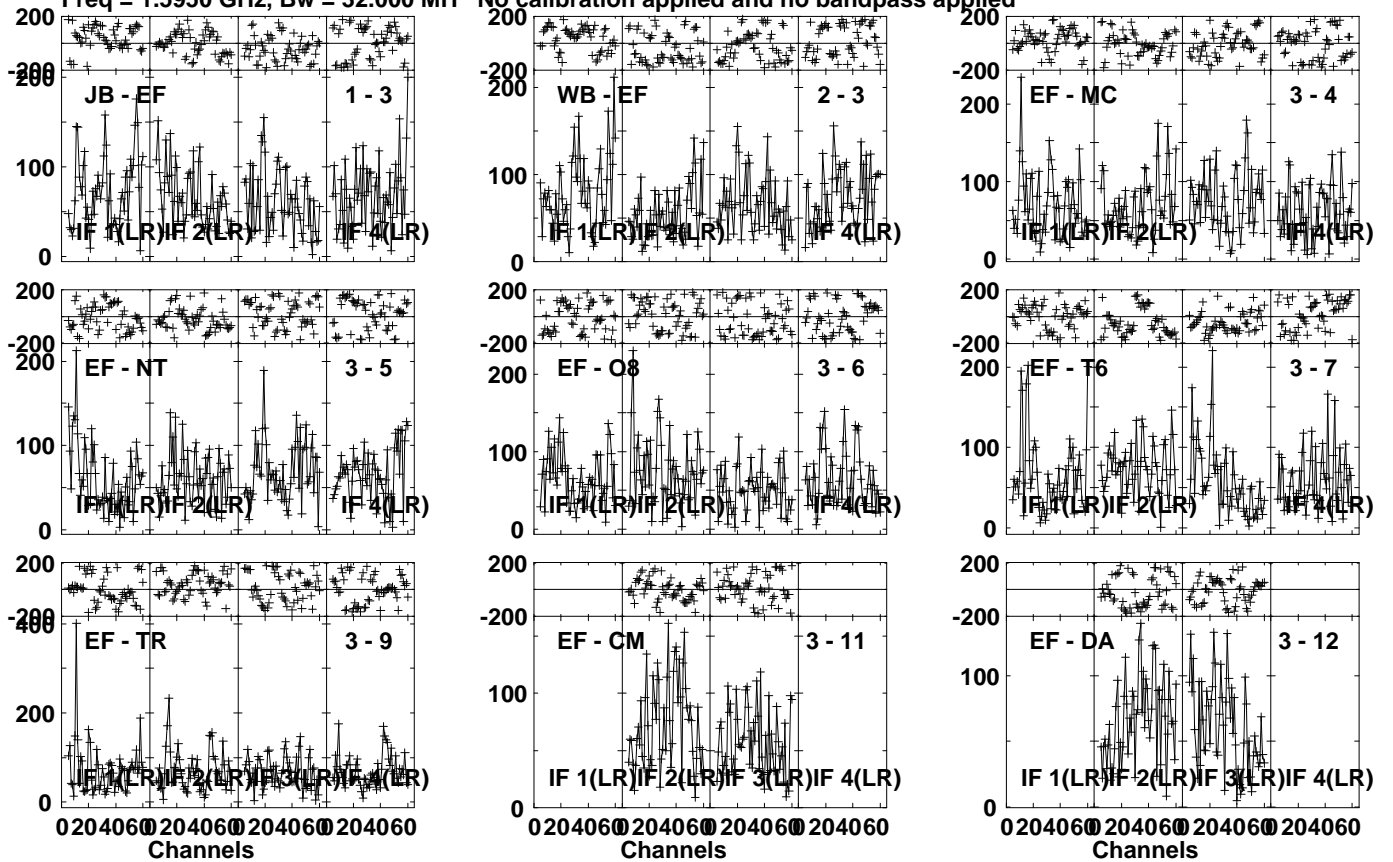


Lower frame: Micro Ampl Jy Top frame: Phas deg
Vector averaged cross-power spectrum Several baselines displayed
Timerange: 01/08:38:01 to 01/08:38:59

Plot file version 456 created 27-MAR-2024 20:24:00

CP34 008 EM164C.UVDATA.1

Freq = 1.5950 GHz, Bw = 32.000 MH No calibration applied and no bandpass applied

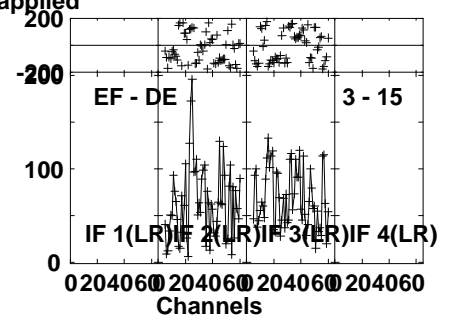
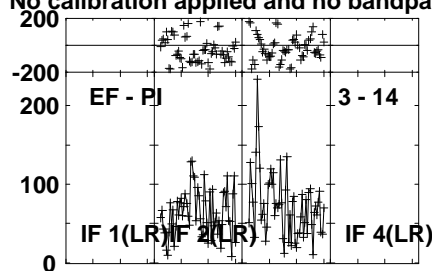
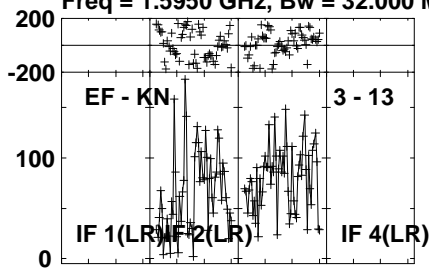


Lower frame: Micro Ampl Jy Top frame: Phas deg
Vector averaged cross-power spectrum Several baselines displayed
Timerange: 01/08:39:01 to 01/08:42:59

Plot file version 457 created 27-MAR-2024 20:24:01

CP34 008 EM164C.UVDATA.1

Freq = 1.5950 GHz, Bw = 32.000 MH No calibration applied and no bandpass applied



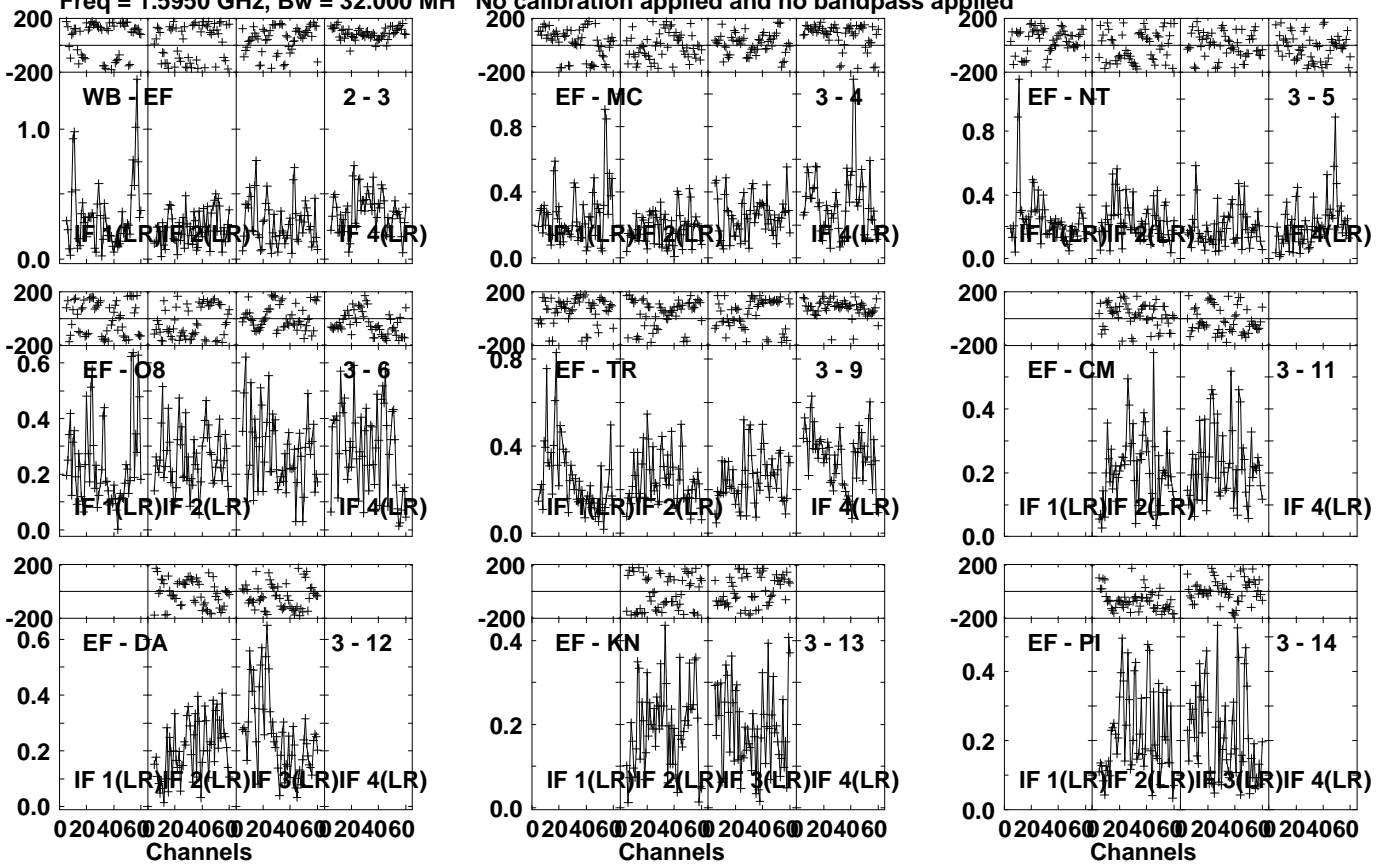
Lower frame: Micro Ampl Jy Top frame: Phas deg
Vector averaged cross-power spectrum Several baselines displayed
Timerange: 01/08:39:01 to 01/08:42:59

Plot file version 458 created 27-MAR-2024 20:24:01

J1037+5711 EM164C.UVDATA.1

Freq = 1.5950 GHz, Bw = 32.000 MH

No calibration applied and no bandpass applied

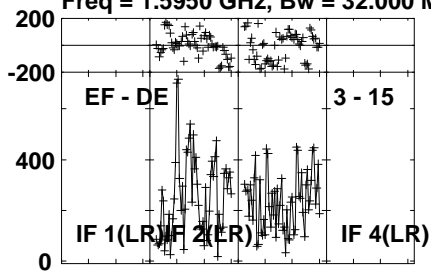


Lower frame: Milli Ampl Jy Top frame: Phas deg
Vector averaged cross-power spectrum Several baselines displayed
Timerange: 01/08:43:31 to 01/08:44:29

Plot file version 459 created 27-MAR-2024 20:24:01

J1037+5711 EM164C.UVDATA.1

Freq = 1.5950 GHz, Bw = 32.000 MH No calibration applied and no bandpass applied



Lower frame: Micro Ampl Jy Top frame: Phas deg

Vector averaged cross-power spectrum Several baselines displayed

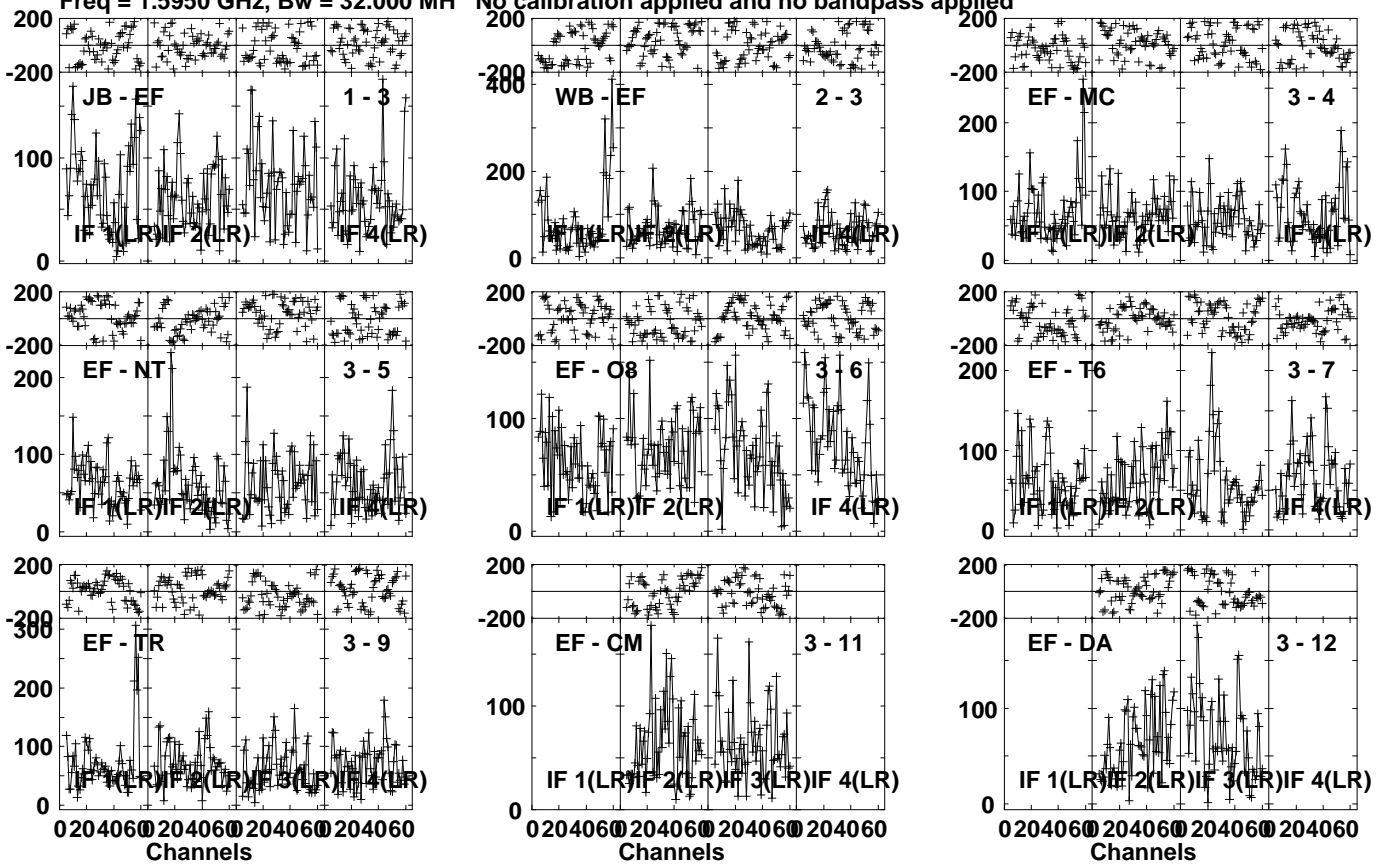
Timerange: 01/08:43:31 to 01/08:44:29

Plot file version 460 created 27-MAR-2024 20:24:01

CP34 008 EM164C.UVDATA.1

Freq = 1.5950 GHz, Bw = 32.000 MH

No calibration applied and no bandpass applied

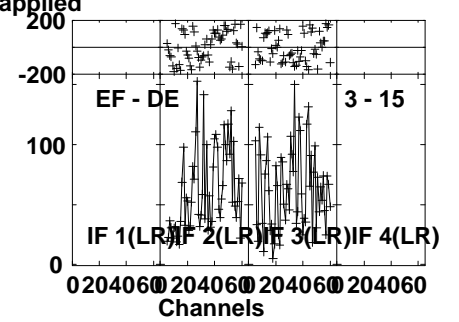
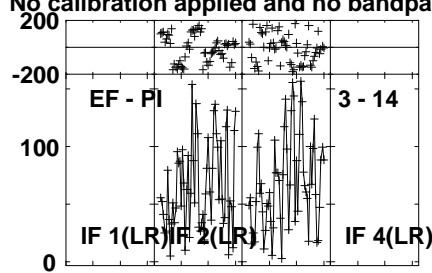
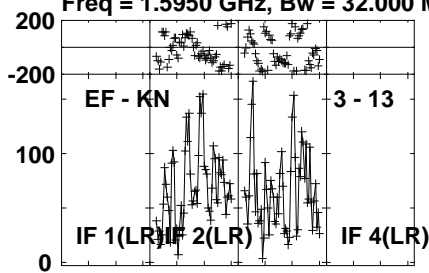


Lower frame: Micro Ampl Jy Top frame: Phas deg
Vector averaged cross-power spectrum Several baselines displayed
Timerange: 01/08:44:31 to 01/08:48:29

Plot file version 461 created 27-MAR-2024 20:24:01

CP34 008 EM164C.UVDATA.1

Freq = 1.5950 GHz, Bw = 32.000 MH No calibration applied and no bandpass applied



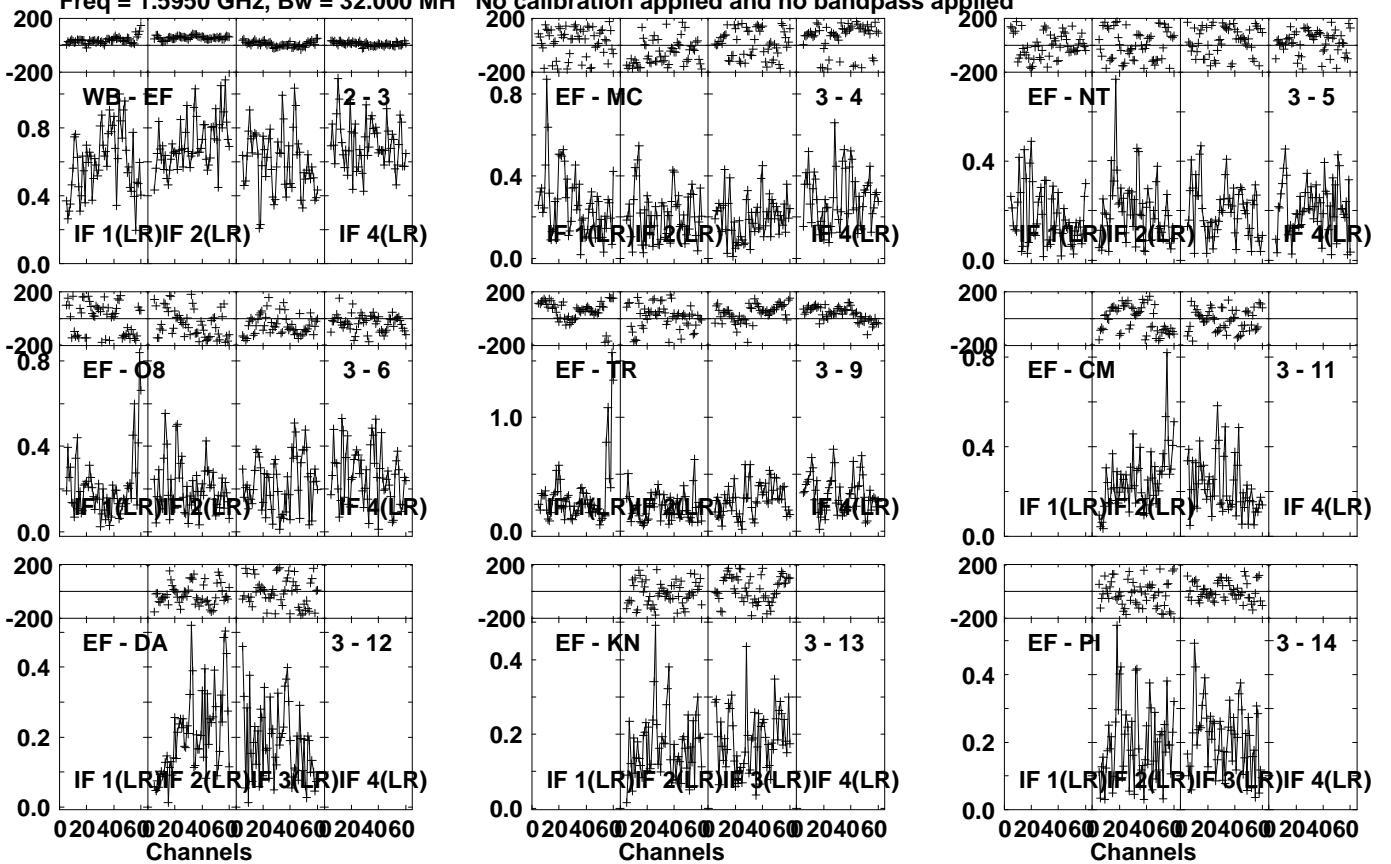
Lower frame: Micro Ampl Jy Top frame: Phas deg
Vector averaged cross-power spectrum Several baselines displayed
Timerange: 01/08:44:31 to 01/08:48:29

Plot file version 462 created 27-MAR-2024 20:24:01

J1037+5711 EM164C.UVDATA.1

Freq = 1.5950 GHz, Bw = 32.000 MH

No calibration applied and no bandpass applied

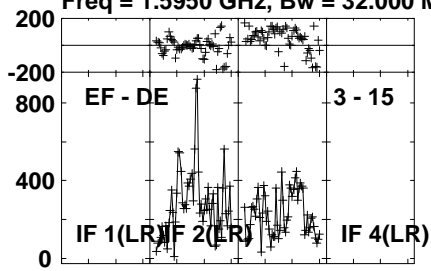


Lower frame: Milli Ampl Jy Top frame: Phas deg
Vector averaged cross-power spectrum Several baselines displayed
Timerange: 01/08:49:01 to 01/08:49:59

Plot file version 463 created 27-MAR-2024 20:24:02

J1037+5711 EM164C.UVDATA.1

Freq = 1.5950 GHz, Bw = 32.000 MH No calibration applied and no bandpass applied



Lower frame: Micro Ampl Jy Top frame: Phas deg

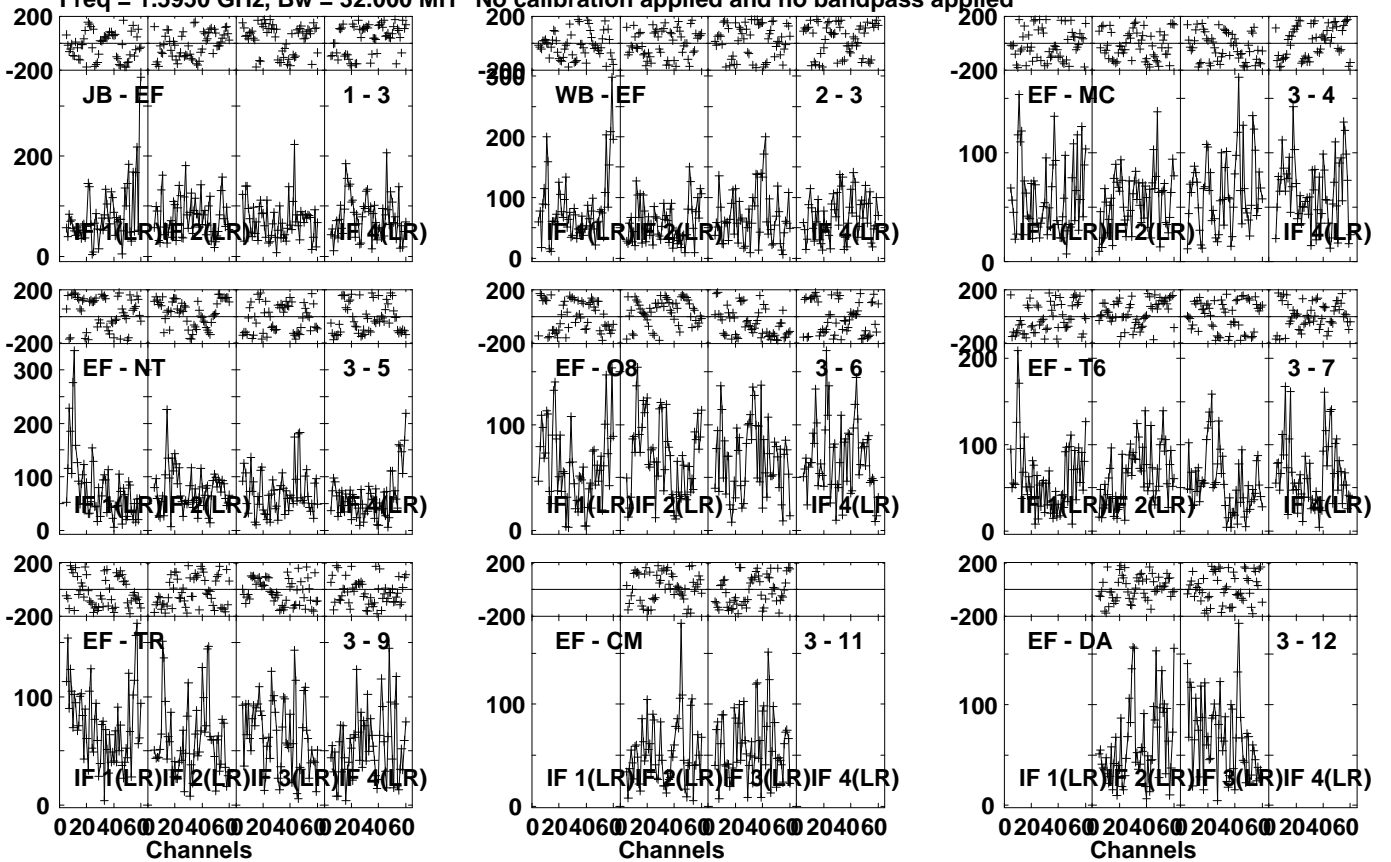
Vector averaged cross-power spectrum Several baselines displayed

Timerange: 01/08:49:01 to 01/08:49:59

Plot file version 464 created 27-MAR-2024 20:24:02

CP43 049 EM164C.UVDATA.1

Freq = 1.5950 GHz, Bw = 32.000 MH No calibration applied and no bandpass applied



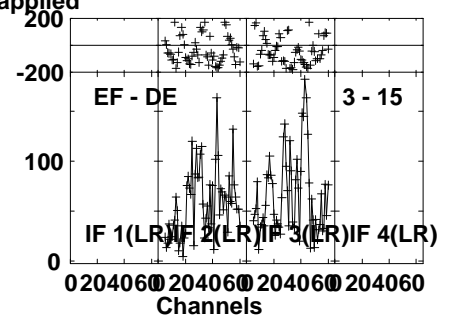
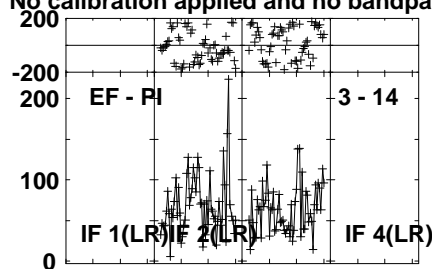
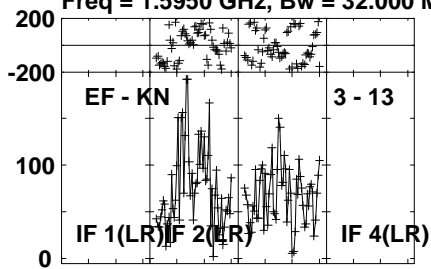
Lower frame: Micro Ampl Jy Top frame: Phas deg
Vector averaged cross-power spectrum Several baselines displayed
Timerange: 01/08:50:01 to 01/08:53:59

Plot file version 465 created 27-MAR-2024 20:24:02

CP43 049 EM164C.UVDATA.1

Freq = 1.5950 GHz, Bw = 32.000 MH

No calibration applied and no bandpass applied



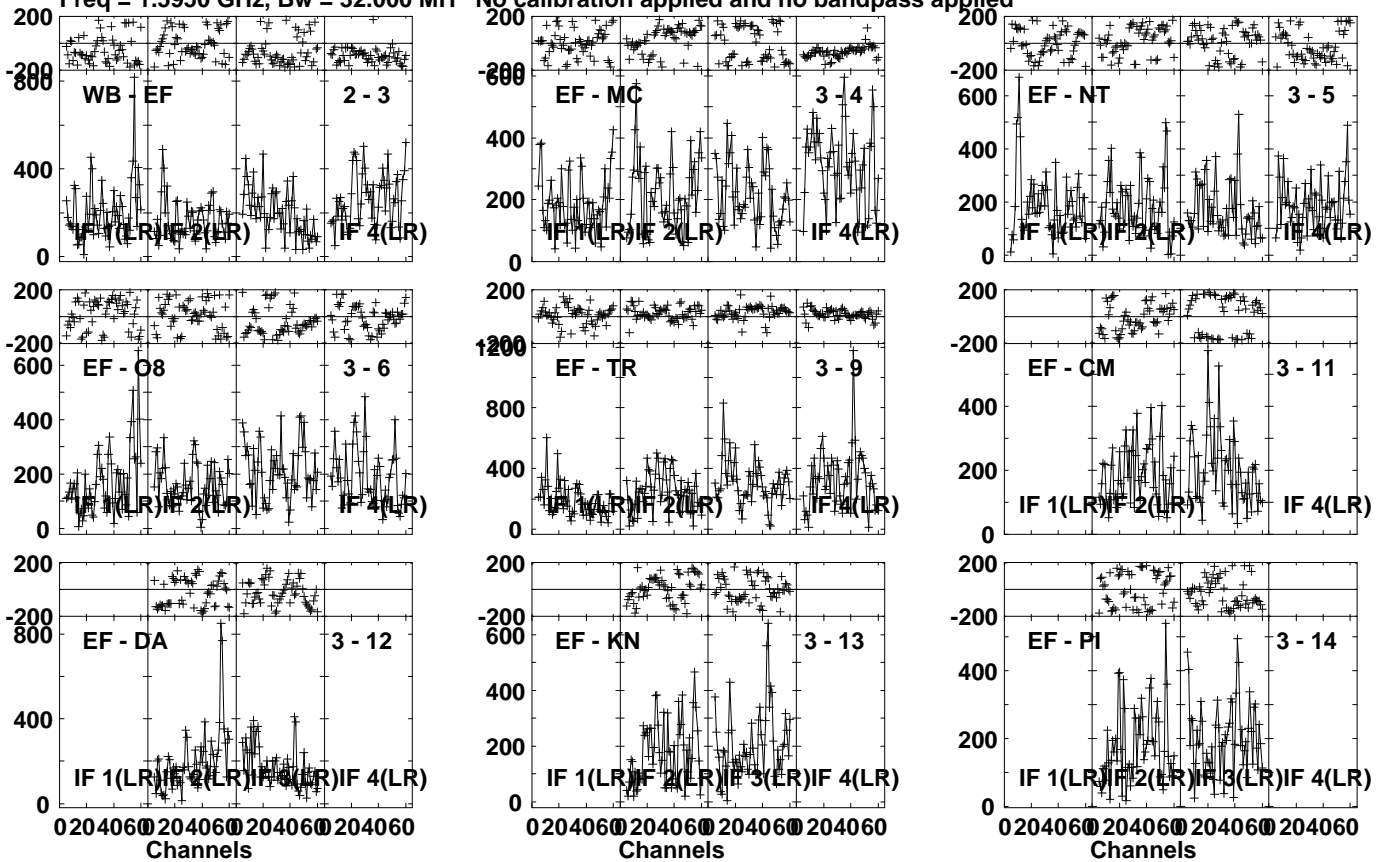
Lower frame: Micro Ampl Jy Top frame: Phas deg
Vector averaged cross-power spectrum Several baselines displayed
Timerange: 01/08:50:01 to 01/08:53:59

Plot file version 466 created 27-MAR-2024 20:24:02

J1037+5711 EM164C.UVDATA.1

Freq = 1.5950 GHz, Bw = 32.000 MH

No calibration applied and no bandpass applied

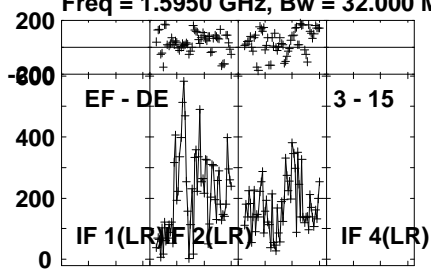


Lower frame: Micro Ampl Jy Top frame: Phas deg
Vector averaged cross-power spectrum Several baselines displayed
Timerange: 01/08:54:31 to 01/08:55:29

Plot file version 467 created 27-MAR-2024 20:24:02

J1037+5711 EM164C.UVDATA.1

Freq = 1.5950 GHz, Bw = 32.000 MH No calibration applied and no bandpass applied



Lower frame: Micro Ampl Jy Top frame: Phas deg

Vector averaged cross-power spectrum Several baselines displayed

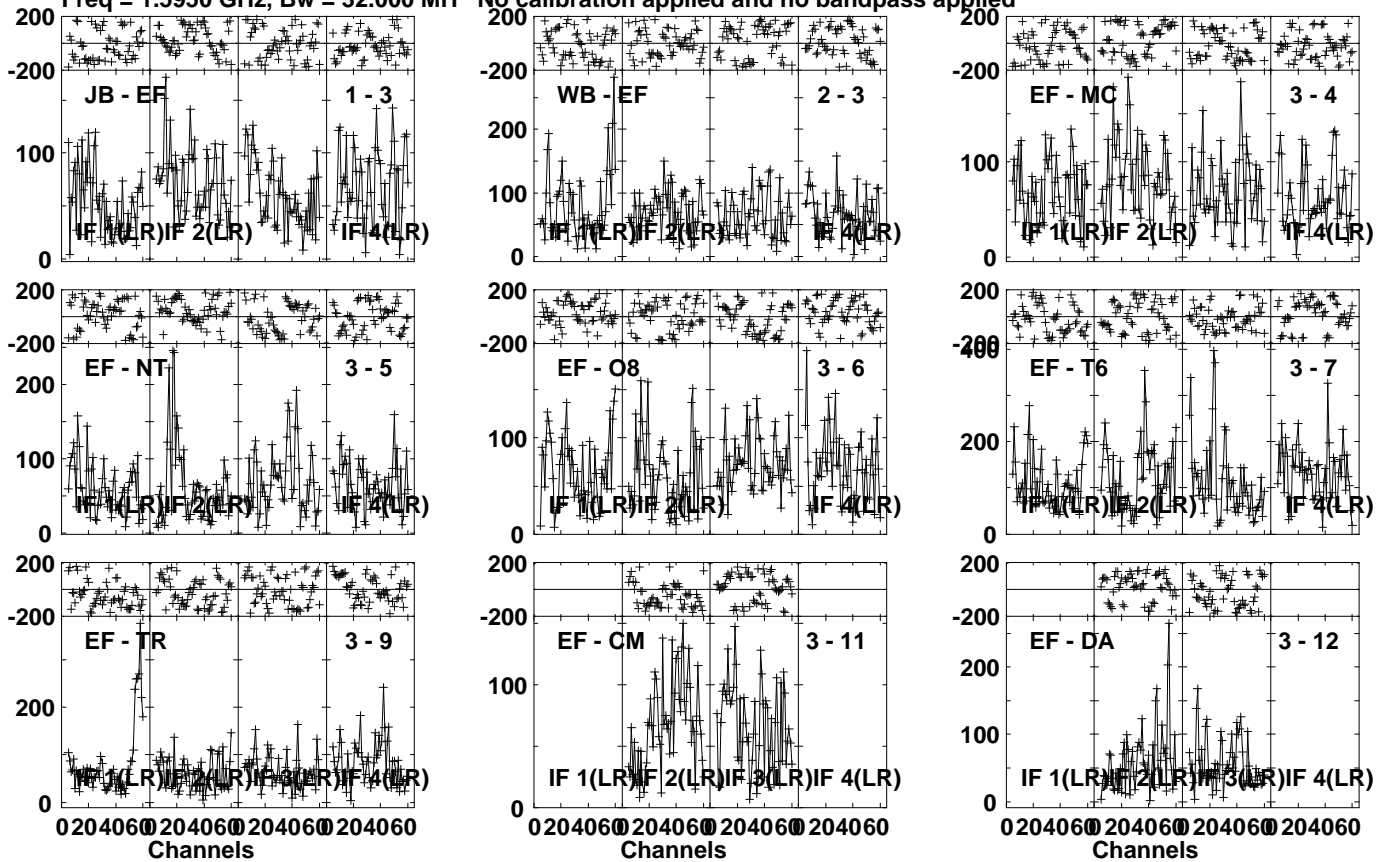
Timerange: 01/08:54:31 to 01/08:55:29

Plot file version 468 created 27-MAR-2024 20:24:02

CP43 049 EM164C.UVDATA.1

Freq = 1.5950 GHz, Bw = 32.000 MH

No calibration applied and no bandpass applied



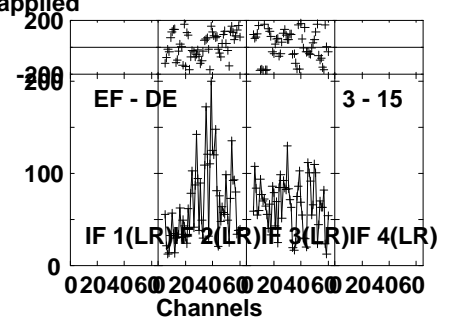
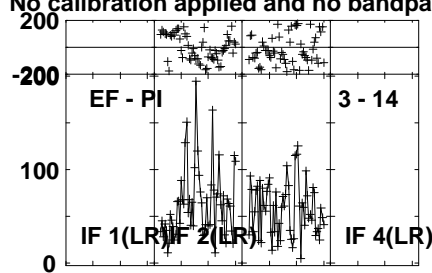
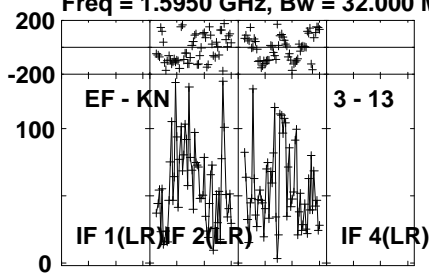
Lower frame: Micro Ampl Jy Top frame: Phas deg
Vector averaged cross-power spectrum Several baselines displayed
Timerange: 01/08:55:31 to 01/08:59:29

Plot file version 469 created 27-MAR-2024 20:24:02

CP43 049 EM164C.UVDATA.1

Freq = 1.5950 GHz, Bw = 32.000 MH

No calibration applied and no bandpass applied



Lower frame: Micro Ampl Jy Top frame: Phas deg

Vector averaged cross-power spectrum Several baselines displayed

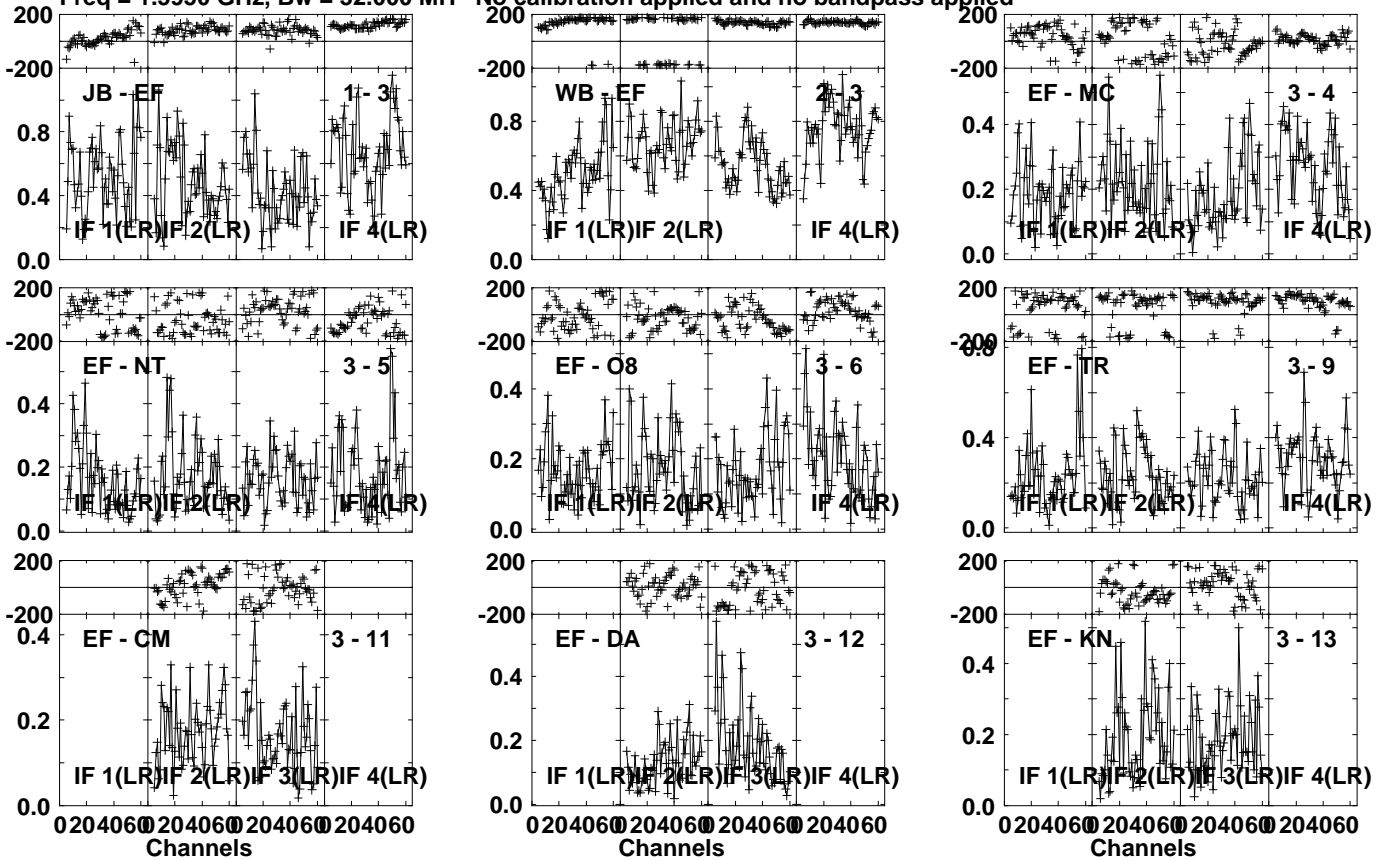
Timerange: 01/08:55:31 to 01/08:59:29

Plot file version 470 created 27-MAR-2024 20:24:02

J1037+5711 EM164C.UVDATA.1

Freq = 1.5950 GHz, Bw = 32.000 MH

No calibration applied and no bandpass applied



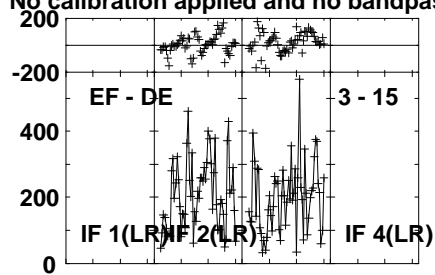
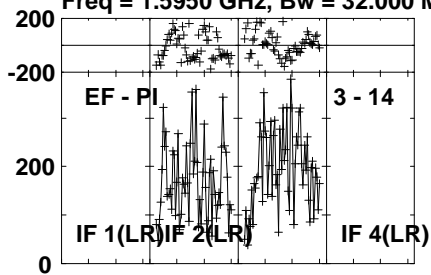
Lower frame: Milli Ampl Jy Top frame: Phas deg
Vector averaged cross-power spectrum Several baselines displayed
Timerange: 01/09:00:01 to 01/09:00:59

Plot file version 471 created 27-MAR-2024 20:24:03

J1037+5711 EM164C.UVDATA.1

Freq = 1.5950 GHz, Bw = 32.000 MH

No calibration applied and no bandpass applied



Lower frame: Micro Ampl Jy Top frame: Phas deg

Vector averaged cross-power spectrum Several baselines displayed

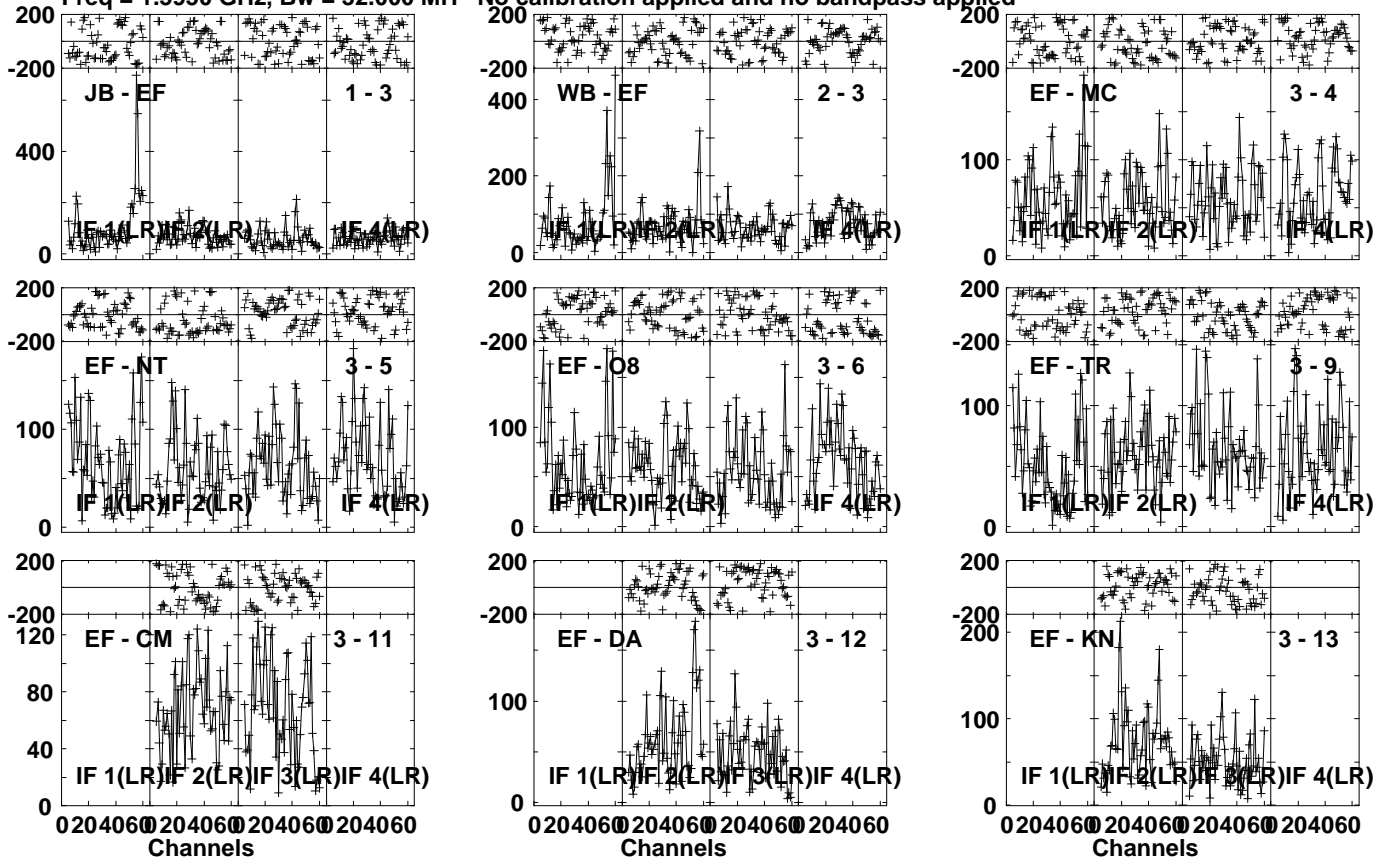
Timerange: 01/09:00:01 to 01/09:00:59

Plot file version 472 created 27-MAR-2024 20:24:03

CP42 027 EM164C.UVDATA.1

Freq = 1.5950 GHz, Bw = 32.000 MH

No calibration applied and no bandpass applied



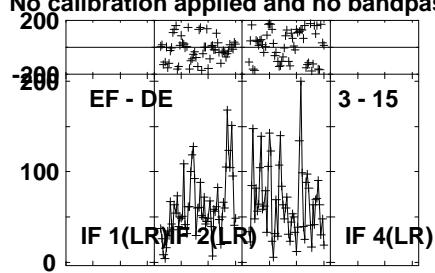
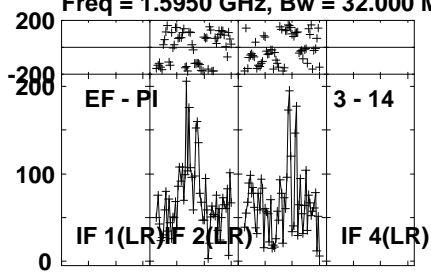
Lower frame: Micro Ampl Jy Top frame: Phas deg
Vector averaged cross-power spectrum Several baselines displayed
Timerange: 01/09:01:01 to 01/09:04:59

Plot file version 473 created 27-MAR-2024 20:24:03

CP42 027 EM164C.UVDATA.1

Freq = 1.5950 GHz, Bw = 32.000 MH

No calibration applied and no bandpass applied



Lower frame: Micro Ampl Jy Top frame: Phas deg

Vector averaged cross-power spectrum Several baselines displayed

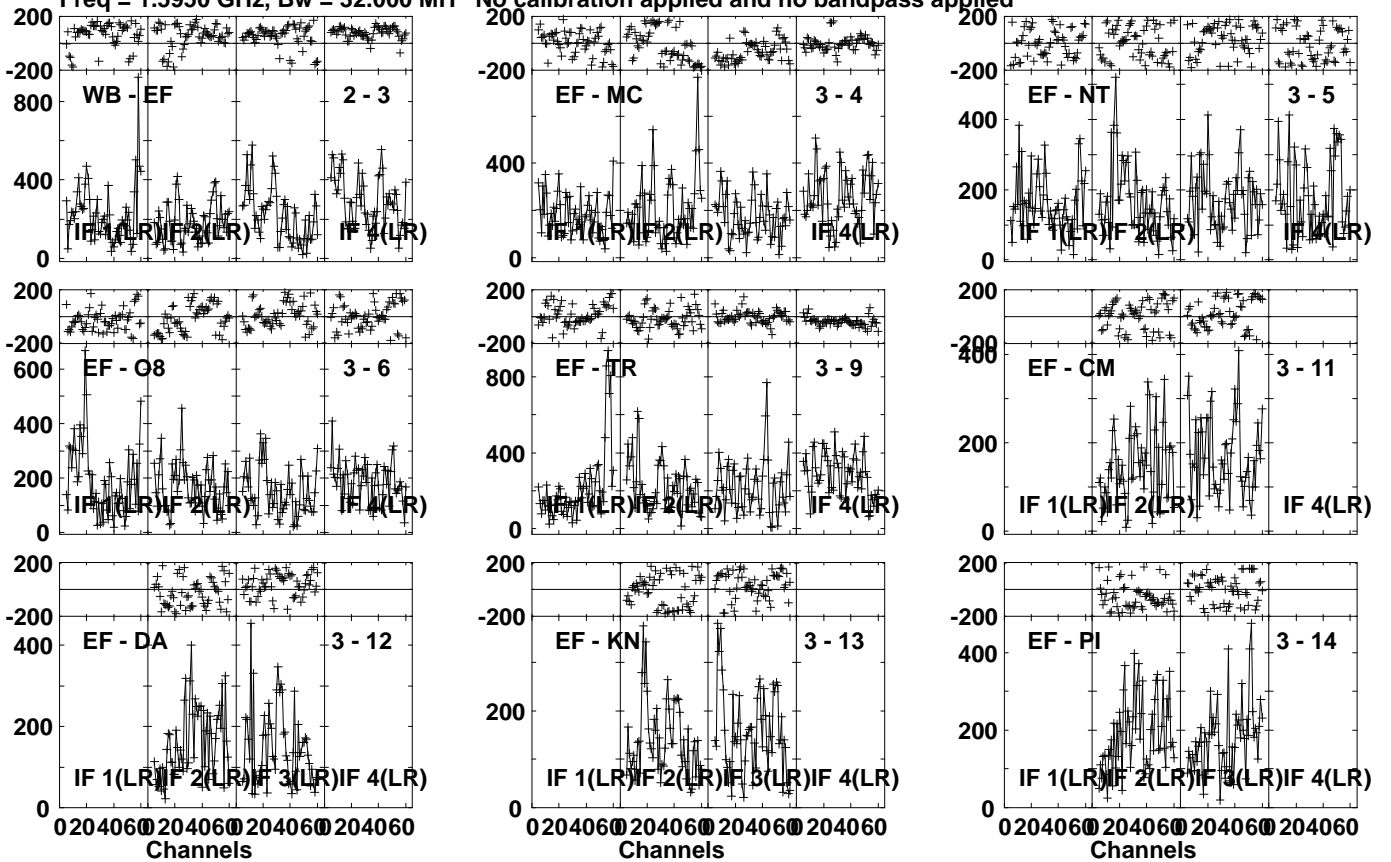
Timerange: 01/09:01:01 to 01/09:04:59

Plot file version 474 created 27-MAR-2024 20:24:03

J1037+5711 EM164C.UVDATA.1

Freq = 1.5950 GHz, Bw = 32.000 MH

No calibration applied and no bandpass applied

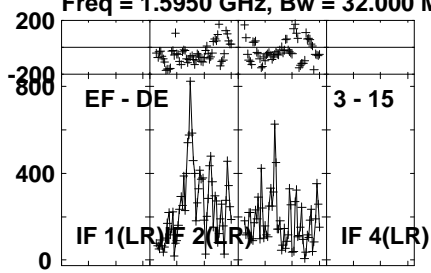


Lower frame: Micro Ampl Jy Top frame: Phas deg
Vector averaged cross-power spectrum Several baselines displayed
Timerange: 01/09:05:31 to 01/09:06:29

Plot file version 475 created 27-MAR-2024 20:24:03

J1037+5711 EM164C.UVDATA.1

Freq = 1.5950 GHz, Bw = 32.000 MH No calibration applied and no bandpass applied



Lower frame: Micro Ampl Jy Top frame: Phas deg

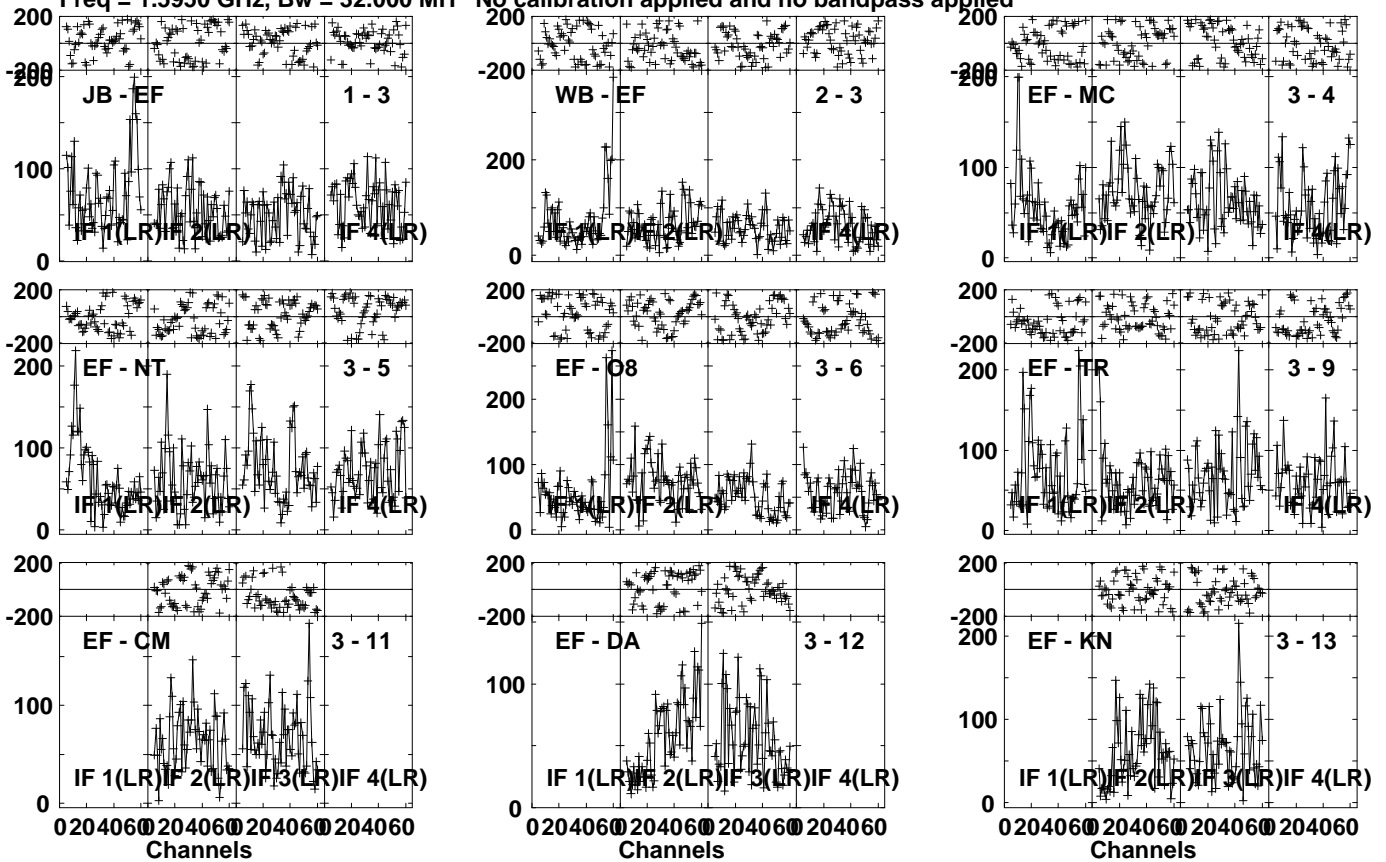
Vector averaged cross-power spectrum Several baselines displayed

Timerange: 01/09:05:31 to 01/09:06:29

Plot file version 476 created 27-MAR-2024 20:24:03

CP42 027 EM164C.UVDATA.1

Freq = 1.5950 GHz, Bw = 32.000 MH No calibration applied and no bandpass applied

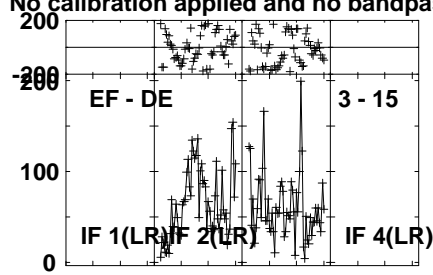
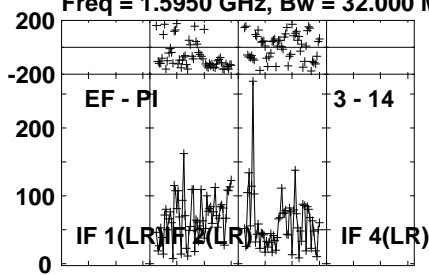


Lower frame: Micro Ampl Jy Top frame: Phas deg
Vector averaged cross-power spectrum Several baselines displayed
Timerange: 01/09:06:31 to 01/09:10:29

Plot file version 477 created 27-MAR-2024 20:24:04

CP42 027 EM164C.UVDATA.1

Freq = 1.5950 GHz, Bw = 32.000 MH No calibration applied and no bandpass applied



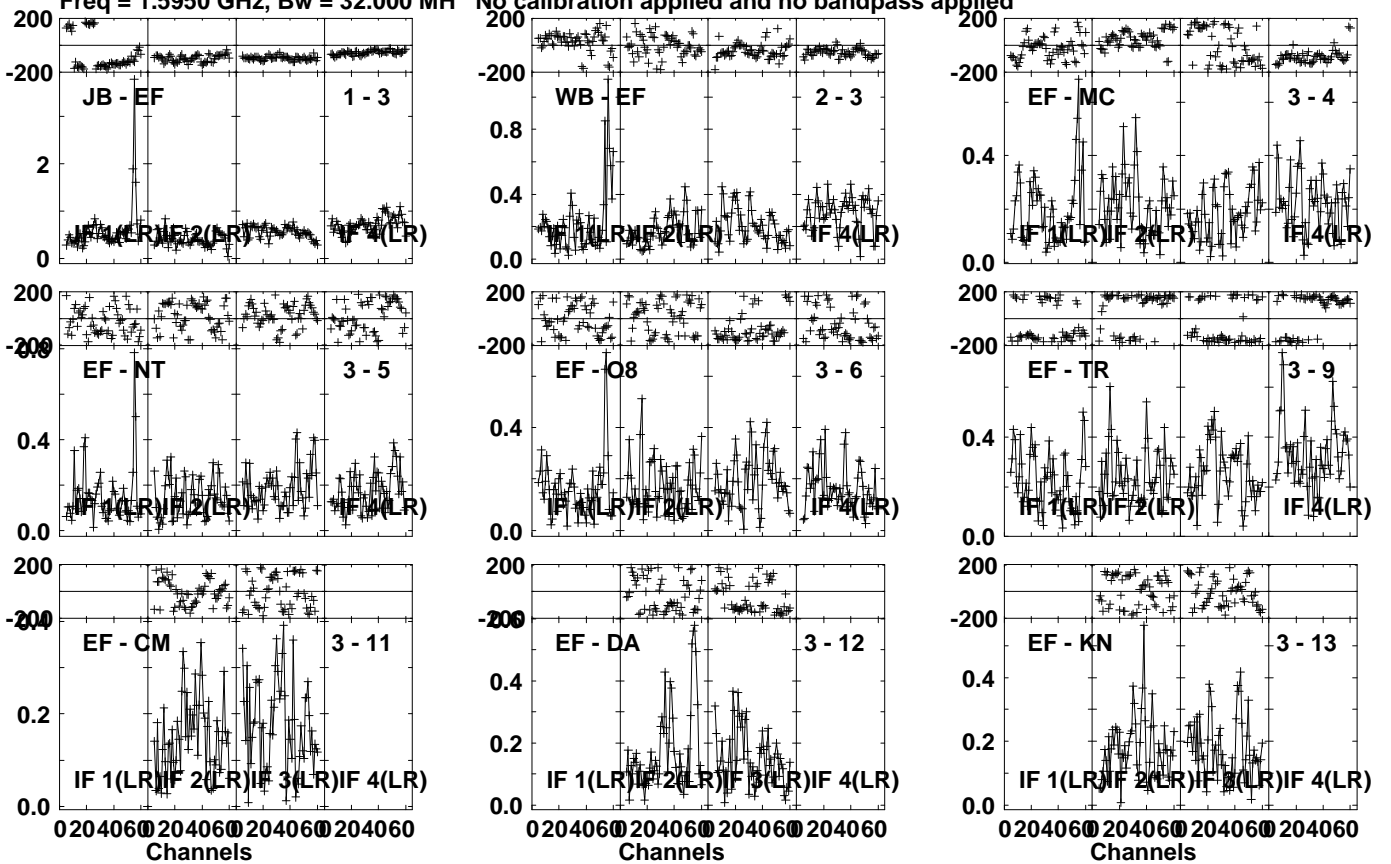
Lower frame: Micro Ampl Jy Top frame: Phas deg
Vector averaged cross-power spectrum Several baselines displayed
Timerange: 01/09:06:31 to 01/09:10:29

Plot file version 478 created 27-MAR-2024 20:24:04

J1037+5711 EM164C.UVDATA.1

Freq = 1.5950 GHz, Bw = 32.000 MH

No calibration applied and no bandpass applied



Lower frame: Milli Ampl Jy Top frame: Phas deg

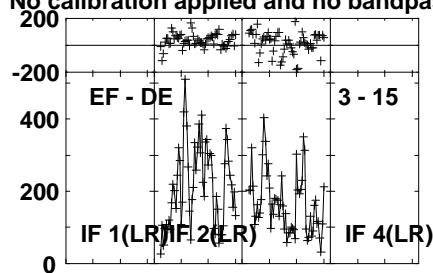
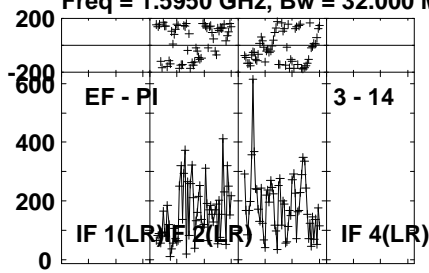
Vector averaged cross-power spectrum Several baselines displayed

Timerange: 01/09:11:01 to 01/09:11:59

Plot file version 479 created 27-MAR-2024 20:24:04

J1037+5711 EM164C.UVDATA.1

Freq = 1.5950 GHz, Bw = 32.000 MH No calibration applied and no bandpass applied

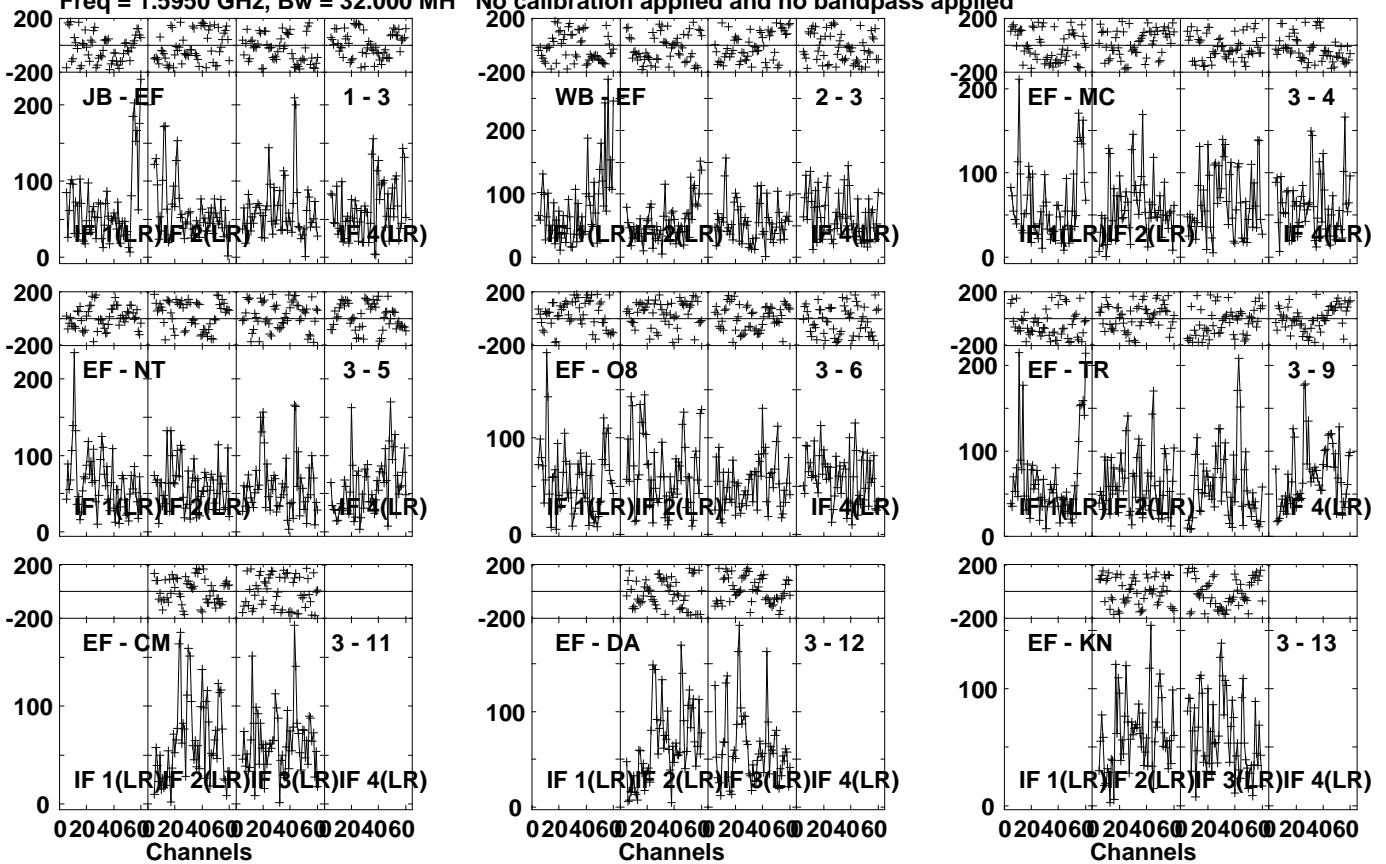


Lower frame: Micro Ampl Jy Top frame: Phas deg
Vector averaged cross-power spectrum Several baselines displayed
Timerange: 01/09:11:01 to 01/09:11:59

Plot file version 480 created 27-MAR-2024 20:24:04

CP41 077 EM164C.UVDATA.1

Freq = 1.5950 GHz, Bw = 32.000 MH No calibration applied and no bandpass applied



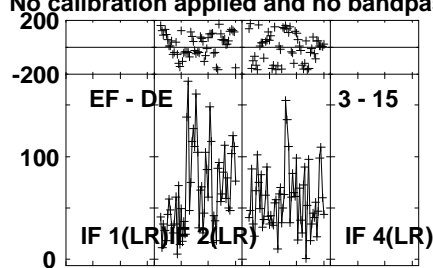
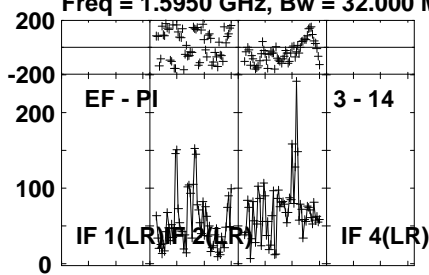
Lower frame: Micro Ampl Jy Top frame: Phas deg
Vector averaged cross-power spectrum Several baselines displayed
Timerange: 01/09:12:01 to 01/09:15:59

Plot file version 481 created 27-MAR-2024 20:24:04

CP41 077 EM164C.UVDATA.1

Freq = 1.5950 GHz, Bw = 32.000 MH

No calibration applied and no bandpass applied



Lower frame: Micro Ampl Jy Top frame: Phas deg

Vector averaged cross-power spectrum Several baselines displayed

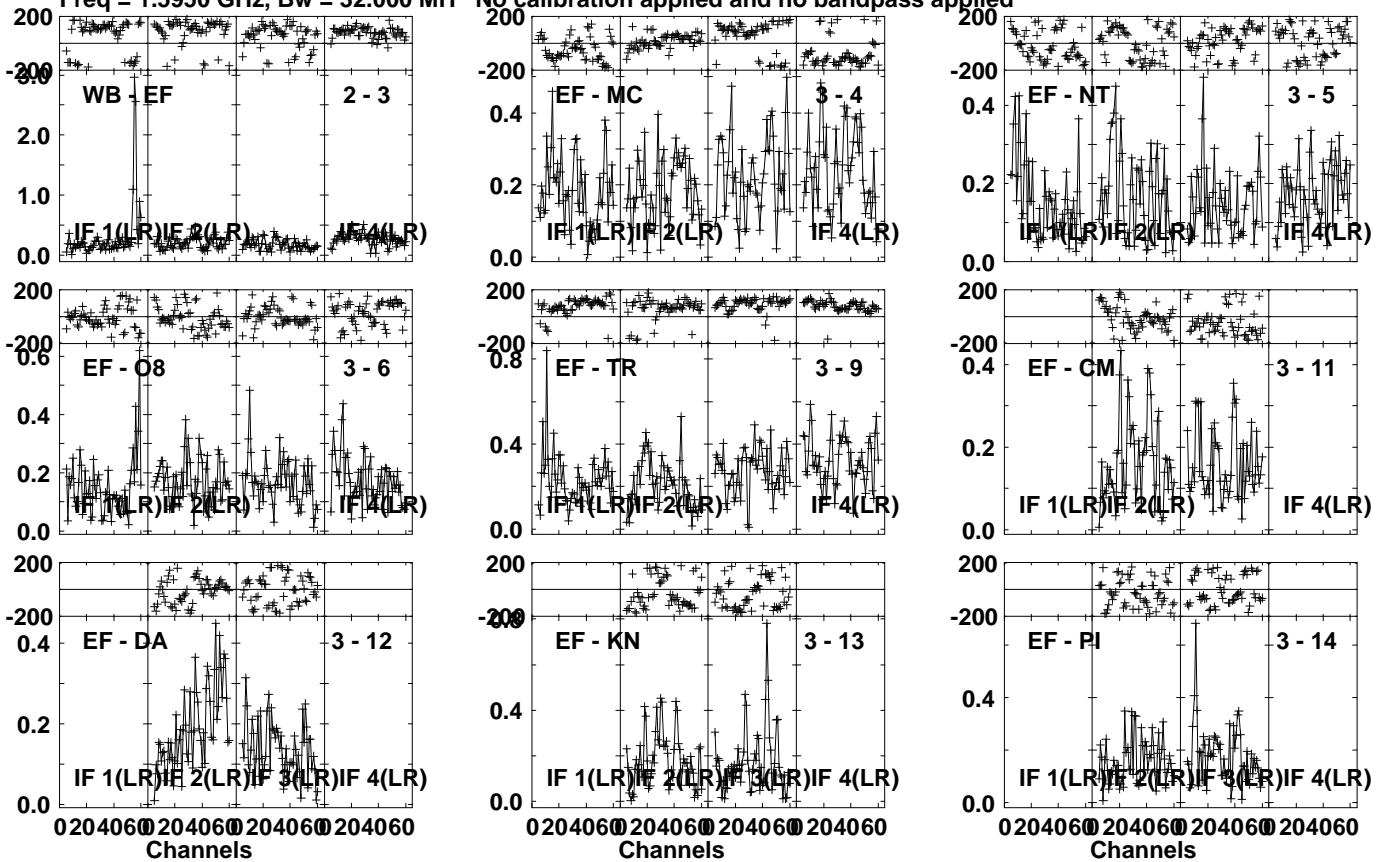
Timerange: 01/09:12:01 to 01/09:15:59

Plot file version 482 created 27-MAR-2024 20:24:04

J1037+5711 EM164C.UVDATA.1

Freq = 1.5950 GHz, Bw = 32.000 MH

No calibration applied and no bandpass applied

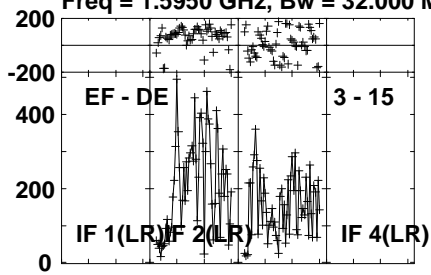


Lower frame: Milli Ampl Jy Top frame: Phas deg
Vector averaged cross-power spectrum Several baselines displayed
Timerange: 01/09:16:31 to 01/09:17:29

Plot file version 483 created 27-MAR-2024 20:24:04

J1037+5711 EM164C.UVDATA.1

Freq = 1.5950 GHz, Bw = 32.000 MH No calibration applied and no bandpass applied



Lower frame: Micro Ampl Jy Top frame: Phas deg

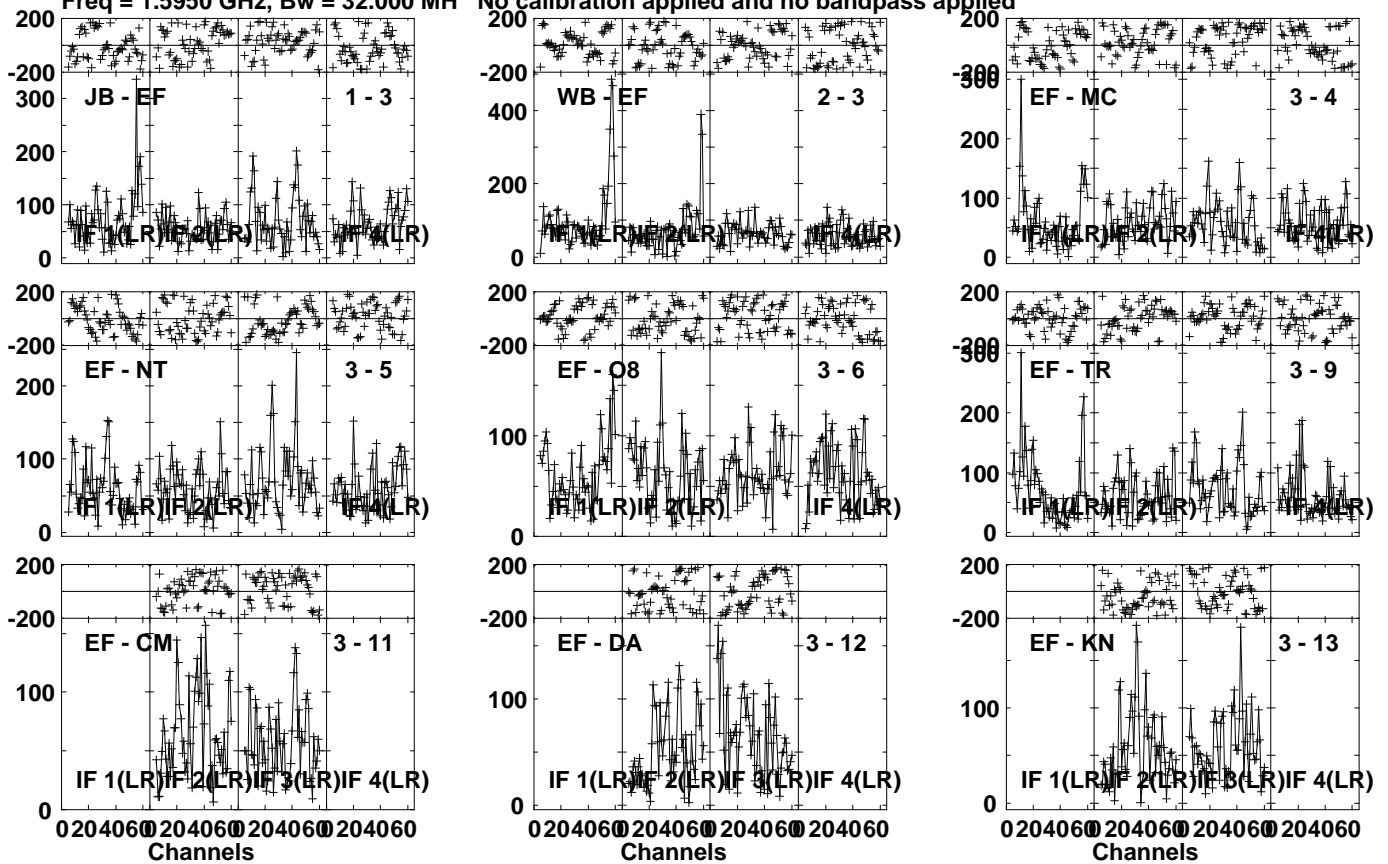
Vector averaged cross-power spectrum Several baselines displayed

Timerange: 01/09:16:31 to 01/09:17:29

Plot file version 484 created 27-MAR-2024 20:24:04

CP41 077 EM164C.UVDATA.1

Freq = 1.5950 GHz, Bw = 32.000 MH No calibration applied and no bandpass applied



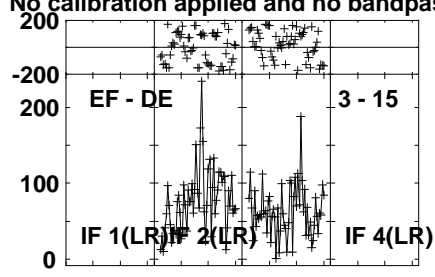
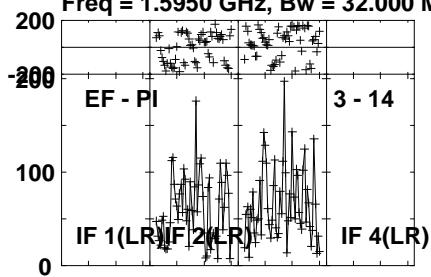
Lower frame: Micro Ampl Jy Top frame: Phas deg
Vector averaged cross-power spectrum Several baselines displayed
Timerange: 01/09:17:31 to 01/09:21:29

Plot file version 485 created 27-MAR-2024 20:24:05

CP41 077 EM164C.UVDATA.1

Freq = 1.5950 GHz, Bw = 32.000 MH

No calibration applied and no bandpass applied



Lower frame: Micro Ampl Jy Top frame: Phas deg

Vector averaged cross-power spectrum Several baselines displayed

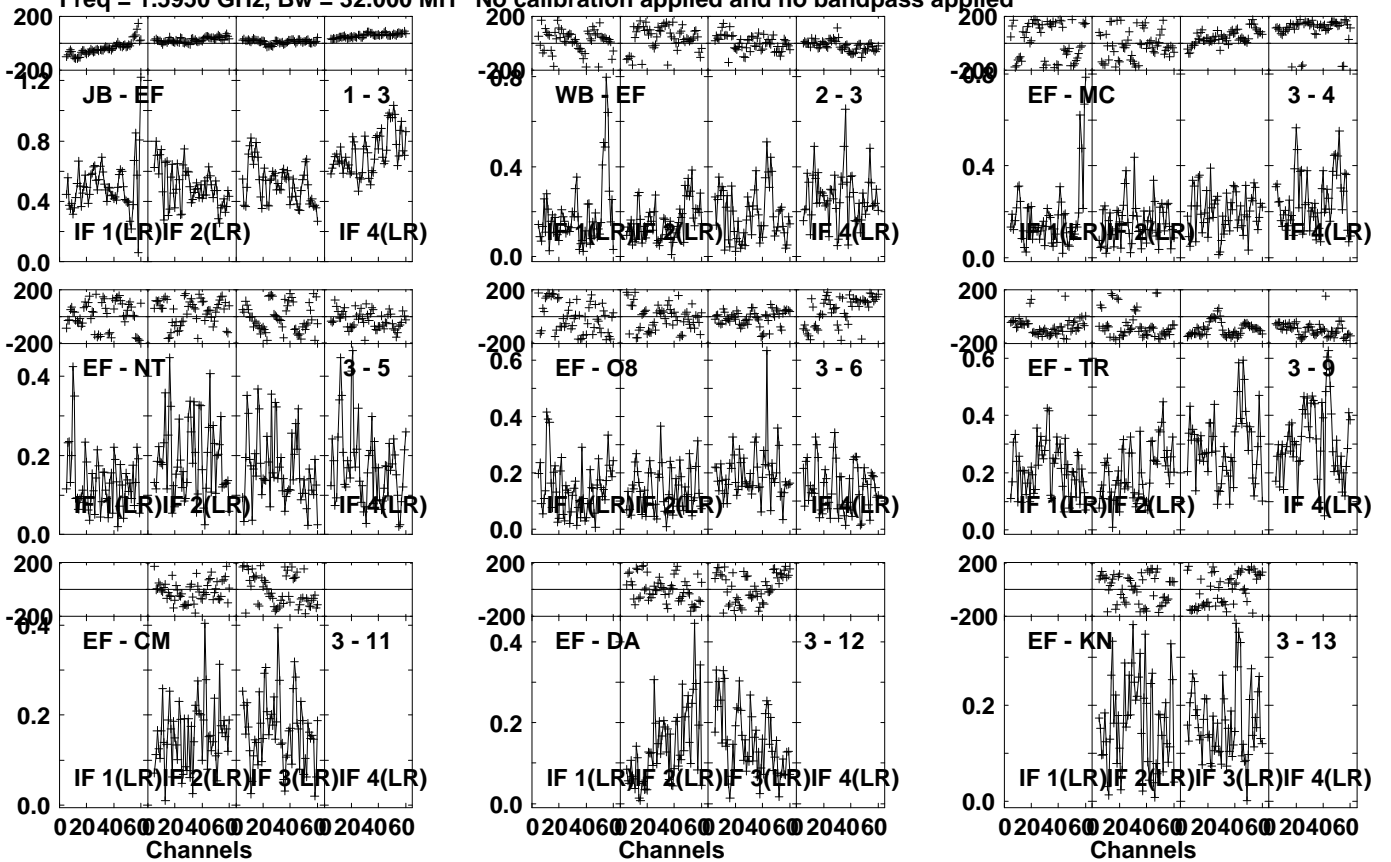
Timerange: 01/09:17:31 to 01/09:21:29

Plot file version 486 created 27-MAR-2024 20:24:05

J1037+5711 EM164C.UVDATA.1

Freq = 1.5950 GHz, Bw = 32.000 MH

No calibration applied and no bandpass applied

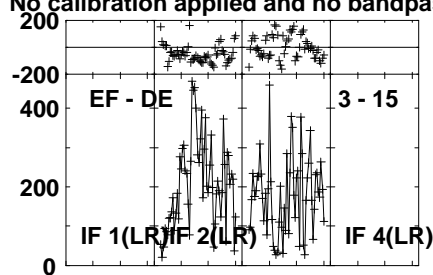
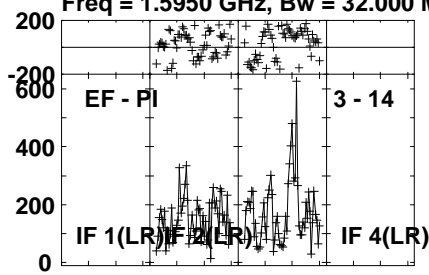


Lower frame: Milli Ampl Jy Top frame: Phas deg
Vector averaged cross-power spectrum Several baselines displayed
Timerange: 01/09:22:01 to 01/09:22:59

Plot file version 487 created 27-MAR-2024 20:24:05

J1037+5711 EM164C.UVDATA.1

Freq = 1.5950 GHz, Bw = 32.000 MH No calibration applied and no bandpass applied



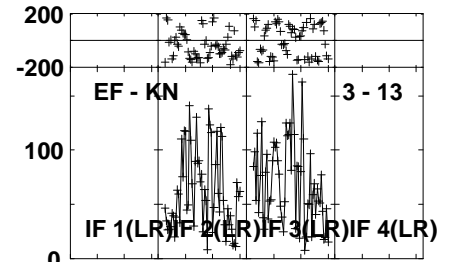
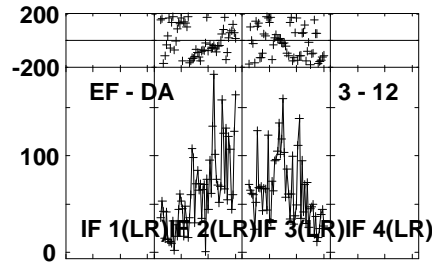
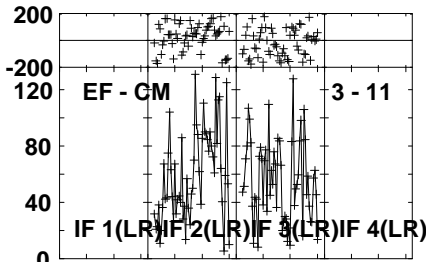
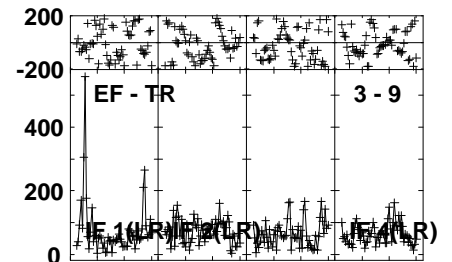
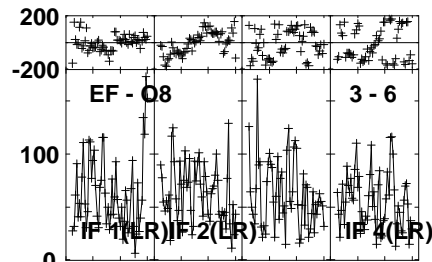
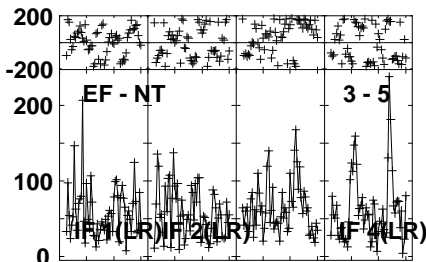
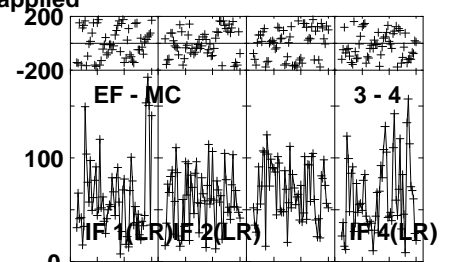

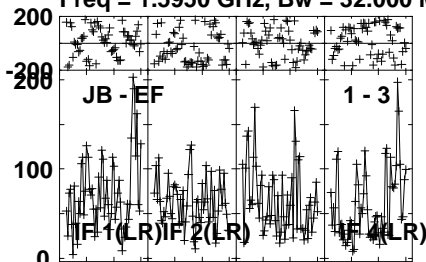
Lower frame: Micro Ampl Jy Top frame: Phas deg
Vector averaged cross-power spectrum Several baselines displayed
Timerange: 01/09:22:01 to 01/09:22:59

Plot file version 488 created 27-MAR-2024 20:24:05

CP50 031 EM164C.UVDATA.1

Freq = 1.5950 GHz, Bw = 32.000 MH

No calibration applied and no bandpass applied



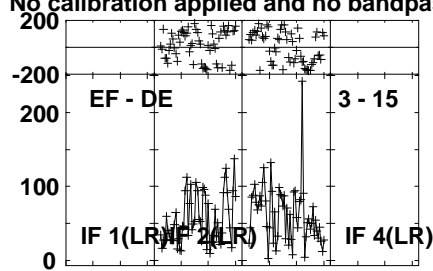
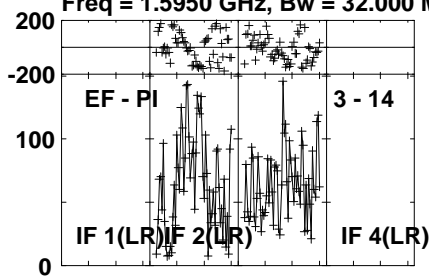
Lower frame: Micro Ampl Jy Top frame: Phas deg
Vector averaged cross-power spectrum Several baselines displayed
Timerange: 01/09:23:01 to 01/09:26:59

Plot file version 489 created 27-MAR-2024 20:24:05

CP50 031 EM164C.UVDATA.1

Freq = 1.5950 GHz, Bw = 32.000 MH

No calibration applied and no bandpass applied



Lower frame: Micro Ampl Jy Top frame: Phas deg

Vector averaged cross-power spectrum Several baselines displayed

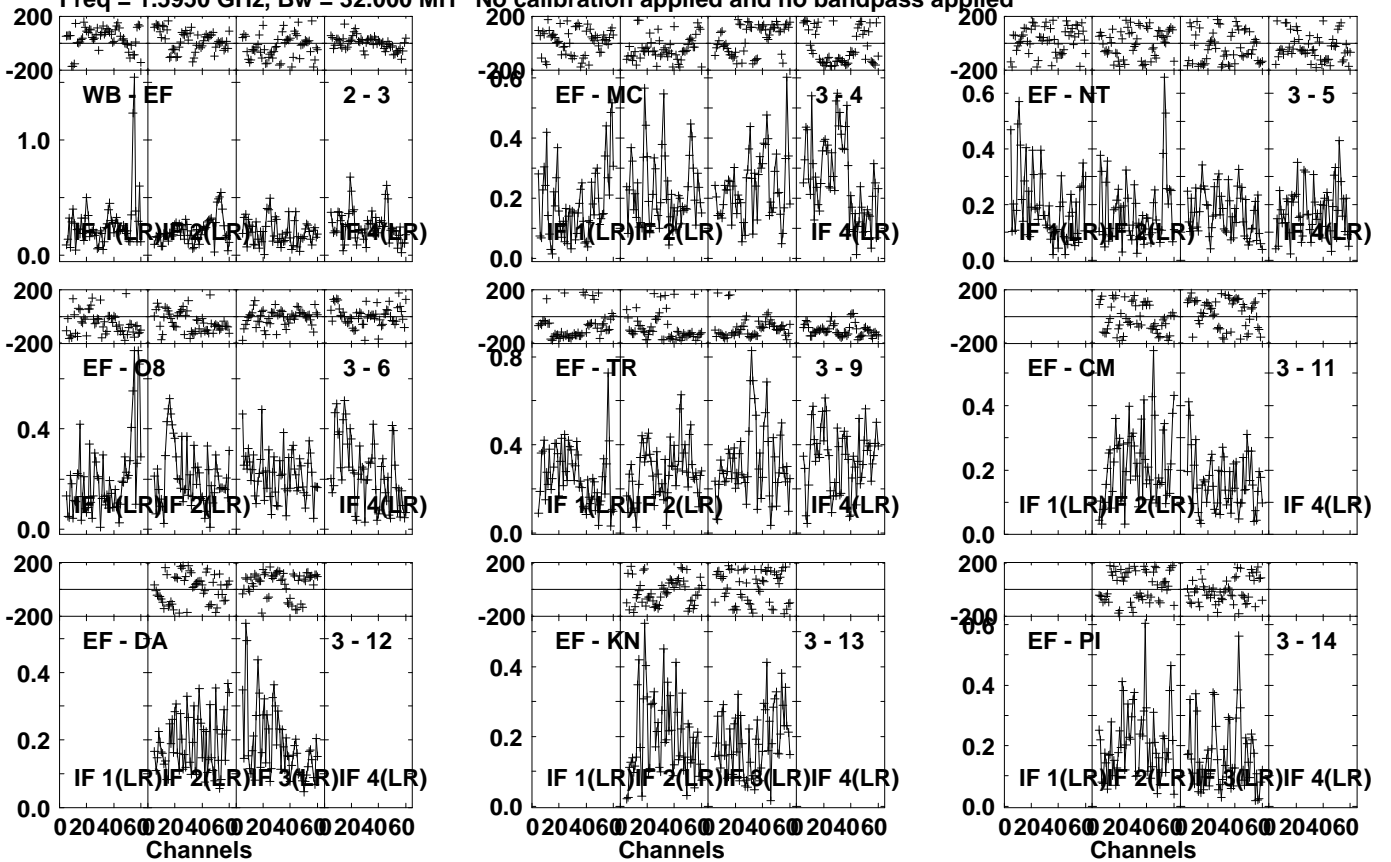
Timerange: 01/09:23:01 to 01/09:26:59

Plot file version 490 created 27-MAR-2024 20:24:05

J1037+5711 EM164C.UVDATA.1

Freq = 1.5950 GHz, Bw = 32.000 MH

No calibration applied and no bandpass applied

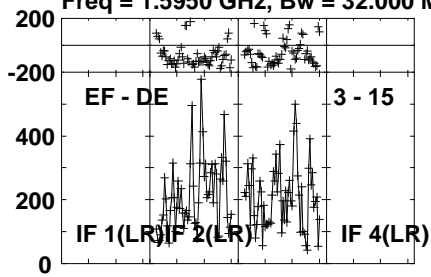


Lower frame: Milli Ampl Jy Top frame: Phas deg
Vector averaged cross-power spectrum Several baselines displayed
Timerange: 01/09:27:31 to 01/09:28:29

Plot file version 491 created 27-MAR-2024 20:24:05

J1037+5711 EM164C.UVDATA.1

Freq = 1.5950 GHz, Bw = 32.000 MH No calibration applied and no bandpass applied



Lower frame: Micro Ampl Jy Top frame: Phas deg

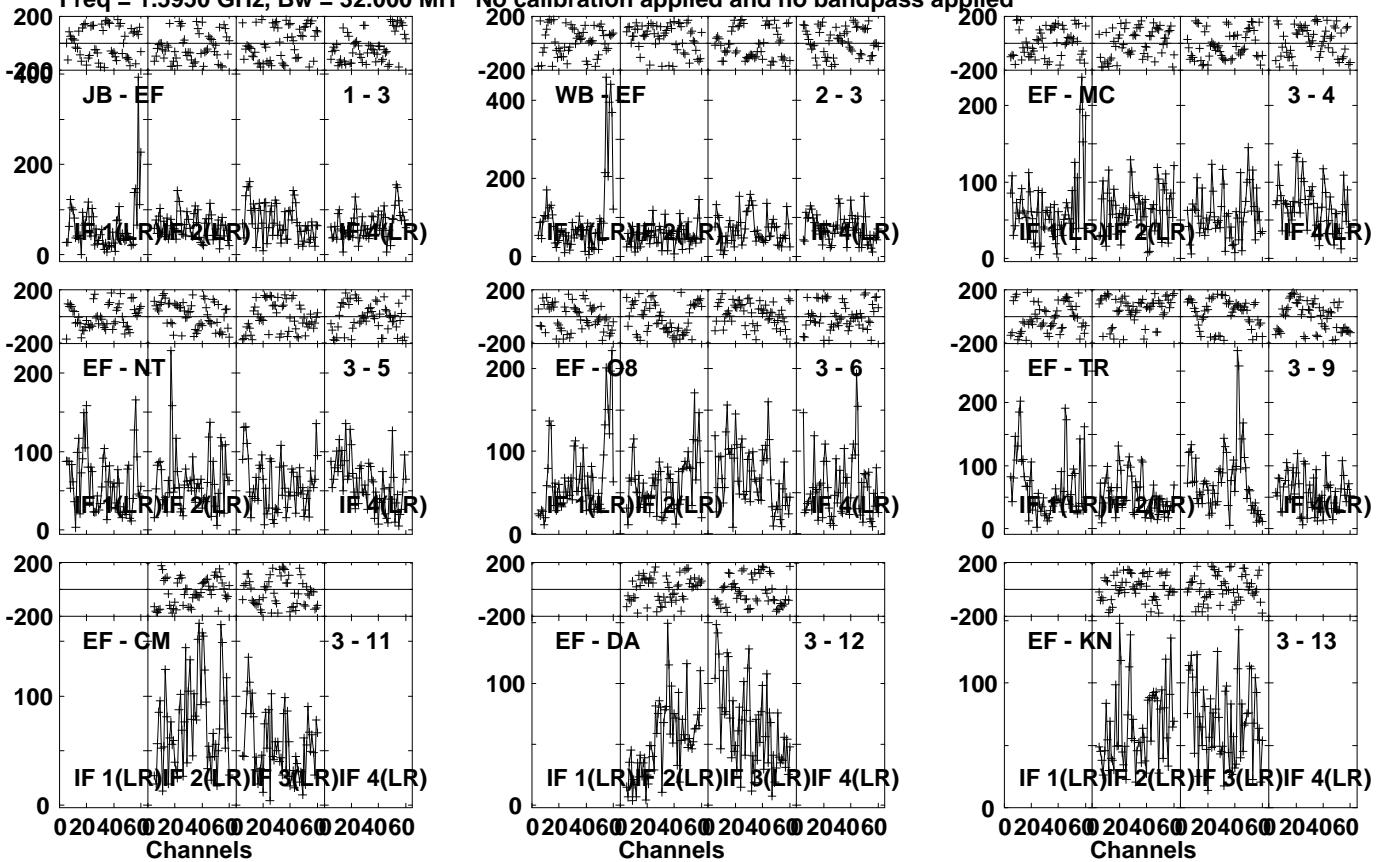
Vector averaged cross-power spectrum Several baselines displayed

Timerange: 01/09:27:31 to 01/09:28:29

Plot file version 492 created 27-MAR-2024 20:24:05

CP50 031 EM164C.UVDATA.1

Freq = 1.5950 GHz, Bw = 32.000 MH No calibration applied and no bandpass applied

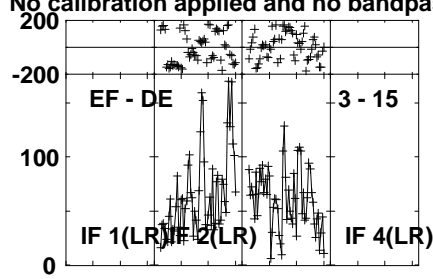
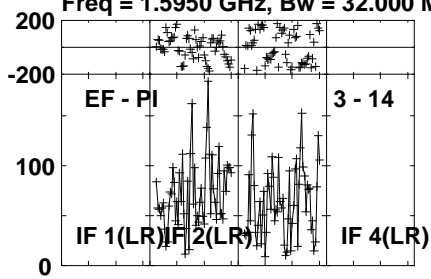


Lower frame: Micro Ampl Jy Top frame: Phas deg
Vector averaged cross-power spectrum Several baselines displayed
Timerange: 01/09:28:31 to 01/09:32:29

Plot file version 493 created 27-MAR-2024 20:24:06

CP50 031 EM164C.UVDATA.1

Freq = 1.5950 GHz, Bw = 32.000 MH No calibration applied and no bandpass applied



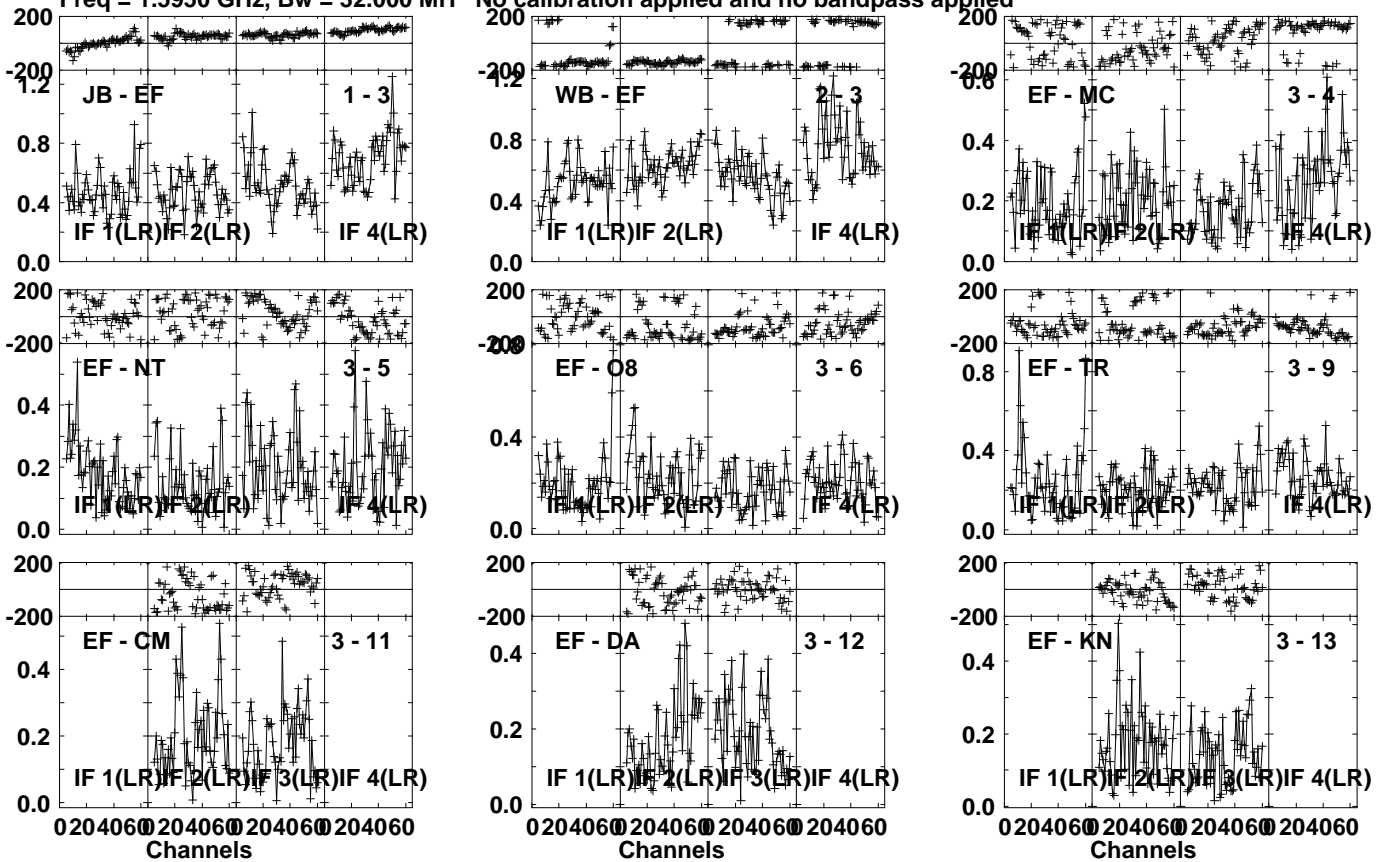
Lower frame: Micro Ampl Jy Top frame: Phas deg
Vector averaged cross-power spectrum Several baselines displayed
Timerange: 01/09:28:31 to 01/09:32:29

Plot file version 494 created 27-MAR-2024 20:24:06

J1037+5711 EM164C.UVDATA.1

Freq = 1.5950 GHz, Bw = 32.000 MH

No calibration applied and no bandpass applied



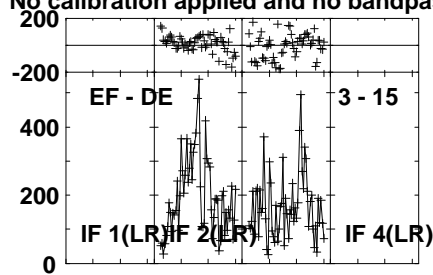
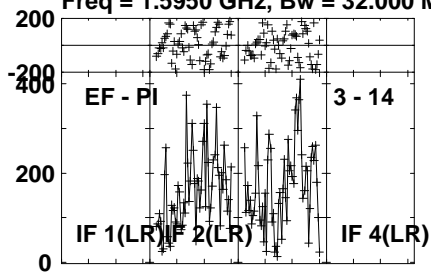
Lower frame: Milli Ampl Jy Top frame: Phas deg
Vector averaged cross-power spectrum Several baselines displayed
Timerange: 01/09:33:01 to 01/09:33:59

Plot file version 495 created 27-MAR-2024 20:24:06

J1037+5711 EM164C.UVDATA.1

Freq = 1.5950 GHz, Bw = 32.000 MH

No calibration applied and no bandpass applied



Lower frame: Micro Ampl Jy Top frame: Phas deg

Vector averaged cross-power spectrum Several baselines displayed

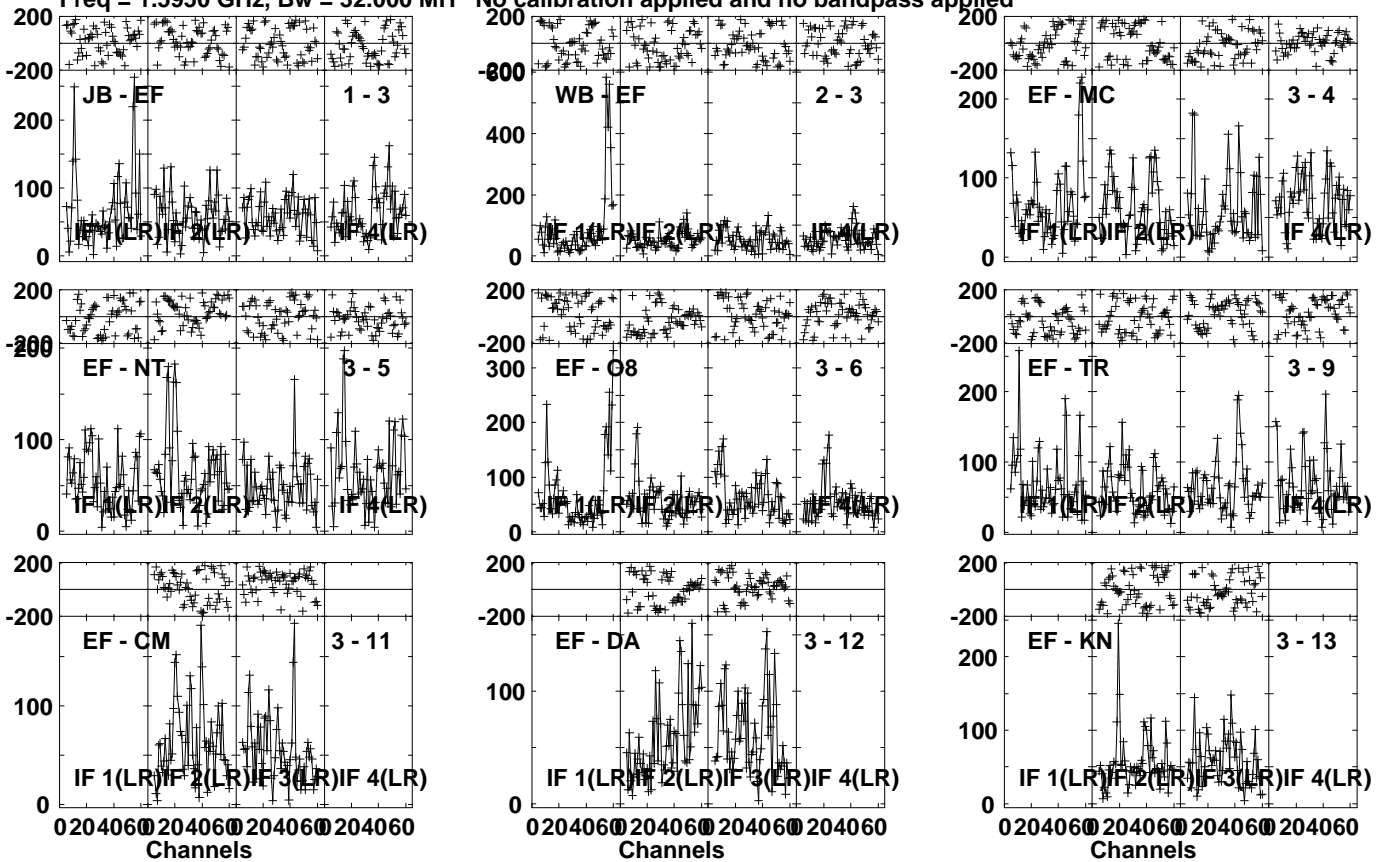
Timerange: 01/09:33:01 to 01/09:33:59

Plot file version 496 created 27-MAR-2024 20:24:06

CP32 077 EM164C.UVDATA.1

Freq = 1.5950 GHz, Bw = 32.000 MH

No calibration applied and no bandpass applied



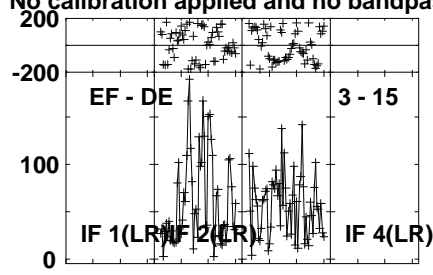
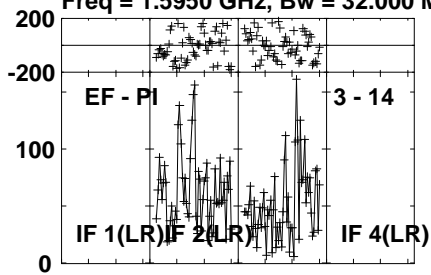
Lower frame: Micro Ampl Jy Top frame: Phas deg
Vector averaged cross-power spectrum Several baselines displayed
Timerange: 01/09:34:01 to 01/09:37:59

Plot file version 497 created 27-MAR-2024 20:24:06

CP32 077 EM164C.UVDATA.1

Freq = 1.5950 GHz, Bw = 32.000 MH

No calibration applied and no bandpass applied



Lower frame: Micro Ampl Jy Top frame: Phas deg

Vector averaged cross-power spectrum Several baselines displayed

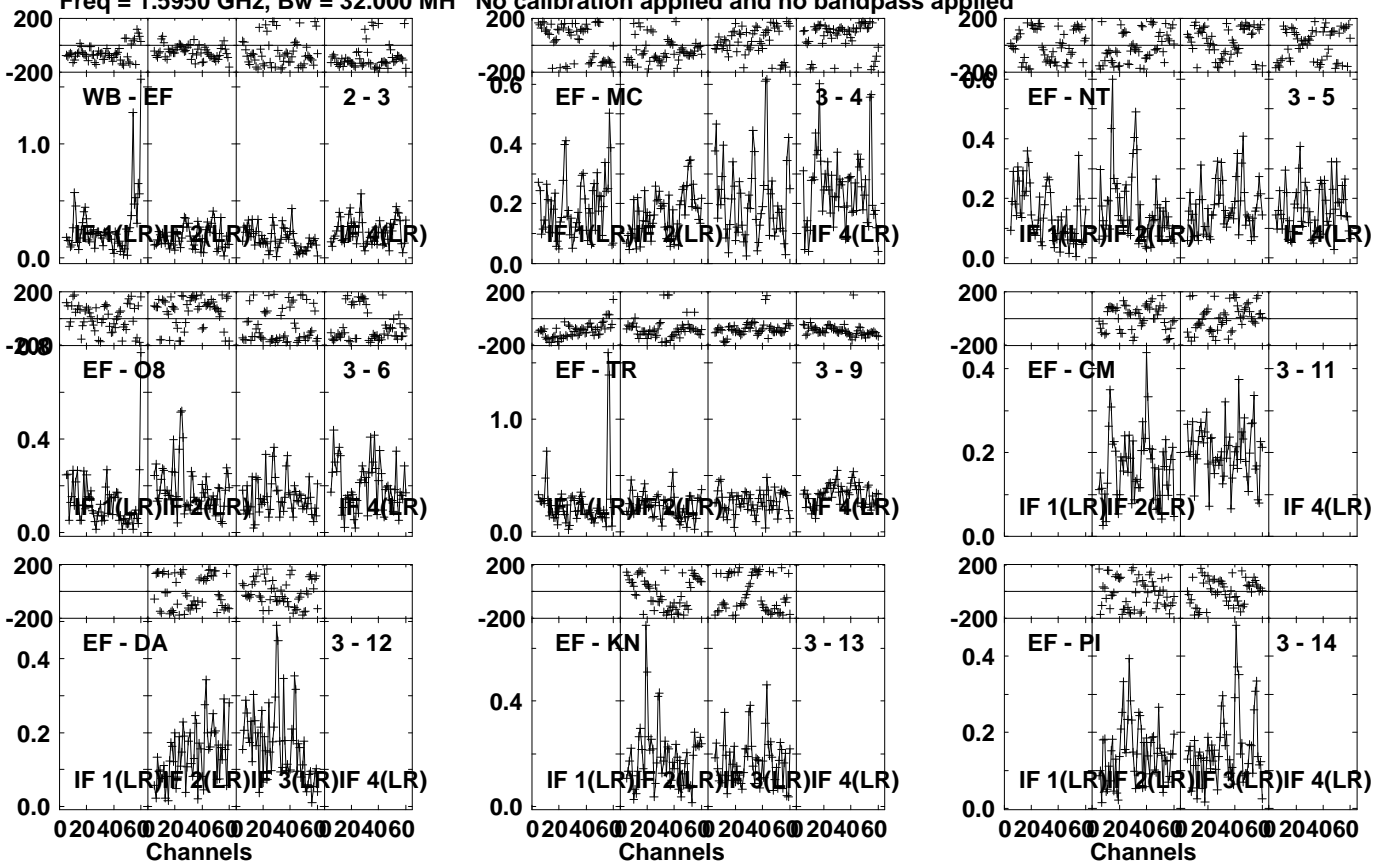
Timerange: 01/09:34:01 to 01/09:37:59

Plot file version 498 created 27-MAR-2024 20:24:06

J1037+5711 EM164C.UVDATA.1

Freq = 1.5950 GHz, Bw = 32.000 MH

No calibration applied and no bandpass applied



Lower frame: Milli Ampl Jy Top frame: Phas deg

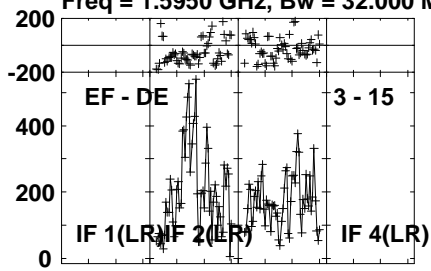
Vector averaged cross-power spectrum Several baselines displayed

Timerange: 01/09:38:31 to 01/09:39:29

Plot file version 499 created 27-MAR-2024 20:24:06

J1037+5711 EM164C.UVDATA.1

Freq = 1.5950 GHz, Bw = 32.000 MH No calibration applied and no bandpass applied



Lower frame: Micro Ampl Jy Top frame: Phas deg

Vector averaged cross-power spectrum Several baselines displayed

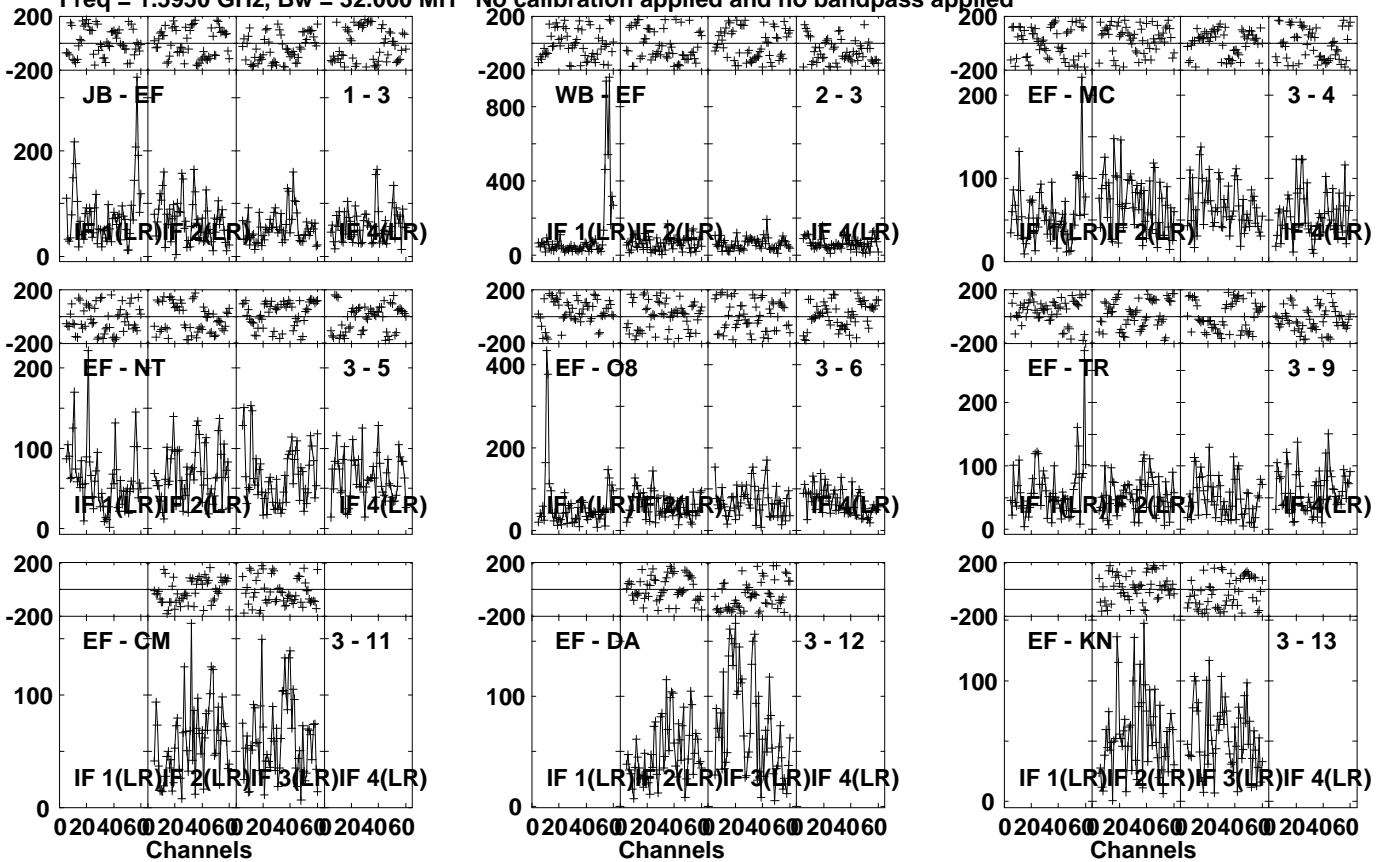
Timerange: 01/09:38:31 to 01/09:39:29

Plot file version 500 created 27-MAR-2024 20:24:06

CP32 077 EM164C.UVDATA.1

Freq = 1.5950 GHz, Bw = 32.000 MH

No calibration applied and no bandpass applied



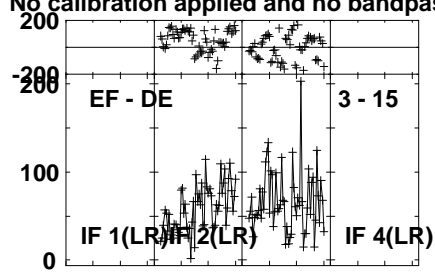
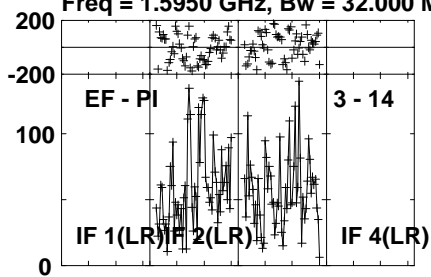
Lower frame: Micro Ampl Jy Top frame: Phas deg
Vector averaged cross-power spectrum Several baselines displayed
Timerange: 01/09:39:31 to 01/09:43:29

Plot file version 501 created 27-MAR-2024 20:24:07

CP32 077 EM164C.UVDATA.1

Freq = 1.5950 GHz, Bw = 32.000 MH

No calibration applied and no bandpass applied



Lower frame: Micro Ampl Jy Top frame: Phas deg

Vector averaged cross-power spectrum Several baselines displayed

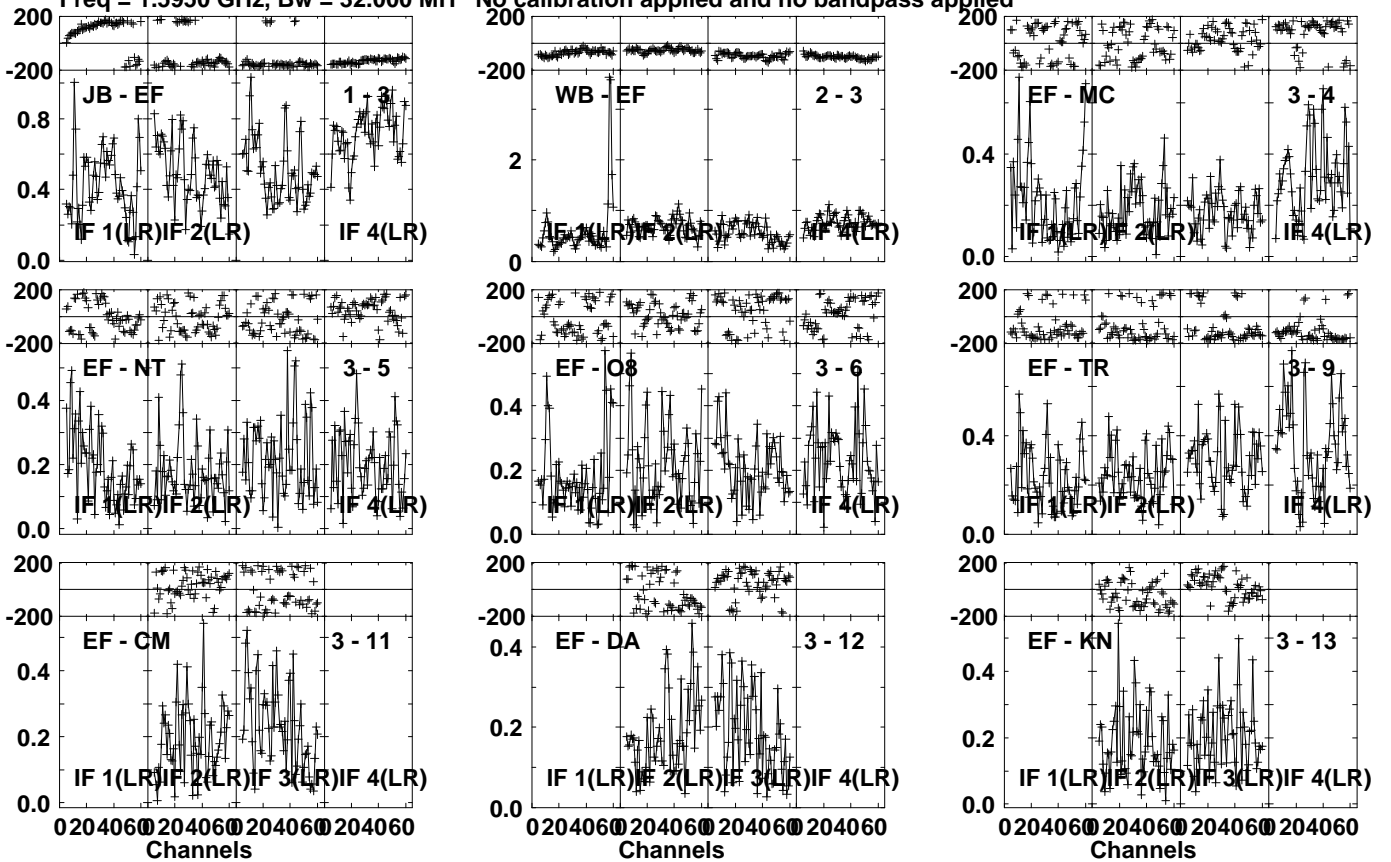
Timerange: 01/09:39:31 to 01/09:43:29

Plot file version 502 created 27-MAR-2024 20:24:07

J1037+5711 EM164C.UVDATA.1

Freq = 1.5950 GHz, Bw = 32.000 MH

No calibration applied and no bandpass applied



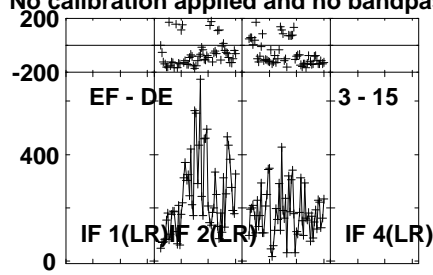
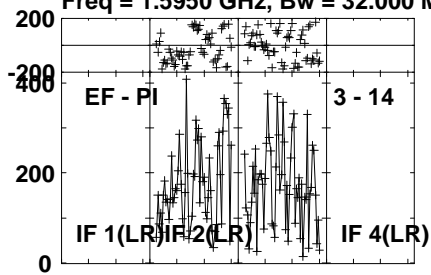
Lower frame: Milli Ampl Jy Top frame: Phas deg
Vector averaged cross-power spectrum Several baselines displayed
Timerange: 01/09:44:01 to 01/09:44:59

Plot file version 503 created 27-MAR-2024 20:24:07

J1037+5711 EM164C.UVDATA.1

Freq = 1.5950 GHz, Bw = 32.000 MH

No calibration applied and no bandpass applied



Lower frame: Micro Ampl Jy Top frame: Phas deg

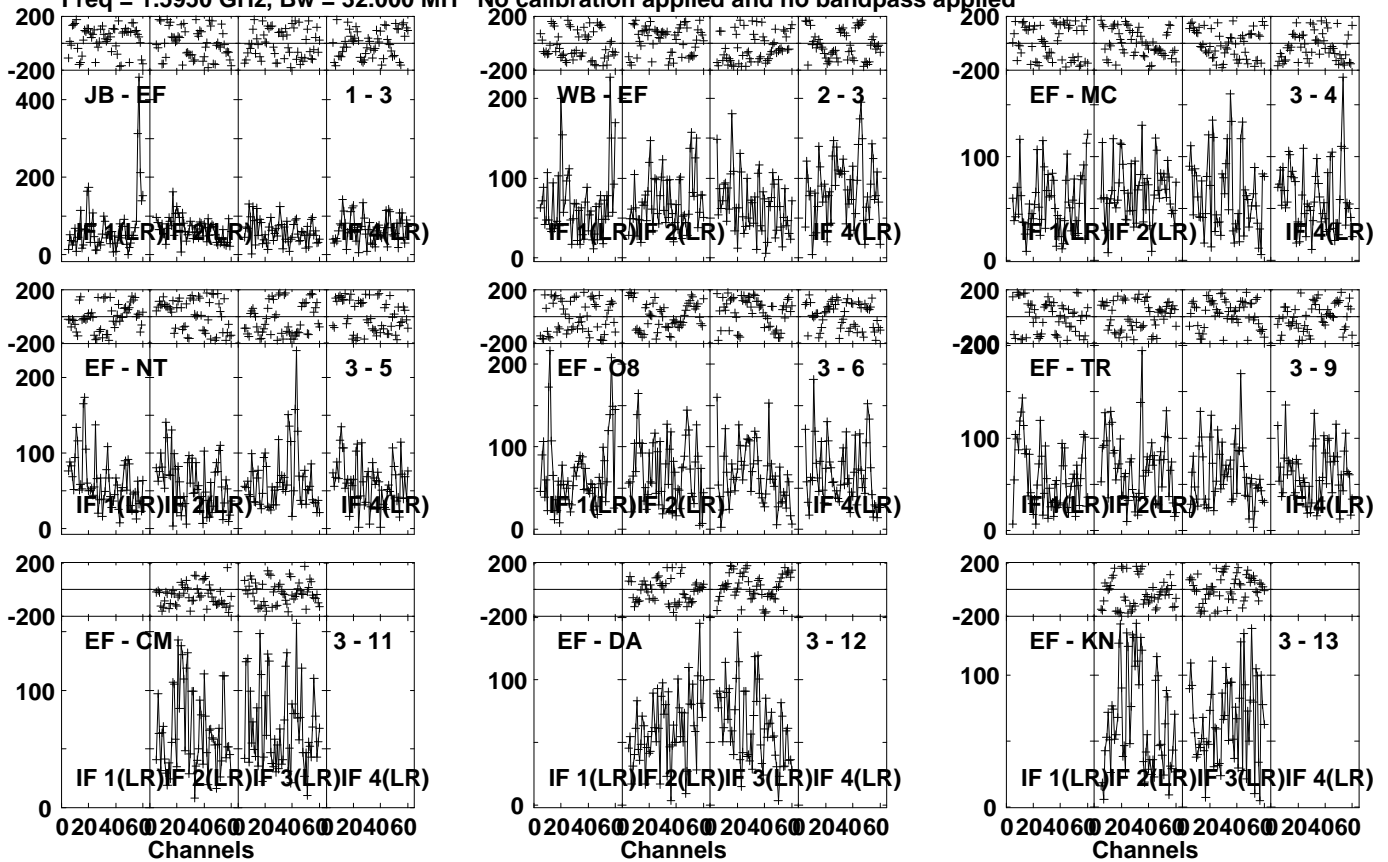
Vector averaged cross-power spectrum Several baselines displayed

Timerange: 01/09:44:01 to 01/09:44:59

Plot file version 504 created 27-MAR-2024 20:24:07

CP33 038 EM164C.UVDATA.1

Freq = 1.5950 GHz, Bw = 32.000 MH No calibration applied and no bandpass applied

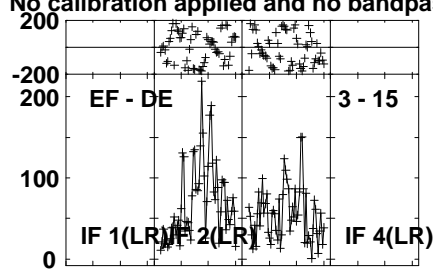
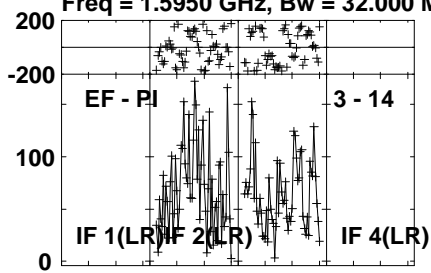


Lower frame: Micro Ampl Jy Top frame: Phas deg
Vector averaged cross-power spectrum Several baselines displayed
Timerange: 01/09:45:01 to 01/09:48:59

Plot file version 505 created 27-MAR-2024 20:24:07

CP33 038 EM164C.UVDATA.1

Freq = 1.5950 GHz, Bw = 32.000 MH No calibration applied and no bandpass applied



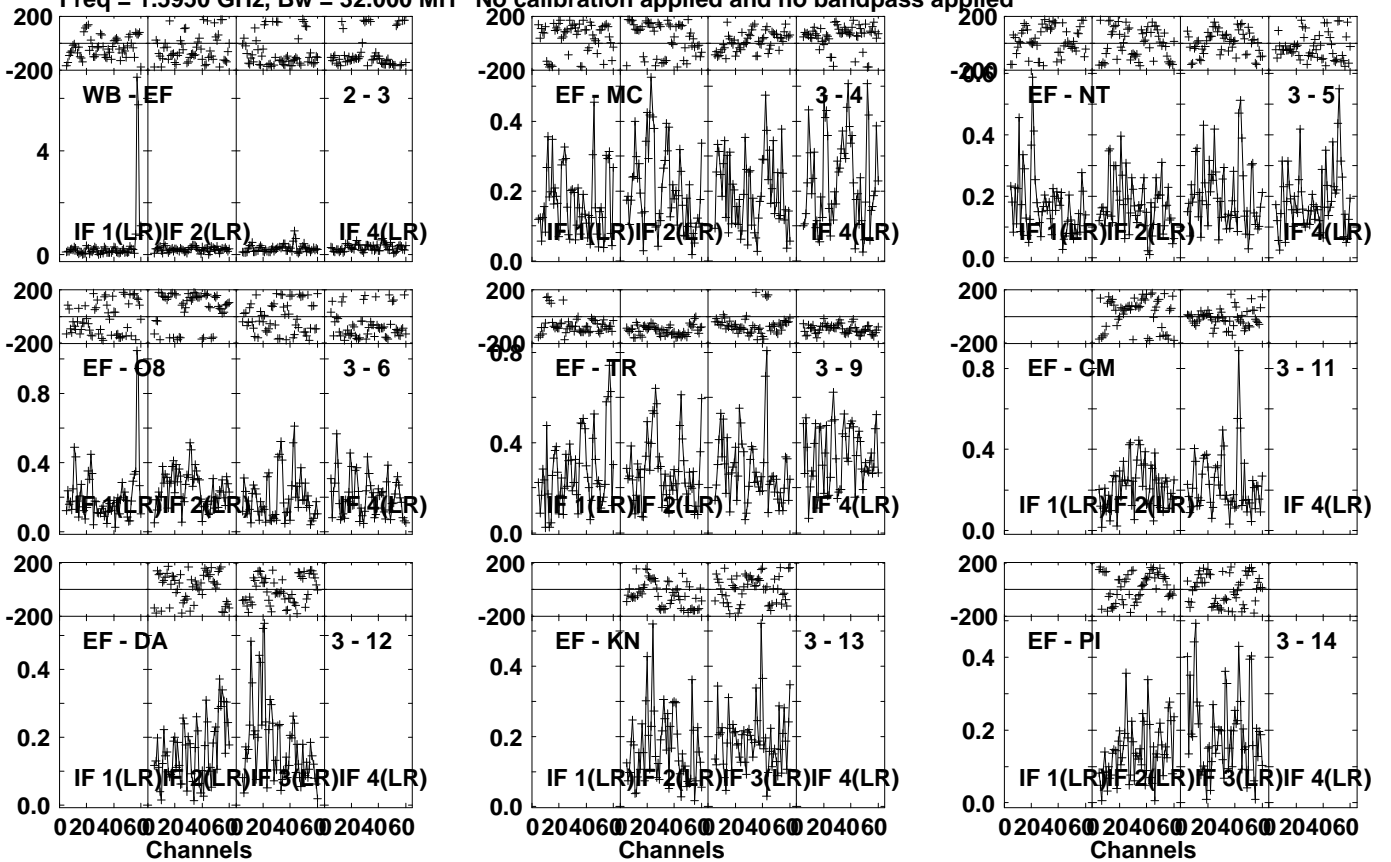
Lower frame: Micro Ampl Jy Top frame: Phas deg
Vector averaged cross-power spectrum Several baselines displayed
Timerange: 01/09:45:01 to 01/09:48:59

Plot file version 506 created 27-MAR-2024 20:24:07

J1037+5711 EM164C.UVDATA.1

Freq = 1.5950 GHz, Bw = 32.000 MH

No calibration applied and no bandpass applied

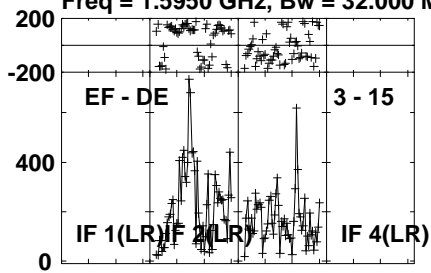


Lower frame: Milli Amp Jy Top frame: Phas deg
Vector averaged cross-power spectrum Several baselines displayed
Timerange: 01/09:49:31 to 01/09:50:29

Plot file version 507 created 27-MAR-2024 20:24:07

J1037+5711 EM164C.UVDATA.1

Freq = 1.5950 GHz, Bw = 32.000 MH No calibration applied and no bandpass applied



Lower frame: Micro Ampl Jy Top frame: Phas deg

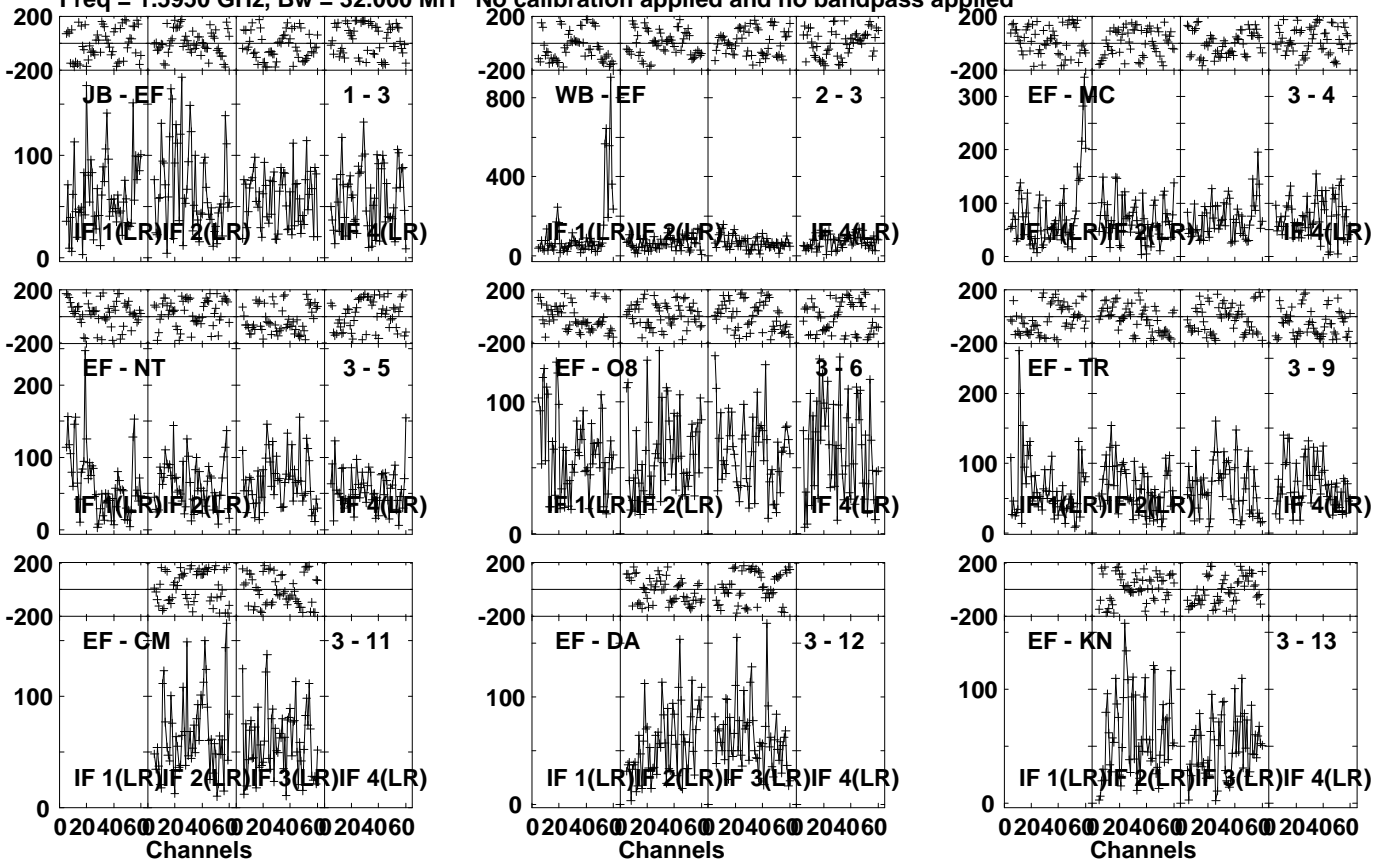
Vector averaged cross-power spectrum Several baselines displayed

Timerange: 01/09:49:31 to 01/09:50:29

Plot file version 508 created 27-MAR-2024 20:24:07

CP33 038 EM164C.UVDATA.1

Freq = 1.5950 GHz, Bw = 32.000 MH No calibration applied and no bandpass applied

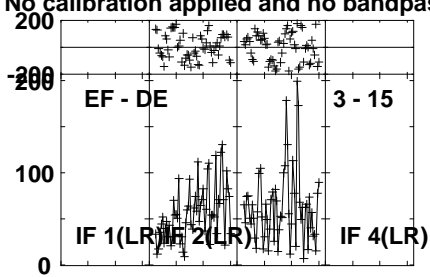
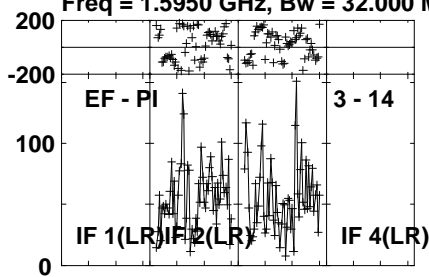


Lower frame: Micro Ampl Jy Top frame: Phas deg
Vector averaged cross-power spectrum Several baselines displayed
Timerange: 01/09:50:31 to 01/09:54:29

Plot file version 509 created 27-MAR-2024 20:24:08

CP33 038 EM164C.UVDATA.1

Freq = 1.5950 GHz, Bw = 32.000 MH No calibration applied and no bandpass applied



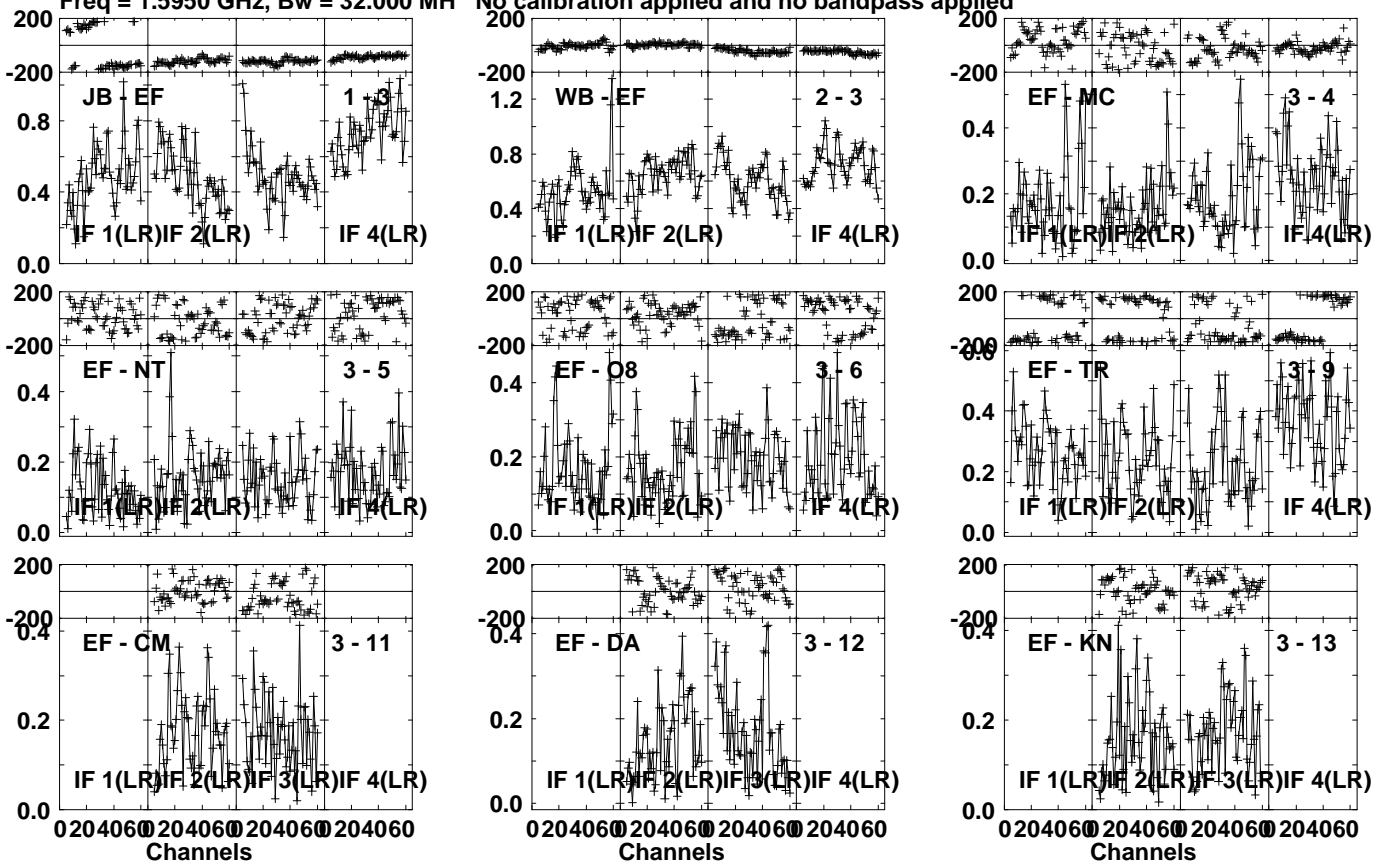
Lower frame: Micro Ampl Jy Top frame: Phas deg
Vector averaged cross-power spectrum Several baselines displayed
Timerange: 01/09:50:31 to 01/09:54:29

Plot file version 510 created 27-MAR-2024 20:24:08

J1037+5711 EM164C.UVDATA.1

Freq = 1.5950 GHz, Bw = 32.000 MH

No calibration applied and no bandpass applied



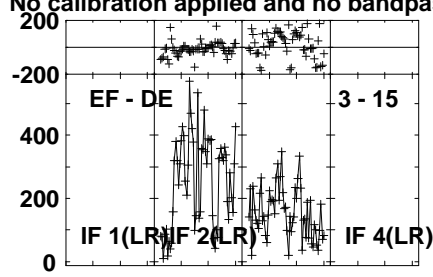
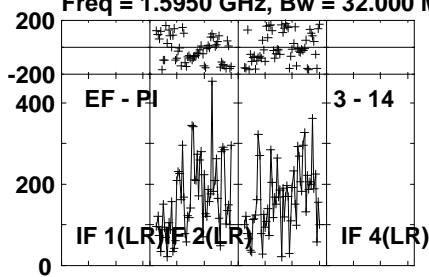
Lower frame: Milli Ampl Jy Top frame: Phas deg
Vector averaged cross-power spectrum Several baselines displayed
Timerange: 01/09:55:01 to 01/09:55:59

Plot file version 511 created 27-MAR-2024 20:24:08

J1037+5711 EM164C.UVDATA.1

Freq = 1.5950 GHz, Bw = 32.000 MH

No calibration applied and no bandpass applied



Lower frame: Micro Ampl Jy Top frame: Phas deg

Vector averaged cross-power spectrum Several baselines displayed

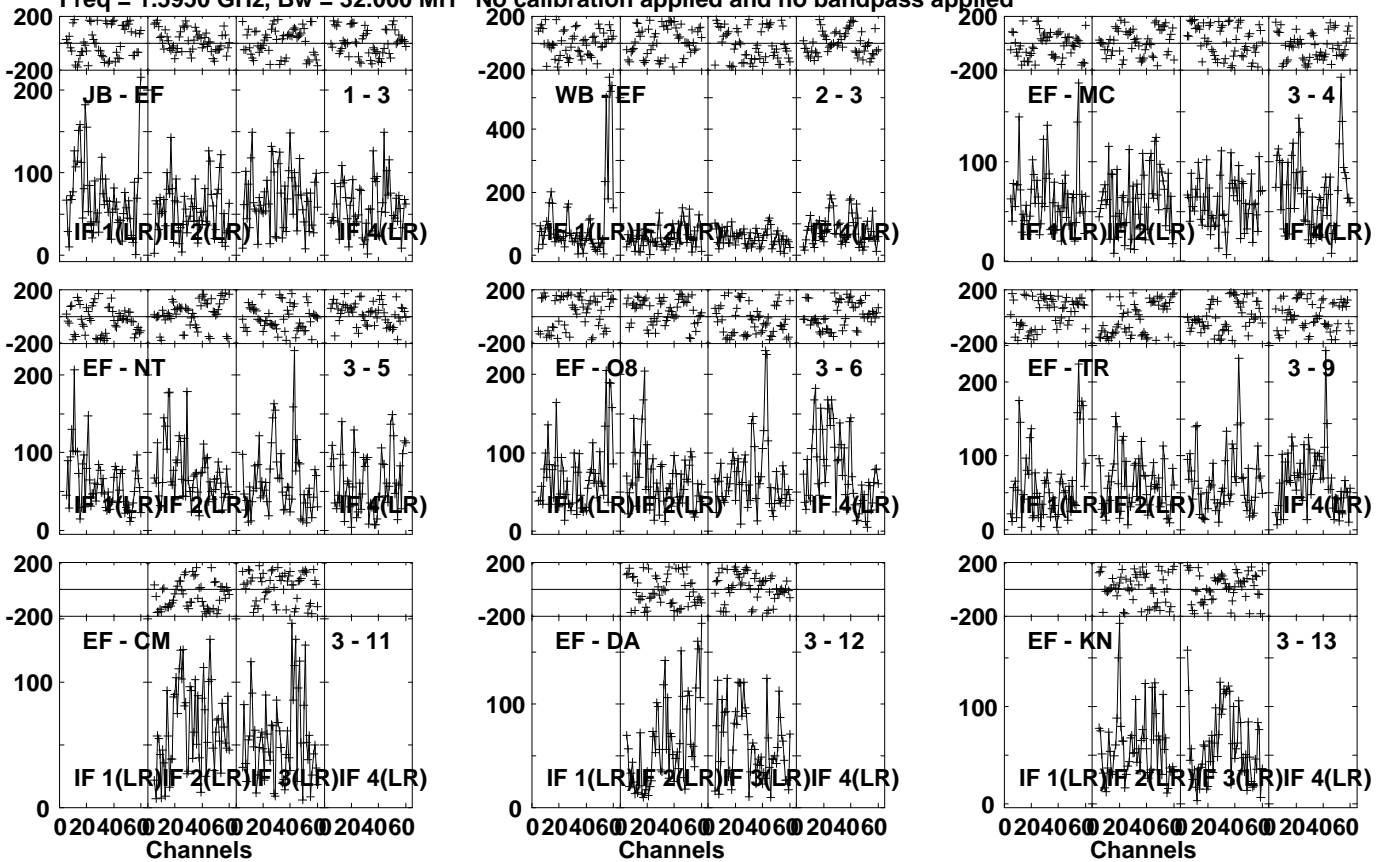
Timerange: 01/09:55:01 to 01/09:55:59

Plot file version 512 created 27-MAR-2024 20:24:08

CP34 008 EM164C.UVDATA.1

Freq = 1.5950 GHz, Bw = 32.000 MH

No calibration applied and no bandpass applied



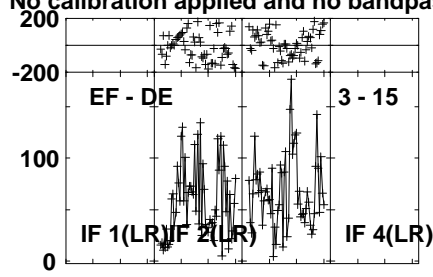
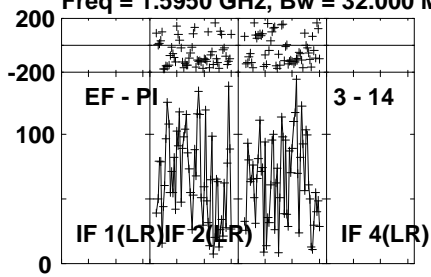
Lower frame: Micro Ampl Jy Top frame: Phas deg
Vector averaged cross-power spectrum Several baselines displayed
Timerange: 01/09:56:01 to 01/09:59:59

Plot file version 513 created 27-MAR-2024 20:24:08

CP34 008 EM164C.UVDATA.1

Freq = 1.5950 GHz, Bw = 32.000 MH

No calibration applied and no bandpass applied



Lower frame: Micro Ampl Jy Top frame: Phas deg

Vector averaged cross-power spectrum Several baselines displayed

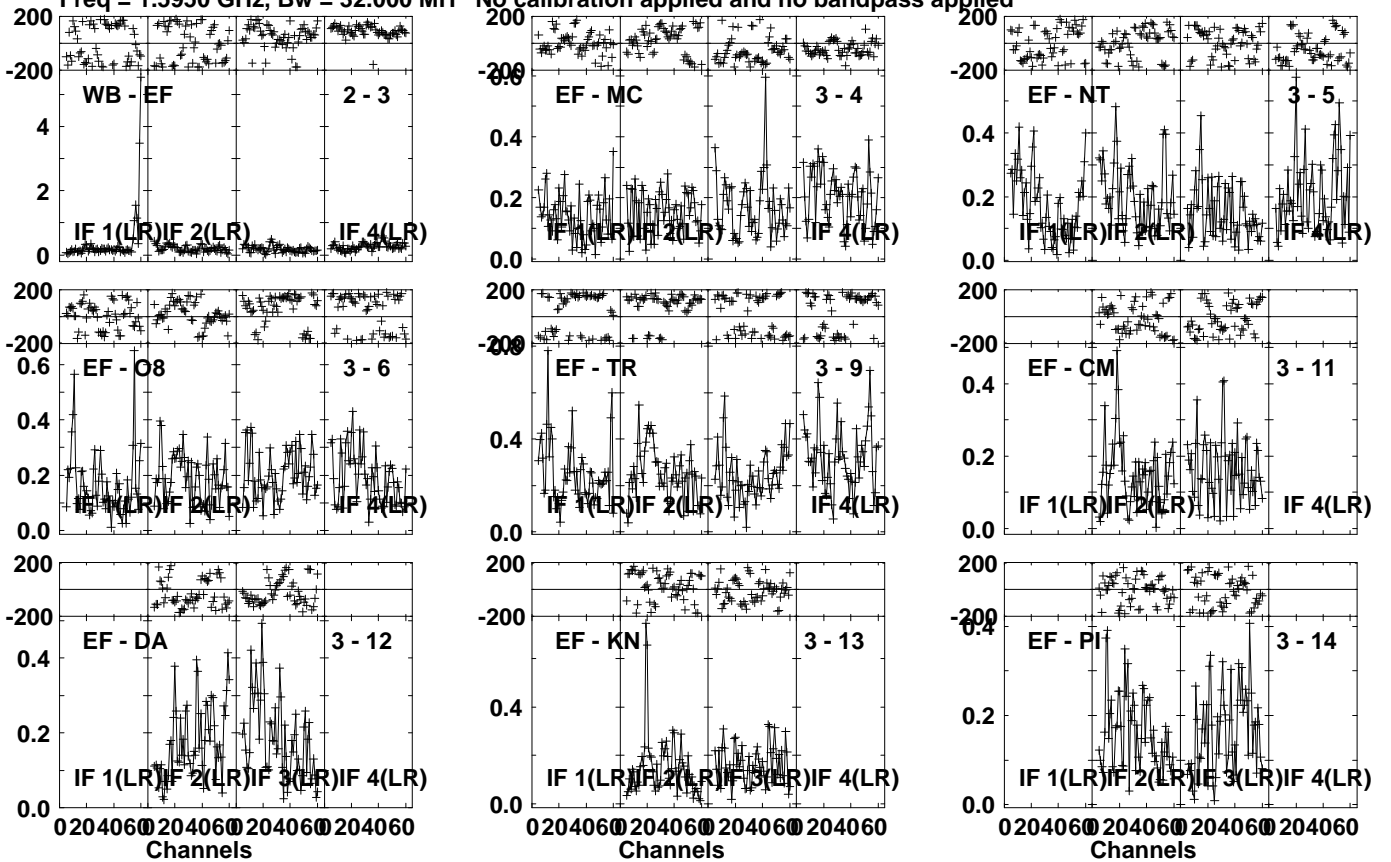
Timerange: 01/09:56:01 to 01/09:59:59

Plot file version 514 created 27-MAR-2024 20:24:08

J1037+5711 EM164C.UVDATA.1

Freq = 1.5950 GHz, Bw = 32.000 MH

No calibration applied and no bandpass applied



Lower frame: Milli Ampl Jy Top frame: Phas deg

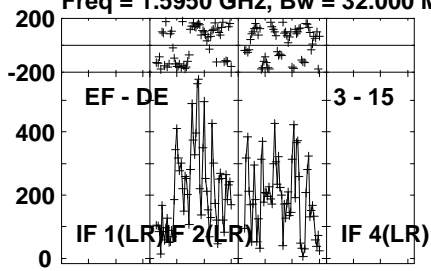
Vector averaged cross-power spectrum Several baselines displayed

Timerange: 01/10:00:31 to 01/10:01:29

Plot file version 515 created 27-MAR-2024 20:24:08

J1037+5711 EM164C.UVDATA.1

Freq = 1.5950 GHz, Bw = 32.000 MH No calibration applied and no bandpass applied

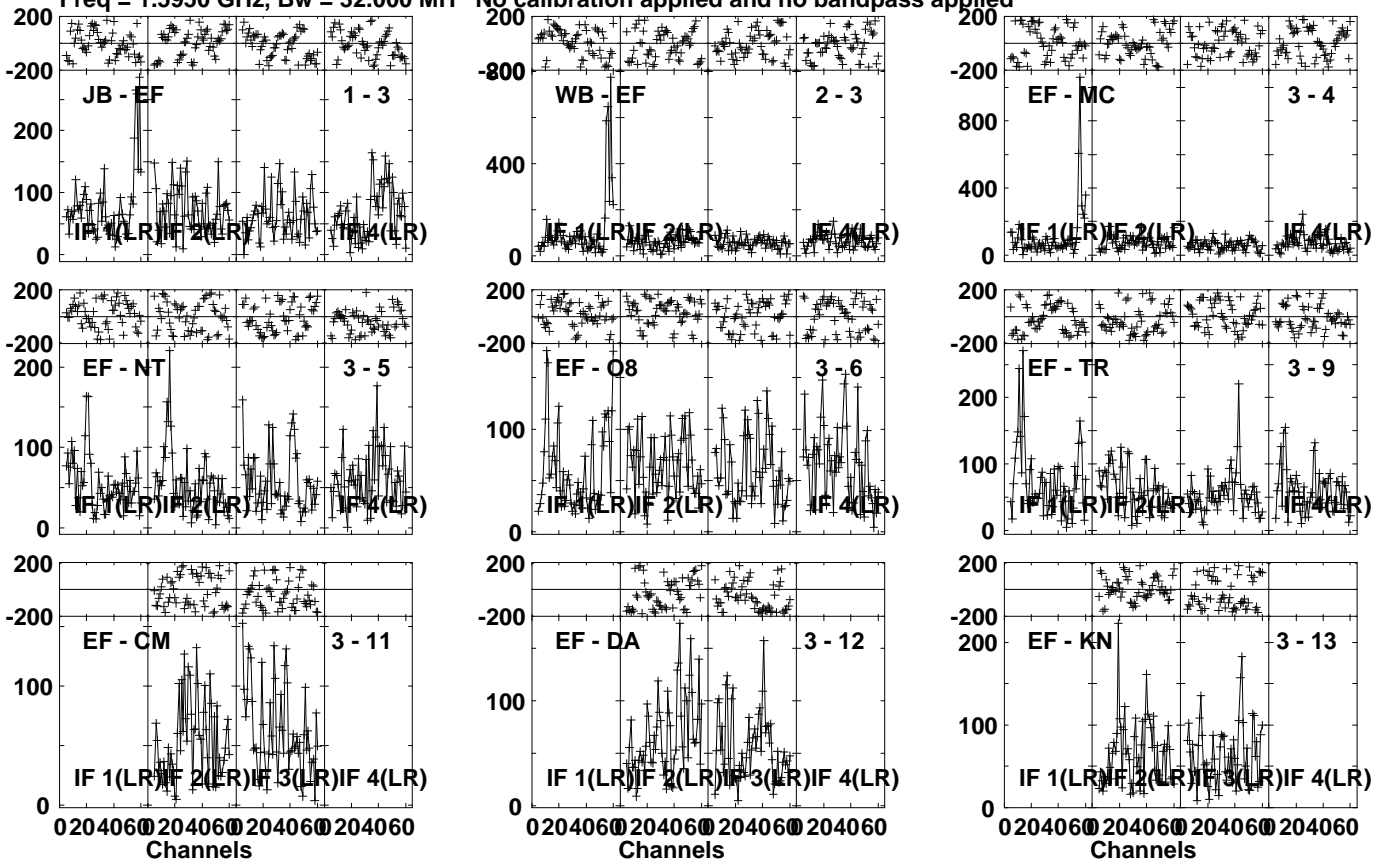


Lower frame: Micro Ampl Jy Top frame: Phas deg
Vector averaged cross-power spectrum Several baselines displayed
Timerange: 01/10:00:31 to 01/10:01:29

Plot file version 516 created 27-MAR-2024 20:24:08

CP34 008 EM164C.UVDATA.1

Freq = 1.5950 GHz, Bw = 32.000 MH No calibration applied and no bandpass applied

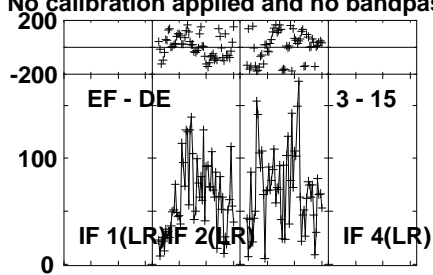
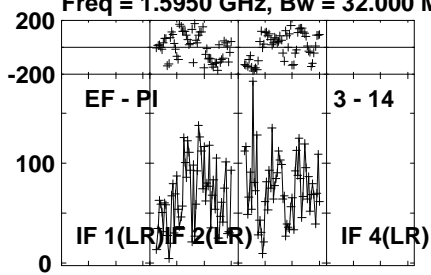


Lower frame: Micro Ampl Jy Top frame: Phas deg
Vector averaged cross-power spectrum Several baselines displayed
Timerange: 01/10:01:31 to 01/10:05:29

Plot file version 517 created 27-MAR-2024 20:24:09

CP34 008 EM164C.UVDATA.1

Freq = 1.5950 GHz, Bw = 32.000 MH No calibration applied and no bandpass applied



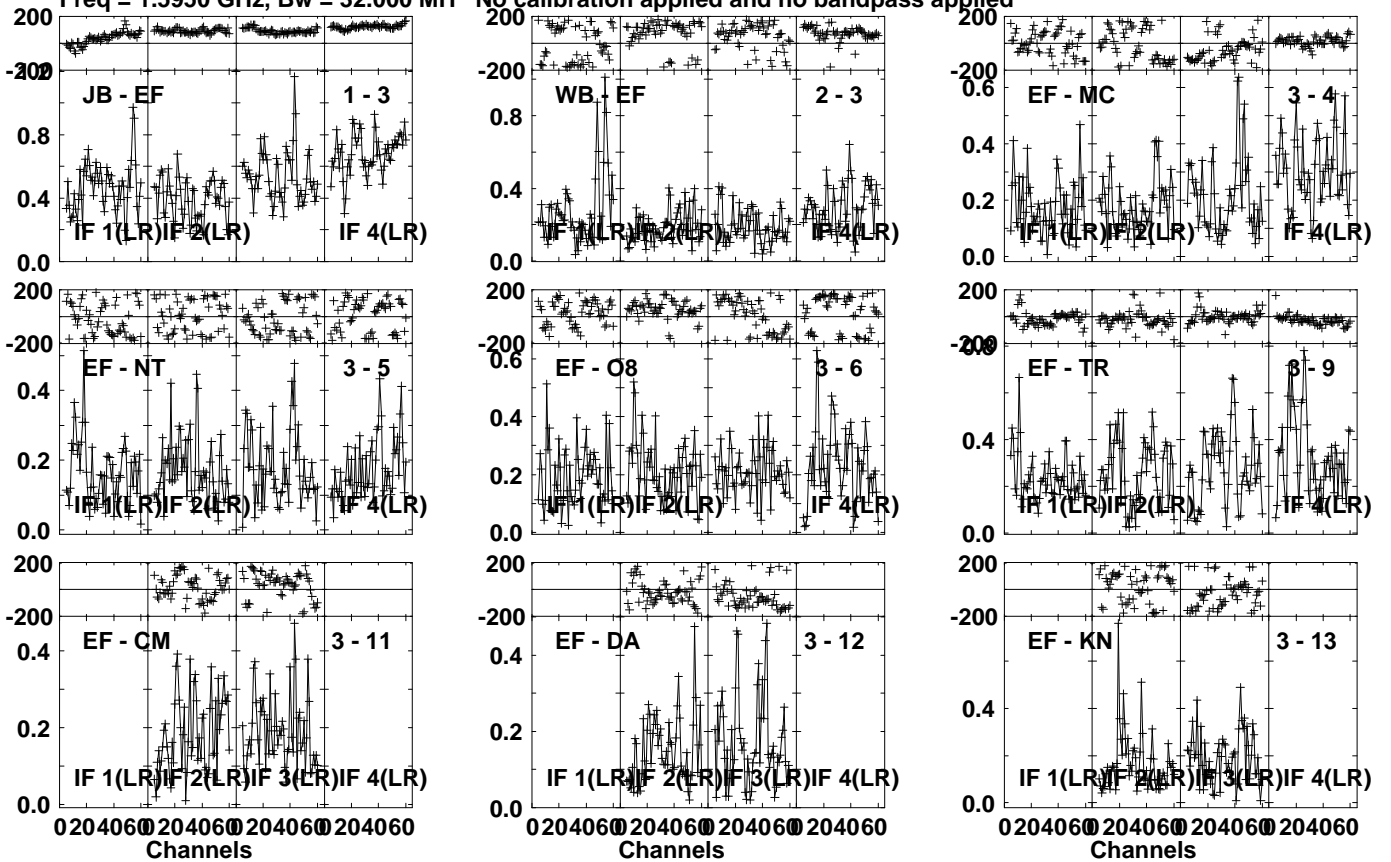
Lower frame: Micro Ampl Jy Top frame: Phas deg
Vector averaged cross-power spectrum Several baselines displayed
Timerange: 01/10:01:31 to 01/10:05:29

Plot file version 518 created 27-MAR-2024 20:24:09

J1037+5711 EM164C.UVDATA.1

Freq = 1.5950 GHz, Bw = 32.000 MH

No calibration applied and no bandpass applied



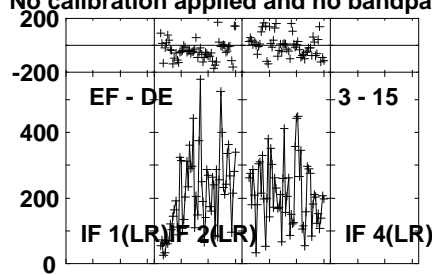
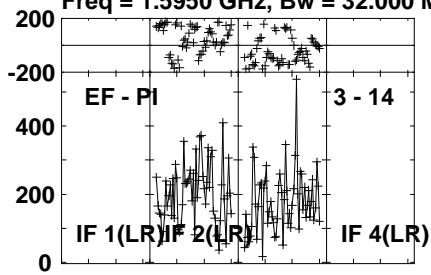
Lower frame: Milli Ampl Jy Top frame: Phas deg
Vector averaged cross-power spectrum Several baselines displayed
Timerange: 01/10:06:01 to 01/10:06:59

Plot file version 519 created 27-MAR-2024 20:24:09

J1037+5711 EM164C.UVDATA.1

Freq = 1.5950 GHz, Bw = 32.000 MH

No calibration applied and no bandpass applied



Lower frame: Micro Ampl Jy Top frame: Phas deg

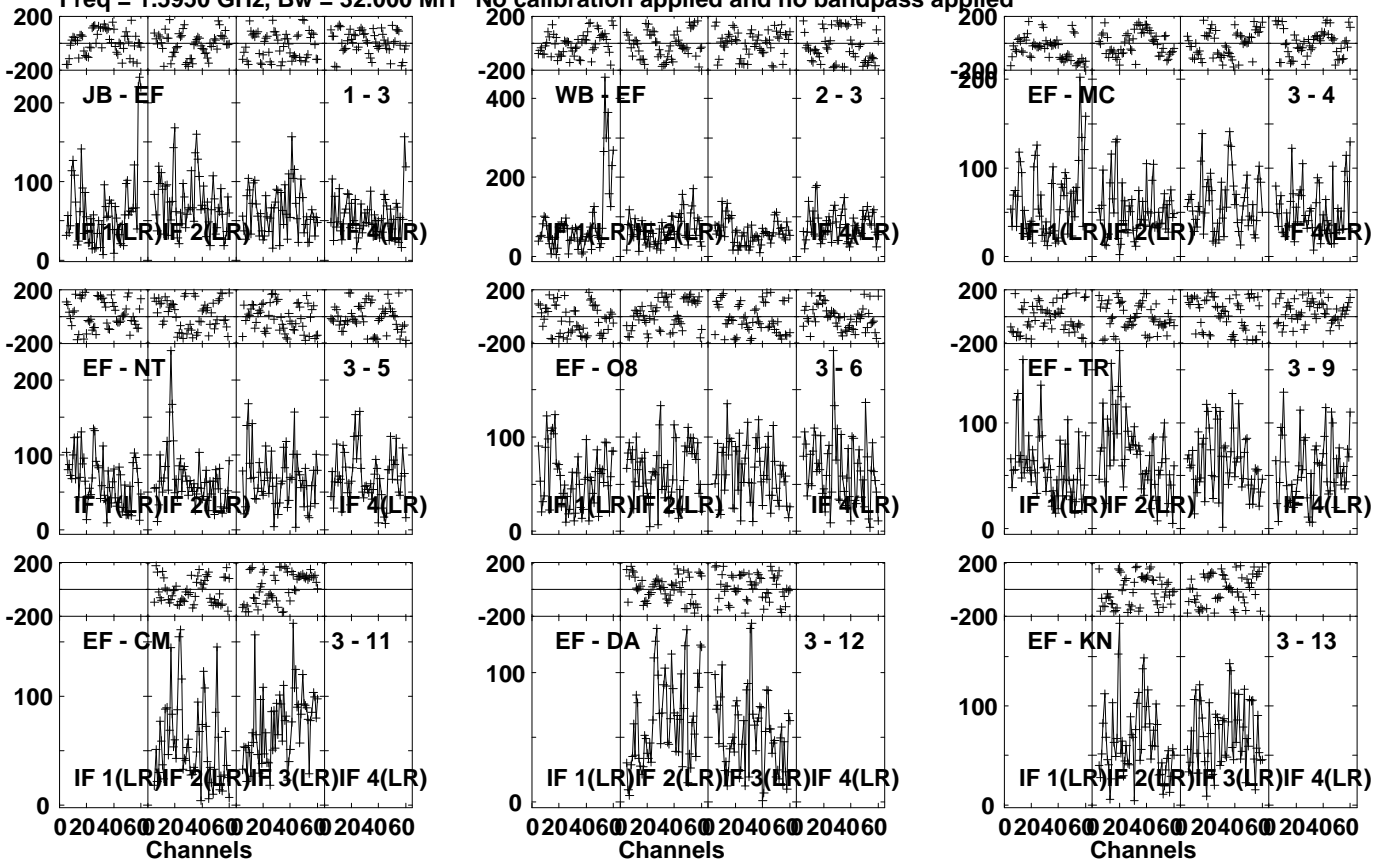
Vector averaged cross-power spectrum Several baselines displayed

Timerange: 01/10:06:01 to 01/10:06:59

Plot file version 520 created 27-MAR-2024 20:24:09

CP43 049 EM164C.UVDATA.1

Freq = 1.5950 GHz, Bw = 32.000 MH No calibration applied and no bandpass applied



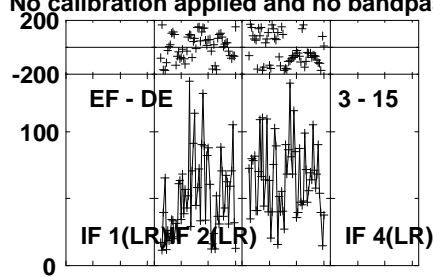
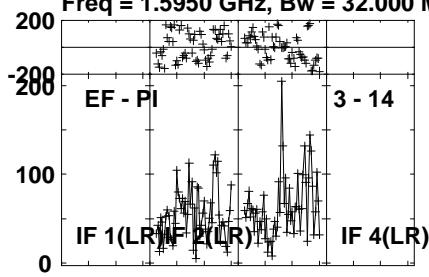
Lower frame: Micro Ampl Jy Top frame: Phas deg
Vector averaged cross-power spectrum Several baselines displayed
Timerange: 01/10:07:01 to 01/10:10:59

Plot file version 521 created 27-MAR-2024 20:24:09

CP43 049 EM164C.UVDATA.1

Freq = 1.5950 GHz, Bw = 32.000 MH

No calibration applied and no bandpass applied



Lower frame: Micro Ampl Jy Top frame: Phas deg

Vector averaged cross-power spectrum Several baselines displayed

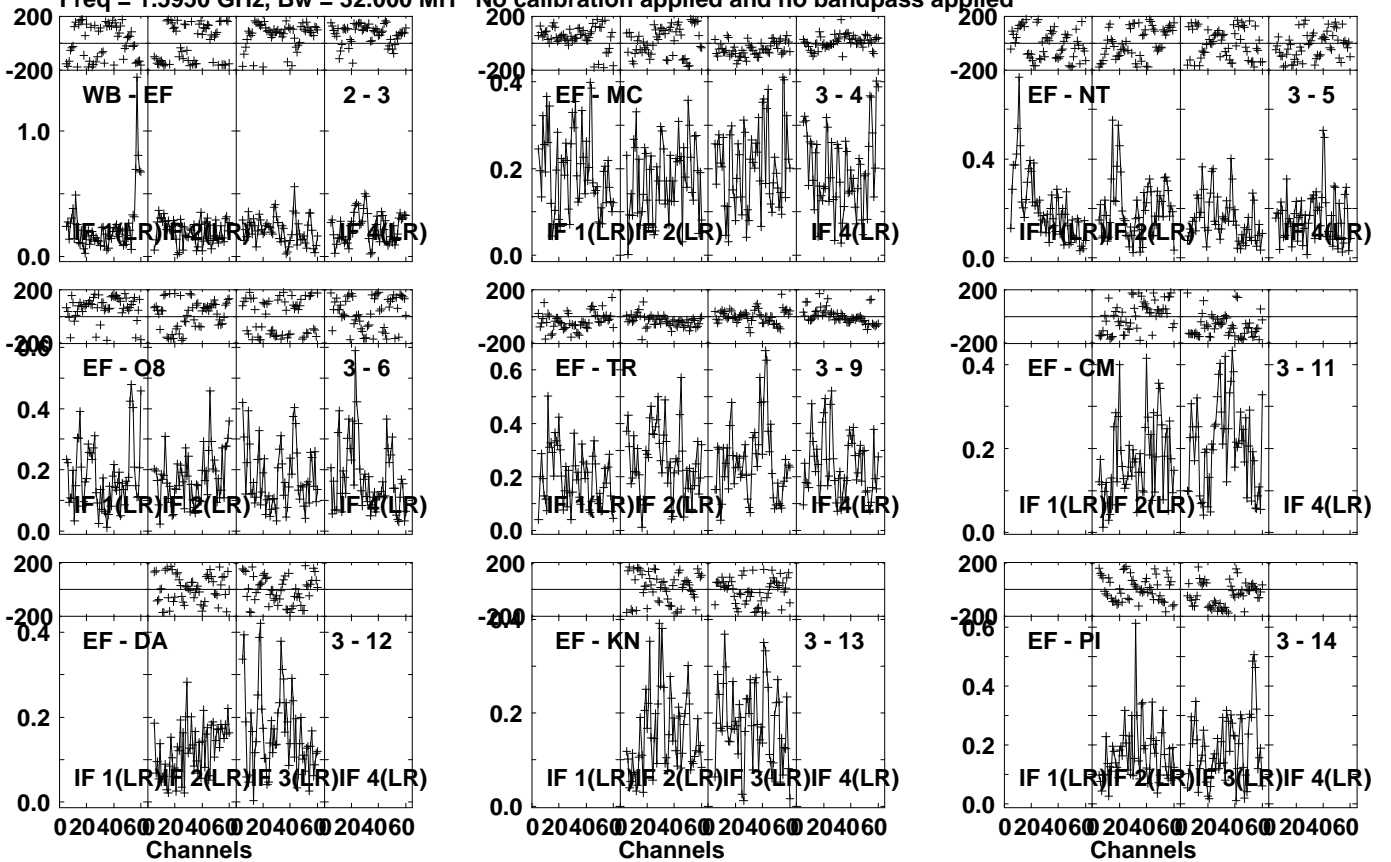
Timerange: 01/10:07:01 to 01/10:10:59

Plot file version 522 created 27-MAR-2024 20:24:09

J1037+5711 EM164C.UVDATA.1

Freq = 1.5950 GHz, Bw = 32.000 MH

No calibration applied and no bandpass applied



Lower frame: Milli Ampl Jy Top frame: Phas deg

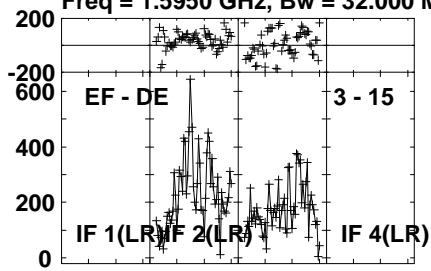
Vector averaged cross-power spectrum Several baselines displayed

Timerange: 01/10:11:31 to 01/10:12:29

Plot file version 523 created 27-MAR-2024 20:24:09

J1037+5711 EM164C.UVDATA.1

Freq = 1.5950 GHz, Bw = 32.000 MH No calibration applied and no bandpass applied



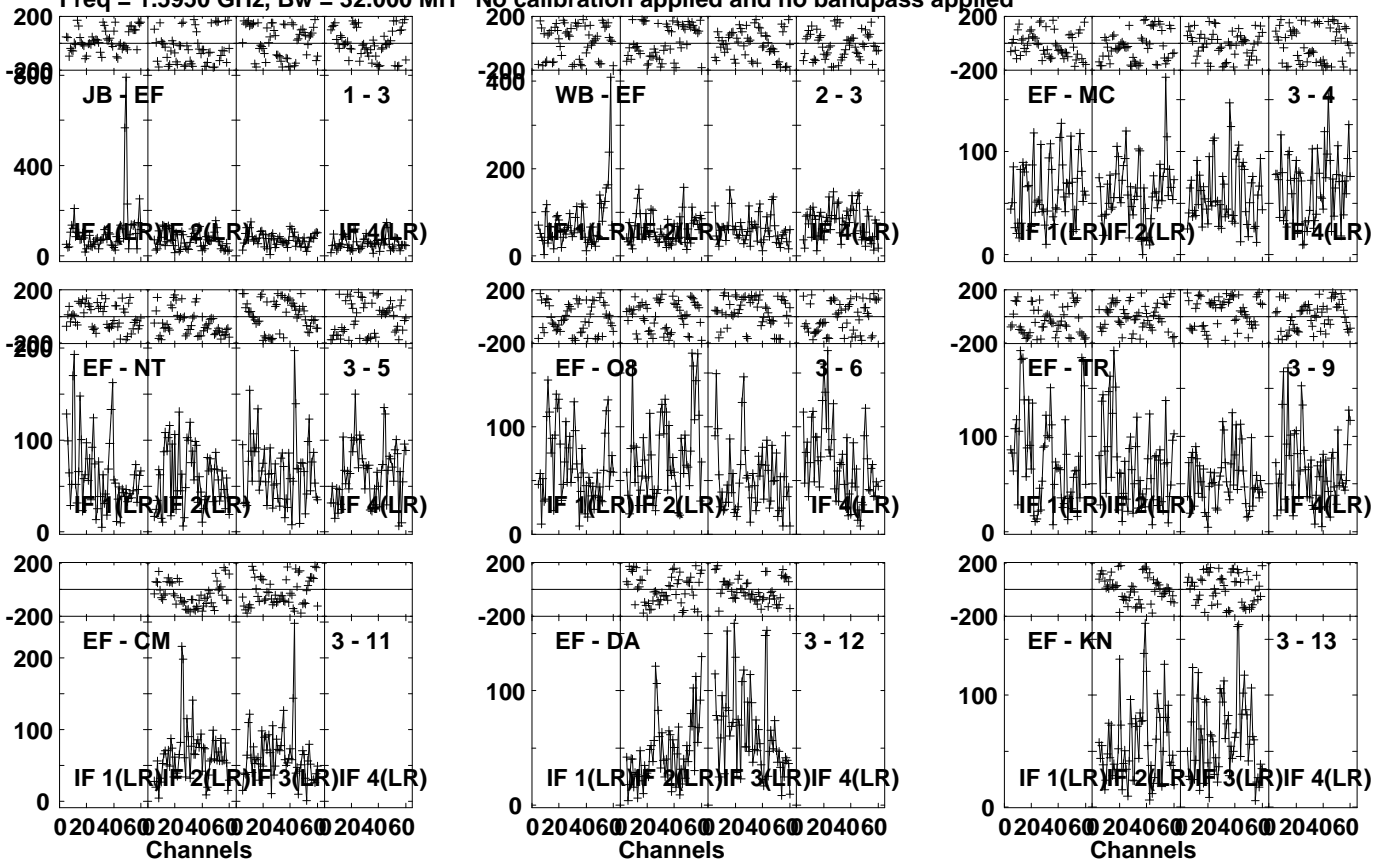
Lower frame: Micro Ampl Jy Top frame: Phas deg
Vector averaged cross-power spectrum Several baselines displayed
Timerange: 01/10:11:31 to 01/10:12:29

Plot file version 524 created 27-MAR-2024 20:24:09

CP43 049 EM164C.UVDATA.1

Freq = 1.5950 GHz, Bw = 32.000 MH

No calibration applied and no bandpass applied



Lower frame: Micro Ampl Jy Top frame: Phas deg

Vector averaged cross-power spectrum Several baselines displayed

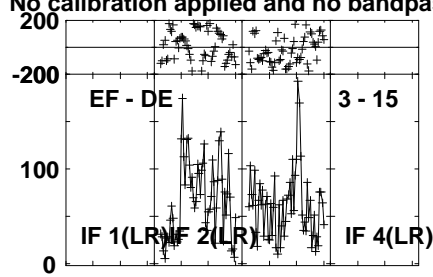
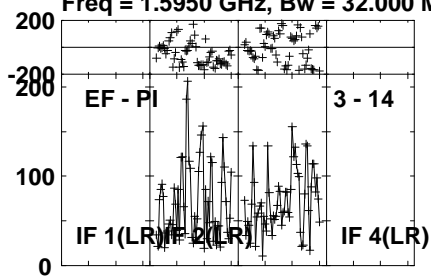
Timerange: 01/10:12:31 to 01/10:16:29

Plot file version 525 created 27-MAR-2024 20:24:10

CP43 049 EM164C.UVDATA.1

Freq = 1.5950 GHz, Bw = 32.000 MH

No calibration applied and no bandpass applied



Lower frame: Micro Ampl Jy Top frame: Phas deg

Vector averaged cross-power spectrum Several baselines displayed

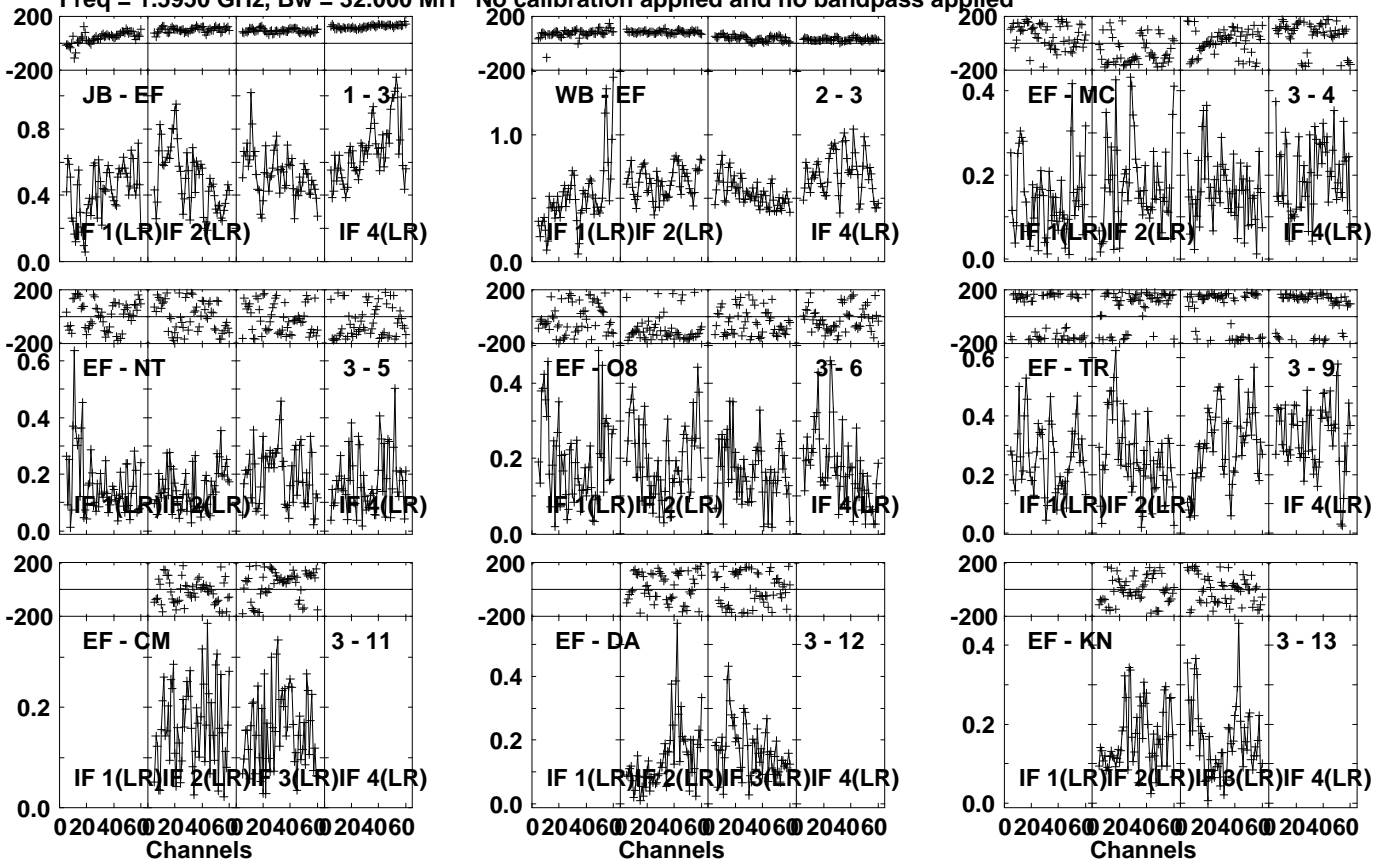
Timerange: 01/10:12:31 to 01/10:16:29

Plot file version 526 created 27-MAR-2024 20:24:10

J1037+5711 EM164C.UVDATA.1

Freq = 1.5950 GHz, Bw = 32.000 MH

No calibration applied and no bandpass applied



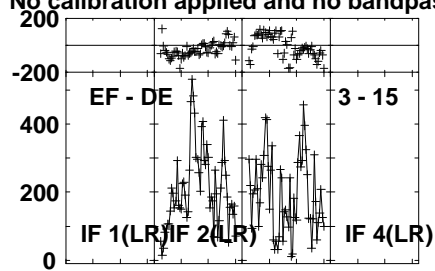
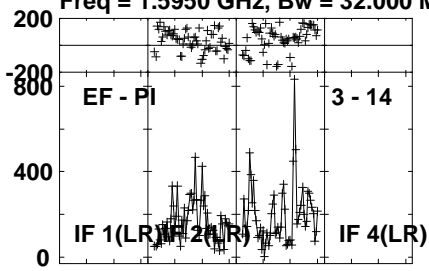
Lower frame: Milli Ampl Jy Top frame: Phas deg
Vector averaged cross-power spectrum Several baselines displayed
Timerange: 01/10:17:01 to 01/10:17:59

Plot file version 527 created 27-MAR-2024 20:24:10

J1037+5711 EM164C.UVDATA.1

Freq = 1.5950 GHz, Bw = 32.000 MH

No calibration applied and no bandpass applied



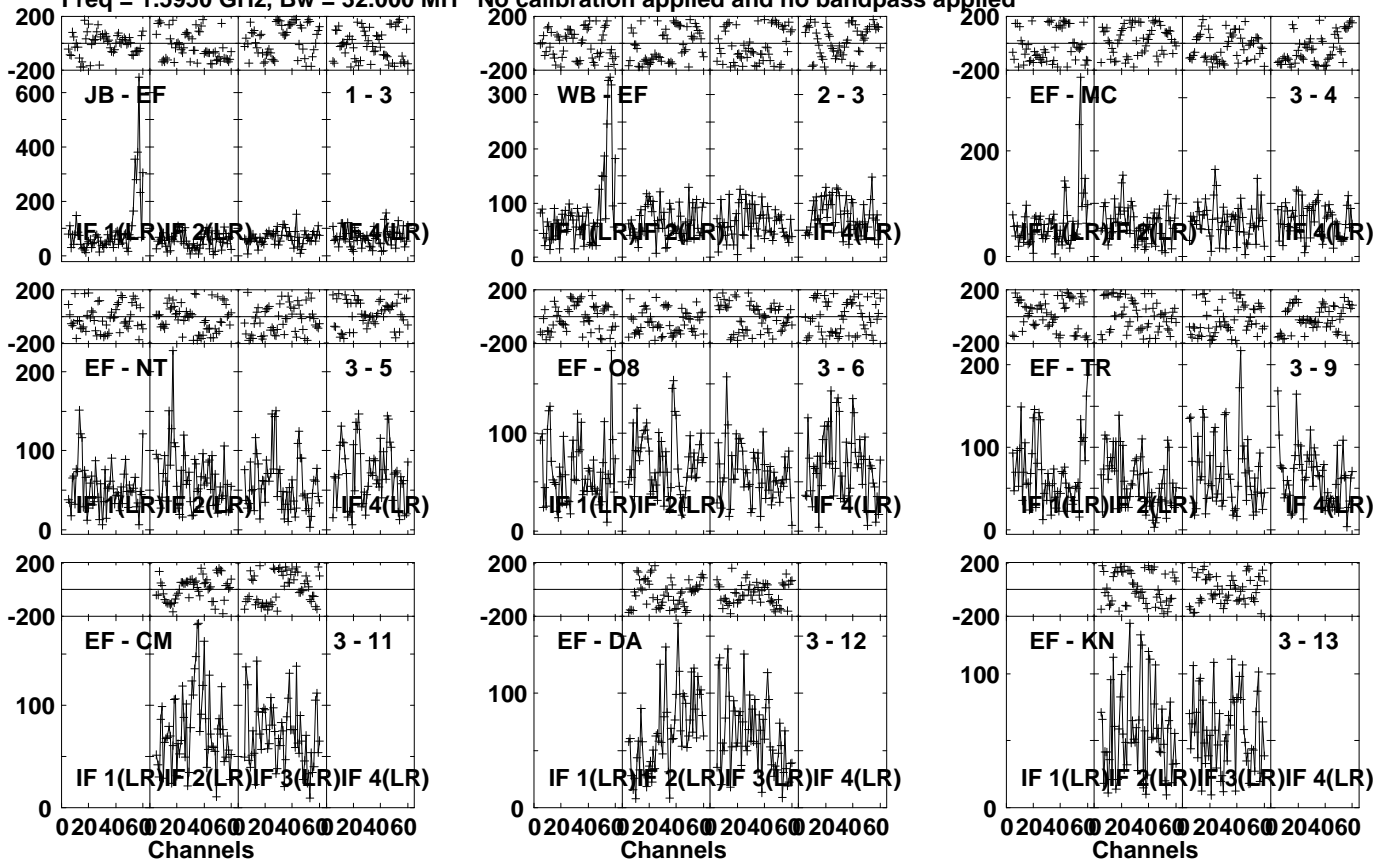
Lower frame: Micro Ampl Jy Top frame: Phas deg
Vector averaged cross-power spectrum Several baselines displayed
Timerange: 01/10:17:01 to 01/10:17:59

Plot file version 528 created 27-MAR-2024 20:24:10

CP42 027 EM164C.UVDATA.1

Freq = 1.5950 GHz, Bw = 32.000 MH

No calibration applied and no bandpass applied



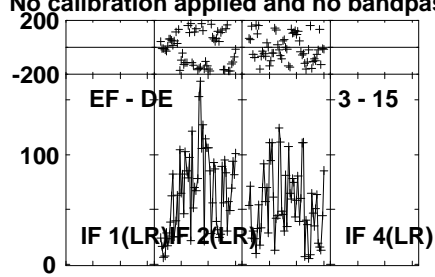
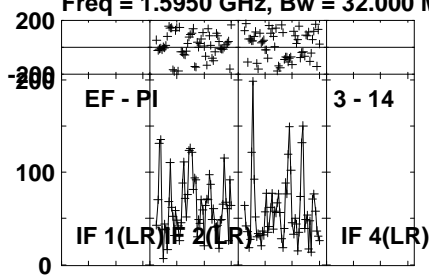
Lower frame: Micro Ampl Jy Top frame: Phas deg
Vector averaged cross-power spectrum Several baselines displayed
Timerange: 01/10:18:01 to 01/10:21:59

Plot file version 529 created 27-MAR-2024 20:24:10

CP42 027 EM164C.UVDATA.1

Freq = 1.5950 GHz, Bw = 32.000 MH

No calibration applied and no bandpass applied



Lower frame: Micro Ampl Jy Top frame: Phas deg

Vector averaged cross-power spectrum Several baselines displayed

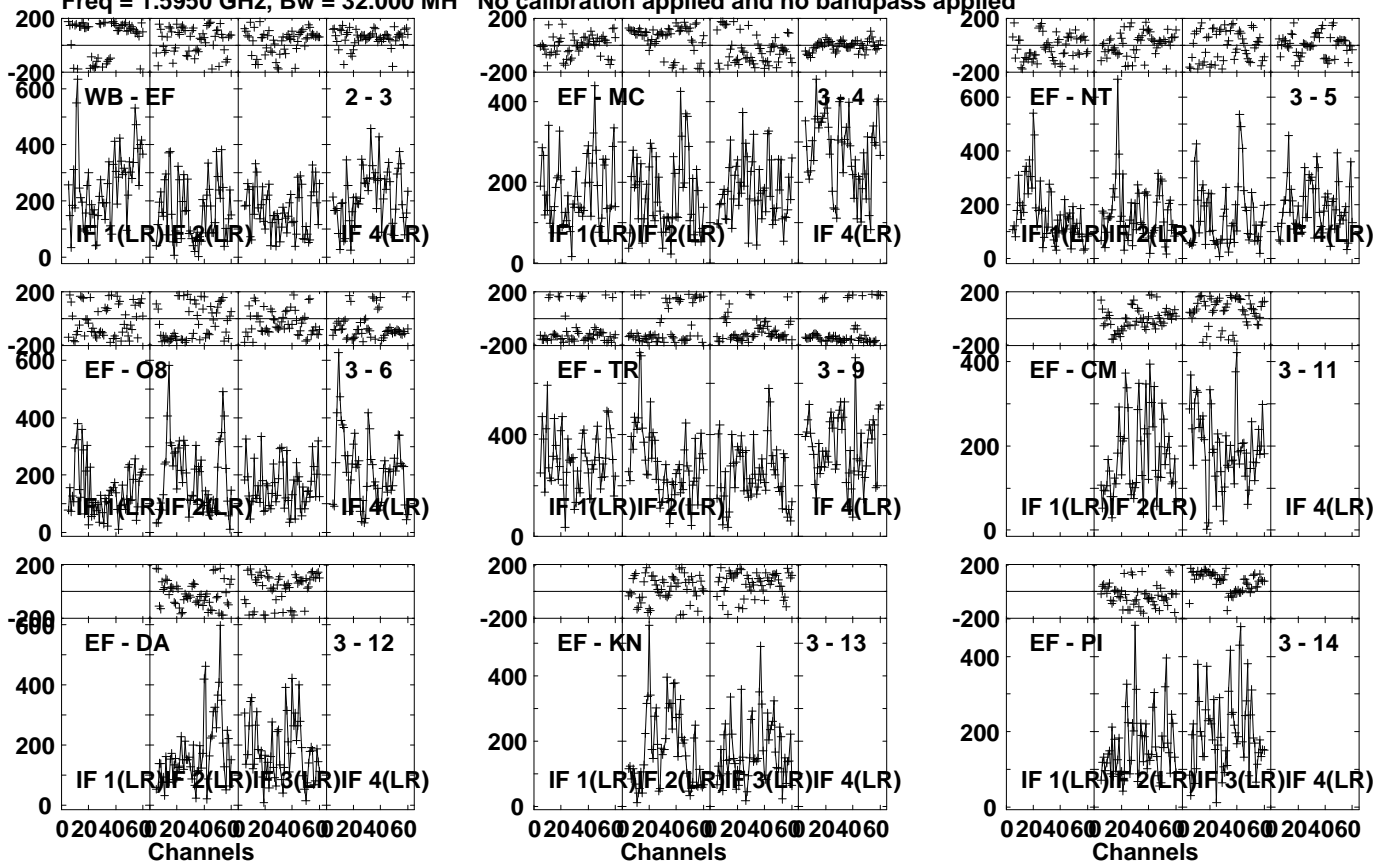
Timerange: 01/10:18:01 to 01/10:21:59

Plot file version 530 created 27-MAR-2024 20:24:10

J1037+5711 EM164C.UVDATA.1

Freq = 1.5950 GHz, Bw = 32.000 MH

No calibration applied and no bandpass applied

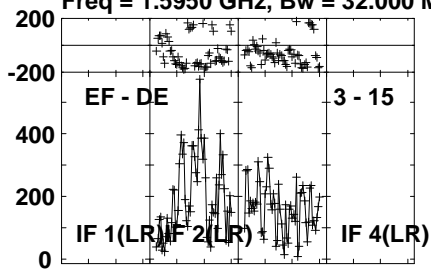


Lower frame: Micro Ampl Jy Top frame: Phas deg
Vector averaged cross-power spectrum Several baselines displayed
Timerange: 01/10:22:31 to 01/10:23:29

Plot file version 531 created 27-MAR-2024 20:24:10

J1037+5711 EM164C.UVDATA.1

Freq = 1.5950 GHz, Bw = 32.000 MH No calibration applied and no bandpass applied



Lower frame: Micro Ampl Jy Top frame: Phas deg

Vector averaged cross-power spectrum Several baselines displayed

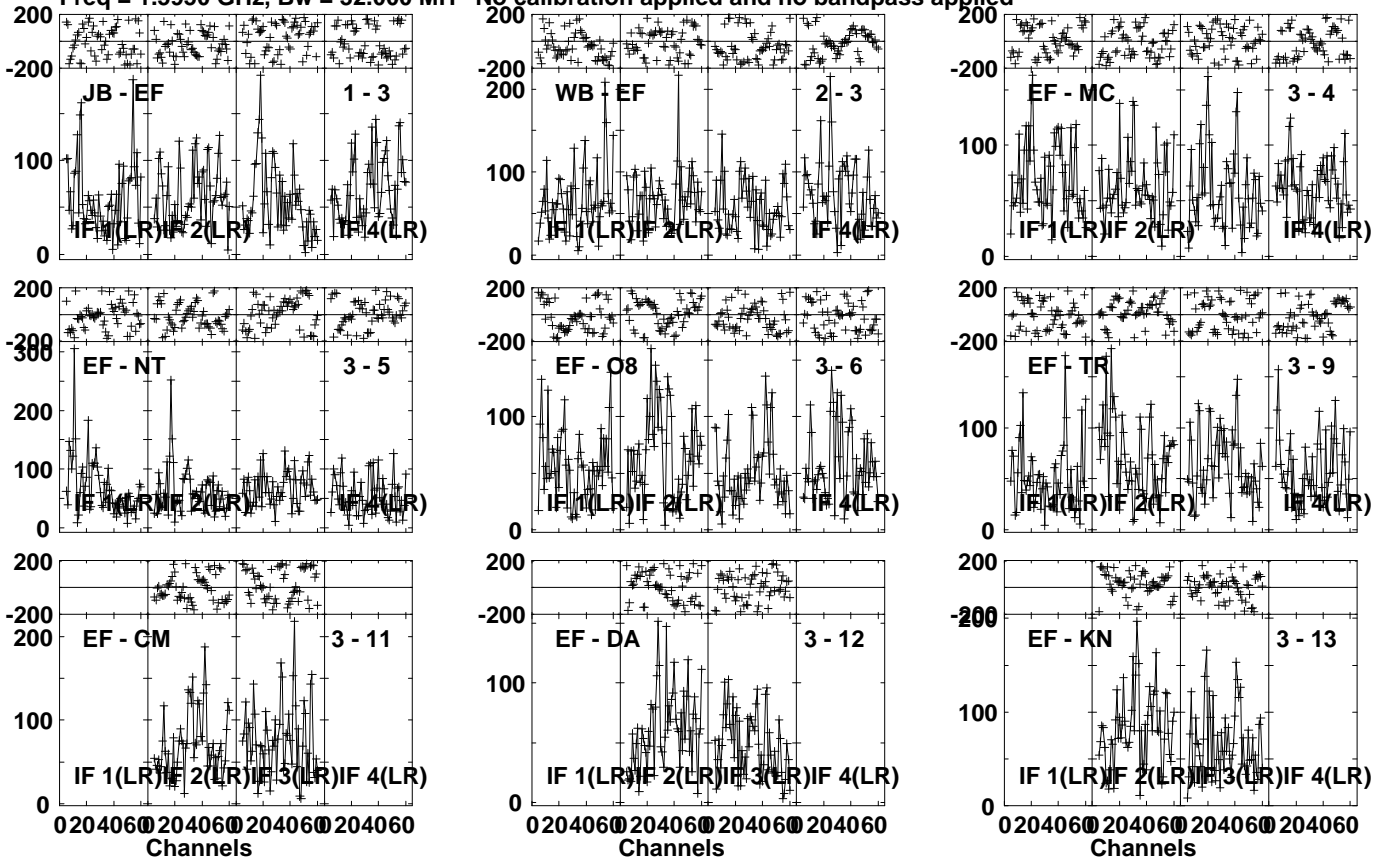
Timerange: 01/10:22:31 to 01/10:23:29

Plot file version 532 created 27-MAR-2024 20:24:11

CP42 027 EM164C.UVDATA.1

Freq = 1.5950 GHz, Bw = 32.000 MH

No calibration applied and no bandpass applied



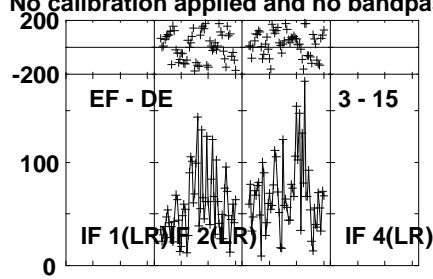
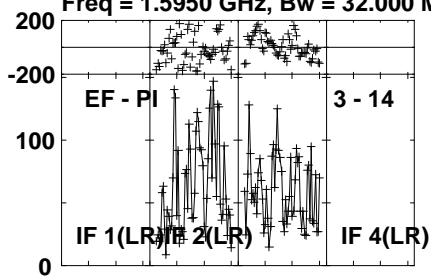
Lower frame: Micro Ampl Jy Top frame: Phas deg
Vector averaged cross-power spectrum Several baselines displayed
Timerange: 01/10:23:31 to 01/10:27:29

Plot file version 533 created 27-MAR-2024 20:24:11

CP42 027 EM164C.UVDATA.1

Freq = 1.5950 GHz, Bw = 32.000 MH

No calibration applied and no bandpass applied



Lower frame: Micro Ampl Jy Top frame: Phas deg

Vector averaged cross-power spectrum Several baselines displayed

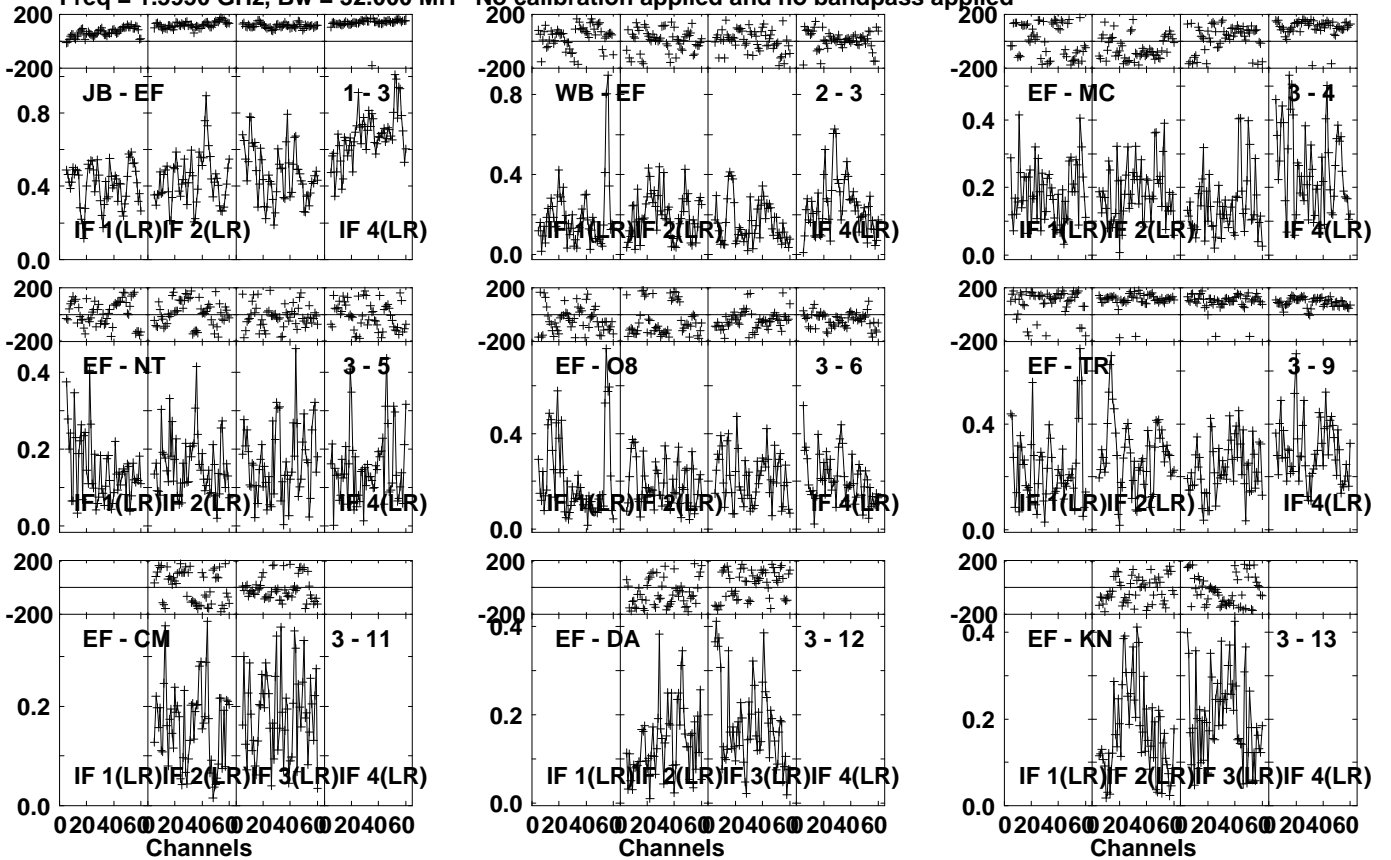
Timerange: 01/10:23:31 to 01/10:27:29

Plot file version 534 created 27-MAR-2024 20:24:11

J1037+5711 EM164C.UVDATA.1

Freq = 1.5950 GHz, Bw = 32.000 MH

No calibration applied and no bandpass applied



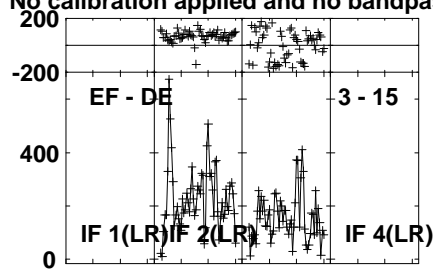
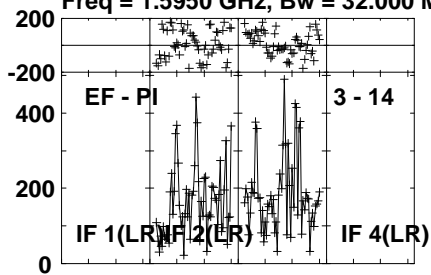
Lower frame: Milli Ampl Jy Top frame: Phas deg
Vector averaged cross-power spectrum Several baselines displayed
Timerange: 01/10:28:01 to 01/10:28:59

Plot file version 535 created 27-MAR-2024 20:24:11

J1037+5711 EM164C.UVDATA.1

Freq = 1.5950 GHz, Bw = 32.000 MH

No calibration applied and no bandpass applied



Lower frame: Micro Ampl Jy Top frame: Phas deg

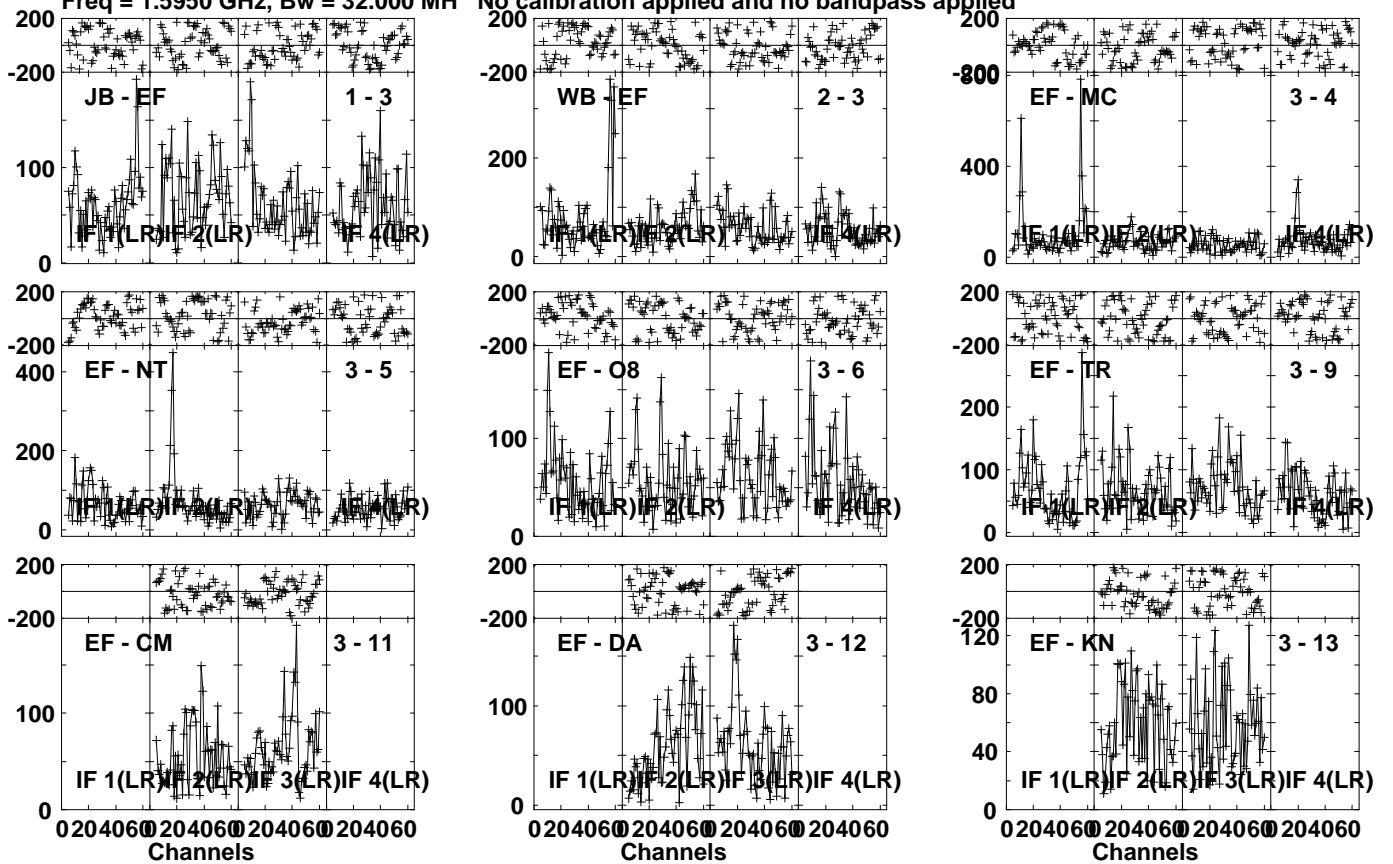
Vector averaged cross-power spectrum Several baselines displayed

Timerange: 01/10:28:01 to 01/10:28:59

Plot file version 536 created 27-MAR-2024 20:24:11

CP41 077 EM164C.UVDATA.1

Freq = 1.5950 GHz, Bw = 32.000 MH No calibration applied and no bandpass applied



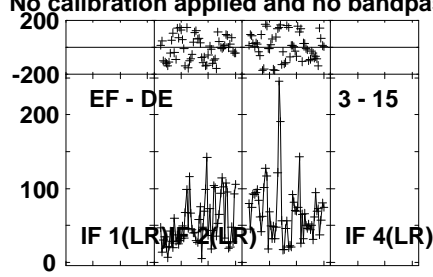
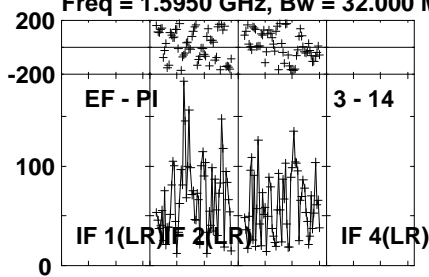
Lower frame: Micro Ampl Jy Top frame: Phas deg
Vector averaged cross-power spectrum Several baselines displayed
Timerange: 01/10:29:01 to 01/10:32:59

Plot file version 537 created 27-MAR-2024 20:24:11

CP41 077 EM164C.UVDATA.1

Freq = 1.5950 GHz, Bw = 32.000 MH

No calibration applied and no bandpass applied



Lower frame: Micro Ampl Jy Top frame: Phas deg

Vector averaged cross-power spectrum Several baselines displayed

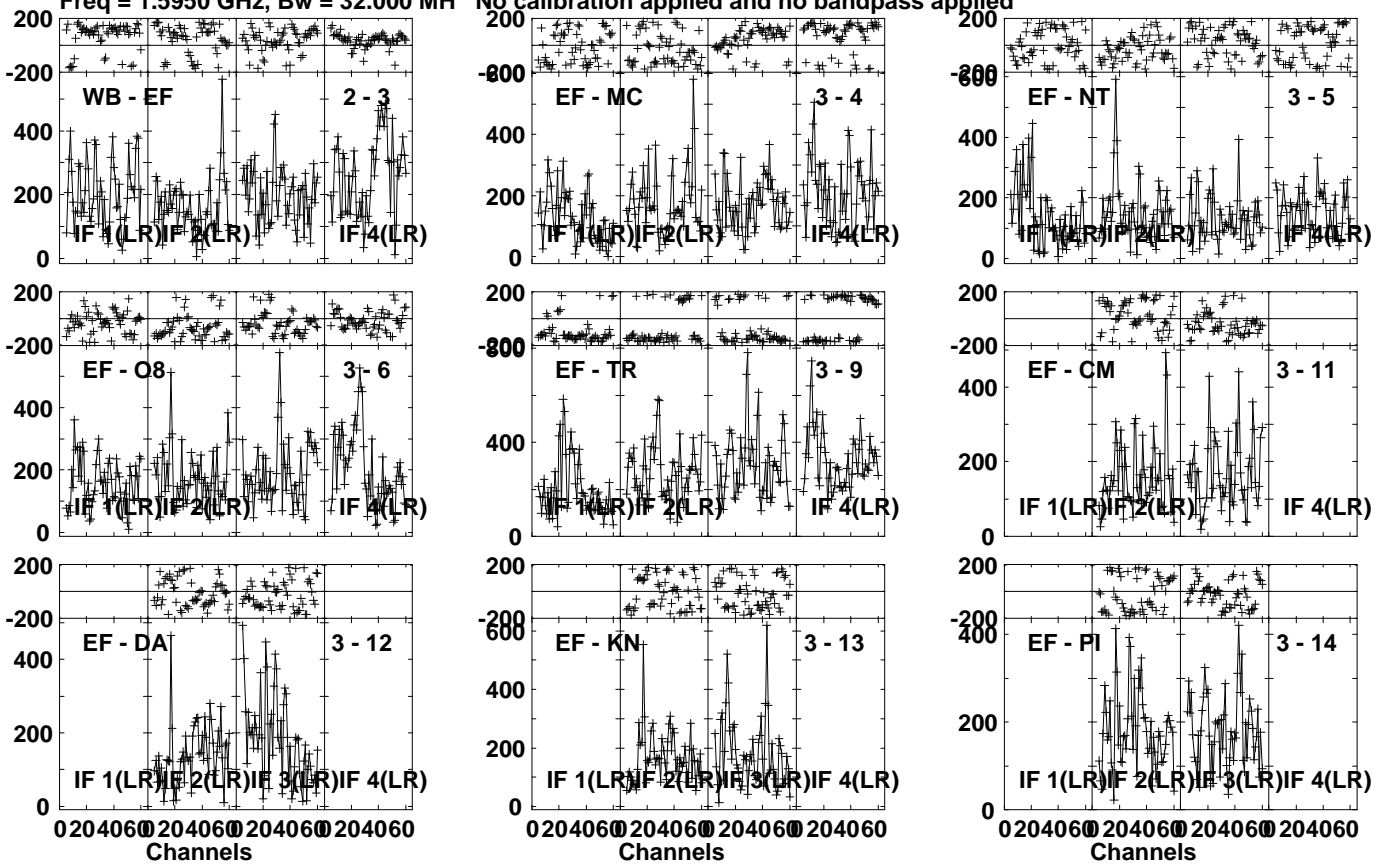
Timerange: 01/10:29:01 to 01/10:32:59

Plot file version 538 created 27-MAR-2024 20:24:11

J1037+5711 EM164C.UVDATA.1

Freq = 1.5950 GHz, Bw = 32.000 MH

No calibration applied and no bandpass applied

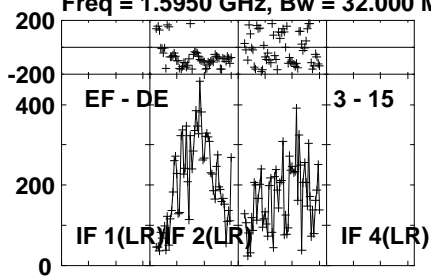


Lower frame: Micro Ampl Jy Top frame: Phas deg
Vector averaged cross-power spectrum Several baselines displayed
Timerange: 01/10:33:31 to 01/10:34:29

Plot file version 539 created 27-MAR-2024 20:24:12

J1037+5711 EM164C.UVDATA.1

Freq = 1.5950 GHz, Bw = 32.000 MH No calibration applied and no bandpass applied



Lower frame: Micro Ampl Jy Top frame: Phas deg

Vector averaged cross-power spectrum Several baselines displayed

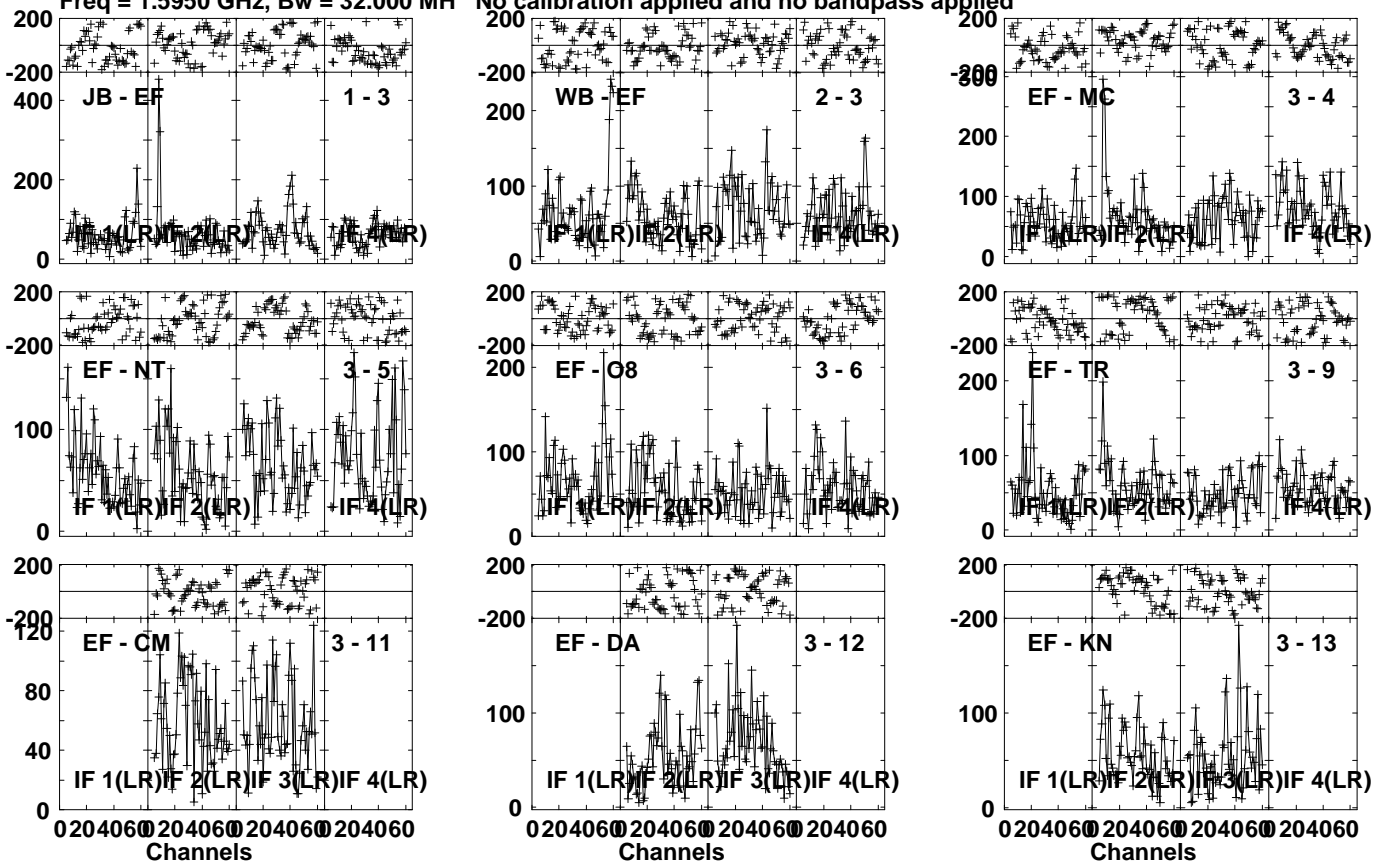
Timerange: 01/10:33:31 to 01/10:34:29

Plot file version 540 created 27-MAR-2024 20:24:12

CP41 077 EM164C.UVDATA.1

Freq = 1.5950 GHz, Bw = 32.000 MH

No calibration applied and no bandpass applied

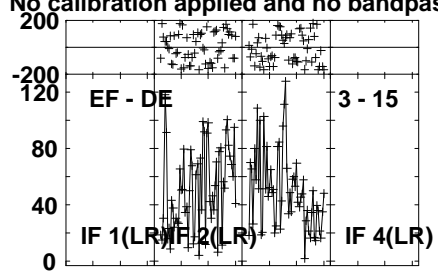
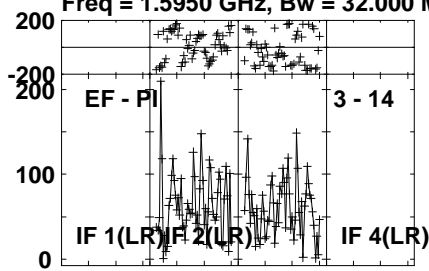


Lower frame: Micro Ampl Jy Top frame: Phas deg
Vector averaged cross-power spectrum Several baselines displayed
Timerange: 01/10:34:31 to 01/10:38:29

Plot file version 541 created 27-MAR-2024 20:24:12

CP41 077 EM164C.UVDATA.1

Freq = 1.5950 GHz, Bw = 32.000 MH No calibration applied and no bandpass applied



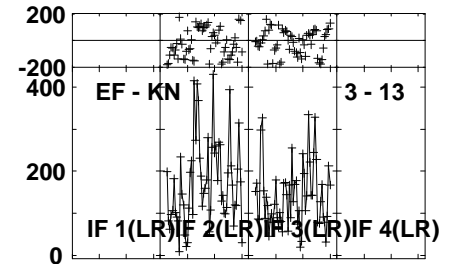
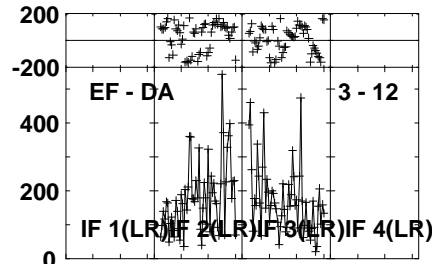
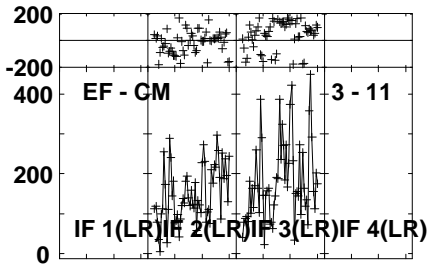
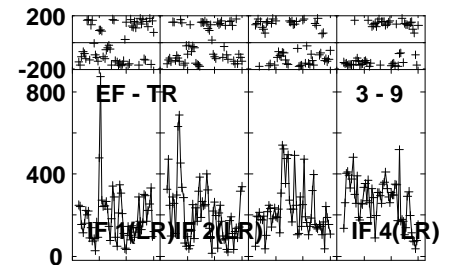
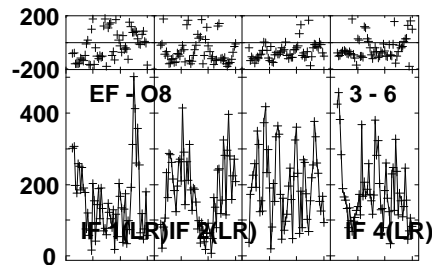
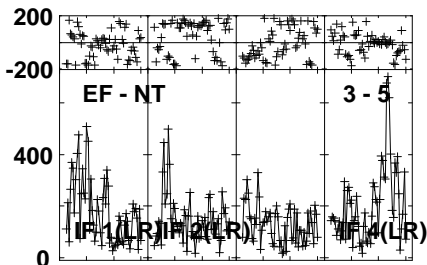
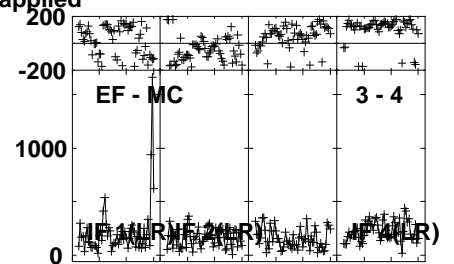
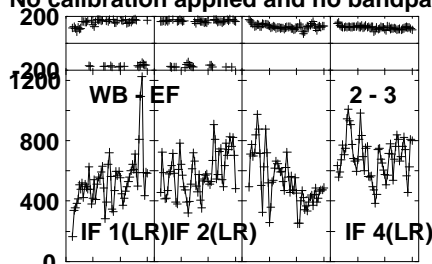
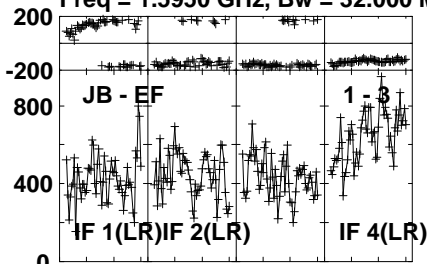
Lower frame: Micro Ampl Jy Top frame: Phas deg
Vector averaged cross-power spectrum Several baselines displayed
Timerange: 01/10:34:31 to 01/10:38:29

Plot file version 542 created 27-MAR-2024 20:24:12

J1037+5711 EM164C.UVDATA.1

Freq = 1.5950 GHz, Bw = 32.000 MH

No calibration applied and no bandpass applied



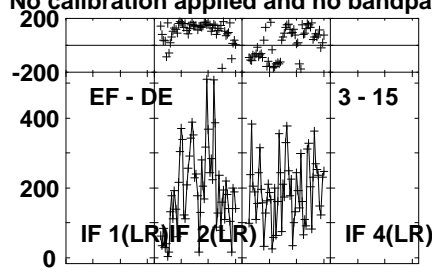
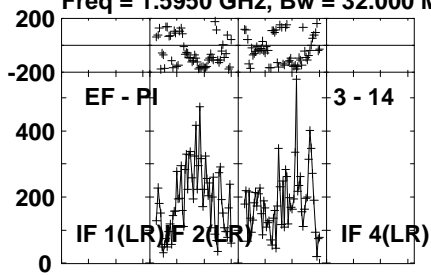
Lower frame: Micro Ampl Jy Top frame: Phas deg
Vector averaged cross-power spectrum Several baselines displayed
Timerange: 01/10:39:01 to 01/10:39:59

Plot file version 543 created 27-MAR-2024 20:24:12

J1037+5711 EM164C.UVDATA.1

Freq = 1.5950 GHz, Bw = 32.000 MH

No calibration applied and no bandpass applied



Lower frame: Micro Ampl Jy Top frame: Phas deg

Vector averaged cross-power spectrum Several baselines displayed

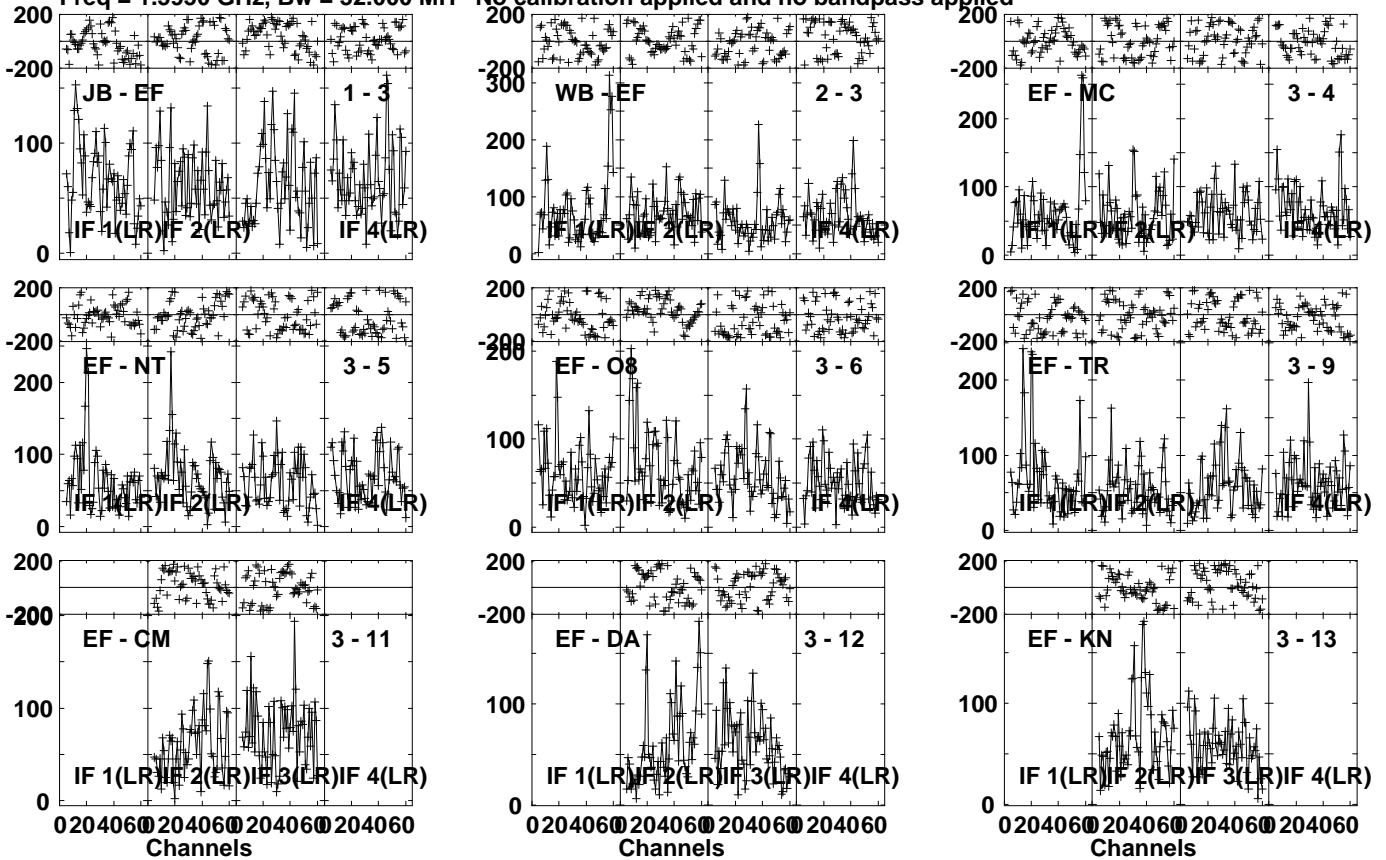
Timerange: 01/10:39:01 to 01/10:39:59

Plot file version 544 created 27-MAR-2024 20:24:12

CP50 031 EM164C.UVDATA.1

Freq = 1.5950 GHz, Bw = 32.000 MH

No calibration applied and no bandpass applied



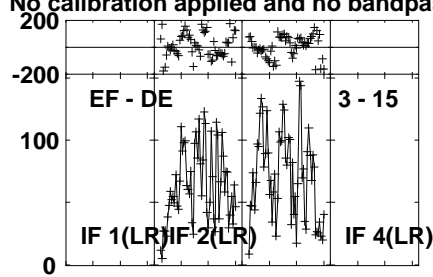
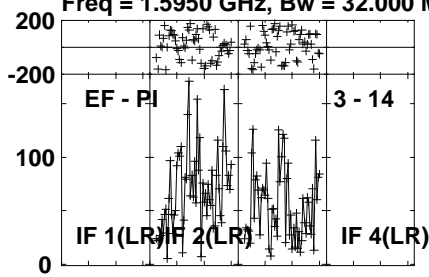
Lower frame: Micro Ampl Jy Top frame: Phas deg
Vector averaged cross-power spectrum Several baselines displayed
Timerange: 01/10:40:01 to 01/10:43:59

Plot file version 545 created 27-MAR-2024 20:24:12

CP50 031 EM164C.UVDATA.1

Freq = 1.5950 GHz, Bw = 32.000 MH

No calibration applied and no bandpass applied



Lower frame: Micro Ampl Jy Top frame: Phas deg

Vector averaged cross-power spectrum Several baselines displayed

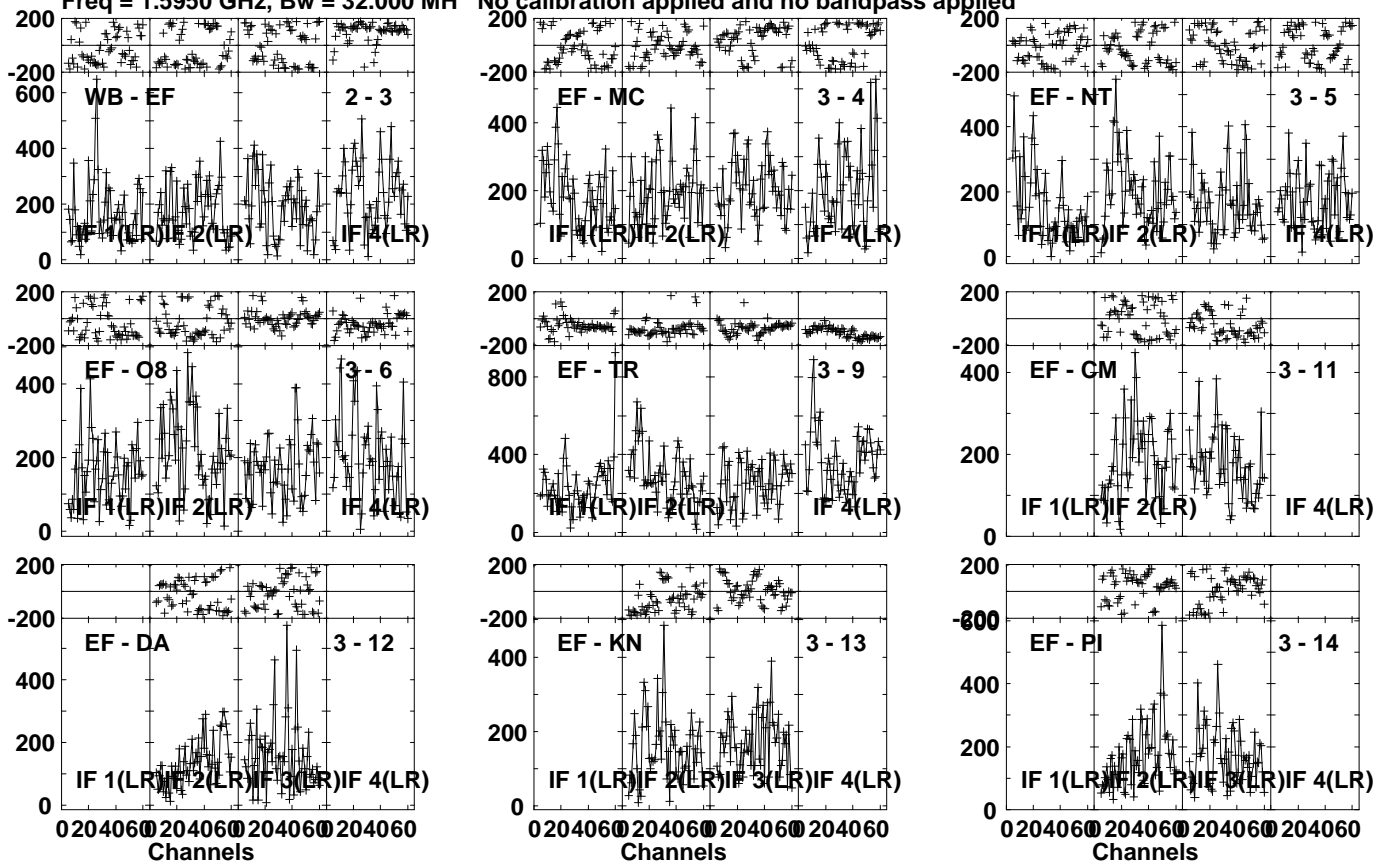
Timerange: 01/10:40:01 to 01/10:43:59

Plot file version 546 created 27-MAR-2024 20:24:12

J1037+5711 EM164C.UVDATA.1

Freq = 1.5950 GHz, Bw = 32.000 MH

No calibration applied and no bandpass applied

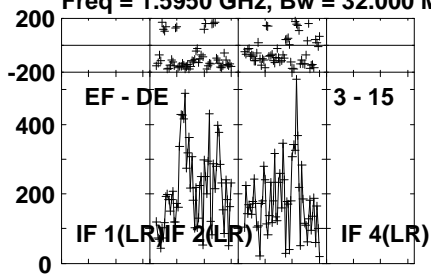


Lower frame: Micro Ampl Jy Top frame: Phas deg
Vector averaged cross-power spectrum Several baselines displayed
Timerange: 01/10:44:31 to 01/10:45:29

Plot file version 547 created 27-MAR-2024 20:24:13

J1037+5711 EM164C.UVDATA.1

Freq = 1.5950 GHz, Bw = 32.000 MH No calibration applied and no bandpass applied



Lower frame: Micro Ampl Jy Top frame: Phas deg

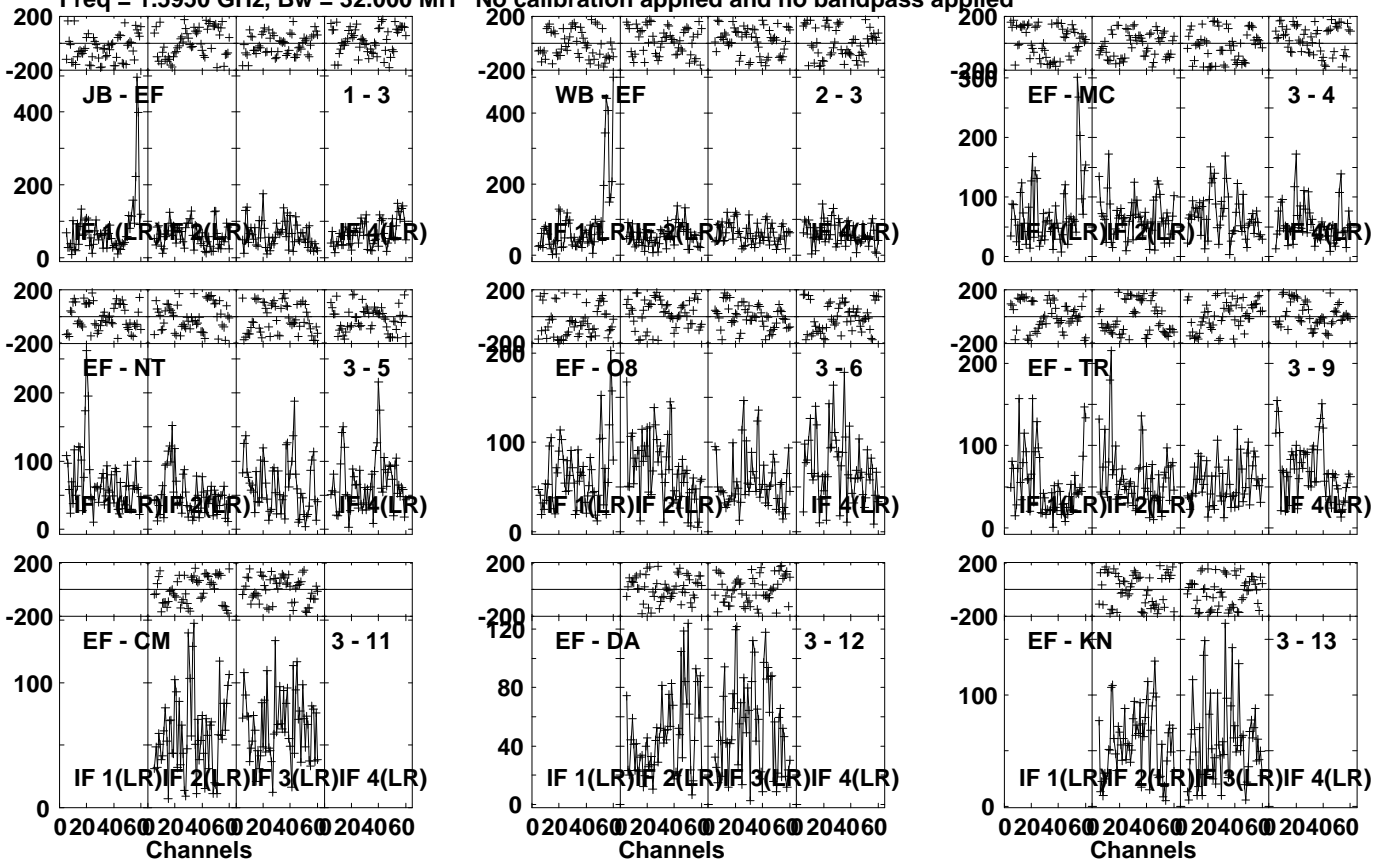
Vector averaged cross-power spectrum Several baselines displayed

Timerange: 01/10:44:31 to 01/10:45:29

Plot file version 548 created 27-MAR-2024 20:24:13

CP50 031 EM164C.UVDATA.1

Freq = 1.5950 GHz, Bw = 32.000 MH No calibration applied and no bandpass applied

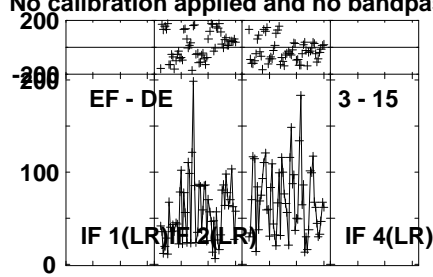
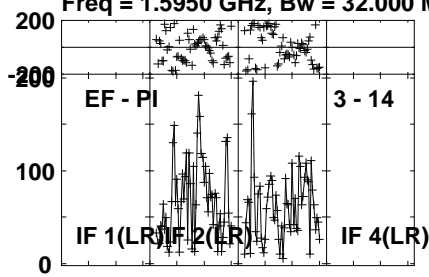


Lower frame: Micro Ampl Jy Top frame: Phas deg
Vector averaged cross-power spectrum Several baselines displayed
Timerange: 01/10:45:31 to 01/10:49:29

Plot file version 549 created 27-MAR-2024 20:24:13

CP50 031 EM164C.UVDATA.1

Freq = 1.5950 GHz, Bw = 32.000 MH No calibration applied and no bandpass applied



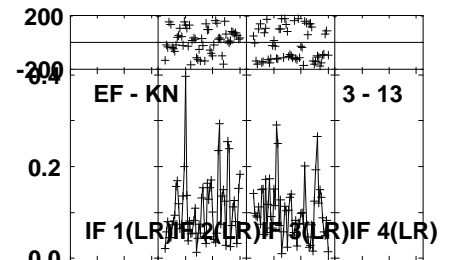
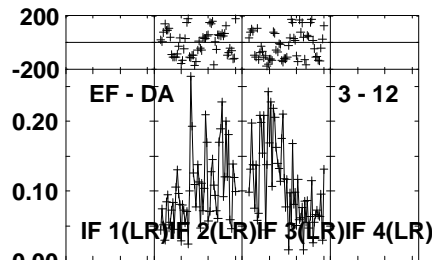
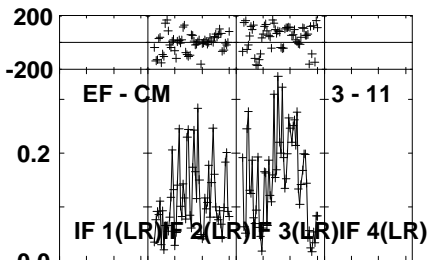
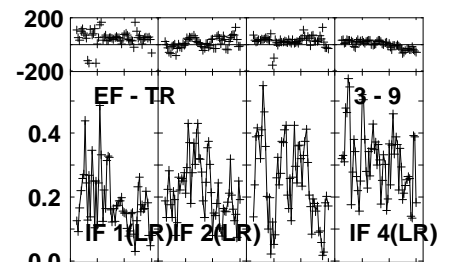
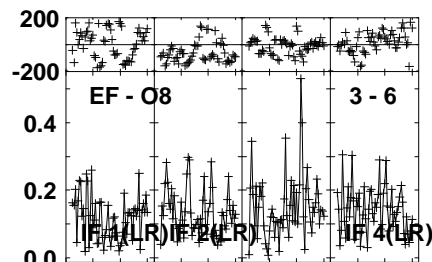
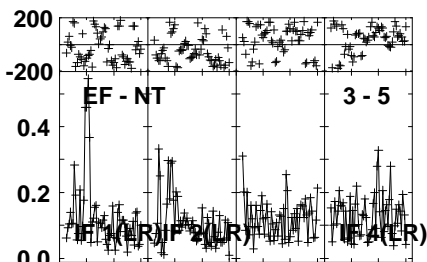
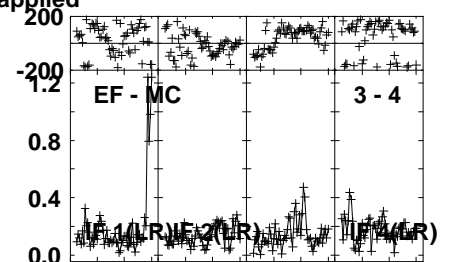
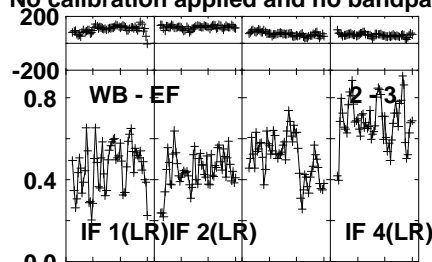
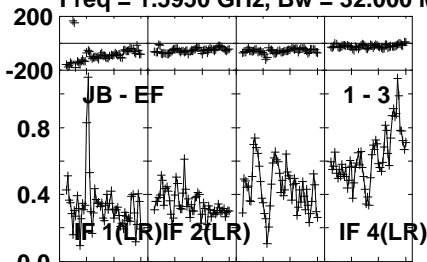
Lower frame: Micro Ampl Jy Top frame: Phas deg
Vector averaged cross-power spectrum Several baselines displayed
Timerange: 01/10:45:31 to 01/10:49:29

Plot file version 550 created 27-MAR-2024 20:24:13

J1037+5711 EM164C.UVDATA.1

Freq = 1.5950 GHz, Bw = 32.000 MH

No calibration applied and no bandpass applied

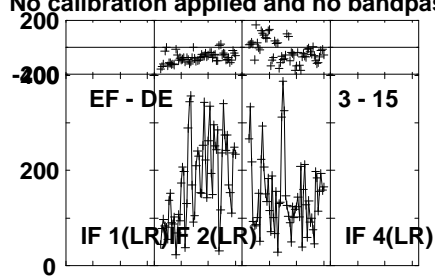
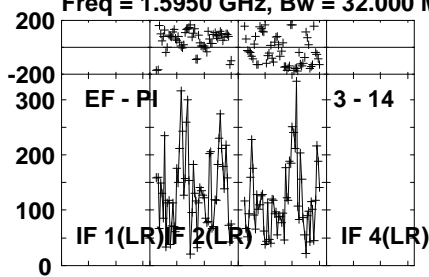


Lower frame: Milli Ampl Jy Top frame: Phas deg
Vector averaged cross-power spectrum Several baselines displayed
Timerange: 01/10:50:01 to 01/10:50:59

Plot file version 551 created 27-MAR-2024 20:24:13

J1037+5711 EM164C.UVDATA.1

Freq = 1.5950 GHz, Bw = 32.000 MH No calibration applied and no bandpass applied



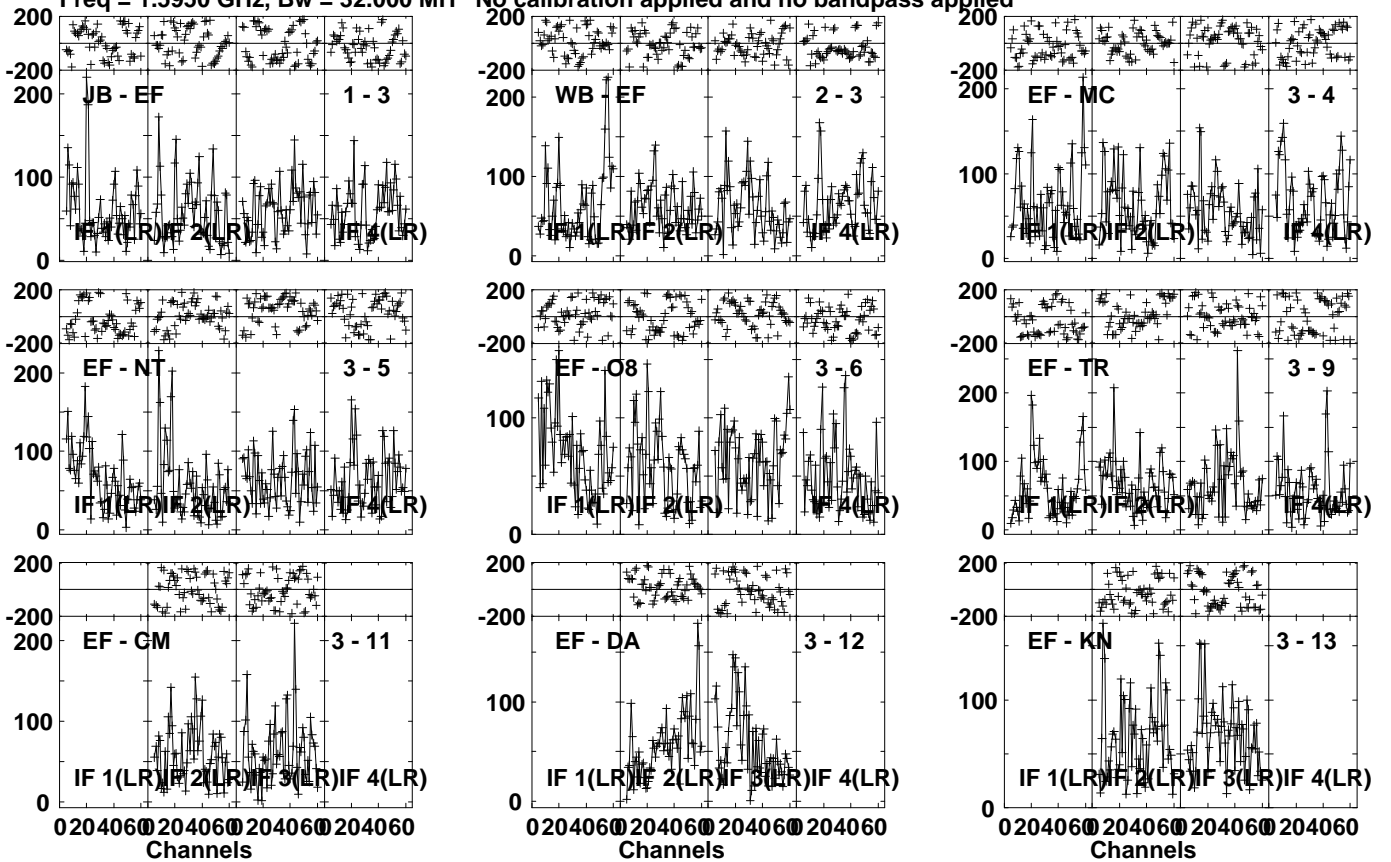
Lower frame: Micro Ampl Jy Top frame: Phas deg
Vector averaged cross-power spectrum Several baselines displayed
Timerange: 01/10:50:01 to 01/10:50:59

Plot file version 552 created 27-MAR-2024 20:24:13

CP32 077 EM164C.UVDATA.1

Freq = 1.5950 GHz, Bw = 32.000 MH

No calibration applied and no bandpass applied



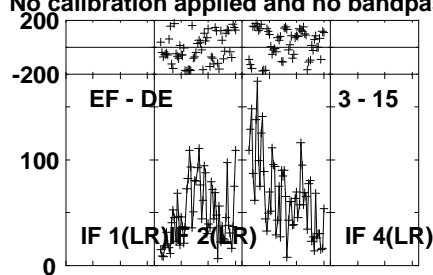
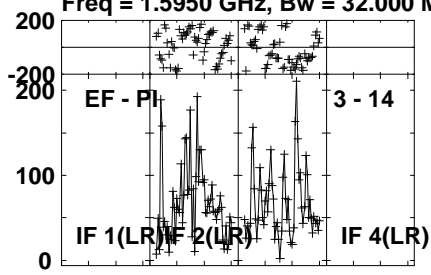
Lower frame: Micro Ampl Jy Top frame: Phas deg
Vector averaged cross-power spectrum Several baselines displayed
Timerange: 01/10:51:01 to 01/10:54:59

Plot file version 553 created 27-MAR-2024 20:24:13

CP32 077 EM164C.UVDATA.1

Freq = 1.5950 GHz, Bw = 32.000 MH

No calibration applied and no bandpass applied



Lower frame: Micro Ampl Jy Top frame: Phas deg

Vector averaged cross-power spectrum Several baselines displayed

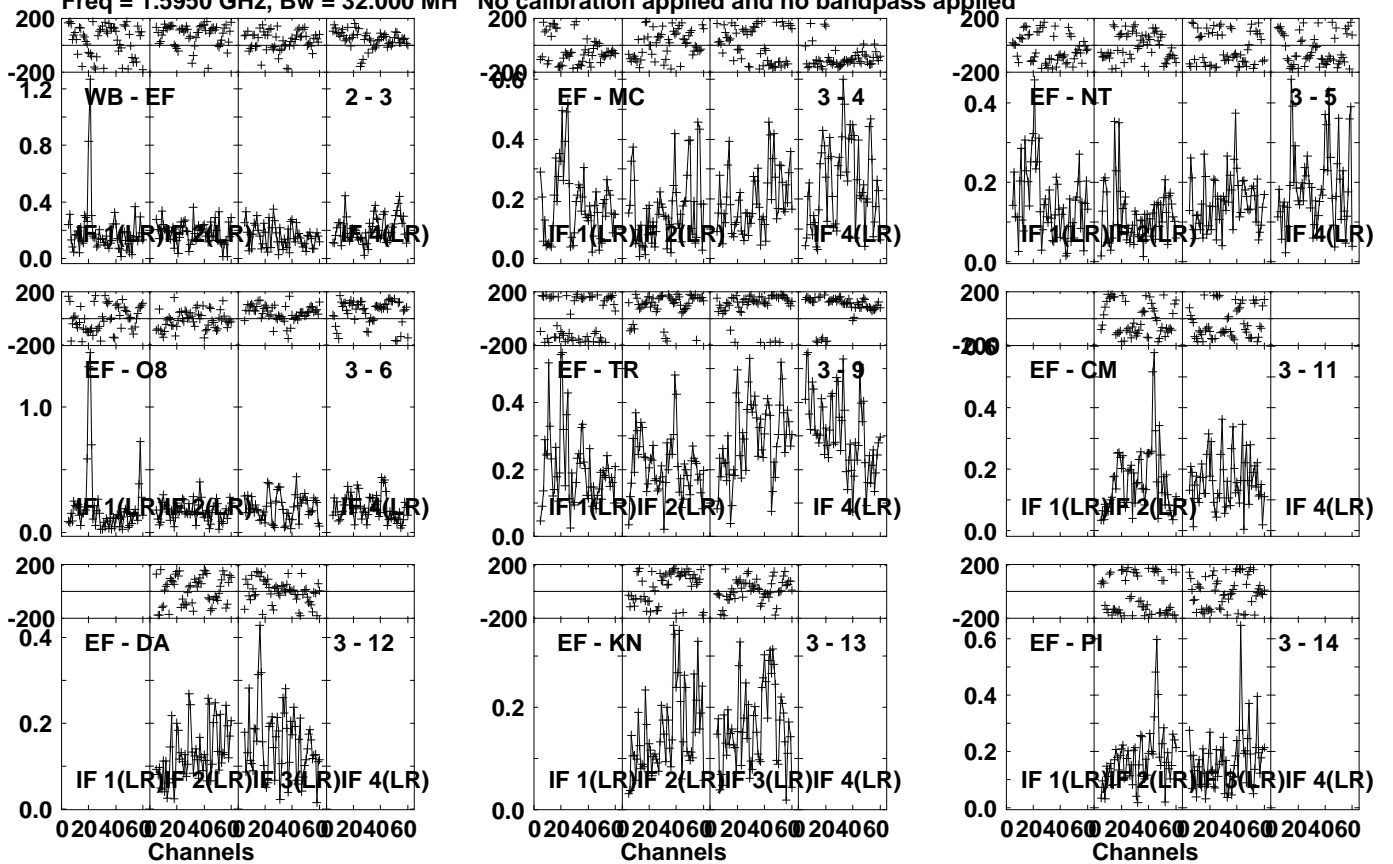
Timerange: 01/10:51:01 to 01/10:54:59

Plot file version 554 created 27-MAR-2024 20:24:13

J1037+5711 EM164C.UVDATA.1

Freq = 1.5950 GHz, Bw = 32.000 MH

No calibration applied and no bandpass applied

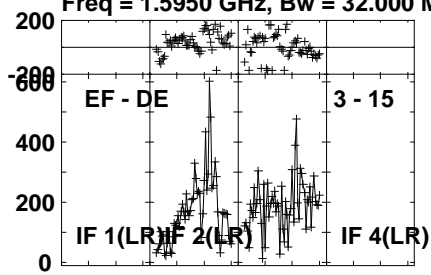


Lower frame: Milli Ampl Jy Top frame: Phas deg
Vector averaged cross-power spectrum Several baselines displayed
Timerange: 01/10:55:31 to 01/10:56:29

Plot file version 555 created 27-MAR-2024 20:24:14

J1037+5711 EM164C.UVDATA.1

Freq = 1.5950 GHz, Bw = 32.000 MH No calibration applied and no bandpass applied



Lower frame: Micro Ampl Jy Top frame: Phas deg

Vector averaged cross-power spectrum Several baselines displayed

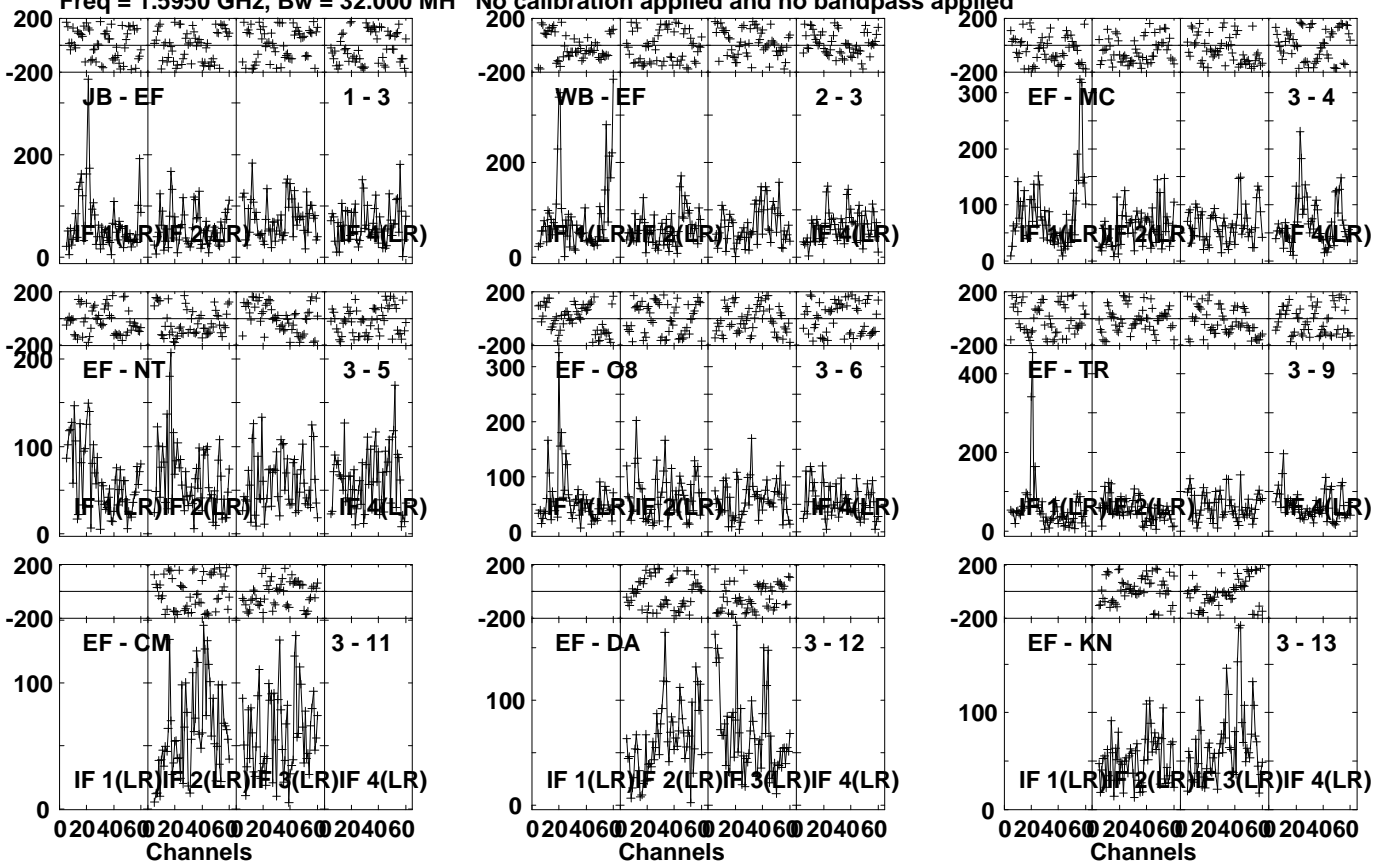
Timerange: 01/10:55:31 to 01/10:56:29

Plot file version 556 created 27-MAR-2024 20:24:14

CP32 077 EM164C.UVDATA.1

Freq = 1.5950 GHz, Bw = 32.000 MH

No calibration applied and no bandpass applied



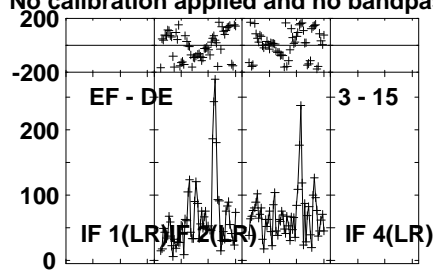
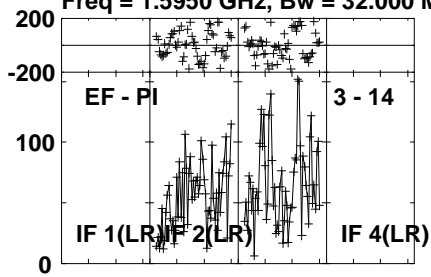
Lower frame: Micro Ampl Jy Top frame: Phas deg
Vector averaged cross-power spectrum Several baselines displayed
Timerange: 01/10:56:31 to 01/11:00:29

Plot file version 557 created 27-MAR-2024 20:24:14

CP32 077 EM164C.UVDATA.1

Freq = 1.5950 GHz, Bw = 32.000 MH

No calibration applied and no bandpass applied



Lower frame: Micro Ampl Jy Top frame: Phas deg

Vector averaged cross-power spectrum Several baselines displayed

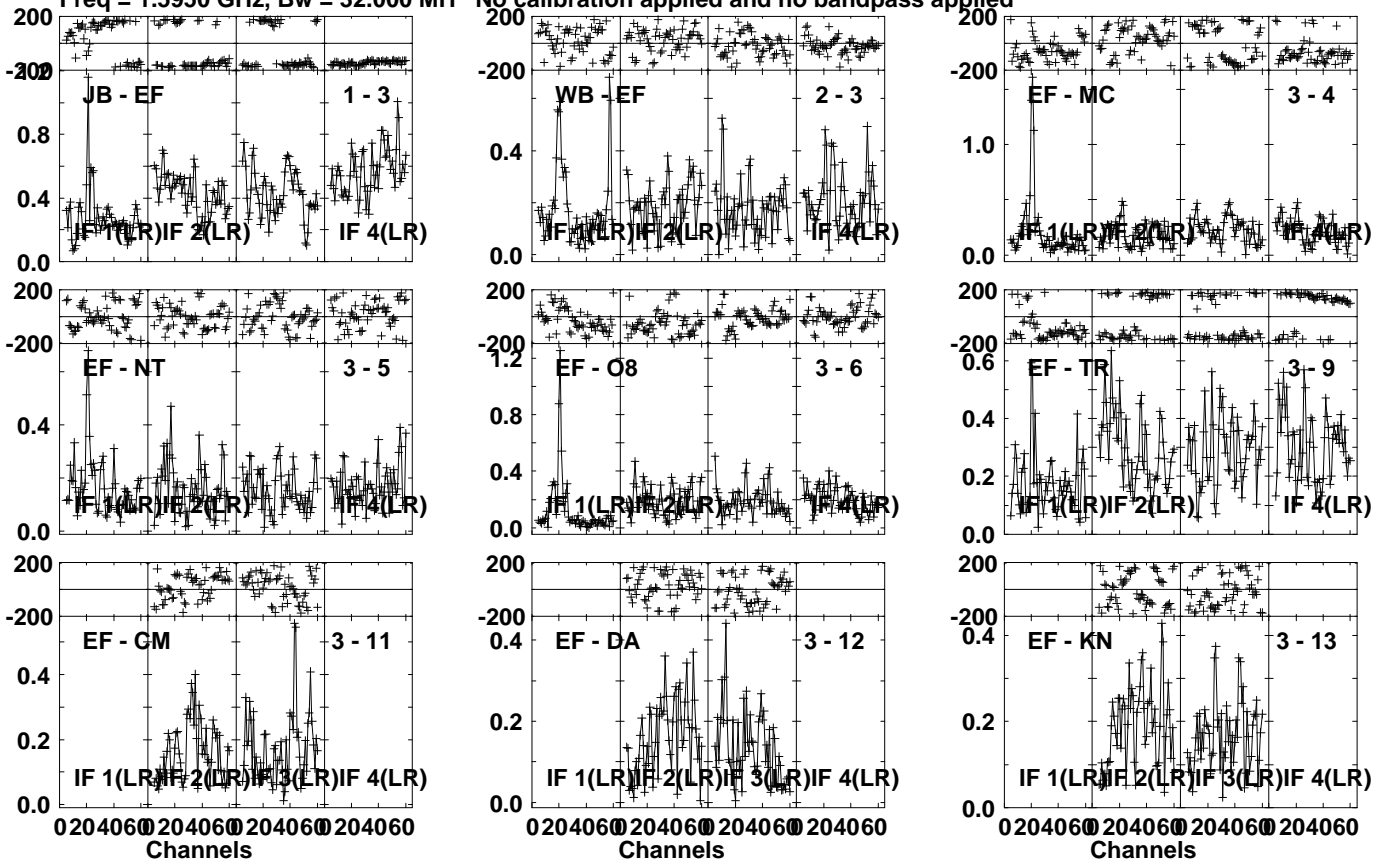
Timerange: 01/10:56:31 to 01/11:00:29

Plot file version 558 created 27-MAR-2024 20:24:14

J1037+5711 EM164C.UVDATA.1

Freq = 1.5950 GHz, Bw = 32.000 MH

No calibration applied and no bandpass applied



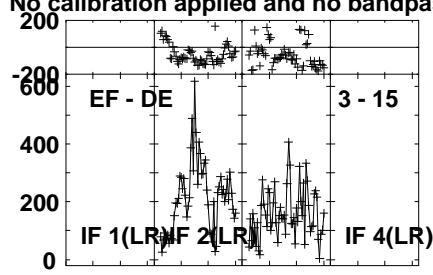
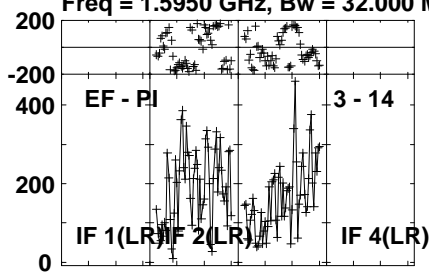
Lower frame: Milli Ampl Jy Top frame: Phas deg
Vector averaged cross-power spectrum Several baselines displayed
Timerange: 01/11:01:01 to 01/11:01:59

Plot file version 559 created 27-MAR-2024 20:24:14

J1037+5711 EM164C.UVDATA.1

Freq = 1.5950 GHz, Bw = 32.000 MH

No calibration applied and no bandpass applied



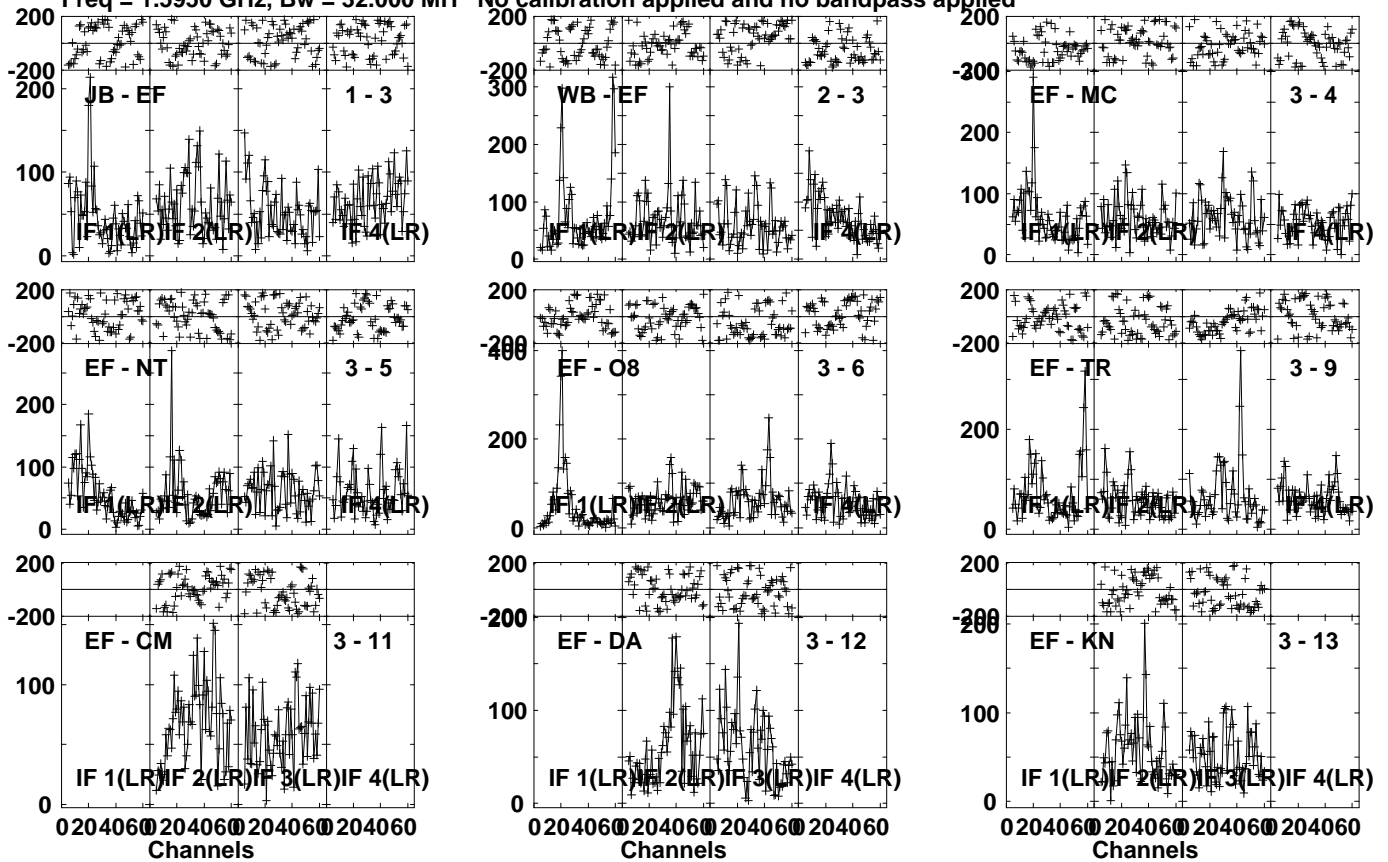
Lower frame: Micro Ampl Jy Top frame: Phas deg
Vector averaged cross-power spectrum Several baselines displayed
Timerange: 01/11:01:01 to 01/11:01:59

Plot file version 560 created 27-MAR-2024 20:24:14

CP33 038 EM164C.UVDATA.1

Freq = 1.5950 GHz, Bw = 32.000 MH

No calibration applied and no bandpass applied



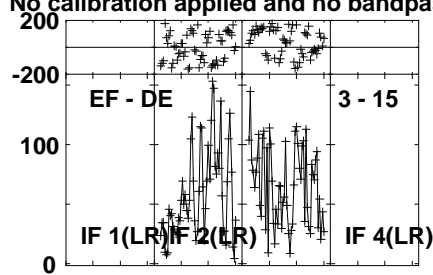
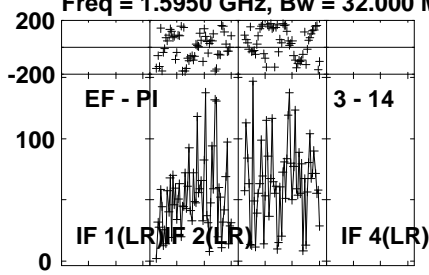
Lower frame: Micro Ampl Jy Top frame: Phas deg
Vector averaged cross-power spectrum Several baselines displayed
Timerange: 01/11:02:01 to 01/11:05:59

Plot file version 561 created 27-MAR-2024 20:24:14

CP33 038 EM164C.UVDATA.1

Freq = 1.5950 GHz, Bw = 32.000 MH

No calibration applied and no bandpass applied



Lower frame: Micro Ampl Jy Top frame: Phas deg

Vector averaged cross-power spectrum Several baselines displayed

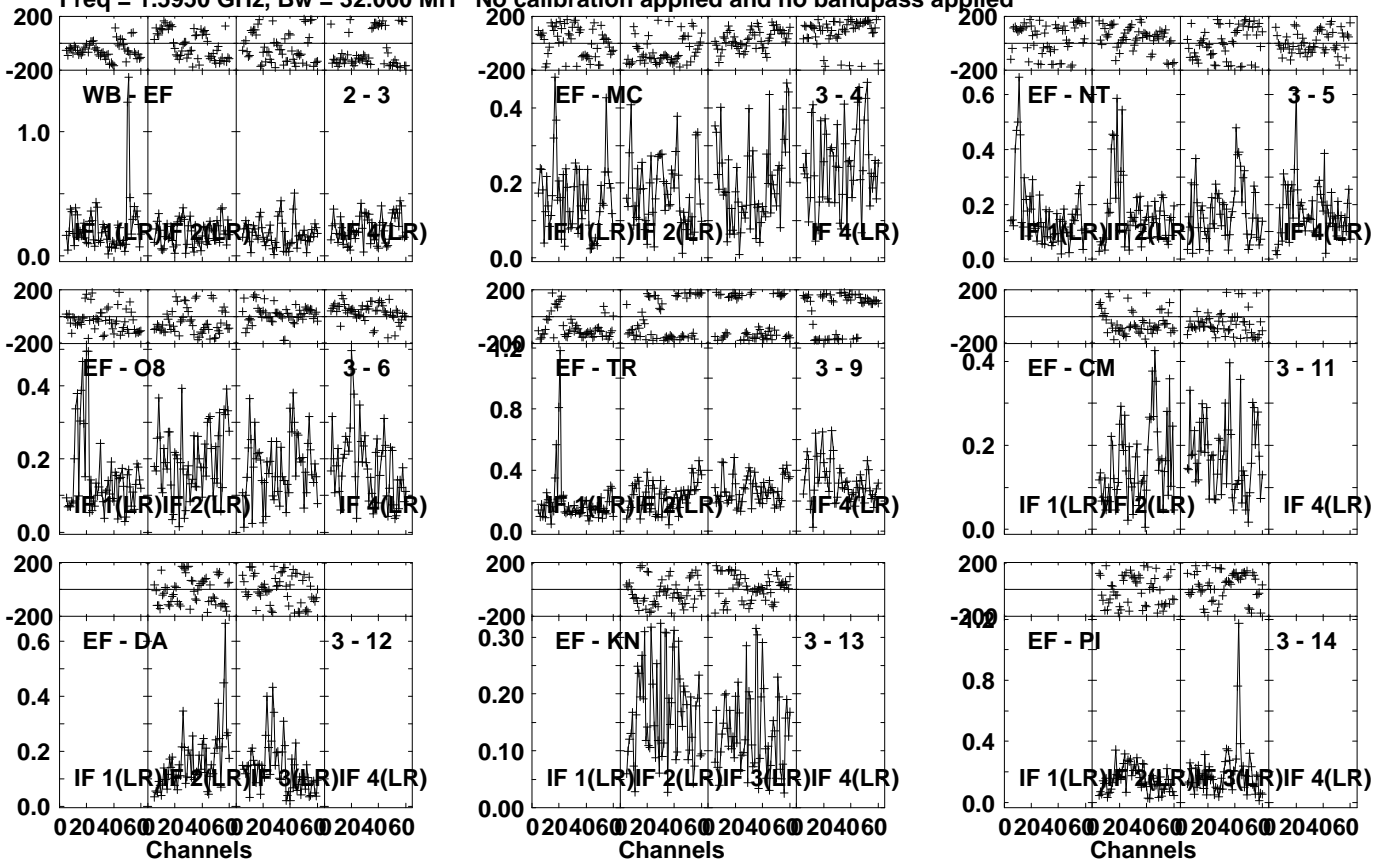
Timerange: 01/11:02:01 to 01/11:05:59

Plot file version 562 created 27-MAR-2024 20:24:14

J1037+5711 EM164C.UVDATA.1

Freq = 1.5950 GHz, Bw = 32.000 MH

No calibration applied and no bandpass applied

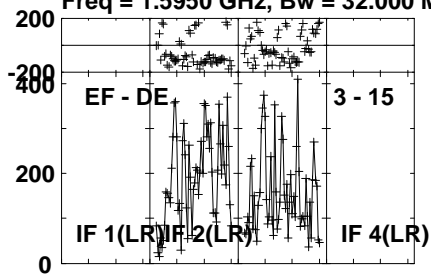


Lower frame: Milli Ampl Jy Top frame: Phas deg
Vector averaged cross-power spectrum Several baselines displayed
Timerange: 01/11:06:31 to 01/11:07:29

Plot file version 563 created 27-MAR-2024 20:24:15

J1037+5711 EM164C.UVDATA.1

Freq = 1.5950 GHz, Bw = 32.000 MH No calibration applied and no bandpass applied



Lower frame: Micro Ampl Jy Top frame: Phas deg

Vector averaged cross-power spectrum Several baselines displayed

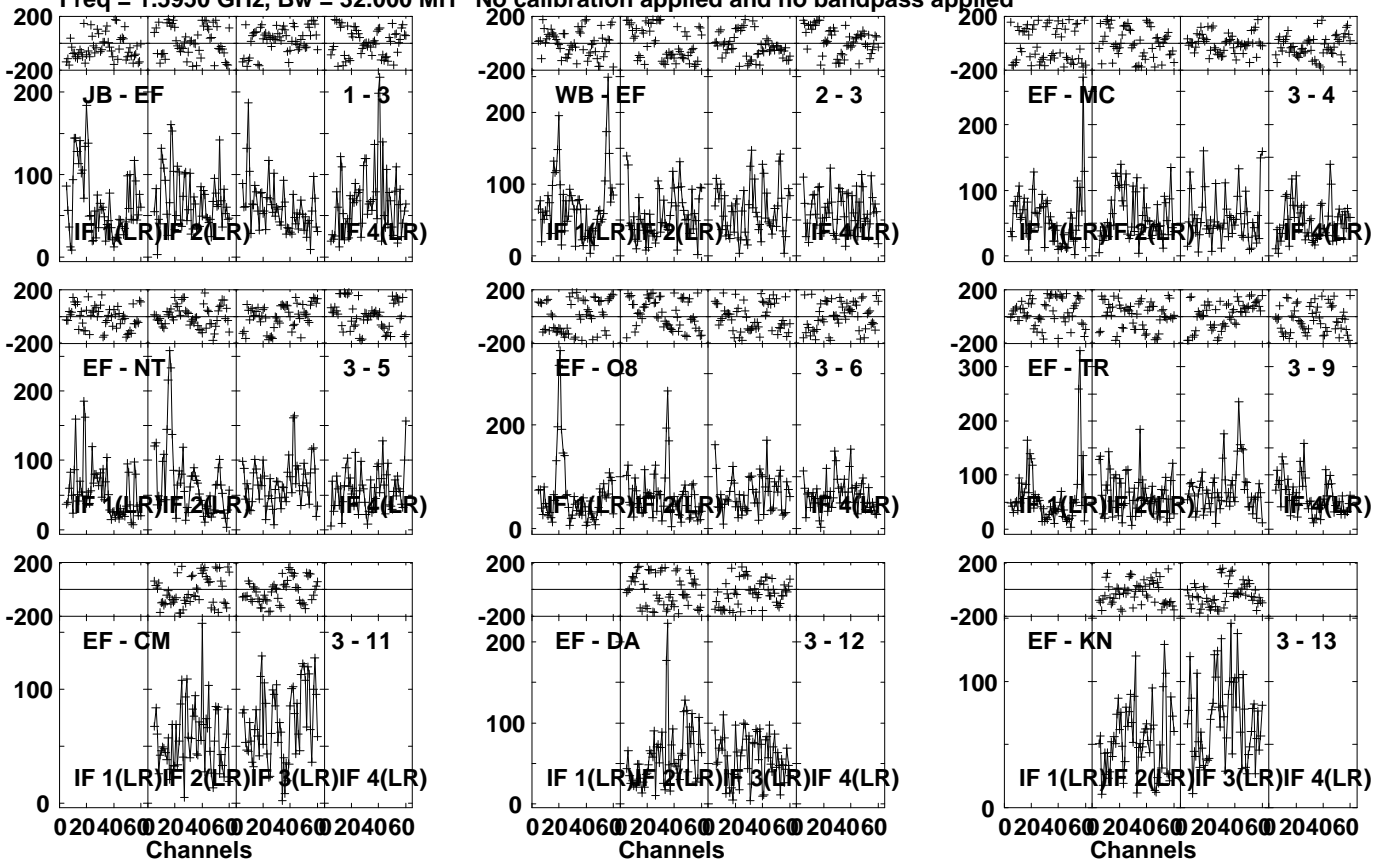
Timerange: 01/11:06:31 to 01/11:07:29

Plot file version 564 created 27-MAR-2024 20:24:15

CP33 038 EM164C.UVDATA.1

Freq = 1.5950 GHz, Bw = 32.000 MH

No calibration applied and no bandpass applied



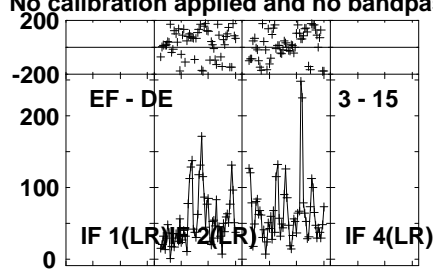
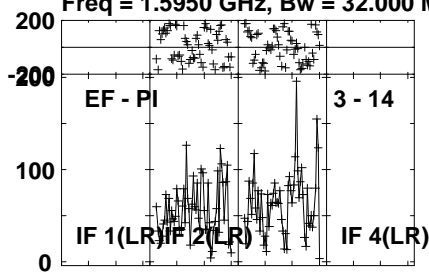
Lower frame: Micro Ampl Jy Top frame: Phas deg
Vector averaged cross-power spectrum Several baselines displayed
Timerange: 01/11:07:31 to 01/11:11:29

Plot file version 565 created 27-MAR-2024 20:24:15

CP33 038 EM164C.UVDATA.1

Freq = 1.5950 GHz, Bw = 32.000 MH

No calibration applied and no bandpass applied



Lower frame: Micro Ampl Jy Top frame: Phas deg

Vector averaged cross-power spectrum Several baselines displayed

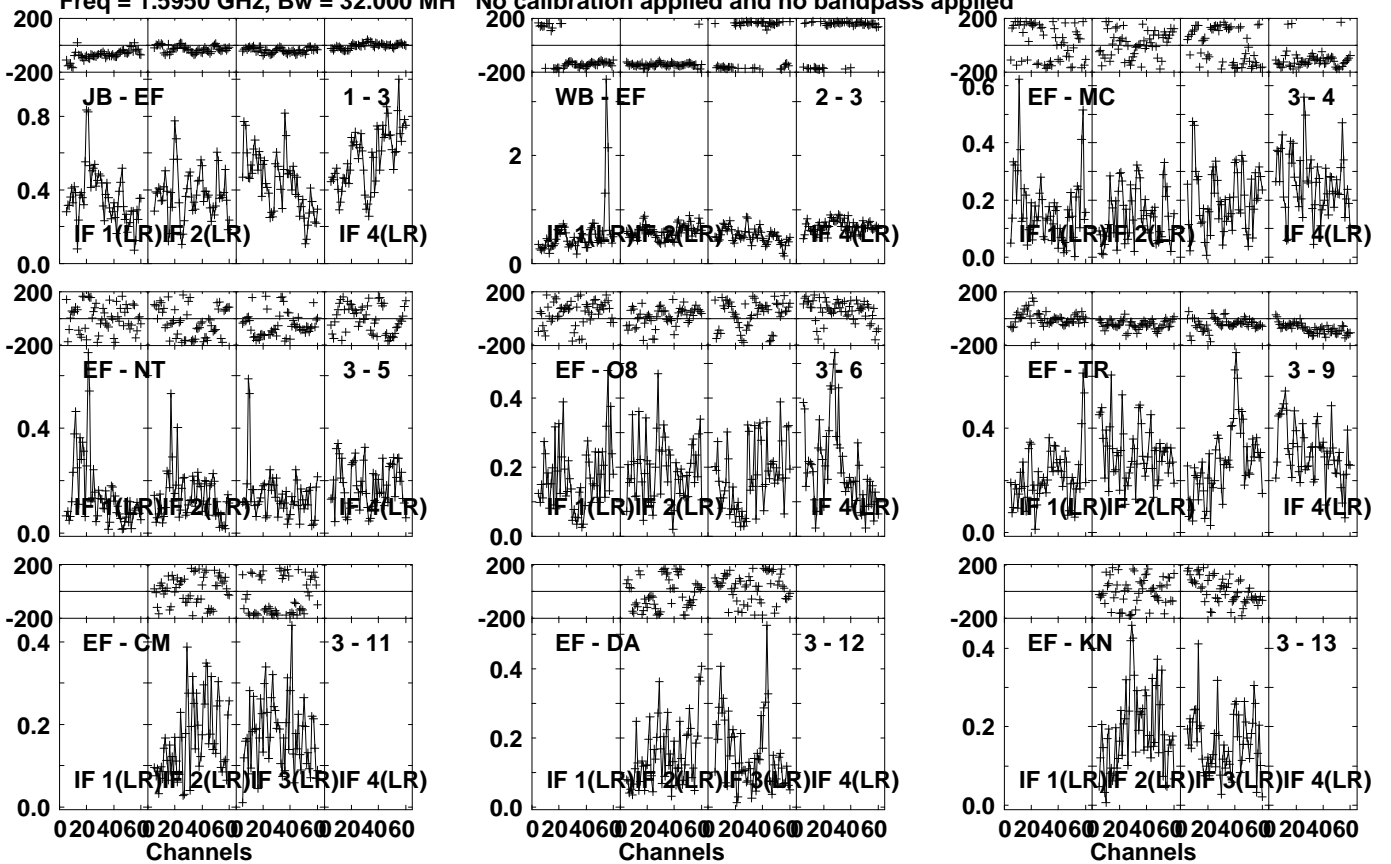
Timerange: 01/11:07:31 to 01/11:11:29

Plot file version 566 created 27-MAR-2024 20:24:15

J1037+5711 EM164C.UVDATA.1

Freq = 1.5950 GHz, Bw = 32.000 MH

No calibration applied and no bandpass applied



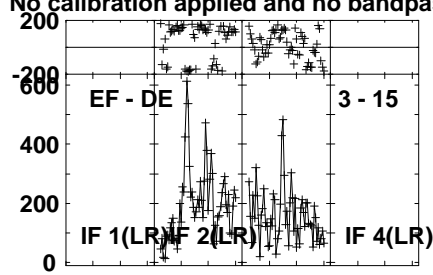
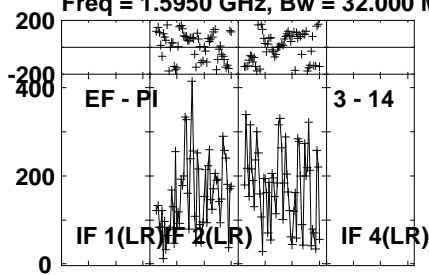
Lower frame: Milli Ampl Jy Top frame: Phas deg
Vector averaged cross-power spectrum Several baselines displayed
Timerange: 01/11:12:01 to 01/11:12:59

Plot file version 567 created 27-MAR-2024 20:24:15

J1037+5711 EM164C.UVDATA.1

Freq = 1.5950 GHz, Bw = 32.000 MH

No calibration applied and no bandpass applied



Lower frame: Micro Ampl Jy Top frame: Phas deg

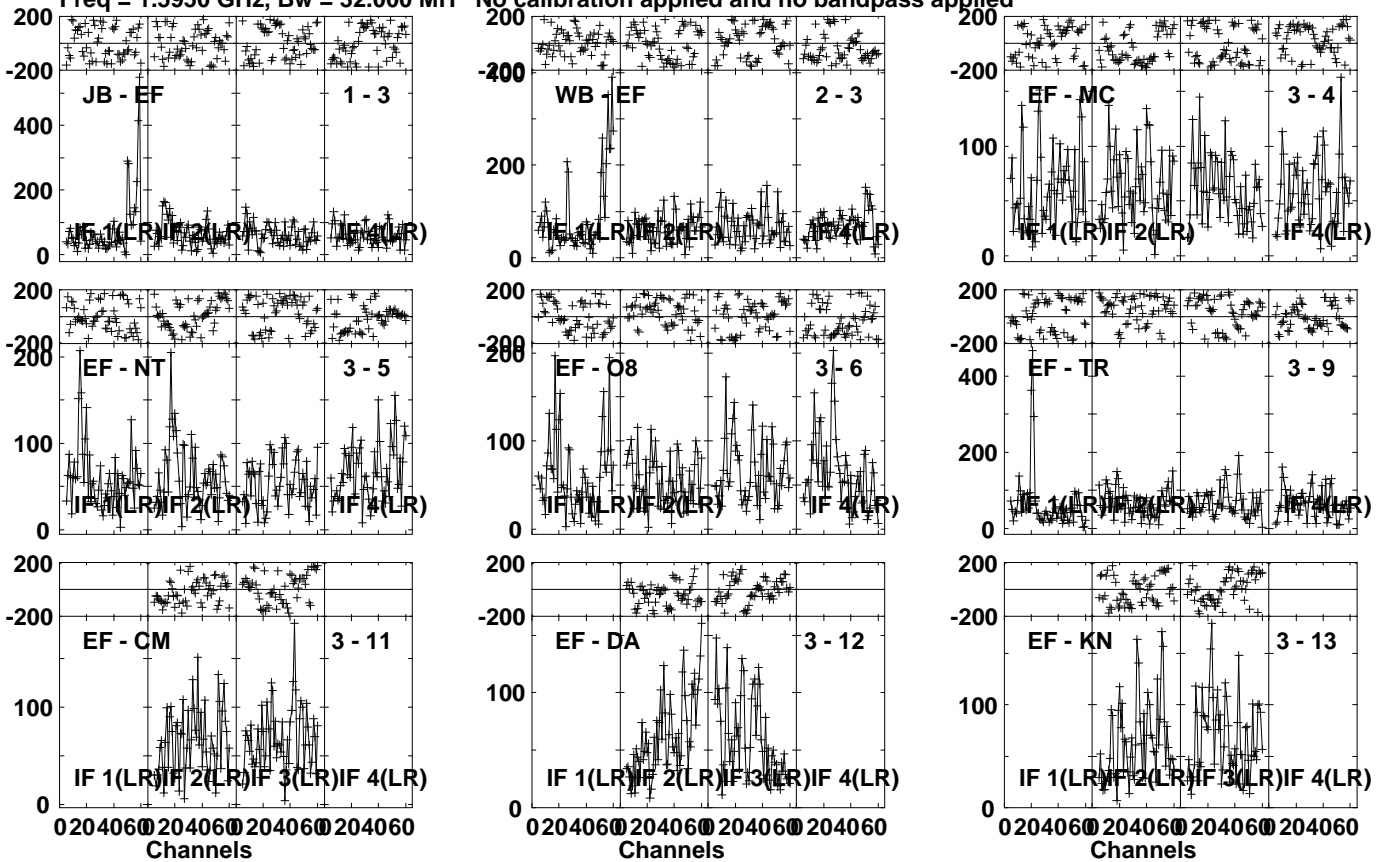
Vector averaged cross-power spectrum Several baselines displayed

Timerange: 01/11:12:01 to 01/11:12:59

Plot file version 568 created 27-MAR-2024 20:24:15

CP34 008 EM164C.UVDATA.1

Freq = 1.5950 GHz, Bw = 32.000 MH No calibration applied and no bandpass applied



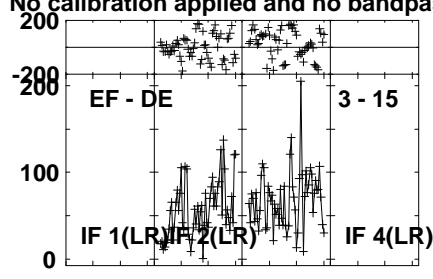
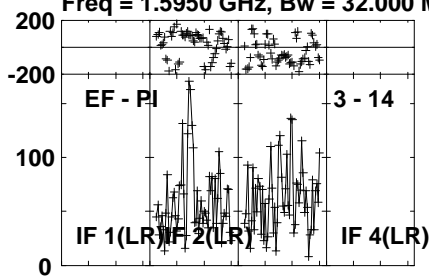
Lower frame: Micro Ampl Jy Top frame: Phas deg
Vector averaged cross-power spectrum Several baselines displayed
Timerange: 01/11:13:01 to 01/11:16:59

Plot file version 569 created 27-MAR-2024 20:24:15

CP34 008 EM164C.UVDATA.1

Freq = 1.5950 GHz, Bw = 32.000 MH

No calibration applied and no bandpass applied



Lower frame: Micro Ampl Jy Top frame: Phas deg

Vector averaged cross-power spectrum Several baselines displayed

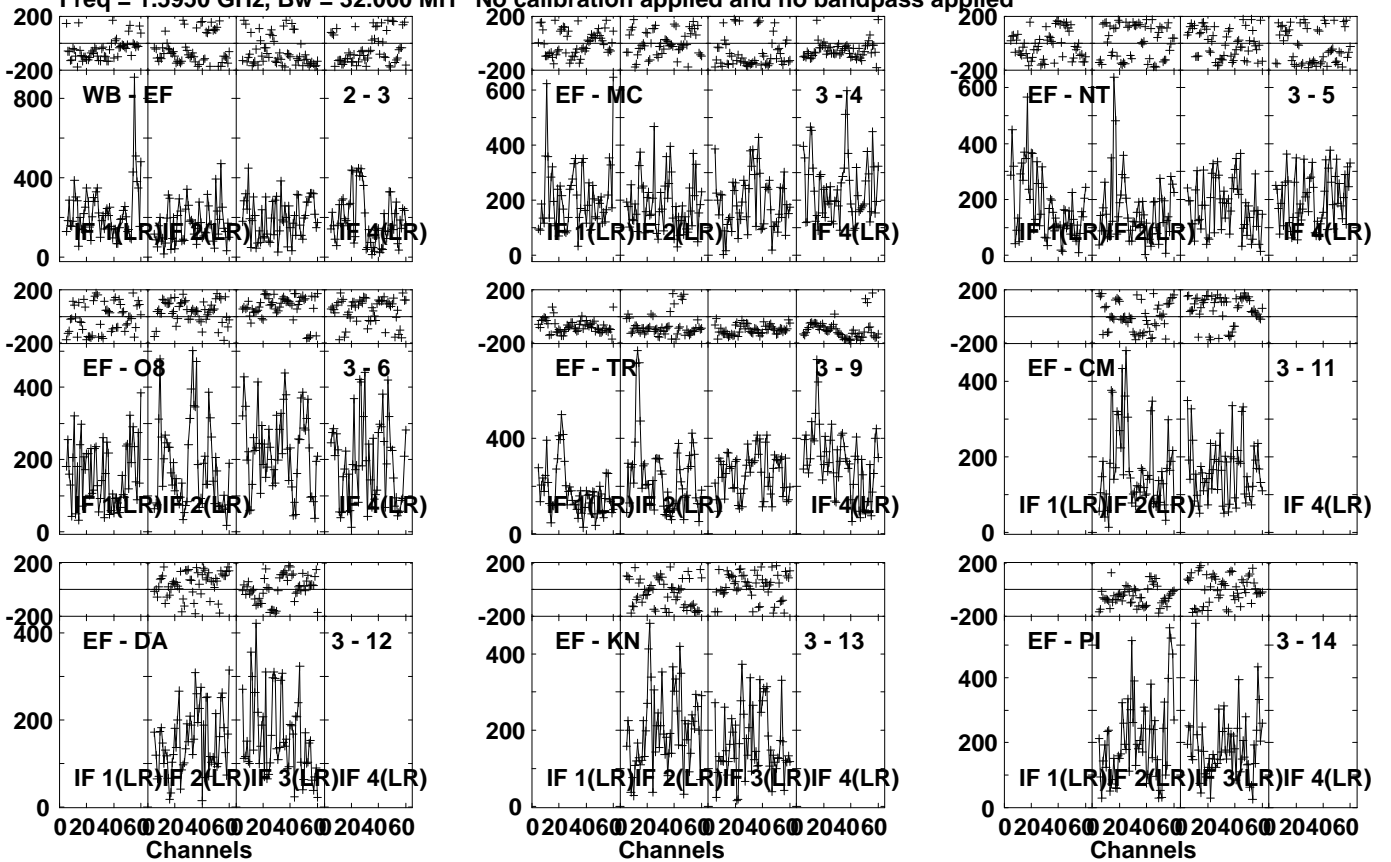
Timerange: 01/11:13:01 to 01/11:16:59

Plot file version 570 created 27-MAR-2024 20:24:15

J1037+5711 EM164C.UVDATA.1

Freq = 1.5950 GHz, Bw = 32.000 MH

No calibration applied and no bandpass applied

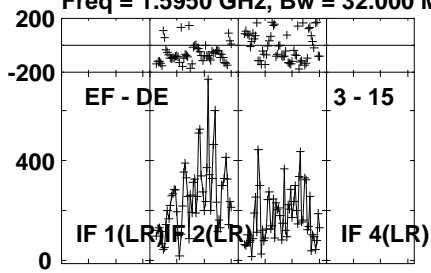


Lower frame: Micro Ampl Jy Top frame: Phas deg
Vector averaged cross-power spectrum Several baselines displayed
Timerange: 01/11:17:31 to 01/11:18:29

Plot file version 571 created 27-MAR-2024 20:24:16

J1037+5711 EM164C.UVDATA.1

Freq = 1.5950 GHz, Bw = 32.000 MH No calibration applied and no bandpass applied



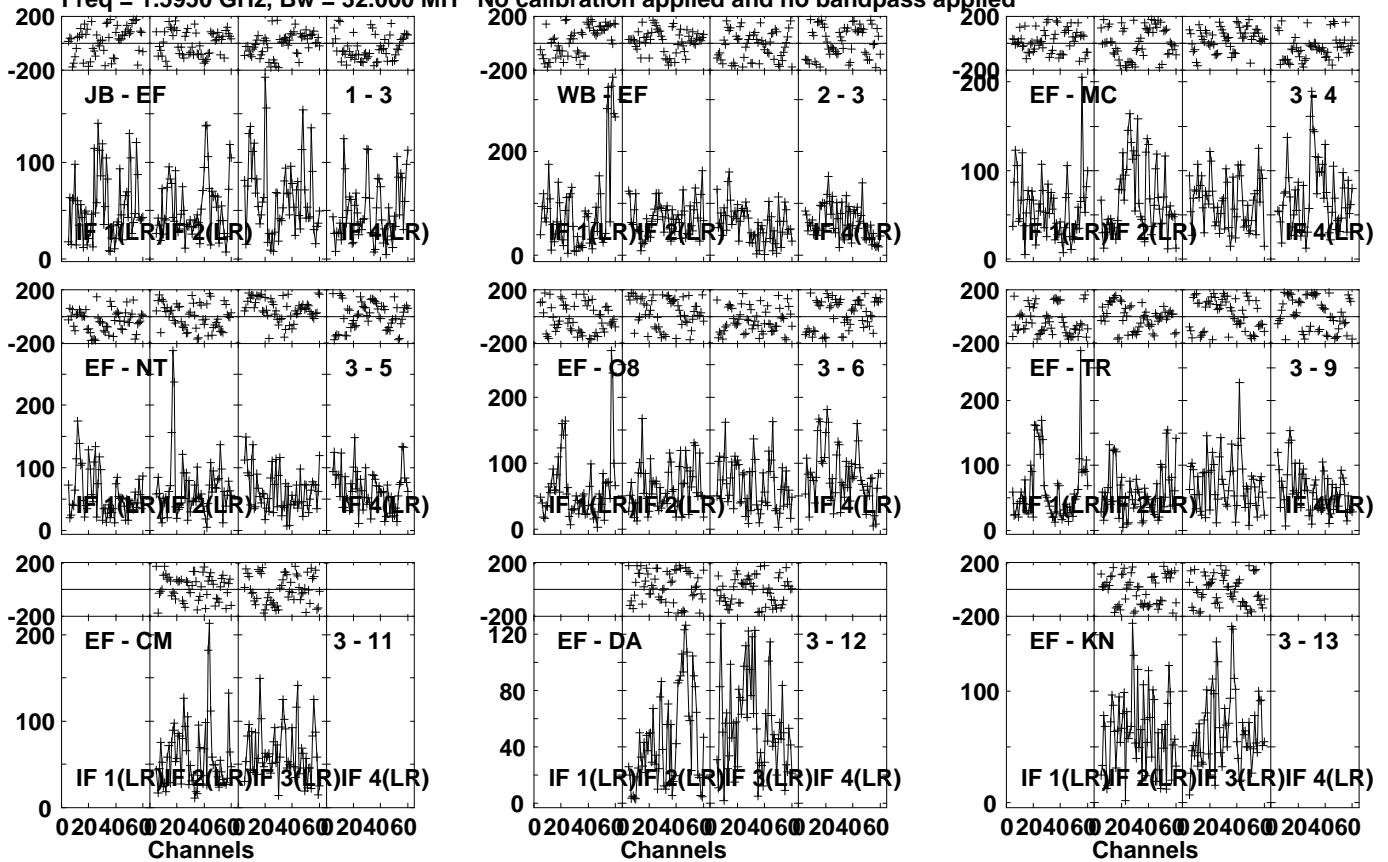
Lower frame: Micro Ampl Jy Top frame: Phas deg
Vector averaged cross-power spectrum Several baselines displayed
Timerange: 01/11:17:31 to 01/11:18:29

Plot file version 572 created 27-MAR-2024 20:24:16

CP34 008 EM164C.UVDATA.1

Freq = 1.5950 GHz, Bw = 32.000 MH

No calibration applied and no bandpass applied

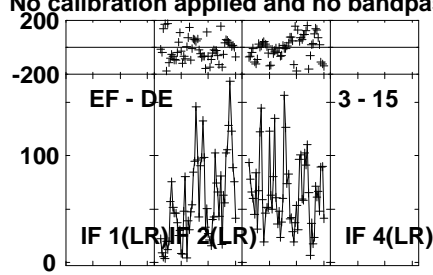
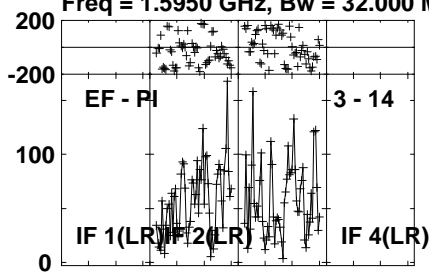


Lower frame: Micro Ampl Jy Top frame: Phas deg
Vector averaged cross-power spectrum Several baselines displayed
Timerange: 01/11:18:31 to 01/11:22:29

Plot file version 573 created 27-MAR-2024 20:24:16

CP34 008 EM164C.UVDATA.1

Freq = 1.5950 GHz, Bw = 32.000 MH No calibration applied and no bandpass applied



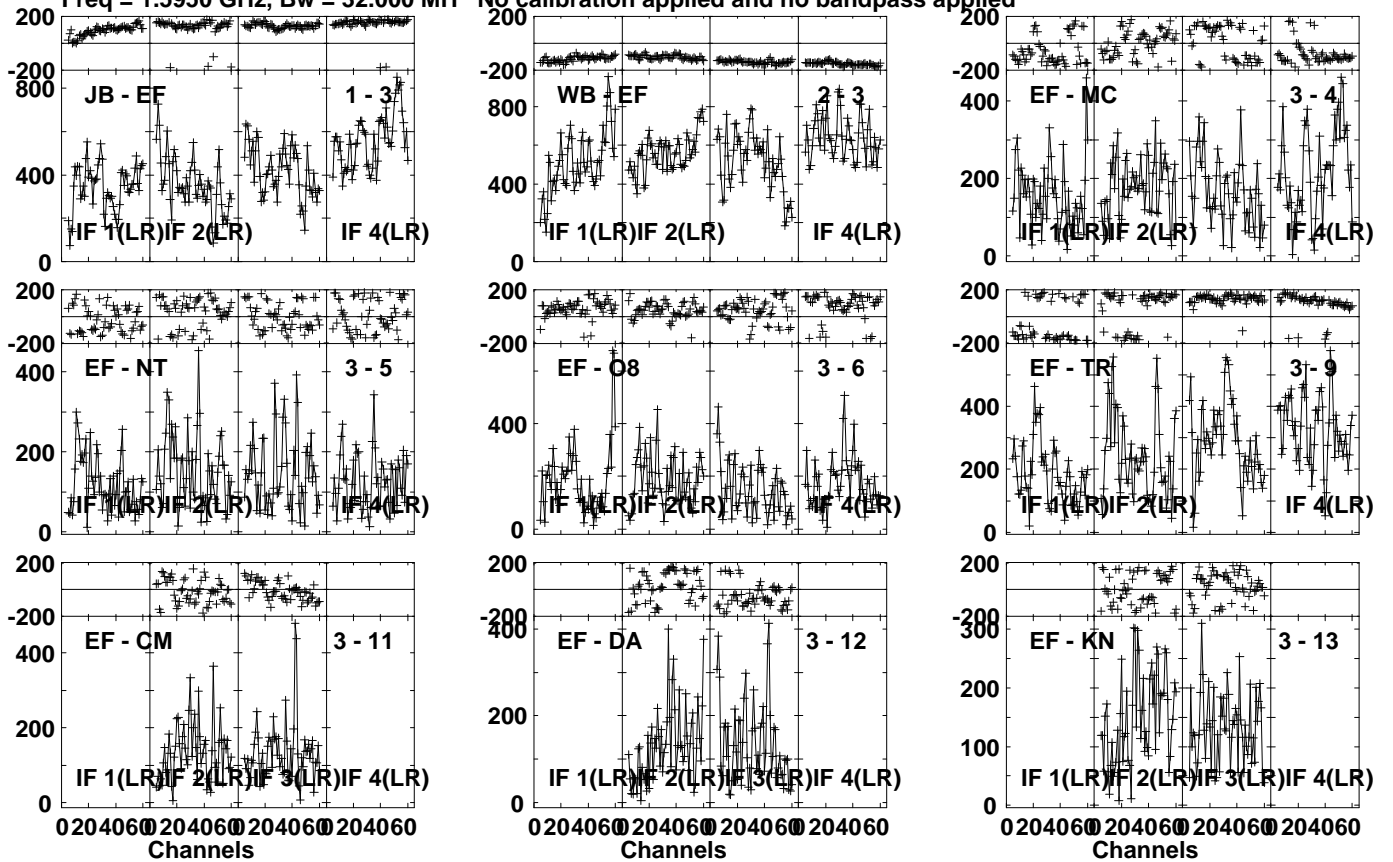
Lower frame: Micro Ampl Jy Top frame: Phas deg
Vector averaged cross-power spectrum Several baselines displayed
Timerange: 01/11:18:31 to 01/11:22:29

Plot file version 574 created 27-MAR-2024 20:24:16

J1037+5711 EM164C.UVDATA.1

Freq = 1.5950 GHz, Bw = 32.000 MH

No calibration applied and no bandpass applied



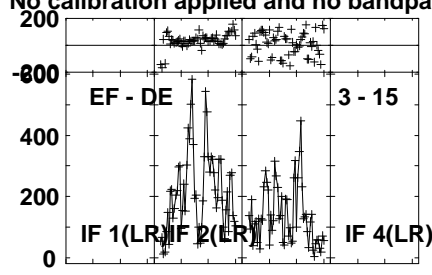
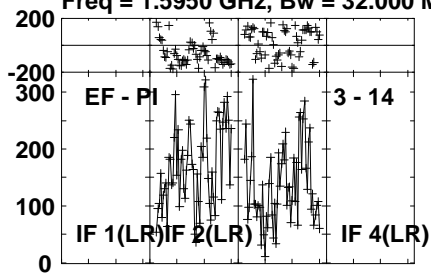
Lower frame: Micro Ampl Jy Top frame: Phas deg
Vector averaged cross-power spectrum Several baselines displayed
Timerange: 01/11:23:01 to 01/11:23:59

Plot file version 575 created 27-MAR-2024 20:24:16

J1037+5711 EM164C.UVDATA.1

Freq = 1.5950 GHz, Bw = 32.000 MH

No calibration applied and no bandpass applied



Lower frame: Micro Ampl Jy Top frame: Phas deg

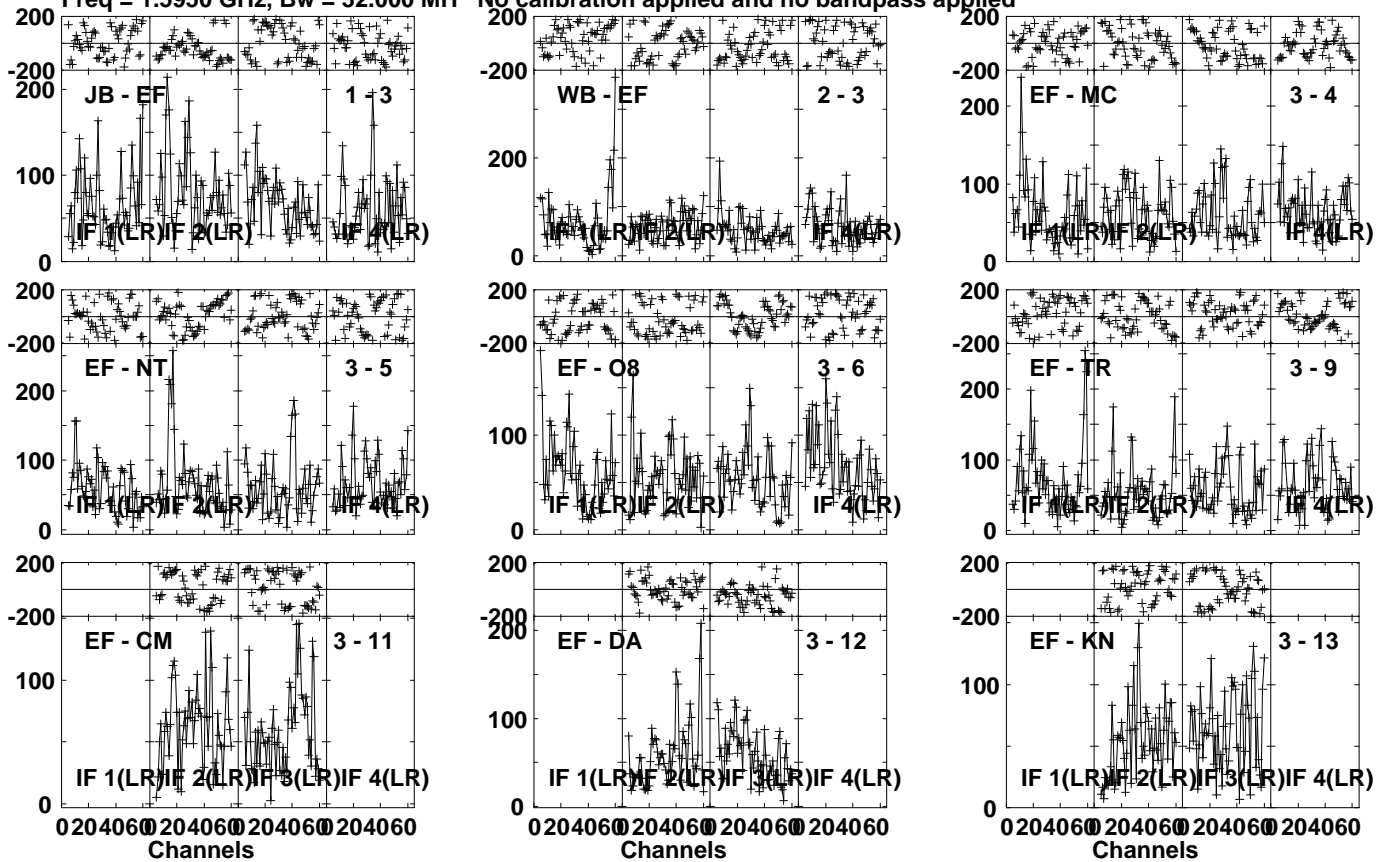
Vector averaged cross-power spectrum Several baselines displayed

Timerange: 01/11:23:01 to 01/11:23:59

Plot file version 576 created 27-MAR-2024 20:24:16

CP43 049 EM164C.UVDATA.1

Freq = 1.5950 GHz, Bw = 32.000 MH No calibration applied and no bandpass applied



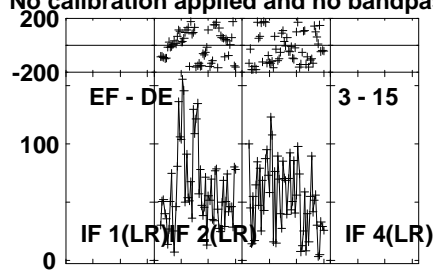
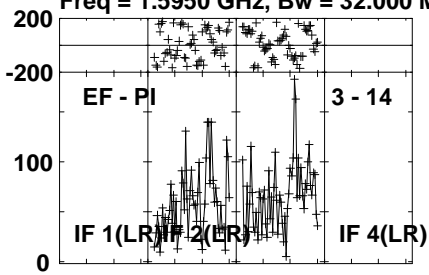
Lower frame: Micro Ampl Jy Top frame: Phas deg
Vector averaged cross-power spectrum Several baselines displayed
Timerange: 01/11:24:01 to 01/11:27:59

Plot file version 577 created 27-MAR-2024 20:24:16

CP43 049 EM164C.UVDATA.1

Freq = 1.5950 GHz, Bw = 32.000 MH

No calibration applied and no bandpass applied



Lower frame: Micro Ampl Jy Top frame: Phas deg

Vector averaged cross-power spectrum Several baselines displayed

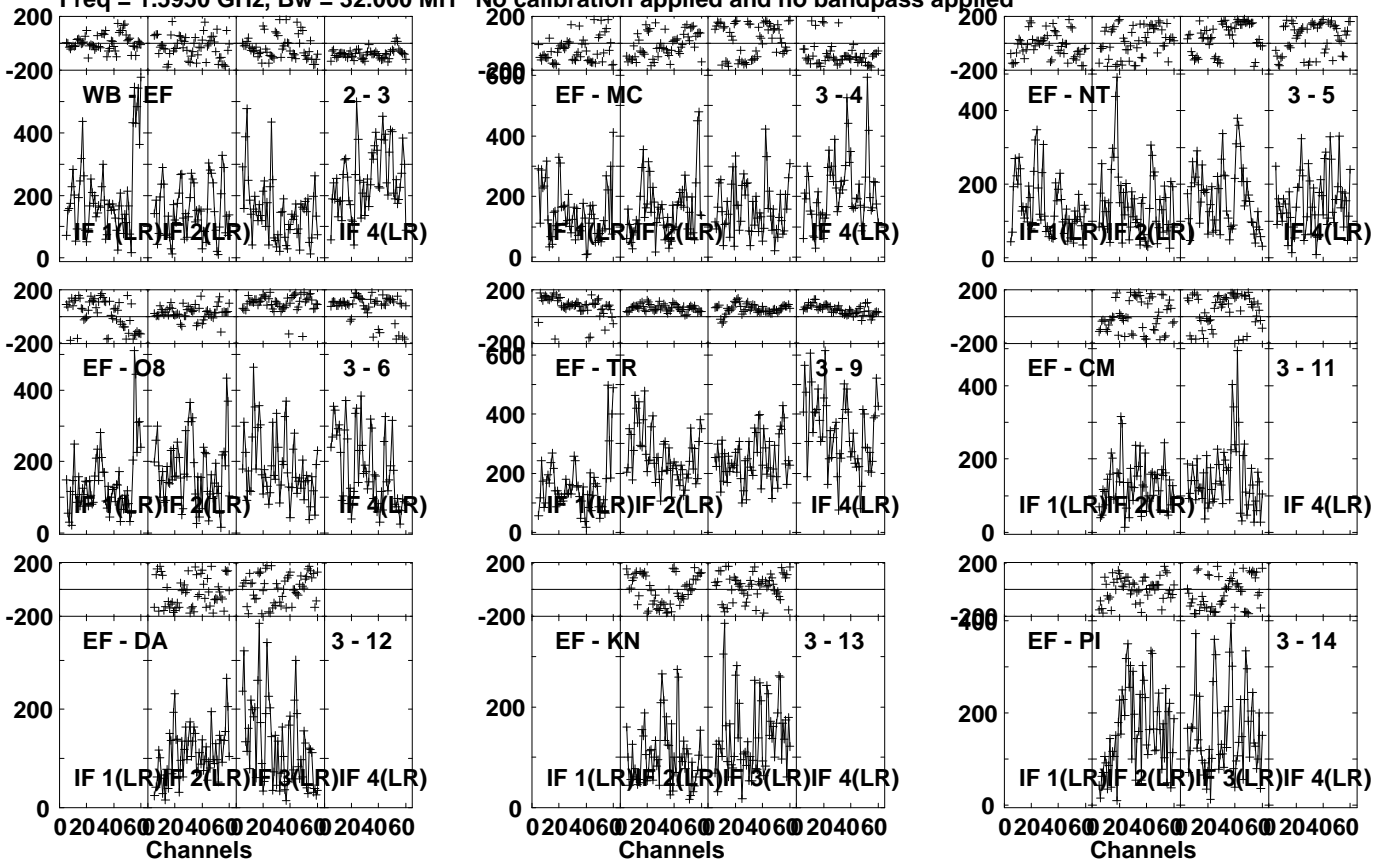
Timerange: 01/11:24:01 to 01/11:27:59

Plot file version 578 created 27-MAR-2024 20:24:16

J1037+5711 EM164C.UVDATA.1

Freq = 1.5950 GHz, Bw = 32.000 MH

No calibration applied and no bandpass applied

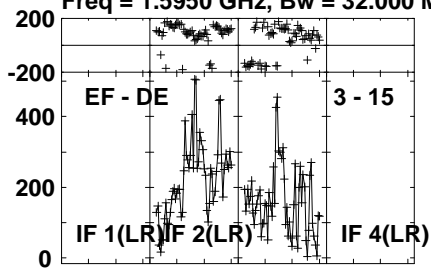


Lower frame: Micro Ampl Jy Top frame: Phas deg
Vector averaged cross-power spectrum Several baselines displayed
Timerange: 01/11:28:31 to 01/11:29:29

Plot file version 579 created 27-MAR-2024 20:24:17

J1037+5711 EM164C.UVDATA.1

Freq = 1.5950 GHz, Bw = 32.000 MH No calibration applied and no bandpass applied



Lower frame: Micro Ampl Jy Top frame: Phas deg

Vector averaged cross-power spectrum Several baselines displayed

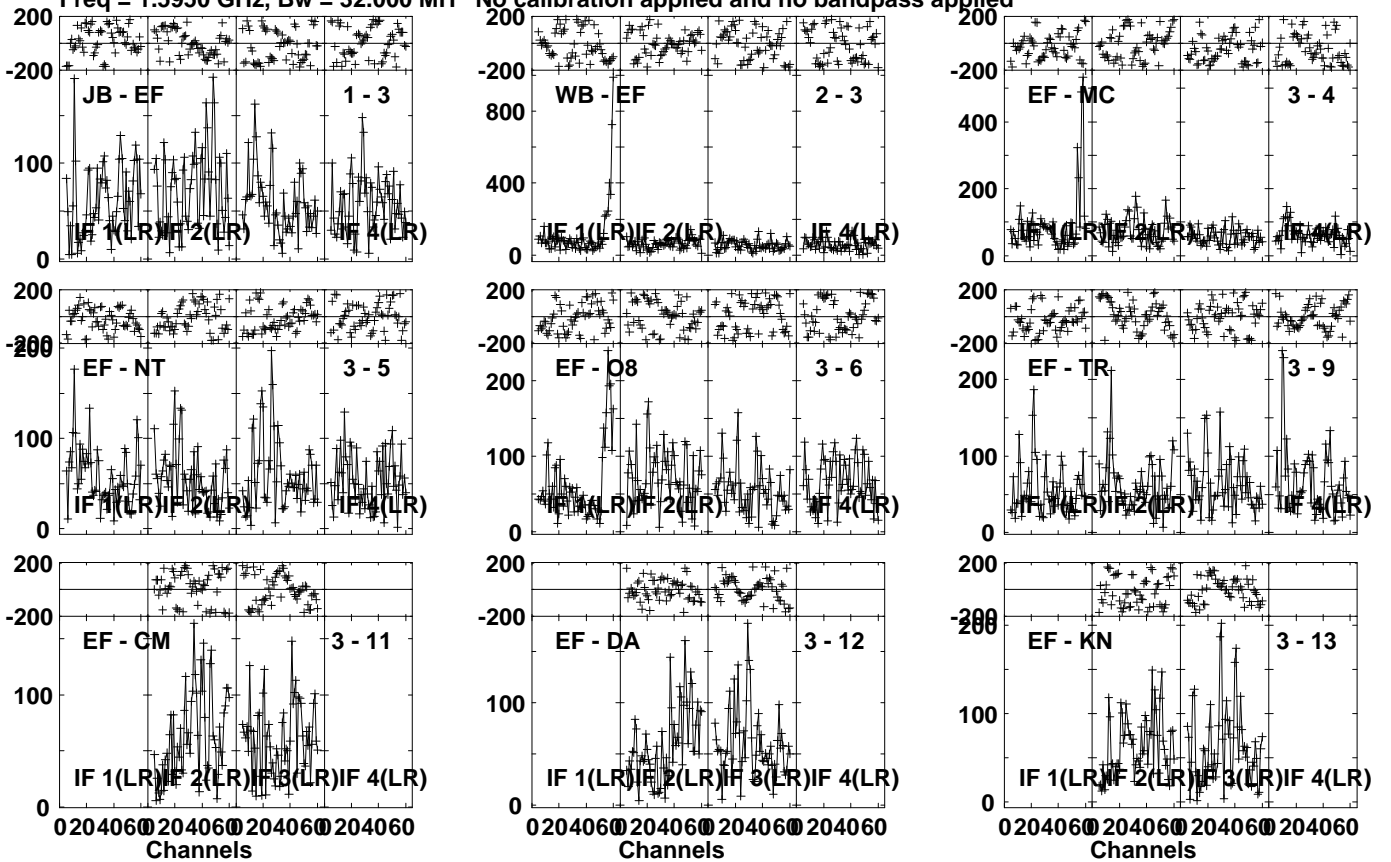
Timerange: 01/11:28:31 to 01/11:29:29

Plot file version 580 created 27-MAR-2024 20:24:17

CP43 049 EM164C.UVDATA.1

Freq = 1.5950 GHz, Bw = 32.000 MH

No calibration applied and no bandpass applied



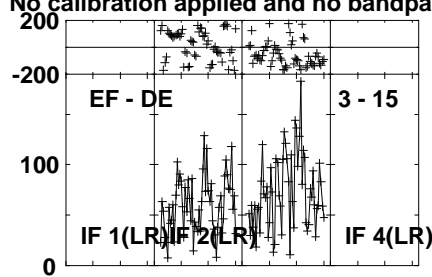
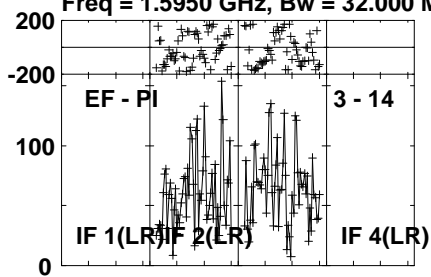
Lower frame: Micro Ampl Jy Top frame: Phas deg
Vector averaged cross-power spectrum Several baselines displayed
Timerange: 01/11:29:31 to 01/11:33:29

Plot file version 581 created 27-MAR-2024 20:24:17

CP43 049 EM164C.UVDATA.1

Freq = 1.5950 GHz, Bw = 32.000 MH

No calibration applied and no bandpass applied



Lower frame: Micro Ampl Jy Top frame: Phas deg

Vector averaged cross-power spectrum Several baselines displayed

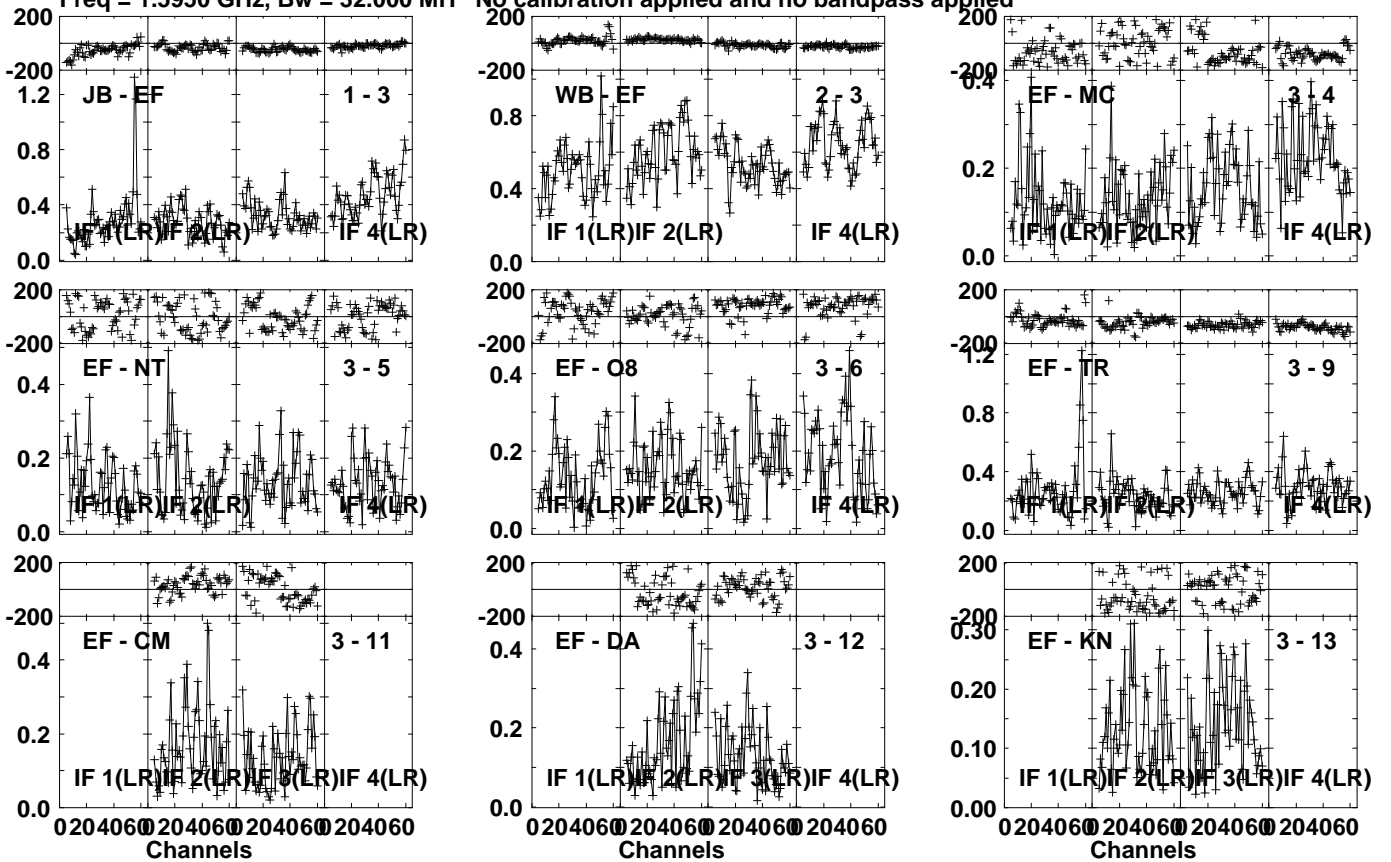
Timerange: 01/11:29:31 to 01/11:33:29

Plot file version 582 created 27-MAR-2024 20:24:17

J1037+5711 EM164C.UVDATA.1

Freq = 1.5950 GHz, Bw = 32.000 MH

No calibration applied and no bandpass applied



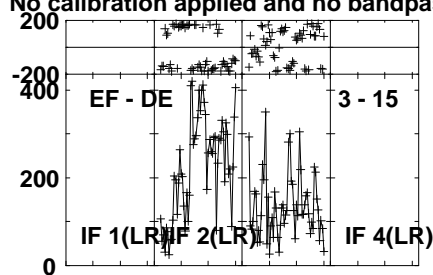
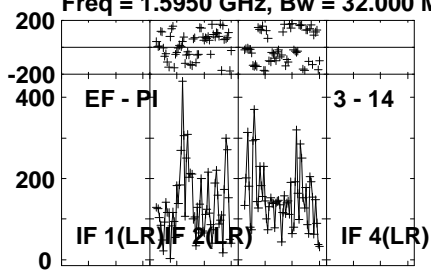
Lower frame: Milli Ampl Jy Top frame: Phas deg
Vector averaged cross-power spectrum Several baselines displayed
Timerange: 01/11:34:01 to 01/11:34:59

Plot file version 583 created 27-MAR-2024 20:24:17

J1037+5711 EM164C.UVDATA.1

Freq = 1.5950 GHz, Bw = 32.000 MH

No calibration applied and no bandpass applied



Lower frame: Micro Ampl Jy Top frame: Phas deg

Vector averaged cross-power spectrum Several baselines displayed

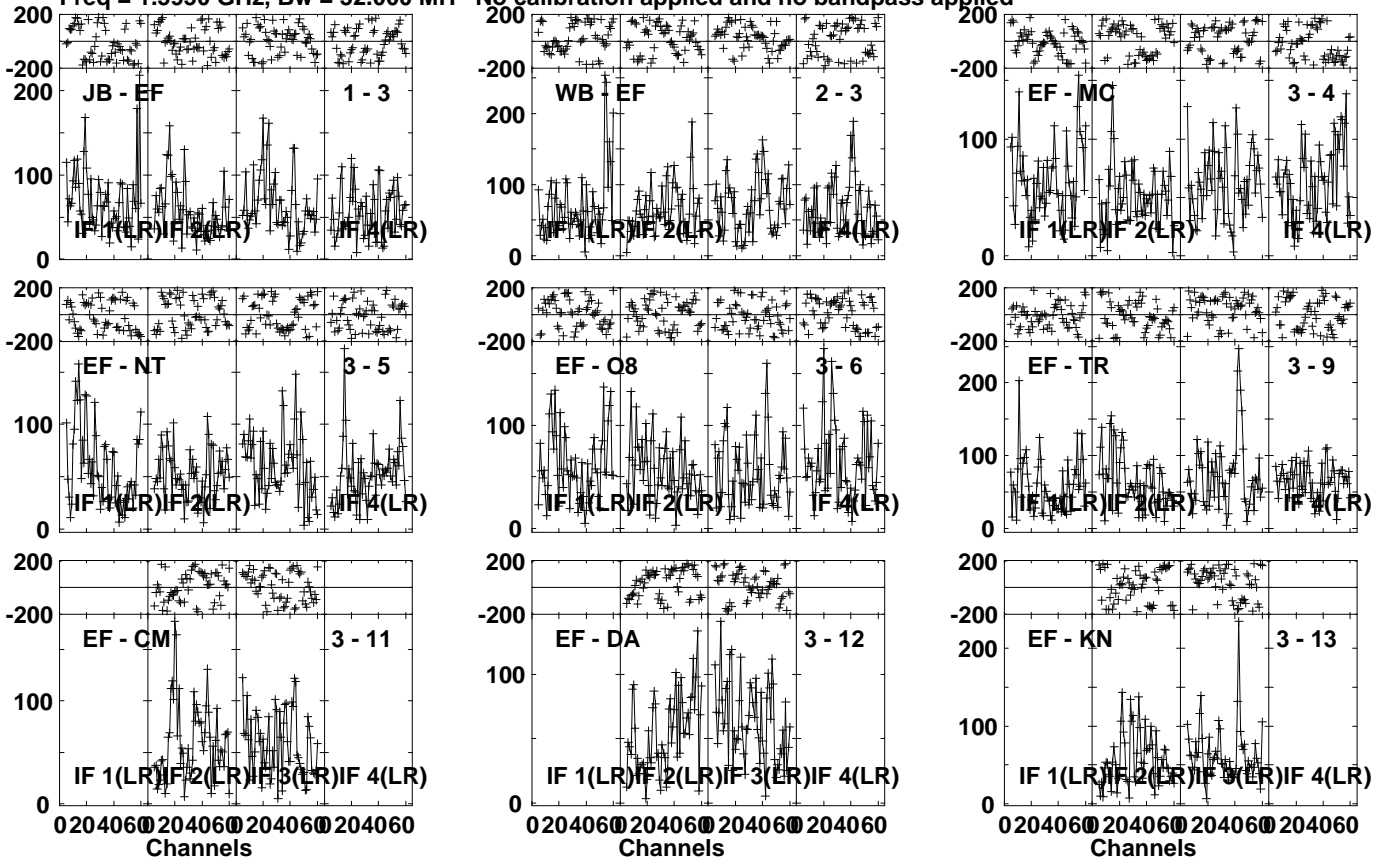
Timerange: 01/11:34:01 to 01/11:34:59

Plot file version 584 created 27-MAR-2024 20:24:17

CP42 027 EM164C.UVDATA.1

Freq = 1.5950 GHz, Bw = 32.000 MH

No calibration applied and no bandpass applied



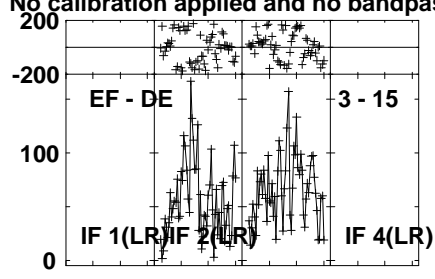
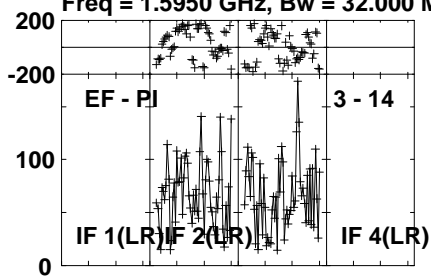
Lower frame: Micro Ampl Jy Top frame: Phas deg
Vector averaged cross-power spectrum Several baselines displayed
Timerange: 01/11:35:01 to 01/11:38:59

Plot file version 585 created 27-MAR-2024 20:24:18

CP42 027 EM164C.UVDATA.1

Freq = 1.5950 GHz, Bw = 32.000 MH

No calibration applied and no bandpass applied



Lower frame: Micro Ampl Jy Top frame: Phas deg

Vector averaged cross-power spectrum Several baselines displayed

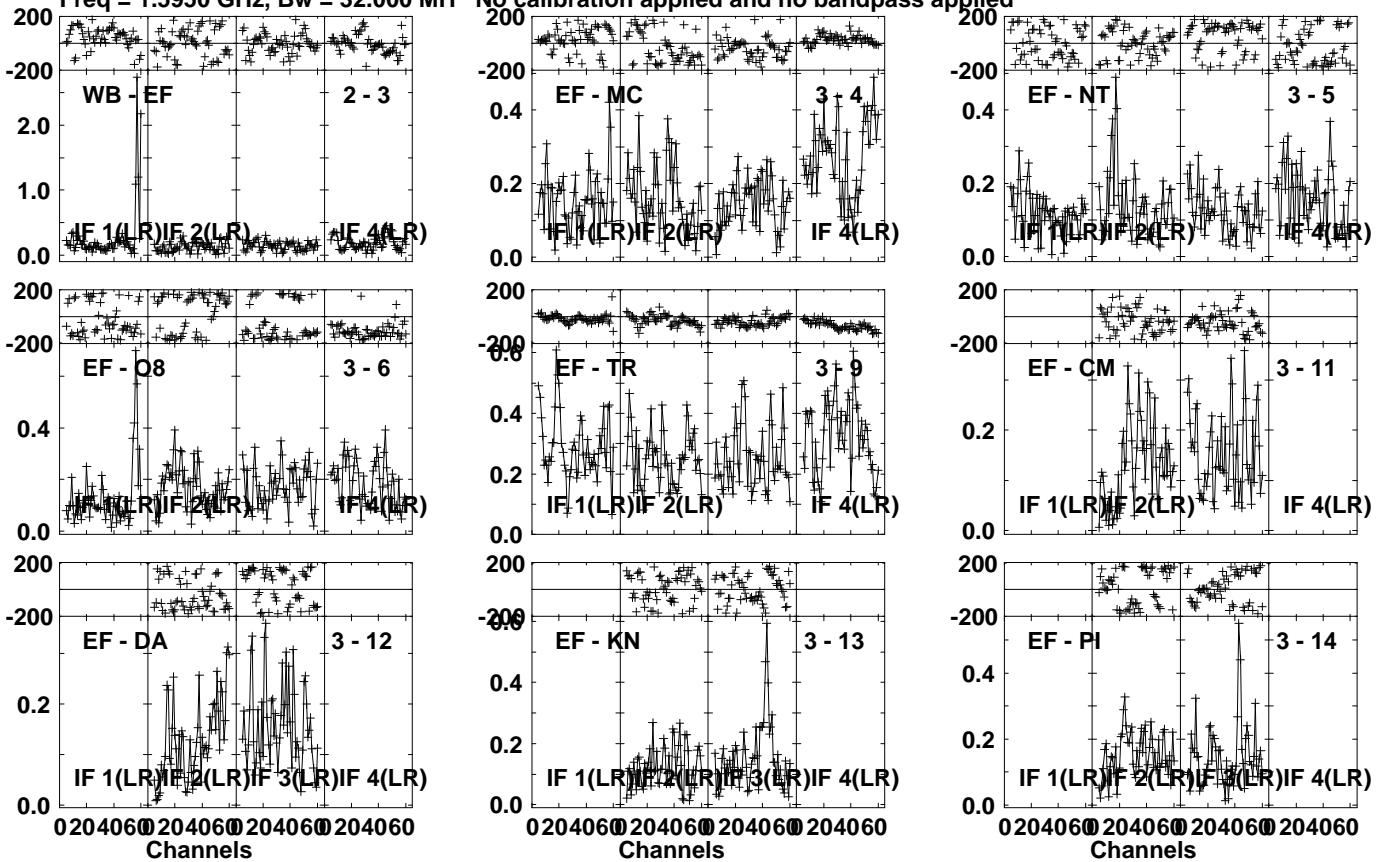
Timerange: 01/11:35:01 to 01/11:38:59

Plot file version 586 created 27-MAR-2024 20:24:18

J1037+5711 EM164C.UVDATA.1

Freq = 1.5950 GHz, Bw = 32.000 MH

No calibration applied and no bandpass applied



Lower frame: Milli Ampl Jy Top frame: Phas deg

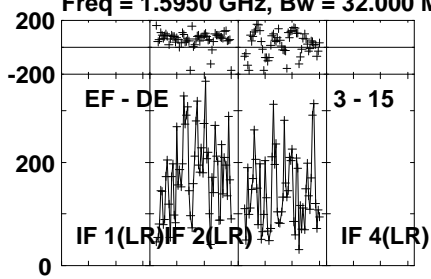
Vector averaged cross-power spectrum Several baselines displayed

Timerange: 01/11:39:31 to 01/11:40:29

Plot file version 587 created 27-MAR-2024 20:24:18

J1037+5711 EM164C.UVDATA.1

Freq = 1.5950 GHz, Bw = 32.000 MH No calibration applied and no bandpass applied

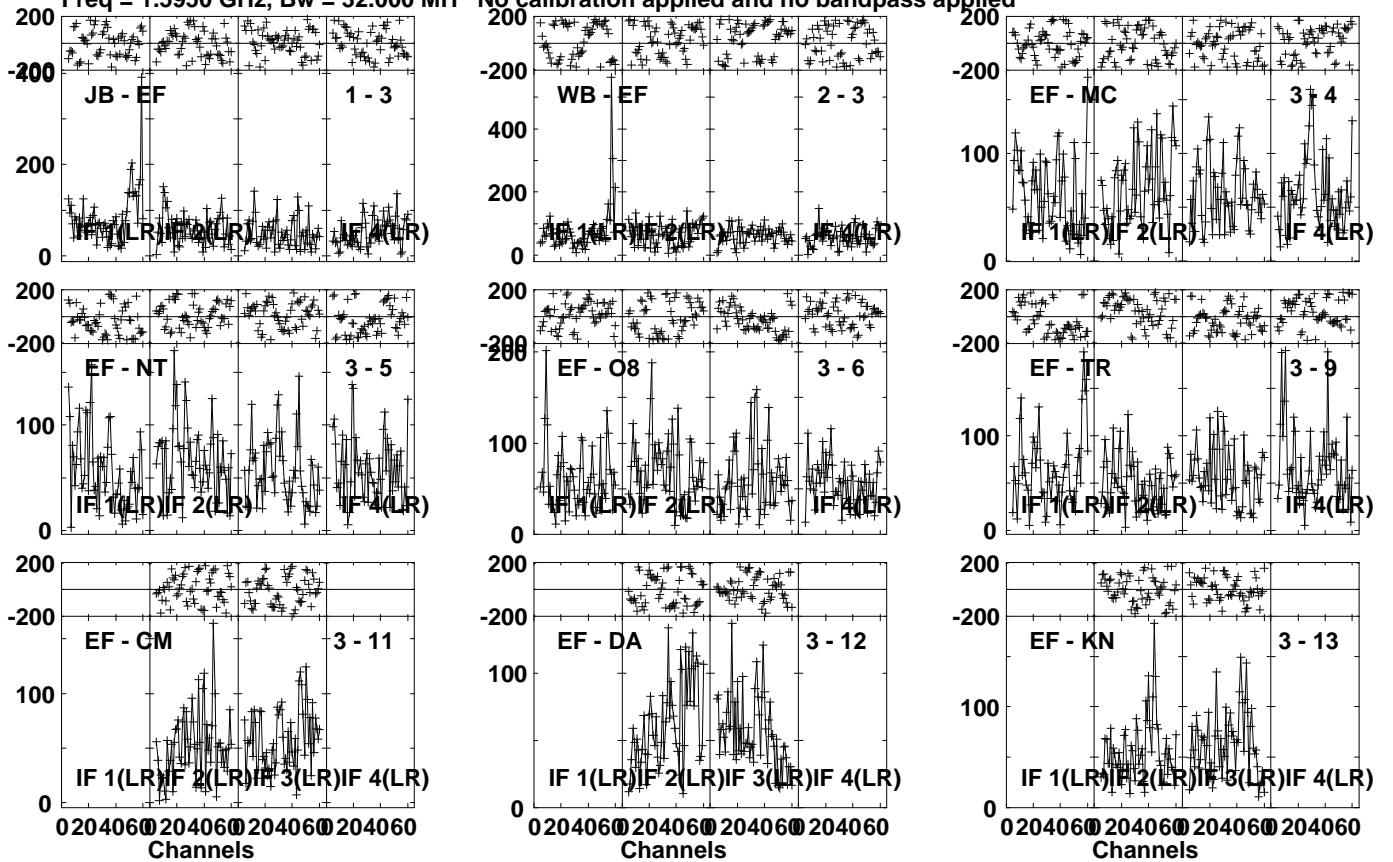


Lower frame: Micro Ampl Jy Top frame: Phas deg
Vector averaged cross-power spectrum Several baselines displayed
Timerange: 01/11:39:31 to 01/11:40:29

Plot file version 588 created 27-MAR-2024 20:24:18

CP42 027 EM164C.UVDATA.1

Freq = 1.5950 GHz, Bw = 32.000 MH No calibration applied and no bandpass applied



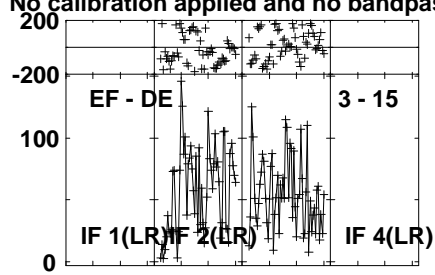
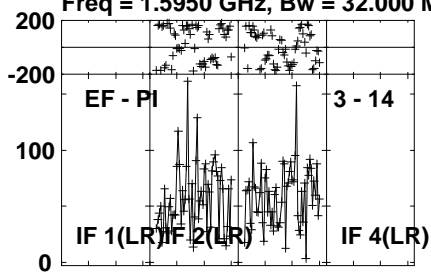
Lower frame: Micro Ampl Jy Top frame: Phas deg
Vector averaged cross-power spectrum Several baselines displayed
Timerange: 01/11:40:31 to 01/11:44:29

Plot file version 589 created 27-MAR-2024 20:24:18

CP42 027 EM164C.UVDATA.1

Freq = 1.5950 GHz, Bw = 32.000 MH

No calibration applied and no bandpass applied



Lower frame: Micro Ampl Jy Top frame: Phas deg

Vector averaged cross-power spectrum Several baselines displayed

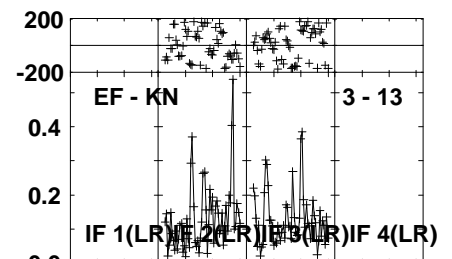
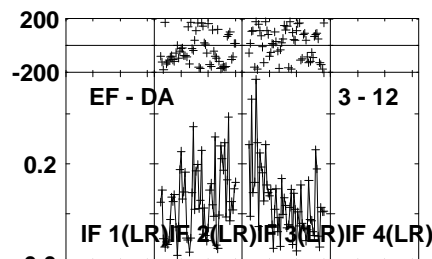
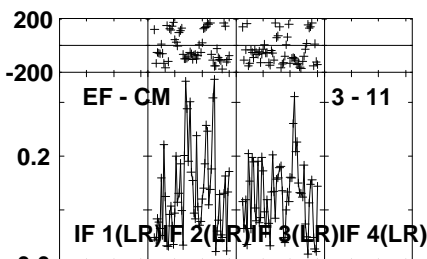
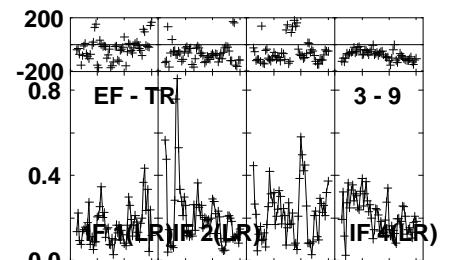
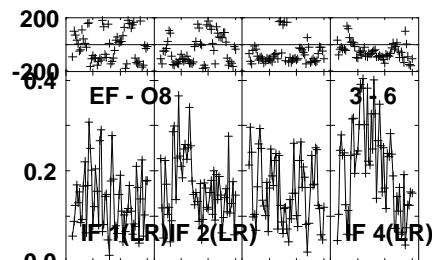
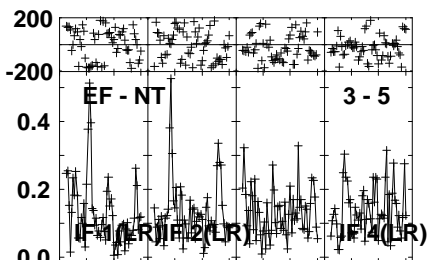
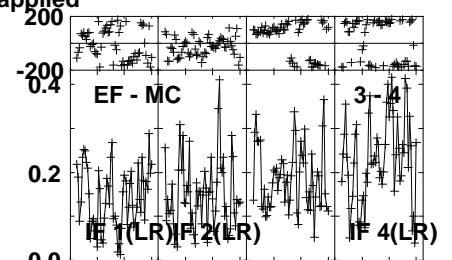
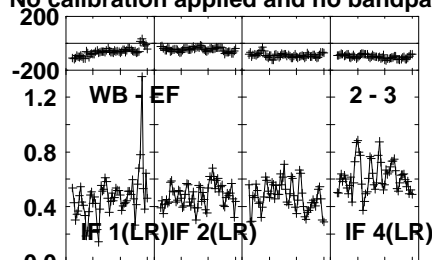
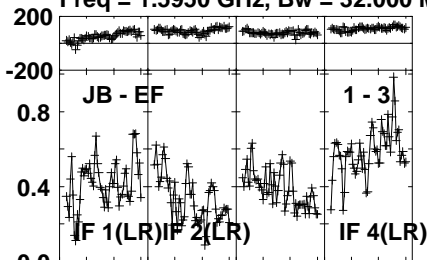
Timerange: 01/11:40:31 to 01/11:44:29

Plot file version 590 created 27-MAR-2024 20:24:18

J1037+5711 EM164C.UVDATA.1

Freq = 1.5950 GHz, Bw = 32.000 MH

No calibration applied and no bandpass applied



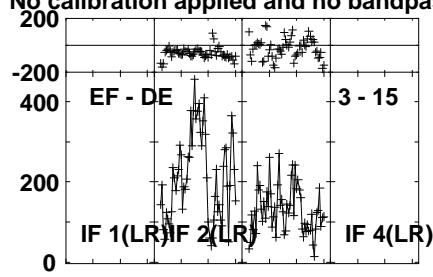
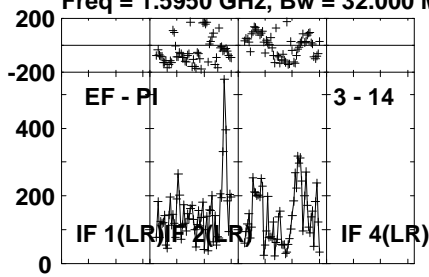
Lower frame: Milli Ampl Jy Top frame: Phas deg
Vector averaged cross-power spectrum Several baselines displayed
Timerange: 01/11:45:01 to 01/11:45:59

Plot file version 591 created 27-MAR-2024 20:24:18

J1037+5711 EM164C.UVDATA.1

Freq = 1.5950 GHz, Bw = 32.000 MH

No calibration applied and no bandpass applied



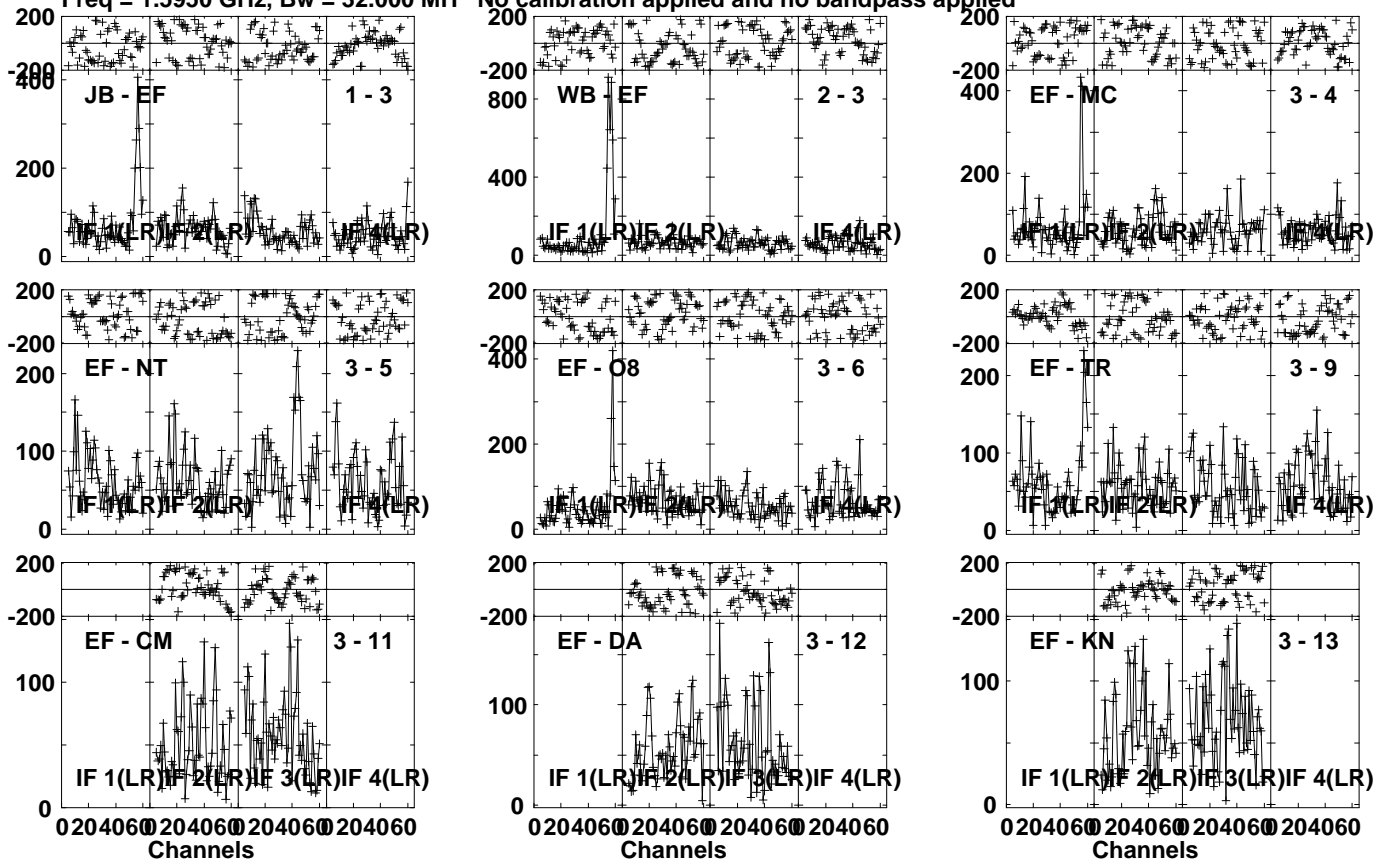
Lower frame: Micro Ampl Jy Top frame: Phas deg
Vector averaged cross-power spectrum Several baselines displayed
Timerange: 01/11:45:01 to 01/11:45:59

Plot file version 592 created 27-MAR-2024 20:24:18

CP41 077 EM164C.UVDATA.1

Freq = 1.5950 GHz, Bw = 32.000 MH

No calibration applied and no bandpass applied



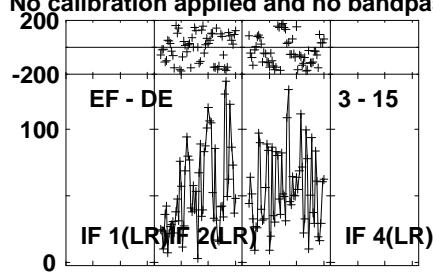
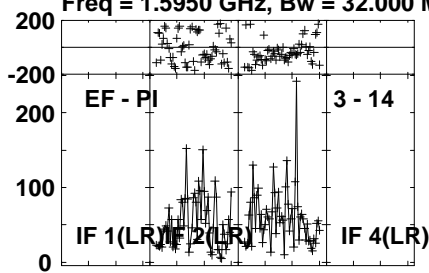
Lower frame: Micro Ampl Jy Top frame: Phas deg
Vector averaged cross-power spectrum Several baselines displayed
Timerange: 01/11:46:01 to 01/11:49:59

Plot file version 593 created 27-MAR-2024 20:24:19

CP41 077 EM164C.UVDATA.1

Freq = 1.5950 GHz, Bw = 32.000 MH

No calibration applied and no bandpass applied



Lower frame: Micro Ampl Jy Top frame: Phas deg

Vector averaged cross-power spectrum Several baselines displayed

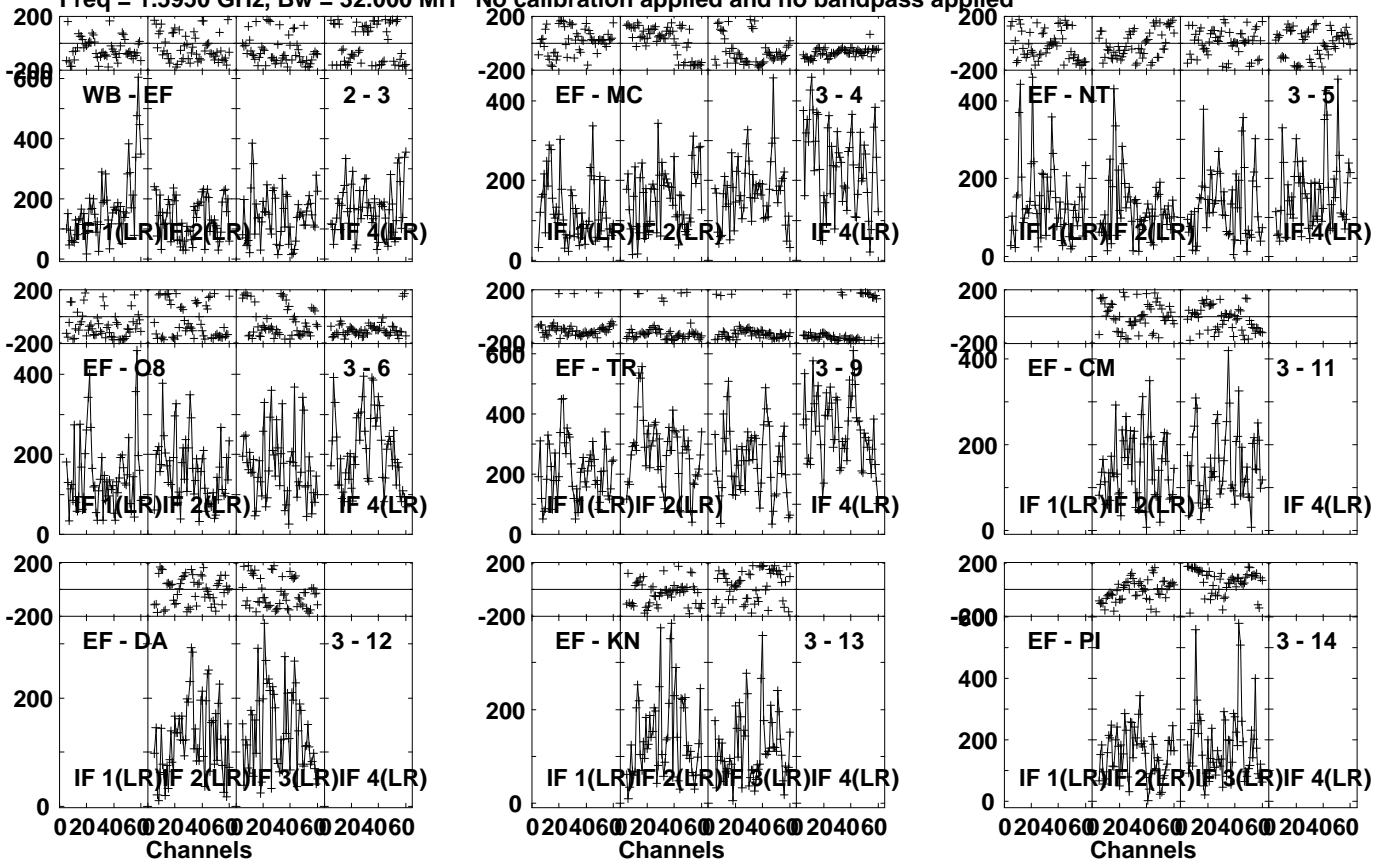
Timerange: 01/11:46:01 to 01/11:49:59

Plot file version 594 created 27-MAR-2024 20:24:19

J1037+5711 EM164C.UVDATA.1

Freq = 1.5950 GHz, Bw = 32.000 MH

No calibration applied and no bandpass applied

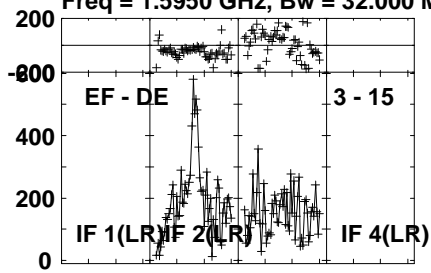


Lower frame: Micro Ampl Jy Top frame: Phas deg
Vector averaged cross-power spectrum Several baselines displayed
Timerange: 01/11:50:31 to 01/11:51:29

Plot file version 595 created 27-MAR-2024 20:24:19

J1037+5711 EM164C.UVDATA.1

Freq = 1.5950 GHz, Bw = 32.000 MH No calibration applied and no bandpass applied



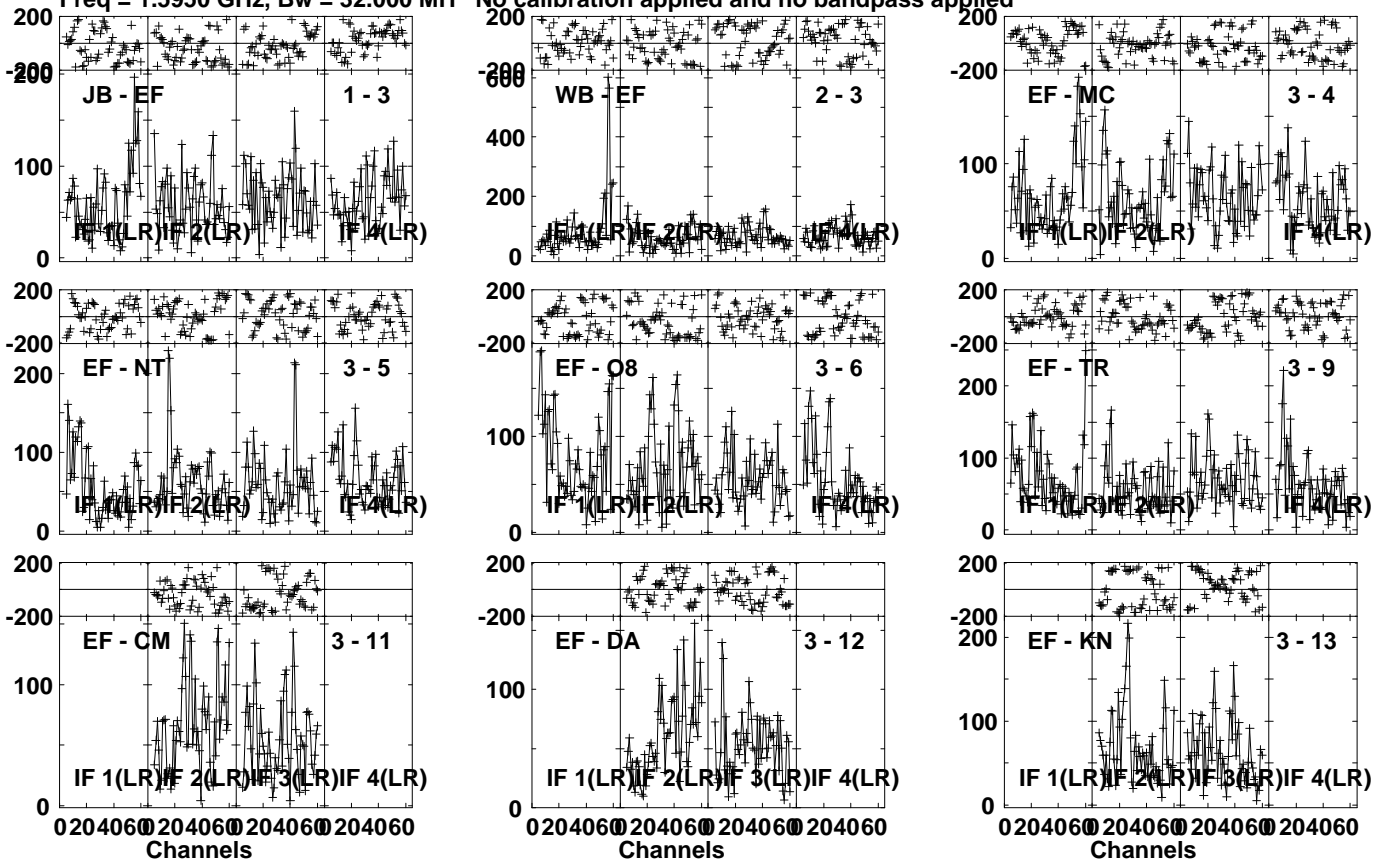
Lower frame: Micro Ampl Jy Top frame: Phas deg
Vector averaged cross-power spectrum Several baselines displayed
Timerange: 01/11:50:31 to 01/11:51:29

Plot file version 596 created 27-MAR-2024 20:24:19

CP41 077 EM164C.UVDATA.1

Freq = 1.5950 GHz, Bw = 32.000 MH

No calibration applied and no bandpass applied

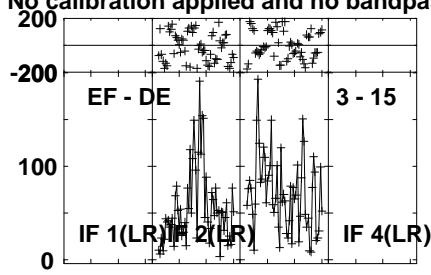
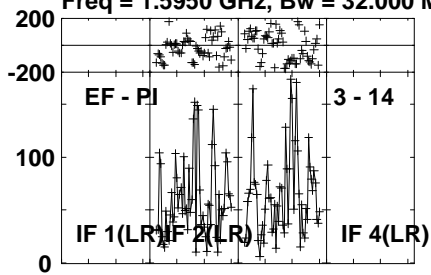


Lower frame: Micro Ampl Jy Top frame: Phas deg
Vector averaged cross-power spectrum Several baselines displayed
Timerange: 01/11:51:31 to 01/11:55:29

Plot file version 597 created 27-MAR-2024 20:24:19

CP41 077 EM164C.UVDATA.1

Freq = 1.5950 GHz, Bw = 32.000 MH No calibration applied and no bandpass applied



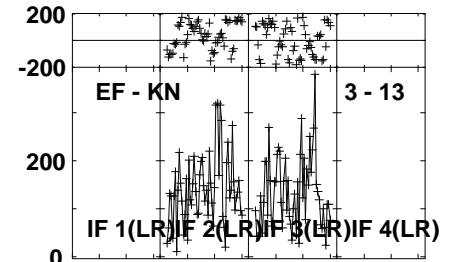
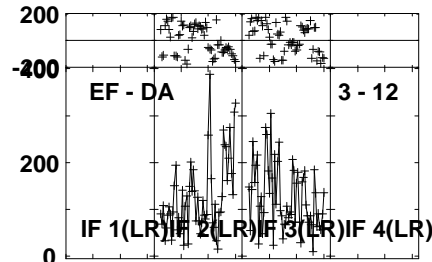
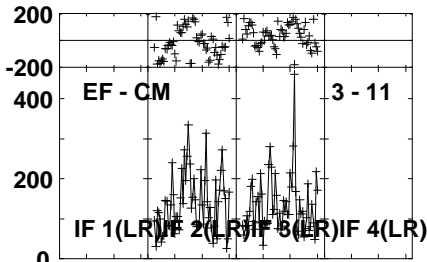
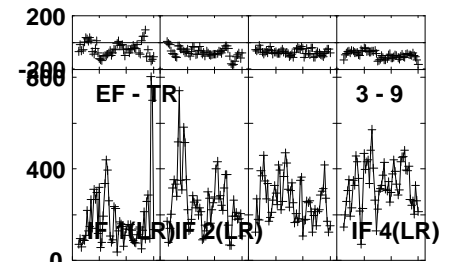
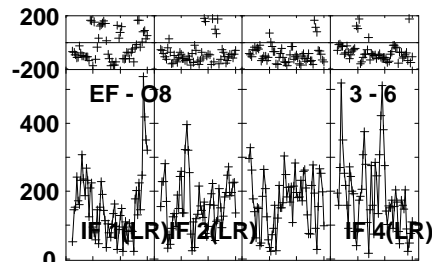
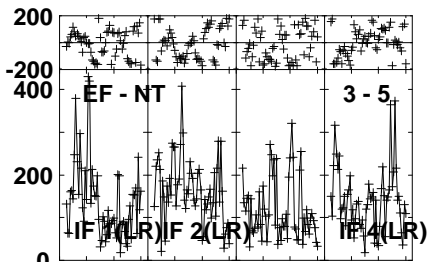
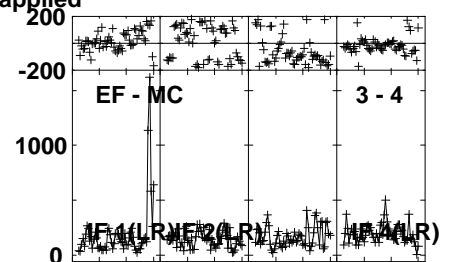
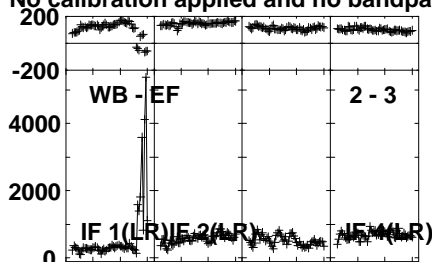
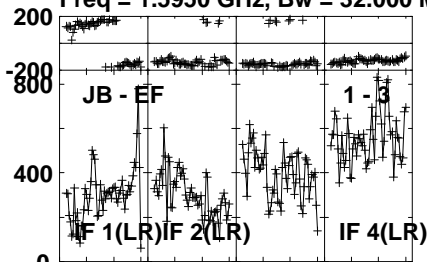
Lower frame: Micro Ampl Jy Top frame: Phas deg
Vector averaged cross-power spectrum Several baselines displayed
Timerange: 01/11:51:31 to 01/11:55:29

Plot file version 598 created 27-MAR-2024 20:24:19

J1037+5711 EM164C.UVDATA.1

Freq = 1.5950 GHz, Bw = 32.000 MH

No calibration applied and no bandpass applied

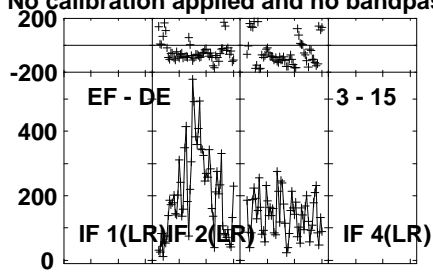
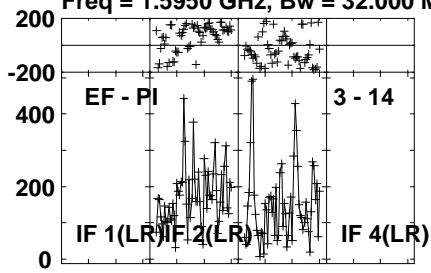


Lower frame: Micro Ampl Jy Top frame: Phas deg
Vector averaged cross-power spectrum Several baselines displayed
Timerange: 01/11:56:01 to 01/11:56:59

Plot file version 599 created 27-MAR-2024 20:24:19

J1037+5711 EM164C.UVDATA.1

Freq = 1.5950 GHz, Bw = 32.000 MH No calibration applied and no bandpass applied



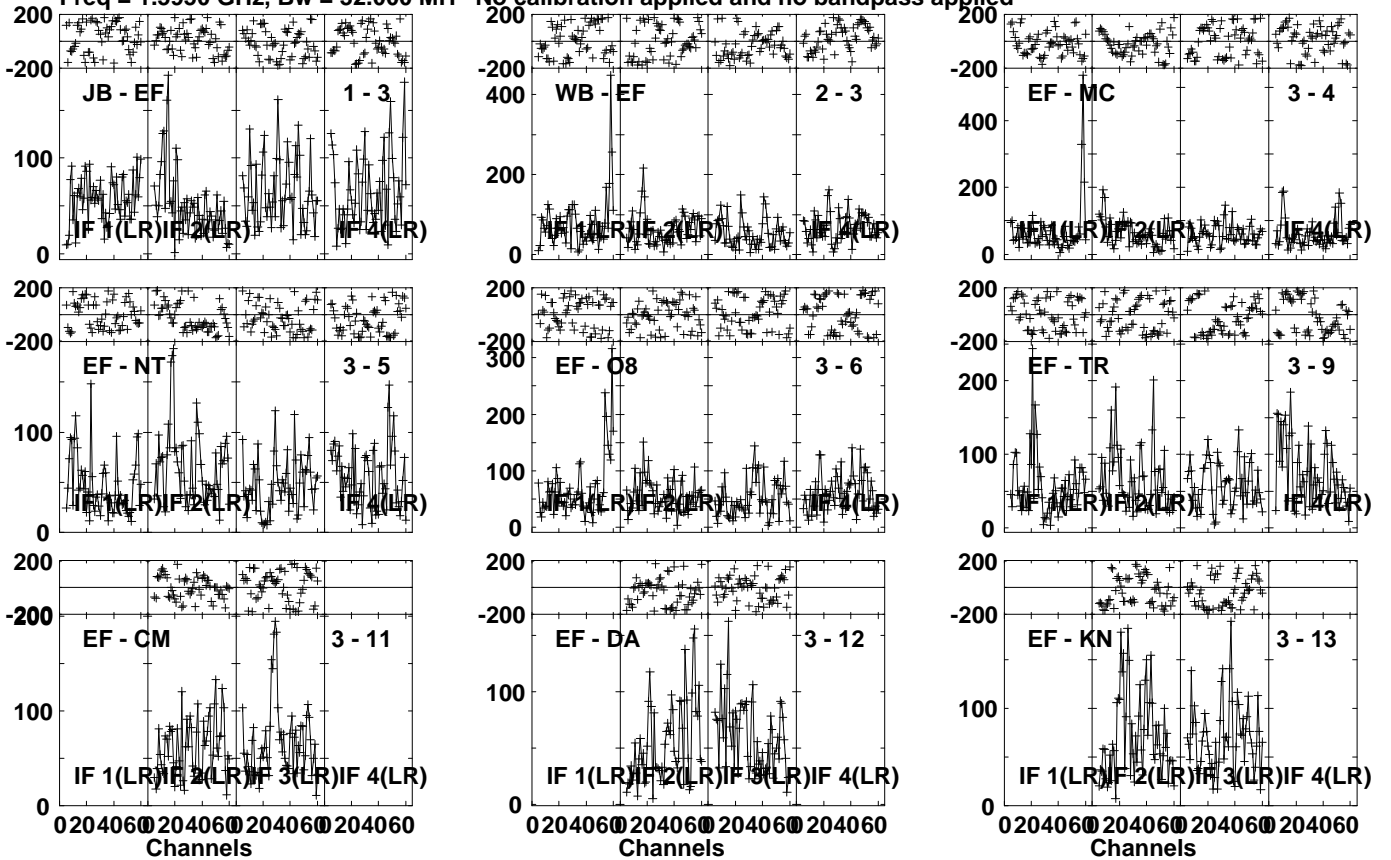
Lower frame: Micro Ampl Jy Top frame: Phas deg
Vector averaged cross-power spectrum Several baselines displayed
Timerange: 01/11:56:01 to 01/11:56:59

Plot file version 600 created 27-MAR-2024 20:24:19

CP50 031 EM164C.UVDATA.1

Freq = 1.5950 GHz, Bw = 32.000 MH

No calibration applied and no bandpass applied

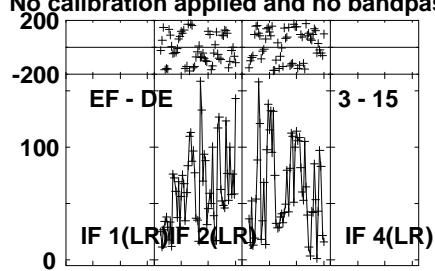
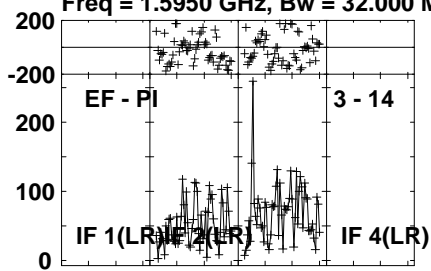


Lower frame: Micro Ampl Jy Top frame: Phas deg
Vector averaged cross-power spectrum Several baselines displayed
Timerange: 01/11:57:01 to 01/12:00:59

Plot file version 601 created 27-MAR-2024 20:24:20

CP50 031 EM164C.UVDATA.1

Freq = 1.5950 GHz, Bw = 32.000 MH No calibration applied and no bandpass applied



Lower frame: Micro Ampl Jy Top frame: Phas deg

Vector averaged cross-power spectrum Several baselines displayed

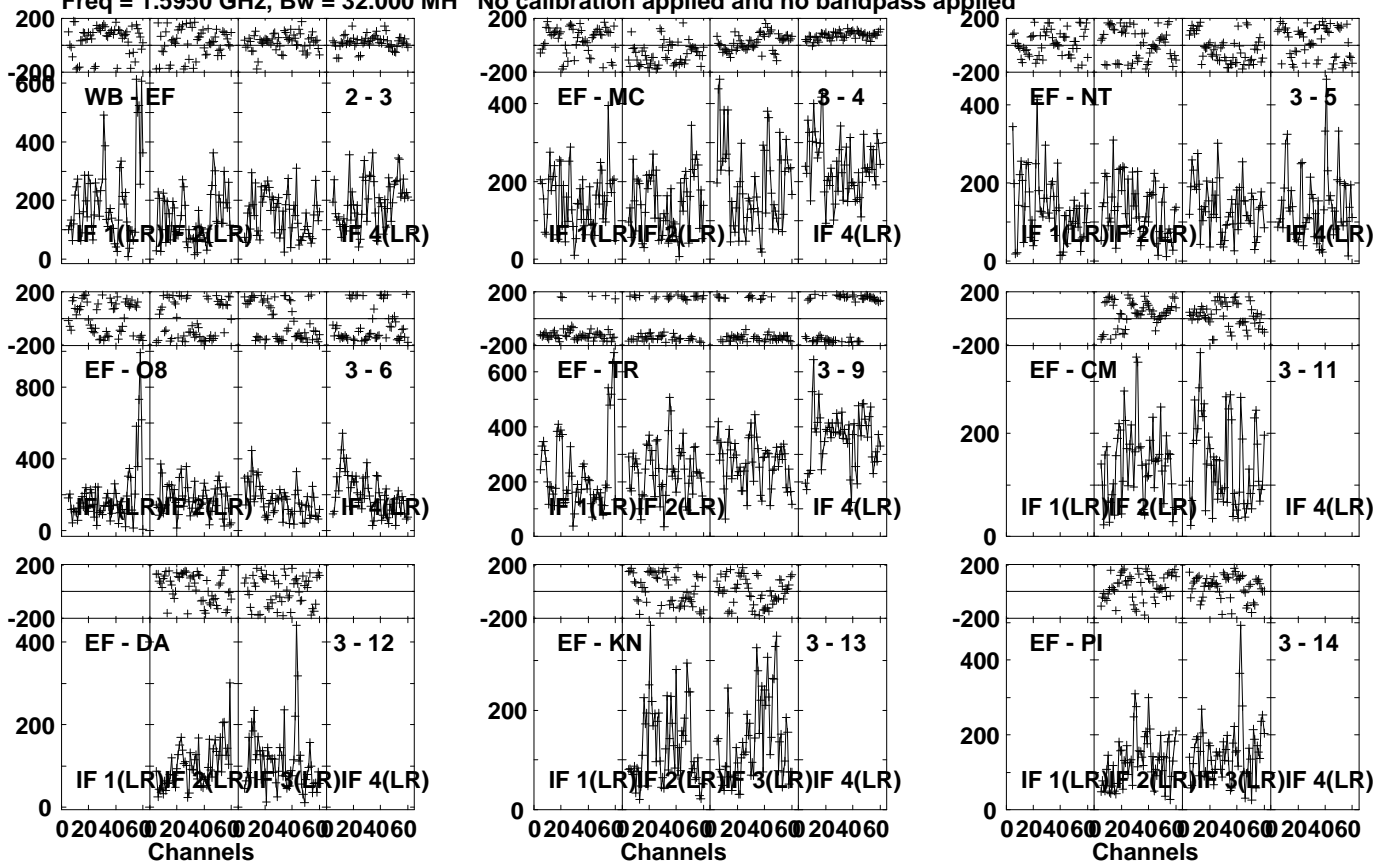
Timerange: 01/11:57:01 to 01/12:00:59

Plot file version 602 created 27-MAR-2024 20:24:20

J1037+5711 EM164C.UVDATA.1

Freq = 1.5950 GHz, Bw = 32.000 MH

No calibration applied and no bandpass applied

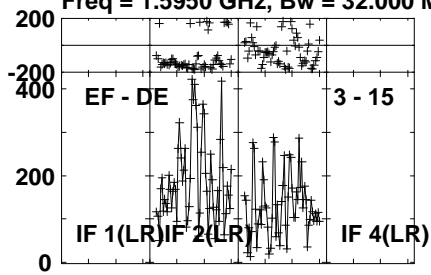


Lower frame: Micro Ampl Jy Top frame: Phas deg
Vector averaged cross-power spectrum Several baselines displayed
Timerange: 01/12:01:31 to 01/12:02:29

Plot file version 603 created 27-MAR-2024 20:24:20

J1037+5711 EM164C.UVDATA.1

Freq = 1.5950 GHz, Bw = 32.000 MH No calibration applied and no bandpass applied



Lower frame: Micro Ampl Jy Top frame: Phas deg

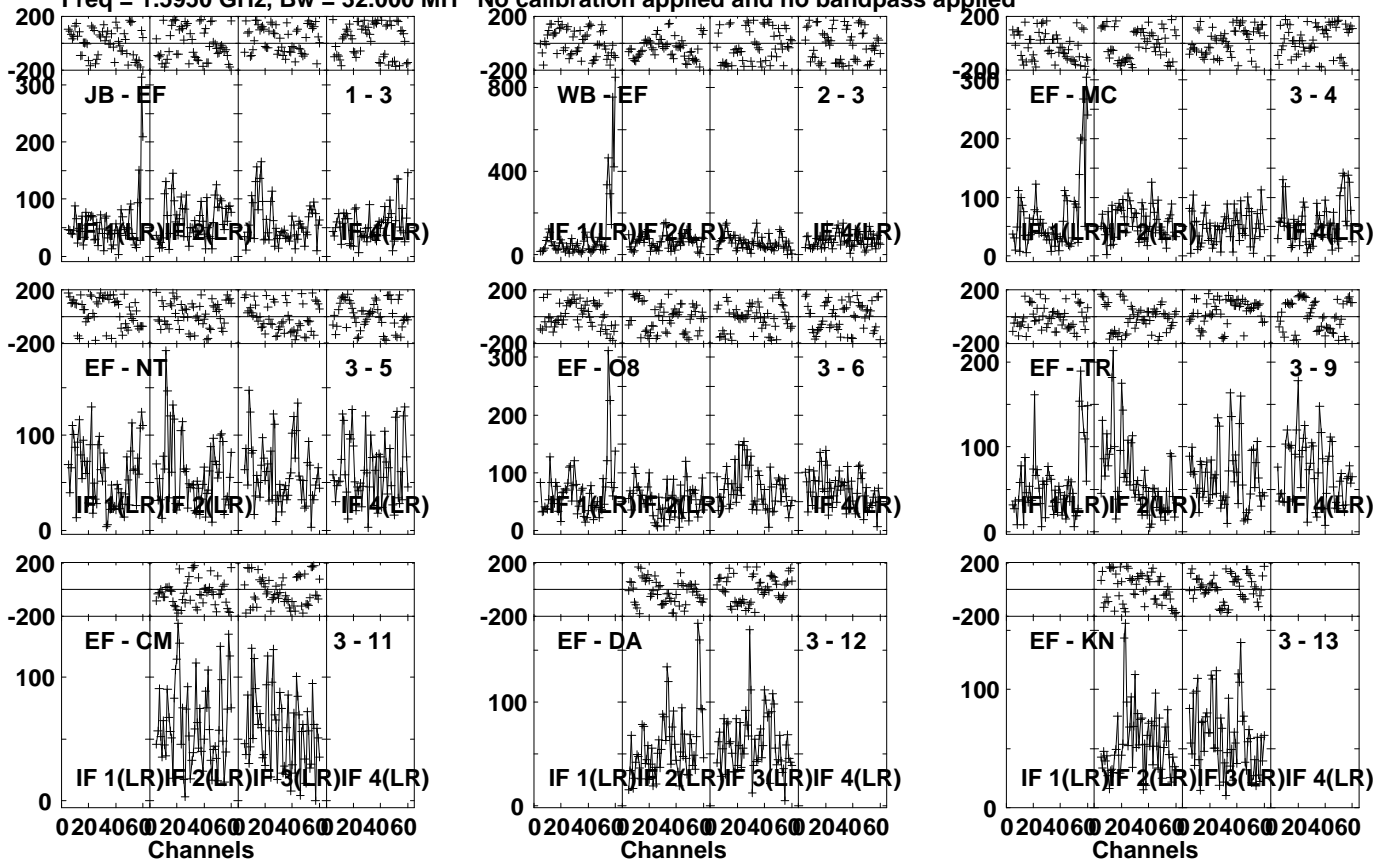
Vector averaged cross-power spectrum Several baselines displayed

Timerange: 01/12:01:31 to 01/12:02:29

Plot file version 604 created 27-MAR-2024 20:24:20

CP50 031 EM164C.UVDATA.1

Freq = 1.5950 GHz, Bw = 32.000 MH No calibration applied and no bandpass applied



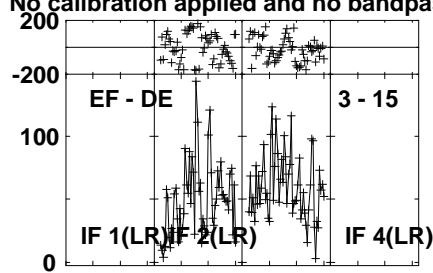
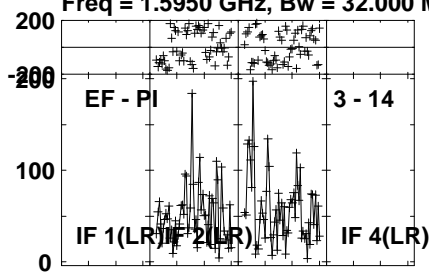
Lower frame: Micro Ampl Jy Top frame: Phas deg
Vector averaged cross-power spectrum Several baselines displayed
Timerange: 01/12:02:31 to 01/12:06:29

Plot file version 605 created 27-MAR-2024 20:24:20

CP50 031 EM164C.UVDATA.1

Freq = 1.5950 GHz, Bw = 32.000 MH

No calibration applied and no bandpass applied



Lower frame: Micro Ampl Jy Top frame: Phas deg

Vector averaged cross-power spectrum Several baselines displayed

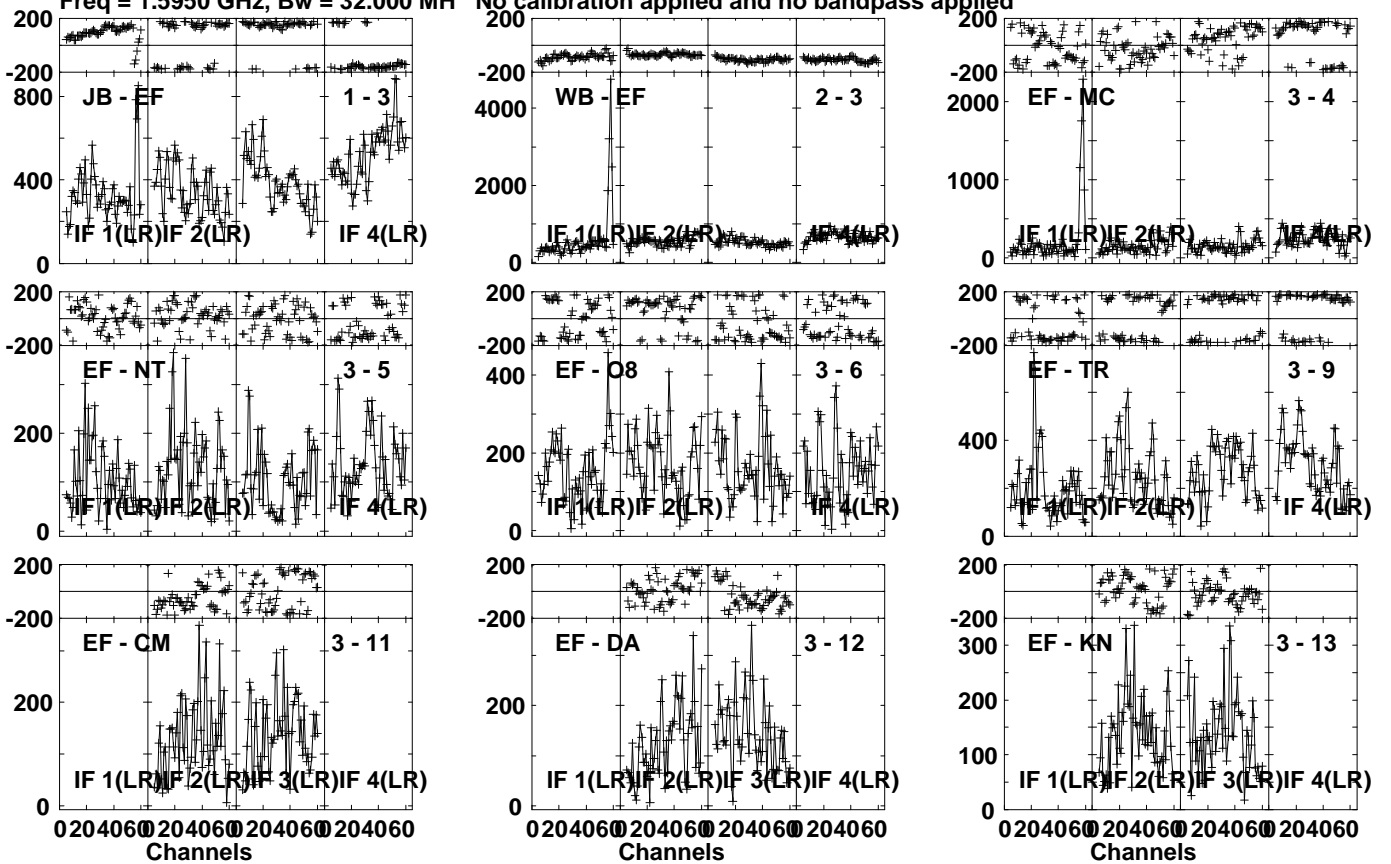
Timerange: 01/12:02:31 to 01/12:06:29

Plot file version 606 created 27-MAR-2024 20:24:20

J1037+5711 EM164C.UVDATA.1

Freq = 1.5950 GHz, Bw = 32.000 MH

No calibration applied and no bandpass applied



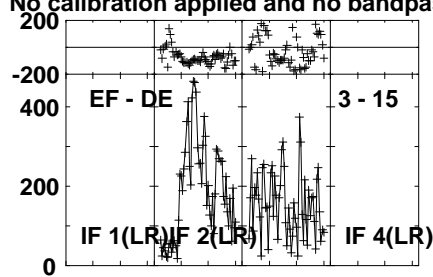
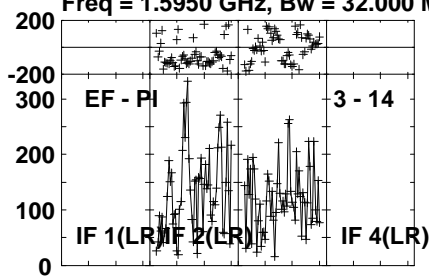
Lower frame: Micro Ampl Jy Top frame: Phas deg
Vector averaged cross-power spectrum Several baselines displayed
Timerange: 01/12:07:01 to 01/12:07:59

Plot file version 607 created 27-MAR-2024 20:24:21

J1037+5711 EM164C.UVDATA.1

Freq = 1.5950 GHz, Bw = 32.000 MH

No calibration applied and no bandpass applied



Lower frame: Micro Ampl Jy Top frame: Phas deg

Vector averaged cross-power spectrum Several baselines displayed

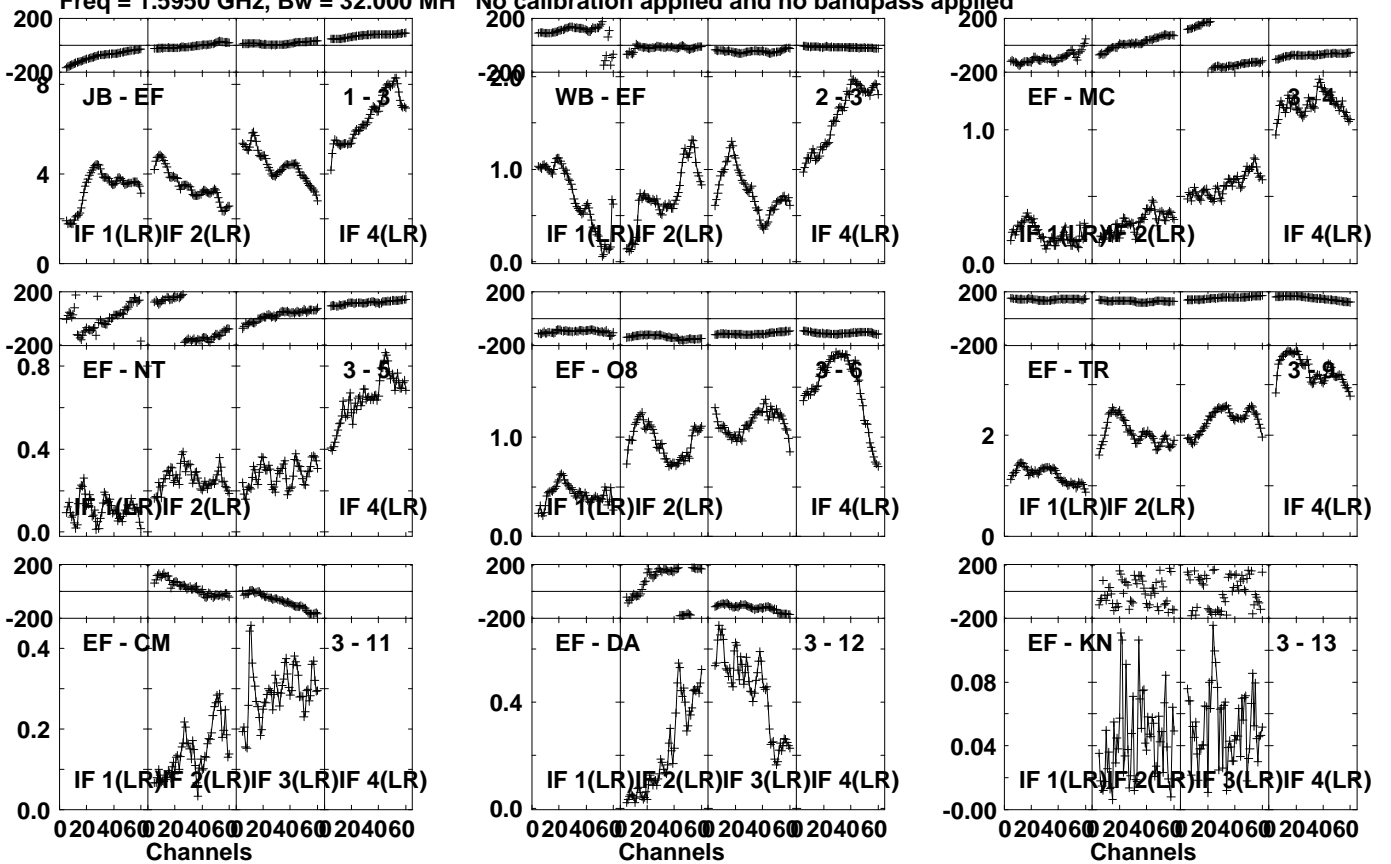
Timerange: 01/12:07:01 to 01/12:07:59

Plot file version 608 created 27-MAR-2024 20:24:21

4C39.25 EM164C.UVDATA.1

Freq = 1.5950 GHz, Bw = 32.000 MH

No calibration applied and no bandpass applied

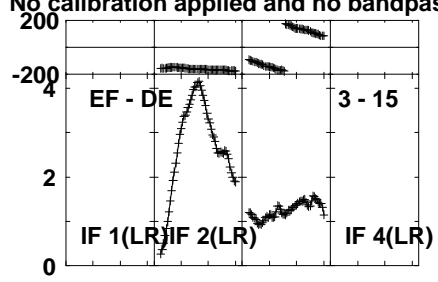
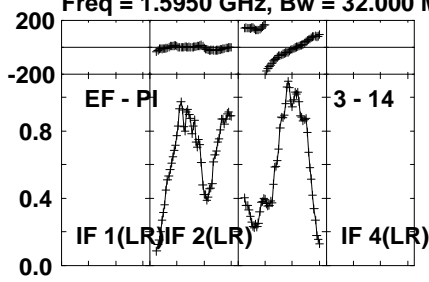


Lower frame: Milli Ampl Jy Top frame: Phas deg
Vector averaged cross-power spectrum Several baselines displayed
Timerange: 01/12:10:01 to 01/12:14:59

Plot file version 609 created 27-MAR-2024 20:24:21

4C39.25 EM164C.UVDATA.1

Freq = 1.5950 GHz, Bw = 32.000 MH No calibration applied and no bandpass applied



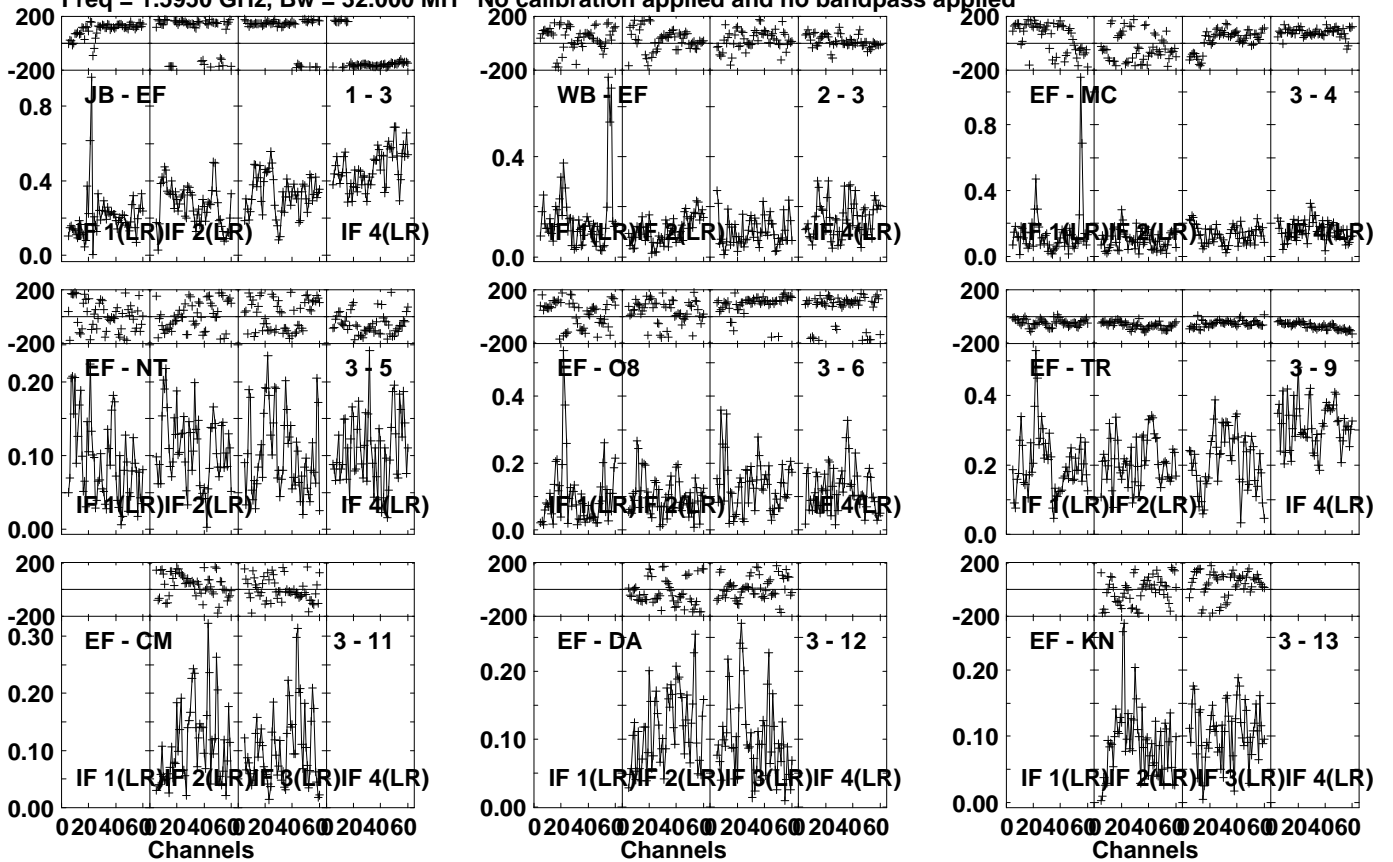
Lower frame: Milli Ampl Jy Top frame: Phas deg
Vector averaged cross-power spectrum Several baselines displayed
Timerange: 01/12:10:01 to 01/12:14:59

Plot file version 610 created 27-MAR-2024 20:24:21

J1037+5711 EM164C.UVDATA.1

Freq = 1.5950 GHz, Bw = 32.000 MH

No calibration applied and no bandpass applied



Lower frame: Milli Ampl Jy Top frame: Phas deg

Vector averaged cross-power spectrum Several baselines displayed

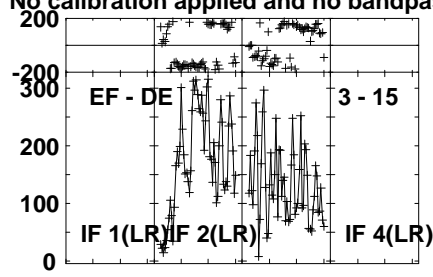
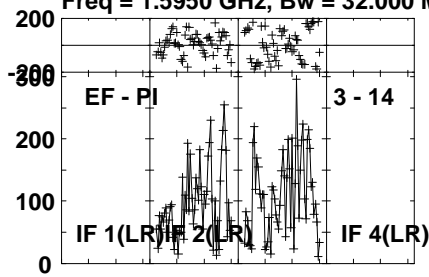
Timerange: 01/12:17:01 to 01/12:18:29

Plot file version 611 created 27-MAR-2024 20:24:21

J1037+5711 EM164C.UVDATA.1

Freq = 1.5950 GHz, Bw = 32.000 MH

No calibration applied and no bandpass applied



Lower frame: Micro Ampl Jy Top frame: Phas deg

Vector averaged cross-power spectrum Several baselines displayed

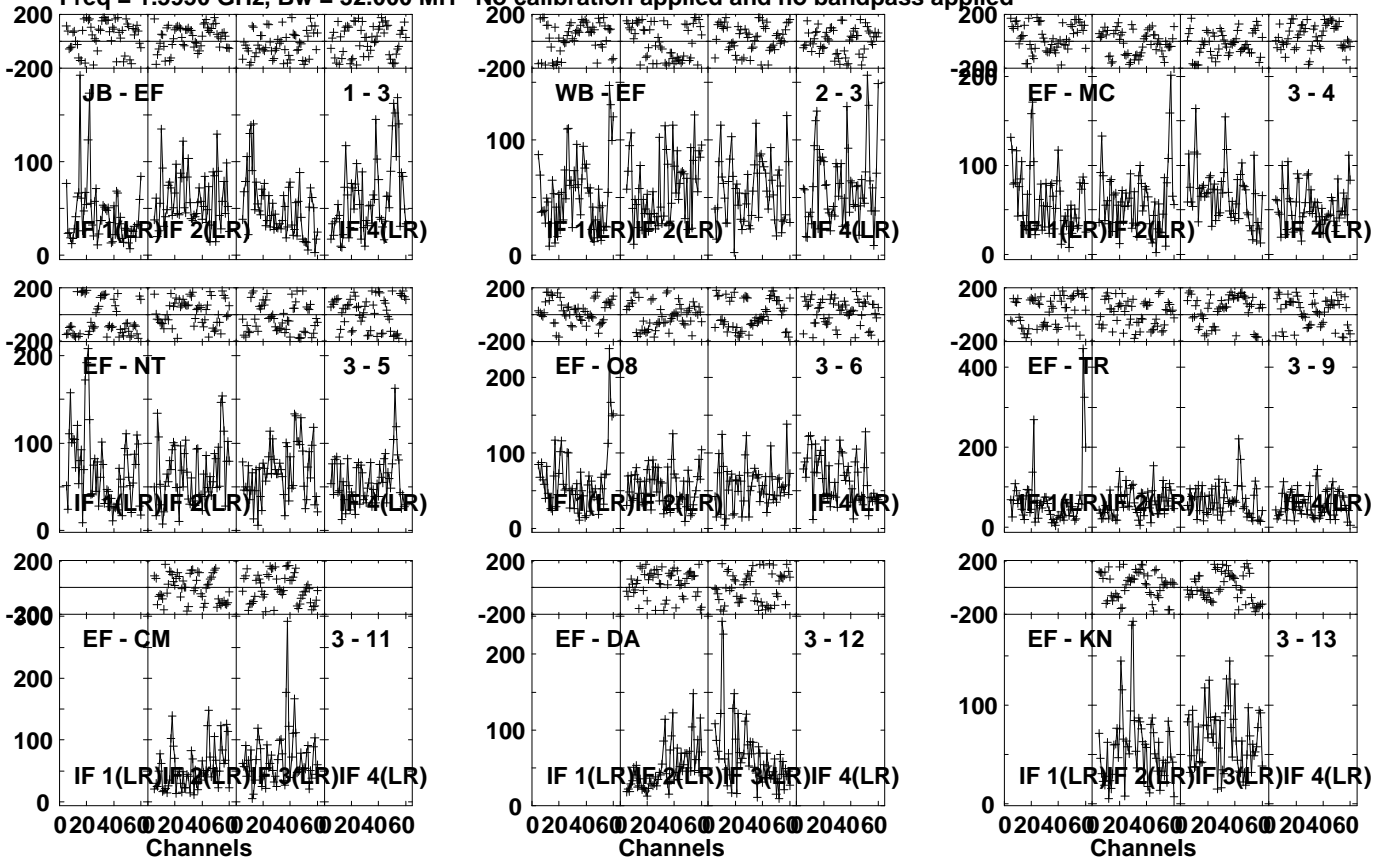
Timerange: 01/12:17:01 to 01/12:18:29

Plot file version 612 created 27-MAR-2024 20:24:21

CP32 077 EM164C.UVDATA.1

Freq = 1.5950 GHz, Bw = 32.000 MH

No calibration applied and no bandpass applied

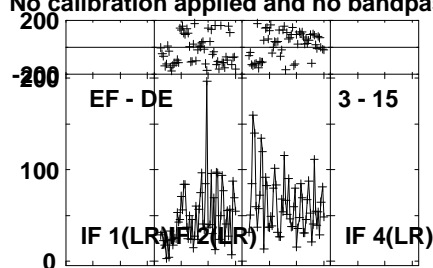
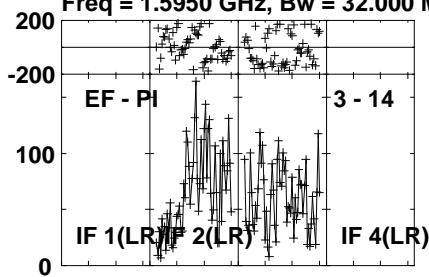


Lower frame: Micro Ampl Jy Top frame: Phas deg
Vector averaged cross-power spectrum Several baselines displayed
Timerange: 01/12:18:31 to 01/12:22:29

Plot file version 613 created 27-MAR-2024 20:24:21

CP32 077 EM164C.UVDATA.1

Freq = 1.5950 GHz, Bw = 32.000 MH No calibration applied and no bandpass applied



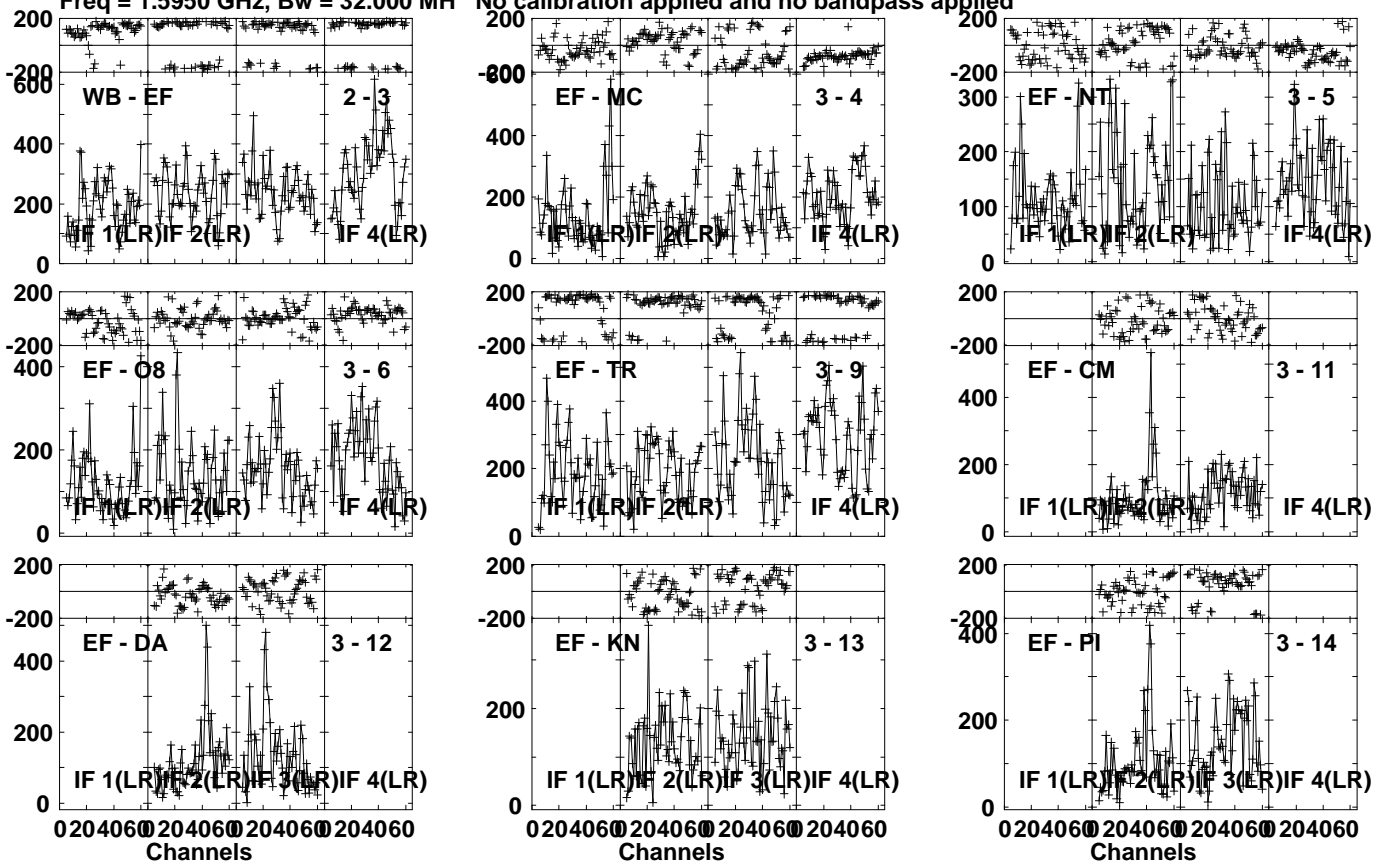
Lower frame: Micro Ampl Jy Top frame: Phas deg
Vector averaged cross-power spectrum Several baselines displayed
Timerange: 01/12:18:31 to 01/12:22:29

Plot file version 614 created 27-MAR-2024 20:24:21

J1037+5711 EM164C.UVDATA.1

Freq = 1.5950 GHz, Bw = 32.000 MH

No calibration applied and no bandpass applied

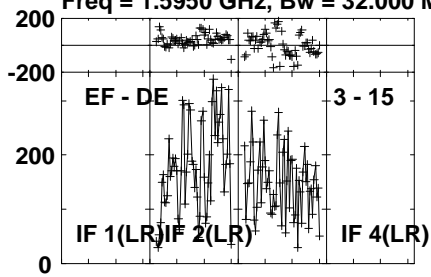


Lower frame: Micro Ampl Jy Top frame: Phas deg
Vector averaged cross-power spectrum Several baselines displayed
Timerange: 01/12:23:01 to 01/12:23:59

Plot file version 615 created 27-MAR-2024 20:24:22

J1037+5711 EM164C.UVDATA.1

Freq = 1.5950 GHz, Bw = 32.000 MH No calibration applied and no bandpass applied



Lower frame: Micro Ampl Jy Top frame: Phas deg

Vector averaged cross-power spectrum Several baselines displayed

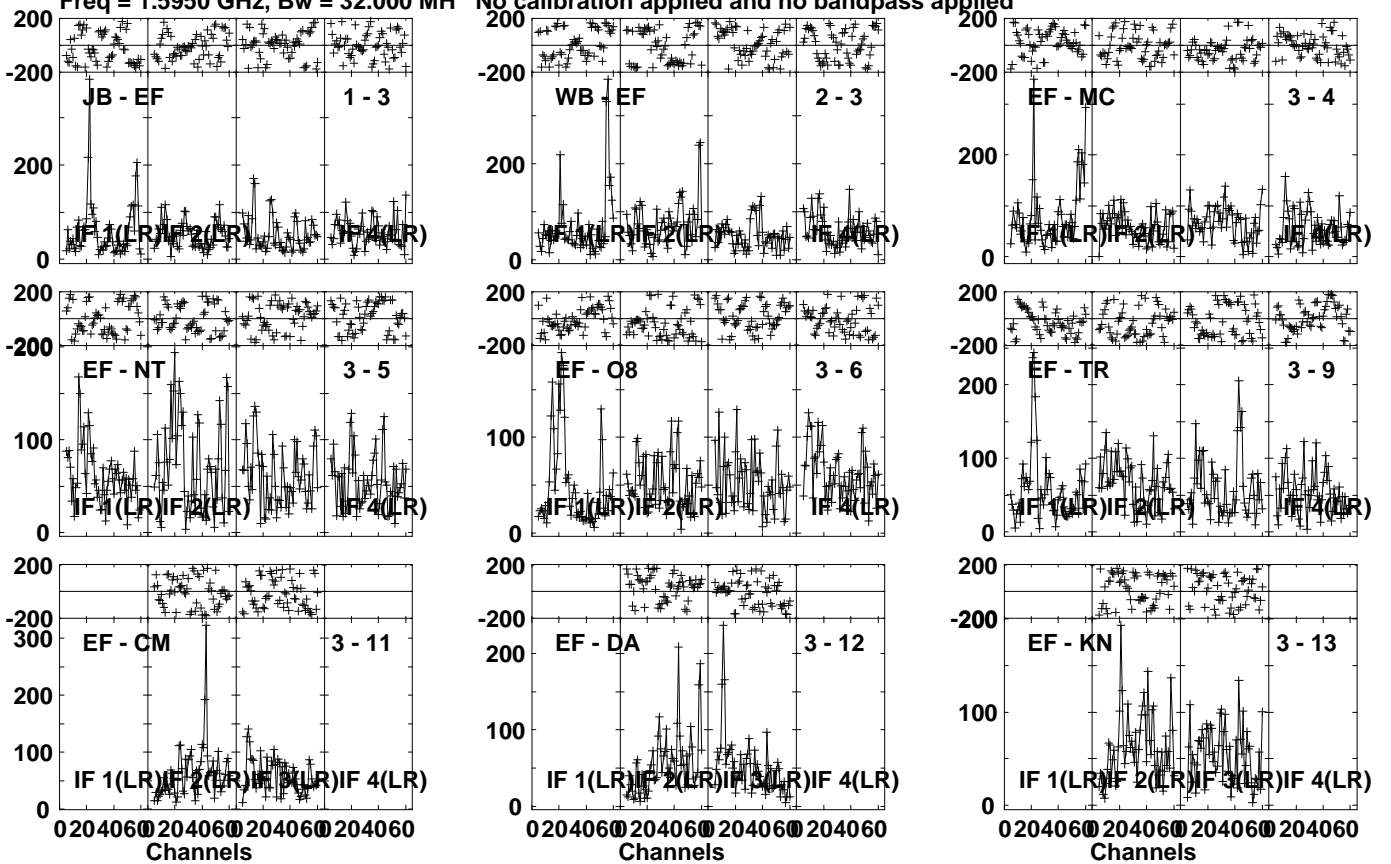
Timerange: 01/12:23:01 to 01/12:23:59

Plot file version 616 created 27-MAR-2024 20:24:22

CP32 077 EM164C.UVDATA.1

Freq = 1.5950 GHz, Bw = 32.000 MH

No calibration applied and no bandpass applied



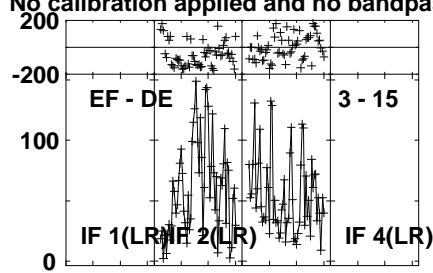
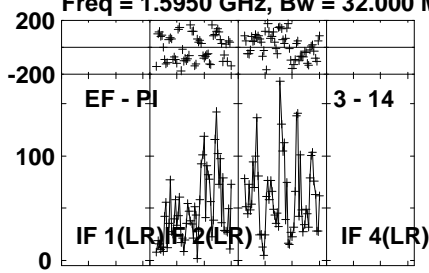
Lower frame: Micro Ampl Jy Top frame: Phas deg
Vector averaged cross-power spectrum Several baselines displayed
Timerange: 01/12:24:01 to 01/12:27:59

Plot file version 617 created 27-MAR-2024 20:24:22

CP32 077 EM164C.UVDATA.1

Freq = 1.5950 GHz, Bw = 32.000 MH

No calibration applied and no bandpass applied



Lower frame: Micro Ampl Jy Top frame: Phas deg

Vector averaged cross-power spectrum Several baselines displayed

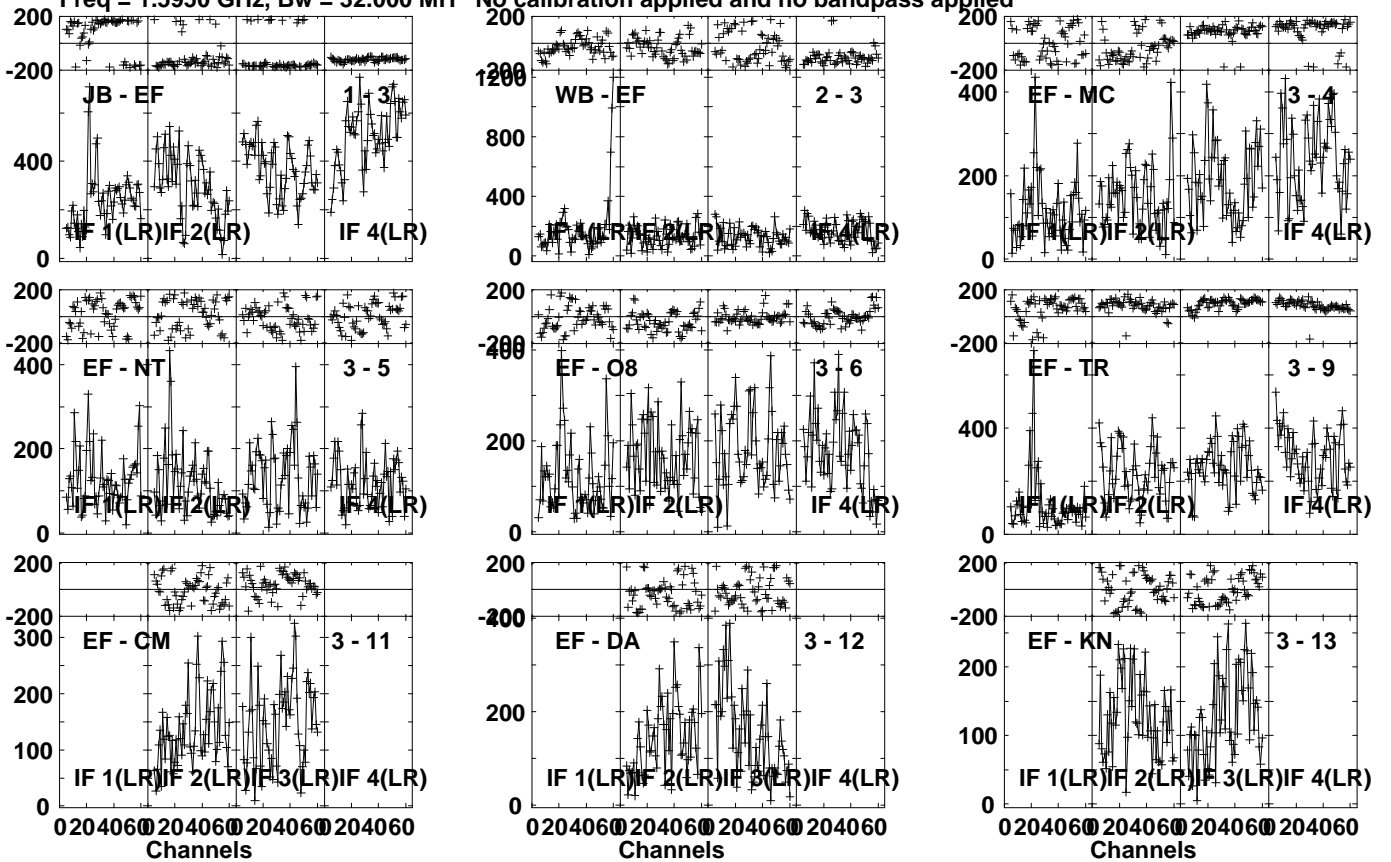
Timerange: 01/12:24:01 to 01/12:27:59

Plot file version 618 created 27-MAR-2024 20:24:22

J1037+5711 EM164C.UVDATA.1

Freq = 1.5950 GHz, Bw = 32.000 MH

No calibration applied and no bandpass applied



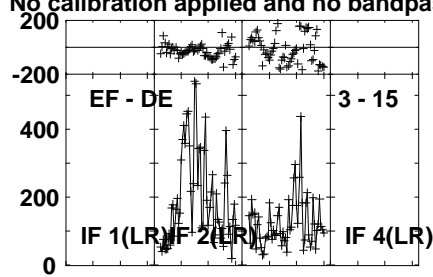
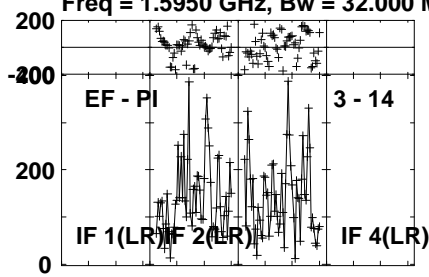
Lower frame: Micro Ampl Jy Top frame: Phas deg
Vector averaged cross-power spectrum Several baselines displayed
Timerange: 01/12:28:31 to 01/12:29:29

Plot file version 619 created 27-MAR-2024 20:24:22

J1037+5711 EM164C.UVDATA.1

Freq = 1.5950 GHz, Bw = 32.000 MH

No calibration applied and no bandpass applied



Lower frame: Micro Ampl Jy Top frame: Phas deg

Vector averaged cross-power spectrum Several baselines displayed

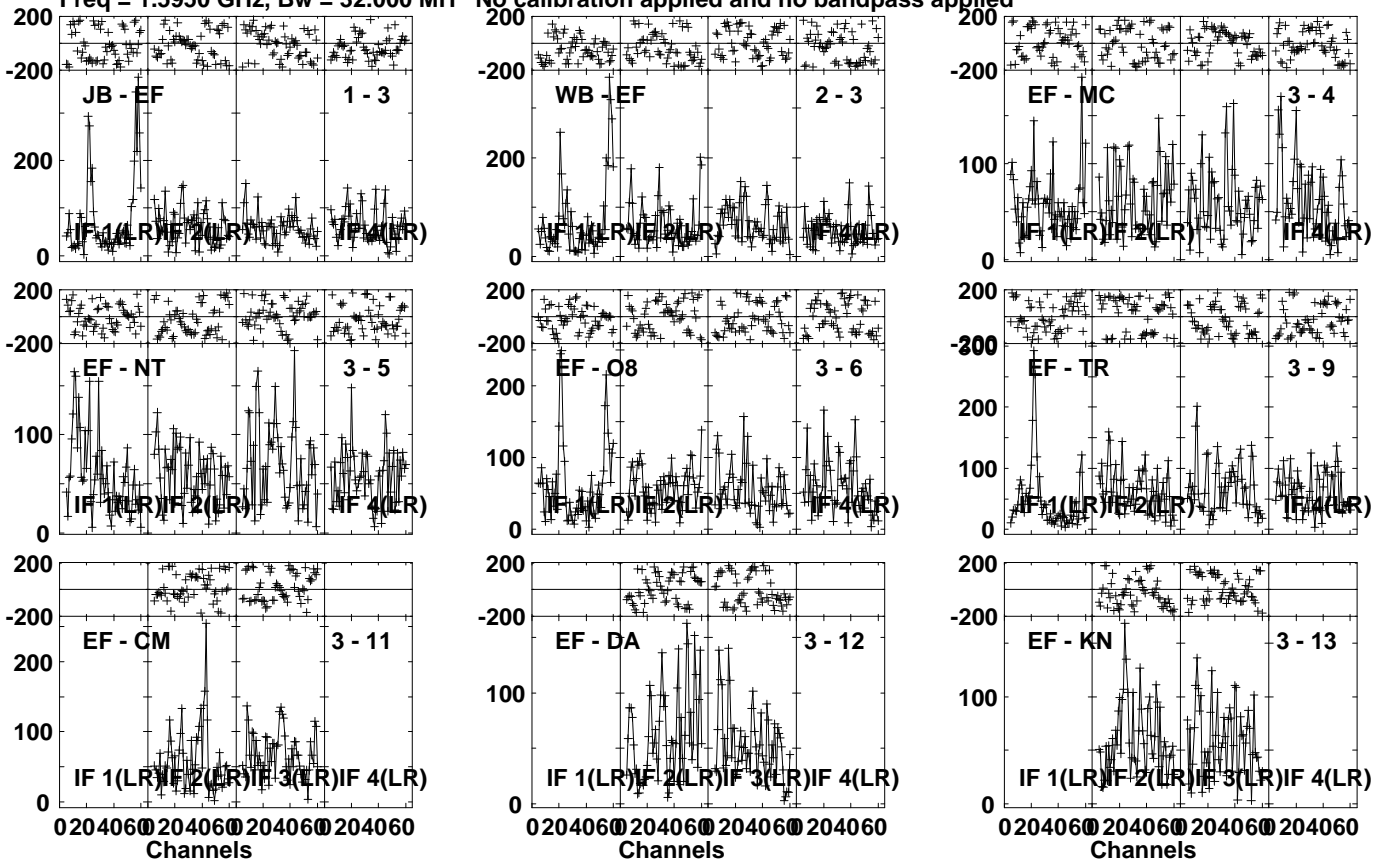
Timerange: 01/12:28:31 to 01/12:29:29

Plot file version 620 created 27-MAR-2024 20:24:22

CP33 038 EM164C.UVDATA.1

Freq = 1.5950 GHz, Bw = 32.000 MH

No calibration applied and no bandpass applied

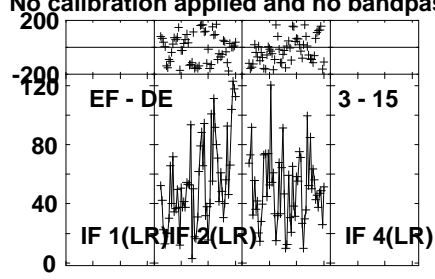
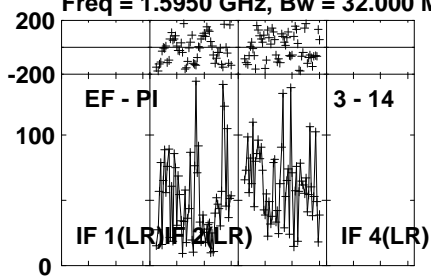


Lower frame: Micro Ampl Jy Top frame: Phas deg
Vector averaged cross-power spectrum Several baselines displayed
Timerange: 01/12:29:31 to 01/12:33:29

Plot file version 621 created 27-MAR-2024 20:24:22

CP33 038 EM164C.UVDATA.1

Freq = 1.5950 GHz, Bw = 32.000 MH No calibration applied and no bandpass applied



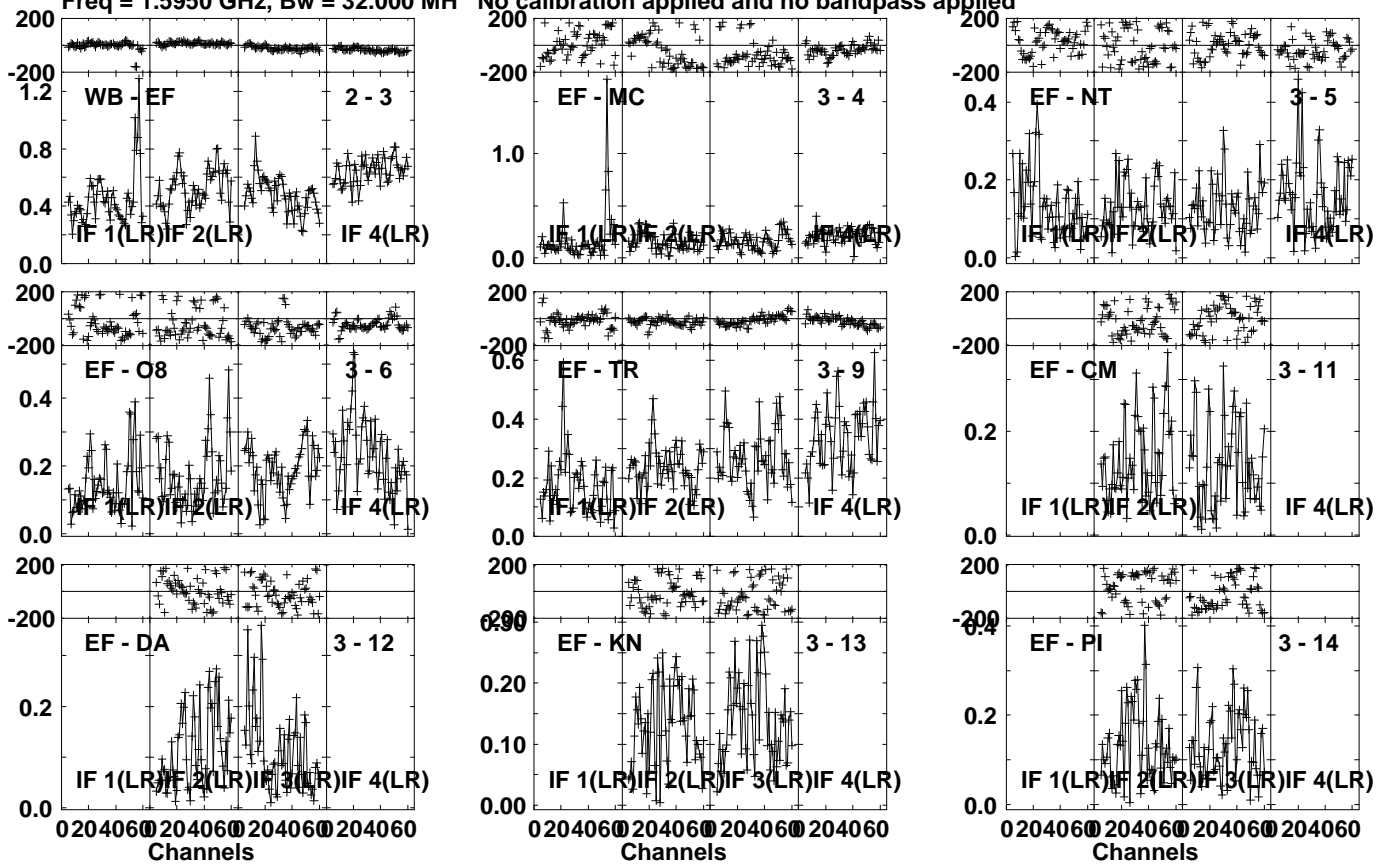
Lower frame: Micro Ampl Jy Top frame: Phas deg
Vector averaged cross-power spectrum Several baselines displayed
Timerange: 01/12:29:31 to 01/12:33:29

Plot file version 622 created 27-MAR-2024 20:24:23

J1037+5711 EM164C.UVDATA.1

Freq = 1.5950 GHz, Bw = 32.000 MH

No calibration applied and no bandpass applied

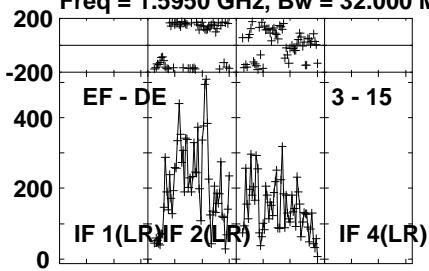


Lower frame: Milli Ampl Jy Top frame: Phas deg
Vector averaged cross-power spectrum Several baselines displayed
Timerange: 01/12:34:01 to 01/12:34:59

Plot file version 623 created 27-MAR-2024 20:24:23

J1037+5711 EM164C.UVDATA.1

Freq = 1.5950 GHz, Bw = 32.000 MH No calibration applied and no bandpass applied



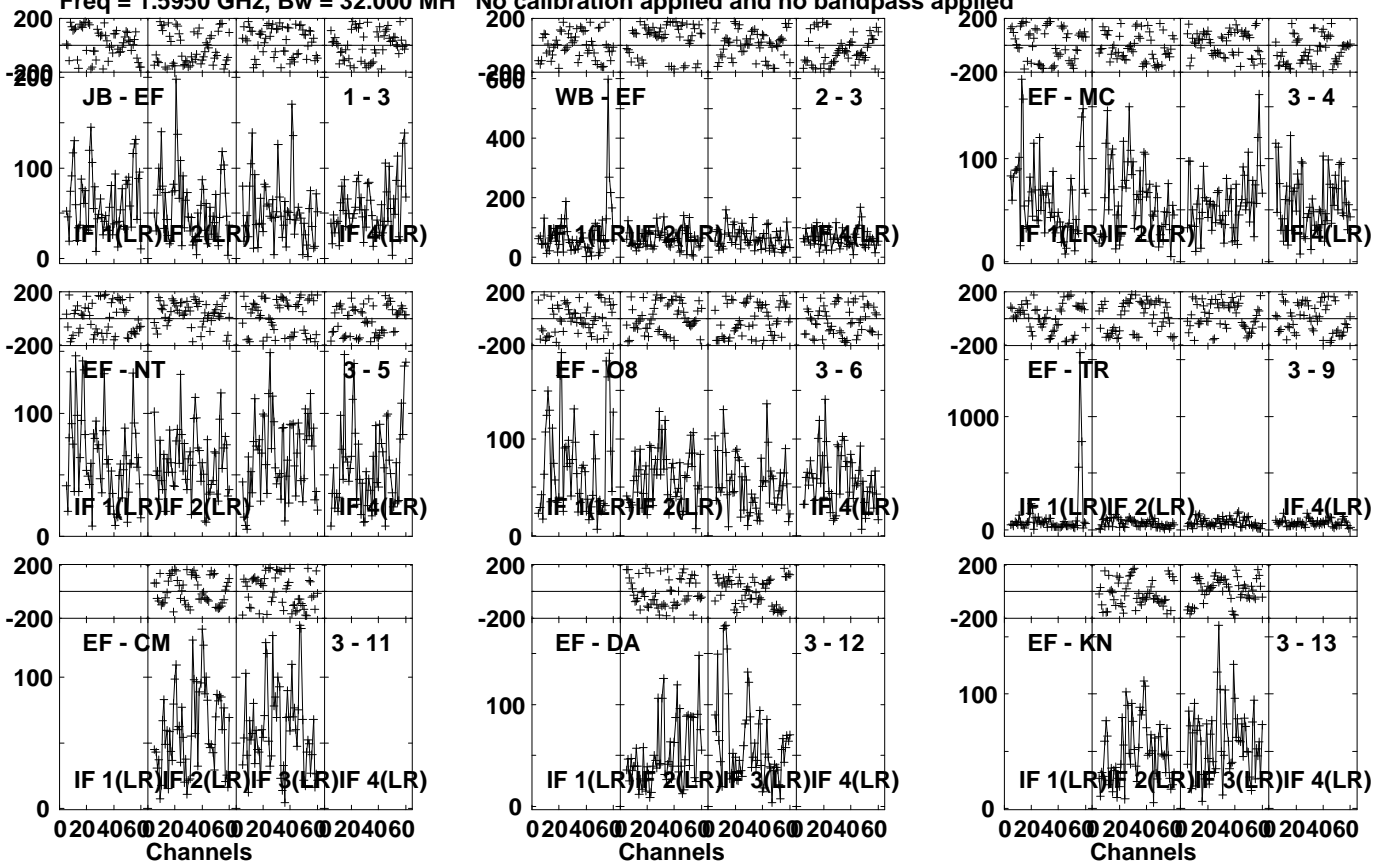
Lower frame: Micro Ampl Jy Top frame: Phas deg
Vector averaged cross-power spectrum Several baselines displayed
Timerange: 01/12:34:01 to 01/12:34:59

Plot file version 624 created 27-MAR-2024 20:24:23

CP33 038 EM164C.UVDATA.1

Freq = 1.5950 GHz, Bw = 32.000 MH

No calibration applied and no bandpass applied



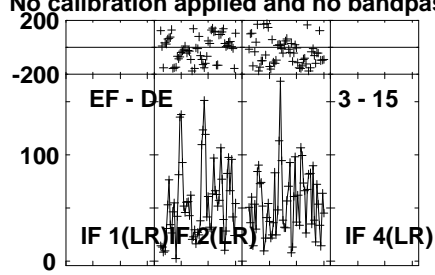
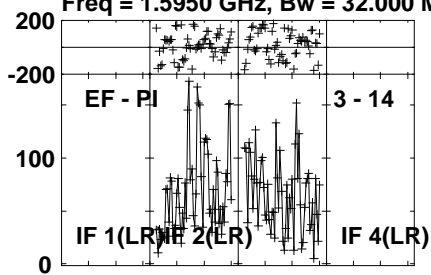
Lower frame: Micro Ampl Jy Top frame: Phas deg
Vector averaged cross-power spectrum Several baselines displayed
Timerange: 01/12:35:01 to 01/12:38:59

Plot file version 625 created 27-MAR-2024 20:24:23

CP33 038 EM164C.UVDATA.1

Freq = 1.5950 GHz, Bw = 32.000 MH

No calibration applied and no bandpass applied



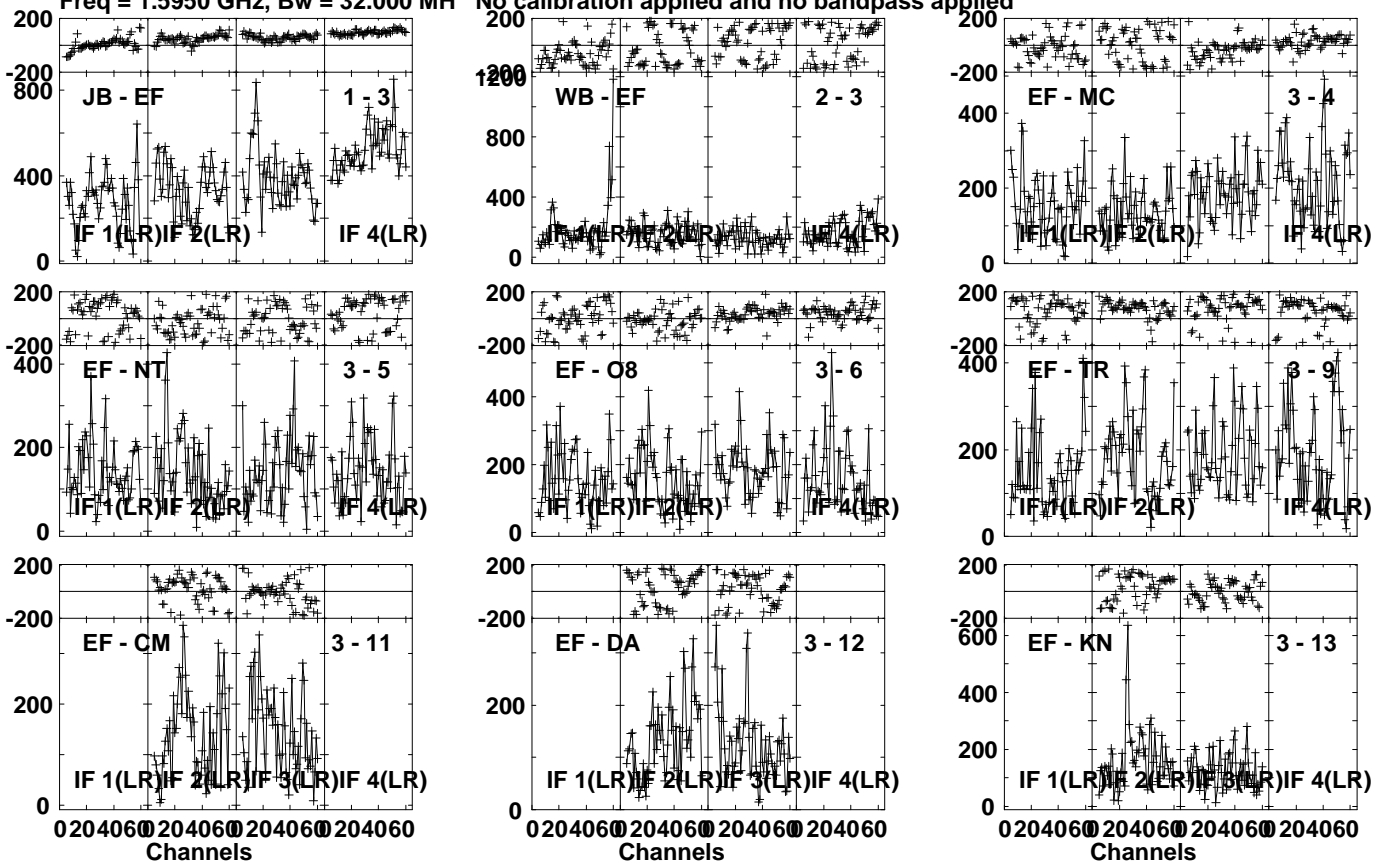
Lower frame: Micro Ampl Jy Top frame: Phas deg
Vector averaged cross-power spectrum Several baselines displayed
Timerange: 01/12:35:01 to 01/12:38:59

Plot file version 626 created 27-MAR-2024 20:24:23

J1037+5711 EM164C.UVDATA.1

Freq = 1.5950 GHz, Bw = 32.000 MH

No calibration applied and no bandpass applied



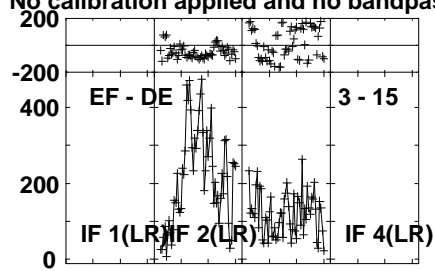
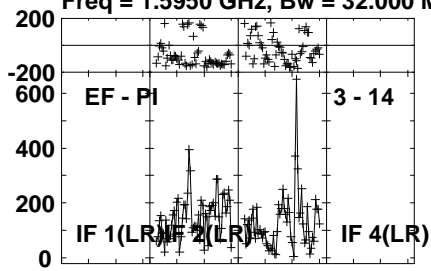
Lower frame: Micro Ampl Jy Top frame: Phas deg
Vector averaged cross-power spectrum Several baselines displayed
Timerange: 01/12:39:31 to 01/12:40:29

Plot file version 627 created 27-MAR-2024 20:24:23

J1037+5711 EM164C.UVDATA.1

Freq = 1.5950 GHz, Bw = 32.000 MH

No calibration applied and no bandpass applied



Lower frame: Micro Ampl Jy Top frame: Phas deg

Vector averaged cross-power spectrum Several baselines displayed

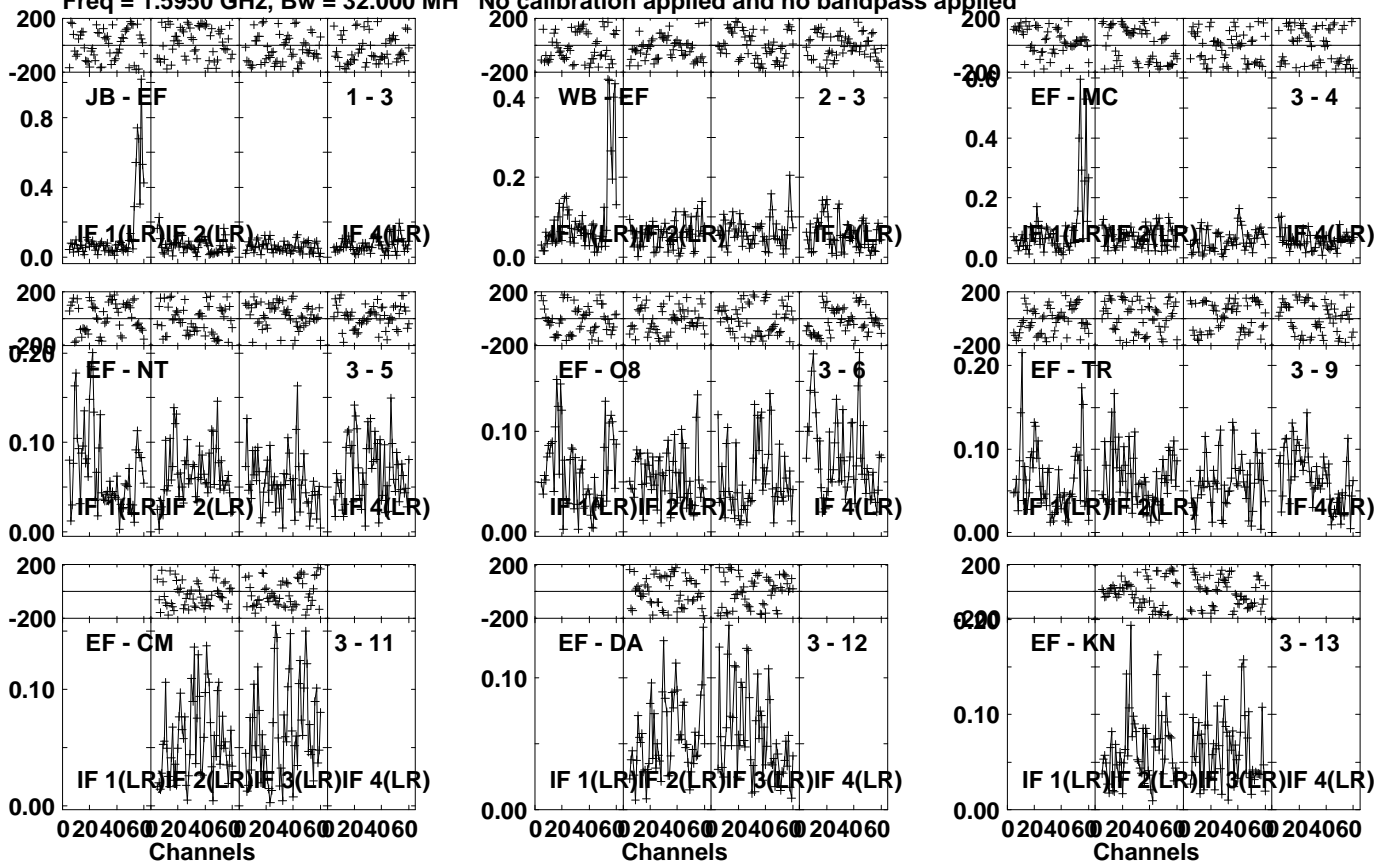
Timerange: 01/12:39:31 to 01/12:40:29

Plot file version 628 created 27-MAR-2024 20:24:23

CP34 008 EM164C.UVDATA.1

Freq = 1.5950 GHz, Bw = 32.000 MH

No calibration applied and no bandpass applied

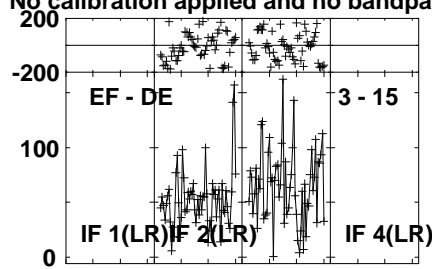
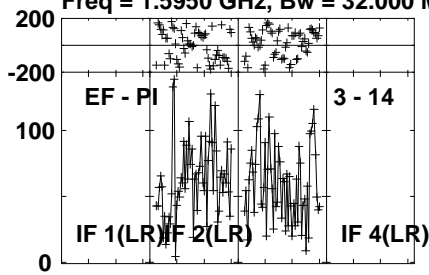


Lower frame: Milli Ampl Jy Top frame: Phas deg
Vector averaged cross-power spectrum Several baselines displayed
Timerange: 01/12:40:31 to 01/12:44:29

Plot file version 629 created 27-MAR-2024 20:24:23

CP34 008 EM164C.UVDATA.1

Freq = 1.5950 GHz, Bw = 32.000 MH No calibration applied and no bandpass applied



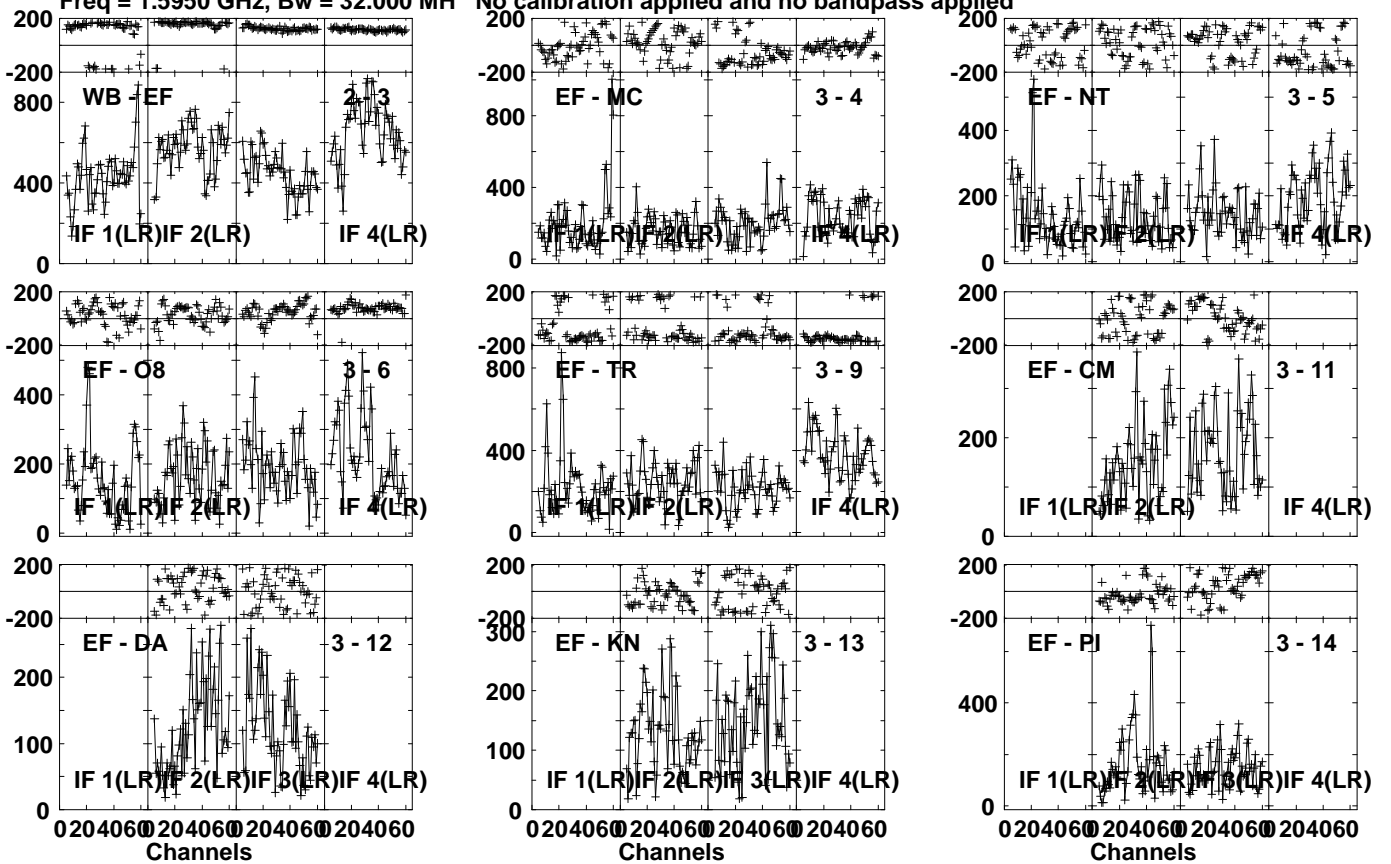
Lower frame: Micro Ampl Jy Top frame: Phas deg
Vector averaged cross-power spectrum Several baselines displayed
Timerange: 01/12:40:31 to 01/12:44:29

Plot file version 630 created 27-MAR-2024 20:24:24

J1037+5711 EM164C.UVDATA.1

Freq = 1.5950 GHz, Bw = 32.000 MH

No calibration applied and no bandpass applied

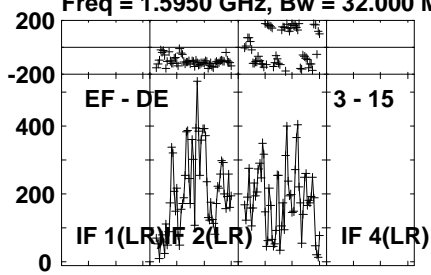


Lower frame: Micro Ampl Jy Top frame: Phas deg
Vector averaged cross-power spectrum Several baselines displayed
Timerange: 01/12:45:01 to 01/12:45:59

Plot file version 631 created 27-MAR-2024 20:24:24

J1037+5711 EM164C.UVDATA.1

Freq = 1.5950 GHz, Bw = 32.000 MH No calibration applied and no bandpass applied



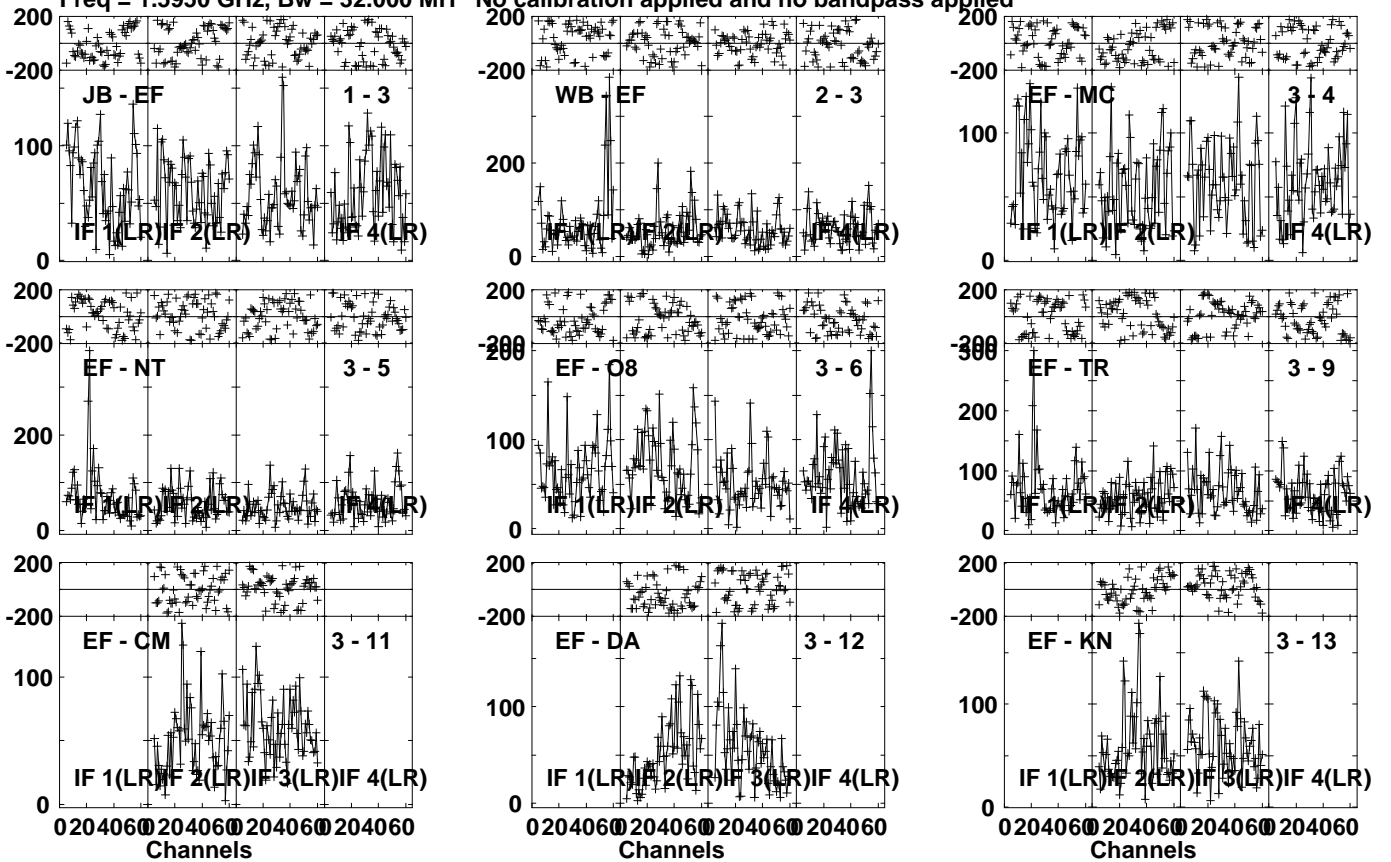
Lower frame: Micro Ampl Jy Top frame: Phas deg
Vector averaged cross-power spectrum Several baselines displayed
Timerange: 01/12:45:01 to 01/12:45:59

Plot file version 632 created 27-MAR-2024 20:24:24

CP34 008 EM164C.UVDATA.1

Freq = 1.5950 GHz, Bw = 32.000 MH

No calibration applied and no bandpass applied



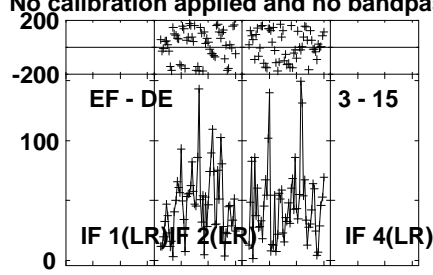
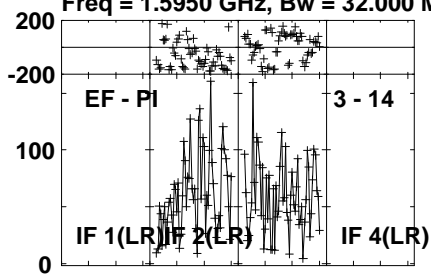
Lower frame: Micro Ampl Jy Top frame: Phas deg
Vector averaged cross-power spectrum Several baselines displayed
Timerange: 01/12:46:01 to 01/12:49:59

Plot file version 633 created 27-MAR-2024 20:24:24

CP34 008 EM164C.UVDATA.1

Freq = 1.5950 GHz, Bw = 32.000 MH

No calibration applied and no bandpass applied



Lower frame: Micro Ampl Jy Top frame: Phas deg

Vector averaged cross-power spectrum Several baselines displayed

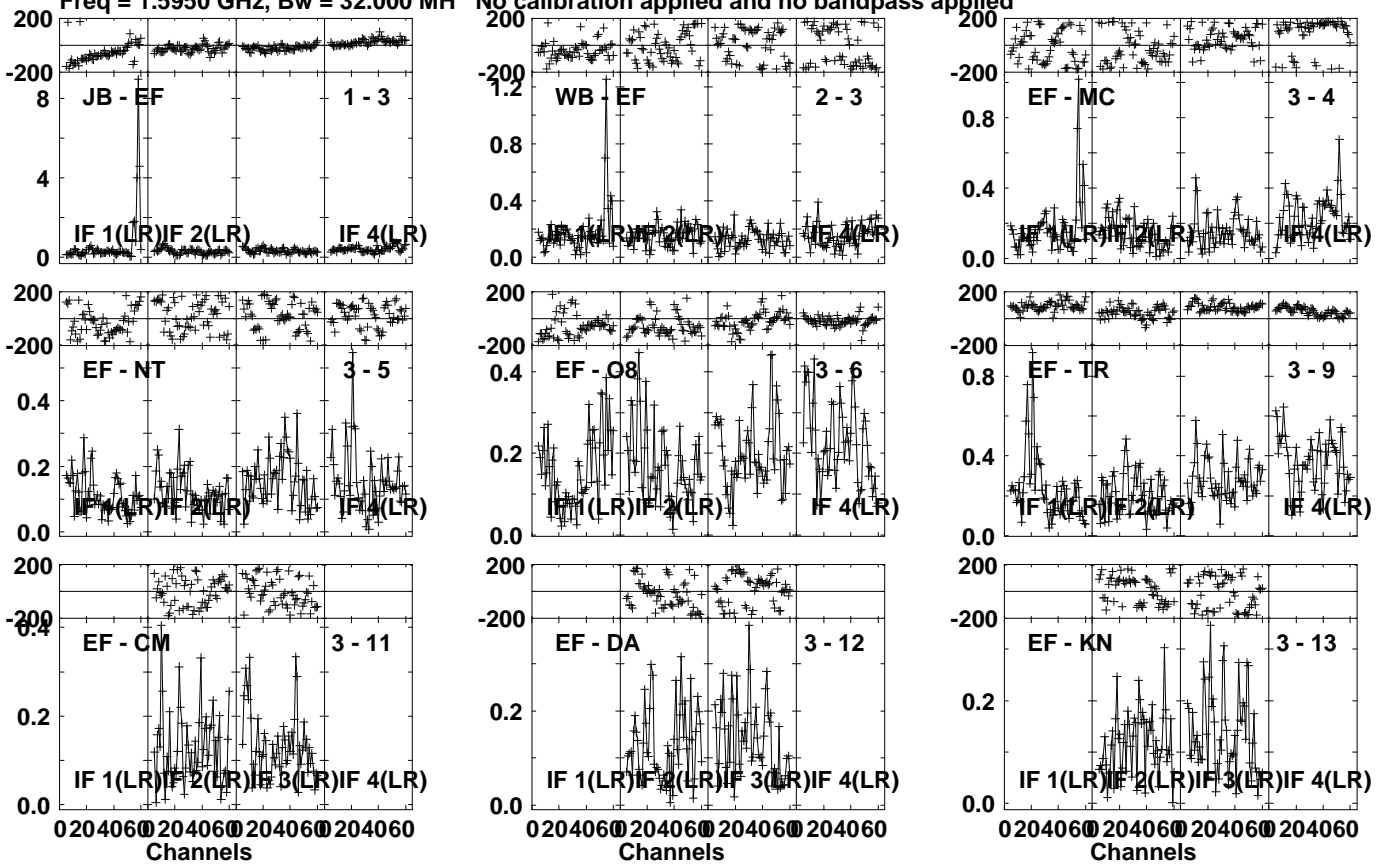
Timerange: 01/12:46:01 to 01/12:49:59

Plot file version 634 created 27-MAR-2024 20:24:24

J1037+5711 EM164C.UVDATA.1

Freq = 1.5950 GHz, Bw = 32.000 MH

No calibration applied and no bandpass applied



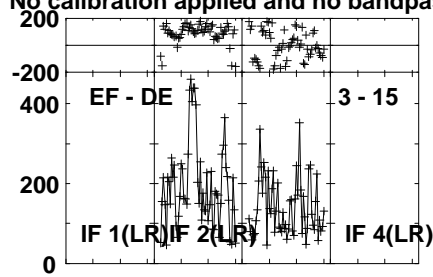
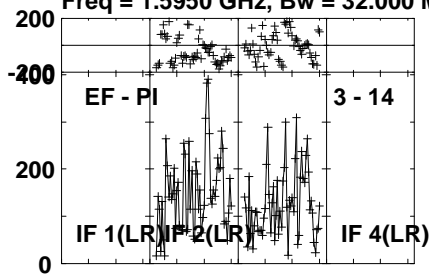
Lower frame: Milli Ampl Jy Top frame: Phas deg
Vector averaged cross-power spectrum Several baselines displayed
Timerange: 01/12:50:31 to 01/12:51:29

Plot file version 635 created 27-MAR-2024 20:24:24

J1037+5711 EM164C.UVDATA.1

Freq = 1.5950 GHz, Bw = 32.000 MH

No calibration applied and no bandpass applied



Lower frame: Micro Ampl Jy Top frame: Phas deg

Vector averaged cross-power spectrum Several baselines displayed

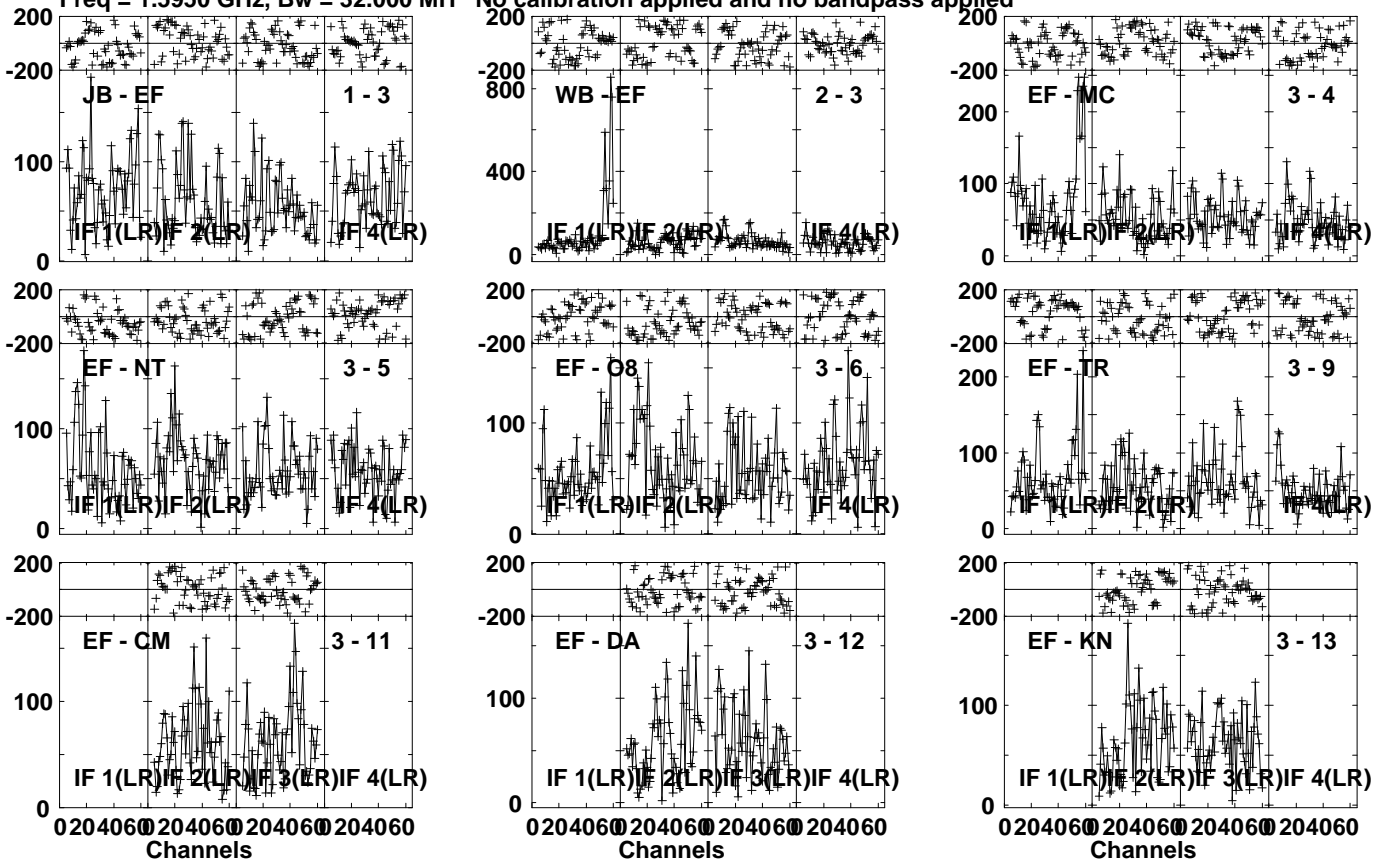
Timerange: 01/12:50:31 to 01/12:51:29

Plot file version 636 created 27-MAR-2024 20:24:24

CP43 049 EM164C.UVDATA.1

Freq = 1.5950 GHz, Bw = 32.000 MH

No calibration applied and no bandpass applied



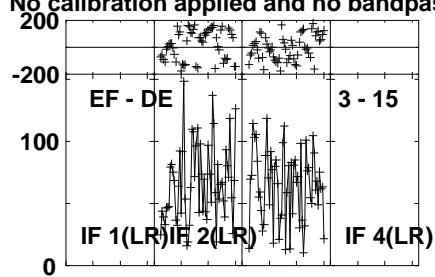
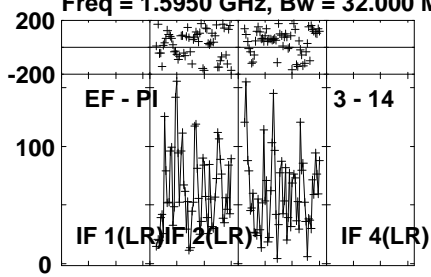
Lower frame: Micro Ampl Jy Top frame: Phas deg
Vector averaged cross-power spectrum Several baselines displayed
Timerange: 01/12:51:31 to 01/12:55:29

Plot file version 637 created 27-MAR-2024 20:24:25

CP43 049 EM164C.UVDATA.1

Freq = 1.5950 GHz, Bw = 32.000 MH

No calibration applied and no bandpass applied



Lower frame: Micro Ampl Jy Top frame: Phas deg

Vector averaged cross-power spectrum Several baselines displayed

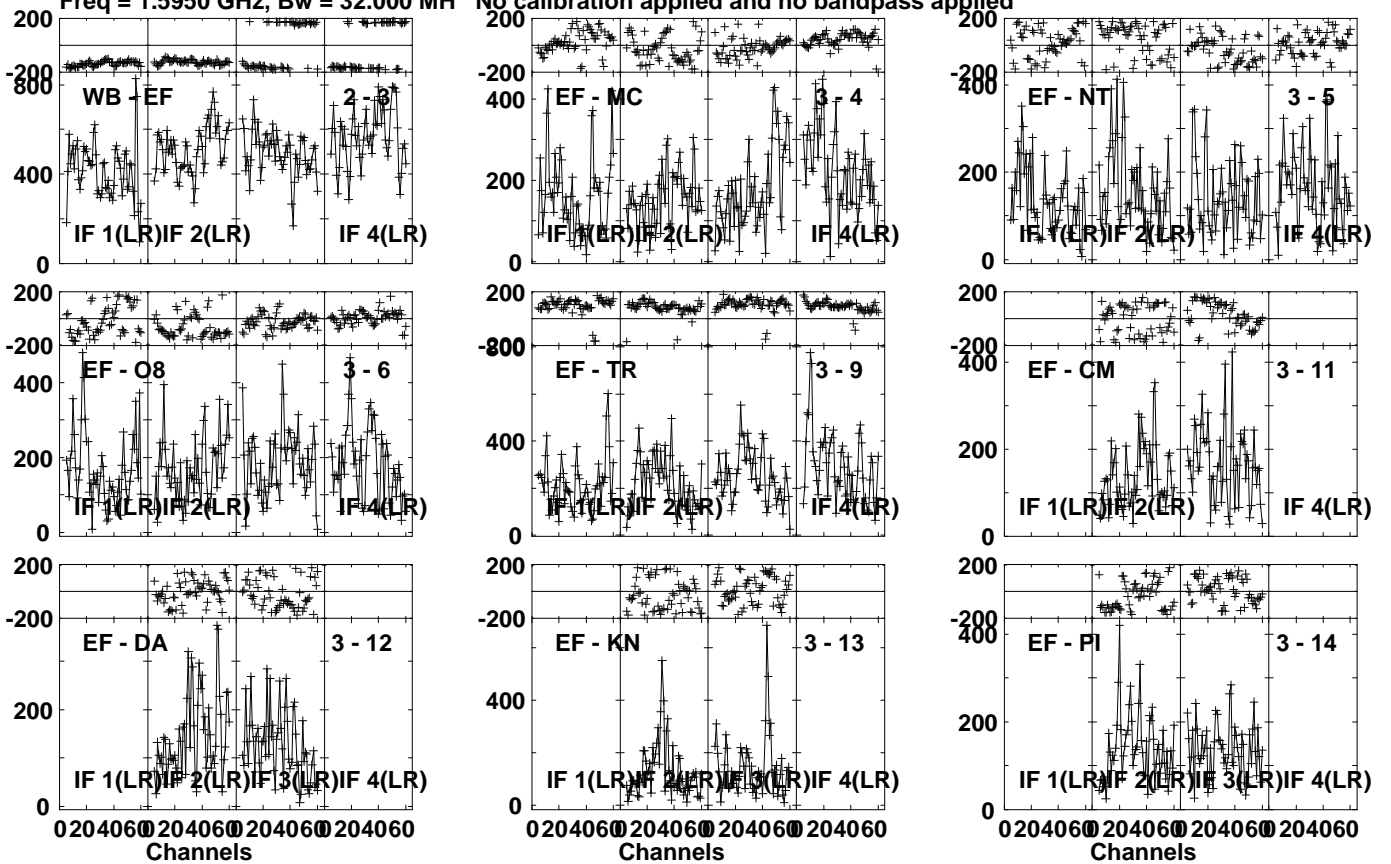
Timerange: 01/12:51:31 to 01/12:55:29

Plot file version 638 created 27-MAR-2024 20:24:25

J1037+5711 EM164C.UVDATA.1

Freq = 1.5950 GHz, Bw = 32.000 MH

No calibration applied and no bandpass applied

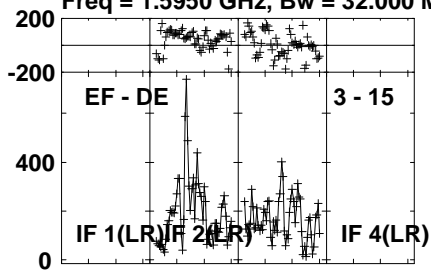


Lower frame: Micro Ampl Jy Top frame: Phas deg
Vector averaged cross-power spectrum Several baselines displayed
Timerange: 01/12:56:01 to 01/12:56:59

Plot file version 639 created 27-MAR-2024 20:24:25

J1037+5711 EM164C.UVDATA.1

Freq = 1.5950 GHz, Bw = 32.000 MH No calibration applied and no bandpass applied



Lower frame: Micro Ampl Jy Top frame: Phas deg

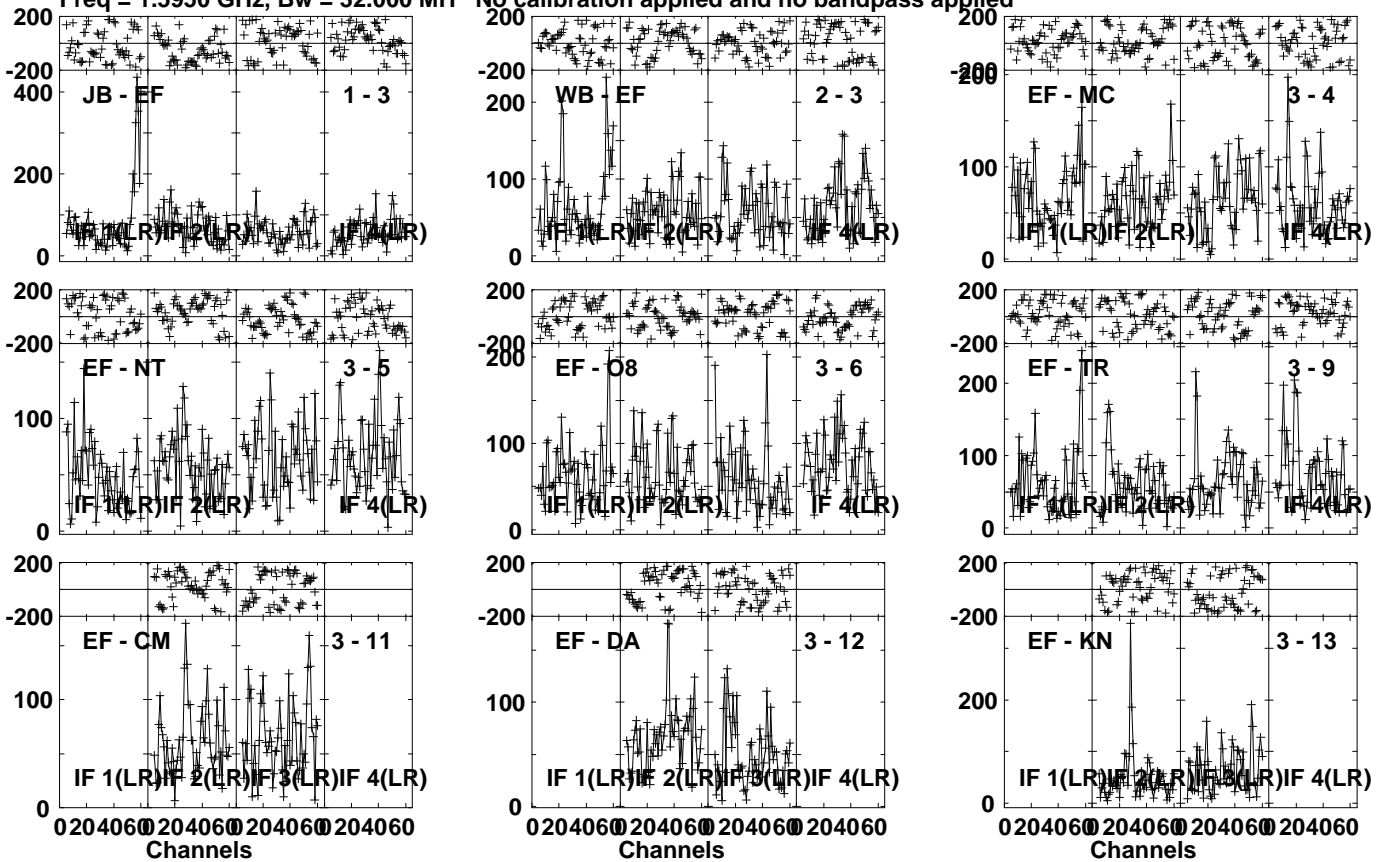
Vector averaged cross-power spectrum Several baselines displayed

Timerange: 01/12:56:01 to 01/12:56:59

Plot file version 640 created 27-MAR-2024 20:24:25

CP43 049 EM164C.UVDATA.1

Freq = 1.5950 GHz, Bw = 32.000 MH No calibration applied and no bandpass applied



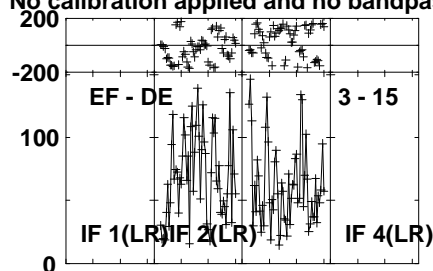
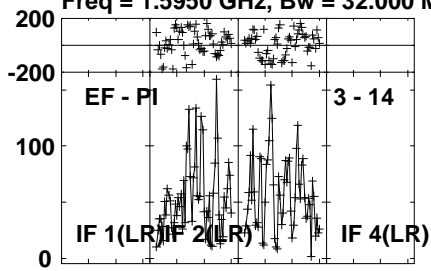
Lower frame: Micro Ampl Jy Top frame: Phas deg
Vector averaged cross-power spectrum Several baselines displayed
Timerange: 01/12:57:01 to 01/13:00:59

Plot file version 641 created 27-MAR-2024 20:24:25

CP43 049 EM164C.UVDATA.1

Freq = 1.5950 GHz, Bw = 32.000 MH

No calibration applied and no bandpass applied



Lower frame: Micro Ampl Jy Top frame: Phas deg

Vector averaged cross-power spectrum Several baselines displayed

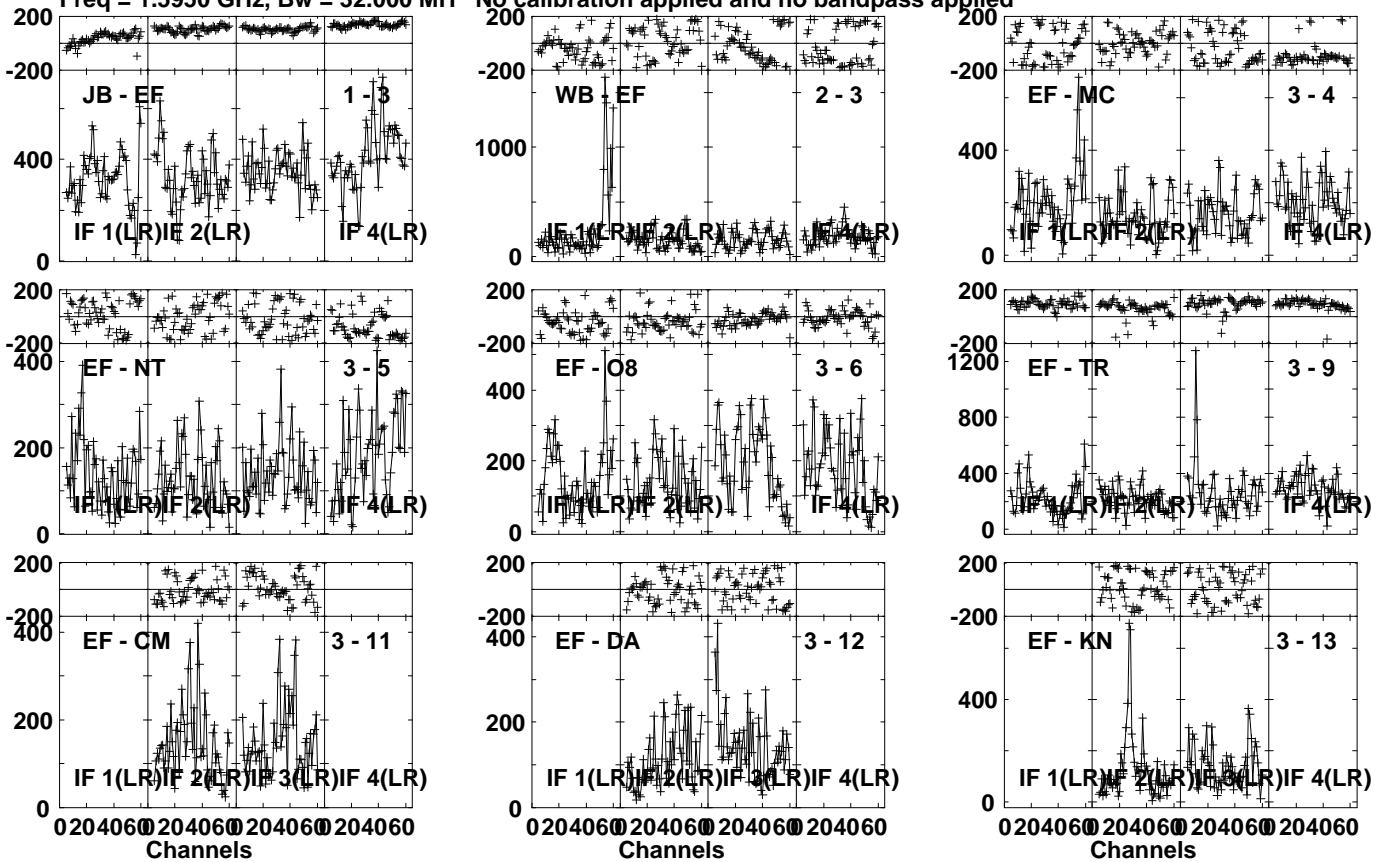
Timerange: 01/12:57:01 to 01/13:00:59

Plot file version 642 created 27-MAR-2024 20:24:25

J1037+5711 EM164C.UVDATA.1

Freq = 1.5950 GHz, Bw = 32.000 MH

No calibration applied and no bandpass applied



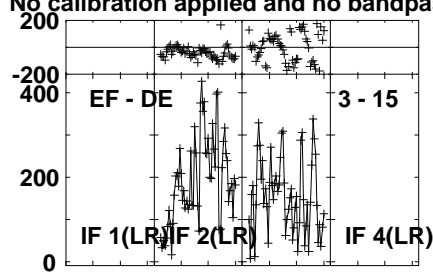
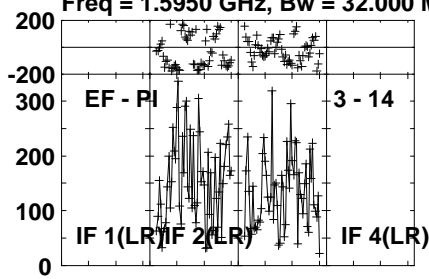
Lower frame: Micro Ampl Jy Top frame: Phas deg
Vector averaged cross-power spectrum Several baselines displayed
Timerange: 01/13:01:31 to 01/13:02:29

Plot file version 643 created 27-MAR-2024 20:24:25

J1037+5711 EM164C.UVDATA.1

Freq = 1.5950 GHz, Bw = 32.000 MH

No calibration applied and no bandpass applied



Lower frame: Micro Ampl Jy Top frame: Phas deg

Vector averaged cross-power spectrum Several baselines displayed

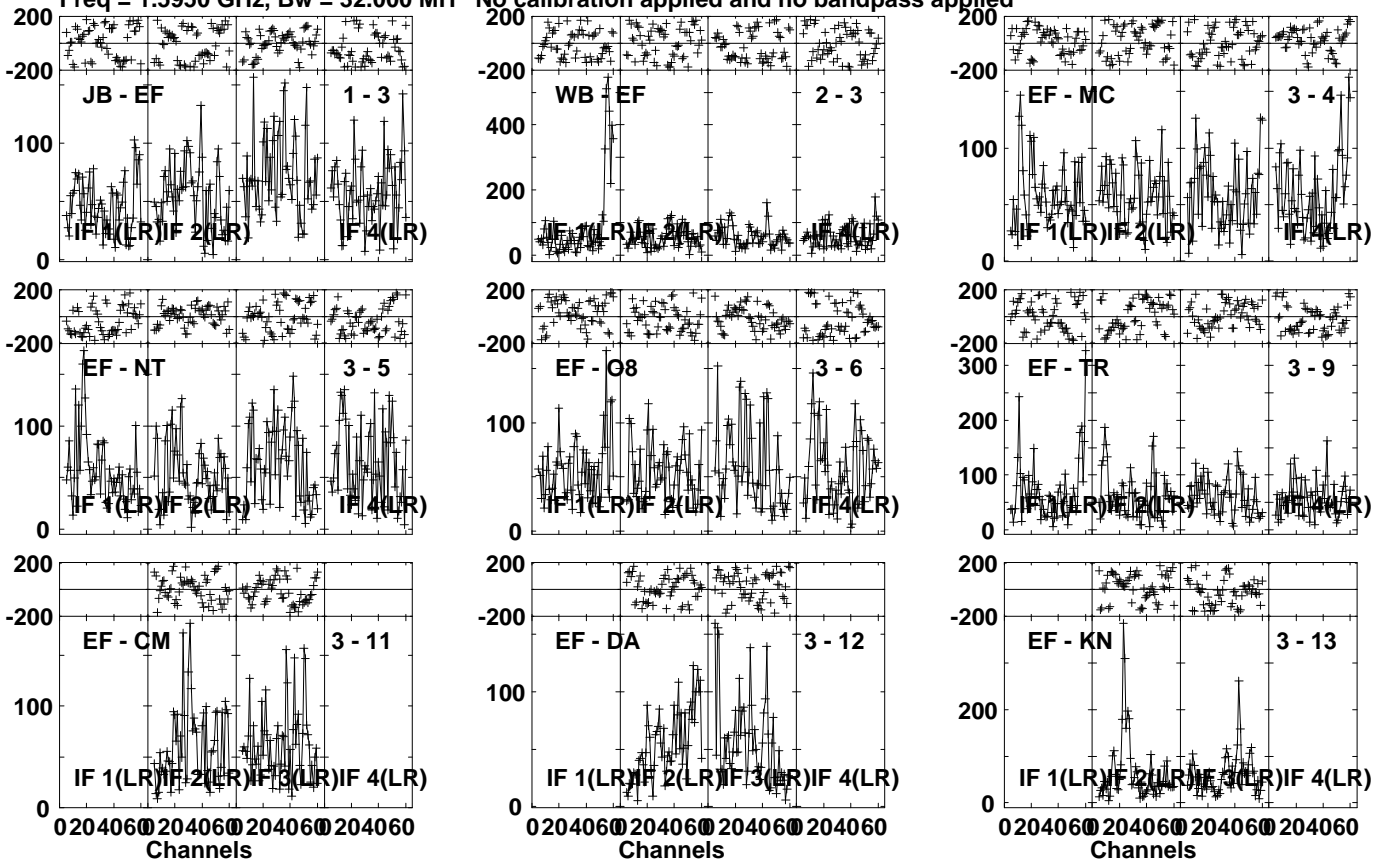
Timerange: 01/13:01:31 to 01/13:02:29

Plot file version 644 created 27-MAR-2024 20:24:25

CP42 027 EM164C.UVDATA.1

Freq = 1.5950 GHz, Bw = 32.000 MH

No calibration applied and no bandpass applied

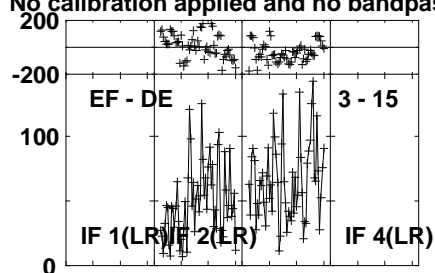
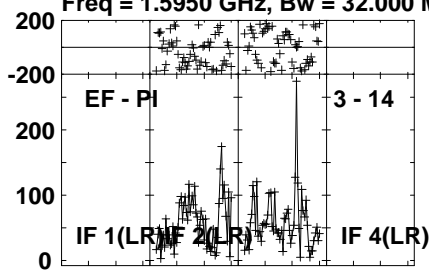


Lower frame: Micro Ampl Jy Top frame: Phas deg
Vector averaged cross-power spectrum Several baselines displayed
Timerange: 01/13:02:31 to 01/13:06:29

Plot file version 645 created 27-MAR-2024 20:24:26

CP42 027 EM164C.UVDATA.1

Freq = 1.5950 GHz, Bw = 32.000 MH No calibration applied and no bandpass applied



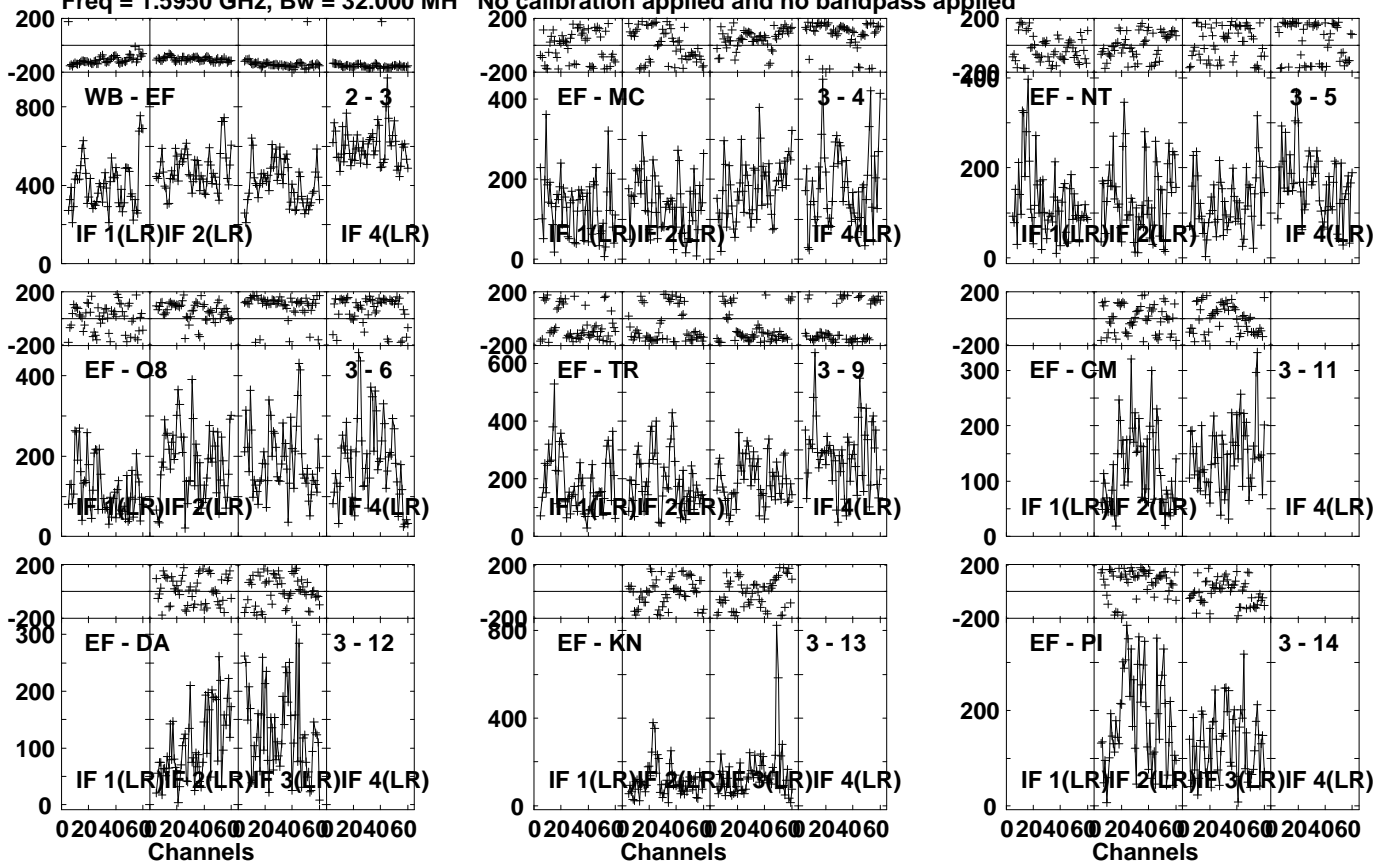
Lower frame: Micro Ampl Jy Top frame: Phas deg
Vector averaged cross-power spectrum Several baselines displayed
Timerange: 01/13:02:31 to 01/13:06:29

Plot file version 646 created 27-MAR-2024 20:24:26

J1037+5711 EM164C.UVDATA.1

Freq = 1.5950 GHz, Bw = 32.000 MH

No calibration applied and no bandpass applied

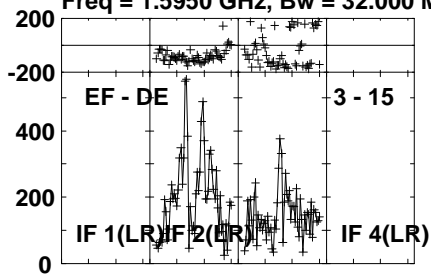


Lower frame: Micro Ampl Jy Top frame: Phas deg
Vector averaged cross-power spectrum Several baselines displayed
Timerange: 01/13:07:01 to 01/13:07:59

Plot file version 647 created 27-MAR-2024 20:24:26

J1037+5711 EM164C.UVDATA.1

Freq = 1.5950 GHz, Bw = 32.000 MH No calibration applied and no bandpass applied



Lower frame: Micro Ampl Jy Top frame: Phas deg

Vector averaged cross-power spectrum Several baselines displayed

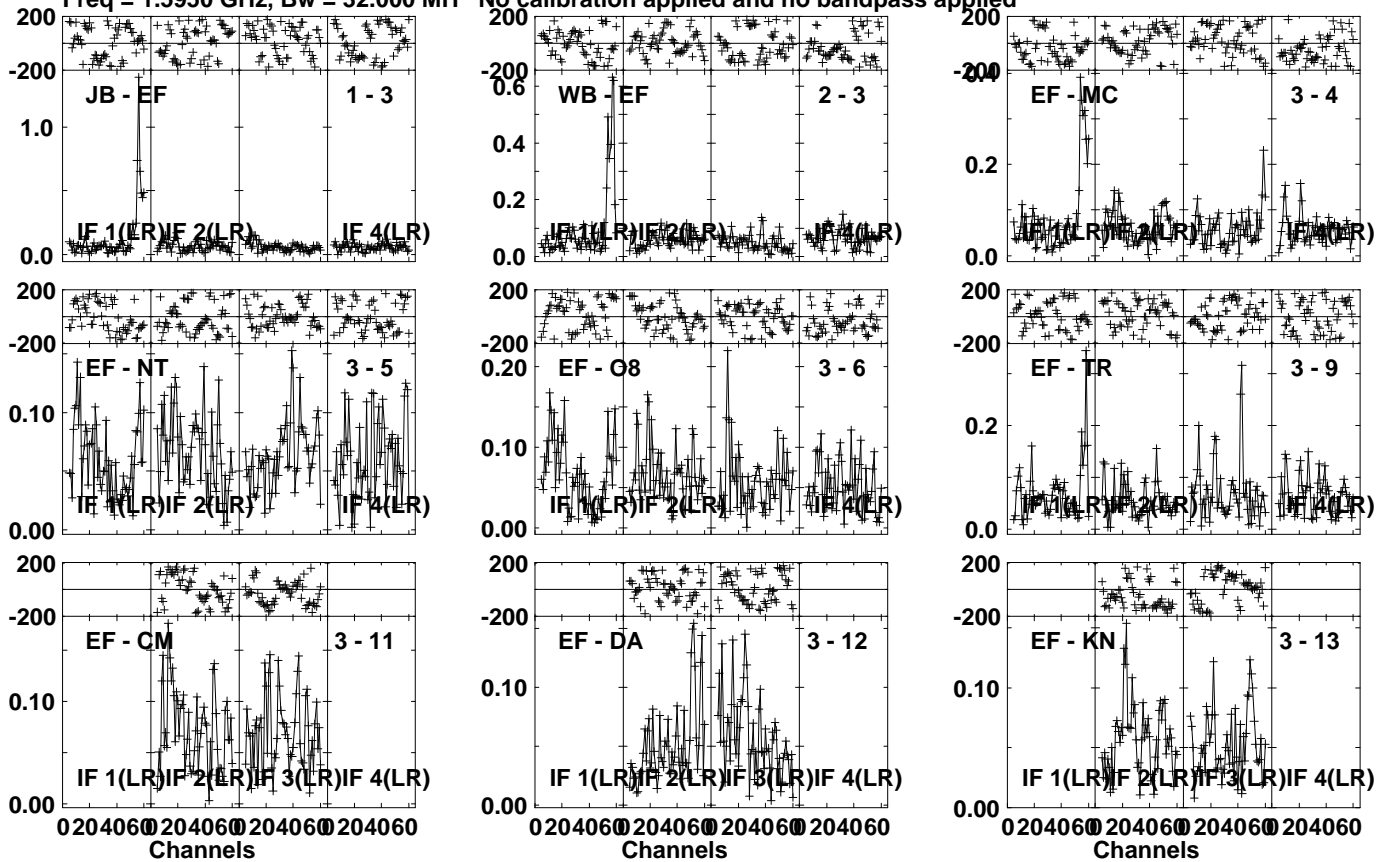
Timerange: 01/13:07:01 to 01/13:07:59

Plot file version 648 created 27-MAR-2024 20:24:26

CP42 027 EM164C.UVDATA.1

Freq = 1.5950 GHz, Bw = 32.000 MH

No calibration applied and no bandpass applied

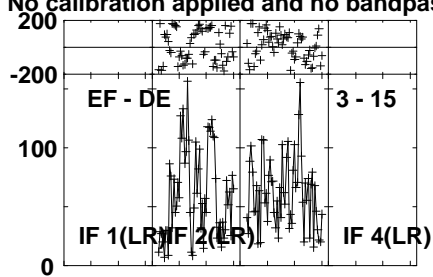
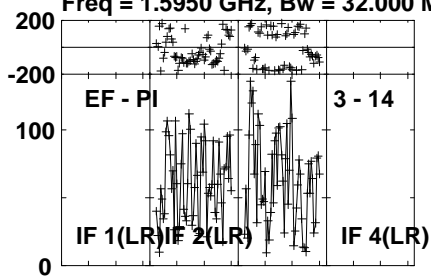


Lower frame: Milli Ampl Jy Top frame: Phas deg
Vector averaged cross-power spectrum Several baselines displayed
Timerange: 01/13:08:01 to 01/13:11:59

Plot file version 649 created 27-MAR-2024 20:24:26

CP42 027 EM164C.UVDATA.1

Freq = 1.5950 GHz, Bw = 32.000 MH No calibration applied and no bandpass applied



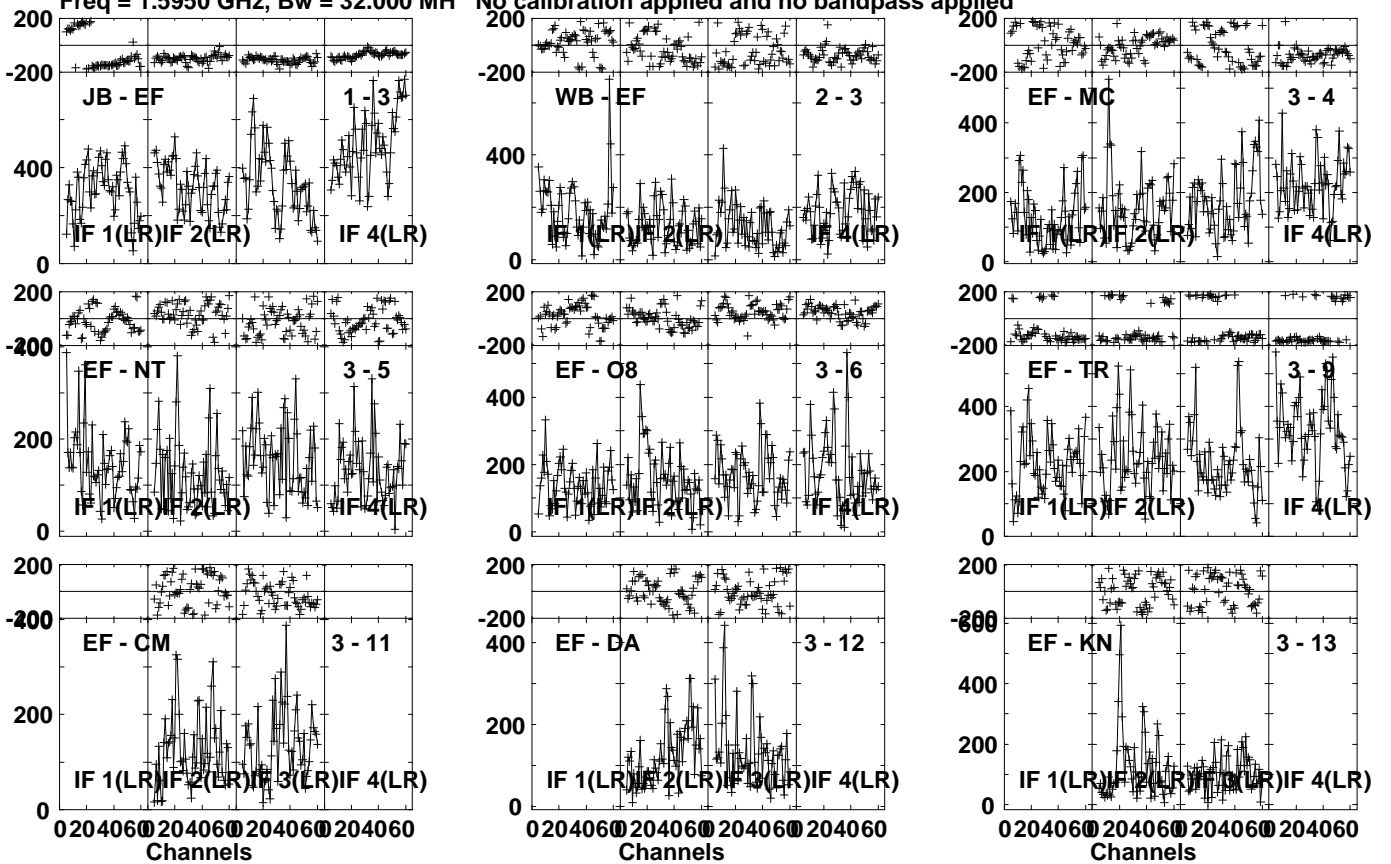
Lower frame: Micro Ampl Jy Top frame: Phas deg
Vector averaged cross-power spectrum Several baselines displayed
Timerange: 01/13:08:01 to 01/13:11:59

Plot file version 650 created 27-MAR-2024 20:24:26

J1037+5711 EM164C.UVDATA.1

Freq = 1.5950 GHz, Bw = 32.000 MH

No calibration applied and no bandpass applied



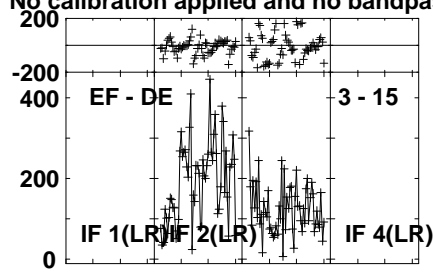
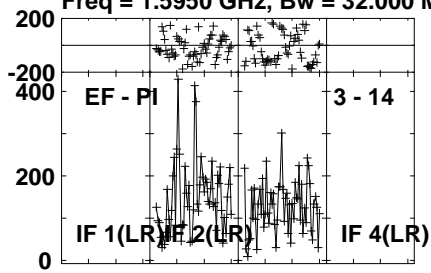
Lower frame: Micro Ampl Jy Top frame: Phas deg
Vector averaged cross-power spectrum Several baselines displayed
Timerange: 01/13:12:31 to 01/13:13:29

Plot file version 651 created 27-MAR-2024 20:24:26

J1037+5711 EM164C.UVDATA.1

Freq = 1.5950 GHz, Bw = 32.000 MH

No calibration applied and no bandpass applied



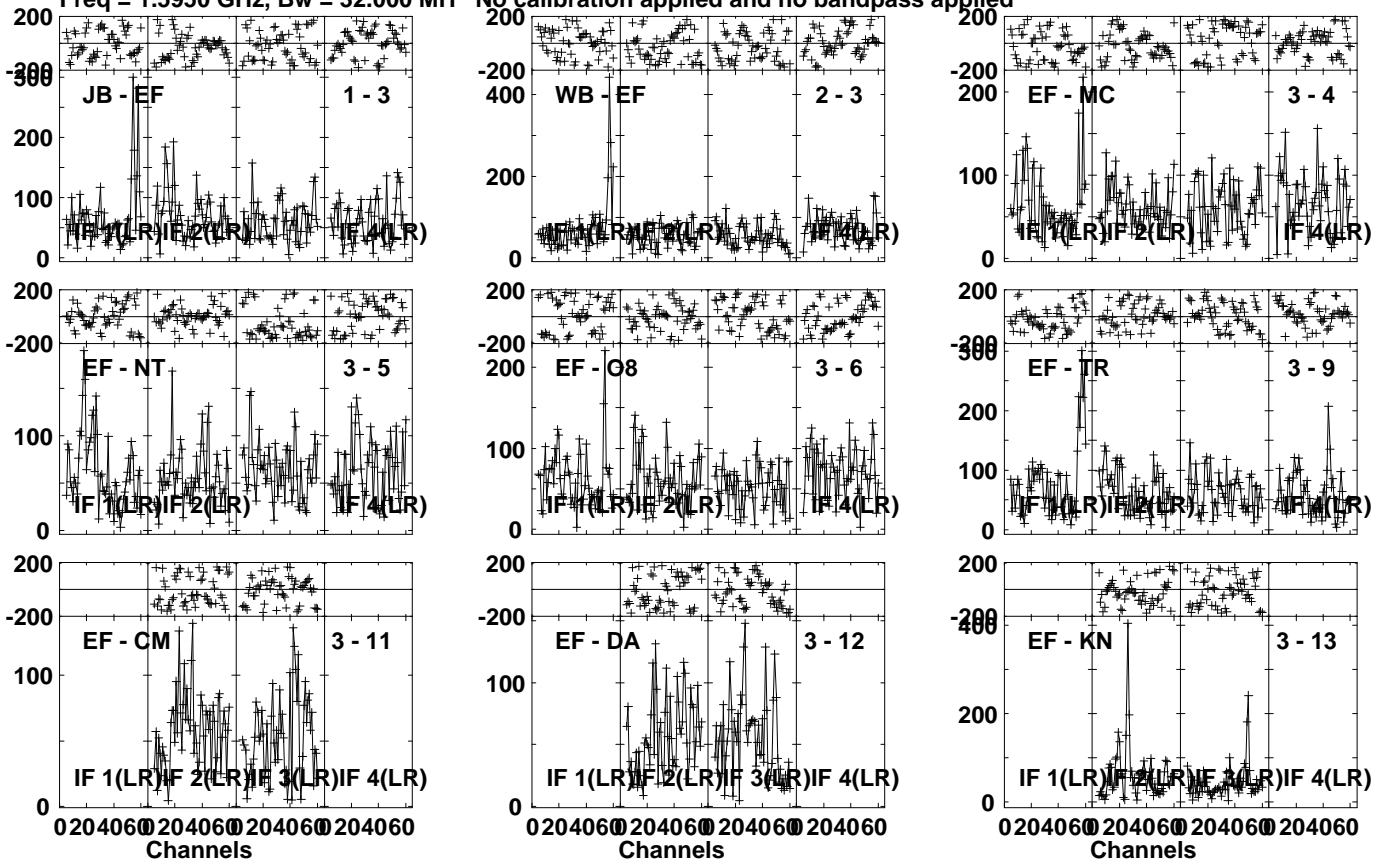
Lower frame: Micro Ampl Jy Top frame: Phas deg
Vector averaged cross-power spectrum Several baselines displayed
Timerange: 01/13:12:31 to 01/13:13:29

Plot file version 652 created 27-MAR-2024 20:24:26

CP41 077 EM164C.UVDATA.1

Freq = 1.5950 GHz, Bw = 32.000 MH

No calibration applied and no bandpass applied



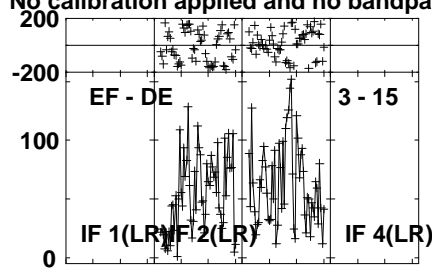
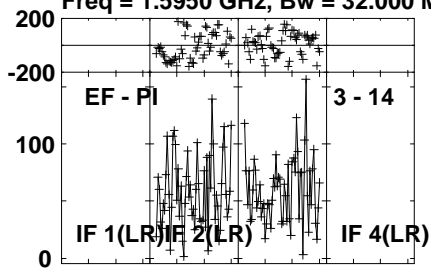
Lower frame: Micro Ampl Jy Top frame: Phas deg
Vector averaged cross-power spectrum Several baselines displayed
Timerange: 01/13:13:31 to 01/13:17:29

Plot file version 653 created 27-MAR-2024 20:24:27

CP41 077 EM164C.UVDATA.1

Freq = 1.5950 GHz, Bw = 32.000 MH

No calibration applied and no bandpass applied



Lower frame: Micro Ampl Jy Top frame: Phas deg

Vector averaged cross-power spectrum Several baselines displayed

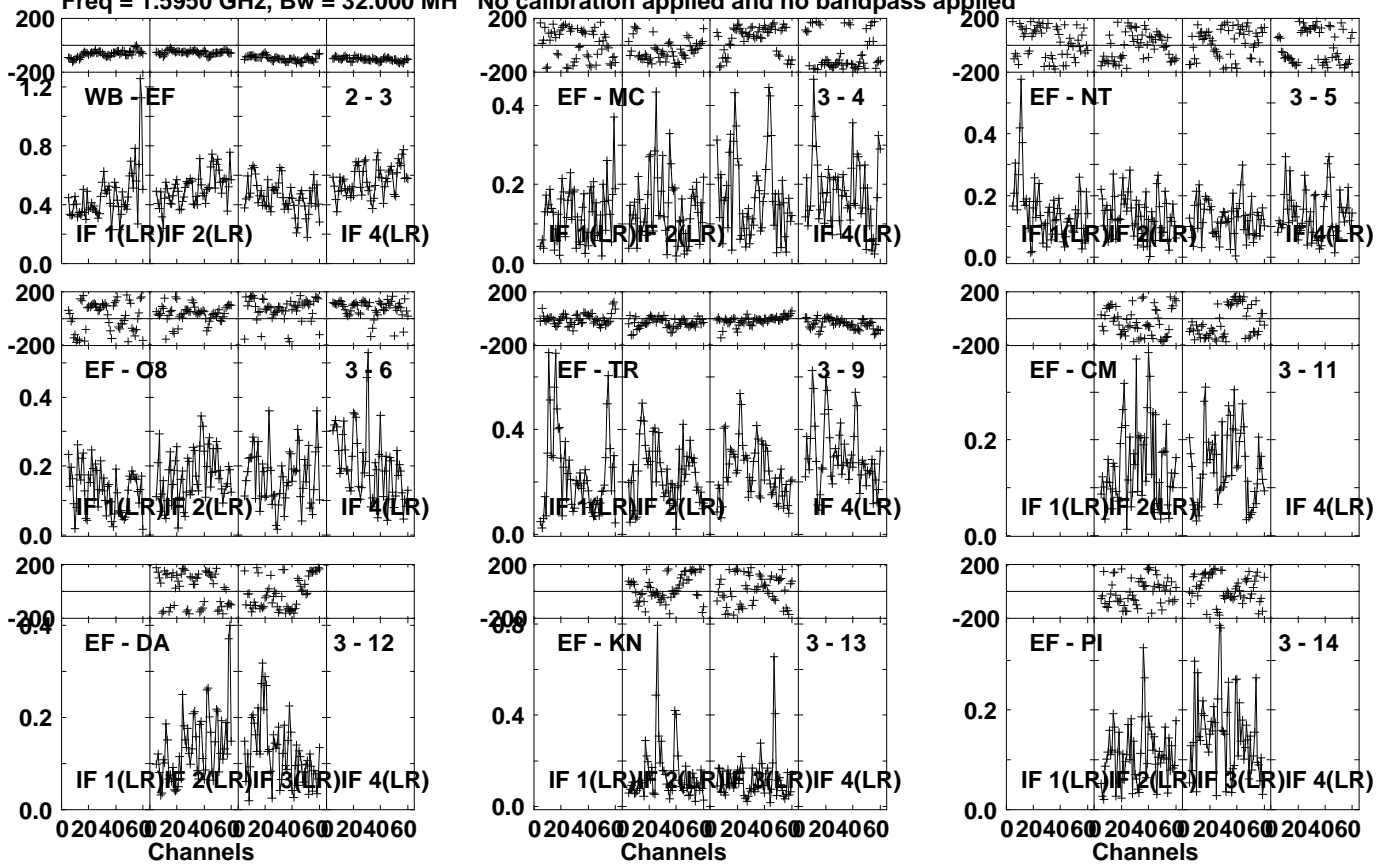
Timerange: 01/13:13:31 to 01/13:17:29

Plot file version 654 created 27-MAR-2024 20:24:27

J1037+5711 EM164C.UVDATA.1

Freq = 1.5950 GHz, Bw = 32.000 MH

No calibration applied and no bandpass applied

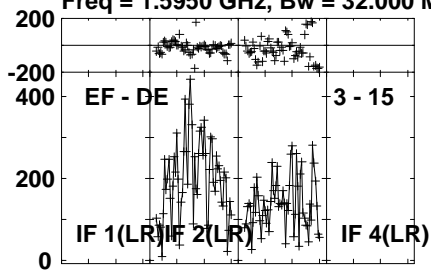


Lower frame: Milli Ampl Jy Top frame: Phas deg
Vector averaged cross-power spectrum Several baselines displayed
Timerange: 01/13:18:01 to 01/13:18:59

Plot file version 655 created 27-MAR-2024 20:24:27

J1037+5711 EM164C.UVDATA.1

Freq = 1.5950 GHz, Bw = 32.000 MH No calibration applied and no bandpass applied



Lower frame: Micro Ampl Jy Top frame: Phas deg

Vector averaged cross-power spectrum Several baselines displayed

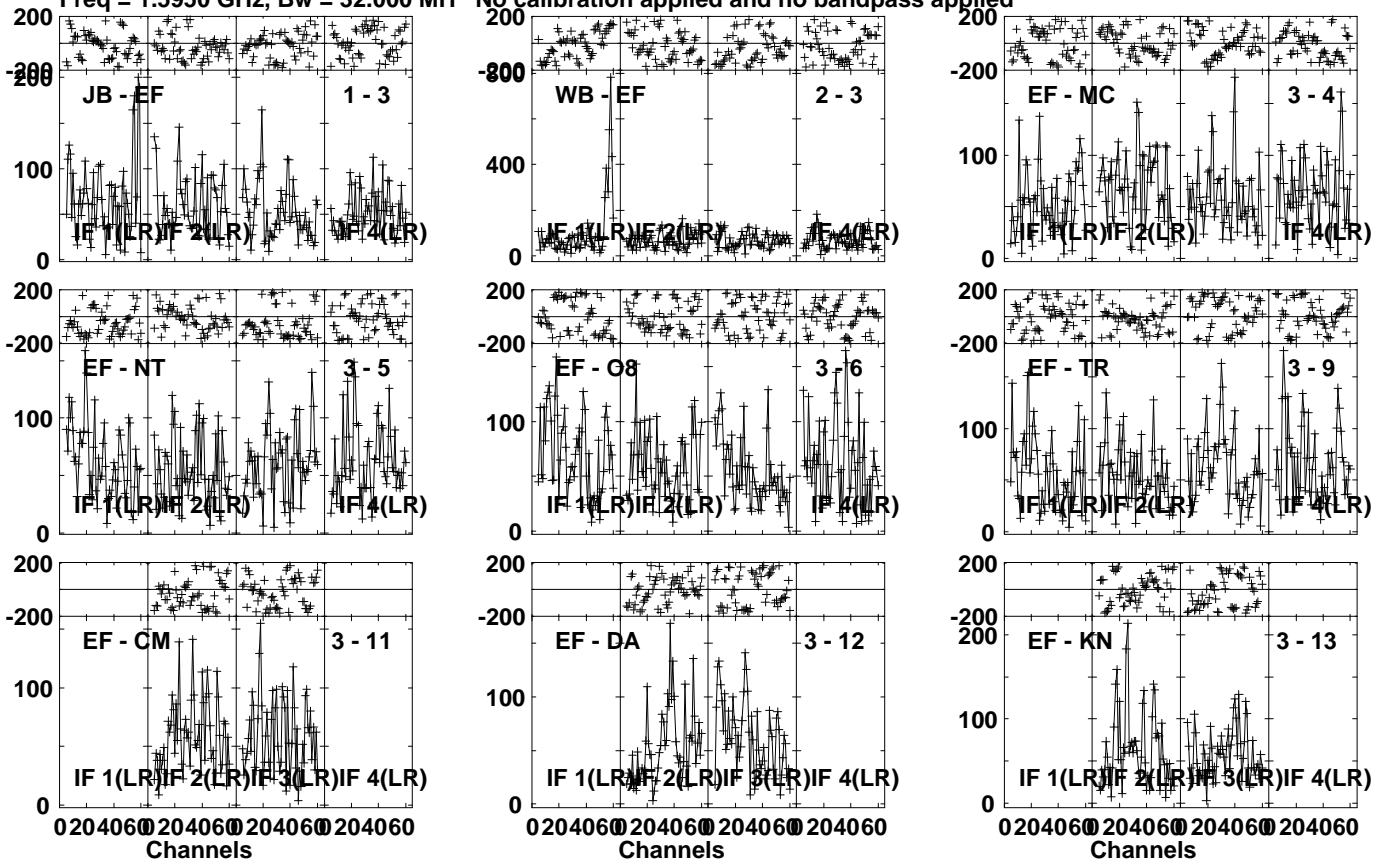
Timerange: 01/13:18:01 to 01/13:18:59

Plot file version 656 created 27-MAR-2024 20:24:27

CP41 077 EM164C.UVDATA.1

Freq = 1.5950 GHz, Bw = 32.000 MH

No calibration applied and no bandpass applied



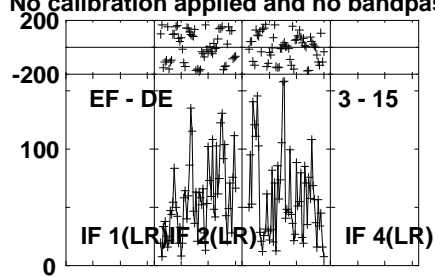
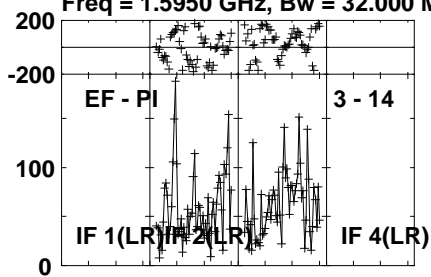
Lower frame: Micro Ampl Jy Top frame: Phas deg
Vector averaged cross-power spectrum Several baselines displayed
Timerange: 01/13:19:01 to 01/13:22:59

Plot file version 657 created 27-MAR-2024 20:24:27

CP41 077 EM164C.UVDATA.1

Freq = 1.5950 GHz, Bw = 32.000 MH

No calibration applied and no bandpass applied



Lower frame: Micro Ampl Jy Top frame: Phas deg

Vector averaged cross-power spectrum Several baselines displayed

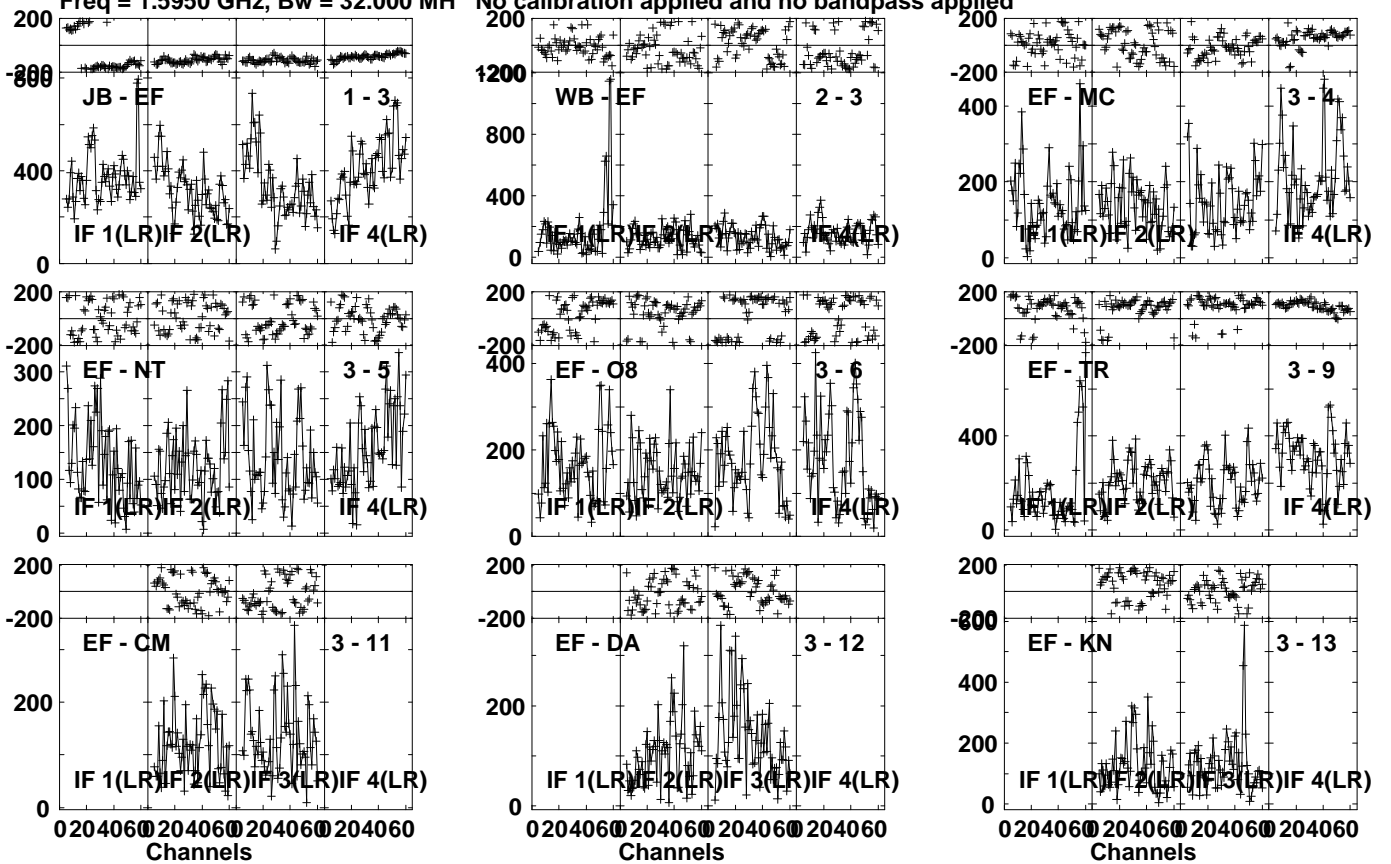
Timerange: 01/13:19:01 to 01/13:22:59

Plot file version 658 created 27-MAR-2024 20:24:27

J1037+5711 EM164C.UVDATA.1

Freq = 1.5950 GHz, Bw = 32.000 MH

No calibration applied and no bandpass applied



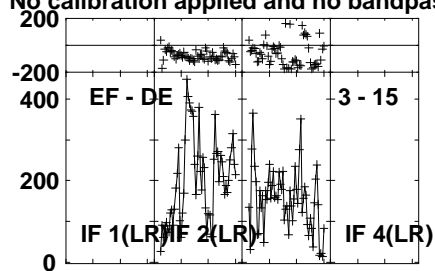
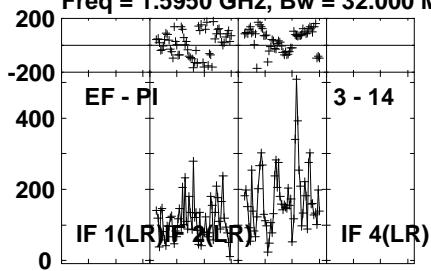
Lower frame: Micro Ampl Jy Top frame: Phas deg
Vector averaged cross-power spectrum Several baselines displayed
Timerange: 01/13:23:31 to 01/13:24:29

Plot file version 659 created 27-MAR-2024 20:24:27

J1037+5711 EM164C.UVDATA.1

Freq = 1.5950 GHz, Bw = 32.000 MH

No calibration applied and no bandpass applied



Lower frame: Micro Ampl Jy Top frame: Phas deg

Vector averaged cross-power spectrum Several baselines displayed

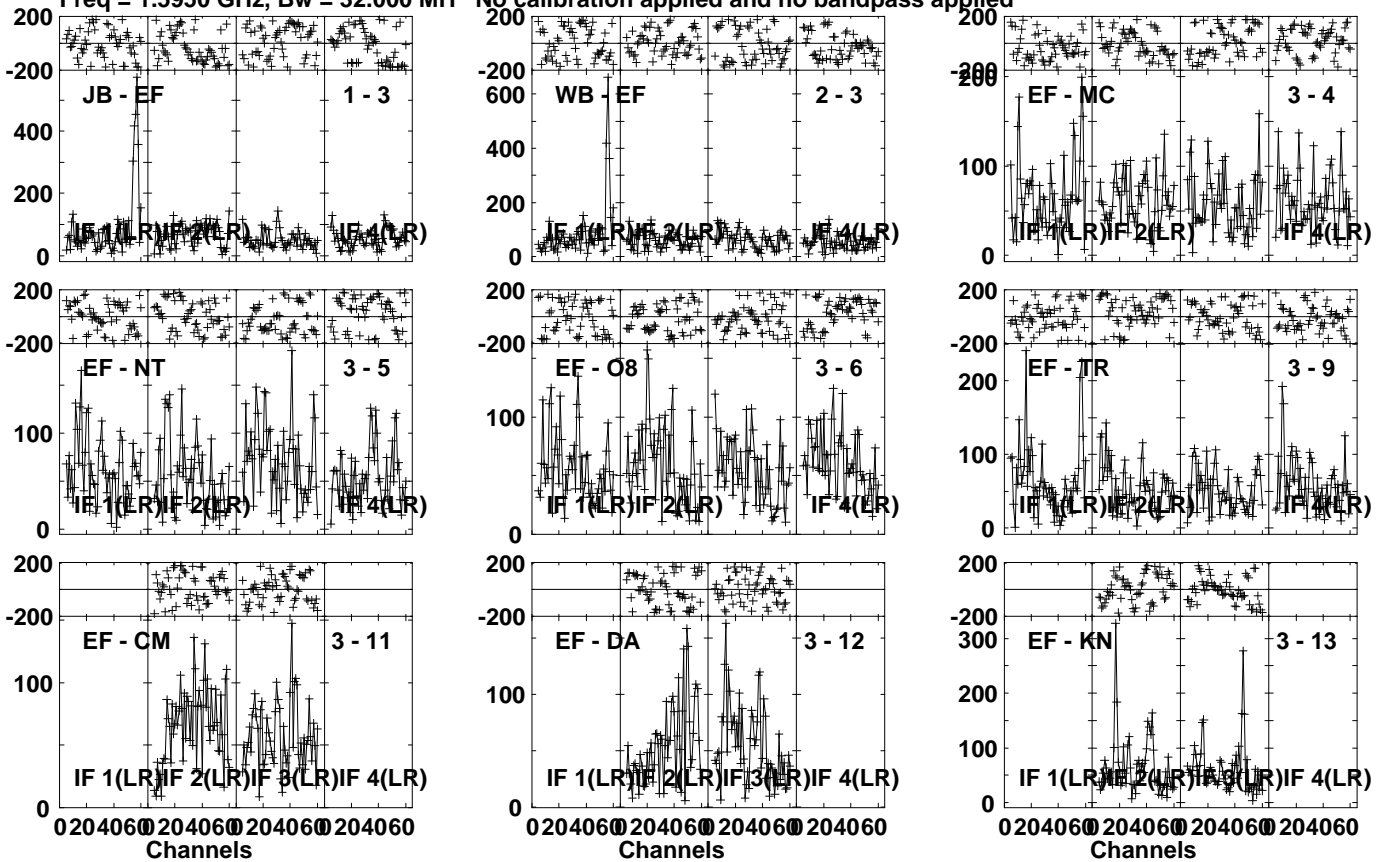
Timerange: 01/13:23:31 to 01/13:24:29

Plot file version 660 created 27-MAR-2024 20:24:27

CP50 031 EM164C.UVDATA.1

Freq = 1.5950 GHz, Bw = 32.000 MH

No calibration applied and no bandpass applied



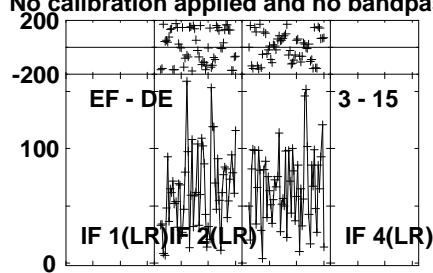
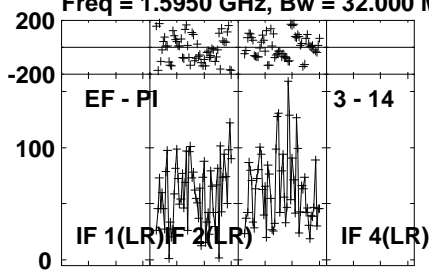
Lower frame: Micro Ampl Jy Top frame: Phas deg
Vector averaged cross-power spectrum Several baselines displayed
Timerange: 01/13:24:31 to 01/13:28:29

Plot file version 661 created 27-MAR-2024 20:24:28

CP50 031 EM164C.UVDATA.1

Freq = 1.5950 GHz, Bw = 32.000 MH

No calibration applied and no bandpass applied



Lower frame: Micro Ampl Jy Top frame: Phas deg

Vector averaged cross-power spectrum Several baselines displayed

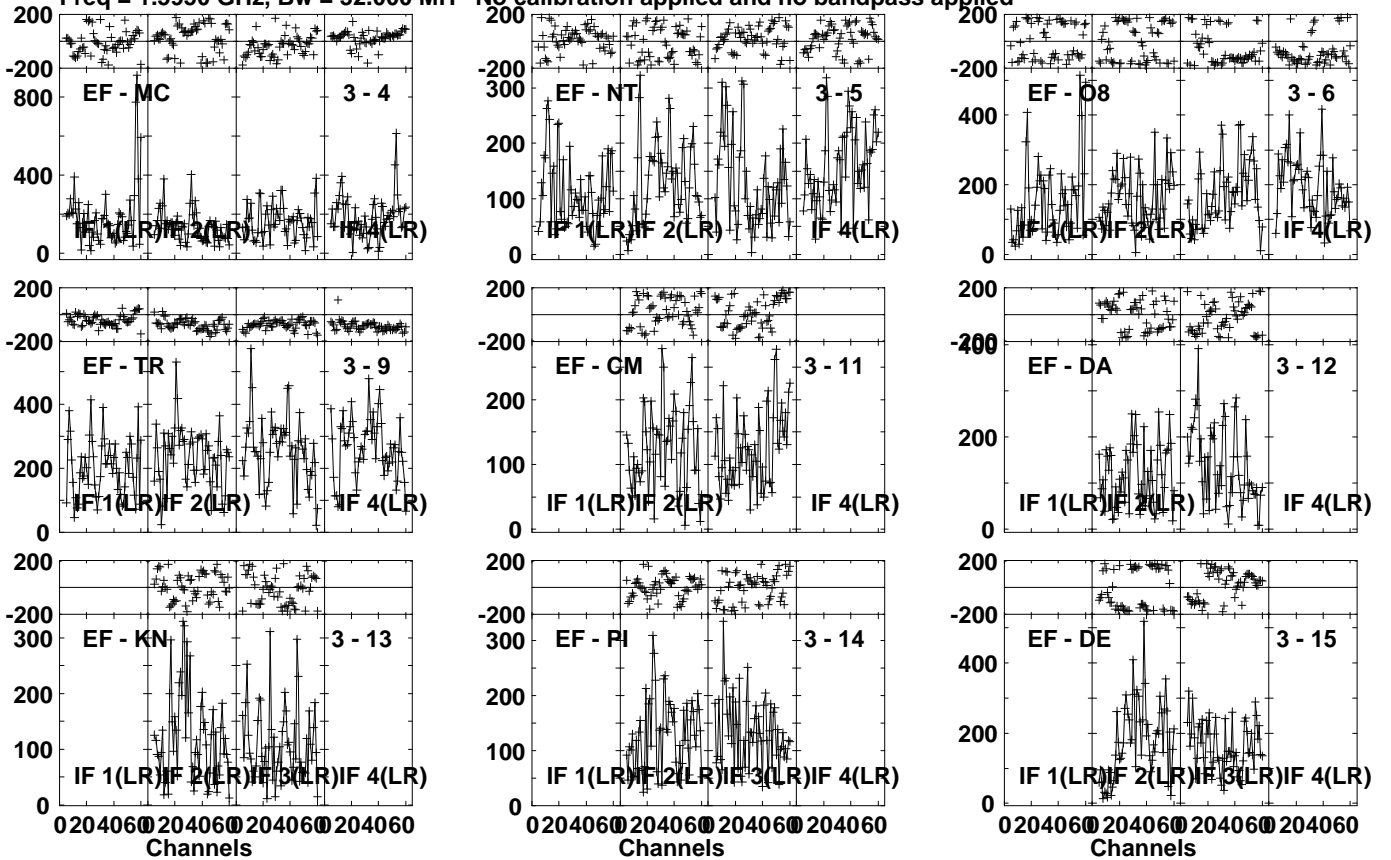
Timerange: 01/13:24:31 to 01/13:28:29

Plot file version 662 created 27-MAR-2024 20:24:28

J1037+5711 EM164C.UVDATA.1

Freq = 1.5950 GHz, Bw = 32.000 MH

No calibration applied and no bandpass applied



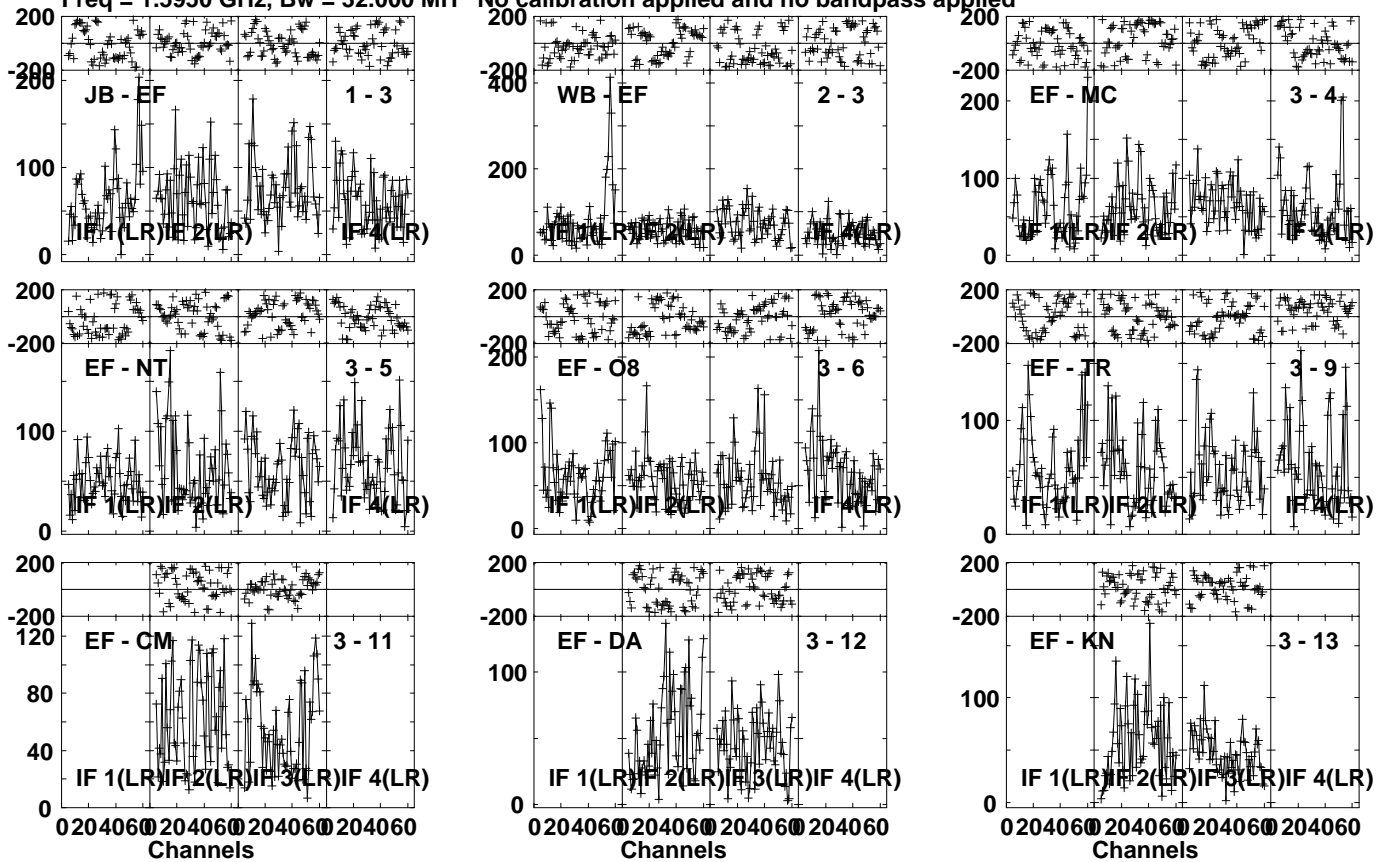
Lower frame: Micro Ampl Jy Top frame: Phas deg
Vector averaged cross-power spectrum Several baselines displayed
Timerange: 01/13:29:01 to 01/13:29:59

Plot file version 663 created 27-MAR-2024 20:24:28

CP50 031 EM164C.UVDATA.1

Freq = 1.5950 GHz, Bw = 32.000 MH

No calibration applied and no bandpass applied

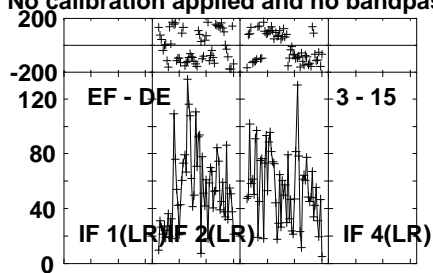
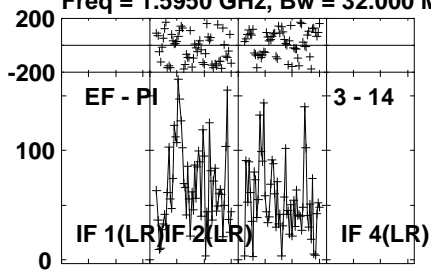


Lower frame: Micro Ampl Jy Top frame: Phas deg
Vector averaged cross-power spectrum Several baselines displayed
Timerange: 01/13:30:01 to 01/13:33:59

Plot file version 664 created 27-MAR-2024 20:24:28

CP50 031 EM164C.UVDATA.1

Freq = 1.5950 GHz, Bw = 32.000 MH No calibration applied and no bandpass applied



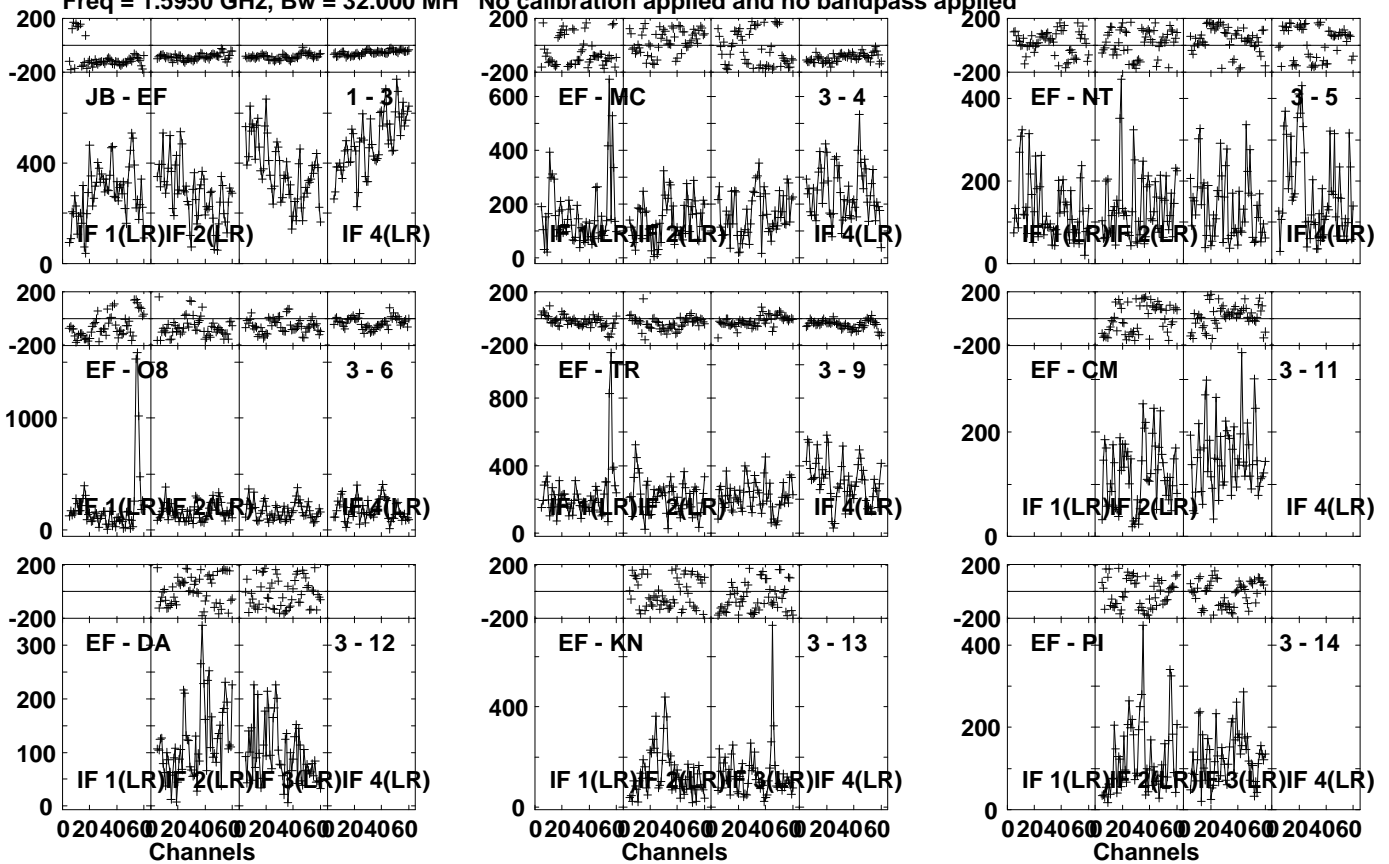
Lower frame: Micro Ampl Jy Top frame: Phas deg
Vector averaged cross-power spectrum Several baselines displayed
Timerange: 01/13:30:01 to 01/13:33:59

Plot file version 665 created 27-MAR-2024 20:24:28

J1037+5711 EM164C.UVDATA.1

Freq = 1.5950 GHz, Bw = 32.000 MH

No calibration applied and no bandpass applied

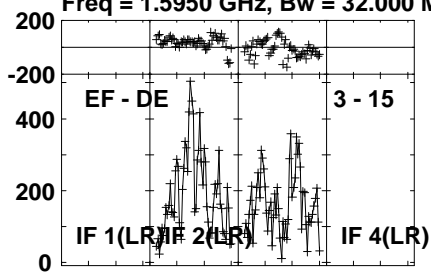


Lower frame: Micro Ampl Jy Top frame: Phas deg
Vector averaged cross-power spectrum Several baselines displayed
Timerange: 01/13:34:31 to 01/13:35:29

Plot file version 666 created 27-MAR-2024 20:24:28

J1037+5711 EM164C.UVDATA.1

Freq = 1.5950 GHz, Bw = 32.000 MH No calibration applied and no bandpass applied



Lower frame: Micro Ampl Jy Top frame: Phas deg

Vector averaged cross-power spectrum Several baselines displayed

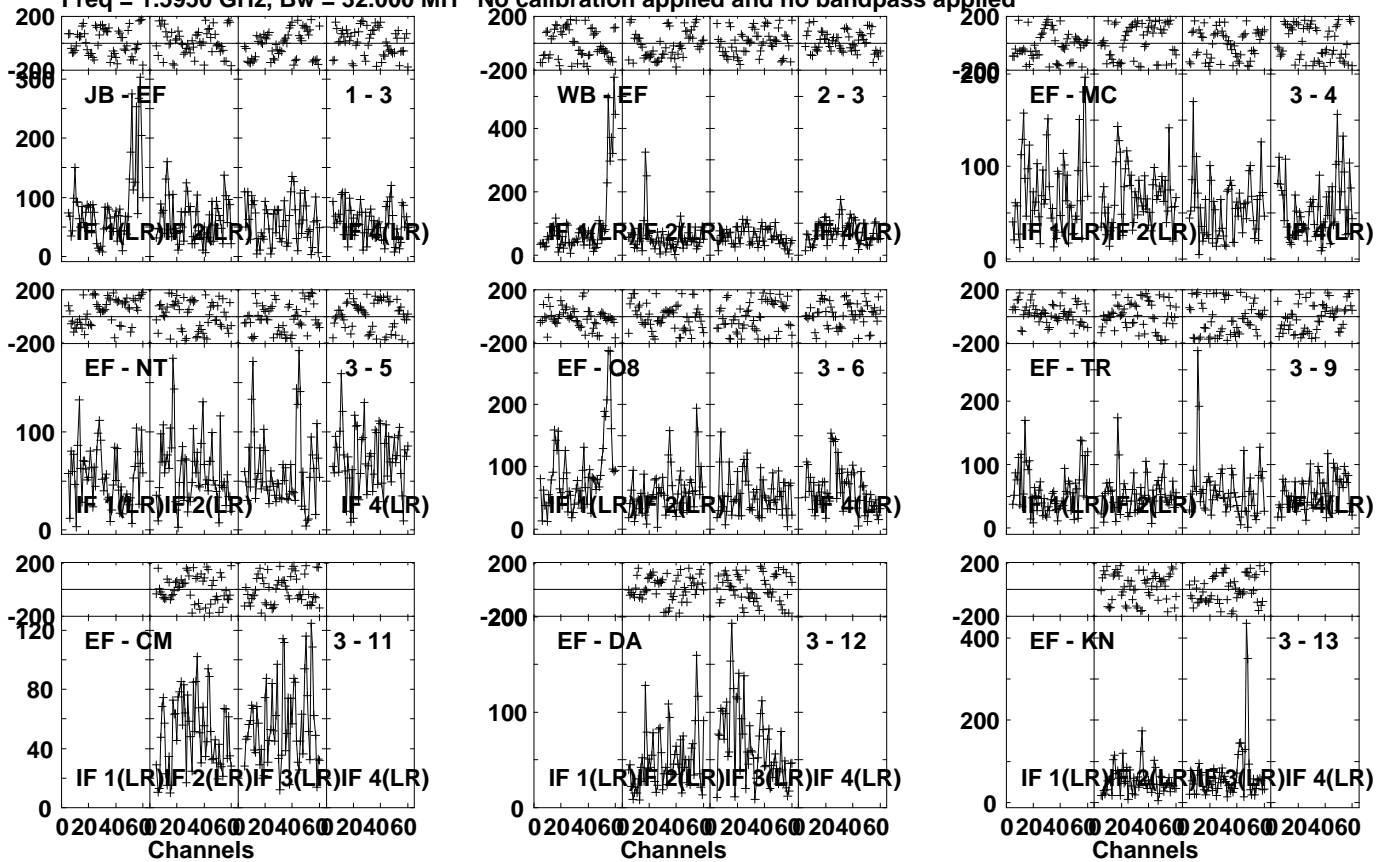
Timerange: 01/13:34:31 to 01/13:35:29

Plot file version 667 created 27-MAR-2024 20:24:29

CP32 077 EM164C.UVDATA.1

Freq = 1.5950 GHz, Bw = 32.000 MH

No calibration applied and no bandpass applied

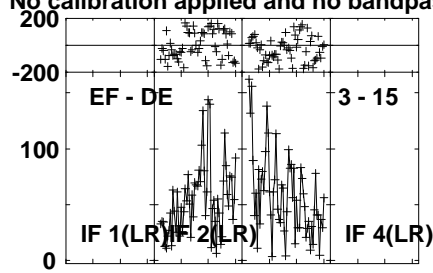
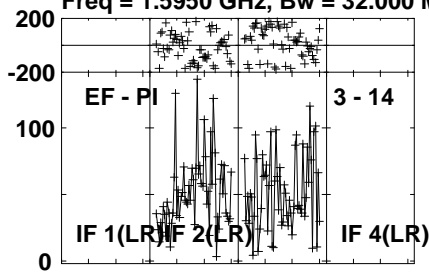


Lower frame: Micro Ampl Jy Top frame: Phas deg
Vector averaged cross-power spectrum Several baselines displayed
Timerange: 01/13:35:31 to 01/13:39:29

Plot file version 668 created 27-MAR-2024 20:24:29

CP32 077 EM164C.UVDATA.1

Freq = 1.5950 GHz, Bw = 32.000 MH No calibration applied and no bandpass applied

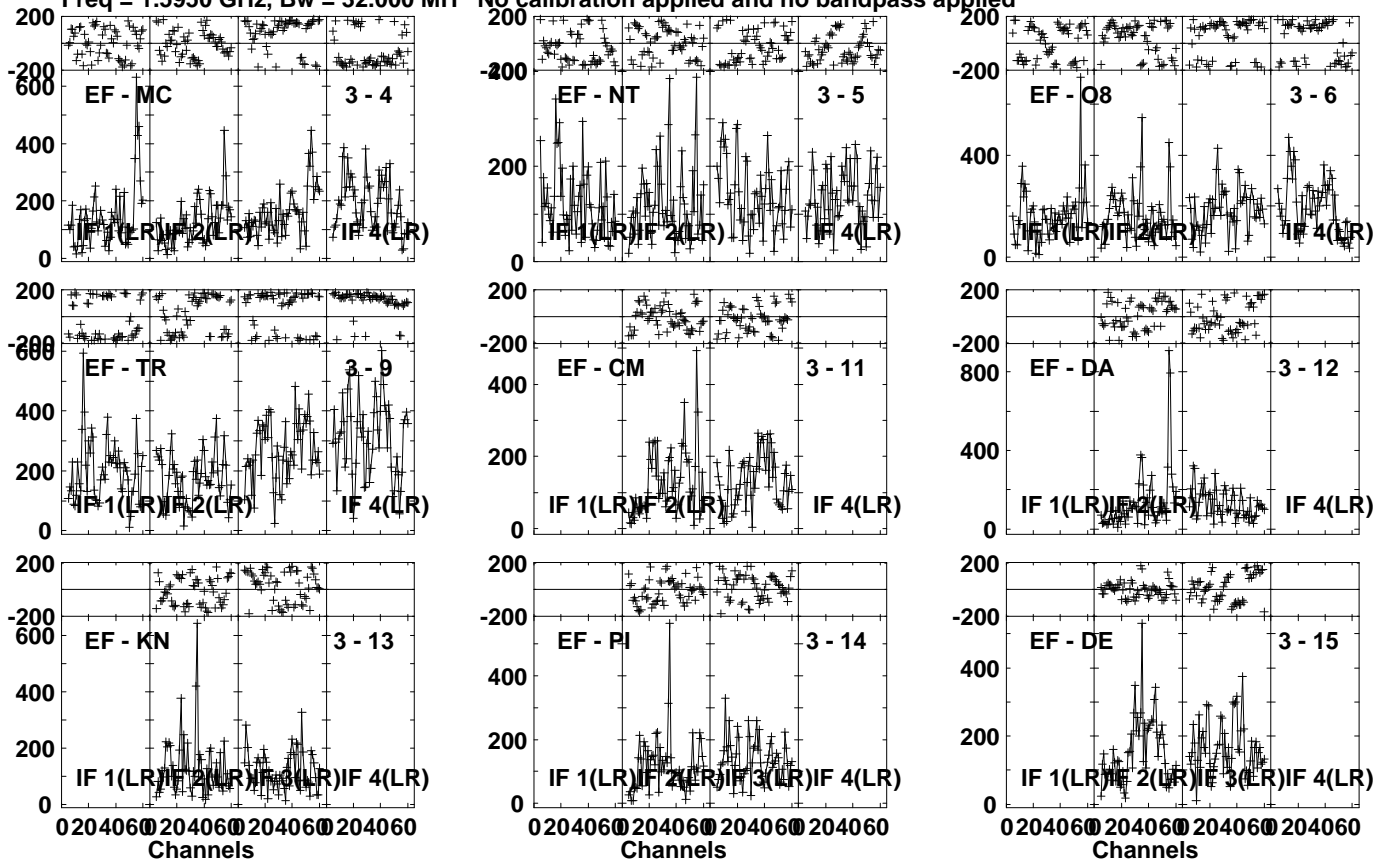


Lower frame: Micro Ampl Jy Top frame: Phas deg
Vector averaged cross-power spectrum Several baselines displayed
Timerange: 01/13:35:31 to 01/13:39:29

Plot file version 669 created 27-MAR-2024 20:24:29

J1037+5711 EM164C.UVDATA.1

Freq = 1.5950 GHz, Bw = 32.000 MH No calibration applied and no bandpass applied

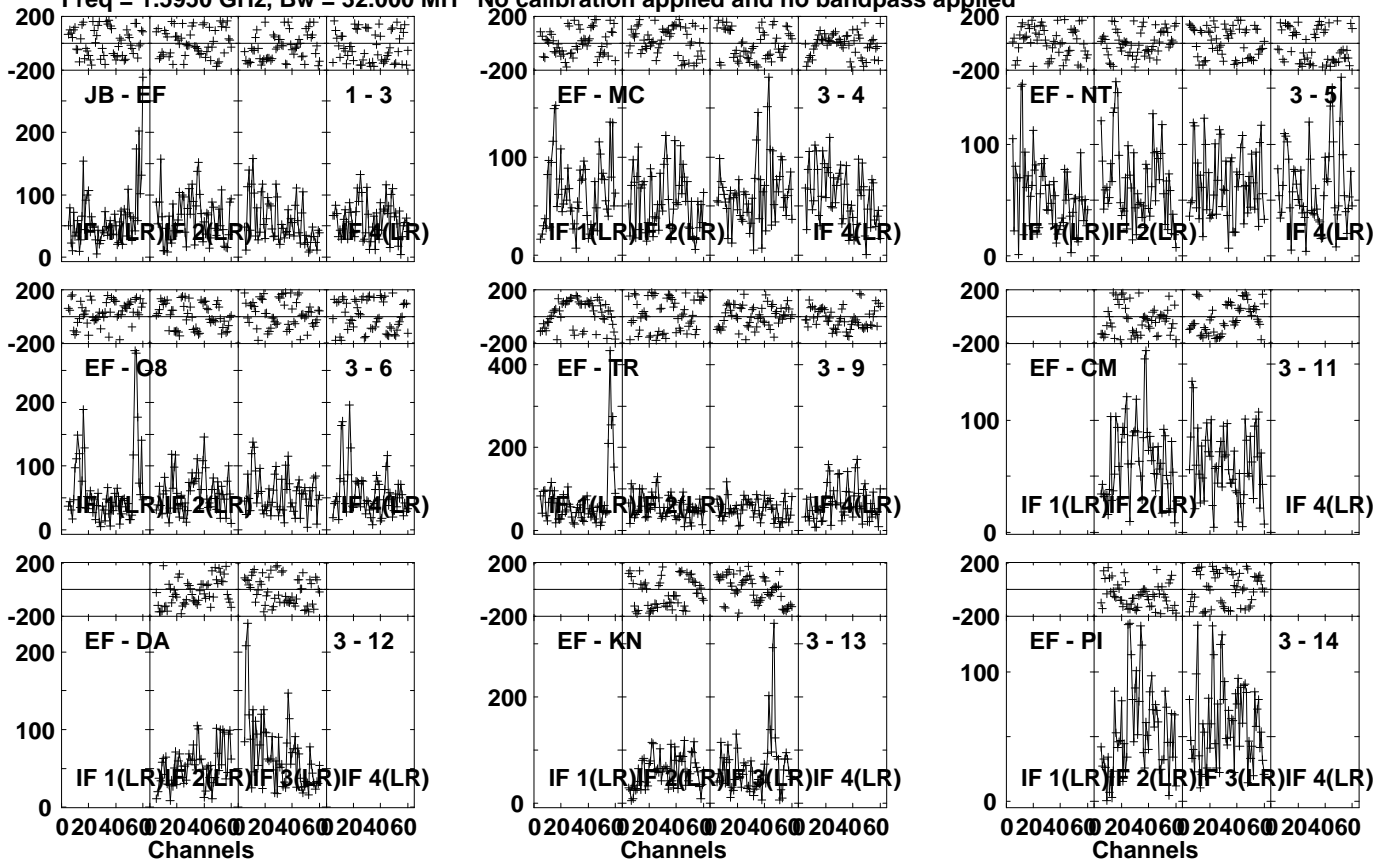


Lower frame: Micro Ampl Jy Top frame: Phas deg
Vector averaged cross-power spectrum Several baselines displayed
Timerange: 01/13:40:01 to 01/13:40:59

Plot file version 670 created 27-MAR-2024 20:24:29

CP32 077 EM164C.UVDATA.1

Freq = 1.5950 GHz, Bw = 32.000 MH No calibration applied and no bandpass applied

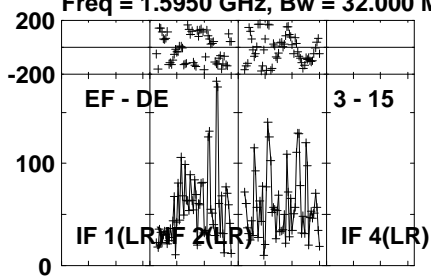


Lower frame: Micro Ampl Jy Top frame: Phas deg
Vector averaged cross-power spectrum Several baselines displayed
Timerange: 01/13:41:01 to 01/13:44:59

Plot file version 671 created 27-MAR-2024 20:24:29

CP32 077 EM164C.UVDATA.1

Freq = 1.5950 GHz, Bw = 32.000 MH No calibration applied and no bandpass applied



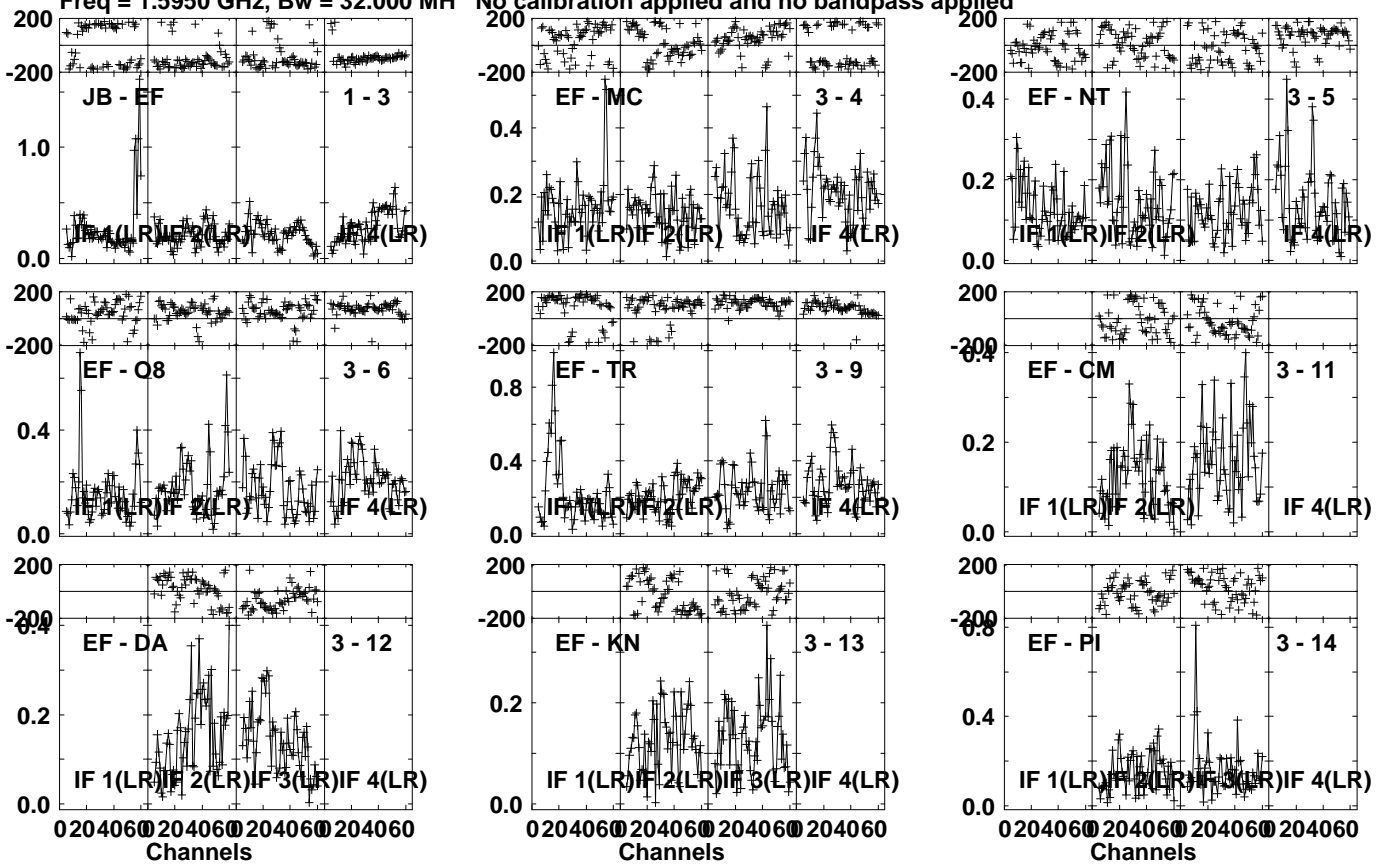
Lower frame: Micro Ampl Jy Top frame: Phas deg
Vector averaged cross-power spectrum Several baselines displayed
Timerange: 01/13:41:01 to 01/13:44:59

Plot file version 672 created 27-MAR-2024 20:24:29

J1037+5711 EM164C.UVDATA.1

Freq = 1.5950 GHz, Bw = 32.000 MH

No calibration applied and no bandpass applied

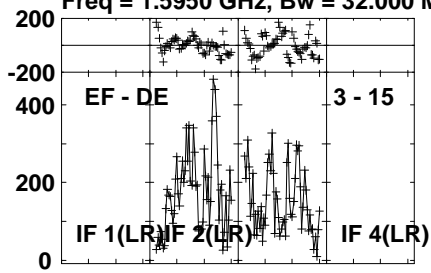


Lower frame: Milli Ampl Jy Top frame: Phas deg
Vector averaged cross-power spectrum Several baselines displayed
Timerange: 01/13:45:31 to 01/13:46:29

Plot file version 673 created 27-MAR-2024 20:24:29

J1037+5711 EM164C.UVDATA.1

Freq = 1.5950 GHz, Bw = 32.000 MH No calibration applied and no bandpass applied



Lower frame: Micro Ampl Jy Top frame: Phas deg

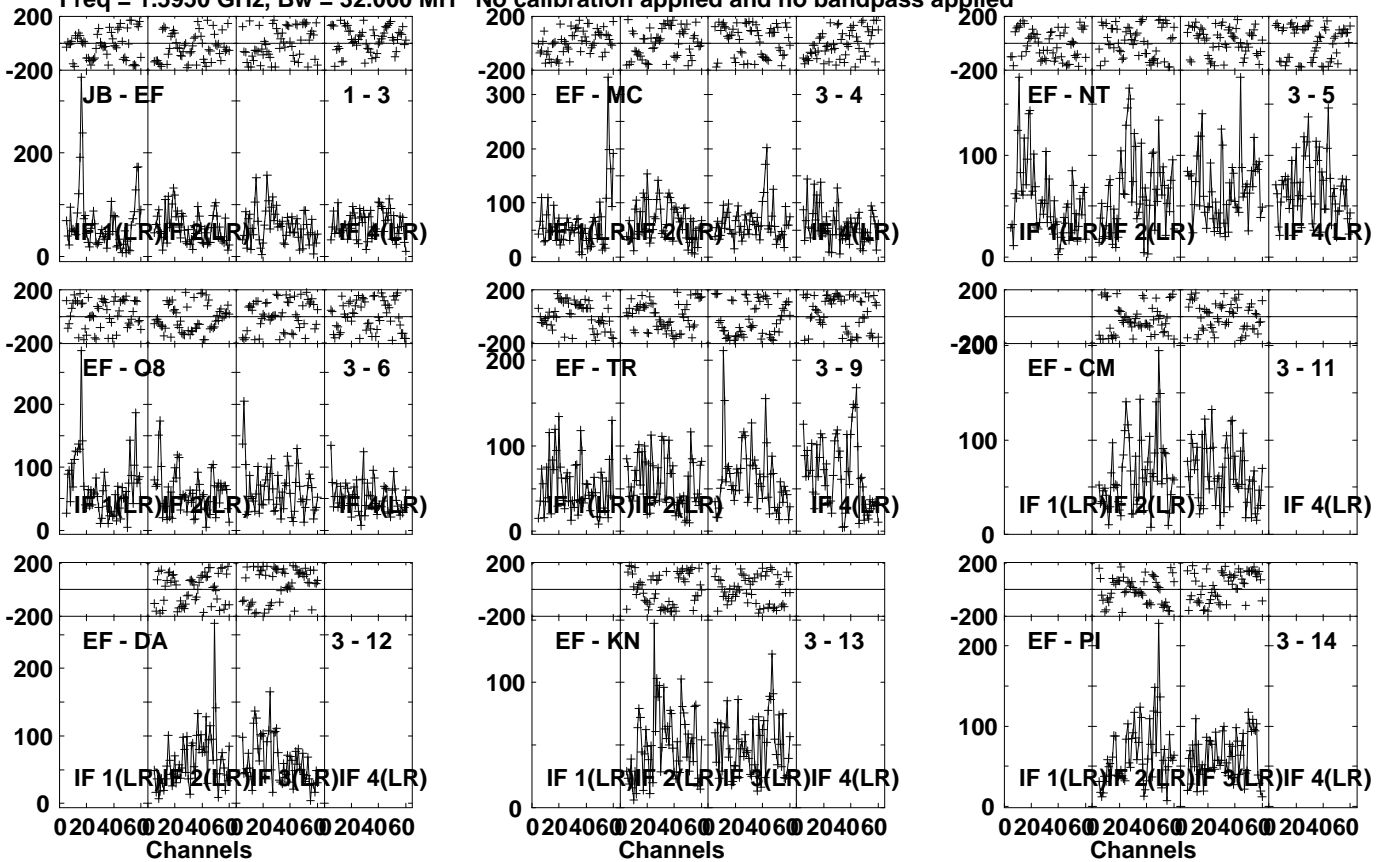
Vector averaged cross-power spectrum Several baselines displayed

Timerange: 01/13:45:31 to 01/13:46:29

Plot file version 674 created 27-MAR-2024 20:24:29

CP33 038 EM164C.UVDATA.1

Freq = 1.5950 GHz, Bw = 32.000 MH No calibration applied and no bandpass applied

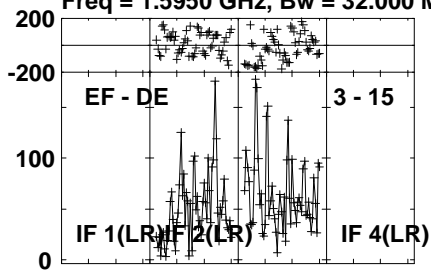


Lower frame: Micro Ampl Jy Top frame: Phas deg
Vector averaged cross-power spectrum Several baselines displayed
Timerange: 01/13:46:31 to 01/13:50:29

Plot file version 675 created 27-MAR-2024 20:24:30

CP33 038 EM164C.UVDATA.1

Freq = 1.5950 GHz, Bw = 32.000 MH No calibration applied and no bandpass applied



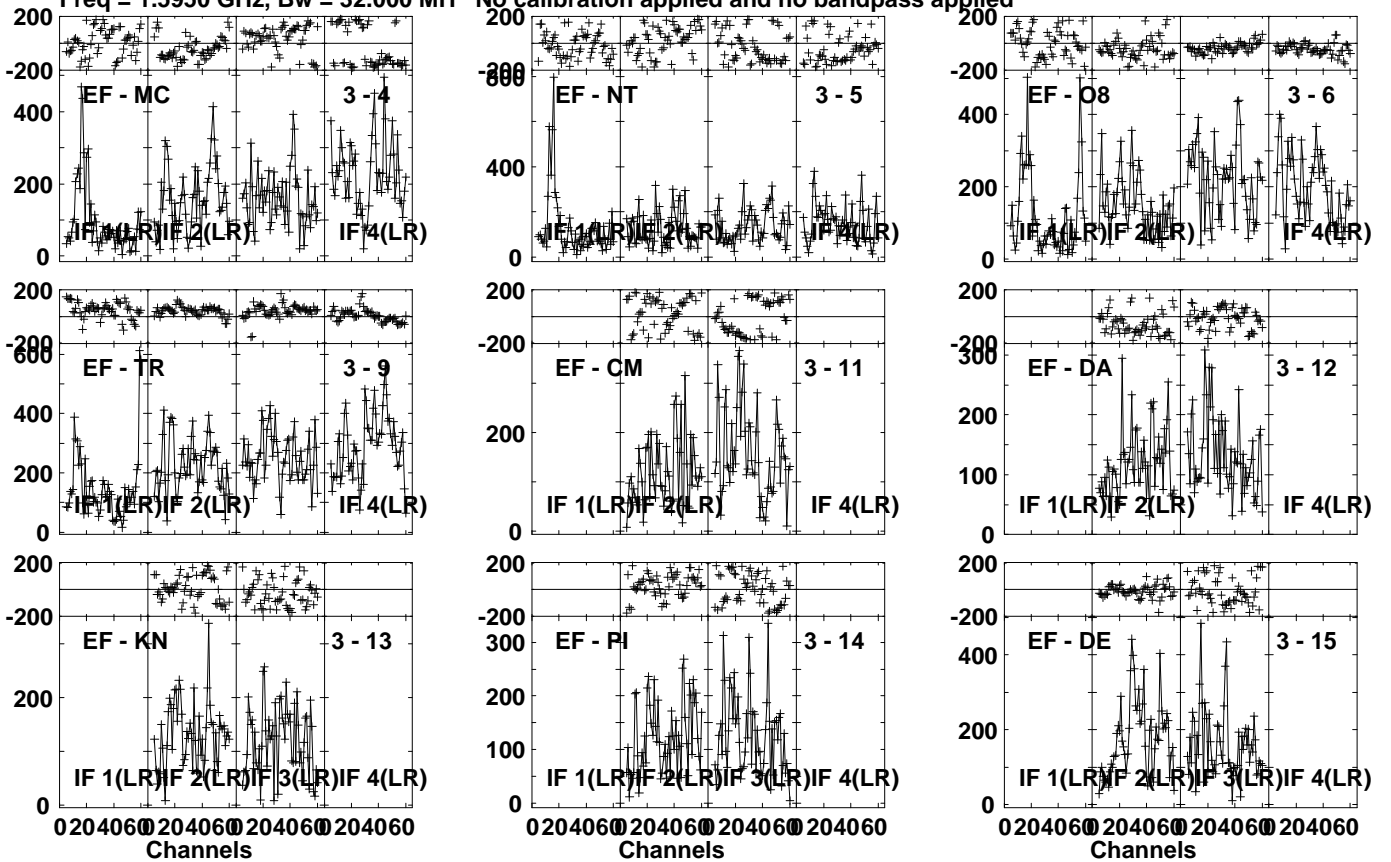
Lower frame: Micro Ampl Jy Top frame: Phas deg
Vector averaged cross-power spectrum Several baselines displayed
Timerange: 01/13:46:31 to 01/13:50:29

Plot file version 676 created 27-MAR-2024 20:24:30

J1037+5711 EM164C.UVDATA.1

Freq = 1.5950 GHz, Bw = 32.000 MH

No calibration applied and no bandpass applied

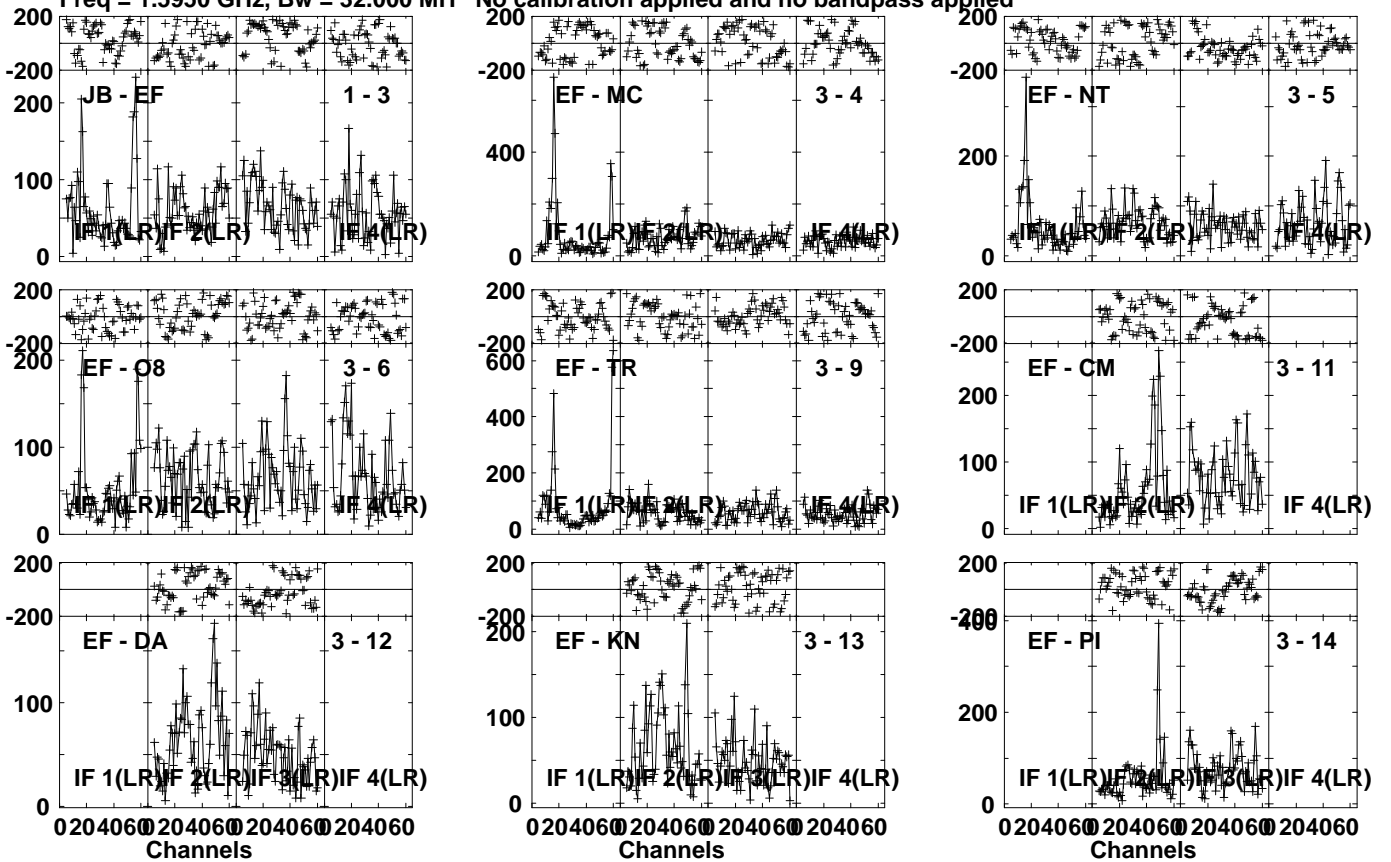


Lower frame: Micro Ampl Jy Top frame: Phas deg
Vector averaged cross-power spectrum Several baselines displayed
Timerange: 01/13:51:01 to 01/13:51:59

Plot file version 677 created 27-MAR-2024 20:24:30

CP33 038 EM164C.UVDATA.1

Freq = 1.5950 GHz, Bw = 32.000 MH No calibration applied and no bandpass applied

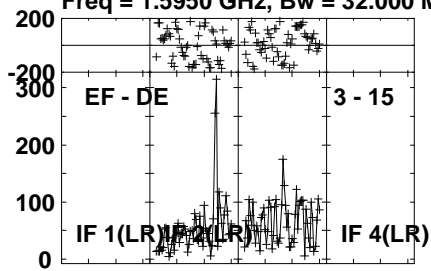


Lower frame: Micro Ampl Jy Top frame: Phas deg
Vector averaged cross-power spectrum Several baselines displayed
Timerange: 01/13:52:01 to 01/13:55:59

Plot file version 678 created 27-MAR-2024 20:24:30

CP33 038 EM164C.UVDATA.1

Freq = 1.5950 GHz, Bw = 32.000 MH No calibration applied and no bandpass applied



Lower frame: Micro Ampl Jy Top frame: Phas deg

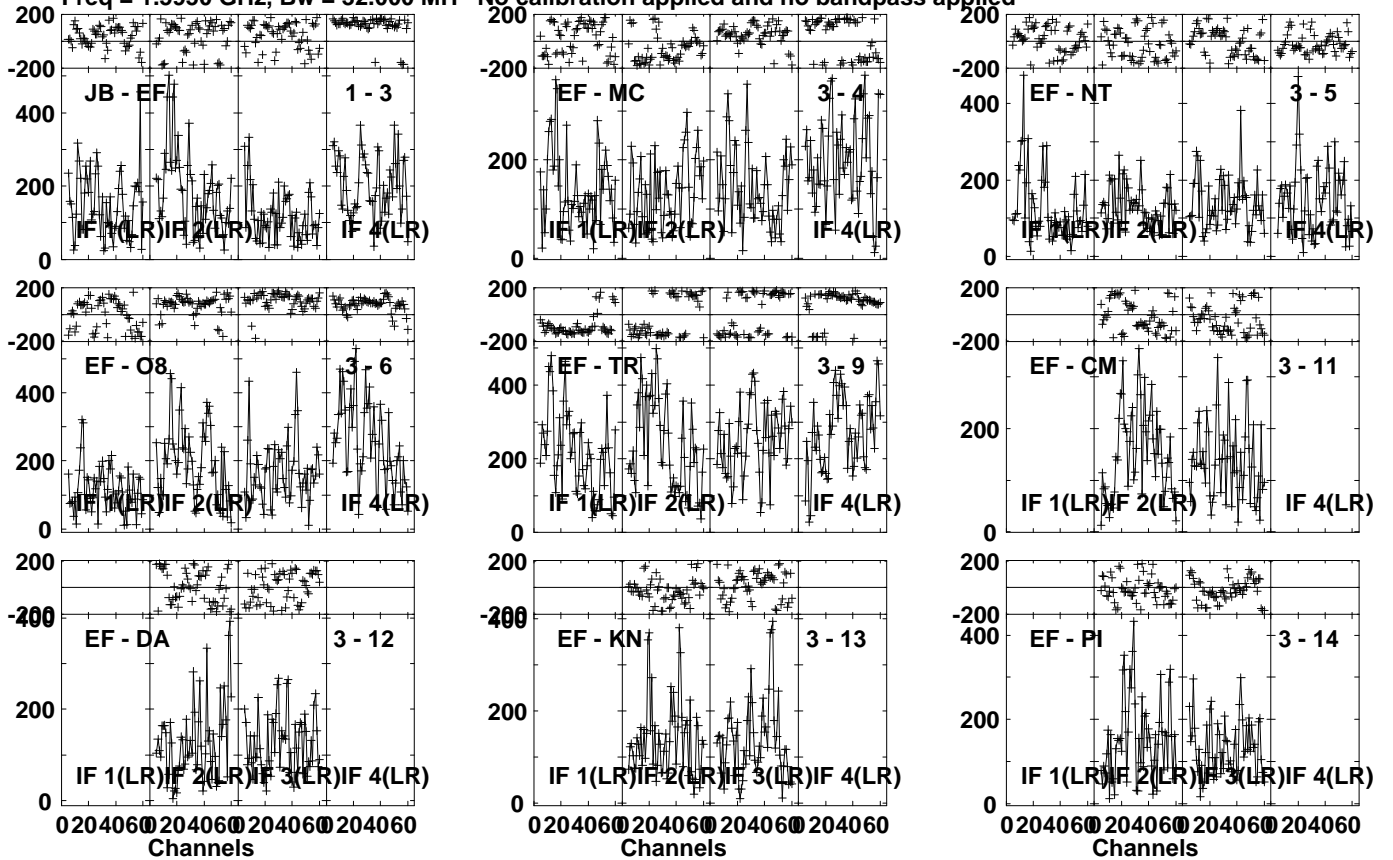
Vector averaged cross-power spectrum Several baselines displayed

Timerange: 01/13:52:01 to 01/13:55:59

Plot file version 679 created 27-MAR-2024 20:24:30

J1037+5711 EM164C.UVDATA.1

Freq = 1.5950 GHz, Bw = 32.000 MH No calibration applied and no bandpass applied

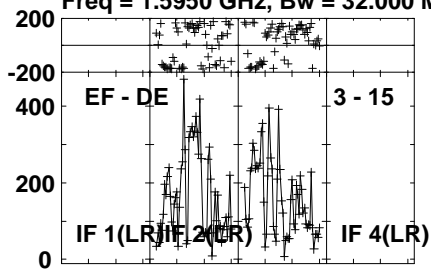


Lower frame: Micro Ampl Jy Top frame: Phas deg
Vector averaged cross-power spectrum Several baselines displayed
Timerange: 01/13:56:31 to 01/13:57:29

Plot file version 680 created 27-MAR-2024 20:24:30

J1037+5711 EM164C.UVDATA.1

Freq = 1.5950 GHz, Bw = 32.000 MH No calibration applied and no bandpass applied



Lower frame: Micro Ampl Jy Top frame: Phas deg

Vector averaged cross-power spectrum Several baselines displayed

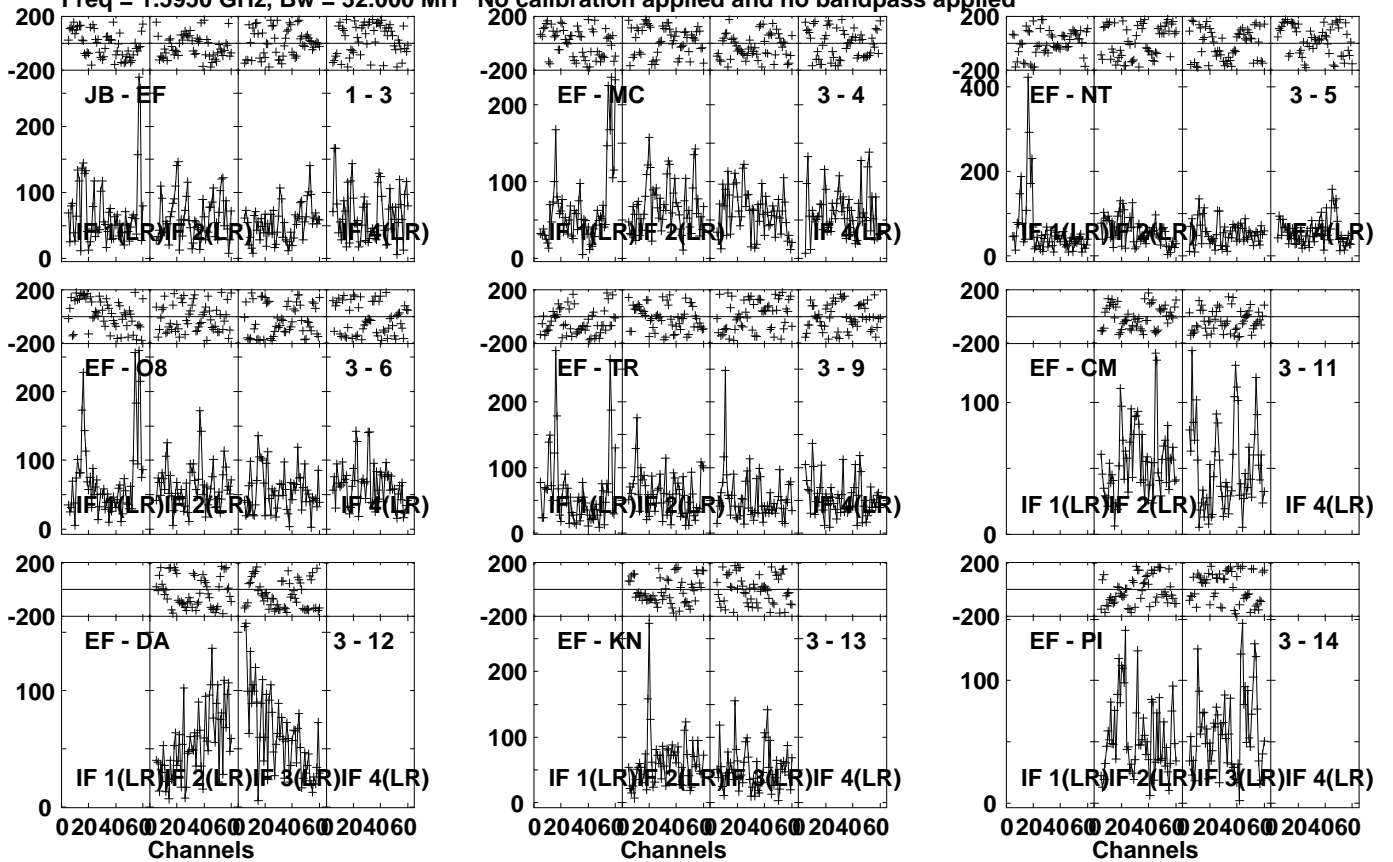
Timerange: 01/13:56:31 to 01/13:57:29

Plot file version 681 created 27-MAR-2024 20:24:30

CP34 008 EM164C.UVDATA.1

Freq = 1.5950 GHz, Bw = 32.000 MH

No calibration applied and no bandpass applied

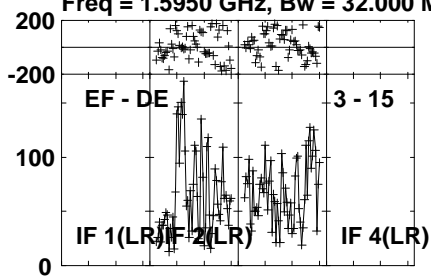


Lower frame: Micro Ampl Jy Top frame: Phas deg
Vector averaged cross-power spectrum Several baselines displayed
Timerange: 01/13:57:31 to 01/14:01:29

Plot file version 682 created 27-MAR-2024 20:24:31

CP34 008 EM164C.UVDATA.1

Freq = 1.5950 GHz, Bw = 32.000 MH No calibration applied and no bandpass applied



Lower frame: Micro Ampl Jy Top frame: Phas deg

Vector averaged cross-power spectrum Several baselines displayed

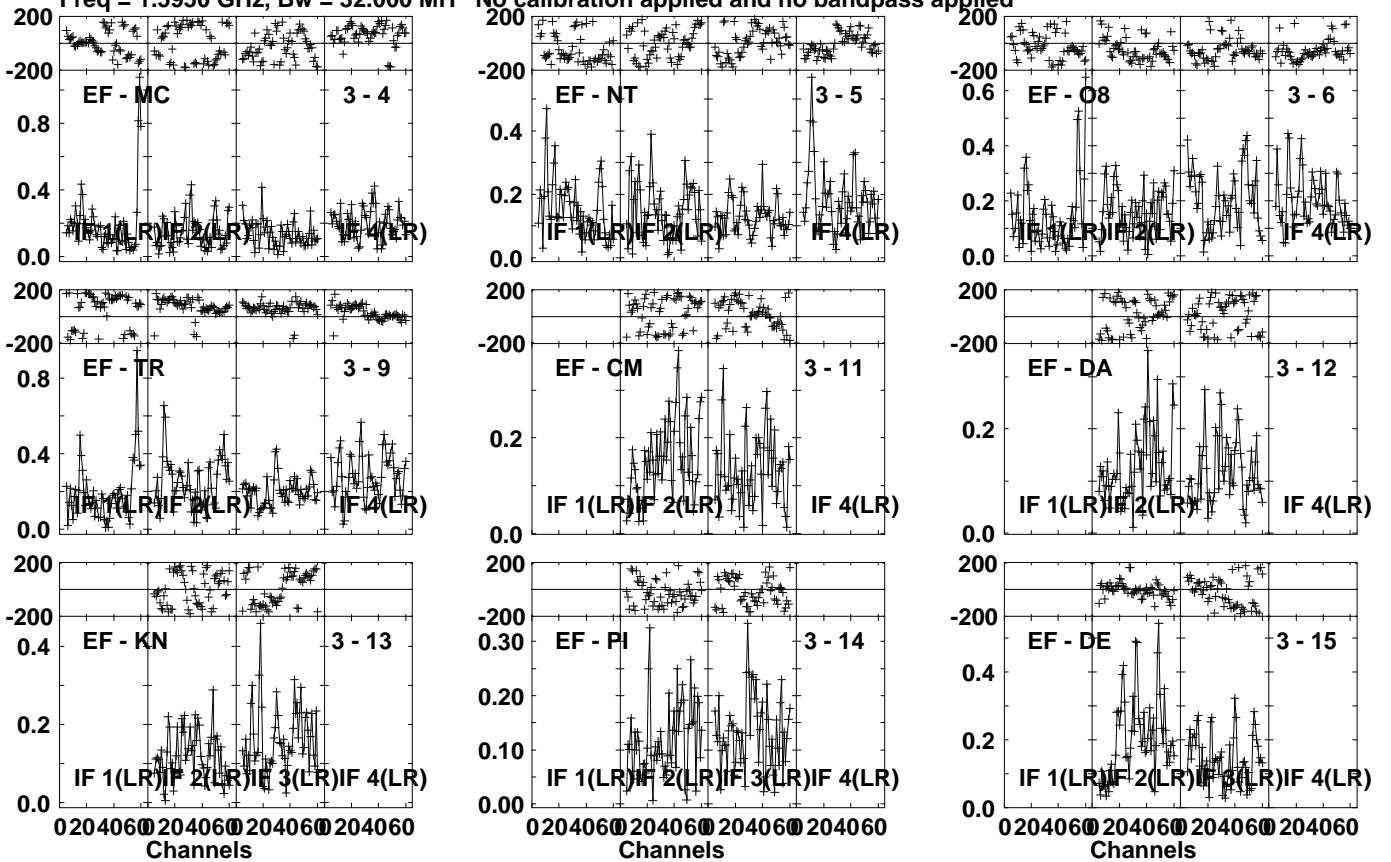
Timerange: 01/13:57:31 to 01/14:01:29

Plot file version 683 created 27-MAR-2024 20:24:31

J1037+5711 EM164C.UVDATA.1

Freq = 1.5950 GHz, Bw = 32.000 MH

No calibration applied and no bandpass applied



Lower frame: Milli Ampl Jy Top frame: Phas deg

Vector averaged cross-power spectrum Several baselines displayed

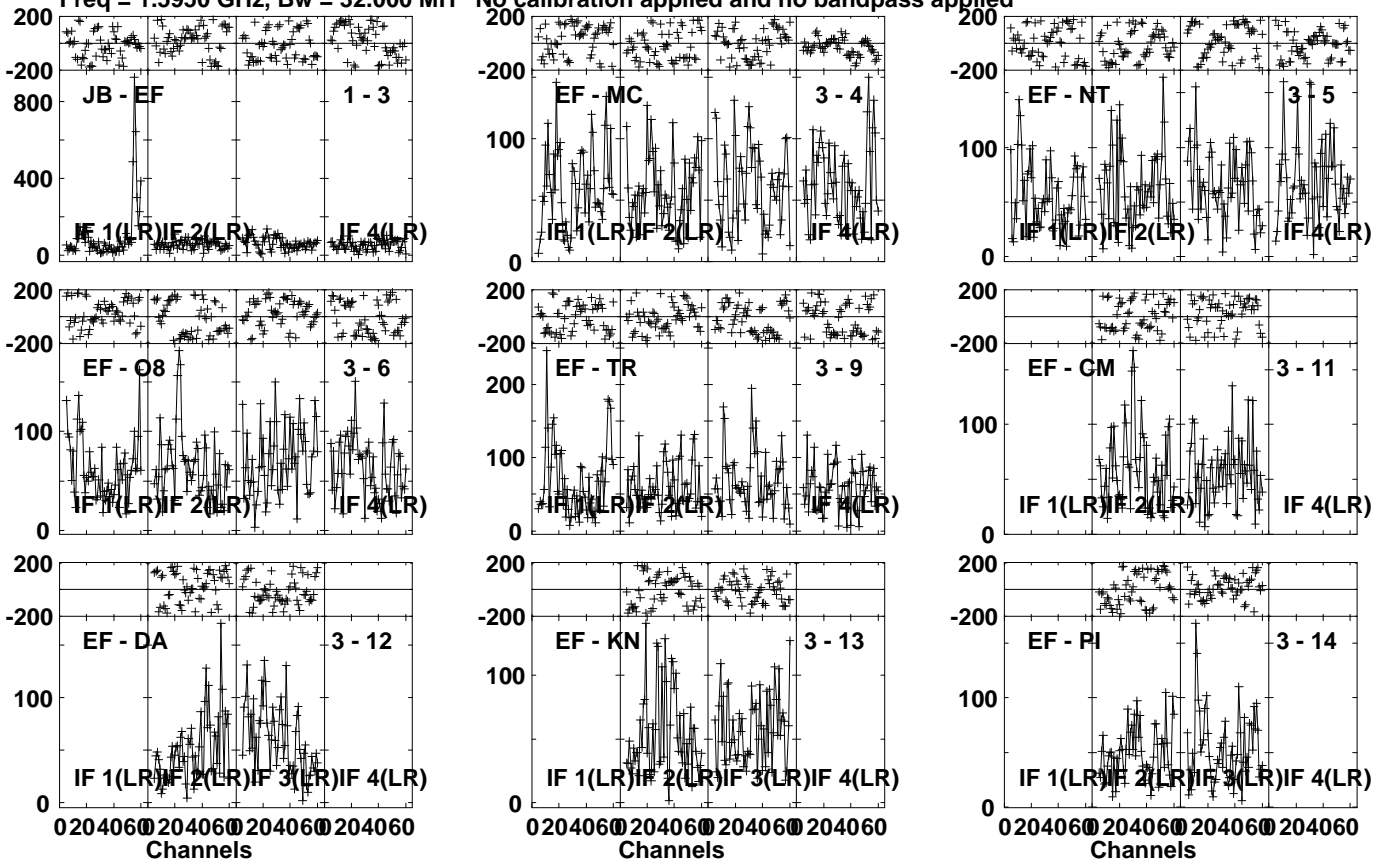
Timerange: 01/14:02:01 to 01/14:02:59

Plot file version 684 created 27-MAR-2024 20:24:31

CP34 008 EM164C.UVDATA.1

Freq = 1.5950 GHz, Bw = 32.000 MH

No calibration applied and no bandpass applied

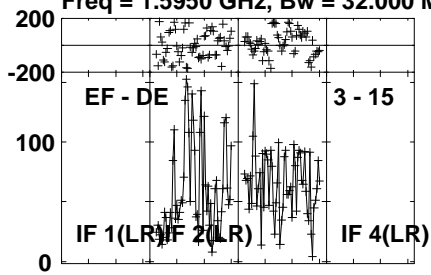


Lower frame: Micro Ampl Jy Top frame: Phas deg
Vector averaged cross-power spectrum Several baselines displayed
Timerange: 01/14:03:01 to 01/14:06:59

Plot file version 685 created 27-MAR-2024 20:24:31

CP34 008 EM164C.UVDATA.1

Freq = 1.5950 GHz, Bw = 32.000 MH No calibration applied and no bandpass applied



Lower frame: Micro Ampl Jy Top frame: Phas deg

Vector averaged cross-power spectrum Several baselines displayed

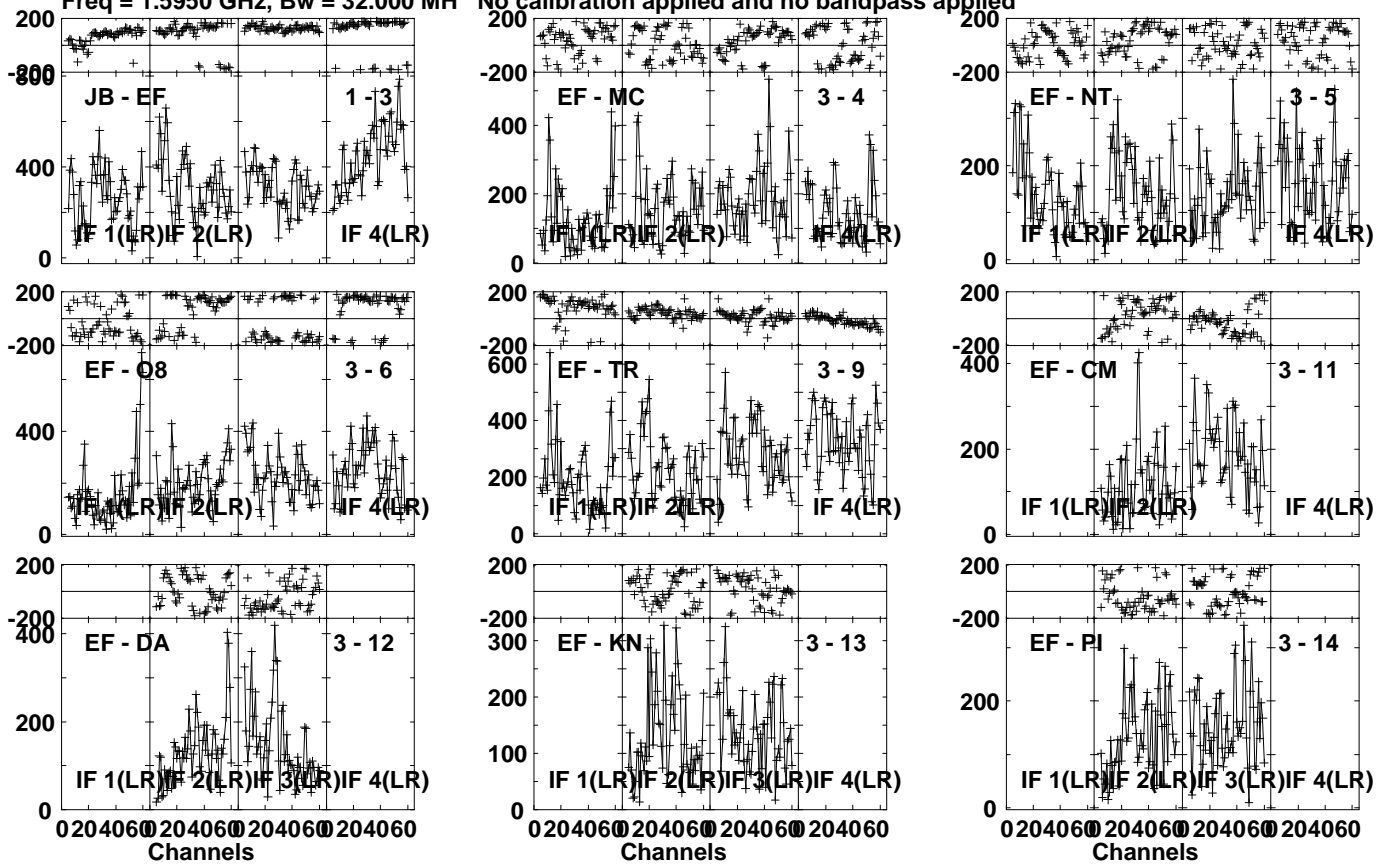
Timerange: 01/14:03:01 to 01/14:06:59

Plot file version 686 created 27-MAR-2024 20:24:31

J1037+5711 EM164C.UVDATA.1

Freq = 1.5950 GHz, Bw = 32.000 MH

No calibration applied and no bandpass applied

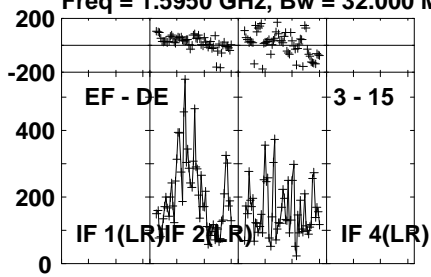


Lower frame: Micro Ampl Jy Top frame: Phas deg
Vector averaged cross-power spectrum Several baselines displayed
Timerange: 01/14:07:31 to 01/14:08:29

Plot file version 687 created 27-MAR-2024 20:24:31

J1037+5711 EM164C.UVDATA.1

Freq = 1.5950 GHz, Bw = 32.000 MH No calibration applied and no bandpass applied



Lower frame: Micro Ampl Jy Top frame: Phas deg

Vector averaged cross-power spectrum Several baselines displayed

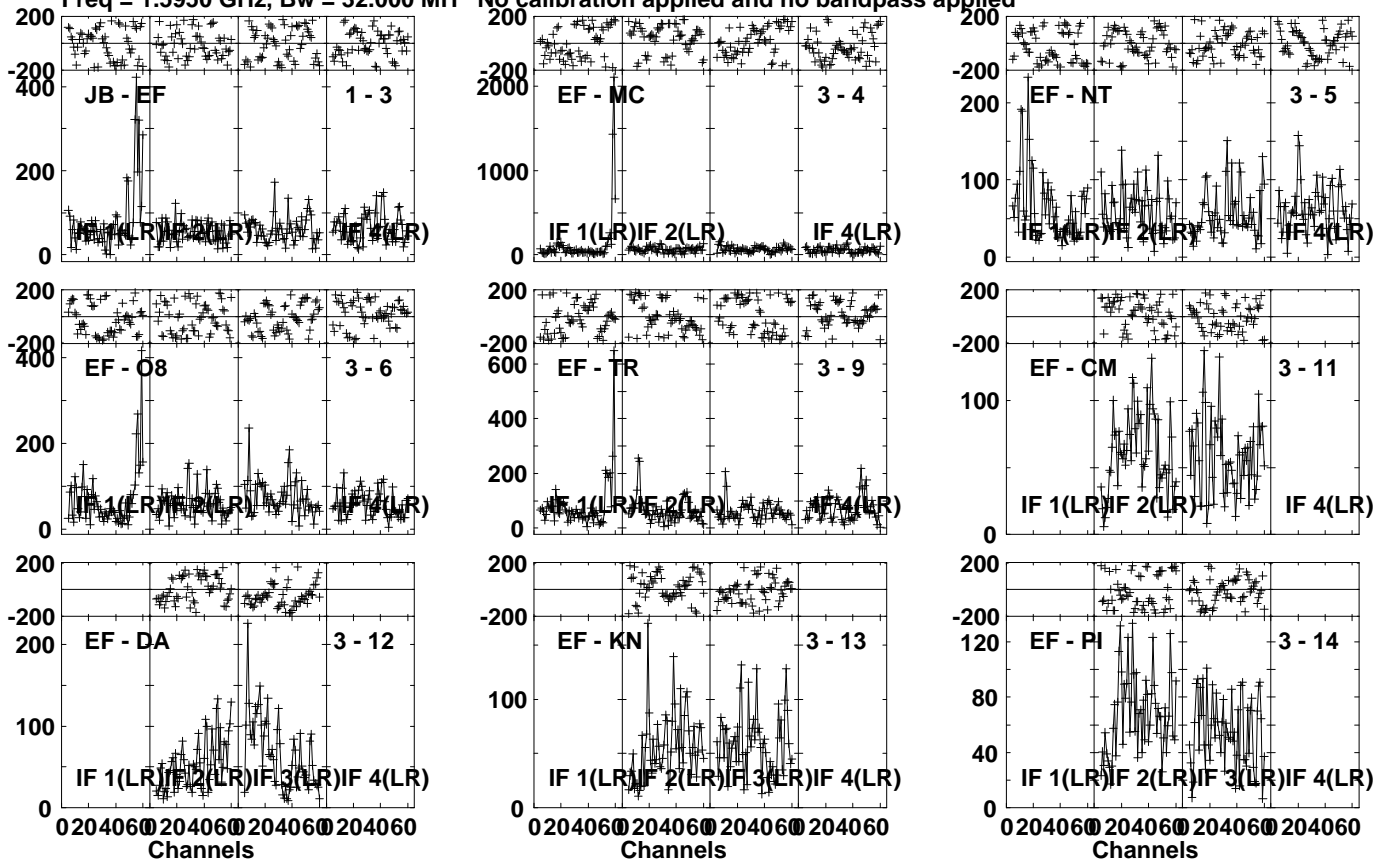
Timerange: 01/14:07:31 to 01/14:08:29

Plot file version 688 created 27-MAR-2024 20:24:31

CP43 049 EM164C.UVDATA.1

Freq = 1.5950 GHz, Bw = 32.000 MH

No calibration applied and no bandpass applied

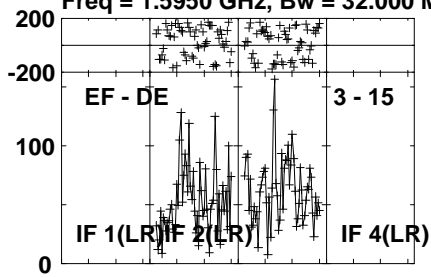


Lower frame: Micro Ampl Jy Top frame: Phas deg
Vector averaged cross-power spectrum Several baselines displayed
Timerange: 01/14:08:31 to 01/14:12:29

Plot file version 689 created 27-MAR-2024 20:24:32

CP43 049 EM164C.UVDATA.1

Freq = 1.5950 GHz, Bw = 32.000 MH No calibration applied and no bandpass applied



Lower frame: Micro Ampl Jy Top frame: Phas deg

Vector averaged cross-power spectrum Several baselines displayed

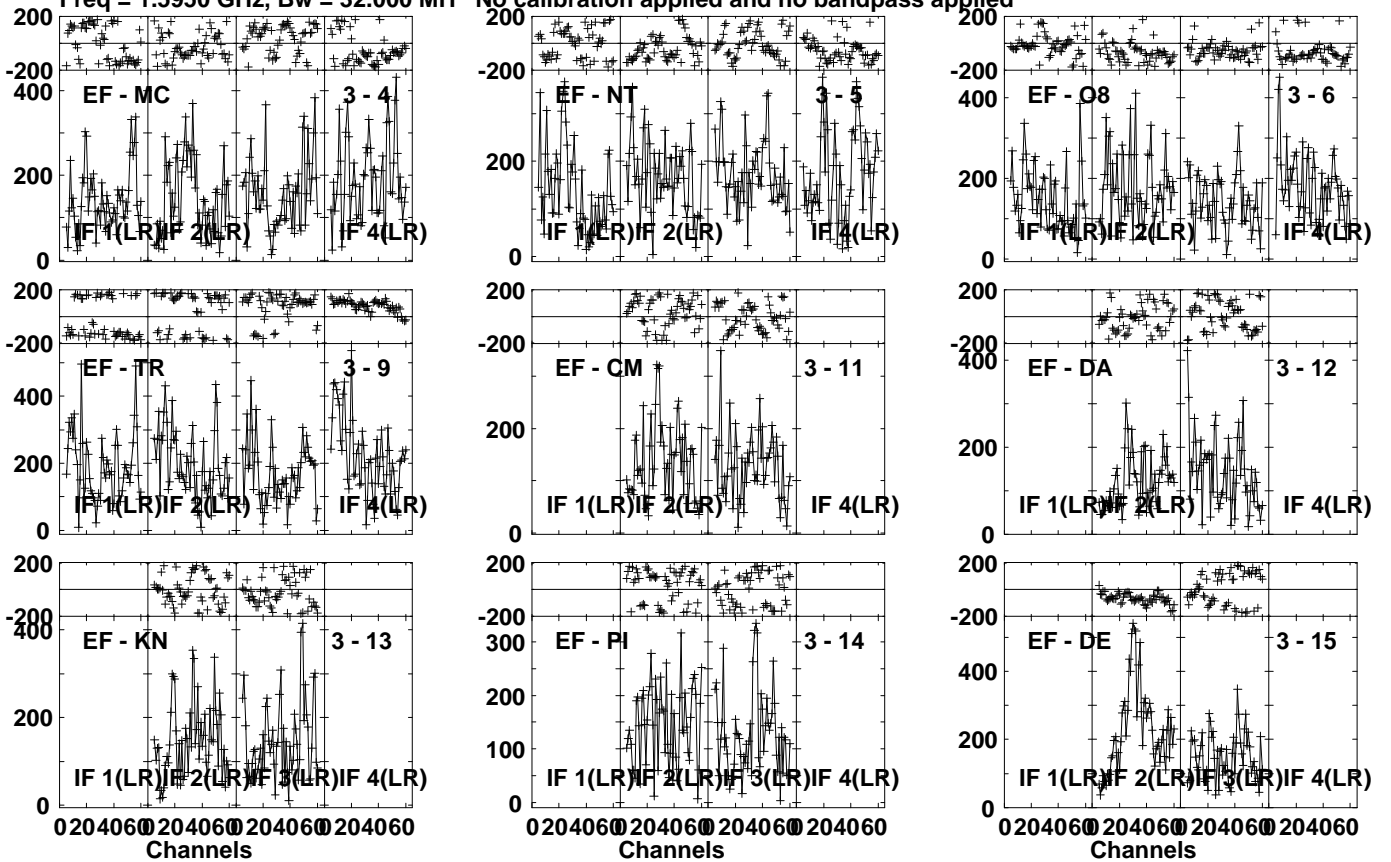
Timerange: 01/14:08:31 to 01/14:12:29

Plot file version 690 created 27-MAR-2024 20:24:32

J1037+5711 EM164C.UVDATA.1

Freq = 1.5950 GHz, Bw = 32.000 MH

No calibration applied and no bandpass applied



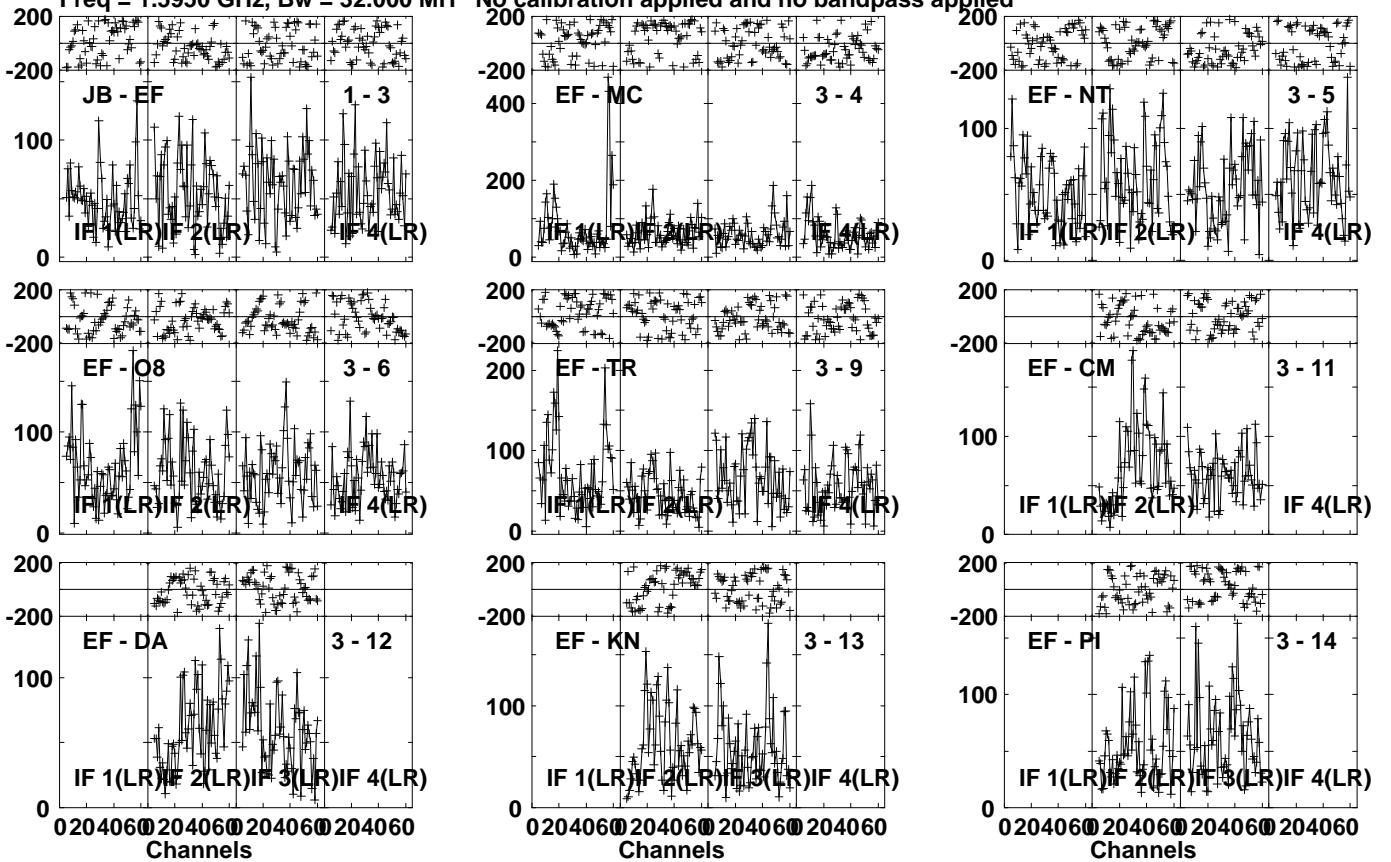
Lower frame: Micro Ampl Jy Top frame: Phas deg
Vector averaged cross-power spectrum Several baselines displayed
Timerange: 01/14:13:01 to 01/14:13:59

Plot file version 691 created 27-MAR-2024 20:24:32

CP43 049 EM164C.UVDATA.1

Freq = 1.5950 GHz, Bw = 32.000 MH

No calibration applied and no bandpass applied

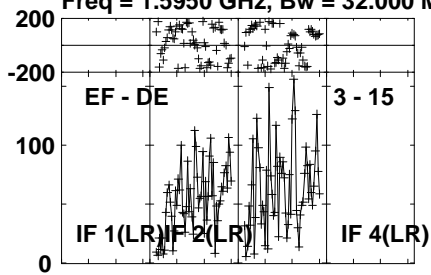


Lower frame: Micro Ampl Jy Top frame: Phas deg
Vector averaged cross-power spectrum Several baselines displayed
Timerange: 01/14:14:01 to 01/14:17:59

Plot file version 692 created 27-MAR-2024 20:24:32

CP43 049 EM164C.UVDATA.1

Freq = 1.5950 GHz, Bw = 32.000 MH No calibration applied and no bandpass applied



Lower frame: Micro Ampl Jy Top frame: Phas deg

Vector averaged cross-power spectrum Several baselines displayed

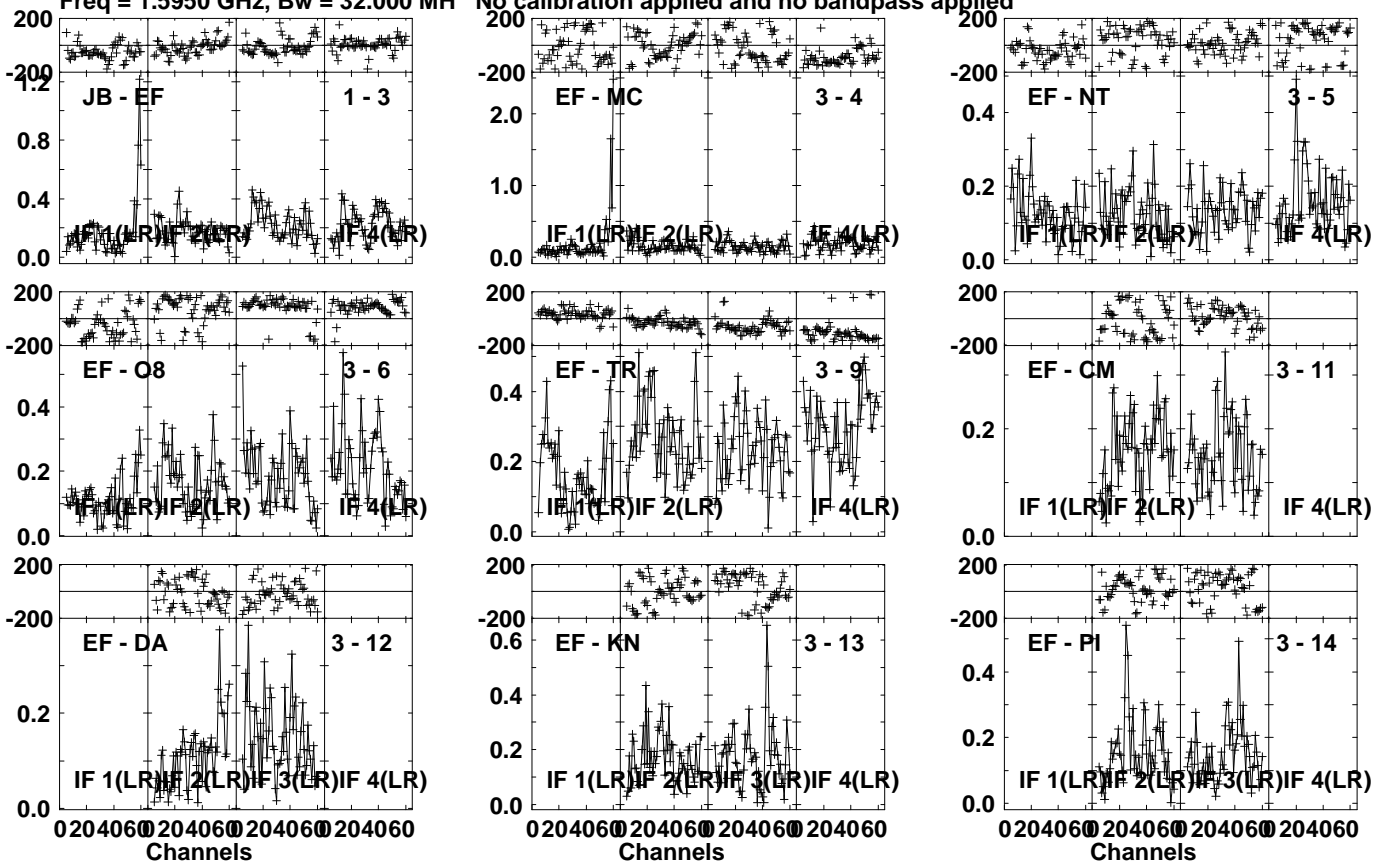
Timerange: 01/14:14:01 to 01/14:17:59

Plot file version 693 created 27-MAR-2024 20:24:32

J1037+5711 EM164C.UVDATA.1

Freq = 1.5950 GHz, Bw = 32.000 MH

No calibration applied and no bandpass applied

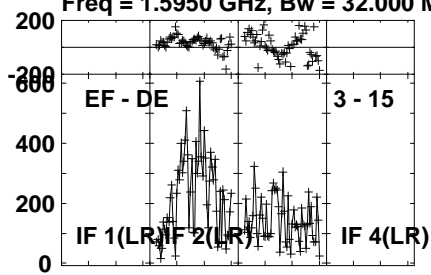


Lower frame: Milli Ampl Jy Top frame: Phas deg
Vector averaged cross-power spectrum Several baselines displayed
Timerange: 01/14:18:31 to 01/14:19:29

Plot file version 694 created 27-MAR-2024 20:24:32

J1037+5711 EM164C.UVDATA.1

Freq = 1.5950 GHz, Bw = 32.000 MH No calibration applied and no bandpass applied



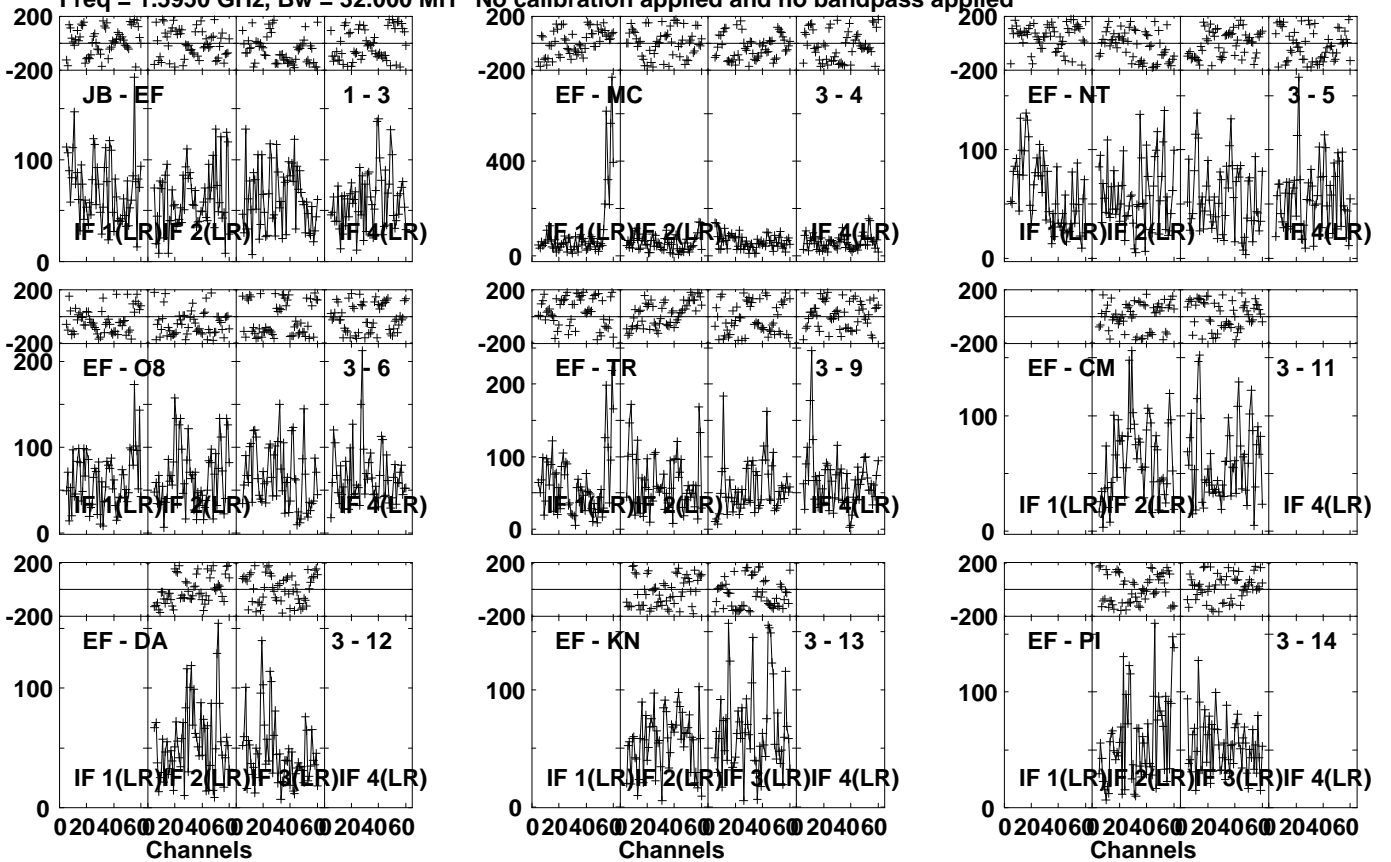
Lower frame: Micro Ampl Jy Top frame: Phas deg
Vector averaged cross-power spectrum Several baselines displayed
Timerange: 01/14:18:31 to 01/14:19:29

Plot file version 695 created 27-MAR-2024 20:24:32

CP42 027 EM164C.UVDATA.1

Freq = 1.5950 GHz, Bw = 32.000 MH

No calibration applied and no bandpass applied

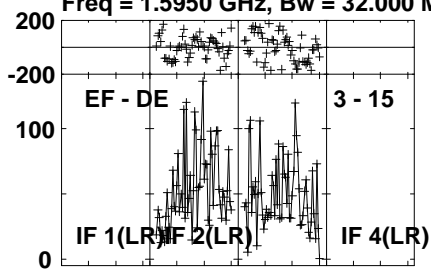


Lower frame: Micro Ampl Jy Top frame: Phas deg
Vector averaged cross-power spectrum Several baselines displayed
Timerange: 01/14:19:31 to 01/14:23:29

Plot file version 696 created 27-MAR-2024 20:24:32

CP42 027 EM164C.UVDATA.1

Freq = 1.5950 GHz, Bw = 32.000 MH No calibration applied and no bandpass applied



Lower frame: Micro Ampl Jy Top frame: Phas deg

Vector averaged cross-power spectrum Several baselines displayed

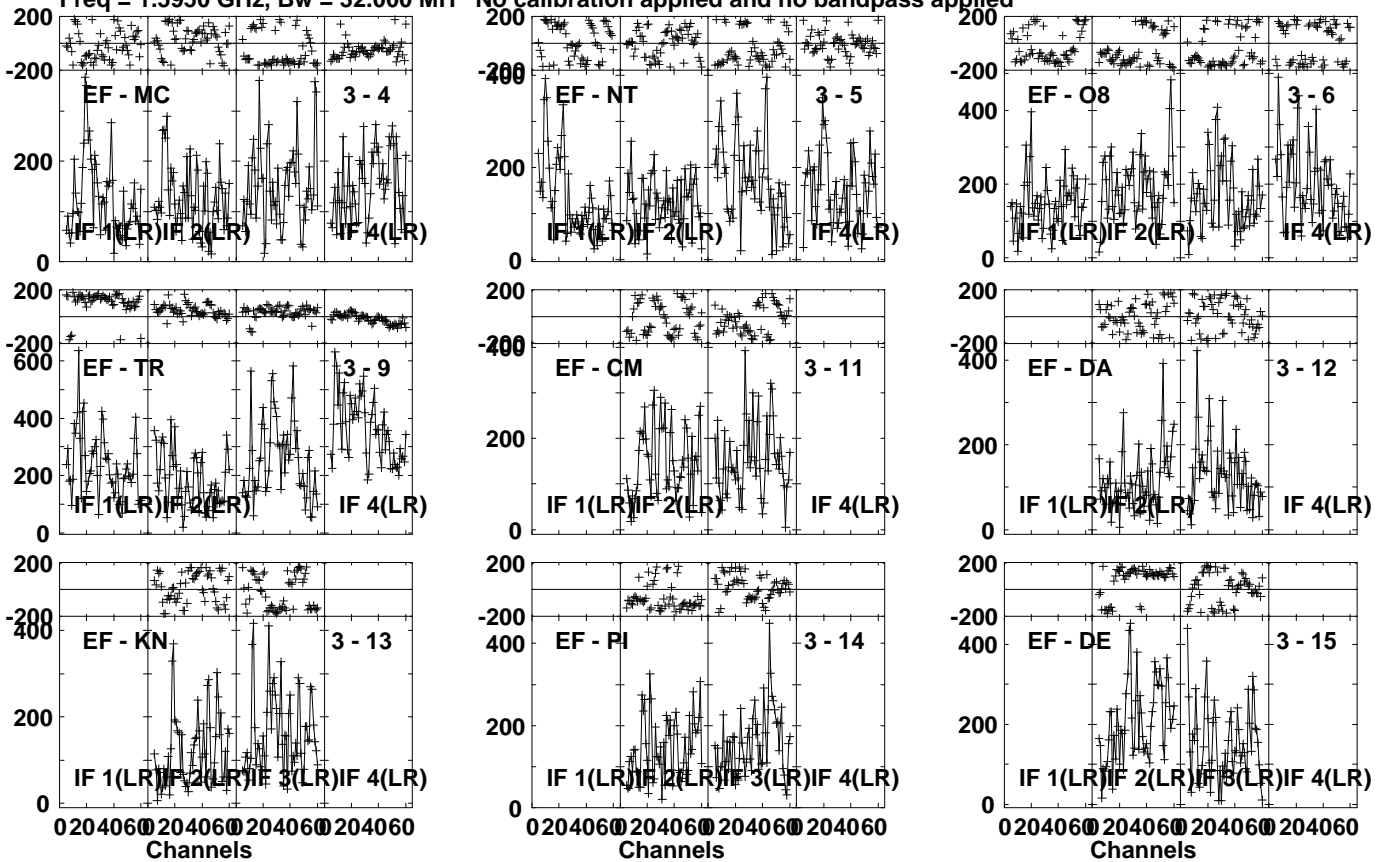
Timerange: 01/14:19:31 to 01/14:23:29

Plot file version 697 created 27-MAR-2024 20:24:32

J1037+5711 EM164C.UVDATA.1

Freq = 1.5950 GHz, Bw = 32.000 MH

No calibration applied and no bandpass applied

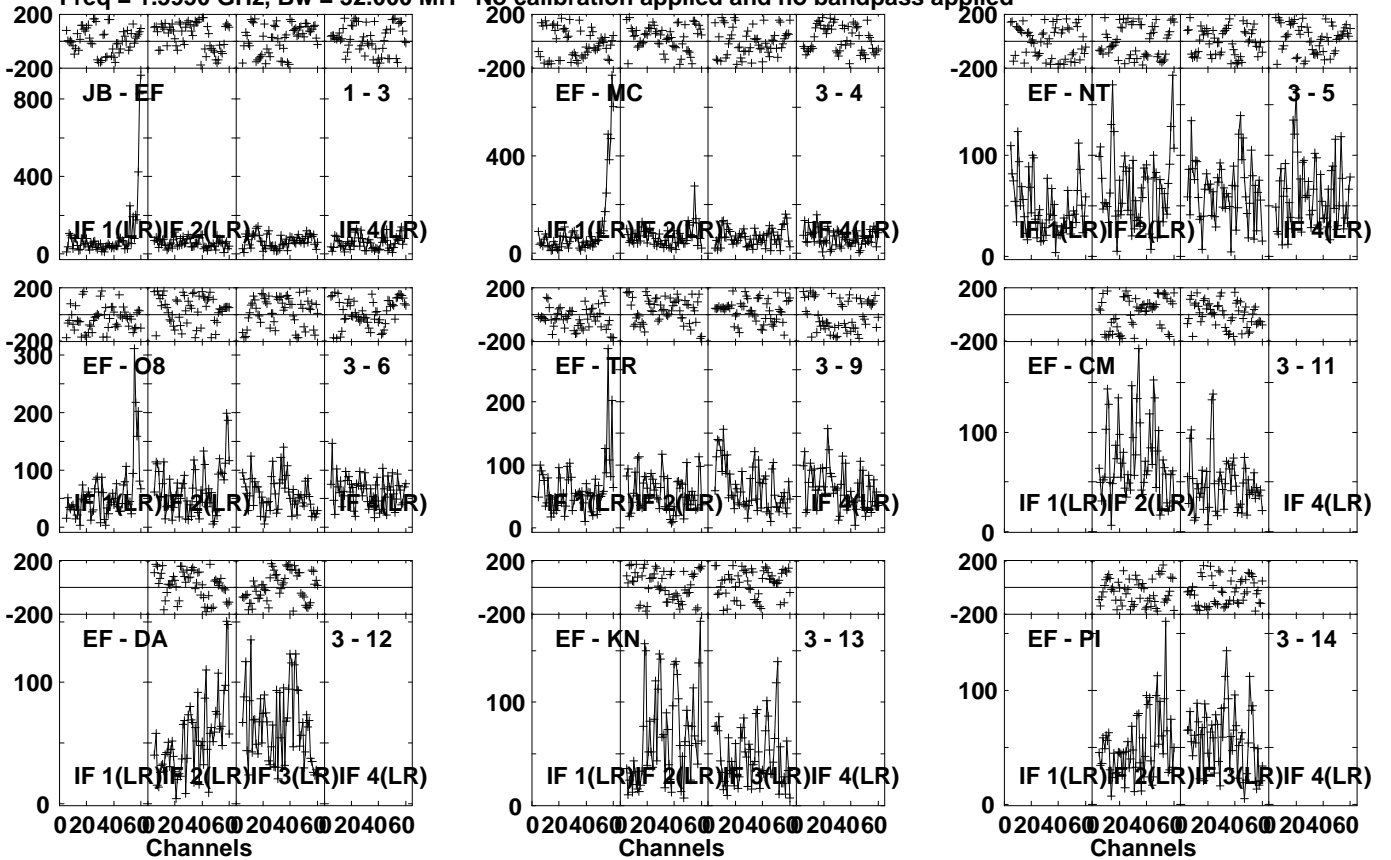


Lower frame: Micro Ampl Jy Top frame: Phas deg
Vector averaged cross-power spectrum Several baselines displayed
Timerange: 01/14:24:01 to 01/14:24:59

Plot file version 698 created 27-MAR-2024 20:24:33

CP42 027 EM164C.UVDATA.1

Freq = 1.5950 GHz, Bw = 32.000 MH No calibration applied and no bandpass applied

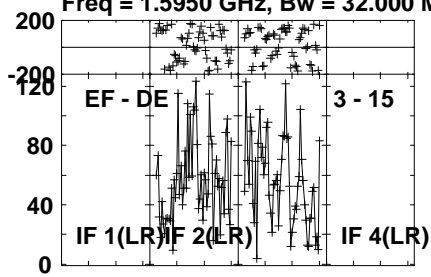


Lower frame: Micro Ampl Jy Top frame: Phas deg
Vector averaged cross-power spectrum Several baselines displayed
Timerange: 01/14:25:01 to 01/14:28:59

Plot file version 699 created 27-MAR-2024 20:24:33

CP42 027 EM164C.UVDATA.1

Freq = 1.5950 GHz, Bw = 32.000 MH No calibration applied and no bandpass applied



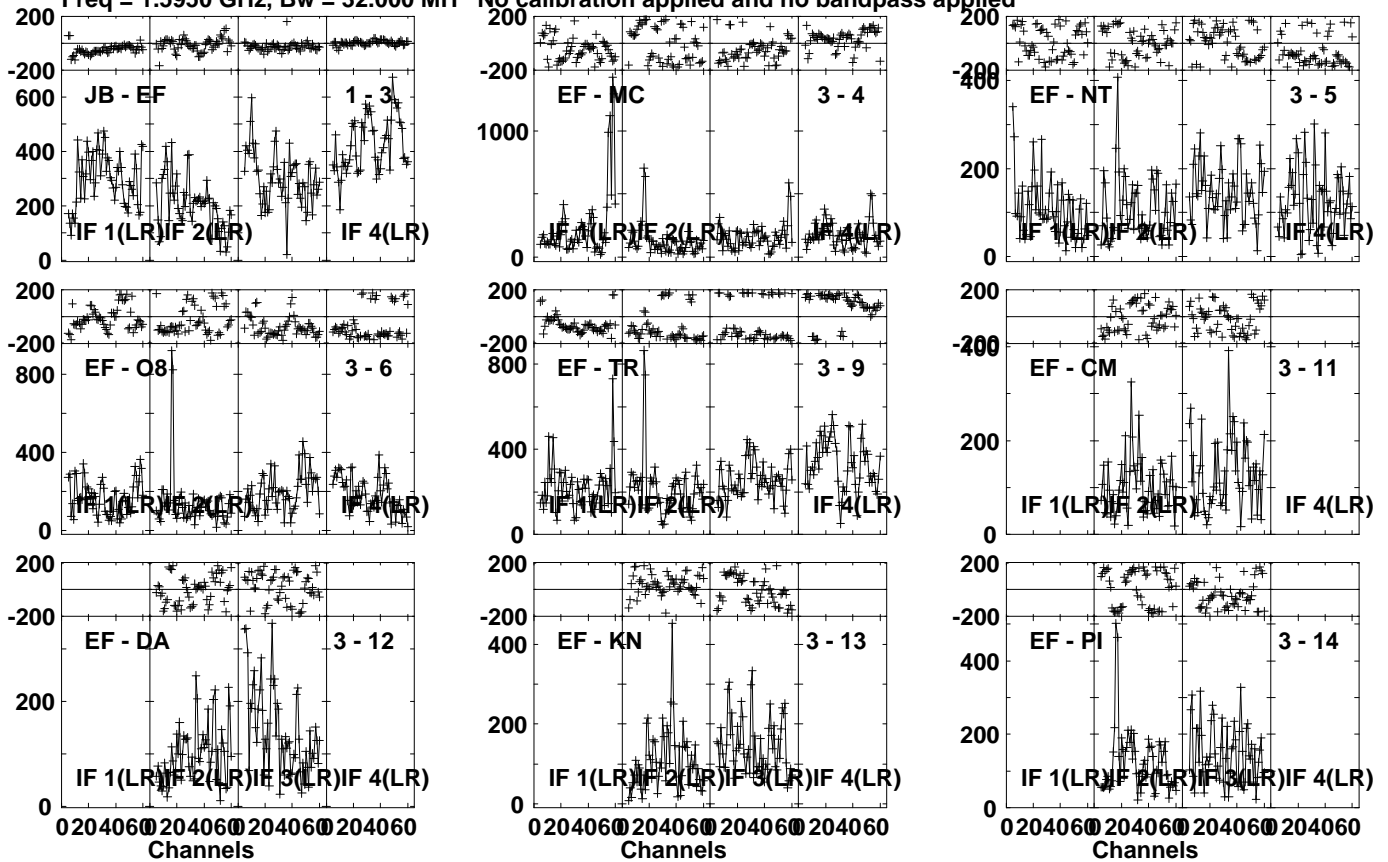
Lower frame: Micro Ampl Jy Top frame: Phas deg
Vector averaged cross-power spectrum Several baselines displayed
Timerange: 01/14:25:01 to 01/14:28:59

Plot file version 700 created 27-MAR-2024 20:24:33

J1037+5711 EM164C.UVDATA.1

Freq = 1.5950 GHz, Bw = 32.000 MH

No calibration applied and no bandpass applied

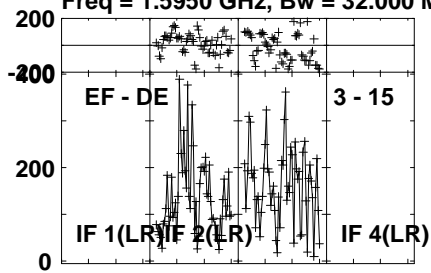


Lower frame: Micro Ampl Jy Top frame: Phas deg
Vector averaged cross-power spectrum Several baselines displayed
Timerange: 01/14:29:31 to 01/14:30:29

Plot file version 701 created 27-MAR-2024 20:24:33

J1037+5711 EM164C.UVDATA.1

Freq = 1.5950 GHz, Bw = 32.000 MH No calibration applied and no bandpass applied



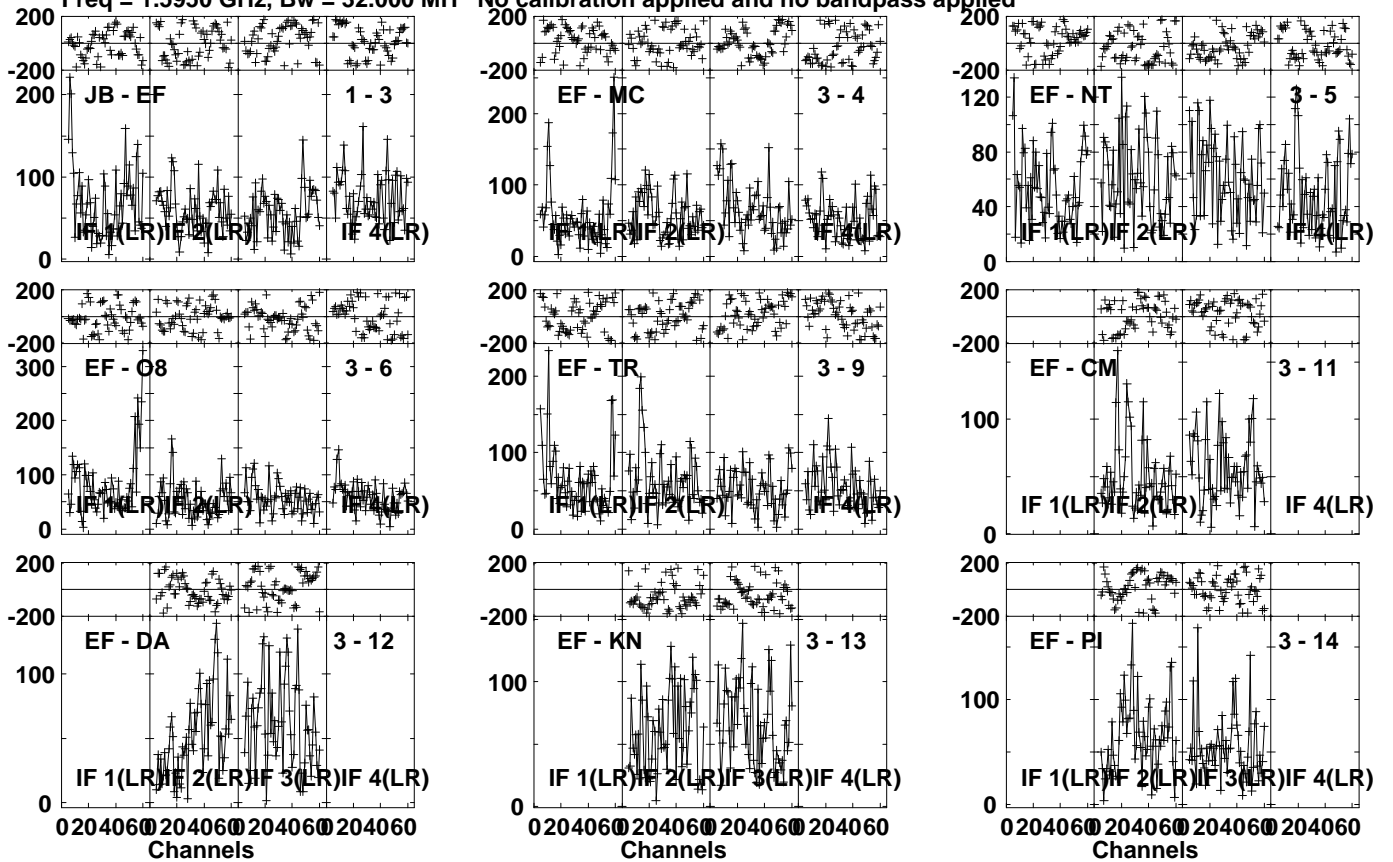
Lower frame: Micro Ampl Jy Top frame: Phas deg
Vector averaged cross-power spectrum Several baselines displayed
Timerange: 01/14:29:31 to 01/14:30:29

Plot file version 702 created 27-MAR-2024 20:24:33

CP41 077 EM164C.UVDATA.1

Freq = 1.5950 GHz, Bw = 32.000 MH

No calibration applied and no bandpass applied

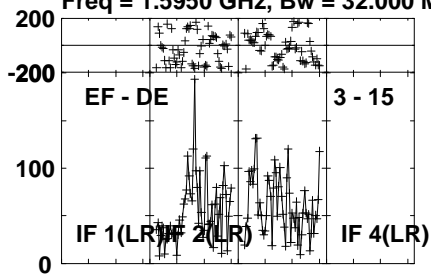


Lower frame: Micro Ampl Jy Top frame: Phas deg
Vector averaged cross-power spectrum Several baselines displayed
Timerange: 01/14:30:31 to 01/14:34:29

Plot file version 703 created 27-MAR-2024 20:24:33

CP41 077 EM164C.UVDATA.1

Freq = 1.5950 GHz, Bw = 32.000 MH No calibration applied and no bandpass applied



Lower frame: Micro Ampl Jy Top frame: Phas deg

Vector averaged cross-power spectrum Several baselines displayed

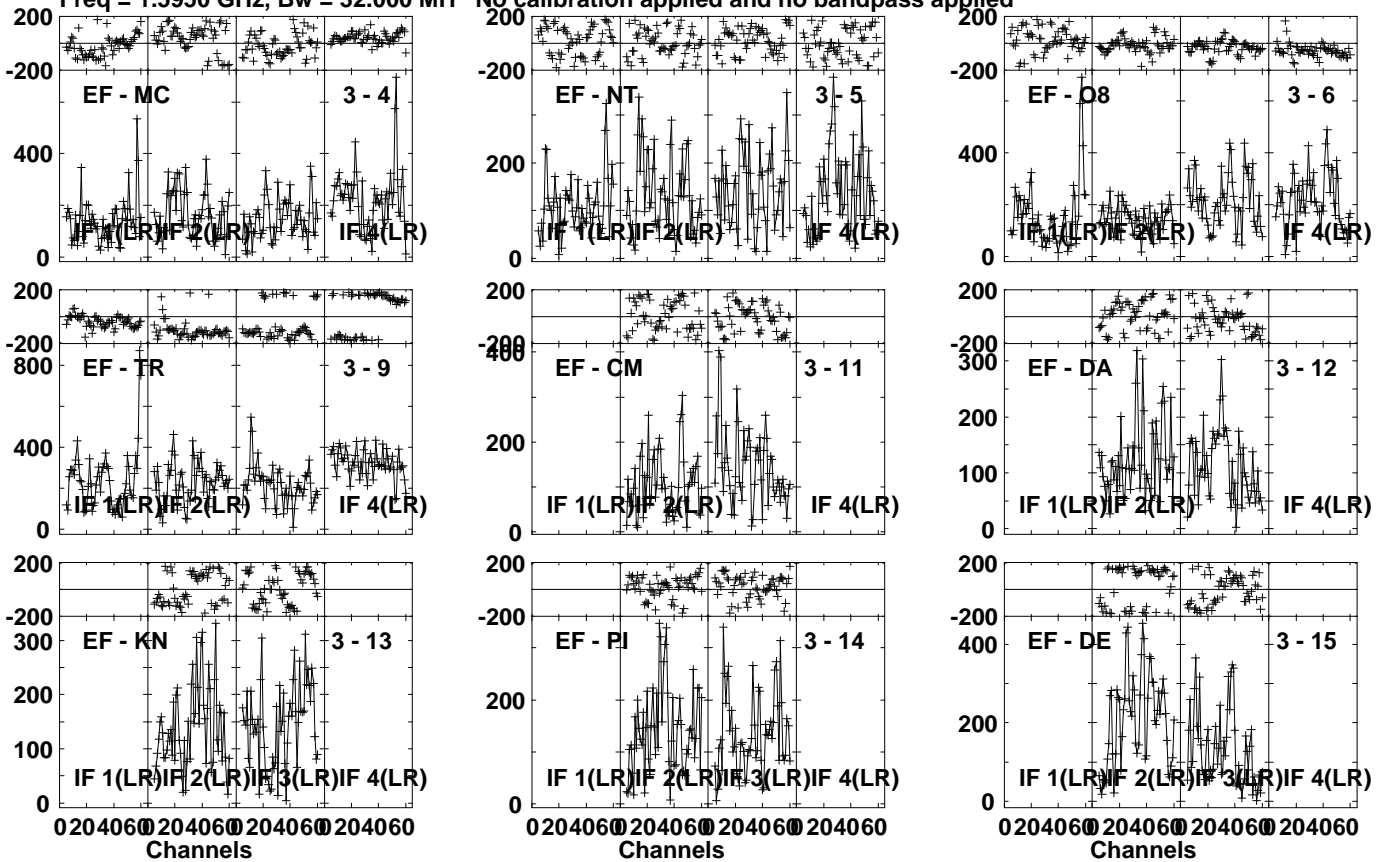
Timerange: 01/14:30:31 to 01/14:34:29

Plot file version 704 created 27-MAR-2024 20:24:34

J1037+5711 EM164C.UVDATA.1

Freq = 1.5950 GHz, Bw = 32.000 MH

No calibration applied and no bandpass applied



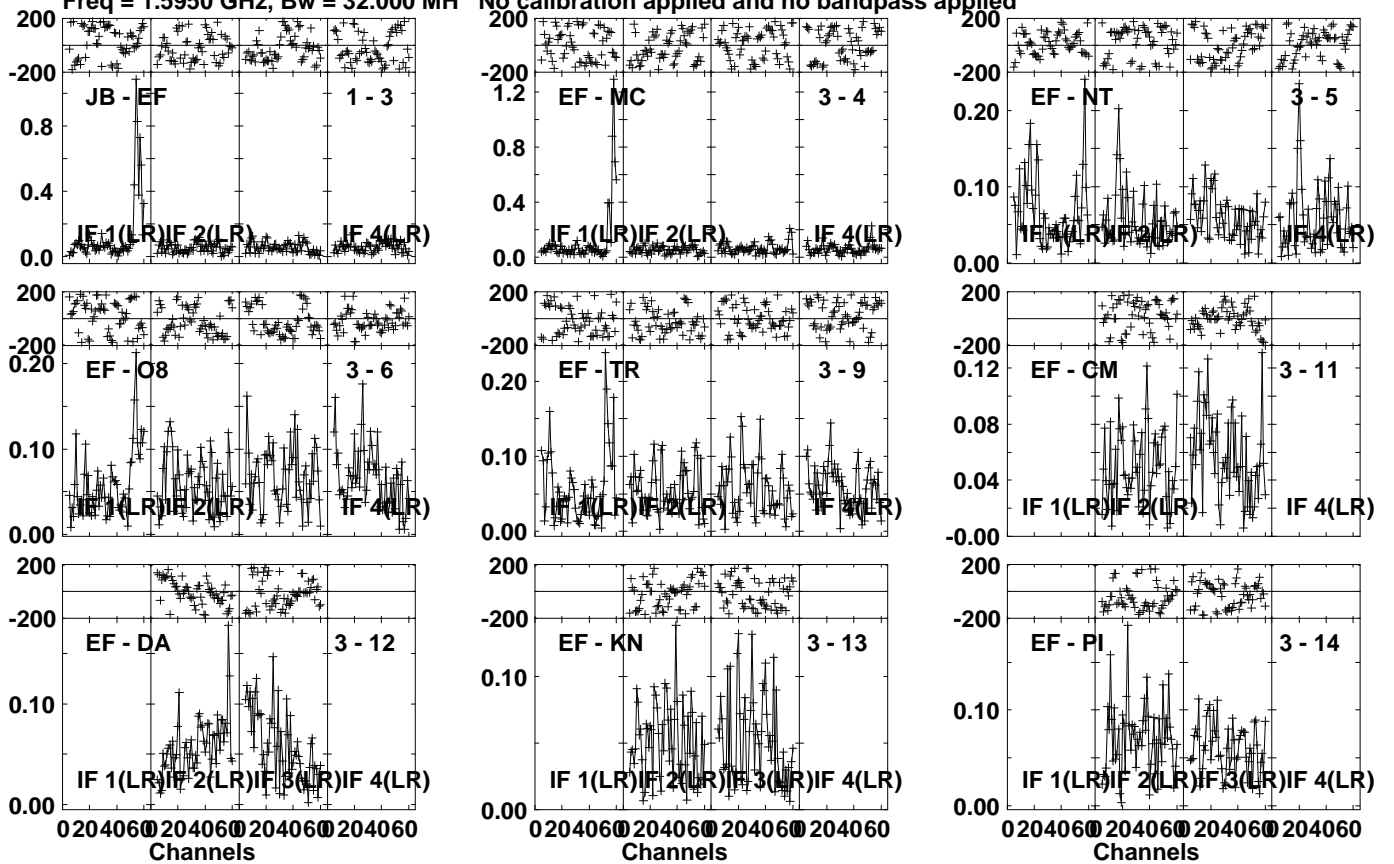
Lower frame: Micro Ampl Jy Top frame: Phas deg
Vector averaged cross-power spectrum Several baselines displayed
Timerange: 01/14:35:01 to 01/14:35:59

Plot file version 705 created 27-MAR-2024 20:24:34

CP41 077 EM164C.UVDATA.1

Freq = 1.5950 GHz, Bw = 32.000 MH

No calibration applied and no bandpass applied

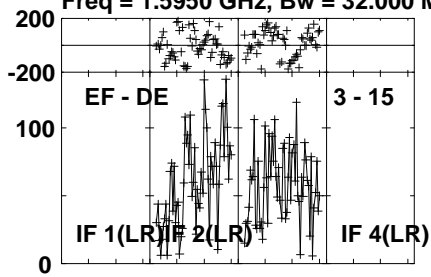


Lower frame: Milli Ampl Jy Top frame: Phas deg
Vector averaged cross-power spectrum Several baselines displayed
Timerange: 01/14:36:01 to 01/14:39:59

Plot file version 706 created 27-MAR-2024 20:24:34

CP41 077 EM164C.UVDATA.1

Freq = 1.5950 GHz, Bw = 32.000 MH No calibration applied and no bandpass applied



Lower frame: Micro Ampl Jy Top frame: Phas deg

Vector averaged cross-power spectrum Several baselines displayed

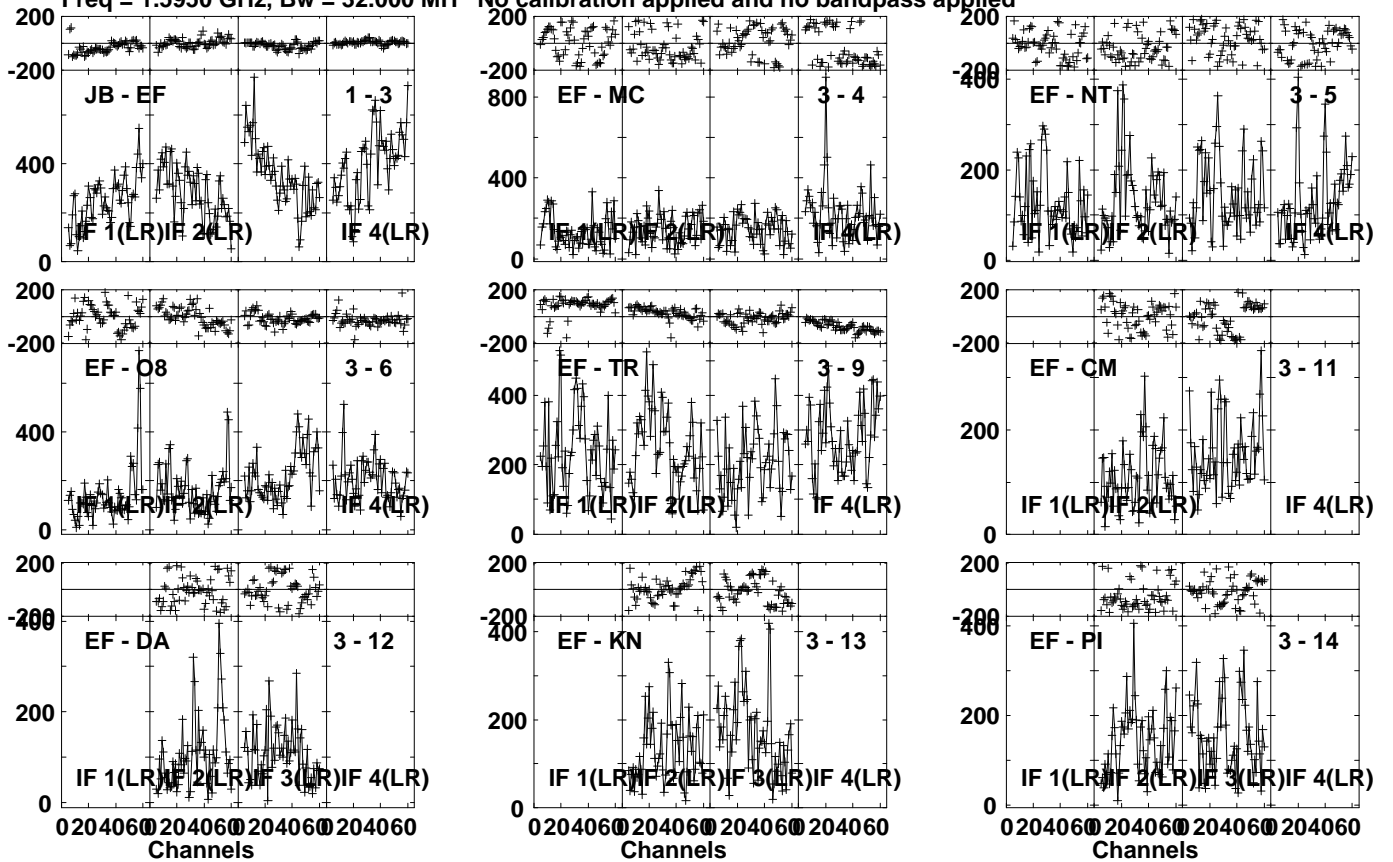
Timerange: 01/14:36:01 to 01/14:39:59

Plot file version 707 created 27-MAR-2024 20:24:34

J1037+5711 EM164C.UVDATA.1

Freq = 1.5950 GHz, Bw = 32.000 MH

No calibration applied and no bandpass applied

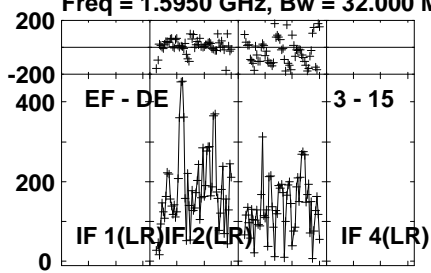


Lower frame: Micro Ampl Jy Top frame: Phas deg
Vector averaged cross-power spectrum Several baselines displayed
Timerange: 01/14:40:31 to 01/14:41:29

Plot file version 708 created 27-MAR-2024 20:24:34

J1037+5711 EM164C.UVDATA.1

Freq = 1.5950 GHz, Bw = 32.000 MH No calibration applied and no bandpass applied



Lower frame: Micro Ampl Jy Top frame: Phas deg

Vector averaged cross-power spectrum Several baselines displayed

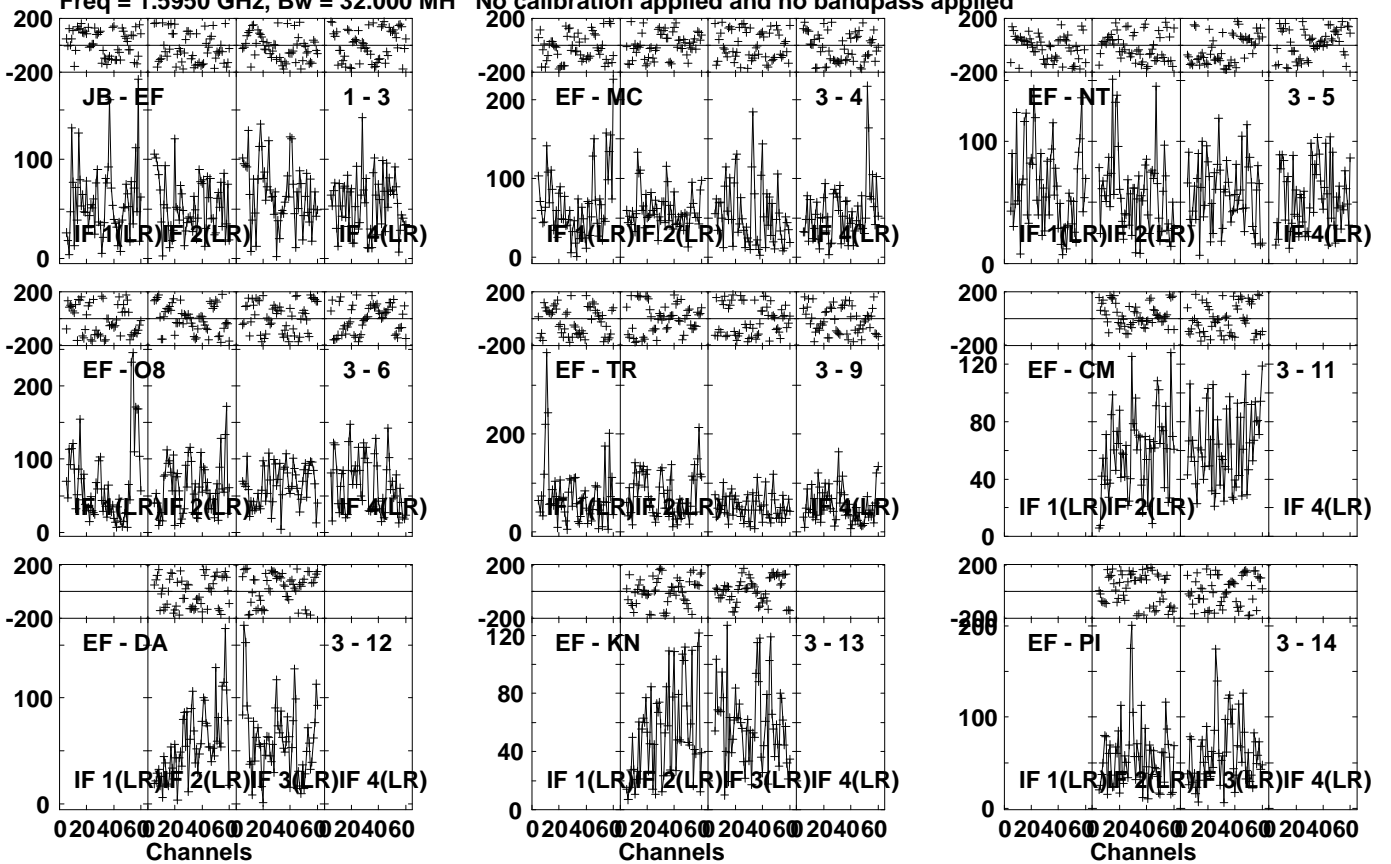
Timerange: 01/14:40:31 to 01/14:41:29

Plot file version 709 created 27-MAR-2024 20:24:34

CP50 031 EM164C.UVDATA.1

Freq = 1.5950 GHz, Bw = 32.000 MH

No calibration applied and no bandpass applied

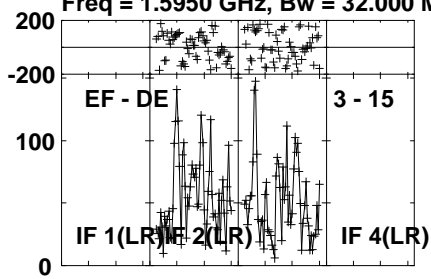


Lower frame: Micro Ampl Jy Top frame: Phas deg
Vector averaged cross-power spectrum Several baselines displayed
Timerange: 01/14:41:31 to 01/14:45:29

Plot file version 710 created 27-MAR-2024 20:24:34

CP50 031 EM164C.UVDATA.1

Freq = 1.5950 GHz, Bw = 32.000 MH No calibration applied and no bandpass applied



Lower frame: Micro Ampl Jy Top frame: Phas deg

Vector averaged cross-power spectrum Several baselines displayed

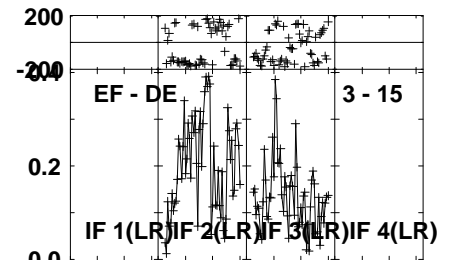
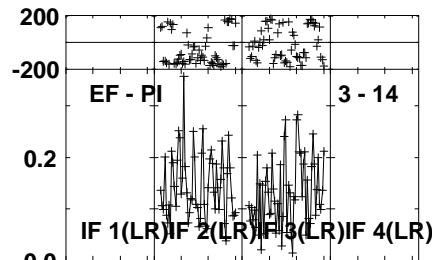
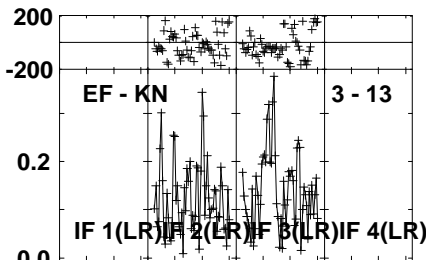
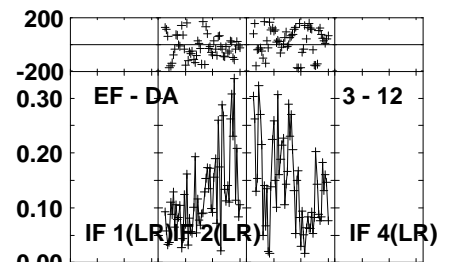
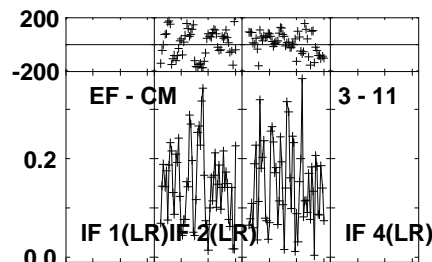
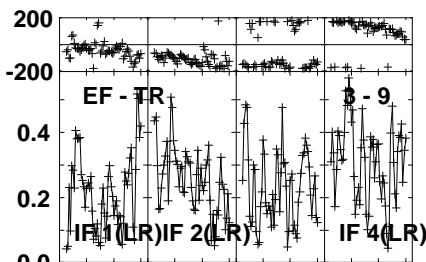
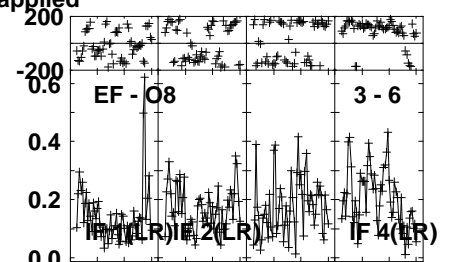
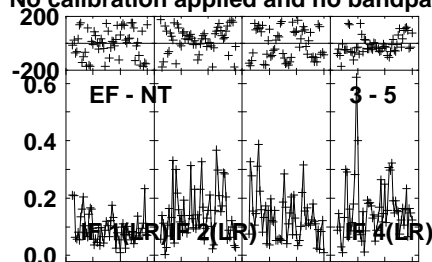
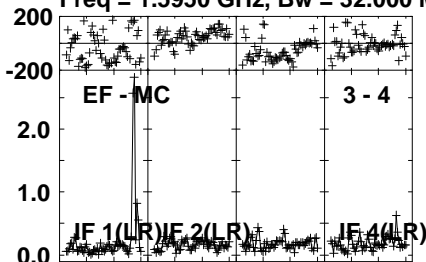
Timerange: 01/14:41:31 to 01/14:45:29

Plot file version 711 created 27-MAR-2024 20:24:35

J1037+5711 EM164C.UVDATA.1

Freq = 1.5950 GHz, Bw = 32.000 MH

No calibration applied and no bandpass applied



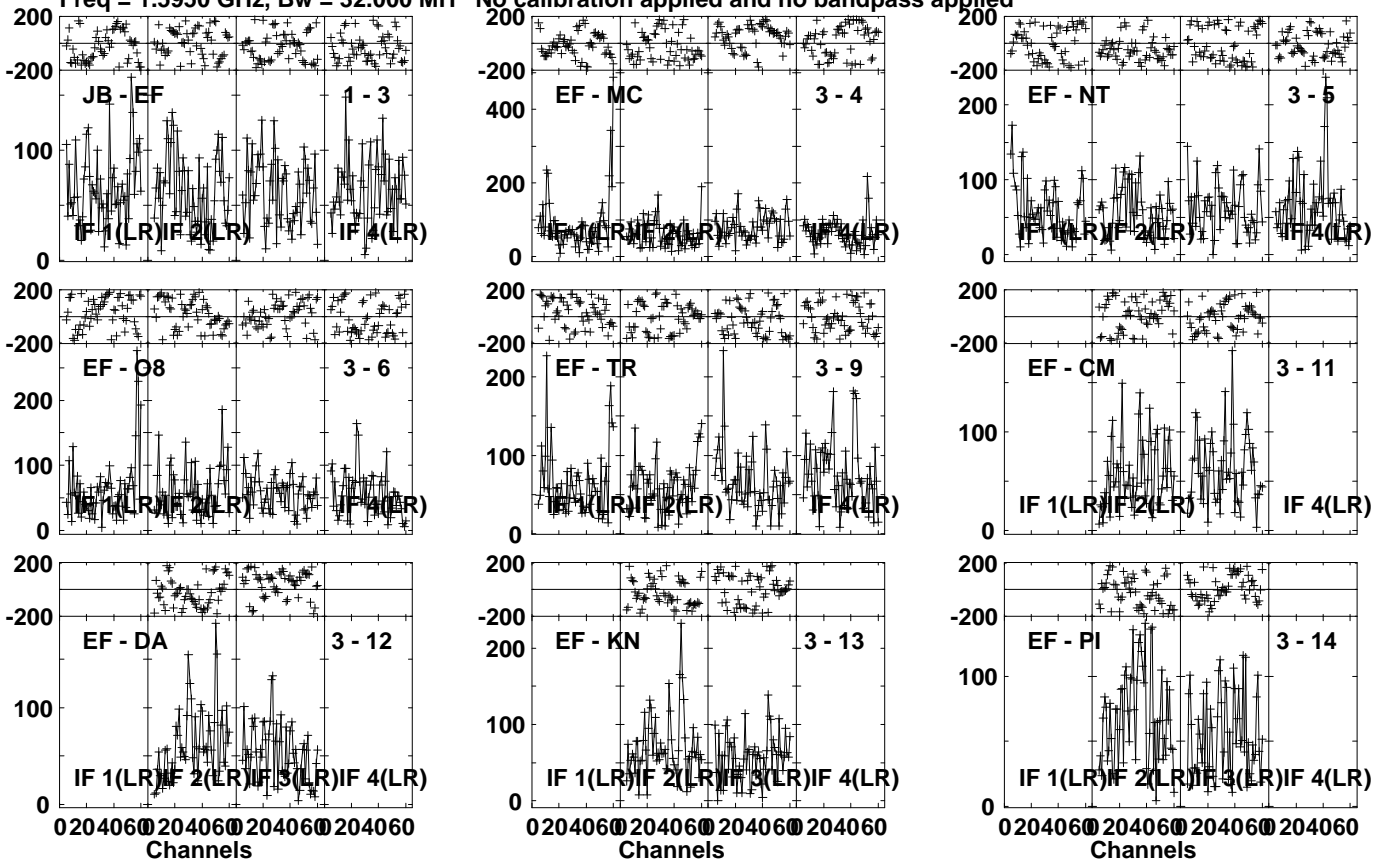
Lower frame: Milli Ampl Jy Top frame: Phas deg
Vector averaged cross-power spectrum Several baselines displayed
Timerange: 01/14:46:01 to 01/14:46:59

Plot file version 712 created 27-MAR-2024 20:24:35

CP50 031 EM164C.UVDATA.1

Freq = 1.5950 GHz, Bw = 32.000 MH

No calibration applied and no bandpass applied

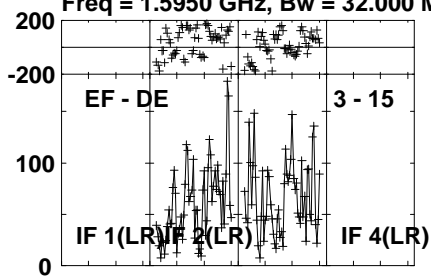


Lower frame: Micro Ampl Jy Top frame: Phas deg
Vector averaged cross-power spectrum Several baselines displayed
Timerange: 01/14:47:01 to 01/14:50:59

Plot file version 713 created 27-MAR-2024 20:24:35

CP50 031 EM164C.UVDATA.1

Freq = 1.5950 GHz, Bw = 32.000 MH No calibration applied and no bandpass applied



Lower frame: Micro Ampl Jy Top frame: Phas deg

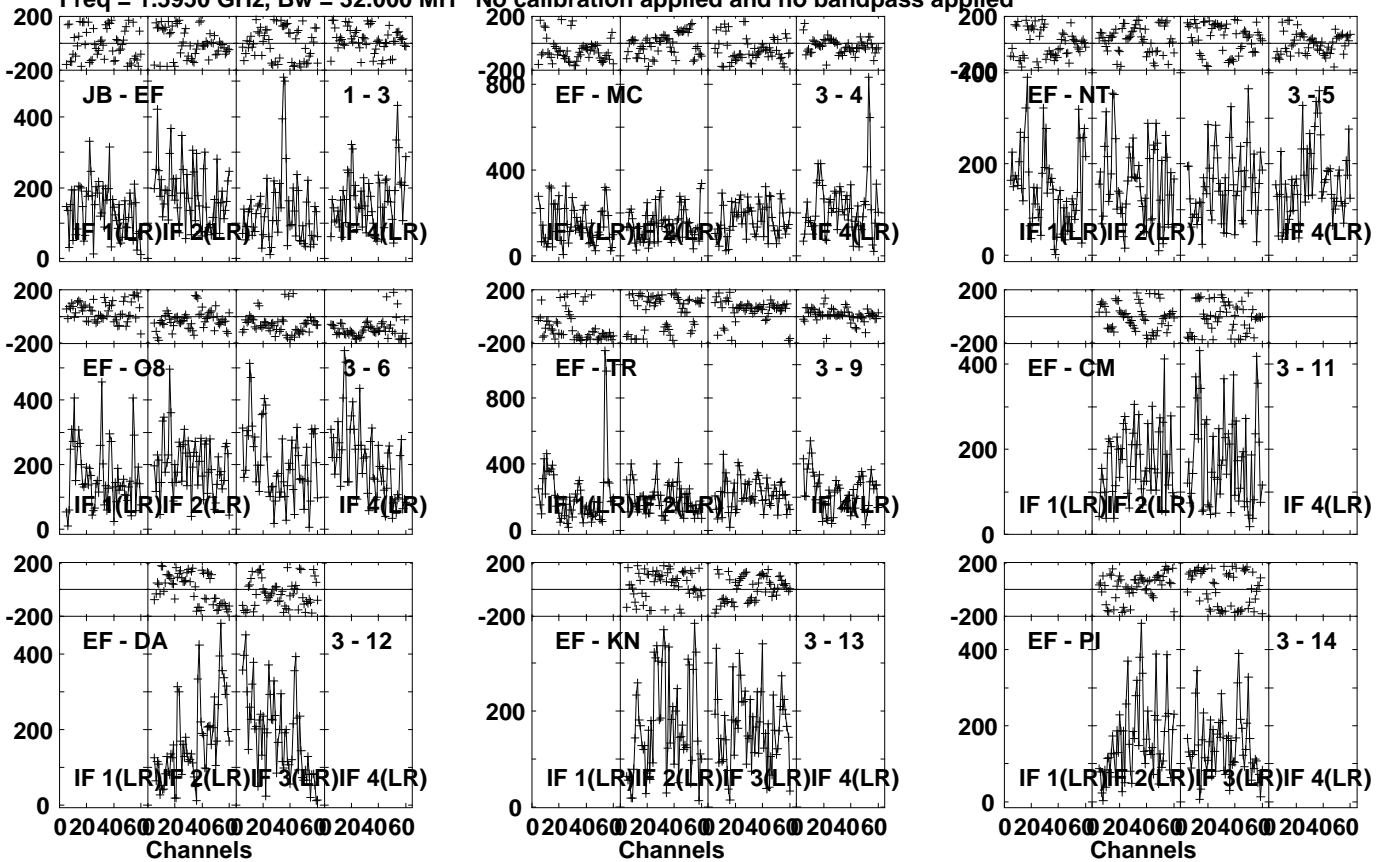
Vector averaged cross-power spectrum Several baselines displayed

Timerange: 01/14:47:01 to 01/14:50:59

Plot file version 714 created 27-MAR-2024 20:24:35

J1037+5711 EM164C.UVDATA.1

Freq = 1.5950 GHz, Bw = 32.000 MH No calibration applied and no bandpass applied

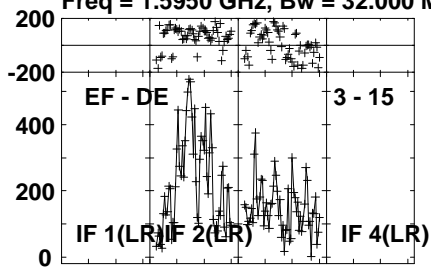


Lower frame: Micro Ampl Jy Top frame: Phas deg
Vector averaged cross-power spectrum Several baselines displayed
Timerange: 01/14:51:31 to 01/14:52:29

Plot file version 715 created 27-MAR-2024 20:24:35

J1037+5711 EM164C.UVDATA.1

Freq = 1.5950 GHz, Bw = 32.000 MH No calibration applied and no bandpass applied

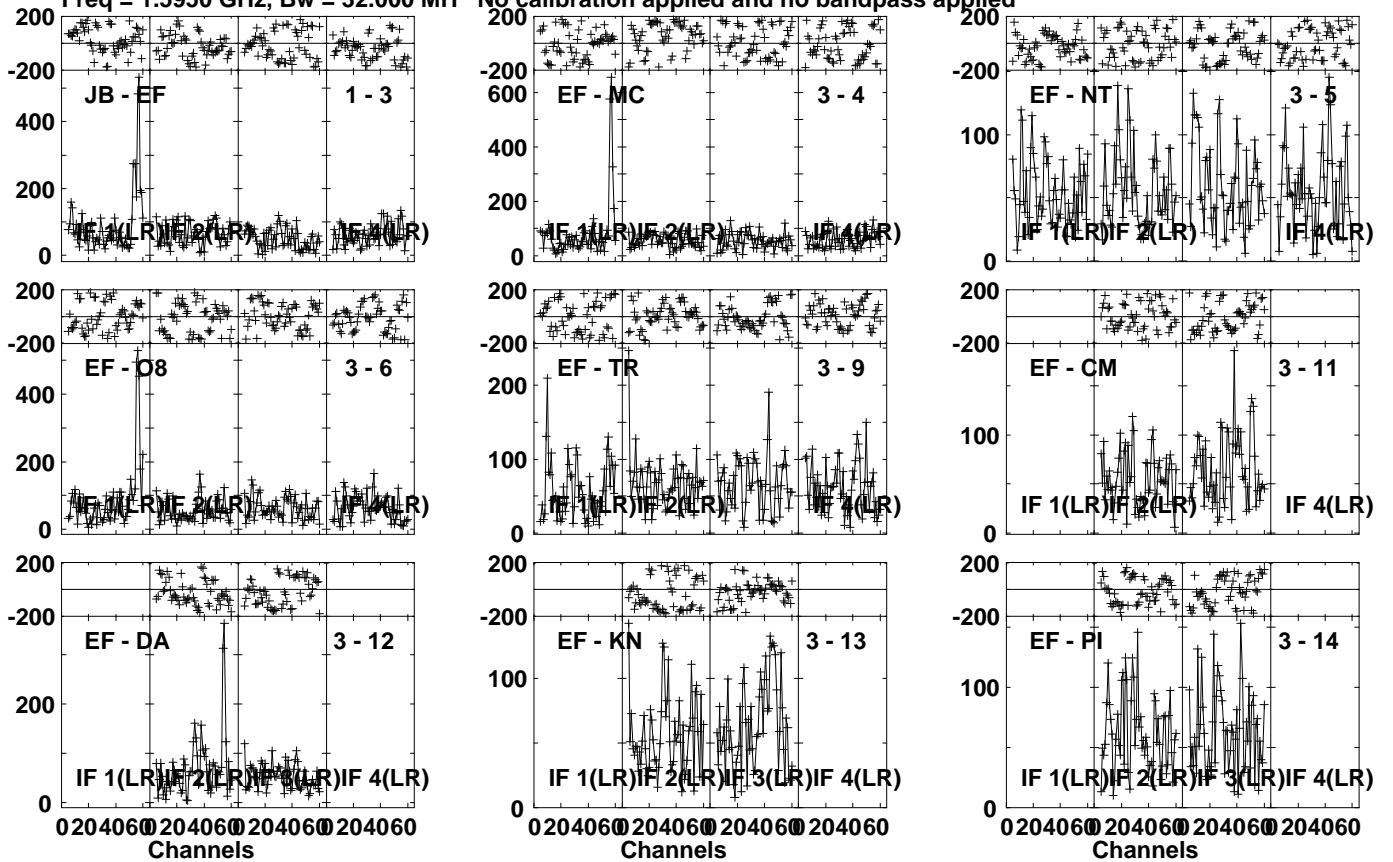


Lower frame: Micro Ampl Jy Top frame: Phas deg
Vector averaged cross-power spectrum Several baselines displayed
Timerange: 01/14:51:31 to 01/14:52:29

Plot file version 716 created 27-MAR-2024 20:24:35

CP32 077 EM164C.UVDATA.1

Freq = 1.5950 GHz, Bw = 32.000 MH No calibration applied and no bandpass applied

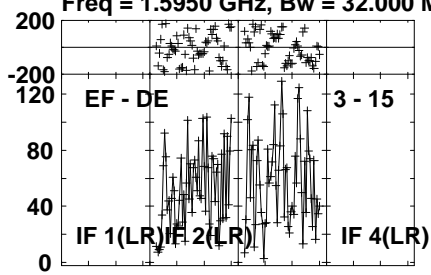


Lower frame: Micro Ampl Jy Top frame: Phas deg
Vector averaged cross-power spectrum Several baselines displayed
Timerange: 01/14:52:31 to 01/14:56:29

Plot file version 717 created 27-MAR-2024 20:24:35

CP32 077 EM164C.UVDATA.1

Freq = 1.5950 GHz, Bw = 32.000 MH No calibration applied and no bandpass applied



Lower frame: Micro Ampl Jy Top frame: Phas deg

Vector averaged cross-power spectrum Several baselines displayed

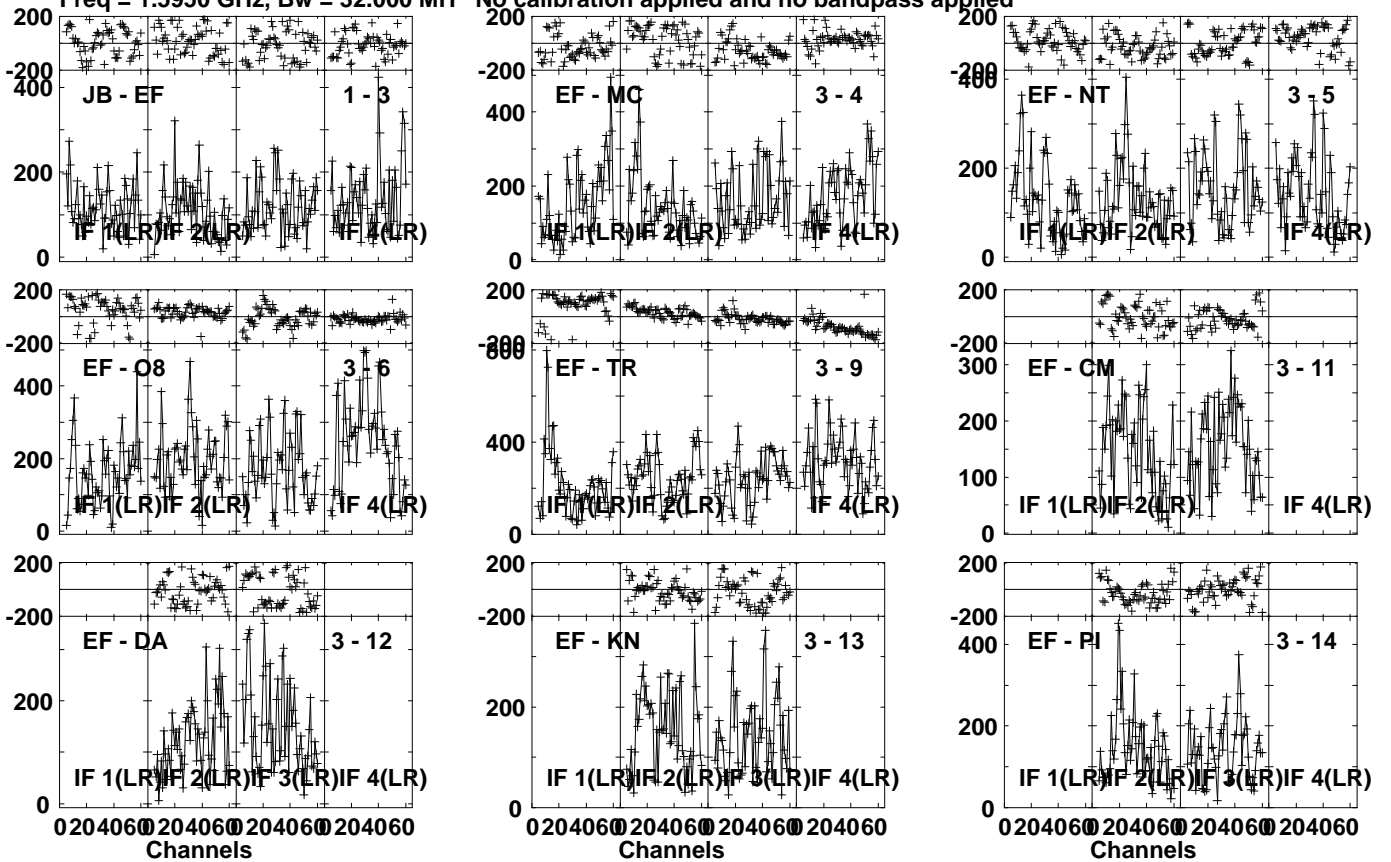
Timerange: 01/14:52:31 to 01/14:56:29

Plot file version 718 created 27-MAR-2024 20:24:35

J1037+5711 EM164C.UVDATA.1

Freq = 1.5950 GHz, Bw = 32.000 MH

No calibration applied and no bandpass applied

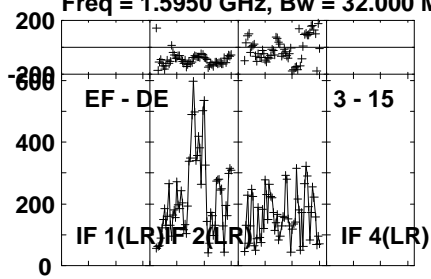


Lower frame: Micro Ampl Jy Top frame: Phas deg
Vector averaged cross-power spectrum Several baselines displayed
Timerange: 01/14:57:01 to 01/14:57:59

Plot file version 719 created 27-MAR-2024 20:24:36

J1037+5711 EM164C.UVDATA.1

Freq = 1.5950 GHz, Bw = 32.000 MH No calibration applied and no bandpass applied



Lower frame: Micro Ampl Jy Top frame: Phas deg

Vector averaged cross-power spectrum Several baselines displayed

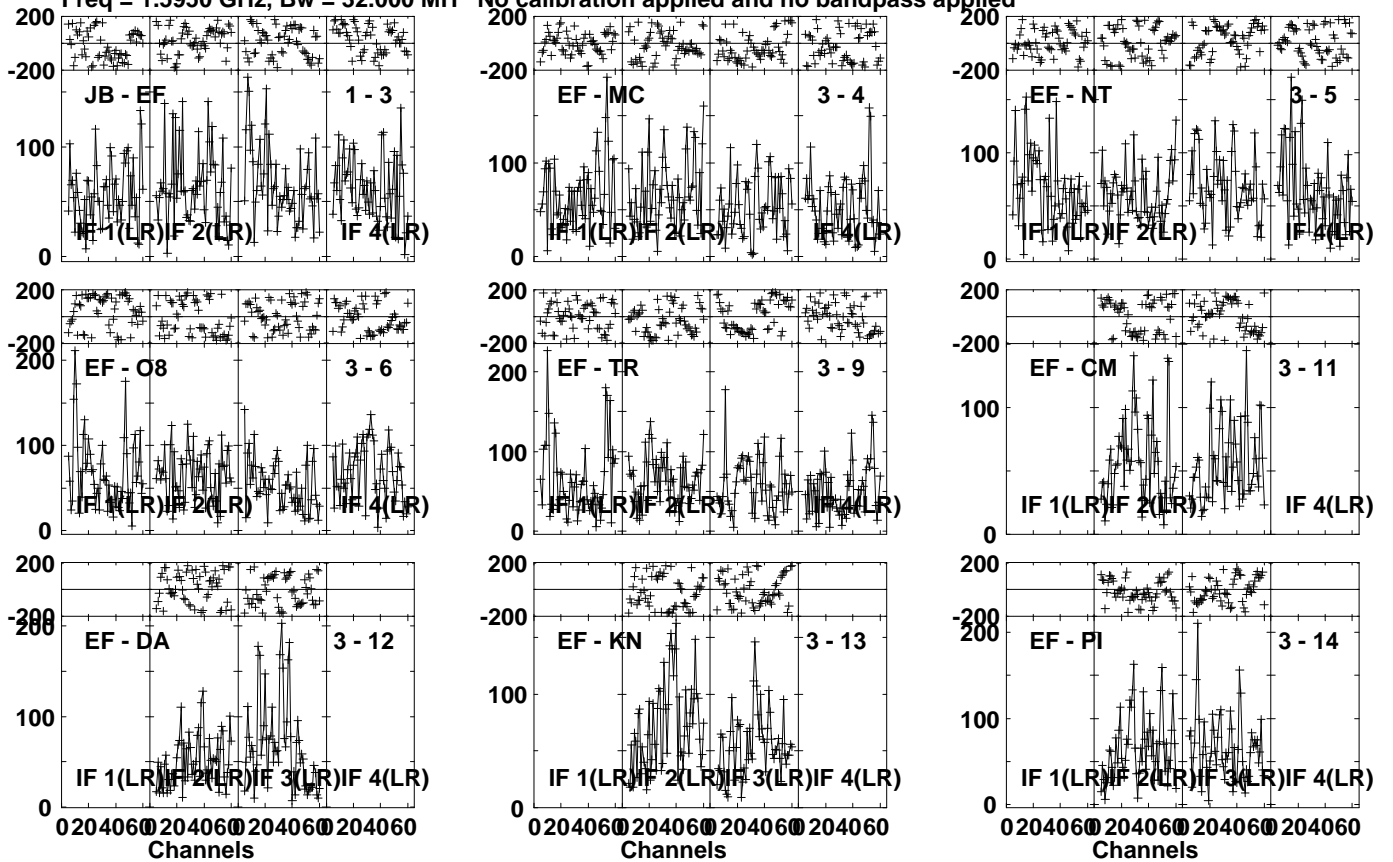
Timerange: 01/14:57:01 to 01/14:57:59

Plot file version 720 created 27-MAR-2024 20:24:36

CP33 038 EM164C.UVDATA.1

Freq = 1.5950 GHz, Bw = 32.000 MH

No calibration applied and no bandpass applied

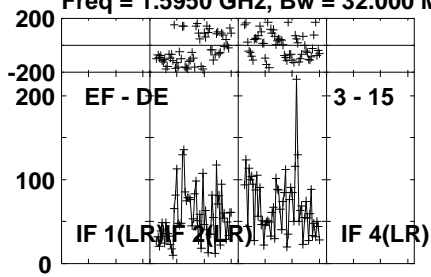


Lower frame: Micro Ampl Jy Top frame: Phas deg
Vector averaged cross-power spectrum Several baselines displayed
Timerange: 01/14:58:01 to 01/15:01:59

Plot file version 721 created 27-MAR-2024 20:24:36

CP33 038 EM164C.UVDATA.1

Freq = 1.5950 GHz, Bw = 32.000 MH No calibration applied and no bandpass applied



Lower frame: Micro Ampl Jy Top frame: Phas deg

Vector averaged cross-power spectrum Several baselines displayed

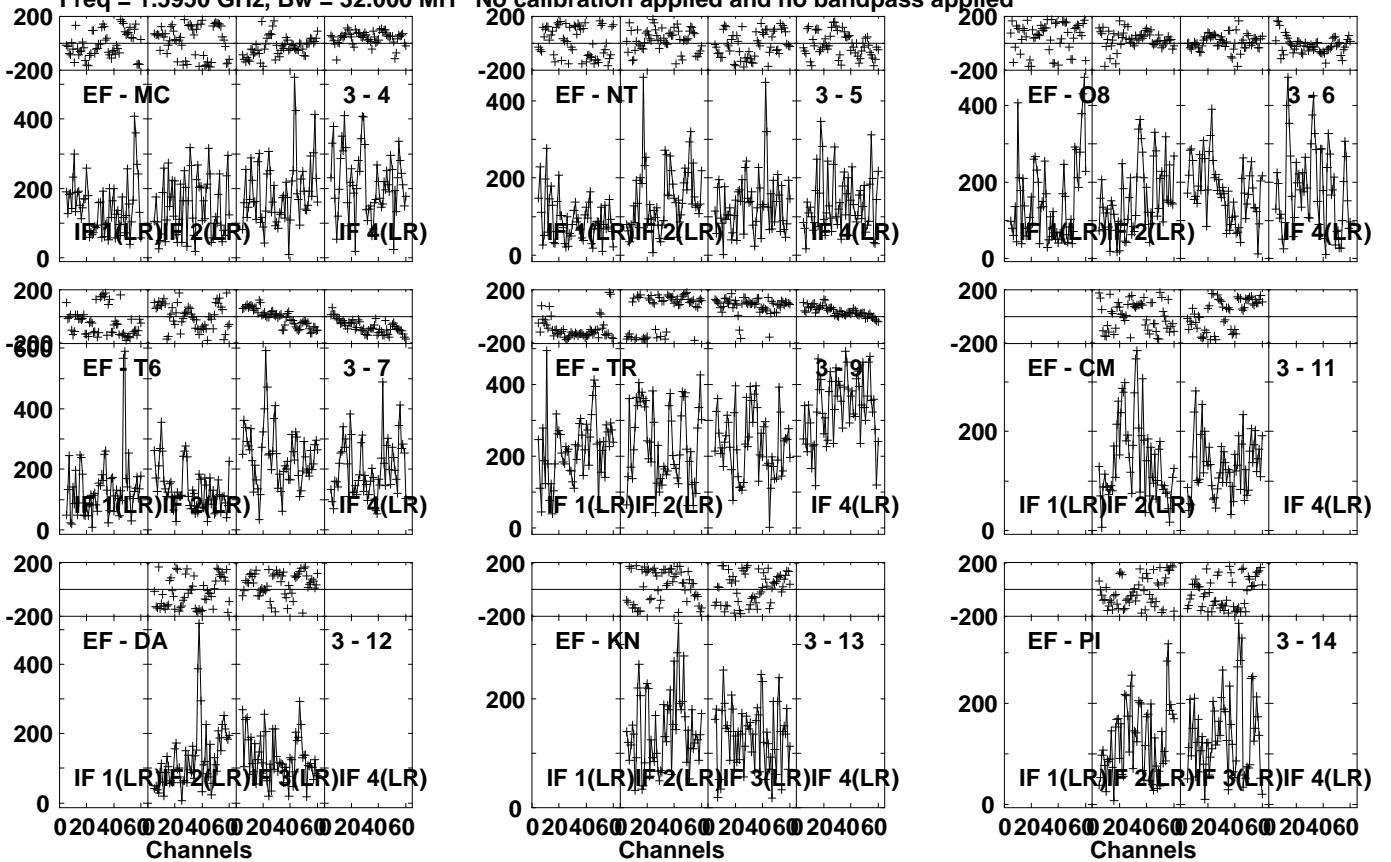
Timerange: 01/14:58:01 to 01/15:01:59

Plot file version 722 created 27-MAR-2024 20:24:36

J1037+5711 EM164C.UVDATA.1

Freq = 1.5950 GHz, Bw = 32.000 MH

No calibration applied and no bandpass applied

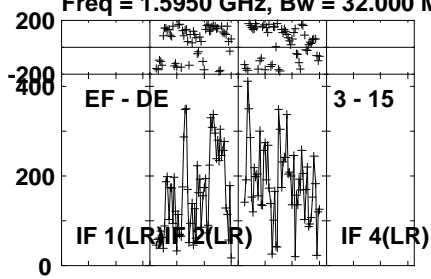


Lower frame: Micro Ampl Jy Top frame: Phas deg
Vector averaged cross-power spectrum Several baselines displayed
Timerange: 01/15:02:31 to 01/15:03:29

Plot file version 723 created 27-MAR-2024 20:24:36

J1037+5711 EM164C.UVDATA.1

Freq = 1.5950 GHz, Bw = 32.000 MH No calibration applied and no bandpass applied



Lower frame: Micro Ampl Jy Top frame: Phas deg

Vector averaged cross-power spectrum Several baselines displayed

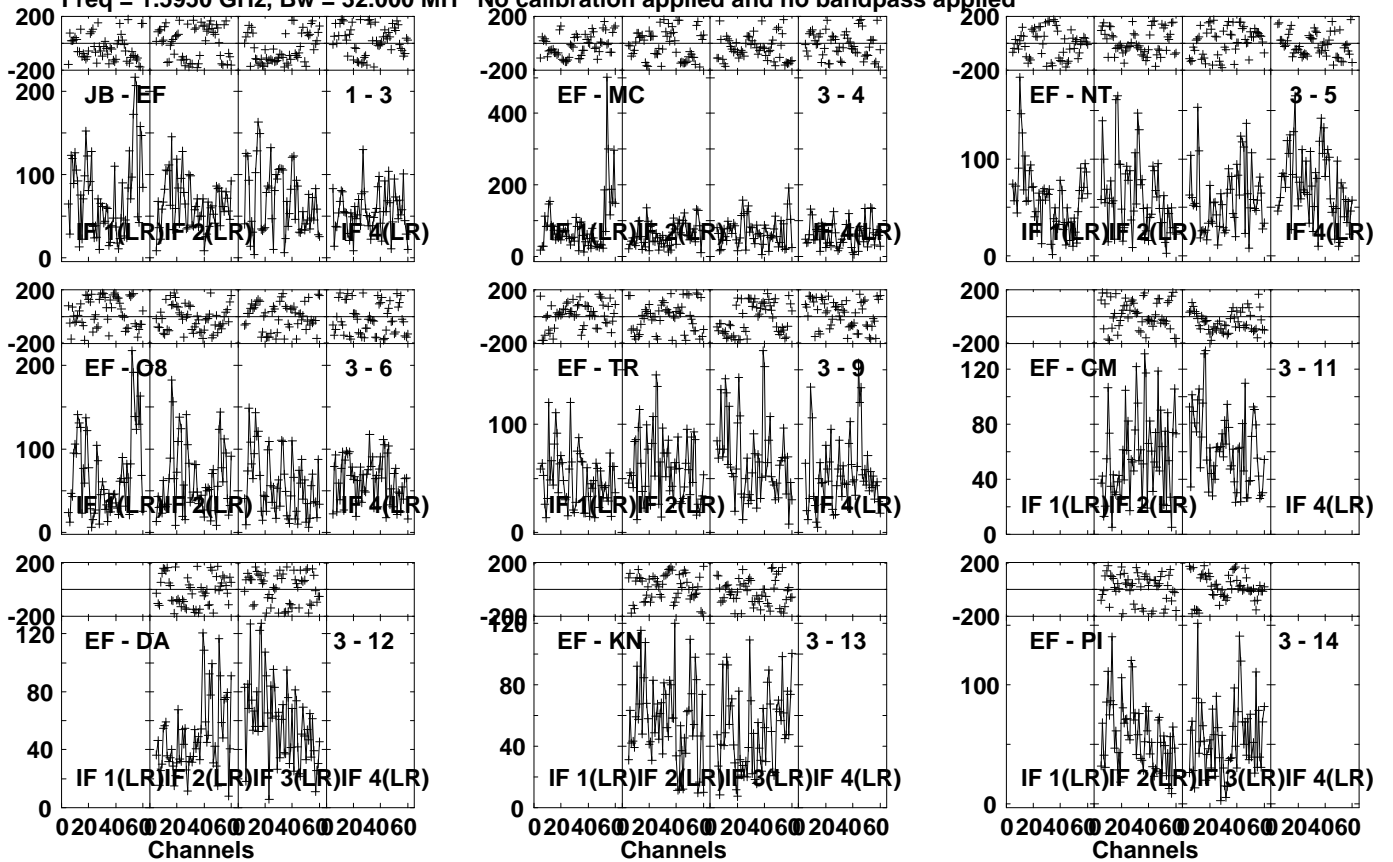
Timerange: 01/15:02:31 to 01/15:03:29

Plot file version 724 created 27-MAR-2024 20:24:36

CP34 008 EM164C.UVDATA.1

Freq = 1.5950 GHz, Bw = 32.000 MH

No calibration applied and no bandpass applied

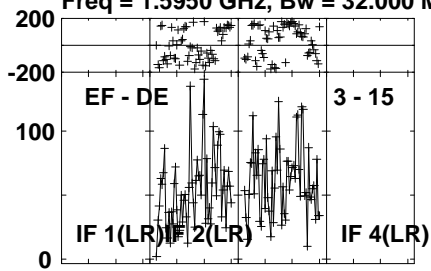


Lower frame: Micro Ampl Jy Top frame: Phas deg
Vector averaged cross-power spectrum Several baselines displayed
Timerange: 01/15:03:31 to 01/15:07:29

Plot file version 725 created 27-MAR-2024 20:24:36

CP34 008 EM164C.UVDATA.1

Freq = 1.5950 GHz, Bw = 32.000 MH No calibration applied and no bandpass applied



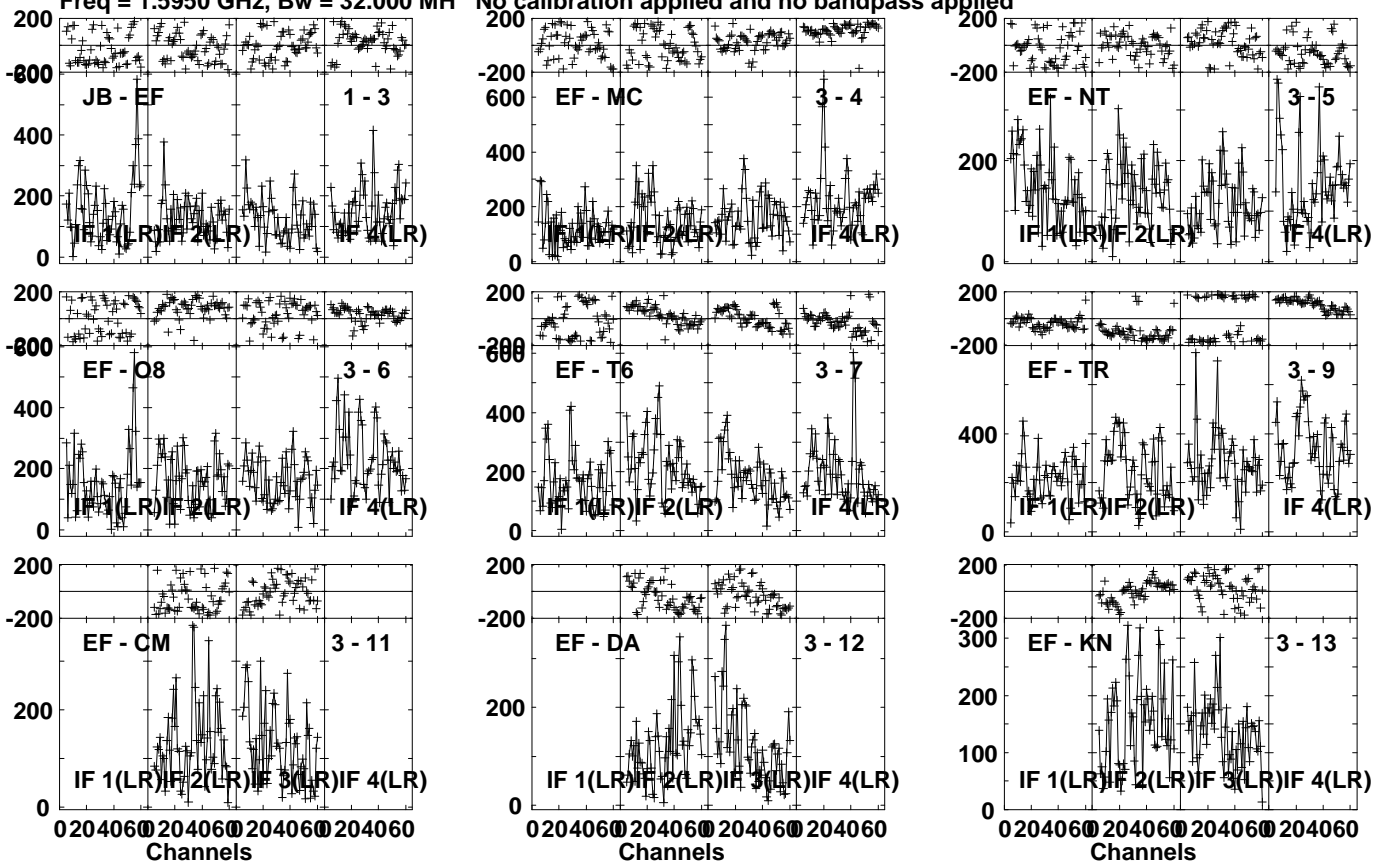
Lower frame: Micro Ampl Jy Top frame: Phas deg
Vector averaged cross-power spectrum Several baselines displayed
Timerange: 01/15:03:31 to 01/15:07:29

Plot file version 726 created 27-MAR-2024 20:24:36

J1037+5711 EM164C.UVDATA.1

Freq = 1.5950 GHz, Bw = 32.000 MH

No calibration applied and no bandpass applied



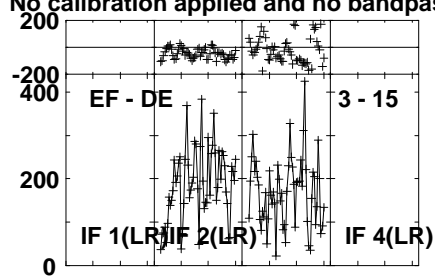
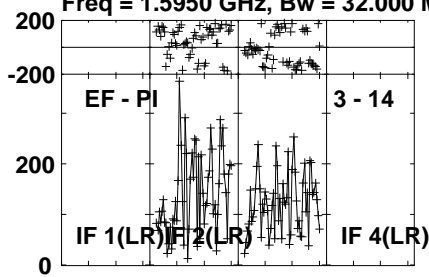
Lower frame: Micro Ampl Jy Top frame: Phas deg
Vector averaged cross-power spectrum Several baselines displayed
Timerange: 01/15:08:01 to 01/15:08:59

Plot file version 727 created 27-MAR-2024 20:24:37

J1037+5711 EM164C.UVDATA.1

Freq = 1.5950 GHz, Bw = 32.000 MH

No calibration applied and no bandpass applied

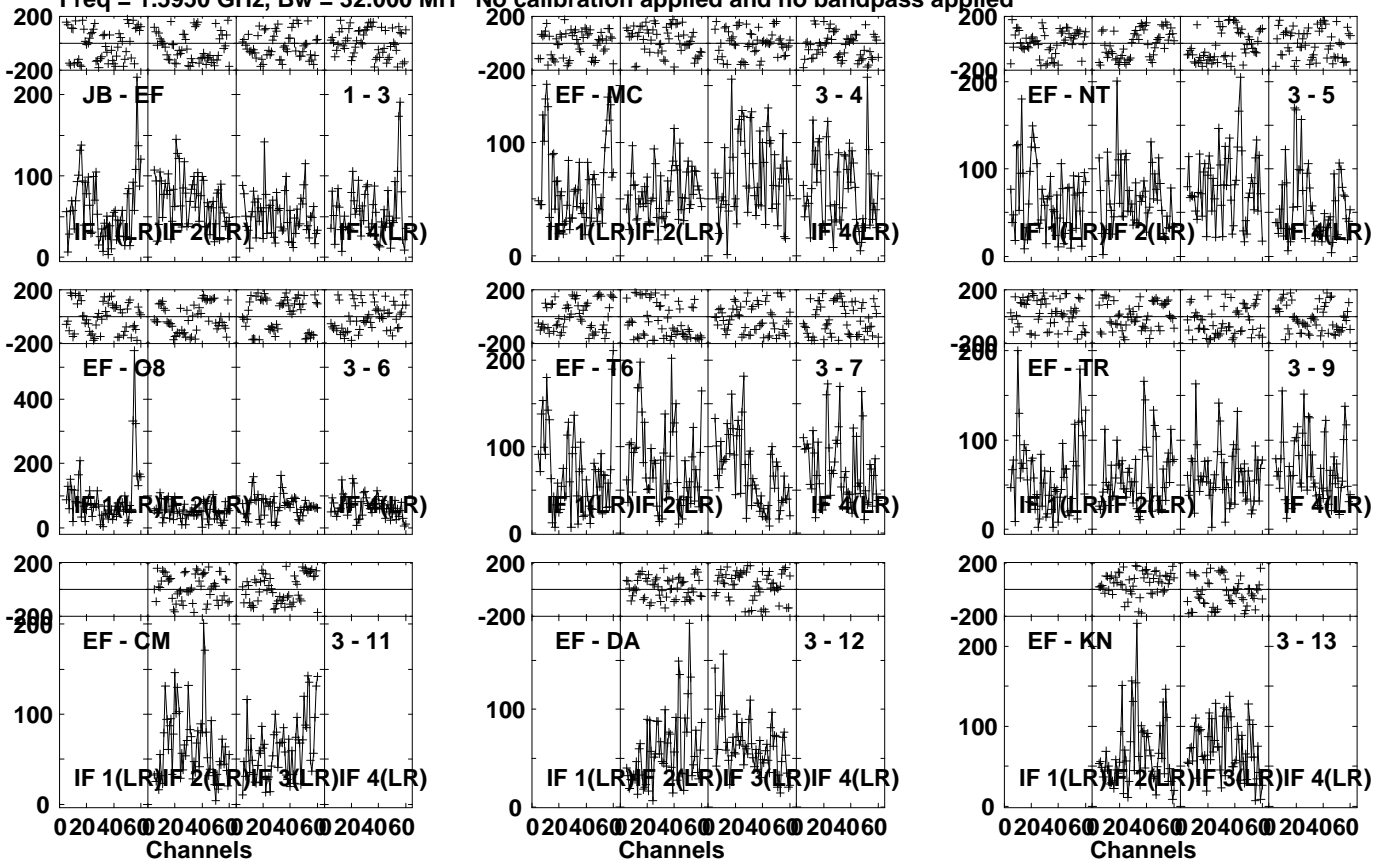


Lower frame: Micro Ampl Jy Top frame: Phas deg
Vector averaged cross-power spectrum Several baselines displayed
Timerange: 01/15:08:01 to 01/15:08:59

Plot file version 728 created 27-MAR-2024 20:24:37

CP43 049 EM164C.UVDATA.1

Freq = 1.5950 GHz, Bw = 32.000 MH No calibration applied and no bandpass applied

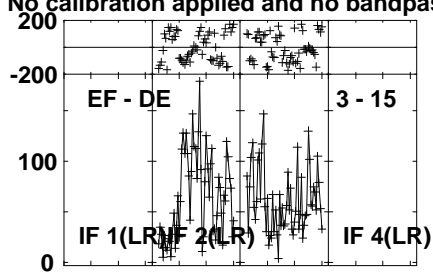
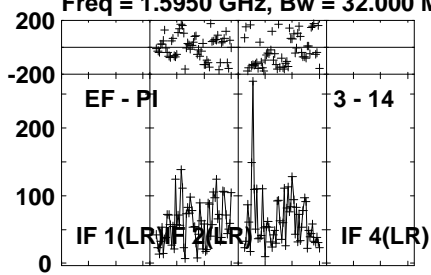


Lower frame: Micro Ampl Jy Top frame: Phas deg
Vector averaged cross-power spectrum Several baselines displayed
Timerange: 01/15:09:01 to 01/15:12:59

Plot file version 729 created 27-MAR-2024 20:24:37

CP43 049 EM164C.UVDATA.1

Freq = 1.5950 GHz, Bw = 32.000 MH No calibration applied and no bandpass applied



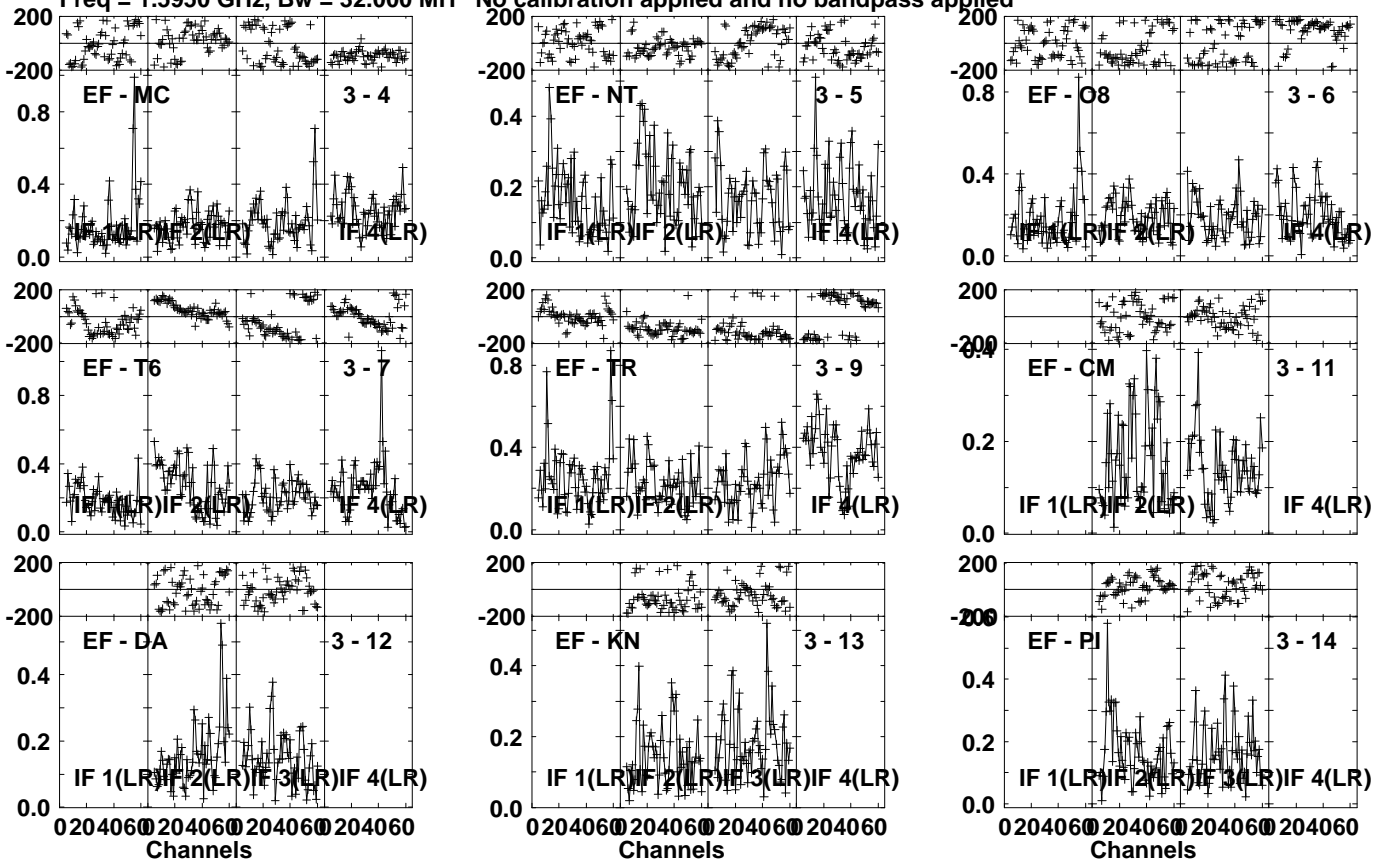
Lower frame: Micro Ampl Jy Top frame: Phas deg
Vector averaged cross-power spectrum Several baselines displayed
Timerange: 01/15:09:01 to 01/15:12:59

Plot file version 730 created 27-MAR-2024 20:24:37

J1037+5711 EM164C.UVDATA.1

Freq = 1.5950 GHz, Bw = 32.000 MH

No calibration applied and no bandpass applied

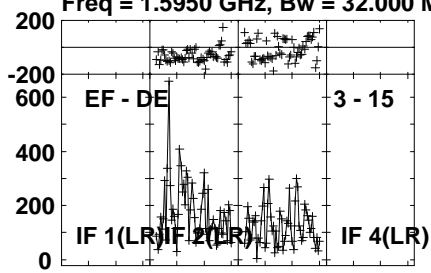


Lower frame: Milli Ampl Jy Top frame: Phas deg
Vector averaged cross-power spectrum Several baselines displayed
Timerange: 01/15:13:31 to 01/15:14:29

Plot file version 731 created 27-MAR-2024 20:24:37

J1037+5711 EM164C.UVDATA.1

Freq = 1.5950 GHz, Bw = 32.000 MH No calibration applied and no bandpass applied



Lower frame: Micro Ampl Jy Top frame: Phas deg

Vector averaged cross-power spectrum Several baselines displayed

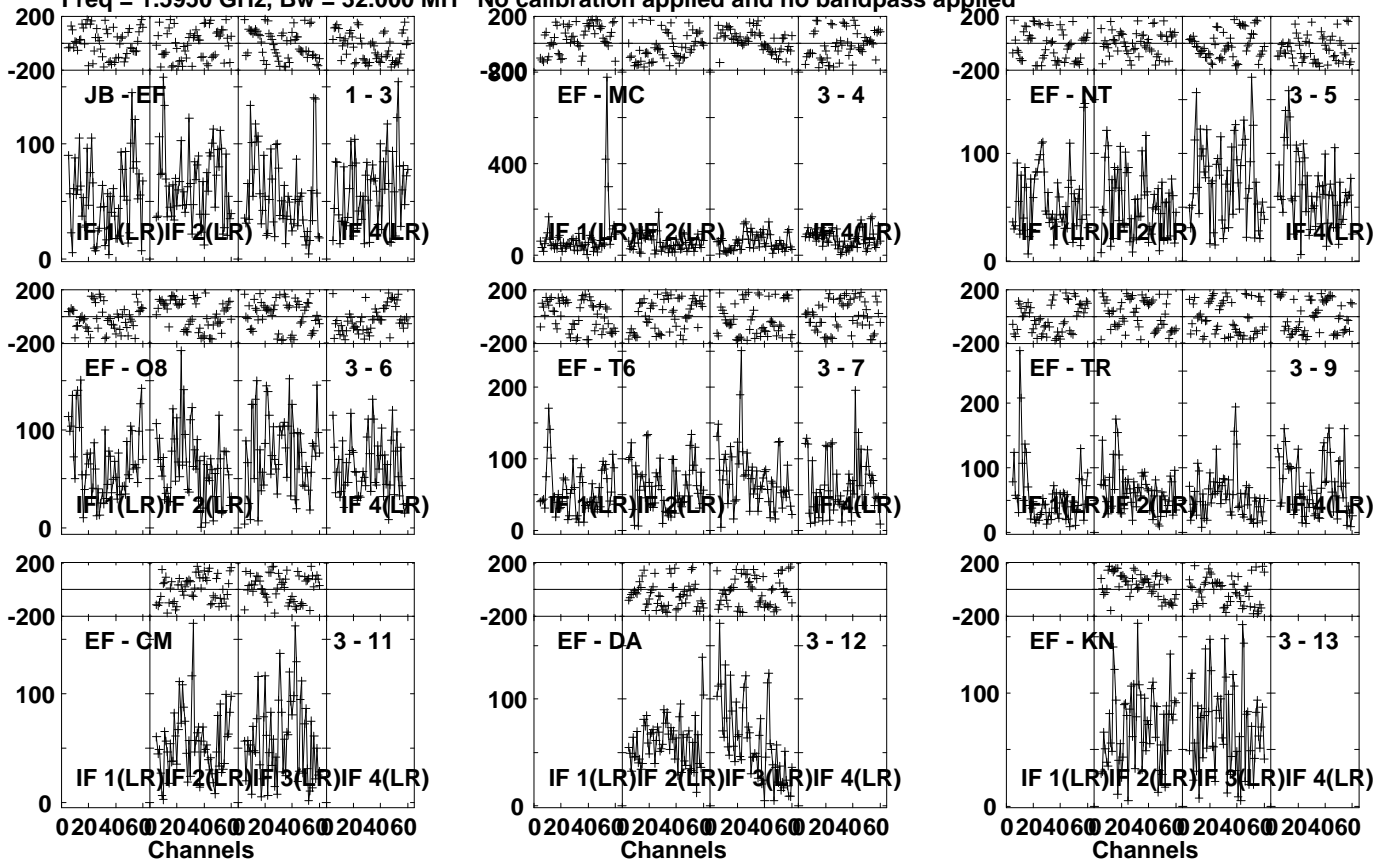
Timerange: 01/15:13:31 to 01/15:14:29

Plot file version 732 created 27-MAR-2024 20:24:37

CP42 027 EM164C.UVDATA.1

Freq = 1.5950 GHz, Bw = 32.000 MH

No calibration applied and no bandpass applied

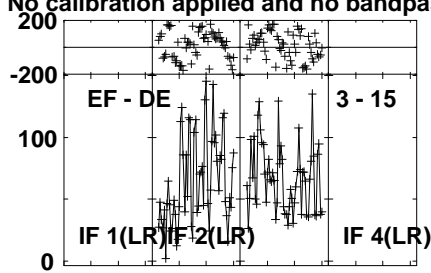
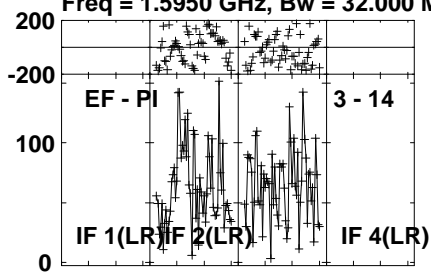


Lower frame: Micro Ampl Jy Top frame: Phas deg
Vector averaged cross-power spectrum Several baselines displayed
Timerange: 01/15:14:31 to 01/15:18:29

Plot file version 733 created 27-MAR-2024 20:24:37

CP42 027 EM164C.UVDATA.1

Freq = 1.5950 GHz, Bw = 32.000 MH No calibration applied and no bandpass applied



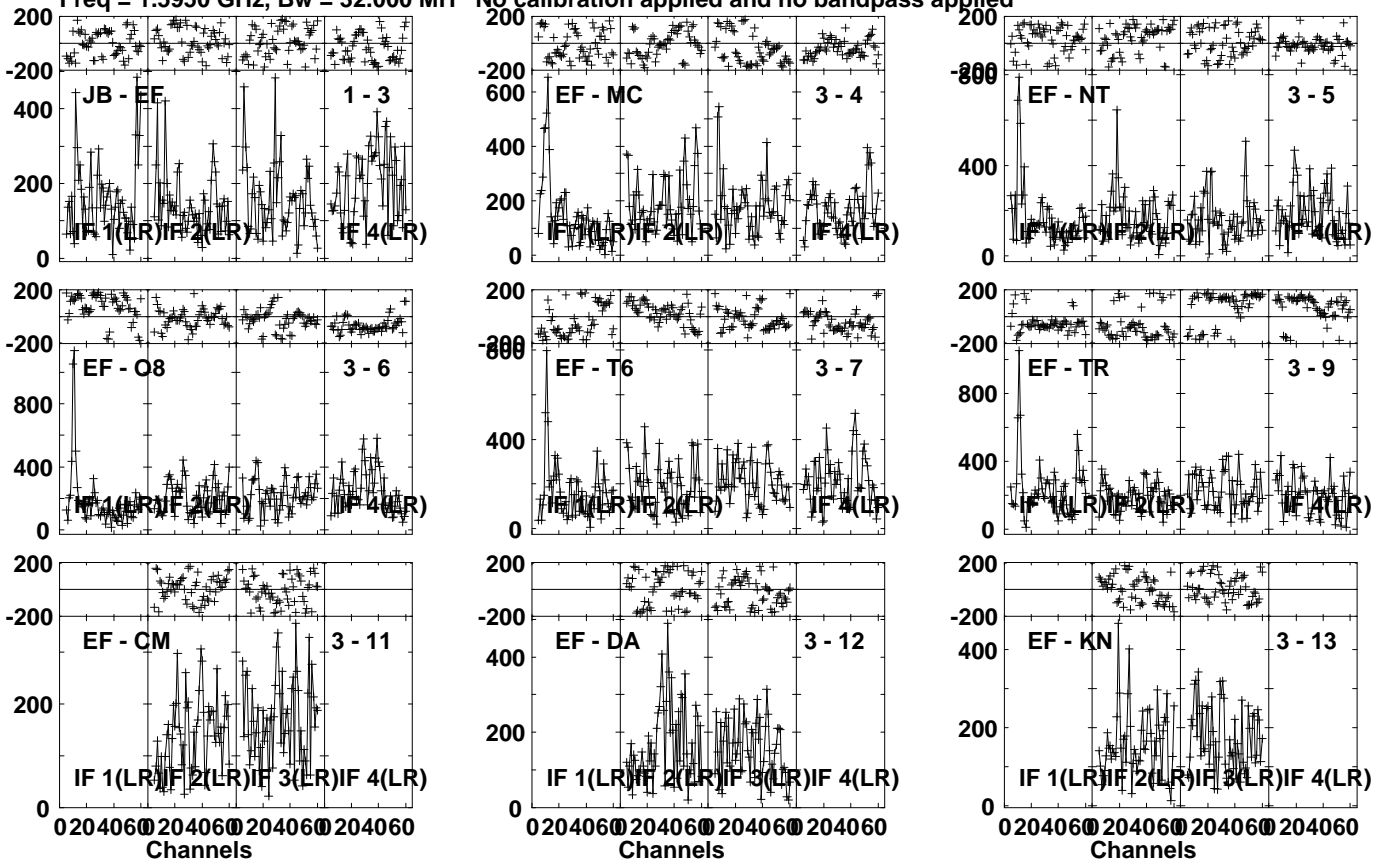
Lower frame: Micro Ampl Jy Top frame: Phas deg
Vector averaged cross-power spectrum Several baselines displayed
Timerange: 01/15:14:31 to 01/15:18:29

Plot file version 734 created 27-MAR-2024 20:24:38

J1037+5711 EM164C.UVDATA.1

Freq = 1.5950 GHz, Bw = 32.000 MH

No calibration applied and no bandpass applied



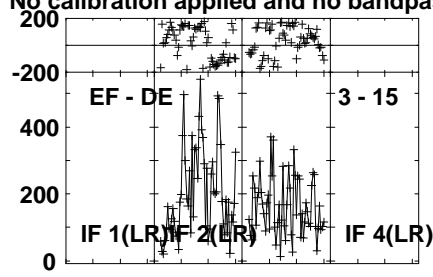
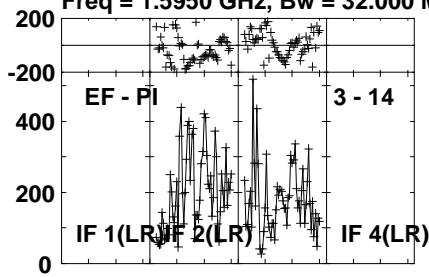
Lower frame: Micro Ampl Jy Top frame: Phas deg
Vector averaged cross-power spectrum Several baselines displayed
Timerange: 01/15:19:01 to 01/15:19:59

Plot file version 735 created 27-MAR-2024 20:24:38

J1037+5711 EM164C.UVDATA.1

Freq = 1.5950 GHz, Bw = 32.000 MH

No calibration applied and no bandpass applied



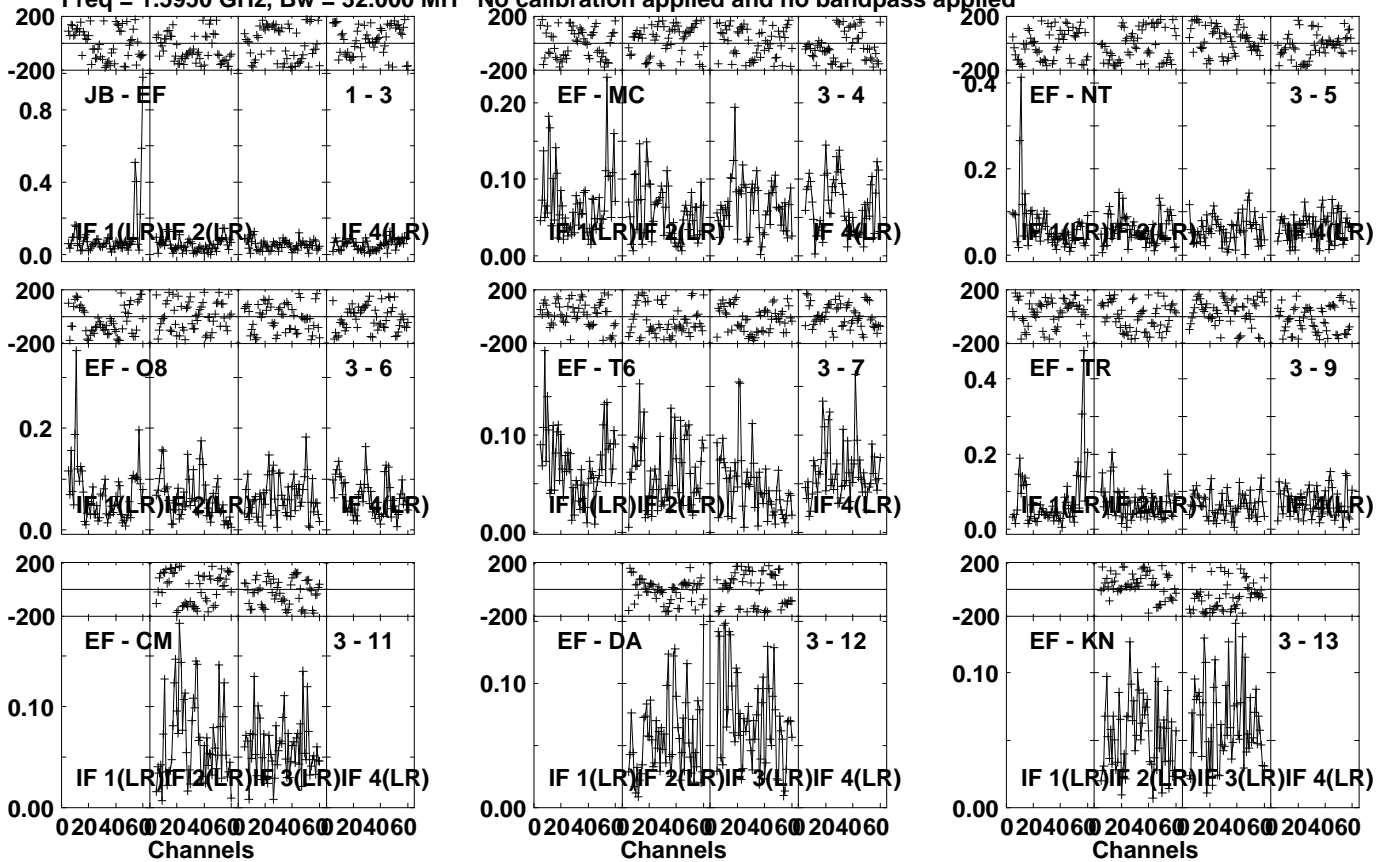
Lower frame: Micro Ampl Jy Top frame: Phas deg
Vector averaged cross-power spectrum Several baselines displayed
Timerange: 01/15:19:01 to 01/15:19:59

Plot file version 736 created 27-MAR-2024 20:24:38

CP41 077 EM164C.UVDATA.1

Freq = 1.5950 GHz, Bw = 32.000 MH

No calibration applied and no bandpass applied



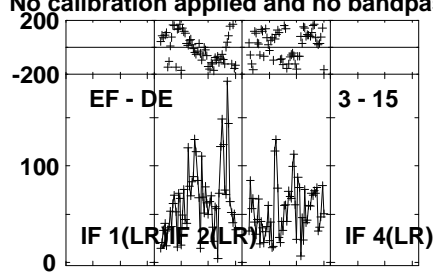
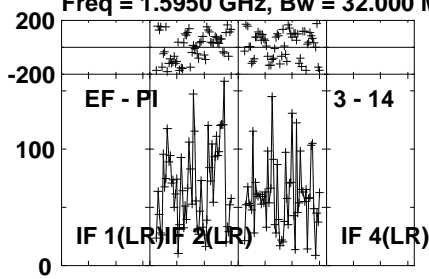
Lower frame: Milli Ampl Jy Top frame: Phas deg
Vector averaged cross-power spectrum Several baselines displayed
Timerange: 01/15:20:01 to 01/15:23:59

Plot file version 737 created 27-MAR-2024 20:24:38

CP41 077 EM164C.UVDATA.1

Freq = 1.5950 GHz, Bw = 32.000 MH

No calibration applied and no bandpass applied



Lower frame: Micro Ampl Jy Top frame: Phas deg

Vector averaged cross-power spectrum Several baselines displayed

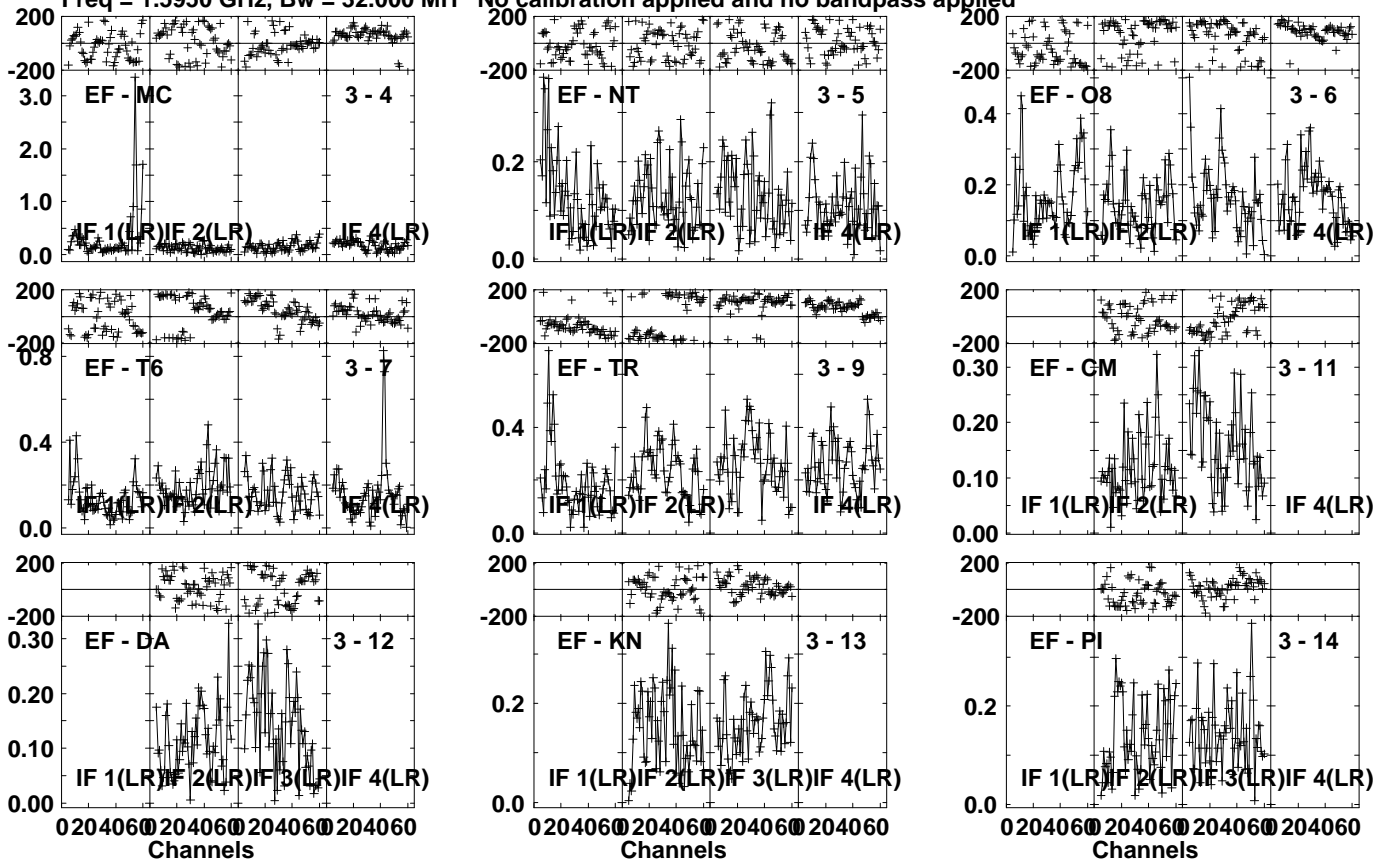
Timerange: 01/15:20:01 to 01/15:23:59

Plot file version 738 created 27-MAR-2024 20:24:38

J1037+5711 EM164C.UVDATA.1

Freq = 1.5950 GHz, Bw = 32.000 MH

No calibration applied and no bandpass applied

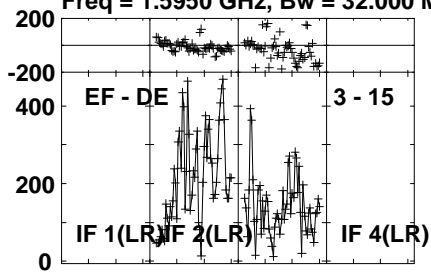


Lower frame: Milli Ampl Jy Top frame: Phas deg
Vector averaged cross-power spectrum Several baselines displayed
Timerange: 01/15:24:31 to 01/15:25:29

Plot file version 739 created 27-MAR-2024 20:24:38

J1037+5711 EM164C.UVDATA.1

Freq = 1.5950 GHz, Bw = 32.000 MH No calibration applied and no bandpass applied



Lower frame: Micro Ampl Jy Top frame: Phas deg

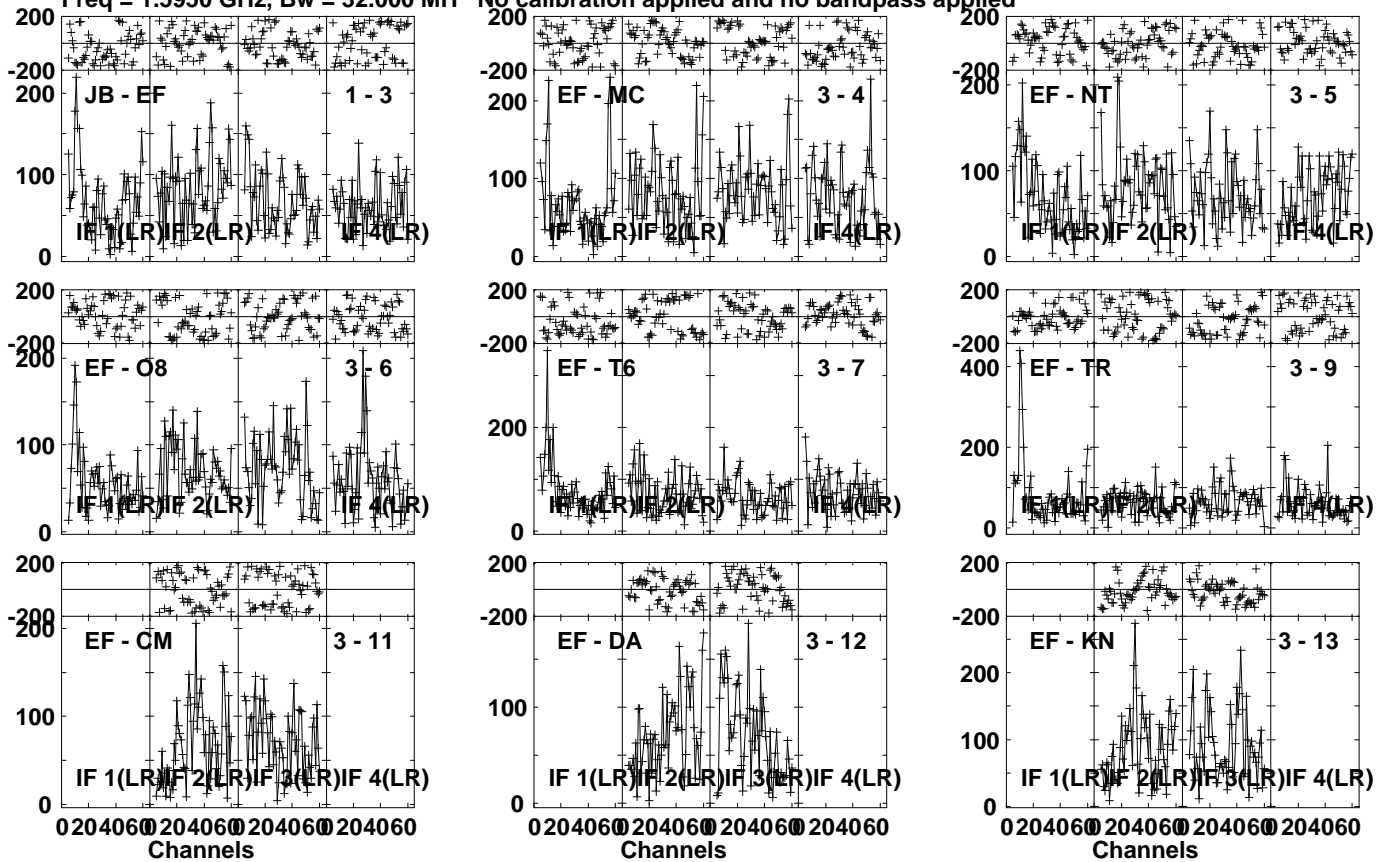
Vector averaged cross-power spectrum Several baselines displayed

Timerange: 01/15:24:31 to 01/15:25:29

Plot file version 740 created 27-MAR-2024 20:24:38

CP50 031 EM164C.UVDATA.1

Freq = 1.5950 GHz, Bw = 32.000 MH No calibration applied and no bandpass applied



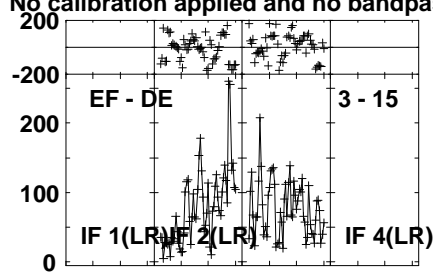
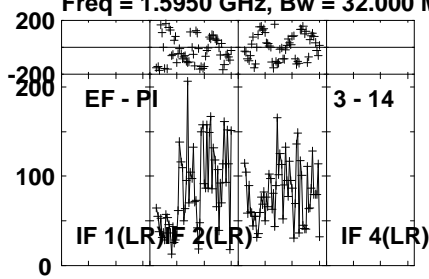
Lower frame: Micro Ampl Jy Top frame: Phas deg
Vector averaged cross-power spectrum Several baselines displayed
Timerange: 01/15:25:31 to 01/15:28:29

Plot file version 741 created 27-MAR-2024 20:24:39

CP50 031 EM164C.UVDATA.1

Freq = 1.5950 GHz, Bw = 32.000 MH

No calibration applied and no bandpass applied



Lower frame: Micro Ampl Jy Top frame: Phas deg

Vector averaged cross-power spectrum Several baselines displayed

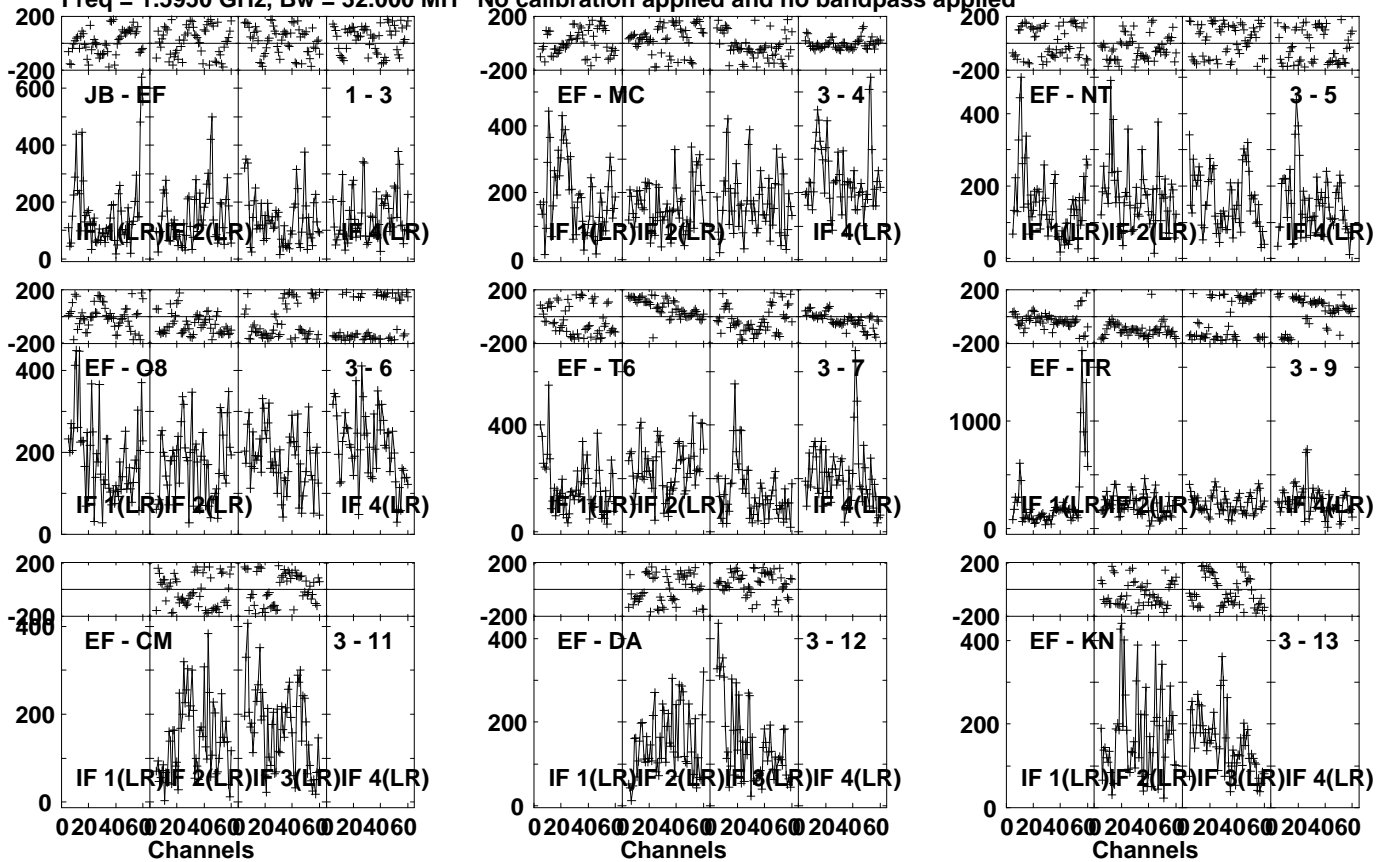
Timerange: 01/15:25:31 to 01/15:28:29

Plot file version 742 created 27-MAR-2024 20:24:39

J1037+5711 EM164C.UVDATA.1

Freq = 1.5950 GHz, Bw = 32.000 MH

No calibration applied and no bandpass applied



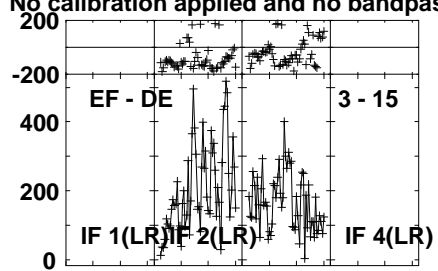
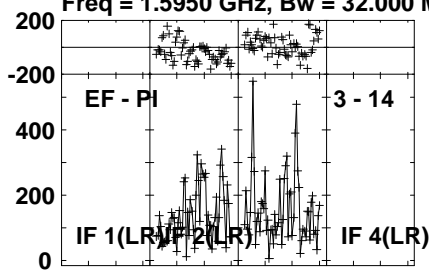
Lower frame: Micro Ampl Jy Top frame: Phas deg
Vector averaged cross-power spectrum Several baselines displayed
Timerange: 01/15:29:01 to 01/15:29:59

Plot file version 743 created 27-MAR-2024 20:24:39

J1037+5711 EM164C.UVDATA.1

Freq = 1.5950 GHz, Bw = 32.000 MH

No calibration applied and no bandpass applied



Lower frame: Micro Ampl Jy Top frame: Phas deg
Vector averaged cross-power spectrum Several baselines displayed
Timerange: 01/15:29:01 to 01/15:29:59