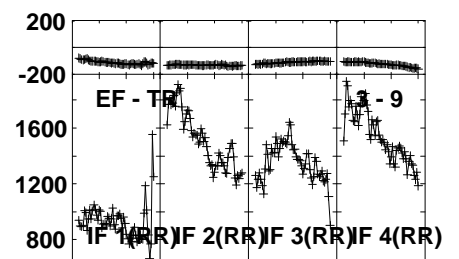
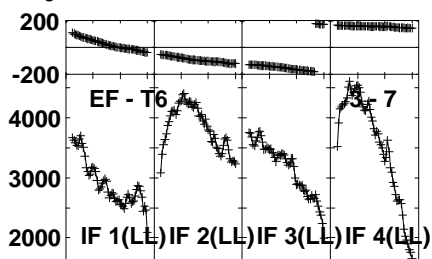
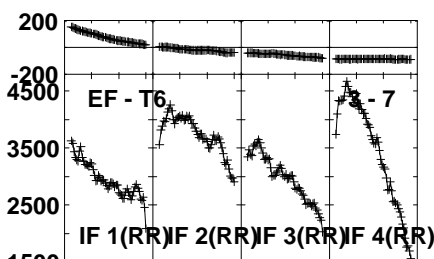
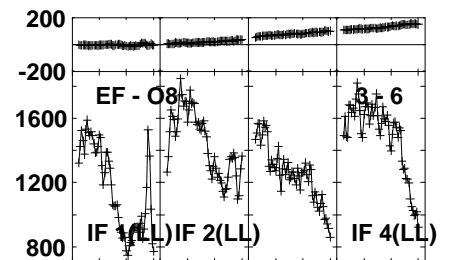
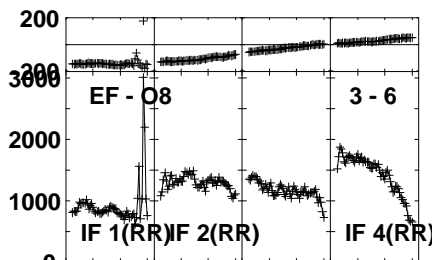
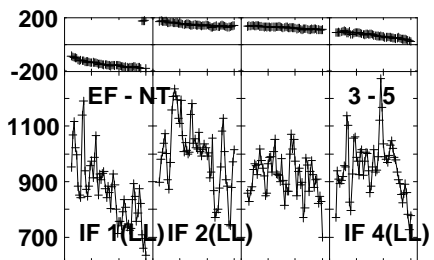
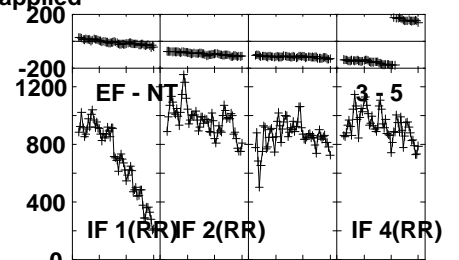
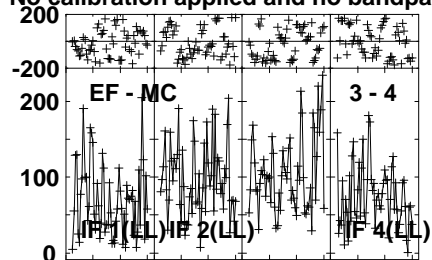
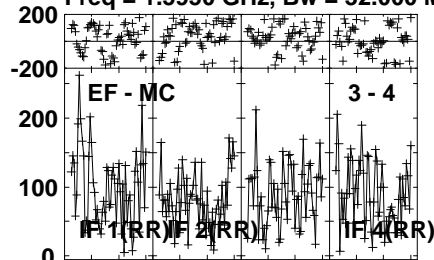


Plot file version 1 created 02-MAY-2024 15:35:42

J1037+5711 EM164D.UVDATA.1

Freq = 1.5950 GHz, Bw = 32.000 MH

No calibration applied and no bandpass applied



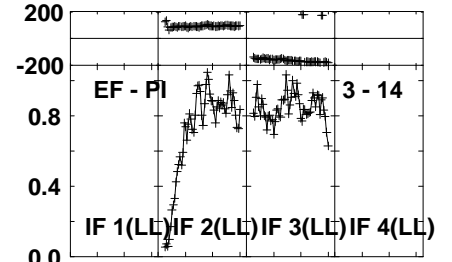
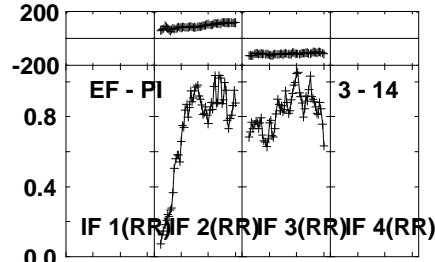
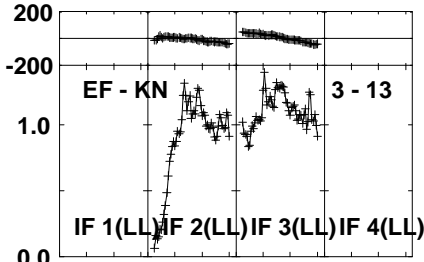
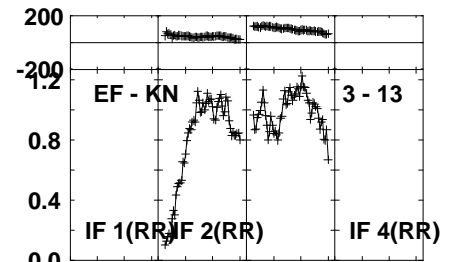
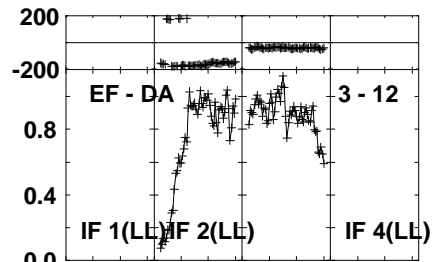
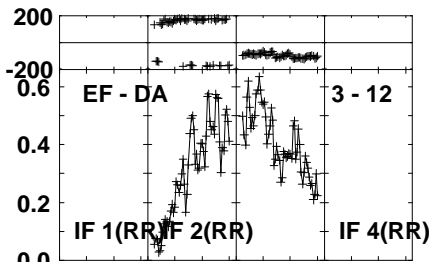
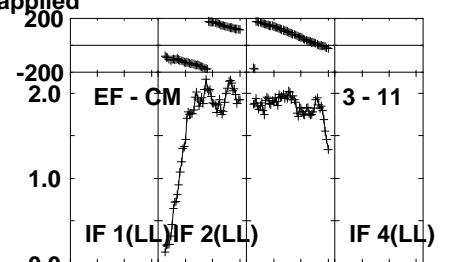
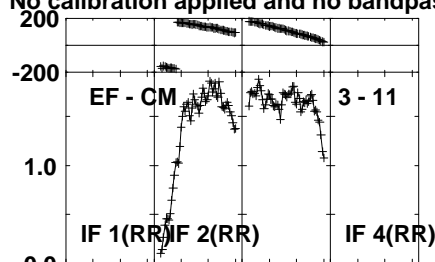
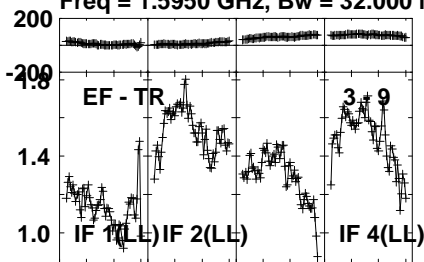
Lower frame: Micro Ampl Jy Top frame: Phas deg
Vector averaged cross-power spectrum Several baselines displayed
Timerange: 00/21:30:01 to 00/21:31:29

Plot file version 2 created 02-MAY-2024 15:35:42

J1037+5711 EM164D.UVDATA.1

Freq = 1.5950 GHz, Bw = 32.000 MH

No calibration applied and no bandpass applied



0204060 204060 204060 204060
Channels

0204060 204060 204060 204060
Channels

0204060 204060 204060 204060
Channels

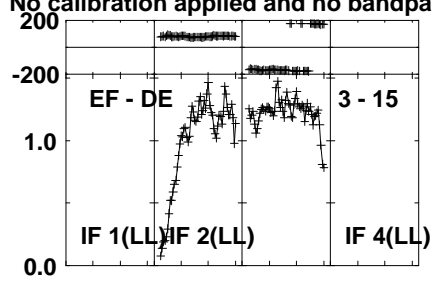
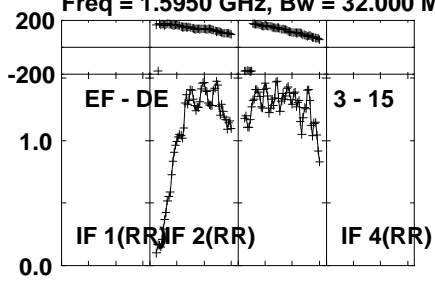
Lower frame: Milli Ampl Jy Top frame: Phas deg
Vector averaged cross-power spectrum Several baselines displayed
Timerange: 00/21:30:01 to 00/21:31:29

Plot file version 3 created 02-MAY-2024 15:35:42

J1037+5711 EM164D.UVDATA.1

Freq = 1.5950 GHz, Bw = 32.000 MH

No calibration applied and no bandpass applied



Lower frame: Milli Ampl Jy Top frame: Phas deg

Vector averaged cross-power spectrum Several baselines displayed

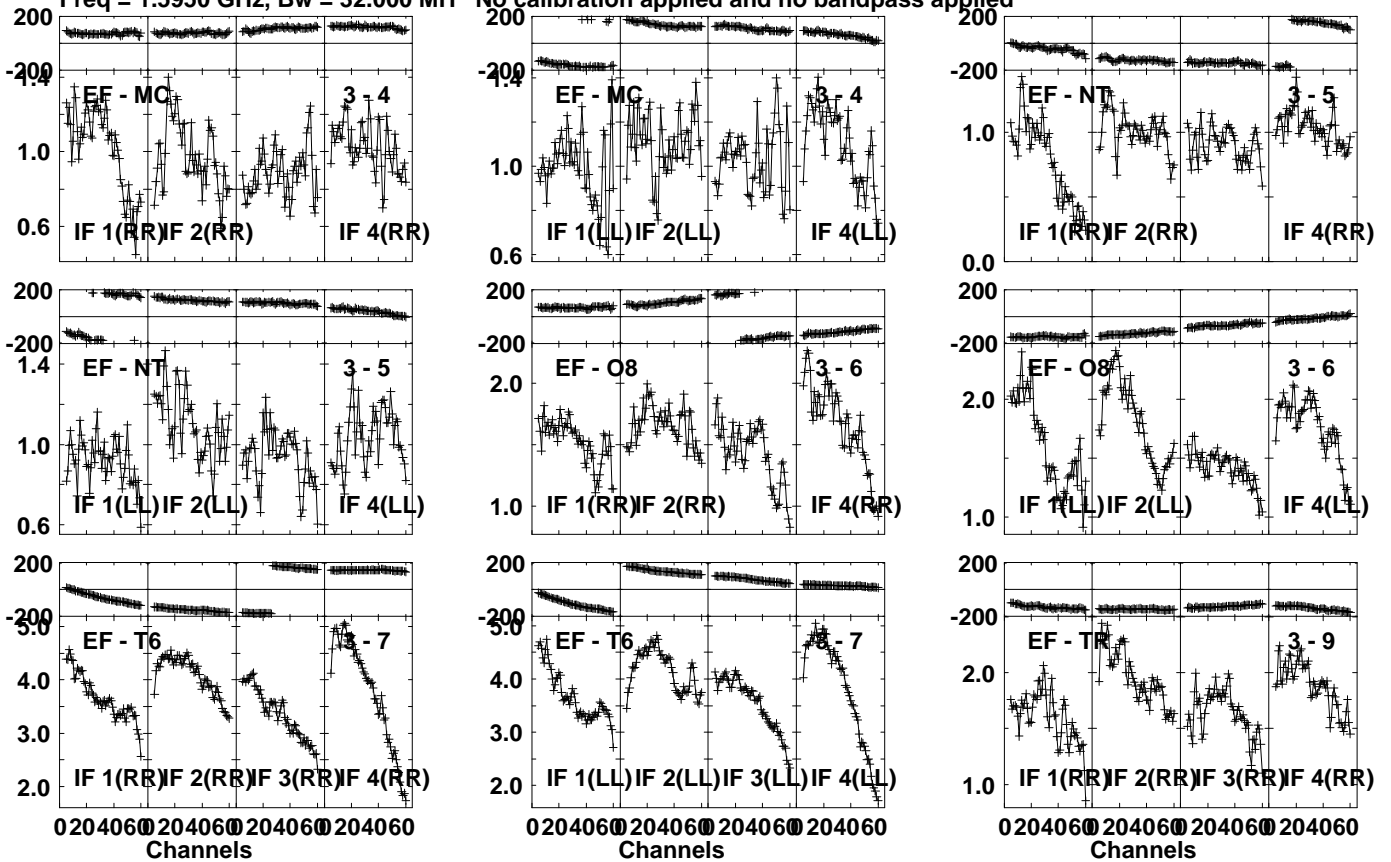
Timerange: 00/21:30:01 to 00/21:31:29

Plot file version 4 created 02-MAY-2024 15:35:42

J1037+5711 EM164D.UVDATA.1

Freq = 1.5950 GHz, Bw = 32.000 MH

No calibration applied and no bandpass applied



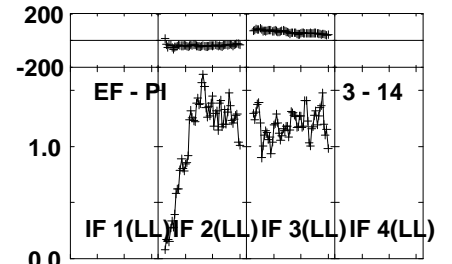
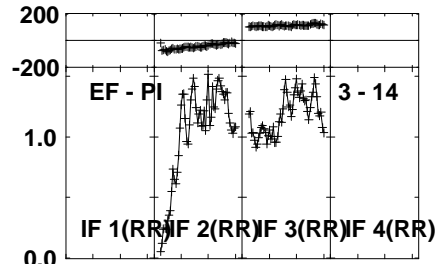
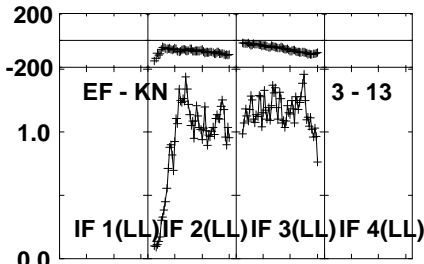
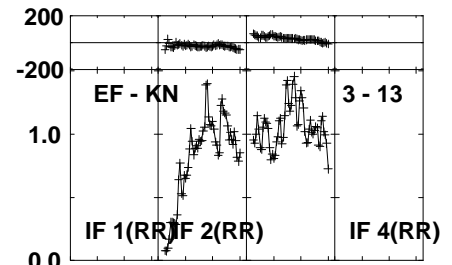
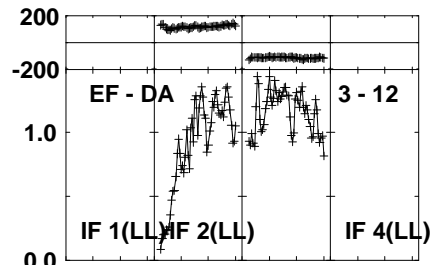
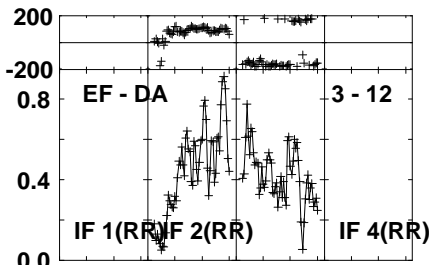
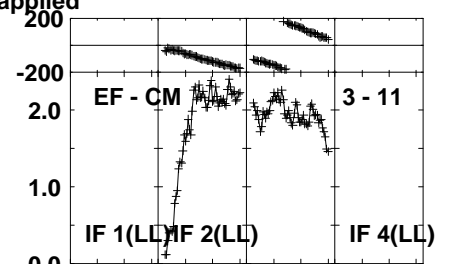
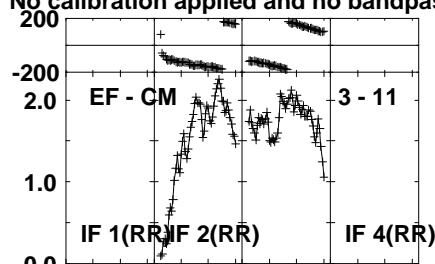
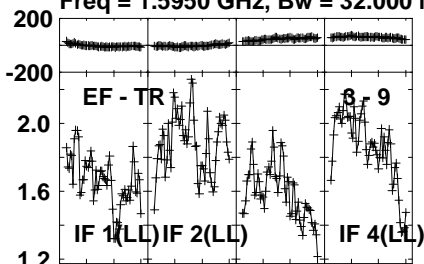
Lower frame: Milli Ampl Jy Top frame: Phas deg
Vector averaged cross-power spectrum Several baselines displayed
Timerange: 00/21:36:01 to 00/21:36:59

Plot file version 5 created 02-MAY-2024 15:35:42

J1037+5711 EM164D.UVDATA.1

Freq = 1.5950 GHz, Bw = 32.000 MH

No calibration applied and no bandpass applied



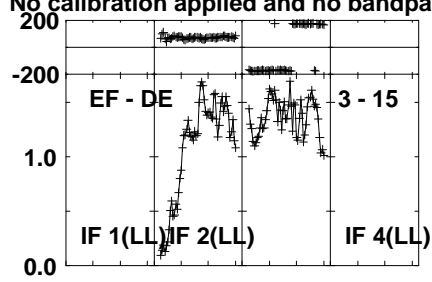
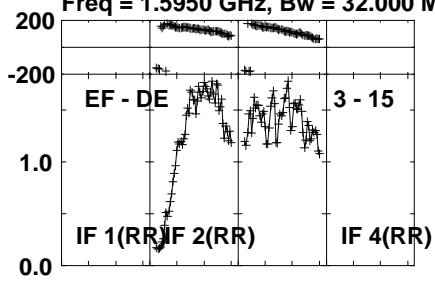
Lower frame: Milli Ampl Jy Top frame: Phas deg
Vector averaged cross-power spectrum Several baselines displayed
Timerange: 00/21:36:01 to 00/21:36:59

Plot file version 6 created 02-MAY-2024 15:35:42

J1037+5711 EM164D.UVDATA.1

Freq = 1.5950 GHz, Bw = 32.000 MH

No calibration applied and no bandpass applied



Lower frame: Milli Ampl Jy Top frame: Phas deg

Vector averaged cross-power spectrum Several baselines displayed

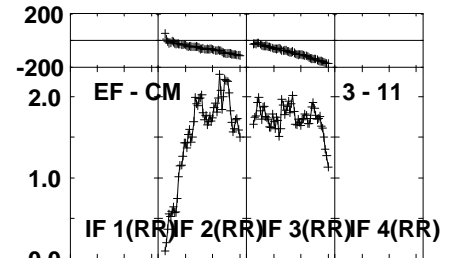
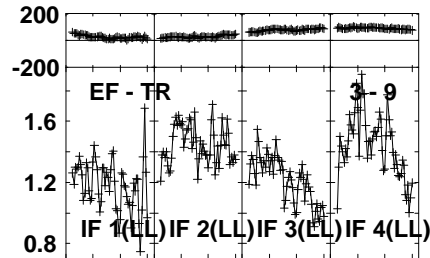
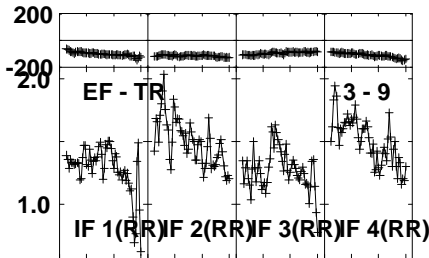
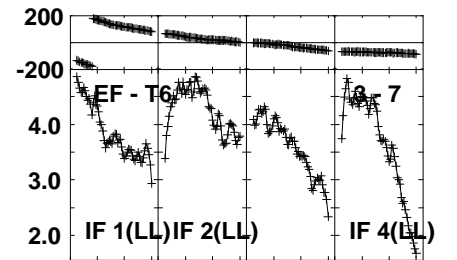
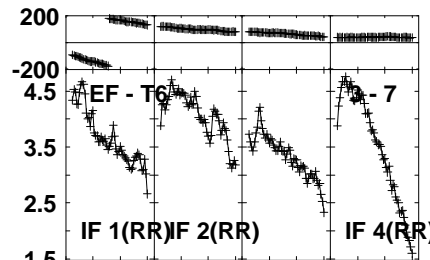
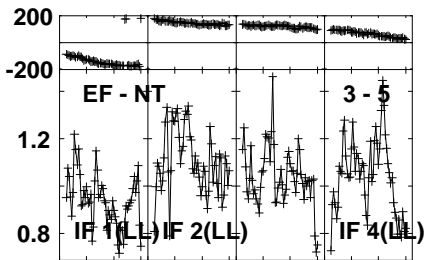
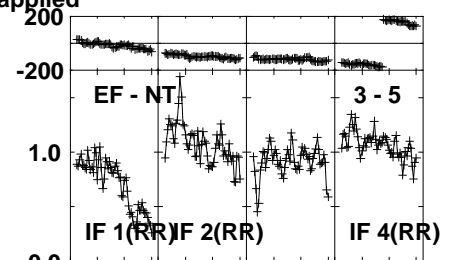
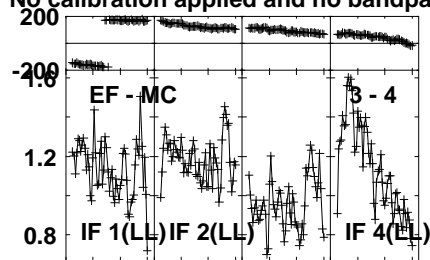
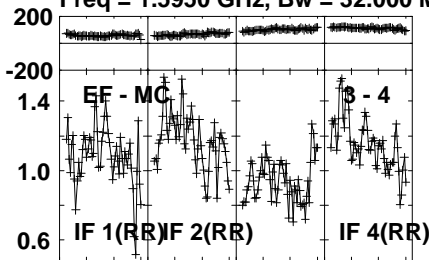
Timerange: 00/21:36:01 to 00/21:36:59

Plot file version 7 created 02-MAY-2024 15:35:42

J1037+5711 EM164D.UVDATA.1

Freq = 1.5950 GHz, Bw = 32.000 MH

No calibration applied and no bandpass applied



0204060 204060 204060 204060
Channels

0204060 204060 204060 204060
Channels

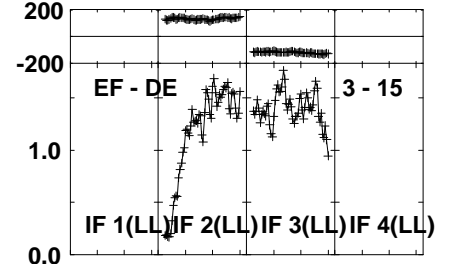
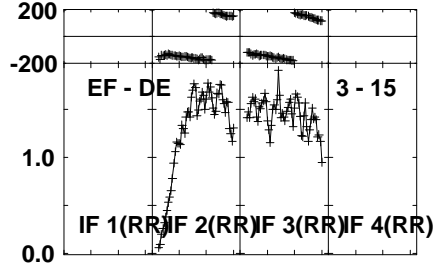
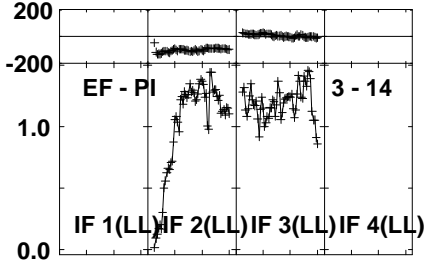
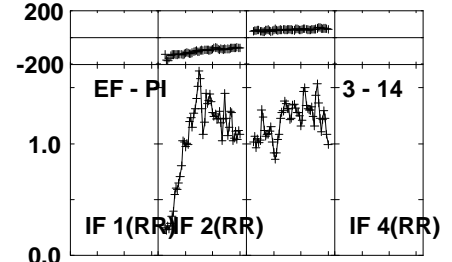
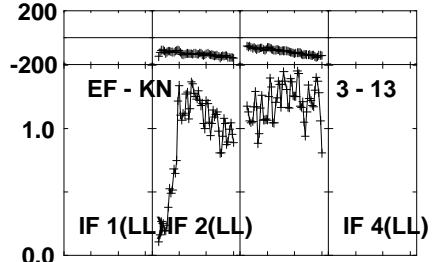
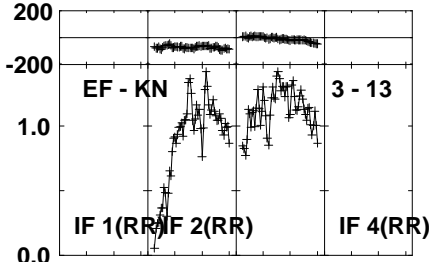
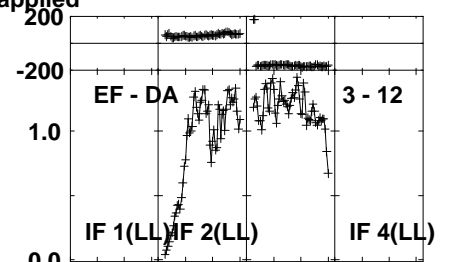
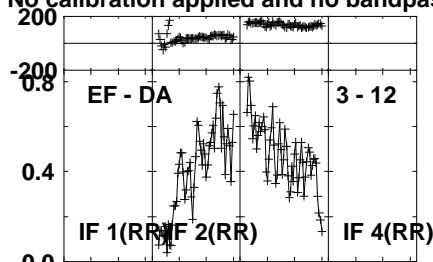
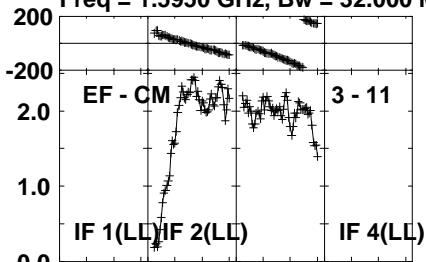
0204060 204060 204060 204060
Channels

Lower frame: Milli Ampl Jy Top frame: Phas deg
Vector averaged cross-power spectrum Several baselines displayed
Timerange: 00/21:41:31 to 00/21:42:29

Plot file version 8 created 02-MAY-2024 15:35:42

J1037+5711 EM164D.UVDATA.1

Freq = 1.5950 GHz, Bw = 32.000 MH No calibration applied and no bandpass applied



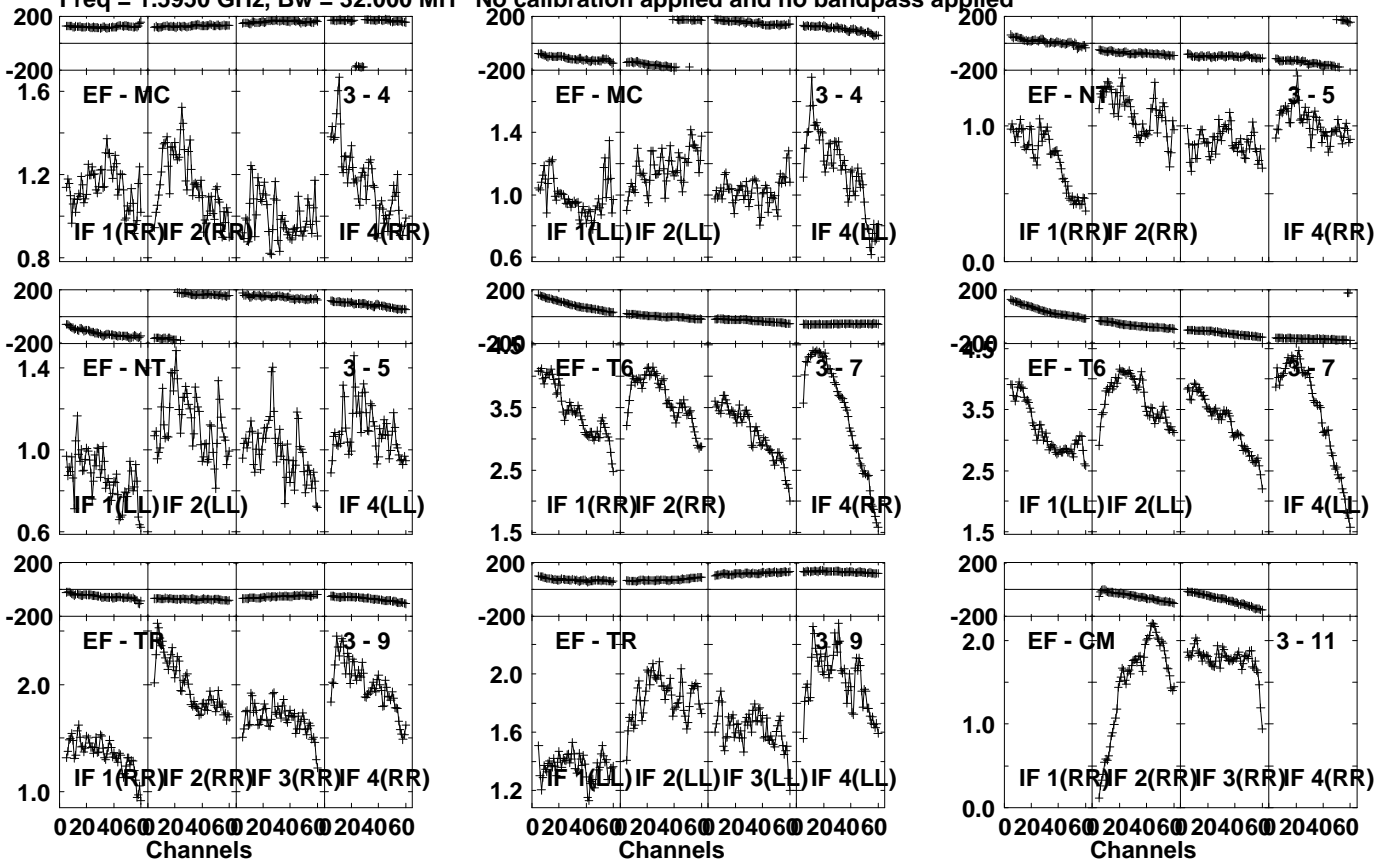
Lower frame: Milli Ampl Jy Top frame: Phas deg
Vector averaged cross-power spectrum Several baselines displayed
Timerange: 00/21:41:31 to 00/21:42:29

Plot file version 9 created 02-MAY-2024 15:35:43

J1037+5711 EM164D.UVDATA.1

Freq = 1.5950 GHz, Bw = 32.000 MH

No calibration applied and no bandpass applied



Lower frame: Milli Ampl Jy Top frame: Phas deg

Vector averaged cross-power spectrum Several baselines displayed

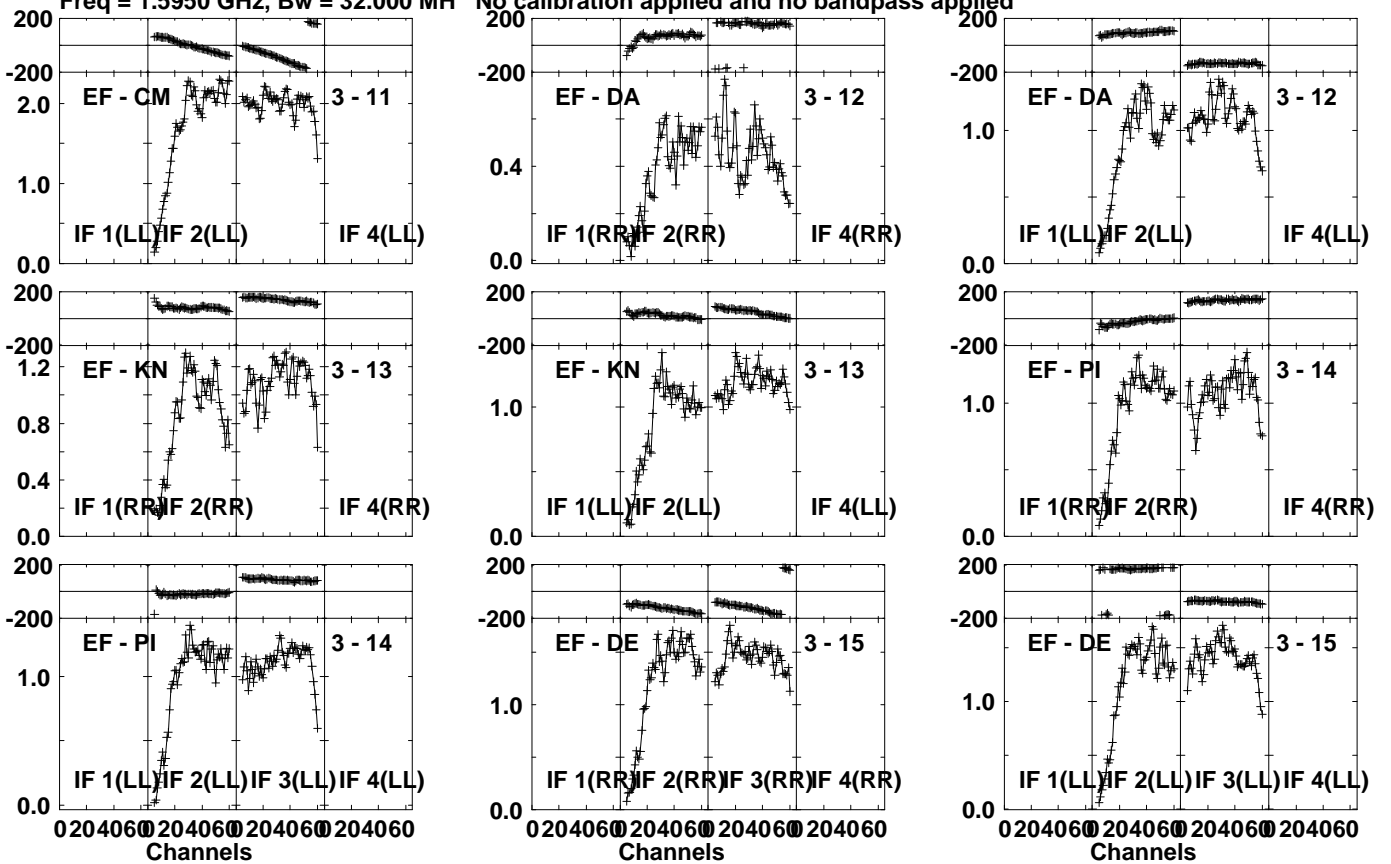
Timerange: 00/21:47:01 to 00/21:47:59

Plot file version 10 created 02-MAY-2024 15:35:43

J1037+5711 EM164D.UVDATA.1

Freq = 1.5950 GHz, Bw = 32.000 MH

No calibration applied and no bandpass applied



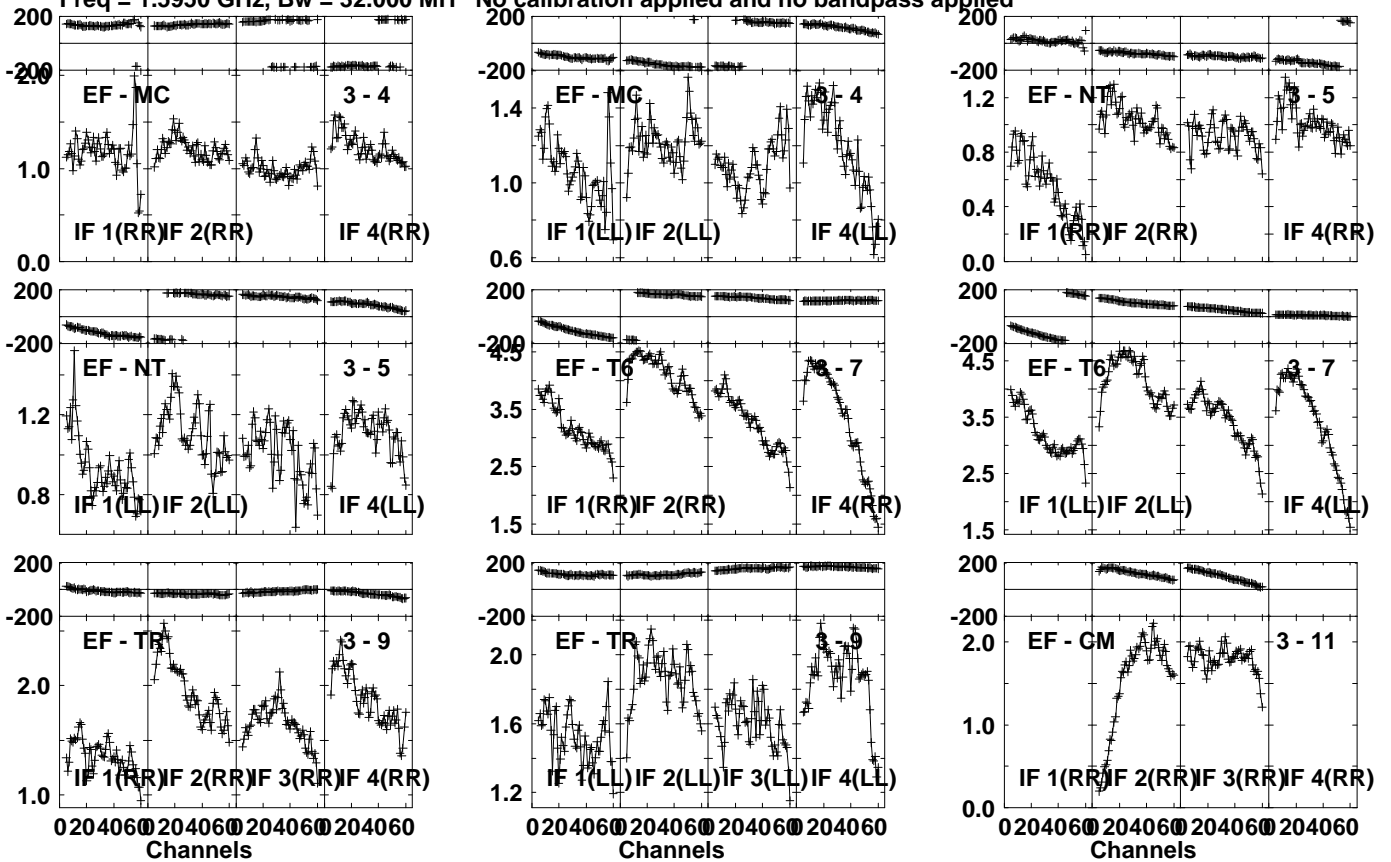
Lower frame: Milli Ampl Jy Top frame: Phas deg
Vector averaged cross-power spectrum Several baselines displayed
Timerange: 00/21:47:01 to 00/21:47:59

Plot file version 11 created 02-MAY-2024 15:35:43

J1037+5711 EM164D.UVDATA.1

Freq = 1.5950 GHz, Bw = 32.000 MH

No calibration applied and no bandpass applied



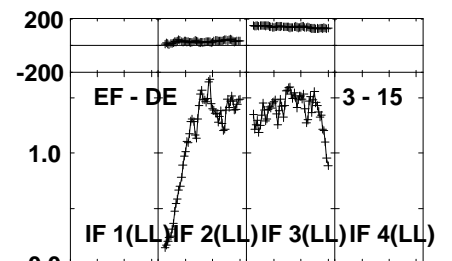
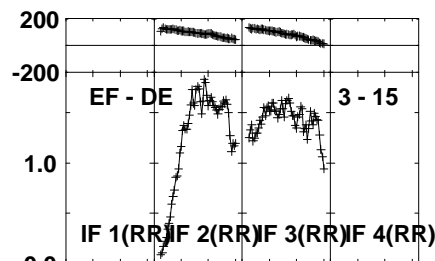
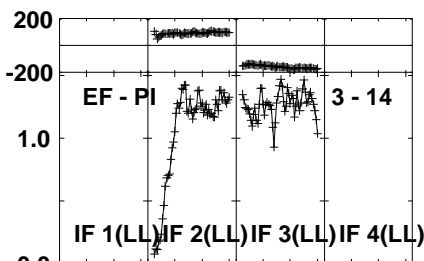
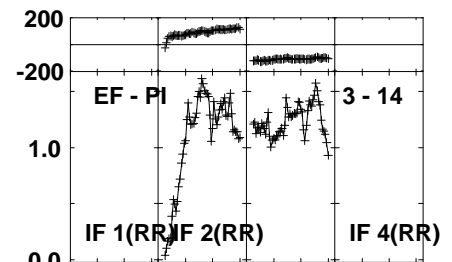
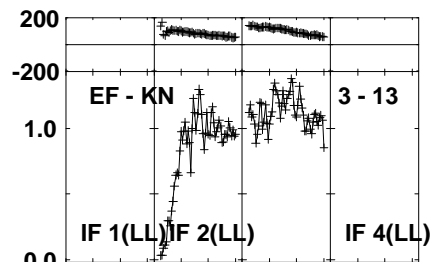
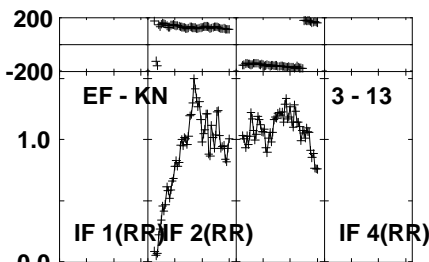
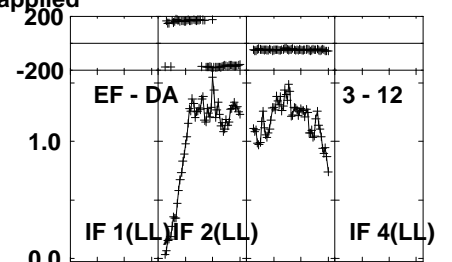
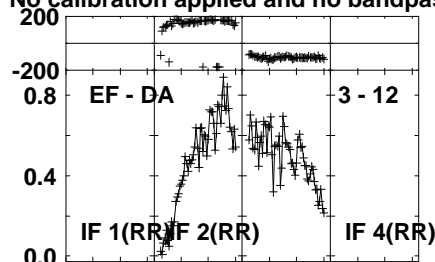
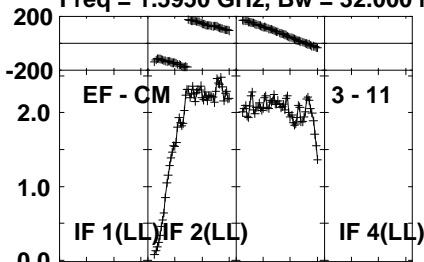
Lower frame: Milli Ampl Jy Top frame: Phas deg
Vector averaged cross-power spectrum Several baselines displayed
Timerange: 00/21:52:31 to 00/21:53:29

Plot file version 12 created 02-MAY-2024 15:35:43

J1037+5711 EM164D.UVDATA.1

Freq = 1.5950 GHz, Bw = 32.000 MH

No calibration applied and no bandpass applied

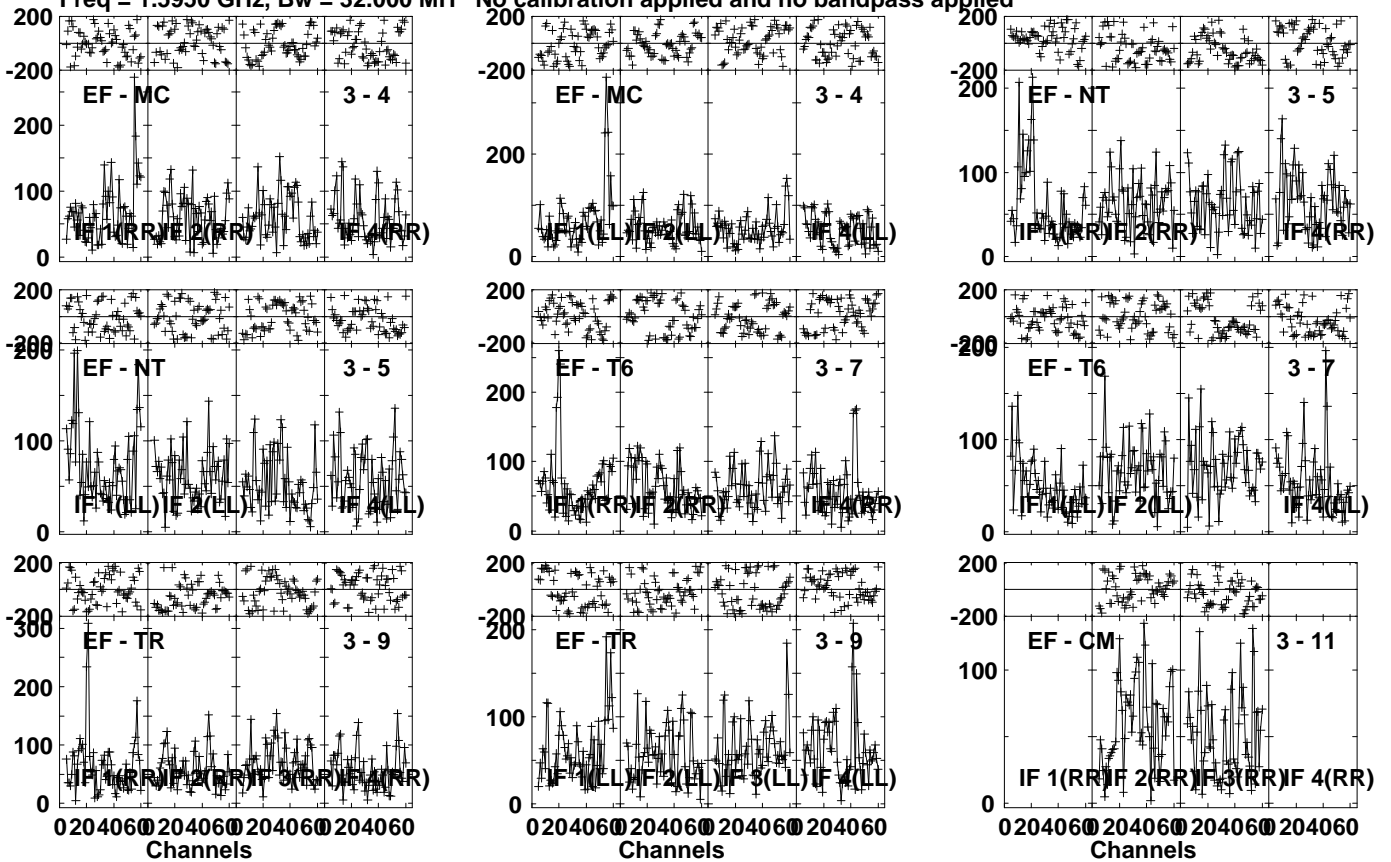


Lower frame: Milli Ampl Jy Top frame: Phas deg
Vector averaged cross-power spectrum Several baselines displayed
Timerange: 00/21:52:31 to 00/21:53:29

Plot file version 13 created 02-MAY-2024 15:35:43

DP27 000 EM164D.UVDATA.1

Freq = 1.5950 GHz, Bw = 32.000 MH No calibration applied and no bandpass applied



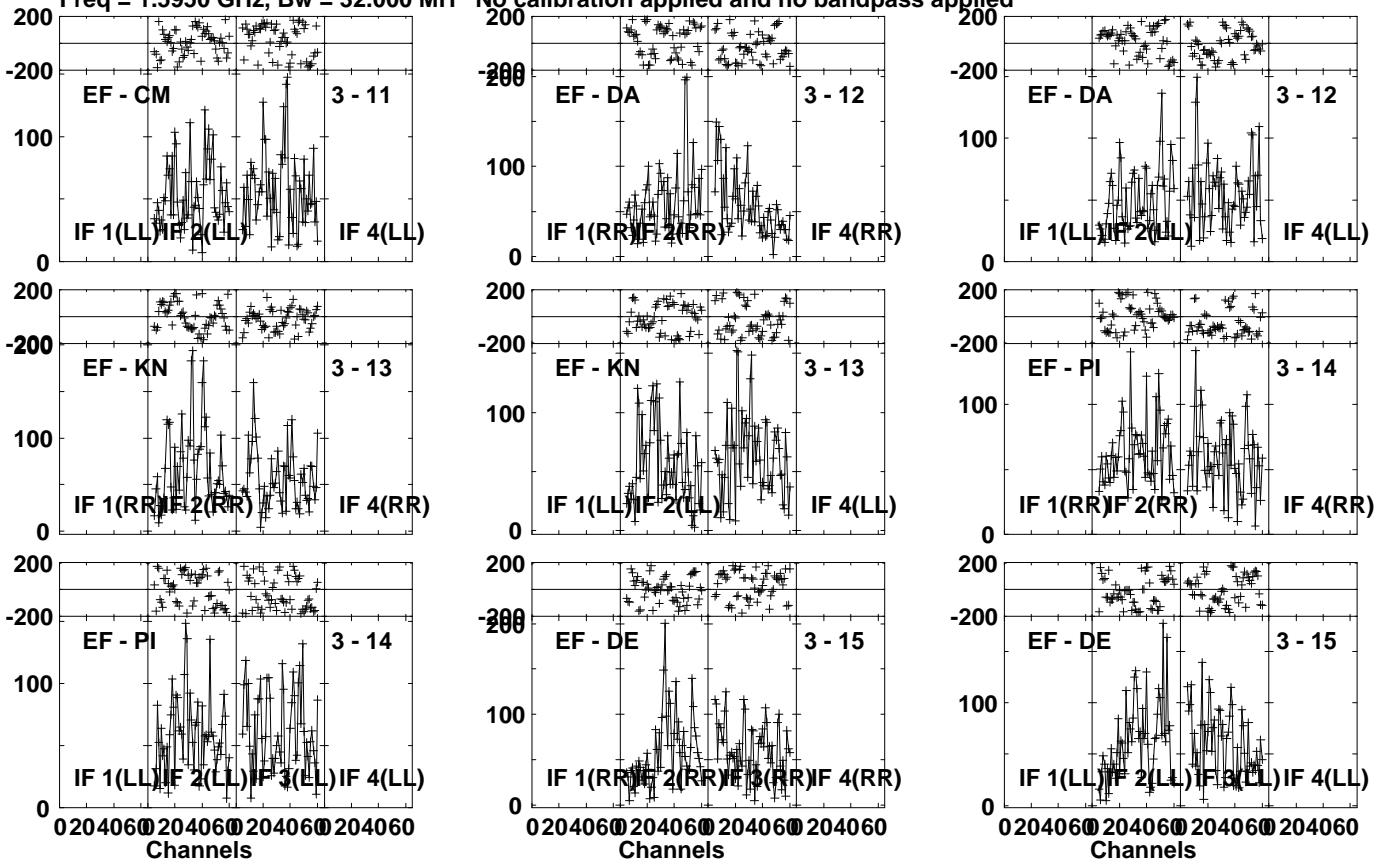
Lower frame: Micro Ampl Jy Top frame: Phas deg
Vector averaged cross-power spectrum Several baselines displayed
Timerange: 00/21:53:31 to 00/21:57:29

Plot file version 14 created 02-MAY-2024 15:35:43

DP27 000 EM164D.UVDATA.1

Freq = 1.5950 GHz, Bw = 32.000 MH

No calibration applied and no bandpass applied



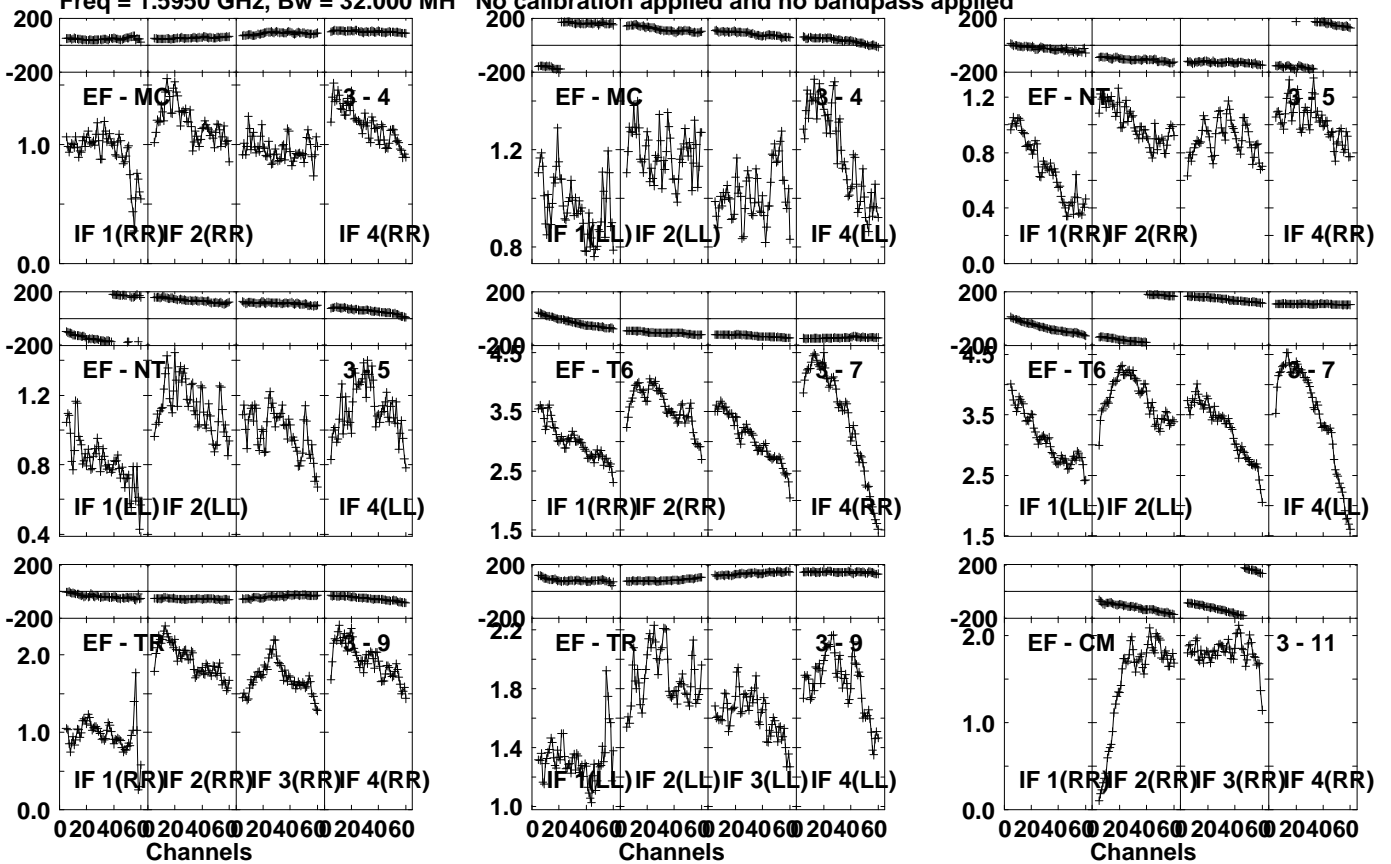
Lower frame: Micro Ampl Jy Top frame: Phas deg
Vector averaged cross-power spectrum Several baselines displayed
Timerange: 00/21:53:31 to 00/21:57:29

Plot file version 15 created 02-MAY-2024 15:35:43

J1037+5711 EM164D.UVDATA.1

Freq = 1.5950 GHz, Bw = 32.000 MH

No calibration applied and no bandpass applied



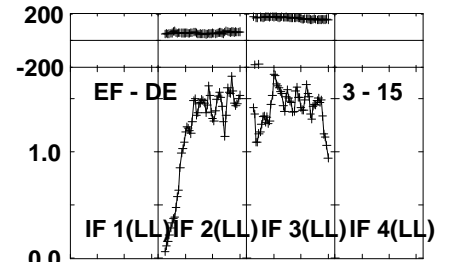
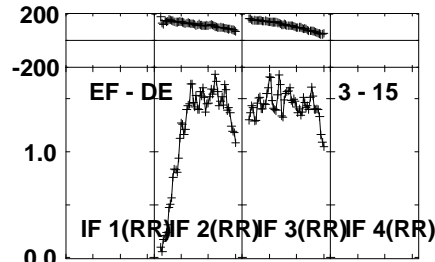
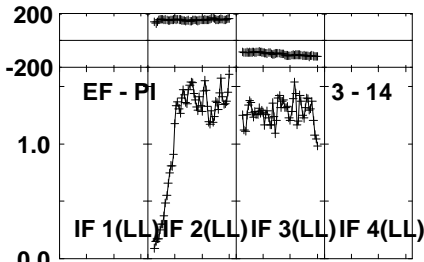
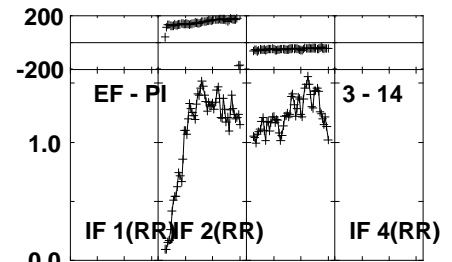
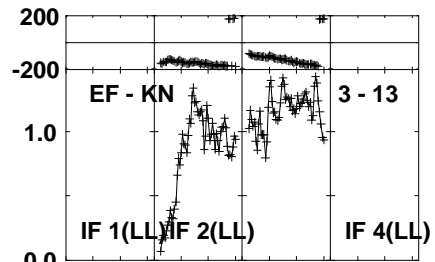
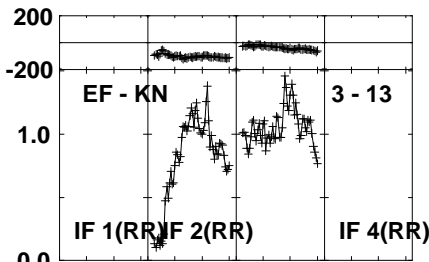
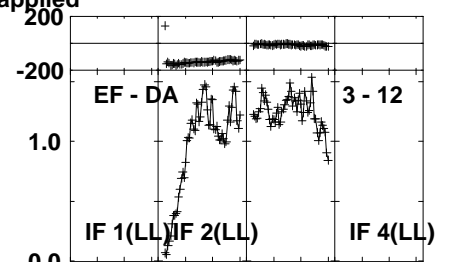
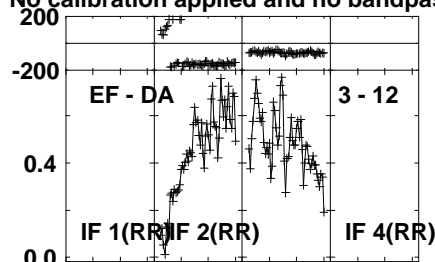
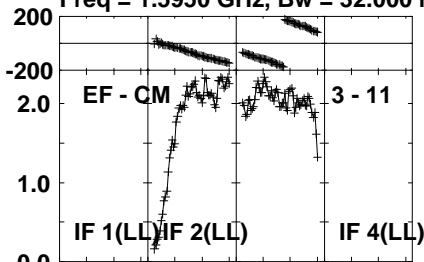
Lower frame: Milli Ampl Jy Top frame: Phas deg
Vector averaged cross-power spectrum Several baselines displayed
Timerange: 00/21:58:01 to 00/21:58:59

Plot file version 16 created 02-MAY-2024 15:35:43

J1037+5711 EM164D.UVDATA.1

Freq = 1.5950 GHz, Bw = 32.000 MH

No calibration applied and no bandpass applied



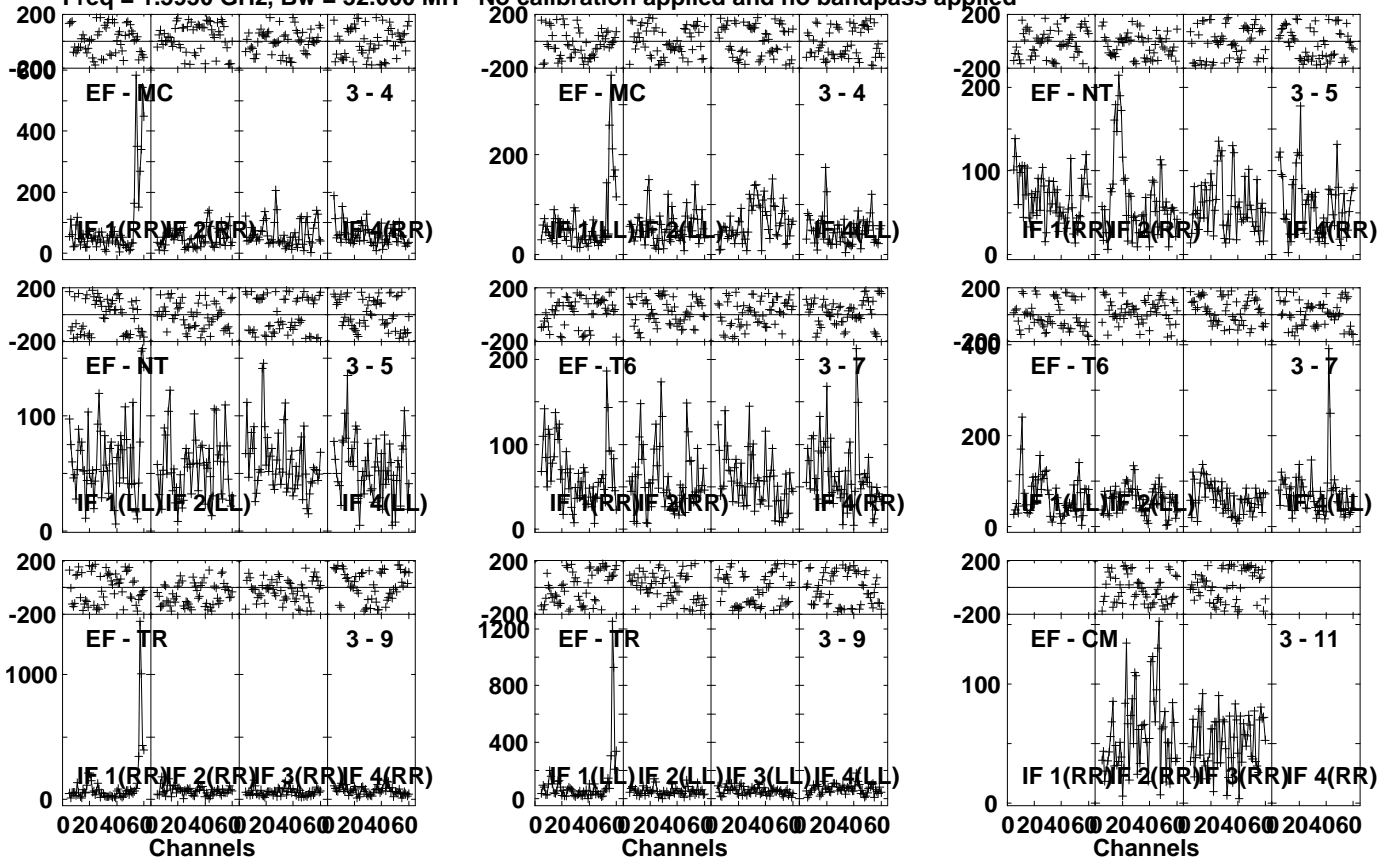
Lower frame: Milli Ampl Jy Top frame: Phas deg
Vector averaged cross-power spectrum Several baselines displayed
Timerange: 00/21:58:01 to 00/21:58:59

Plot file version 17 created 02-MAY-2024 15:35:43

DP27 000 EM164D.UVDATA.1

Freq = 1.5950 GHz, Bw = 32.000 MH

No calibration applied and no bandpass applied

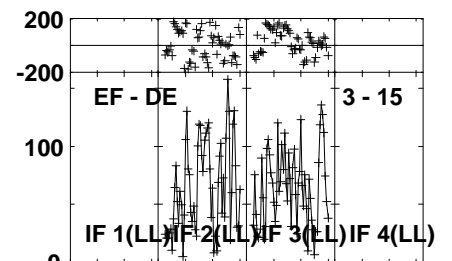
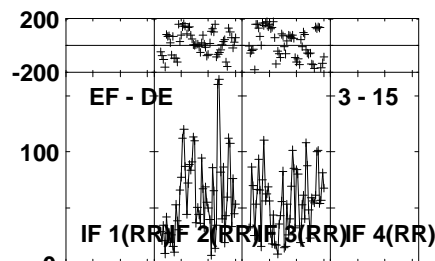
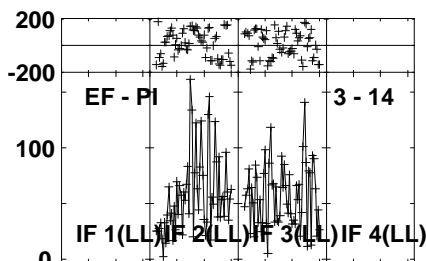
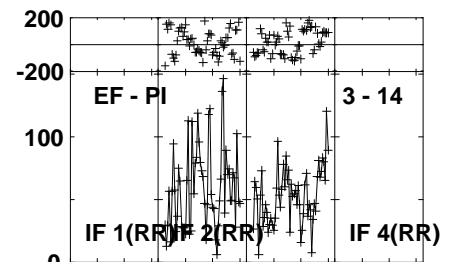
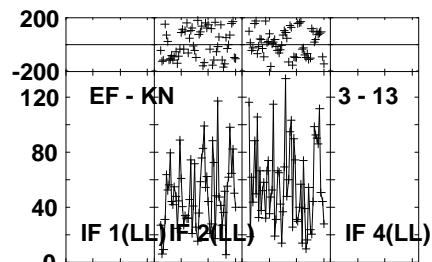
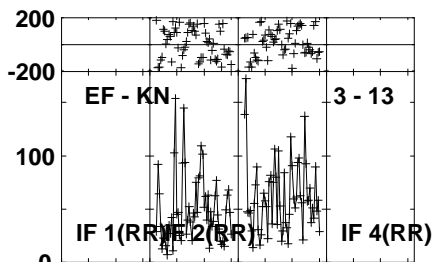
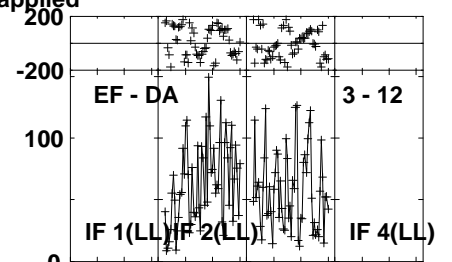
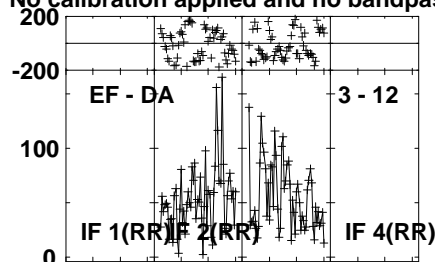
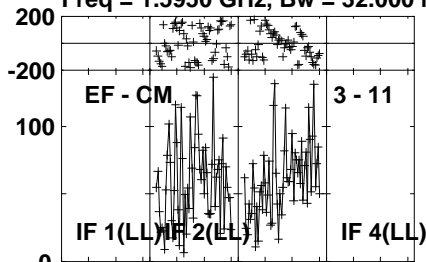


Plot file version 18 created 02-MAY-2024 15:35:44

DP27 000 EM164D.UVDATA.1

Freq = 1.5950 GHz, Bw = 32.000 MH

No calibration applied and no bandpass applied



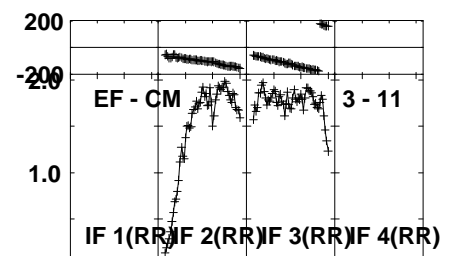
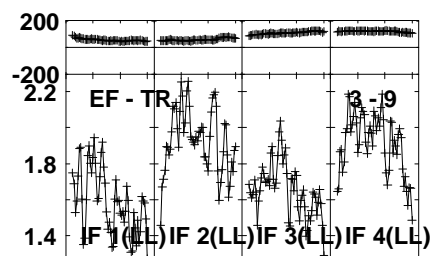
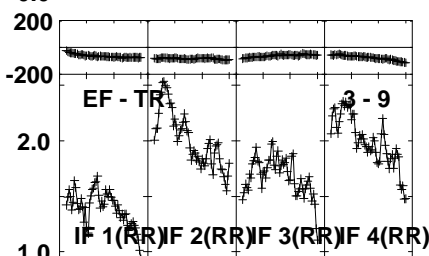
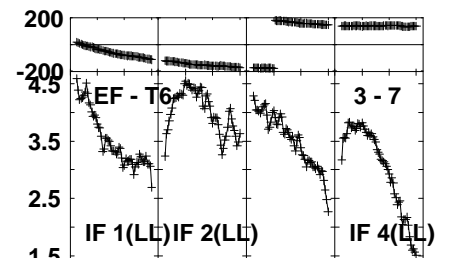
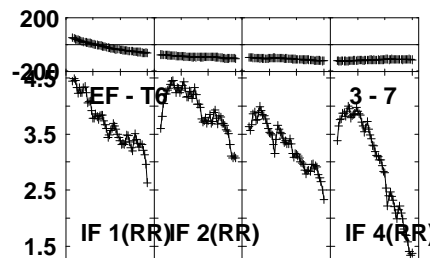
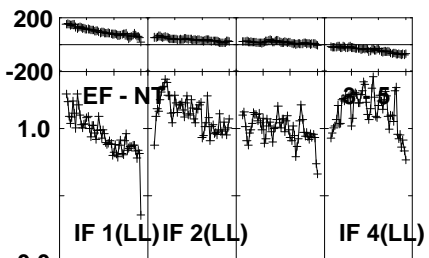
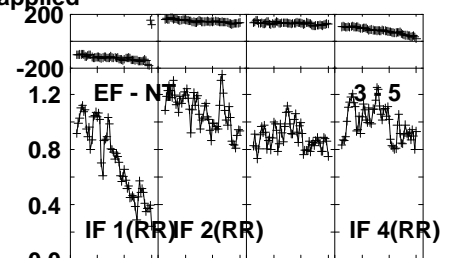
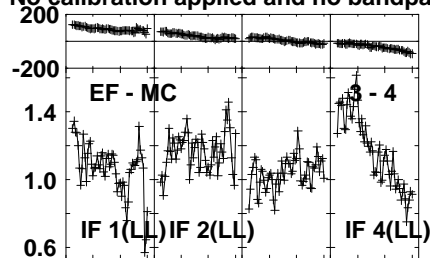
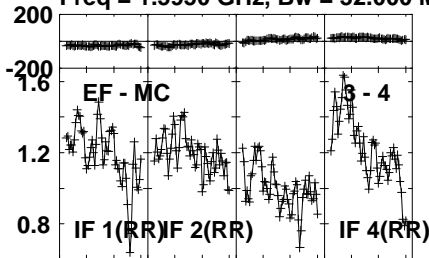
Lower frame: Micro Ampl Jy Top frame: Phas deg
Vector averaged cross-power spectrum Several baselines displayed
Timerange: 00/21:59:01 to 00/22:02:59

Plot file version 19 created 02-MAY-2024 15:35:44

J1037+5711 EM164D.UVDATA.1

Freq = 1.5950 GHz, Bw = 32.000 MH

No calibration applied and no bandpass applied



0204060 204060 204060 204060
Channels

0204060 204060 204060 204060
Channels

0204060 204060 204060 204060
Channels

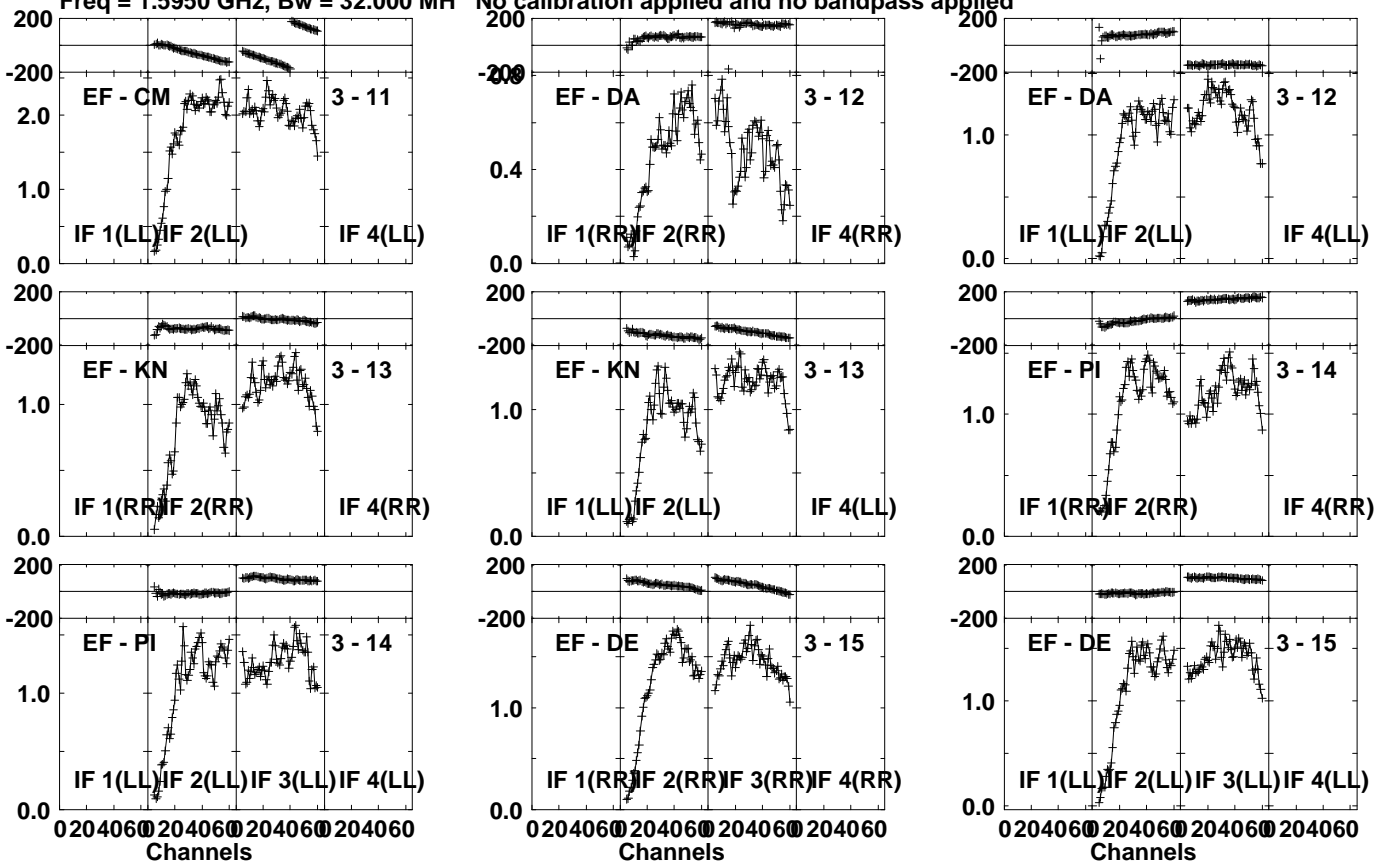
Lower frame: Milli Ampl Jy Top frame: Phas deg
Vector averaged cross-power spectrum Several baselines displayed
Timerange: 00/22:03:31 to 00/22:04:29

Plot file version 20 created 02-MAY-2024 15:35:44

J1037+5711 EM164D.UVDATA.1

Freq = 1.5950 GHz, Bw = 32.000 MH

No calibration applied and no bandpass applied



Lower frame: Milli Ampl Jy Top frame: Phas deg

Vector averaged cross-power spectrum Several baselines displayed

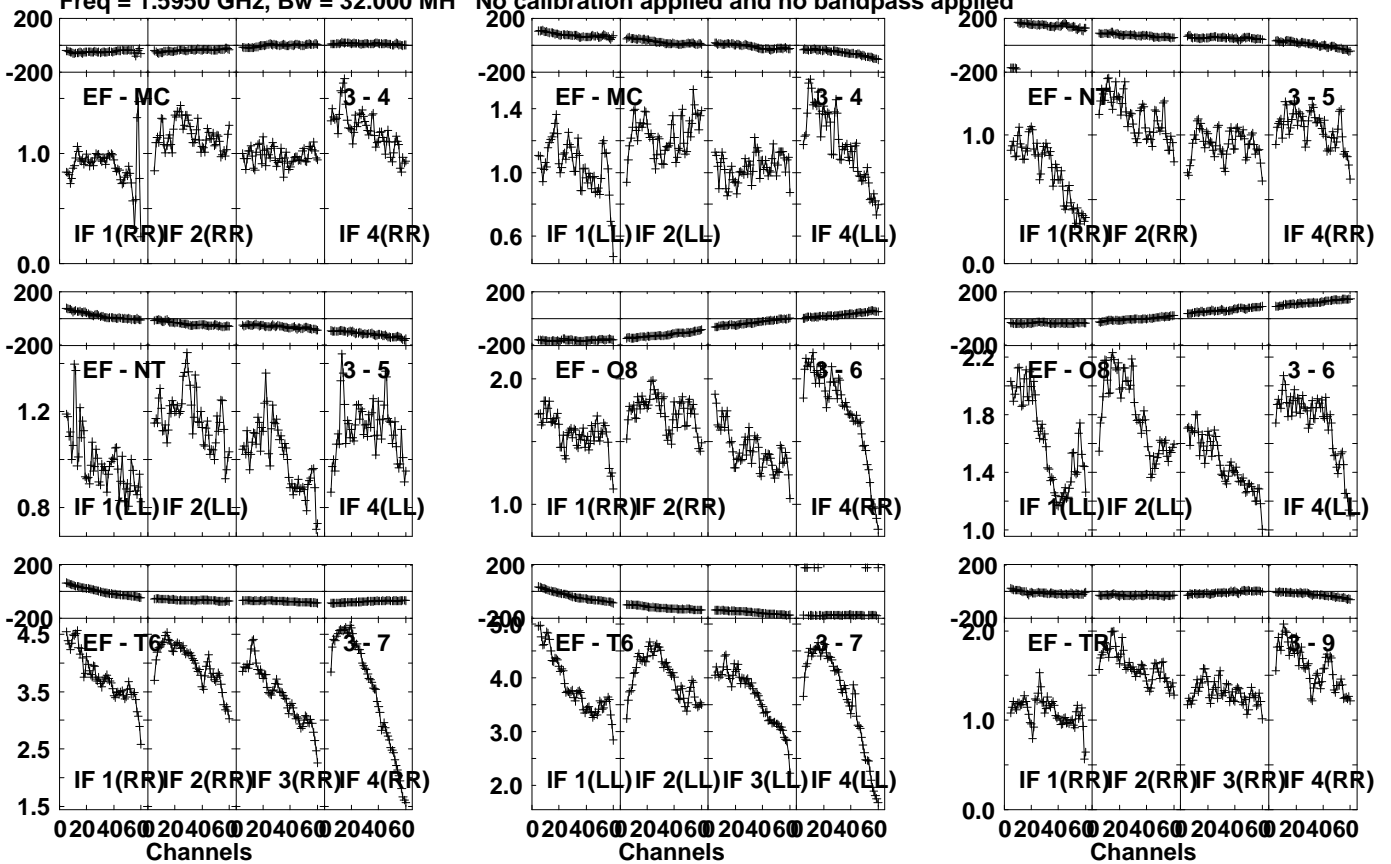
Timerange: 00/22:03:31 to 00/22:04:29

Plot file version 21 created 02-MAY-2024 15:35:44

J1037+5711 EM164D.UVDATA.1

Freq = 1.5950 GHz, Bw = 32.000 MH

No calibration applied and no bandpass applied

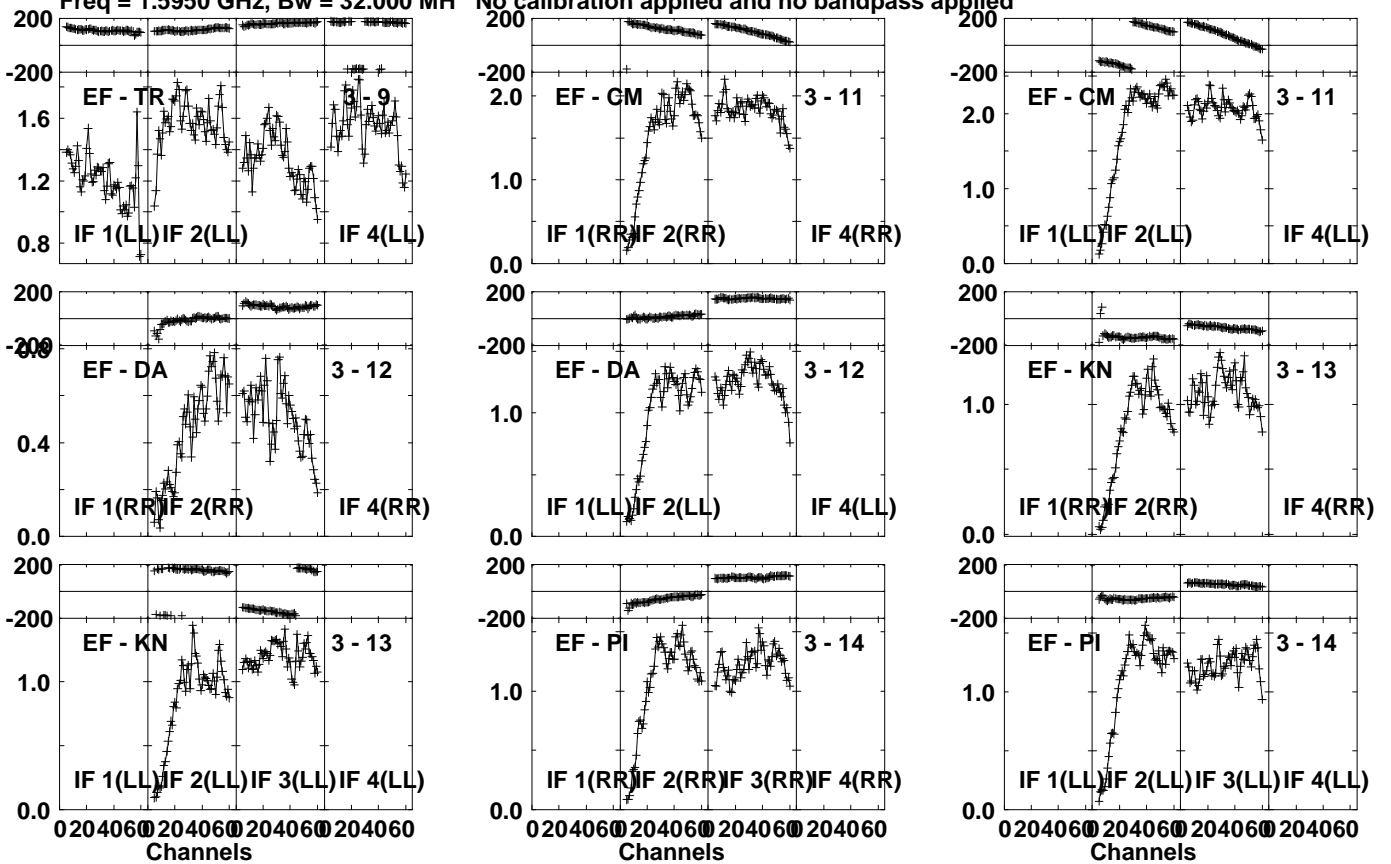


Lower frame: Milli Ampl Jy Top frame: Phas deg
Vector averaged cross-power spectrum Several baselines displayed
Timerange: 00/22:09:01 to 00/22:09:59

Plot file version 22 created 02-MAY-2024 15:35:44

J1037+5711 EM164D.UVDATA.1

Freq = 1.5950 GHz, Bw = 32.000 MH No calibration applied and no bandpass applied



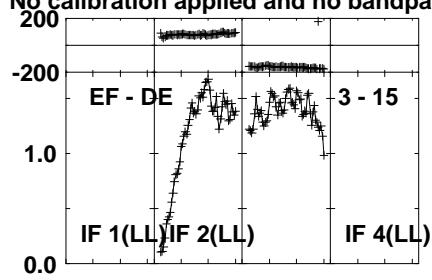
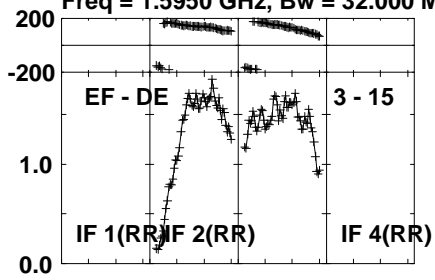
Lower frame: Milli Ampl Jy Top frame: Phas deg
Vector averaged cross-power spectrum Several baselines displayed
Timerange: 00/22:09:01 to 00/22:09:59

Plot file version 23 created 02-MAY-2024 15:35:44

J1037+5711 EM164D.UVDATA.1

Freq = 1.5950 GHz, Bw = 32.000 MH

No calibration applied and no bandpass applied



Lower frame: Milli Ampl Jy Top frame: Phas deg

Vector averaged cross-power spectrum Several baselines displayed

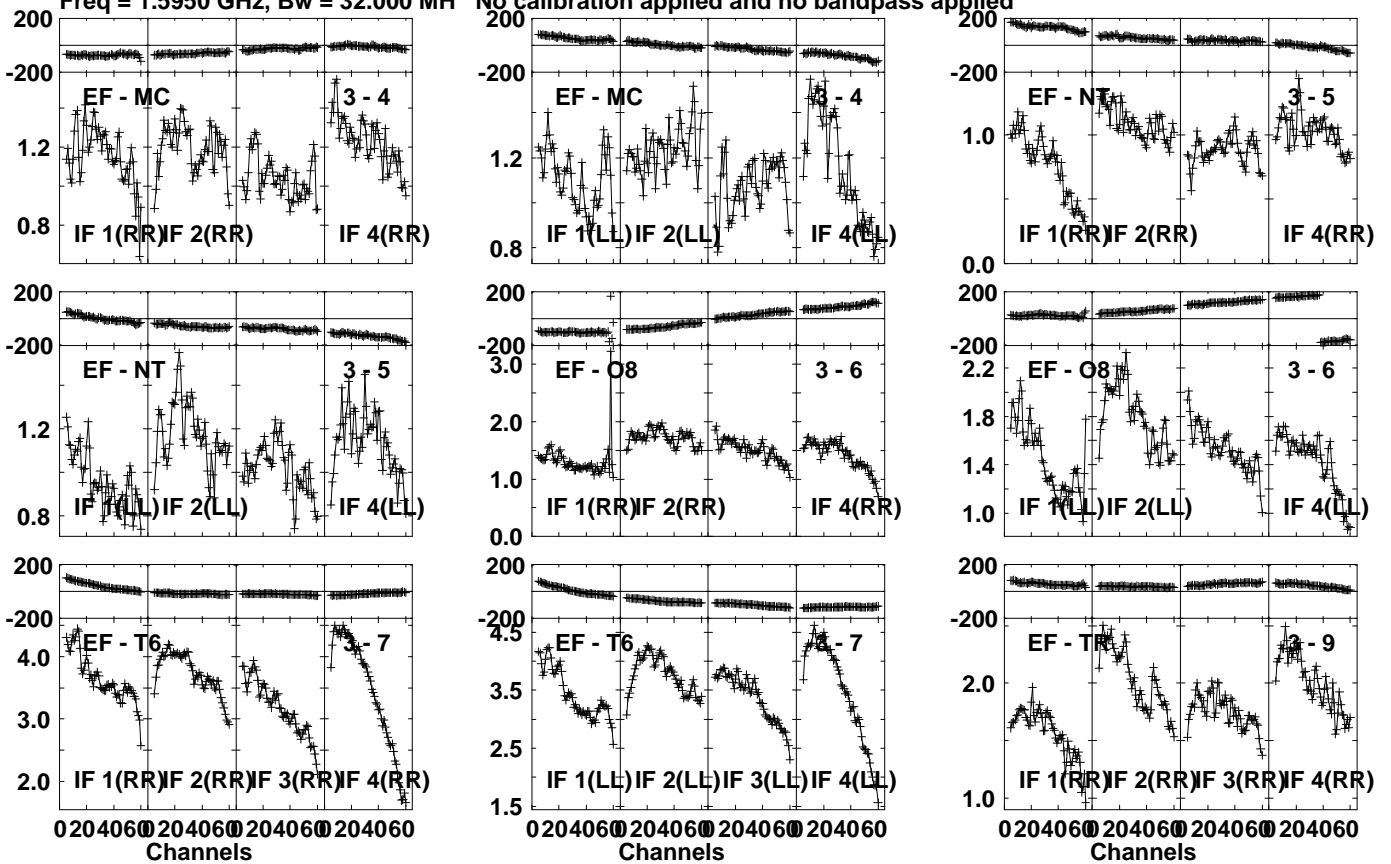
Timerange: 00/22:09:01 to 00/22:09:59

Plot file version 24 created 02-MAY-2024 15:35:44

J1037+5711 EM164D.UVDATA.1

Freq = 1.5950 GHz, Bw = 32.000 MH

No calibration applied and no bandpass applied

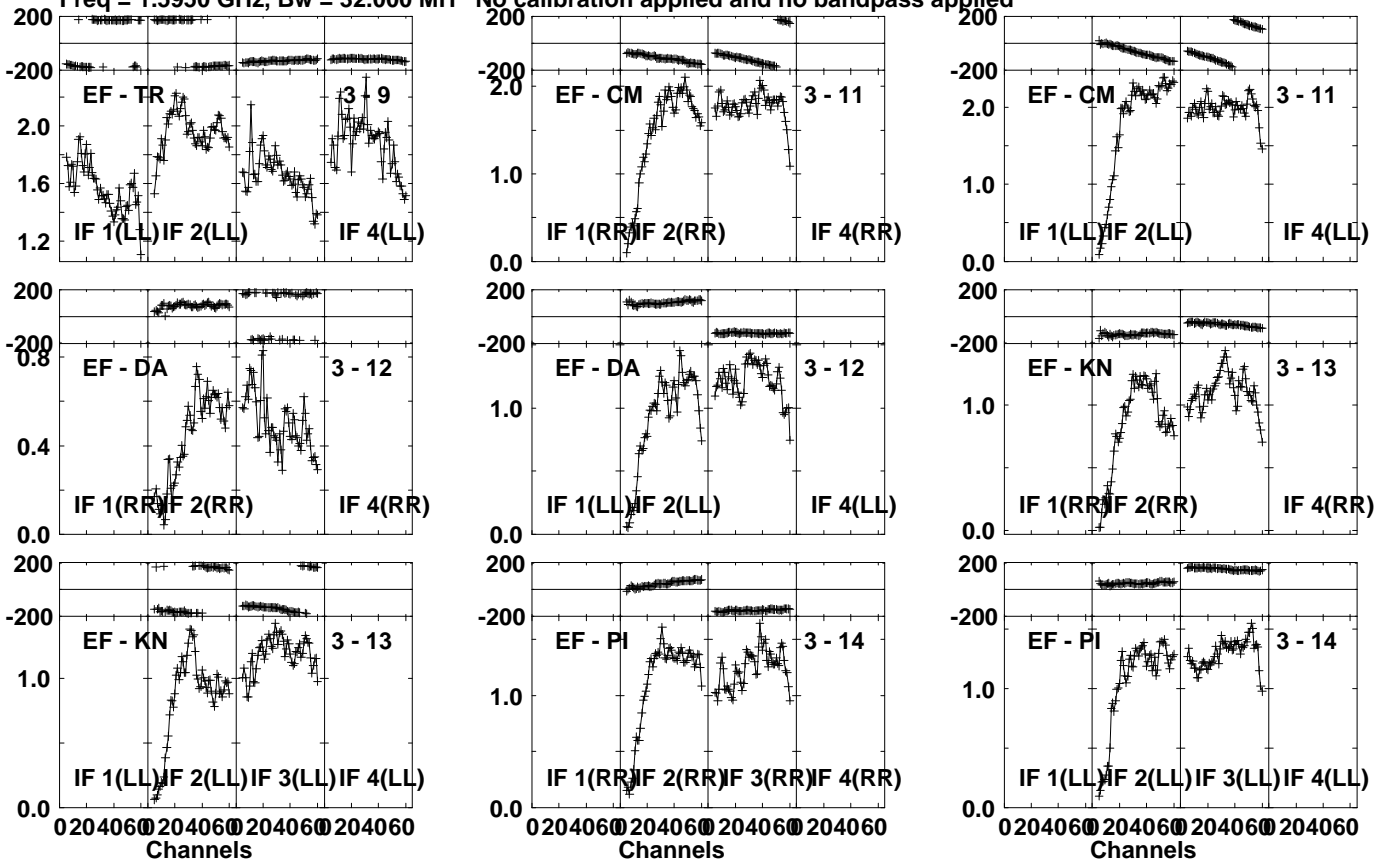


Lower frame: Milli Ampl Jy Top frame: Phas deg
Vector averaged cross-power spectrum Several baselines displayed
Timerange: 00/22:14:31 to 00/22:15:29

Plot file version 25 created 02-MAY-2024 15:35:44

J1037+5711 EM164D.UVDATA.1

Freq = 1.5950 GHz, Bw = 32.000 MH No calibration applied and no bandpass applied



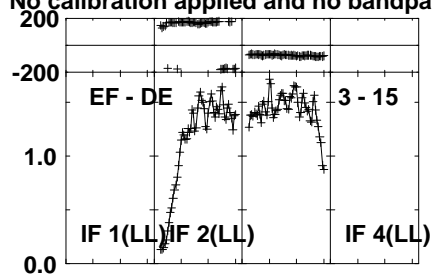
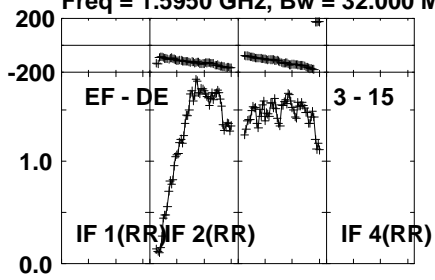
Lower frame: Milli Ampl Jy Top frame: Phas deg
Vector averaged cross-power spectrum Several baselines displayed
Timerange: 00/22:14:31 to 00/22:15:29

Plot file version 26 created 02-MAY-2024 15:35:44

J1037+5711 EM164D.UVDATA.1

Freq = 1.5950 GHz, Bw = 32.000 MH

No calibration applied and no bandpass applied



Lower frame: Milli Ampl Jy Top frame: Phas deg

Vector averaged cross-power spectrum Several baselines displayed

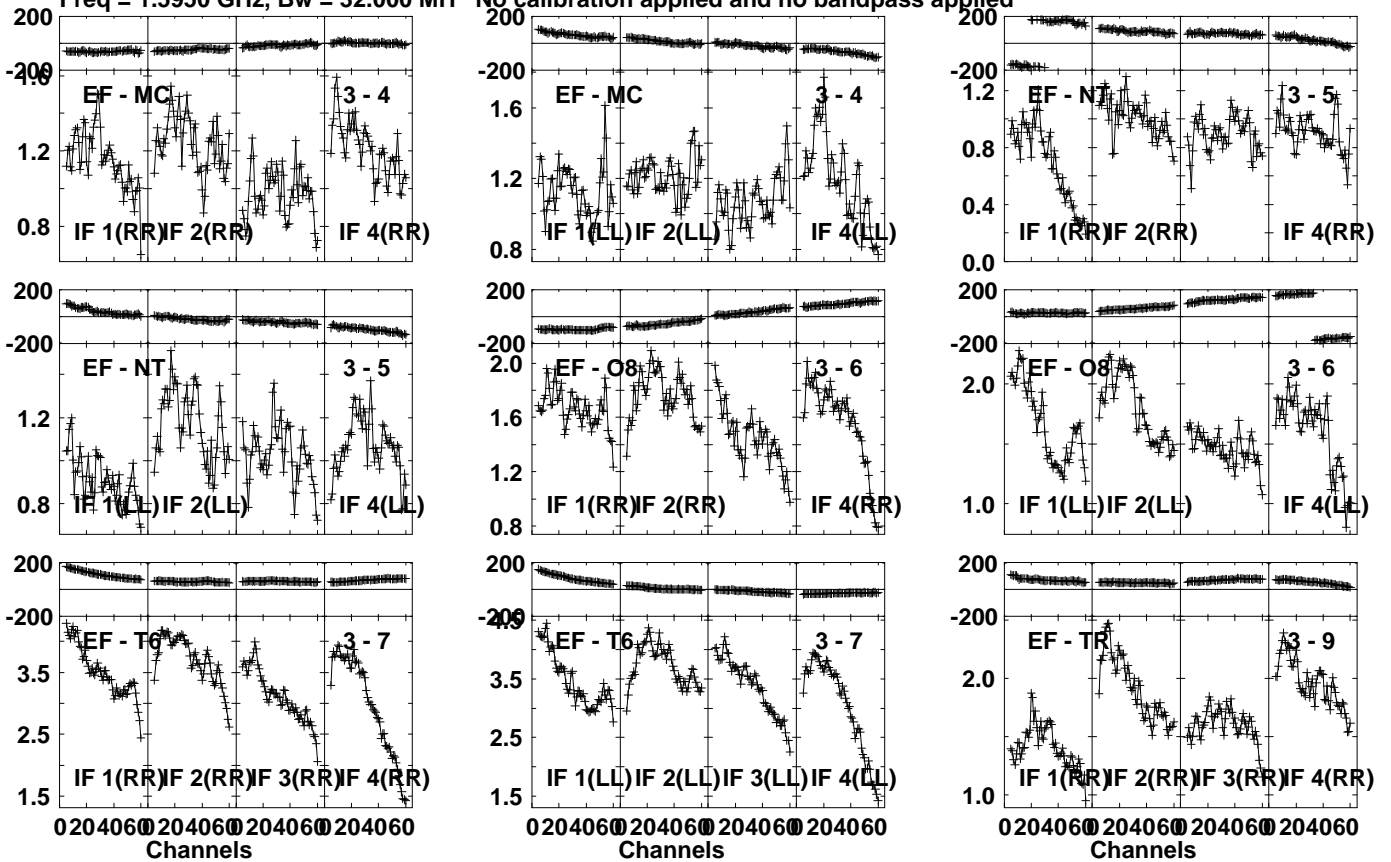
Timerange: 00/22:14:31 to 00/22:15:29

Plot file version 27 created 02-MAY-2024 15:35:44

J1037+5711 EM164D.UVDATA.1

Freq = 1.5950 GHz, Bw = 32.000 MH

No calibration applied and no bandpass applied

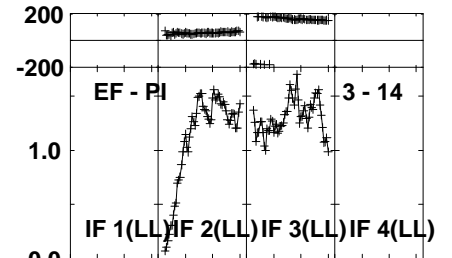
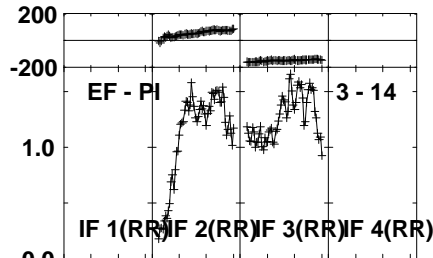
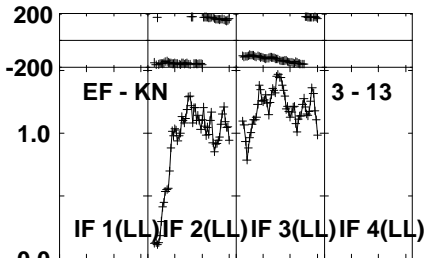
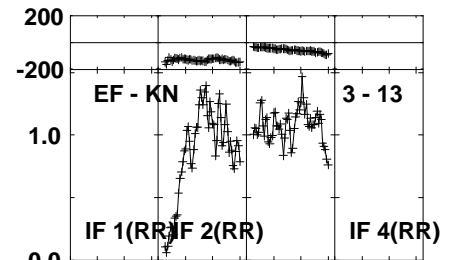
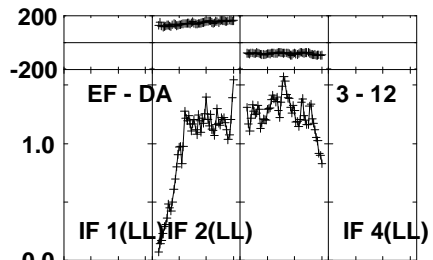
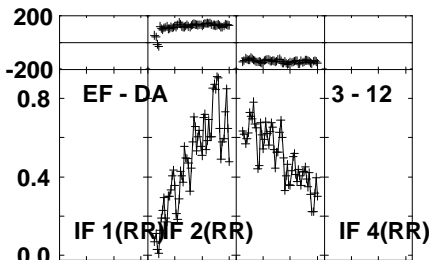
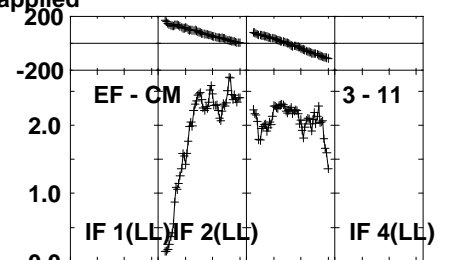
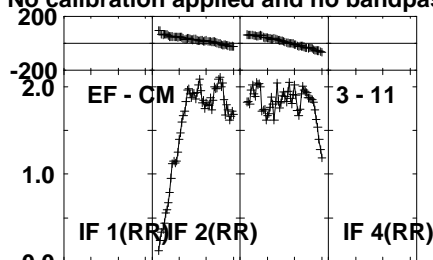
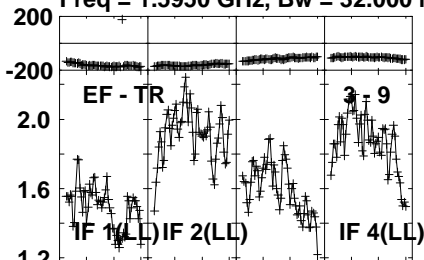


Lower frame: Milli Ampl Jy Top frame: Phas deg
Vector averaged cross-power spectrum Several baselines displayed
Timerange: 00/22:20:01 to 00/22:20:59

Plot file version 28 created 02-MAY-2024 15:35:44

J1037+5711 EM164D.UVDATA.1

Freq = 1.5950 GHz, Bw = 32.000 MH No calibration applied and no bandpass applied



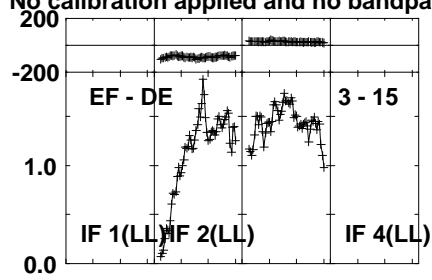
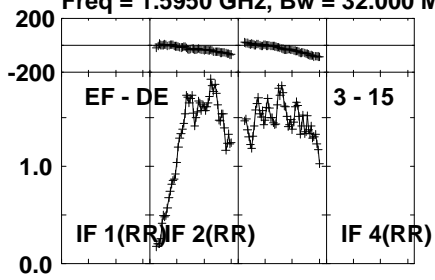
Lower frame: Milli Ampl Jy Top frame: Phas deg
Vector averaged cross-power spectrum Several baselines displayed
Timerange: 00/22:20:01 to 00/22:20:59

Plot file version 29 created 02-MAY-2024 15:35:44

J1037+5711 EM164D.UVDATA.1

Freq = 1.5950 GHz, Bw = 32.000 MH

No calibration applied and no bandpass applied



Lower frame: Milli Ampl Jy Top frame: Phas deg

Vector averaged cross-power spectrum Several baselines displayed

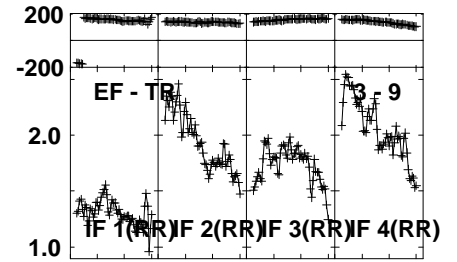
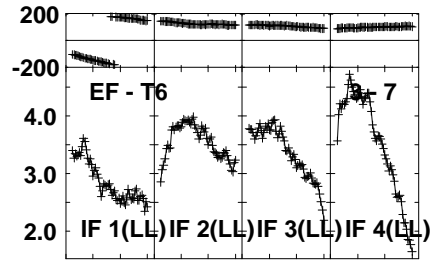
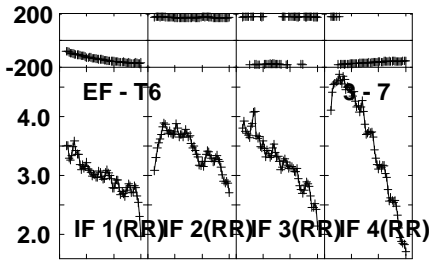
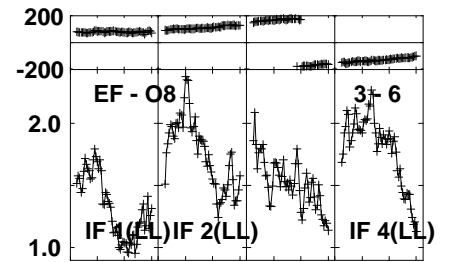
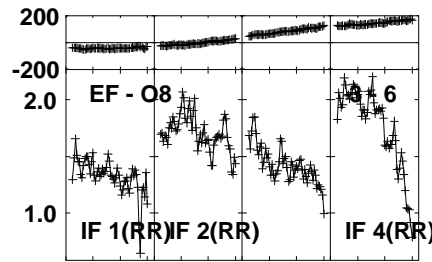
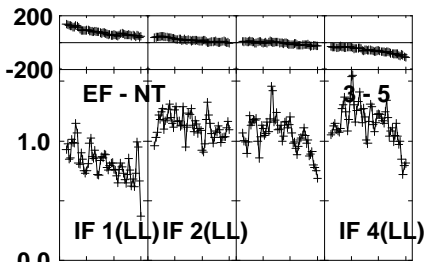
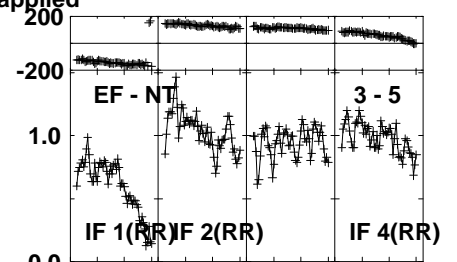
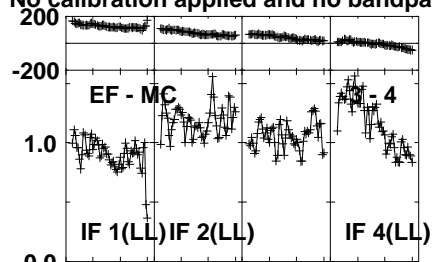
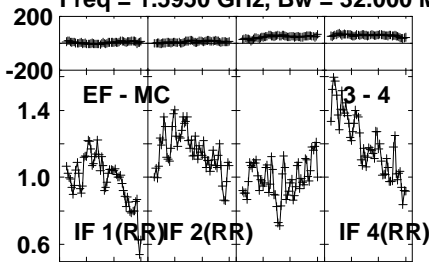
Timerange: 00/22:20:01 to 00/22:20:59

Plot file version 30 created 02-MAY-2024 15:35:44

J1037+5711 EM164D.UVDATA.1

Freq = 1.5950 GHz, Bw = 32.000 MH

No calibration applied and no bandpass applied



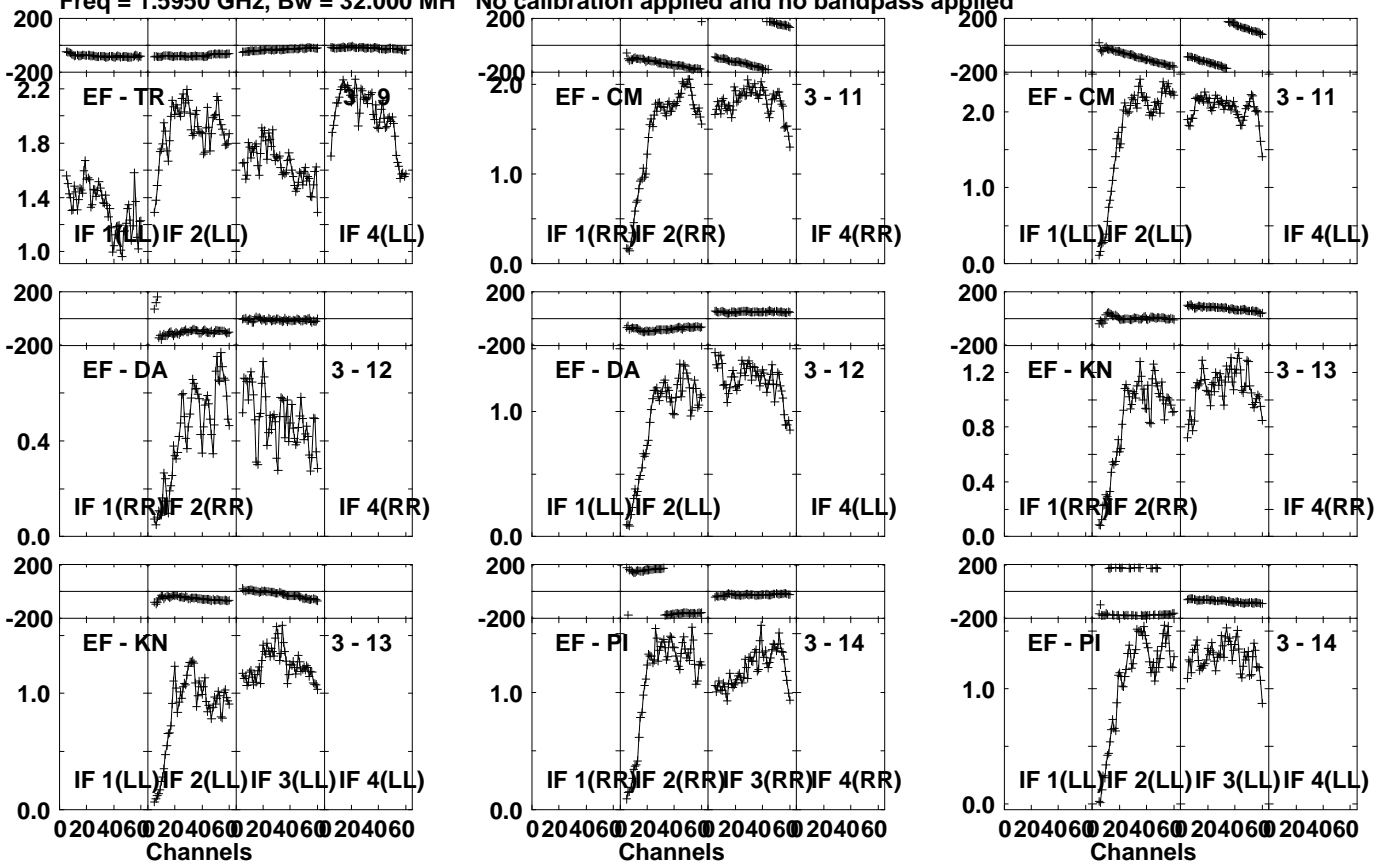
Lower frame: Milli Ampl Jy Top frame: Phas deg
Vector averaged cross-power spectrum Several baselines displayed
Timerange: 00/22:25:31 to 00/22:26:29

Plot file version 31 created 02-MAY-2024 15:35:44

J1037+5711 EM164D.UVDATA.1

Freq = 1.5950 GHz, Bw = 32.000 MH

No calibration applied and no bandpass applied

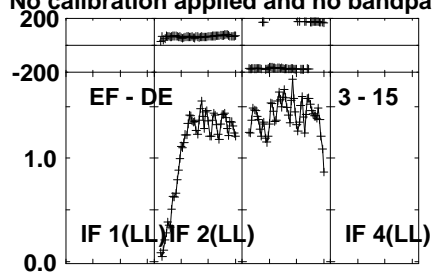
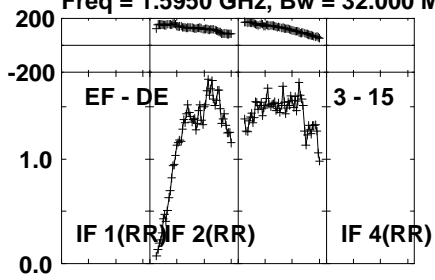


Lower frame: Milli Ampl Jy Top frame: Phas deg
Vector averaged cross-power spectrum Several baselines displayed
Timerange: 00/22:25:31 to 00/22:26:29

Plot file version 32 created 02-MAY-2024 15:35:44

J1037+5711 EM164D.UVDATA.1

Freq = 1.5950 GHz, Bw = 32.000 MH No calibration applied and no bandpass applied



Lower frame: Milli Ampl Jy Top frame: Phas deg

Vector averaged cross-power spectrum Several baselines displayed

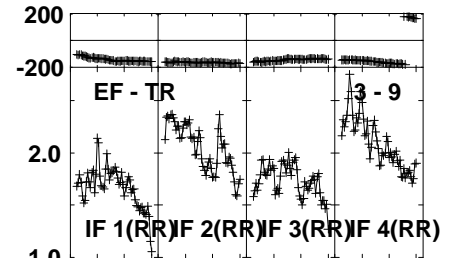
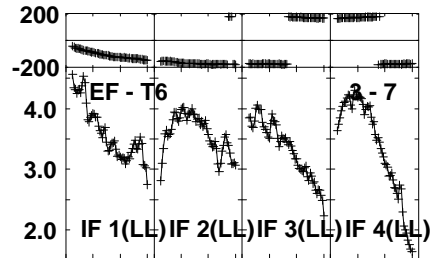
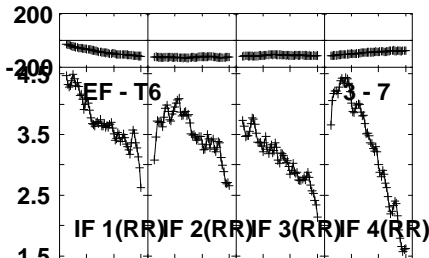
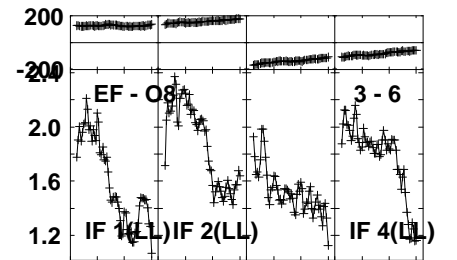
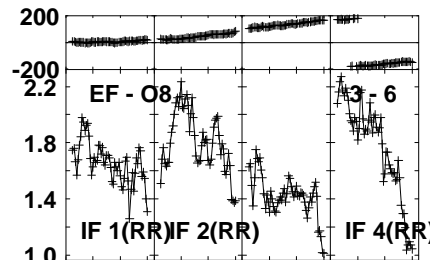
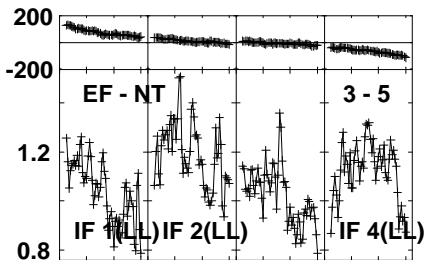
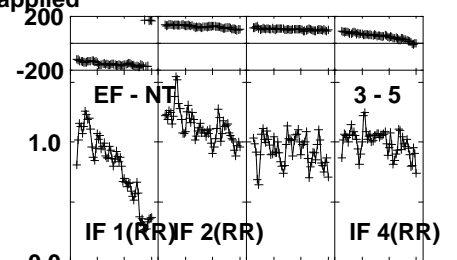
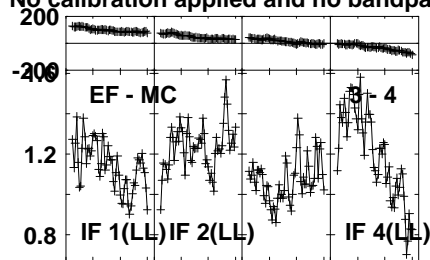
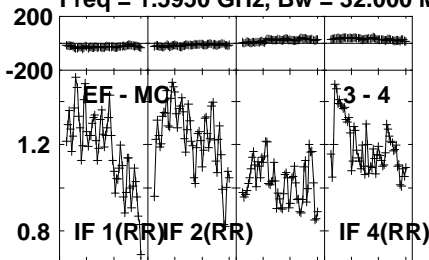
Timerange: 00/22:25:31 to 00/22:26:29

Plot file version 33 created 02-MAY-2024 15:35:44

J1037+5711 EM164D.UVDATA.1

Freq = 1.5950 GHz, Bw = 32.000 MH

No calibration applied and no bandpass applied



0204060 204060 204060 204060
Channels

0204060 204060 204060 204060
Channels

0204060 204060 204060 204060
Channels

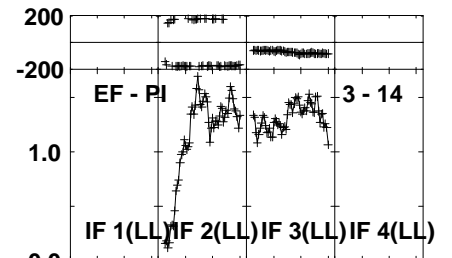
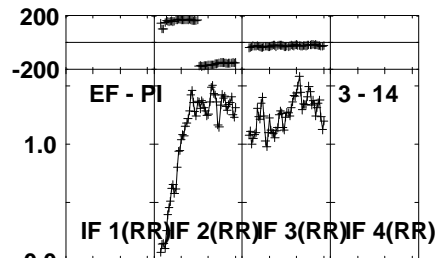
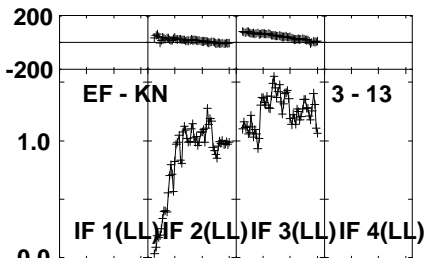
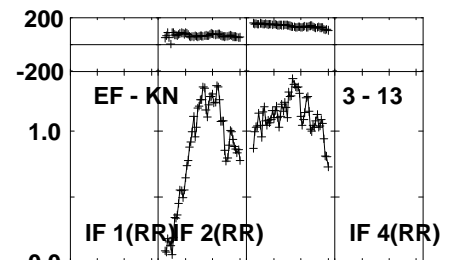
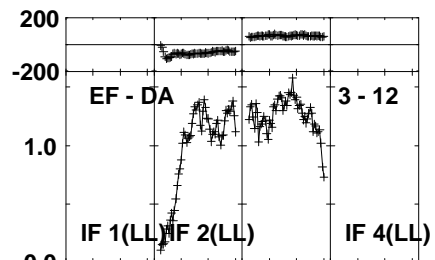
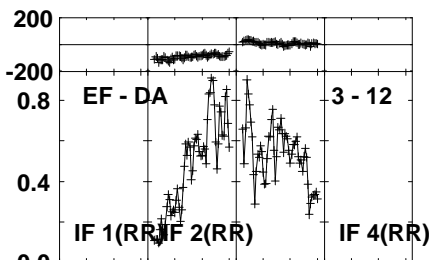
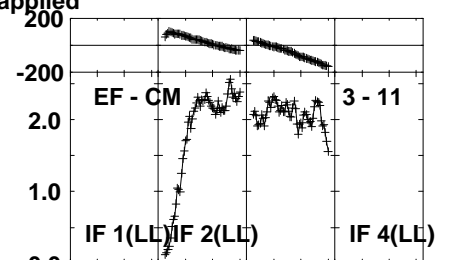
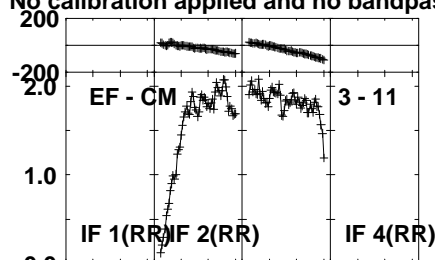
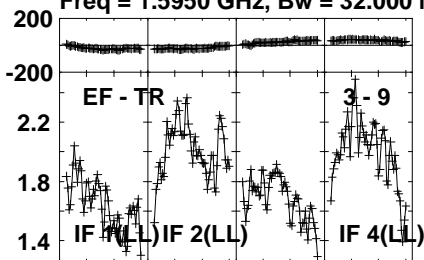
Lower frame: Milli Ampl Jy Top frame: Phas deg
Vector averaged cross-power spectrum Several baselines displayed
Timerange: 00/22:31:01 to 00/22:31:59

Plot file version 34 created 02-MAY-2024 15:35:44

J1037+5711 EM164D.UVDATA.1

Freq = 1.5950 GHz, Bw = 32.000 MH

No calibration applied and no bandpass applied



0204060 204060 204060 204060
Channels

0204060 204060 204060 204060
Channels

0204060 204060 204060 204060
Channels

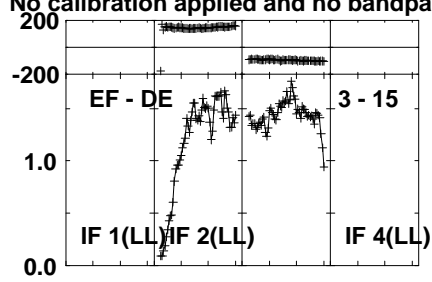
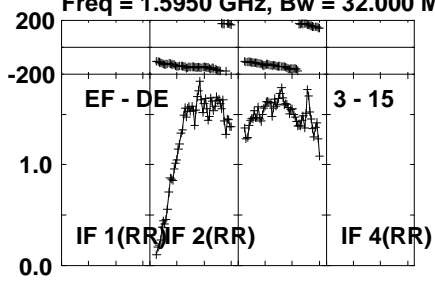
Lower frame: Milli Ampl Jy Top frame: Phas deg
Vector averaged cross-power spectrum Several baselines displayed
Timerange: 00/22:31:01 to 00/22:31:59

Plot file version 35 created 02-MAY-2024 15:35:44

J1037+5711 EM164D.UVDATA.1

Freq = 1.5950 GHz, Bw = 32.000 MH

No calibration applied and no bandpass applied



Lower frame: Milli Ampl Jy Top frame: Phas deg

Vector averaged cross-power spectrum Several baselines displayed

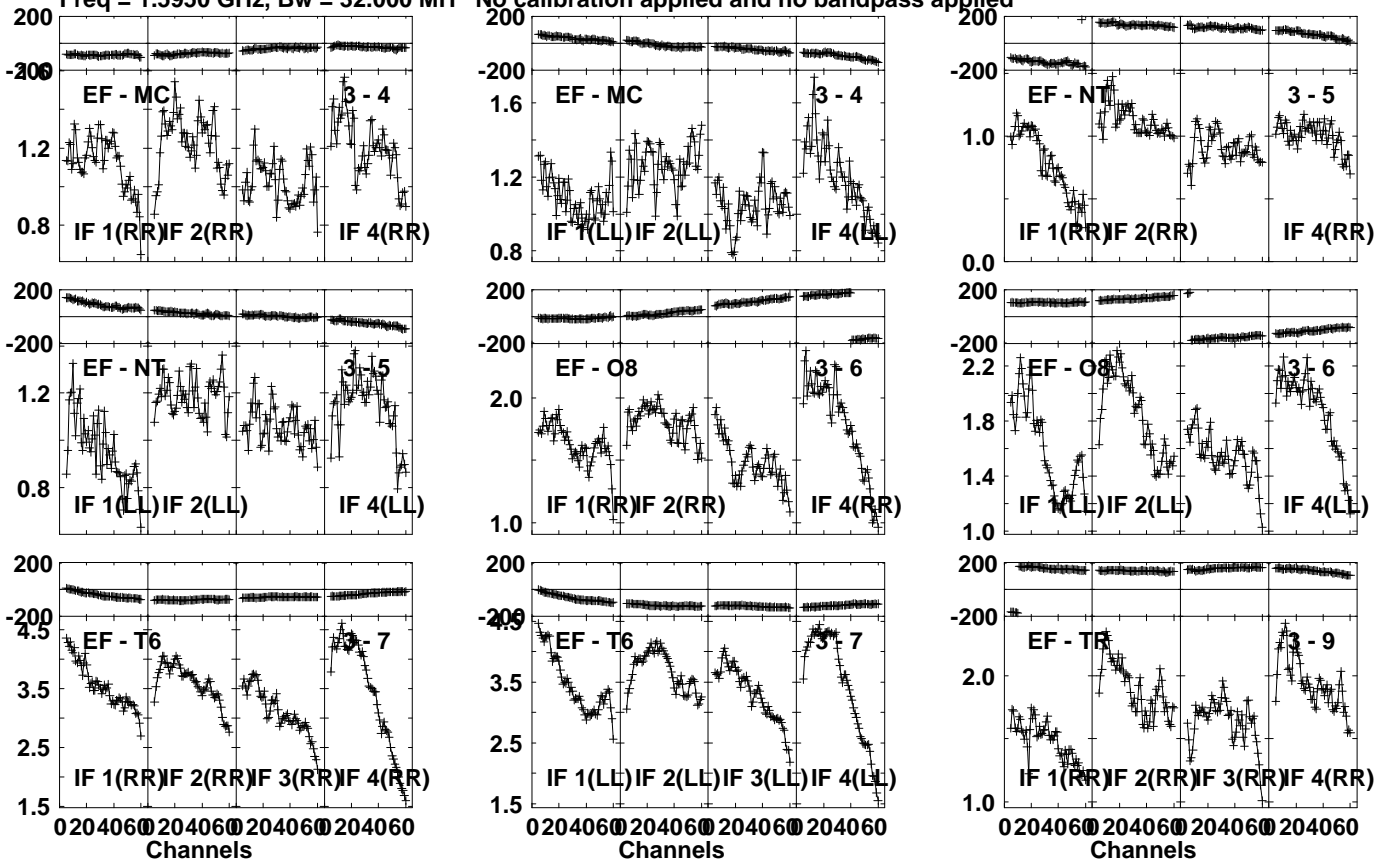
Timerange: 00/22:31:01 to 00/22:31:59

Plot file version 36 created 02-MAY-2024 15:35:44

J1037+5711 EM164D.UVDATA.1

Freq = 1.5950 GHz, Bw = 32.000 MH

No calibration applied and no bandpass applied



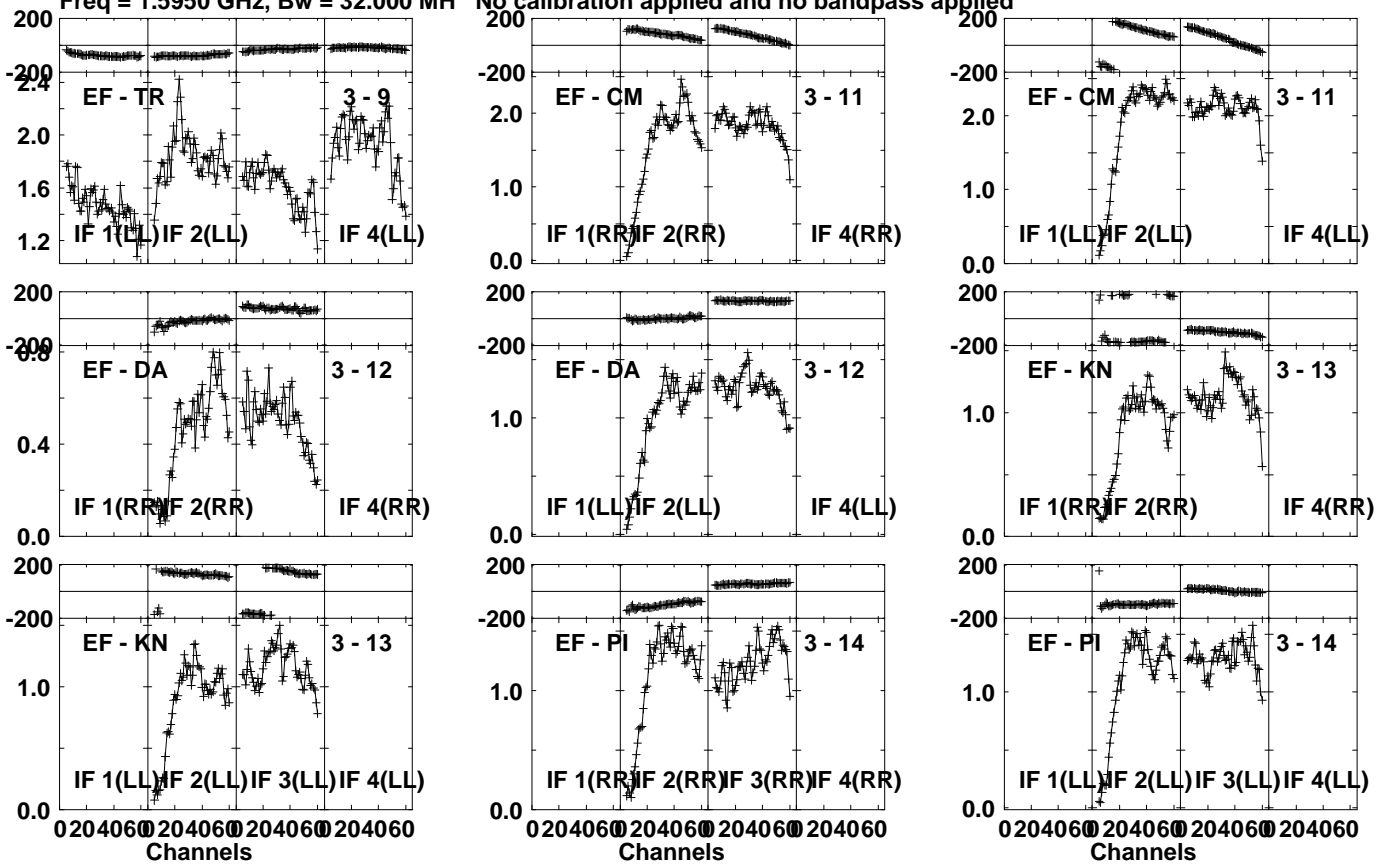
Lower frame: Milli Ampl Jy Top frame: Phas deg
Vector averaged cross-power spectrum Several baselines displayed
Timerange: 00/22:36:31 to 00/22:37:29

Plot file version 37 created 02-MAY-2024 15:35:45

J1037+5711 EM164D.UVDATA.1

Freq = 1.5950 GHz, Bw = 32.000 MH

No calibration applied and no bandpass applied



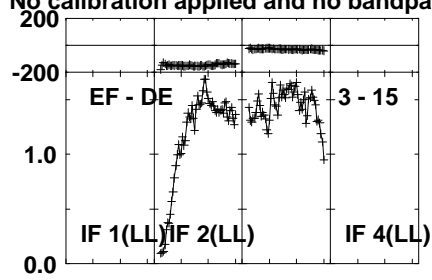
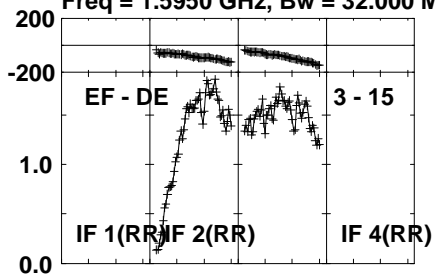
Lower frame: Milli Ampl Jy Top frame: Phas deg
Vector averaged cross-power spectrum Several baselines displayed
Timerange: 00/22:36:31 to 00/22:37:29

Plot file version 38 created 02-MAY-2024 15:35:45

J1037+5711 EM164D.UVDATA.1

Freq = 1.5950 GHz, Bw = 32.000 MH

No calibration applied and no bandpass applied



Lower frame: Milli Ampl Jy Top frame: Phas deg

Vector averaged cross-power spectrum Several baselines displayed

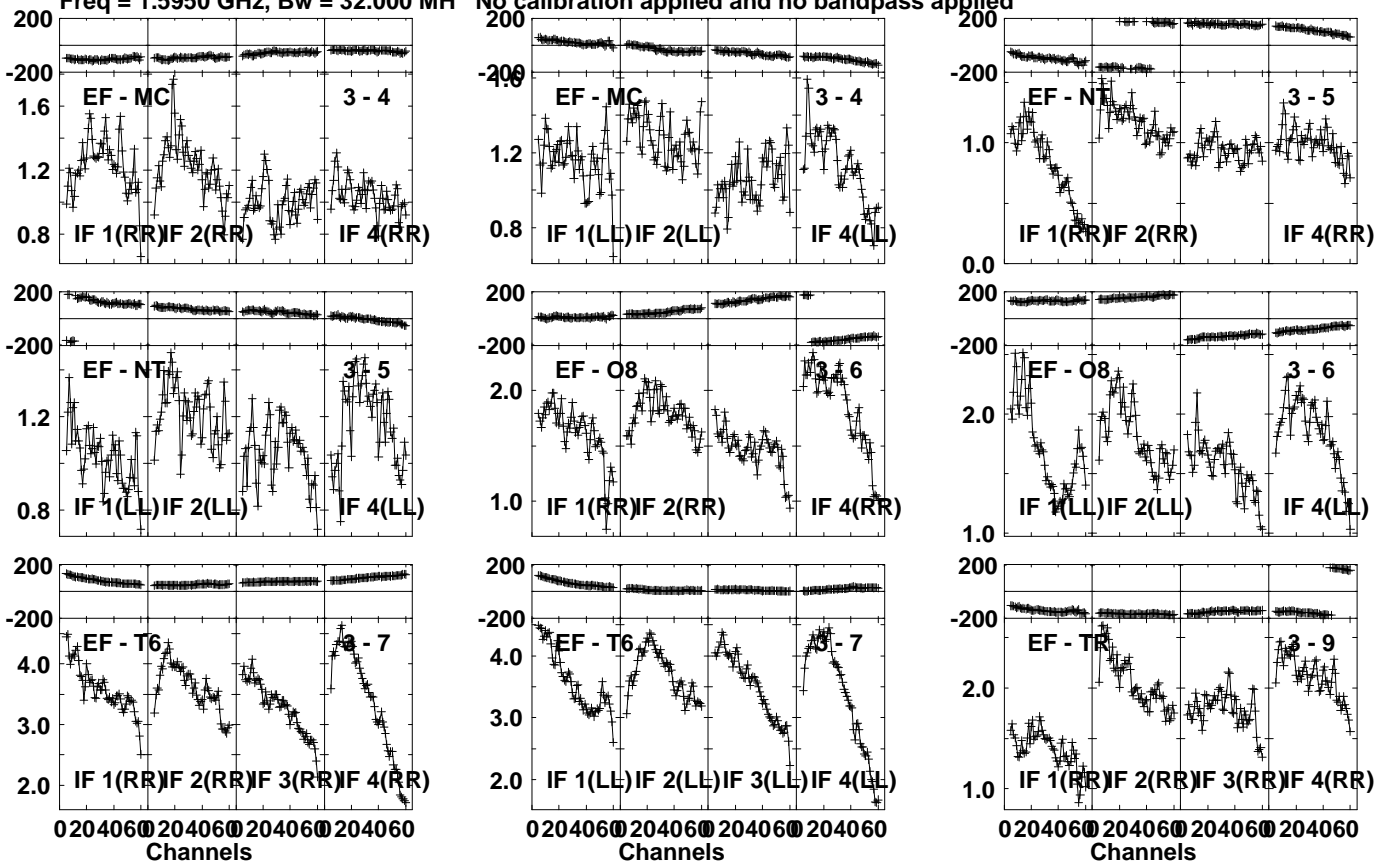
Timerange: 00/22:36:31 to 00/22:37:29

Plot file version 39 created 02-MAY-2024 15:35:45

J1037+5711 EM164D.UVDATA.1

Freq = 1.5950 GHz, Bw = 32.000 MH

No calibration applied and no bandpass applied



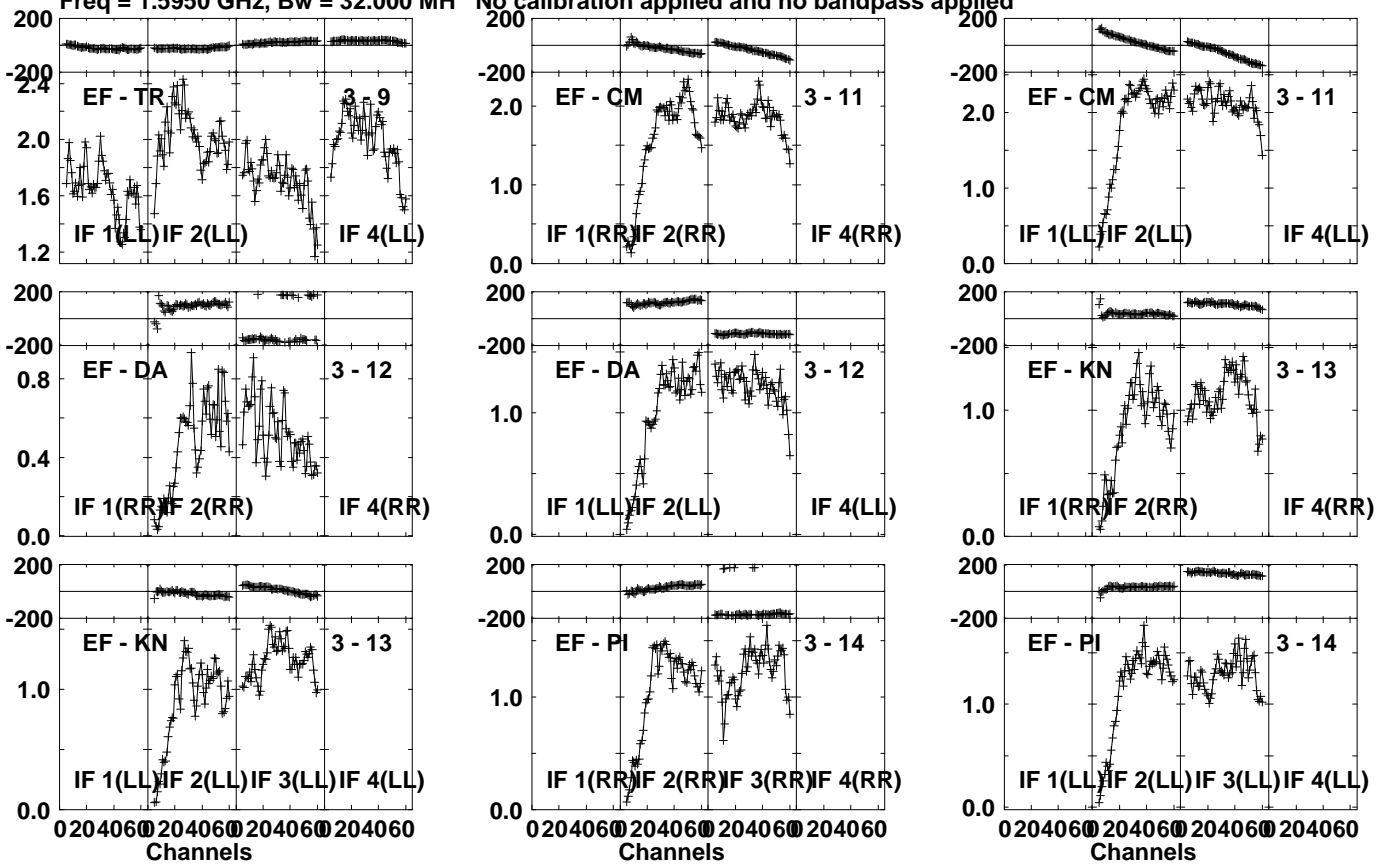
Lower frame: Milli Ampl Jy Top frame: Phas deg
Vector averaged cross-power spectrum Several baselines displayed
Timerange: 00/22:42:01 to 00/22:42:59

Plot file version 40 created 02-MAY-2024 15:35:45

J1037+5711 EM164D.UVDATA.1

Freq = 1.5950 GHz, Bw = 32.000 MH

No calibration applied and no bandpass applied



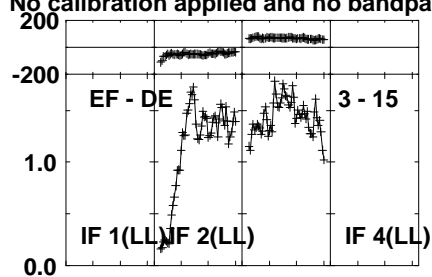
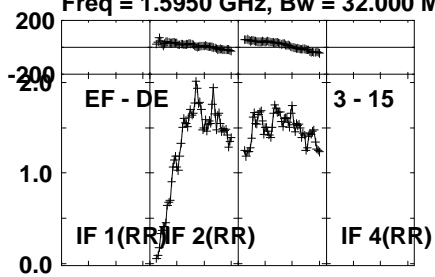
Lower frame: Milli Ampl Jy Top frame: Phas deg
Vector averaged cross-power spectrum Several baselines displayed
Timerange: 00/22:42:01 to 00/22:42:59

Plot file version 41 created 02-MAY-2024 15:35:45

J1037+5711 EM164D.UVDATA.1

Freq = 1.5950 GHz, Bw = 32.000 MH

No calibration applied and no bandpass applied



Lower frame: Milli Ampl Jy Top frame: Phas deg

Vector averaged cross-power spectrum Several baselines displayed

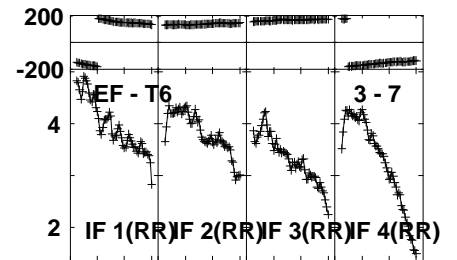
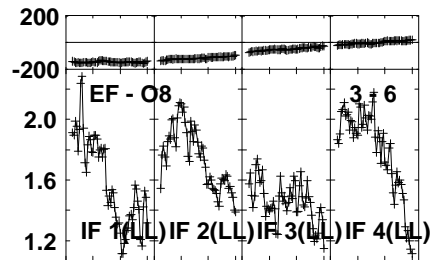
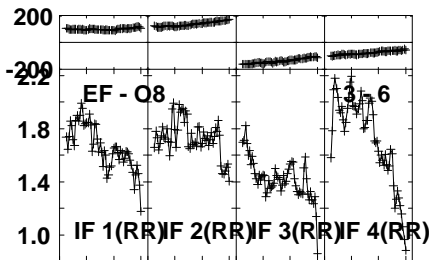
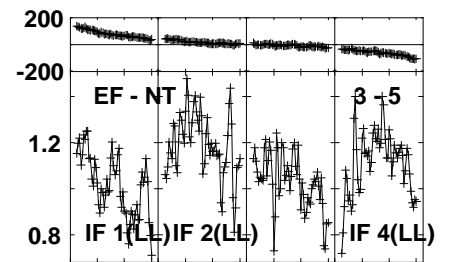
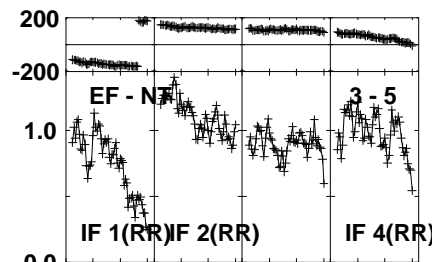
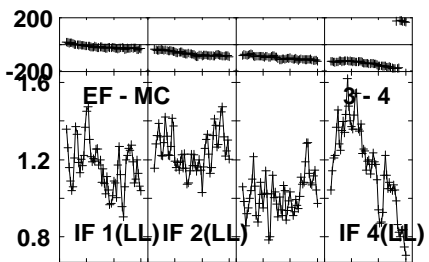
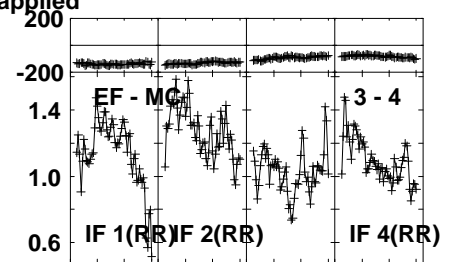
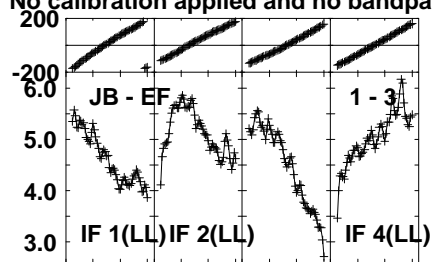
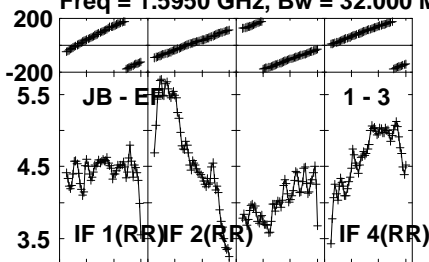
Timerange: 00/22:42:01 to 00/22:42:59

Plot file version 42 created 02-MAY-2024 15:35:45

J1037+5711 EM164D.UVDATA.1

Freq = 1.5950 GHz, Bw = 32.000 MH

No calibration applied and no bandpass applied



0204060 204060 204060 204060
Channels

0204060 204060 204060 204060
Channels

0204060 204060 204060 204060
Channels

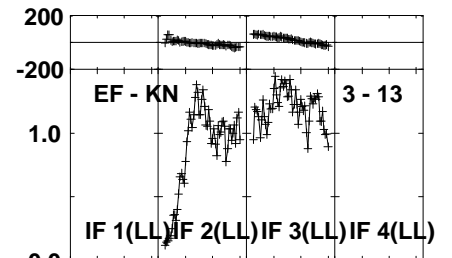
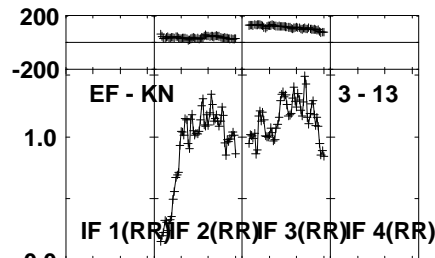
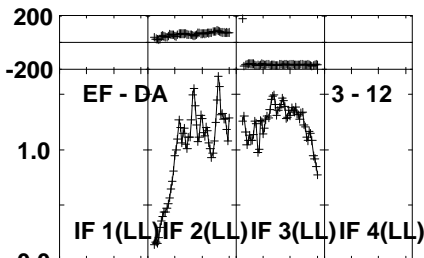
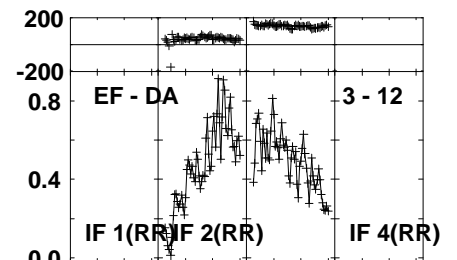
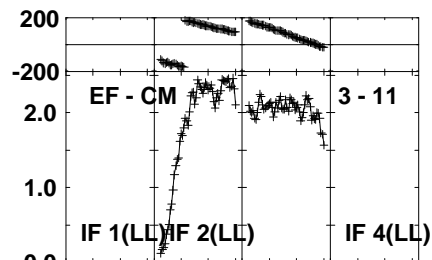
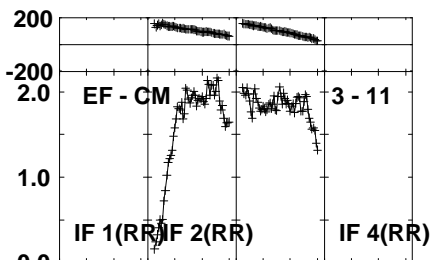
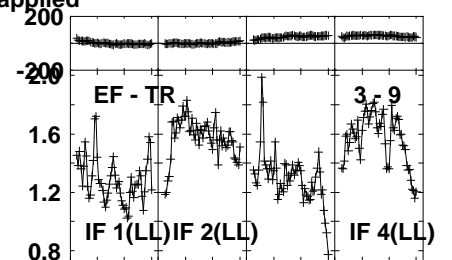
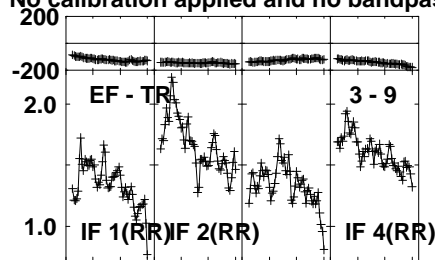
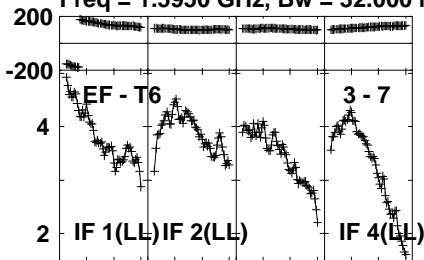
Lower frame: Milli Ampl Jy Top frame: Phas deg
Vector averaged cross-power spectrum Several baselines displayed
Timerange: 00/22:47:31 to 00/22:48:29

Plot file version 43 created 02-MAY-2024 15:35:45

J1037+5711 EM164D.UVDATA.1

Freq = 1.5950 GHz, Bw = 32.000 MH

No calibration applied and no bandpass applied



0204060 204060 204060 204060
Channels

0204060 204060 204060 204060
Channels

0204060 204060 204060 204060
Channels

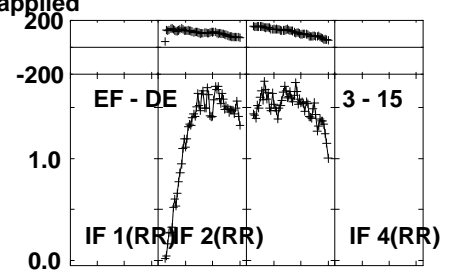
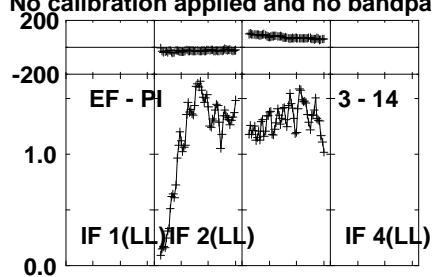
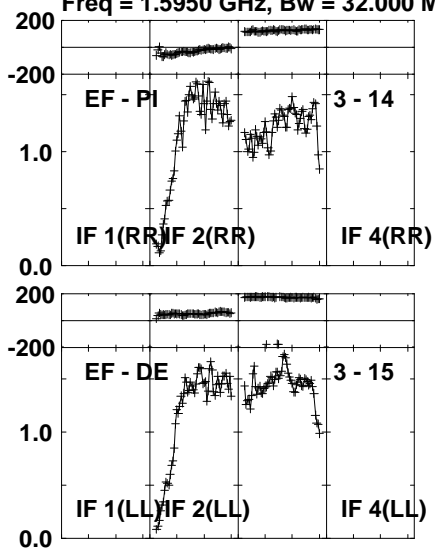
Lower frame: Milli Ampl Jy Top frame: Phas deg
Vector averaged cross-power spectrum Several baselines displayed
Timerange: 00/22:47:31 to 00/22:48:29

Plot file version 44 created 02-MAY-2024 15:35:45

J1037+5711 EM164D.UVDATA.1

Freq = 1.5950 GHz, Bw = 32.000 MH

No calibration applied and no bandpass applied



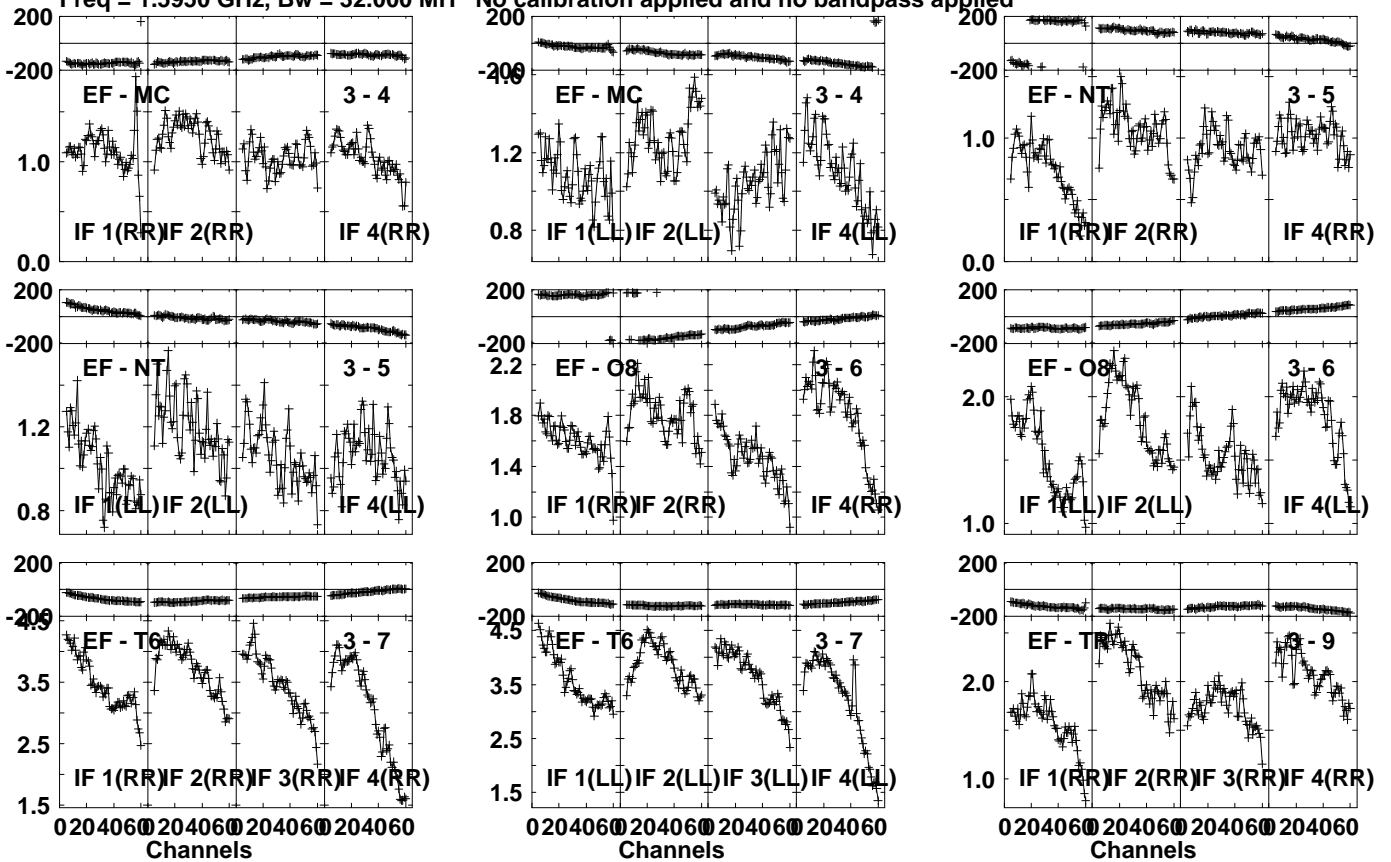
Lower frame: Milli Ampl Jy Top frame: Phas deg
Vector averaged cross-power spectrum Several baselines displayed
Timerange: 00/22:47:31 to 00/22:48:29

Plot file version 45 created 02-MAY-2024 15:35:45

J1037+5711 EM164D.UVDATA.1

Freq = 1.5950 GHz, Bw = 32.000 MH

No calibration applied and no bandpass applied



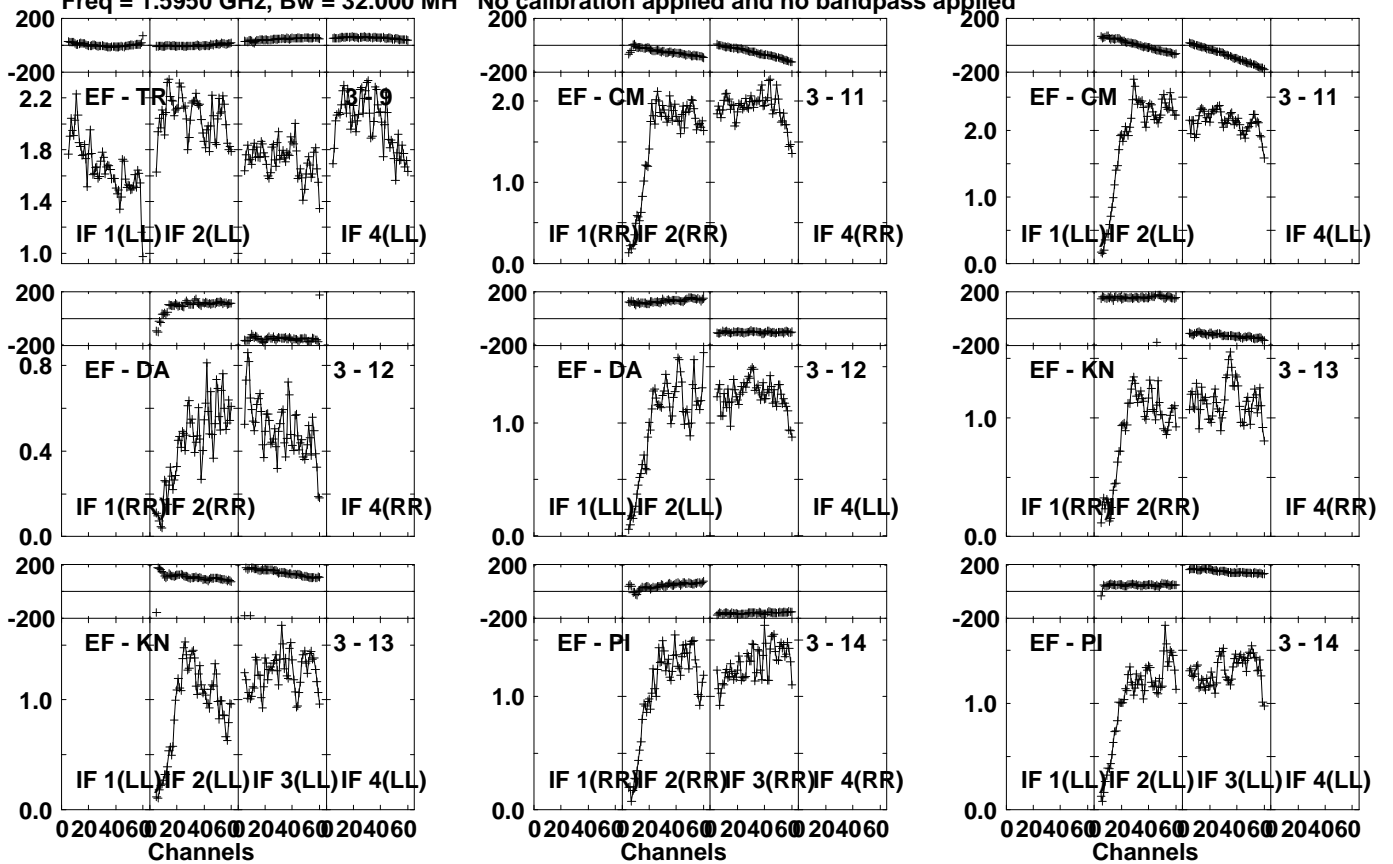
Lower frame: Milli Ampl Jy Top frame: Phas deg
Vector averaged cross-power spectrum Several baselines displayed
Timerange: 00/22:53:01 to 00/22:53:59

Plot file version 46 created 02-MAY-2024 15:35:45

J1037+5711 EM164D.UVDATA.1

Freq = 1.5950 GHz, Bw = 32.000 MH

No calibration applied and no bandpass applied



Lower frame: Milli Ampl Jy Top frame: Phas deg

Vector averaged cross-power spectrum Several baselines displayed

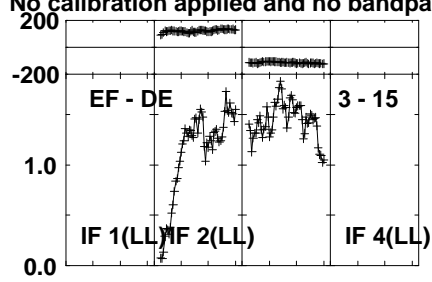
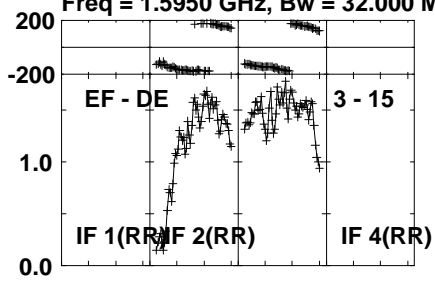
Timerange: 00/22:53:01 to 00/22:53:59

Plot file version 47 created 02-MAY-2024 15:35:45

J1037+5711 EM164D.UVDATA.1

Freq = 1.5950 GHz, Bw = 32.000 MH

No calibration applied and no bandpass applied



Lower frame: Milli Ampl Jy Top frame: Phas deg

Vector averaged cross-power spectrum Several baselines displayed

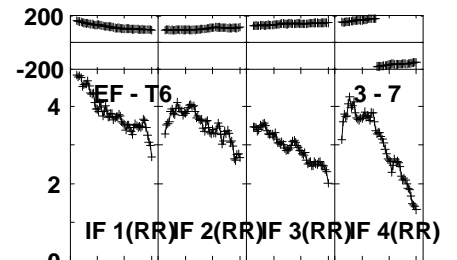
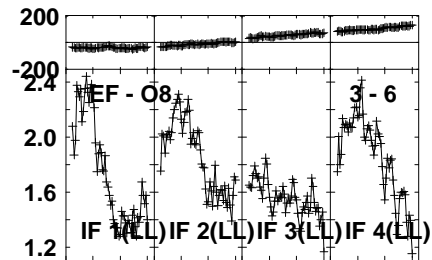
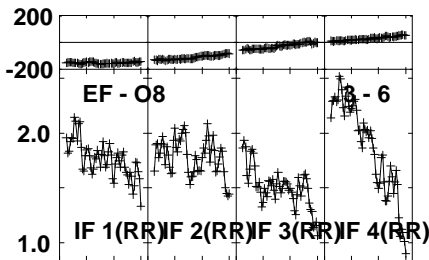
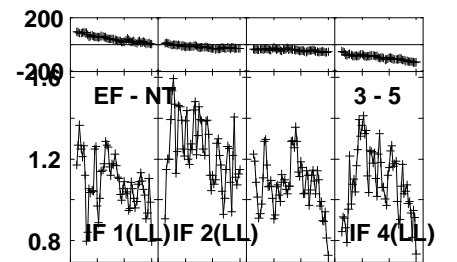
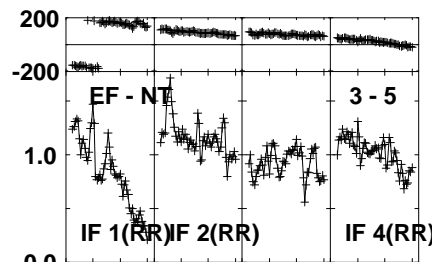
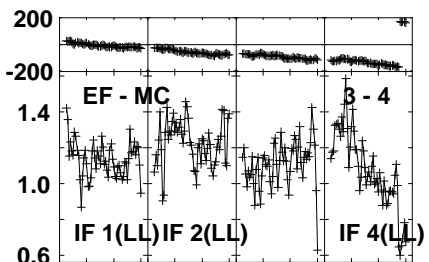
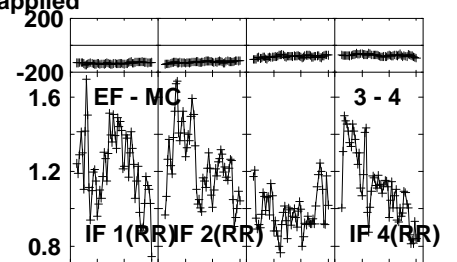
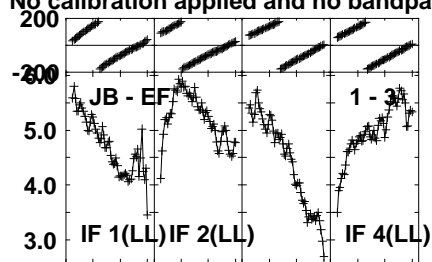
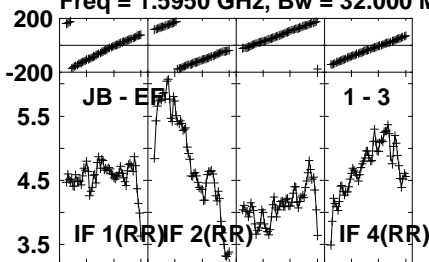
Timerange: 00/22:53:01 to 00/22:53:59

Plot file version 48 created 02-MAY-2024 15:35:45

J1037+5711 EM164D.UVDATA.1

Freq = 1.5950 GHz, Bw = 32.000 MH

No calibration applied and no bandpass applied



0204060 204060 204060 204060
Channels

0204060 204060 204060 204060
Channels

0204060 204060 204060 204060
Channels

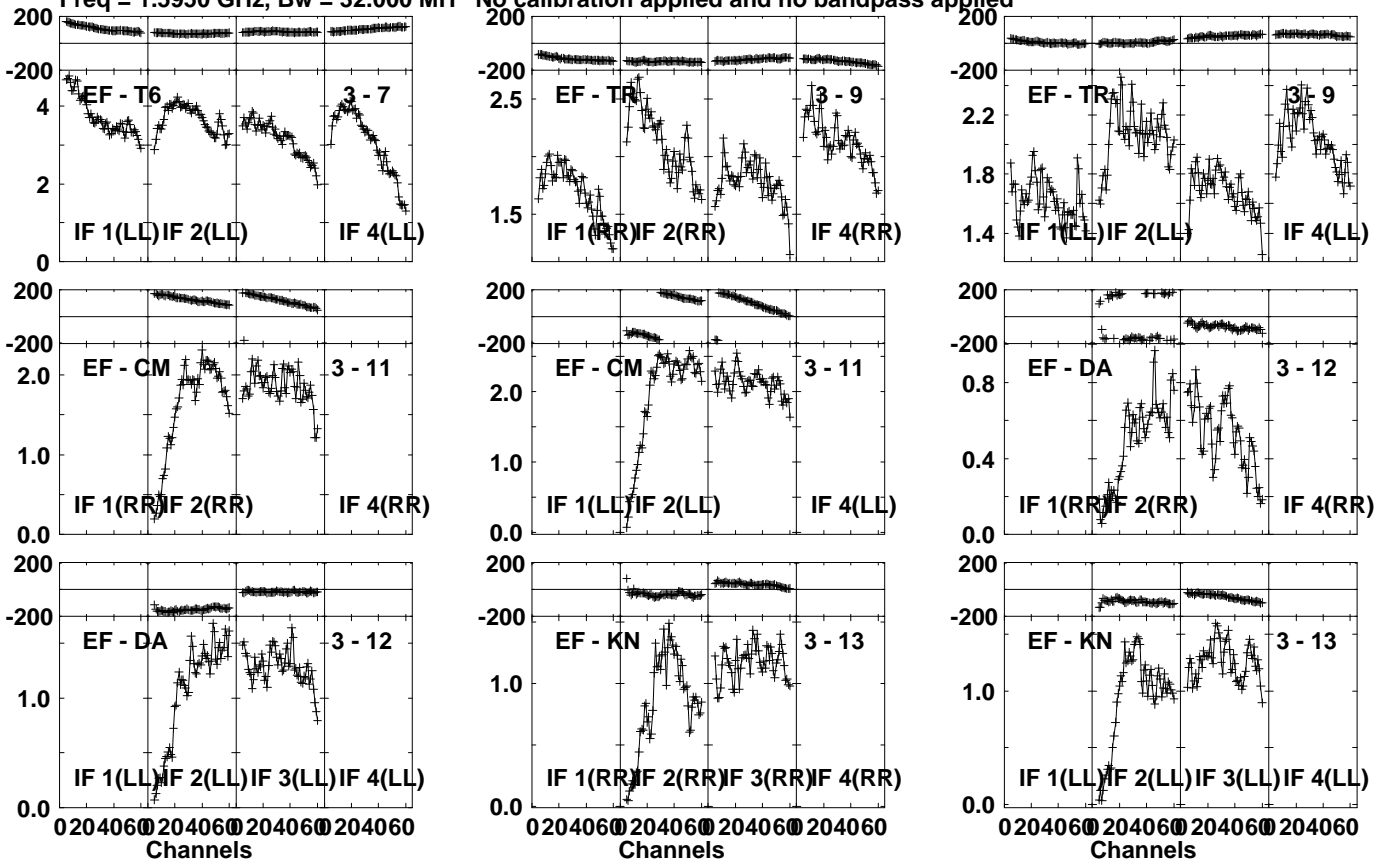
Lower frame: Milli Ampl Jy Top frame: Phas deg
Vector averaged cross-power spectrum Several baselines displayed
Timerange: 00/22:58:31 to 00/22:59:29

Plot file version 49 created 02-MAY-2024 15:35:45

J1037+5711 EM164D.UVDATA.1

Freq = 1.5950 GHz, Bw = 32.000 MH

No calibration applied and no bandpass applied



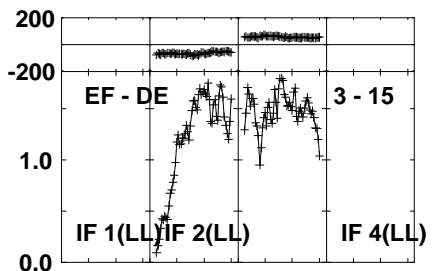
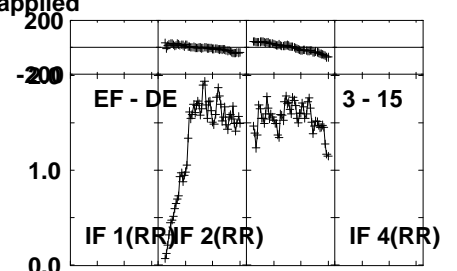
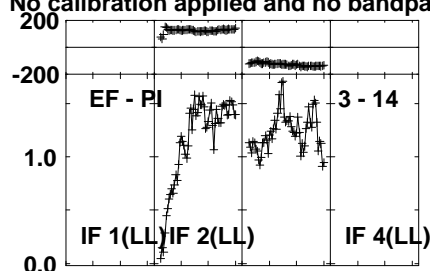
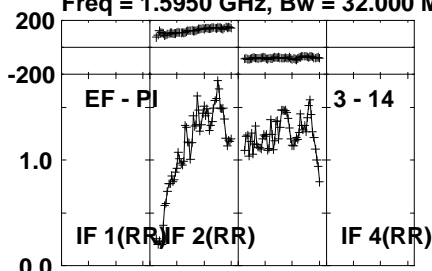
Lower frame: Milli Ampl Jy Top frame: Phas deg
Vector averaged cross-power spectrum Several baselines displayed
Timerange: 00/22:58:31 to 00/22:59:29

Plot file version 50 created 02-MAY-2024 15:35:45

J1037+5711 EM164D.UVDATA.1

Freq = 1.5950 GHz, Bw = 32.000 MH

No calibration applied and no bandpass applied

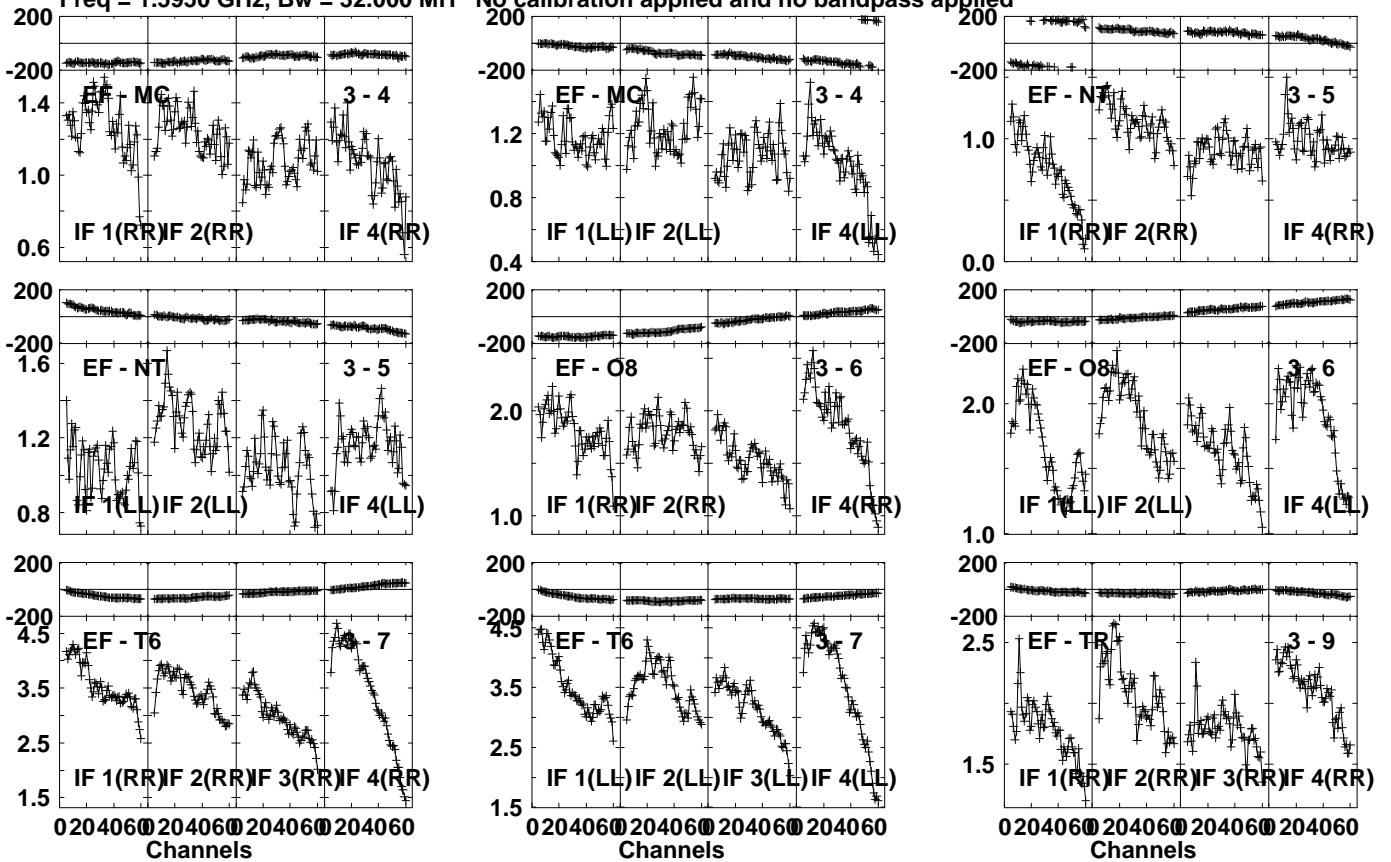


Lower frame: Milli Ampl Jy Top frame: Phas deg
Vector averaged cross-power spectrum Several baselines displayed
Timerange: 00/22:58:31 to 00/22:59:29

Plot file version 51 created 02-MAY-2024 15:35:45

J1037+5711 EM164D.UVDATA.1

Freq = 1.5950 GHz, Bw = 32.000 MH No calibration applied and no bandpass applied

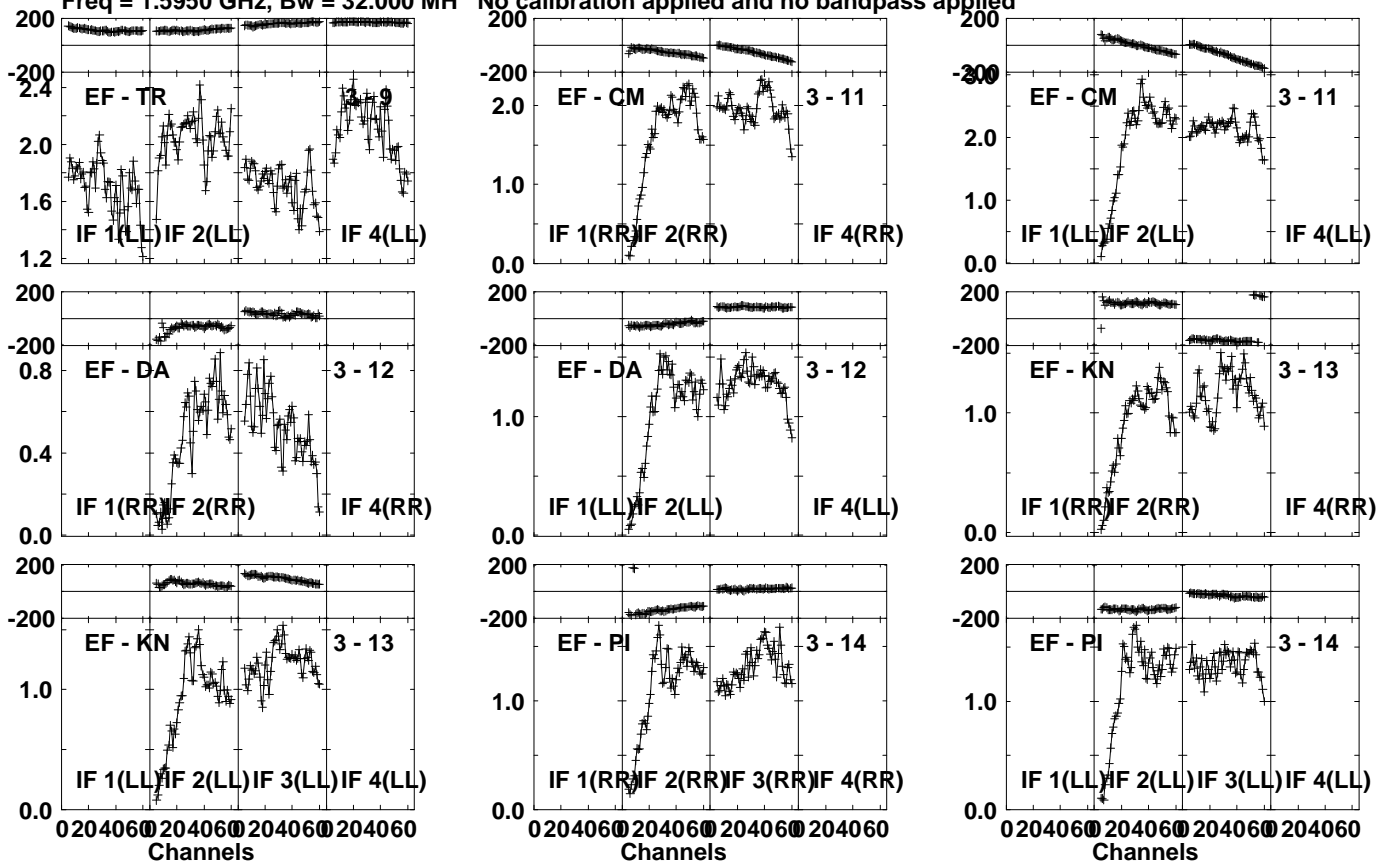


Lower frame: Milli Ampl Jy Top frame: Phas deg
Vector averaged cross-power spectrum Several baselines displayed
Timerange: 00/23:04:01 to 00/23:04:59

Plot file version 52 created 02-MAY-2024 15:35:45

J1037+5711 EM164D.UVDATA.1

Freq = 1.5950 GHz, Bw = 32.000 MH No calibration applied and no bandpass applied



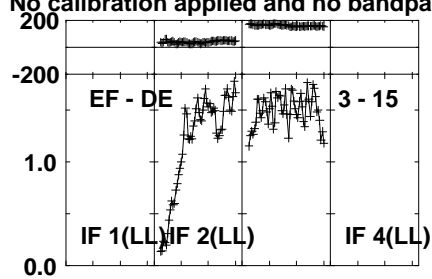
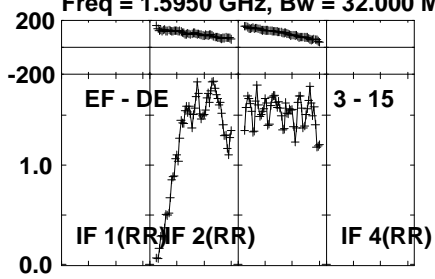
Lower frame: Milli Ampl Jy Top frame: Phas deg
Vector averaged cross-power spectrum Several baselines displayed
Timerange: 00/23:04:01 to 00/23:04:59

Plot file version 53 created 02-MAY-2024 15:35:45

J1037+5711 EM164D.UVDATA.1

Freq = 1.5950 GHz, Bw = 32.000 MH

No calibration applied and no bandpass applied



Lower frame: Milli Ampl Jy Top frame: Phas deg

Vector averaged cross-power spectrum Several baselines displayed

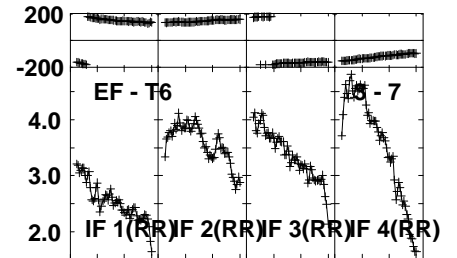
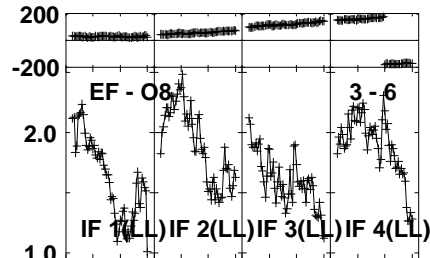
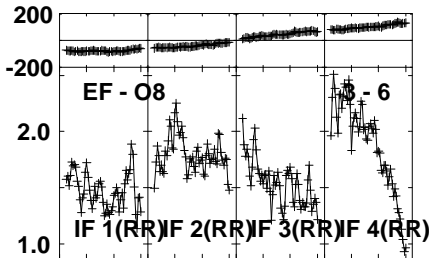
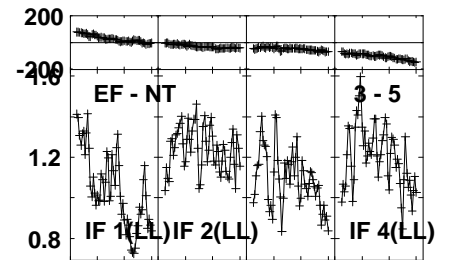
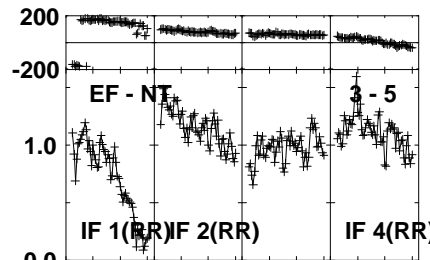
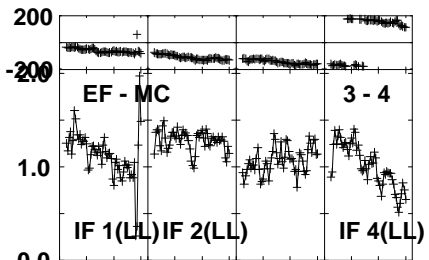
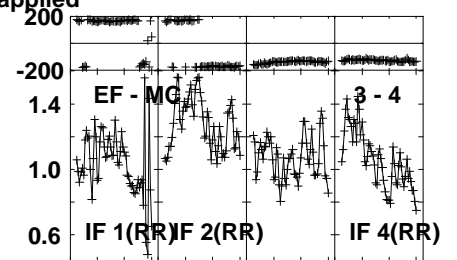
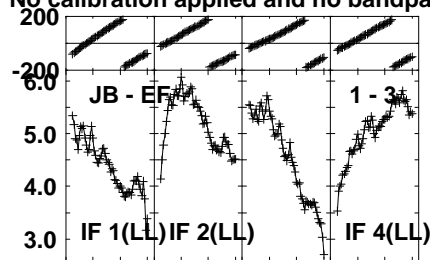
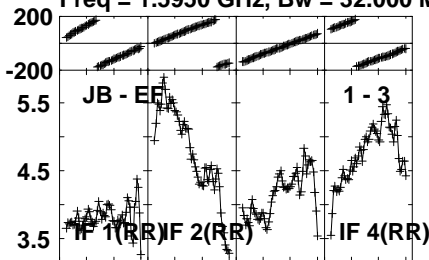
Timerange: 00/23:04:01 to 00/23:04:59

Plot file version 54 created 02-MAY-2024 15:35:45

J1037+5711 EM164D.UVDATA.1

Freq = 1.5950 GHz, Bw = 32.000 MH

No calibration applied and no bandpass applied



0204060 204060 204060 204060
Channels

0204060 204060 204060 204060
Channels

0204060 204060 204060 204060
Channels

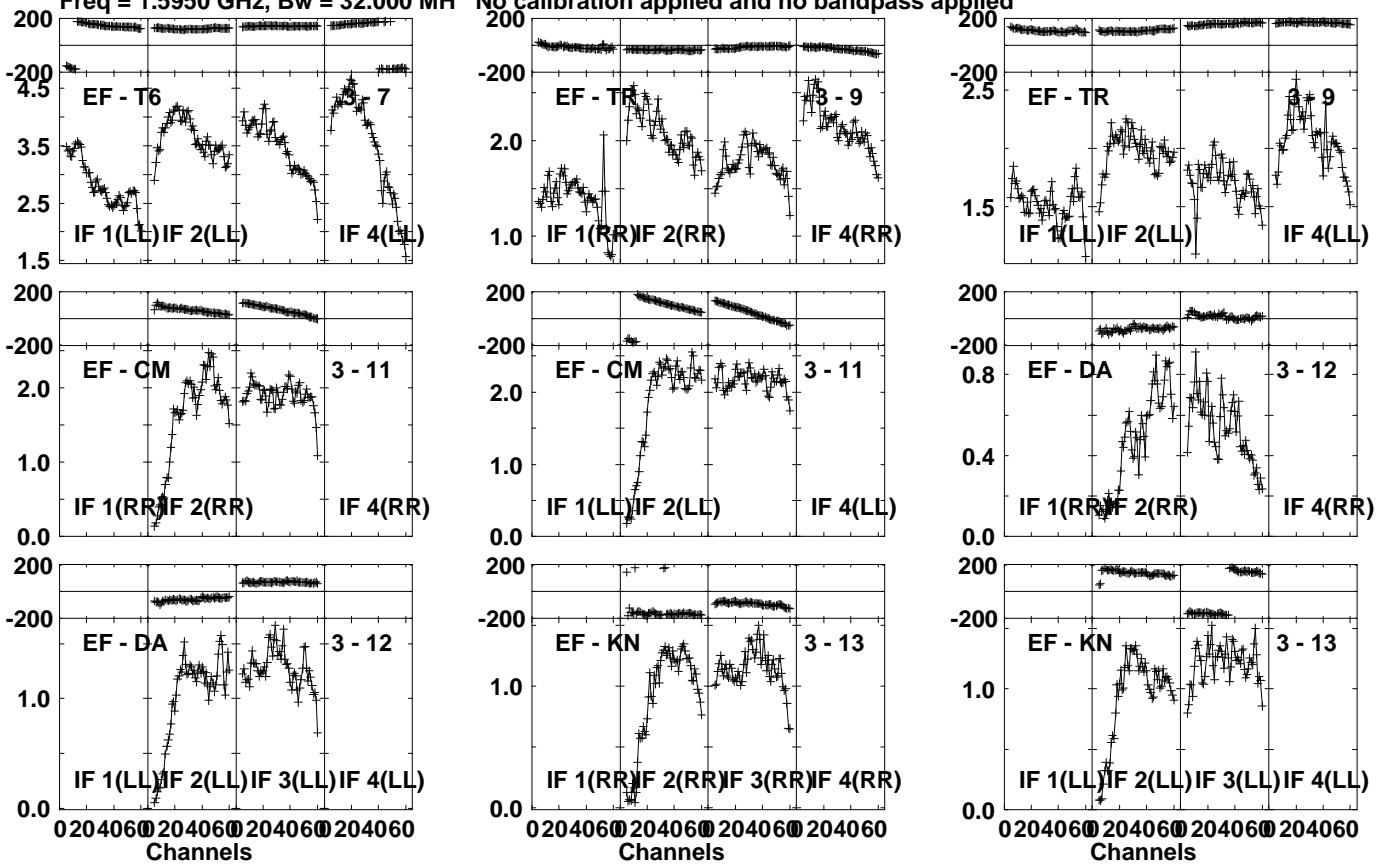
Lower frame: Milli Ampl Jy Top frame: Phas deg
Vector averaged cross-power spectrum Several baselines displayed
Timerange: 00/23:09:31 to 00/23:10:29

Plot file version 55 created 02-MAY-2024 15:35:45

J1037+5711 EM164D.UVDATA.1

Freq = 1.5950 GHz, Bw = 32.000 MH

No calibration applied and no bandpass applied



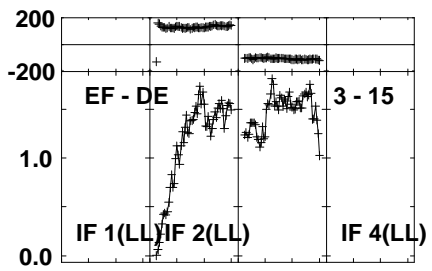
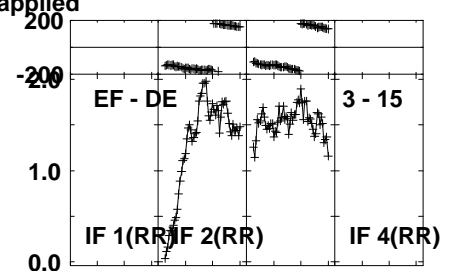
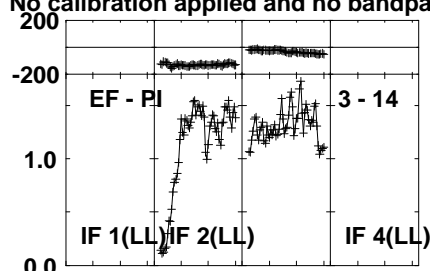
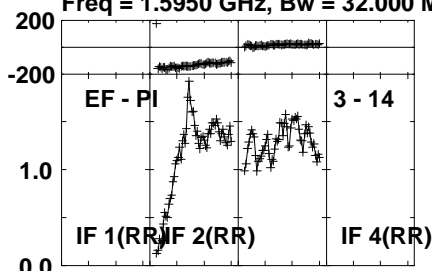
Lower frame: Milli Ampl Jy Top frame: Phas deg
Vector averaged cross-power spectrum Several baselines displayed
Timerange: 00/23:09:31 to 00/23:10:29

Plot file version 56 created 02-MAY-2024 15:35:45

J1037+5711 EM164D.UVDATA.1

Freq = 1.5950 GHz, Bw = 32.000 MH

No calibration applied and no bandpass applied

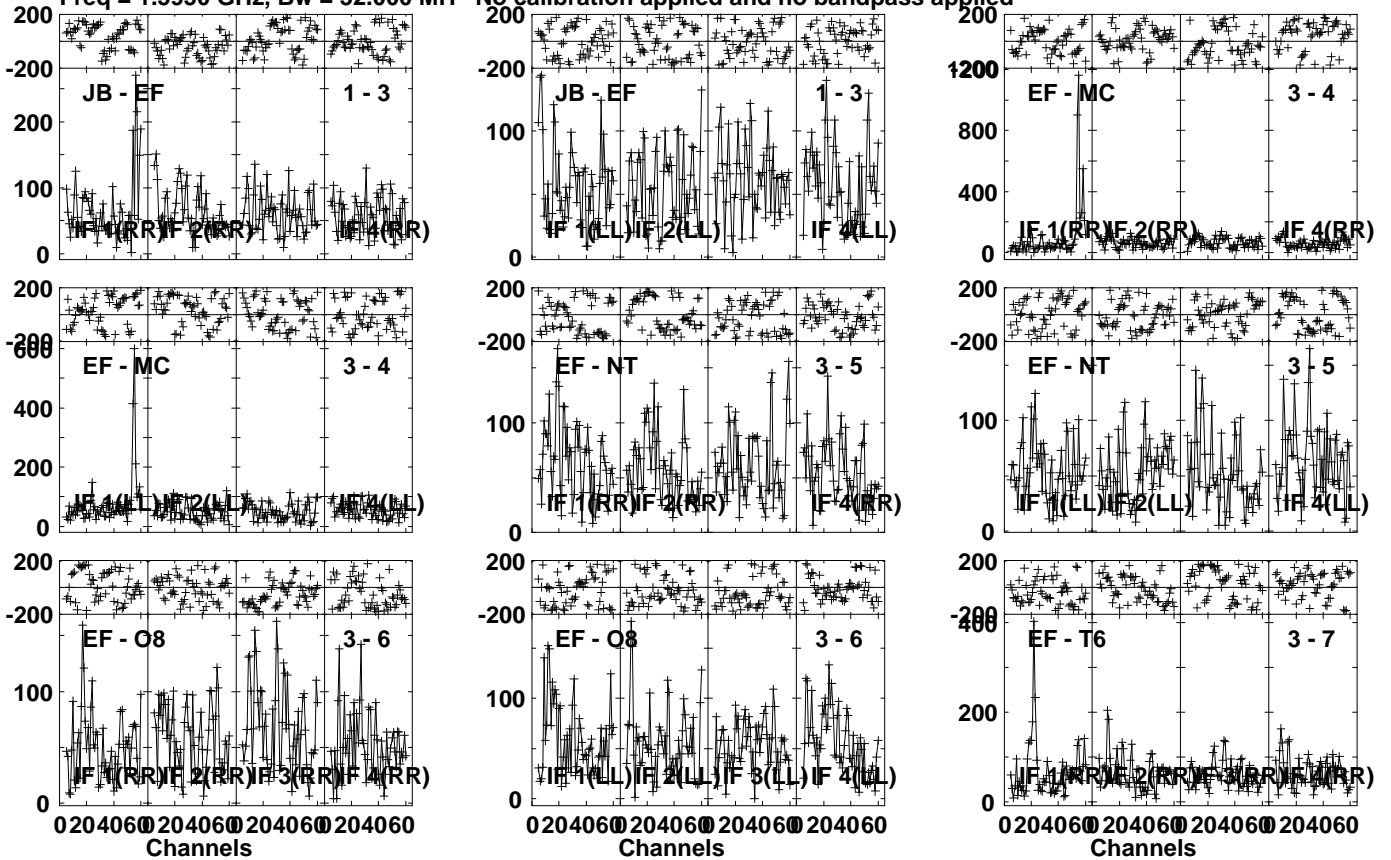


Lower frame: Milli Ampl Jy Top frame: Phas deg
Vector averaged cross-power spectrum Several baselines displayed
Timerange: 00/23:09:31 to 00/23:10:29

Plot file version 57 created 02-MAY-2024 15:35:45

DP27 000 EM164D.UVDATA.1

Freq = 1.5950 GHz, Bw = 32.000 MH No calibration applied and no bandpass applied

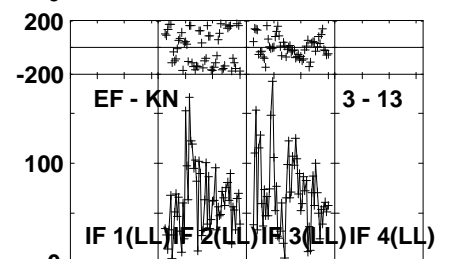
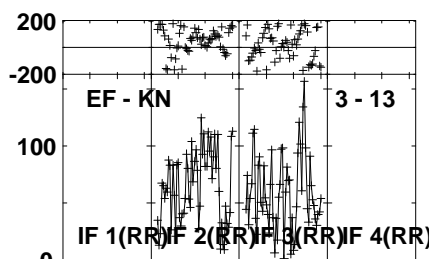
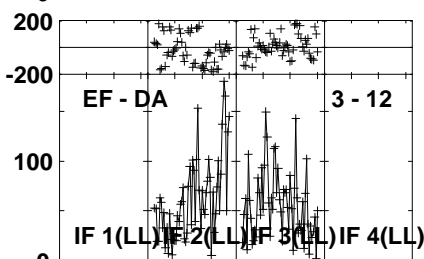
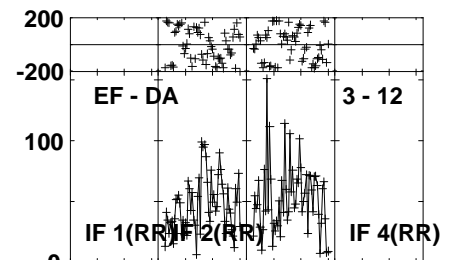
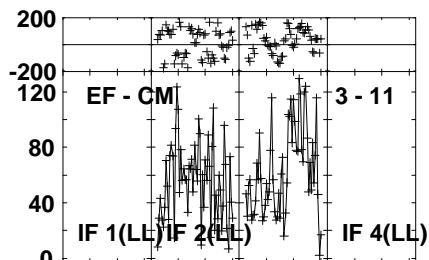
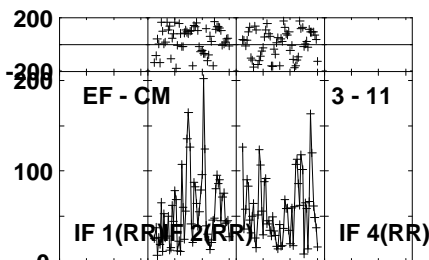
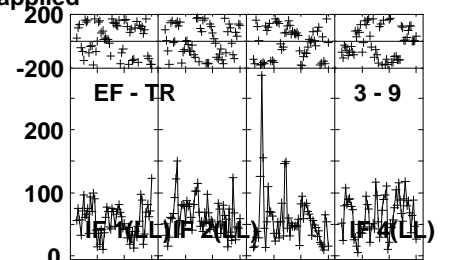
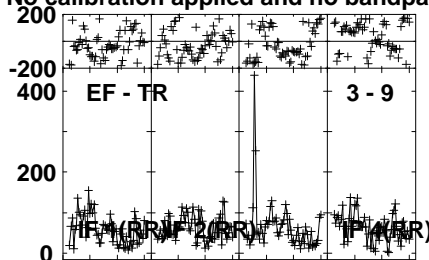
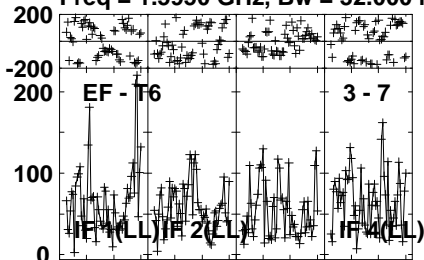


Lower frame: Micro Ampl Jy Top frame: Phas deg
Vector averaged cross-power spectrum Several baselines displayed
Timerange: 00/23:10:31 to 00/23:14:29

Plot file version 58 created 02-MAY-2024 15:35:46

DP27 000 EM164D.UVDATA.1

Freq = 1.5950 GHz, Bw = 32.000 MH No calibration applied and no bandpass applied

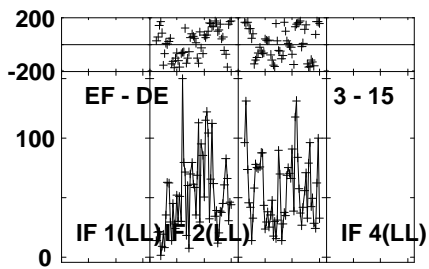
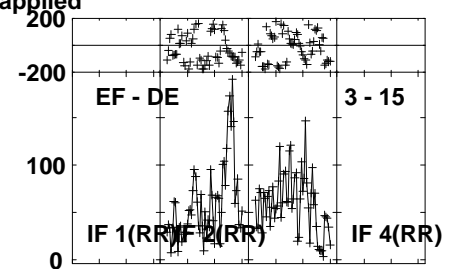
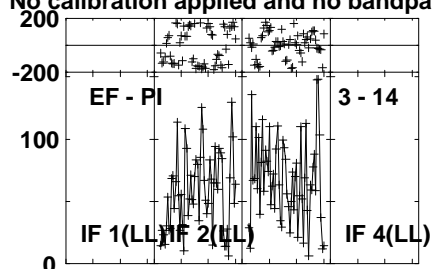
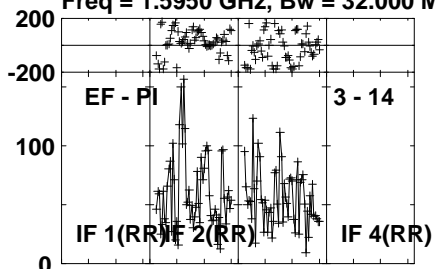


Lower frame: Micro Ampl Jy Top frame: Phas deg
Vector averaged cross-power spectrum Several baselines displayed
Timerange: 00/23:10:31 to 00/23:14:29

Plot file version 59 created 02-MAY-2024 15:35:46

DP27 000 EM164D.UVDATA.1

Freq = 1.5950 GHz, Bw = 32.000 MH No calibration applied and no bandpass applied



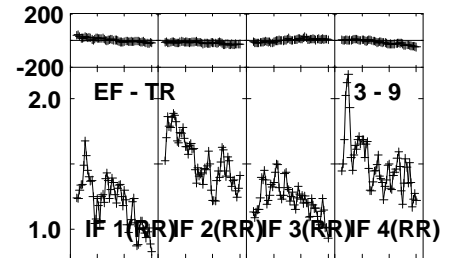
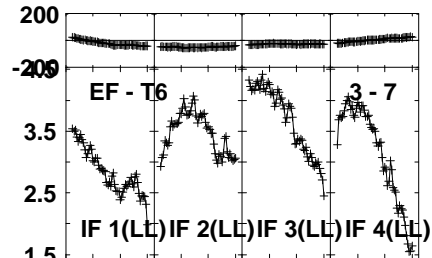
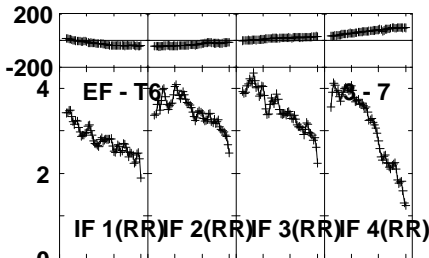
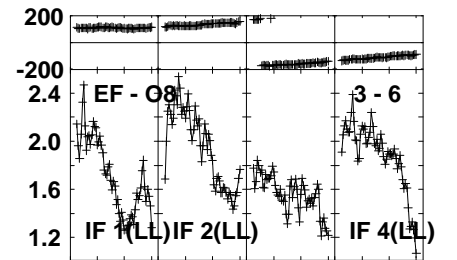
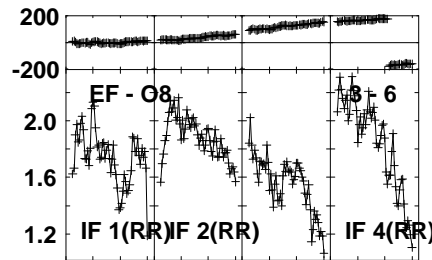
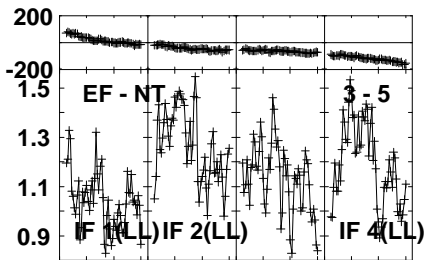
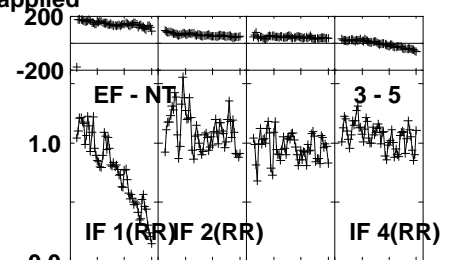
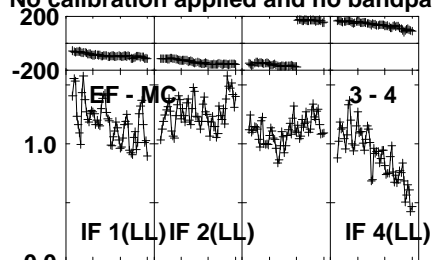
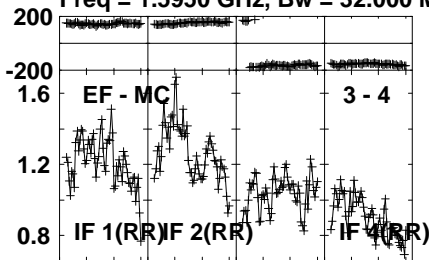
Lower frame: Micro Ampl Jy Top frame: Phas deg
Vector averaged cross-power spectrum Several baselines displayed
Timerange: 00/23:10:31 to 00/23:14:29

Plot file version 60 created 02-MAY-2024 15:35:46

J1037+5711 EM164D.UVDATA.1

Freq = 1.5950 GHz, Bw = 32.000 MH

No calibration applied and no bandpass applied

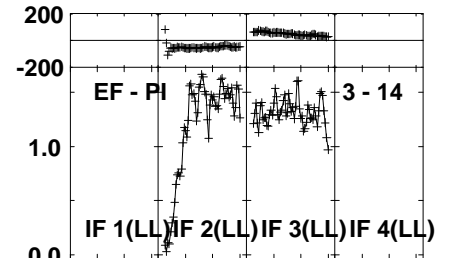
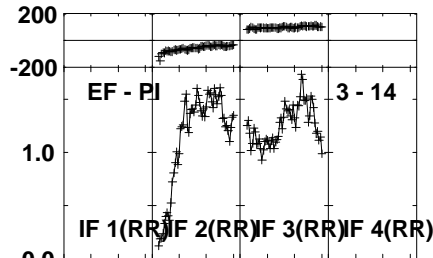
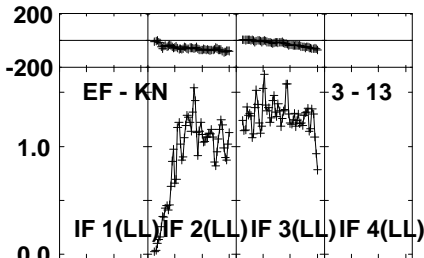
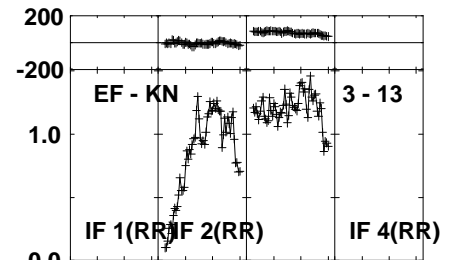
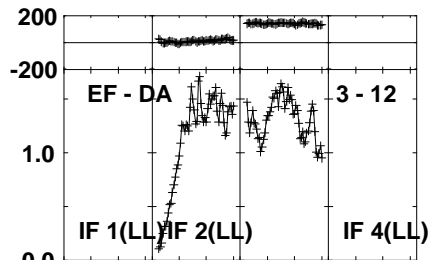
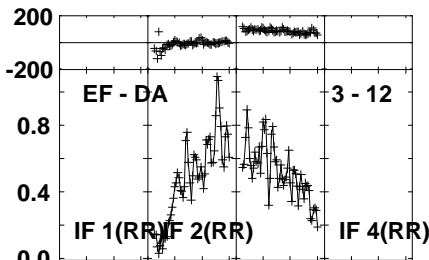
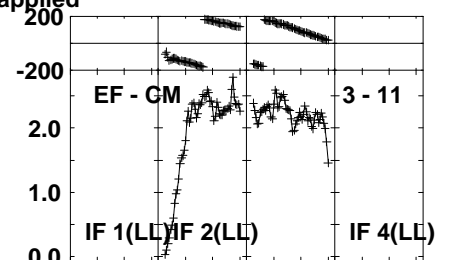
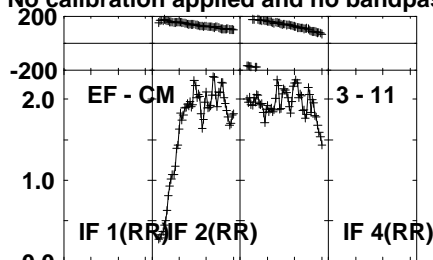
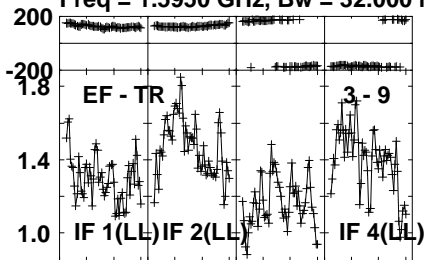


Lower frame: Milli Ampl Jy Top frame: Phas deg
Vector averaged cross-power spectrum Several baselines displayed
Timerange: 00/23:15:01 to 00/23:15:59

Plot file version 61 created 02-MAY-2024 15:35:46

J1037+5711 EM164D.UVDATA.1

Freq = 1.5950 GHz, Bw = 32.000 MH No calibration applied and no bandpass applied



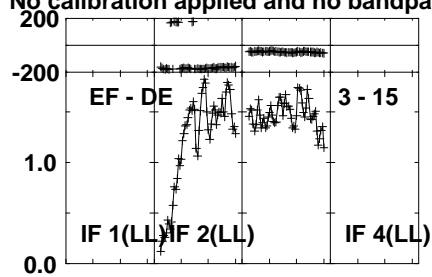
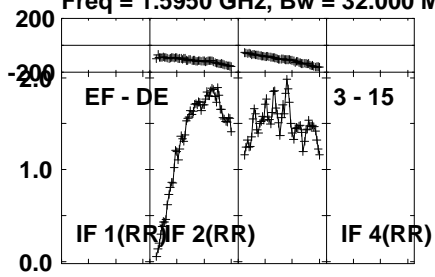
Lower frame: Milli Ampl Jy Top frame: Phas deg
Vector averaged cross-power spectrum Several baselines displayed
Timerange: 00/23:15:01 to 00/23:15:59

Plot file version 62 created 02-MAY-2024 15:35:46

J1037+5711 EM164D.UVDATA.1

Freq = 1.5950 GHz, Bw = 32.000 MH

No calibration applied and no bandpass applied



Lower frame: Milli Ampl Jy Top frame: Phas deg

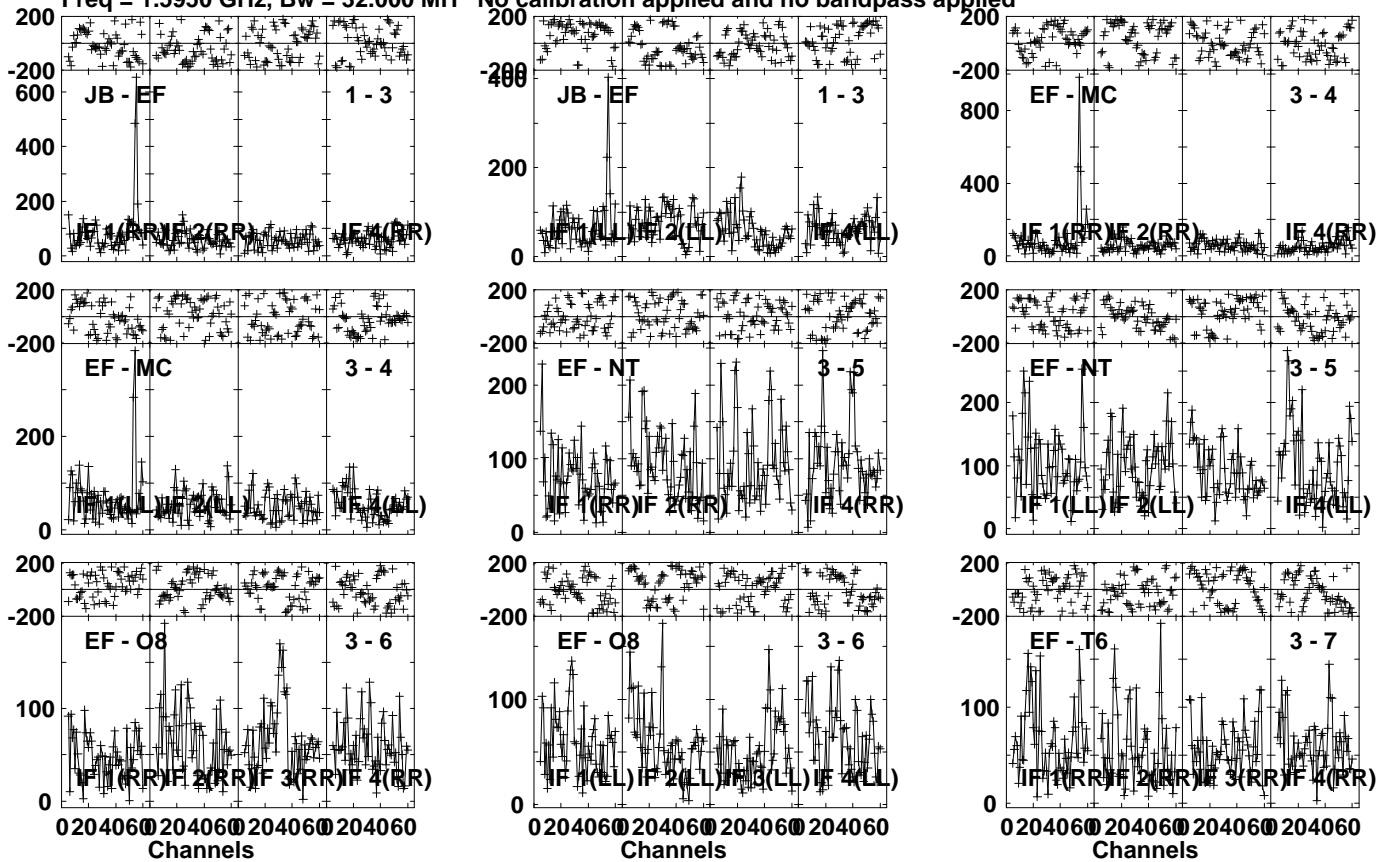
Vector averaged cross-power spectrum Several baselines displayed

Timerange: 00/23:15:01 to 00/23:15:59

Plot file version 63 created 02-MAY-2024 15:35:46

DP27 000 EM164D.UVDATA.1

Freq = 1.5950 GHz, Bw = 32.000 MH No calibration applied and no bandpass applied

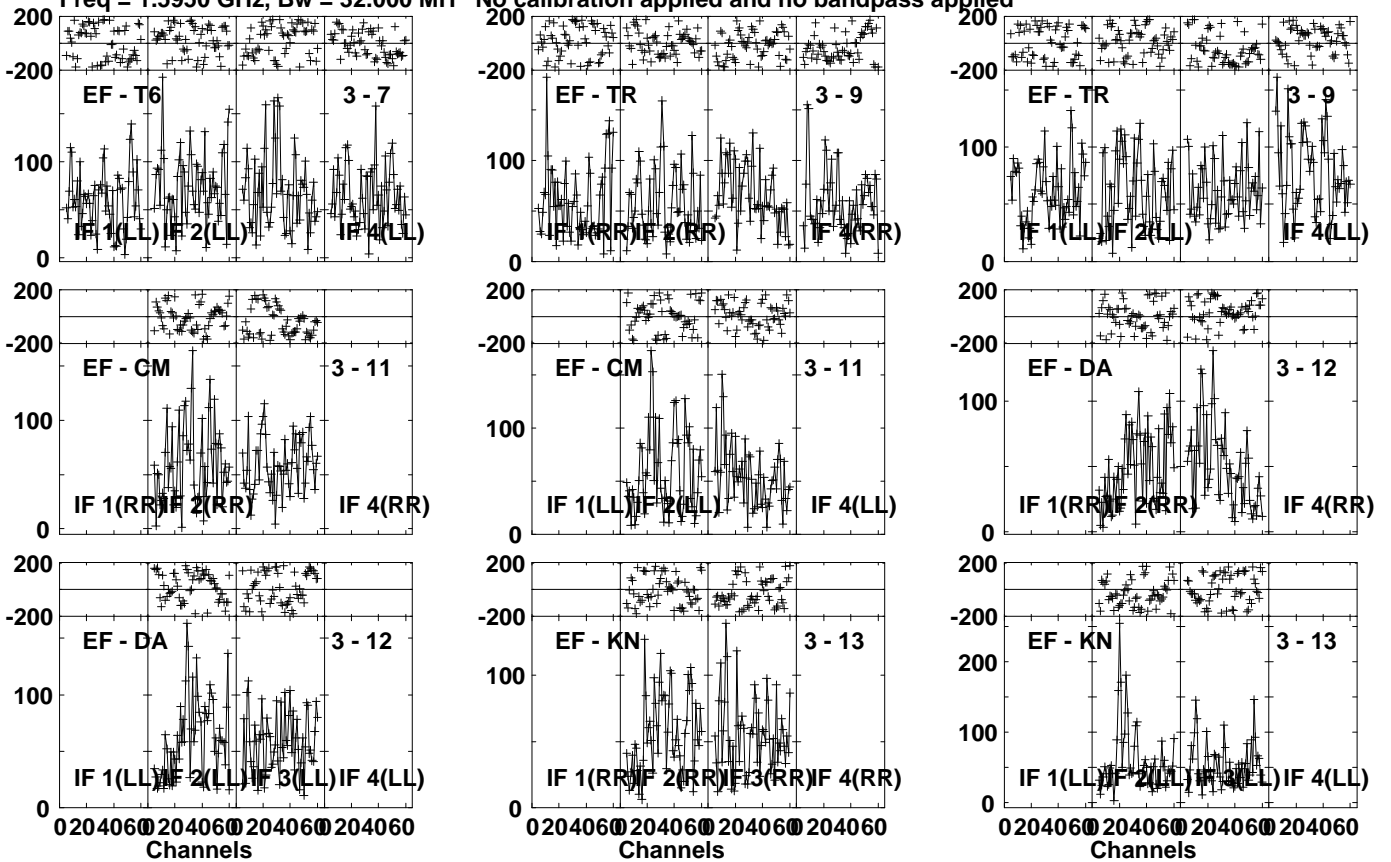


Lower frame: Micro Ampl Jy Top frame: Phas deg
Vector averaged cross-power spectrum Several baselines displayed
Timerange: 00/23:16:01 to 00/23:19:59

Plot file version 64 created 02-MAY-2024 15:35:46

DP27 000 EM164D.UVDATA.1

Freq = 1.5950 GHz, Bw = 32.000 MH No calibration applied and no bandpass applied

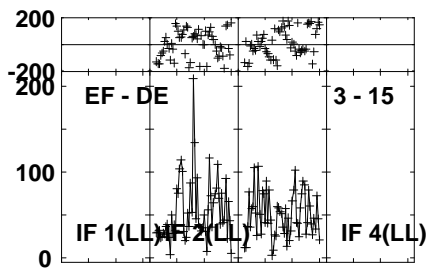
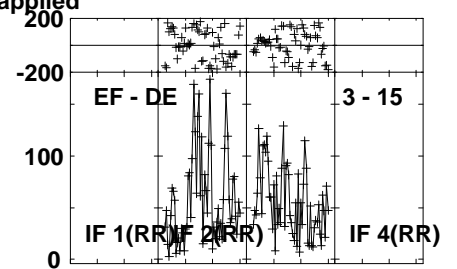
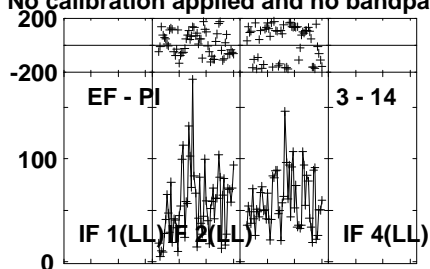
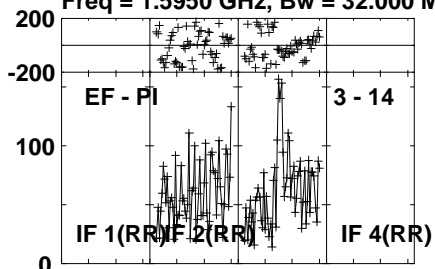


Lower frame: Micro Ampl Jy Top frame: Phas deg
Vector averaged cross-power spectrum Several baselines displayed
Timerange: 00/23:16:01 to 00/23:19:59

Plot file version 65 created 02-MAY-2024 15:35:46

DP27 000 EM164D.UVDATA.1

Freq = 1.5950 GHz, Bw = 32.000 MH No calibration applied and no bandpass applied



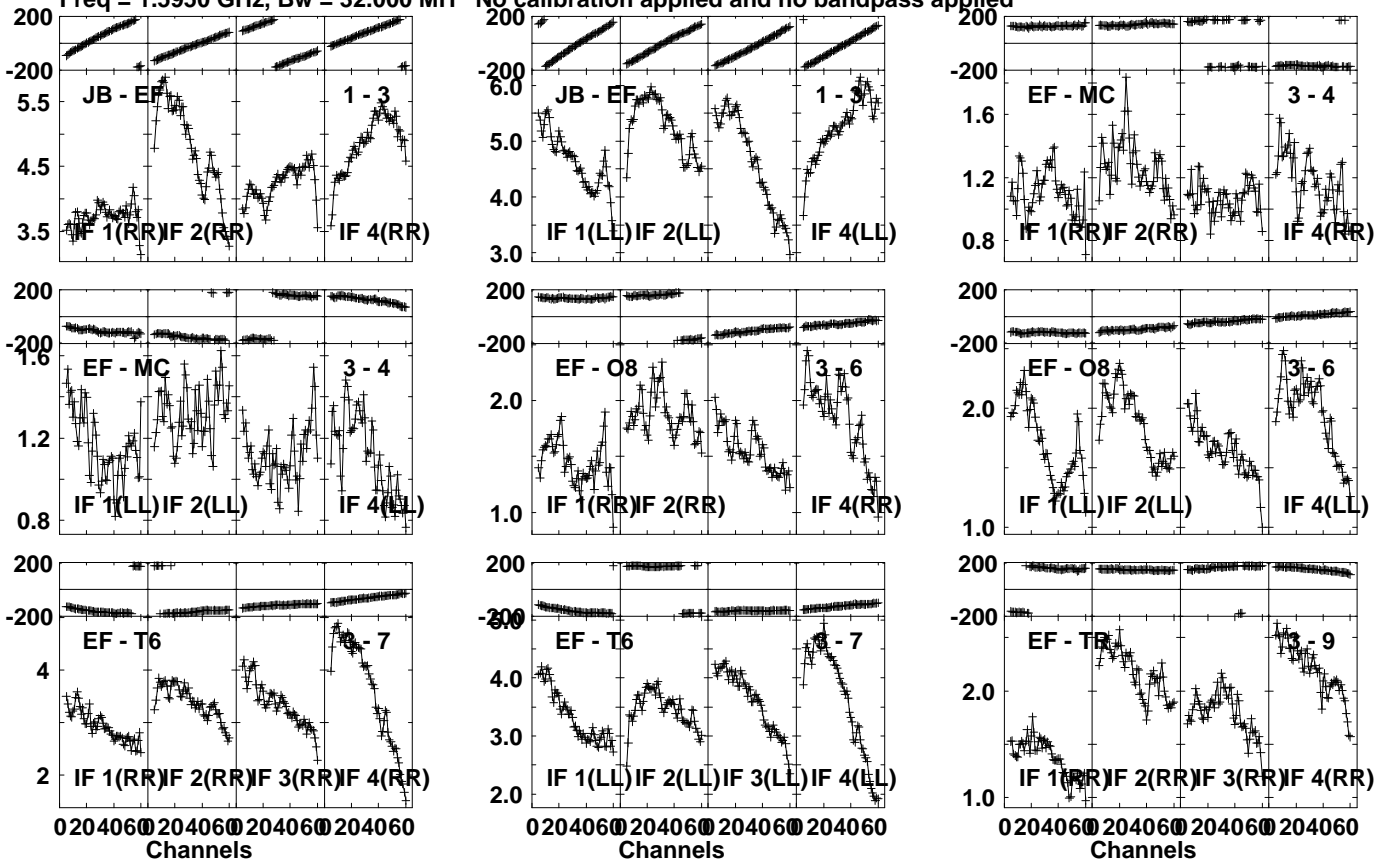
Lower frame: Micro Ampl Jy Top frame: Phas deg
Vector averaged cross-power spectrum Several baselines displayed
Timerange: 00/23:16:01 to 00/23:19:59

Plot file version 66 created 02-MAY-2024 15:35:46

J1037+5711 EM164D.UVDATA.1

Freq = 1.5950 GHz, Bw = 32.000 MH

No calibration applied and no bandpass applied

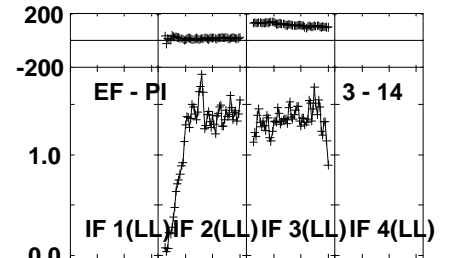
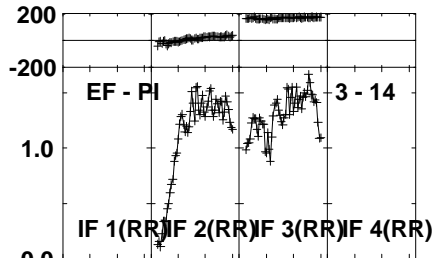
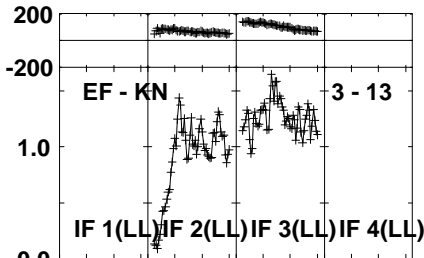
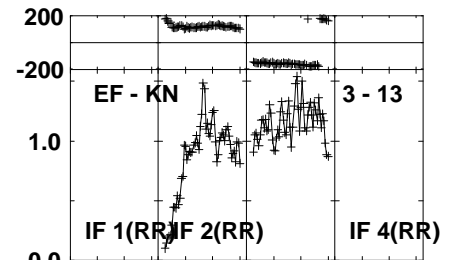
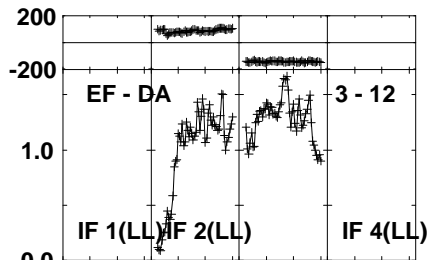
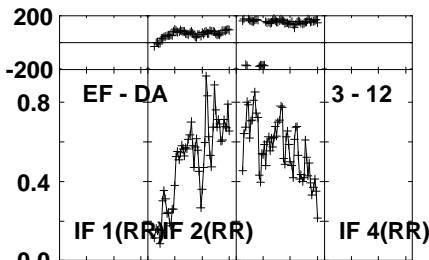
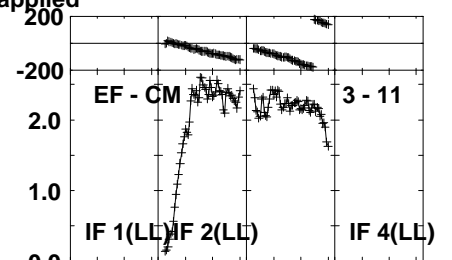
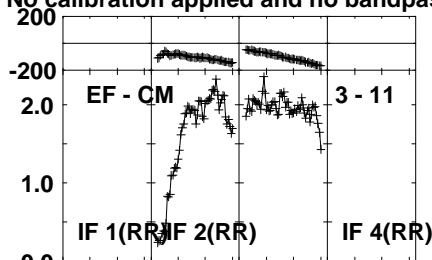
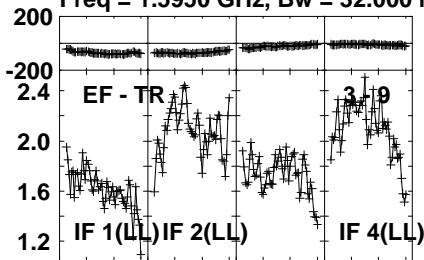


Lower frame: Milli Ampl Jy Top frame: Phas deg
Vector averaged cross-power spectrum Several baselines displayed
Timerange: 00/23:20:31 to 00/23:21:29

Plot file version 67 created 02-MAY-2024 15:35:46

J1037+5711 EM164D.UVDATA.1

Freq = 1.5950 GHz, Bw = 32.000 MH No calibration applied and no bandpass applied



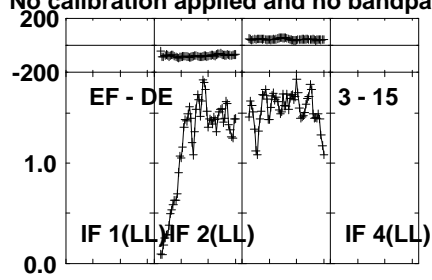
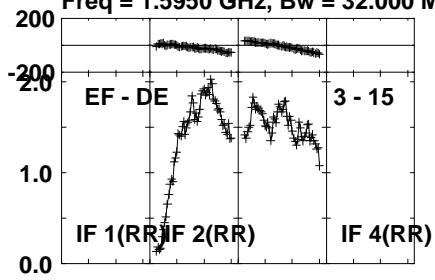
Lower frame: Milli Ampl Jy Top frame: Phas deg
Vector averaged cross-power spectrum Several baselines displayed
Timerange: 00/23:20:31 to 00/23:21:29

Plot file version 68 created 02-MAY-2024 15:35:46

J1037+5711 EM164D.UVDATA.1

Freq = 1.5950 GHz, Bw = 32.000 MH

No calibration applied and no bandpass applied



Lower frame: Milli Ampl Jy Top frame: Phas deg

Vector averaged cross-power spectrum Several baselines displayed

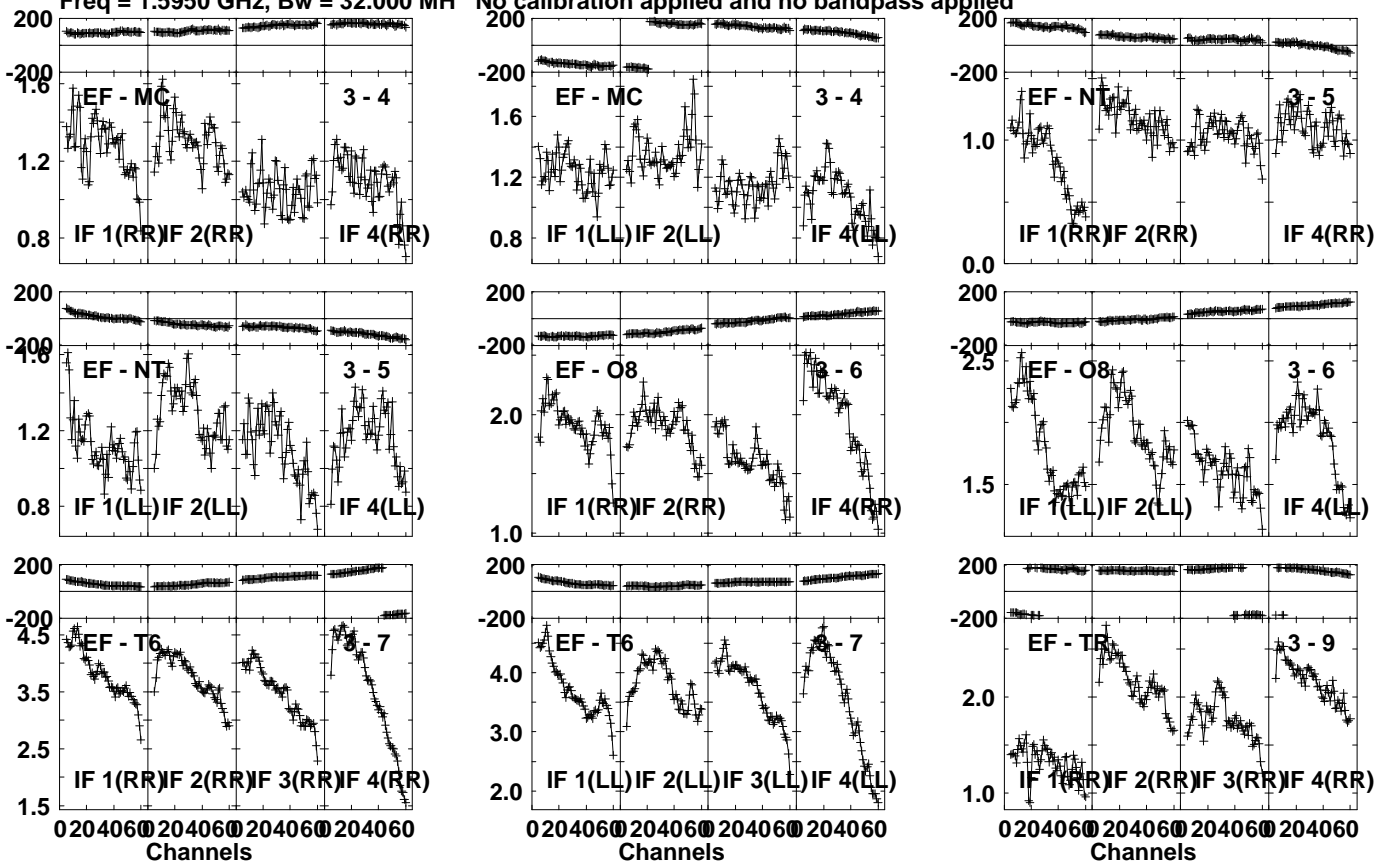
Timerange: 00/23:20:31 to 00/23:21:29

Plot file version 69 created 02-MAY-2024 15:35:46

J1037+5711 EM164D.UVDATA.1

Freq = 1.5950 GHz, Bw = 32.000 MH

No calibration applied and no bandpass applied



Lower frame: Milli Ampl Jy Top frame: Phas deg

Vector averaged cross-power spectrum Several baselines displayed

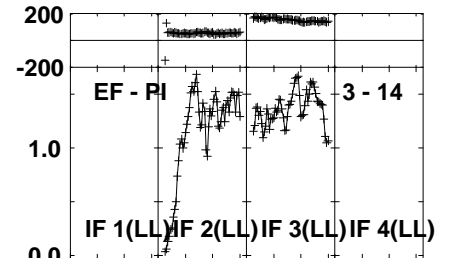
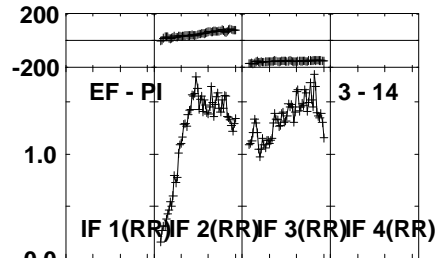
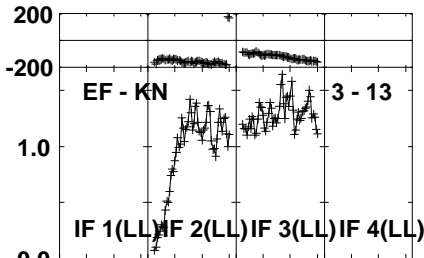
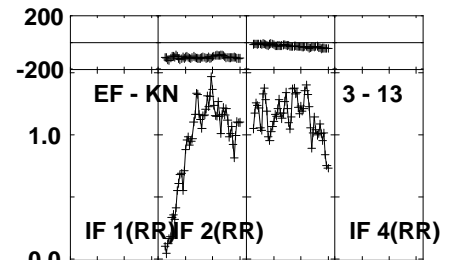
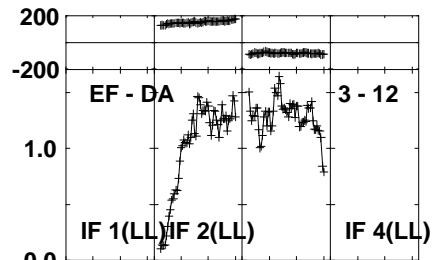
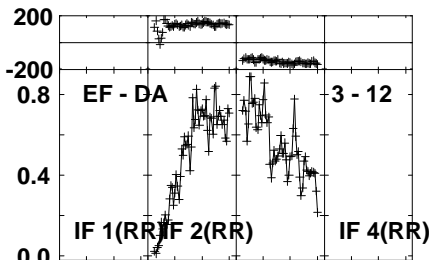
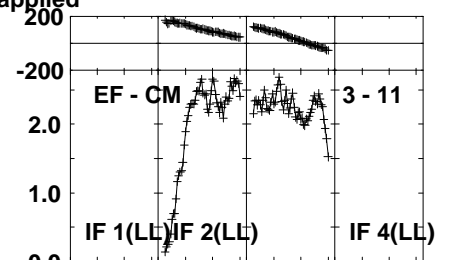
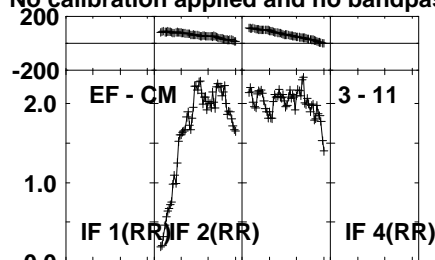
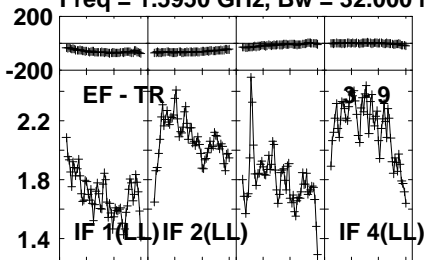
Timerange: 00/23:26:01 to 00/23:26:59

Plot file version 70 created 02-MAY-2024 15:35:46

J1037+5711 EM164D.UVDATA.1

Freq = 1.5950 GHz, Bw = 32.000 MH

No calibration applied and no bandpass applied



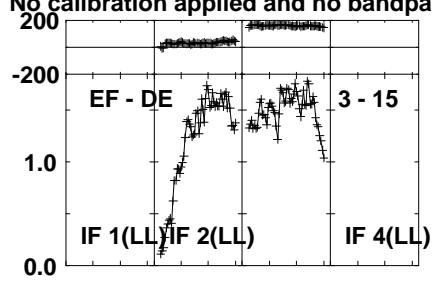
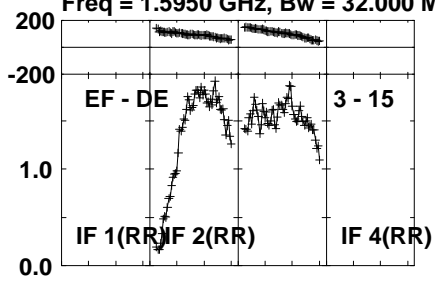
Lower frame: Milli Ampl Jy Top frame: Phas deg
Vector averaged cross-power spectrum Several baselines displayed
Timerange: 00/23:26:01 to 00/23:26:59

Plot file version 71 created 02-MAY-2024 15:35:47

J1037+5711 EM164D.UVDATA.1

Freq = 1.5950 GHz, Bw = 32.000 MH

No calibration applied and no bandpass applied



Lower frame: Milli Ampl Jy Top frame: Phas deg

Vector averaged cross-power spectrum Several baselines displayed

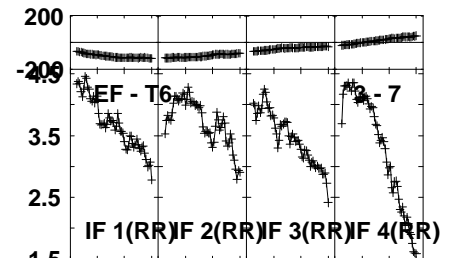
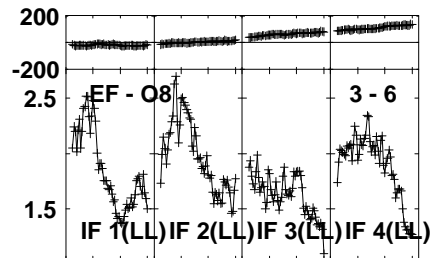
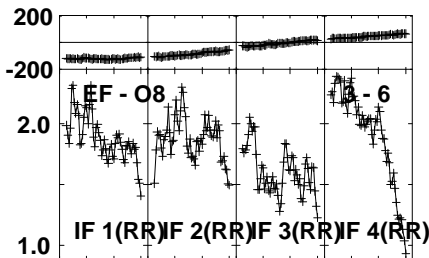
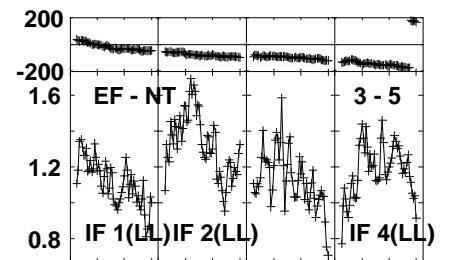
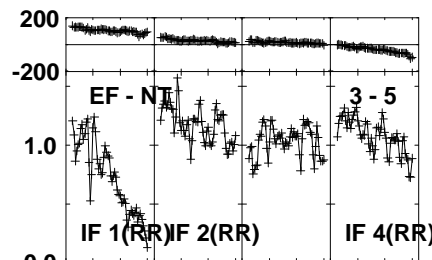
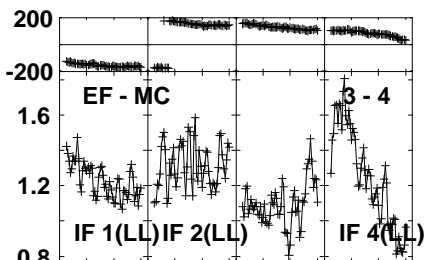
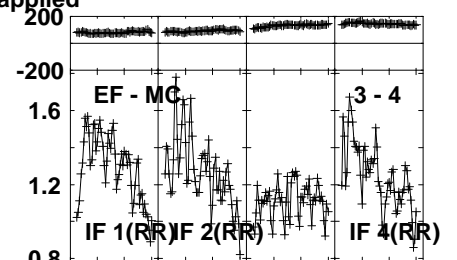
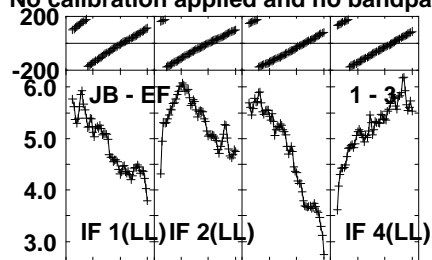
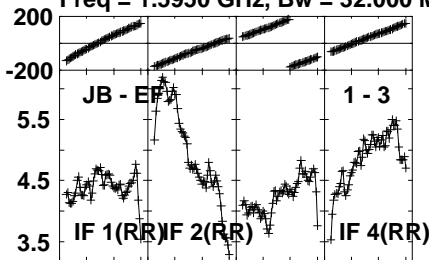
Timerange: 00/23:26:01 to 00/23:26:59

Plot file version 72 created 02-MAY-2024 15:35:47

J1037+5711 EM164D.UVDATA.1

Freq = 1.5950 GHz, Bw = 32.000 MH

No calibration applied and no bandpass applied



0 20 40 60 20 40 60 20 40 60
Channels

0 20 40 60 20 40 60 20 40 60
Channels

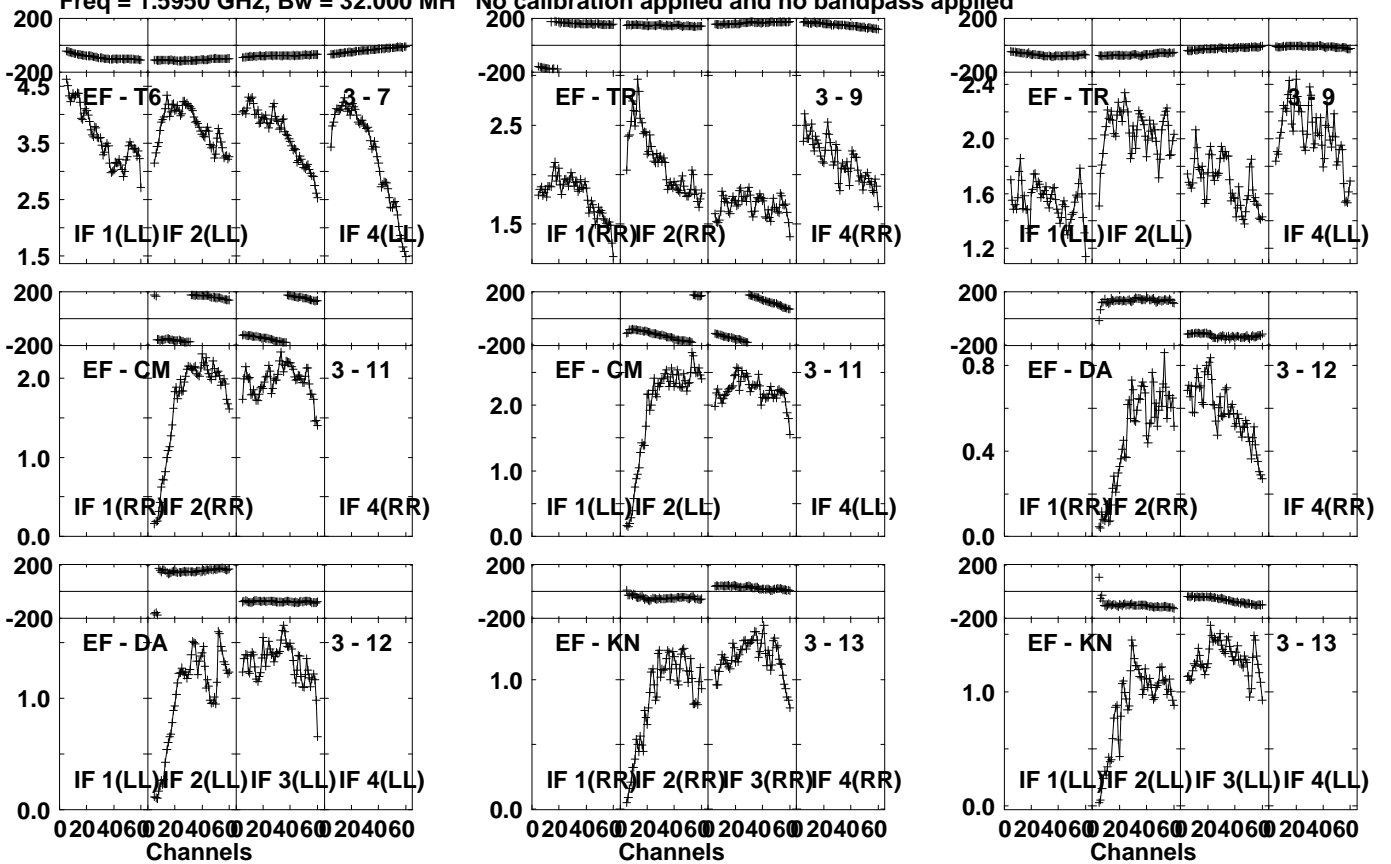
0 20 40 60 20 40 60 20 40 60
Channels

Lower frame: Milli Ampl Jy Top frame: Phas deg
Vector averaged cross-power spectrum Several baselines displayed
Timerange: 00/23:31:31 to 00/23:32:29

Plot file version 73 created 02-MAY-2024 15:35:47

J1037+5711 EM164D.UVDATA.1

Freq = 1.5950 GHz, Bw = 32.000 MH No calibration applied and no bandpass applied



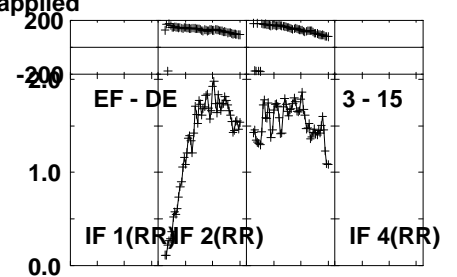
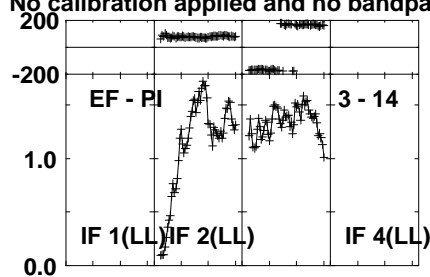
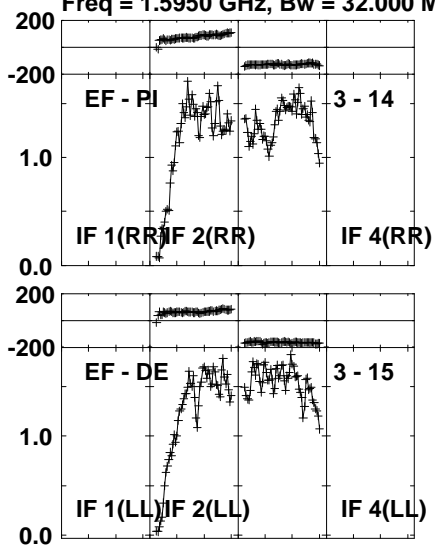
Lower frame: Milli Ampl Jy Top frame: Phas deg
Vector averaged cross-power spectrum Several baselines displayed
Timerange: 00/23:31:31 to 00/23:32:29

Plot file version 74 created 02-MAY-2024 15:35:47

J1037+5711 EM164D.UVDATA.1

Freq = 1.5950 GHz, Bw = 32.000 MH

No calibration applied and no bandpass applied

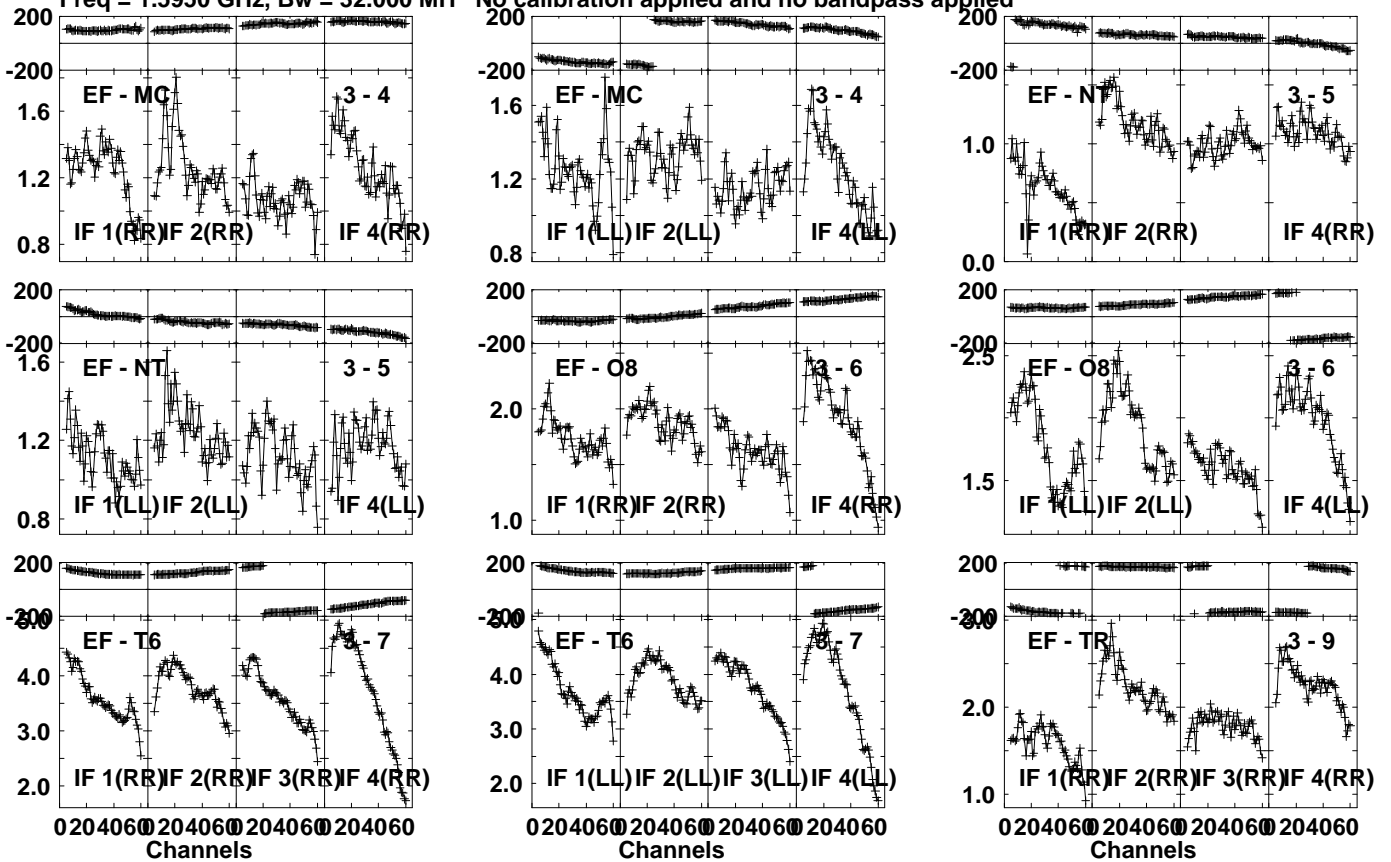


Lower frame: Milli Ampl Jy Top frame: Phas deg
Vector averaged cross-power spectrum Several baselines displayed
Timerange: 00/23:31:31 to 00/23:32:29

Plot file version 75 created 02-MAY-2024 15:35:47

J1037+5711 EM164D.UVDATA.1

Freq = 1.5950 GHz, Bw = 32.000 MH No calibration applied and no bandpass applied



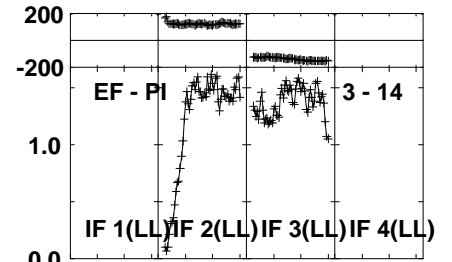
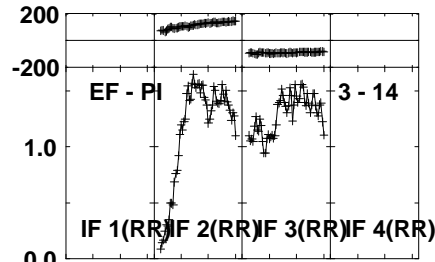
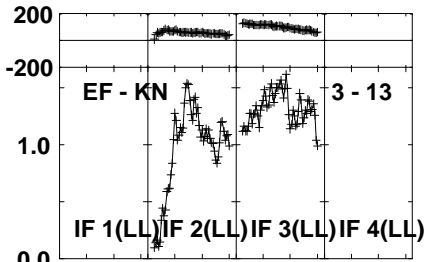
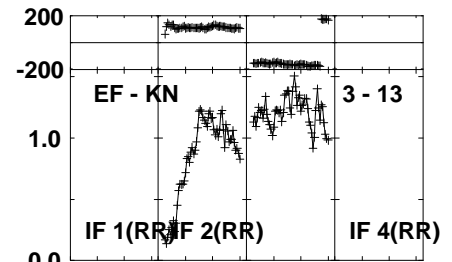
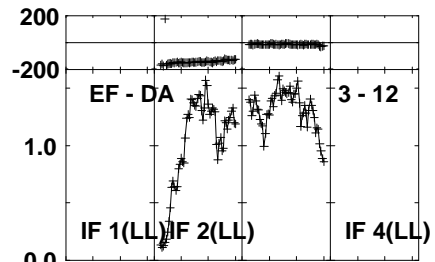
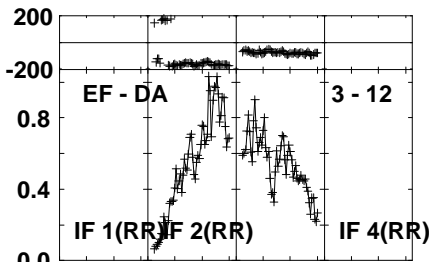
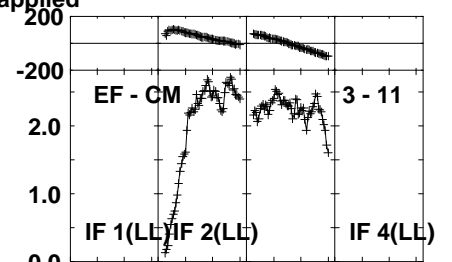
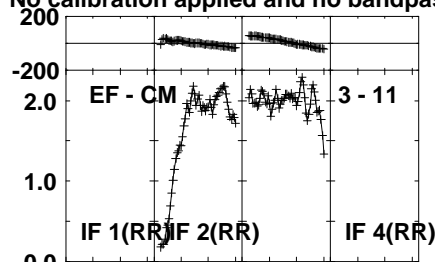
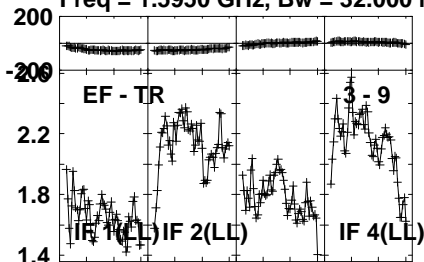
Lower frame: Milli Ampl Jy Top frame: Phas deg
Vector averaged cross-power spectrum Several baselines displayed
Timerange: 00/23:37:01 to 00/23:37:59

Plot file version 76 created 02-MAY-2024 15:35:47

J1037+5711 EM164D.UVDATA.1

Freq = 1.5950 GHz, Bw = 32.000 MH

No calibration applied and no bandpass applied



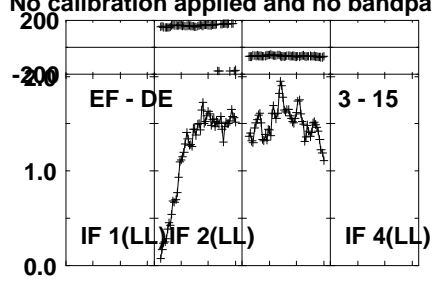
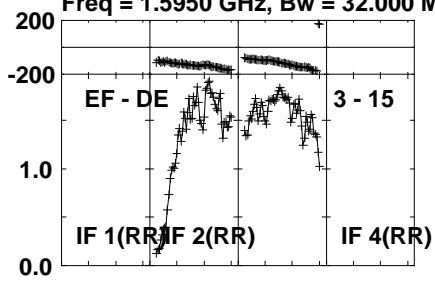
Lower frame: Milli Ampl Jy Top frame: Phas deg
Vector averaged cross-power spectrum Several baselines displayed
Timerange: 00/23:37:01 to 00/23:37:59

Plot file version 77 created 02-MAY-2024 15:35:47

J1037+5711 EM164D.UVDATA.1

Freq = 1.5950 GHz, Bw = 32.000 MH

No calibration applied and no bandpass applied



Lower frame: Milli Ampl Jy Top frame: Phas deg

Vector averaged cross-power spectrum Several baselines displayed

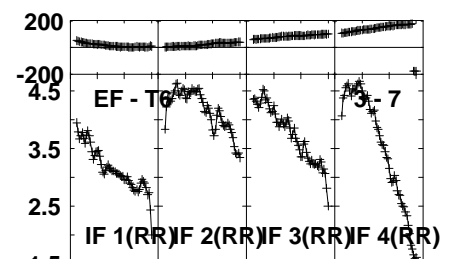
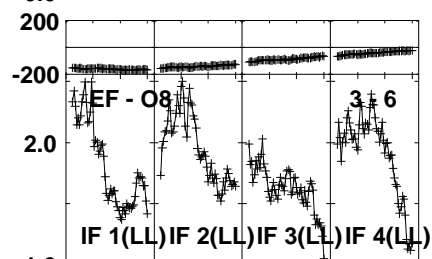
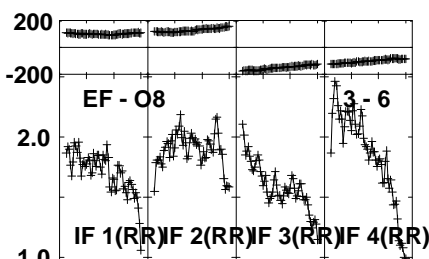
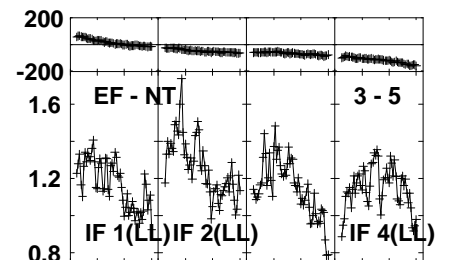
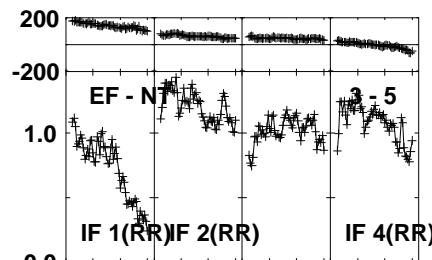
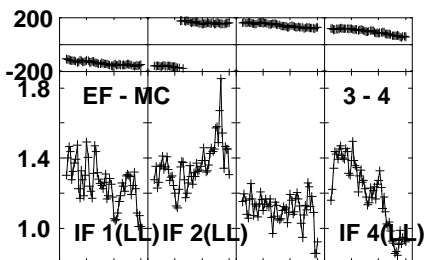
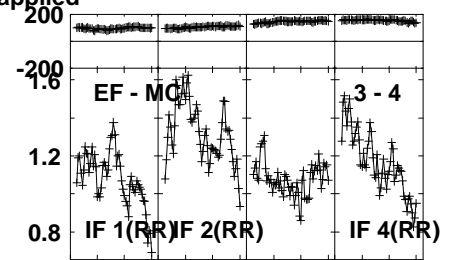
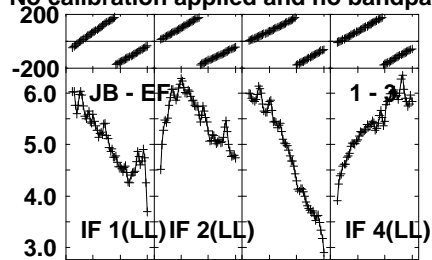
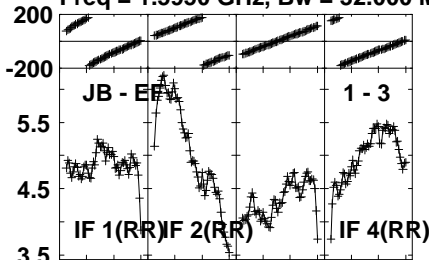
Timerange: 00/23:37:01 to 00/23:37:59

Plot file version 78 created 02-MAY-2024 15:35:47

J1037+5711 EM164D.UVDATA.1

Freq = 1.5950 GHz, Bw = 32.000 MH

No calibration applied and no bandpass applied



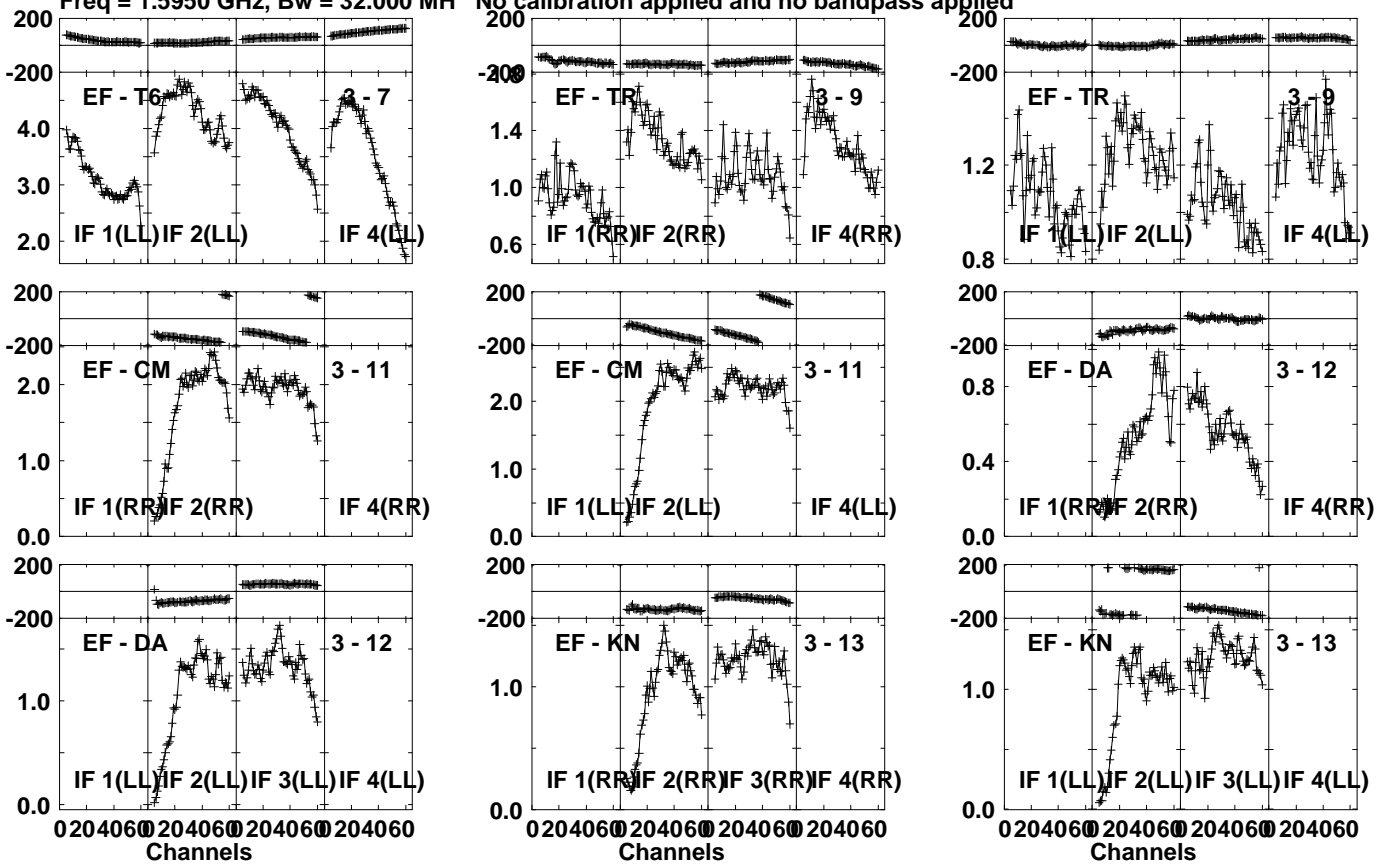
Lower frame: Milli Ampl Jy Top frame: Phas deg
Vector averaged cross-power spectrum Several baselines displayed
Timerange: 00/23:42:31 to 00/23:43:29

Plot file version 79 created 02-MAY-2024 15:35:47

J1037+5711 EM164D.UVDATA.1

Freq = 1.5950 GHz, Bw = 32.000 MH

No calibration applied and no bandpass applied



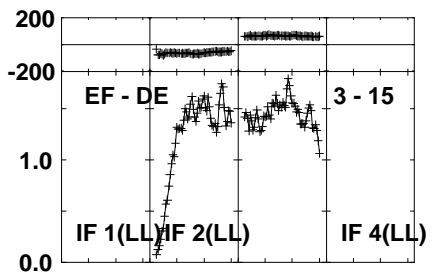
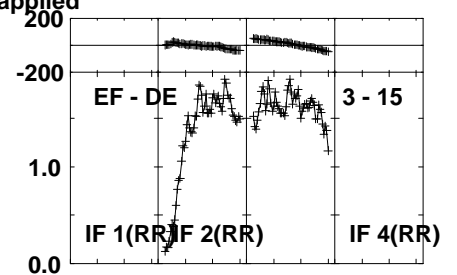
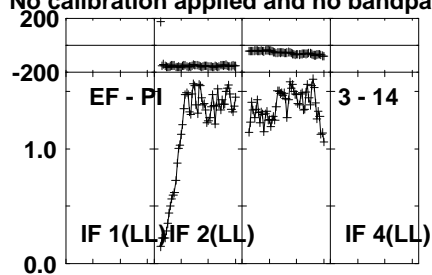
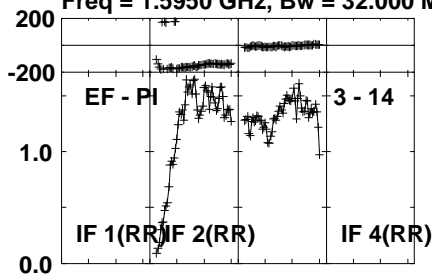
Lower frame: Milli Ampl Jy Top frame: Phas deg
Vector averaged cross-power spectrum Several baselines displayed
Timerange: 00/23:42:31 to 00/23:43:29

Plot file version 80 created 02-MAY-2024 15:35:47

J1037+5711 EM164D.UVDATA.1

Freq = 1.5950 GHz, Bw = 32.000 MH

No calibration applied and no bandpass applied



Lower frame: Milli Ampl Jy Top frame: Phas deg

Vector averaged cross-power spectrum Several baselines displayed

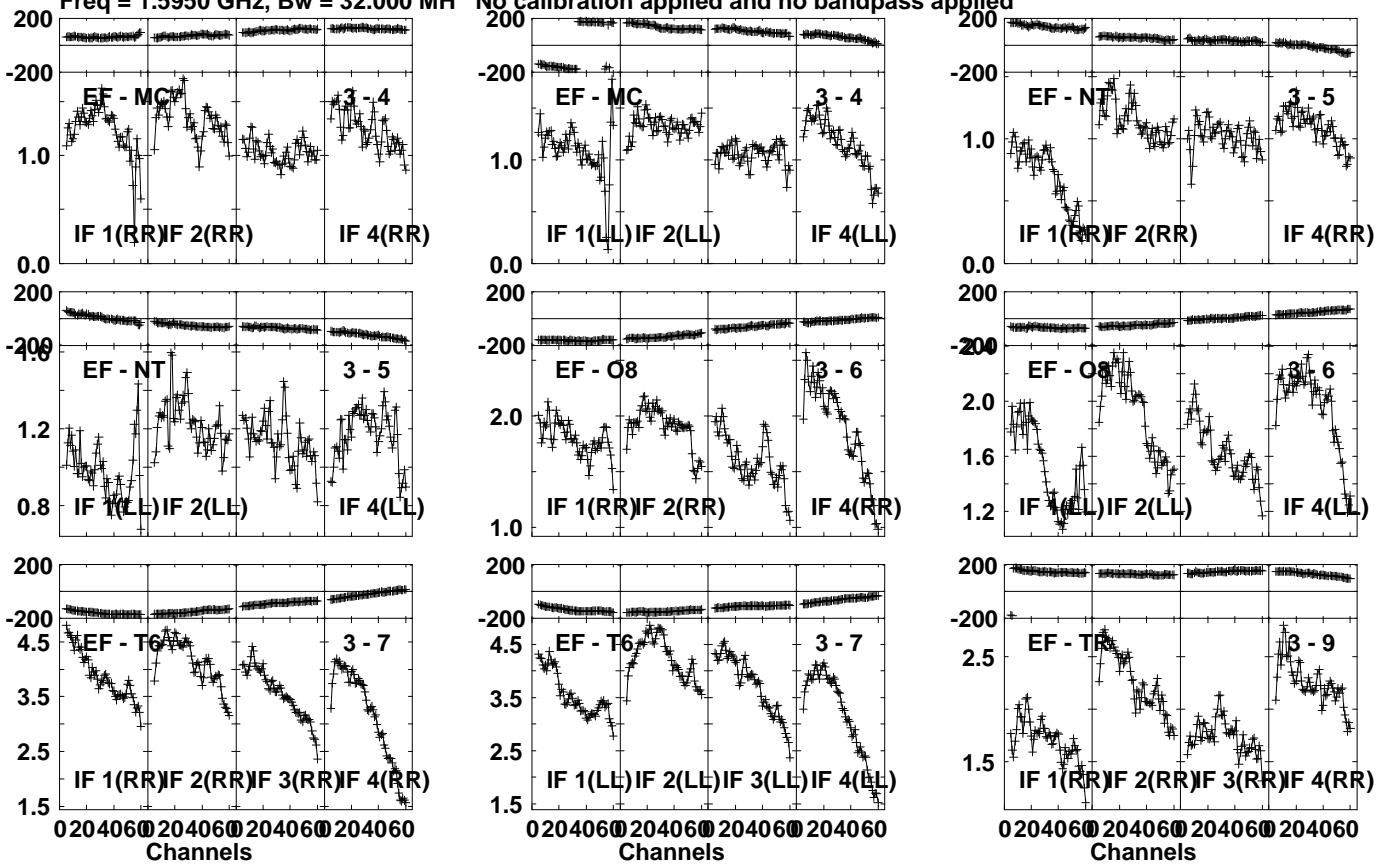
Timerange: 00/23:42:31 to 00/23:43:29

Plot file version 81 created 02-MAY-2024 15:35:47

J1037+5711 EM164D.UVDATA.1

Freq = 1.5950 GHz, Bw = 32.000 MH

No calibration applied and no bandpass applied



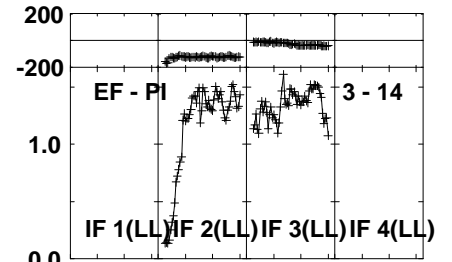
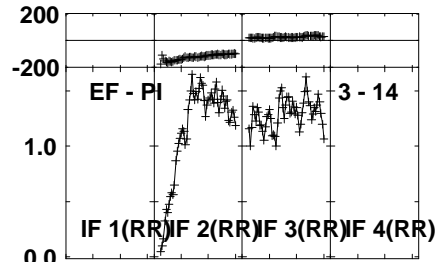
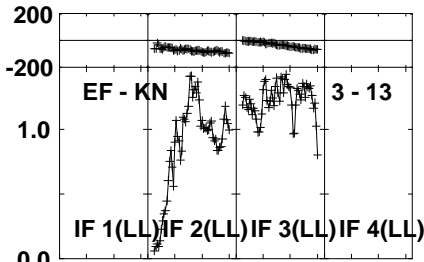
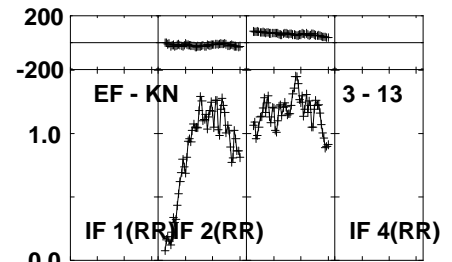
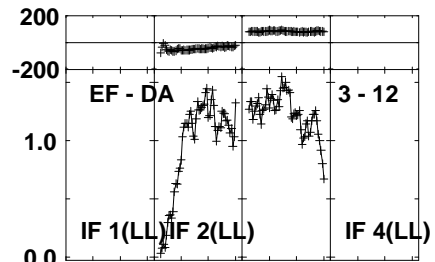
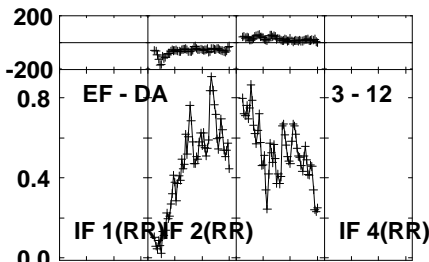
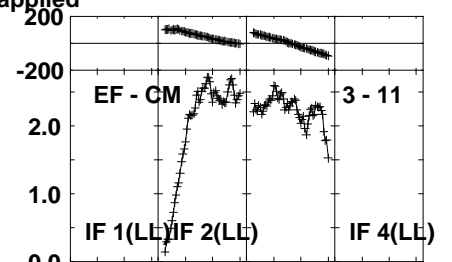
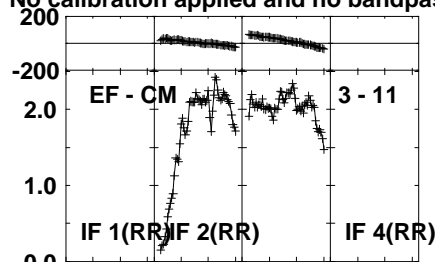
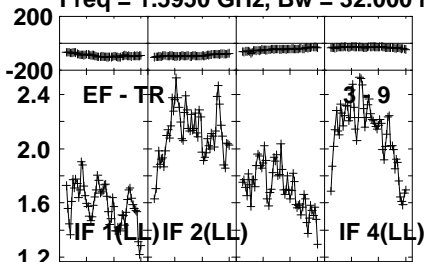
Lower frame: Milli Ampl Jy Top frame: Phas deg
Vector averaged cross-power spectrum Several baselines displayed
Timerange: 00/23:48:01 to 00/23:48:59

Plot file version 82 created 02-MAY-2024 15:35:47

J1037+5711 EM164D.UVDATA.1

Freq = 1.5950 GHz, Bw = 32.000 MH

No calibration applied and no bandpass applied



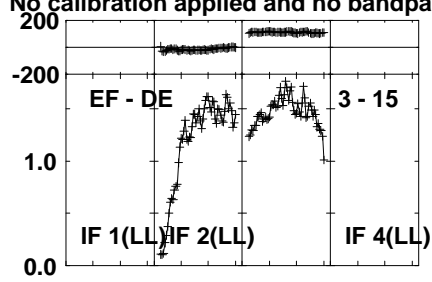
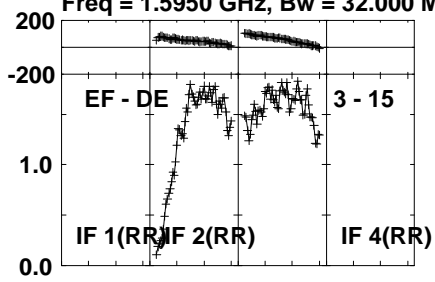
Lower frame: Milli Ampl Jy Top frame: Phas deg
Vector averaged cross-power spectrum Several baselines displayed
Timerange: 00/23:48:01 to 00/23:48:59

Plot file version 83 created 02-MAY-2024 15:35:47

J1037+5711 EM164D.UVDATA.1

Freq = 1.5950 GHz, Bw = 32.000 MH

No calibration applied and no bandpass applied



Lower frame: Milli Ampl Jy Top frame: Phas deg

Vector averaged cross-power spectrum Several baselines displayed

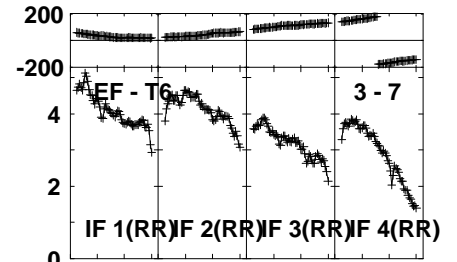
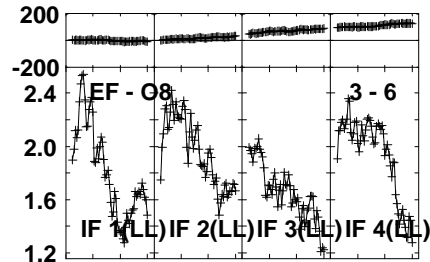
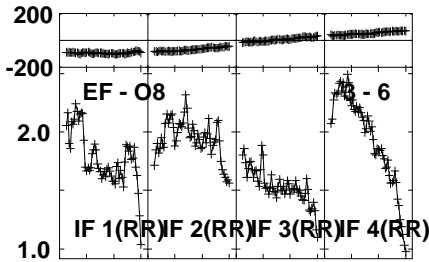
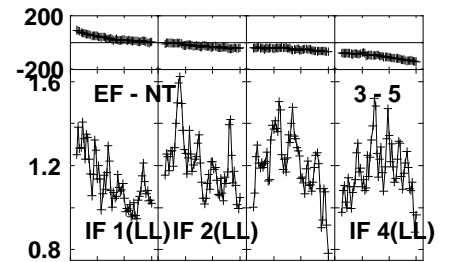
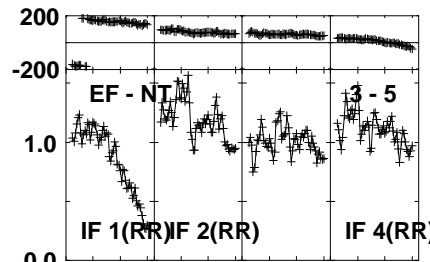
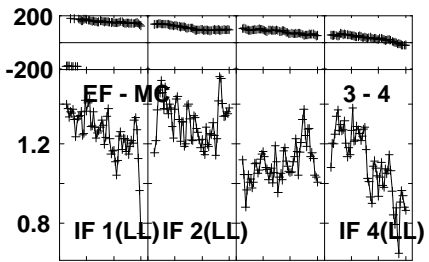
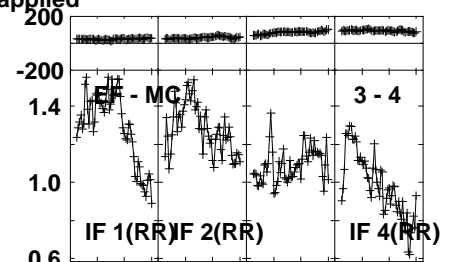
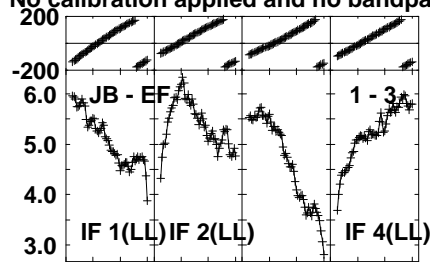
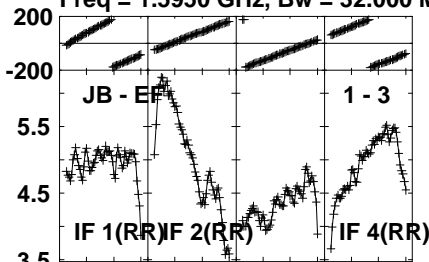
Timerange: 00/23:48:01 to 00/23:48:59

Plot file version 84 created 02-MAY-2024 15:35:47

J1037+5711 EM164D.UVDATA.1

Freq = 1.5950 GHz, Bw = 32.000 MH

No calibration applied and no bandpass applied



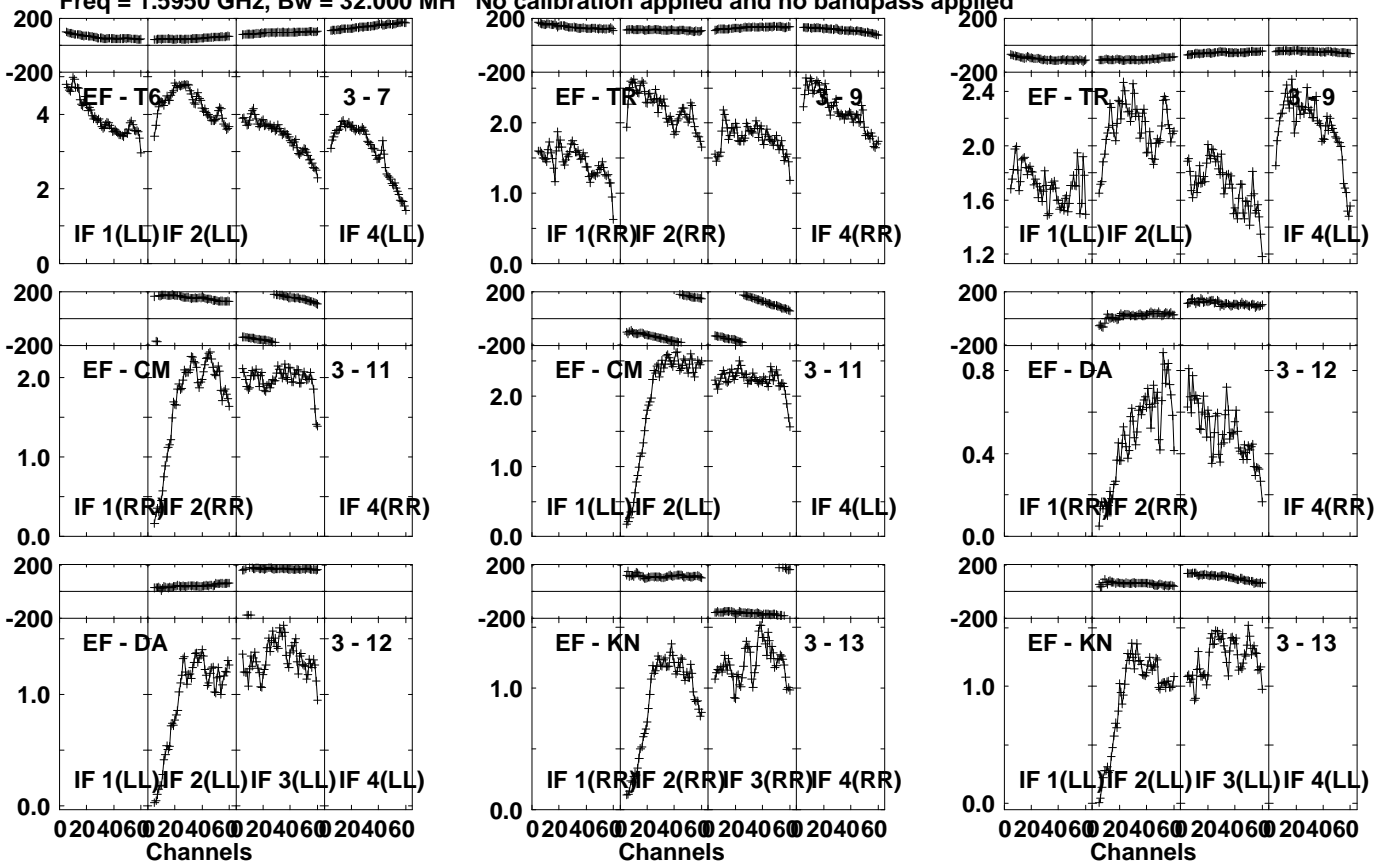
Lower frame: Milli Ampl Jy Top frame: Phas deg
Vector averaged cross-power spectrum Several baselines displayed
Timerange: 00/23:53:31 to 00/23:54:29

Plot file version 85 created 02-MAY-2024 15:35:47

J1037+5711 EM164D.UVDATA.1

Freq = 1.5950 GHz, Bw = 32.000 MH

No calibration applied and no bandpass applied



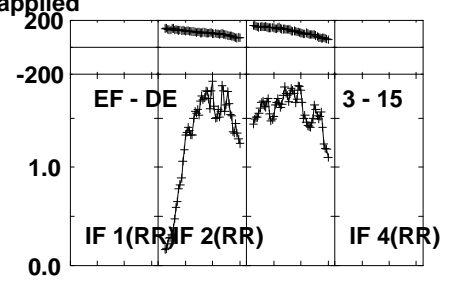
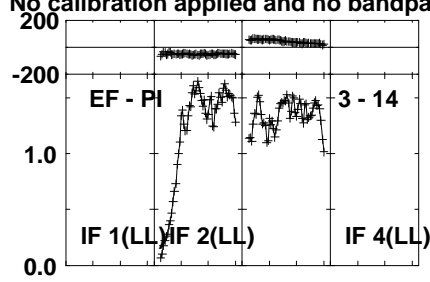
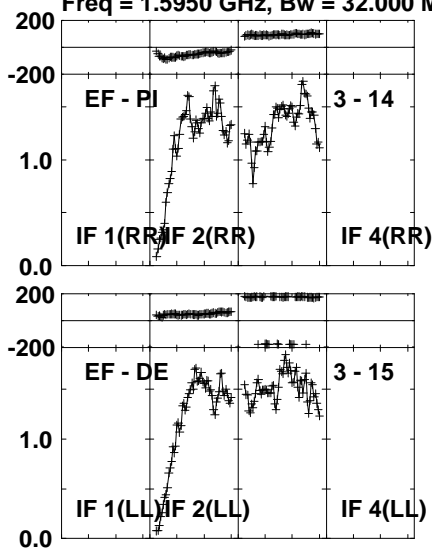
Lower frame: Milli Ampl Jy Top frame: Phas deg
Vector averaged cross-power spectrum Several baselines displayed
Timerange: 00/23:53:31 to 00/23:54:29

Plot file version 86 created 02-MAY-2024 15:35:47

J1037+5711 EM164D.UVDATA.1

Freq = 1.5950 GHz, Bw = 32.000 MH

No calibration applied and no bandpass applied



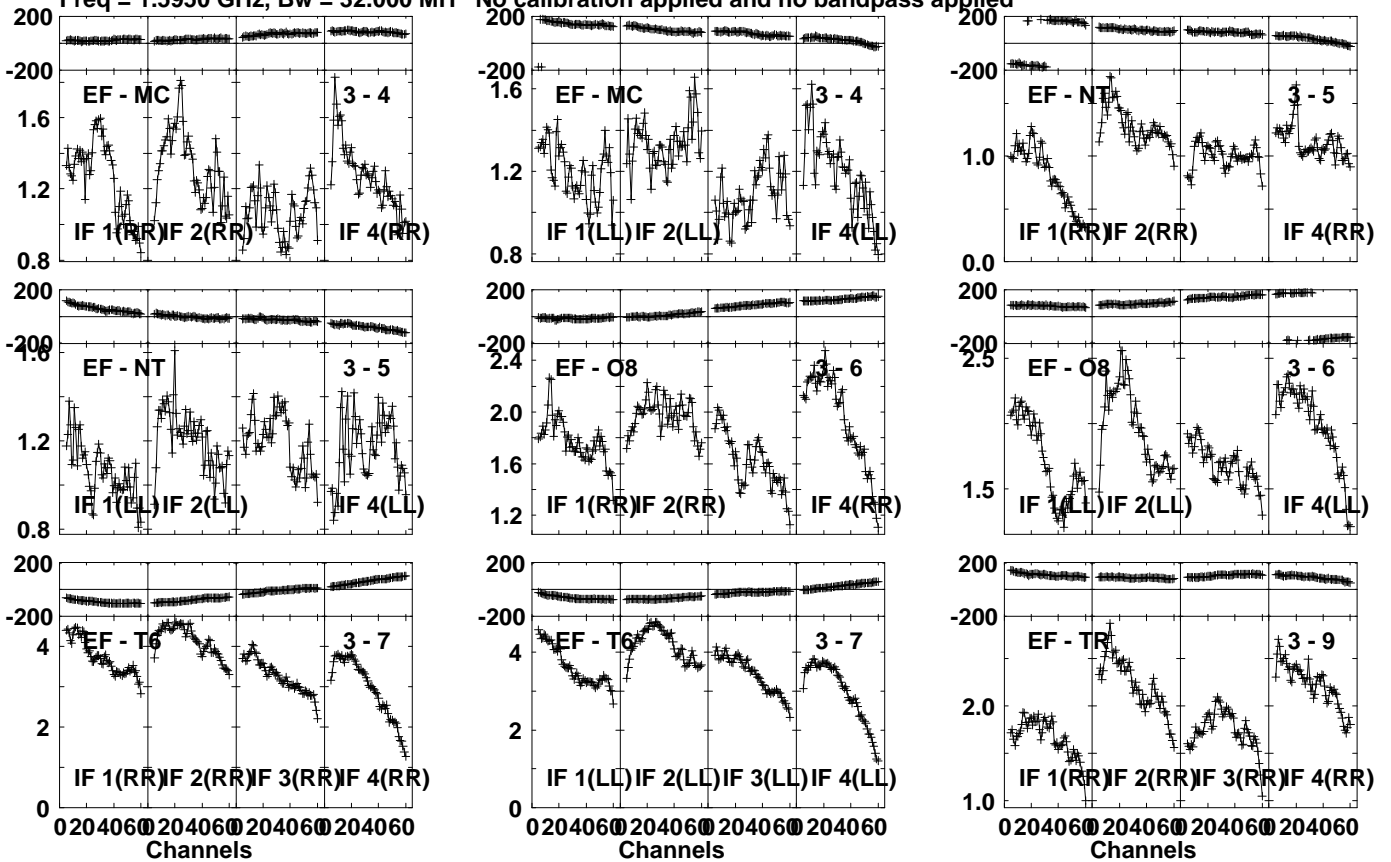
Lower frame: Milli Ampl Jy Top frame: Phas deg
Vector averaged cross-power spectrum Several baselines displayed
Timerange: 00/23:53:31 to 00/23:54:29

Plot file version 87 created 02-MAY-2024 15:35:47

J1037+5711 EM164D.UVDATA.1

Freq = 1.5950 GHz, Bw = 32.000 MH

No calibration applied and no bandpass applied



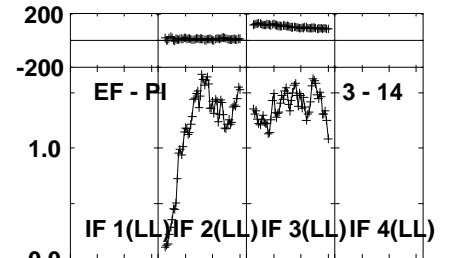
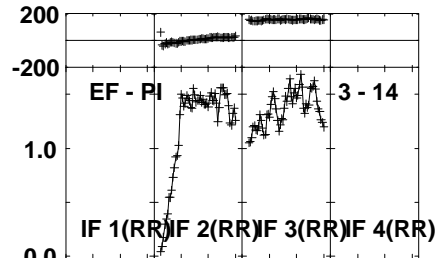
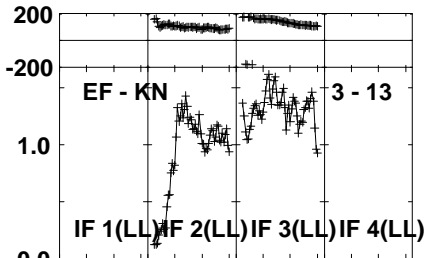
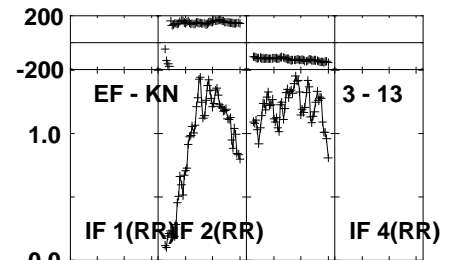
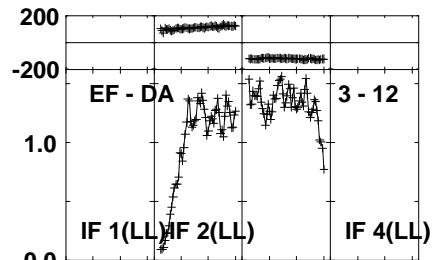
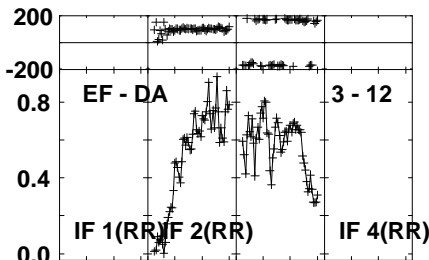
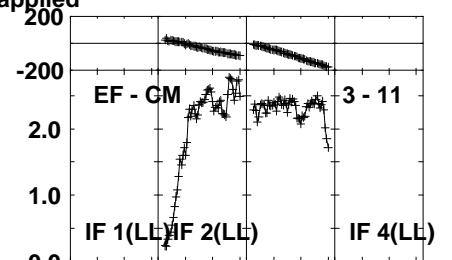
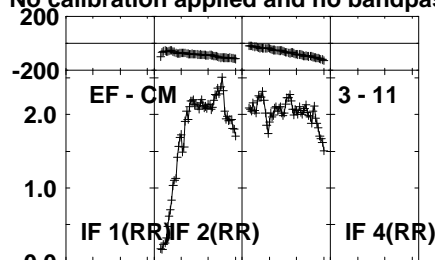
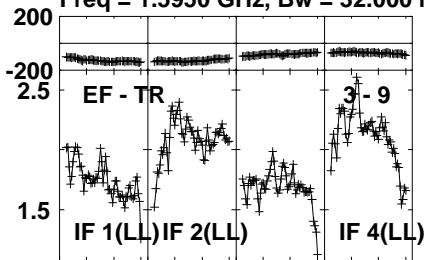
Lower frame: Milli Ampl Jy Top frame: Phas deg
Vector averaged cross-power spectrum Several baselines displayed
Timerange: 00/23:59:01 to 00/23:59:57

Plot file version 88 created 02-MAY-2024 15:35:47

J1037+5711 EM164D.UVDATA.1

Freq = 1.5950 GHz, Bw = 32.000 MH

No calibration applied and no bandpass applied



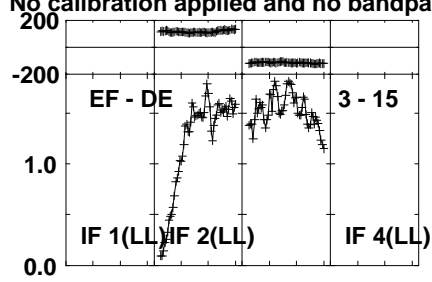
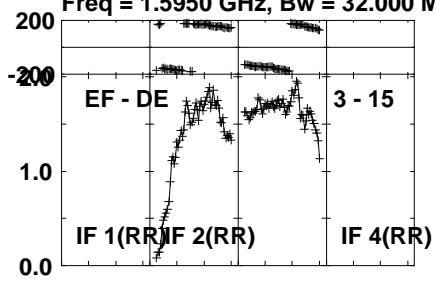
Lower frame: Milli Ampl Jy Top frame: Phas deg
Vector averaged cross-power spectrum Several baselines displayed
Timerange: 00/23:59:01 to 00/23:59:57

Plot file version 89 created 02-MAY-2024 15:35:47

J1037+5711 EM164D.UVDATA.1

Freq = 1.5950 GHz, Bw = 32.000 MH

No calibration applied and no bandpass applied



Lower frame: Milli Ampl Jy Top frame: Phas deg

Vector averaged cross-power spectrum Several baselines displayed

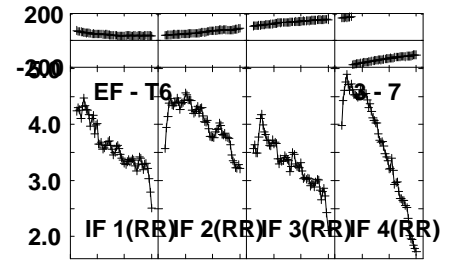
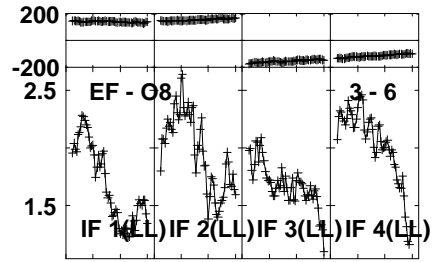
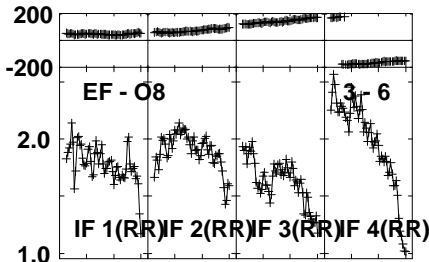
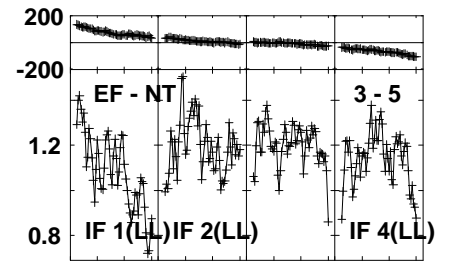
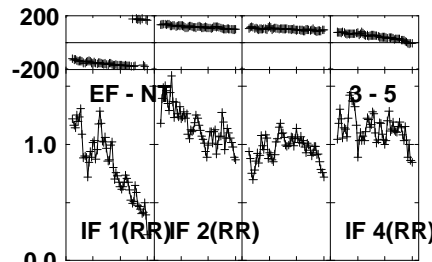
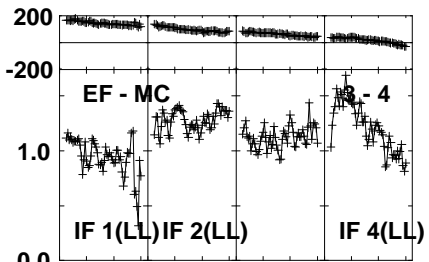
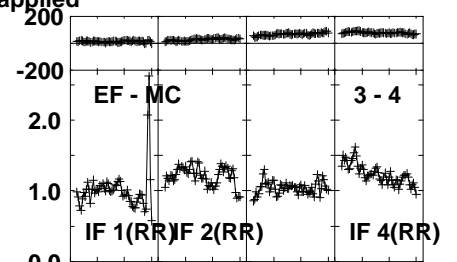
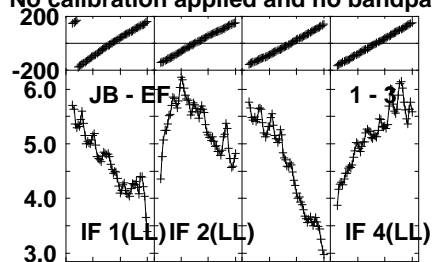
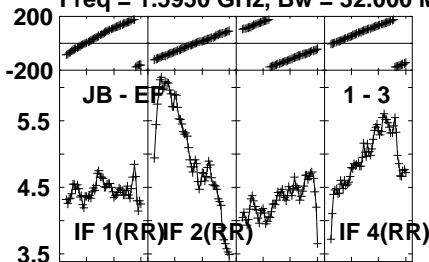
Timerange: 00/23:59:01 to 00/23:59:57

Plot file version 90 created 02-MAY-2024 15:35:47

J1037+5711 EM164D.UVDATA.1

Freq = 1.5950 GHz, Bw = 32.000 MH

No calibration applied and no bandpass applied



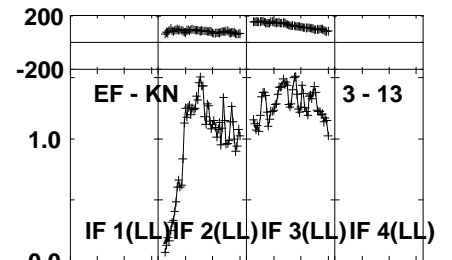
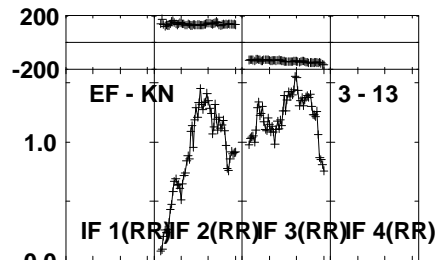
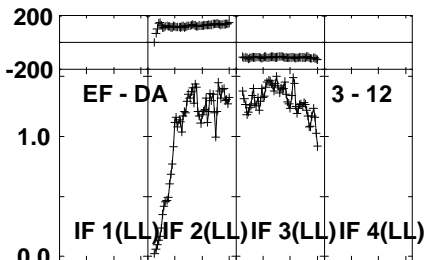
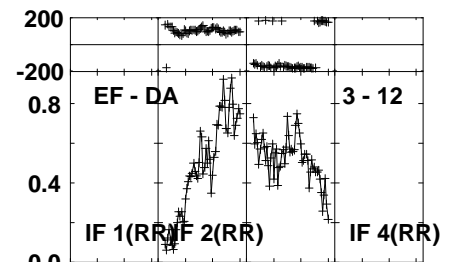
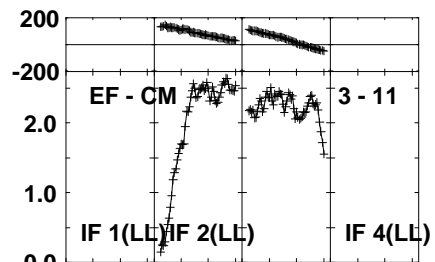
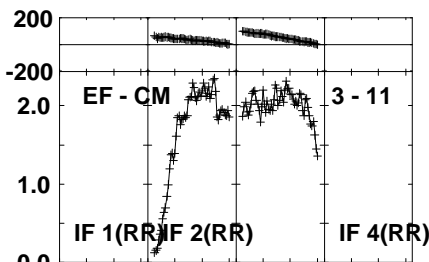
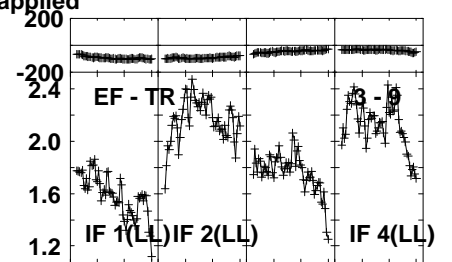
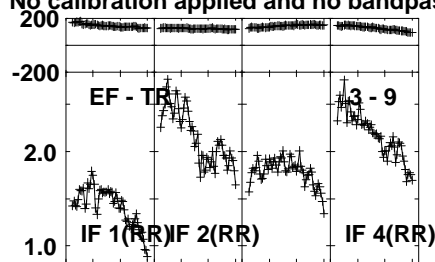
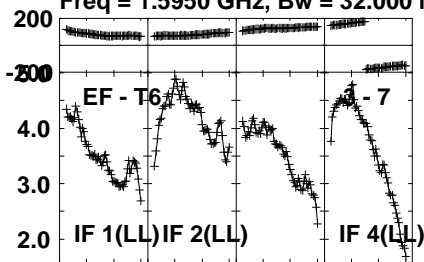
Lower frame: Milli Ampl Jy Top frame: Phas deg
Vector averaged cross-power spectrum Several baselines displayed
Timerange: 01/00:04:31 to 01/00:05:29

Plot file version 91 created 02-MAY-2024 15:35:47

J1037+5711 EM164D.UVDATA.1

Freq = 1.5950 GHz, Bw = 32.000 MH

No calibration applied and no bandpass applied



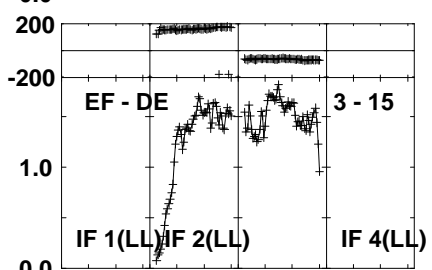
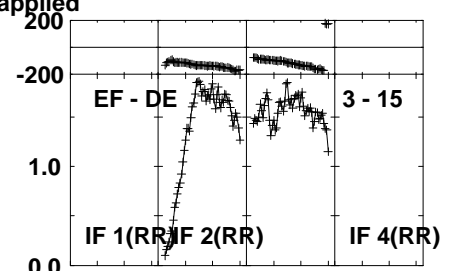
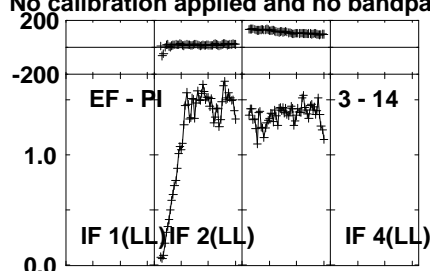
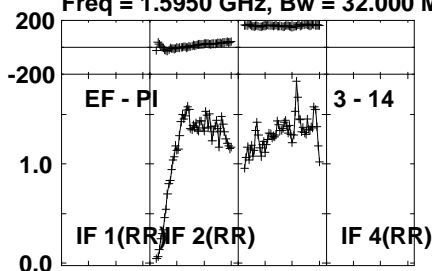
Lower frame: Milli Ampl Jy Top frame: Phas deg
Vector averaged cross-power spectrum Several baselines displayed
Timerange: 01/00:04:31 to 01/00:05:29

Plot file version 92 created 02-MAY-2024 15:35:47

J1037+5711 EM164D.UVDATA.1

Freq = 1.5950 GHz, Bw = 32.000 MH

No calibration applied and no bandpass applied



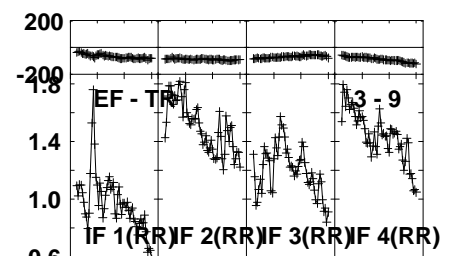
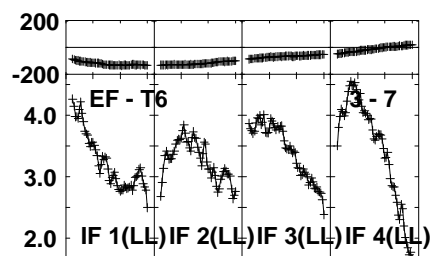
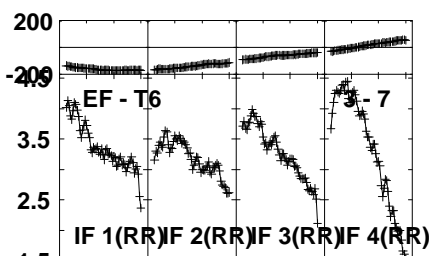
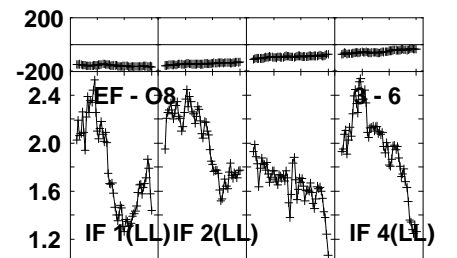
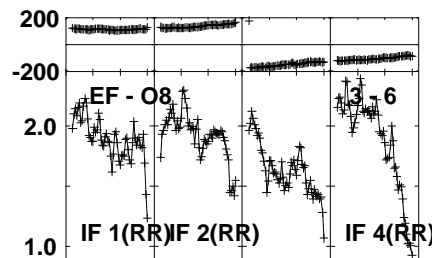
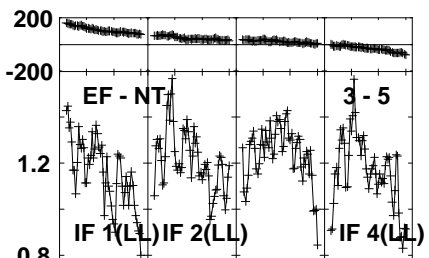
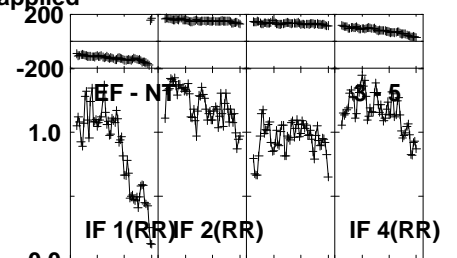
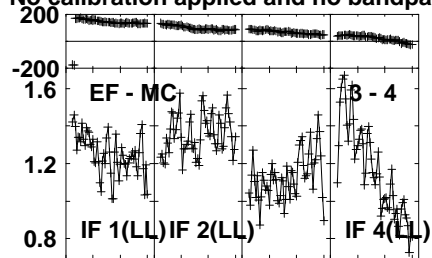
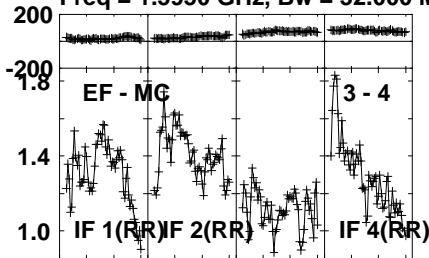
Lower frame: Milli Ampl Jy Top frame: Phas deg
Vector averaged cross-power spectrum Several baselines displayed
Timerange: 01/00:04:31 to 01/00:05:29

Plot file version 93 created 02-MAY-2024 15:35:47

J1037+5711 EM164D.UVDATA.1

Freq = 1.5950 GHz, Bw = 32.000 MH

No calibration applied and no bandpass applied



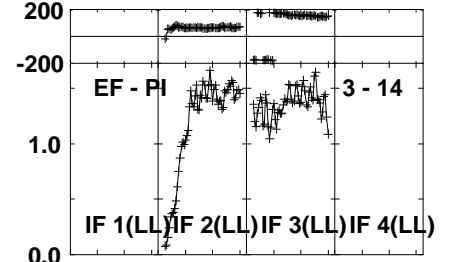
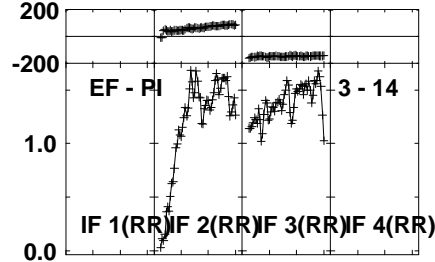
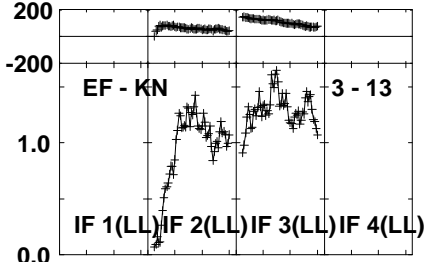
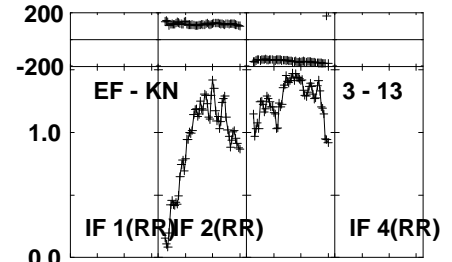
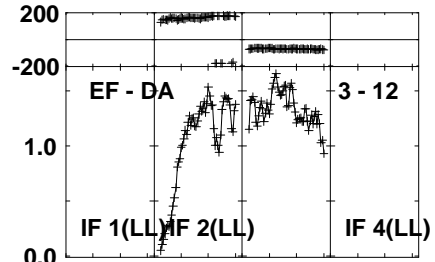
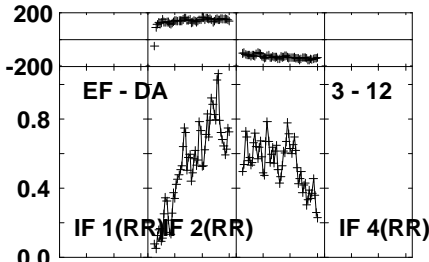
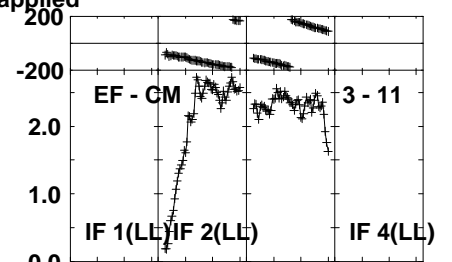
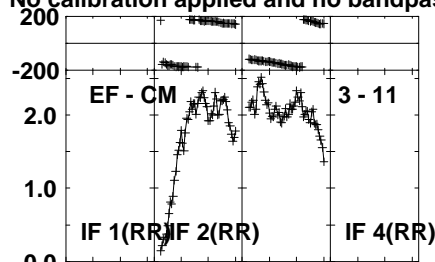
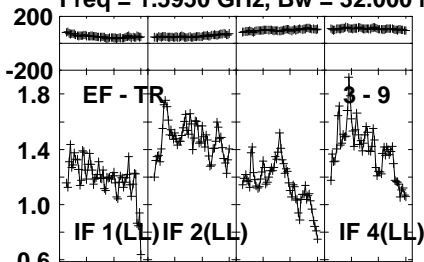
Lower frame: Milli Ampl Jy Top frame: Phas deg
Vector averaged cross-power spectrum Several baselines displayed
Timerange: 01/00:10:01 to 01/00:10:59

Plot file version 94 created 02-MAY-2024 15:35:47

J1037+5711 EM164D.UVDATA.1

Freq = 1.5950 GHz, Bw = 32.000 MH

No calibration applied and no bandpass applied



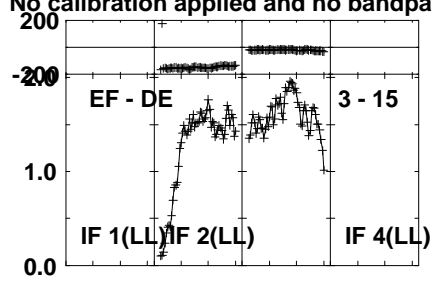
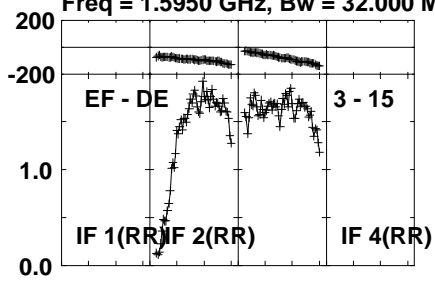
Lower frame: Milli Ampl Jy Top frame: Phas deg
Vector averaged cross-power spectrum Several baselines displayed
Timerange: 01/00:10:01 to 01/00:10:59

Plot file version 95 created 02-MAY-2024 15:35:48

J1037+5711 EM164D.UVDATA.1

Freq = 1.5950 GHz, Bw = 32.000 MH

No calibration applied and no bandpass applied



Lower frame: Milli Ampl Jy Top frame: Phas deg

Vector averaged cross-power spectrum Several baselines displayed

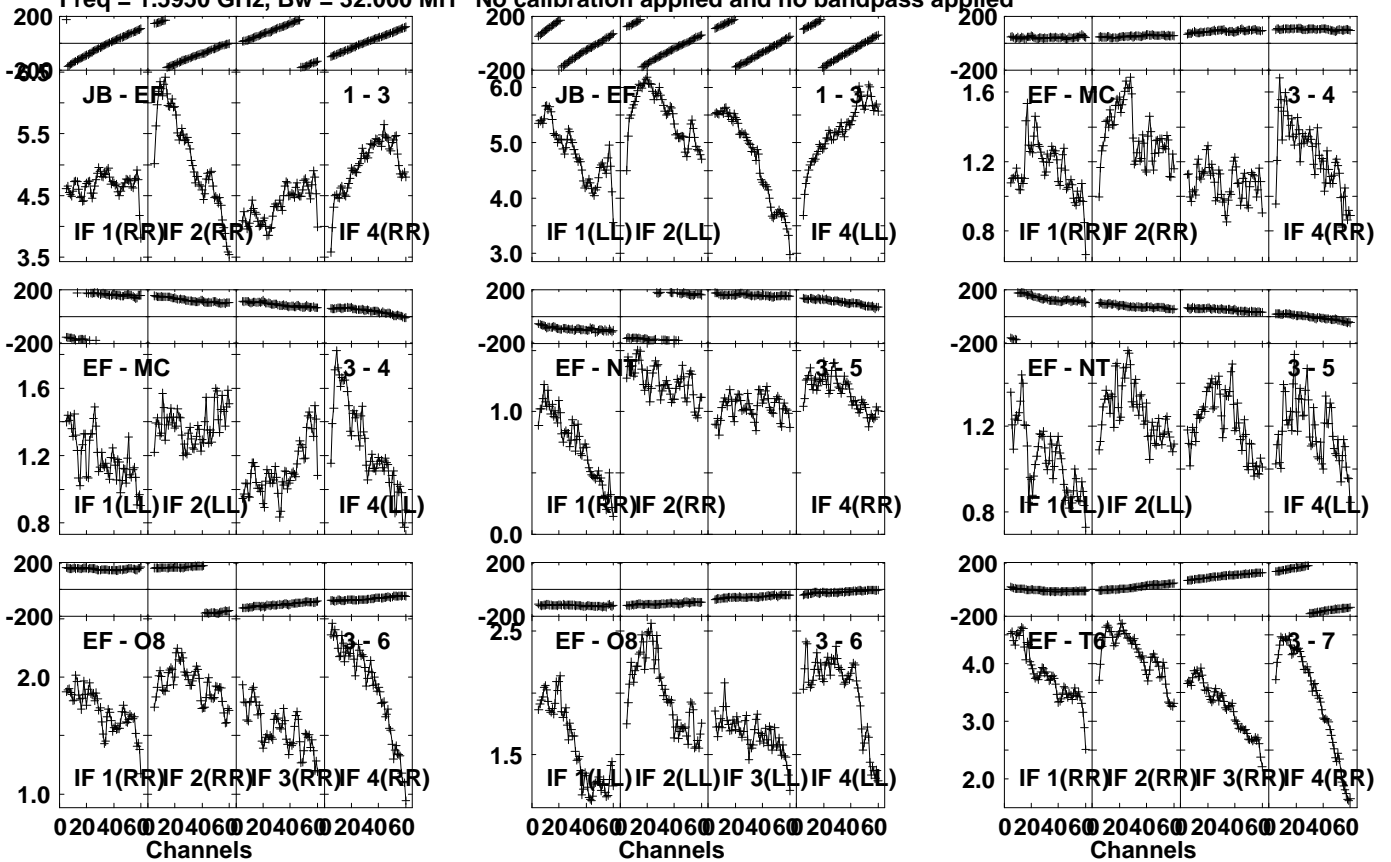
Timerange: 01/00:10:01 to 01/00:10:59

Plot file version 96 created 02-MAY-2024 15:35:48

J1037+5711 EM164D.UVDATA.1

Freq = 1.5950 GHz, Bw = 32.000 MH

No calibration applied and no bandpass applied



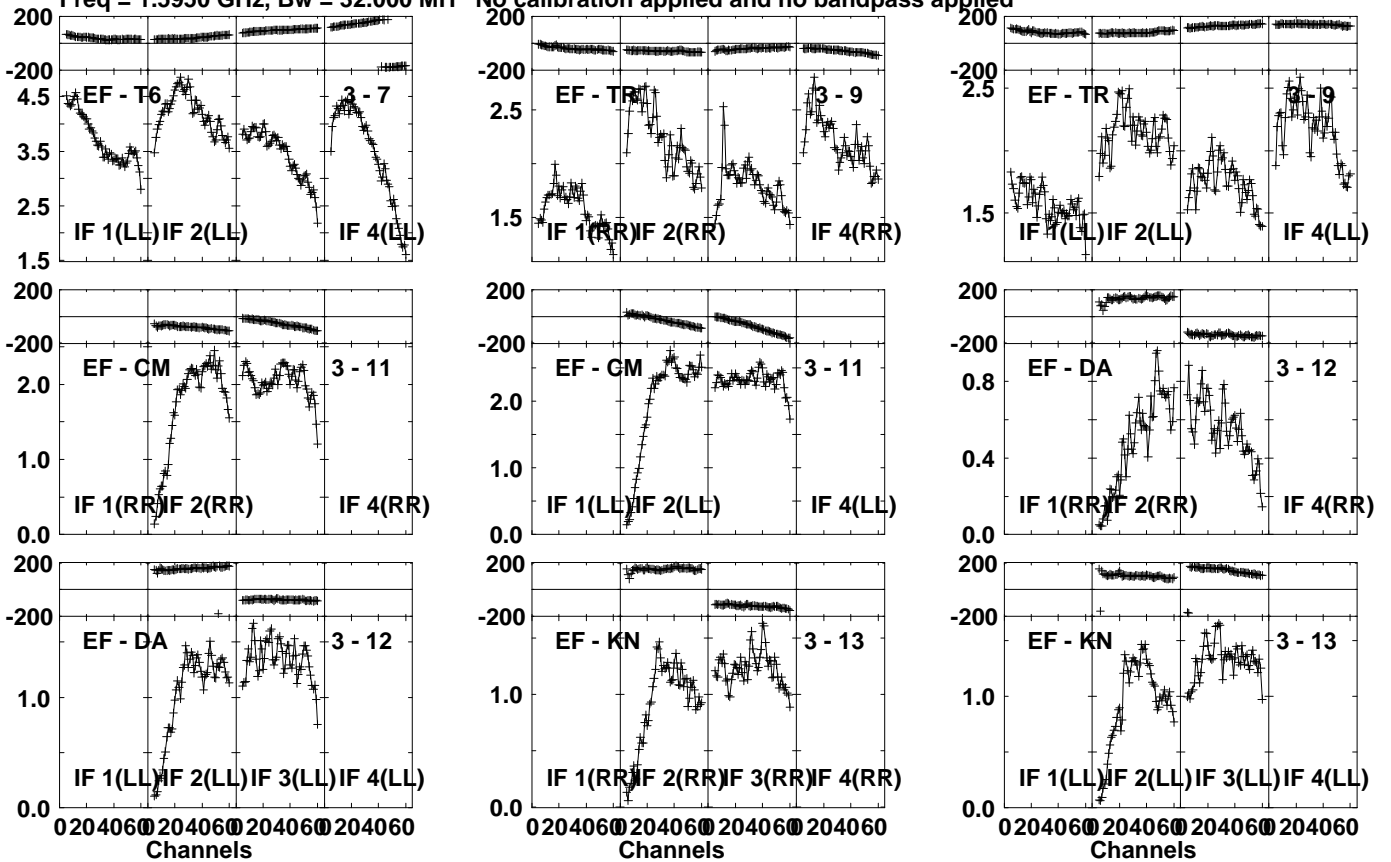
Lower frame: Milli Ampl Jy Top frame: Phas deg
Vector averaged cross-power spectrum Several baselines displayed
Timerange: 01/00:15:31 to 01/00:16:29

Plot file version 97 created 02-MAY-2024 15:35:48

J1037+5711 EM164D.UVDATA.1

Freq = 1.5950 GHz, Bw = 32.000 MH

No calibration applied and no bandpass applied



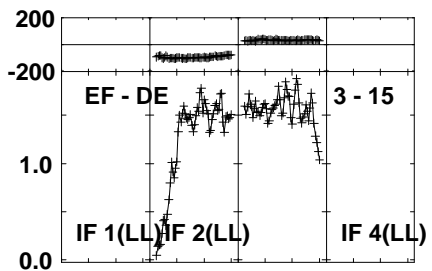
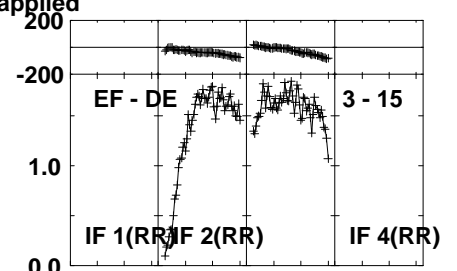
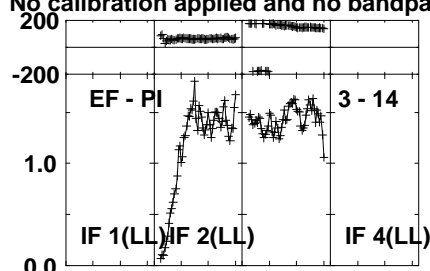
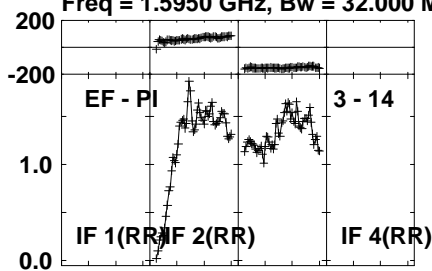
Lower frame: Milli Ampl Jy Top frame: Phas deg
Vector averaged cross-power spectrum Several baselines displayed
Timerange: 01/00:15:31 to 01/00:16:29

Plot file version 98 created 02-MAY-2024 15:35:48

J1037+5711 EM164D.UVDATA.1

Freq = 1.5950 GHz, Bw = 32.000 MH

No calibration applied and no bandpass applied



Lower frame: Milli Ampl Jy Top frame: Phas deg

Vector averaged cross-power spectrum Several baselines displayed

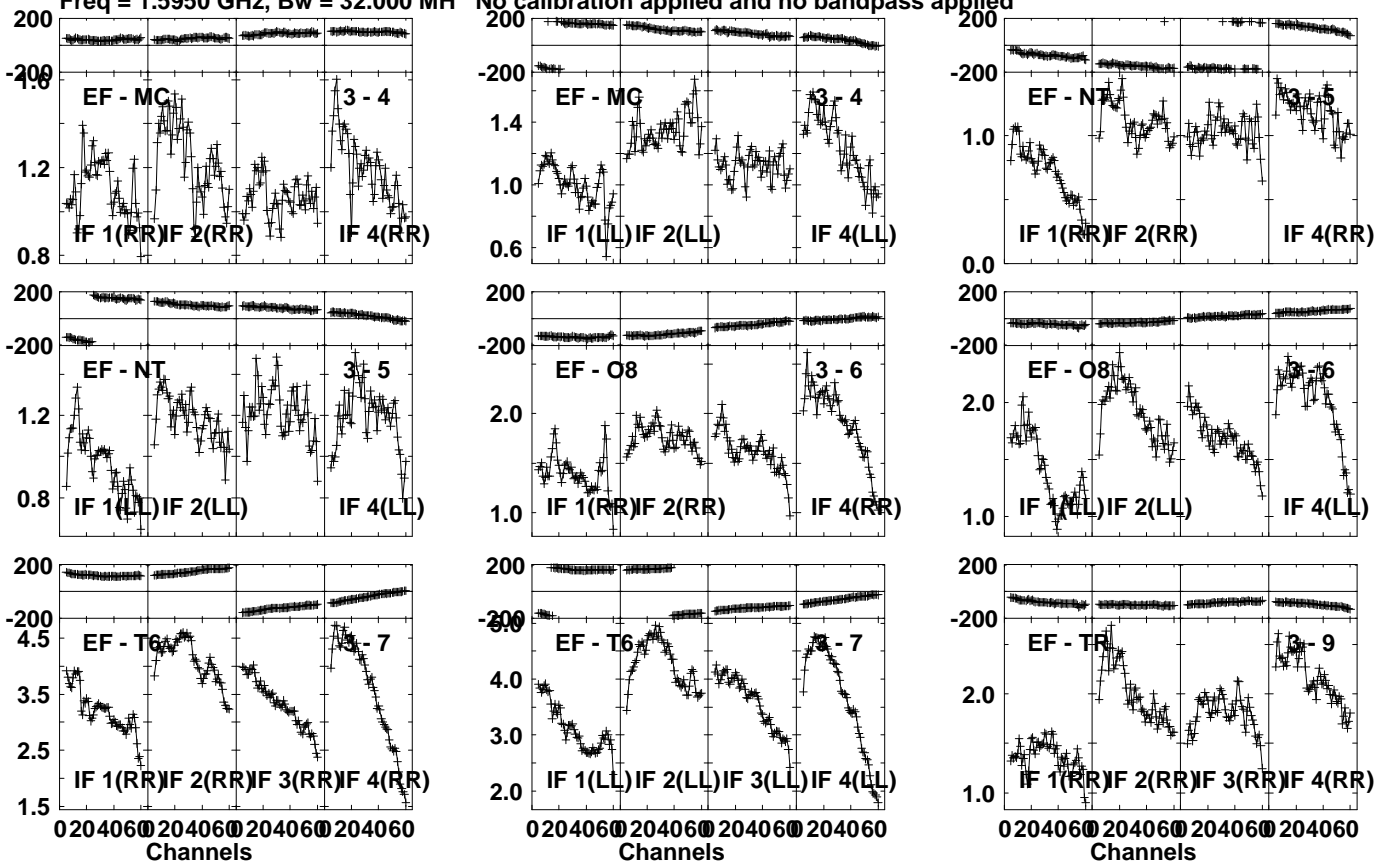
Timerange: 01/00:15:31 to 01/00:16:29

Plot file version 99 created 02-MAY-2024 15:35:48

J1037+5711 EM164D.UVDATA.1

Freq = 1.5950 GHz, Bw = 32.000 MH

No calibration applied and no bandpass applied



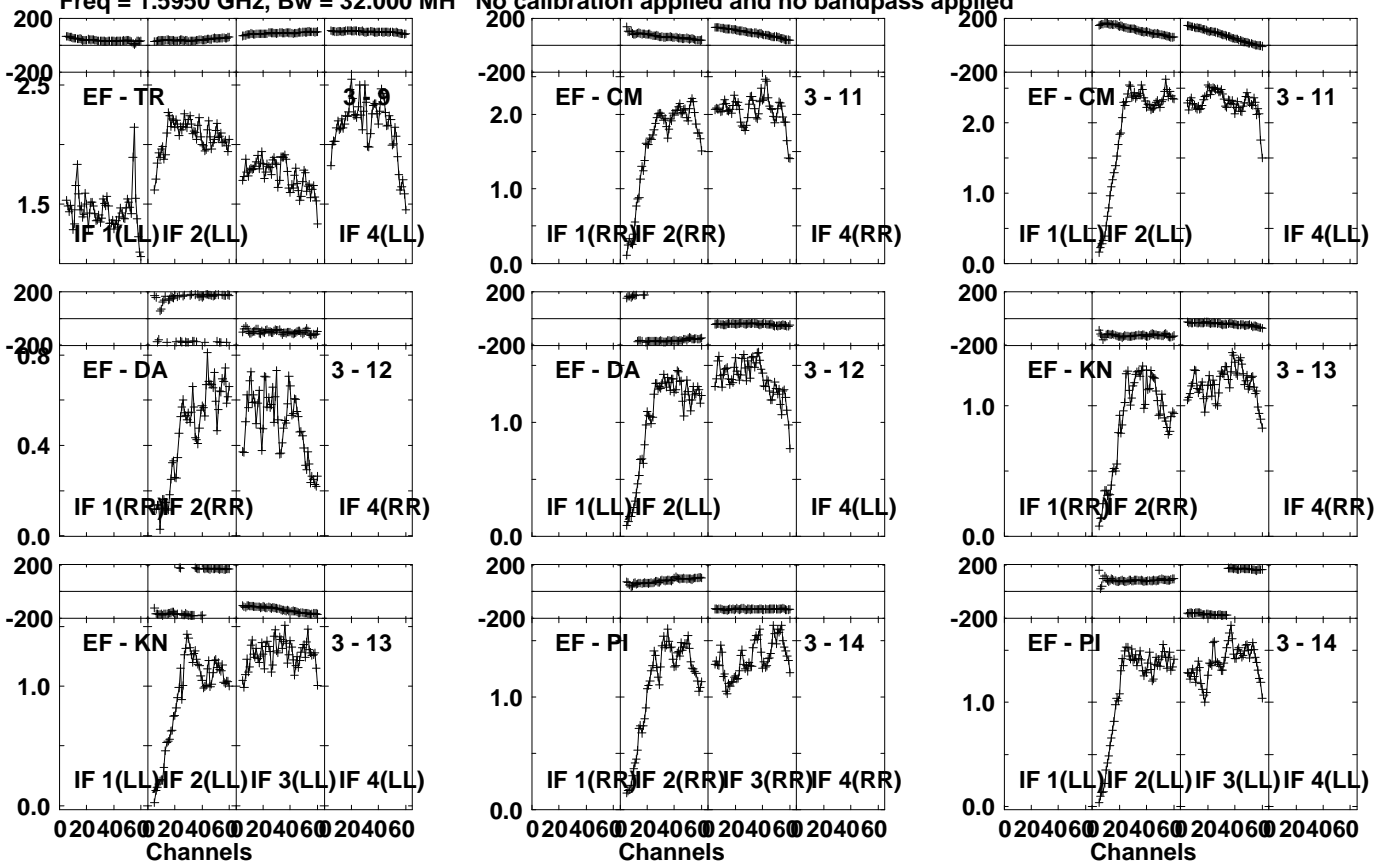
Lower frame: Milli Ampl Jy Top frame: Phas deg
Vector averaged cross-power spectrum Several baselines displayed
Timerange: 01/00:21:01 to 01/00:21:59

Plot file version 100 created 02-MAY-2024 15:35:48

J1037+5711 EM164D.UVDATA.1

Freq = 1.5950 GHz, Bw = 32.000 MH

No calibration applied and no bandpass applied



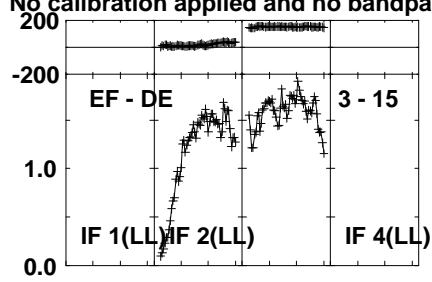
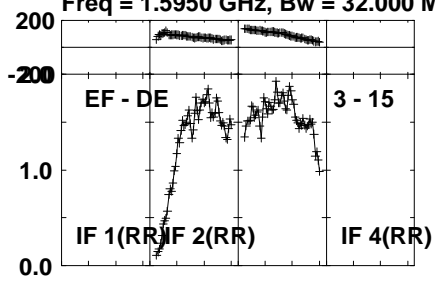
Lower frame: Milli Ampl Jy Top frame: Phas deg
Vector averaged cross-power spectrum Several baselines displayed
Timerange: 01/00:21:01 to 01/00:21:59

Plot file version 101 created 02-MAY-2024 15:35:48

J1037+5711 EM164D.UVDATA.1

Freq = 1.5950 GHz, Bw = 32.000 MH

No calibration applied and no bandpass applied



Lower frame: Milli Ampl Jy Top frame: Phas deg

Vector averaged cross-power spectrum Several baselines displayed

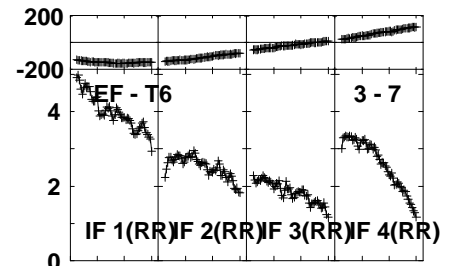
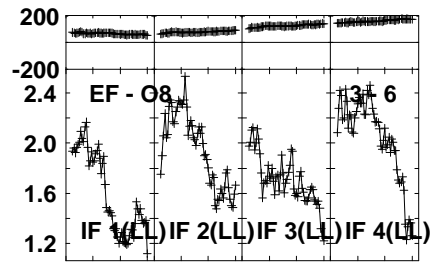
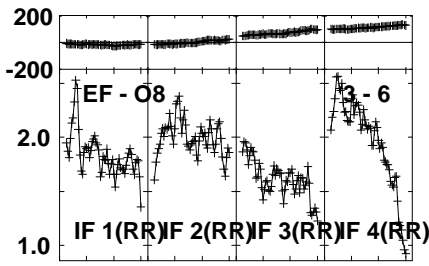
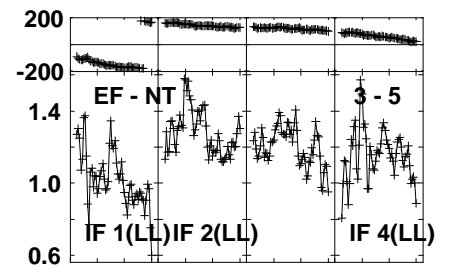
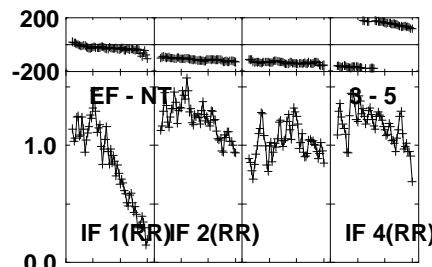
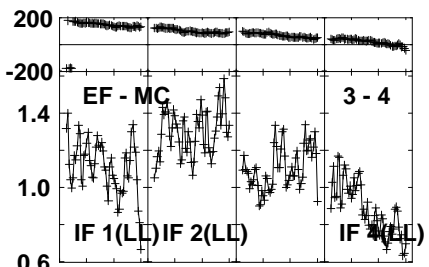
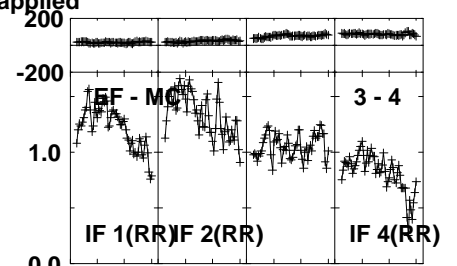
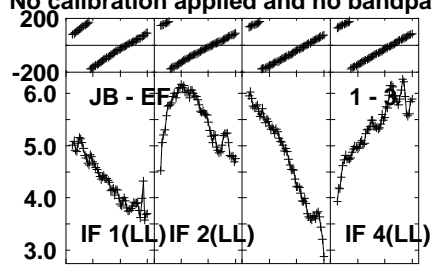
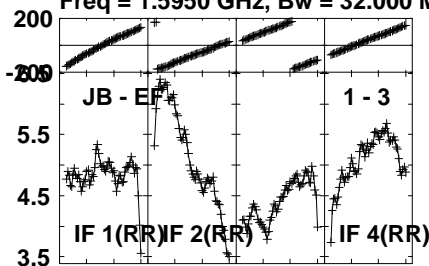
Timerange: 01/00:21:01 to 01/00:21:59

Plot file version 102 created 02-MAY-2024 15:35:48

J1037+5711 EM164D.UVDATA.1

Freq = 1.5950 GHz, Bw = 32.000 MH

No calibration applied and no bandpass applied



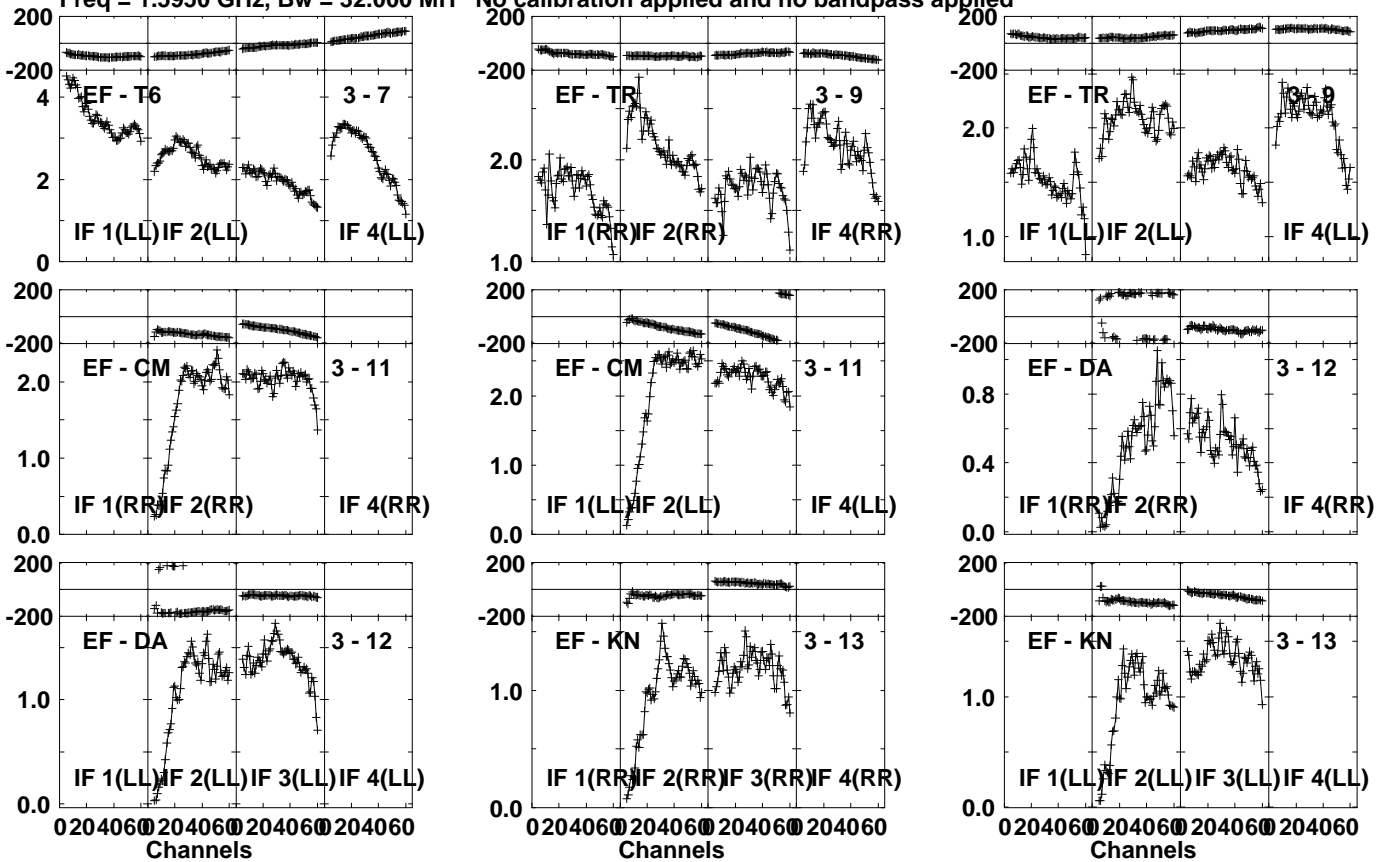
Lower frame: Milli Ampl Jy Top frame: Phas deg
Vector averaged cross-power spectrum Several baselines displayed
Timerange: 01/00:26:31 to 01/00:27:29

Plot file version 103 created 02-MAY-2024 15:35:48

J1037+5711 EM164D.UVDATA.1

Freq = 1.5950 GHz, Bw = 32.000 MH

No calibration applied and no bandpass applied



Lower frame: Milli Ampl Jy Top frame: Phas deg

Vector averaged cross-power spectrum Several baselines displayed

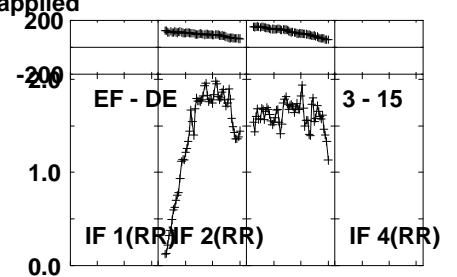
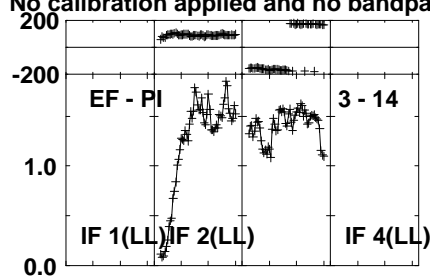
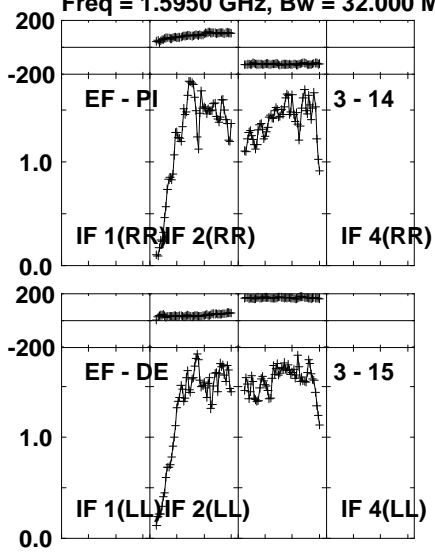
Timerange: 01/00:26:31 to 01/00:27:29

Plot file version 104 created 02-MAY-2024 15:35:48

J1037+5711 EM164D.UVDATA.1

Freq = 1.5950 GHz, Bw = 32.000 MH

No calibration applied and no bandpass applied

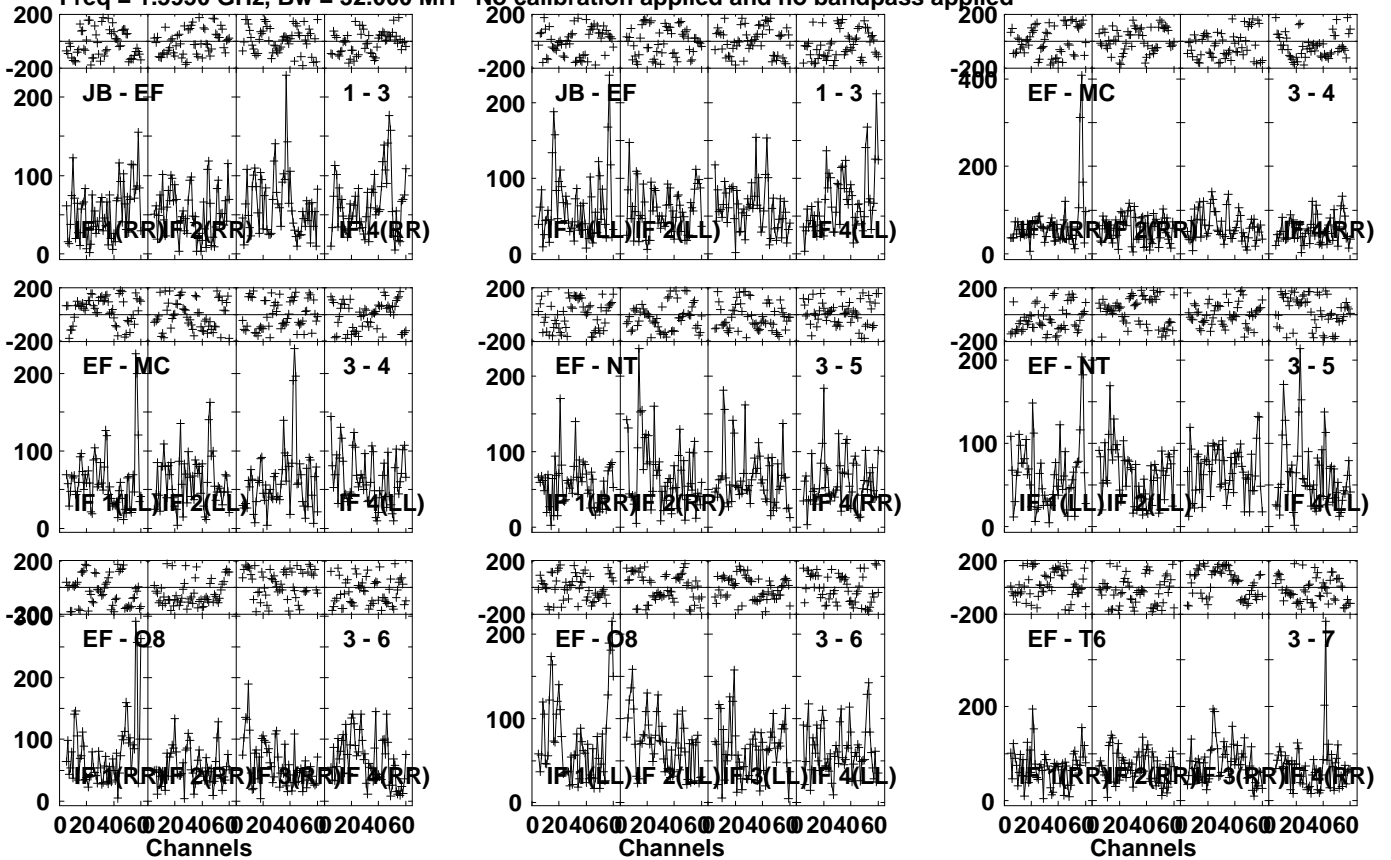


Lower frame: Milli Ampl Jy Top frame: Phas deg
Vector averaged cross-power spectrum Several baselines displayed
Timerange: 01/00:26:31 to 01/00:27:29

Plot file version 105 created 02-MAY-2024 15:35:48

DP27 000 EM164D.UVDATA.1

Freq = 1.5950 GHz, Bw = 32.000 MH No calibration applied and no bandpass applied

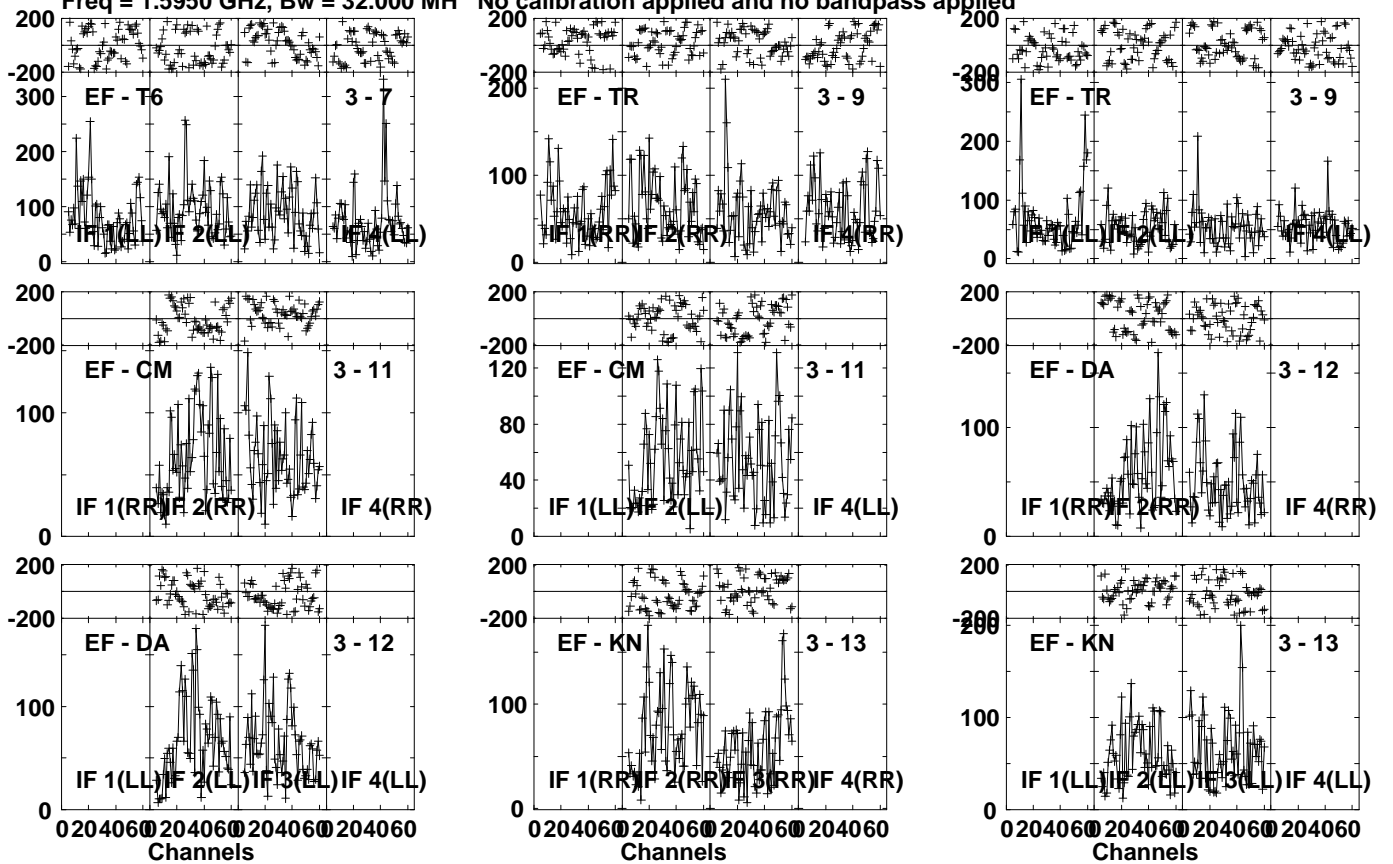


Lower frame: Micro Ampl Jy Top frame: Phas deg
Vector averaged cross-power spectrum Several baselines displayed
Timerange: 01/00:27:31 to 01/00:31:29

Plot file version 106 created 02-MAY-2024 15:35:48

DP27 000 EM164D.UVDATA.1

Freq = 1.5950 GHz, Bw = 32.000 MH No calibration applied and no bandpass applied



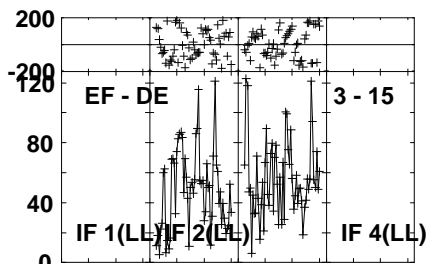
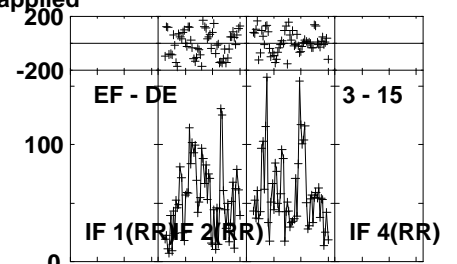
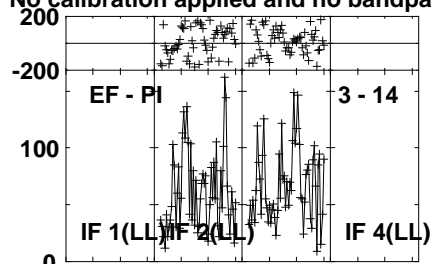
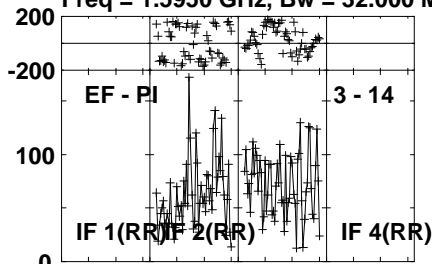
Lower frame: Micro Ampl Jy Top frame: Phas deg
Vector averaged cross-power spectrum Several baselines displayed
Timerange: 01/00:27:31 to 01/00:31:29

Plot file version 107 created 02-MAY-2024 15:35:48

DP27 000 EM164D.UVDATA.1

Freq = 1.5950 GHz, Bw = 32.000 MH

No calibration applied and no bandpass applied



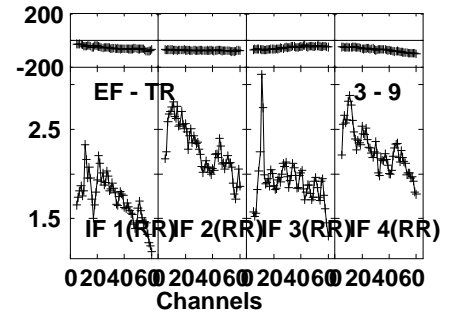
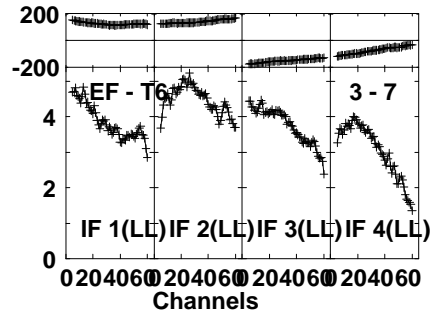
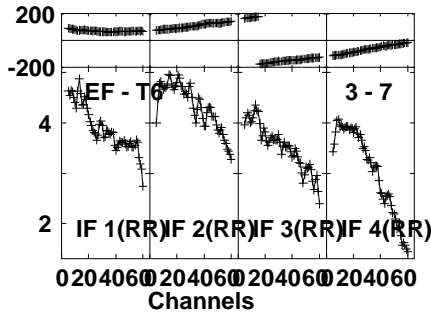
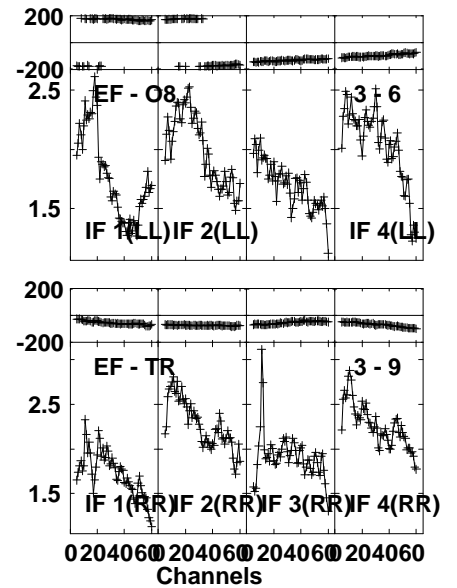
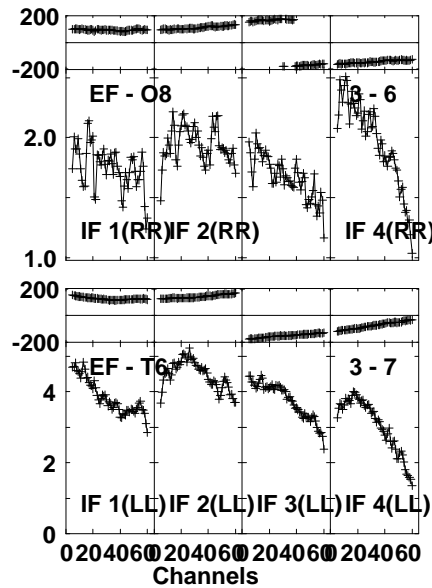
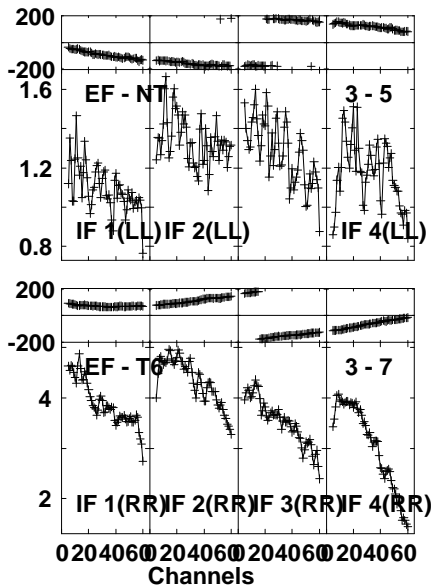
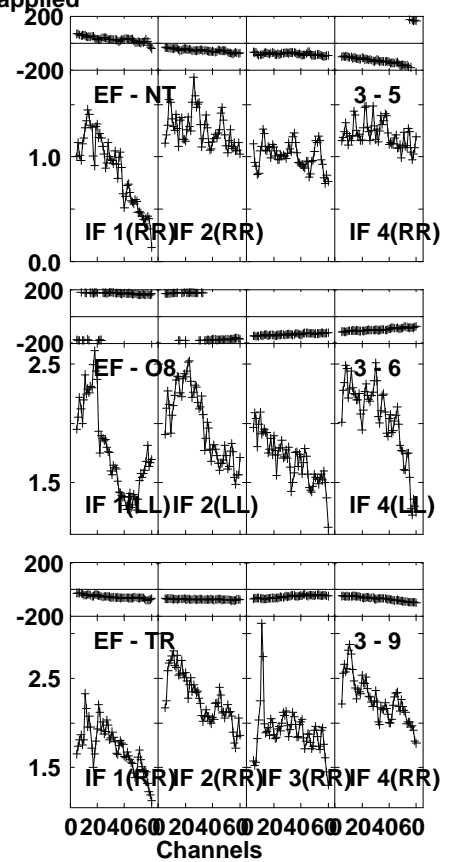
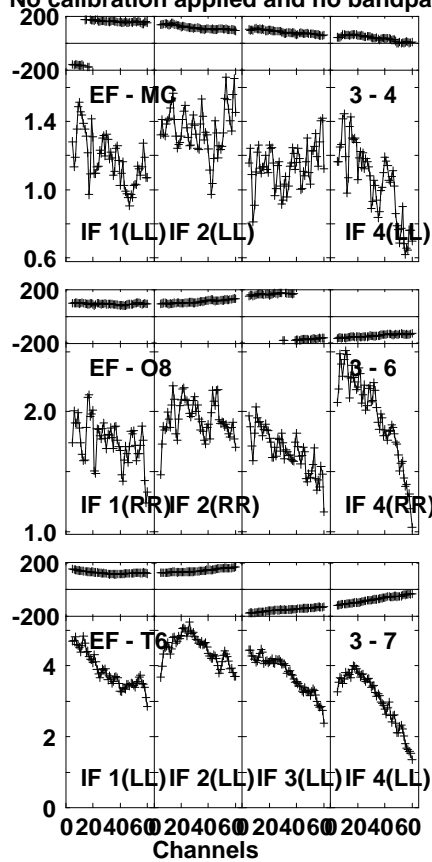
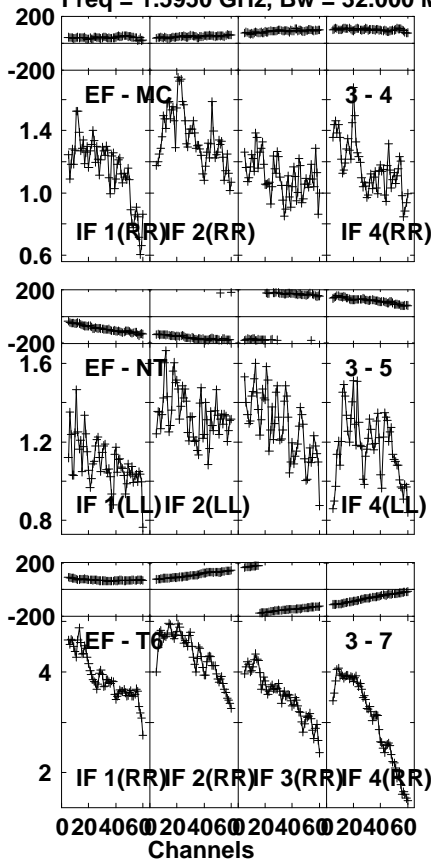
Lower frame: Micro Ampl Jy Top frame: Phas deg
Vector averaged cross-power spectrum Several baselines displayed
Timerange: 01/00:27:31 to 01/00:31:29

Plot file version 108 created 02-MAY-2024 15:35:48

J1037+5711 EM164D.UVDATA.1

Freq = 1.5950 GHz, Bw = 32.000 MH

No calibration applied and no bandpass applied



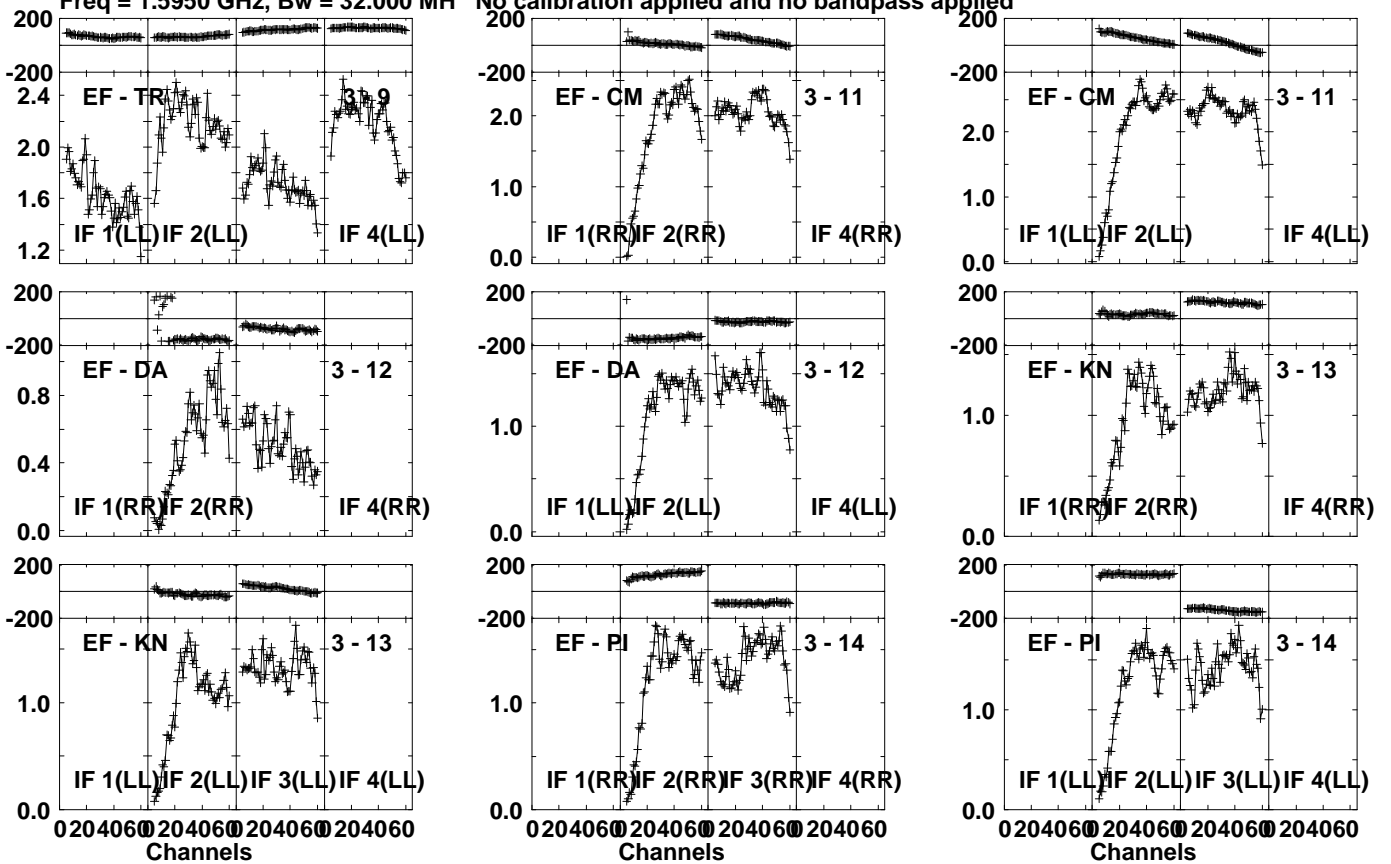
Lower frame: Milli Ampl Jy Top frame: Phas deg
Vector averaged cross-power spectrum Several baselines displayed
Timerange: 01/00:32:01 to 01/00:32:59

Plot file version 109 created 02-MAY-2024 15:35:48

J1037+5711 EM164D.UVDATA.1

Freq = 1.5950 GHz, Bw = 32.000 MH

No calibration applied and no bandpass applied



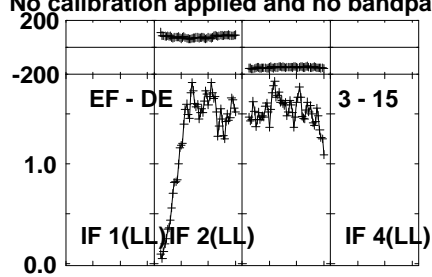
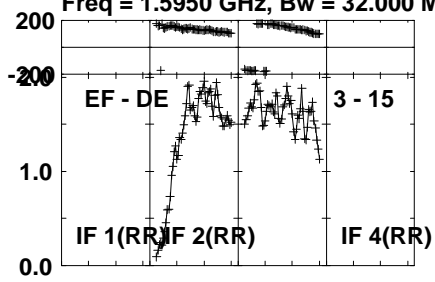
Lower frame: Milli Ampl Jy Top frame: Phas deg
Vector averaged cross-power spectrum Several baselines displayed
Timerange: 01/00:32:01 to 01/00:32:59

Plot file version 110 created 02-MAY-2024 15:35:49

J1037+5711 EM164D.UVDATA.1

Freq = 1.5950 GHz, Bw = 32.000 MH

No calibration applied and no bandpass applied



Lower frame: Milli Ampl Jy Top frame: Phas deg

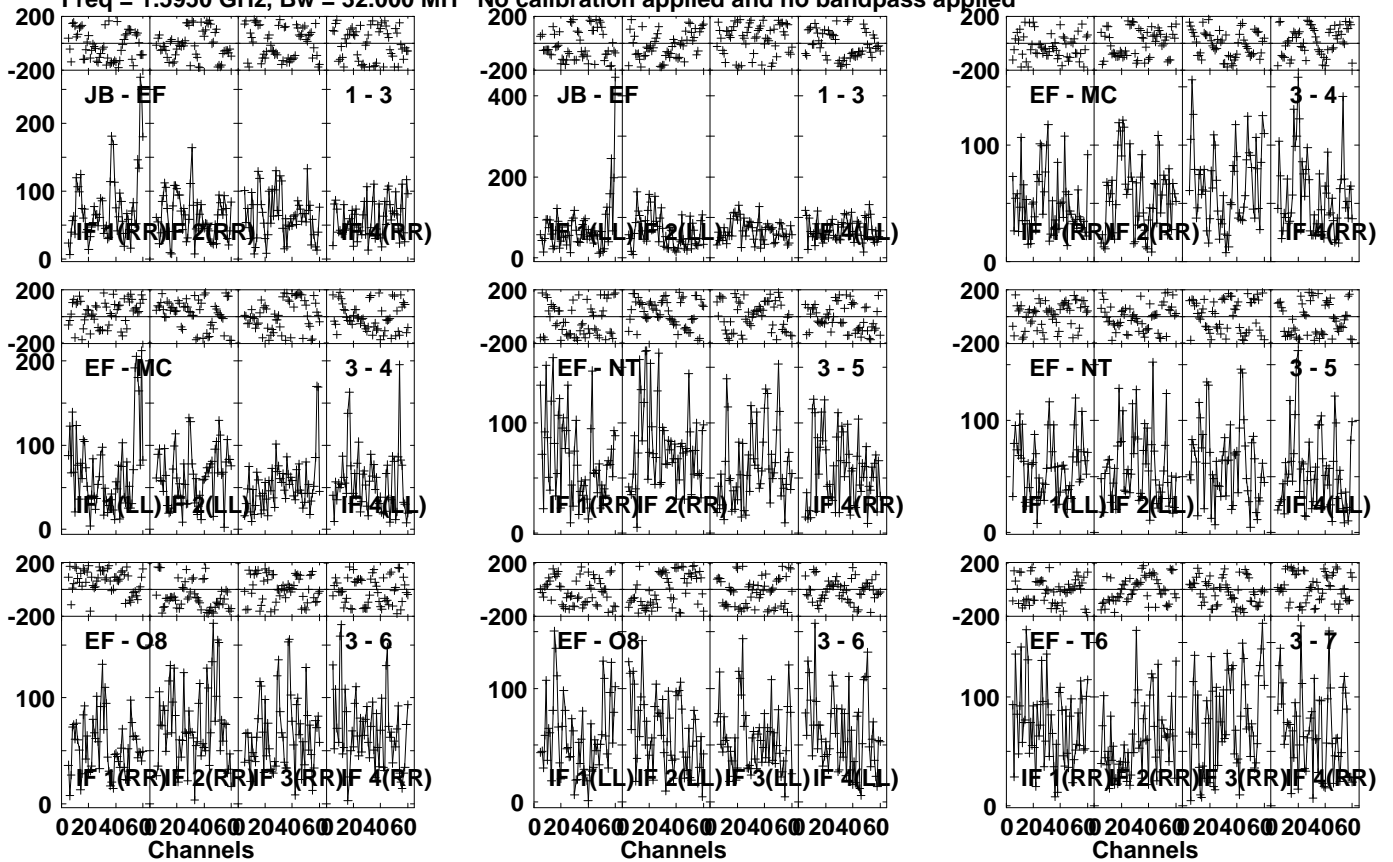
Vector averaged cross-power spectrum Several baselines displayed

Timerange: 01/00:32:01 to 01/00:32:59

Plot file version 111 created 02-MAY-2024 15:35:49

DP27 000 EM164D.UVDATA.1

Freq = 1.5950 GHz, Bw = 32.000 MH No calibration applied and no bandpass applied

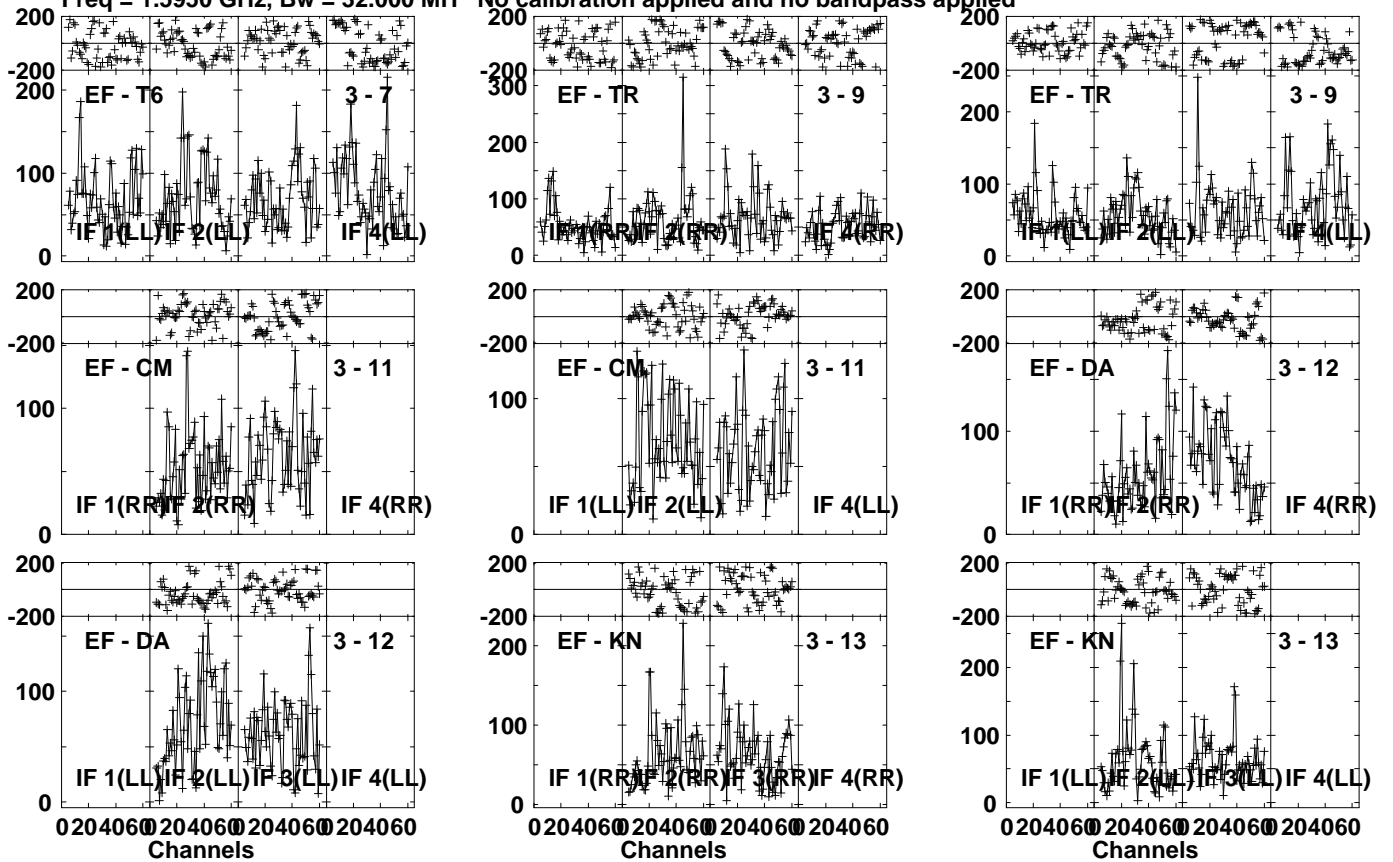


Lower frame: Micro Ampl Jy Top frame: Phas deg
Vector averaged cross-power spectrum Several baselines displayed
Timerange: 01/00:33:01 to 01/00:36:59

Plot file version 112 created 02-MAY-2024 15:35:49

DP27 000 EM164D.UVDATA.1

Freq = 1.5950 GHz, Bw = 32.000 MH No calibration applied and no bandpass applied

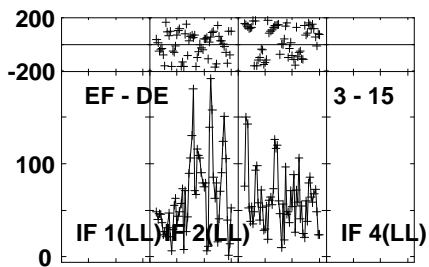
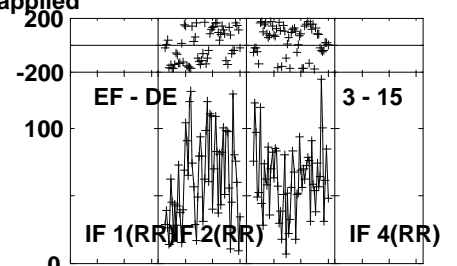
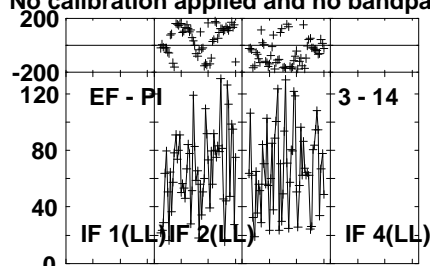
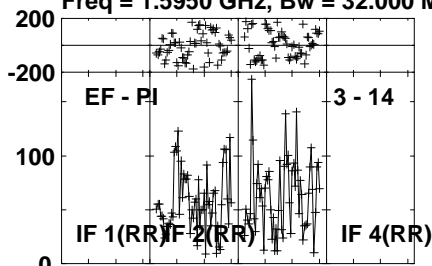


Lower frame: Micro Ampl Jy Top frame: Phas deg
Vector averaged cross-power spectrum Several baselines displayed
Timerange: 01/00:33:01 to 01/00:36:59

Plot file version 113 created 02-MAY-2024 15:35:49

DP27 000 EM164D.UVDATA.1

Freq = 1.5950 GHz, Bw = 32.000 MH No calibration applied and no bandpass applied



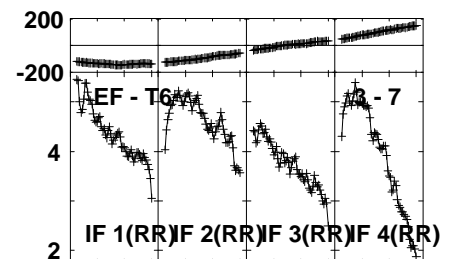
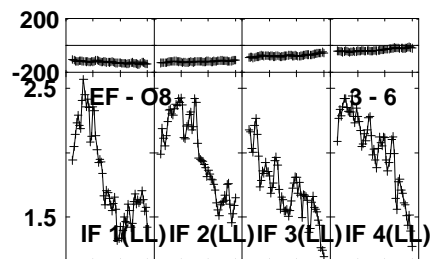
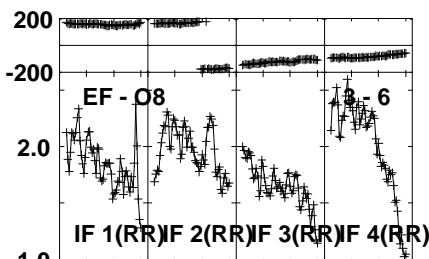
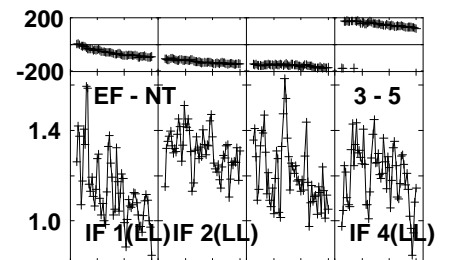
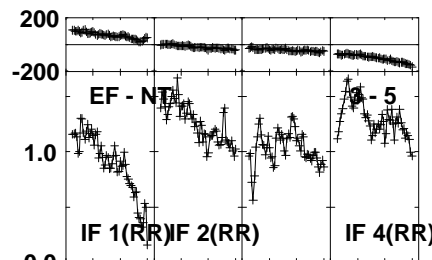
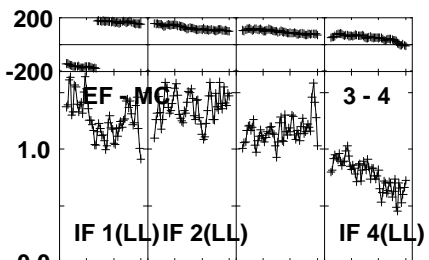
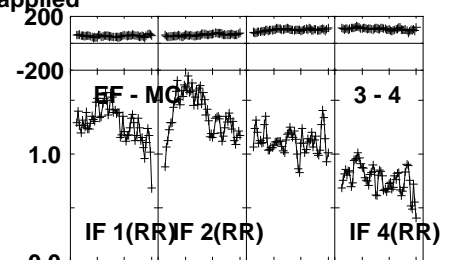
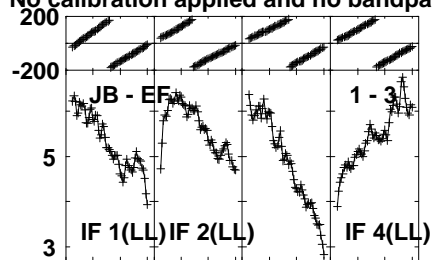
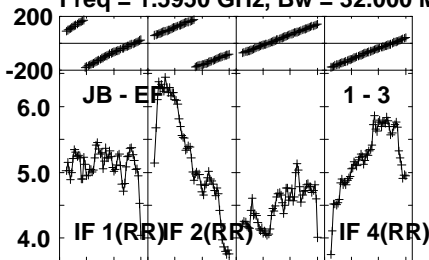
Lower frame: Micro Ampl Jy Top frame: Phas deg
Vector averaged cross-power spectrum Several baselines displayed
Timerange: 01/00:33:01 to 01/00:36:59

Plot file version 114 created 02-MAY-2024 15:35:49

J1037+5711 EM164D.UVDATA.1

Freq = 1.5950 GHz, Bw = 32.000 MH

No calibration applied and no bandpass applied



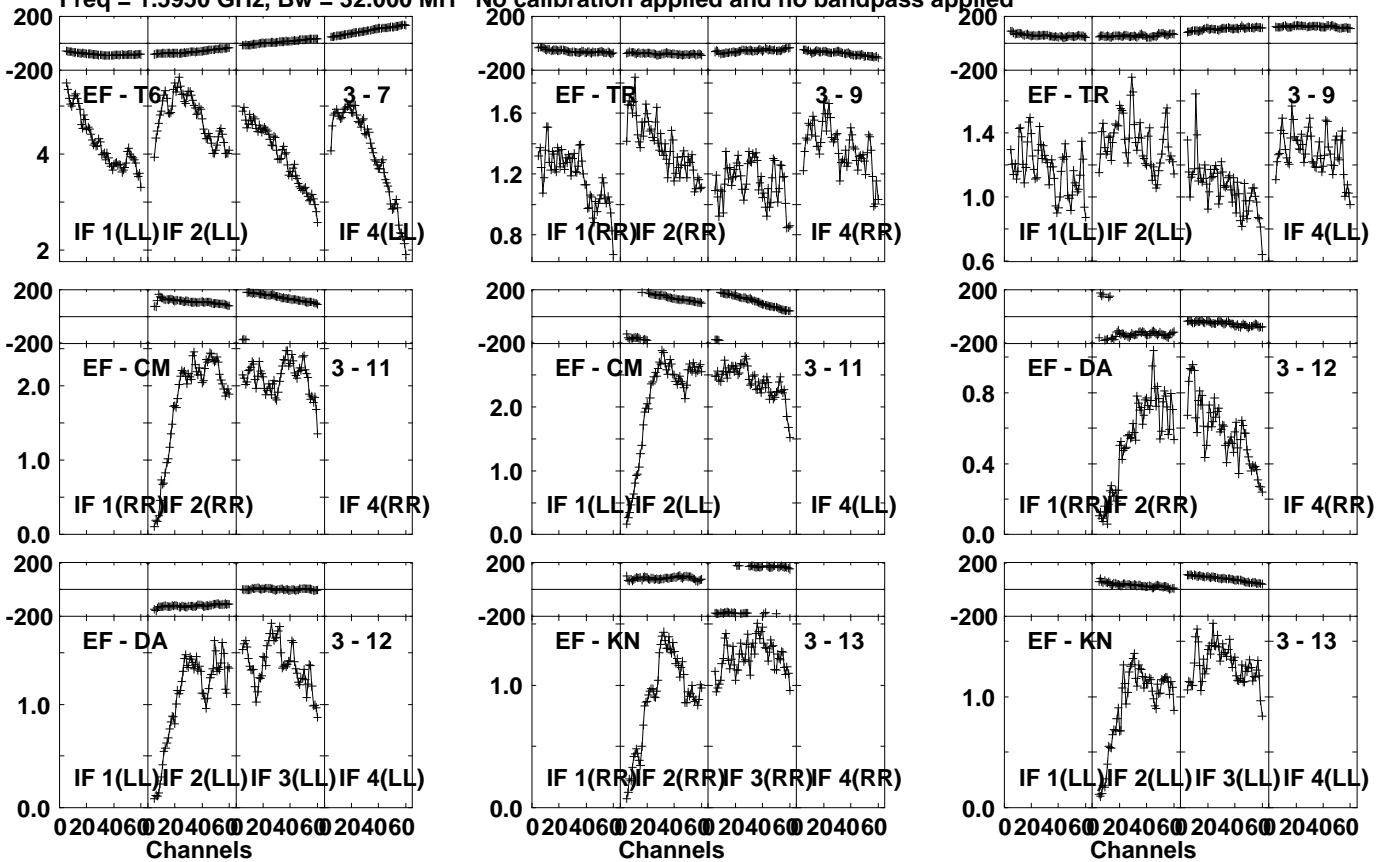
Lower frame: Milli Ampl Jy Top frame: Phas deg
Vector averaged cross-power spectrum Several baselines displayed
Timerange: 01/00:37:31 to 01/00:38:29

Plot file version 115 created 02-MAY-2024 15:35:49

J1037+5711 EM164D.UVDATA.1

Freq = 1.5950 GHz, Bw = 32.000 MH

No calibration applied and no bandpass applied



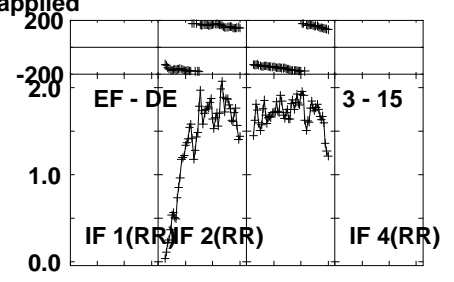
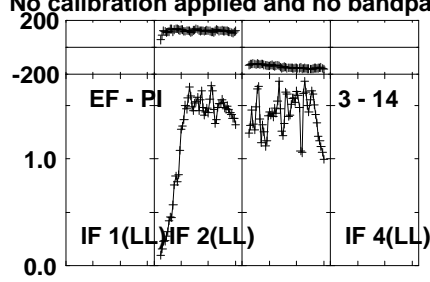
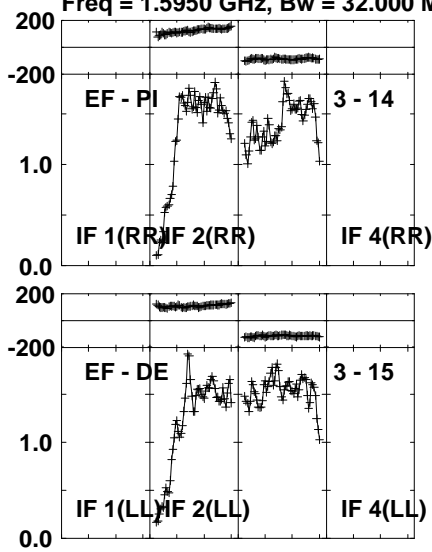
Lower frame: Milli Ampl Jy Top frame: Phas deg
Vector averaged cross-power spectrum Several baselines displayed
Timerange: 01/00:37:31 to 01/00:38:29

Plot file version 116 created 02-MAY-2024 15:35:49

J1037+5711 EM164D.UVDATA.1

Freq = 1.5950 GHz, Bw = 32.000 MH

No calibration applied and no bandpass applied



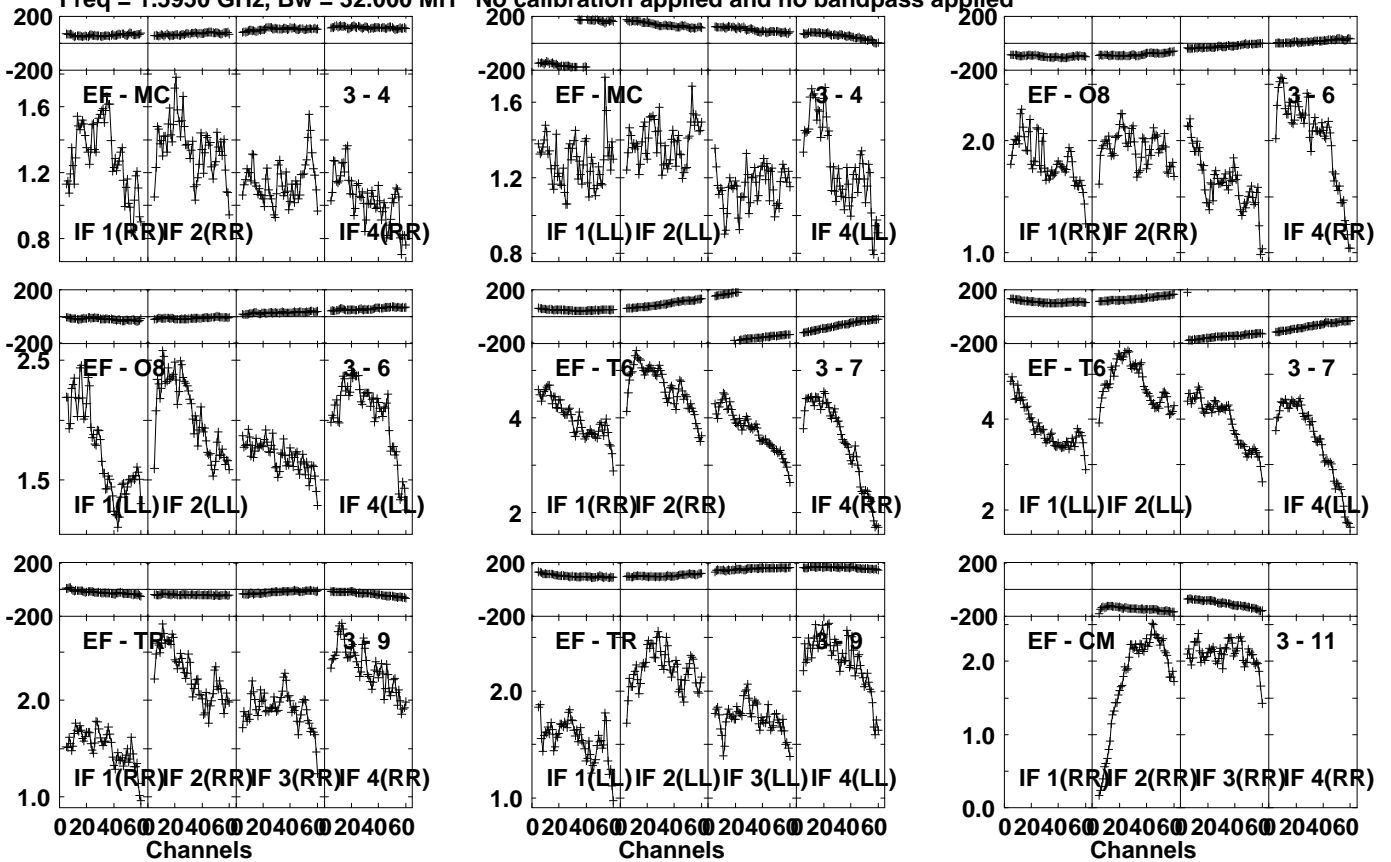
Lower frame: Milli Ampl Jy Top frame: Phas deg
Vector averaged cross-power spectrum Several baselines displayed
Timerange: 01/00:37:31 to 01/00:38:29

Plot file version 117 created 02-MAY-2024 15:35:49

J1037+5711 EM164D.UVDATA.1

Freq = 1.5950 GHz, Bw = 32.000 MH

No calibration applied and no bandpass applied

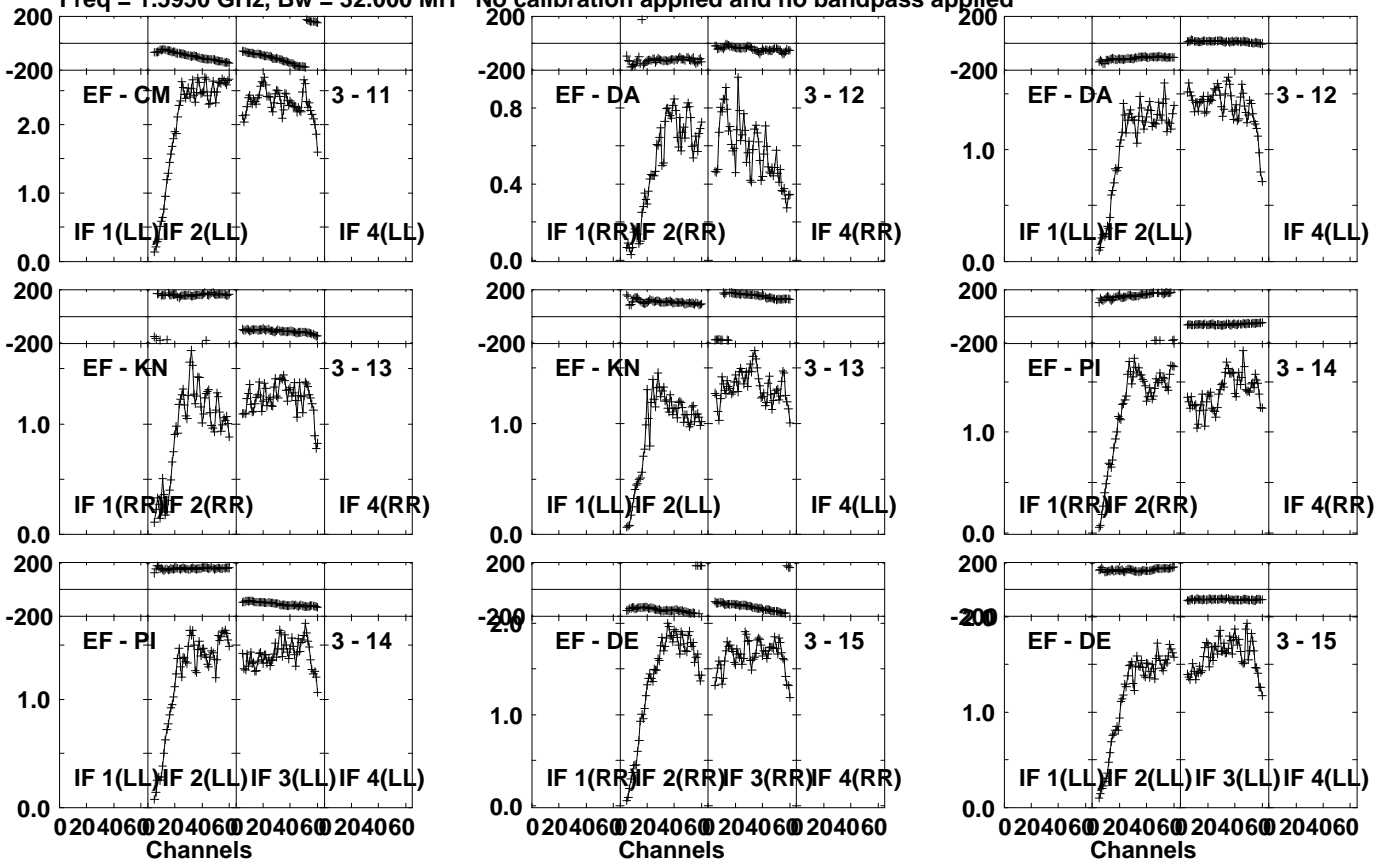


Lower frame: Milli Ampl Jy Top frame: Phas deg
Vector averaged cross-power spectrum Several baselines displayed
Timerange: 01/00:43:01 to 01/00:43:59

Plot file version 118 created 02-MAY-2024 15:35:49

J1037+5711 EM164D.UVDATA.1

Freq = 1.5950 GHz, Bw = 32.000 MH No calibration applied and no bandpass applied



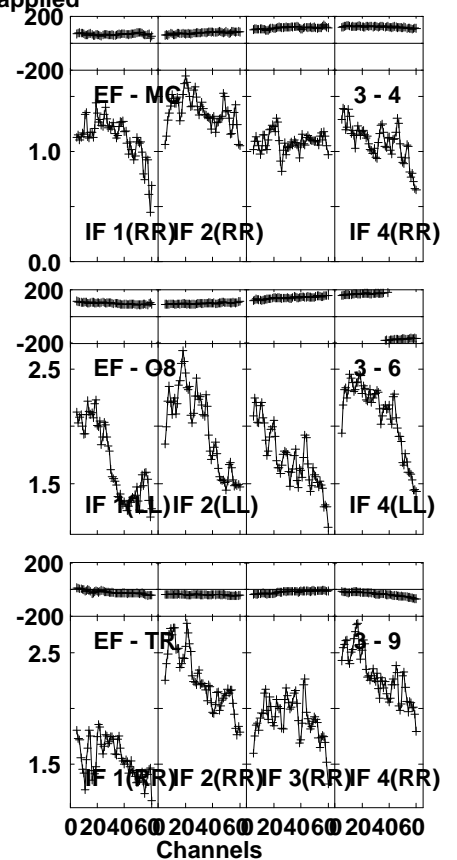
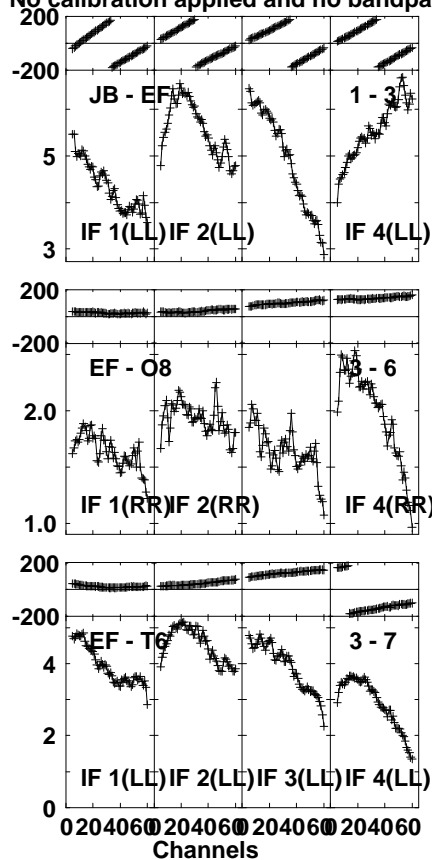
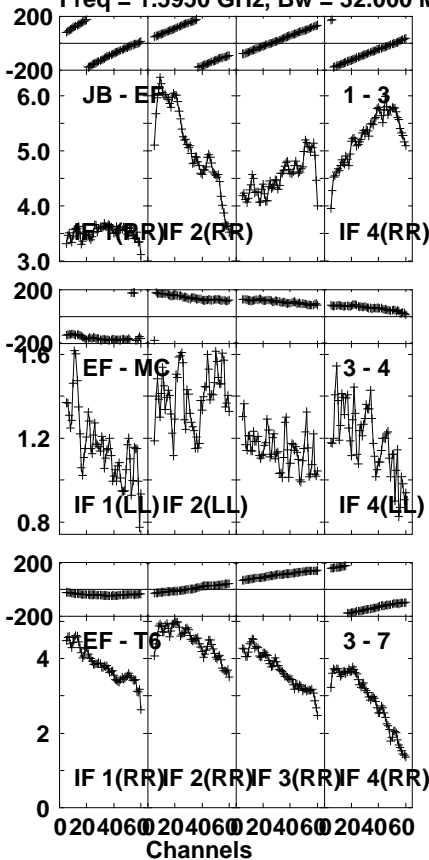
Lower frame: Milli Ampl Jy Top frame: Phas deg
Vector averaged cross-power spectrum Several baselines displayed
Timerange: 01/00:43:01 to 01/00:43:59

Plot file version 119 created 02-MAY-2024 15:35:49

J1037+5711 EM164D.UVDATA.1

Freq = 1.5950 GHz, Bw = 32.000 MH

No calibration applied and no bandpass applied



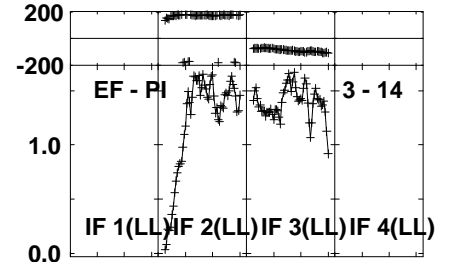
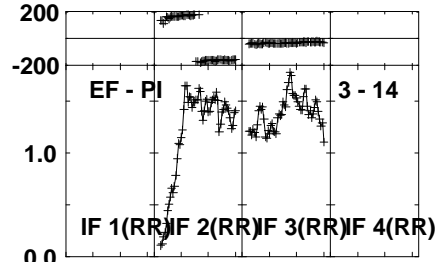
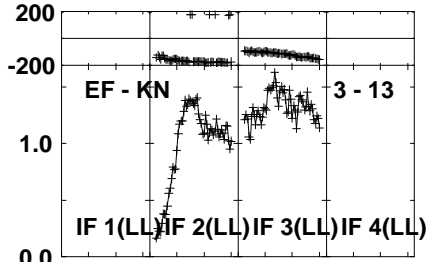
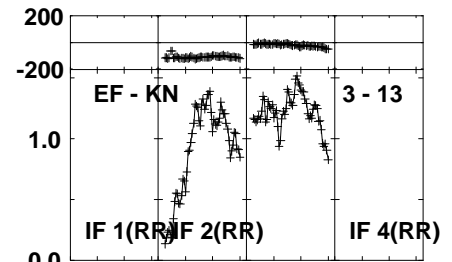
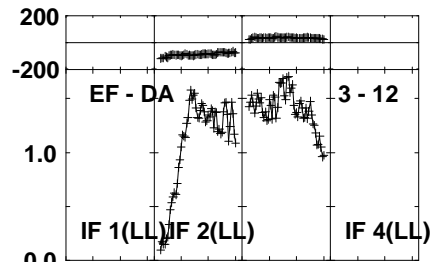
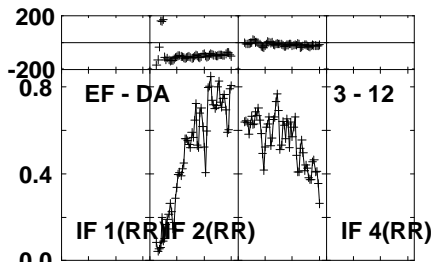
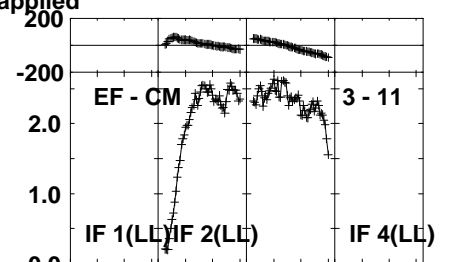
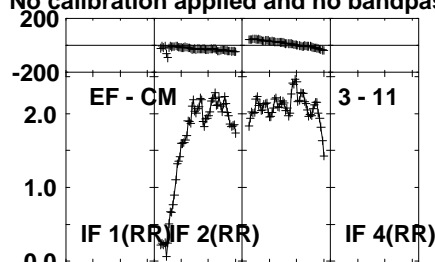
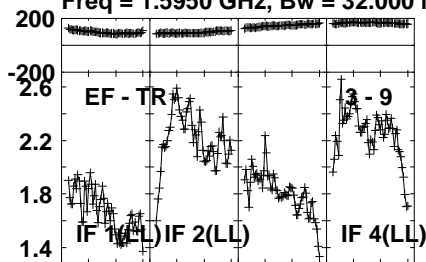
Lower frame: Milli Ampl Jy Top frame: Phas deg
Vector averaged cross-power spectrum Several baselines displayed
Timerange: 01/00:48:31 to 01/00:49:29

Plot file version 120 created 02-MAY-2024 15:35:49

J1037+5711 EM164D.UVDATA.1

Freq = 1.5950 GHz, Bw = 32.000 MH

No calibration applied and no bandpass applied



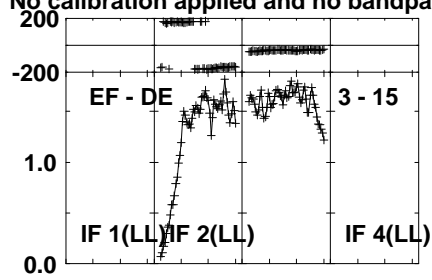
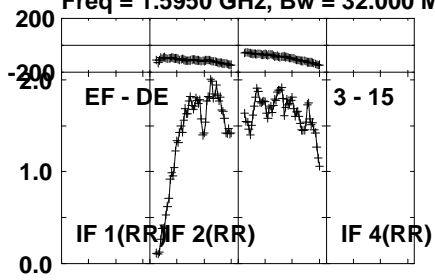
Lower frame: Milli Ampl Jy Top frame: Phas deg
Vector averaged cross-power spectrum Several baselines displayed
Timerange: 01/00:48:31 to 01/00:49:29

Plot file version 121 created 02-MAY-2024 15:35:49

J1037+5711 EM164D.UVDATA.1

Freq = 1.5950 GHz, Bw = 32.000 MH

No calibration applied and no bandpass applied



Lower frame: Milli Ampl Jy Top frame: Phas deg

Vector averaged cross-power spectrum Several baselines displayed

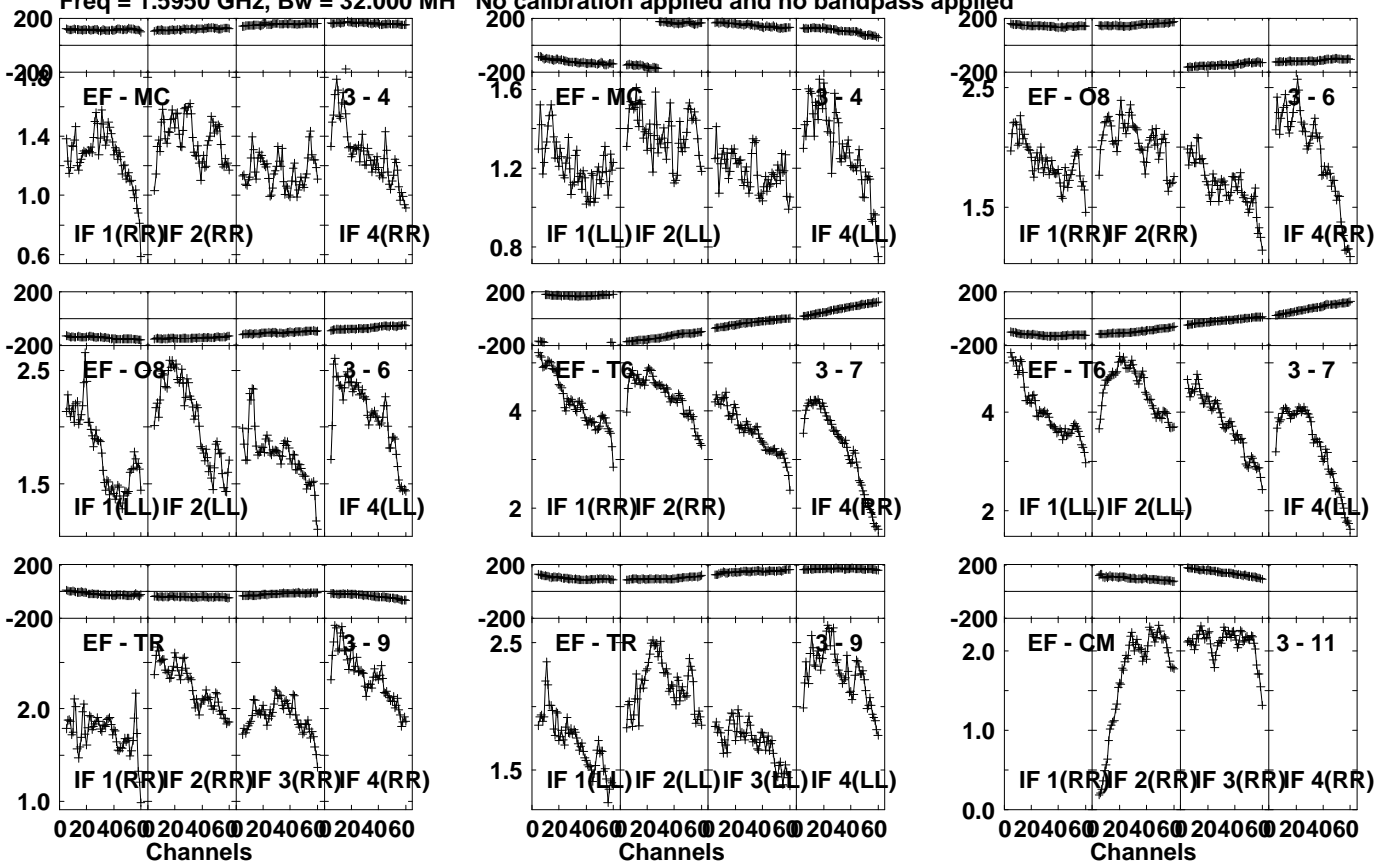
Timerange: 01/00:48:31 to 01/00:49:29

Plot file version 122 created 02-MAY-2024 15:35:49

J1037+5711 EM164D.UVDATA.1

Freq = 1.5950 GHz, Bw = 32.000 MH

No calibration applied and no bandpass applied



Lower frame: Milli Ampl Jy Top frame: Phas deg

Vector averaged cross-power spectrum Several baselines displayed

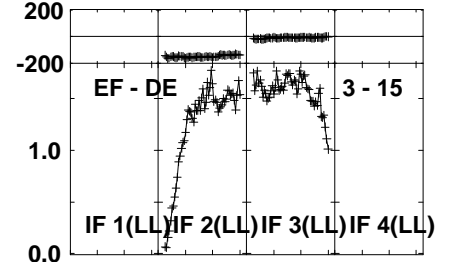
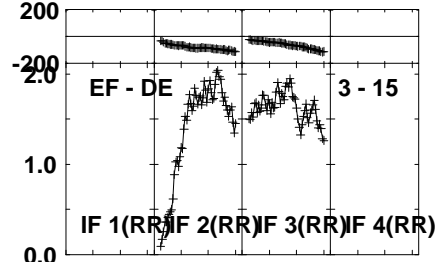
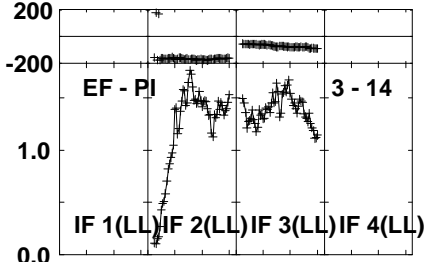
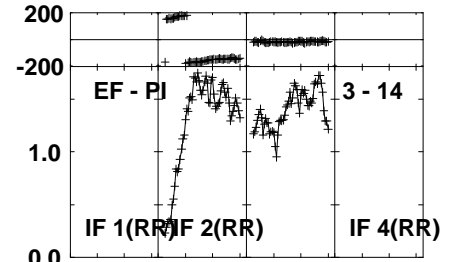
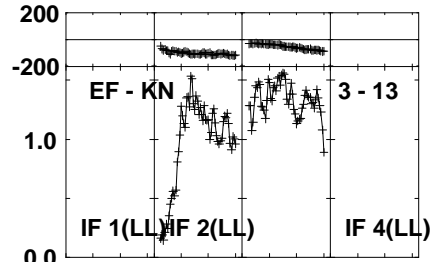
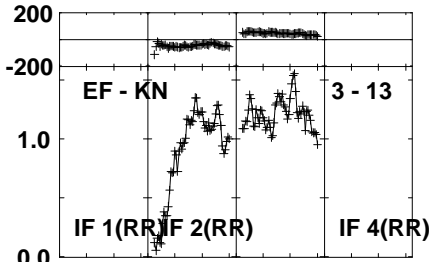
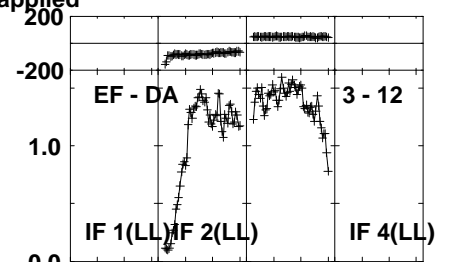
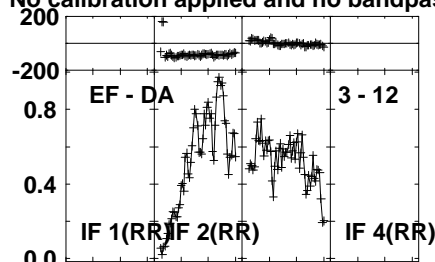
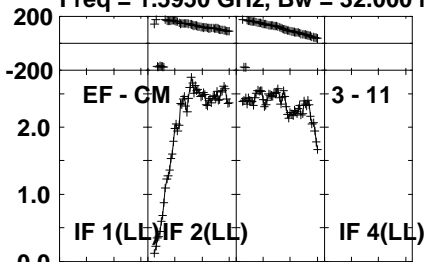
Timerange: 01/00:54:01 to 01/00:54:59

Plot file version 123 created 02-MAY-2024 15:35:49

J1037+5711 EM164D.UVDATA.1

Freq = 1.5950 GHz, Bw = 32.000 MH

No calibration applied and no bandpass applied



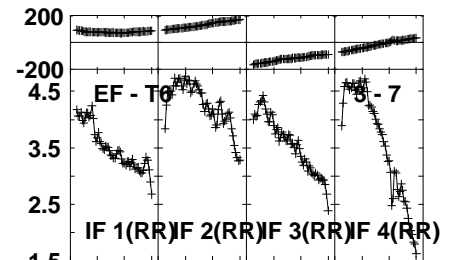
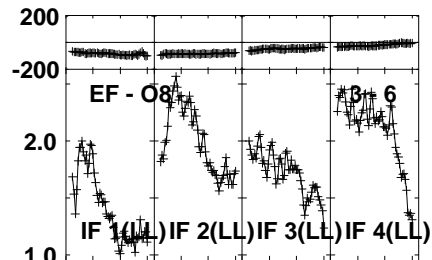
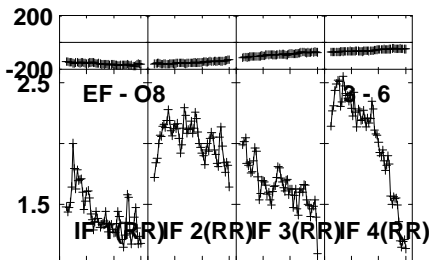
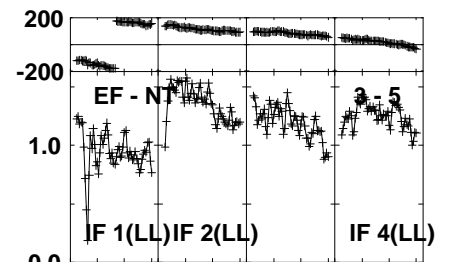
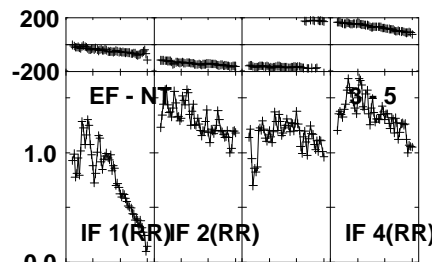
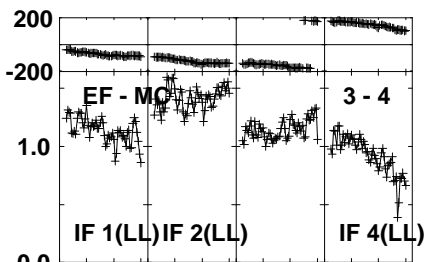
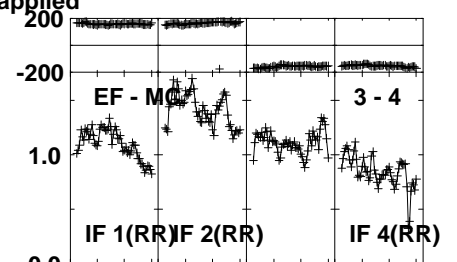
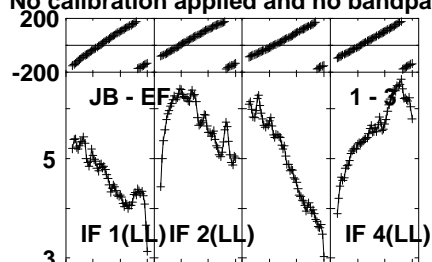
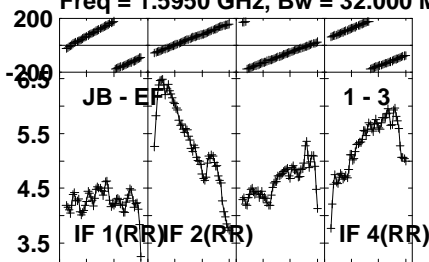
Lower frame: Milli Ampl Jy Top frame: Phas deg
Vector averaged cross-power spectrum Several baselines displayed
Timerange: 01/00:54:01 to 01/00:54:59

Plot file version 124 created 02-MAY-2024 15:35:49

J1037+5711 EM164D.UVDATA.1

Freq = 1.5950 GHz, Bw = 32.000 MH

No calibration applied and no bandpass applied



0204060 204060 204060 204060
Channels

0204060 204060 204060 204060
Channels

0204060 204060 204060 204060
Channels

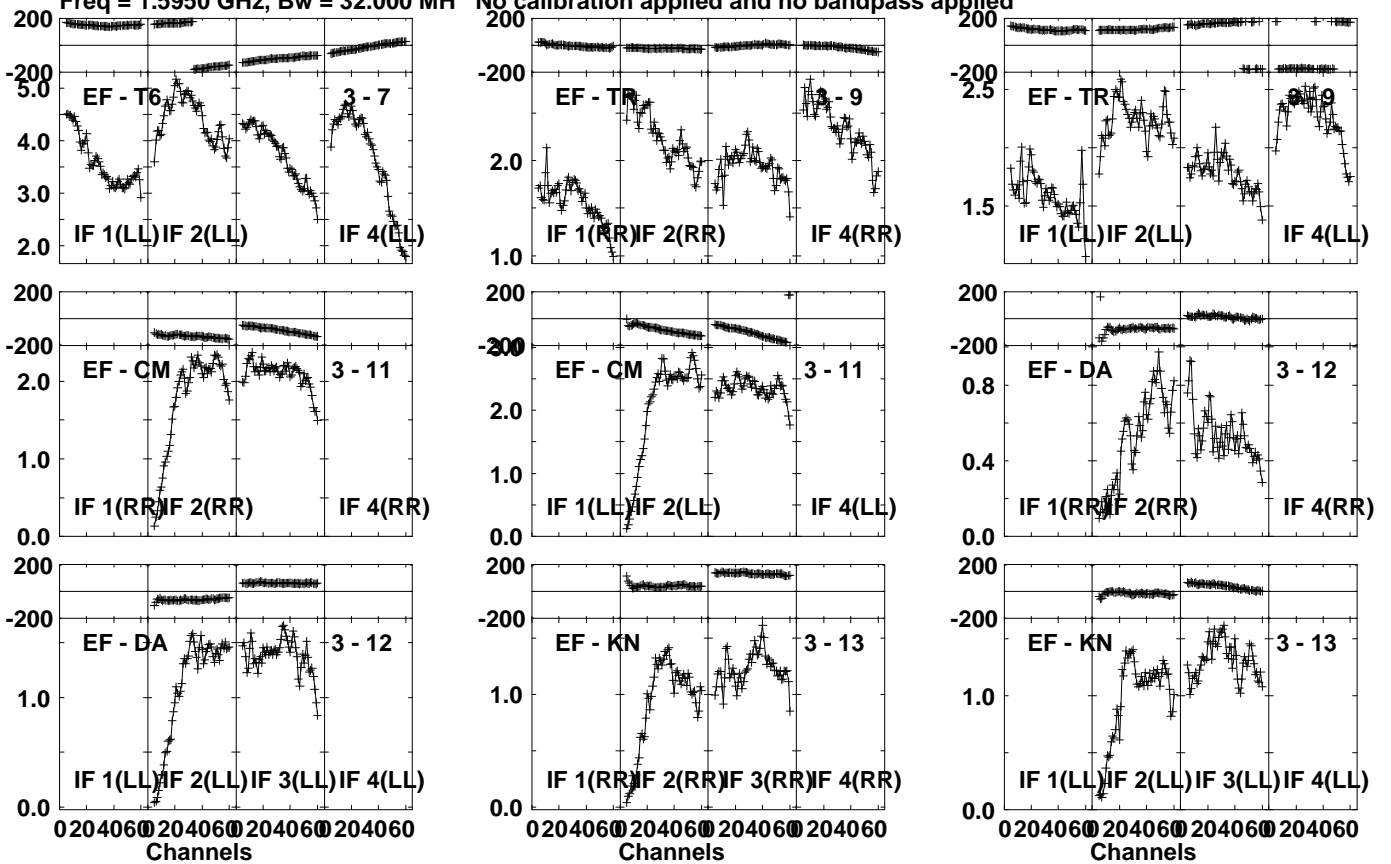
Lower frame: Milli Ampl Jy Top frame: Phas deg
Vector averaged cross-power spectrum Several baselines displayed
Timerange: 01/00:59:31 to 01/01:00:29

Plot file version 125 created 02-MAY-2024 15:35:49

J1037+5711 EM164D.UVDATA.1

Freq = 1.5950 GHz, Bw = 32.000 MH

No calibration applied and no bandpass applied



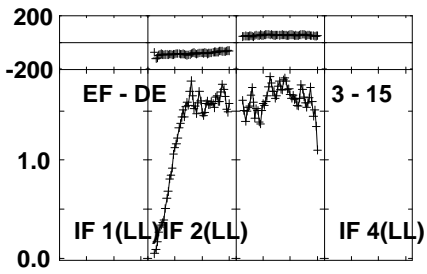
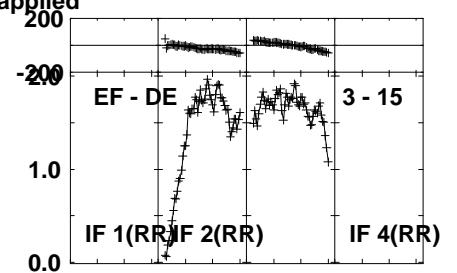
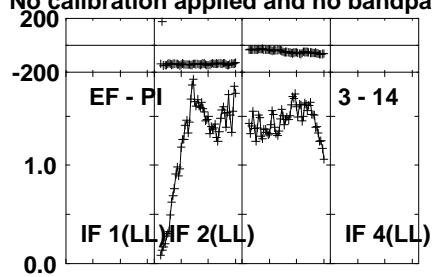
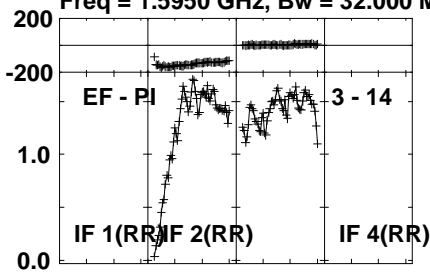
Lower frame: Milli Ampl Jy Top frame: Phas deg
Vector averaged cross-power spectrum Several baselines displayed
Timerange: 01/00:59:31 to 01/01:00:29

Plot file version 126 created 02-MAY-2024 15:35:49

J1037+5711 EM164D.UVDATA.1

Freq = 1.5950 GHz, Bw = 32.000 MH

No calibration applied and no bandpass applied



Lower frame: Milli Ampl Jy Top frame: Phas deg

Vector averaged cross-power spectrum Several baselines displayed

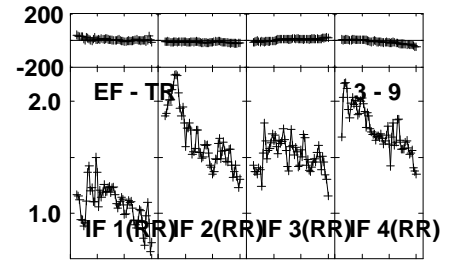
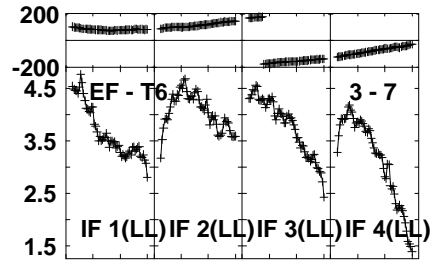
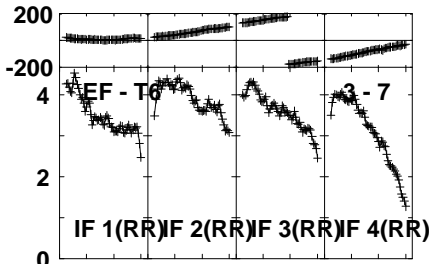
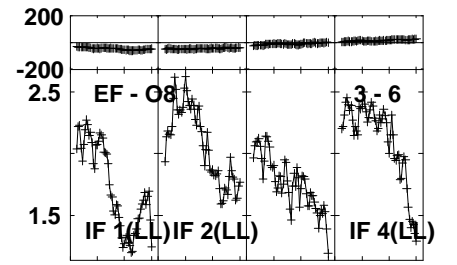
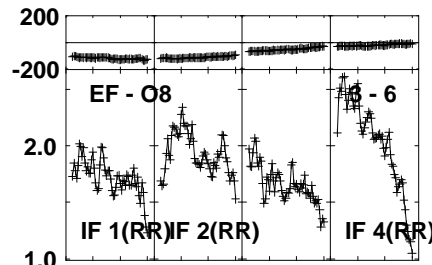
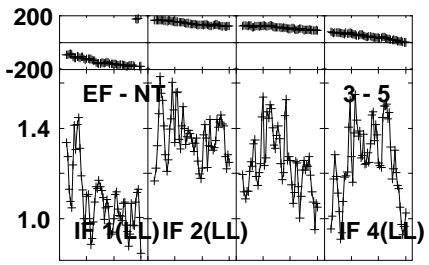
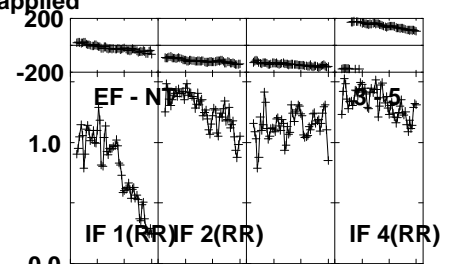
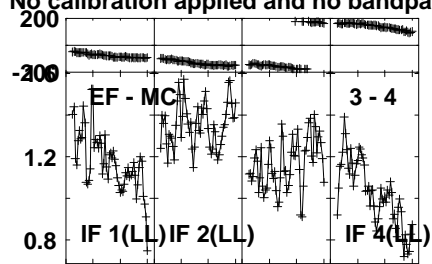
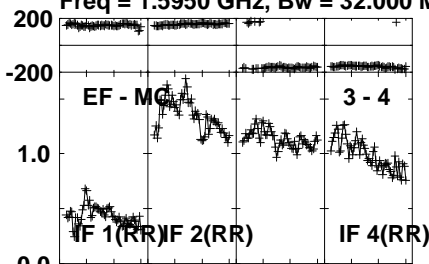
Timerange: 01/00:59:31 to 01/01:00:29

Plot file version 127 created 02-MAY-2024 15:35:49

J1037+5711 EM164D.UVDATA.1

Freq = 1.5950 GHz, Bw = 32.000 MH

No calibration applied and no bandpass applied

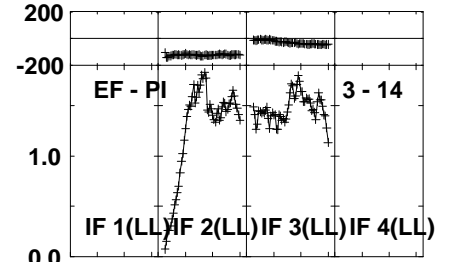
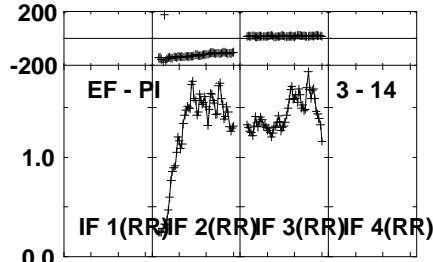
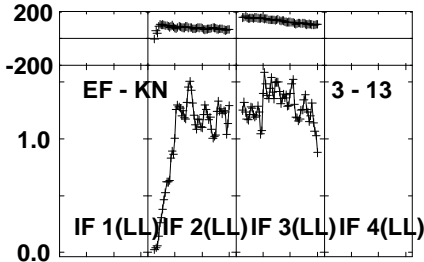
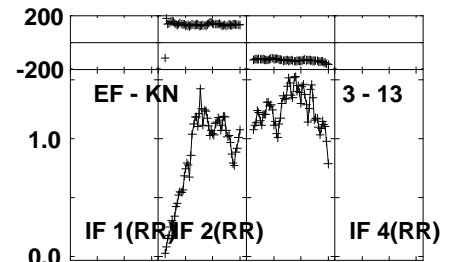
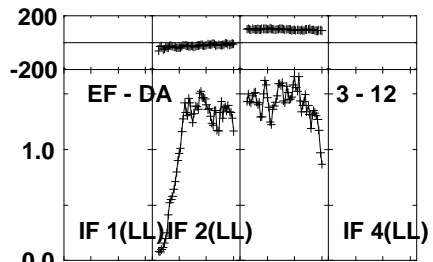
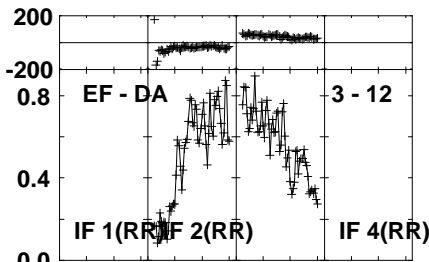
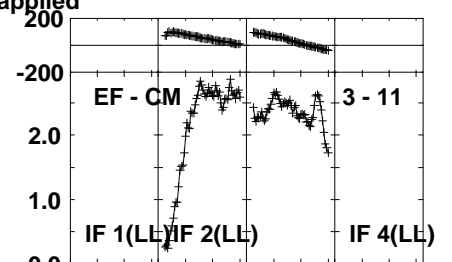
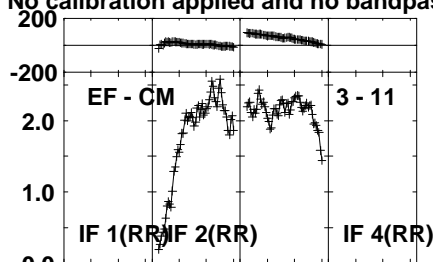
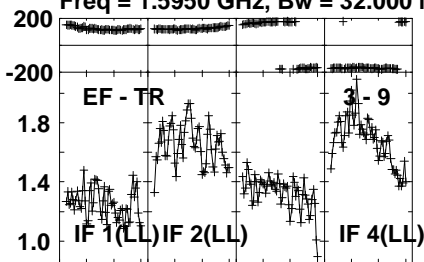


Lower frame: Milli Ampl Jy Top frame: Phas deg
Vector averaged cross-power spectrum Several baselines displayed
Timerange: 01/01:05:01 to 01/01:05:59

Plot file version 128 created 02-MAY-2024 15:35:49

J1037+5711 EM164D.UVDATA.1

Freq = 1.5950 GHz, Bw = 32.000 MH No calibration applied and no bandpass applied



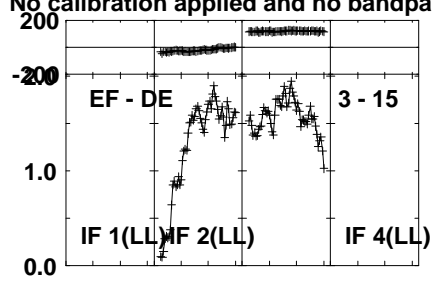
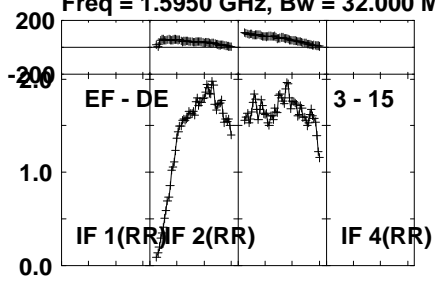
Lower frame: Milli Ampl Jy Top frame: Phas deg
Vector averaged cross-power spectrum Several baselines displayed
Timerange: 01/01:05:01 to 01/01:05:59

Plot file version 129 created 02-MAY-2024 15:35:50

J1037+5711 EM164D.UVDATA.1

Freq = 1.5950 GHz, Bw = 32.000 MH

No calibration applied and no bandpass applied



Lower frame: Milli Ampl Jy Top frame: Phas deg

Vector averaged cross-power spectrum Several baselines displayed

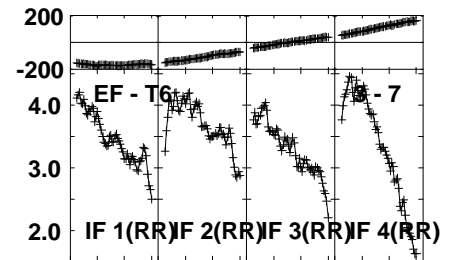
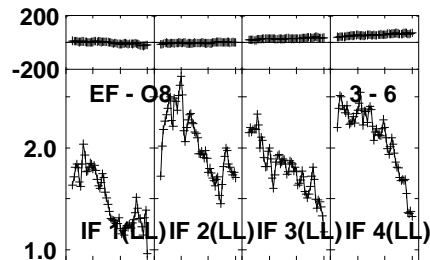
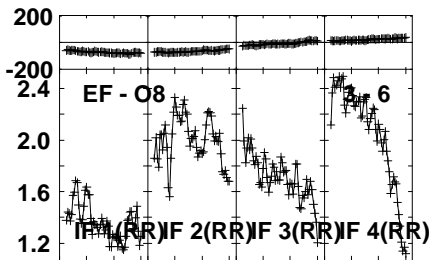
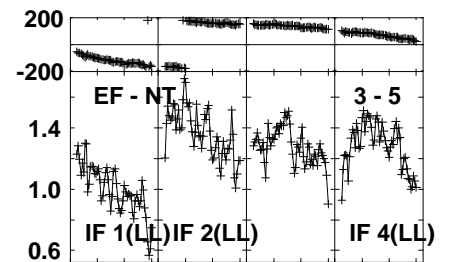
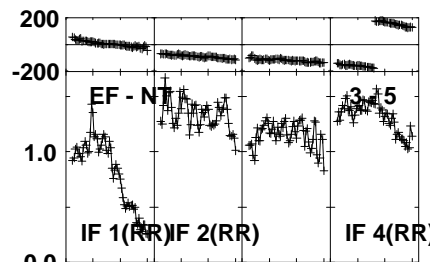
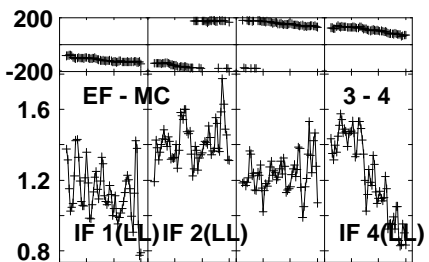
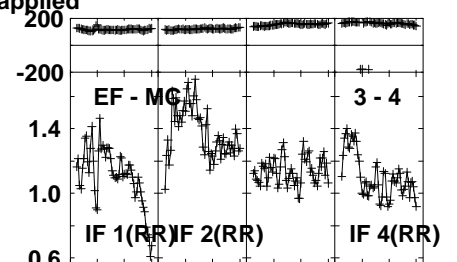
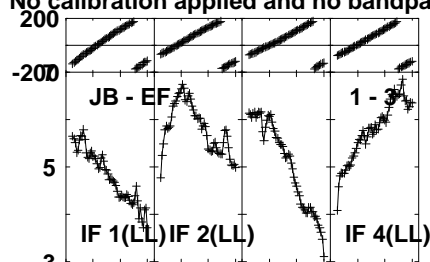
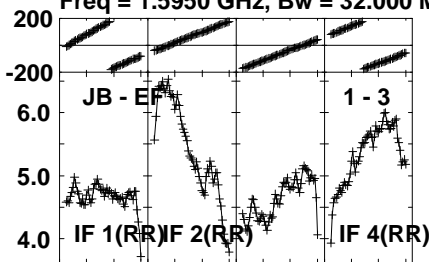
Timerange: 01/01:05:01 to 01/01:05:59

Plot file version 130 created 02-MAY-2024 15:35:50

J1037+5711 EM164D.UVDATA.1

Freq = 1.5950 GHz, Bw = 32.000 MH

No calibration applied and no bandpass applied



0204060 204060 204060 204060
Channels

0204060 204060 204060 204060
Channels

0204060 204060 204060 204060
Channels

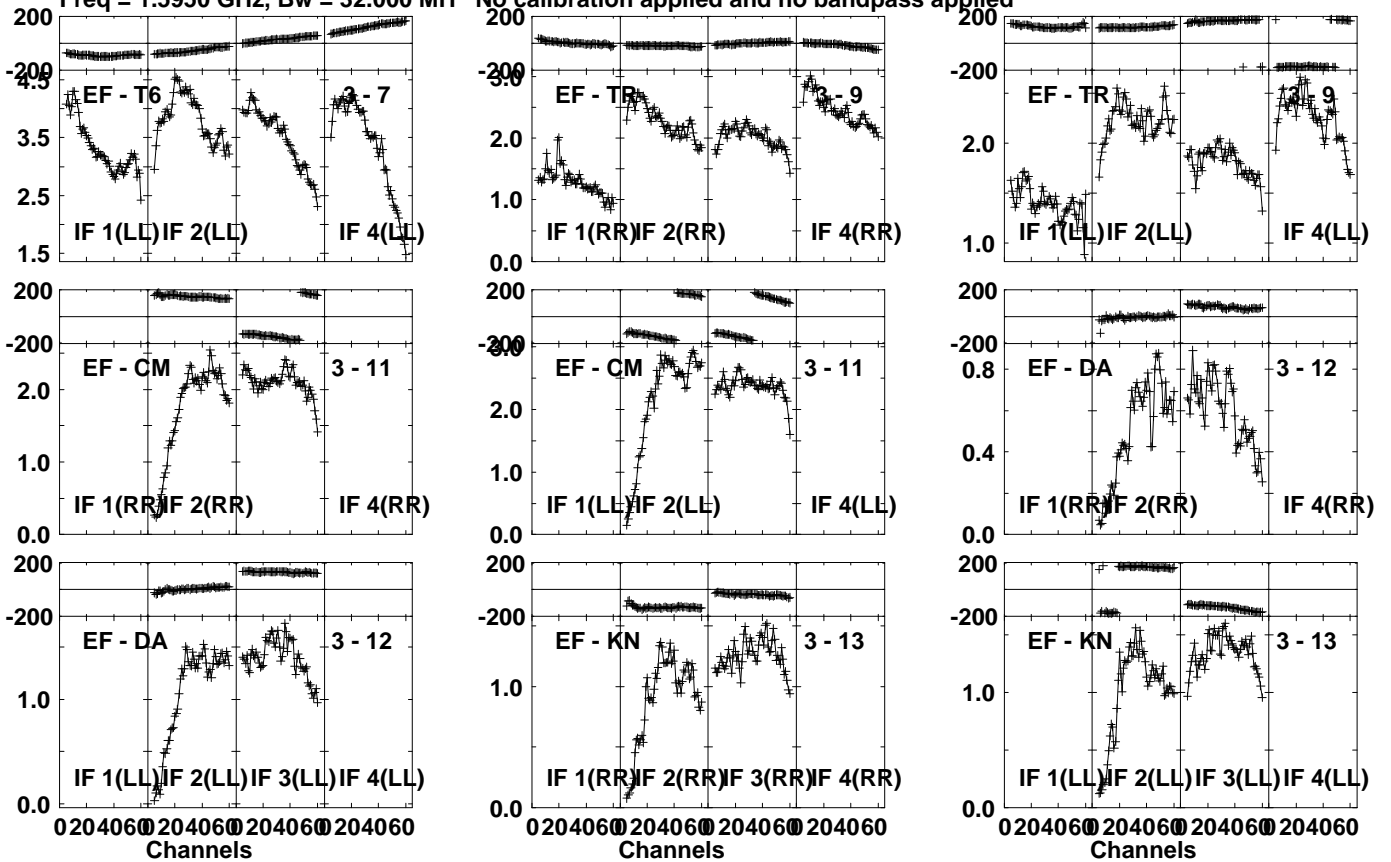
Lower frame: Milli Ampl Jy Top frame: Phas deg
Vector averaged cross-power spectrum Several baselines displayed
Timerange: 01/01:10:31 to 01/01:11:29

Plot file version 131 created 02-MAY-2024 15:35:50

J1037+5711 EM164D.UVDATA.1

Freq = 1.5950 GHz, Bw = 32.000 MH

No calibration applied and no bandpass applied



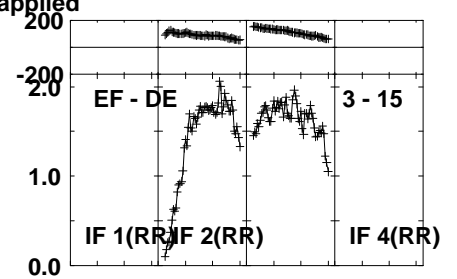
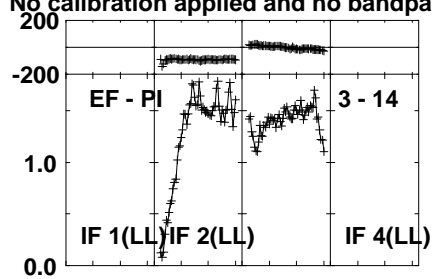
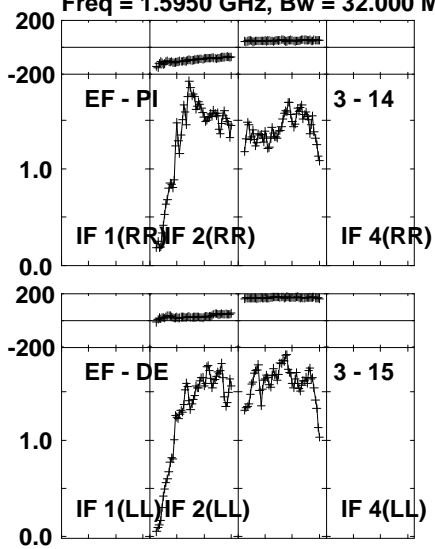
Lower frame: Milli Ampl Jy Top frame: Phas deg
Vector averaged cross-power spectrum Several baselines displayed
Timerange: 01/01:10:31 to 01/01:11:29

Plot file version 132 created 02-MAY-2024 15:35:50

J1037+5711 EM164D.UVDATA.1

Freq = 1.5950 GHz, Bw = 32.000 MH

No calibration applied and no bandpass applied



Lower frame: Milli Ampl Jy Top frame: Phas deg

Vector averaged cross-power spectrum Several baselines displayed

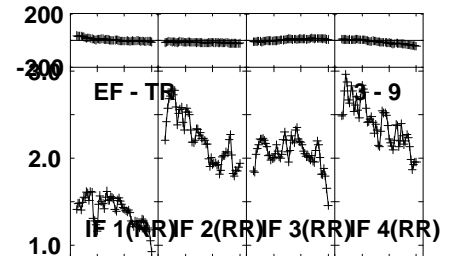
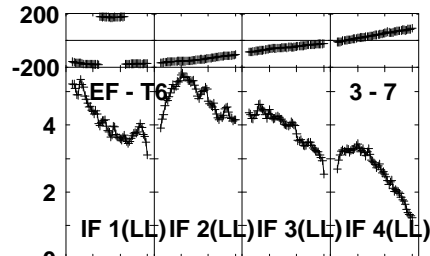
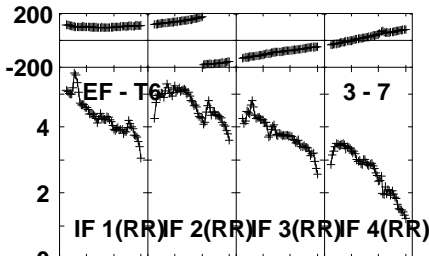
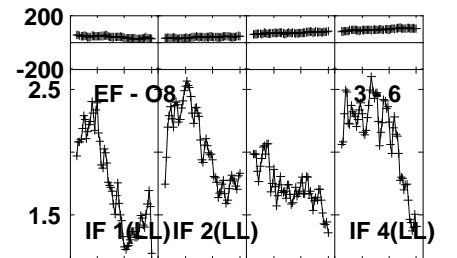
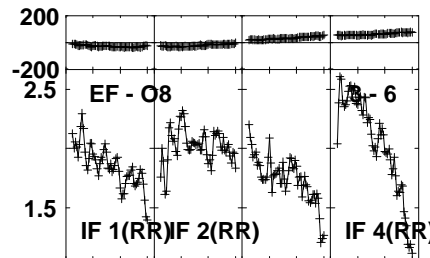
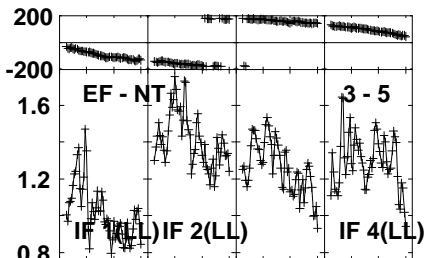
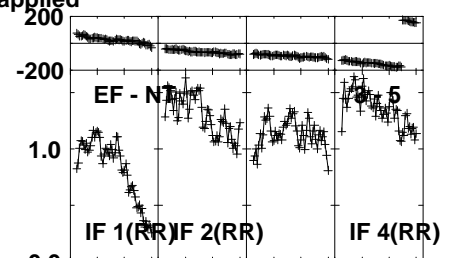
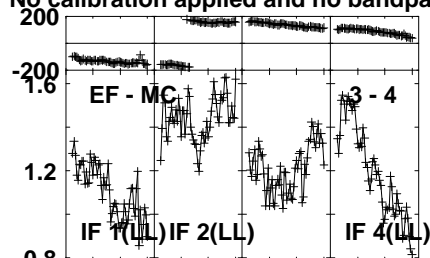
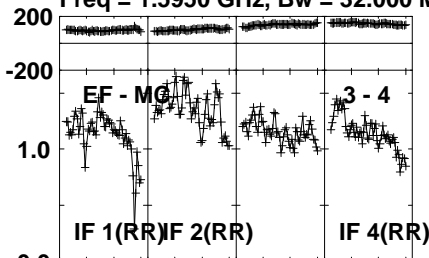
Timerange: 01/01:10:31 to 01/01:11:29

Plot file version 133 created 02-MAY-2024 15:35:50

J1037+5711 EM164D.UVDATA.1

Freq = 1.5950 GHz, Bw = 32.000 MH

No calibration applied and no bandpass applied



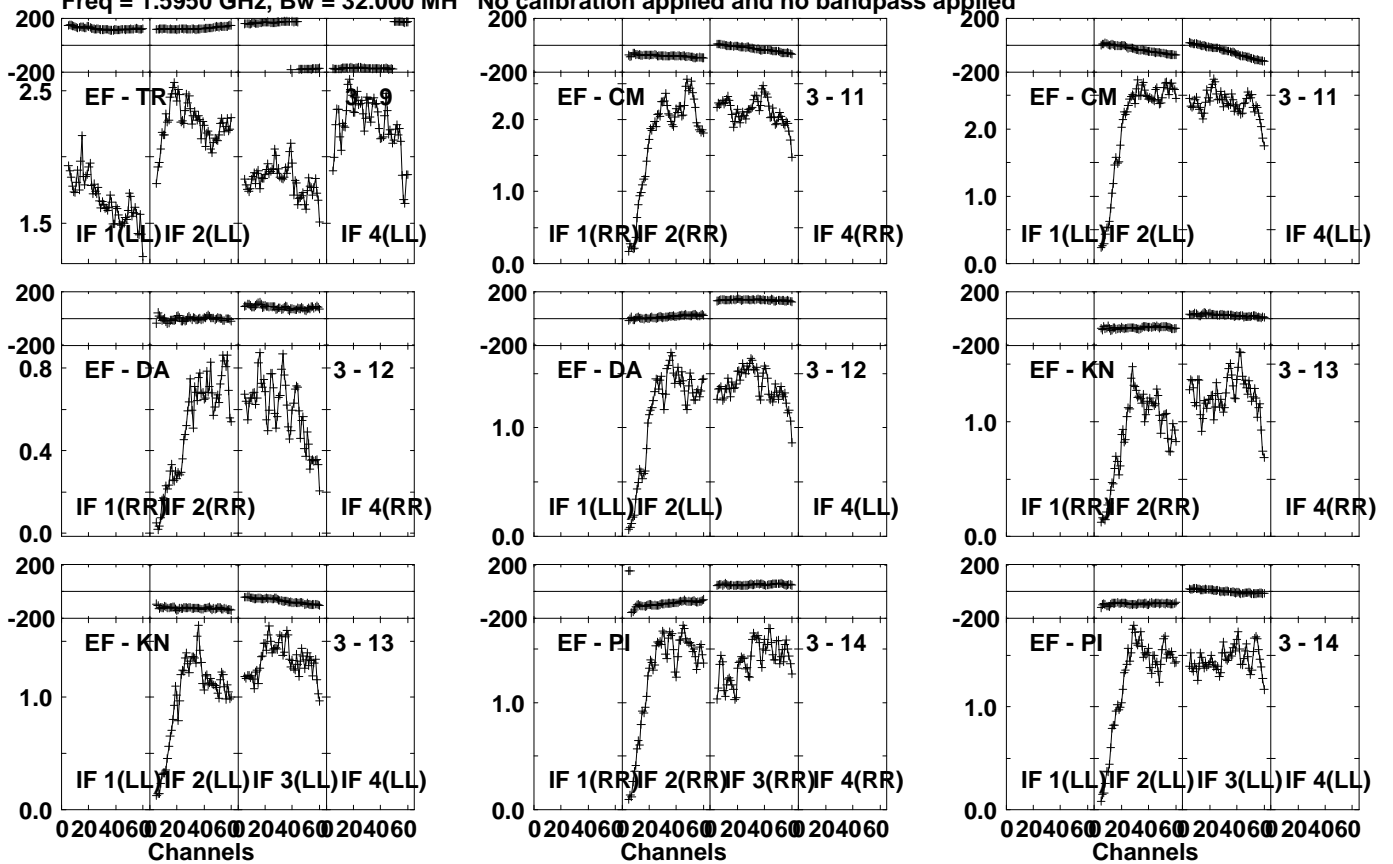
Lower frame: Milli Ampl Jy Top frame: Phas deg
Vector averaged cross-power spectrum Several baselines displayed
Timerange: 01/01:16:01 to 01/01:16:59

Plot file version 134 created 02-MAY-2024 15:35:50

J1037+5711 EM164D.UVDATA.1

Freq = 1.5950 GHz, Bw = 32.000 MH

No calibration applied and no bandpass applied



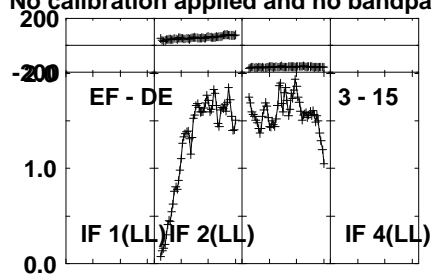
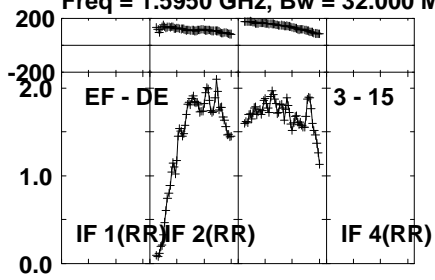
Lower frame: Milli Ampl Jy Top frame: Phas deg
Vector averaged cross-power spectrum Several baselines displayed
Timerange: 01/01:16:01 to 01/01:16:59

Plot file version 135 created 02-MAY-2024 15:35:50

J1037+5711 EM164D.UVDATA.1

Freq = 1.5950 GHz, Bw = 32.000 MH

No calibration applied and no bandpass applied



Lower frame: Milli Ampl Jy Top frame: Phas deg

Vector averaged cross-power spectrum Several baselines displayed

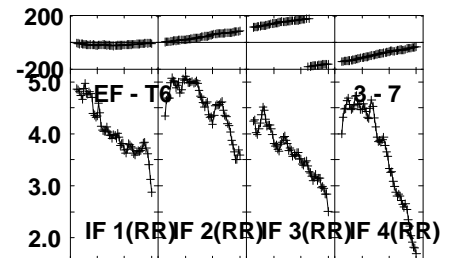
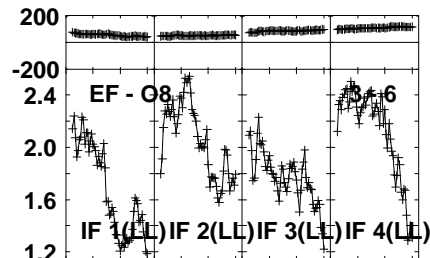
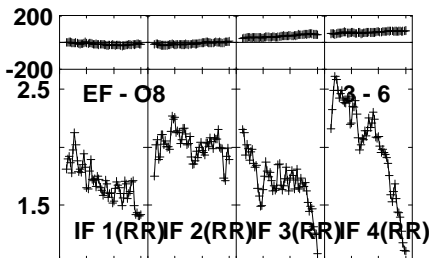
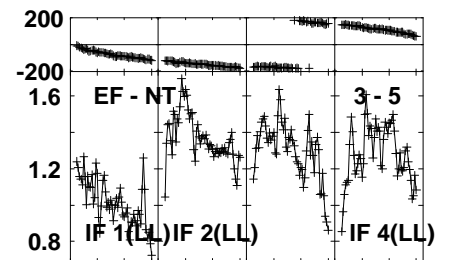
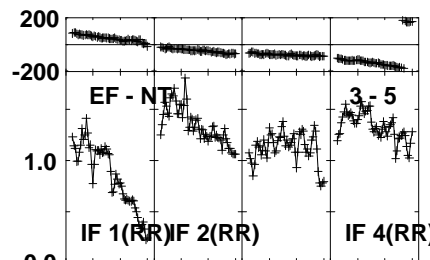
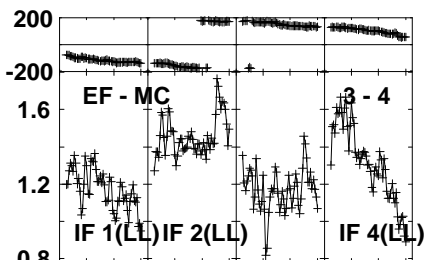
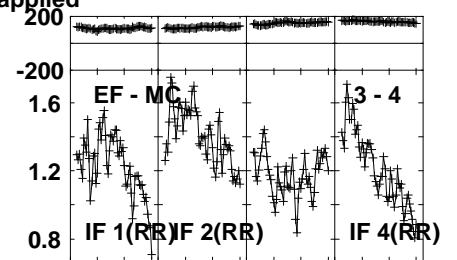
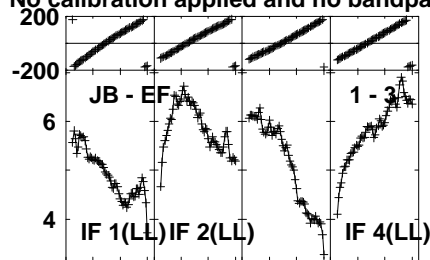
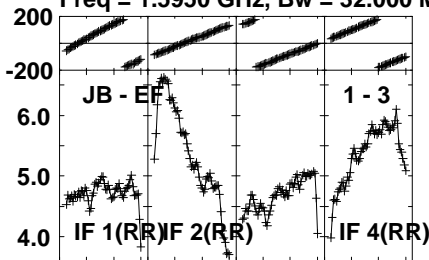
Timerange: 01/01:16:01 to 01/01:16:59

Plot file version 136 created 02-MAY-2024 15:35:50

J1037+5711 EM164D.UVDATA.1

Freq = 1.5950 GHz, Bw = 32.000 MH

No calibration applied and no bandpass applied



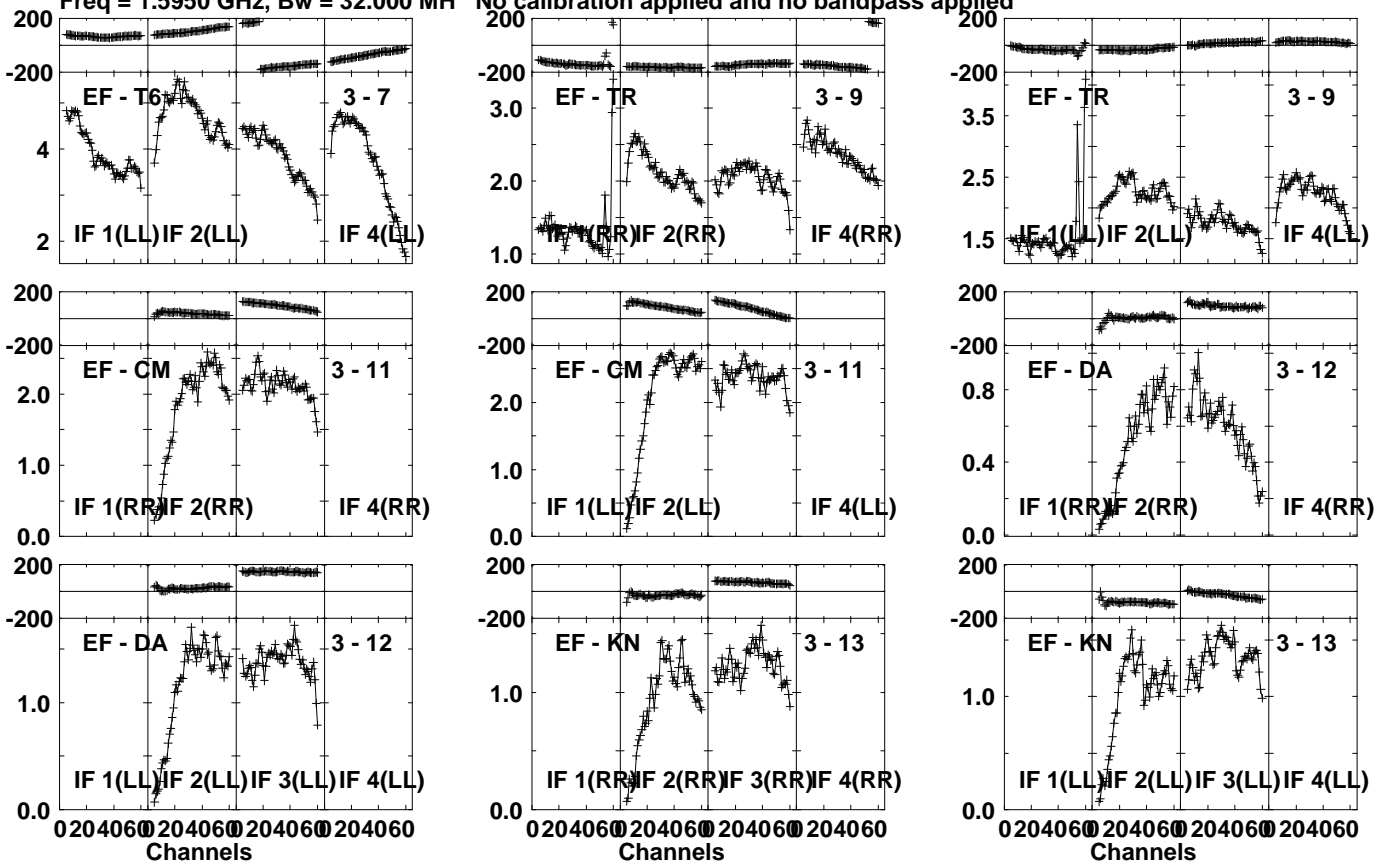
Lower frame: Milli Ampl Jy Top frame: Phas deg
Vector averaged cross-power spectrum Several baselines displayed
Timerange: 01/01:21:31 to 01/01:22:29

Plot file version 137 created 02-MAY-2024 15:35:50

J1037+5711 EM164D.UVDATA.1

Freq = 1.5950 GHz, Bw = 32.000 MH

No calibration applied and no bandpass applied



Lower frame: Milli Ampl Jy Top frame: Phas deg

Vector averaged cross-power spectrum Several baselines displayed

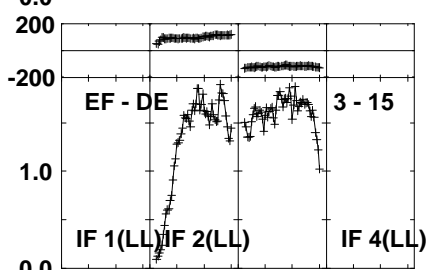
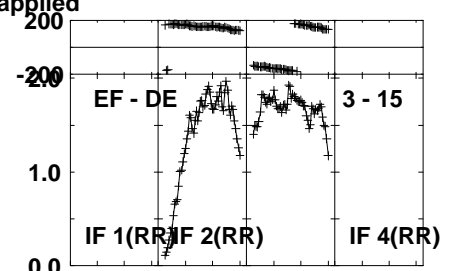
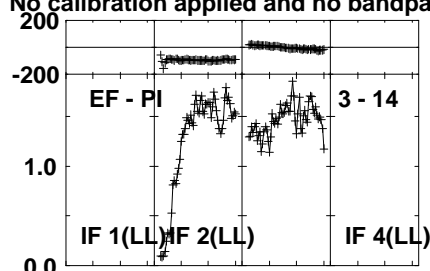
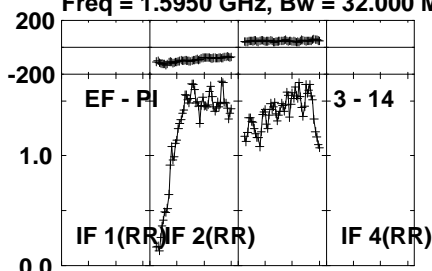
Timerange: 01/01:21:31 to 01/01:22:29

Plot file version 138 created 02-MAY-2024 15:35:50

J1037+5711 EM164D.UVDATA.1

Freq = 1.5950 GHz, Bw = 32.000 MH

No calibration applied and no bandpass applied



Lower frame: Milli Ampl Jy Top frame: Phas deg

Vector averaged cross-power spectrum Several baselines displayed

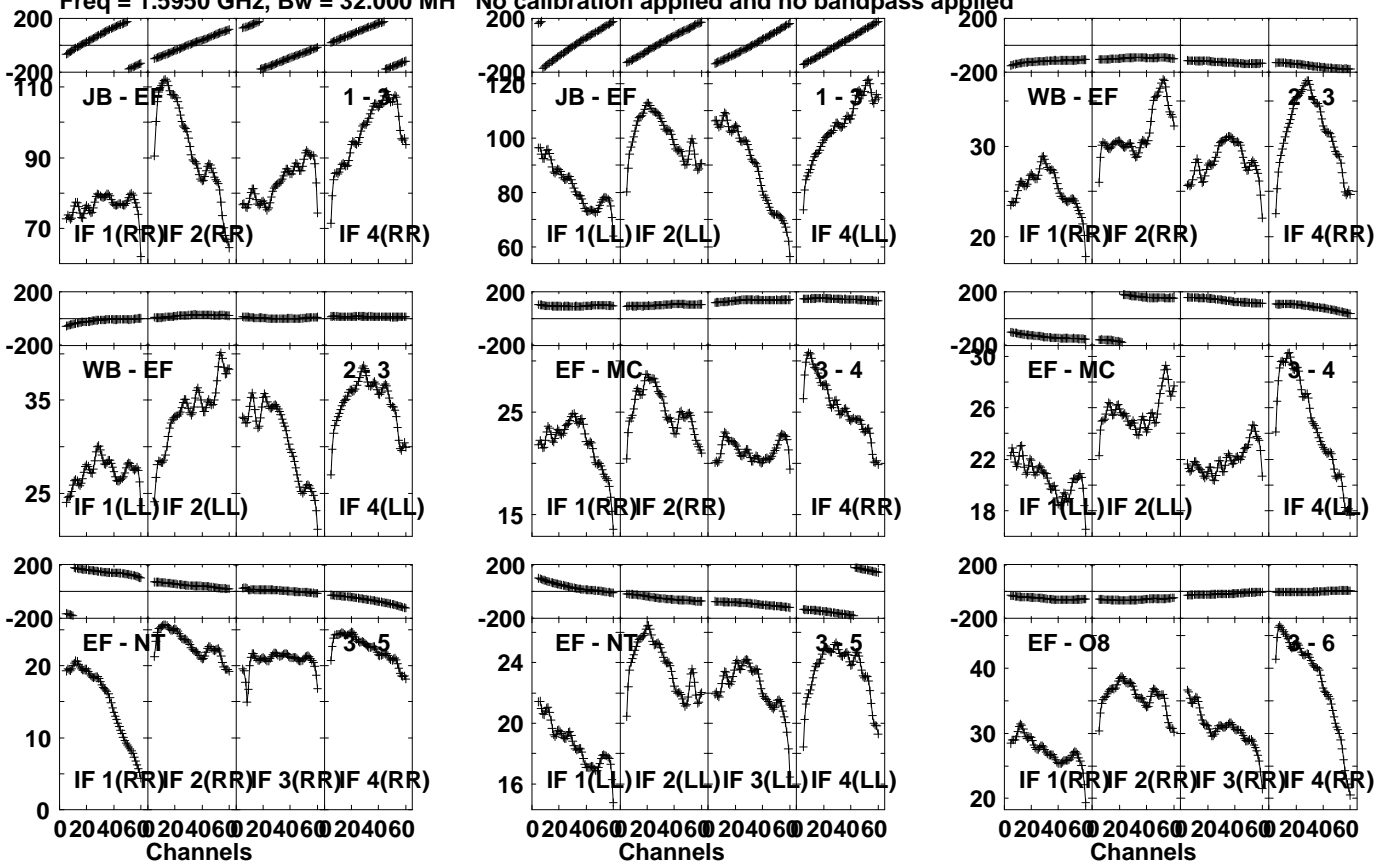
Timerange: 01/01:21:31 to 01/01:22:29

Plot file version 139 created 02-MAY-2024 15:35:50

4C39.25 EM164D.UVDATA.1

Freq = 1.5950 GHz, Bw = 32.000 MH

No calibration applied and no bandpass applied



Lower frame: Milli Ampl Jy Top frame: Phas deg

Vector averaged cross-power spectrum Several baselines displayed

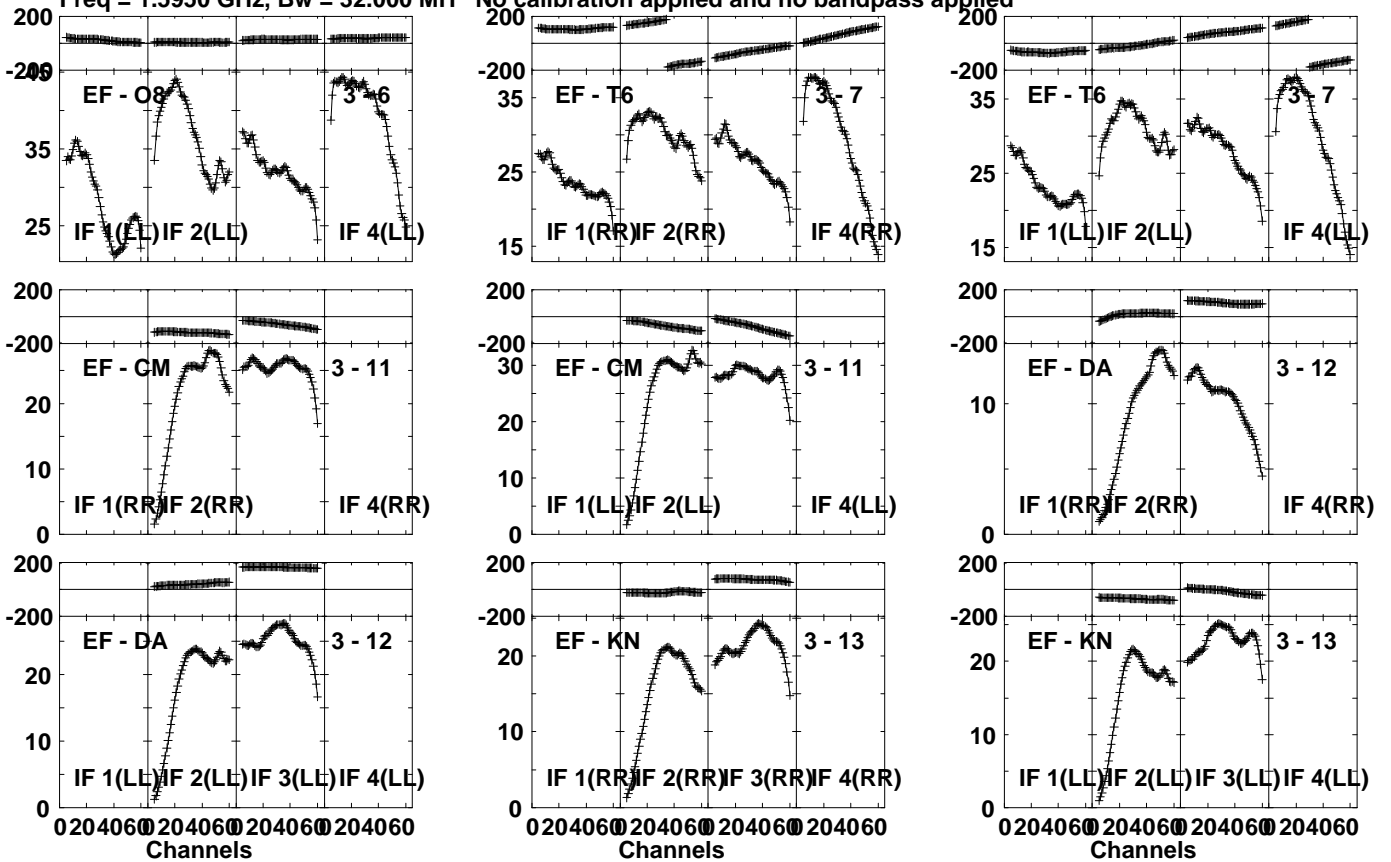
Timerange: 01/01:26:01 to 01/01:30:59

Plot file version 140 created 02-MAY-2024 15:35:50

4C39.25 EM164D.UVDATA.1

Freq = 1.5950 GHz, Bw = 32.000 MH

No calibration applied and no bandpass applied



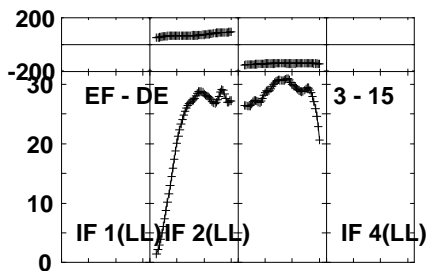
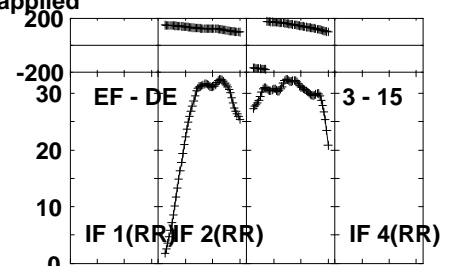
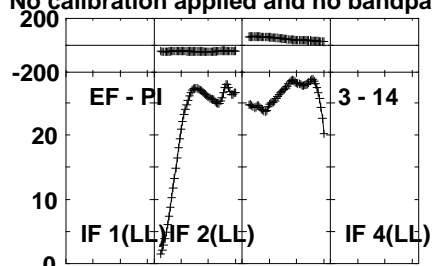
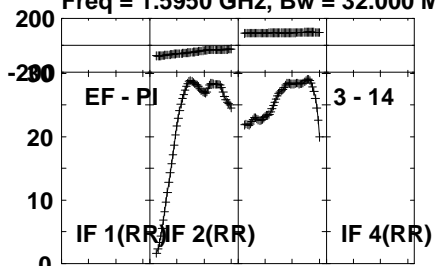
Lower frame: Milli Ampl Jy Top frame: Phas deg
Vector averaged cross-power spectrum Several baselines displayed
Timerange: 01/01:26:01 to 01/01:30:59

Plot file version 141 created 02-MAY-2024 15:35:51

4C39.25 EM164D.UVDATA.1

Freq = 1.5950 GHz, Bw = 32.000 MH

No calibration applied and no bandpass applied



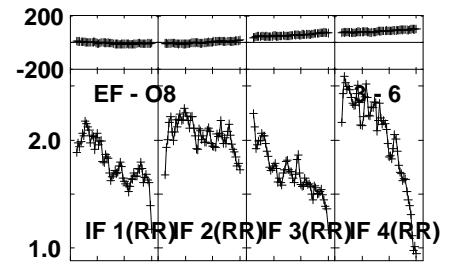
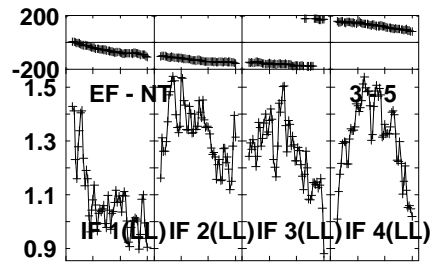
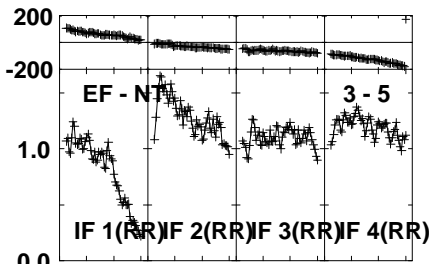
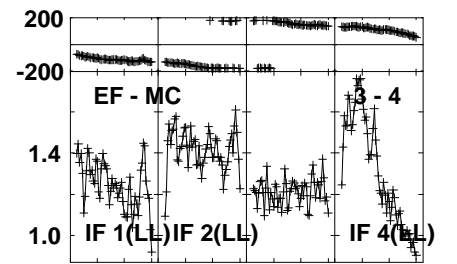
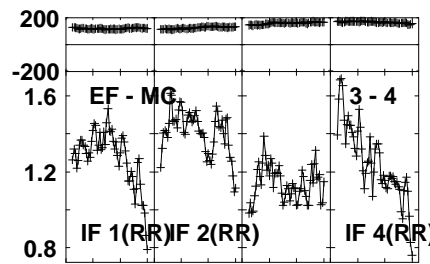
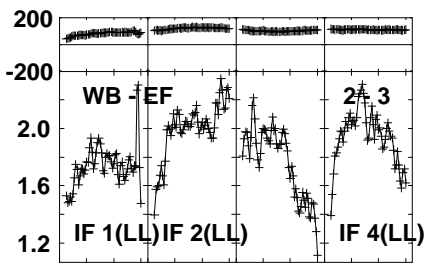
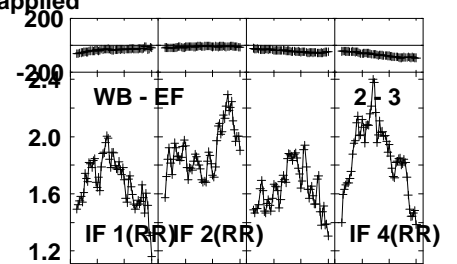
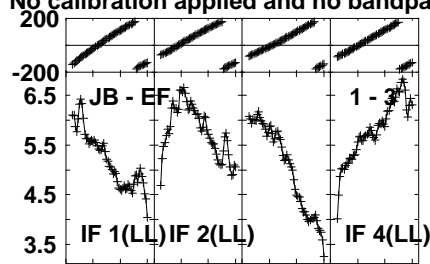
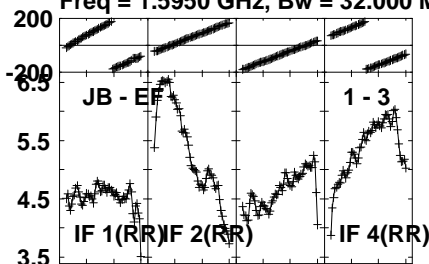
Lower frame: Milli Ampl Jy Top frame: Phas deg
Vector averaged cross-power spectrum Several baselines displayed
Timerange: 01/01:26:01 to 01/01:30:59

Plot file version 142 created 02-MAY-2024 15:35:51

J1037+5711 EM164D.UVDATA.1

Freq = 1.5950 GHz, Bw = 32.000 MH

No calibration applied and no bandpass applied



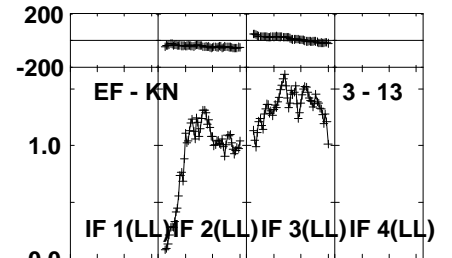
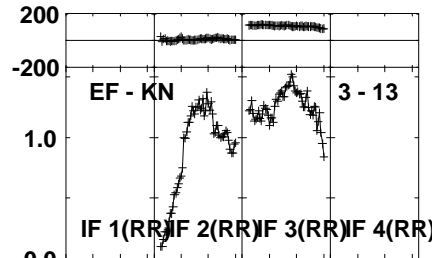
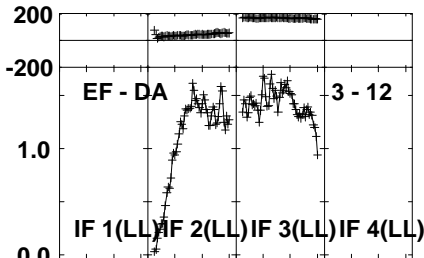
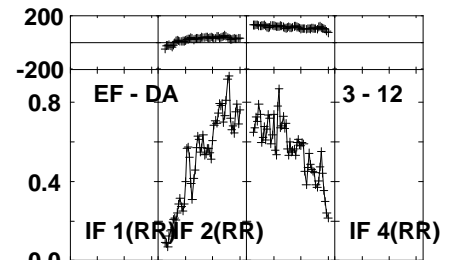
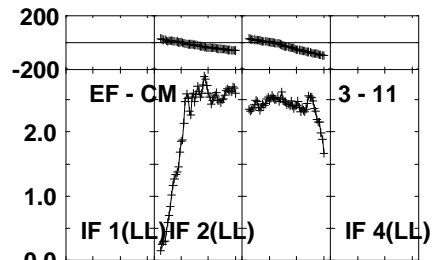
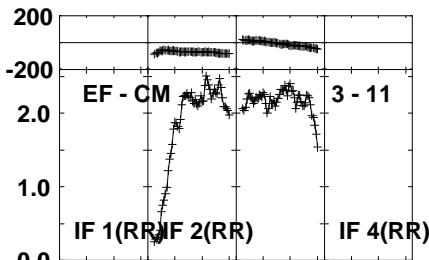
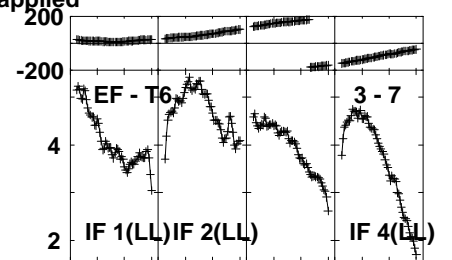
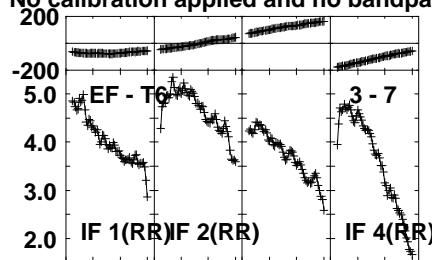
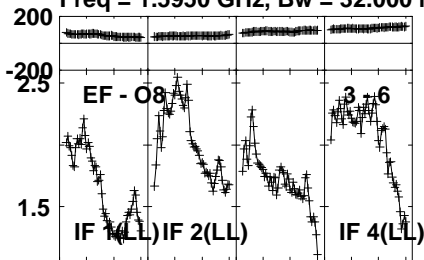
Lower frame: Milli Ampl Jy Top frame: Phas deg
Vector averaged cross-power spectrum Several baselines displayed
Timerange: 01/01:33:01 to 01/01:34:29

Plot file version 143 created 02-MAY-2024 15:35:51

J1037+5711 EM164D.UVDATA.1

Freq = 1.5950 GHz, Bw = 32.000 MH

No calibration applied and no bandpass applied



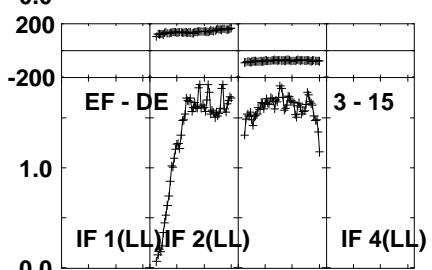
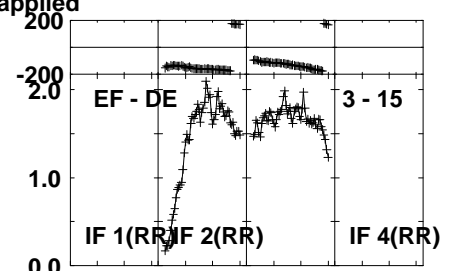
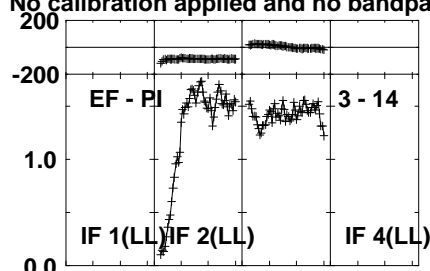
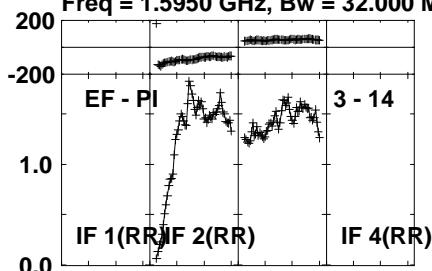
Lower frame: Milli Ampl Jy Top frame: Phas deg
Vector averaged cross-power spectrum Several baselines displayed
Timerange: 01/01:33:01 to 01/01:34:29

Plot file version 144 created 02-MAY-2024 15:35:51

J1037+5711 EM164D.UVDATA.1

Freq = 1.5950 GHz, Bw = 32.000 MH

No calibration applied and no bandpass applied



Lower frame: Milli Ampl Jy Top frame: Phas deg

Vector averaged cross-power spectrum Several baselines displayed

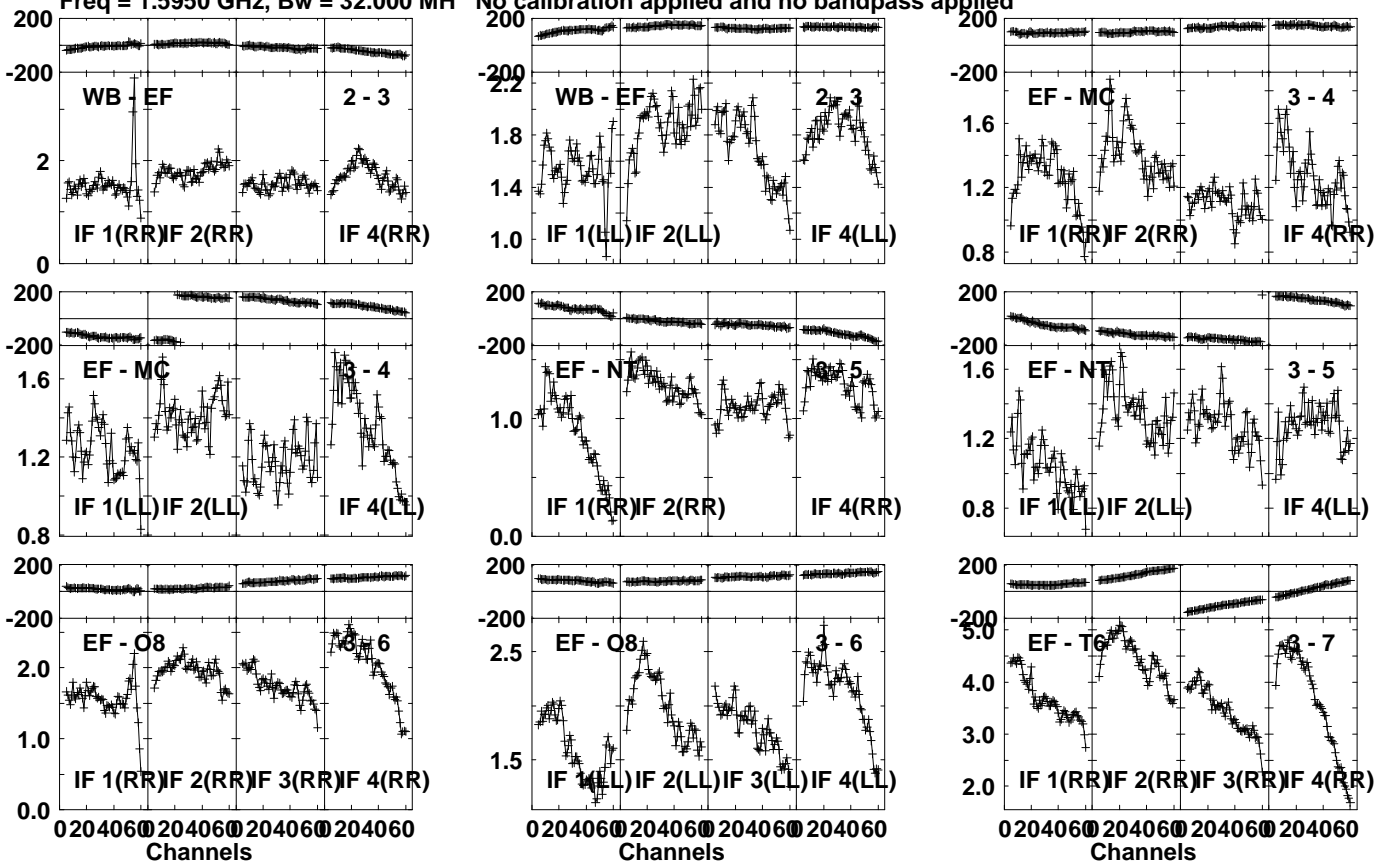
Timerange: 01/01:33:01 to 01/01:34:29

Plot file version 145 created 02-MAY-2024 15:35:51

J1037+5711 EM164D.UVDATA.1

Freq = 1.5950 GHz, Bw = 32.000 MH

No calibration applied and no bandpass applied



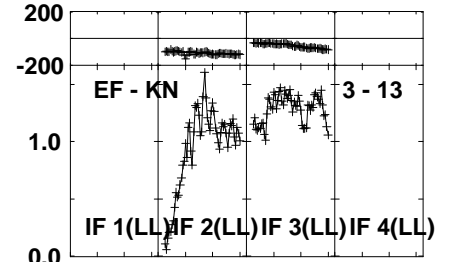
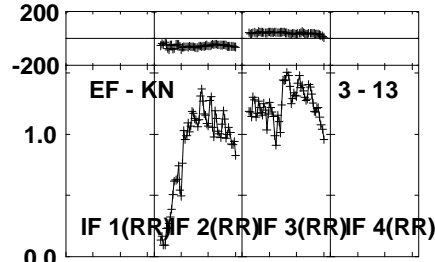
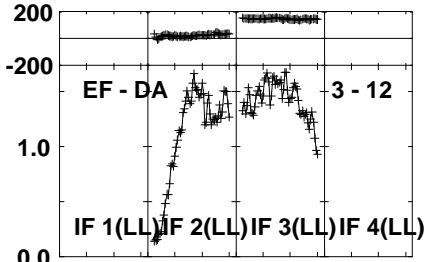
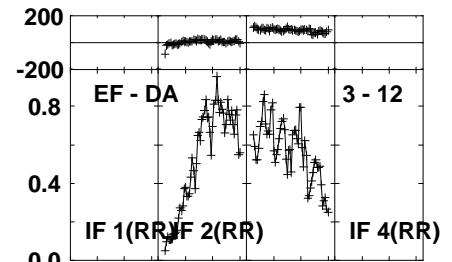
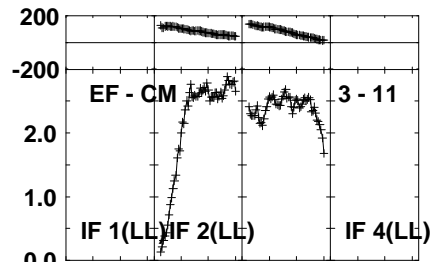
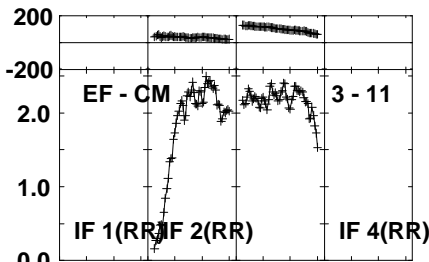
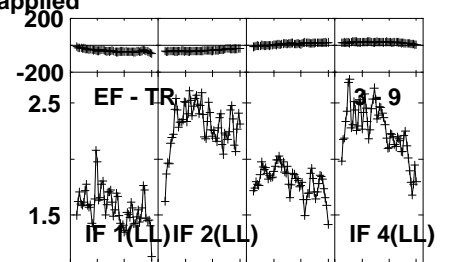
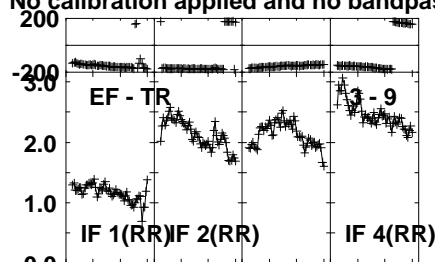
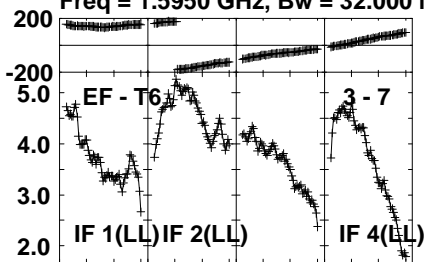
Lower frame: Milli Ampl Jy Top frame: Phas deg
Vector averaged cross-power spectrum Several baselines displayed
Timerange: 01/01:39:01 to 01/01:39:59

Plot file version 146 created 02-MAY-2024 15:35:51

J1037+5711 EM164D.UVDATA.1

Freq = 1.5950 GHz, Bw = 32.000 MH

No calibration applied and no bandpass applied



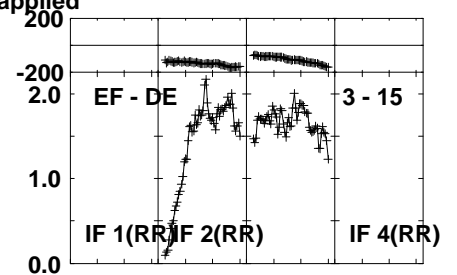
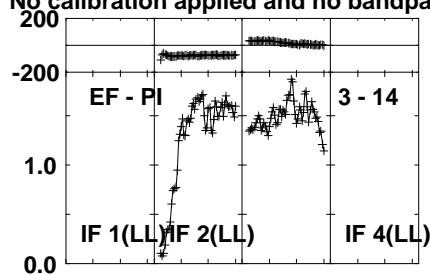
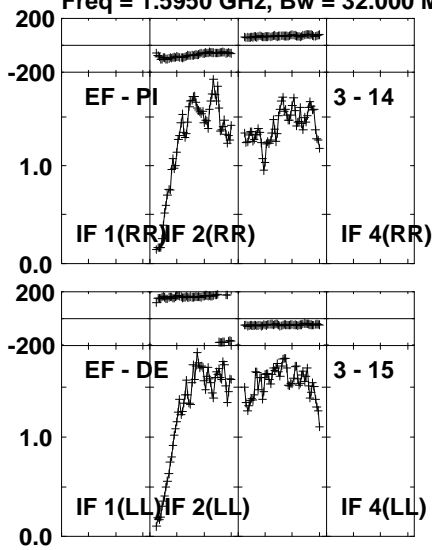
Lower frame: Milli Ampl Jy Top frame: Phas deg
Vector averaged cross-power spectrum Several baselines displayed
Timerange: 01/01:39:01 to 01/01:39:59

Plot file version 147 created 02-MAY-2024 15:35:51

J1037+5711 EM164D.UVDATA.1

Freq = 1.5950 GHz, Bw = 32.000 MH

No calibration applied and no bandpass applied

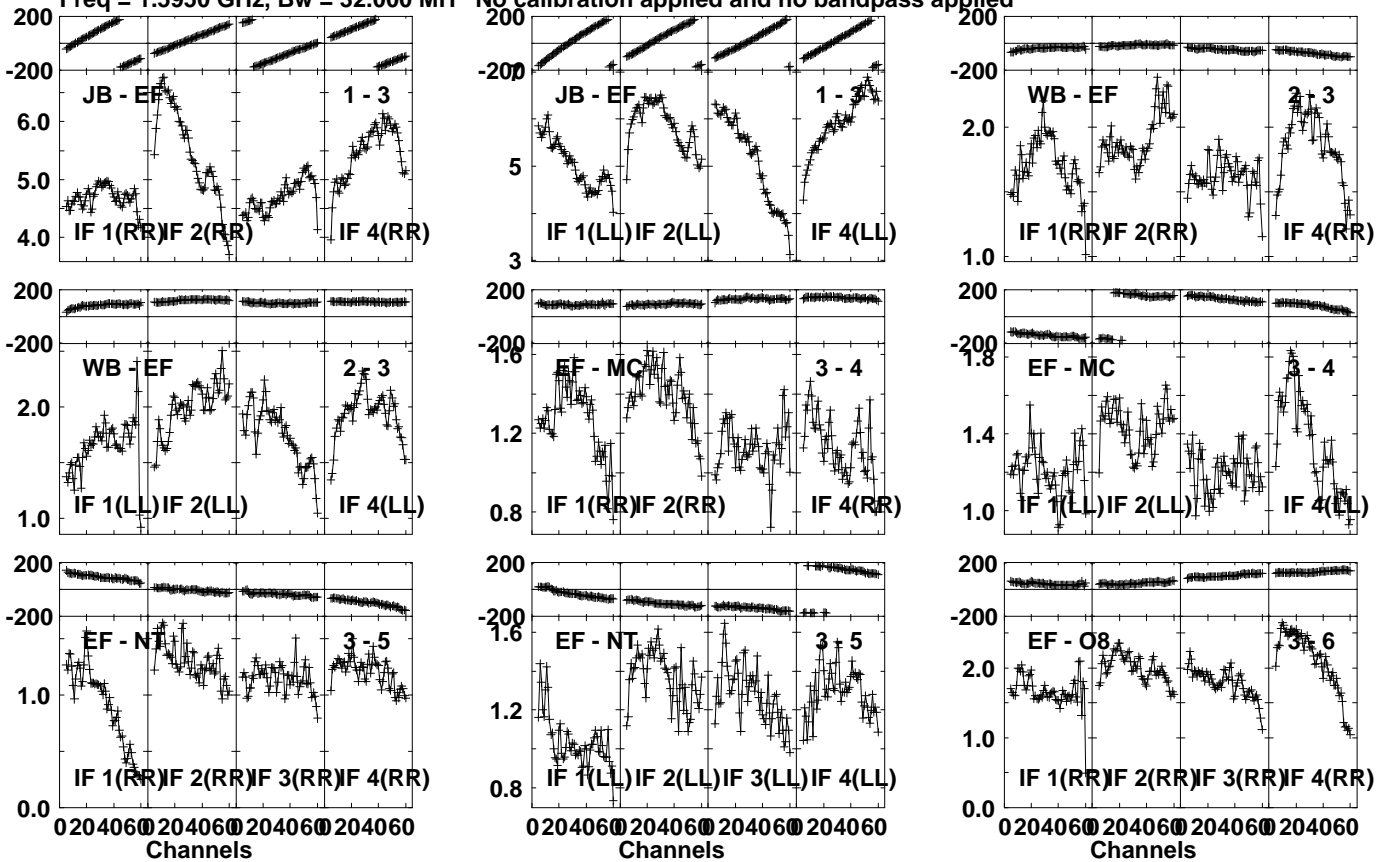


Lower frame: Milli Ampl Jy Top frame: Phas deg
Vector averaged cross-power spectrum Several baselines displayed
Timerange: 01/01:39:01 to 01/01:39:59

Plot file version 148 created 02-MAY-2024 15:35:51

J1037+5711 EM164D.UVDATA.1

Freq = 1.5950 GHz, Bw = 32.000 MH No calibration applied and no bandpass applied



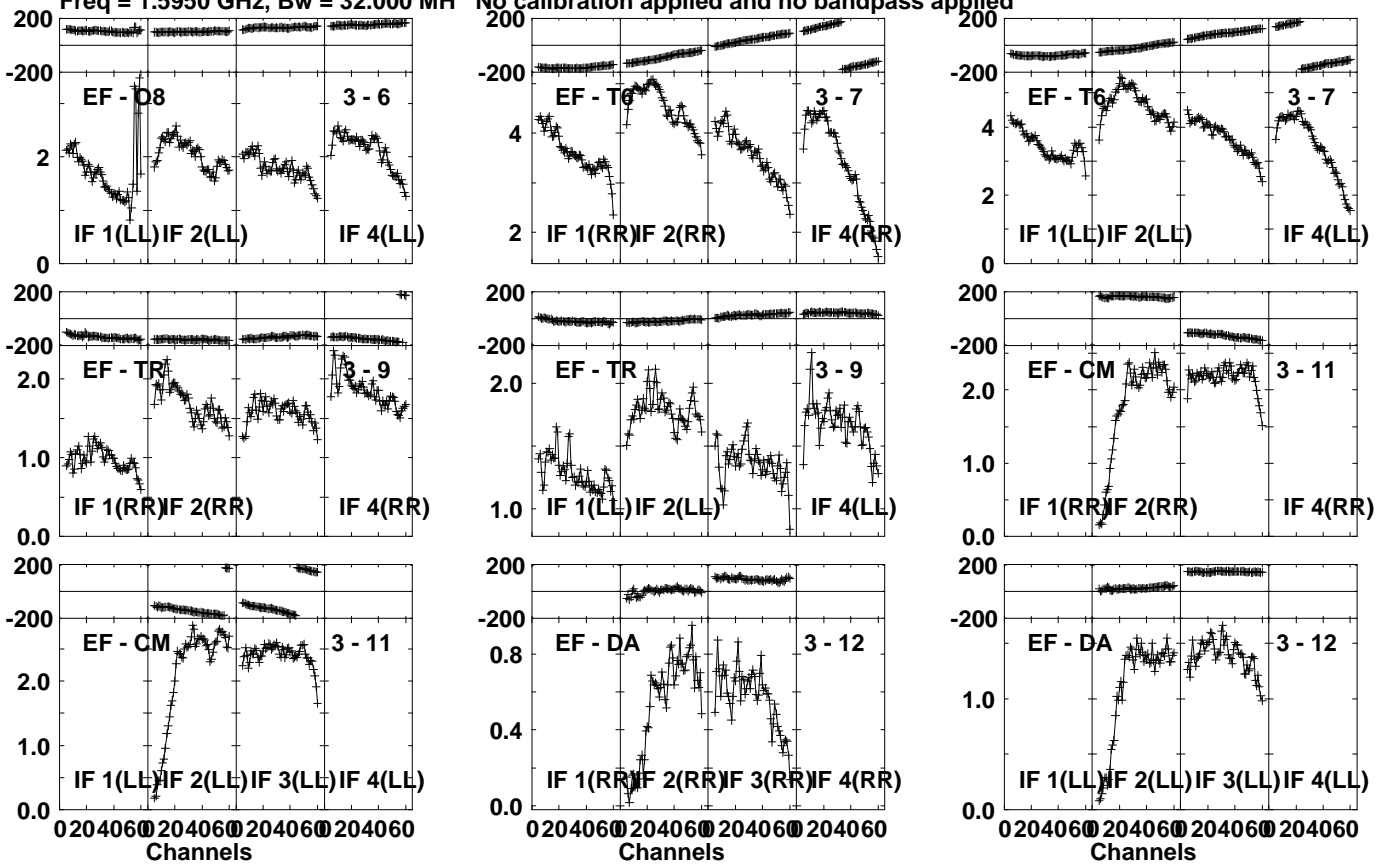
Lower frame: Milli Ampl Jy Top frame: Phas deg
Vector averaged cross-power spectrum Several baselines displayed
Timerange: 01/01:44:31 to 01/01:45:29

Plot file version 149 created 02-MAY-2024 15:35:51

J1037+5711 EM164D.UVDATA.1

Freq = 1.5950 GHz, Bw = 32.000 MH

No calibration applied and no bandpass applied

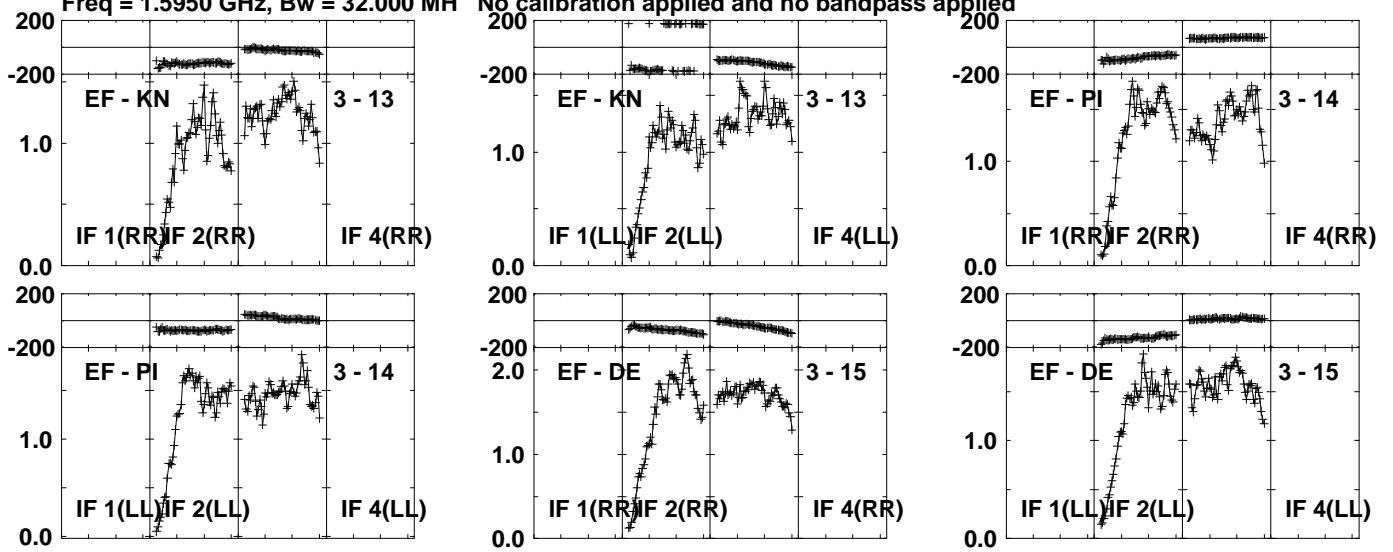


Lower frame: Milli Ampl Jy Top frame: Phas deg
Vector averaged cross-power spectrum Several baselines displayed
Timerange: 01/01:44:31 to 01/01:45:29

Plot file version 150 created 02-MAY-2024 15:35:51

J1037+5711 EM164D.UVDATA.1

Freq = 1.5950 GHz, Bw = 32.000 MH No calibration applied and no bandpass applied



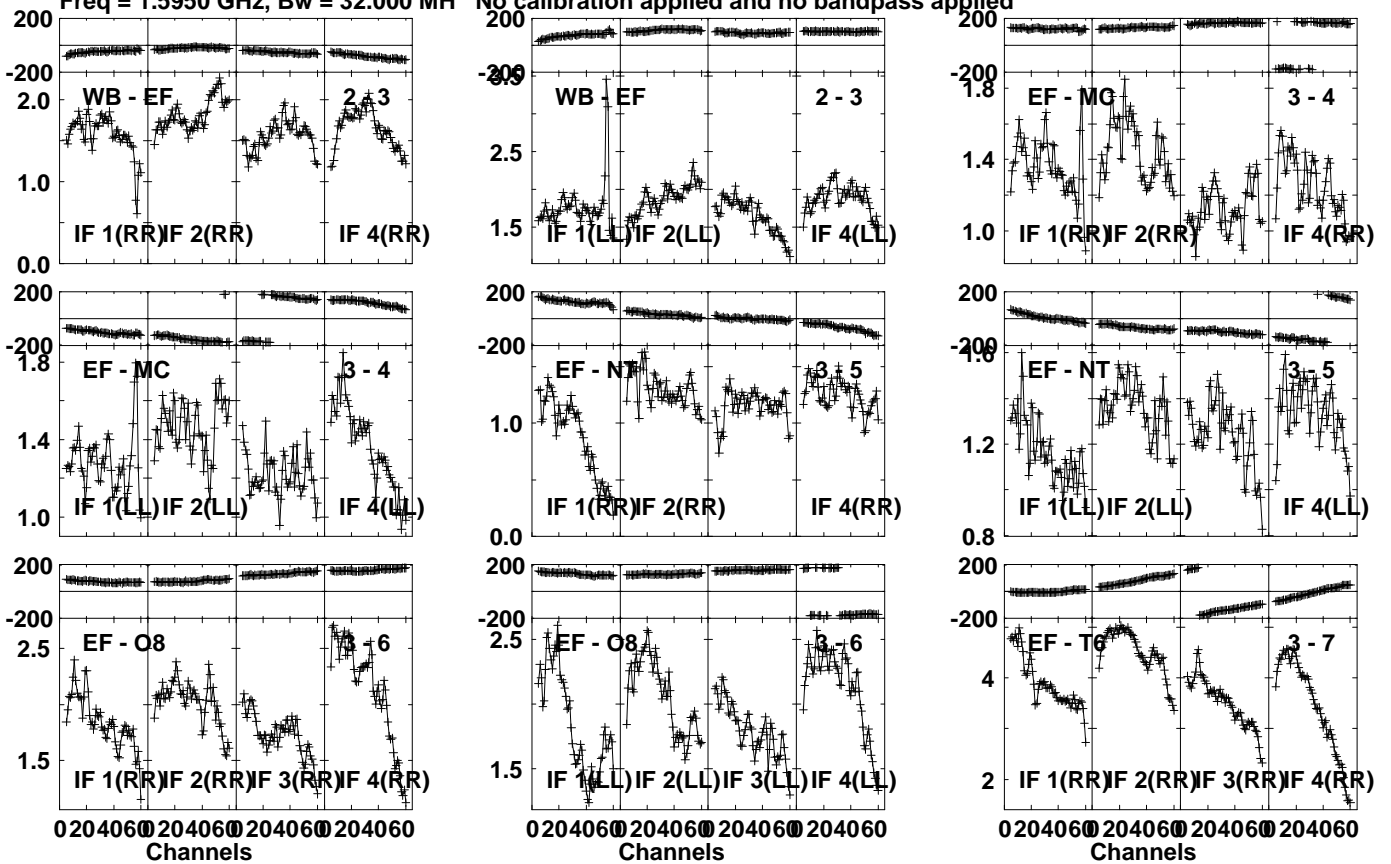
Lower frame: Milli Ampl Jy Top frame: Phas deg
Vector averaged cross-power spectrum Several baselines displayed
Timerange: 01/01:44:31 to 01/01:45:29

Plot file version 151 created 02-MAY-2024 15:35:51

J1037+5711 EM164D.UVDATA.1

Freq = 1.5950 GHz, Bw = 32.000 MH

No calibration applied and no bandpass applied



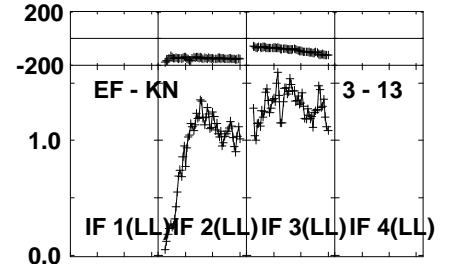
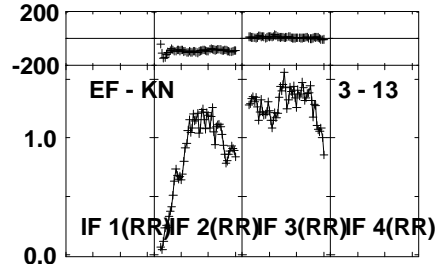
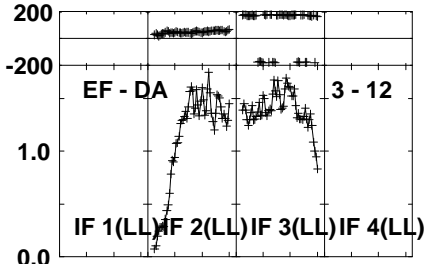
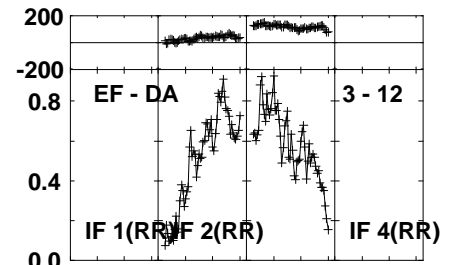
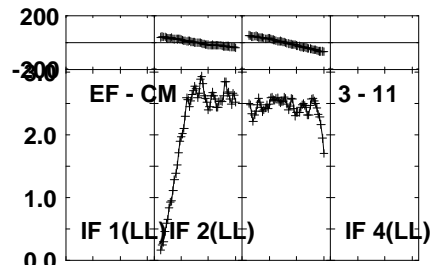
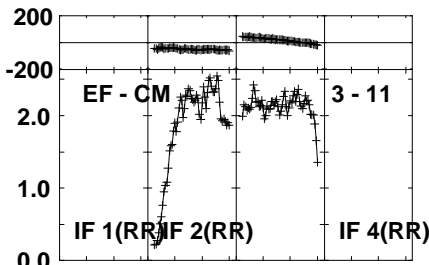
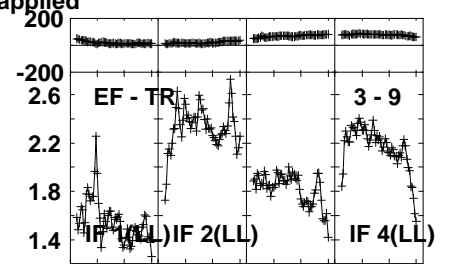
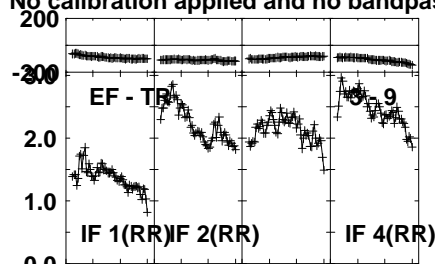
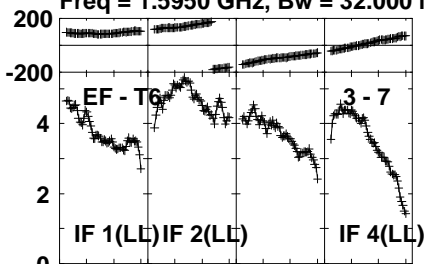
Lower frame: Milli Ampl Jy Top frame: Phas deg
Vector averaged cross-power spectrum Several baselines displayed
Timerange: 01/01:50:01 to 01/01:50:59

Plot file version 152 created 02-MAY-2024 15:35:51

J1037+5711 EM164D.UVDATA.1

Freq = 1.5950 GHz, Bw = 32.000 MH

No calibration applied and no bandpass applied



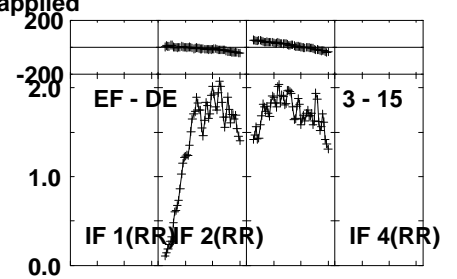
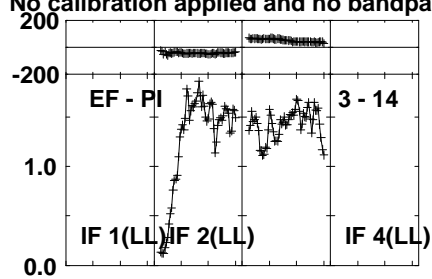
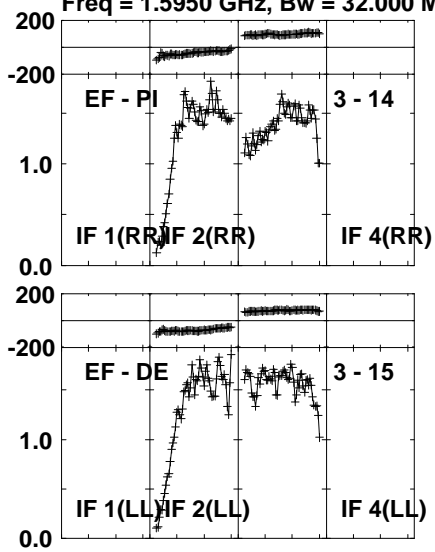
Lower frame: Milli Ampl Jy Top frame: Phas deg
Vector averaged cross-power spectrum Several baselines displayed
Timerange: 01/01:50:01 to 01/01:50:59

Plot file version 153 created 02-MAY-2024 15:35:51

J1037+5711 EM164D.UVDATA.1

Freq = 1.5950 GHz, Bw = 32.000 MH

No calibration applied and no bandpass applied



Lower frame: Milli Ampl Jy Top frame: Phas deg

Vector averaged cross-power spectrum Several baselines displayed

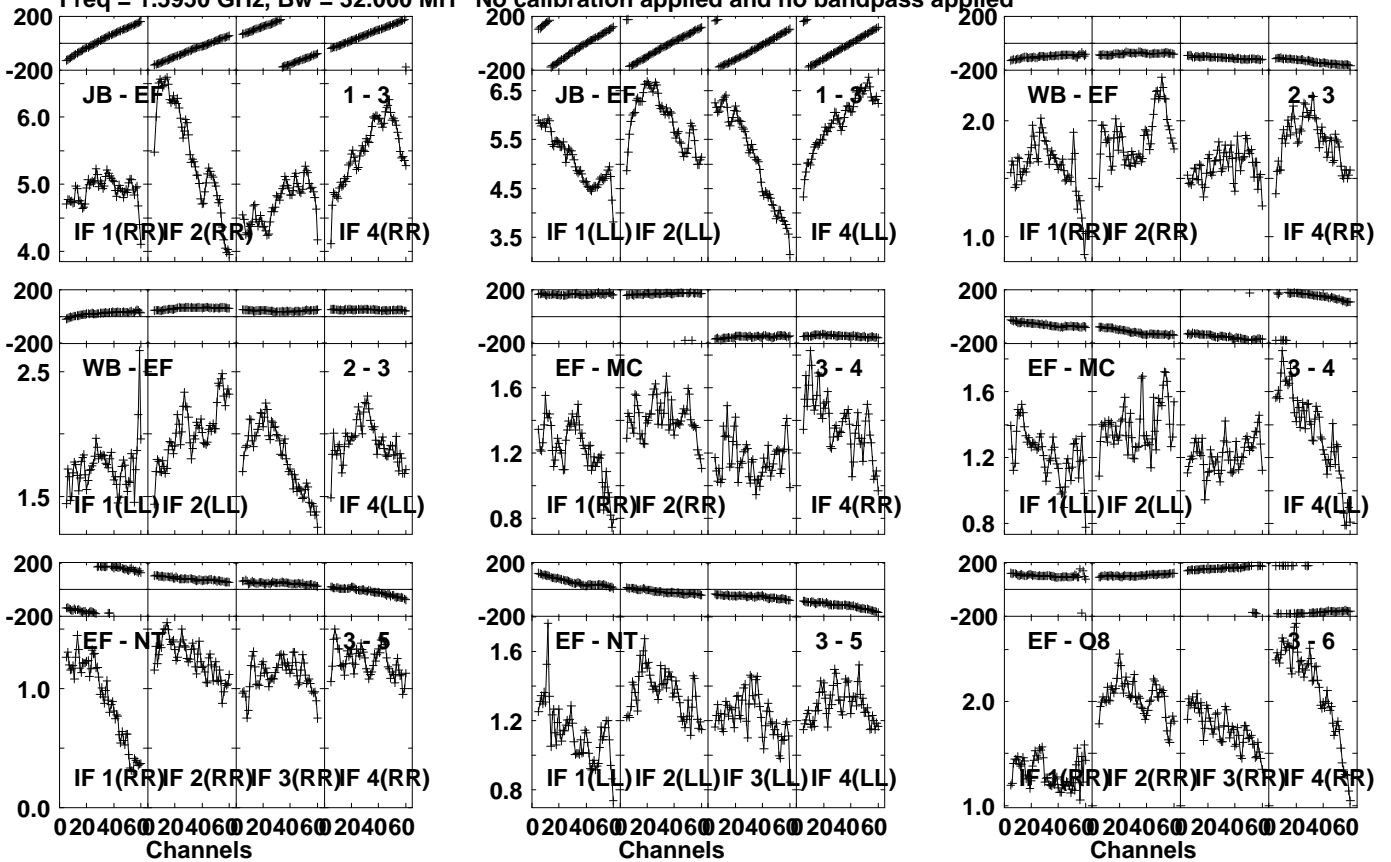
Timerange: 01/01:50:01 to 01/01:50:59

Plot file version 154 created 02-MAY-2024 15:35:51

J1037+5711 EM164D.UVDATA.1

Freq = 1.5950 GHz, Bw = 32.000 MH

No calibration applied and no bandpass applied



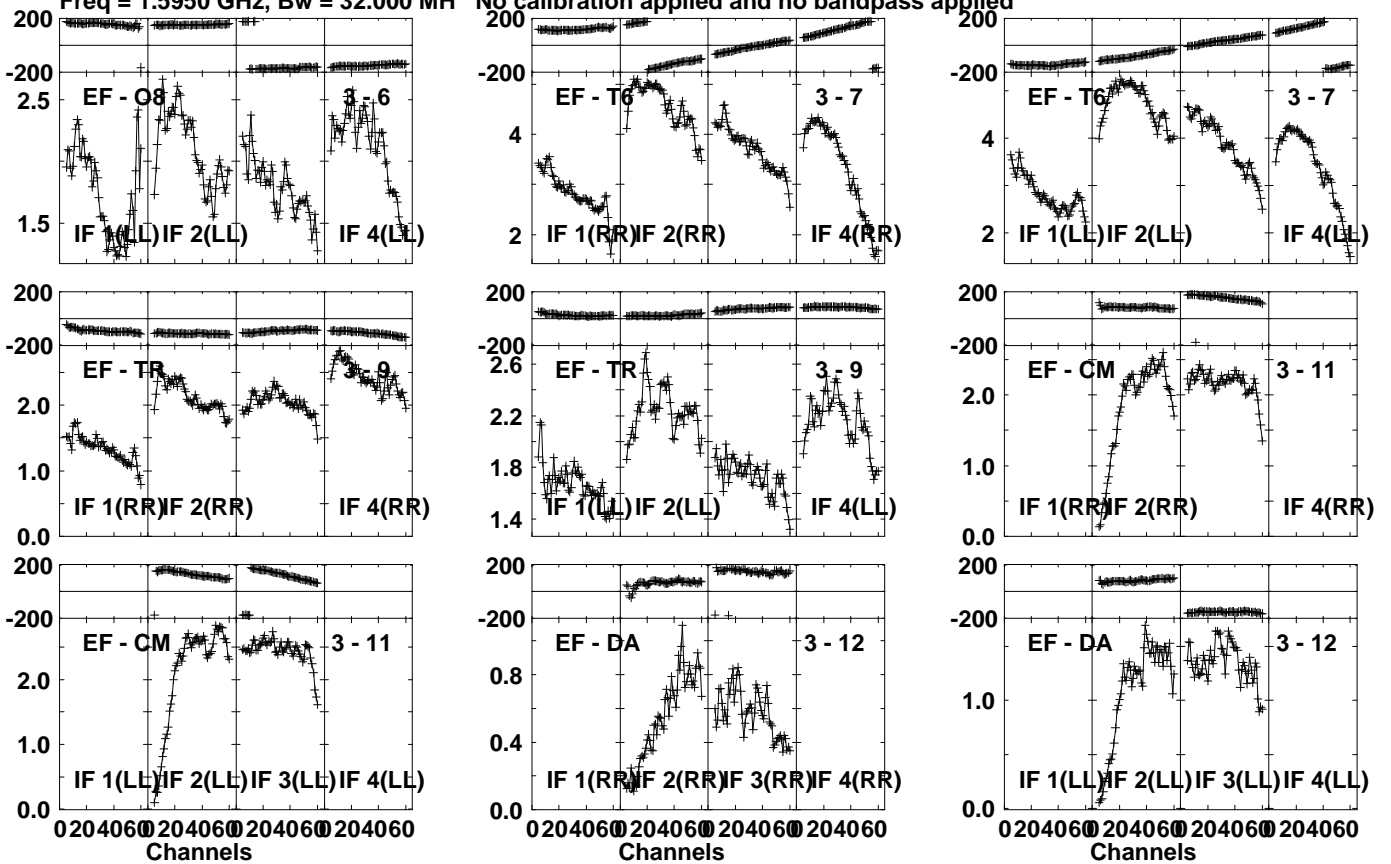
Lower frame: Milli Ampl Jy Top frame: Phas deg
 Vector averaged cross-power spectrum Several baselines displayed
 Timerange: 01/01:55:31 to 01/01:56:29

Plot file version 155 created 02-MAY-2024 15:35:51

J1037+5711 EM164D.UVDATA.1

Freq = 1.5950 GHz, Bw = 32.000 MH

No calibration applied and no bandpass applied



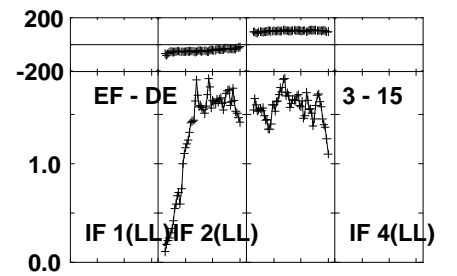
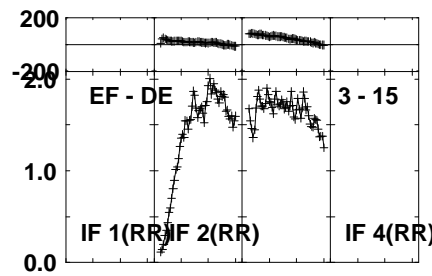
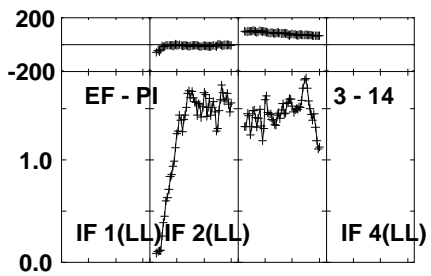
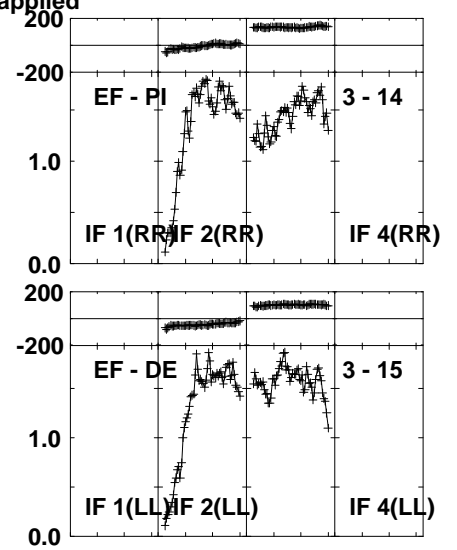
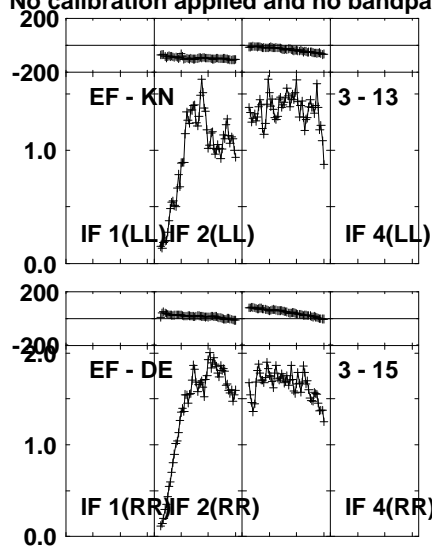
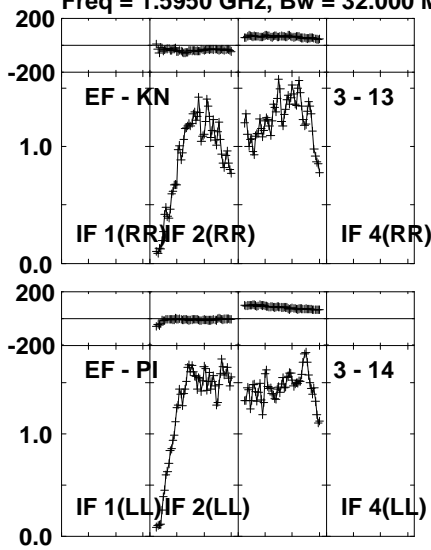
Lower frame: Milli Ampl Jy Top frame: Phas deg
Vector averaged cross-power spectrum Several baselines displayed
Timerange: 01/01:55:31 to 01/01:56:29

Plot file version 156 created 02-MAY-2024 15:35:52

J1037+5711 EM164D.UVDATA.1

Freq = 1.5950 GHz, Bw = 32.000 MH

No calibration applied and no bandpass applied



Lower frame: Milli Ampl Jy Top frame: Phas deg

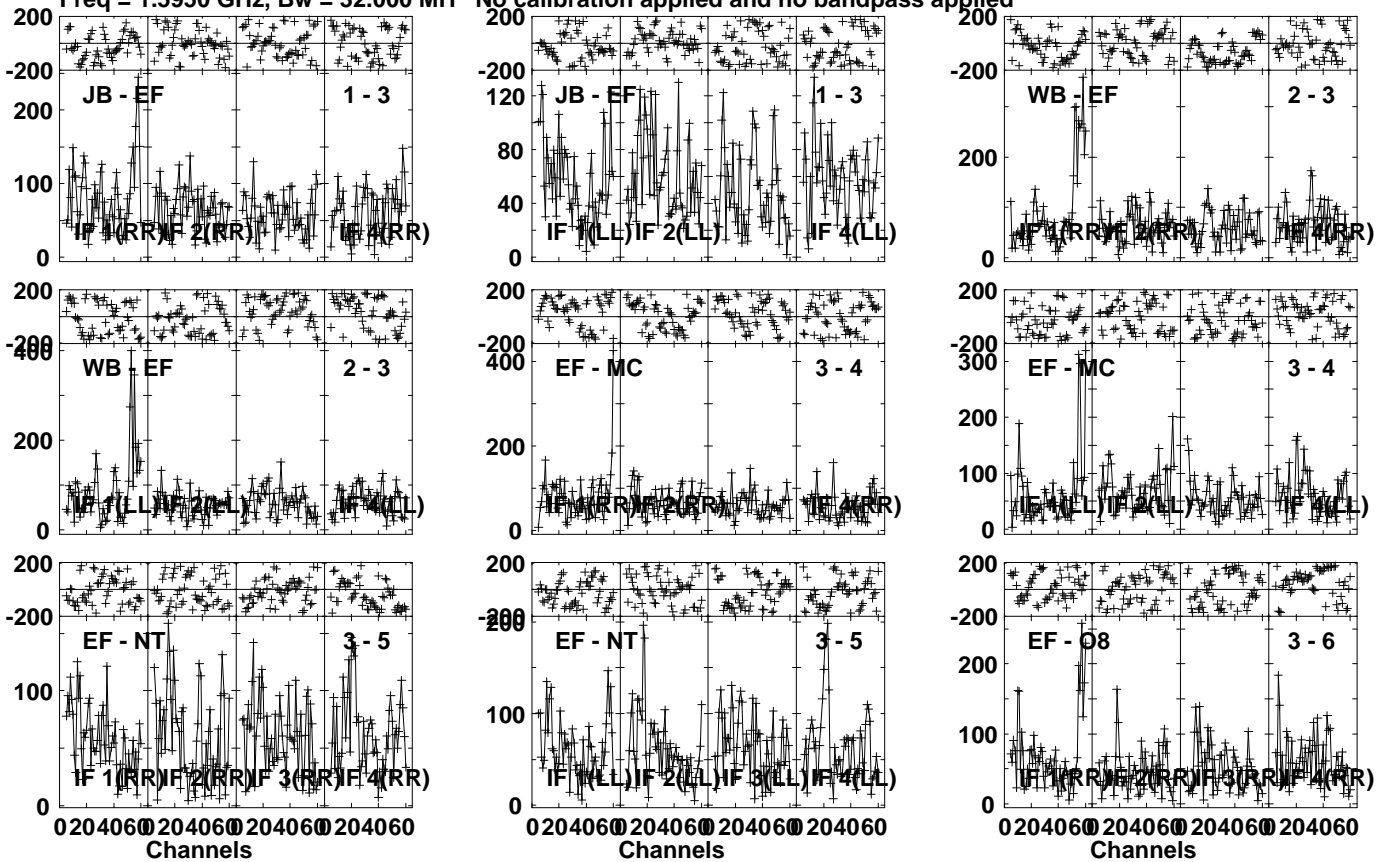
Vector averaged cross-power spectrum Several baselines displayed

Timerange: 01/01:55:31 to 01/01:56:29

Plot file version 157 created 02-MAY-2024 15:35:52

DP27 000 EM164D.UVDATA.1

Freq = 1.5950 GHz, Bw = 32.000 MH No calibration applied and no bandpass applied



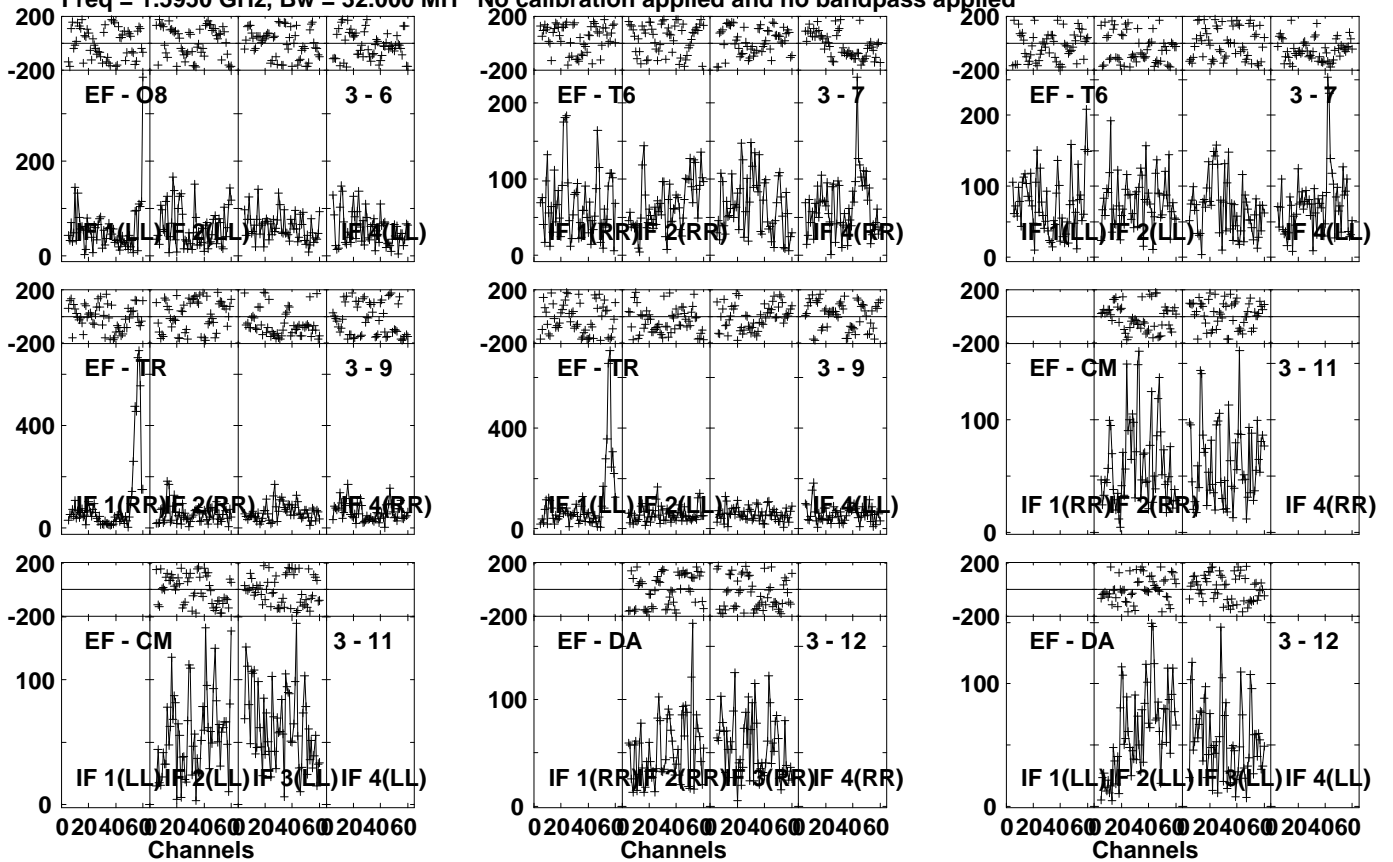
Lower frame: Micro Ampl Jy Top frame: Phas deg
Vector averaged cross-power spectrum Several baselines displayed
Timerange: 01/01:56:31 to 01/02:00:29

Plot file version 158 created 02-MAY-2024 15:35:52

DP27 000 EM164D.UVDATA.1

Freq = 1.5950 GHz, Bw = 32.000 MH

No calibration applied and no bandpass applied



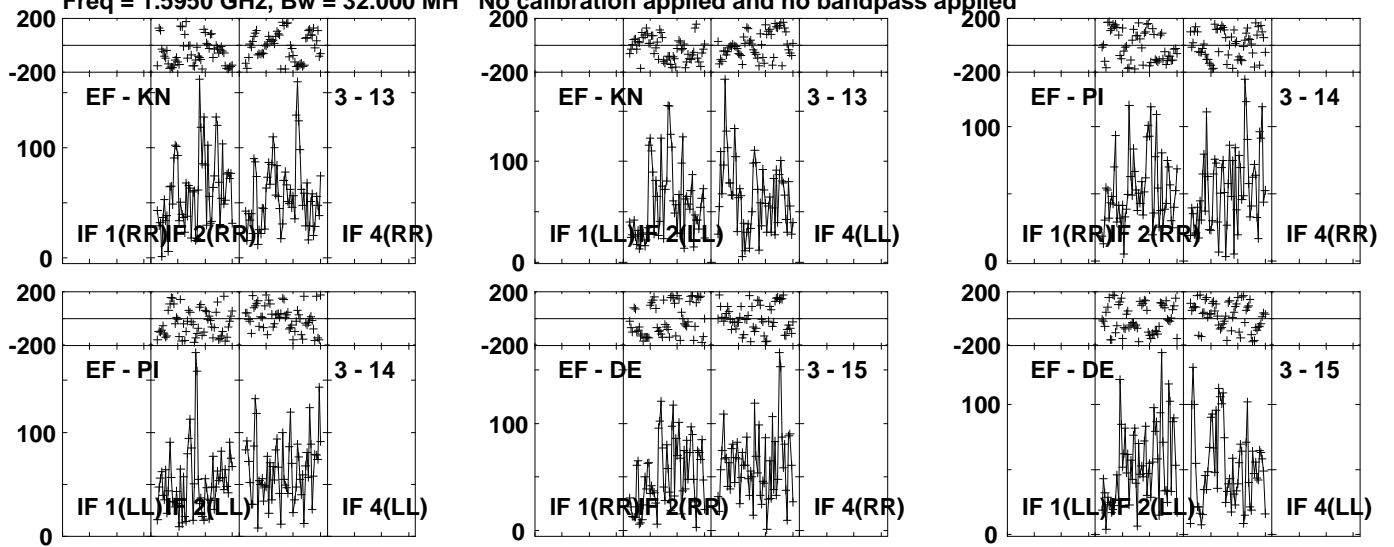
Lower frame: Micro Ampl Jy Top frame: Phas deg
Vector averaged cross-power spectrum Several baselines displayed
Timerange: 01/01:56:31 to 01/02:00:29

Plot file version 159 created 02-MAY-2024 15:35:52

DP27 000 EM164D.UVDATA.1

Freq = 1.5950 GHz, Bw = 32.000 MH

No calibration applied and no bandpass applied



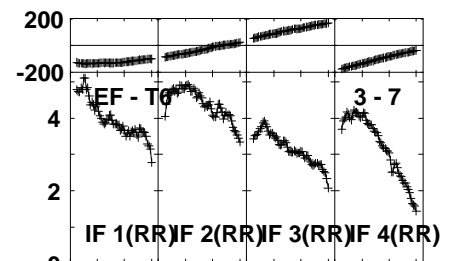
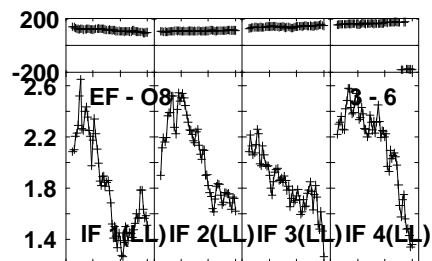
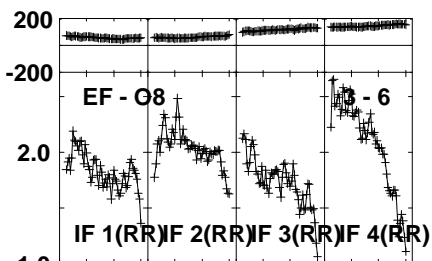
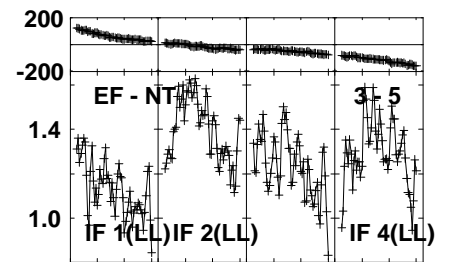
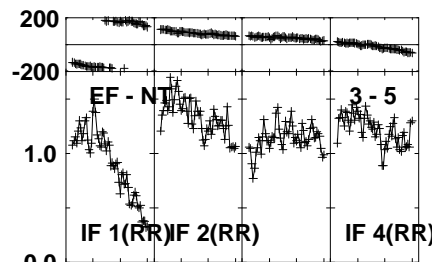
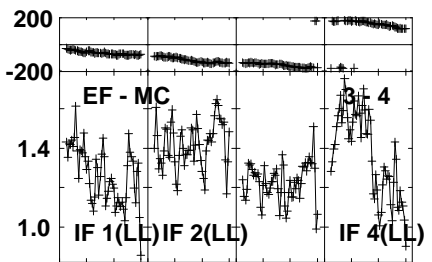
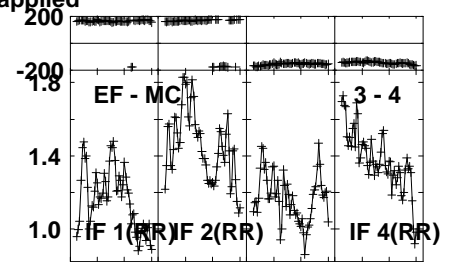
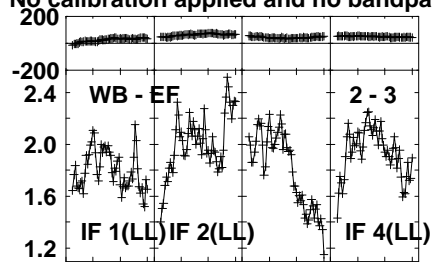
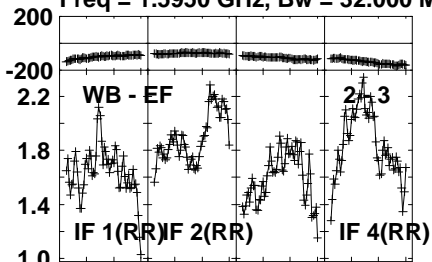
Lower frame: Micro Ampl Jy Top frame: Phas deg
Vector averaged cross-power spectrum Several baselines displayed
Timerange: 01/01:56:31 to 01/02:00:29

Plot file version 160 created 02-MAY-2024 15:35:52

J1037+5711 EM164D.UVDATA.1

Freq = 1.5950 GHz, Bw = 32.000 MH

No calibration applied and no bandpass applied



0204060 204060 204060 204060
Channels

0204060 204060 204060 204060
Channels

0204060 204060 204060 204060
Channels

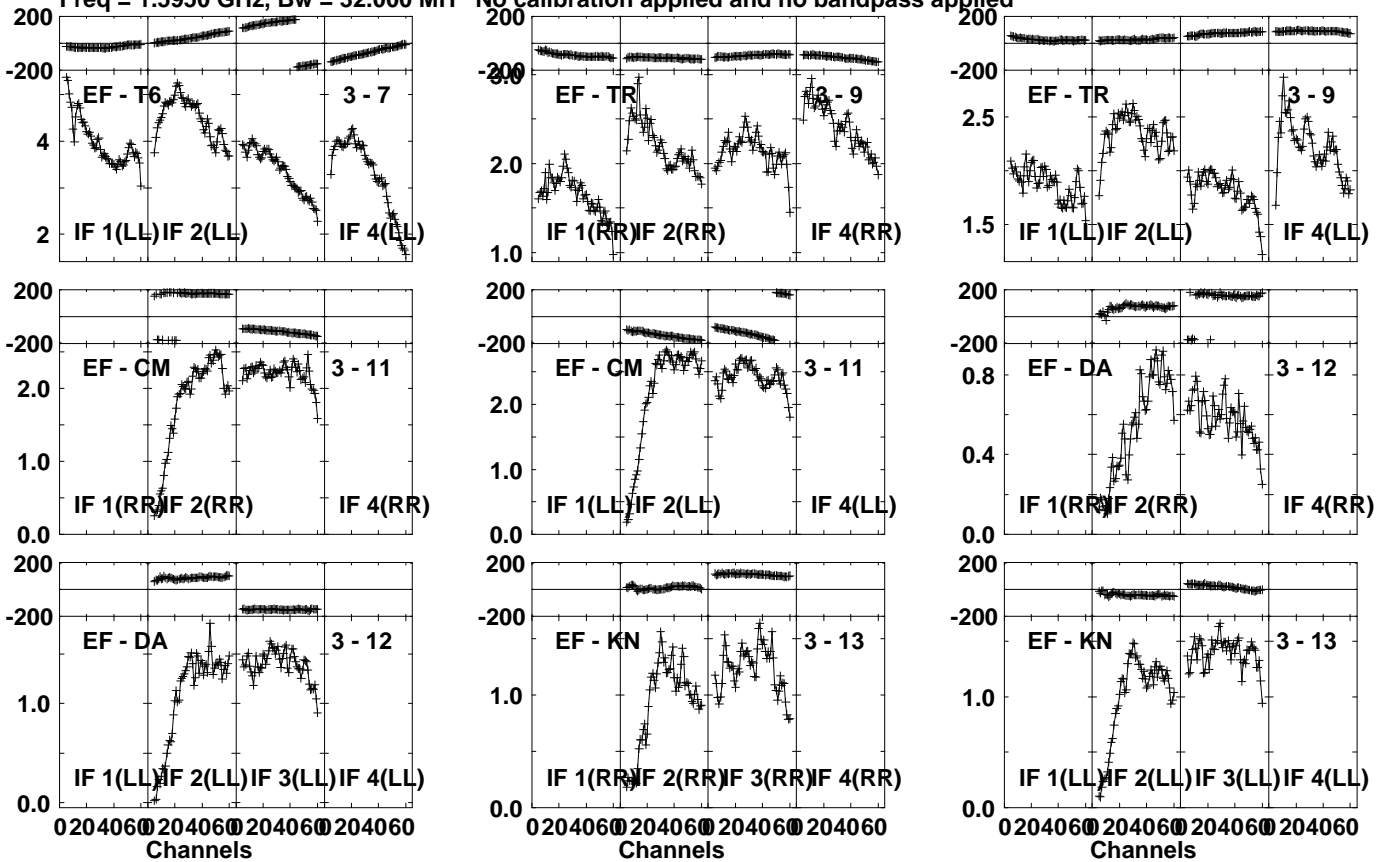
Lower frame: Milli Ampl Jy Top frame: Phas deg
Vector averaged cross-power spectrum Several baselines displayed
Timerange: 01/02:01:01 to 01/02:01:59

Plot file version 161 created 02-MAY-2024 15:35:52

J1037+5711 EM164D.UVDATA.1

Freq = 1.5950 GHz, Bw = 32.000 MH

No calibration applied and no bandpass applied



Lower frame: Milli Ampl Jy Top frame: Phas deg

Vector averaged cross-power spectrum Several baselines displayed

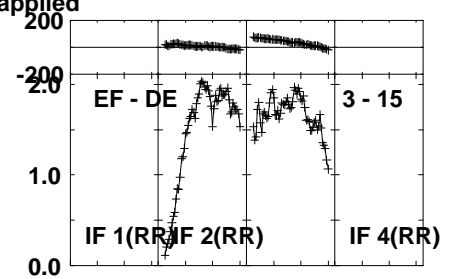
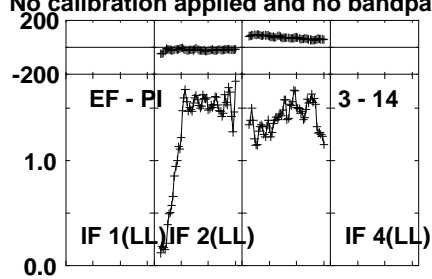
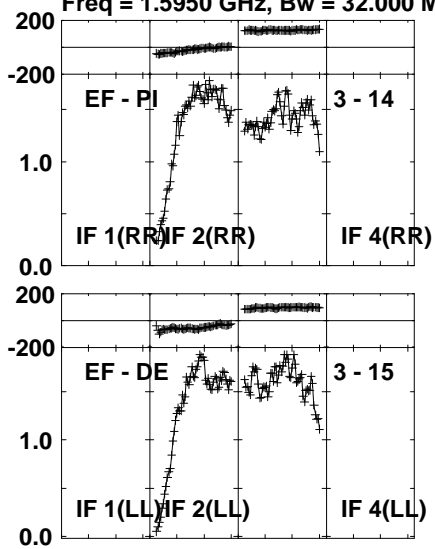
Timerange: 01/02:01:01 to 01/02:01:59

Plot file version 162 created 02-MAY-2024 15:35:52

J1037+5711 EM164D.UVDATA.1

Freq = 1.5950 GHz, Bw = 32.000 MH

No calibration applied and no bandpass applied



Lower frame: Milli Ampl Jy Top frame: Phas deg

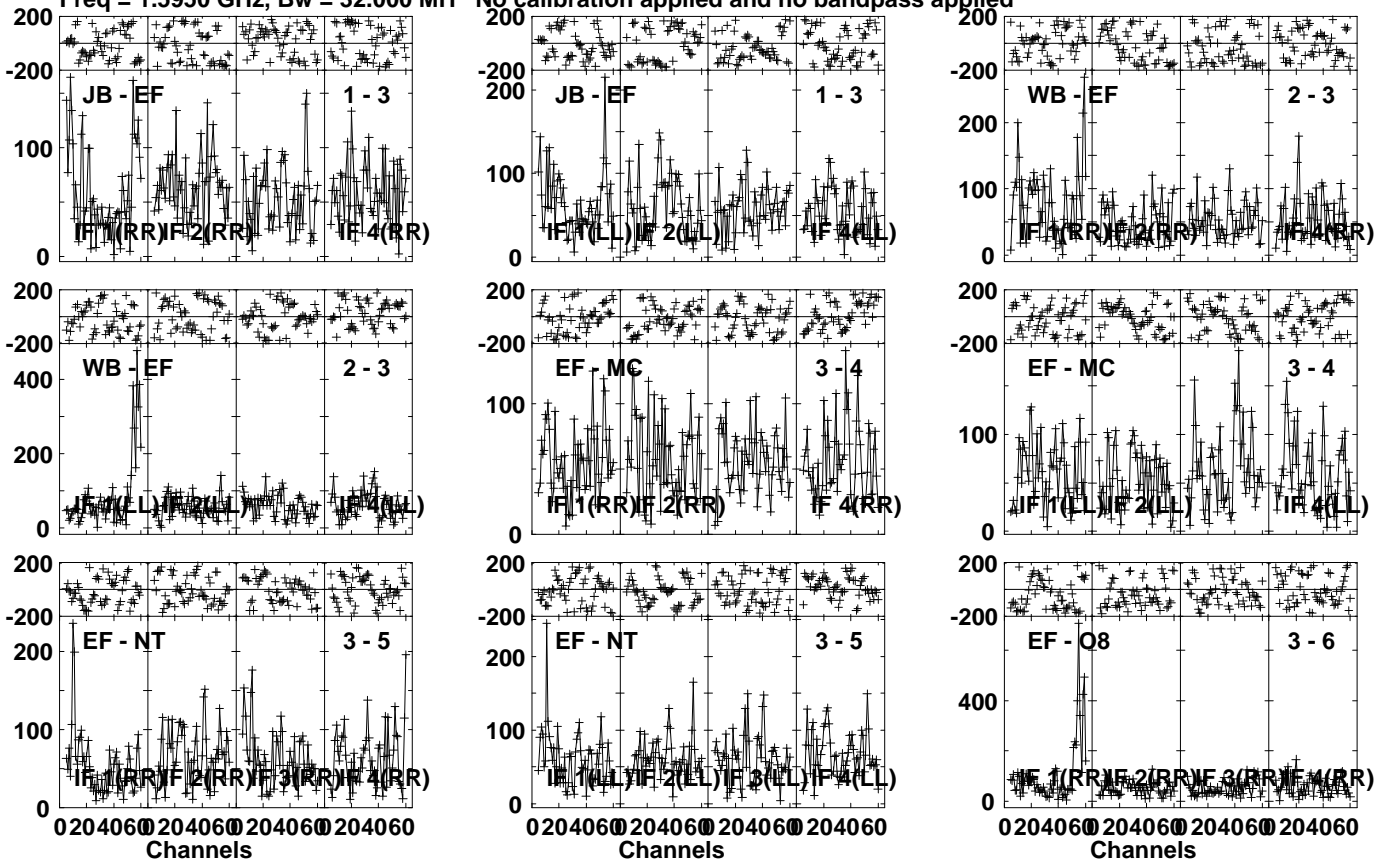
Vector averaged cross-power spectrum Several baselines displayed

Timerange: 01/02:01:01 to 01/02:01:59

Plot file version 163 created 02-MAY-2024 15:35:52

DP27 000 EM164D.UVDATA.1

Freq = 1.5950 GHz, Bw = 32.000 MH No calibration applied and no bandpass applied

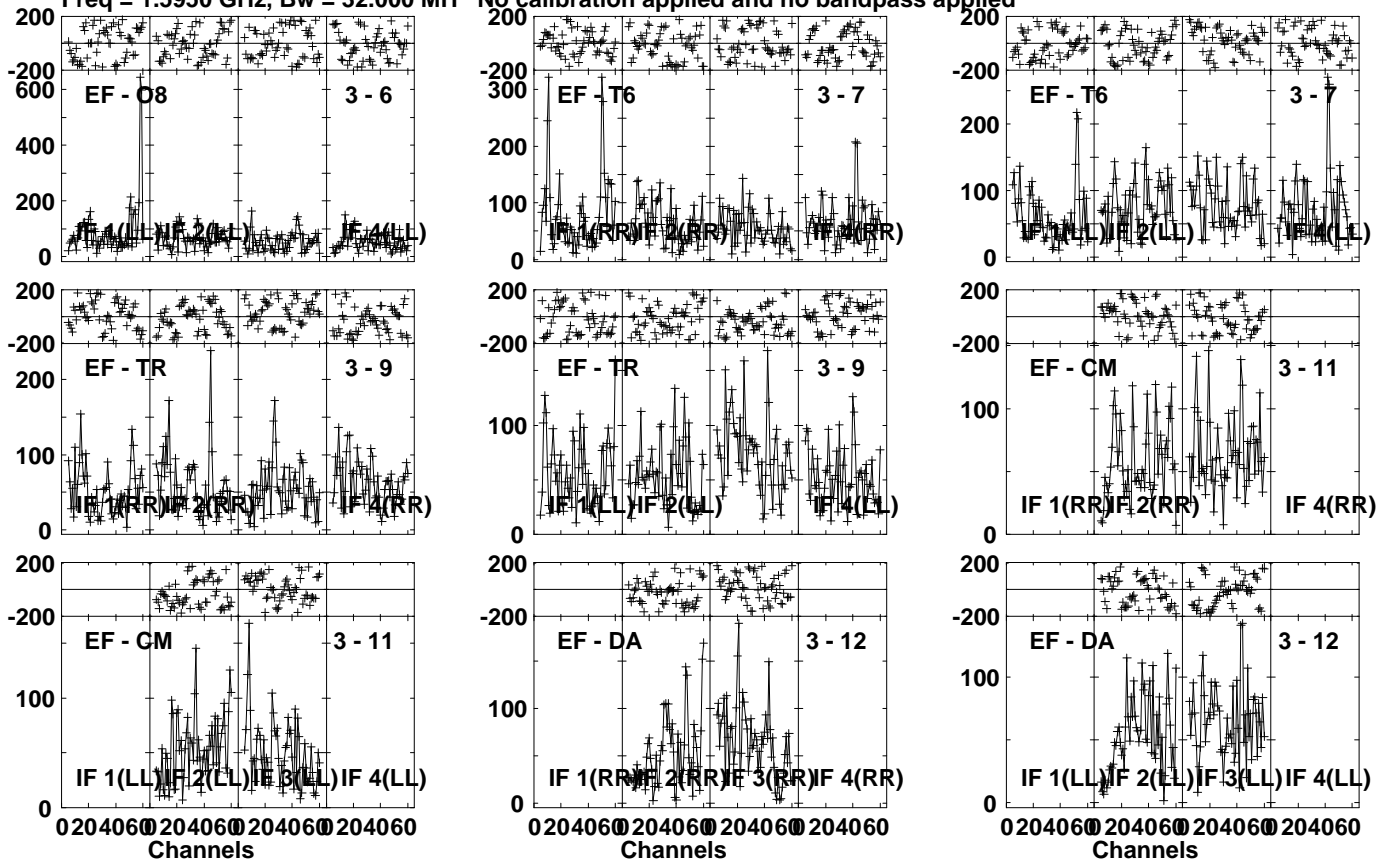


Lower frame: Micro Ampl Jy Top frame: Phas deg
Vector averaged cross-power spectrum Several baselines displayed
Timerange: 01/02:02:01 to 01/02:05:59

Plot file version 164 created 02-MAY-2024 15:35:52

DP27 000 EM164D.UVDATA.1

Freq = 1.5950 GHz, Bw = 32.000 MH No calibration applied and no bandpass applied

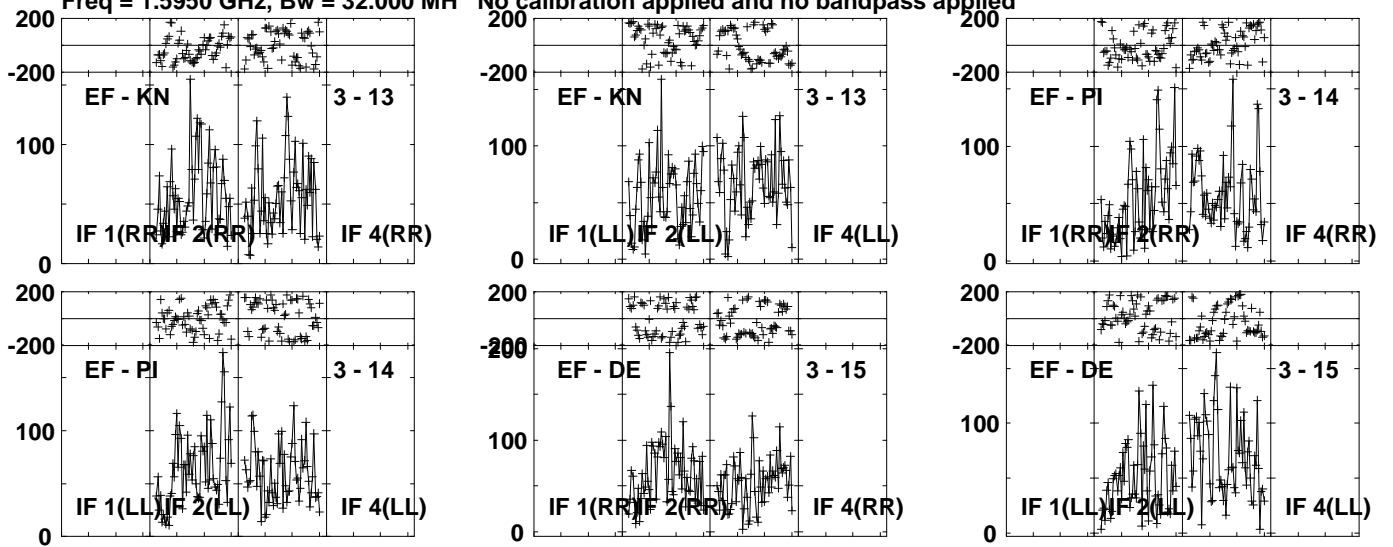


Lower frame: Micro Ampl Jy Top frame: Phas deg
Vector averaged cross-power spectrum Several baselines displayed
Timerange: 01/02:02:01 to 01/02:05:59

Plot file version 165 created 02-MAY-2024 15:35:52

DP27 000 EM164D.UVDATA.1

Freq = 1.5950 GHz, Bw = 32.000 MH No calibration applied and no bandpass applied



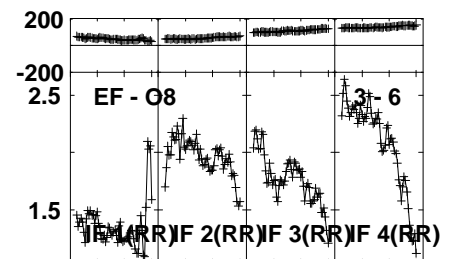
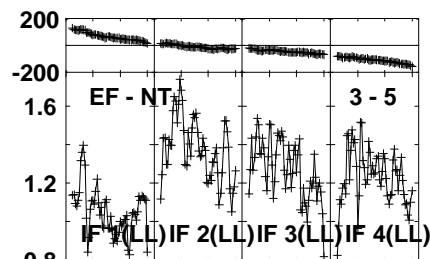
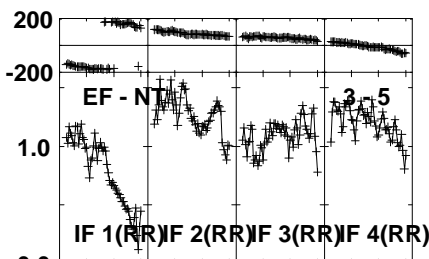
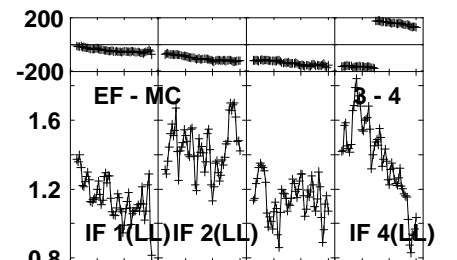
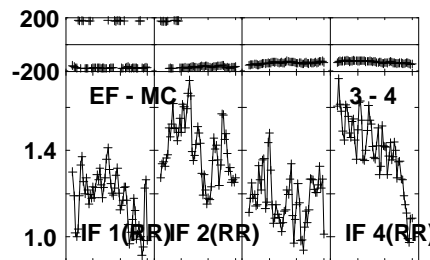
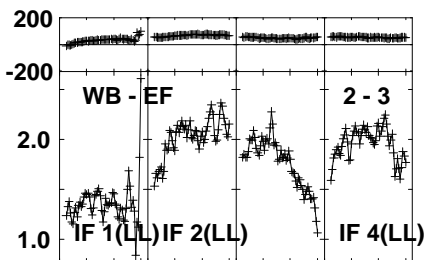
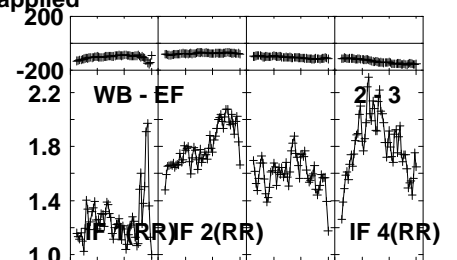
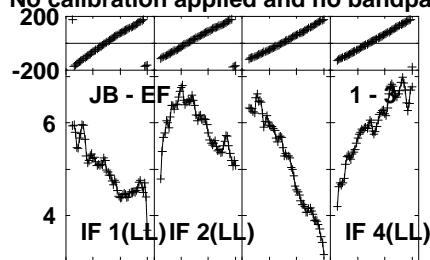
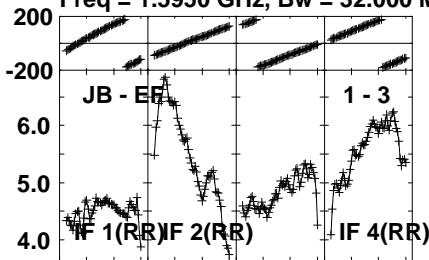
Lower frame: Micro Ampl Jy Top frame: Phas deg
Vector averaged cross-power spectrum Several baselines displayed
Timerange: 01/02:02:01 to 01/02:05:59

Plot file version 166 created 02-MAY-2024 15:35:53

J1037+5711 EM164D.UVDATA.1

Freq = 1.5950 GHz, Bw = 32.000 MH

No calibration applied and no bandpass applied



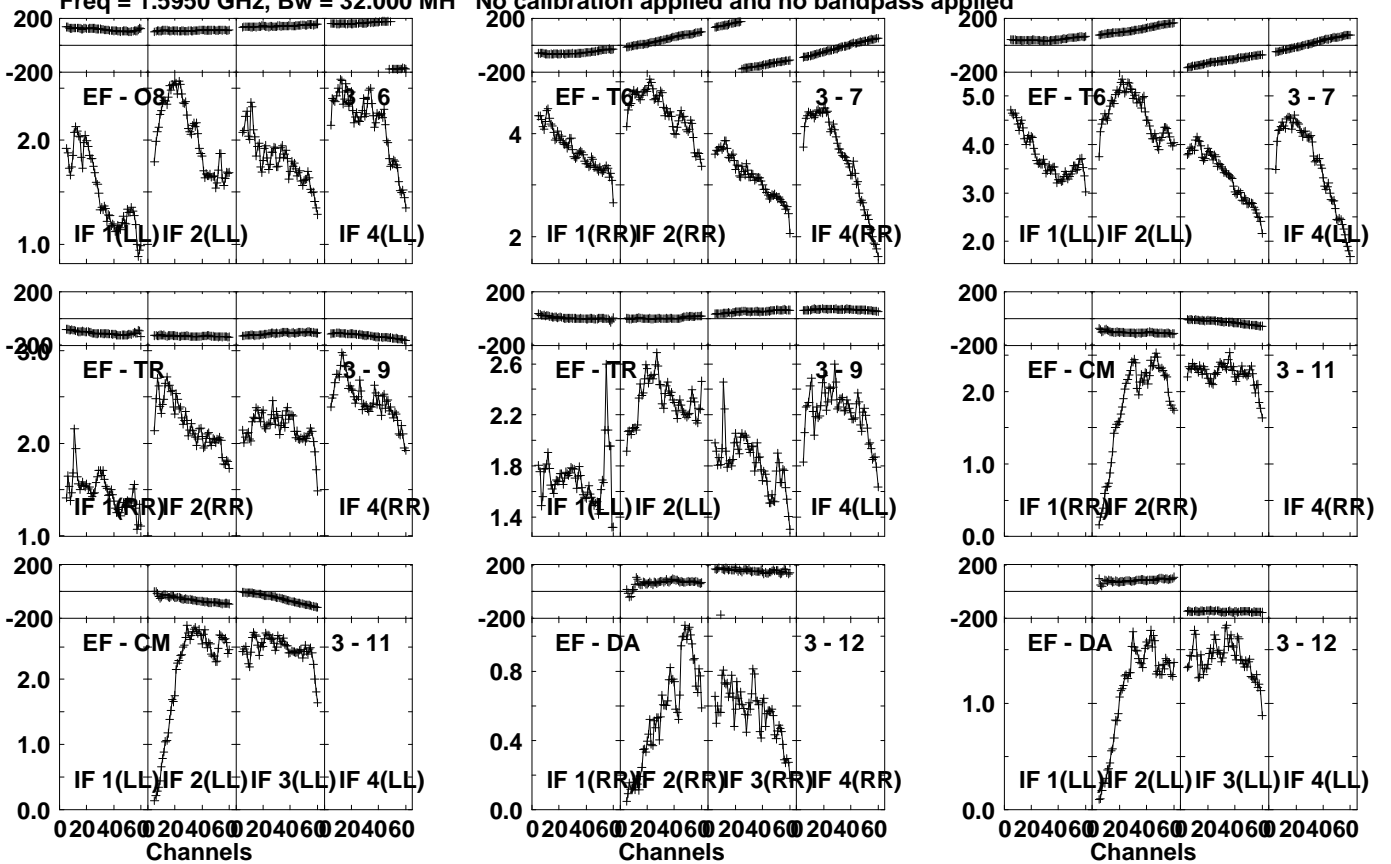
Lower frame: Milli Ampl Jy Top frame: Phas deg
Vector averaged cross-power spectrum Several baselines displayed
Timerange: 01/02:06:31 to 01/02:07:29

Plot file version 167 created 02-MAY-2024 15:35:53

J1037+5711 EM164D.UVDATA.1

Freq = 1.5950 GHz, Bw = 32.000 MH

No calibration applied and no bandpass applied



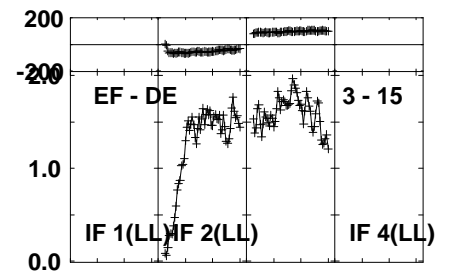
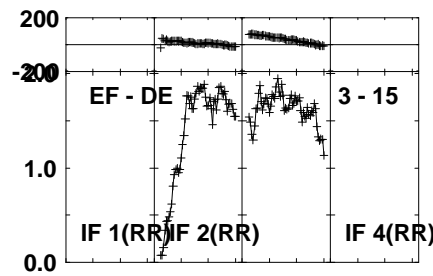
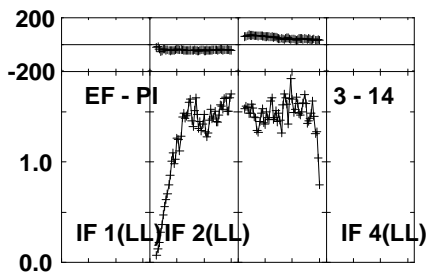
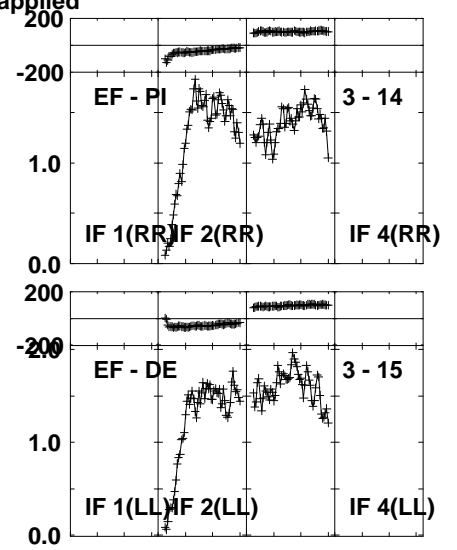
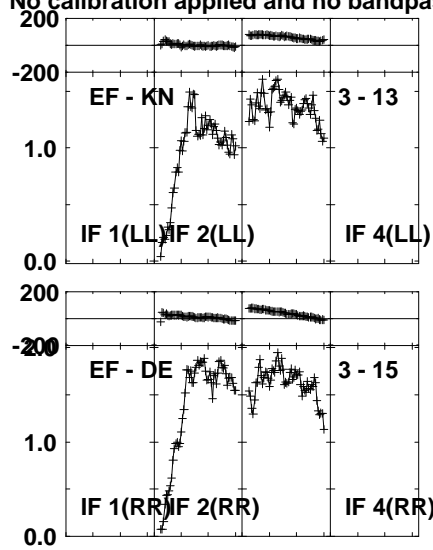
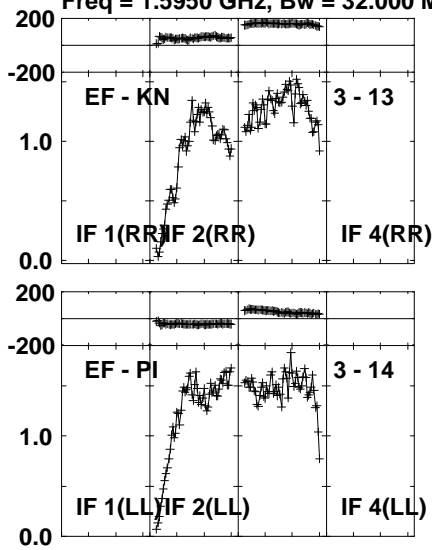
Lower frame: Milli Ampl Jy Top frame: Phas deg
Vector averaged cross-power spectrum Several baselines displayed
Timerange: 01/02:06:31 to 01/02:07:29

Plot file version 168 created 02-MAY-2024 15:35:53

J1037+5711 EM164D.UVDATA.1

Freq = 1.5950 GHz, Bw = 32.000 MH

No calibration applied and no bandpass applied



Lower frame: Milli Ampl Jy Top frame: Phas deg

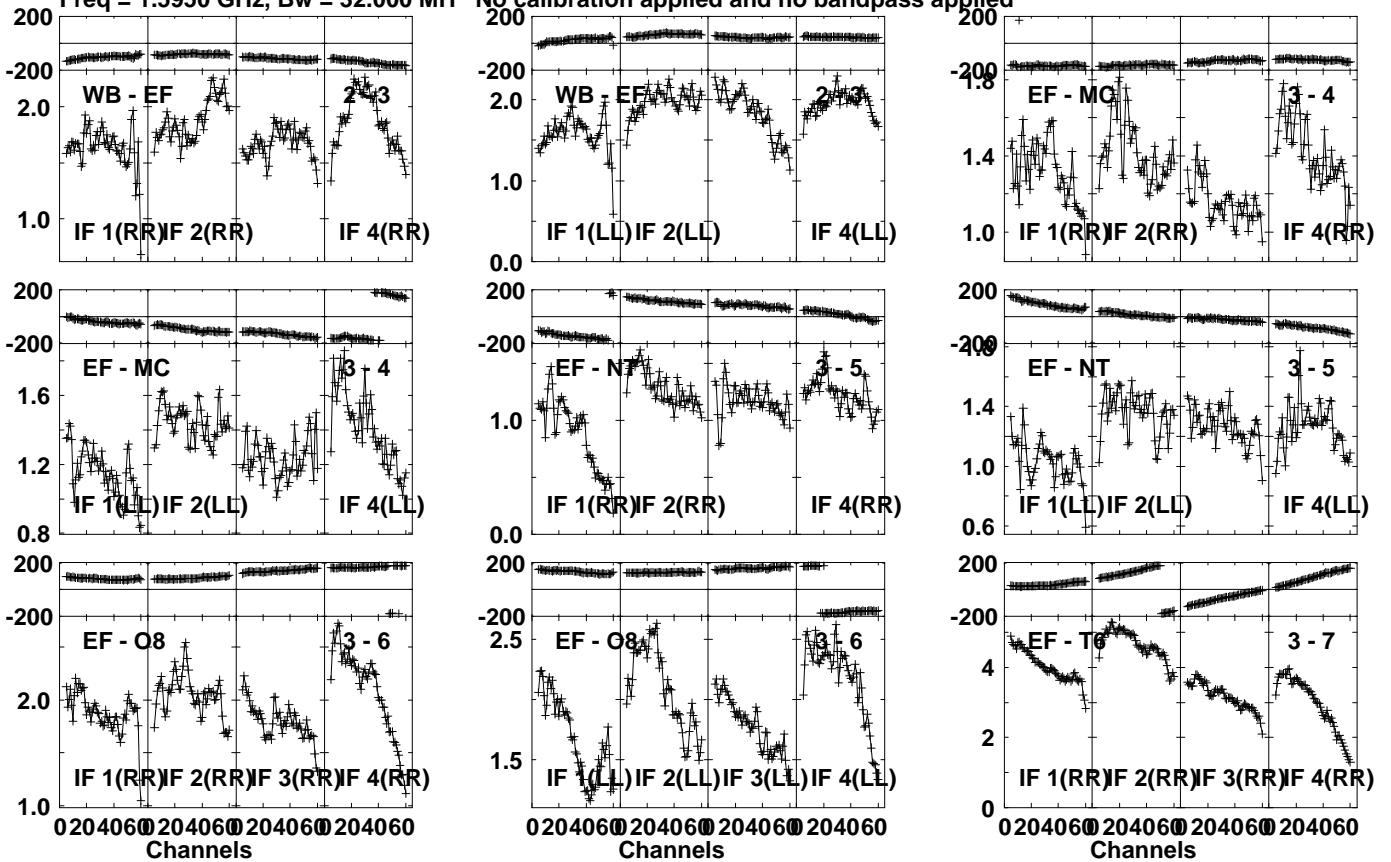
Vector averaged cross-power spectrum Several baselines displayed

Timerange: 01/02:06:31 to 01/02:07:29

Plot file version 169 created 02-MAY-2024 15:35:53

J1037+5711 EM164D.UVDATA.1

Freq = 1.5950 GHz, Bw = 32.000 MH No calibration applied and no bandpass applied



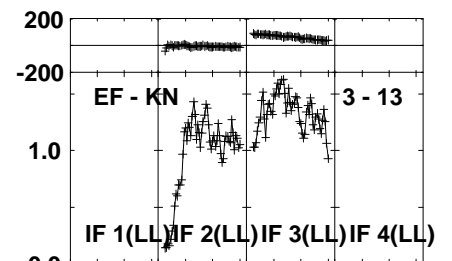
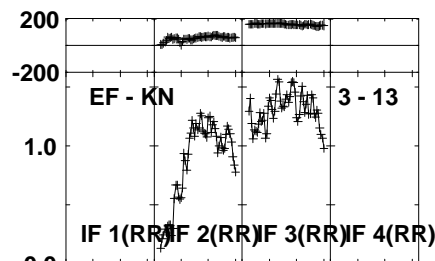
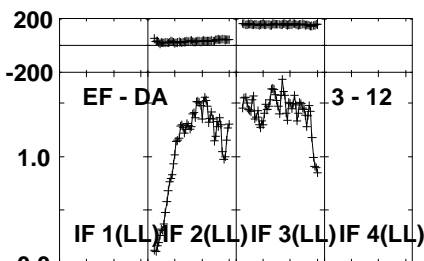
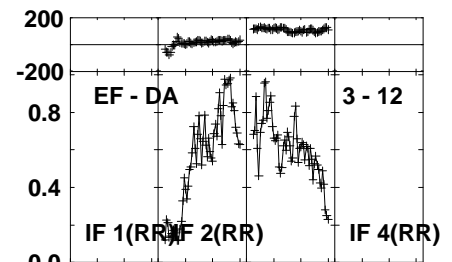
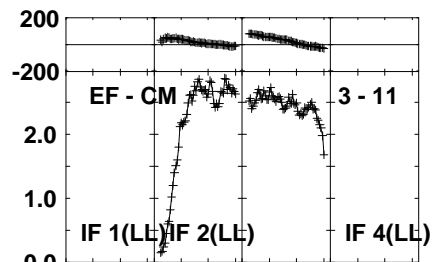
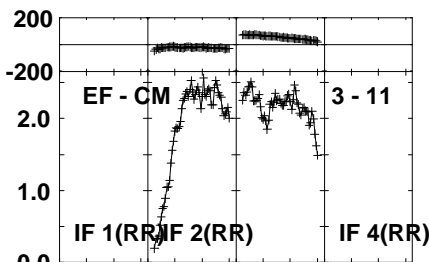
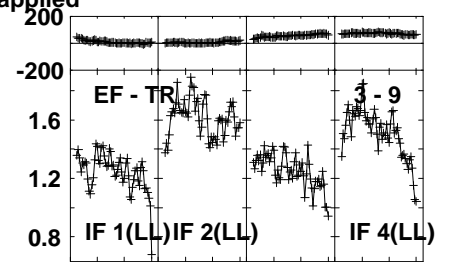
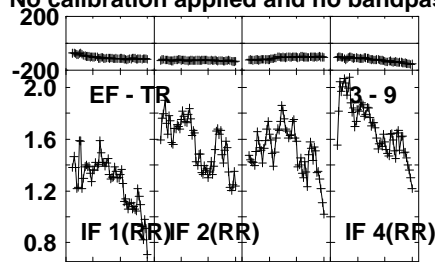
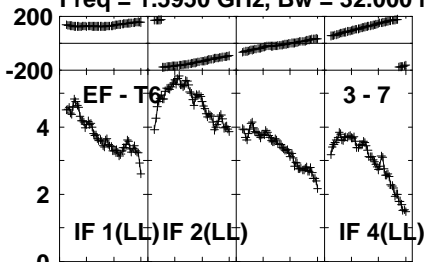
Lower frame: Milli Ampl Jy Top frame: Phas deg
Vector averaged cross-power spectrum Several baselines displayed
Timerange: 01/02:12:01 to 01/02:12:59

Plot file version 170 created 02-MAY-2024 15:35:53

J1037+5711 EM164D.UVDATA.1

Freq = 1.5950 GHz, Bw = 32.000 MH

No calibration applied and no bandpass applied



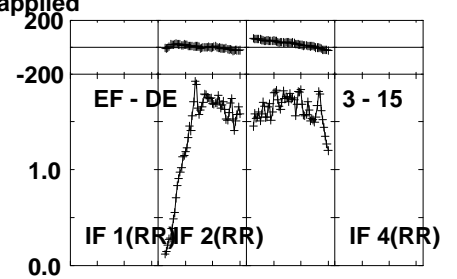
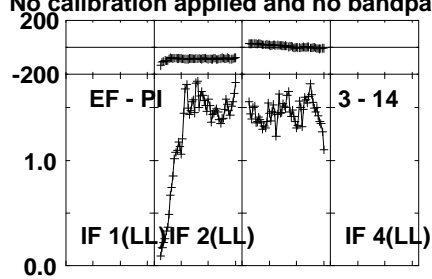
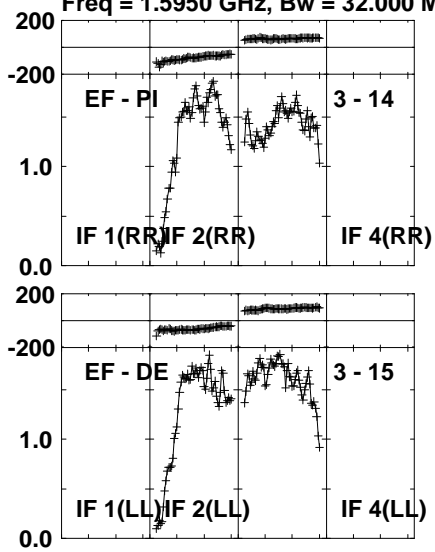
Lower frame: Milli Ampl Jy Top frame: Phas deg
Vector averaged cross-power spectrum Several baselines displayed
Timerange: 01/02:12:01 to 01/02:12:59

Plot file version 171 created 02-MAY-2024 15:35:53

J1037+5711 EM164D.UVDATA.1

Freq = 1.5950 GHz, Bw = 32.000 MH

No calibration applied and no bandpass applied



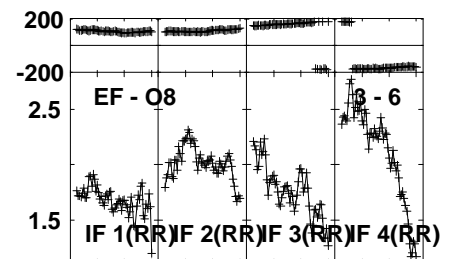
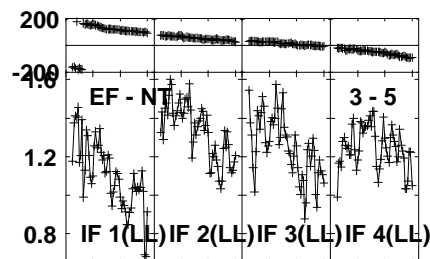
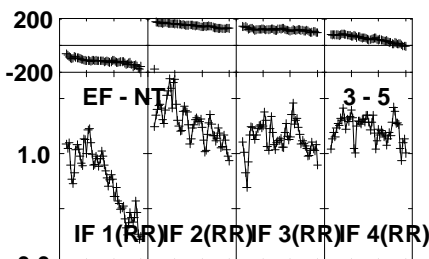
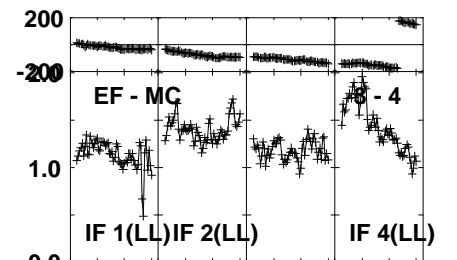
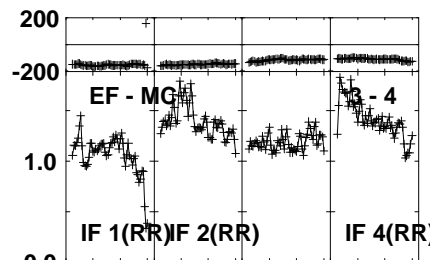
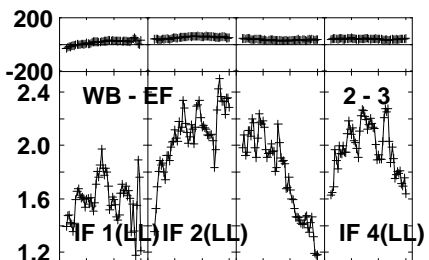
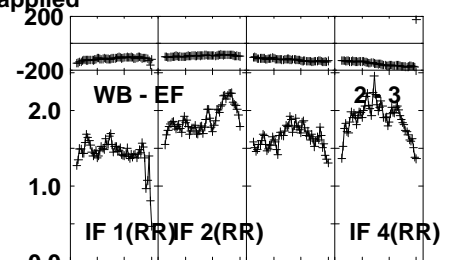
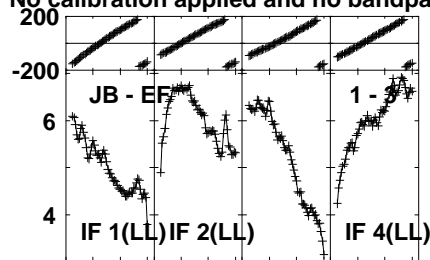
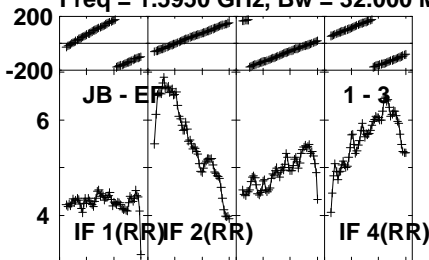
Lower frame: Milli Ampl Jy Top frame: Phas deg
Vector averaged cross-power spectrum Several baselines displayed
Timerange: 01/02:12:01 to 01/02:12:59

Plot file version 172 created 02-MAY-2024 15:35:53

J1037+5711 EM164D.UVDATA.1

Freq = 1.5950 GHz, Bw = 32.000 MH

No calibration applied and no bandpass applied



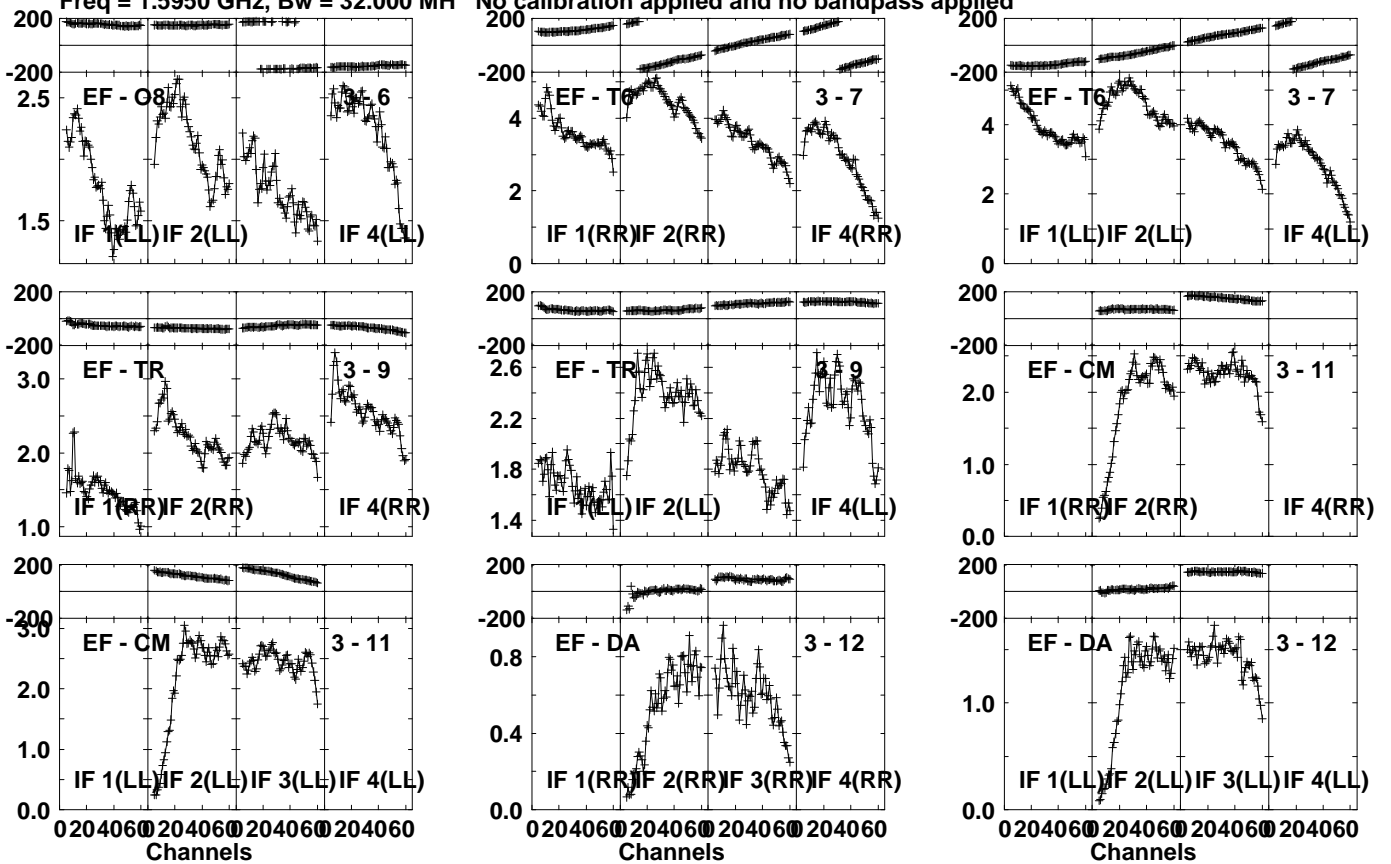
Lower frame: Milli Ampl Jy Top frame: Phas deg
Vector averaged cross-power spectrum Several baselines displayed
Timerange: 01/02:17:31 to 01/02:18:29

Plot file version 173 created 02-MAY-2024 15:35:53

J1037+5711 EM164D.UVDATA.1

Freq = 1.5950 GHz, Bw = 32.000 MH

No calibration applied and no bandpass applied



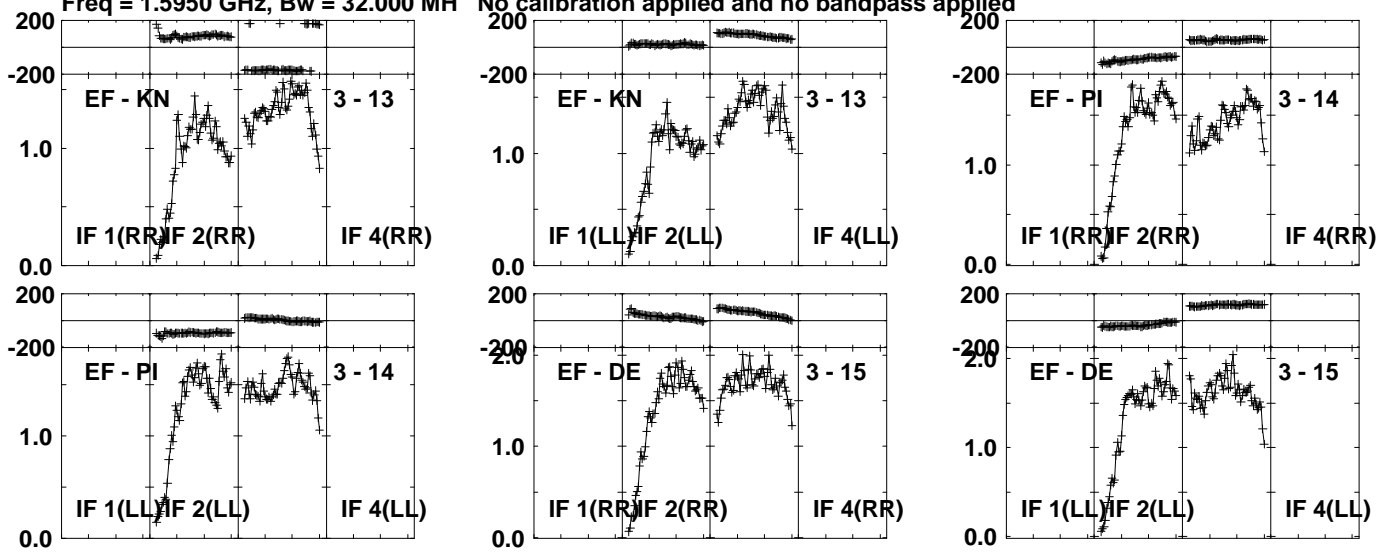
Lower frame: Milli Ampl Jy Top frame: Phas deg
Vector averaged cross-power spectrum Several baselines displayed
Timerange: 01/02:17:31 to 01/02:18:29

Plot file version 174 created 02-MAY-2024 15:35:53

J1037+5711 EM164D.UVDATA.1

Freq = 1.5950 GHz, Bw = 32.000 MH

No calibration applied and no bandpass applied



Lower frame: Milli Ampl Jy Top frame: Phas deg

Vector averaged cross-power spectrum Several baselines displayed

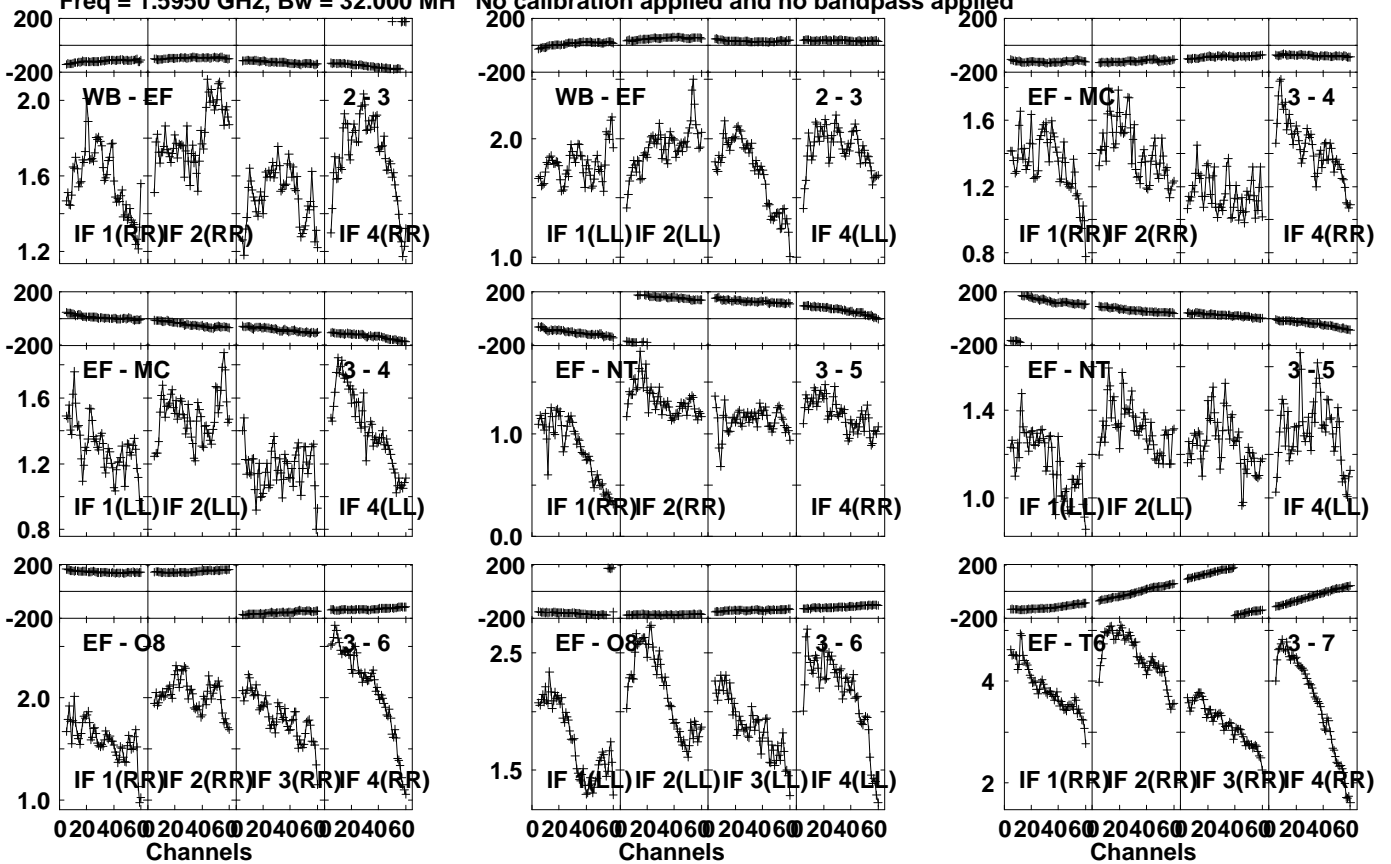
Timerange: 01/02:17:31 to 01/02:18:29

Plot file version 175 created 02-MAY-2024 15:35:53

J1037+5711 EM164D.UVDATA.1

Freq = 1.5950 GHz, Bw = 32.000 MH

No calibration applied and no bandpass applied



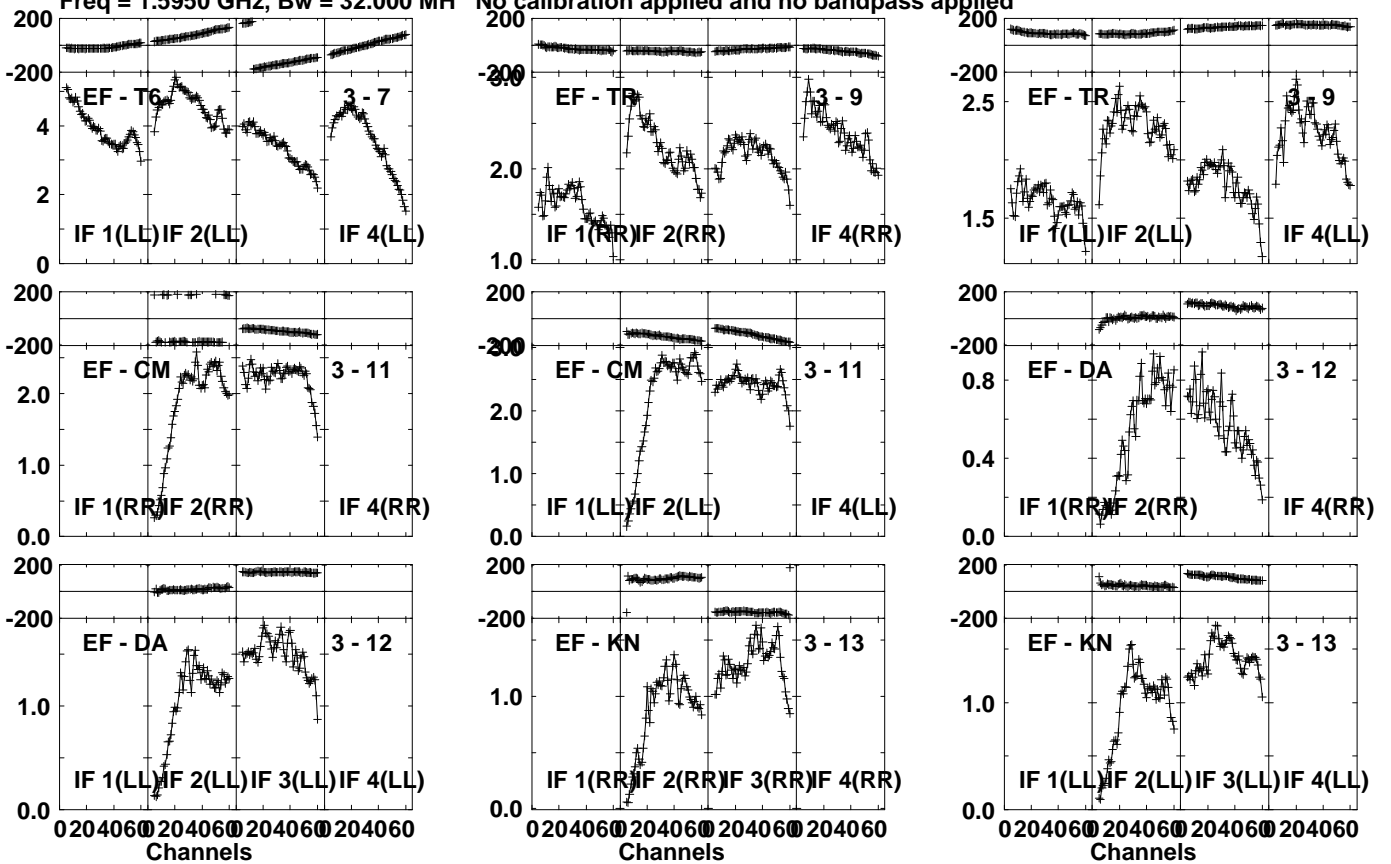
Lower frame: Milli Ampl Jy Top frame: Phas deg
Vector averaged cross-power spectrum Several baselines displayed
Timerange: 01/02:23:01 to 01/02:23:59

Plot file version 176 created 02-MAY-2024 15:35:53

J1037+5711 EM164D.UVDATA.1

Freq = 1.5950 GHz, Bw = 32.000 MH

No calibration applied and no bandpass applied



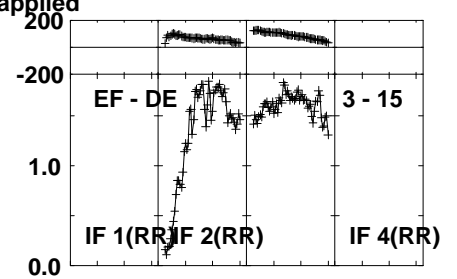
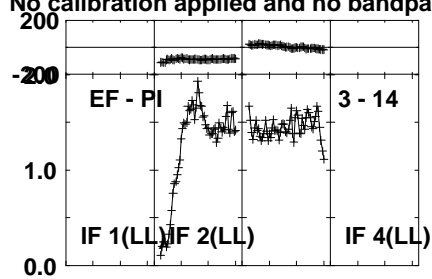
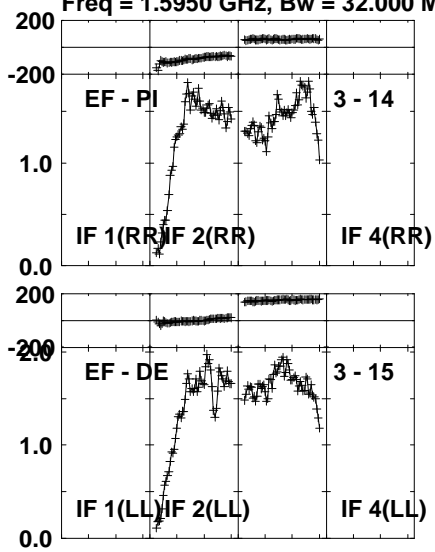
Lower frame: Milli Ampl Jy Top frame: Phas deg
Vector averaged cross-power spectrum Several baselines displayed
Timerange: 01/02:23:01 to 01/02:23:59

Plot file version 177 created 02-MAY-2024 15:35:53

J1037+5711 EM164D.UVDATA.1

Freq = 1.5950 GHz, Bw = 32.000 MH

No calibration applied and no bandpass applied



Lower frame: Milli Ampl Jy Top frame: Phas deg

Vector averaged cross-power spectrum Several baselines displayed

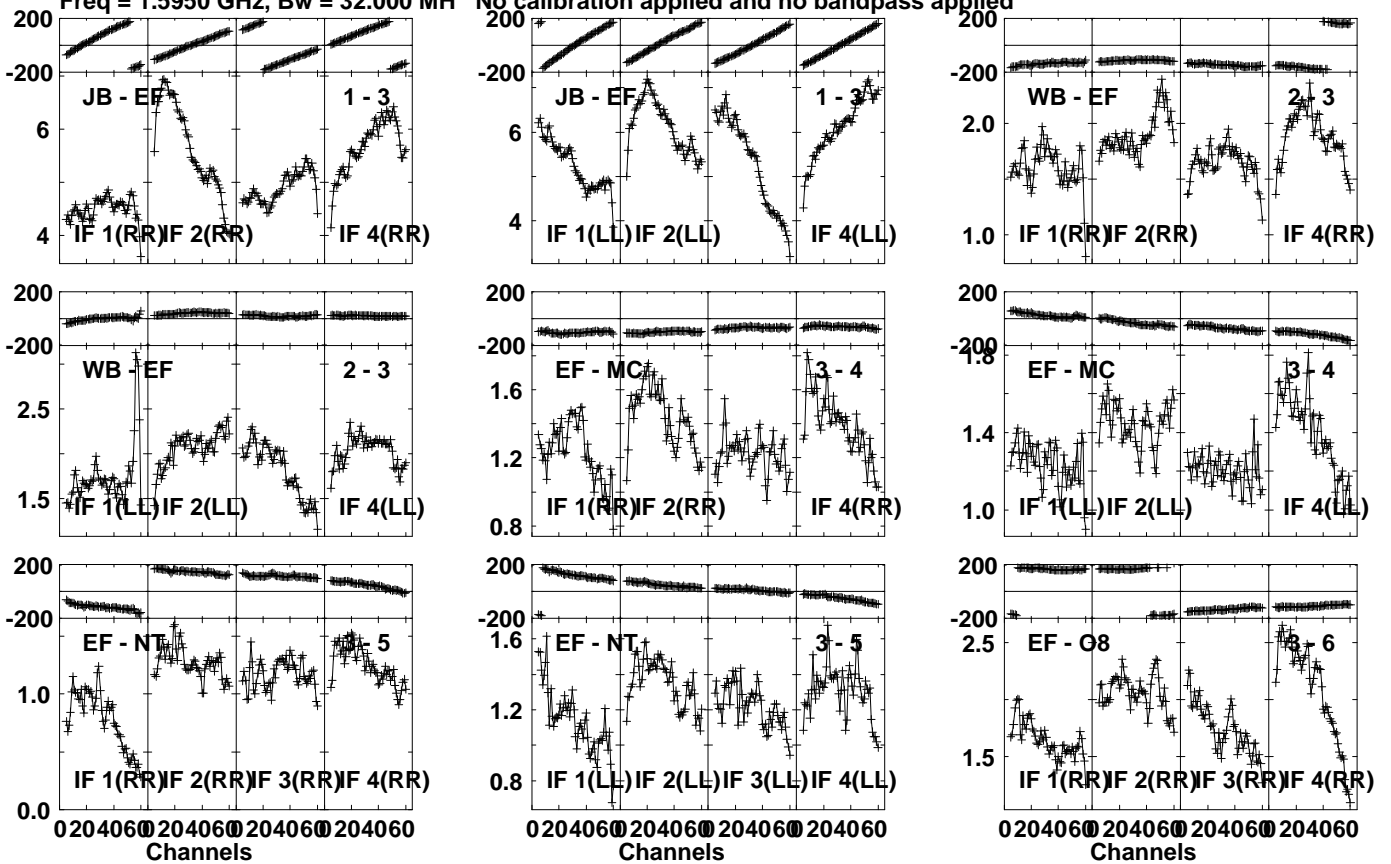
Timerange: 01/02:23:01 to 01/02:23:59

Plot file version 178 created 02-MAY-2024 15:35:53

J1037+5711 EM164D.UVDATA.1

Freq = 1.5950 GHz, Bw = 32.000 MH

No calibration applied and no bandpass applied



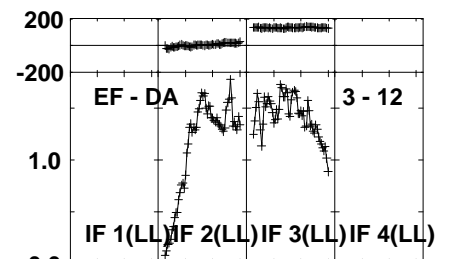
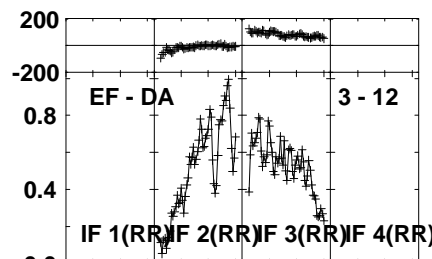
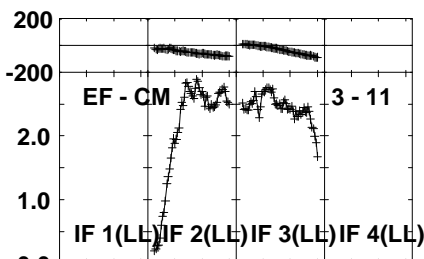
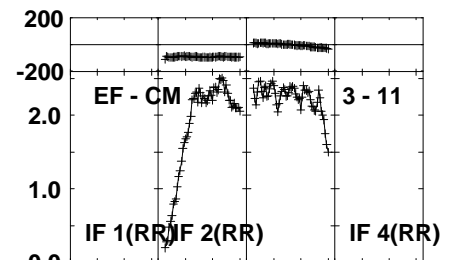
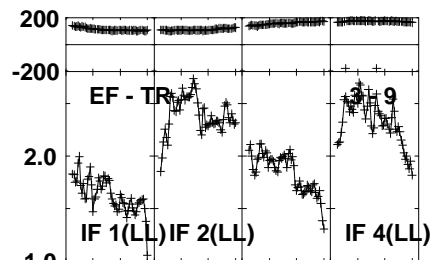
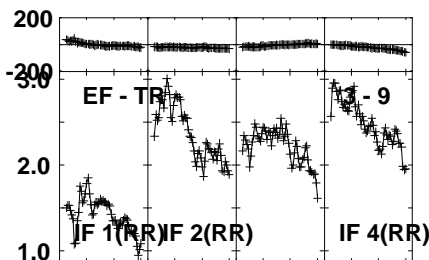
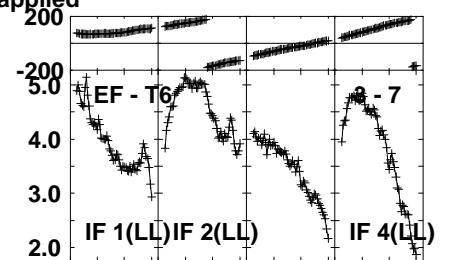
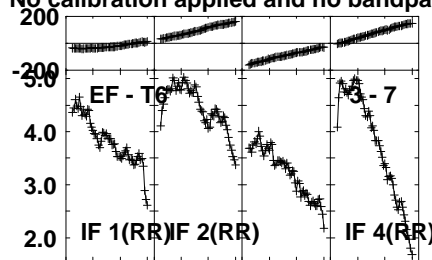
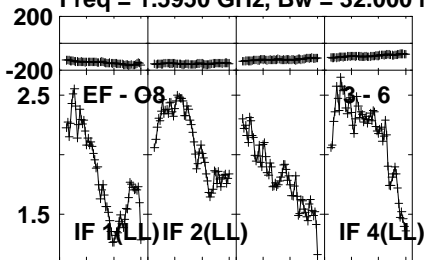
Lower frame: Milli Ampl Jy Top frame: Phas deg
Vector averaged cross-power spectrum Several baselines displayed
Timerange: 01/02:28:31 to 01/02:29:29

Plot file version 179 created 02-MAY-2024 15:35:53

J1037+5711 EM164D.UVDATA.1

Freq = 1.5950 GHz, Bw = 32.000 MH

No calibration applied and no bandpass applied



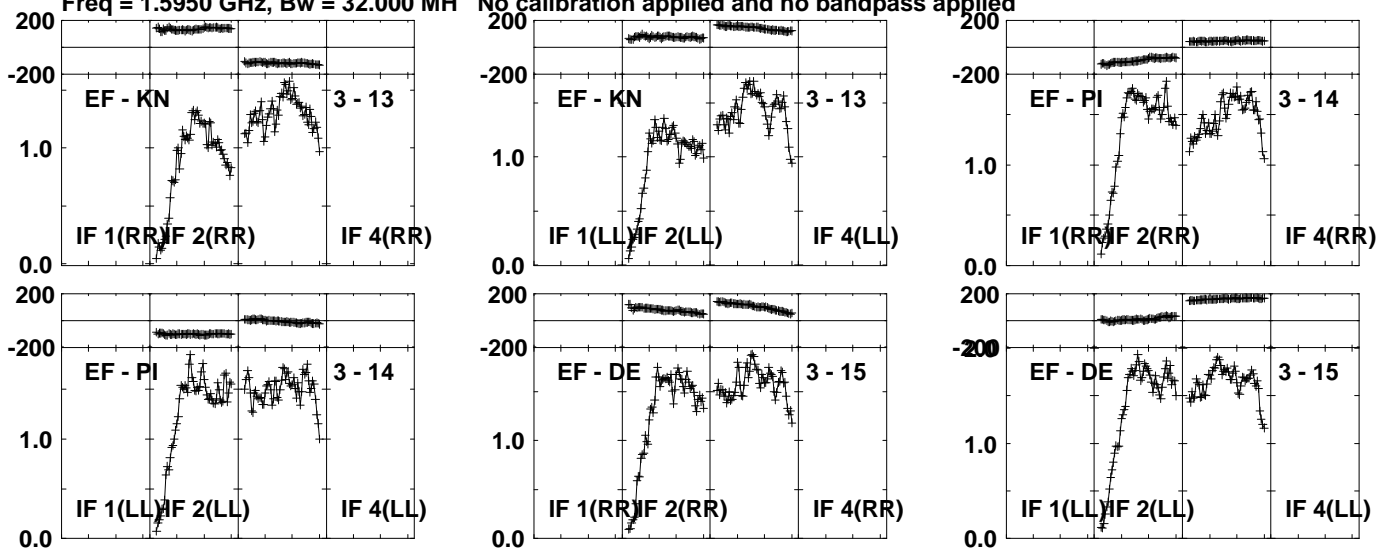
Lower frame: Milli Ampl Jy Top frame: Phas deg
Vector averaged cross-power spectrum Several baselines displayed
Timerange: 01/02:28:31 to 01/02:29:29

Plot file version 180 created 02-MAY-2024 15:35:53

J1037+5711 EM164D.UVDATA.1

Freq = 1.5950 GHz, Bw = 32.000 MH

No calibration applied and no bandpass applied



Lower frame: Milli Ampl Jy Top frame: Phas deg

Vector averaged cross-power spectrum Several baselines displayed

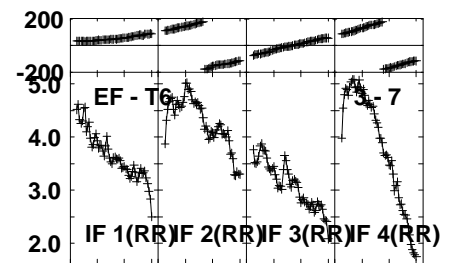
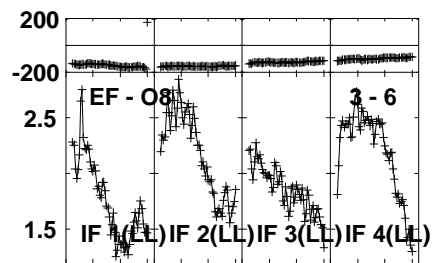
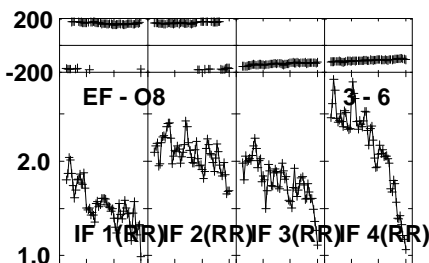
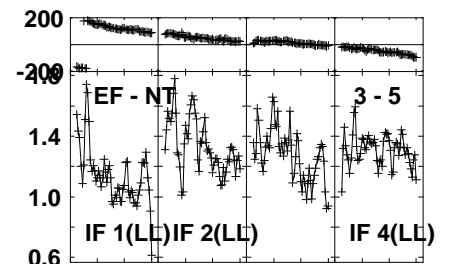
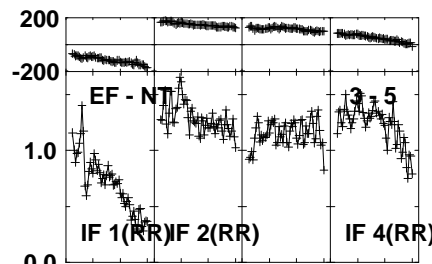
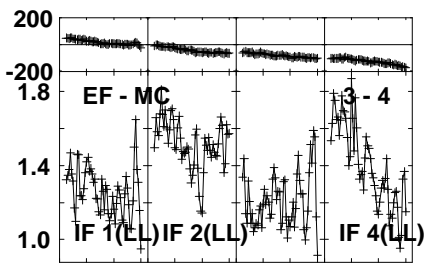
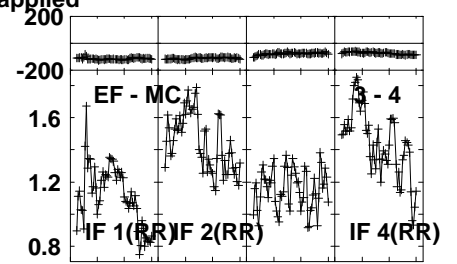
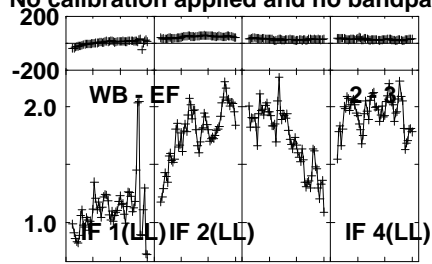
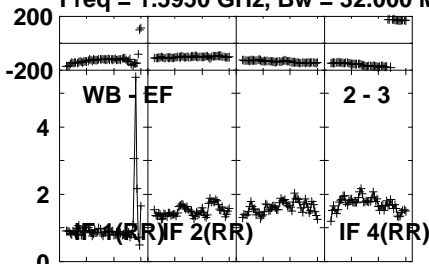
Timerange: 01/02:28:31 to 01/02:29:29

Plot file version 181 created 02-MAY-2024 15:35:53

J1037+5711 EM164D.UVDATA.1

Freq = 1.5950 GHz, Bw = 32.000 MH

No calibration applied and no bandpass applied



0204060 204060 204060 204060
Channels

0204060 204060 204060 204060
Channels

0204060 204060 204060 204060
Channels

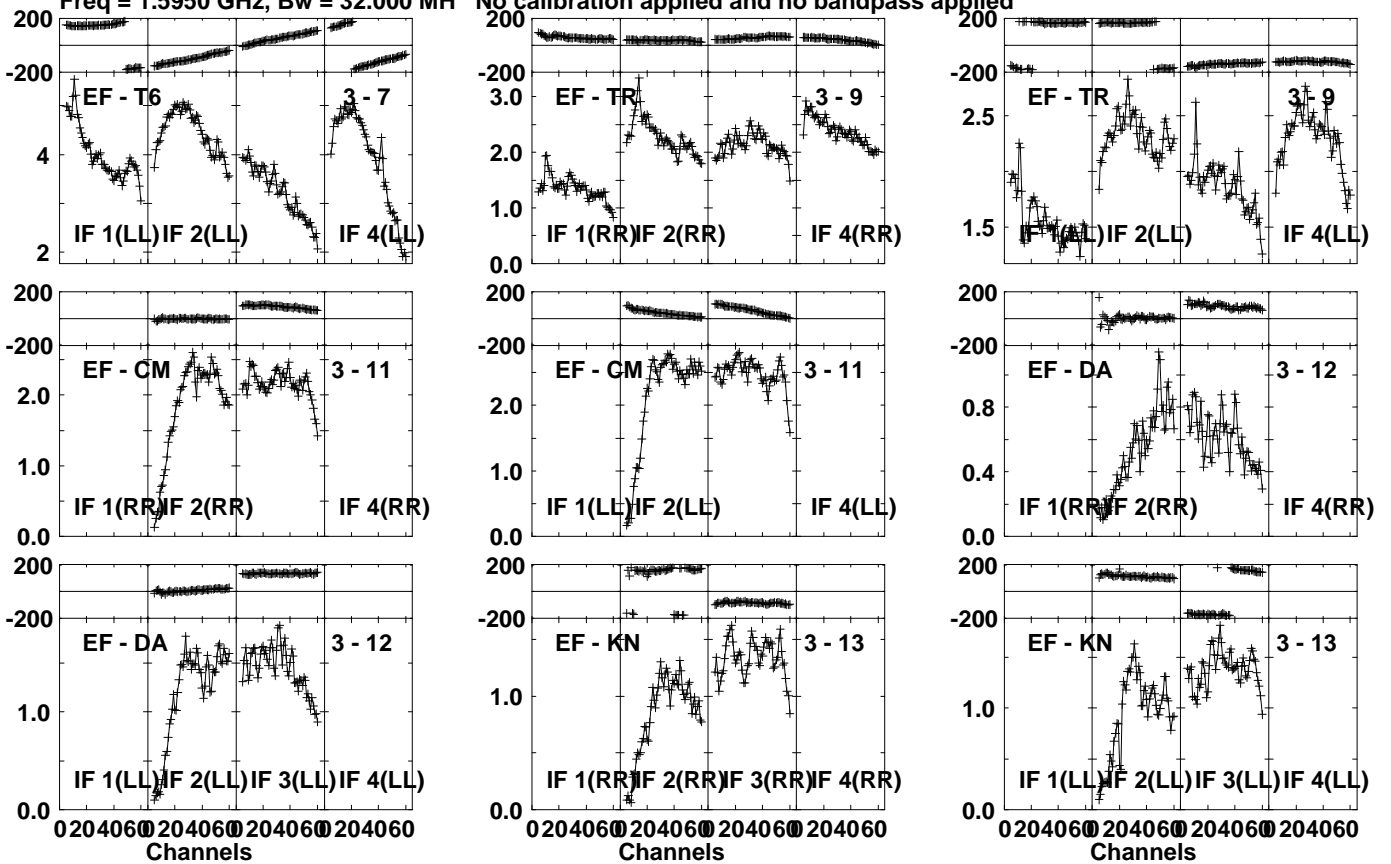
Lower frame: Milli Ampl Jy Top frame: Phas deg
Vector averaged cross-power spectrum Several baselines displayed
Timerange: 01/02:34:01 to 01/02:34:59

Plot file version 182 created 02-MAY-2024 15:35:53

J1037+5711 EM164D.UVDATA.1

Freq = 1.5950 GHz, Bw = 32.000 MH

No calibration applied and no bandpass applied



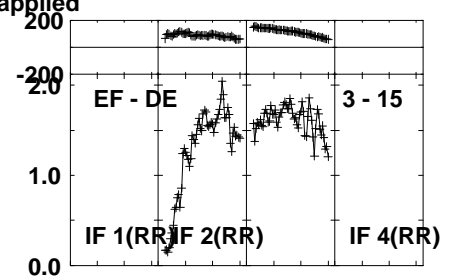
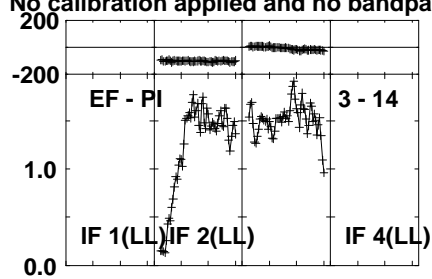
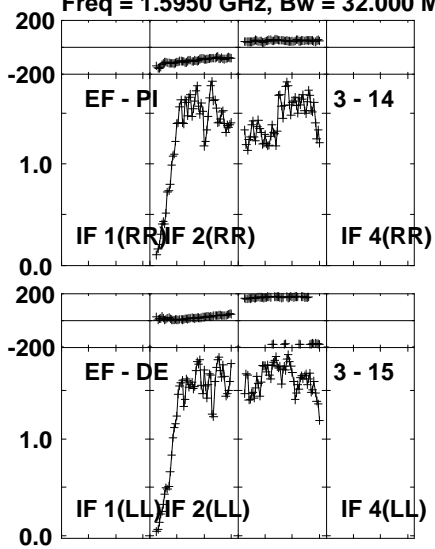
Lower frame: Milli Ampl Jy Top frame: Phas deg
Vector averaged cross-power spectrum Several baselines displayed
Timerange: 01/02:34:01 to 01/02:34:59

Plot file version 183 created 02-MAY-2024 15:35:53

J1037+5711 EM164D.UVDATA.1

Freq = 1.5950 GHz, Bw = 32.000 MH

No calibration applied and no bandpass applied



Lower frame: Milli Ampl Jy Top frame: Phas deg

Vector averaged cross-power spectrum Several baselines displayed

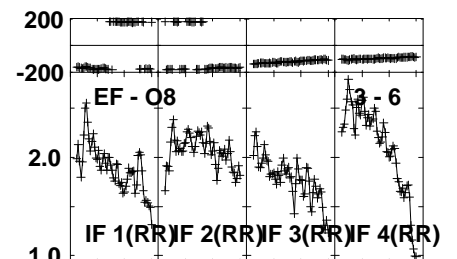
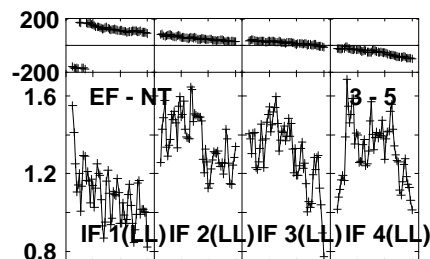
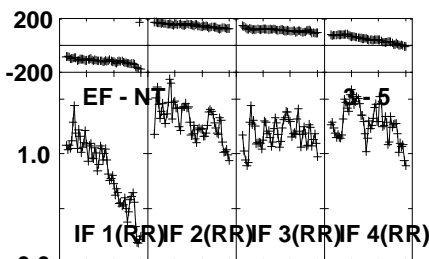
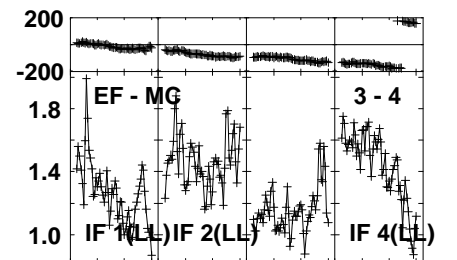
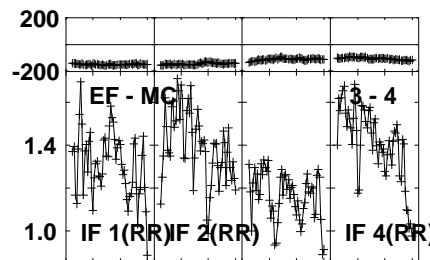
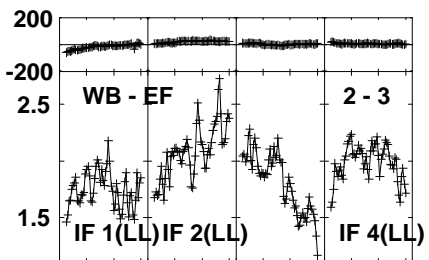
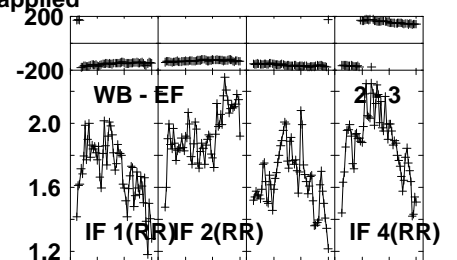
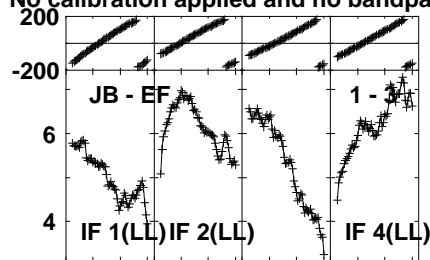
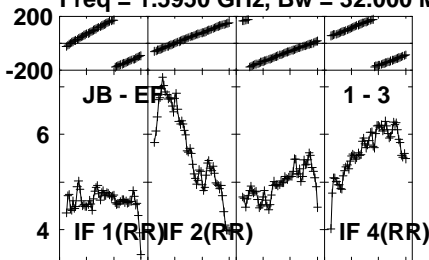
Timerange: 01/02:34:01 to 01/02:34:59

Plot file version 184 created 02-MAY-2024 15:35:53

J1037+5711 EM164D.UVDATA.1

Freq = 1.5950 GHz, Bw = 32.000 MH

No calibration applied and no bandpass applied



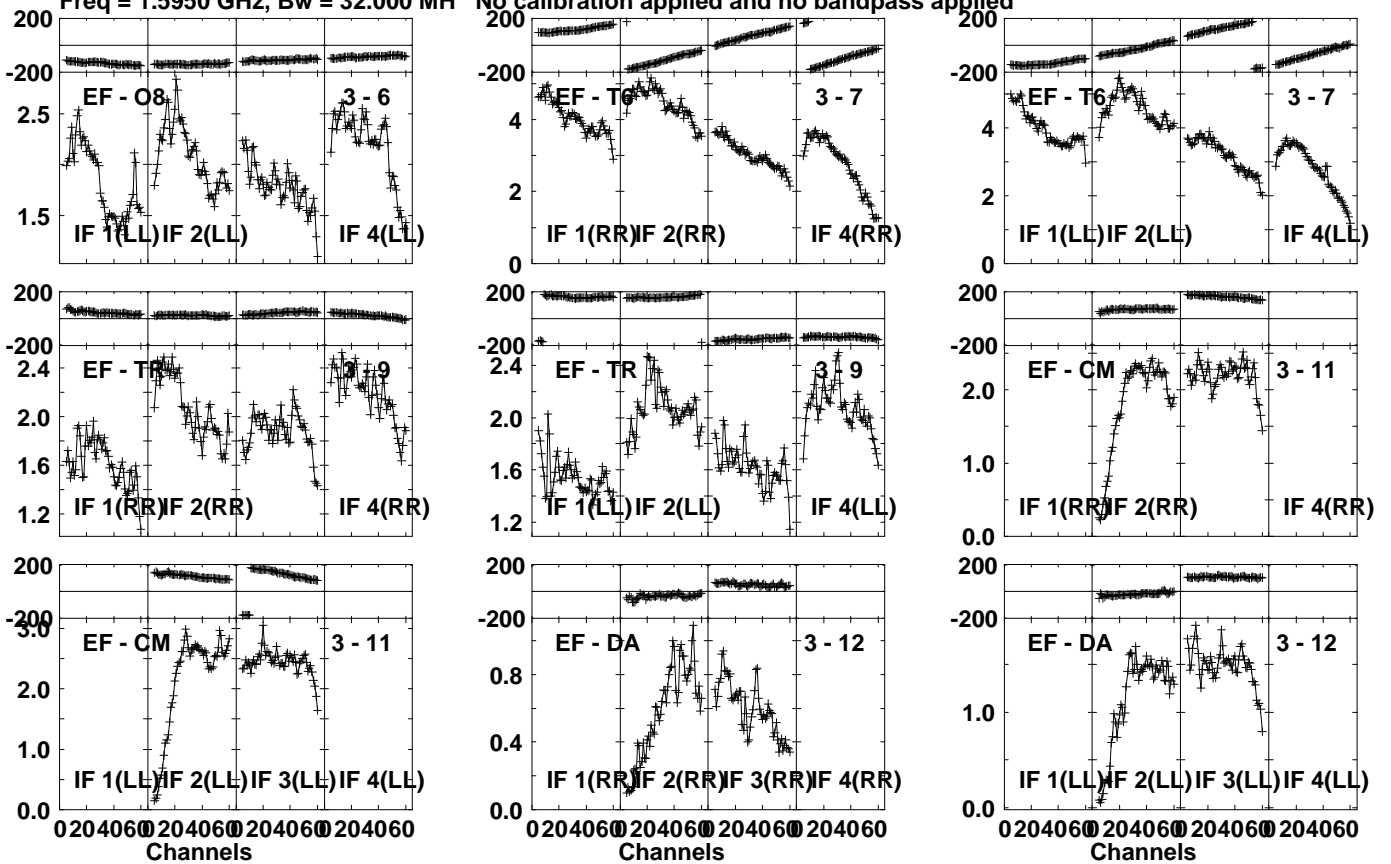
Lower frame: Milli Ampl Jy Top frame: Phas deg
Vector averaged cross-power spectrum Several baselines displayed
Timerange: 01/02:39:31 to 01/02:40:29

Plot file version 185 created 02-MAY-2024 15:35:53

J1037+5711 EM164D.UVDATA.1

Freq = 1.5950 GHz, Bw = 32.000 MH

No calibration applied and no bandpass applied



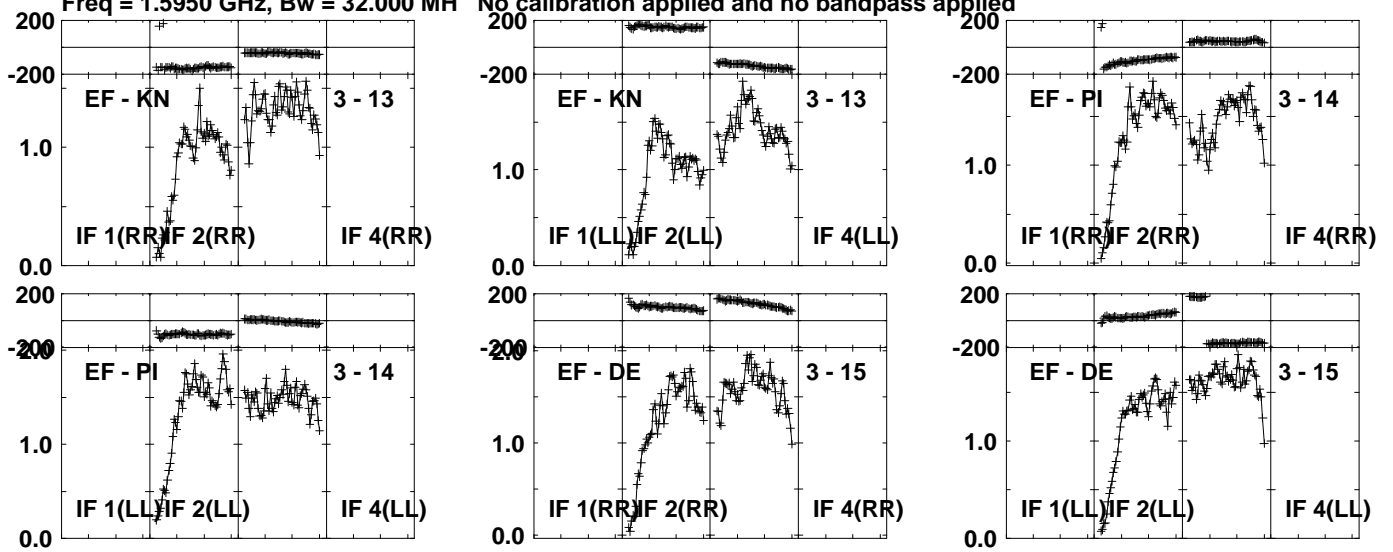
Lower frame: Milli Ampl Jy Top frame: Phas deg
Vector averaged cross-power spectrum Several baselines displayed
Timerange: 01/02:39:31 to 01/02:40:29

Plot file version 186 created 02-MAY-2024 15:35:53

J1037+5711 EM164D.UVDATA.1

Freq = 1.5950 GHz, Bw = 32.000 MH

No calibration applied and no bandpass applied



Lower frame: Milli Ampl Jy Top frame: Phas deg

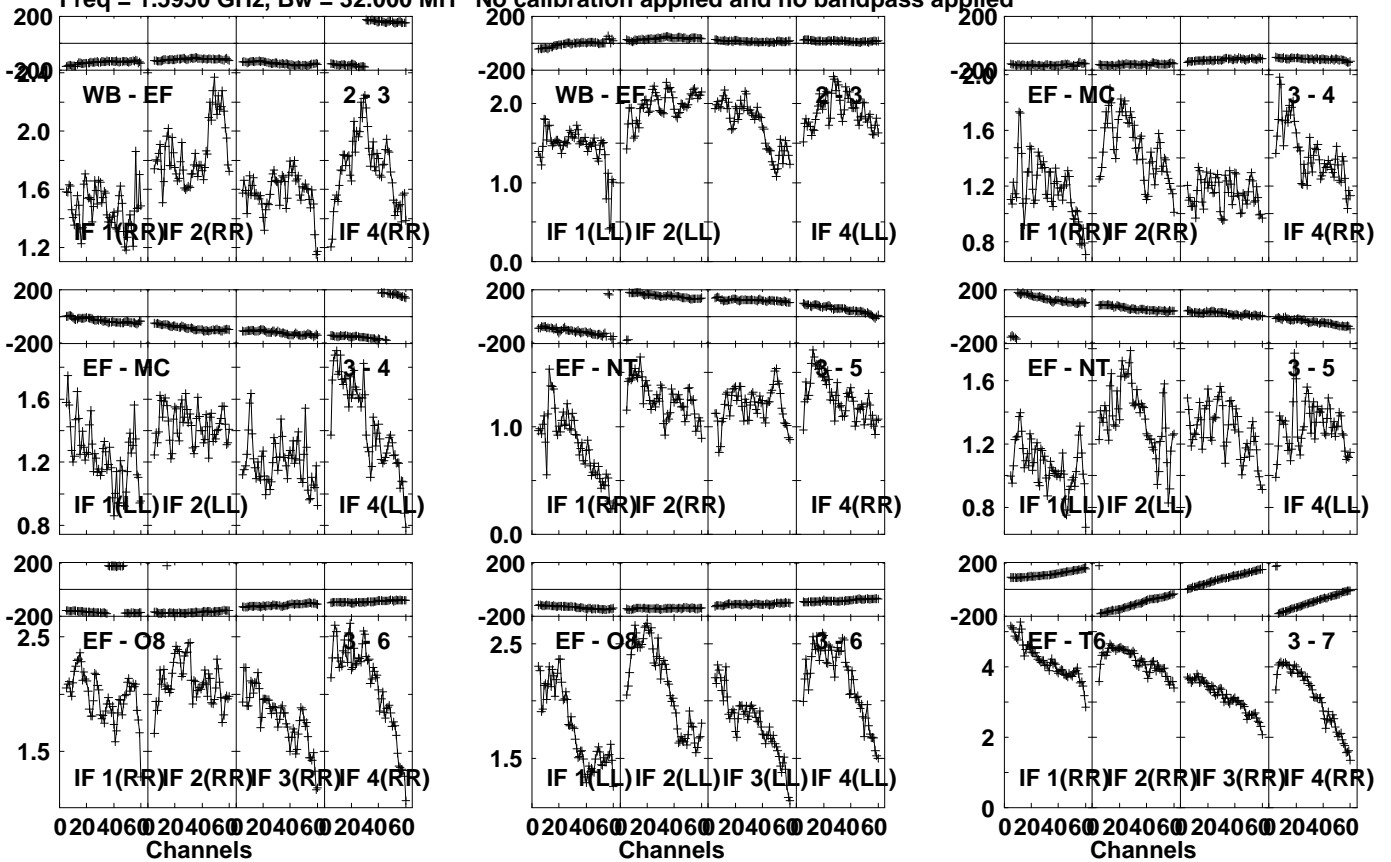
Vector averaged cross-power spectrum Several baselines displayed

Timerange: 01/02:39:31 to 01/02:40:29

Plot file version 187 created 02-MAY-2024 15:35:53

J1037+5711 EM164D.UVDATA.1

Freq = 1.5950 GHz, Bw = 32.000 MH No calibration applied and no bandpass applied



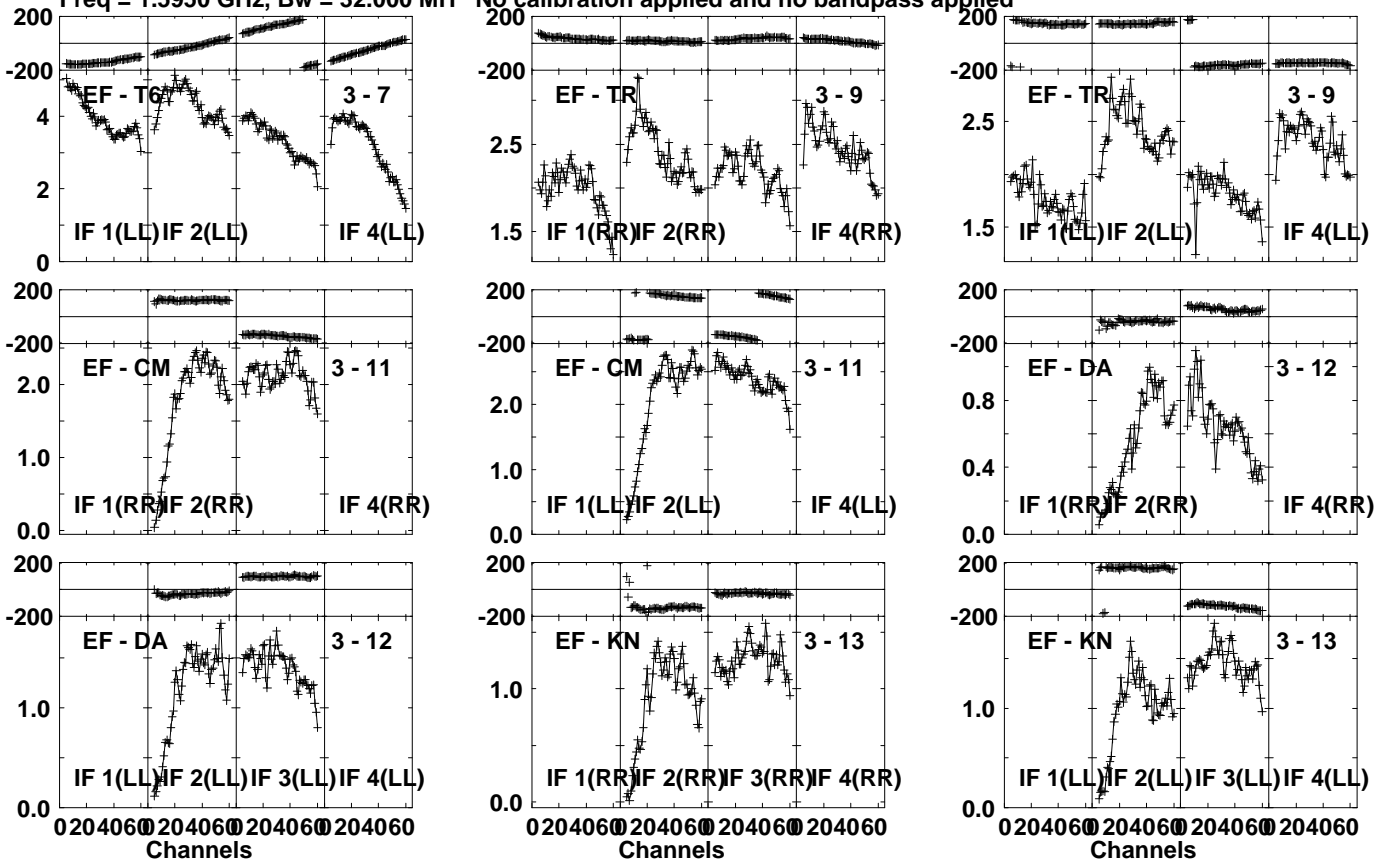
Lower frame: Milli Ampl Jy Top frame: Phas deg
Vector averaged cross-power spectrum Several baselines displayed
Timerange: 01/02:45:01 to 01/02:45:59

Plot file version 188 created 02-MAY-2024 15:35:54

J1037+5711 EM164D.UVDATA.1

Freq = 1.5950 GHz, Bw = 32.000 MH

No calibration applied and no bandpass applied



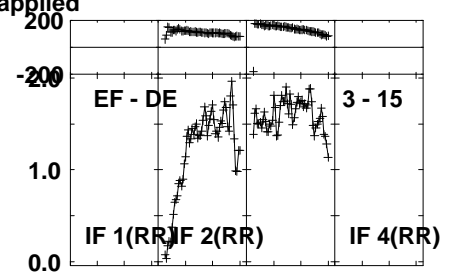
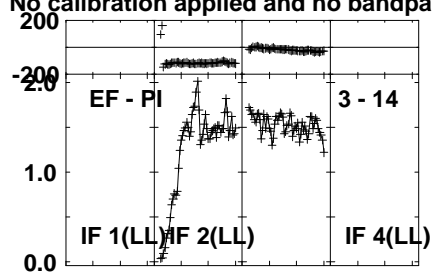
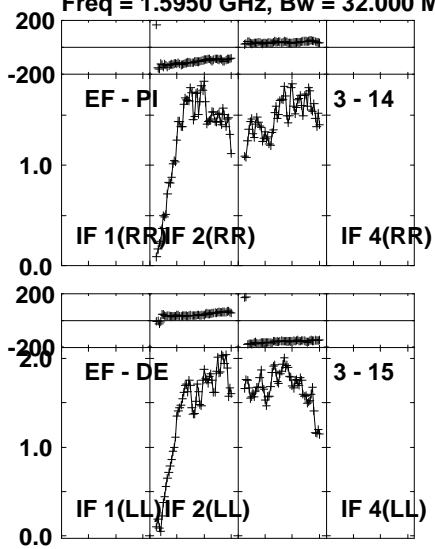
Lower frame: Milli Ampl Jy Top frame: Phas deg
Vector averaged cross-power spectrum Several baselines displayed
Timerange: 01/02:45:01 to 01/02:45:59

Plot file version 189 created 02-MAY-2024 15:35:54

J1037+5711 EM164D.UVDATA.1

Freq = 1.5950 GHz, Bw = 32.000 MH

No calibration applied and no bandpass applied



Lower frame: Milli Ampl Jy Top frame: Phas deg

Vector averaged cross-power spectrum Several baselines displayed

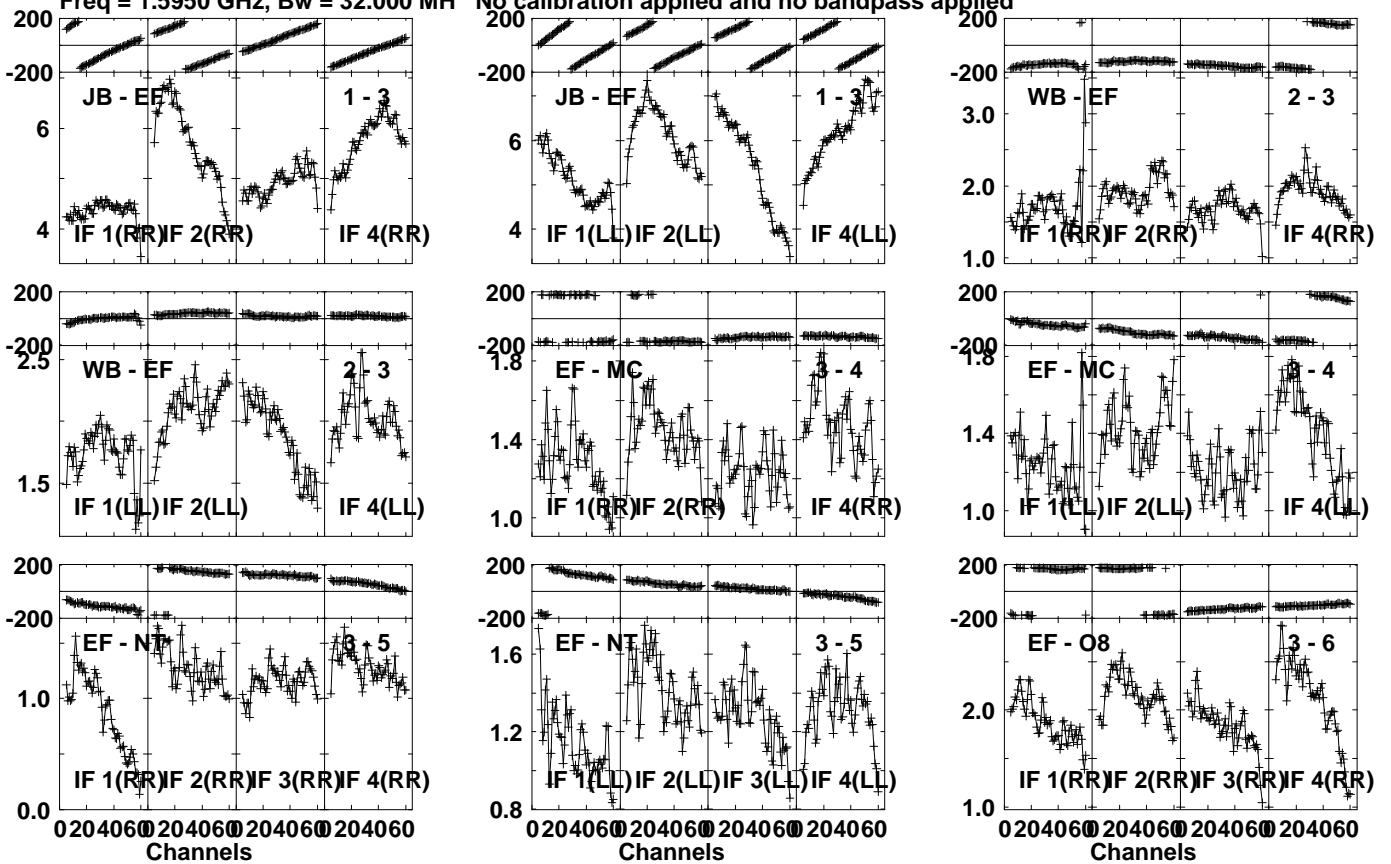
Timerange: 01/02:45:01 to 01/02:45:59

Plot file version 190 created 02-MAY-2024 15:35:54

J1037+5711 EM164D.UVDATA.1

Freq = 1.5950 GHz, Bw = 32.000 MH

No calibration applied and no bandpass applied



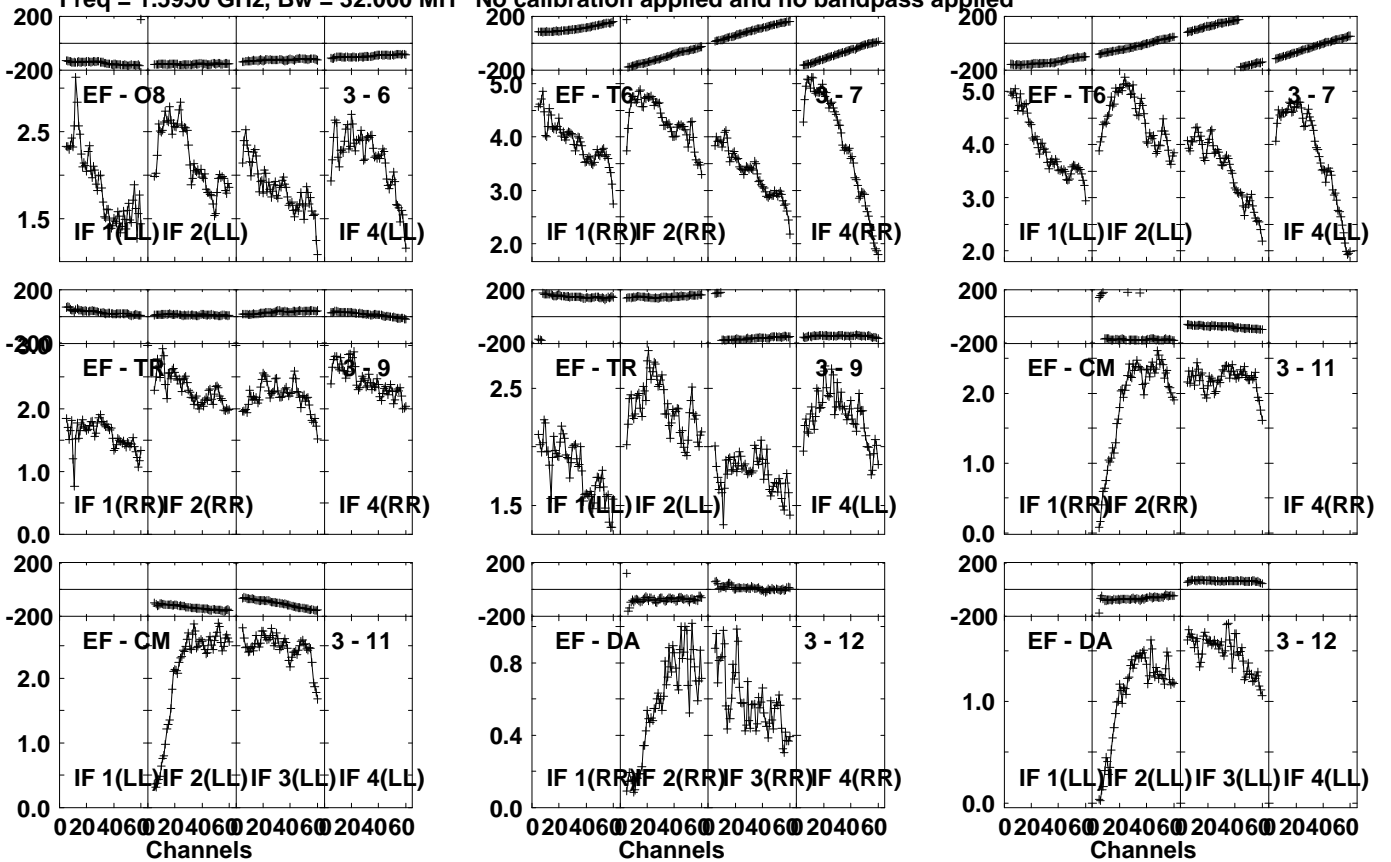
Lower frame: Milli Ampl Jy Top frame: Phas deg
 Vector averaged cross-power spectrum Several baselines displayed
 Timerange: 01/02:50:31 to 01/02:51:29

Plot file version 191 created 02-MAY-2024 15:35:54

J1037+5711 EM164D.UVDATA.1

Freq = 1.5950 GHz, Bw = 32.000 MH

No calibration applied and no bandpass applied



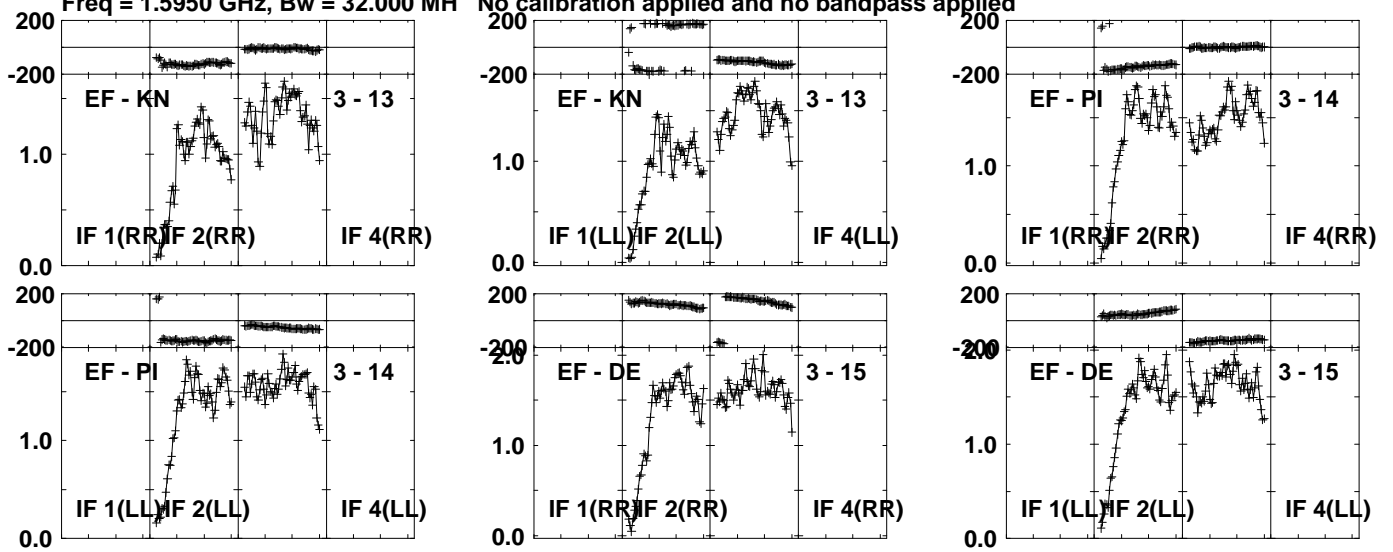
Lower frame: Milli Ampl Jy Top frame: Phas deg
Vector averaged cross-power spectrum Several baselines displayed
Timerange: 01/02:50:31 to 01/02:51:29

Plot file version 192 created 02-MAY-2024 15:35:54

J1037+5711 EM164D.UVDATA.1

Freq = 1.5950 GHz, Bw = 32.000 MH

No calibration applied and no bandpass applied



Lower frame: Milli Ampl Jy Top frame: Phas deg

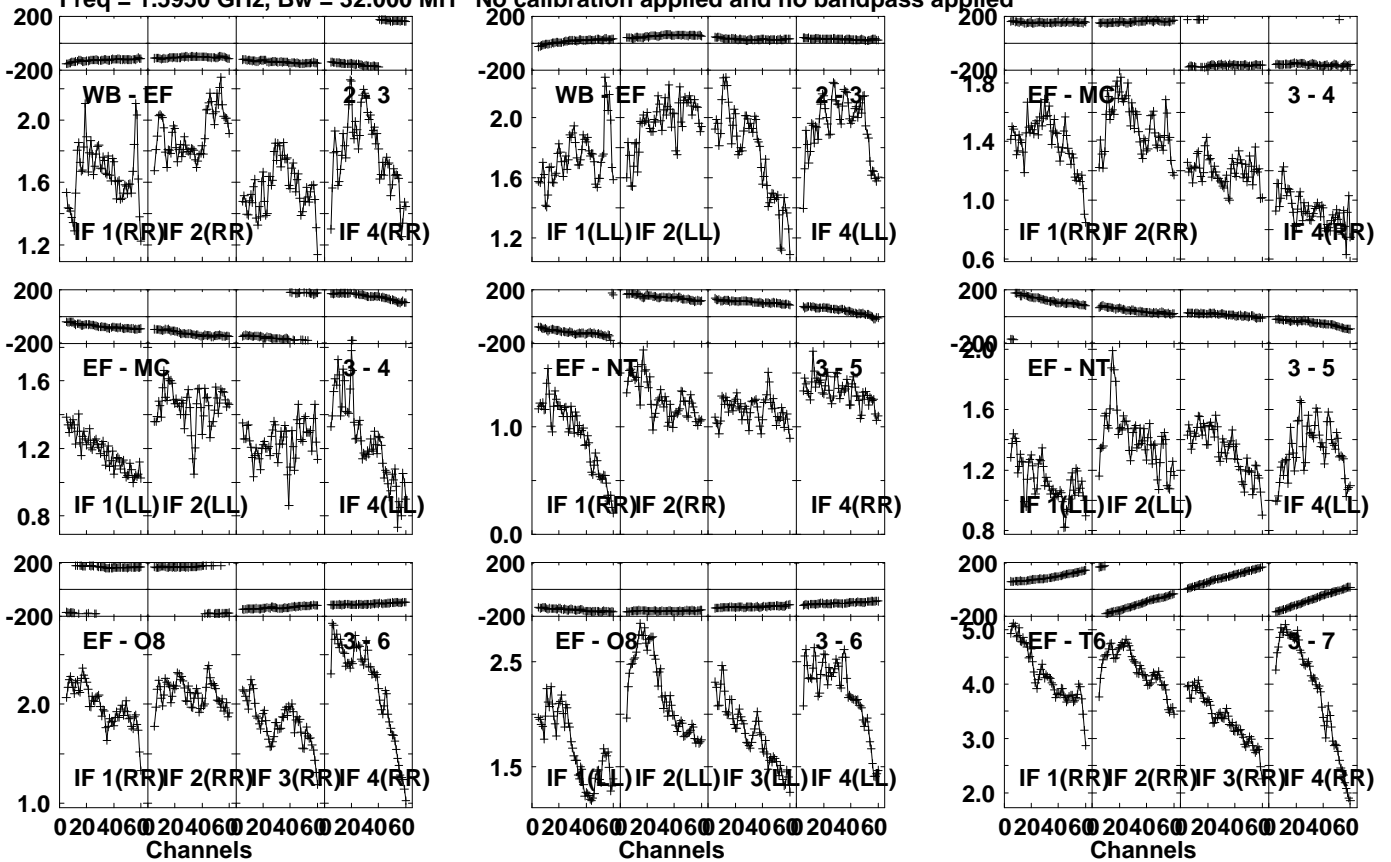
Vector averaged cross-power spectrum Several baselines displayed

Timerange: 01/02:50:31 to 01/02:51:29

Plot file version 193 created 02-MAY-2024 15:35:54

J1037+5711 EM164D.UVDATA.1

Freq = 1.5950 GHz, Bw = 32.000 MH No calibration applied and no bandpass applied



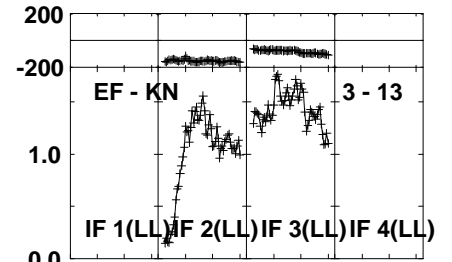
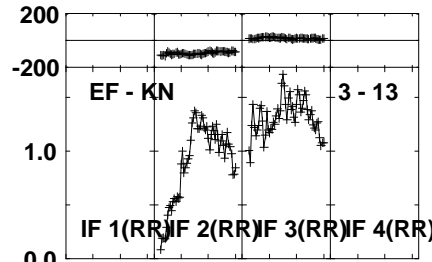
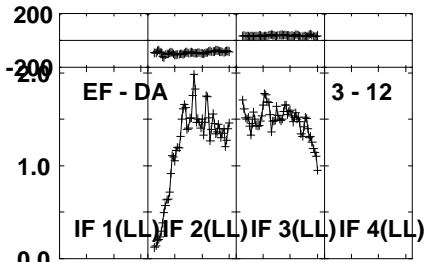
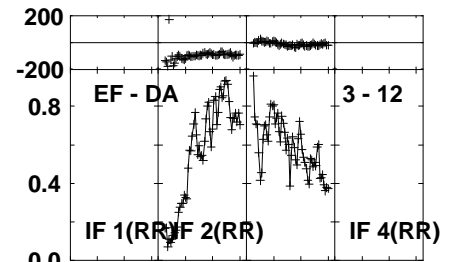
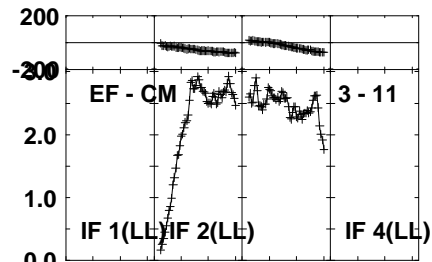
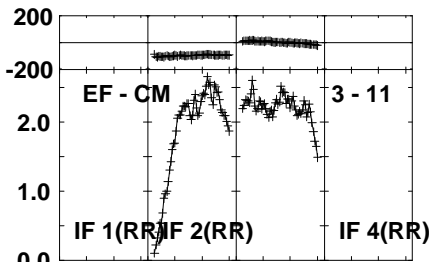
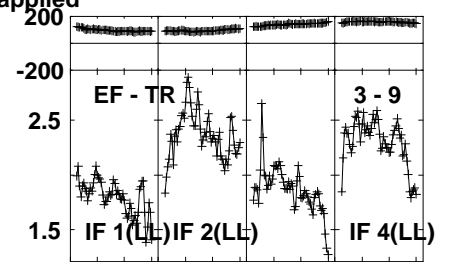
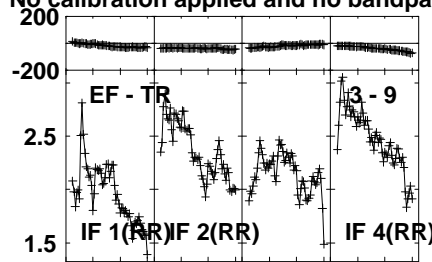
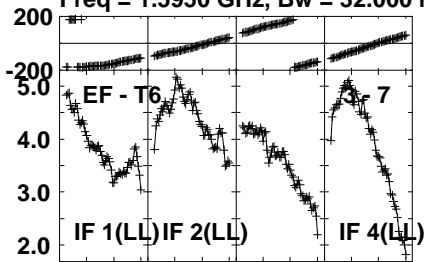
Lower frame: Milli Ampl Jy Top frame: Phas deg
Vector averaged cross-power spectrum Several baselines displayed
Timerange: 01/02:56:01 to 01/02:56:59

Plot file version 194 created 02-MAY-2024 15:35:54

J1037+5711 EM164D.UVDATA.1

Freq = 1.5950 GHz, Bw = 32.000 MH

No calibration applied and no bandpass applied



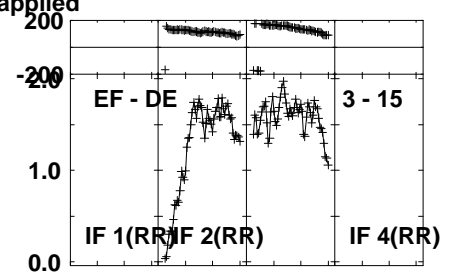
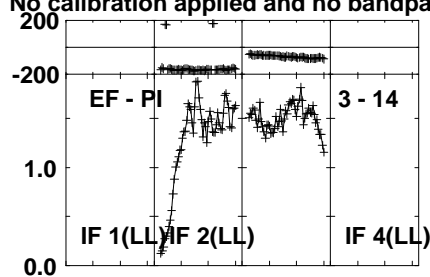
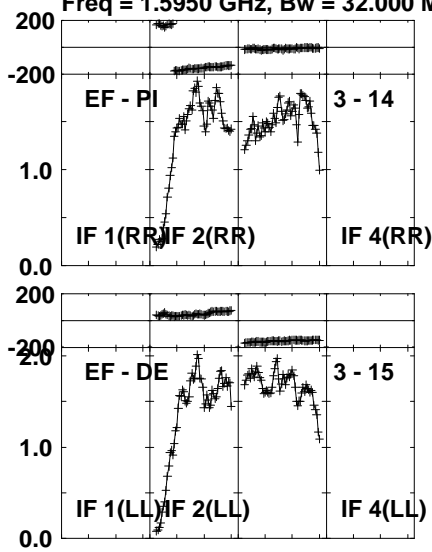
Lower frame: Milli Ampl Jy Top frame: Phas deg
Vector averaged cross-power spectrum Several baselines displayed
Timerange: 01/02:56:01 to 01/02:56:59

Plot file version 195 created 02-MAY-2024 15:35:54

J1037+5711 EM164D.UVDATA.1

Freq = 1.5950 GHz, Bw = 32.000 MH

No calibration applied and no bandpass applied



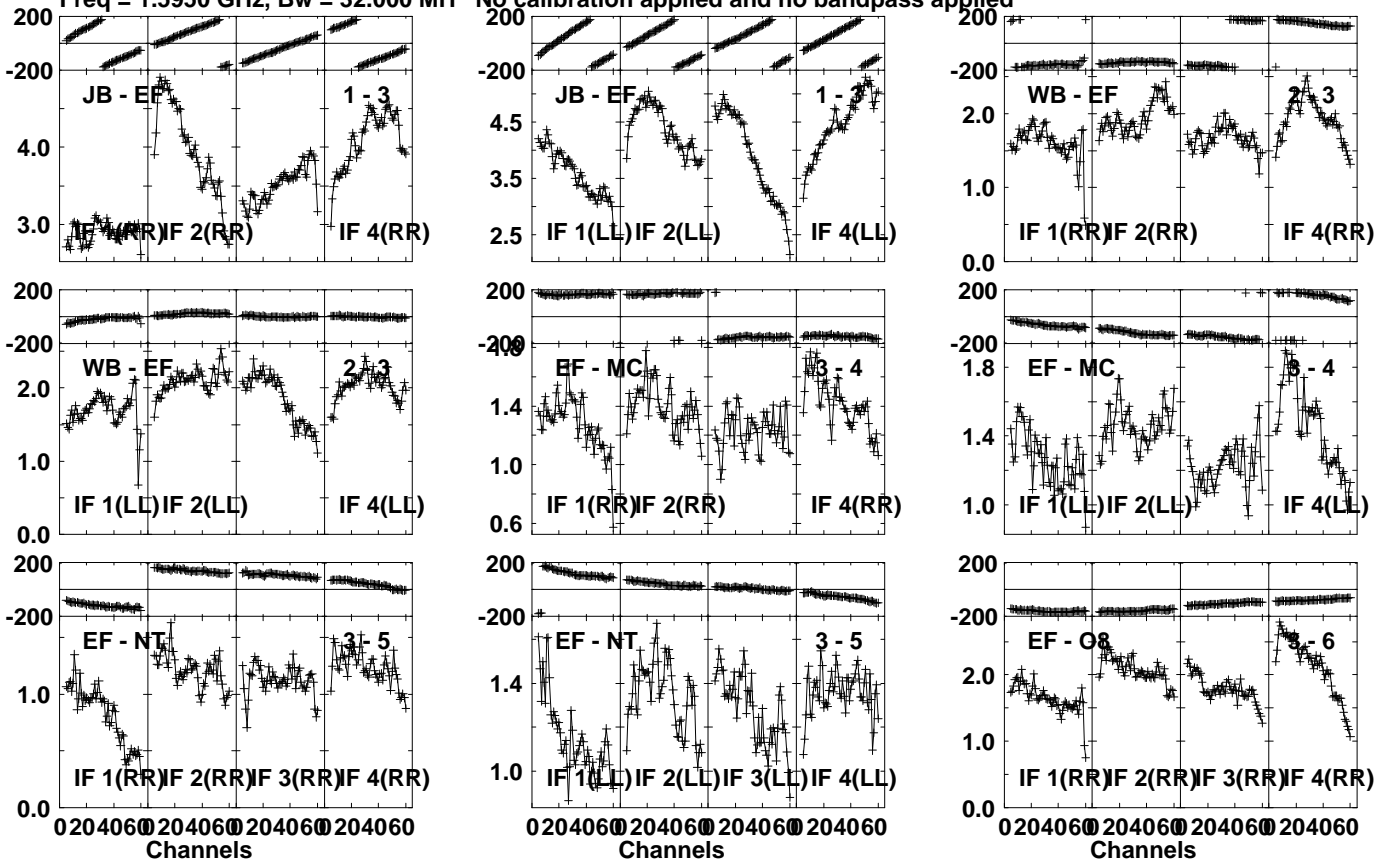
Lower frame: Milli Ampl Jy Top frame: Phas deg
Vector averaged cross-power spectrum Several baselines displayed
Timerange: 01/02:56:01 to 01/02:56:59

Plot file version 196 created 02-MAY-2024 15:35:54

J1037+5711 EM164D.UVDATA.1

Freq = 1.5950 GHz, Bw = 32.000 MH

No calibration applied and no bandpass applied



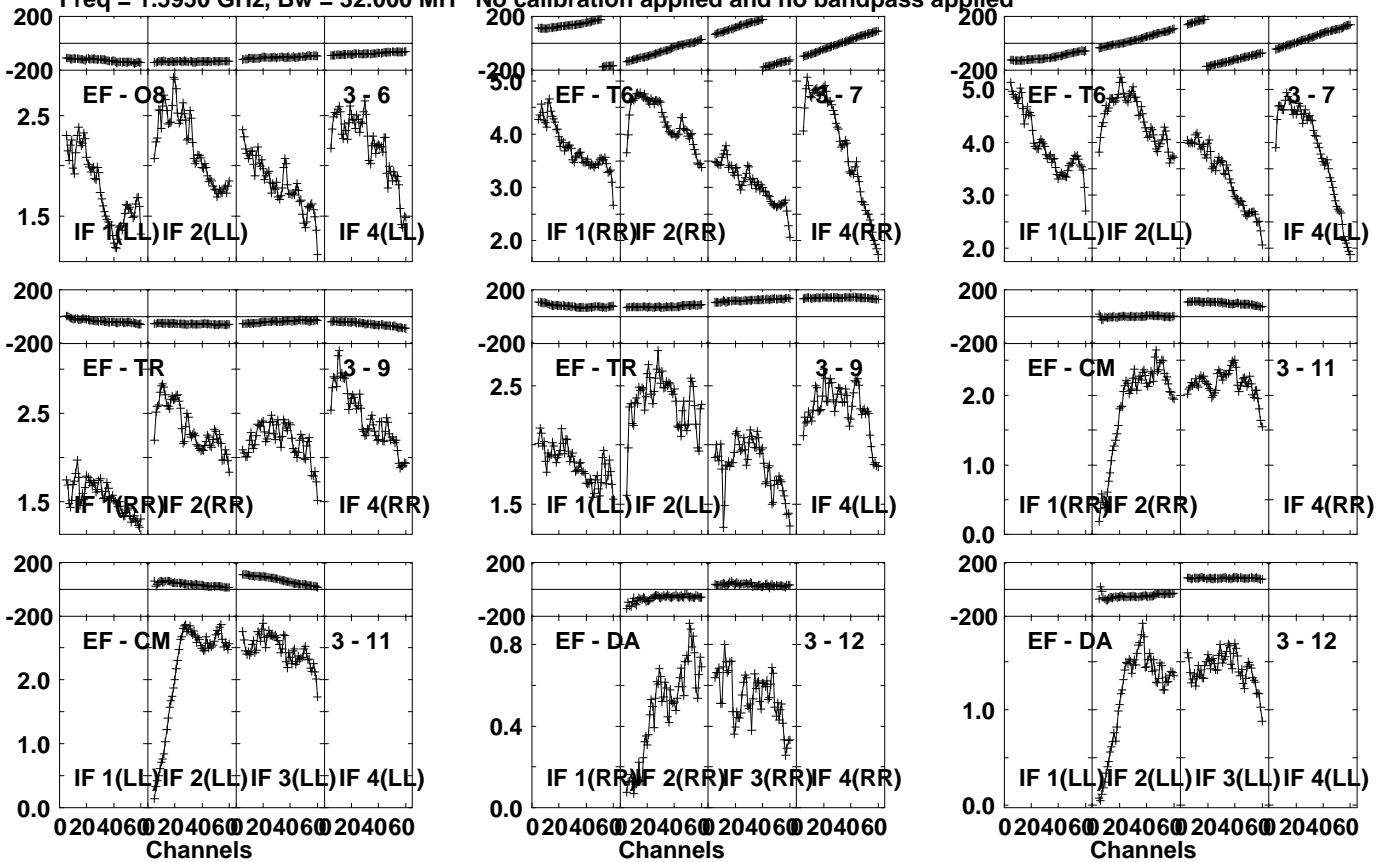
Lower frame: Milli Ampl Jy Top frame: Phas deg
Vector averaged cross-power spectrum Several baselines displayed
Timerange: 01/03:01:31 to 01/03:02:29

Plot file version 197 created 02-MAY-2024 15:35:54

J1037+5711 EM164D.UVDATA.1

Freq = 1.5950 GHz, Bw = 32.000 MH

No calibration applied and no bandpass applied



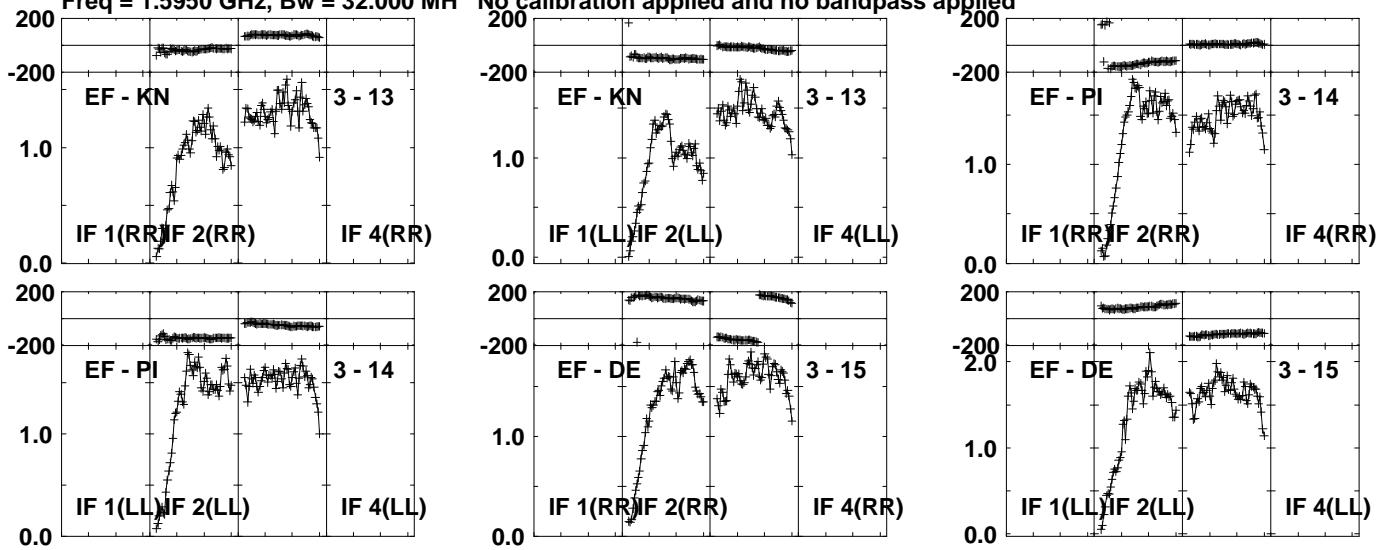
Lower frame: Milli Ampl Jy Top frame: Phas deg
 Vector averaged cross-power spectrum Several baselines displayed
 Timerange: 01/03:01:31 to 01/03:02:29

Plot file version 198 created 02-MAY-2024 15:35:54

J1037+5711 EM164D.UVDATA.1

Freq = 1.5950 GHz, Bw = 32.000 MH

No calibration applied and no bandpass applied



Lower frame: Milli Ampl Jy Top frame: Phas deg

Vector averaged cross-power spectrum Several baselines displayed

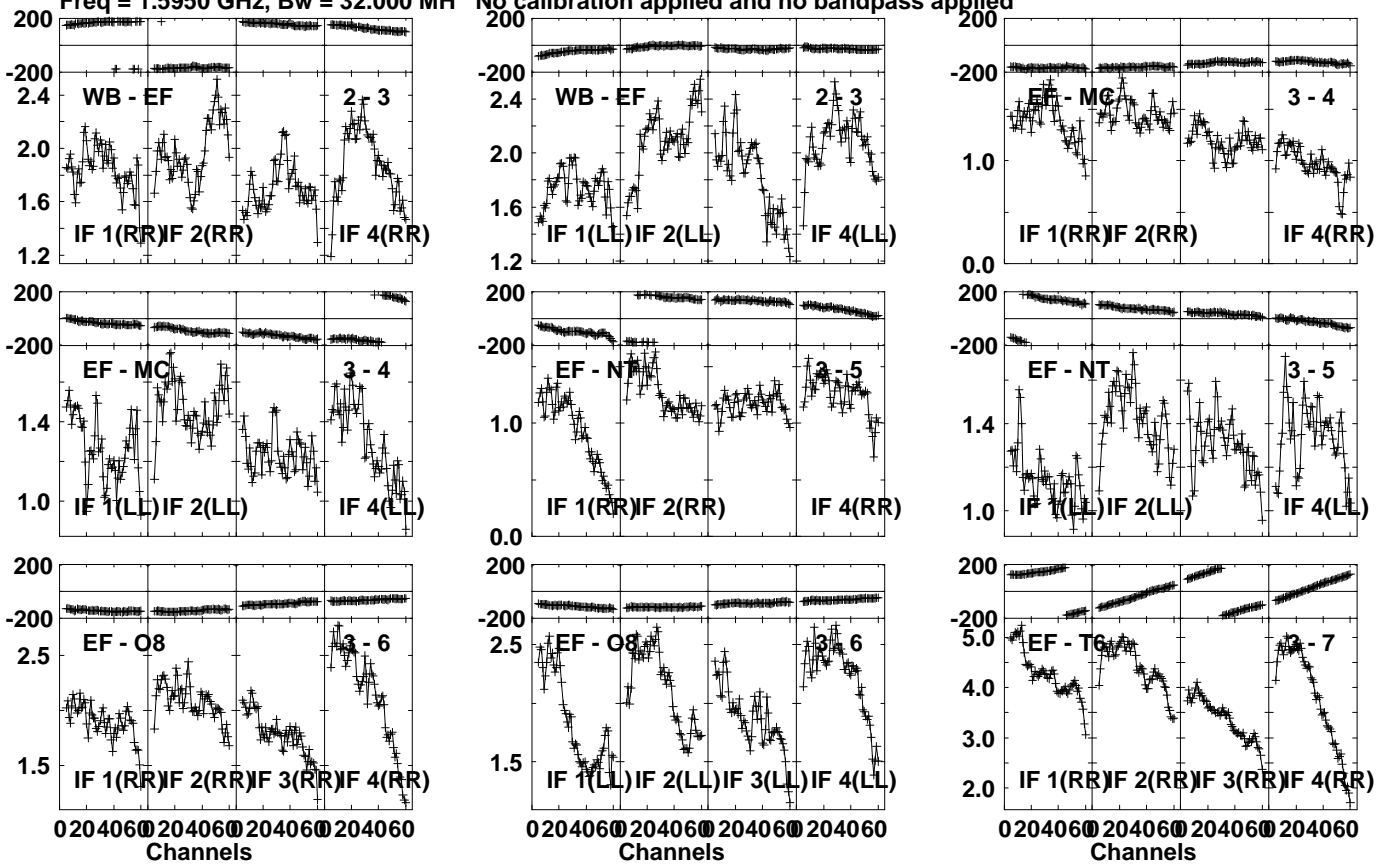
Timerange: 01/03:01:31 to 01/03:02:29

Plot file version 199 created 02-MAY-2024 15:35:54

J1037+5711 EM164D.UVDATA.1

Freq = 1.5950 GHz, Bw = 32.000 MH

No calibration applied and no bandpass applied



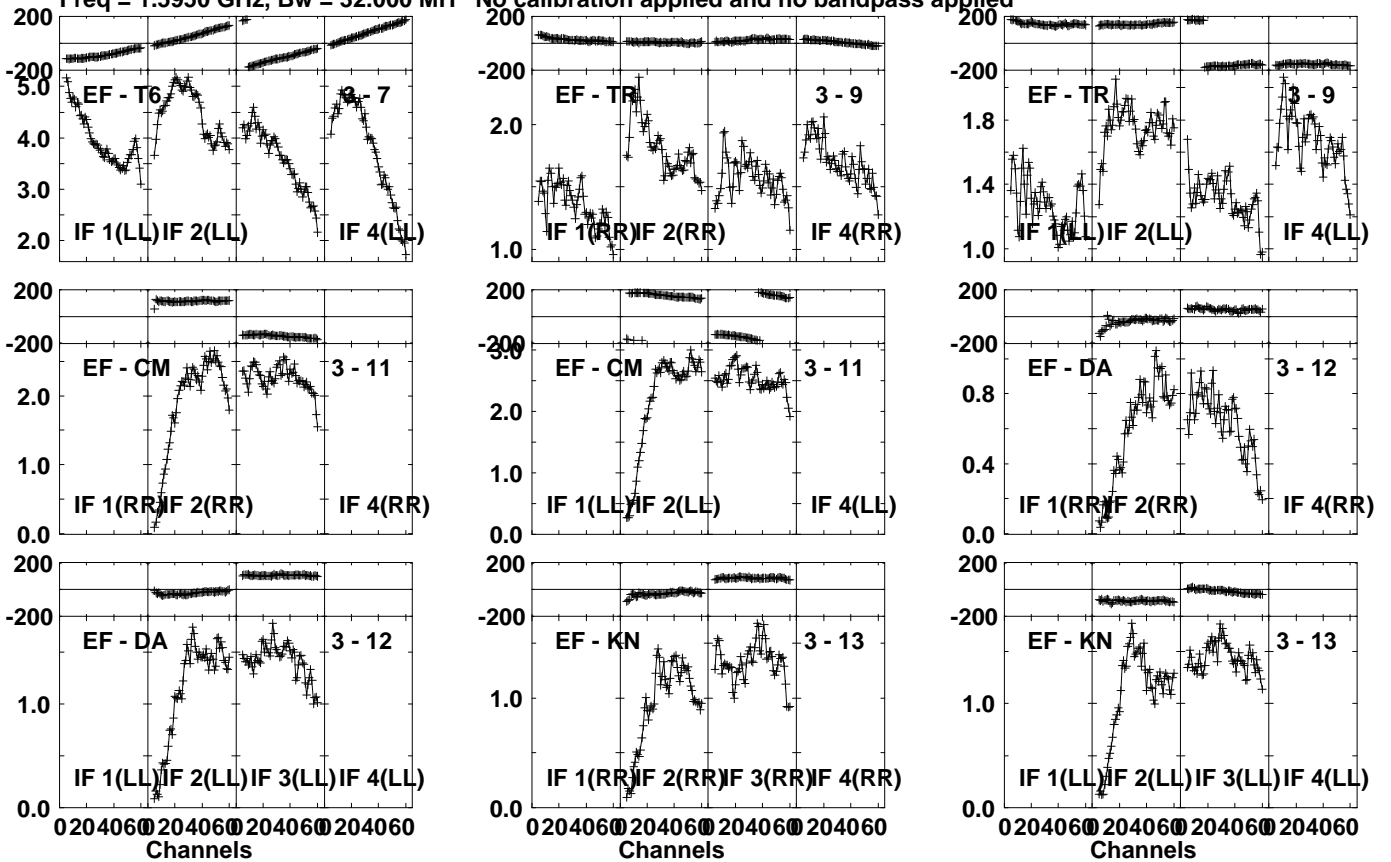
Lower frame: Milli Ampl Jy Top frame: Phas deg
Vector averaged cross-power spectrum Several baselines displayed
Timerange: 01/03:07:01 to 01/03:07:59

Plot file version 200 created 02-MAY-2024 15:35:54

J1037+5711 EM164D.UVDATA.1

Freq = 1.5950 GHz, Bw = 32.000 MH

No calibration applied and no bandpass applied



Lower frame: Milli Ampl Jy Top frame: Phas deg

Vector averaged cross-power spectrum Several baselines displayed

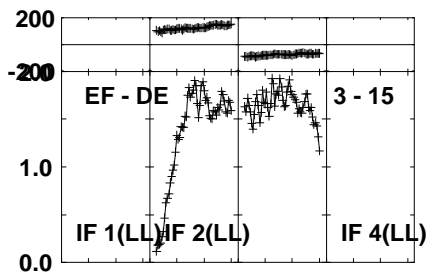
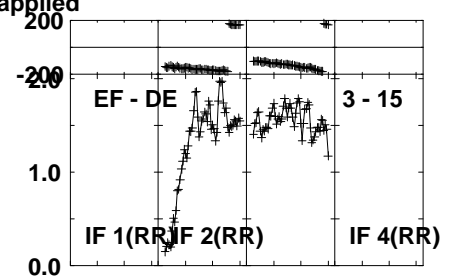
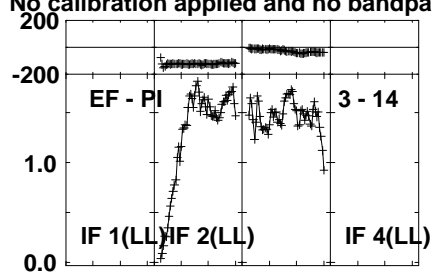
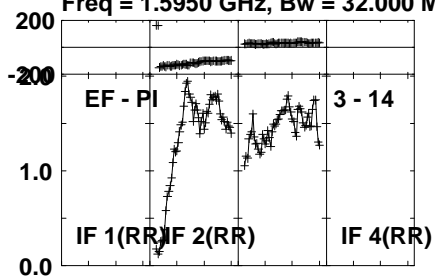
Timerange: 01/03:07:01 to 01/03:07:59

Plot file version 201 created 02-MAY-2024 15:35:54

J1037+5711 EM164D.UVDATA.1

Freq = 1.5950 GHz, Bw = 32.000 MH

No calibration applied and no bandpass applied



Lower frame: Milli Ampl Jy Top frame: Phas deg

Vector averaged cross-power spectrum Several baselines displayed

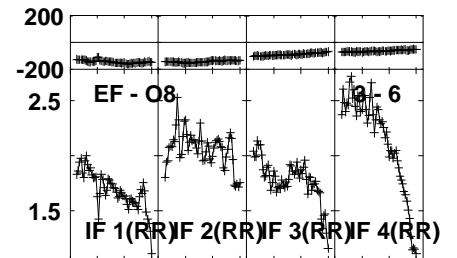
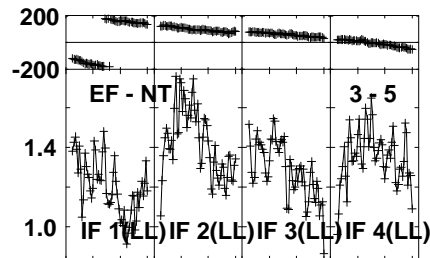
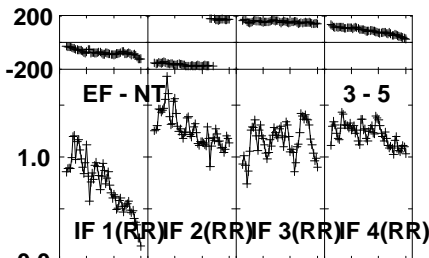
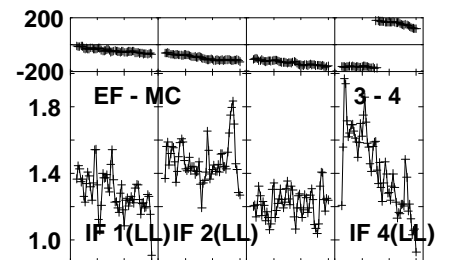
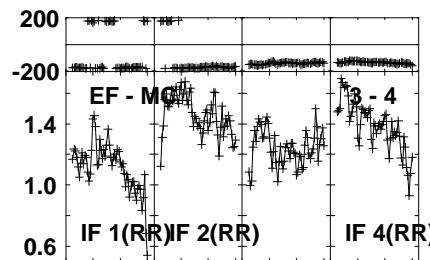
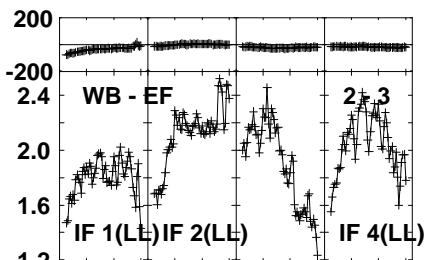
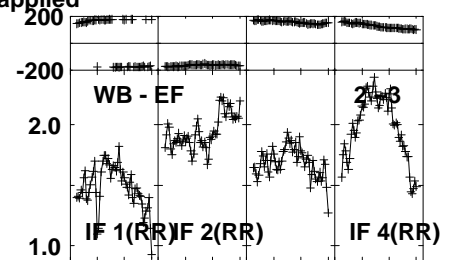
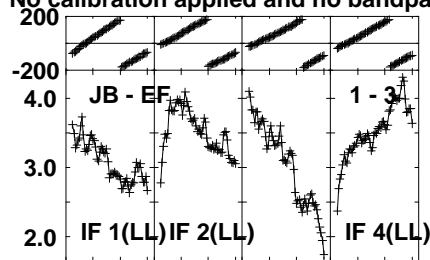
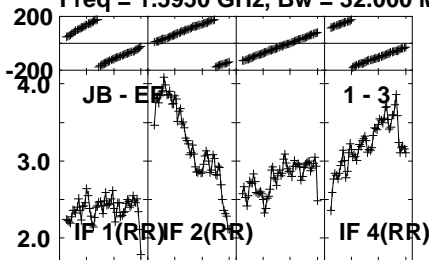
Timerange: 01/03:07:01 to 01/03:07:59

Plot file version 202 created 02-MAY-2024 15:35:54

J1037+5711 EM164D.UVDATA.1

Freq = 1.5950 GHz, Bw = 32.000 MH

No calibration applied and no bandpass applied



0204060 204060 204060 204060
Channels

0204060 204060 204060 204060
Channels

0204060 204060 204060 204060
Channels

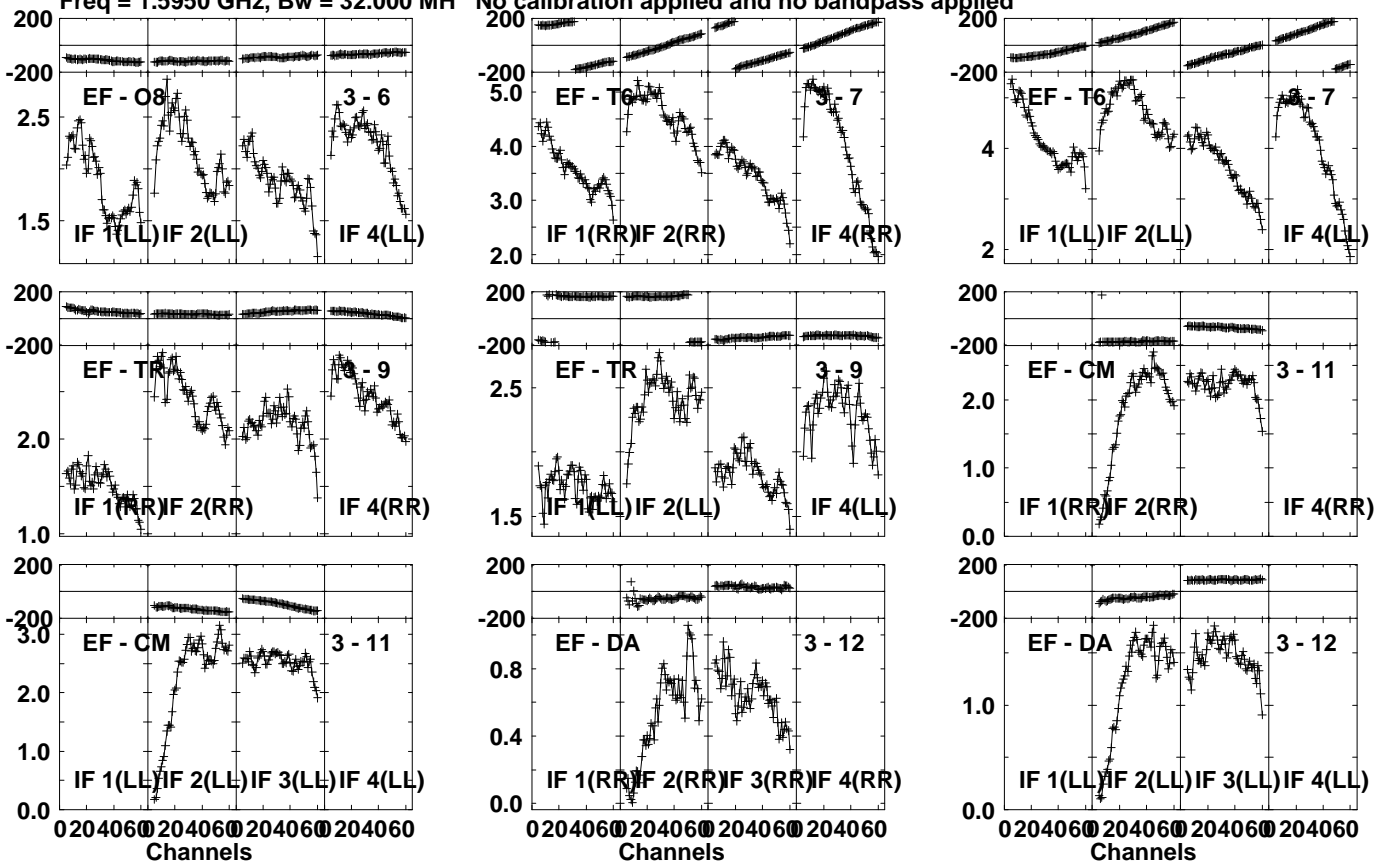
Lower frame: Milli Ampl Jy Top frame: Phas deg
Vector averaged cross-power spectrum Several baselines displayed
Timerange: 01/03:12:31 to 01/03:13:29

Plot file version 203 created 02-MAY-2024 15:35:54

J1037+5711 EM164D.UVDATA.1

Freq = 1.5950 GHz, Bw = 32.000 MH

No calibration applied and no bandpass applied



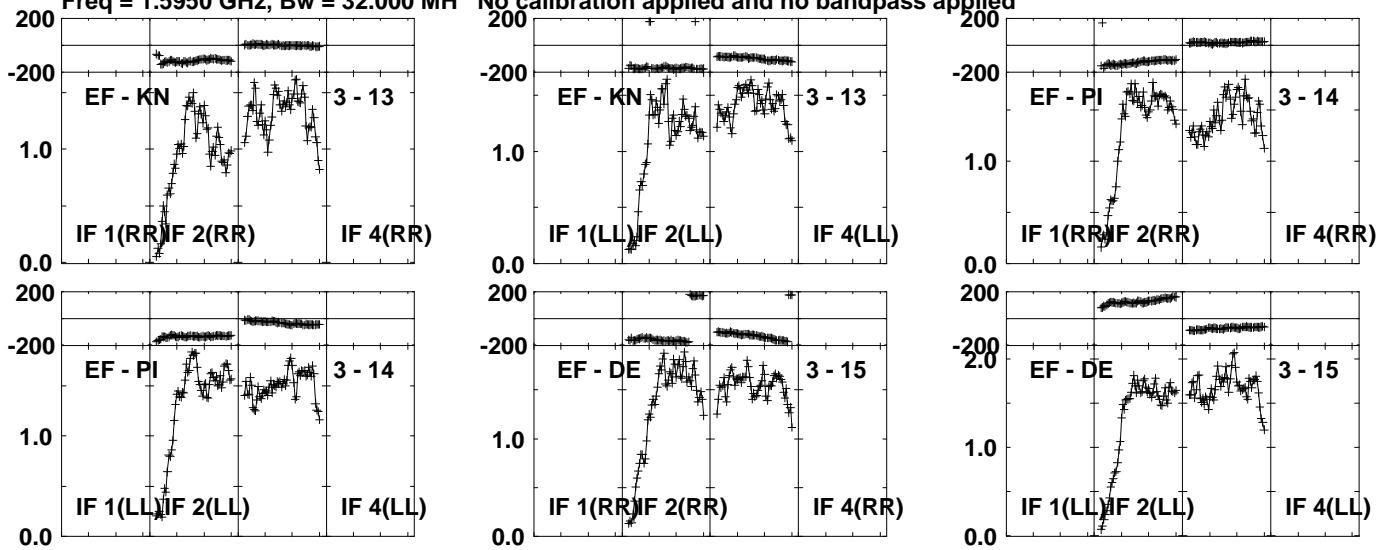
Lower frame: Milli Ampl Jy Top frame: Phas deg
Vector averaged cross-power spectrum Several baselines displayed
Timerange: 01/03:12:31 to 01/03:13:29

Plot file version 204 created 02-MAY-2024 15:35:54

J1037+5711 EM164D.UVDATA.1

Freq = 1.5950 GHz, Bw = 32.000 MH

No calibration applied and no bandpass applied



Lower frame: Milli Ampl Jy Top frame: Phas deg

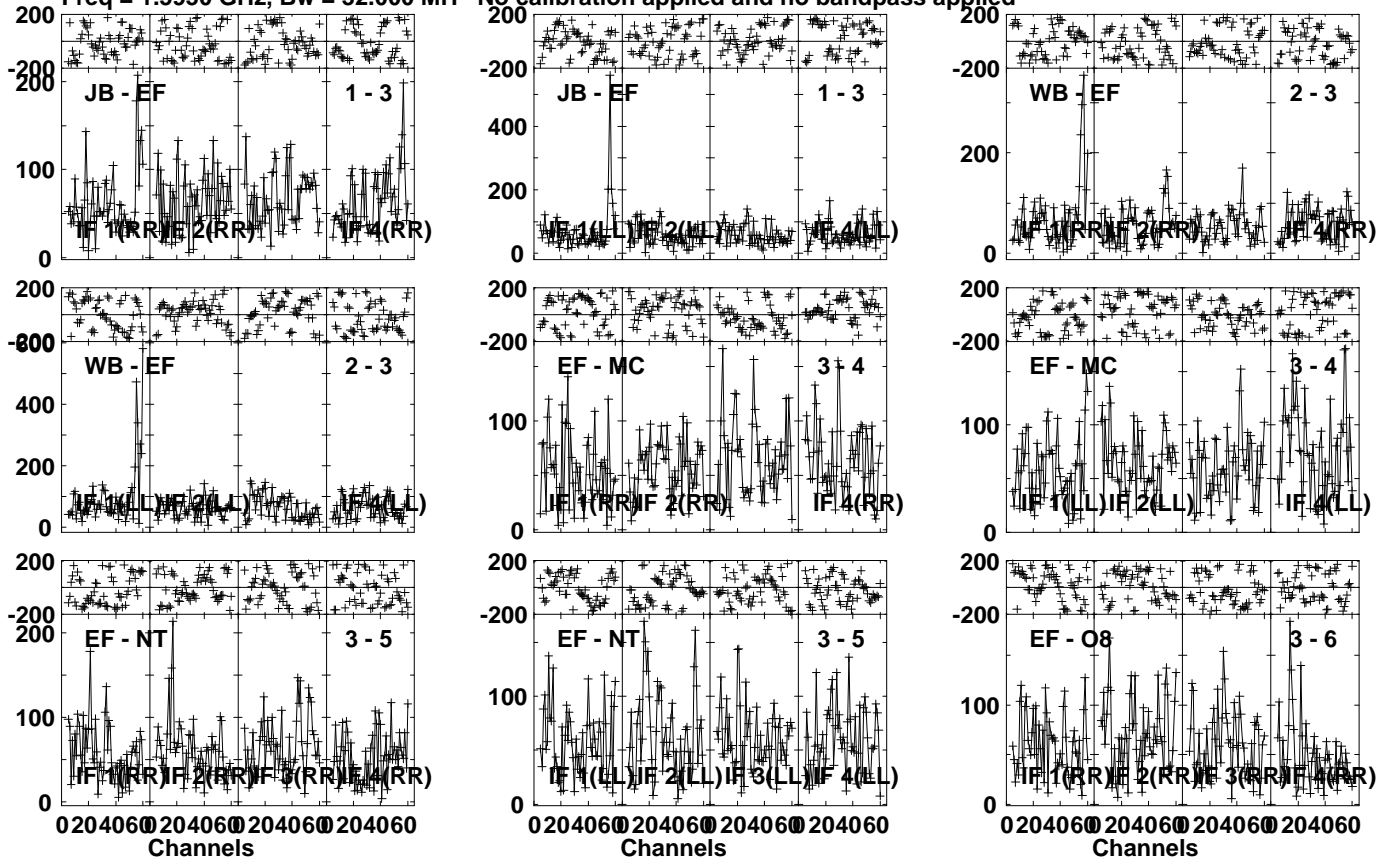
Vector averaged cross-power spectrum Several baselines displayed

Timerange: 01/03:12:31 to 01/03:13:29

Plot file version 205 created 02-MAY-2024 15:35:55

DP27 000 EM164D.UVDATA.1

Freq = 1.5950 GHz, Bw = 32.000 MH No calibration applied and no bandpass applied

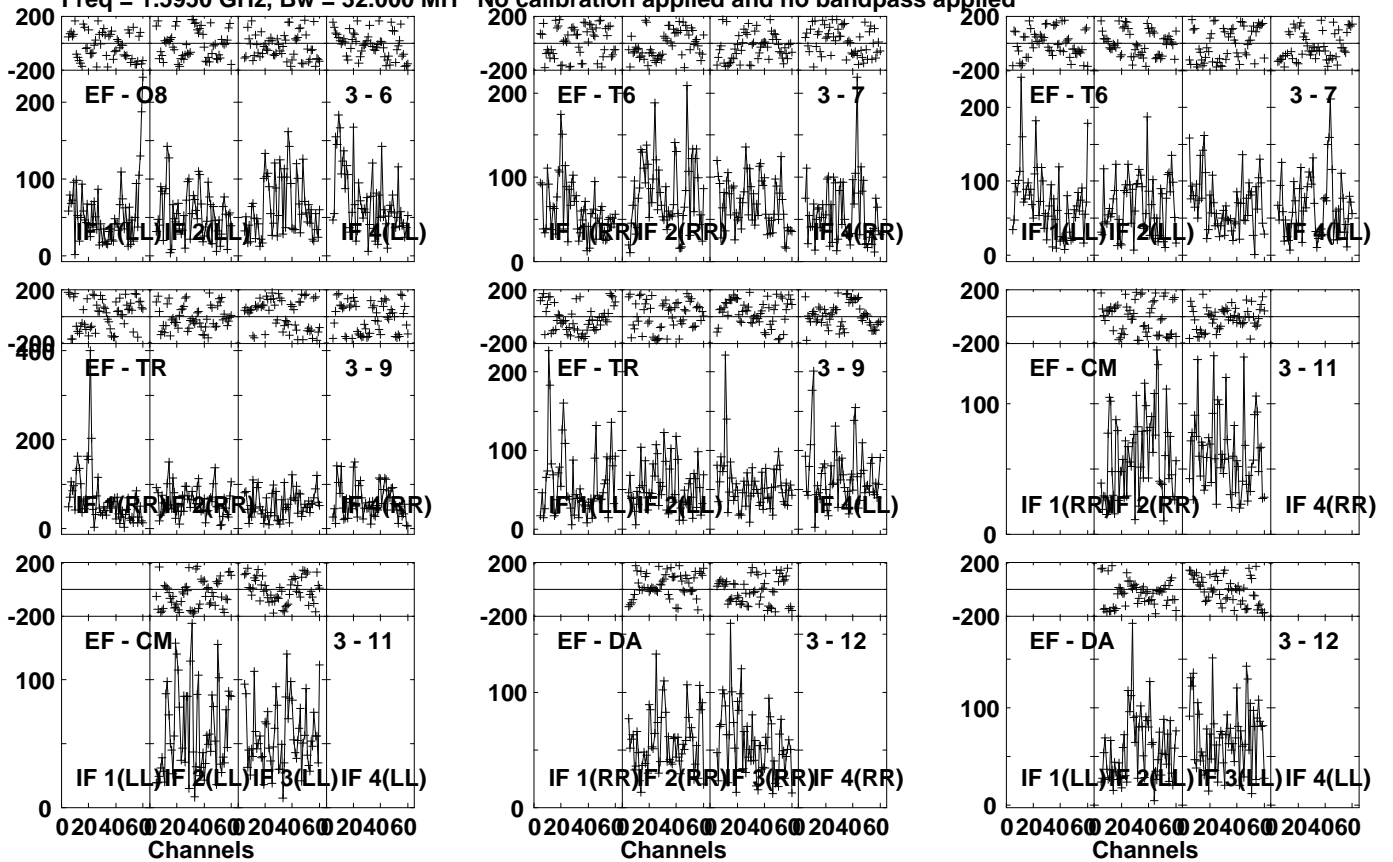


Lower frame: Micro Ampl Jy Top frame: Phas deg
Vector averaged cross-power spectrum Several baselines displayed
Timerange: 01/03:13:31 to 01/03:17:29

Plot file version 206 created 02-MAY-2024 15:35:55

DP27 000 EM164D.UVDATA.1

Freq = 1.5950 GHz, Bw = 32.000 MH No calibration applied and no bandpass applied



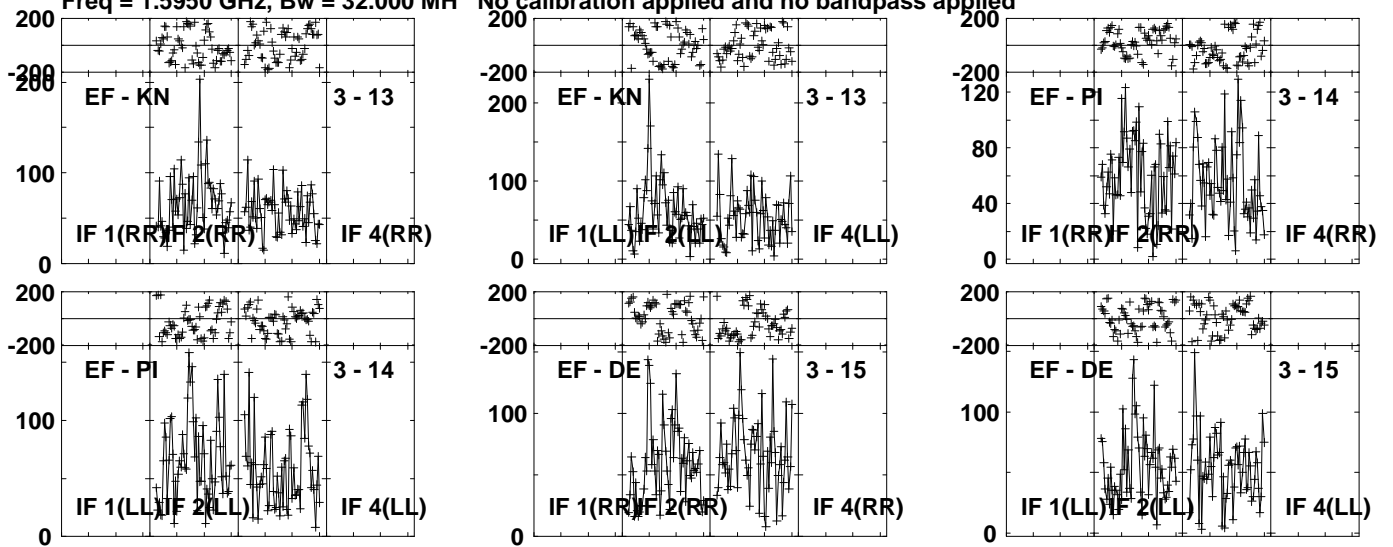
Lower frame: Micro Ampl Jy Top frame: Phas deg
Vector averaged cross-power spectrum Several baselines displayed
Timerange: 01/03:13:31 to 01/03:17:29

Plot file version 207 created 02-MAY-2024 15:35:55

DP27 000 EM164D.UVDATA.1

Freq = 1.5950 GHz, Bw = 32.000 MH

No calibration applied and no bandpass applied



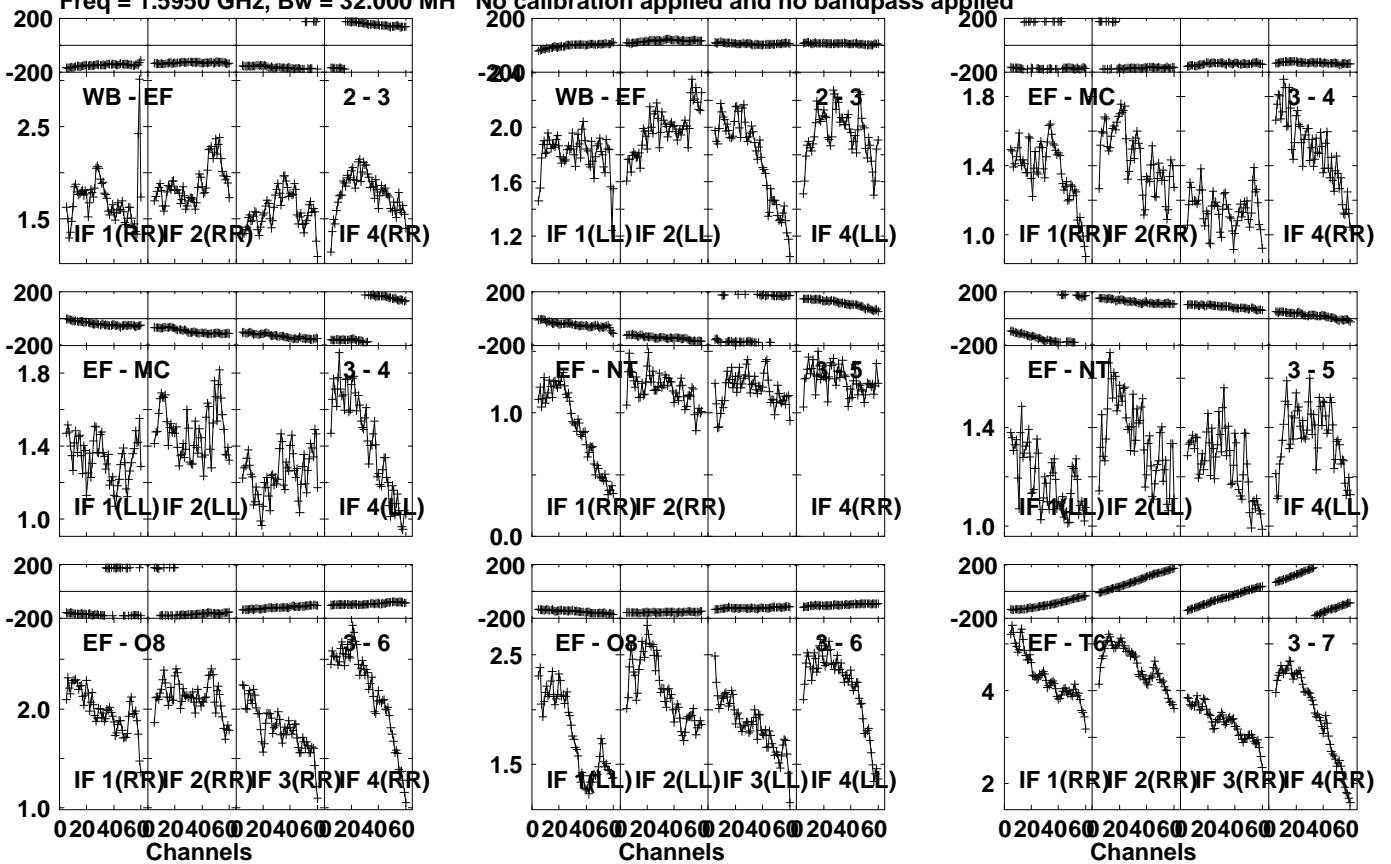
Lower frame: Micro Ampl Jy Top frame: Phas deg
Vector averaged cross-power spectrum Several baselines displayed
Timerange: 01/03:13:31 to 01/03:17:29

Plot file version 208 created 02-MAY-2024 15:35:55

J1037+5711 EM164D.UVDATA.1

Freq = 1.5950 GHz, Bw = 32.000 MH

No calibration applied and no bandpass applied



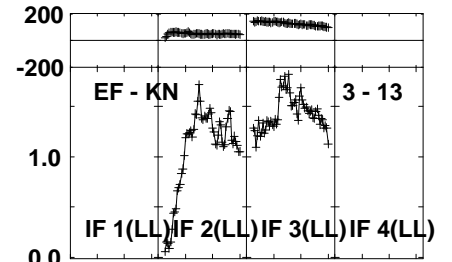
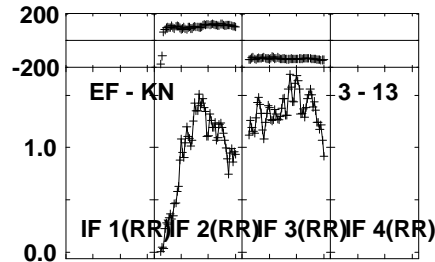
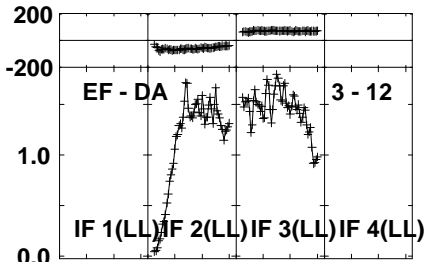
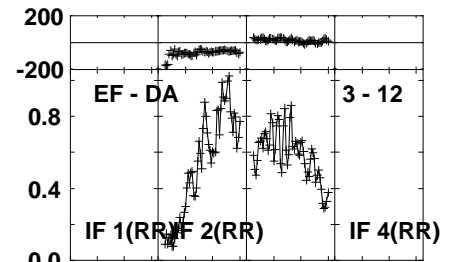
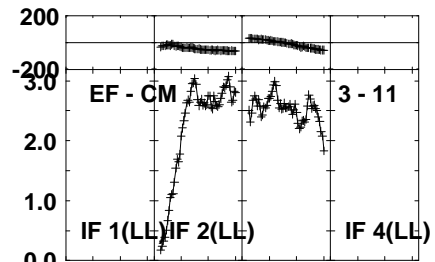
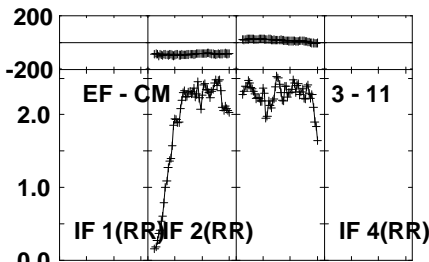
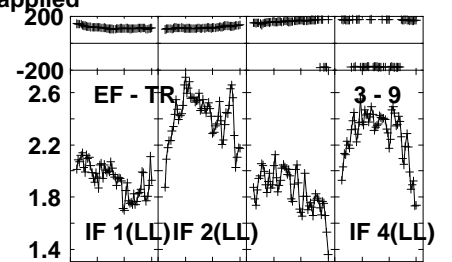
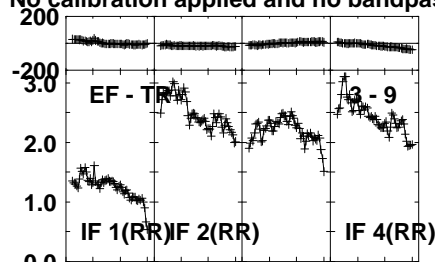
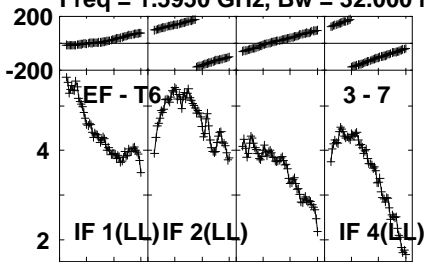
Lower frame: Milli Ampl Jy Top frame: Phas deg
 Vector averaged cross-power spectrum Several baselines displayed
 Timerange: 01/03:18:01 to 01/03:18:59

Plot file version 209 created 02-MAY-2024 15:35:55

J1037+5711 EM164D.UVDATA.1

Freq = 1.5950 GHz, Bw = 32.000 MH

No calibration applied and no bandpass applied



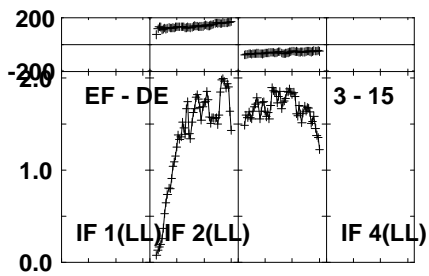
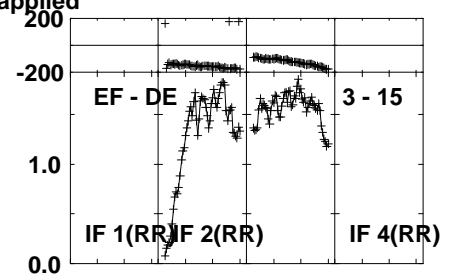
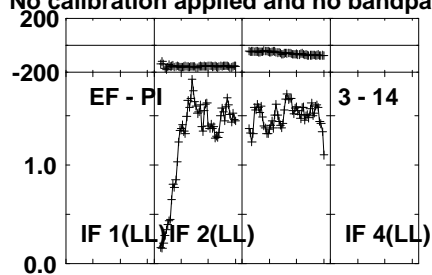
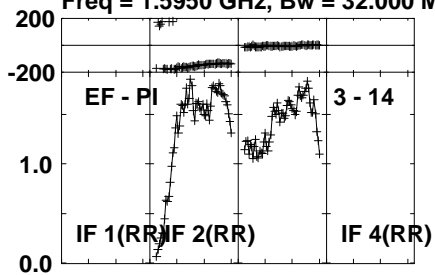
Lower frame: Milli Ampl Jy Top frame: Phas deg
Vector averaged cross-power spectrum Several baselines displayed
Timerange: 01/03:18:01 to 01/03:18:59

Plot file version 210 created 02-MAY-2024 15:35:55

J1037+5711 EM164D.UVDATA.1

Freq = 1.5950 GHz, Bw = 32.000 MH

No calibration applied and no bandpass applied



Lower frame: Milli Ampl Jy Top frame: Phas deg

Vector averaged cross-power spectrum Several baselines displayed

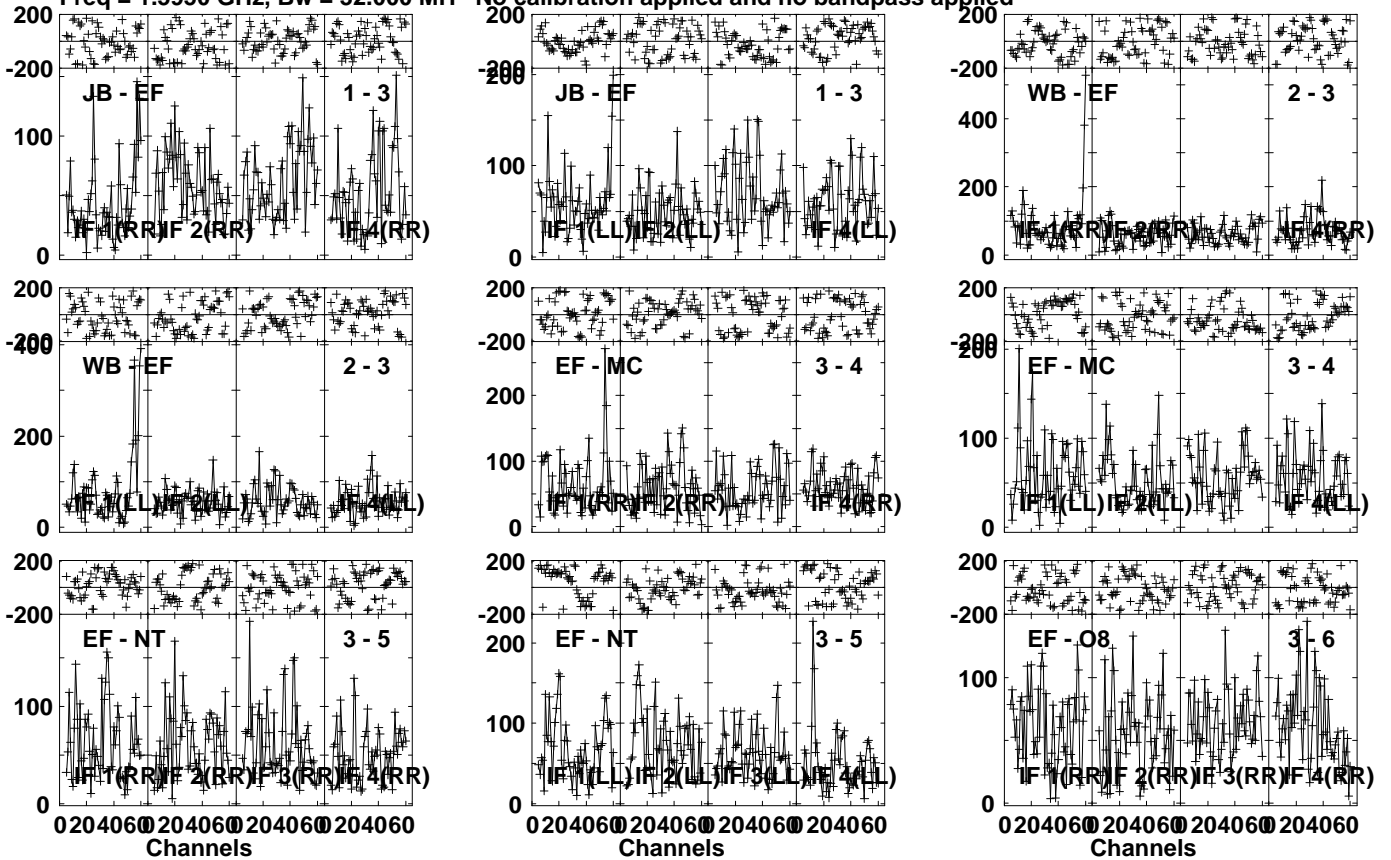
Timerange: 01/03:18:01 to 01/03:18:59

Plot file version 211 created 02-MAY-2024 15:35:55

DP27 000 EM164D.UVDATA.1

Freq = 1.5950 GHz, Bw = 32.000 MH

No calibration applied and no bandpass applied

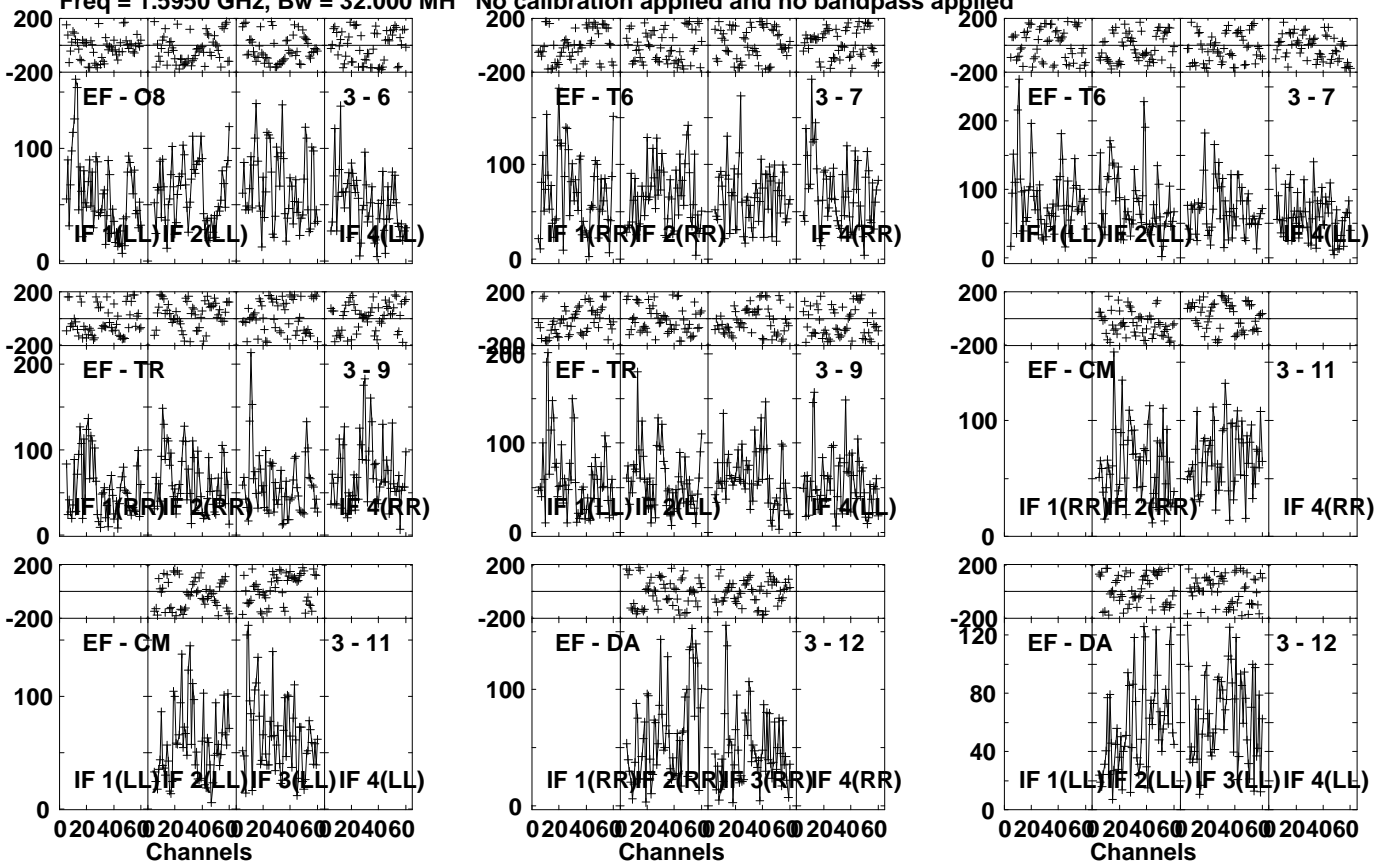


Lower frame: Micro Ampl Jy Top frame: Phas deg
Vector averaged cross-power spectrum Several baselines displayed
Timerange: 01/03:19:01 to 01/03:22:59

Plot file version 212 created 02-MAY-2024 15:35:55

DP27 000 EM164D.UVDATA.1

Freq = 1.5950 GHz, Bw = 32.000 MH No calibration applied and no bandpass applied



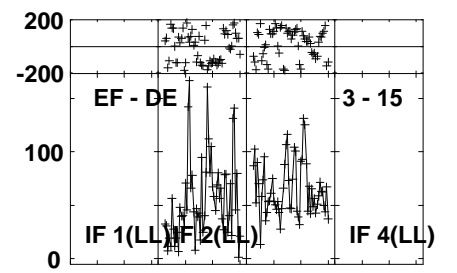
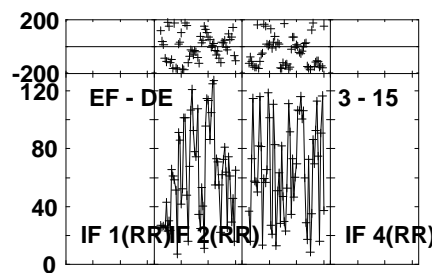
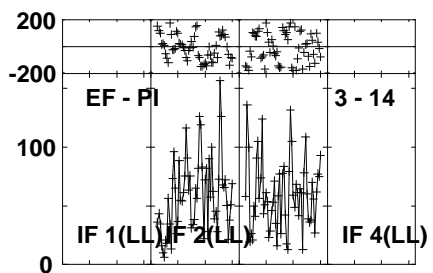
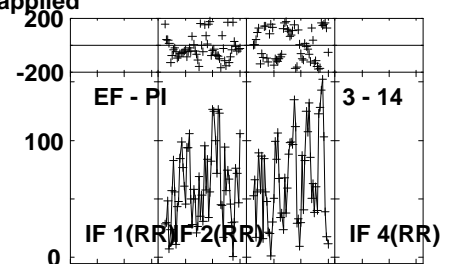
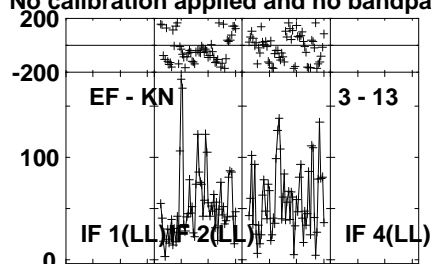
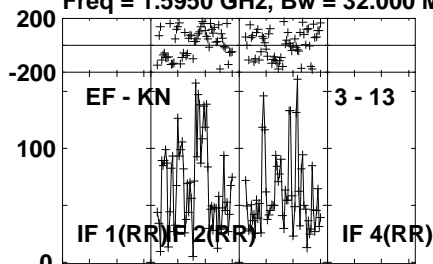
Lower frame: Micro Ampl Jy Top frame: Phas deg
Vector averaged cross-power spectrum Several baselines displayed
Timerange: 01/03:19:01 to 01/03:22:59

Plot file version 213 created 02-MAY-2024 15:35:55

DP27 000 EM164D.UVDATA.1

Freq = 1.5950 GHz, Bw = 32.000 MH

No calibration applied and no bandpass applied



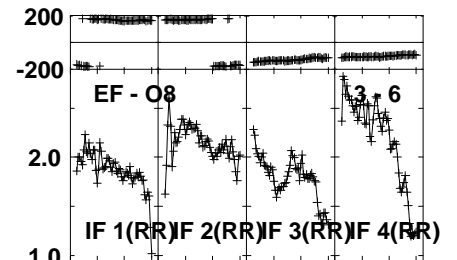
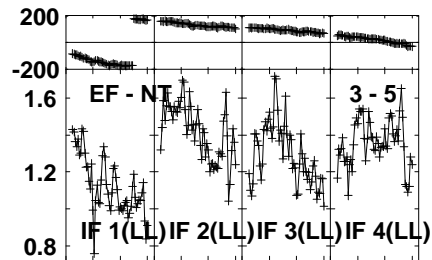
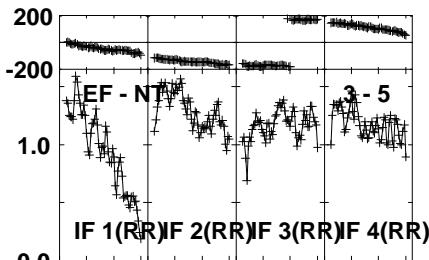
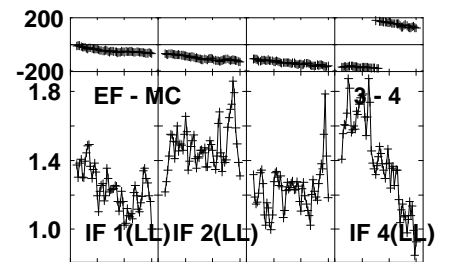
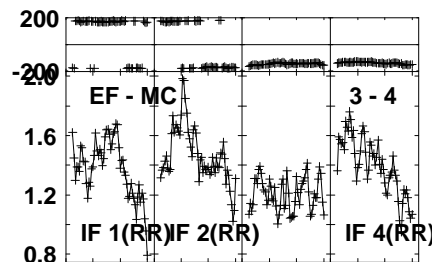
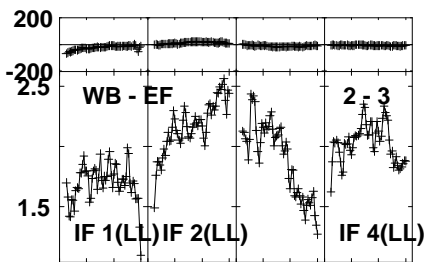
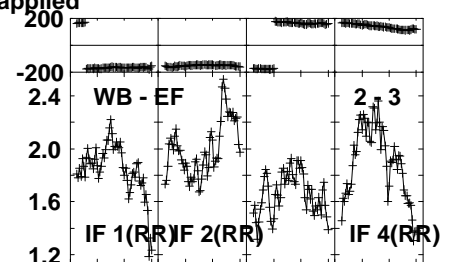
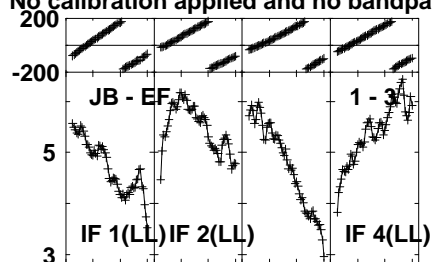
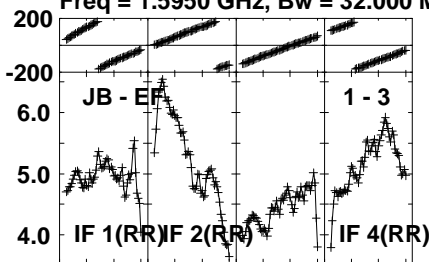
Lower frame: Micro Ampl Jy Top frame: Phas deg
Vector averaged cross-power spectrum Several baselines displayed
Timerange: 01/03:19:01 to 01/03:22:59

Plot file version 214 created 02-MAY-2024 15:35:56

J1037+5711 EM164D.UVDATA.1

Freq = 1.5950 GHz, Bw = 32.000 MH

No calibration applied and no bandpass applied



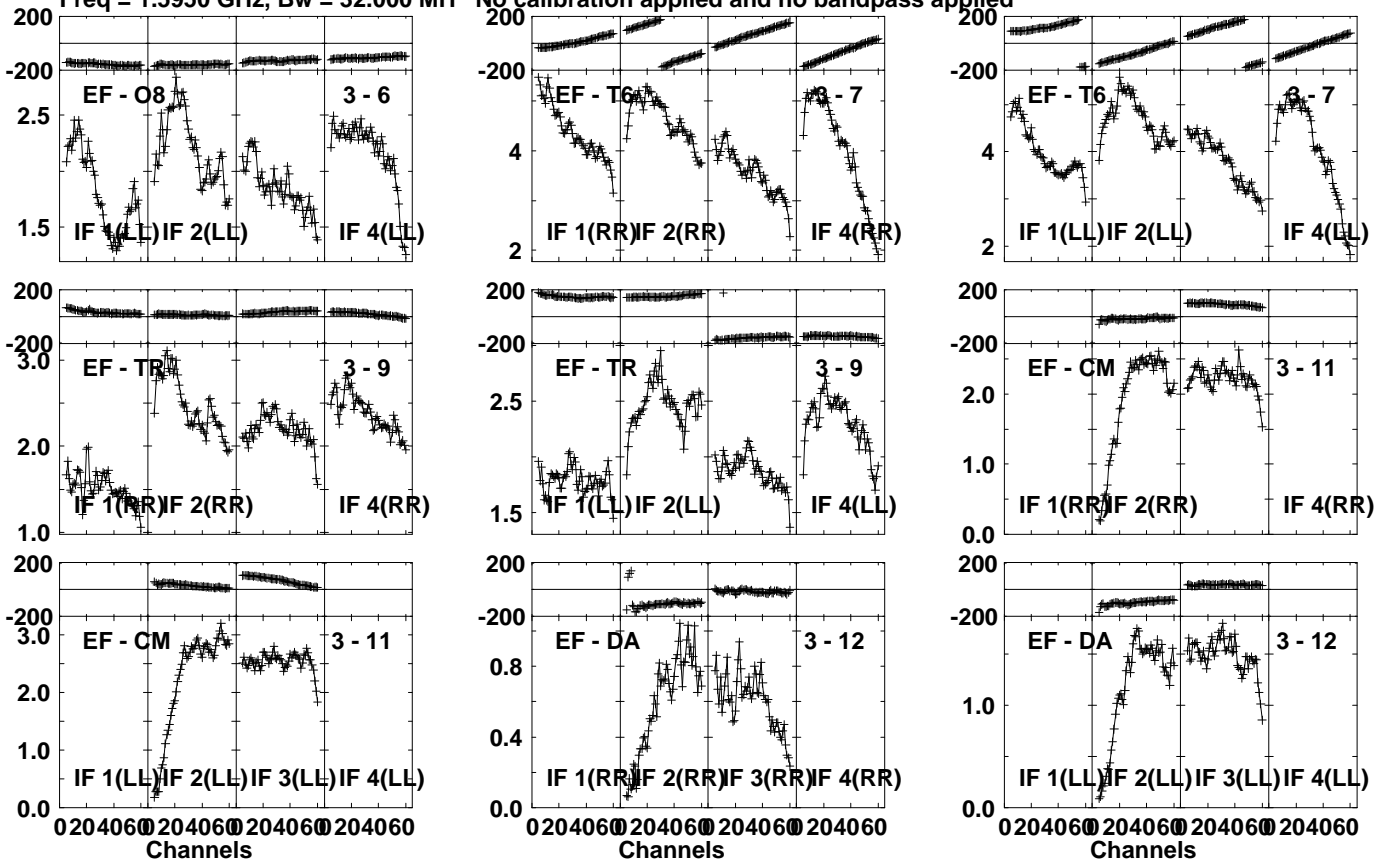
Lower frame: Milli Ampl Jy Top frame: Phas deg
Vector averaged cross-power spectrum Several baselines displayed
Timerange: 01/03:23:31 to 01/03:24:29

Plot file version 215 created 02-MAY-2024 15:35:56

J1037+5711 EM164D.UVDATA.1

Freq = 1.5950 GHz, Bw = 32.000 MH

No calibration applied and no bandpass applied



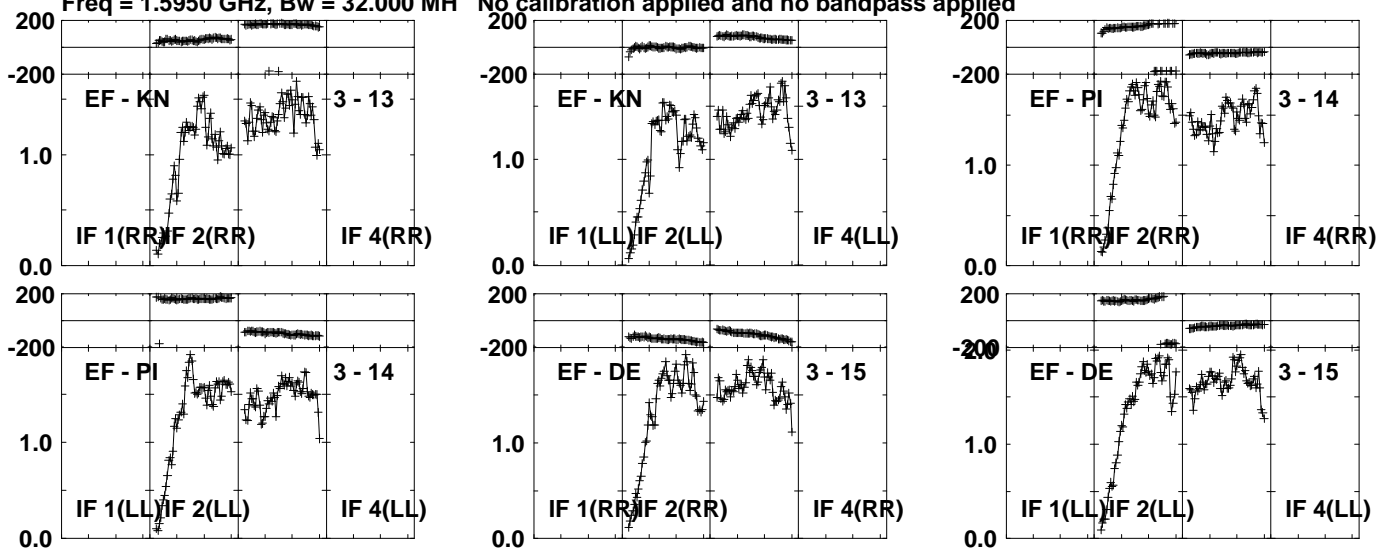
Lower frame: Milli Ampl Jy Top frame: Phas deg
Vector averaged cross-power spectrum Several baselines displayed
Timerange: 01/03:23:31 to 01/03:24:29

Plot file version 216 created 02-MAY-2024 15:35:56

J1037+5711 EM164D.UVDATA.1

Freq = 1.5950 GHz, Bw = 32.000 MH

No calibration applied and no bandpass applied



Lower frame: Milli Ampl Jy Top frame: Phas deg

Vector averaged cross-power spectrum Several baselines displayed

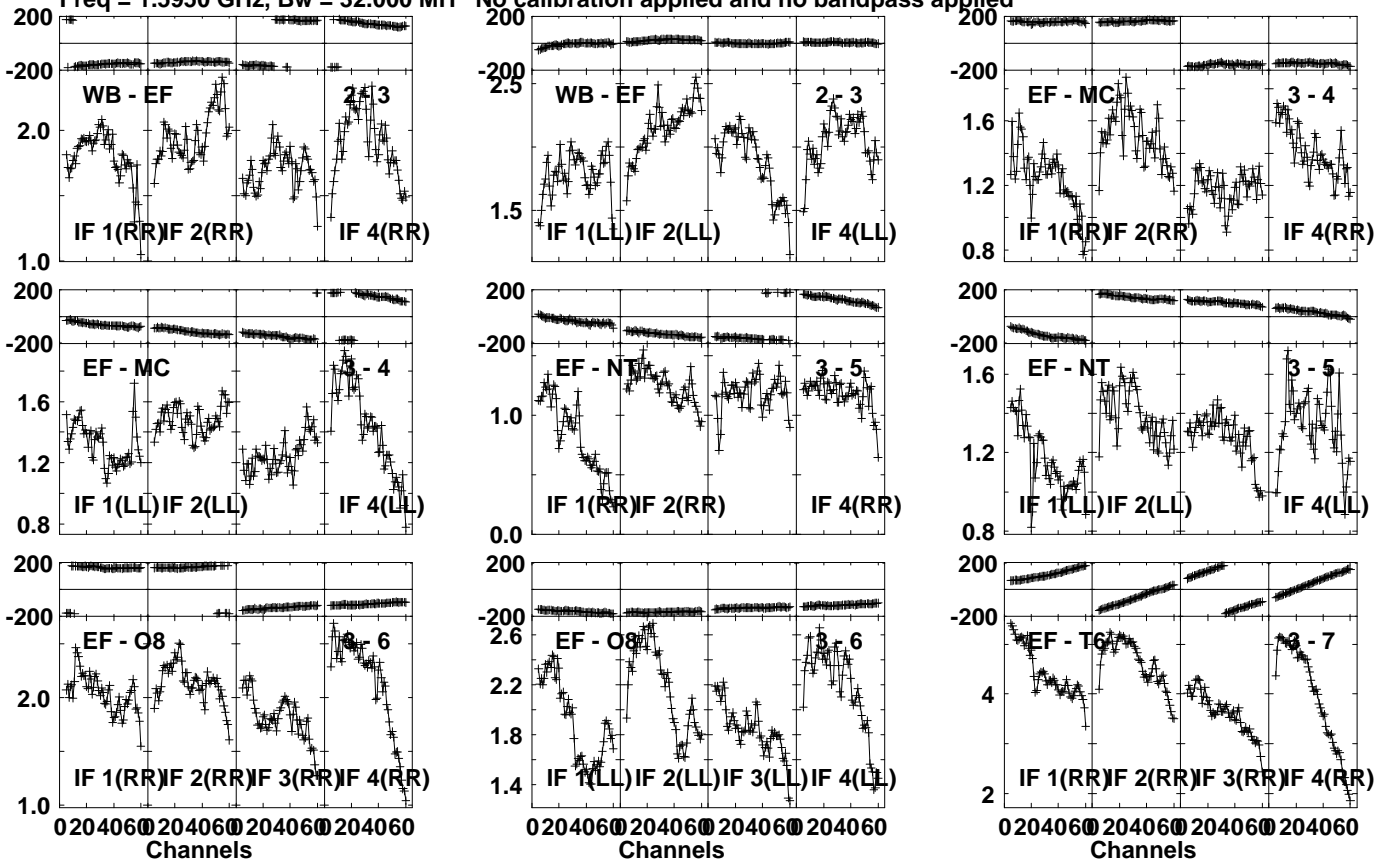
Timerange: 01/03:23:31 to 01/03:24:29

Plot file version 217 created 02-MAY-2024 15:35:56

J1037+5711 EM164D.UVDATA.1

Freq = 1.5950 GHz, Bw = 32.000 MH

No calibration applied and no bandpass applied



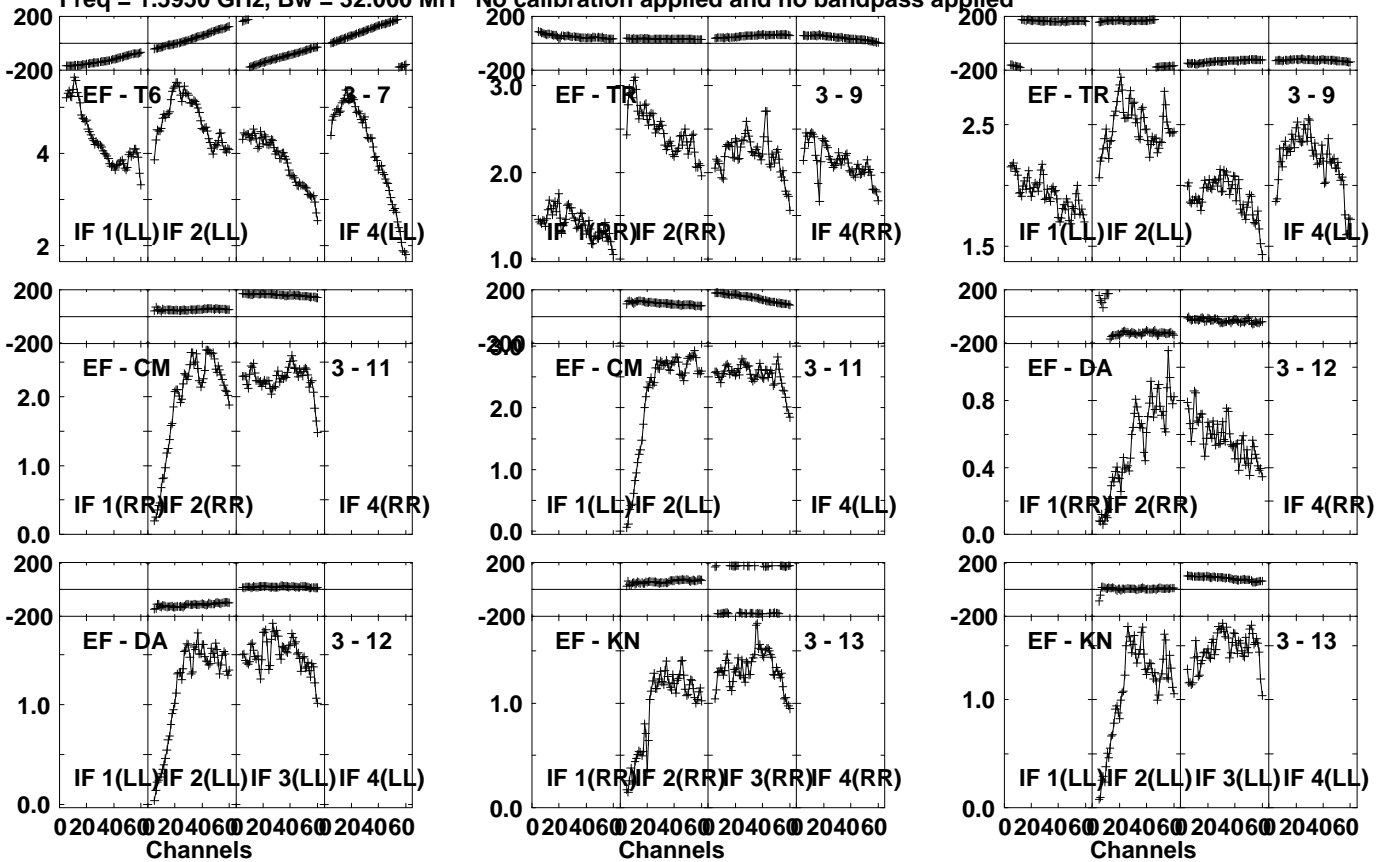
Lower frame: Milli Ampl Jy Top frame: Phas deg
Vector averaged cross-power spectrum Several baselines displayed
Timerange: 01/03:29:01 to 01/03:29:59

Plot file version 218 created 02-MAY-2024 15:35:56

J1037+5711 EM164D.UVDATA.1

Freq = 1.5950 GHz, Bw = 32.000 MH

No calibration applied and no bandpass applied



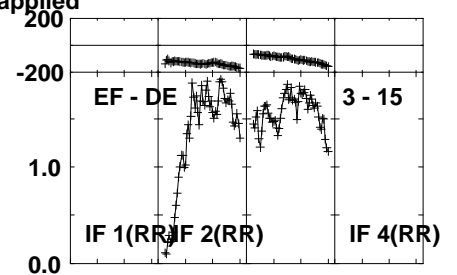
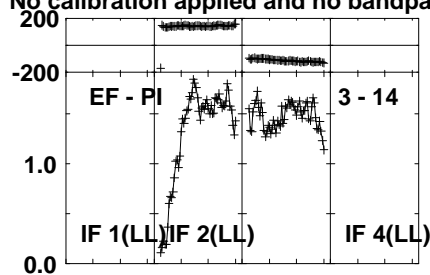
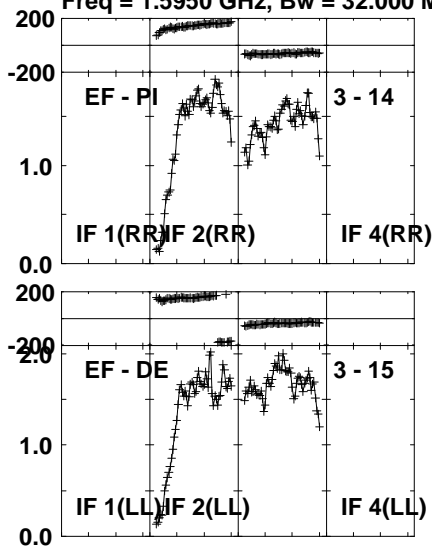
Lower frame: Milli Ampl Jy Top frame: Phas deg
Vector averaged cross-power spectrum Several baselines displayed
Timerange: 01/03:29:01 to 01/03:29:59

Plot file version 219 created 02-MAY-2024 15:35:56

J1037+5711 EM164D.UVDATA.1

Freq = 1.5950 GHz, Bw = 32.000 MH

No calibration applied and no bandpass applied



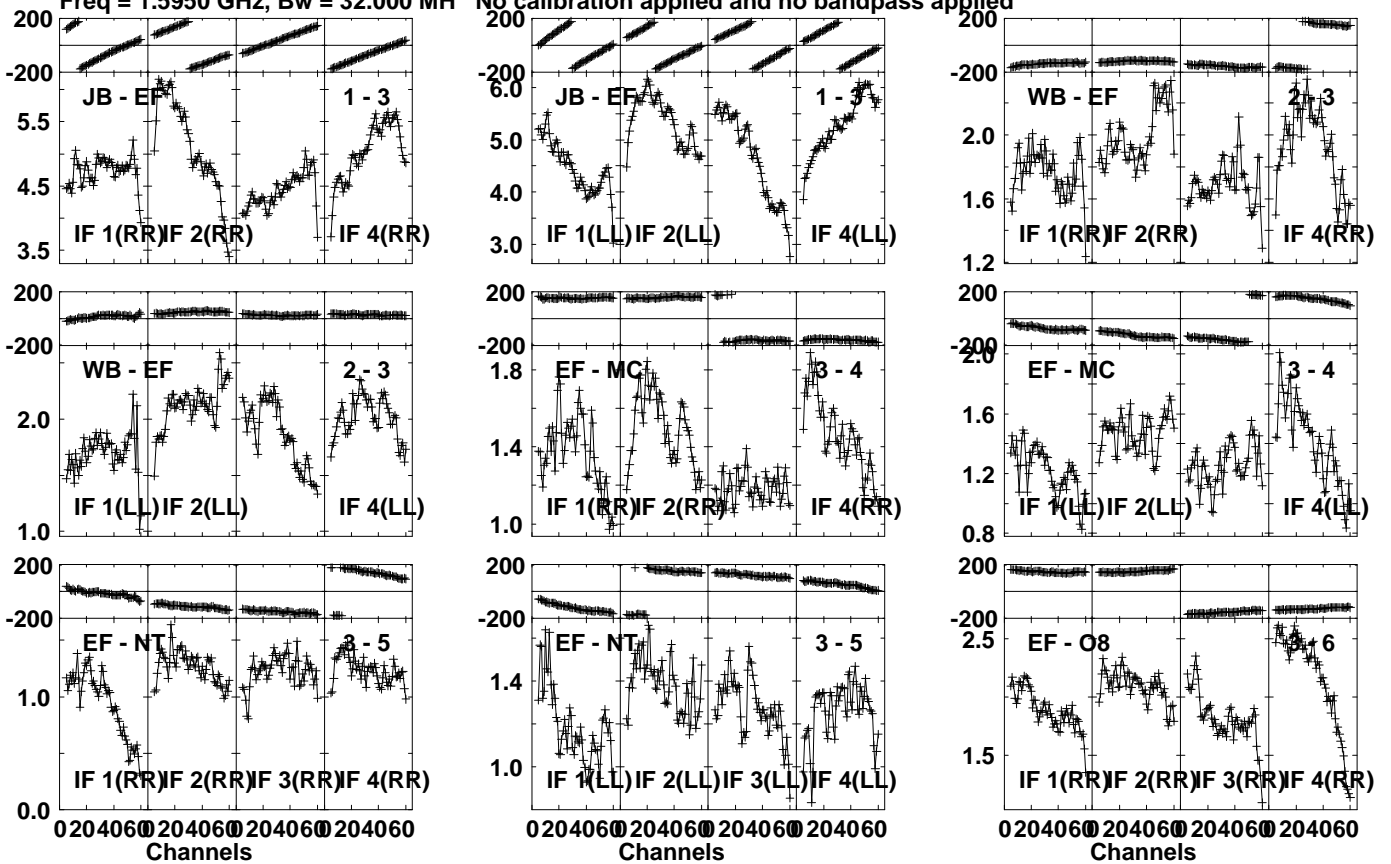
Lower frame: Milli Ampl Jy Top frame: Phas deg
Vector averaged cross-power spectrum Several baselines displayed
Timerange: 01/03:29:01 to 01/03:29:59

Plot file version 220 created 02-MAY-2024 15:35:56

J1037+5711 EM164D.UVDATA.1

Freq = 1.5950 GHz, Bw = 32.000 MH

No calibration applied and no bandpass applied



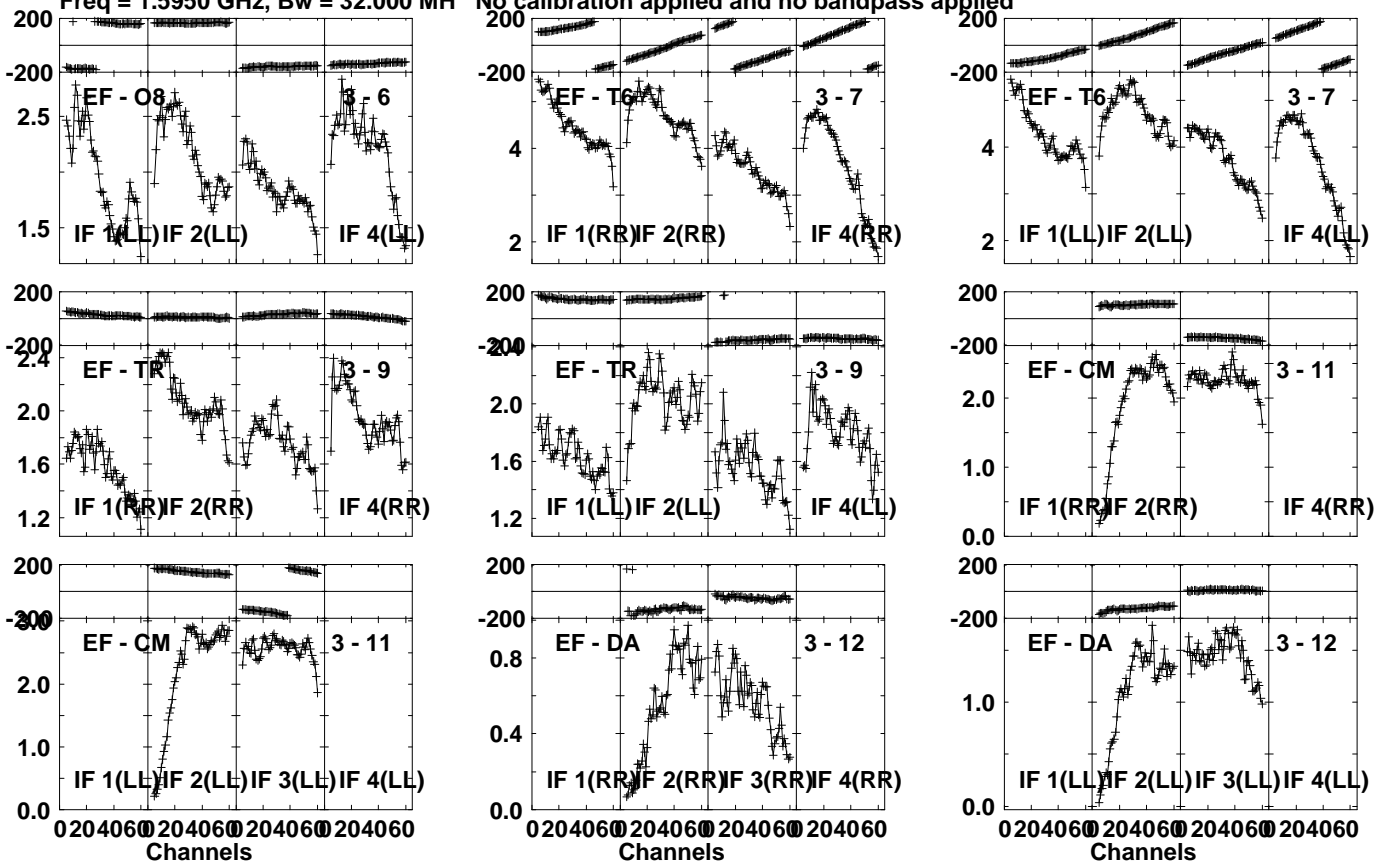
Lower frame: Milli Ampl Jy Top frame: Phas deg
Vector averaged cross-power spectrum Several baselines displayed
Timerange: 01/03:34:31 to 01/03:35:29

Plot file version 221 created 02-MAY-2024 15:35:56

J1037+5711 EM164D.UVDATA.1

Freq = 1.5950 GHz, Bw = 32.000 MH

No calibration applied and no bandpass applied



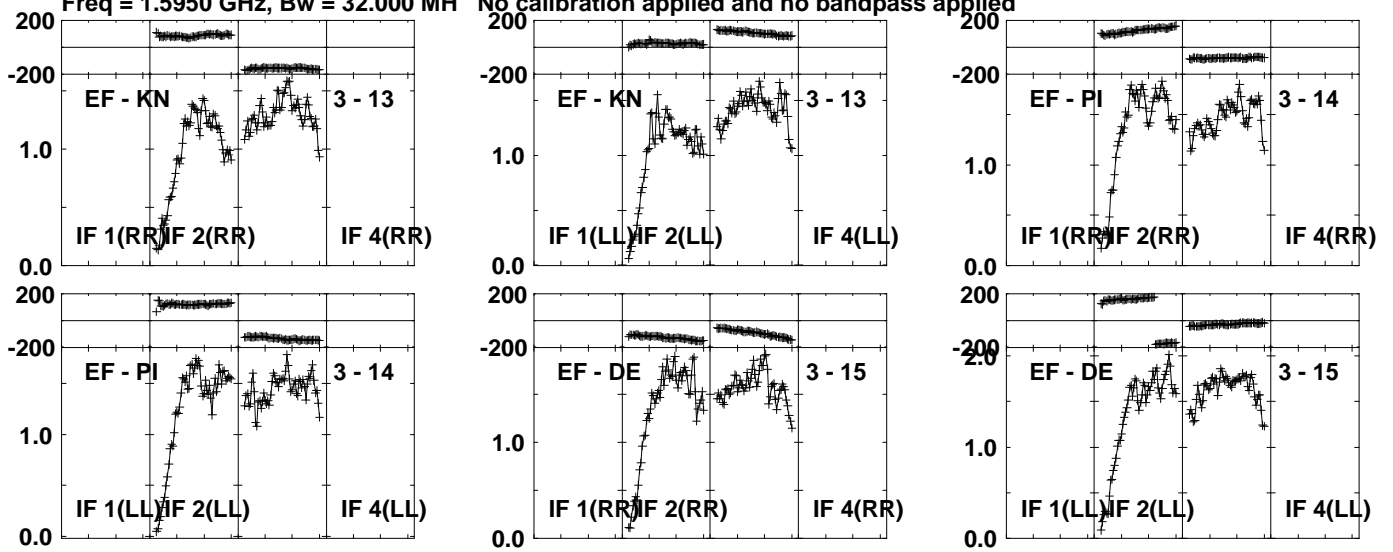
Lower frame: Milli Ampl Jy Top frame: Phas deg
Vector averaged cross-power spectrum Several baselines displayed
Timerange: 01/03:34:31 to 01/03:35:29

Plot file version 222 created 02-MAY-2024 15:35:56

J1037+5711 EM164D.UVDATA.1

Freq = 1.5950 GHz, Bw = 32.000 MH

No calibration applied and no bandpass applied



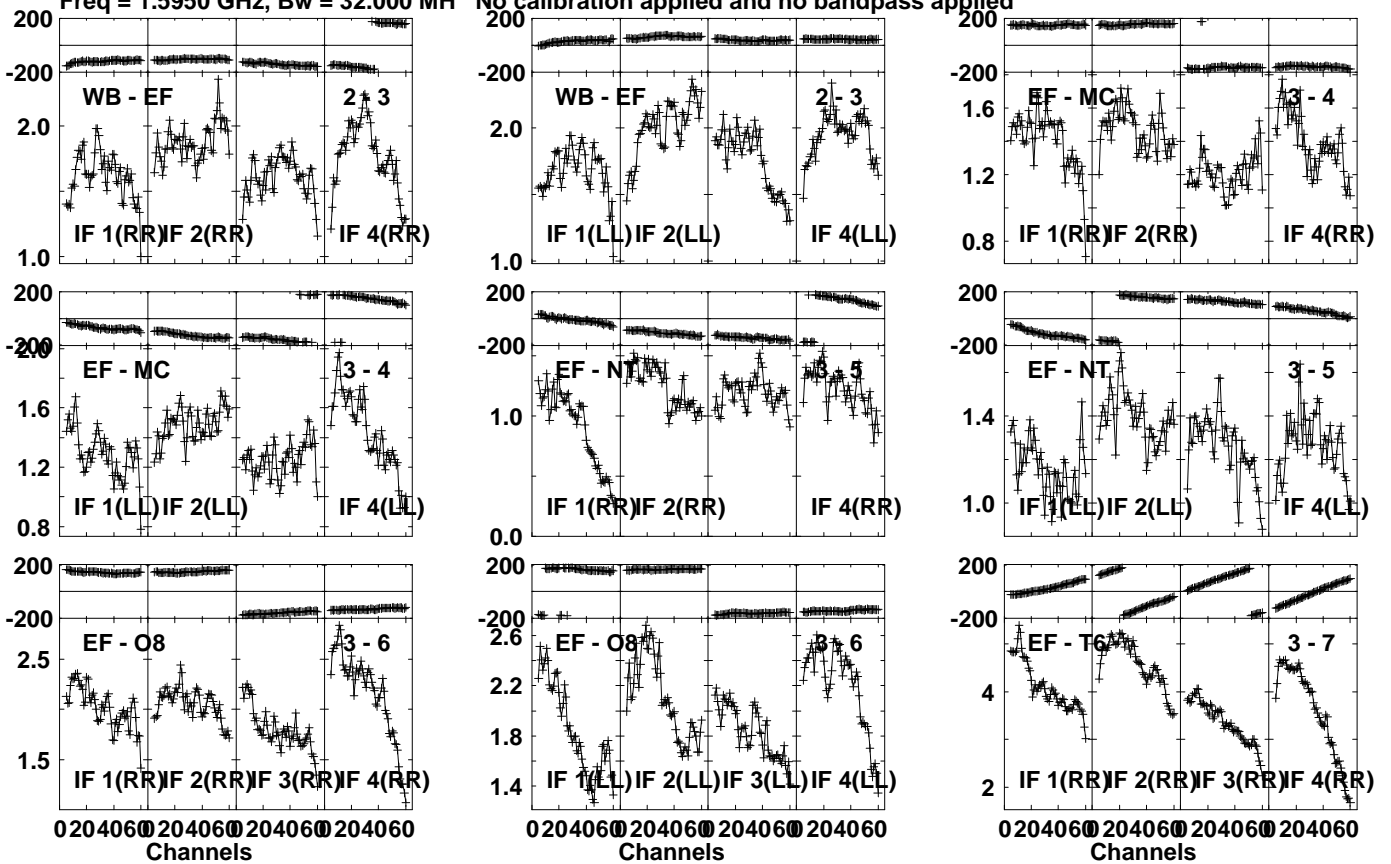
Lower frame: Milli Ampl Jy Top frame: Phas deg
Vector averaged cross-power spectrum Several baselines displayed
Timerange: 01/03:34:31 to 01/03:35:29

Plot file version 223 created 02-MAY-2024 15:35:56

J1037+5711 EM164D.UVDATA.1

Freq = 1.5950 GHz, Bw = 32.000 MH

No calibration applied and no bandpass applied



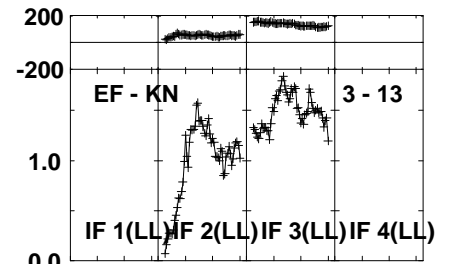
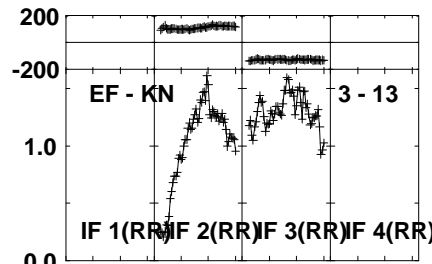
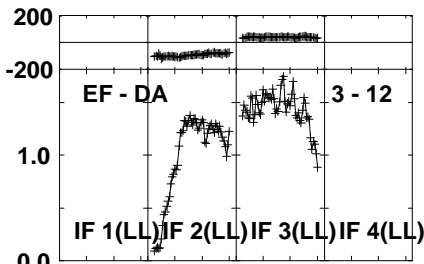
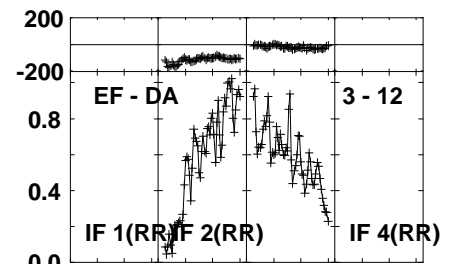
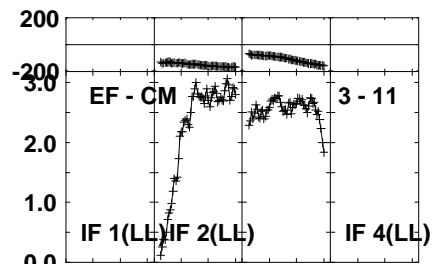
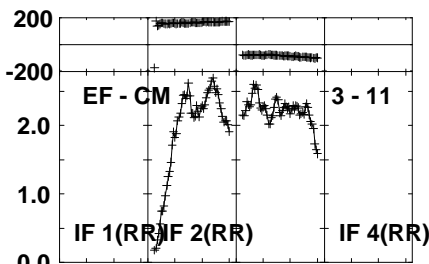
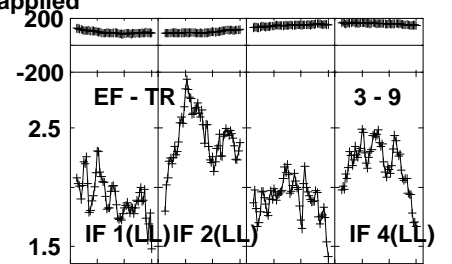
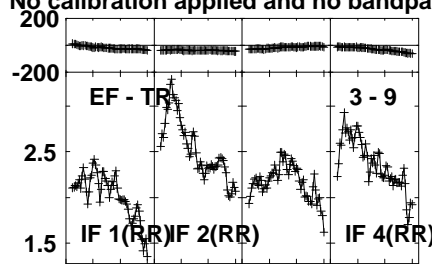
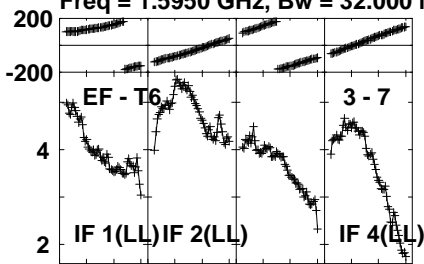
Lower frame: Milli Ampl Jy Top frame: Phas deg
Vector averaged cross-power spectrum Several baselines displayed
Timerange: 01/03:40:01 to 01/03:40:59

Plot file version 224 created 02-MAY-2024 15:35:56

J1037+5711 EM164D.UVDATA.1

Freq = 1.5950 GHz, Bw = 32.000 MH

No calibration applied and no bandpass applied



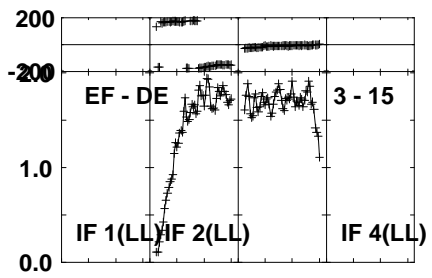
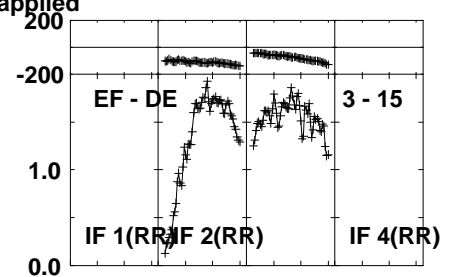
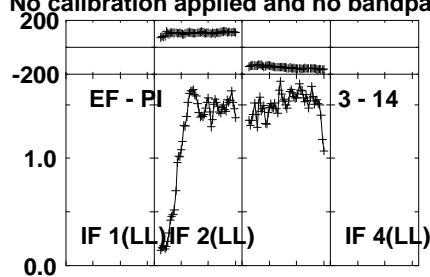
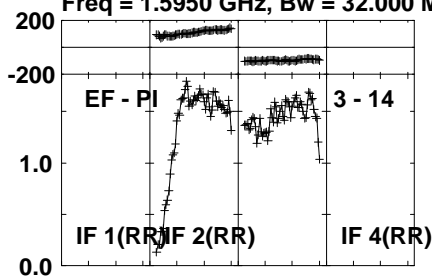
Lower frame: Milli Ampl Jy Top frame: Phas deg
Vector averaged cross-power spectrum Several baselines displayed
Timerange: 01/03:40:01 to 01/03:40:59

Plot file version 225 created 02-MAY-2024 15:35:56

J1037+5711 EM164D.UVDATA.1

Freq = 1.5950 GHz, Bw = 32.000 MH

No calibration applied and no bandpass applied



Lower frame: Milli Ampl Jy Top frame: Phas deg

Vector averaged cross-power spectrum Several baselines displayed

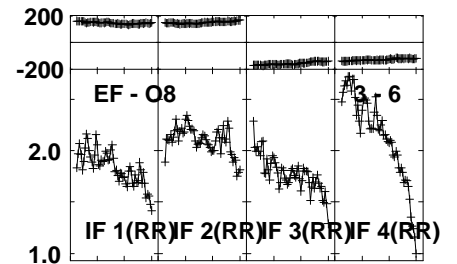
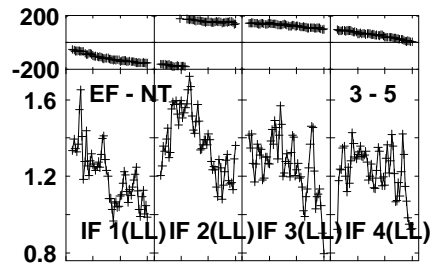
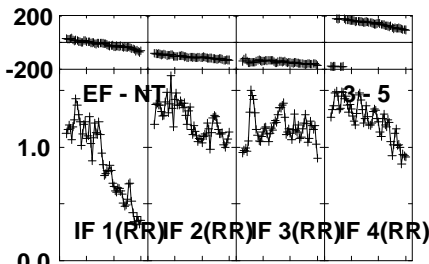
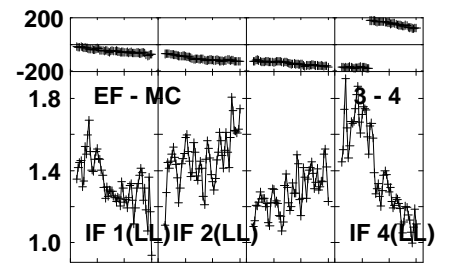
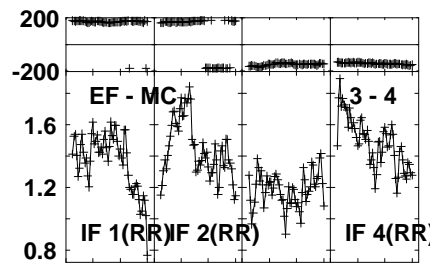
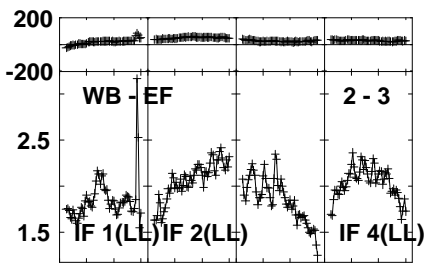
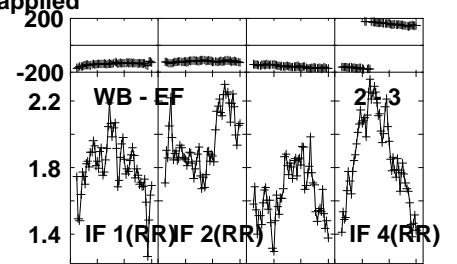
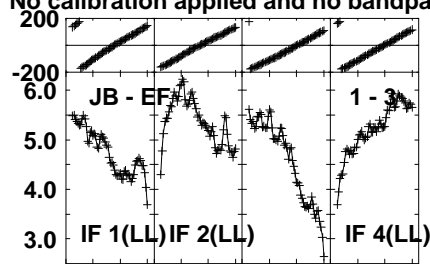
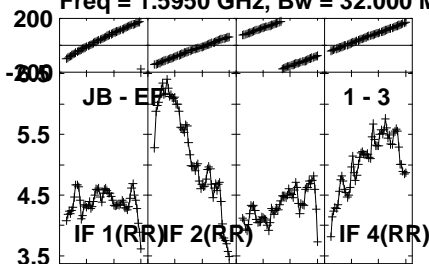
Timerange: 01/03:40:01 to 01/03:40:59

Plot file version 226 created 02-MAY-2024 15:35:56

J1037+5711 EM164D.UVDATA.1

Freq = 1.5950 GHz, Bw = 32.000 MH

No calibration applied and no bandpass applied



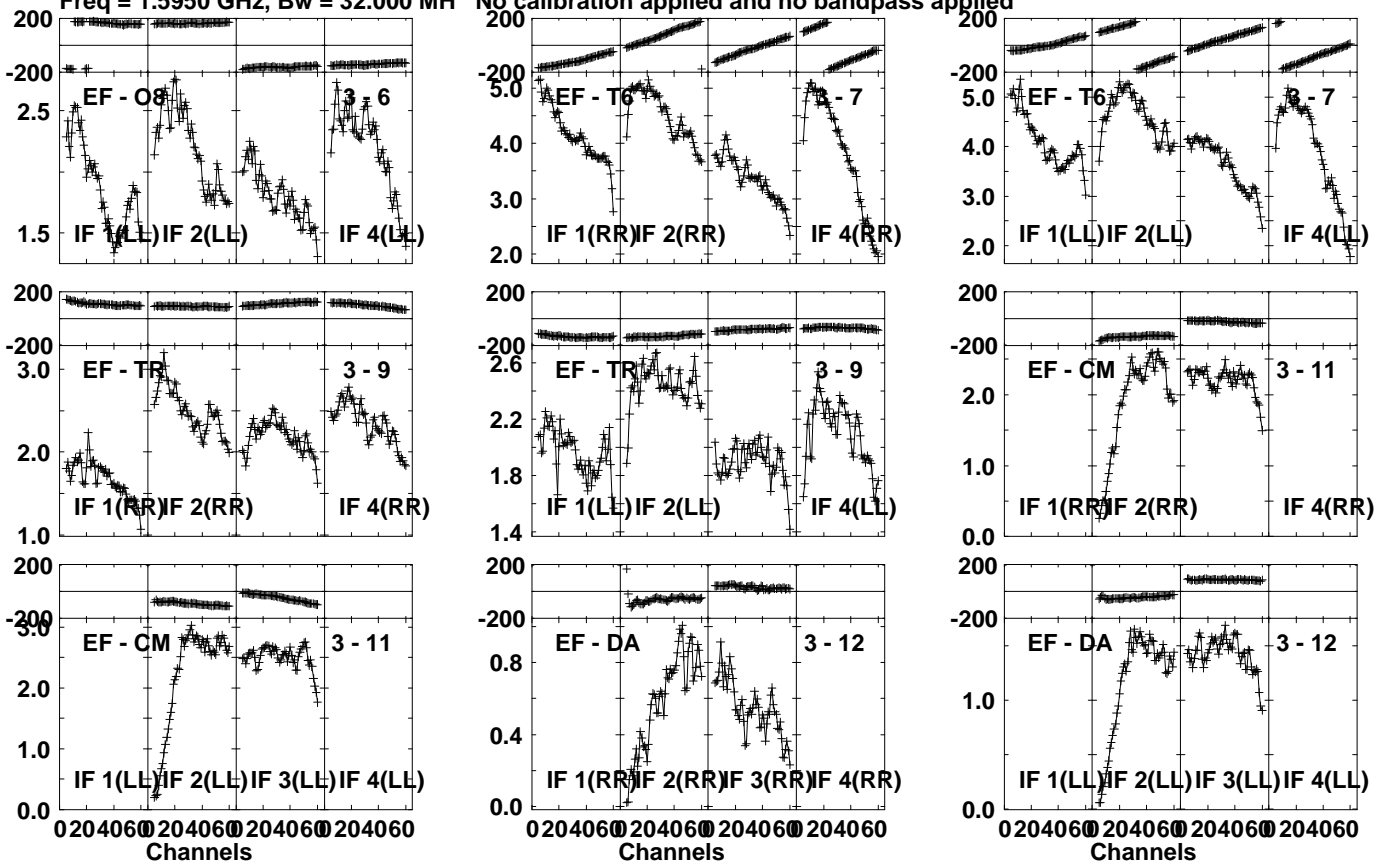
Lower frame: Milli Ampl Jy Top frame: Phas deg
Vector averaged cross-power spectrum Several baselines displayed
Timerange: 01/03:45:31 to 01/03:46:29

Plot file version 227 created 02-MAY-2024 15:35:56

J1037+5711 EM164D.UVDATA.1

Freq = 1.5950 GHz, Bw = 32.000 MH

No calibration applied and no bandpass applied



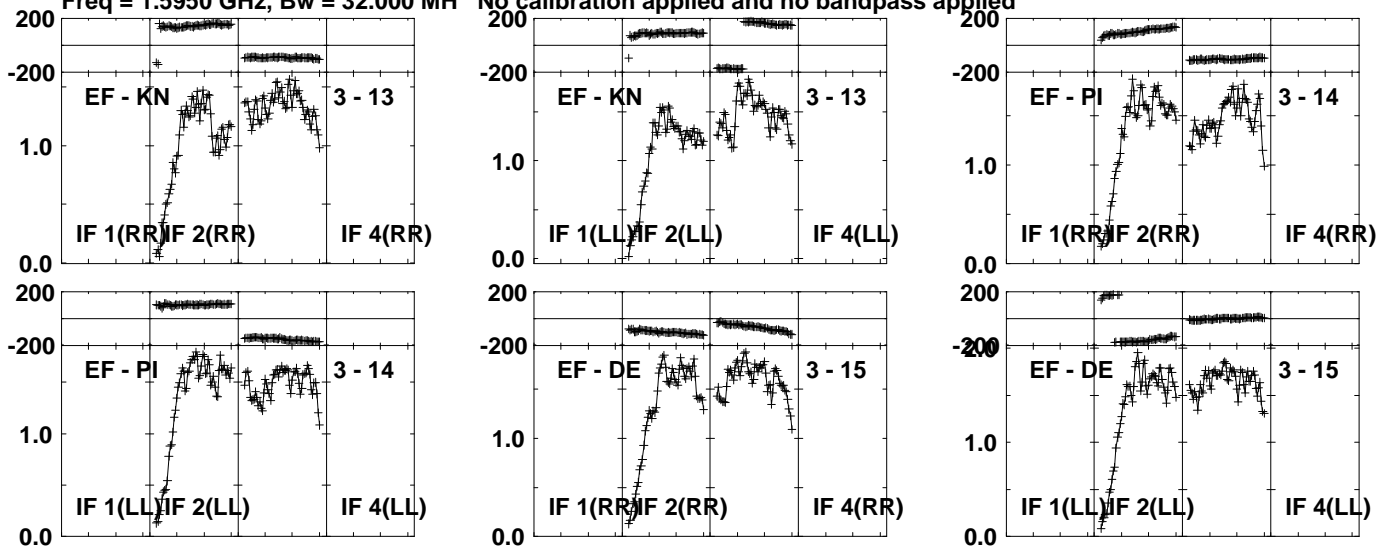
Lower frame: Milli Ampl Jy Top frame: Phas deg
Vector averaged cross-power spectrum Several baselines displayed
Timerange: 01/03:45:31 to 01/03:46:29

Plot file version 228 created 02-MAY-2024 15:35:56

J1037+5711 EM164D.UVDATA.1

Freq = 1.5950 GHz, Bw = 32.000 MH

No calibration applied and no bandpass applied



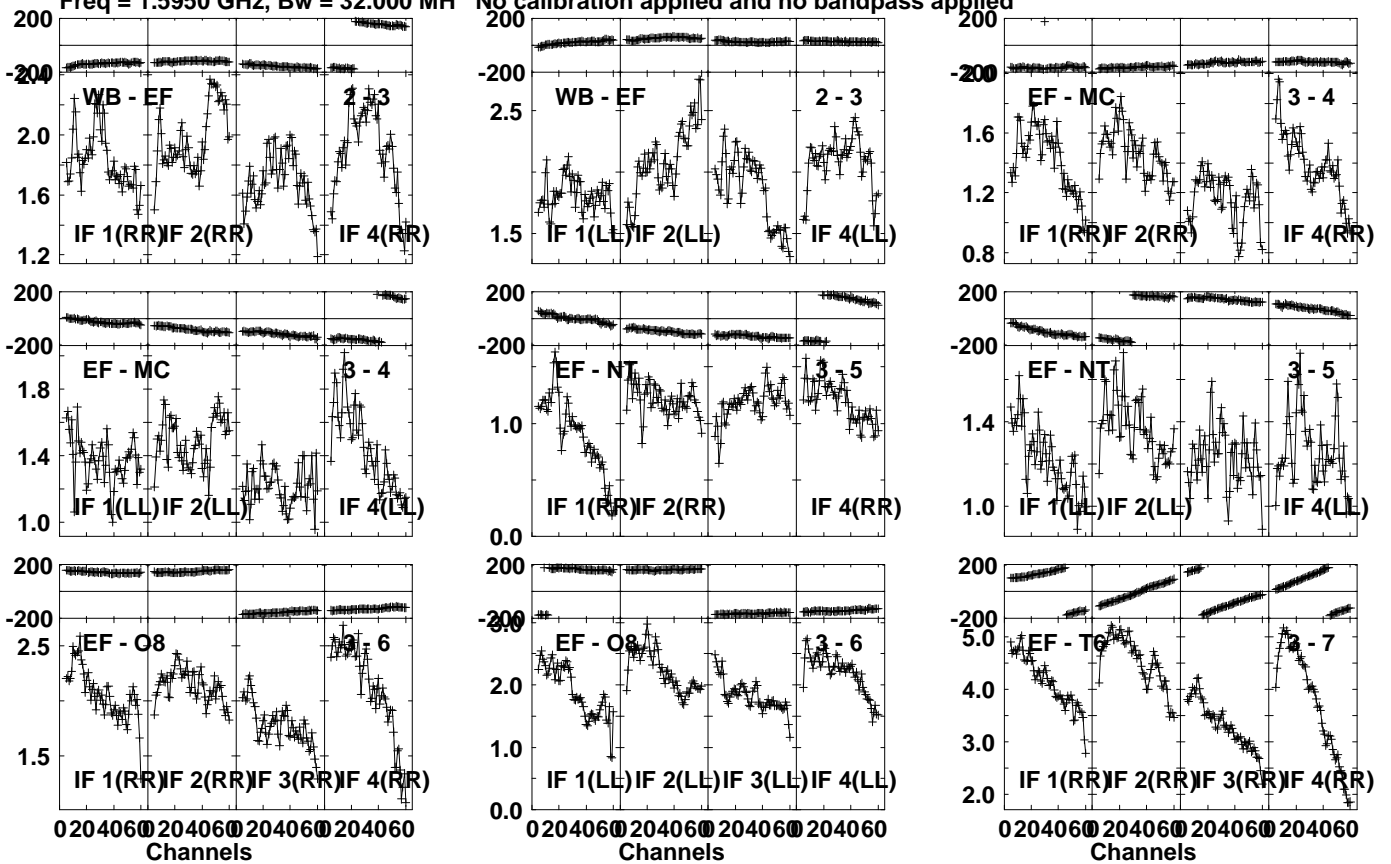
Lower frame: Milli Ampl Jy Top frame: Phas deg
Vector averaged cross-power spectrum Several baselines displayed
Timerange: 01/03:45:31 to 01/03:46:29

Plot file version 229 created 02-MAY-2024 15:35:56

J1037+5711 EM164D.UVDATA.1

Freq = 1.5950 GHz, Bw = 32.000 MH

No calibration applied and no bandpass applied



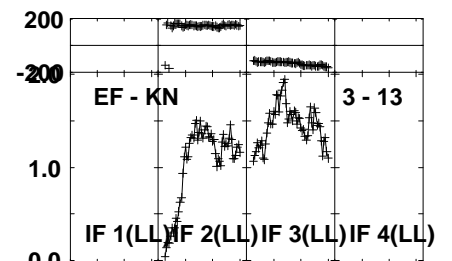
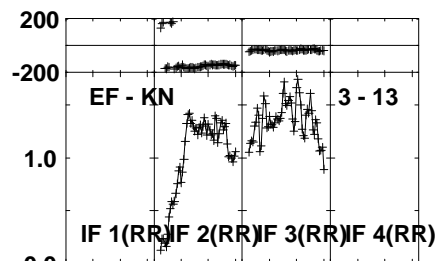
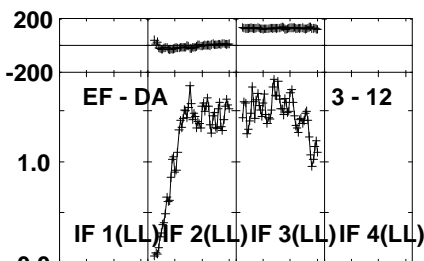
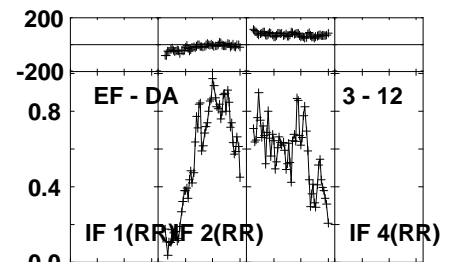
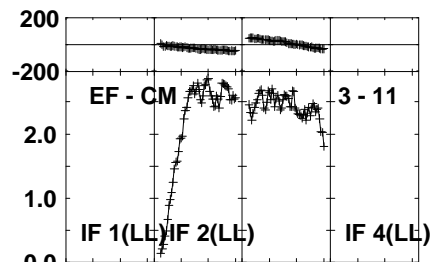
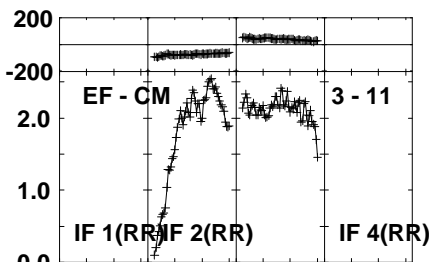
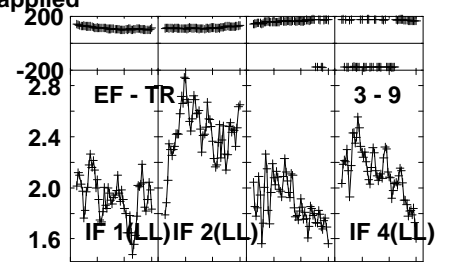
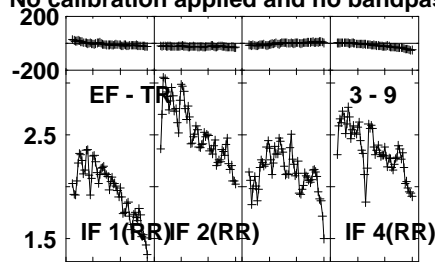
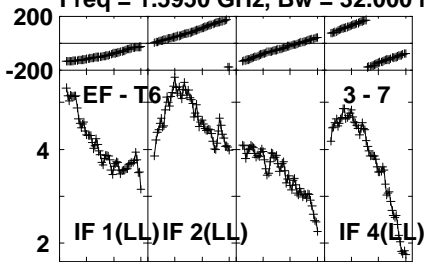
Lower frame: Milli Ampl Jy Top frame: Phas deg
Vector averaged cross-power spectrum Several baselines displayed
Timerange: 01/03:51:01 to 01/03:51:59

Plot file version 230 created 02-MAY-2024 15:35:56

J1037+5711 EM164D.UVDATA.1

Freq = 1.5950 GHz, Bw = 32.000 MH

No calibration applied and no bandpass applied



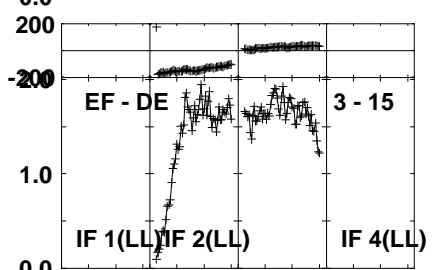
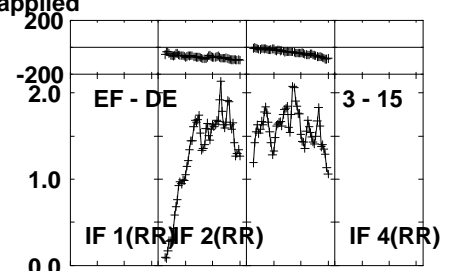
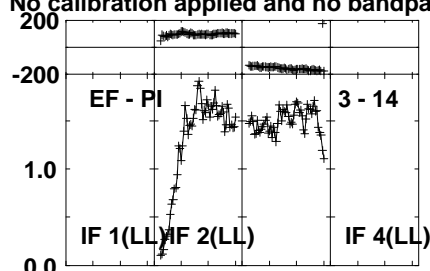
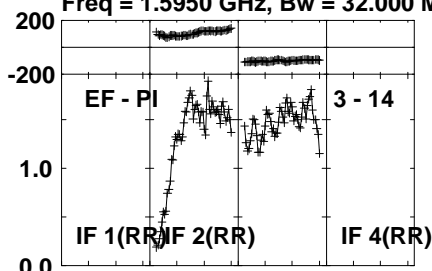
Lower frame: Milli Ampl Jy Top frame: Phas deg
Vector averaged cross-power spectrum Several baselines displayed
Timerange: 01/03:51:01 to 01/03:51:59

Plot file version 231 created 02-MAY-2024 15:35:56

J1037+5711 EM164D.UVDATA.1

Freq = 1.5950 GHz, Bw = 32.000 MH

No calibration applied and no bandpass applied



Lower frame: Milli Ampl Jy Top frame: Phas deg

Vector averaged cross-power spectrum Several baselines displayed

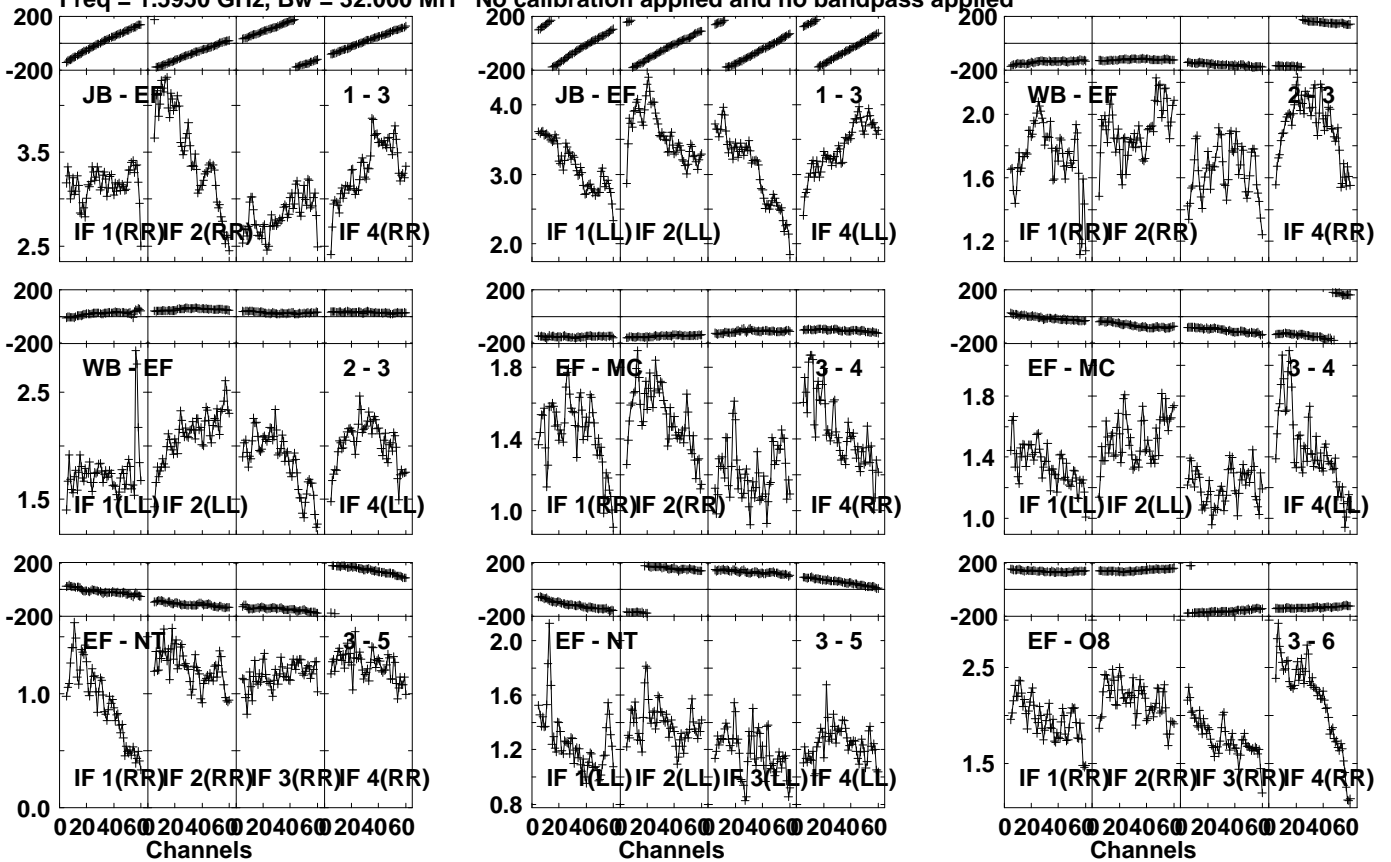
Timerange: 01/03:51:01 to 01/03:51:59

Plot file version 232 created 02-MAY-2024 15:35:57

J1037+5711 EM164D.UVDATA.1

Freq = 1.5950 GHz, Bw = 32.000 MH

No calibration applied and no bandpass applied



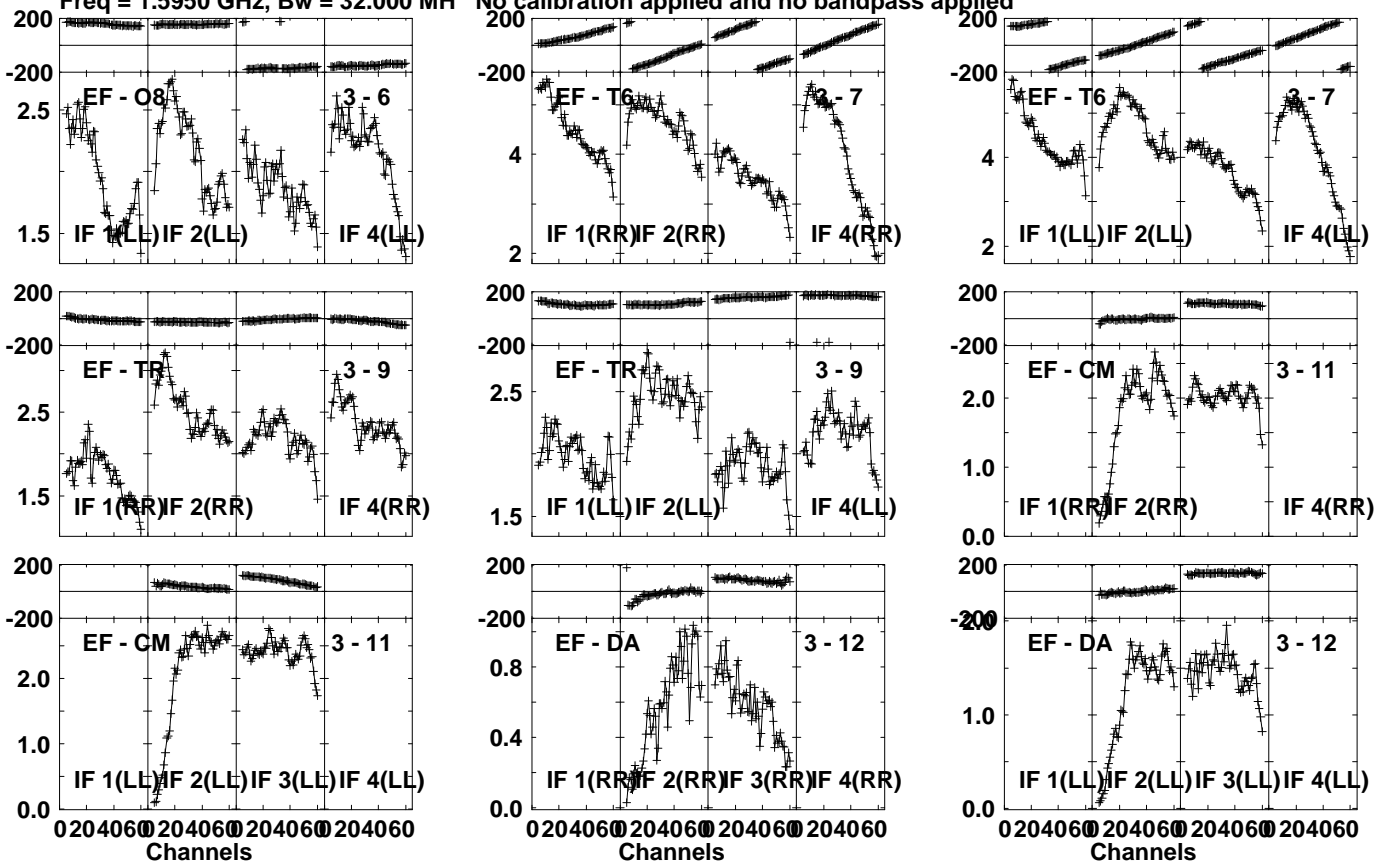
Lower frame: Milli Ampl Jy Top frame: Phas deg
Vector averaged cross-power spectrum Several baselines displayed
Timerange: 01/03:56:31 to 01/03:57:29

Plot file version 233 created 02-MAY-2024 15:35:57

J1037+5711 EM164D.UVDATA.1

Freq = 1.5950 GHz, Bw = 32.000 MH

No calibration applied and no bandpass applied



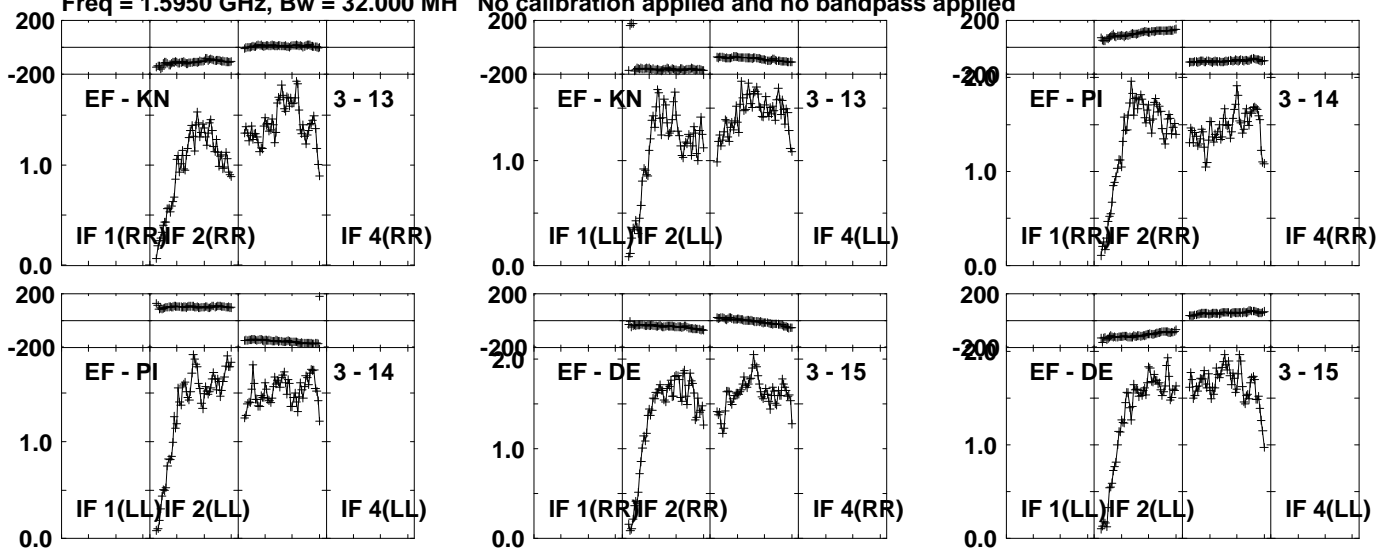
Lower frame: Milli Ampl Jy Top frame: Phas deg
Vector averaged cross-power spectrum Several baselines displayed
Timerange: 01/03:56:31 to 01/03:57:29

Plot file version 234 created 02-MAY-2024 15:35:57

J1037+5711 EM164D.UVDATA.1

Freq = 1.5950 GHz, Bw = 32.000 MH

No calibration applied and no bandpass applied



Lower frame: Milli Ampl Jy Top frame: Phas deg

Vector averaged cross-power spectrum Several baselines displayed

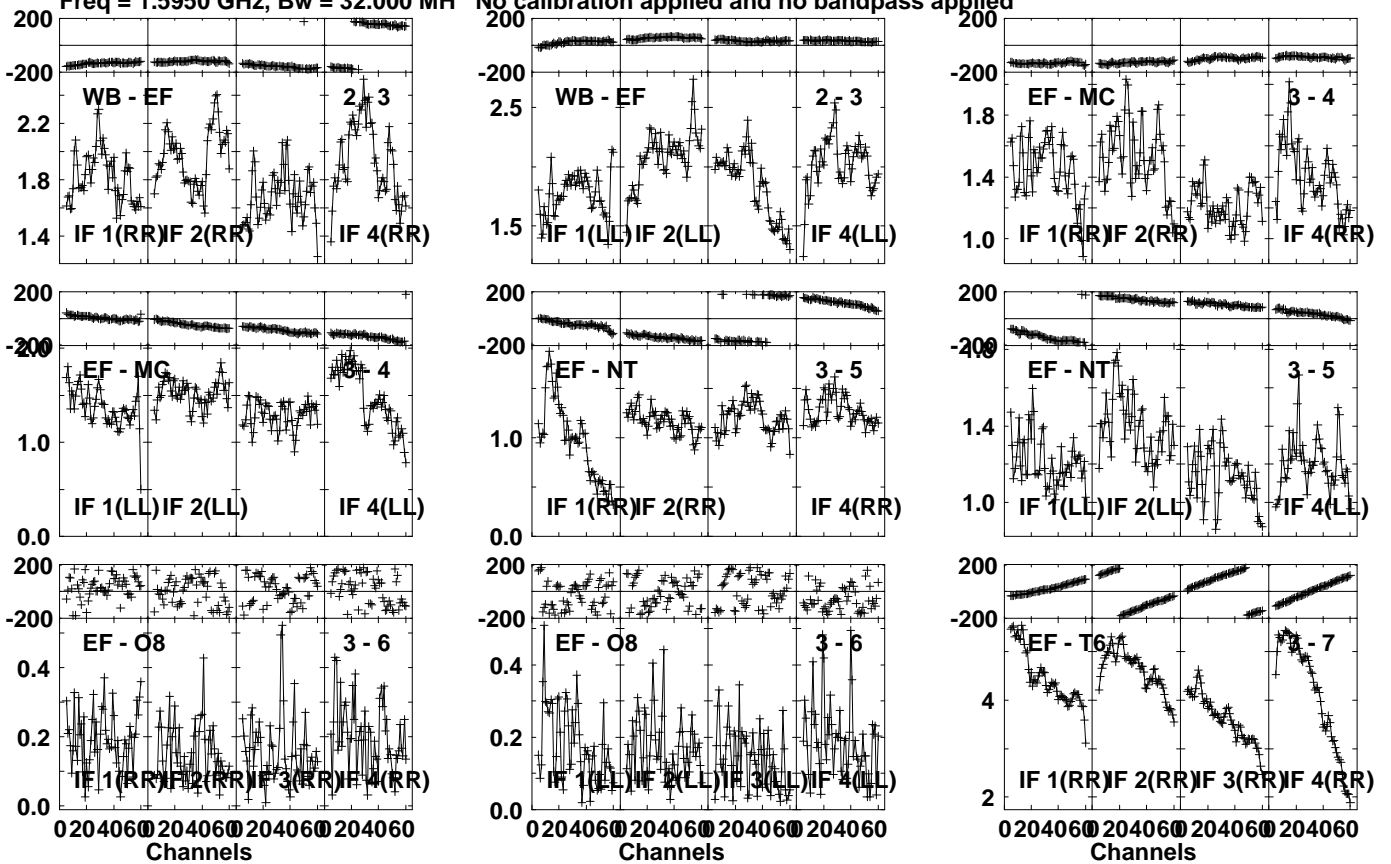
Timerange: 01/03:56:31 to 01/03:57:29

Plot file version 235 created 02-MAY-2024 15:35:57

J1037+5711 EM164D.UVDATA.1

Freq = 1.5950 GHz, Bw = 32.000 MH

No calibration applied and no bandpass applied



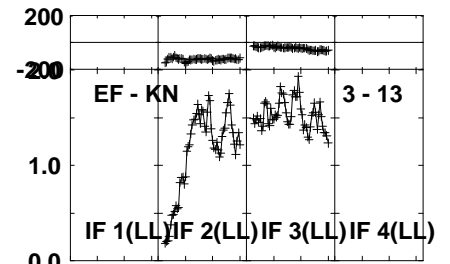
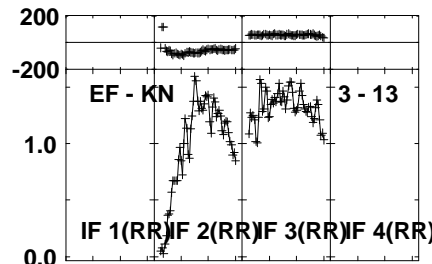
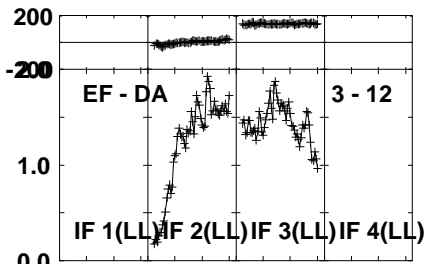
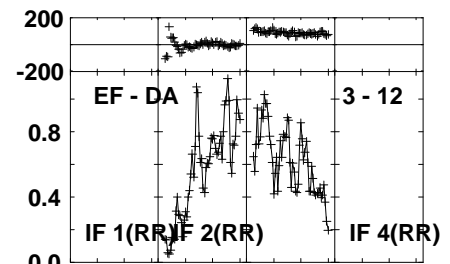
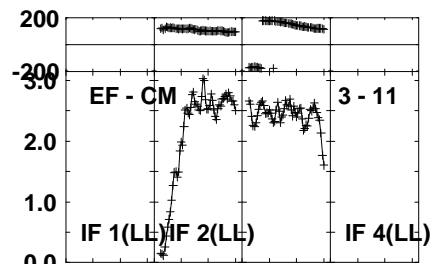
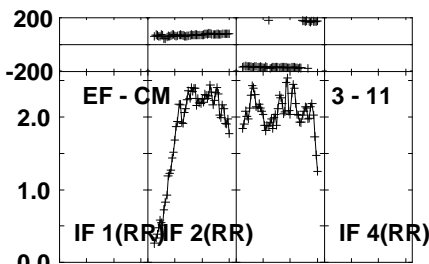
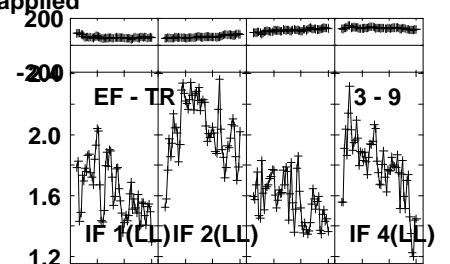
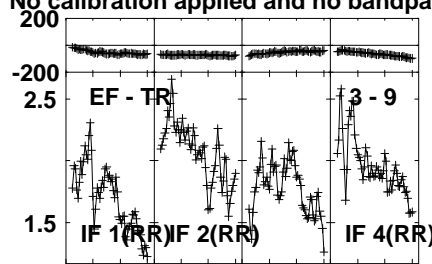
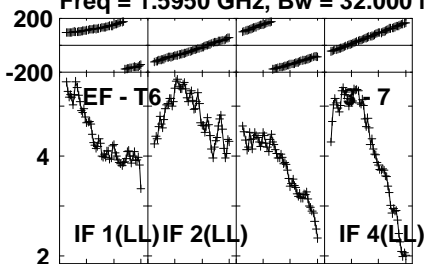
Lower frame: Milli Ampl Jy Top frame: Phas deg
Vector averaged cross-power spectrum Several baselines displayed
Timerange: 01/04:02:01 to 01/04:02:59

Plot file version 236 created 02-MAY-2024 15:35:57

J1037+5711 EM164D.UVDATA.1

Freq = 1.5950 GHz, Bw = 32.000 MH

No calibration applied and no bandpass applied



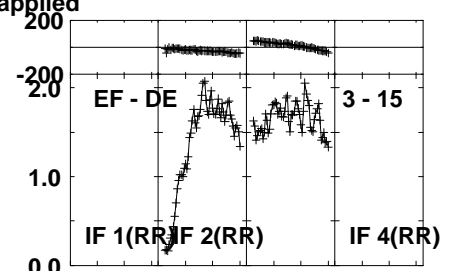
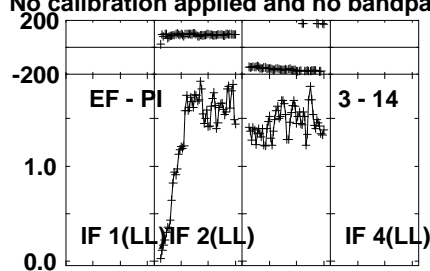
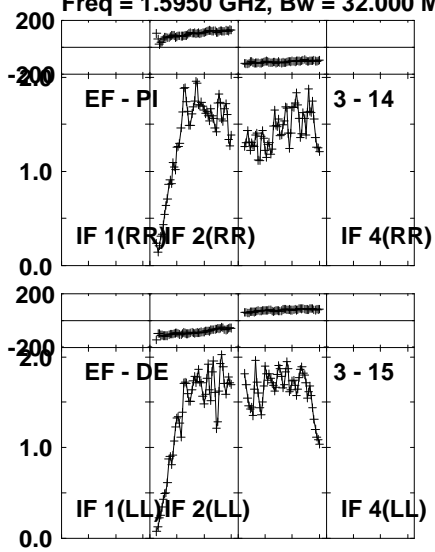
Lower frame: Milli Ampl Jy Top frame: Phas deg
Vector averaged cross-power spectrum Several baselines displayed
Timerange: 01/04:02:01 to 01/04:02:59

Plot file version 237 created 02-MAY-2024 15:35:57

J1037+5711 EM164D.UVDATA.1

Freq = 1.5950 GHz, Bw = 32.000 MH

No calibration applied and no bandpass applied



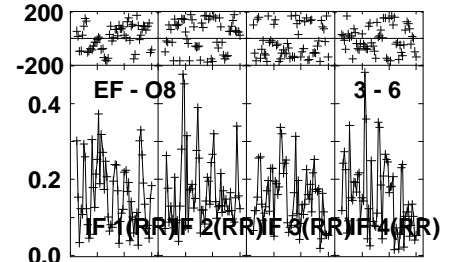
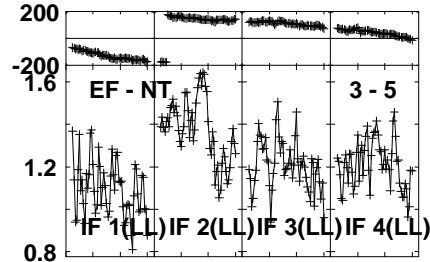
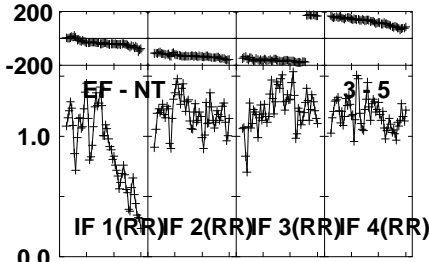
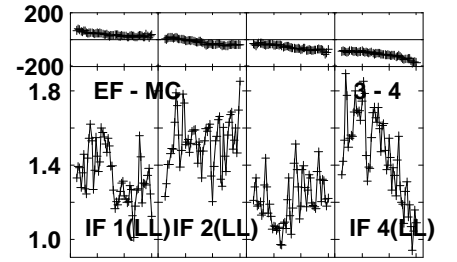
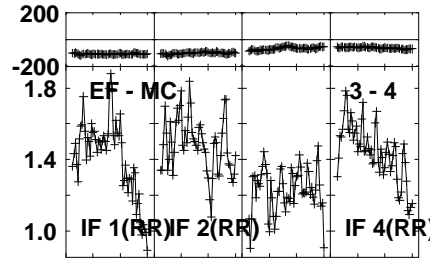
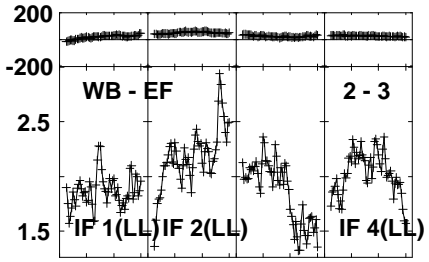
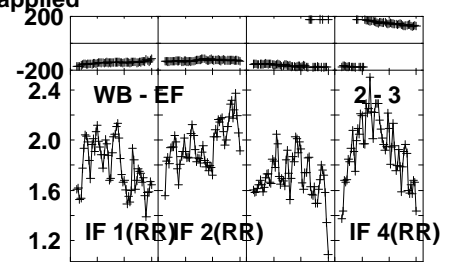
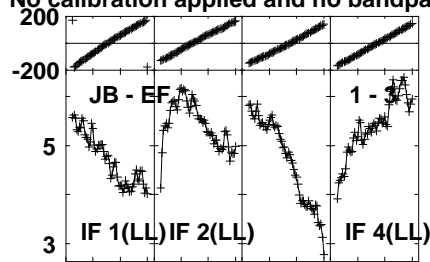
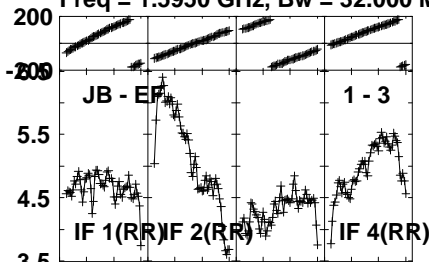
Lower frame: Milli Ampl Jy Top frame: Phas deg
Vector averaged cross-power spectrum Several baselines displayed
Timerange: 01/04:02:01 to 01/04:02:59

Plot file version 238 created 02-MAY-2024 15:35:57

J1037+5711 EM164D.UVDATA.1

Freq = 1.5950 GHz, Bw = 32.000 MH

No calibration applied and no bandpass applied



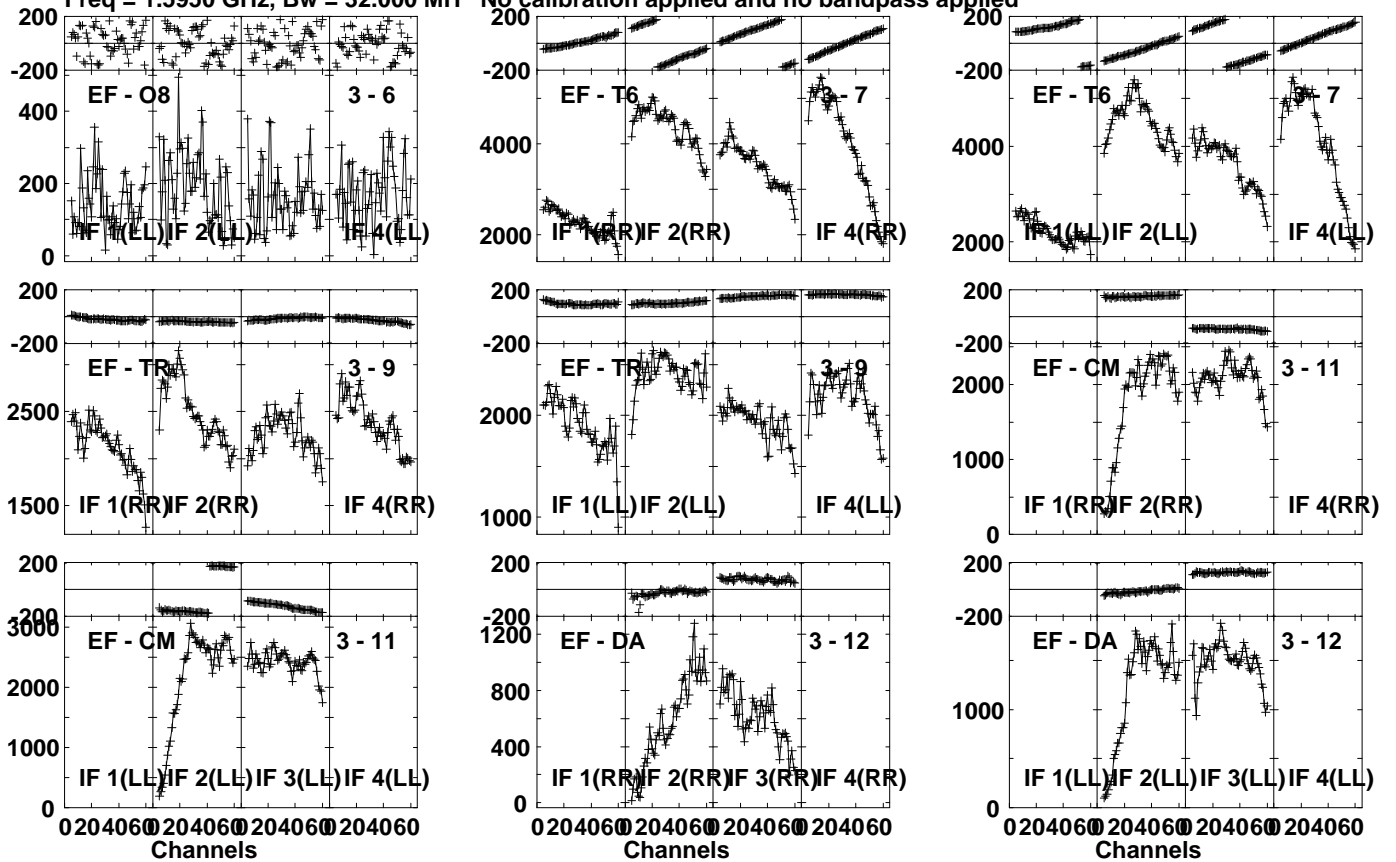
Lower frame: Milli Ampl Jy Top frame: Phas deg
Vector averaged cross-power spectrum Several baselines displayed
Timerange: 01/04:07:31 to 01/04:08:29

Plot file version 239 created 02-MAY-2024 15:35:57

J1037+5711 EM164D.UVDATA.1

Freq = 1.5950 GHz, Bw = 32.000 MH

No calibration applied and no bandpass applied



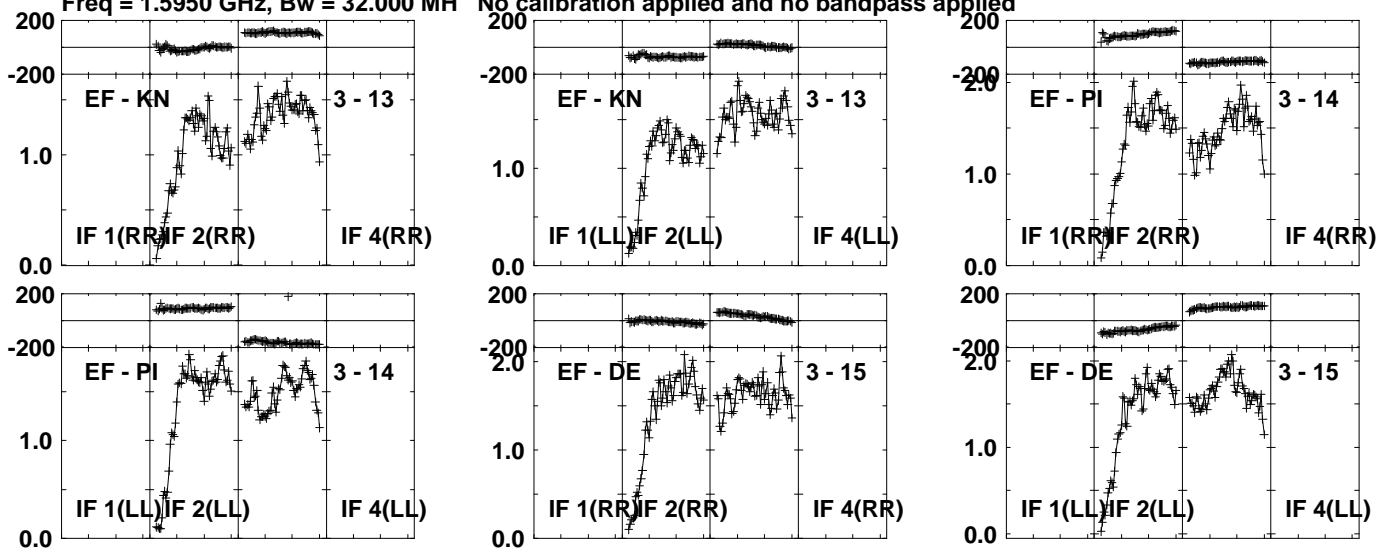
Lower frame: Micro Ampl Jy Top frame: Phas deg
Vector averaged cross-power spectrum Several baselines displayed
Timerange: 01/04:07:31 to 01/04:08:29

Plot file version 240 created 02-MAY-2024 15:35:57

J1037+5711 EM164D.UVDATA.1

Freq = 1.5950 GHz, Bw = 32.000 MH

No calibration applied and no bandpass applied



Lower frame: Milli Ampl Jy Top frame: Phas deg

Vector averaged cross-power spectrum Several baselines displayed

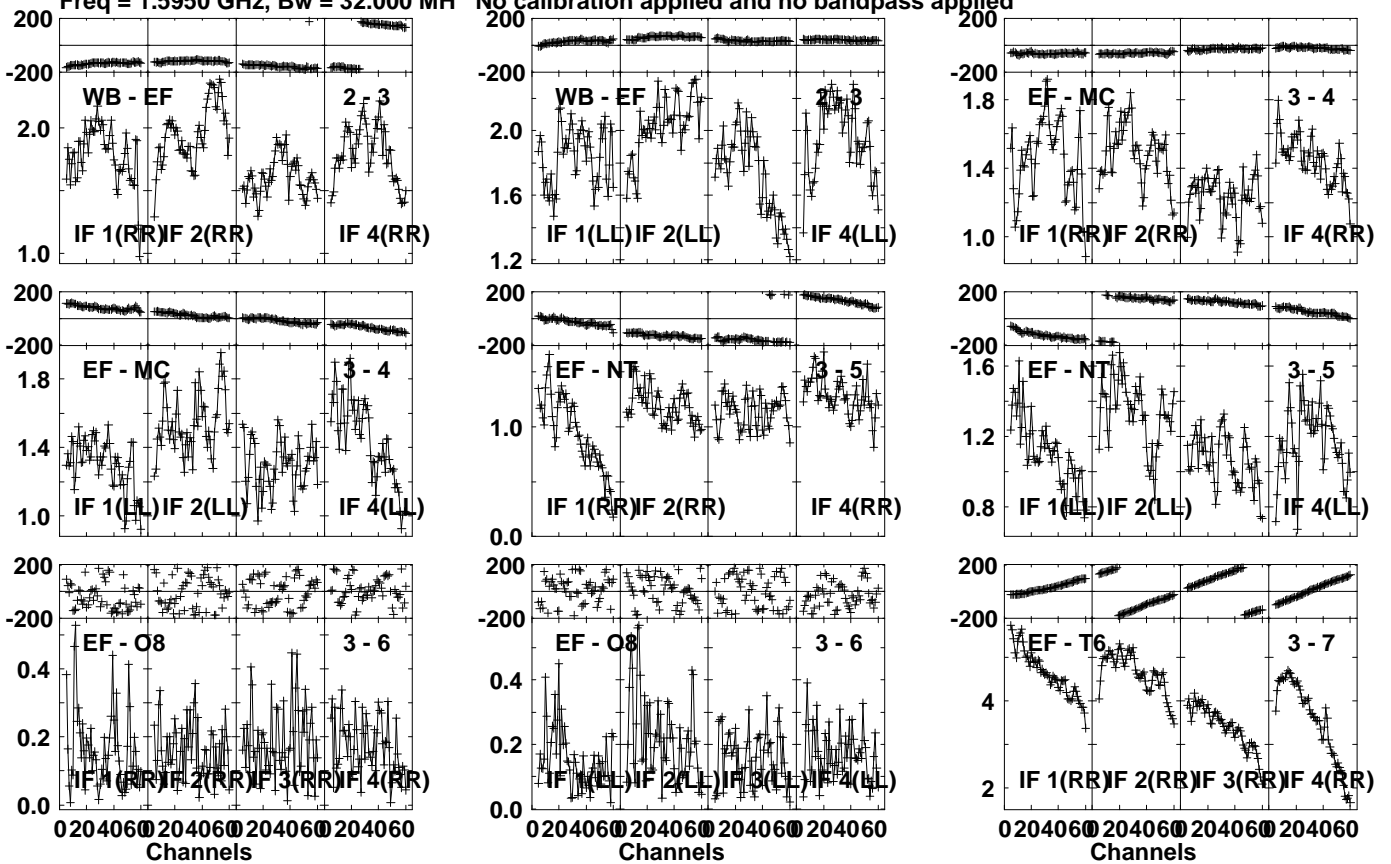
Timerange: 01/04:07:31 to 01/04:08:29

Plot file version 241 created 02-MAY-2024 15:35:57

J1037+5711 EM164D.UVDATA.1

Freq = 1.5950 GHz, Bw = 32.000 MH

No calibration applied and no bandpass applied



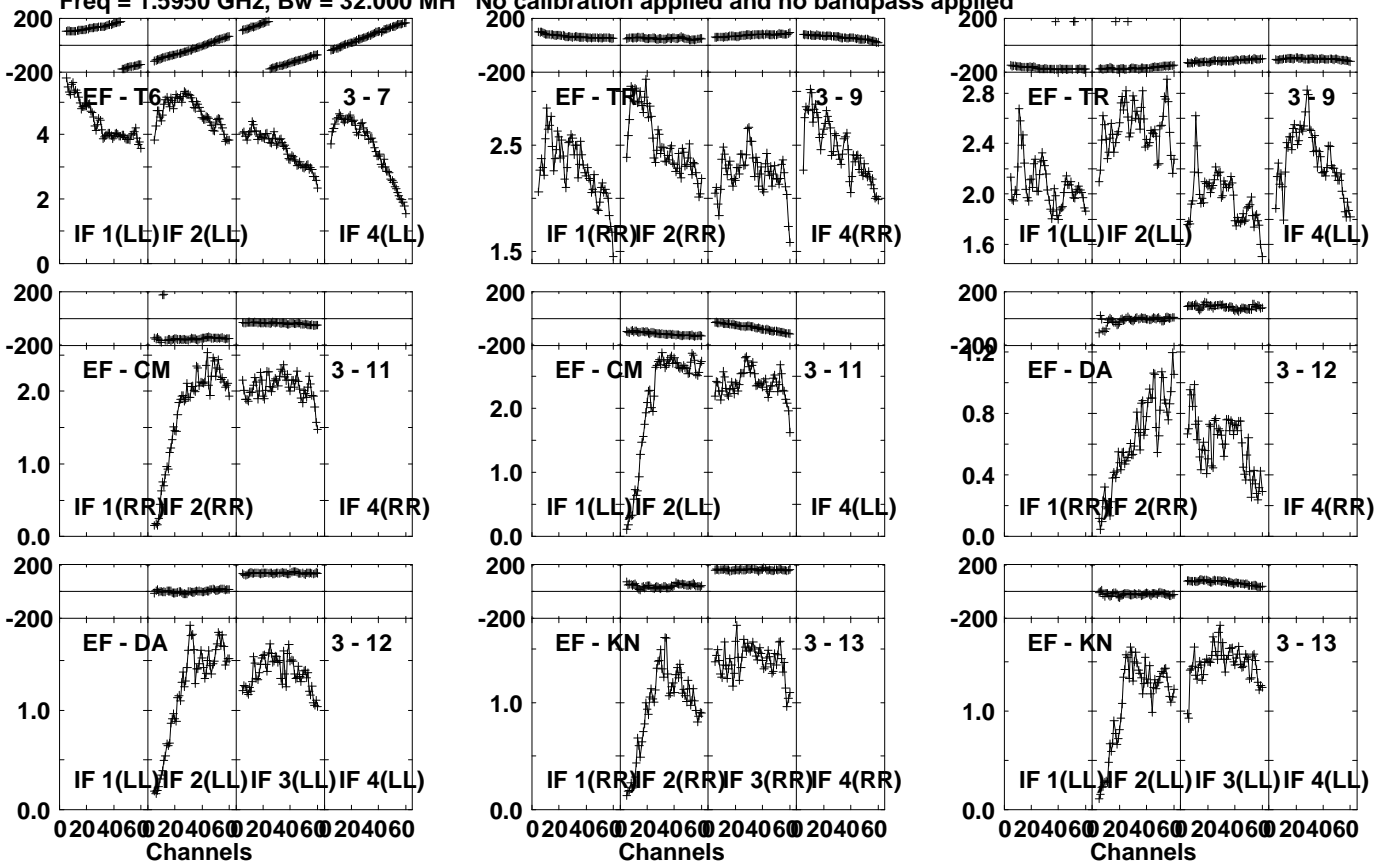
Lower frame: Milli Ampl Jy Top frame: Phas deg
Vector averaged cross-power spectrum Several baselines displayed
Timerange: 01/04:13:01 to 01/04:13:59

Plot file version 242 created 02-MAY-2024 15:35:57

J1037+5711 EM164D.UVDATA.1

Freq = 1.5950 GHz, Bw = 32.000 MH

No calibration applied and no bandpass applied



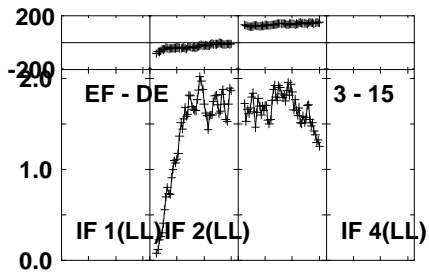
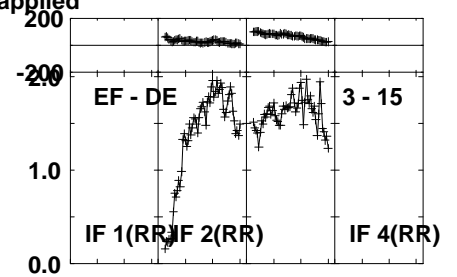
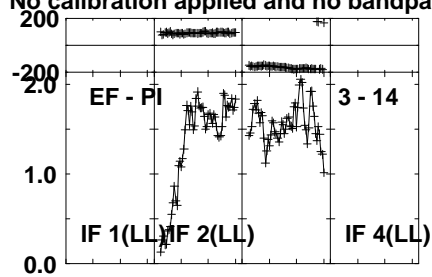
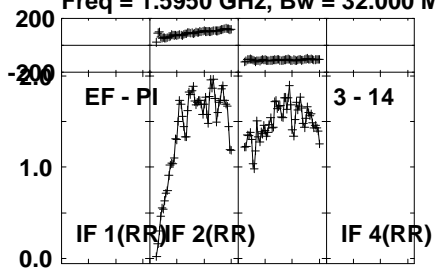
Lower frame: Milli Ampl Jy Top frame: Phas deg
Vector averaged cross-power spectrum Several baselines displayed
Timerange: 01/04:13:01 to 01/04:13:59

Plot file version 243 created 02-MAY-2024 15:35:57

J1037+5711 EM164D.UVDATA.1

Freq = 1.5950 GHz, Bw = 32.000 MH

No calibration applied and no bandpass applied



Lower frame: Milli Ampl Jy Top frame: Phas deg

Vector averaged cross-power spectrum Several baselines displayed

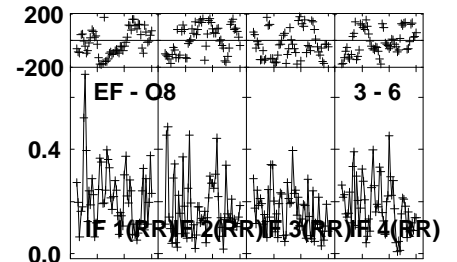
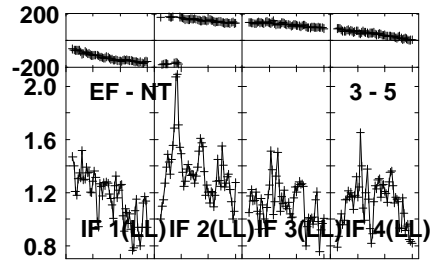
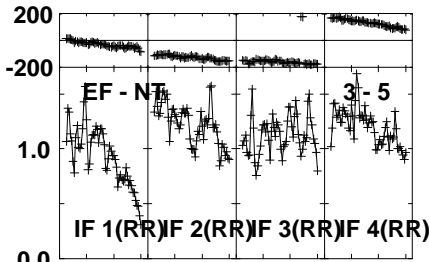
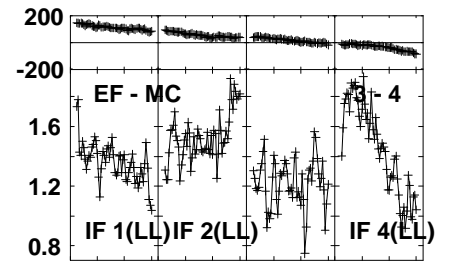
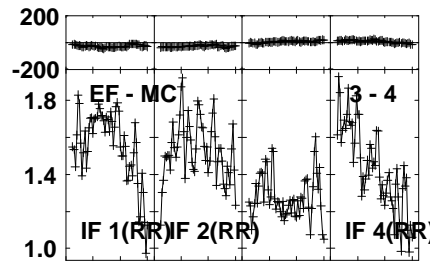
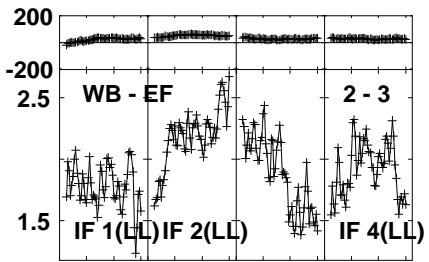
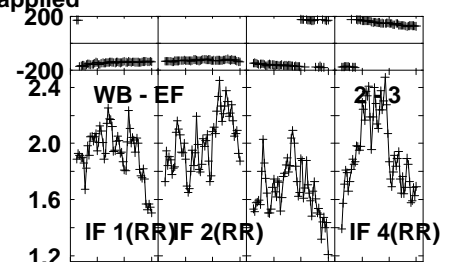
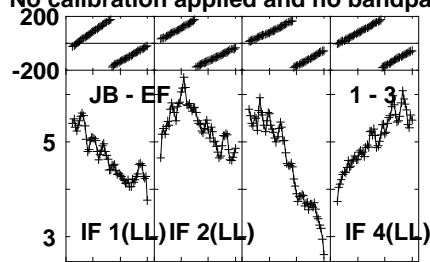
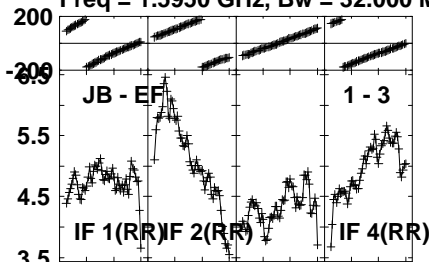
Timerange: 01/04:13:01 to 01/04:13:59

Plot file version 244 created 02-MAY-2024 15:35:57

J1037+5711 EM164D.UVDATA.1

Freq = 1.5950 GHz, Bw = 32.000 MH

No calibration applied and no bandpass applied



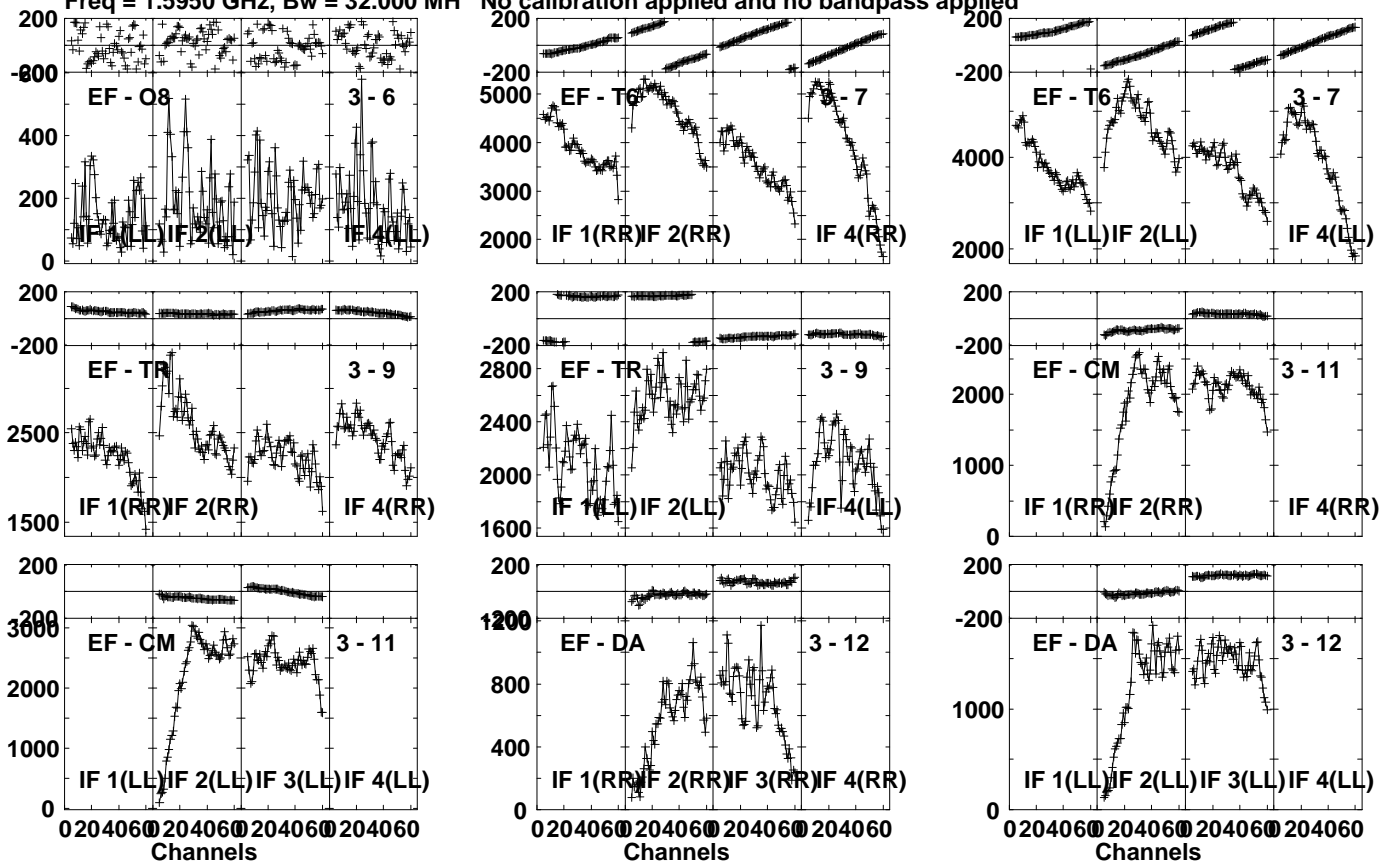
Lower frame: Milli Ampl Jy Top frame: Phas deg
Vector averaged cross-power spectrum Several baselines displayed
Timerange: 01/04:18:31 to 01/04:19:29

Plot file version 245 created 02-MAY-2024 15:35:57

J1037+5711 EM164D.UVDATA.1

Freq = 1.5950 GHz, Bw = 32.000 MH

No calibration applied and no bandpass applied

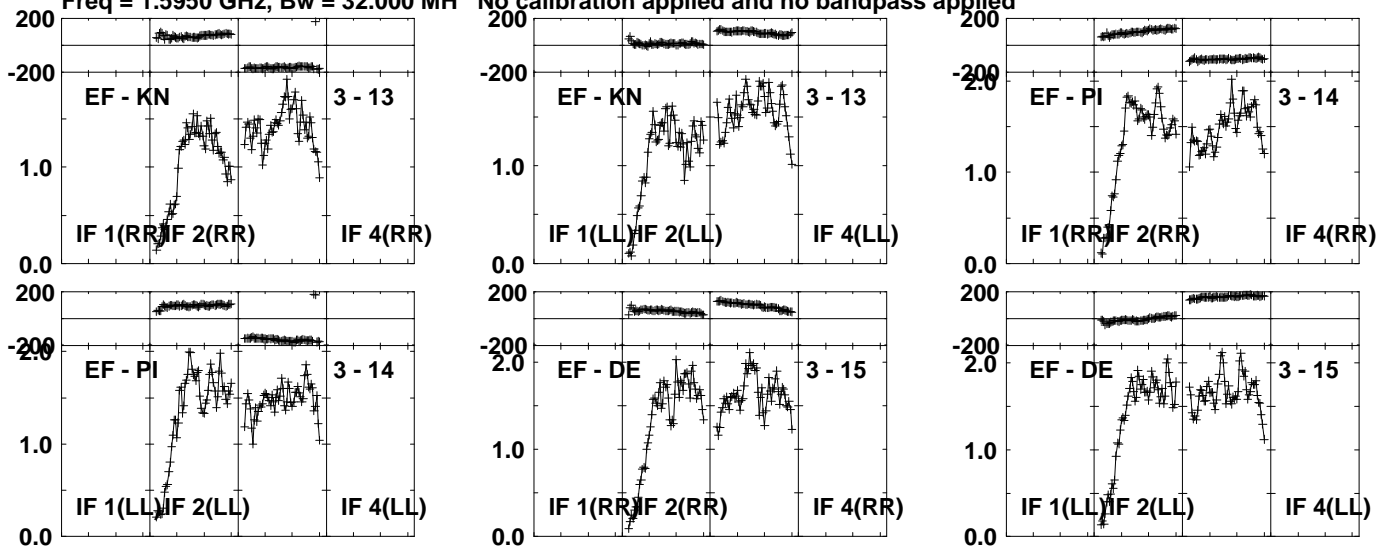


Lower frame: Micro Ampl Jy Top frame: Phas deg
Vector averaged cross-power spectrum Several baselines displayed
Timerange: 01/04:18:31 to 01/04:19:29

Plot file version 246 created 02-MAY-2024 15:35:57

J1037+5711 EM164D.UVDATA.1

Freq = 1.5950 GHz, Bw = 32.000 MH No calibration applied and no bandpass applied



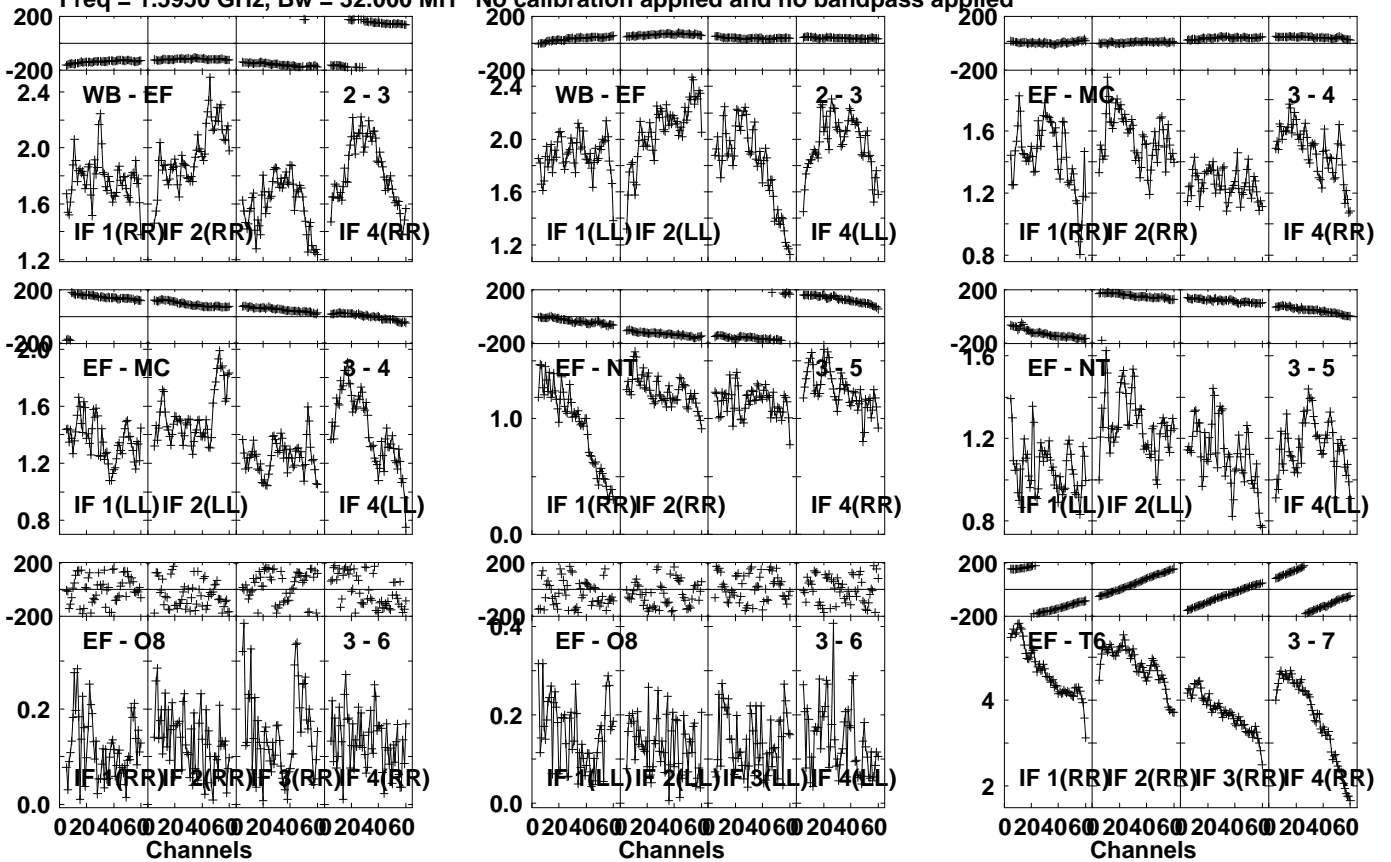
Lower frame: Milli Ampl Jy Top frame: Phas deg
Vector averaged cross-power spectrum Several baselines displayed
Timerange: 01/04:18:31 to 01/04:19:29

Plot file version 247 created 02-MAY-2024 15:35:57

J1037+5711 EM164D.UVDATA.1

Freq = 1.5950 GHz, Bw = 32.000 MH

No calibration applied and no bandpass applied



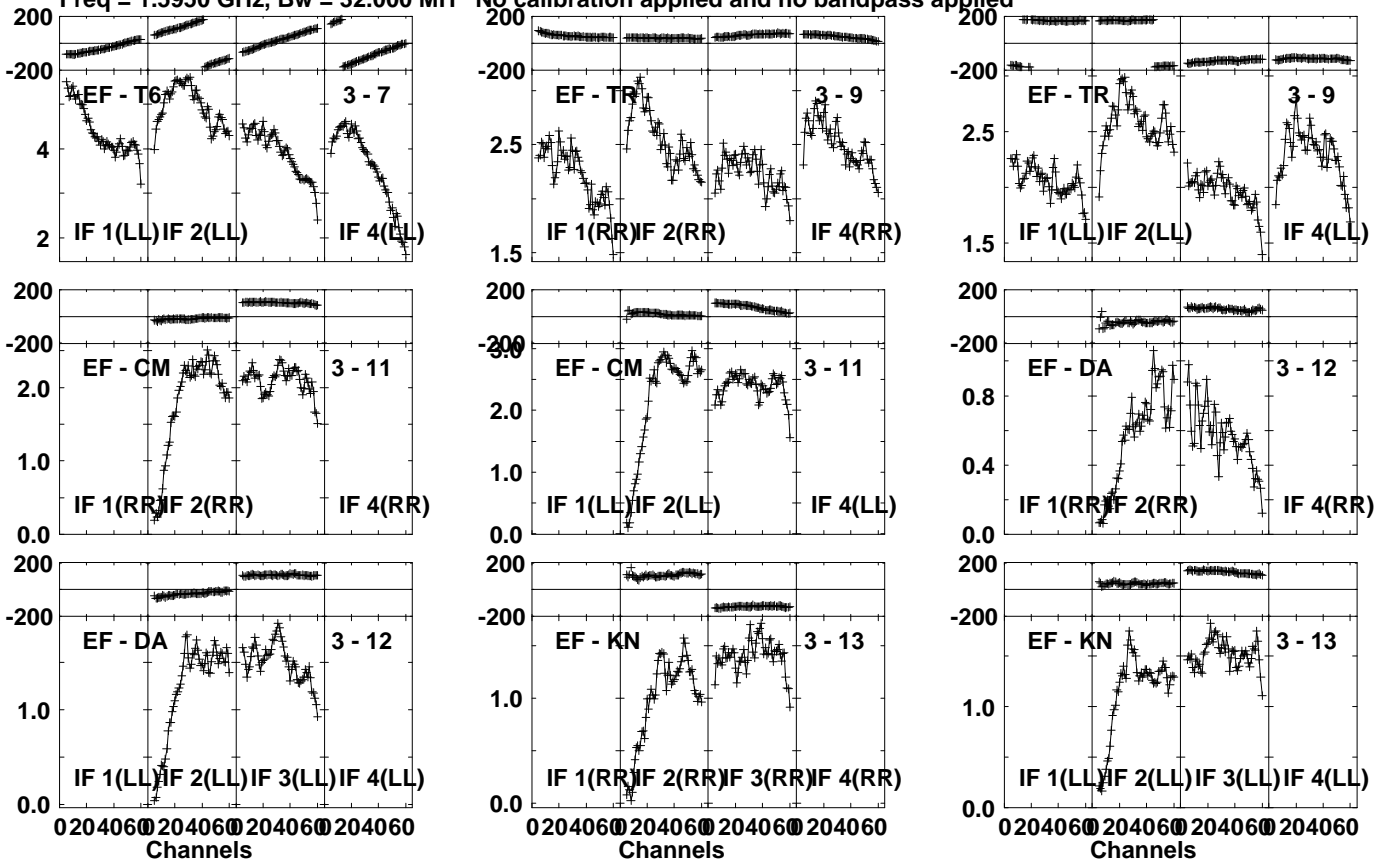
Lower frame: Milli Ampl Jy Top frame: Phas deg
Vector averaged cross-power spectrum Several baselines displayed
Timerange: 01/04:24:01 to 01/04:24:59

Plot file version 248 created 02-MAY-2024 15:35:57

J1037+5711 EM164D.UVDATA.1

Freq = 1.5950 GHz, Bw = 32.000 MH

No calibration applied and no bandpass applied



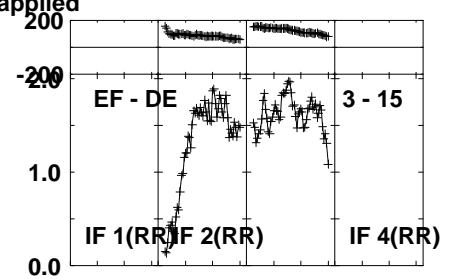
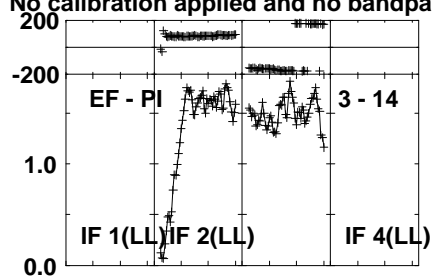
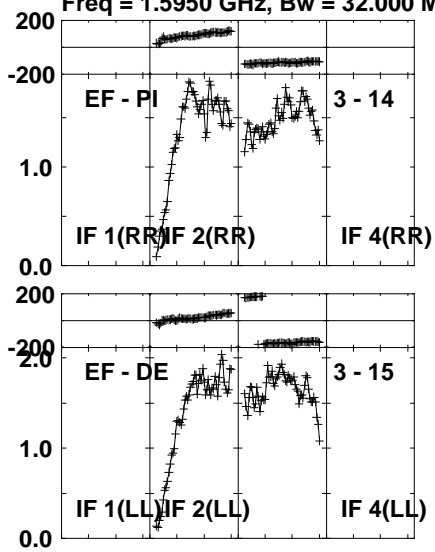
Lower frame: Milli Ampl Jy Top frame: Phas deg
Vector averaged cross-power spectrum Several baselines displayed
Timerange: 01/04:24:01 to 01/04:24:59

Plot file version 249 created 02-MAY-2024 15:35:57

J1037+5711 EM164D.UVDATA.1

Freq = 1.5950 GHz, Bw = 32.000 MH

No calibration applied and no bandpass applied



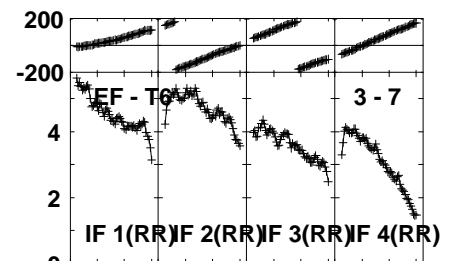
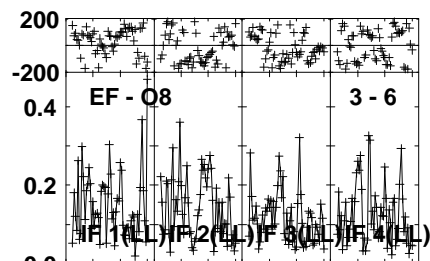
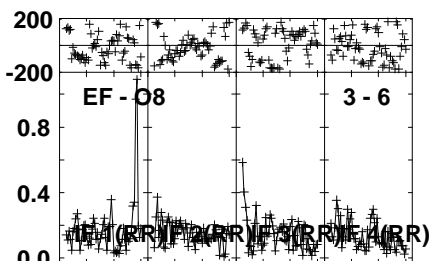
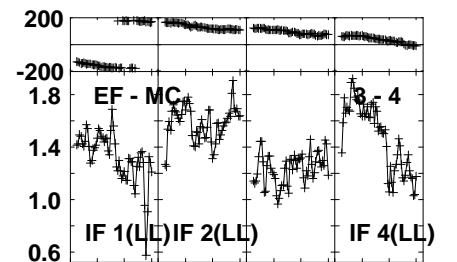
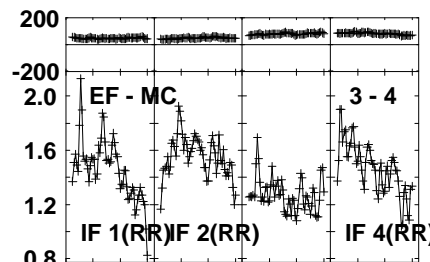
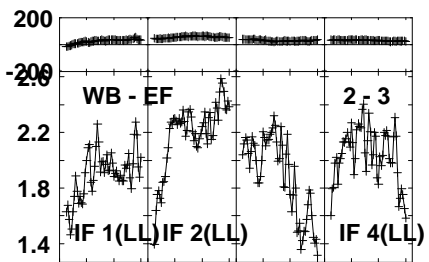
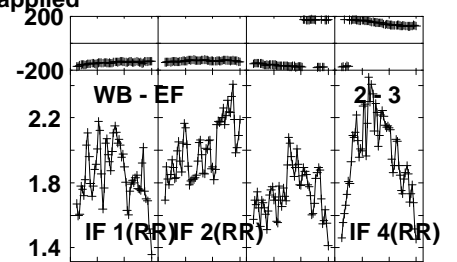
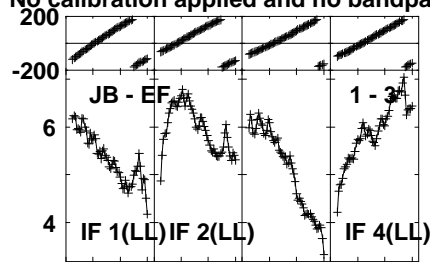
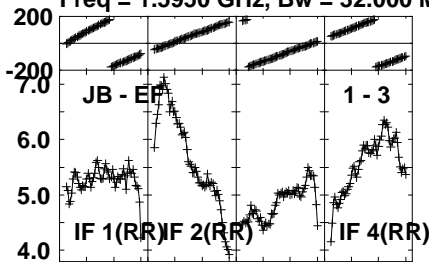
Lower frame: Milli Ampl Jy Top frame: Phas deg
Vector averaged cross-power spectrum Several baselines displayed
Timerange: 01/04:24:01 to 01/04:24:59

Plot file version 250 created 02-MAY-2024 15:35:58

J1037+5711 EM164D.UVDATA.1

Freq = 1.5950 GHz, Bw = 32.000 MH

No calibration applied and no bandpass applied



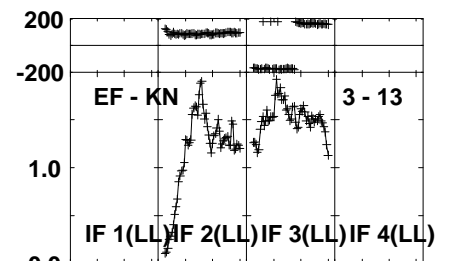
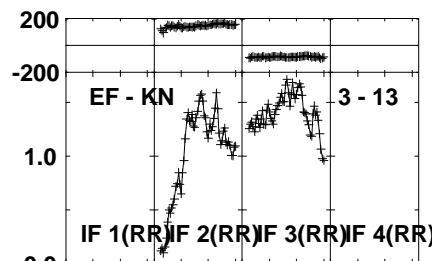
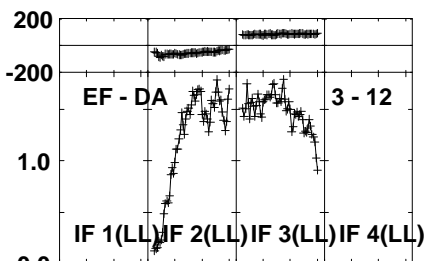
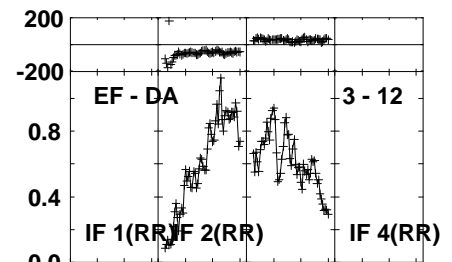
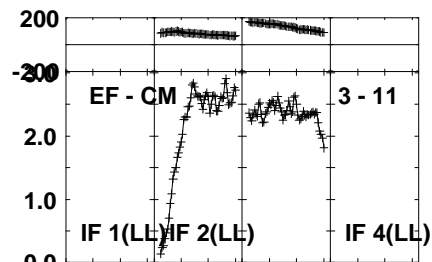
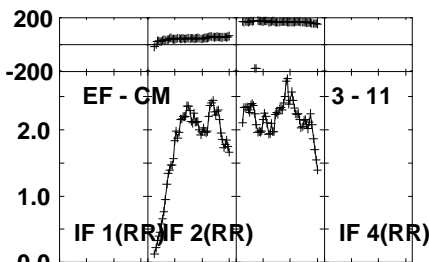
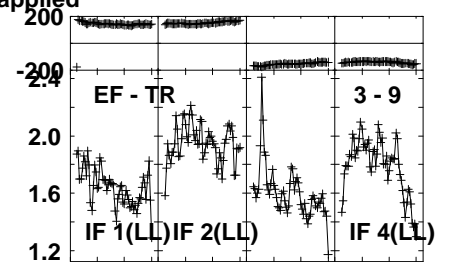
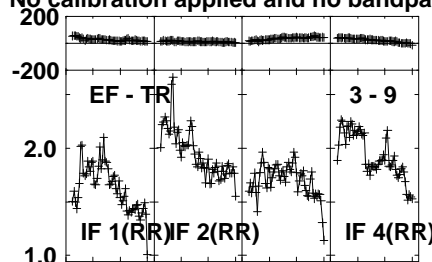
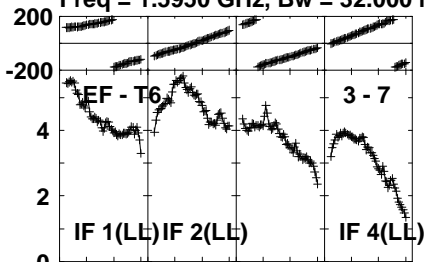
Lower frame: Milli Ampl Jy Top frame: Phas deg
Vector averaged cross-power spectrum Several baselines displayed
Timerange: 01/04:29:31 to 01/04:30:29

Plot file version 251 created 02-MAY-2024 15:35:58

J1037+5711 EM164D.UVDATA.1

Freq = 1.5950 GHz, Bw = 32.000 MH

No calibration applied and no bandpass applied



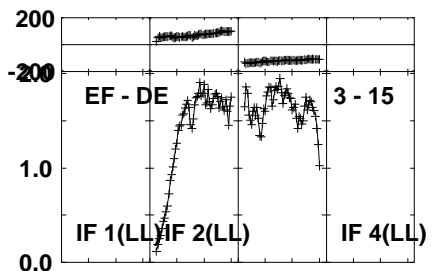
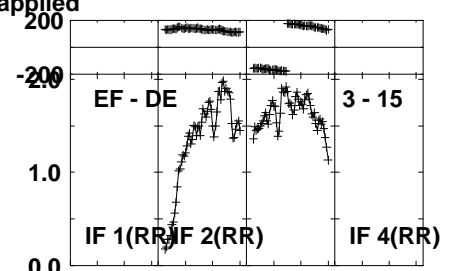
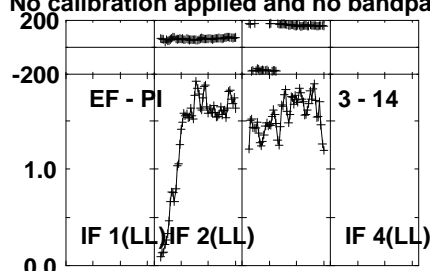
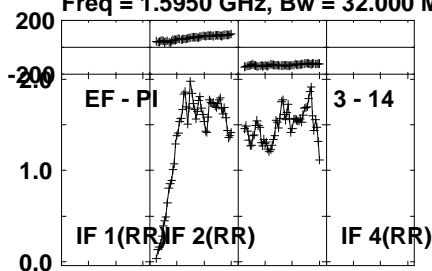
Lower frame: Milli Ampl Jy Top frame: Phas deg
Vector averaged cross-power spectrum Several baselines displayed
Timerange: 01/04:29:31 to 01/04:30:29

Plot file version 252 created 02-MAY-2024 15:35:58

J1037+5711 EM164D.UVDATA.1

Freq = 1.5950 GHz, Bw = 32.000 MH

No calibration applied and no bandpass applied



Lower frame: Milli Ampl Jy Top frame: Phas deg

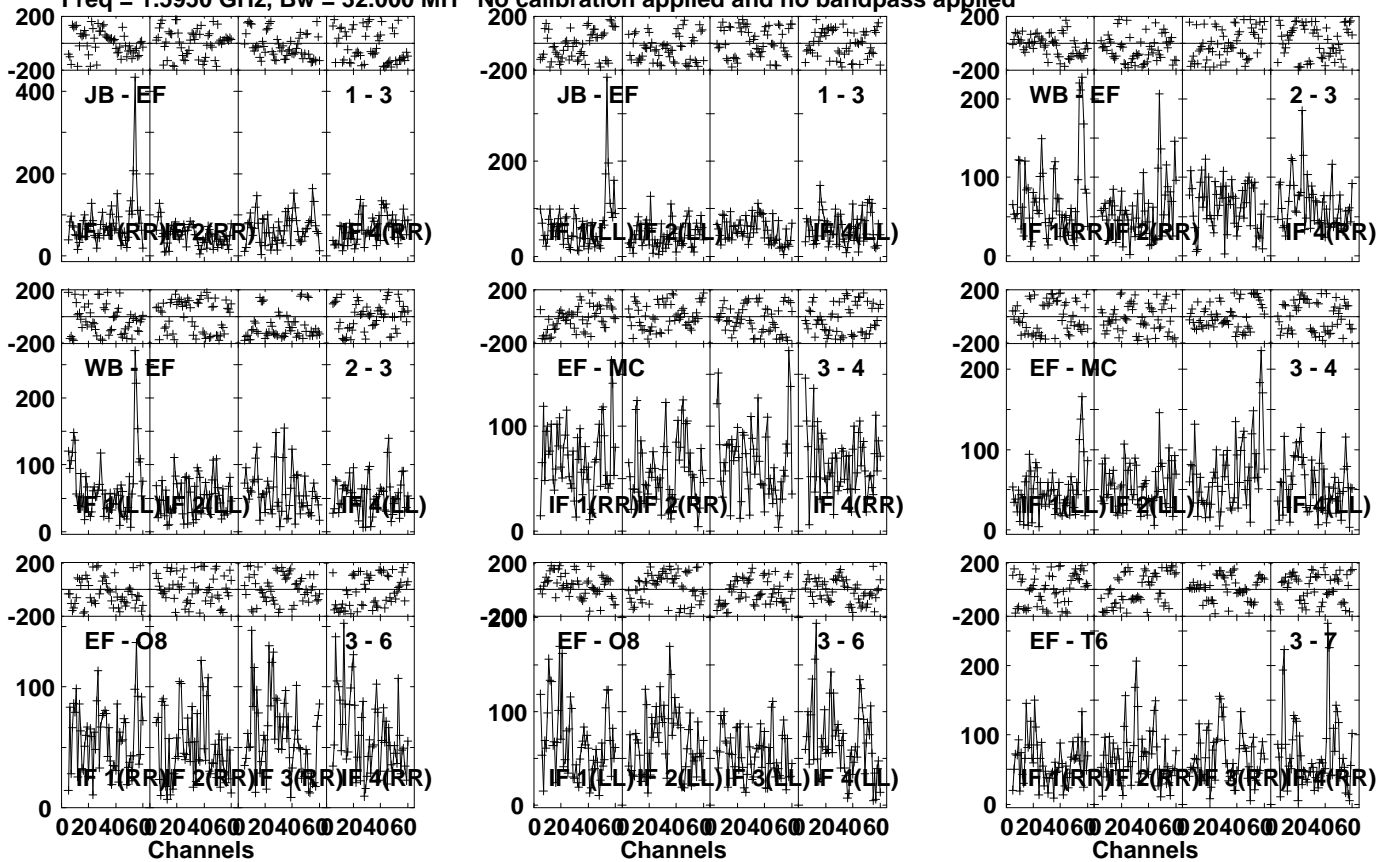
Vector averaged cross-power spectrum Several baselines displayed

Timerange: 01/04:29:31 to 01/04:30:29

Plot file version 253 created 02-MAY-2024 15:35:58

DP27 000 EM164D.UVDATA.1

Freq = 1.5950 GHz, Bw = 32.000 MH No calibration applied and no bandpass applied

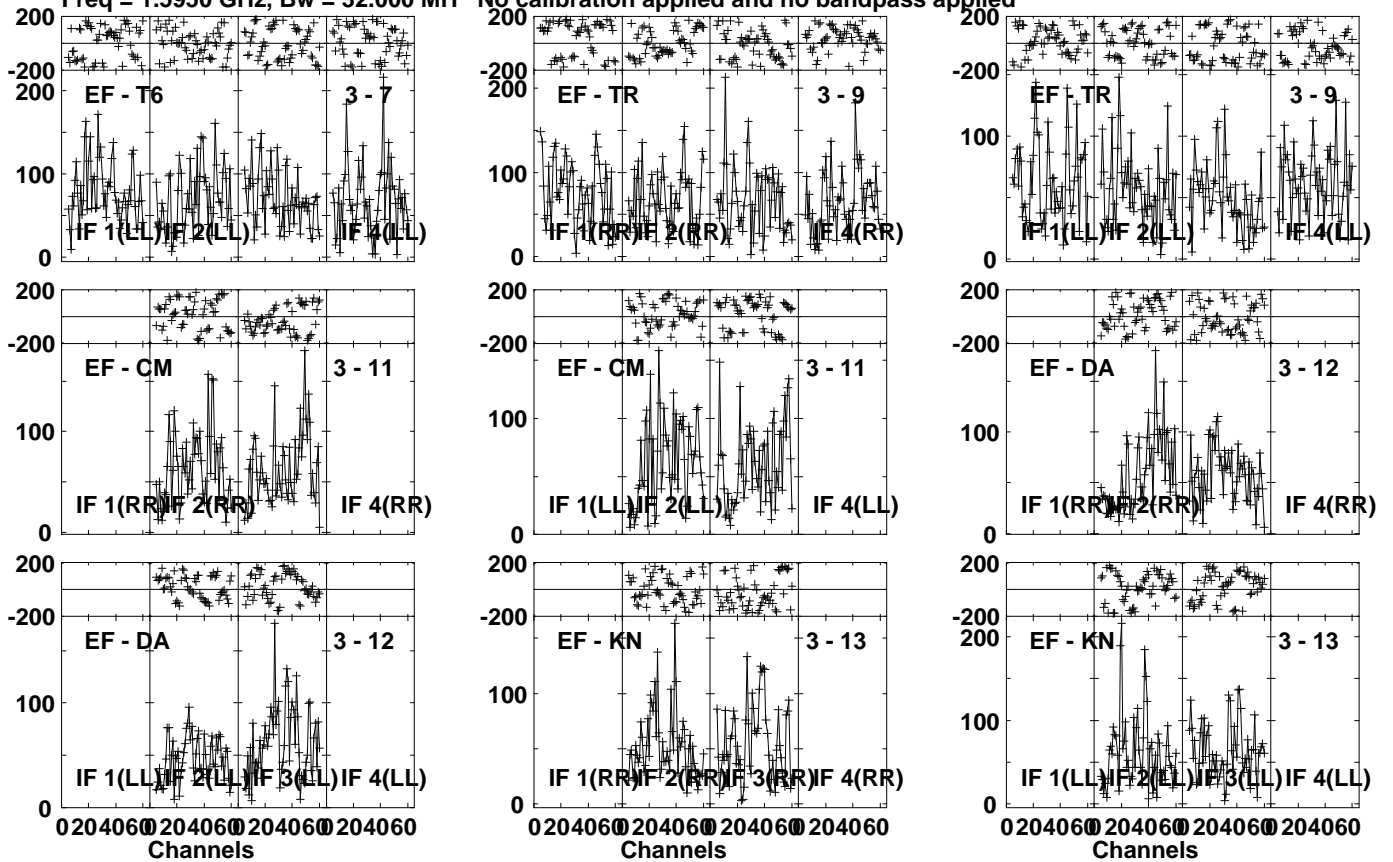


Lower frame: Micro Ampl Jy Top frame: Phas deg
Vector averaged cross-power spectrum Several baselines displayed
Timerange: 01/04:30:31 to 01/04:34:29

Plot file version 254 created 02-MAY-2024 15:35:58

DP27 000 EM164D.UVDATA.1

Freq = 1.5950 GHz, Bw = 32.000 MH No calibration applied and no bandpass applied



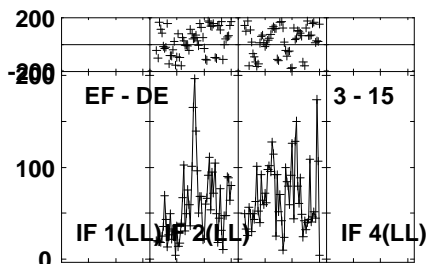
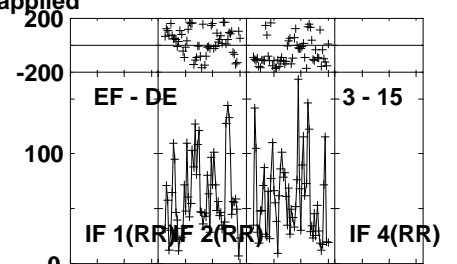
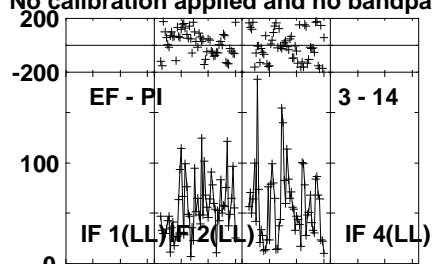
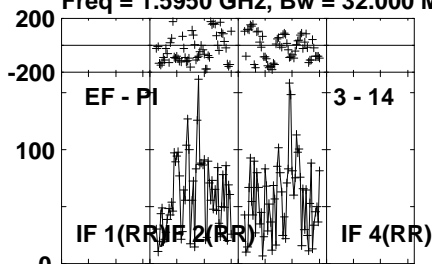
Lower frame: Micro Ampl Jy Top frame: Phas deg
Vector averaged cross-power spectrum Several baselines displayed
Timerange: 01/04:30:31 to 01/04:34:29

Plot file version 255 created 02-MAY-2024 15:35:58

DP27 000 EM164D.UVDATA.1

Freq = 1.5950 GHz, Bw = 32.000 MH

No calibration applied and no bandpass applied



Lower frame: Micro Ampl Jy Top frame: Phas deg

Vector averaged cross-power spectrum Several baselines displayed

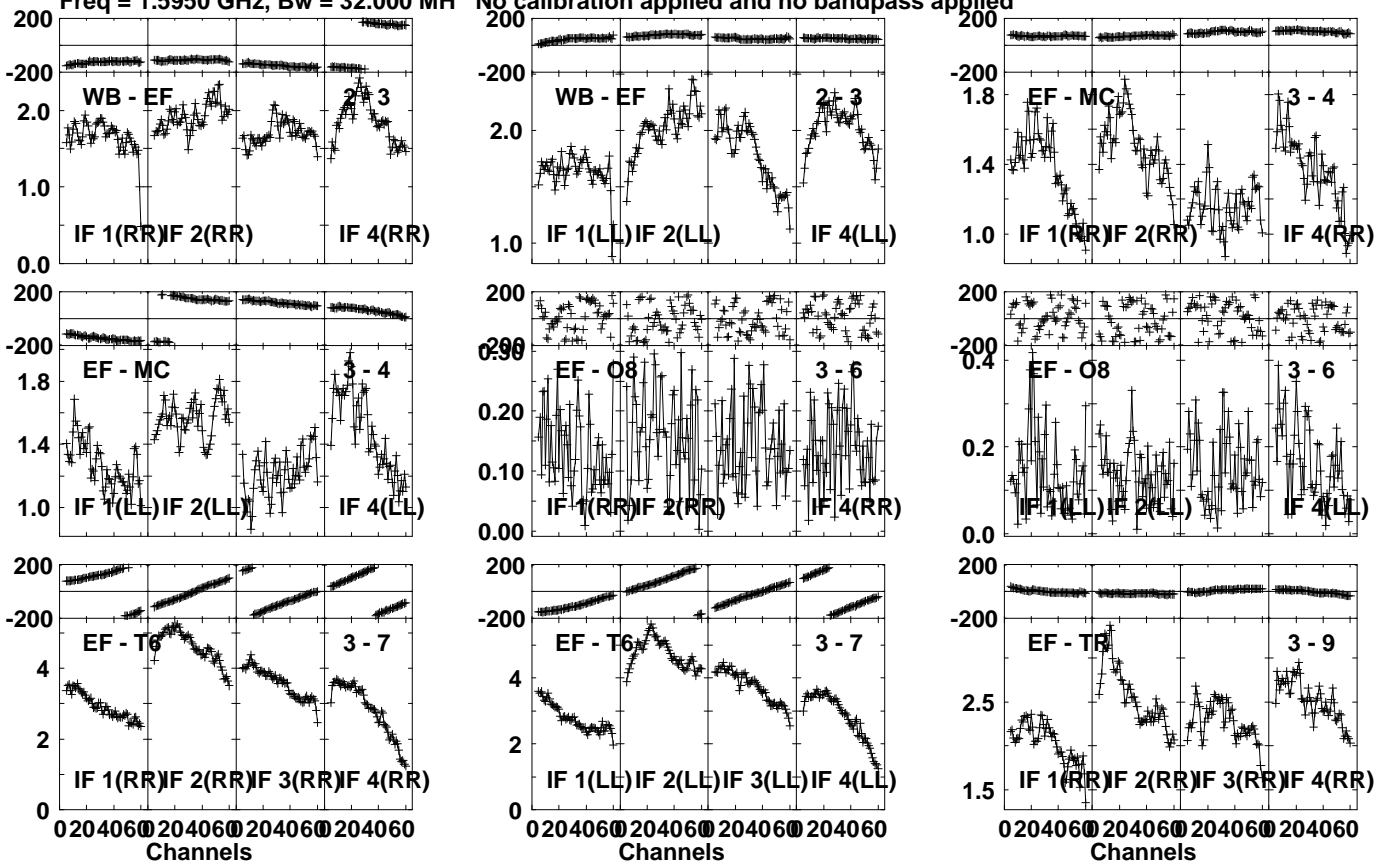
Timerange: 01/04:30:31 to 01/04:34:29

Plot file version 256 created 02-MAY-2024 15:35:58

J1037+5711 EM164D.UVDATA.1

Freq = 1.5950 GHz, Bw = 32.000 MH

No calibration applied and no bandpass applied



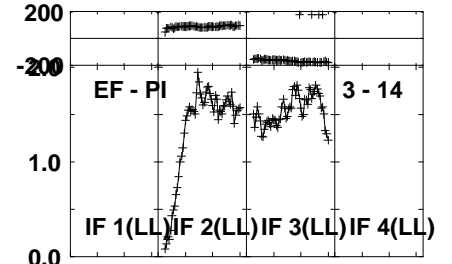
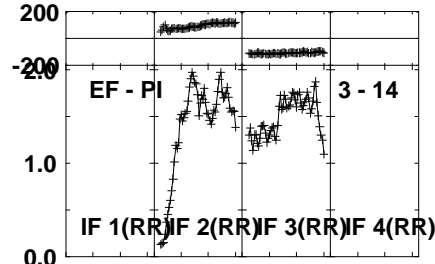
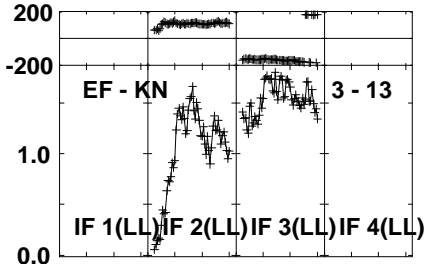
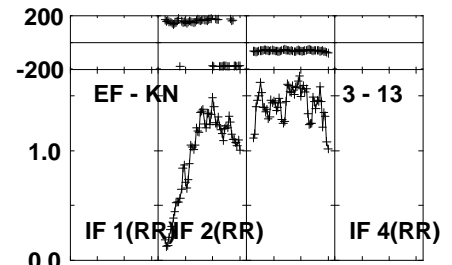
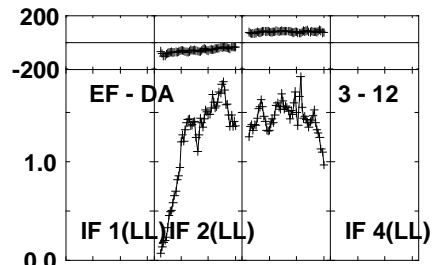
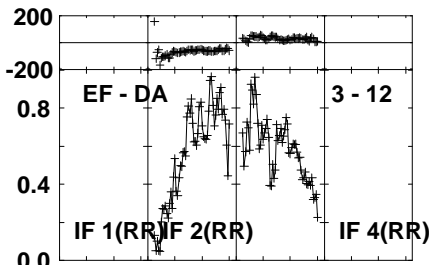
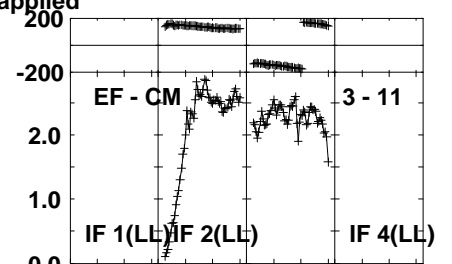
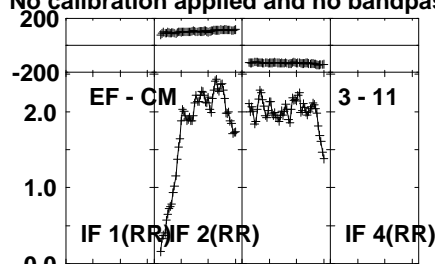
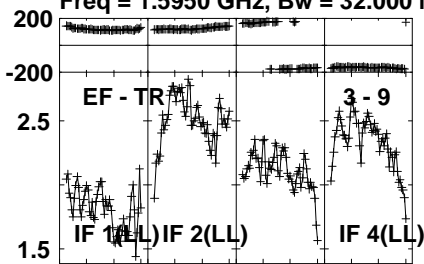
Lower frame: Milli Ampl Jy Top frame: Phas deg
Vector averaged cross-power spectrum Several baselines displayed
Timerange: 01/04:35:01 to 01/04:35:59

Plot file version 257 created 02-MAY-2024 15:35:58

J1037+5711 EM164D.UVDATA.1

Freq = 1.5950 GHz, Bw = 32.000 MH

No calibration applied and no bandpass applied



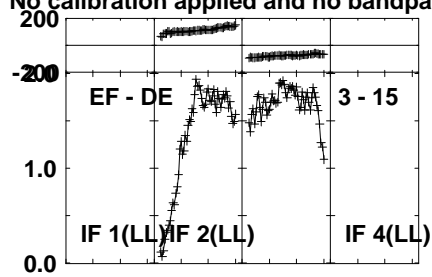
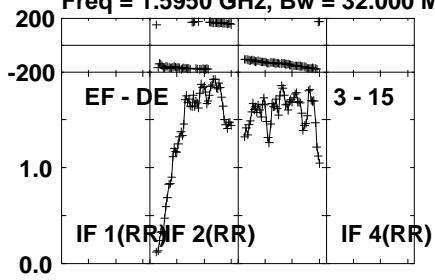
Lower frame: Milli Ampl Jy Top frame: Phas deg
Vector averaged cross-power spectrum Several baselines displayed
Timerange: 01/04:35:01 to 01/04:35:59

Plot file version 258 created 02-MAY-2024 15:35:58

J1037+5711 EM164D.UVDATA.1

Freq = 1.5950 GHz, Bw = 32.000 MH

No calibration applied and no bandpass applied



Lower frame: Milli Ampl Jy Top frame: Phas deg

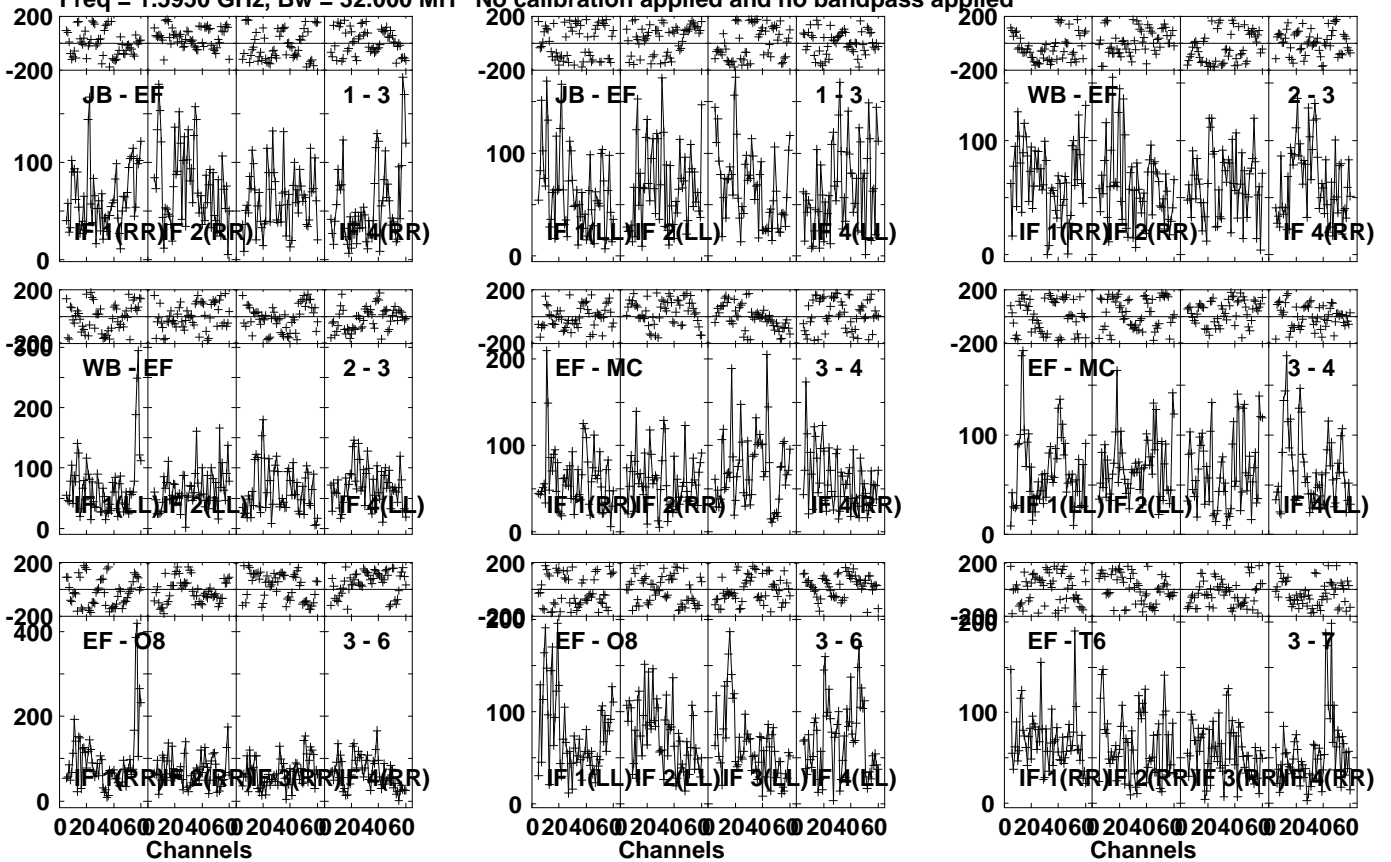
Vector averaged cross-power spectrum Several baselines displayed

Timerange: 01/04:35:01 to 01/04:35:59

Plot file version 259 created 02-MAY-2024 15:35:58

DP27 000 EM164D.UVDATA.1

Freq = 1.5950 GHz, Bw = 32.000 MH No calibration applied and no bandpass applied

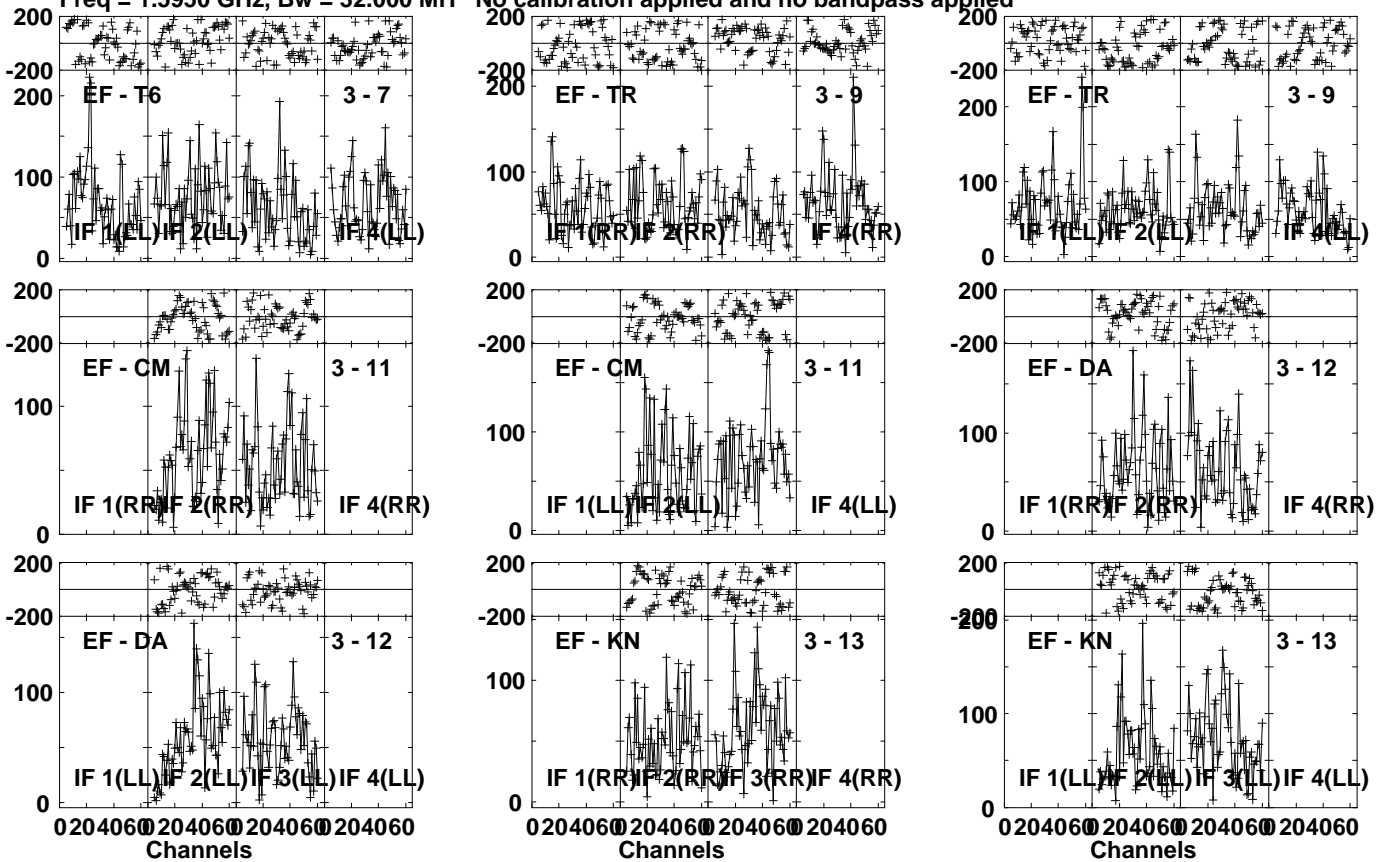


Lower frame: Micro Ampl Jy Top frame: Phas deg
Vector averaged cross-power spectrum Several baselines displayed
Timerange: 01/04:36:01 to 01/04:39:59

Plot file version 260 created 02-MAY-2024 15:35:59

DP27 000 EM164D.UVDATA.1

Freq = 1.5950 GHz, Bw = 32.000 MH No calibration applied and no bandpass applied

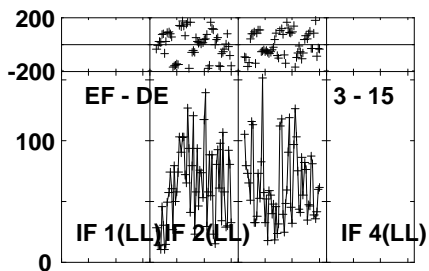
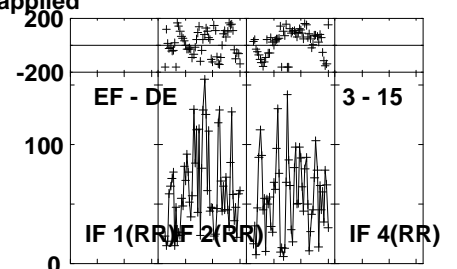
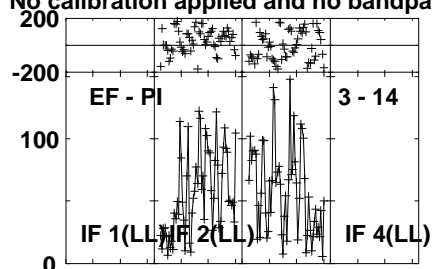
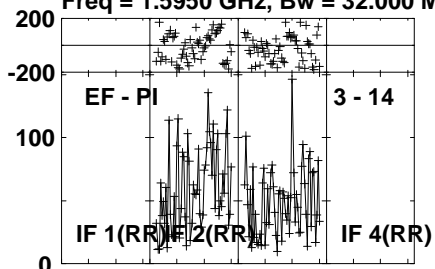


Lower frame: Micro Ampl Jy Top frame: Phas deg
Vector averaged cross-power spectrum Several baselines displayed
Timerange: 01/04:36:01 to 01/04:39:59

Plot file version 261 created 02-MAY-2024 15:35:59

DP27 000 EM164D.UVDATA.1

Freq = 1.5950 GHz, Bw = 32.000 MH No calibration applied and no bandpass applied



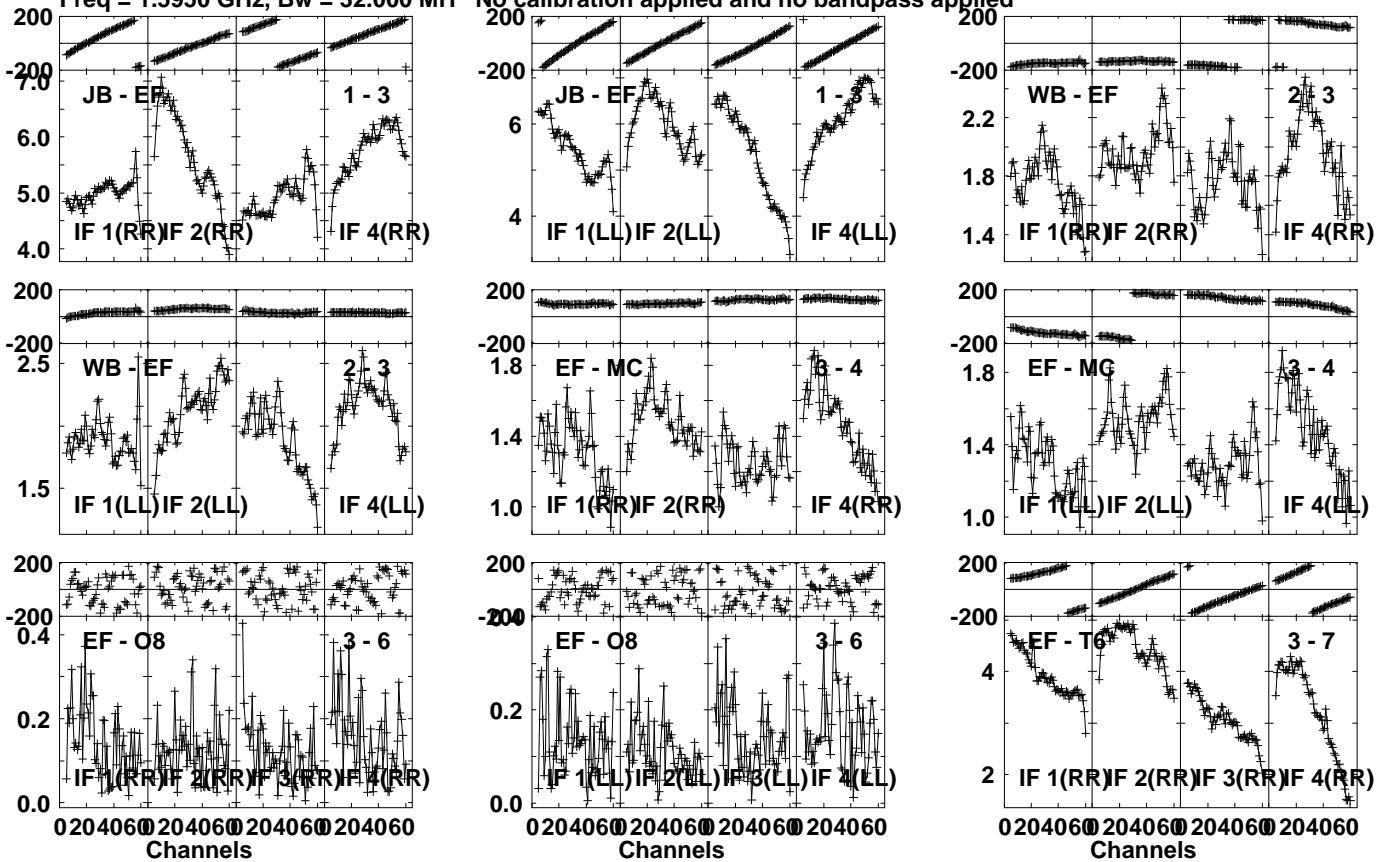
Lower frame: Micro Ampl Jy Top frame: Phas deg
Vector averaged cross-power spectrum Several baselines displayed
Timerange: 01/04:36:01 to 01/04:39:59

Plot file version 262 created 02-MAY-2024 15:35:59

J1037+5711 EM164D.UVDATA.1

Freq = 1.5950 GHz, Bw = 32.000 MH

No calibration applied and no bandpass applied



Lower frame: Milli Ampl Jy Top frame: Phas deg

Vector averaged cross-power spectrum Several baselines displayed

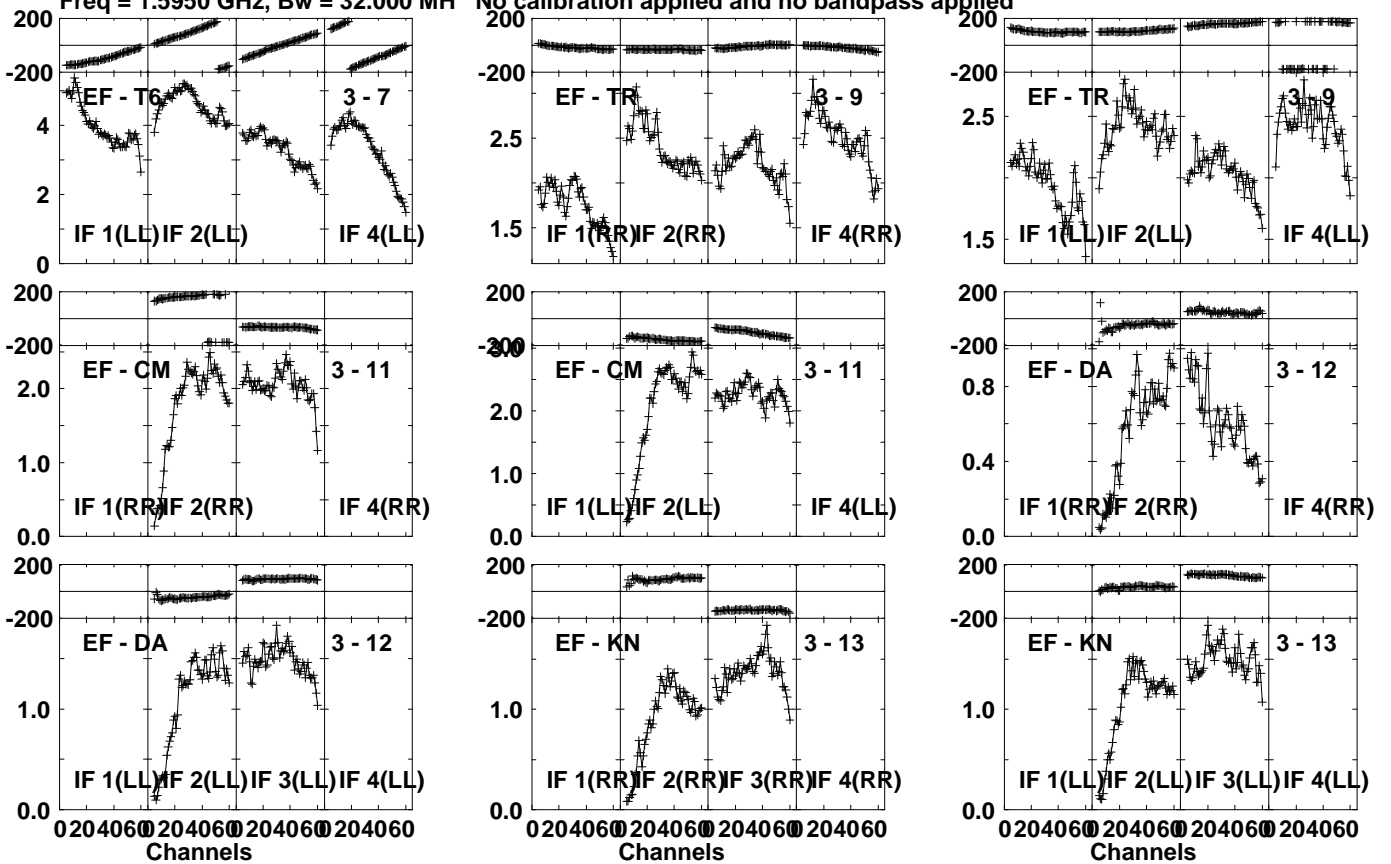
Timerange: 01/04:40:31 to 01/04:41:29

Plot file version 263 created 02-MAY-2024 15:35:59

J1037+5711 EM164D.UVDATA.1

Freq = 1.5950 GHz, Bw = 32.000 MH

No calibration applied and no bandpass applied

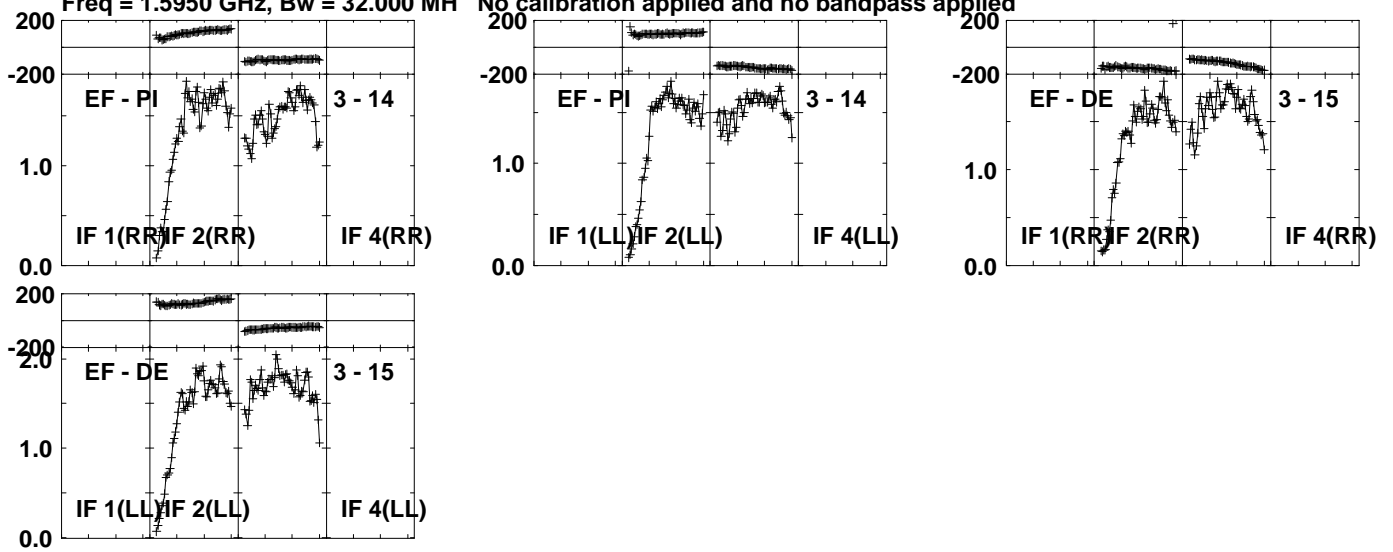


Lower frame: Milli Ampl Jy Top frame: Phas deg
Vector averaged cross-power spectrum Several baselines displayed
Timerange: 01/04:40:31 to 01/04:41:29

Plot file version 264 created 02-MAY-2024 15:35:59

J1037+5711 EM164D.UVDATA.1

Freq = 1.5950 GHz, Bw = 32.000 MH No calibration applied and no bandpass applied



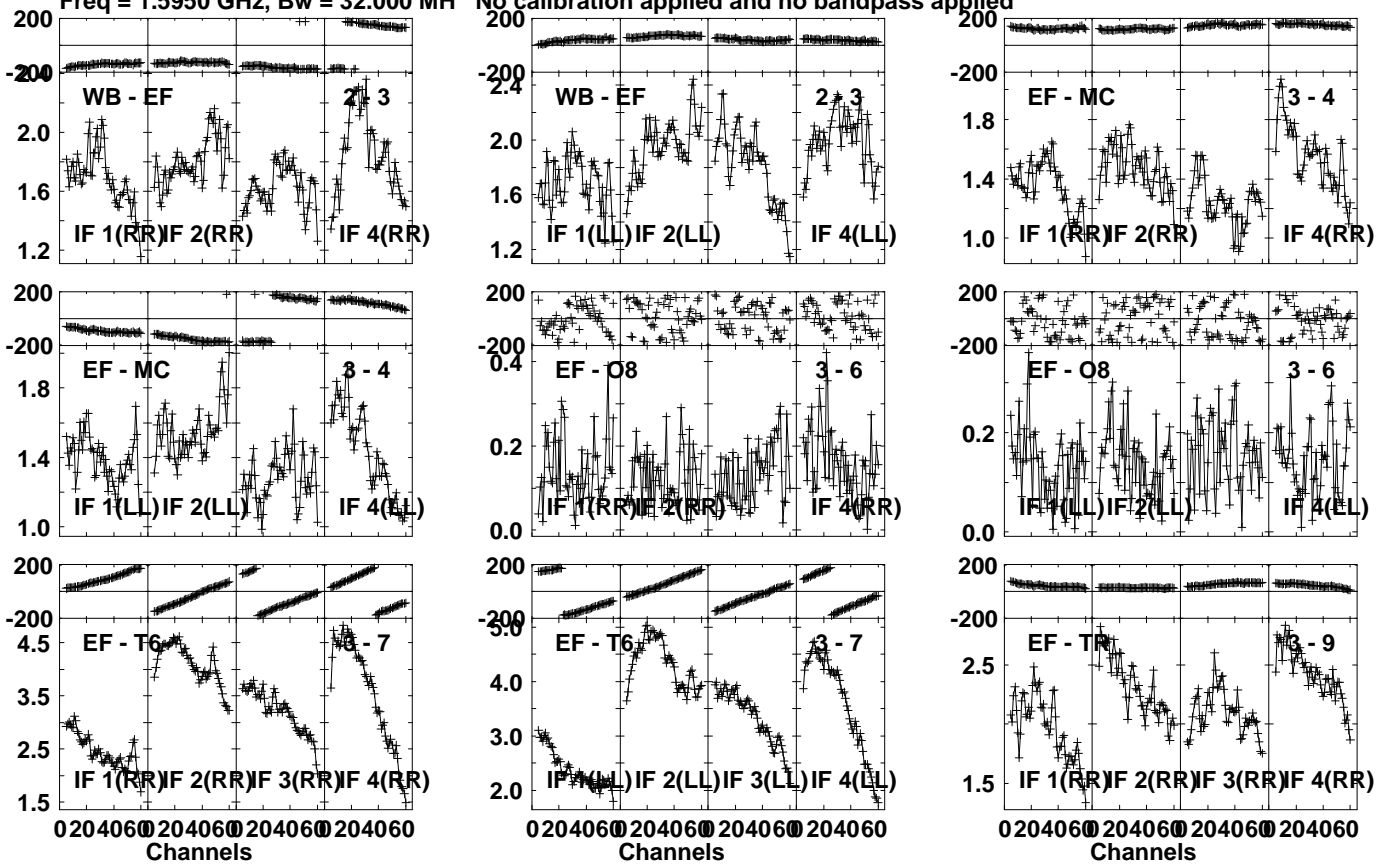
Lower frame: Milli Ampl Jy Top frame: Phas deg
Vector averaged cross-power spectrum Several baselines displayed
Timerange: 01/04:40:31 to 01/04:41:29

Plot file version 265 created 02-MAY-2024 15:35:59

J1037+5711 EM164D.UVDATA.1

Freq = 1.5950 GHz, Bw = 32.000 MH

No calibration applied and no bandpass applied



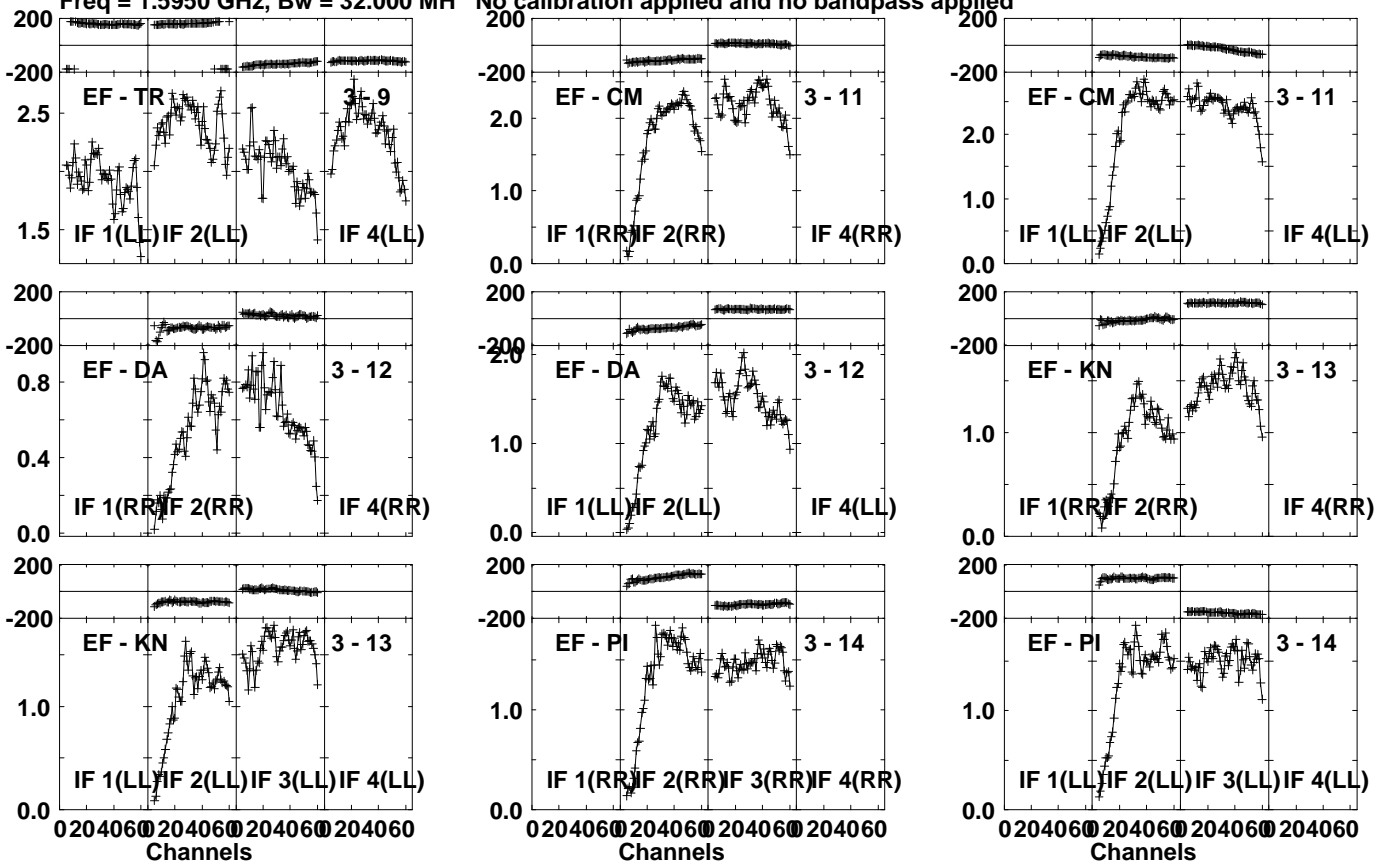
Lower frame: Milli Ampl Jy Top frame: Phas deg
Vector averaged cross-power spectrum Several baselines displayed
Timerange: 01/04:46:01 to 01/04:46:59

Plot file version 266 created 02-MAY-2024 15:35:59

J1037+5711 EM164D.UVDATA.1

Freq = 1.5950 GHz, Bw = 32.000 MH

No calibration applied and no bandpass applied



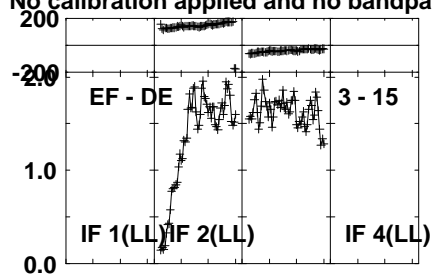
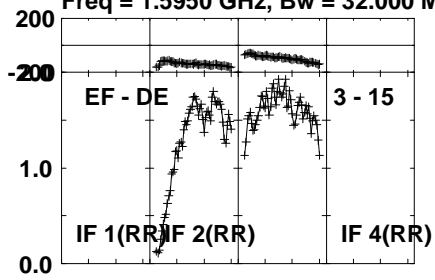
Lower frame: Milli Ampl Jy Top frame: Phas deg
Vector averaged cross-power spectrum Several baselines displayed
Timerange: 01/04:46:01 to 01/04:46:59

Plot file version 267 created 02-MAY-2024 15:35:59

J1037+5711 EM164D.UVDATA.1

Freq = 1.5950 GHz, Bw = 32.000 MH

No calibration applied and no bandpass applied



Lower frame: Milli Ampl Jy Top frame: Phas deg

Vector averaged cross-power spectrum Several baselines displayed

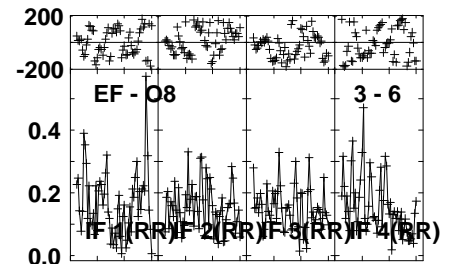
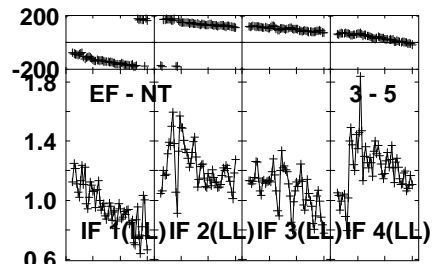
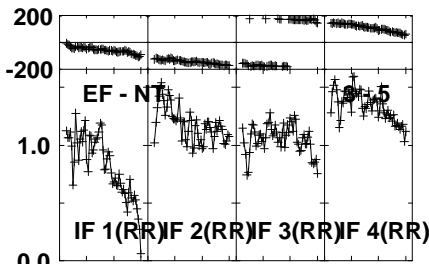
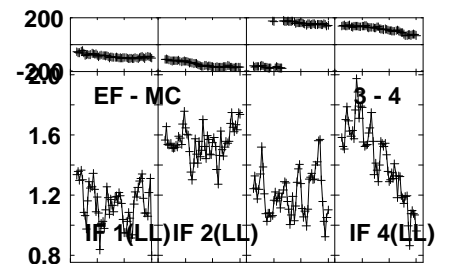
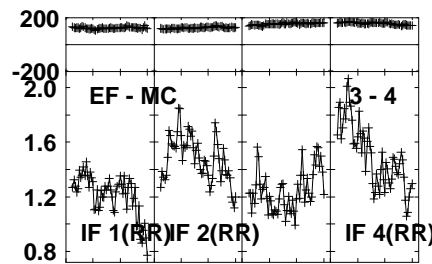
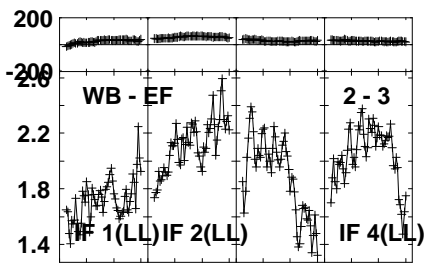
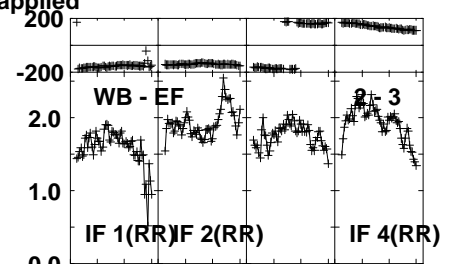
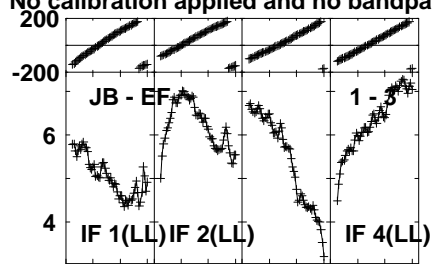
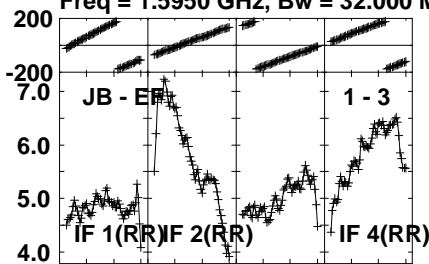
Timerange: 01/04:46:01 to 01/04:46:59

Plot file version 268 created 02-MAY-2024 15:35:59

J1037+5711 EM164D.UVDATA.1

Freq = 1.5950 GHz, Bw = 32.000 MH

No calibration applied and no bandpass applied



0204060 204060 204060 204060
Channels

0204060 204060 204060 204060
Channels

0204060 204060 204060 204060
Channels

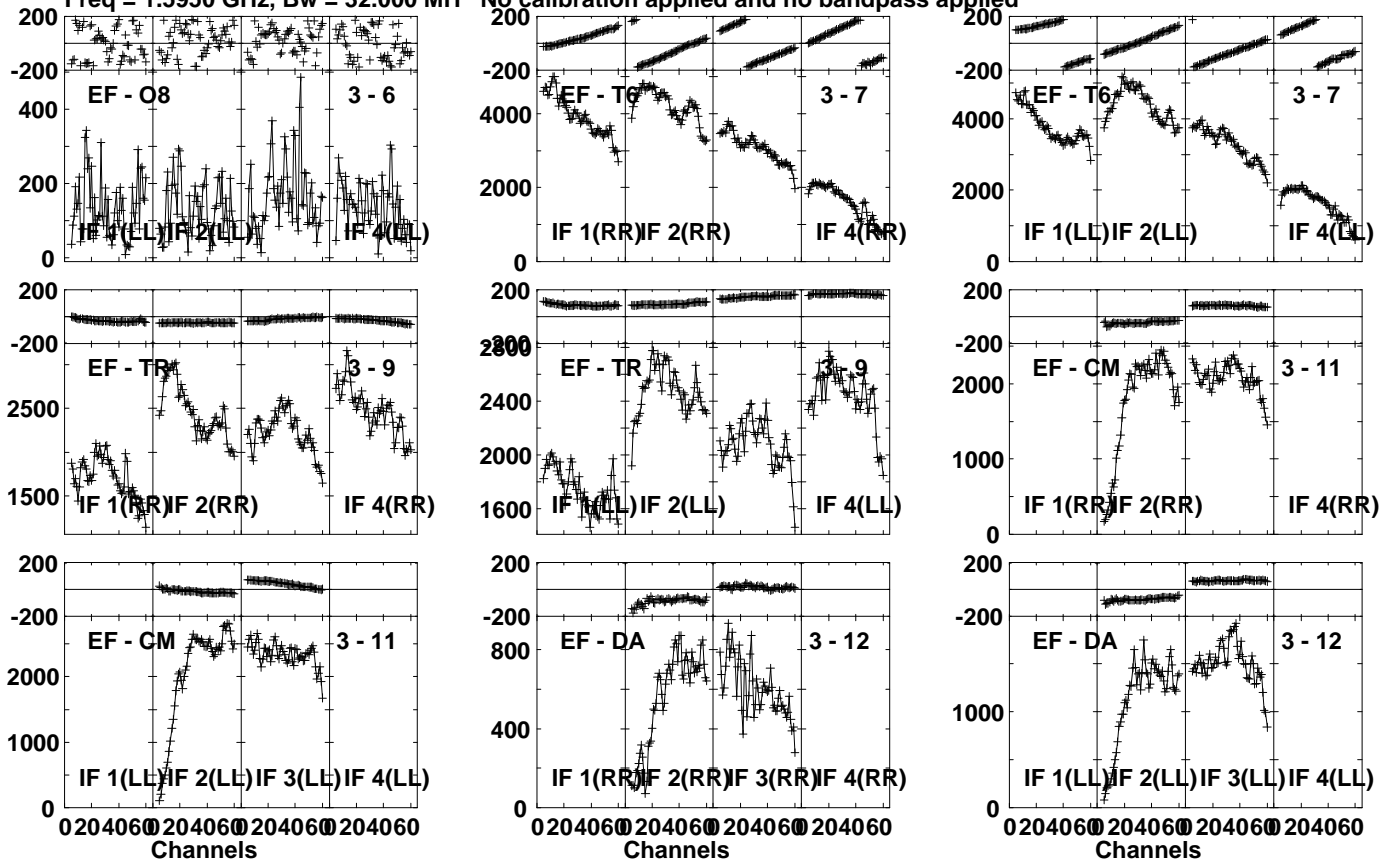
Lower frame: Milli Ampl Jy Top frame: Phas deg
Vector averaged cross-power spectrum Several baselines displayed
Timerange: 01/04:51:31 to 01/04:52:29

Plot file version 269 created 02-MAY-2024 15:35:59

J1037+5711 EM164D.UVDATA.1

Freq = 1.5950 GHz, Bw = 32.000 MH

No calibration applied and no bandpass applied

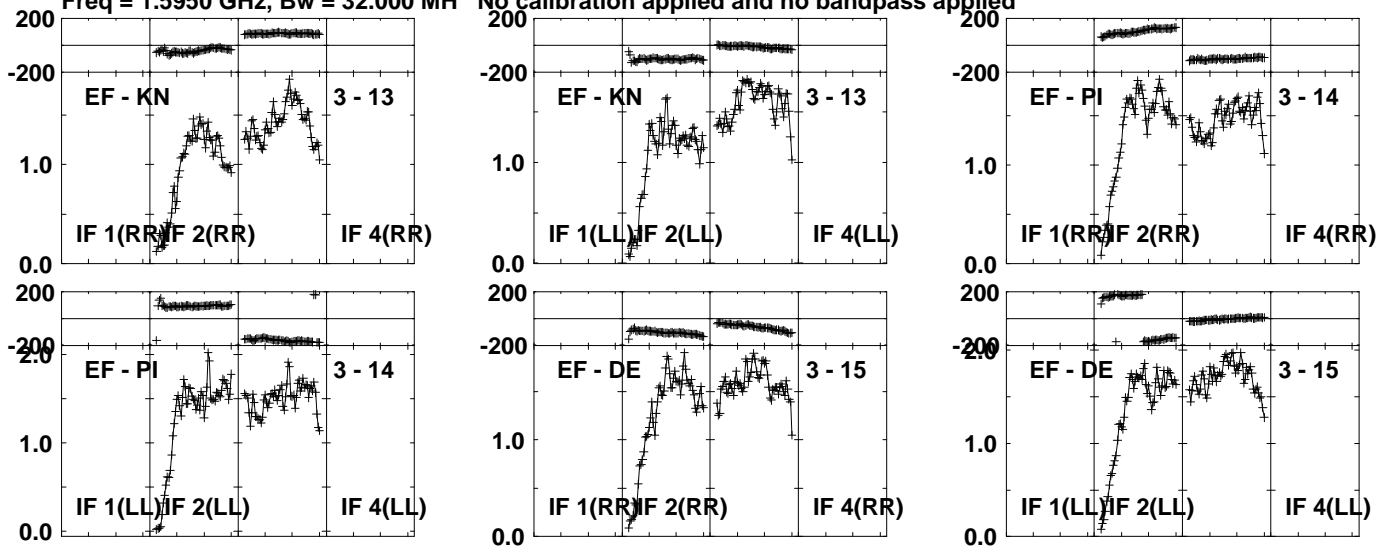


Lower frame: Micro Ampl Jy Top frame: Phas deg
Vector averaged cross-power spectrum Several baselines displayed
Timerange: 01/04:51:31 to 01/04:52:29

Plot file version 270 created 02-MAY-2024 15:35:59

J1037+5711 EM164D.UVDATA.1

Freq = 1.5950 GHz, Bw = 32.000 MH No calibration applied and no bandpass applied



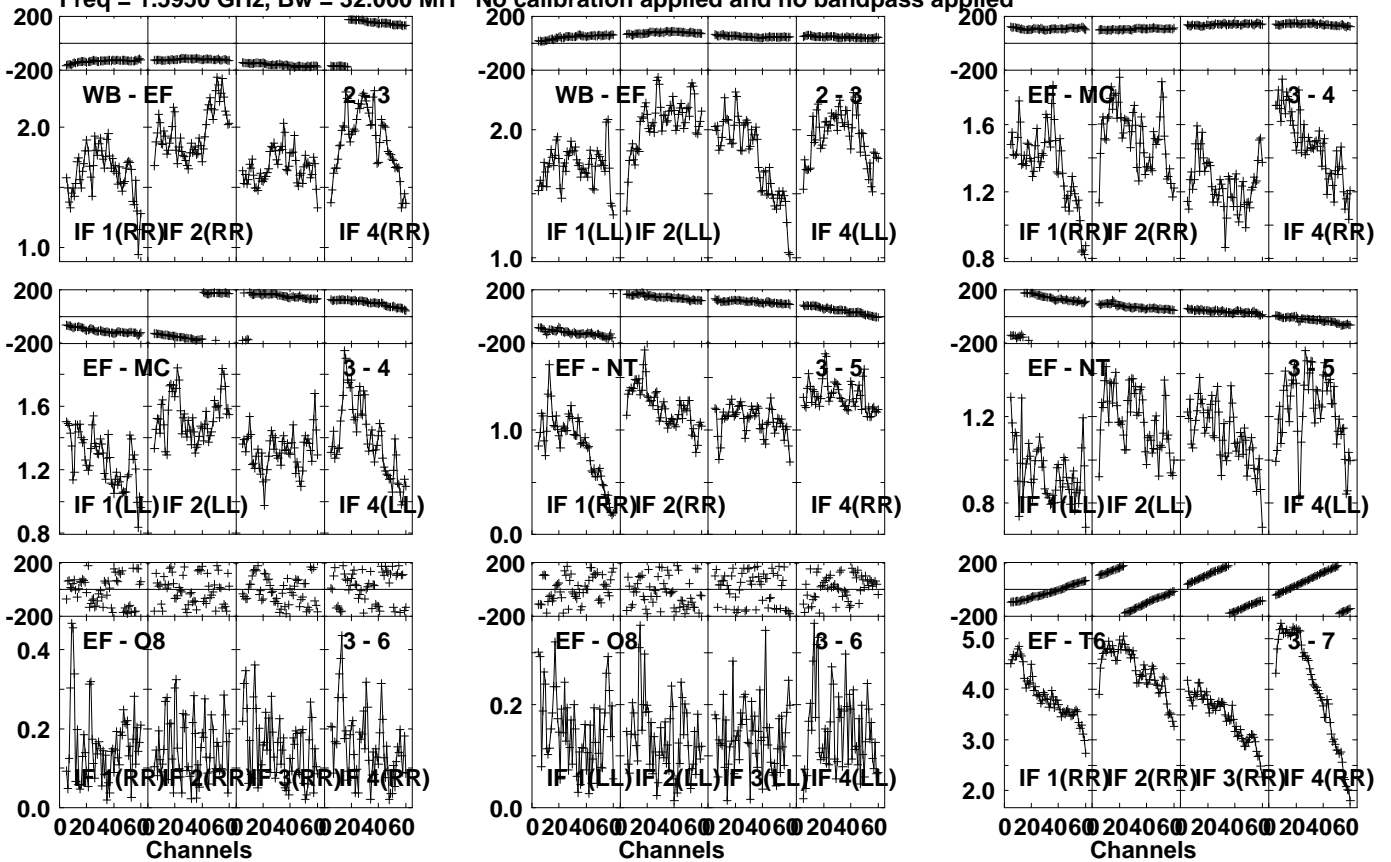
Lower frame: Milli Ampl Jy Top frame: Phas deg
Vector averaged cross-power spectrum Several baselines displayed
Timerange: 01/04:51:31 to 01/04:52:29

Plot file version 271 created 02-MAY-2024 15:35:59

J1037+5711 EM164D.UVDATA.1

Freq = 1.5950 GHz, Bw = 32.000 MH

No calibration applied and no bandpass applied

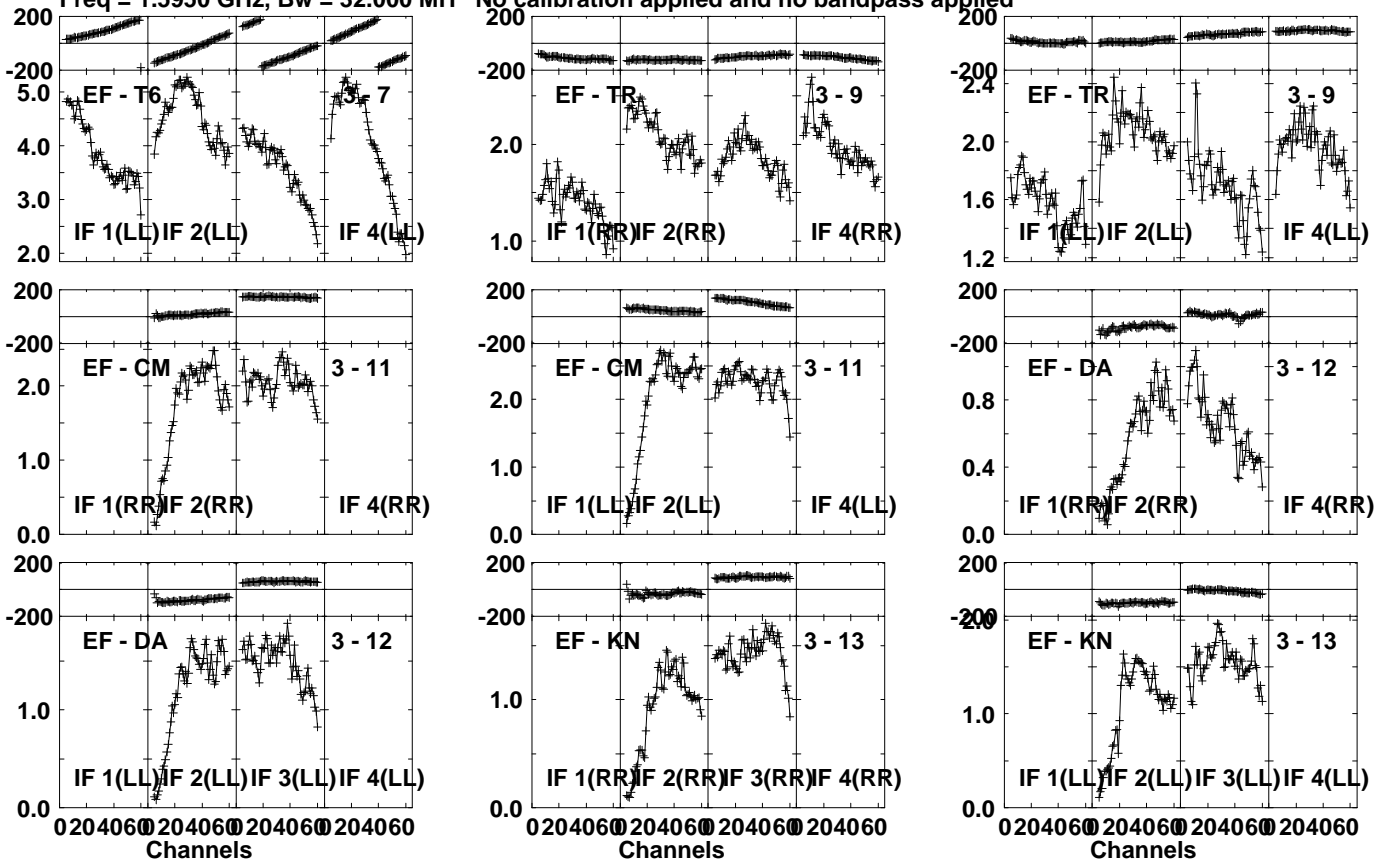


Lower frame: Milli Ampl Jy Top frame: Phas deg
Vector averaged cross-power spectrum Several baselines displayed
Timerange: 01/04:57:01 to 01/04:57:59

Plot file version 272 created 02-MAY-2024 15:35:59

J1037+5711 EM164D.UVDATA.1

Freq = 1.5950 GHz, Bw = 32.000 MH No calibration applied and no bandpass applied



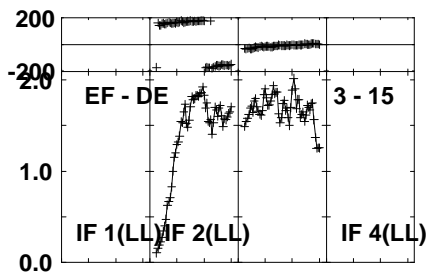
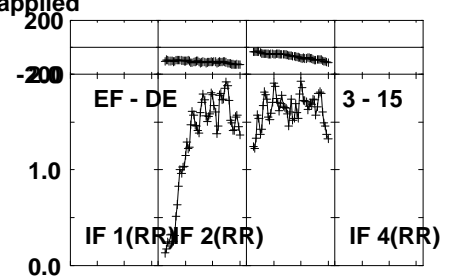
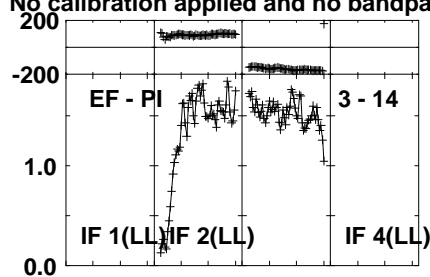
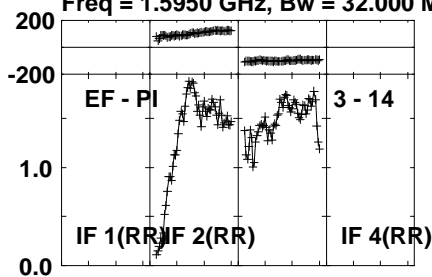
Lower frame: Milli Ampl Jy Top frame: Phas deg
Vector averaged cross-power spectrum Several baselines displayed
Timerange: 01/04:57:01 to 01/04:57:59

Plot file version 273 created 02-MAY-2024 15:35:59

J1037+5711 EM164D.UVDATA.1

Freq = 1.5950 GHz, Bw = 32.000 MH

No calibration applied and no bandpass applied



Lower frame: Milli Ampl Jy Top frame: Phas deg

Vector averaged cross-power spectrum Several baselines displayed

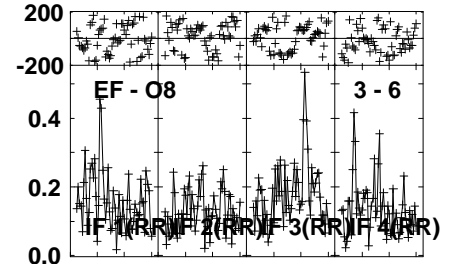
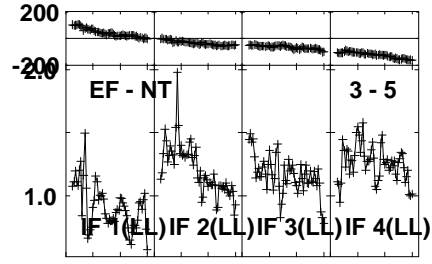
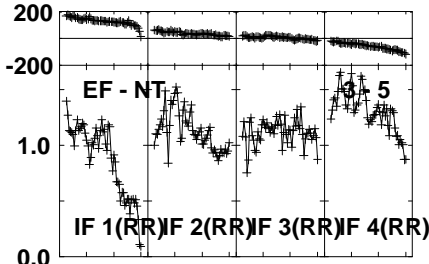
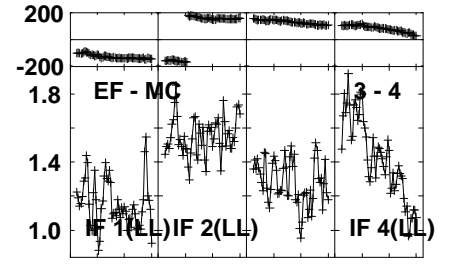
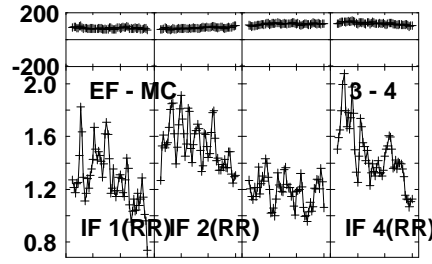
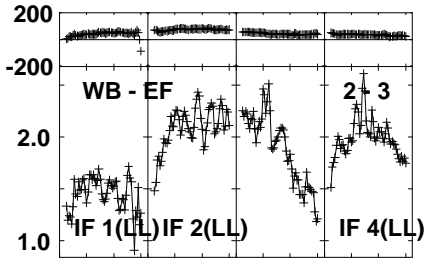
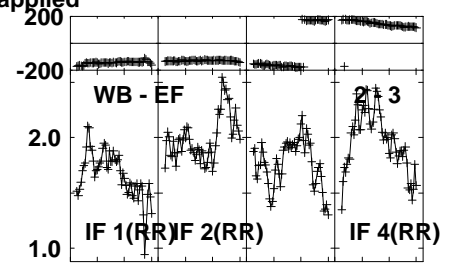
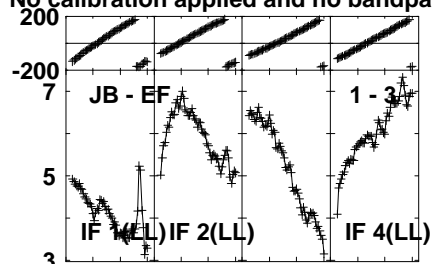
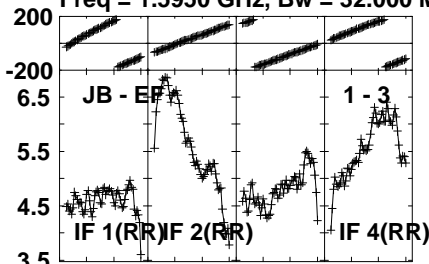
Timerange: 01/04:57:01 to 01/04:57:59

Plot file version 274 created 02-MAY-2024 15:35:59

J1037+5711 EM164D.UVDATA.1

Freq = 1.5950 GHz, Bw = 32.000 MH

No calibration applied and no bandpass applied



0204060 204060 204060 204060 204060
Channels

0204060 204060 204060 204060 204060
Channels

0204060 204060 204060 204060 204060
Channels

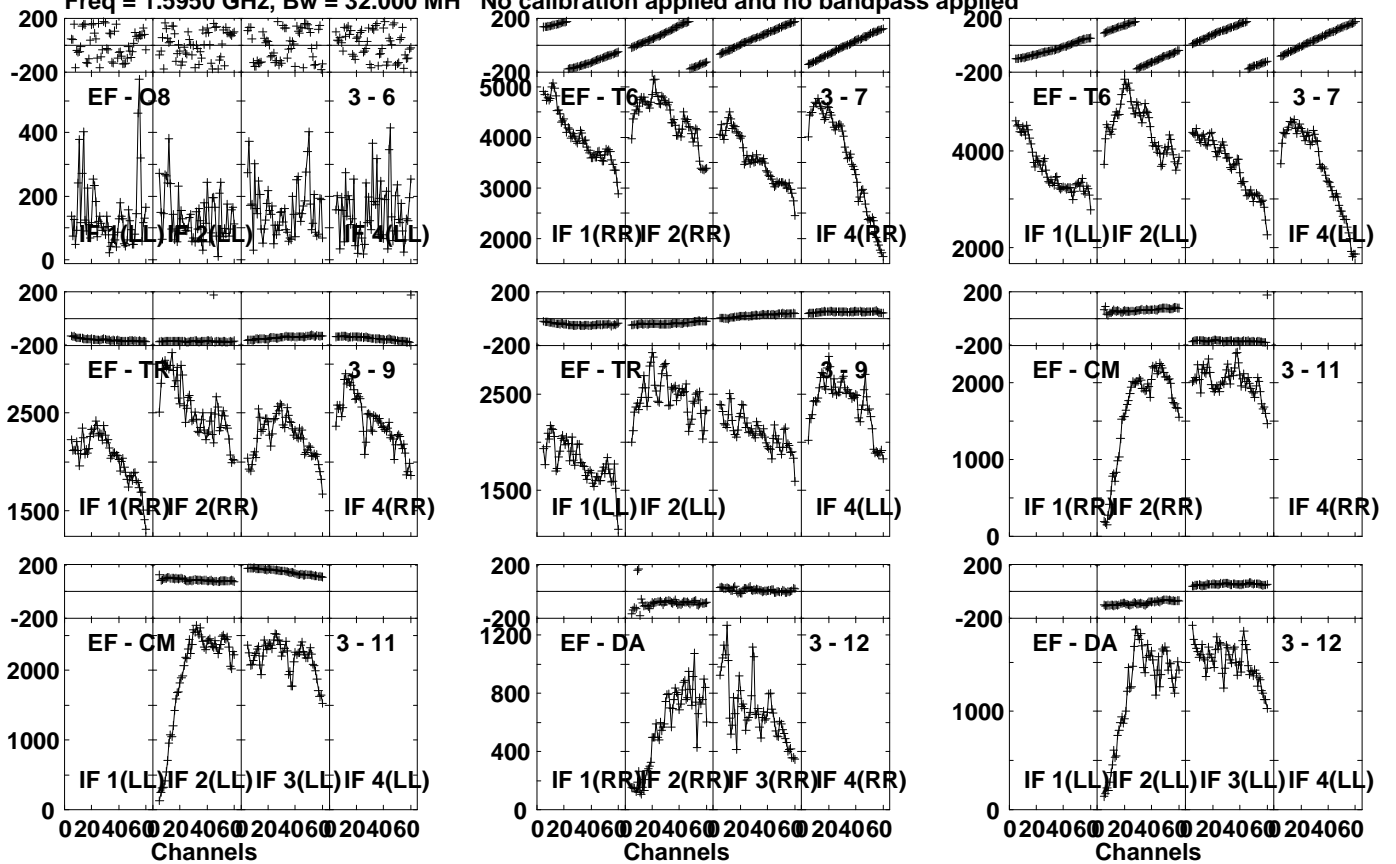
Lower frame: Milli Ampl Jy Top frame: Phas deg
Vector averaged cross-power spectrum Several baselines displayed
Timerange: 01/05:02:31 to 01/05:03:29

Plot file version 275 created 02-MAY-2024 15:35:59

J1037+5711 EM164D.UVDATA.1

Freq = 1.5950 GHz, Bw = 32.000 MH

No calibration applied and no bandpass applied

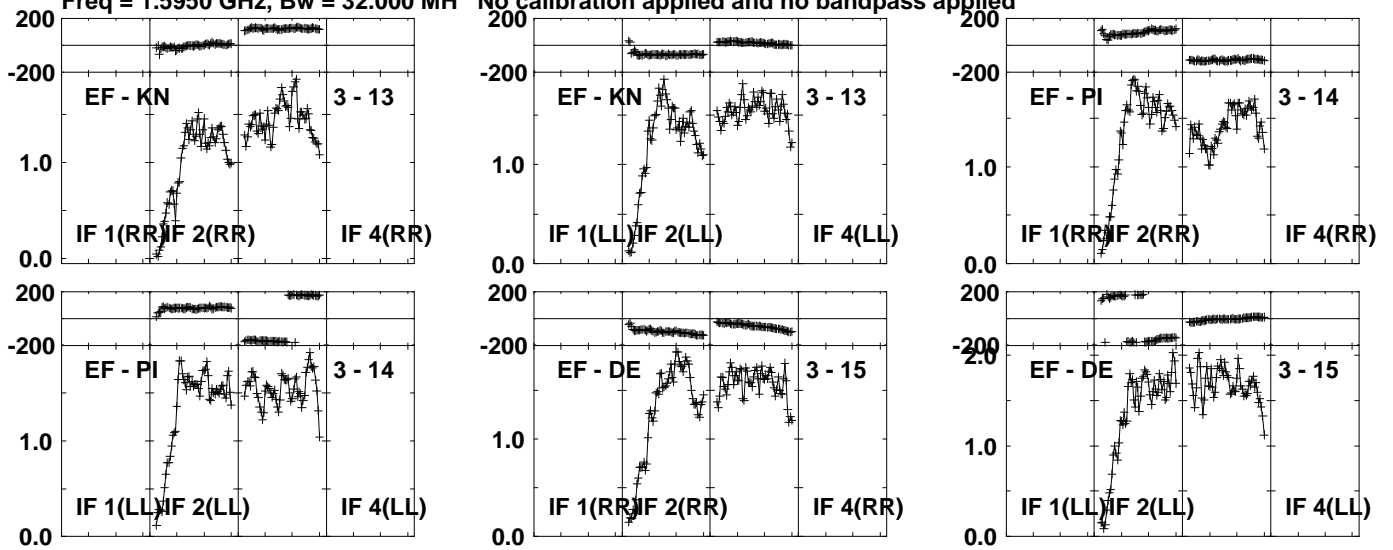


Lower frame: Micro Ampl Jy Top frame: Phas deg
Vector averaged cross-power spectrum Several baselines displayed
Timerange: 01/05:02:31 to 01/05:03:29

Plot file version 276 created 02-MAY-2024 15:35:59

J1037+5711 EM164D.UVDATA.1

Freq = 1.5950 GHz, Bw = 32.000 MH No calibration applied and no bandpass applied



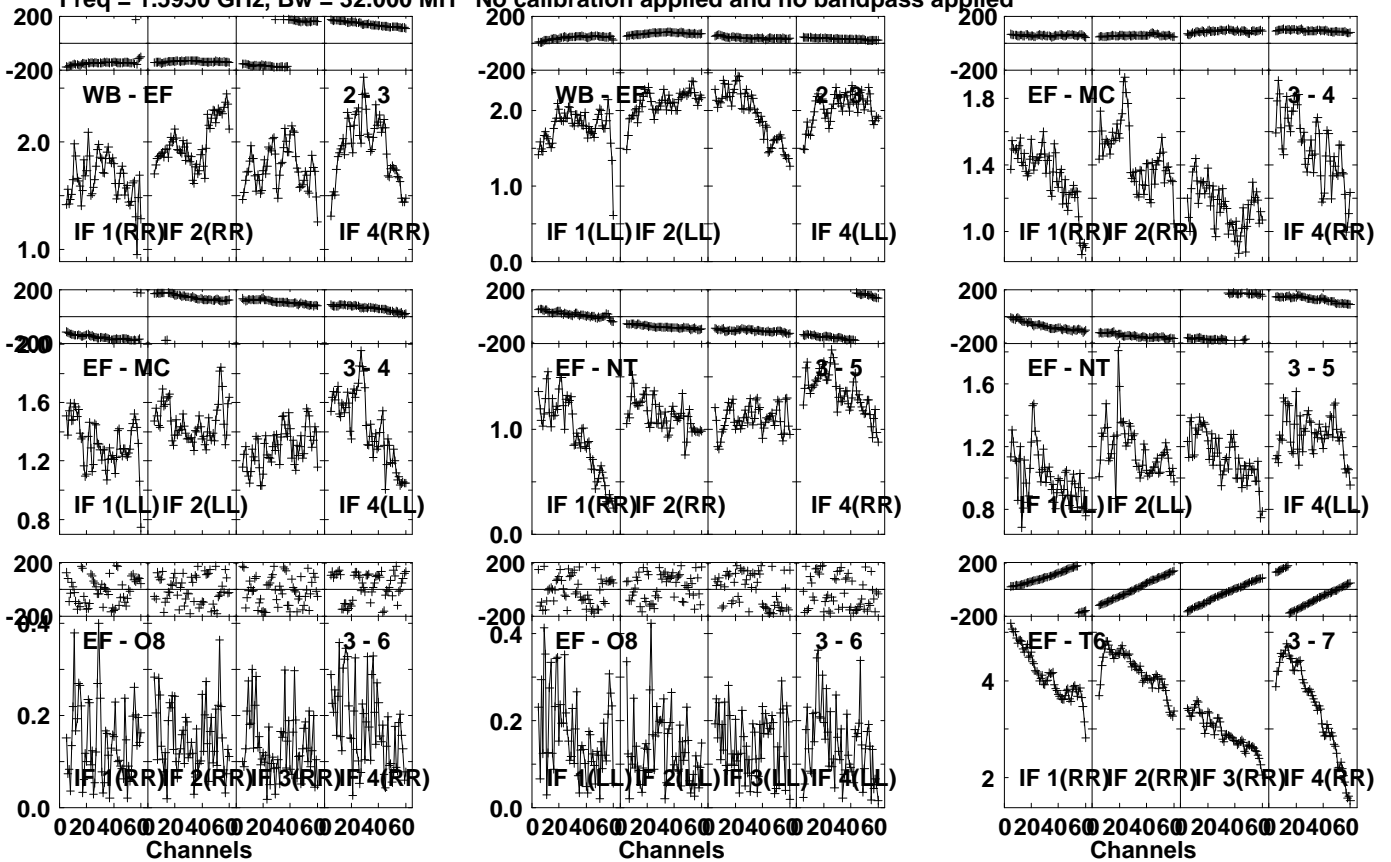
Lower frame: Milli Ampl Jy Top frame: Phas deg
Vector averaged cross-power spectrum Several baselines displayed
Timerange: 01/05:02:31 to 01/05:03:29

Plot file version 277 created 02-MAY-2024 15:35:59

J1037+5711 EM164D.UVDATA.1

Freq = 1.5950 GHz, Bw = 32.000 MH

No calibration applied and no bandpass applied



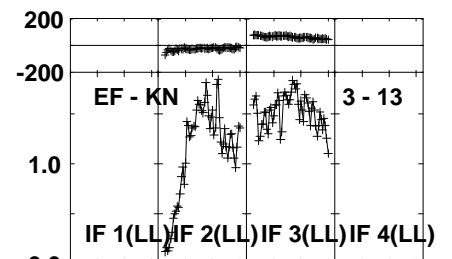
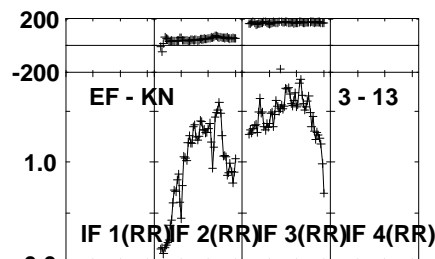
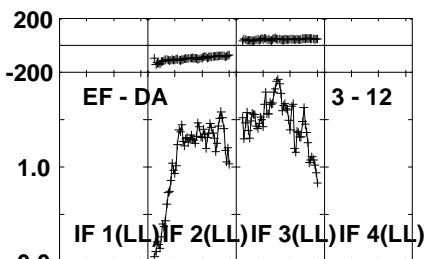
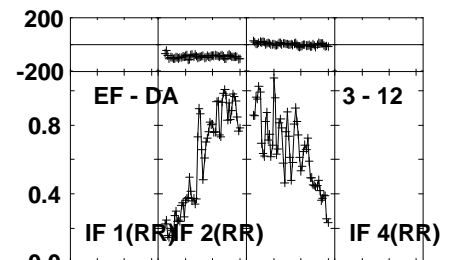
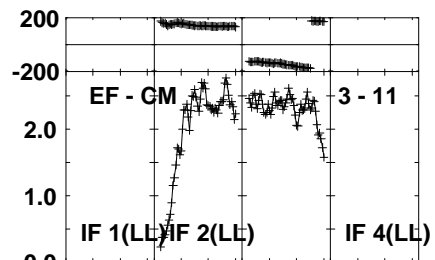
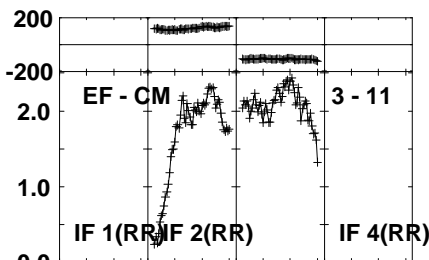
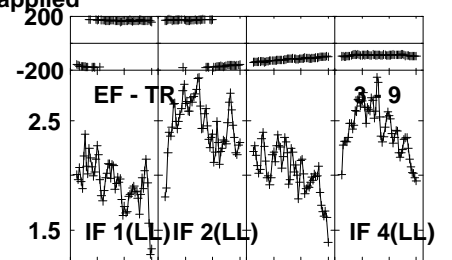
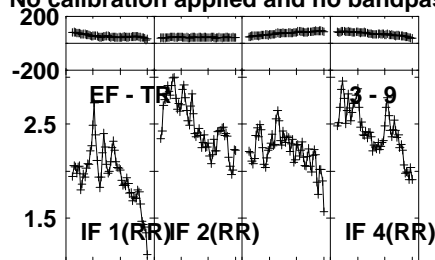
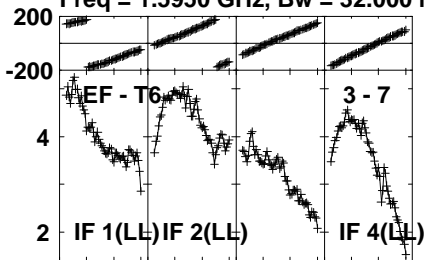
Lower frame: Milli Ampl Jy Top frame: Phas deg
Vector averaged cross-power spectrum Several baselines displayed
Timerange: 01/05:08:01 to 01/05:08:59

Plot file version 278 created 02-MAY-2024 15:35:59

J1037+5711 EM164D.UVDATA.1

Freq = 1.5950 GHz, Bw = 32.000 MH

No calibration applied and no bandpass applied



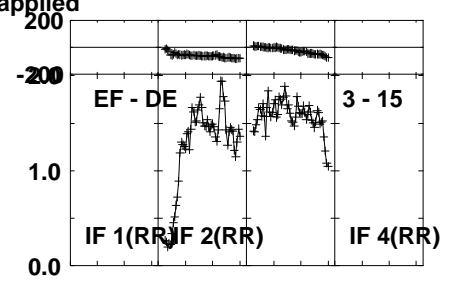
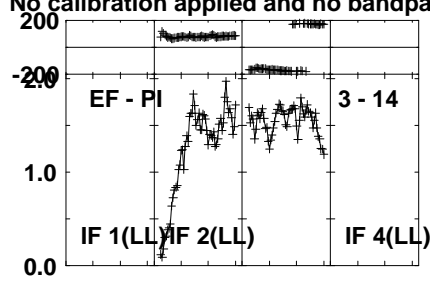
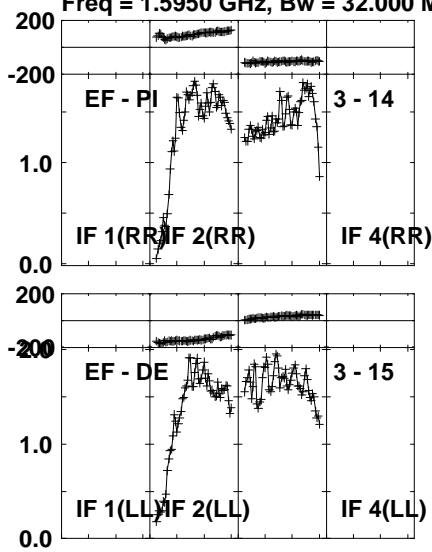
Lower frame: Milli Ampl Jy Top frame: Phas deg
Vector averaged cross-power spectrum Several baselines displayed
Timerange: 01/05:08:01 to 01/05:08:59

Plot file version 279 created 02-MAY-2024 15:36:00

J1037+5711 EM164D.UVDATA.1

Freq = 1.5950 GHz, Bw = 32.000 MH

No calibration applied and no bandpass applied



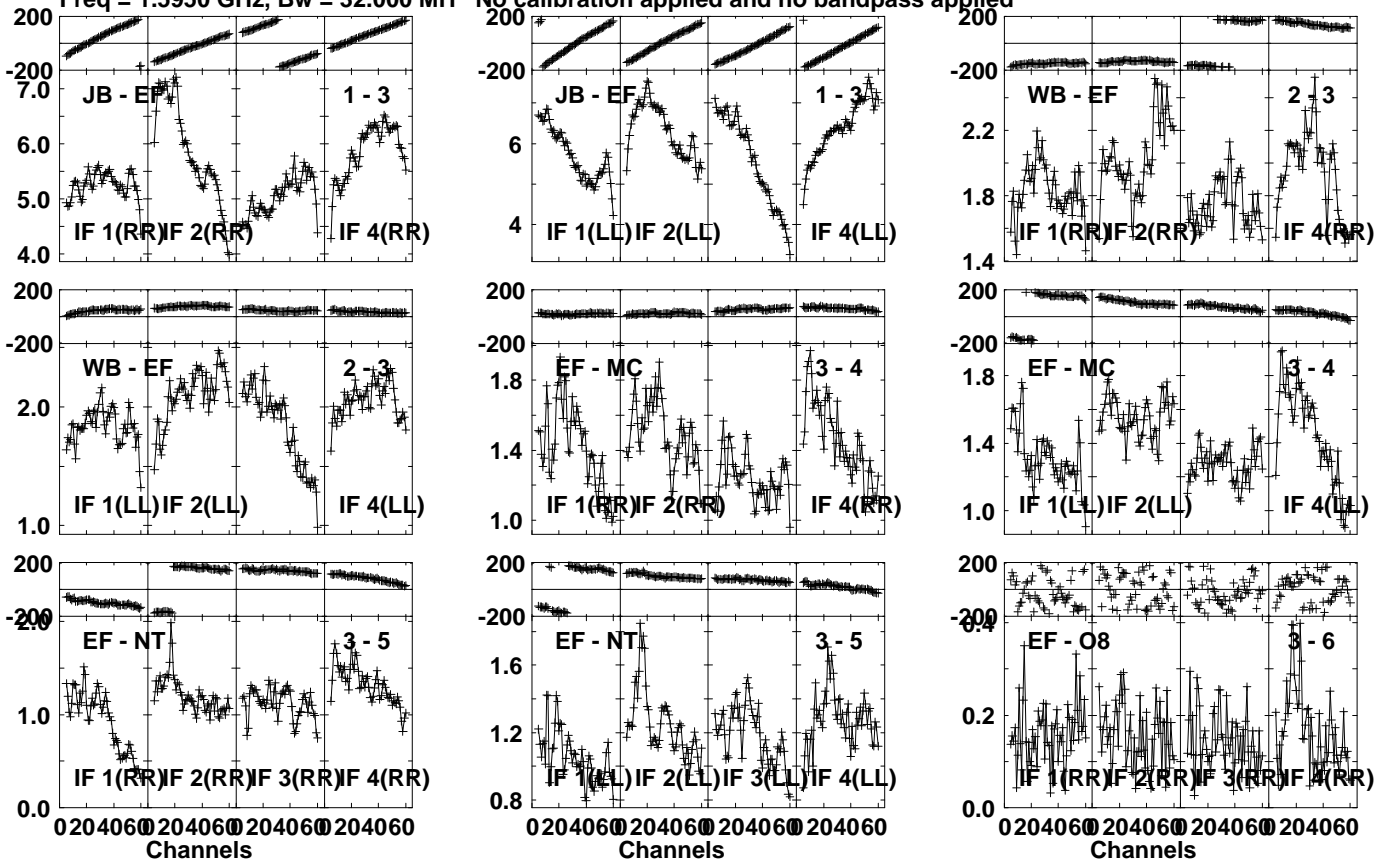
Lower frame: Milli Ampl Jy Top frame: Phas deg
Vector averaged cross-power spectrum Several baselines displayed
Timerange: 01/05:08:01 to 01/05:08:59

Plot file version 280 created 02-MAY-2024 15:36:00

J1037+5711 EM164D.UVDATA.1

Freq = 1.5950 GHz, Bw = 32.000 MH

No calibration applied and no bandpass applied



Lower frame: Milli Ampl Jy Top frame: Phas deg

Vector averaged cross-power spectrum Several baselines displayed

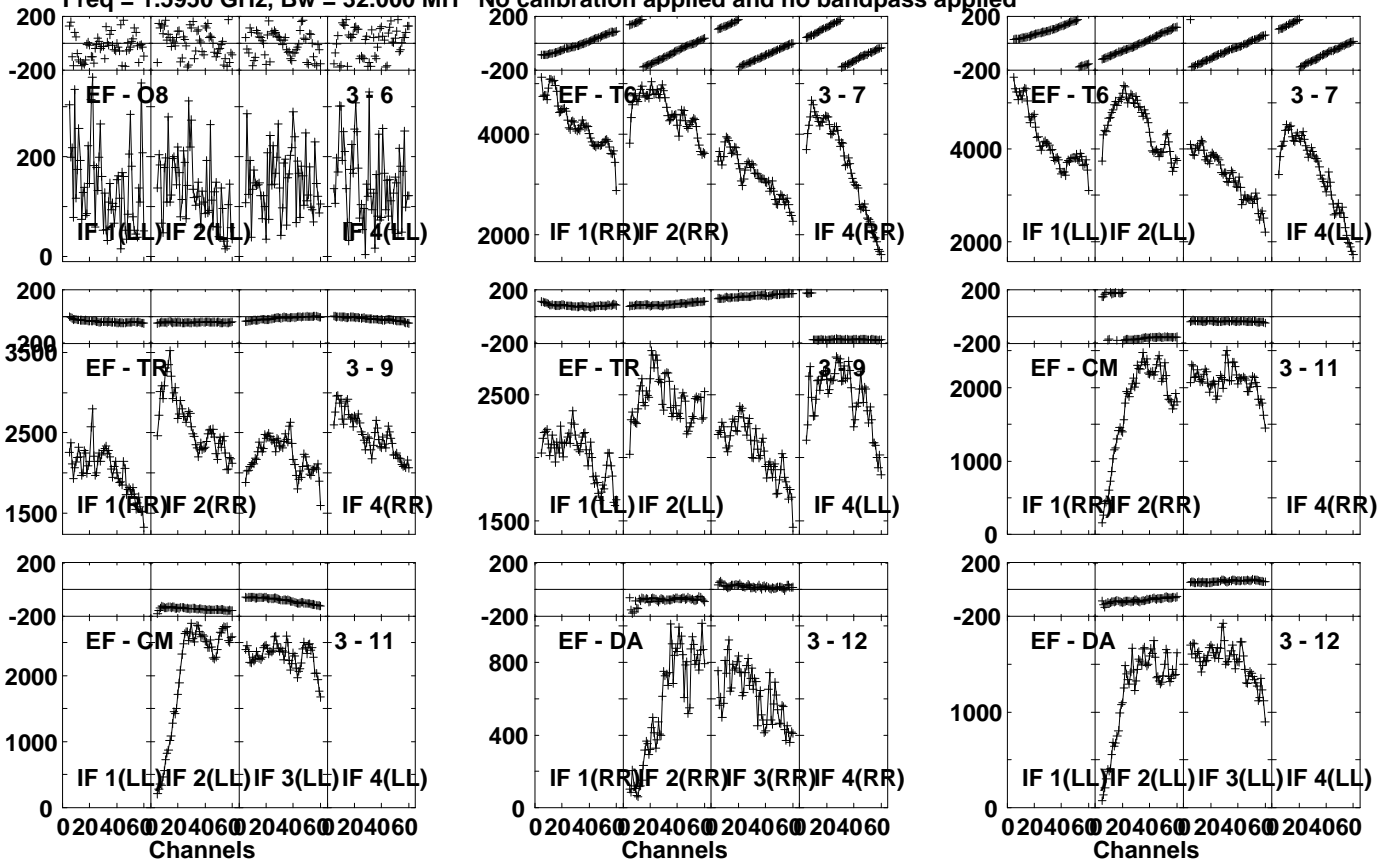
Timerange: 01/05:13:31 to 01/05:14:29

Plot file version 281 created 02-MAY-2024 15:36:00

J1037+5711 EM164D.UVDATA.1

Freq = 1.5950 GHz, Bw = 32.000 MH

No calibration applied and no bandpass applied



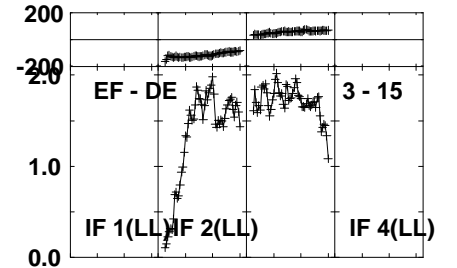
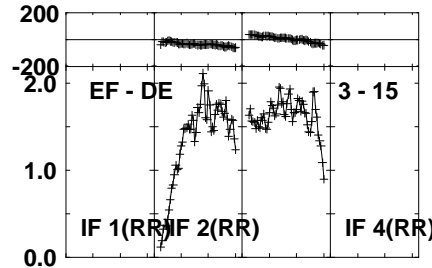
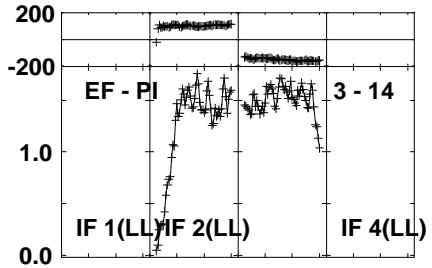
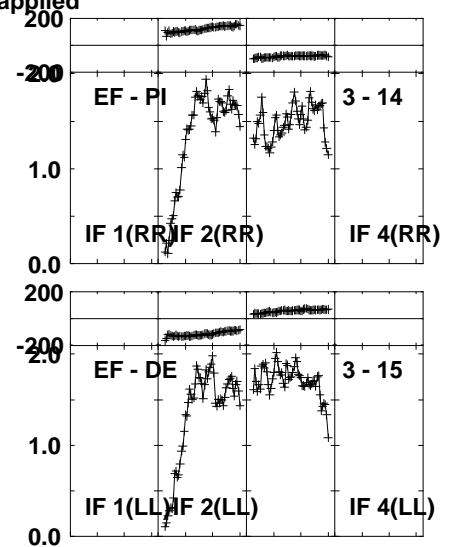
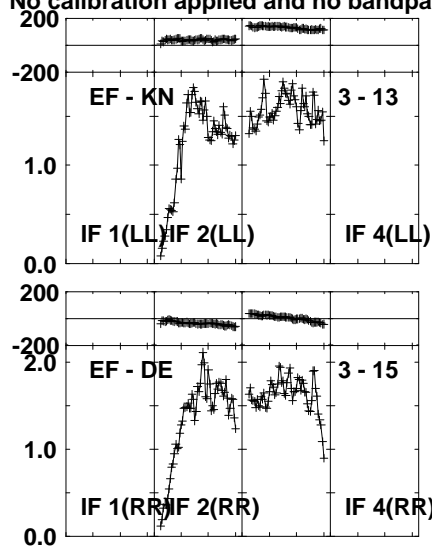
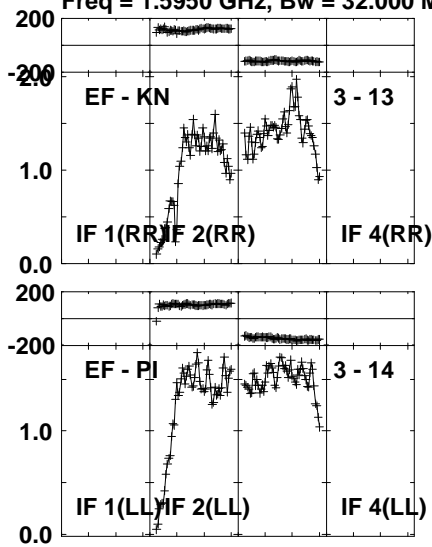
Lower frame: Micro Ampl Jy Top frame: Phas deg
Vector averaged cross-power spectrum Several baselines displayed
Timerange: 01/05:13:31 to 01/05:14:29

Plot file version 282 created 02-MAY-2024 15:36:00

J1037+5711 EM164D.UVDATA.1

Freq = 1.5950 GHz, Bw = 32.000 MH

No calibration applied and no bandpass applied



Lower frame: Milli Ampl Jy Top frame: Phas deg

Vector averaged cross-power spectrum Several baselines displayed

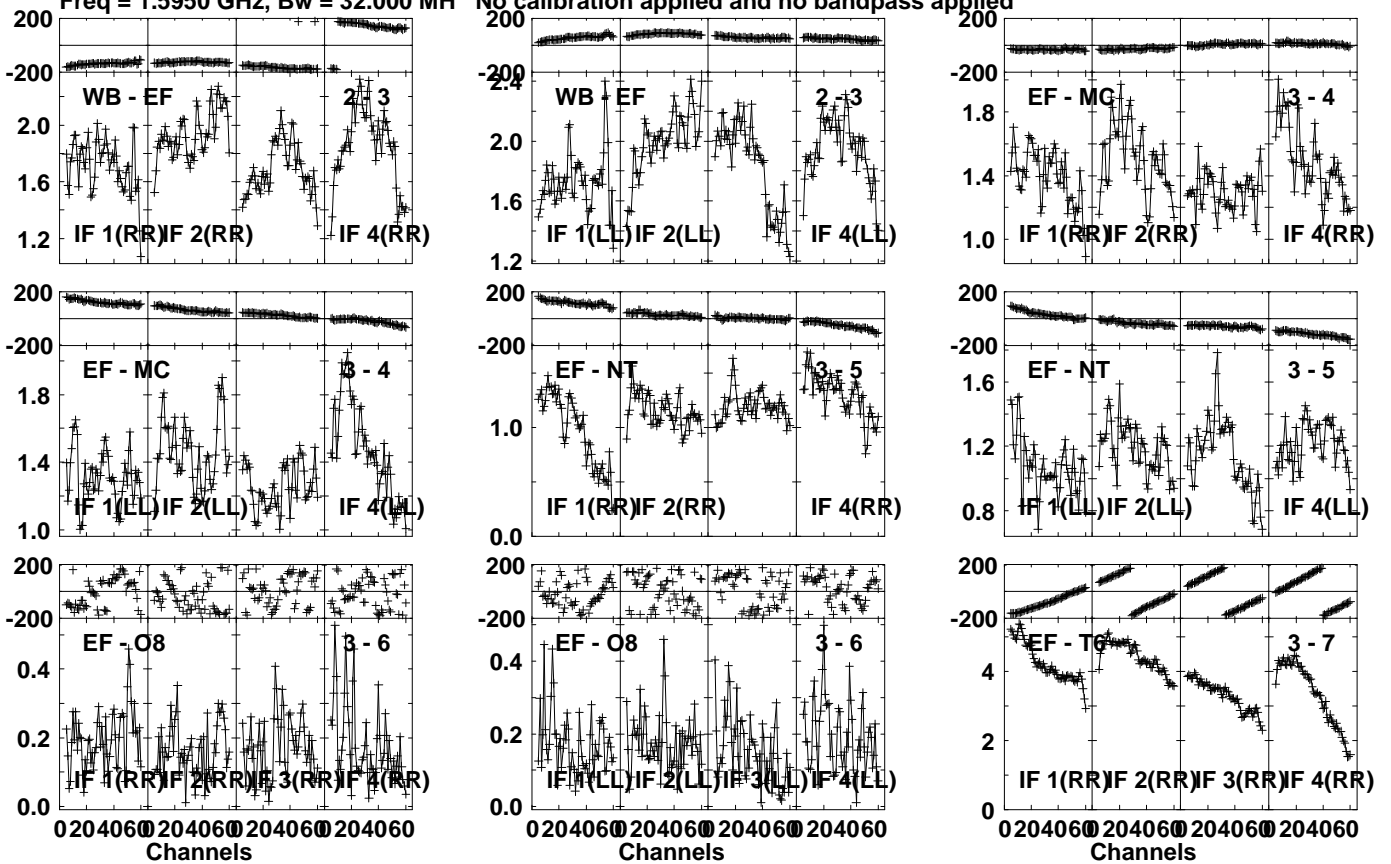
Timerange: 01/05:13:31 to 01/05:14:29

Plot file version 283 created 02-MAY-2024 15:36:00

J1037+5711 EM164D.UVDATA.1

Freq = 1.5950 GHz, Bw = 32.000 MH

No calibration applied and no bandpass applied

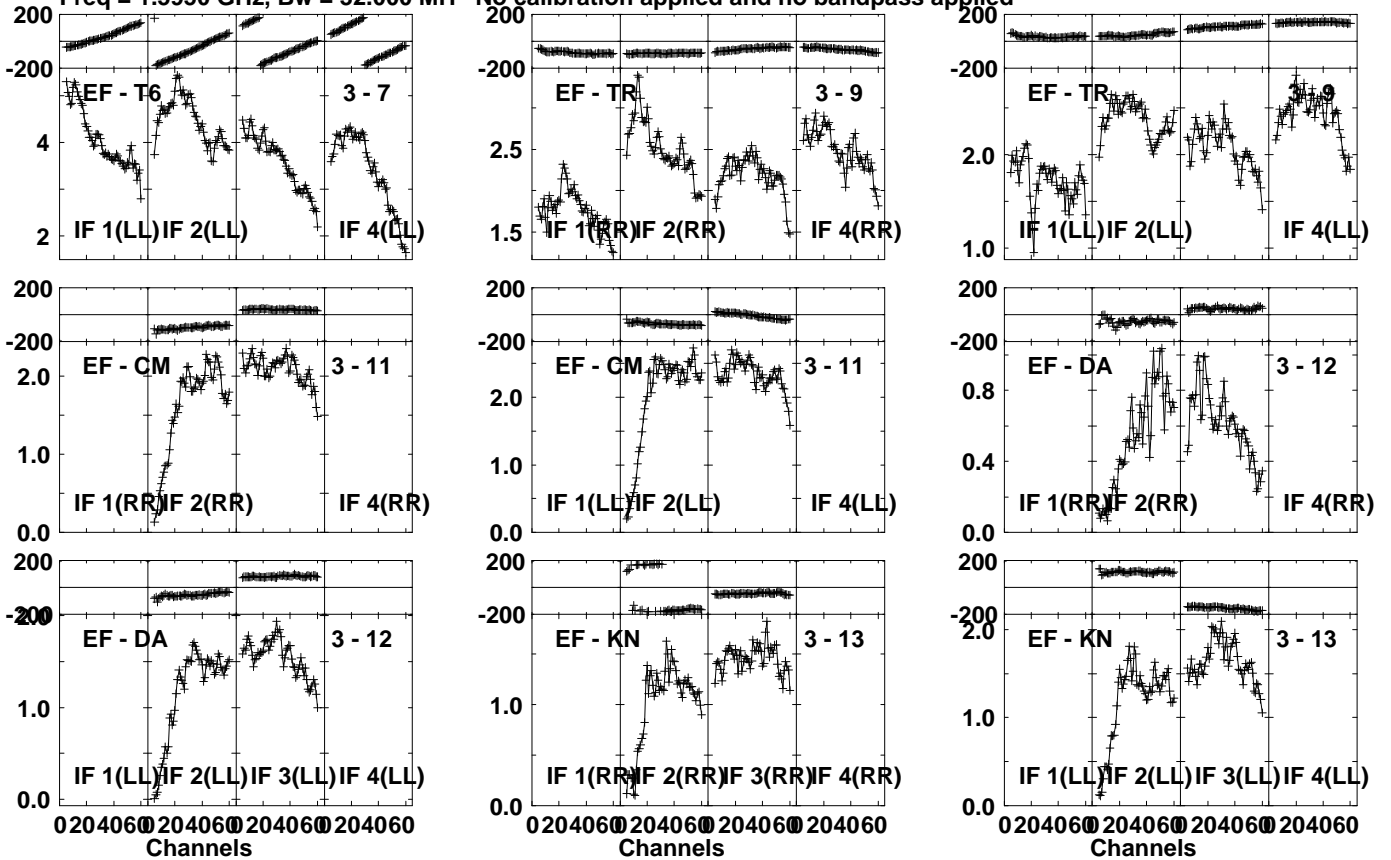


Lower frame: Milli Ampl Jy Top frame: Phas deg
Vector averaged cross-power spectrum Several baselines displayed
Timerange: 01/05:19:01 to 01/05:19:59

Plot file version 284 created 02-MAY-2024 15:36:00

J1037+5711 EM164D.UVDATA.1

Freq = 1.5950 GHz, Bw = 32.000 MH No calibration applied and no bandpass applied



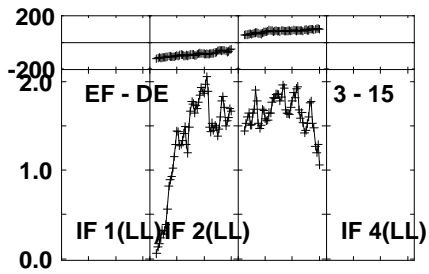
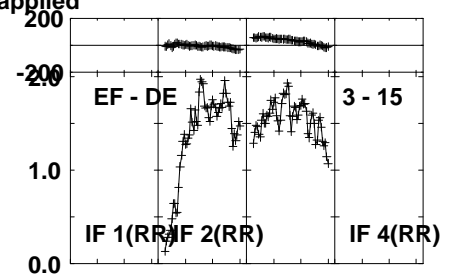
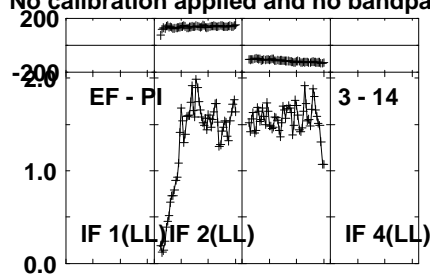
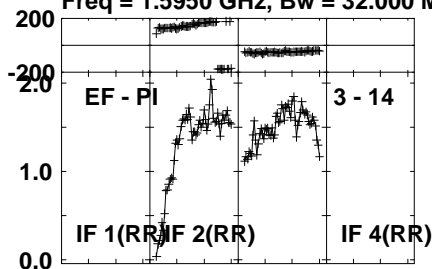
Lower frame: Milli Ampl Jy Top frame: Phas deg
Vector averaged cross-power spectrum Several baselines displayed
Timerange: 01/05:19:01 to 01/05:19:59

Plot file version 285 created 02-MAY-2024 15:36:00

J1037+5711 EM164D.UVDATA.1

Freq = 1.5950 GHz, Bw = 32.000 MH

No calibration applied and no bandpass applied



Lower frame: Milli Ampl Jy Top frame: Phas deg

Vector averaged cross-power spectrum Several baselines displayed

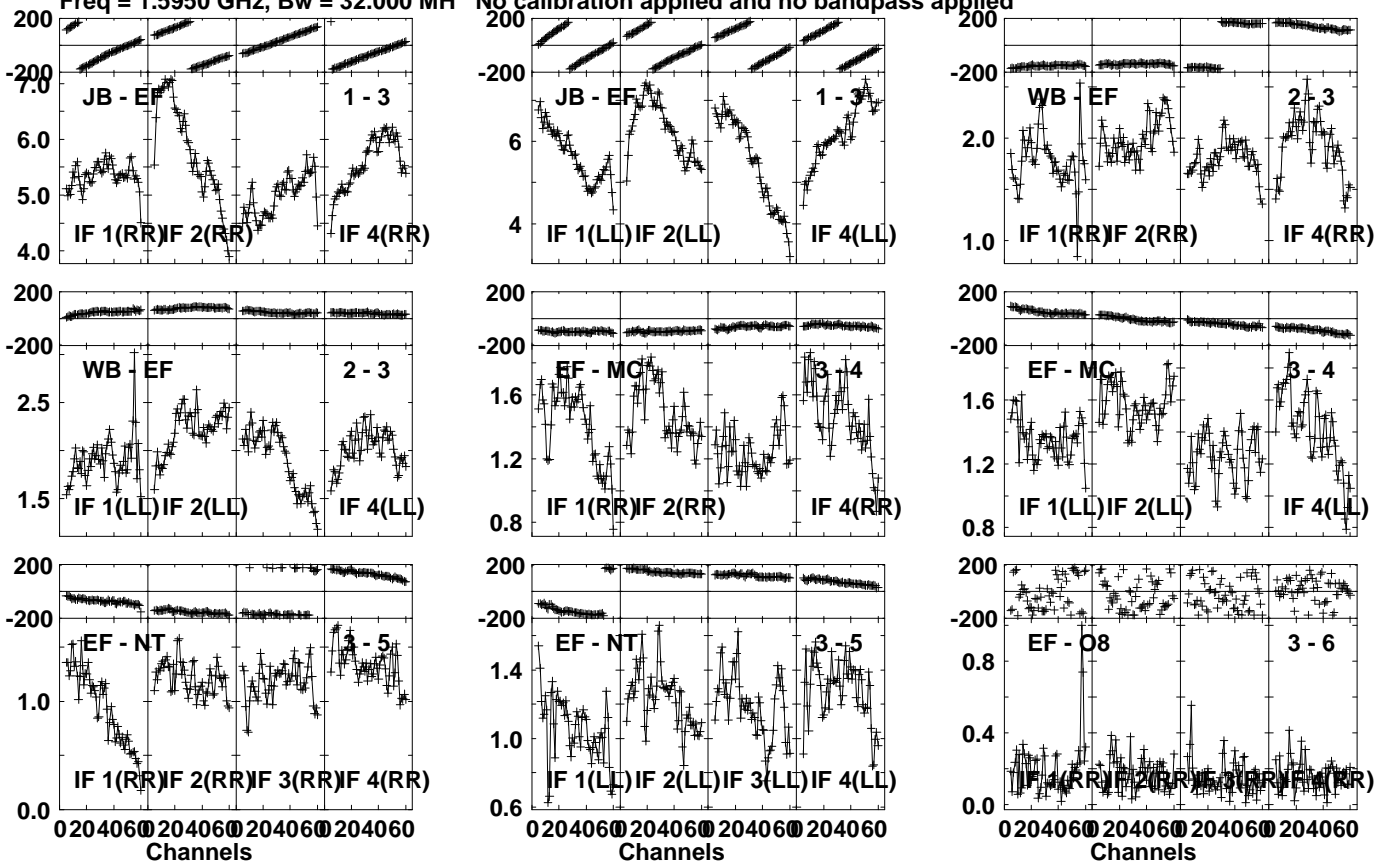
Timerange: 01/05:19:01 to 01/05:19:59

Plot file version 286 created 02-MAY-2024 15:36:00

J1037+5711 EM164D.UVDATA.1

Freq = 1.5950 GHz, Bw = 32.000 MH

No calibration applied and no bandpass applied



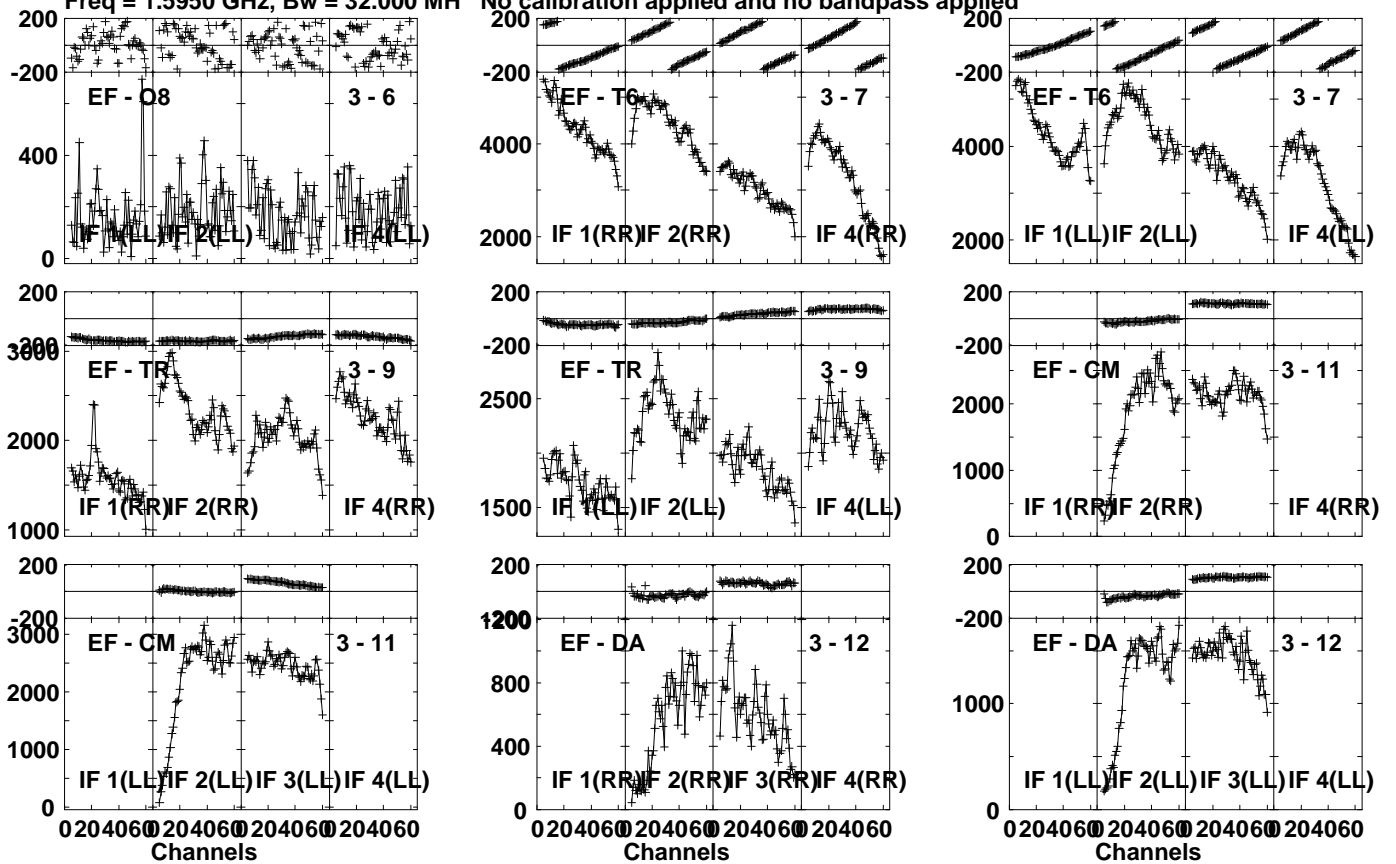
Lower frame: Milli Ampl Jy Top frame: Phas deg
Vector averaged cross-power spectrum Several baselines displayed
Timerange: 01/05:24:31 to 01/05:25:29

Plot file version 287 created 02-MAY-2024 15:36:00

J1037+5711 EM164D.UVDATA.1

Freq = 1.5950 GHz, Bw = 32.000 MH

No calibration applied and no bandpass applied



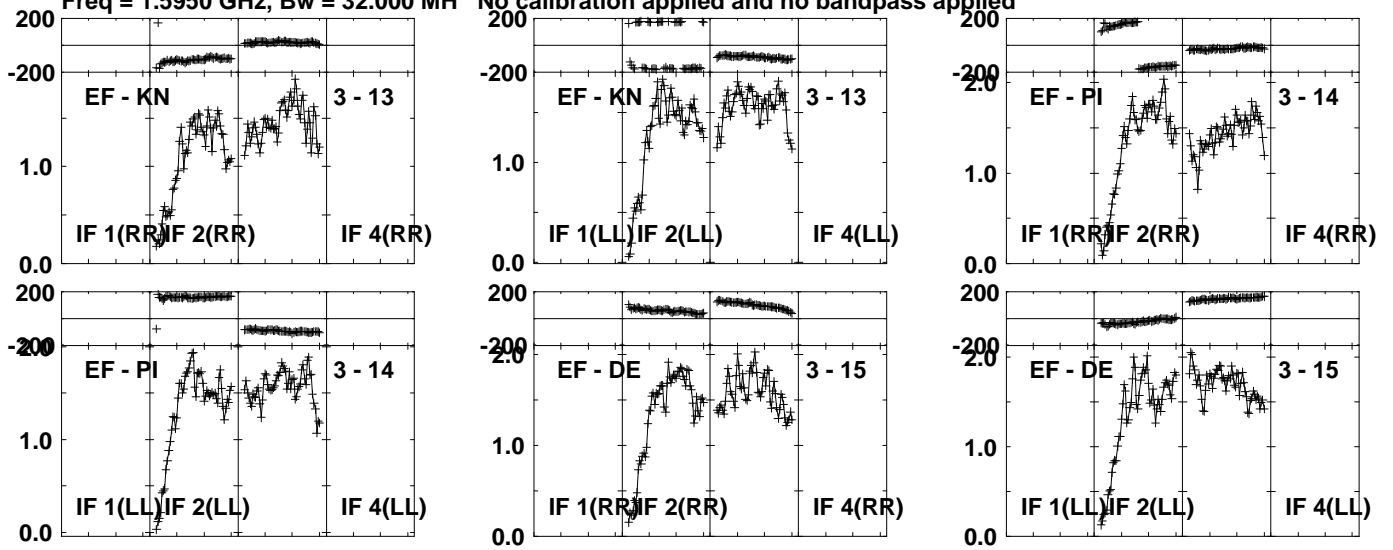
Lower frame: Micro Ampl Jy Top frame: Phas deg
Vector averaged cross-power spectrum Several baselines displayed
Timerange: 01/05:24:31 to 01/05:25:29

Plot file version 288 created 02-MAY-2024 15:36:00

J1037+5711 EM164D.UVDATA.1

Freq = 1.5950 GHz, Bw = 32.000 MH

No calibration applied and no bandpass applied



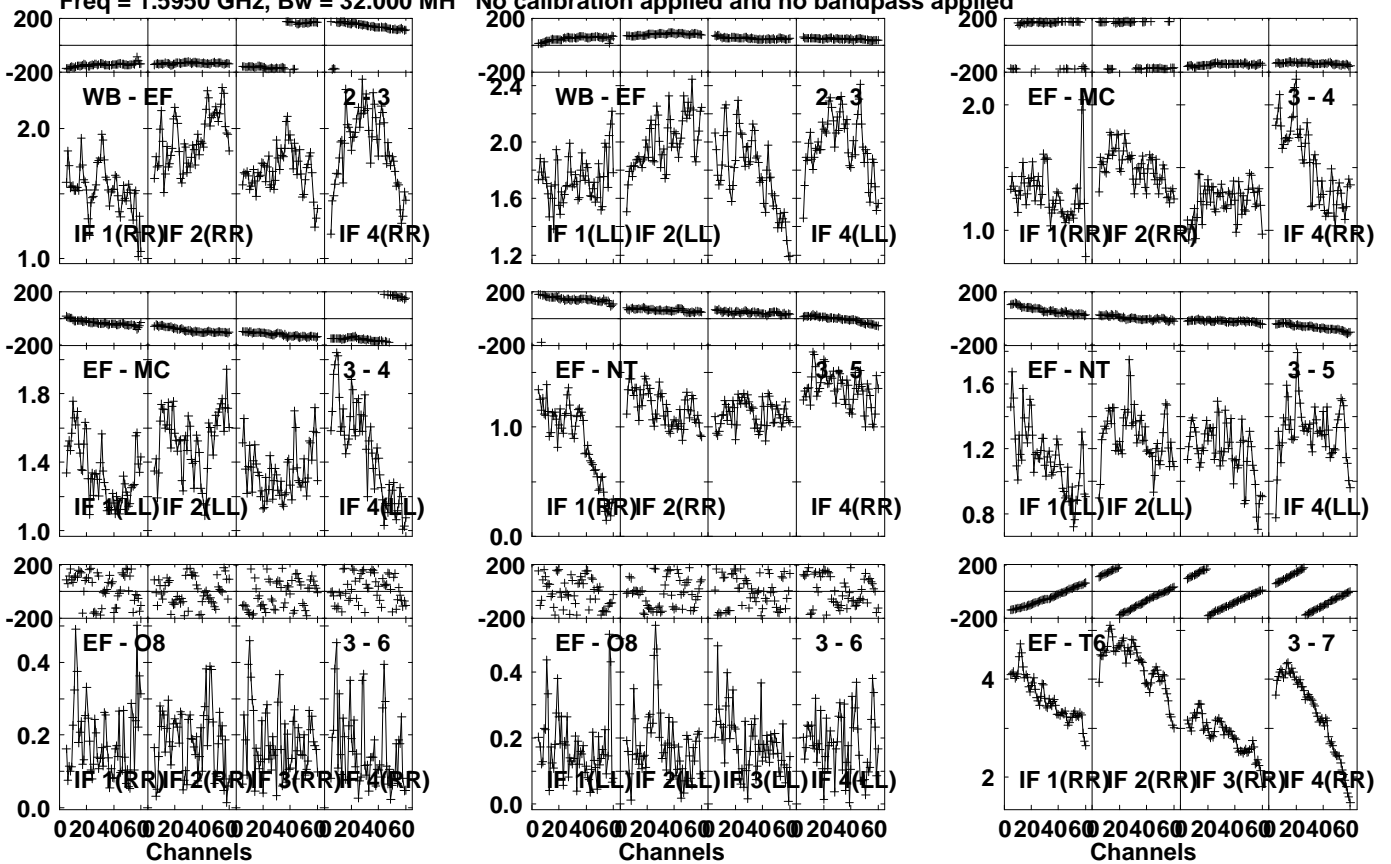
Lower frame: Milli Ampl Jy Top frame: Phas deg
Vector averaged cross-power spectrum Several baselines displayed
Timerange: 01/05:24:31 to 01/05:25:29

Plot file version 289 created 02-MAY-2024 15:36:00

J1037+5711 EM164D.UVDATA.1

Freq = 1.5950 GHz, Bw = 32.000 MH

No calibration applied and no bandpass applied



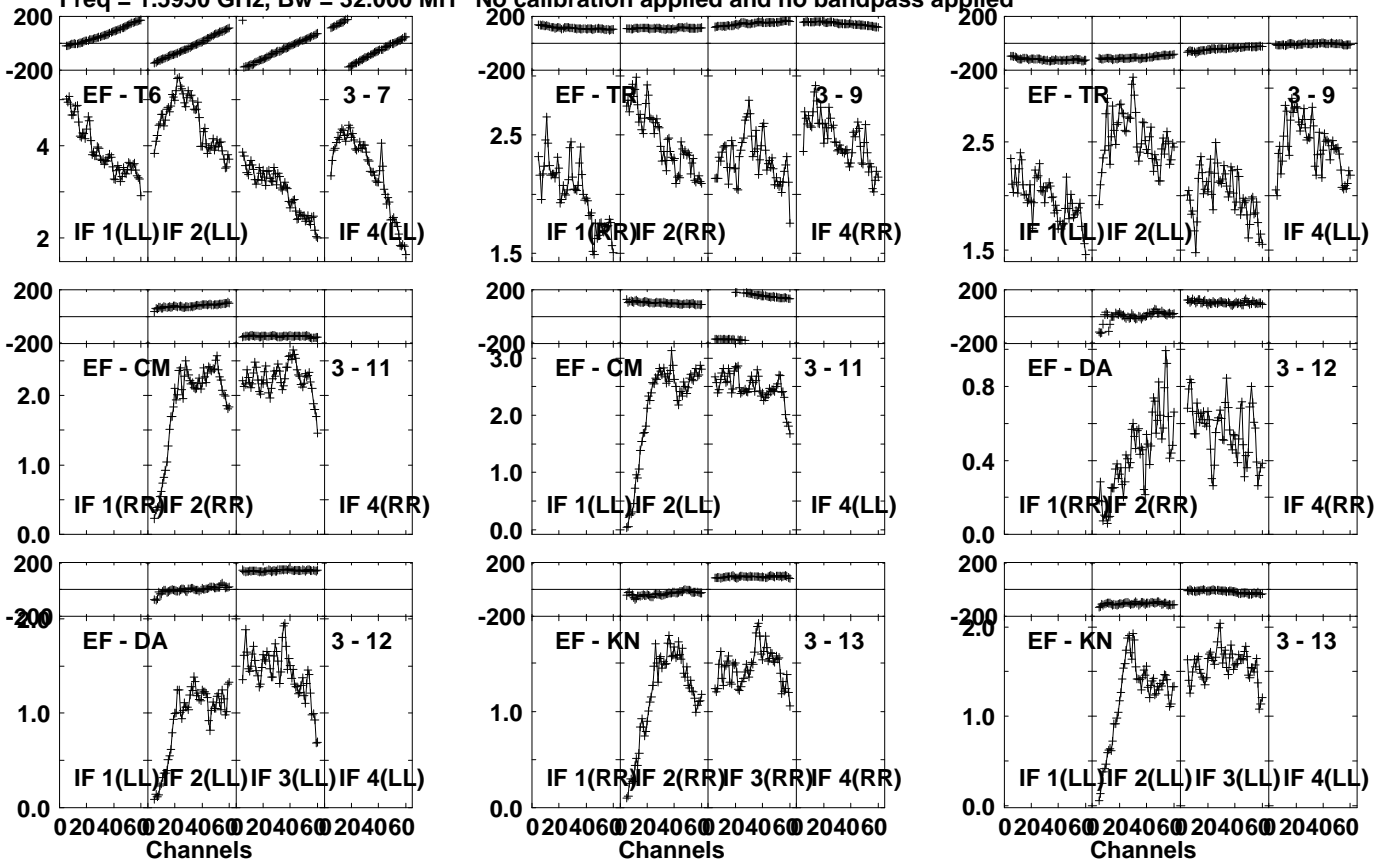
Lower frame: Milli Ampl Jy Top frame: Phas deg
Vector averaged cross-power spectrum Several baselines displayed
Timerange: 01/05:30:01 to 01/05:30:59

Plot file version 290 created 02-MAY-2024 15:36:00

J1037+5711 EM164D.UVDATA.1

Freq = 1.5950 GHz, Bw = 32.000 MH

No calibration applied and no bandpass applied



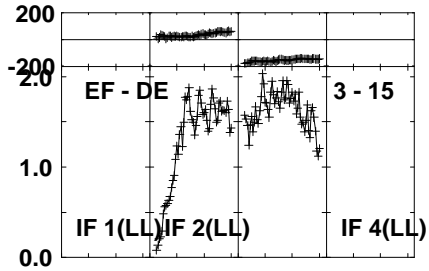
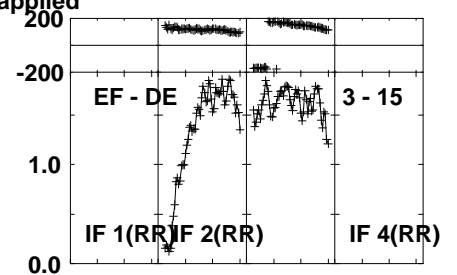
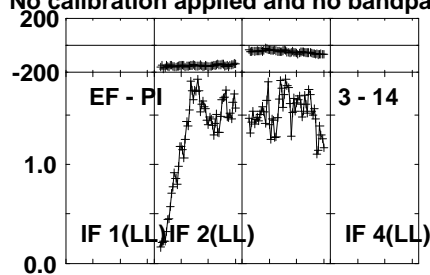
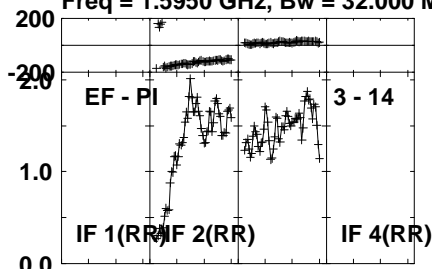
Lower frame: Milli Ampl Jy Top frame: Phas deg
Vector averaged cross-power spectrum Several baselines displayed
Timerange: 01/05:30:01 to 01/05:30:59

Plot file version 291 created 02-MAY-2024 15:36:00

J1037+5711 EM164D.UVDATA.1

Freq = 1.5950 GHz, Bw = 32.000 MH

No calibration applied and no bandpass applied



Lower frame: Milli Ampl Jy Top frame: Phas deg

Vector averaged cross-power spectrum Several baselines displayed

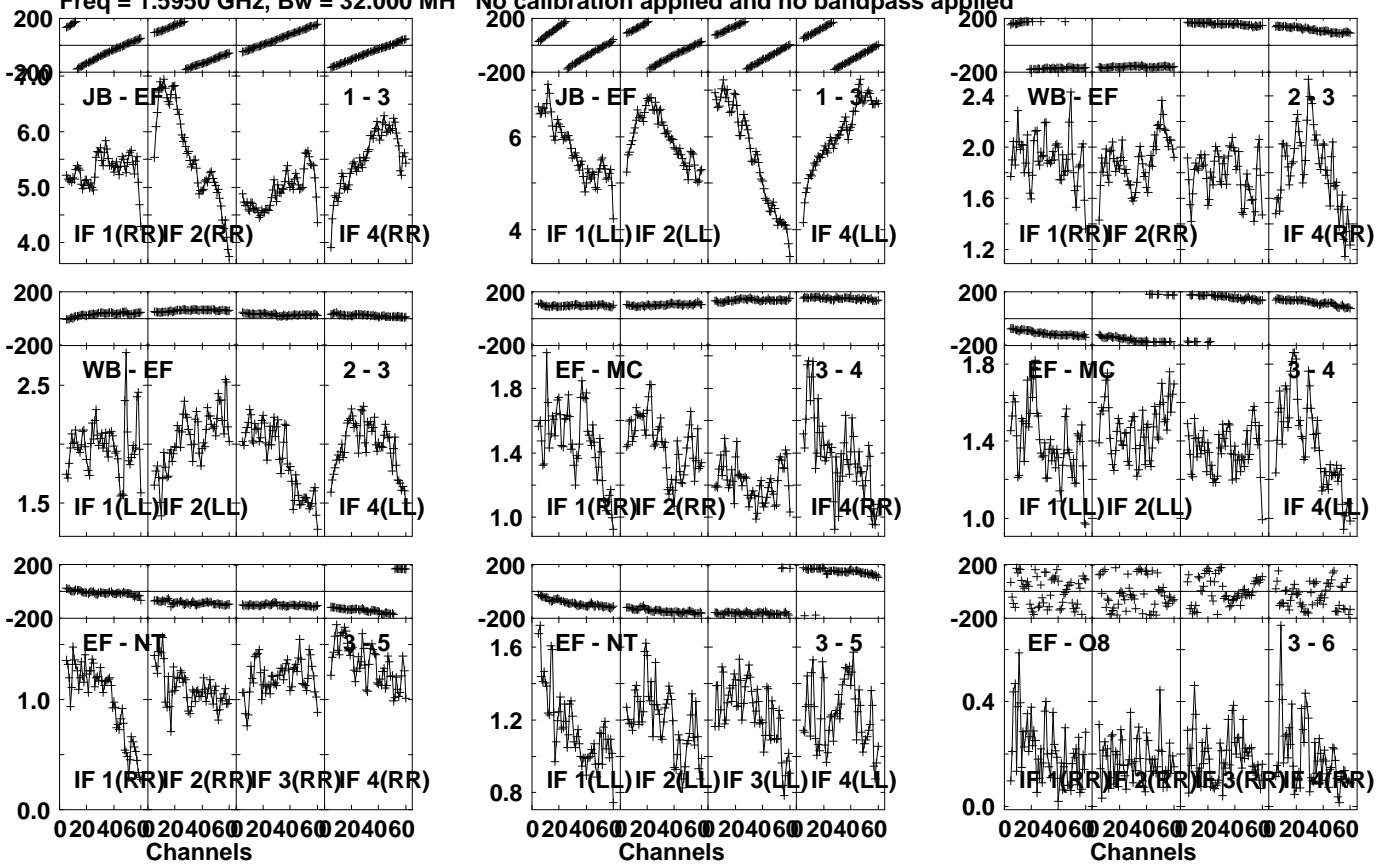
Timerange: 01/05:30:01 to 01/05:30:59

Plot file version 292 created 02-MAY-2024 15:36:00

J1037+5711 EM164D.UVDATA.1

Freq = 1.5950 GHz, Bw = 32.000 MH

No calibration applied and no bandpass applied



Lower frame: Milli Ampl Jy Top frame: Phas deg

Vector averaged cross-power spectrum Several baselines displayed

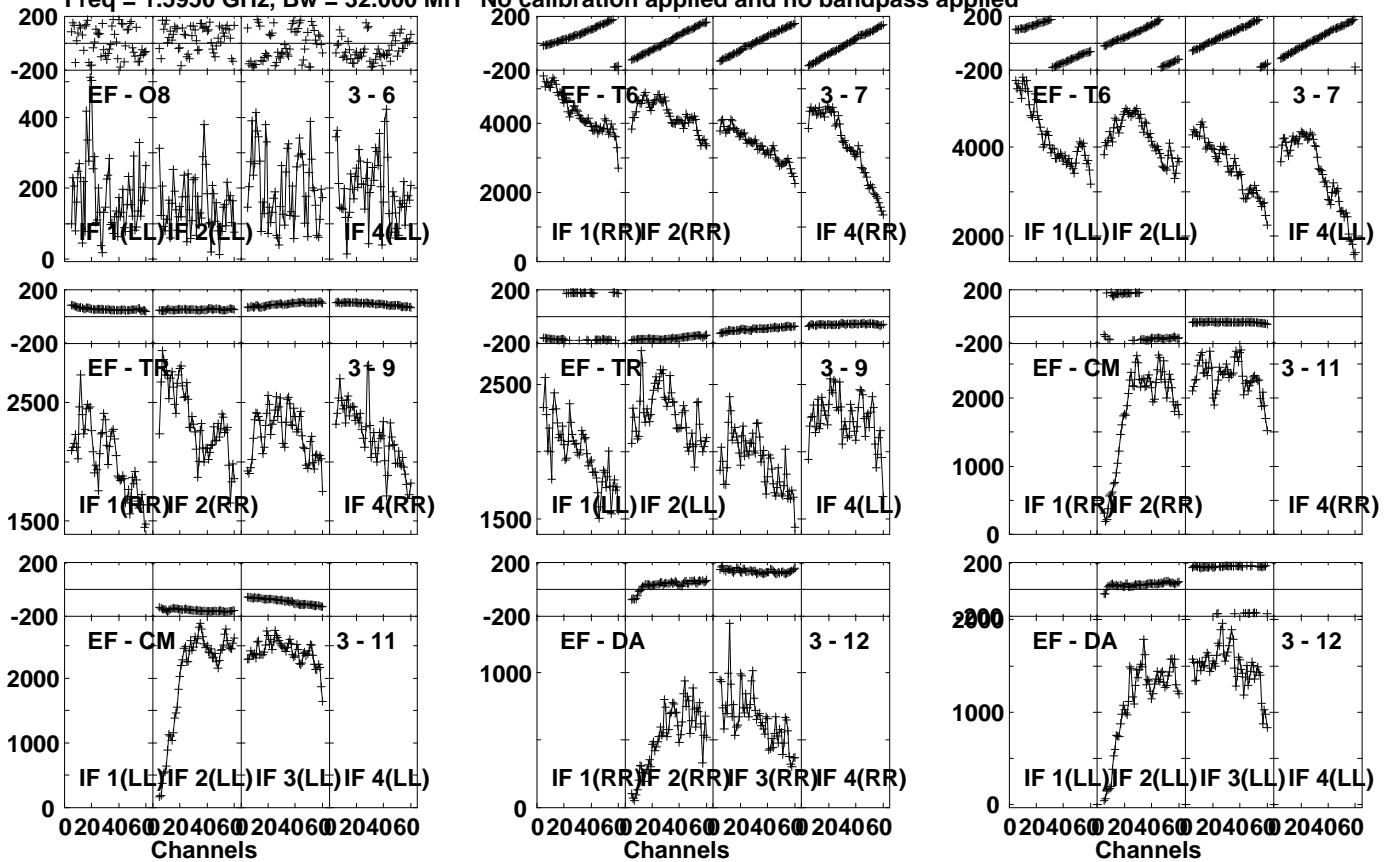
Timerange: 01/05:35:31 to 01/05:36:29

Plot file version 293 created 02-MAY-2024 15:36:00

J1037+5711 EM164D.UVDATA.1

Freq = 1.5950 GHz, Bw = 32.000 MH

No calibration applied and no bandpass applied



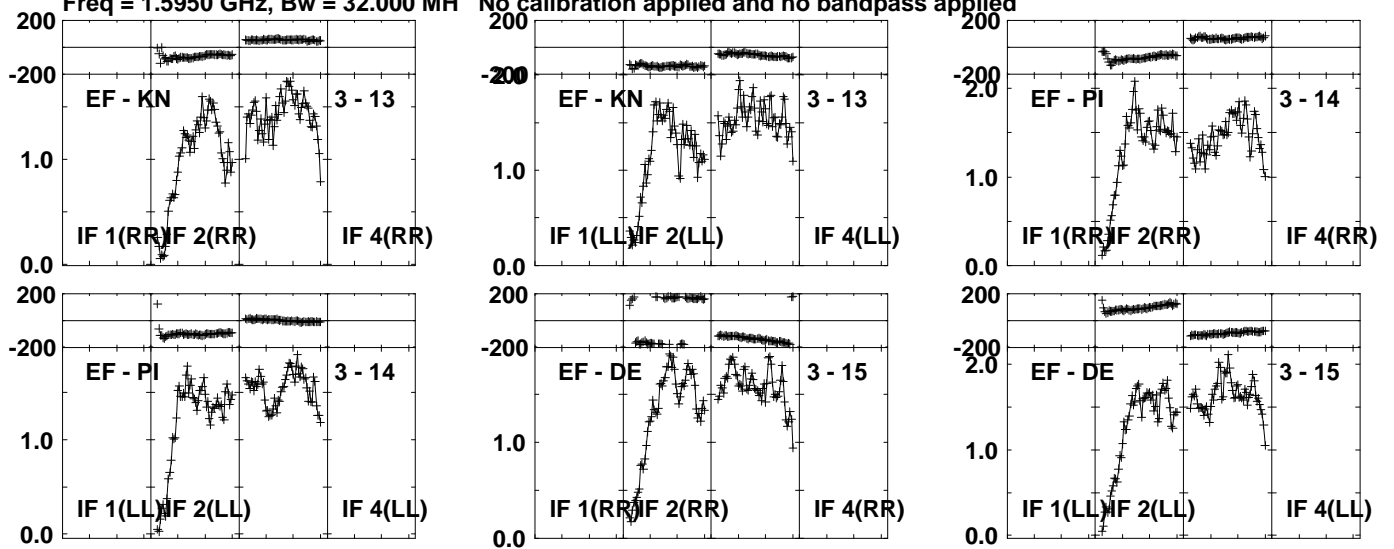
Lower frame: Micro Ampl Jy Top frame: Phas deg
Vector averaged cross-power spectrum Several baselines displayed
Timerange: 01/05:35:31 to 01/05:36:29

Plot file version 294 created 02-MAY-2024 15:36:00

J1037+5711 EM164D.UVDATA.1

Freq = 1.5950 GHz, Bw = 32.000 MH

No calibration applied and no bandpass applied



Lower frame: Milli Ampl Jy Top frame: Phas deg

Vector averaged cross-power spectrum Several baselines displayed

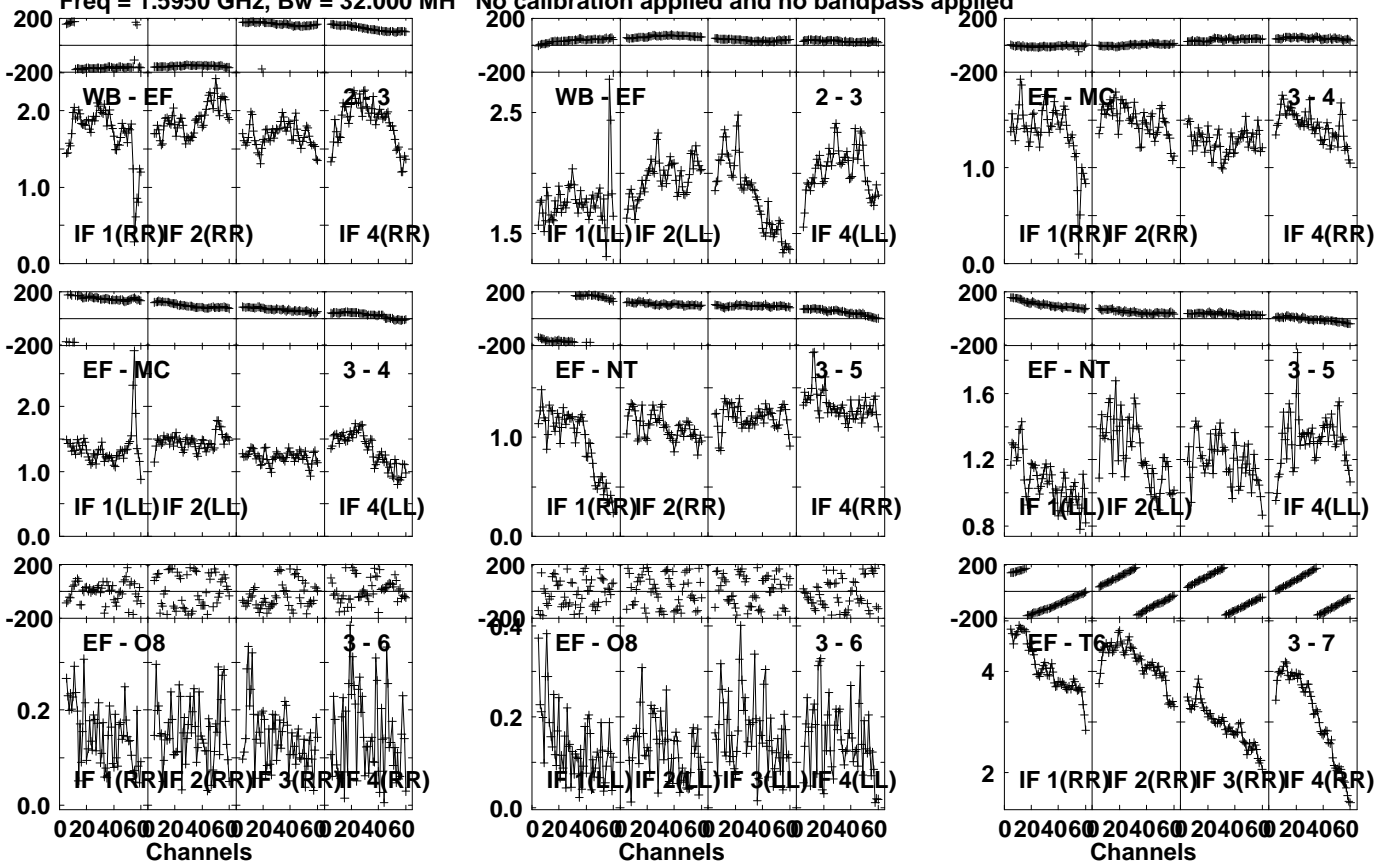
Timerange: 01/05:35:31 to 01/05:36:29

Plot file version 295 created 02-MAY-2024 15:36:00

J1037+5711 EM164D.UVDATA.1

Freq = 1.5950 GHz, Bw = 32.000 MH

No calibration applied and no bandpass applied



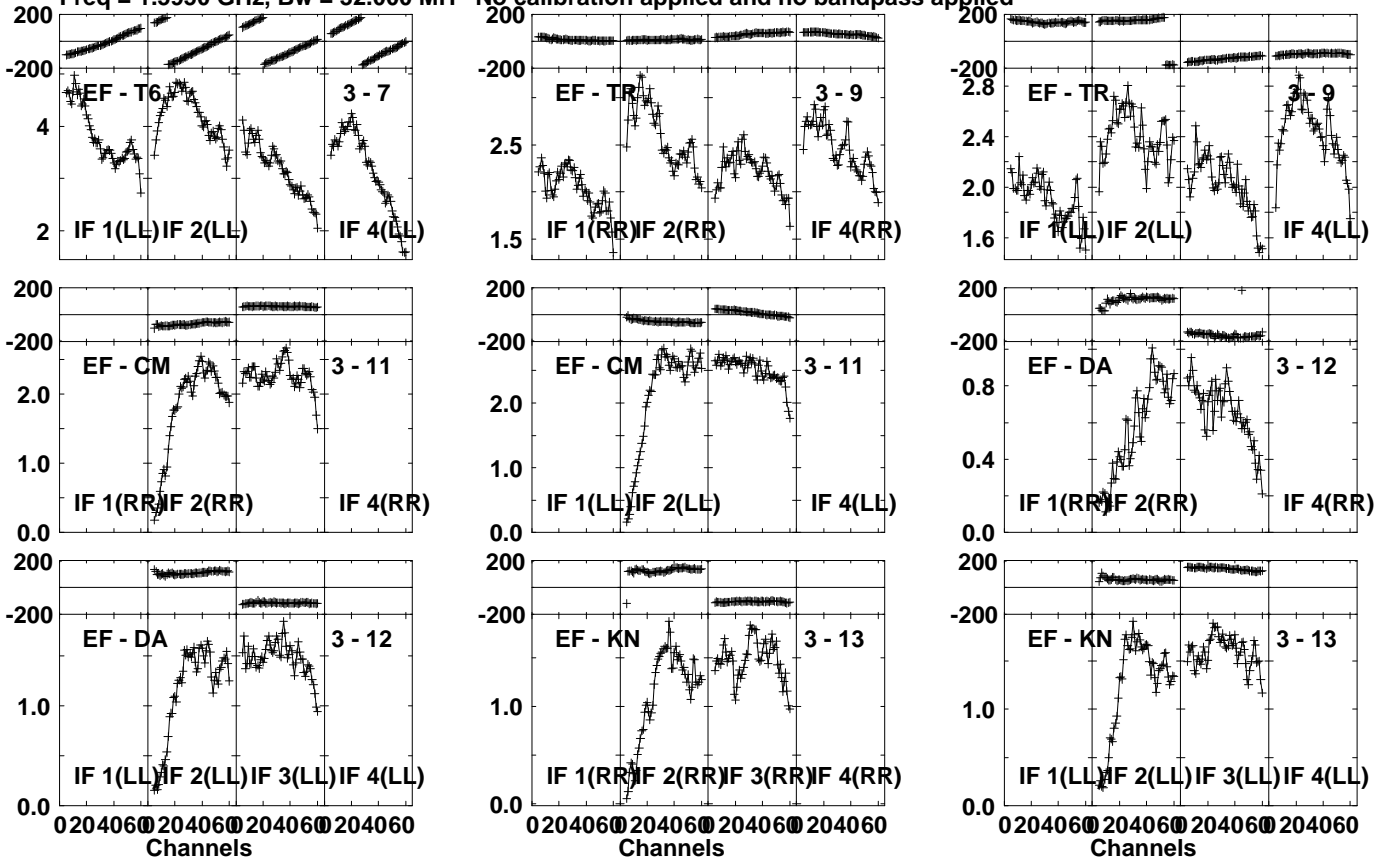
Lower frame: Milli Ampl Jy Top frame: Phas deg
Vector averaged cross-power spectrum Several baselines displayed
Timerange: 01/05:41:01 to 01/05:41:59

Plot file version 296 created 02-MAY-2024 15:36:00

J1037+5711 EM164D.UVDATA.1

Freq = 1.5950 GHz, Bw = 32.000 MH

No calibration applied and no bandpass applied



Lower frame: Milli Ampl Jy Top frame: Phas deg

Vector averaged cross-power spectrum Several baselines displayed

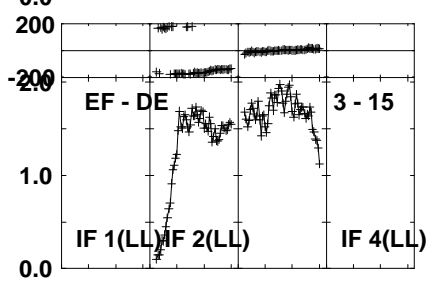
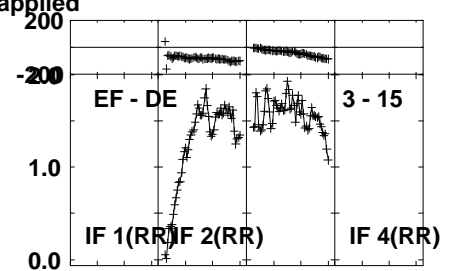
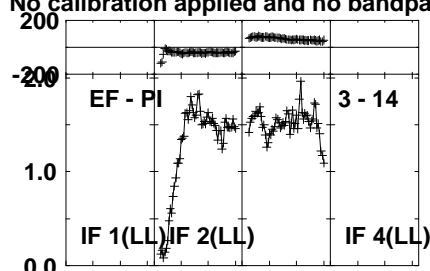
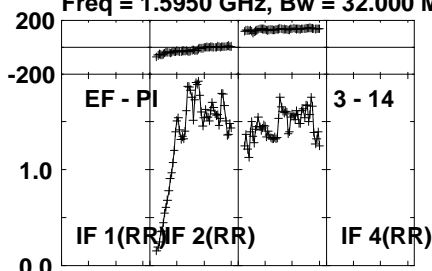
Timerange: 01/05:41:01 to 01/05:41:59

Plot file version 297 created 02-MAY-2024 15:36:00

J1037+5711 EM164D.UVDATA.1

Freq = 1.5950 GHz, Bw = 32.000 MH

No calibration applied and no bandpass applied



Lower frame: Milli Ampl Jy Top frame: Phas deg

Vector averaged cross-power spectrum Several baselines displayed

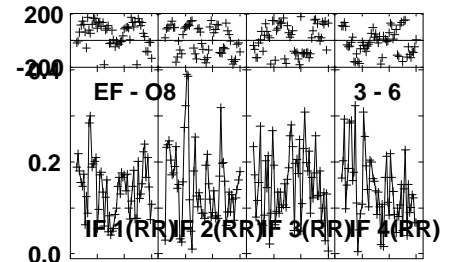
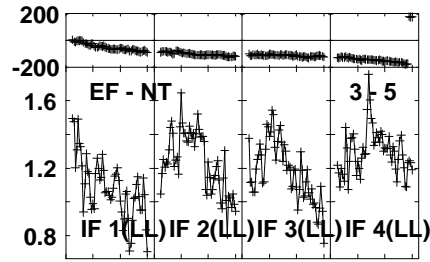
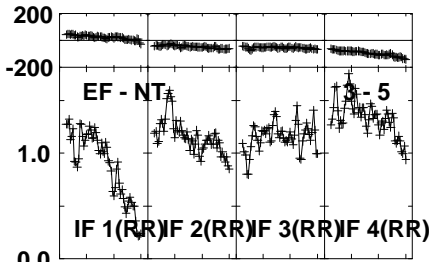
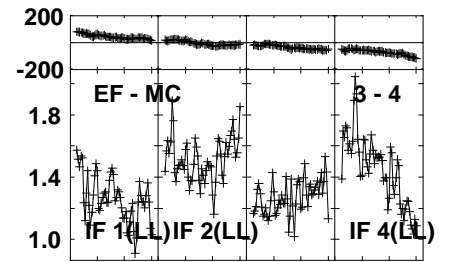
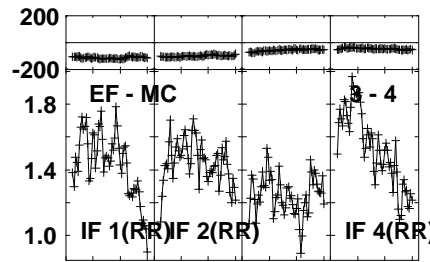
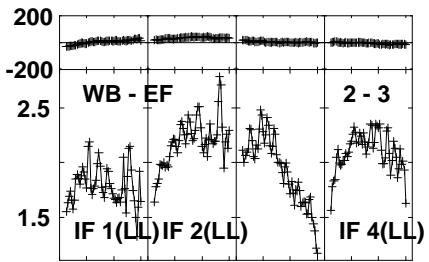
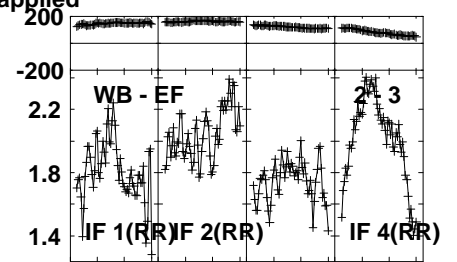
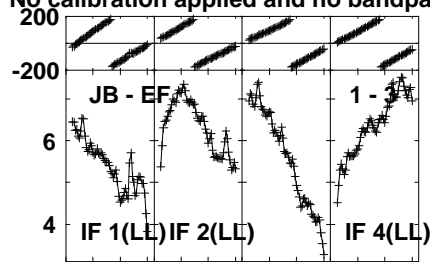
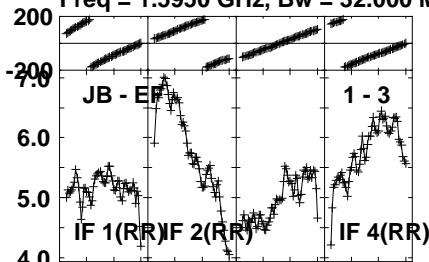
Timerange: 01/05:41:01 to 01/05:41:59

Plot file version 298 created 02-MAY-2024 15:36:00

J1037+5711 EM164D.UVDATA.1

Freq = 1.5950 GHz, Bw = 32.000 MH

No calibration applied and no bandpass applied



020406@20406@20406@204060

Channels

Lower frame: Milli Ampl Jy Top frame: Phas deg

Vector averaged cross-power spectrum Several baselines displayed

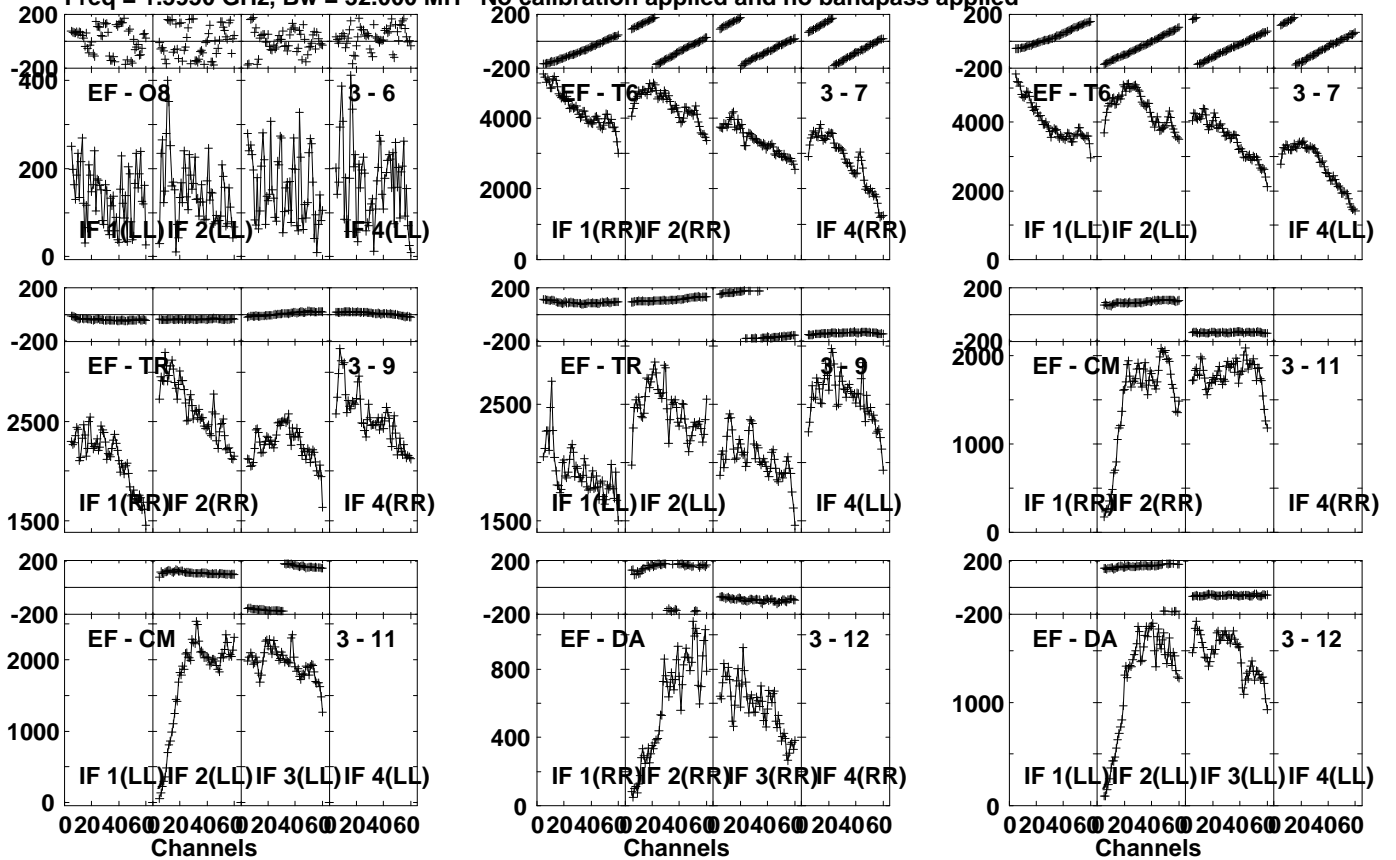
Timerange: 01/05:46:31 to 01/05:47:29

Plot file version 299 created 02-MAY-2024 15:36:01

J1037+5711 EM164D.UVDATA.1

Freq = 1.5950 GHz, Bw = 32.000 MH

No calibration applied and no bandpass applied



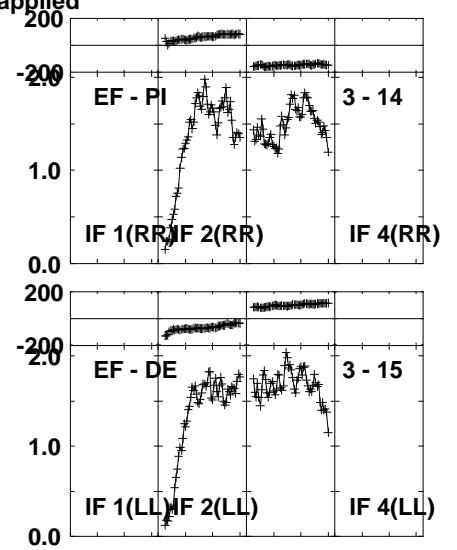
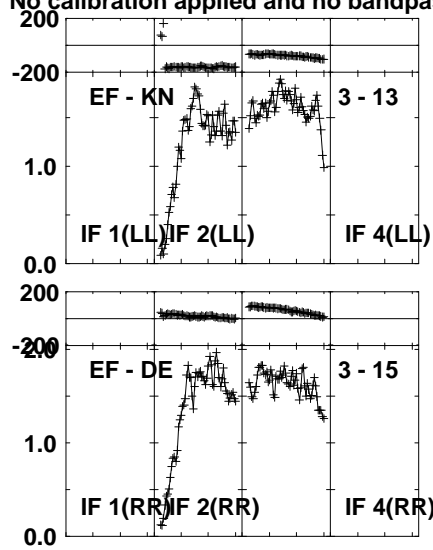
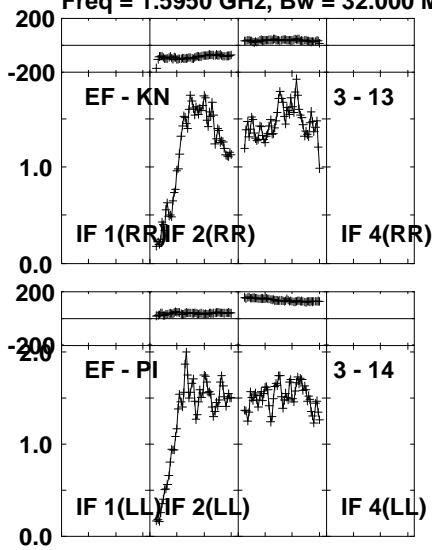
Lower frame: Micro Ampl Jy Top frame: Phas deg
Vector averaged cross-power spectrum Several baselines displayed
Timerange: 01/05:46:31 to 01/05:47:29

Plot file version 300 created 02-MAY-2024 15:36:01

J1037+5711 EM164D.UVDATA.1

Freq = 1.5950 GHz, Bw = 32.000 MH

No calibration applied and no bandpass applied



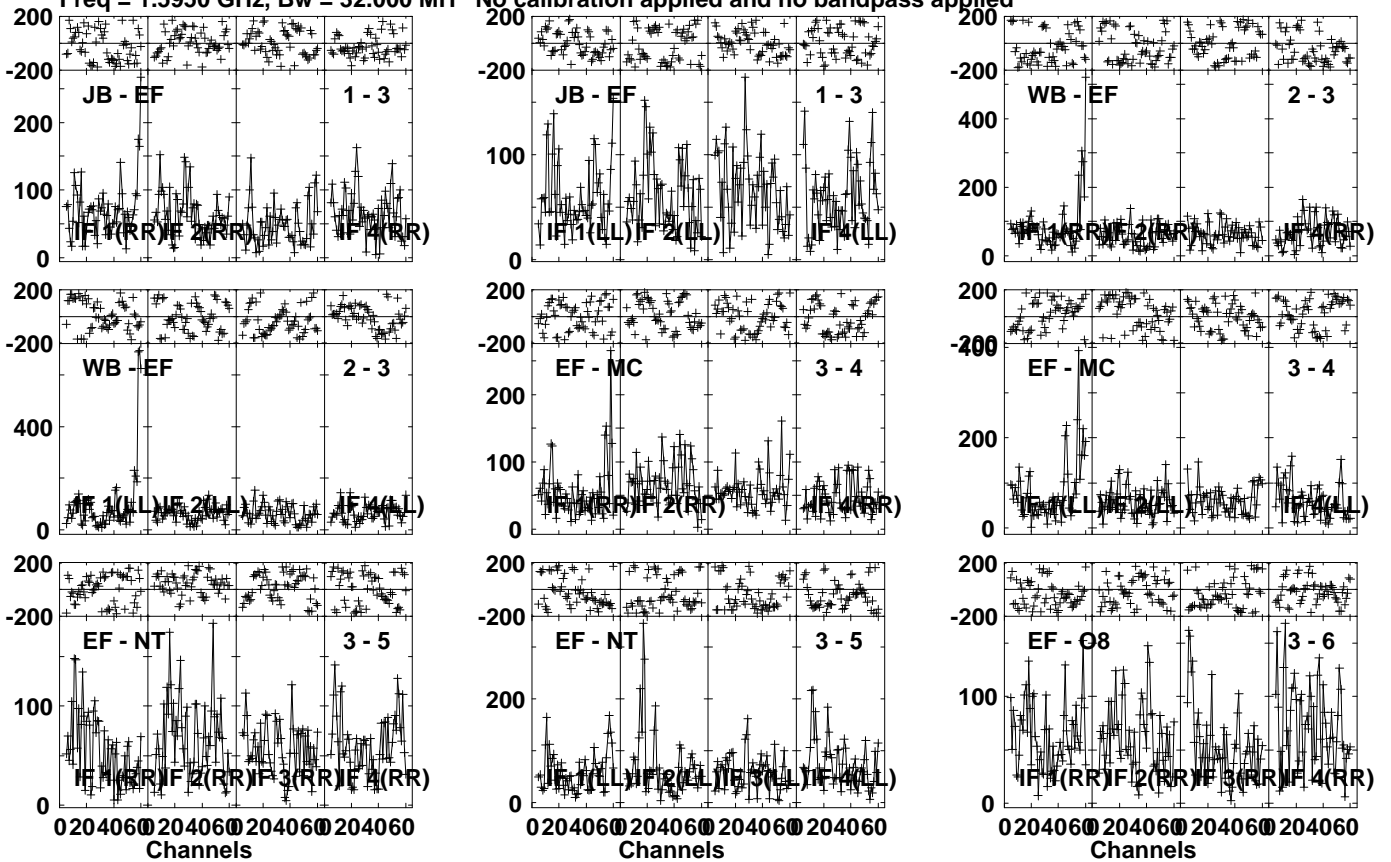
Lower frame: Milli Ampl Jy Top frame: Phas deg
Vector averaged cross-power spectrum Several baselines displayed
Timerange: 01/05:46:31 to 01/05:47:29

Plot file version 301 created 02-MAY-2024 15:36:01

DP27 000 EM164D.UVDATA.1

Freq = 1.5950 GHz, Bw = 32.000 MH

No calibration applied and no bandpass applied

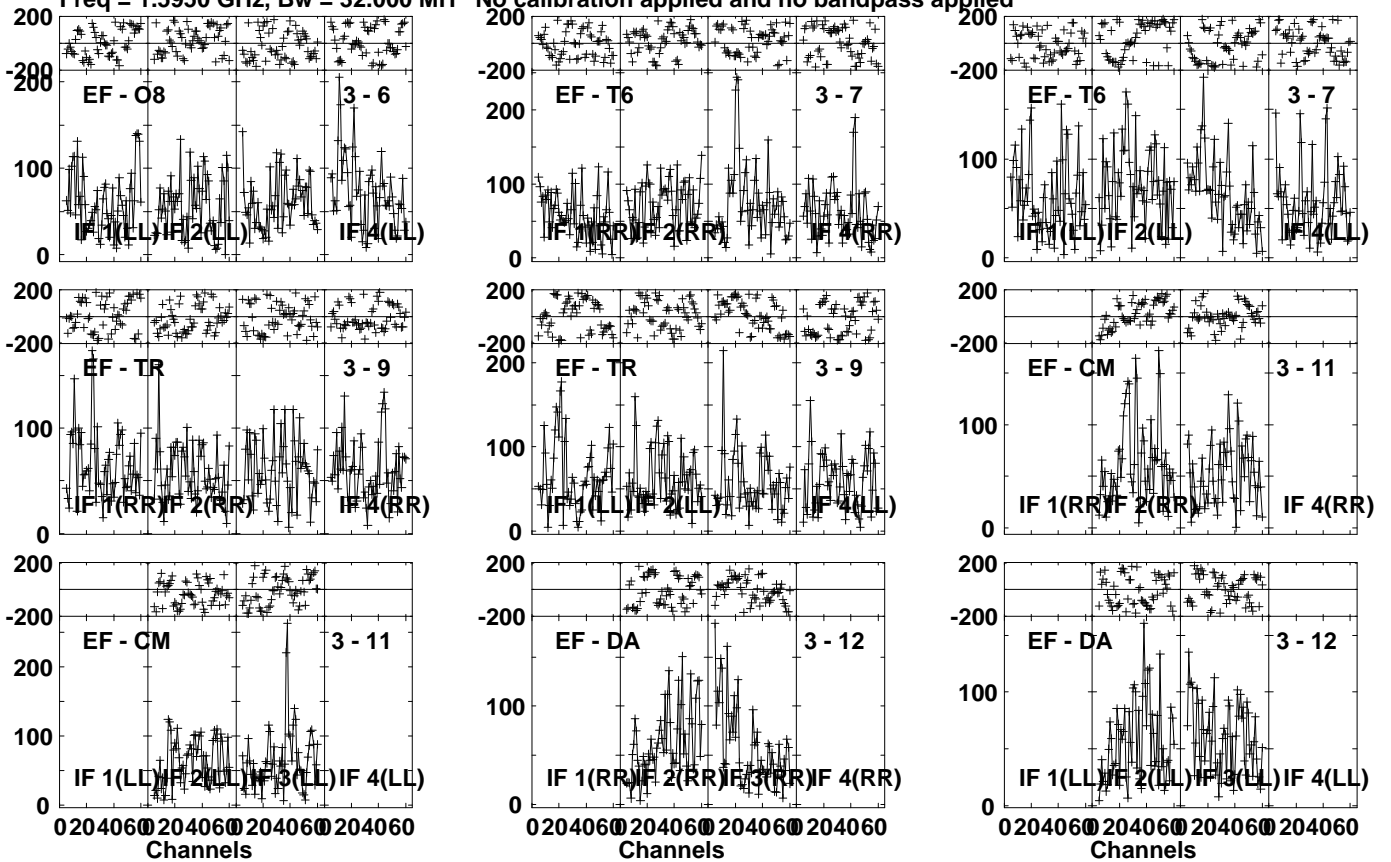


Lower frame: Micro Ampl Jy Top frame: Phas deg
Vector averaged cross-power spectrum Several baselines displayed
Timerange: 01/05:47:31 to 01/05:51:29

Plot file version 302 created 02-MAY-2024 15:36:01

DP27 000 EM164D.UVDATA.1

Freq = 1.5950 GHz, Bw = 32.000 MH No calibration applied and no bandpass applied



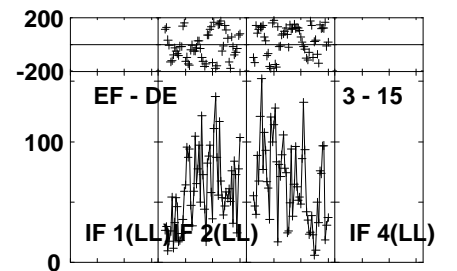
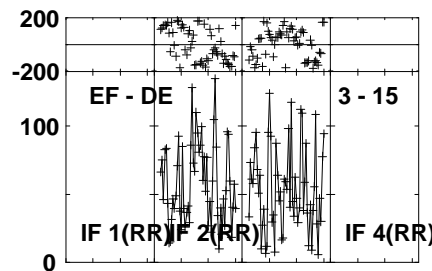
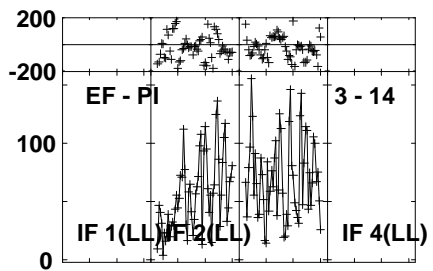
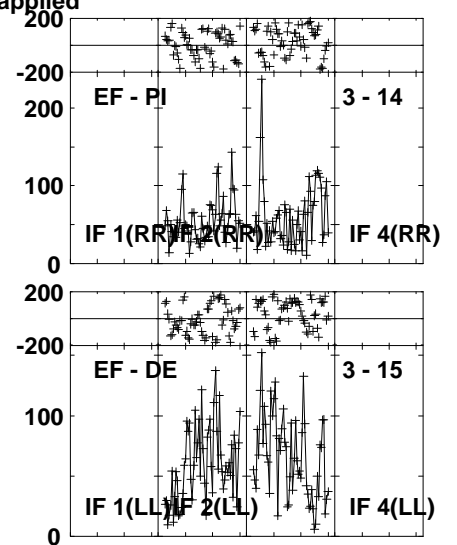
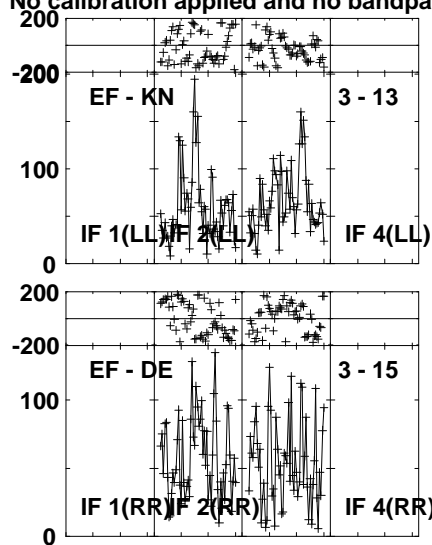
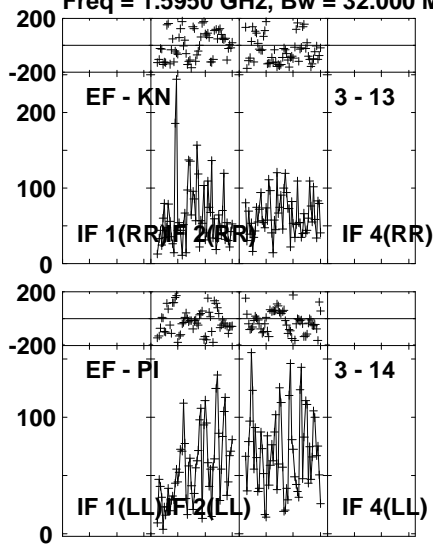
Lower frame: Micro Ampl Jy Top frame: Phas deg
Vector averaged cross-power spectrum Several baselines displayed
Timerange: 01/05:47:31 to 01/05:51:29

Plot file version 303 created 02-MAY-2024 15:36:01

DP27 000 EM164D.UVDATA.1

Freq = 1.5950 GHz, Bw = 32.000 MH

No calibration applied and no bandpass applied



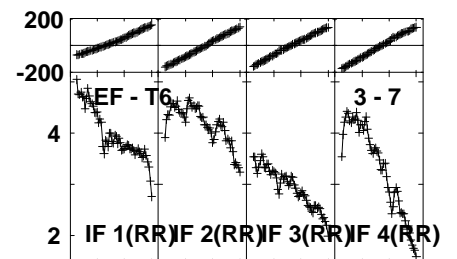
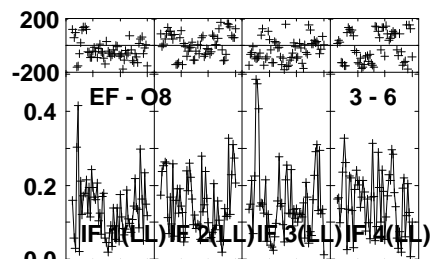
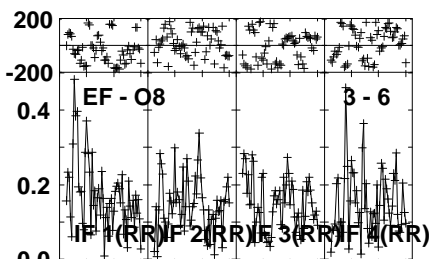
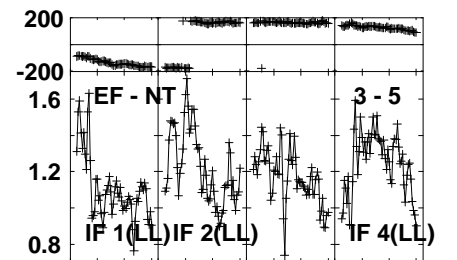
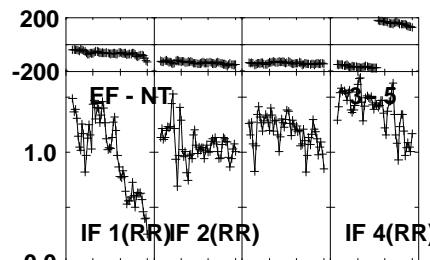
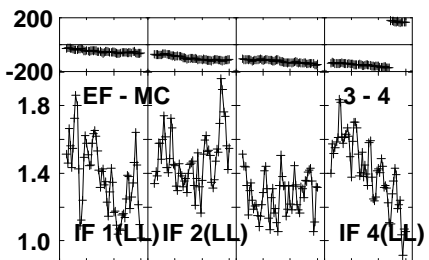
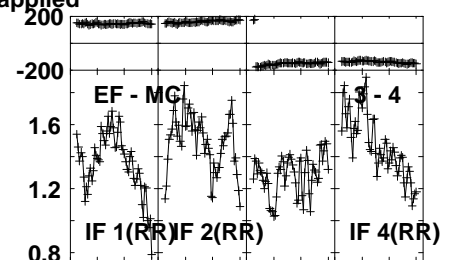
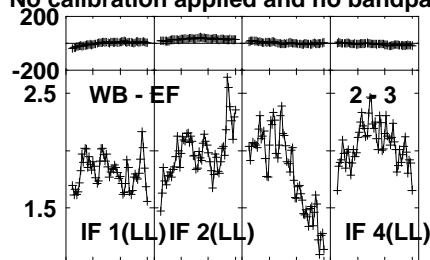
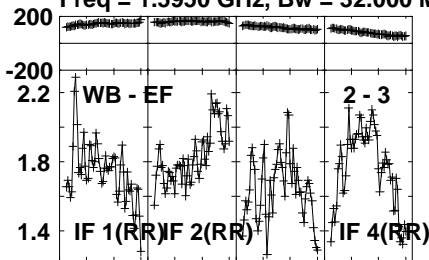
Lower frame: Micro Ampl Jy Top frame: Phas deg
Vector averaged cross-power spectrum Several baselines displayed
Timerange: 01/05:47:31 to 01/05:51:29

Plot file version 304 created 02-MAY-2024 15:36:01

J1037+5711 EM164D.UVDATA.1

Freq = 1.5950 GHz, Bw = 32.000 MH

No calibration applied and no bandpass applied



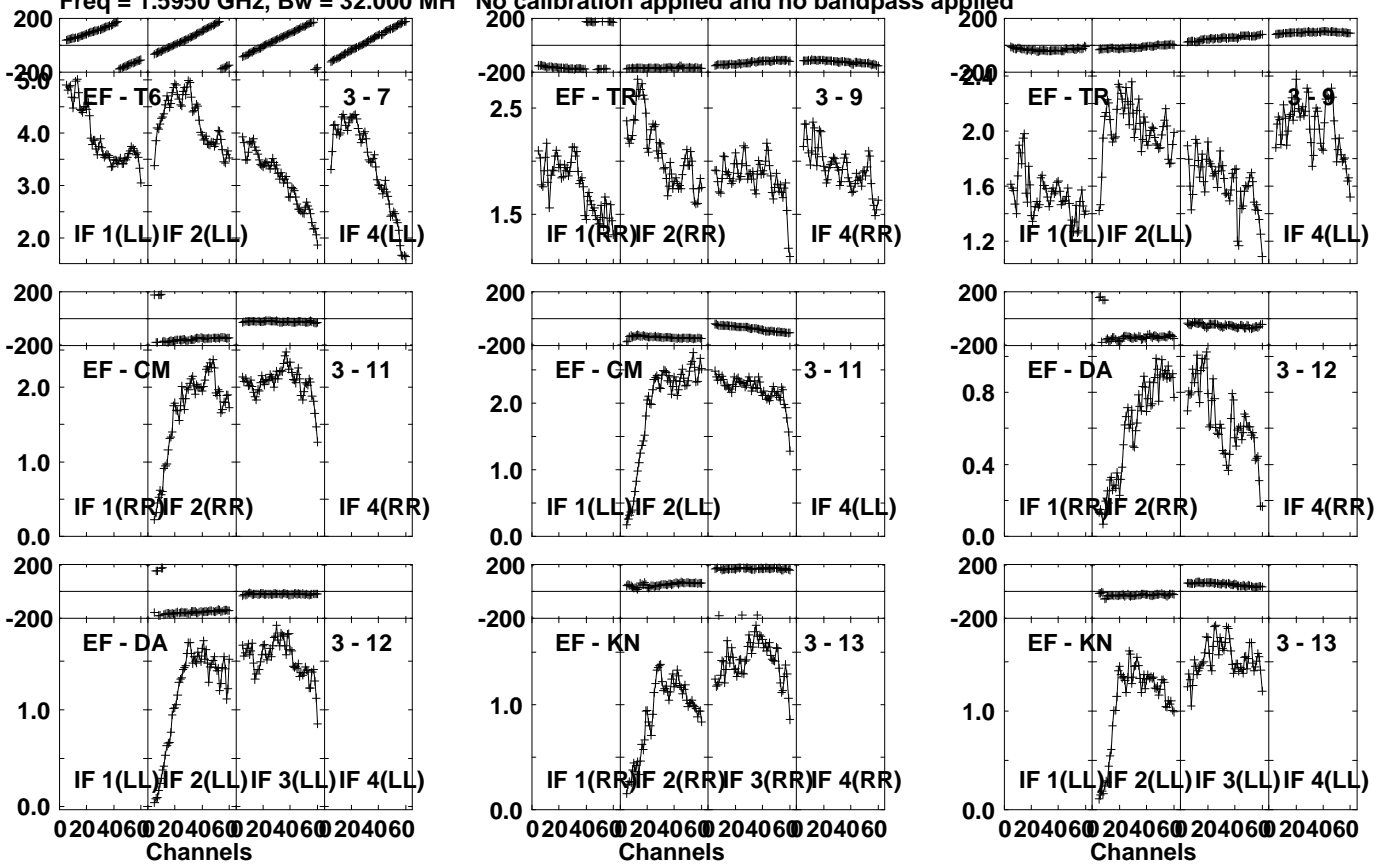
Lower frame: Milli Ampl Jy Top frame: Phas deg
Vector averaged cross-power spectrum Several baselines displayed
Timerange: 01/05:52:01 to 01/05:52:59

Plot file version 305 created 02-MAY-2024 15:36:01

J1037+5711 EM164D.UVDATA.1

Freq = 1.5950 GHz, Bw = 32.000 MH

No calibration applied and no bandpass applied



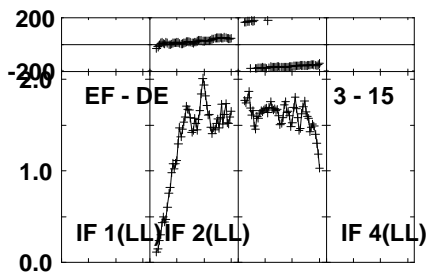
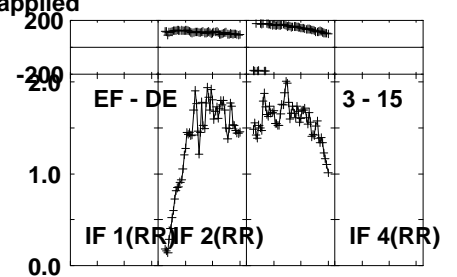
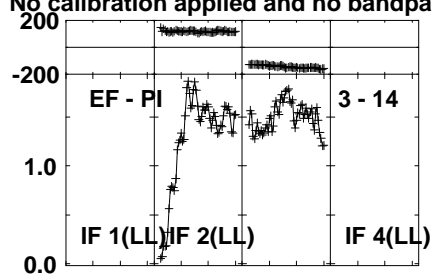
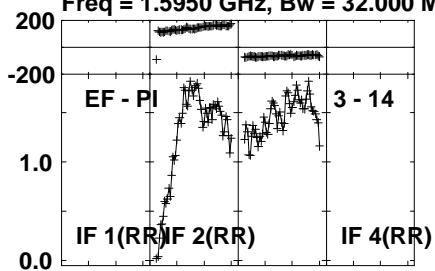
Lower frame: Milli Ampl Jy Top frame: Phas deg
Vector averaged cross-power spectrum Several baselines displayed
Timerange: 01/05:52:01 to 01/05:52:59

Plot file version 306 created 02-MAY-2024 15:36:01

J1037+5711 EM164D.UVDATA.1

Freq = 1.5950 GHz, Bw = 32.000 MH

No calibration applied and no bandpass applied



Lower frame: Milli Ampl Jy Top frame: Phas deg

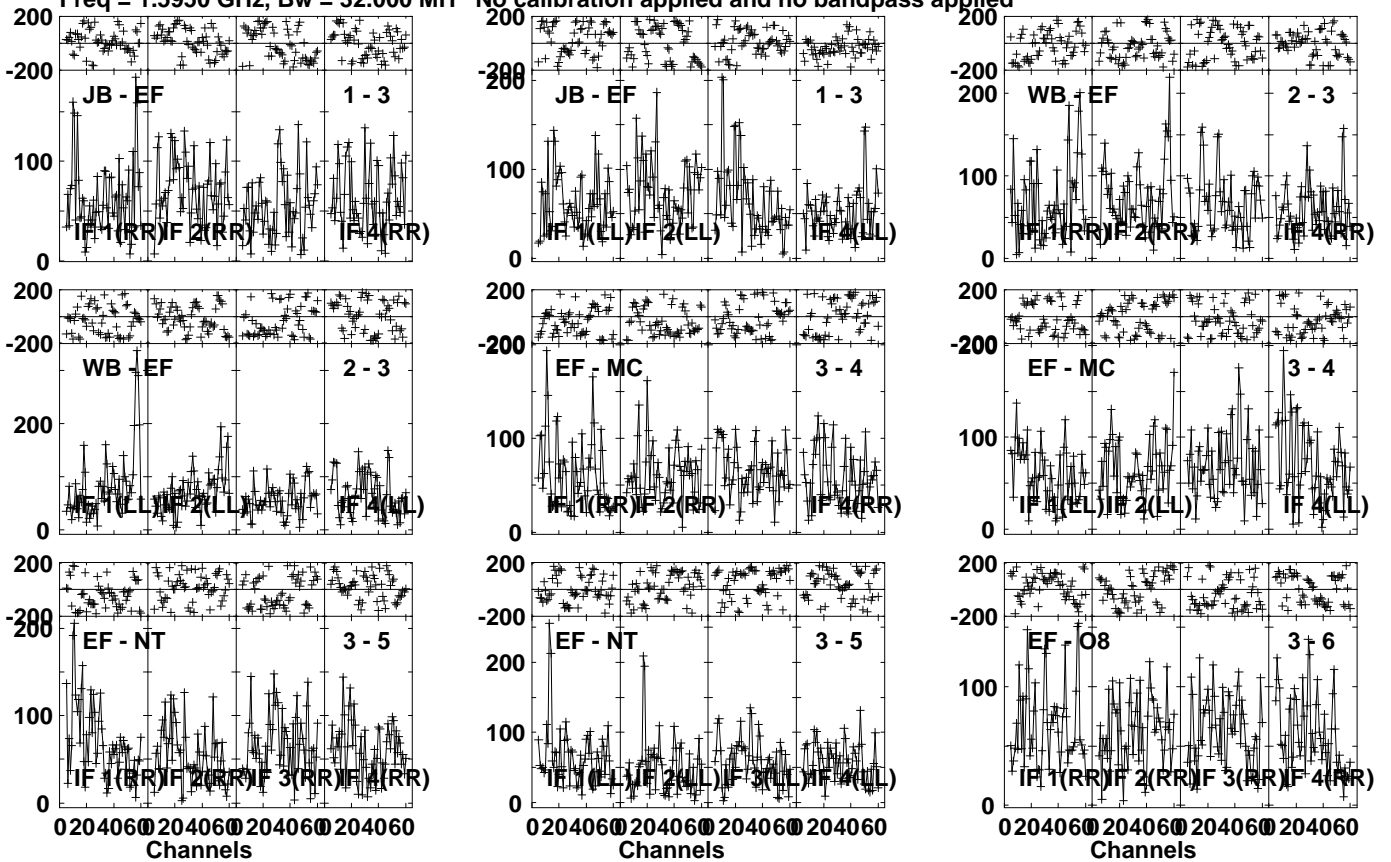
Vector averaged cross-power spectrum Several baselines displayed

Timerange: 01/05:52:01 to 01/05:52:59

Plot file version 307 created 02-MAY-2024 15:36:01

DP27 000 EM164D.UVDATA.1

Freq = 1.5950 GHz, Bw = 32.000 MH No calibration applied and no bandpass applied

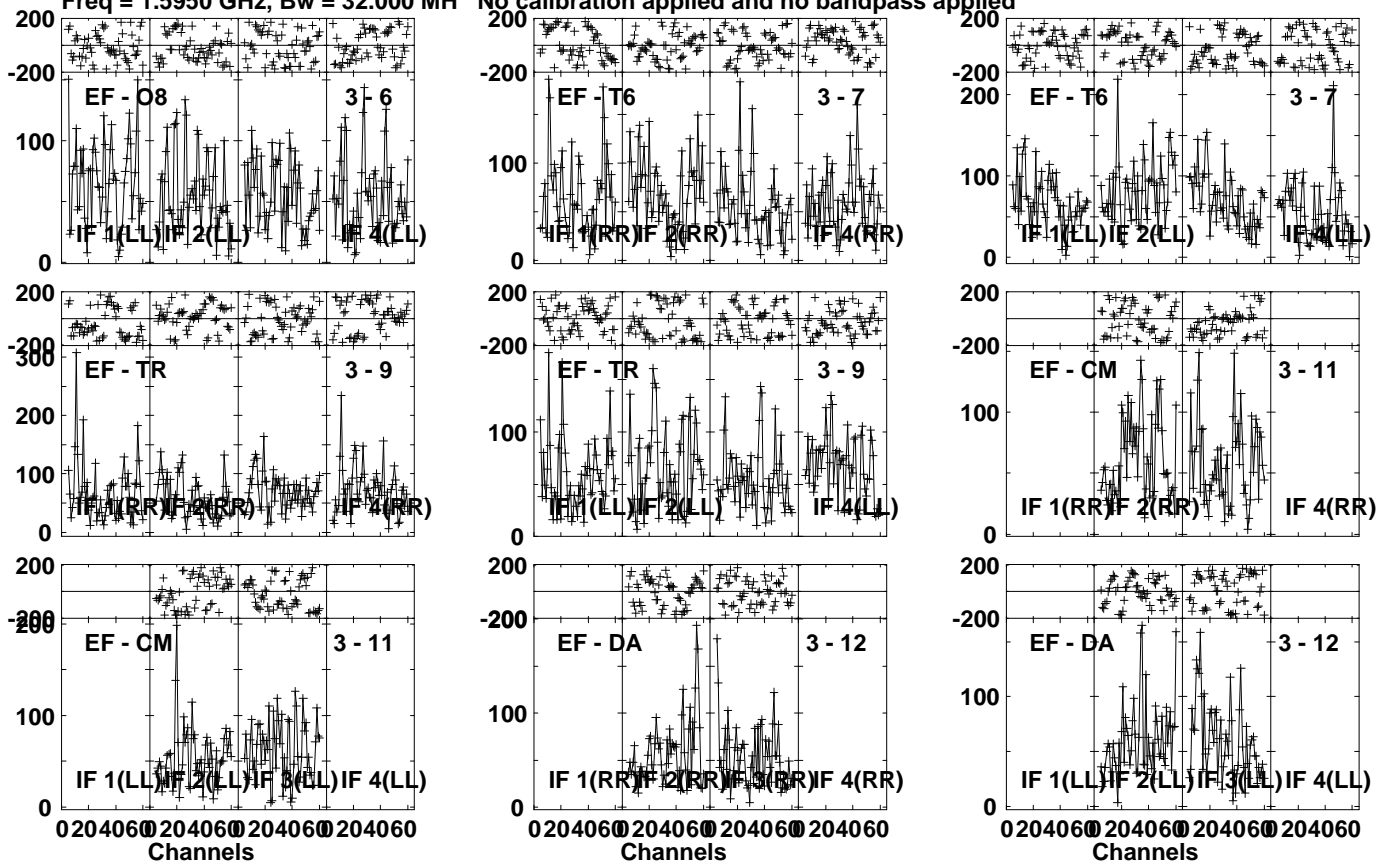


Lower frame: Micro Ampl Jy Top frame: Phas deg
Vector averaged cross-power spectrum Several baselines displayed
Timerange: 01/05:53:01 to 01/05:56:59

Plot file version 308 created 02-MAY-2024 15:36:02

DP27 000 EM164D.UVDATA.1

Freq = 1.5950 GHz, Bw = 32.000 MH No calibration applied and no bandpass applied



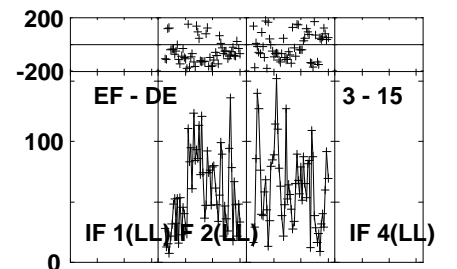
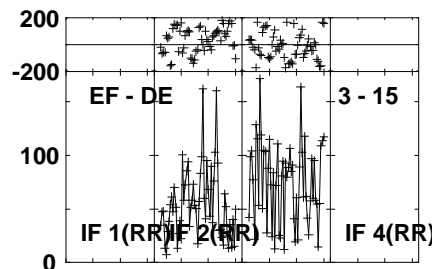
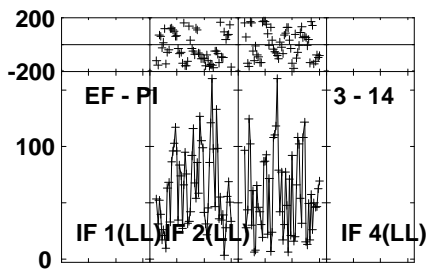
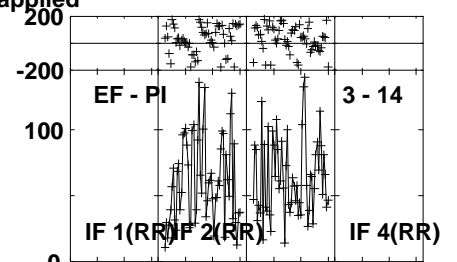
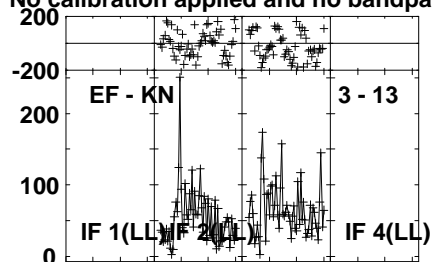
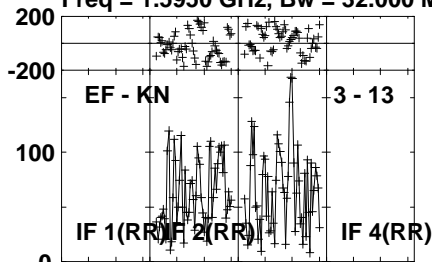
Lower frame: Micro Ampl Jy Top frame: Phas deg
Vector averaged cross-power spectrum Several baselines displayed
Timerange: 01/05:53:01 to 01/05:56:59

Plot file version 309 created 02-MAY-2024 15:36:02

DP27 000 EM164D.UVDATA.1

Freq = 1.5950 GHz, Bw = 32.000 MH

No calibration applied and no bandpass applied



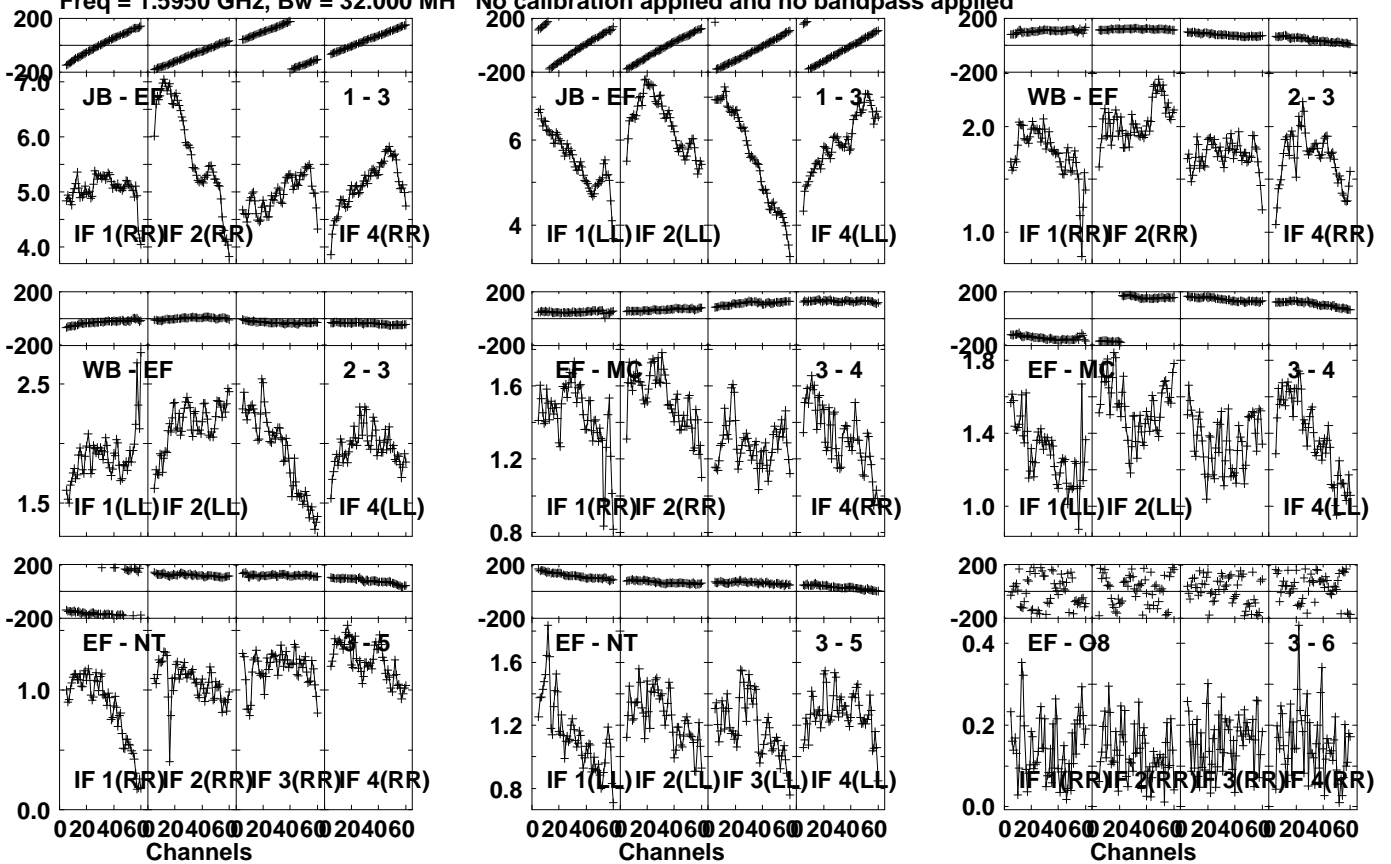
Lower frame: Micro Ampl Jy Top frame: Phas deg
Vector averaged cross-power spectrum Several baselines displayed
Timerange: 01/05:53:01 to 01/05:56:59

Plot file version 310 created 02-MAY-2024 15:36:02

J1037+5711 EM164D.UVDATA.1

Freq = 1.5950 GHz, Bw = 32.000 MH

No calibration applied and no bandpass applied



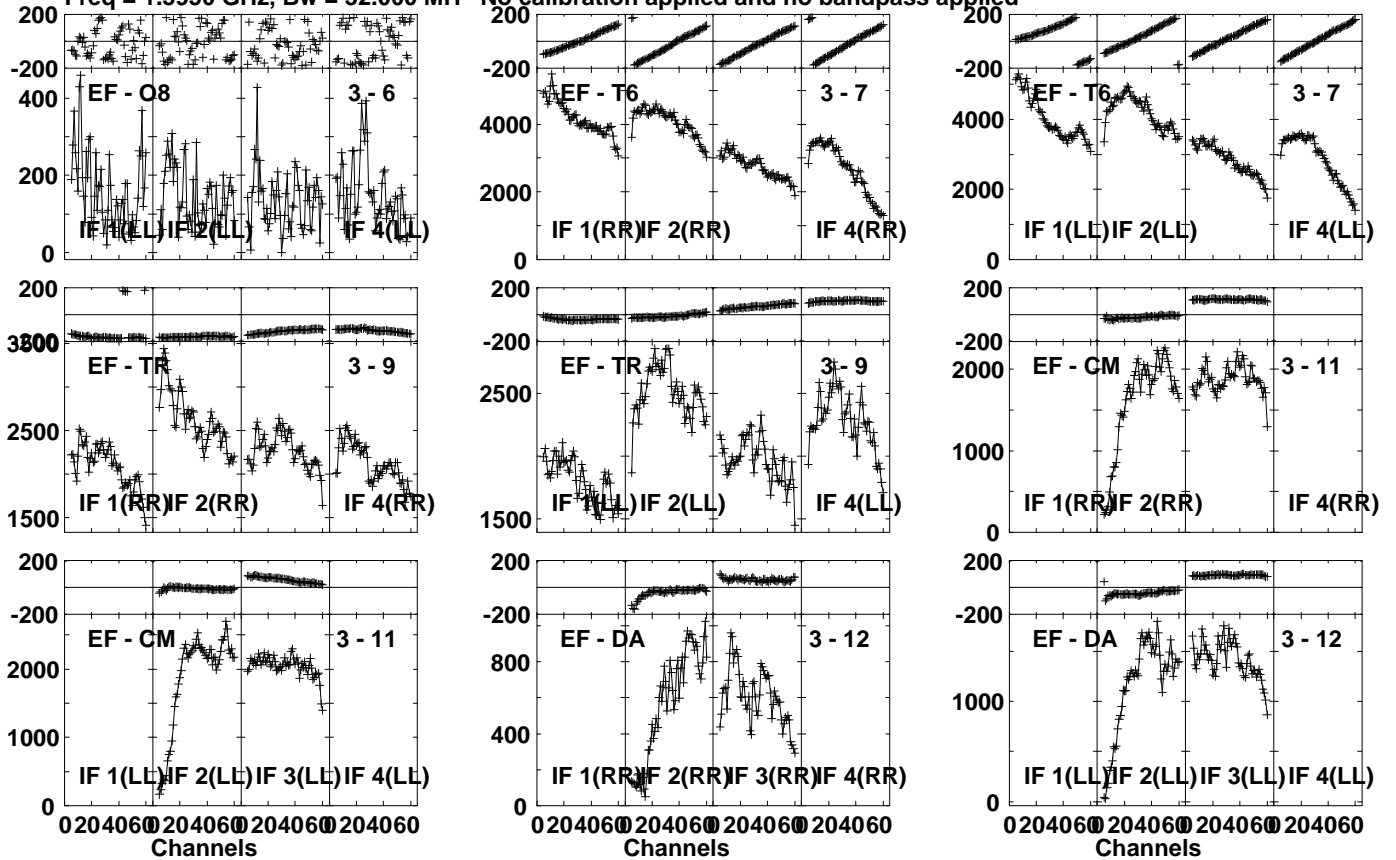
Lower frame: Milli Ampl Jy Top frame: Phas deg
Vector averaged cross-power spectrum Several baselines displayed
Timerange: 01/05:57:31 to 01/05:58:29

Plot file version 311 created 02-MAY-2024 15:36:02

J1037+5711 EM164D.UVDATA.1

Freq = 1.5950 GHz, Bw = 32.000 MH

No calibration applied and no bandpass applied



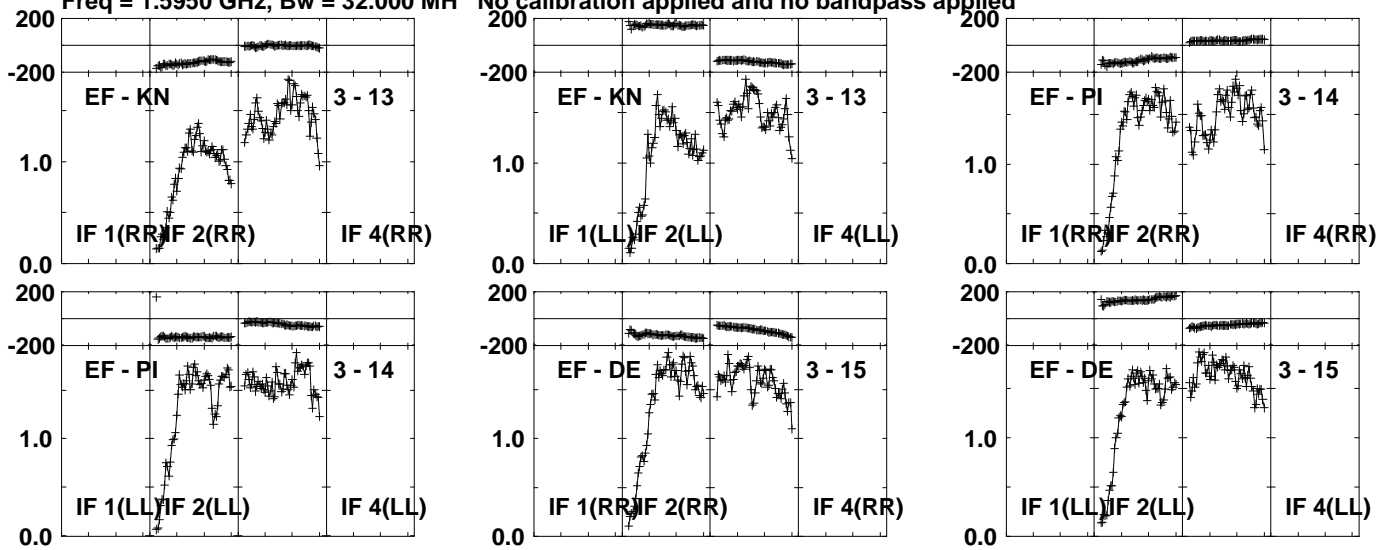
Lower frame: Micro Ampl Jy Top frame: Phas deg
Vector averaged cross-power spectrum Several baselines displayed
Timerange: 01/05:57:31 to 01/05:58:29

Plot file version 312 created 02-MAY-2024 15:36:02

J1037+5711 EM164D.UVDATA.1

Freq = 1.5950 GHz, Bw = 32.000 MH

No calibration applied and no bandpass applied



Lower frame: Milli Ampl Jy Top frame: Phas deg

Vector averaged cross-power spectrum Several baselines displayed

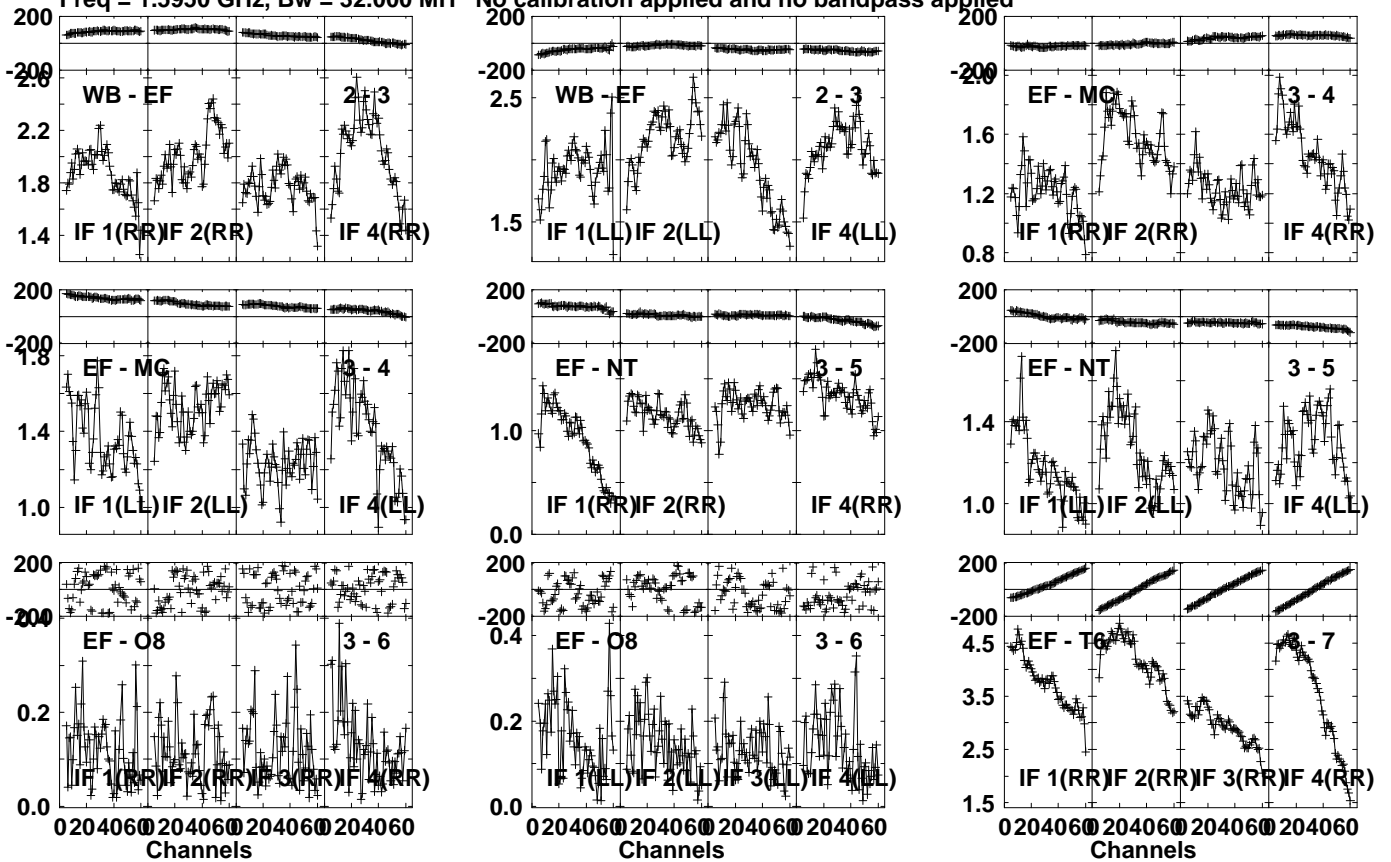
Timerange: 01/05:57:31 to 01/05:58:29

Plot file version 313 created 02-MAY-2024 15:36:02

J1037+5711 EM164D.UVDATA.1

Freq = 1.5950 GHz, Bw = 32.000 MH

No calibration applied and no bandpass applied



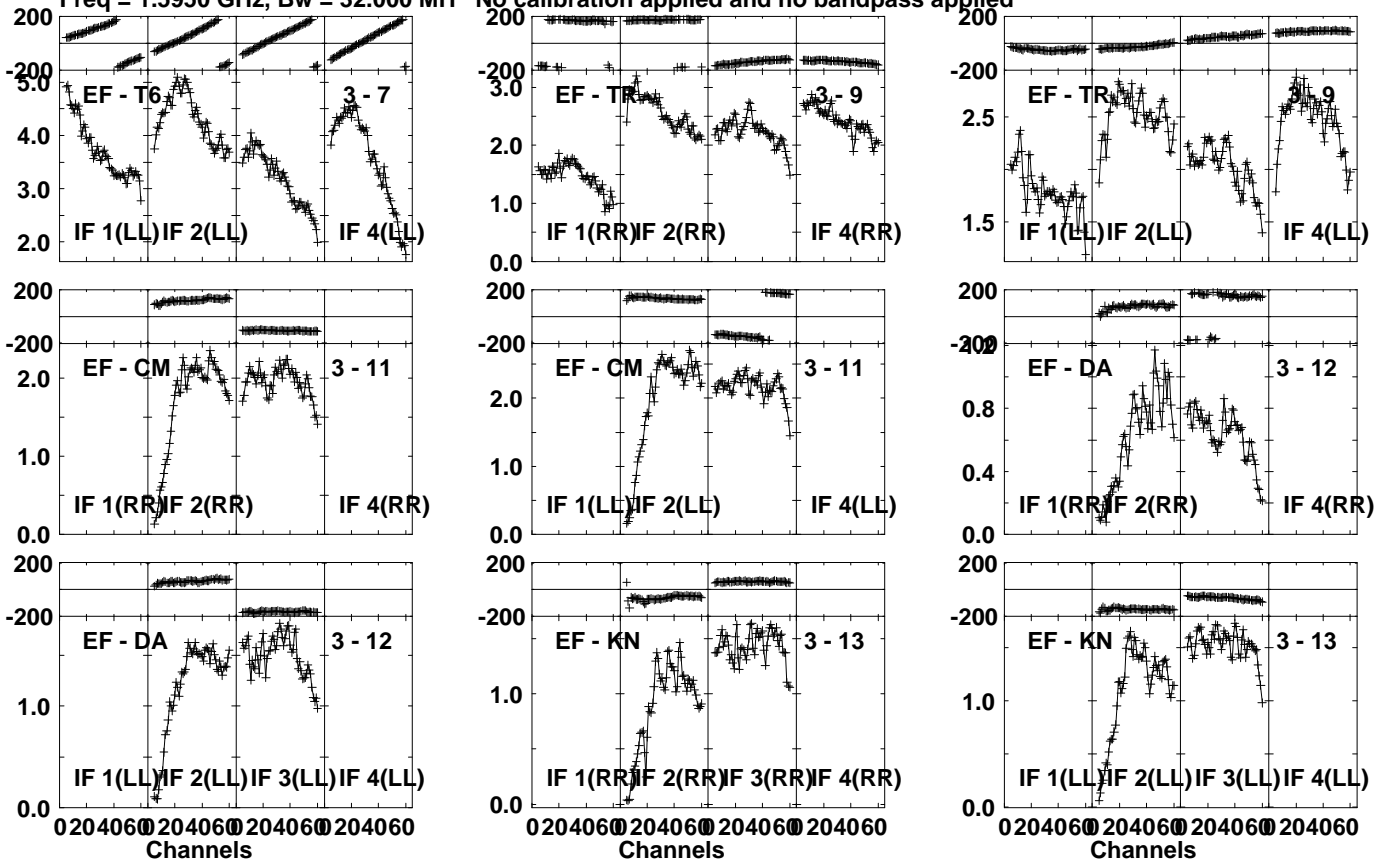
Lower frame: Milli Ampl Jy Top frame: Phas deg
Vector averaged cross-power spectrum Several baselines displayed
Timerange: 01/06:03:01 to 01/06:03:59

Plot file version 314 created 02-MAY-2024 15:36:02

J1037+5711 EM164D.UVDATA.1

Freq = 1.5950 GHz, Bw = 32.000 MH

No calibration applied and no bandpass applied



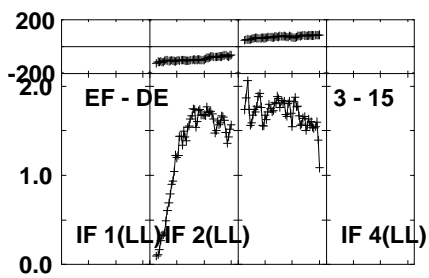
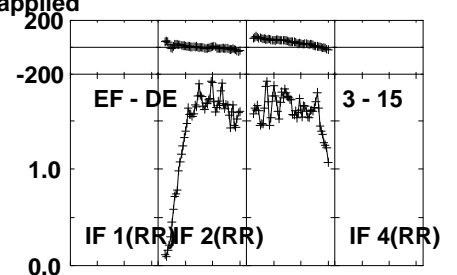
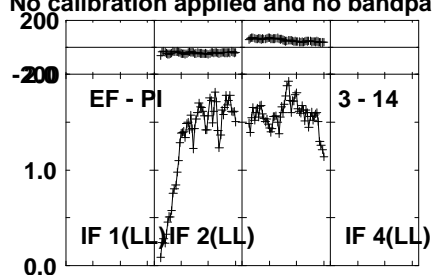
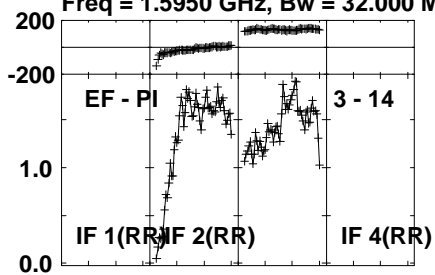
Lower frame: Milli Ampl Jy Top frame: Phas deg
Vector averaged cross-power spectrum Several baselines displayed
Timerange: 01/06:03:01 to 01/06:03:59

Plot file version 315 created 02-MAY-2024 15:36:02

J1037+5711 EM164D.UVDATA.1

Freq = 1.5950 GHz, Bw = 32.000 MH

No calibration applied and no bandpass applied



Lower frame: Milli Ampl Jy Top frame: Phas deg

Vector averaged cross-power spectrum Several baselines displayed

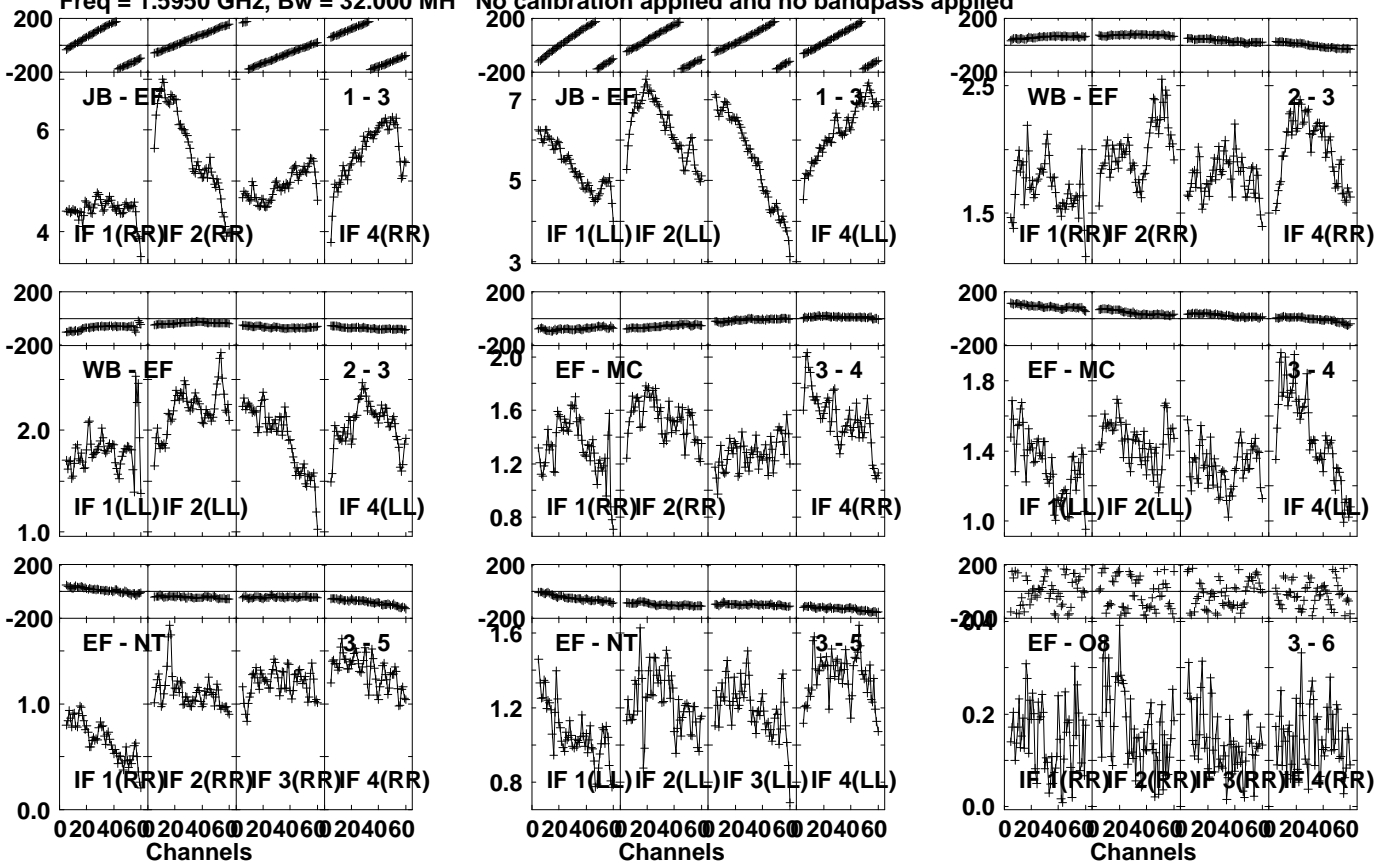
Timerange: 01/06:03:01 to 01/06:03:59

Plot file version 316 created 02-MAY-2024 15:36:02

J1037+5711 EM164D.UVDATA.1

Freq = 1.5950 GHz, Bw = 32.000 MH

No calibration applied and no bandpass applied



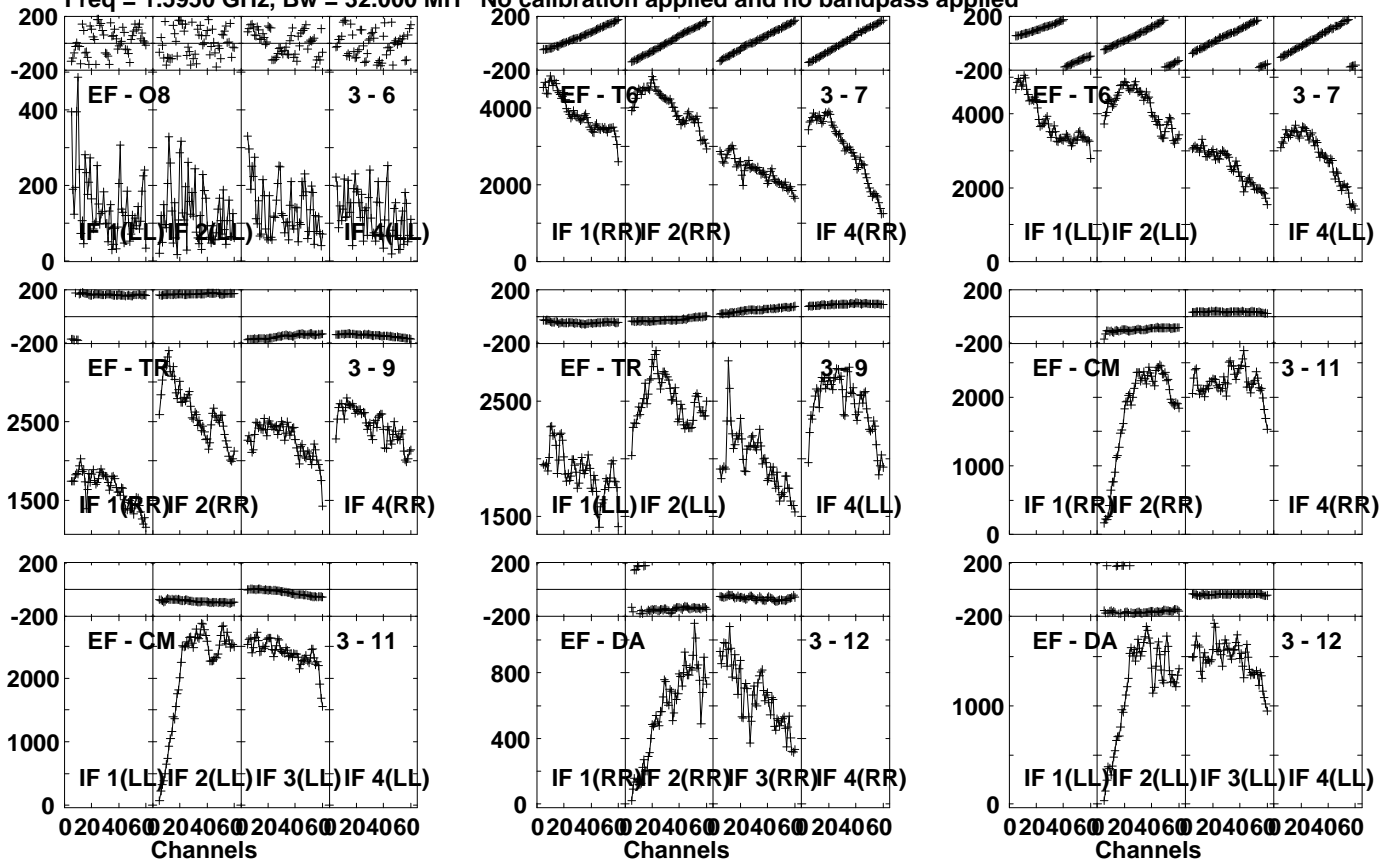
Lower frame: Milli Ampl Jy Top frame: Phas deg
Vector averaged cross-power spectrum Several baselines displayed
Timerange: 01/06:08:31 to 01/06:09:29

Plot file version 317 created 02-MAY-2024 15:36:02

J1037+5711 EM164D.UVDATA.1

Freq = 1.5950 GHz, Bw = 32.000 MH

No calibration applied and no bandpass applied



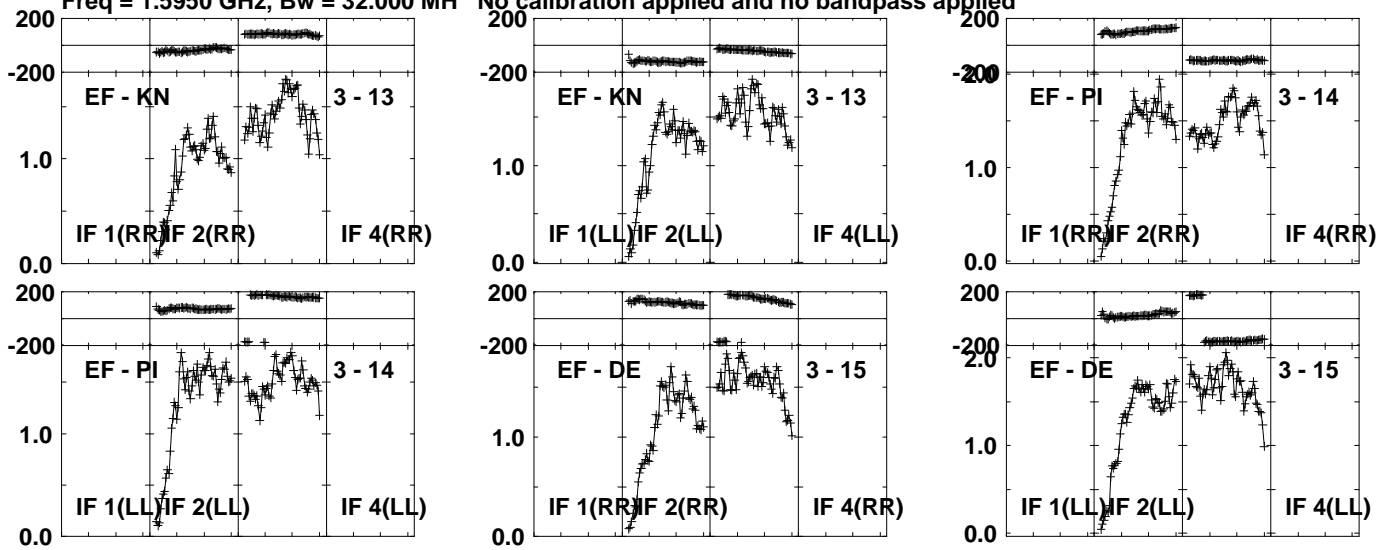
Lower frame: Micro Ampl Jy Top frame: Phas deg
Vector averaged cross-power spectrum Several baselines displayed
Timerange: 01/06:08:31 to 01/06:09:29

Plot file version 318 created 02-MAY-2024 15:36:02

J1037+5711 EM164D.UVDATA.1

Freq = 1.5950 GHz, Bw = 32.000 MH

No calibration applied and no bandpass applied



Lower frame: Milli Ampl Jy Top frame: Phas deg

Vector averaged cross-power spectrum Several baselines displayed

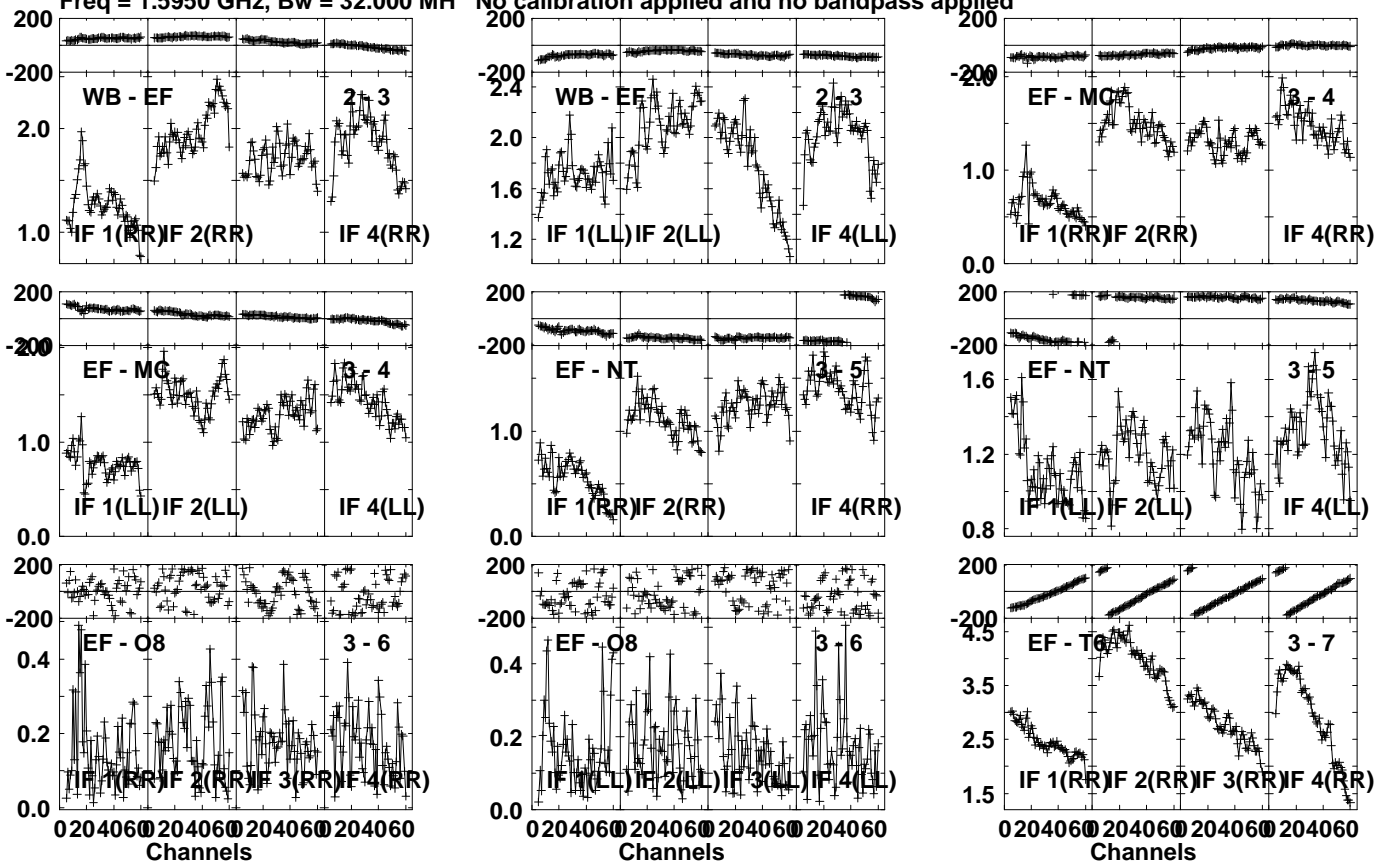
Timerange: 01/06:08:31 to 01/06:09:29

Plot file version 319 created 02-MAY-2024 15:36:02

J1037+5711 EM164D.UVDATA.1

Freq = 1.5950 GHz, Bw = 32.000 MH

No calibration applied and no bandpass applied



Lower frame: Milli Ampl Jy Top frame: Phas deg

Vector averaged cross-power spectrum Several baselines displayed

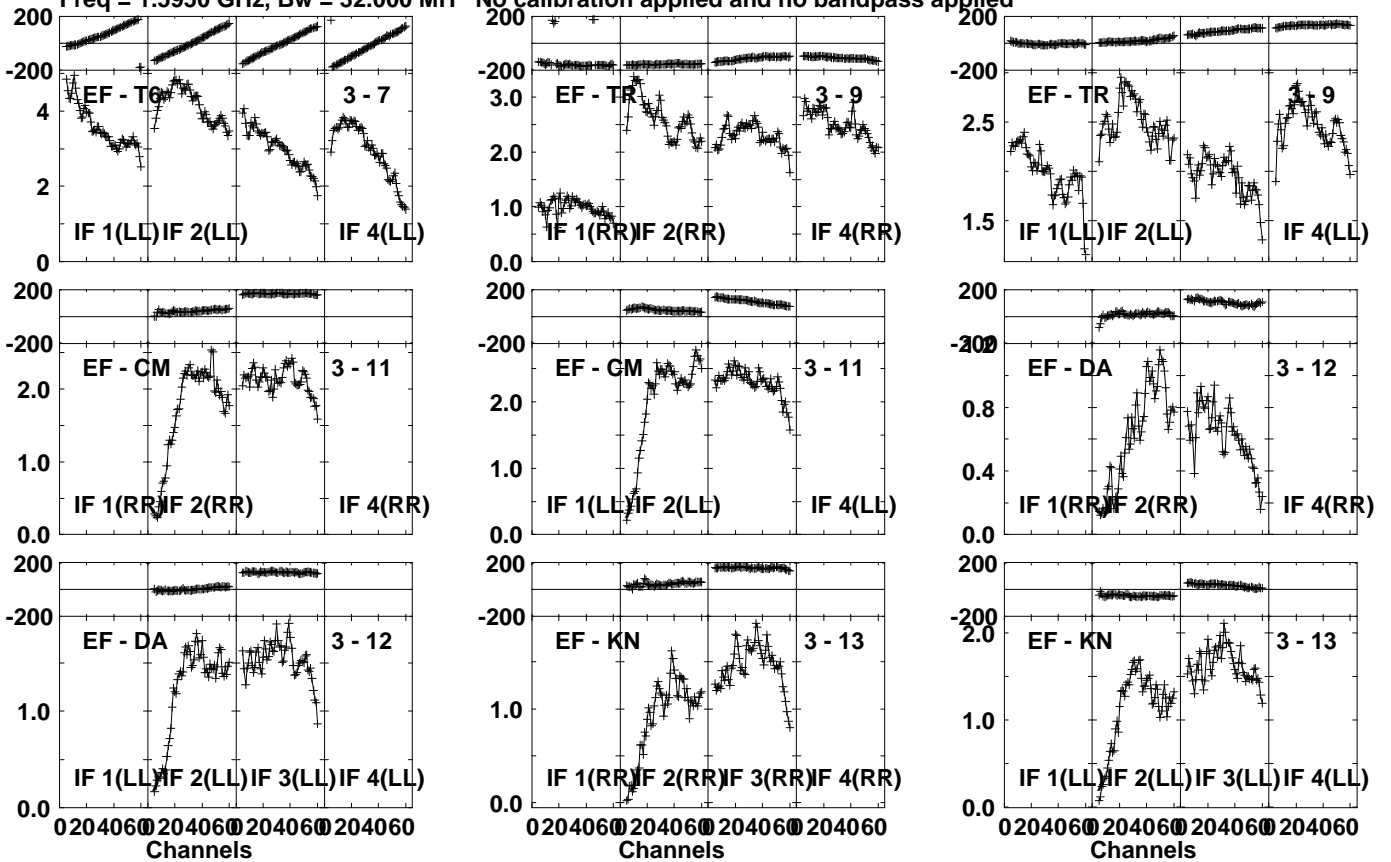
Timerange: 01/06:14:01 to 01/06:14:59

Plot file version 320 created 02-MAY-2024 15:36:02

J1037+5711 EM164D.UVDATA.1

Freq = 1.5950 GHz, Bw = 32.000 MH

No calibration applied and no bandpass applied



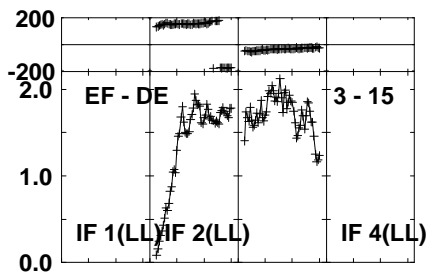
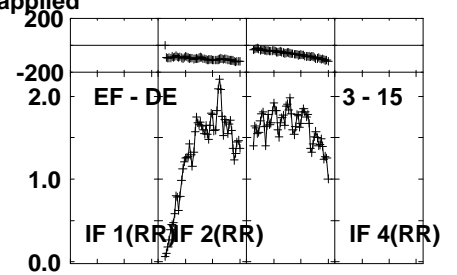
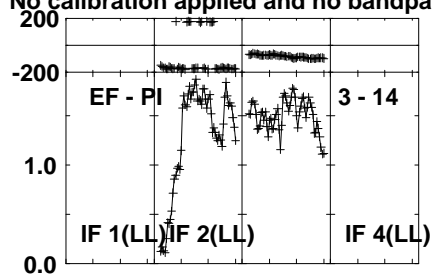
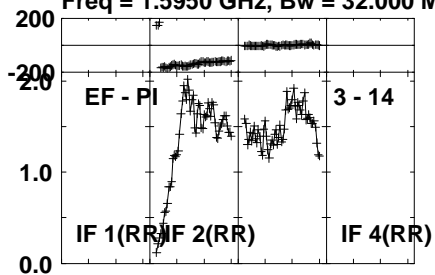
Lower frame: Milli Ampl Jy Top frame: Phas deg
Vector averaged cross-power spectrum Several baselines displayed
Timerange: 01/06:14:01 to 01/06:14:59

Plot file version 321 created 02-MAY-2024 15:36:02

J1037+5711 EM164D.UVDATA.1

Freq = 1.5950 GHz, Bw = 32.000 MH

No calibration applied and no bandpass applied



Lower frame: Milli Ampl Jy Top frame: Phas deg

Vector averaged cross-power spectrum Several baselines displayed

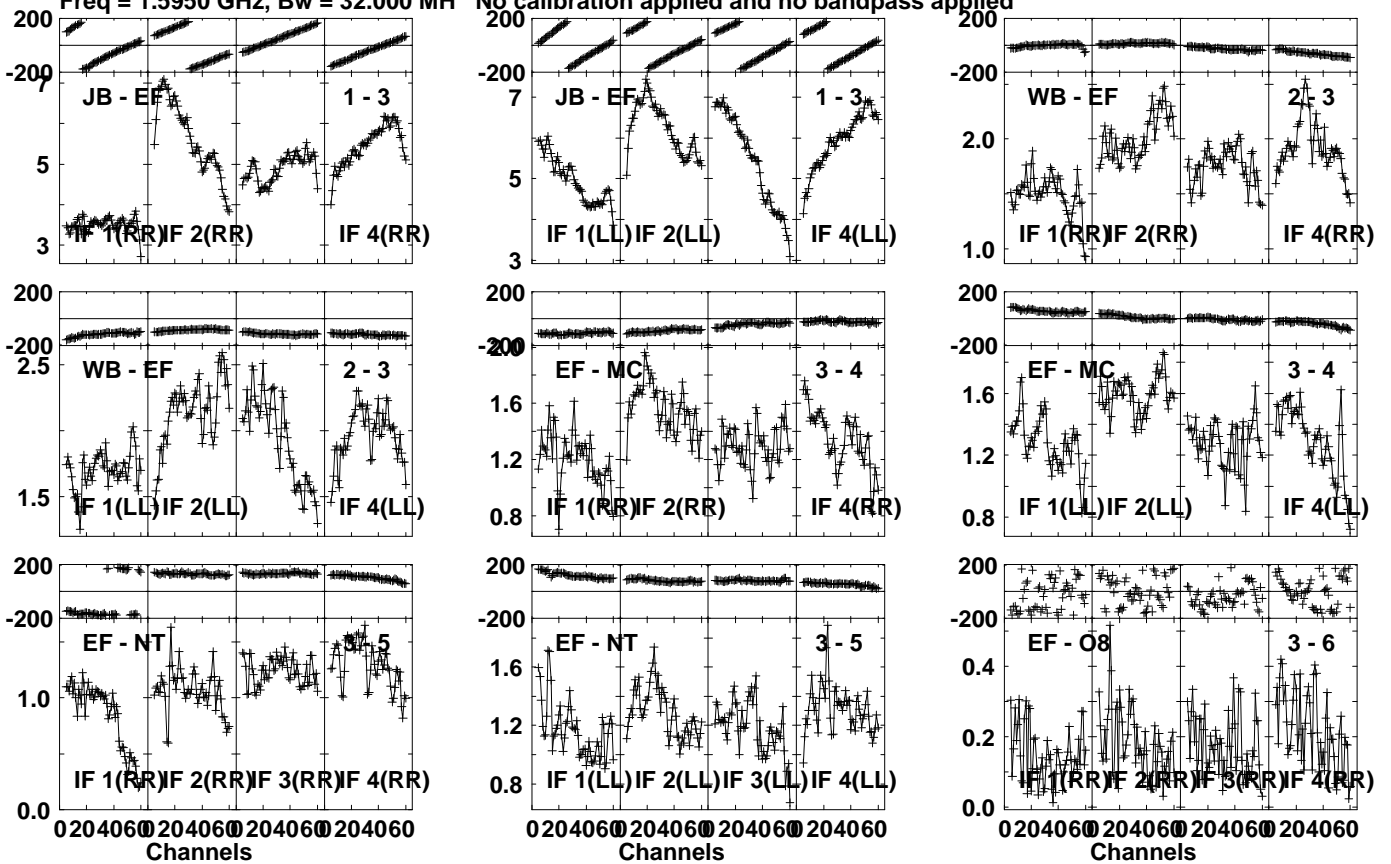
Timerange: 01/06:14:01 to 01/06:14:59

Plot file version 322 created 02-MAY-2024 15:36:02

J1037+5711 EM164D.UVDATA.1

Freq = 1.5950 GHz, Bw = 32.000 MH

No calibration applied and no bandpass applied



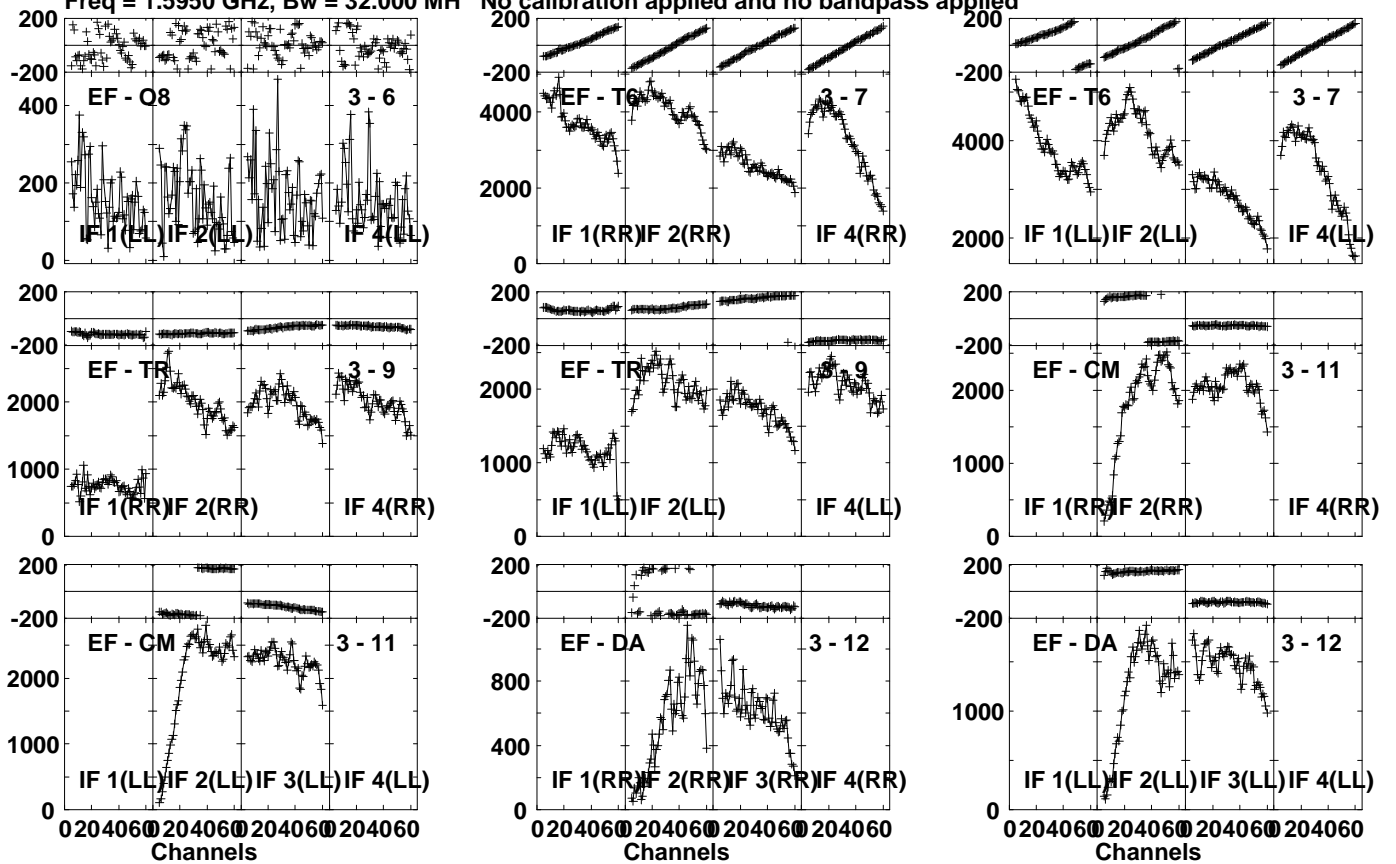
Lower frame: Milli Ampl Jy Top frame: Phas deg
Vector averaged cross-power spectrum Several baselines displayed
Timerange: 01/06:19:31 to 01/06:20:29

Plot file version 323 created 02-MAY-2024 15:36:02

J1037+5711 EM164D.UVDATA.1

Freq = 1.5950 GHz, Bw = 32.000 MH

No calibration applied and no bandpass applied



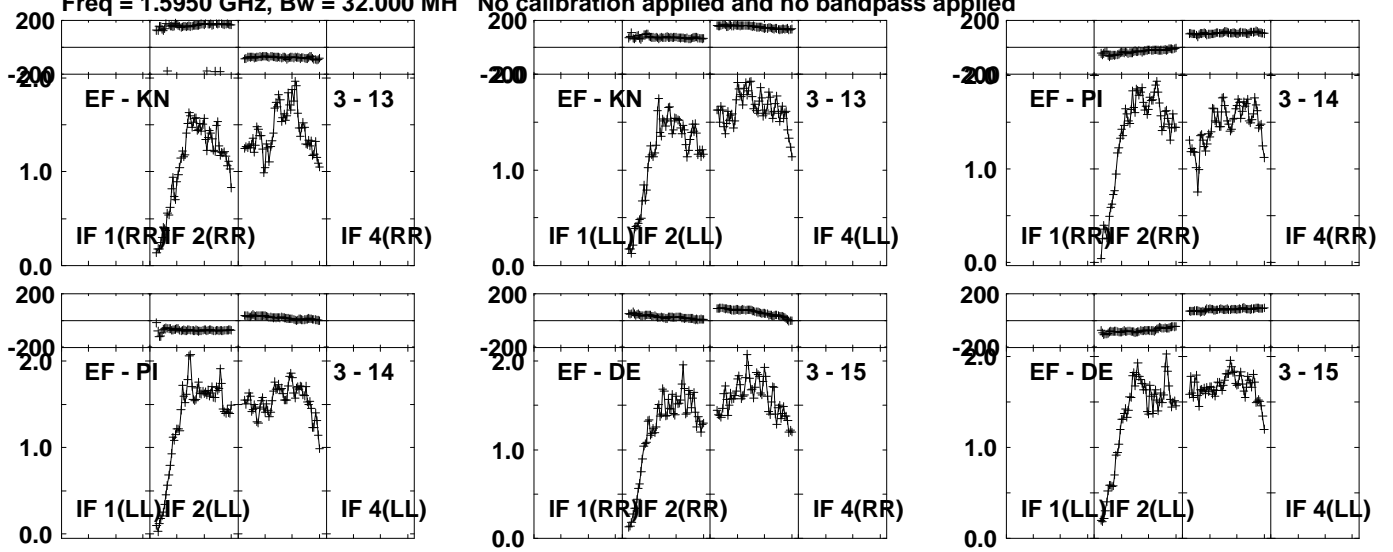
Lower frame: Micro Ampl Jy Top frame: Phas deg
Vector averaged cross-power spectrum Several baselines displayed
Timerange: 01/06:19:31 to 01/06:20:29

Plot file version 324 created 02-MAY-2024 15:36:02

J1037+5711 EM164D.UVDATA.1

Freq = 1.5950 GHz, Bw = 32.000 MH

No calibration applied and no bandpass applied



Lower frame: Milli Ampl Jy Top frame: Phas deg

Vector averaged cross-power spectrum Several baselines displayed

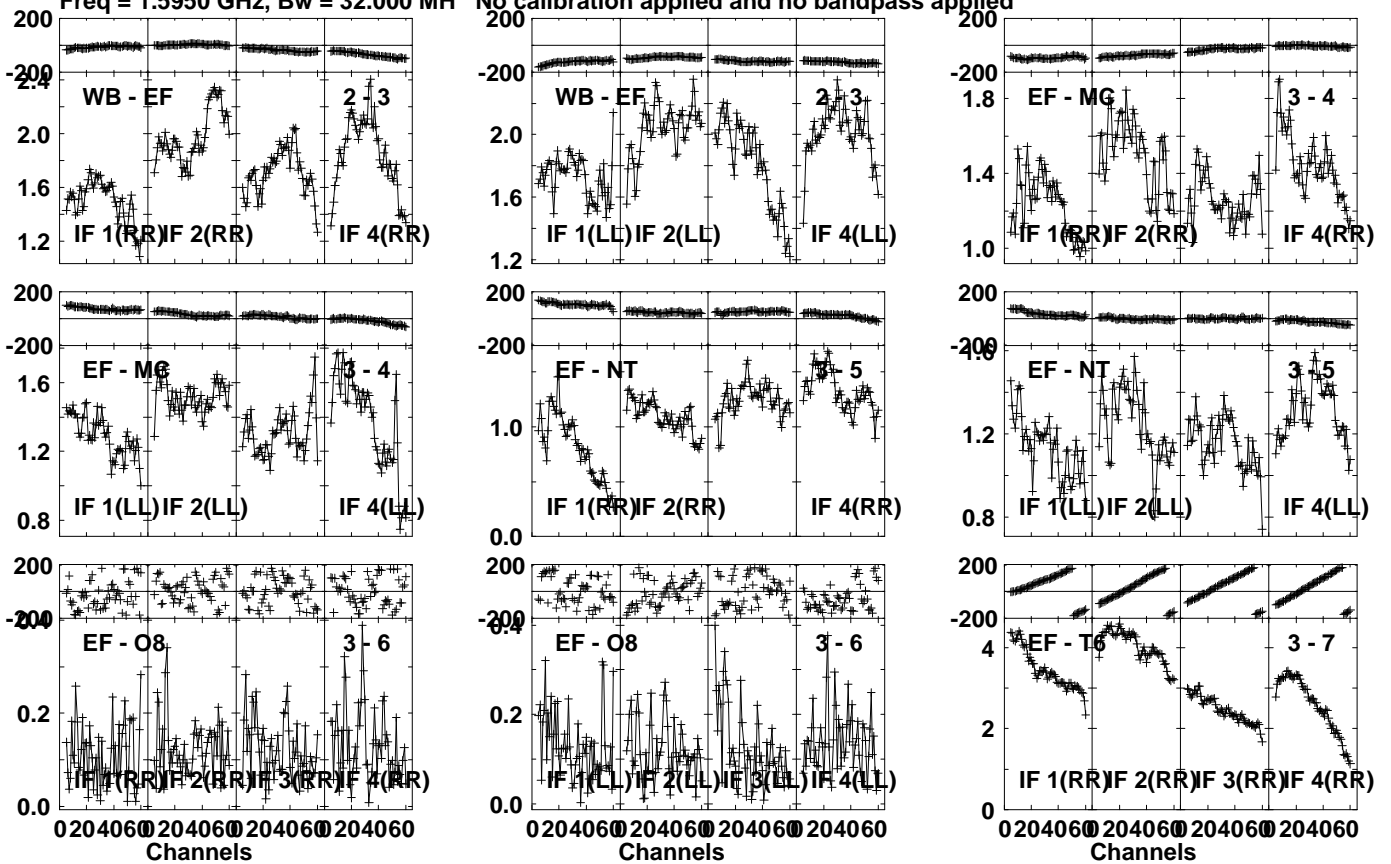
Timerange: 01/06:19:31 to 01/06:20:29

Plot file version 325 created 02-MAY-2024 15:36:02

J1037+5711 EM164D.UVDATA.1

Freq = 1.5950 GHz, Bw = 32.000 MH

No calibration applied and no bandpass applied



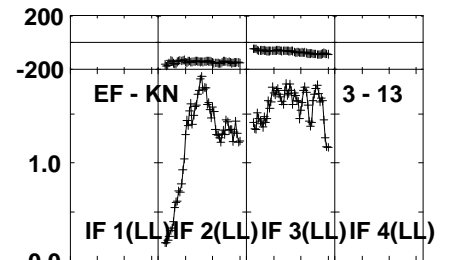
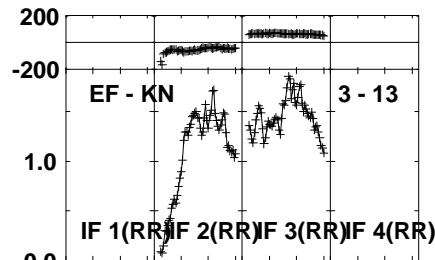
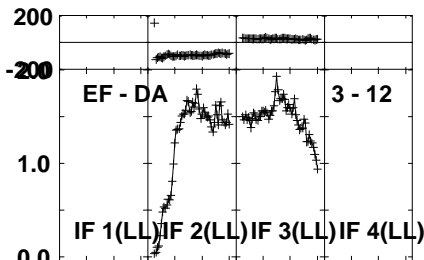
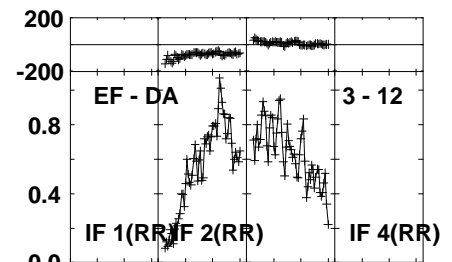
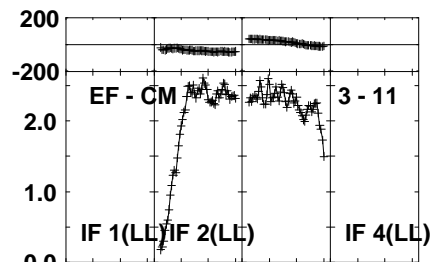
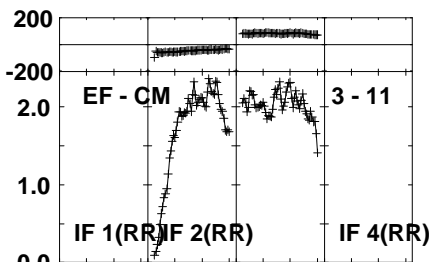
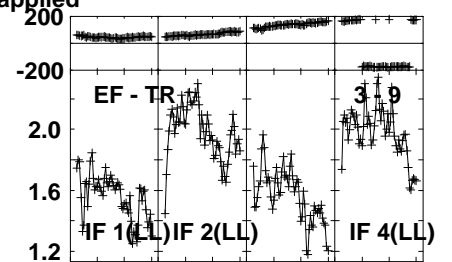
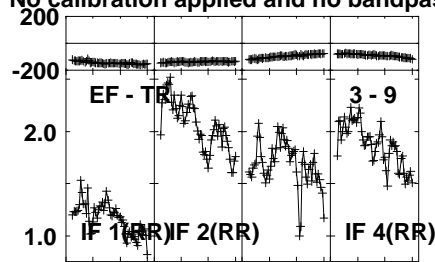
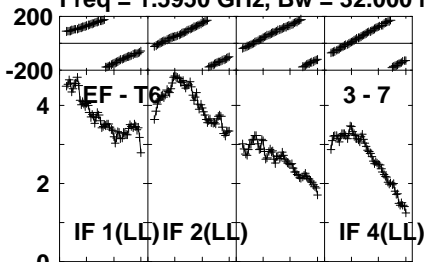
Lower frame: Milli Ampl Jy Top frame: Phas deg
Vector averaged cross-power spectrum Several baselines displayed
Timerange: 01/06:25:01 to 01/06:25:59

Plot file version 326 created 02-MAY-2024 15:36:02

J1037+5711 EM164D.UVDATA.1

Freq = 1.5950 GHz, Bw = 32.000 MH

No calibration applied and no bandpass applied



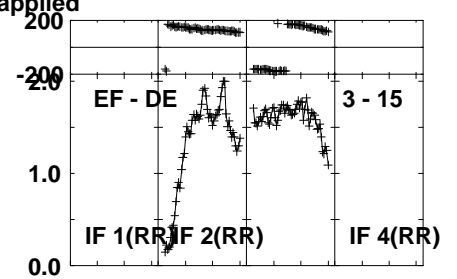
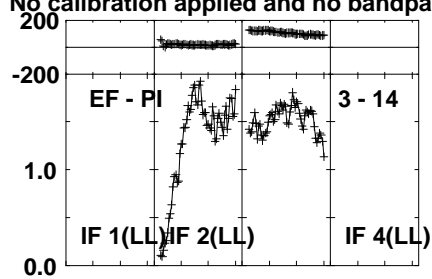
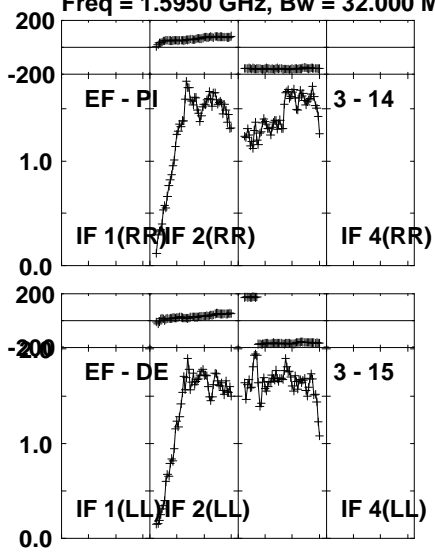
Lower frame: Milli Ampl Jy Top frame: Phas deg
Vector averaged cross-power spectrum Several baselines displayed
Timerange: 01/06:25:01 to 01/06:25:59

Plot file version 327 created 02-MAY-2024 15:36:03

J1037+5711 EM164D.UVDATA.1

Freq = 1.5950 GHz, Bw = 32.000 MH

No calibration applied and no bandpass applied



Lower frame: Milli Ampl Jy Top frame: Phas deg

Vector averaged cross-power spectrum Several baselines displayed

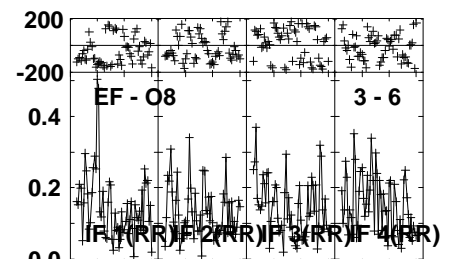
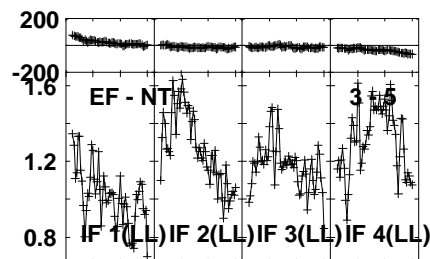
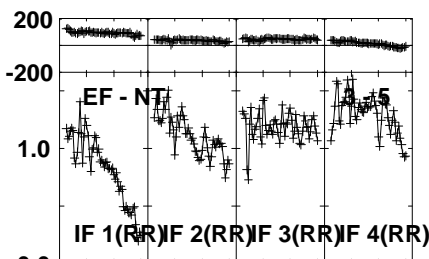
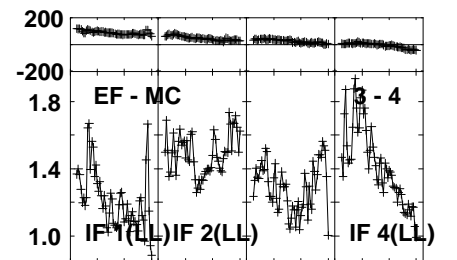
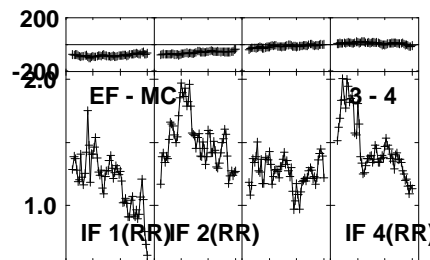
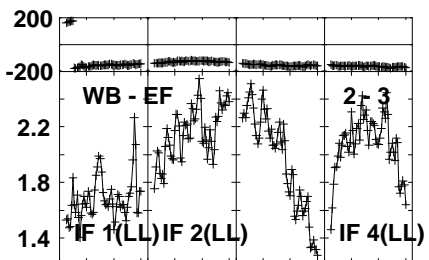
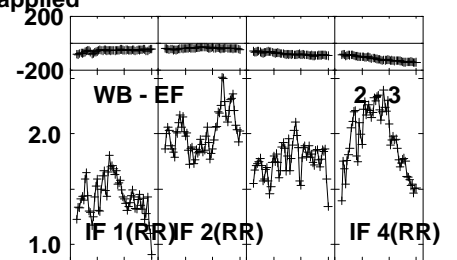
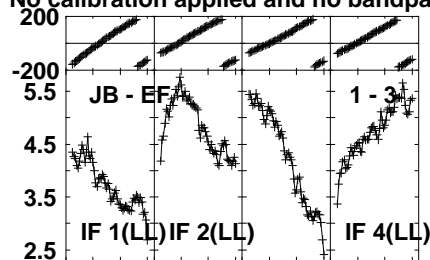
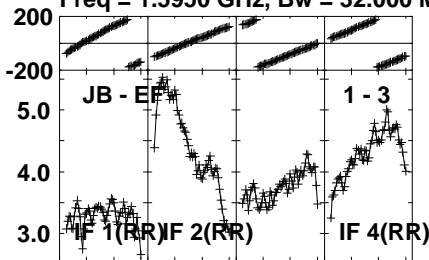
Timerange: 01/06:25:01 to 01/06:25:59

Plot file version 328 created 02-MAY-2024 15:36:03

J1037+5711 EM164D.UVDATA.1

Freq = 1.5950 GHz, Bw = 32.000 MH

No calibration applied and no bandpass applied



0204060 204060 204060 204060
Channels

0204060 204060 204060 204060
Channels

0204060 204060 204060 204060
Channels

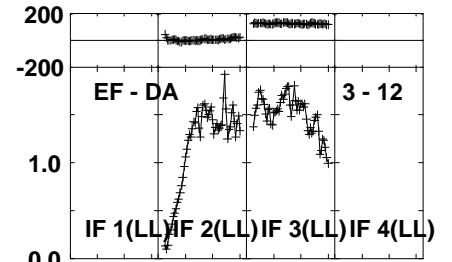
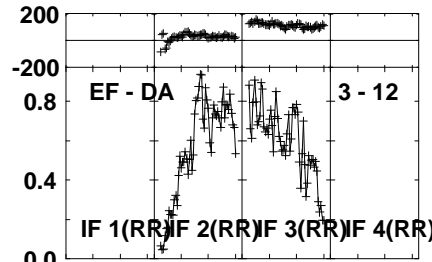
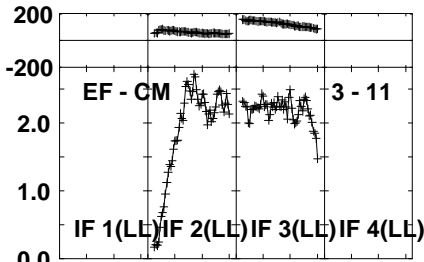
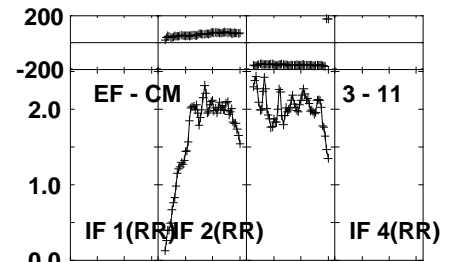
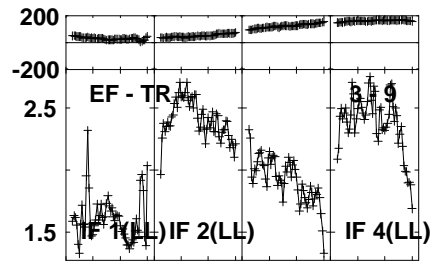
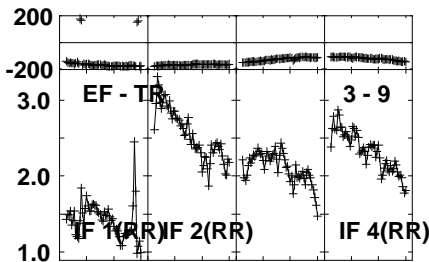
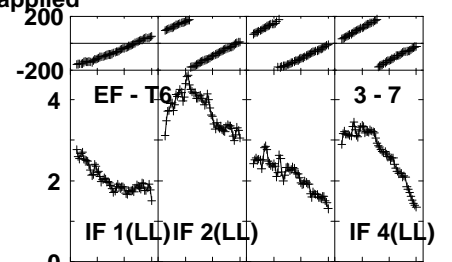
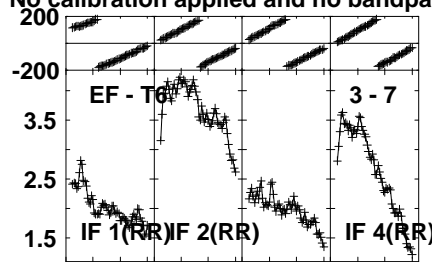
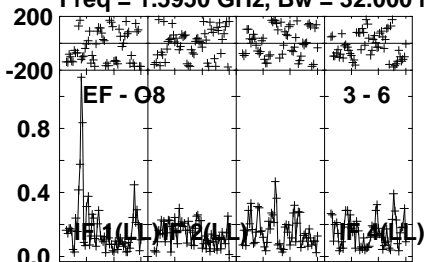
Lower frame: Milli Ampl Jy Top frame: Phas deg
Vector averaged cross-power spectrum Several baselines displayed
Timerange: 01/06:30:31 to 01/06:31:29

Plot file version 329 created 02-MAY-2024 15:36:03

J1037+5711 EM164D.UVDATA.1

Freq = 1.5950 GHz, Bw = 32.000 MH

No calibration applied and no bandpass applied

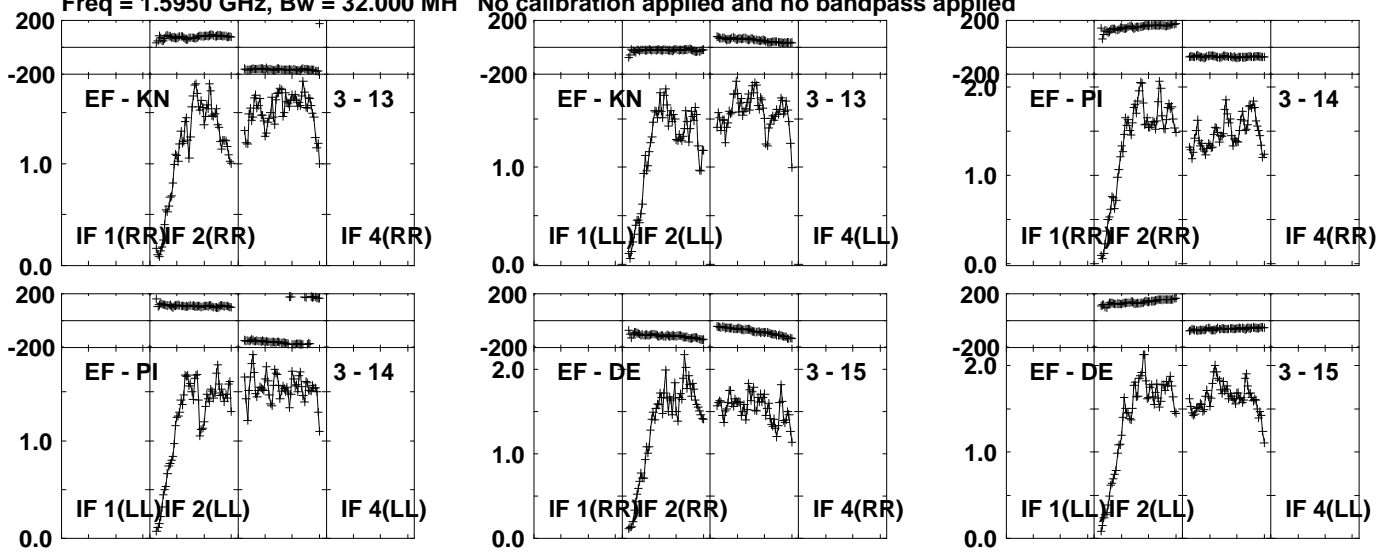


Lower frame: Milli Ampl Jy Top frame: Phas deg
Vector averaged cross-power spectrum Several baselines displayed
Timerange: 01/06:30:31 to 01/06:31:29

Plot file version 330 created 02-MAY-2024 15:36:03

J1037+5711 EM164D.UVDATA.1

Freq = 1.5950 GHz, Bw = 32.000 MH No calibration applied and no bandpass applied



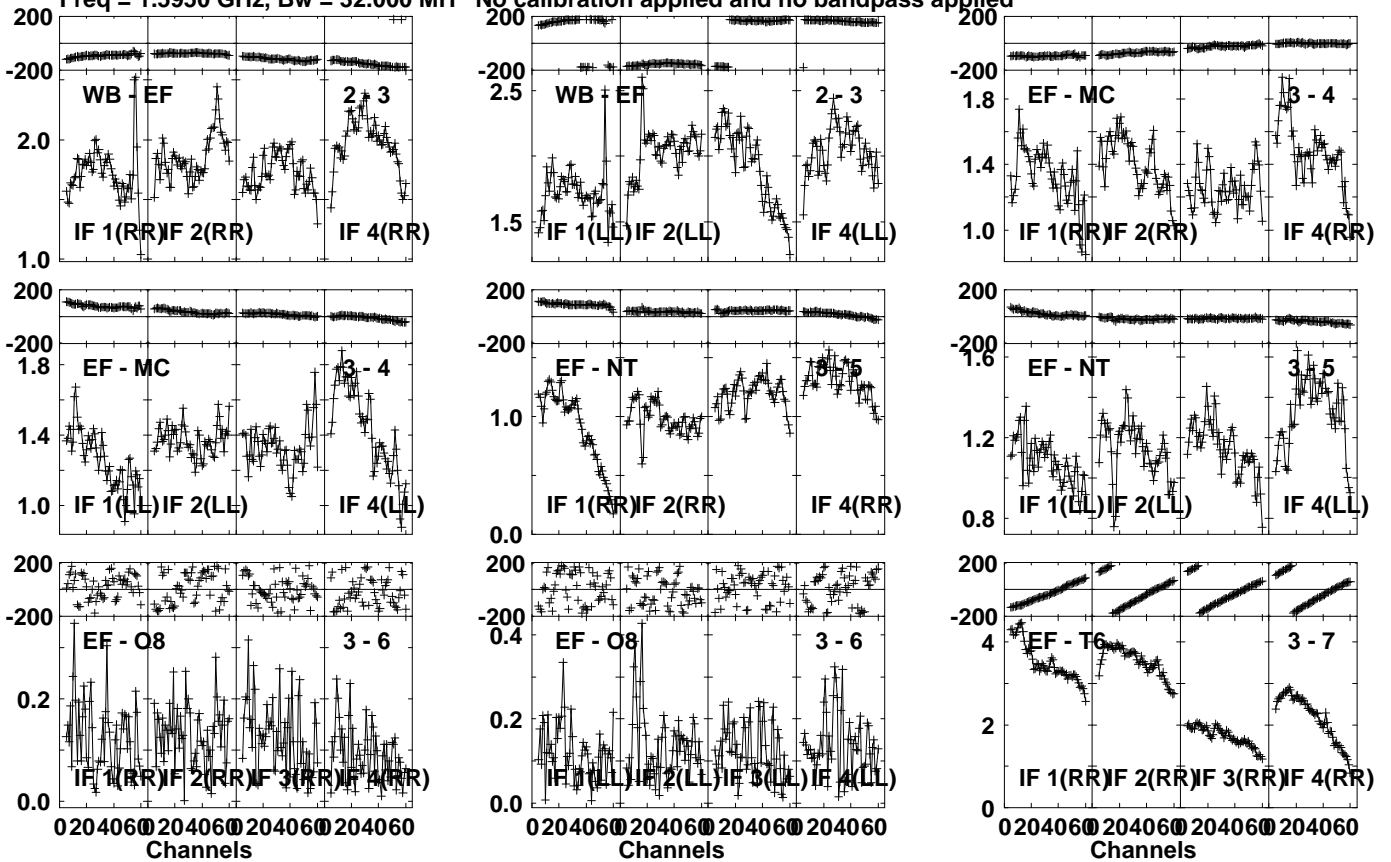
Lower frame: Milli Ampl Jy Top frame: Phas deg
Vector averaged cross-power spectrum Several baselines displayed
Timerange: 01/06:30:31 to 01/06:31:29

Plot file version 331 created 02-MAY-2024 15:36:03

J1037+5711 EM164D.UVDATA.1

Freq = 1.5950 GHz, Bw = 32.000 MH

No calibration applied and no bandpass applied



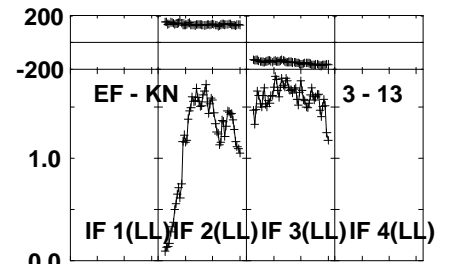
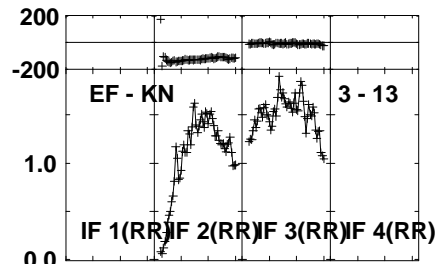
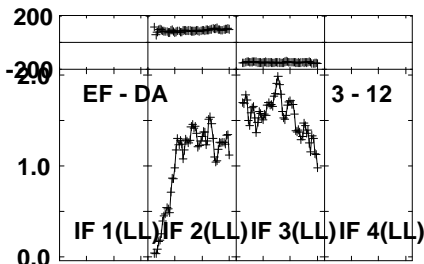
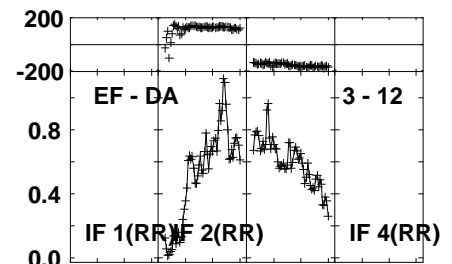
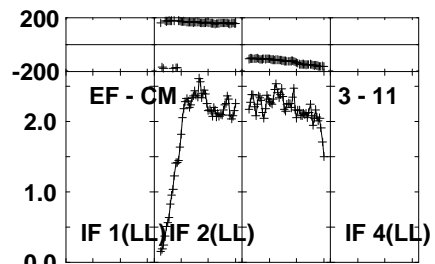
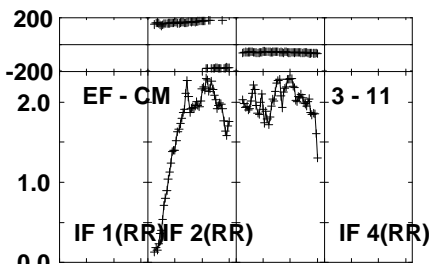
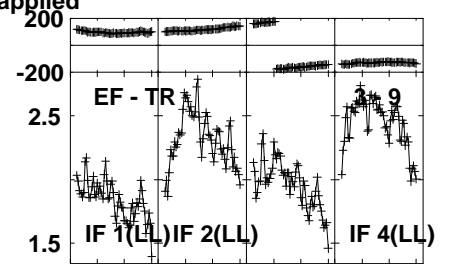
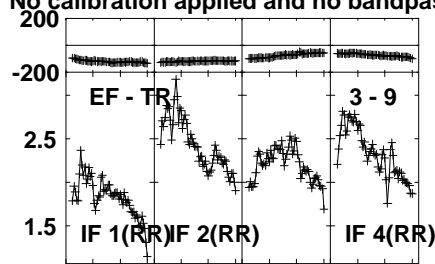
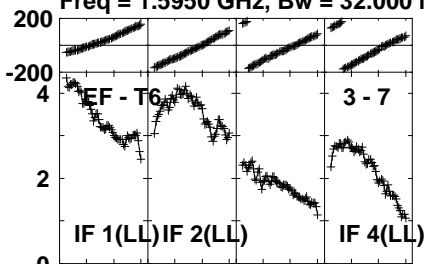
Lower frame: Milli Ampl Jy Top frame: Phas deg
 Vector averaged cross-power spectrum Several baselines displayed
 Timerange: 01/06:36:01 to 01/06:36:59

Plot file version 332 created 02-MAY-2024 15:36:03

J1037+5711 EM164D.UVDATA.1

Freq = 1.5950 GHz, Bw = 32.000 MH

No calibration applied and no bandpass applied



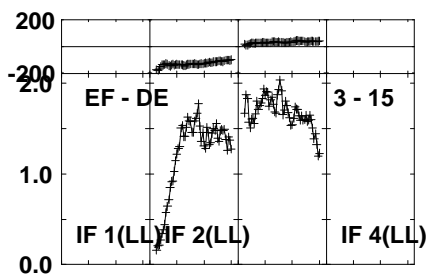
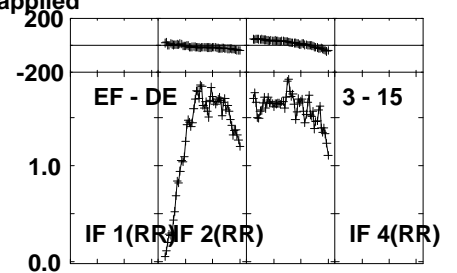
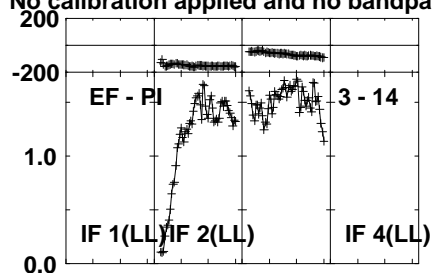
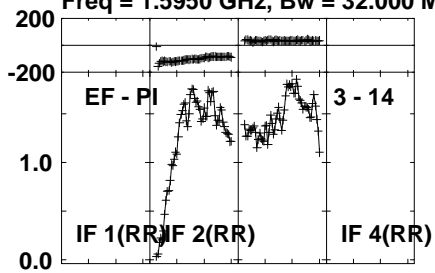
Lower frame: Milli Ampl Jy Top frame: Phas deg
Vector averaged cross-power spectrum Several baselines displayed
Timerange: 01/06:36:01 to 01/06:36:59

Plot file version 333 created 02-MAY-2024 15:36:03

J1037+5711 EM164D.UVDATA.1

Freq = 1.5950 GHz, Bw = 32.000 MH

No calibration applied and no bandpass applied



Lower frame: Milli Ampl Jy Top frame: Phas deg

Vector averaged cross-power spectrum Several baselines displayed

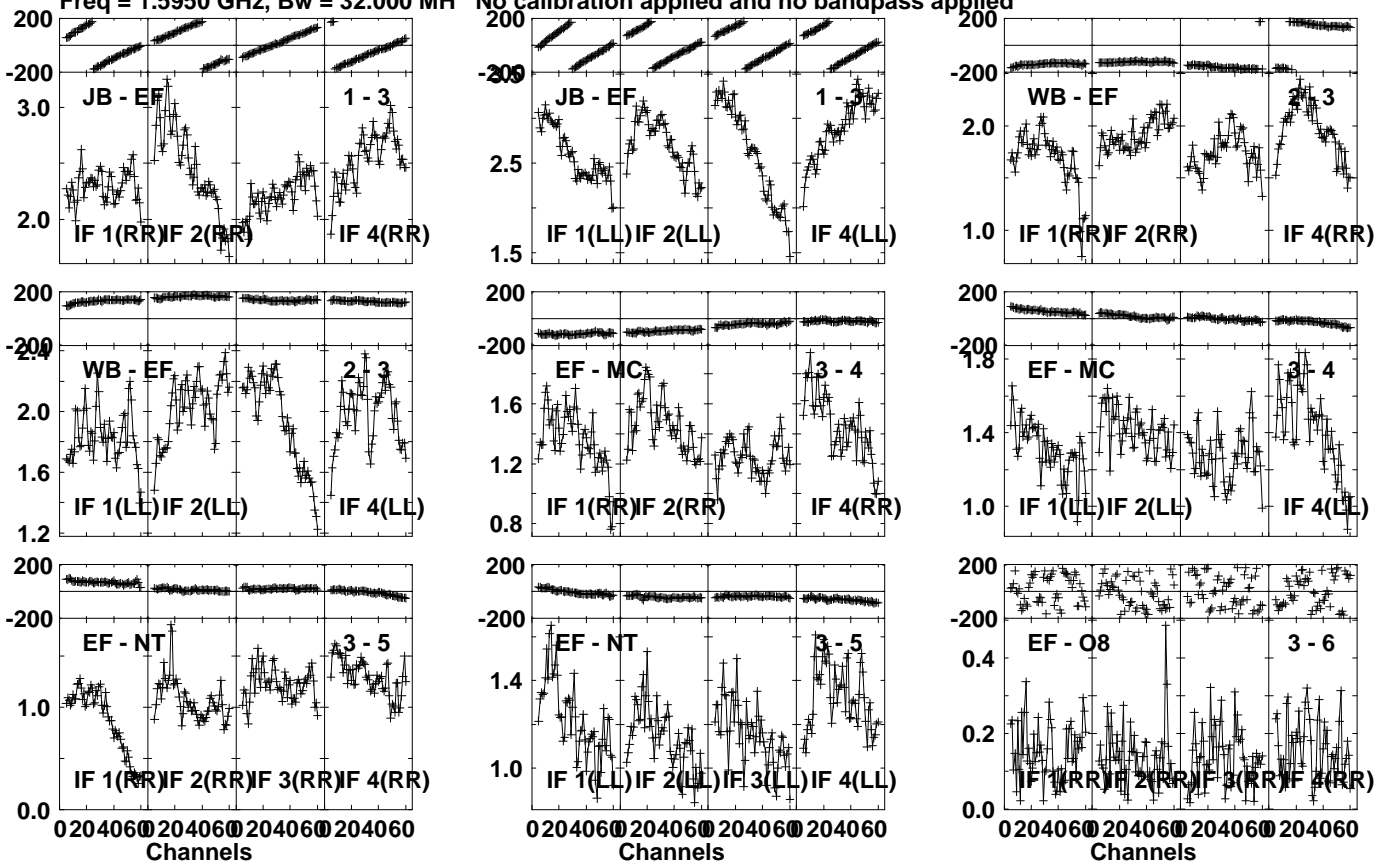
Timerange: 01/06:36:01 to 01/06:36:59

Plot file version 334 created 02-MAY-2024 15:36:03

J1037+5711 EM164D.UVDATA.1

Freq = 1.5950 GHz, Bw = 32.000 MH

No calibration applied and no bandpass applied



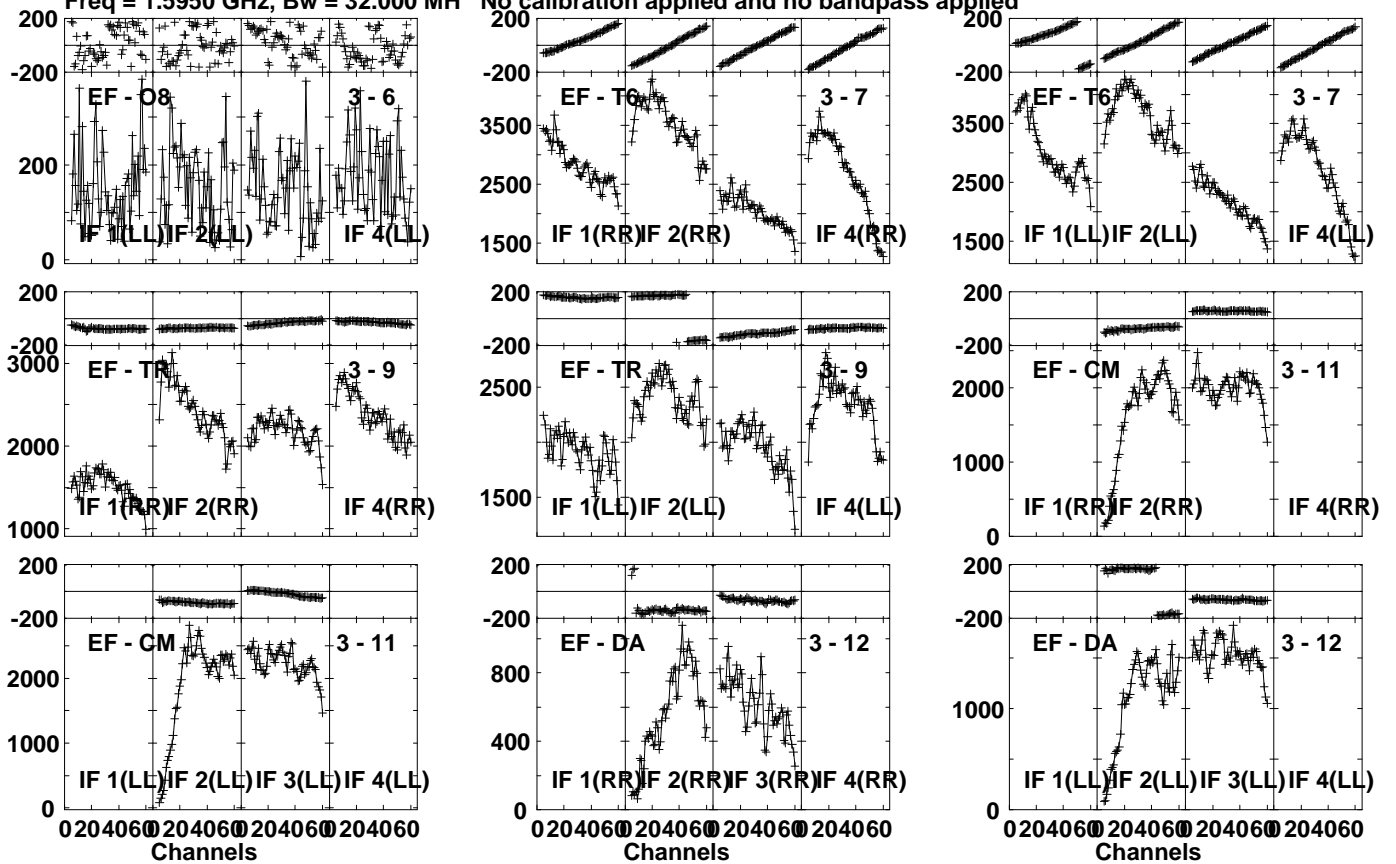
Lower frame: Milli Ampl Jy Top frame: Phas deg
Vector averaged cross-power spectrum Several baselines displayed
Timerange: 01/06:41:31 to 01/06:42:29

Plot file version 335 created 02-MAY-2024 15:36:03

J1037+5711 EM164D.UVDATA.1

Freq = 1.5950 GHz, Bw = 32.000 MH

No calibration applied and no bandpass applied



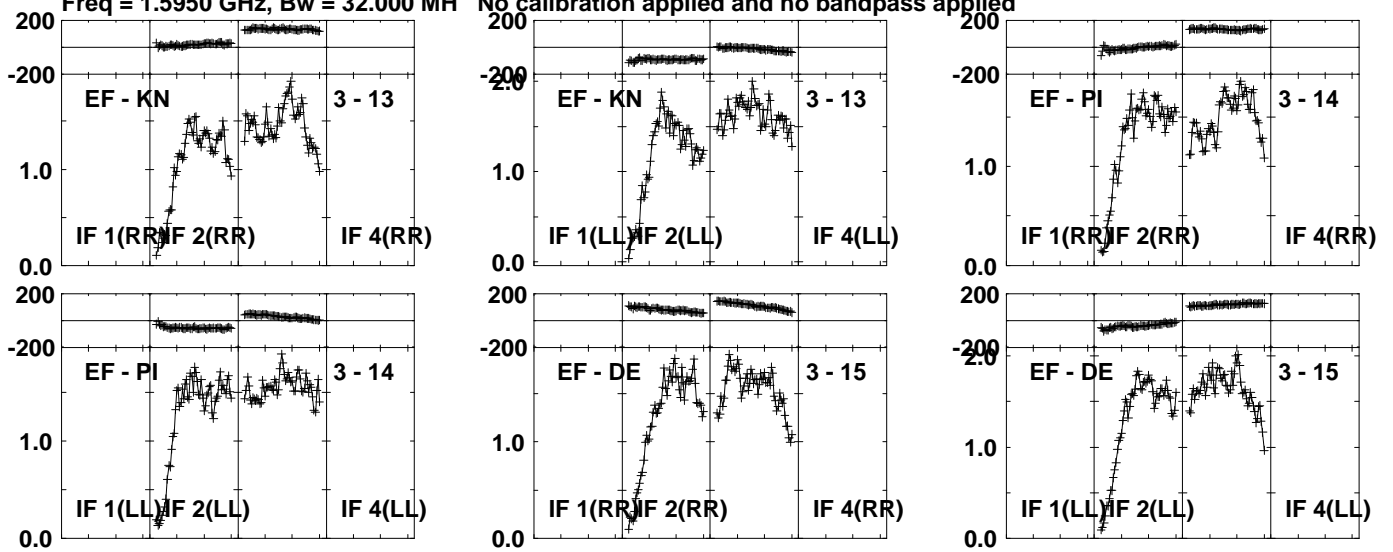
Lower frame: Micro Ampl Jy Top frame: Phas deg
Vector averaged cross-power spectrum Several baselines displayed
Timerange: 01/06:41:31 to 01/06:42:29

Plot file version 336 created 02-MAY-2024 15:36:03

J1037+5711 EM164D.UVDATA.1

Freq = 1.5950 GHz, Bw = 32.000 MH

No calibration applied and no bandpass applied



Lower frame: Milli Ampl Jy Top frame: Phas deg

Vector averaged cross-power spectrum Several baselines displayed

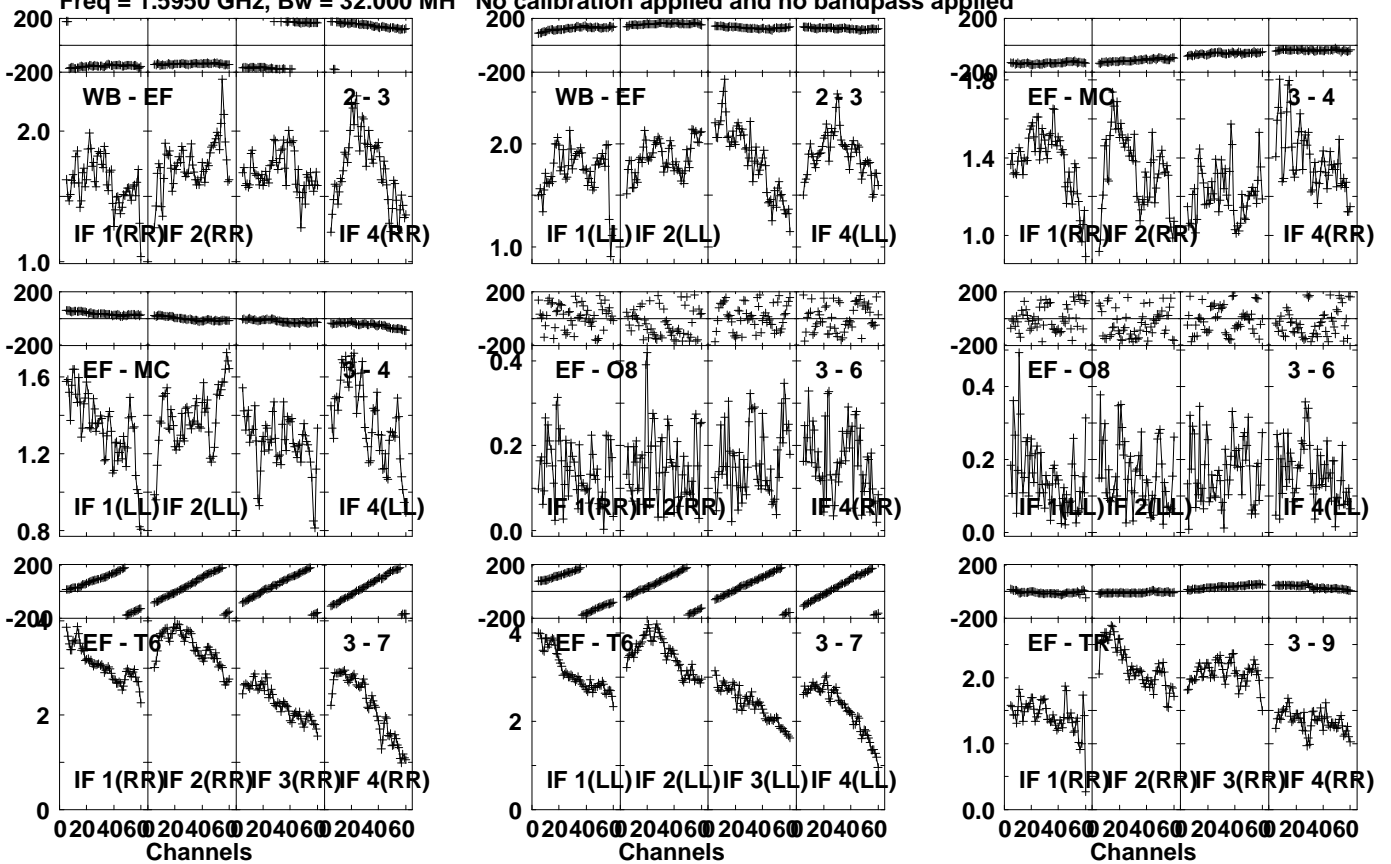
Timerange: 01/06:41:31 to 01/06:42:29

Plot file version 337 created 02-MAY-2024 15:36:03

J1037+5711 EM164D.UVDATA.1

Freq = 1.5950 GHz, Bw = 32.000 MH

No calibration applied and no bandpass applied

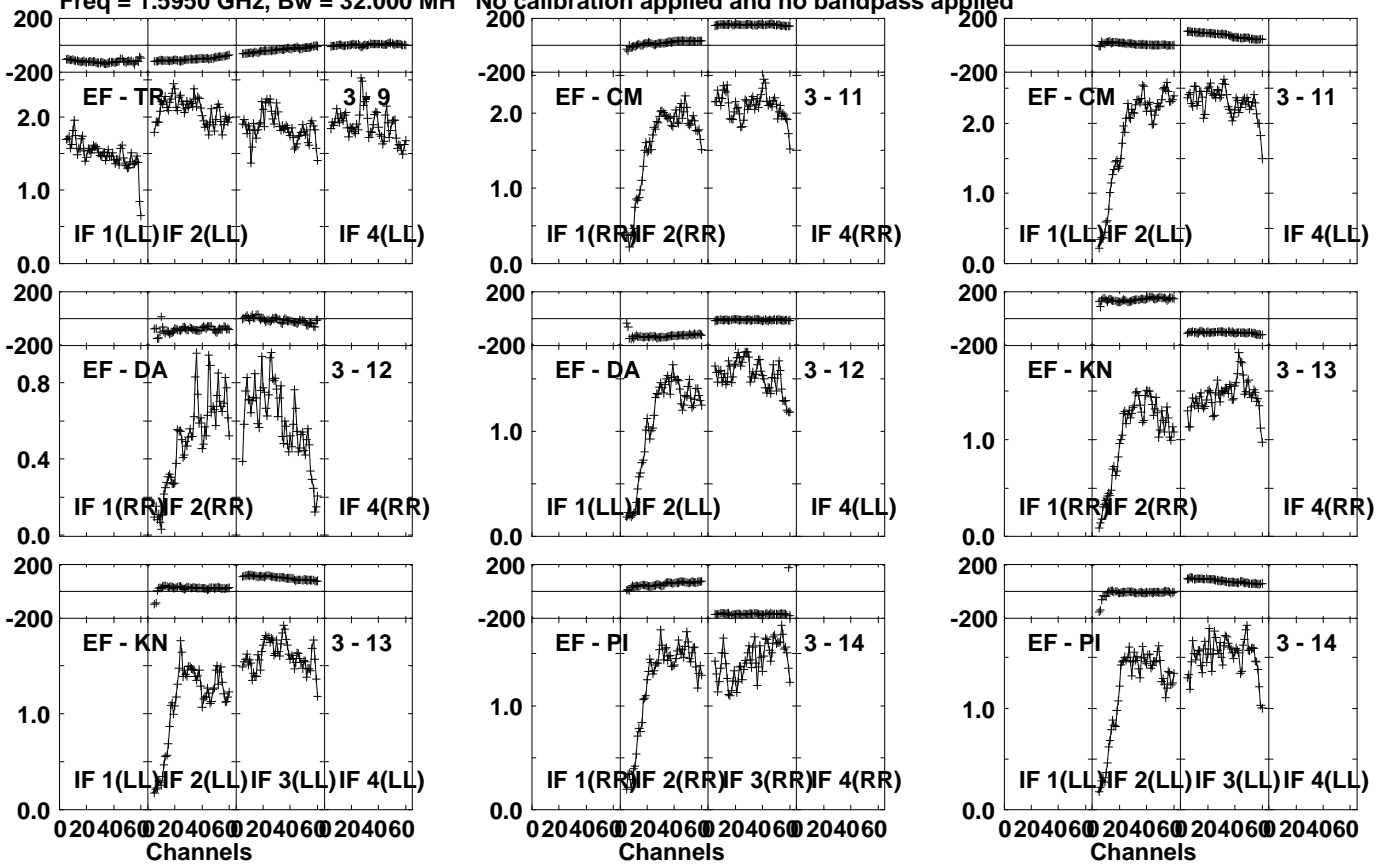


Lower frame: Milli Ampl Jy Top frame: Phas deg
Vector averaged cross-power spectrum Several baselines displayed
Timerange: 01/06:47:01 to 01/06:47:59

Plot file version 338 created 02-MAY-2024 15:36:03

J1037+5711 EM164D.UVDATA.1

Freq = 1.5950 GHz, Bw = 32.000 MH No calibration applied and no bandpass applied



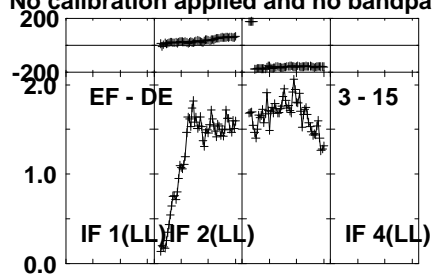
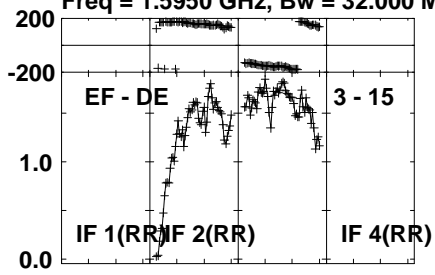
Lower frame: Milli Ampl Jy Top frame: Phas deg
Vector averaged cross-power spectrum Several baselines displayed
Timerange: 01/06:47:01 to 01/06:47:59

Plot file version 339 created 02-MAY-2024 15:36:03

J1037+5711 EM164D.UVDATA.1

Freq = 1.5950 GHz, Bw = 32.000 MH

No calibration applied and no bandpass applied



Lower frame: Milli Ampl Jy Top frame: Phas deg

Vector averaged cross-power spectrum Several baselines displayed

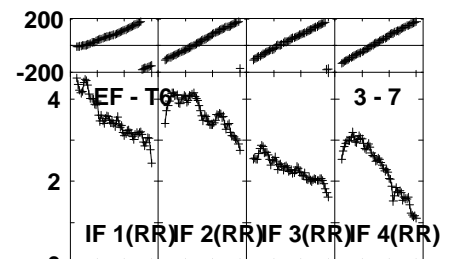
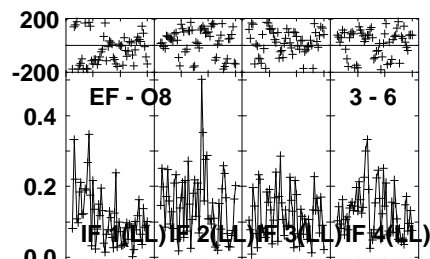
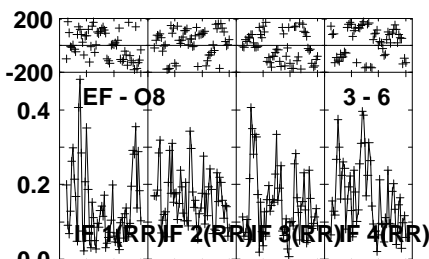
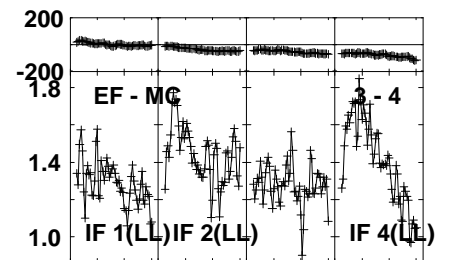
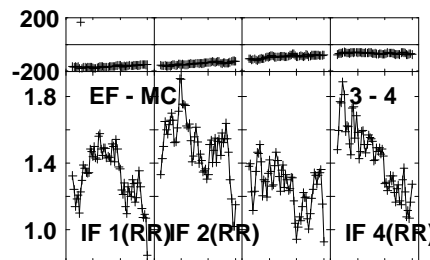
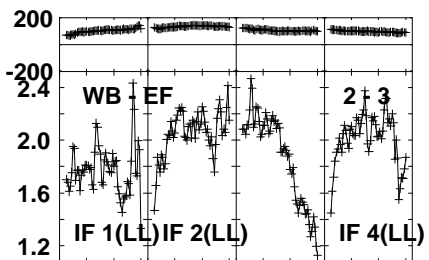
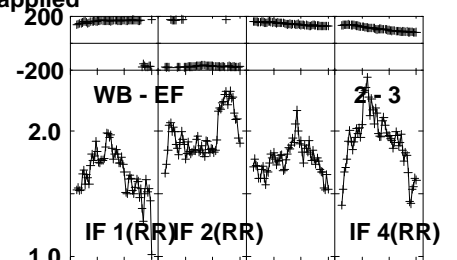
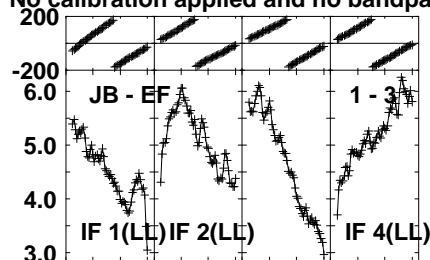
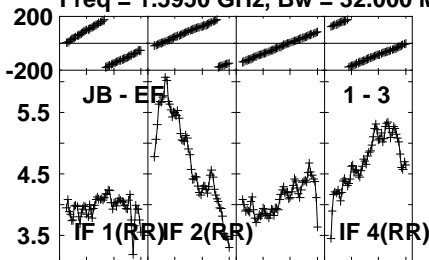
Timerange: 01/06:47:01 to 01/06:47:59

Plot file version 340 created 02-MAY-2024 15:36:03

J1037+5711 EM164D.UVDATA.1

Freq = 1.5950 GHz, Bw = 32.000 MH

No calibration applied and no bandpass applied



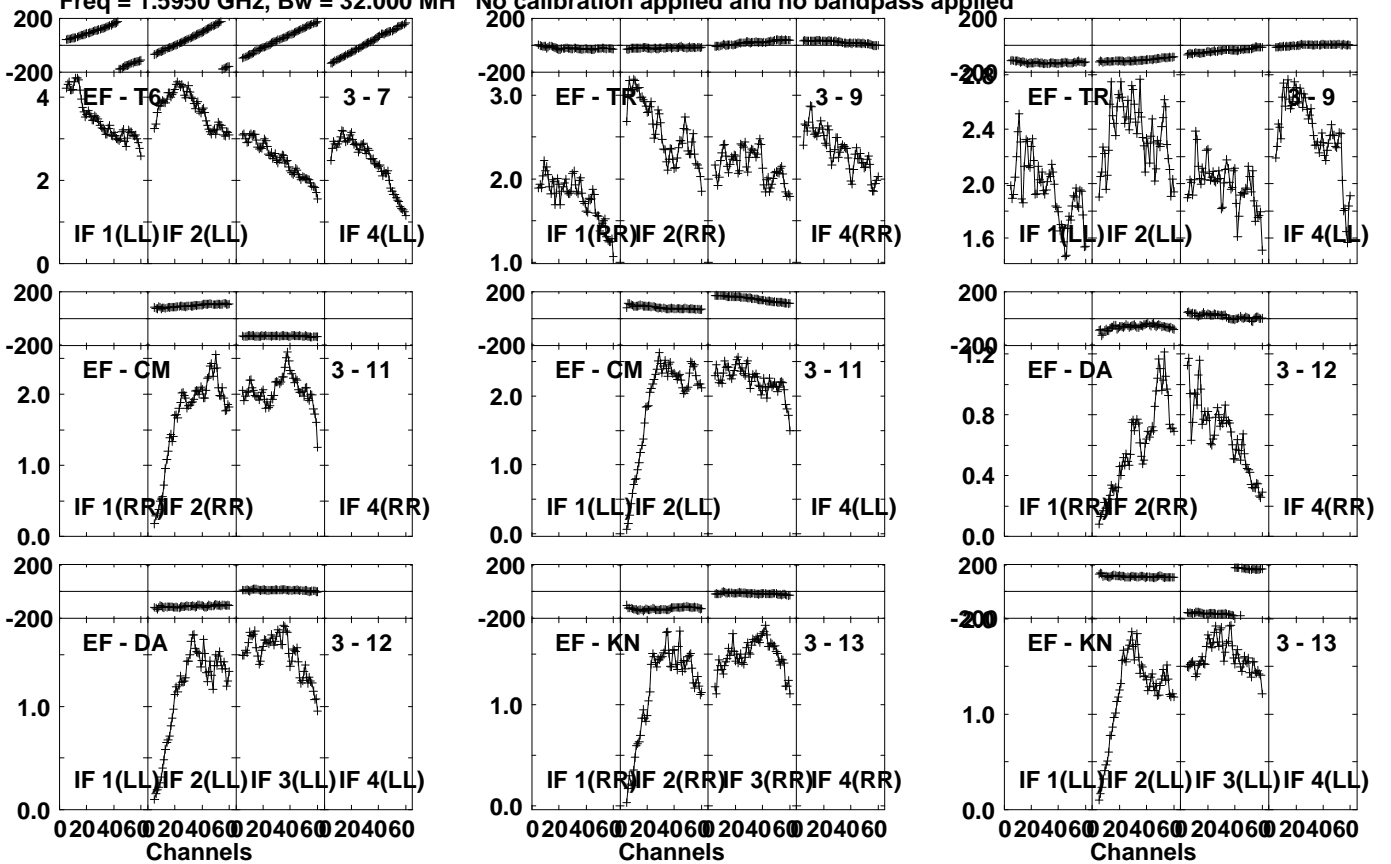
Lower frame: Milli Ampl Jy Top frame: Phas deg
Vector averaged cross-power spectrum Several baselines displayed
Timerange: 01/06:52:31 to 01/06:53:29

Plot file version 341 created 02-MAY-2024 15:36:03

J1037+5711 EM164D.UVDATA.1

Freq = 1.5950 GHz, Bw = 32.000 MH

No calibration applied and no bandpass applied



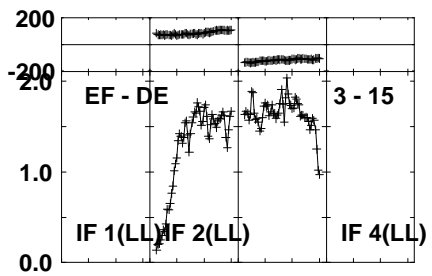
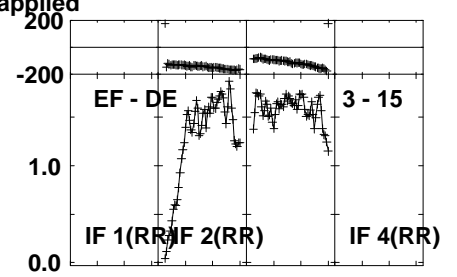
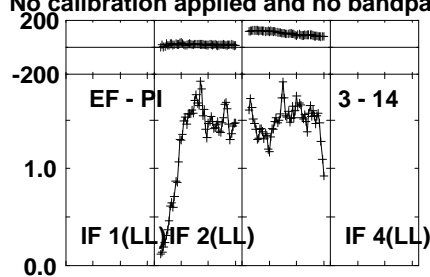
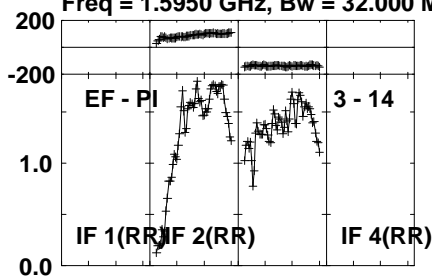
Lower frame: Milli Ampl Jy Top frame: Phas deg
Vector averaged cross-power spectrum Several baselines displayed
Timerange: 01/06:52:31 to 01/06:53:29

Plot file version 342 created 02-MAY-2024 15:36:03

J1037+5711 EM164D.UVDATA.1

Freq = 1.5950 GHz, Bw = 32.000 MH

No calibration applied and no bandpass applied



Lower frame: Milli Ampl Jy Top frame: Phas deg

Vector averaged cross-power spectrum Several baselines displayed

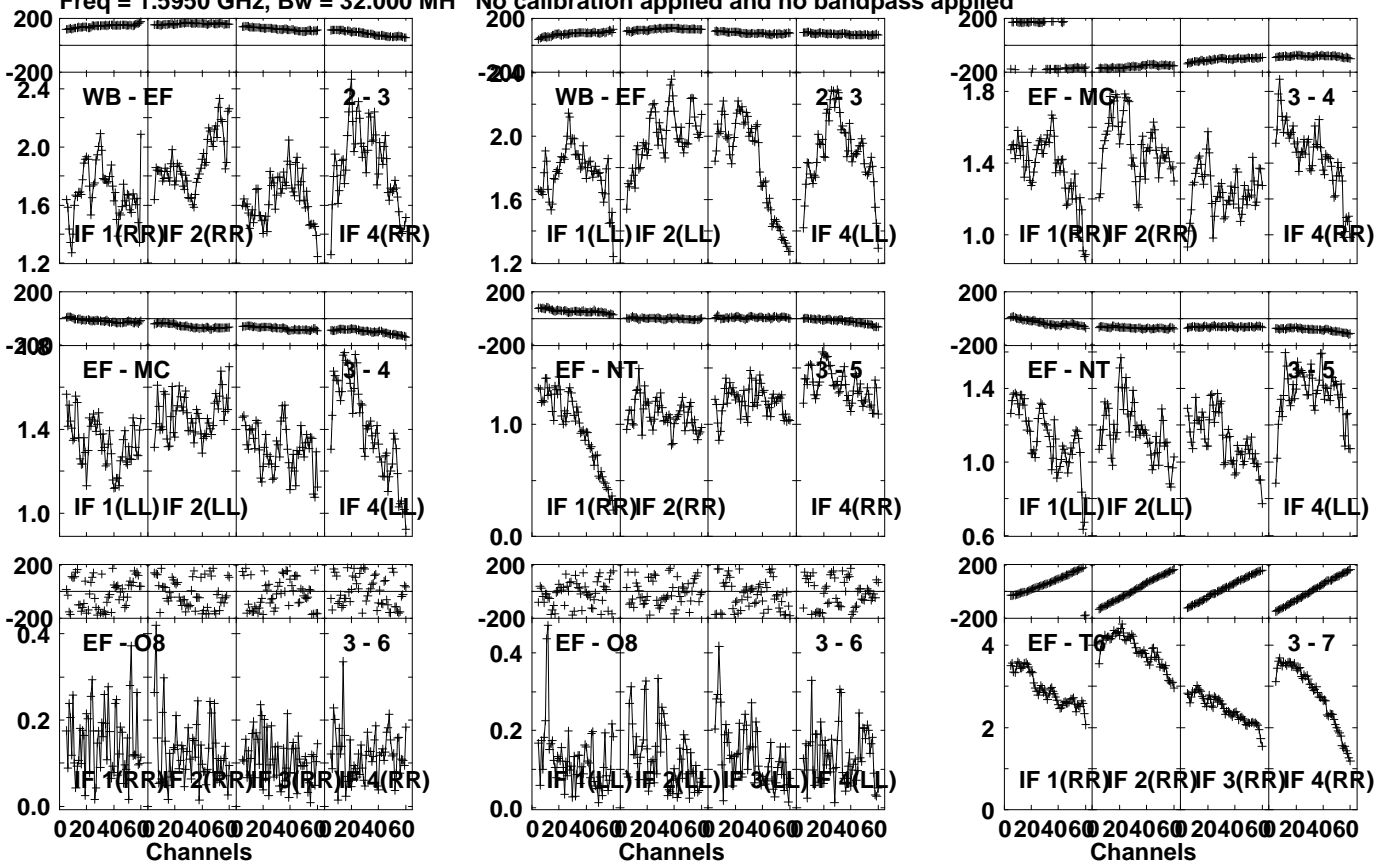
Timerange: 01/06:52:31 to 01/06:53:29

Plot file version 343 created 02-MAY-2024 15:36:03

J1037+5711 EM164D.UVDATA.1

Freq = 1.5950 GHz, Bw = 32.000 MH

No calibration applied and no bandpass applied



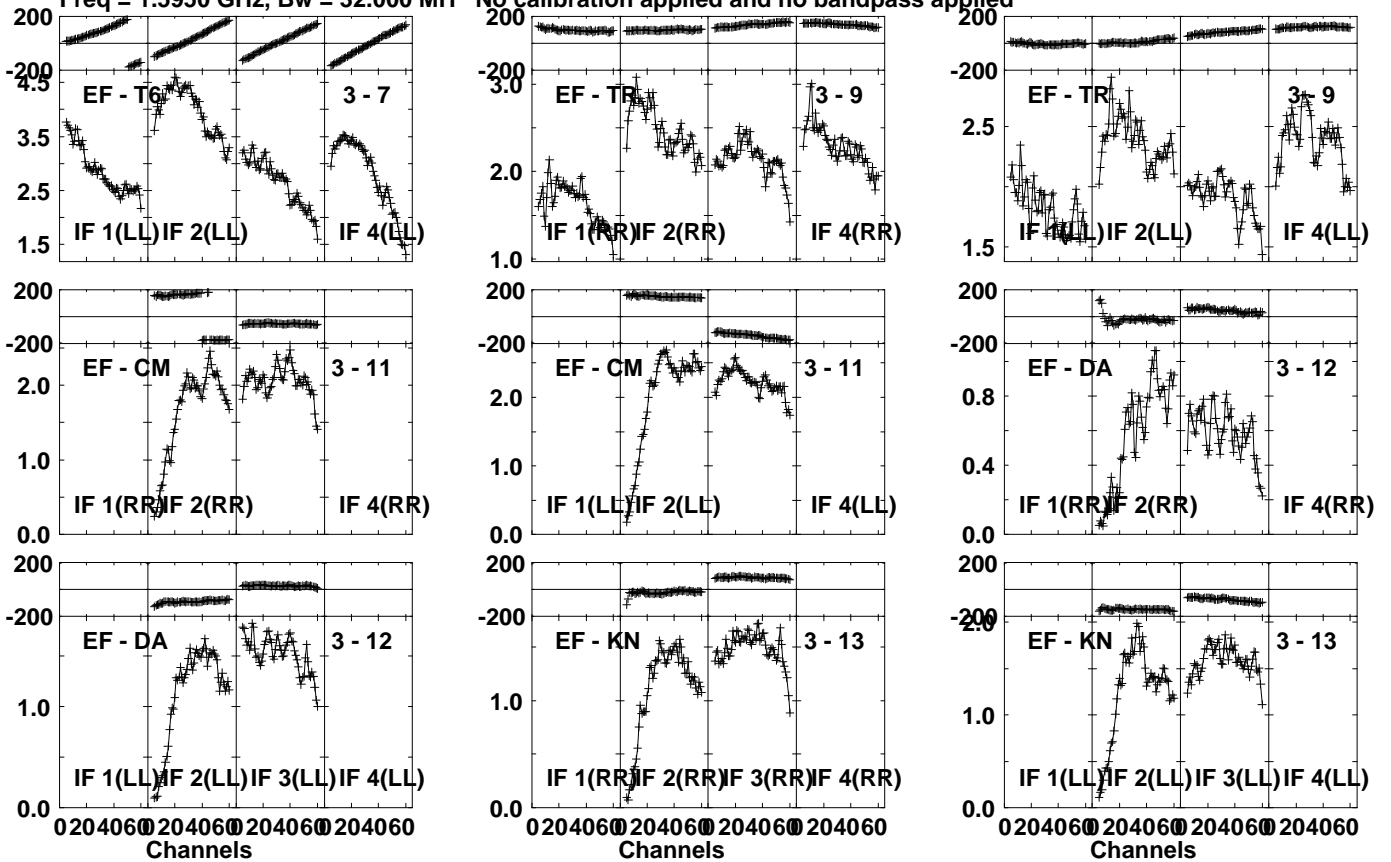
Lower frame: Milli Ampl Jy Top frame: Phas deg
Vector averaged cross-power spectrum Several baselines displayed
Timerange: 01/06:58:01 to 01/06:58:59

Plot file version 344 created 02-MAY-2024 15:36:03

J1037+5711 EM164D.UVDATA.1

Freq = 1.5950 GHz, Bw = 32.000 MH

No calibration applied and no bandpass applied



Lower frame: Milli Ampl Jy Top frame: Phas deg

Vector averaged cross-power spectrum Several baselines displayed

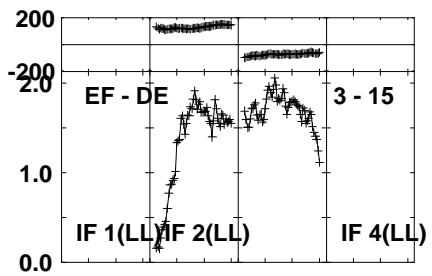
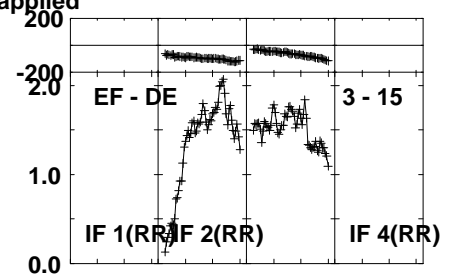
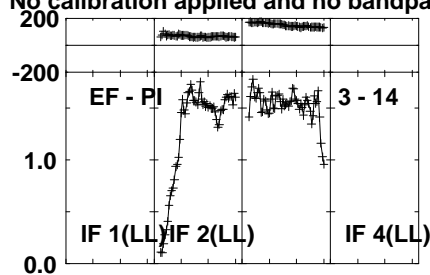
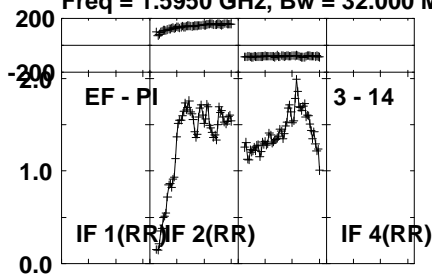
Timerange: 01/06:58:01 to 01/06:58:59

Plot file version 345 created 02-MAY-2024 15:36:03

J1037+5711 EM164D.UVDATA.1

Freq = 1.5950 GHz, Bw = 32.000 MH

No calibration applied and no bandpass applied



Lower frame: Milli Ampl Jy Top frame: Phas deg

Vector averaged cross-power spectrum Several baselines displayed

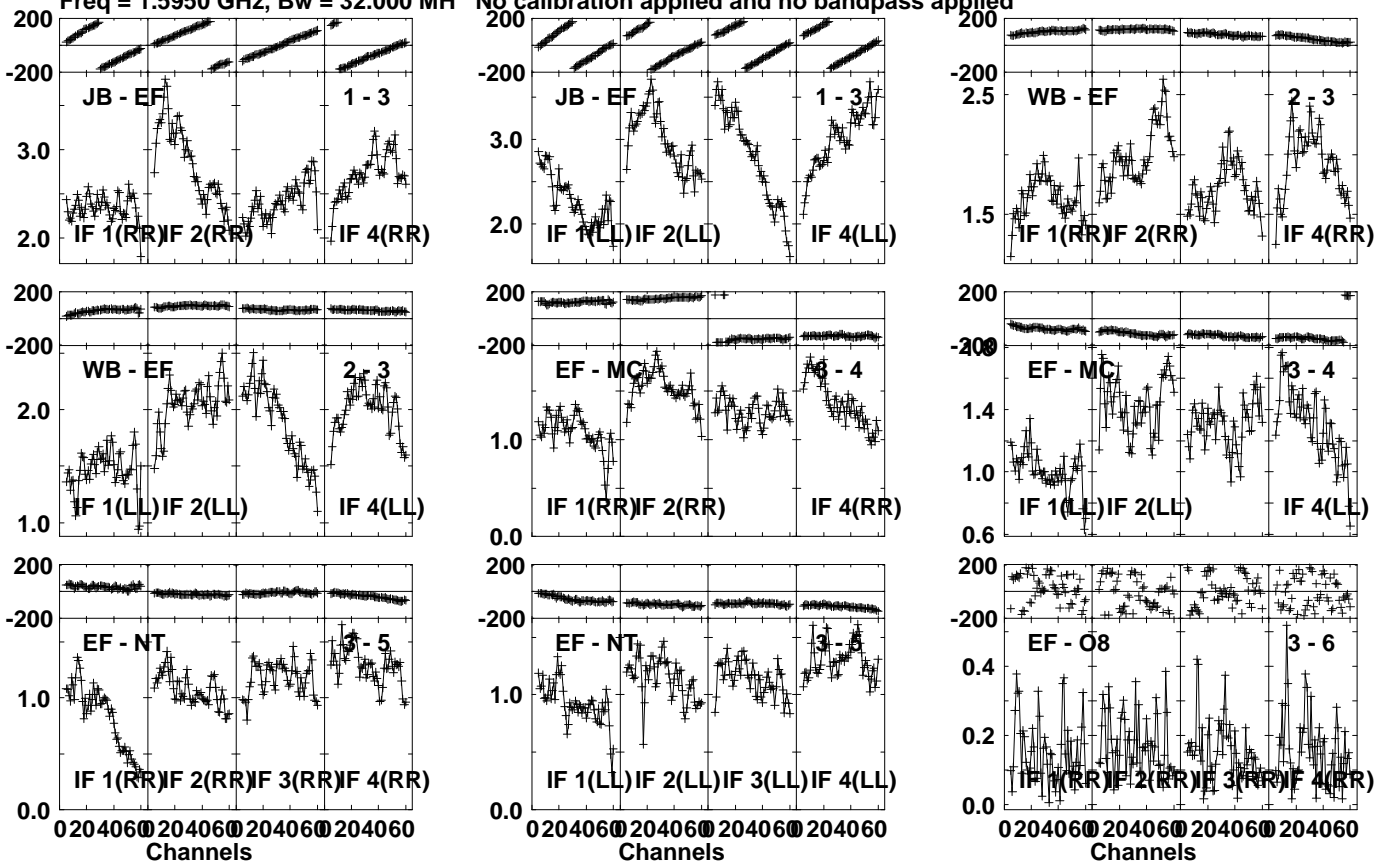
Timerange: 01/06:58:01 to 01/06:58:59

Plot file version 346 created 02-MAY-2024 15:36:03

J1037+5711 EM164D.UVDATA.1

Freq = 1.5950 GHz, Bw = 32.000 MH

No calibration applied and no bandpass applied



Lower frame: Milli Amp Jy Top frame: Phas deg

Vector averaged cross-power spectrum Several baselines displayed

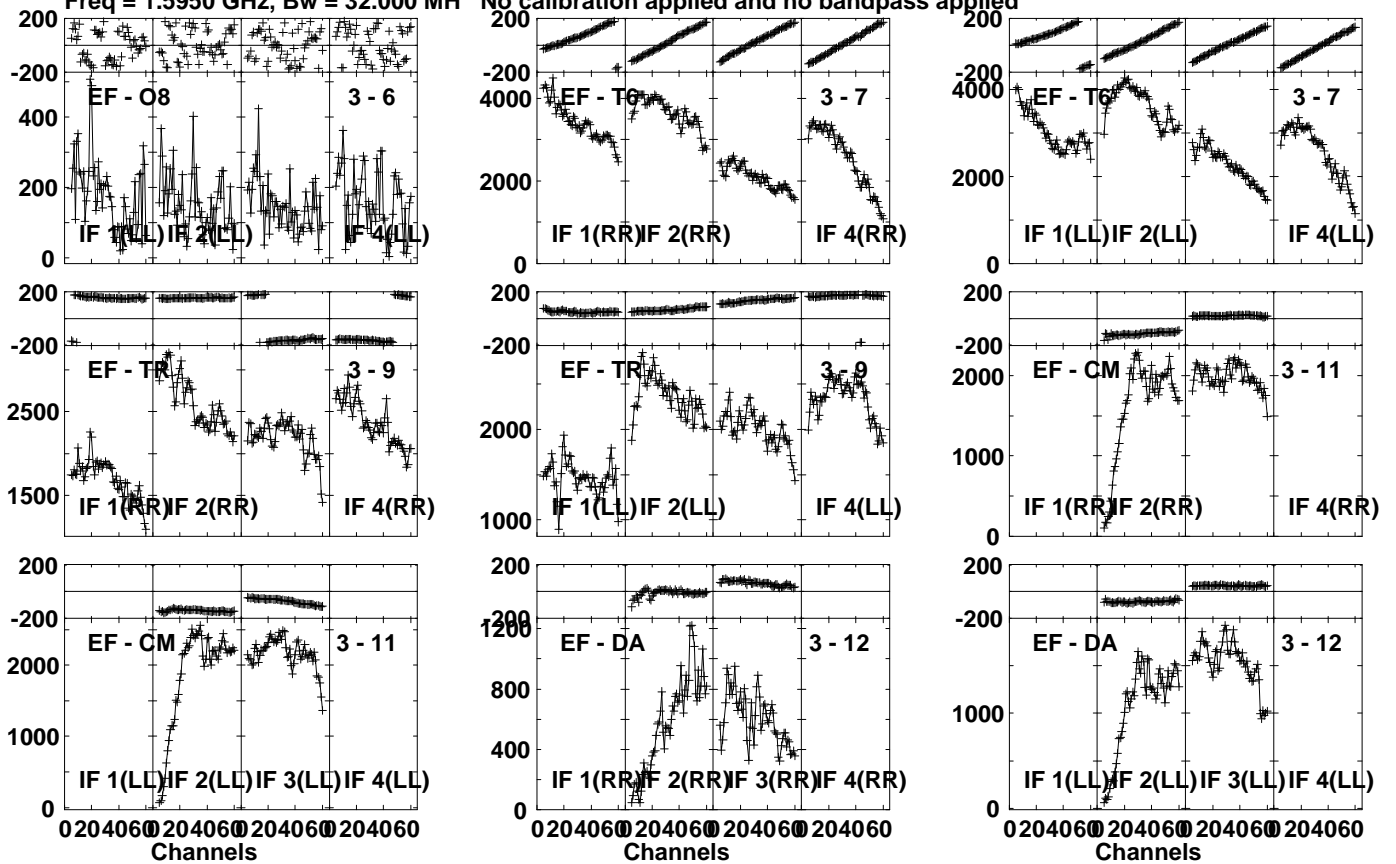
Timerange: 01/07:03:31 to 01/07:04:29

Plot file version 347 created 02-MAY-2024 15:36:03

J1037+5711 EM164D.UVDATA.1

Freq = 1.5950 GHz, Bw = 32.000 MH

No calibration applied and no bandpass applied



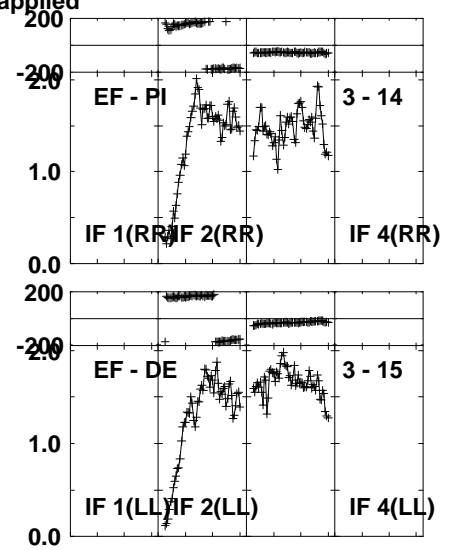
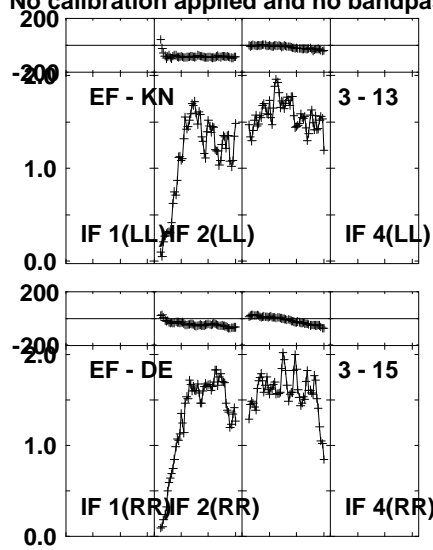
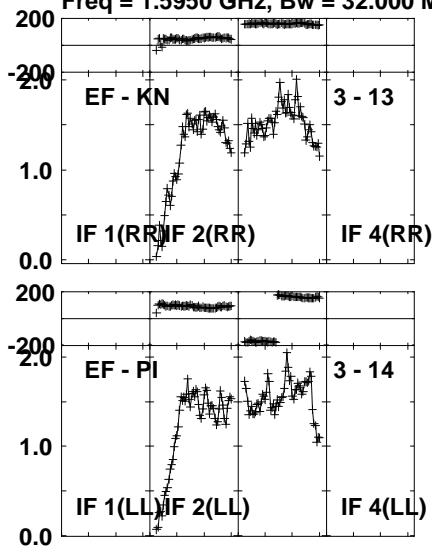
Lower frame: Micro Ampl Jy Top frame: Phas deg
Vector averaged cross-power spectrum Several baselines displayed
Timerange: 01/07:03:31 to 01/07:04:29

Plot file version 348 created 02-MAY-2024 15:36:04

J1037+5711 EM164D.UVDATA.1

Freq = 1.5950 GHz, Bw = 32.000 MH

No calibration applied and no bandpass applied



Lower frame: Milli Ampl Jy Top frame: Phas deg

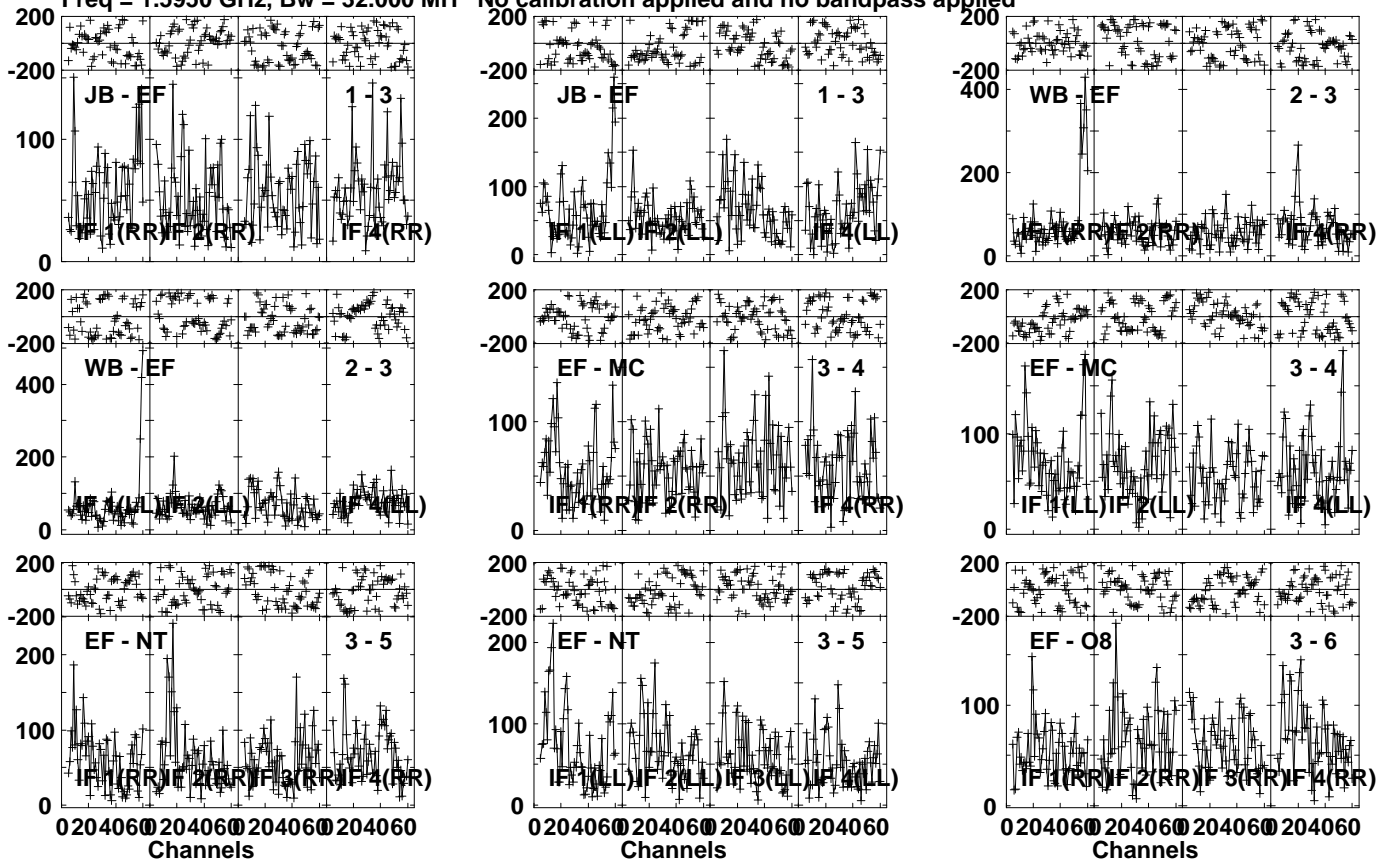
Vector averaged cross-power spectrum Several baselines displayed

Timerange: 01/07:03:31 to 01/07:04:29

Plot file version 349 created 02-MAY-2024 15:36:04

DP27 000 EM164D.UVDATA.1

Freq = 1.5950 GHz, Bw = 32.000 MH No calibration applied and no bandpass applied



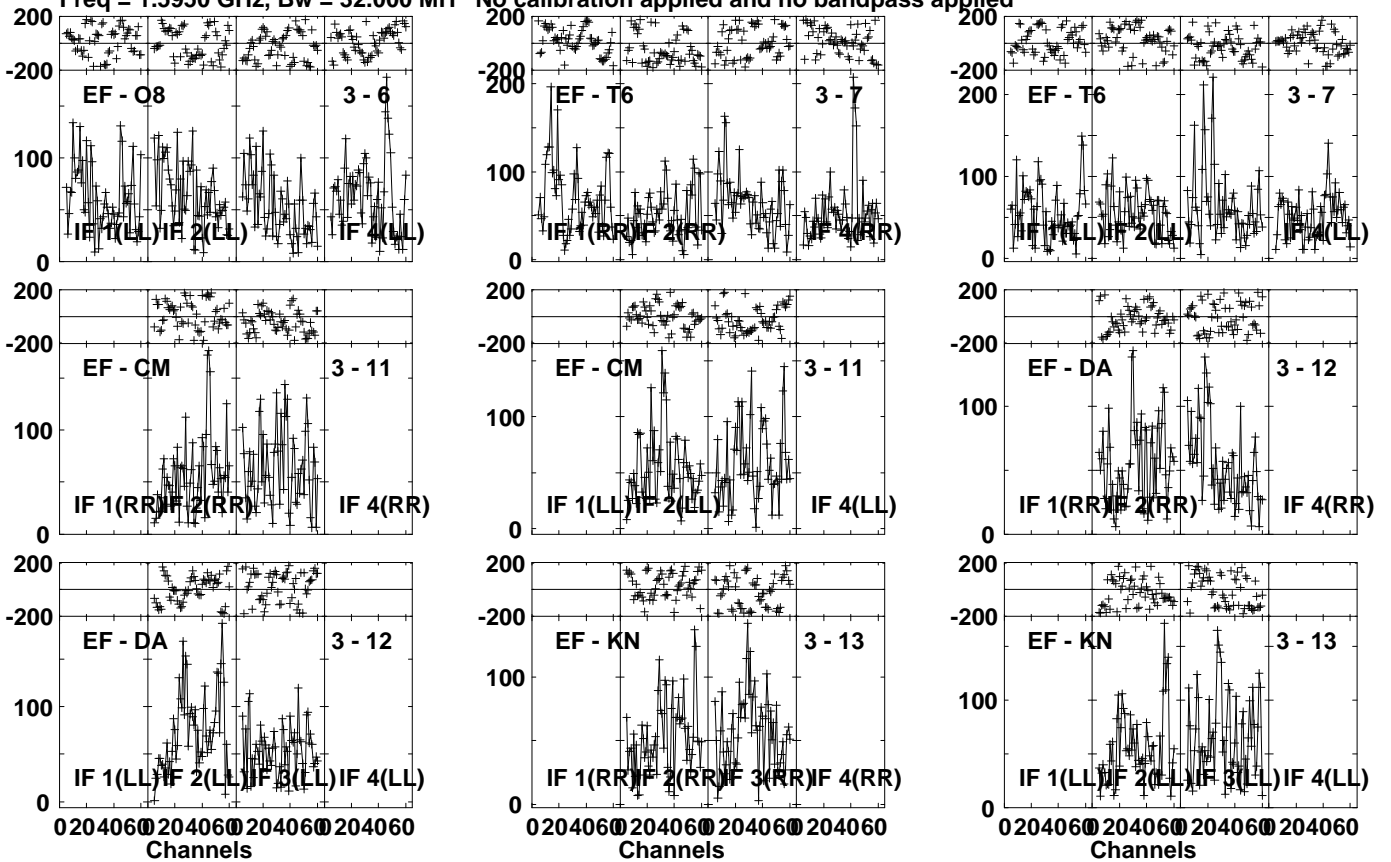
Lower frame: Micro Ampl Jy Top frame: Phas deg
Vector averaged cross-power spectrum Several baselines displayed
Timerange: 01/07:04:31 to 01/07:08:29

Plot file version 350 created 02-MAY-2024 15:36:04

DP27 000 EM164D.UVDATA.1

Freq = 1.5950 GHz, Bw = 32.000 MH

No calibration applied and no bandpass applied



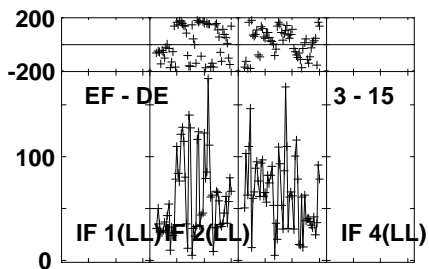
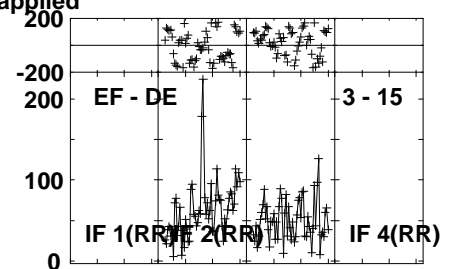
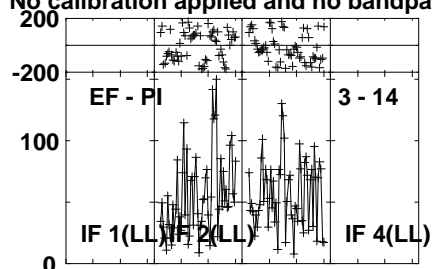
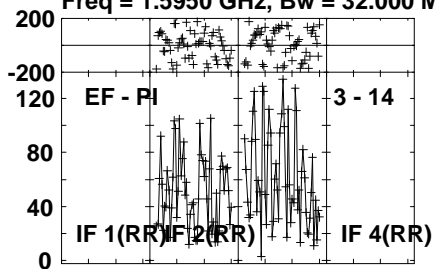
Lower frame: Micro Ampl Jy Top frame: Phas deg
Vector averaged cross-power spectrum Several baselines displayed
Timerange: 01/07:04:31 to 01/07:08:29

Plot file version 351 created 02-MAY-2024 15:36:04

DP27 000 EM164D.UVDATA.1

Freq = 1.5950 GHz, Bw = 32.000 MH

No calibration applied and no bandpass applied



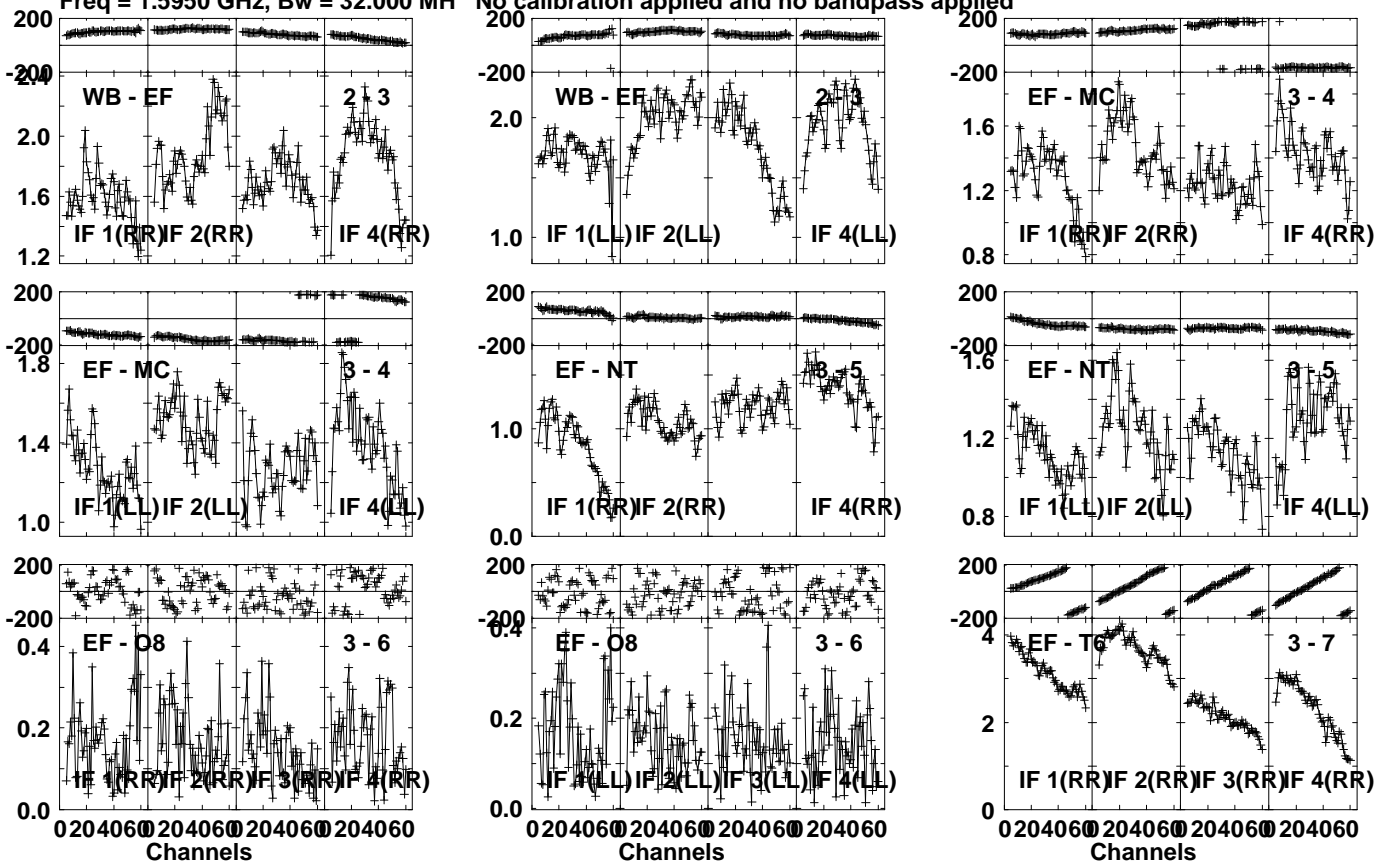
Lower frame: Micro Ampl Jy Top frame: Phas deg
Vector averaged cross-power spectrum Several baselines displayed
Timerange: 01/07:04:31 to 01/07:08:29

Plot file version 352 created 02-MAY-2024 15:36:04

J1037+5711 EM164D.UVDATA.1

Freq = 1.5950 GHz, Bw = 32.000 MH

No calibration applied and no bandpass applied



Lower frame: Milli Ampl Jy Top frame: Phas deg

Vector averaged cross-power spectrum Several baselines displayed

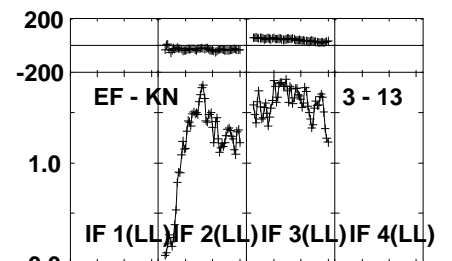
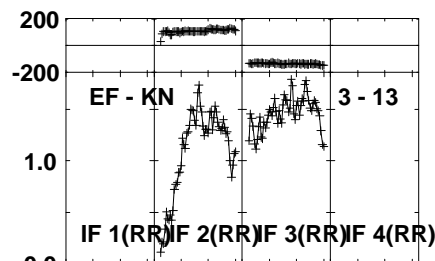
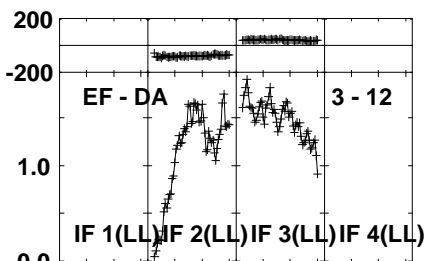
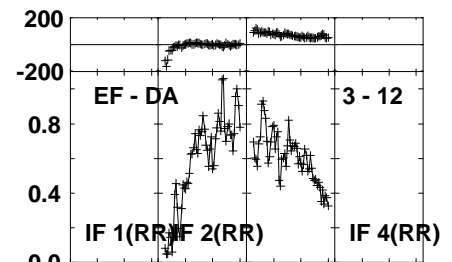
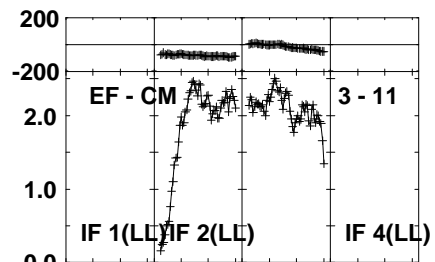
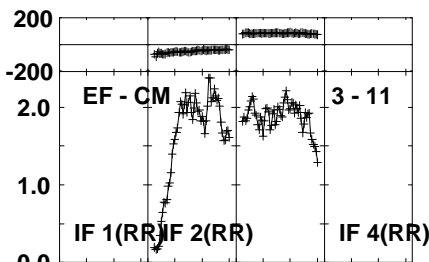
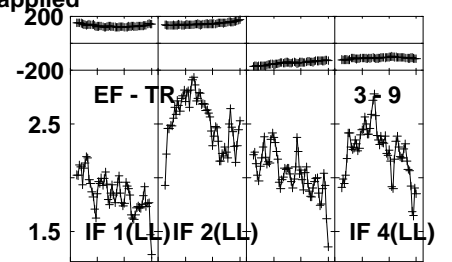
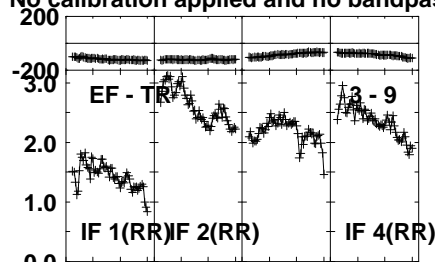
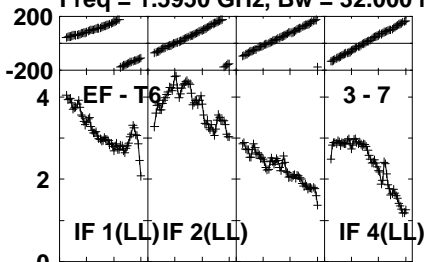
Timerange: 01/07:09:01 to 01/07:09:59

Plot file version 353 created 02-MAY-2024 15:36:04

J1037+5711 EM164D.UVDATA.1

Freq = 1.5950 GHz, Bw = 32.000 MH

No calibration applied and no bandpass applied



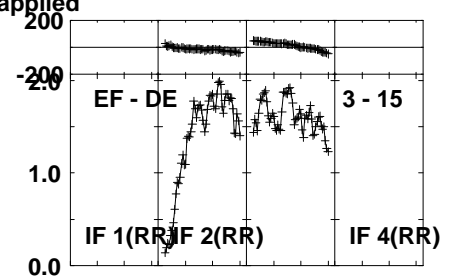
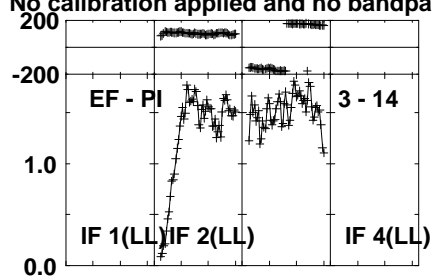
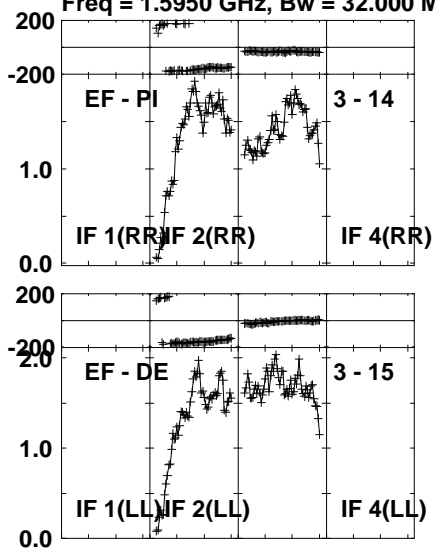
Lower frame: Milli Ampl Jy Top frame: Phas deg
Vector averaged cross-power spectrum Several baselines displayed
Timerange: 01/07:09:01 to 01/07:09:59

Plot file version 354 created 02-MAY-2024 15:36:04

J1037+5711 EM164D.UVDATA.1

Freq = 1.5950 GHz, Bw = 32.000 MH

No calibration applied and no bandpass applied



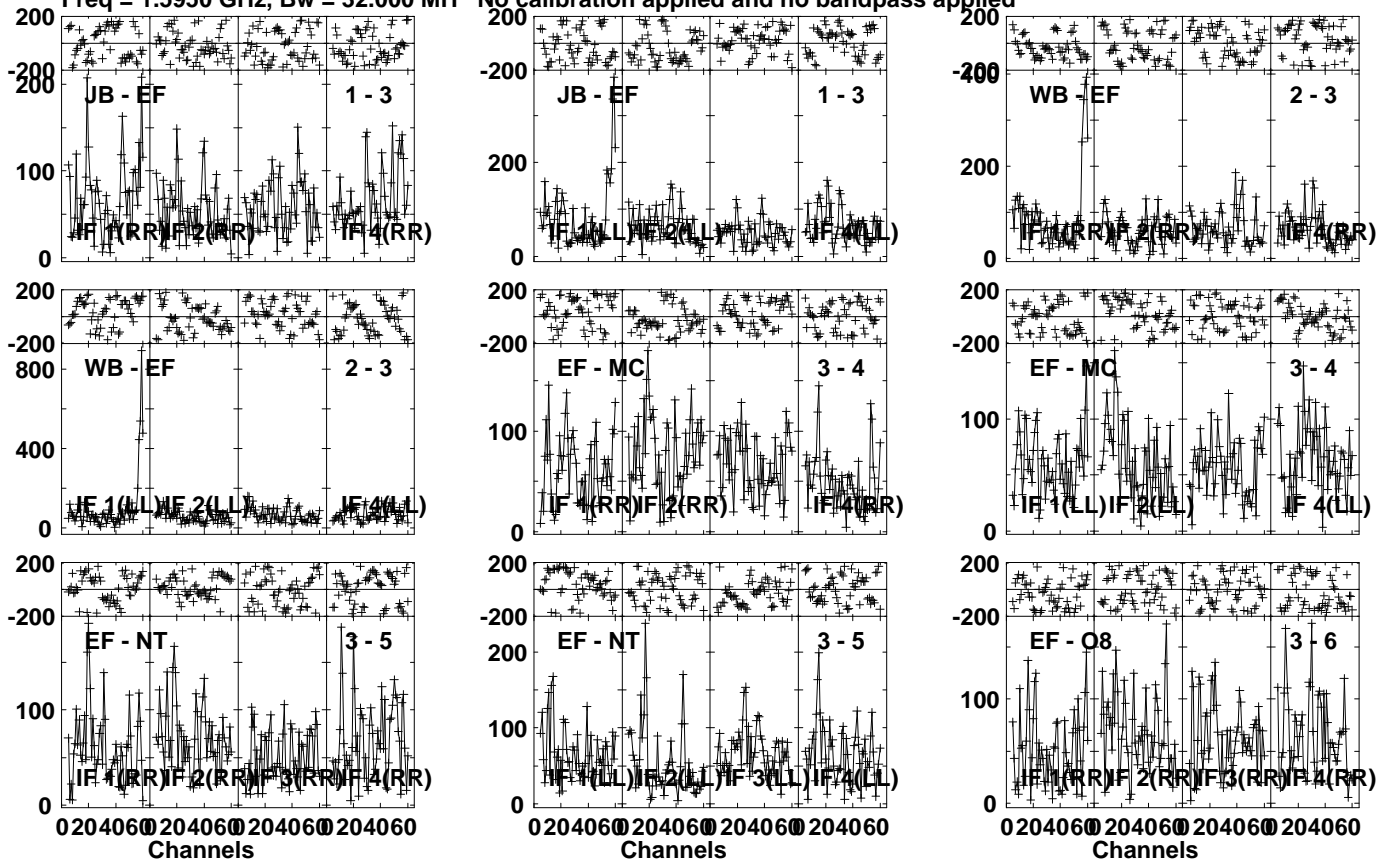
Lower frame: Milli Ampl Jy Top frame: Phas deg
Vector averaged cross-power spectrum Several baselines displayed
Timerange: 01/07:09:01 to 01/07:09:59

Plot file version 355 created 02-MAY-2024 15:36:04

DP27 000 EM164D.UVDATA.1

Freq = 1.5950 GHz, Bw = 32.000 MH

No calibration applied and no bandpass applied



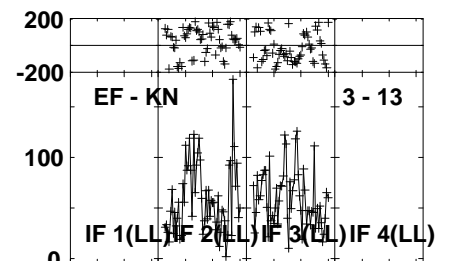
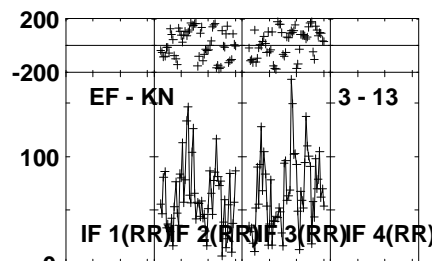
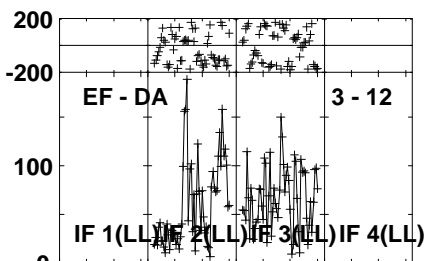
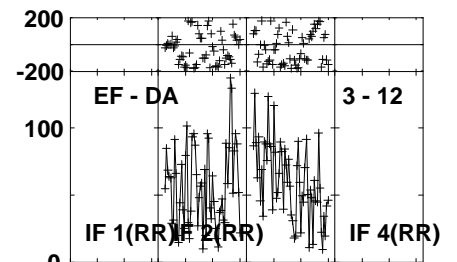
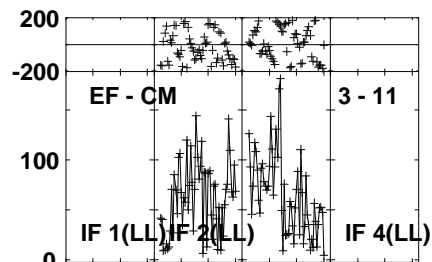
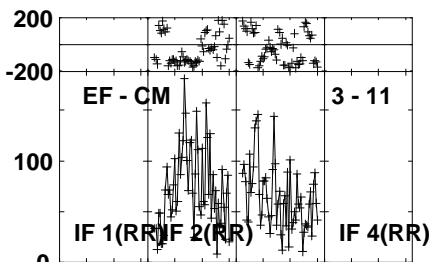
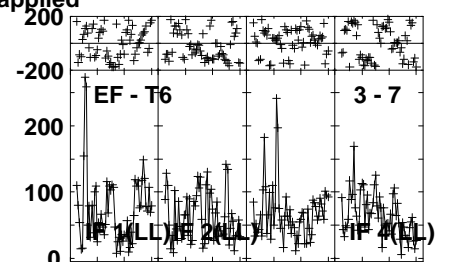
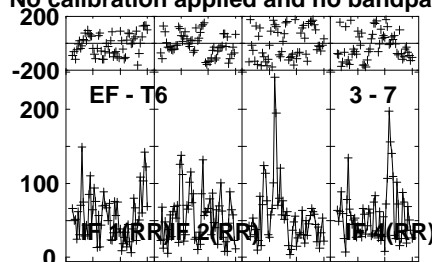
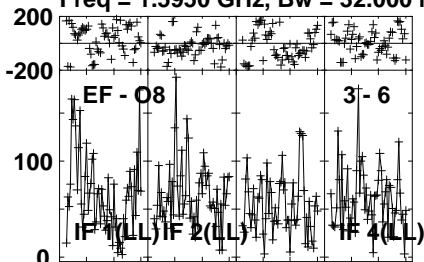
Lower frame: Micro Ampl Jy Top frame: Phas deg
Vector averaged cross-power spectrum Several baselines displayed
Timerange: 01/07:10:01 to 01/07:13:59

Plot file version 356 created 02-MAY-2024 15:36:04

DP27 000 EM164D.UVDATA.1

Freq = 1.5950 GHz, Bw = 32.000 MH

No calibration applied and no bandpass applied



0204060 204060 204060 204060
Channels

0204060 204060 204060 204060
Channels

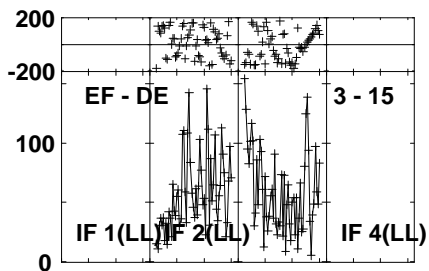
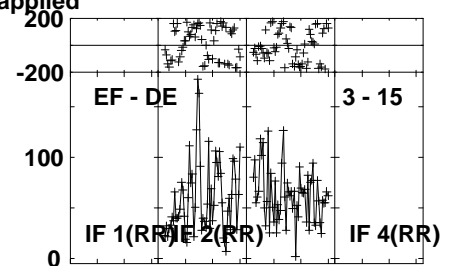
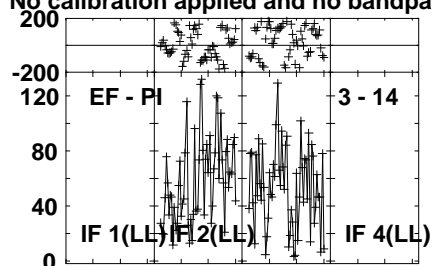
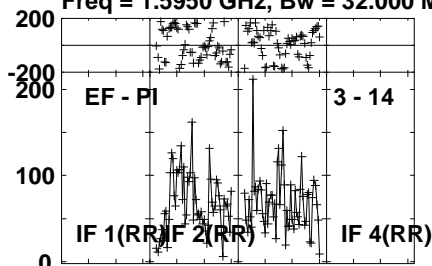
0204060 204060 204060 204060
Channels

Lower frame: Micro Ampl Jy Top frame: Phas deg
Vector averaged cross-power spectrum Several baselines displayed
Timerange: 01/07:10:01 to 01/07:13:59

Plot file version 357 created 02-MAY-2024 15:36:05

DP27 000 EM164D.UVDATA.1

Freq = 1.5950 GHz, Bw = 32.000 MH No calibration applied and no bandpass applied



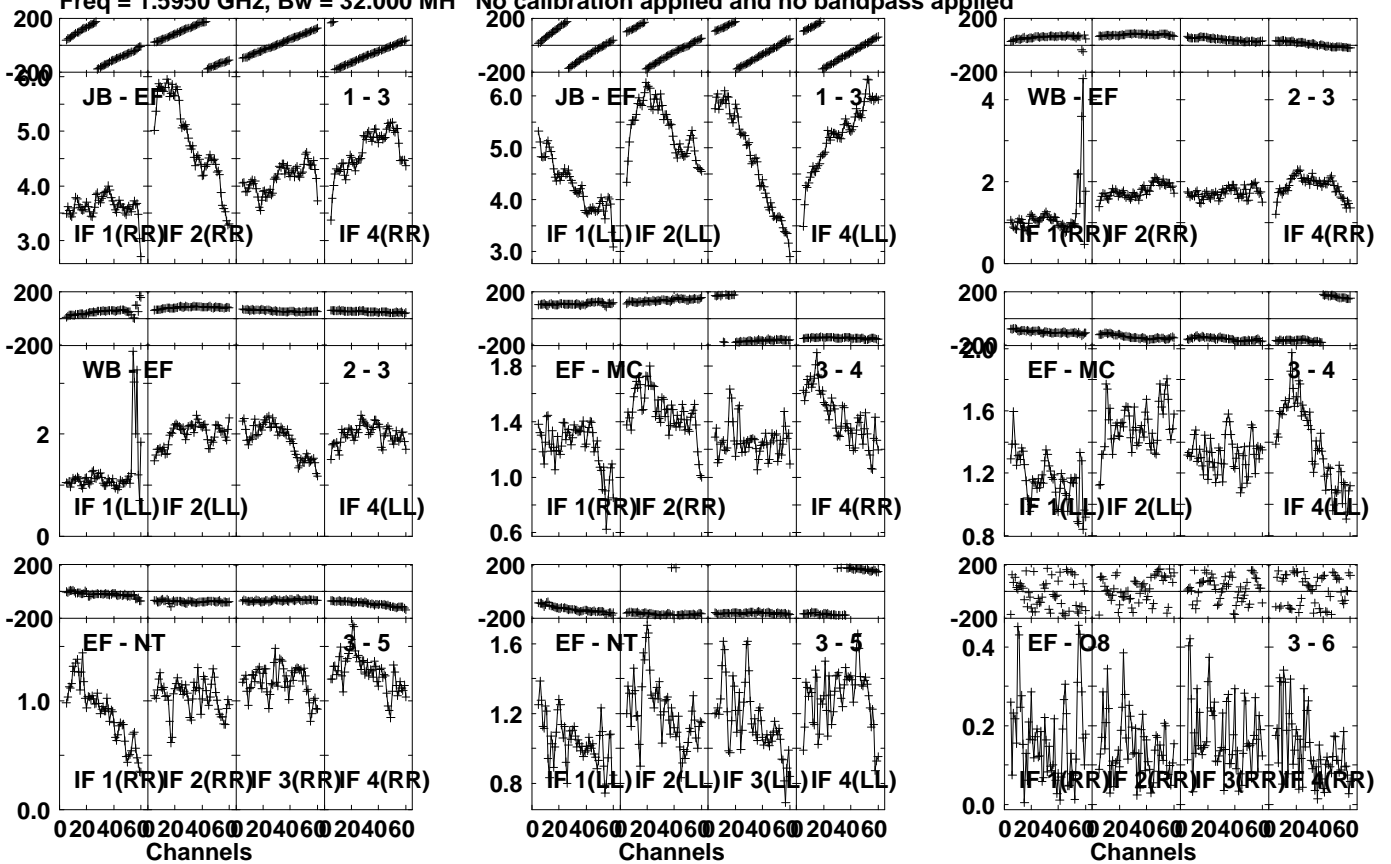
Lower frame: Micro Ampl Jy Top frame: Phas deg
Vector averaged cross-power spectrum Several baselines displayed
Timerange: 01/07:10:01 to 01/07:13:59

Plot file version 358 created 02-MAY-2024 15:36:05

J1037+5711 EM164D.UVDATA.1

Freq = 1.5950 GHz, Bw = 32.000 MH

No calibration applied and no bandpass applied



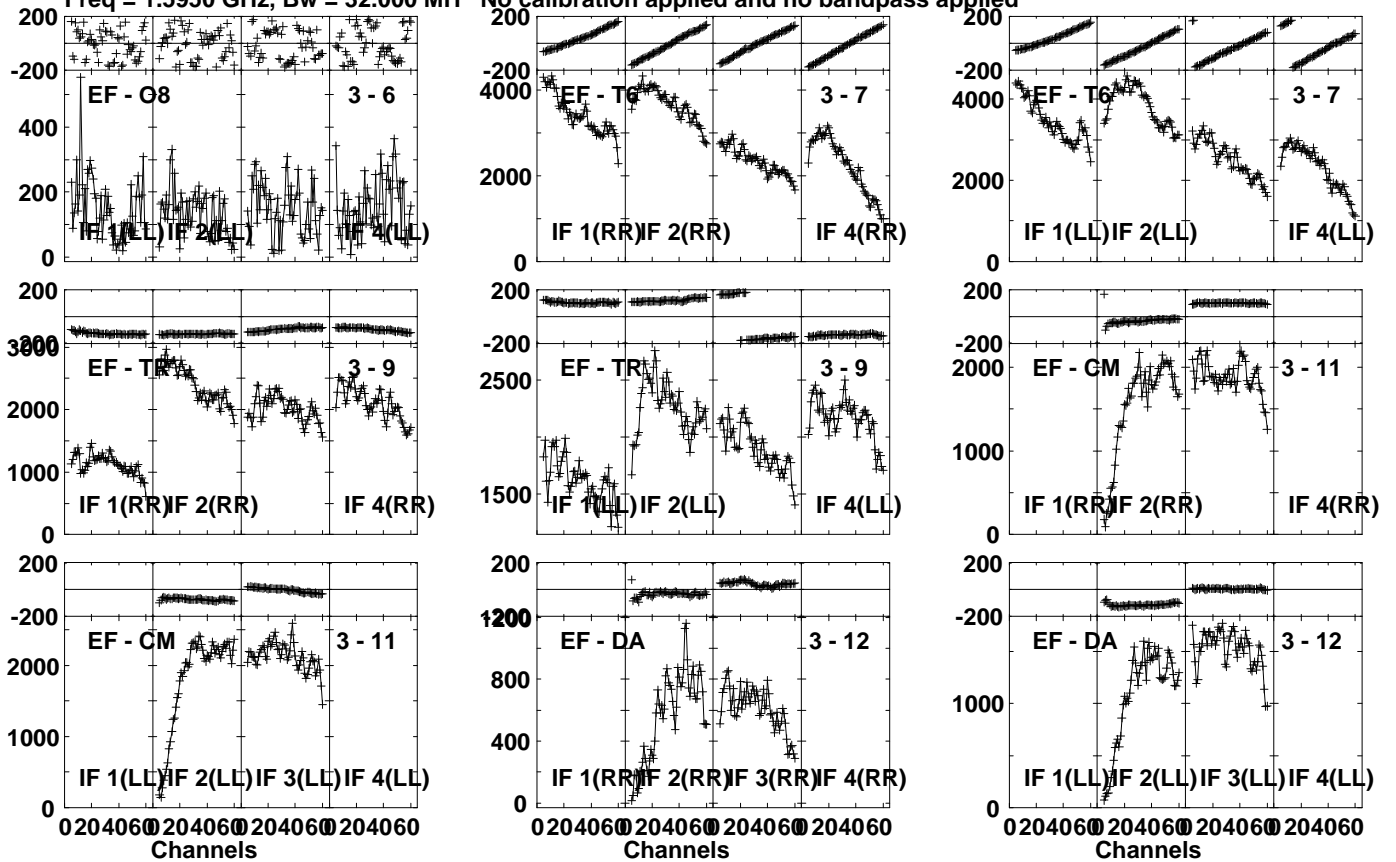
Lower frame: Milli Ampl Jy Top frame: Phas deg
Vector averaged cross-power spectrum Several baselines displayed
Timerange: 01/07:14:31 to 01/07:15:29

Plot file version 359 created 02-MAY-2024 15:36:05

J1037+5711 EM164D.UVDATA.1

Freq = 1.5950 GHz, Bw = 32.000 MH

No calibration applied and no bandpass applied

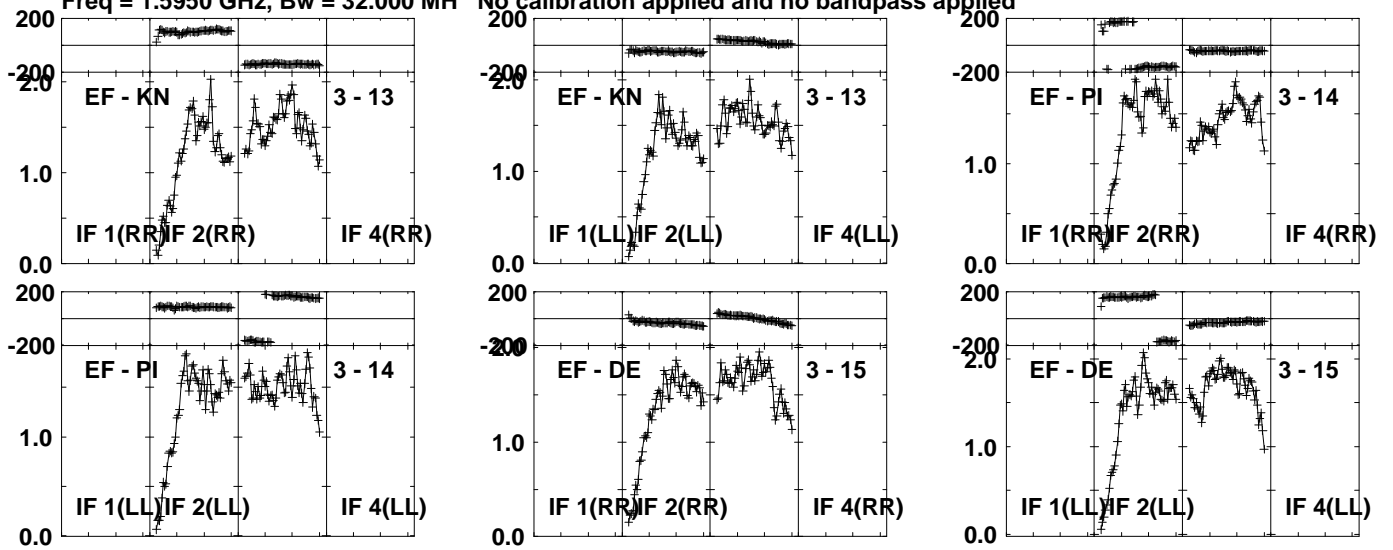


Lower frame: Micro Ampl Jy Top frame: Phas deg
Vector averaged cross-power spectrum Several baselines displayed
Timerange: 01/07:14:31 to 01/07:15:29

Plot file version 360 created 02-MAY-2024 15:36:05

J1037+5711 EM164D.UVDATA.1

Freq = 1.5950 GHz, Bw = 32.000 MH No calibration applied and no bandpass applied



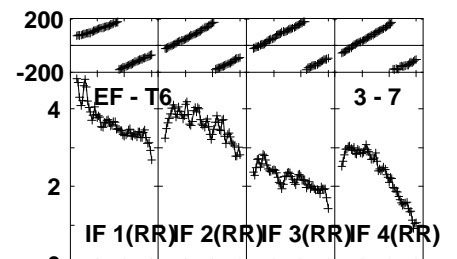
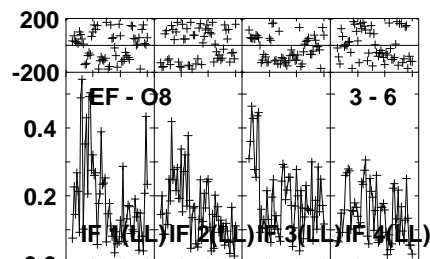
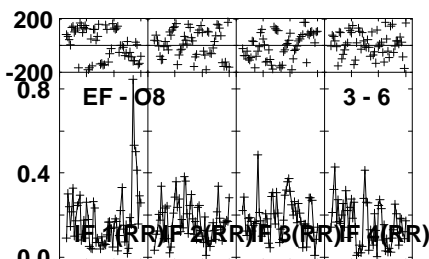
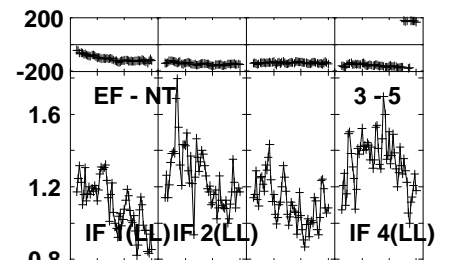
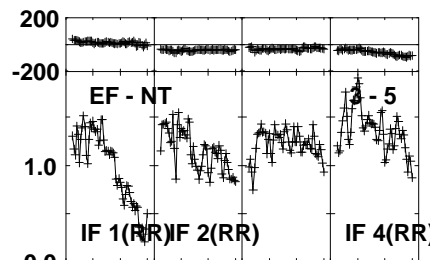
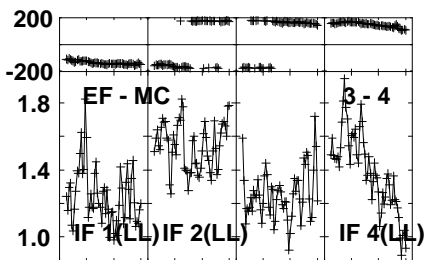
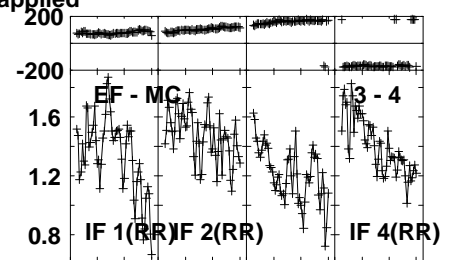
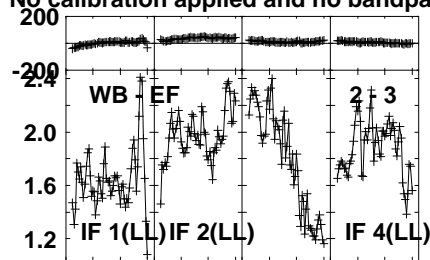
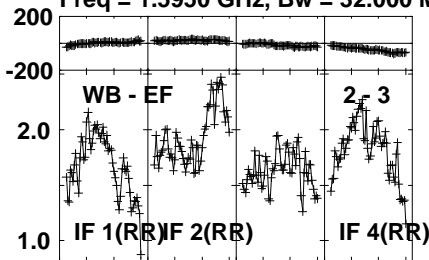
Lower frame: Milli Ampl Jy Top frame: Phas deg
Vector averaged cross-power spectrum Several baselines displayed
Timerange: 01/07:14:31 to 01/07:15:29

Plot file version 361 created 02-MAY-2024 15:36:05

J1037+5711 EM164D.UVDATA.1

Freq = 1.5950 GHz, Bw = 32.000 MH

No calibration applied and no bandpass applied



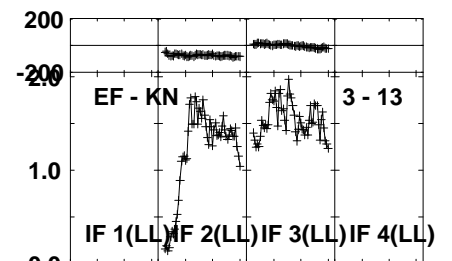
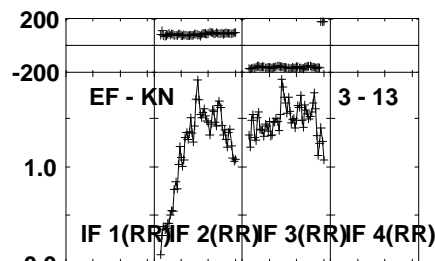
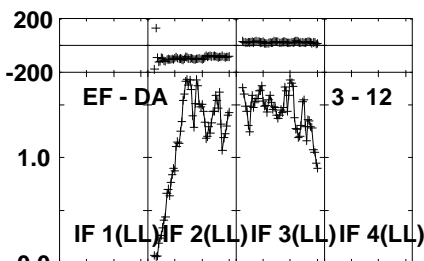
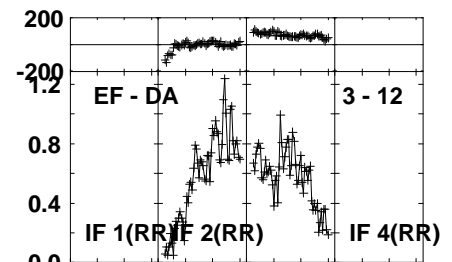
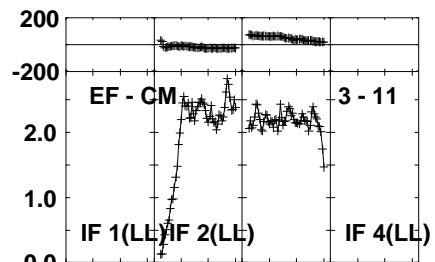
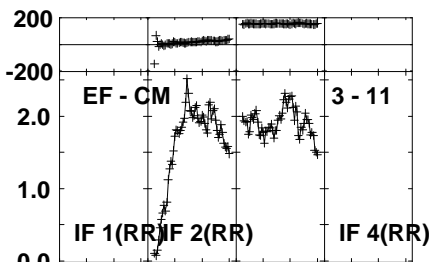
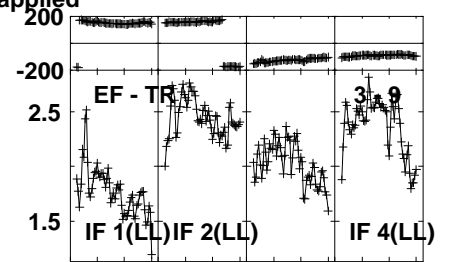
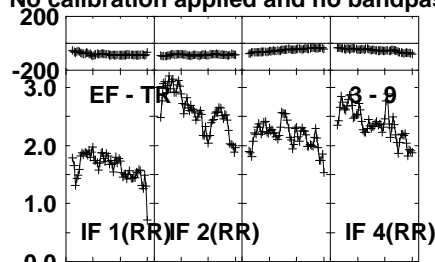
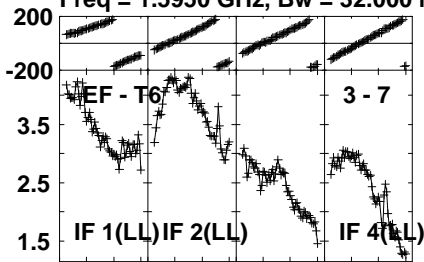
Lower frame: Milli Ampl Jy Top frame: Phas deg
Vector averaged cross-power spectrum Several baselines displayed
Timerange: 01/07:20:01 to 01/07:20:59

Plot file version 362 created 02-MAY-2024 15:36:05

J1037+5711 EM164D.UVDATA.1

Freq = 1.5950 GHz, Bw = 32.000 MH

No calibration applied and no bandpass applied



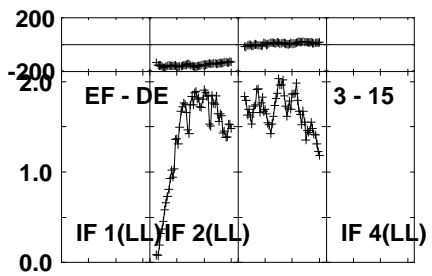
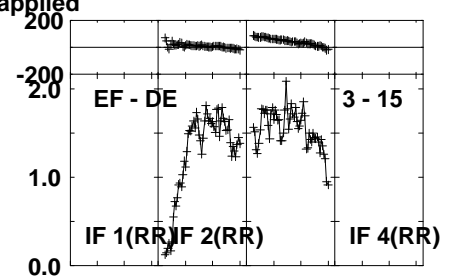
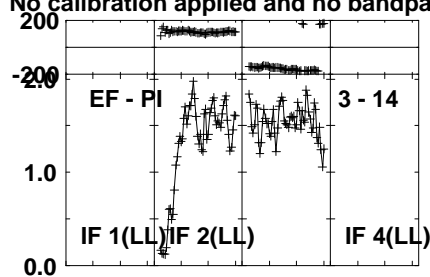
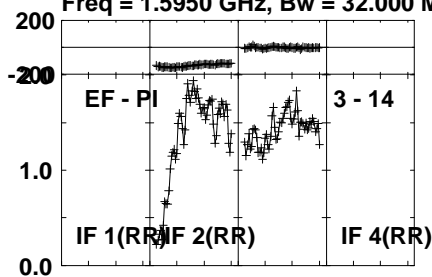
Lower frame: Milli Ampl Jy Top frame: Phas deg
Vector averaged cross-power spectrum Several baselines displayed
Timerange: 01/07:20:01 to 01/07:20:59

Plot file version 363 created 02-MAY-2024 15:36:05

J1037+5711 EM164D.UVDATA.1

Freq = 1.5950 GHz, Bw = 32.000 MH

No calibration applied and no bandpass applied



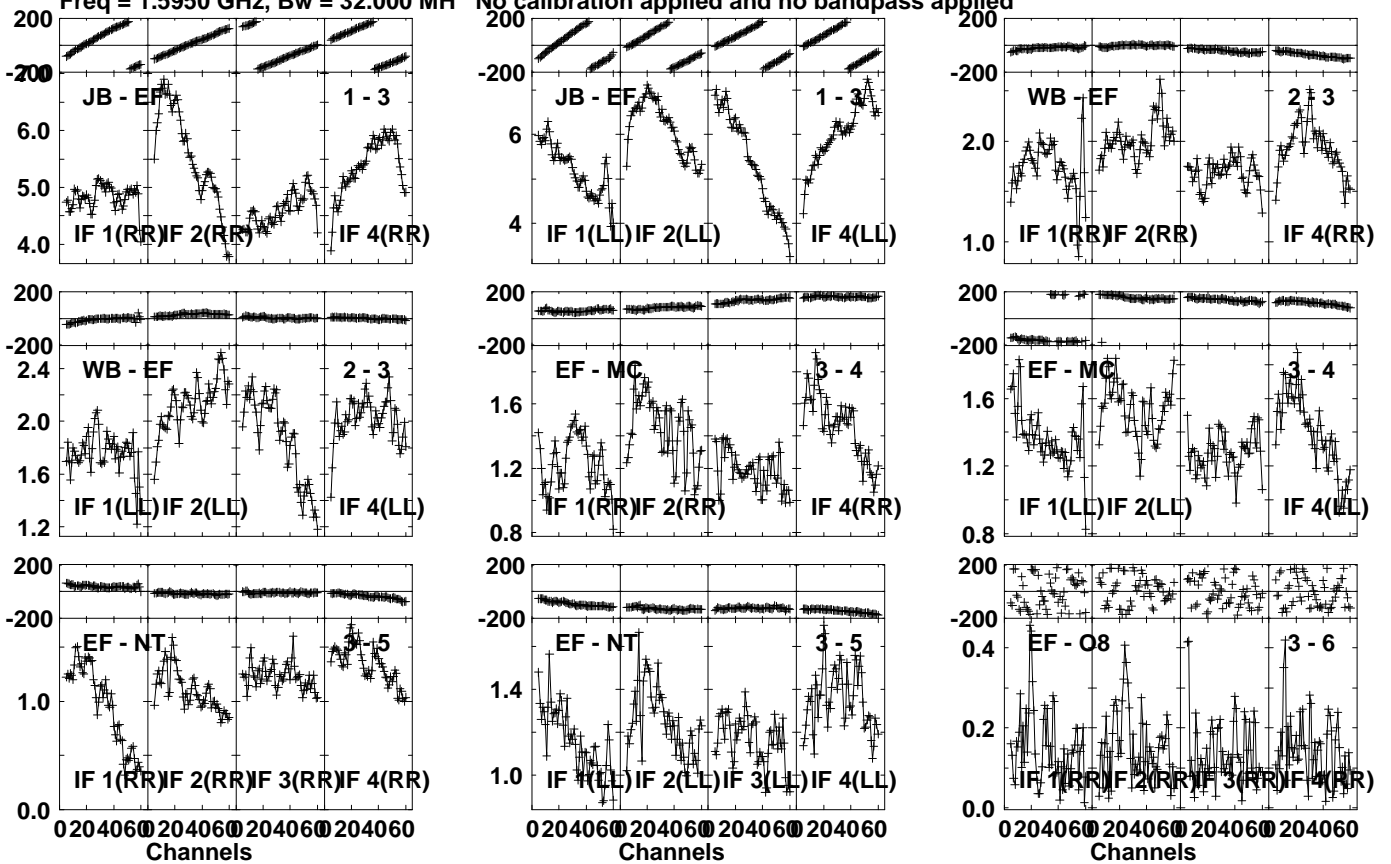
Lower frame: Milli Ampl Jy Top frame: Phas deg
Vector averaged cross-power spectrum Several baselines displayed
Timerange: 01/07:20:01 to 01/07:20:59

Plot file version 364 created 02-MAY-2024 15:36:05

J1037+5711 EM164D.UVDATA.1

Freq = 1.5950 GHz, Bw = 32.000 MH

No calibration applied and no bandpass applied



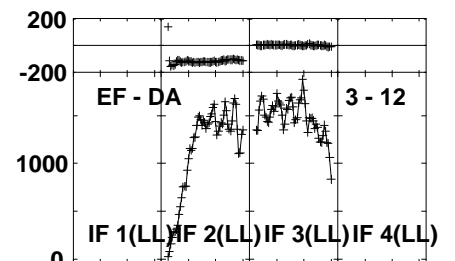
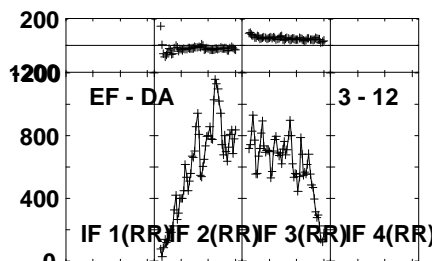
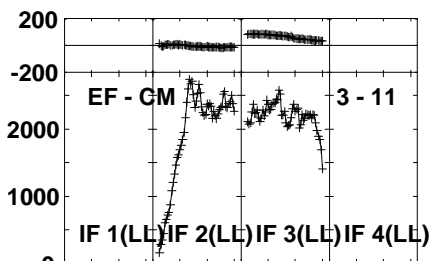
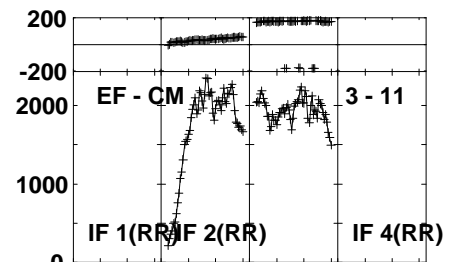
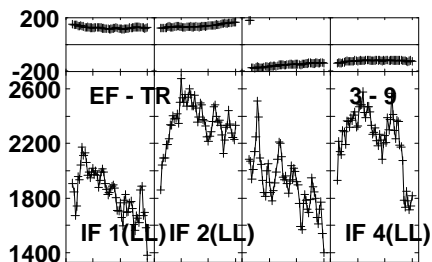
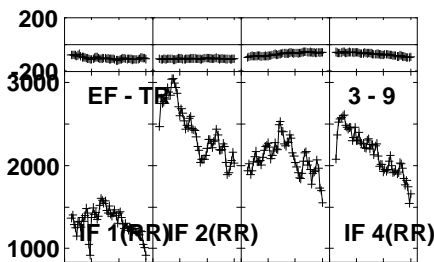
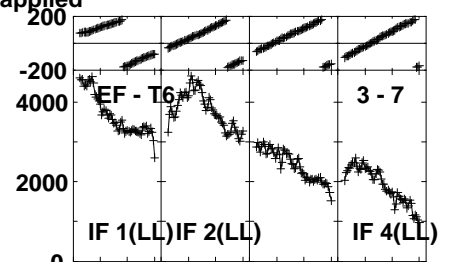
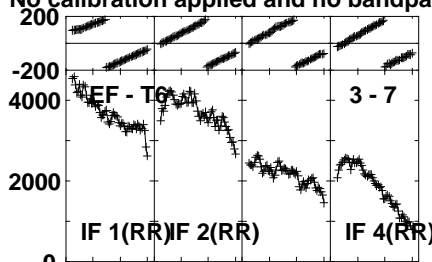
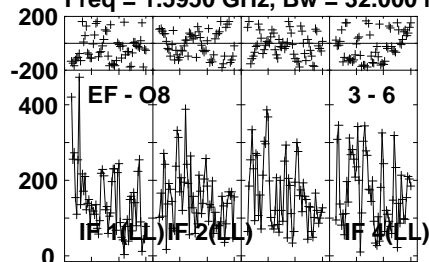
Lower frame: Milli Ampl Jy Top frame: Phas deg
Vector averaged cross-power spectrum Several baselines displayed
Timerange: 01/07:25:31 to 01/07:26:29

Plot file version 365 created 02-MAY-2024 15:36:05

J1037+5711 EM164D.UVDATA.1

Freq = 1.5950 GHz, Bw = 32.000 MH

No calibration applied and no bandpass applied



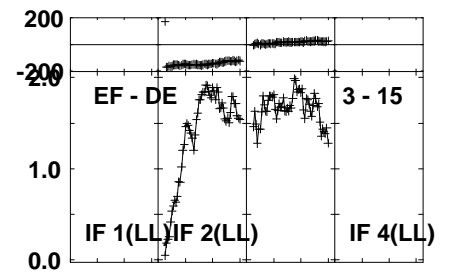
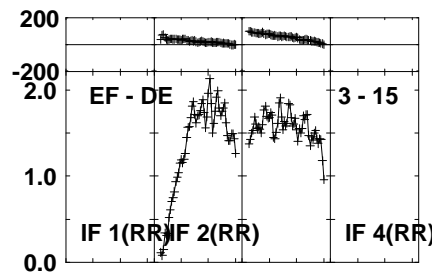
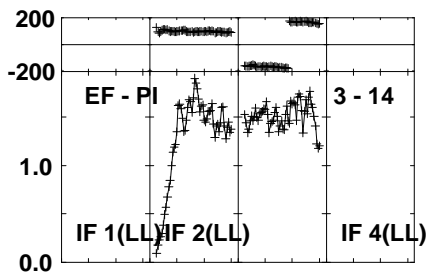
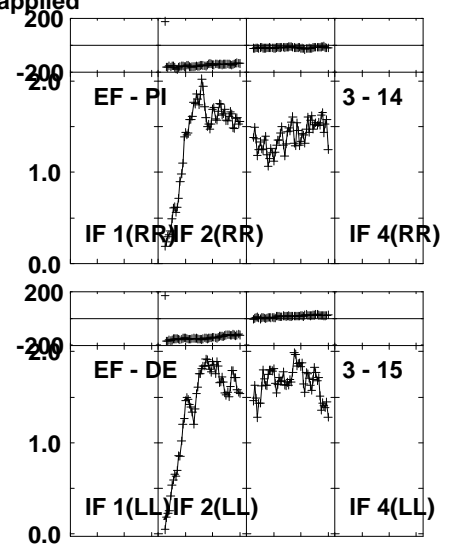
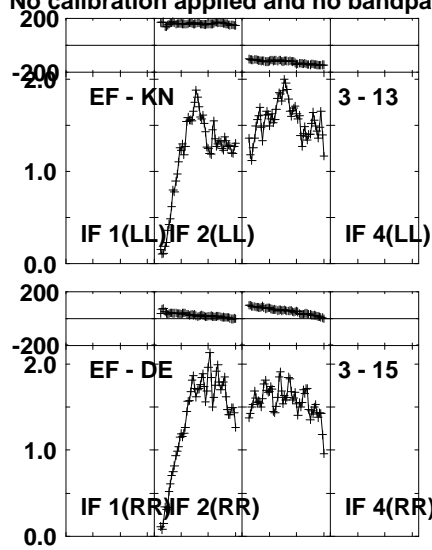
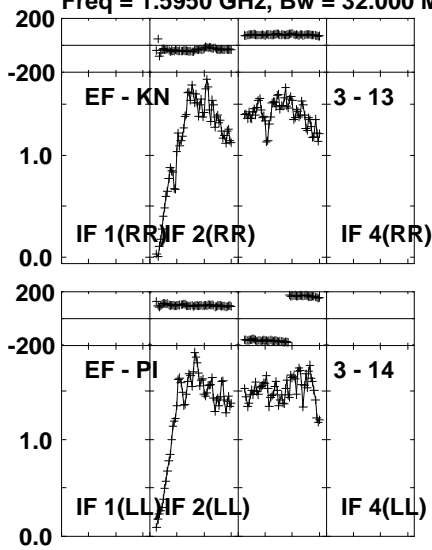
Lower frame: Micro Ampl Jy Top frame: Phas deg
Vector averaged cross-power spectrum Several baselines displayed
Timerange: 01/07:25:31 to 01/07:26:29

Plot file version 366 created 02-MAY-2024 15:36:05

J1037+5711 EM164D.UVDATA.1

Freq = 1.5950 GHz, Bw = 32.000 MH

No calibration applied and no bandpass applied



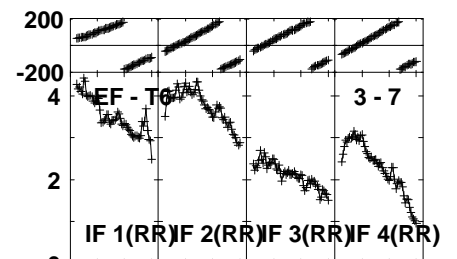
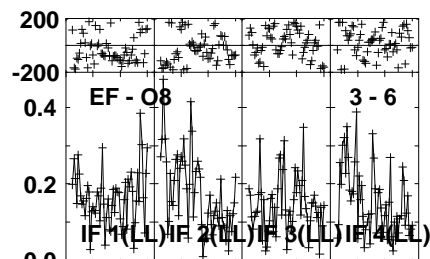
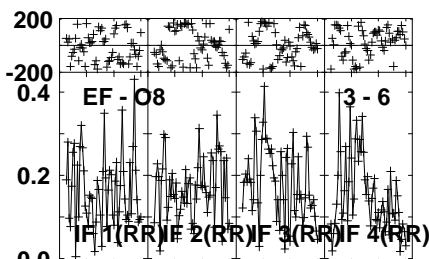
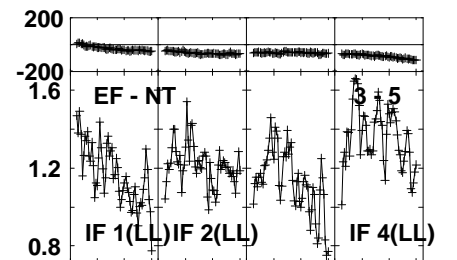
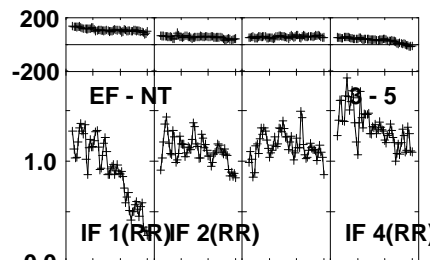
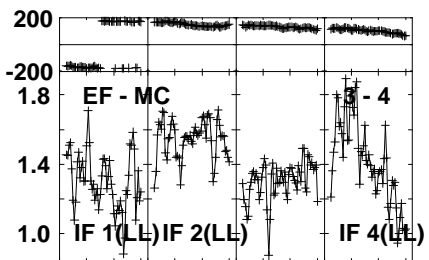
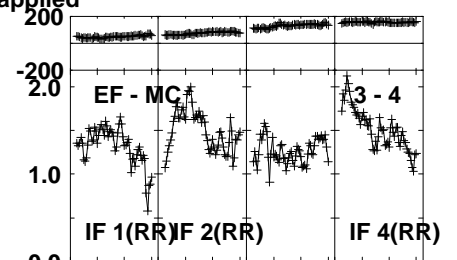
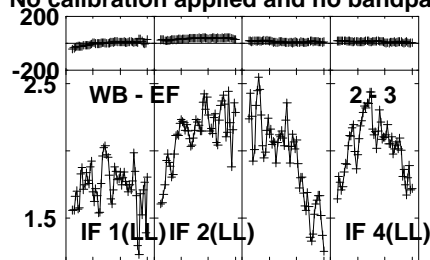
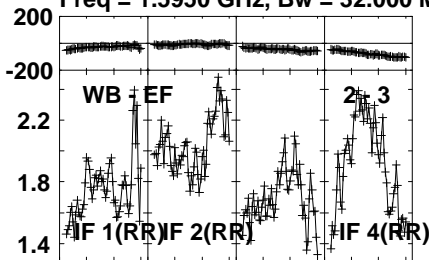
Lower frame: Milli Ampl Jy Top frame: Phas deg
Vector averaged cross-power spectrum Several baselines displayed
Timerange: 01/07:25:31 to 01/07:26:29

Plot file version 367 created 02-MAY-2024 15:36:05

J1037+5711 EM164D.UVDATA.1

Freq = 1.5950 GHz, Bw = 32.000 MH

No calibration applied and no bandpass applied

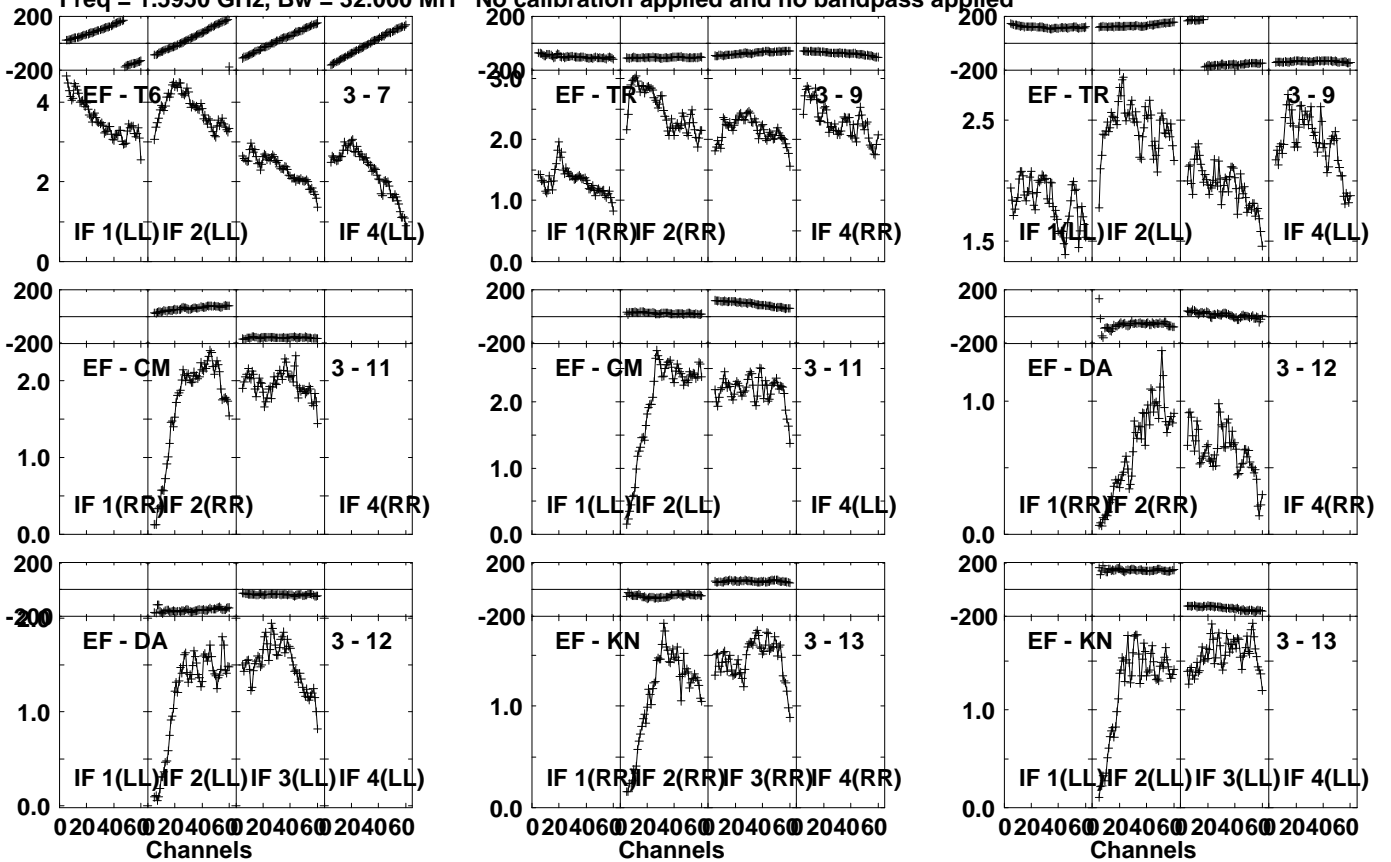


Lower frame: Milli Ampl Jy Top frame: Phas deg
Vector averaged cross-power spectrum Several baselines displayed
Timerange: 01/07:31:01 to 01/07:31:59

Plot file version 368 created 02-MAY-2024 15:36:05

J1037+5711 EM164D.UVDATA.1

Freq = 1.5950 GHz, Bw = 32.000 MH No calibration applied and no bandpass applied



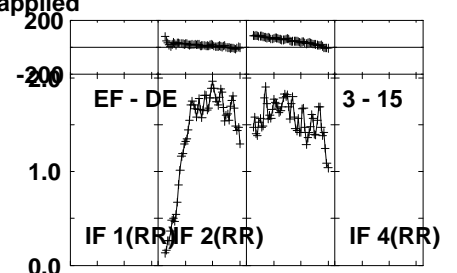
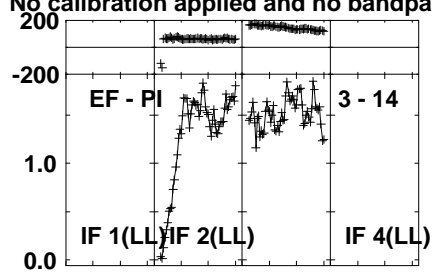
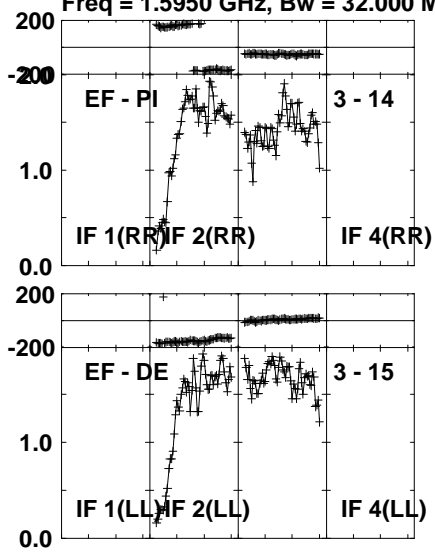
Lower frame: Milli Ampl Jy Top frame: Phas deg
Vector averaged cross-power spectrum Several baselines displayed
Timerange: 01/07:31:01 to 01/07:31:59

Plot file version 369 created 02-MAY-2024 15:36:05

J1037+5711 EM164D.UVDATA.1

Freq = 1.5950 GHz, Bw = 32.000 MH

No calibration applied and no bandpass applied



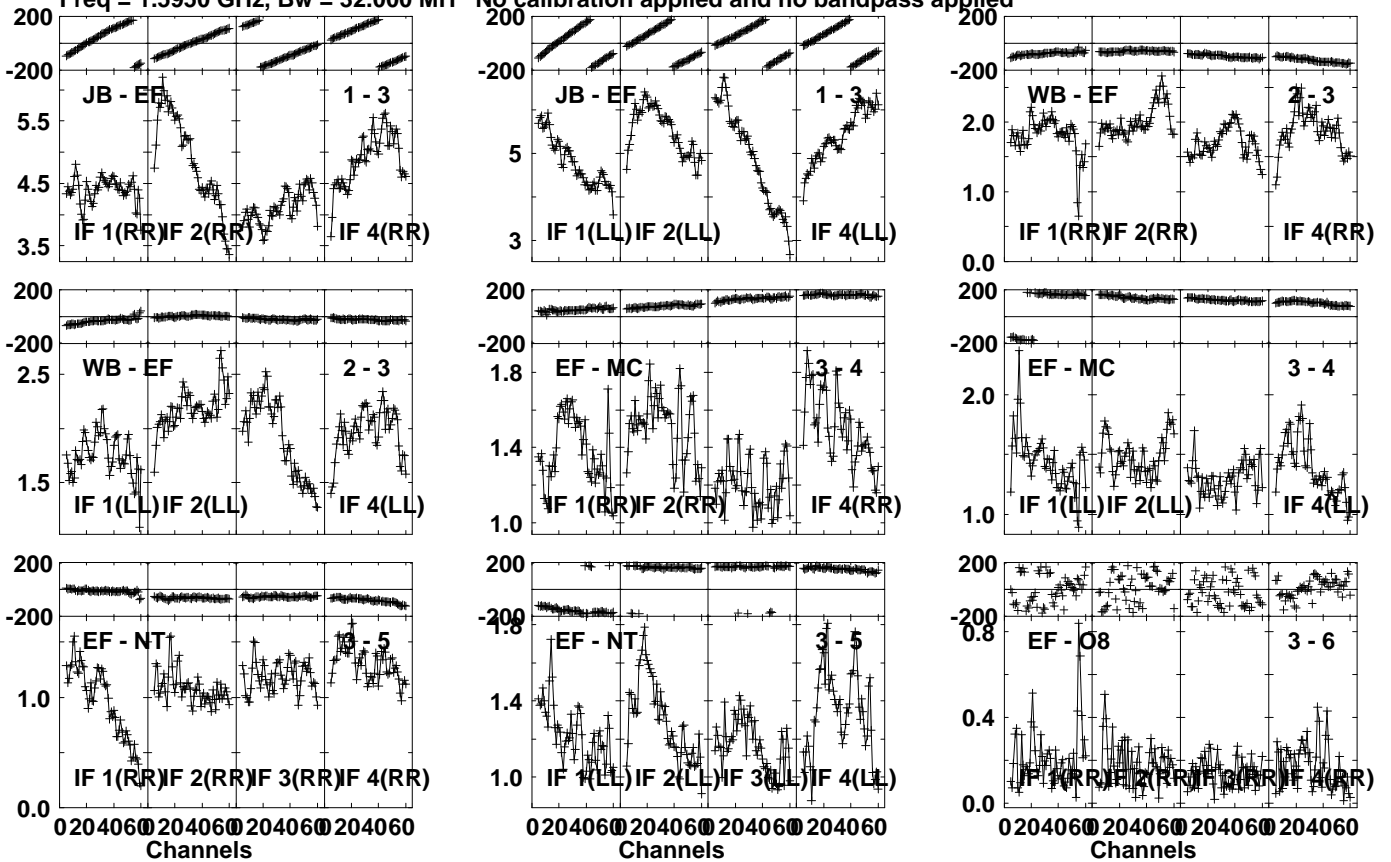
Lower frame: Milli Ampl Jy Top frame: Phas deg
Vector averaged cross-power spectrum Several baselines displayed
Timerange: 01/07:31:01 to 01/07:31:59

Plot file version 370 created 02-MAY-2024 15:36:05

J1037+5711 EM164D.UVDATA.1

Freq = 1.5950 GHz, Bw = 32.000 MH

No calibration applied and no bandpass applied



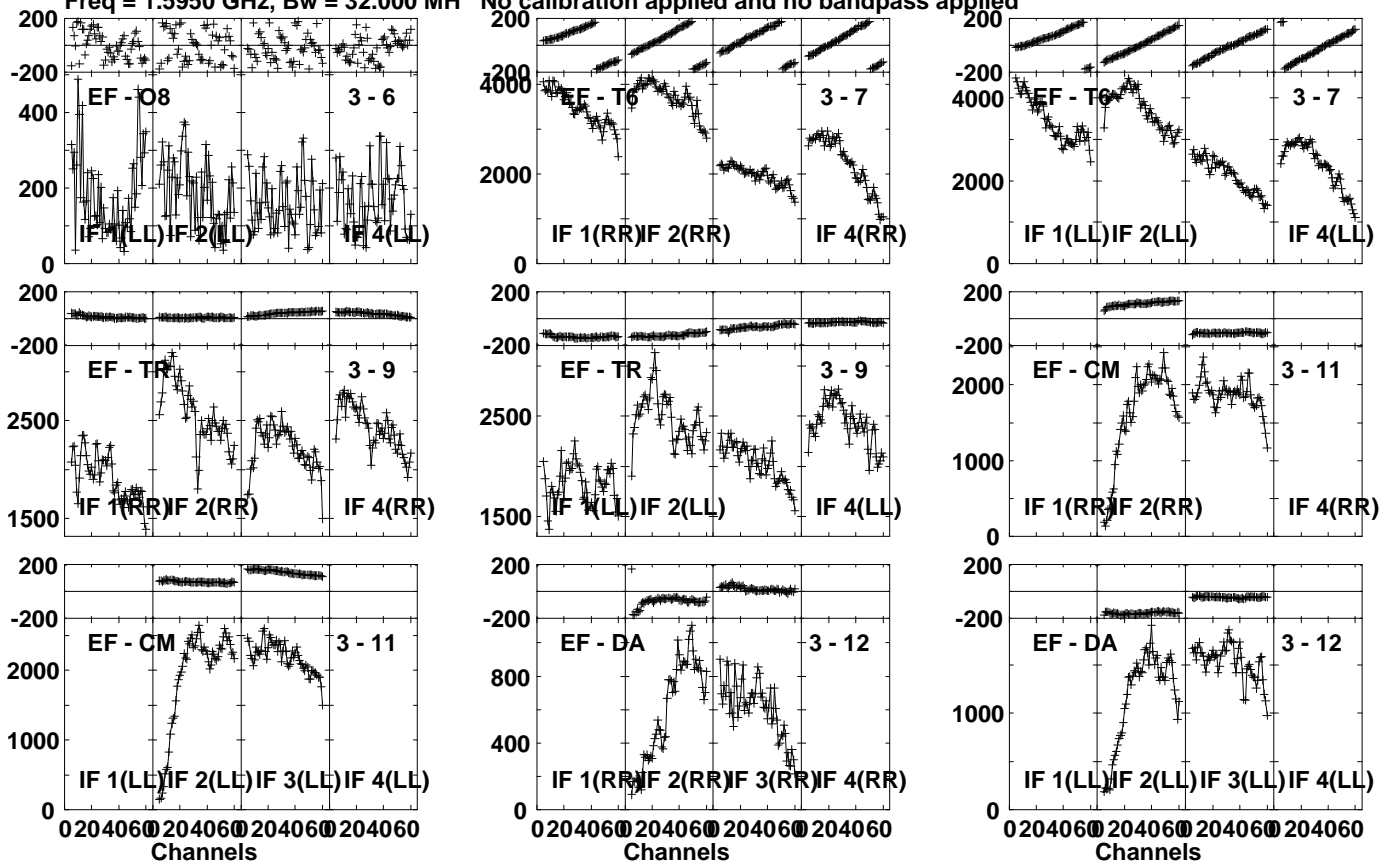
Lower frame: Milli Ampl Jy Top frame: Phas deg
 Vector averaged cross-power spectrum Several baselines displayed
 Timerange: 01/07:36:31 to 01/07:37:29

Plot file version 371 created 02-MAY-2024 15:36:05

J1037+5711 EM164D.UVDATA.1

Freq = 1.5950 GHz, Bw = 32.000 MH

No calibration applied and no bandpass applied



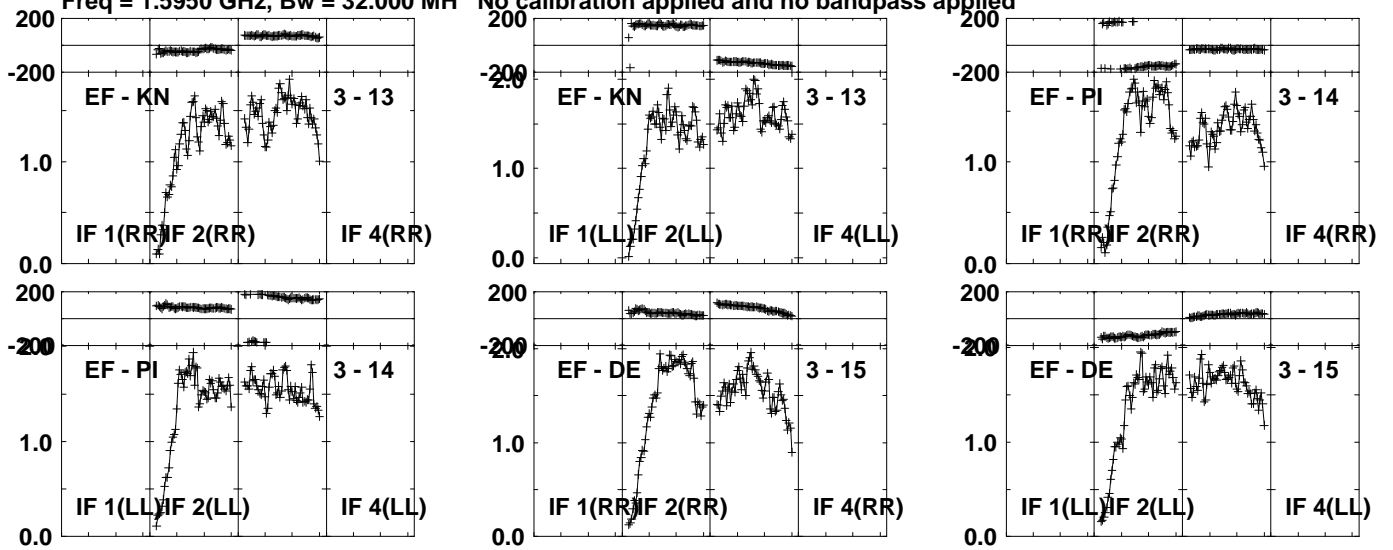
Lower frame: Micro Ampl Jy Top frame: Phas deg
Vector averaged cross-power spectrum Several baselines displayed
Timerange: 01/07:36:31 to 01/07:37:29

Plot file version 372 created 02-MAY-2024 15:36:05

J1037+5711 EM164D.UVDATA.1

Freq = 1.5950 GHz, Bw = 32.000 MH

No calibration applied and no bandpass applied



Lower frame: Milli Ampl Jy Top frame: Phas deg

Vector averaged cross-power spectrum Several baselines displayed

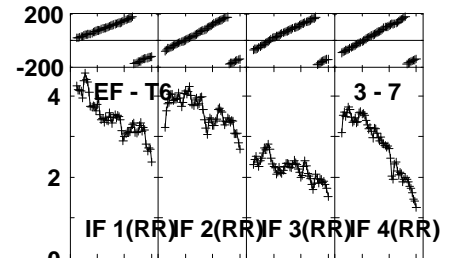
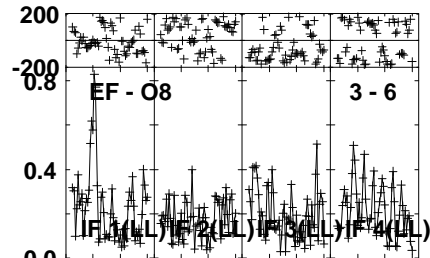
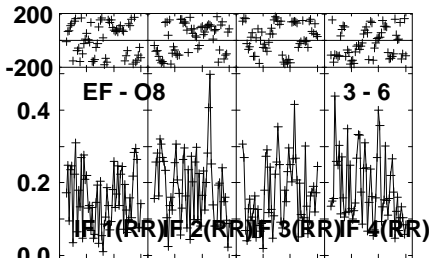
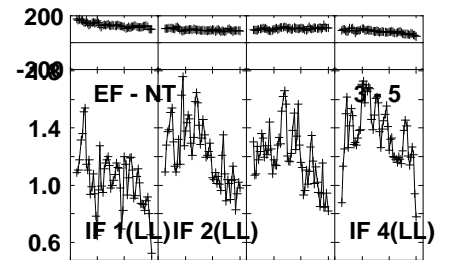
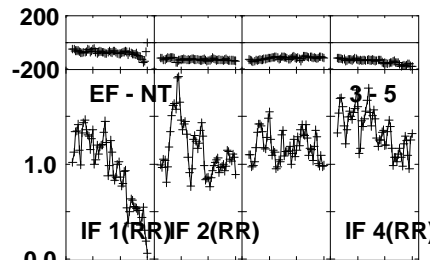
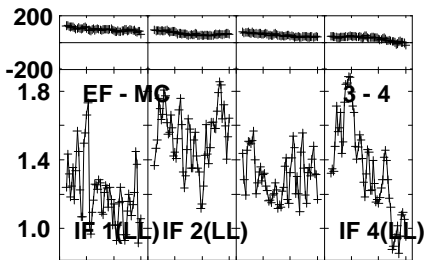
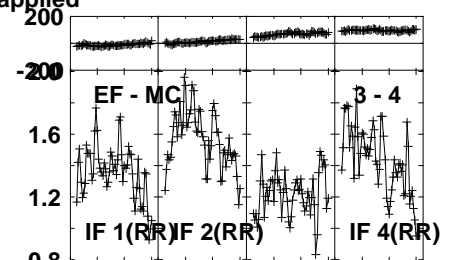
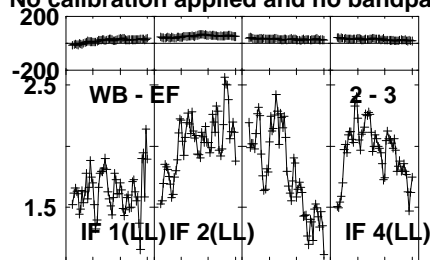
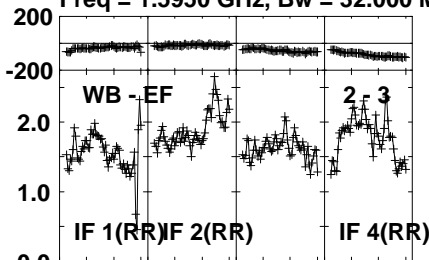
Timerange: 01/07:36:31 to 01/07:37:29

Plot file version 373 created 02-MAY-2024 15:36:05

J1037+5711 EM164D.UVDATA.1

Freq = 1.5950 GHz, Bw = 32.000 MH

No calibration applied and no bandpass applied



Lower frame: Milli Ampl Jy Top frame: Phas deg

Vector averaged cross-power spectrum Several baselines displayed

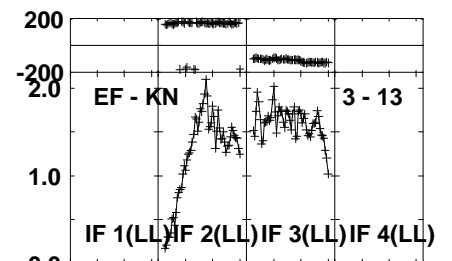
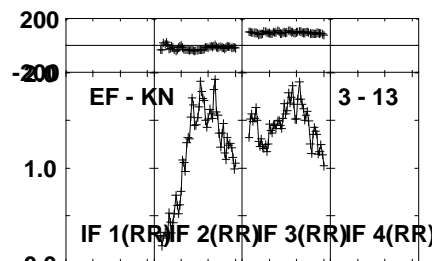
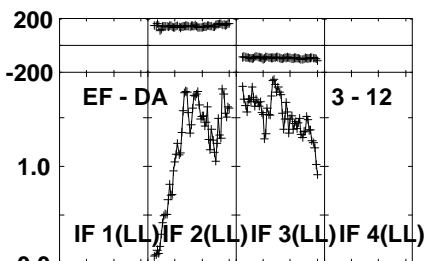
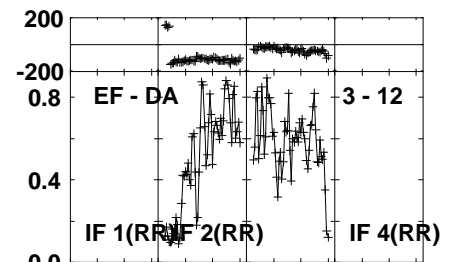
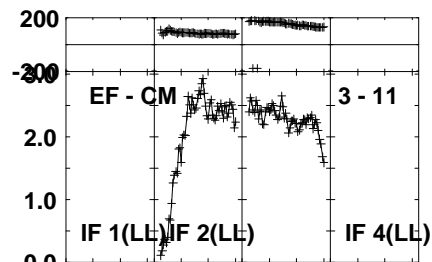
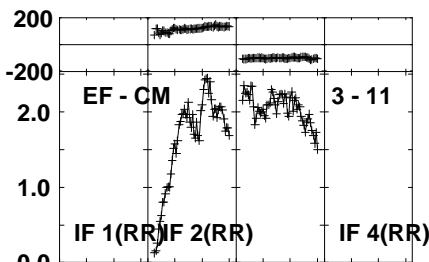
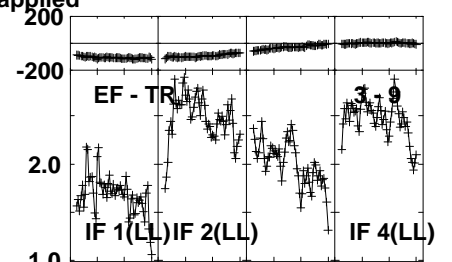
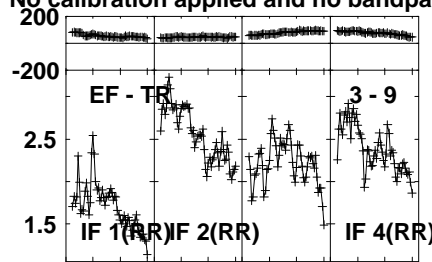
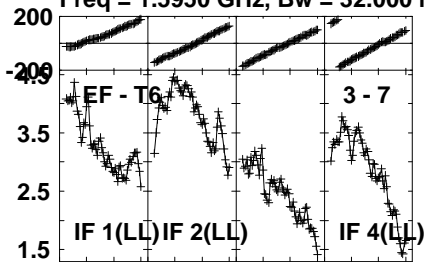
Timerange: 01/07:42:01 to 01/07:42:59

Plot file version 374 created 02-MAY-2024 15:36:05

J1037+5711 EM164D.UVDATA.1

Freq = 1.5950 GHz, Bw = 32.000 MH

No calibration applied and no bandpass applied



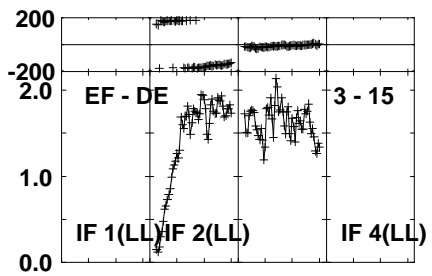
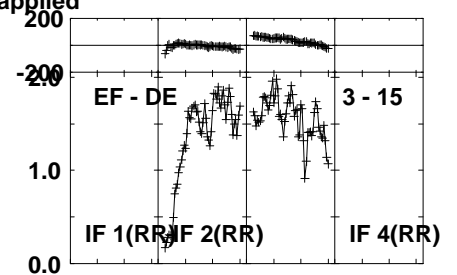
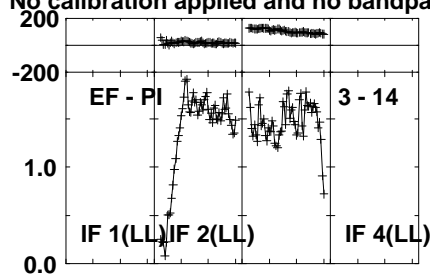
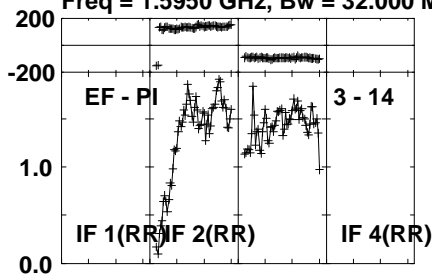
Lower frame: Milli Ampl Jy Top frame: Phas deg
Vector averaged cross-power spectrum Several baselines displayed
Timerange: 01/07:42:01 to 01/07:42:59

Plot file version 375 created 02-MAY-2024 15:36:05

J1037+5711 EM164D.UVDATA.1

Freq = 1.5950 GHz, Bw = 32.000 MH

No calibration applied and no bandpass applied



Lower frame: Milli Ampl Jy Top frame: Phas deg

Vector averaged cross-power spectrum Several baselines displayed

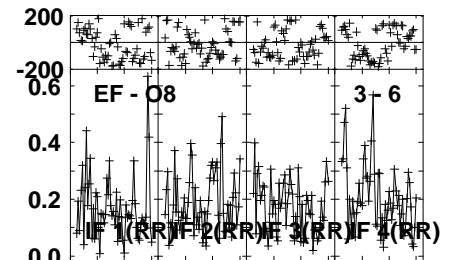
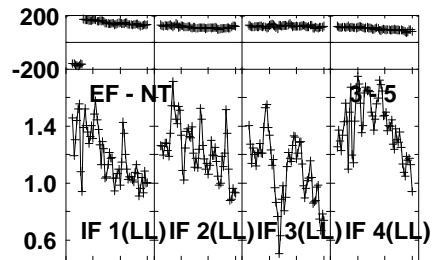
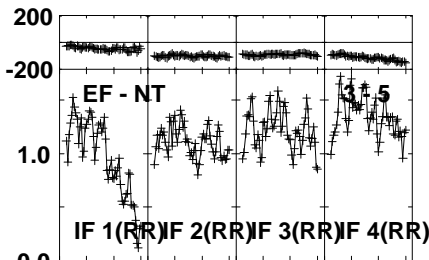
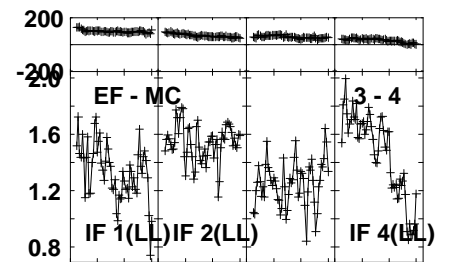
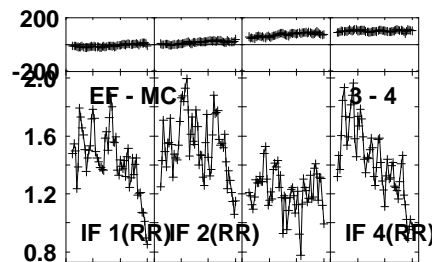
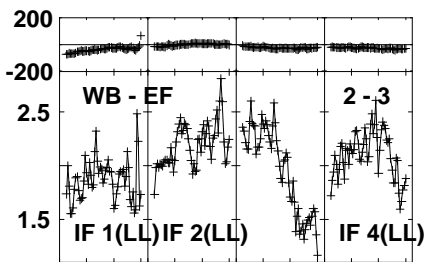
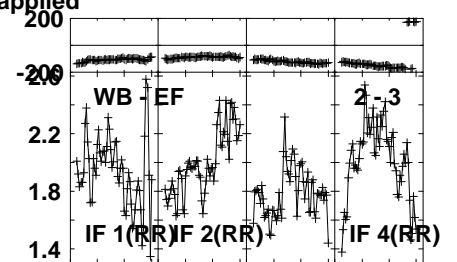
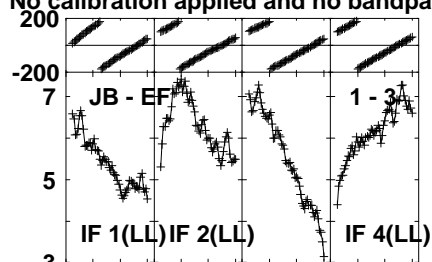
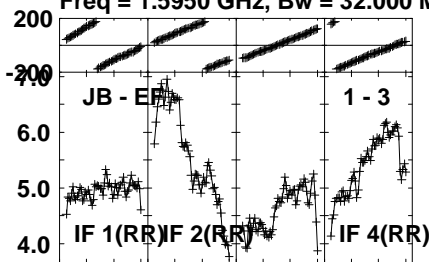
Timerange: 01/07:42:01 to 01/07:42:59

Plot file version 376 created 02-MAY-2024 15:36:05

J1037+5711 EM164D.UVDATA.1

Freq = 1.5950 GHz, Bw = 32.000 MH

No calibration applied and no bandpass applied



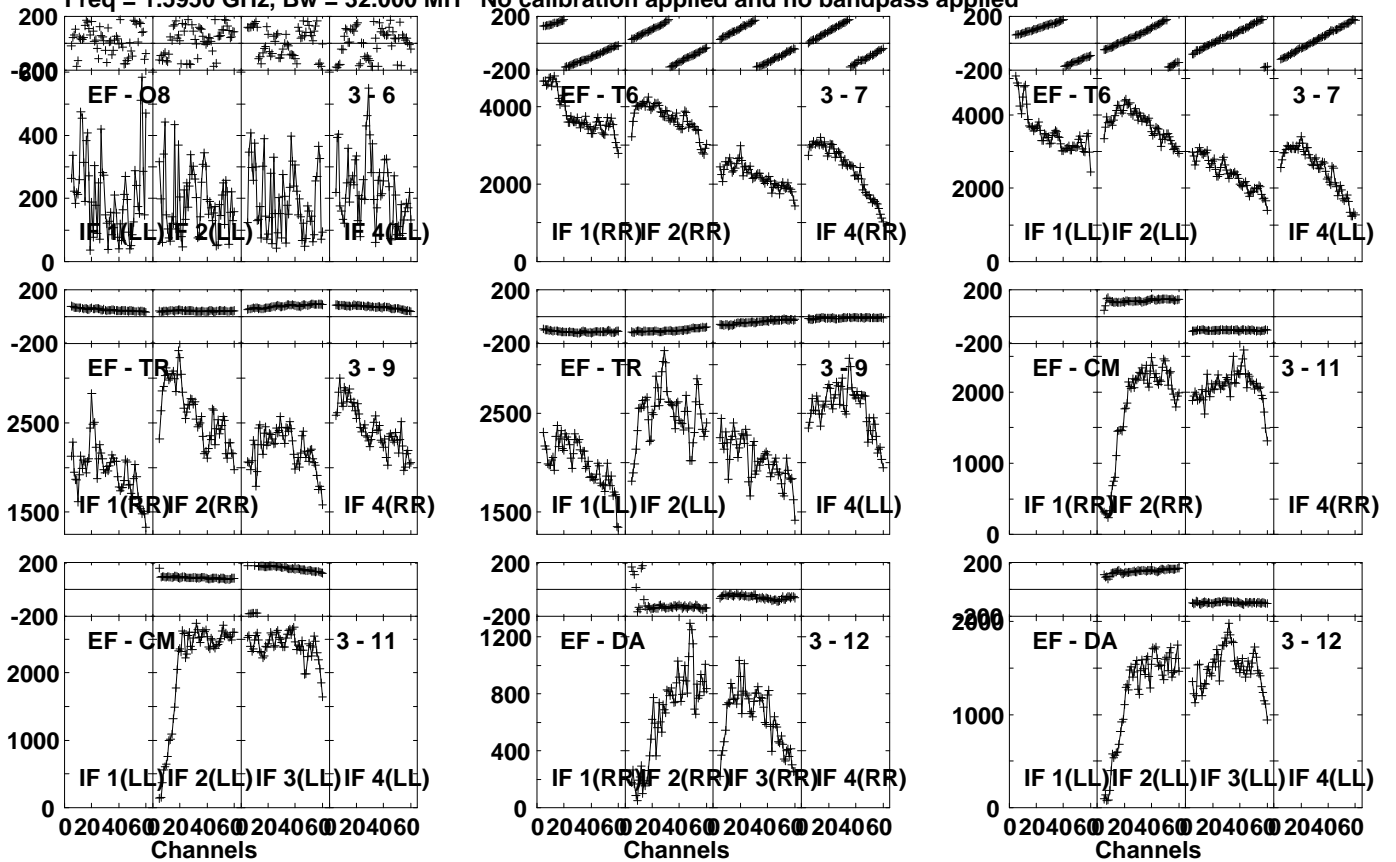
Lower frame: Milli Ampl Jy Top frame: Phas deg
Vector averaged cross-power spectrum Several baselines displayed
Timerange: 01/07:47:31 to 01/07:48:29

Plot file version 377 created 02-MAY-2024 15:36:06

J1037+5711 EM164D.UVDATA.1

Freq = 1.5950 GHz, Bw = 32.000 MH

No calibration applied and no bandpass applied



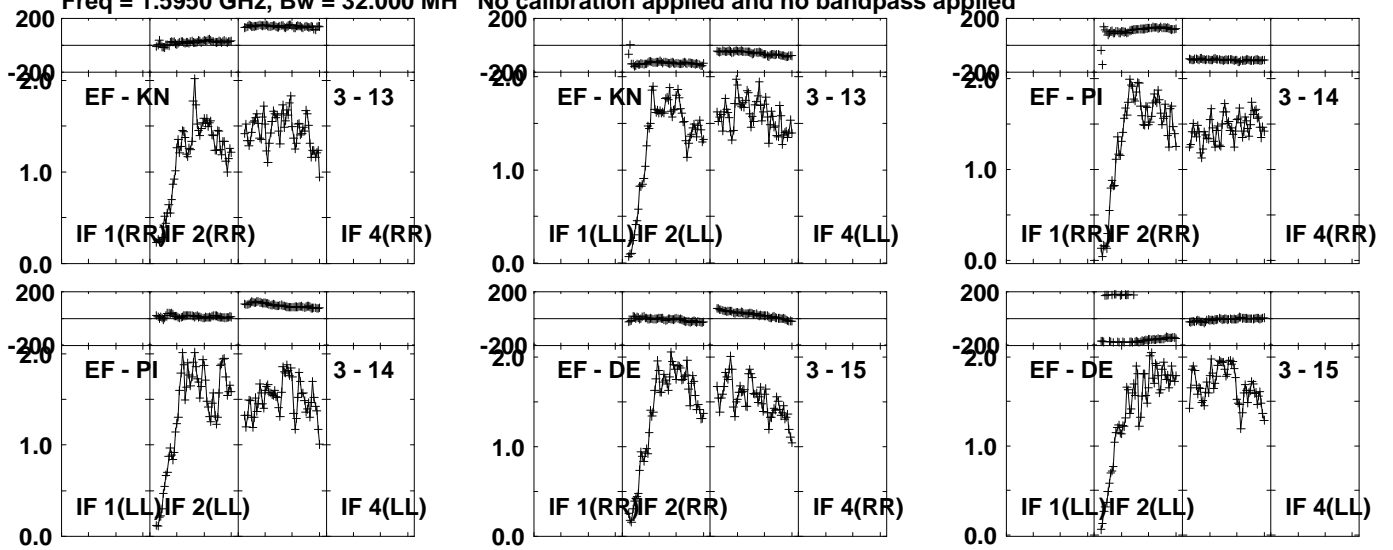
Lower frame: Micro Ampl Jy Top frame: Phas deg
Vector averaged cross-power spectrum Several baselines displayed
Timerange: 01/07:47:31 to 01/07:48:29

Plot file version 378 created 02-MAY-2024 15:36:06

J1037+5711 EM164D.UVDATA.1

Freq = 1.5950 GHz, Bw = 32.000 MH

No calibration applied and no bandpass applied



Lower frame: Milli Ampl Jy Top frame: Phas deg

Vector averaged cross-power spectrum Several baselines displayed

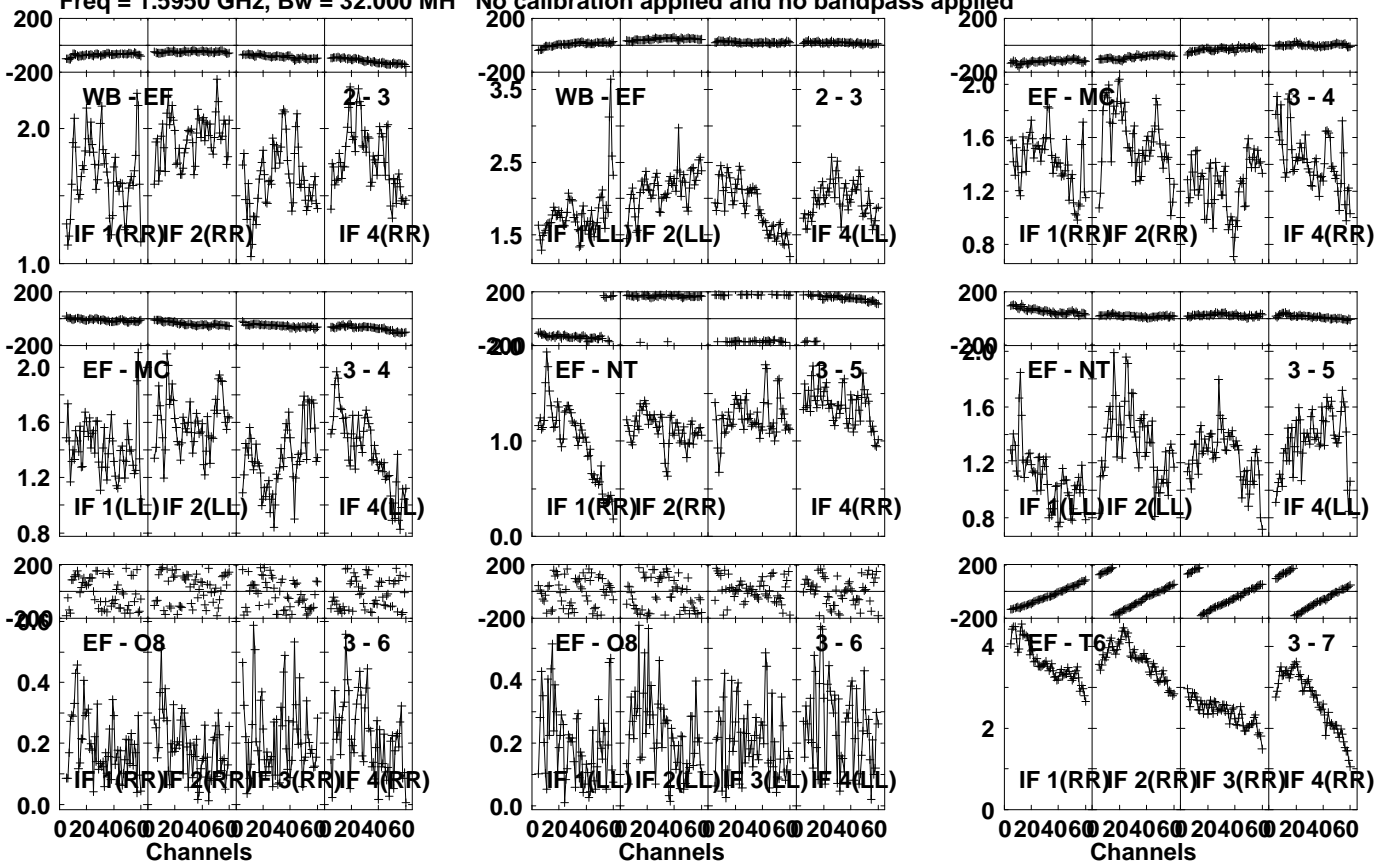
Timerange: 01/07:47:31 to 01/07:48:29

Plot file version 379 created 02-MAY-2024 15:36:06

J1037+5711 EM164D.UVDATA.1

Freq = 1.5950 GHz, Bw = 32.000 MH

No calibration applied and no bandpass applied



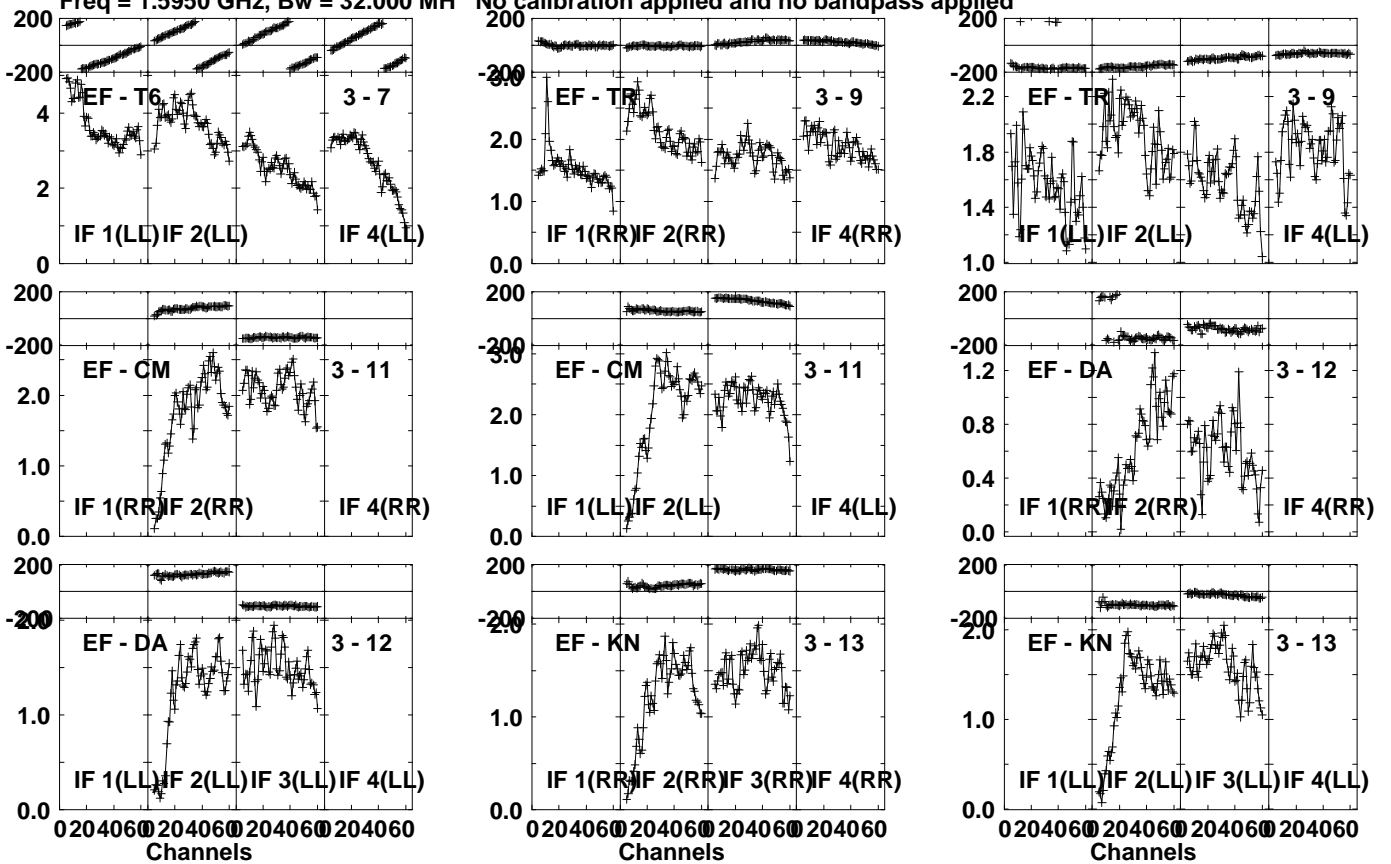
Lower frame: Milli Ampl Jy Top frame: Phas deg
 Vector averaged cross-power spectrum Several baselines displayed
 Timerange: 01/07:53:01 to 01/07:53:59

Plot file version 380 created 02-MAY-2024 15:36:06

J1037+5711 EM164D.UVDATA.1

Freq = 1.5950 GHz, Bw = 32.000 MH

No calibration applied and no bandpass applied



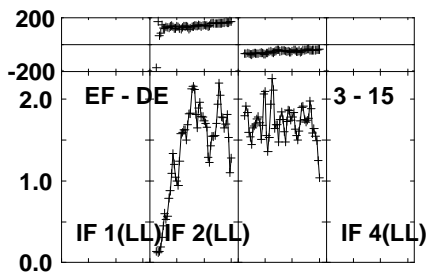
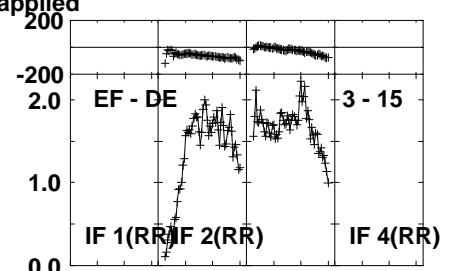
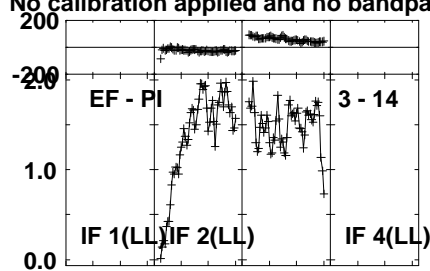
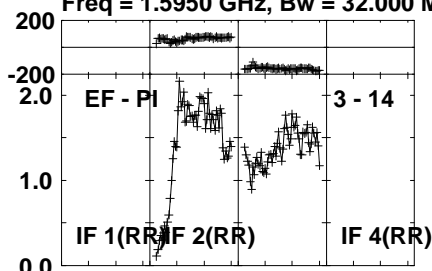
Lower frame: Milli Ampl Jy Top frame: Phas deg
Vector averaged cross-power spectrum Several baselines displayed
Timerange: 01/07:53:01 to 01/07:53:59

Plot file version 381 created 02-MAY-2024 15:36:06

J1037+5711 EM164D.UVDATA.1

Freq = 1.5950 GHz, Bw = 32.000 MH

No calibration applied and no bandpass applied



Lower frame: Milli Ampl Jy Top frame: Phas deg

Vector averaged cross-power spectrum Several baselines displayed

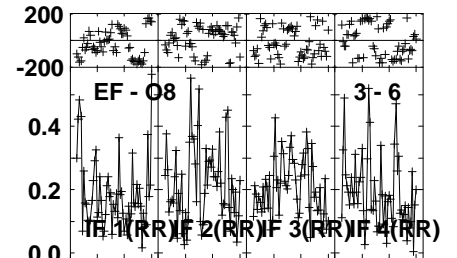
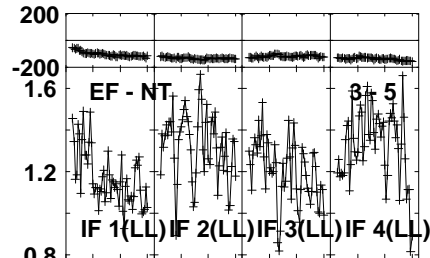
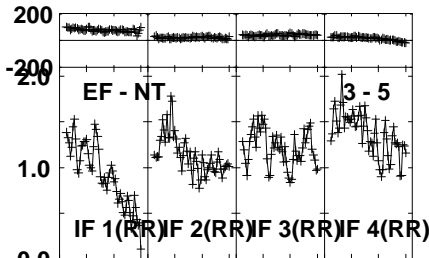
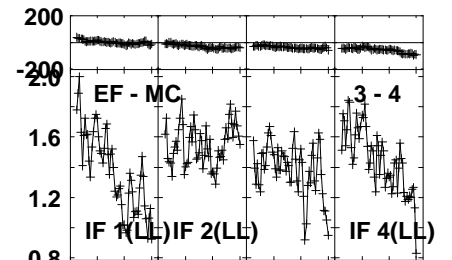
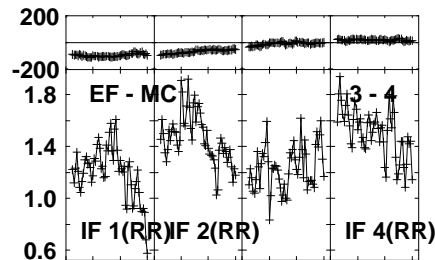
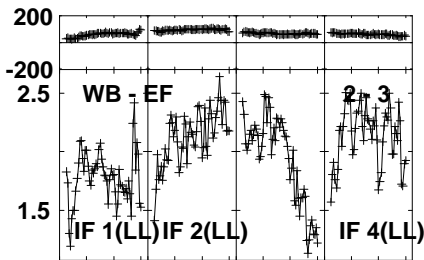
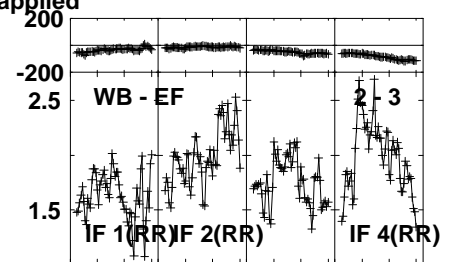
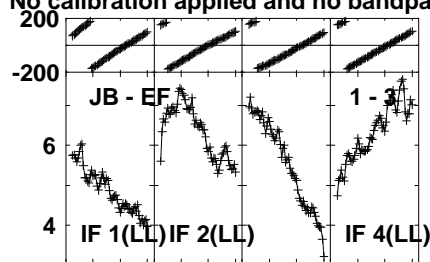
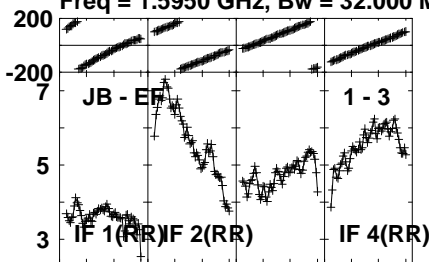
Timerange: 01/07:53:01 to 01/07:53:59

Plot file version 382 created 02-MAY-2024 15:36:06

J1037+5711 EM164D.UVDATA.1

Freq = 1.5950 GHz, Bw = 32.000 MH

No calibration applied and no bandpass applied



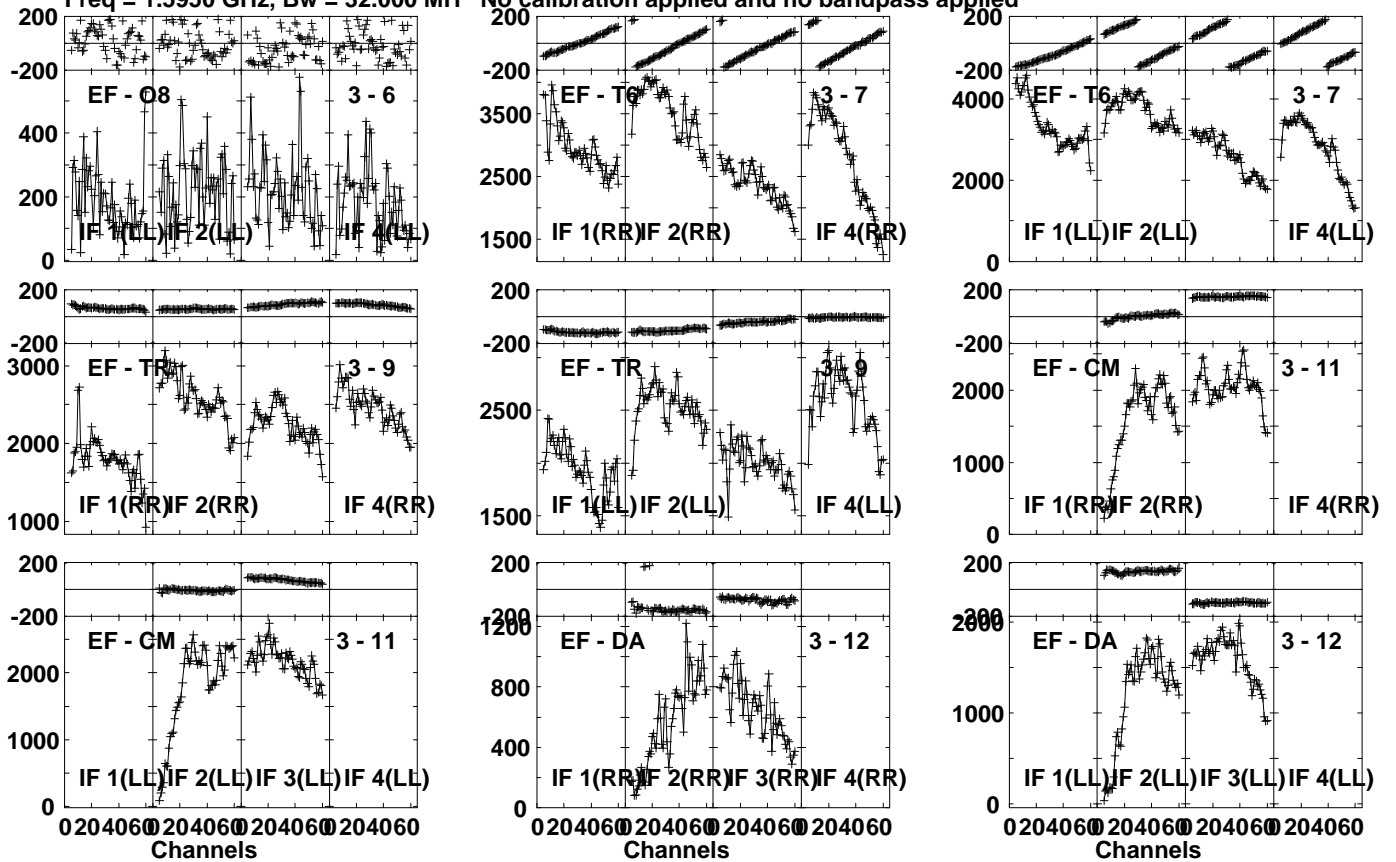
Lower frame: Milli Ampl Jy Top frame: Phas deg
Vector averaged cross-power spectrum Several baselines displayed
Timerange: 01/07:58:31 to 01/07:59:29

Plot file version 383 created 02-MAY-2024 15:36:06

J1037+5711 EM164D.UVDATA.1

Freq = 1.5950 GHz, Bw = 32.000 MH

No calibration applied and no bandpass applied



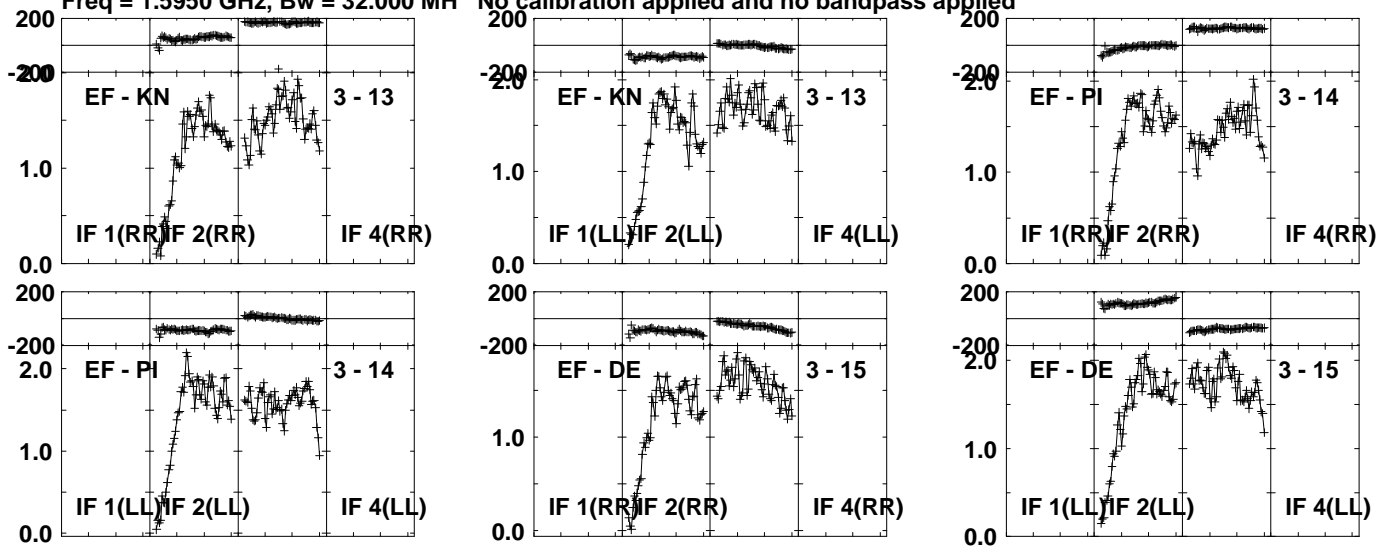
Lower frame: Micro Ampl Jy Top frame: Phas deg
Vector averaged cross-power spectrum Several baselines displayed
Timerange: 01/07:58:31 to 01/07:59:29

Plot file version 384 created 02-MAY-2024 15:36:06

J1037+5711 EM164D.UVDATA.1

Freq = 1.5950 GHz, Bw = 32.000 MH

No calibration applied and no bandpass applied



Lower frame: Milli Ampl Jy Top frame: Phas deg

Vector averaged cross-power spectrum Several baselines displayed

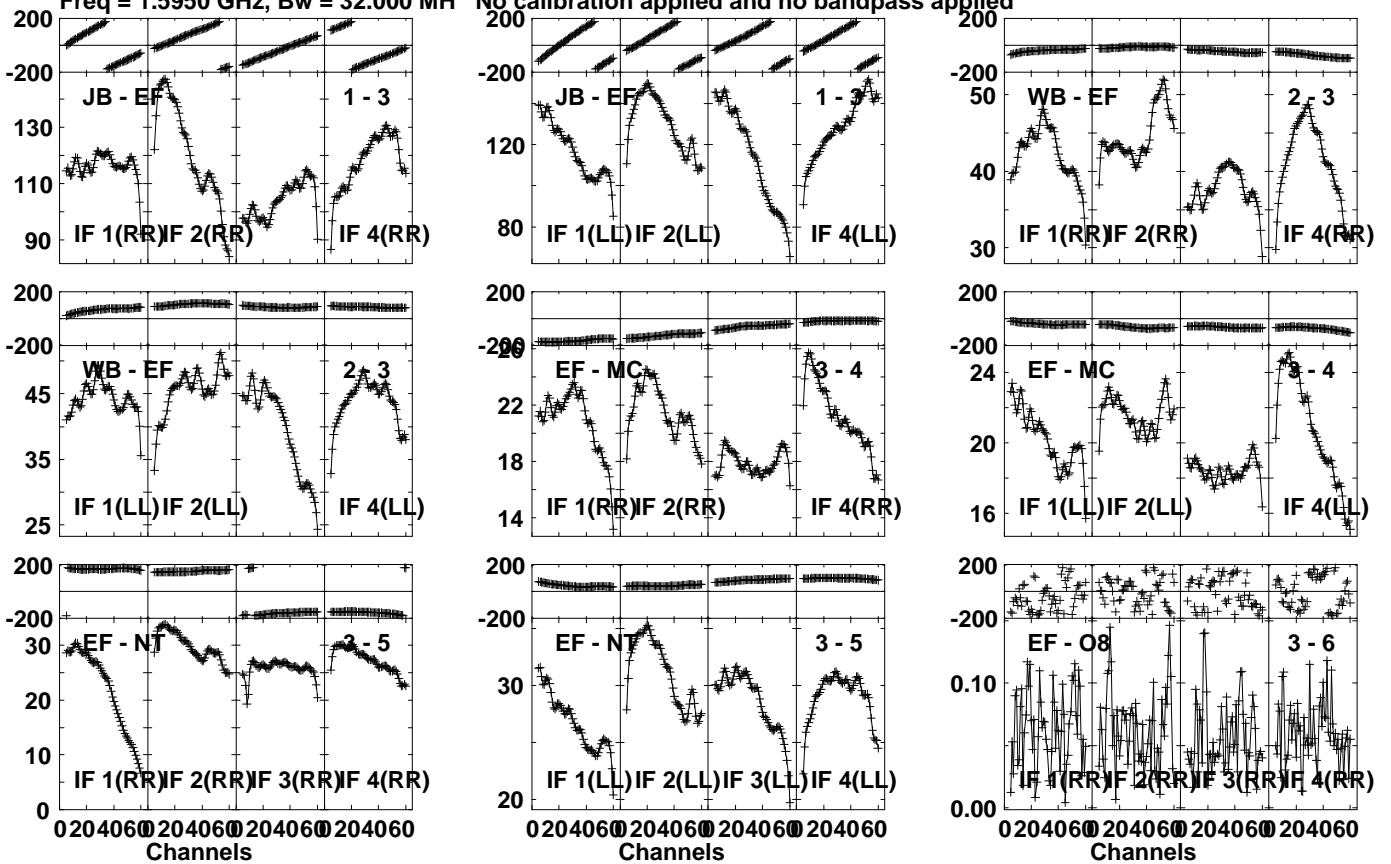
Timerange: 01/07:58:31 to 01/07:59:29

Plot file version 385 created 02-MAY-2024 15:36:06

3C345 EM164D.UVDATA.1

Freq = 1.5950 GHz, Bw = 32.000 MH

No calibration applied and no bandpass applied

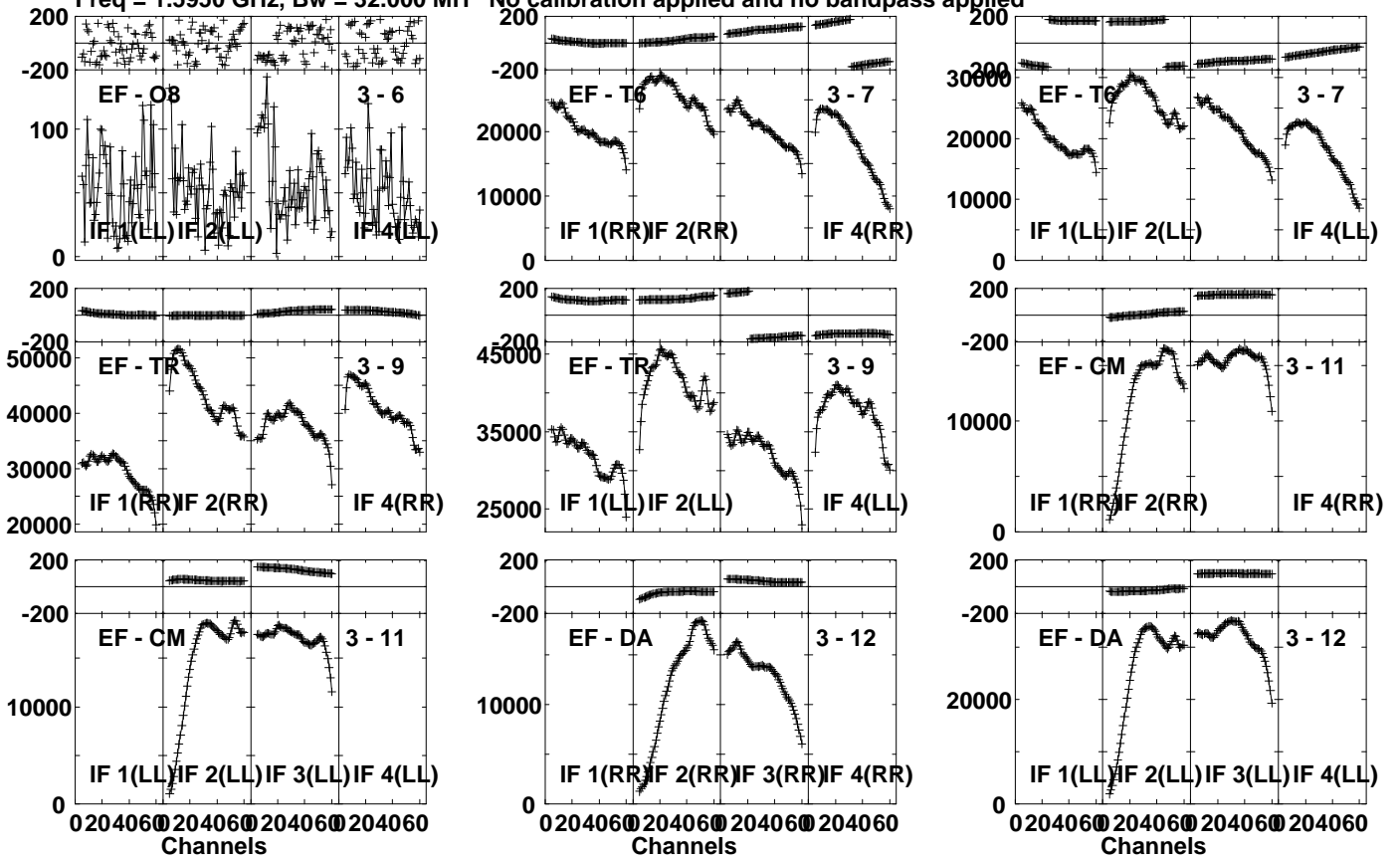


Lower frame: Milli Ampl Jy Top frame: Phas deg
Vector averaged cross-power spectrum Several baselines displayed
Timerange: 01/08:05:01 to 01/08:08:59

Plot file version 386 created 02-MAY-2024 15:36:06

3C345 EM164D.UVDATA.1

Freq = 1.5950 GHz, Bw = 32.000 MH No calibration applied and no bandpass applied

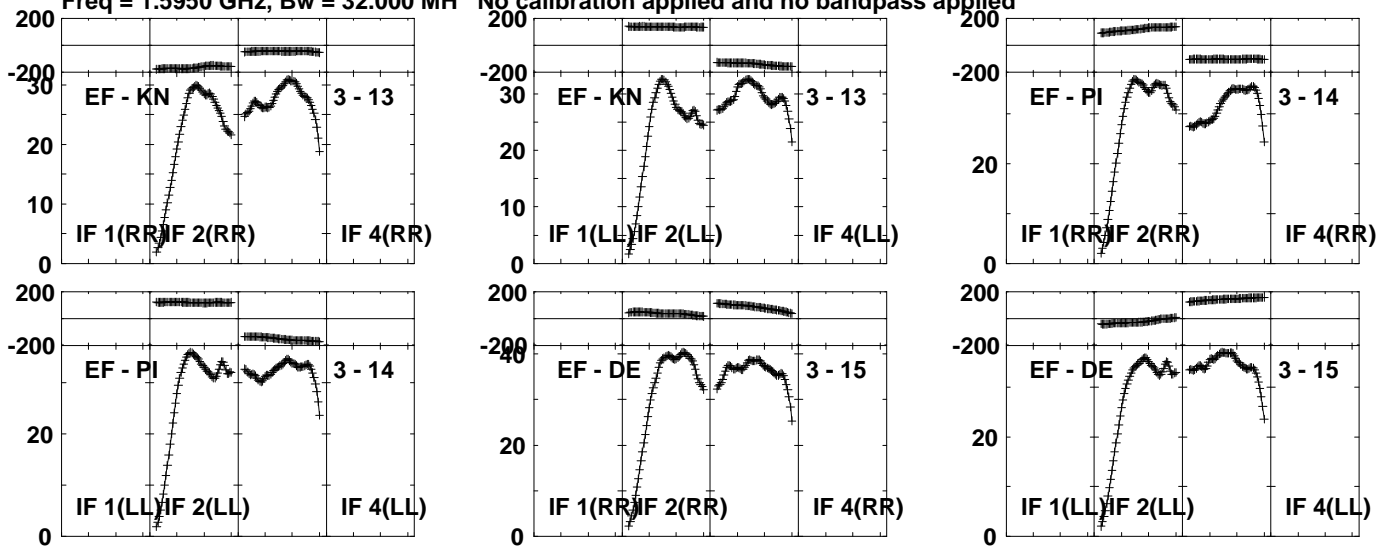


Lower frame: Micro Ampl Jy Top frame: Phas deg
Vector averaged cross-power spectrum Several baselines displayed
Timerange: 01/08:05:01 to 01/08:08:59

Plot file version 387 created 02-MAY-2024 15:36:06

3C345 EM164D.UVDATA.1

Freq = 1.5950 GHz, Bw = 32.000 MH No calibration applied and no bandpass applied



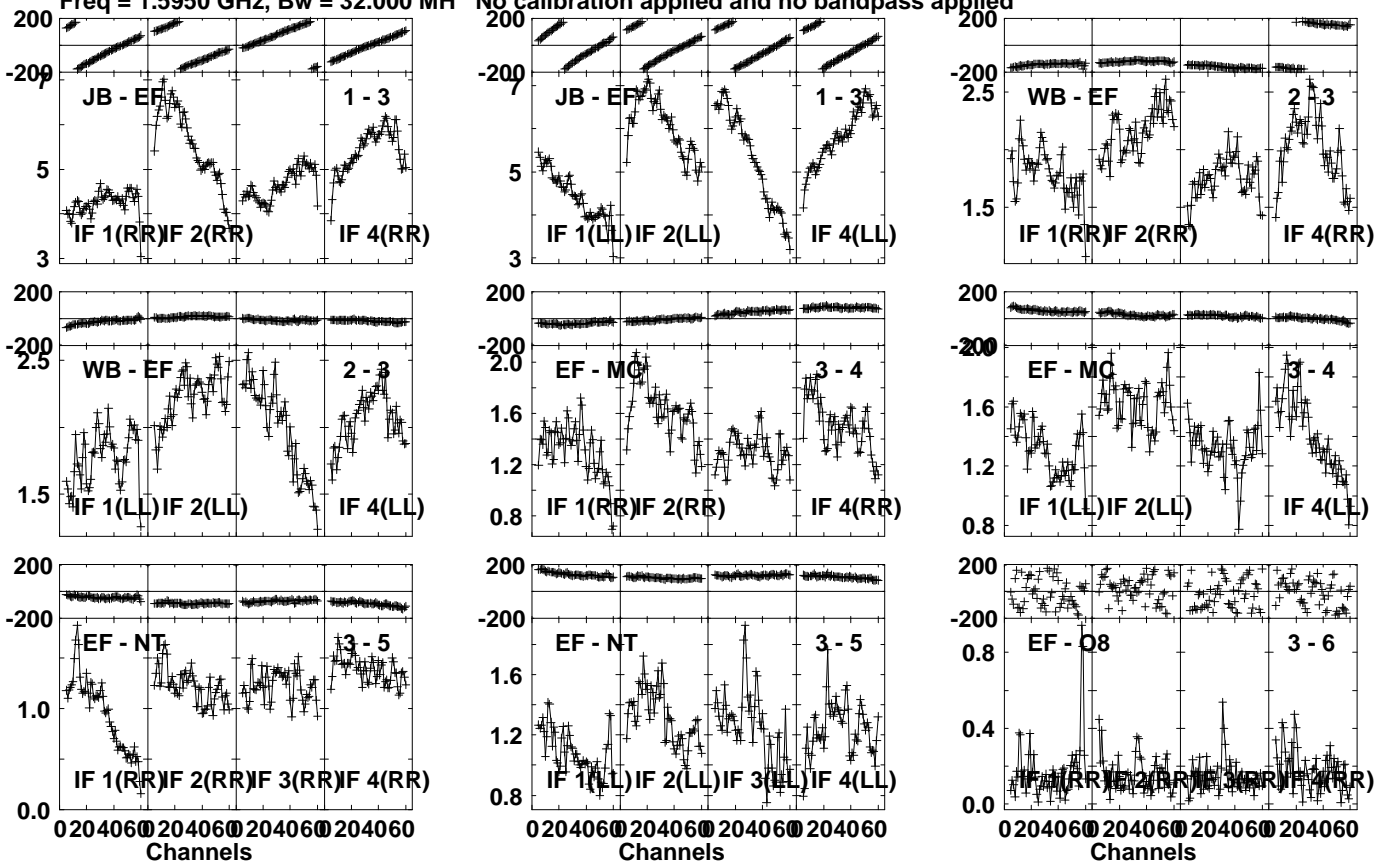
Lower frame: Milli Ampl Jy Top frame: Phas deg
Vector averaged cross-power spectrum Several baselines displayed
Timerange: 01/08:05:01 to 01/08:08:59

Plot file version 388 created 02-MAY-2024 15:36:06

J1037+5711 EM164D.UVDATA.1

Freq = 1.5950 GHz, Bw = 32.000 MH

No calibration applied and no bandpass applied



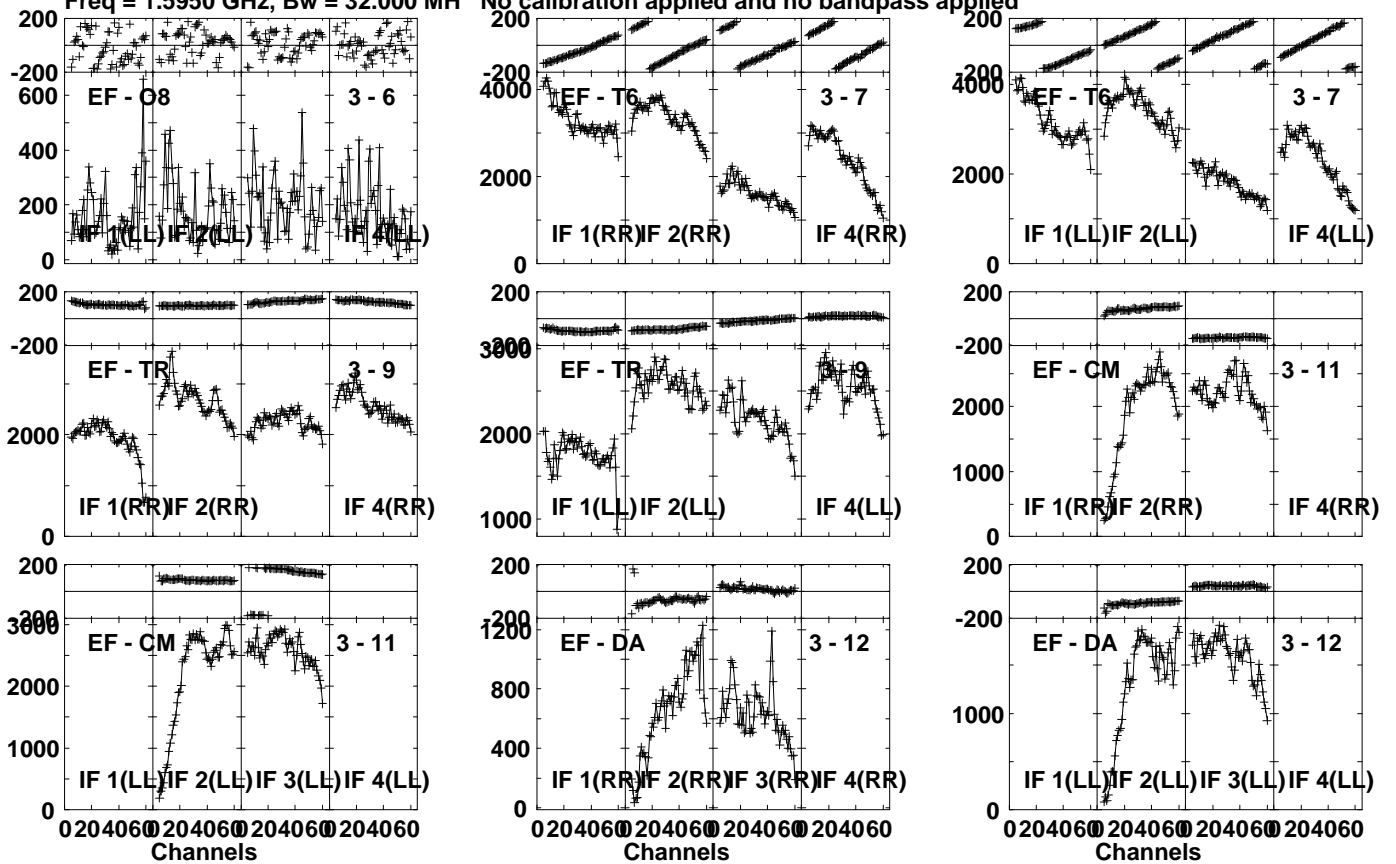
Lower frame: Milli Ampl Jy Top frame: Phas deg
Vector averaged cross-power spectrum Several baselines displayed
Timerange: 01/08:15:31 to 01/08:16:59

Plot file version 389 created 02-MAY-2024 15:36:06

J1037+5711 EM164D.UVDATA.1

Freq = 1.5950 GHz, Bw = 32.000 MH

No calibration applied and no bandpass applied



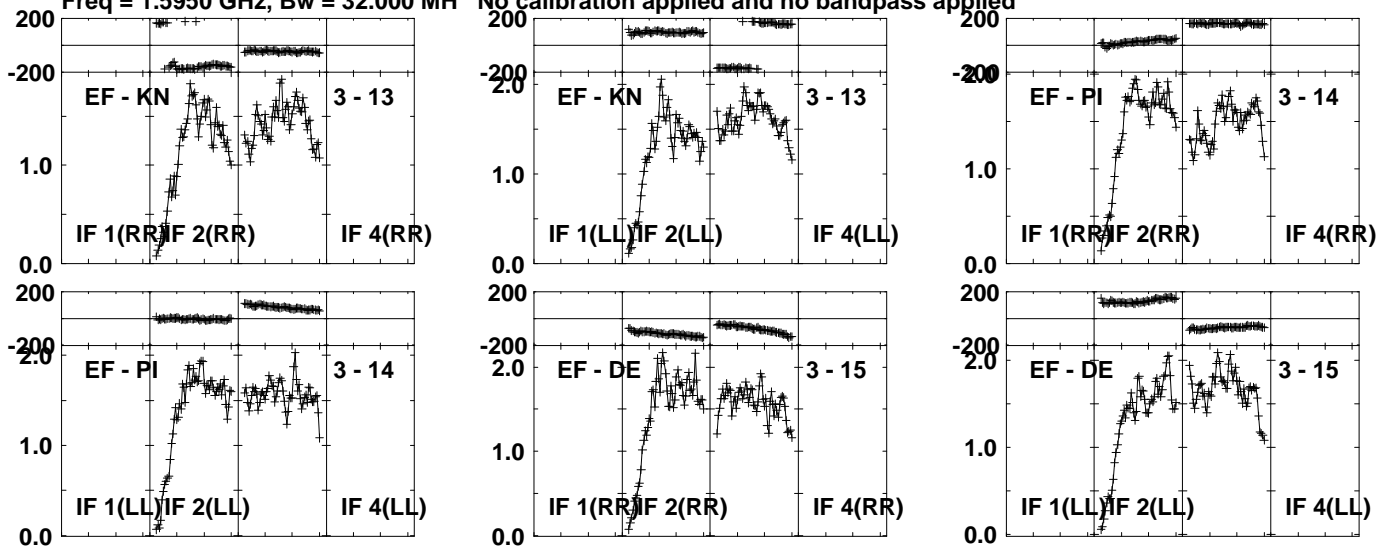
Lower frame: Micro Ampl Jy Top frame: Phas deg
Vector averaged cross-power spectrum Several baselines displayed
Timerange: 01/08:15:31 to 01/08:16:59

Plot file version 390 created 02-MAY-2024 15:36:06

J1037+5711 EM164D.UVDATA.1

Freq = 1.5950 GHz, Bw = 32.000 MH

No calibration applied and no bandpass applied



Lower frame: Milli Ampl Jy Top frame: Phas deg

Vector averaged cross-power spectrum Several baselines displayed

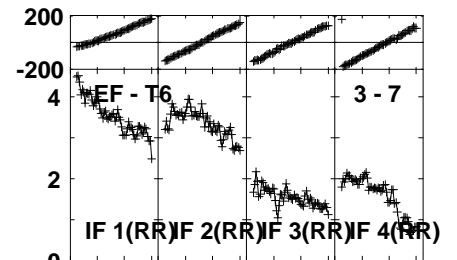
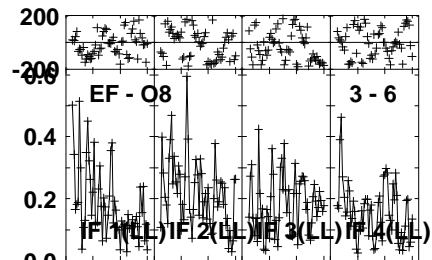
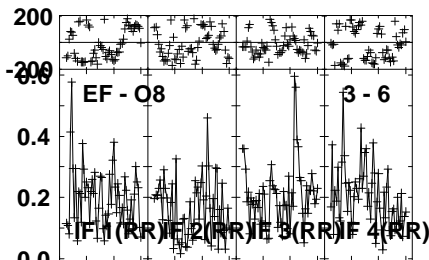
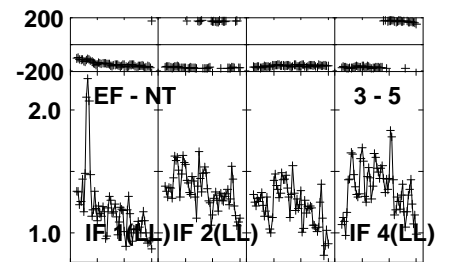
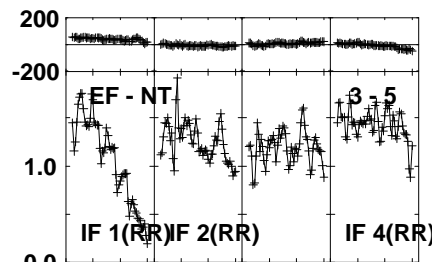
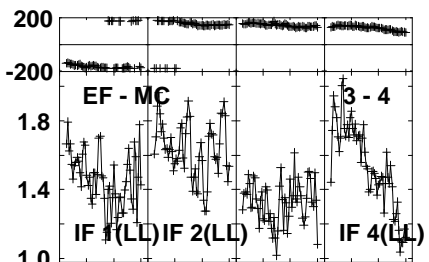
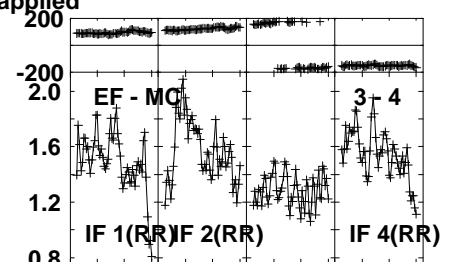
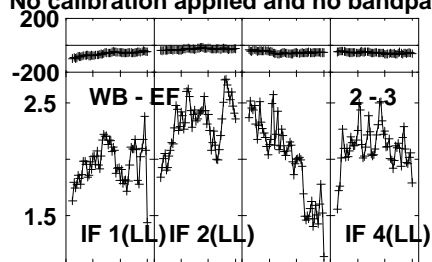
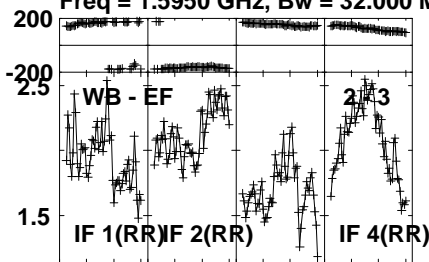
Timerange: 01/08:15:31 to 01/08:16:59

Plot file version 391 created 02-MAY-2024 15:36:06

J1037+5711 EM164D.UVDATA.1

Freq = 1.5950 GHz, Bw = 32.000 MH

No calibration applied and no bandpass applied



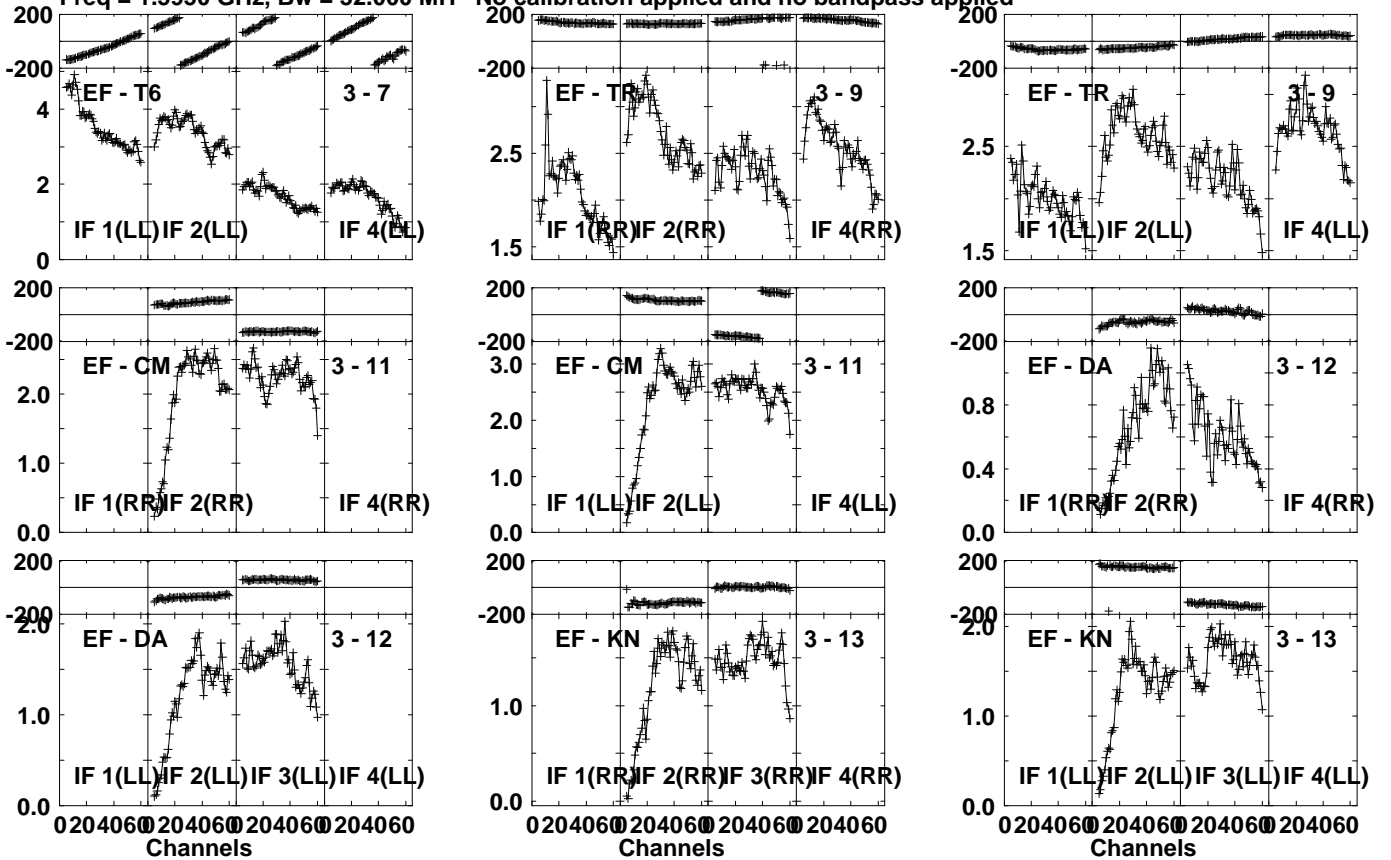
Lower frame: Milli Ampl Jy Top frame: Phas deg
Vector averaged cross-power spectrum Several baselines displayed
Timerange: 01/08:21:31 to 01/08:22:29

Plot file version 392 created 02-MAY-2024 15:36:07

J1037+5711 EM164D.UVDATA.1

Freq = 1.5950 GHz, Bw = 32.000 MH

No calibration applied and no bandpass applied



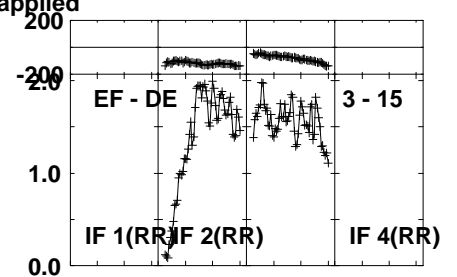
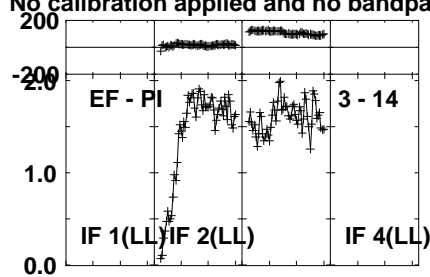
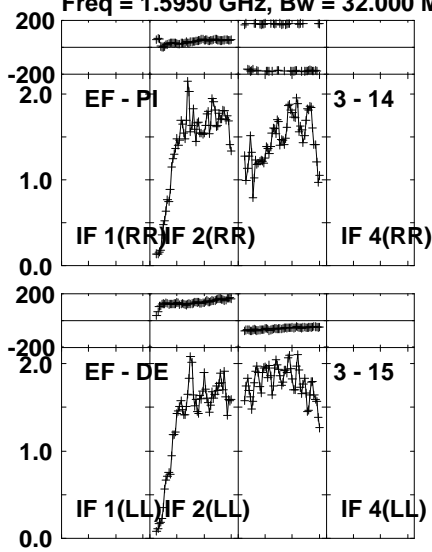
Lower frame: Milli Ampl Jy Top frame: Phas deg
Vector averaged cross-power spectrum Several baselines displayed
Timerange: 01/08:21:31 to 01/08:22:29

Plot file version 393 created 02-MAY-2024 15:36:07

J1037+5711 EM164D.UVDATA.1

Freq = 1.5950 GHz, Bw = 32.000 MH

No calibration applied and no bandpass applied



Lower frame: Milli Ampl Jy Top frame: Phas deg

Vector averaged cross-power spectrum Several baselines displayed

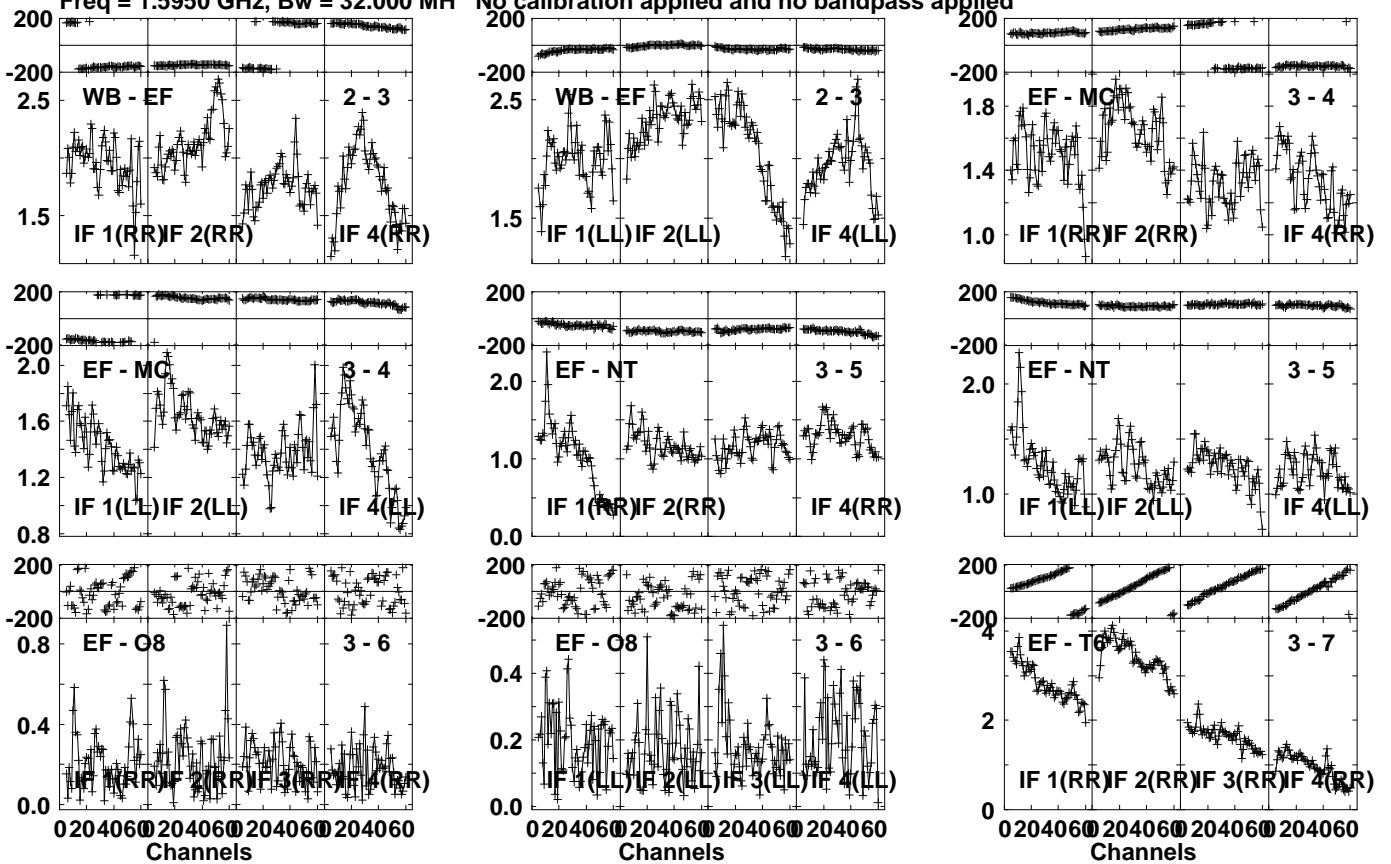
Timerange: 01/08:21:31 to 01/08:22:29

Plot file version 394 created 02-MAY-2024 15:36:07

J1037+5711 EM164D.UVDATA.1

Freq = 1.5950 GHz, Bw = 32.000 MH

No calibration applied and no bandpass applied



Lower frame: Milli Ampl Jy Top frame: Phas deg

Vector averaged cross-power spectrum Several baselines displayed

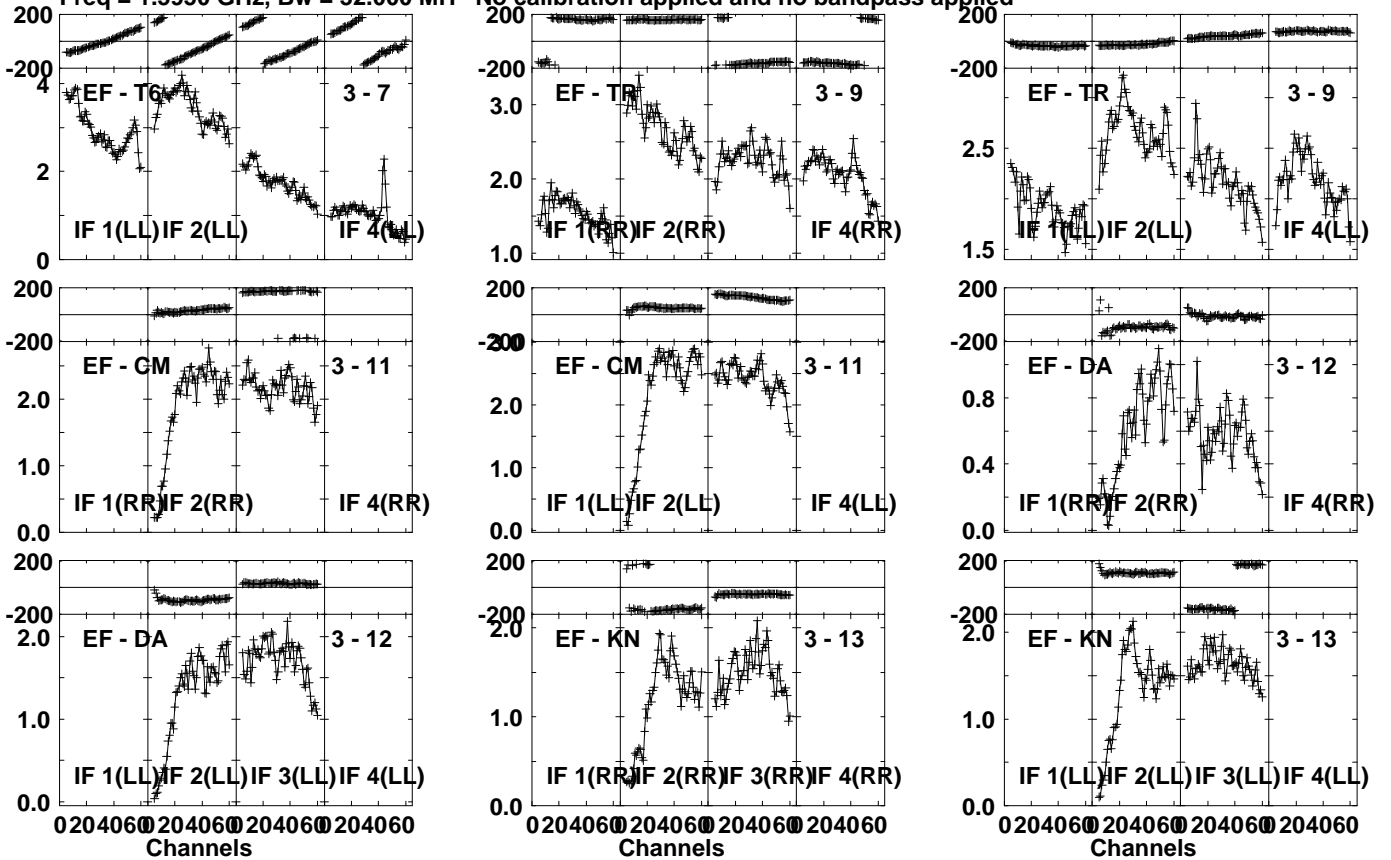
Timerange: 01/08:27:01 to 01/08:27:59

Plot file version 395 created 02-MAY-2024 15:36:07

J1037+5711 EM164D.UVDATA.1

Freq = 1.5950 GHz, Bw = 32.000 MH

No calibration applied and no bandpass applied



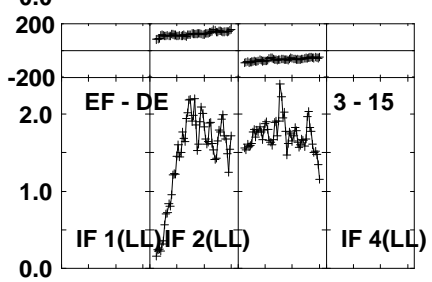
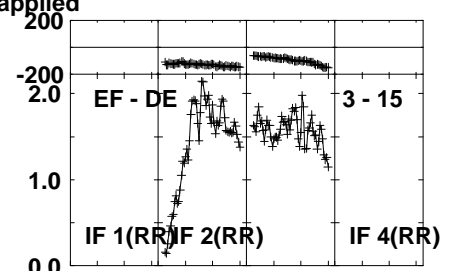
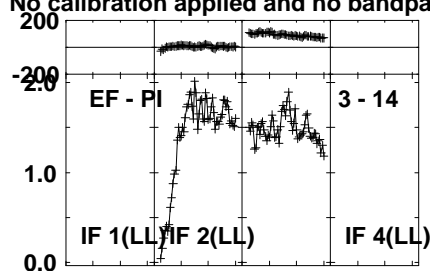
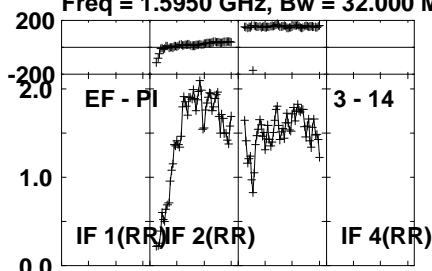
Lower frame: Milli Ampl Jy Top frame: Phas deg
Vector averaged cross-power spectrum Several baselines displayed
Timerange: 01/08:27:01 to 01/08:27:59

Plot file version 396 created 02-MAY-2024 15:36:07

J1037+5711 EM164D.UVDATA.1

Freq = 1.5950 GHz, Bw = 32.000 MH

No calibration applied and no bandpass applied



Lower frame: Milli Ampl Jy Top frame: Phas deg

Vector averaged cross-power spectrum Several baselines displayed

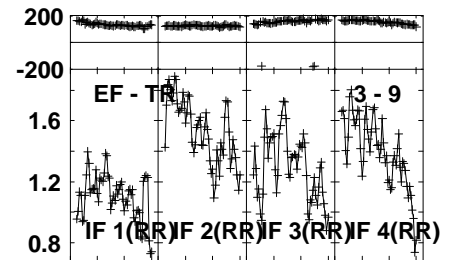
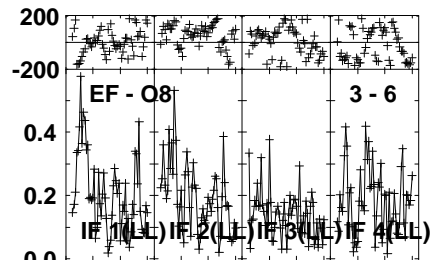
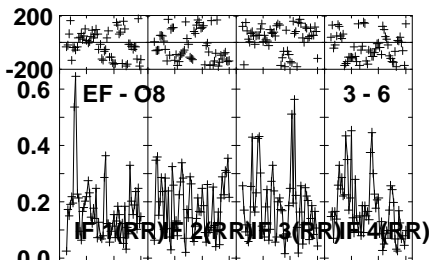
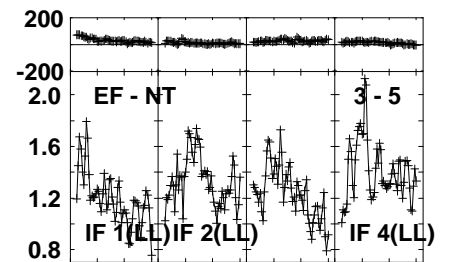
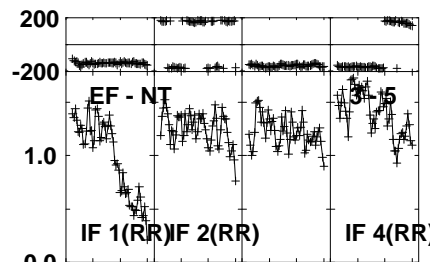
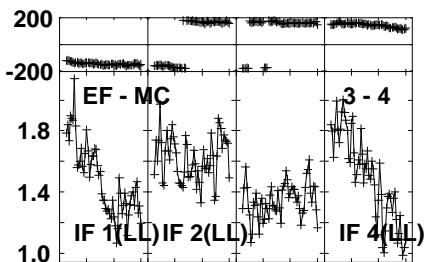
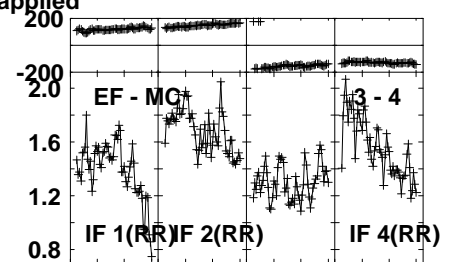
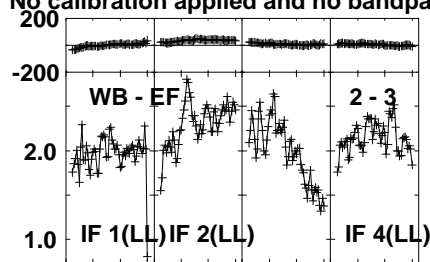
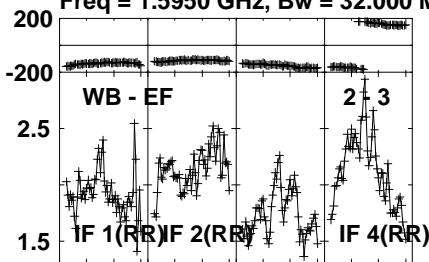
Timerange: 01/08:27:01 to 01/08:27:59

Plot file version 397 created 02-MAY-2024 15:36:07

J1037+5711 EM164D.UVDATA.1

Freq = 1.5950 GHz, Bw = 32.000 MH

No calibration applied and no bandpass applied



0204060 204060 204060 204060
Channels

0204060 204060 204060 204060
Channels

0204060 204060 204060 204060
Channels

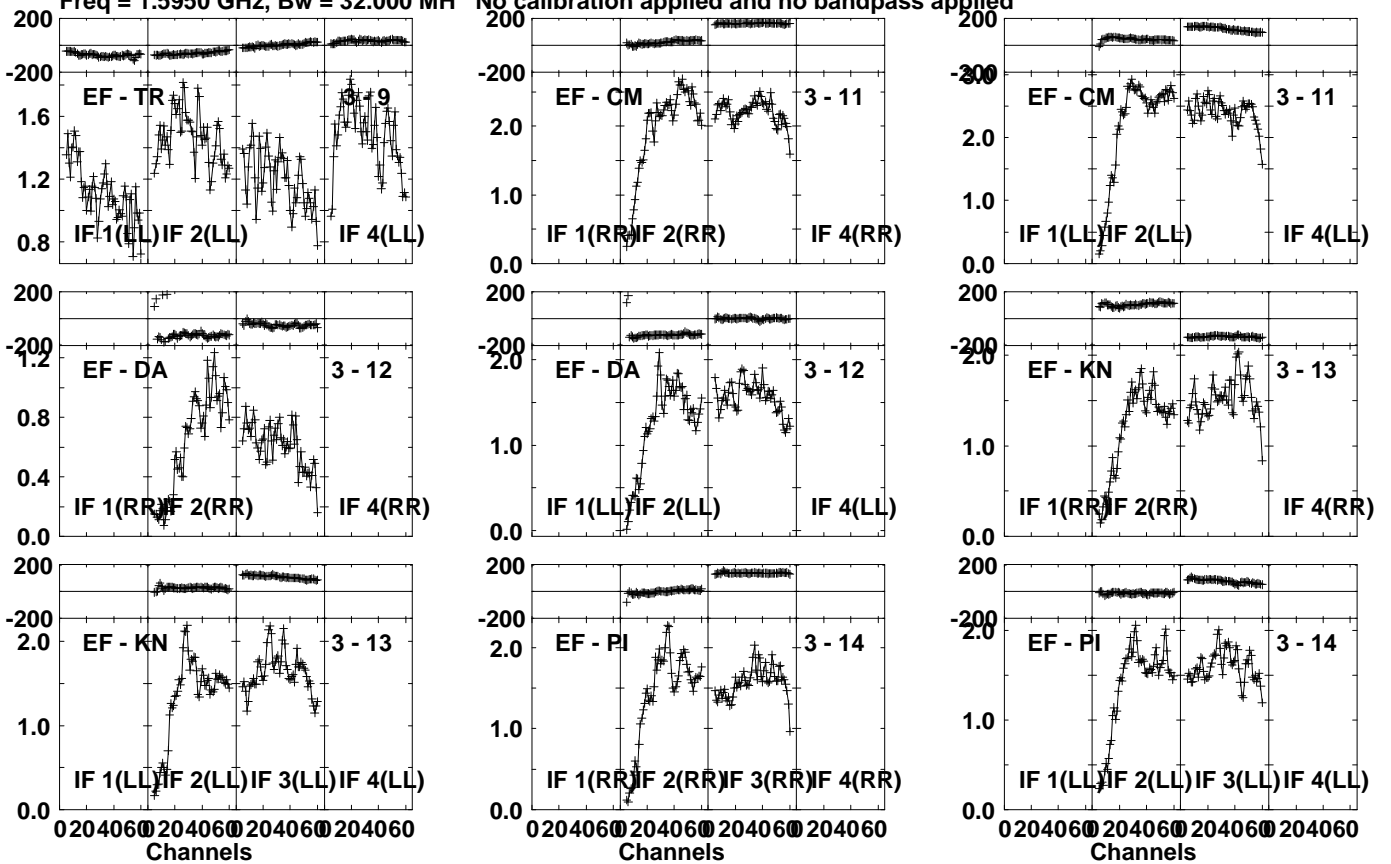
Lower frame: Milli Ampl Jy Top frame: Phas deg
Vector averaged cross-power spectrum Several baselines displayed
Timerange: 01/08:32:31 to 01/08:33:29

Plot file version 398 created 02-MAY-2024 15:36:07

J1037+5711 EM164D.UVDATA.1

Freq = 1.5950 GHz, Bw = 32.000 MH

No calibration applied and no bandpass applied



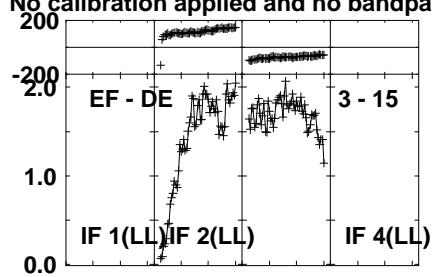
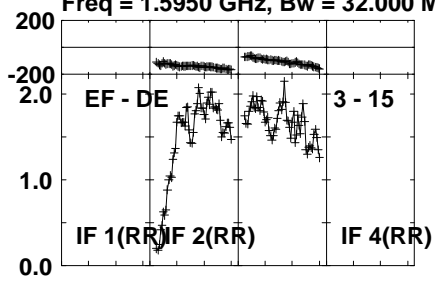
Lower frame: Milli Ampl Jy Top frame: Phas deg
Vector averaged cross-power spectrum Several baselines displayed
Timerange: 01/08:32:31 to 01/08:33:29

Plot file version 399 created 02-MAY-2024 15:36:07

J1037+5711 EM164D.UVDATA.1

Freq = 1.5950 GHz, Bw = 32.000 MH

No calibration applied and no bandpass applied



Lower frame: Milli Ampl Jy Top frame: Phas deg

Vector averaged cross-power spectrum Several baselines displayed

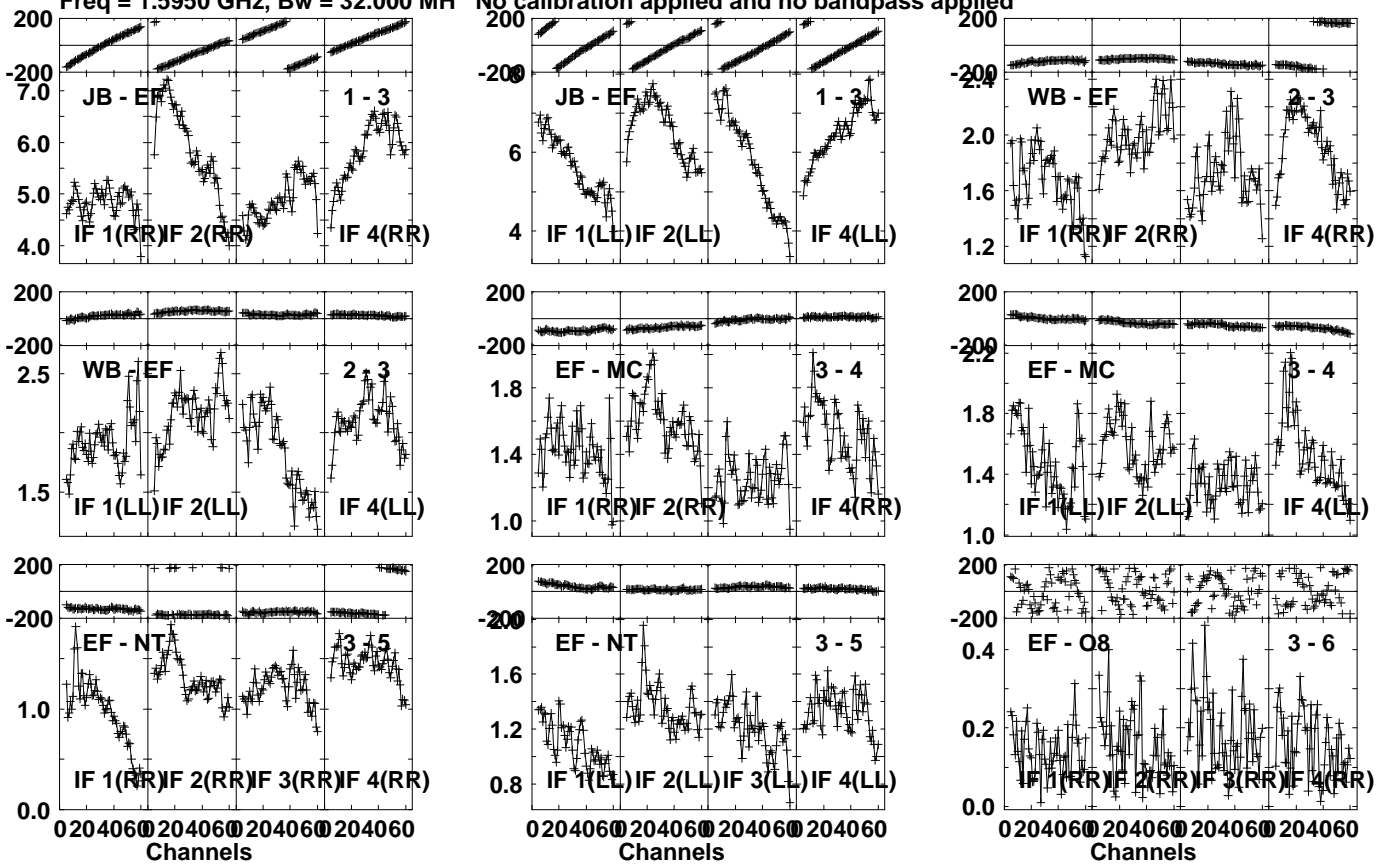
Timerange: 01/08:32:31 to 01/08:33:29

Plot file version 400 created 02-MAY-2024 15:36:07

J1037+5711 EM164D.UVDATA.1

Freq = 1.5950 GHz, Bw = 32.000 MH

No calibration applied and no bandpass applied



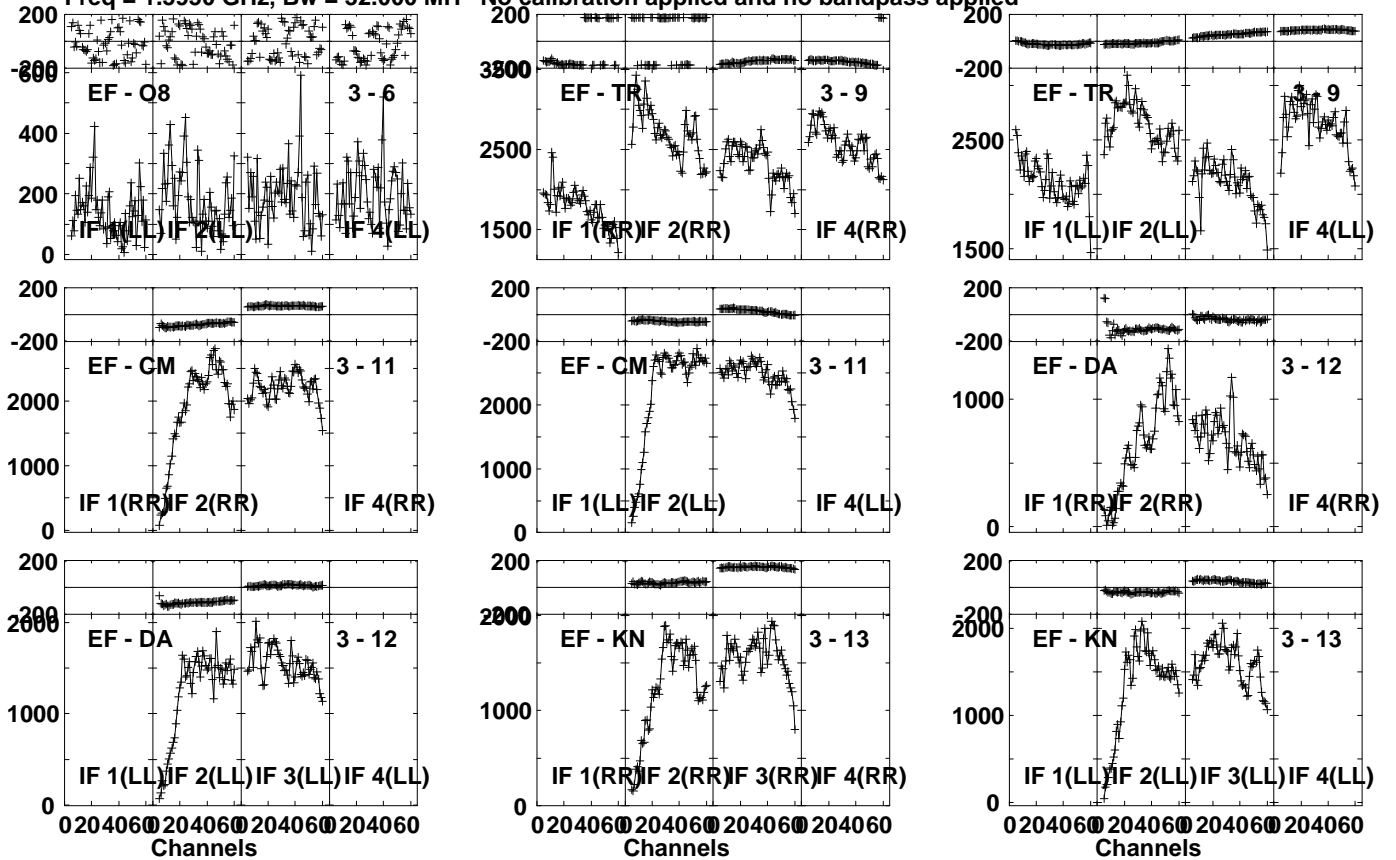
Lower frame: Milli Ampl Jy Top frame: Phas deg
Vector averaged cross-power spectrum Several baselines displayed
Timerange: 01/08:38:01 to 01/08:38:59

Plot file version 401 created 02-MAY-2024 15:36:07

J1037+5711 EM164D.UVDATA.1

Freq = 1.5950 GHz, Bw = 32.000 MH

No calibration applied and no bandpass applied



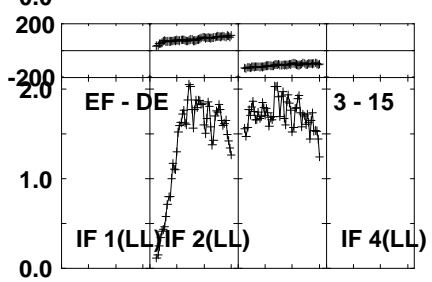
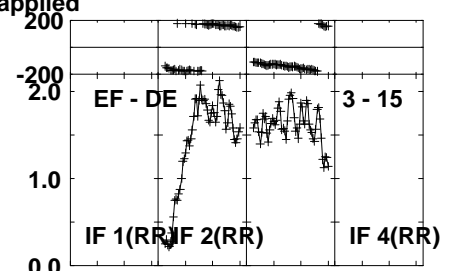
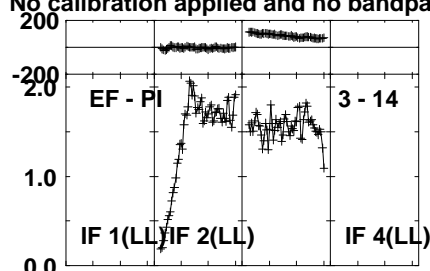
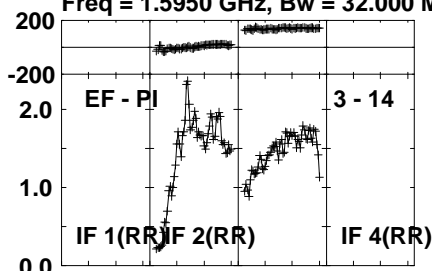
Lower frame: Micro Ampl Jy Top frame: Phas deg
Vector averaged cross-power spectrum Several baselines displayed
Timerange: 01/08:38:01 to 01/08:38:59

Plot file version 402 created 02-MAY-2024 15:36:07

J1037+5711 EM164D.UVDATA.1

Freq = 1.5950 GHz, Bw = 32.000 MH

No calibration applied and no bandpass applied

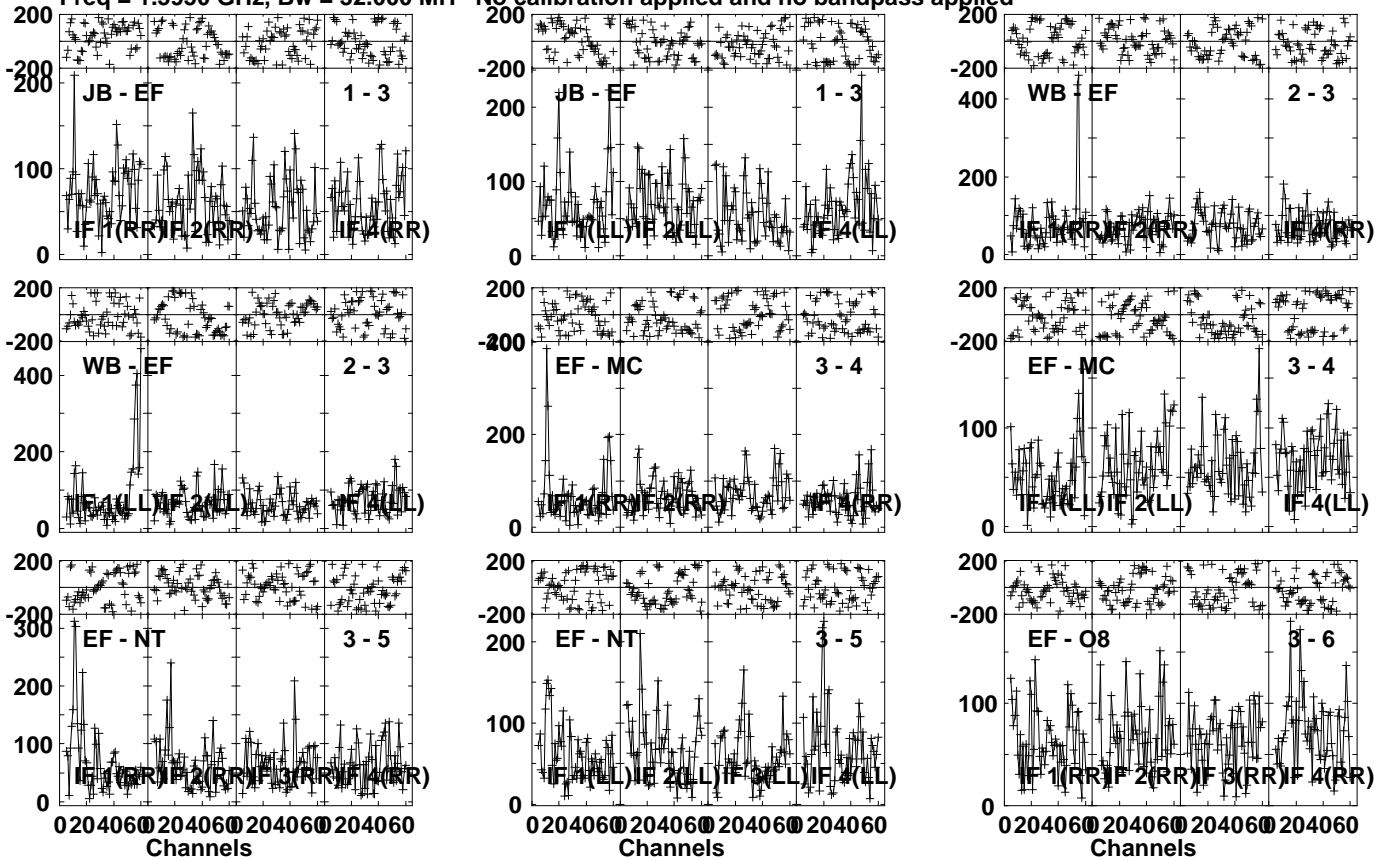


Lower frame: Milli Ampl Jy Top frame: Phas deg
Vector averaged cross-power spectrum Several baselines displayed
Timerange: 01/08:38:01 to 01/08:38:59

Plot file version 403 created 02-MAY-2024 15:36:07

DP27 000 EM164D.UVDATA.1

Freq = 1.5950 GHz, Bw = 32.000 MH No calibration applied and no bandpass applied

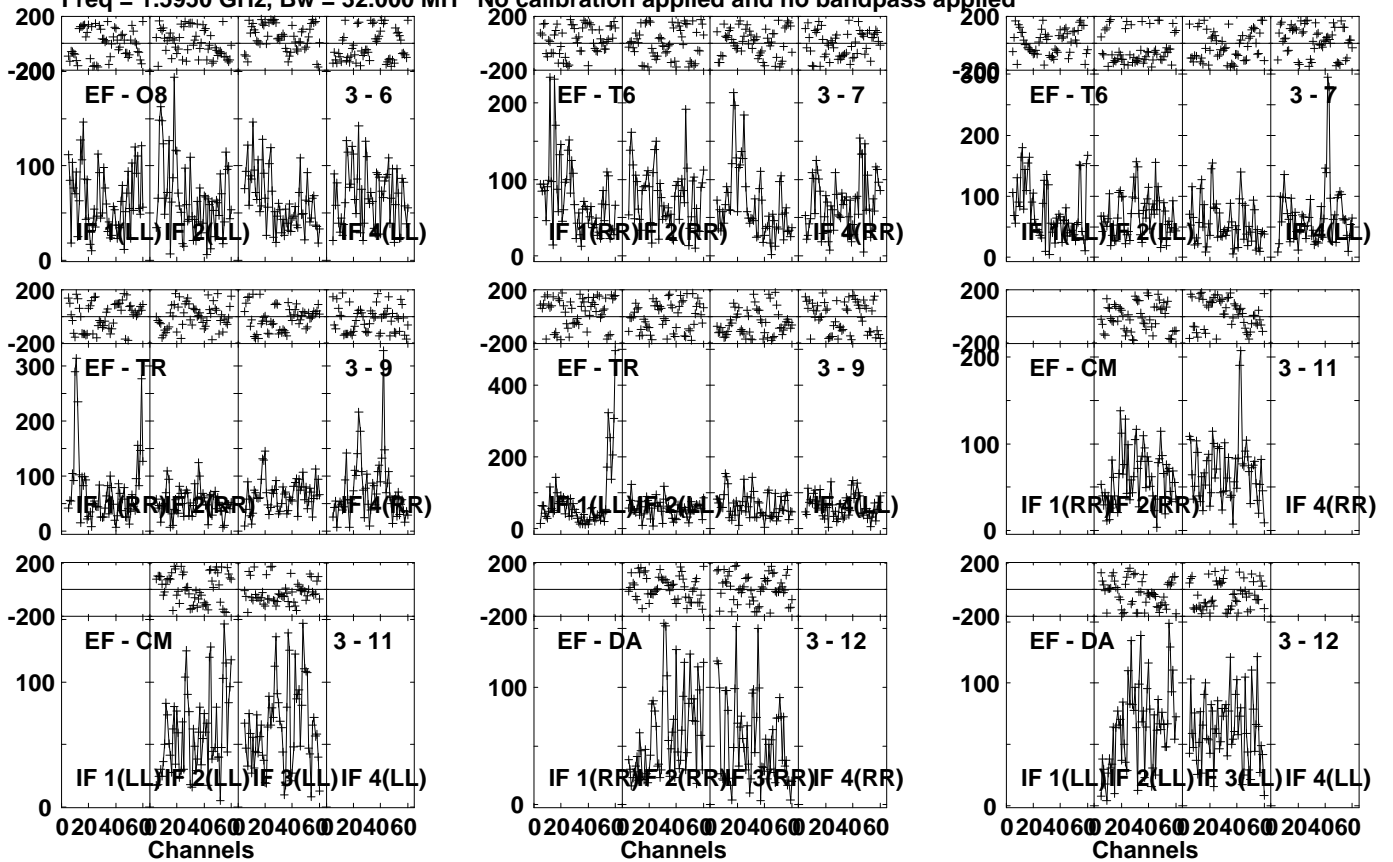


Lower frame: Micro Ampl Jy Top frame: Phas deg
Vector averaged cross-power spectrum Several baselines displayed
Timerange: 01/08:39:01 to 01/08:42:59

Plot file version 404 created 02-MAY-2024 15:36:07

DP27 000 EM164D.UVDATA.1

Freq = 1.5950 GHz, Bw = 32.000 MH No calibration applied and no bandpass applied



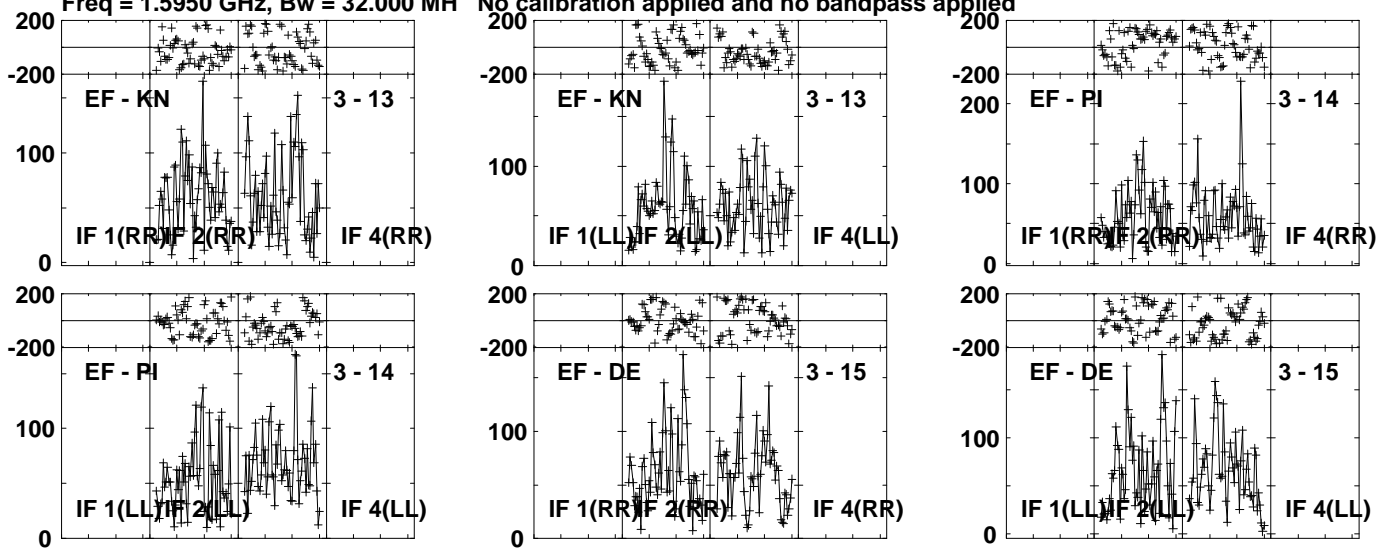
Lower frame: Micro Ampl Jy Top frame: Phas deg
Vector averaged cross-power spectrum Several baselines displayed
Timerange: 01/08:39:01 to 01/08:42:59

Plot file version 405 created 02-MAY-2024 15:36:07

DP27 000 EM164D.UVDATA.1

Freq = 1.5950 GHz, Bw = 32.000 MH

No calibration applied and no bandpass applied



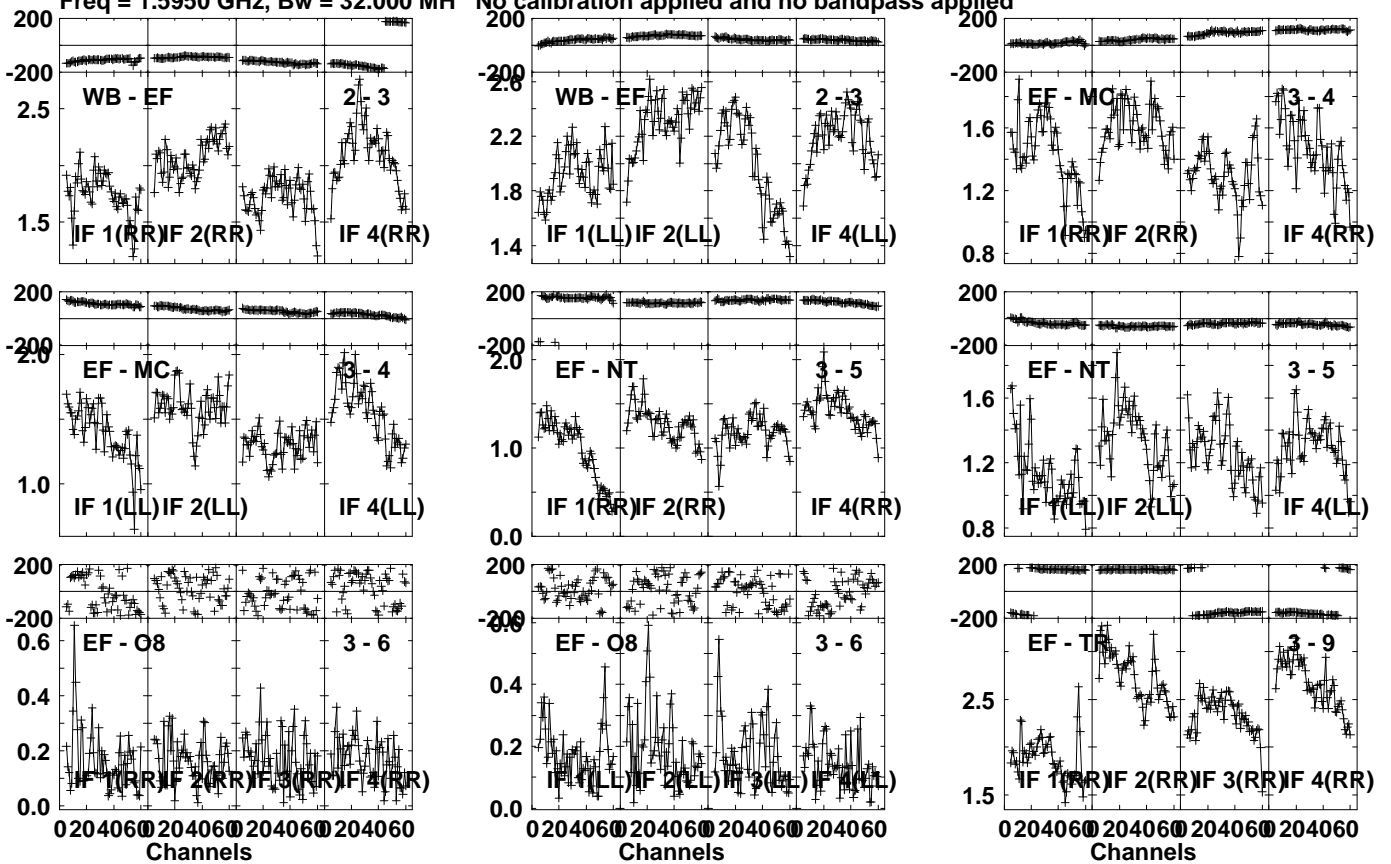
Lower frame: Micro Ampl Jy Top frame: Phas deg
Vector averaged cross-power spectrum Several baselines displayed
Timerange: 01/08:39:01 to 01/08:42:59

Plot file version 406 created 02-MAY-2024 15:36:07

J1037+5711 EM164D.UVDATA.1

Freq = 1.5950 GHz, Bw = 32.000 MH

No calibration applied and no bandpass applied



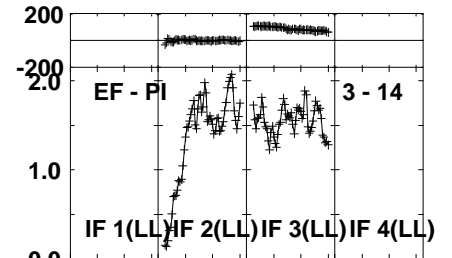
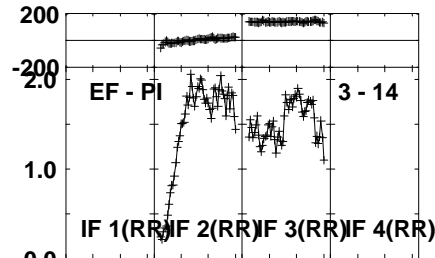
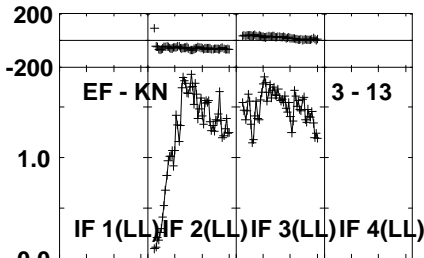
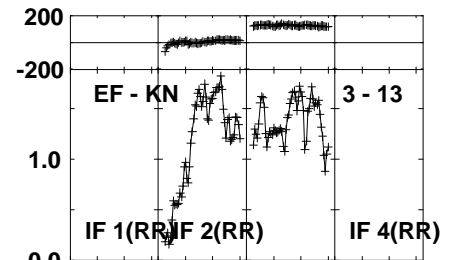
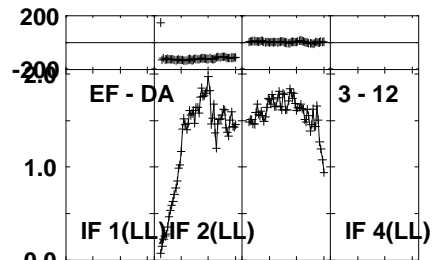
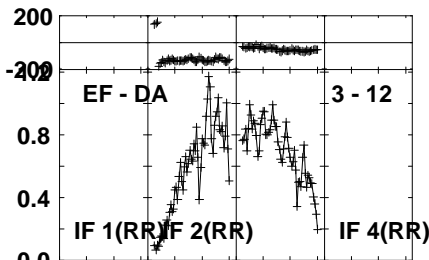
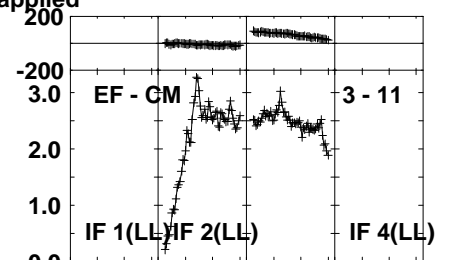
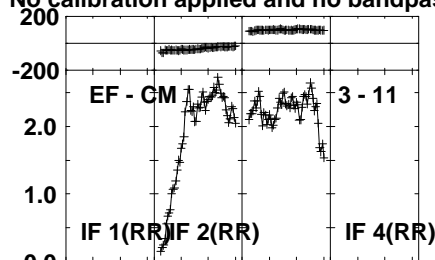
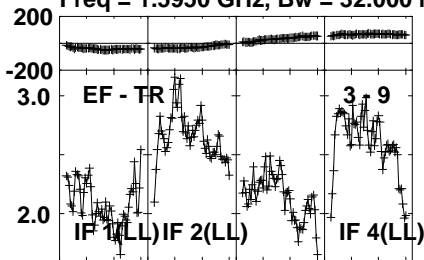
Lower frame: Milli Ampl Jy Top frame: Phas deg
Vector averaged cross-power spectrum Several baselines displayed
Timerange: 01/08:43:31 to 01/08:44:29

Plot file version 407 created 02-MAY-2024 15:36:08

J1037+5711 EM164D.UVDATA.1

Freq = 1.5950 GHz, Bw = 32.000 MH

No calibration applied and no bandpass applied



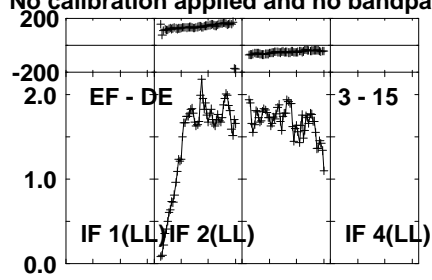
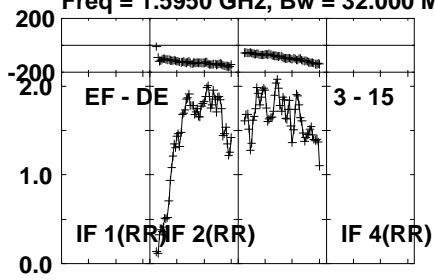
Lower frame: Milli Ampl Jy Top frame: Phas deg
Vector averaged cross-power spectrum Several baselines displayed
Timerange: 01/08:43:31 to 01/08:44:29

Plot file version 408 created 02-MAY-2024 15:36:08

J1037+5711 EM164D.UVDATA.1

Freq = 1.5950 GHz, Bw = 32.000 MH

No calibration applied and no bandpass applied



Lower frame: Milli Ampl Jy Top frame: Phas deg

Vector averaged cross-power spectrum Several baselines displayed

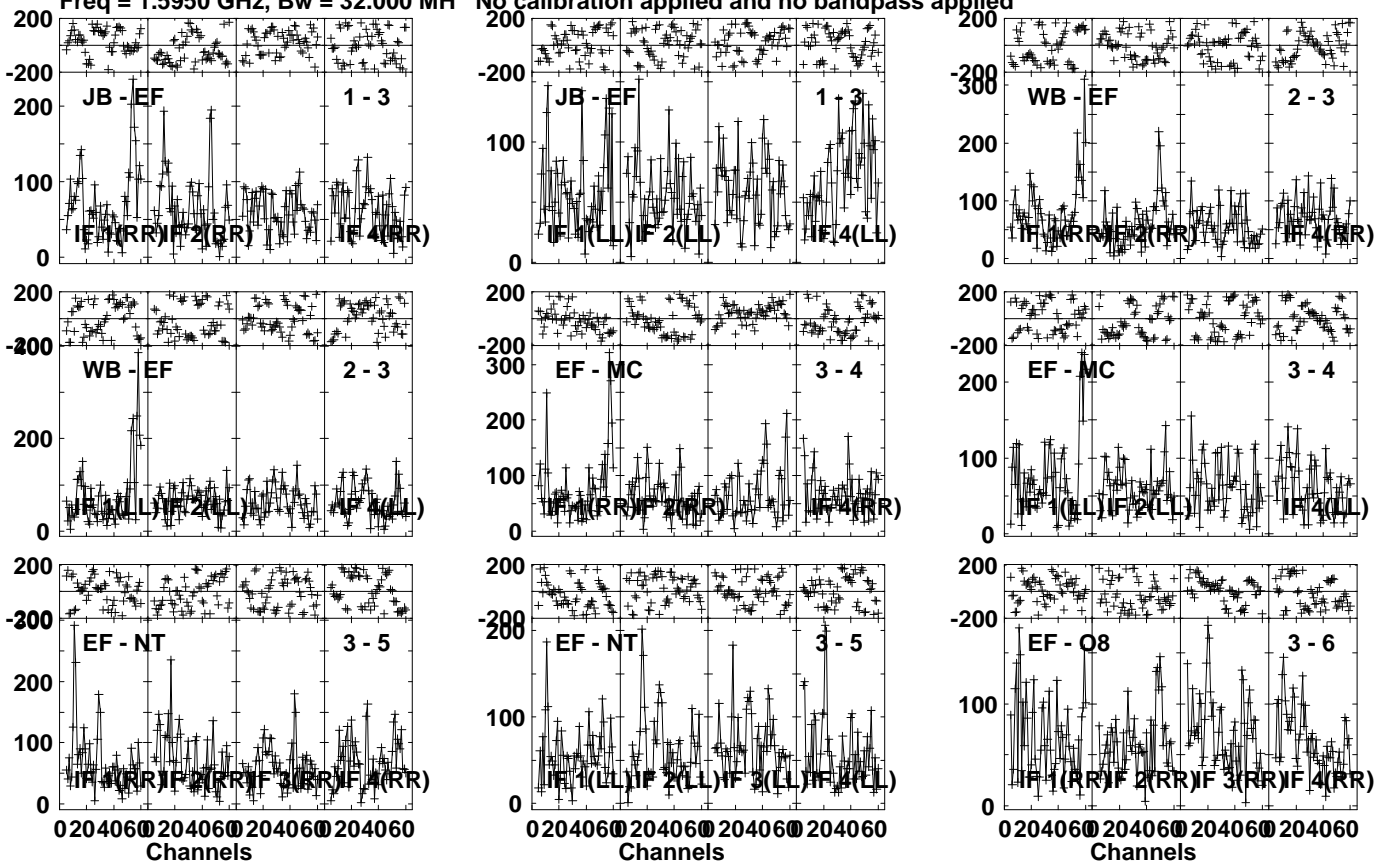
Timerange: 01/08:43:31 to 01/08:44:29

Plot file version 409 created 02-MAY-2024 15:36:08

DP27 000 EM164D.UVDATA.1

Freq = 1.5950 GHz, Bw = 32.000 MH

No calibration applied and no bandpass applied



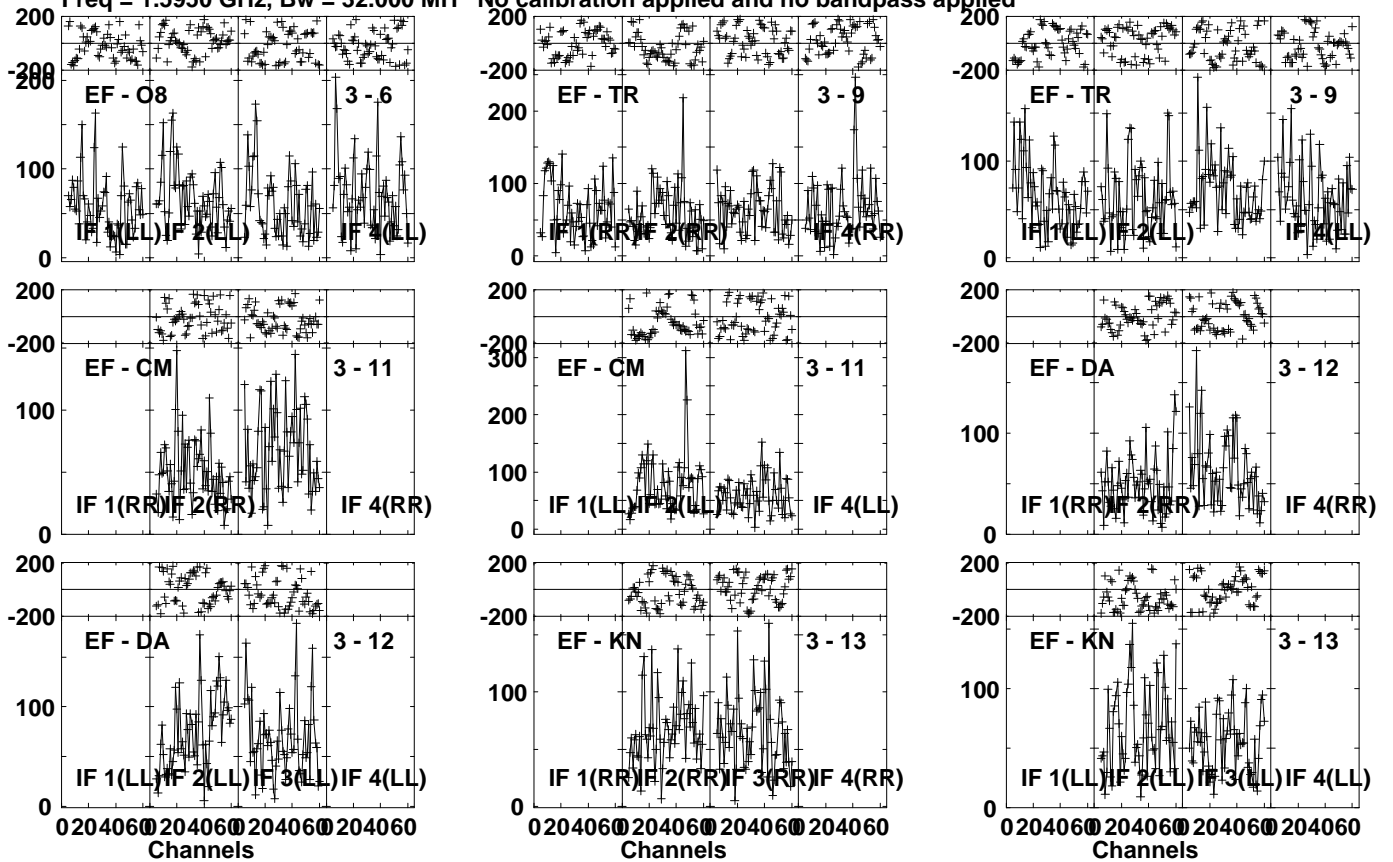
Lower frame: Micro Ampl Jy Top frame: Phas deg
Vector averaged cross-power spectrum Several baselines displayed
Timerange: 01/08:44:31 to 01/08:48:29

Plot file version 410 created 02-MAY-2024 15:36:08

DP27 000 EM164D.UVDATA.1

Freq = 1.5950 GHz, Bw = 32.000 MH

No calibration applied and no bandpass applied



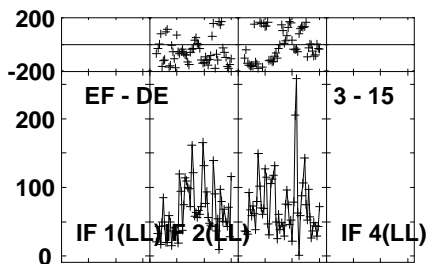
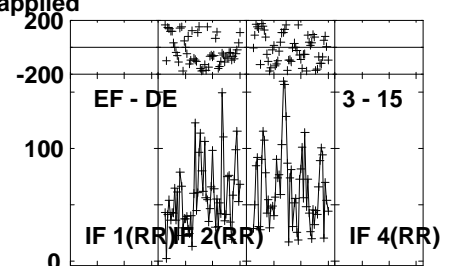
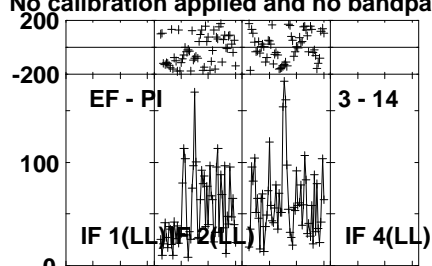
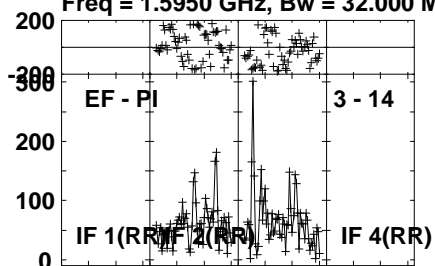
Lower frame: Micro Ampl Jy Top frame: Phas deg
Vector averaged cross-power spectrum Several baselines displayed
Timerange: 01/08:44:31 to 01/08:48:29

Plot file version 411 created 02-MAY-2024 15:36:08

DP27 000 EM164D.UVDATA.1

Freq = 1.5950 GHz, Bw = 32.000 MH

No calibration applied and no bandpass applied



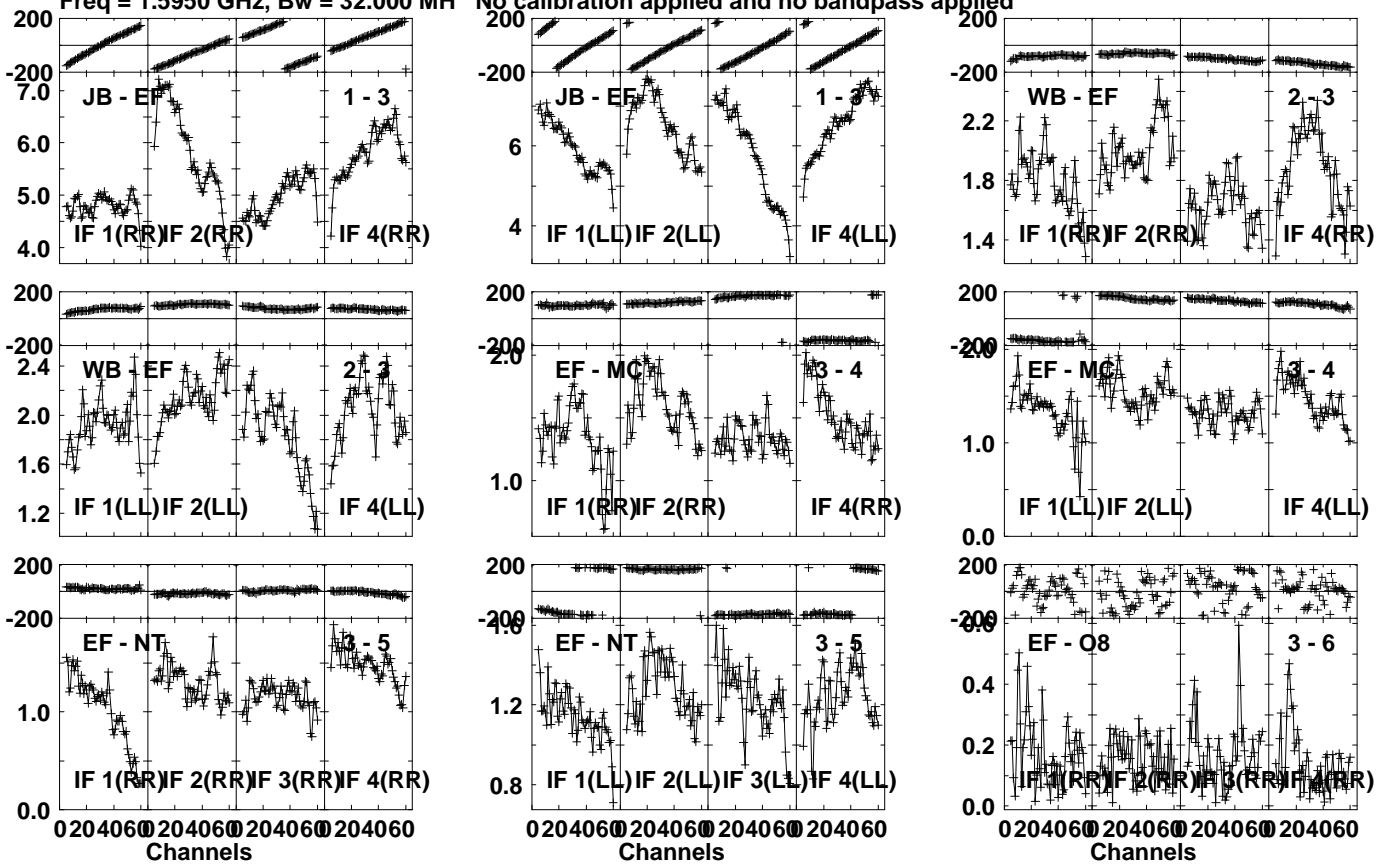
Lower frame: Micro Ampl Jy Top frame: Phas deg
Vector averaged cross-power spectrum Several baselines displayed
Timerange: 01/08:44:31 to 01/08:48:29

Plot file version 412 created 02-MAY-2024 15:36:08

J1037+5711 EM164D.UVDATA.1

Freq = 1.5950 GHz, Bw = 32.000 MH

No calibration applied and no bandpass applied



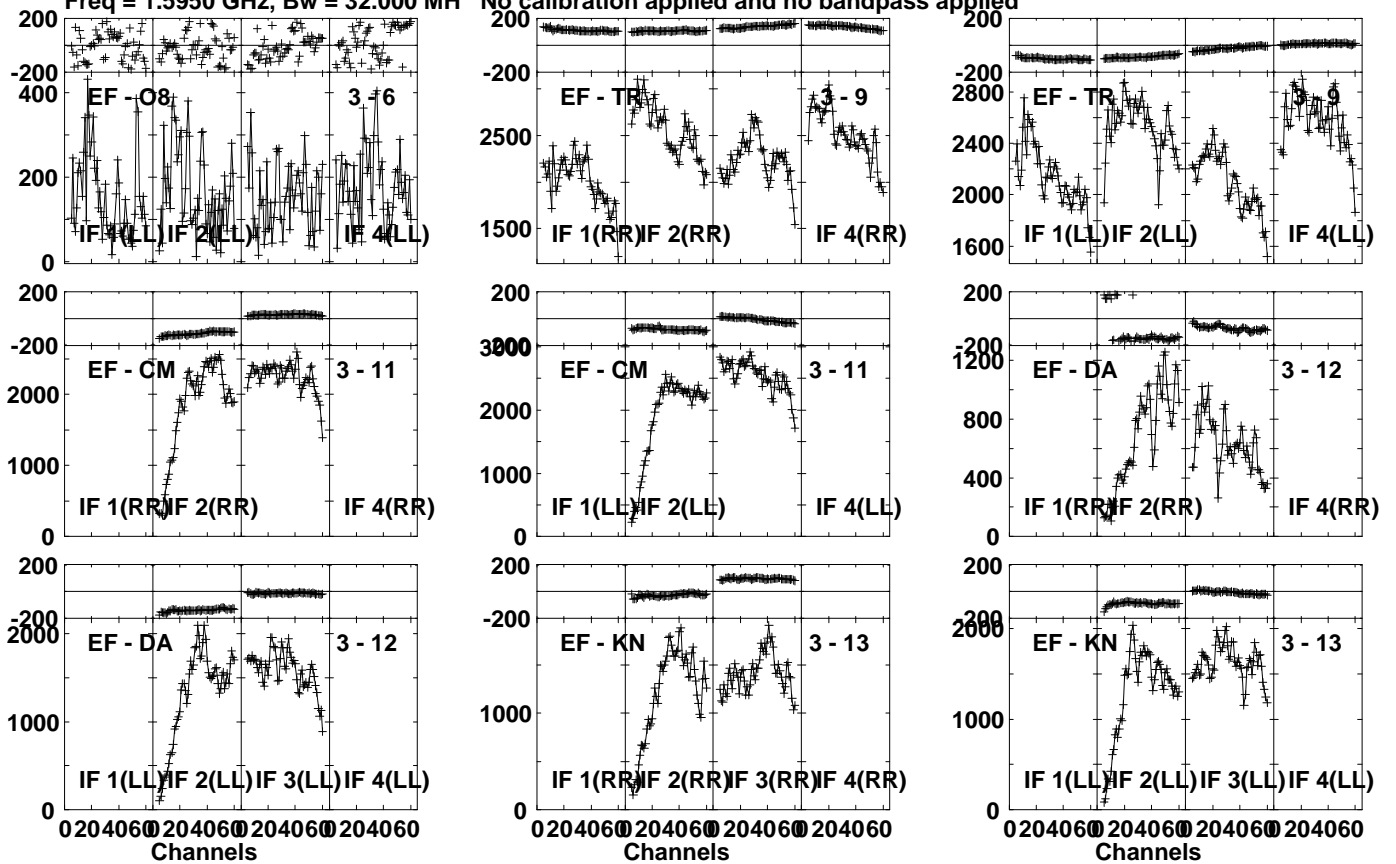
Lower frame: Milli Ampl Jy Top frame: Phas deg
Vector averaged cross-power spectrum Several baselines displayed
Timerange: 01/08:49:01 to 01/08:49:59

Plot file version 413 created 02-MAY-2024 15:36:08

J1037+5711 EM164D.UVDATA.1

Freq = 1.5950 GHz, Bw = 32.000 MH

No calibration applied and no bandpass applied



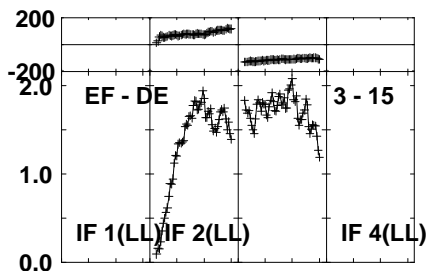
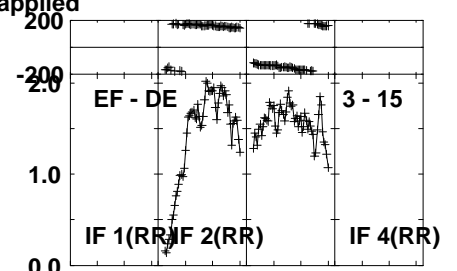
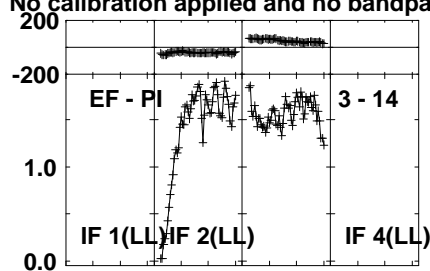
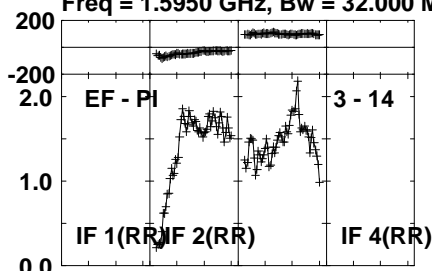
Lower frame: Micro Ampl Jy Top frame: Phas deg
Vector averaged cross-power spectrum Several baselines displayed
Timerange: 01/08:49:01 to 01/08:49:59

Plot file version 414 created 02-MAY-2024 15:36:08

J1037+5711 EM164D.UVDATA.1

Freq = 1.5950 GHz, Bw = 32.000 MH

No calibration applied and no bandpass applied



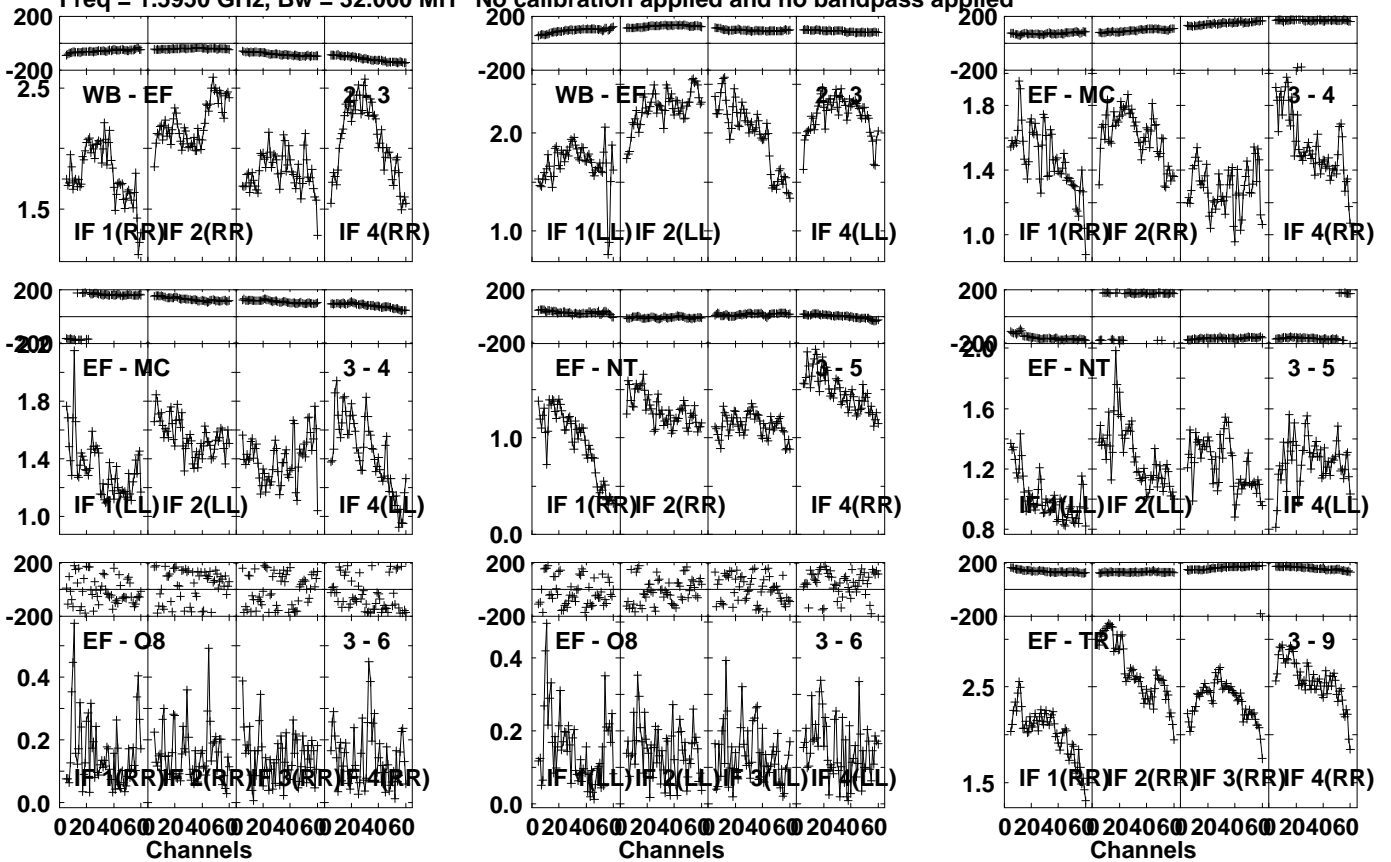
Lower frame: Milli Ampl Jy Top frame: Phas deg
Vector averaged cross-power spectrum Several baselines displayed
Timerange: 01/08:49:01 to 01/08:49:59

Plot file version 415 created 02-MAY-2024 15:36:08

J1037+5711 EM164D.UVDATA.1

Freq = 1.5950 GHz, Bw = 32.000 MH

No calibration applied and no bandpass applied



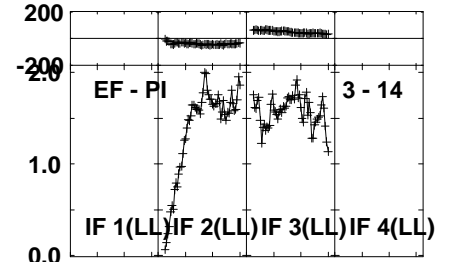
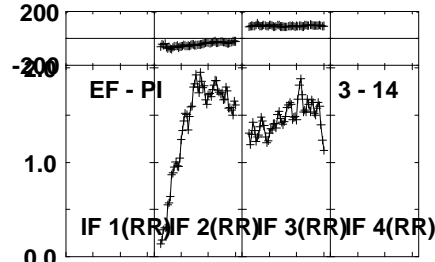
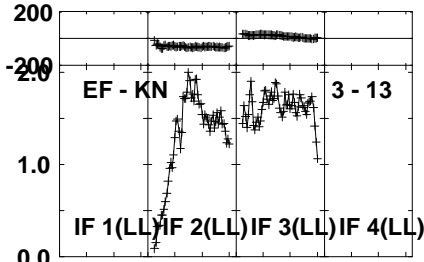
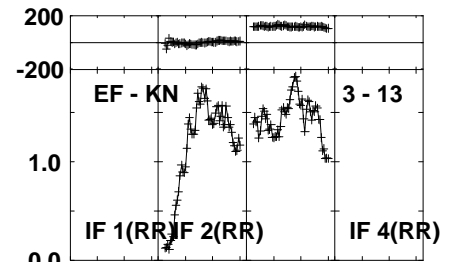
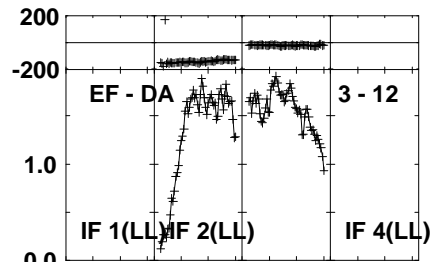
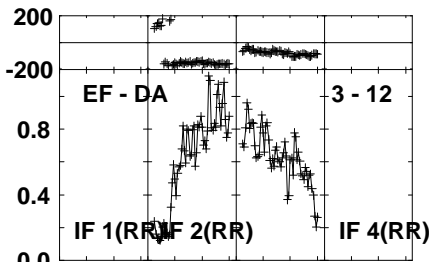
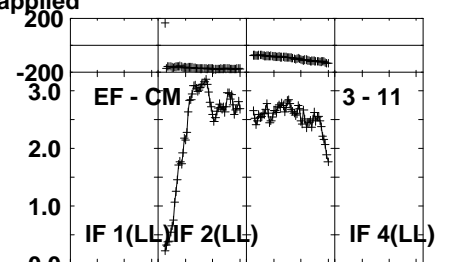
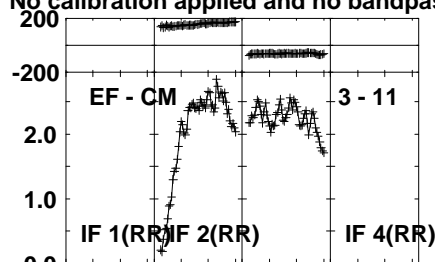
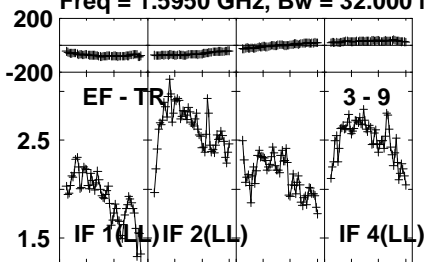
Lower frame: Milli Ampl Jy Top frame: Phas deg
Vector averaged cross-power spectrum Several baselines displayed
Timerange: 01/08:54:31 to 01/08:55:29

Plot file version 416 created 02-MAY-2024 15:36:08

J1037+5711 EM164D.UVDATA.1

Freq = 1.5950 GHz, Bw = 32.000 MH

No calibration applied and no bandpass applied



Lower frame: Milli Ampl Jy Top frame: Phas deg

Vector averaged cross-power spectrum Several baselines displayed

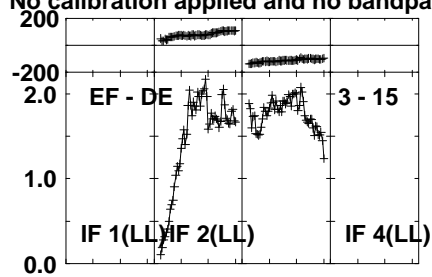
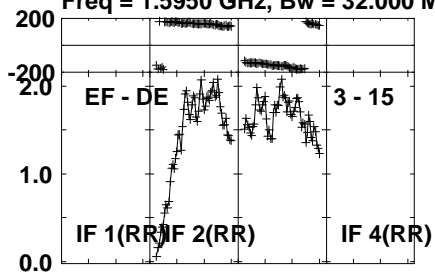
Timerange: 01/08:54:31 to 01/08:55:29

Plot file version 417 created 02-MAY-2024 15:36:08

J1037+5711 EM164D.UVDATA.1

Freq = 1.5950 GHz, Bw = 32.000 MH

No calibration applied and no bandpass applied



Lower frame: Milli Ampl Jy Top frame: Phas deg

Vector averaged cross-power spectrum Several baselines displayed

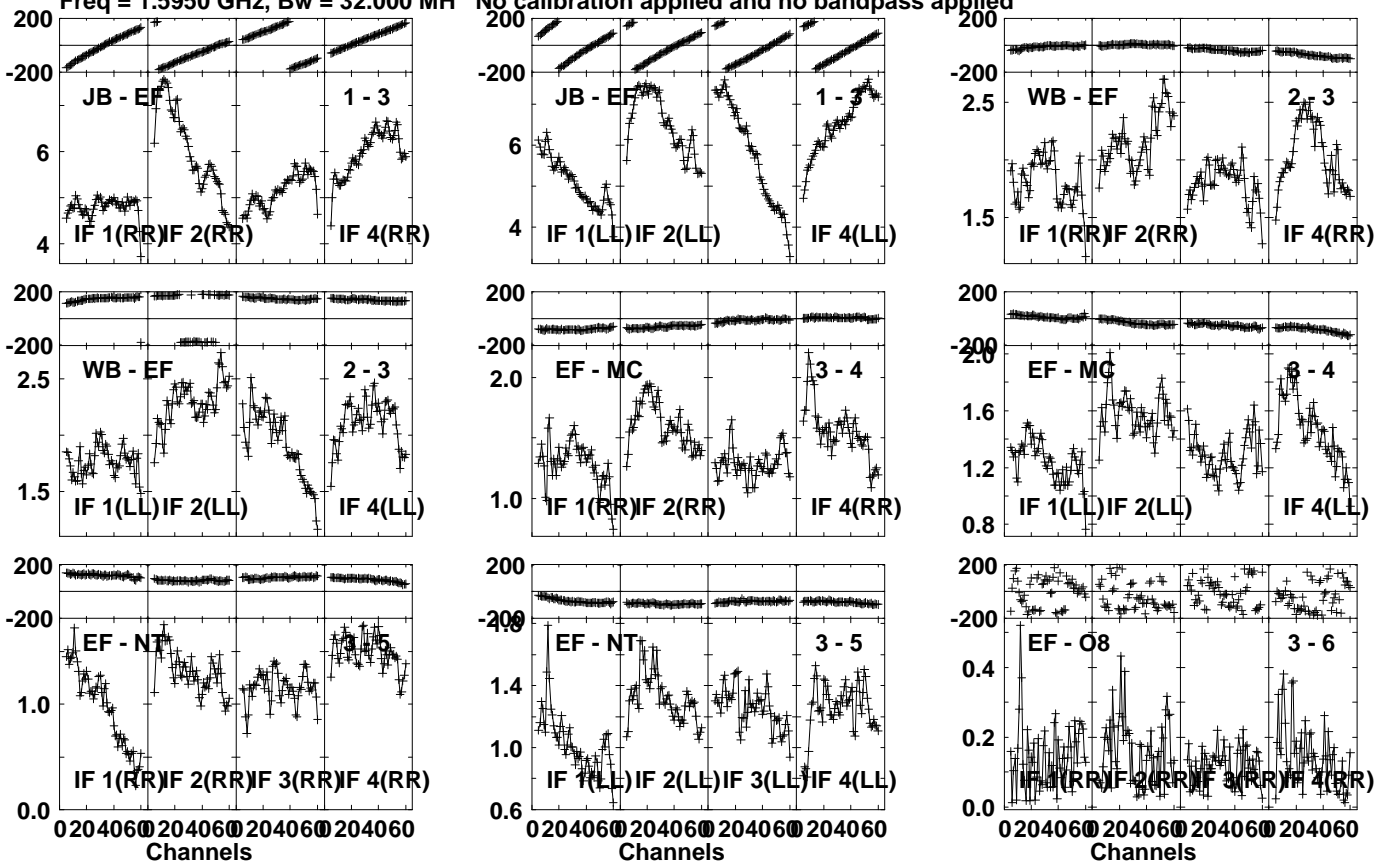
Timerange: 01/08:54:31 to 01/08:55:29

Plot file version 418 created 02-MAY-2024 15:36:08

J1037+5711 EM164D.UVDATA.1

Freq = 1.5950 GHz, Bw = 32.000 MH

No calibration applied and no bandpass applied



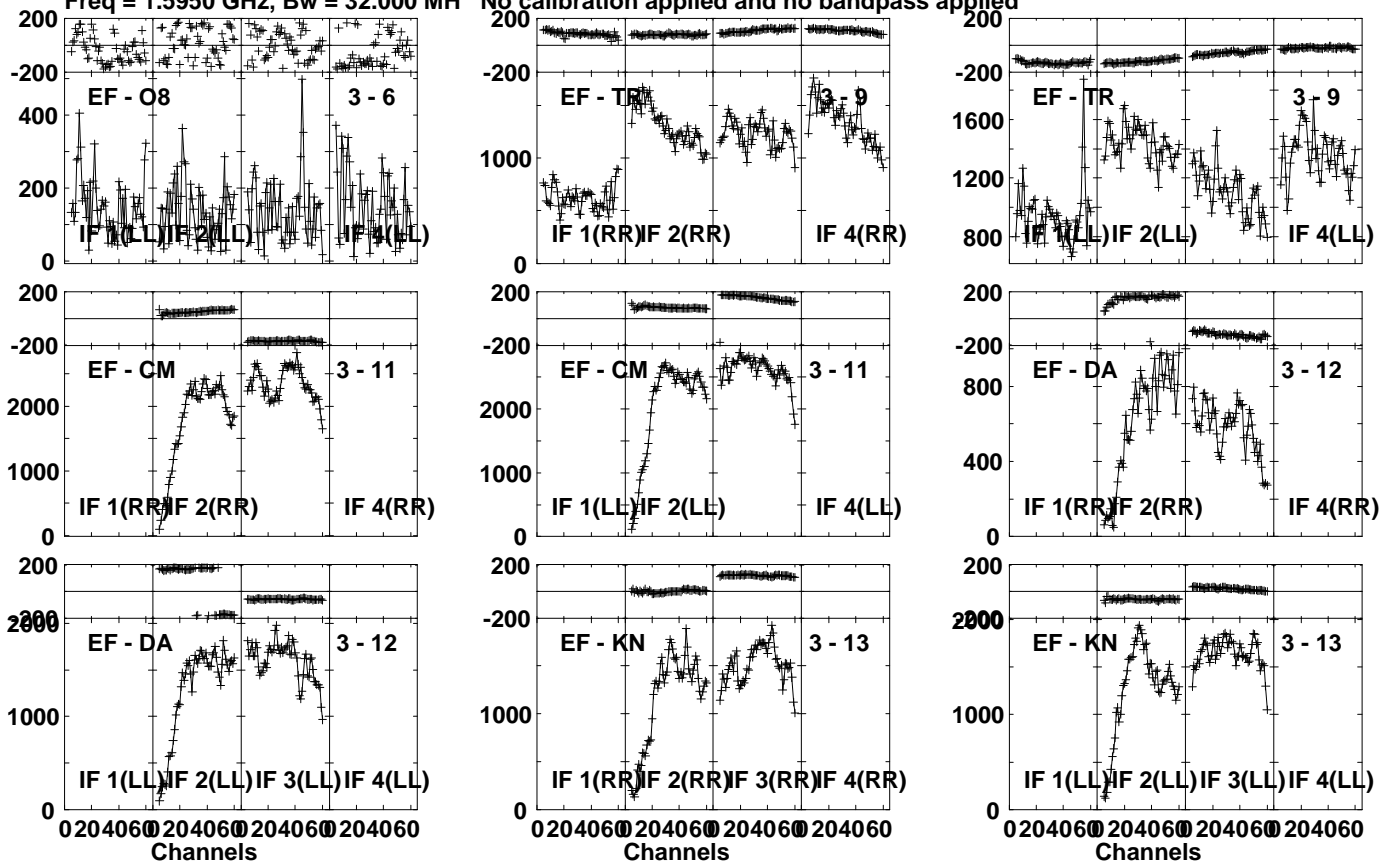
Lower frame: Milli Ampl Jy Top frame: Phas deg
Vector averaged cross-power spectrum Several baselines displayed
Timerange: 01/09:00:01 to 01/09:00:59

Plot file version 419 created 02-MAY-2024 15:36:08

J1037+5711 EM164D.UVDATA.1

Freq = 1.5950 GHz, Bw = 32.000 MH

No calibration applied and no bandpass applied



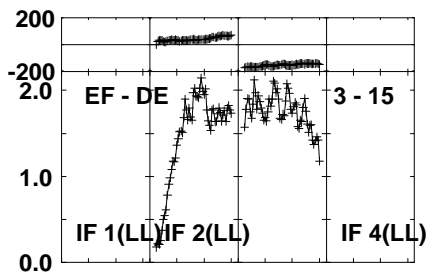
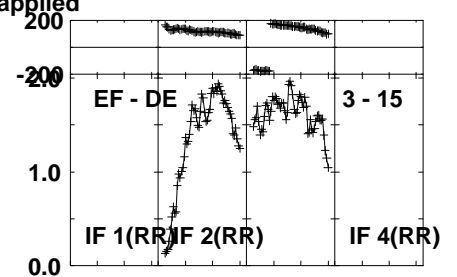
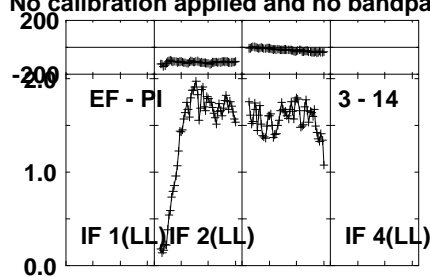
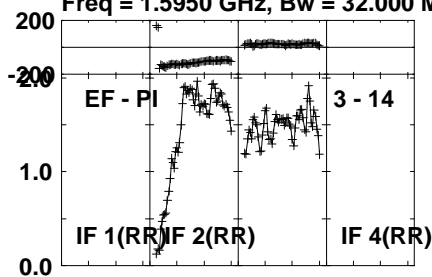
Lower frame: Micro Ampl Jy Top frame: Phas deg
Vector averaged cross-power spectrum Several baselines displayed
Timerange: 01/09:00:01 to 01/09:00:59

Plot file version 420 created 02-MAY-2024 15:36:08

J1037+5711 EM164D.UVDATA.1

Freq = 1.5950 GHz, Bw = 32.000 MH

No calibration applied and no bandpass applied



Lower frame: Milli Ampl Jy Top frame: Phas deg

Vector averaged cross-power spectrum Several baselines displayed

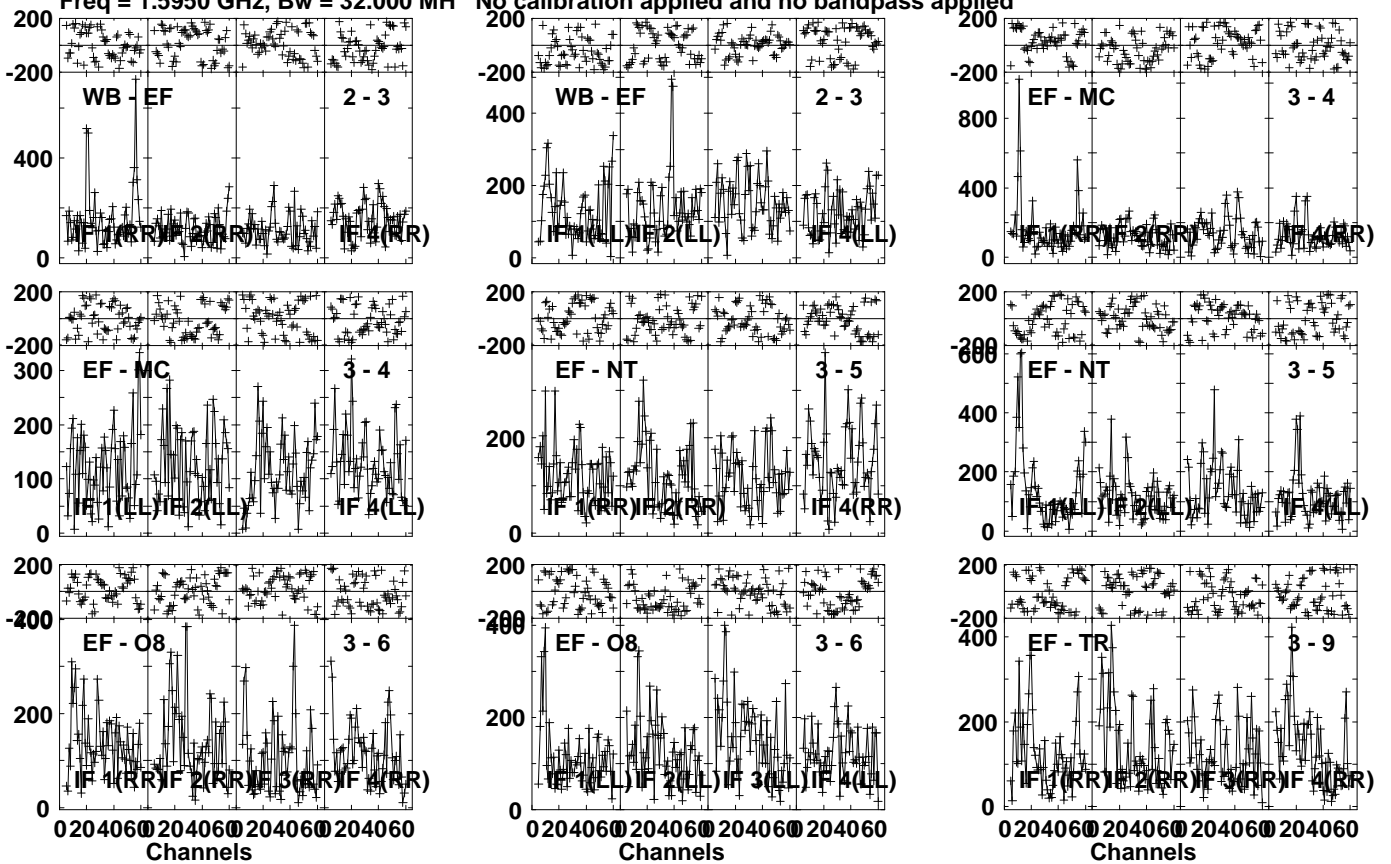
Timerange: 01/09:00:01 to 01/09:00:59

Plot file version 421 created 02-MAY-2024 15:36:08

J1037+5711 EM164D.UVDATA.1

Freq = 1.5950 GHz, Bw = 32.000 MH

No calibration applied and no bandpass applied



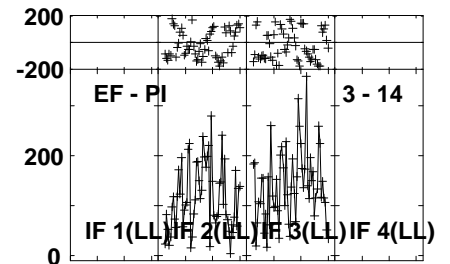
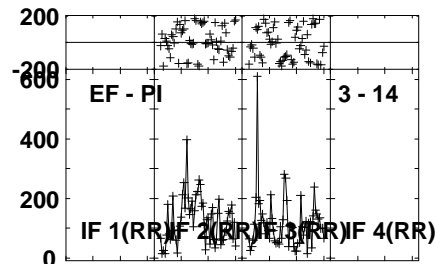
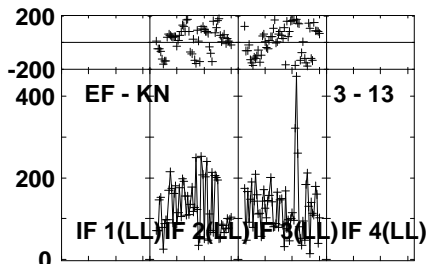
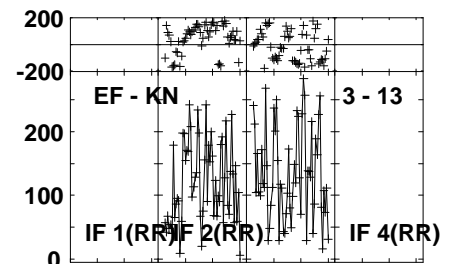
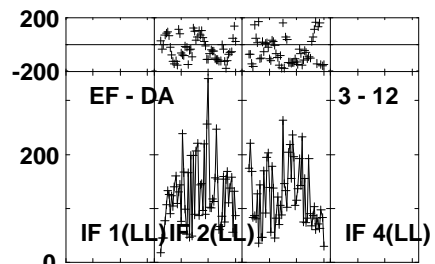
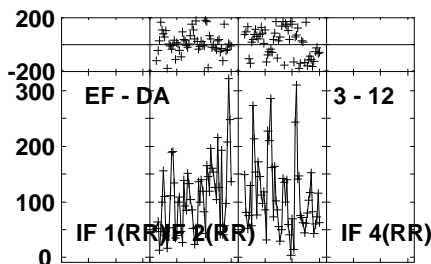
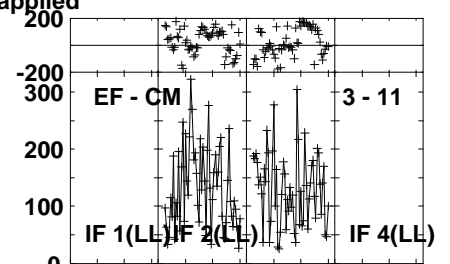
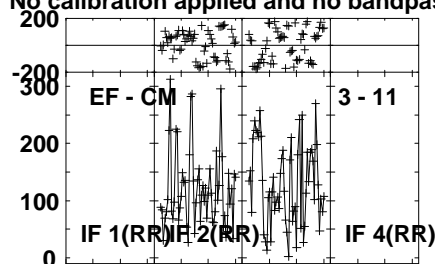
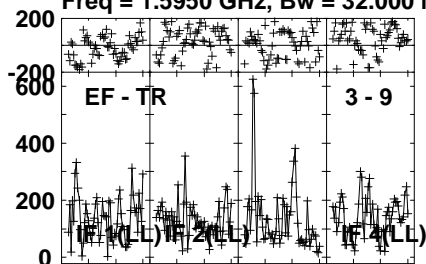
Lower frame: Micro Ampl Jy Top frame: Phas deg
Vector averaged cross-power spectrum Several baselines displayed
Timerange: 01/09:05:31 to 01/09:06:29

Plot file version 422 created 02-MAY-2024 15:36:08

J1037+5711 EM164D.UVDATA.1

Freq = 1.5950 GHz, Bw = 32.000 MH

No calibration applied and no bandpass applied



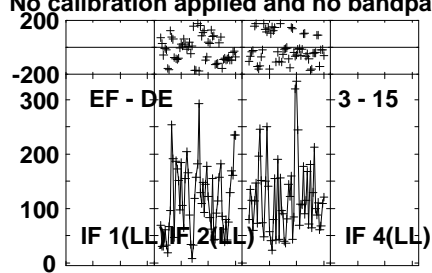
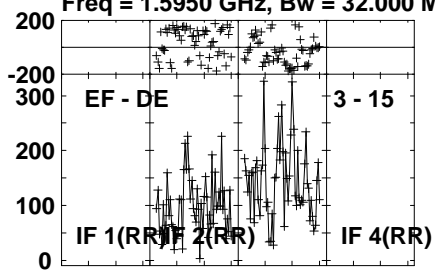
Lower frame: Micro Ampl Jy Top frame: Phas deg
Vector averaged cross-power spectrum Several baselines displayed
Timerange: 01/09:05:31 to 01/09:06:29

Plot file version 423 created 02-MAY-2024 15:36:08

J1037+5711 EM164D.UVDATA.1

Freq = 1.5950 GHz, Bw = 32.000 MH

No calibration applied and no bandpass applied



Lower frame: Micro Ampl Jy Top frame: Phas deg

Vector averaged cross-power spectrum Several baselines displayed

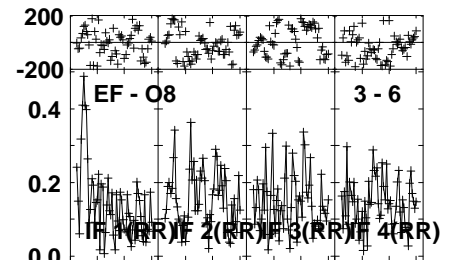
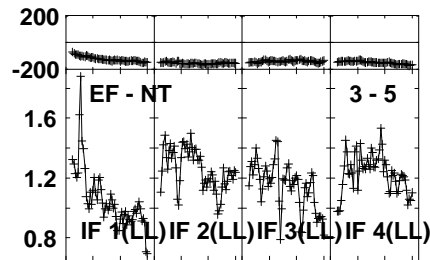
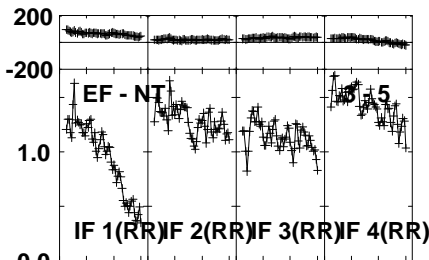
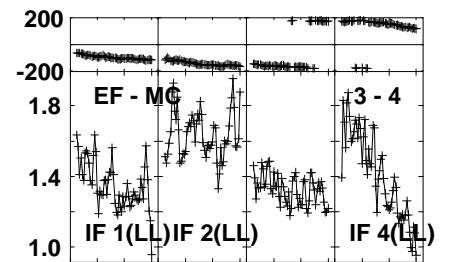
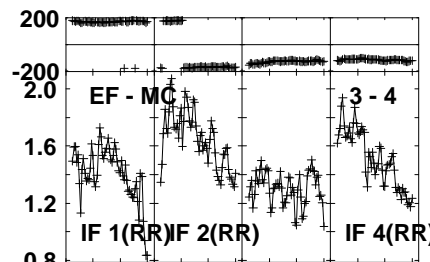
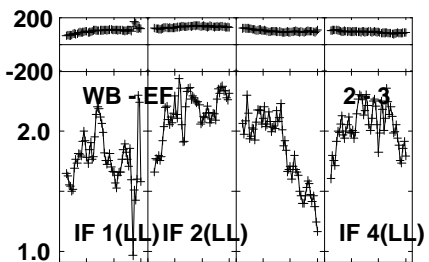
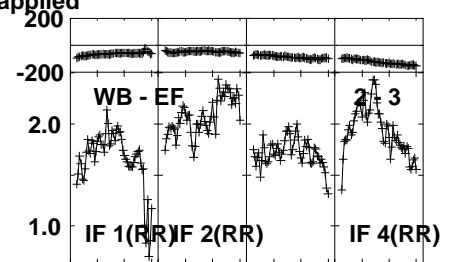
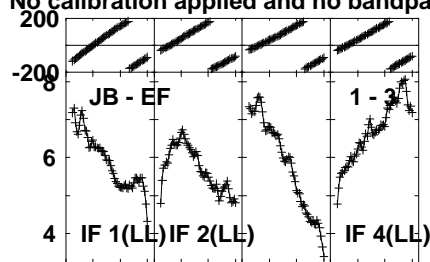
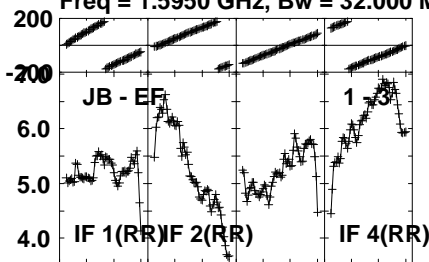
Timerange: 01/09:05:31 to 01/09:06:29

Plot file version 424 created 02-MAY-2024 15:36:08

J1037+5711 EM164D.UVDATA.1

Freq = 1.5950 GHz, Bw = 32.000 MH

No calibration applied and no bandpass applied



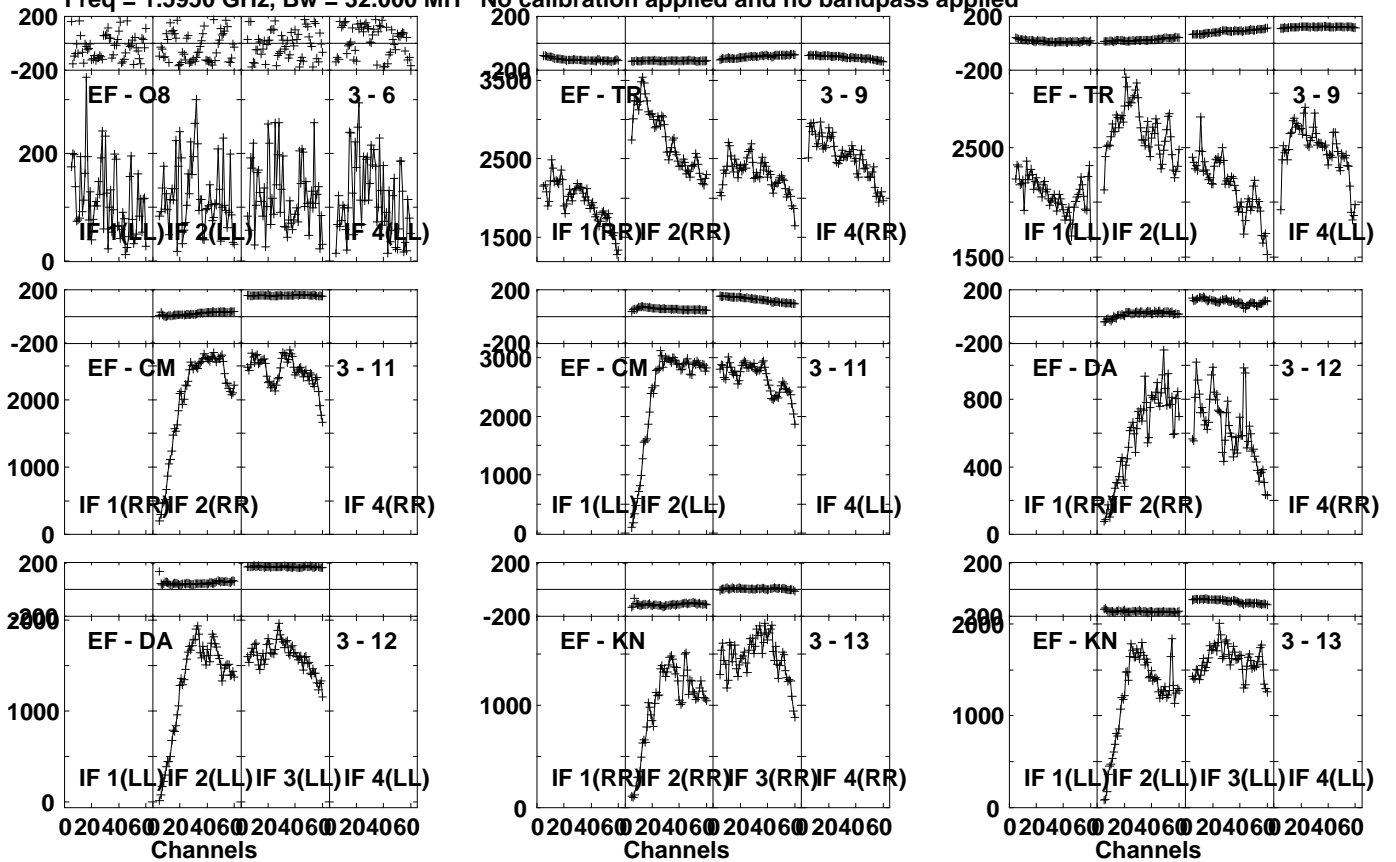
Lower frame: Milli Ampl Jy Top frame: Phas deg
Vector averaged cross-power spectrum Several baselines displayed
Timerange: 01/09:11:01 to 01/09:11:59

Plot file version 425 created 02-MAY-2024 15:36:09

J1037+5711 EM164D.UVDATA.1

Freq = 1.5950 GHz, Bw = 32.000 MH

No calibration applied and no bandpass applied



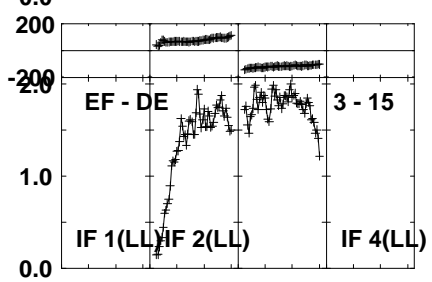
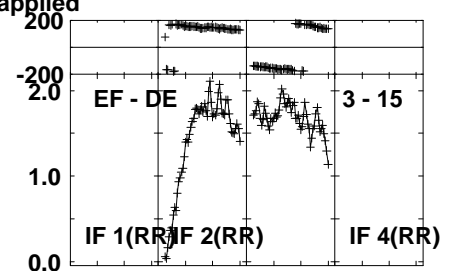
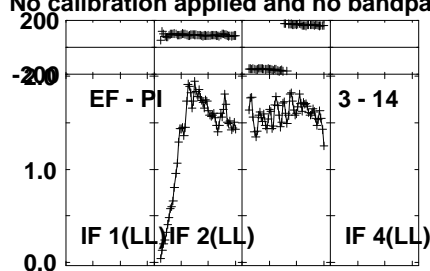
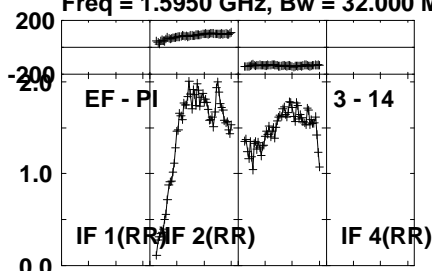
Lower frame: Micro Ampl Jy Top frame: Phas deg
Vector averaged cross-power spectrum Several baselines displayed
Timerange: 01/09:11:01 to 01/09:11:59

Plot file version 426 created 02-MAY-2024 15:36:09

J1037+5711 EM164D.UVDATA.1

Freq = 1.5950 GHz, Bw = 32.000 MH

No calibration applied and no bandpass applied



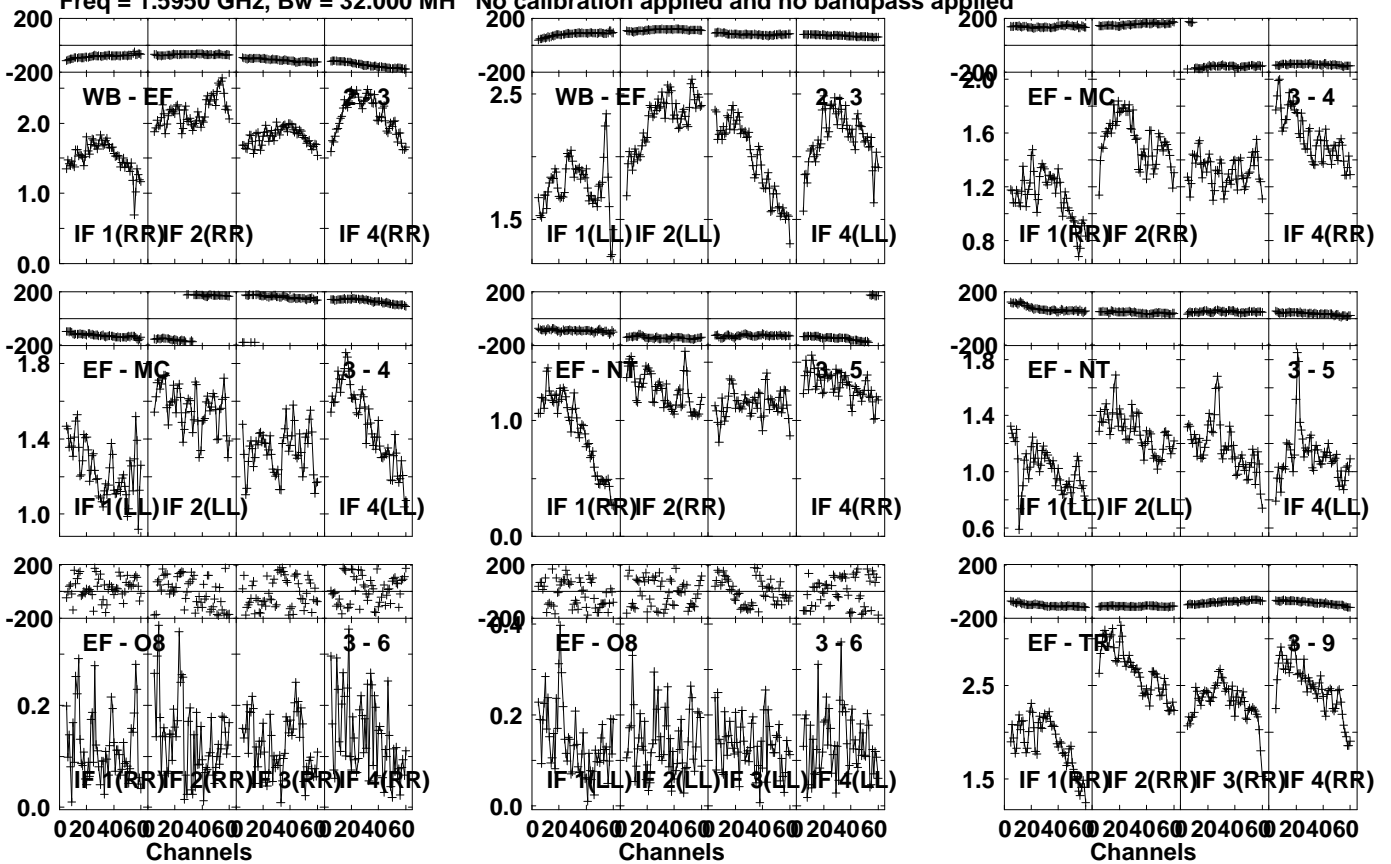
Lower frame: Milli Ampl Jy Top frame: Phas deg
Vector averaged cross-power spectrum Several baselines displayed
Timerange: 01/09:11:01 to 01/09:11:59

Plot file version 427 created 02-MAY-2024 15:36:09

J1037+5711 EM164D.UVDATA.1

Freq = 1.5950 GHz, Bw = 32.000 MH

No calibration applied and no bandpass applied



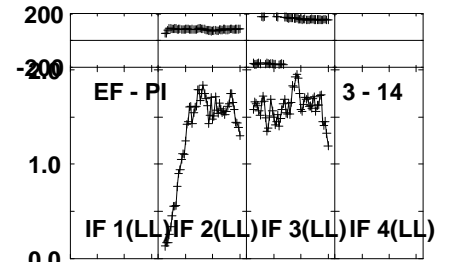
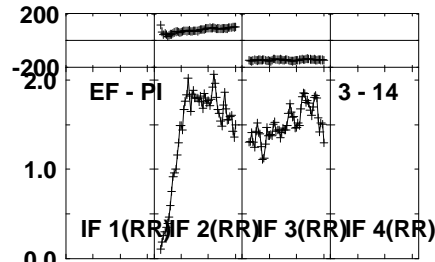
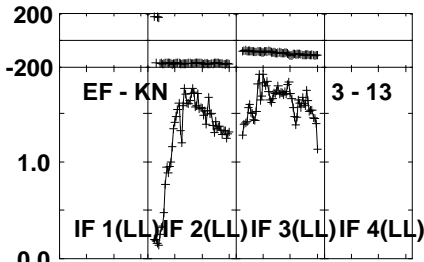
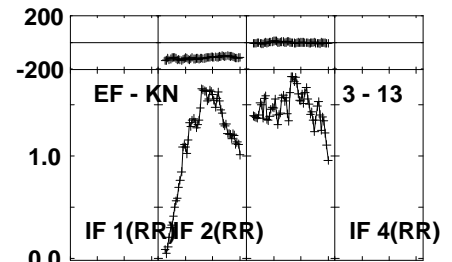
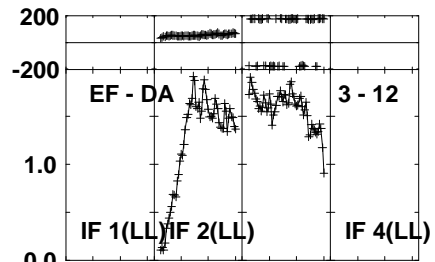
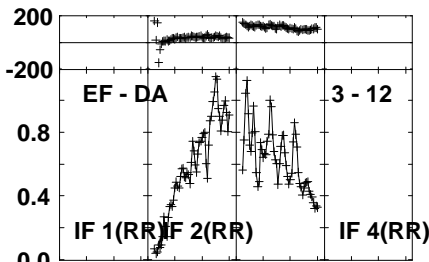
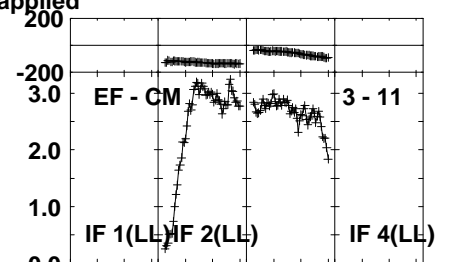
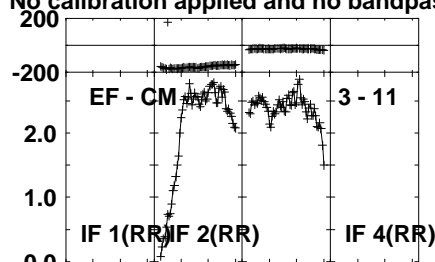
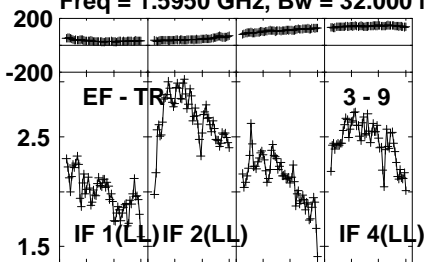
Lower frame: Milli Ampl Jy Top frame: Phas deg
Vector averaged cross-power spectrum Several baselines displayed
Timerange: 01/09:16:31 to 01/09:17:29

Plot file version 428 created 02-MAY-2024 15:36:09

J1037+5711 EM164D.UVDATA.1

Freq = 1.5950 GHz, Bw = 32.000 MH

No calibration applied and no bandpass applied



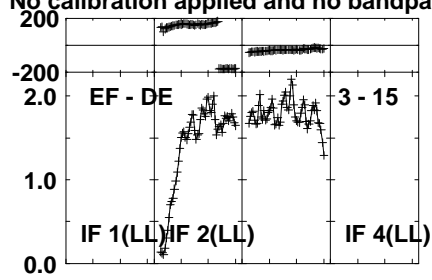
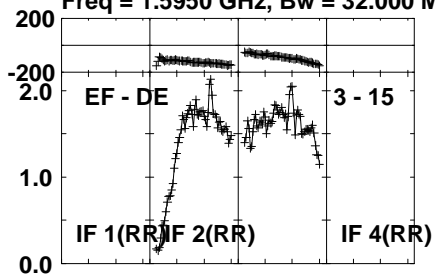
Lower frame: Milli Ampl Jy Top frame: Phas deg
Vector averaged cross-power spectrum Several baselines displayed
Timerange: 01/09:16:31 to 01/09:17:29

Plot file version 429 created 02-MAY-2024 15:36:09

J1037+5711 EM164D.UVDATA.1

Freq = 1.5950 GHz, Bw = 32.000 MH

No calibration applied and no bandpass applied



Lower frame: Milli Ampl Jy Top frame: Phas deg

Vector averaged cross-power spectrum Several baselines displayed

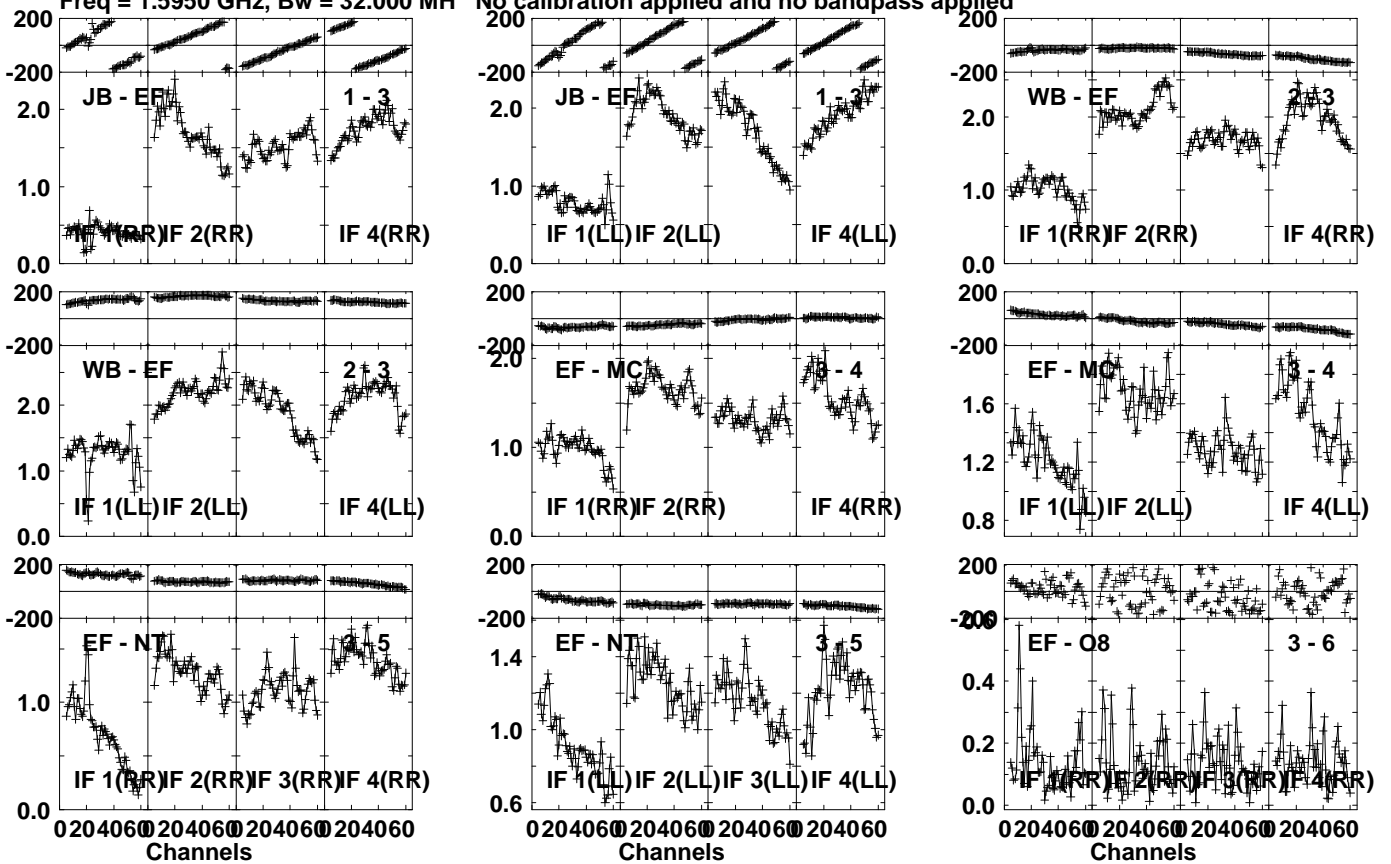
Timerange: 01/09:16:31 to 01/09:17:29

Plot file version 430 created 02-MAY-2024 15:36:09

J1037+5711 EM164D.UVDATA.1

Freq = 1.5950 GHz, Bw = 32.000 MH

No calibration applied and no bandpass applied



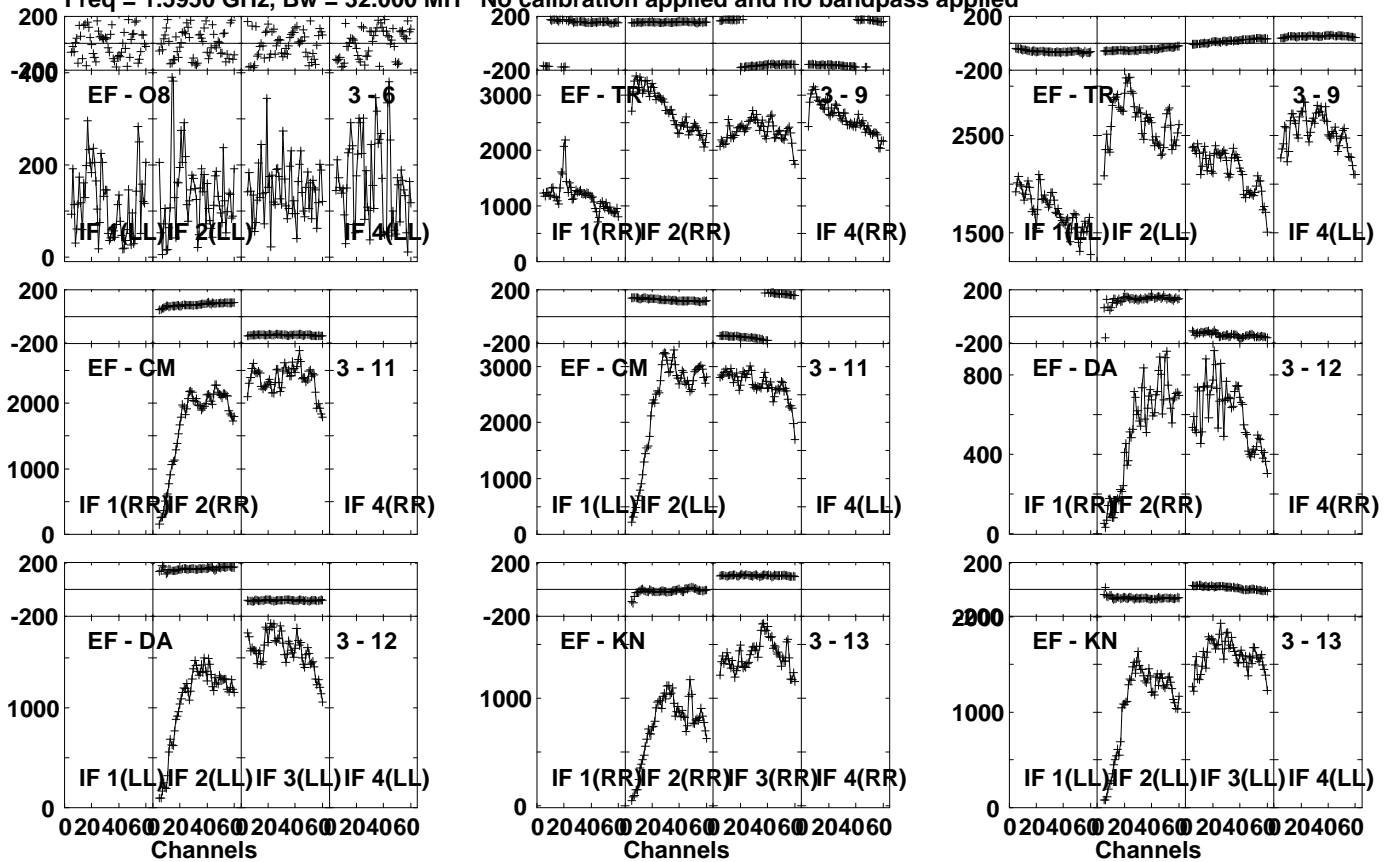
Lower frame: Milli Ampl Jy Top frame: Phas deg
Vector averaged cross-power spectrum Several baselines displayed
Timerange: 01/09:22:01 to 01/09:22:59

Plot file version 431 created 02-MAY-2024 15:36:09

J1037+5711 EM164D.UVDATA.1

Freq = 1.5950 GHz, Bw = 32.000 MH

No calibration applied and no bandpass applied



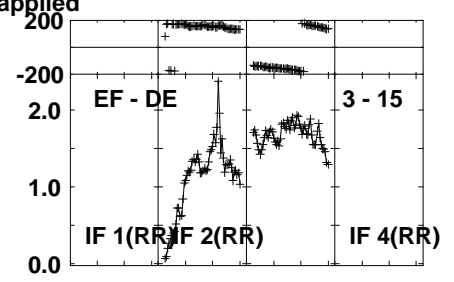
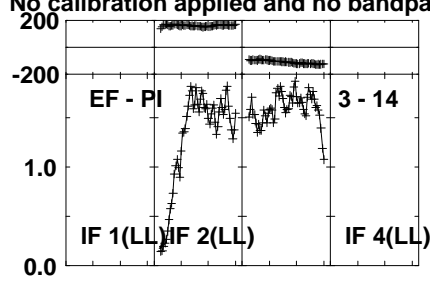
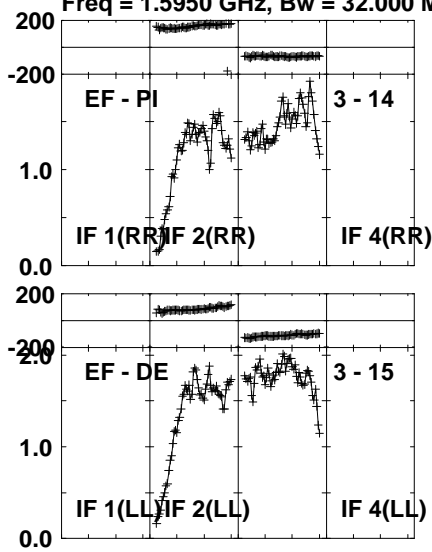
Lower frame: Micro Ampl Jy Top frame: Phas deg
Vector averaged cross-power spectrum Several baselines displayed
Timerange: 01/09:22:01 to 01/09:22:59

Plot file version 432 created 02-MAY-2024 15:36:09

J1037+5711 EM164D.UVDATA.1

Freq = 1.5950 GHz, Bw = 32.000 MH

No calibration applied and no bandpass applied



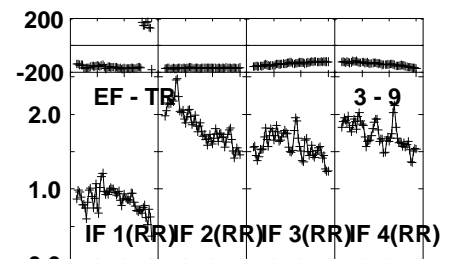
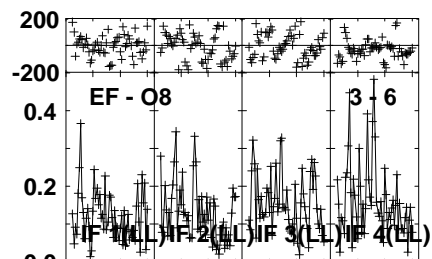
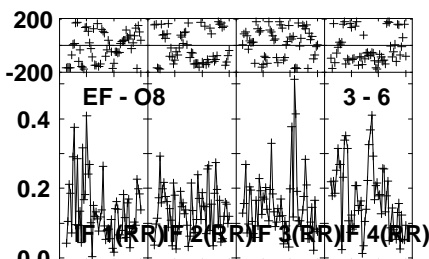
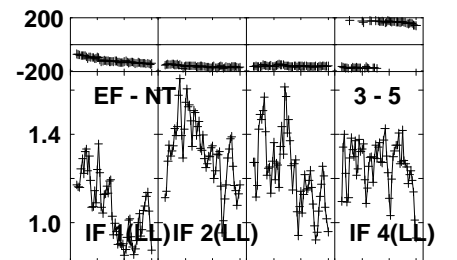
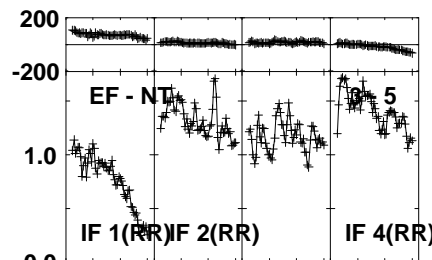
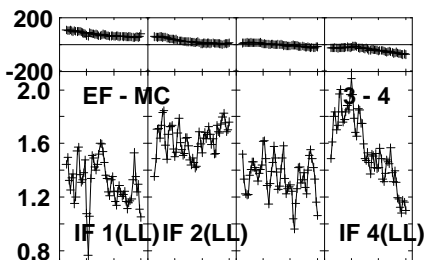
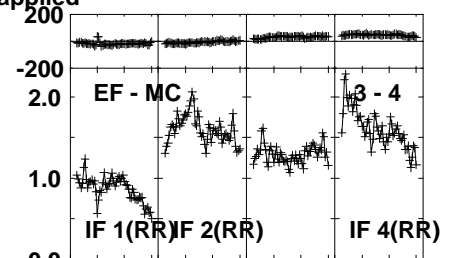
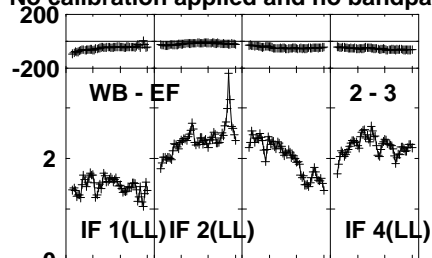
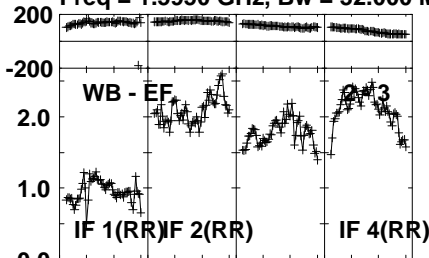
Lower frame: Milli Ampl Jy Top frame: Phas deg
Vector averaged cross-power spectrum Several baselines displayed
Timerange: 01/09:22:01 to 01/09:22:59

Plot file version 433 created 02-MAY-2024 15:36:09

J1037+5711 EM164D.UVDATA.1

Freq = 1.5950 GHz, Bw = 32.000 MH

No calibration applied and no bandpass applied



0204060 204060 204060 204060
Channels

0204060 204060 204060 204060
Channels

0204060 204060 204060 204060
Channels

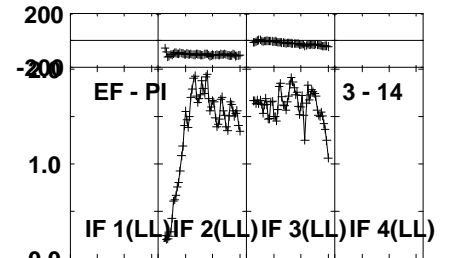
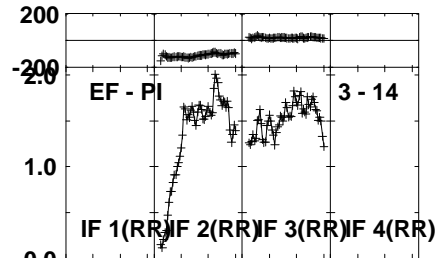
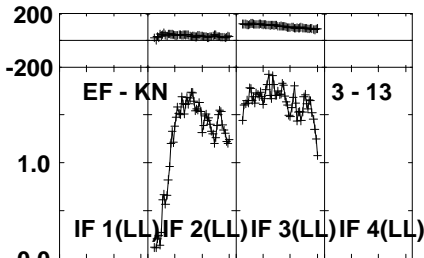
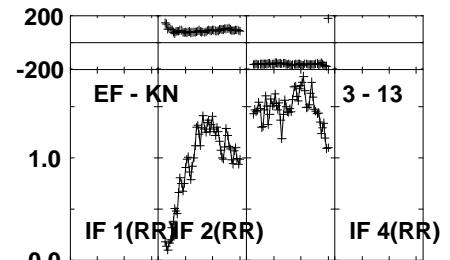
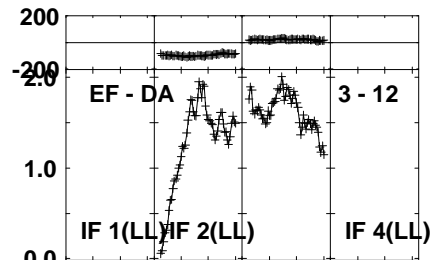
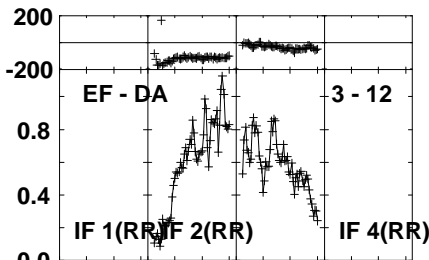
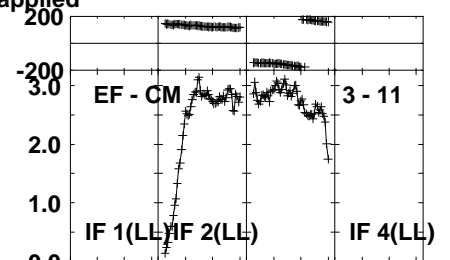
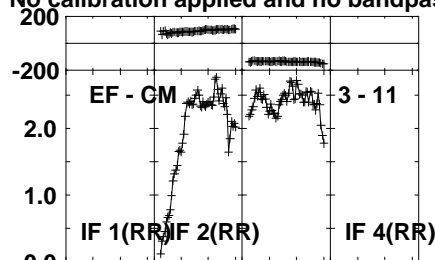
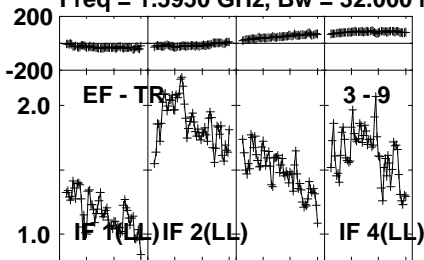
Lower frame: Milli Ampl Jy Top frame: Phas deg
Vector averaged cross-power spectrum Several baselines displayed
Timerange: 01/09:27:31 to 01/09:28:29

Plot file version 434 created 02-MAY-2024 15:36:09

J1037+5711 EM164D.UVDATA.1

Freq = 1.5950 GHz, Bw = 32.000 MH

No calibration applied and no bandpass applied



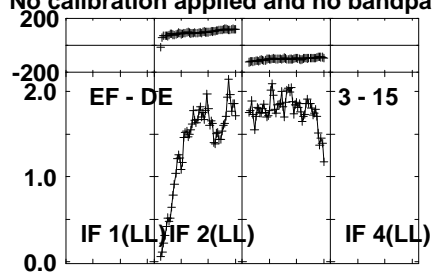
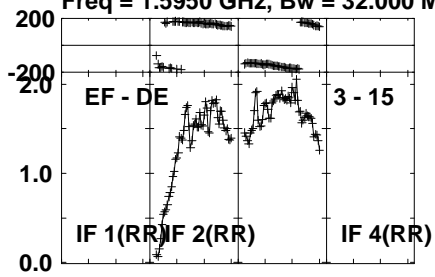
Lower frame: Milli Ampl Jy Top frame: Phas deg
Vector averaged cross-power spectrum Several baselines displayed
Timerange: 01/09:27:31 to 01/09:28:29

Plot file version 435 created 02-MAY-2024 15:36:09

J1037+5711 EM164D.UVDATA.1

Freq = 1.5950 GHz, Bw = 32.000 MH

No calibration applied and no bandpass applied



Lower frame: Milli Ampl Jy Top frame: Phas deg

Vector averaged cross-power spectrum Several baselines displayed

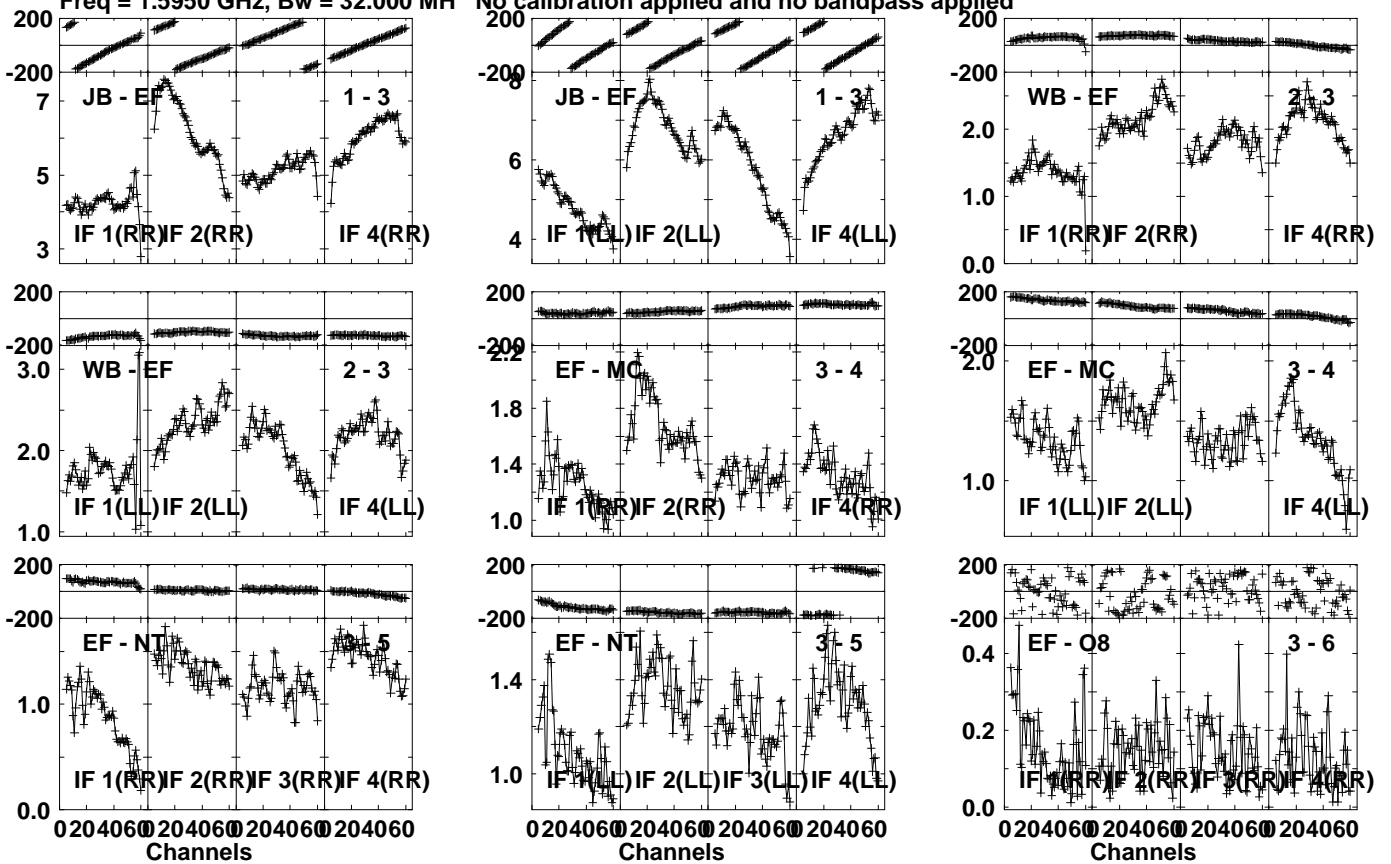
Timerange: 01/09:27:31 to 01/09:28:29

Plot file version 436 created 02-MAY-2024 15:36:09

J1037+5711 EM164D.UVDATA.1

Freq = 1.5950 GHz, Bw = 32.000 MH

No calibration applied and no bandpass applied



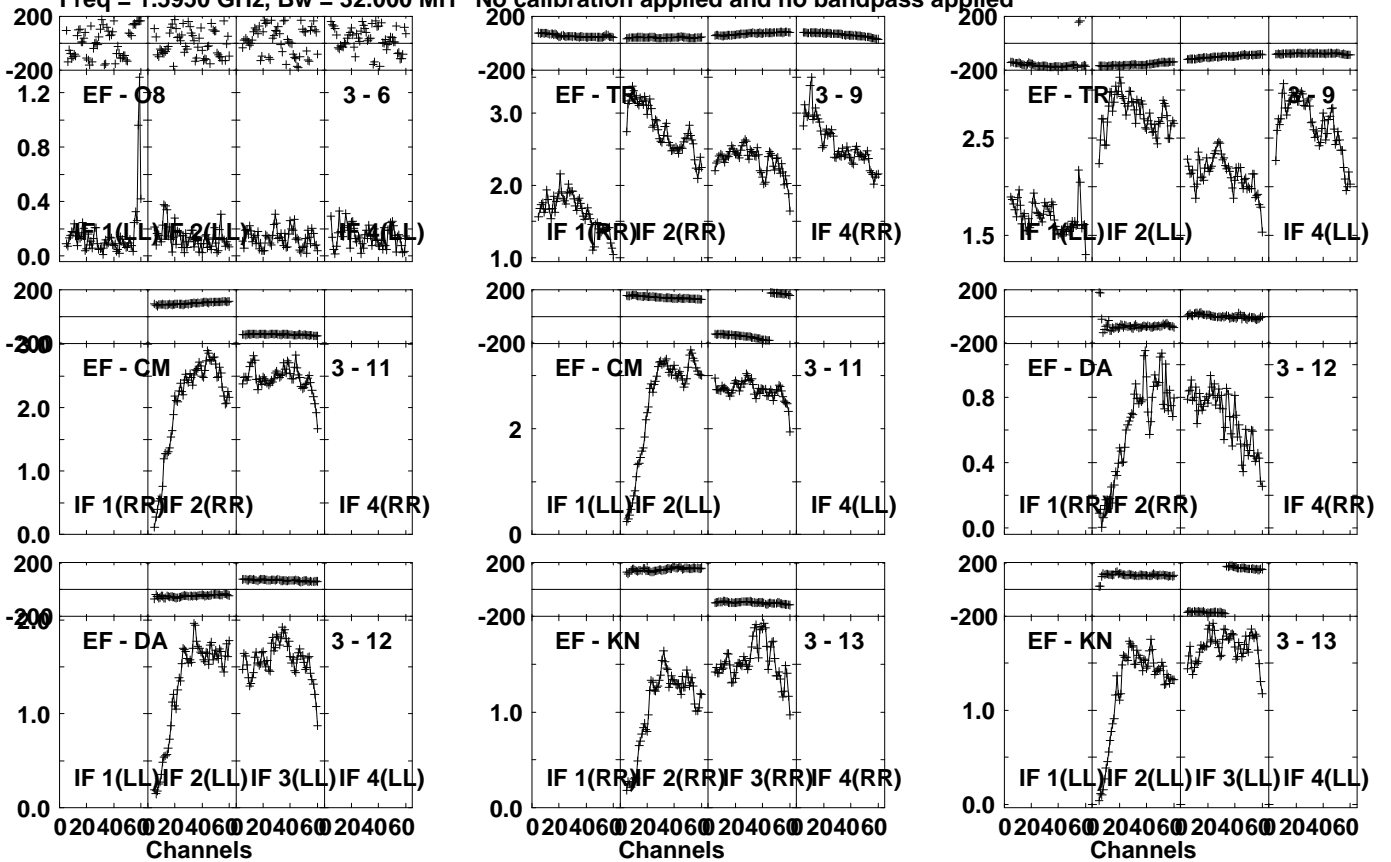
Lower frame: Milli Ampl Jy Top frame: Phas deg
Vector averaged cross-power spectrum Several baselines displayed
Timerange: 01/09:33:01 to 01/09:33:59

Plot file version 437 created 02-MAY-2024 15:36:09

J1037+5711 EM164D.UVDATA.1

Freq = 1.5950 GHz, Bw = 32.000 MH

No calibration applied and no bandpass applied



Lower frame: Milli Ampl Jy Top frame: Phas deg

Vector averaged cross-power spectrum Several baselines displayed

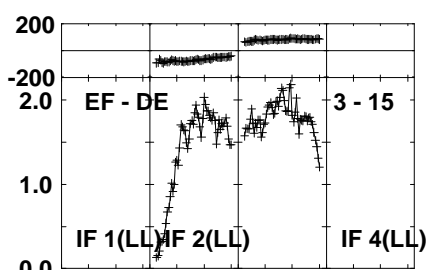
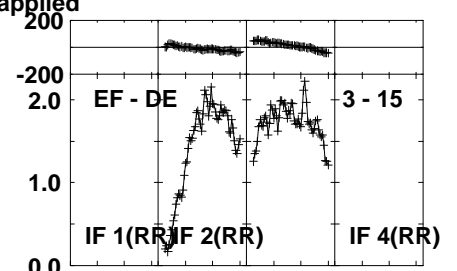
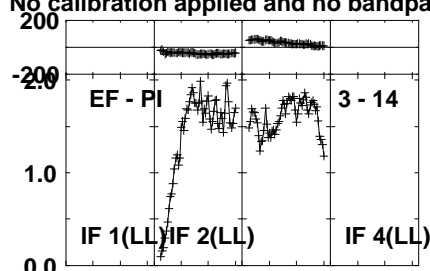
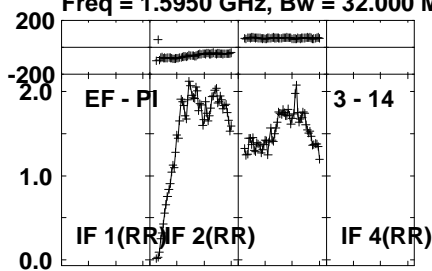
Timerange: 01/09:33:01 to 01/09:33:59

Plot file version 438 created 02-MAY-2024 15:36:09

J1037+5711 EM164D.UVDATA.1

Freq = 1.5950 GHz, Bw = 32.000 MH

No calibration applied and no bandpass applied



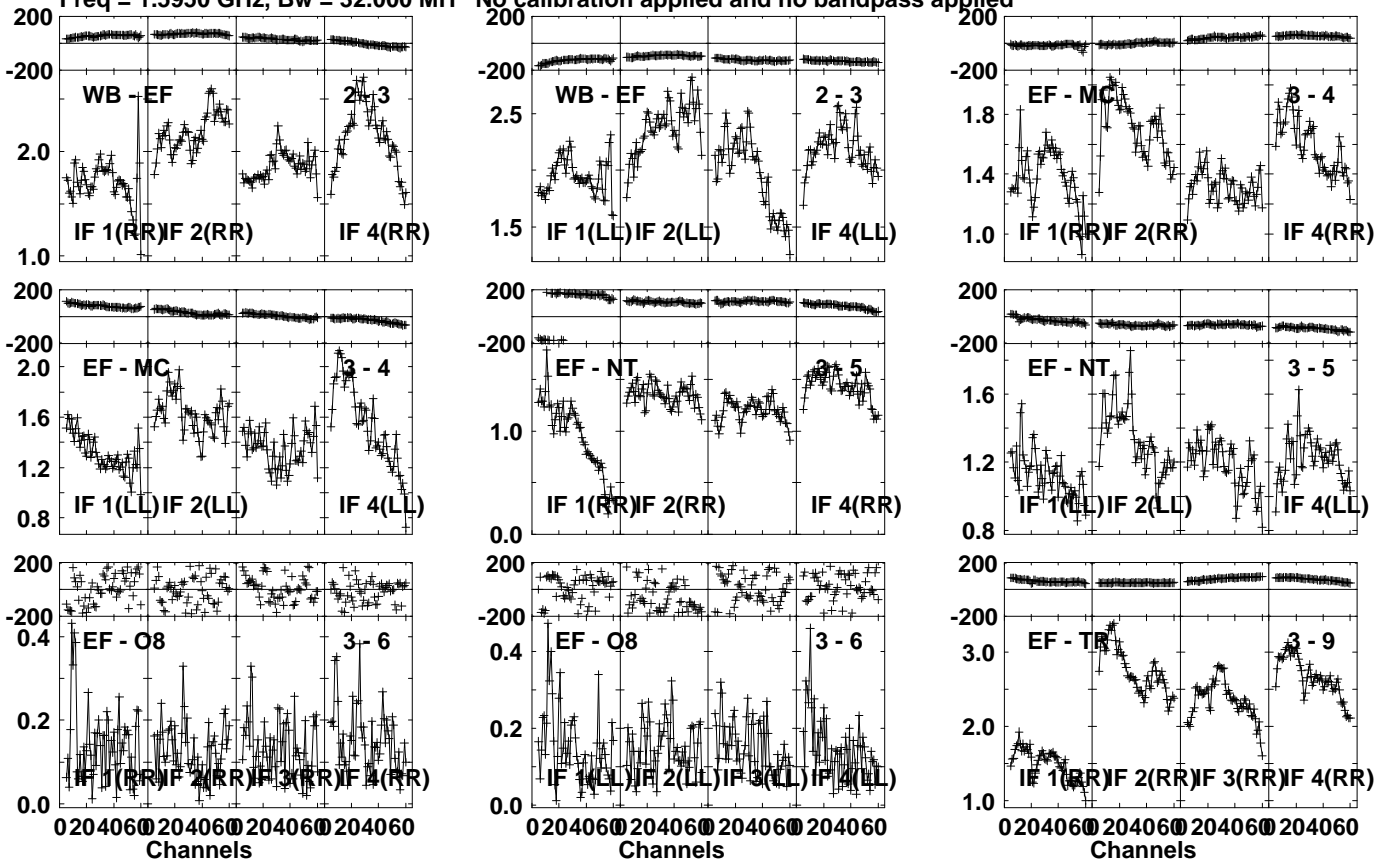
Lower frame: Milli Ampl Jy Top frame: Phas deg
Vector averaged cross-power spectrum Several baselines displayed
Timerange: 01/09:33:01 to 01/09:33:59

Plot file version 439 created 02-MAY-2024 15:36:09

J1037+5711 EM164D.UVDATA.1

Freq = 1.5950 GHz, Bw = 32.000 MH

No calibration applied and no bandpass applied



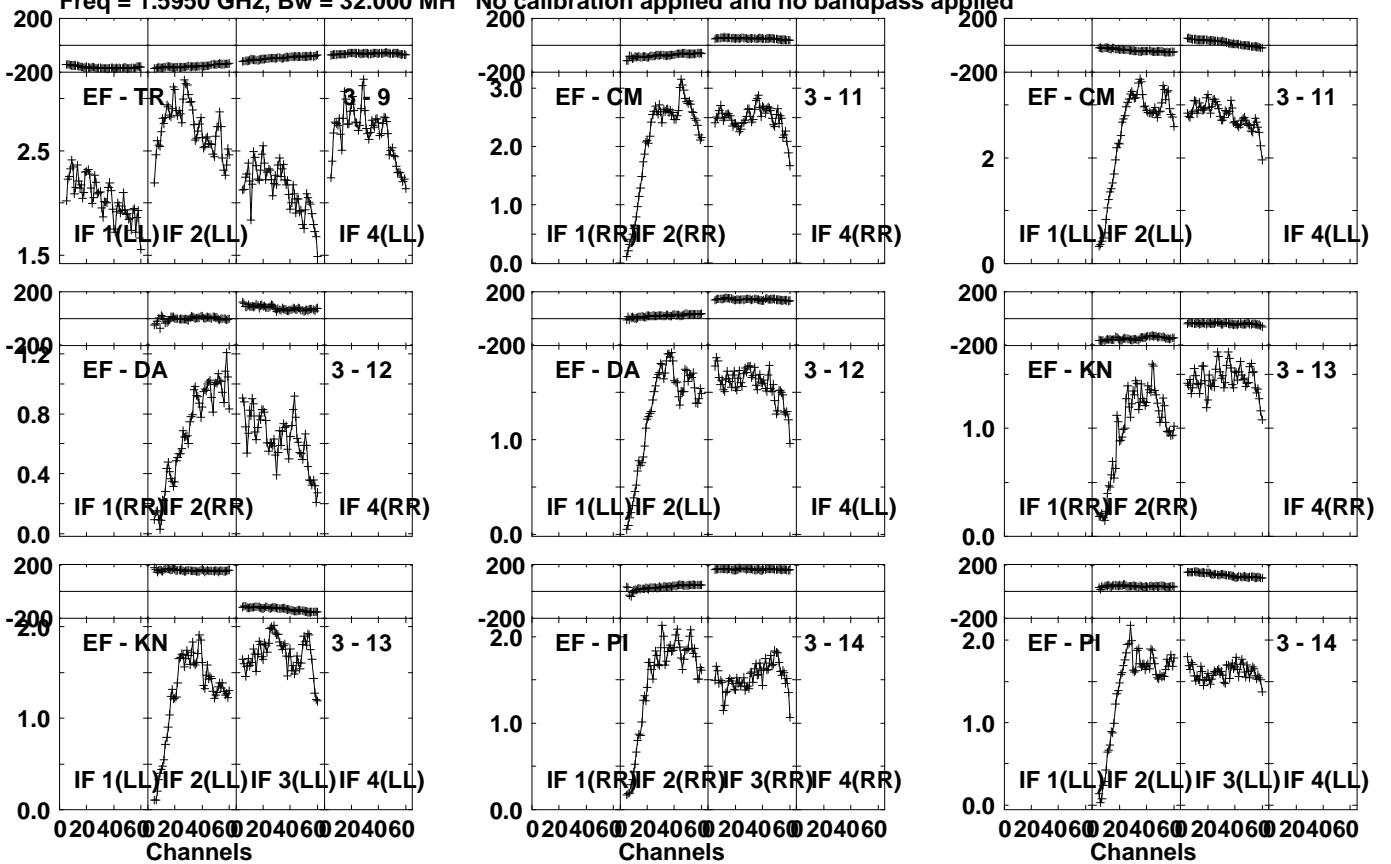
Lower frame: Milli Ampl Jy Top frame: Phas deg
Vector averaged cross-power spectrum Several baselines displayed
Timerange: 01/09:38:31 to 01/09:39:29

Plot file version 440 created 02-MAY-2024 15:36:09

J1037+5711 EM164D.UVDATA.1

Freq = 1.5950 GHz, Bw = 32.000 MH

No calibration applied and no bandpass applied



Lower frame: Milli Ampl Jy Top frame: Phas deg

Vector averaged cross-power spectrum Several baselines displayed

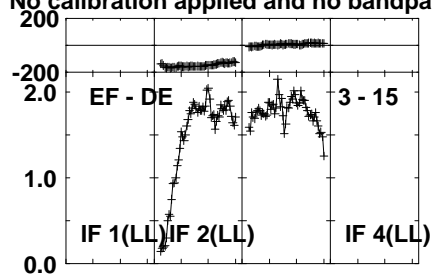
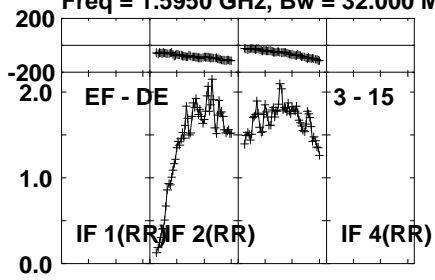
Timerange: 01/09:38:31 to 01/09:39:29

Plot file version 441 created 02-MAY-2024 15:36:09

J1037+5711 EM164D.UVDATA.1

Freq = 1.5950 GHz, Bw = 32.000 MH

No calibration applied and no bandpass applied



Lower frame: Milli Ampl Jy Top frame: Phas deg

Vector averaged cross-power spectrum Several baselines displayed

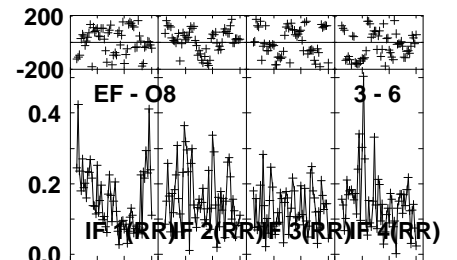
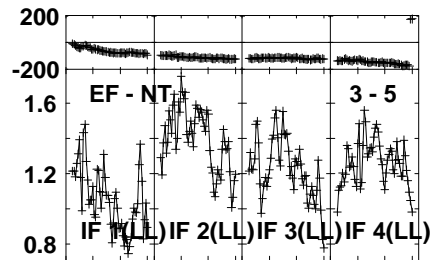
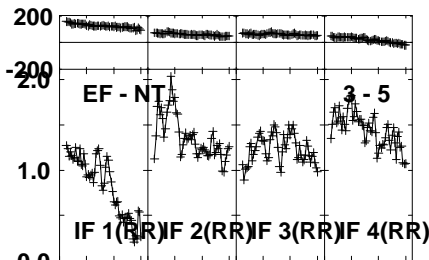
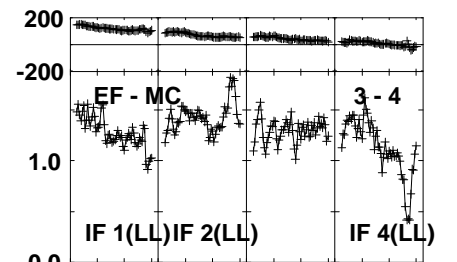
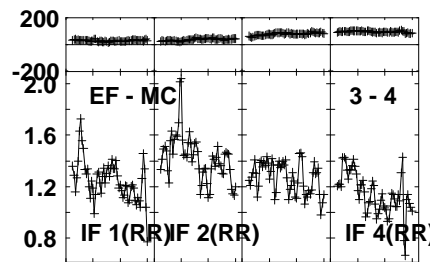
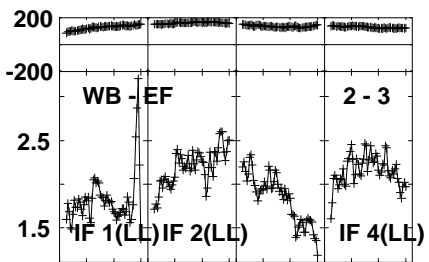
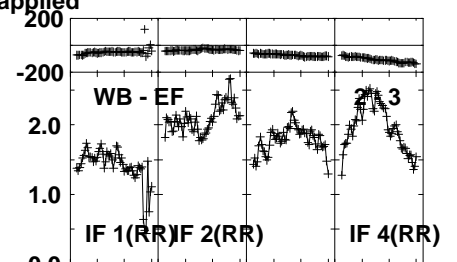
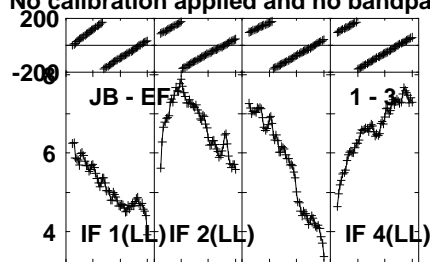
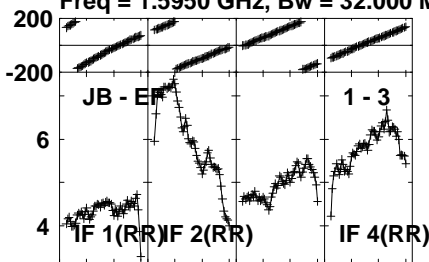
Timerange: 01/09:38:31 to 01/09:39:29

Plot file version 442 created 02-MAY-2024 15:36:09

J1037+5711 EM164D.UVDATA.1

Freq = 1.5950 GHz, Bw = 32.000 MH

No calibration applied and no bandpass applied



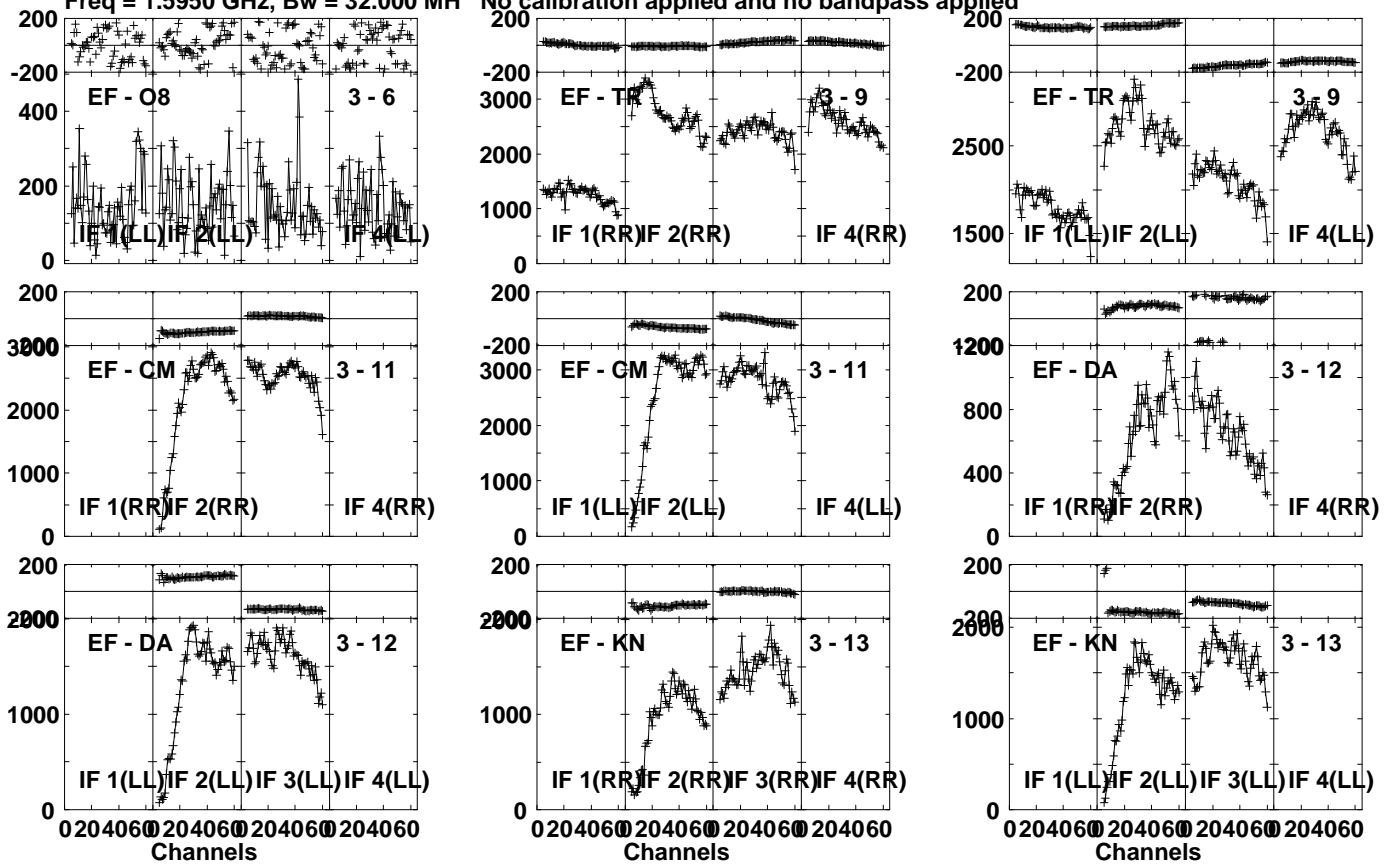
Lower frame: Milli Ampl Jy Top frame: Phas deg
Vector averaged cross-power spectrum Several baselines displayed
Timerange: 01/09:44:01 to 01/09:44:59

Plot file version 443 created 02-MAY-2024 15:36:09

J1037+5711 EM164D.UVDATA.1

Freq = 1.5950 GHz, Bw = 32.000 MH

No calibration applied and no bandpass applied



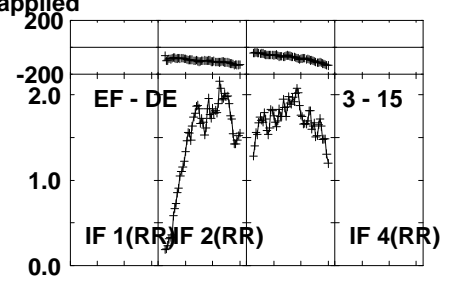
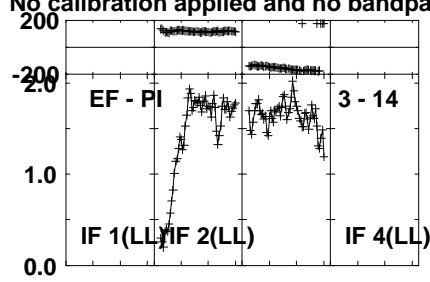
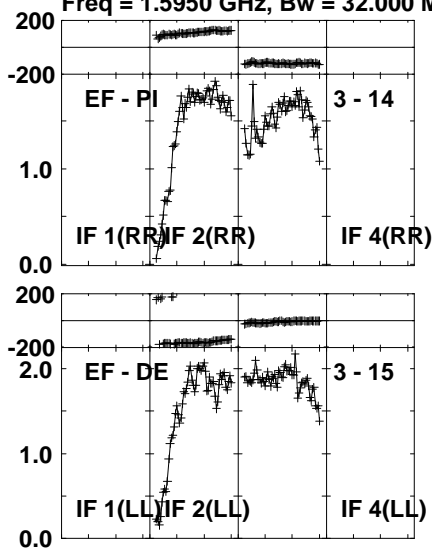
Lower frame: Micro Ampl Jy Top frame: Phas deg
Vector averaged cross-power spectrum Several baselines displayed
Timerange: 01/09:44:01 to 01/09:44:59

Plot file version 444 created 02-MAY-2024 15:36:09

J1037+5711 EM164D.UVDATA.1

Freq = 1.5950 GHz, Bw = 32.000 MH

No calibration applied and no bandpass applied



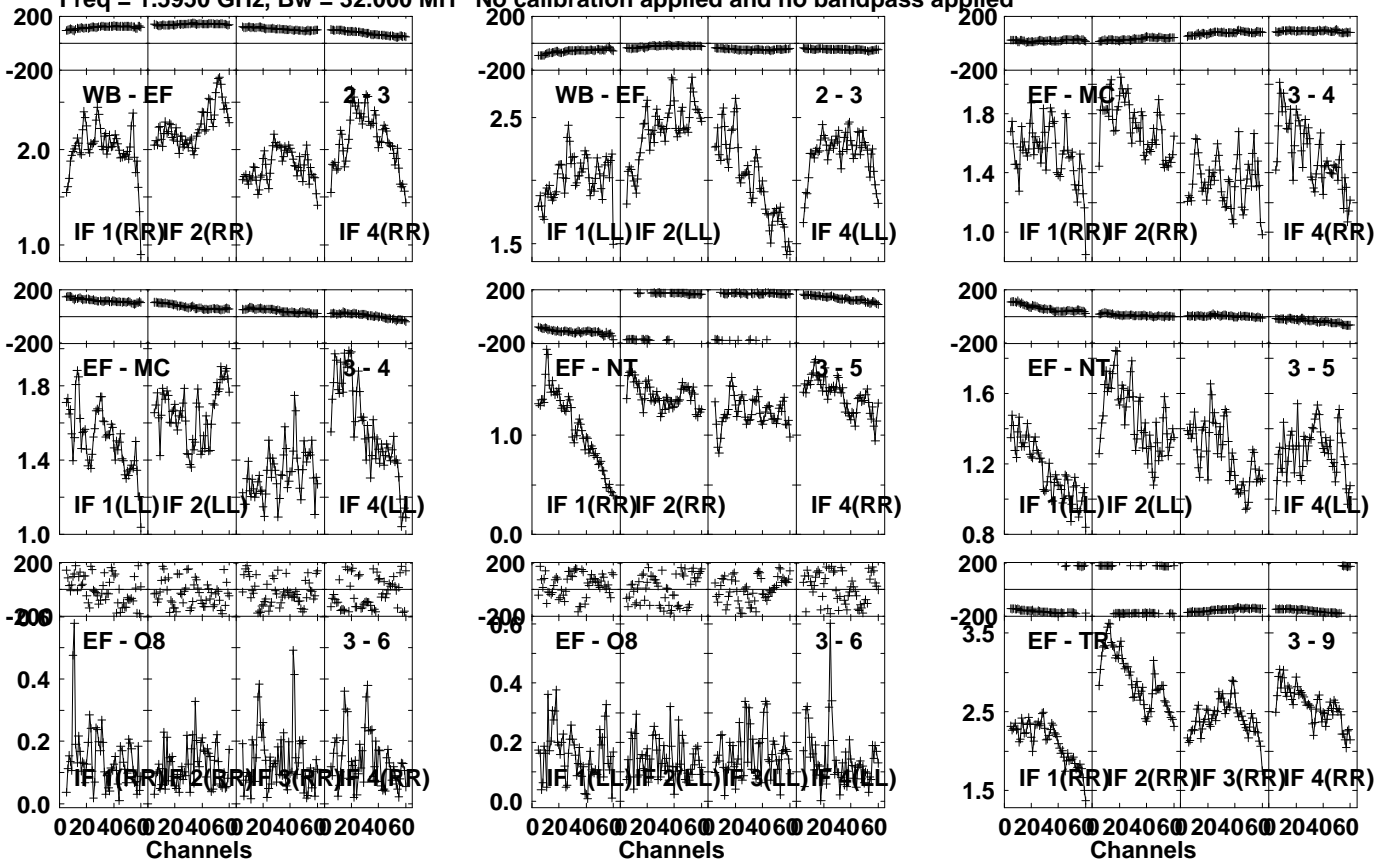
Lower frame: Milli Ampl Jy Top frame: Phas deg
Vector averaged cross-power spectrum Several baselines displayed
Timerange: 01/09:44:01 to 01/09:44:59

Plot file version 445 created 02-MAY-2024 15:36:09

J1037+5711 EM164D.UVDATA.1

Freq = 1.5950 GHz, Bw = 32.000 MH

No calibration applied and no bandpass applied



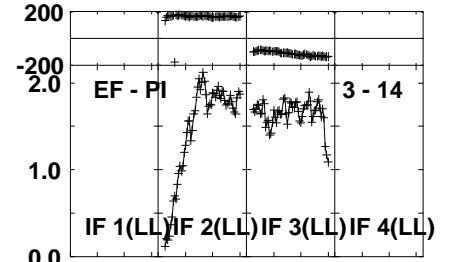
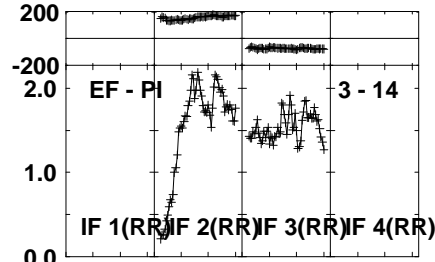
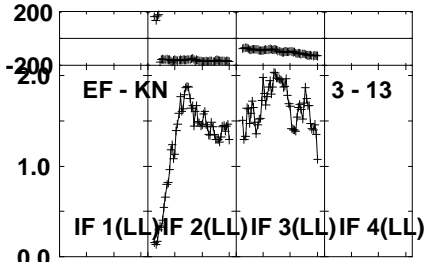
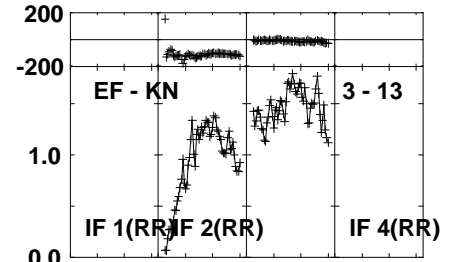
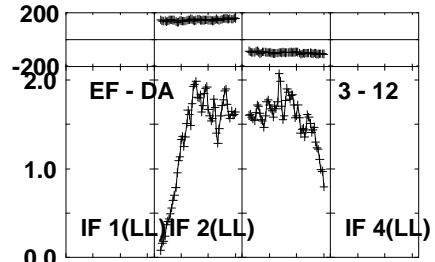
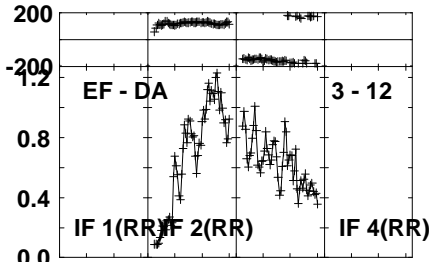
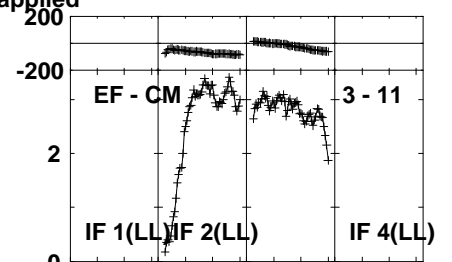
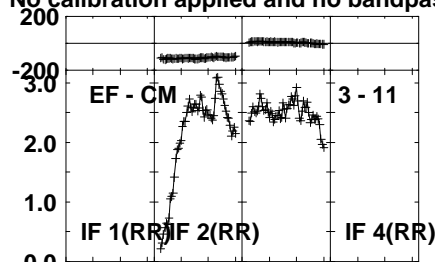
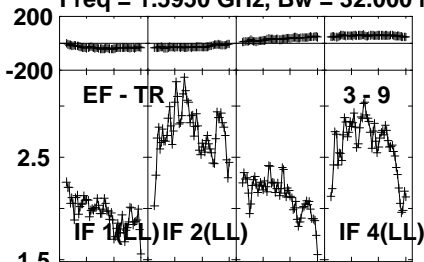
Lower frame: Milli Ampl Jy Top frame: Phas deg
 Vector averaged cross-power spectrum Several baselines displayed
 Timerange: 01/09:49:31 to 01/09:50:29

Plot file version 446 created 02-MAY-2024 15:36:09

J1037+5711 EM164D.UVDATA.1

Freq = 1.5950 GHz, Bw = 32.000 MH

No calibration applied and no bandpass applied



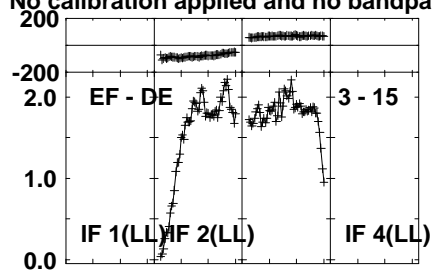
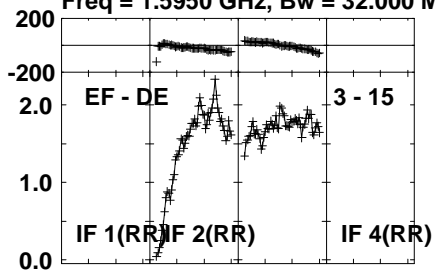
Lower frame: Milli Ampl Jy Top frame: Phas deg
Vector averaged cross-power spectrum Several baselines displayed
Timerange: 01/09:49:31 to 01/09:50:29

Plot file version 447 created 02-MAY-2024 15:36:09

J1037+5711 EM164D.UVDATA.1

Freq = 1.5950 GHz, Bw = 32.000 MH

No calibration applied and no bandpass applied



Lower frame: Milli Ampl Jy Top frame: Phas deg

Vector averaged cross-power spectrum Several baselines displayed

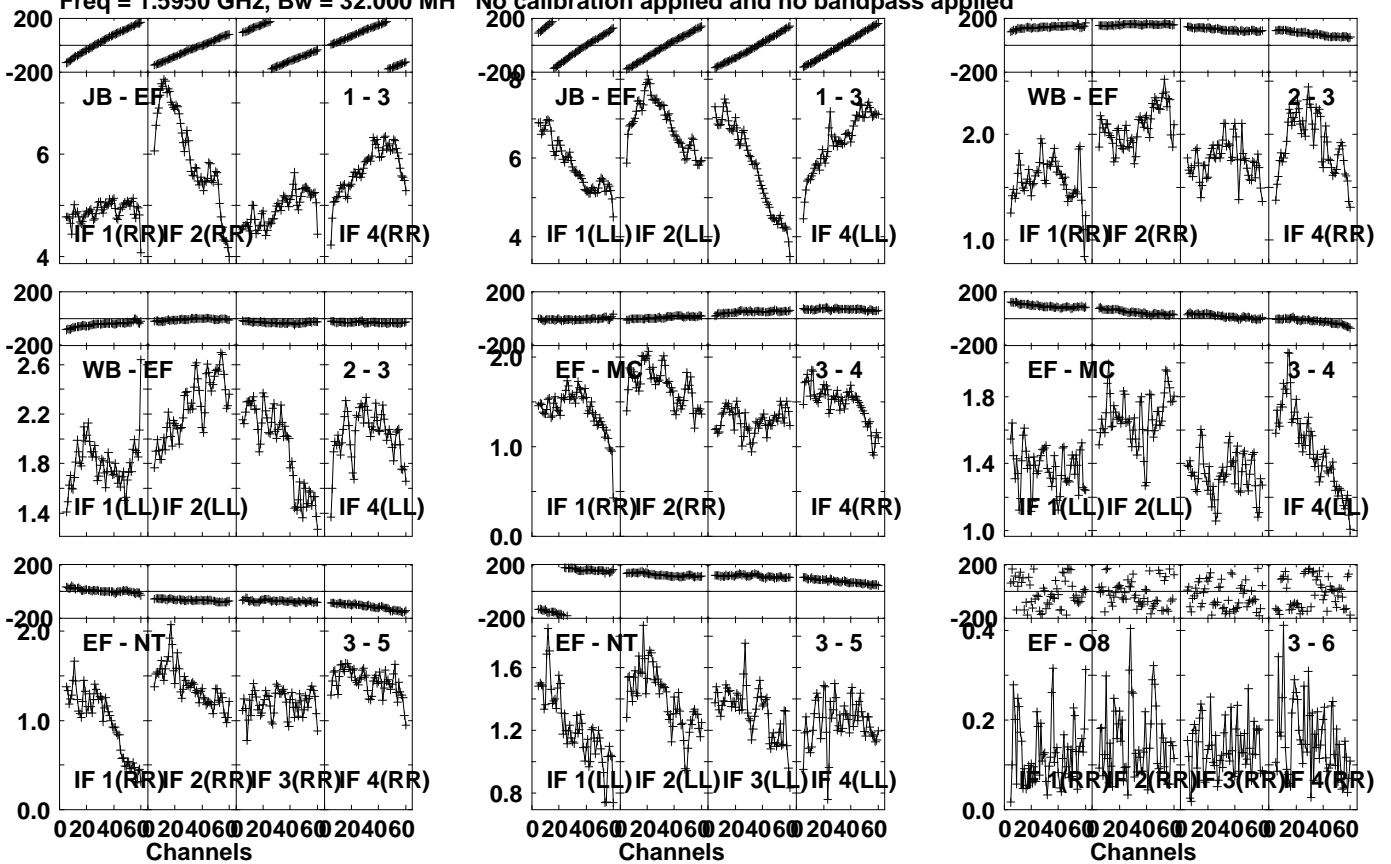
Timerange: 01/09:49:31 to 01/09:50:29

Plot file version 448 created 02-MAY-2024 15:36:09

J1037+5711 EM164D.UVDATA.1

Freq = 1.5950 GHz, Bw = 32.000 MH

No calibration applied and no bandpass applied



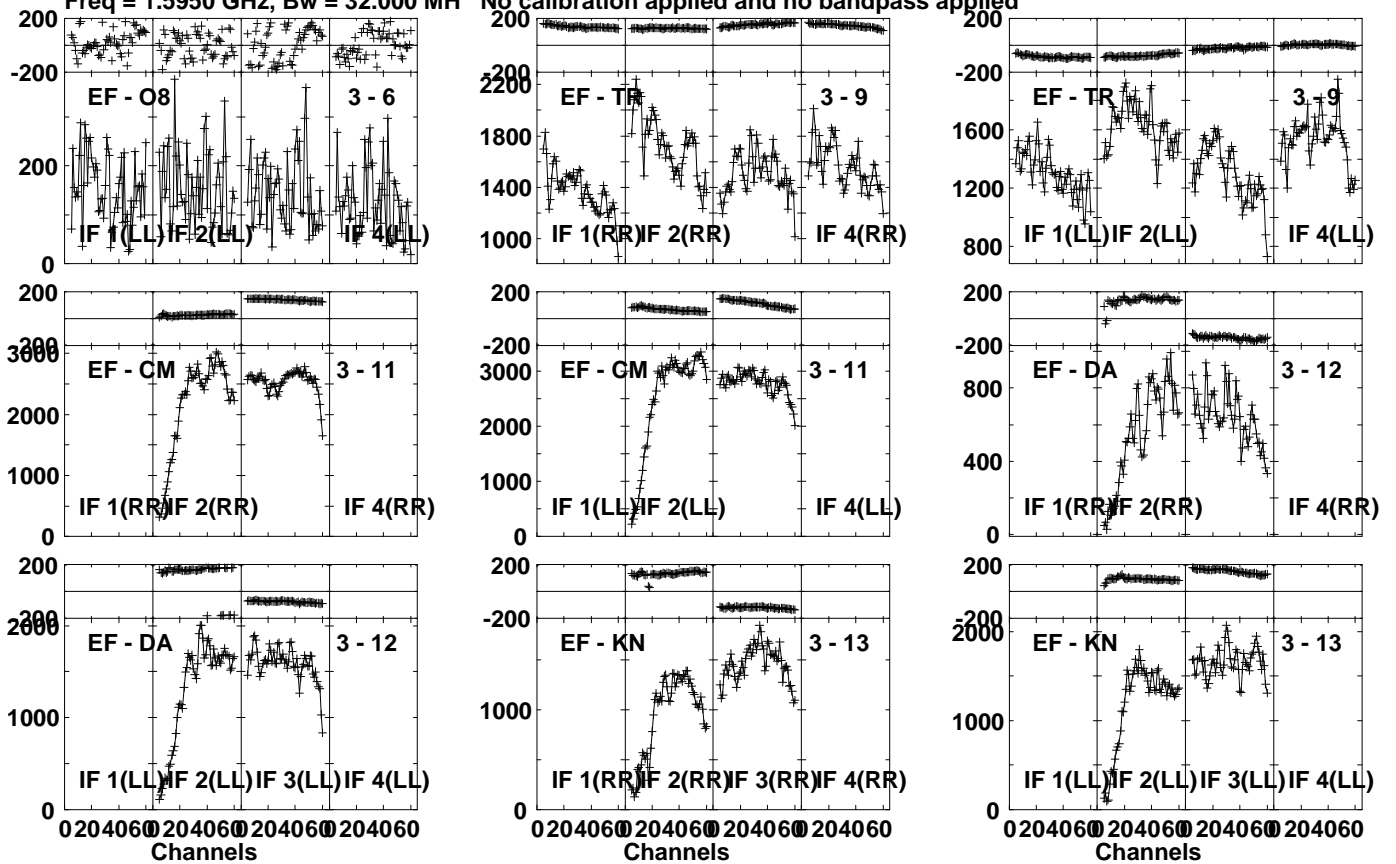
Lower frame: Milli Ampl Jy Top frame: Phas deg
Vector averaged cross-power spectrum Several baselines displayed
Timerange: 01/09:55:01 to 01/09:55:59

Plot file version 449 created 02-MAY-2024 15:36:10

J1037+5711 EM164D.UVDATA.1

Freq = 1.5950 GHz, Bw = 32.000 MH

No calibration applied and no bandpass applied



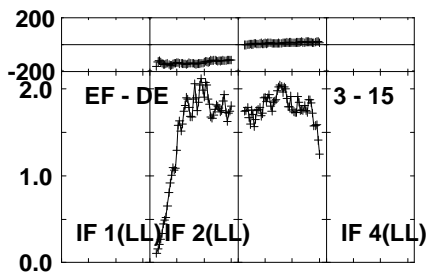
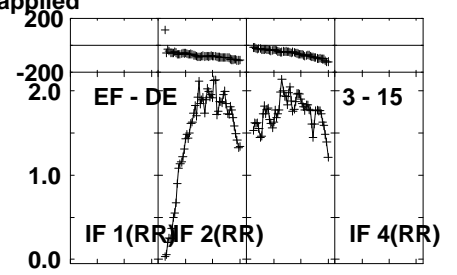
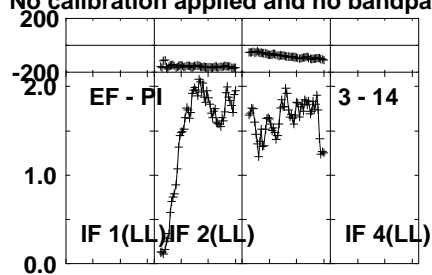
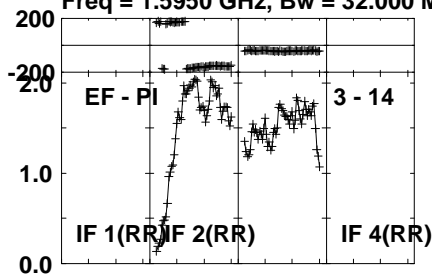
Lower frame: Micro Ampl Jy Top frame: Phas deg
Vector averaged cross-power spectrum Several baselines displayed
Timerange: 01/09:55:01 to 01/09:55:59

Plot file version 450 created 02-MAY-2024 15:36:10

J1037+5711 EM164D.UVDATA.1

Freq = 1.5950 GHz, Bw = 32.000 MH

No calibration applied and no bandpass applied



Lower frame: Milli Ampl Jy Top frame: Phas deg

Vector averaged cross-power spectrum Several baselines displayed

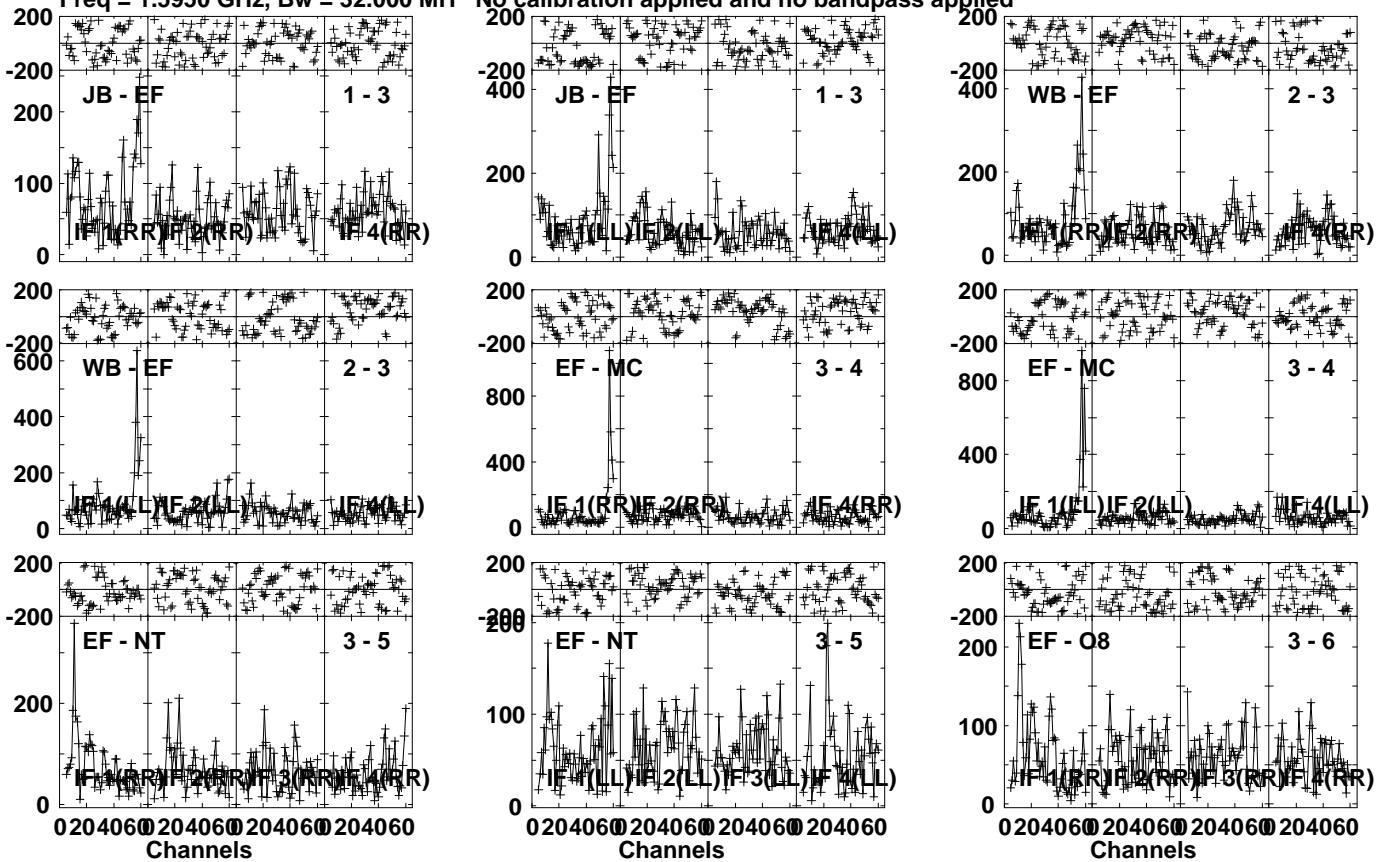
Timerange: 01/09:55:01 to 01/09:55:59

Plot file version 451 created 02-MAY-2024 15:36:10

DP27 000 EM164D.UVDATA.1

Freq = 1.5950 GHz, Bw = 32.000 MH

No calibration applied and no bandpass applied

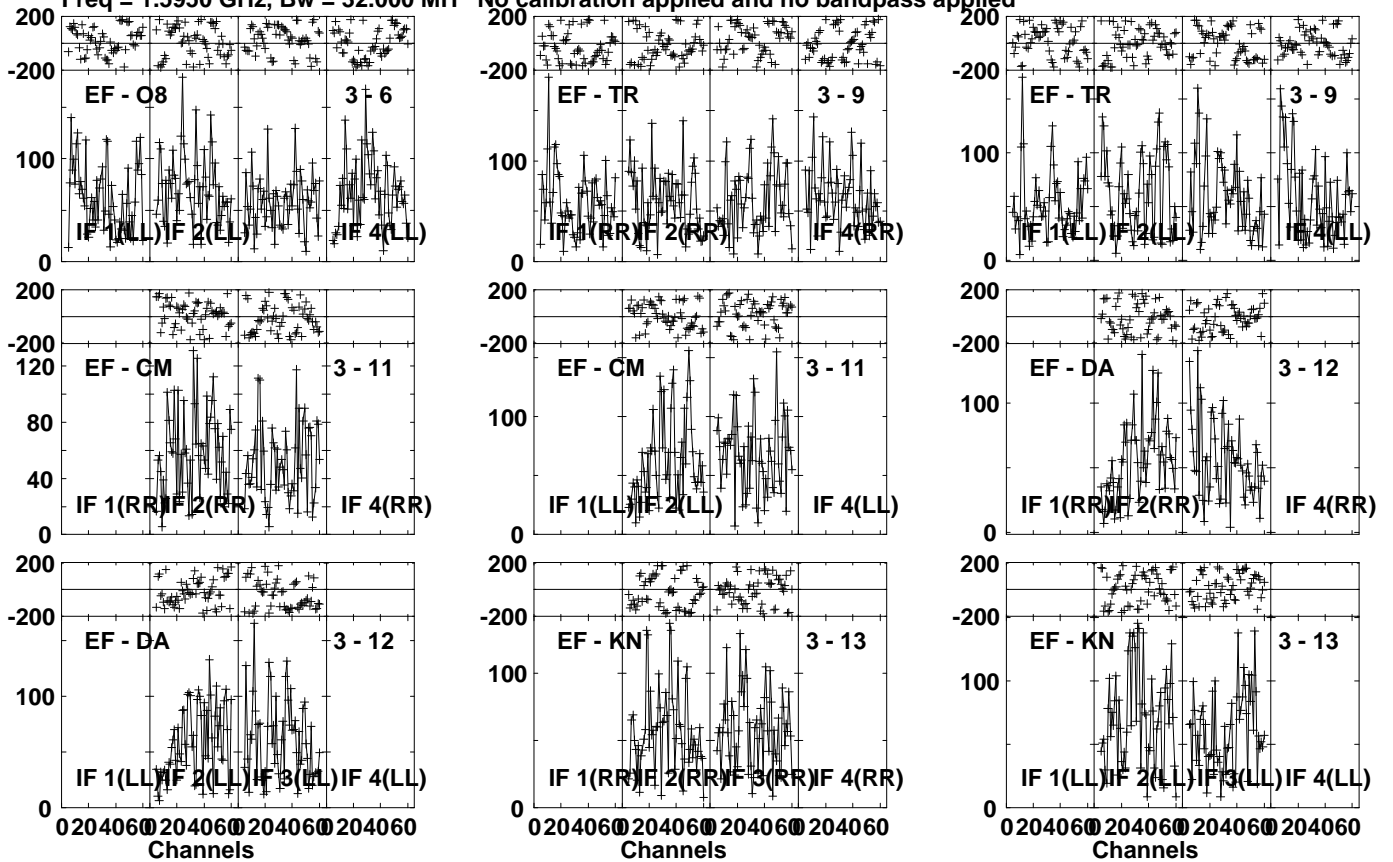


Lower frame: Micro Ampl Jy Top frame: Phas deg
Vector averaged cross-power spectrum Several baselines displayed
Timerange: 01/09:56:01 to 01/09:59:59

Plot file version 452 created 02-MAY-2024 15:36:10

DP27 000 EM164D.UVDATA.1

Freq = 1.5950 GHz, Bw = 32.000 MH No calibration applied and no bandpass applied



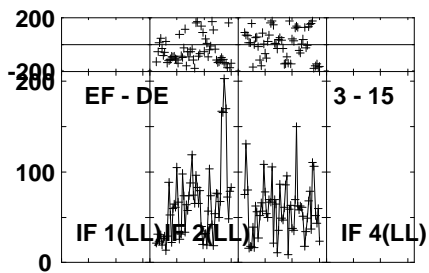
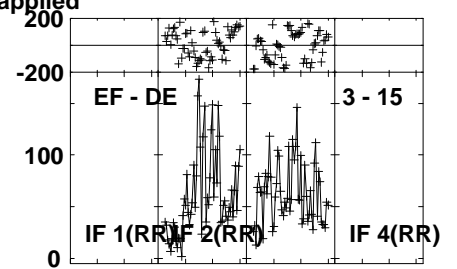
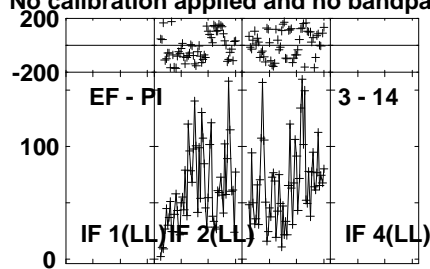
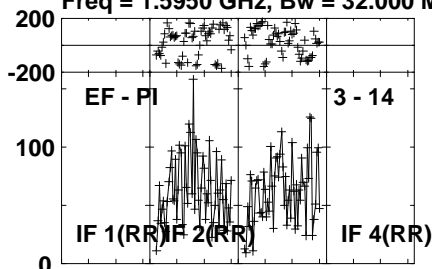
Lower frame: Micro Ampl Jy Top frame: Phas deg
Vector averaged cross-power spectrum Several baselines displayed
Timerange: 01/09:56:01 to 01/09:59:59

Plot file version 453 created 02-MAY-2024 15:36:10

DP27 000 EM164D.UVDATA.1

Freq = 1.5950 GHz, Bw = 32.000 MH

No calibration applied and no bandpass applied



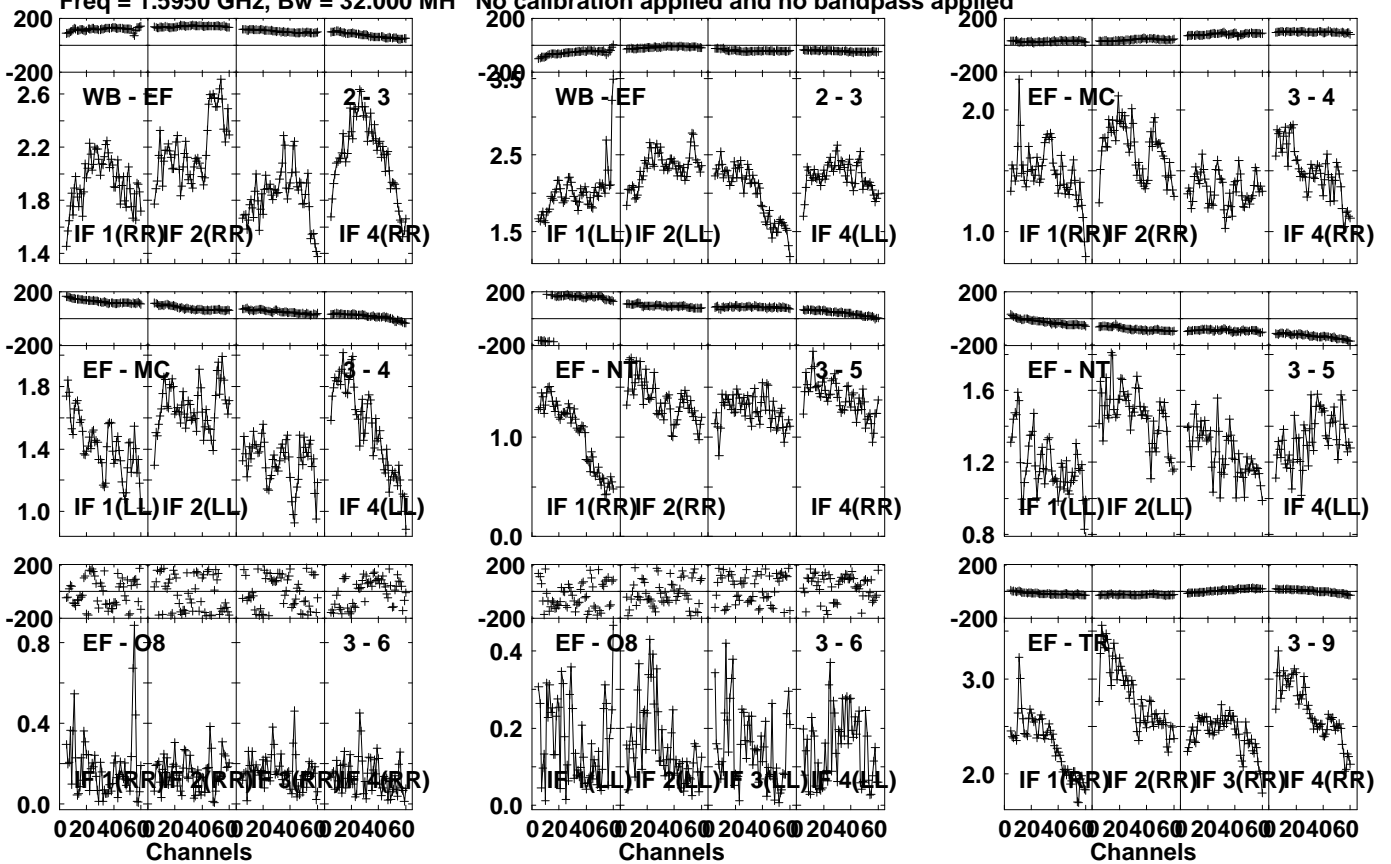
Lower frame: Micro Ampl Jy Top frame: Phas deg
Vector averaged cross-power spectrum Several baselines displayed
Timerange: 01/09:56:01 to 01/09:59:59

Plot file version 454 created 02-MAY-2024 15:36:10

J1037+5711 EM164D.UVDATA.1

Freq = 1.5950 GHz, Bw = 32.000 MH

No calibration applied and no bandpass applied



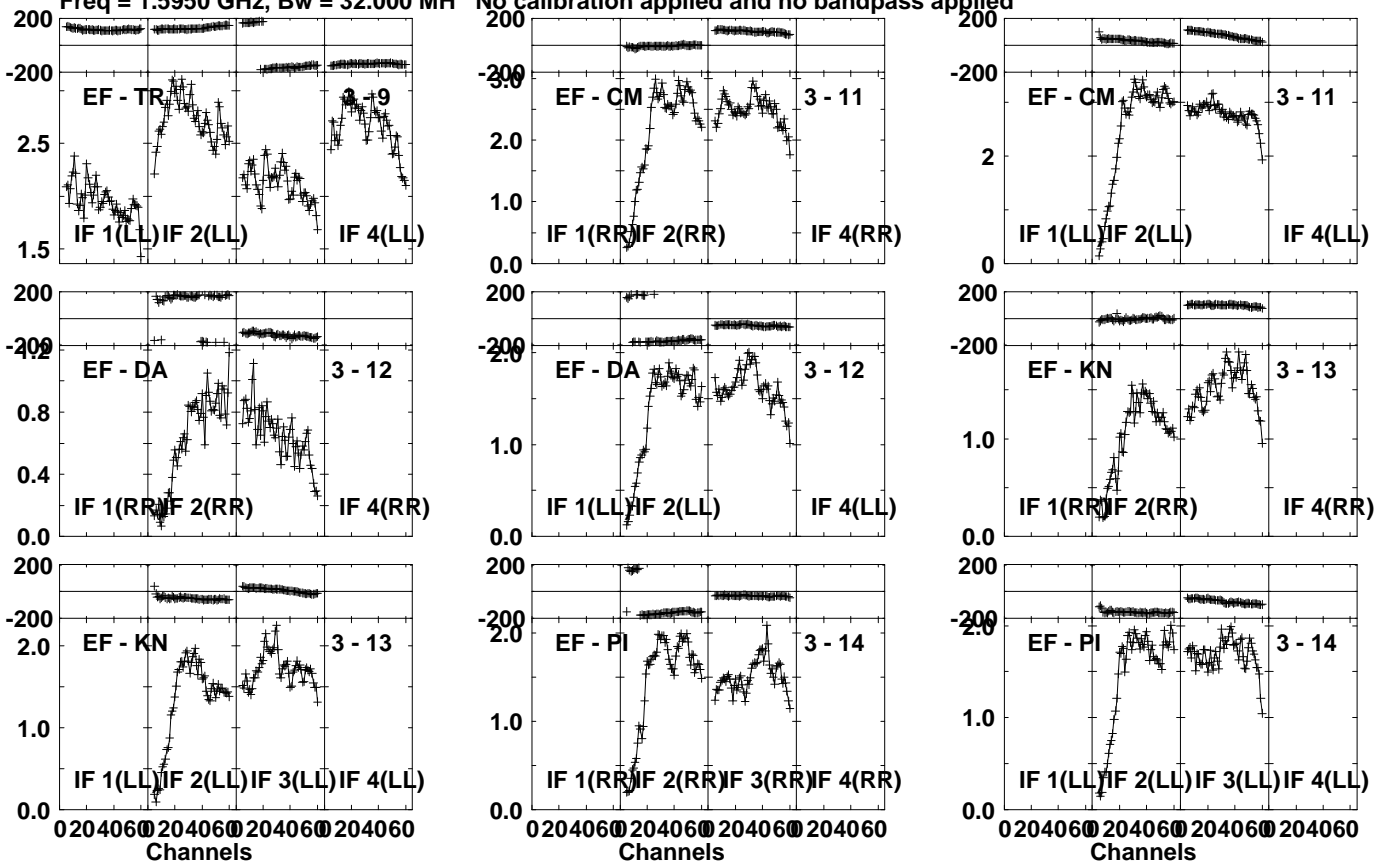
Lower frame: Milli Ampl Jy Top frame: Phas deg
Vector averaged cross-power spectrum Several baselines displayed
Timerange: 01/10:00:31 to 01/10:01:29

Plot file version 455 created 02-MAY-2024 15:36:10

J1037+5711 EM164D.UVDATA.1

Freq = 1.5950 GHz, Bw = 32.000 MH

No calibration applied and no bandpass applied

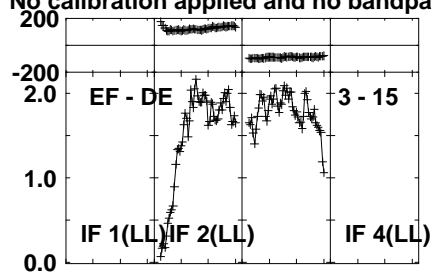
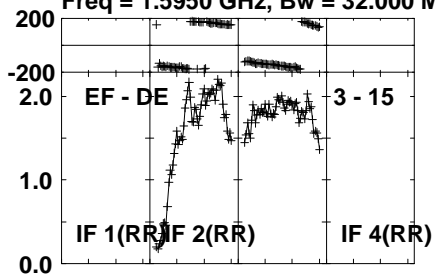


Lower frame: Milli Ampl Jy Top frame: Phas deg
Vector averaged cross-power spectrum Several baselines displayed
Timerange: 01/10:00:31 to 01/10:01:29

Plot file version 456 created 02-MAY-2024 15:36:10

J1037+5711 EM164D.UVDATA.1

Freq = 1.5950 GHz, Bw = 32.000 MH No calibration applied and no bandpass applied



Lower frame: Milli Ampl Jy Top frame: Phas deg

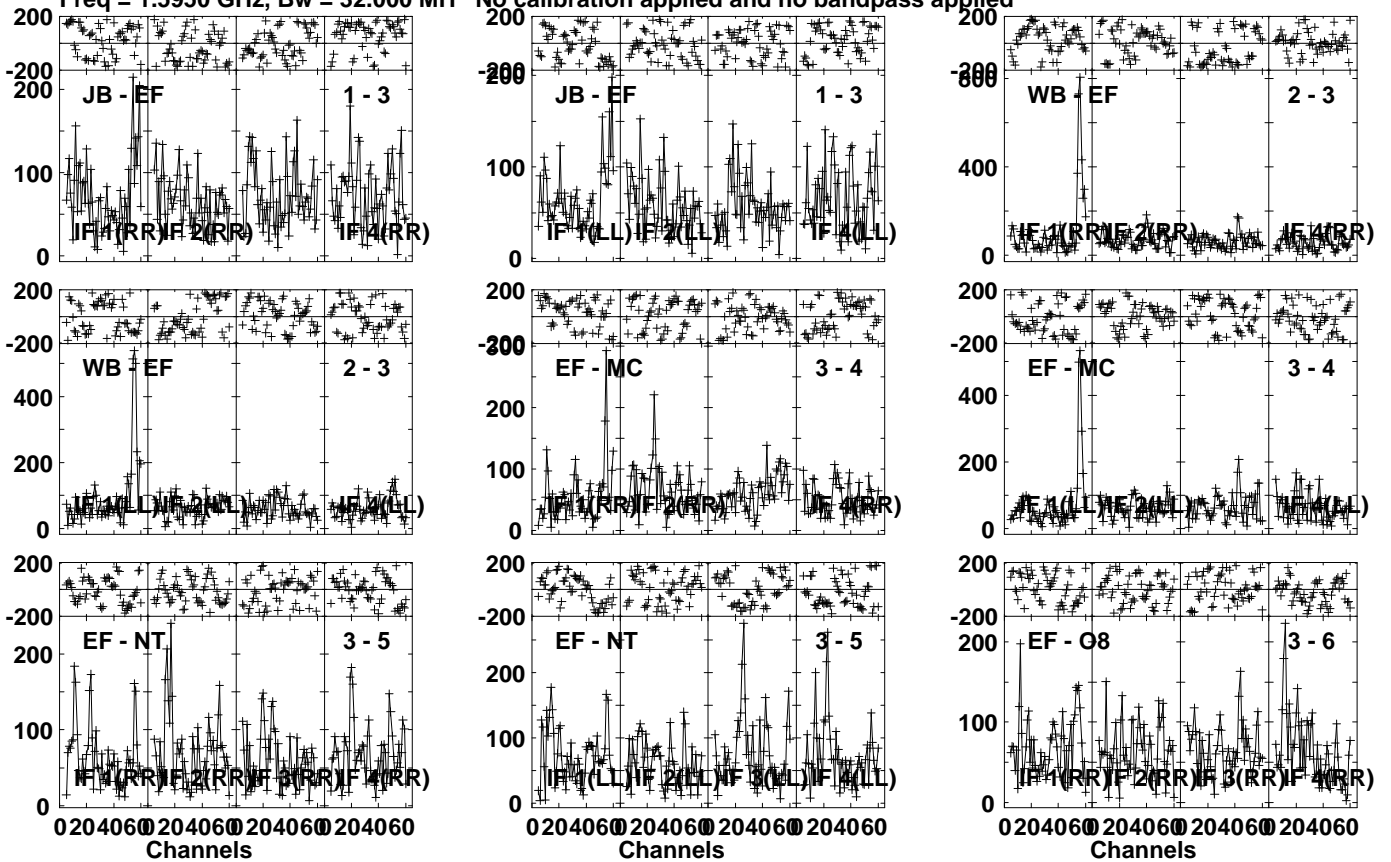
Vector averaged cross-power spectrum Several baselines displayed

Timerange: 01/10:00:31 to 01/10:01:29

Plot file version 457 created 02-MAY-2024 15:36:10

DP27 000 EM164D.UVDATA.1

Freq = 1.5950 GHz, Bw = 32.000 MH No calibration applied and no bandpass applied

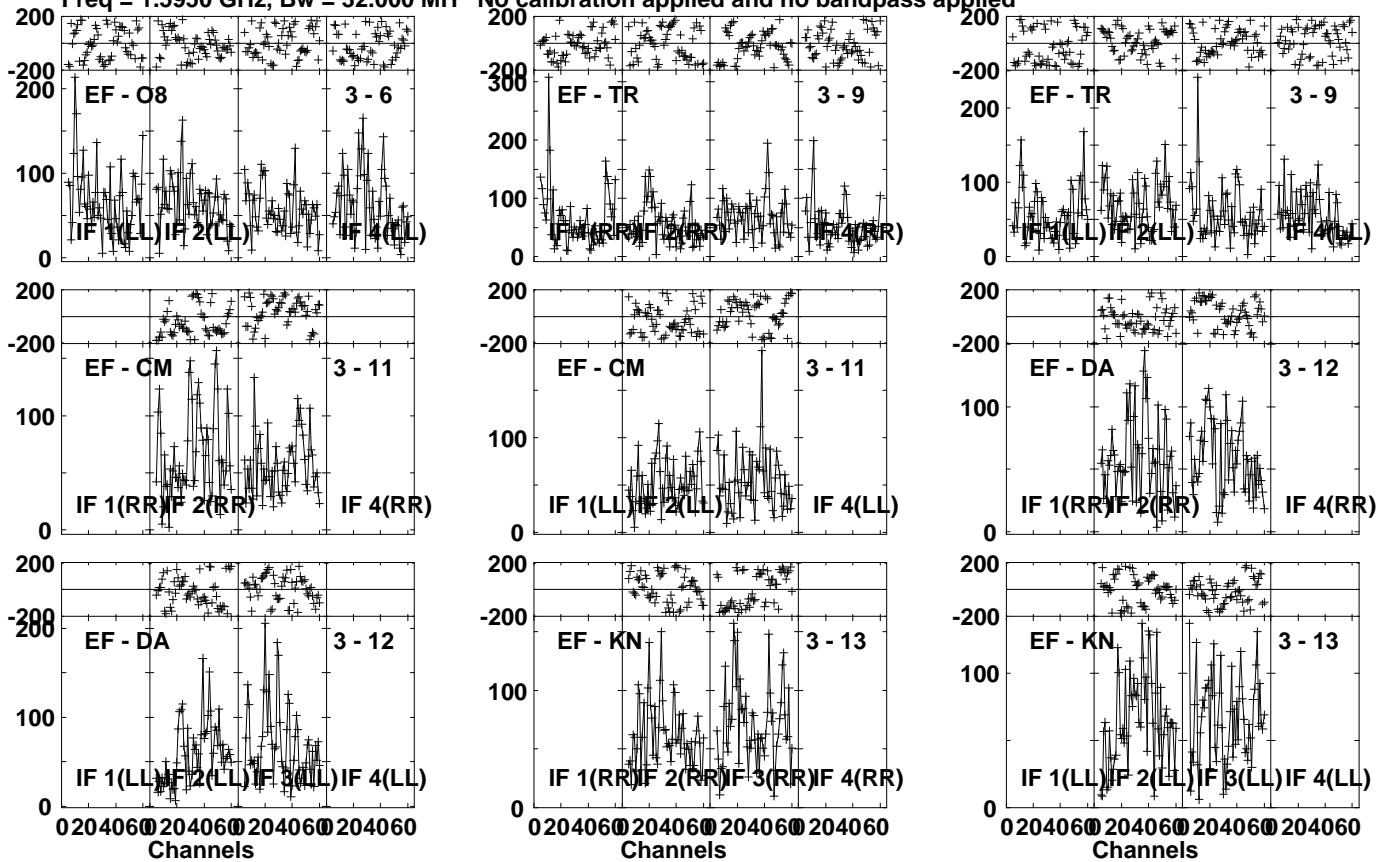


Lower frame: Micro Ampl Jy Top frame: Phas deg
Vector averaged cross-power spectrum Several baselines displayed
Timerange: 01/10:01:31 to 01/10:05:29

Plot file version 458 created 02-MAY-2024 15:36:10

DP27 000 EM164D.UVDATA.1

Freq = 1.5950 GHz, Bw = 32.000 MH No calibration applied and no bandpass applied

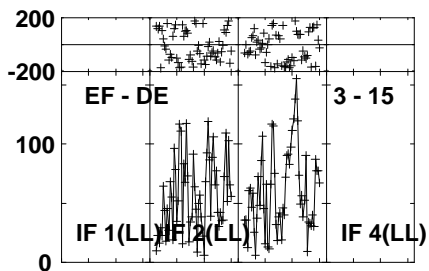
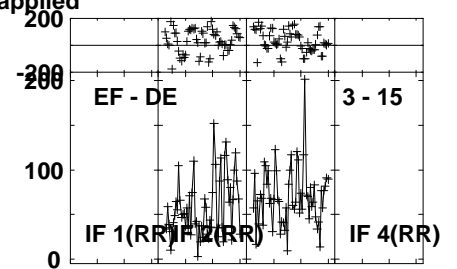
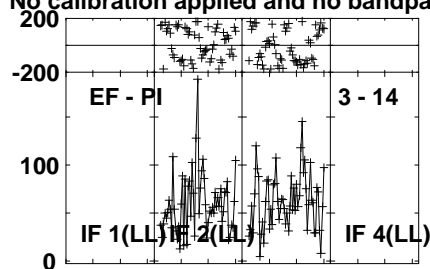
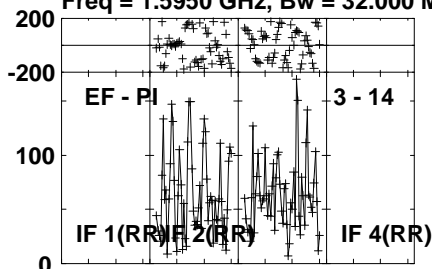


Lower frame: Micro Ampl Jy Top frame: Phas deg
Vector averaged cross-power spectrum Several baselines displayed
Timerange: 01/10:01:31 to 01/10:05:29

Plot file version 459 created 02-MAY-2024 15:36:10

DP27 000 EM164D.UVDATA.1

Freq = 1.5950 GHz, Bw = 32.000 MH No calibration applied and no bandpass applied



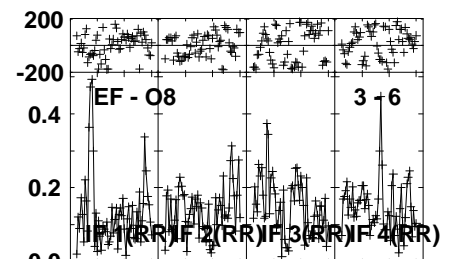
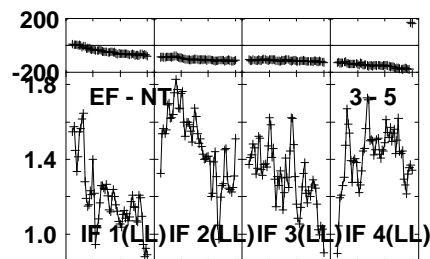
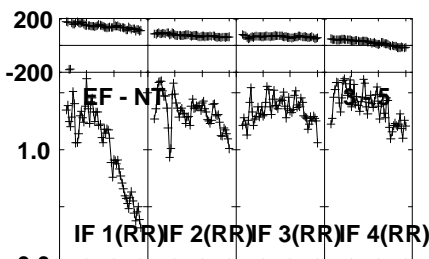
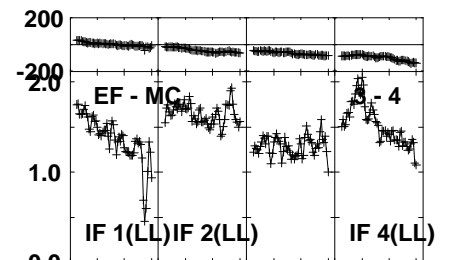
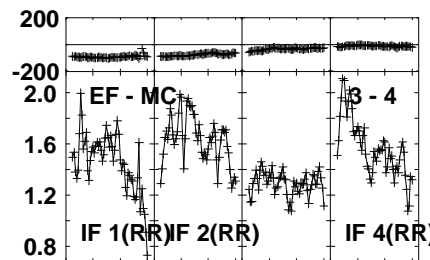
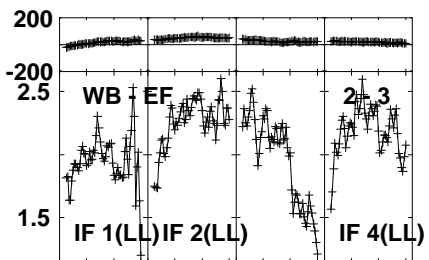
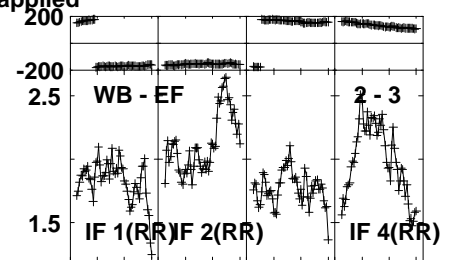
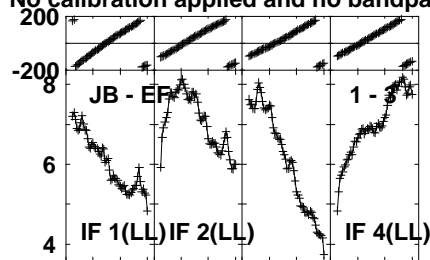
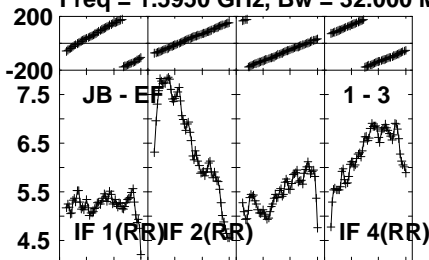
Lower frame: Micro Ampl Jy Top frame: Phas deg
Vector averaged cross-power spectrum Several baselines displayed
Timerange: 01/10:01:31 to 01/10:05:29

Plot file version 460 created 02-MAY-2024 15:36:11

J1037+5711 EM164D.UVDATA.1

Freq = 1.5950 GHz, Bw = 32.000 MH

No calibration applied and no bandpass applied



0204060 204060 204060 204060
Channels

0204060 204060 204060 204060
Channels

0204060 204060 204060 204060
Channels

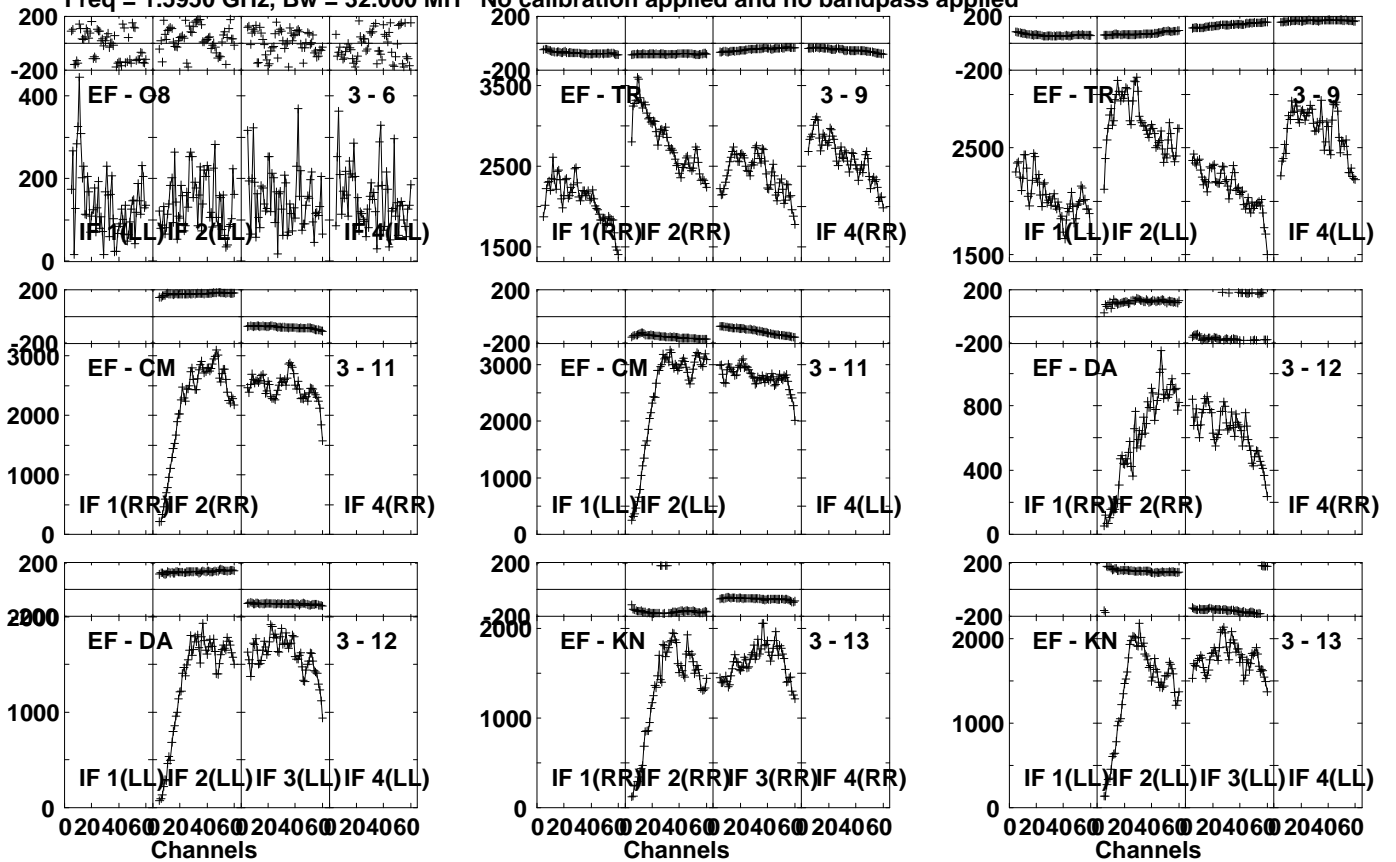
Lower frame: Milli Ampl Jy Top frame: Phas deg
Vector averaged cross-power spectrum Several baselines displayed
Timerange: 01/10:06:01 to 01/10:06:59

Plot file version 461 created 02-MAY-2024 15:36:11

J1037+5711 EM164D.UVDATA.1

Freq = 1.5950 GHz, Bw = 32.000 MH

No calibration applied and no bandpass applied



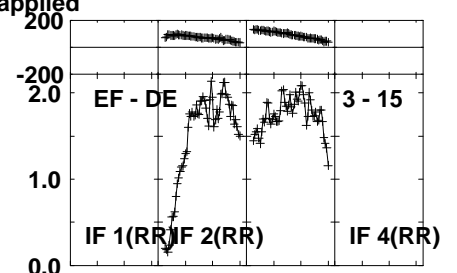
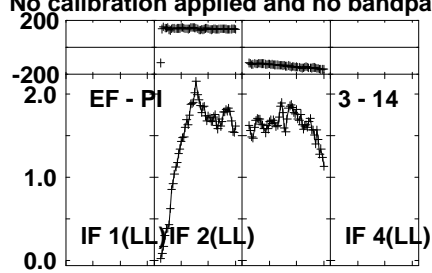
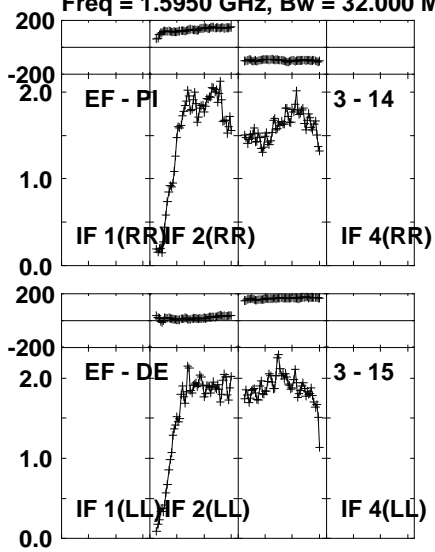
Lower frame: Micro Ampl Jy Top frame: Phas deg
Vector averaged cross-power spectrum Several baselines displayed
Timerange: 01/10:06:01 to 01/10:06:59

Plot file version 462 created 02-MAY-2024 15:36:11

J1037+5711 EM164D.UVDATA.1

Freq = 1.5950 GHz, Bw = 32.000 MH

No calibration applied and no bandpass applied



Lower frame: Milli Ampl Jy Top frame: Phas deg

Vector averaged cross-power spectrum Several baselines displayed

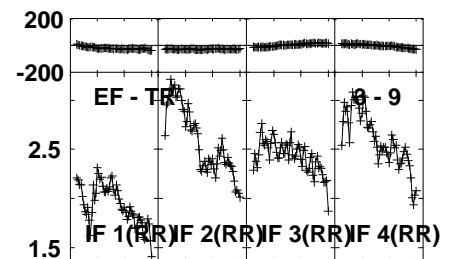
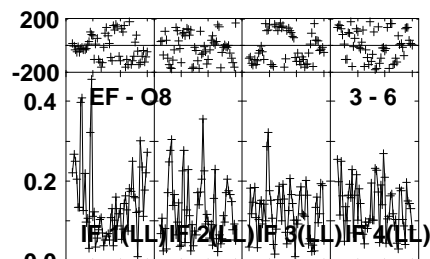
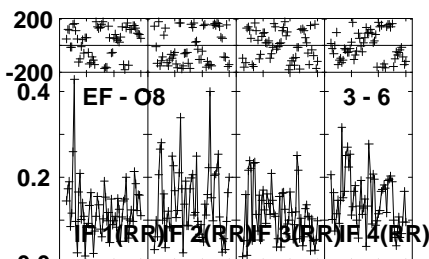
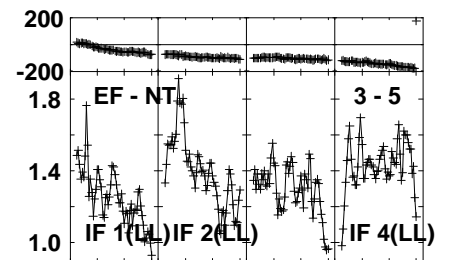
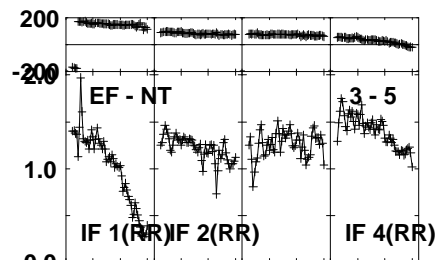
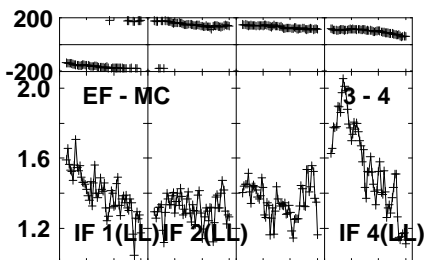
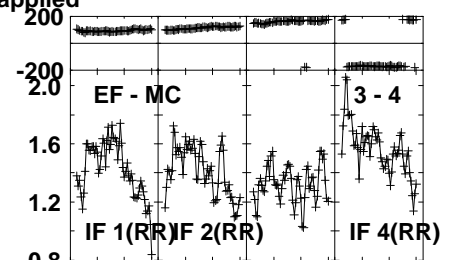
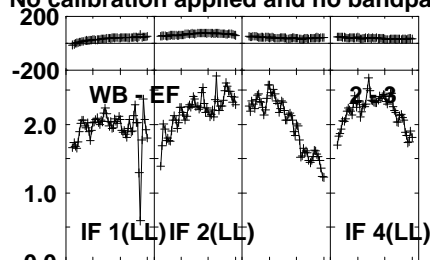
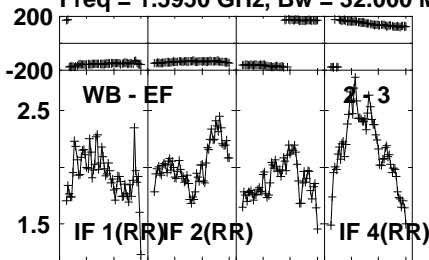
Timerange: 01/10:06:01 to 01/10:06:59

Plot file version 463 created 02-MAY-2024 15:36:11

J1037+5711 EM164D.UVDATA.1

Freq = 1.5950 GHz, Bw = 32.000 MH

No calibration applied and no bandpass applied



0204060 204060 204060 204060
Channels

0204060 204060 204060 204060
Channels

0204060 204060 204060 204060
Channels

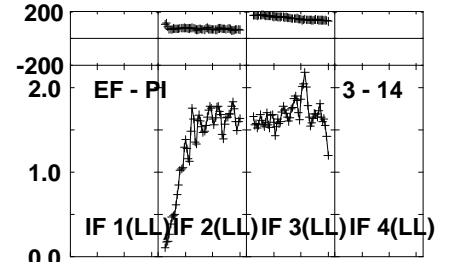
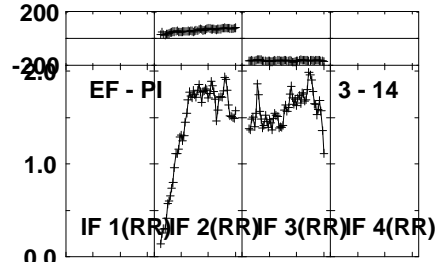
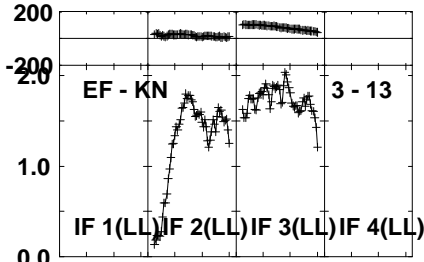
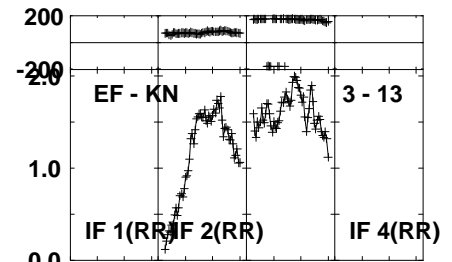
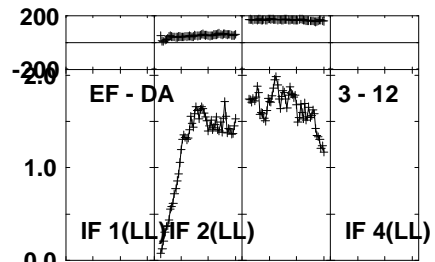
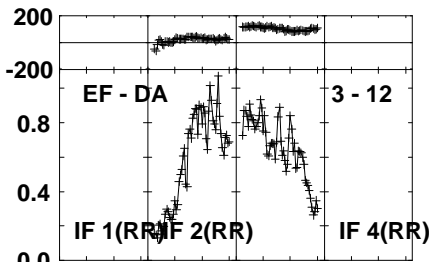
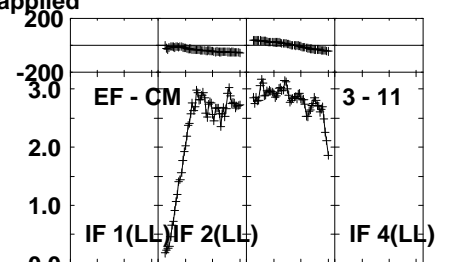
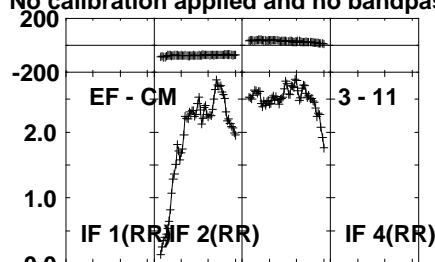
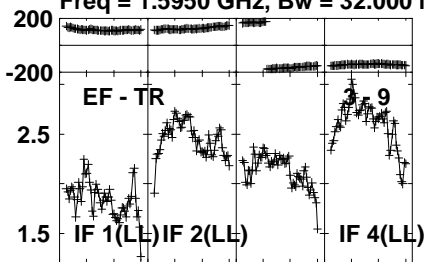
Lower frame: Milli Ampl Jy Top frame: Phas deg
Vector averaged cross-power spectrum Several baselines displayed
Timerange: 01/10:11:31 to 01/10:12:29

Plot file version 464 created 02-MAY-2024 15:36:11

J1037+5711 EM164D.UVDATA.1

Freq = 1.5950 GHz, Bw = 32.000 MH

No calibration applied and no bandpass applied



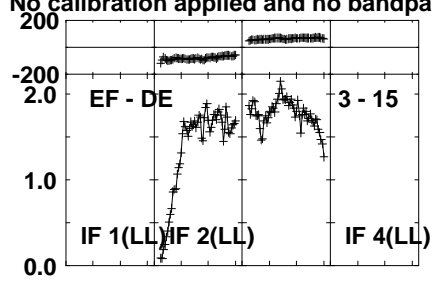
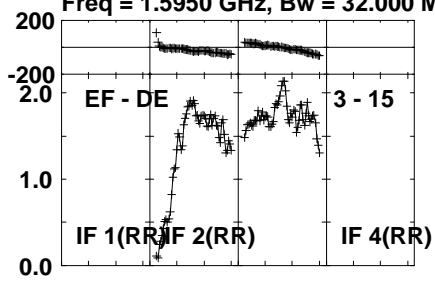
Lower frame: Milli Ampl Jy Top frame: Phas deg
Vector averaged cross-power spectrum Several baselines displayed
Timerange: 01/10:11:31 to 01/10:12:29

Plot file version 465 created 02-MAY-2024 15:36:11

J1037+5711 EM164D.UVDATA.1

Freq = 1.5950 GHz, Bw = 32.000 MH

No calibration applied and no bandpass applied



Lower frame: Milli Ampl Jy Top frame: Phas deg

Vector averaged cross-power spectrum Several baselines displayed

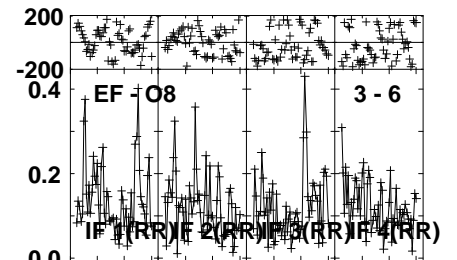
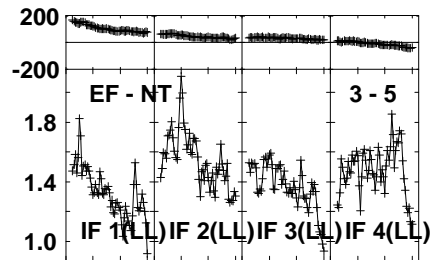
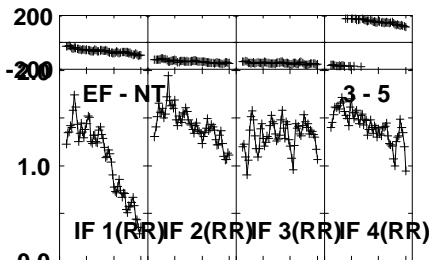
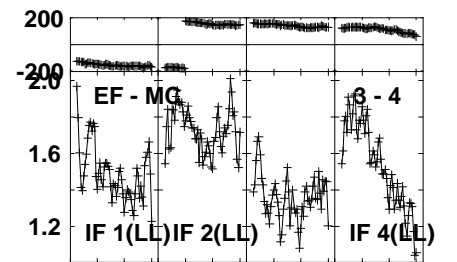
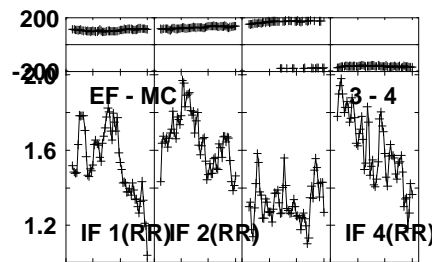
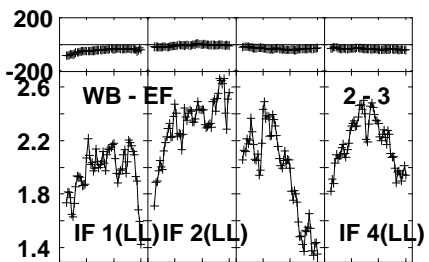
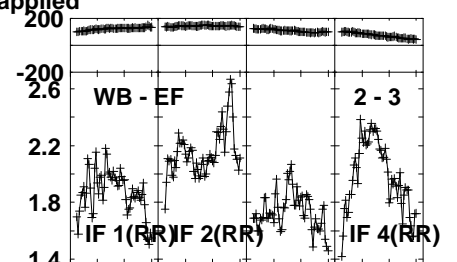
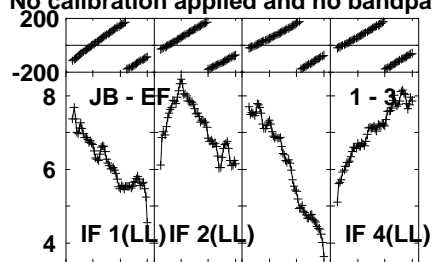
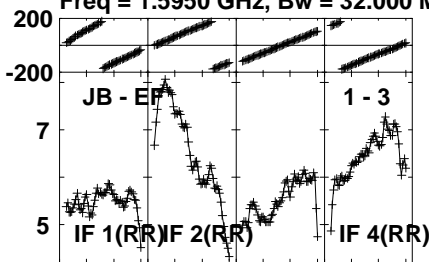
Timerange: 01/10:11:31 to 01/10:12:29

Plot file version 466 created 02-MAY-2024 15:36:11

J1037+5711 EM164D.UVDATA.1

Freq = 1.5950 GHz, Bw = 32.000 MH

No calibration applied and no bandpass applied



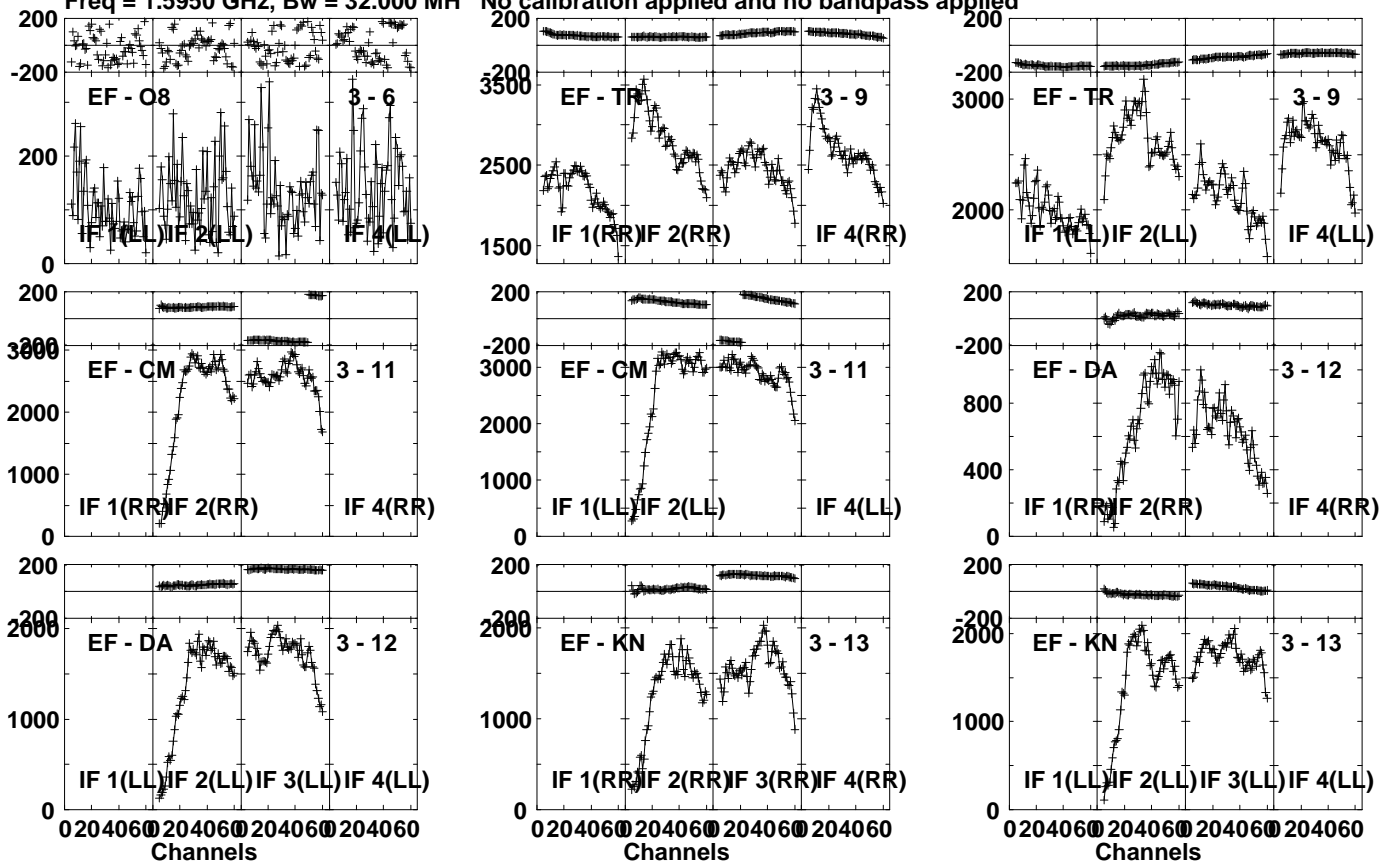
Lower frame: Milli Ampl Jy Top frame: Phas deg
Vector averaged cross-power spectrum Several baselines displayed
Timerange: 01/10:17:01 to 01/10:17:59

Plot file version 467 created 02-MAY-2024 15:36:11

J1037+5711 EM164D.UVDATA.1

Freq = 1.5950 GHz, Bw = 32.000 MH

No calibration applied and no bandpass applied



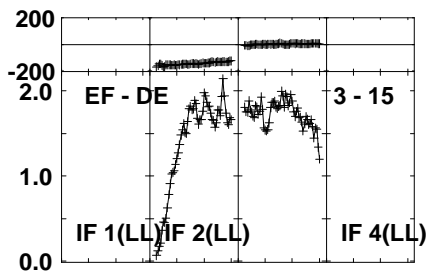
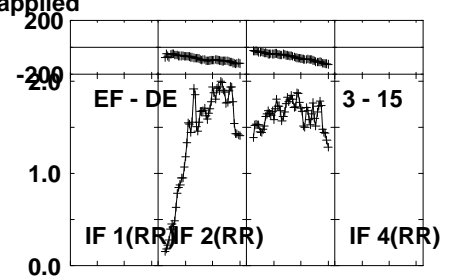
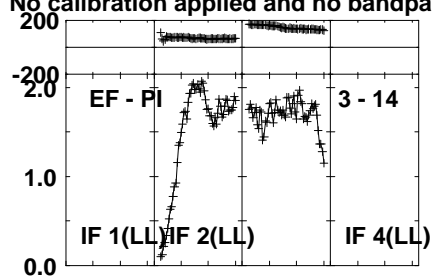
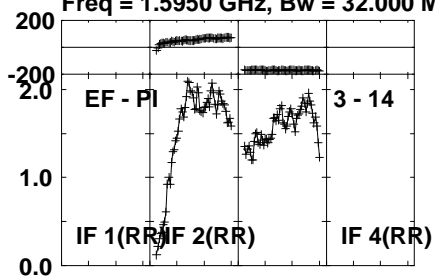
Lower frame: Micro Ampl Jy Top frame: Phas deg
Vector averaged cross-power spectrum Several baselines displayed
Timerange: 01/10:17:01 to 01/10:17:59

Plot file version 468 created 02-MAY-2024 15:36:11

J1037+5711 EM164D.UVDATA.1

Freq = 1.5950 GHz, Bw = 32.000 MH

No calibration applied and no bandpass applied



Lower frame: Milli Ampl Jy Top frame: Phas deg

Vector averaged cross-power spectrum Several baselines displayed

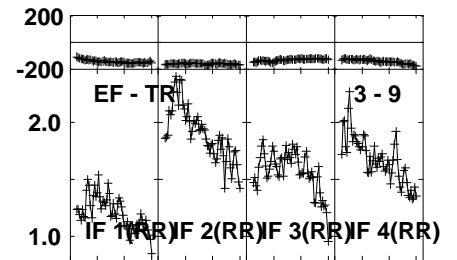
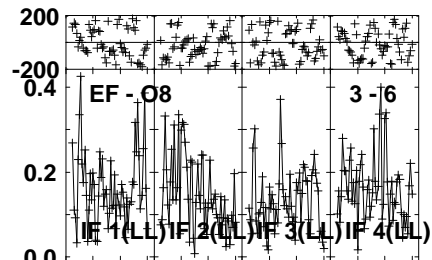
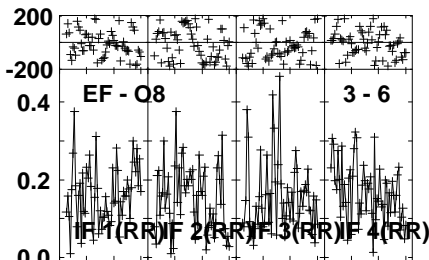
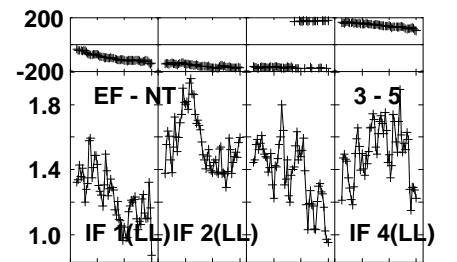
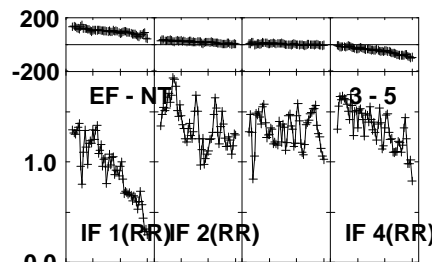
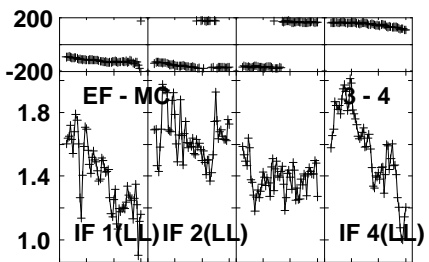
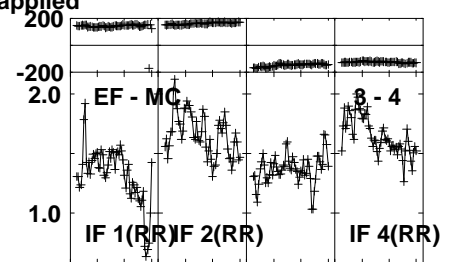
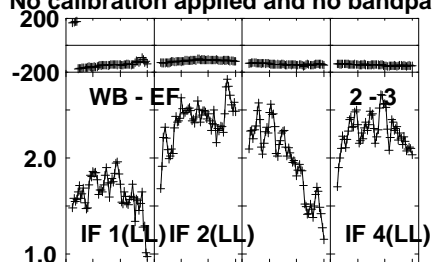
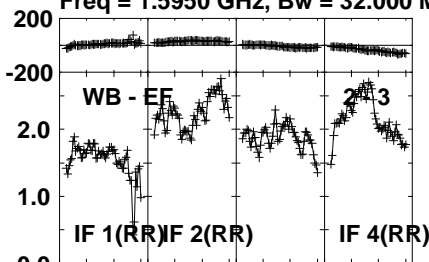
Timerange: 01/10:17:01 to 01/10:17:59

Plot file version 469 created 02-MAY-2024 15:36:11

J1037+5711 EM164D.UVDATA.1

Freq = 1.5950 GHz, Bw = 32.000 MH

No calibration applied and no bandpass applied



0204060 204060 204060 204060
Channels

0204060 204060 204060 204060
Channels

0204060 204060 204060 204060
Channels

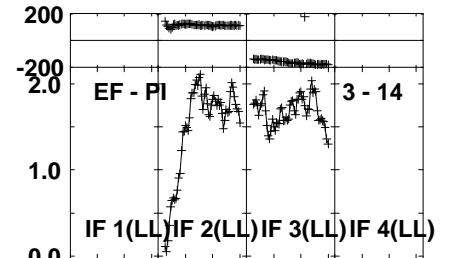
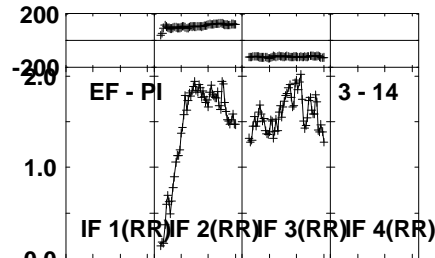
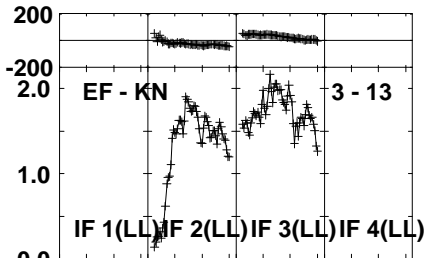
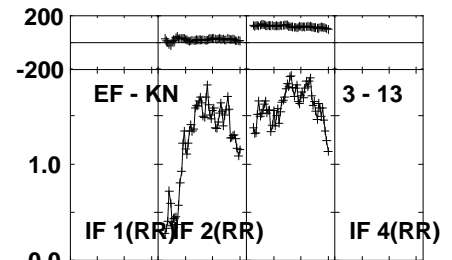
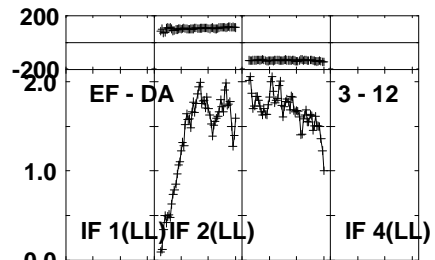
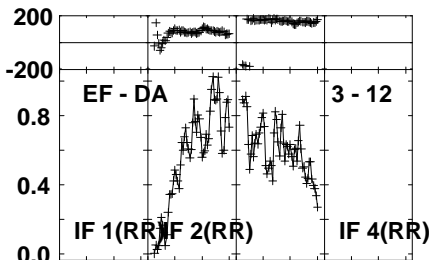
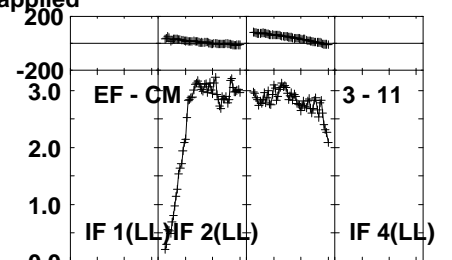
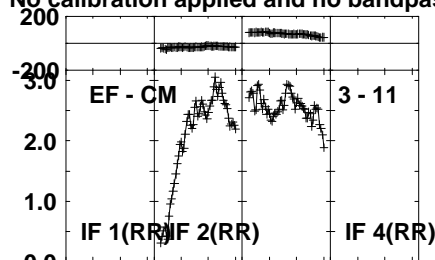
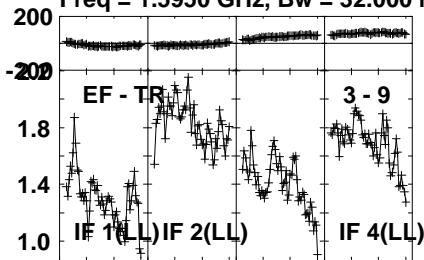
Lower frame: Milli Ampl Jy Top frame: Phas deg
Vector averaged cross-power spectrum Several baselines displayed
Timerange: 01/10:22:31 to 01/10:23:29

Plot file version 470 created 02-MAY-2024 15:36:11

J1037+5711 EM164D.UVDATA.1

Freq = 1.5950 GHz, Bw = 32.000 MH

No calibration applied and no bandpass applied

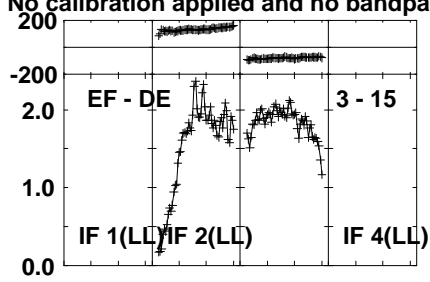
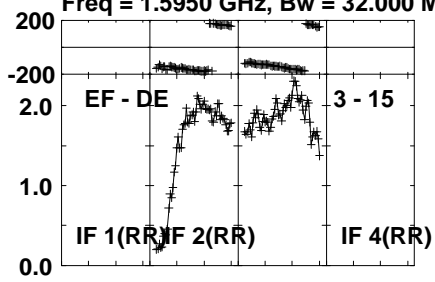


Lower frame: Milli Ampl Jy Top frame: Phas deg
Vector averaged cross-power spectrum Several baselines displayed
Timerange: 01/10:22:31 to 01/10:23:29

Plot file version 471 created 02-MAY-2024 15:36:11

J1037+5711 EM164D.UVDATA.1

Freq = 1.5950 GHz, Bw = 32.000 MH No calibration applied and no bandpass applied



Lower frame: Milli Ampl Jy Top frame: Phas deg

Vector averaged cross-power spectrum Several baselines displayed

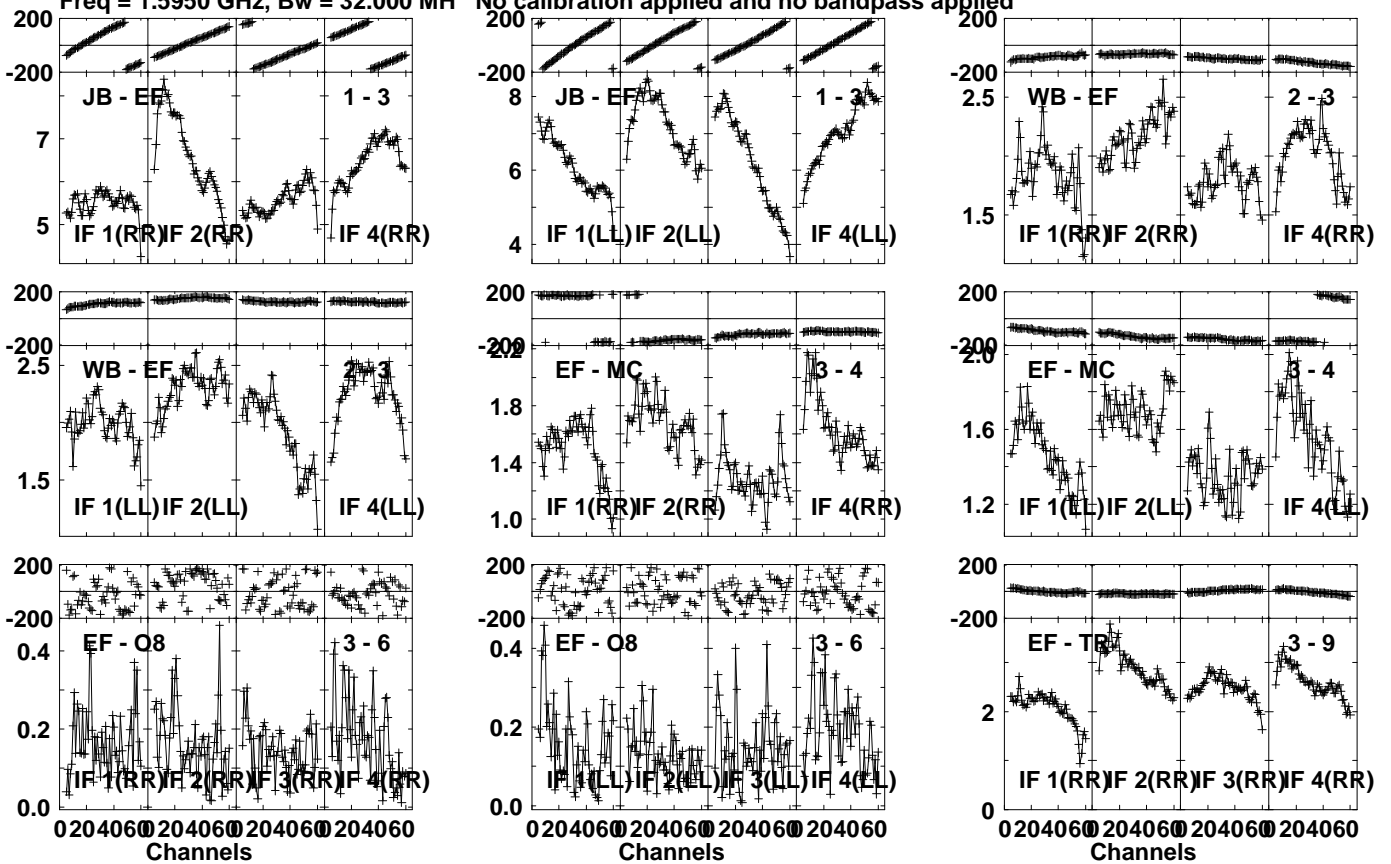
Timerange: 01/10:22:31 to 01/10:23:29

Plot file version 472 created 02-MAY-2024 15:36:11

J1037+5711 EM164D.UVDATA.1

Freq = 1.5950 GHz, Bw = 32.000 MH

No calibration applied and no bandpass applied

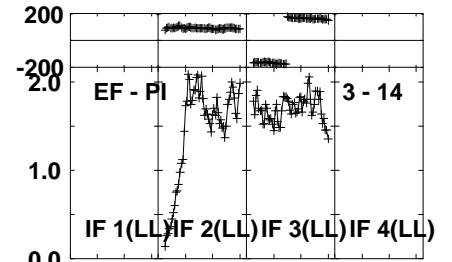
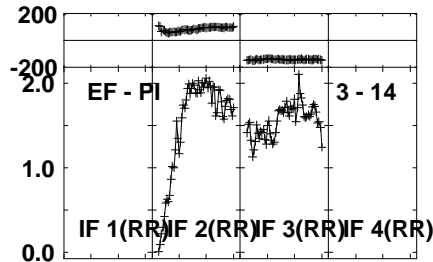
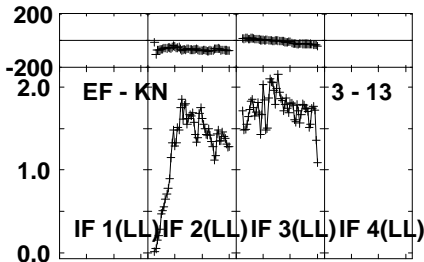
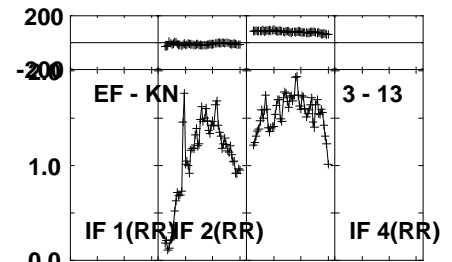
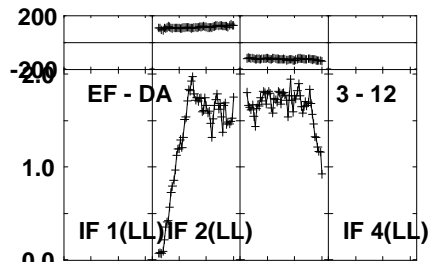
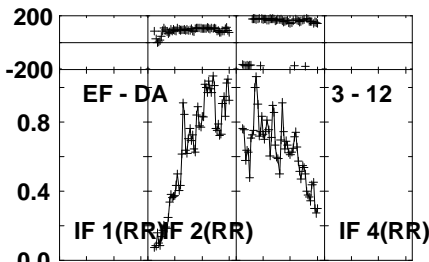
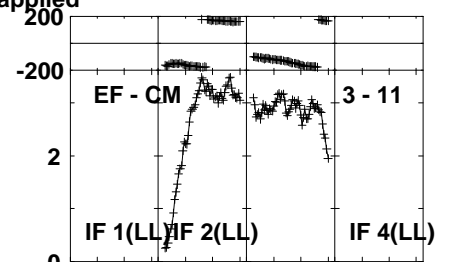
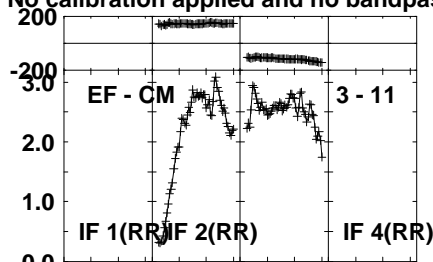
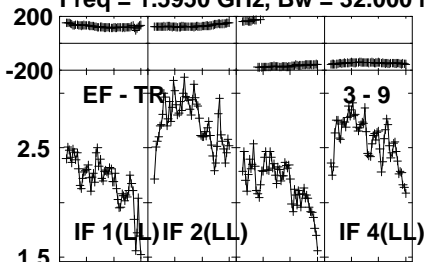


Lower frame: Milli Ampl Jy Top frame: Phas deg
Vector averaged cross-power spectrum Several baselines displayed
Timerange: 01/10:28:01 to 01/10:28:59

Plot file version 473 created 02-MAY-2024 15:36:11

J1037+5711 EM164D.UVDATA.1

Freq = 1.5950 GHz, Bw = 32.000 MH No calibration applied and no bandpass applied

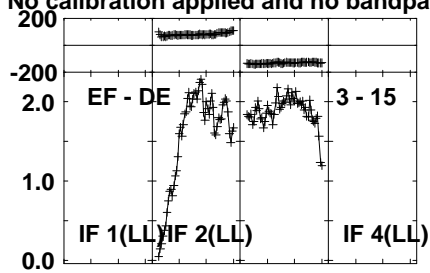
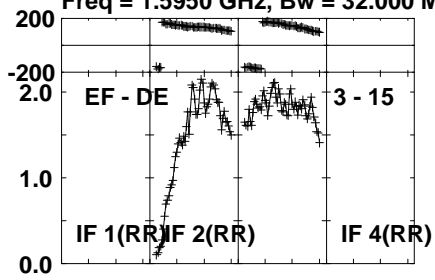


Lower frame: Milli Ampl Jy Top frame: Phas deg
Vector averaged cross-power spectrum Several baselines displayed
Timerange: 01/10:28:01 to 01/10:28:59

Plot file version 474 created 02-MAY-2024 15:36:11

J1037+5711 EM164D.UVDATA.1

Freq = 1.5950 GHz, Bw = 32.000 MH No calibration applied and no bandpass applied



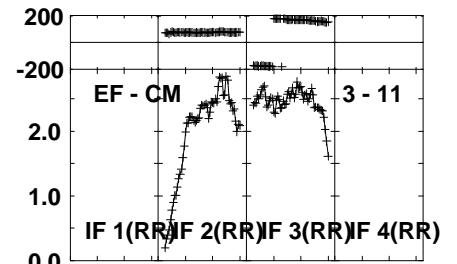
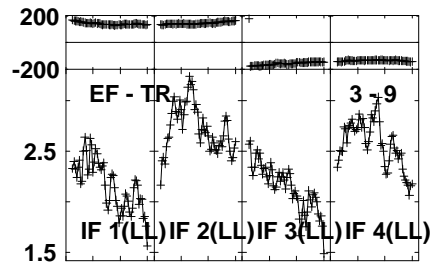
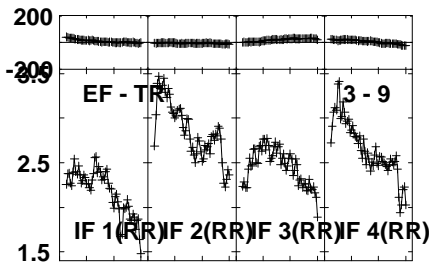
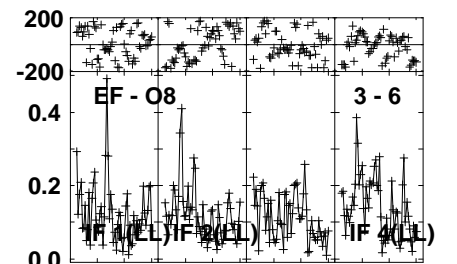
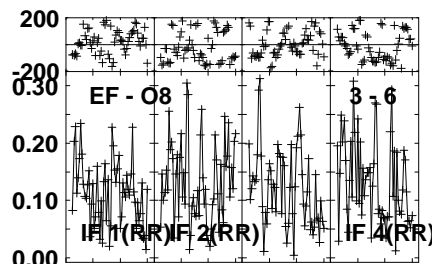
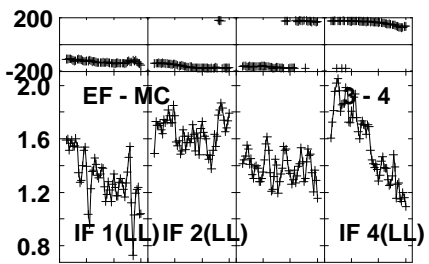
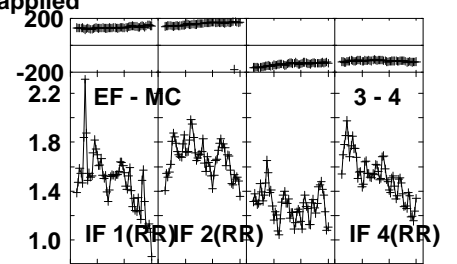
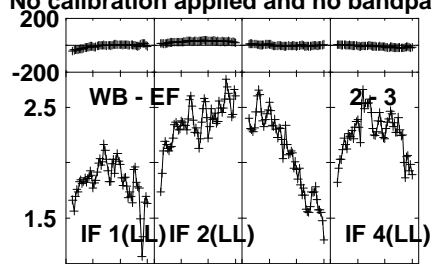
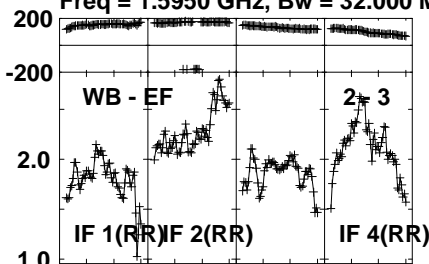
Lower frame: Milli Ampl Jy Top frame: Phas deg
Vector averaged cross-power spectrum Several baselines displayed
Timerange: 01/10:28:01 to 01/10:28:59

Plot file version 475 created 02-MAY-2024 15:36:11

J1037+5711 EM164D.UVDATA.1

Freq = 1.5950 GHz, Bw = 32.000 MH

No calibration applied and no bandpass applied

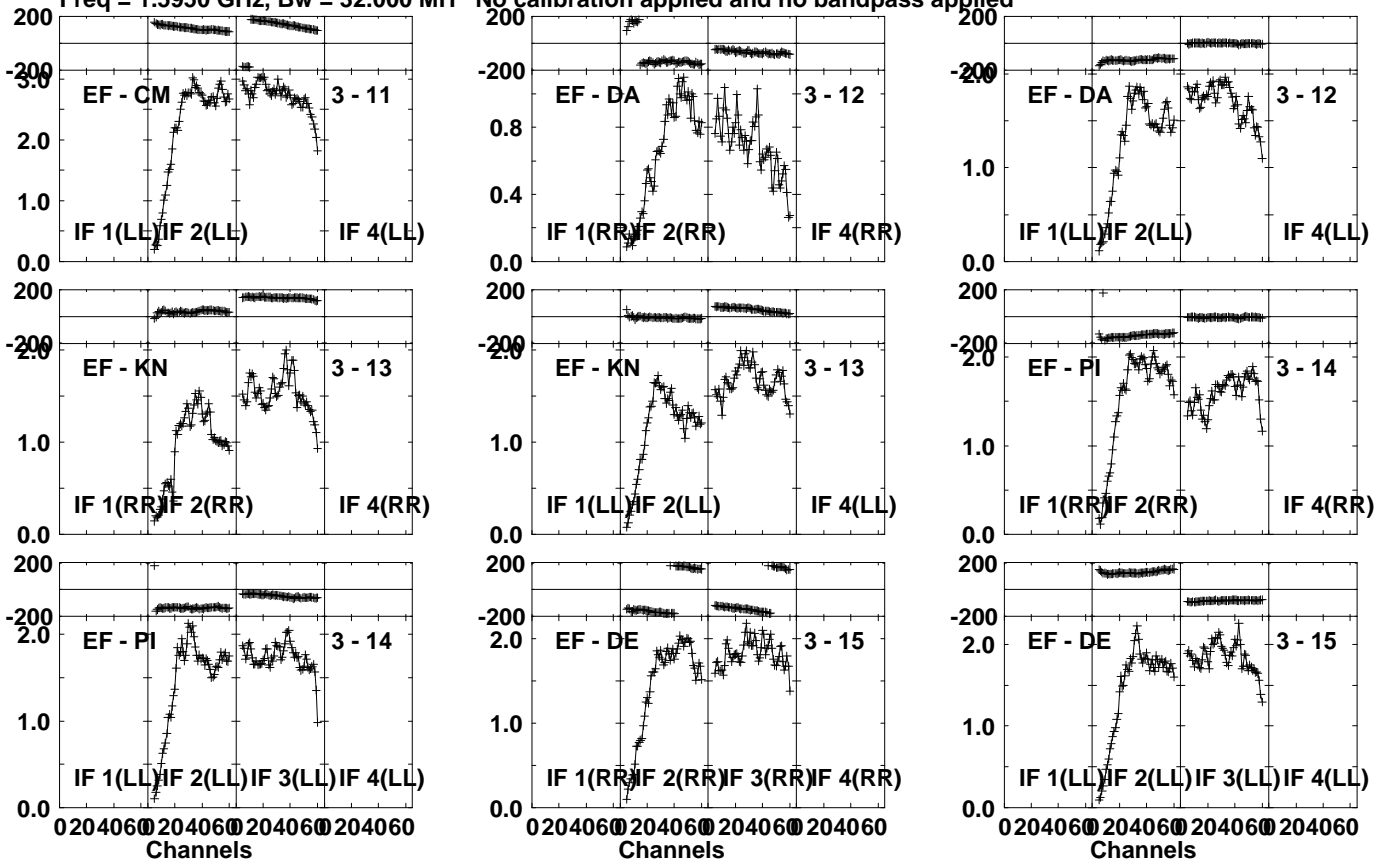


Lower frame: Milli Ampl Jy Top frame: Phas deg
Vector averaged cross-power spectrum Several baselines displayed
Timerange: 01/10:33:31 to 01/10:34:29

Plot file version 476 created 02-MAY-2024 15:36:11

J1037+5711 EM164D.UVDATA.1

Freq = 1.5950 GHz, Bw = 32.000 MH No calibration applied and no bandpass applied



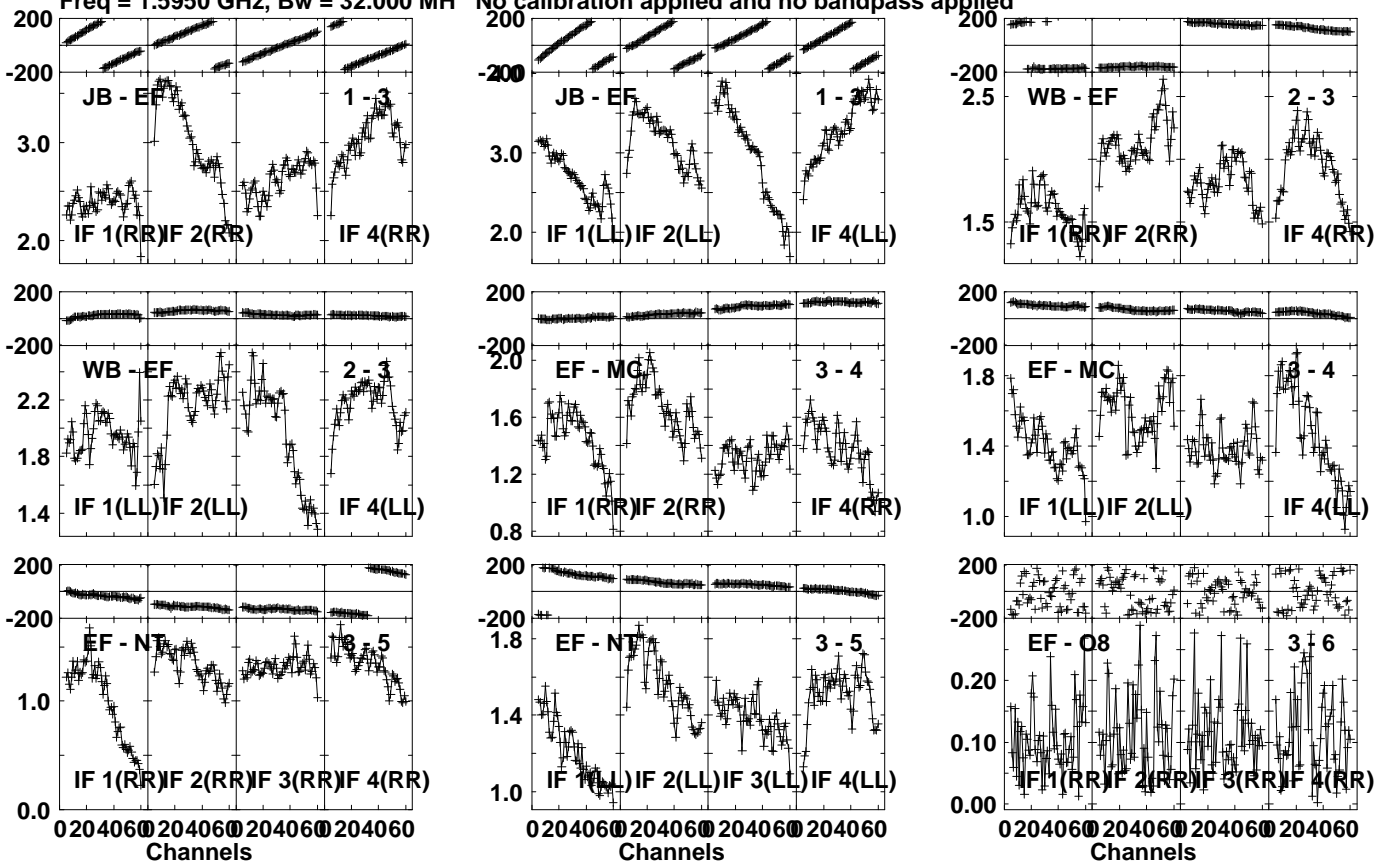
Lower frame: Milli Ampl Jy Top frame: Phas deg
Vector averaged cross-power spectrum Several baselines displayed
Timerange: 01/10:33:31 to 01/10:34:29

Plot file version 477 created 02-MAY-2024 15:36:11

J1037+5711 EM164D.UVDATA.1

Freq = 1.5950 GHz, Bw = 32.000 MH

No calibration applied and no bandpass applied



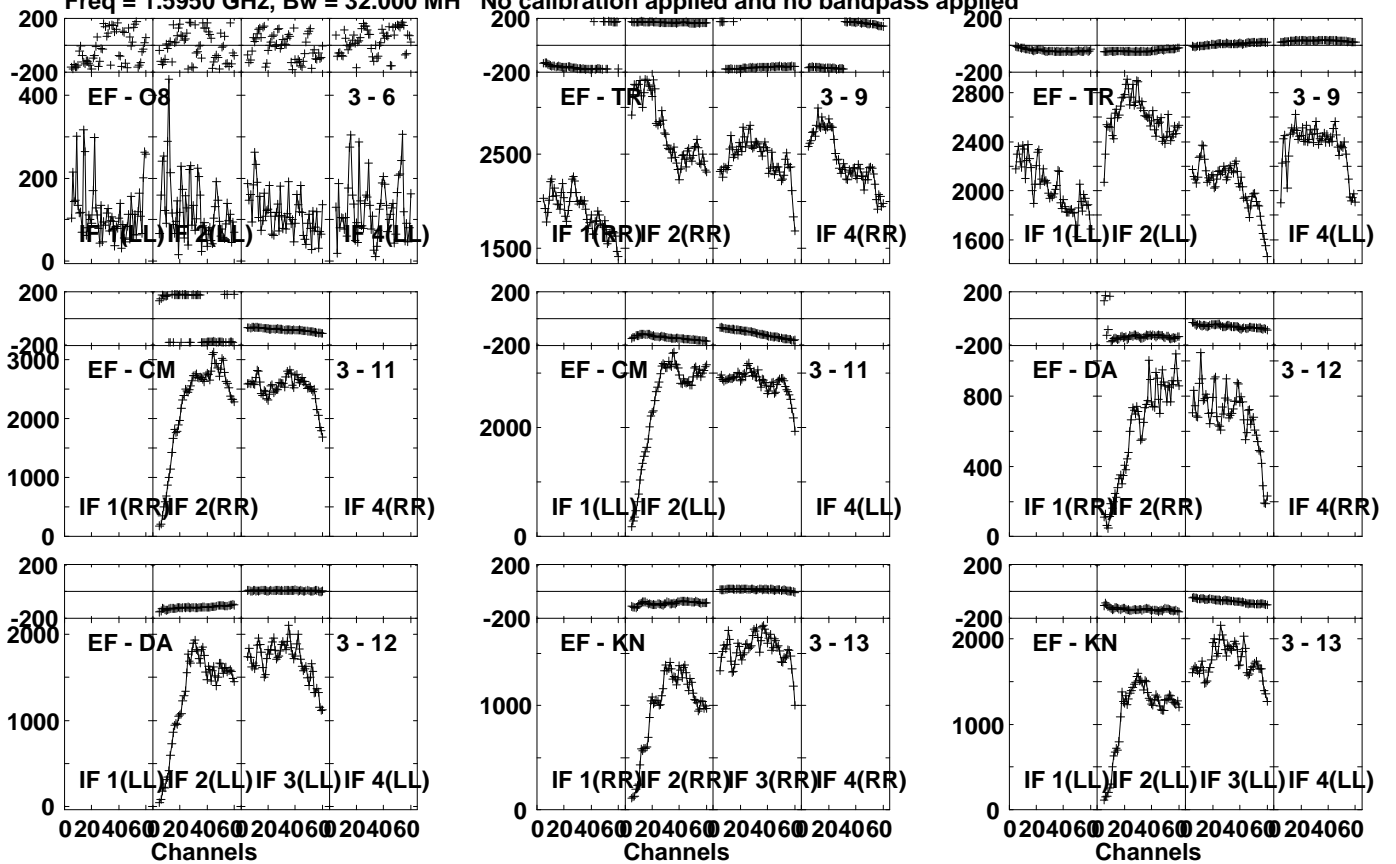
Lower frame: Milli Ampl Jy Top frame: Phas deg
Vector averaged cross-power spectrum Several baselines displayed
Timerange: 01/10:39:01 to 01/10:39:59

Plot file version 478 created 02-MAY-2024 15:36:11

J1037+5711 EM164D.UVDATA.1

Freq = 1.5950 GHz, Bw = 32.000 MH

No calibration applied and no bandpass applied



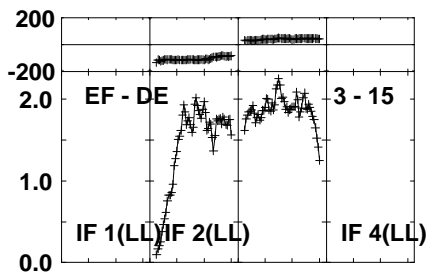
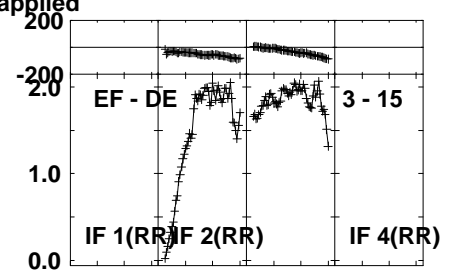
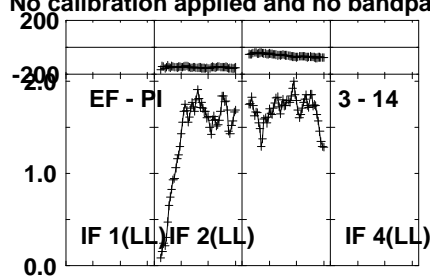
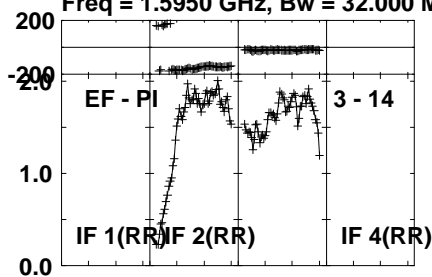
Lower frame: Micro Ampl Jy Top frame: Phas deg
Vector averaged cross-power spectrum Several baselines displayed
Timerange: 01/10:39:01 to 01/10:39:59

Plot file version 479 created 02-MAY-2024 15:36:11

J1037+5711 EM164D.UVDATA.1

Freq = 1.5950 GHz, Bw = 32.000 MH

No calibration applied and no bandpass applied



Lower frame: Milli Ampl Jy Top frame: Phas deg

Vector averaged cross-power spectrum Several baselines displayed

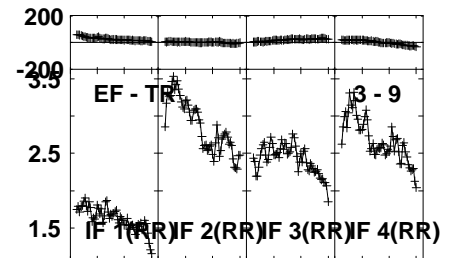
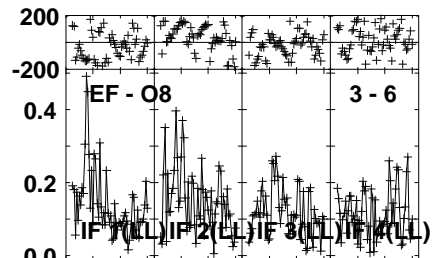
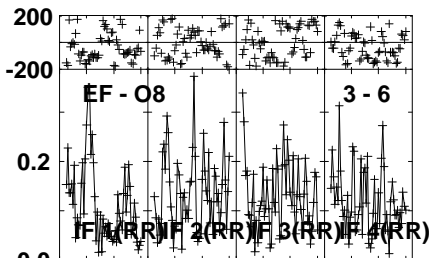
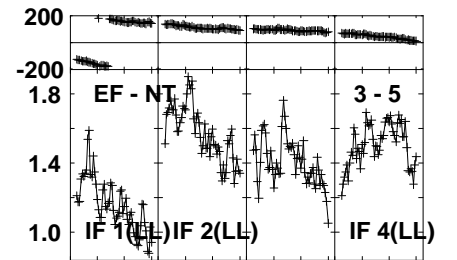
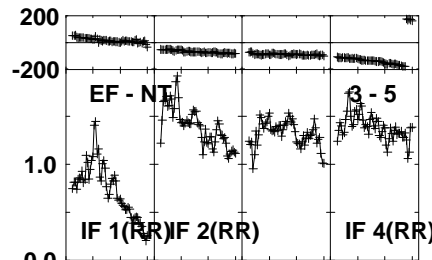
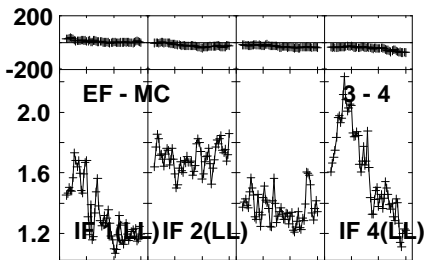
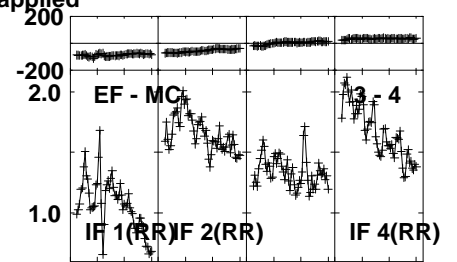
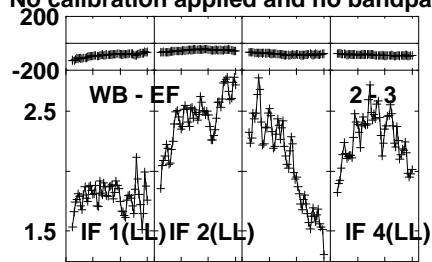
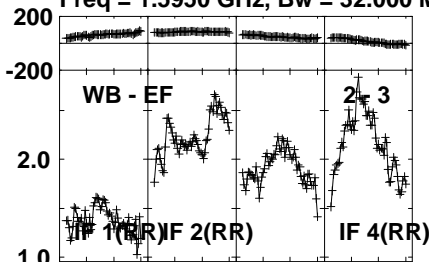
Timerange: 01/10:39:01 to 01/10:39:59

Plot file version 480 created 02-MAY-2024 15:36:11

J1037+5711 EM164D.UVDATA.1

Freq = 1.5950 GHz, Bw = 32.000 MH

No calibration applied and no bandpass applied



Lower frame: Milli Ampl Jy Top frame: Phas deg

Vector averaged cross-power spectrum Several baselines displayed

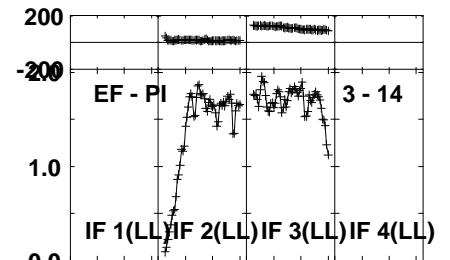
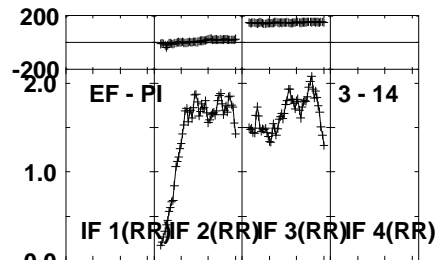
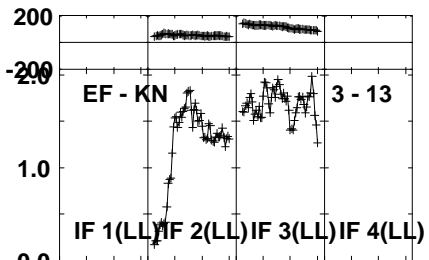
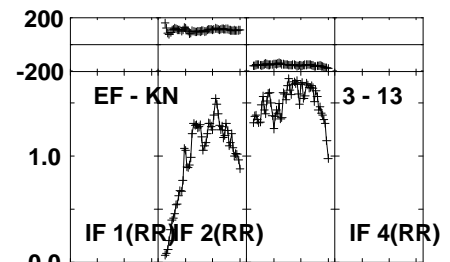
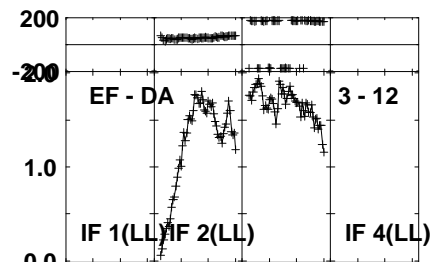
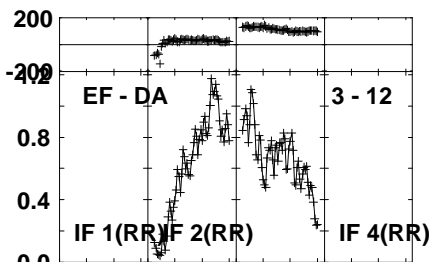
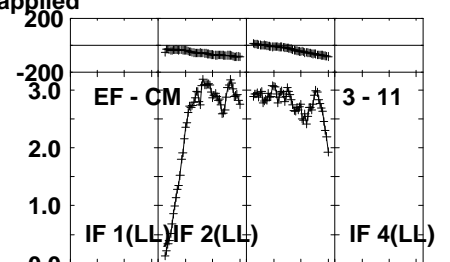
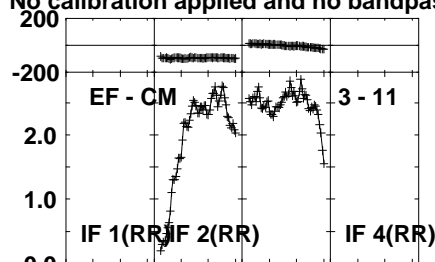
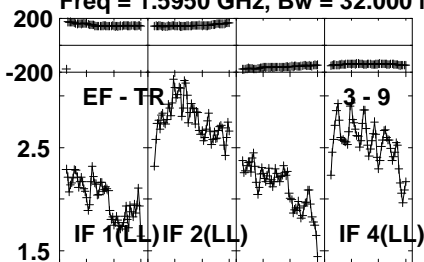
Timerange: 01/10:44:31 to 01/10:45:29

Plot file version 481 created 02-MAY-2024 15:36:11

J1037+5711 EM164D.UVDATA.1

Freq = 1.5950 GHz, Bw = 32.000 MH

No calibration applied and no bandpass applied



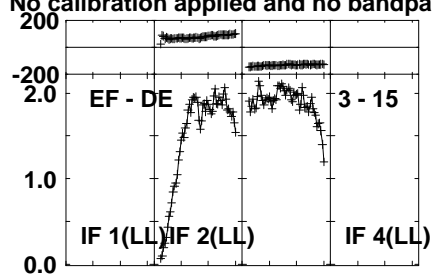
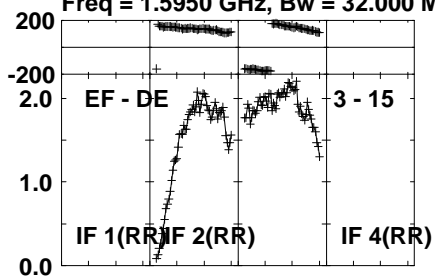
Lower frame: Milli Ampl Jy Top frame: Phas deg
Vector averaged cross-power spectrum Several baselines displayed
Timerange: 01/10:44:31 to 01/10:45:29

Plot file version 482 created 02-MAY-2024 15:36:11

J1037+5711 EM164D.UVDATA.1

Freq = 1.5950 GHz, Bw = 32.000 MH

No calibration applied and no bandpass applied



Lower frame: Milli Ampl Jy Top frame: Phas deg

Vector averaged cross-power spectrum Several baselines displayed

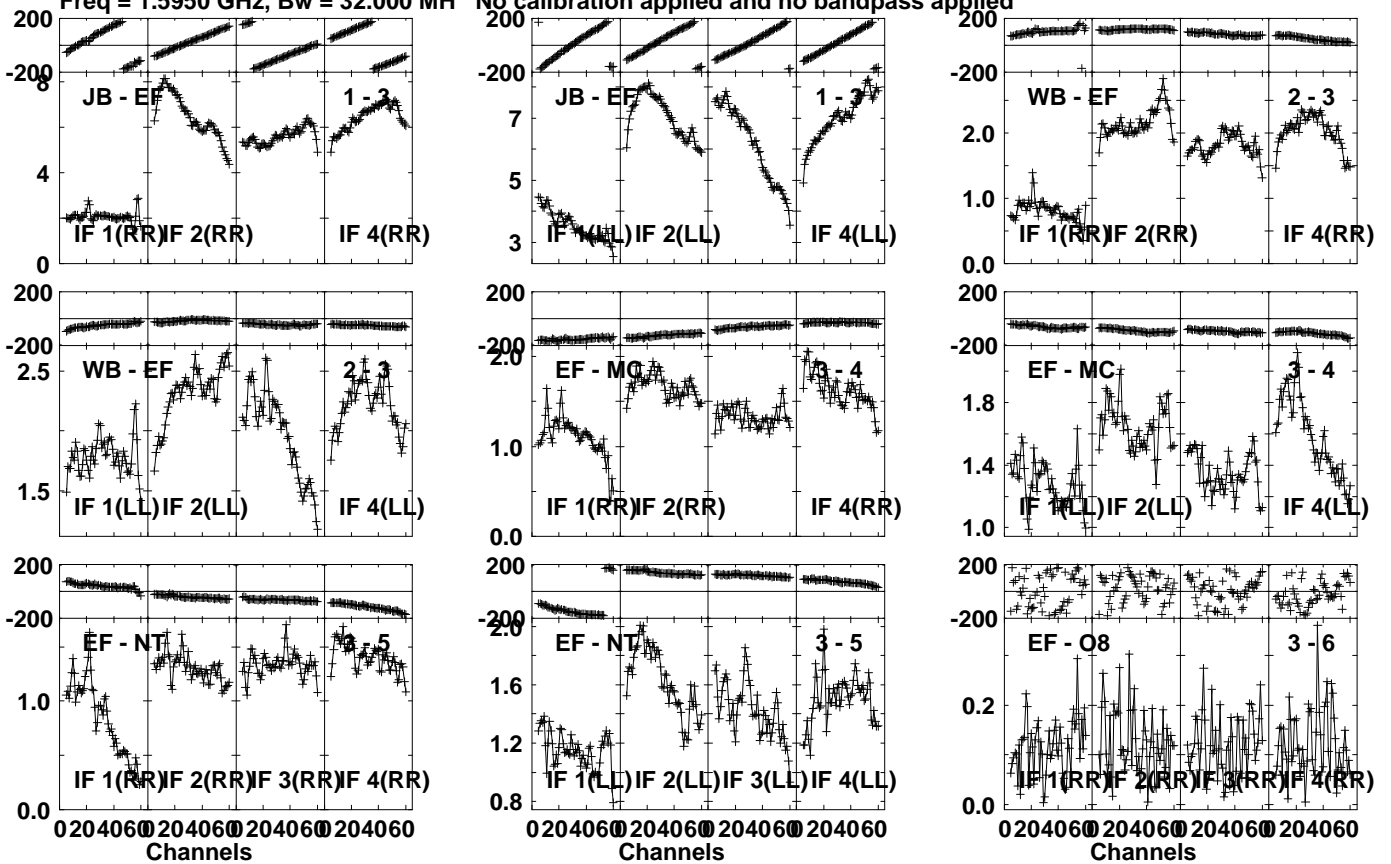
Timerange: 01/10:44:31 to 01/10:45:29

Plot file version 483 created 02-MAY-2024 15:36:11

J1037+5711 EM164D.UVDATA.1

Freq = 1.5950 GHz, Bw = 32.000 MH

No calibration applied and no bandpass applied



Lower frame: Milli Ampl Jy Top frame: Phas deg

Vector averaged cross-power spectrum Several baselines displayed

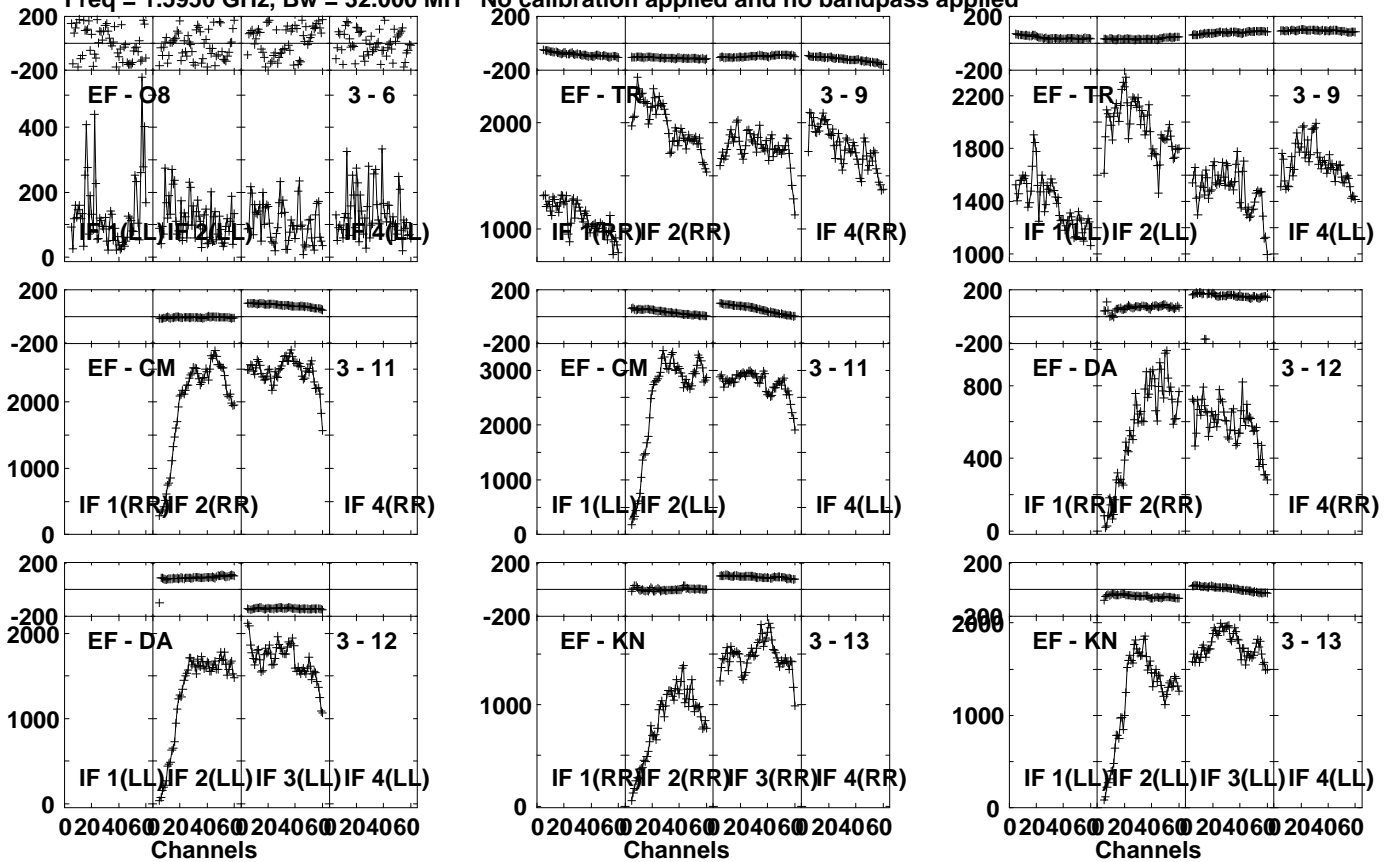
Timerange: 01/10:50:01 to 01/10:50:59

Plot file version 484 created 02-MAY-2024 15:36:11

J1037+5711 EM164D.UVDATA.1

Freq = 1.5950 GHz, Bw = 32.000 MH

No calibration applied and no bandpass applied



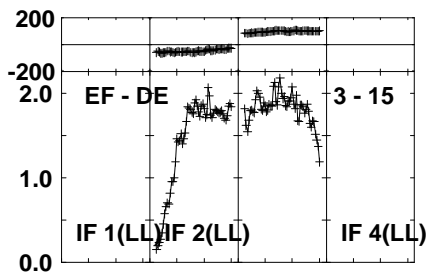
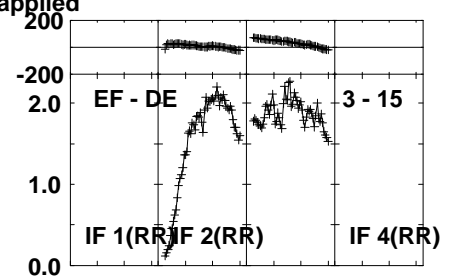
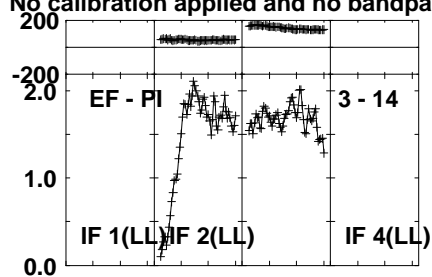
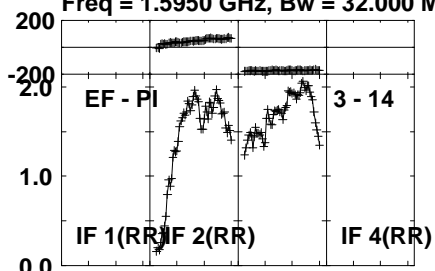
Lower frame: Micro Ampl Jy Top frame: Phas deg
Vector averaged cross-power spectrum Several baselines displayed
Timerange: 01/10:50:01 to 01/10:50:59

Plot file version 485 created 02-MAY-2024 15:36:12

J1037+5711 EM164D.UVDATA.1

Freq = 1.5950 GHz, Bw = 32.000 MH

No calibration applied and no bandpass applied



Lower frame: Milli Ampl Jy Top frame: Phas deg

Vector averaged cross-power spectrum Several baselines displayed

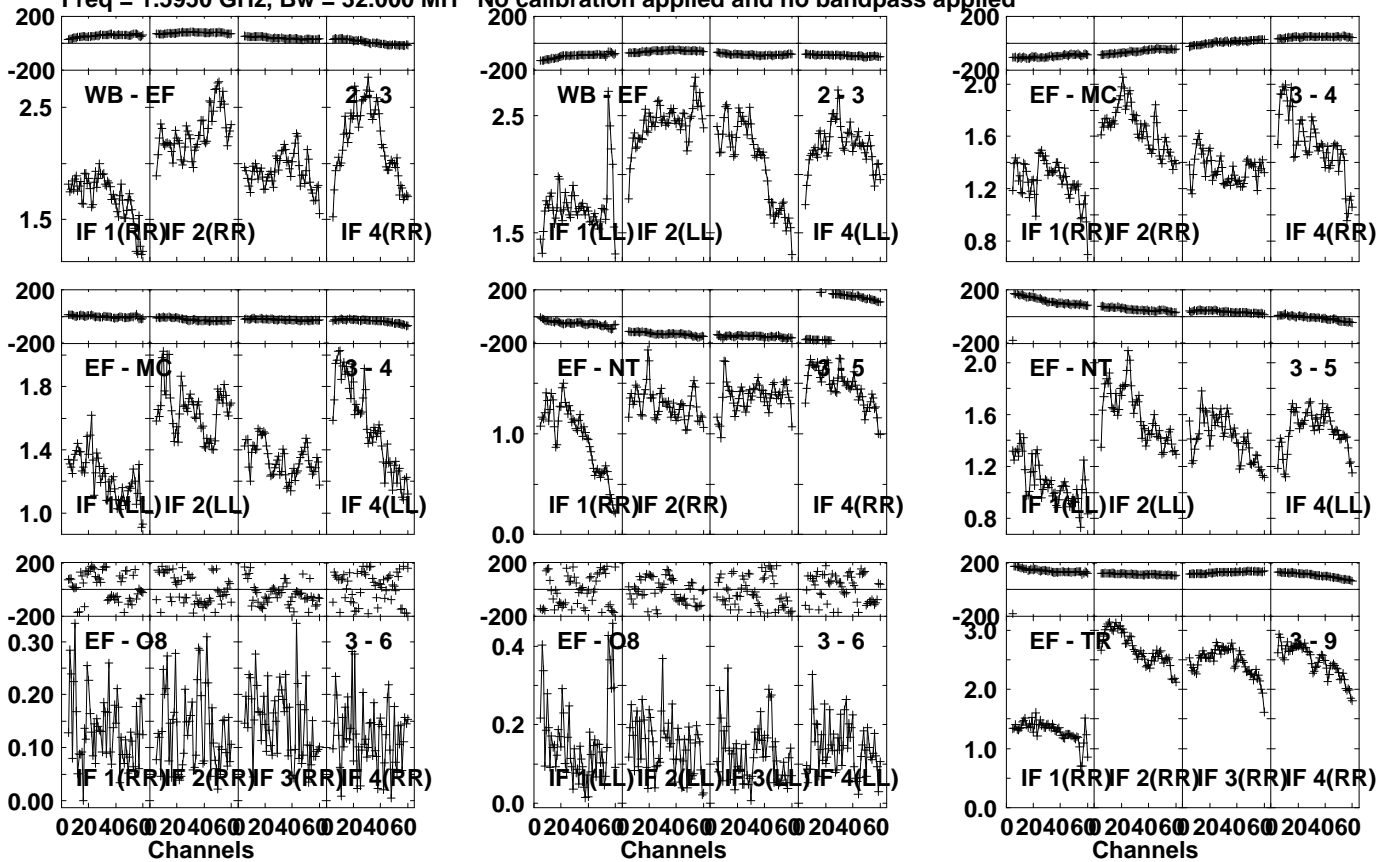
Timerange: 01/10:50:01 to 01/10:50:59

Plot file version 486 created 02-MAY-2024 15:36:12

J1037+5711 EM164D.UVDATA.1

Freq = 1.5950 GHz, Bw = 32.000 MH

No calibration applied and no bandpass applied



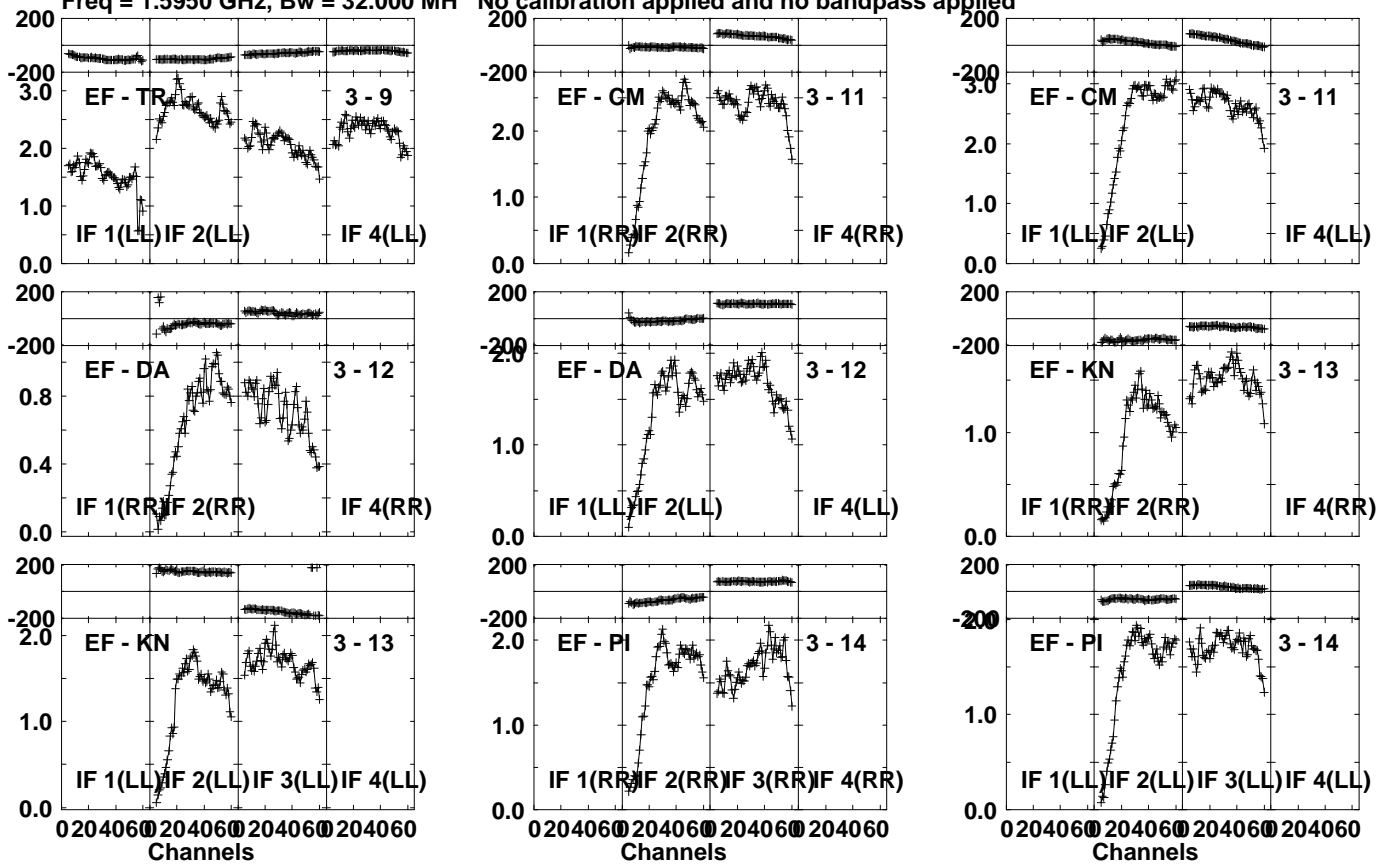
Lower frame: Milli Ampl Jy Top frame: Phas deg
 Vector averaged cross-power spectrum Several baselines displayed
 Timerange: 01/10:55:31 to 01/10:56:29

Plot file version 487 created 02-MAY-2024 15:36:12

J1037+5711 EM164D.UVDATA.1

Freq = 1.5950 GHz, Bw = 32.000 MH

No calibration applied and no bandpass applied



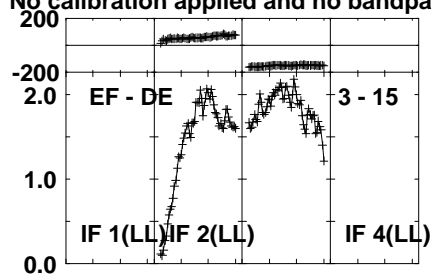
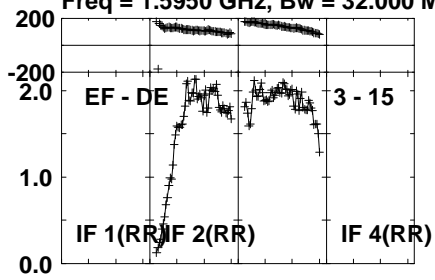
Lower frame: Milli Ampl Jy Top frame: Phas deg
Vector averaged cross-power spectrum Several baselines displayed
Timerange: 01/10:55:31 to 01/10:56:29

Plot file version 488 created 02-MAY-2024 15:36:12

J1037+5711 EM164D.UVDATA.1

Freq = 1.5950 GHz, Bw = 32.000 MH

No calibration applied and no bandpass applied



Lower frame: Milli Ampl Jy Top frame: Phas deg

Vector averaged cross-power spectrum Several baselines displayed

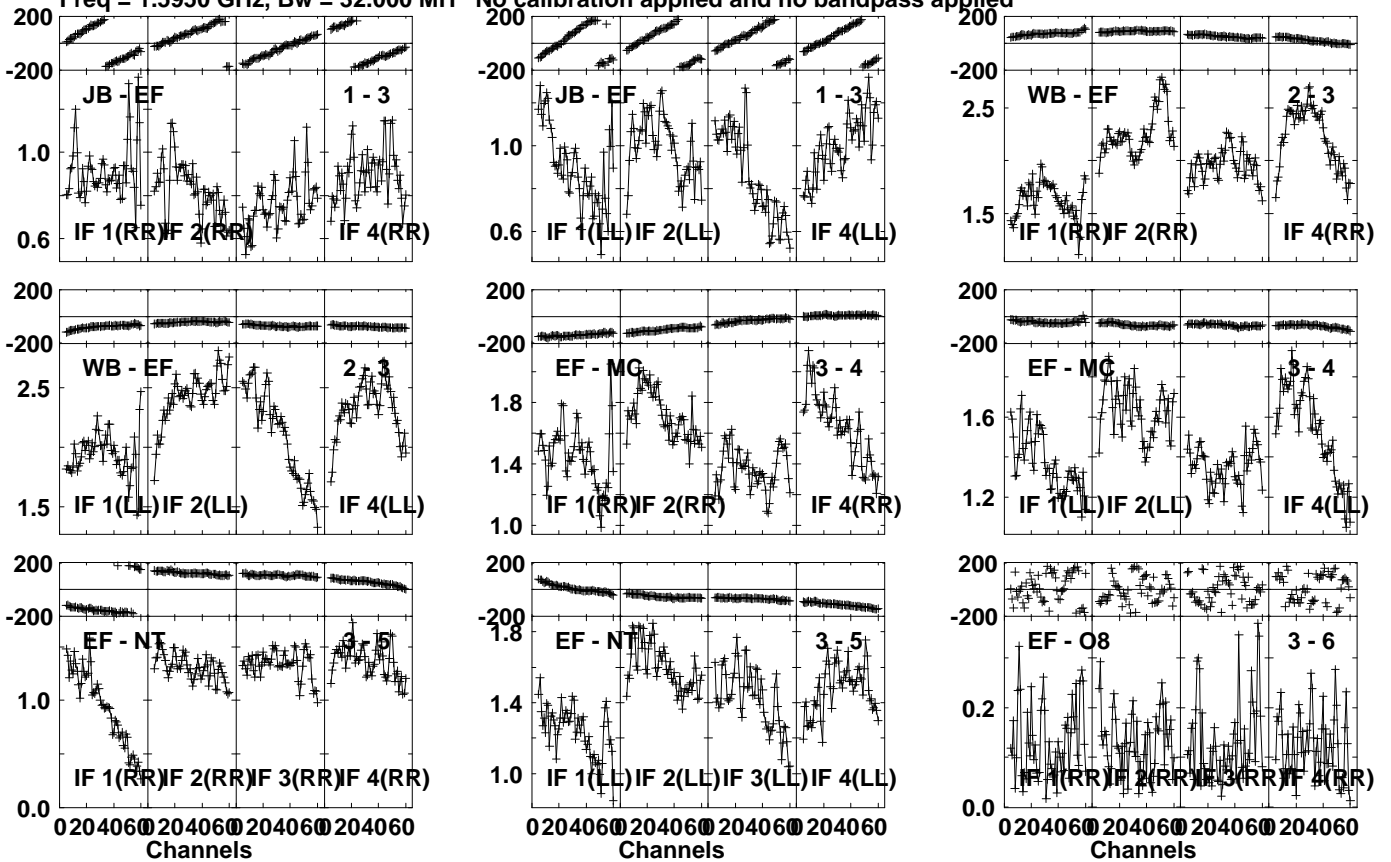
Timerange: 01/10:55:31 to 01/10:56:29

Plot file version 489 created 02-MAY-2024 15:36:12

J1037+5711 EM164D.UVDATA.1

Freq = 1.5950 GHz, Bw = 32.000 MH

No calibration applied and no bandpass applied



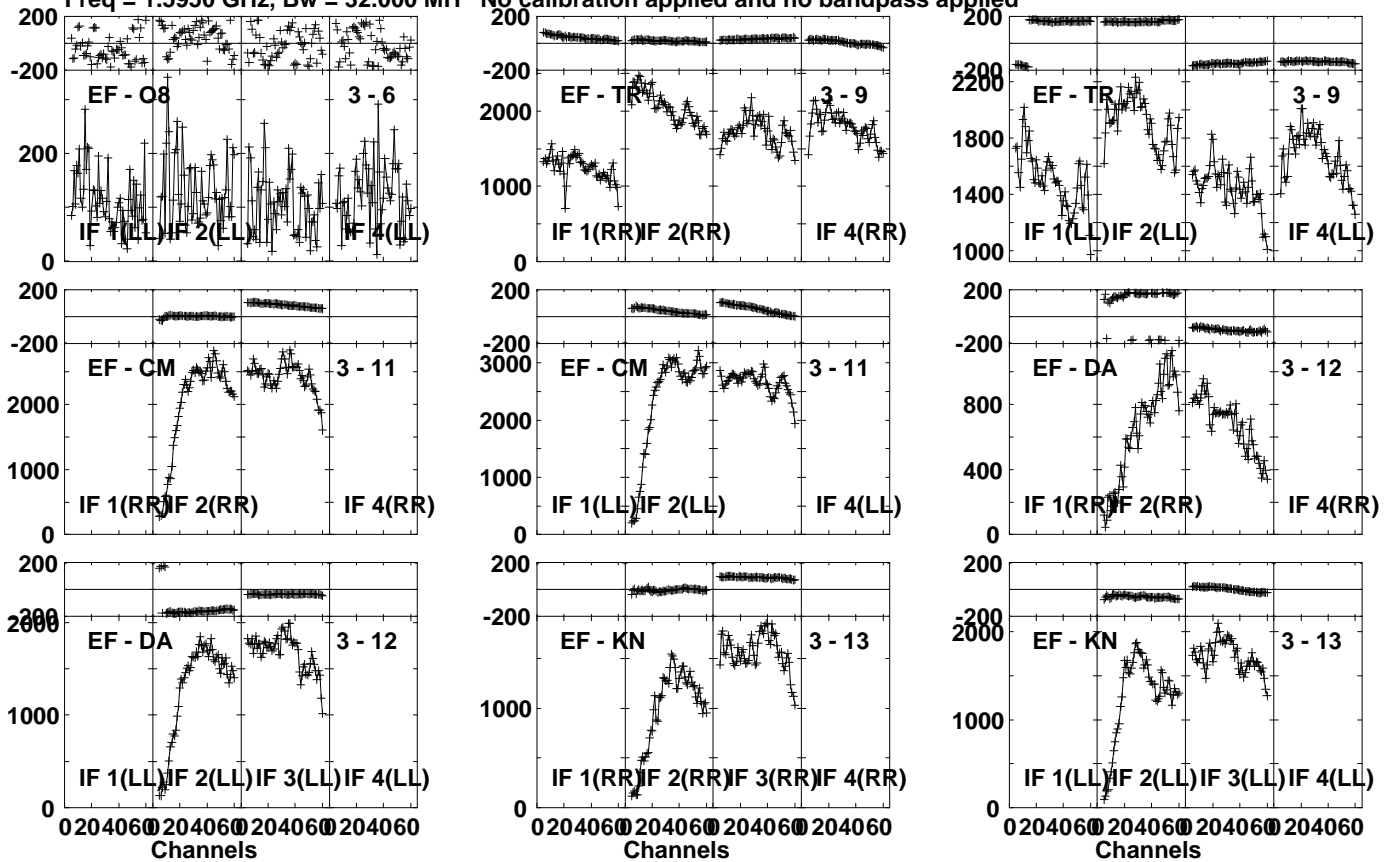
Lower frame: Milli Ampl Jy Top frame: Phas deg
Vector averaged cross-power spectrum Several baselines displayed
Timerange: 01/11:01:01 to 01/11:01:59

Plot file version 490 created 02-MAY-2024 15:36:12

J1037+5711 EM164D.UVDATA.1

Freq = 1.5950 GHz, Bw = 32.000 MH

No calibration applied and no bandpass applied



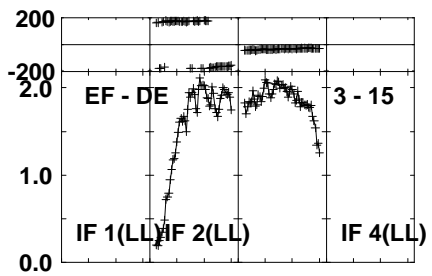
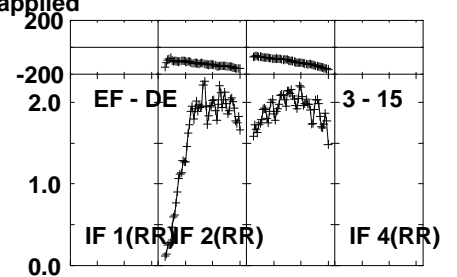
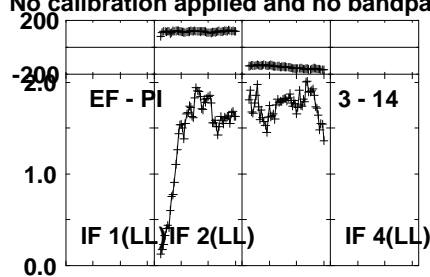
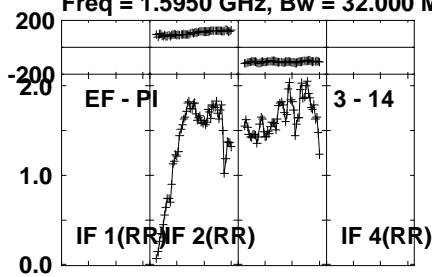
Lower frame: Micro Ampl Jy Top frame: Phas deg
Vector averaged cross-power spectrum Several baselines displayed
Timerange: 01/11:01:01 to 01/11:01:59

Plot file version 491 created 02-MAY-2024 15:36:12

J1037+5711 EM164D.UVDATA.1

Freq = 1.5950 GHz, Bw = 32.000 MH

No calibration applied and no bandpass applied



Lower frame: Milli Ampl Jy Top frame: Phas deg

Vector averaged cross-power spectrum Several baselines displayed

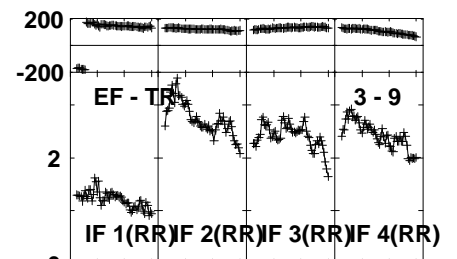
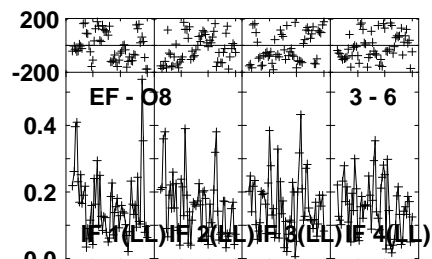
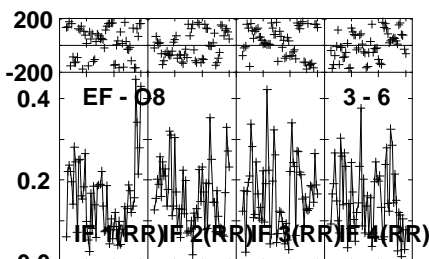
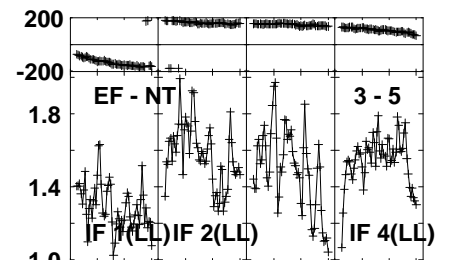
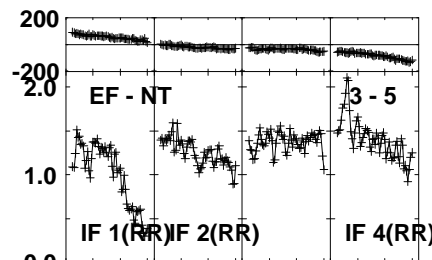
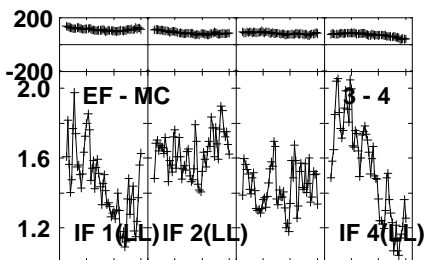
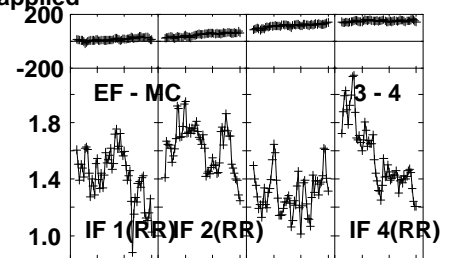
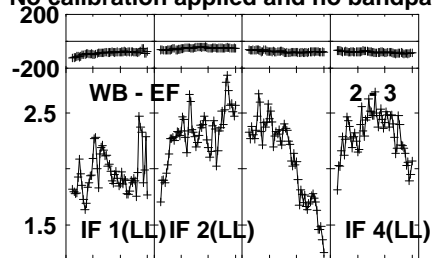
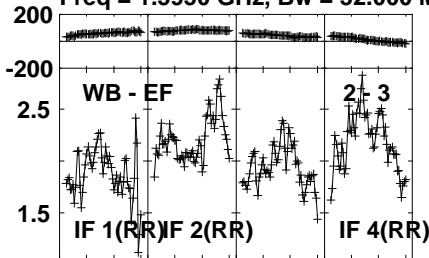
Timerange: 01/11:01:01 to 01/11:01:59

Plot file version 492 created 02-MAY-2024 15:36:12

J1037+5711 EM164D.UVDATA.1

Freq = 1.5950 GHz, Bw = 32.000 MH

No calibration applied and no bandpass applied



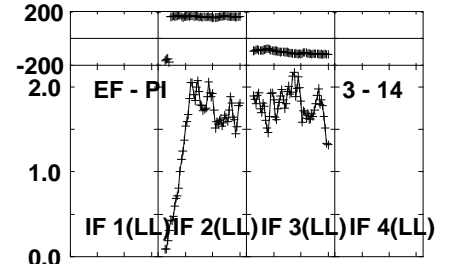
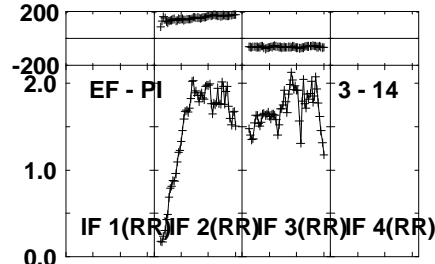
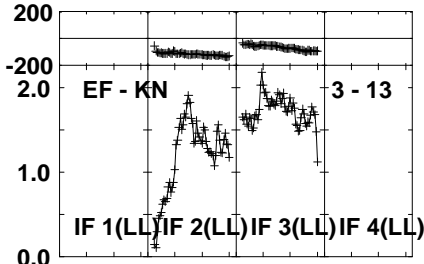
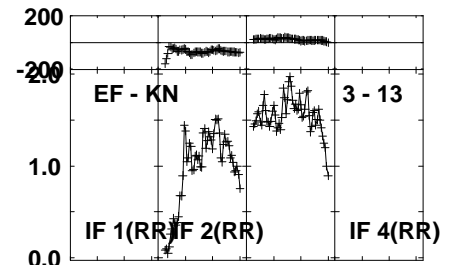
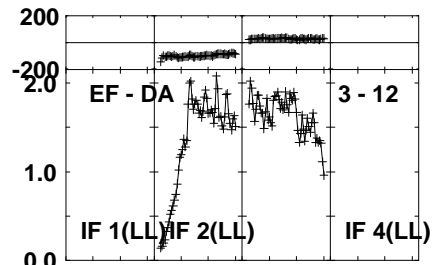
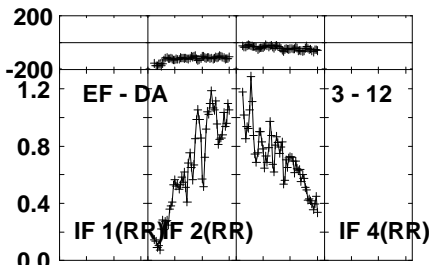
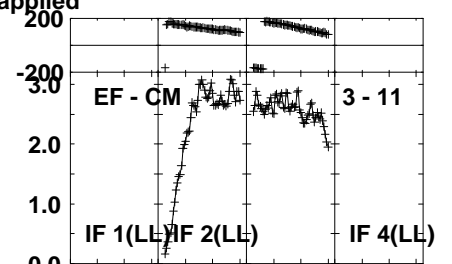
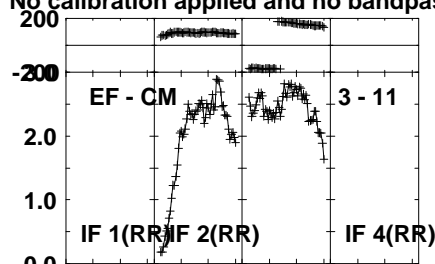
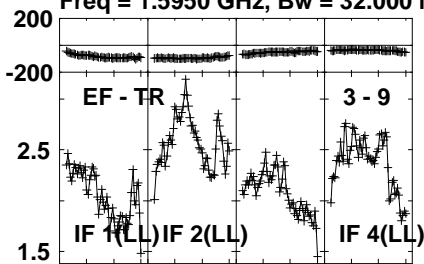
Lower frame: Milli Ampl Jy Top frame: Phas deg
Vector averaged cross-power spectrum Several baselines displayed
Timerange: 01/11:06:31 to 01/11:07:29

Plot file version 493 created 02-MAY-2024 15:36:12

J1037+5711 EM164D.UVDATA.1

Freq = 1.5950 GHz, Bw = 32.000 MH

No calibration applied and no bandpass applied

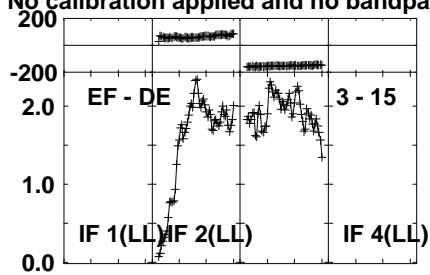
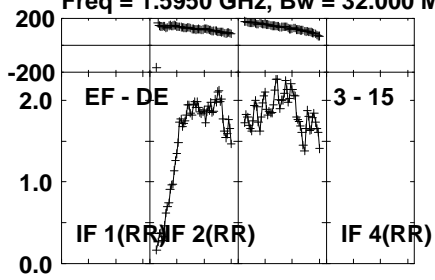


Lower frame: Milli Ampl Jy Top frame: Phas deg
Vector averaged cross-power spectrum Several baselines displayed
Timerange: 01/11:06:31 to 01/11:07:29

Plot file version 494 created 02-MAY-2024 15:36:12

J1037+5711 EM164D.UVDATA.1

Freq = 1.5950 GHz, Bw = 32.000 MH No calibration applied and no bandpass applied



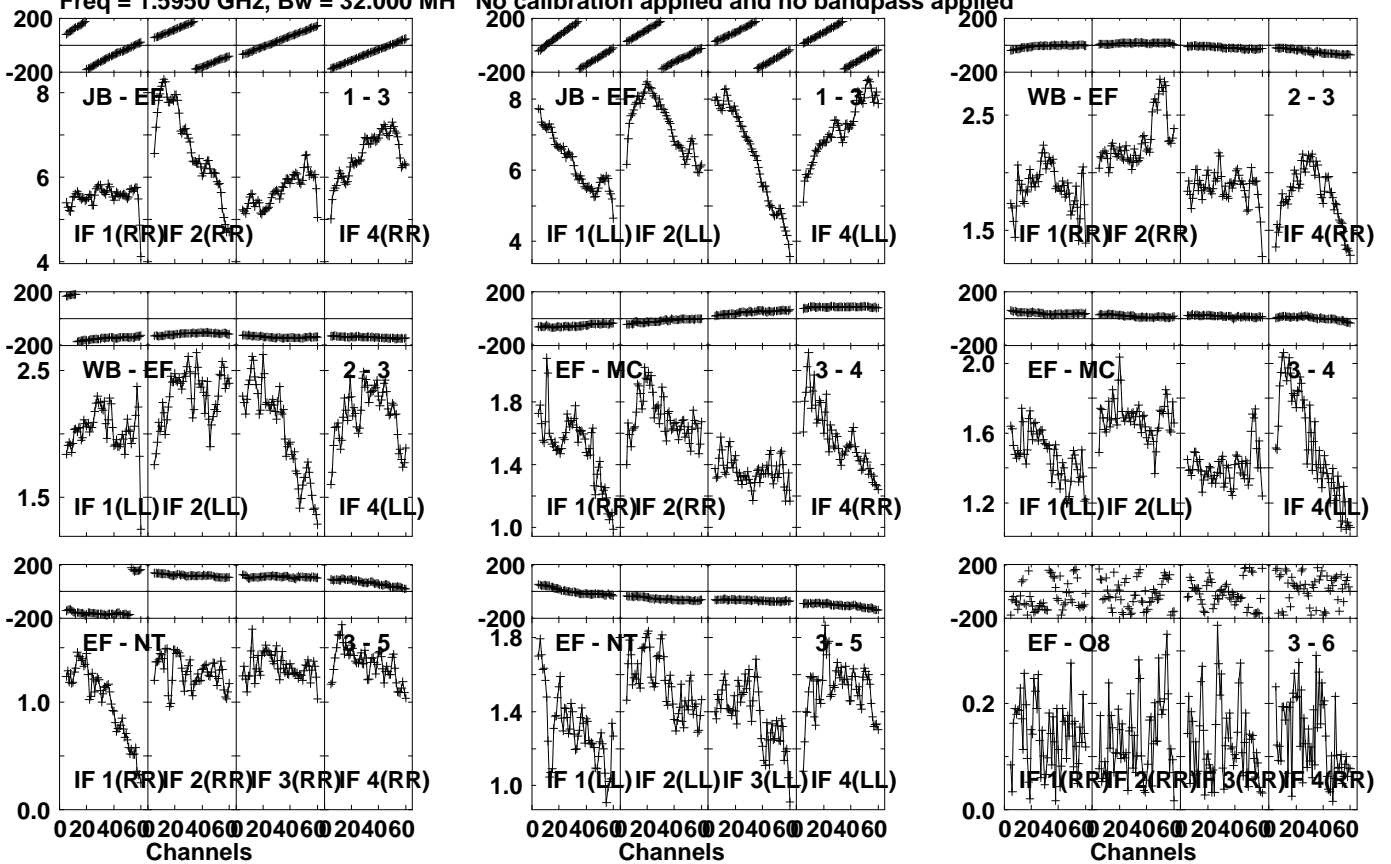
Lower frame: Milli Ampl Jy Top frame: Phas deg
Vector averaged cross-power spectrum Several baselines displayed
Timerange: 01/11:06:31 to 01/11:07:29

Plot file version 495 created 02-MAY-2024 15:36:12

J1037+5711 EM164D.UVDATA.1

Freq = 1.5950 GHz, Bw = 32.000 MH

No calibration applied and no bandpass applied



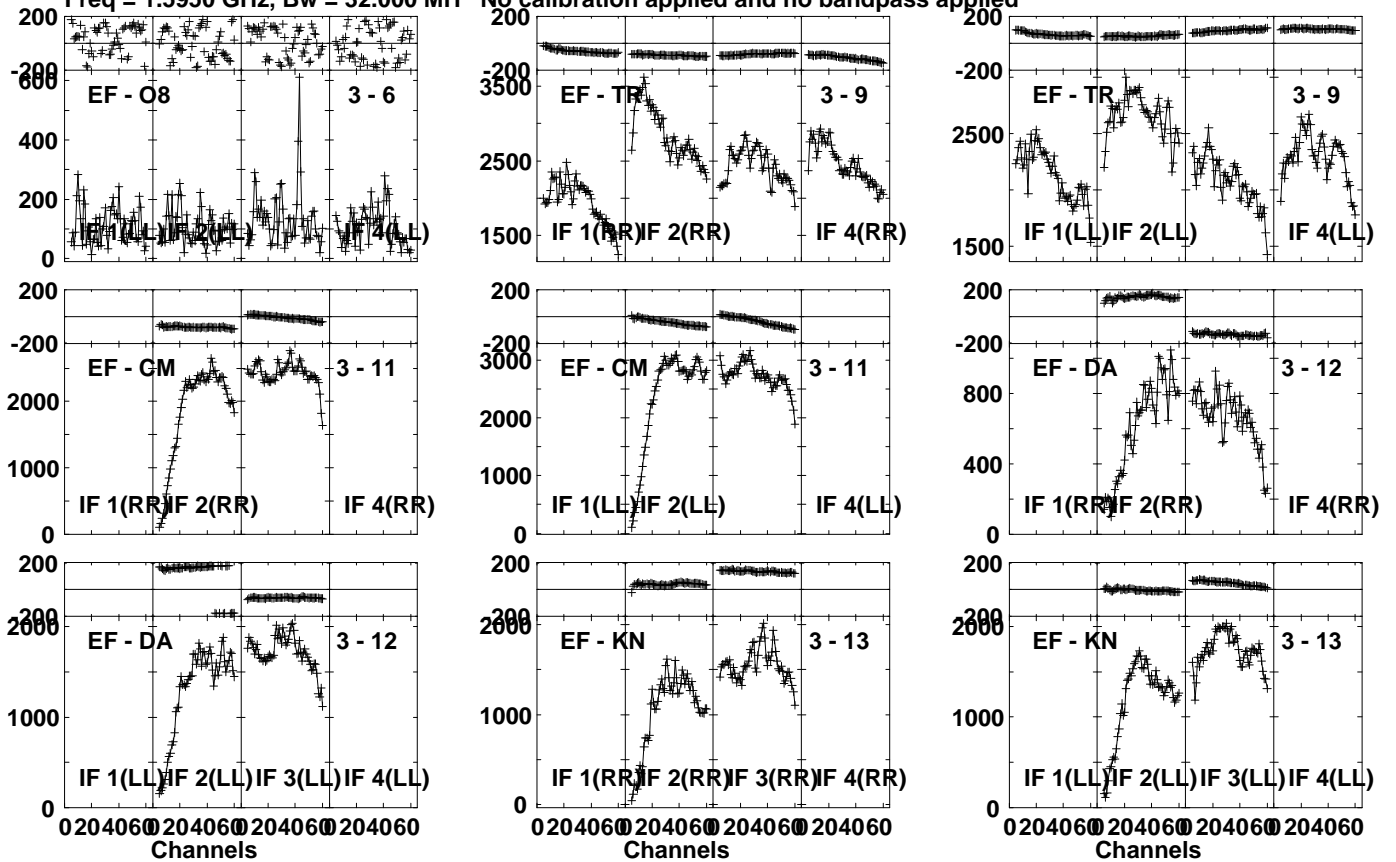
Lower frame: Milli Ampl Jy Top frame: Phas deg
Vector averaged cross-power spectrum Several baselines displayed
Timerange: 01/11:12:01 to 01/11:12:59

Plot file version 496 created 02-MAY-2024 15:36:12

J1037+5711 EM164D.UVDATA.1

Freq = 1.5950 GHz, Bw = 32.000 MH

No calibration applied and no bandpass applied



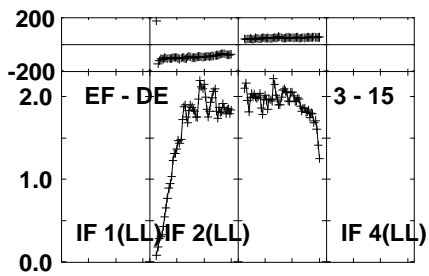
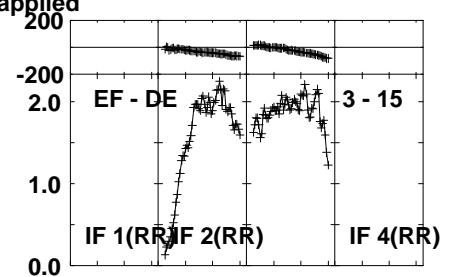
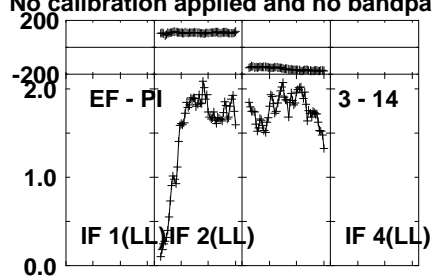
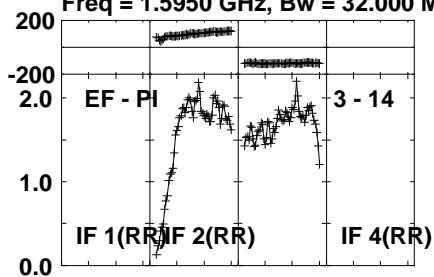
Lower frame: Micro Ampl Jy Top frame: Phas deg
Vector averaged cross-power spectrum Several baselines displayed
Timerange: 01/11:12:01 to 01/11:12:59

Plot file version 497 created 02-MAY-2024 15:36:12

J1037+5711 EM164D.UVDATA.1

Freq = 1.5950 GHz, Bw = 32.000 MH

No calibration applied and no bandpass applied



Lower frame: Milli Ampl Jy Top frame: Phas deg

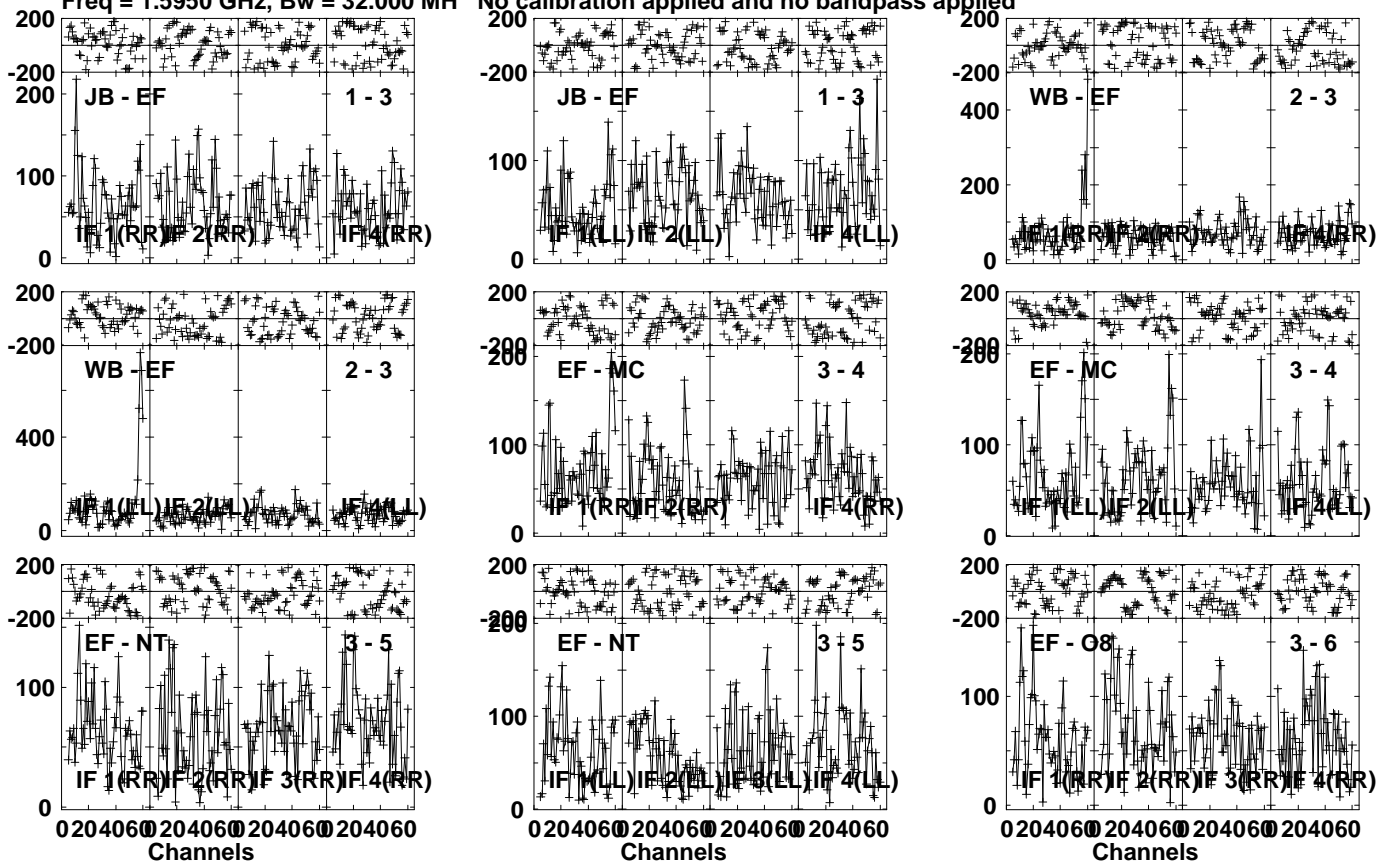
Vector averaged cross-power spectrum Several baselines displayed

Timerange: 01/11:12:01 to 01/11:12:59

Plot file version 498 created 02-MAY-2024 15:36:12

DP27 000 EM164D.UVDATA.1

Freq = 1.5950 GHz, Bw = 32.000 MH No calibration applied and no bandpass applied



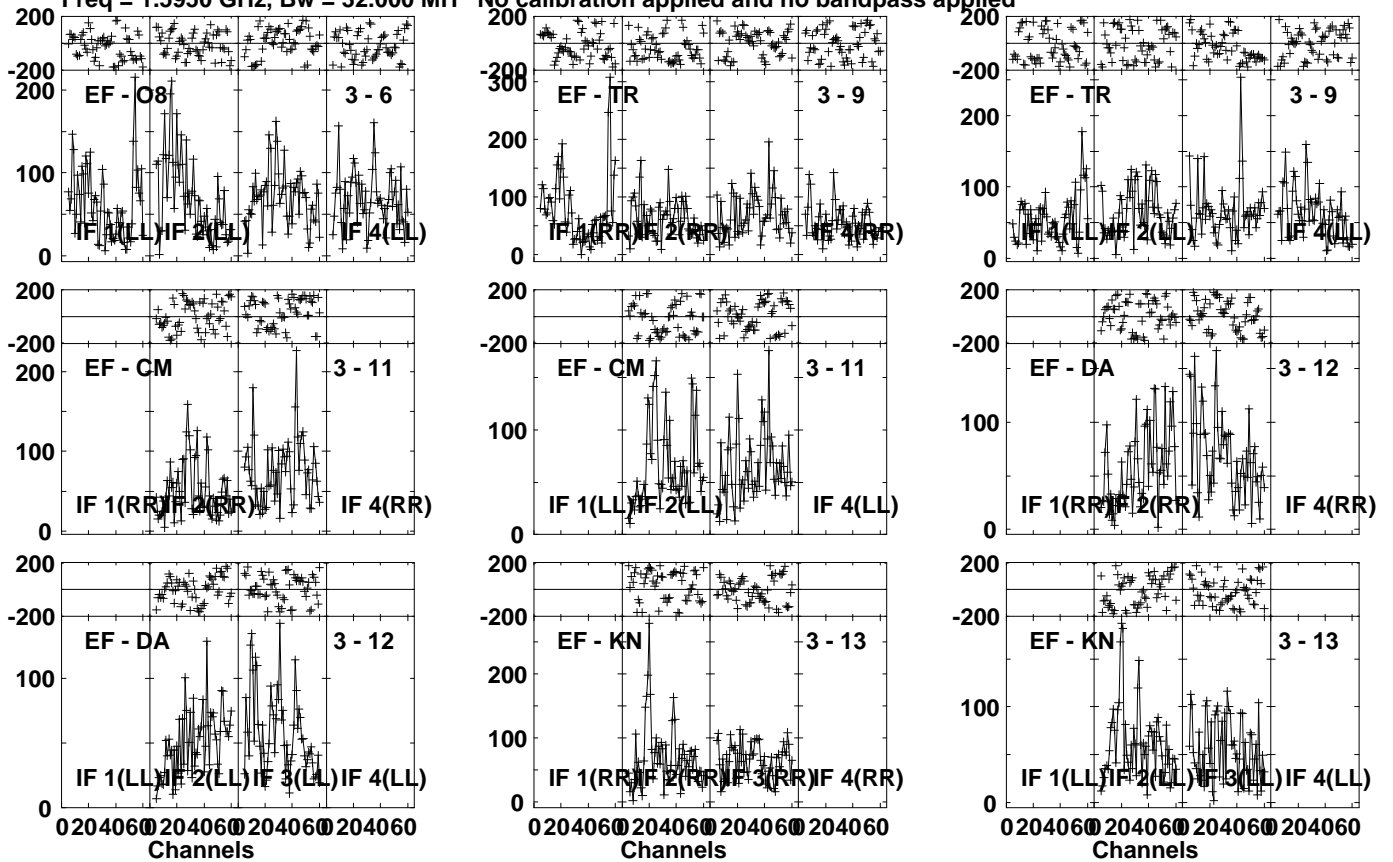
Lower frame: Micro Ampl Jy Top frame: Phas deg
Vector averaged cross-power spectrum Several baselines displayed
Timerange: 01/11:13:01 to 01/11:16:59

Plot file version 499 created 02-MAY-2024 15:36:12

DP27 000 EM164D.UVDATA.1

Freq = 1.5950 GHz, Bw = 32.000 MH

No calibration applied and no bandpass applied



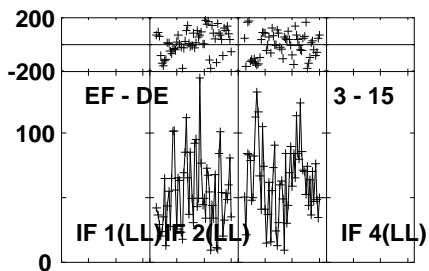
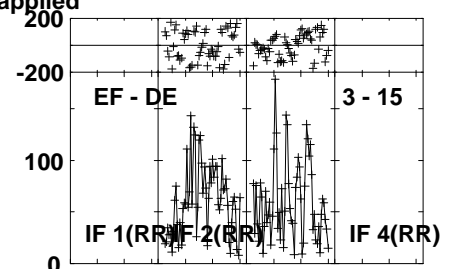
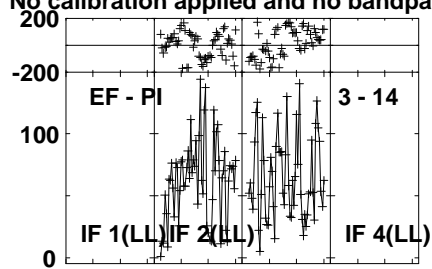
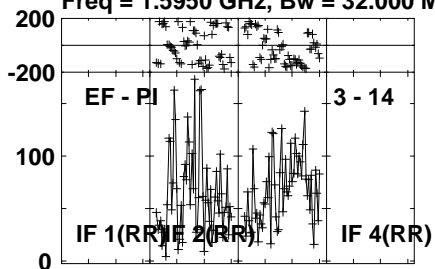
Lower frame: Micro Ampl Jy Top frame: Phas deg
Vector averaged cross-power spectrum Several baselines displayed
Timerange: 01/11:13:01 to 01/11:16:59

Plot file version 500 created 02-MAY-2024 15:36:12

DP27 000 EM164D.UVDATA.1

Freq = 1.5950 GHz, Bw = 32.000 MH

No calibration applied and no bandpass applied



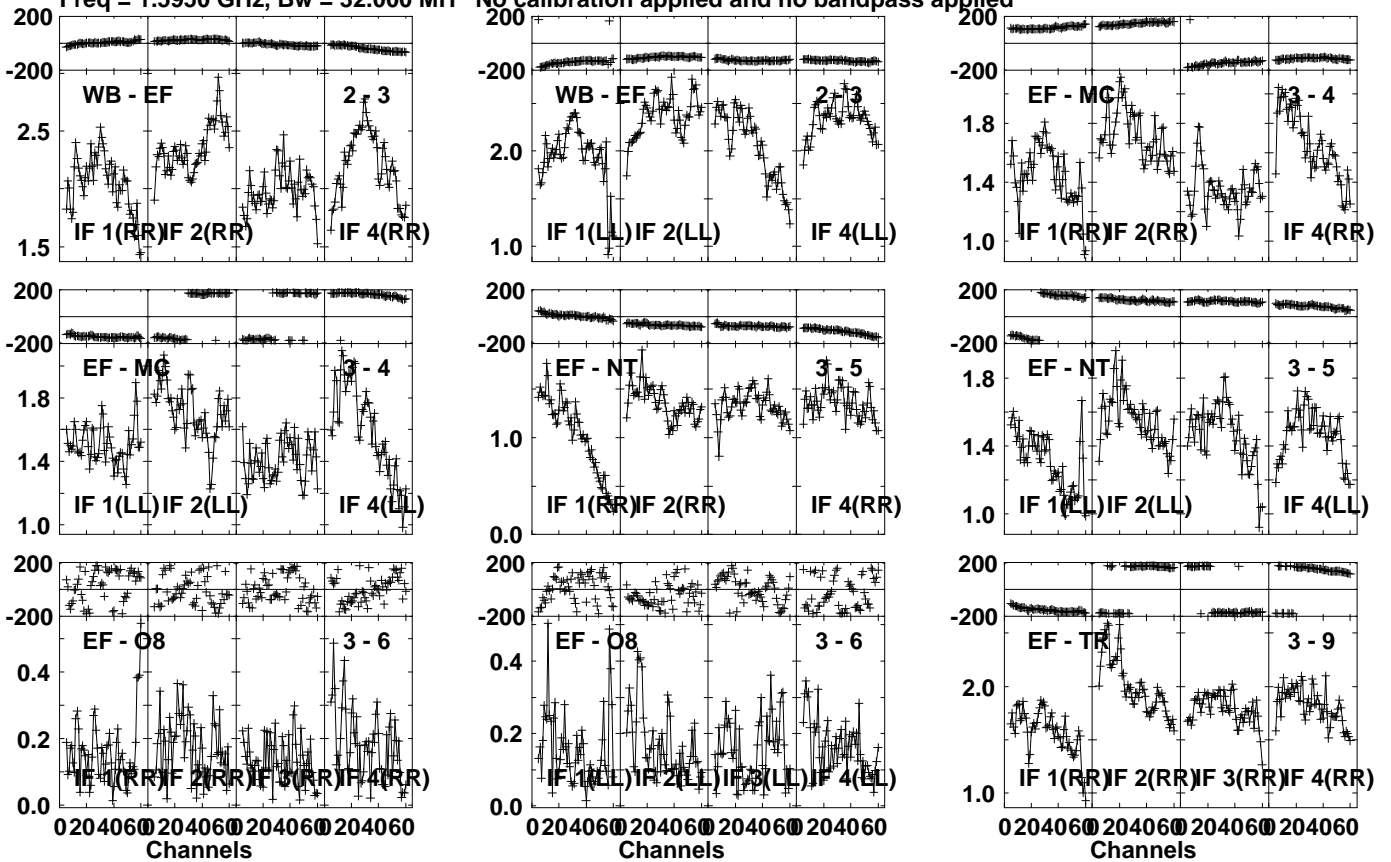
Lower frame: Micro Ampl Jy Top frame: Phas deg
Vector averaged cross-power spectrum Several baselines displayed
Timerange: 01/11:13:01 to 01/11:16:59

Plot file version 501 created 02-MAY-2024 15:36:12

J1037+5711 EM164D.UVDATA.1

Freq = 1.5950 GHz, Bw = 32.000 MH

No calibration applied and no bandpass applied



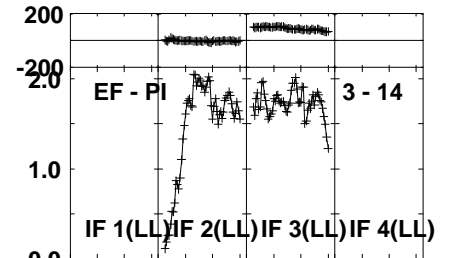
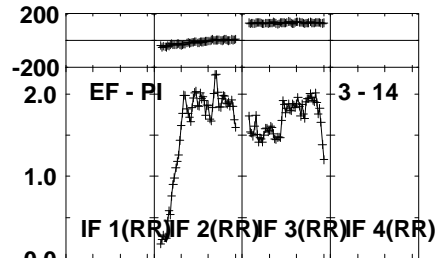
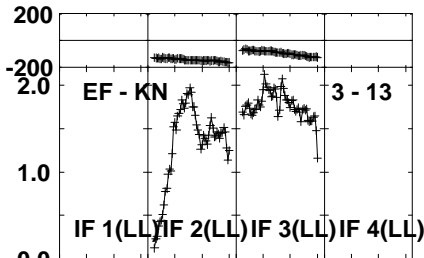
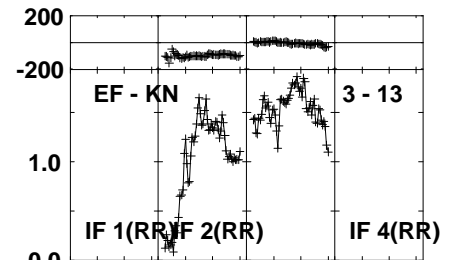
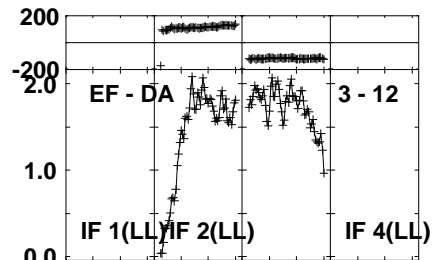
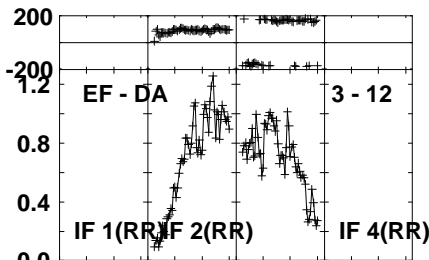
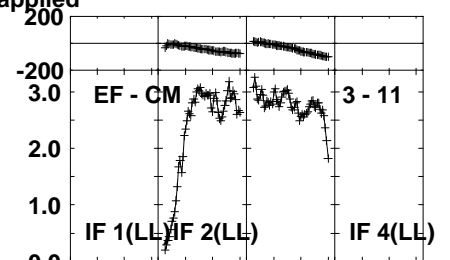
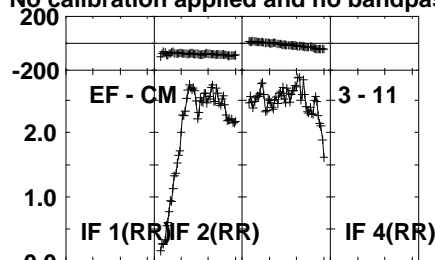
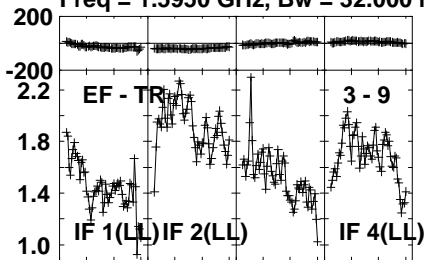
Lower frame: Milli Ampl Jy Top frame: Phas deg
Vector averaged cross-power spectrum Several baselines displayed
Timerange: 01/11:17:31 to 01/11:18:29

Plot file version 502 created 02-MAY-2024 15:36:13

J1037+5711 EM164D.UVDATA.1

Freq = 1.5950 GHz, Bw = 32.000 MH

No calibration applied and no bandpass applied

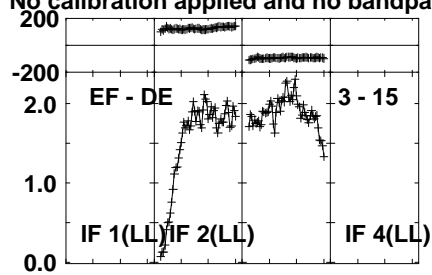
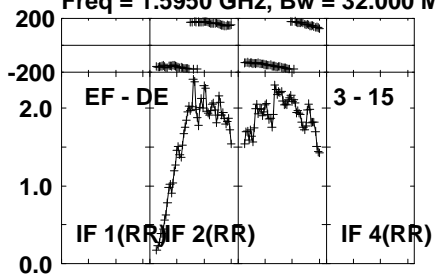


Lower frame: Milli Ampl Jy Top frame: Phas deg
Vector averaged cross-power spectrum Several baselines displayed
Timerange: 01/11:17:31 to 01/11:18:29

Plot file version 503 created 02-MAY-2024 15:36:13

J1037+5711 EM164D.UVDATA.1

Freq = 1.5950 GHz, Bw = 32.000 MH No calibration applied and no bandpass applied

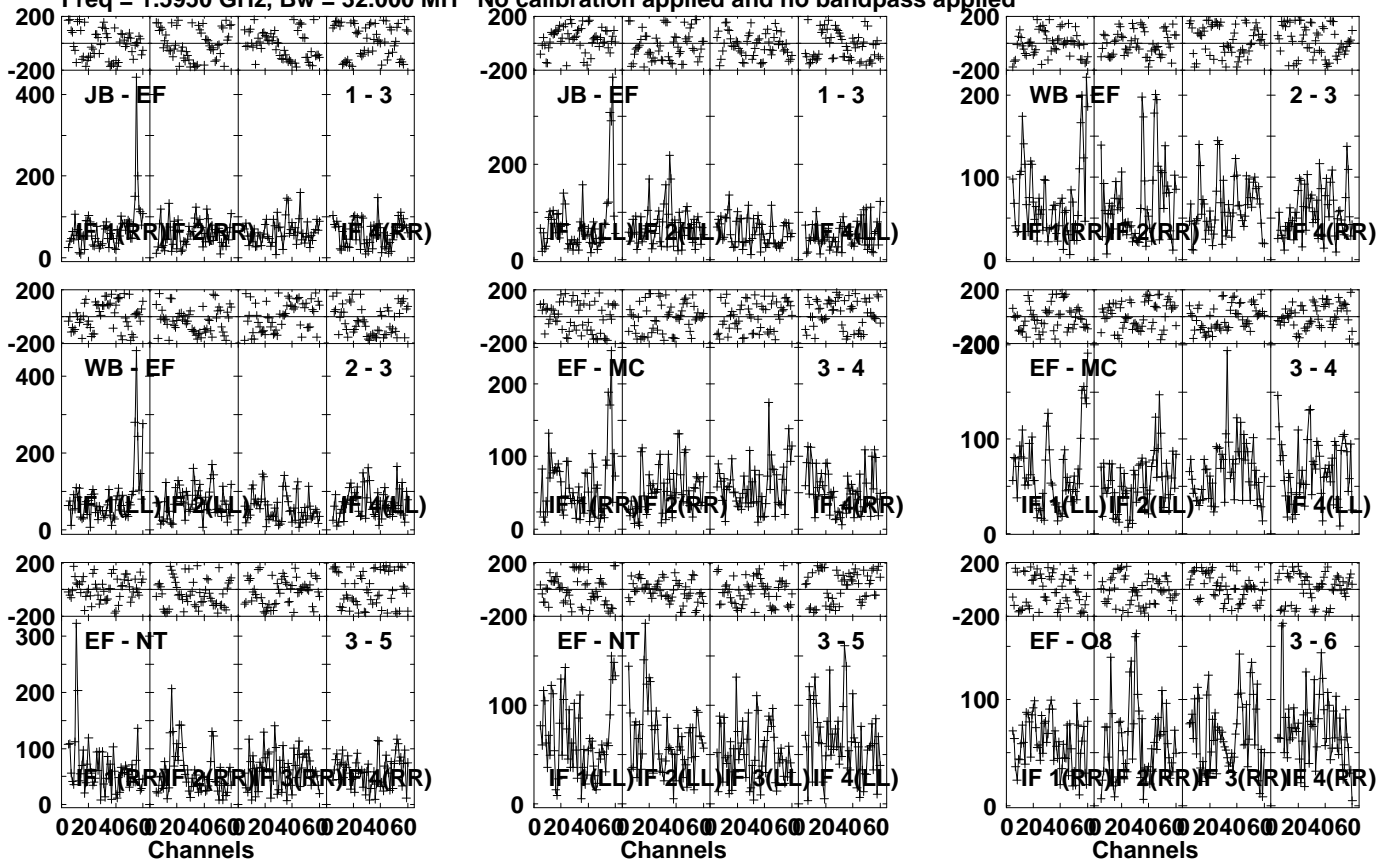


Lower frame: Milli Ampl Jy Top frame: Phas deg
Vector averaged cross-power spectrum Several baselines displayed
Timerange: 01/11:17:31 to 01/11:18:29

Plot file version 504 created 02-MAY-2024 15:36:13

DP27 000 EM164D.UVDATA.1

Freq = 1.5950 GHz, Bw = 32.000 MH No calibration applied and no bandpass applied

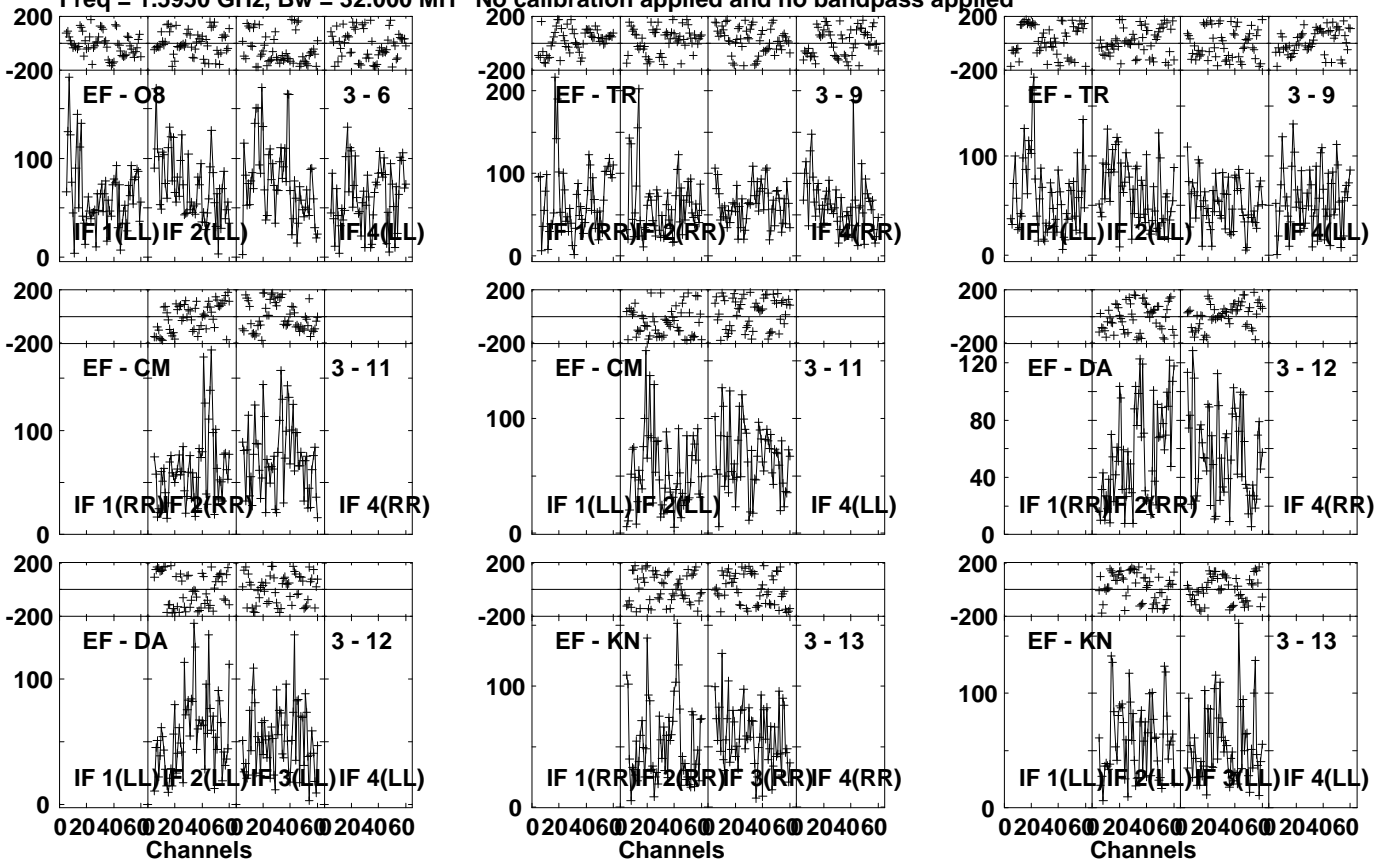


Lower frame: Micro Ampl Jy Top frame: Phas deg
Vector averaged cross-power spectrum Several baselines displayed
Timerange: 01/11:18:31 to 01/11:22:29

Plot file version 505 created 02-MAY-2024 15:36:13

DP27 000 EM164D.UVDATA.1

Freq = 1.5950 GHz, Bw = 32.000 MH No calibration applied and no bandpass applied

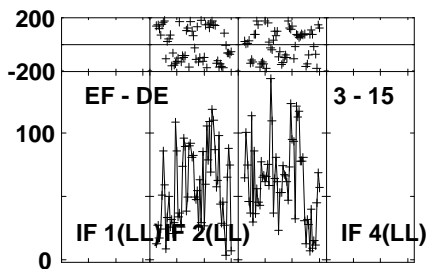
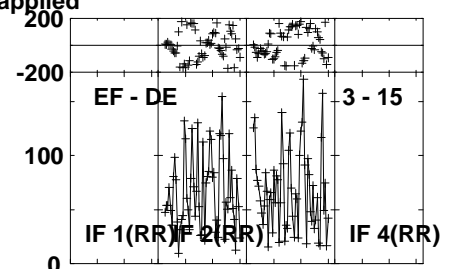
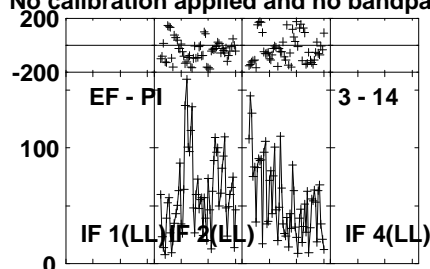
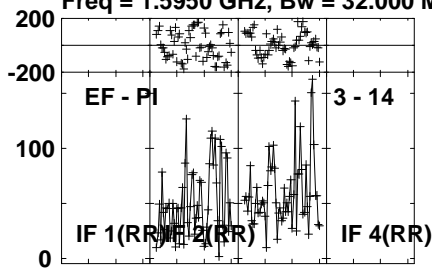


Lower frame: Micro Ampl Jy Top frame: Phas deg
Vector averaged cross-power spectrum Several baselines displayed
Timerange: 01/11:18:31 to 01/11:22:29

Plot file version 506 created 02-MAY-2024 15:36:13

DP27 000 EM164D.UVDATA.1

Freq = 1.5950 GHz, Bw = 32.000 MH No calibration applied and no bandpass applied



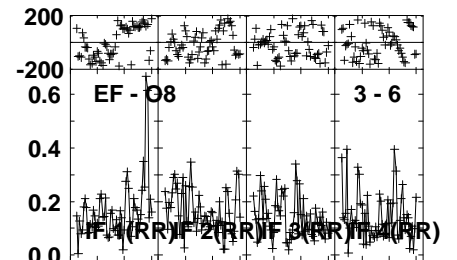
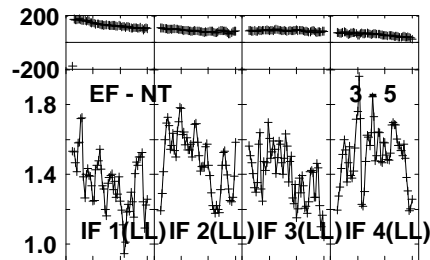
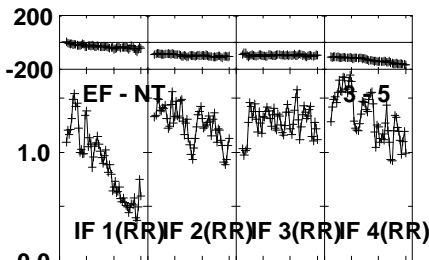
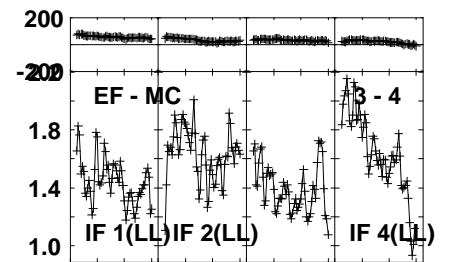
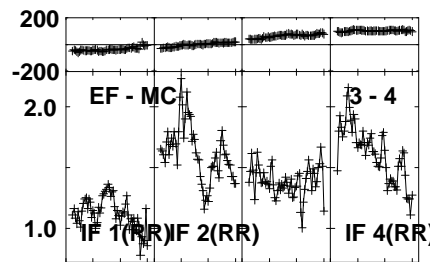
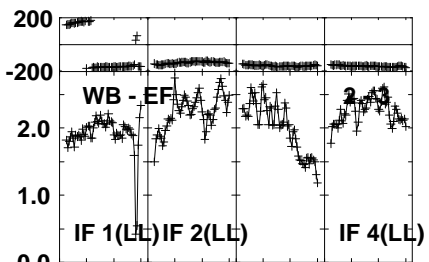
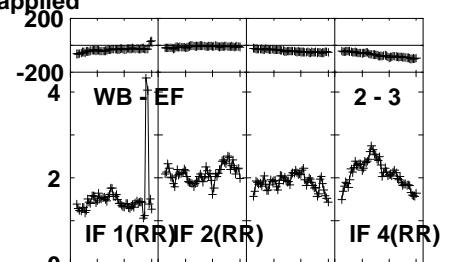
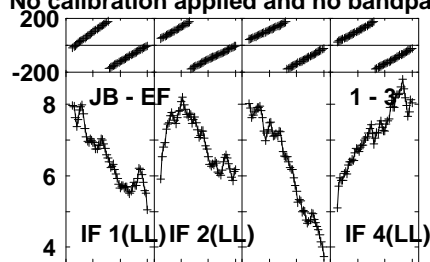
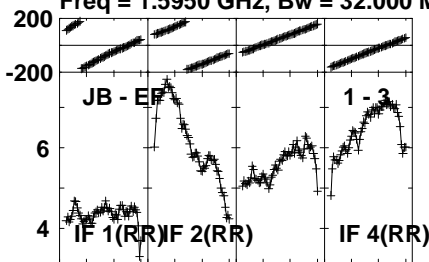
Lower frame: Micro Ampl Jy Top frame: Phas deg
Vector averaged cross-power spectrum Several baselines displayed
Timerange: 01/11:18:31 to 01/11:22:29

Plot file version 507 created 02-MAY-2024 15:36:13

J1037+5711 EM164D.UVDATA.1

Freq = 1.5950 GHz, Bw = 32.000 MH

No calibration applied and no bandpass applied



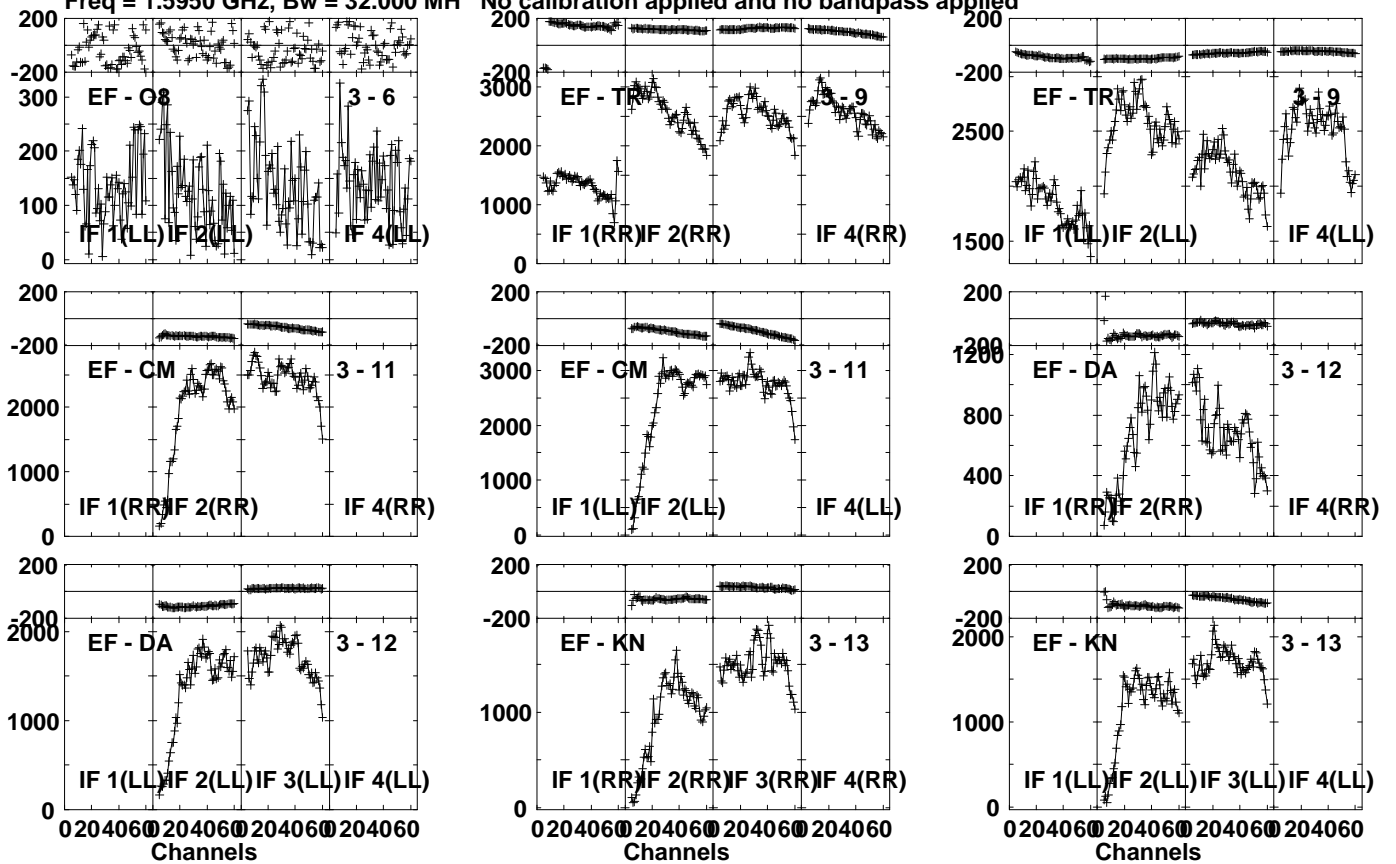
Lower frame: Milli Ampl Jy Top frame: Phas deg
Vector averaged cross-power spectrum Several baselines displayed
Timerange: 01/11:23:01 to 01/11:23:59

Plot file version 508 created 02-MAY-2024 15:36:13

J1037+5711 EM164D.UVDATA.1

Freq = 1.5950 GHz, Bw = 32.000 MH

No calibration applied and no bandpass applied



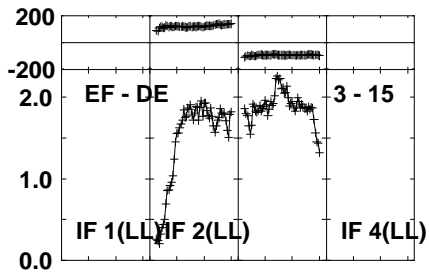
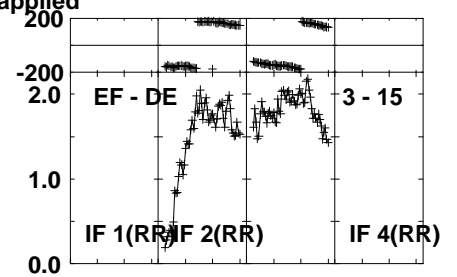
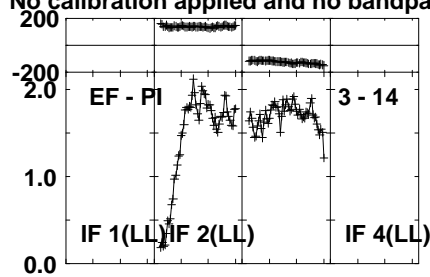
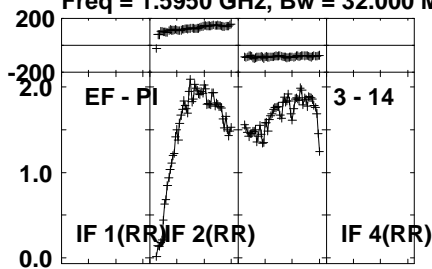
Lower frame: Micro Ampl Jy Top frame: Phas deg
Vector averaged cross-power spectrum Several baselines displayed
Timerange: 01/11:23:01 to 01/11:23:59

Plot file version 509 created 02-MAY-2024 15:36:13

J1037+5711 EM164D.UVDATA.1

Freq = 1.5950 GHz, Bw = 32.000 MH

No calibration applied and no bandpass applied



Lower frame: Milli Ampl Jy Top frame: Phas deg

Vector averaged cross-power spectrum Several baselines displayed

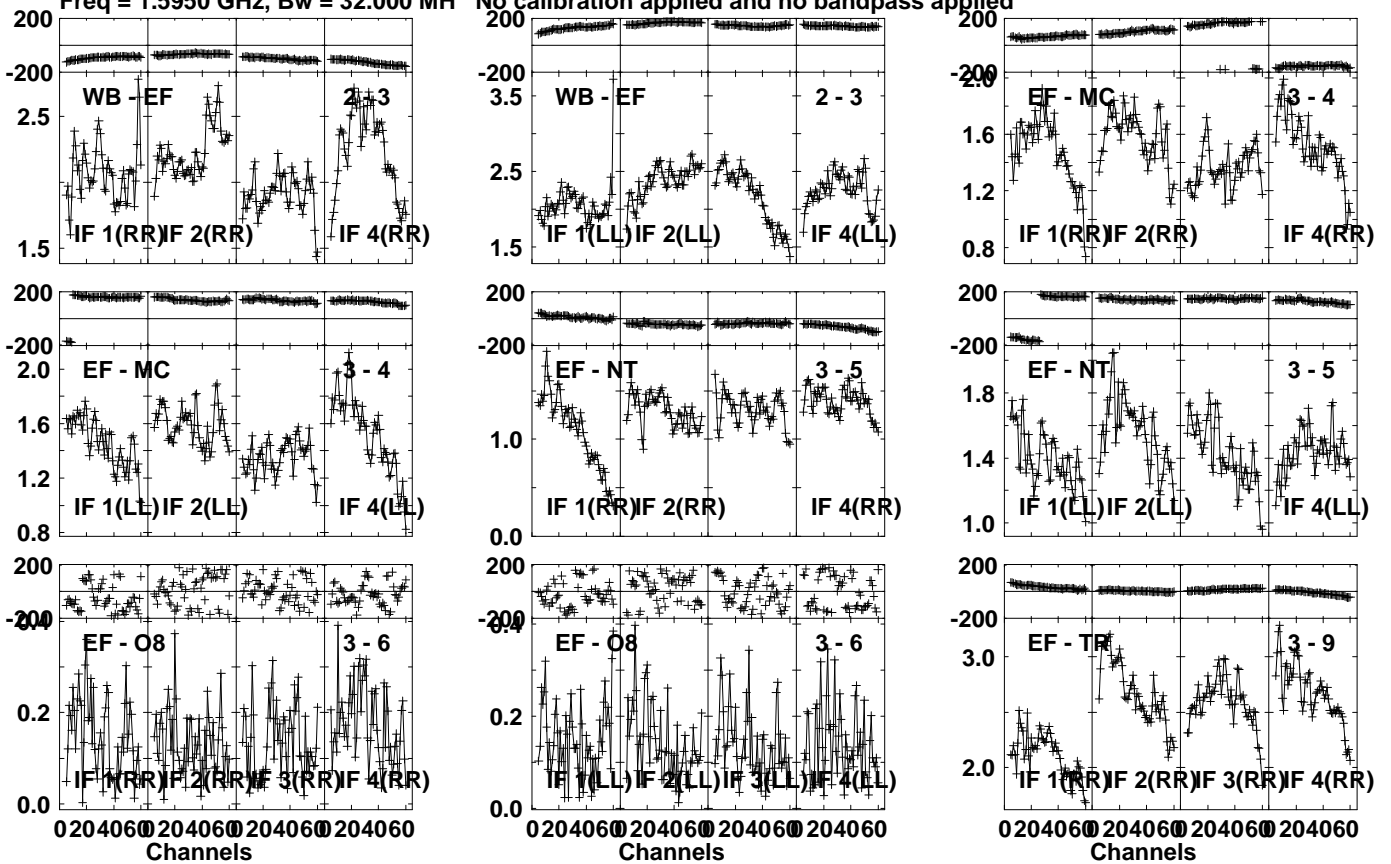
Timerange: 01/11:23:01 to 01/11:23:59

Plot file version 510 created 02-MAY-2024 15:36:13

J1037+5711 EM164D.UVDATA.1

Freq = 1.5950 GHz, Bw = 32.000 MH

No calibration applied and no bandpass applied



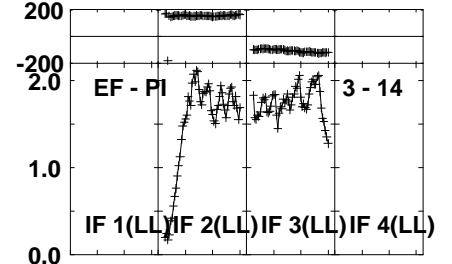
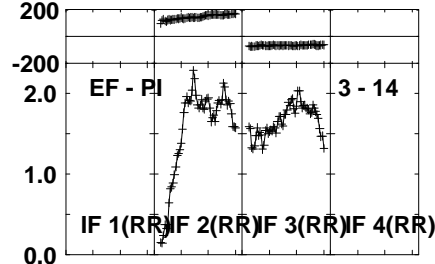
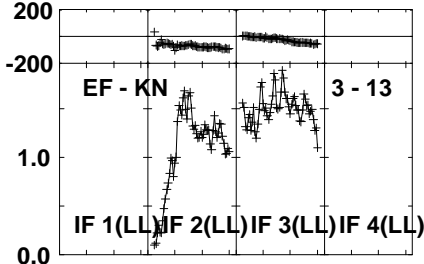
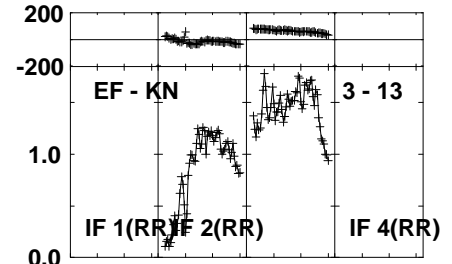
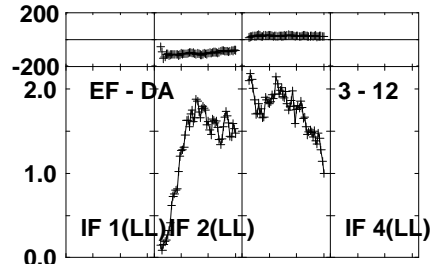
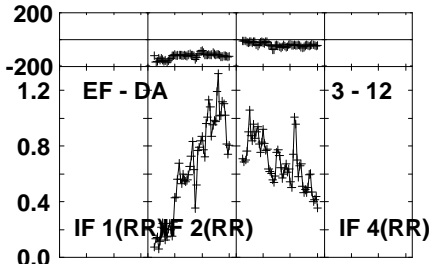
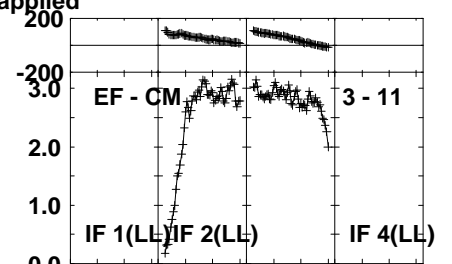
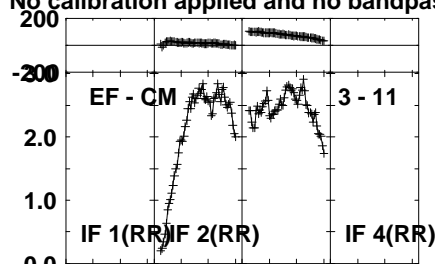
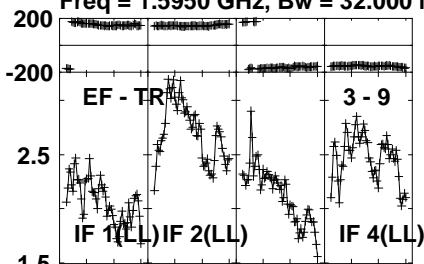
Lower frame: Milli Ampl Jy Top frame: Phas deg
Vector averaged cross-power spectrum Several baselines displayed
Timerange: 01/11:28:31 to 01/11:29:29

Plot file version 511 created 02-MAY-2024 15:36:13

J1037+5711 EM164D.UVDATA.1

Freq = 1.5950 GHz, Bw = 32.000 MH

No calibration applied and no bandpass applied



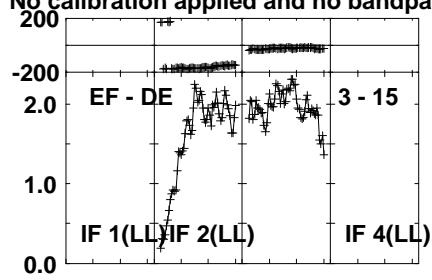
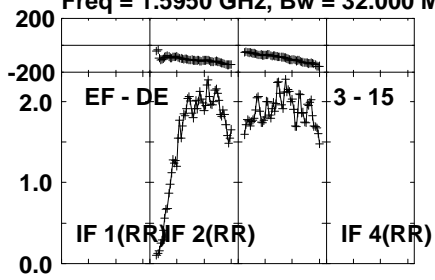
Lower frame: Milli Ampl Jy Top frame: Phas deg
Vector averaged cross-power spectrum Several baselines displayed
Timerange: 01/11:28:31 to 01/11:29:29

Plot file version 512 created 02-MAY-2024 15:36:13

J1037+5711 EM164D.UVDATA.1

Freq = 1.5950 GHz, Bw = 32.000 MH

No calibration applied and no bandpass applied



Lower frame: Milli Ampl Jy Top frame: Phas deg

Vector averaged cross-power spectrum Several baselines displayed

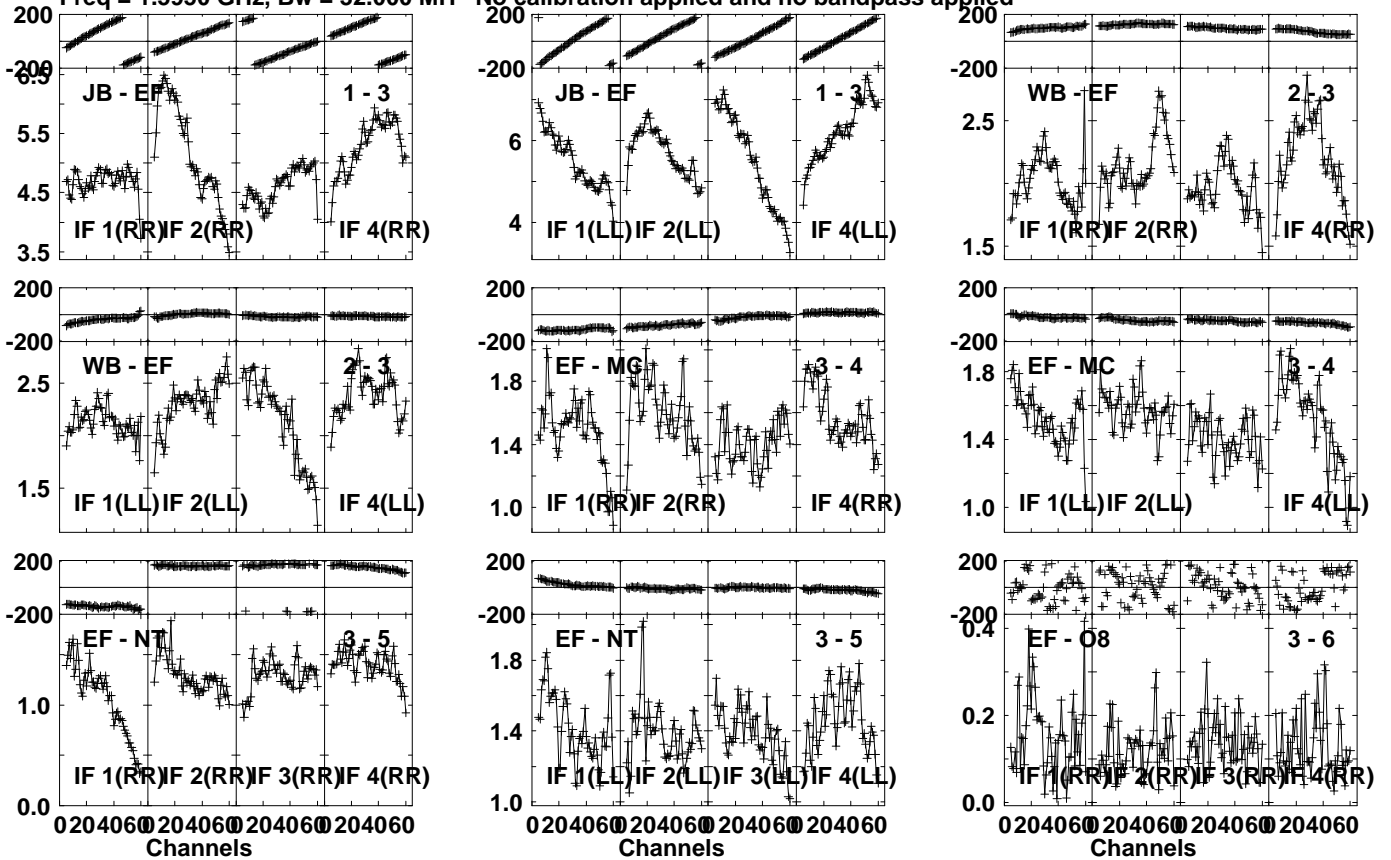
Timerange: 01/11:28:31 to 01/11:29:29

Plot file version 513 created 02-MAY-2024 15:36:13

J1037+5711 EM164D.UVDATA.1

Freq = 1.5950 GHz, Bw = 32.000 MH

No calibration applied and no bandpass applied



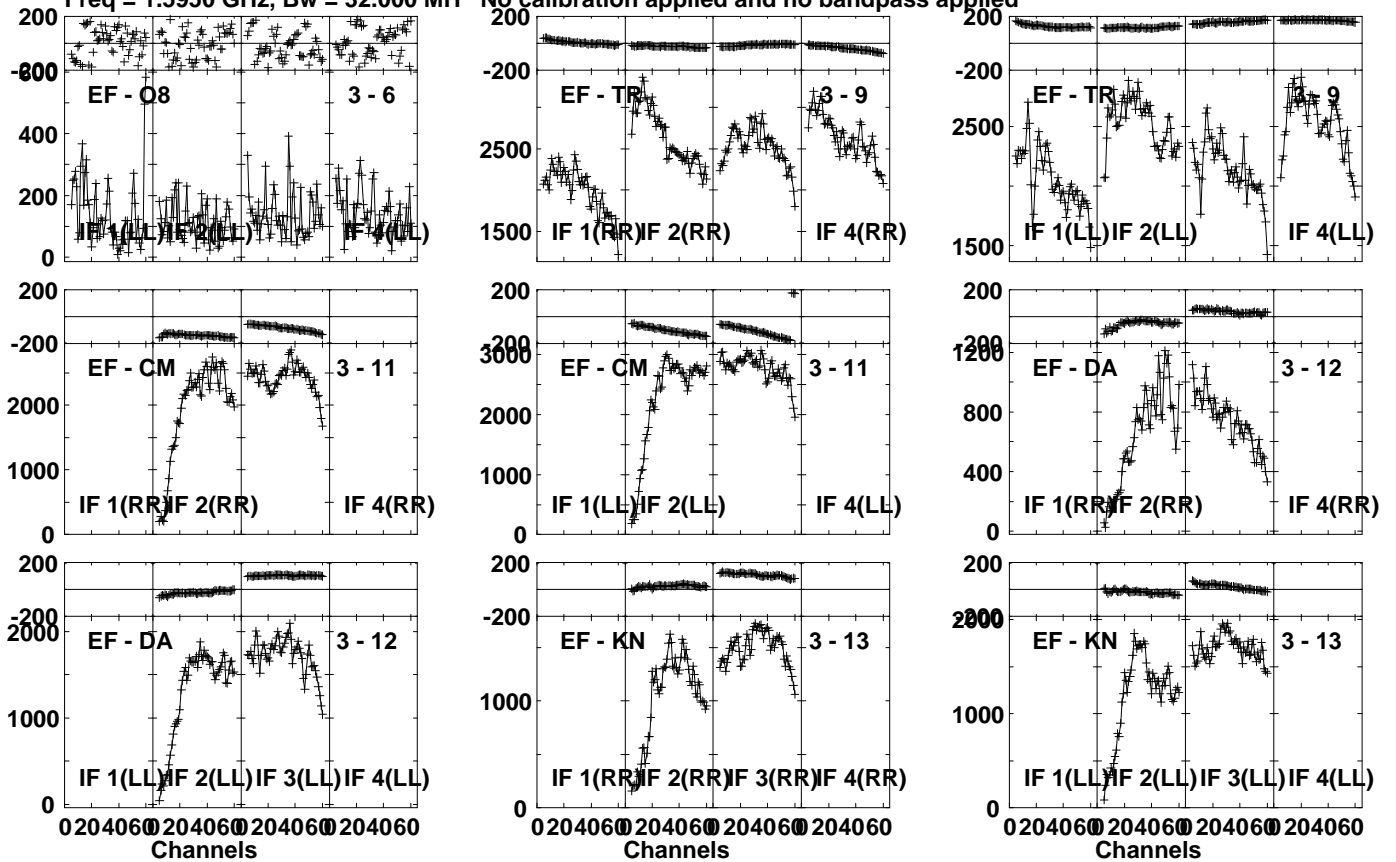
Lower frame: Milli Ampl Jy Top frame: Phas deg
Vector averaged cross-power spectrum Several baselines displayed
Timerange: 01/11:34:01 to 01/11:34:59

Plot file version 514 created 02-MAY-2024 15:36:13

J1037+5711 EM164D.UVDATA.1

Freq = 1.5950 GHz, Bw = 32.000 MH

No calibration applied and no bandpass applied



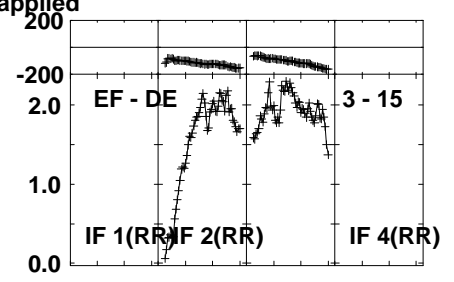
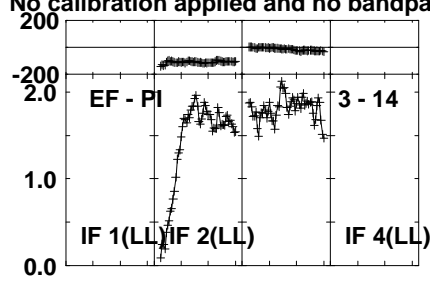
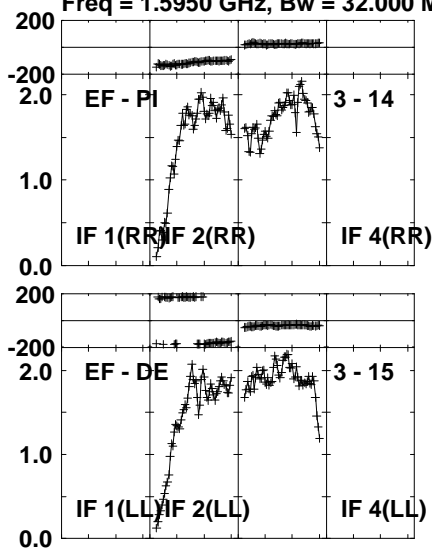
Lower frame: Micro Ampl Jy Top frame: Phas deg
Vector averaged cross-power spectrum Several baselines displayed
Timerange: 01/11:34:01 to 01/11:34:59

Plot file version 515 created 02-MAY-2024 15:36:13

J1037+5711 EM164D.UVDATA.1

Freq = 1.5950 GHz, Bw = 32.000 MH

No calibration applied and no bandpass applied



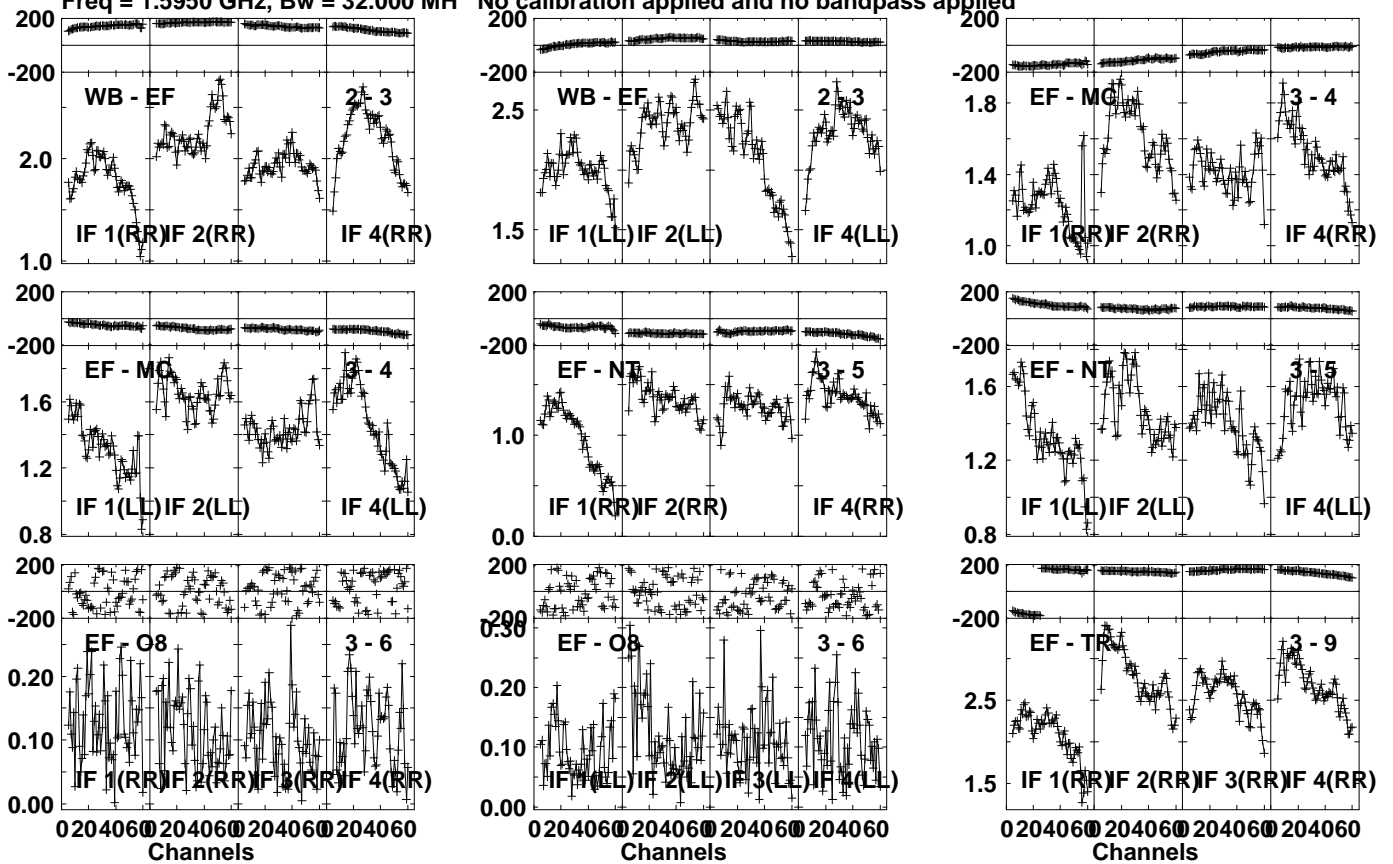
Lower frame: Milli Ampl Jy Top frame: Phas deg
Vector averaged cross-power spectrum Several baselines displayed
Timerange: 01/11:34:01 to 01/11:34:59

Plot file version 516 created 02-MAY-2024 15:36:13

J1037+5711 EM164D.UVDATA.1

Freq = 1.5950 GHz, Bw = 32.000 MH

No calibration applied and no bandpass applied

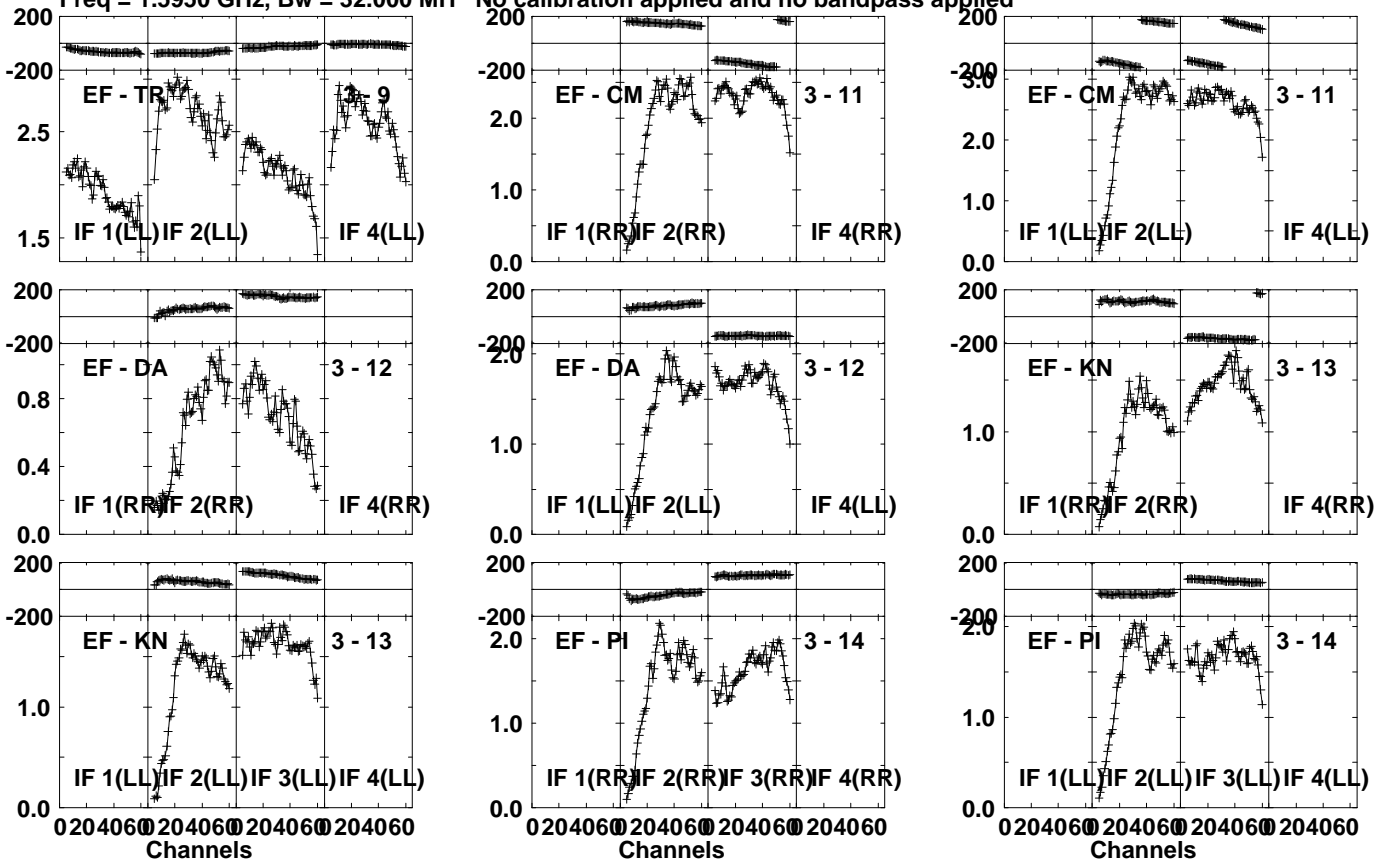


Lower frame: Milli Ampl Jy Top frame: Phas deg
Vector averaged cross-power spectrum Several baselines displayed
Timerange: 01/11:39:31 to 01/11:40:29

Plot file version 517 created 02-MAY-2024 15:36:13

J1037+5711 EM164D.UVDATA.1

Freq = 1.5950 GHz, Bw = 32.000 MH No calibration applied and no bandpass applied

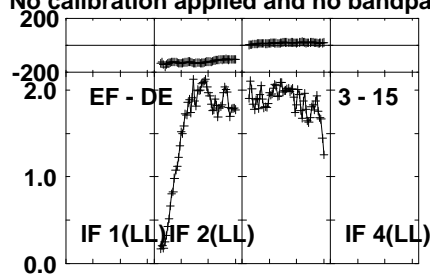
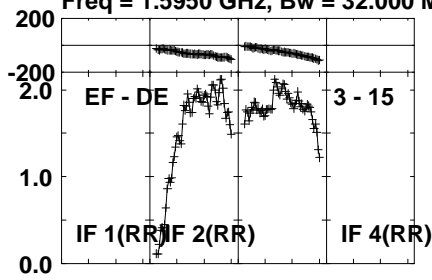


Lower frame: Milli Ampl Jy Top frame: Phas deg
Vector averaged cross-power spectrum Several baselines displayed
Timerange: 01/11:39:31 to 01/11:40:29

Plot file version 518 created 02-MAY-2024 15:36:13

J1037+5711 EM164D.UVDATA.1

Freq = 1.5950 GHz, Bw = 32.000 MH No calibration applied and no bandpass applied



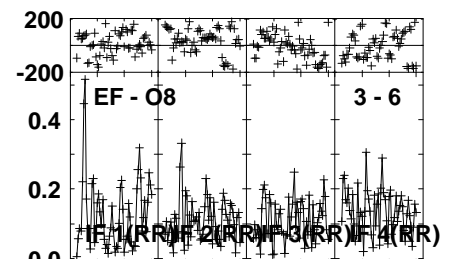
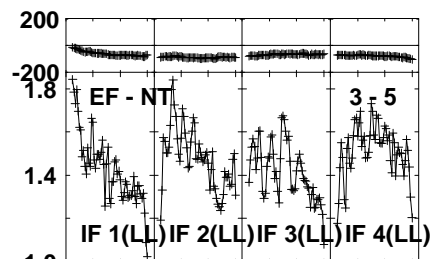
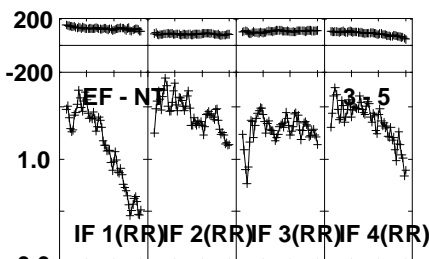
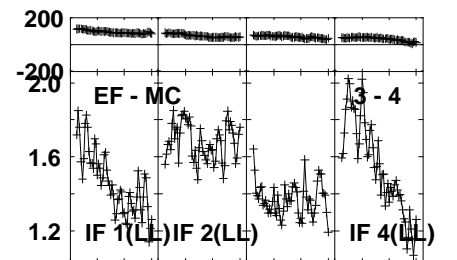
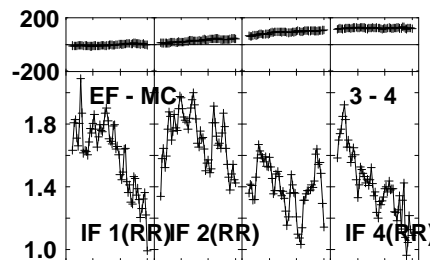
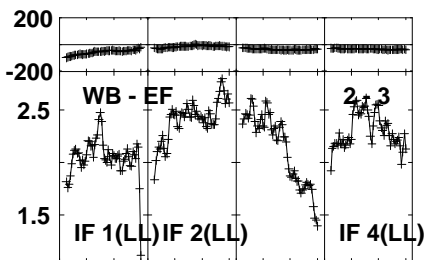
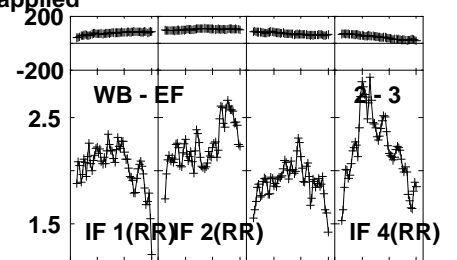
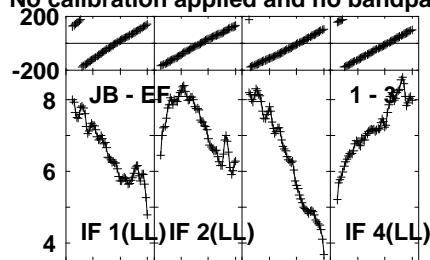
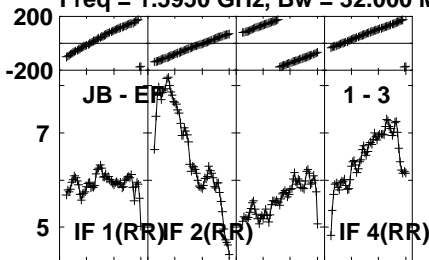
Lower frame: Milli Ampl Jy Top frame: Phas deg
Vector averaged cross-power spectrum Several baselines displayed
Timerange: 01/11:39:31 to 01/11:40:29

Plot file version 519 created 02-MAY-2024 15:36:13

J1037+5711 EM164D.UVDATA.1

Freq = 1.5950 GHz, Bw = 32.000 MH

No calibration applied and no bandpass applied



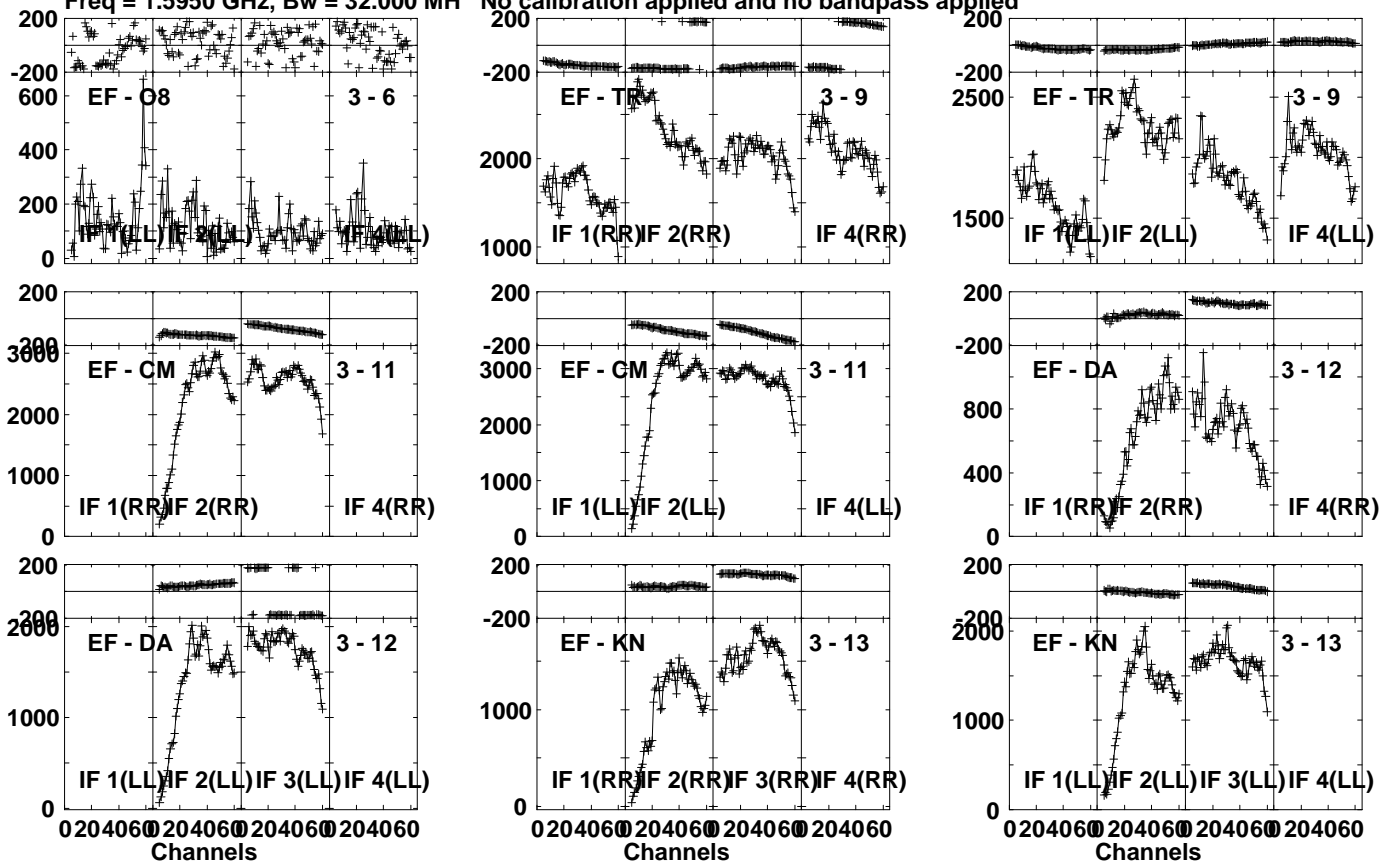
Lower frame: Milli Ampl Jy Top frame: Phas deg
Vector averaged cross-power spectrum Several baselines displayed
Timerange: 01/11:45:01 to 01/11:45:59

Plot file version 520 created 02-MAY-2024 15:36:14

J1037+5711 EM164D.UVDATA.1

Freq = 1.5950 GHz, Bw = 32.000 MH

No calibration applied and no bandpass applied



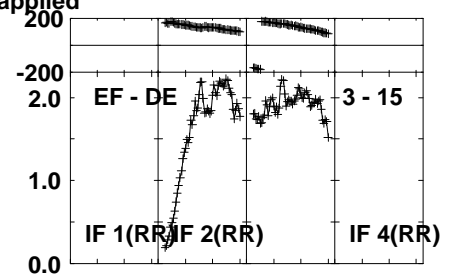
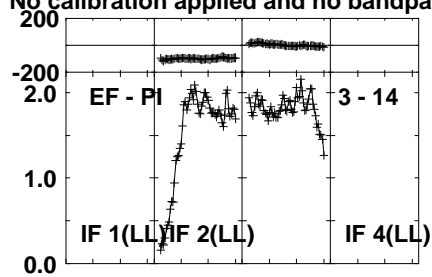
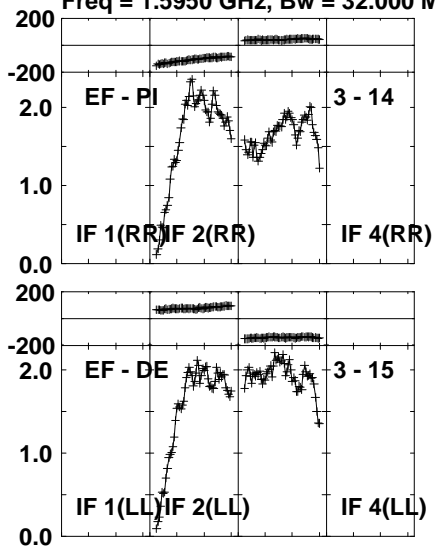
Lower frame: Micro Ampl Jy Top frame: Phas deg
Vector averaged cross-power spectrum Several baselines displayed
Timerange: 01/11:45:01 to 01/11:45:59

Plot file version 521 created 02-MAY-2024 15:36:14

J1037+5711 EM164D.UVDATA.1

Freq = 1.5950 GHz, Bw = 32.000 MH

No calibration applied and no bandpass applied



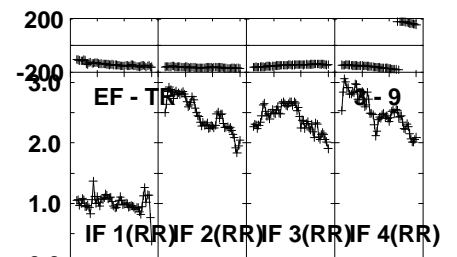
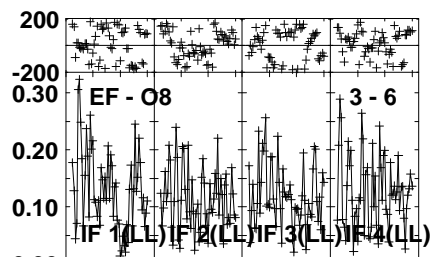
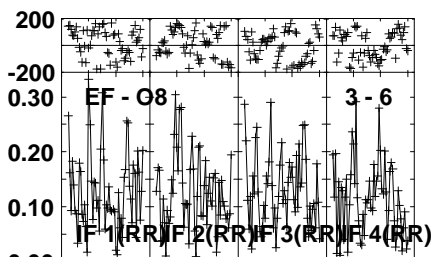
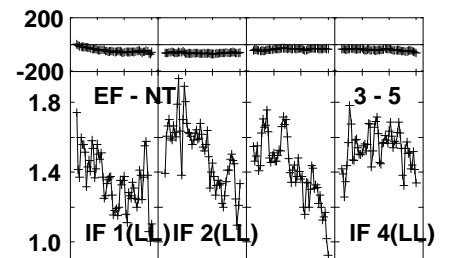
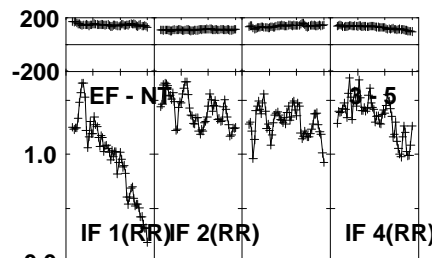
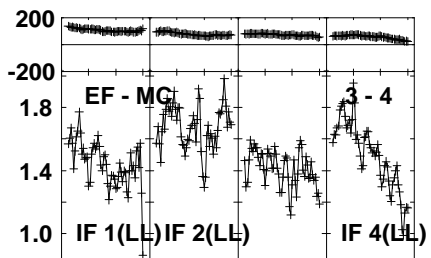
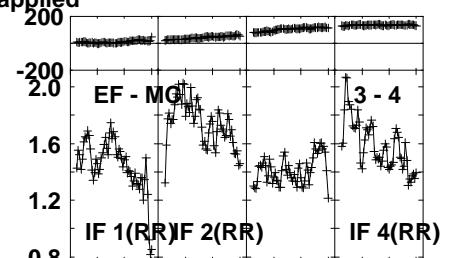
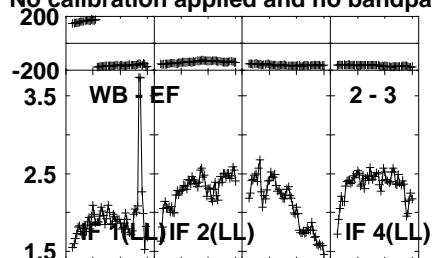
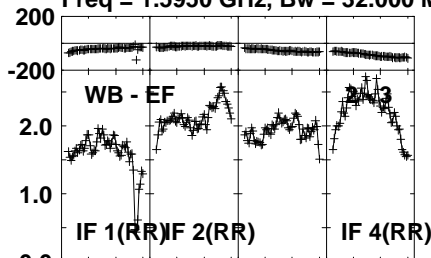
Lower frame: Milli Ampl Jy Top frame: Phas deg
Vector averaged cross-power spectrum Several baselines displayed
Timerange: 01/11:45:01 to 01/11:45:59

Plot file version 522 created 02-MAY-2024 15:36:14

J1037+5711 EM164D.UVDATA.1

Freq = 1.5950 GHz, Bw = 32.000 MH

No calibration applied and no bandpass applied



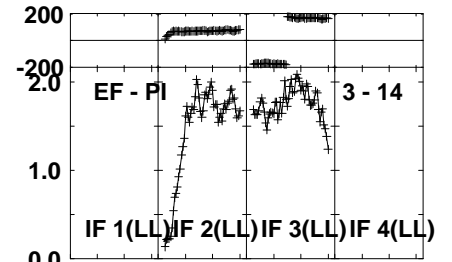
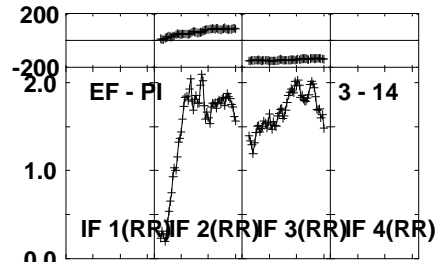
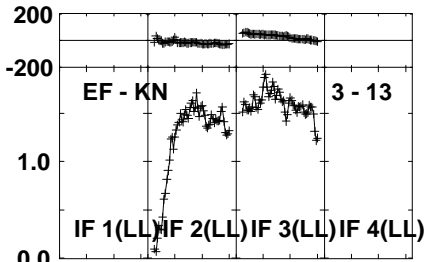
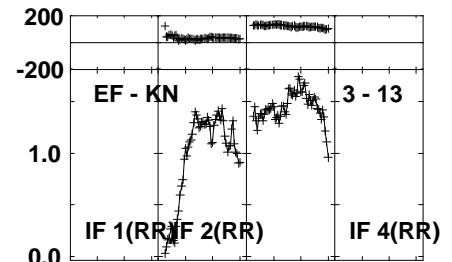
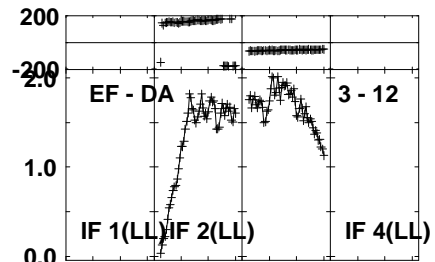
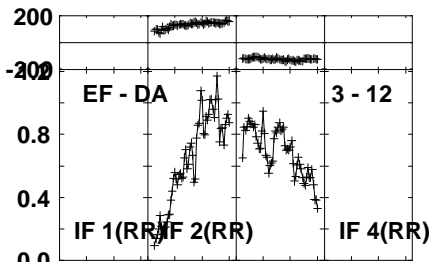
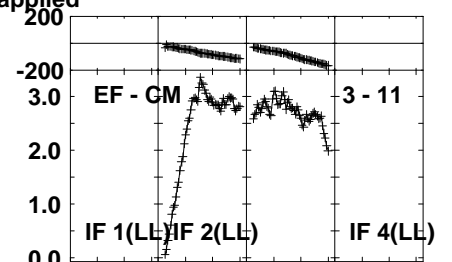
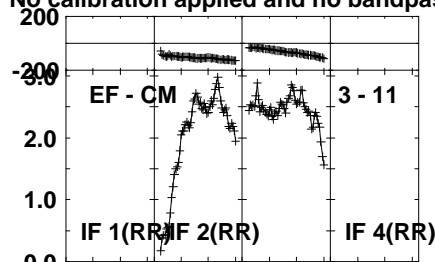
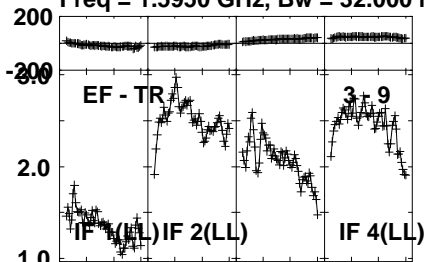
Lower frame: Milli Ampl Jy Top frame: Phas deg
Vector averaged cross-power spectrum Several baselines displayed
Timerange: 01/11:50:31 to 01/11:51:29

Plot file version 523 created 02-MAY-2024 15:36:14

J1037+5711 EM164D.UVDATA.1

Freq = 1.5950 GHz, Bw = 32.000 MH

No calibration applied and no bandpass applied



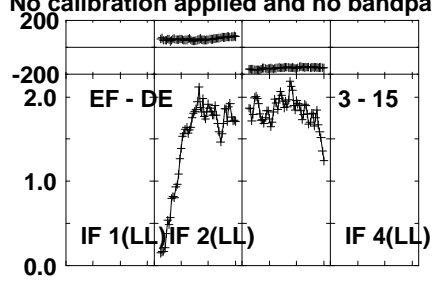
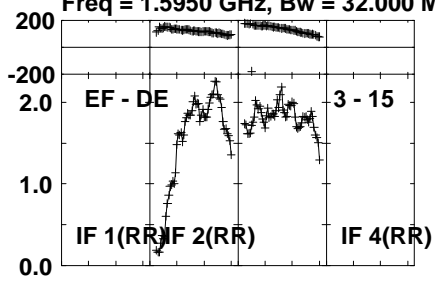
Lower frame: Milli Ampl Jy Top frame: Phas deg
Vector averaged cross-power spectrum Several baselines displayed
Timerange: 01/11:50:31 to 01/11:51:29

Plot file version 524 created 02-MAY-2024 15:36:14

J1037+5711 EM164D.UVDATA.1

Freq = 1.5950 GHz, Bw = 32.000 MH

No calibration applied and no bandpass applied



Lower frame: Milli Ampl Jy Top frame: Phas deg

Vector averaged cross-power spectrum Several baselines displayed

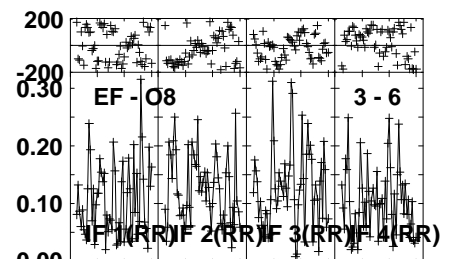
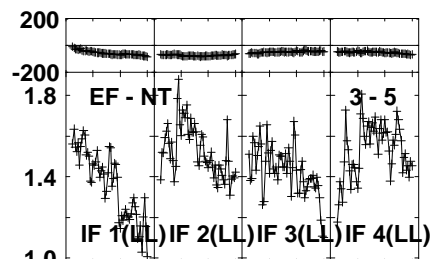
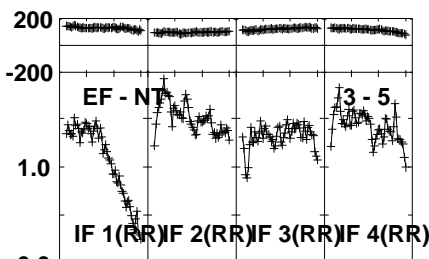
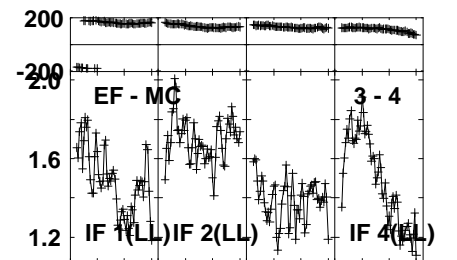
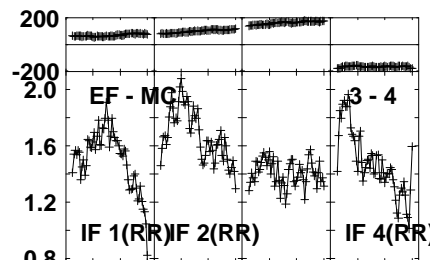
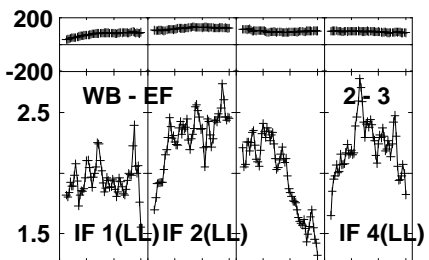
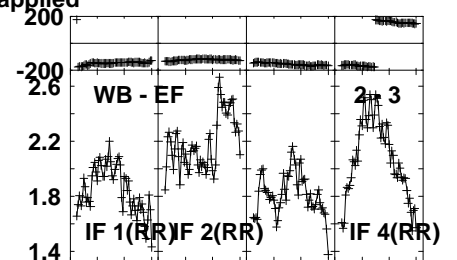
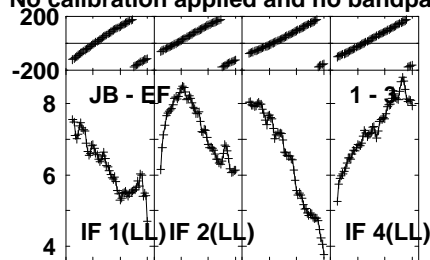
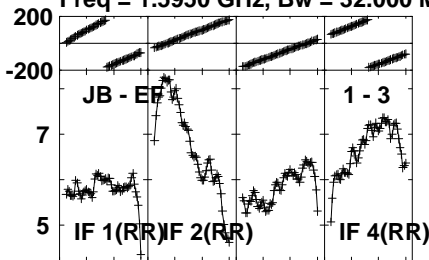
Timerange: 01/11:50:31 to 01/11:51:29

Plot file version 525 created 02-MAY-2024 15:36:14

J1037+5711 EM164D.UVDATA.1

Freq = 1.5950 GHz, Bw = 32.000 MH

No calibration applied and no bandpass applied



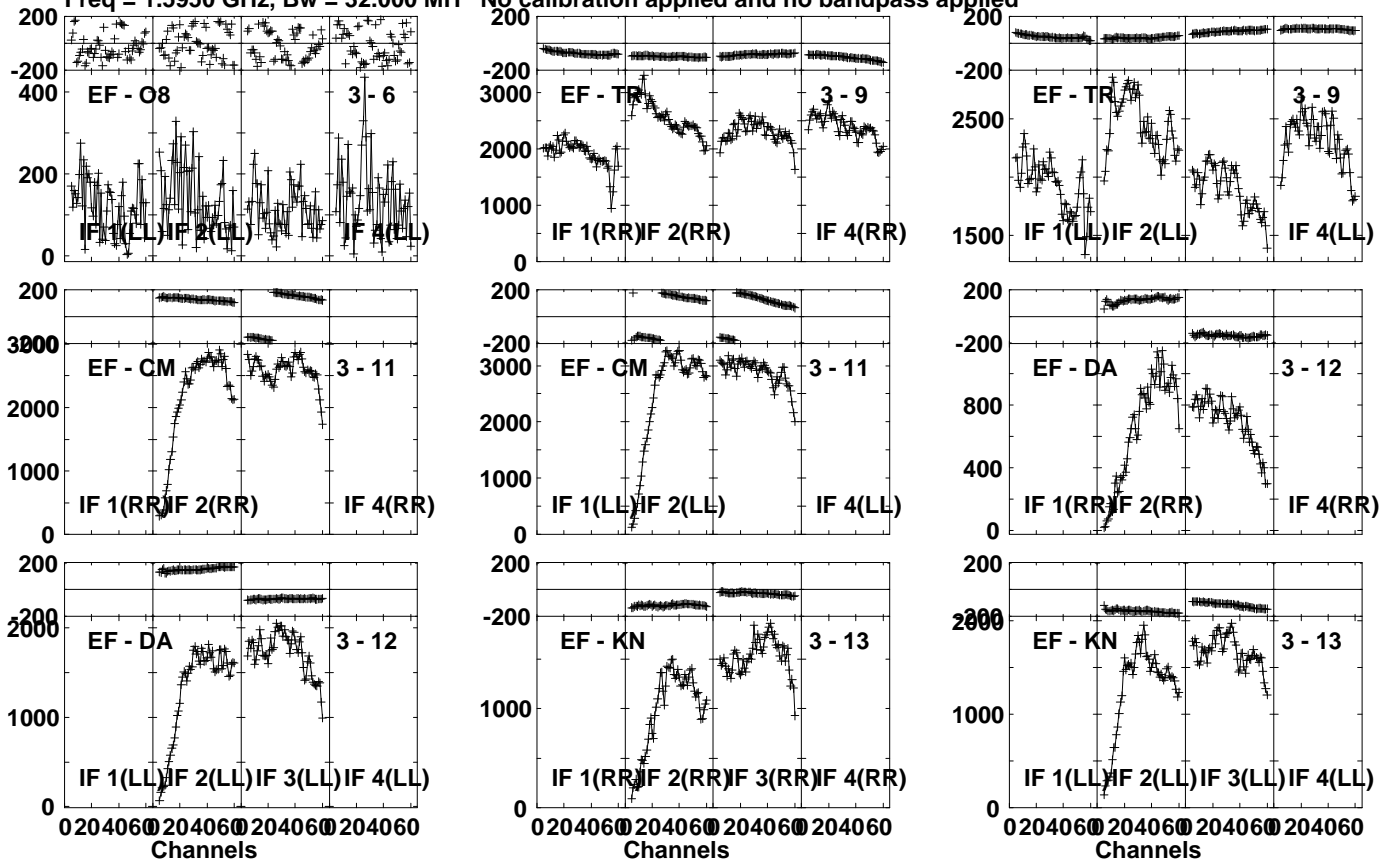
Lower frame: Milli Ampl Jy Top frame: Phas deg
 Vector averaged cross-power spectrum Several baselines displayed
 Timerange: 01/11:56:01 to 01/11:56:59

Plot file version 526 created 02-MAY-2024 15:36:14

J1037+5711 EM164D.UVDATA.1

Freq = 1.5950 GHz, Bw = 32.000 MH

No calibration applied and no bandpass applied



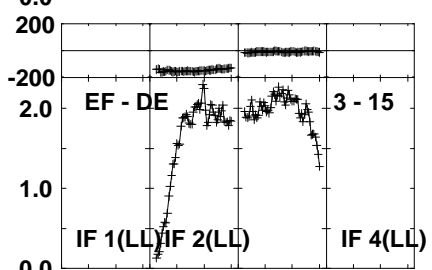
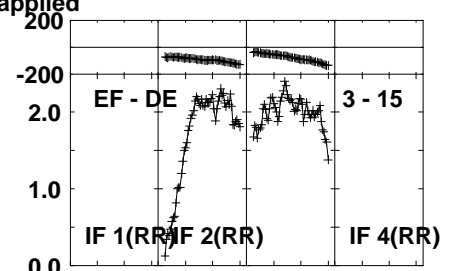
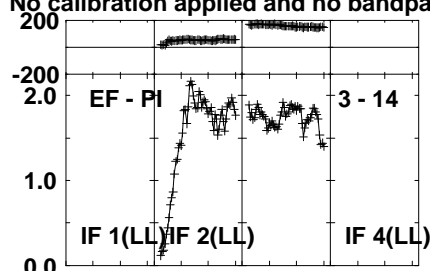
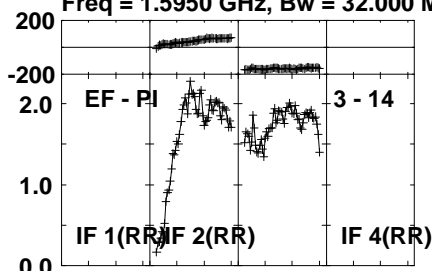
Lower frame: Micro Ampl Jy Top frame: Phas deg
Vector averaged cross-power spectrum Several baselines displayed
Timerange: 01/11:56:01 to 01/11:56:59

Plot file version 527 created 02-MAY-2024 15:36:14

J1037+5711 EM164D.UVDATA.1

Freq = 1.5950 GHz, Bw = 32.000 MH

No calibration applied and no bandpass applied



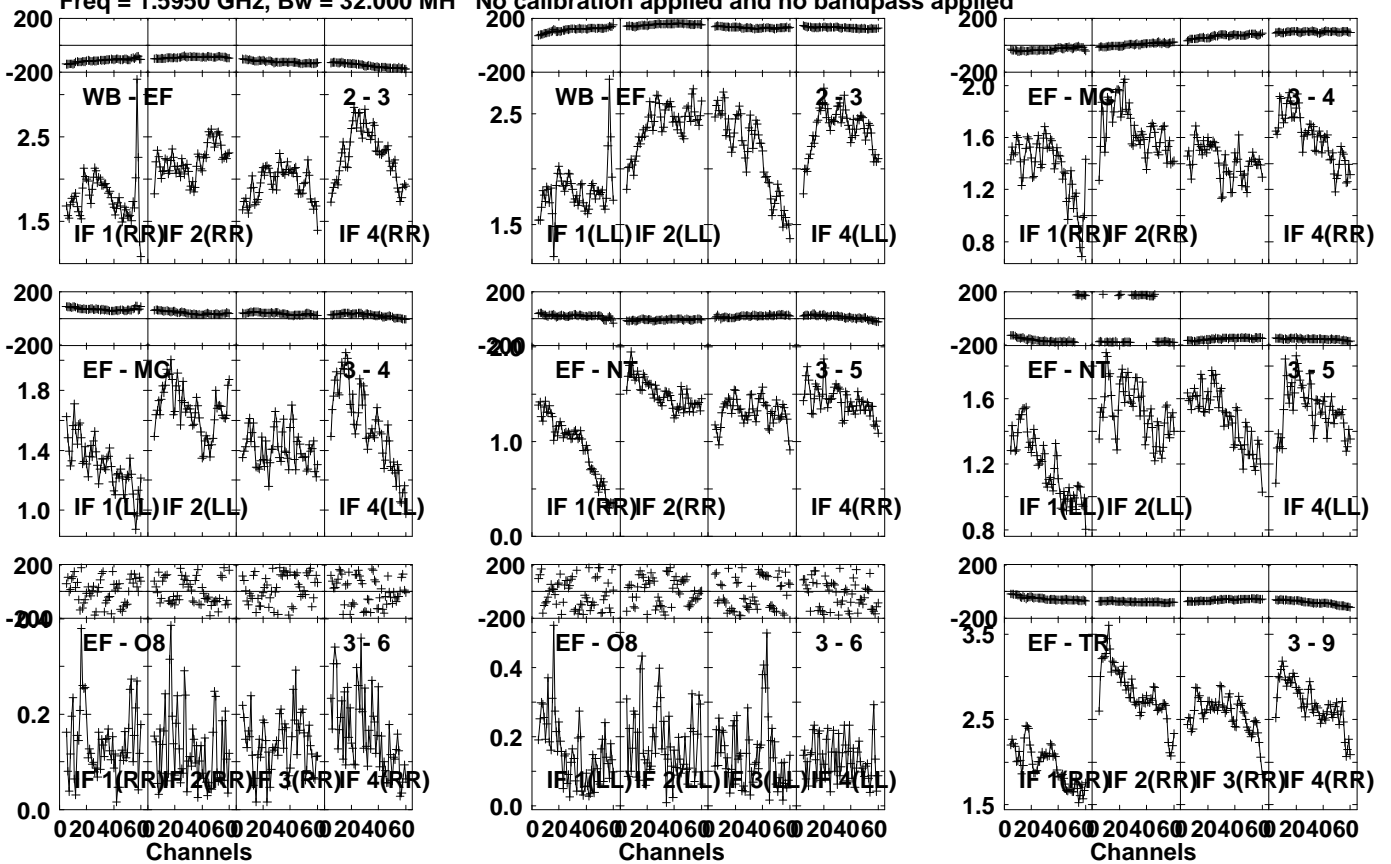
Lower frame: Milli Ampl Jy Top frame: Phas deg
Vector averaged cross-power spectrum Several baselines displayed
Timerange: 01/11:56:01 to 01/11:56:59

Plot file version 528 created 02-MAY-2024 15:36:14

J1037+5711 EM164D.UVDATA.1

Freq = 1.5950 GHz, Bw = 32.000 MH

No calibration applied and no bandpass applied



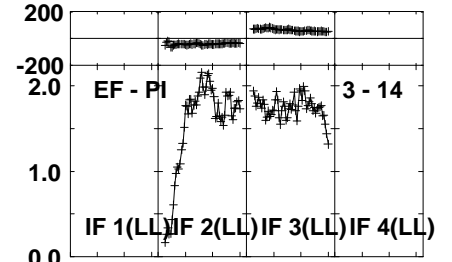
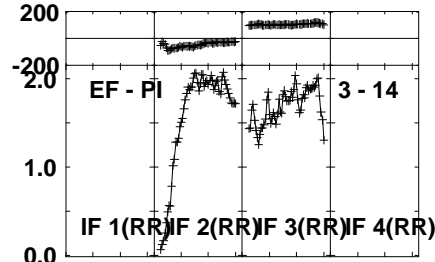
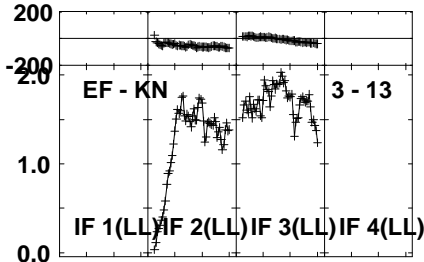
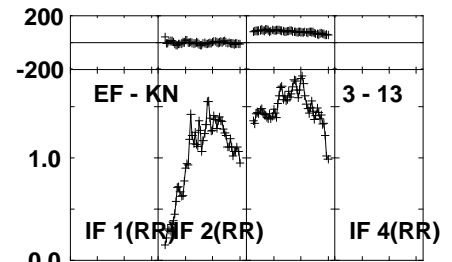
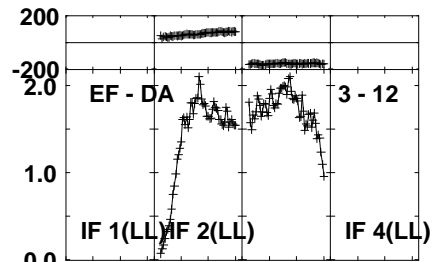
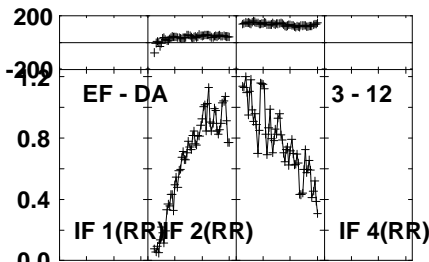
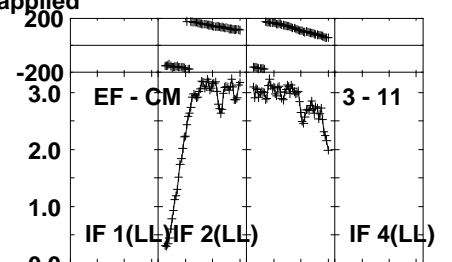
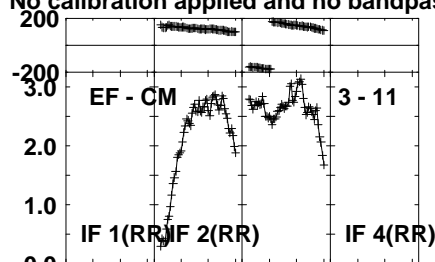
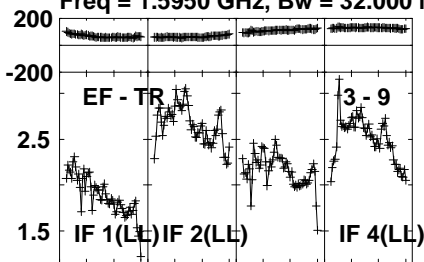
Lower frame: Milli Ampl Jy Top frame: Phas deg
Vector averaged cross-power spectrum Several baselines displayed
Timerange: 01/12:01:31 to 01/12:02:29

Plot file version 529 created 02-MAY-2024 15:36:14

J1037+5711 EM164D.UVDATA.1

Freq = 1.5950 GHz, Bw = 32.000 MH

No calibration applied and no bandpass applied



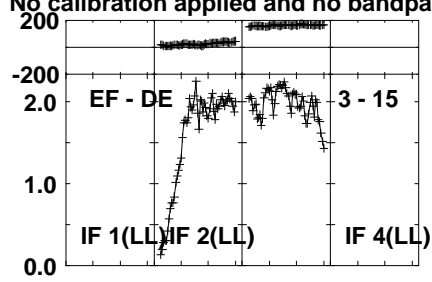
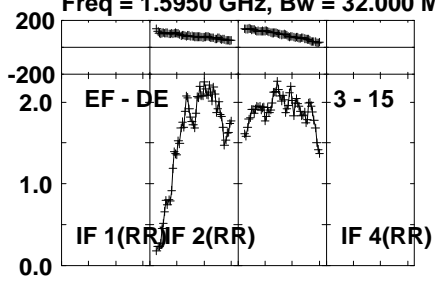
Lower frame: Milli Ampl Jy Top frame: Phas deg
Vector averaged cross-power spectrum Several baselines displayed
Timerange: 01/12:01:31 to 01/12:02:29

Plot file version 530 created 02-MAY-2024 15:36:14

J1037+5711 EM164D.UVDATA.1

Freq = 1.5950 GHz, Bw = 32.000 MH

No calibration applied and no bandpass applied



Lower frame: Milli Ampl Jy Top frame: Phas deg

Vector averaged cross-power spectrum Several baselines displayed

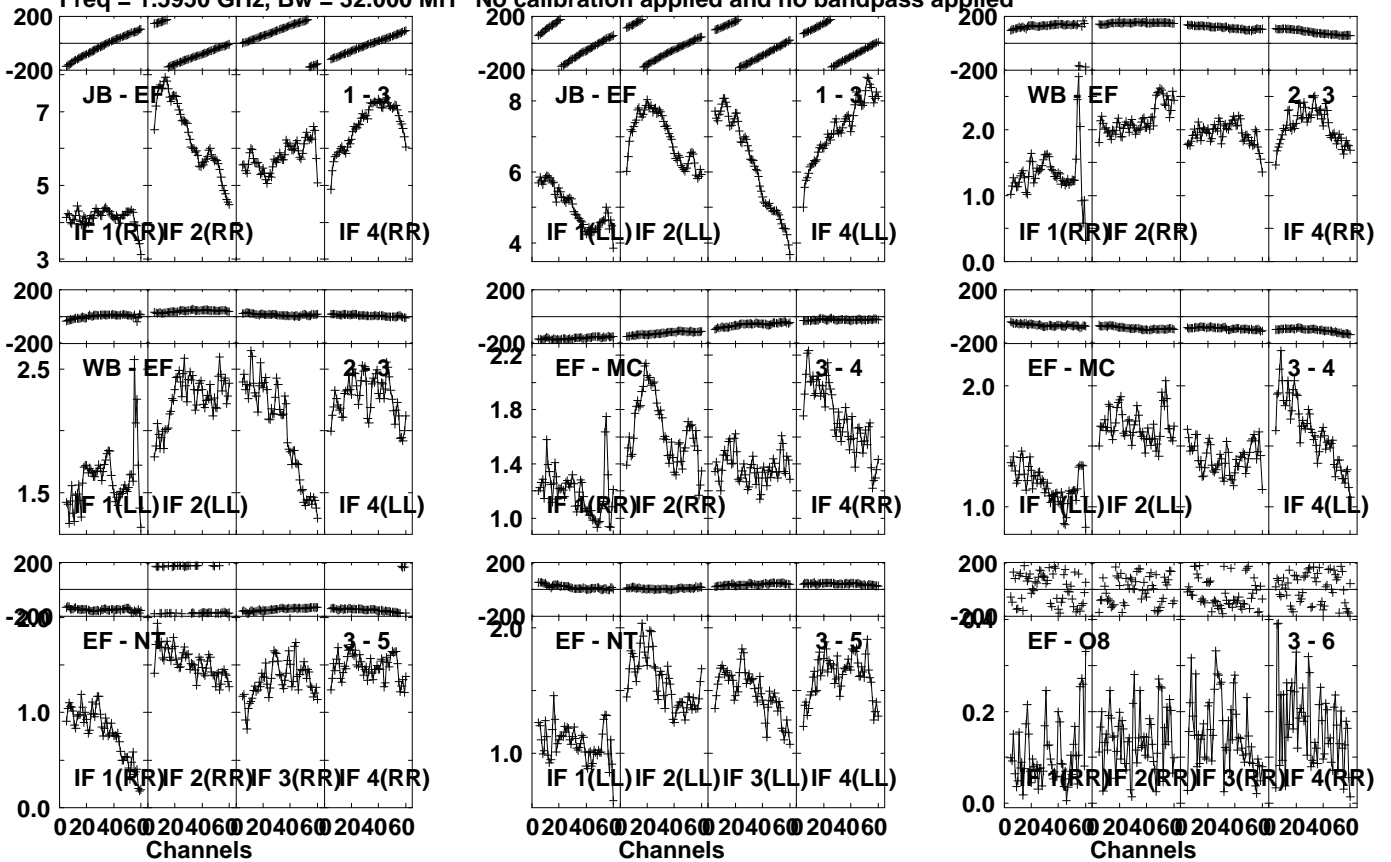
Timerange: 01/12:01:31 to 01/12:02:29

Plot file version 531 created 02-MAY-2024 15:36:14

J1037+5711 EM164D.UVDATA.1

Freq = 1.5950 GHz, Bw = 32.000 MH

No calibration applied and no bandpass applied



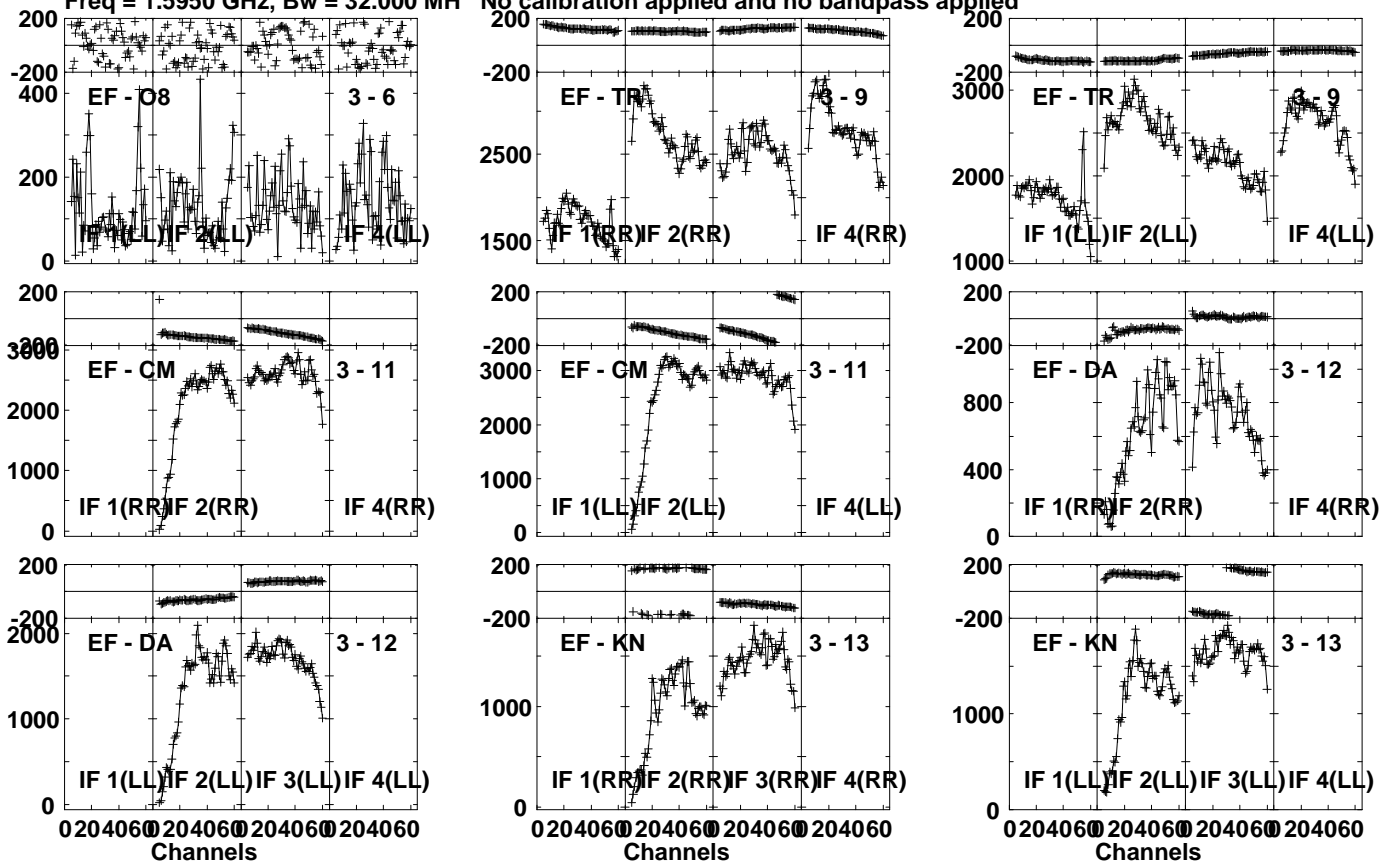
Lower frame: Milli Ampl Jy Top frame: Phas deg
Vector averaged cross-power spectrum Several baselines displayed
Timerange: 01/12:07:01 to 01/12:07:59

Plot file version 532 created 02-MAY-2024 15:36:14

J1037+5711 EM164D.UVDATA.1

Freq = 1.5950 GHz, Bw = 32.000 MH

No calibration applied and no bandpass applied



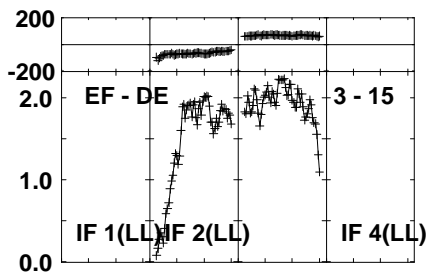
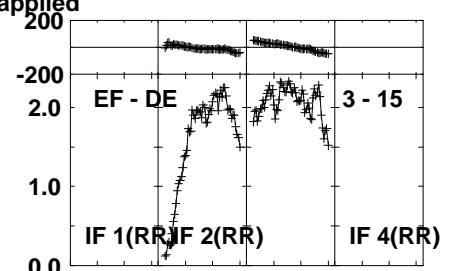
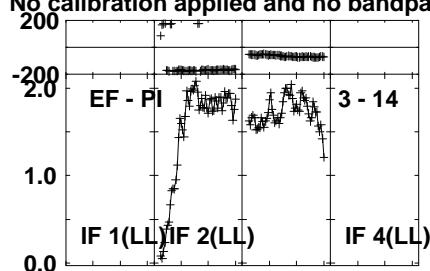
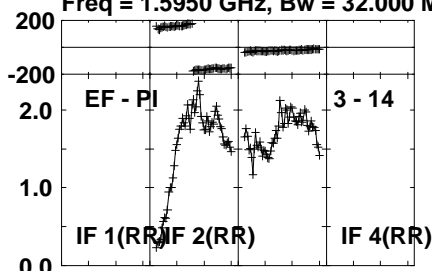
Lower frame: Micro Ampl Jy Top frame: Phas deg
Vector averaged cross-power spectrum Several baselines displayed
Timerange: 01/12:07:01 to 01/12:07:59

Plot file version 533 created 02-MAY-2024 15:36:14

J1037+5711 EM164D.UVDATA.1

Freq = 1.5950 GHz, Bw = 32.000 MH

No calibration applied and no bandpass applied



Lower frame: Milli Ampl Jy Top frame: Phas deg

Vector averaged cross-power spectrum Several baselines displayed

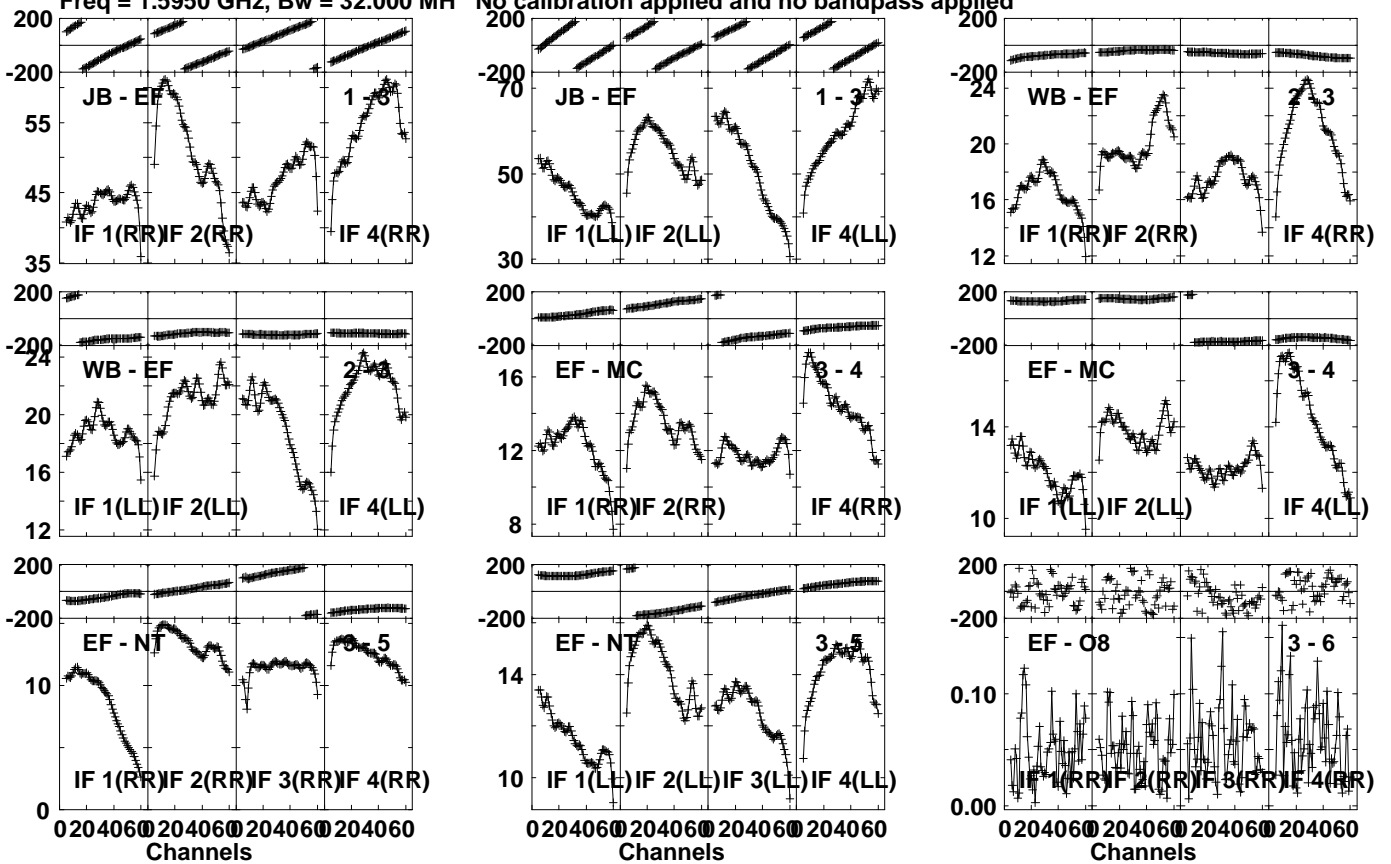
Timerange: 01/12:07:01 to 01/12:07:59

Plot file version 534 created 02-MAY-2024 15:36:14

4C39.25 EM164D.UVDATA.1

Freq = 1.5950 GHz, Bw = 32.000 MH

No calibration applied and no bandpass applied

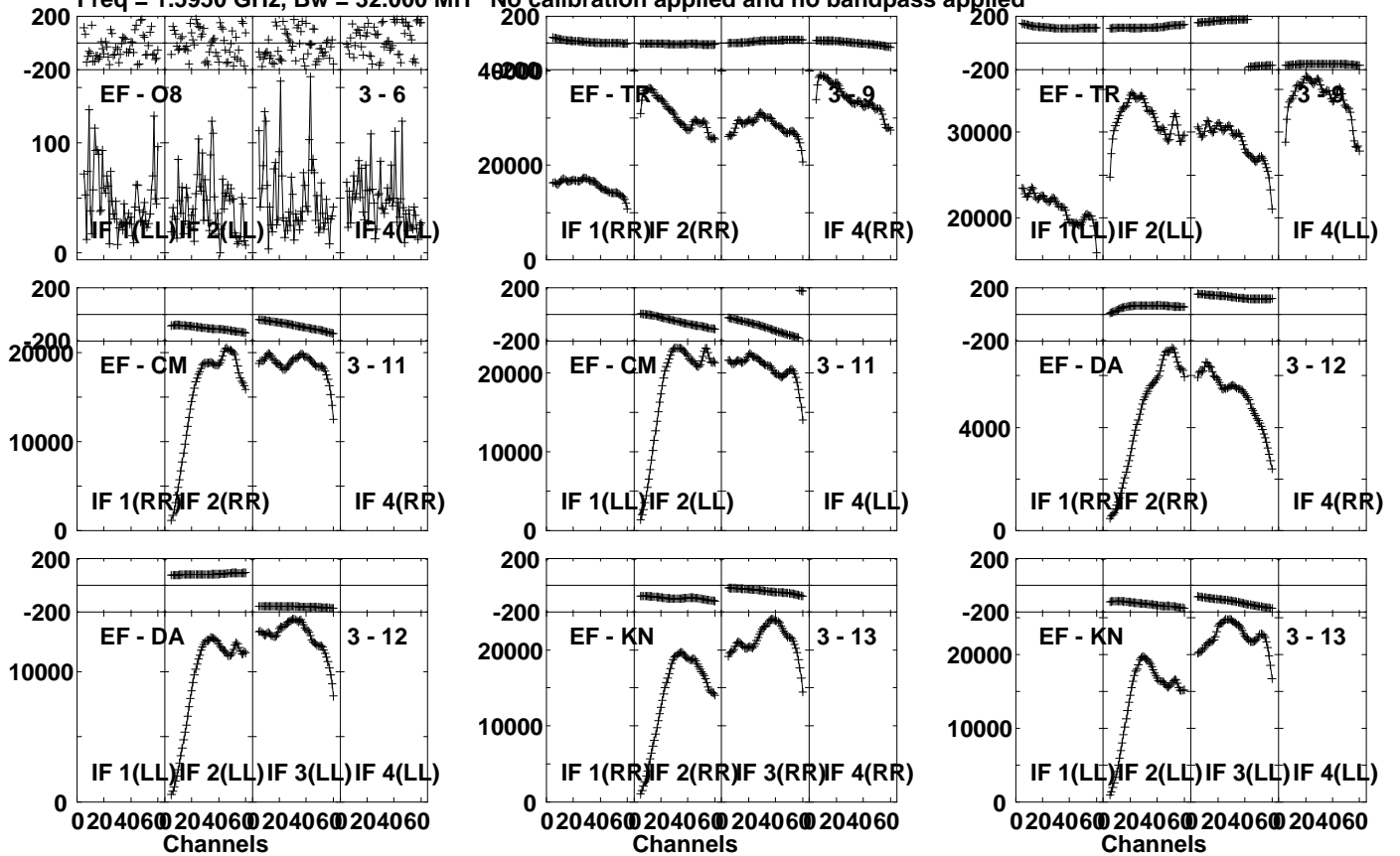


Lower frame: Milli Ampl Jy Top frame: Phas deg
Vector averaged cross-power spectrum Several baselines displayed
Timerange: 01/12:10:01 to 01/12:14:59

Plot file version 535 created 02-MAY-2024 15:36:14

4C39.25 EM164D.UVDATA.1

Freq = 1.5950 GHz, Bw = 32.000 MH No calibration applied and no bandpass applied



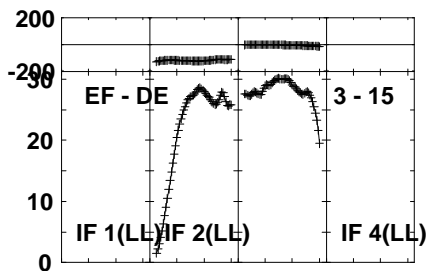
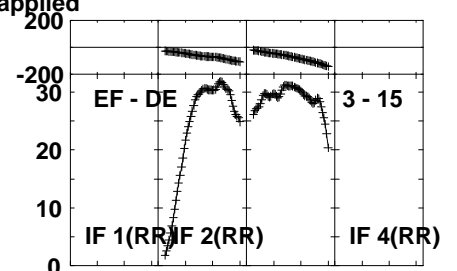
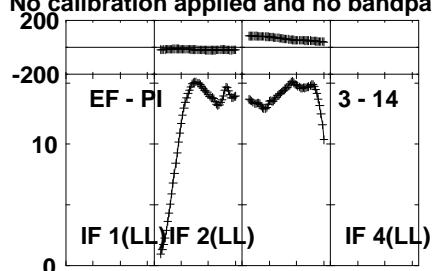
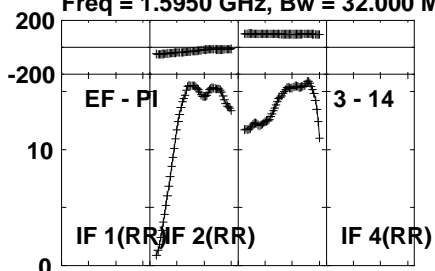
Lower frame: Micro Ampl Jy Top frame: Phas deg
Vector averaged cross-power spectrum Several baselines displayed
Timerange: 01/12:10:01 to 01/12:14:59

Plot file version 536 created 02-MAY-2024 15:36:15

4C39.25 EM164D.UVDATA.1

Freq = 1.5950 GHz, Bw = 32.000 MH

No calibration applied and no bandpass applied



Lower frame: Milli Ampl Jy Top frame: Phas deg

Vector averaged cross-power spectrum Several baselines displayed

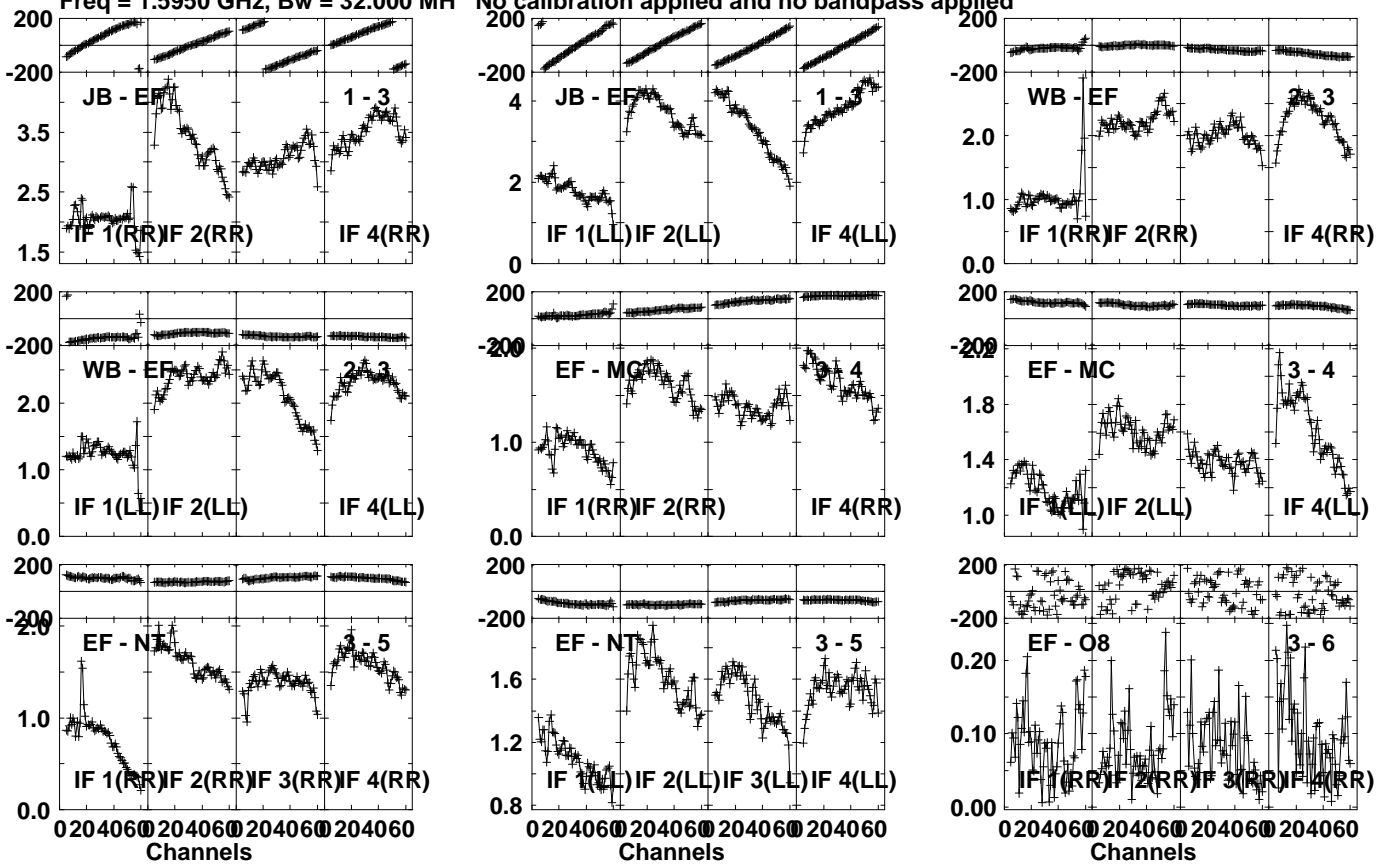
Timerange: 01/12:10:01 to 01/12:14:59

Plot file version 537 created 02-MAY-2024 15:36:15

J1037+5711 EM164D.UVDATA.1

Freq = 1.5950 GHz, Bw = 32.000 MH

No calibration applied and no bandpass applied



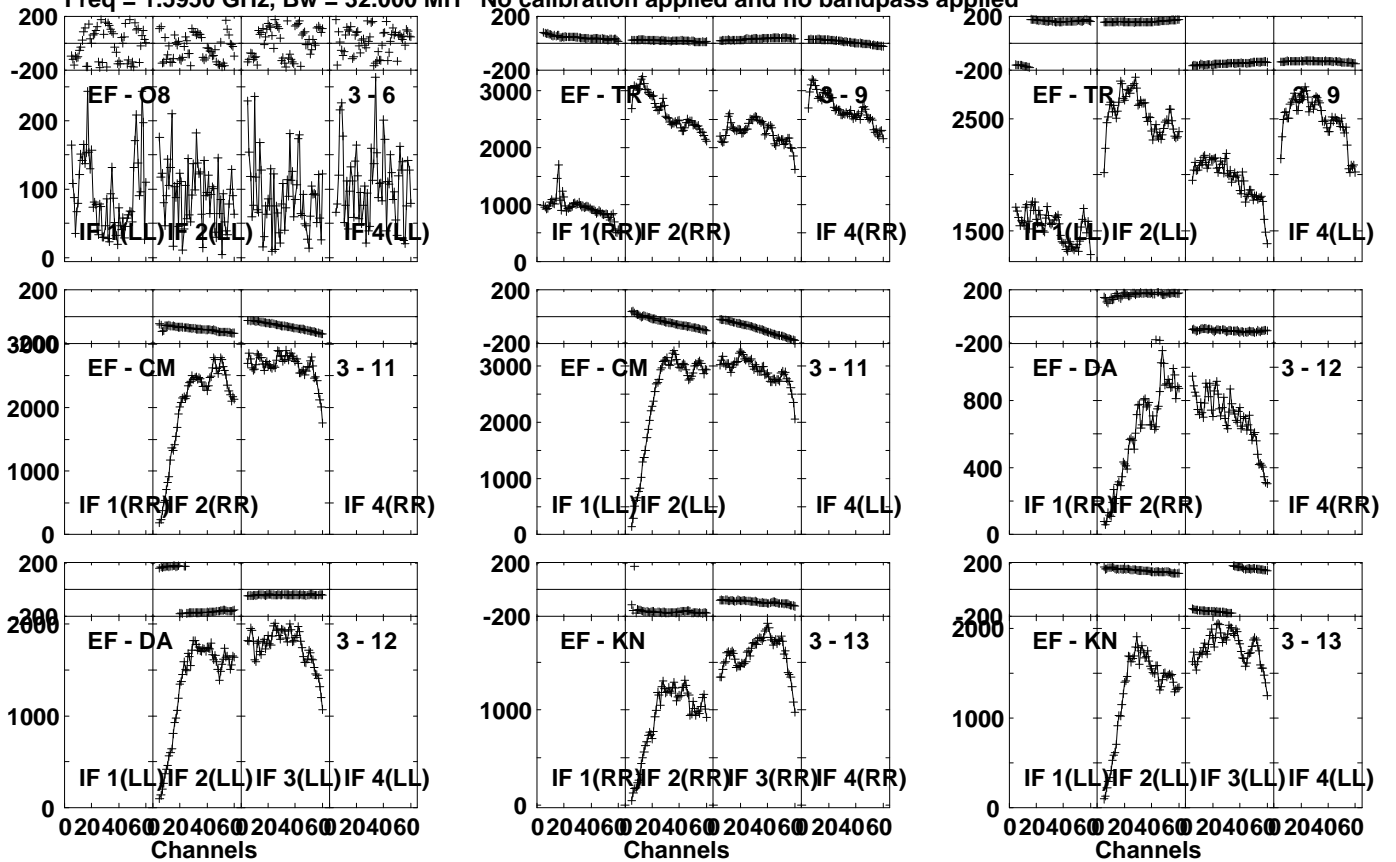
Lower frame: Milli Ampl Jy Top frame: Phas deg
Vector averaged cross-power spectrum Several baselines displayed
Timerange: 01/12:17:01 to 01/12:18:29

Plot file version 538 created 02-MAY-2024 15:36:15

J1037+5711 EM164D.UVDATA.1

Freq = 1.5950 GHz, Bw = 32.000 MH

No calibration applied and no bandpass applied



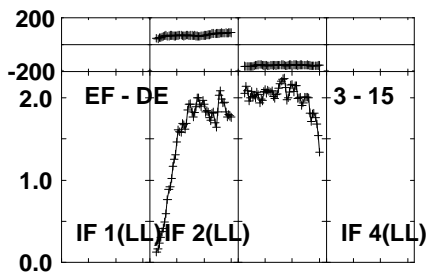
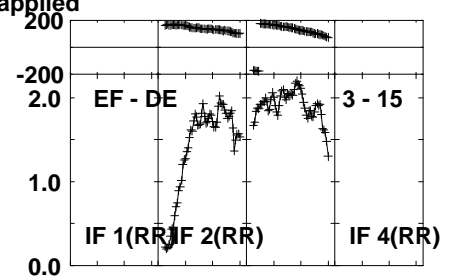
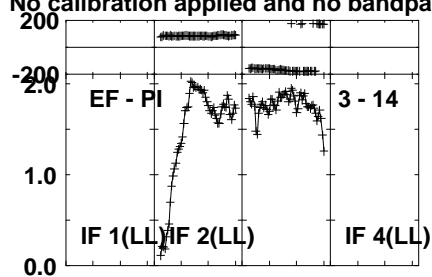
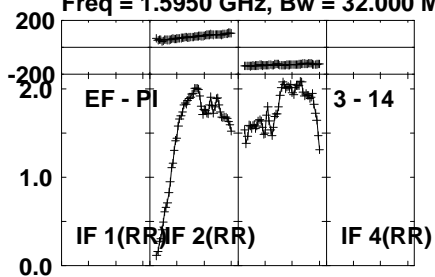
Lower frame: Micro Ampl Jy Top frame: Phas deg
Vector averaged cross-power spectrum Several baselines displayed
Timerange: 01/12:17:01 to 01/12:18:29

Plot file version 539 created 02-MAY-2024 15:36:15

J1037+5711 EM164D.UVDATA.1

Freq = 1.5950 GHz, Bw = 32.000 MH

No calibration applied and no bandpass applied



Lower frame: Milli Ampl Jy Top frame: Phas deg

Vector averaged cross-power spectrum Several baselines displayed

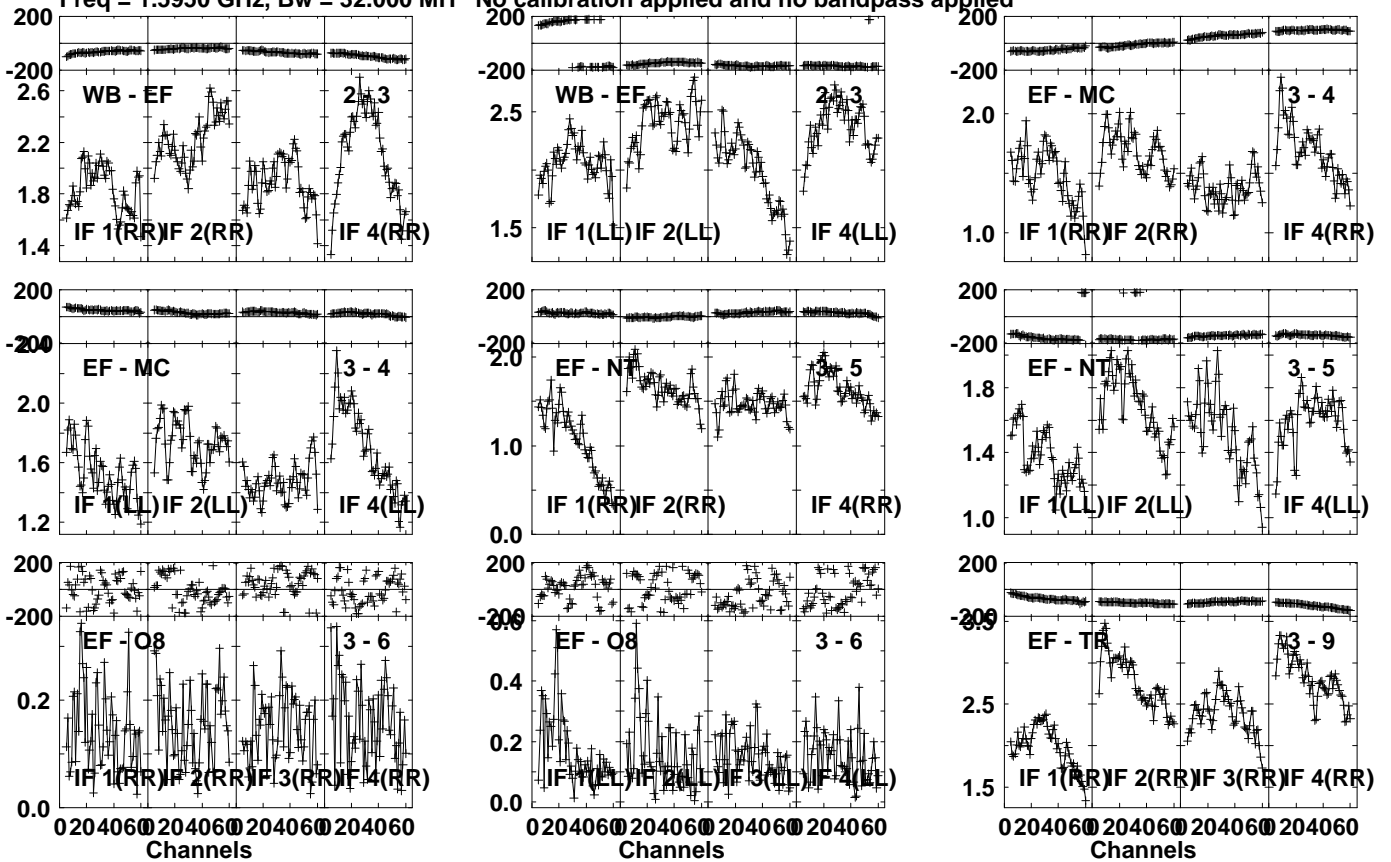
Timerange: 01/12:17:01 to 01/12:18:29

Plot file version 540 created 02-MAY-2024 15:36:15

J1037+5711 EM164D.UVDATA.1

Freq = 1.5950 GHz, Bw = 32.000 MH

No calibration applied and no bandpass applied



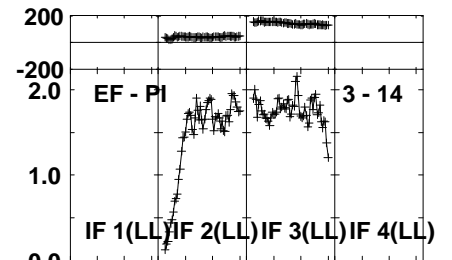
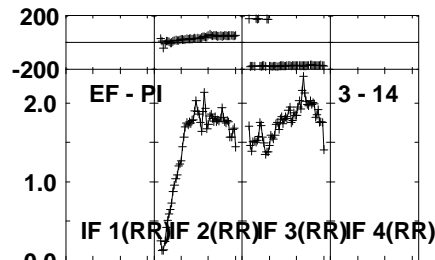
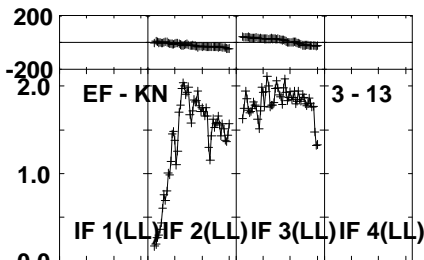
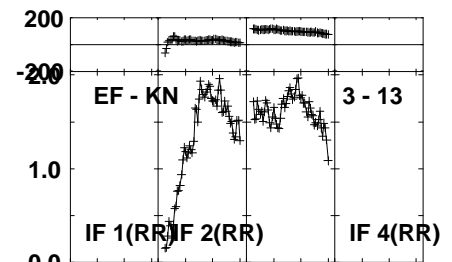
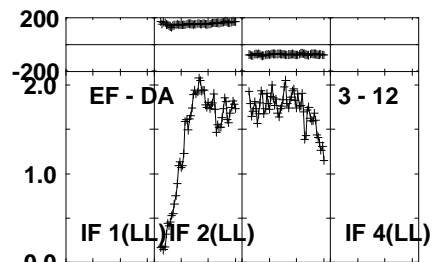
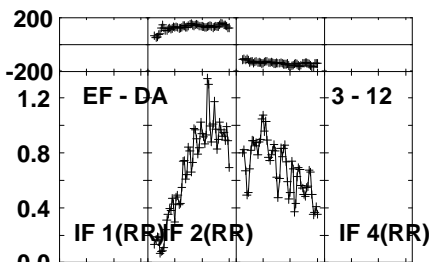
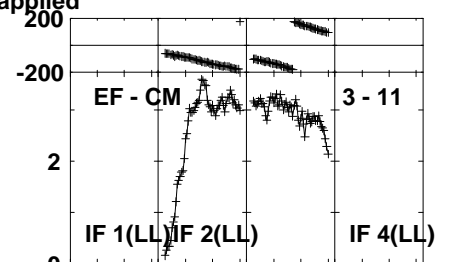
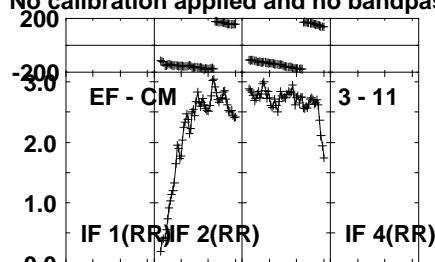
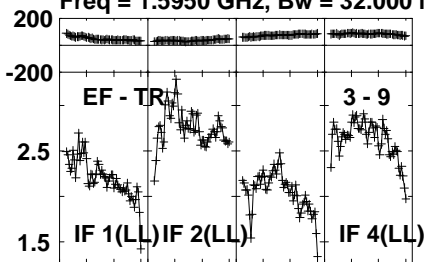
Lower frame: Milli Ampl Jy Top frame: Phas deg
Vector averaged cross-power spectrum Several baselines displayed
Timerange: 01/12:23:01 to 01/12:23:59

Plot file version 541 created 02-MAY-2024 15:36:15

J1037+5711 EM164D.UVDATA.1

Freq = 1.5950 GHz, Bw = 32.000 MH

No calibration applied and no bandpass applied



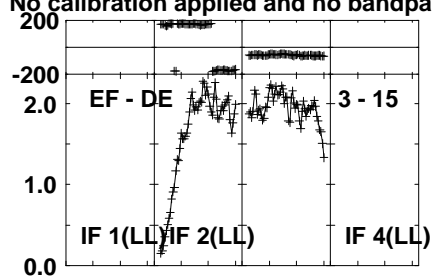
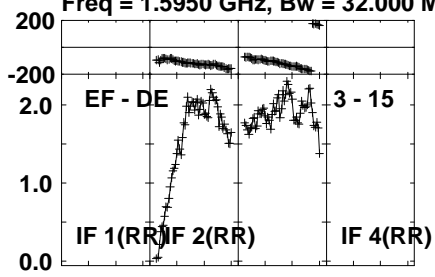
Lower frame: Milli Ampl Jy Top frame: Phas deg
Vector averaged cross-power spectrum Several baselines displayed
Timerange: 01/12:23:01 to 01/12:23:59

Plot file version 542 created 02-MAY-2024 15:36:15

J1037+5711 EM164D.UVDATA.1

Freq = 1.5950 GHz, Bw = 32.000 MH

No calibration applied and no bandpass applied



Lower frame: Milli Ampl Jy Top frame: Phas deg

Vector averaged cross-power spectrum Several baselines displayed

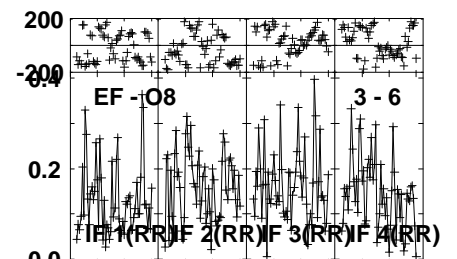
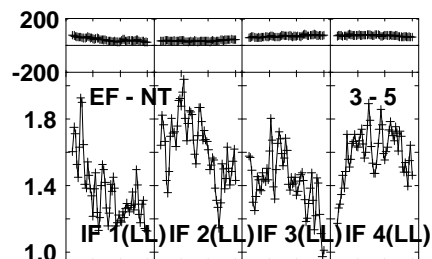
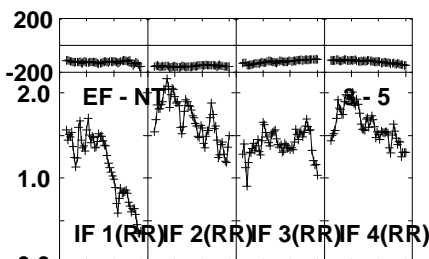
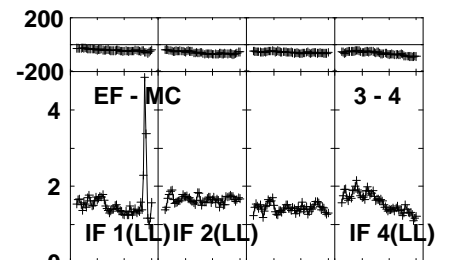
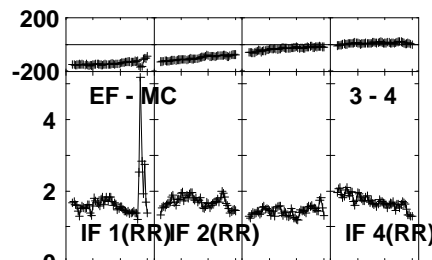
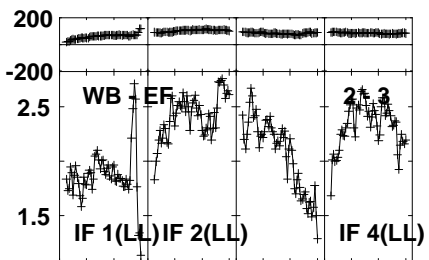
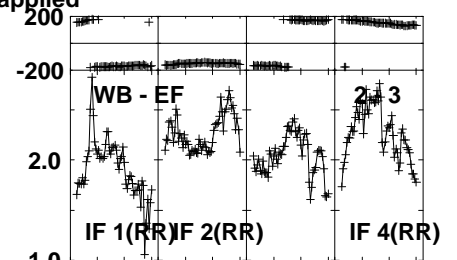
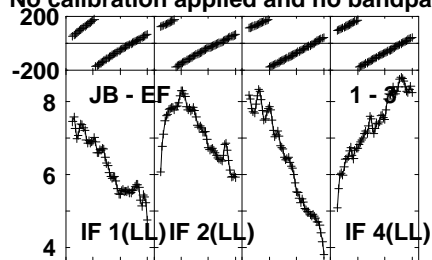
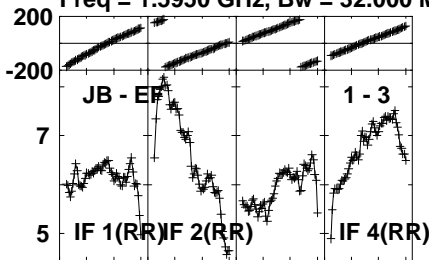
Timerange: 01/12:23:01 to 01/12:23:59

Plot file version 543 created 02-MAY-2024 15:36:15

J1037+5711 EM164D.UVDATA.1

Freq = 1.5950 GHz, Bw = 32.000 MH

No calibration applied and no bandpass applied



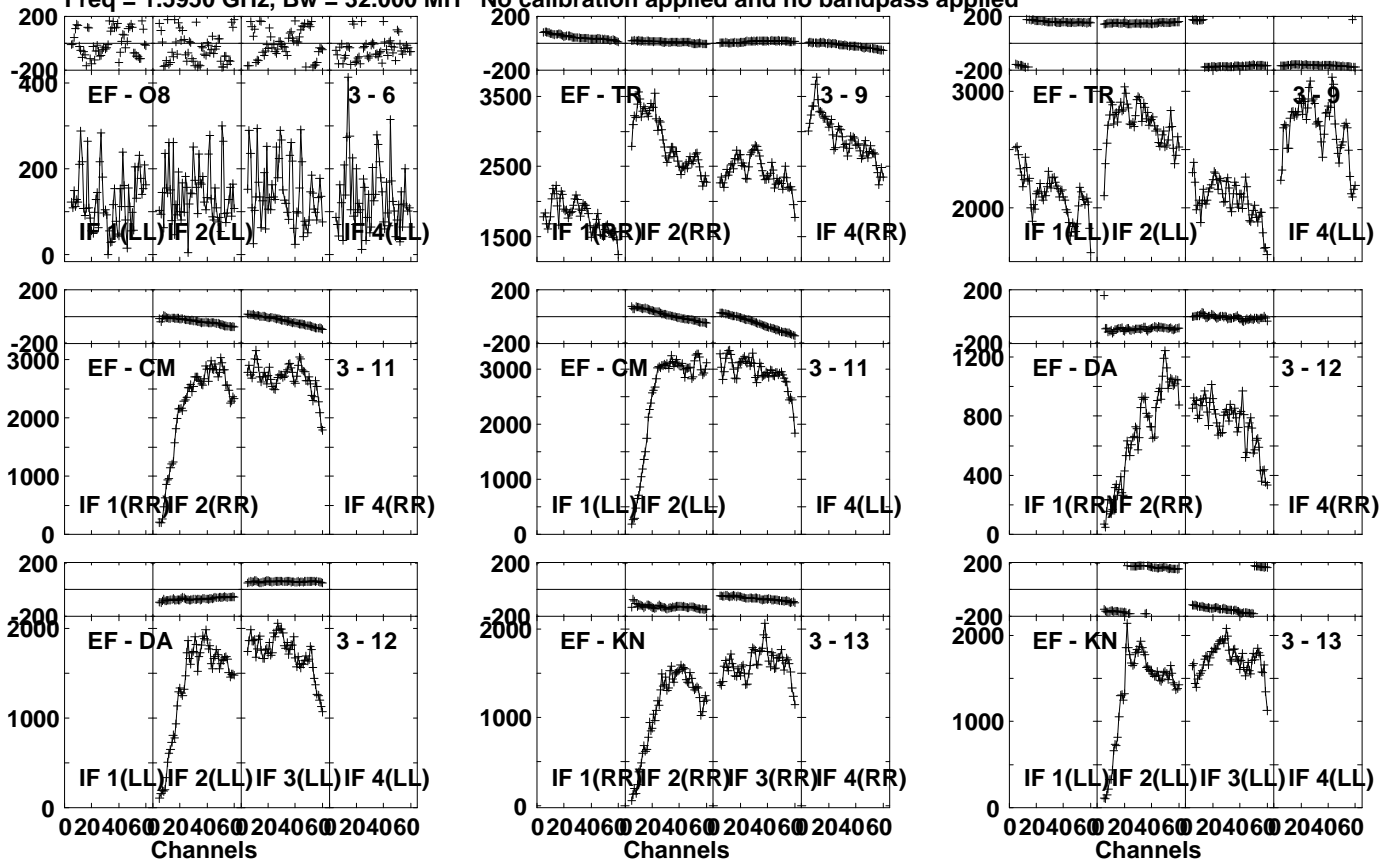
Lower frame: Milli Ampl Jy Top frame: Phas deg
Vector averaged cross-power spectrum Several baselines displayed
Timerange: 01/12:28:31 to 01/12:29:29

Plot file version 544 created 02-MAY-2024 15:36:15

J1037+5711 EM164D.UVDATA.1

Freq = 1.5950 GHz, Bw = 32.000 MH

No calibration applied and no bandpass applied



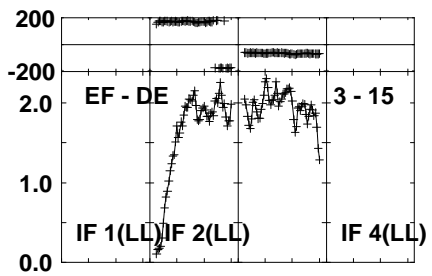
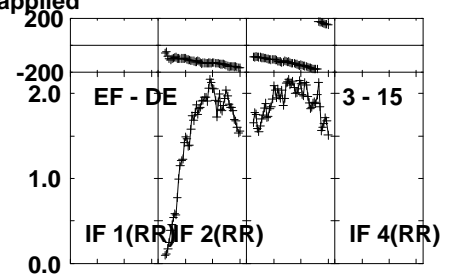
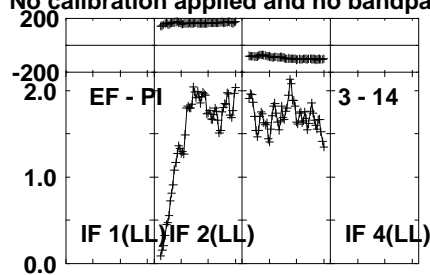
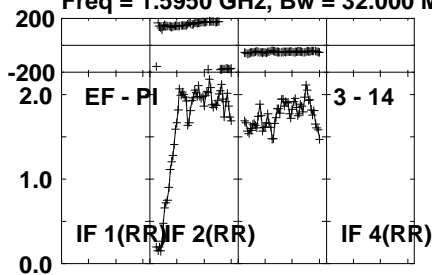
Lower frame: Micro Ampl Jy Top frame: Phas deg
Vector averaged cross-power spectrum Several baselines displayed
Timerange: 01/12:28:31 to 01/12:29:29

Plot file version 545 created 02-MAY-2024 15:36:15

J1037+5711 EM164D.UVDATA.1

Freq = 1.5950 GHz, Bw = 32.000 MH

No calibration applied and no bandpass applied



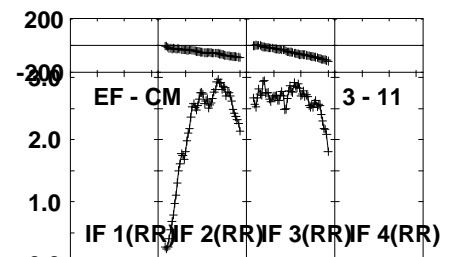
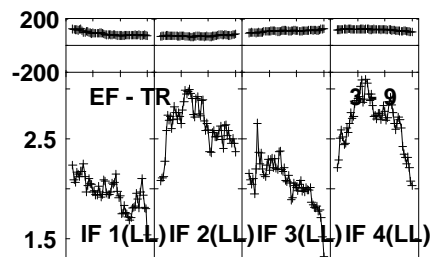
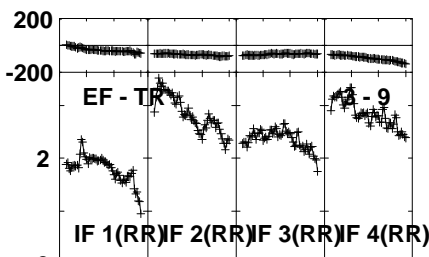
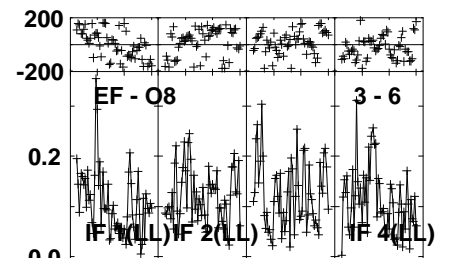
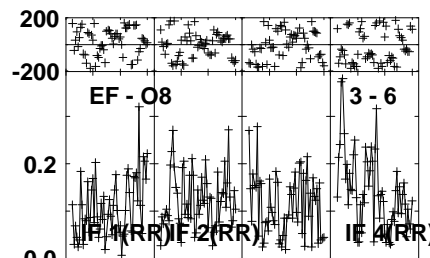
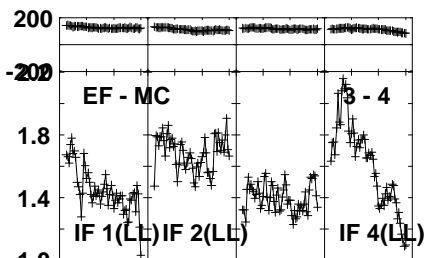
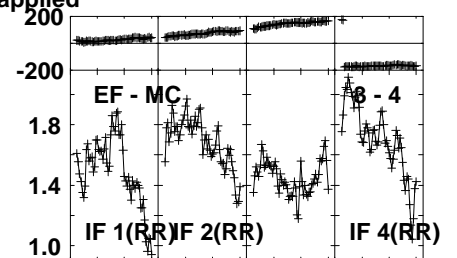
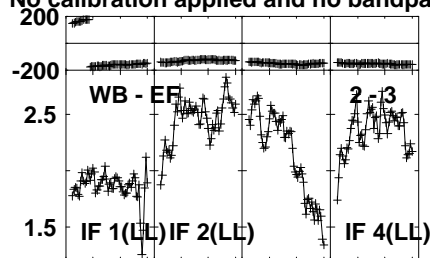
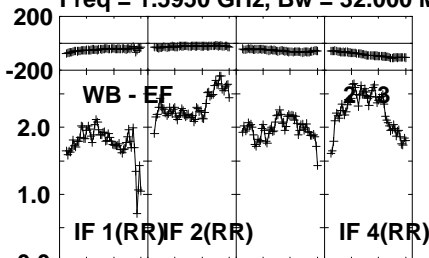
Lower frame: Milli Ampl Jy Top frame: Phas deg
Vector averaged cross-power spectrum Several baselines displayed
Timerange: 01/12:28:31 to 01/12:29:29

Plot file version 546 created 02-MAY-2024 15:36:15

J1037+5711 EM164D.UVDATA.1

Freq = 1.5950 GHz, Bw = 32.000 MH

No calibration applied and no bandpass applied



0204060 204060 204060 204060
Channels

0204060 204060 204060 204060
Channels

0204060 204060 204060 204060
Channels

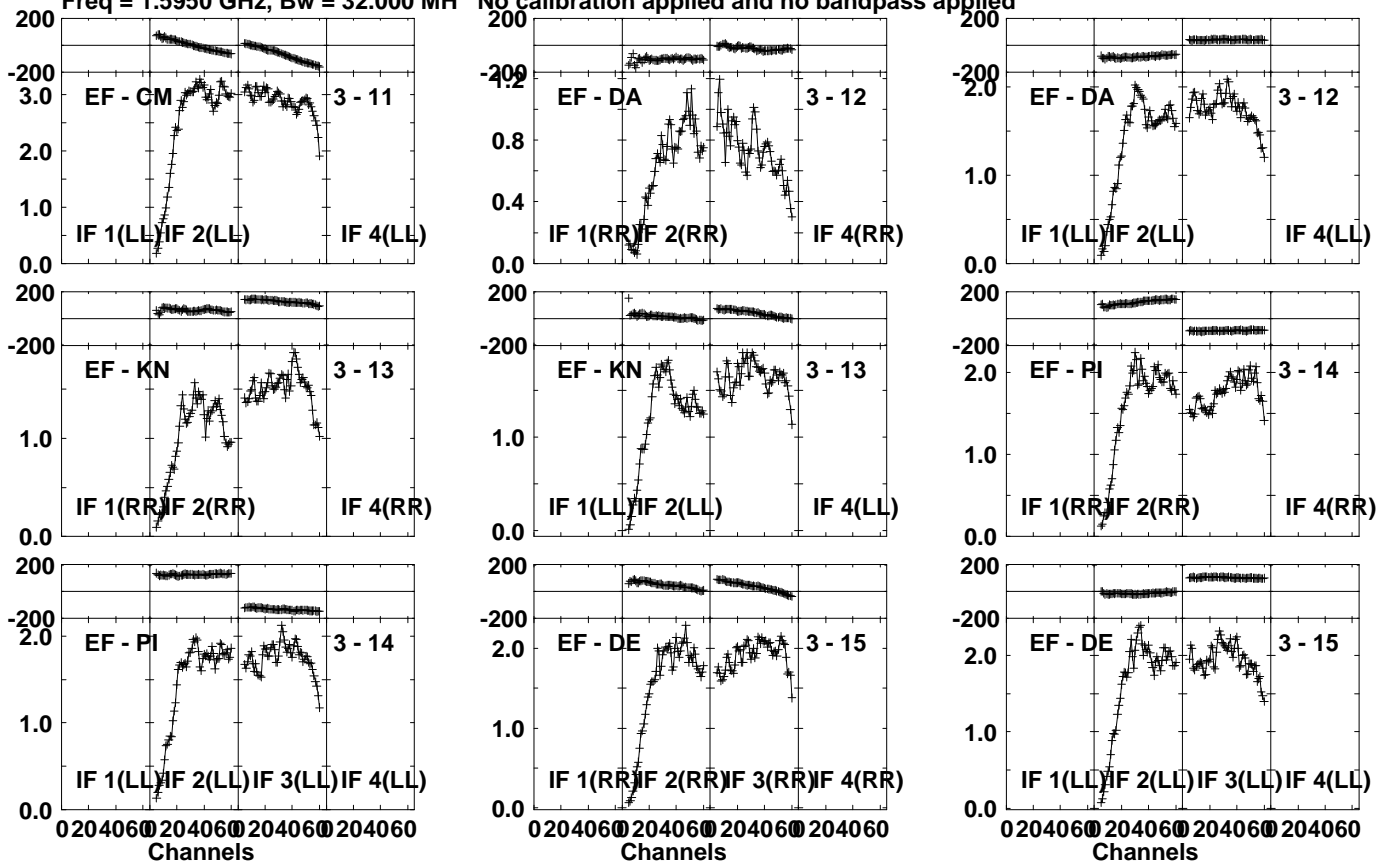
Lower frame: Milli Ampl Jy Top frame: Phas deg
Vector averaged cross-power spectrum Several baselines displayed
Timerange: 01/12:34:01 to 01/12:34:59

Plot file version 547 created 02-MAY-2024 15:36:15

J1037+5711 EM164D.UVDATA.1

Freq = 1.5950 GHz, Bw = 32.000 MH

No calibration applied and no bandpass applied



Lower frame: Milli Ampl Jy Top frame: Phas deg

Vector averaged cross-power spectrum Several baselines displayed

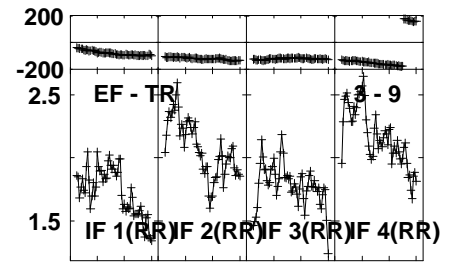
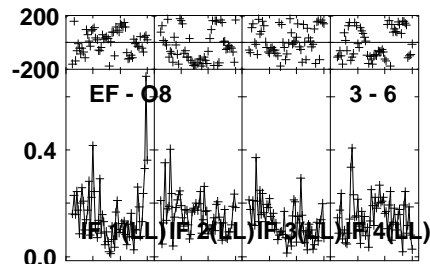
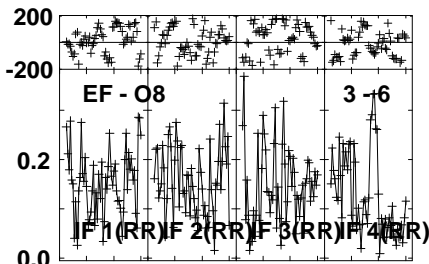
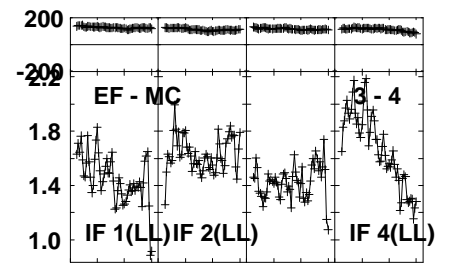
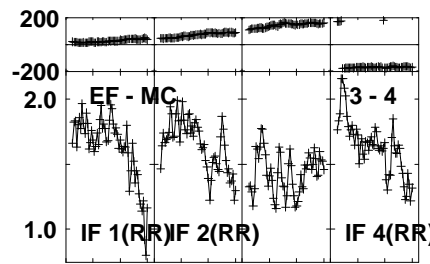
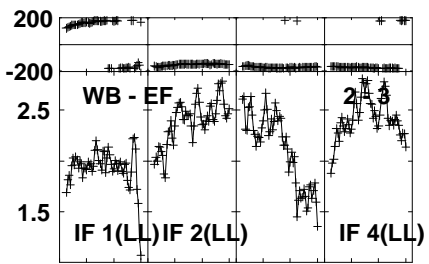
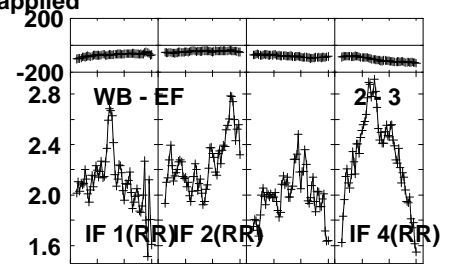
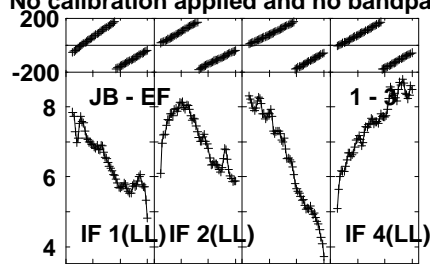
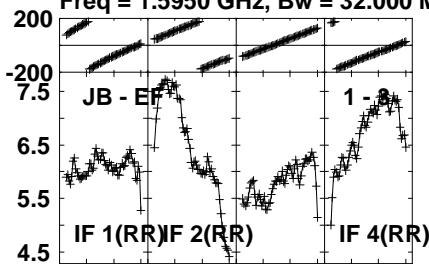
Timerange: 01/12:34:01 to 01/12:34:59

Plot file version 548 created 02-MAY-2024 15:36:15

J1037+5711 EM164D.UVDATA.1

Freq = 1.5950 GHz, Bw = 32.000 MH

No calibration applied and no bandpass applied



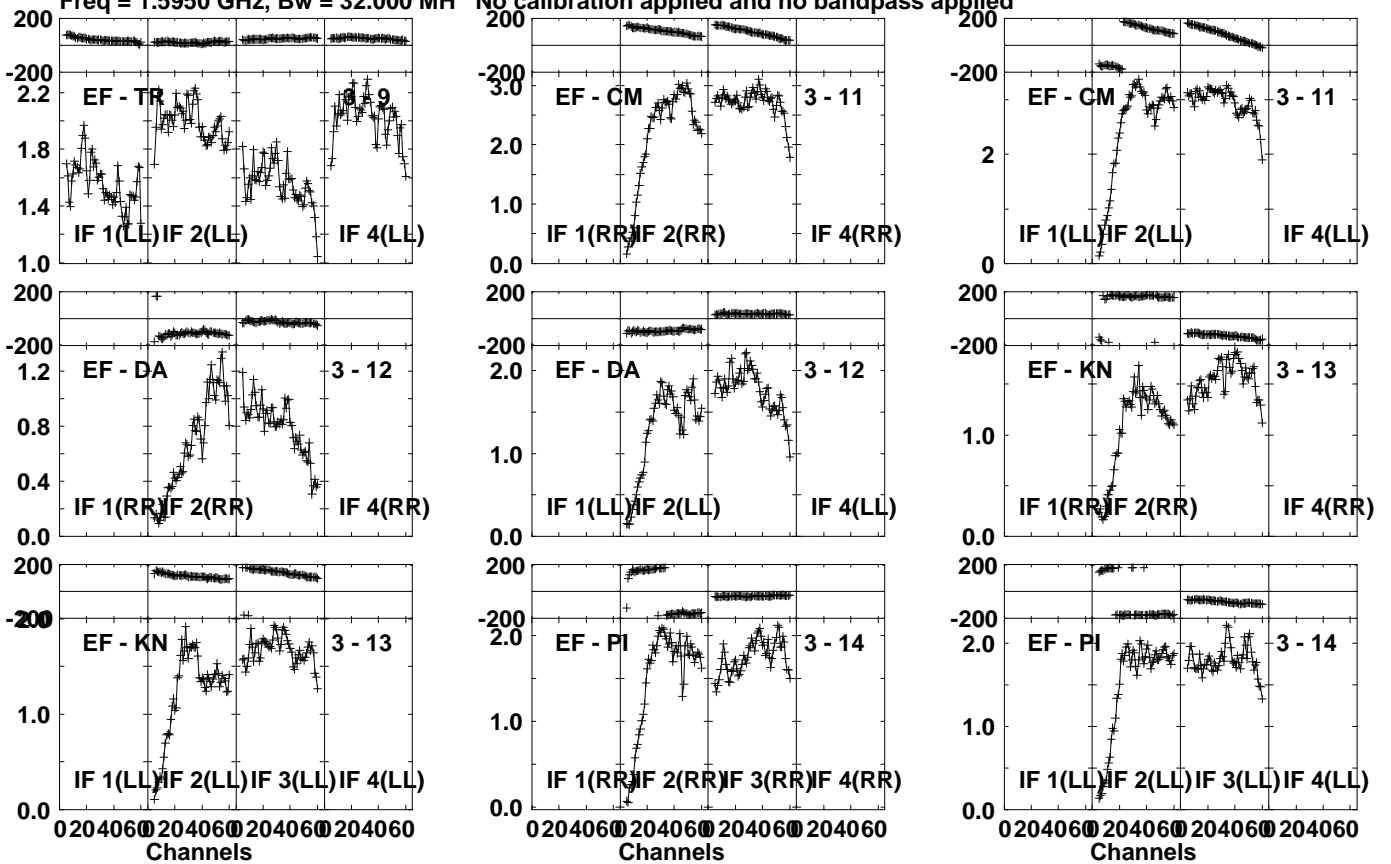
Lower frame: Milli Ampl Jy Top frame: Phas deg
Vector averaged cross-power spectrum Several baselines displayed
Timerange: 01/12:39:31 to 01/12:40:29

Plot file version 549 created 02-MAY-2024 15:36:15

J1037+5711 EM164D.UVDATA.1

Freq = 1.5950 GHz, Bw = 32.000 MH

No calibration applied and no bandpass applied



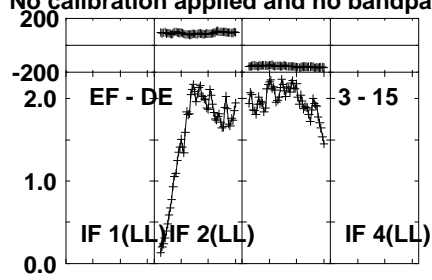
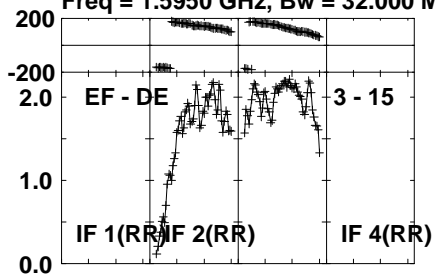
Lower frame: Milli Ampl Jy Top frame: Phas deg
Vector averaged cross-power spectrum Several baselines displayed
Timerange: 01/12:39:31 to 01/12:40:29

Plot file version 550 created 02-MAY-2024 15:36:15

J1037+5711 EM164D.UVDATA.1

Freq = 1.5950 GHz, Bw = 32.000 MH

No calibration applied and no bandpass applied



Lower frame: Milli Ampl Jy Top frame: Phas deg

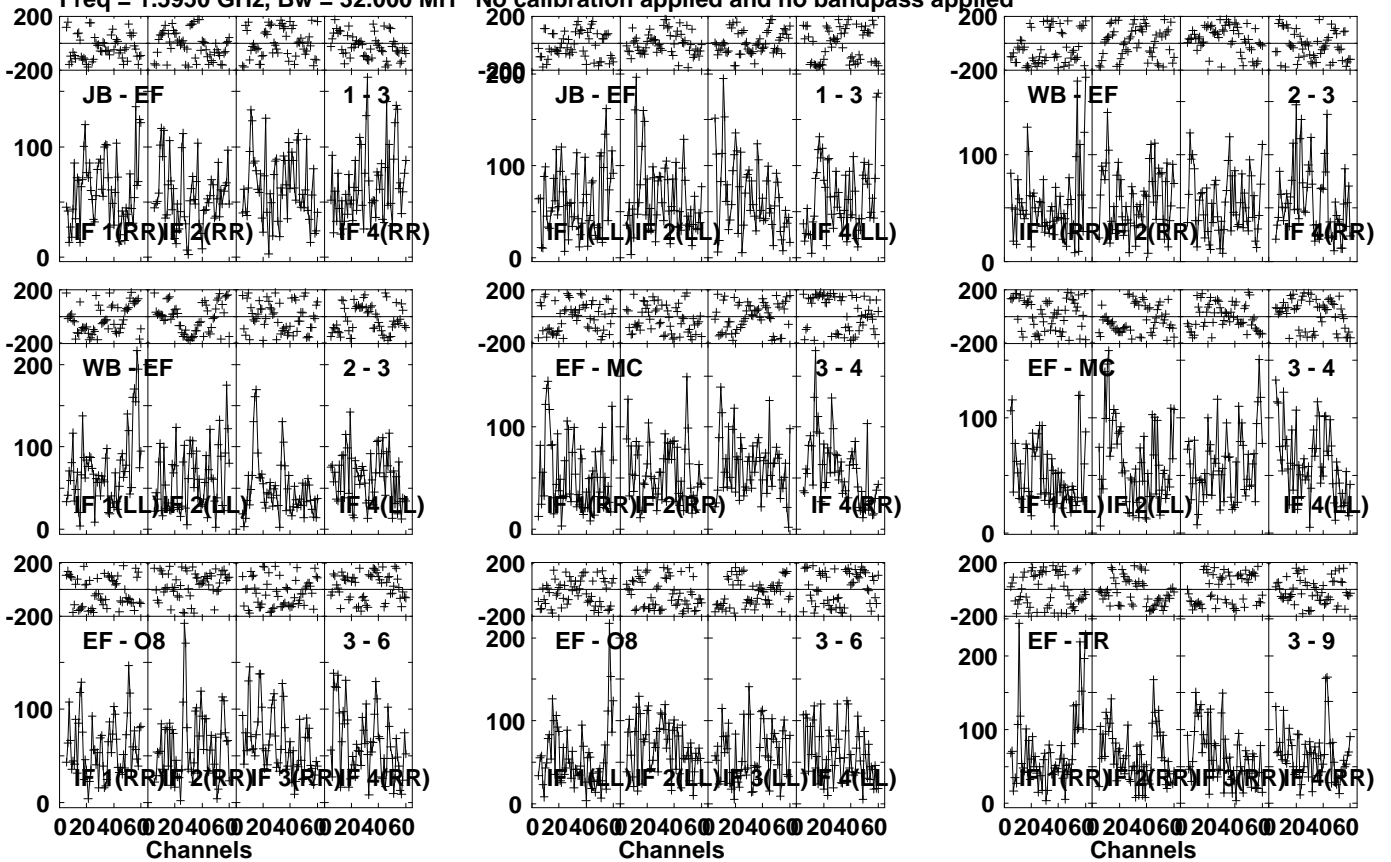
Vector averaged cross-power spectrum Several baselines displayed

Timerange: 01/12:39:31 to 01/12:40:29

Plot file version 551 created 02-MAY-2024 15:36:15

DP27 000 EM164D.UVDATA.1

Freq = 1.5950 GHz, Bw = 32.000 MH No calibration applied and no bandpass applied



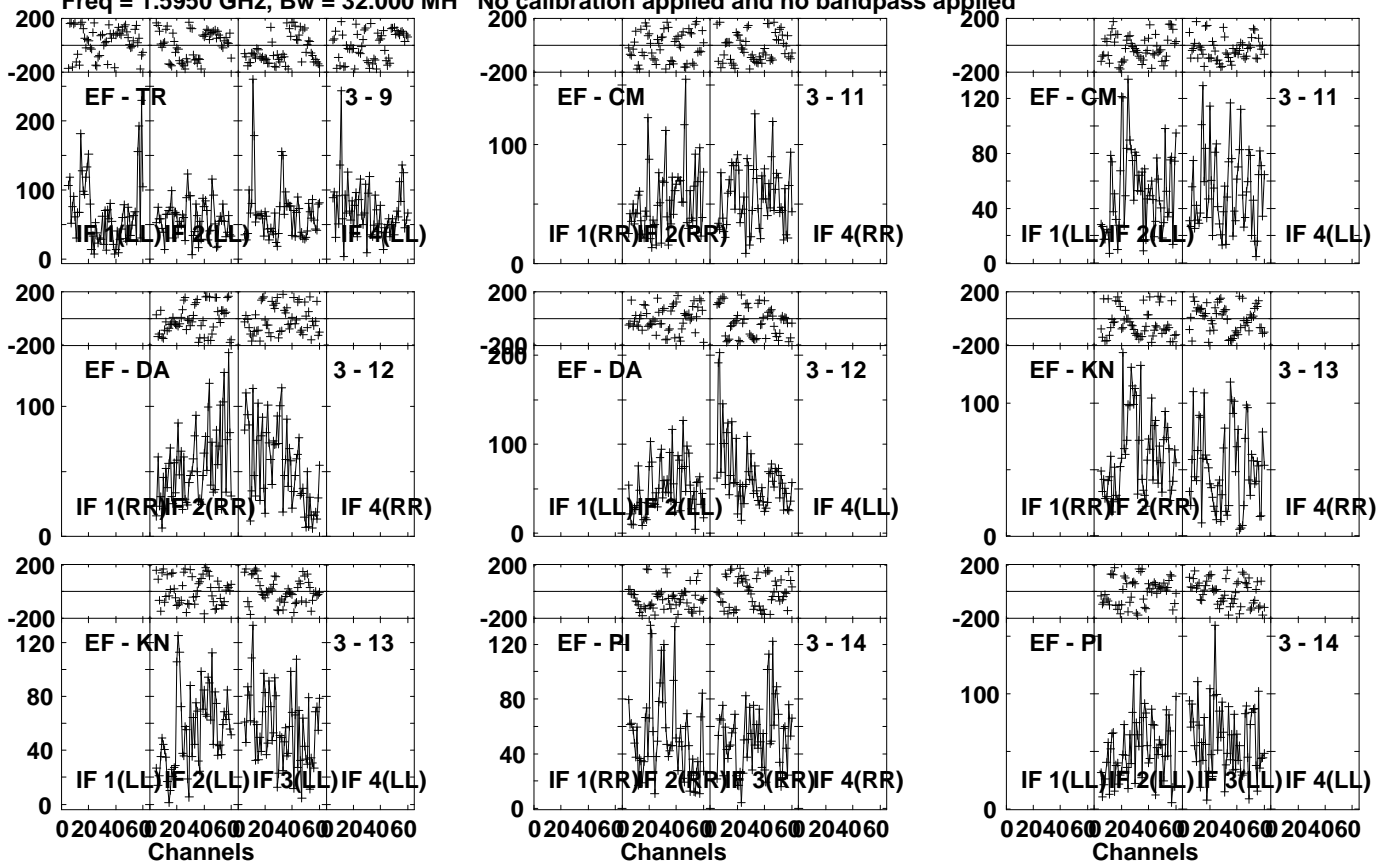
Lower frame: Micro Ampl Jy Top frame: Phas deg
Vector averaged cross-power spectrum Several baselines displayed
Timerange: 01/12:40:31 to 01/12:44:29

Plot file version 552 created 02-MAY-2024 15:36:16

DP27 000 EM164D.UVDATA.1

Freq = 1.5950 GHz, Bw = 32.000 MH

No calibration applied and no bandpass applied



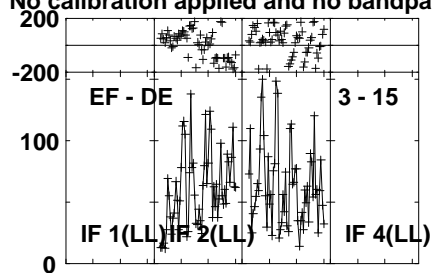
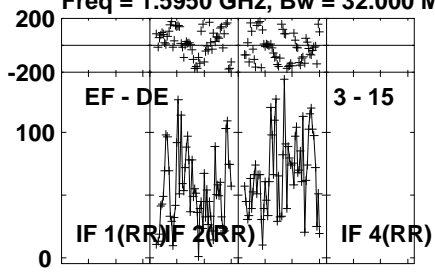
Lower frame: Micro Ampl Jy Top frame: Phas deg
Vector averaged cross-power spectrum Several baselines displayed
Timerange: 01/12:40:31 to 01/12:44:29

Plot file version 553 created 02-MAY-2024 15:36:16

DP27 000 EM164D.UVDATA.1

Freq = 1.5950 GHz, Bw = 32.000 MH

No calibration applied and no bandpass applied



Lower frame: Micro Ampl Jy Top frame: Phas deg

Vector averaged cross-power spectrum Several baselines displayed

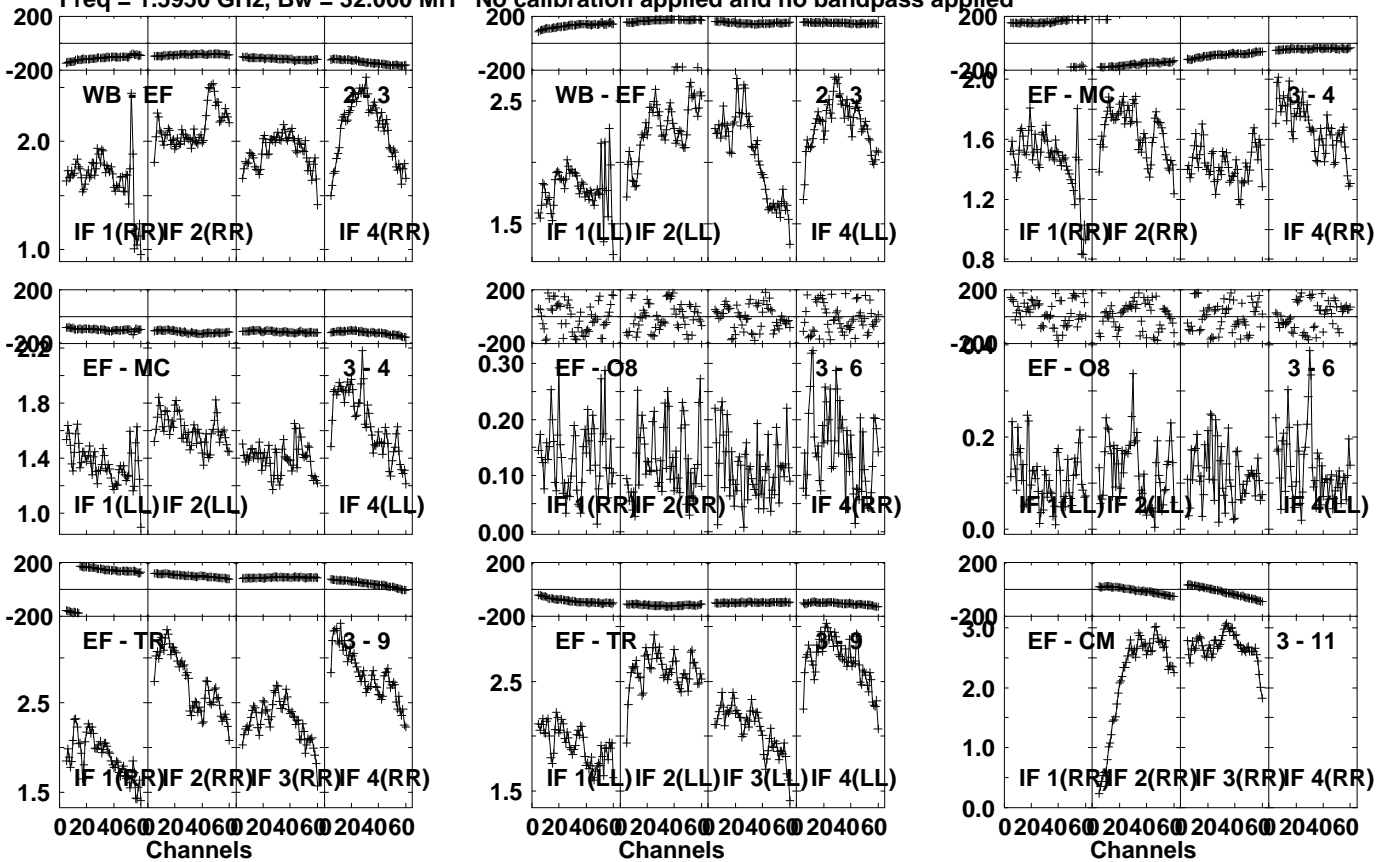
Timerange: 01/12:40:31 to 01/12:44:29

Plot file version 554 created 02-MAY-2024 15:36:16

J1037+5711 EM164D.UVDATA.1

Freq = 1.5950 GHz, Bw = 32.000 MH

No calibration applied and no bandpass applied



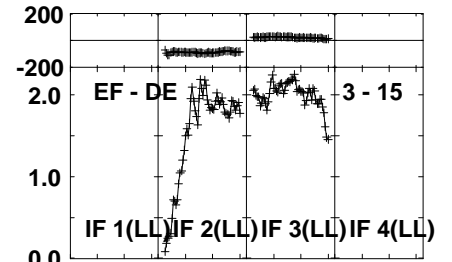
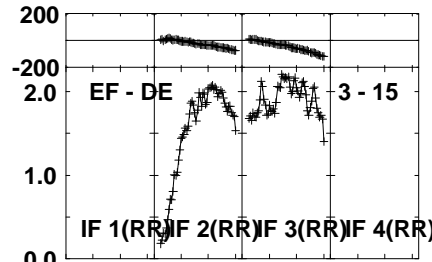
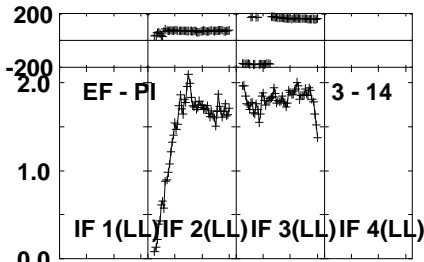
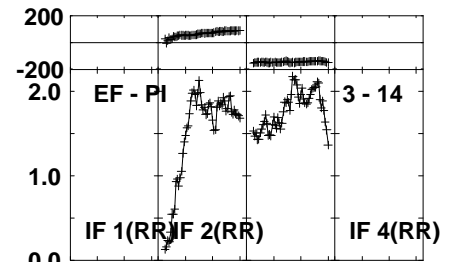
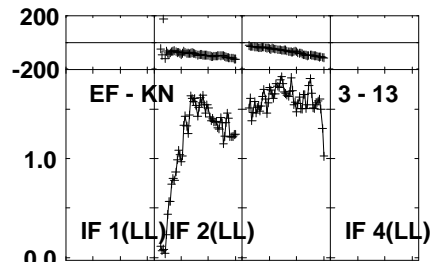
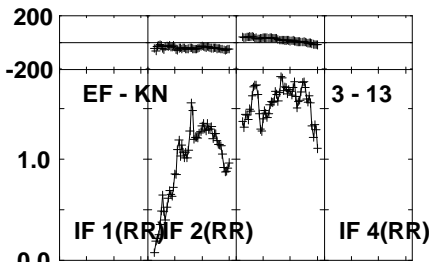
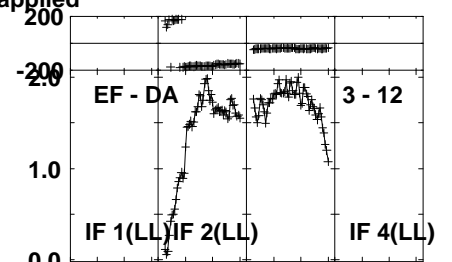
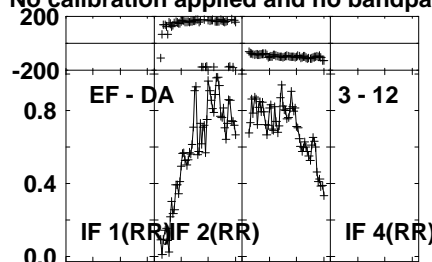
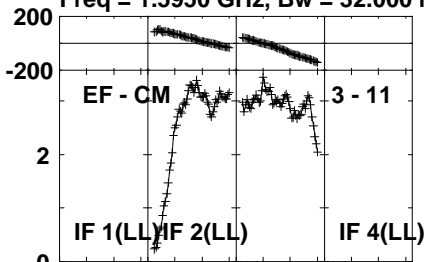
Lower frame: Milli Ampl Jy Top frame: Phas deg
Vector averaged cross-power spectrum Several baselines displayed
Timerange: 01/12:45:01 to 01/12:45:59

Plot file version 555 created 02-MAY-2024 15:36:16

J1037+5711 EM164D.UVDATA.1

Freq = 1.5950 GHz, Bw = 32.000 MH

No calibration applied and no bandpass applied



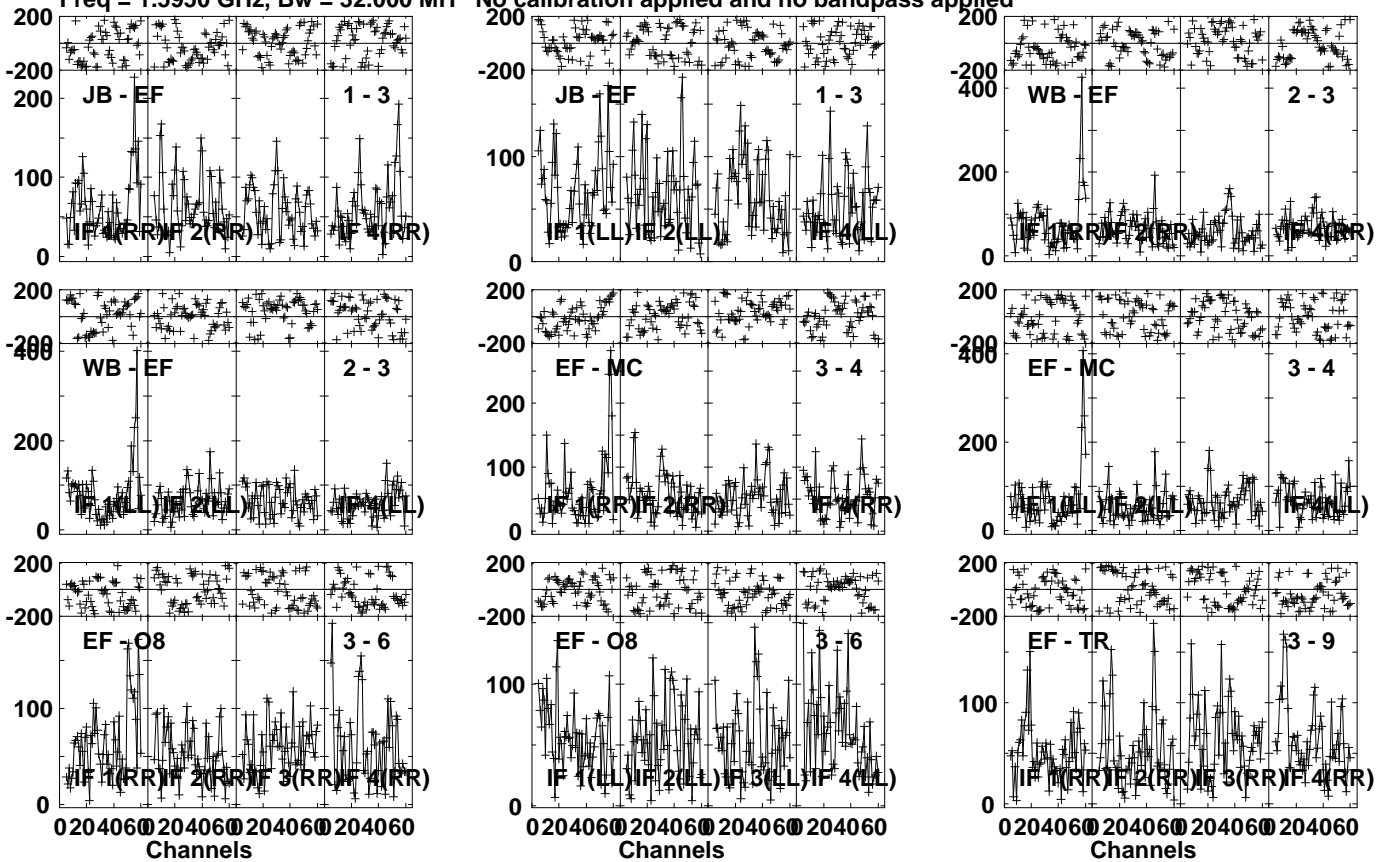
Lower frame: Milli Ampl Jy Top frame: Phas deg
Vector averaged cross-power spectrum Several baselines displayed
Timerange: 01/12:45:01 to 01/12:45:59

Plot file version 556 created 02-MAY-2024 15:36:16

DP27 000 EM164D.UVDATA.1

Freq = 1.5950 GHz, Bw = 32.000 MH

No calibration applied and no bandpass applied



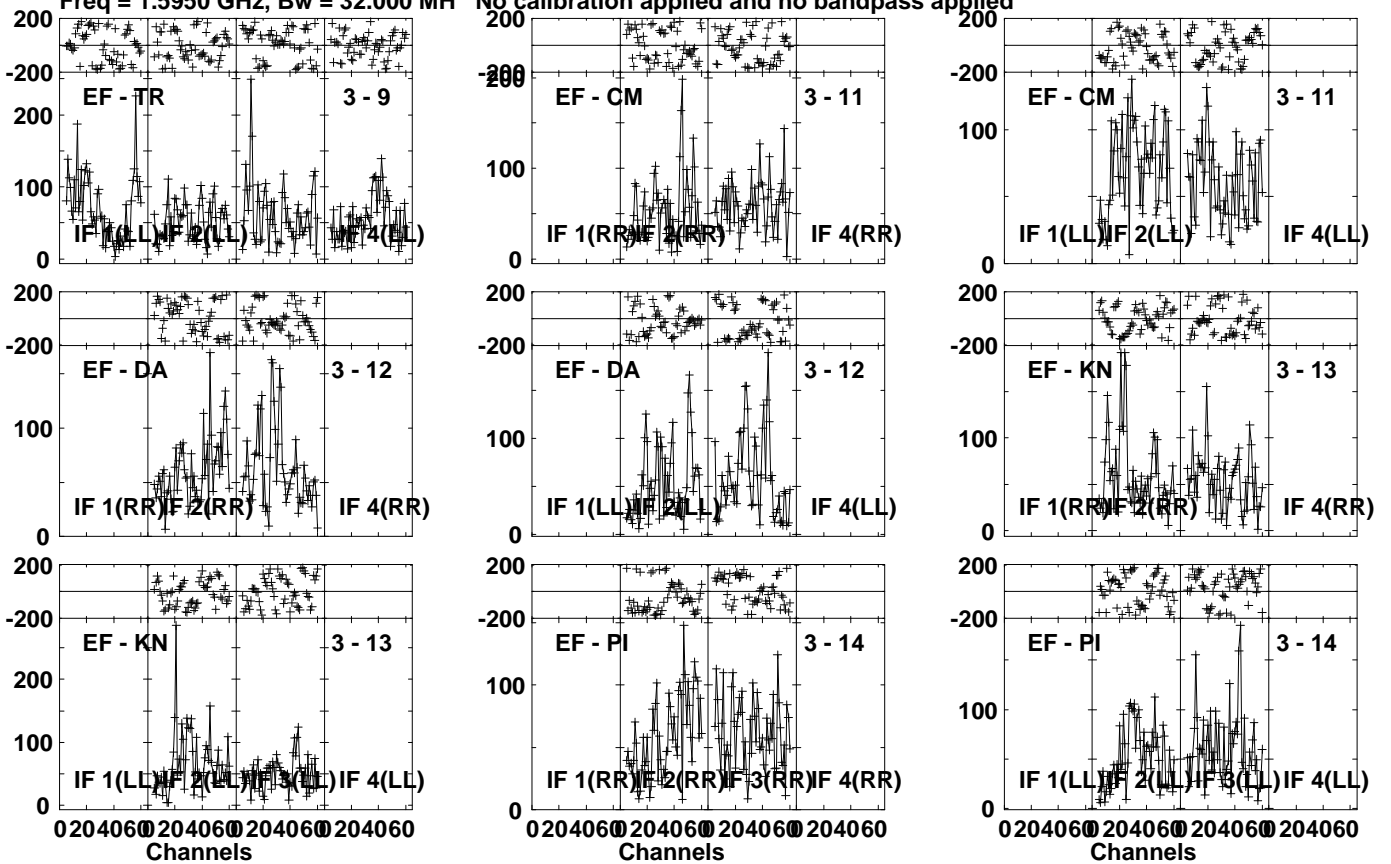
Lower frame: Micro Ampl Jy Top frame: Phas deg
Vector averaged cross-power spectrum Several baselines displayed
Timerange: 01/12:46:01 to 01/12:49:59

Plot file version 557 created 02-MAY-2024 15:36:16

DP27 000 EM164D.UVDATA.1

Freq = 1.5950 GHz, Bw = 32.000 MH

No calibration applied and no bandpass applied



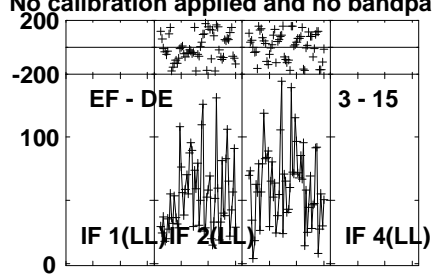
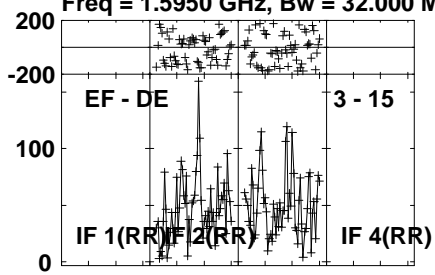
Lower frame: Micro Ampl Jy Top frame: Phas deg
Vector averaged cross-power spectrum Several baselines displayed
Timerange: 01/12:46:01 to 01/12:49:59

Plot file version 558 created 02-MAY-2024 15:36:16

DP27 000 EM164D.UVDATA.1

Freq = 1.5950 GHz, Bw = 32.000 MH

No calibration applied and no bandpass applied



Lower frame: Micro Ampl Jy Top frame: Phas deg

Vector averaged cross-power spectrum Several baselines displayed

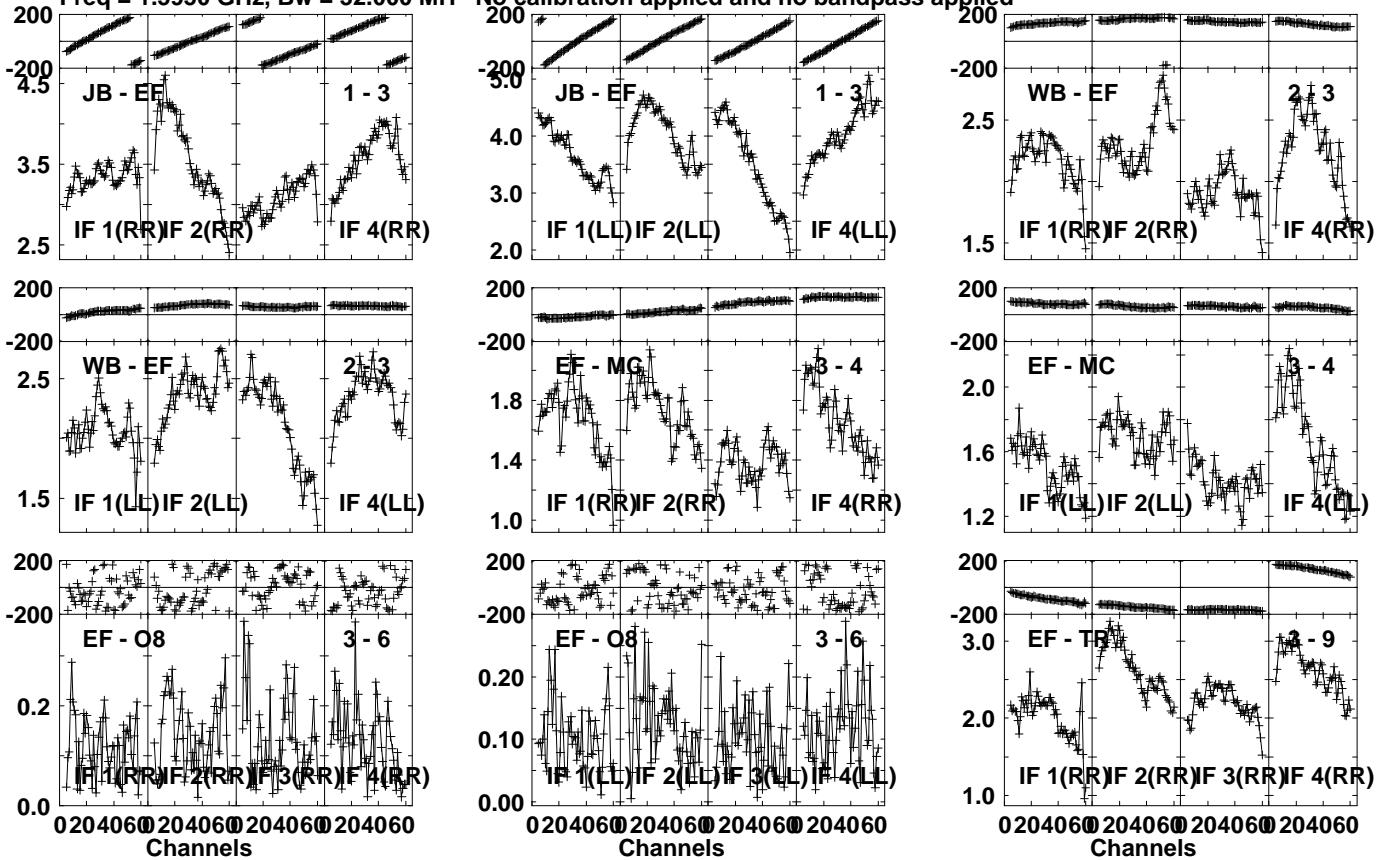
Timerange: 01/12:46:01 to 01/12:49:59

Plot file version 559 created 02-MAY-2024 15:36:16

J1037+5711 EM164D.UVDATA.1

Freq = 1.5950 GHz, Bw = 32.000 MH

No calibration applied and no bandpass applied



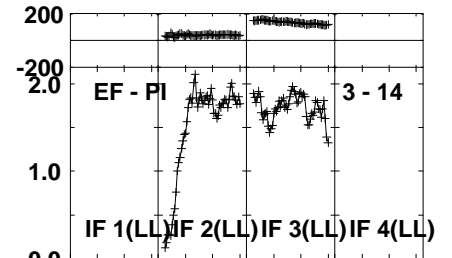
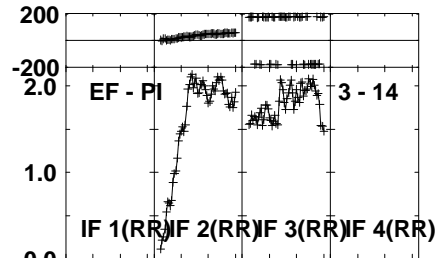
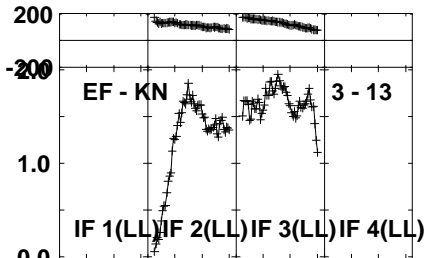
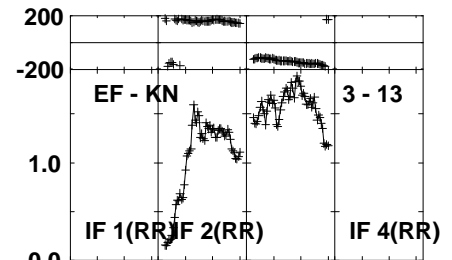
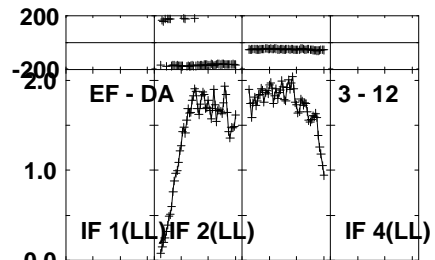
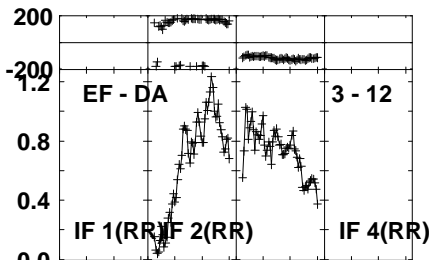
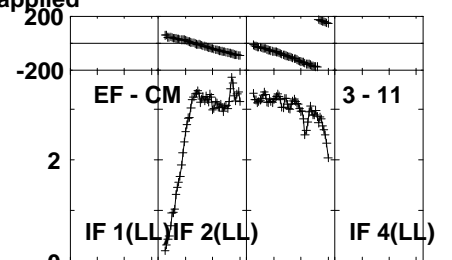
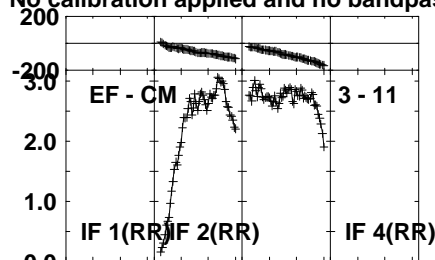
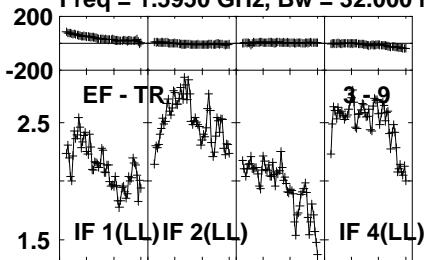
Lower frame: Milli Ampl Jy Top frame: Phas deg
 Vector averaged cross-power spectrum Several baselines displayed
 Timerange: 01/12:50:31 to 01/12:51:29

Plot file version 560 created 02-MAY-2024 15:36:16

J1037+5711 EM164D.UVDATA.1

Freq = 1.5950 GHz, Bw = 32.000 MH

No calibration applied and no bandpass applied



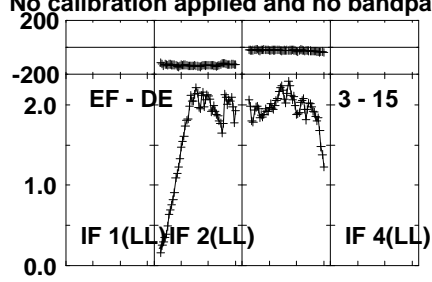
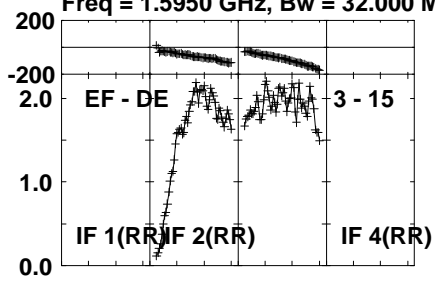
Lower frame: Milli Ampl Jy Top frame: Phas deg
Vector averaged cross-power spectrum Several baselines displayed
Timerange: 01/12:50:31 to 01/12:51:29

Plot file version 561 created 02-MAY-2024 15:36:16

J1037+5711 EM164D.UVDATA.1

Freq = 1.5950 GHz, Bw = 32.000 MH

No calibration applied and no bandpass applied



Lower frame: Milli Ampl Jy Top frame: Phas deg

Vector averaged cross-power spectrum Several baselines displayed

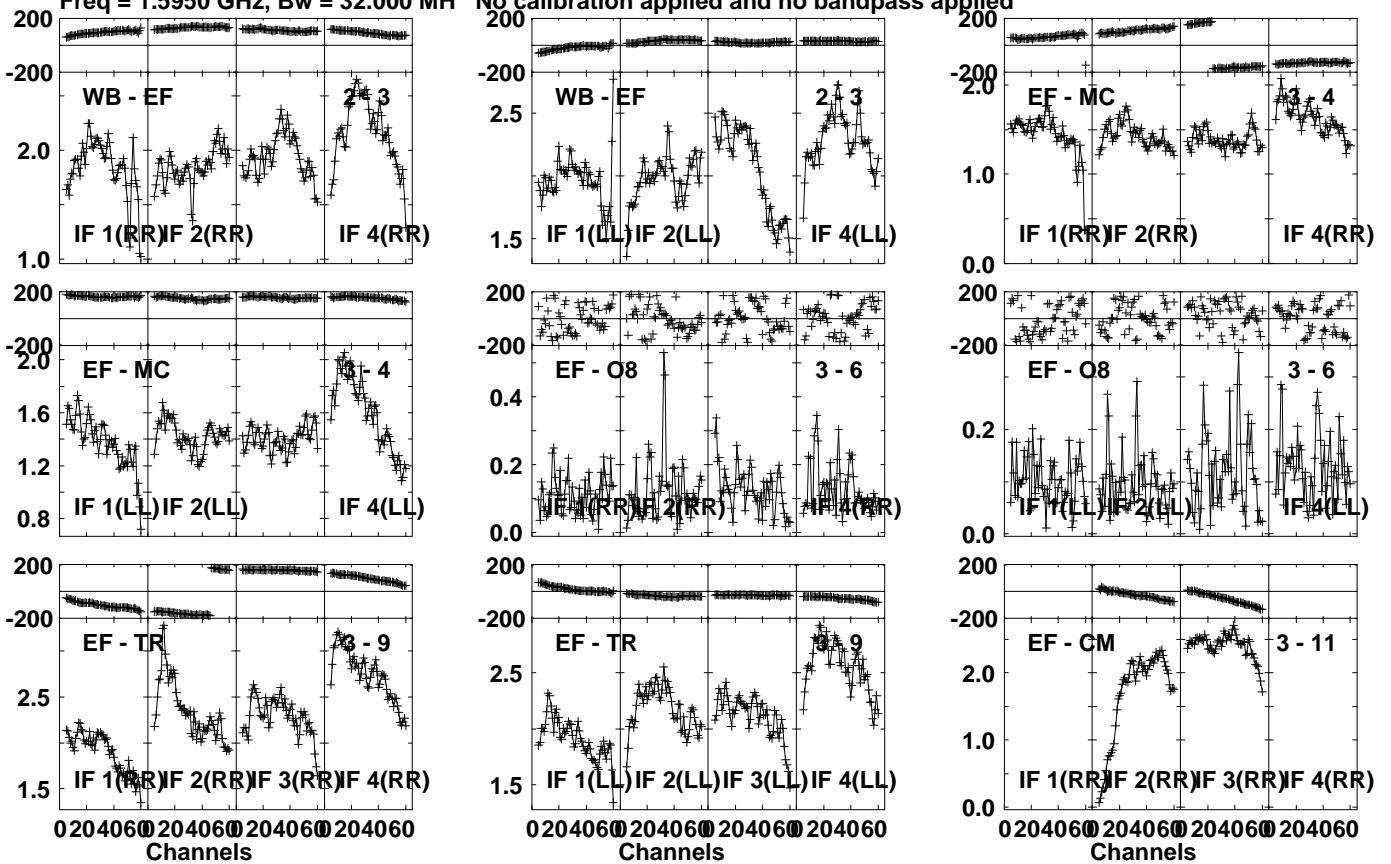
Timerange: 01/12:50:31 to 01/12:51:29

Plot file version 562 created 02-MAY-2024 15:36:16

J1037+5711 EM164D.UVDATA.1

Freq = 1.5950 GHz, Bw = 32.000 MH

No calibration applied and no bandpass applied

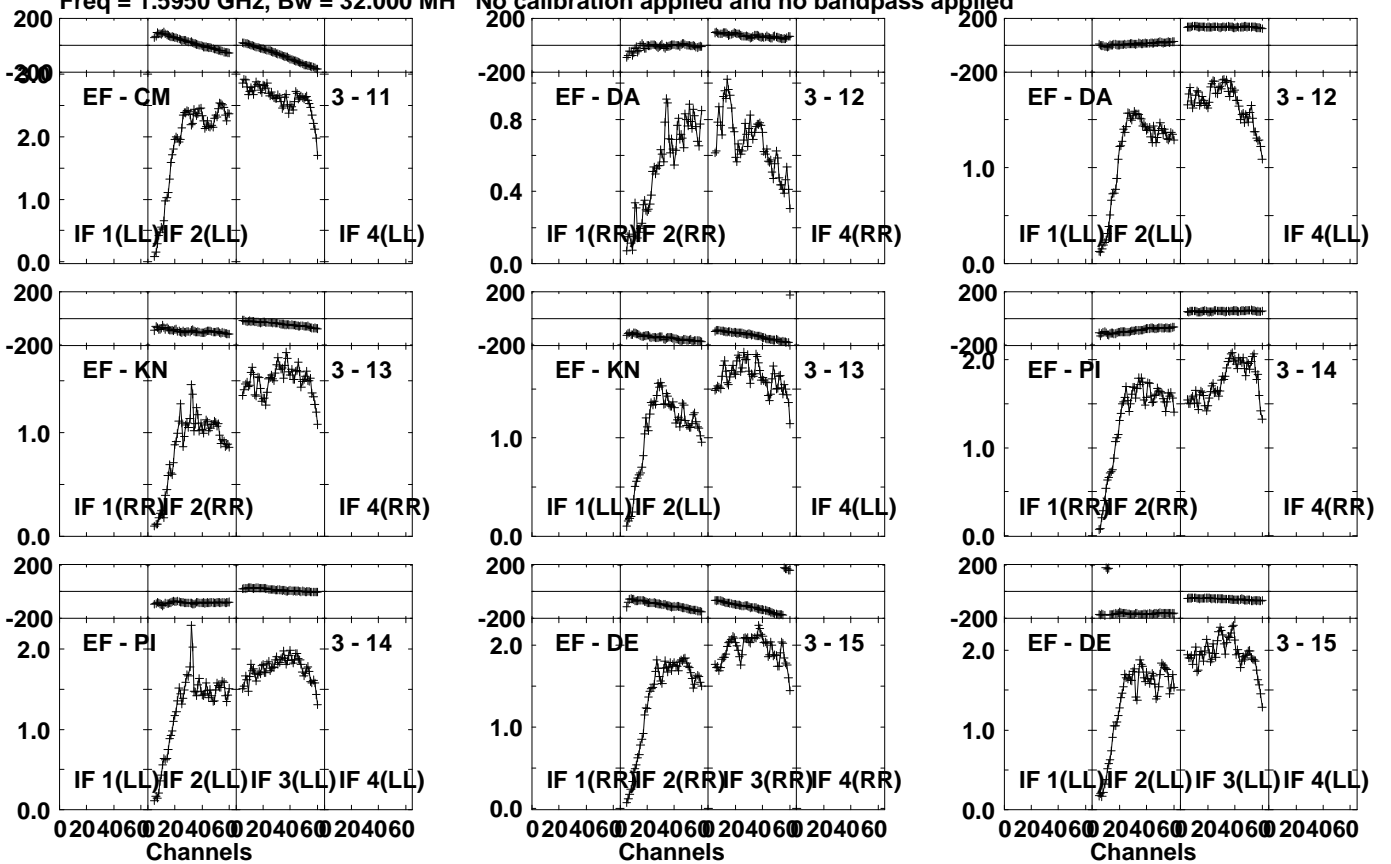


Lower frame: Milli Ampl Jy Top frame: Phas deg
Vector averaged cross-power spectrum Several baselines displayed
Timerange: 01/12:56:01 to 01/12:56:59

Plot file version 563 created 02-MAY-2024 15:36:17

J1037+5711 EM164D.UVDATA.1

Freq = 1.5950 GHz, Bw = 32.000 MH No calibration applied and no bandpass applied



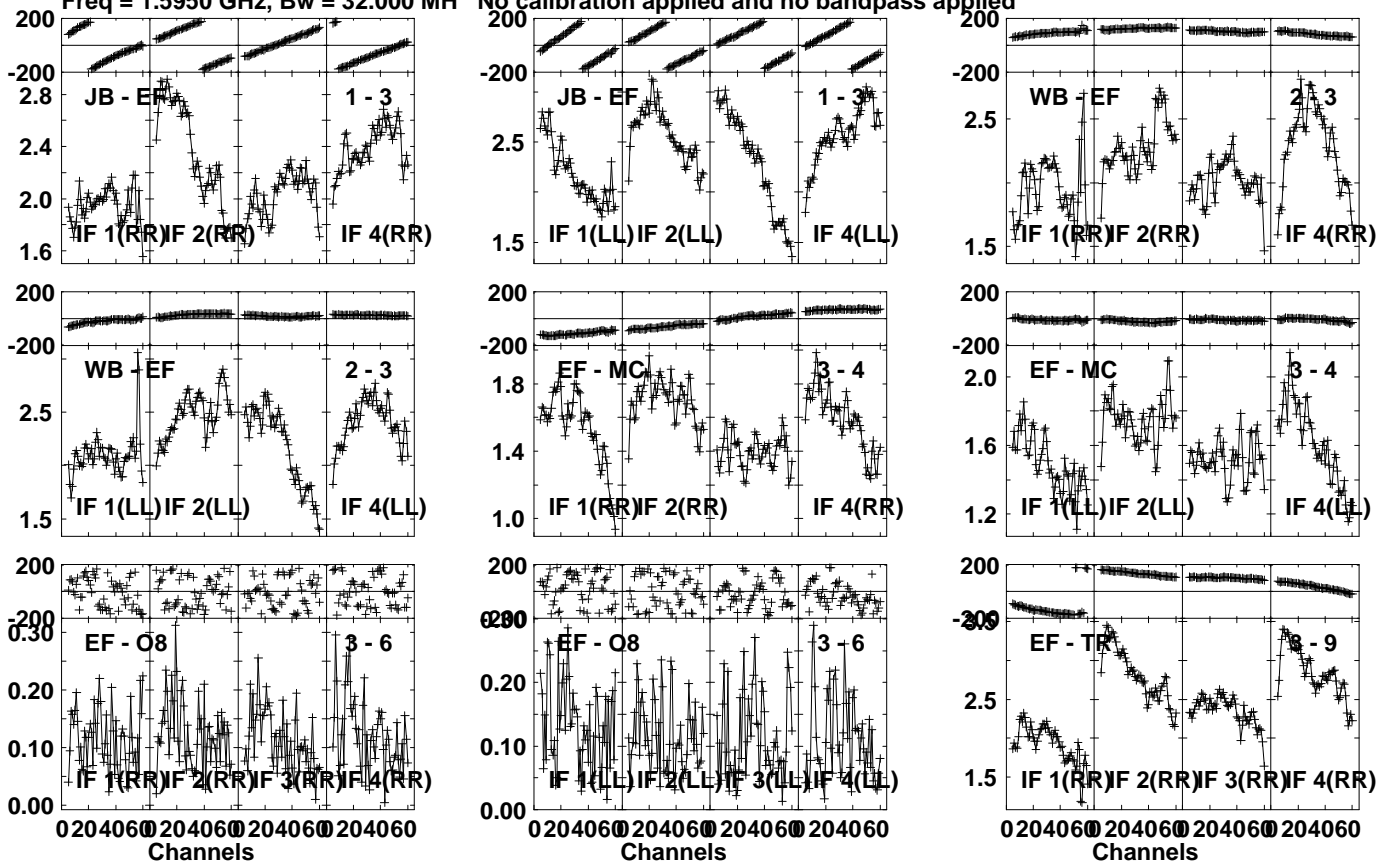
Lower frame: Milli Ampl Jy Top frame: Phas deg
Vector averaged cross-power spectrum Several baselines displayed
Timerange: 01/12:56:01 to 01/12:56:59

Plot file version 564 created 02-MAY-2024 15:36:17

J1037+5711 EM164D.UVDATA.1

Freq = 1.5950 GHz, Bw = 32.000 MH

No calibration applied and no bandpass applied



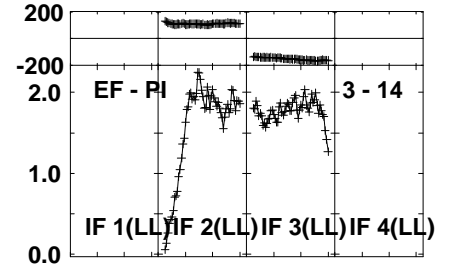
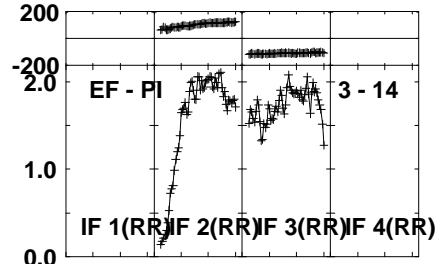
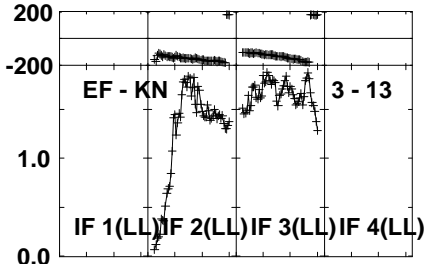
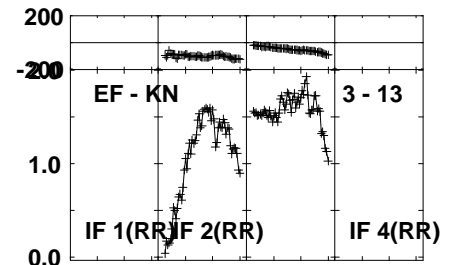
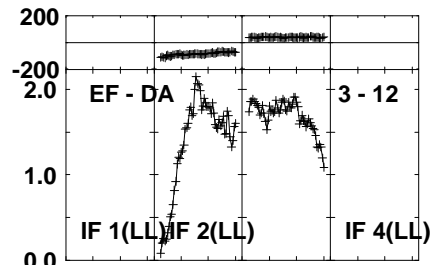
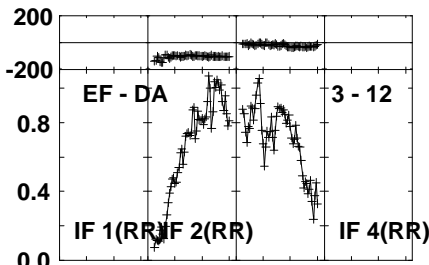
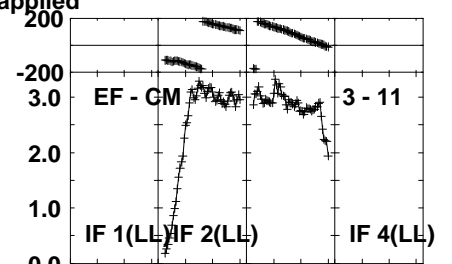
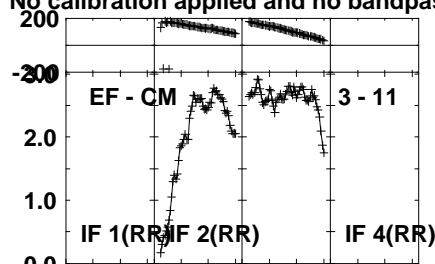
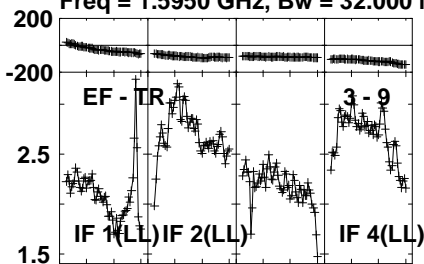
Lower frame: Milli Ampl Jy Top frame: Phas deg
Vector averaged cross-power spectrum Several baselines displayed
Timerange: 01/13:01:31 to 01/13:02:29

Plot file version 565 created 02-MAY-2024 15:36:17

J1037+5711 EM164D.UVDATA.1

Freq = 1.5950 GHz, Bw = 32.000 MH

No calibration applied and no bandpass applied



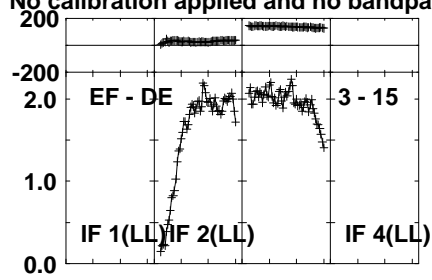
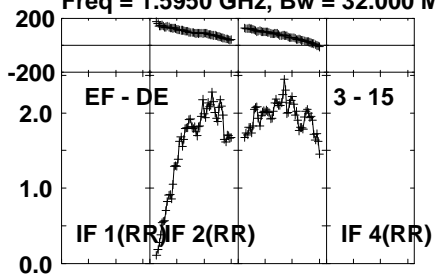
Lower frame: Milli Ampl Jy Top frame: Phas deg
Vector averaged cross-power spectrum Several baselines displayed
Timerange: 01/13:01:31 to 01/13:02:29

Plot file version 566 created 02-MAY-2024 15:36:17

J1037+5711 EM164D.UVDATA.1

Freq = 1.5950 GHz, Bw = 32.000 MH

No calibration applied and no bandpass applied



Lower frame: Milli Ampl Jy Top frame: Phas deg

Vector averaged cross-power spectrum Several baselines displayed

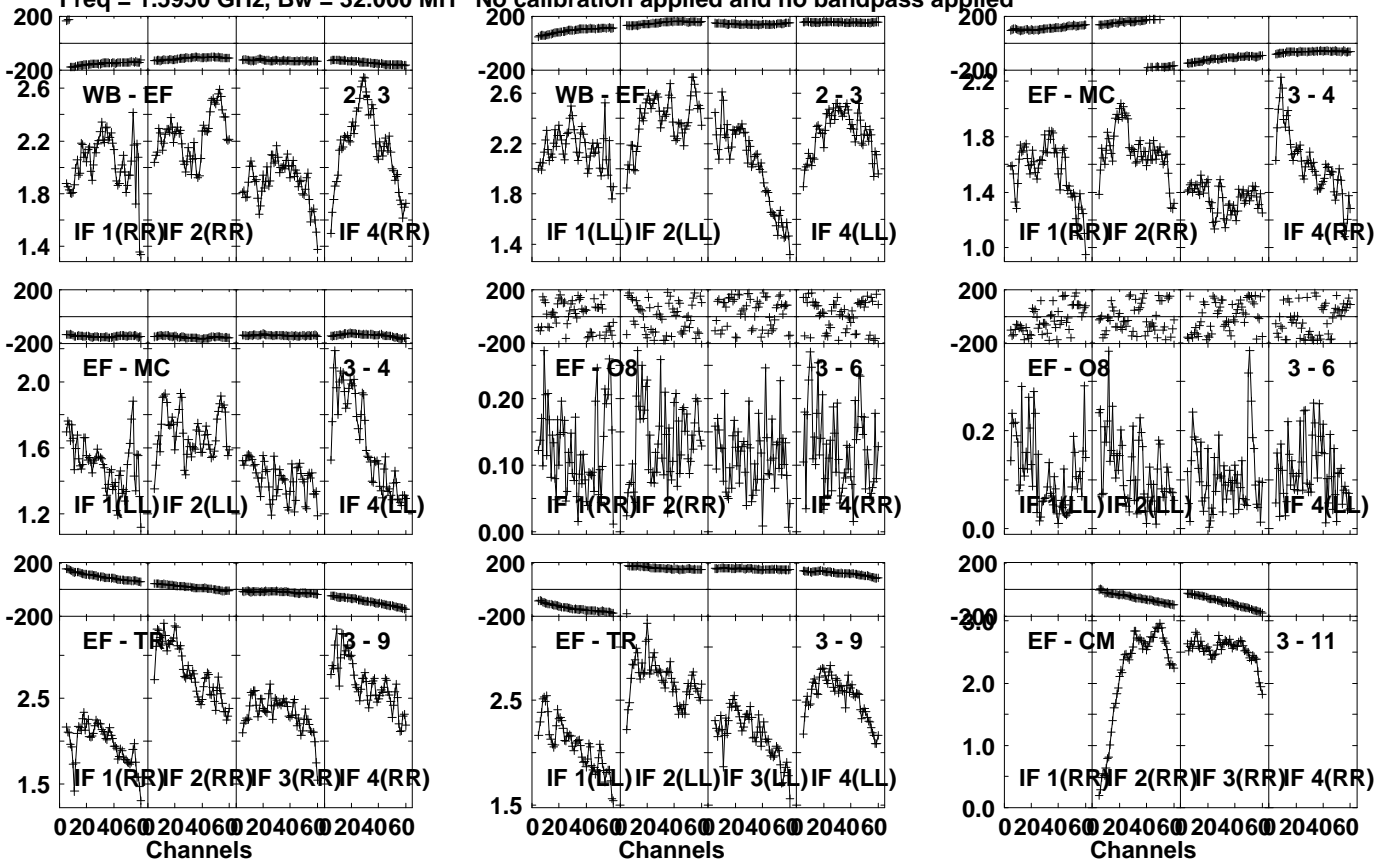
Timerange: 01/13:01:31 to 01/13:02:29

Plot file version 567 created 02-MAY-2024 15:36:17

J1037+5711 EM164D.UVDATA.1

Freq = 1.5950 GHz, Bw = 32.000 MH

No calibration applied and no bandpass applied



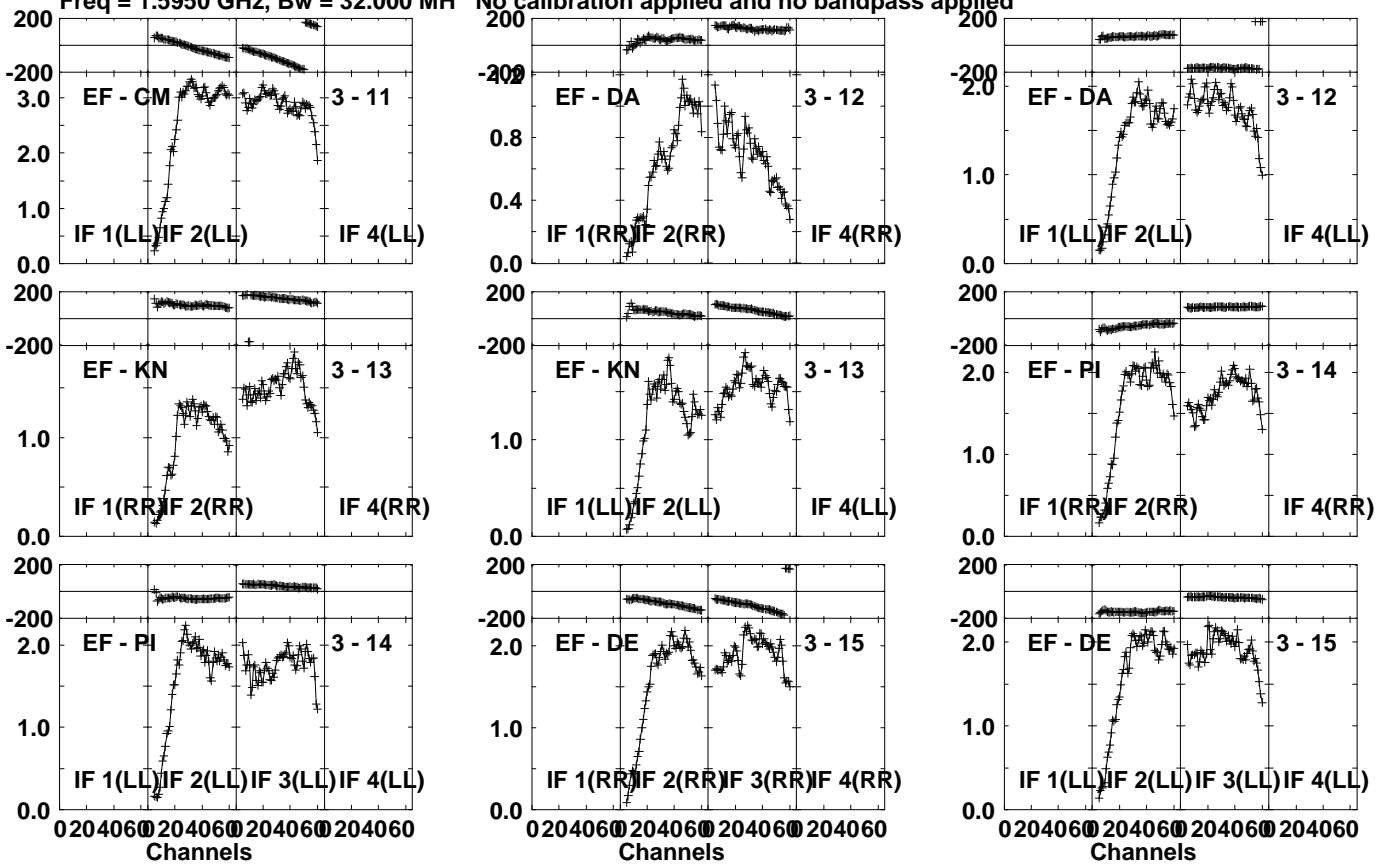
Lower frame: Milli Ampl Jy Top frame: Phas deg
 Vector averaged cross-power spectrum Several baselines displayed
 Timerange: 01/13:07:01 to 01/13:07:59

Plot file version 568 created 02-MAY-2024 15:36:17

J1037+5711 EM164D.UVDATA.1

Freq = 1.5950 GHz, Bw = 32.000 MH

No calibration applied and no bandpass applied



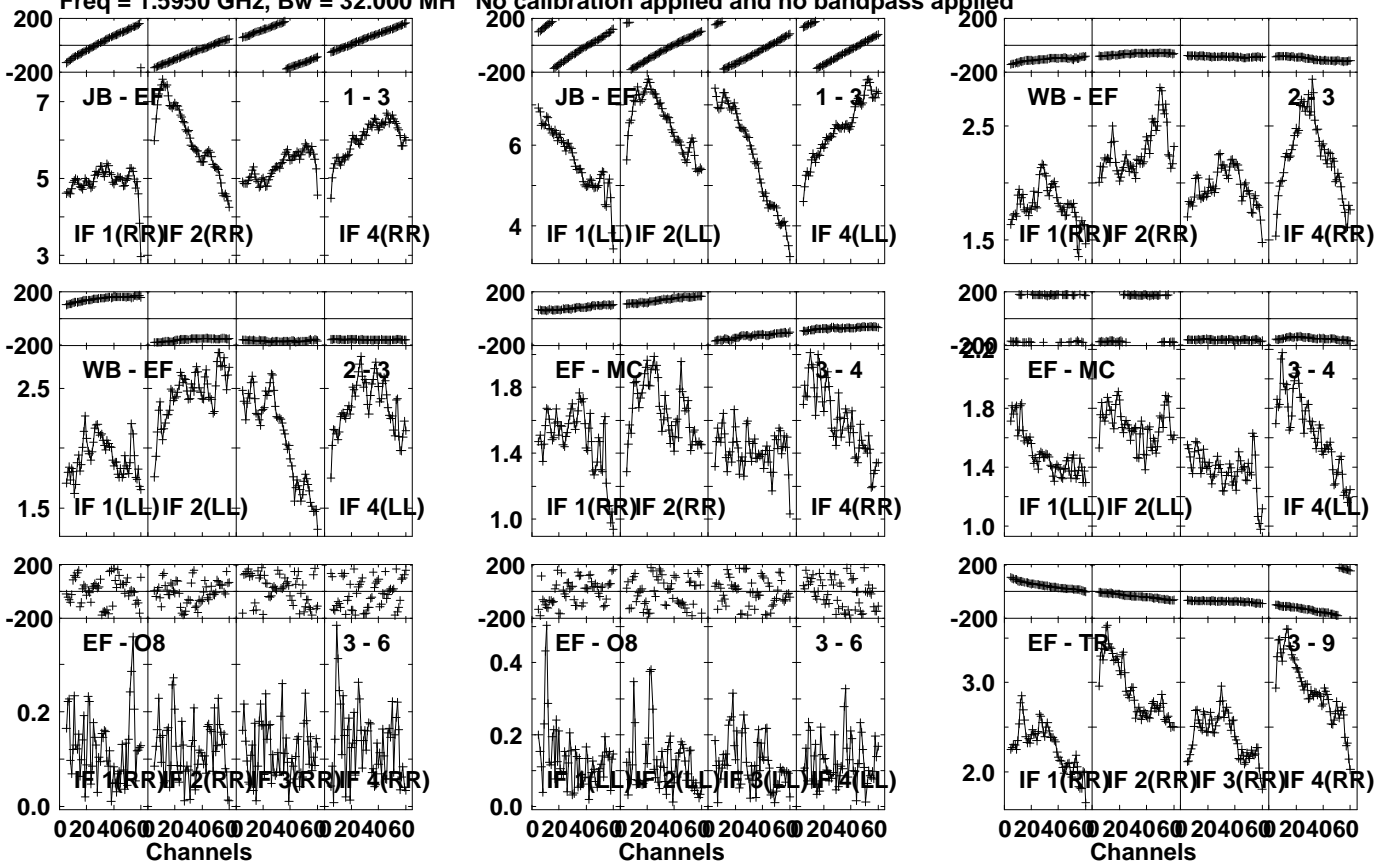
Lower frame: Milli Ampl Jy Top frame: Phas deg
Vector averaged cross-power spectrum Several baselines displayed
Timerange: 01/13:07:01 to 01/13:07:59

Plot file version 569 created 02-MAY-2024 15:36:17

J1037+5711 EM164D.UVDATA.1

Freq = 1.5950 GHz, Bw = 32.000 MH

No calibration applied and no bandpass applied



Lower frame: Milli Ampl Jy Top frame: Phas deg

Vector averaged cross-power spectrum Several baselines displayed

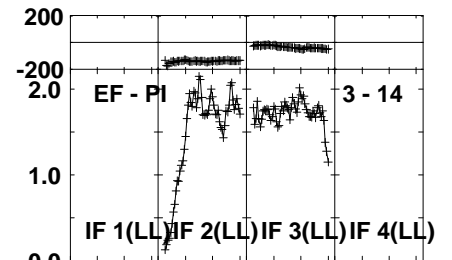
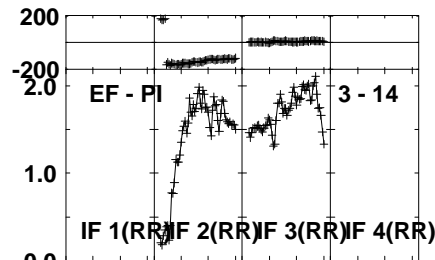
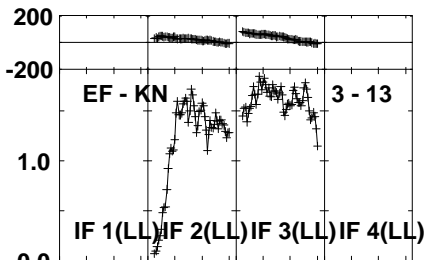
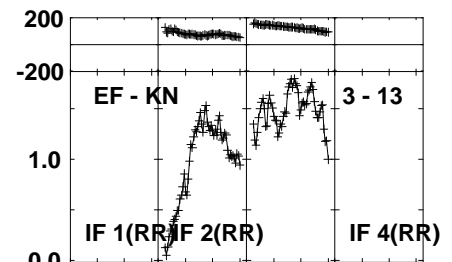
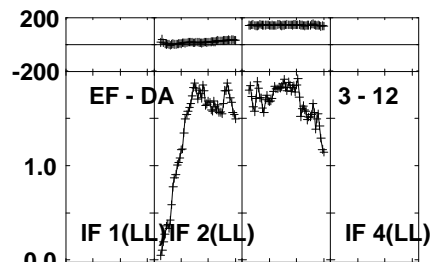
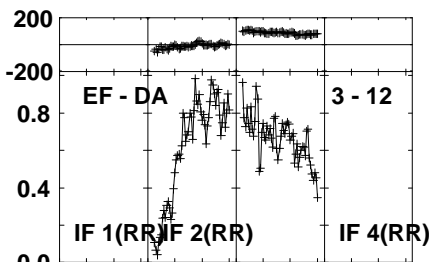
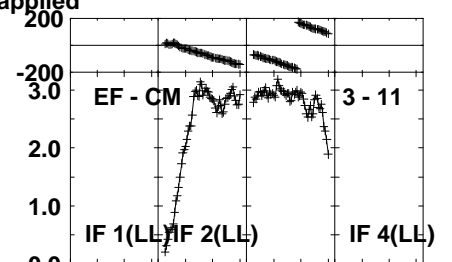
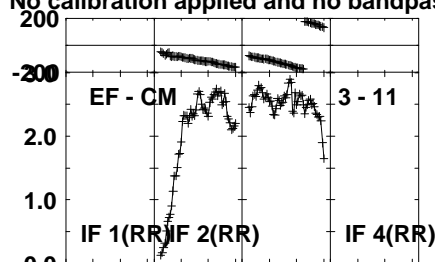
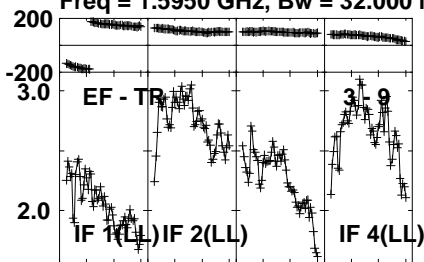
Timerange: 01/13:12:31 to 01/13:13:29

Plot file version 570 created 02-MAY-2024 15:36:17

J1037+5711 EM164D.UVDATA.1

Freq = 1.5950 GHz, Bw = 32.000 MH

No calibration applied and no bandpass applied



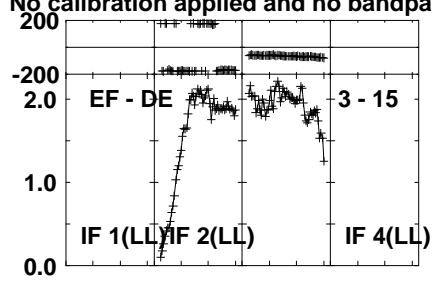
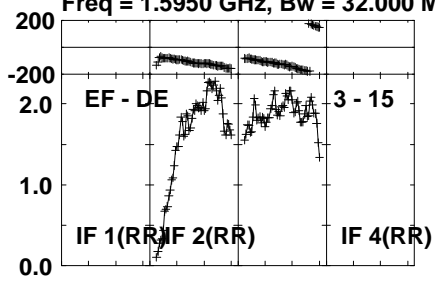
Lower frame: Milli Ampl Jy Top frame: Phas deg
Vector averaged cross-power spectrum Several baselines displayed
Timerange: 01/13:12:31 to 01/13:13:29

Plot file version 571 created 02-MAY-2024 15:36:17

J1037+5711 EM164D.UVDATA.1

Freq = 1.5950 GHz, Bw = 32.000 MH

No calibration applied and no bandpass applied



Lower frame: Milli Ampl Jy Top frame: Phas deg

Vector averaged cross-power spectrum Several baselines displayed

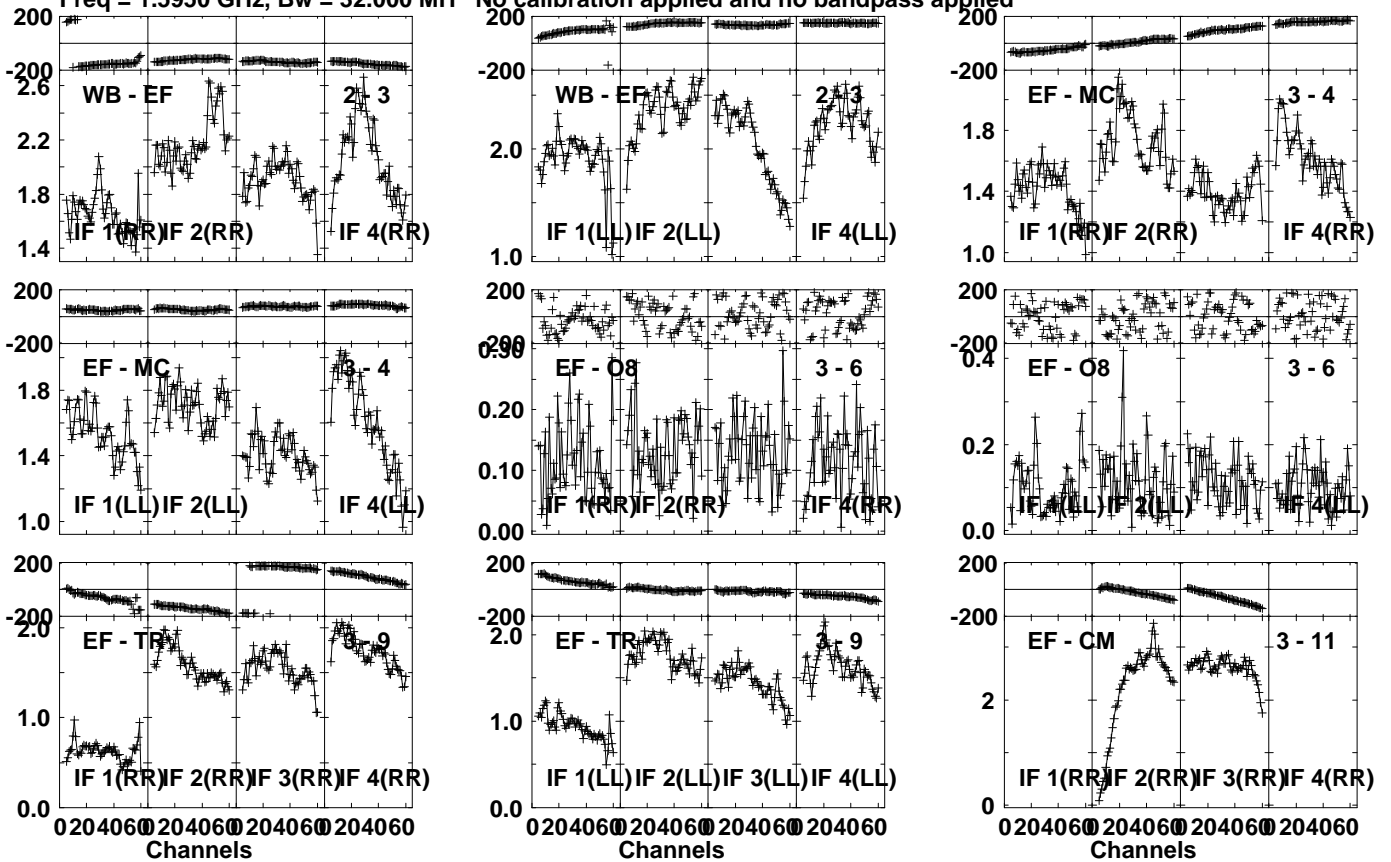
Timerange: 01/13:12:31 to 01/13:13:29

Plot file version 572 created 02-MAY-2024 15:36:17

J1037+5711 EM164D.UVDATA.1

Freq = 1.5950 GHz, Bw = 32.000 MH

No calibration applied and no bandpass applied



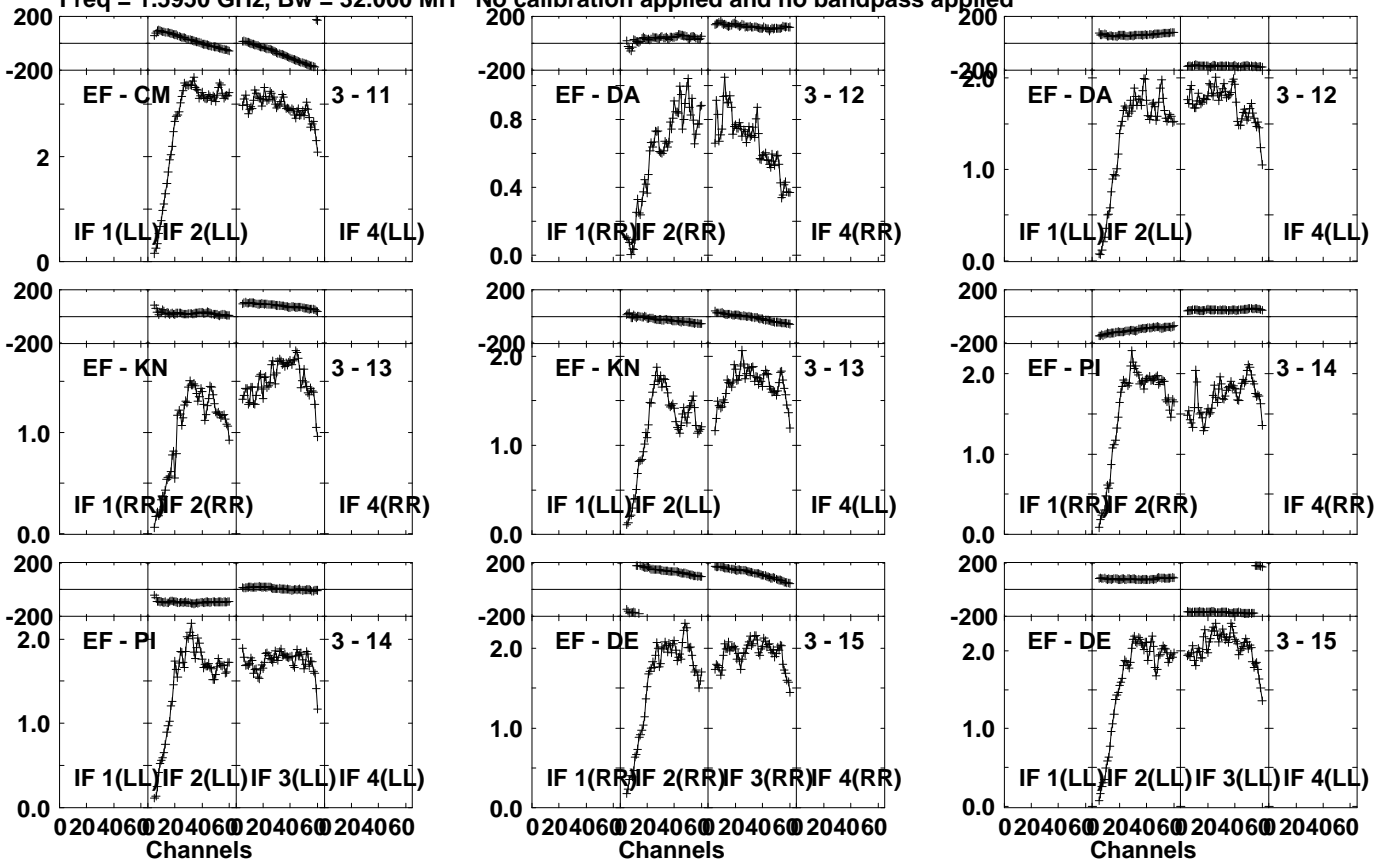
Lower frame: Milli Ampl Jy Top frame: Phas deg
 Vector averaged cross-power spectrum Several baselines displayed
 Timerange: 01/13:18:01 to 01/13:18:59

Plot file version 573 created 02-MAY-2024 15:36:17

J1037+5711 EM164D.UVDATA.1

Freq = 1.5950 GHz, Bw = 32.000 MH

No calibration applied and no bandpass applied



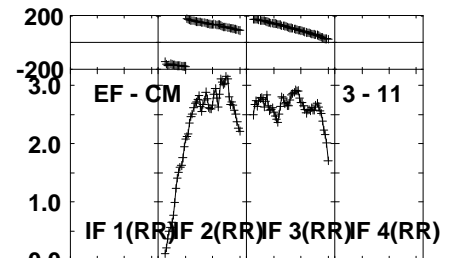
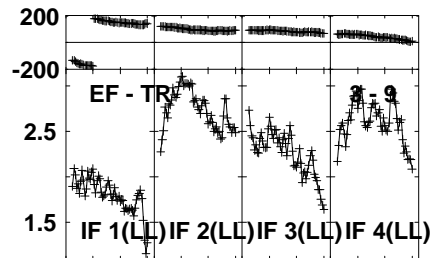
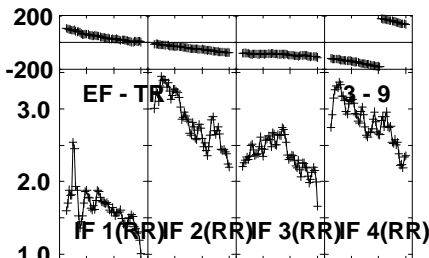
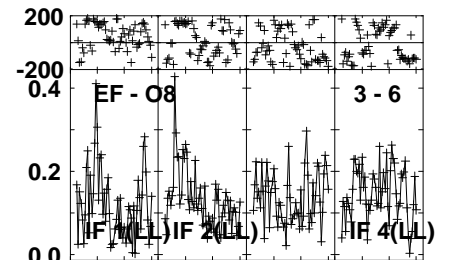
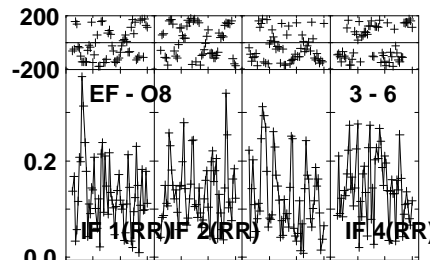
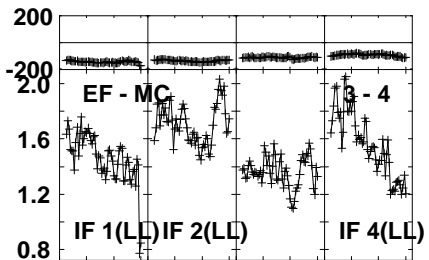
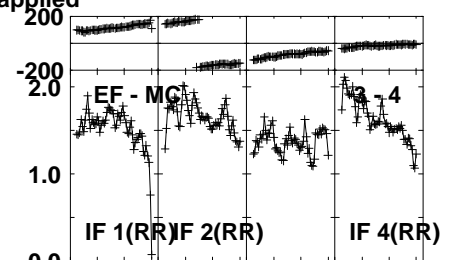
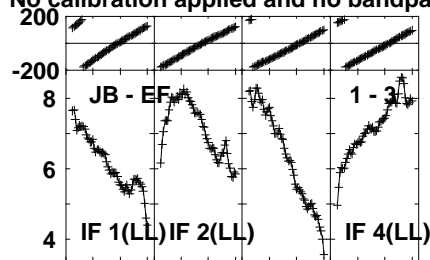
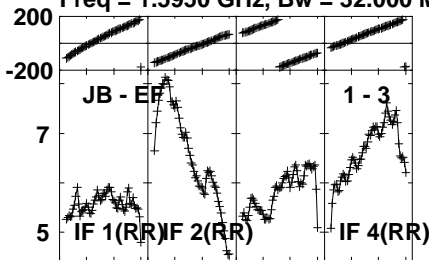
Lower frame: Milli Ampl Jy Top frame: Phas deg
Vector averaged cross-power spectrum Several baselines displayed
Timerange: 01/13:18:01 to 01/13:18:59

Plot file version 574 created 02-MAY-2024 15:36:17

J1037+5711 EM164D.UVDATA.1

Freq = 1.5950 GHz, Bw = 32.000 MH

No calibration applied and no bandpass applied



0204060 204060 204060 204060
Channels

0204060 204060 204060 204060
Channels

0204060 204060 204060 204060
Channels

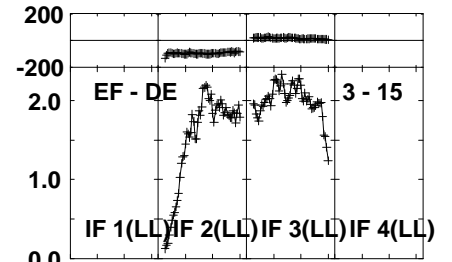
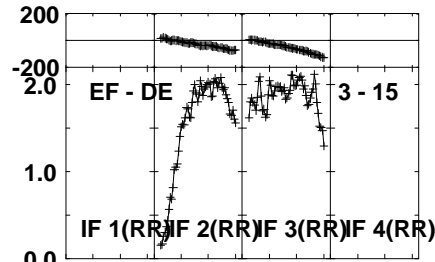
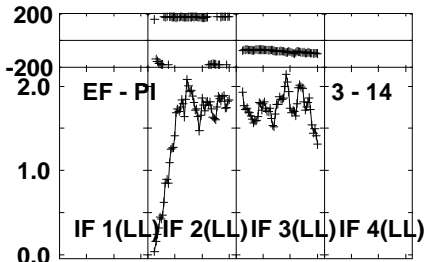
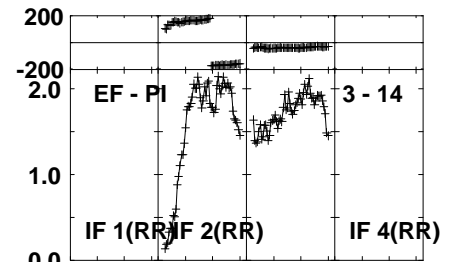
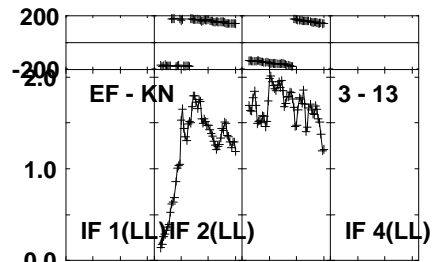
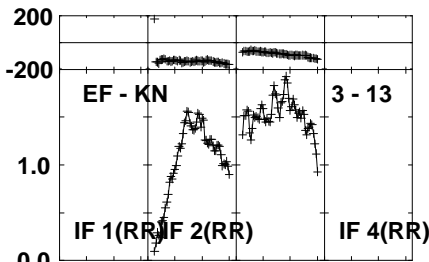
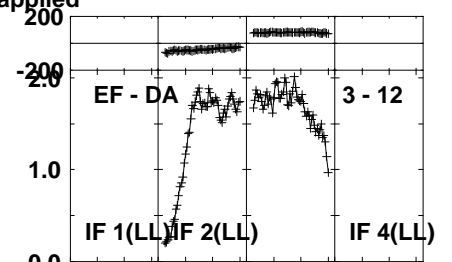
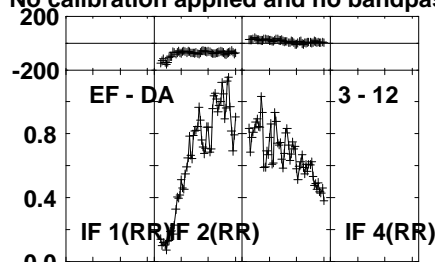
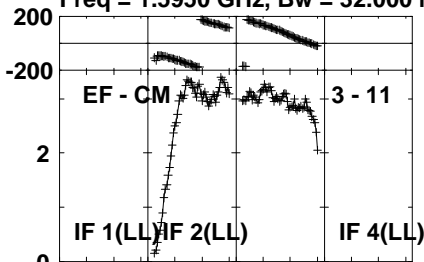
Lower frame: Milli Ampl Jy Top frame: Phas deg
Vector averaged cross-power spectrum Several baselines displayed
Timerange: 01/13:23:31 to 01/13:24:29

Plot file version 575 created 02-MAY-2024 15:36:17

J1037+5711 EM164D.UVDATA.1

Freq = 1.5950 GHz, Bw = 32.000 MH

No calibration applied and no bandpass applied



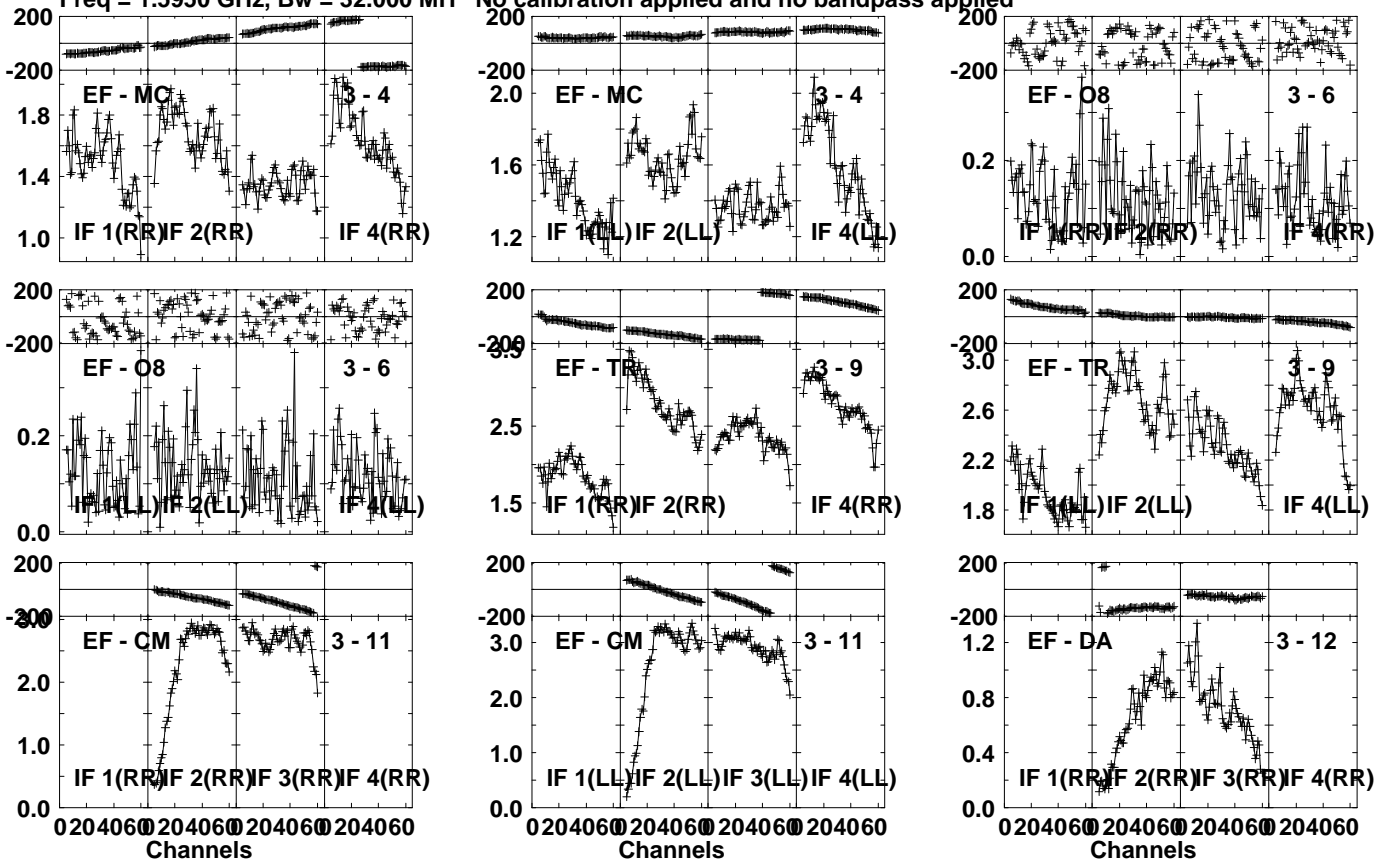
Lower frame: Milli Ampl Jy Top frame: Phas deg
Vector averaged cross-power spectrum Several baselines displayed
Timerange: 01/13:23:31 to 01/13:24:29

Plot file version 576 created 02-MAY-2024 15:36:17

J1037+5711 EM164D.UVDATA.1

Freq = 1.5950 GHz, Bw = 32.000 MH

No calibration applied and no bandpass applied

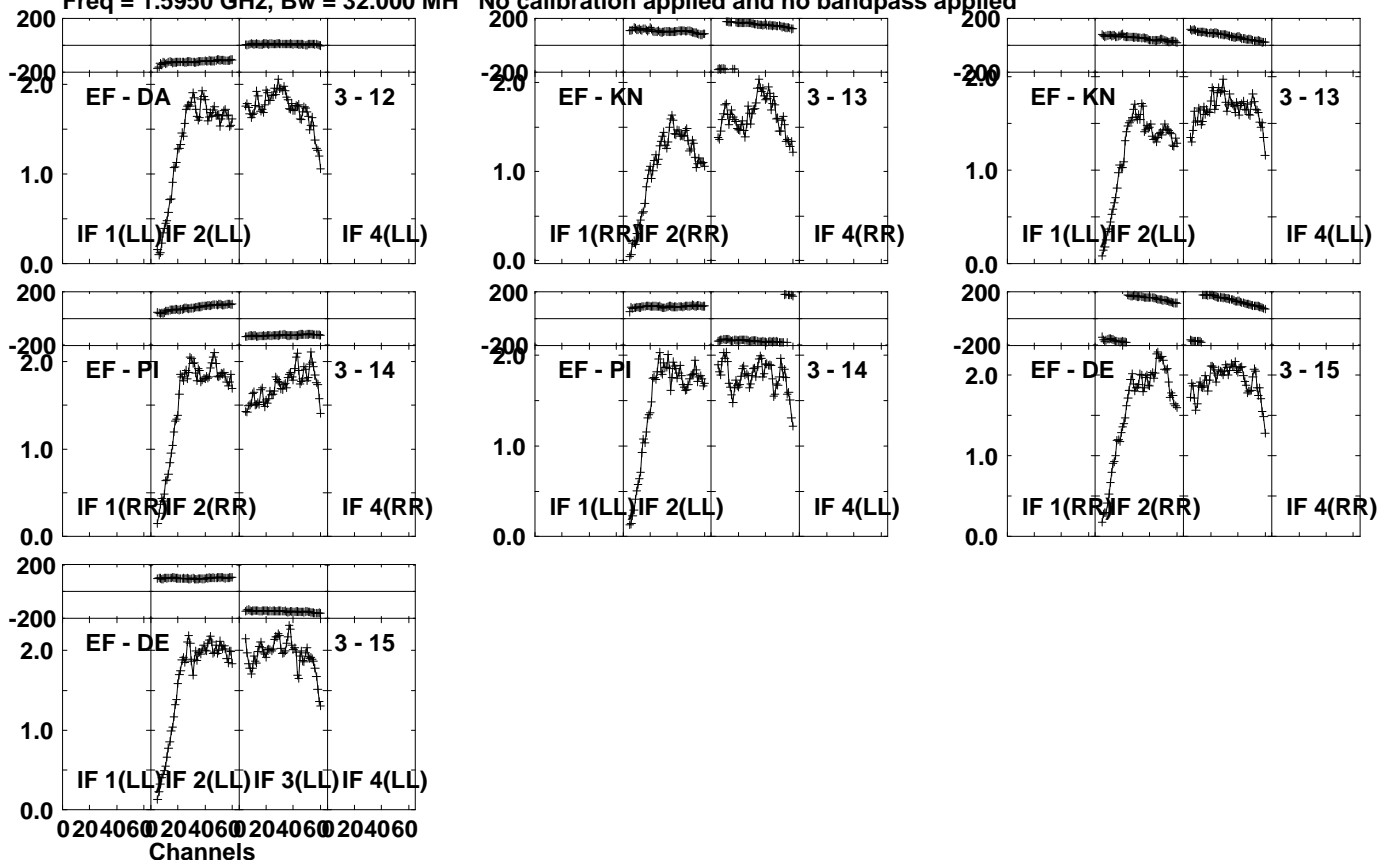


Lower frame: Milli Ampl Jy Top frame: Phas deg
Vector averaged cross-power spectrum Several baselines displayed
Timerange: 01/13:29:01 to 01/13:29:59

Plot file version 577 created 02-MAY-2024 15:36:17

J1037+5711 EM164D.UVDATA.1

Freq = 1.5950 GHz, Bw = 32.000 MH No calibration applied and no bandpass applied



Lower frame: Milli Ampl Jy Top frame: Phas deg

Vector averaged cross-power spectrum Several baselines displayed

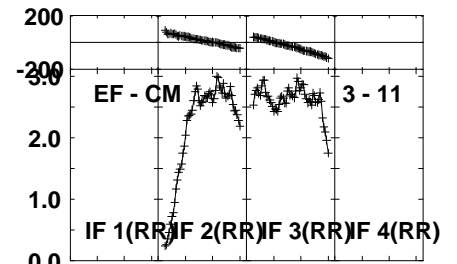
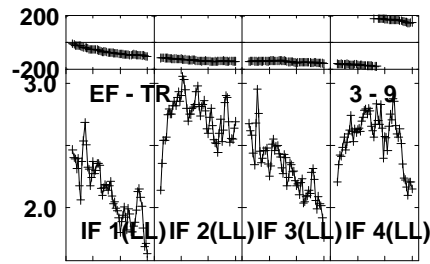
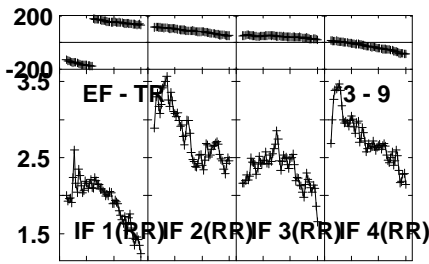
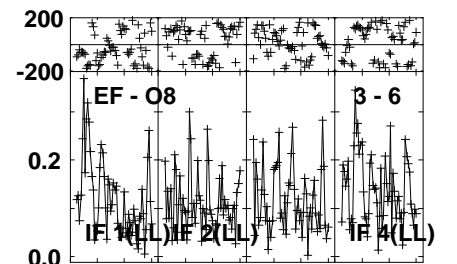
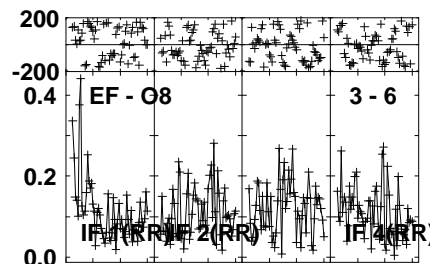
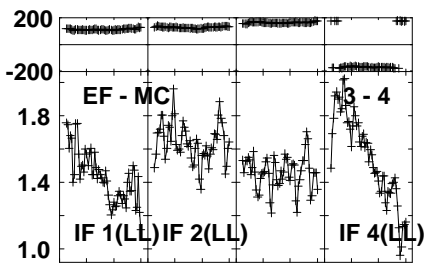
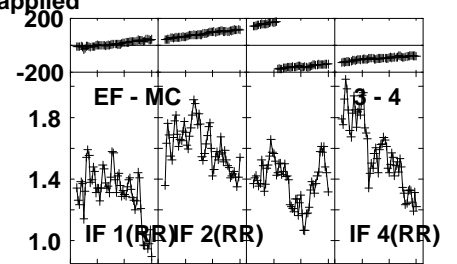
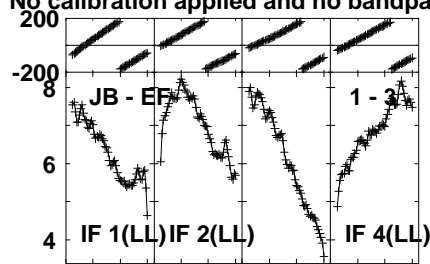
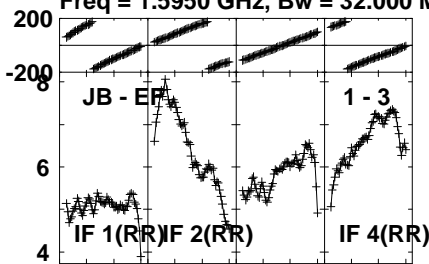
Timerange: 01/13:29:01 to 01/13:29:59

Plot file version 578 created 02-MAY-2024 15:36:17

J1037+5711 EM164D.UVDATA.1

Freq = 1.5950 GHz, Bw = 32.000 MH

No calibration applied and no bandpass applied



0204060 204060 204060 204060
Channels

0204060 204060 204060 204060
Channels

0204060 204060 204060 204060
Channels

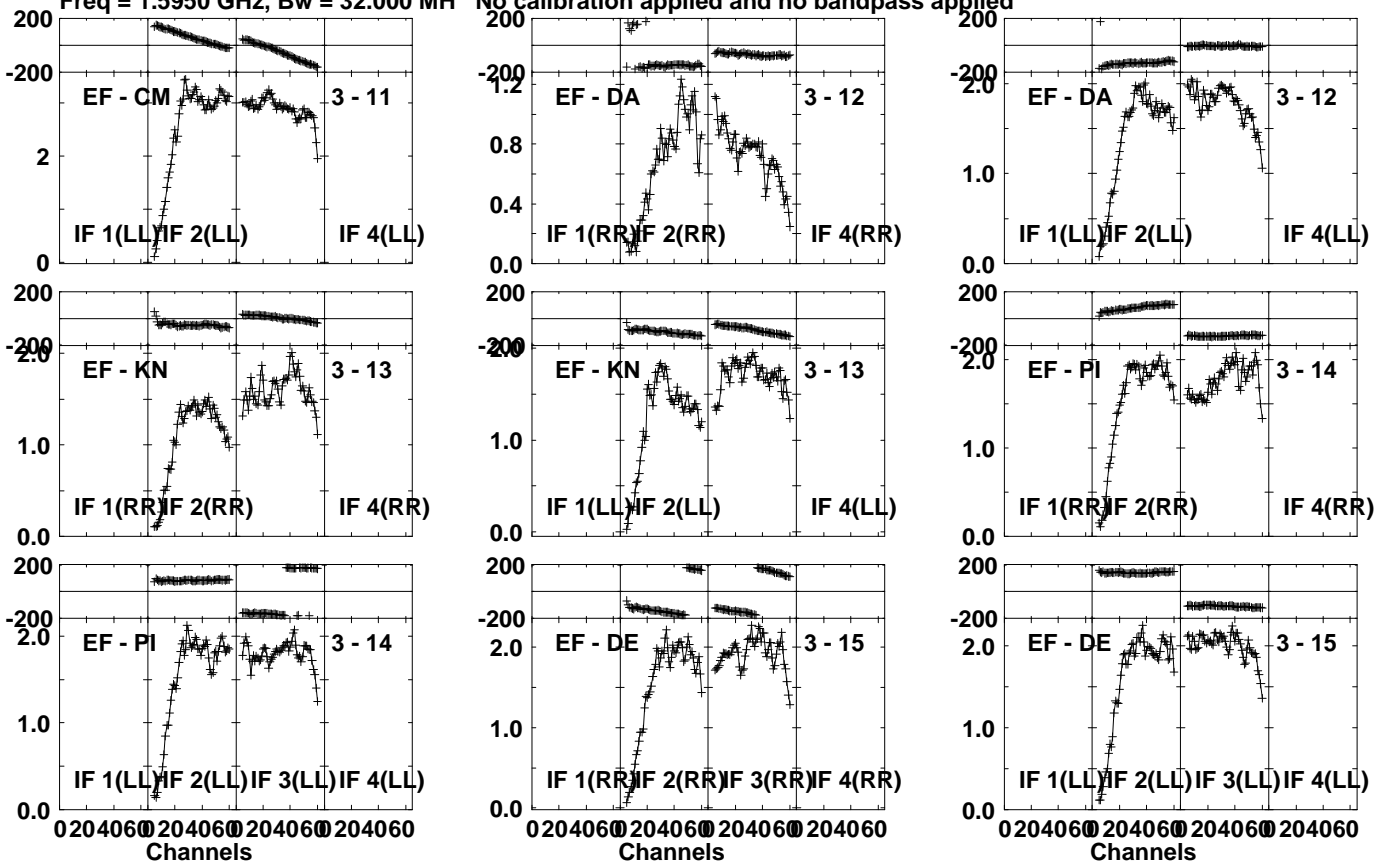
Lower frame: Milli Ampl Jy Top frame: Phas deg
Vector averaged cross-power spectrum Several baselines displayed
Timerange: 01/13:34:31 to 01/13:35:29

Plot file version 579 created 02-MAY-2024 15:36:17

J1037+5711 EM164D.UVDATA.1

Freq = 1.5950 GHz, Bw = 32.000 MH

No calibration applied and no bandpass applied



Lower frame: Milli Ampl Jy Top frame: Phas deg

Vector averaged cross-power spectrum Several baselines displayed

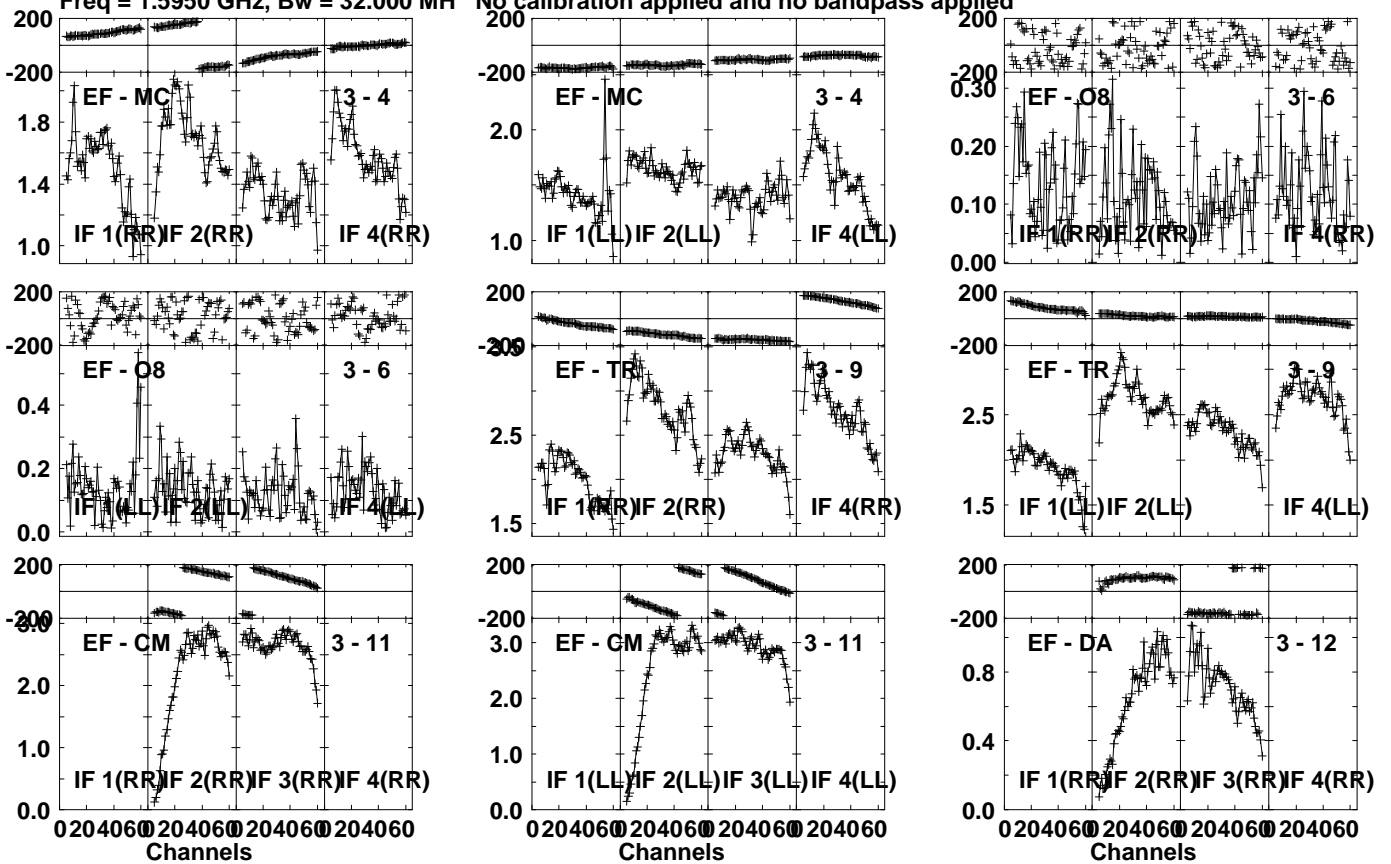
Timerange: 01/13:34:31 to 01/13:35:29

Plot file version 580 created 02-MAY-2024 15:36:17

J1037+5711 EM164D.UVDATA.1

Freq = 1.5950 GHz, Bw = 32.000 MH

No calibration applied and no bandpass applied

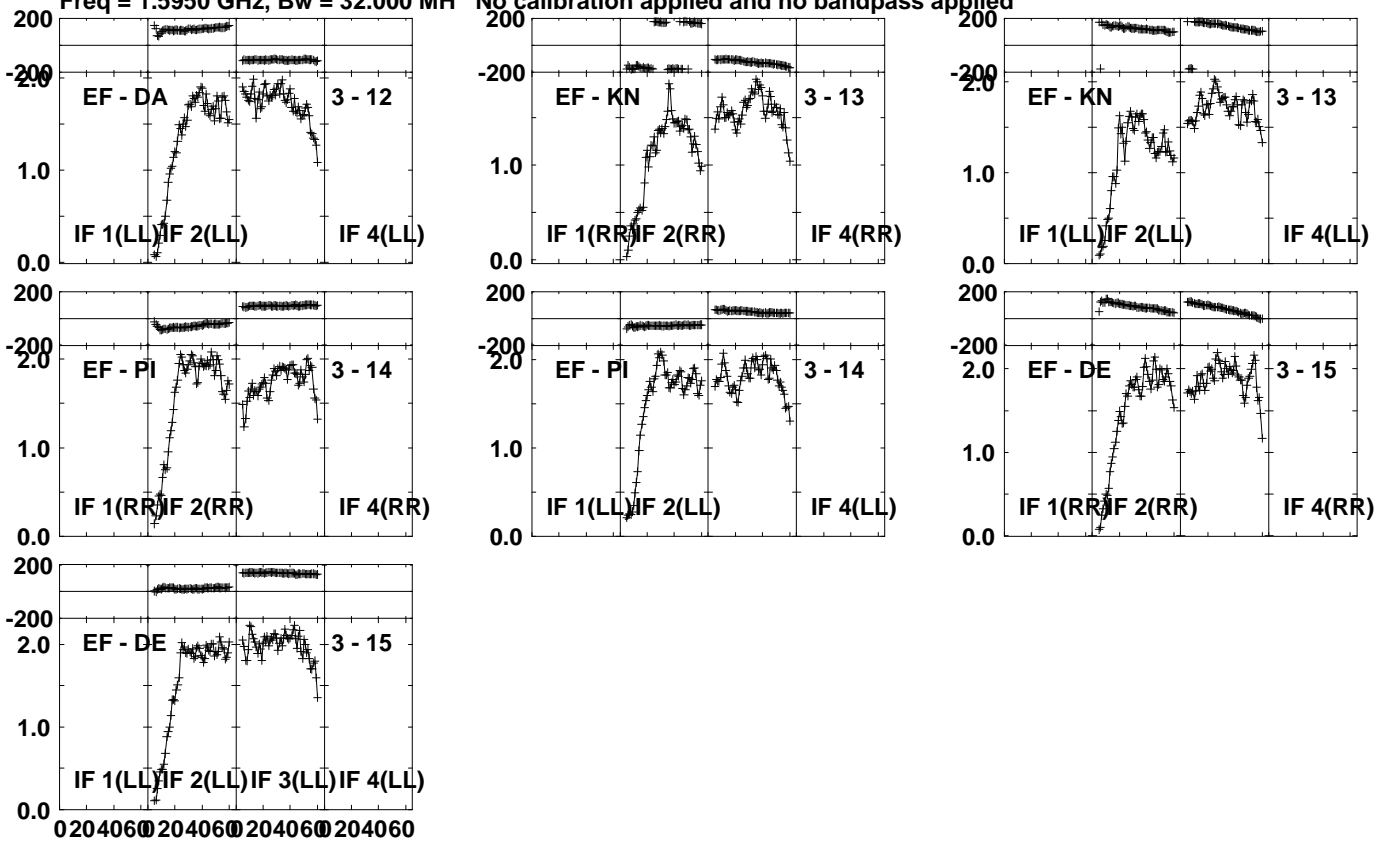


Lower frame: Milli Ampl Jy Top frame: Phas deg
Vector averaged cross-power spectrum Several baselines displayed
Timerange: 01/13:40:01 to 01/13:40:59

Plot file version 581 created 02-MAY-2024 15:36:17

J1037+5711 EM164D.UVDATA.1

Freq = 1.5950 GHz, Bw = 32.000 MH No calibration applied and no bandpass applied



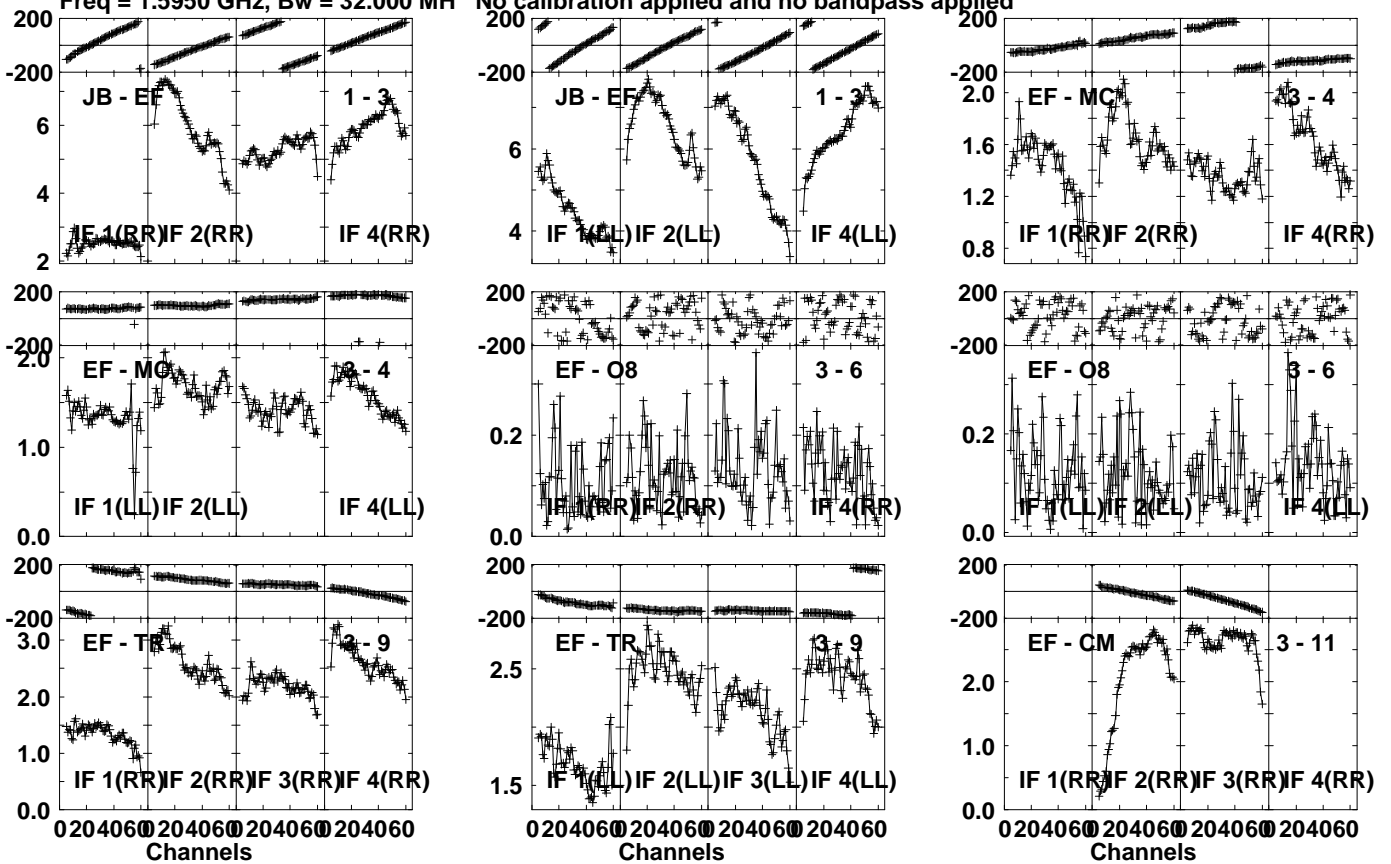
Lower frame: Milli Ampl Jy Top frame: Phas deg
Vector averaged cross-power spectrum Several baselines displayed
Timerange: 01/13:40:01 to 01/13:40:59

Plot file version 582 created 02-MAY-2024 15:36:17

J1037+5711 EM164D.UVDATA.1

Freq = 1.5950 GHz, Bw = 32.000 MH

No calibration applied and no bandpass applied



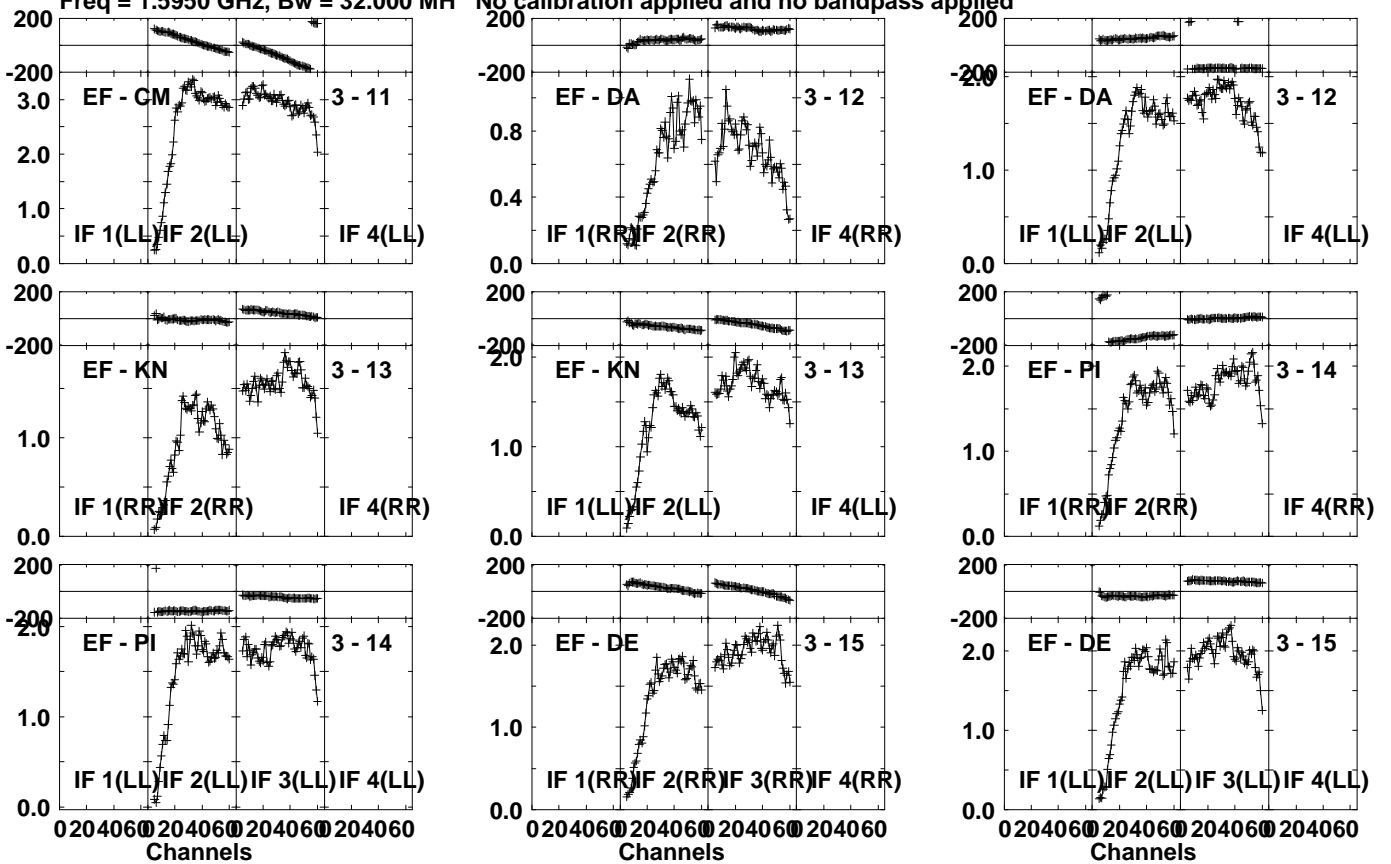
Lower frame: Milli Ampl Jy Top frame: Phas deg
Vector averaged cross-power spectrum Several baselines displayed
Timerange: 01/13:45:31 to 01/13:46:29

Plot file version 583 created 02-MAY-2024 15:36:18

J1037+5711 EM164D.UVDATA.1

Freq = 1.5950 GHz, Bw = 32.000 MH

No calibration applied and no bandpass applied



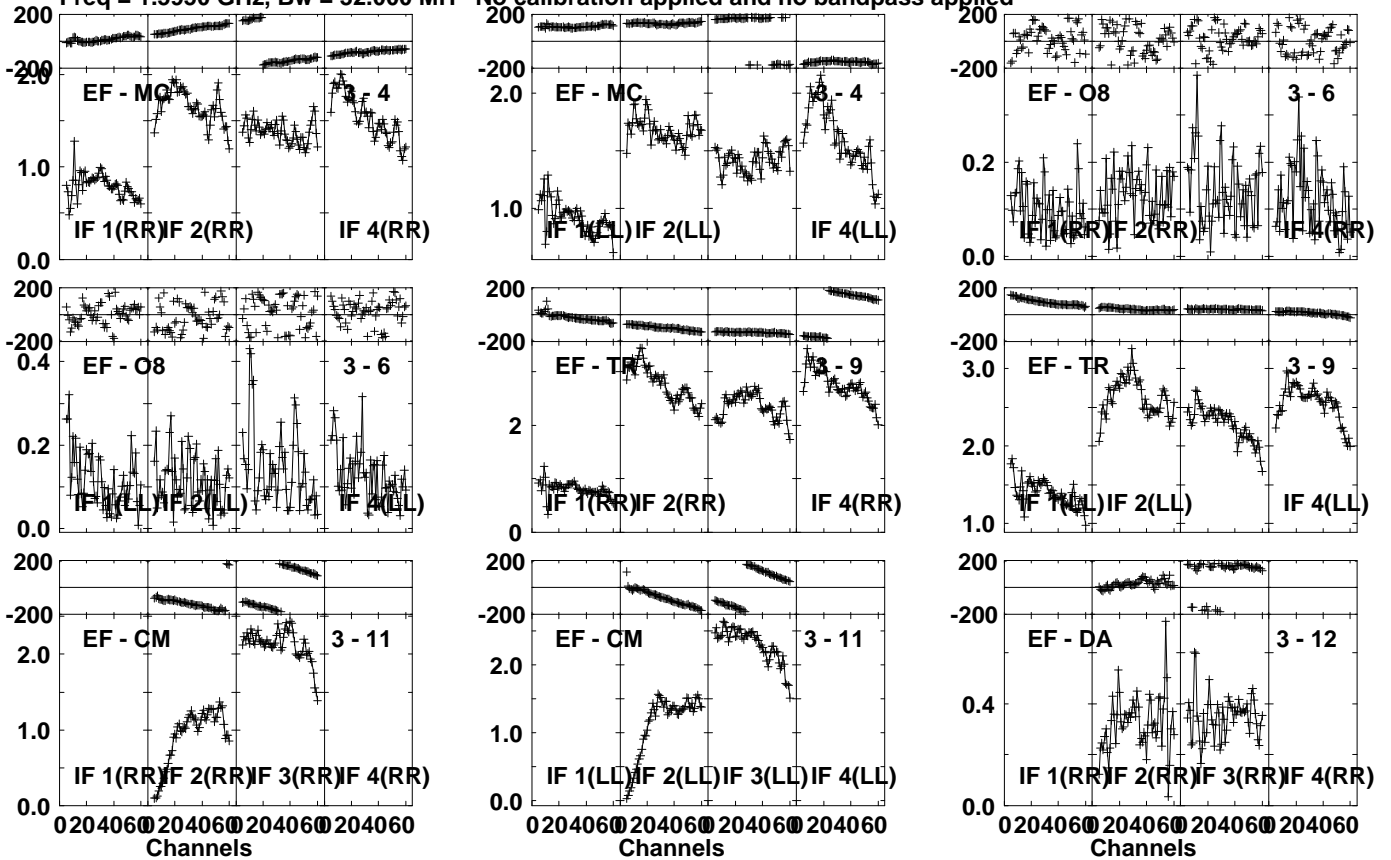
Lower frame: Milli Ampl Jy Top frame: Phas deg
Vector averaged cross-power spectrum Several baselines displayed
Timerange: 01/13:45:31 to 01/13:46:29

Plot file version 584 created 02-MAY-2024 15:36:18

J1037+5711 EM164D.UVDATA.1

Freq = 1.5950 GHz, Bw = 32.000 MH

No calibration applied and no bandpass applied



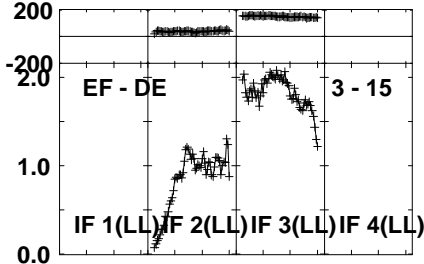
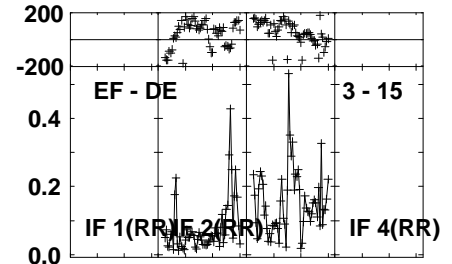
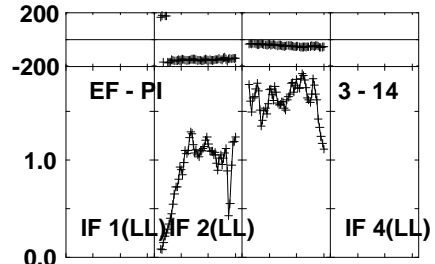
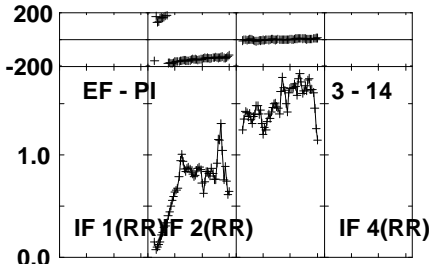
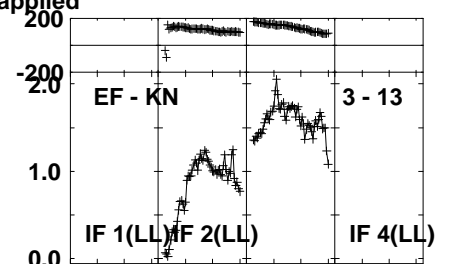
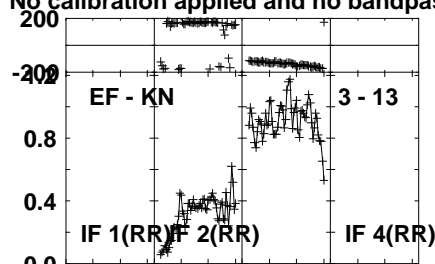
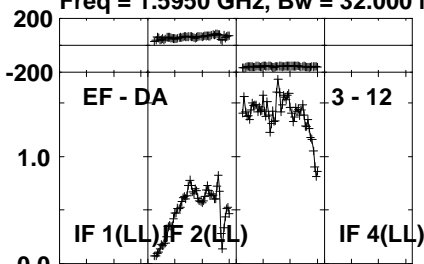
Lower frame: Milli Ampl Jy Top frame: Phas deg
Vector averaged cross-power spectrum Several baselines displayed
Timerange: 01/13:51:01 to 01/13:51:59

Plot file version 585 created 02-MAY-2024 15:36:18

J1037+5711 EM164D.UVDATA.1

Freq = 1.5950 GHz, Bw = 32.000 MH

No calibration applied and no bandpass applied



0204060 204060 204060 204060

Channels

Lower frame: Milli Ampl Jy Top frame: Phas deg

Vector averaged cross-power spectrum Several baselines displayed

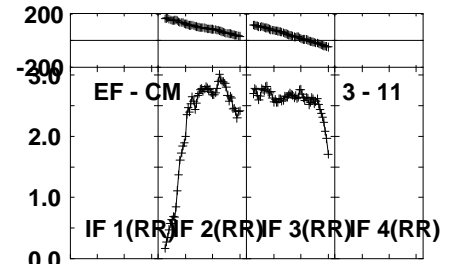
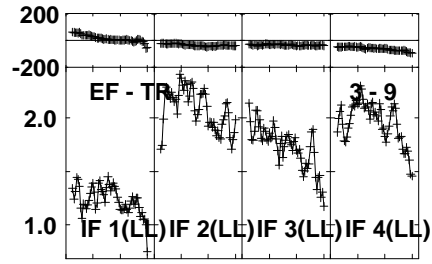
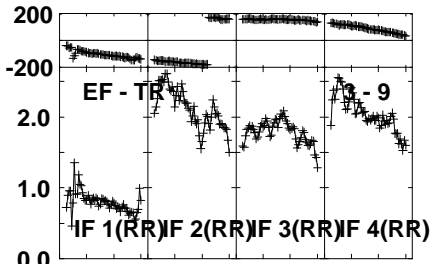
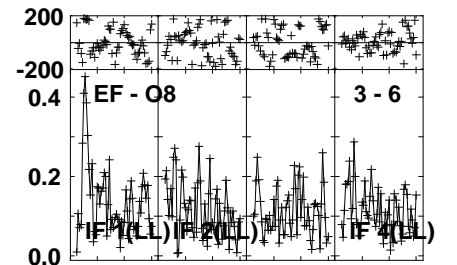
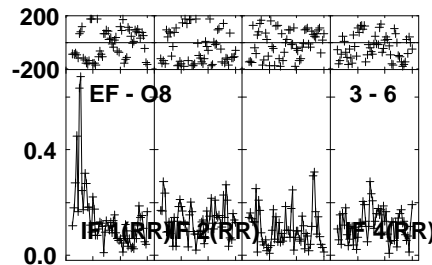
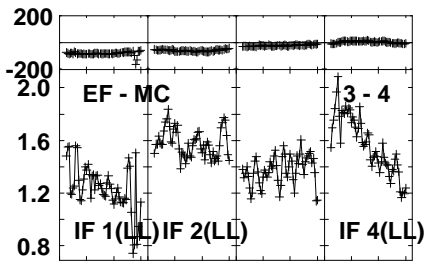
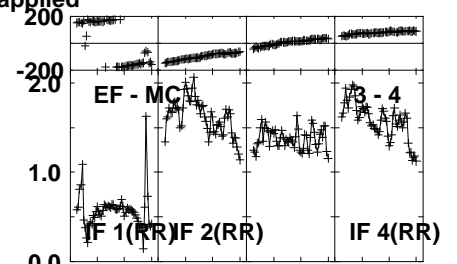
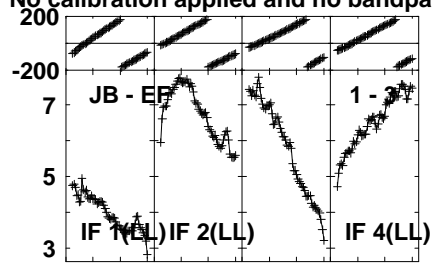
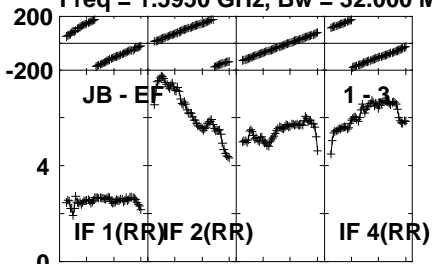
Timerange: 01/13:51:01 to 01/13:51:59

Plot file version 586 created 02-MAY-2024 15:36:18

J1037+5711 EM164D.UVDATA.1

Freq = 1.5950 GHz, Bw = 32.000 MH

No calibration applied and no bandpass applied



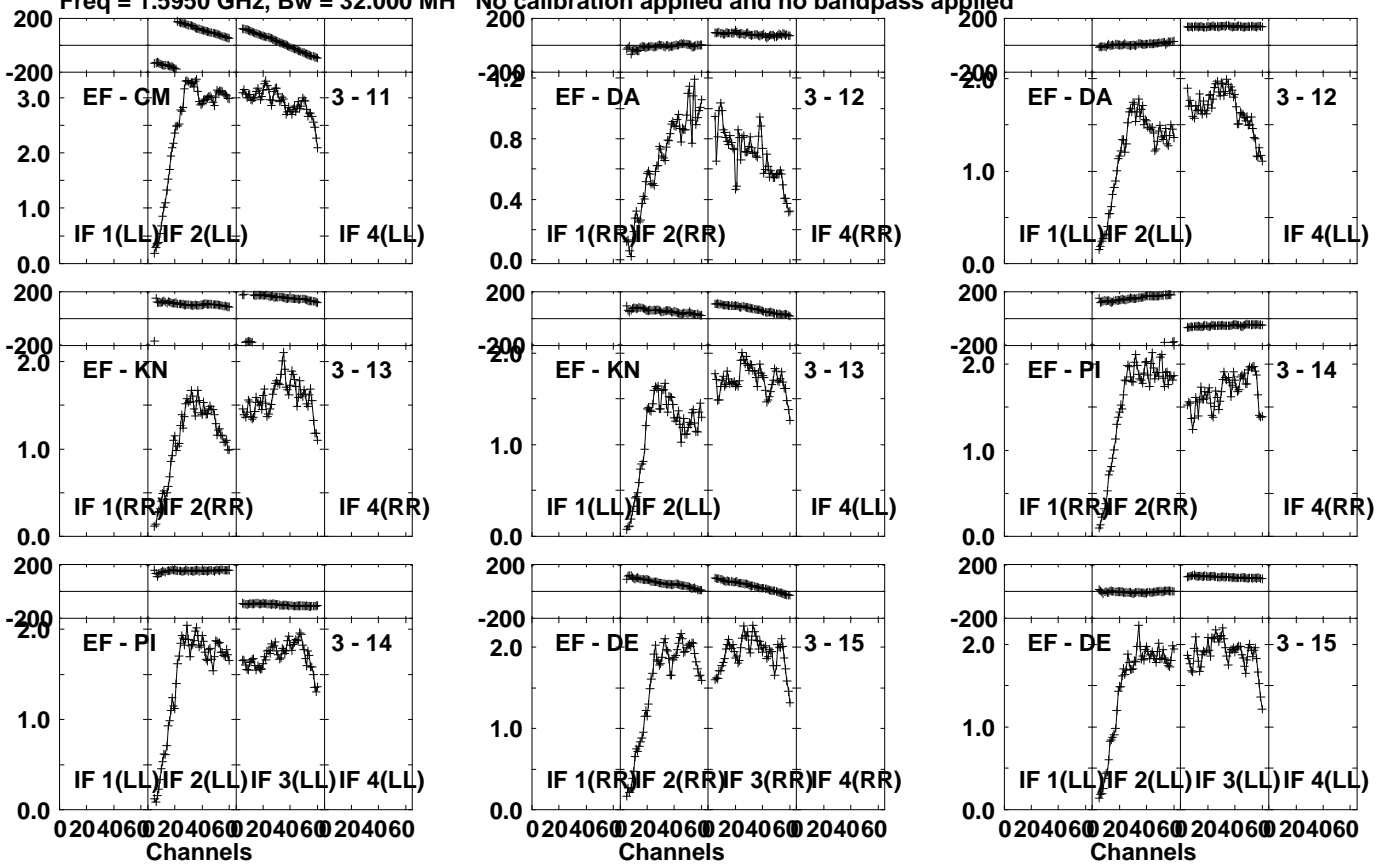
Lower frame: Milli Ampl Jy Top frame: Phas deg
Vector averaged cross-power spectrum Several baselines displayed
Timerange: 01/13:56:31 to 01/13:57:29

Plot file version 587 created 02-MAY-2024 15:36:18

J1037+5711 EM164D.UVDATA.1

Freq = 1.5950 GHz, Bw = 32.000 MH

No calibration applied and no bandpass applied



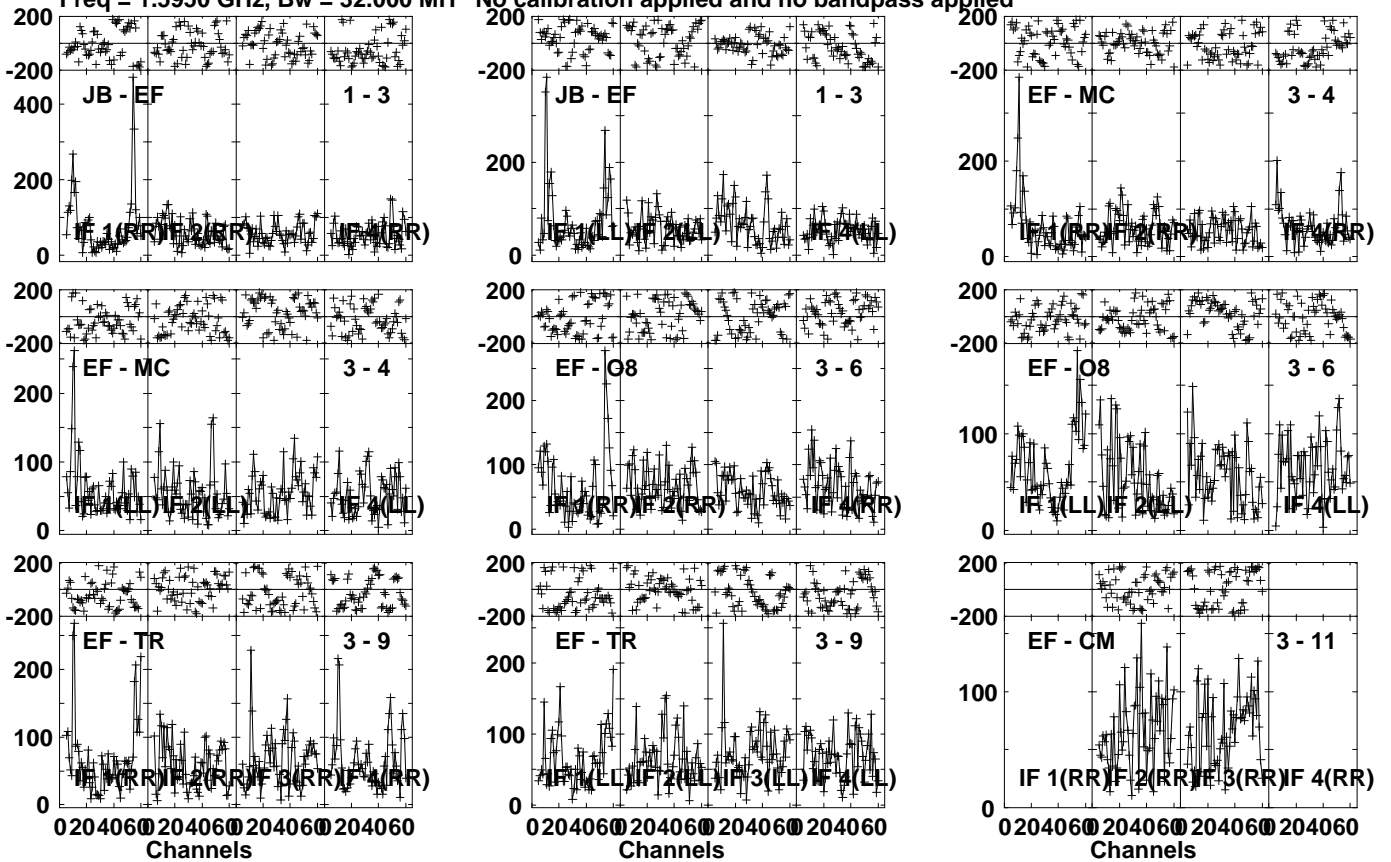
Lower frame: Milli Ampl Jy Top frame: Phas deg
Vector averaged cross-power spectrum Several baselines displayed
Timerange: 01/13:56:31 to 01/13:57:29

Plot file version 588 created 02-MAY-2024 15:36:18

DP27 000 EM164D.UVDATA.1

Freq = 1.5950 GHz, Bw = 32.000 MH

No calibration applied and no bandpass applied



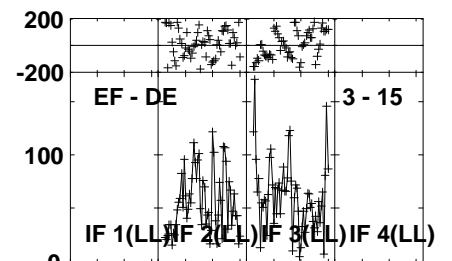
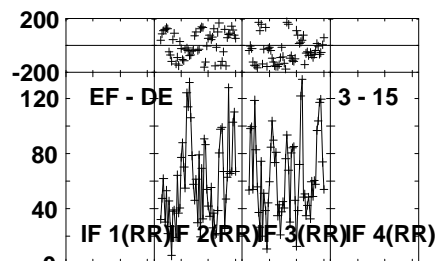
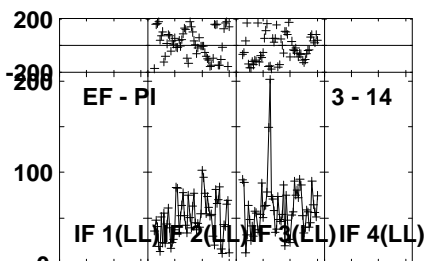
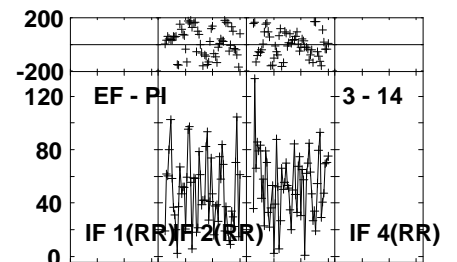
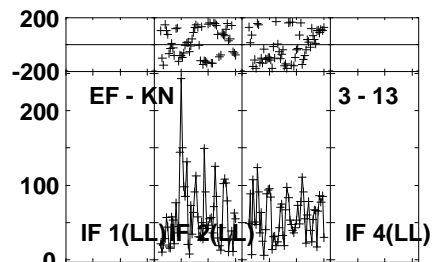
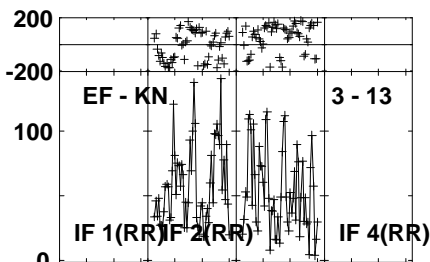
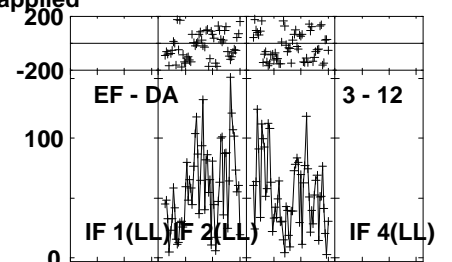
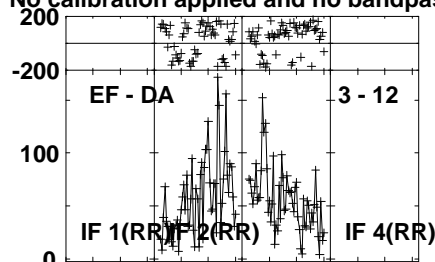
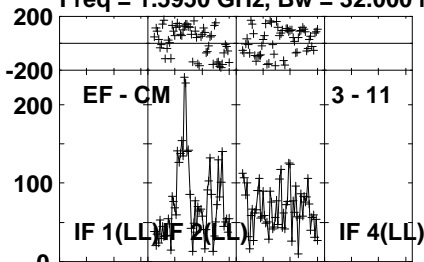
Lower frame: Micro Ampl Jy Top frame: Phas deg
Vector averaged cross-power spectrum Several baselines displayed
Timerange: 01/13:57:31 to 01/14:01:29

Plot file version 589 created 02-MAY-2024 15:36:18

DP27 000 EM164D.UVDATA.1

Freq = 1.5950 GHz, Bw = 32.000 MH

No calibration applied and no bandpass applied



0204060 204060 204060 204060
Channels

0204060 204060 204060 204060
Channels

0204060 204060 204060 204060
Channels

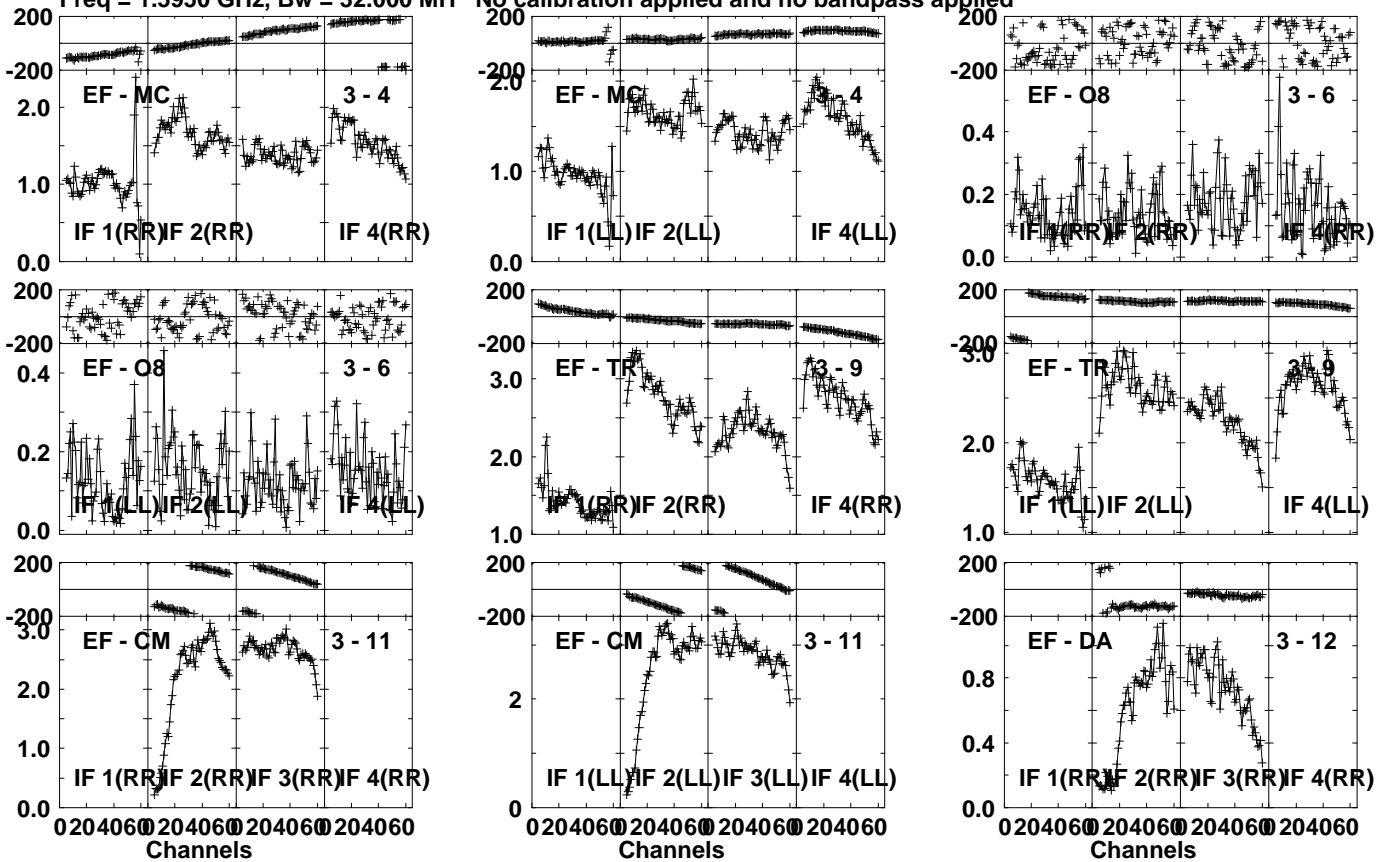
Lower frame: Micro Ampl Jy Top frame: Phas deg
Vector averaged cross-power spectrum Several baselines displayed
Timerange: 01/13:57:31 to 01/14:01:29

Plot file version 590 created 02-MAY-2024 15:36:18

J1037+5711 EM164D.UVDATA.1

Freq = 1.5950 GHz, Bw = 32.000 MH

No calibration applied and no bandpass applied



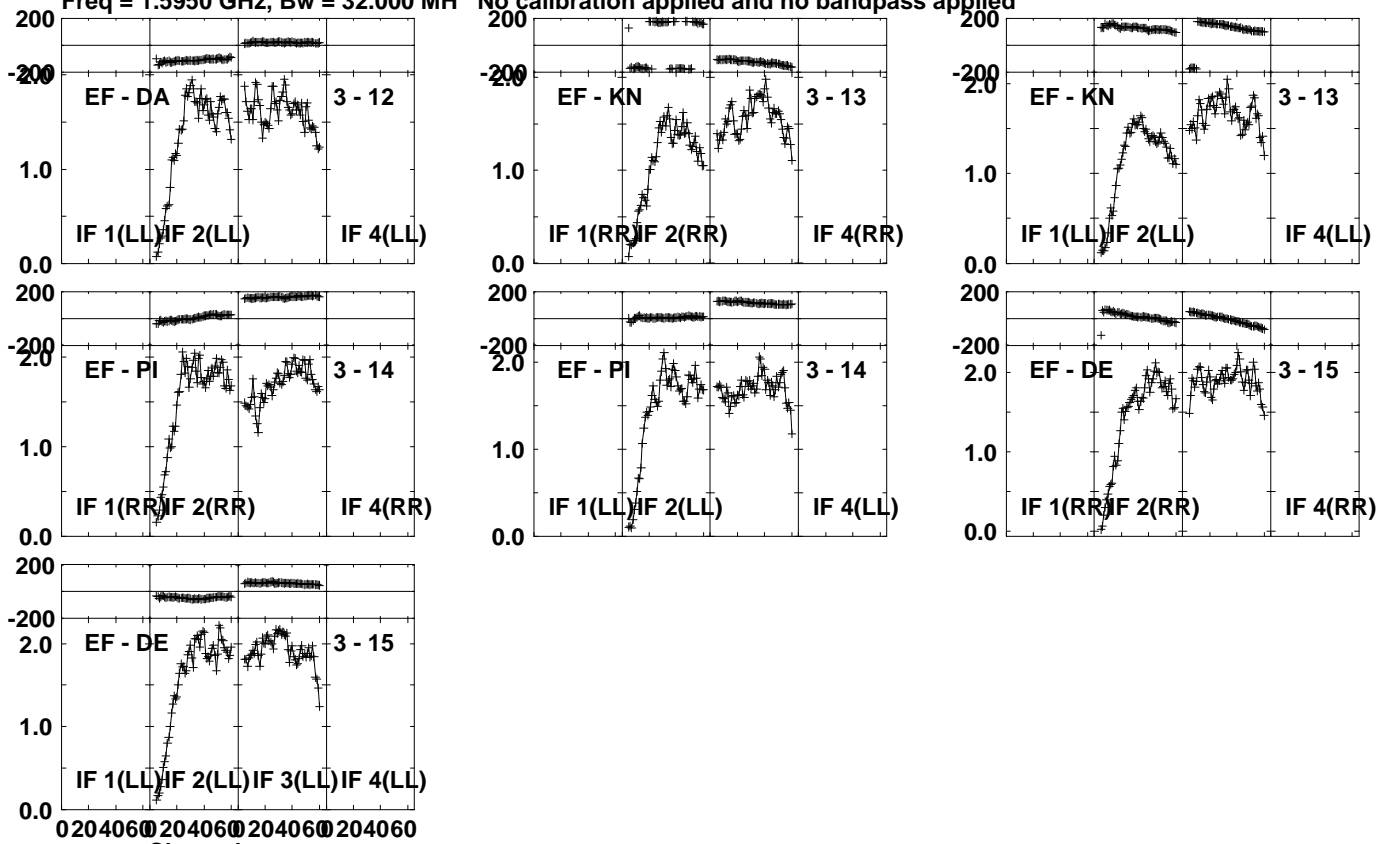
Lower frame: Milli Ampl Jy Top frame: Phas deg
Vector averaged cross-power spectrum Several baselines displayed
Timerange: 01/14:02:01 to 01/14:02:59

Plot file version 591 created 02-MAY-2024 15:36:18

J1037+5711 EM164D.UVDATA.1

Freq = 1.5950 GHz, Bw = 32.000 MH

No calibration applied and no bandpass applied



Lower frame: Milli Ampl Jy Top frame: Phas deg

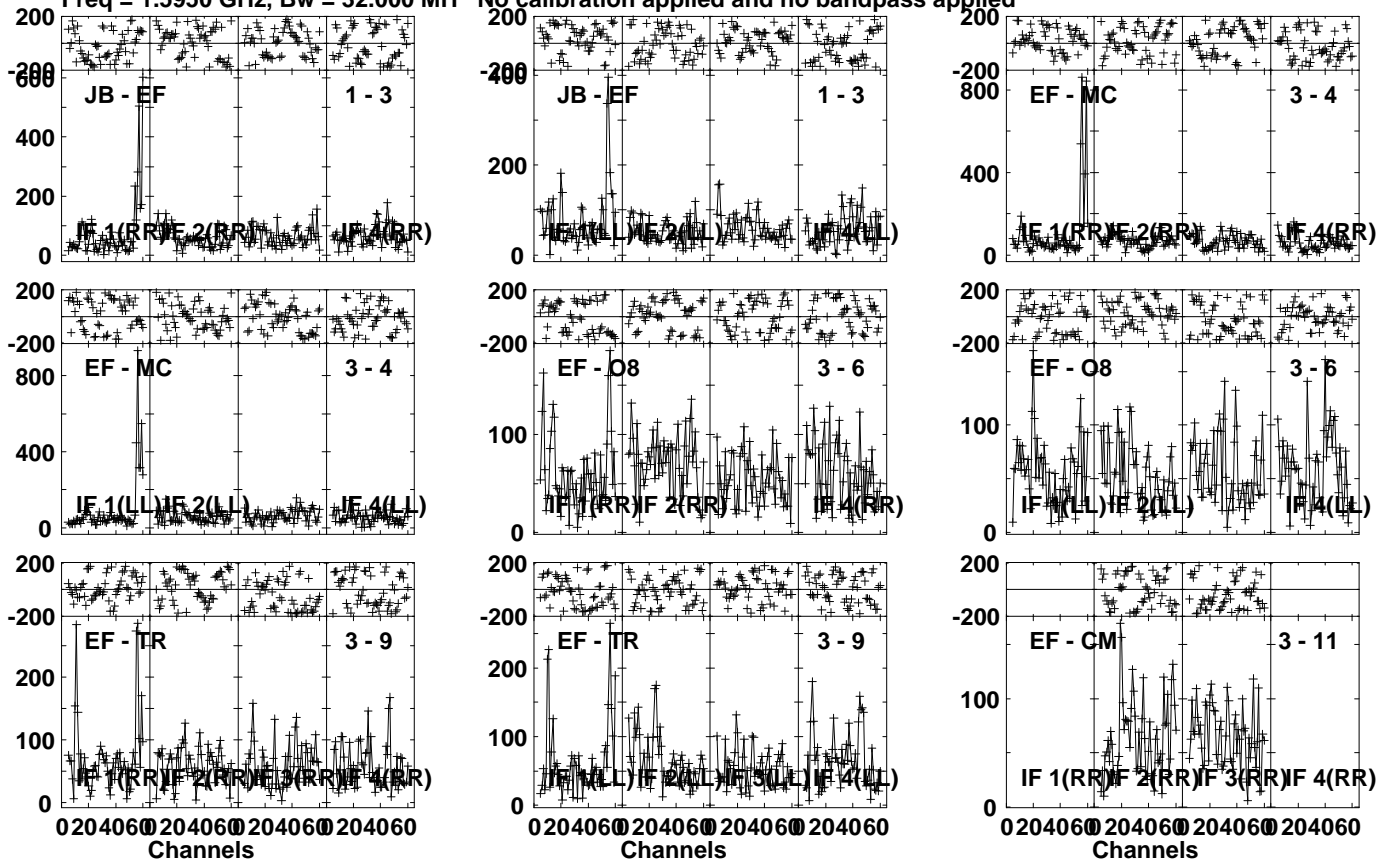
Vector averaged cross-power spectrum Several baselines displayed

Timerange: 01/14:02:01 to 01/14:02:59

Plot file version 592 created 02-MAY-2024 15:36:18

DP27 000 EM164D.UVDATA.1

Freq = 1.5950 GHz, Bw = 32.000 MH No calibration applied and no bandpass applied



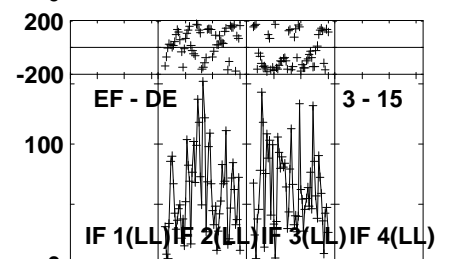
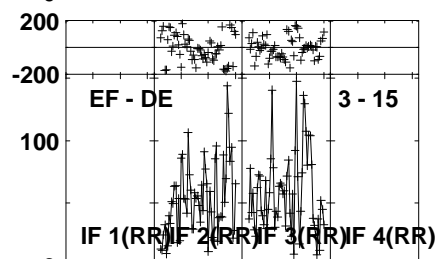
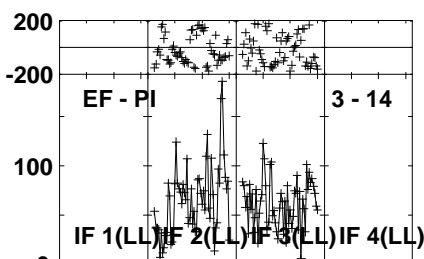
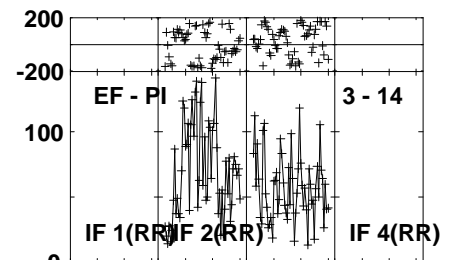
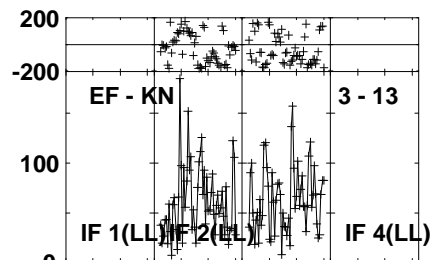
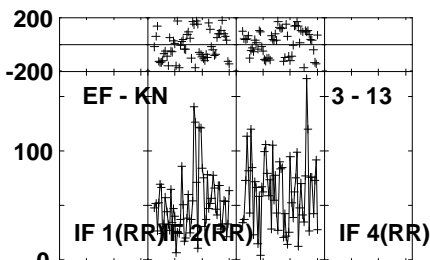
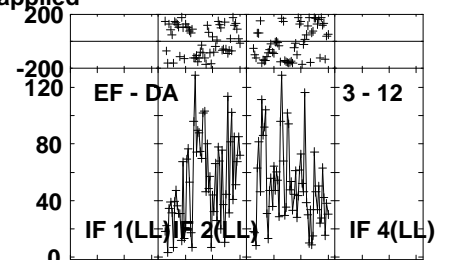
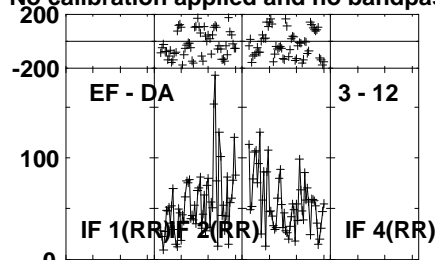
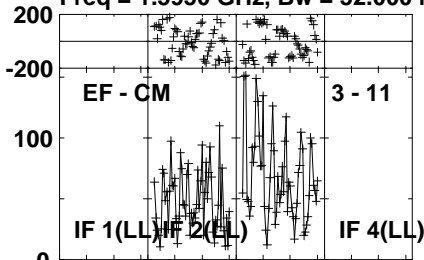
Lower frame: Micro Ampl Jy Top frame: Phas deg
Vector averaged cross-power spectrum Several baselines displayed
Timerange: 01/14:03:01 to 01/14:06:59

Plot file version 593 created 02-MAY-2024 15:36:18

DP27 000 EM164D.UVDATA.1

Freq = 1.5950 GHz, Bw = 32.000 MH

No calibration applied and no bandpass applied



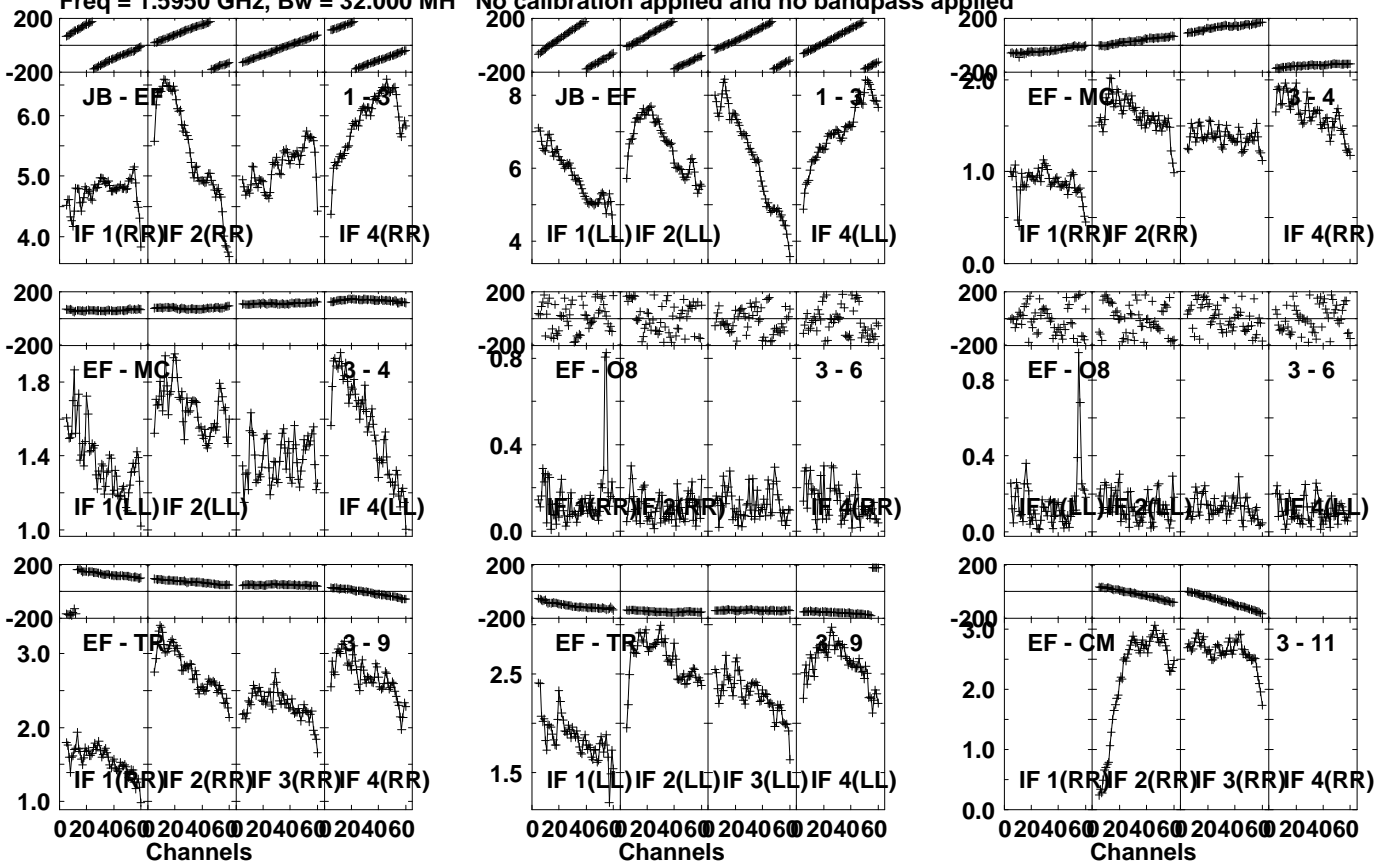
Lower frame: Micro Ampl Jy Top frame: Phas deg
Vector averaged cross-power spectrum Several baselines displayed
Timerange: 01/14:03:01 to 01/14:06:59

Plot file version 594 created 02-MAY-2024 15:36:19

J1037+5711 EM164D.UVDATA.1

Freq = 1.5950 GHz, Bw = 32.000 MH

No calibration applied and no bandpass applied



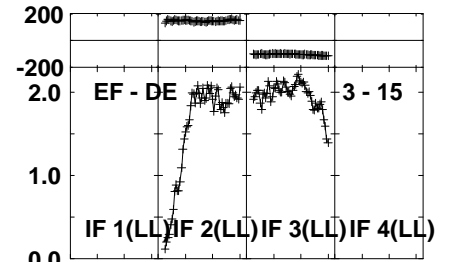
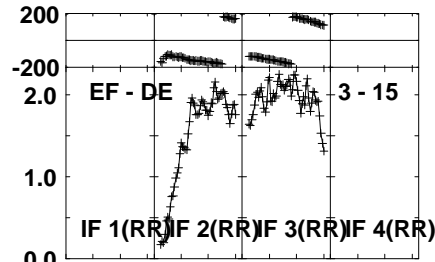
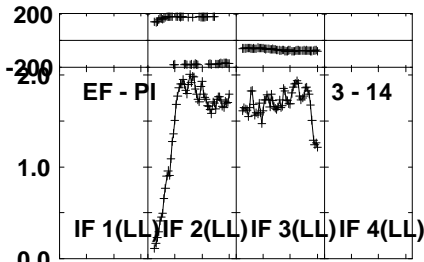
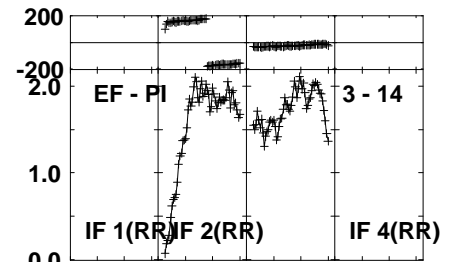
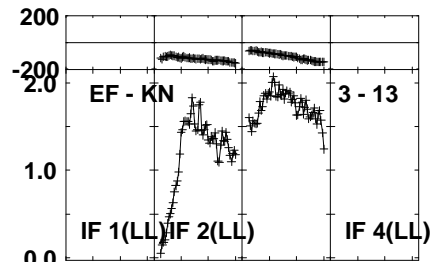
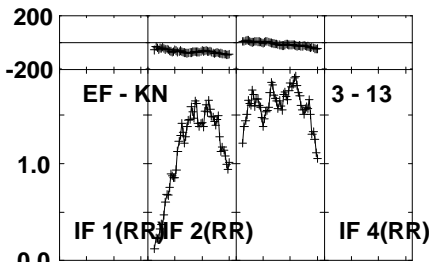
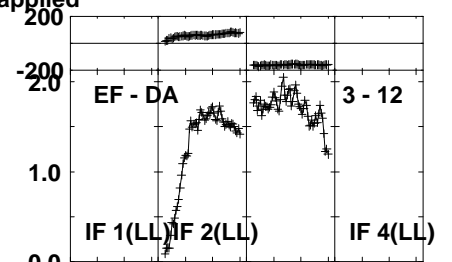
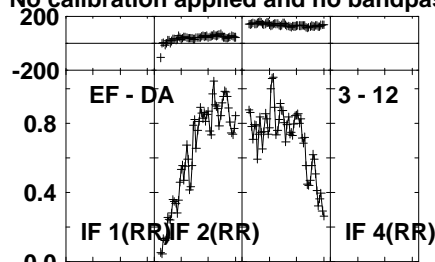
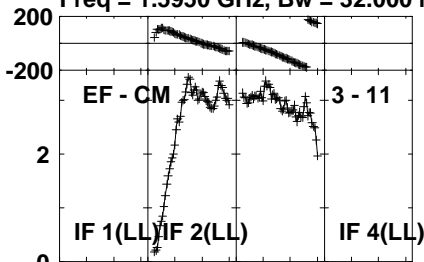
Lower frame: Milli Ampl Jy Top frame: Phas deg
 Vector averaged cross-power spectrum Several baselines displayed
 Timerange: 01/14:07:31 to 01/14:08:29

Plot file version 595 created 02-MAY-2024 15:36:19

J1037+5711 EM164D.UVDATA.1

Freq = 1.5950 GHz, Bw = 32.000 MH

No calibration applied and no bandpass applied



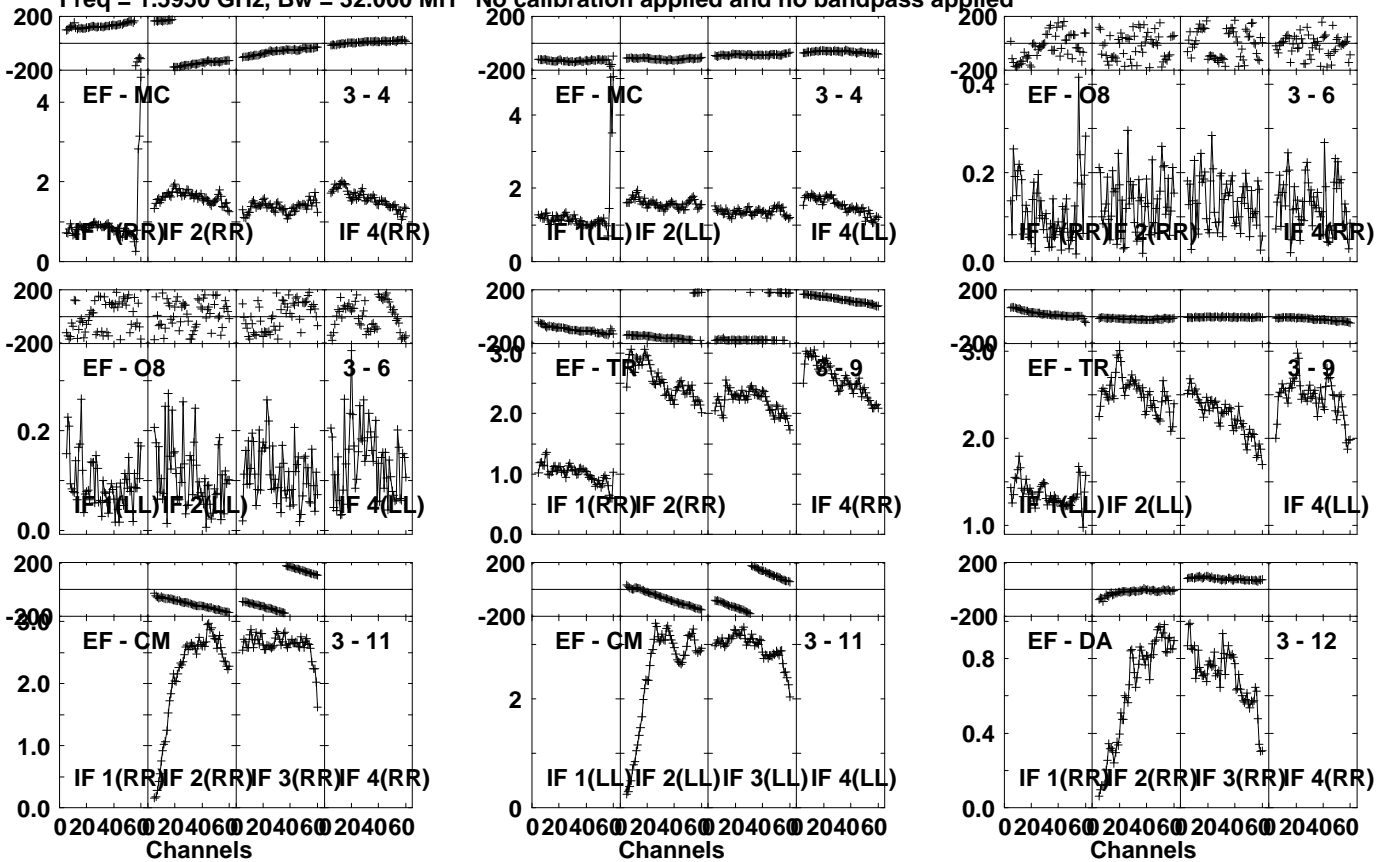
Lower frame: Milli Ampl Jy Top frame: Phas deg
Vector averaged cross-power spectrum Several baselines displayed
Timerange: 01/14:07:31 to 01/14:08:29

Plot file version 596 created 02-MAY-2024 15:36:19

J1037+5711 EM164D.UVDATA.1

Freq = 1.5950 GHz, Bw = 32.000 MH

No calibration applied and no bandpass applied



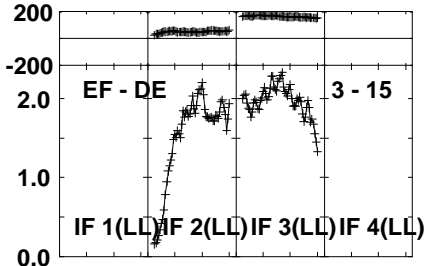
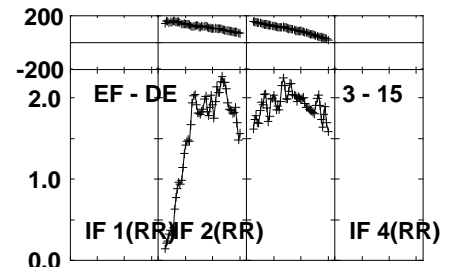
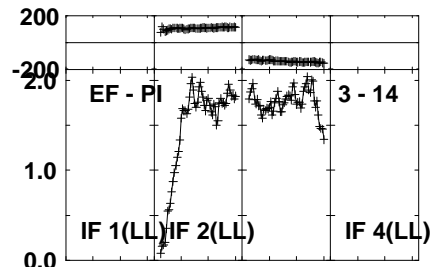
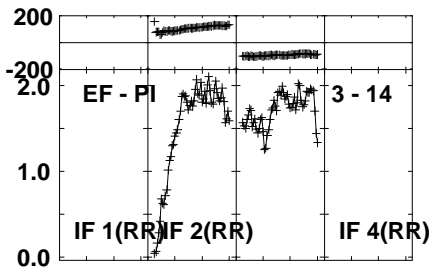
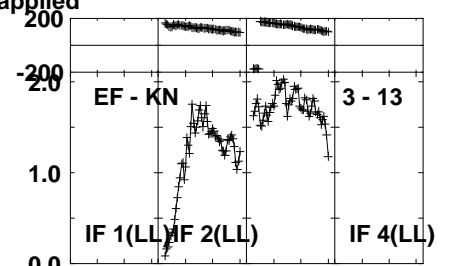
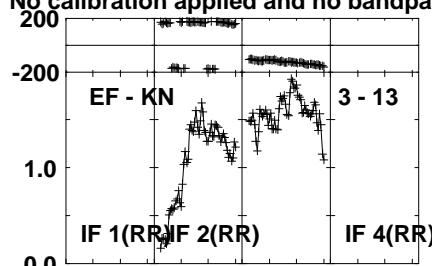
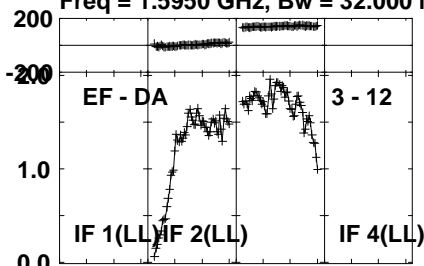
Lower frame: Milli Ampl Jy Top frame: Phas deg
Vector averaged cross-power spectrum Several baselines displayed
Timerange: 01/14:13:01 to 01/14:13:59

Plot file version 597 created 02-MAY-2024 15:36:19

J1037+5711 EM164D.UVDATA.1

Freq = 1.5950 GHz, Bw = 32.000 MH

No calibration applied and no bandpass applied



0204060 204060 204060 204060

Channels

Lower frame: Milli Ampl Jy Top frame: Phas deg

Vector averaged cross-power spectrum Several baselines displayed

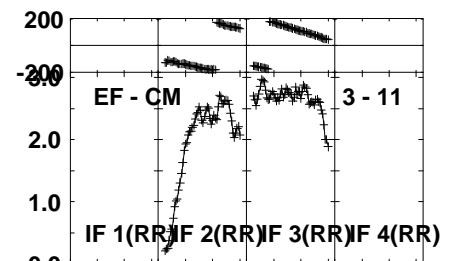
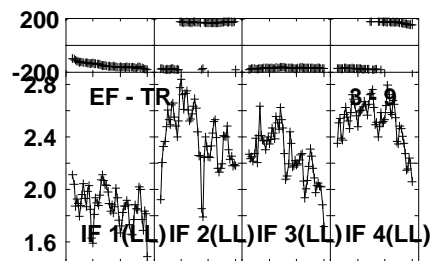
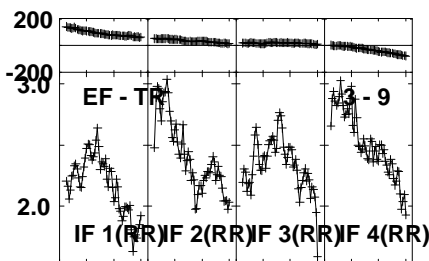
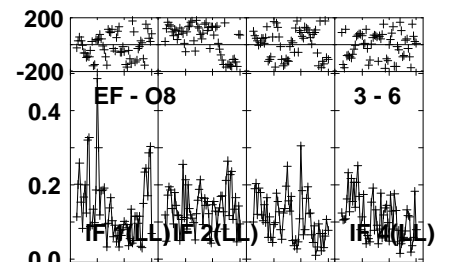
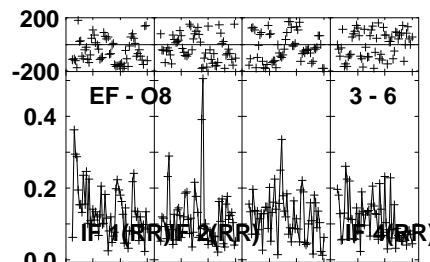
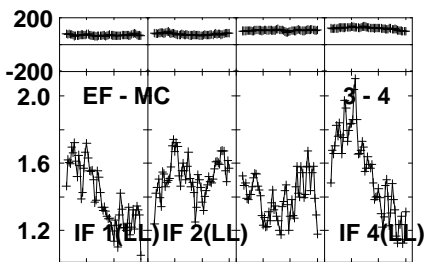
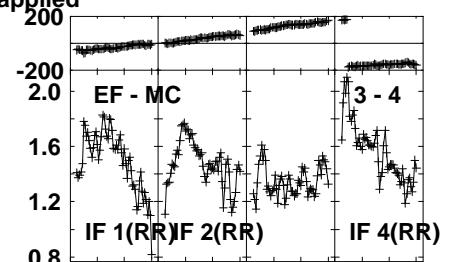
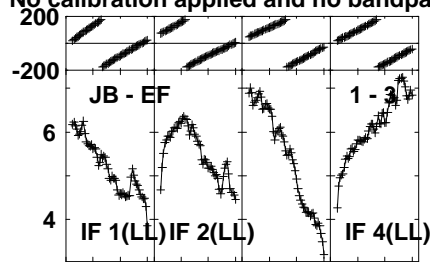
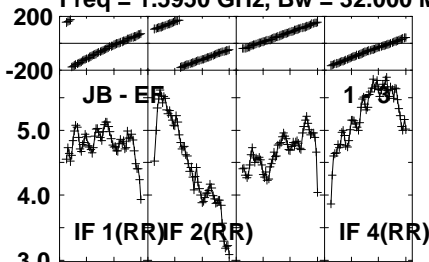
Timerange: 01/14:13:01 to 01/14:13:59

Plot file version 598 created 02-MAY-2024 15:36:19

J1037+5711 EM164D.UVDATA.1

Freq = 1.5950 GHz, Bw = 32.000 MH

No calibration applied and no bandpass applied



0204060 204060 204060 204060
Channels

0204060 204060 204060 204060
Channels

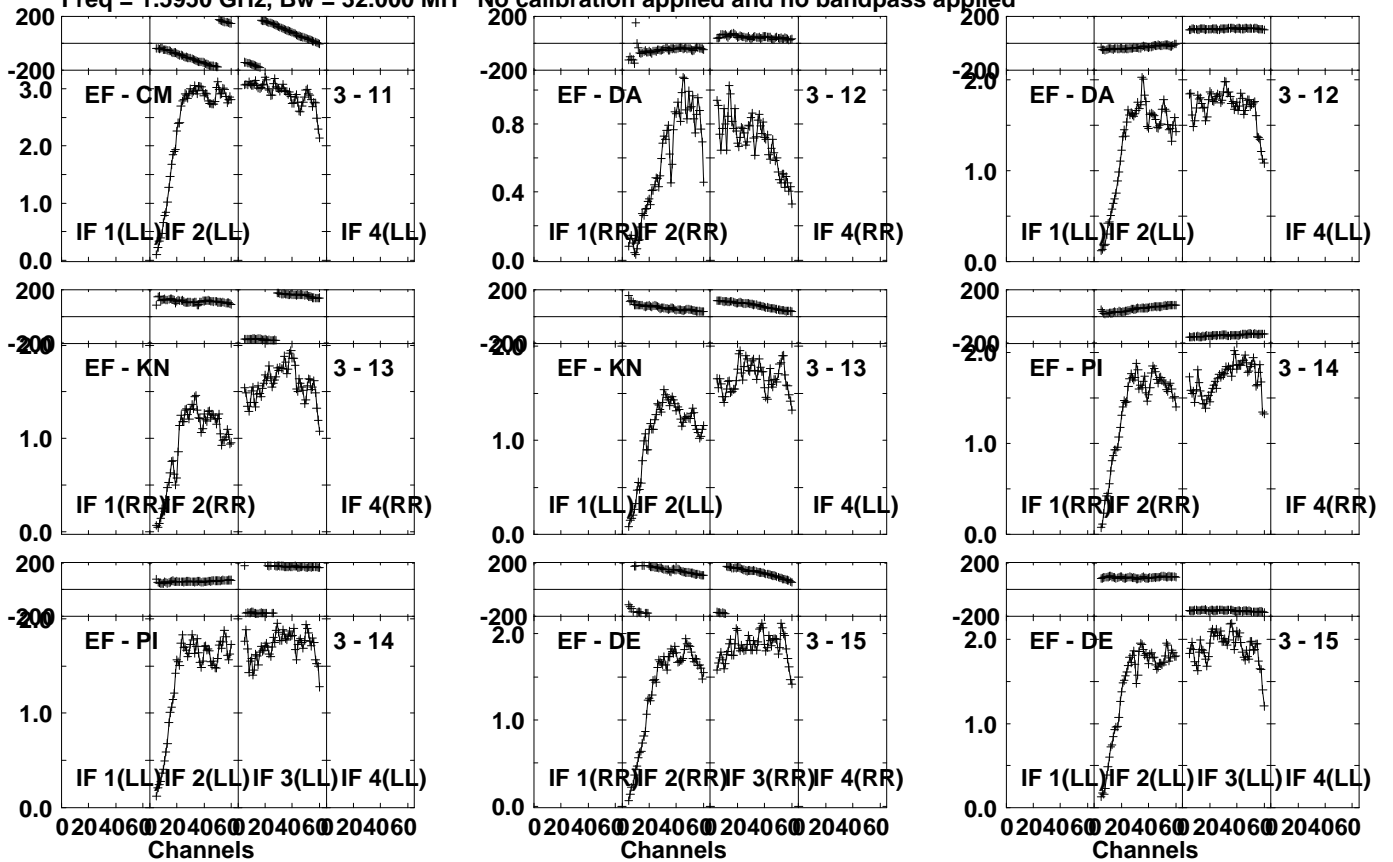
0204060 204060 204060 204060
Channels

Lower frame: Milli Ampl Jy Top frame: Phas deg
Vector averaged cross-power spectrum Several baselines displayed
Timerange: 01/14:18:31 to 01/14:19:29

Plot file version 599 created 02-MAY-2024 15:36:19

J1037+5711 EM164D.UVDATA.1

Freq = 1.5950 GHz, Bw = 32.000 MH No calibration applied and no bandpass applied



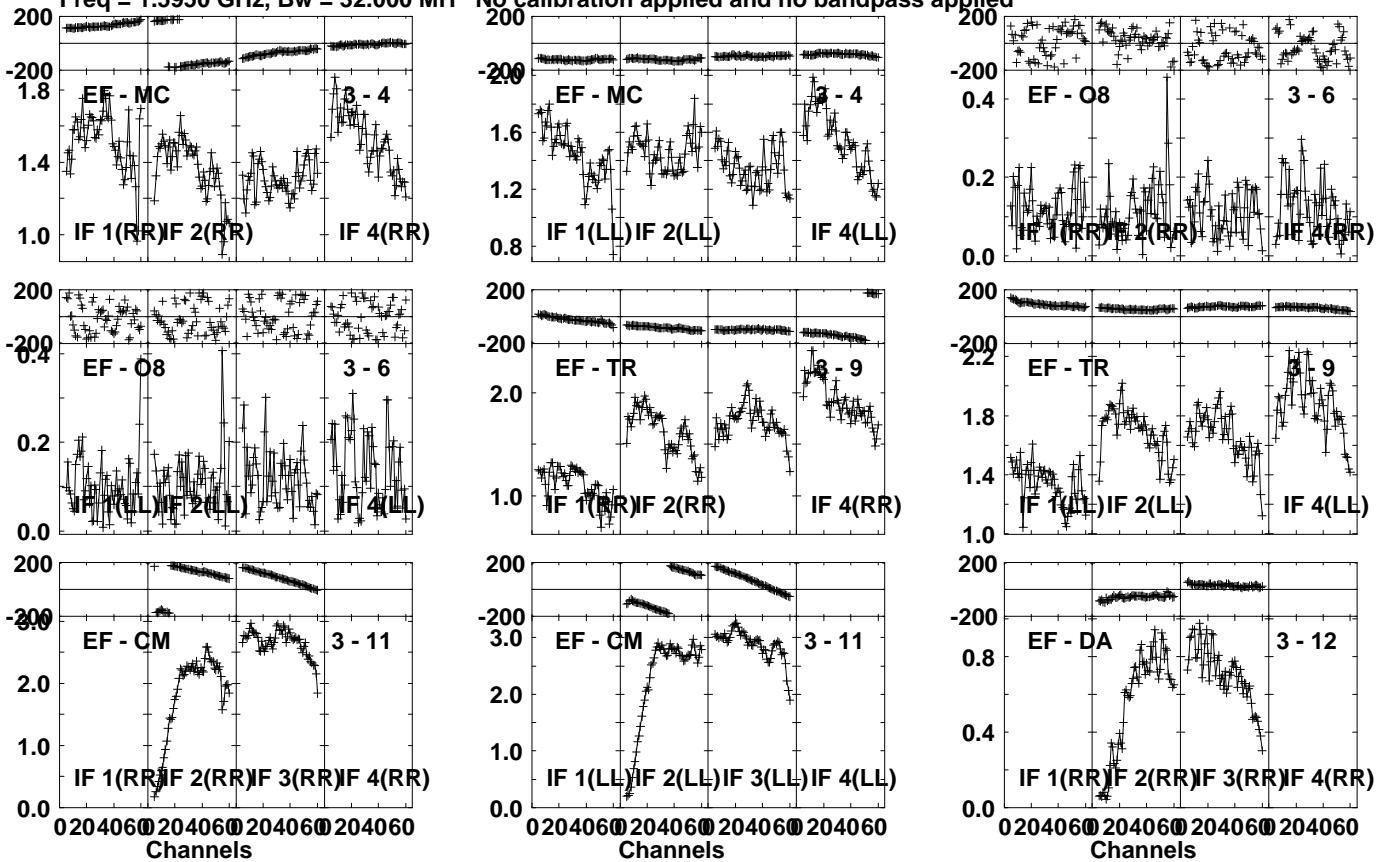
Lower frame: Milli Ampl Jy Top frame: Phas deg
Vector averaged cross-power spectrum Several baselines displayed
Timerange: 01/14:18:31 to 01/14:19:29

Plot file version 600 created 02-MAY-2024 15:36:19

J1037+5711 EM164D.UVDATA.1

Freq = 1.5950 GHz, Bw = 32.000 MH

No calibration applied and no bandpass applied



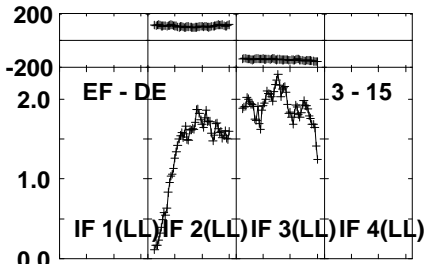
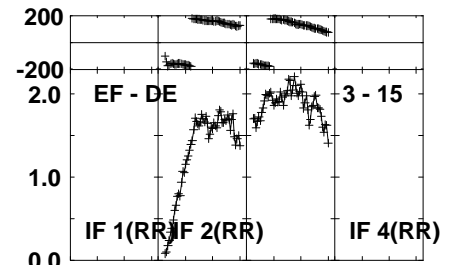
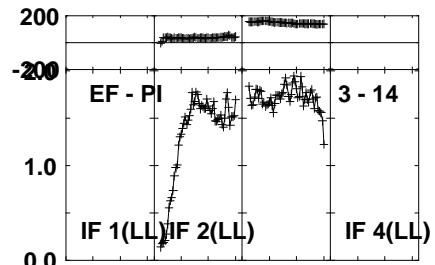
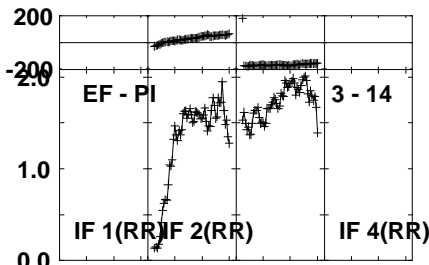
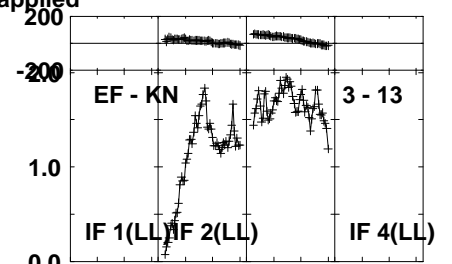
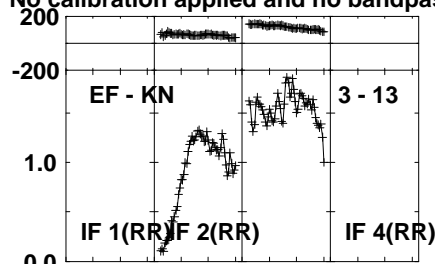
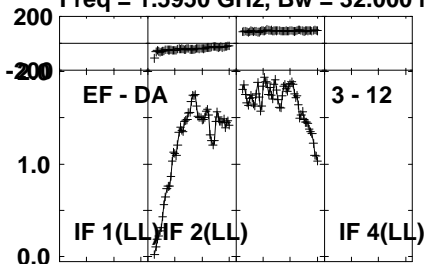
Lower frame: Milli Ampl Jy Top frame: Phas deg
Vector averaged cross-power spectrum Several baselines displayed
Timerange: 01/14:24:01 to 01/14:24:59

Plot file version 601 created 02-MAY-2024 15:36:19

J1037+5711 EM164D.UVDATA.1

Freq = 1.5950 GHz, Bw = 32.000 MH

No calibration applied and no bandpass applied



0204060 204060 204060 204060

Channels

Lower frame: Milli Ampl Jy Top frame: Phas deg

Vector averaged cross-power spectrum Several baselines displayed

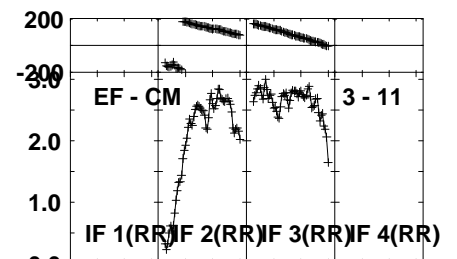
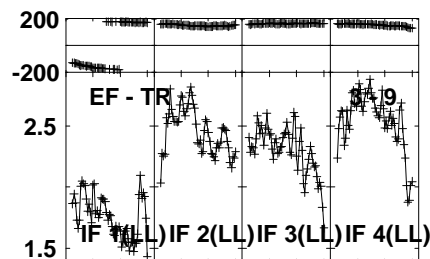
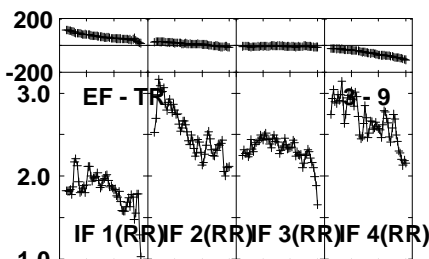
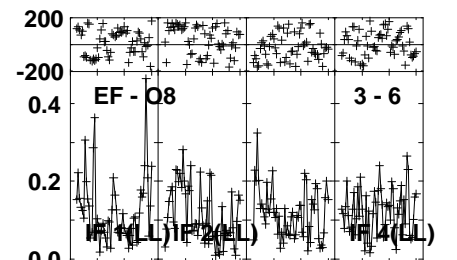
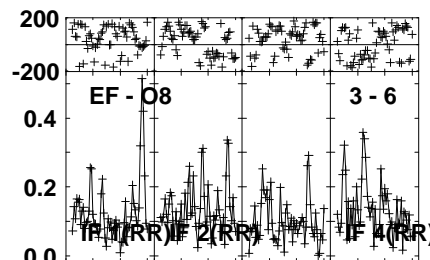
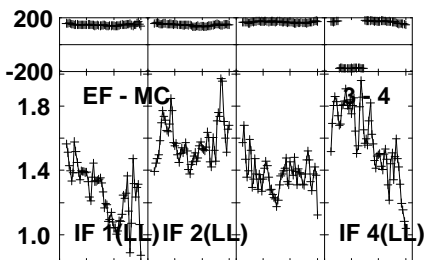
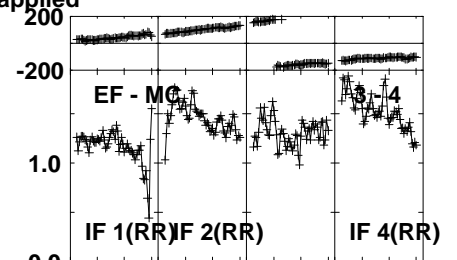
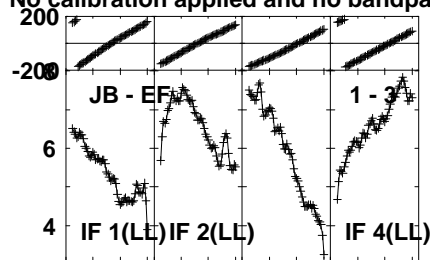
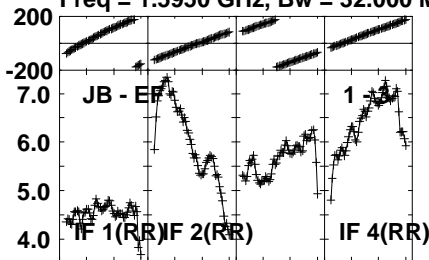
Timerange: 01/14:24:01 to 01/14:24:59

Plot file version 602 created 02-MAY-2024 15:36:19

J1037+5711 EM164D.UVDATA.1

Freq = 1.5950 GHz, Bw = 32.000 MH

No calibration applied and no bandpass applied



0204060 204060 204060 204060
Channels

0204060 204060 204060 204060
Channels

0204060 204060 204060 204060
Channels

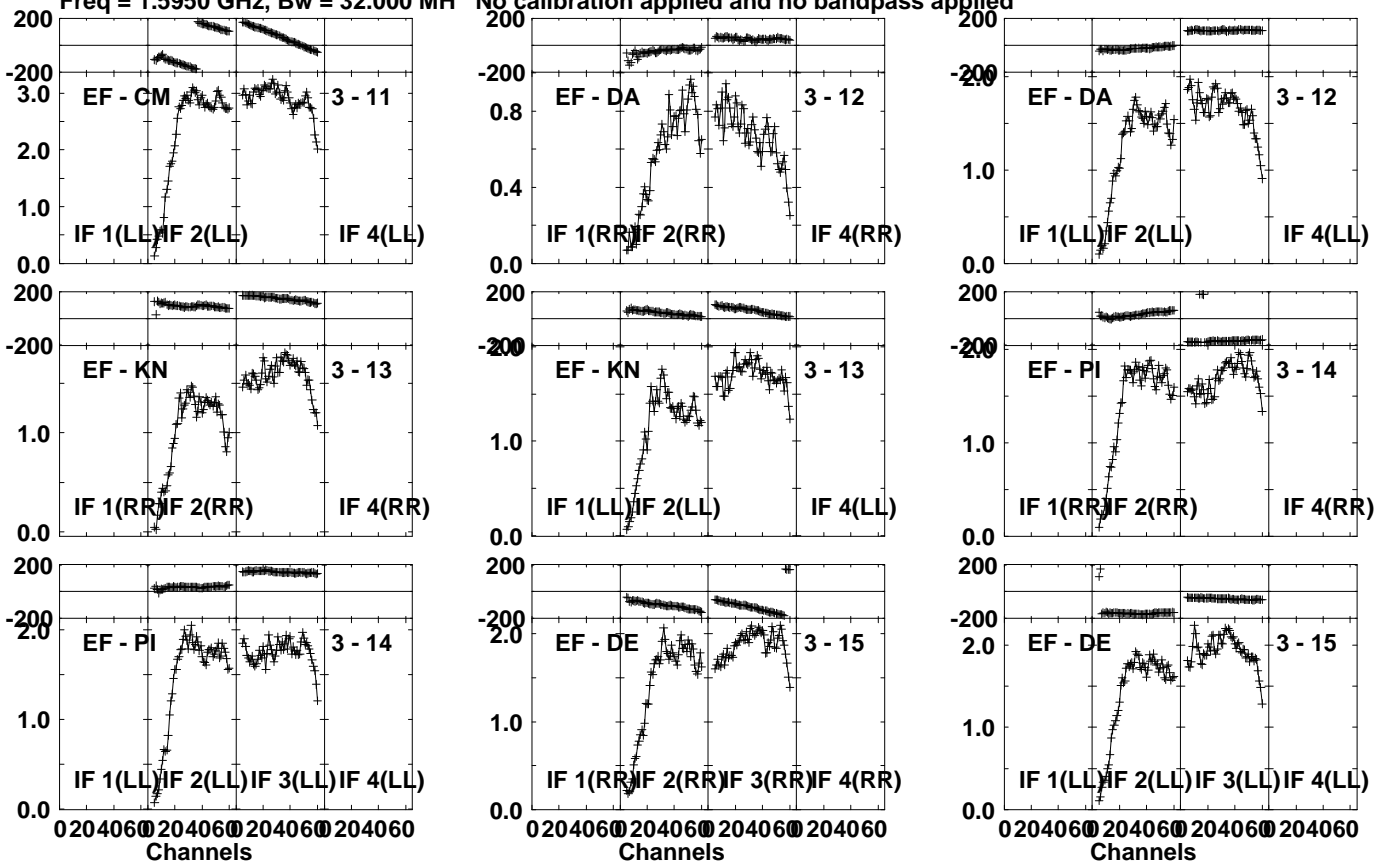
Lower frame: Milli Ampl Jy Top frame: Phas deg
Vector averaged cross-power spectrum Several baselines displayed
Timerange: 01/14:29:31 to 01/14:30:29

Plot file version 603 created 02-MAY-2024 15:36:19

J1037+5711 EM164D.UVDATA.1

Freq = 1.5950 GHz, Bw = 32.000 MH

No calibration applied and no bandpass applied



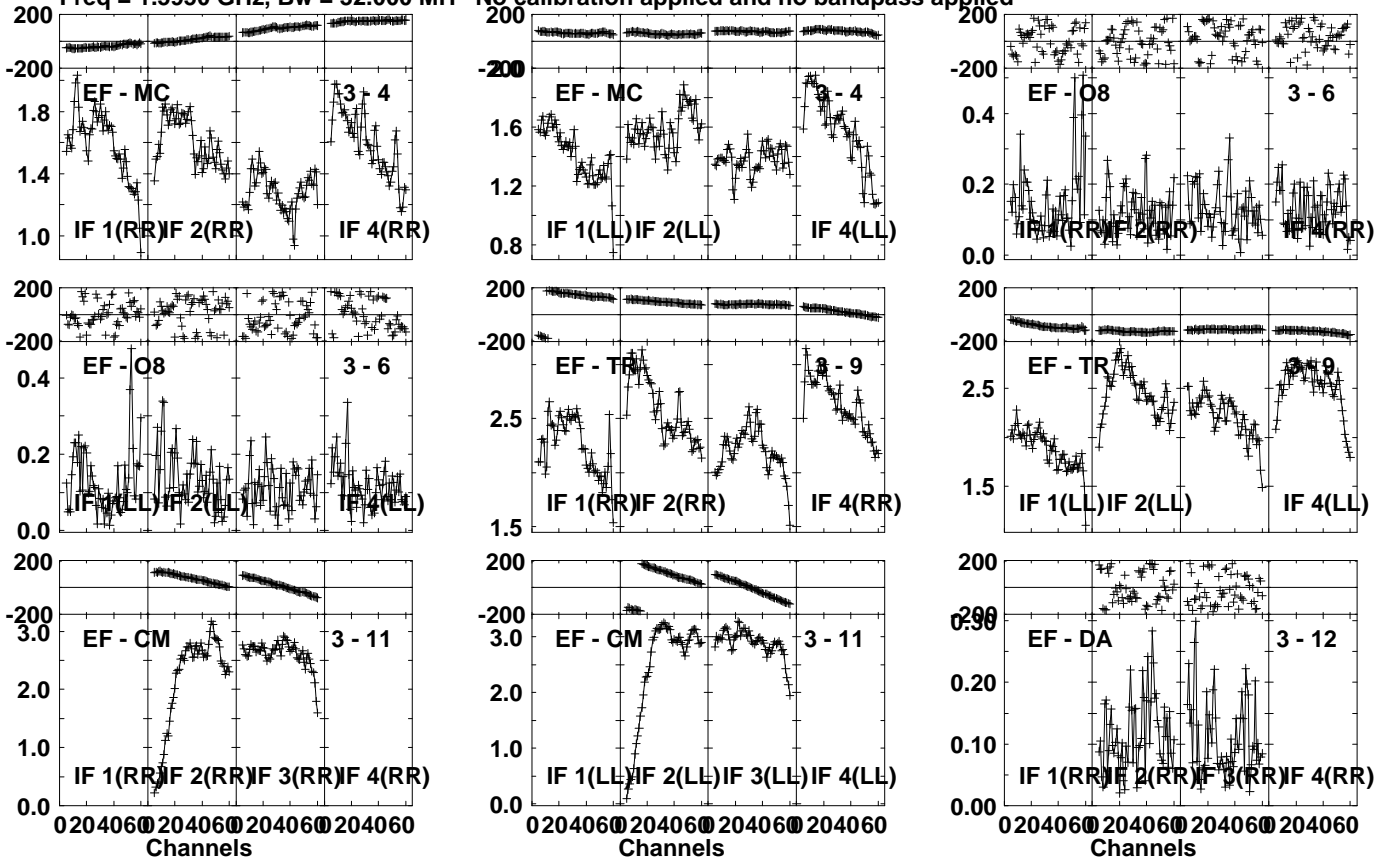
Lower frame: Milli Ampl Jy Top frame: Phas deg
Vector averaged cross-power spectrum Several baselines displayed
Timerange: 01/14:29:31 to 01/14:30:29

Plot file version 604 created 02-MAY-2024 15:36:19

J1037+5711 EM164D.UVDATA.1

Freq = 1.5950 GHz, Bw = 32.000 MH

No calibration applied and no bandpass applied



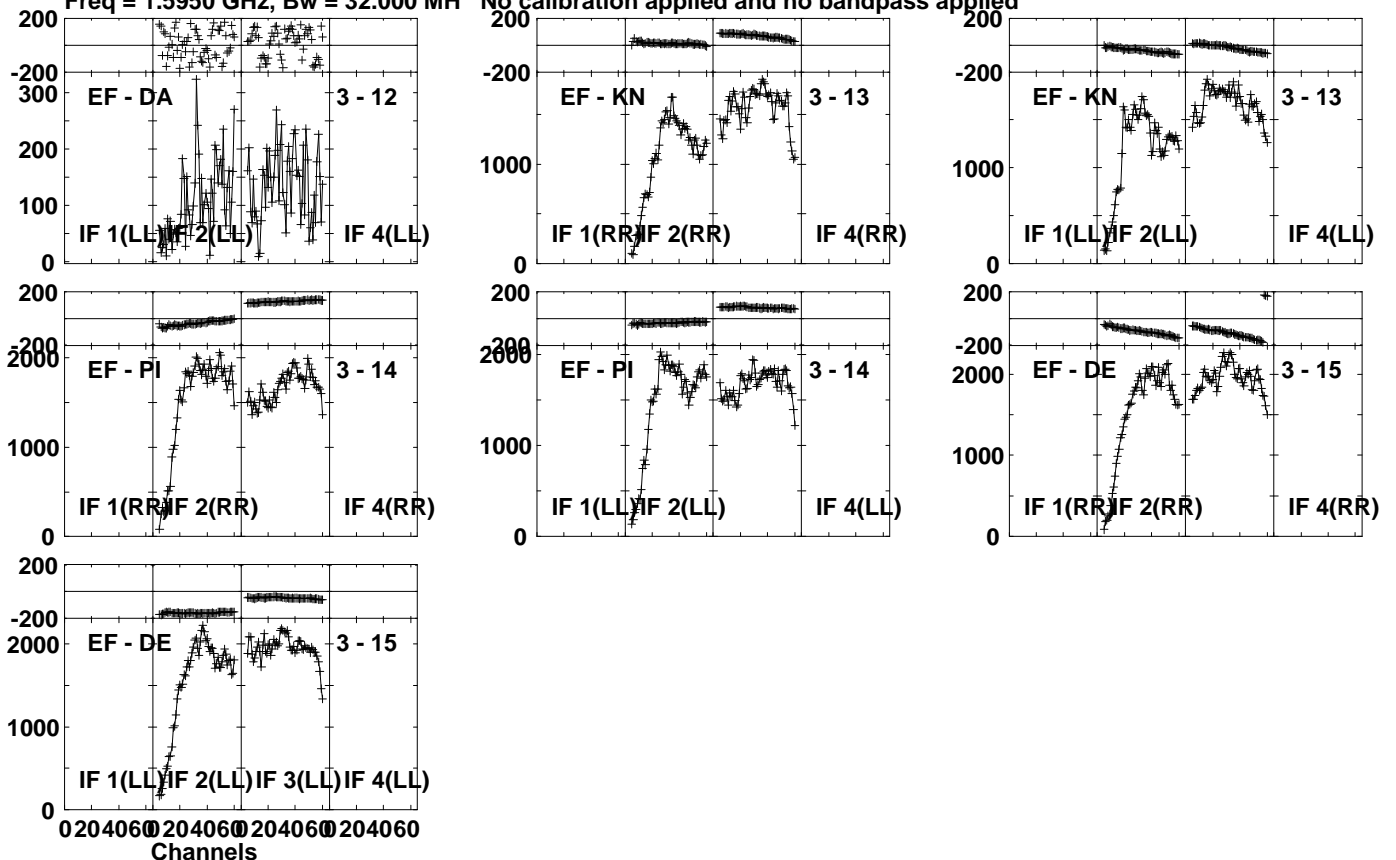
Lower frame: Milli Ampl Jy Top frame: Phas deg
Vector averaged cross-power spectrum Several baselines displayed
Timerange: 01/14:35:01 to 01/14:35:59

Plot file version 605 created 02-MAY-2024 15:36:19

J1037+5711 EM164D.UVDATA.1

Freq = 1.5950 GHz, Bw = 32.000 MH

No calibration applied and no bandpass applied



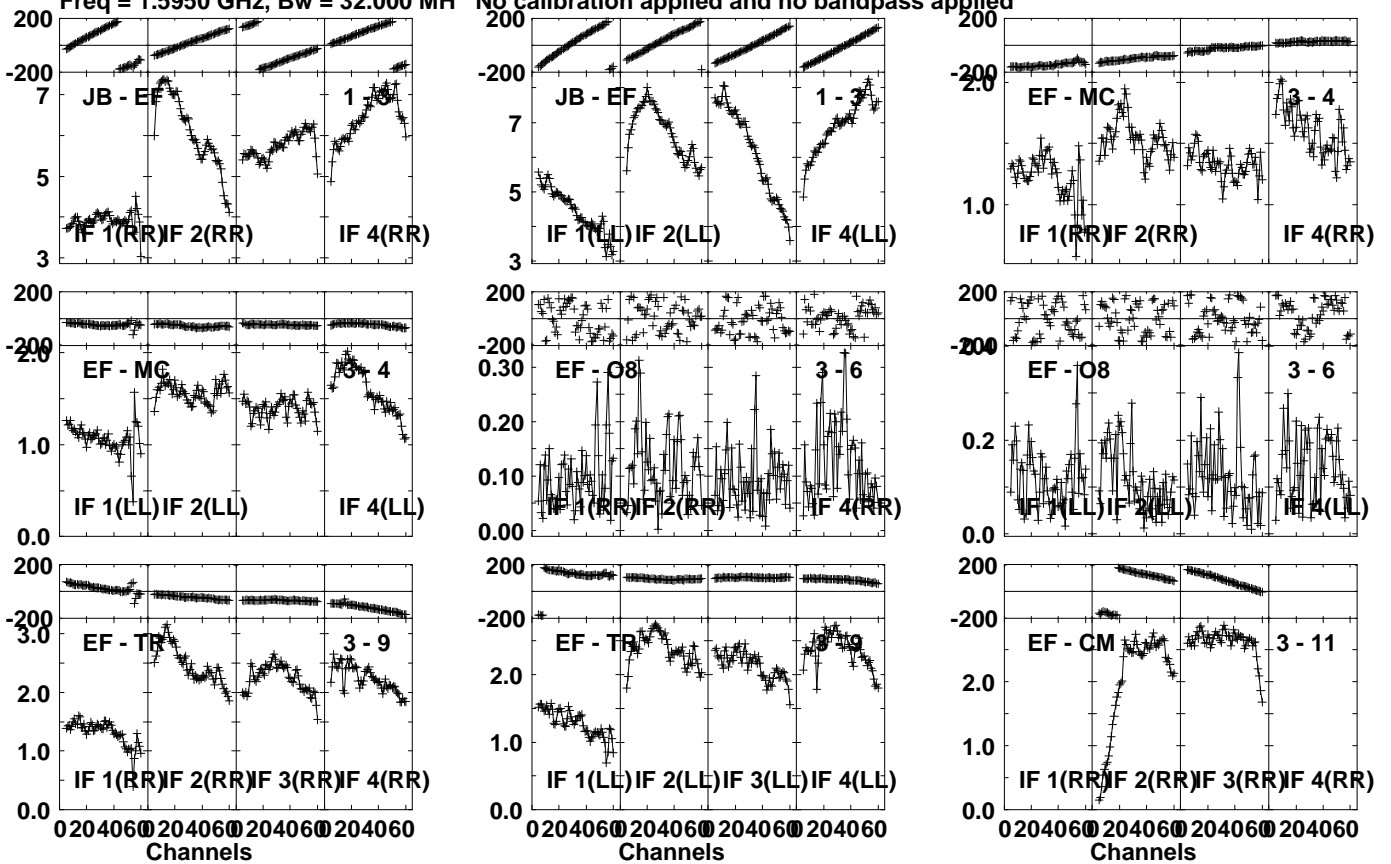
Lower frame: Micro Ampl Jy Top frame: Phas deg
Vector averaged cross-power spectrum Several baselines displayed
Timerange: 01/14:35:01 to 01/14:35:59

Plot file version 606 created 02-MAY-2024 15:36:19

J1037+5711 EM164D.UVDATA.1

Freq = 1.5950 GHz, Bw = 32.000 MH

No calibration applied and no bandpass applied



Lower frame: Milli Ampl Jy Top frame: Phas deg

Vector averaged cross-power spectrum Several baselines displayed

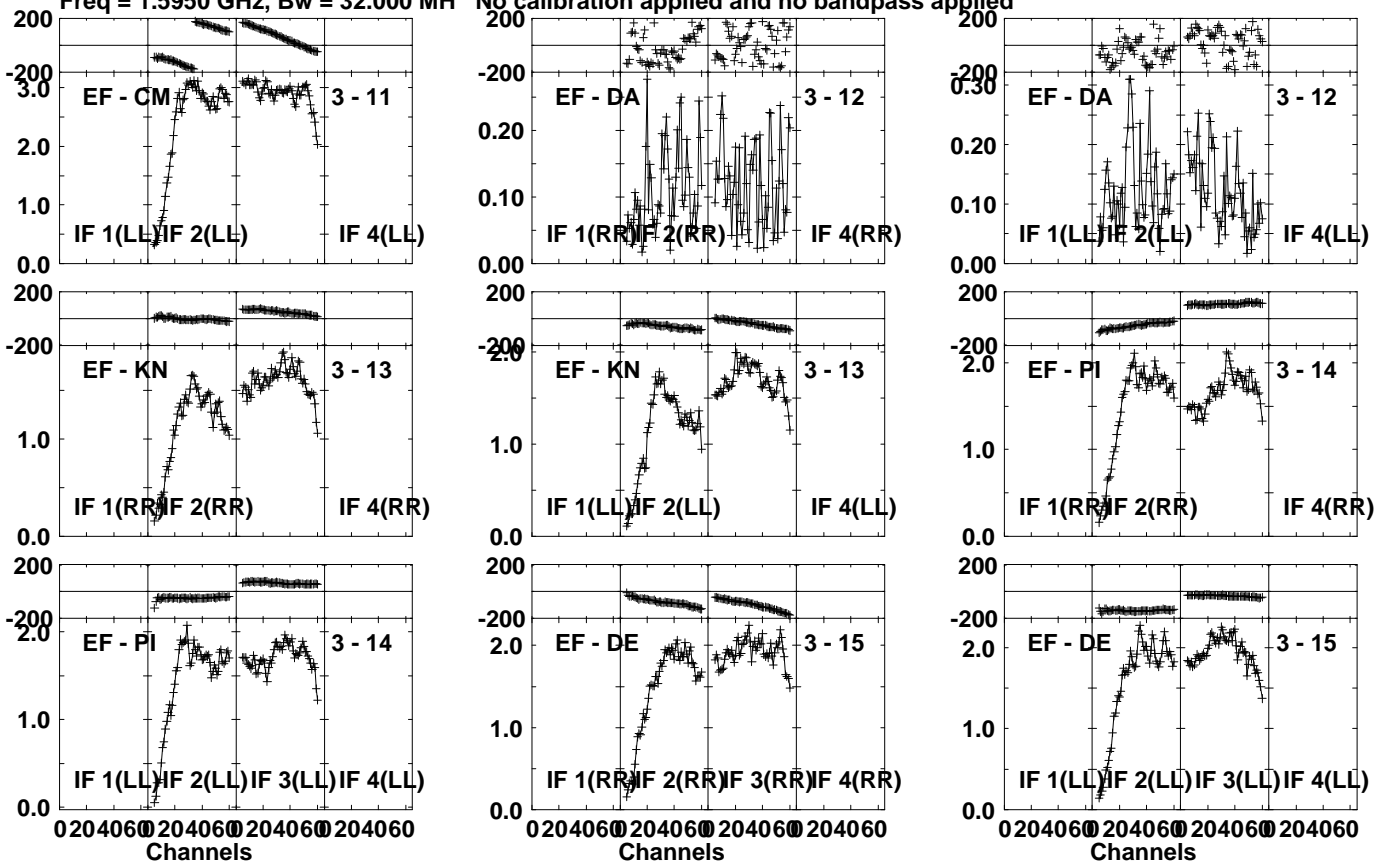
Timerange: 01/14:40:31 to 01/14:41:29

Plot file version 607 created 02-MAY-2024 15:36:19

J1037+5711 EM164D.UVDATA.1

Freq = 1.5950 GHz, Bw = 32.000 MH

No calibration applied and no bandpass applied



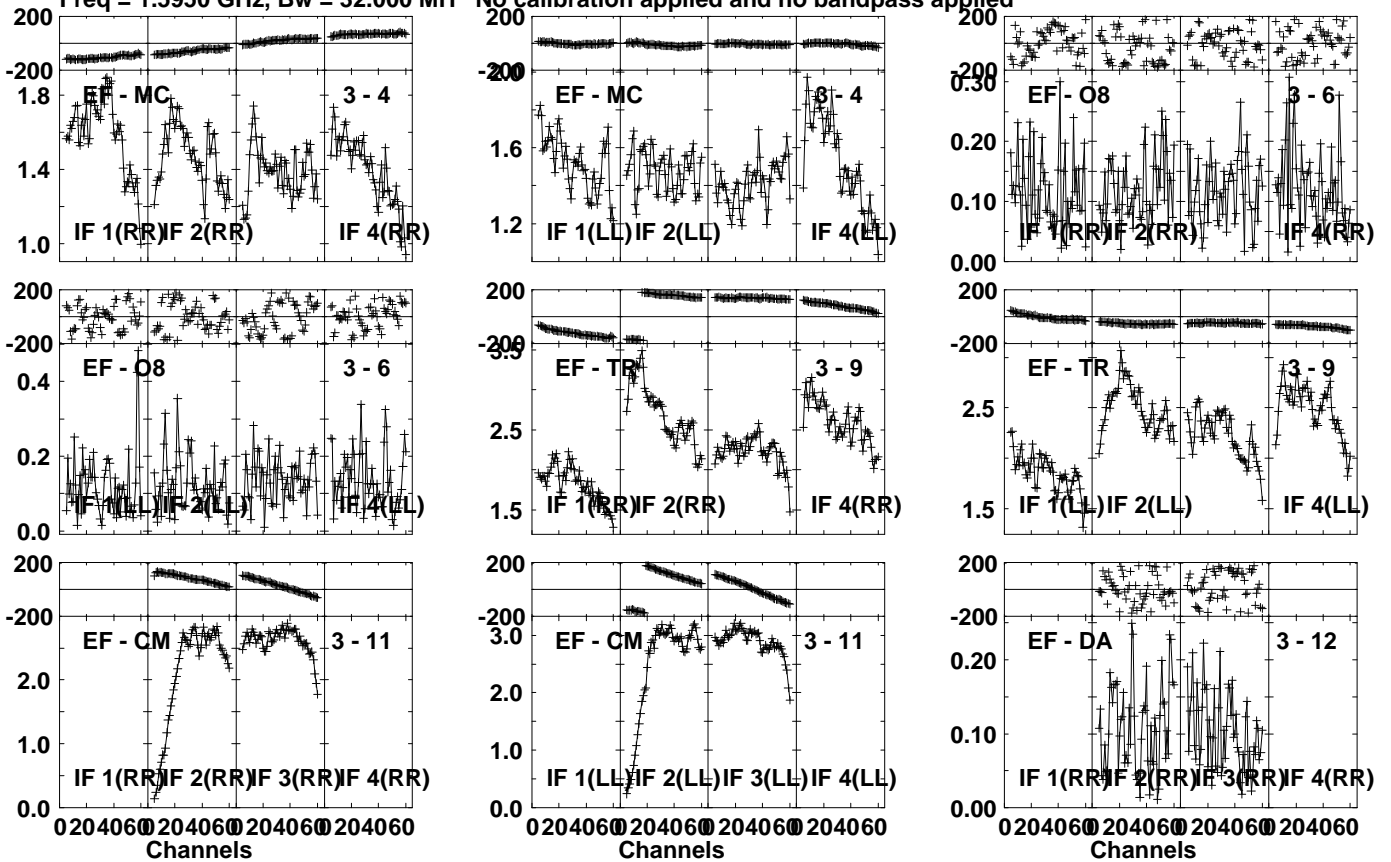
Lower frame: Milli Ampl Jy Top frame: Phas deg
Vector averaged cross-power spectrum Several baselines displayed
Timerange: 01/14:40:31 to 01/14:41:29

Plot file version 608 created 02-MAY-2024 15:36:19

J1037+5711 EM164D.UVDATA.1

Freq = 1.5950 GHz, Bw = 32.000 MH

No calibration applied and no bandpass applied



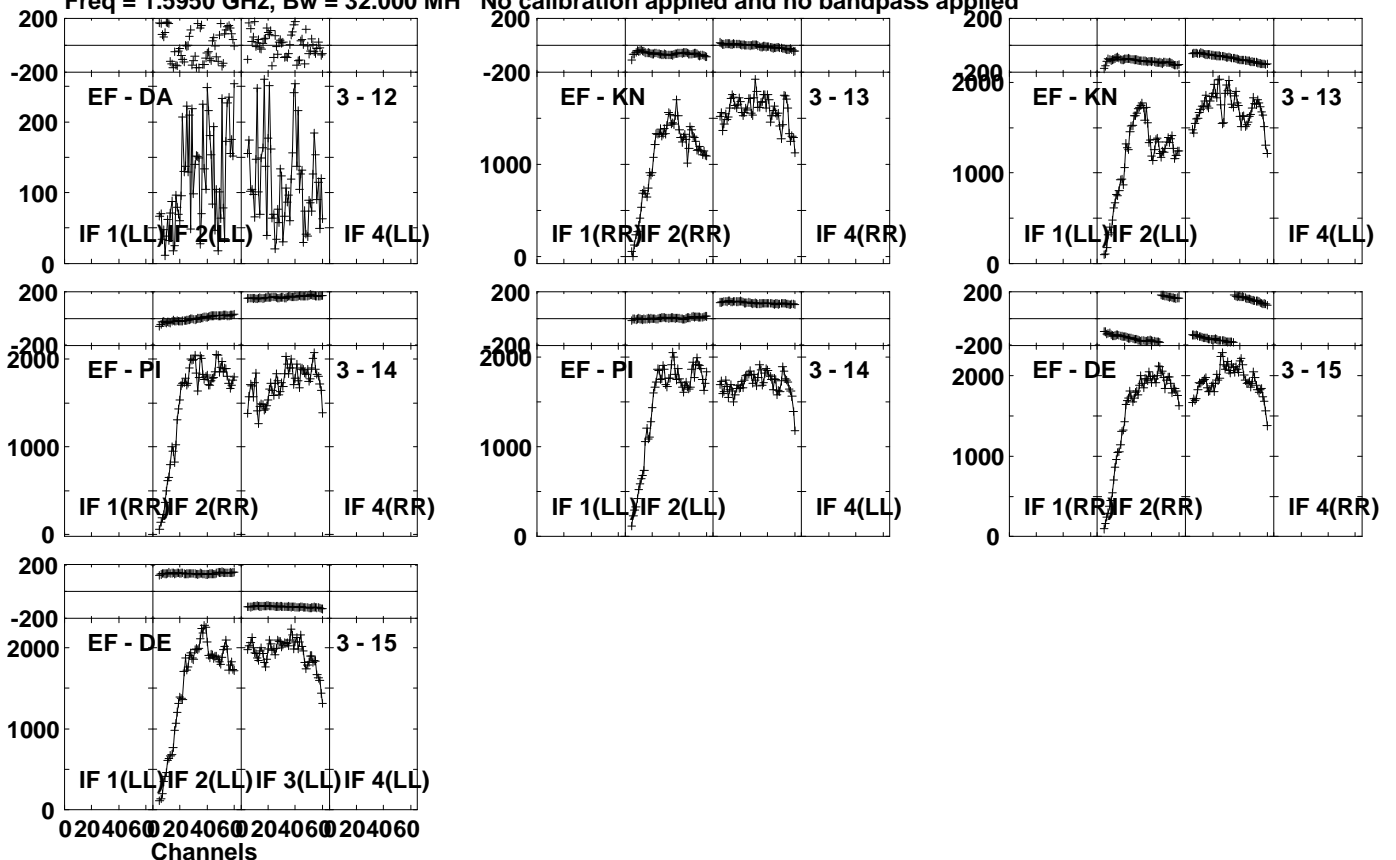
Lower frame: Milli Ampl Jy Top frame: Phas deg
Vector averaged cross-power spectrum Several baselines displayed
Timerange: 01/14:46:01 to 01/14:46:59

Plot file version 609 created 02-MAY-2024 15:36:19

J1037+5711 EM164D.UVDATA.1

Freq = 1.5950 GHz, Bw = 32.000 MH

No calibration applied and no bandpass applied



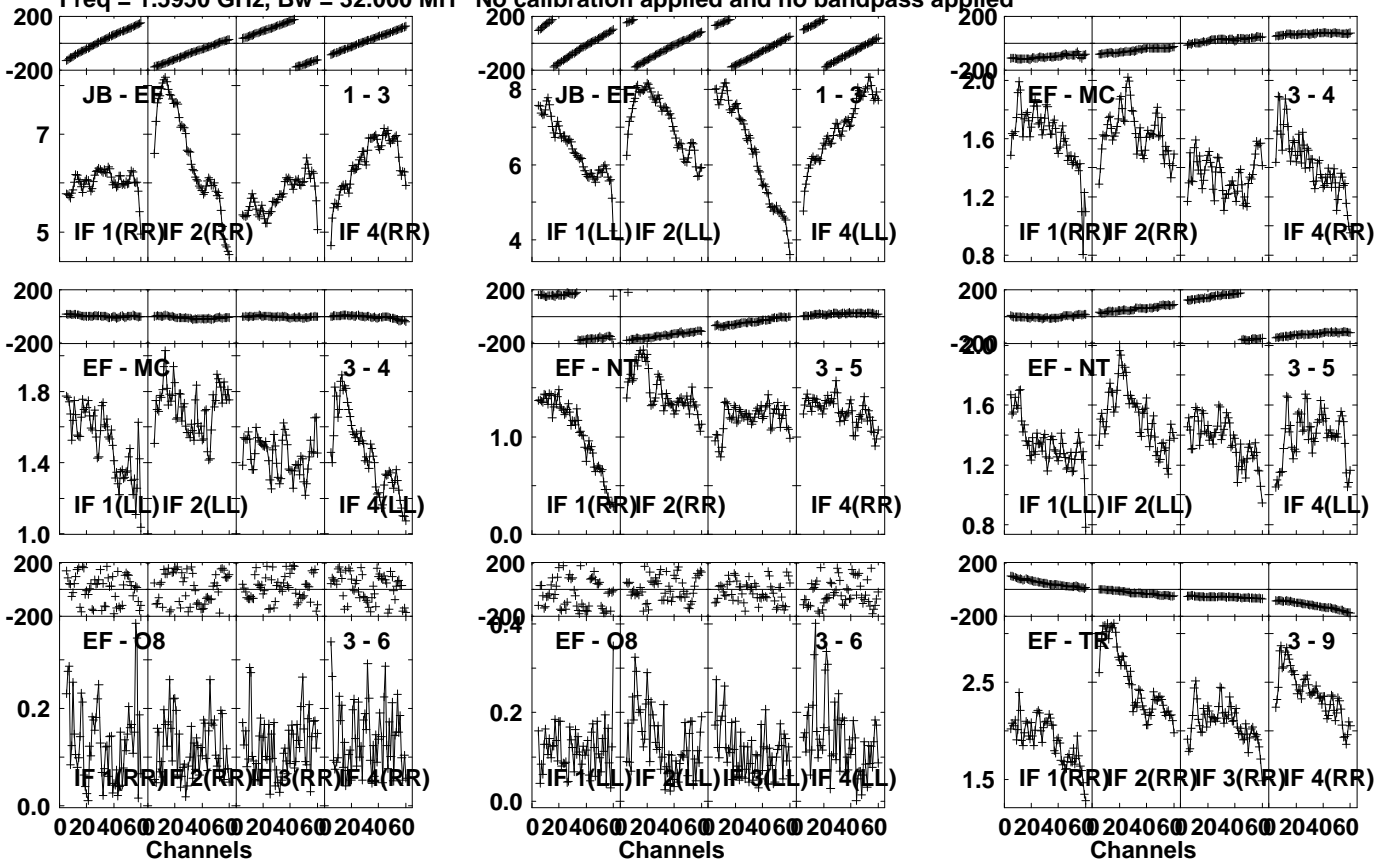
Lower frame: Micro Ampl Jy Top frame: Phas deg
Vector averaged cross-power spectrum Several baselines displayed
Timerange: 01/14:46:01 to 01/14:46:59

Plot file version 610 created 02-MAY-2024 15:36:19

J1037+5711 EM164D.UVDATA.1

Freq = 1.5950 GHz, Bw = 32.000 MH

No calibration applied and no bandpass applied



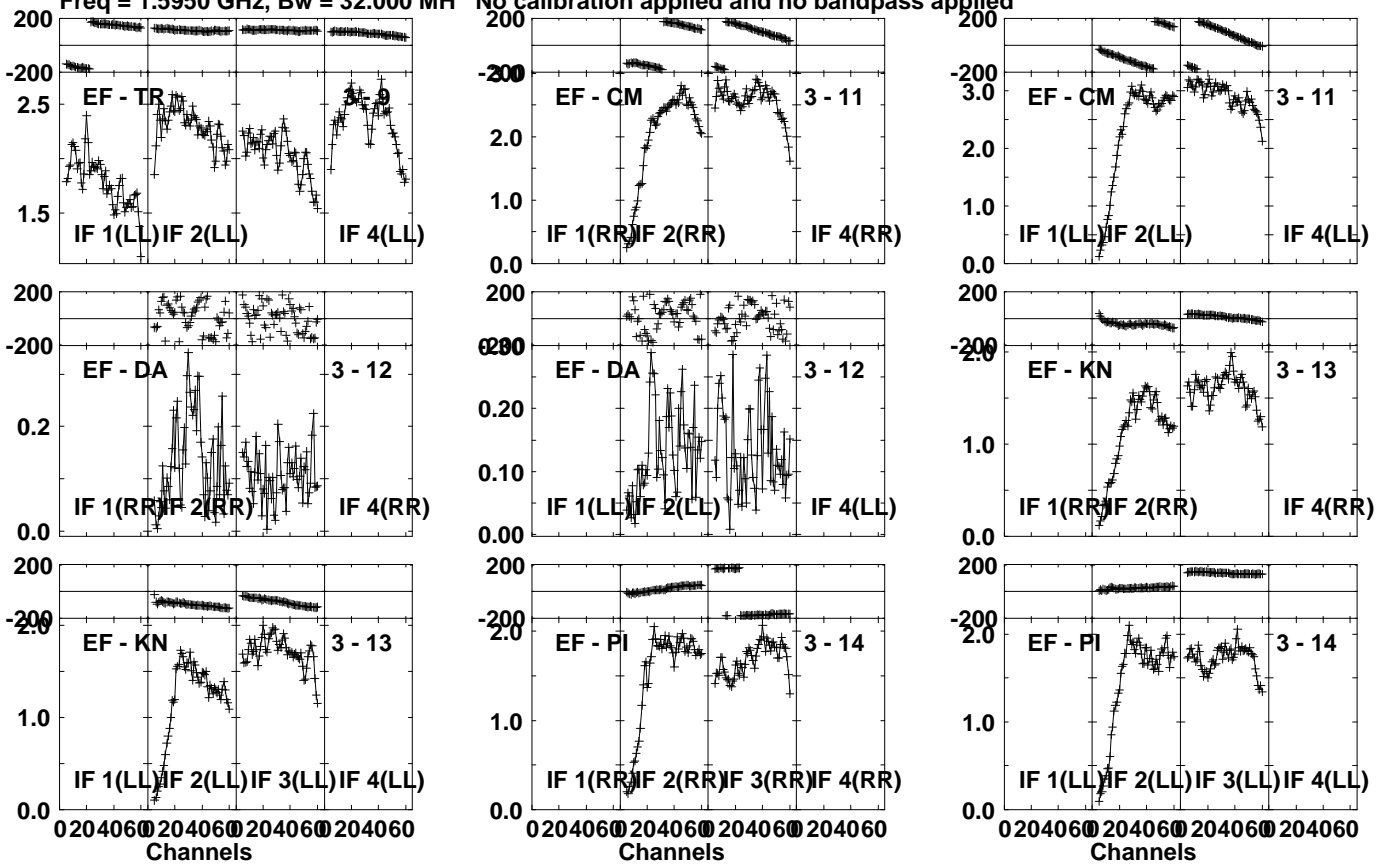
Lower frame: Milli Ampl Jy Top frame: Phas deg
Vector averaged cross-power spectrum Several baselines displayed
Timerange: 01/14:51:31 to 01/14:52:29

Plot file version 611 created 02-MAY-2024 15:36:19

J1037+5711 EM164D.UVDATA.1

Freq = 1.5950 GHz, Bw = 32.000 MH

No calibration applied and no bandpass applied



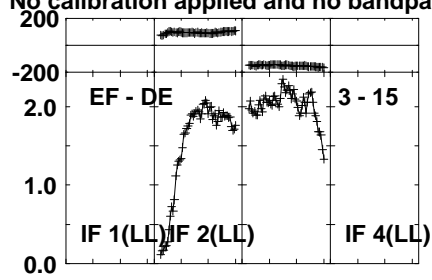
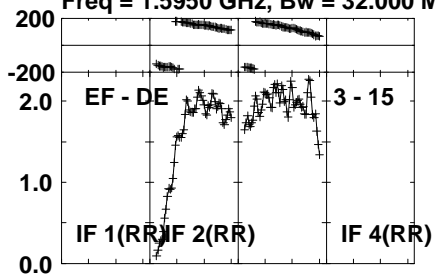
Lower frame: Milli Ampl Jy Top frame: Phas deg
Vector averaged cross-power spectrum Several baselines displayed
Timerange: 01/14:51:31 to 01/14:52:29

Plot file version 612 created 02-MAY-2024 15:36:20

J1037+5711 EM164D.UVDATA.1

Freq = 1.5950 GHz, Bw = 32.000 MH

No calibration applied and no bandpass applied



Lower frame: Milli Ampl Jy Top frame: Phas deg

Vector averaged cross-power spectrum Several baselines displayed

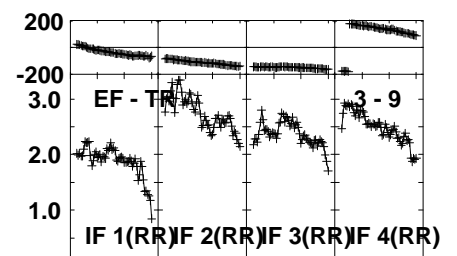
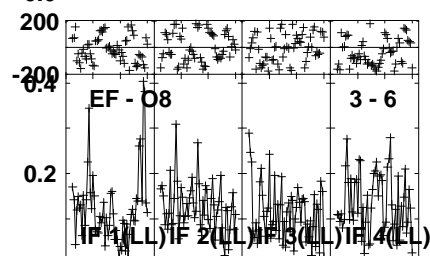
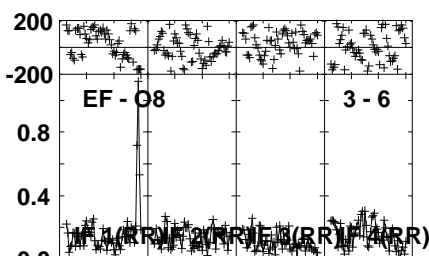
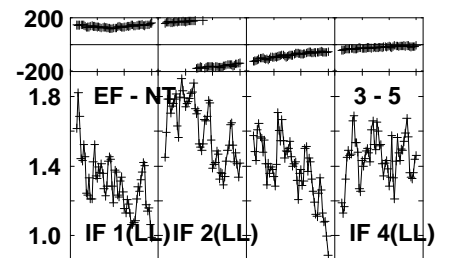
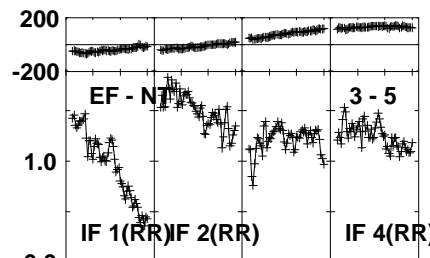
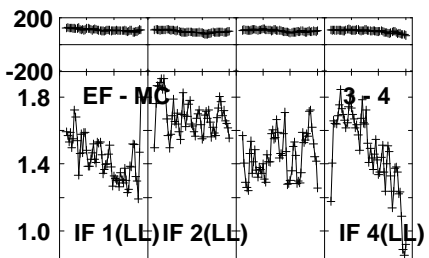
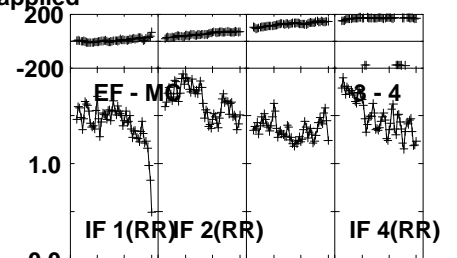
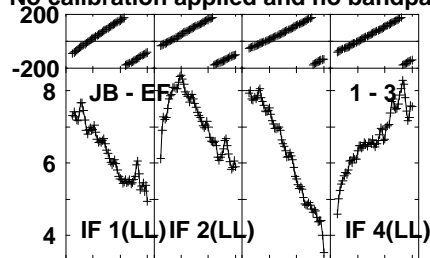
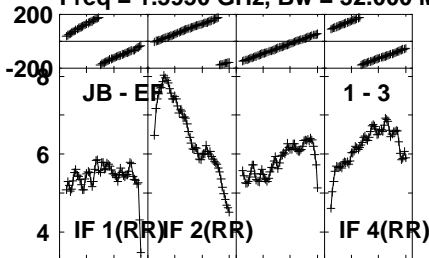
Timerange: 01/14:51:31 to 01/14:52:29

Plot file version 613 created 02-MAY-2024 15:36:20

J1037+5711 EM164D.UVDATA.1

Freq = 1.5950 GHz, Bw = 32.000 MH

No calibration applied and no bandpass applied



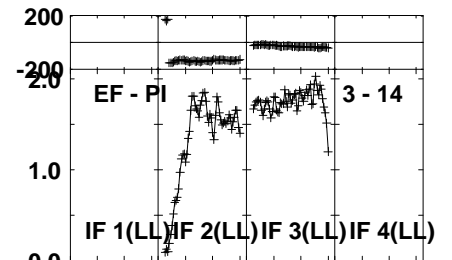
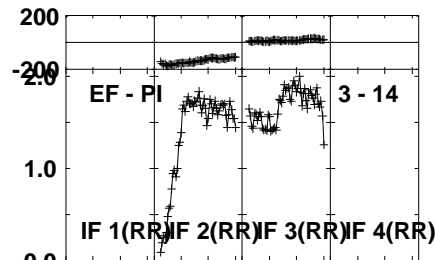
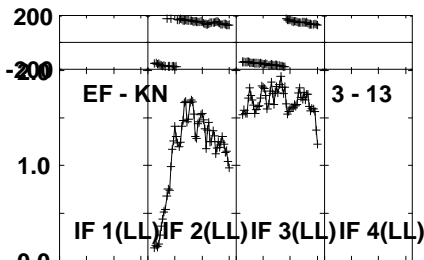
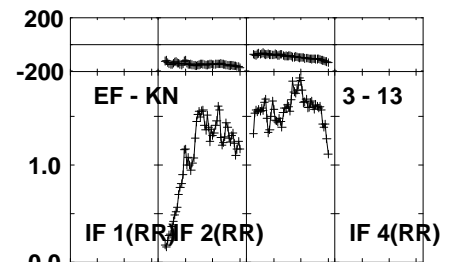
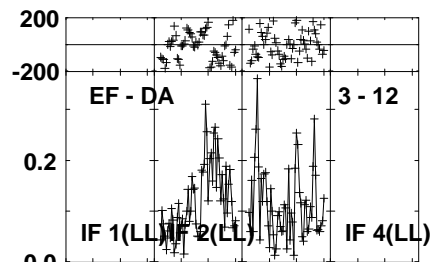
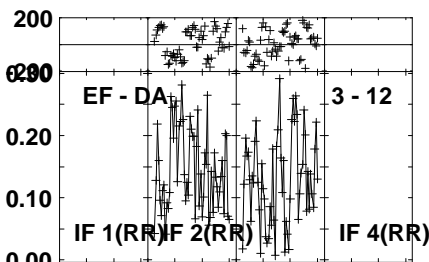
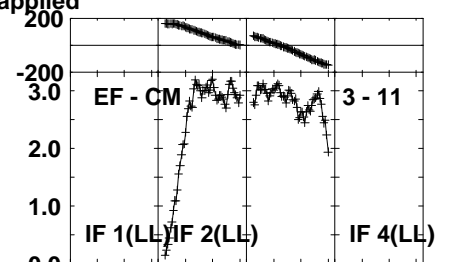
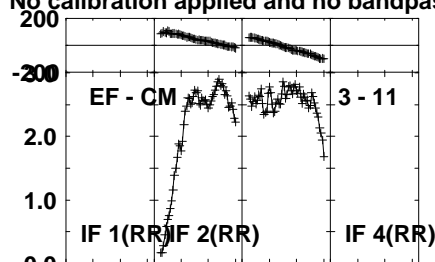
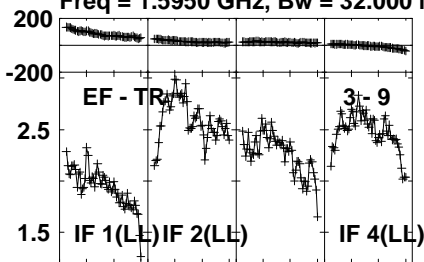
Lower frame: Milli Ampl Jy Top frame: Phas deg
Vector averaged cross-power spectrum Several baselines displayed
Timerange: 01/14:57:01 to 01/14:57:59

Plot file version 614 created 02-MAY-2024 15:36:20

J1037+5711 EM164D.UVDATA.1

Freq = 1.5950 GHz, Bw = 32.000 MH

No calibration applied and no bandpass applied



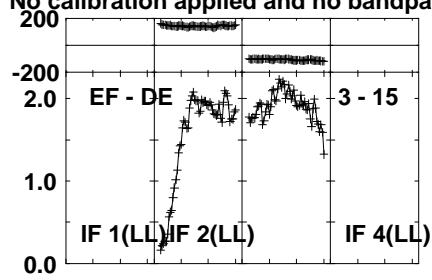
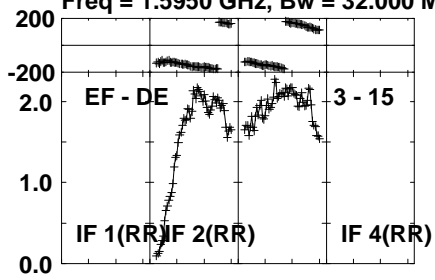
Lower frame: Milli Ampl Jy Top frame: Phas deg
Vector averaged cross-power spectrum Several baselines displayed
Timerange: 01/14:57:01 to 01/14:57:59

Plot file version 615 created 02-MAY-2024 15:36:20

J1037+5711 EM164D.UVDATA.1

Freq = 1.5950 GHz, Bw = 32.000 MH

No calibration applied and no bandpass applied



Lower frame: Milli Ampl Jy Top frame: Phas deg

Vector averaged cross-power spectrum Several baselines displayed

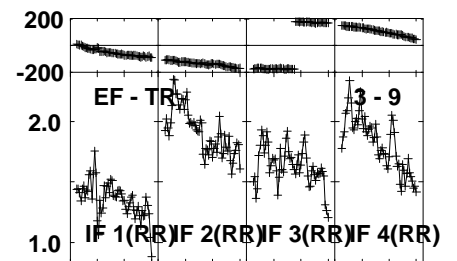
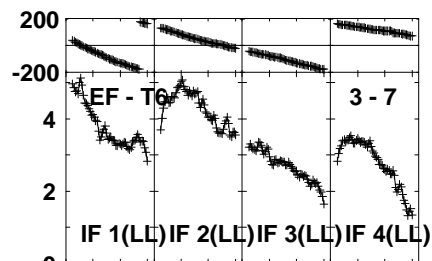
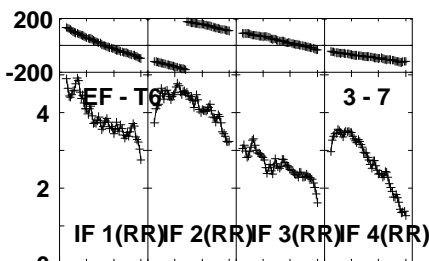
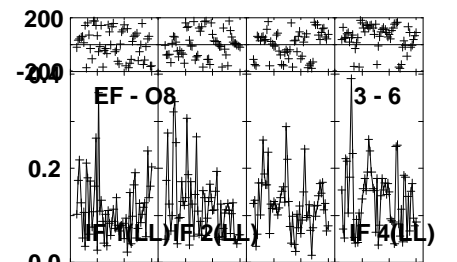
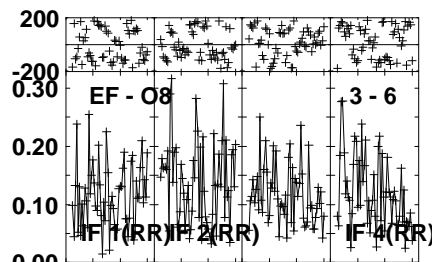
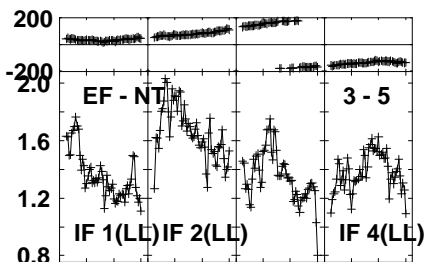
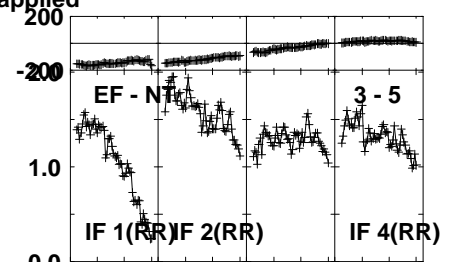
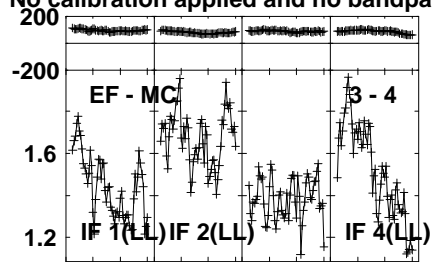
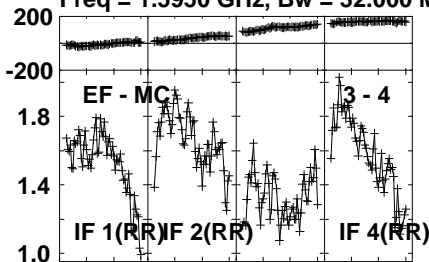
Timerange: 01/14:57:01 to 01/14:57:59

Plot file version 616 created 02-MAY-2024 15:36:20

J1037+5711 EM164D.UVDATA.1

Freq = 1.5950 GHz, Bw = 32.000 MH

No calibration applied and no bandpass applied



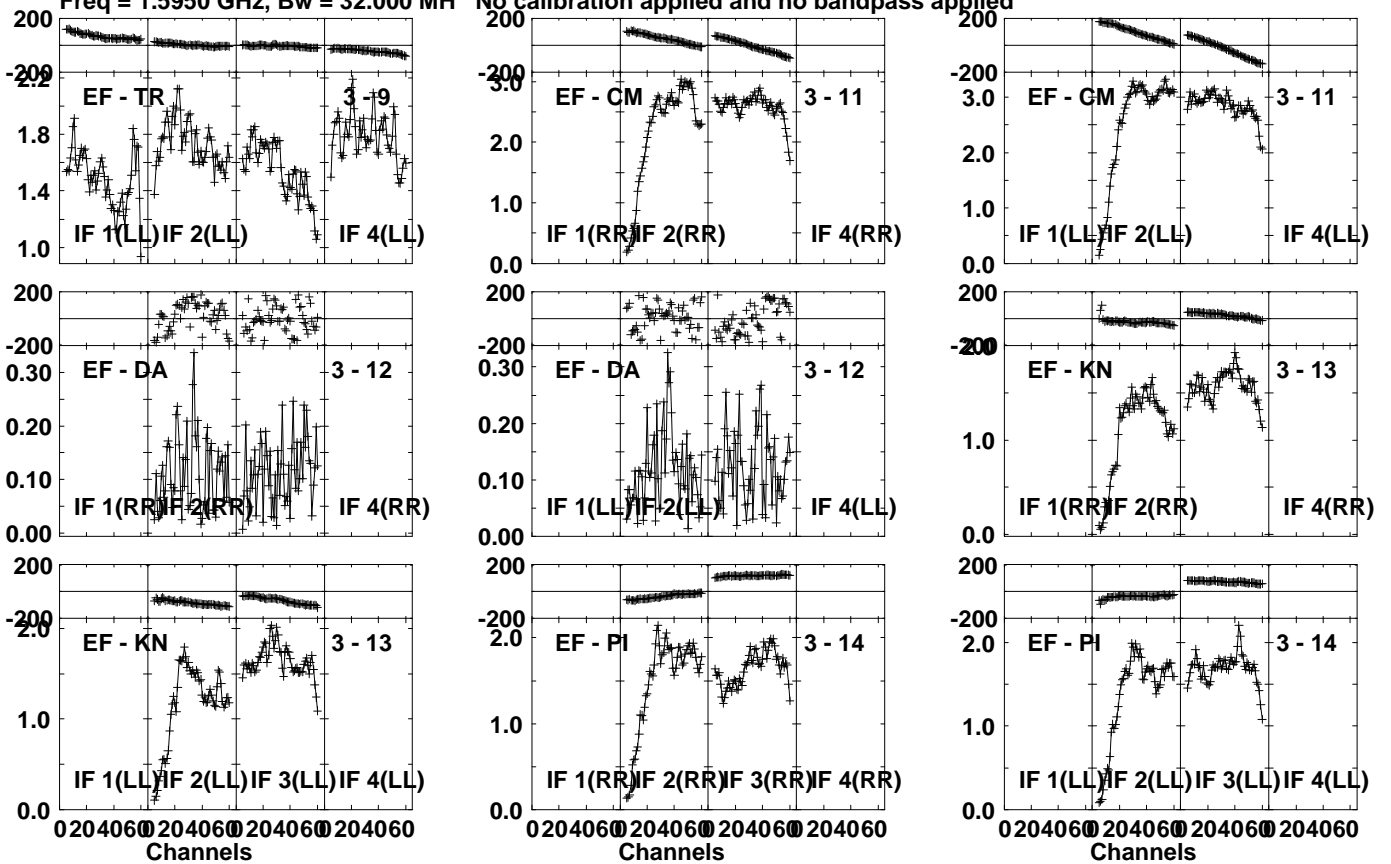
Lower frame: Milli Ampl Jy Top frame: Phas deg
Vector averaged cross-power spectrum Several baselines displayed
Timerange: 01/15:02:31 to 01/15:03:29

Plot file version 617 created 02-MAY-2024 15:36:20

J1037+5711 EM164D.UVDATA.1

Freq = 1.5950 GHz, Bw = 32.000 MH

No calibration applied and no bandpass applied

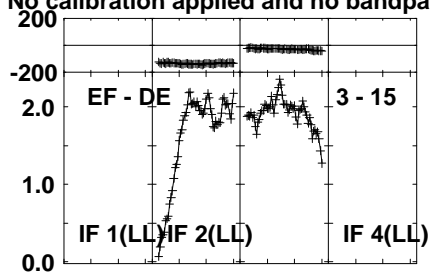
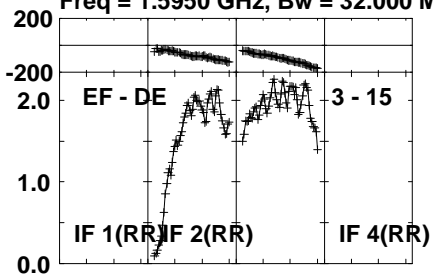


Lower frame: Milli Ampl Jy Top frame: Phas deg
Vector averaged cross-power spectrum Several baselines displayed
Timerange: 01/15:02:31 to 01/15:03:29

Plot file version 618 created 02-MAY-2024 15:36:20

J1037+5711 EM164D.UVDATA.1

Freq = 1.5950 GHz, Bw = 32.000 MH No calibration applied and no bandpass applied

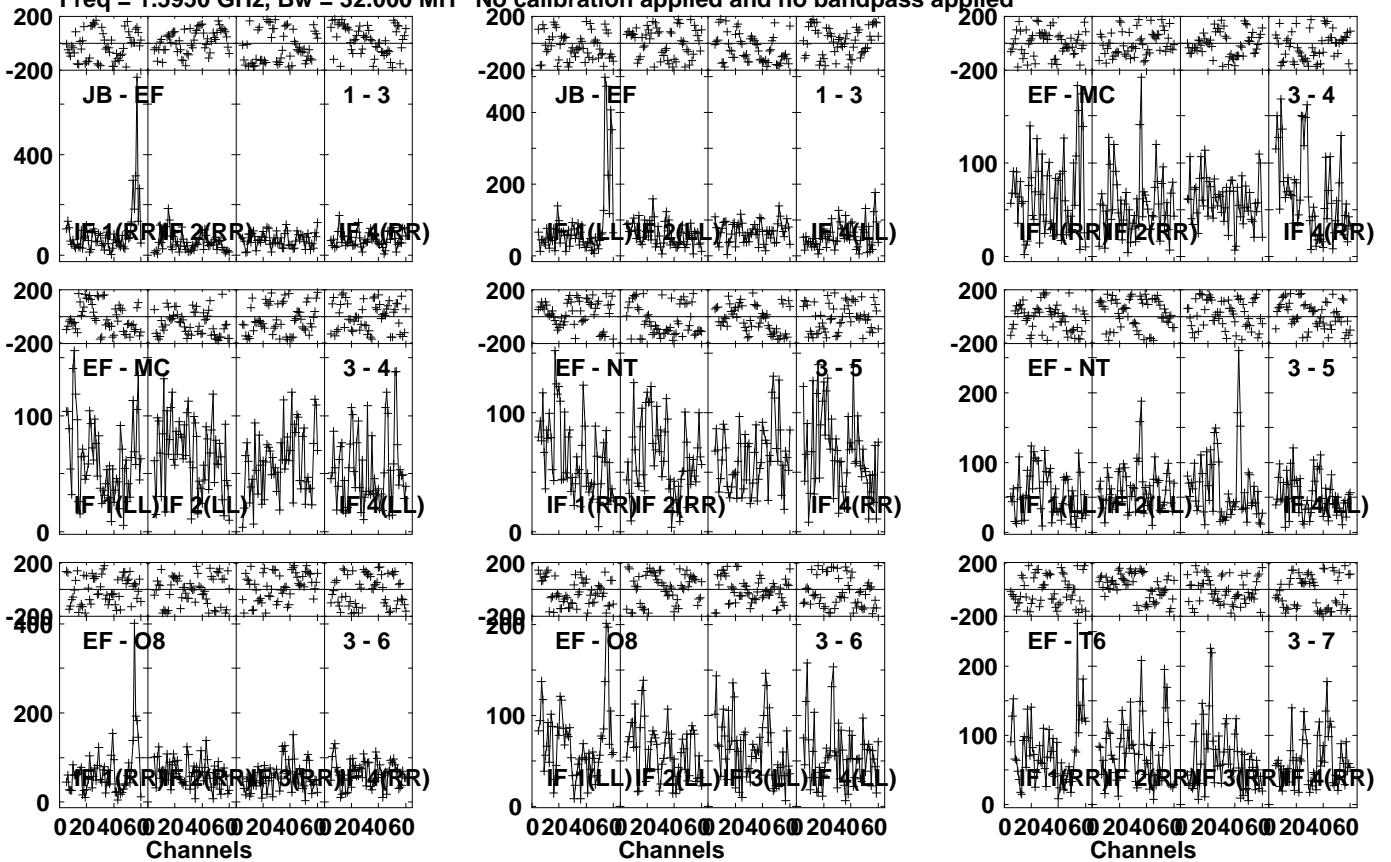


Lower frame: Milli Ampl Jy Top frame: Phas deg
Vector averaged cross-power spectrum Several baselines displayed
Timerange: 01/15:02:31 to 01/15:03:29

Plot file version 619 created 02-MAY-2024 15:36:20

DP27 000 EM164D.UVDATA.1

Freq = 1.5950 GHz, Bw = 32.000 MH No calibration applied and no bandpass applied



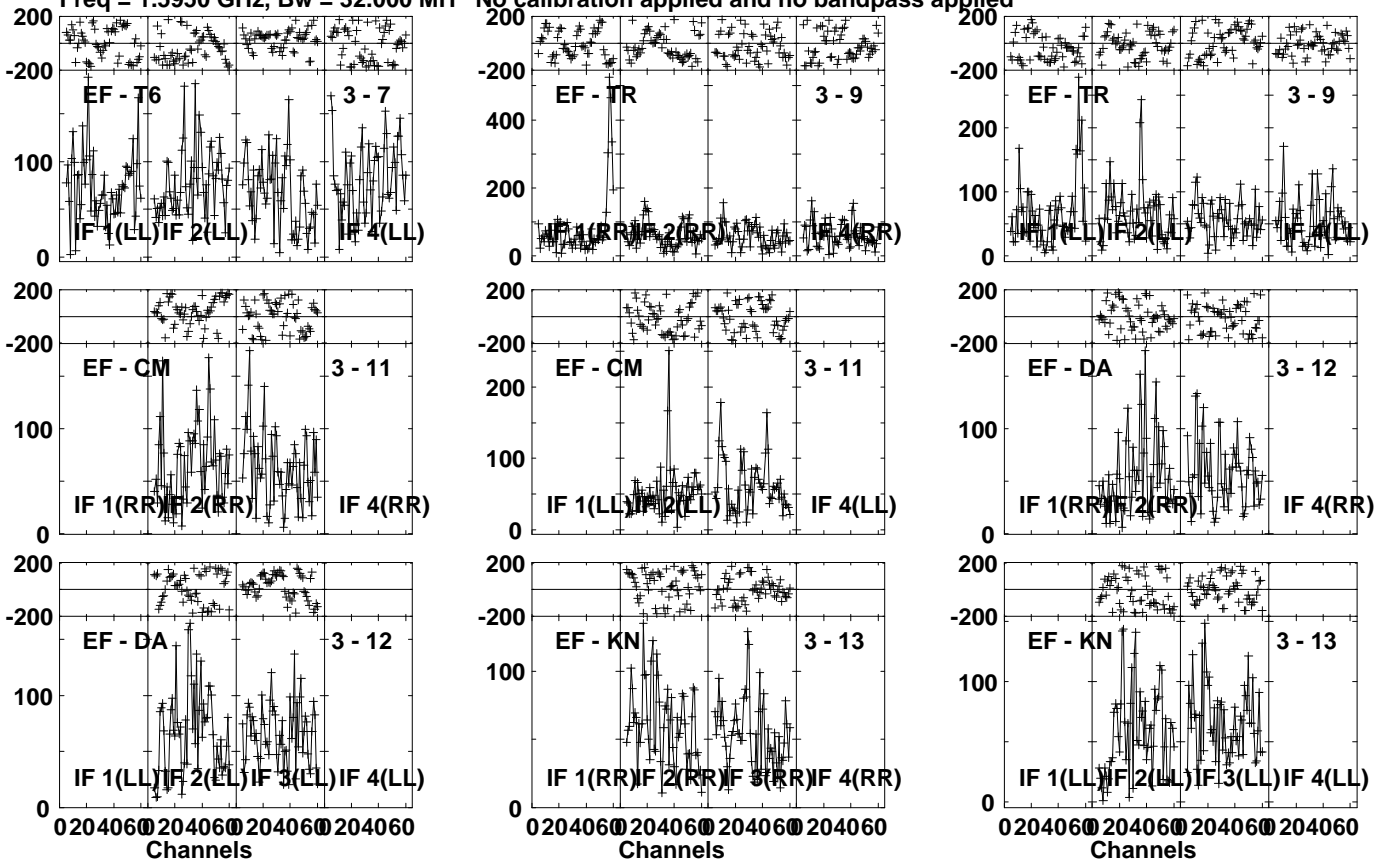
Lower frame: Micro Ampl Jy Top frame: Phas deg
Vector averaged cross-power spectrum Several baselines displayed
Timerange: 01/15:03:31 to 01/15:07:29

Plot file version 620 created 02-MAY-2024 15:36:20

DP27 000 EM164D.UVDATA.1

Freq = 1.5950 GHz, Bw = 32.000 MH

No calibration applied and no bandpass applied



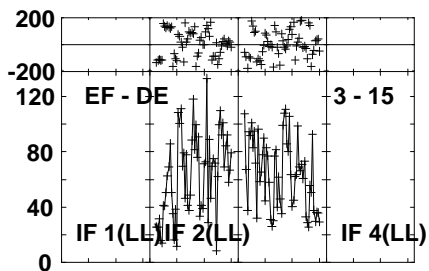
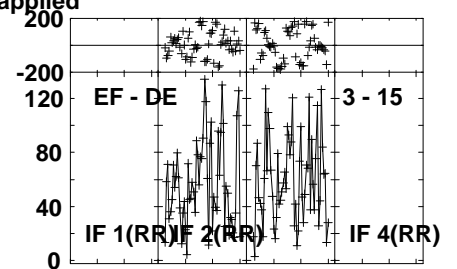
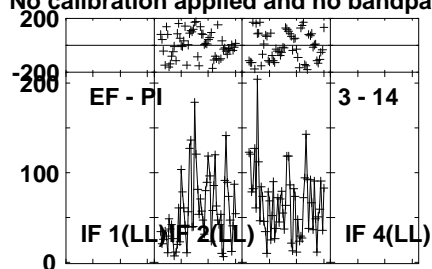
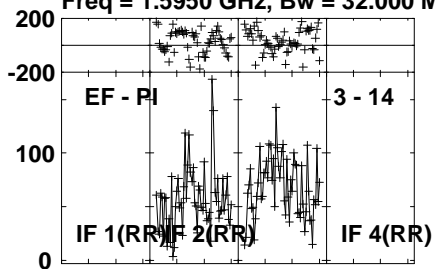
Lower frame: Micro Ampl Jy Top frame: Phas deg
Vector averaged cross-power spectrum Several baselines displayed
Timerange: 01/15:03:31 to 01/15:07:29

Plot file version 621 created 02-MAY-2024 15:36:20

DP27 000 EM164D.UVDATA.1

Freq = 1.5950 GHz, Bw = 32.000 MH

No calibration applied and no bandpass applied



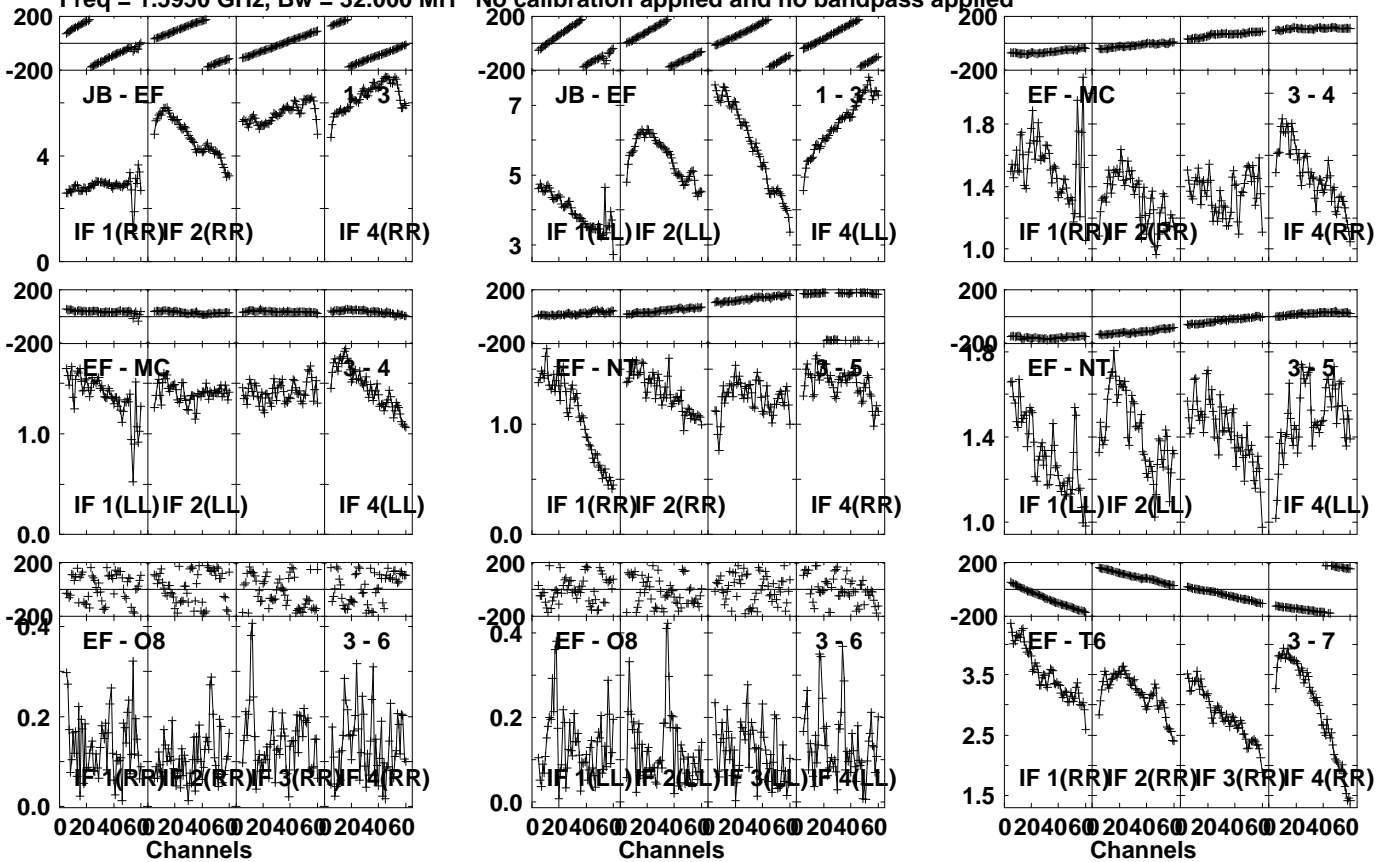
Lower frame: Micro Ampl Jy Top frame: Phas deg
Vector averaged cross-power spectrum Several baselines displayed
Timerange: 01/15:03:31 to 01/15:07:29

Plot file version 622 created 02-MAY-2024 15:36:20

J1037+5711 EM164D.UVDATA.1

Freq = 1.5950 GHz, Bw = 32.000 MH

No calibration applied and no bandpass applied



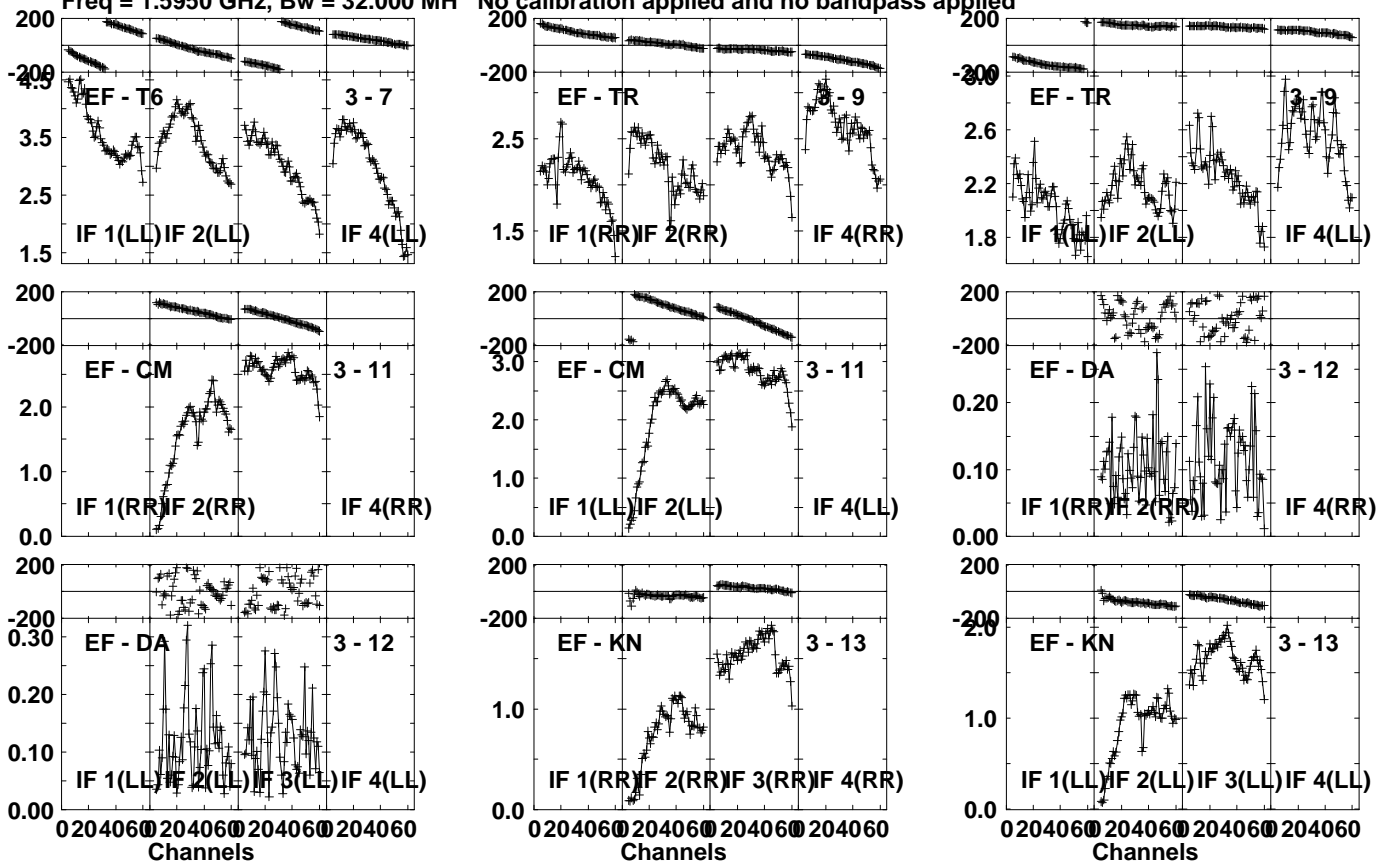
Lower frame: Milli Ampl Jy Top frame: Phas deg
Vector averaged cross-power spectrum Several baselines displayed
Timerange: 01/15:08:01 to 01/15:08:59

Plot file version 623 created 02-MAY-2024 15:36:20

J1037+5711 EM164D.UVDATA.1

Freq = 1.5950 GHz, Bw = 32.000 MH

No calibration applied and no bandpass applied



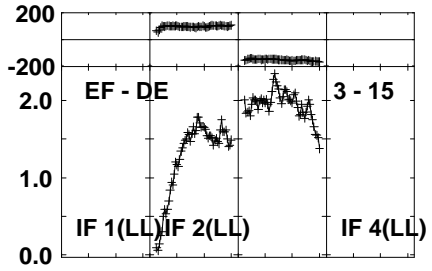
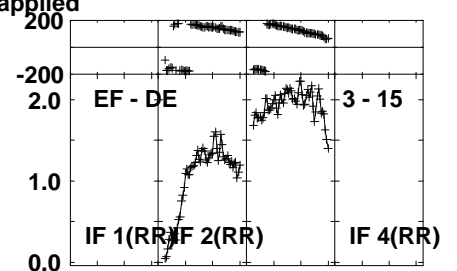
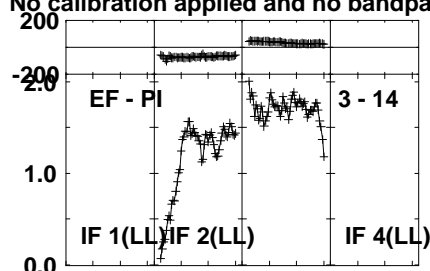
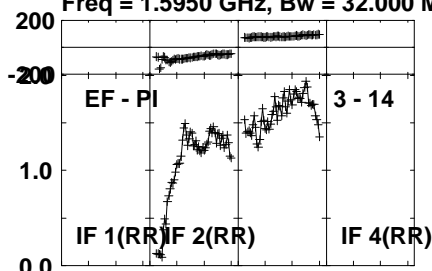
Lower frame: Milli Ampl Jy Top frame: Phas deg
Vector averaged cross-power spectrum Several baselines displayed
Timerange: 01/15:08:01 to 01/15:08:59

Plot file version 624 created 02-MAY-2024 15:36:20

J1037+5711 EM164D.UVDATA.1

Freq = 1.5950 GHz, Bw = 32.000 MH

No calibration applied and no bandpass applied



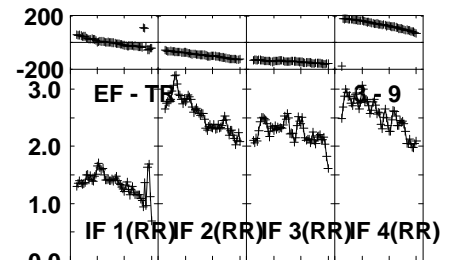
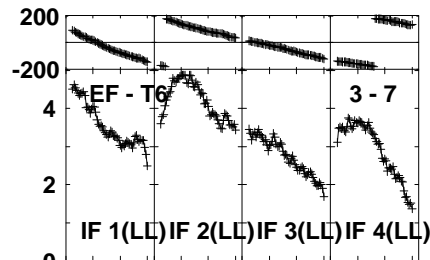
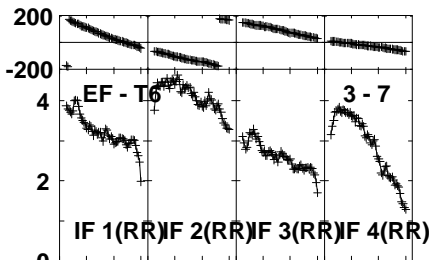
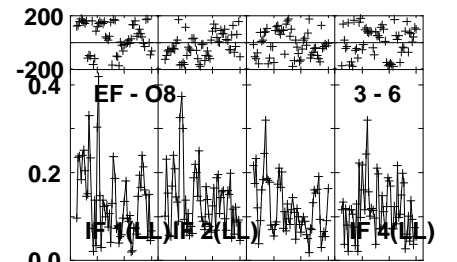
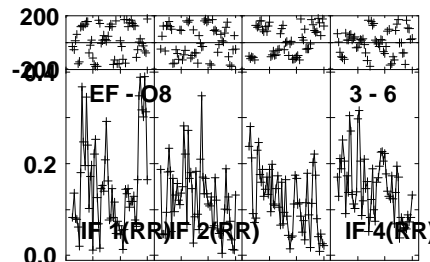
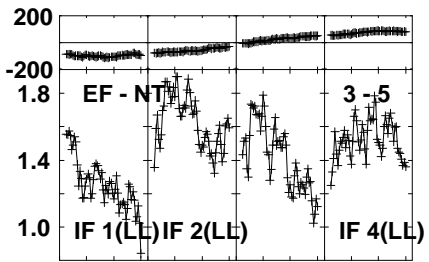
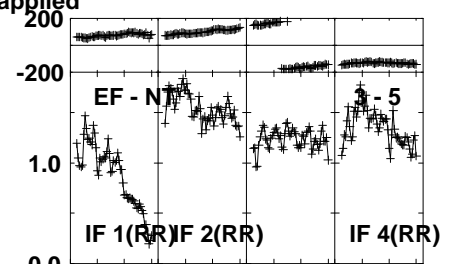
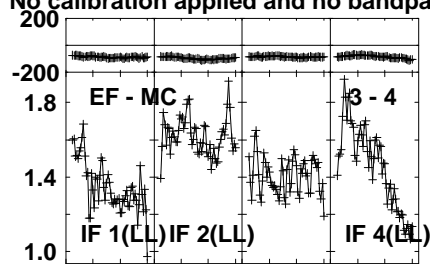
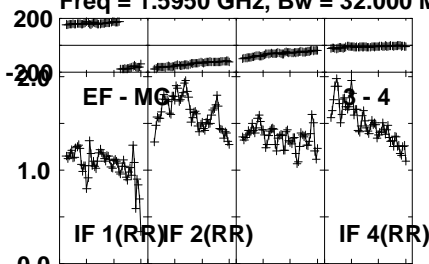
Lower frame: Milli Ampl Jy Top frame: Phas deg
Vector averaged cross-power spectrum Several baselines displayed
Timerange: 01/15:08:01 to 01/15:08:59

Plot file version 625 created 02-MAY-2024 15:36:20

J1037+5711 EM164D.UVDATA.1

Freq = 1.5950 GHz, Bw = 32.000 MH

No calibration applied and no bandpass applied



0204060 204060 204060 204060
Channels

0204060 204060 204060 204060
Channels

0204060 204060 204060 204060
Channels

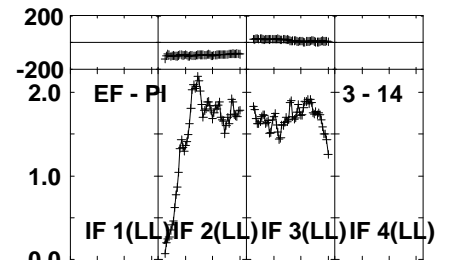
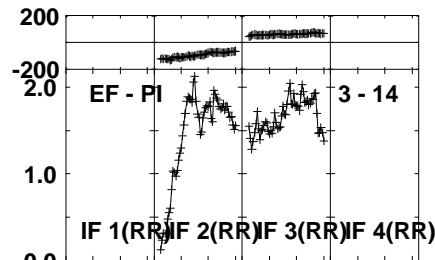
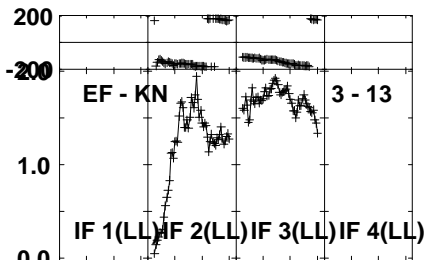
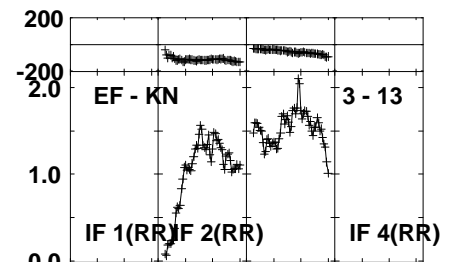
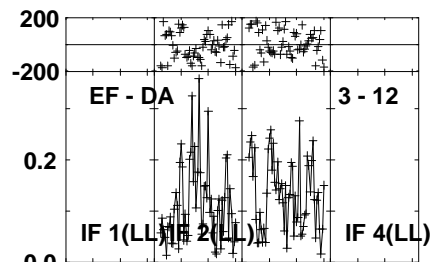
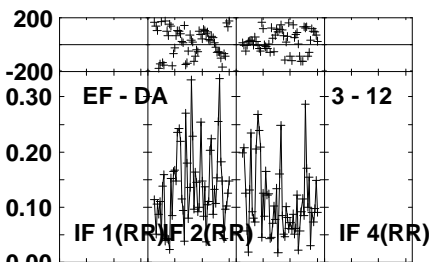
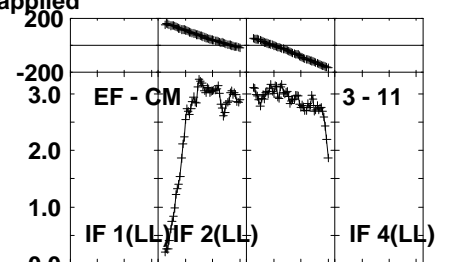
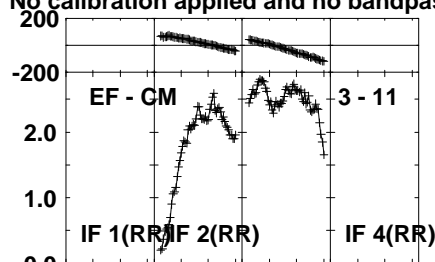
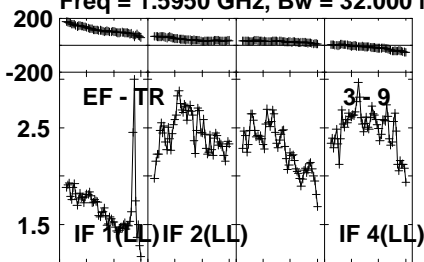
Lower frame: Milli Ampl Jy Top frame: Phas deg
Vector averaged cross-power spectrum Several baselines displayed
Timerange: 01/15:13:31 to 01/15:14:29

Plot file version 626 created 02-MAY-2024 15:36:20

J1037+5711 EM164D.UVDATA.1

Freq = 1.5950 GHz, Bw = 32.000 MH

No calibration applied and no bandpass applied



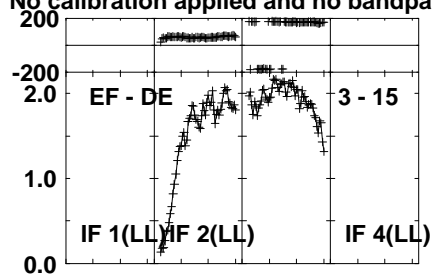
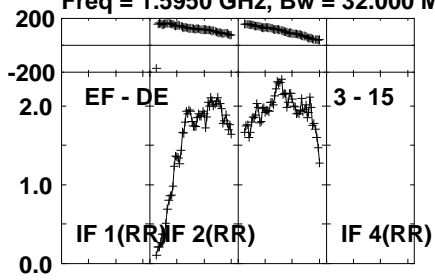
Lower frame: Milli Ampl Jy Top frame: Phas deg
Vector averaged cross-power spectrum Several baselines displayed
Timerange: 01/15:13:31 to 01/15:14:29

Plot file version 627 created 02-MAY-2024 15:36:20

J1037+5711 EM164D.UVDATA.1

Freq = 1.5950 GHz, Bw = 32.000 MH

No calibration applied and no bandpass applied



Lower frame: Milli Ampl Jy Top frame: Phas deg

Vector averaged cross-power spectrum Several baselines displayed

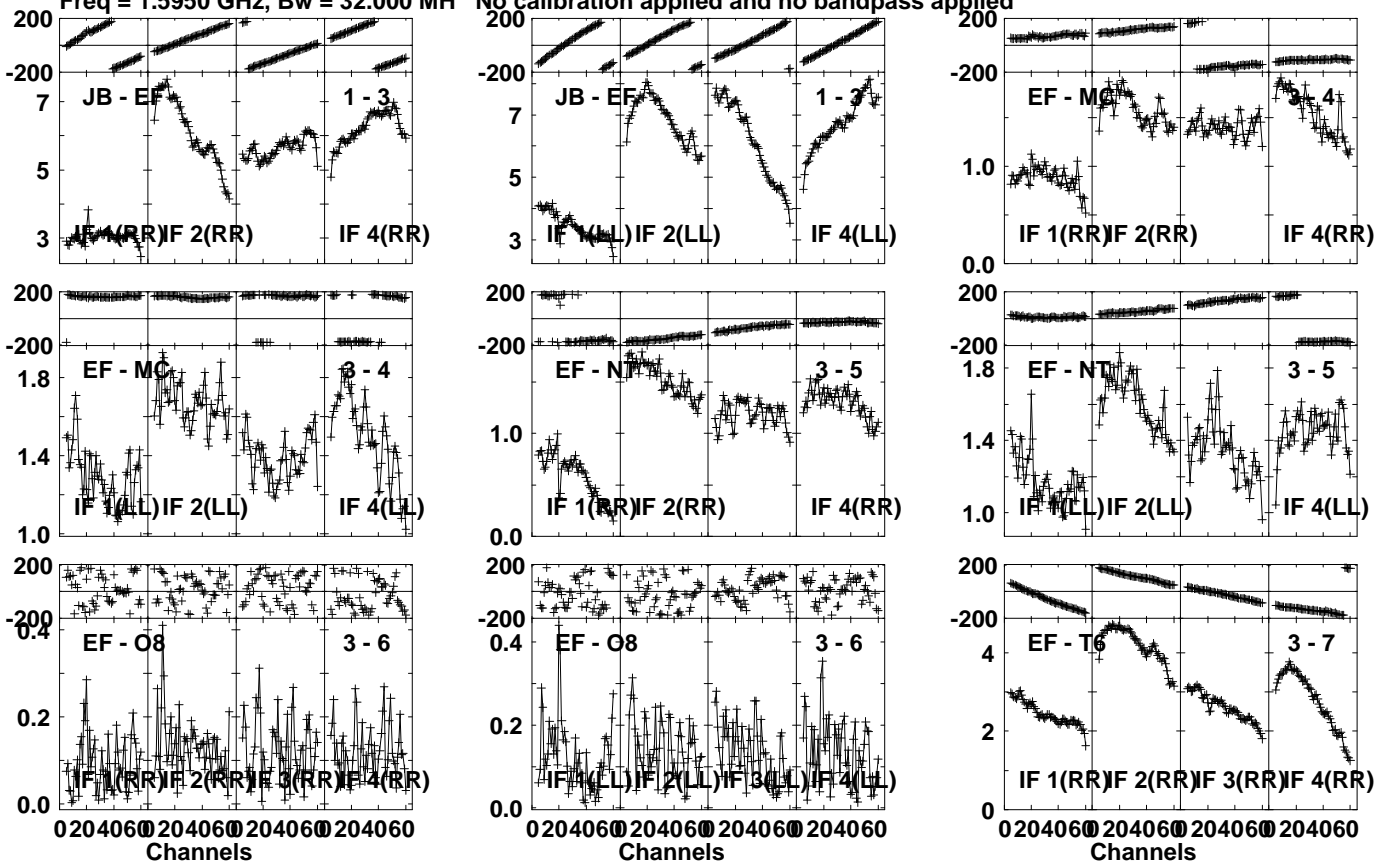
Timerange: 01/15:13:31 to 01/15:14:29

Plot file version 628 created 02-MAY-2024 15:36:20

J1037+5711 EM164D.UVDATA.1

Freq = 1.5950 GHz, Bw = 32.000 MH

No calibration applied and no bandpass applied



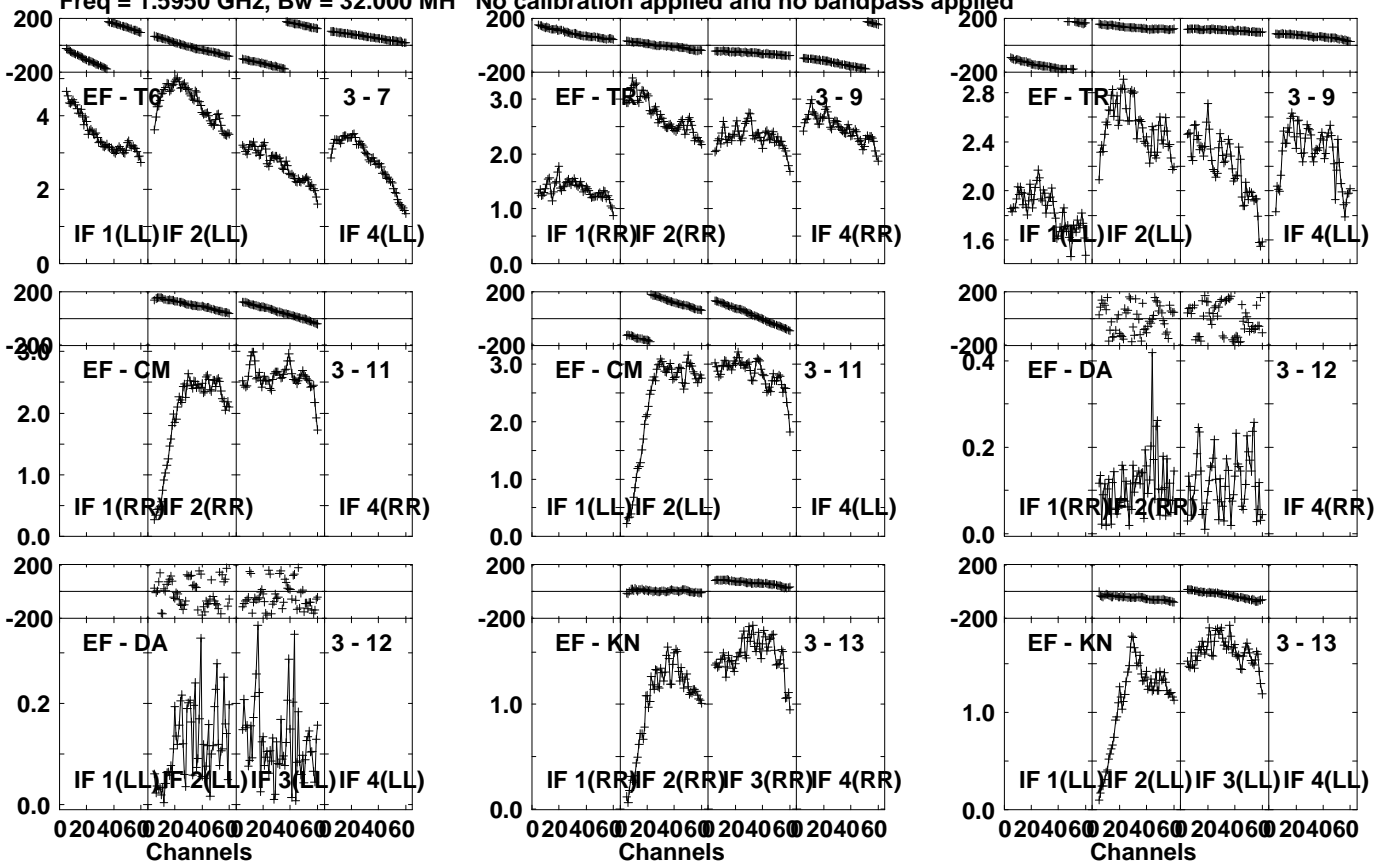
Lower frame: Milli Ampl Jy Top frame: Phas deg
Vector averaged cross-power spectrum Several baselines displayed
Timerange: 01/15:19:01 to 01/15:19:59

Plot file version 629 created 02-MAY-2024 15:36:21

J1037+5711 EM164D.UVDATA.1

Freq = 1.5950 GHz, Bw = 32.000 MH

No calibration applied and no bandpass applied



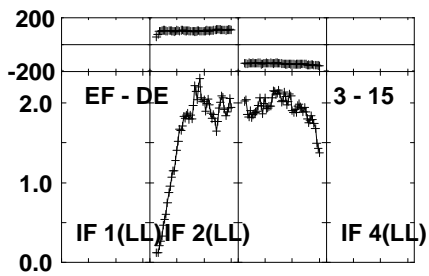
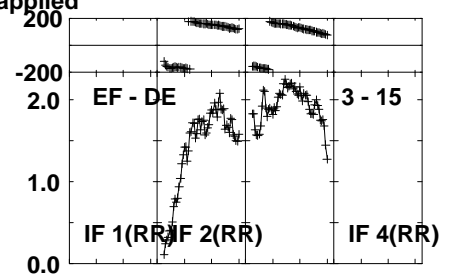
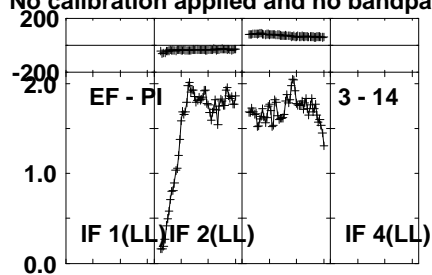
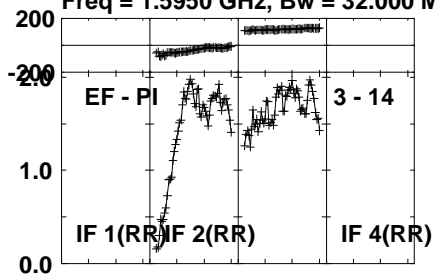
Lower frame: Milli Ampl Jy Top frame: Phas deg
Vector averaged cross-power spectrum Several baselines displayed
Timerange: 01/15:19:01 to 01/15:19:59

Plot file version 630 created 02-MAY-2024 15:36:21

J1037+5711 EM164D.UVDATA.1

Freq = 1.5950 GHz, Bw = 32.000 MH

No calibration applied and no bandpass applied



Lower frame: Milli Ampl Jy Top frame: Phas deg

Vector averaged cross-power spectrum Several baselines displayed

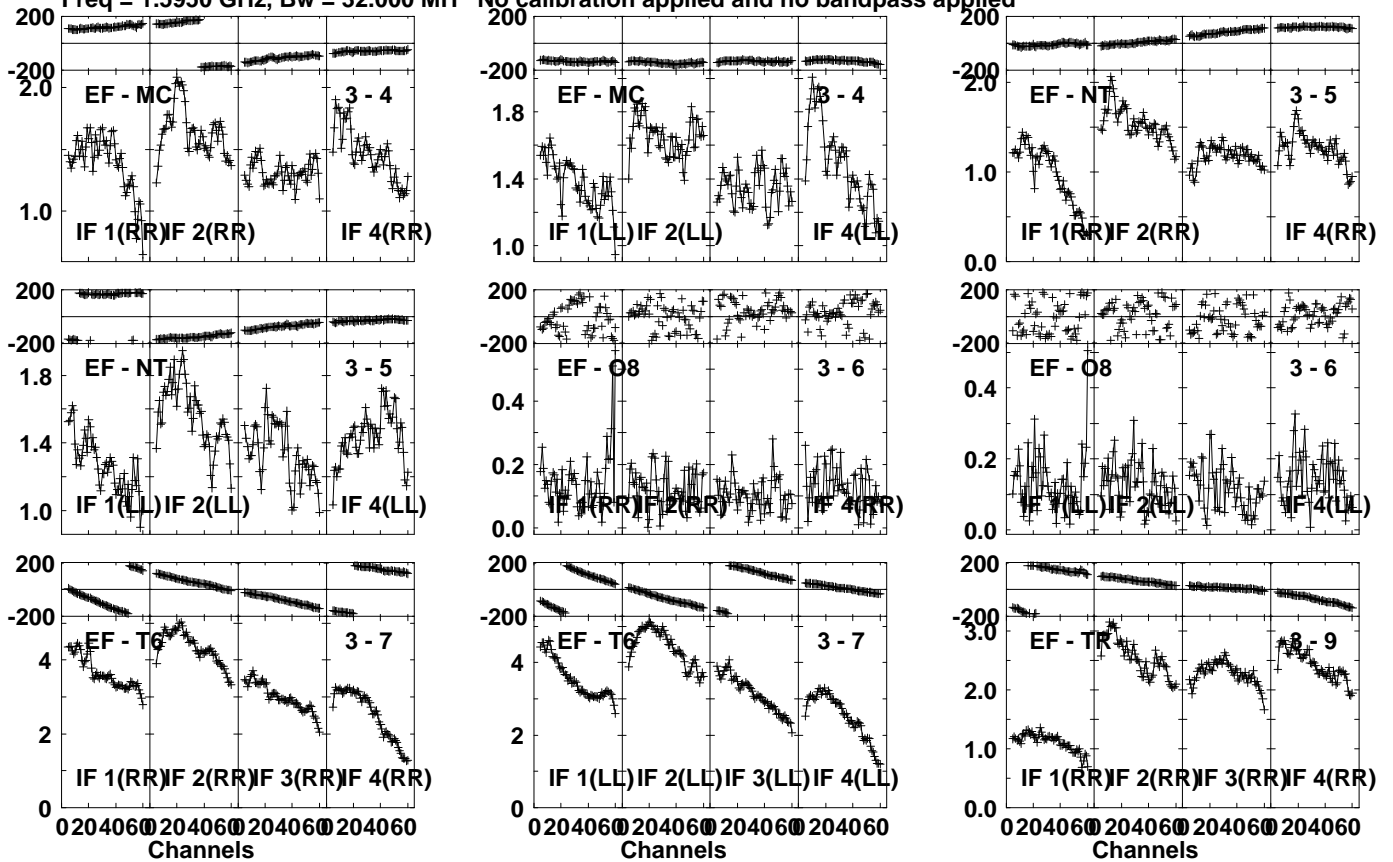
Timerange: 01/15:19:01 to 01/15:19:59

Plot file version 631 created 02-MAY-2024 15:36:21

J1037+5711 EM164D.UVDATA.1

Freq = 1.5950 GHz, Bw = 32.000 MH

No calibration applied and no bandpass applied



Lower frame: Milli Ampl Jy Top frame: Phas deg

Vector averaged cross-power spectrum Several baselines displayed

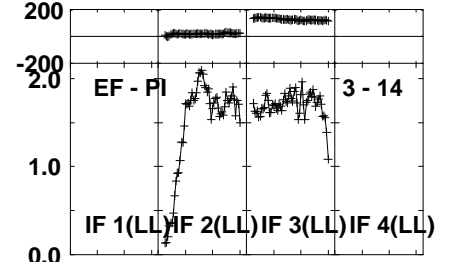
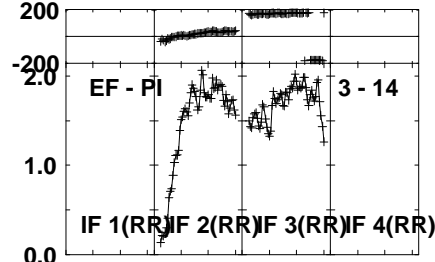
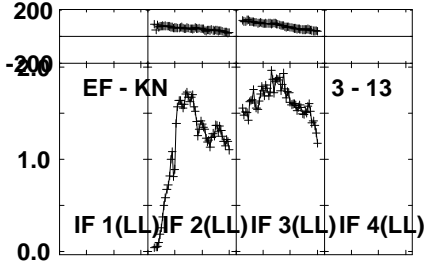
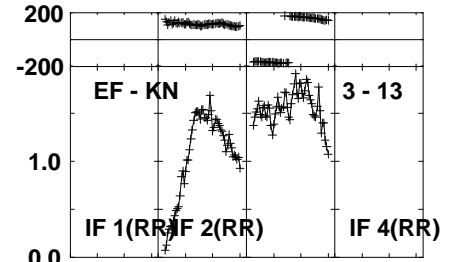
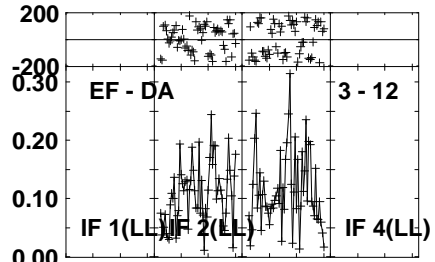
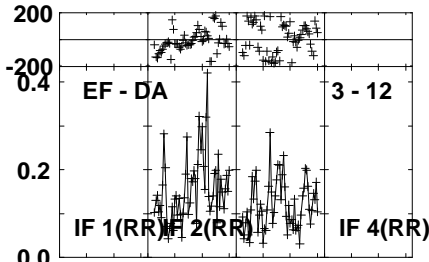
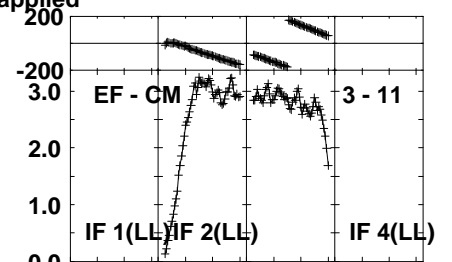
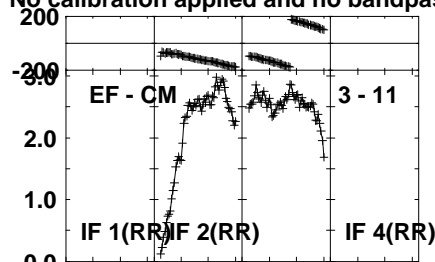
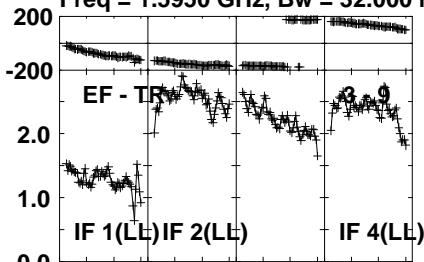
Timerange: 01/15:24:31 to 01/15:25:29

Plot file version 632 created 02-MAY-2024 15:36:21

J1037+5711 EM164D.UVDATA.1

Freq = 1.5950 GHz, Bw = 32.000 MH

No calibration applied and no bandpass applied



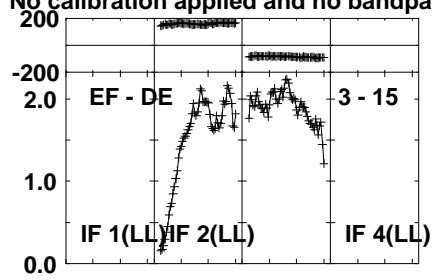
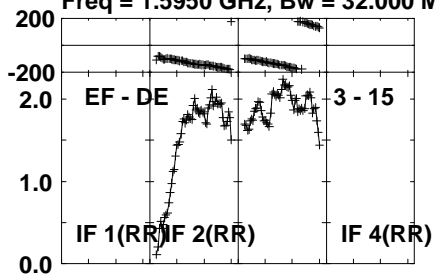
Lower frame: Milli Ampl Jy Top frame: Phas deg
Vector averaged cross-power spectrum Several baselines displayed
Timerange: 01/15:24:31 to 01/15:25:29

Plot file version 633 created 02-MAY-2024 15:36:21

J1037+5711 EM164D.UVDATA.1

Freq = 1.5950 GHz, Bw = 32.000 MH

No calibration applied and no bandpass applied



Lower frame: Milli Ampl Jy Top frame: Phas deg

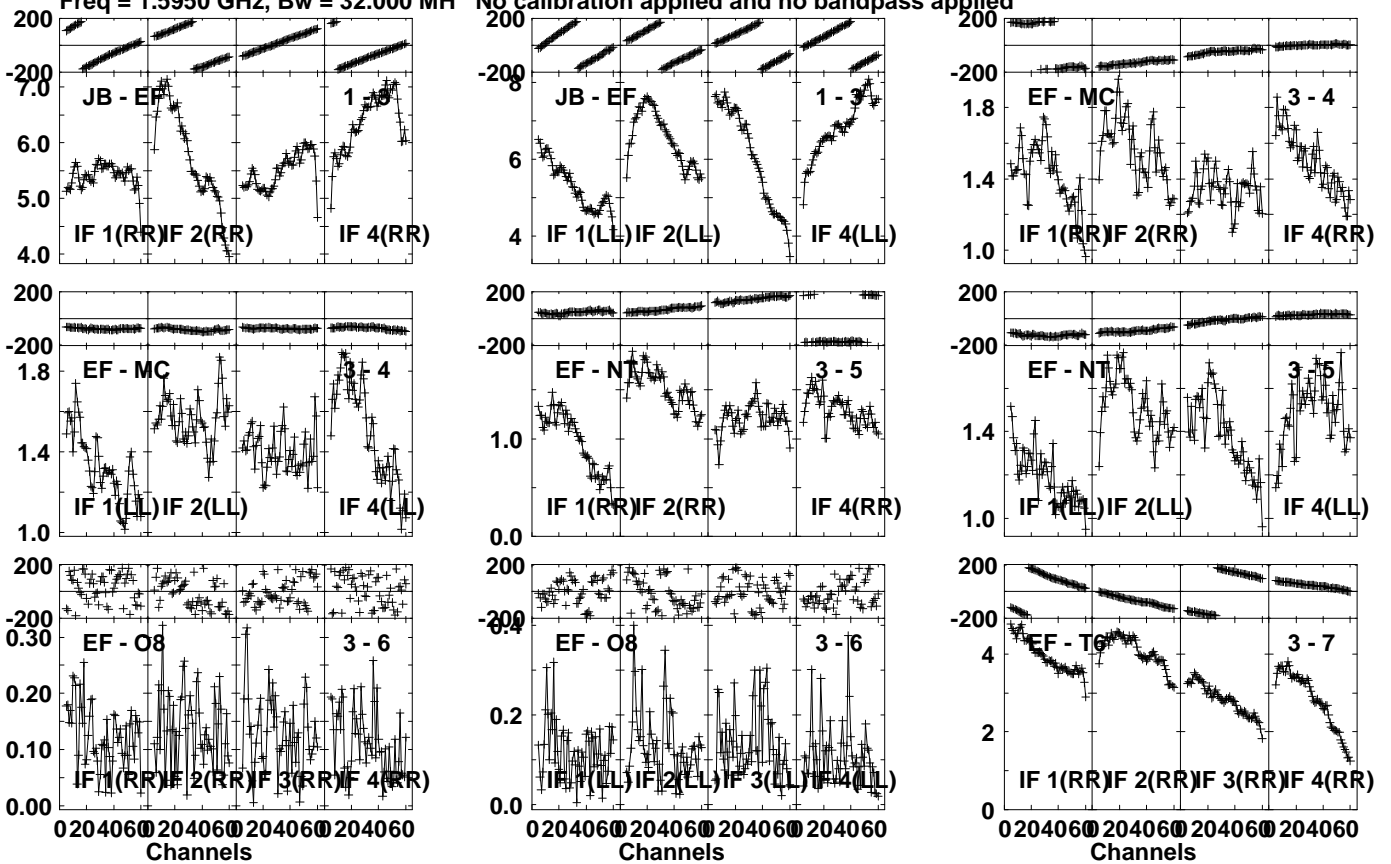
Vector averaged cross-power spectrum Several baselines displayed

Timerange: 01/15:24:31 to 01/15:25:29

Plot file version 634 created 02-MAY-2024 15:36:21

J1037+5711 EM164D.UVDATA.1

Freq = 1.5950 GHz, Bw = 32.000 MH No calibration applied and no bandpass applied



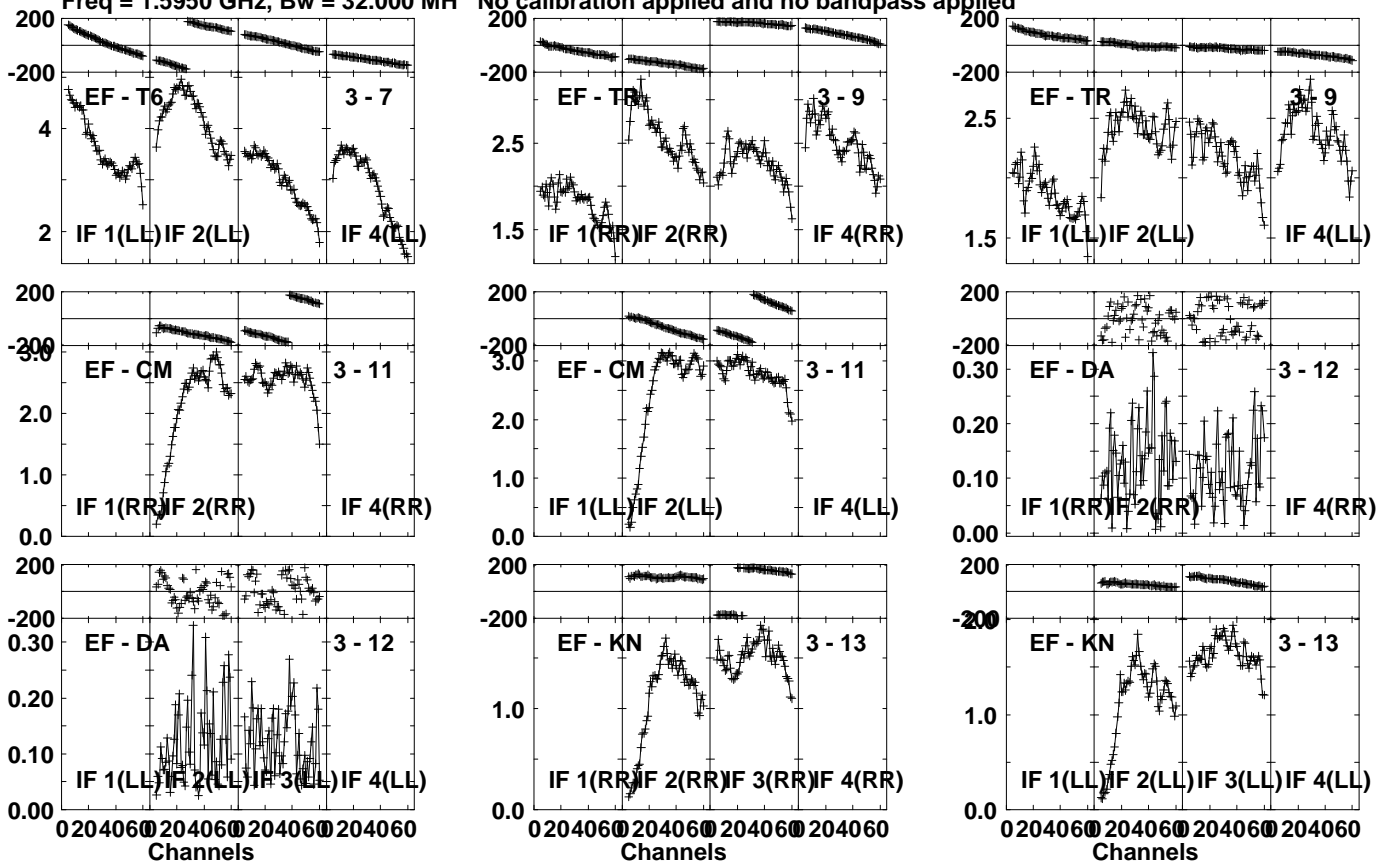
Lower frame: Milli Ampl Jy Top frame: Phas deg
Vector averaged cross-power spectrum Several baselines displayed
Timerange: 01/15:29:01 to 01/15:29:59

Plot file version 635 created 02-MAY-2024 15:36:21

J1037+5711 EM164D.UVDATA.1

Freq = 1.5950 GHz, Bw = 32.000 MH

No calibration applied and no bandpass applied



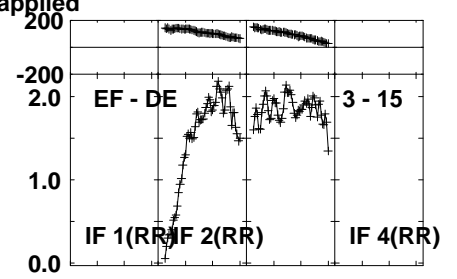
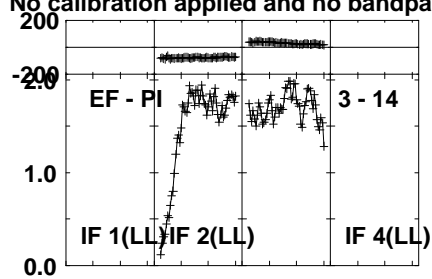
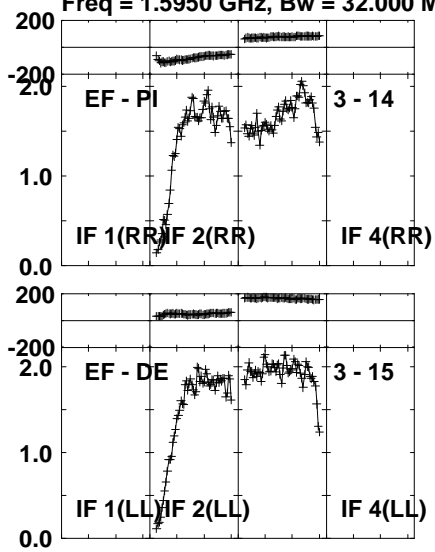
Lower frame: Milli Ampl Jy Top frame: Phas deg
Vector averaged cross-power spectrum Several baselines displayed
Timerange: 01/15:29:01 to 01/15:29:59

Plot file version 636 created 02-MAY-2024 15:36:21

J1037+5711 EM164D.UVDATA.1

Freq = 1.5950 GHz, Bw = 32.000 MH

No calibration applied and no bandpass applied



Lower frame: Milli Ampl Jy Top frame: Phas deg

Vector averaged cross-power spectrum Several baselines displayed

Timerange: 01/15:29:01 to 01/15:29:59