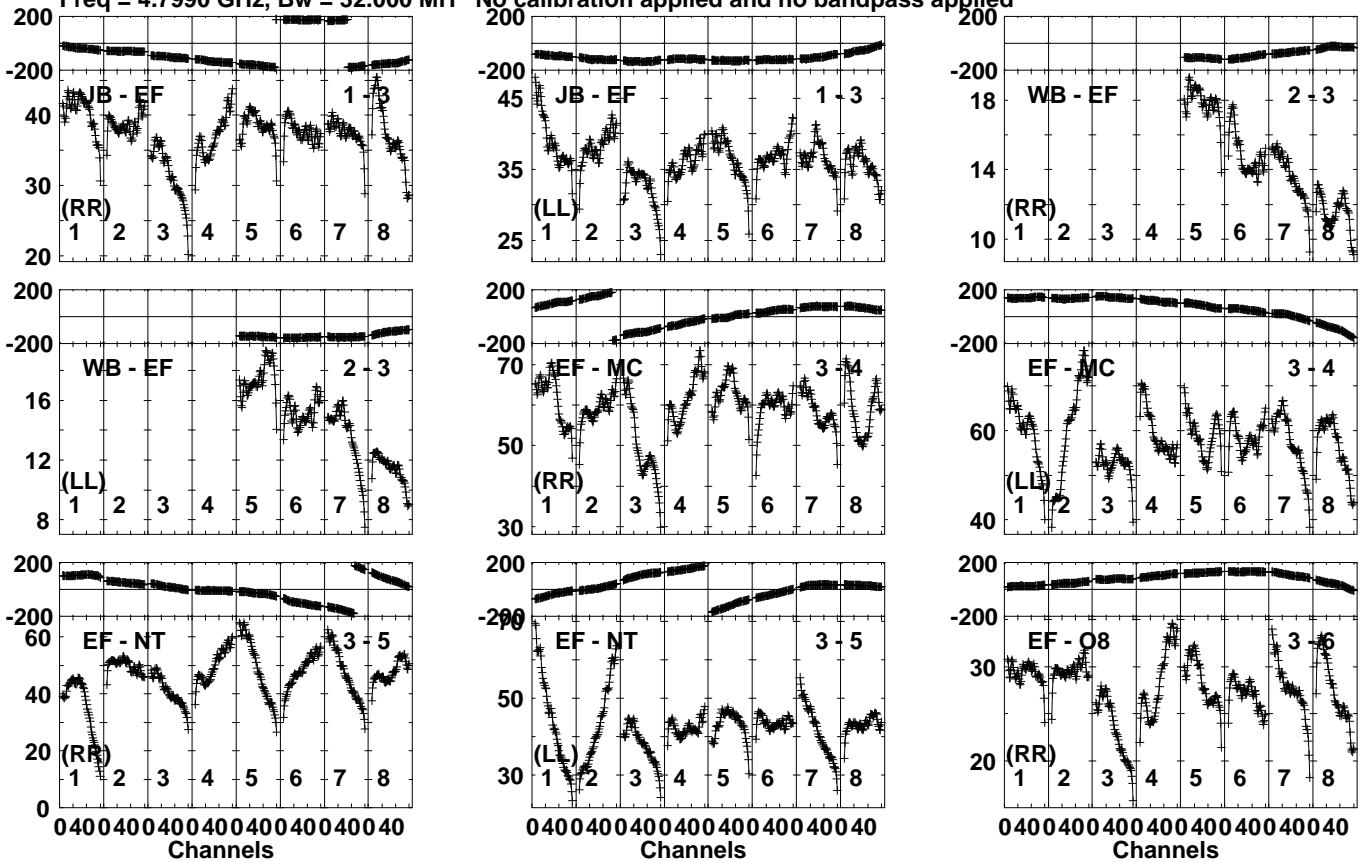


Plot file version 1 created 13-FEB-2023 10:49:01

3C345 EM166B.UVDATA.1

Freq = 4.7990 GHz, Bw = 32.000 MH No calibration applied and no bandpass applied

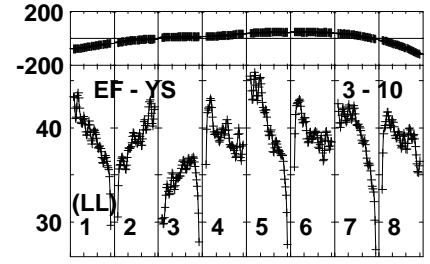
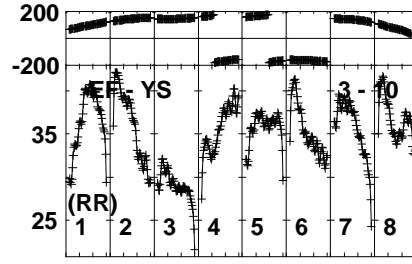
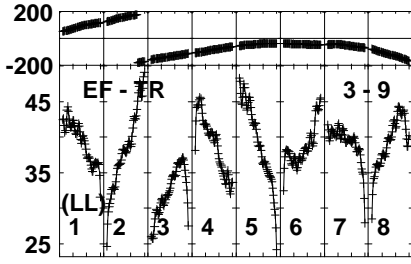
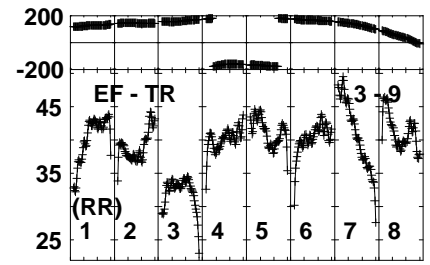
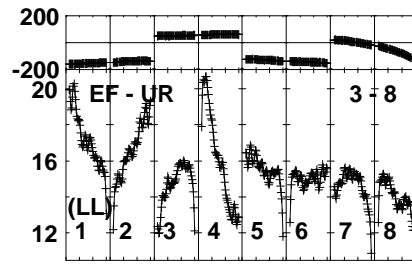
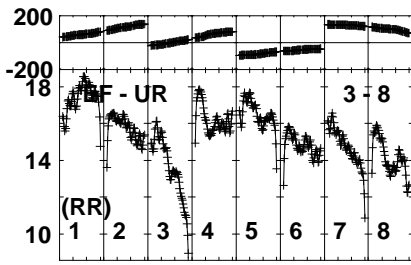
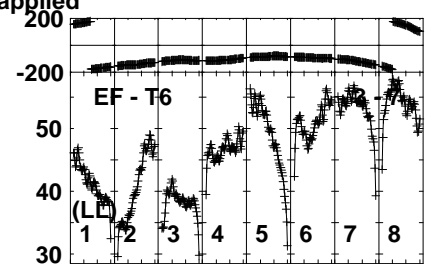
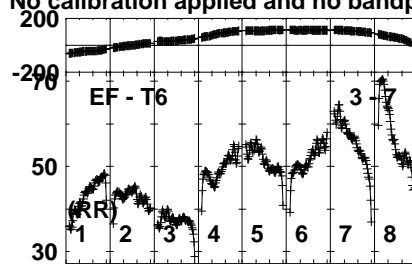
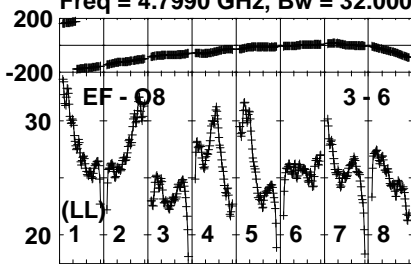


Lower frame: Milli Ampl Jy Top frame: Phas deg  
Vector averaged cross-power spectrum Several baselines displayed  
Timerange: 00/12:00:01 to 00/12:03:59

Plot file version 2 created 13-FEB-2023 10:49:01  
3C345 EM166B.UVDATA.1

Freq = 4.7990 GHz, Bw = 32.000 MH

No calibration applied and no bandpass applied



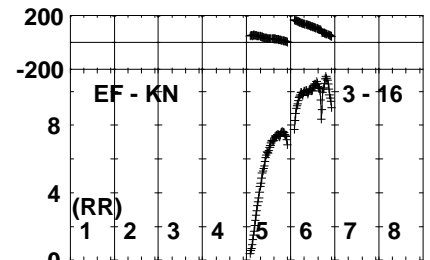
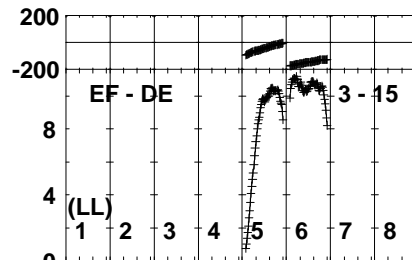
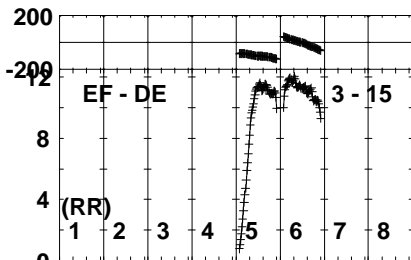
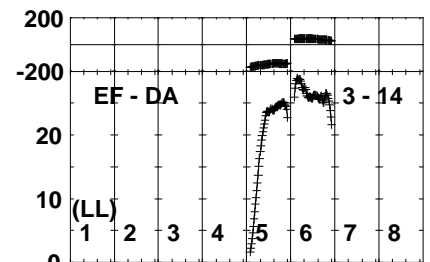
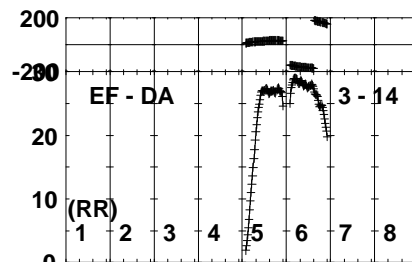
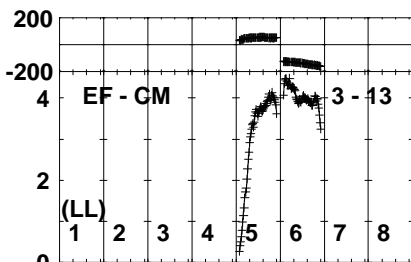
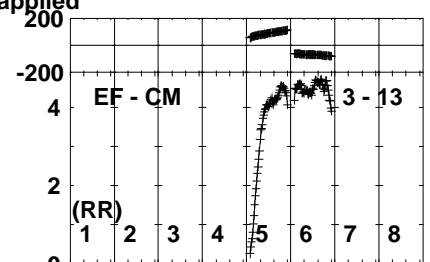
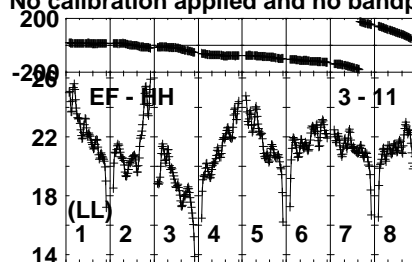
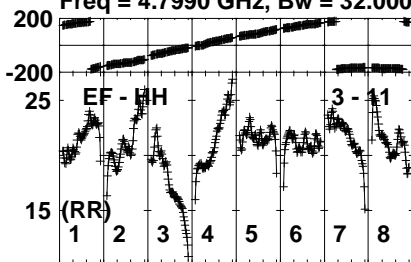
Lower frame: Milli Ampl Jy Top frame: Phas deg  
Vector averaged cross-power spectrum Several baselines displayed  
Timerange: 00/12:00:01 to 00/12:03:59

Plot file version 3 created 13-FEB-2023 10:49:01

3C345 EM166B.UVDATA.1

Freq = 4.7990 GHz, Bw = 32.000 MH

No calibration applied and no bandpass applied



Lower frame: Milli Ampl Jy Top frame: Phas deg

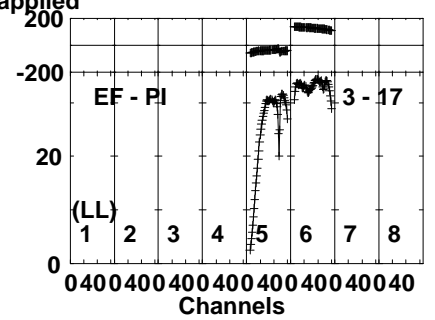
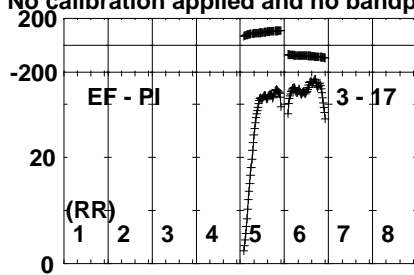
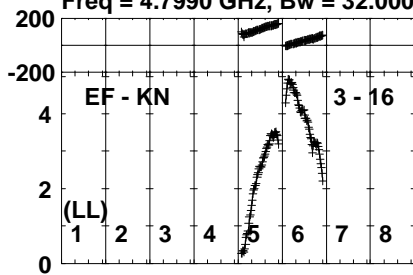
Vector averaged cross-power spectrum Several baselines displayed

Timerange: 00/12:00:01 to 00/12:03:59

Plot file version 4 created 13-FEB-2023 10:49:01

3C345 EM166B.UVDATA.1

Freq = 4.7990 GHz, Bw = 32.000 MH No calibration applied and no bandpass applied

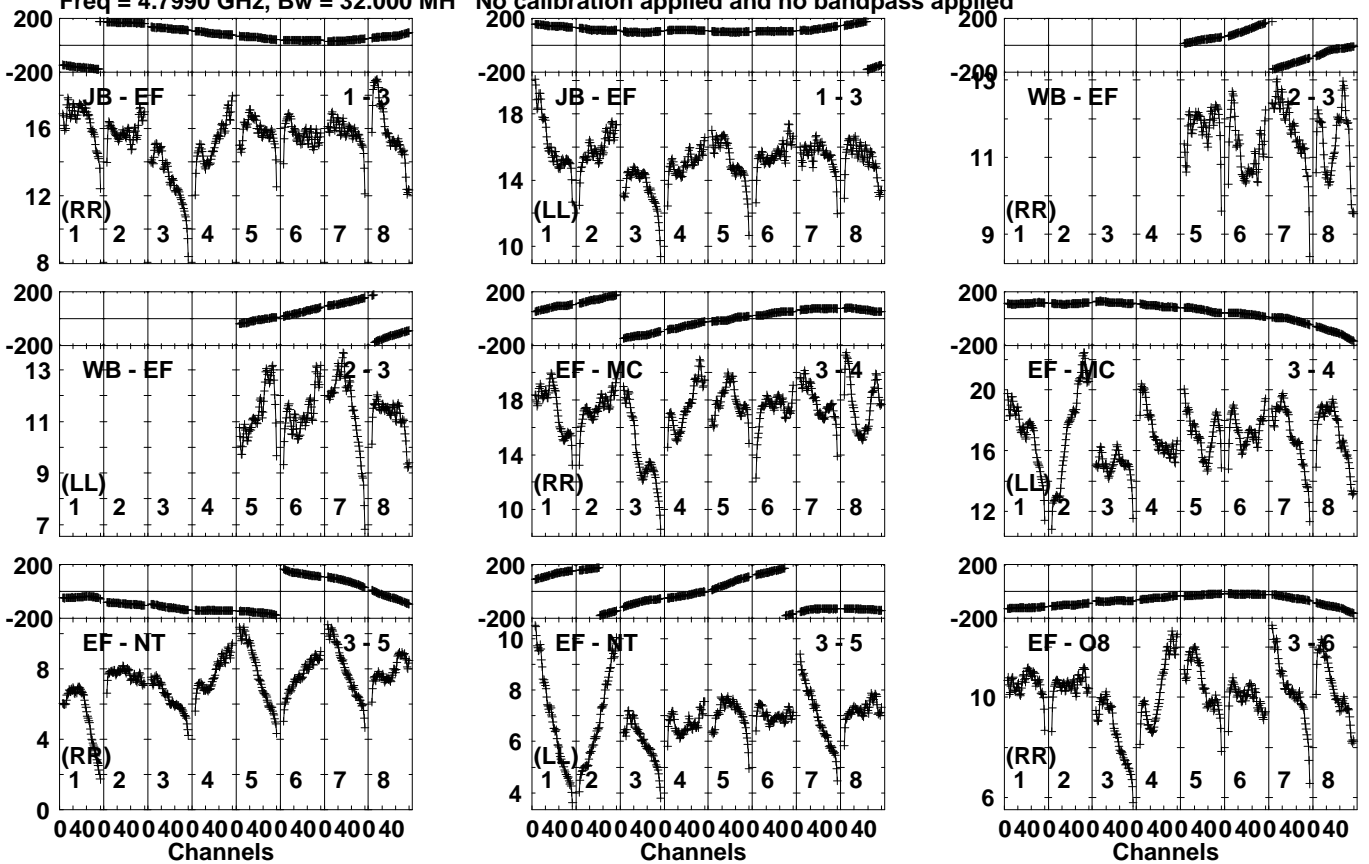


Lower frame: Milli Ampl Jy Top frame: Phas deg  
Vector averaged cross-power spectrum Several baselines displayed  
Timerange: 00/12:00:01 to 00/12:03:59

Plot file version 5 created 13-FEB-2023 10:49:01

J2025+33 EM166B.UVDATA.1

Freq = 4.7990 GHz, Bw = 32.000 MH No calibration applied and no bandpass applied

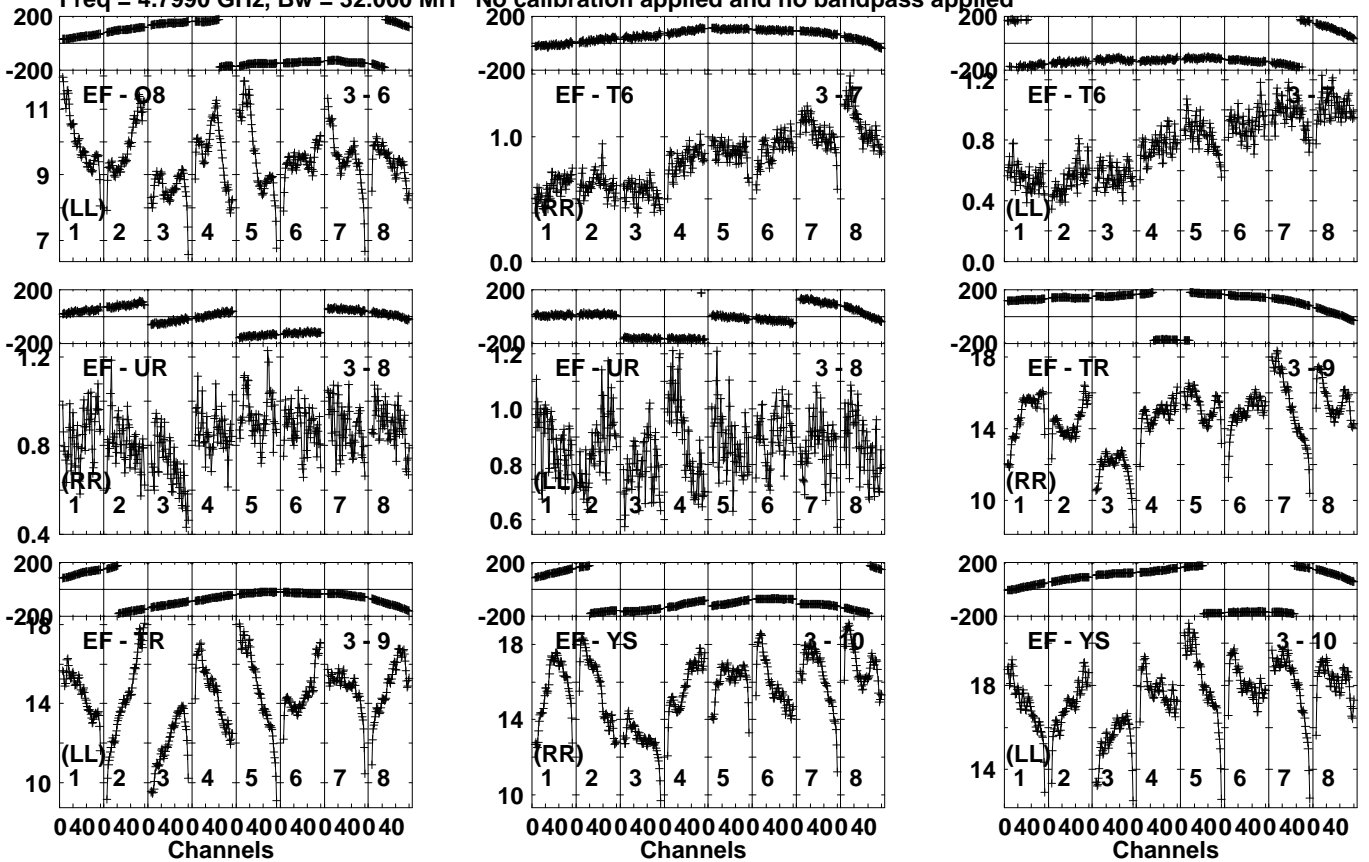


Lower frame: Milli Ampl Jy Top frame: Phas deg  
Vector averaged cross-power spectrum Several baselines displayed  
Timerange: 00/12:07:01 to 00/12:09:29

Plot file version 6 created 13-FEB-2023 10:49:01

J2025+33 EM166B.UVDATA.1

Freq = 4.7990 GHz, Bw = 32.000 MH No calibration applied and no bandpass applied

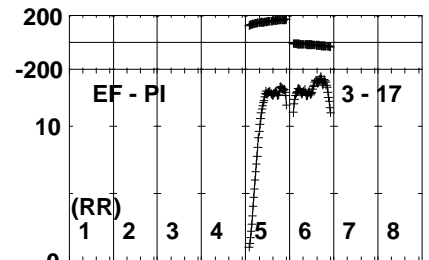
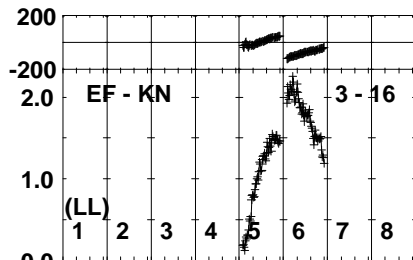
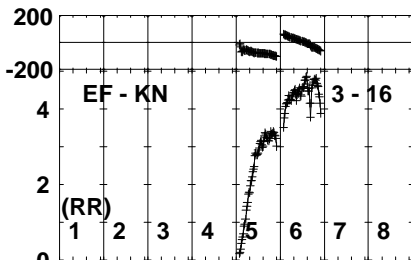
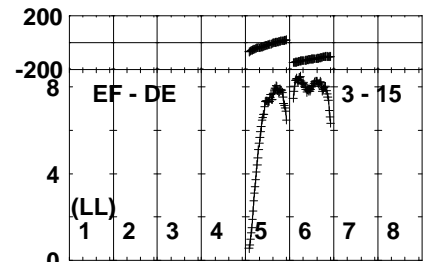
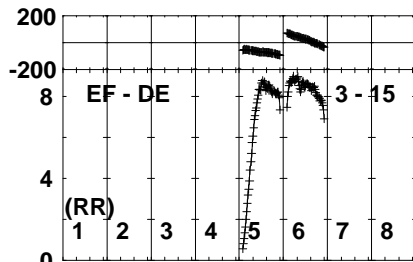
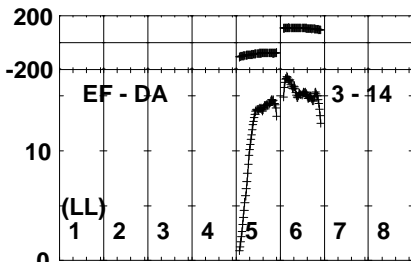
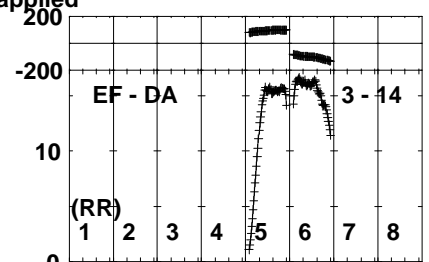
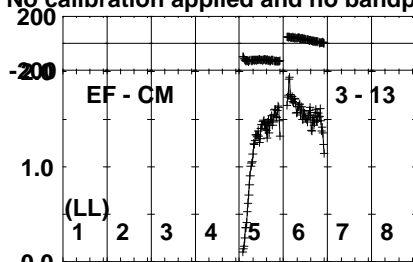
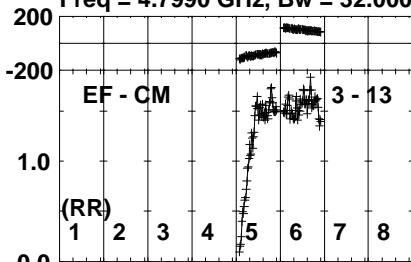


Lower frame: Milli Ampl Jy Top frame: Phas deg  
Vector averaged cross-power spectrum Several baselines displayed  
Timerange: 00/12:07:01 to 00/12:09:29

Plot file version 7 created 13-FEB-2023 10:49:02

J2025+33 EM166B.UVDATA.1

Freq = 4.7990 GHz, Bw = 32.000 MH No calibration applied and no bandpass applied

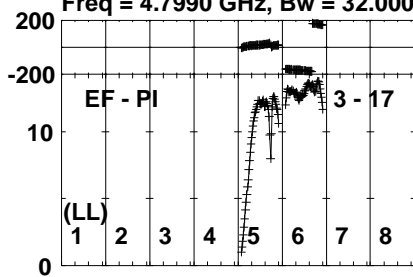


Lower frame: Milli Ampl Jy Top frame: Phas deg  
Vector averaged cross-power spectrum Several baselines displayed  
Timerange: 00/12:07:01 to 00/12:09:29

Plot file version 8 created 13-FEB-2023 10:49:02

J2025+33 EM166B.UVDATA.1

Freq = 4.7990 GHz, Bw = 32.000 MH No calibration applied and no bandpass applied



Lower frame: Milli Ampl Jy Top frame: Phas deg

Vector averaged cross-power spectrum Several baselines displayed

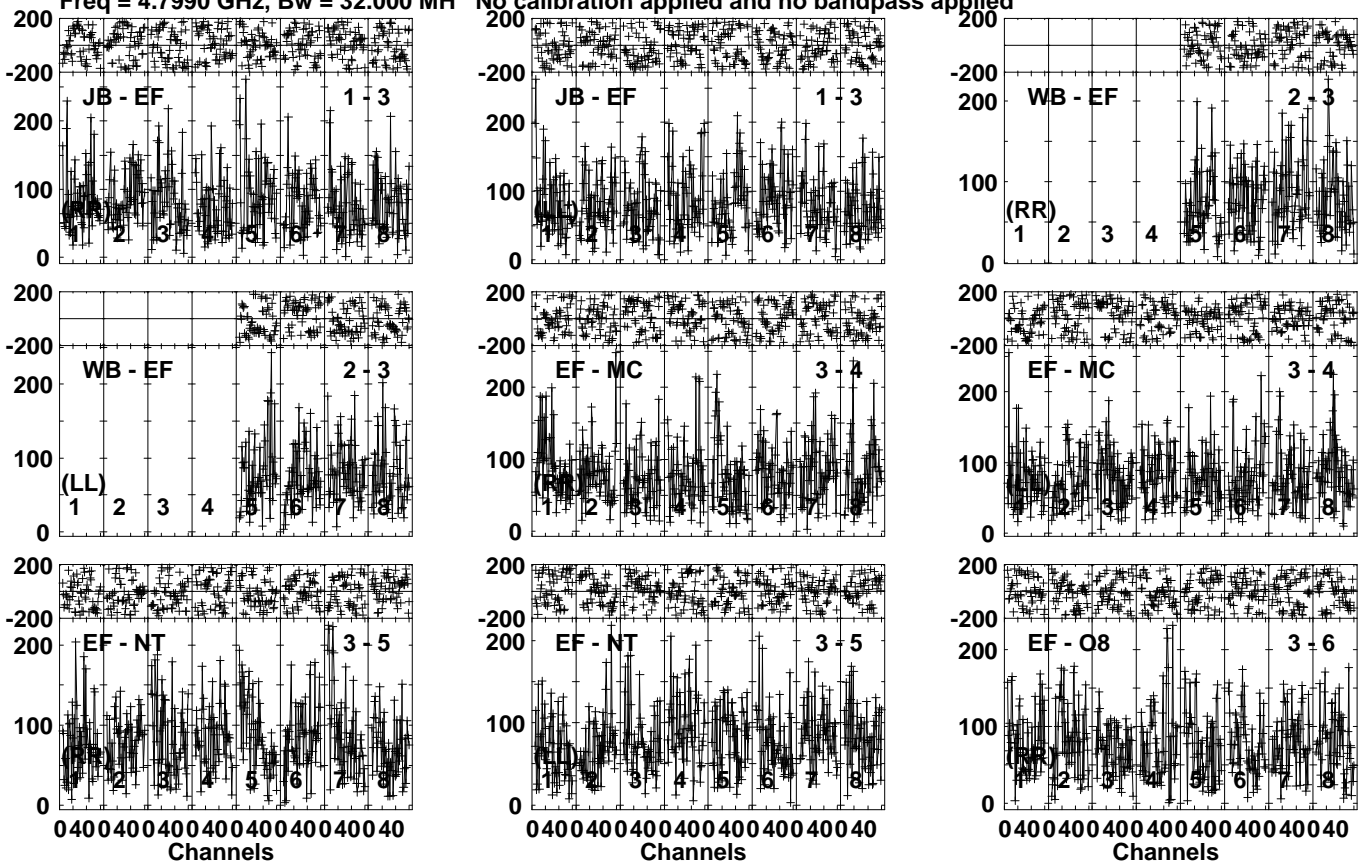
Timerange: 00/12:07:01 to 00/12:09:29



Plot file version 9 created 13-FEB-2023 10:49:02

V404CYG EM166B.UVDATA.1

Freq = 4.7990 GHz, Bw = 32.000 MH No calibration applied and no bandpass applied

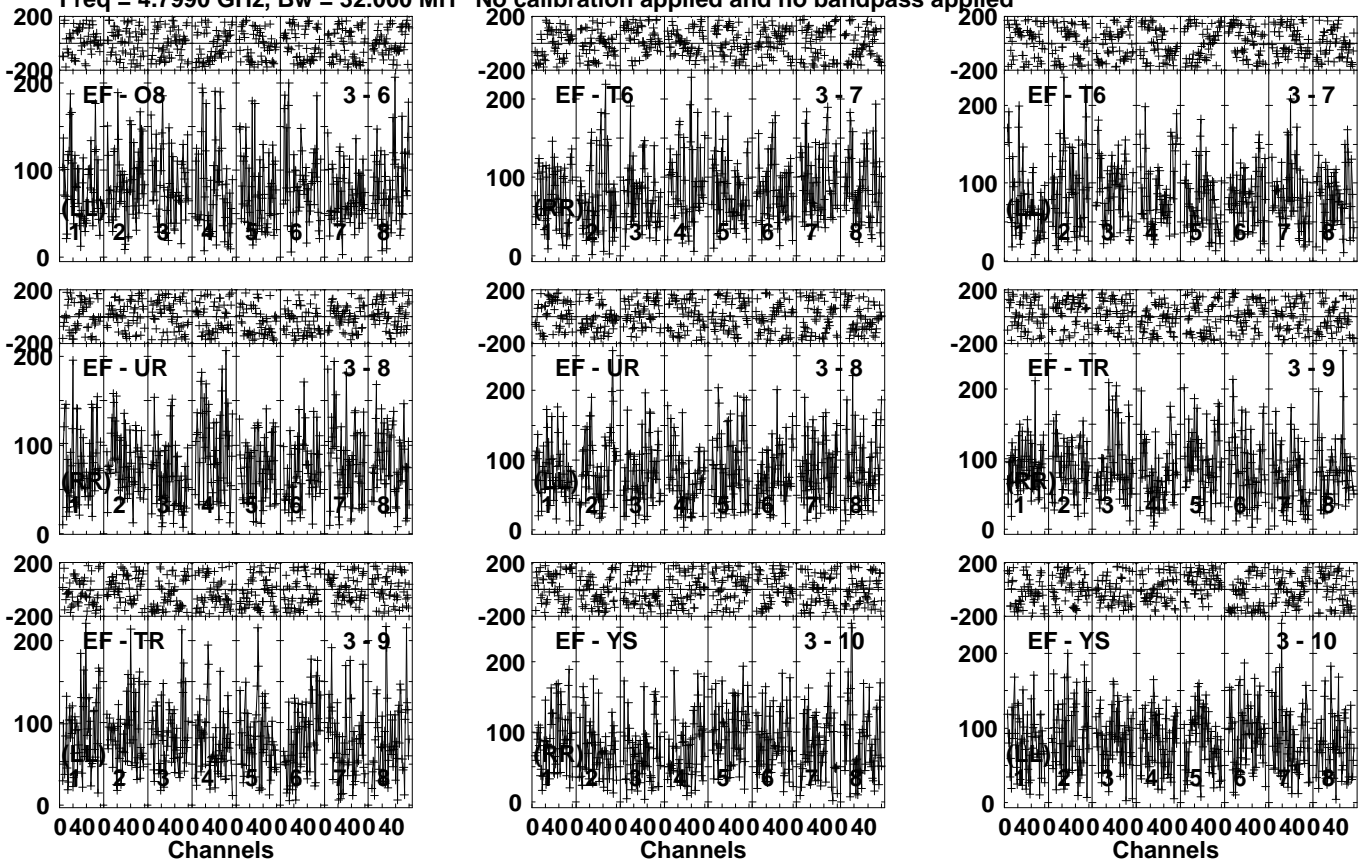


Lower frame: Micro Ampl Jy Top frame: Phas deg  
Vector averaged cross-power spectrum Several baselines displayed  
Timerange: 00/12:09:31 to 00/12:12:59

Plot file version 10 created 13-FEB-2023 10:49:02

V404CYG EM166B.UVDATA.1

Freq = 4.7990 GHz, Bw = 32.000 MH No calibration applied and no bandpass applied

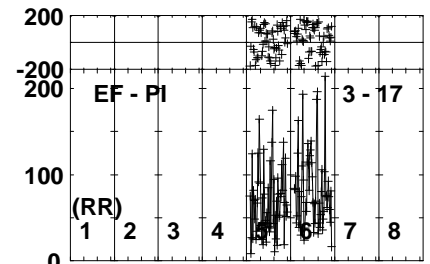
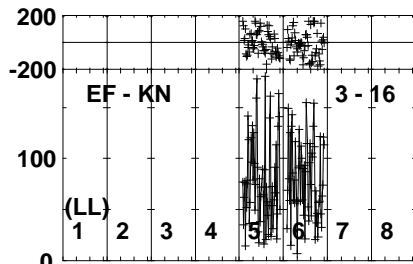
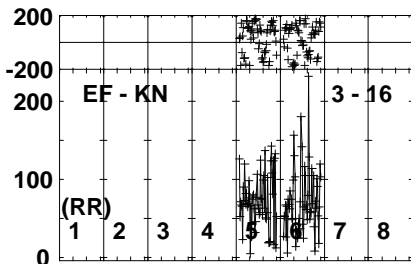
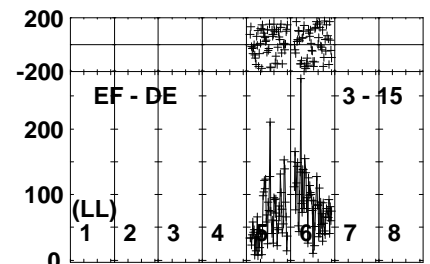
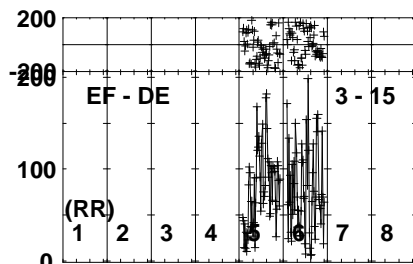
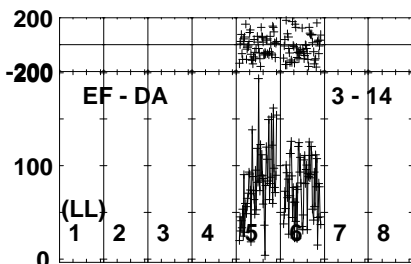
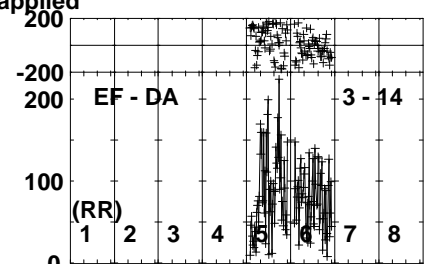
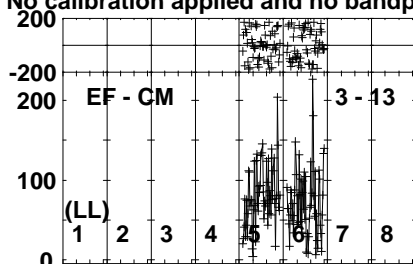
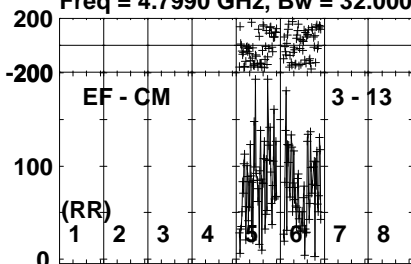


Lower frame: Micro Ampl Jy Top frame: Phas deg  
Vector averaged cross-power spectrum Several baselines displayed  
Timerange: 00/12:09:31 to 00/12:12:59

Plot file version 11 created 13-FEB-2023 10:49:02

V404CYG EM166B.UVDATA.1

Freq = 4.7990 GHz, Bw = 32.000 MH No calibration applied and no bandpass applied

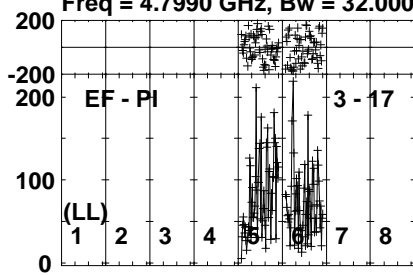


Lower frame: Micro Ampl Jy Top frame: Phas deg  
Vector averaged cross-power spectrum Several baselines displayed  
Timerange: 00/12:09:31 to 00/12:12:59

Plot file version 12 created 13-FEB-2023 10:49:02

V404CYG EM166B.UVDATA.1

Freq = 4.7990 GHz, Bw = 32.000 MH No calibration applied and no bandpass applied



Lower frame: Micro Ampl Jy Top frame: Phas deg

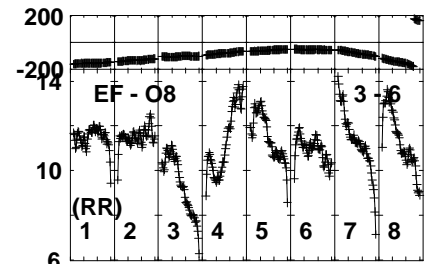
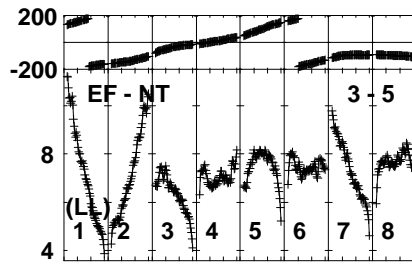
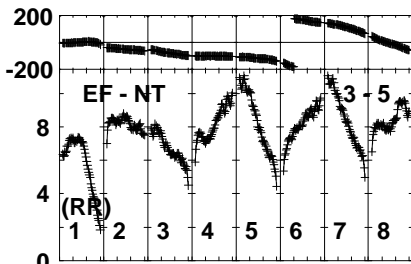
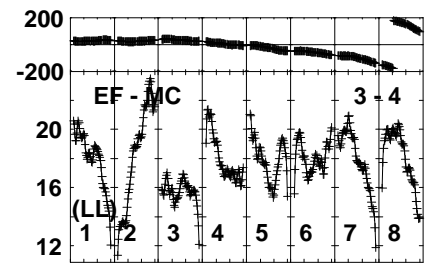
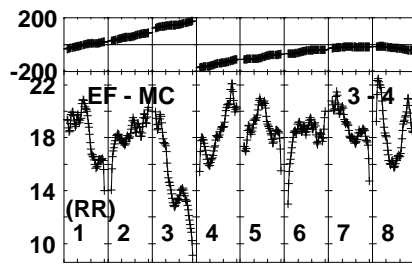
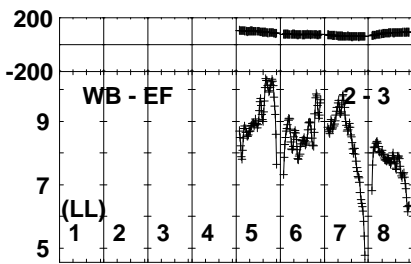
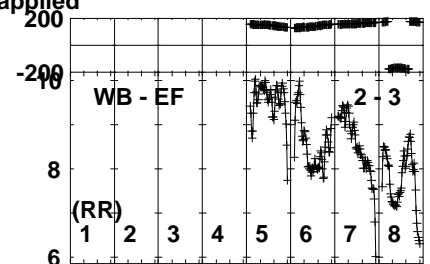
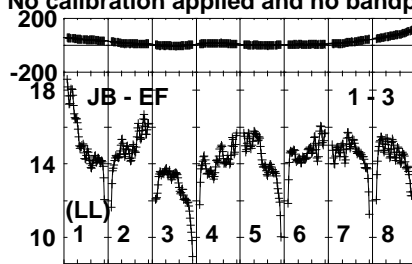
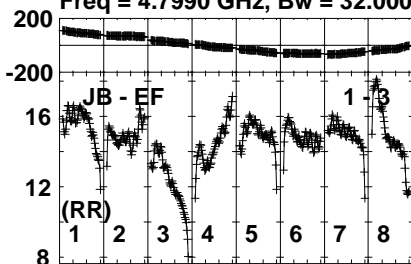
Vector averaged cross-power spectrum Several baselines displayed

Timerange: 00/12:09:31 to 00/12:12:59

Plot file version 13 created 13-FEB-2023 10:49:02

J2025+33 EM166B.UVDATA.1

Freq = 4.7990 GHz, Bw = 32.000 MH No calibration applied and no bandpass applied

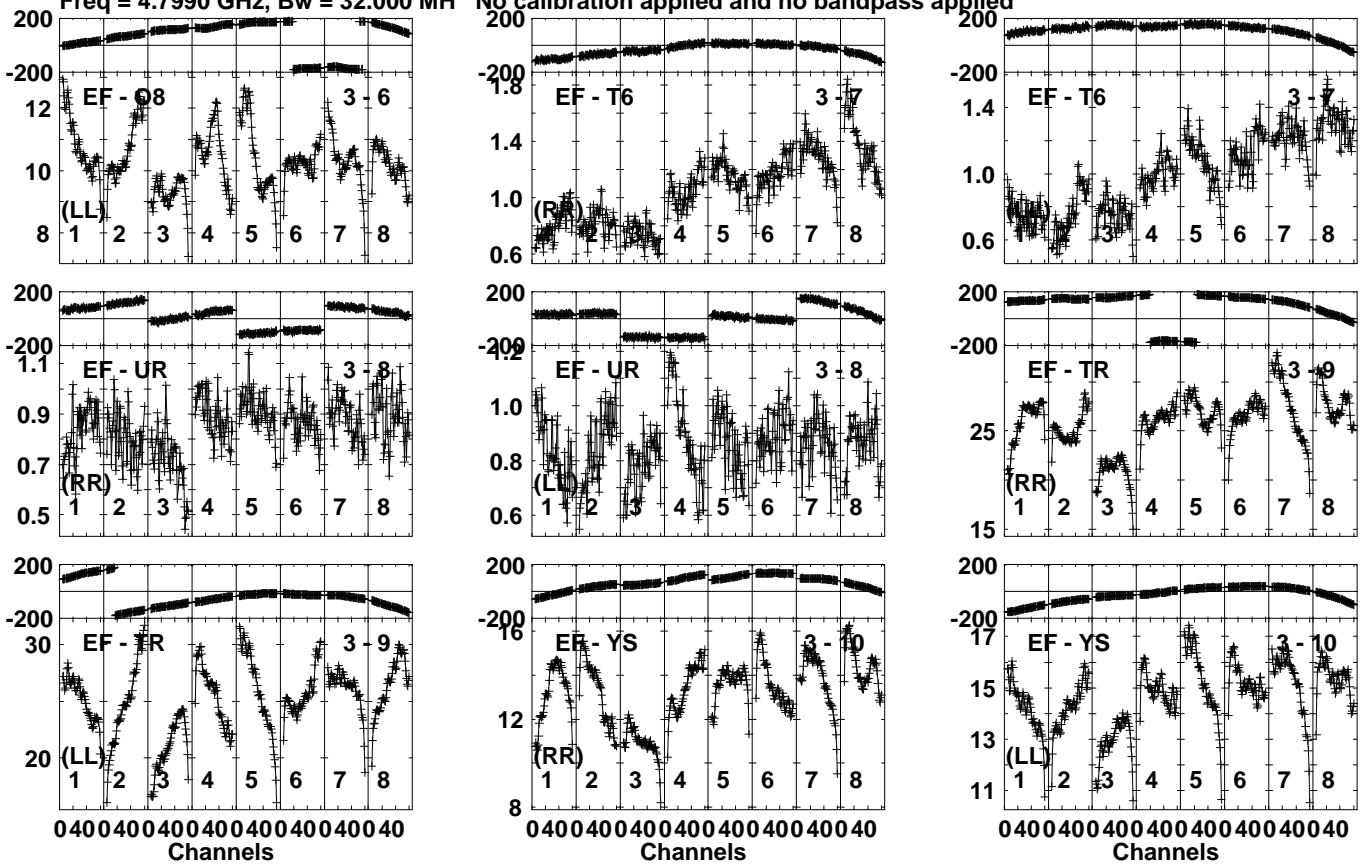


Lower frame: Milli Ampl Jy Top frame: Phas deg  
Vector averaged cross-power spectrum Several baselines displayed  
Timerange: 00/12:13:03 to 00/12:15:29

Plot file version 14 created 13-FEB-2023 10:49:02

J2025+33 EM166B.UVDATA.1

Freq = 4.7990 GHz, Bw = 32.000 MH No calibration applied and no bandpass applied

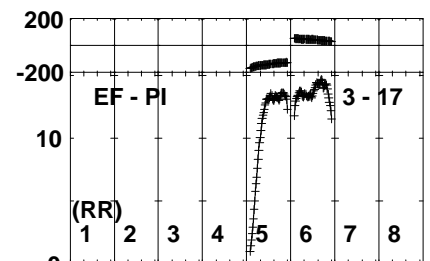
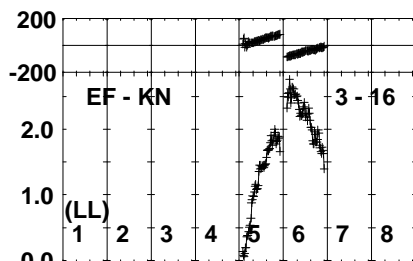
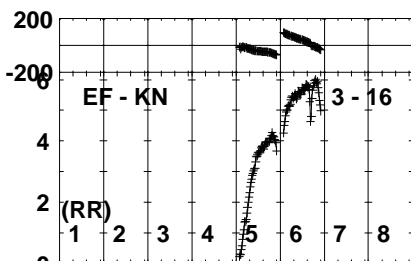
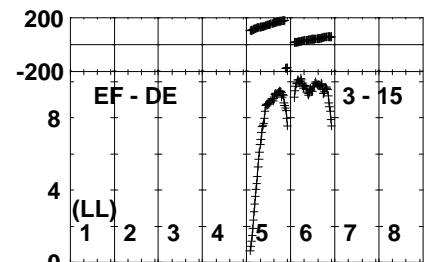
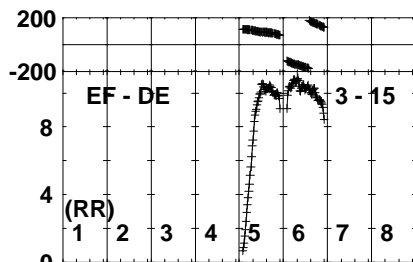
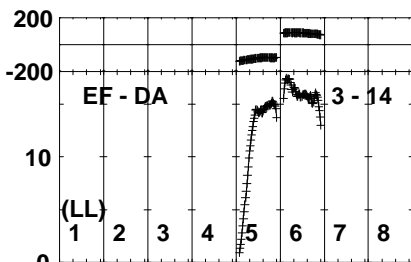
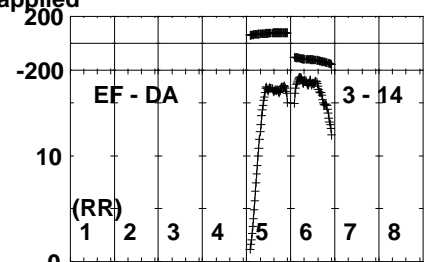
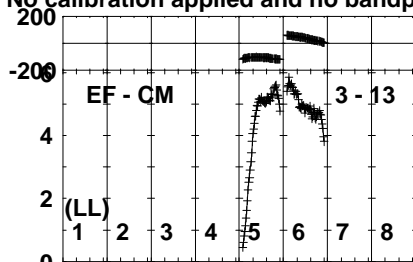
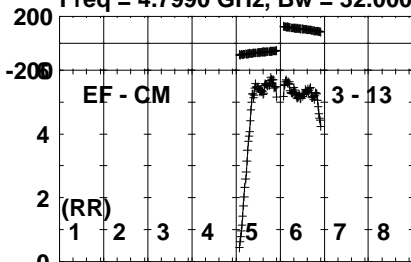


Lower frame: Milli Ampl Jy Top frame: Phas deg  
Vector averaged cross-power spectrum Several baselines displayed  
Timerange: 00/12:13:03 to 00/12:15:29

Plot file version 15 created 13-FEB-2023 10:49:03

J2025+33 EM166B.UVDATA.1

Freq = 4.7990 GHz, Bw = 32.000 MH No calibration applied and no bandpass applied

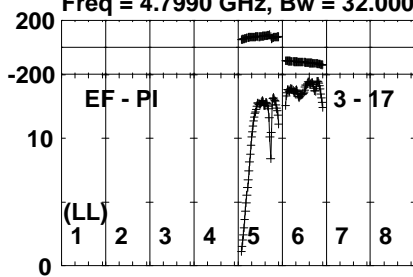


Lower frame: Milli Ampl Jy Top frame: Phas deg  
Vector averaged cross-power spectrum Several baselines displayed  
Timerange: 00/12:13:03 to 00/12:15:29

Plot file version 16 created 13-FEB-2023 10:49:03

J2025+33 EM166B.UVDATA.1

Freq = 4.7990 GHz, Bw = 32.000 MH No calibration applied and no bandpass applied



Lower frame: Milli Ampl Jy Top frame: Phas deg

Vector averaged cross-power spectrum Several baselines displayed

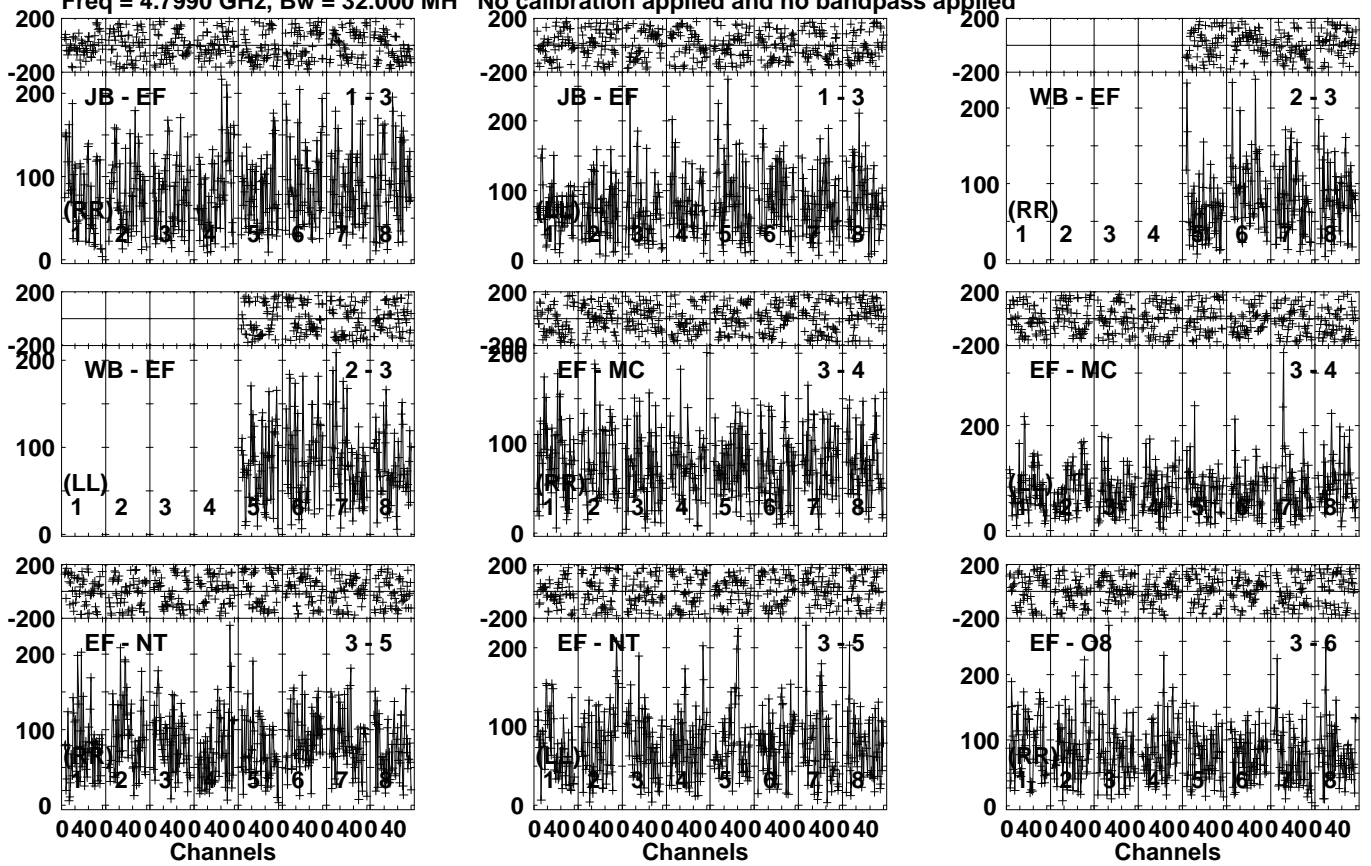
Timerange: 00/12:13:03 to 00/12:15:29



Plot file version 17 created 13-FEB-2023 10:49:03

V404CYG EM166B.UVDATA.1

Freq = 4.7990 GHz, Bw = 32.000 MH No calibration applied and no bandpass applied

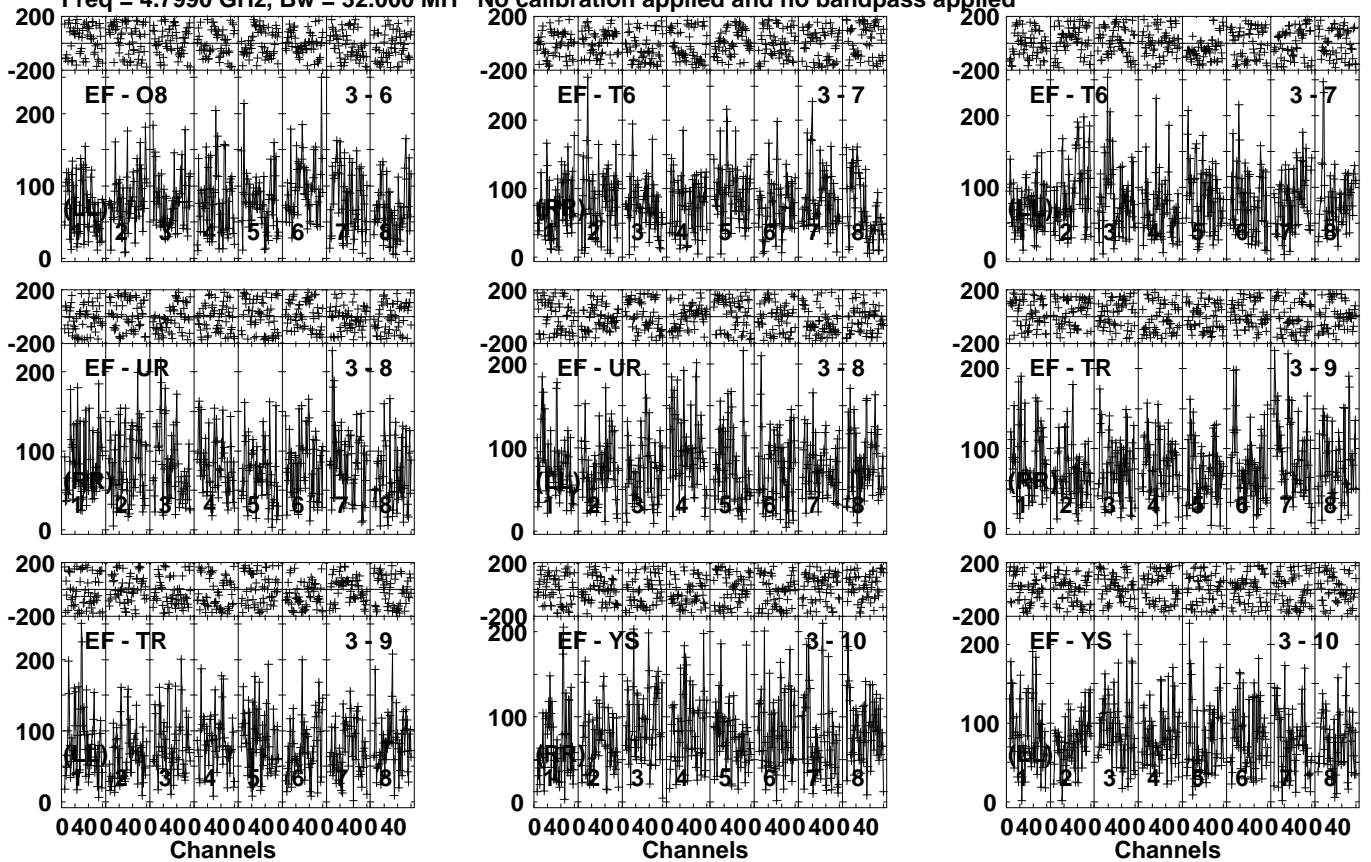


Lower frame: Micro Ampl Jy Top frame: Phas deg  
Vector averaged cross-power spectrum Several baselines displayed  
Timerange: 00/12:15:31 to 00/12:18:59

Plot file version 18 created 13-FEB-2023 10:49:03

V404CYG EM166B.UVDATA.1

Freq = 4.7990 GHz, Bw = 32.000 MH No calibration applied and no bandpass applied

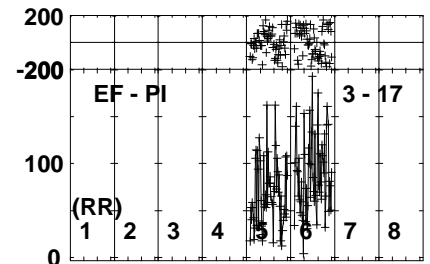
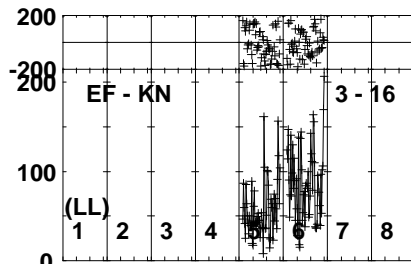
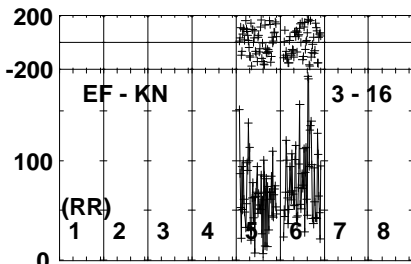
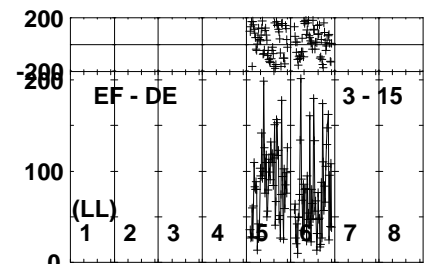
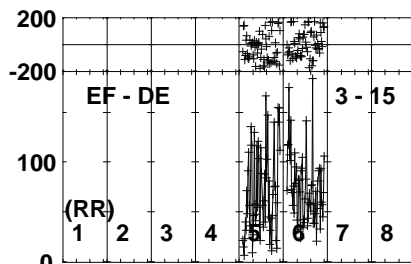
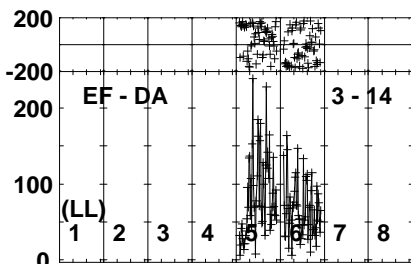
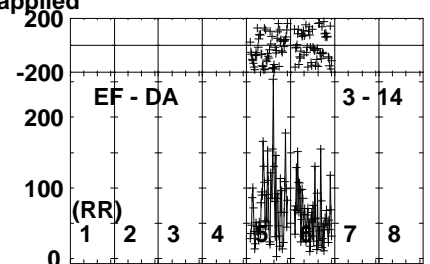
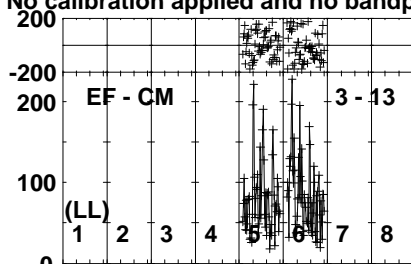
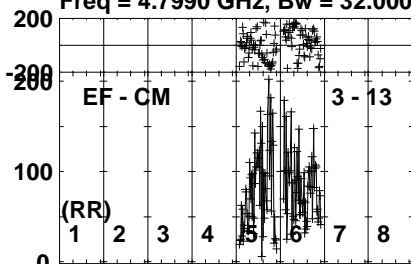


Lower frame: Micro Ampl Jy Top frame: Phas deg  
Vector averaged cross-power spectrum Several baselines displayed  
Timerange: 00/12:15:31 to 00/12:18:59

Plot file version 19 created 13-FEB-2023 10:49:03

V404CYG EM166B.UVDATA.1

Freq = 4.7990 GHz, Bw = 32.000 MH No calibration applied and no bandpass applied

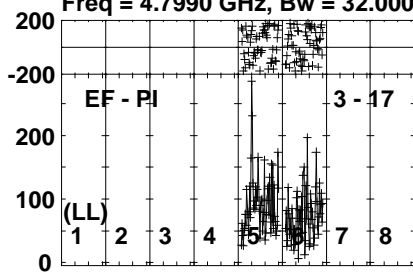


Lower frame: Micro Ampl Jy Top frame: Phas deg  
Vector averaged cross-power spectrum Several baselines displayed  
Timerange: 00/12:15:31 to 00/12:18:59

Plot file version 20 created 13-FEB-2023 10:49:03

V404CYG EM166B.UVDATA.1

Freq = 4.7990 GHz, Bw = 32.000 MH No calibration applied and no bandpass applied



Lower frame: Micro Ampl Jy Top frame: Phas deg

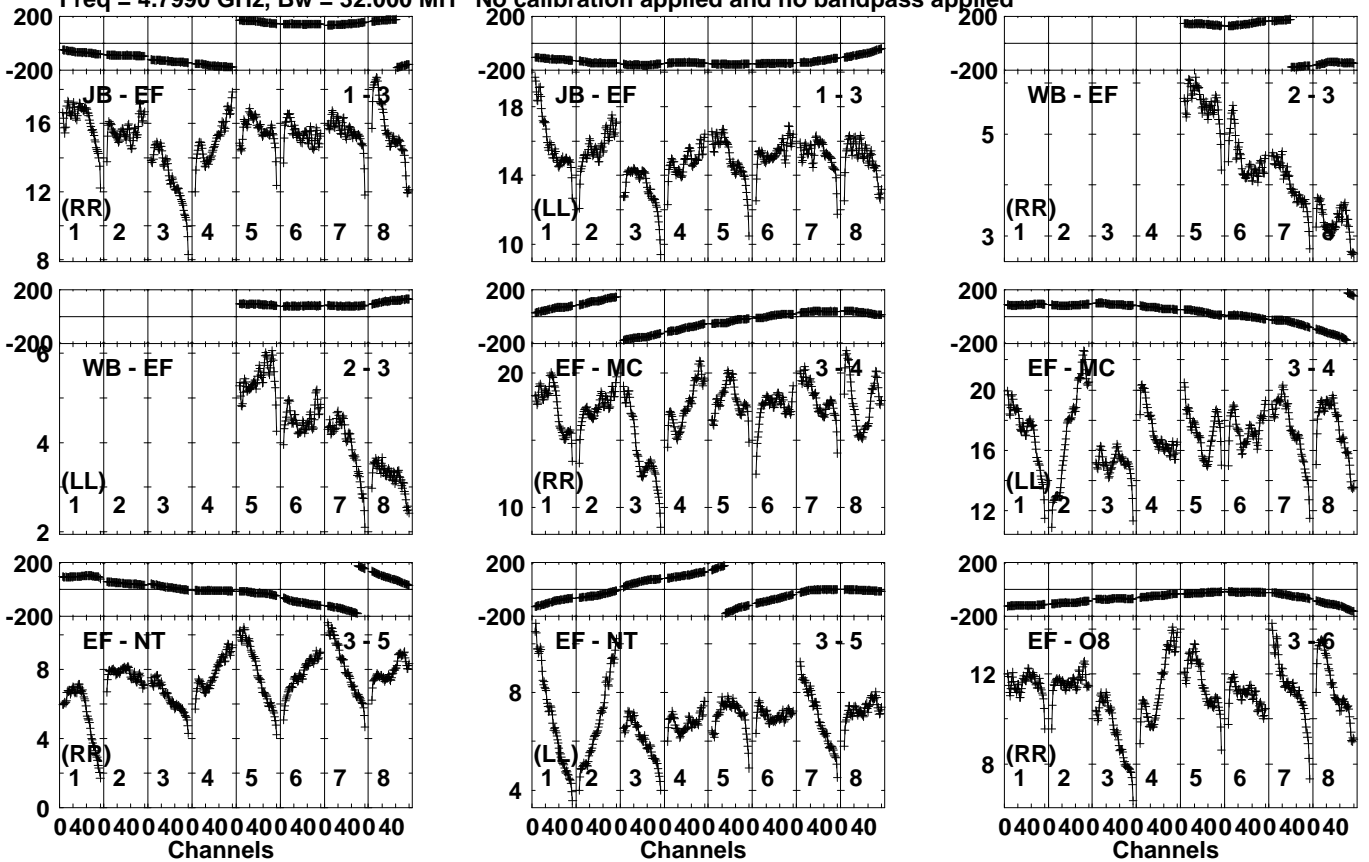
Vector averaged cross-power spectrum Several baselines displayed

Timerange: 00/12:15:31 to 00/12:18:59

Plot file version 21 created 13-FEB-2023 10:49:03

J2025+33 EM166B.UVDATA.1

Freq = 4.7990 GHz, Bw = 32.000 MH No calibration applied and no bandpass applied

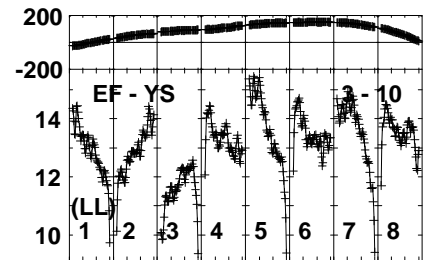
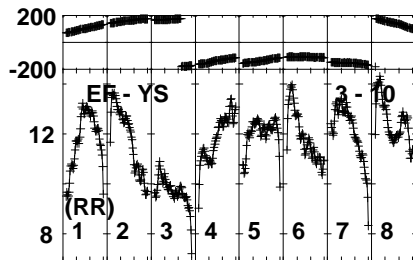
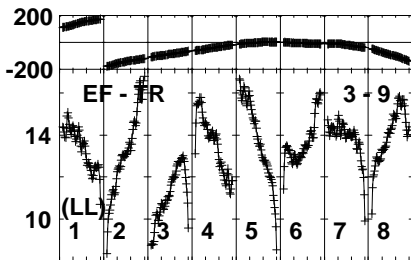
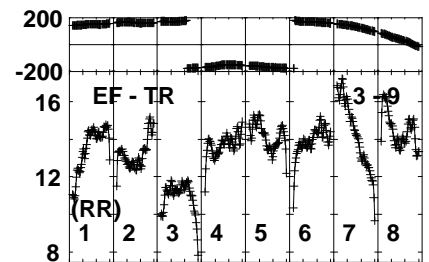
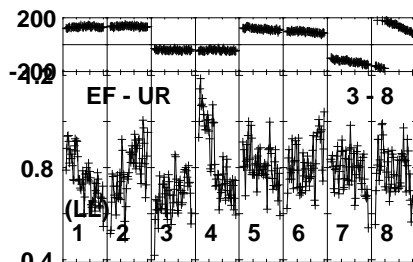
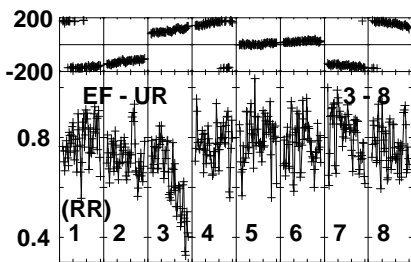
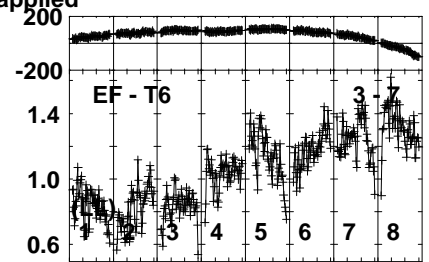
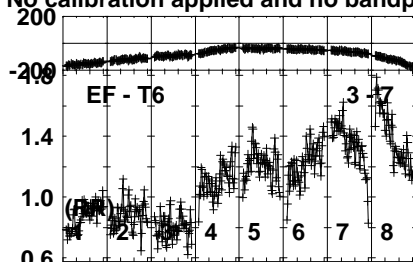
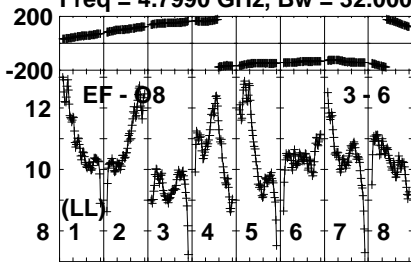


Lower frame: Milli Ampl Jy Top frame: Phas deg  
Vector averaged cross-power spectrum Several baselines displayed  
Timerange: 00/12:19:31 to 00/12:21:29

Plot file version 22 created 13-FEB-2023 10:49:03

J2025+33 EM166B.UVDATA.1

Freq = 4.7990 GHz, Bw = 32.000 MH No calibration applied and no bandpass applied



040040040040040040040040040040  
Channels

040040040040040040040040040040  
Channels

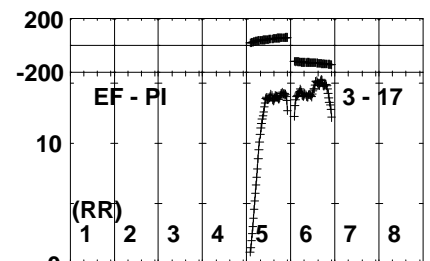
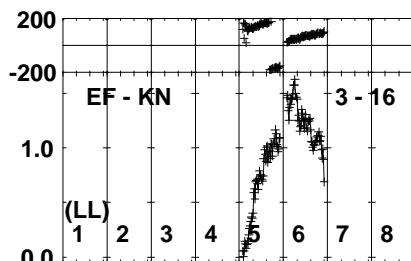
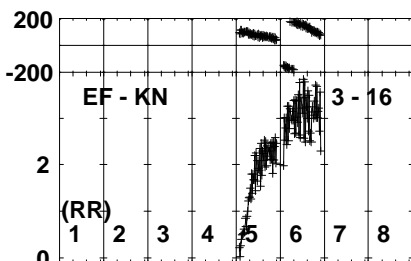
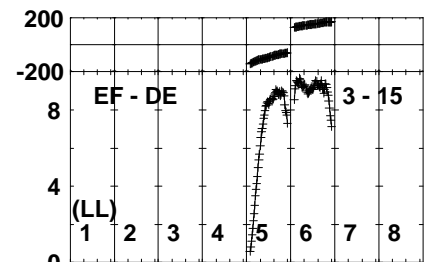
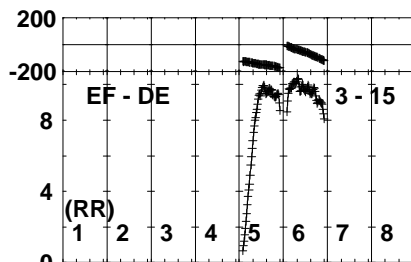
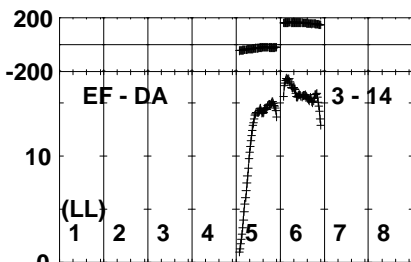
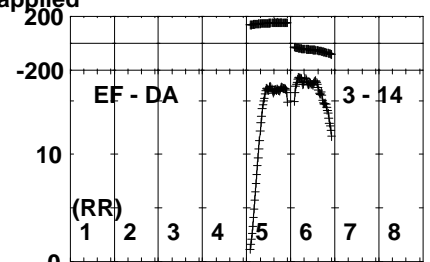
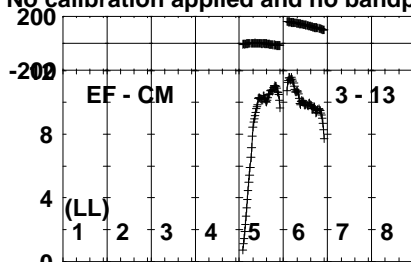
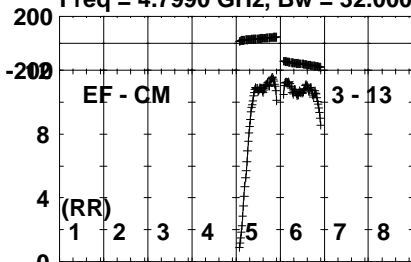
040040040040040040040040040040  
Channels

Lower frame: Milli Ampl Jy Top frame: Phas deg  
Vector averaged cross-power spectrum Several baselines displayed  
Timerange: 00/12:19:31 to 00/12:21:29

Plot file version 23 created 13-FEB-2023 10:49:03

J2025+33 EM166B.UVDATA.1

Freq = 4.7990 GHz, Bw = 32.000 MH No calibration applied and no bandpass applied

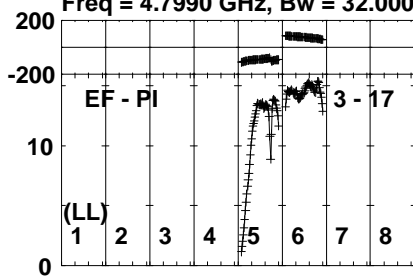


Lower frame: Milli Ampl Jy Top frame: Phas deg  
Vector averaged cross-power spectrum Several baselines displayed  
Timerange: 00/12:19:31 to 00/12:21:29

Plot file version 24 created 13-FEB-2023 10:49:03

J2025+33 EM166B.UVDATA.1

Freq = 4.7990 GHz, Bw = 32.000 MH No calibration applied and no bandpass applied



Lower frame: Milli Ampl Jy Top frame: Phas deg

Vector averaged cross-power spectrum Several baselines displayed

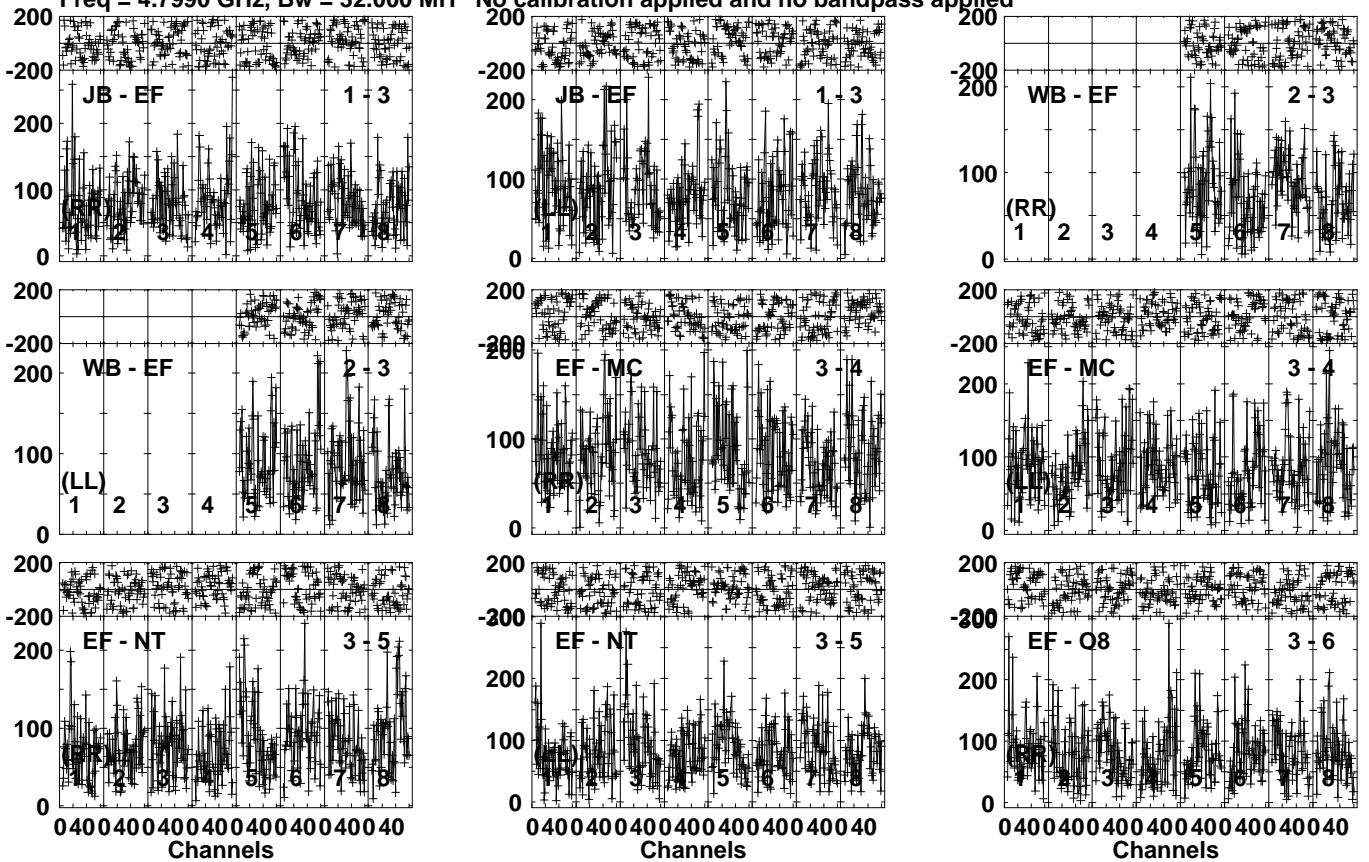
Timerange: 00/12:19:31 to 00/12:21:29



Plot file version 25 created 13-FEB-2023 10:49:04

V404CYG EM166B.UVDATA.1

Freq = 4.7990 GHz, Bw = 32.000 MH No calibration applied and no bandpass applied

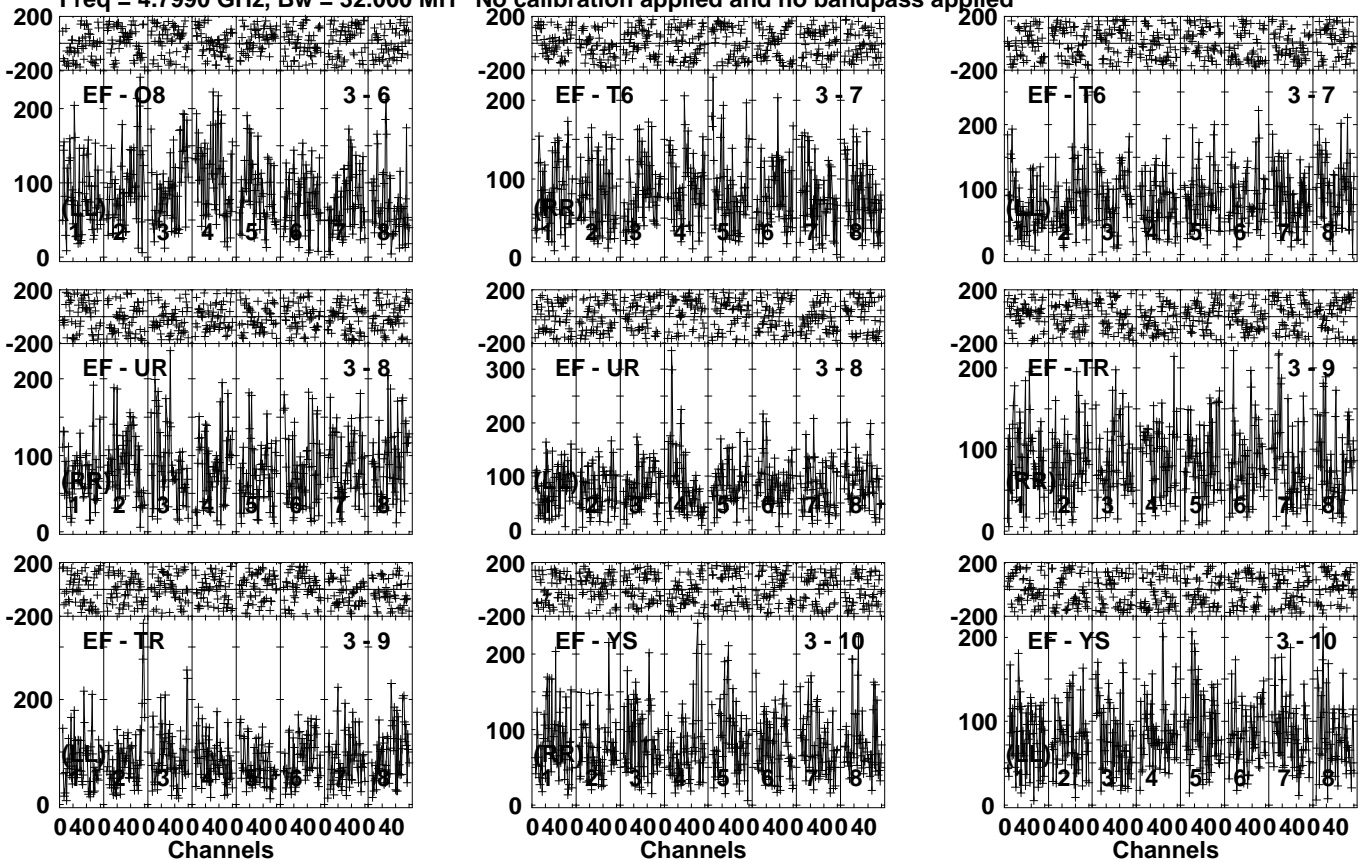


Lower frame: Micro Ampl Jy Top frame: Phas deg  
Vector averaged cross-power spectrum Several baselines displayed  
Timerange: 00/12:21:31 to 00/12:24:59

Plot file version 26 created 13-FEB-2023 10:49:04

V404CYG EM166B.UVDATA.1

Freq = 4.7990 GHz, Bw = 32.000 MH No calibration applied and no bandpass applied

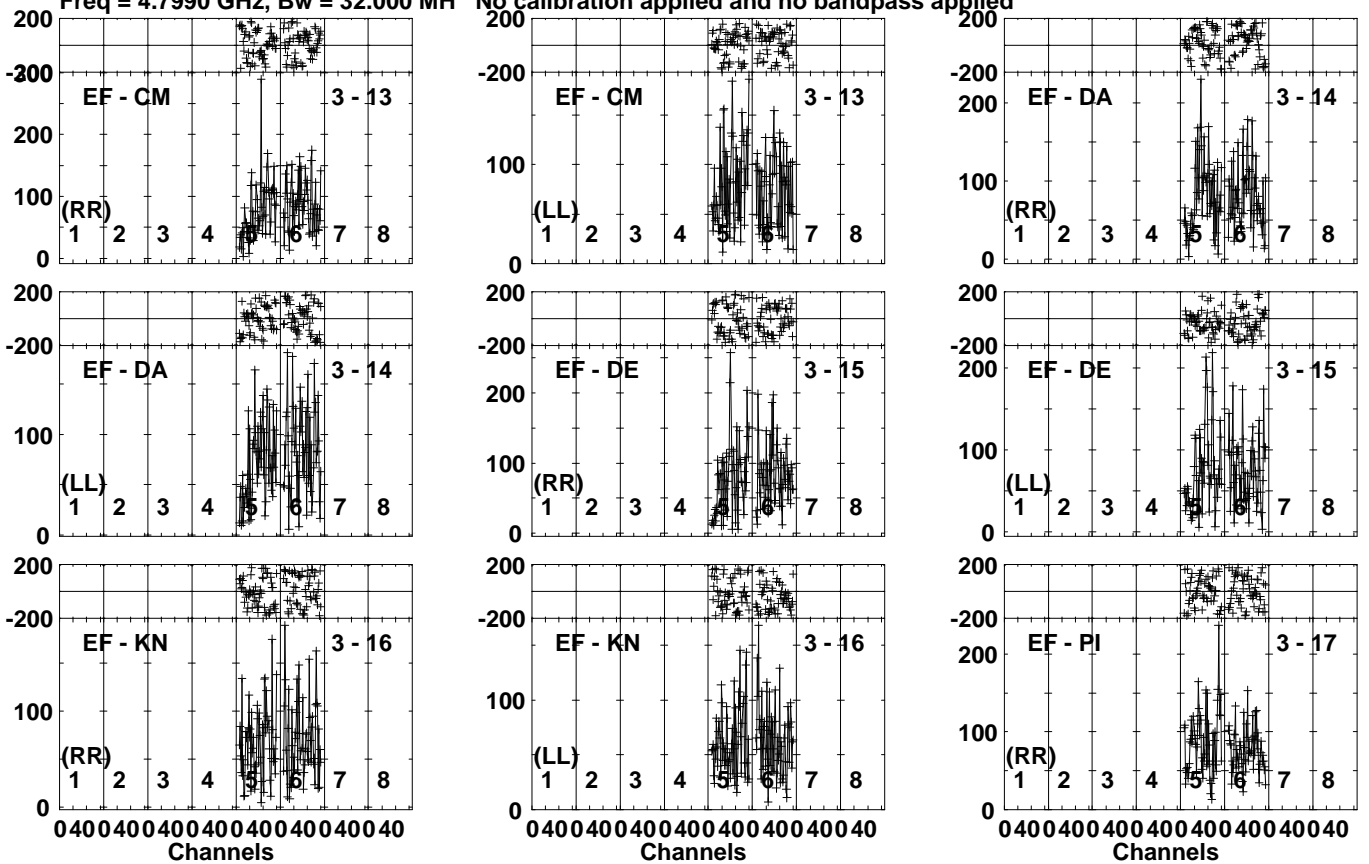


Lower frame: Micro Ampl Jy Top frame: Phas deg  
Vector averaged cross-power spectrum Several baselines displayed  
Timerange: 00/12:21:31 to 00/12:24:59

Plot file version 27 created 13-FEB-2023 10:49:04

V404CYG EM166B.UVDATA.1

Freq = 4.7990 GHz, Bw = 32.000 MH No calibration applied and no bandpass applied

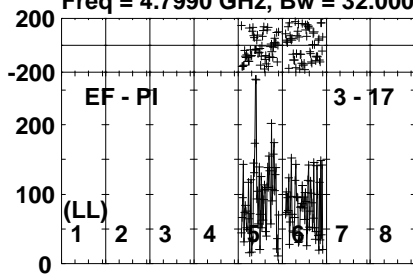


Lower frame: Micro Ampl Jy Top frame: Phas deg  
Vector averaged cross-power spectrum Several baselines displayed  
Timerange: 00/12:21:31 to 00/12:24:59

Plot file version 28 created 13-FEB-2023 10:49:04

V404CYG EM166B.UVDATA.1

Freq = 4.7990 GHz, Bw = 32.000 MH No calibration applied and no bandpass applied



Lower frame: Micro Ampl Jy Top frame: Phas deg

Vector averaged cross-power spectrum Several baselines displayed

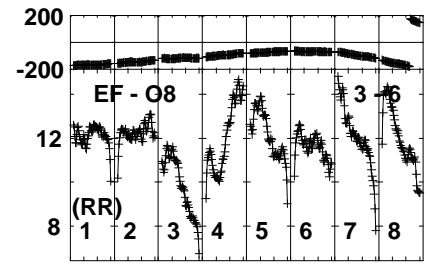
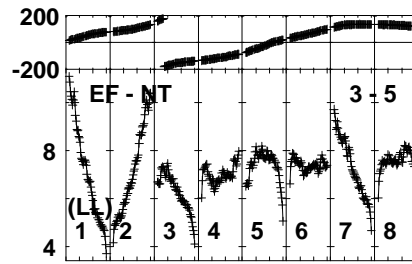
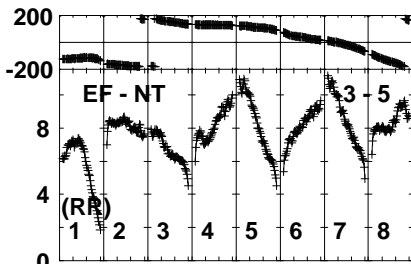
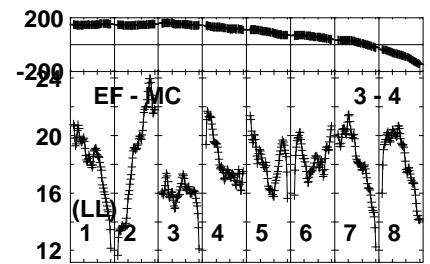
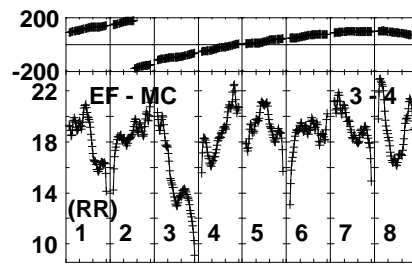
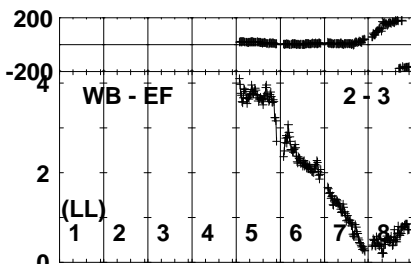
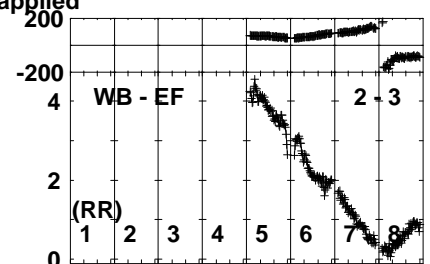
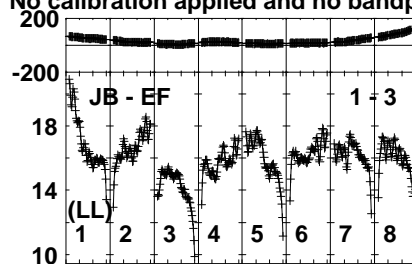
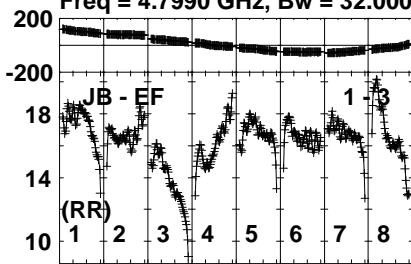
Timerange: 00/12:21:31 to 00/12:24:59

Plot file version 29 created 13-FEB-2023 10:49:04

J2025+33 EM166B.UVDATA.1

Freq = 4.7990 GHz, Bw = 32.000 MH

No calibration applied and no bandpass applied



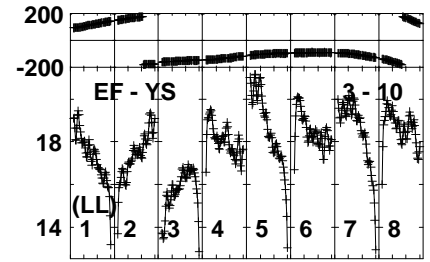
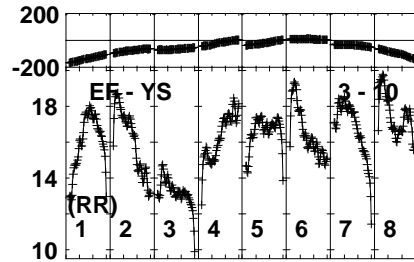
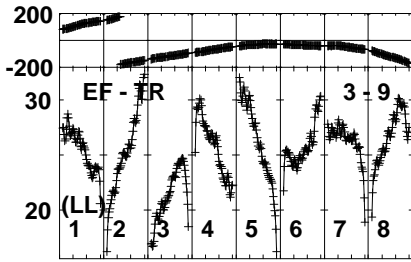
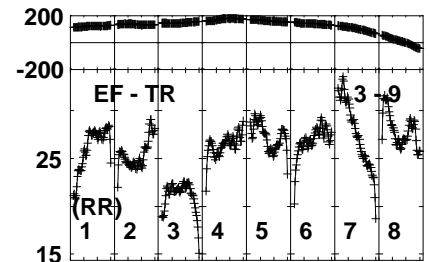
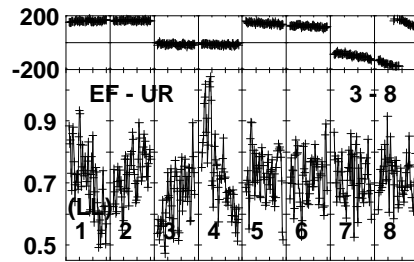
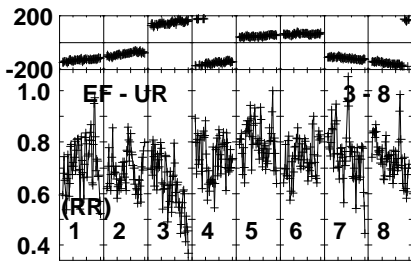
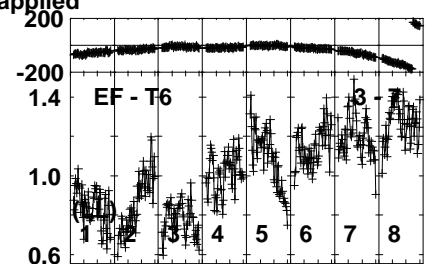
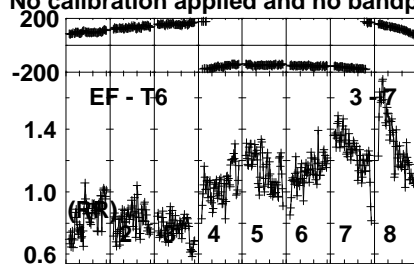
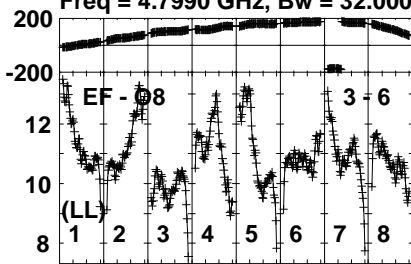
Lower frame: Milli Ampl Jy Top frame: Phas deg  
Vector averaged cross-power spectrum Several baselines displayed  
Timerange: 00/12:25:01 to 00/12:27:29

Plot file version 30 created 13-FEB-2023 10:49:04

J2025+33 EM166B.UVDATA.1

Freq = 4.7990 GHz, Bw = 32.000 MH

No calibration applied and no bandpass applied



040040040040040040040040  
Channels

040040040040040040040040  
Channels

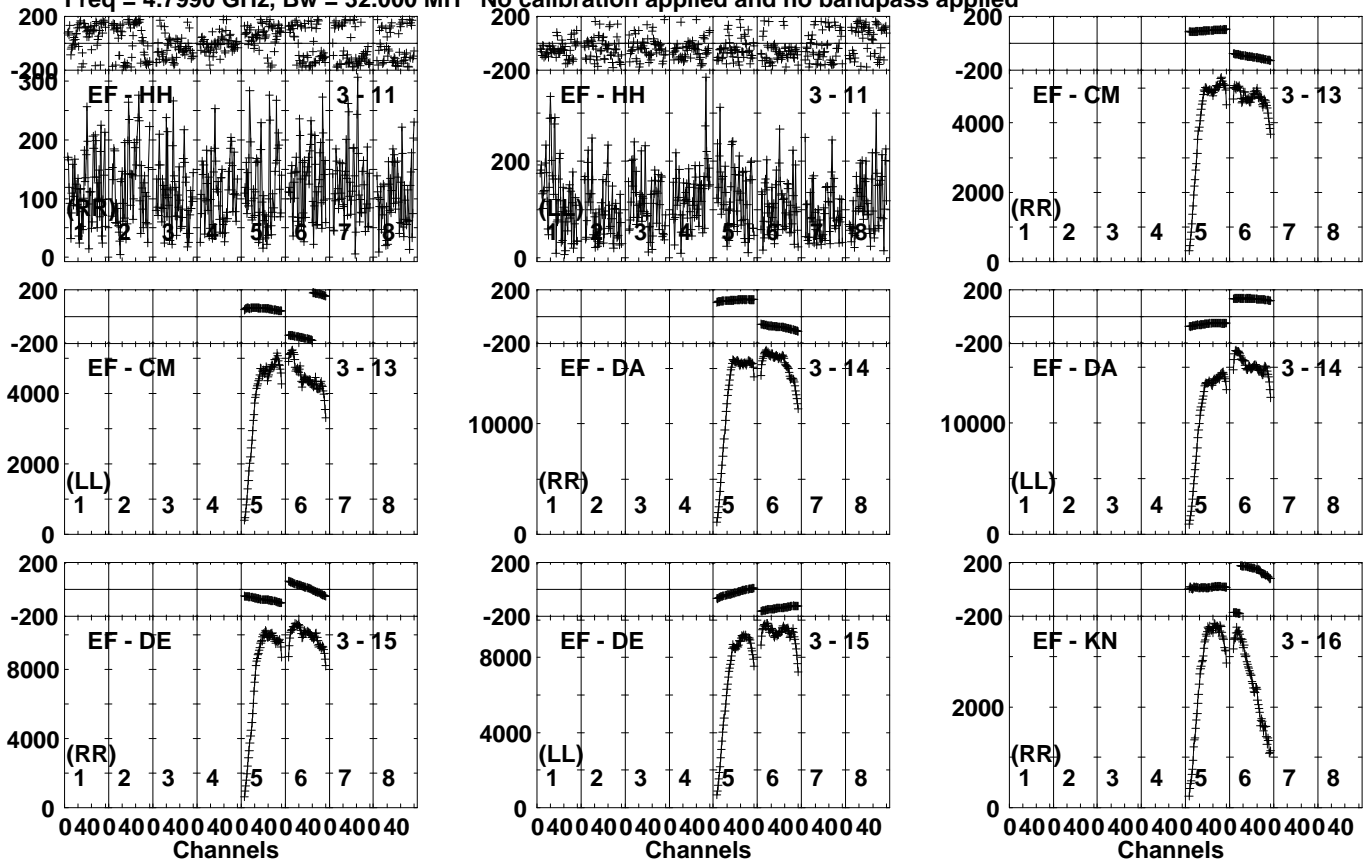
040040040040040040040040  
Channels

Lower frame: Milli Ampl Jy Top frame: Phas deg  
Vector averaged cross-power spectrum Several baselines displayed  
Timerange: 00/12:25:01 to 00/12:27:29

Plot file version 31 created 13-FEB-2023 10:49:04

J2025+33 EM166B.UVDATA.1

Freq = 4.7990 GHz, Bw = 32.000 MH No calibration applied and no bandpass applied

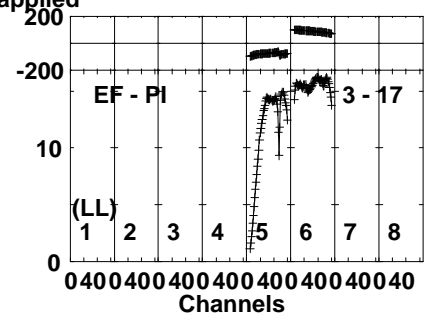
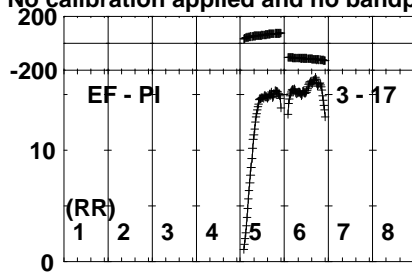
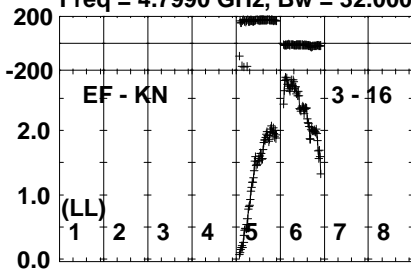


Lower frame: Micro Ampl Jy Top frame: Phas deg  
Vector averaged cross-power spectrum Several baselines displayed  
Timerange: 00/12:25:01 to 00/12:27:29

Plot file version 32 created 13-FEB-2023 10:49:05

J2025+33 EM166B.UVDATA.1

Freq = 4.7990 GHz, Bw = 32.000 MH No calibration applied and no bandpass applied



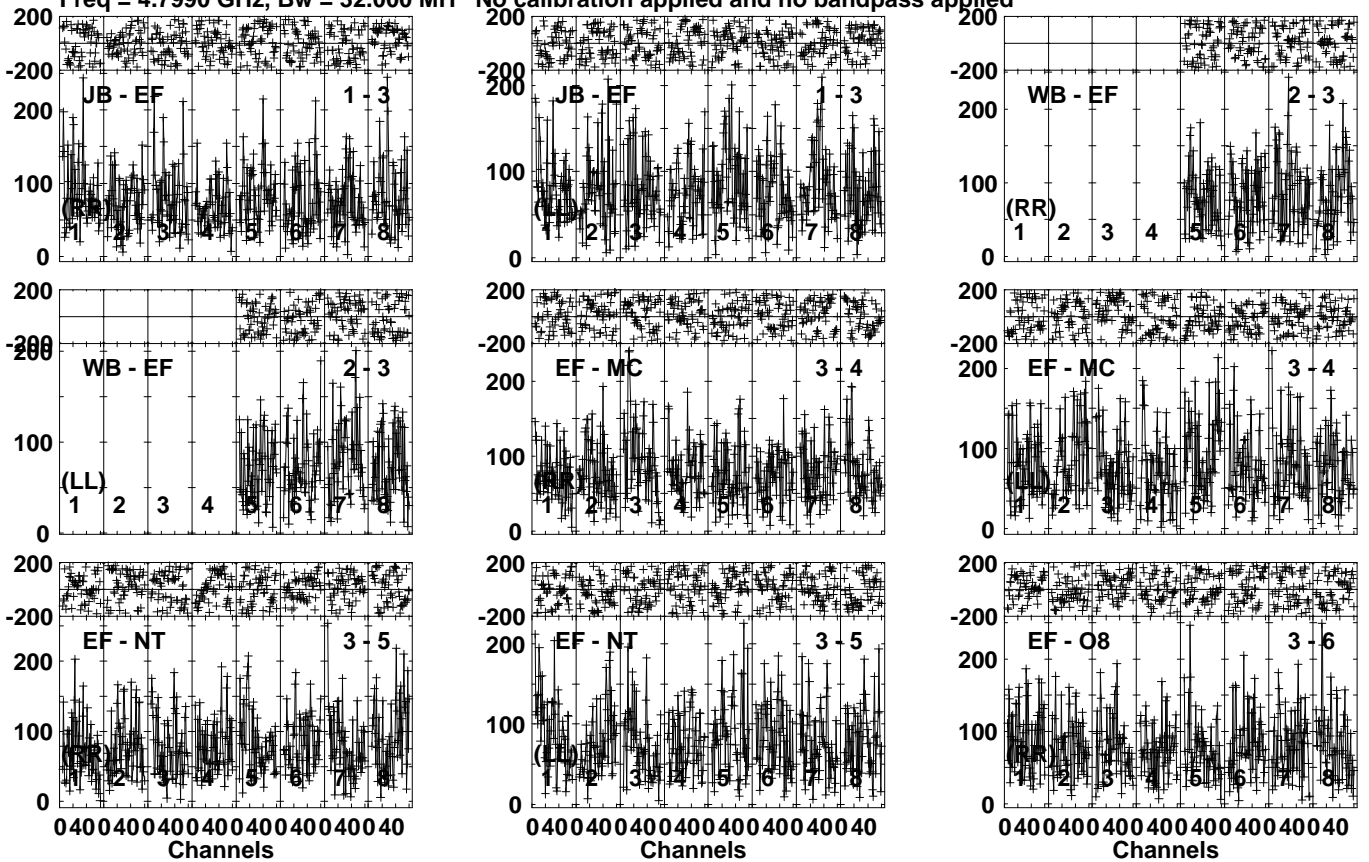
Lower frame: Milli Ampl Jy Top frame: Phas deg  
 Vector averaged cross-power spectrum Several baselines displayed  
 Timerange: 00/12:25:01 to 00/12:27:29



Plot file version 33 created 13-FEB-2023 10:49:05

V404CYG EM166B.UVDATA.1

Freq = 4.7990 GHz, Bw = 32.000 MH No calibration applied and no bandpass applied

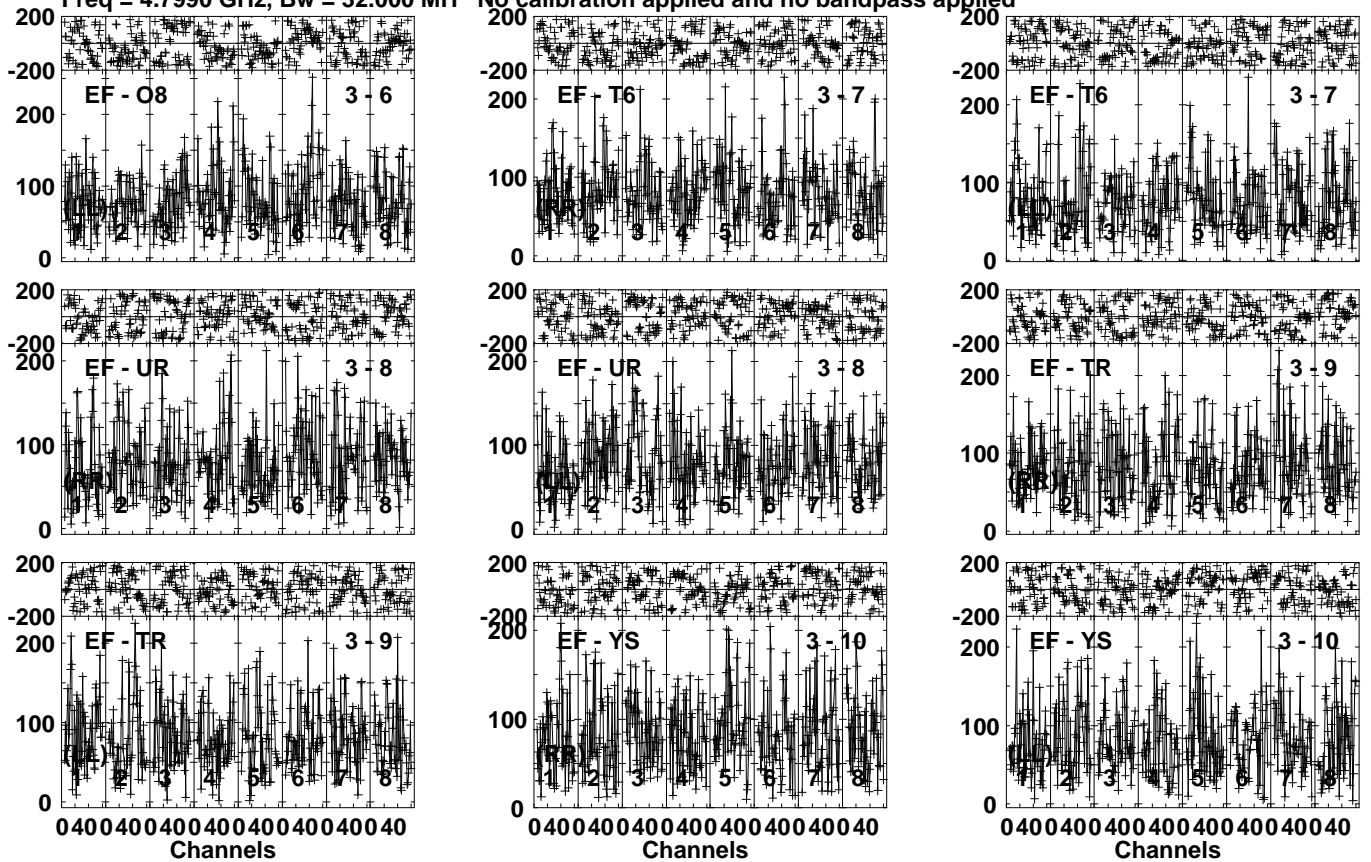


Lower frame: Micro Ampl Jy Top frame: Phas deg  
Vector averaged cross-power spectrum Several baselines displayed  
Timerange: 00/12:27:31 to 00/12:30:59

Plot file version 34 created 13-FEB-2023 10:49:05

V404CYG EM166B.UVDATA.1

Freq = 4.7990 GHz, Bw = 32.000 MH No calibration applied and no bandpass applied

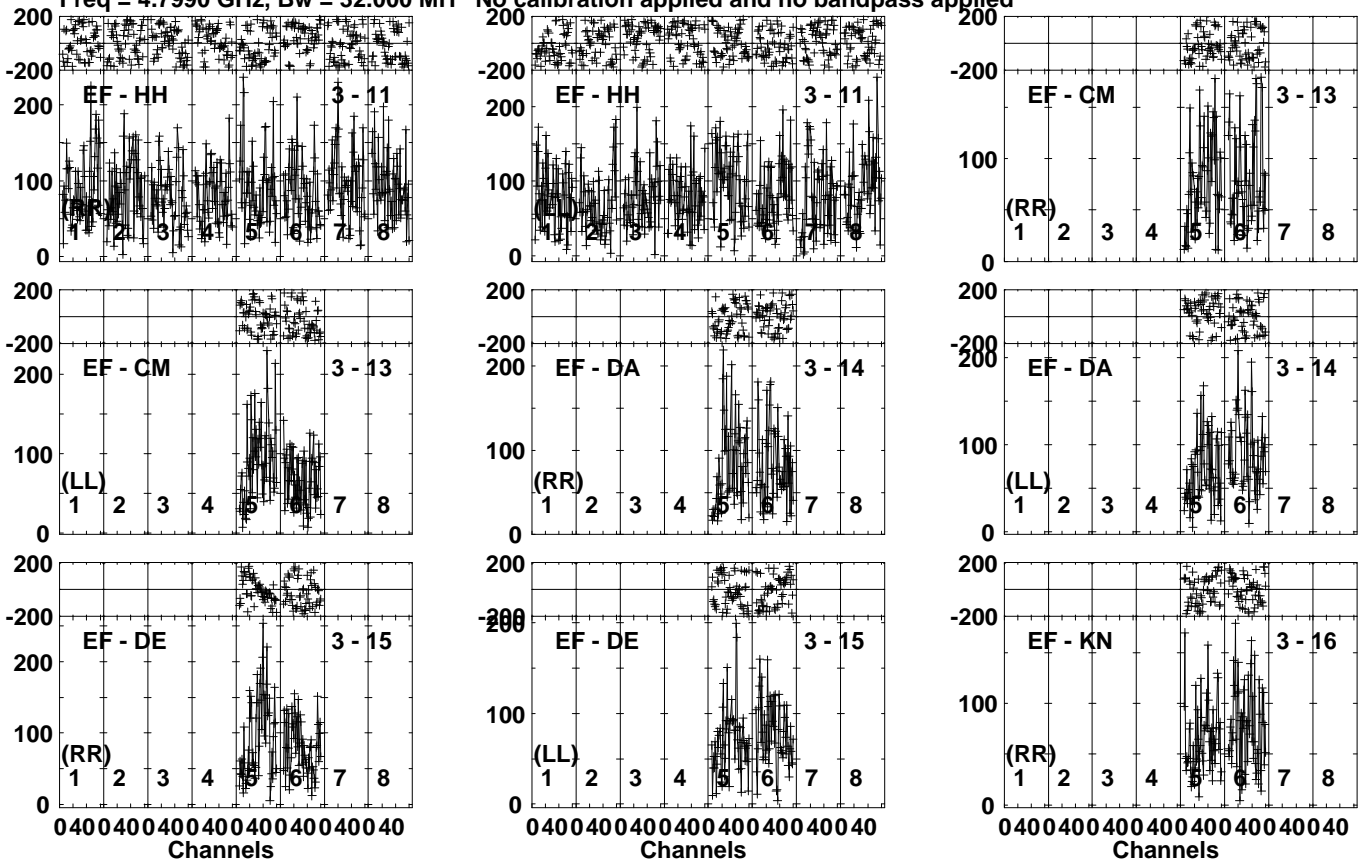


Lower frame: Micro Ampl Jy Top frame: Phas deg  
Vector averaged cross-power spectrum Several baselines displayed  
Timerange: 00/12:27:31 to 00/12:30:59

Plot file version 35 created 13-FEB-2023 10:49:05

V404CYG EM166B.UVDATA.1

Freq = 4.7990 GHz, Bw = 32.000 MH No calibration applied and no bandpass applied

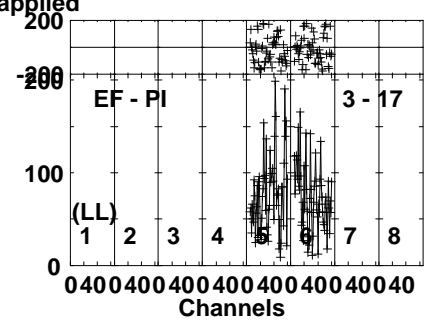
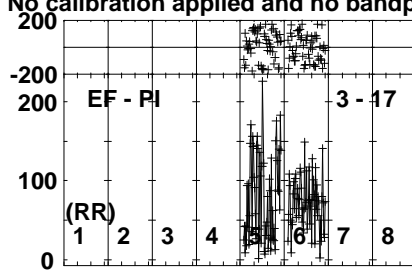
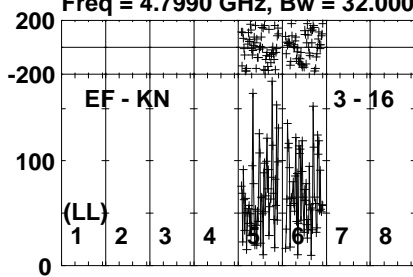


Lower frame: Micro Ampl Jy Top frame: Phas deg  
Vector averaged cross-power spectrum Several baselines displayed  
Timerange: 00/12:27:31 to 00/12:30:59

Plot file version 36 created 13-FEB-2023 10:49:05

V404CYG EM166B.UVDATA.1

Freq = 4.7990 GHz, Bw = 32.000 MH No calibration applied and no bandpass applied



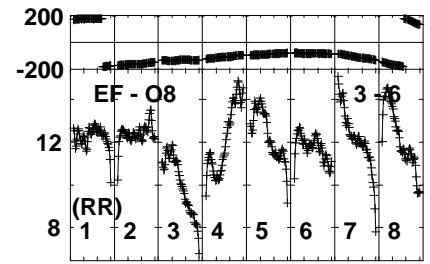
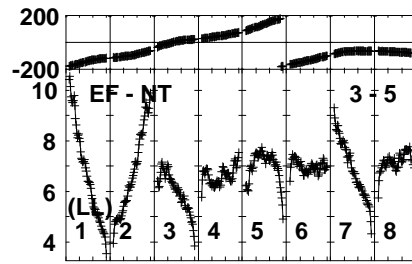
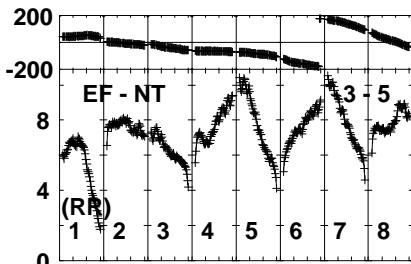
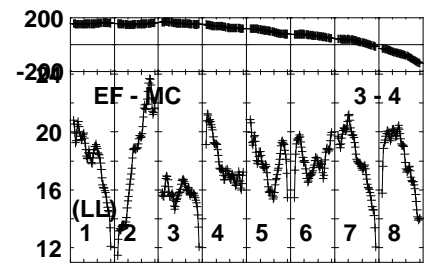
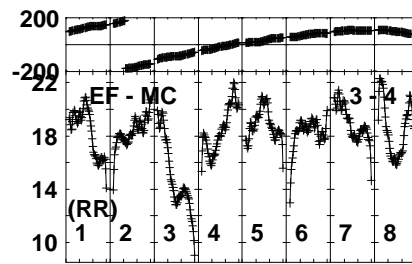
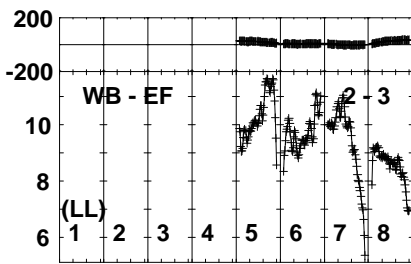
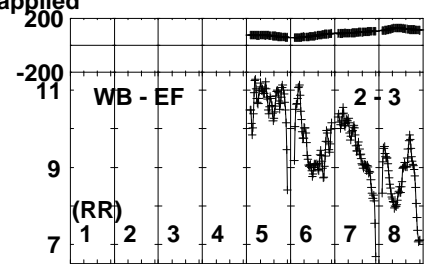
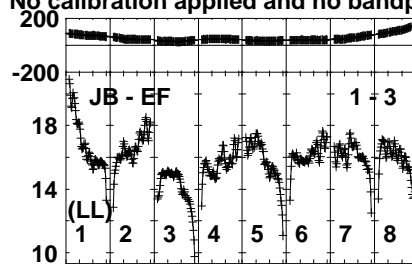
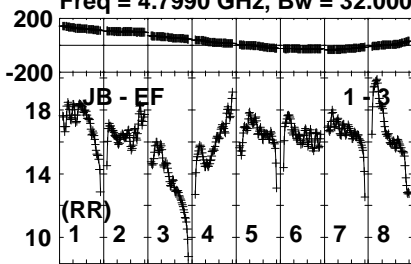
Lower frame: Micro Ampl Jy Top frame: Phas deg  
Vector averaged cross-power spectrum Several baselines displayed  
Timerange: 00/12:27:31 to 00/12:30:59

Plot file version 37 created 13-FEB-2023 10:49:05

J2025+33 EM166B.UVDATA.1

Freq = 4.7990 GHz, Bw = 32.000 MH

No calibration applied and no bandpass applied

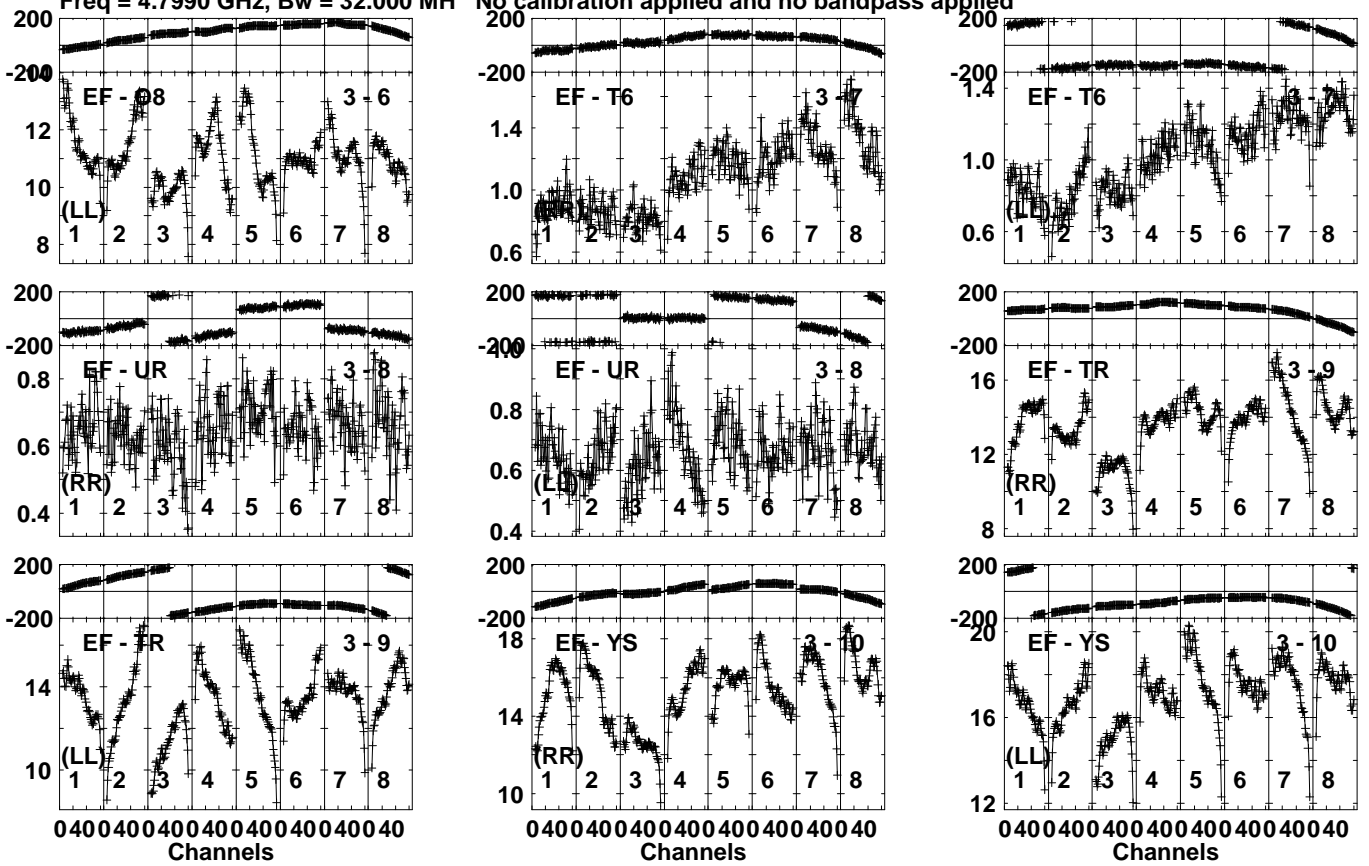


Lower frame: Milli Ampl Jy Top frame: Phas deg  
Vector averaged cross-power spectrum Several baselines displayed  
Timerange: 00/12:31:31 to 00/12:33:29

Plot file version 38 created 13-FEB-2023 10:49:05

J2025+33 EM166B.UVDATA.1

Freq = 4.7990 GHz, Bw = 32.000 MH No calibration applied and no bandpass applied

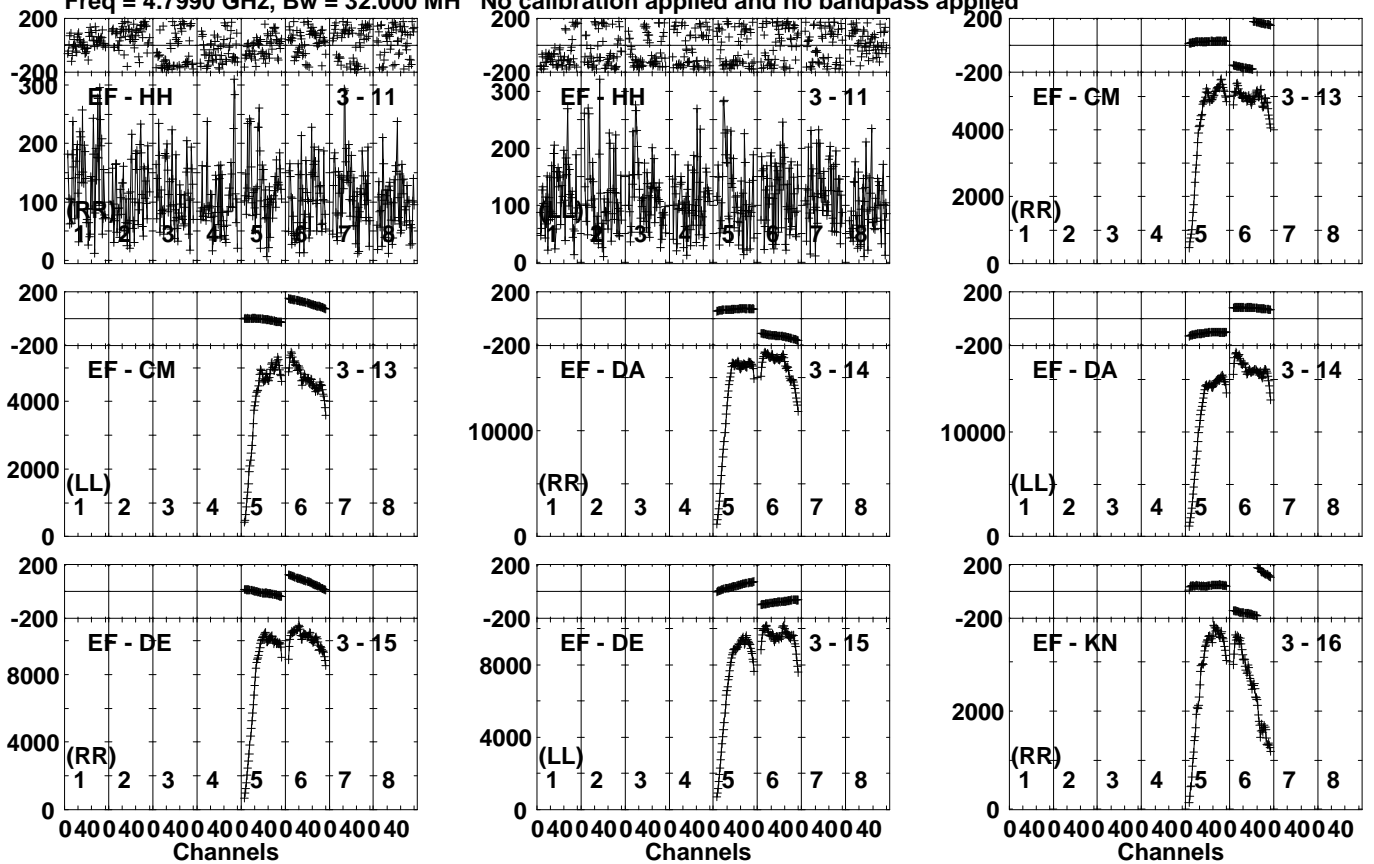


Lower frame: Milli Ampl Jy Top frame: Phas deg  
Vector averaged cross-power spectrum Several baselines displayed  
Timerange: 00/12:31:31 to 00/12:33:29

Plot file version 39 created 13-FEB-2023 10:49:05

J2025+33 EM166B.UVDATA.1

Freq = 4.7990 GHz, Bw = 32.000 MH No calibration applied and no bandpass applied

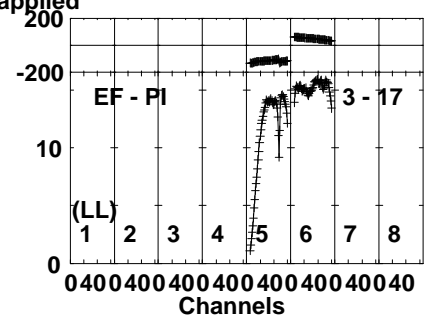
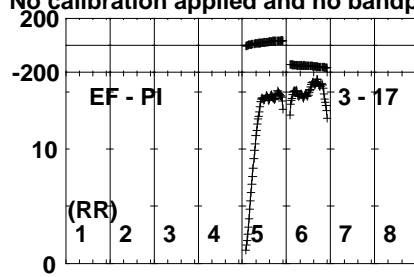
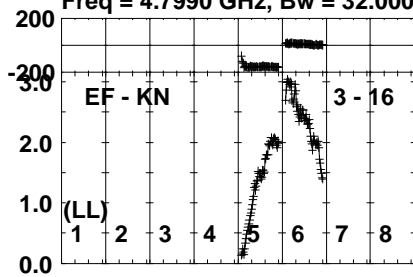


Lower frame: Micro Ampl Jy Top frame: Phas deg  
Vector averaged cross-power spectrum Several baselines displayed  
Timerange: 00/12:31:31 to 00/12:33:29

Plot file version 40 created 13-FEB-2023 10:49:06

J2025+33 EM166B.UVDATA.1

Freq = 4.7990 GHz, Bw = 32.000 MH No calibration applied and no bandpass applied



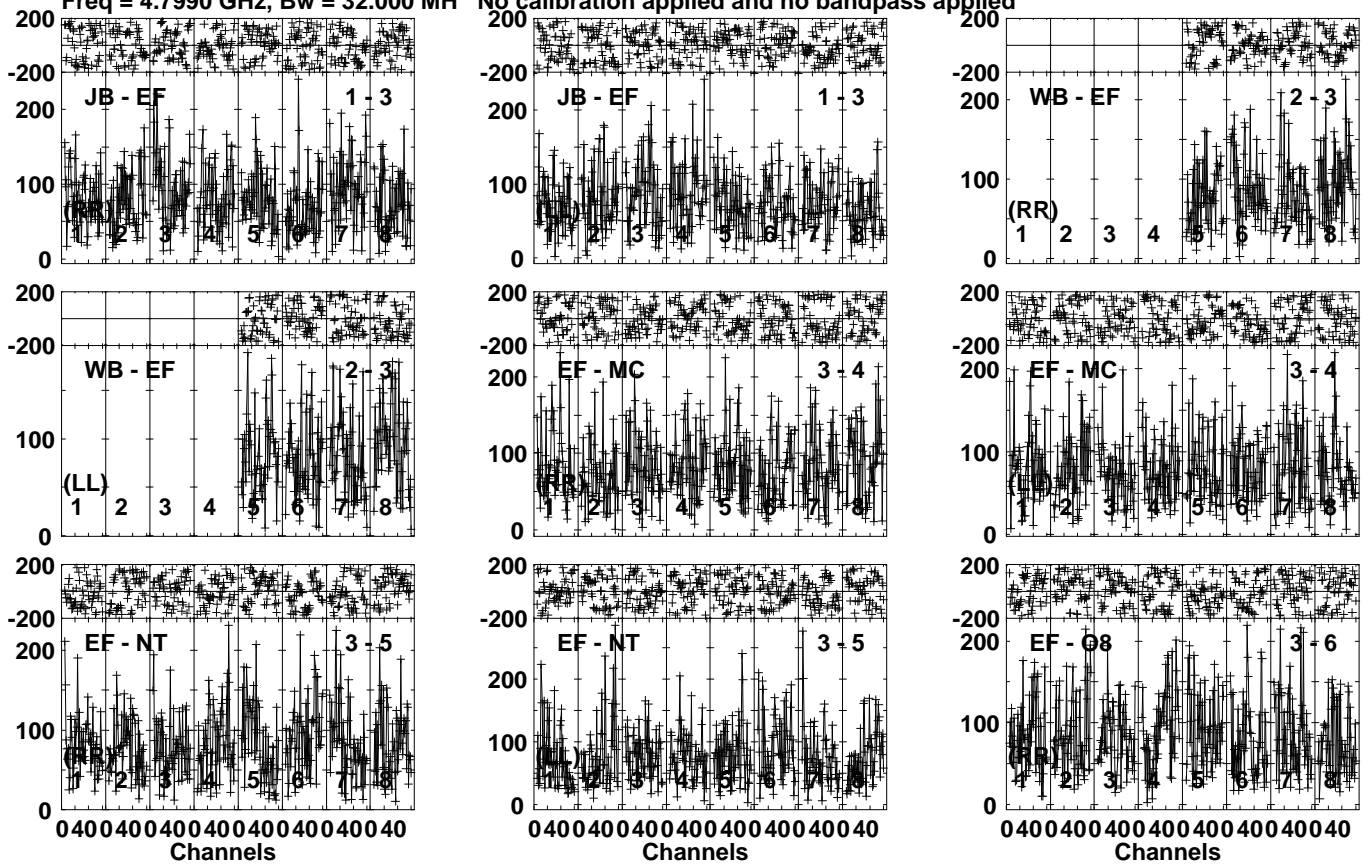
Lower frame: Milli Ampl Jy Top frame: Phas deg  
Vector averaged cross-power spectrum Several baselines displayed  
Timerange: 00/12:31:31 to 00/12:33:29



Plot file version 41 created 13-FEB-2023 10:49:06

V404CYG EM166B.UVDATA.1

Freq = 4.7990 GHz, Bw = 32.000 MH No calibration applied and no bandpass applied

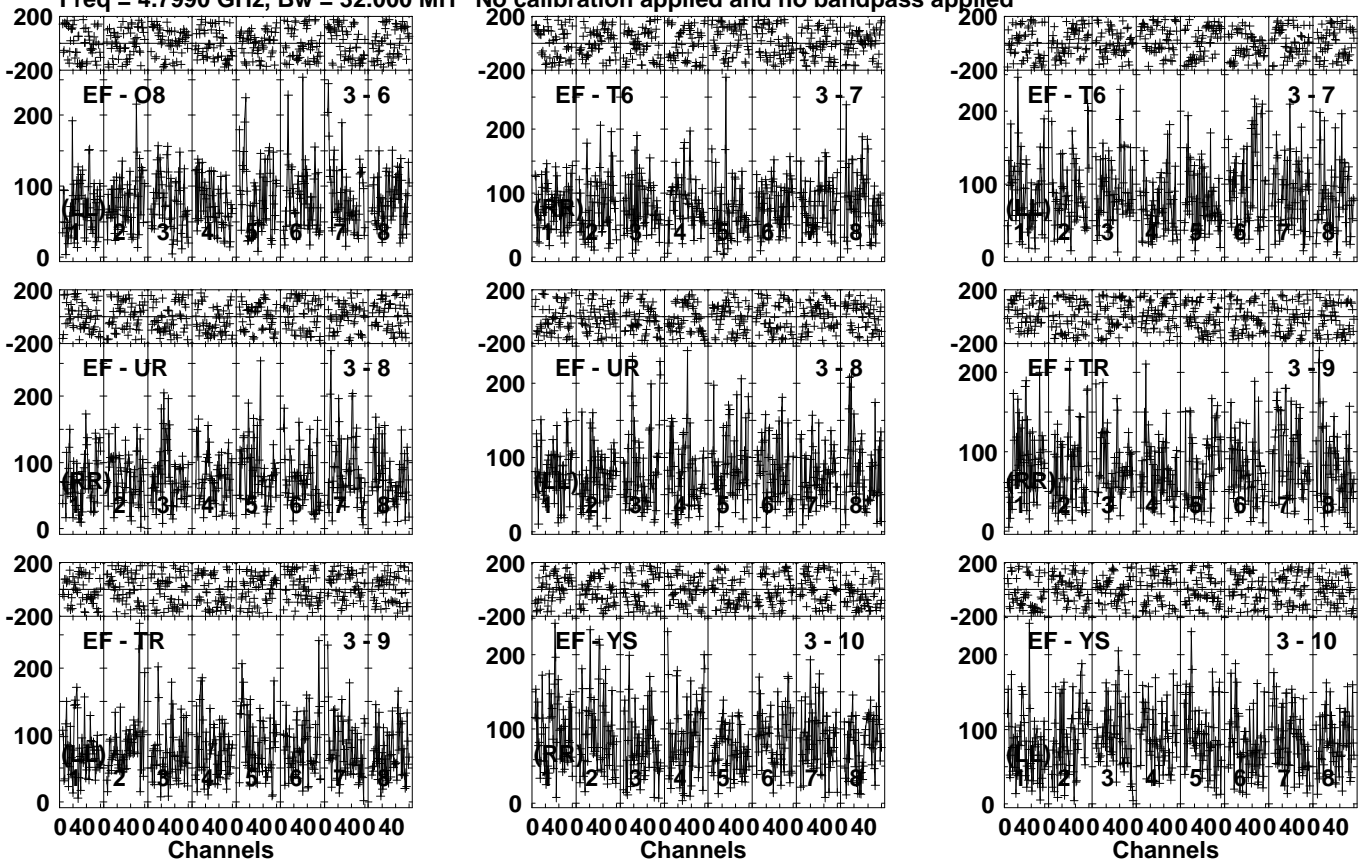


Lower frame: Micro Ampl Jy Top frame: Phas deg  
Vector averaged cross-power spectrum Several baselines displayed  
Timerange: 00/12:33:31 to 00/12:36:59

Plot file version 42 created 13-FEB-2023 10:49:06

V404CYG EM166B.UVDATA.1

Freq = 4.7990 GHz, Bw = 32.000 MH No calibration applied and no bandpass applied

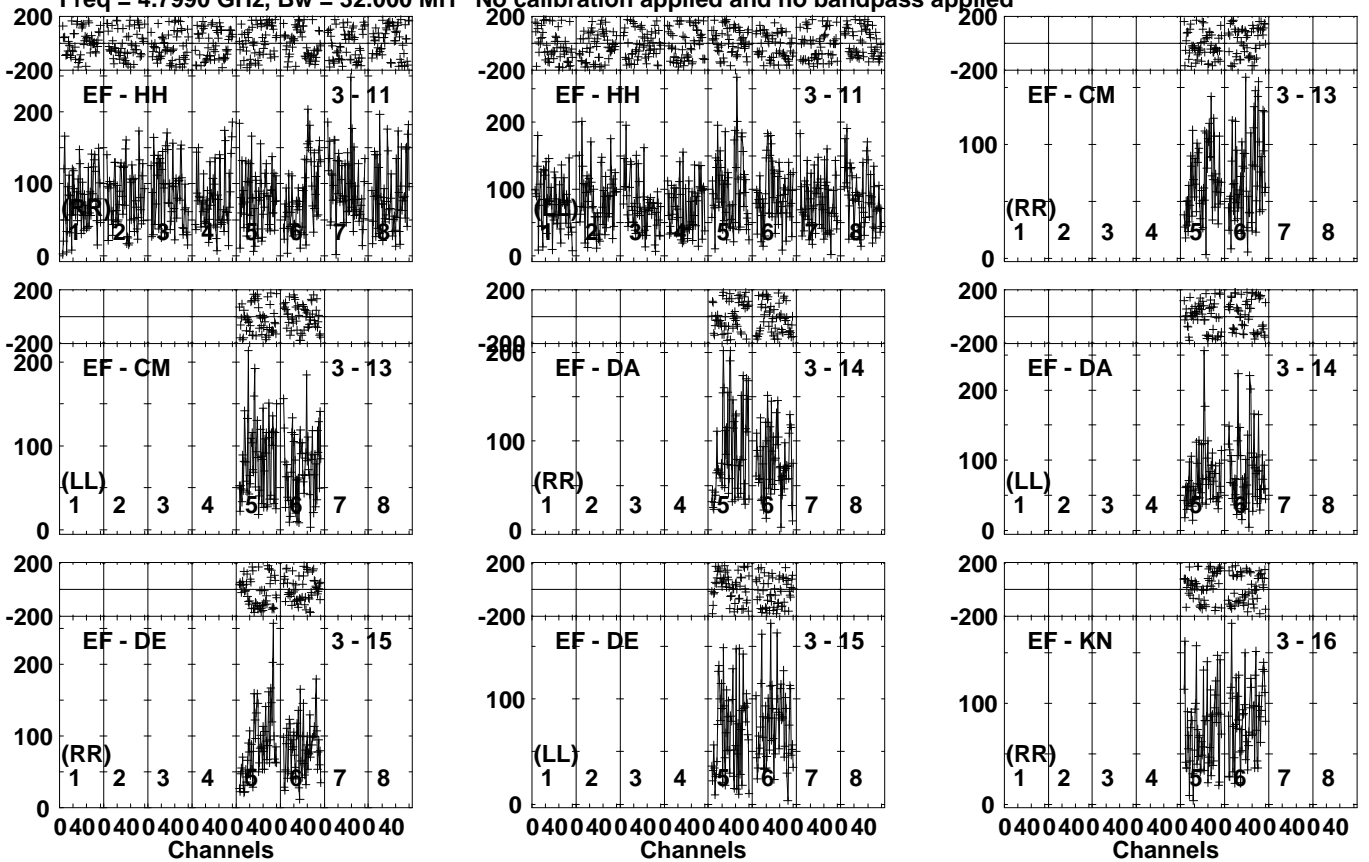


Lower frame: Micro Ampl Jy Top frame: Phas deg  
Vector averaged cross-power spectrum Several baselines displayed  
Timerange: 00/12:33:31 to 00/12:36:59

Plot file version 43 created 13-FEB-2023 10:49:06

V404CYG EM166B.UVDATA.1

Freq = 4.7990 GHz, Bw = 32.000 MH No calibration applied and no bandpass applied

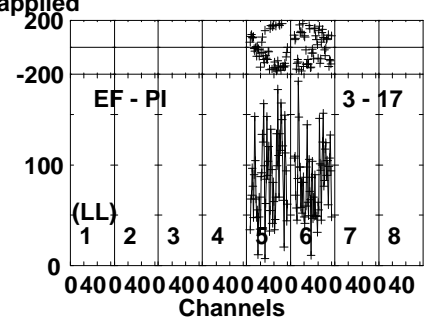
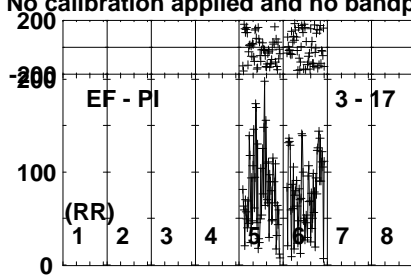
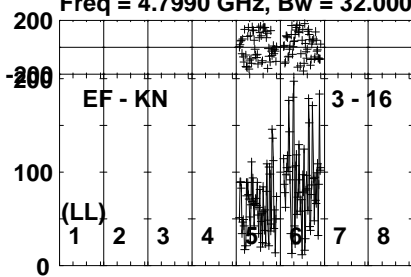


Lower frame: Micro Ampl Jy Top frame: Phas deg  
Vector averaged cross-power spectrum Several baselines displayed  
Timerange: 00/12:33:31 to 00/12:36:59

Plot file version 44 created 13-FEB-2023 10:49:06

V404CYG EM166B.UVDATA.1

Freq = 4.7990 GHz, Bw = 32.000 MH No calibration applied and no bandpass applied

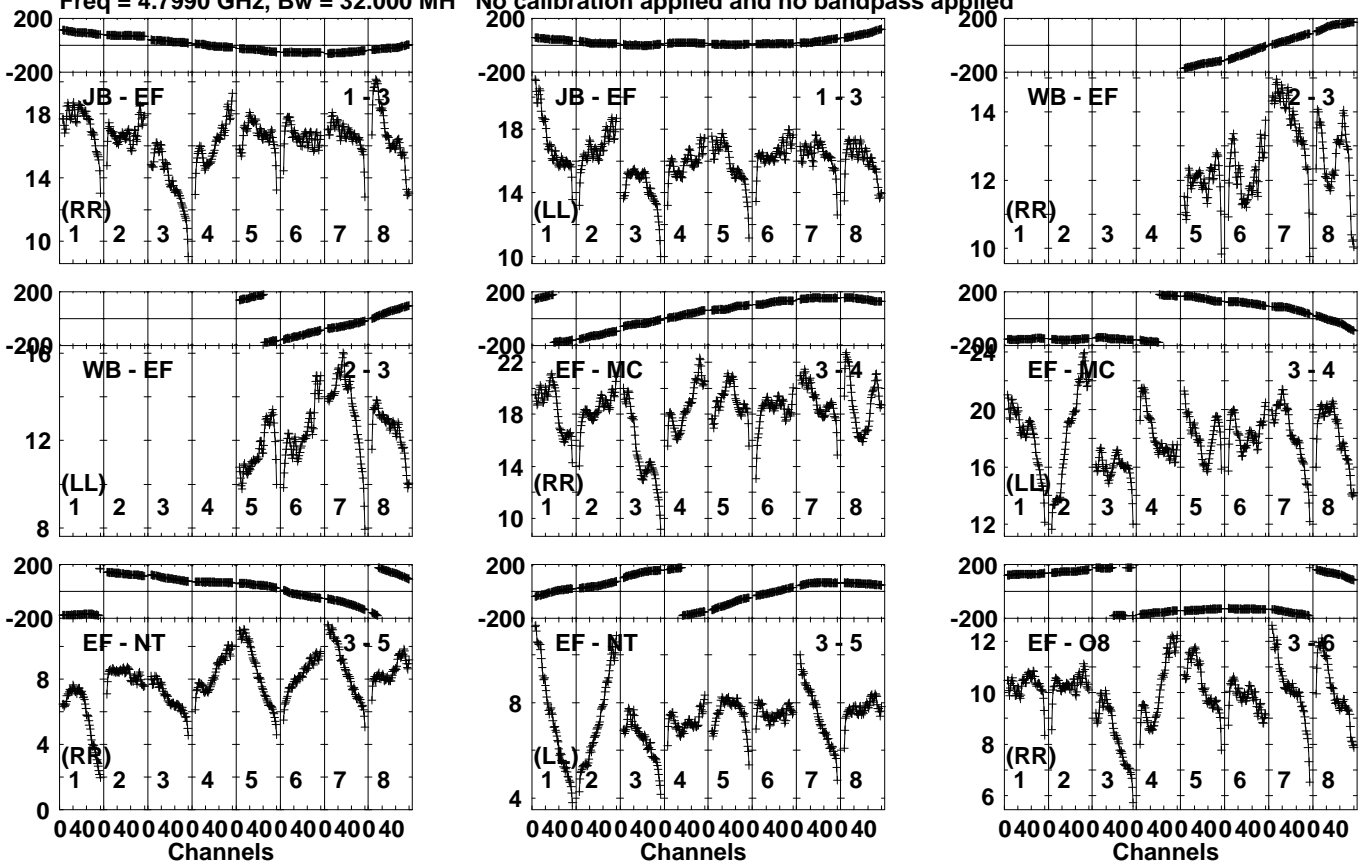


Lower frame: Micro Ampl Jy Top frame: Phas deg  
Vector averaged cross-power spectrum Several baselines displayed  
Timerange: 00/12:33:31 to 00/12:36:59

Plot file version 45 created 13-FEB-2023 10:49:06

J2025+33 EM166B.UVDATA.1

Freq = 4.7990 GHz, Bw = 32.000 MH No calibration applied and no bandpass applied

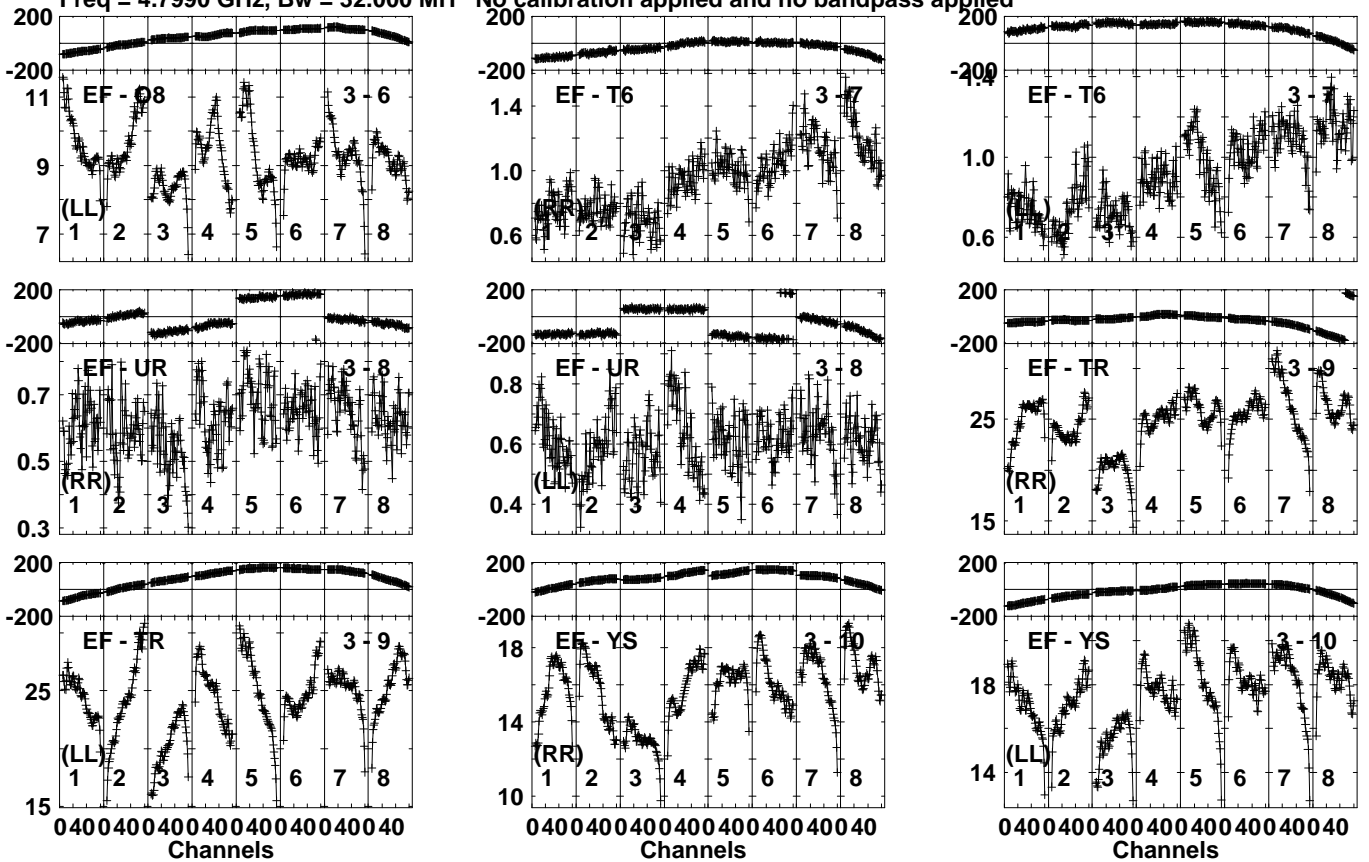


Lower frame: Milli Ampl Jy Top frame: Phas deg  
Vector averaged cross-power spectrum Several baselines displayed  
Timerange: 00/12:37:01 to 00/12:39:29

Plot file version 46 created 13-FEB-2023 10:49:06

J2025+33 EM166B.UVDATA.1

Freq = 4.7990 GHz, Bw = 32.000 MH No calibration applied and no bandpass applied

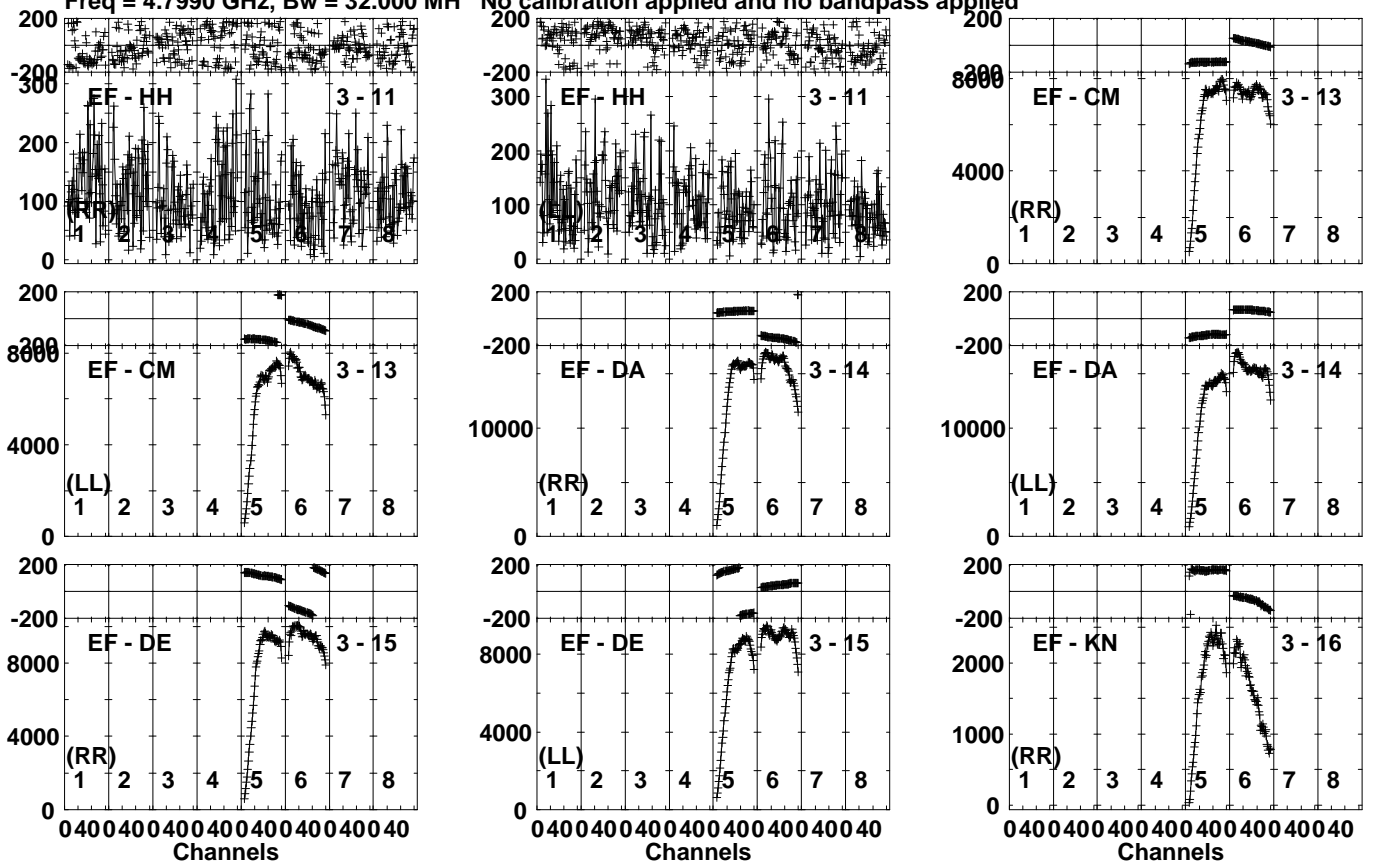


Lower frame: Milli Ampl Jy Top frame: Phas deg  
Vector averaged cross-power spectrum Several baselines displayed  
Timerange: 00:12:37:01 to 00:12:39:29

Plot file version 47 created 13-FEB-2023 10:49:07

J2025+33 EM166B.UVDATA.1

Freq = 4.7990 GHz, Bw = 32.000 MH No calibration applied and no bandpass applied



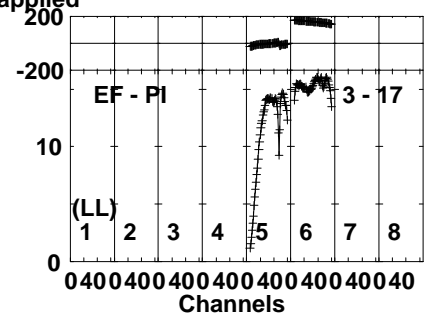
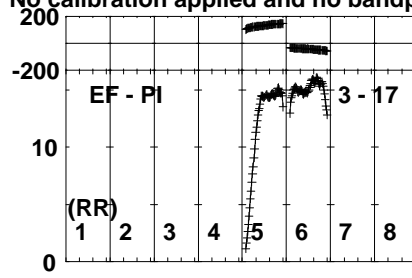
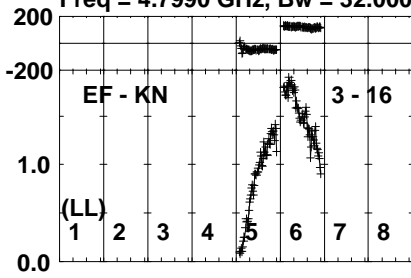
Lower frame: Micro Ampl Jy Top frame: Phas deg  
Vector averaged cross-power spectrum Several baselines displayed  
Timerange: 00/12:37:01 to 00/12:39:29

Plot file version 48 created 13-FEB-2023 10:49:07

J2025+33 EM166B.UVDATA.1

Freq = 4.7990 GHz, Bw = 32.000 MH

No calibration applied and no bandpass applied



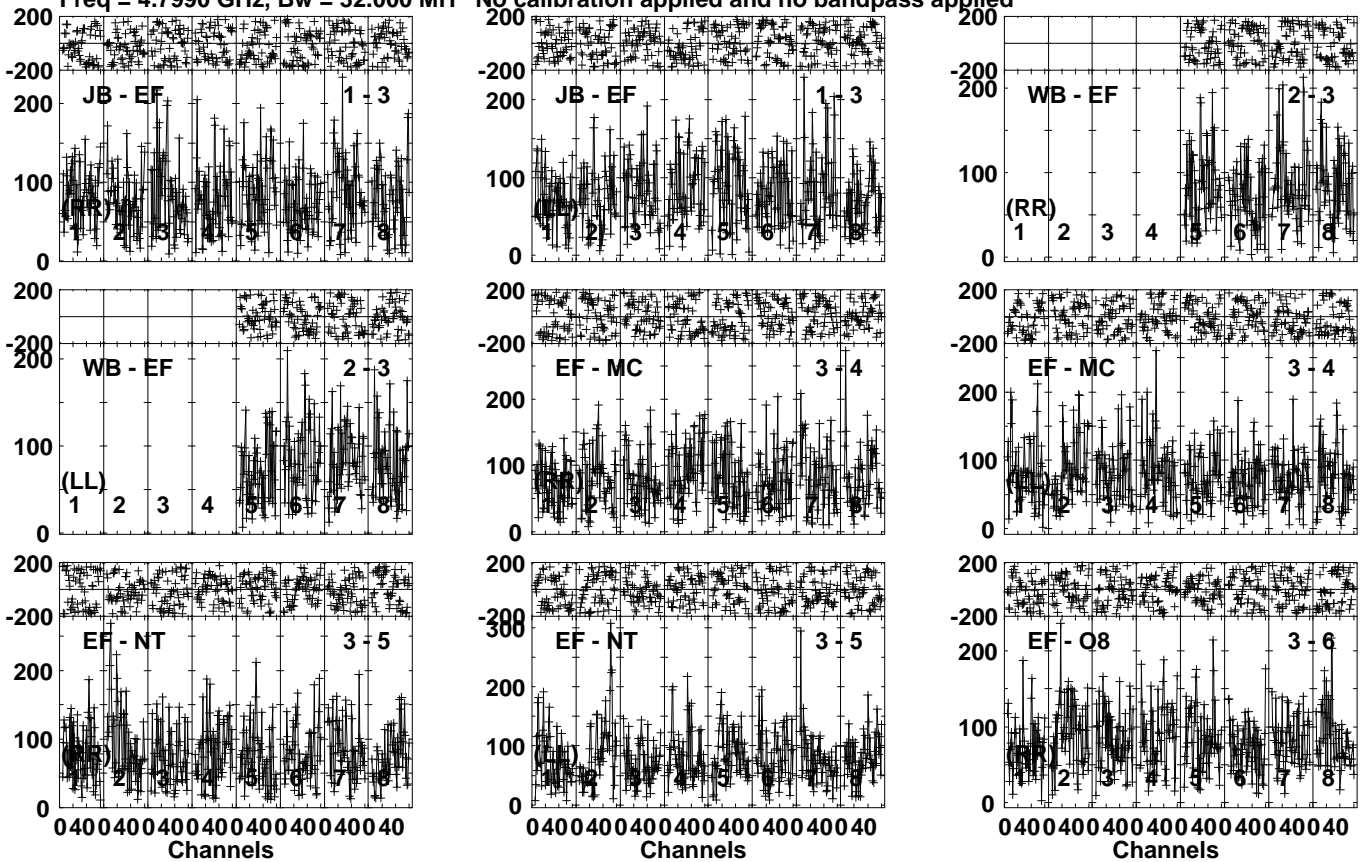
Lower frame: Milli Ampl Jy Top frame: Phas deg  
Vector averaged cross-power spectrum Several baselines displayed  
Timerange: 00/12:37:01 to 00/12:39:29



Plot file version 49 created 13-FEB-2023 10:49:07

V404CYG EM166B.UVDATA.1

Freq = 4.7990 GHz, Bw = 32.000 MH No calibration applied and no bandpass applied

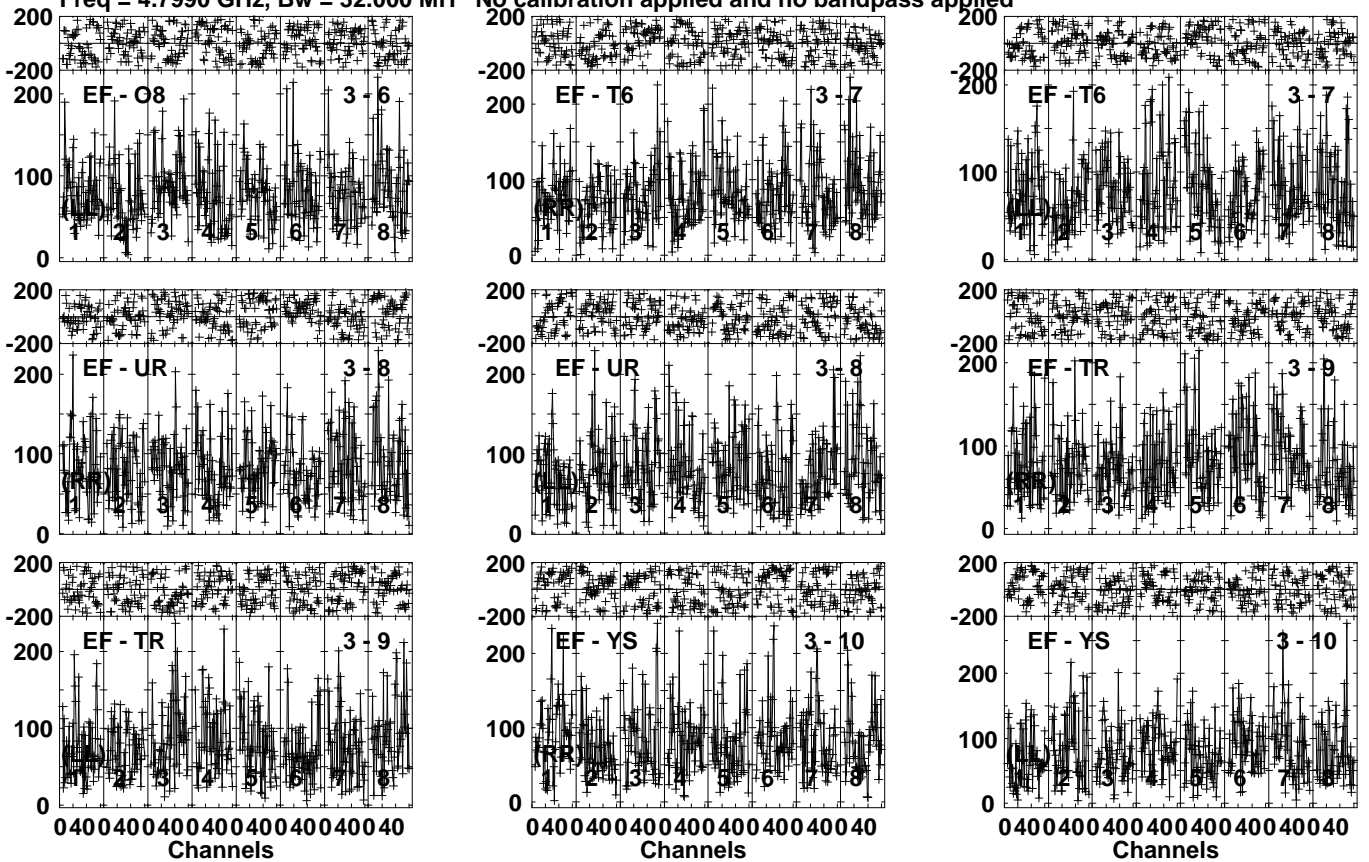


Lower frame: Micro Ampl Jy Top frame: Phas deg  
Vector averaged cross-power spectrum Several baselines displayed  
Timerange: 00/12:39:31 to 00/12:42:59

Plot file version 50 created 13-FEB-2023 10:49:07

V404CYG EM166B.UVDATA.1

Freq = 4.7990 GHz, Bw = 32.000 MH No calibration applied and no bandpass applied

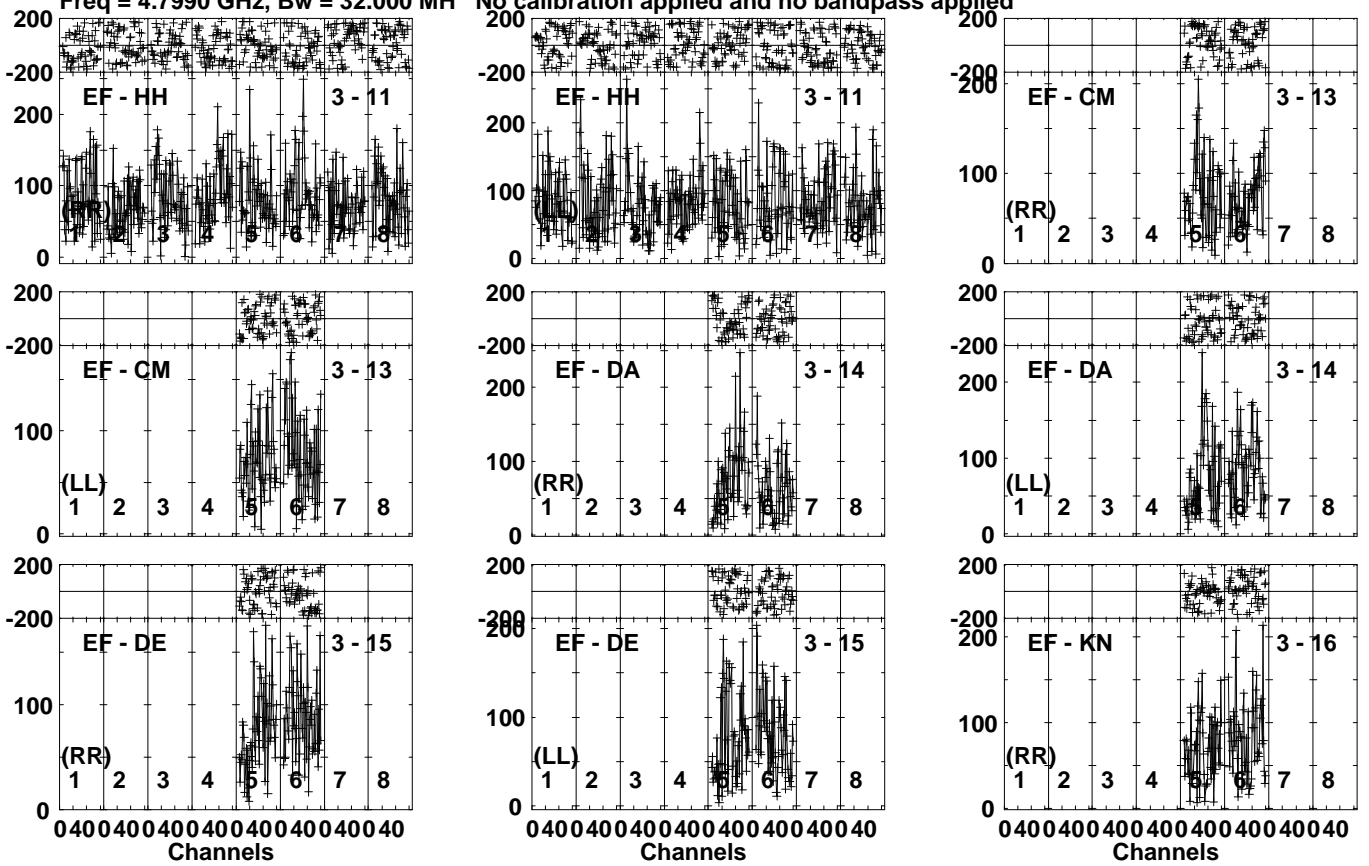


Lower frame: Micro Ampl Jy Top frame: Phas deg  
Vector averaged cross-power spectrum Several baselines displayed  
Timerange: 00/12:39:31 to 00/12:42:59

Plot file version 51 created 13-FEB-2023 10:49:07

V404CYG EM166B.UVDATA.1

Freq = 4.7990 GHz, Bw = 32.000 MH No calibration applied and no bandpass applied

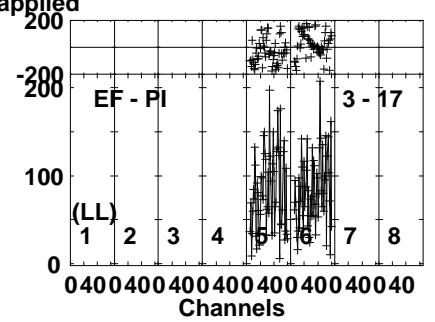
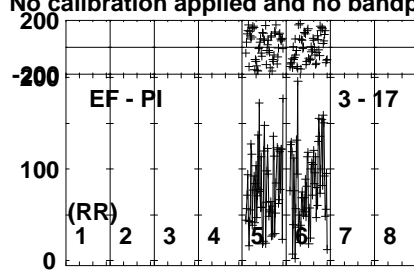
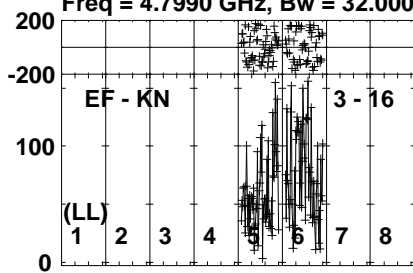


Lower frame: Micro Ampl Jy Top frame: Phas deg  
Vector averaged cross-power spectrum Several baselines displayed  
Timerange: 00:12:39:31 to 00:12:42:59

Plot file version 52 created 13-FEB-2023 10:49:07

V404CYG EM166B.UVDATA.1

Freq = 4.7990 GHz, Bw = 32.000 MH No calibration applied and no bandpass applied

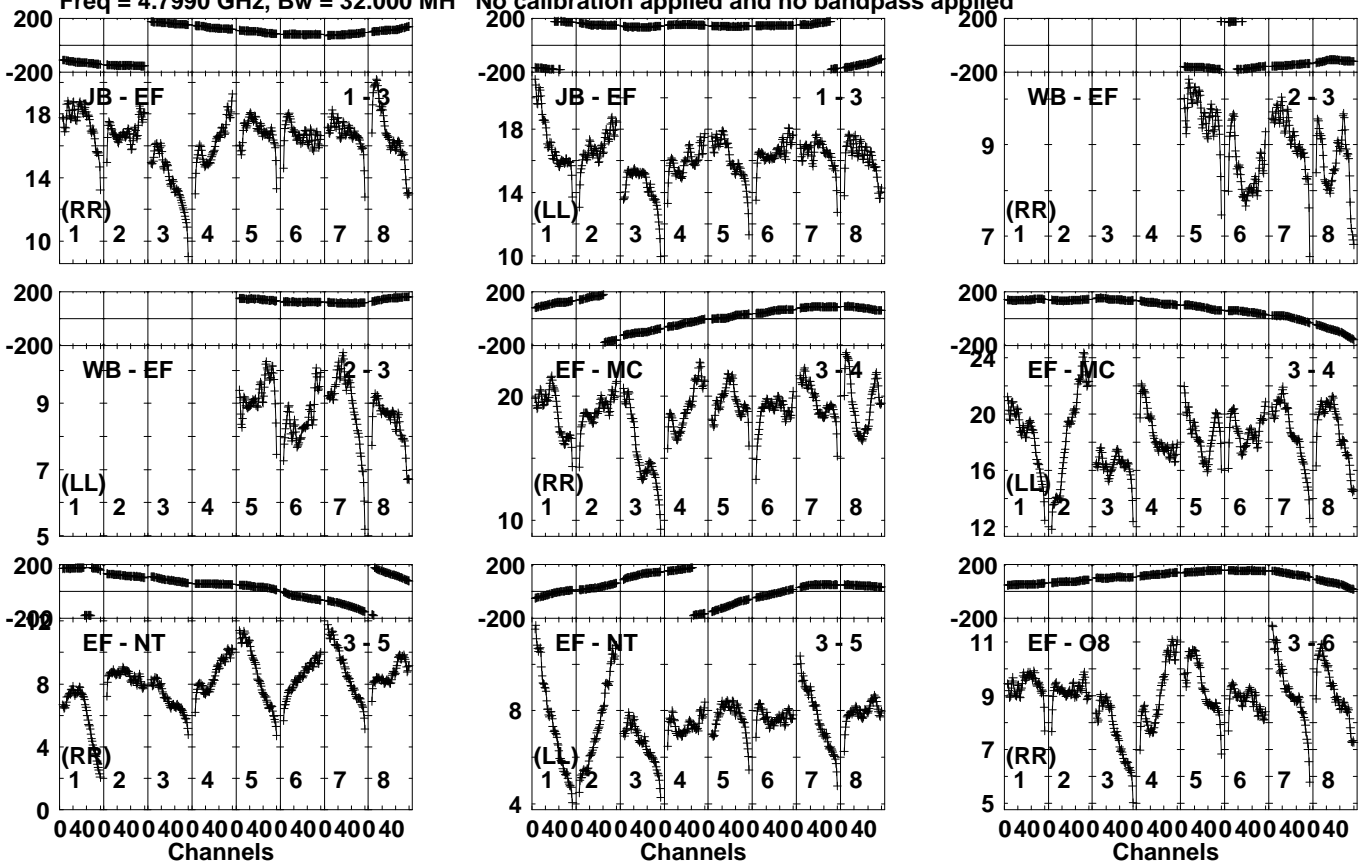


Lower frame: Micro Ampl Jy Top frame: Phas deg  
Vector averaged cross-power spectrum Several baselines displayed  
Timerange: 00/12:39:31 to 00/12:42:59

Plot file version 53 created 13-FEB-2023 10:49:07

J2025+33 EM166B.UVDATA.1

Freq = 4.7990 GHz, Bw = 32.000 MH No calibration applied and no bandpass applied

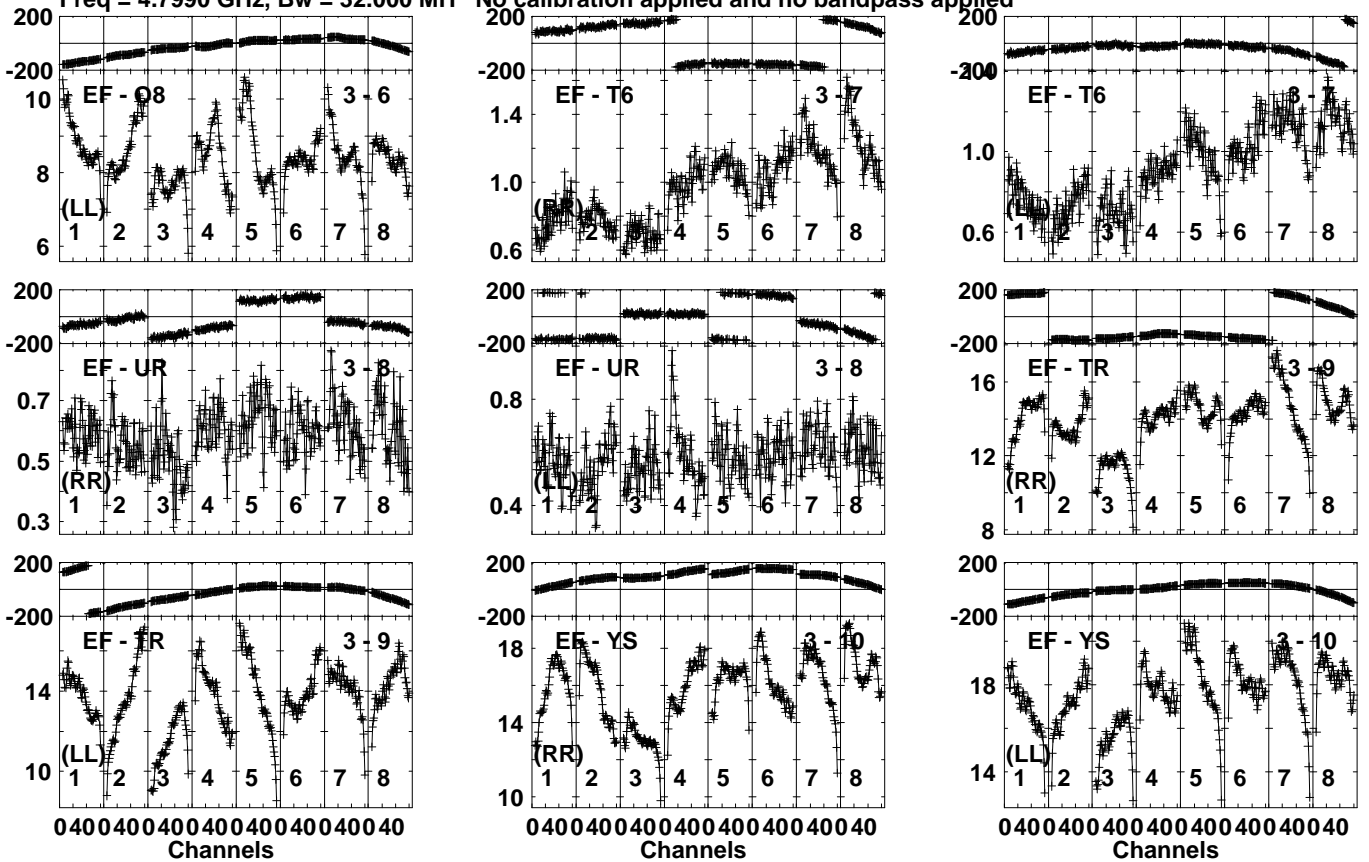


Lower frame: Milli Ampl Jy Top frame: Phas deg  
Vector averaged cross-power spectrum Several baselines displayed  
Timerange: 00/12:43:31 to 00/12:45:29

Plot file version 54 created 13-FEB-2023 10:49:08

J2025+33 EM166B.UVDATA.1

Freq = 4.7990 GHz, Bw = 32.000 MH No calibration applied and no bandpass applied

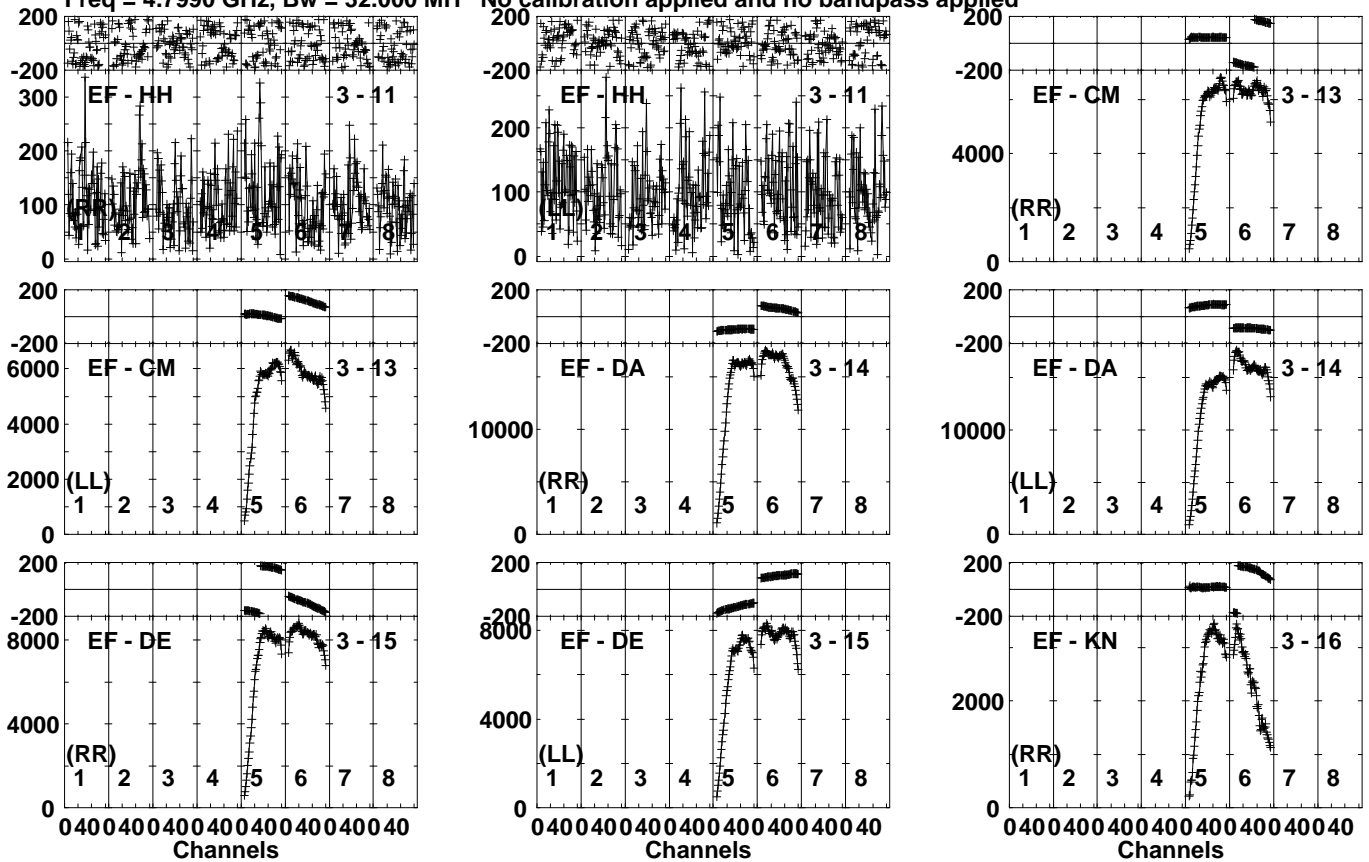


Lower frame: Milli Ampl Jy Top frame: Phas deg  
Vector averaged cross-power spectrum Several baselines displayed  
Timerange: 00/12:43:31 to 00/12:45:29

Plot file version 55 created 13-FEB-2023 10:49:08

J2025+33 EM166B.UVDATA.1

Freq = 4.7990 GHz, Bw = 32.000 MH No calibration applied and no bandpass applied

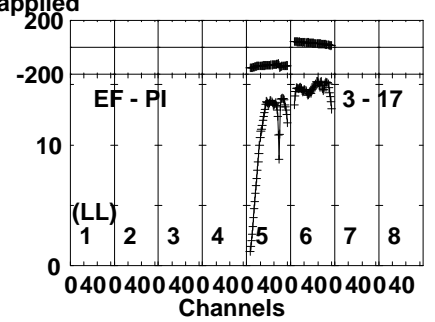
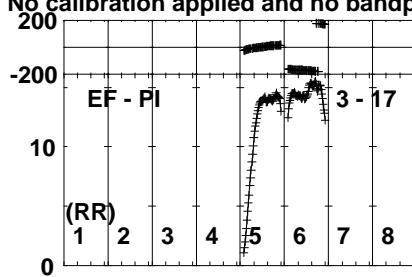
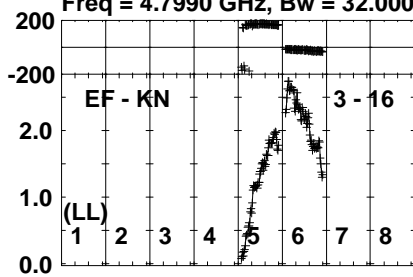


Lower frame: Micro Ampl Jy Top frame: Phas deg  
Vector averaged cross-power spectrum Several baselines displayed  
Timerange: 00/12:43:31 to 00/12:45:29

Plot file version 56 created 13-FEB-2023 10:49:08

J2025+33 EM166B.UVDATA.1

Freq = 4.7990 GHz, Bw = 32.000 MH No calibration applied and no bandpass applied



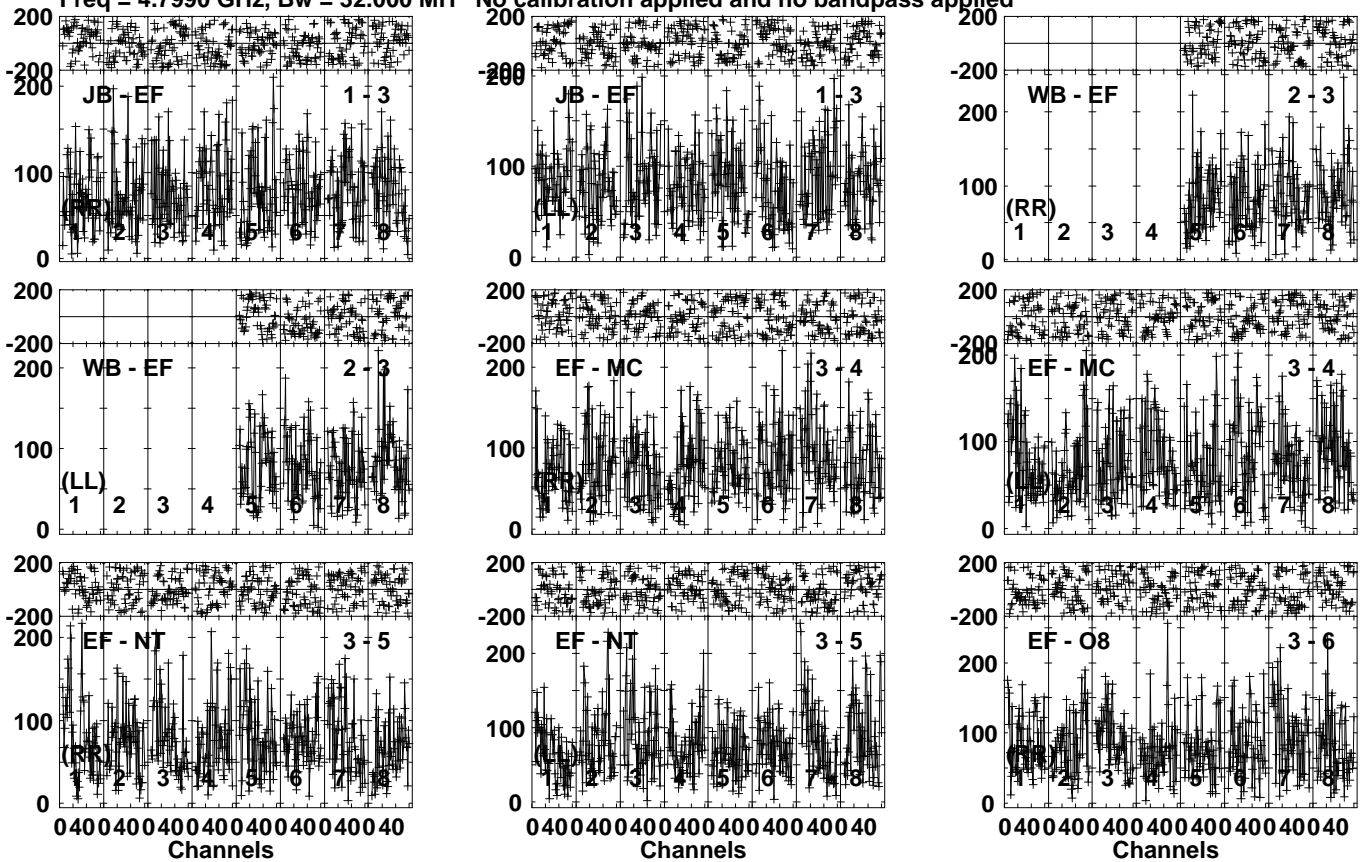
Lower frame: Milli Ampl Jy Top frame: Phas deg  
Vector averaged cross-power spectrum Several baselines displayed  
Timerange: 00/12:43:31 to 00/12:45:29



Plot file version 57 created 13-FEB-2023 10:49:08

V404CYG EM166B.UVDATA.1

Freq = 4.7990 GHz, Bw = 32.000 MH No calibration applied and no bandpass applied

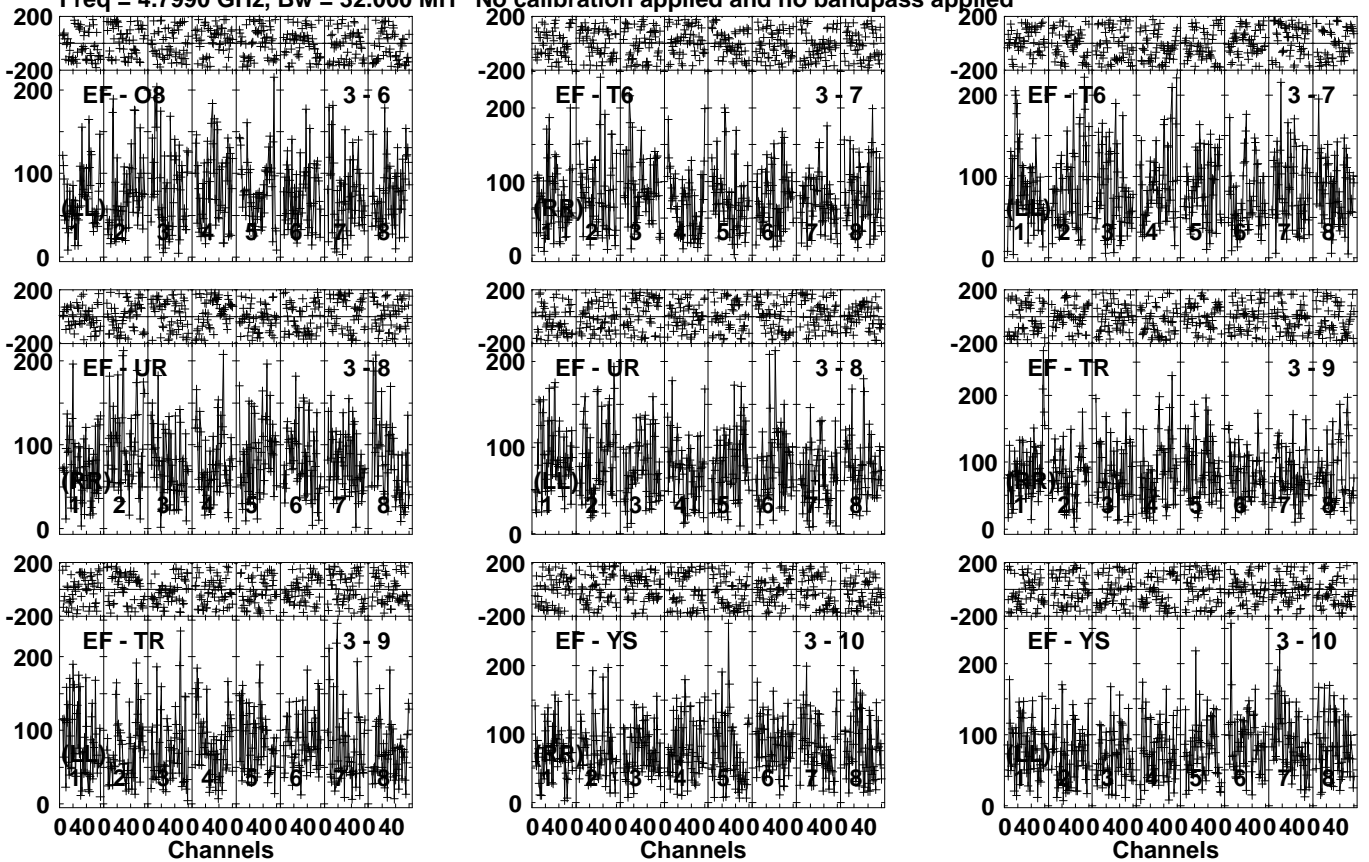


Lower frame: Micro Ampl Jy Top frame: Phas deg  
Vector averaged cross-power spectrum Several baselines displayed  
Timerange: 00/12:45:31 to 00/12:48:59

Plot file version 58 created 13-FEB-2023 10:49:08

V404CYG EM166B.UVDATA.1

Freq = 4.7990 GHz, Bw = 32.000 MH No calibration applied and no bandpass applied

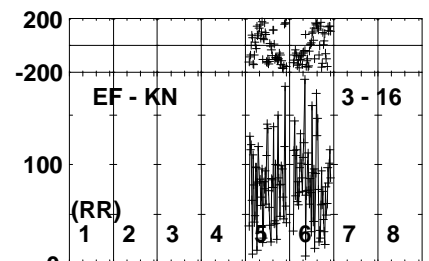
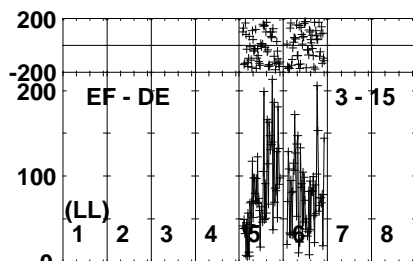
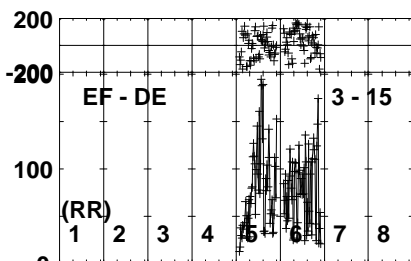
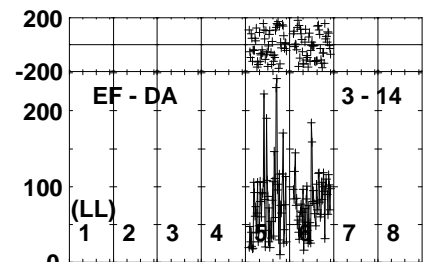
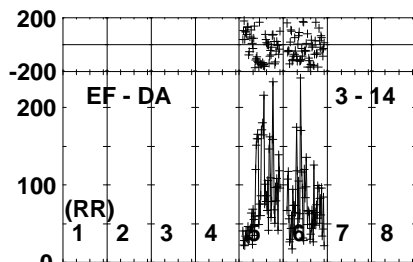
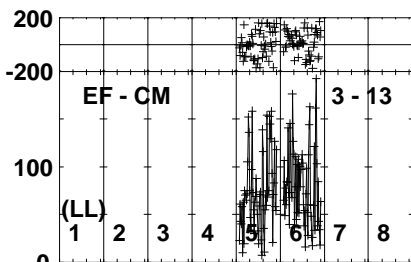
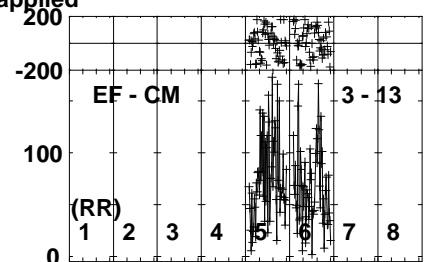
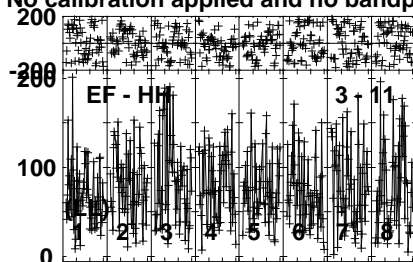
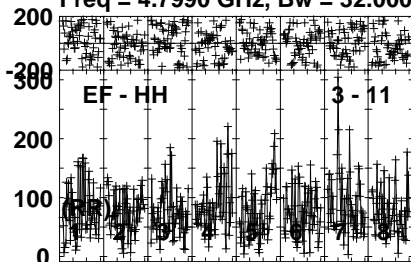


Lower frame: Micro Ampl Jy Top frame: Phas deg  
Vector averaged cross-power spectrum Several baselines displayed  
Timerange: 00/12:45:31 to 00/12:48:59

Plot file version 59 created 13-FEB-2023 10:49:08

V404CYG EM166B.UVDATA.1

Freq = 4.7990 GHz, Bw = 32.000 MH No calibration applied and no bandpass applied

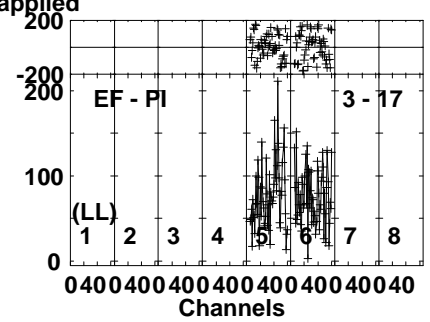
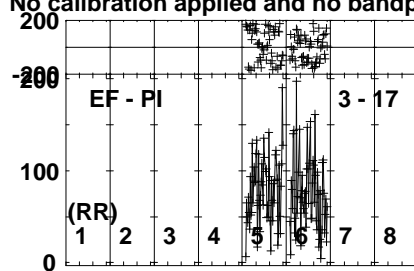
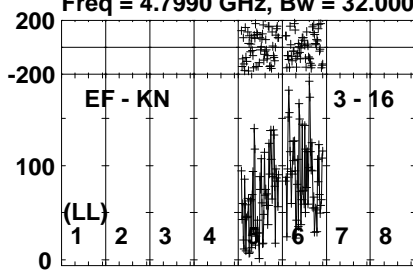


Lower frame: Micro Ampl Jy Top frame: Phas deg  
Vector averaged cross-power spectrum Several baselines displayed  
Timerange: 00/12:45:31 to 00/12:48:59

Plot file version 60 created 13-FEB-2023 10:49:08

V404CYG EM166B.UVDATA.1

Freq = 4.7990 GHz, Bw = 32.000 MH No calibration applied and no bandpass applied



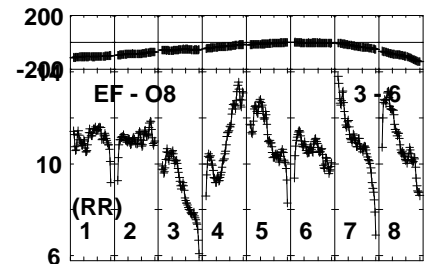
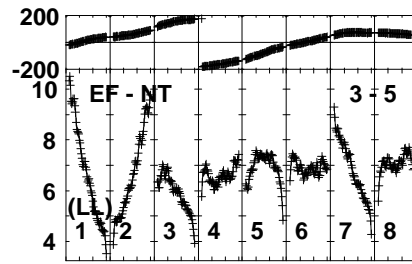
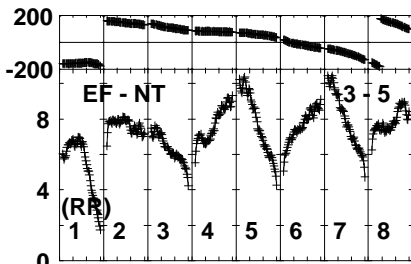
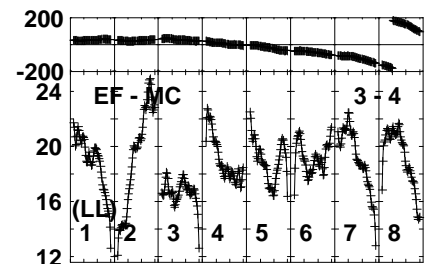
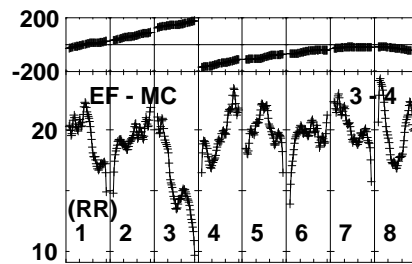
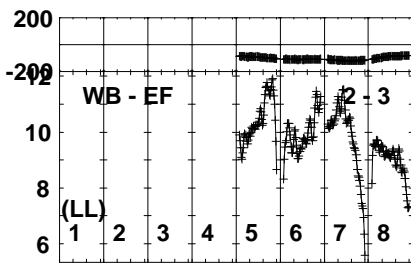
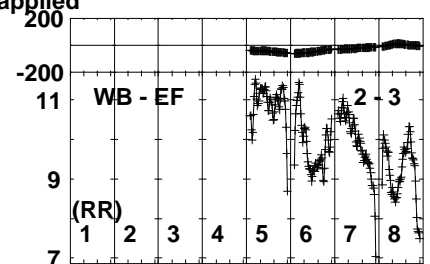
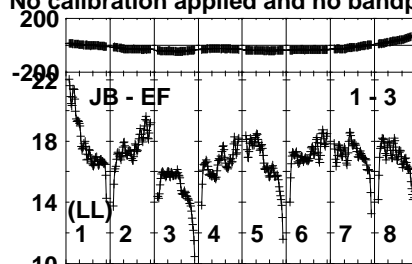
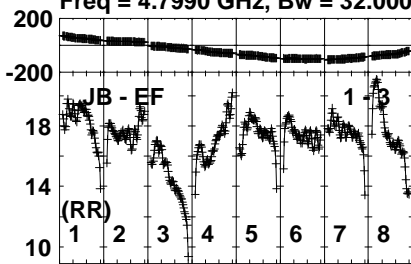
Lower frame: Micro Ampl Jy Top frame: Phas deg  
Vector averaged cross-power spectrum Several baselines displayed  
Timerange: 00/12:45:31 to 00/12:48:59

Plot file version 61 created 13-FEB-2023 10:49:08

J2025+33 EM166B.UVDATA.1

Freq = 4.7990 GHz, Bw = 32.000 MH

No calibration applied and no bandpass applied

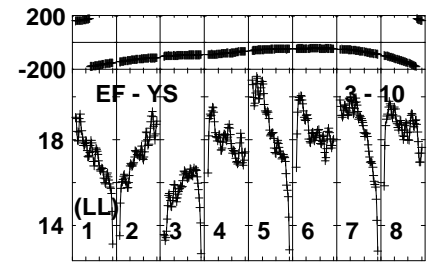
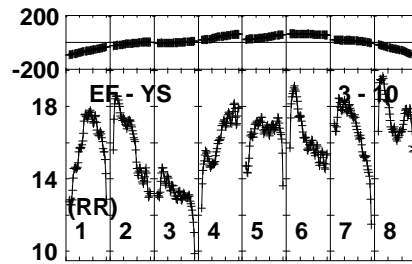
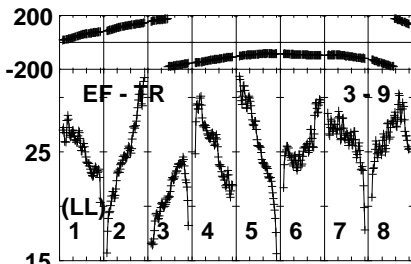
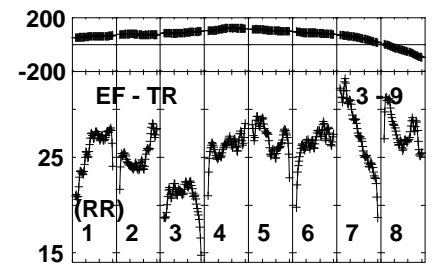
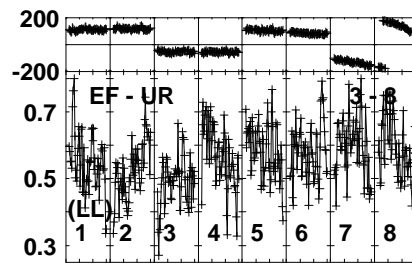
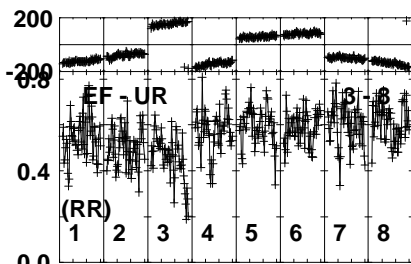
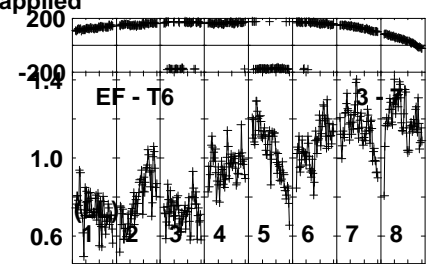
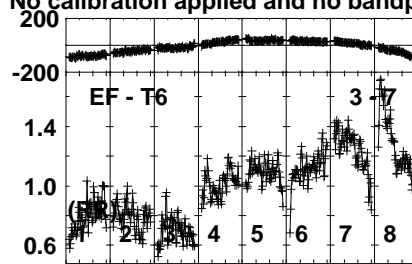
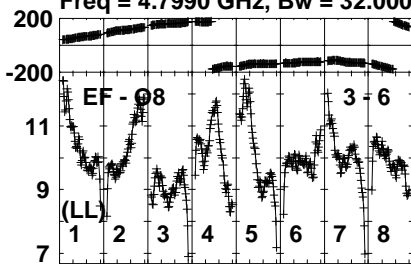


Lower frame: Milli Ampl Jy Top frame: Phas deg  
Vector averaged cross-power spectrum Several baselines displayed  
Timerange: 00/12:49:01 to 00/12:51:29

Plot file version 62 created 13-FEB-2023 10:49:09

J2025+33 EM166B.UVDATA.1

Freq = 4.7990 GHz, Bw = 32.000 MH No calibration applied and no bandpass applied

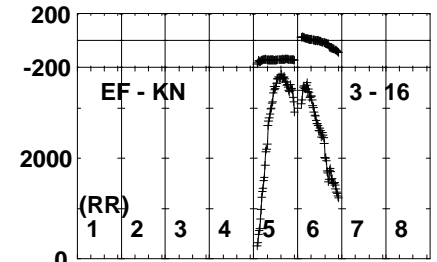
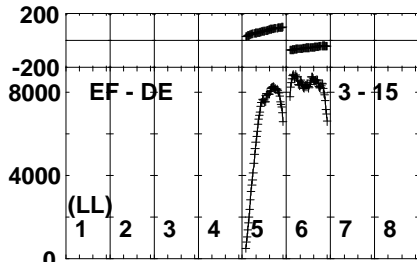
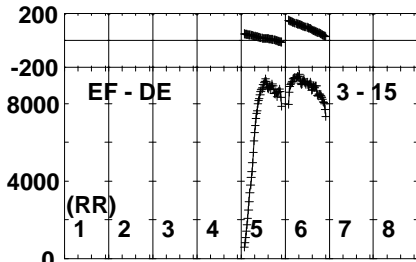
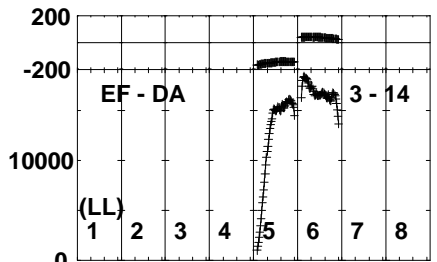
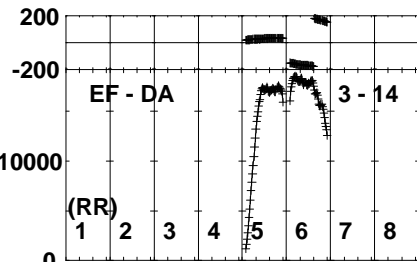
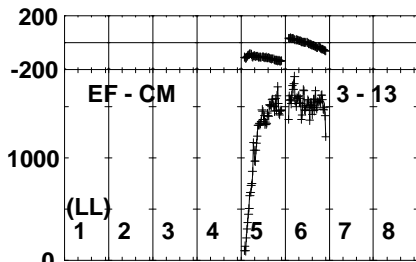
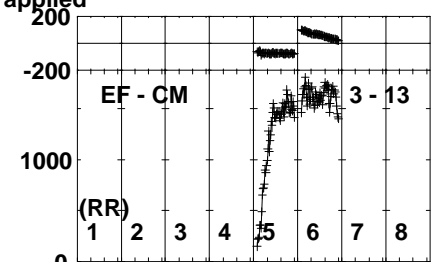
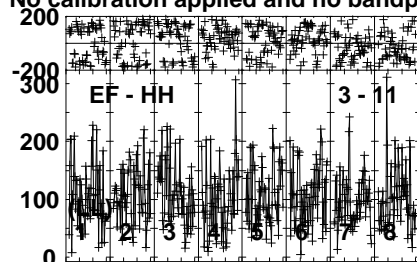
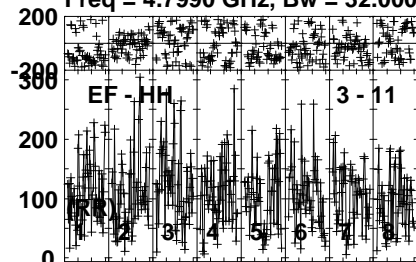


Lower frame: Milli Ampl Jy Top frame: Phas deg  
Vector averaged cross-power spectrum Several baselines displayed  
Timerange: 00/12:49:01 to 00/12:51:29

Plot file version 63 created 13-FEB-2023 10:49:09

J2025+33 EM166B.UVDATA.1

Freq = 4.7990 GHz, Bw = 32.000 MH No calibration applied and no bandpass applied



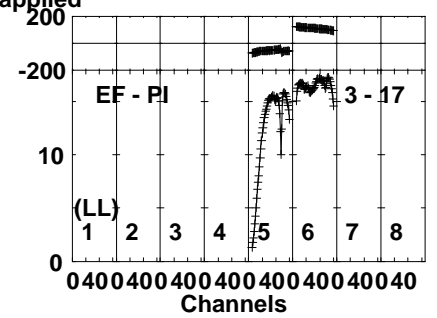
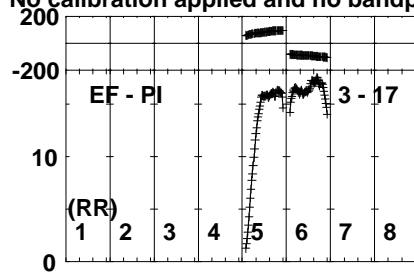
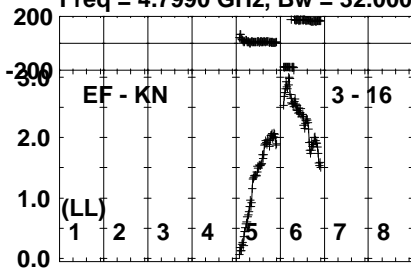
Lower frame: Micro Ampl Jy Top frame: Phas deg  
Vector averaged cross-power spectrum Several baselines displayed  
Timerange: 00/12:49:01 to 00/12:51:29

Plot file version 64 created 13-FEB-2023 10:49:09

J2025+33 EM166B.UVDATA.1

Freq = 4.7990 GHz, Bw = 32.000 MH

No calibration applied and no bandpass applied



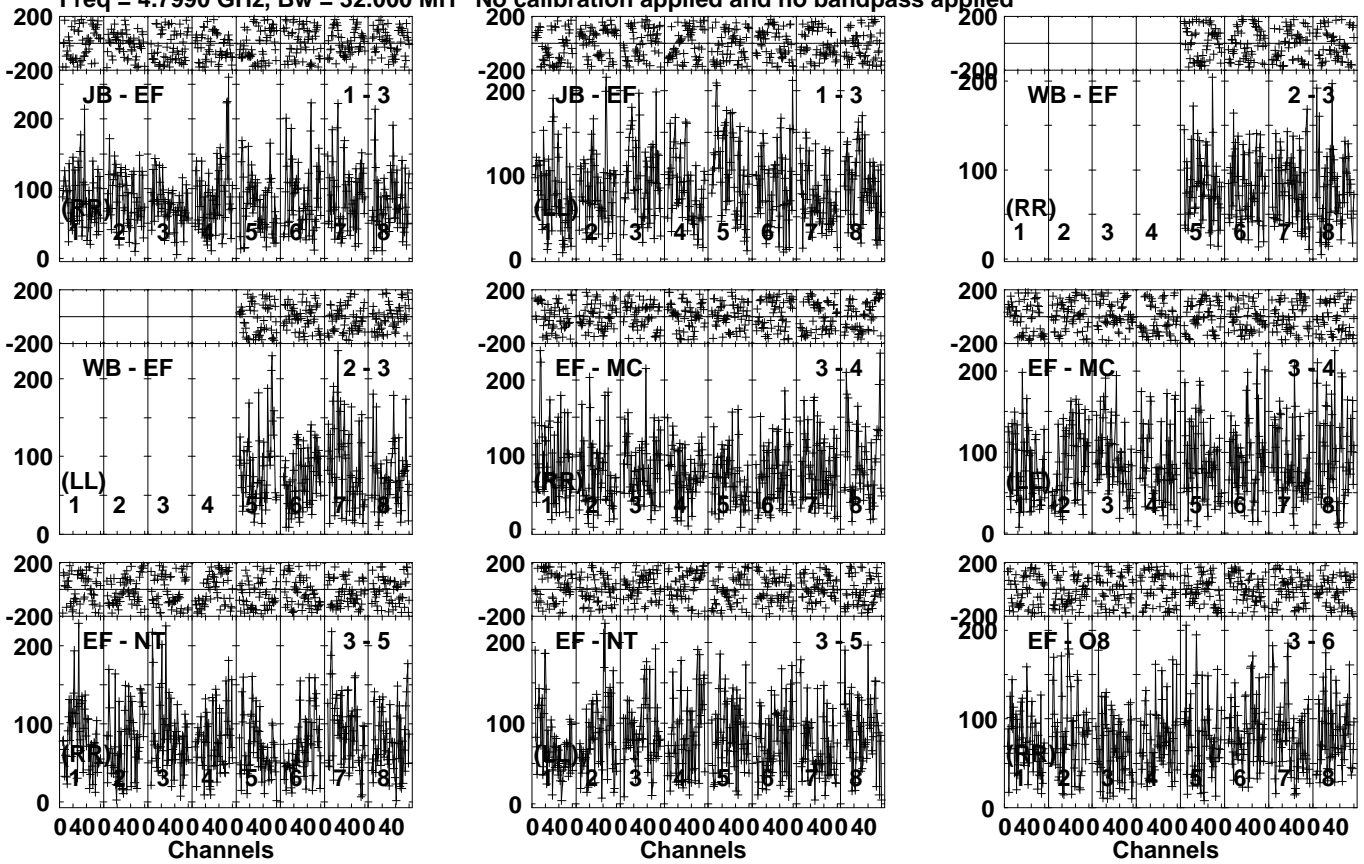
Lower frame: Milli Ampl Jy Top frame: Phas deg  
 Vector averaged cross-power spectrum Several baselines displayed  
 Timerange: 00/12:49:01 to 00/12:51:29



Plot file version 65 created 13-FEB-2023 10:49:09

V404CYG EM166B.UVDATA.1

Freq = 4.7990 GHz, Bw = 32.000 MH No calibration applied and no bandpass applied

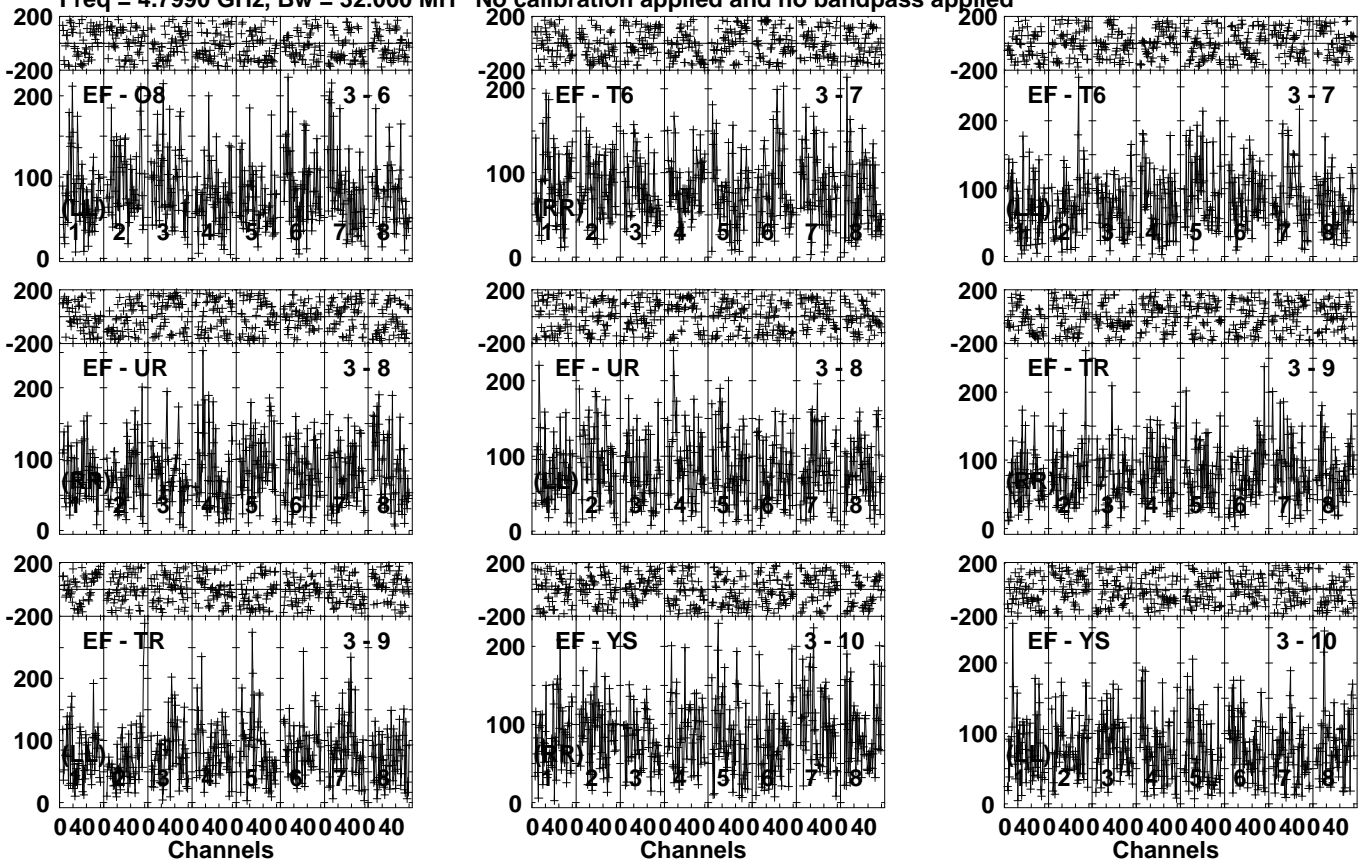


Lower frame: Micro Ampl Jy Top frame: Phas deg  
Vector averaged cross-power spectrum Several baselines displayed  
Timerange: 00/12:51:31 to 00/12:54:59

Plot file version 66 created 13-FEB-2023 10:49:09

V404CYG EM166B.UVDATA.1

Freq = 4.7990 GHz, Bw = 32.000 MH No calibration applied and no bandpass applied

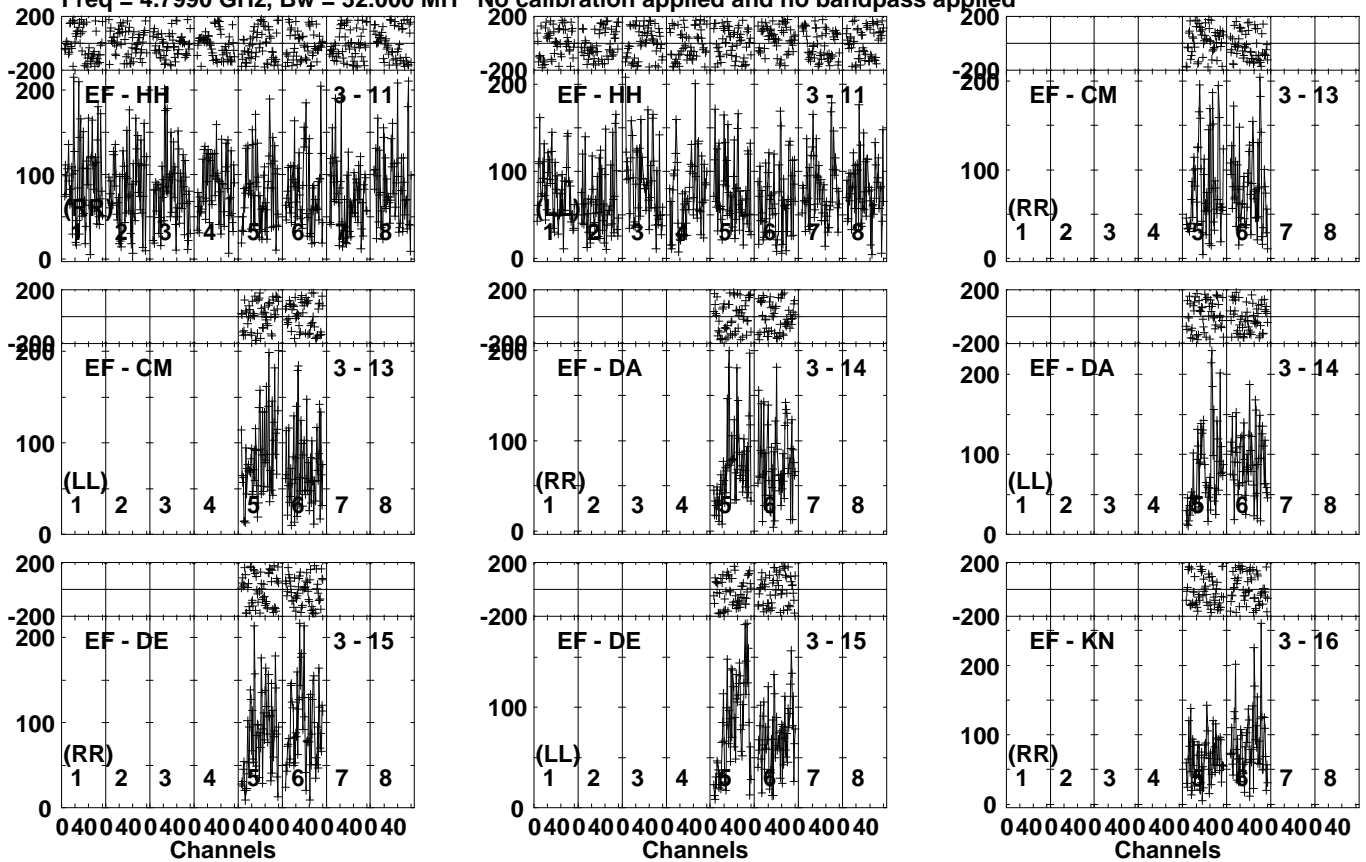


Lower frame: Micro Ampl Jy Top frame: Phas deg  
Vector averaged cross-power spectrum Several baselines displayed  
Timerange: 00/12:51:31 to 00/12:54:59

Plot file version 67 created 13-FEB-2023 10:49:09

V404CYG EM166B.UVDATA.1

Freq = 4.7990 GHz, Bw = 32.000 MH No calibration applied and no bandpass applied

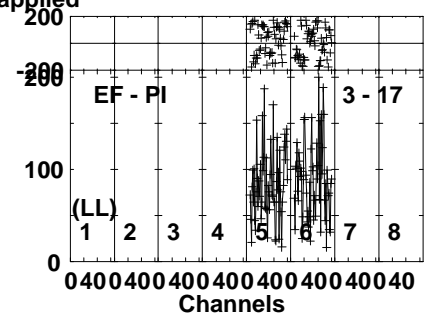
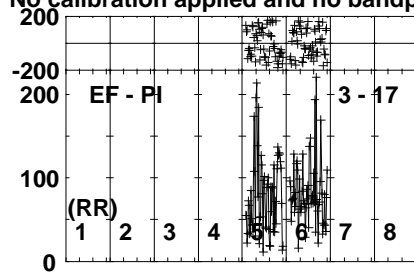
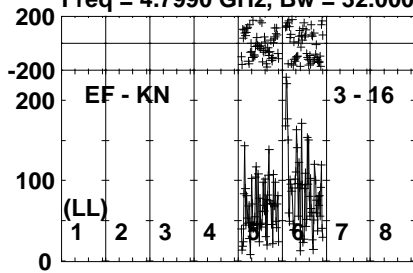


Lower frame: Micro Ampl Jy Top frame: Phas deg  
Vector averaged cross-power spectrum Several baselines displayed  
Timerange: 00:12:51:31 to 00:12:54:59

Plot file version 68 created 13-FEB-2023 10:49:09

V404CYG EM166B.UVDATA.1

Freq = 4.7990 GHz, Bw = 32.000 MH No calibration applied and no bandpass applied

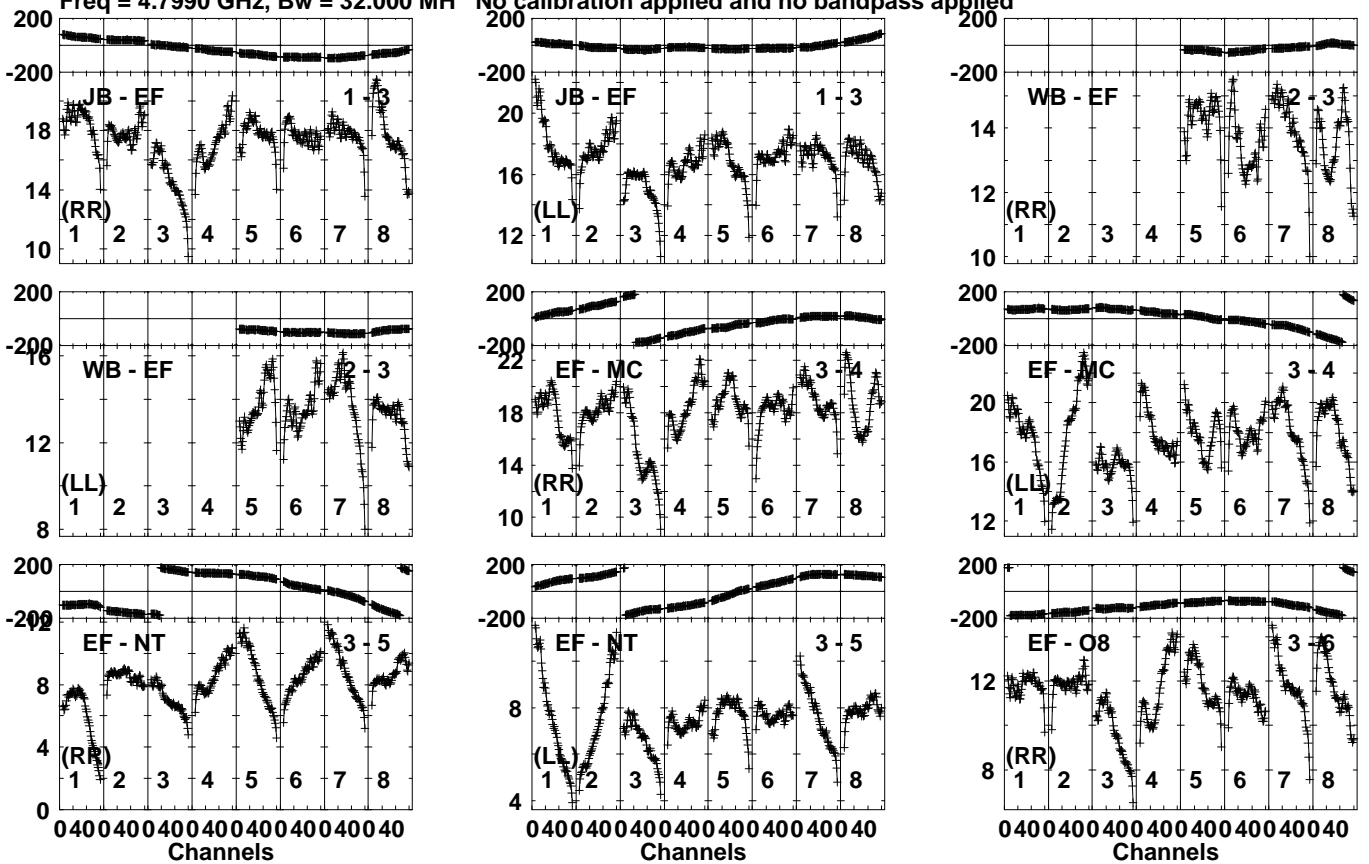


Lower frame: Micro Ampl Jy Top frame: Phas deg  
Vector averaged cross-power spectrum Several baselines displayed  
Timerange: 00/12:51:31 to 00/12:54:59

Plot file version 69 created 13-FEB-2023 10:49:09

J2025+33 EM166B.UVDATA.1

Freq = 4.7990 GHz, Bw = 32.000 MH No calibration applied and no bandpass applied

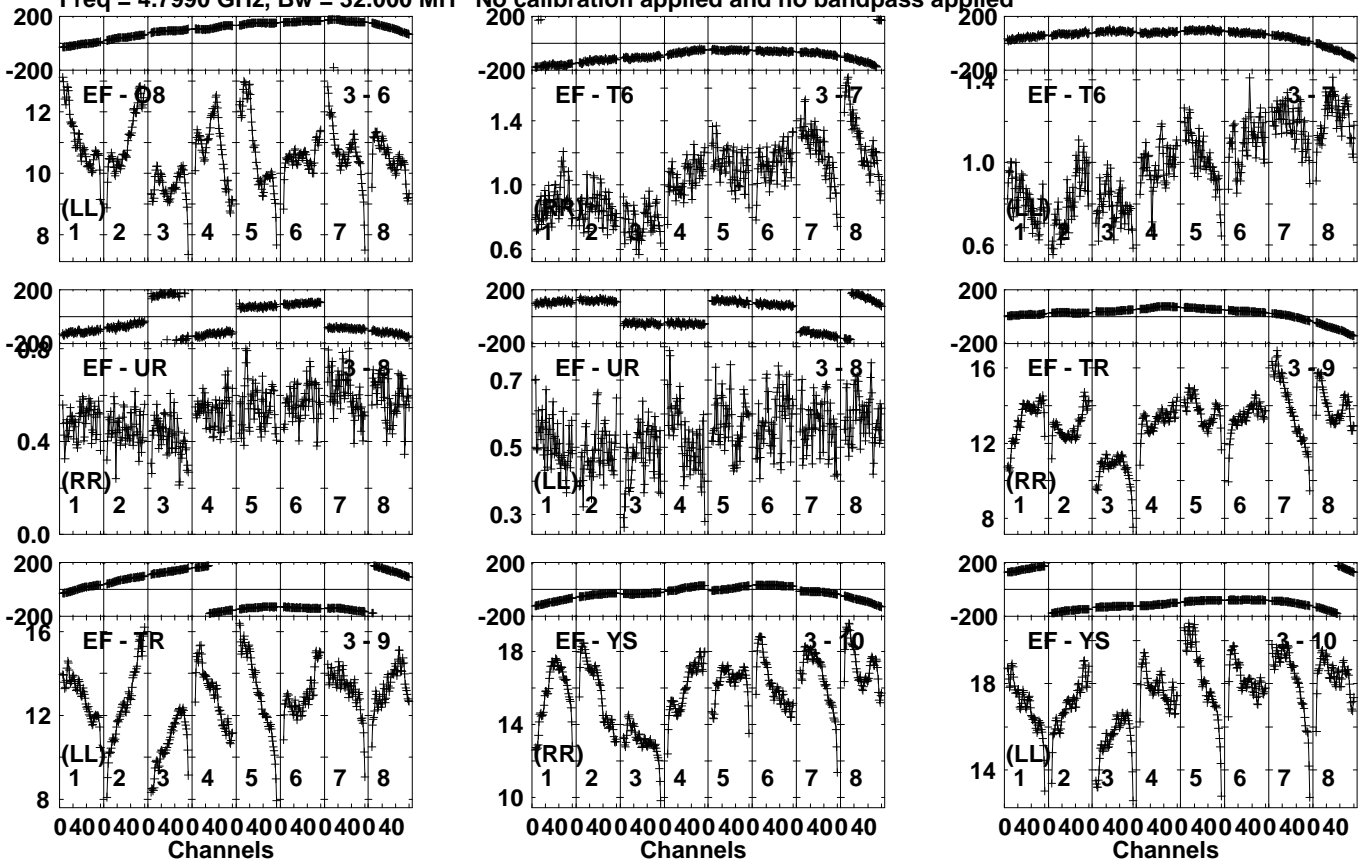


Lower frame: Milli Ampl Jy Top frame: Phas deg  
Vector averaged cross-power spectrum Several baselines displayed  
Timerange: 00/12:55:31 to 00/12:57:29

Plot file version 70 created 13-FEB-2023 10:49:10

J2025+33 EM166B.UVDATA.1

Freq = 4.7990 GHz, Bw = 32.000 MH No calibration applied and no bandpass applied

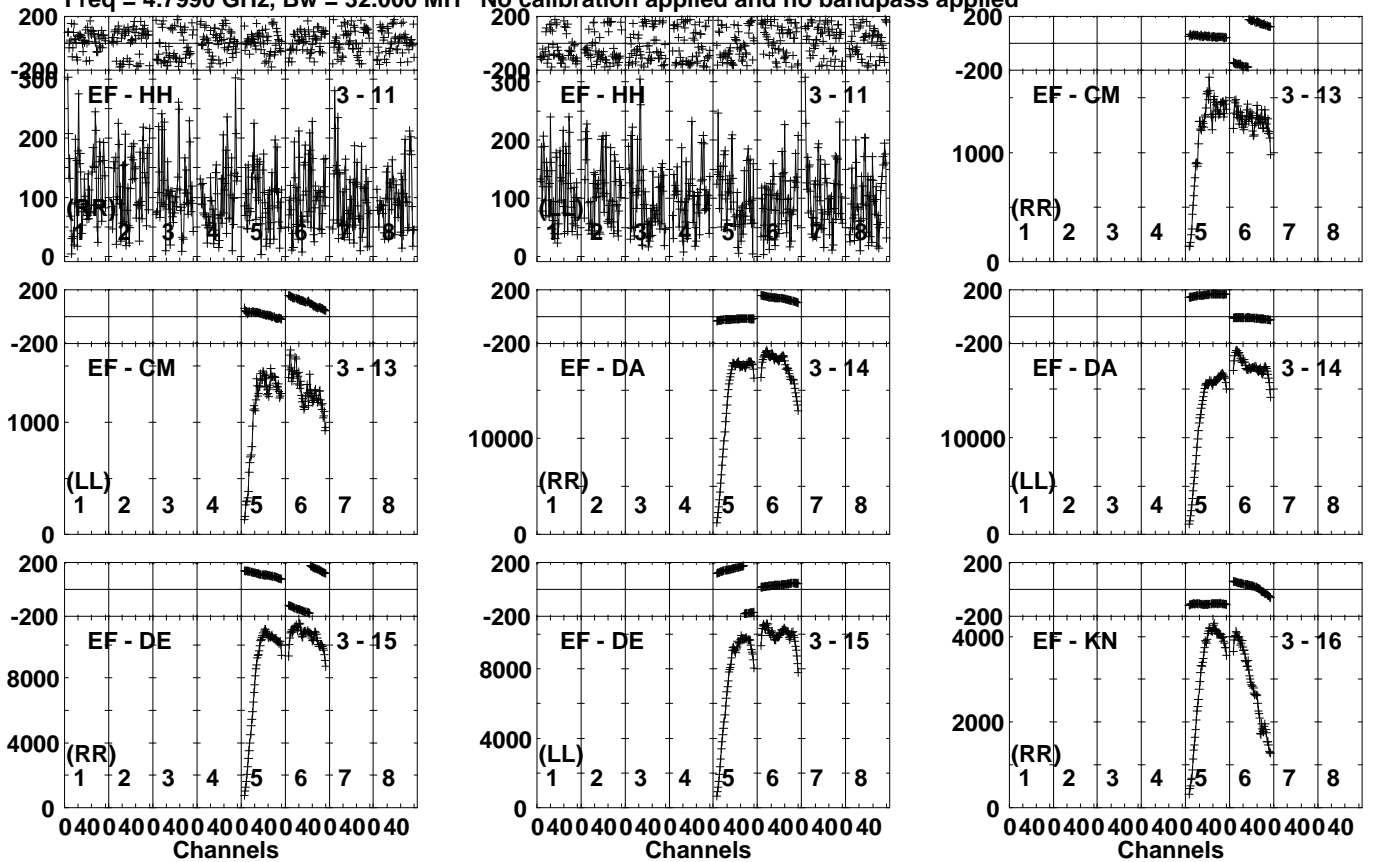


Lower frame: Milli Ampl Jy Top frame: Phas deg  
Vector averaged cross-power spectrum Several baselines displayed  
Timerange: 00/12:55:31 to 00/12:57:29

Plot file version 71 created 13-FEB-2023 10:49:10

J2025+33 EM166B.UVDATA.1

Freq = 4.7990 GHz, Bw = 32.000 MH No calibration applied and no bandpass applied

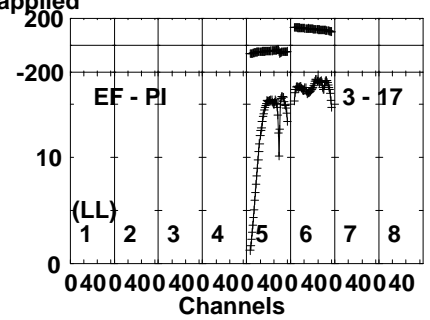
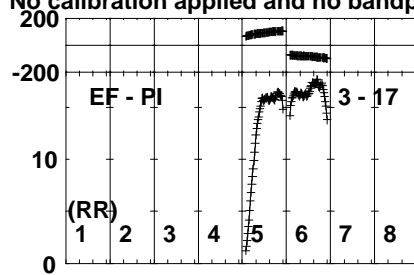
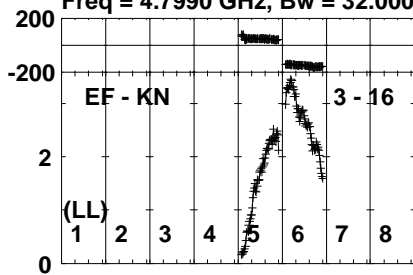


Lower frame: Micro Ampl Jy Top frame: Phas deg  
Vector averaged cross-power spectrum Several baselines displayed  
Timerange: 00/12:55:31 to 00/12:57:29

Plot file version 72 created 13-FEB-2023 10:49:10

J2025+33 EM166B.UVDATA.1

Freq = 4.7990 GHz, Bw = 32.000 MH No calibration applied and no bandpass applied



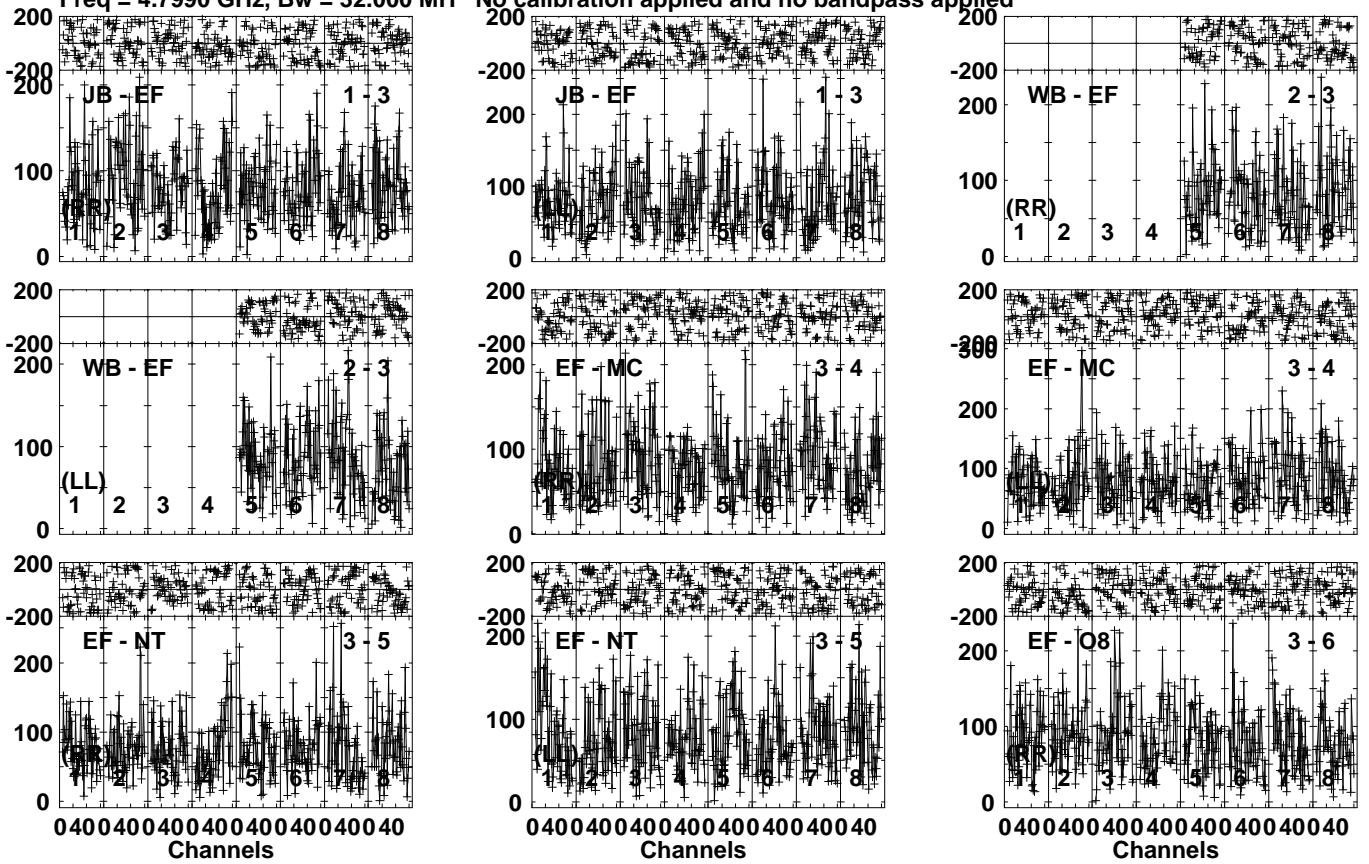
Lower frame: Milli Ampl Jy Top frame: Phas deg  
Vector averaged cross-power spectrum Several baselines displayed  
Timerange: 00/12:55:31 to 00/12:57:29



Plot file version 73 created 13-FEB-2023 10:49:10

V404CYG EM166B.UVDATA.1

Freq = 4.7990 GHz, Bw = 32.000 MH No calibration applied and no bandpass applied

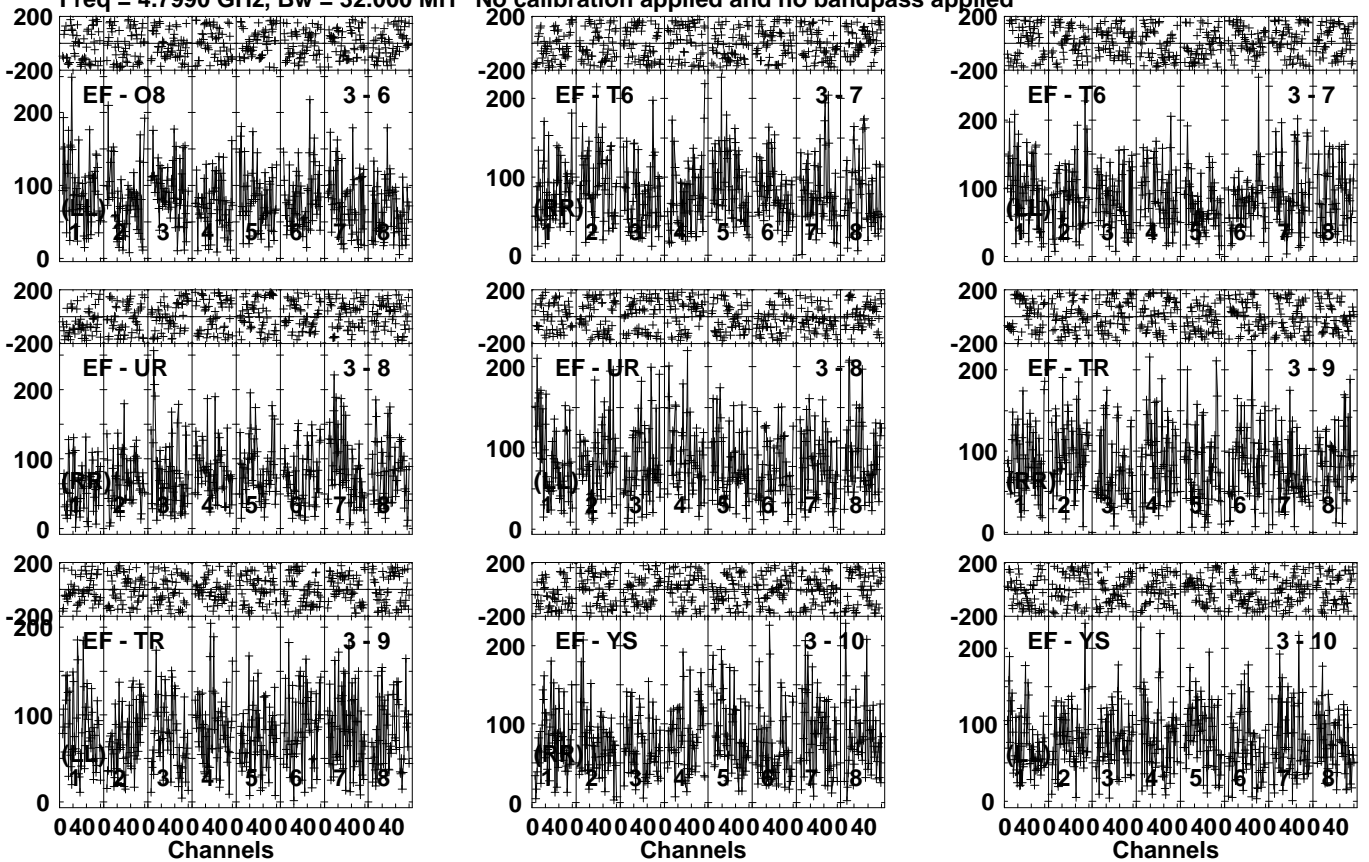


Lower frame: Micro Ampl Jy Top frame: Phas deg  
Vector averaged cross-power spectrum Several baselines displayed  
Timerange: 00/12:57:31 to 00/13:00:59

Plot file version 74 created 13-FEB-2023 10:49:10

V404CYG EM166B.UVDATA.1

Freq = 4.7990 GHz, Bw = 32.000 MH No calibration applied and no bandpass applied

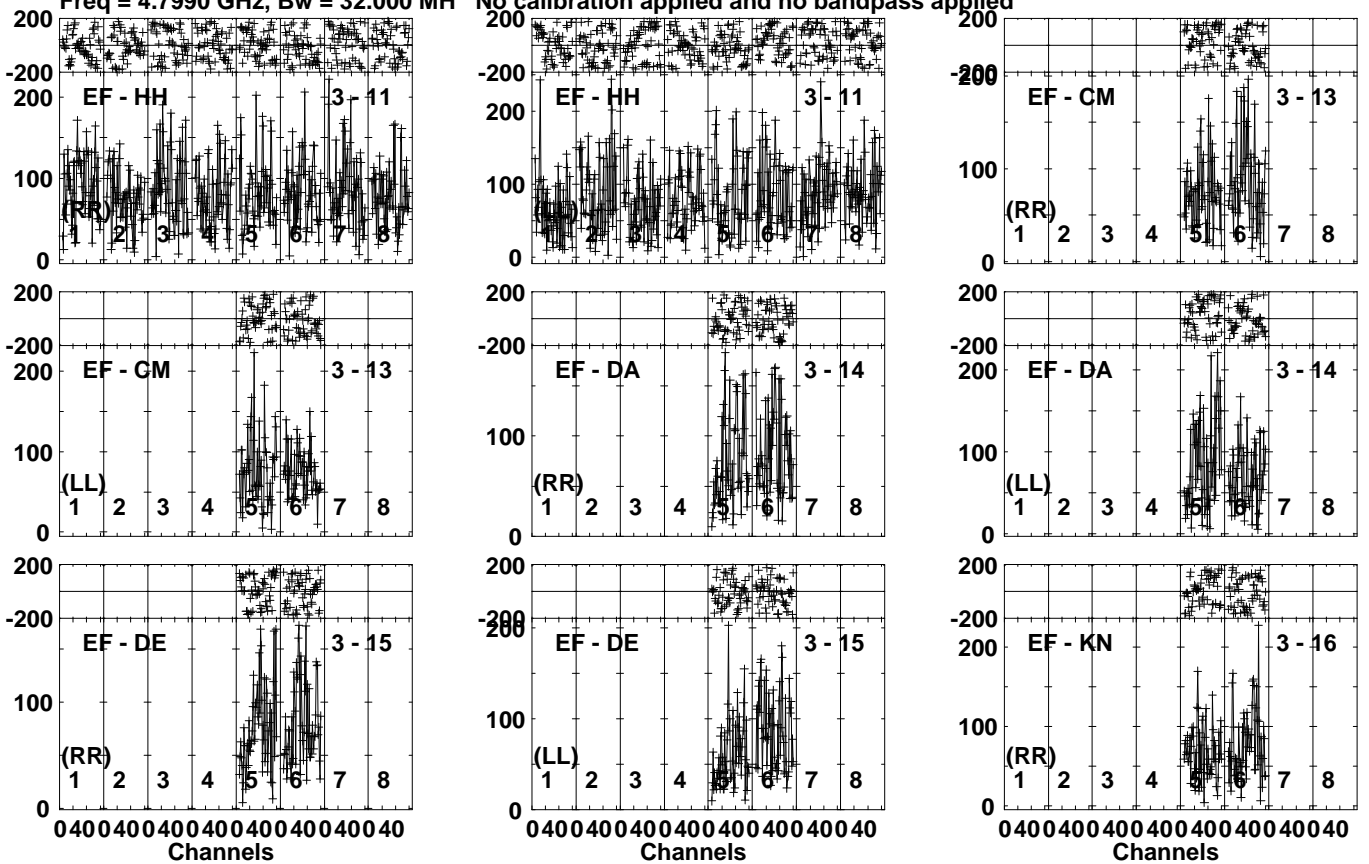


Lower frame: Micro Ampl Jy Top frame: Phas deg  
Vector averaged cross-power spectrum Several baselines displayed  
Timerange: 00/12:57:31 to 00/13:00:59

Plot file version 75 created 13-FEB-2023 10:49:10

V404CYG EM166B.UVDATA.1

Freq = 4.7990 GHz, Bw = 32.000 MH No calibration applied and no bandpass applied

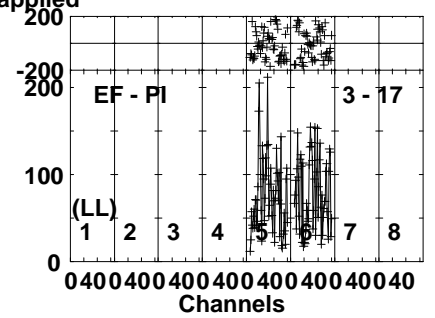
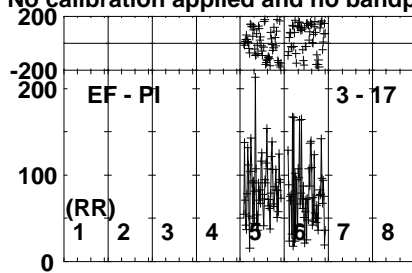
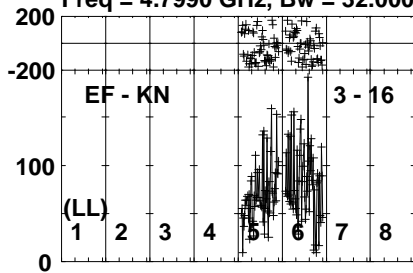


Lower frame: Micro Ampl Jy Top frame: Phas deg  
Vector averaged cross-power spectrum Several baselines displayed  
Timerange: 00/12:57:31 to 00/13:00:59

Plot file version 76 created 13-FEB-2023 10:49:10

V404CYG EM166B.UVDATA.1

Freq = 4.7990 GHz, Bw = 32.000 MH No calibration applied and no bandpass applied

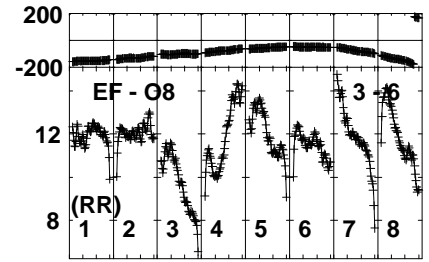
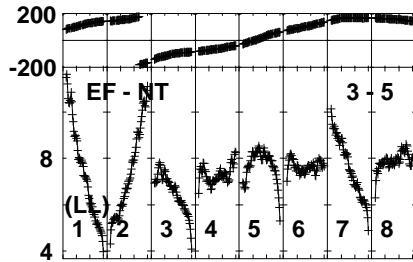
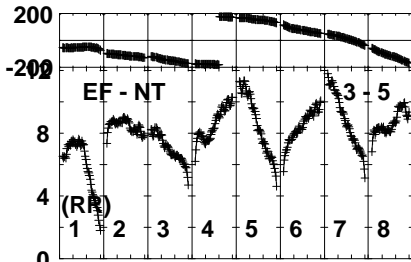
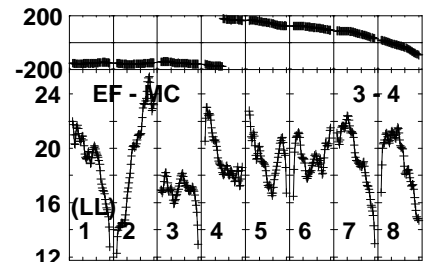
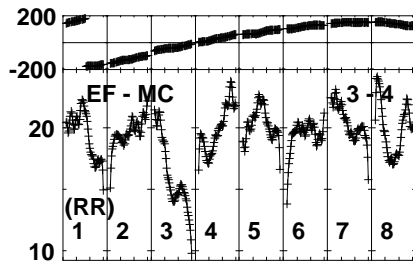
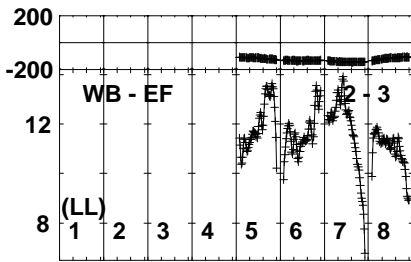
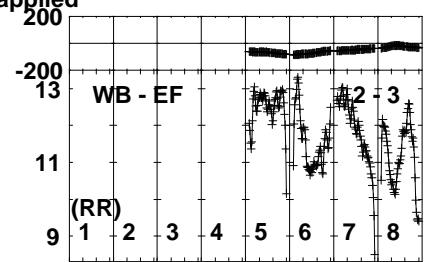
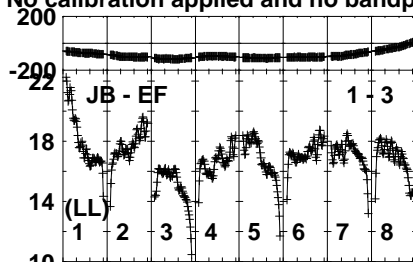
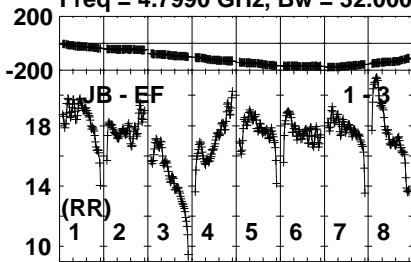


Lower frame: Micro Ampl Jy Top frame: Phas deg  
Vector averaged cross-power spectrum Several baselines displayed  
Timerange: 00/12:57:31 to 00/13:00:59

Plot file version 77 created 13-FEB-2023 10:49:10

J2025+33 EM166B.UVDATA.1

Freq = 4.7990 GHz, Bw = 32.000 MH No calibration applied and no bandpass applied



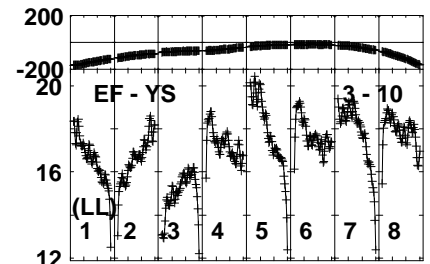
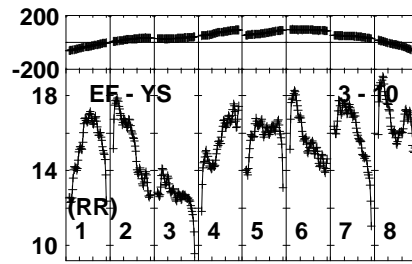
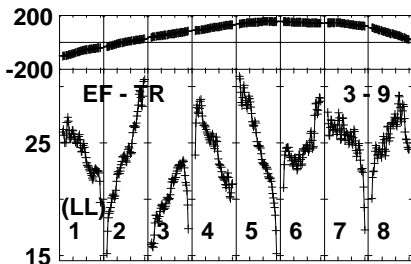
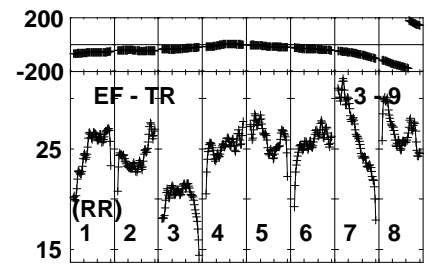
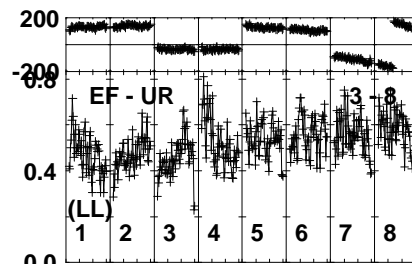
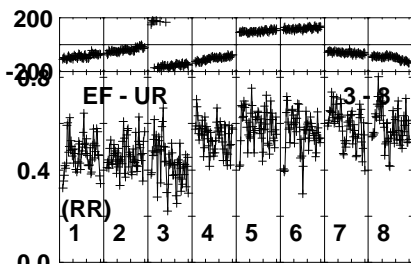
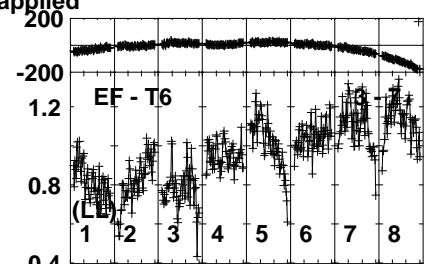
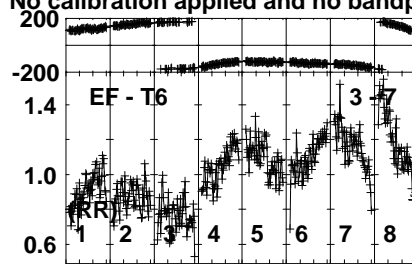
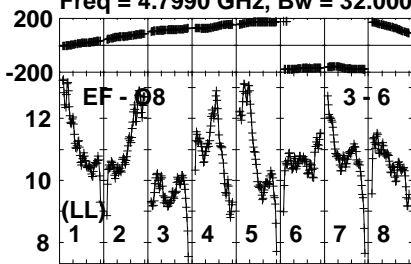
Lower frame: Milli Ampl Jy Top frame: Phas deg  
Vector averaged cross-power spectrum Several baselines displayed  
Timerange: 00/13:01:01 to 00/13:03:29

Plot file version 78 created 13-FEB-2023 10:49:11

J2025+33 EM166B.UVDATA.1

Freq = 4.7990 GHz, Bw = 32.000 MH

No calibration applied and no bandpass applied



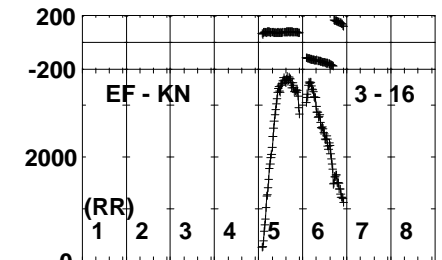
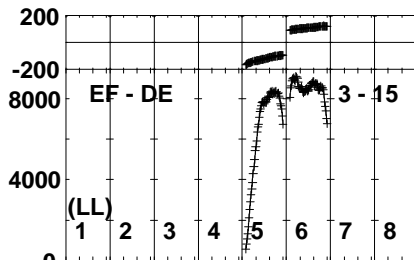
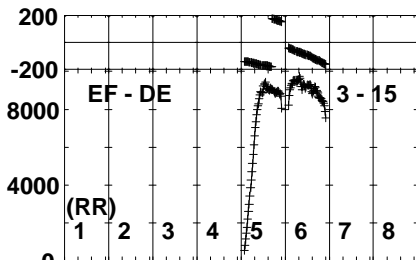
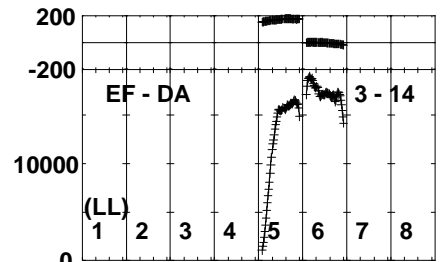
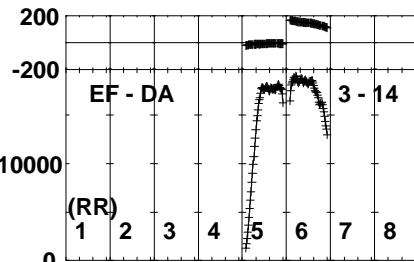
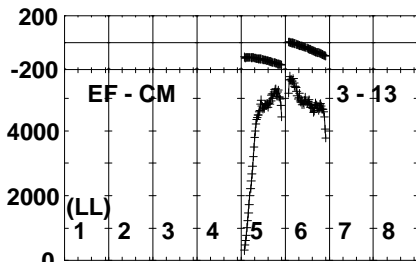
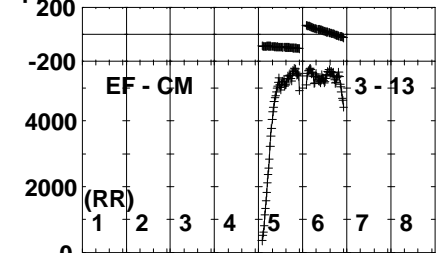
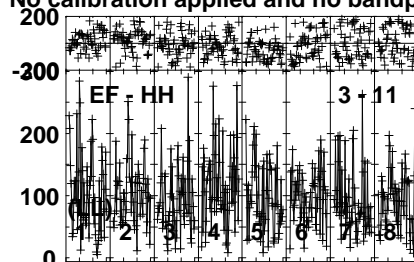
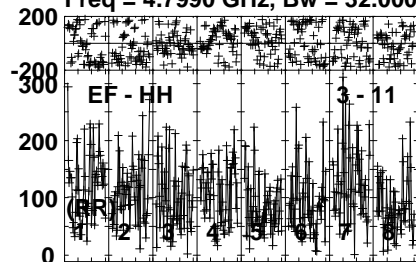
Lower frame: Milli Ampl Jy Top frame: Phas deg  
Vector averaged cross-power spectrum Several baselines displayed  
Timerange: 00/13:01:01 to 00/13:03:29

Plot file version 79 created 13-FEB-2023 10:49:11

J2025+33 EM166B.UVDATA.1

Freq = 4.7990 GHz, Bw = 32.000 MH

No calibration applied and no bandpass applied



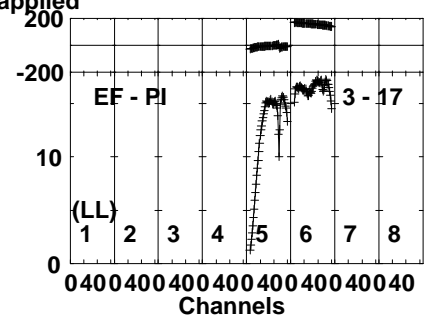
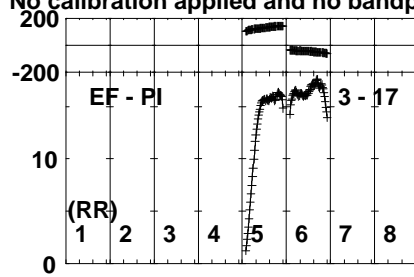
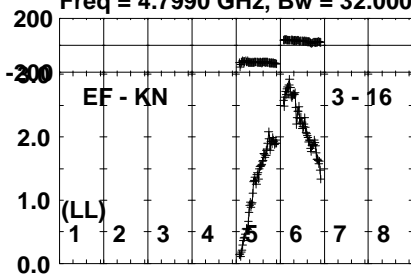
Lower frame: Micro Ampl Jy Top frame: Phas deg  
Vector averaged cross-power spectrum Several baselines displayed  
Timerange: 00/13:01:01 to 00/13:03:29

Plot file version 80 created 13-FEB-2023 10:49:11

J2025+33 EM166B.UVDATA.1

Freq = 4.7990 GHz, Bw = 32.000 MH

No calibration applied and no bandpass applied



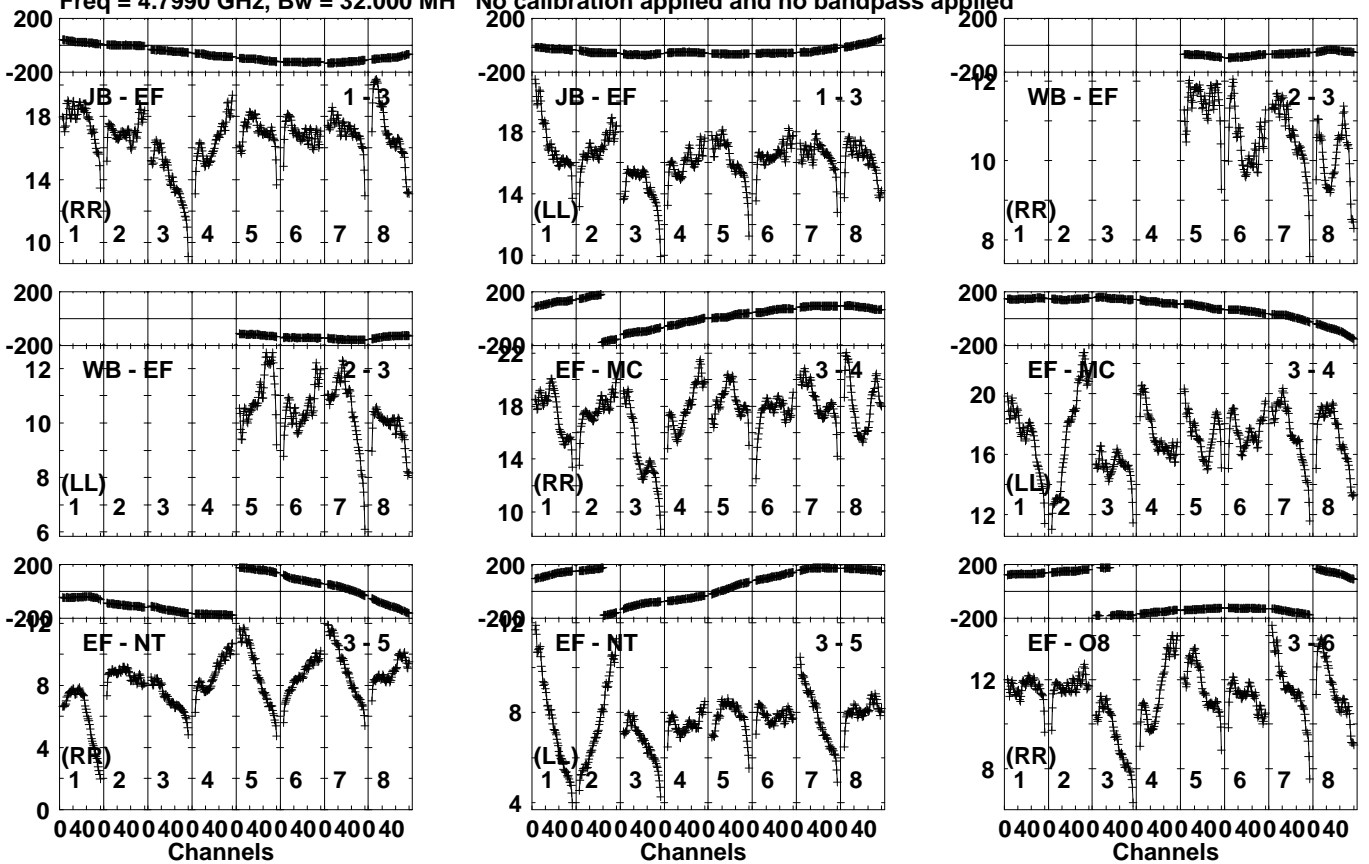
Lower frame: Milli Ampl Jy Top frame: Phas deg  
Vector averaged cross-power spectrum Several baselines displayed  
Timerange: 00/13:01:01 to 00/13:03:29



Plot file version 81 created 13-FEB-2023 10:49:11

J2025+33 EM166B.UVDATA.1

Freq = 4.7990 GHz, Bw = 32.000 MH No calibration applied and no bandpass applied



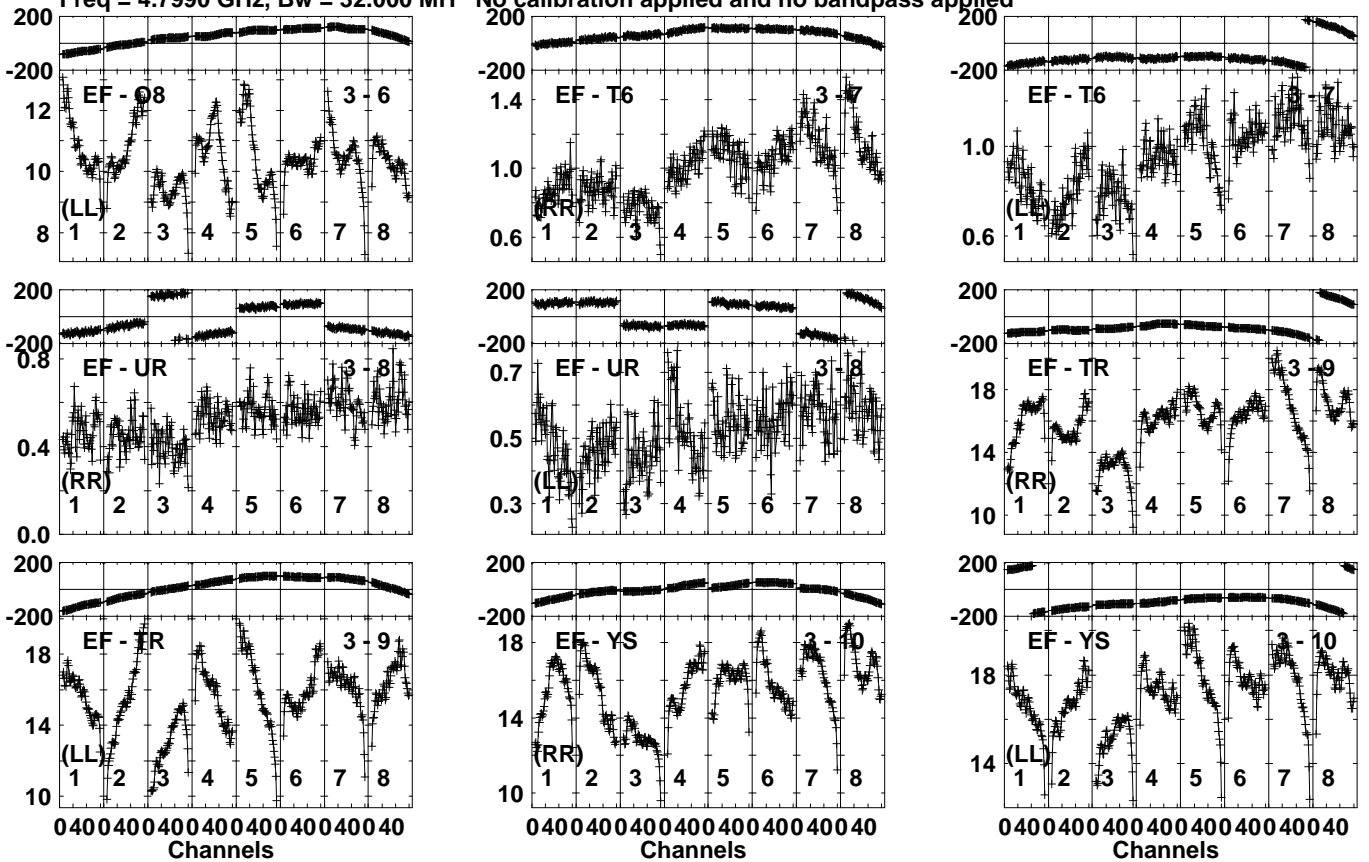
Lower frame: Milli Ampl Jy Top frame: Phas deg  
Vector averaged cross-power spectrum Several baselines displayed  
Timerange: 00/13:04:01 to 00/13:06:29

Plot file version 82 created 13-FEB-2023 10:49:11

J2025+33 EM166B.UVDATA.1

Freq = 4.7990 GHz, Bw = 32.000 MH

No calibration applied and no bandpass applied

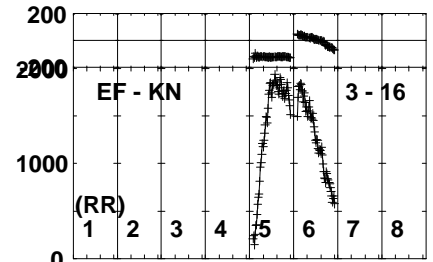
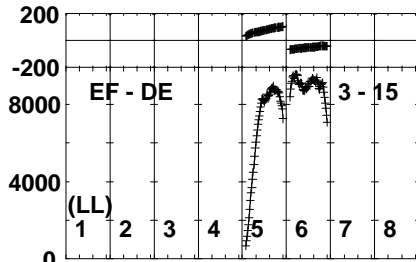
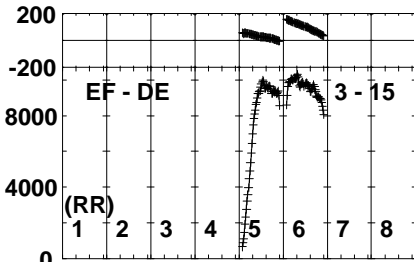
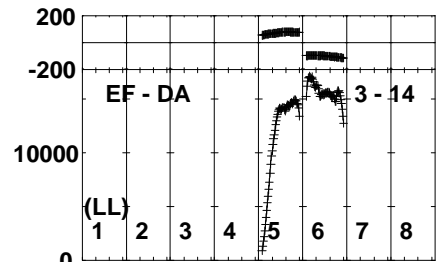
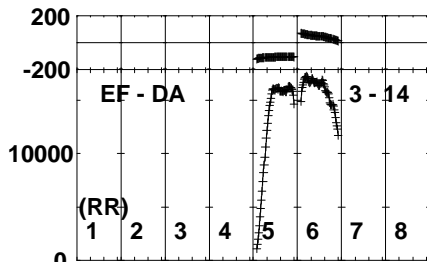
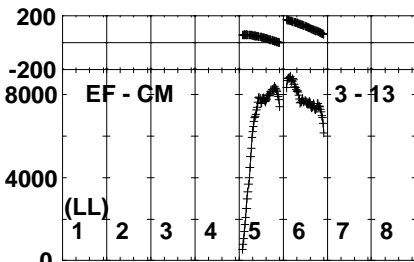
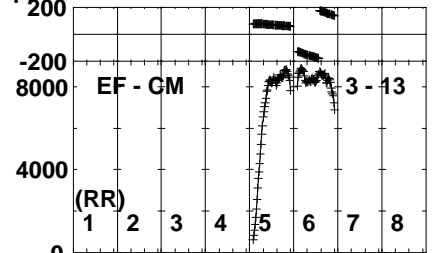
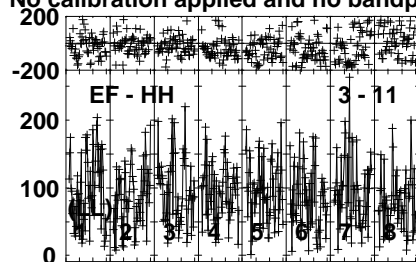
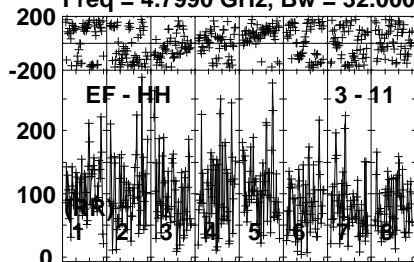


Lower frame: Milli Ampl Jy Top frame: Phas deg  
Vector averaged cross-power spectrum Several baselines displayed  
Timerange: 00/13:04:01 to 00/13:06:29

Plot file version 83 created 13-FEB-2023 10:49:11

J2025+33 EM166B.UVDATA.1

Freq = 4.7990 GHz, Bw = 32.000 MH No calibration applied and no bandpass applied

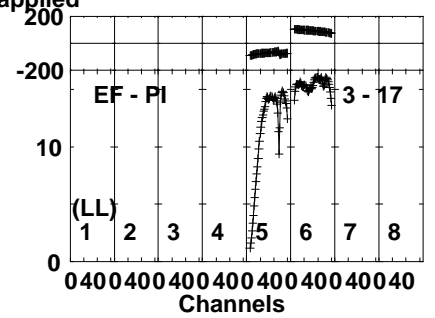
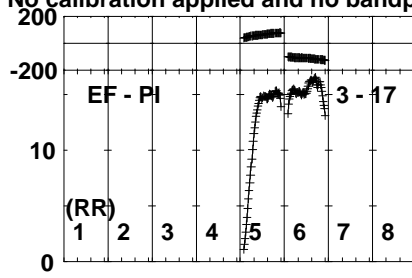
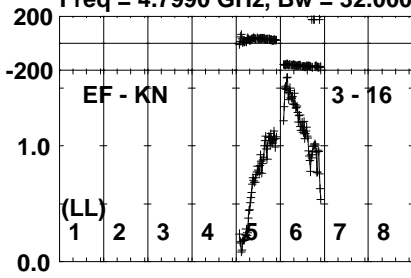


Lower frame: Micro Ampl Jy Top frame: Phas deg  
Vector averaged cross-power spectrum Several baselines displayed  
Timerange: 00/13:04:01 to 00/13:06:29

Plot file version 84 created 13-FEB-2023 10:49:11

J2025+33 EM166B.UVDATA.1

Freq = 4.7990 GHz, Bw = 32.000 MH No calibration applied and no bandpass applied

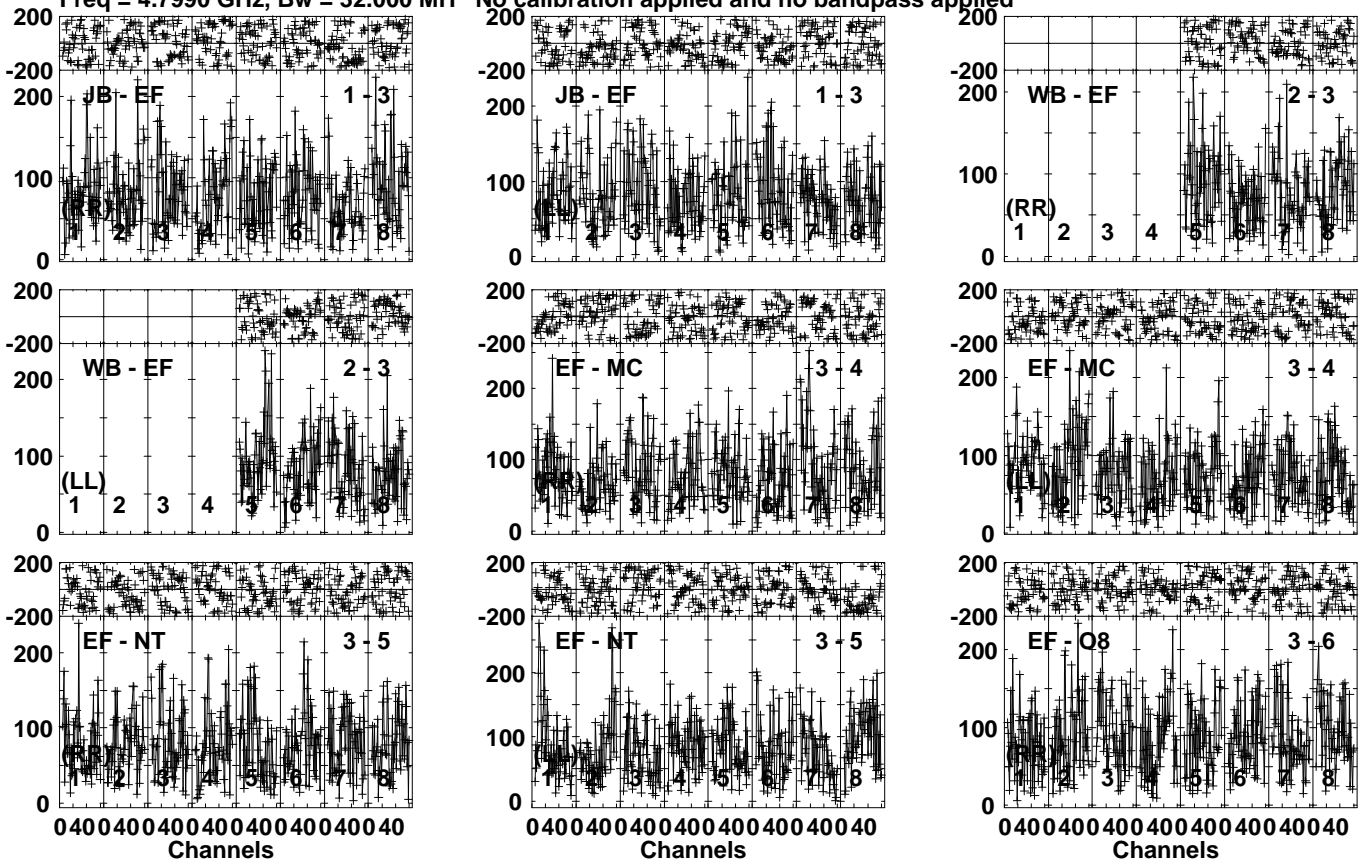


Lower frame: Milli Ampl Jy Top frame: Phas deg  
Vector averaged cross-power spectrum Several baselines displayed  
Timerange: 00/13:04:01 to 00/13:06:29

Plot file version 85 created 13-FEB-2023 10:49:11

V404CYG EM166B.UVDATA.1

Freq = 4.7990 GHz, Bw = 32.000 MH No calibration applied and no bandpass applied

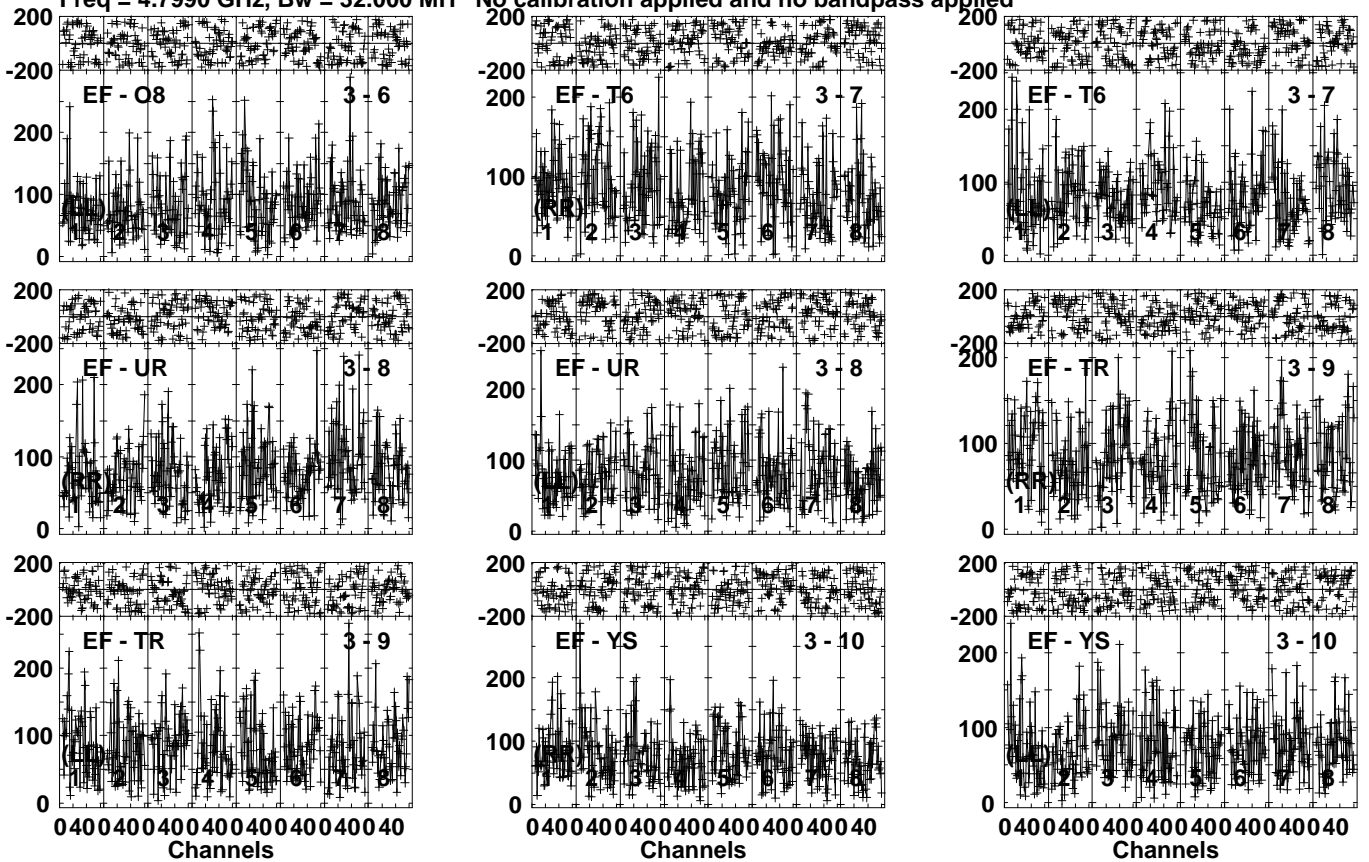


Lower frame: Micro Ampl Jy Top frame: Phas deg  
Vector averaged cross-power spectrum Several baselines displayed  
Timerange: 00/13:06:33 to 00/13:09:59

Plot file version 86 created 13-FEB-2023 10:49:12

V404CYG EM166B.UVDATA.1

Freq = 4.7990 GHz, Bw = 32.000 MH No calibration applied and no bandpass applied

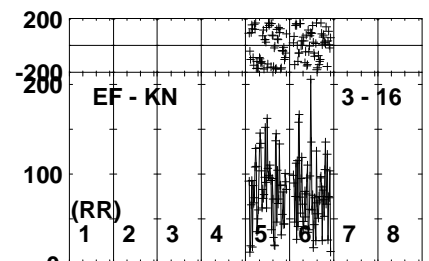
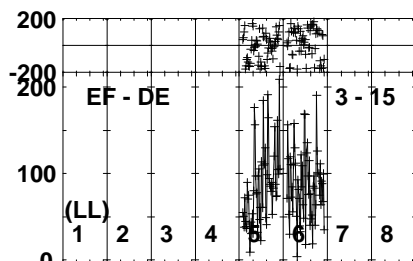
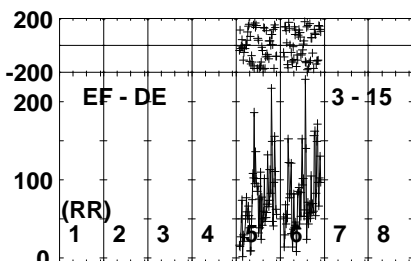
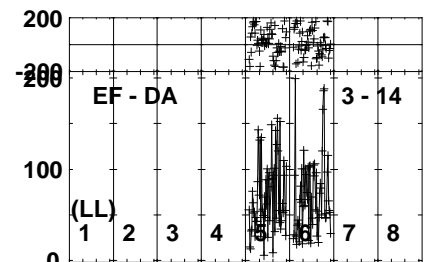
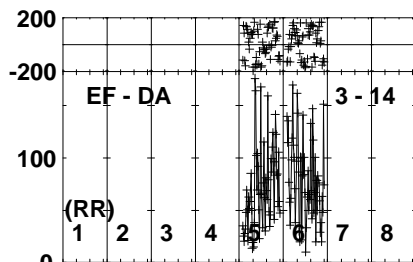
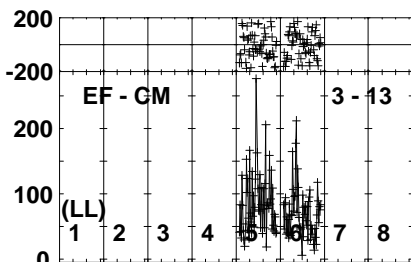
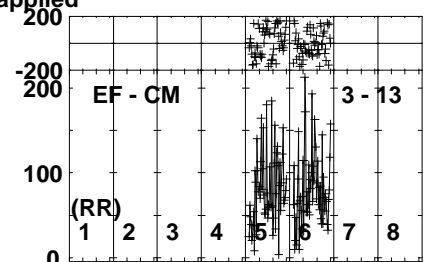
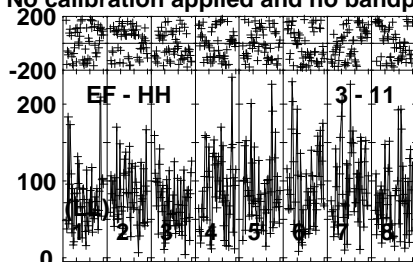
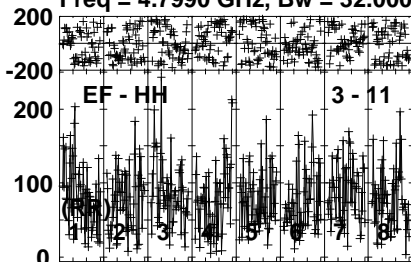


Lower frame: Micro Ampl Jy Top frame: Phas deg  
Vector averaged cross-power spectrum Several baselines displayed  
Timerange: 00/13:06:33 to 00/13:09:59

Plot file version 87 created 13-FEB-2023 10:49:12

V404CYG EM166B.UVDATA.1

Freq = 4.7990 GHz, Bw = 32.000 MH No calibration applied and no bandpass applied

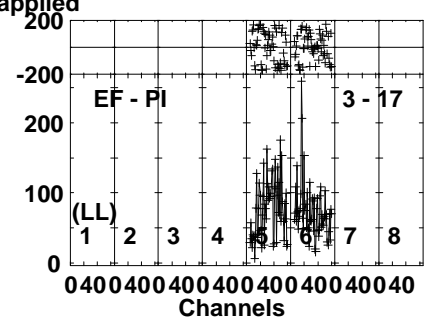
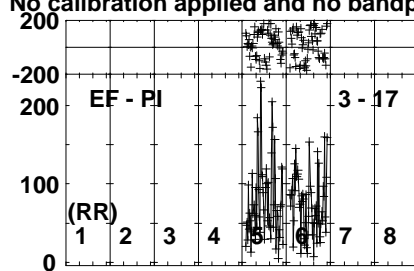
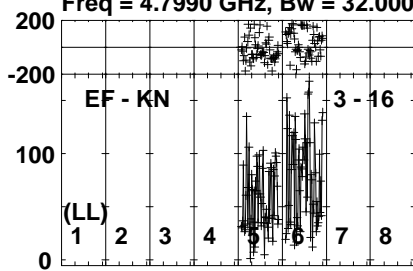


Lower frame: Micro Ampl Jy Top frame: Phas deg  
Vector averaged cross-power spectrum Several baselines displayed  
Timerange: 00/13:06:33 to 00/13:09:59

Plot file version 88 created 13-FEB-2023 10:49:12

V404CYG EM166B.UVDATA.1

Freq = 4.7990 GHz, Bw = 32.000 MH No calibration applied and no bandpass applied



Lower frame: Micro Ampl Jy Top frame: Phas deg  
Vector averaged cross-power spectrum Several baselines displayed  
Timerange: 00/13:06:33 to 00/13:09:59

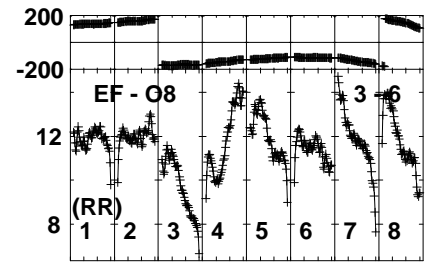
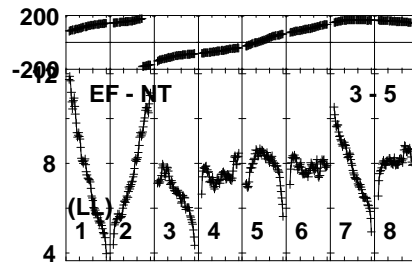
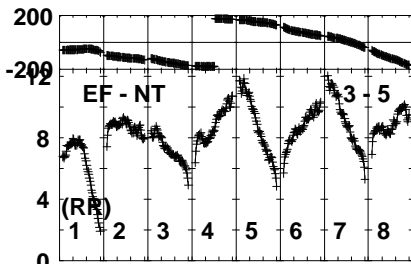
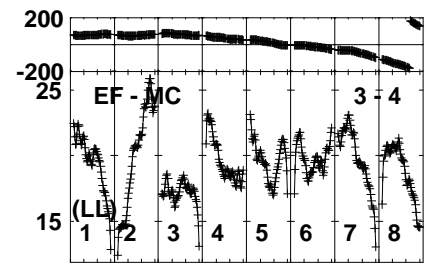
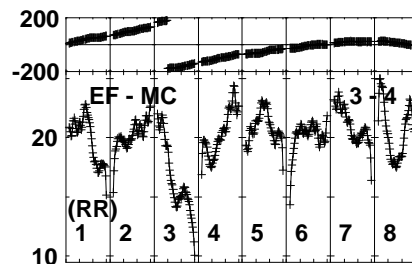
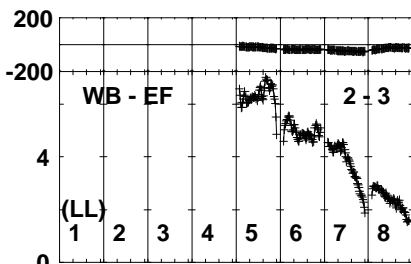
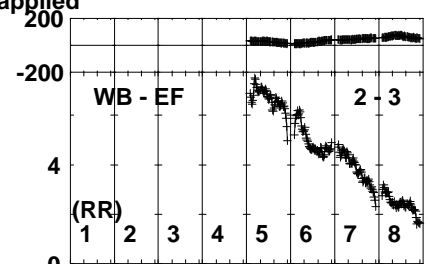
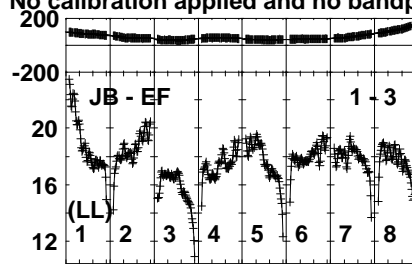
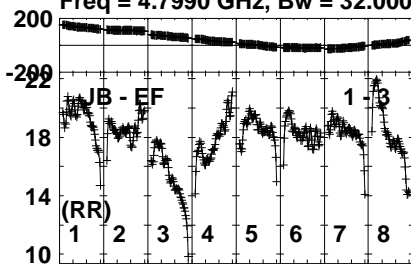


Plot file version 89 created 13-FEB-2023 10:49:12

J2025+33 EM166B.UVDATA.1

Freq = 4.7990 GHz, Bw = 32.000 MH

No calibration applied and no bandpass applied



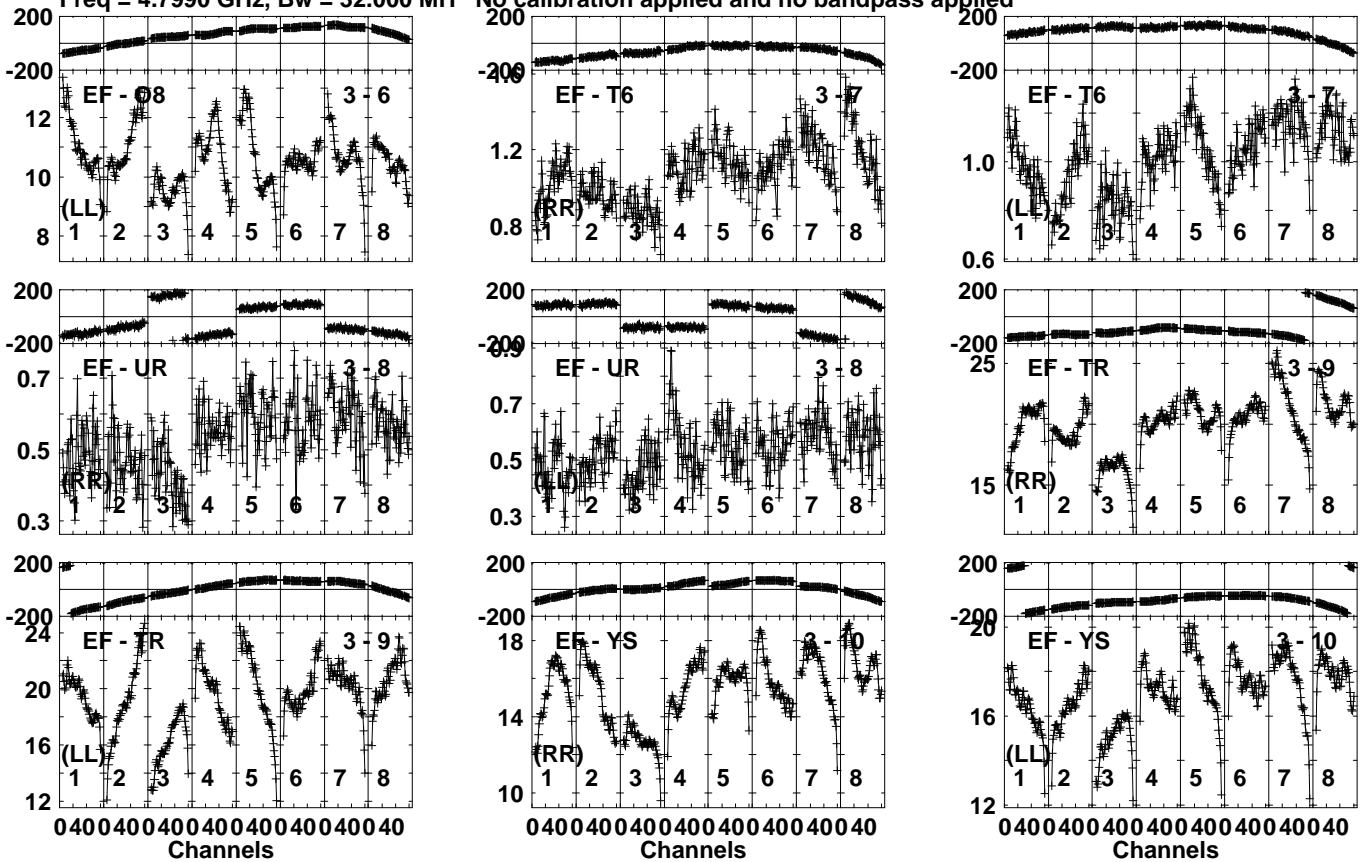
Lower frame: Milli Ampl Jy Top frame: Phas deg  
Vector averaged cross-power spectrum Several baselines displayed  
Timerange: 00/13:10:01 to 00/13:12:29

Plot file version 90 created 13-FEB-2023 10:49:12

J2025+33 EM166B.UVDATA.1

Freq = 4.7990 GHz, Bw = 32.000 MH

No calibration applied and no bandpass applied

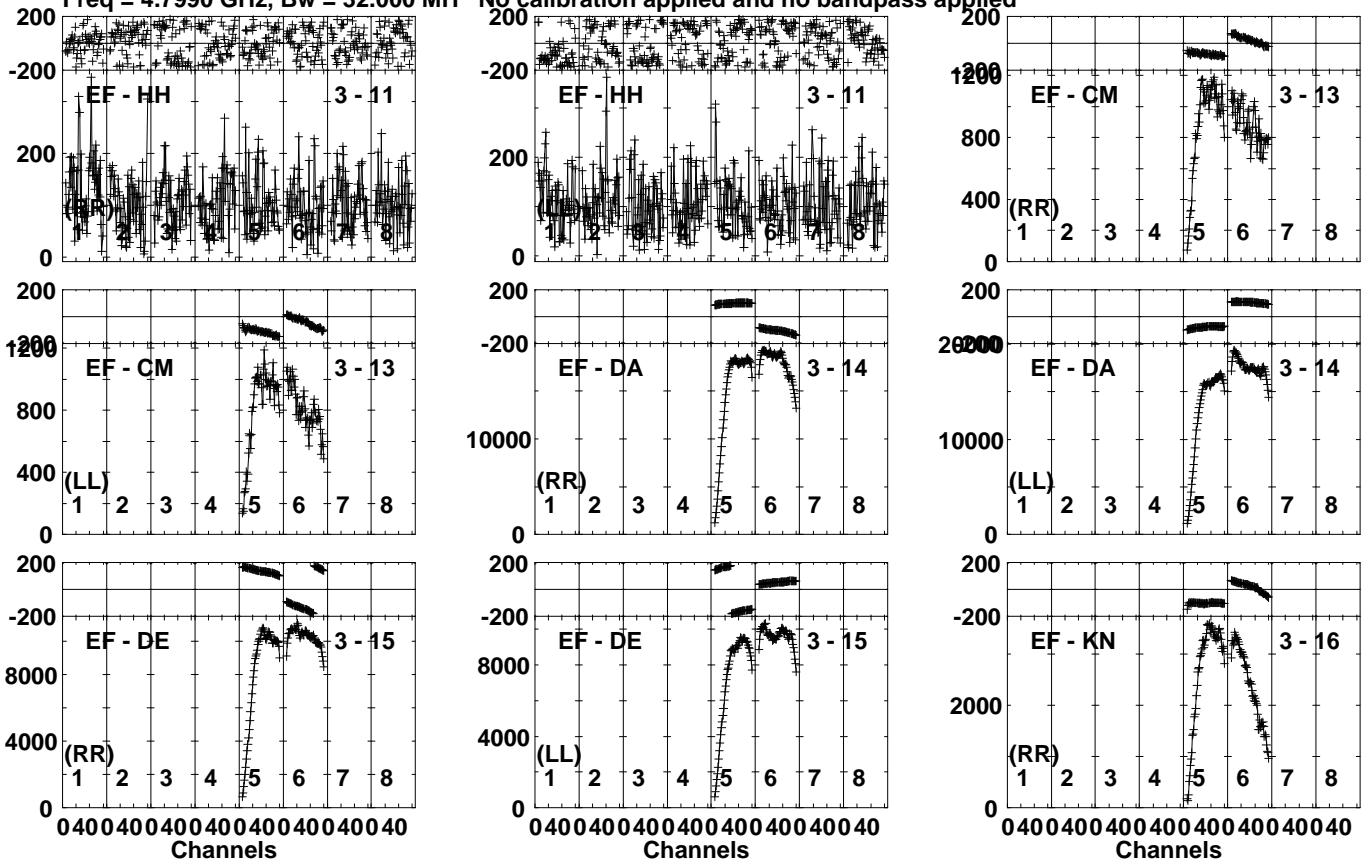


Lower frame: Milli Ampl Jy Top frame: Phas deg  
Vector averaged cross-power spectrum Several baselines displayed  
Timerange: 00/13:10:01 to 00/13:12:29

Plot file version 91 created 13-FEB-2023 10:49:12

J2025+33 EM166B.UVDATA.1

Freq = 4.7990 GHz, Bw = 32.000 MH No calibration applied and no bandpass applied



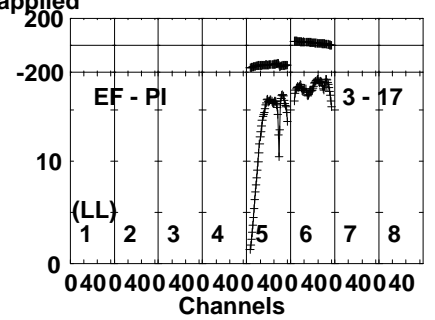
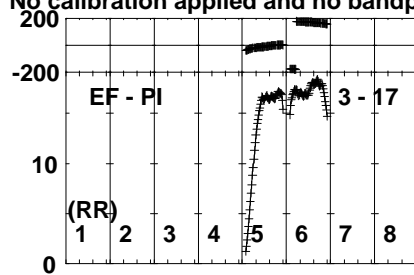
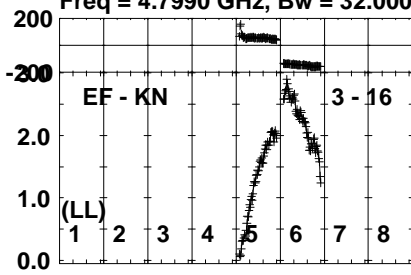
Lower frame: Micro Ampl Jy Top frame: Phas deg  
Vector averaged cross-power spectrum Several baselines displayed  
Timerange: 00/13:10:01 to 00/13:12:29

Plot file version 92 created 13-FEB-2023 10:49:12

J2025+33 EM166B.UVDATA.1

Freq = 4.7990 GHz, Bw = 32.000 MH

No calibration applied and no bandpass applied

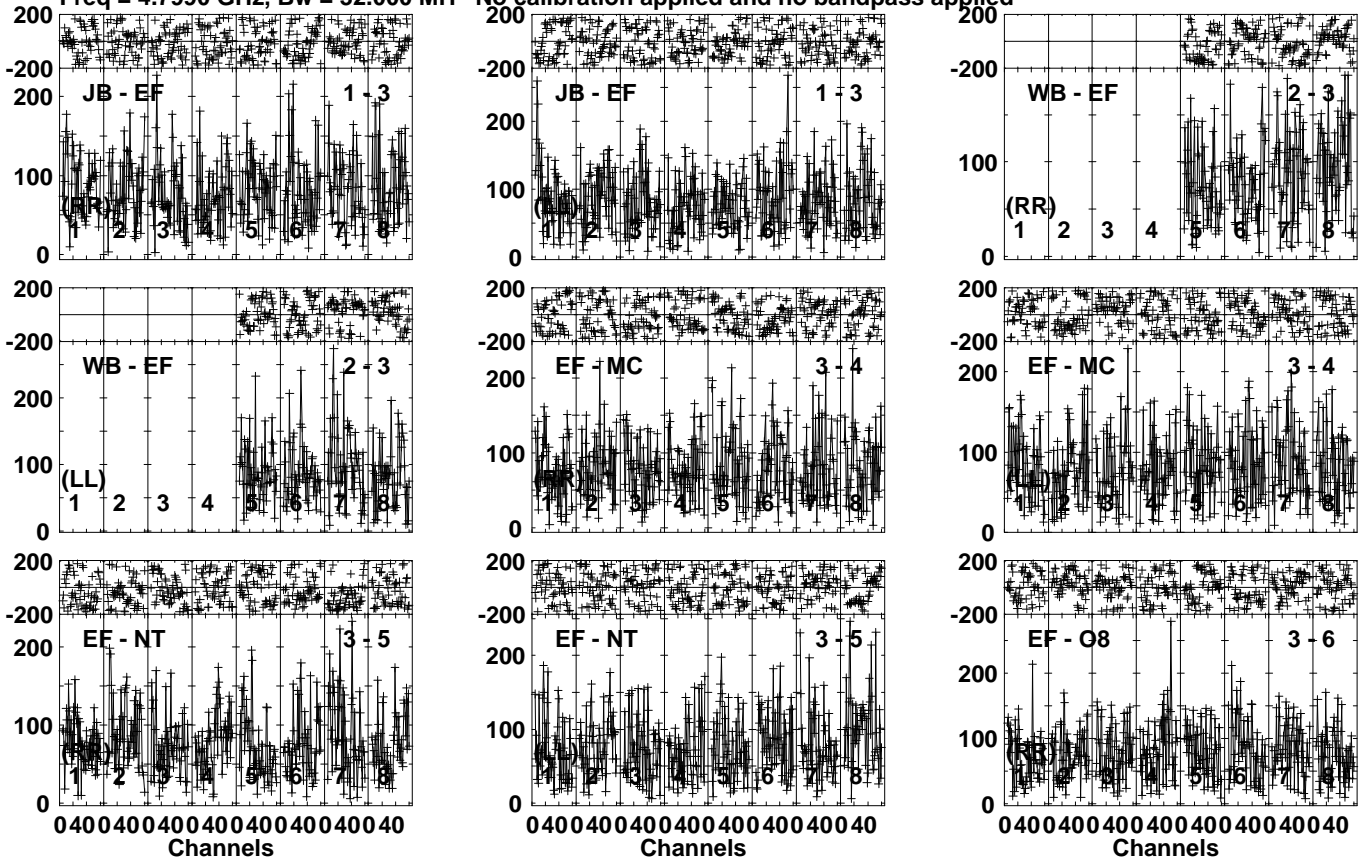


Lower frame: Milli Ampl Jy Top frame: Phas deg  
Vector averaged cross-power spectrum Several baselines displayed  
Timerange: 00/13:10:01 to 00/13:12:29

Plot file version 93 created 13-FEB-2023 10:49:12

V404CYG EM166B.UVDATA.1

Freq = 4.7990 GHz, Bw = 32.000 MH No calibration applied and no bandpass applied

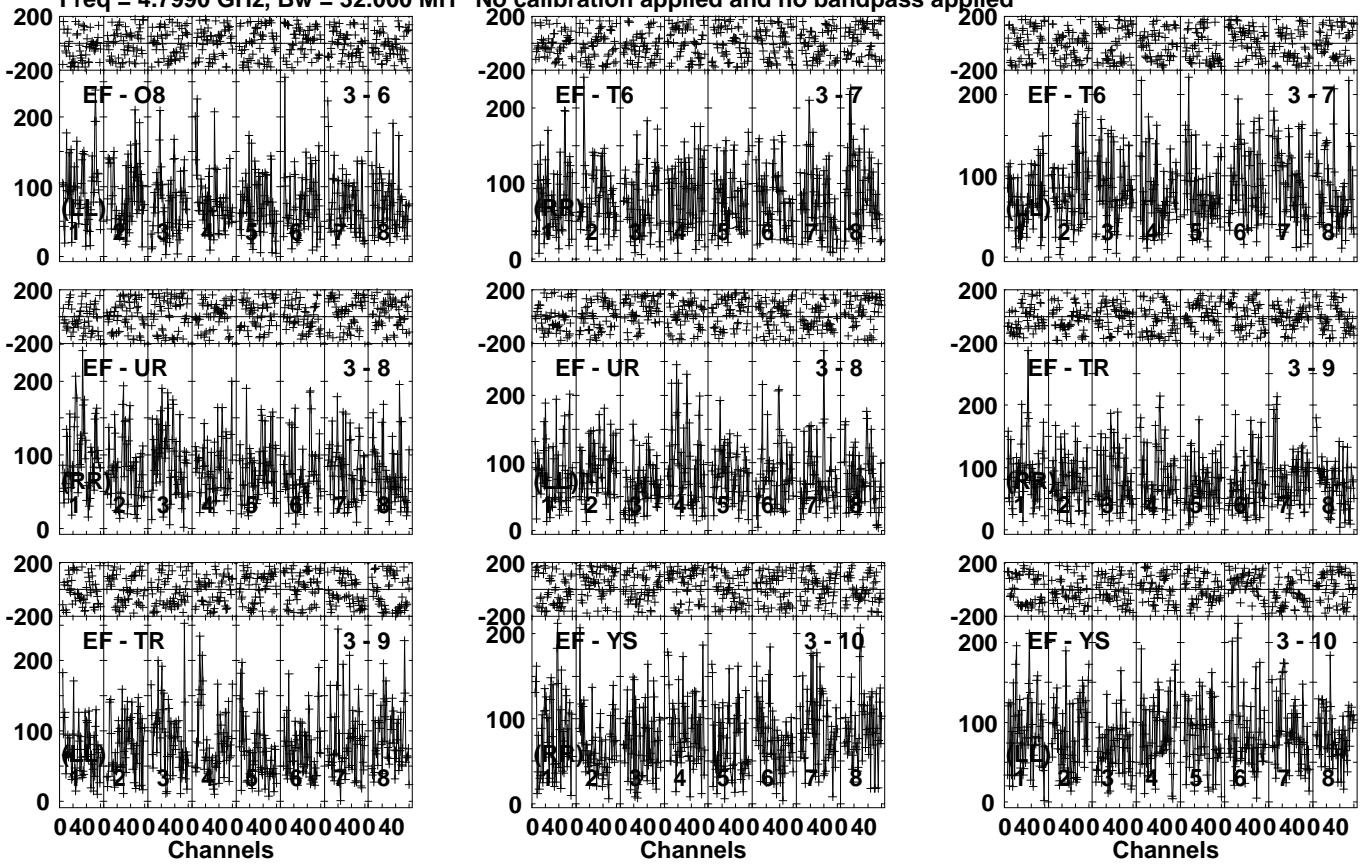


Lower frame: Micro Ampl Jy Top frame: Phas deg  
 Vector averaged cross-power spectrum Several baselines displayed  
 Timerange: 00/13:12:31 to 00/13:15:59

Plot file version 94 created 13-FEB-2023 10:49:13

V404CYG EM166B.UVDATA.1

Freq = 4.7990 GHz, Bw = 32.000 MH No calibration applied and no bandpass applied

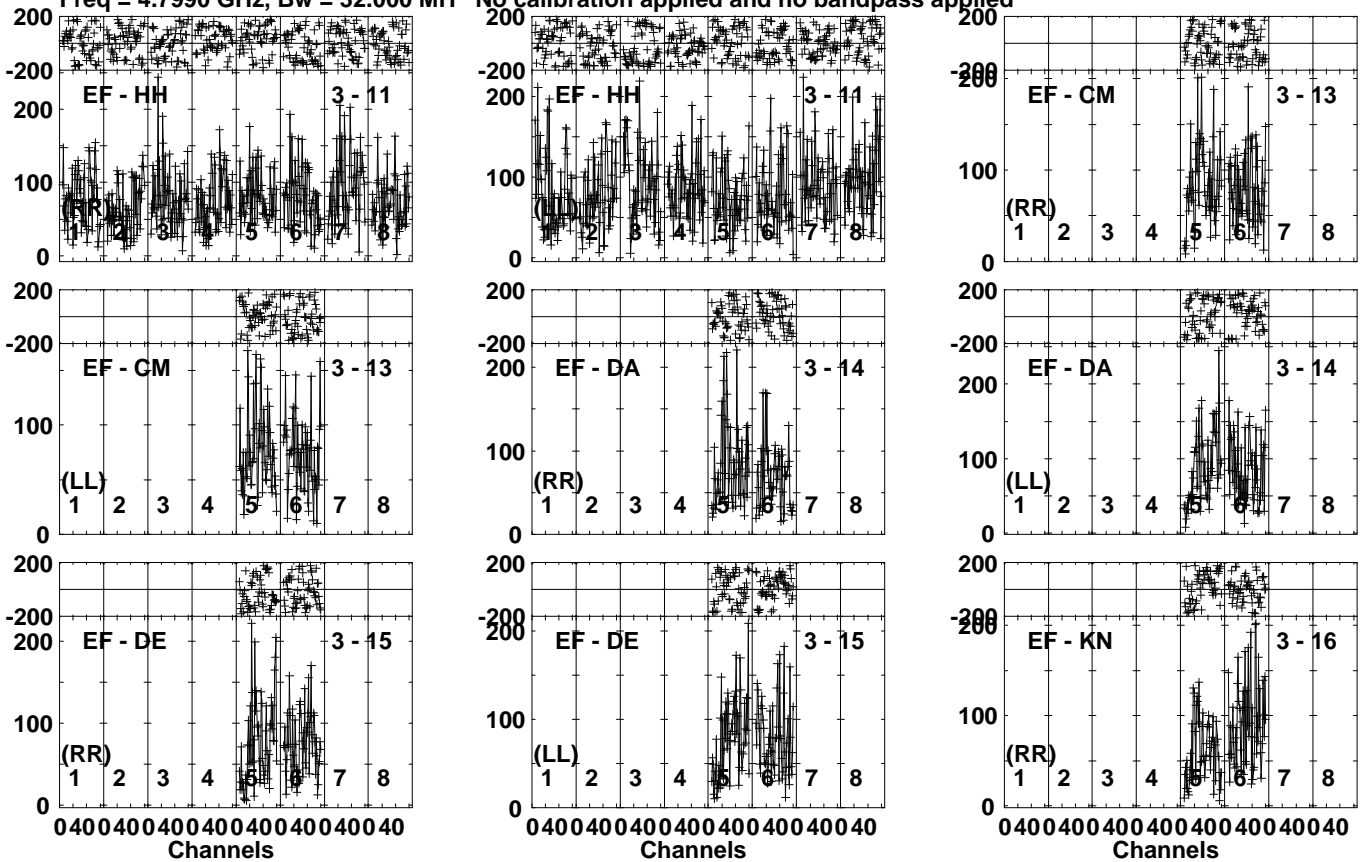


Lower frame: Micro Ampl Jy Top frame: Phas deg  
Vector averaged cross-power spectrum Several baselines displayed  
Timerange: 00/13:12:31 to 00/13:15:59

Plot file version 95 created 13-FEB-2023 10:49:13

V404CYG EM166B.UVDATA.1

Freq = 4.7990 GHz, Bw = 32.000 MH No calibration applied and no bandpass applied

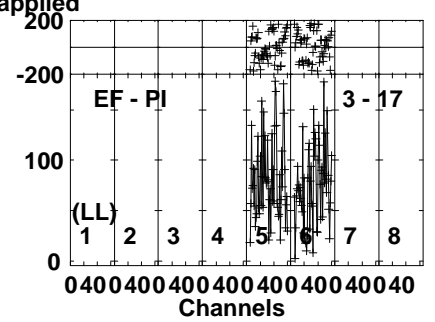
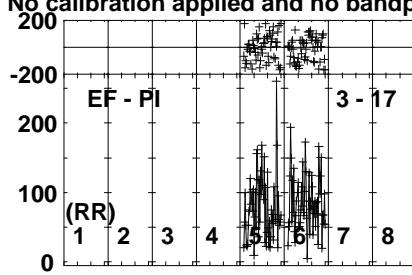
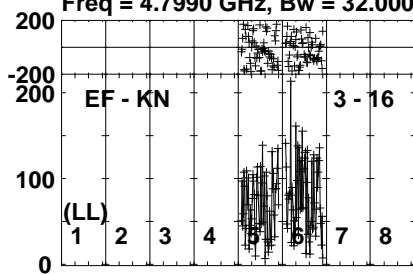


Lower frame: Micro Ampl Jy Top frame: Phas deg  
Vector averaged cross-power spectrum Several baselines displayed  
Timerange: 00/13:12:31 to 00/13:15:59

Plot file version 96 created 13-FEB-2023 10:49:13

V404CYG EM166B.UVDATA.1

Freq = 4.7990 GHz, Bw = 32.000 MH No calibration applied and no bandpass applied



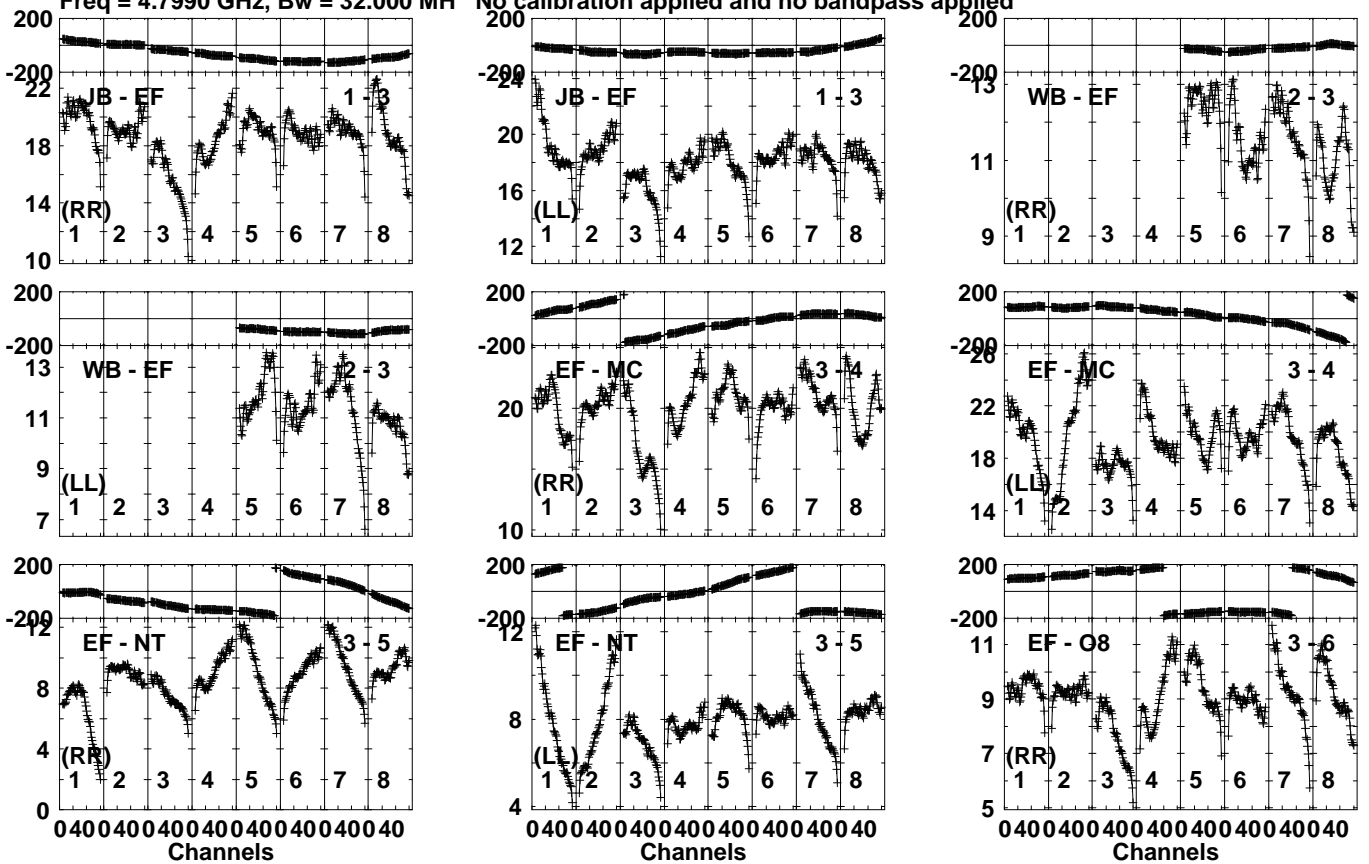
Lower frame: Micro Ampl Jy Top frame: Phas deg  
Vector averaged cross-power spectrum Several baselines displayed  
Timerange: 00/13:12:31 to 00/13:15:59



Plot file version 97 created 13-FEB-2023 10:49:13

J2025+33 EM166B.UVDATA.1

Freq = 4.7990 GHz, Bw = 32.000 MH No calibration applied and no bandpass applied



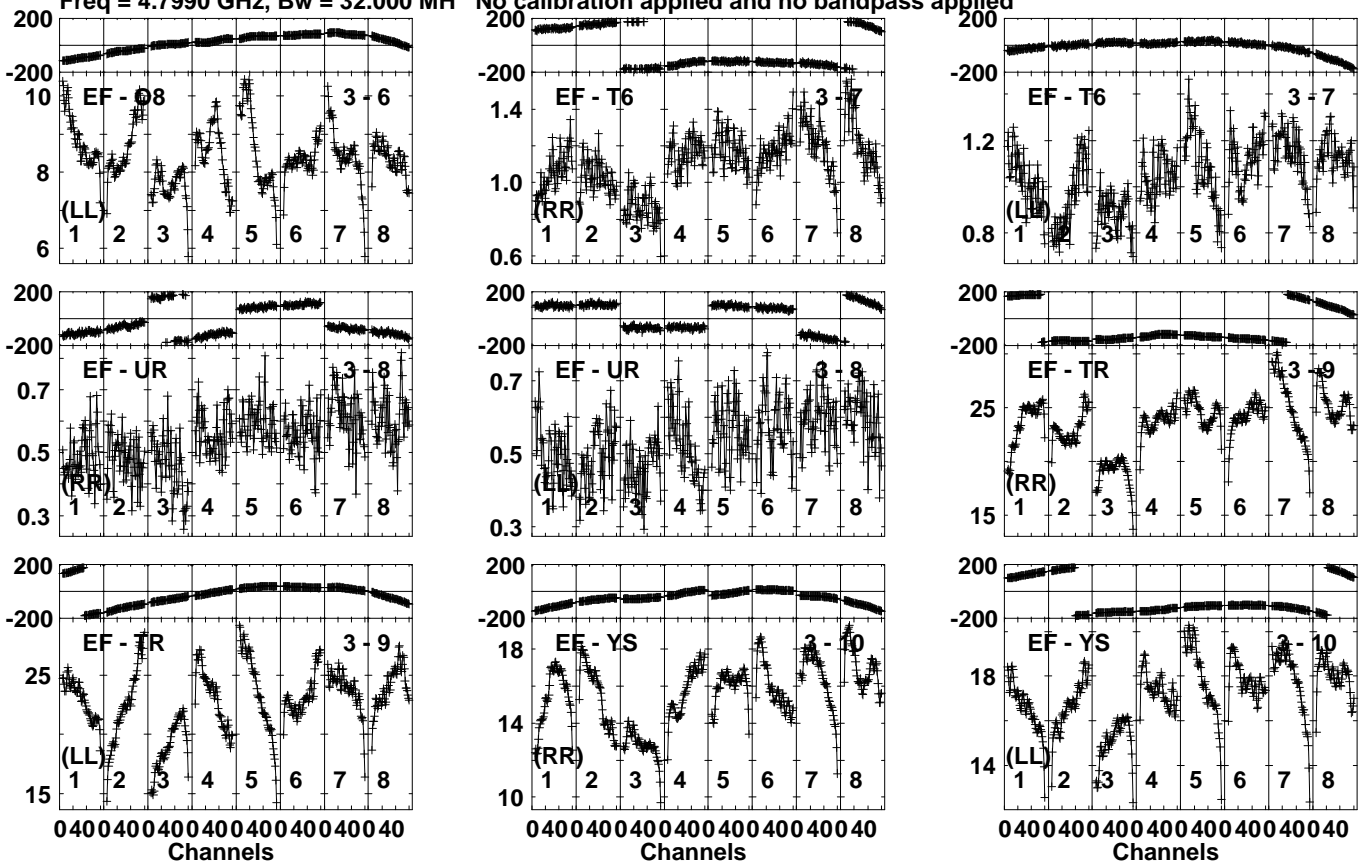
Lower frame: Milli Ampl Jy Top frame: Phas deg  
Vector averaged cross-power spectrum Several baselines displayed  
Timerange: 00/13:16:31 to 00/13:18:29

Plot file version 98 created 13-FEB-2023 10:49:13

J2025+33 EM166B.UVDATA.1

Freq = 4.7990 GHz, Bw = 32.000 MH

No calibration applied and no bandpass applied

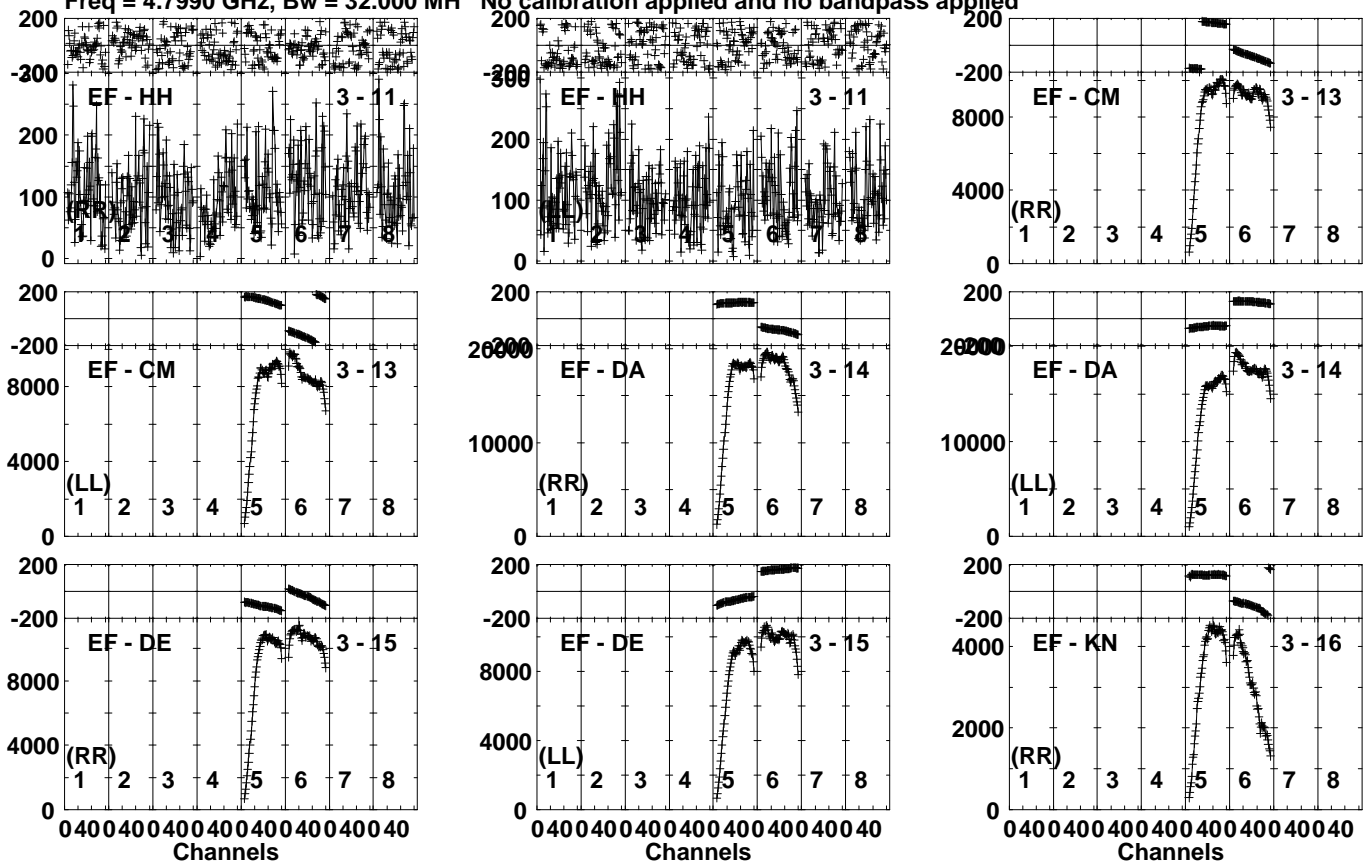


Lower frame: Milli Ampl Jy Top frame: Phas deg  
Vector averaged cross-power spectrum Several baselines displayed  
Timerange: 00/13:16:31 to 00/13:18:29

Plot file version 99 created 13-FEB-2023 10:49:13

J2025+33 EM166B.UVDATA.1

Freq = 4.7990 GHz, Bw = 32.000 MH No calibration applied and no bandpass applied



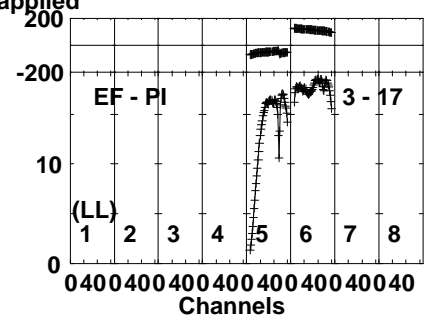
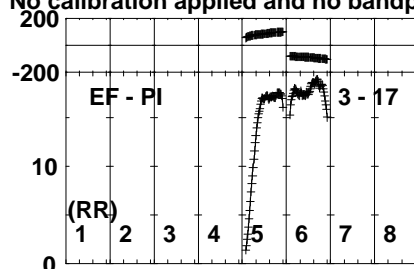
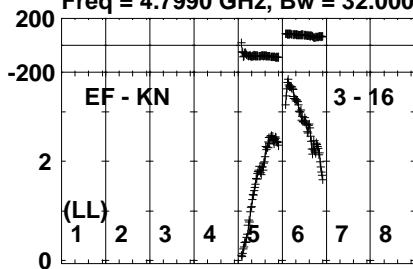
Lower frame: Micro Ampl Jy Top frame: Phas deg  
Vector averaged cross-power spectrum Several baselines displayed  
Timerange: 00/13:16:31 to 00/13:18:29

Plot file version 100 created 13-FEB-2023 10:49:13

J2025+33 EM166B.UVDATA.1

Freq = 4.7990 GHz, Bw = 32.000 MH

No calibration applied and no bandpass applied

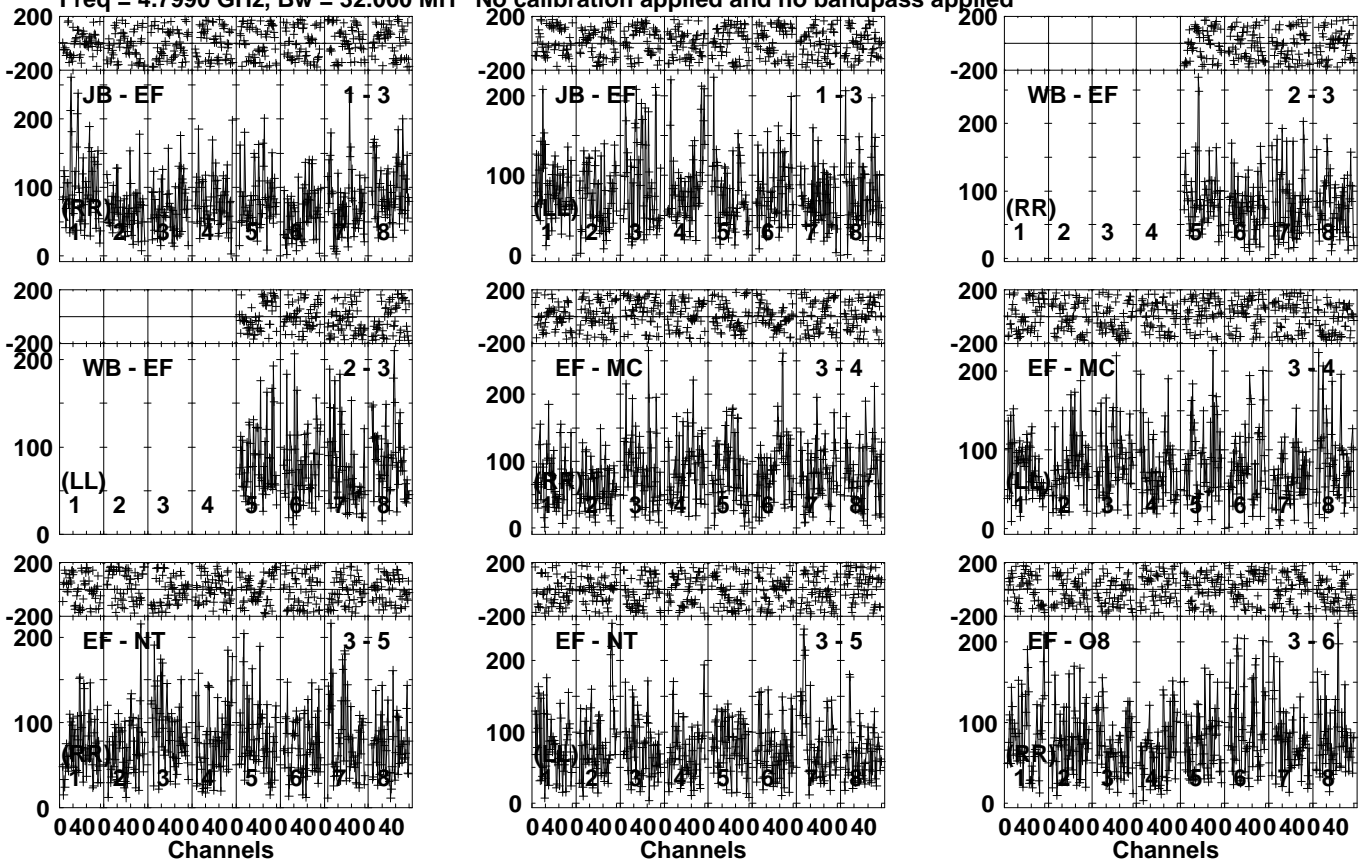


Lower frame: Milli Ampl Jy Top frame: Phas deg  
Vector averaged cross-power spectrum Several baselines displayed  
Timerange: 00/13:16:31 to 00/13:18:29

Plot file version 101 created 13-FEB-2023 10:49:13

V404CYG EM166B.UVDATA.1

Freq = 4.7990 GHz, Bw = 32.000 MH No calibration applied and no bandpass applied

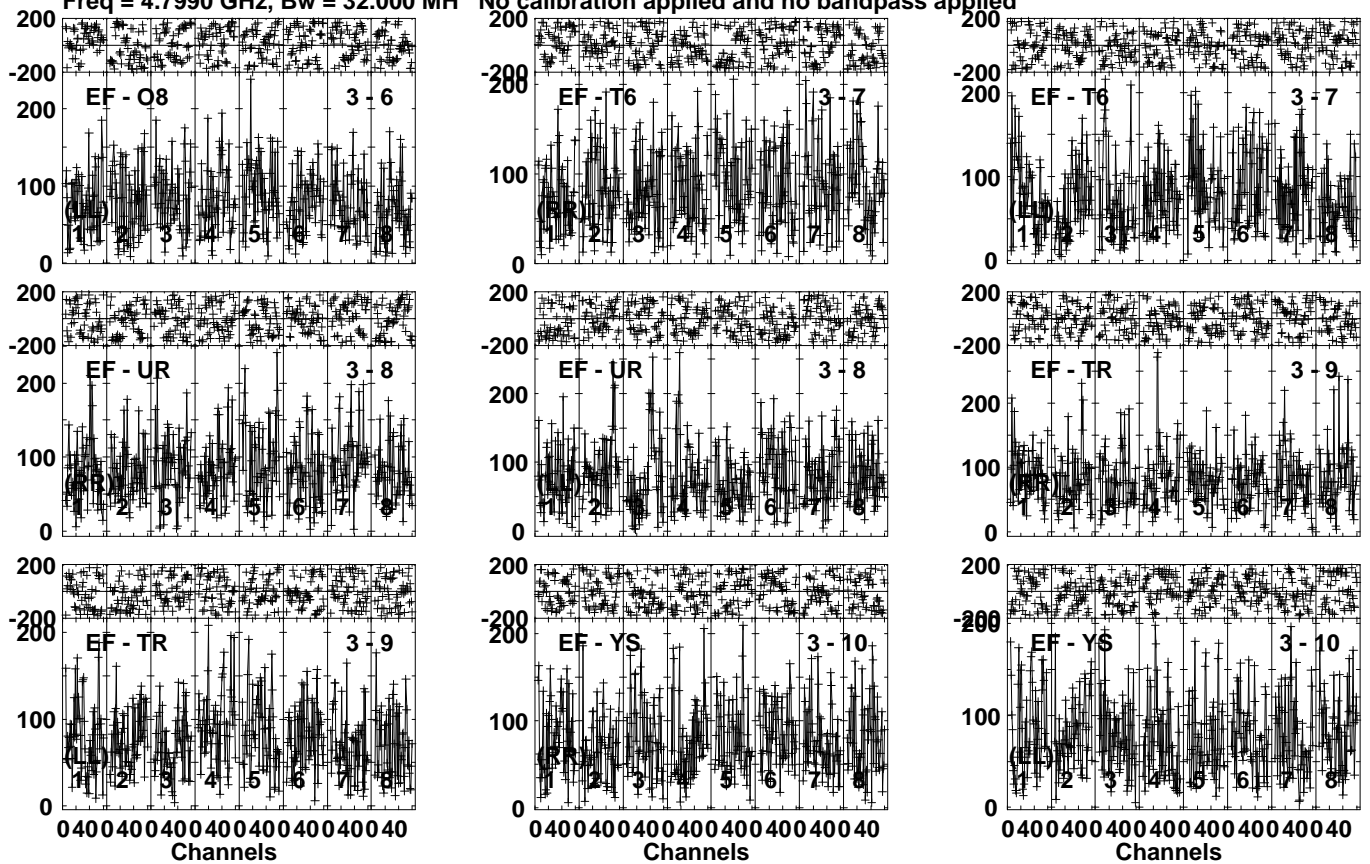


Lower frame: Micro Ampl Jy Top frame: Phas deg  
Vector averaged cross-power spectrum Several baselines displayed  
Timerange: 00/13:18:31 to 00/13:21:59

Plot file version 102 created 13-FEB-2023 10:49:14

V404CYG EM166B.UVDATA.1

Freq = 4.7990 GHz, Bw = 32.000 MH No calibration applied and no bandpass applied

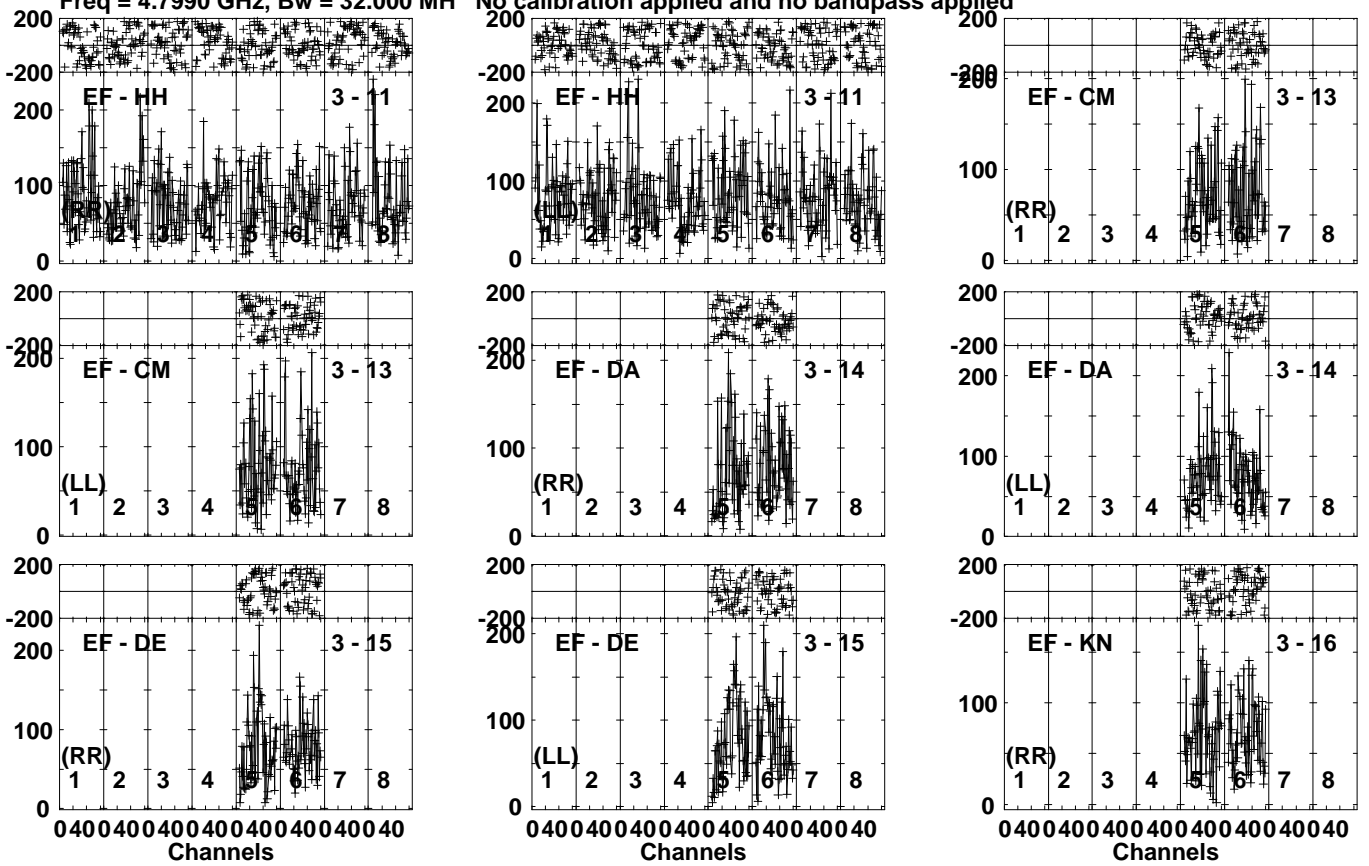


Lower frame: Micro Ampl Jy Top frame: Phas deg  
Vector averaged cross-power spectrum Several baselines displayed  
Timerange: 00/13:18:31 to 00/13:21:59

Plot file version 103 created 13-FEB-2023 10:49:14

V404CYG EM166B.UVDATA.1

Freq = 4.7990 GHz, Bw = 32.000 MH No calibration applied and no bandpass applied

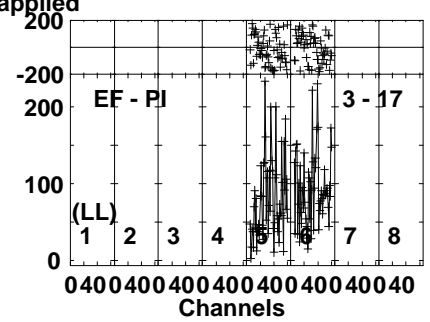
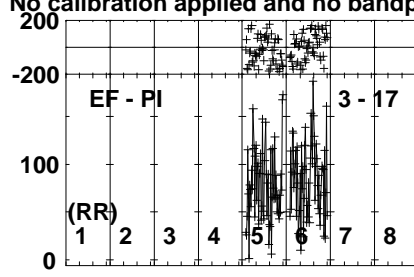
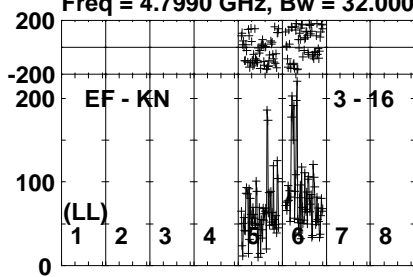


Lower frame: Micro Ampl Jy Top frame: Phas deg  
Vector averaged cross-power spectrum Several baselines displayed  
Timerange: 00/13:18:31 to 00/13:21:59

Plot file version 104 created 13-FEB-2023 10:49:14

V404CYG EM166B.UVDATA.1

Freq = 4.7990 GHz, Bw = 32.000 MH No calibration applied and no bandpass applied



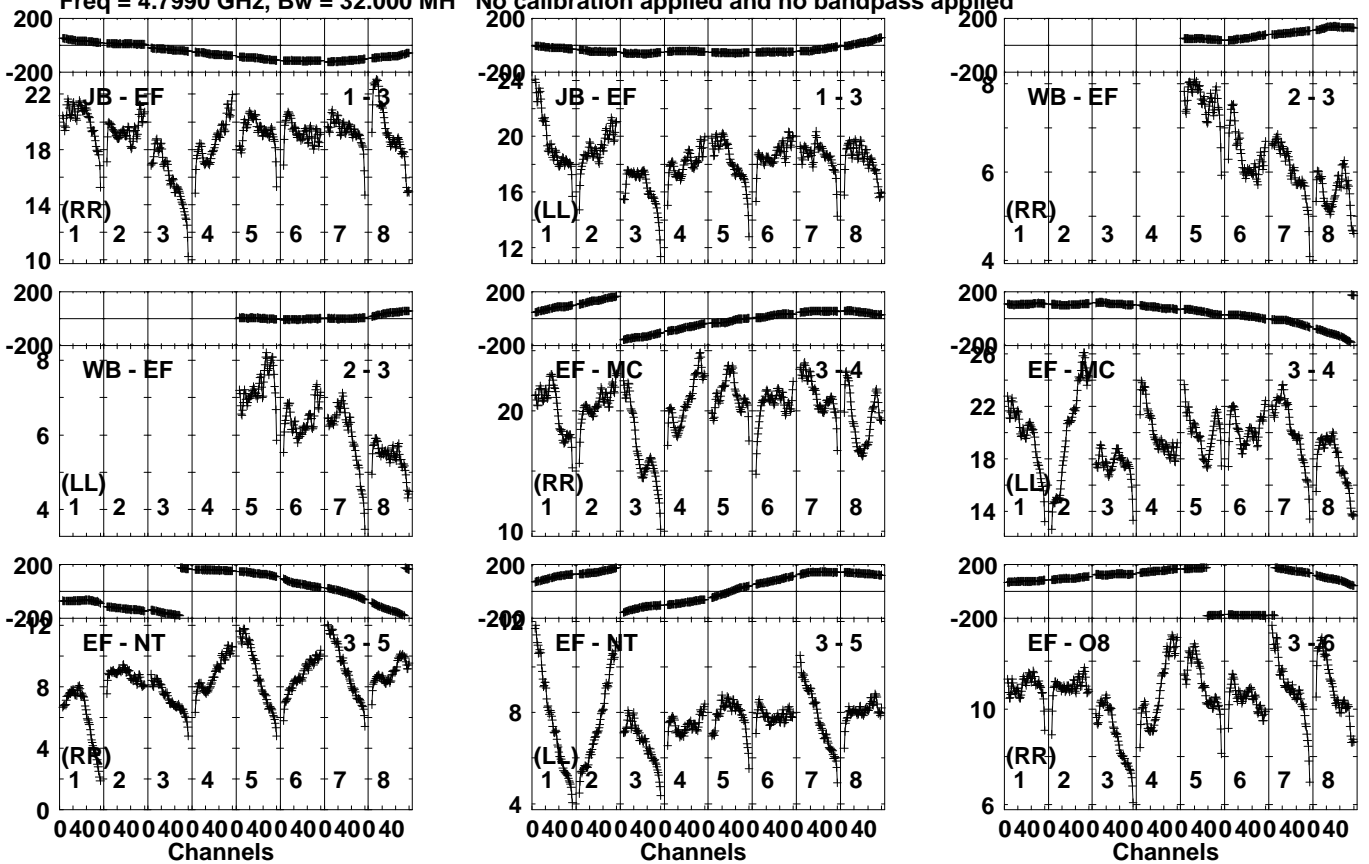
Lower frame: Micro Ampl Jy Top frame: Phas deg  
Vector averaged cross-power spectrum Several baselines displayed  
Timerange: 00/13:18:31 to 00/13:21:59



Plot file version 105 created 13-FEB-2023 10:49:14

J2025+33 EM166B.UVDATA.1

Freq = 4.7990 GHz, Bw = 32.000 MH No calibration applied and no bandpass applied



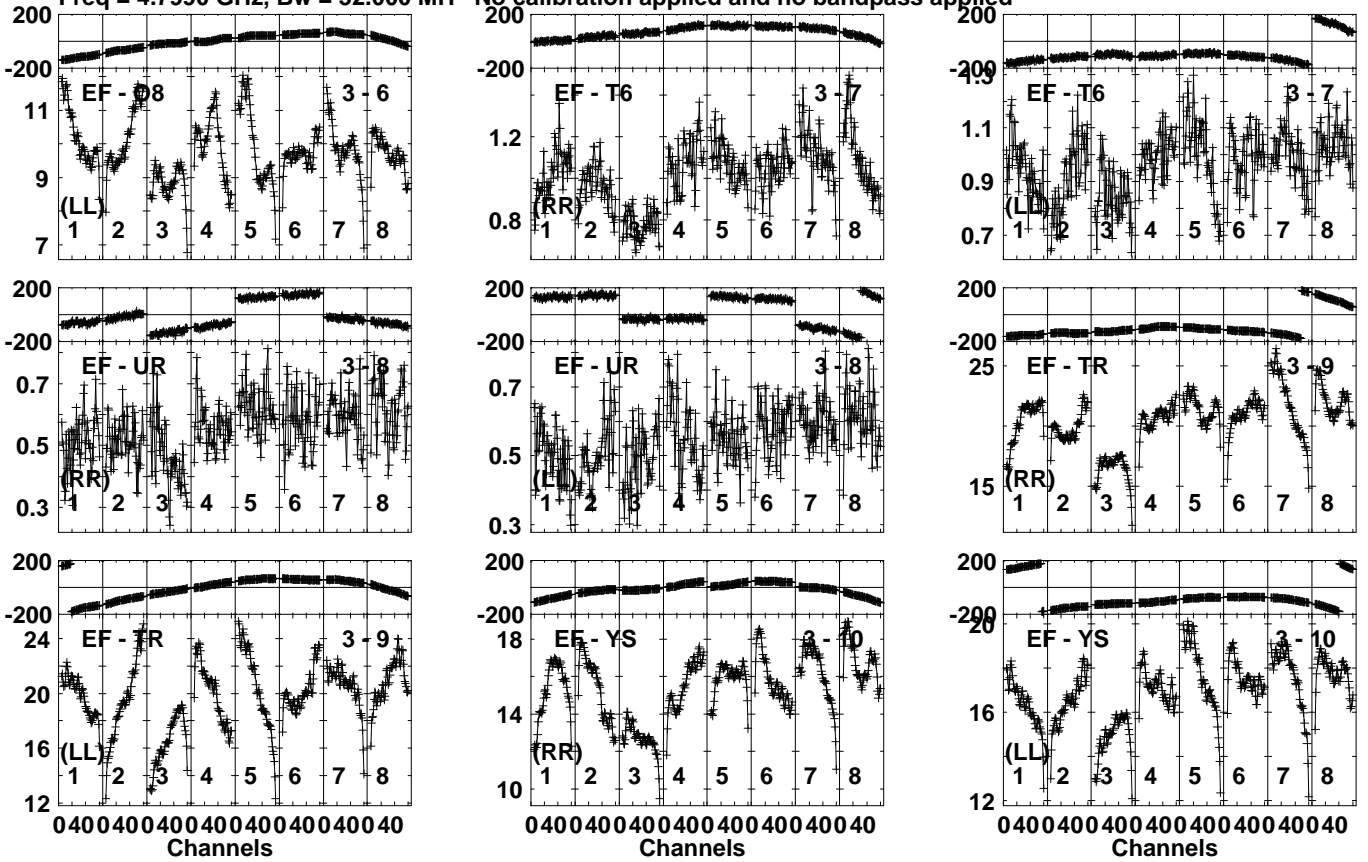
Lower frame: Milli Ampl Jy Top frame: Phas deg  
Vector averaged cross-power spectrum Several baselines displayed  
Timerange: 00/13:22:01 to 00/13:24:29

Plot file version 106 created 13-FEB-2023 10:49:14

J2025+33 EM166B.UVDATA.1

Freq = 4.7990 GHz, Bw = 32.000 MH

No calibration applied and no bandpass applied

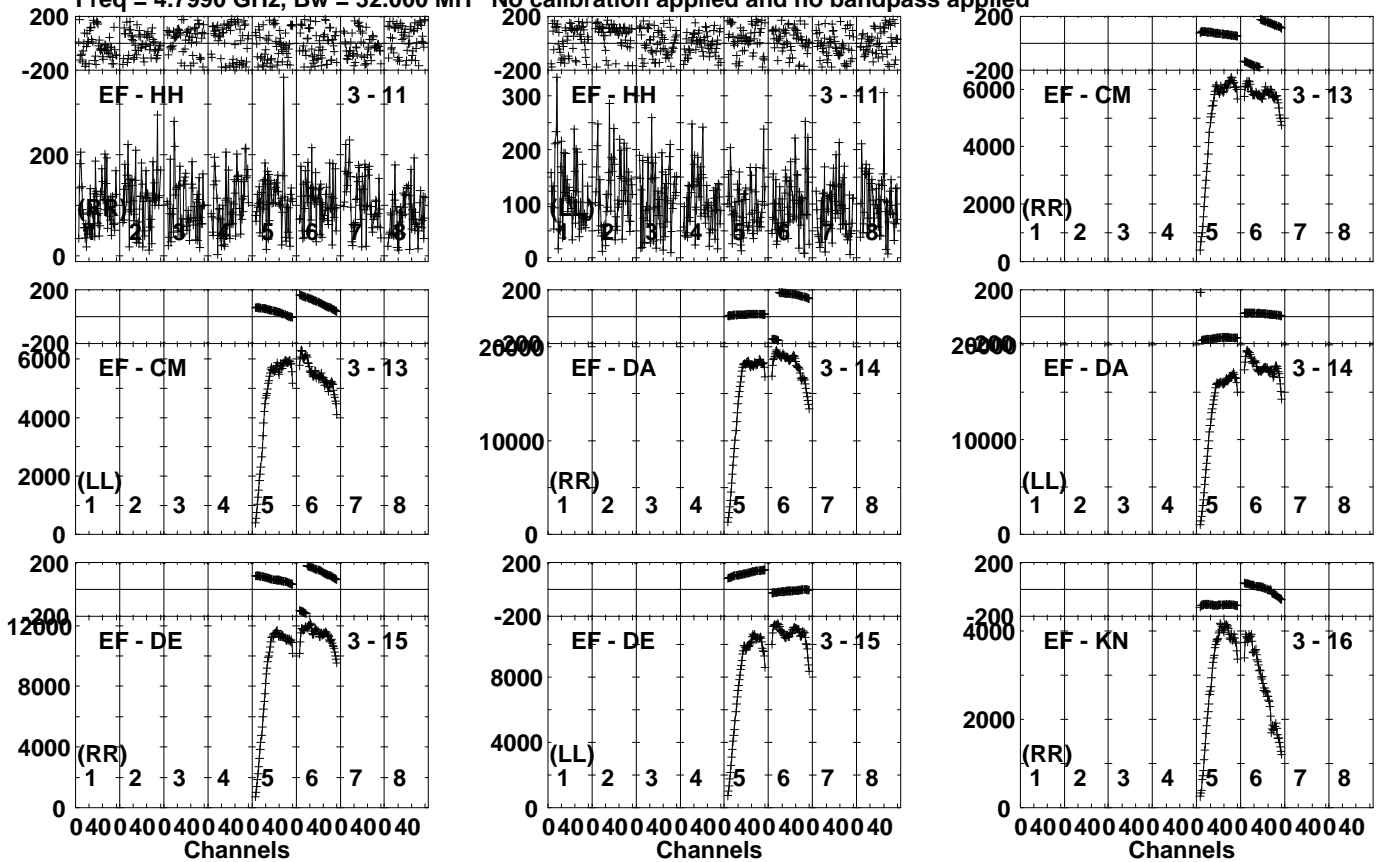


Lower frame: Milli Ampl Jy Top frame: Phas deg  
Vector averaged cross-power spectrum Several baselines displayed  
Timerange: 00/13:22:01 to 00/13:24:29

Plot file version 107 created 13-FEB-2023 10:49:14

J2025+33 EM166B.UVDATA.1

Freq = 4.7990 GHz, Bw = 32.000 MH No calibration applied and no bandpass applied



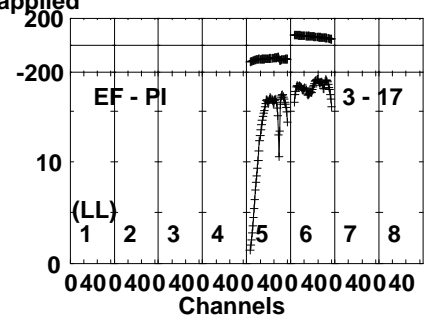
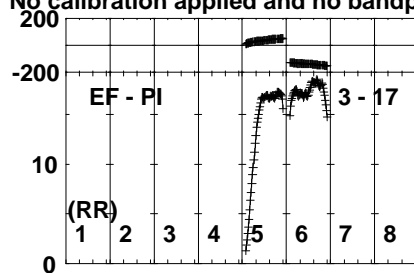
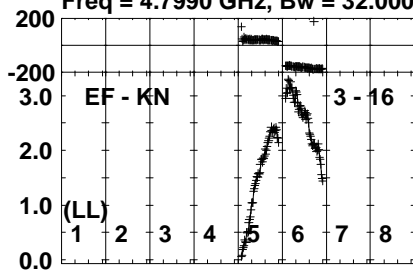
Lower frame: Micro Ampl Jy Top frame: Phas deg  
Vector averaged cross-power spectrum Several baselines displayed  
Timerange: 00/13:22:01 to 00/13:24:29

Plot file version 108 created 13-FEB-2023 10:49:14

J2025+33 EM166B.UVDATA.1

Freq = 4.7990 GHz, Bw = 32.000 MH

No calibration applied and no bandpass applied

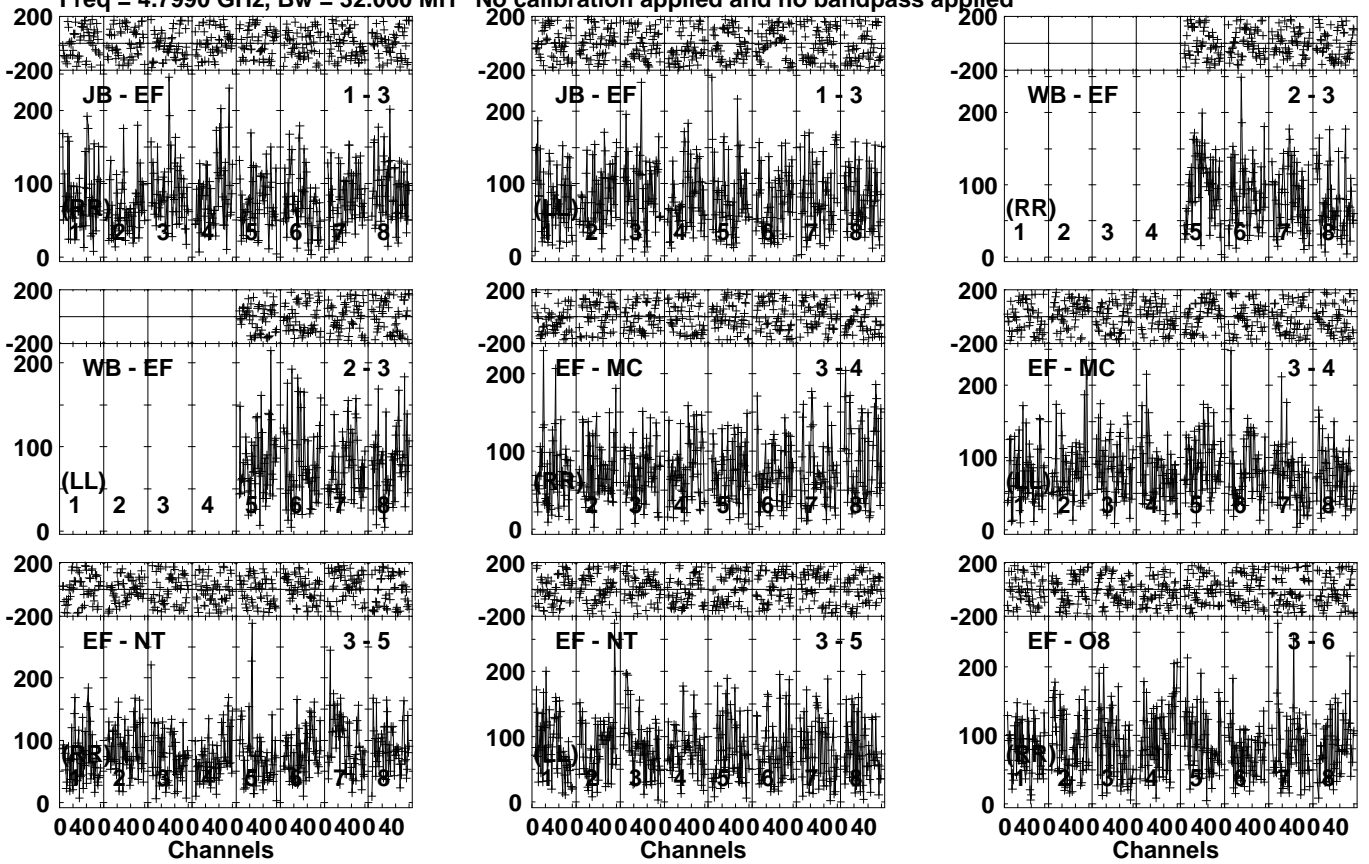


Lower frame: Milli Ampl Jy Top frame: Phas deg  
Vector averaged cross-power spectrum Several baselines displayed  
Timerange: 00/13:22:01 to 00/13:24:29

Plot file version 109 created 13-FEB-2023 10:49:14

V404CYG EM166B.UVDATA.1

Freq = 4.7990 GHz, Bw = 32.000 MH No calibration applied and no bandpass applied

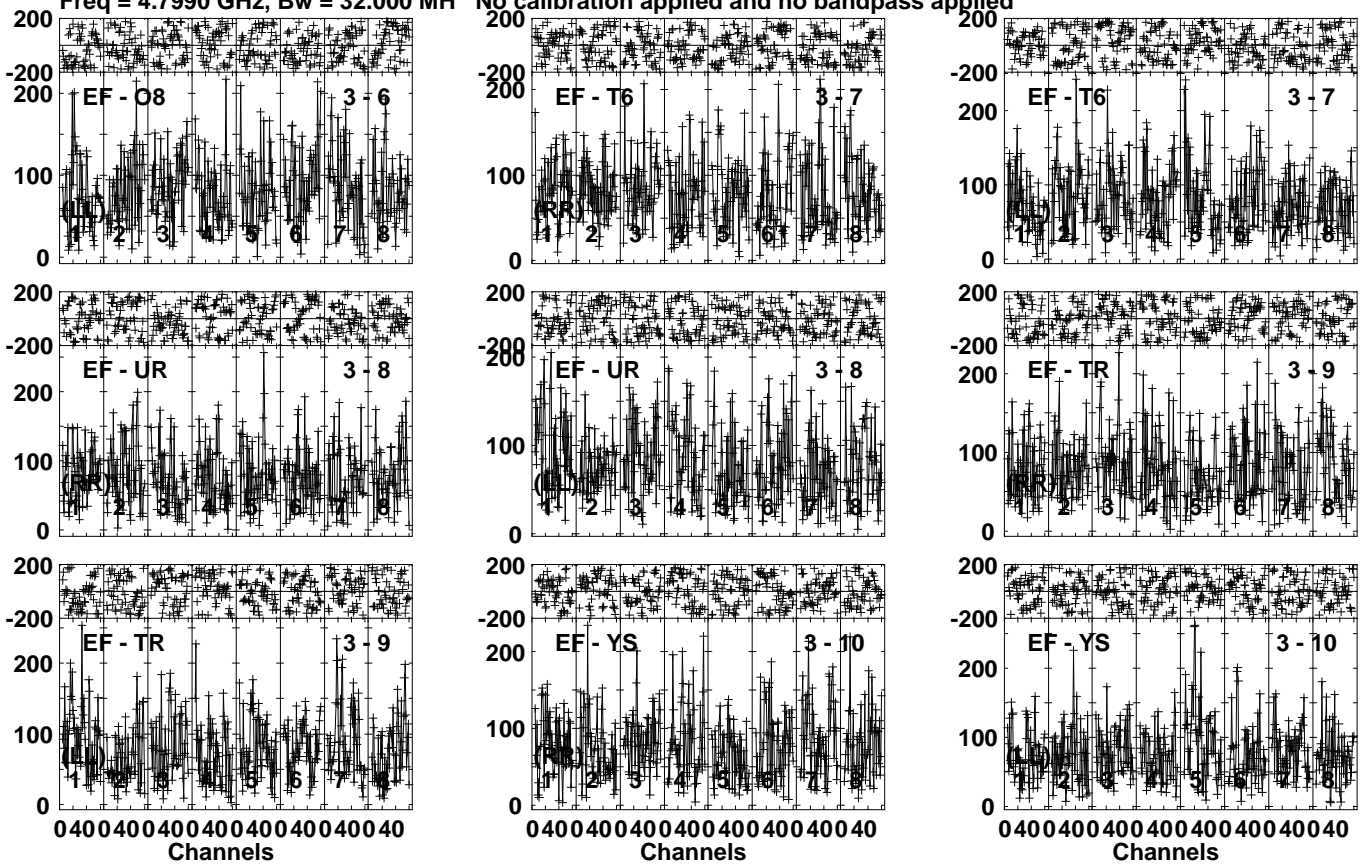


Lower frame: Micro Ampl Jy Top frame: Phas deg  
Vector averaged cross-power spectrum Several baselines displayed  
Timerange: 00/13:24:31 to 00/13:27:59

Plot file version 110 created 13-FEB-2023 10:49:15

V404CYG EM166B.UVDATA.1

Freq = 4.7990 GHz, Bw = 32.000 MH No calibration applied and no bandpass applied

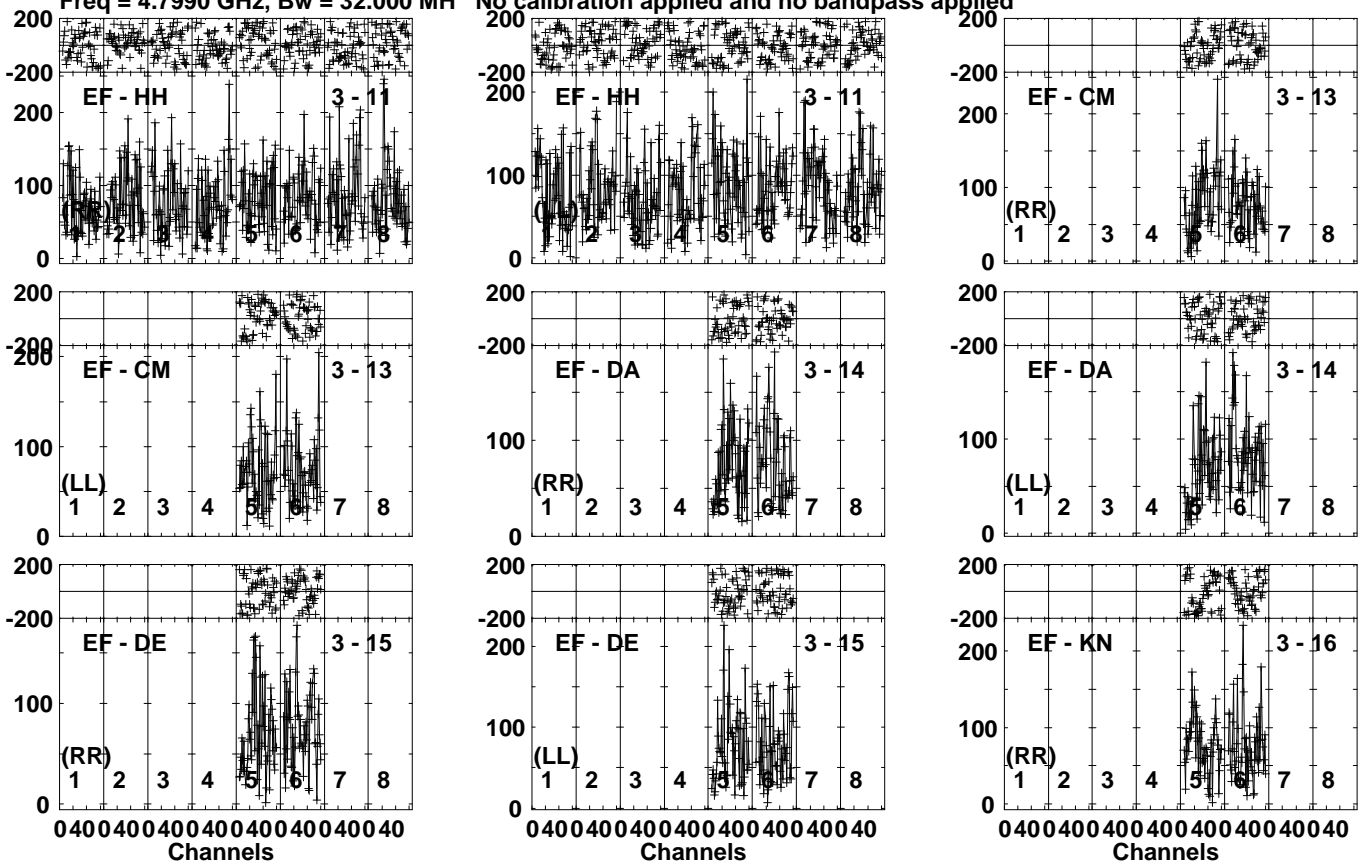


Lower frame: Micro Ampl Jy Top frame: Phas deg  
Vector averaged cross-power spectrum Several baselines displayed  
Timerange: 00/13:24:31 to 00/13:27:59

Plot file version 111 created 13-FEB-2023 10:49:15

V404CYG EM166B.UVDATA.1

Freq = 4.7990 GHz, Bw = 32.000 MH No calibration applied and no bandpass applied

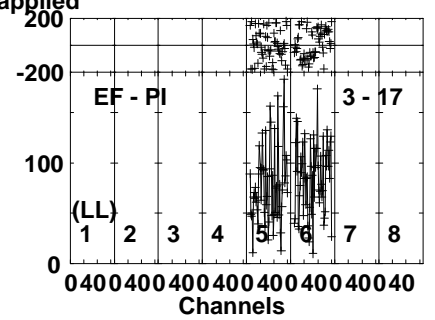
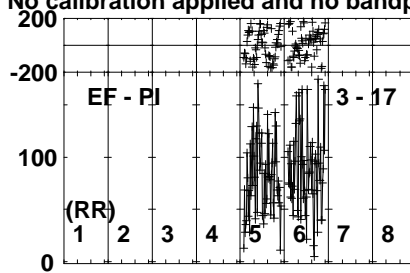
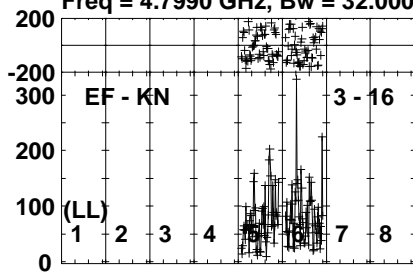


Lower frame: Micro Ampl Jy Top frame: Phas deg  
Vector averaged cross-power spectrum Several baselines displayed  
Timerange: 00/13:24:31 to 00/13:27:59

Plot file version 112 created 13-FEB-2023 10:49:15

V404CYG EM166B.UVDATA.1

Freq = 4.7990 GHz, Bw = 32.000 MH No calibration applied and no bandpass applied



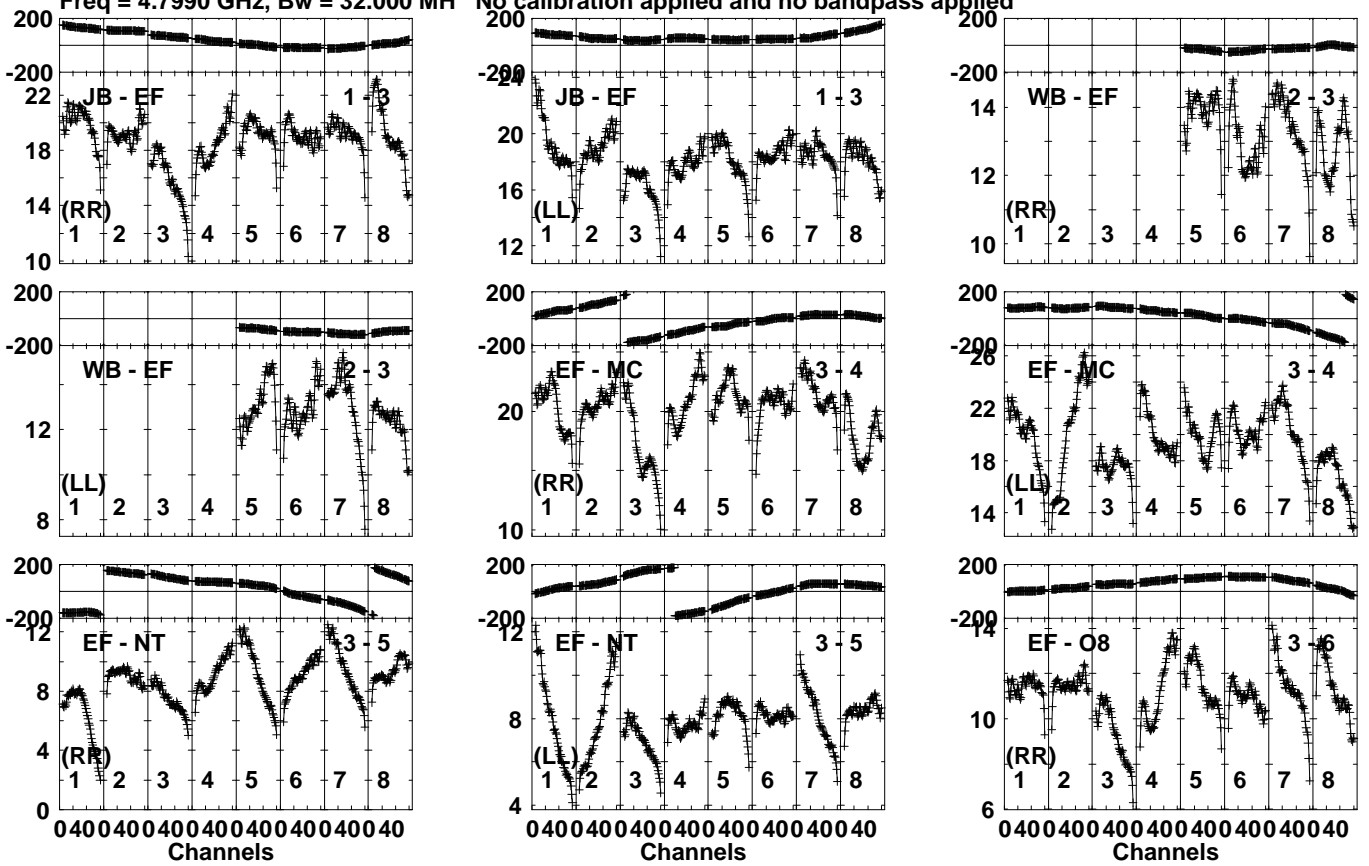
Lower frame: Micro Ampl Jy Top frame: Phas deg  
Vector averaged cross-power spectrum Several baselines displayed  
Timerange: 00/13:24:31 to 00/13:27:59



Plot file version 113 created 13-FEB-2023 10:49:15

J2025+33 EM166B.UVDATA.1

Freq = 4.7990 GHz, Bw = 32.000 MH No calibration applied and no bandpass applied

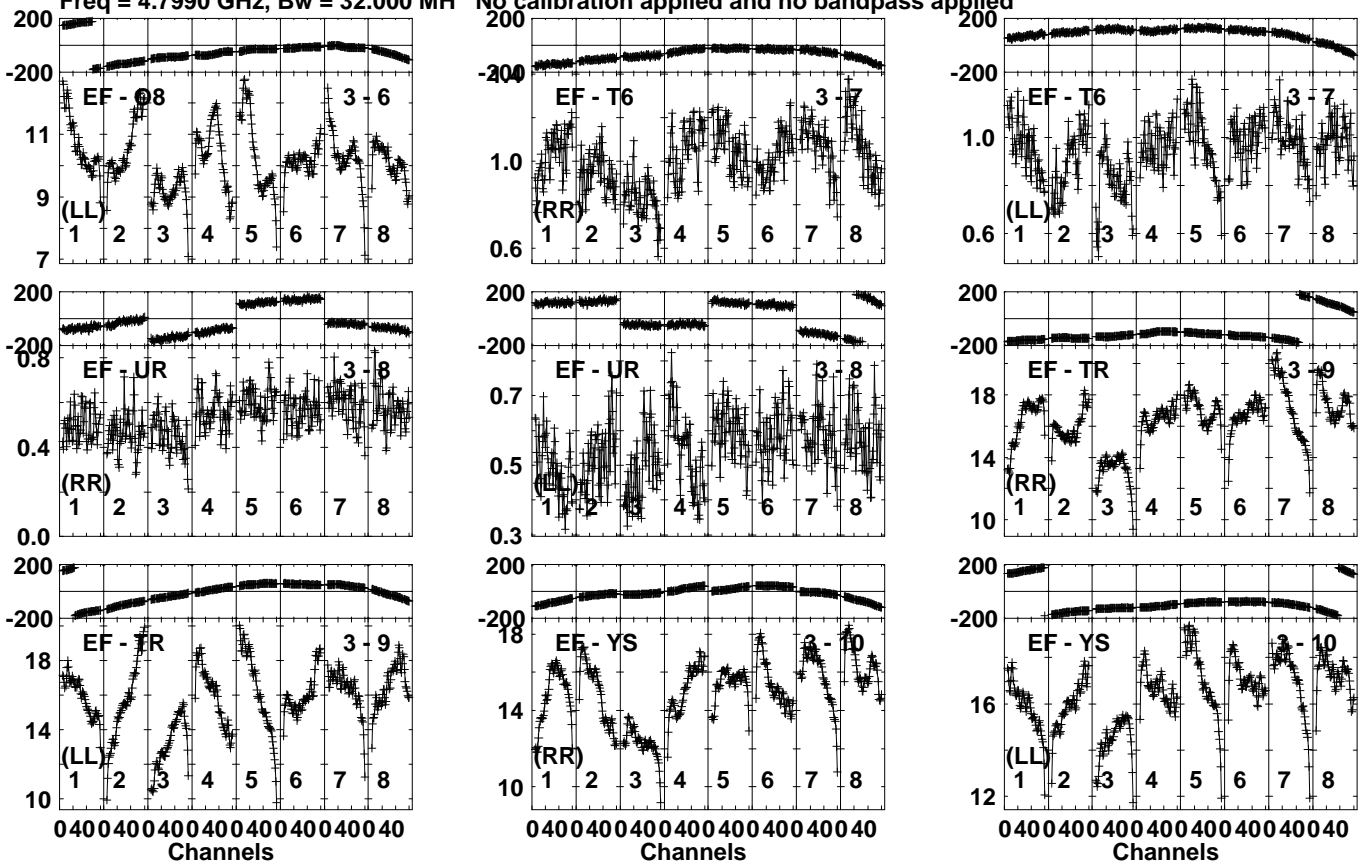


Lower frame: Milli Ampl Jy Top frame: Phas deg  
Vector averaged cross-power spectrum Several baselines displayed  
Timerange: 00/13:28:31 to 00/13:30:29

Plot file version 114 created 13-FEB-2023 10:49:15

J2025+33 EM166B.UVDATA.1

Freq = 4.7990 GHz, Bw = 32.000 MH No calibration applied and no bandpass applied

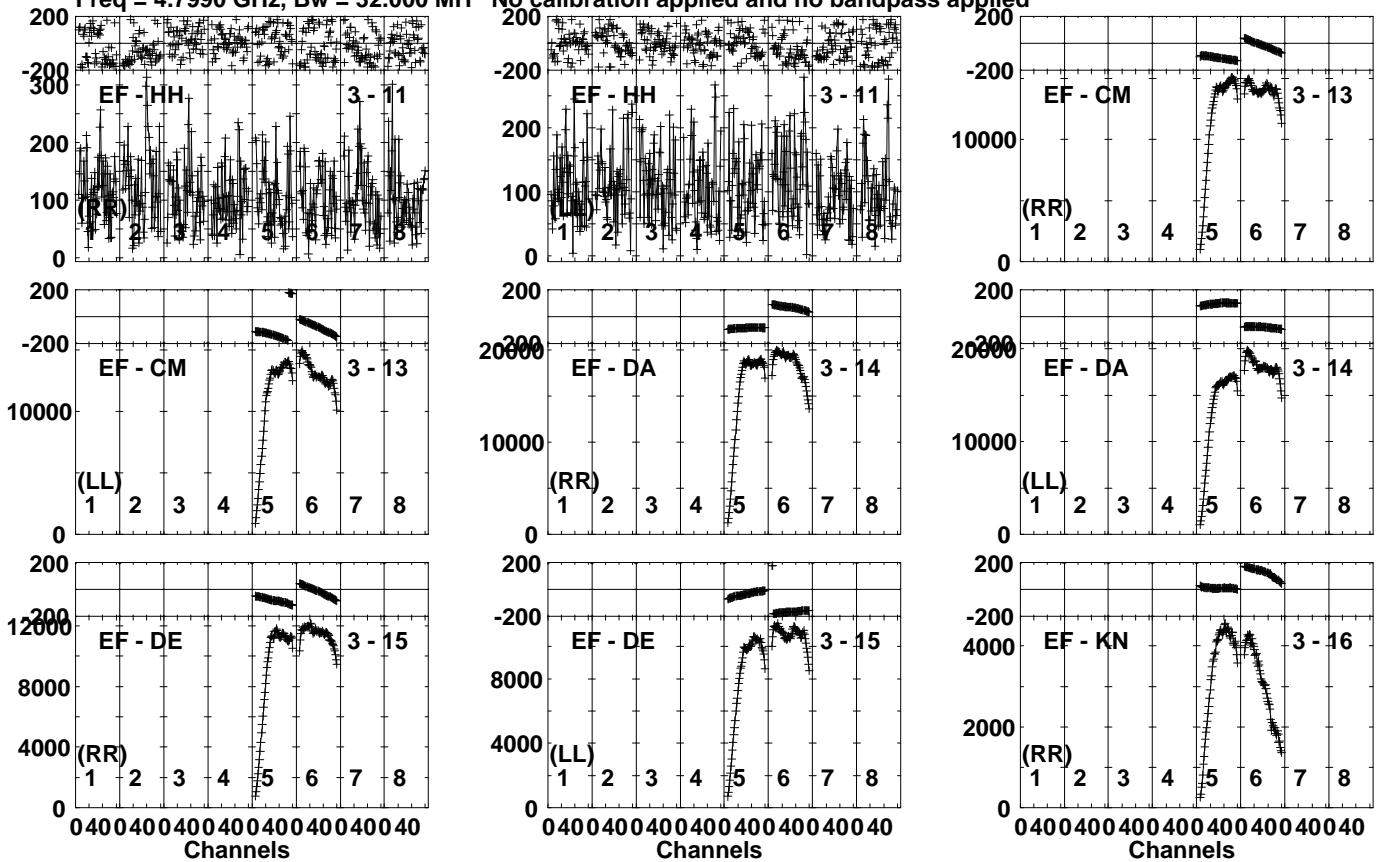


Lower frame: Milli Ampl Jy Top frame: Phas deg  
Vector averaged cross-power spectrum Several baselines displayed  
Timerange: 00/13:28:31 to 00/13:30:29

Plot file version 115 created 13-FEB-2023 10:49:15

J2025+33 EM166B.UVDATA.1

Freq = 4.7990 GHz, Bw = 32.000 MH No calibration applied and no bandpass applied



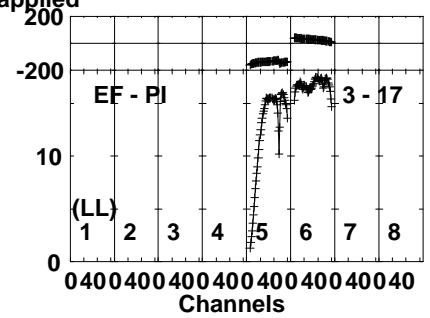
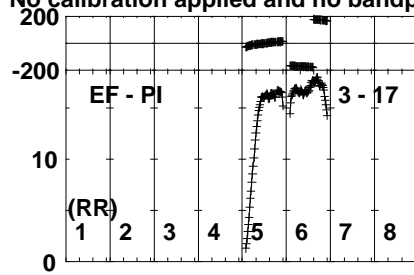
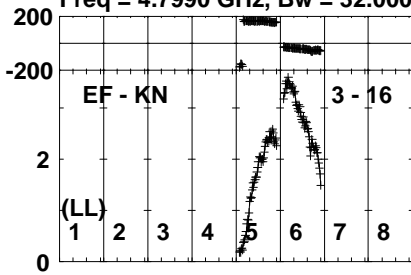
Lower frame: Micro Ampl Jy Top frame: Phas deg  
Vector averaged cross-power spectrum Several baselines displayed  
Timerange: 00/13:28:31 to 00/13:30:29

Plot file version 116 created 13-FEB-2023 10:49:15

J2025+33 EM166B.UVDATA.1

Freq = 4.7990 GHz, Bw = 32.000 MH

No calibration applied and no bandpass applied

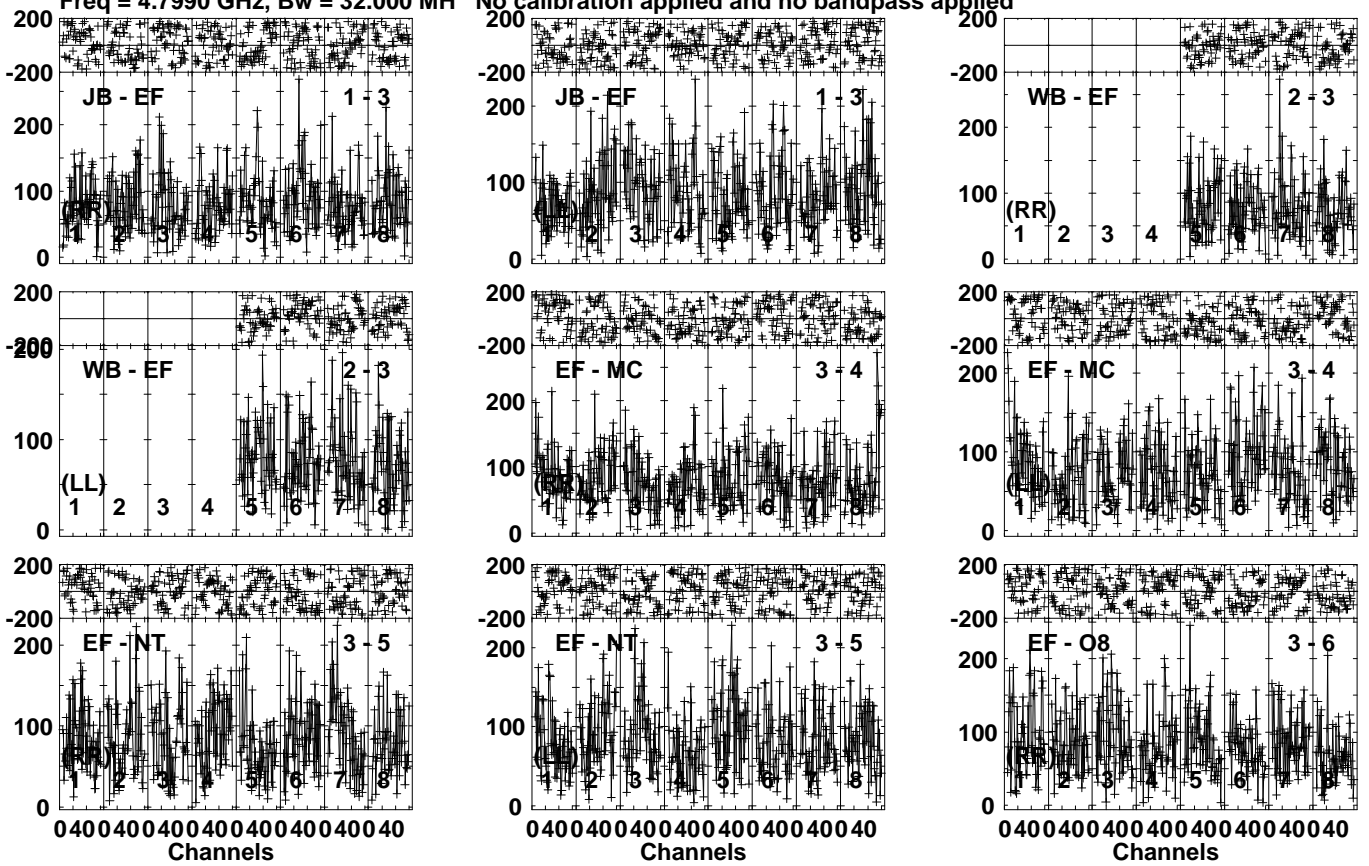


Lower frame: Milli Ampl Jy Top frame: Phas deg  
Vector averaged cross-power spectrum Several baselines displayed  
Timerange: 00/13:28:31 to 00/13:30:29

Plot file version 117 created 13-FEB-2023 10:49:15

V404CYG EM166B.UVDATA.1

Freq = 4.7990 GHz, Bw = 32.000 MH No calibration applied and no bandpass applied

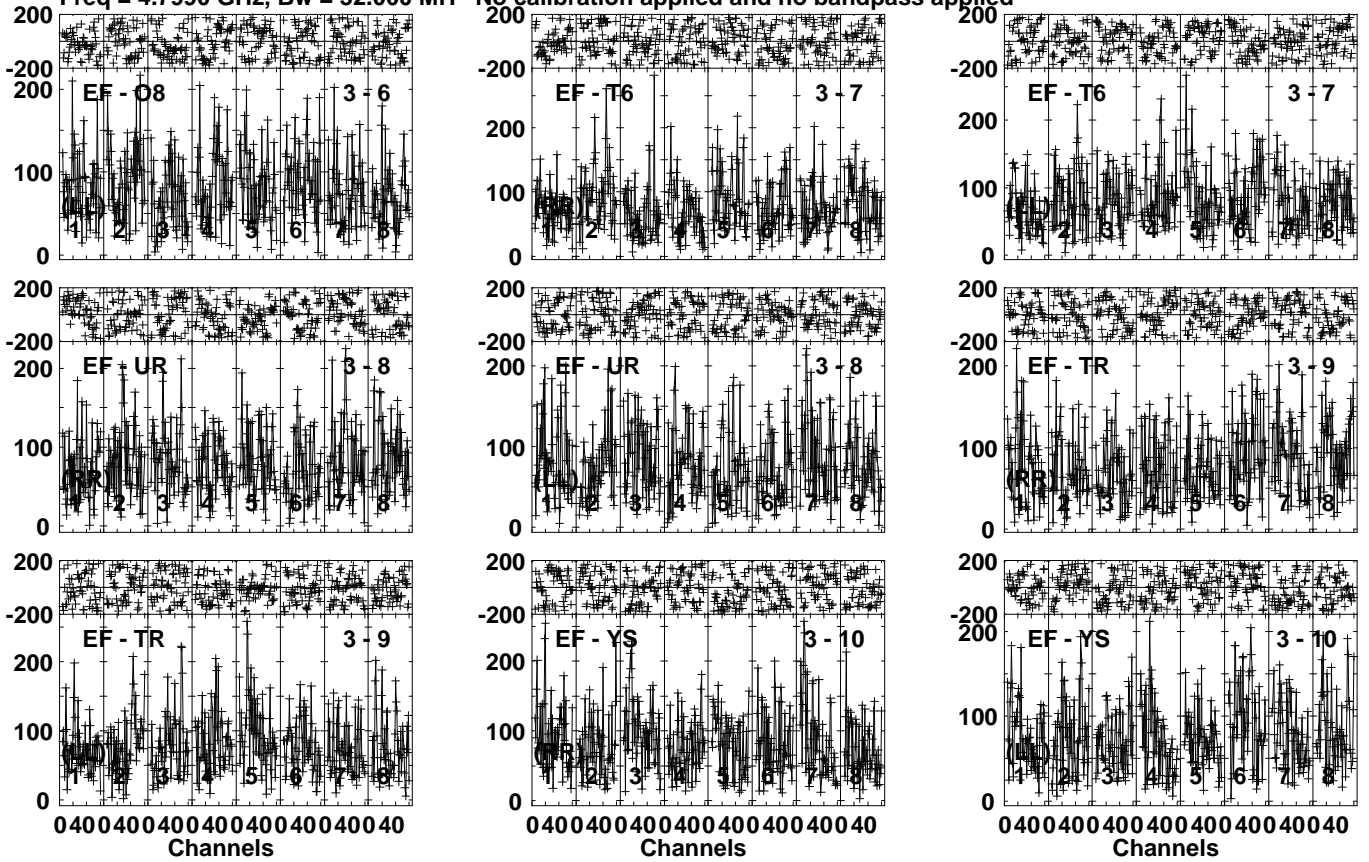


Lower frame: Micro Ampl Jy Top frame: Phas deg  
Vector averaged cross-power spectrum Several baselines displayed  
Timerange: 00/13:30:31 to 00/13:33:59

Plot file version 118 created 13-FEB-2023 10:49:16

V404CYG EM166B.UVDATA.1

Freq = 4.7990 GHz, Bw = 32.000 MH No calibration applied and no bandpass applied

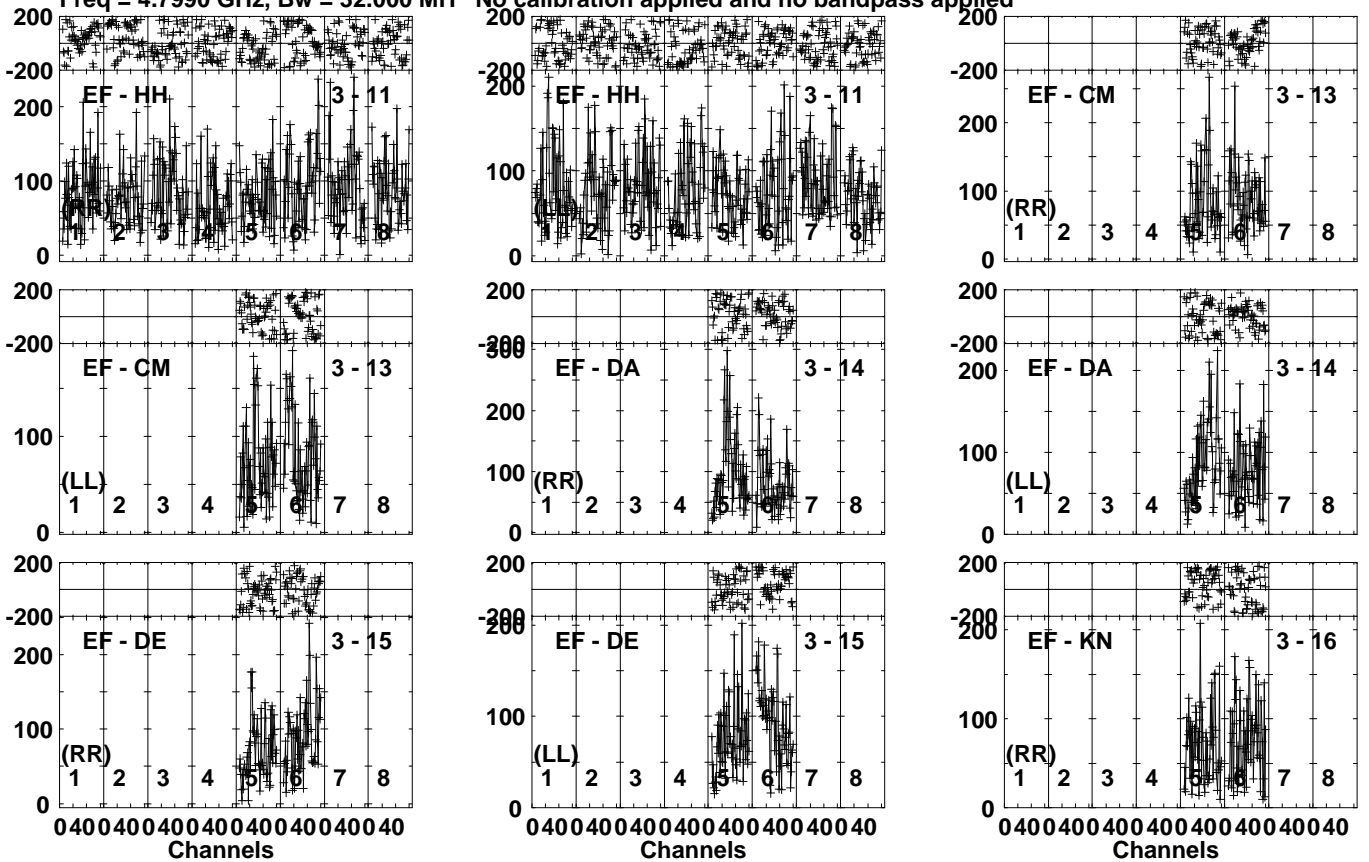


Lower frame: Micro Ampl Jy Top frame: Phas deg  
Vector averaged cross-power spectrum Several baselines displayed  
Timerange: 00/13:30:31 to 00/13:33:59

Plot file version 119 created 13-FEB-2023 10:49:16

V404CYG EM166B.UVDATA.1

Freq = 4.7990 GHz, Bw = 32.000 MH No calibration applied and no bandpass applied

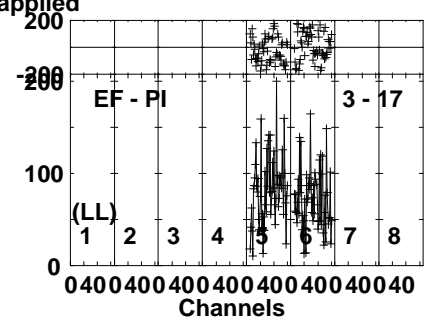
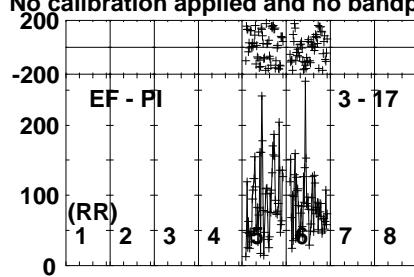
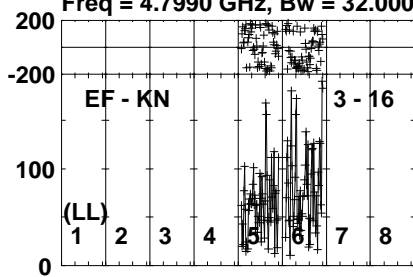


Lower frame: Micro Ampl Jy Top frame: Phas deg  
Vector averaged cross-power spectrum Several baselines displayed  
Timerange: 00/13:30:31 to 00/13:33:59

Plot file version 120 created 13-FEB-2023 10:49:16

V404CYG EM166B.UVDATA.1

Freq = 4.7990 GHz, Bw = 32.000 MH No calibration applied and no bandpass applied



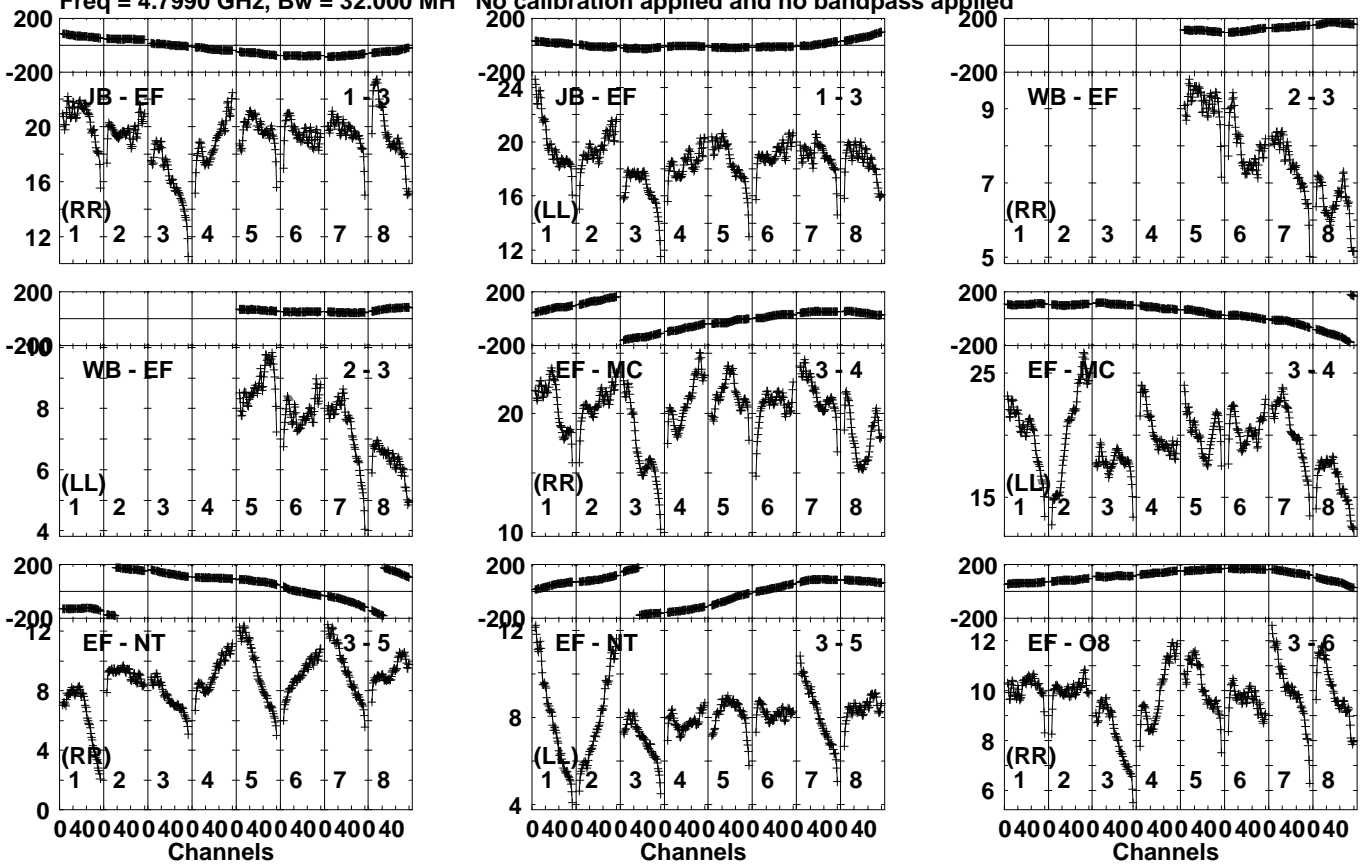
Lower frame: Micro Ampl Jy Top frame: Phas deg  
Vector averaged cross-power spectrum Several baselines displayed  
Timerange: 00/13:30:31 to 00/13:33:59



Plot file version 121 created 13-FEB-2023 10:49:16

J2025+33 EM166B.UVDATA.1

Freq = 4.7990 GHz, Bw = 32.000 MH No calibration applied and no bandpass applied

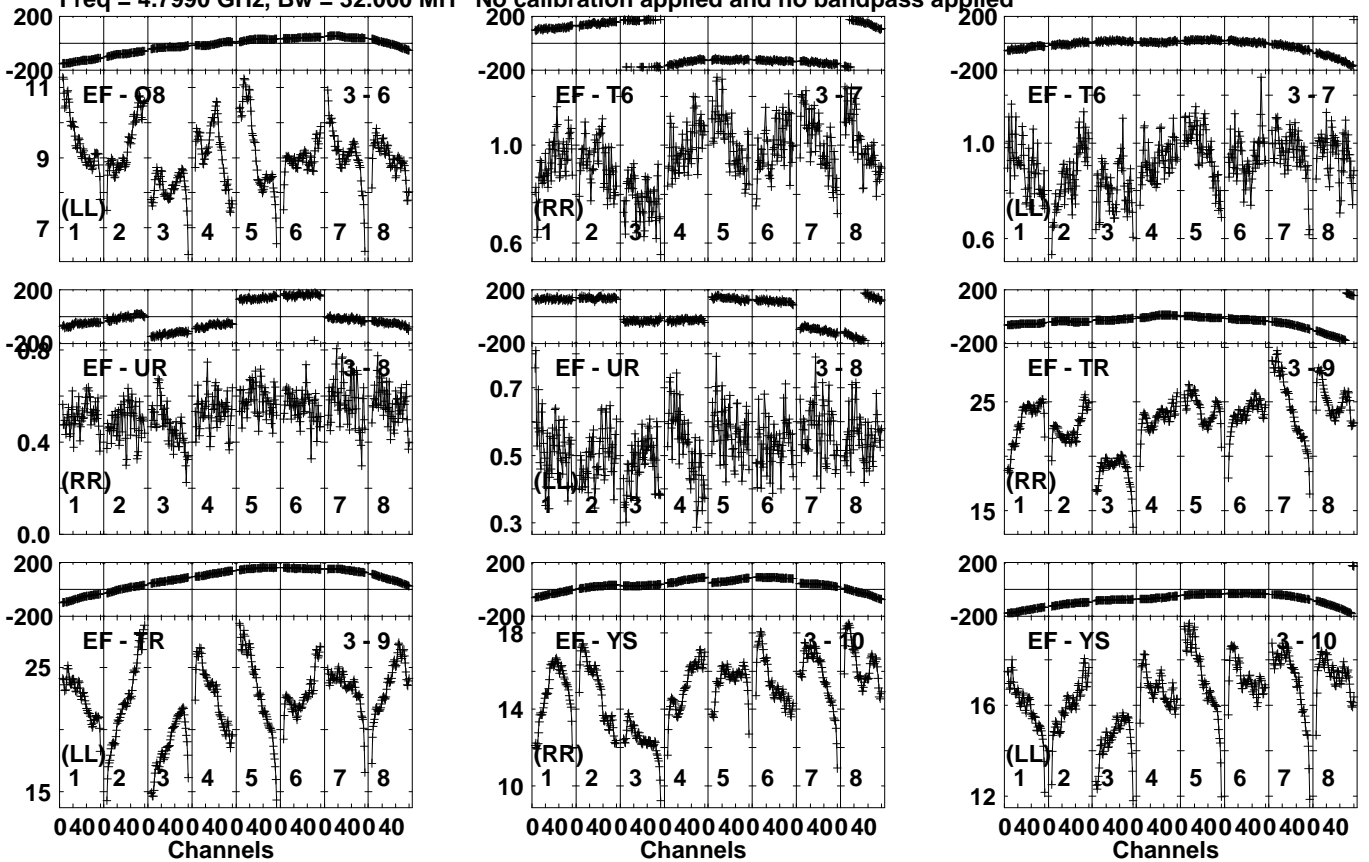


Lower frame: Milli Ampl Jy Top frame: Phas deg  
Vector averaged cross-power spectrum Several baselines displayed  
Timerange: 00/13:34:01 to 00/13:36:29

Plot file version 122 created 13-FEB-2023 10:49:16

J2025+33 EM166B.UVDATA.1

Freq = 4.7990 GHz, Bw = 32.000 MH No calibration applied and no bandpass applied

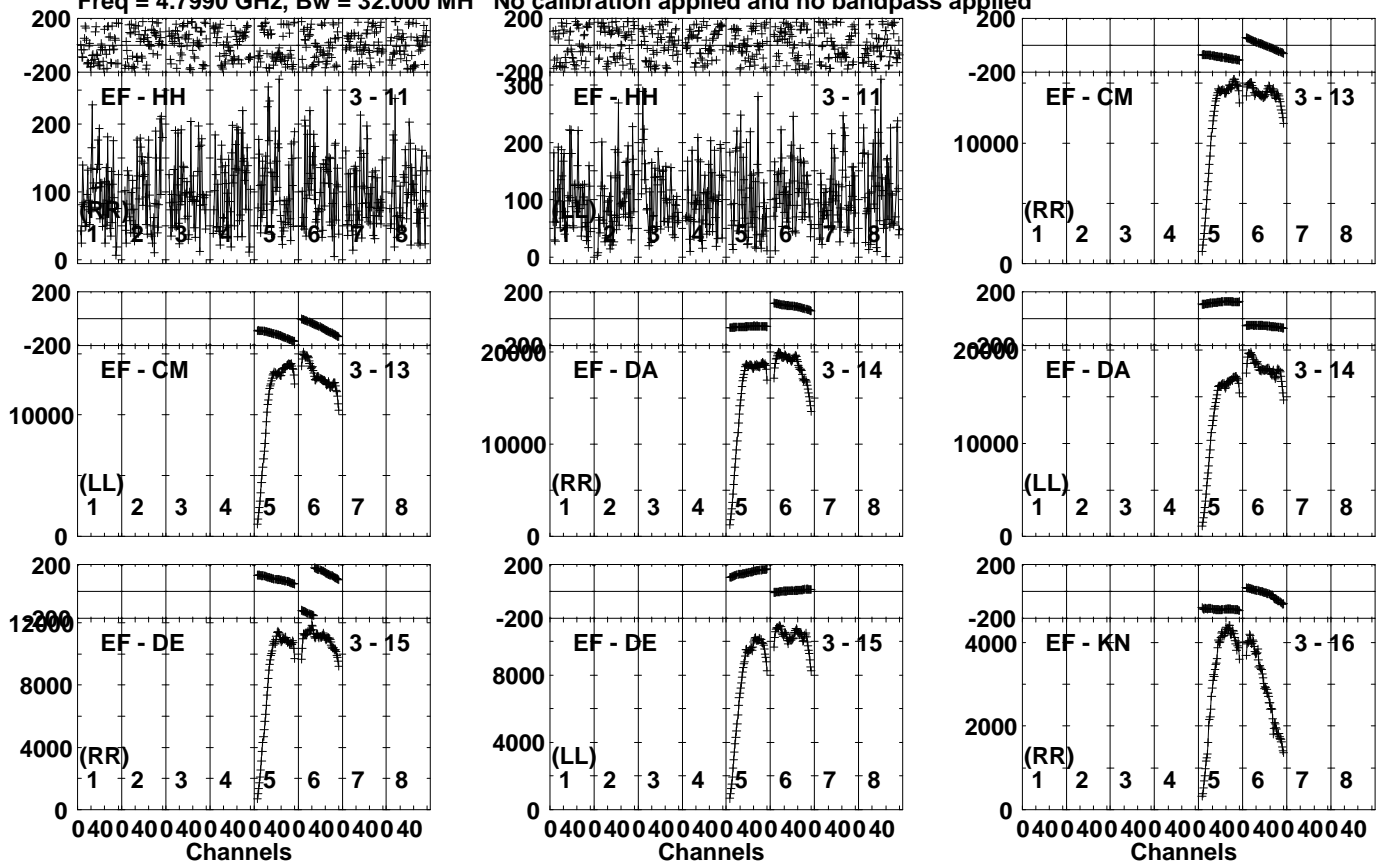


Lower frame: Milli Ampl Jy Top frame: Phas deg  
Vector averaged cross-power spectrum Several baselines displayed  
Timerange: 00/13:34:01 to 00/13:36:29

Plot file version 123 created 13-FEB-2023 10:49:16

J2025+33 EM166B.UVDATA.1

Freq = 4.7990 GHz, Bw = 32.000 MH No calibration applied and no bandpass applied



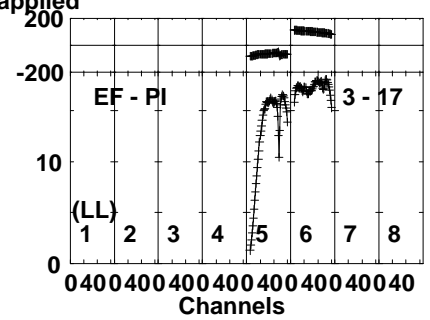
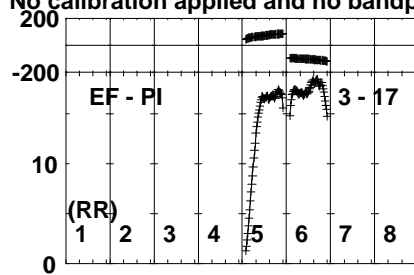
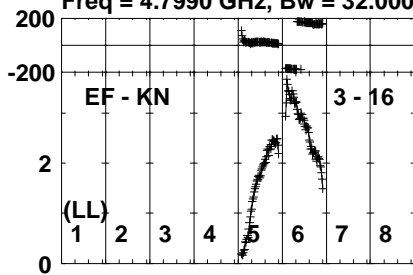
Lower frame: Micro Ampl Jy Top frame: Phas deg  
Vector averaged cross-power spectrum Several baselines displayed  
Timerange: 00/13:34:01 to 00/13:36:29

Plot file version 124 created 13-FEB-2023 10:49:16

J2025+33 EM166B.UVDATA.1

Freq = 4.7990 GHz, Bw = 32.000 MH

No calibration applied and no bandpass applied

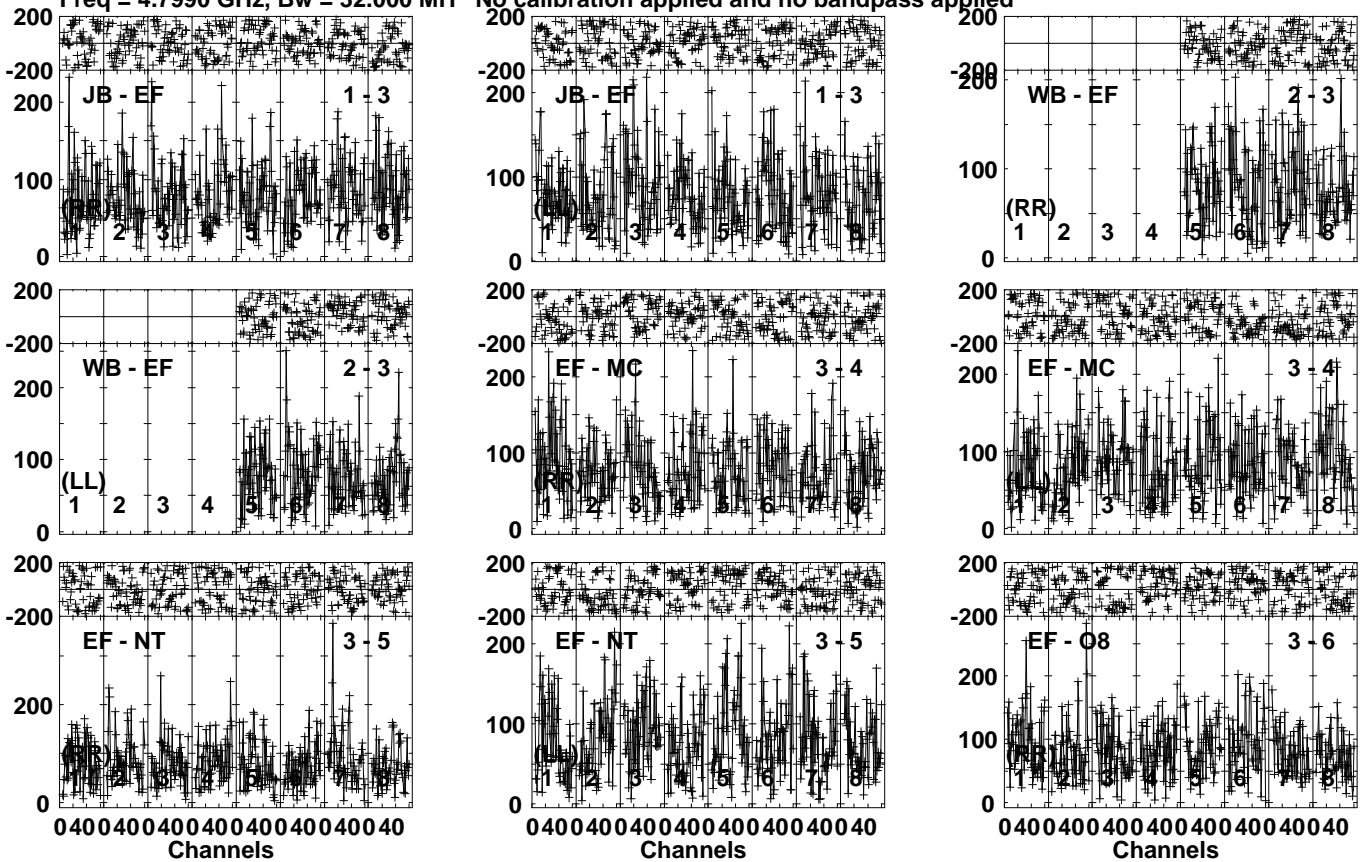


Lower frame: Milli Ampl Jy Top frame: Phas deg  
Vector averaged cross-power spectrum Several baselines displayed  
Timerange: 00/13:34:01 to 00/13:36:29

Plot file version 125 created 13-FEB-2023 10:49:16

V404CYG EM166B.UVDATA.1

Freq = 4.7990 GHz, Bw = 32.000 MH No calibration applied and no bandpass applied

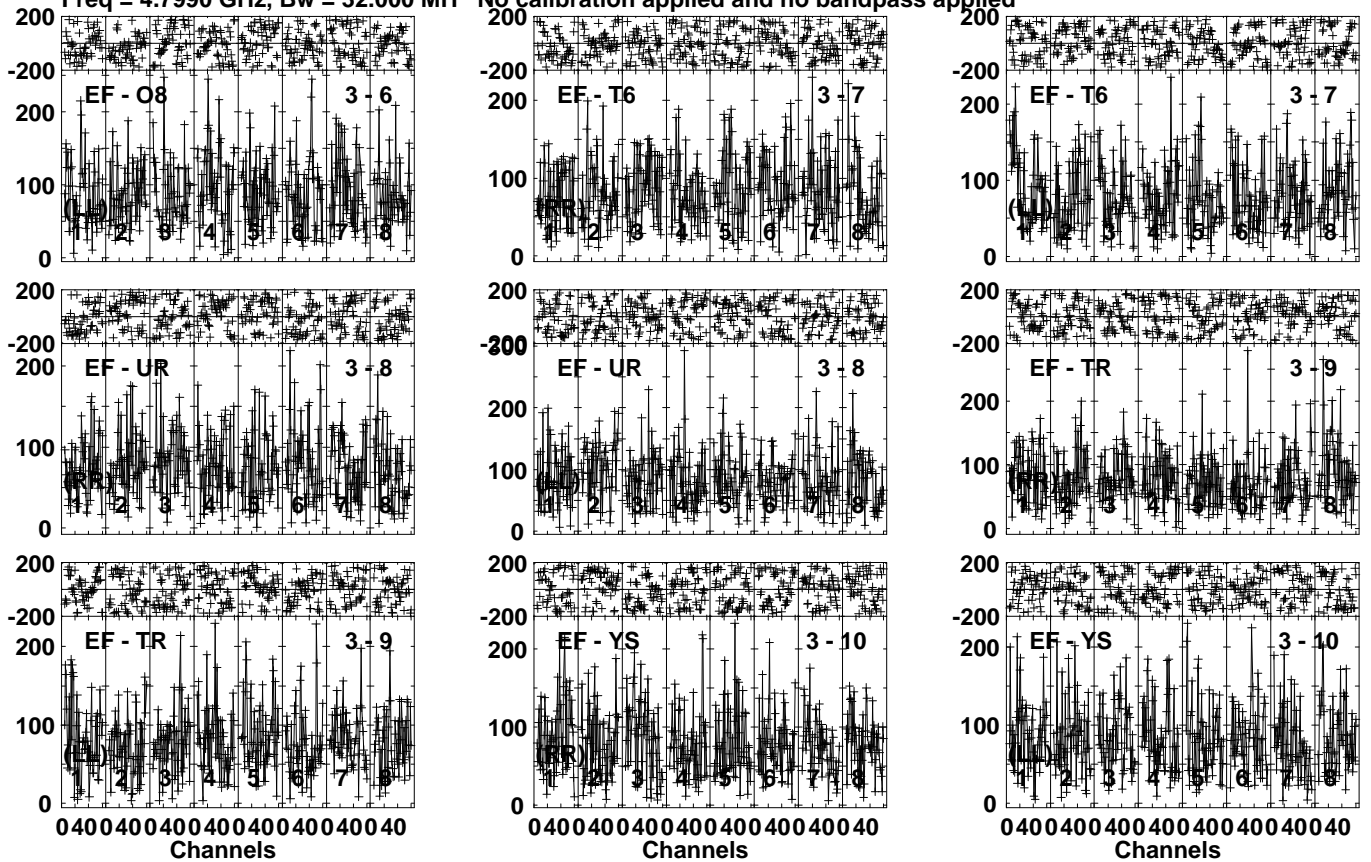


Lower frame: Micro Ampl Jy Top frame: Phas deg  
Vector averaged cross-power spectrum Several baselines displayed  
Timerange: 00/13:36:31 to 00/13:39:59

Plot file version 126 created 13-FEB-2023 10:49:17

V404CYG EM166B.UVDATA.1

Freq = 4.7990 GHz, Bw = 32.000 MH No calibration applied and no bandpass applied

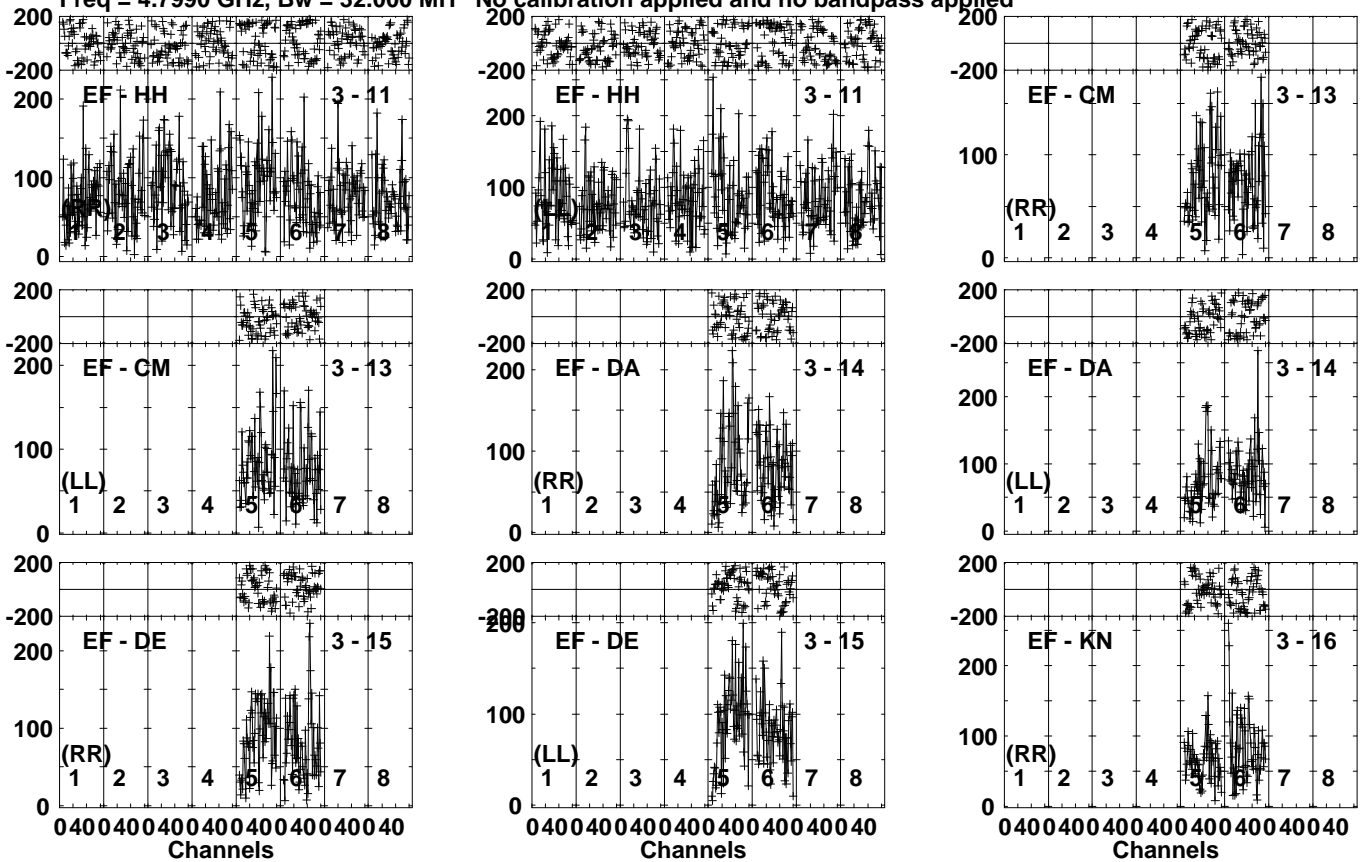


Lower frame: Micro Ampl Jy Top frame: Phas deg  
Vector averaged cross-power spectrum Several baselines displayed  
Timerange: 00/13:36:31 to 00/13:39:59

Plot file version 127 created 13-FEB-2023 10:49:17

V404CYG EM166B.UVDATA.1

Freq = 4.7990 GHz, Bw = 32.000 MH No calibration applied and no bandpass applied

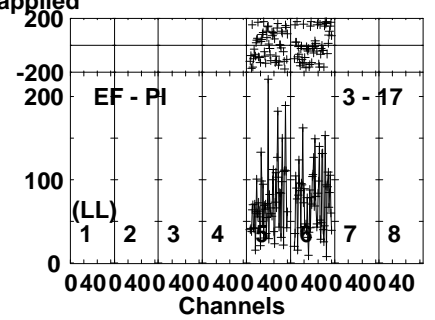
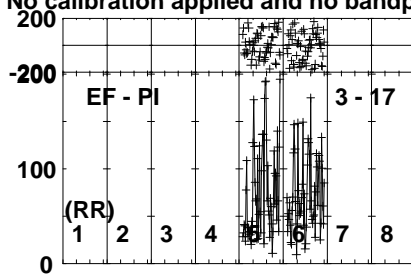
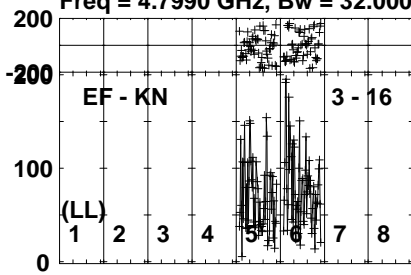


Lower frame: Micro Ampl Jy Top frame: Phas deg  
Vector averaged cross-power spectrum Several baselines displayed  
Timerange: 00/13:36:31 to 00/13:39:59

Plot file version 128 created 13-FEB-2023 10:49:17

V404CYG EM166B.UVDATA.1

Freq = 4.7990 GHz, Bw = 32.000 MH No calibration applied and no bandpass applied



Lower frame: Micro Ampl Jy Top frame: Phas deg  
Vector averaged cross-power spectrum Several baselines displayed  
Timerange: 00/13:36:31 to 00/13:39:59

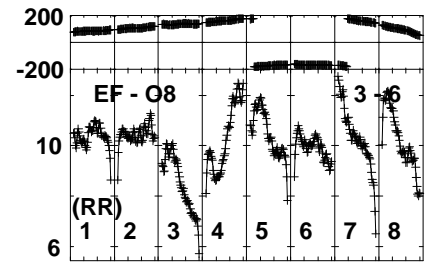
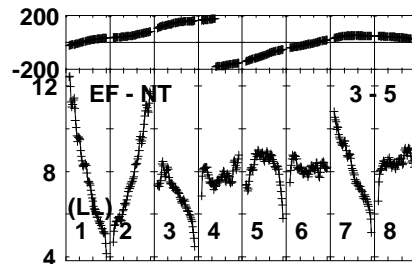
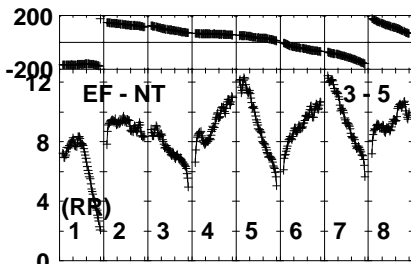
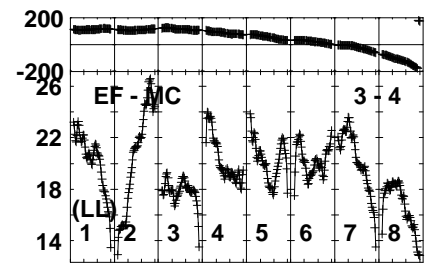
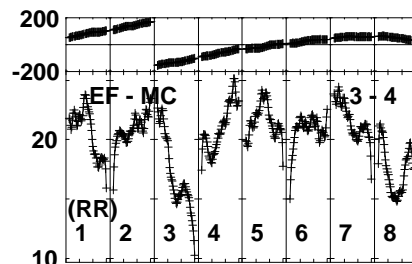
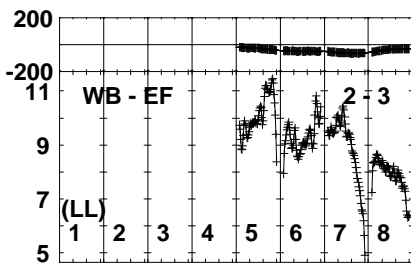
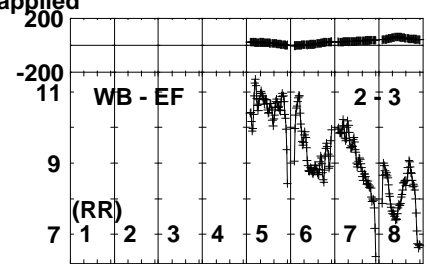
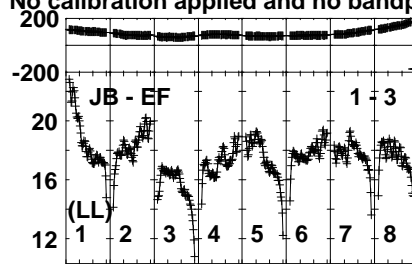
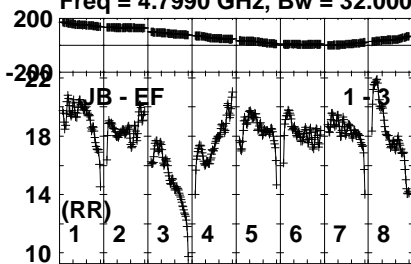


Plot file version 129 created 13-FEB-2023 10:49:17

J2025+33 EM166B.UVDATA.1

Freq = 4.7990 GHz, Bw = 32.000 MH

No calibration applied and no bandpass applied

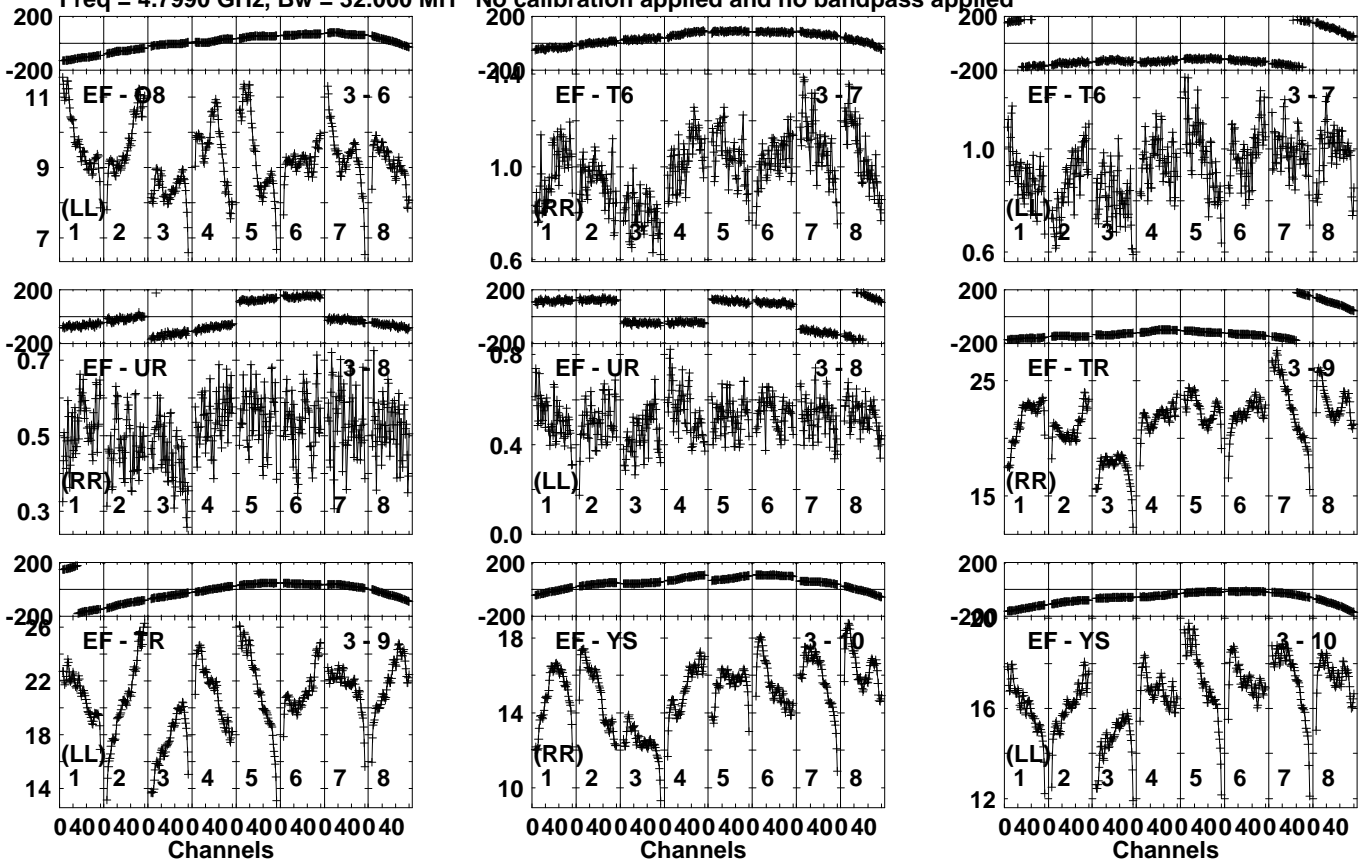


Lower frame: Milli Ampl Jy Top frame: Phas deg  
Vector averaged cross-power spectrum Several baselines displayed  
Timerange: 00/13:40:31 to 00/13:42:29

Plot file version 130 created 13-FEB-2023 10:49:17

J2025+33 EM166B.UVDATA.1

Freq = 4.7990 GHz, Bw = 32.000 MH No calibration applied and no bandpass applied

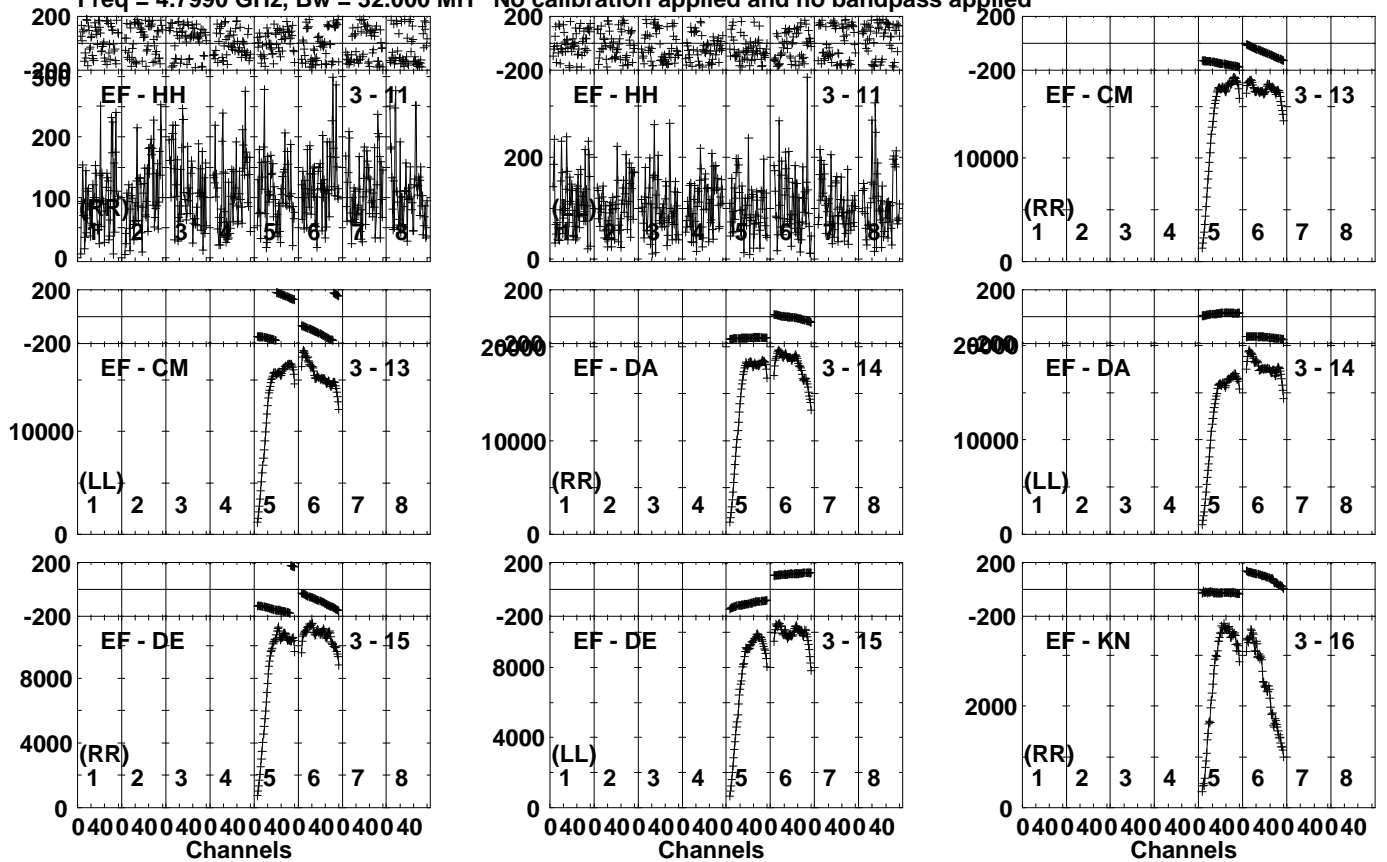


Lower frame: Milli Ampl Jy Top frame: Phas deg  
Vector averaged cross-power spectrum Several baselines displayed  
Timerange: 00/13:40:31 to 00/13:42:29

Plot file version 131 created 13-FEB-2023 10:49:17

J2025+33 EM166B.UVDATA.1

Freq = 4.7990 GHz, Bw = 32.000 MH No calibration applied and no bandpass applied



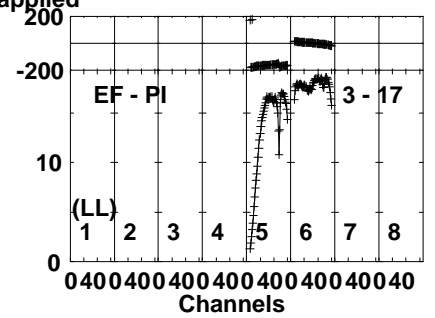
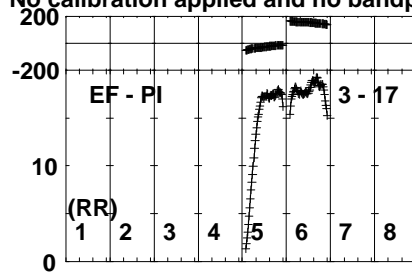
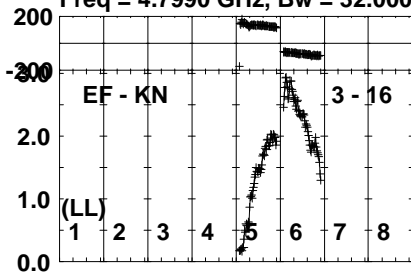
Lower frame: Micro Ampl Jy Top frame: Phas deg  
Vector averaged cross-power spectrum Several baselines displayed  
Timerange: 00/13:40:31 to 00/13:42:29

Plot file version 132 created 13-FEB-2023 10:49:17

J2025+33 EM166B.UVDATA.1

Freq = 4.7990 GHz, Bw = 32.000 MH

No calibration applied and no bandpass applied

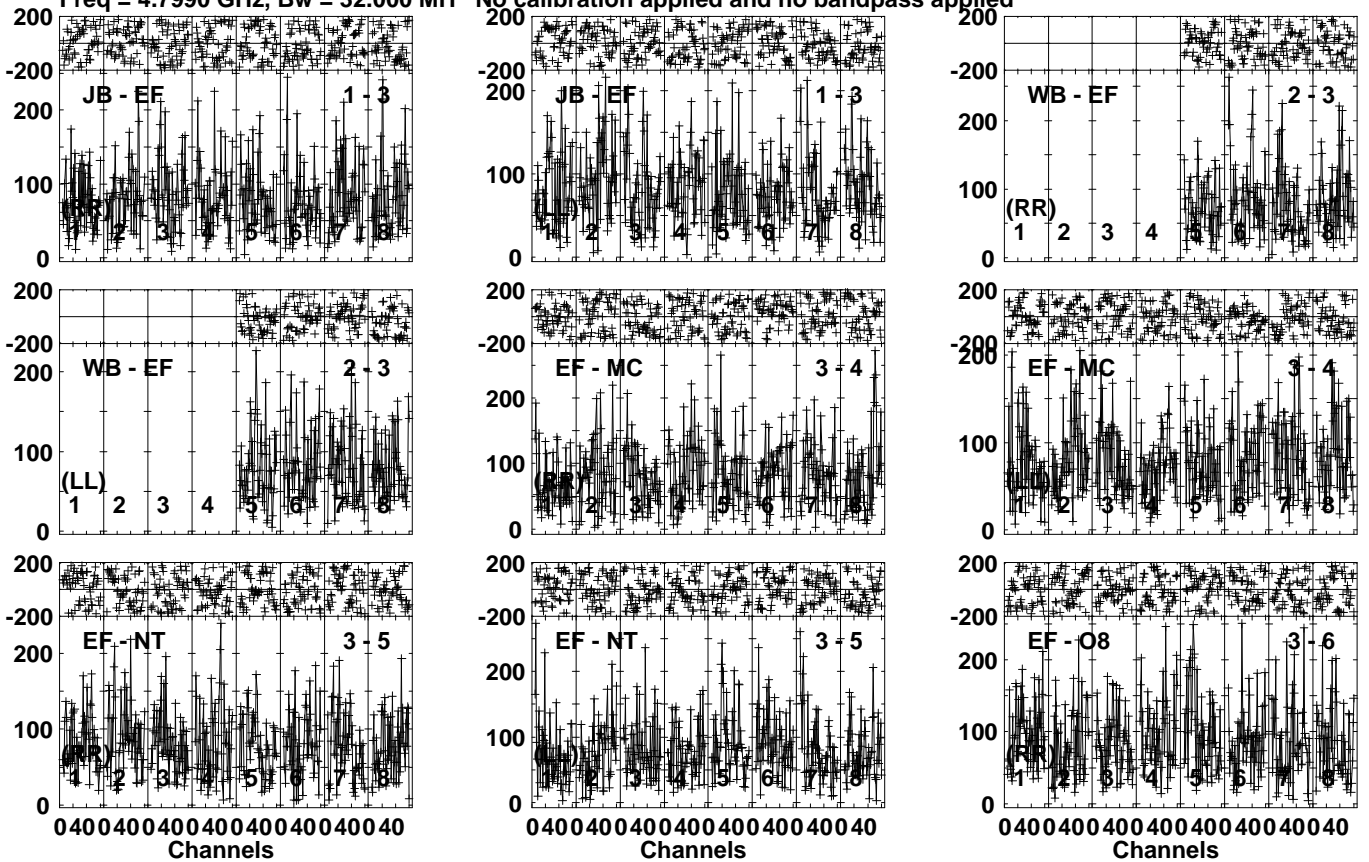


Lower frame: Milli Ampl Jy Top frame: Phas deg  
Vector averaged cross-power spectrum Several baselines displayed  
Timerange: 00/13:40:31 to 00/13:42:29

Plot file version 133 created 13-FEB-2023 10:49:17

V404CYG EM166B.UVDATA.1

Freq = 4.7990 GHz, Bw = 32.000 MH No calibration applied and no bandpass applied

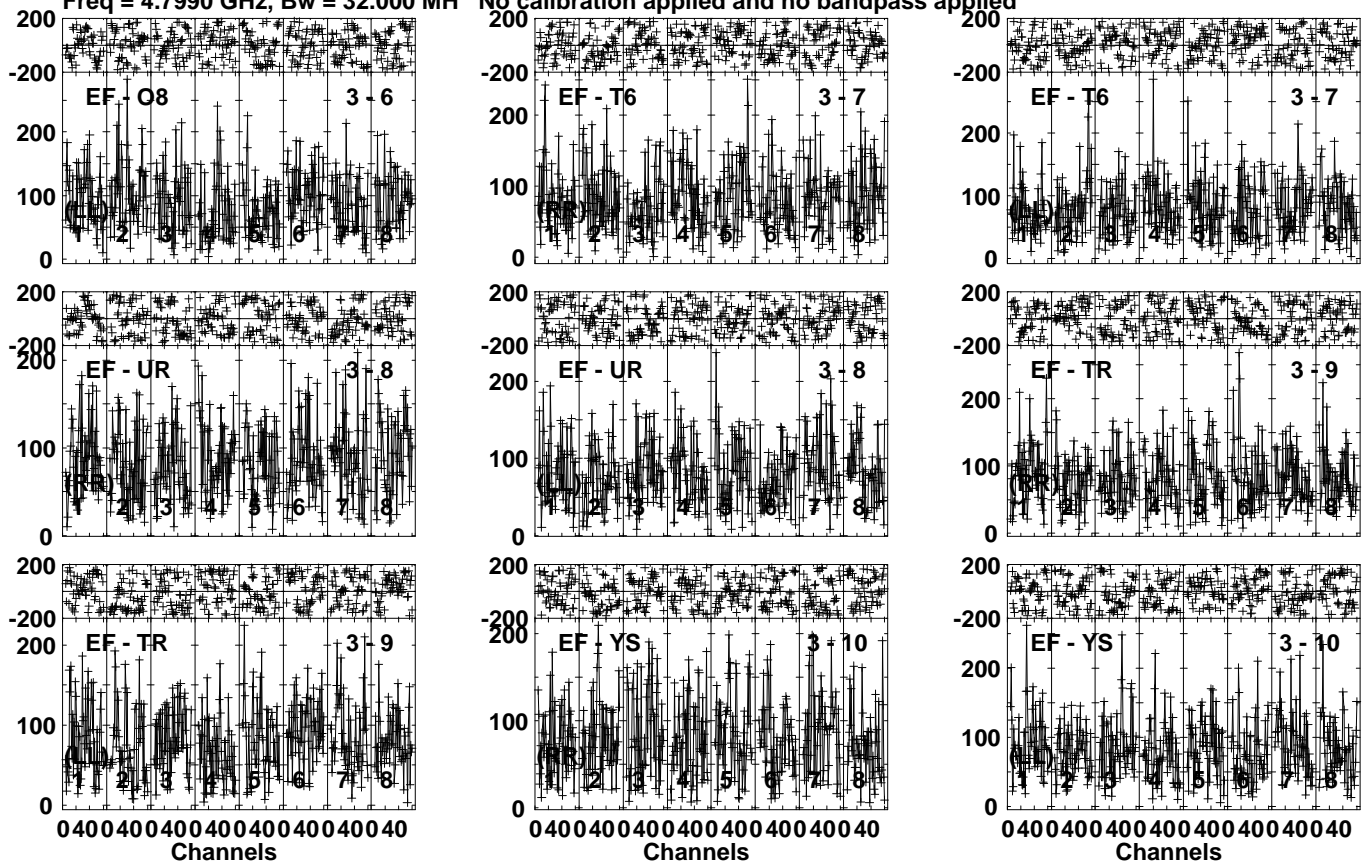


Lower frame: Micro Ampl Jy Top frame: Phas deg  
Vector averaged cross-power spectrum Several baselines displayed  
Timerange: 00/13:42:31 to 00/13:45:59

Plot file version 134 created 13-FEB-2023 10:49:18

V404CYG EM166B.UVDATA.1

Freq = 4.7990 GHz, Bw = 32.000 MH No calibration applied and no bandpass applied

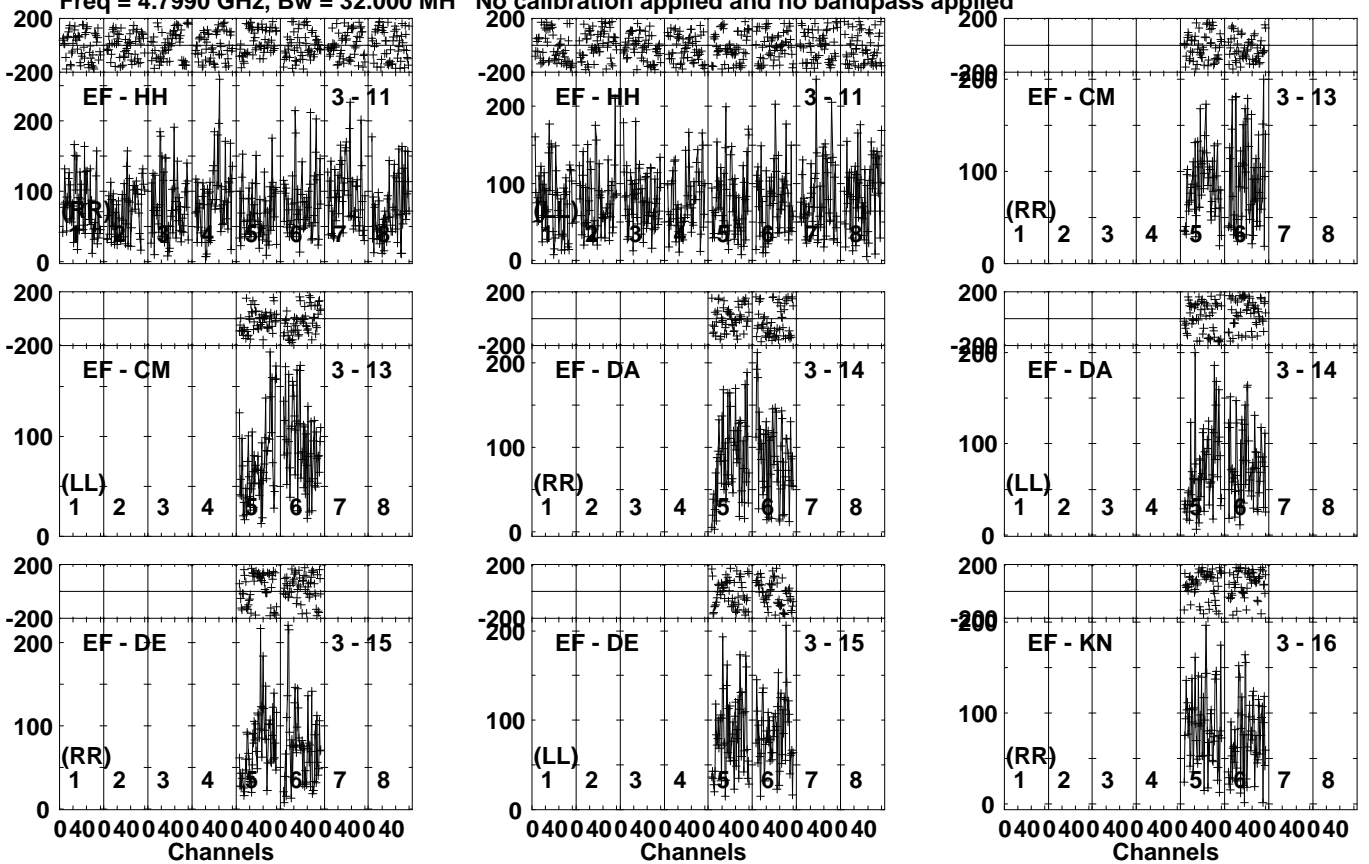


Lower frame: Micro Ampl Jy Top frame: Phas deg  
Vector averaged cross-power spectrum Several baselines displayed  
Timerange: 00/13:42:31 to 00/13:45:59

Plot file version 135 created 13-FEB-2023 10:49:18

V404CYG EM166B.UVDATA.1

Freq = 4.7990 GHz, Bw = 32.000 MH No calibration applied and no bandpass applied

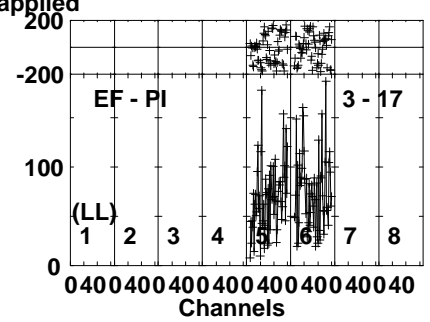
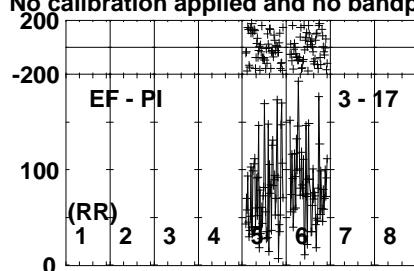
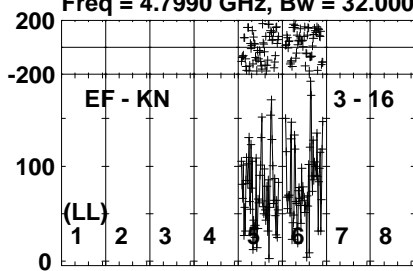


Lower frame: Micro Ampl Jy Top frame: Phas deg  
Vector averaged cross-power spectrum Several baselines displayed  
Timerange: 00/13:42:31 to 00/13:45:59

Plot file version 136 created 13-FEB-2023 10:49:18

V404CYG EM166B.UVDATA.1

Freq = 4.7990 GHz, Bw = 32.000 MH No calibration applied and no bandpass applied



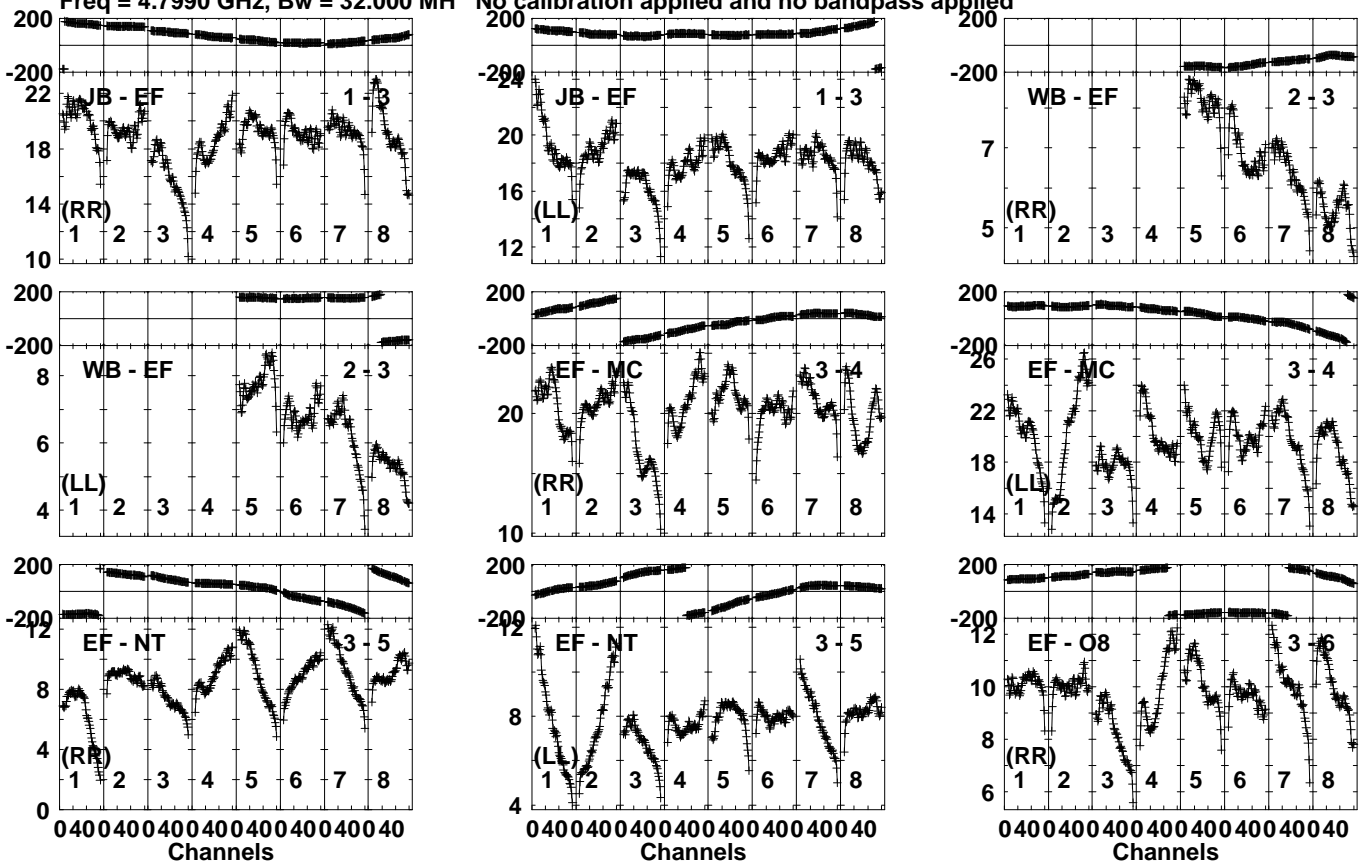
Lower frame: Micro Ampl Jy Top frame: Phas deg  
Vector averaged cross-power spectrum Several baselines displayed  
Timerange: 00/13:42:31 to 00/13:45:59



Plot file version 137 created 13-FEB-2023 10:49:18

J2025+33 EM166B.UVDATA.1

Freq = 4.7990 GHz, Bw = 32.000 MH No calibration applied and no bandpass applied

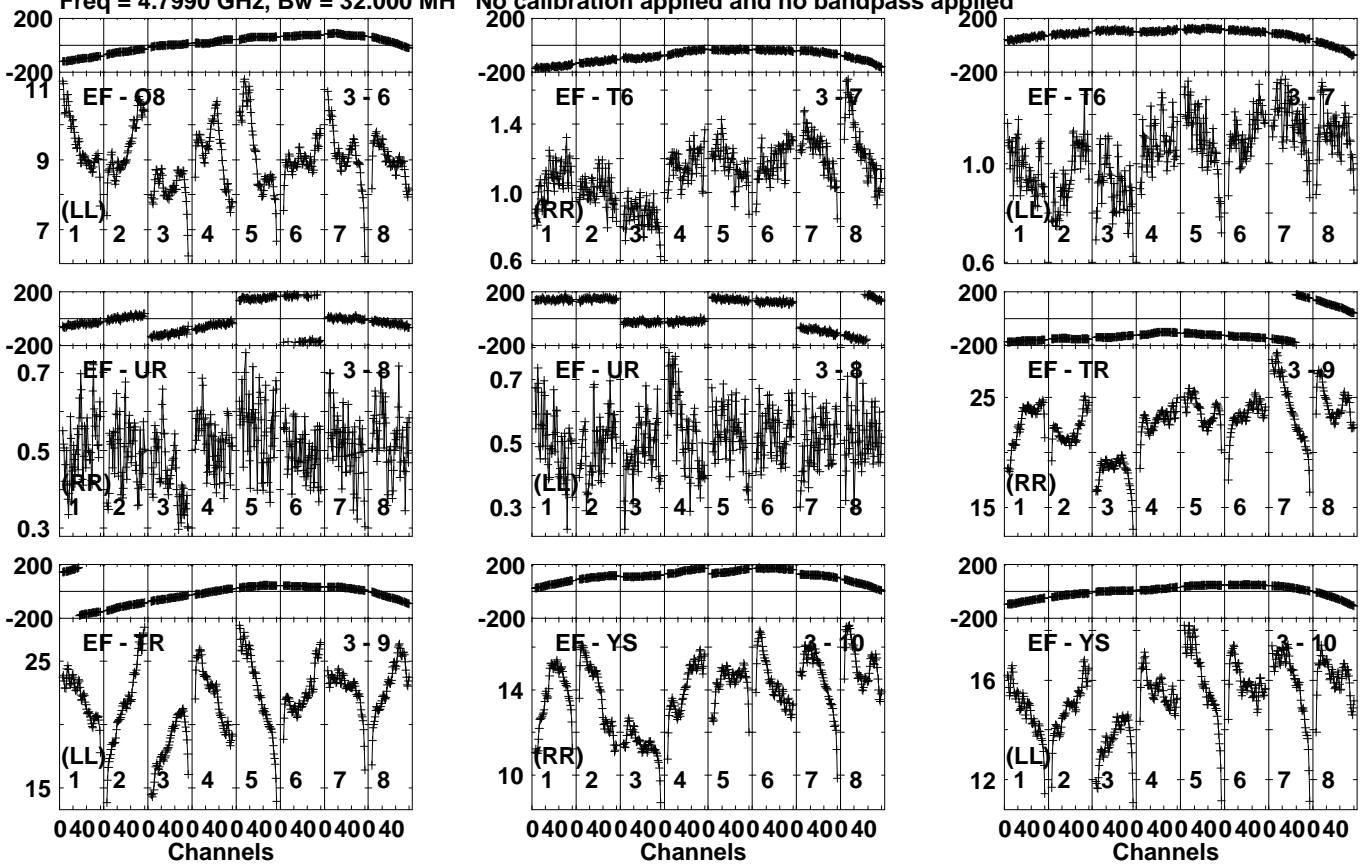


Lower frame: Milli Ampl Jy Top frame: Phas deg  
Vector averaged cross-power spectrum Several baselines displayed  
Timerange: 00/13:46:01 to 00/13:48:29

Plot file version 138 created 13-FEB-2023 10:49:18

J2025+33 EM166B.UVDATA.1

Freq = 4.7990 GHz, Bw = 32.000 MH No calibration applied and no bandpass applied

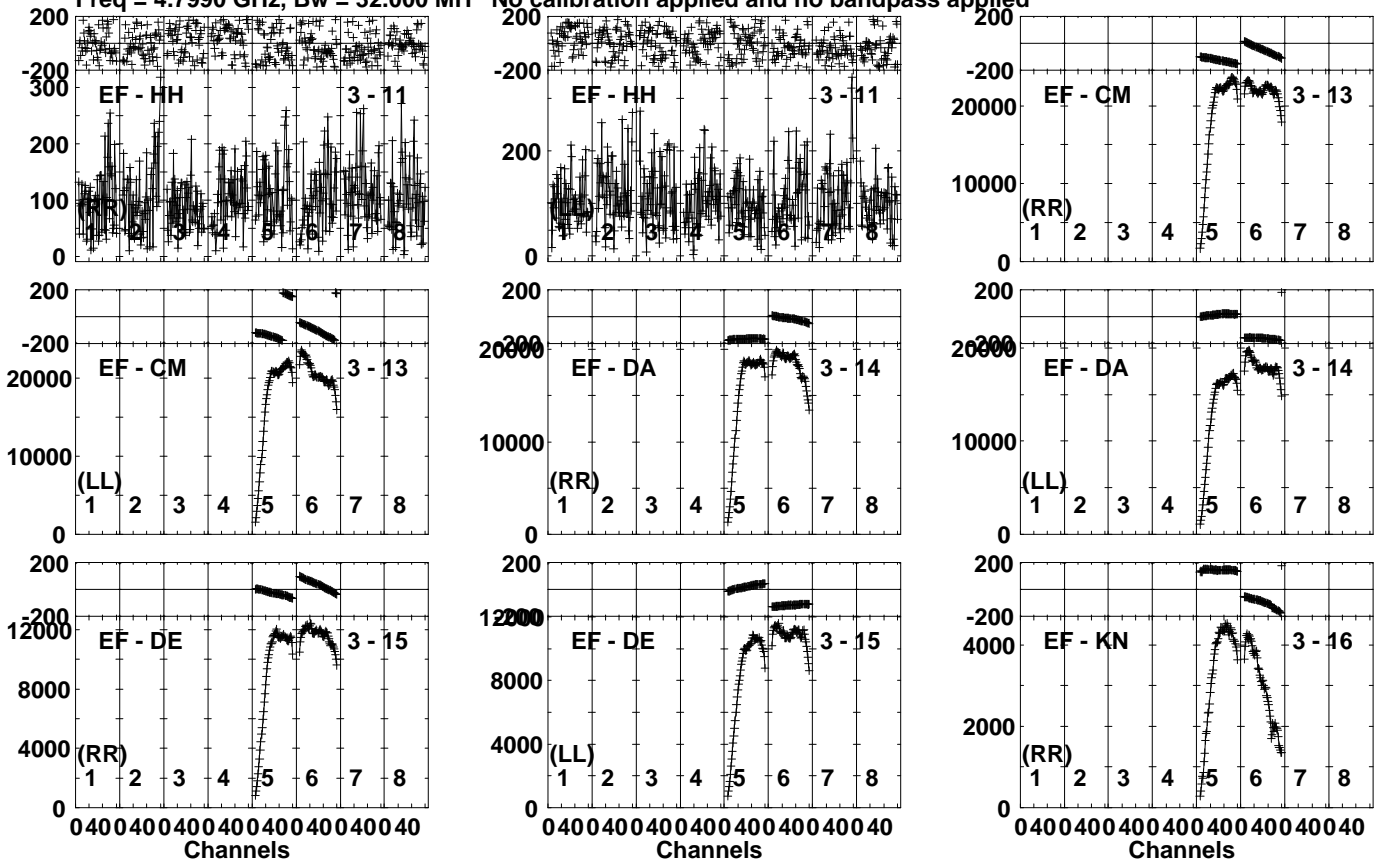


Lower frame: Milli Ampl Jy Top frame: Phas deg  
Vector averaged cross-power spectrum Several baselines displayed  
Timerange: 00/13:46:01 to 00/13:48:29

Plot file version 139 created 13-FEB-2023 10:49:18

J2025+33 EM166B.UVDATA.1

Freq = 4.7990 GHz, Bw = 32.000 MH No calibration applied and no bandpass applied

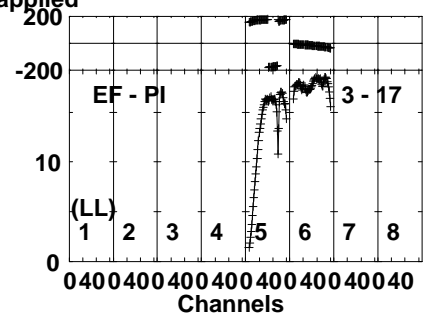
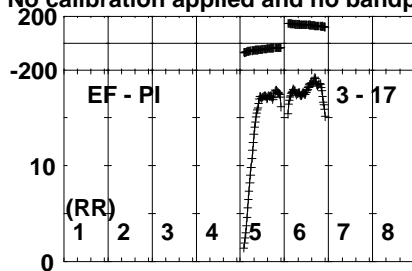
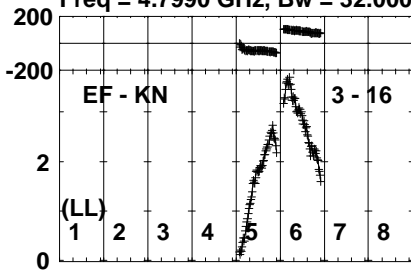


Lower frame: Micro Ampl Jy Top frame: Phas deg  
Vector averaged cross-power spectrum Several baselines displayed  
Timerange: 00/13:46:01 to 00/13:48:29

Plot file version 140 created 13-FEB-2023 10:49:18

J2025+33 EM166B.UVDATA.1

Freq = 4.7990 GHz, Bw = 32.000 MH No calibration applied and no bandpass applied

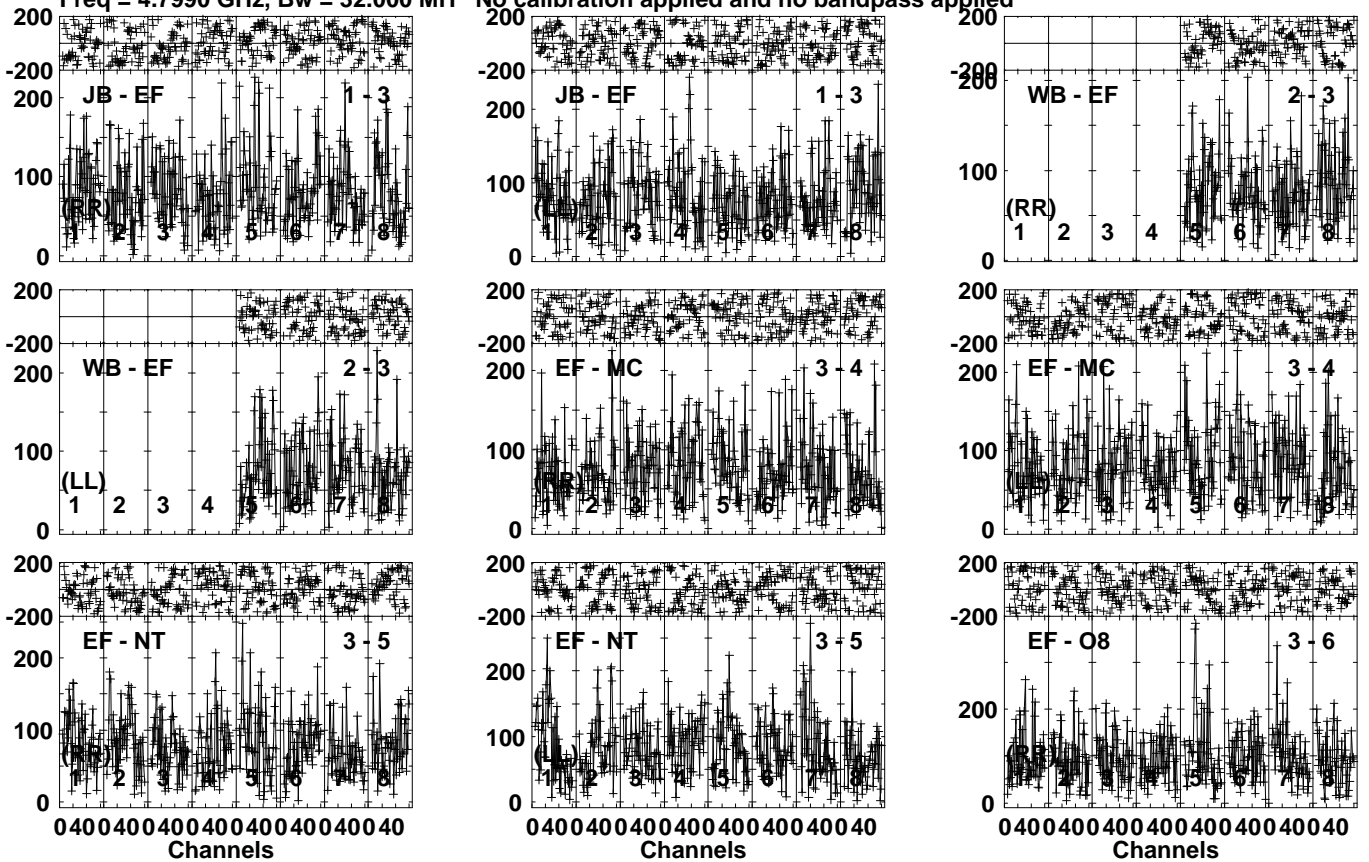


Lower frame: Milli Ampl Jy Top frame: Phas deg  
 Vector averaged cross-power spectrum Several baselines displayed  
 Timerange: 00/13:46:01 to 00/13:48:29

Plot file version 141 created 13-FEB-2023 10:49:18

V404CYG EM166B.UVDATA.1

Freq = 4.7990 GHz, Bw = 32.000 MH No calibration applied and no bandpass applied

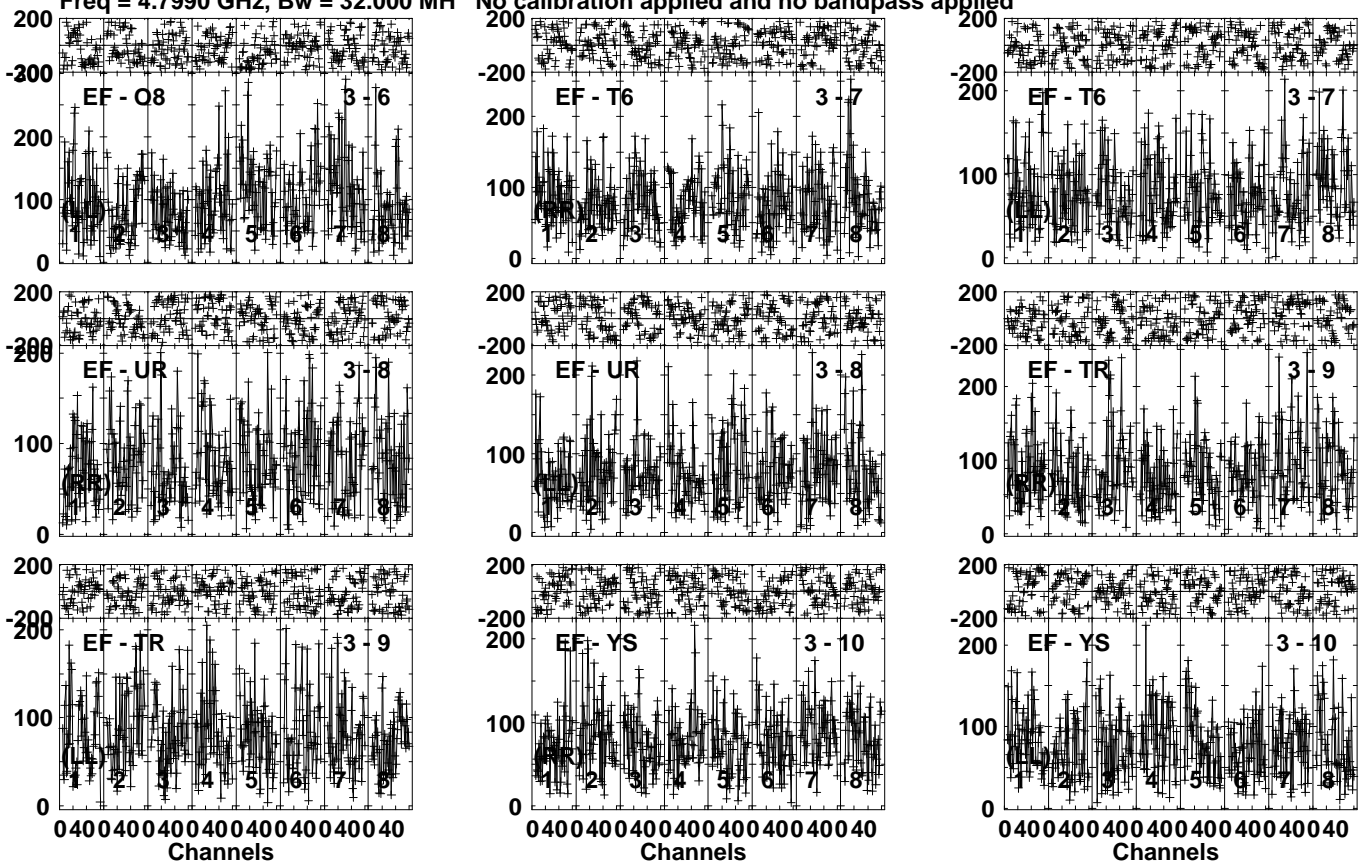


Lower frame: Micro Ampl Jy Top frame: Phas deg  
Vector averaged cross-power spectrum Several baselines displayed  
Timerange: 00/13:48:31 to 00/13:51:59

Plot file version 142 created 13-FEB-2023 10:49:19

V404CYG EM166B.UVDATA.1

Freq = 4.7990 GHz, Bw = 32.000 MH No calibration applied and no bandpass applied

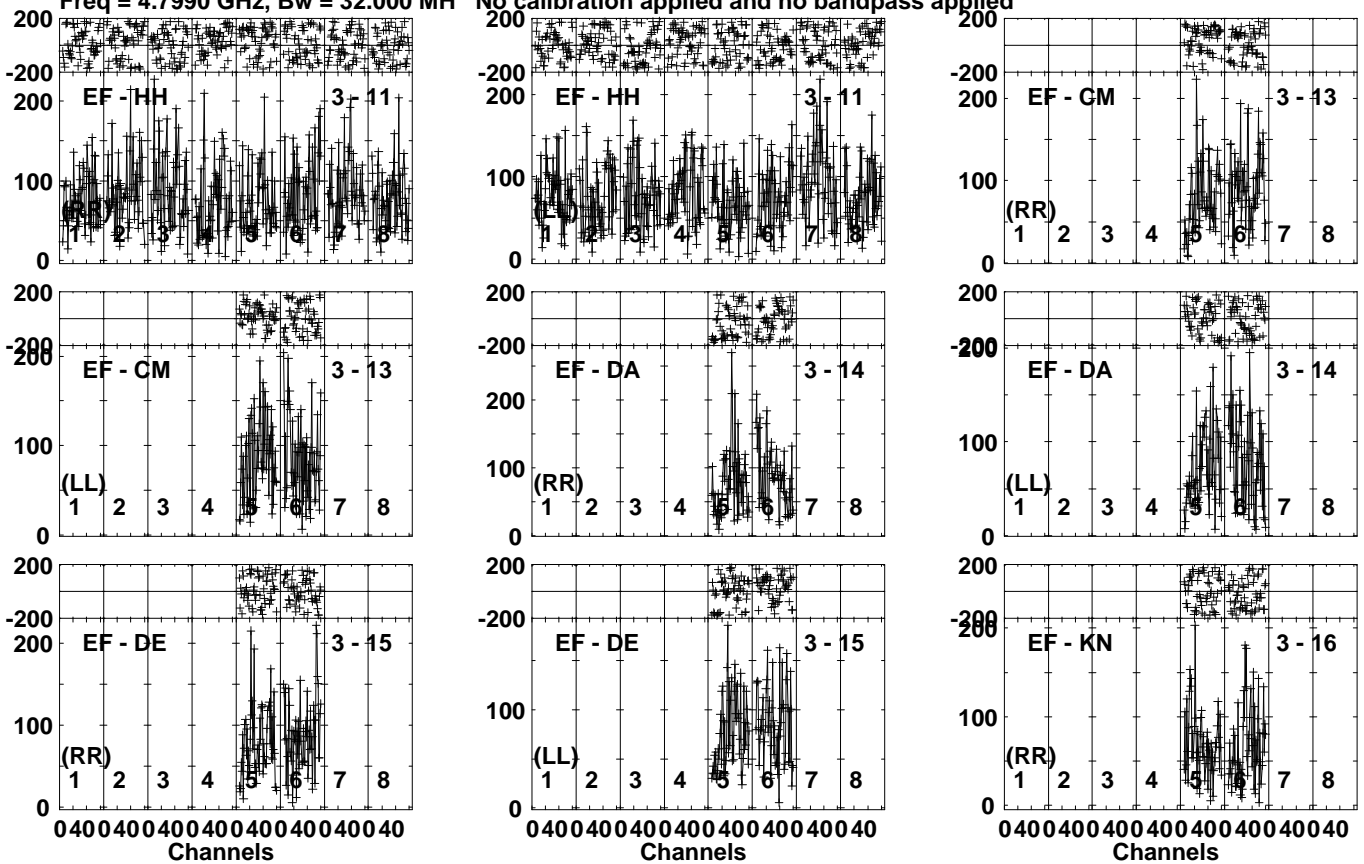


Lower frame: Micro Ampl Jy Top frame: Phas deg  
Vector averaged cross-power spectrum Several baselines displayed  
Timerange: 00/13:48:31 to 00/13:51:59

Plot file version 143 created 13-FEB-2023 10:49:19

V404CYG EM166B.UVDATA.1

Freq = 4.7990 GHz, Bw = 32.000 MH No calibration applied and no bandpass applied

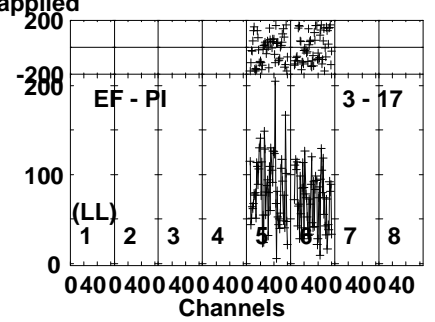
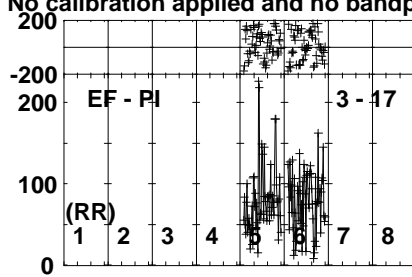
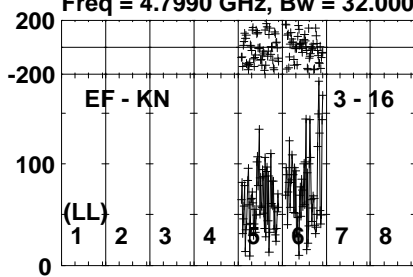


Lower frame: Micro Ampl Jy Top frame: Phas deg  
Vector averaged cross-power spectrum Several baselines displayed  
Timerange: 00/13:48:31 to 00/13:51:59

Plot file version 144 created 13-FEB-2023 10:49:19

V404CYG EM166B.UVDATA.1

Freq = 4.7990 GHz, Bw = 32.000 MH No calibration applied and no bandpass applied



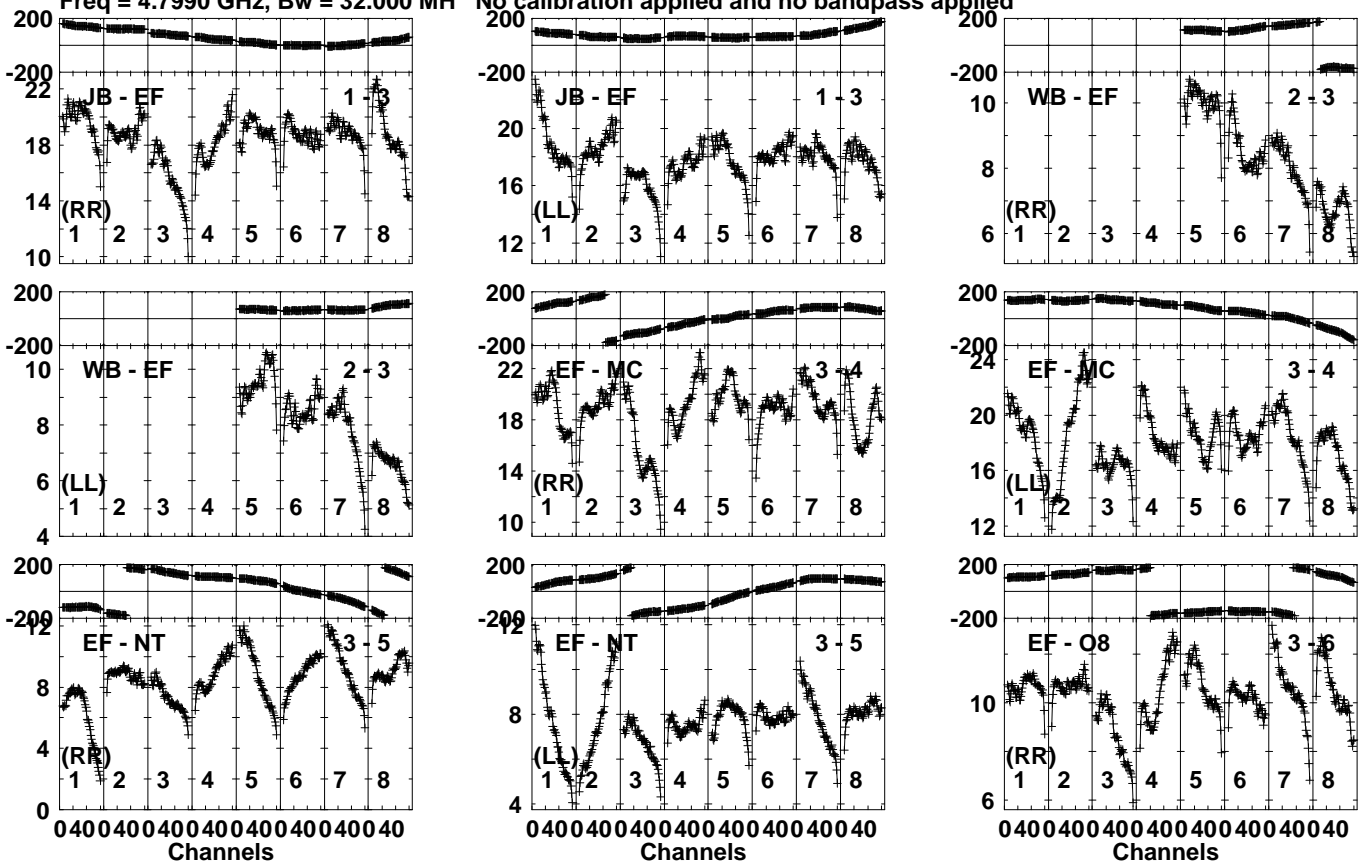
Lower frame: Micro Ampl Jy Top frame: Phas deg  
Vector averaged cross-power spectrum Several baselines displayed  
Timerange: 00/13:48:31 to 00/13:51:59



Plot file version 145 created 13-FEB-2023 10:49:19

J2025+33 EM166B.UVDATA.1

Freq = 4.7990 GHz, Bw = 32.000 MH No calibration applied and no bandpass applied



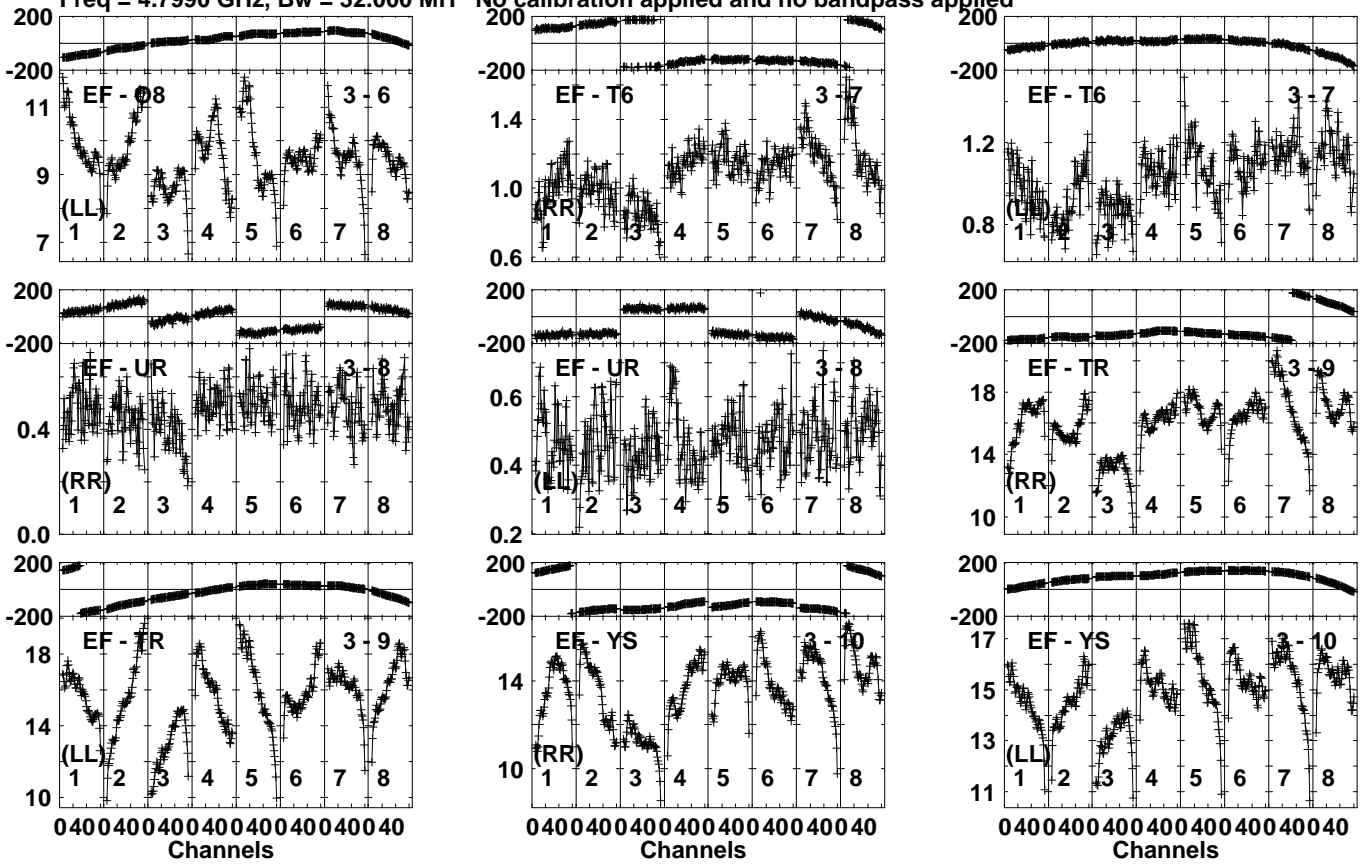
Lower frame: Milli Ampl Jy Top frame: Phas deg  
Vector averaged cross-power spectrum Several baselines displayed  
Timerange: 00/13:52:31 to 00/13:54:29

Plot file version 146 created 13-FEB-2023 10:49:19

J2025+33 EM166B.UVDATA.1

Freq = 4.7990 GHz, Bw = 32.000 MH

No calibration applied and no bandpass applied



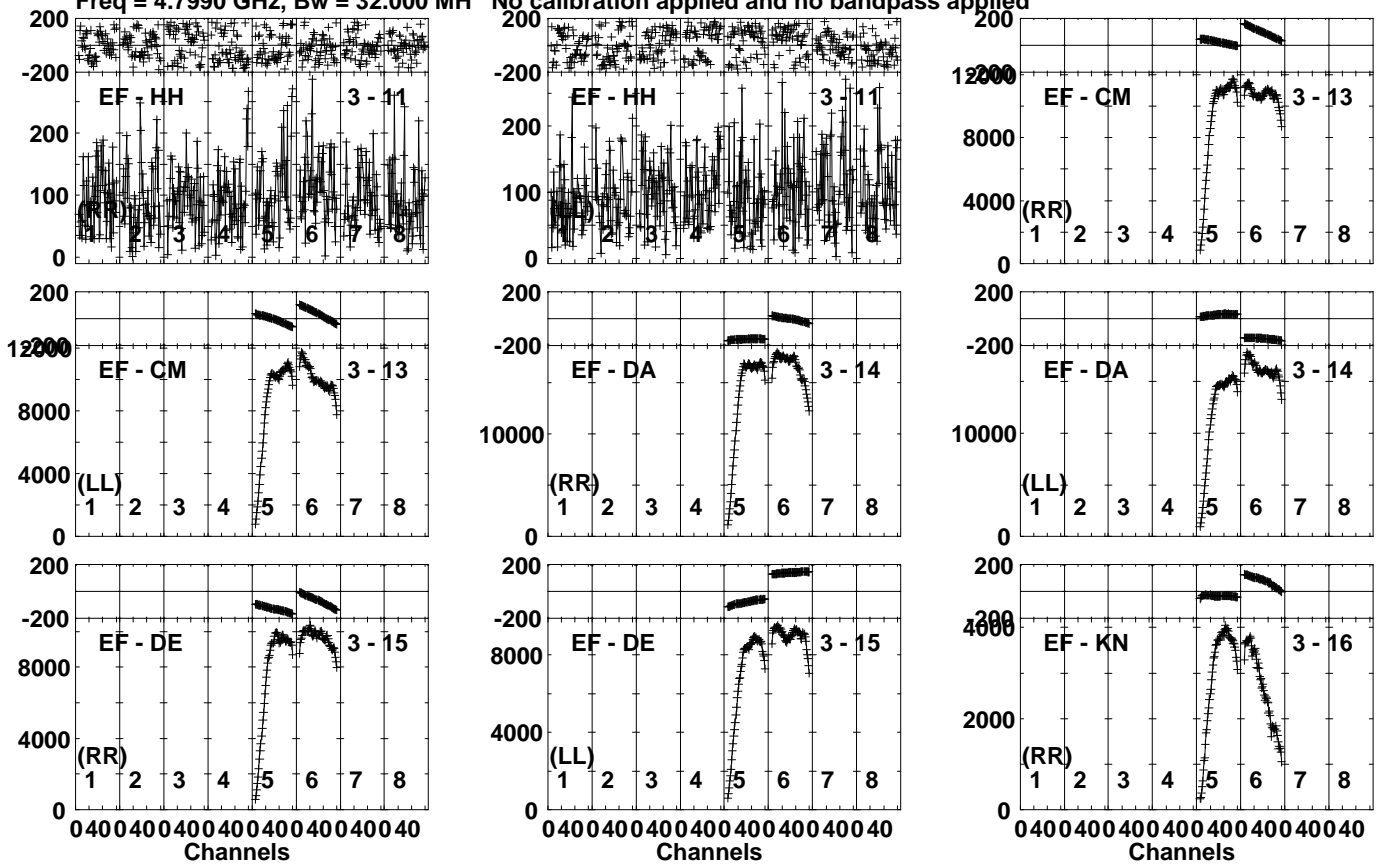
Lower frame: Milli Ampl Jy Top frame: Phas deg  
Vector averaged cross-power spectrum Several baselines displayed  
Timerange: 00/13:52:31 to 00/13:54:29

Plot file version 147 created 13-FEB-2023 10:49:19

J2025+33 EM166B.UVDATA.1

Freq = 4.7990 GHz, Bw = 32.000 MH

No calibration applied and no bandpass applied

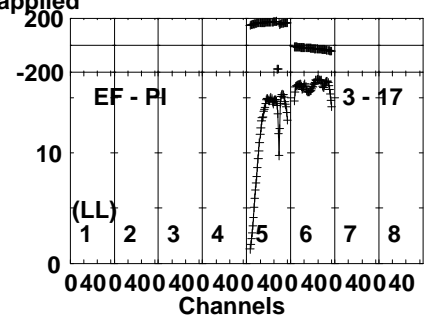
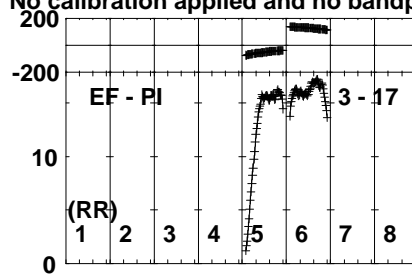
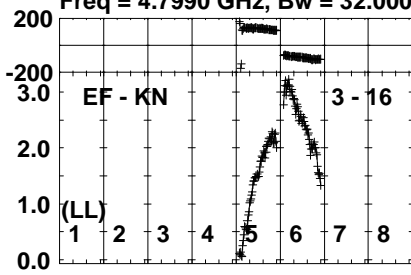


Lower frame: Micro Ampl Jy Top frame: Phas deg  
Vector averaged cross-power spectrum Several baselines displayed  
Timerange: 00/13:52:31 to 00/13:54:29

Plot file version 148 created 13-FEB-2023 10:49:19

J2025+33 EM166B.UVDATA.1

Freq = 4.7990 GHz, Bw = 32.000 MH No calibration applied and no bandpass applied

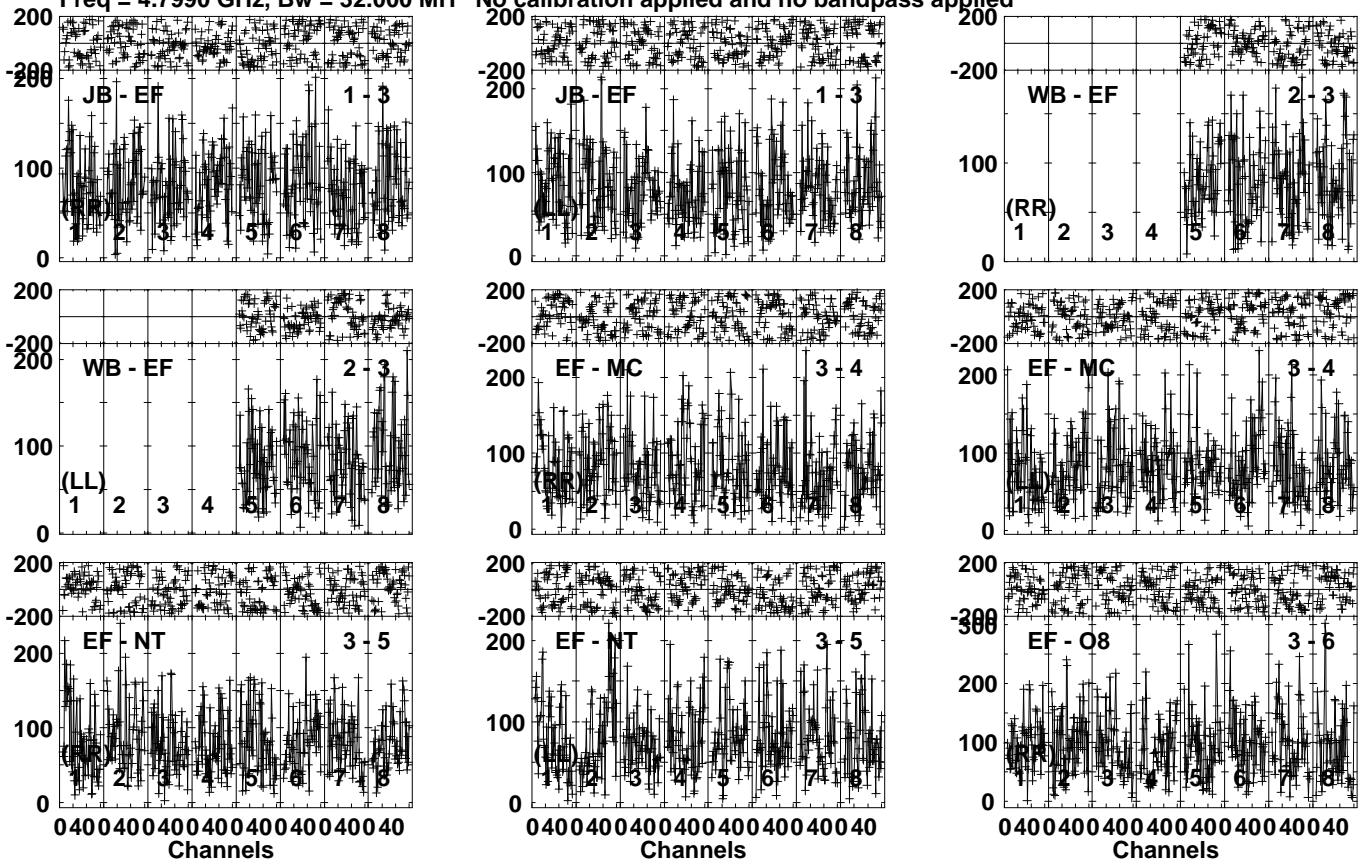


Lower frame: Milli Ampl Jy Top frame: Phas deg  
Vector averaged cross-power spectrum Several baselines displayed  
Timerange: 00/13:52:31 to 00/13:54:29

Plot file version 149 created 13-FEB-2023 10:49:19

V404CYG EM166B.UVDATA.1

Freq = 4.7990 GHz, Bw = 32.000 MH No calibration applied and no bandpass applied

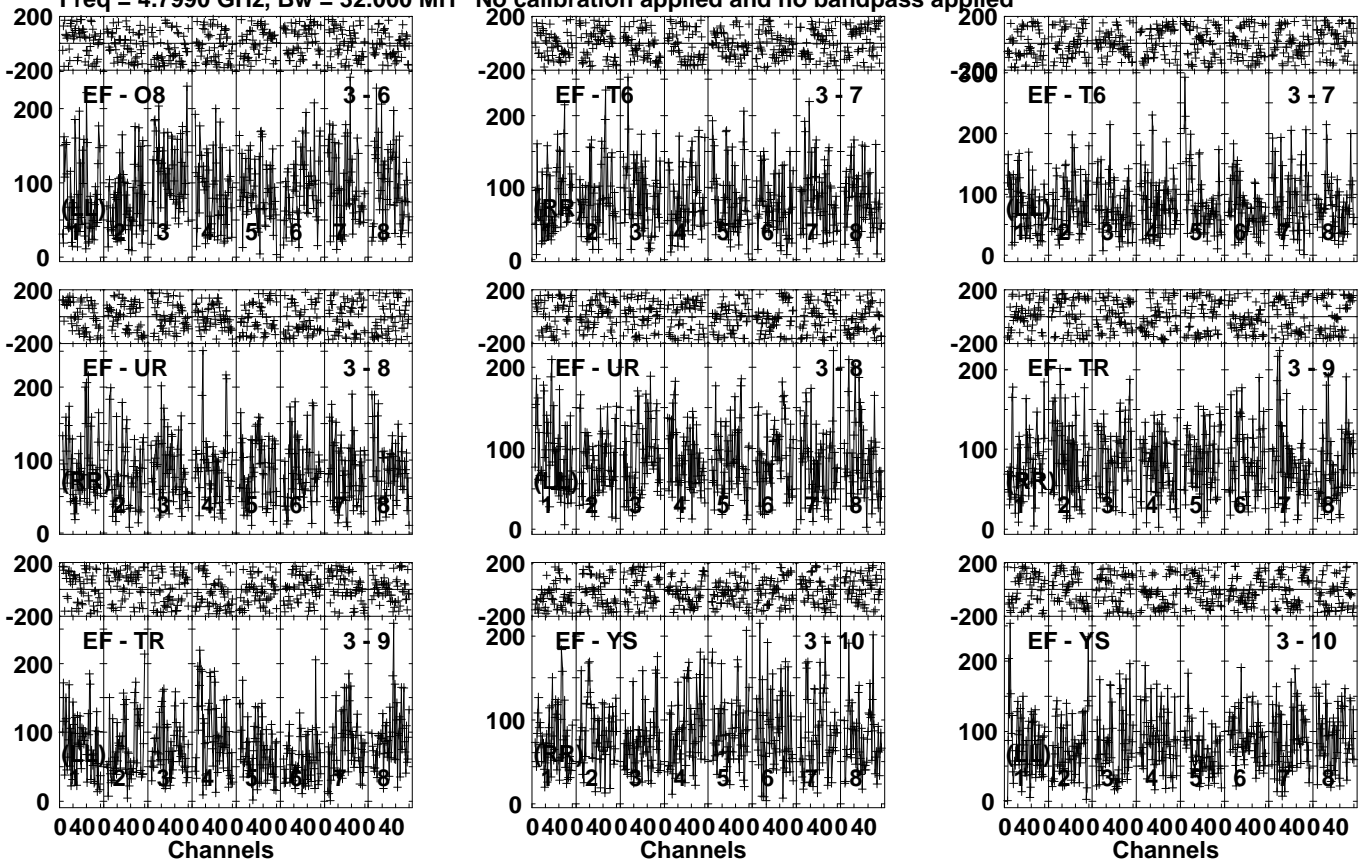


Lower frame: Micro Ampl Jy Top frame: Phas deg  
Vector averaged cross-power spectrum Several baselines displayed  
Timerange: 00/13:54:31 to 00/13:57:59

Plot file version 150 created 13-FEB-2023 10:49:20

V404CYG EM166B.UVDATA.1

Freq = 4.7990 GHz, Bw = 32.000 MH No calibration applied and no bandpass applied

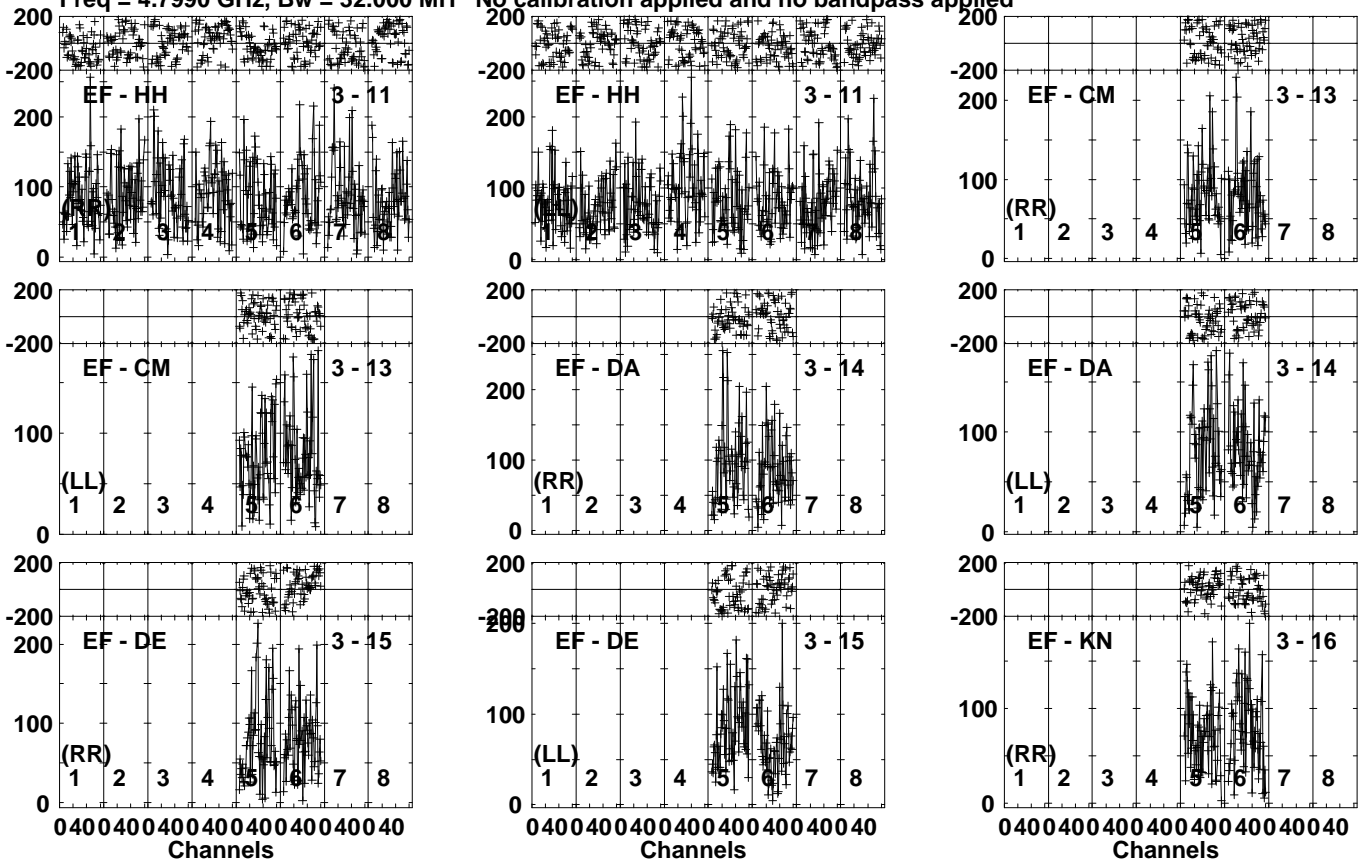


Lower frame: Micro Ampl Jy Top frame: Phas deg  
Vector averaged cross-power spectrum Several baselines displayed  
Timerange: 00/13:54:31 to 00/13:57:59

Plot file version 151 created 13-FEB-2023 10:49:20

V404CYG EM166B.UVDATA.1

Freq = 4.7990 GHz, Bw = 32.000 MH No calibration applied and no bandpass applied

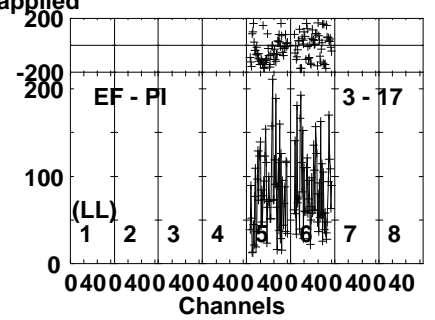
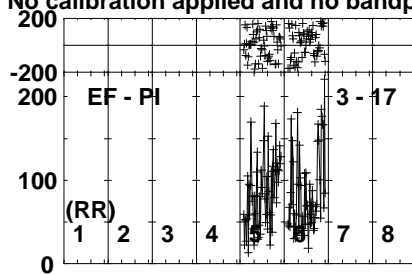
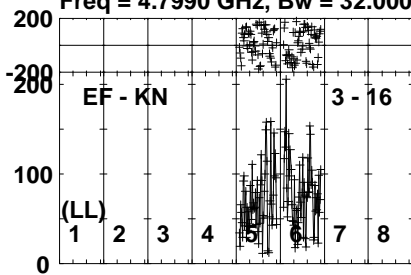


Lower frame: Micro Ampl Jy Top frame: Phas deg  
Vector averaged cross-power spectrum Several baselines displayed  
Timerange: 00/13:54:31 to 00/13:57:59

Plot file version 152 created 13-FEB-2023 10:49:20

V404CYG EM166B.UVDATA.1

Freq = 4.7990 GHz, Bw = 32.000 MH No calibration applied and no bandpass applied



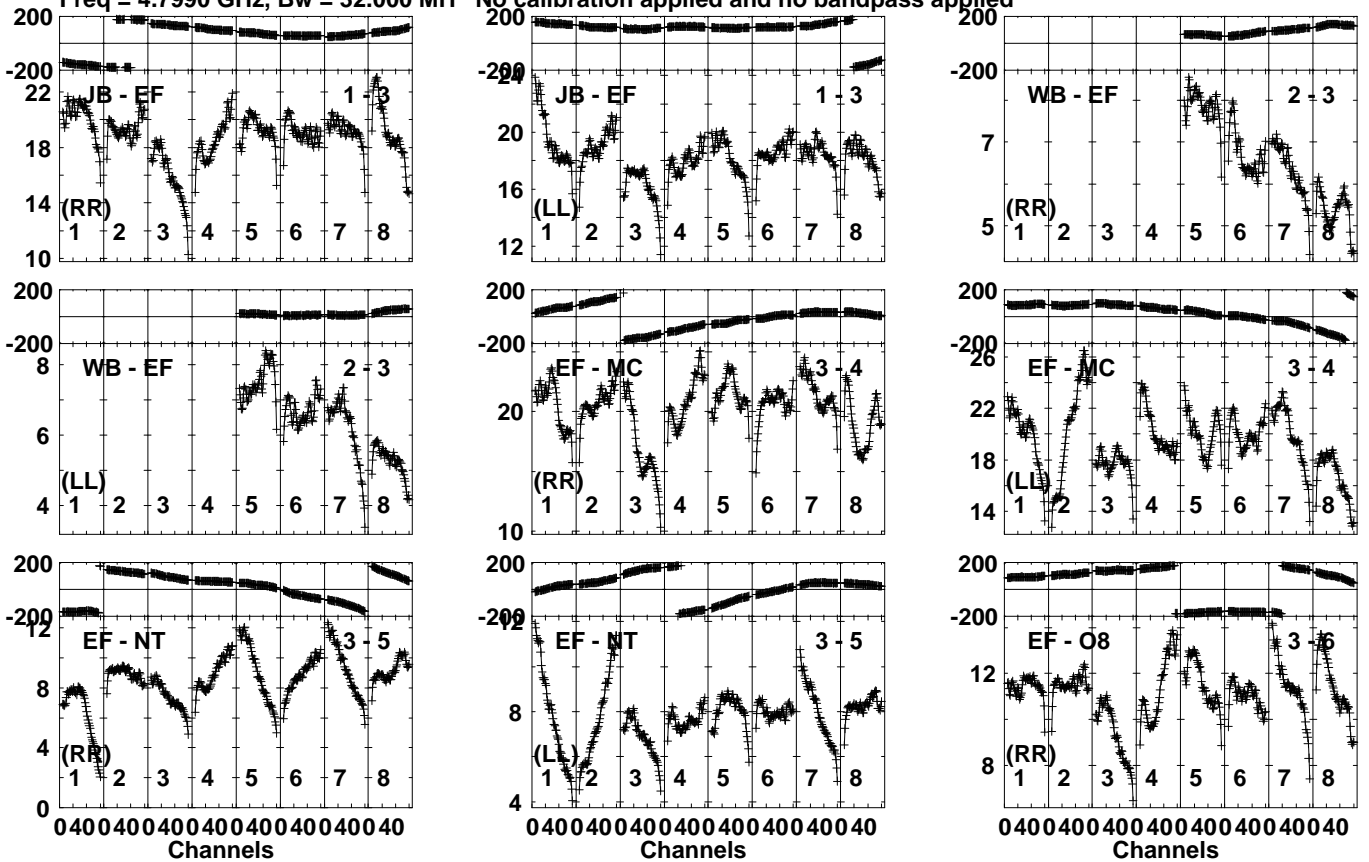
Lower frame: Micro Ampl Jy Top frame: Phas deg  
Vector averaged cross-power spectrum Several baselines displayed  
Timerange: 00/13:54:31 to 00/13:57:59



Plot file version 153 created 13-FEB-2023 10:49:20

J2025+33 EM166B.UVDATA.1

Freq = 4.7990 GHz, Bw = 32.000 MH No calibration applied and no bandpass applied

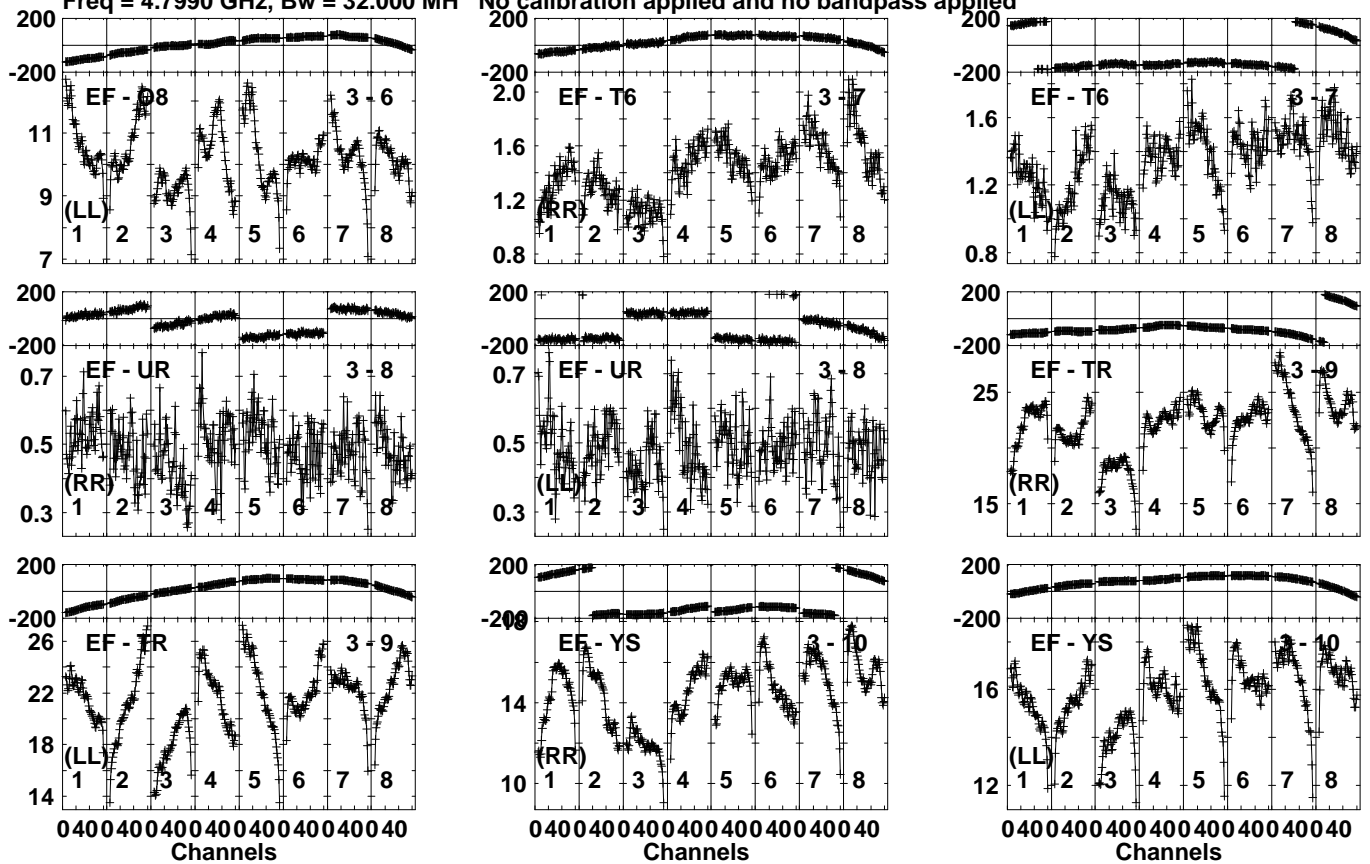


Lower frame: Milli Ampl Jy Top frame: Phas deg  
Vector averaged cross-power spectrum Several baselines displayed  
Timerange: 00/13:58:01 to 00/14:00:29

Plot file version 154 created 13-FEB-2023 10:49:20

J2025+33 EM166B.UVDATA.1

Freq = 4.7990 GHz, Bw = 32.000 MH No calibration applied and no bandpass applied

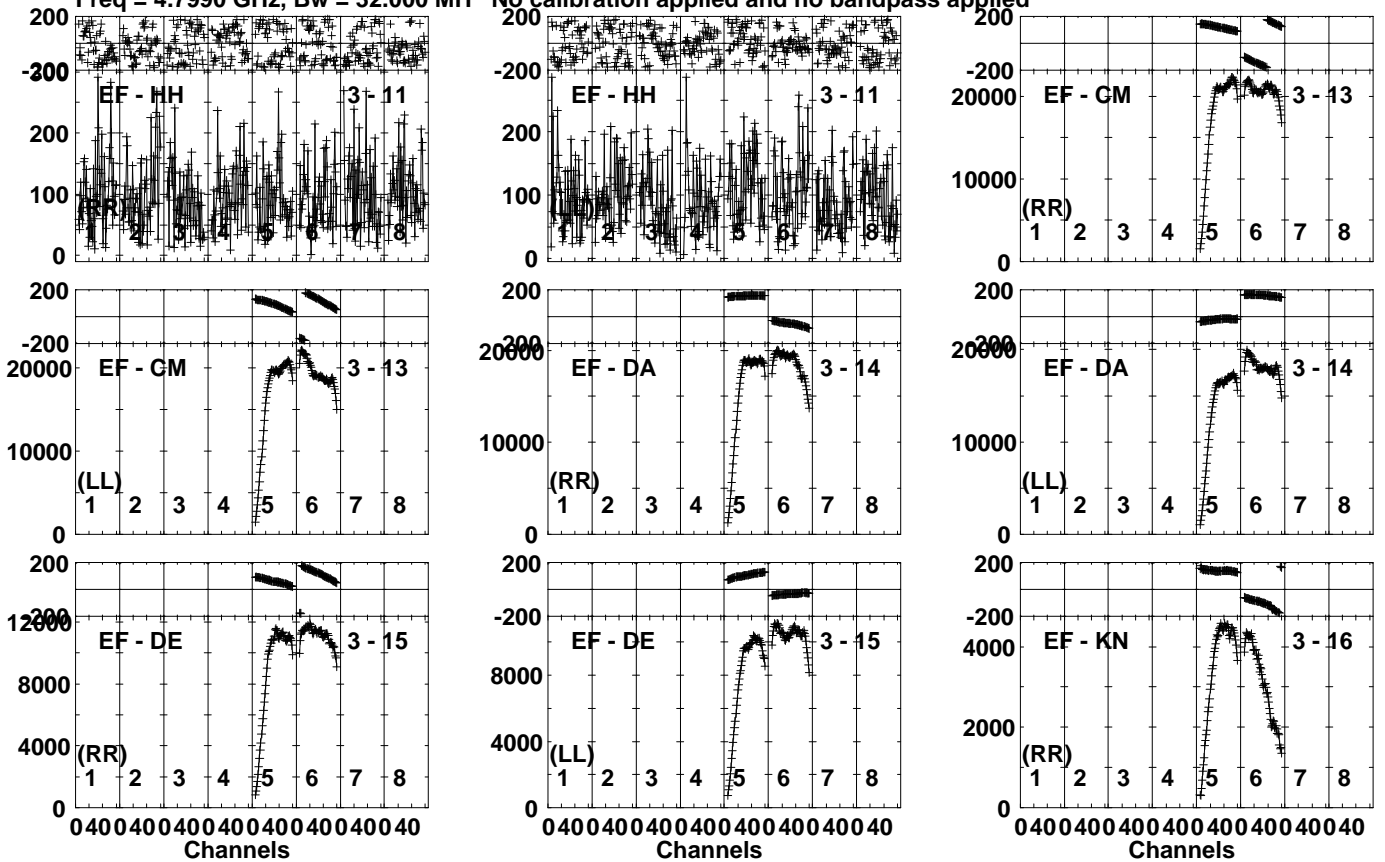


Lower frame: Milli Ampl Jy Top frame: Phas deg  
Vector averaged cross-power spectrum Several baselines displayed  
Timerange: 00:13:58:01 to 00:14:00:29

Plot file version 155 created 13-FEB-2023 10:49:20

J2025+33 EM166B.UVDATA.1

Freq = 4.7990 GHz, Bw = 32.000 MH No calibration applied and no bandpass applied



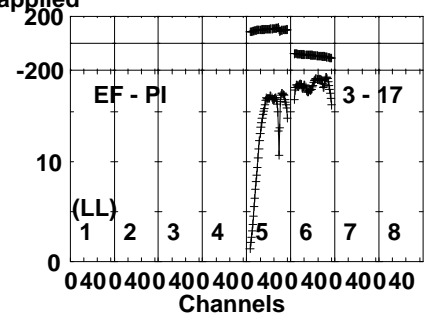
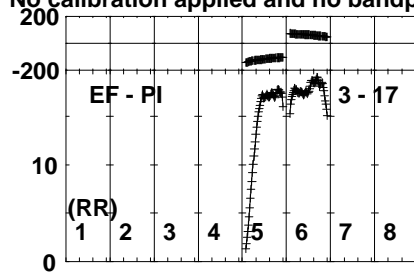
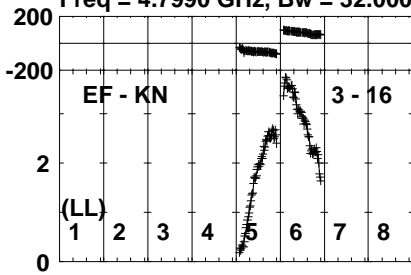
Lower frame: Micro Ampl Jy Top frame: Phas deg  
Vector averaged cross-power spectrum Several baselines displayed  
Timerange: 00/13:58:01 to 00/14:00:29

Plot file version 156 created 13-FEB-2023 10:49:20

J2025+33 EM166B.UVDATA.1

Freq = 4.7990 GHz, Bw = 32.000 MH

No calibration applied and no bandpass applied

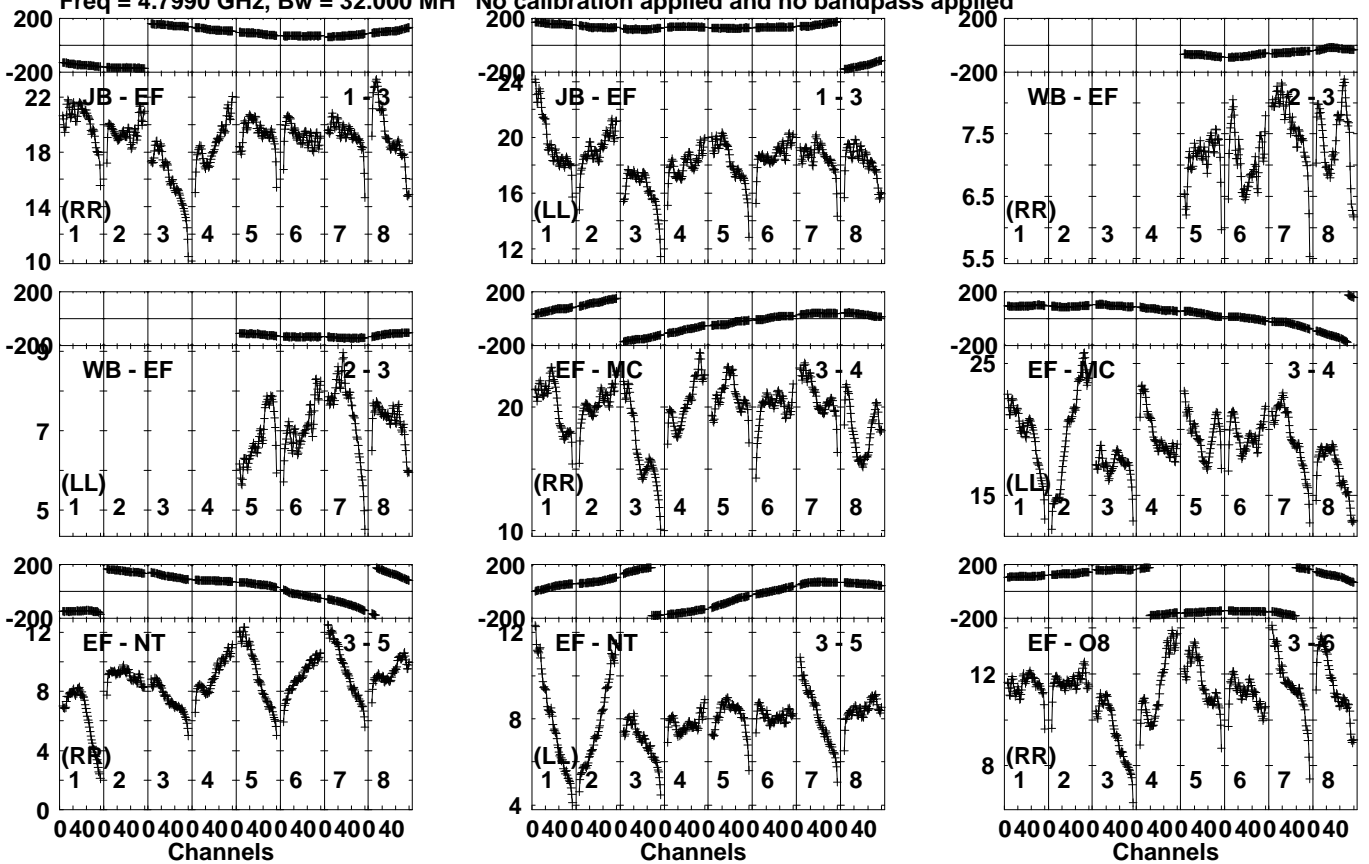


Lower frame: Milli Ampl Jy Top frame: Phas deg  
Vector averaged cross-power spectrum Several baselines displayed  
Timerange: 00/13:58:01 to 00/14:00:29

Plot file version 157 created 13-FEB-2023 10:49:20

J2025+33 EM166B.UVDATA.1

Freq = 4.7990 GHz, Bw = 32.000 MH No calibration applied and no bandpass applied

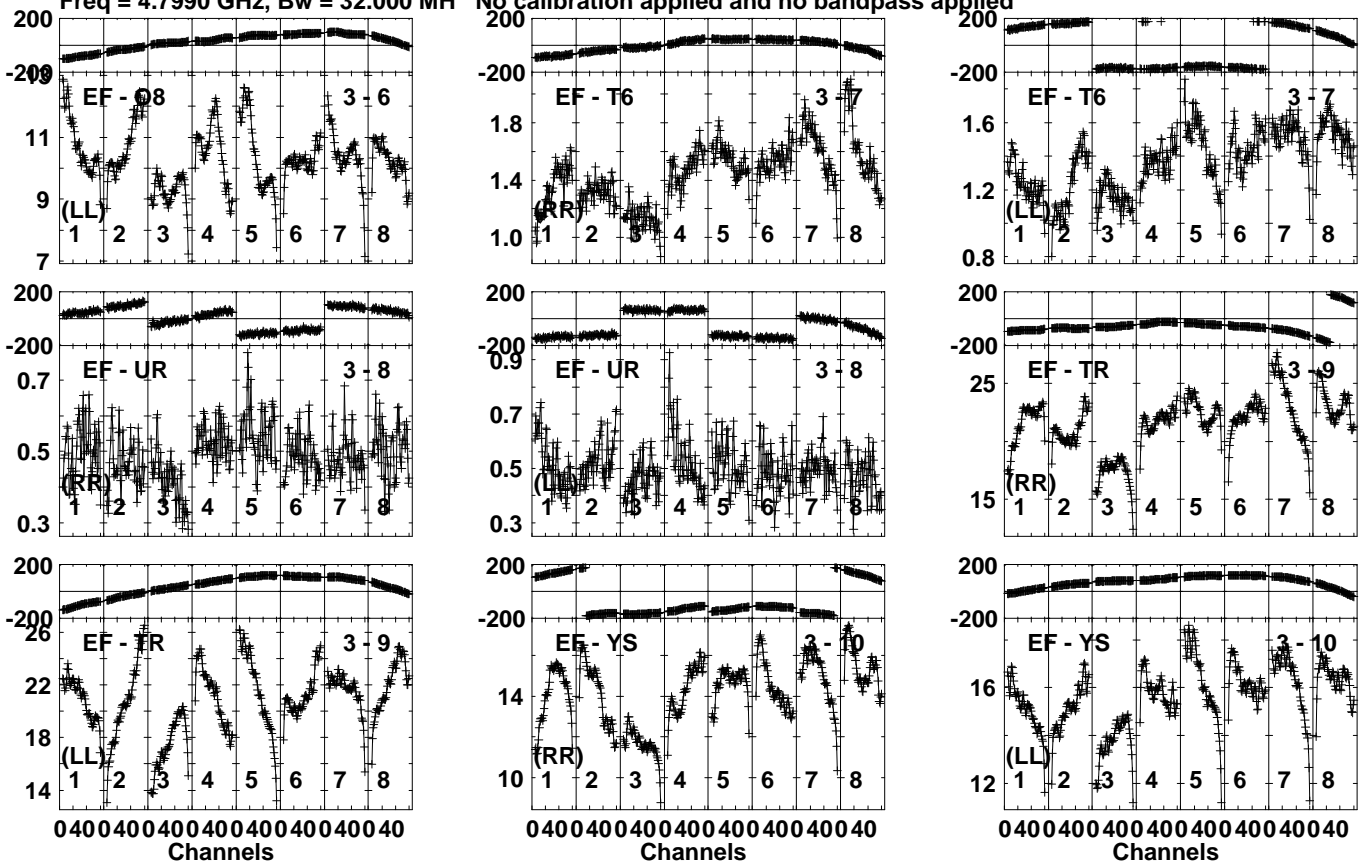


Lower frame: Milli Ampl Jy Top frame: Phas deg  
Vector averaged cross-power spectrum Several baselines displayed  
Timerange: 00/14:01:01 to 00/14:03:29

Plot file version 158 created 13-FEB-2023 10:49:20

J2025+33 EM166B.UVDATA.1

Freq = 4.7990 GHz, Bw = 32.000 MH No calibration applied and no bandpass applied

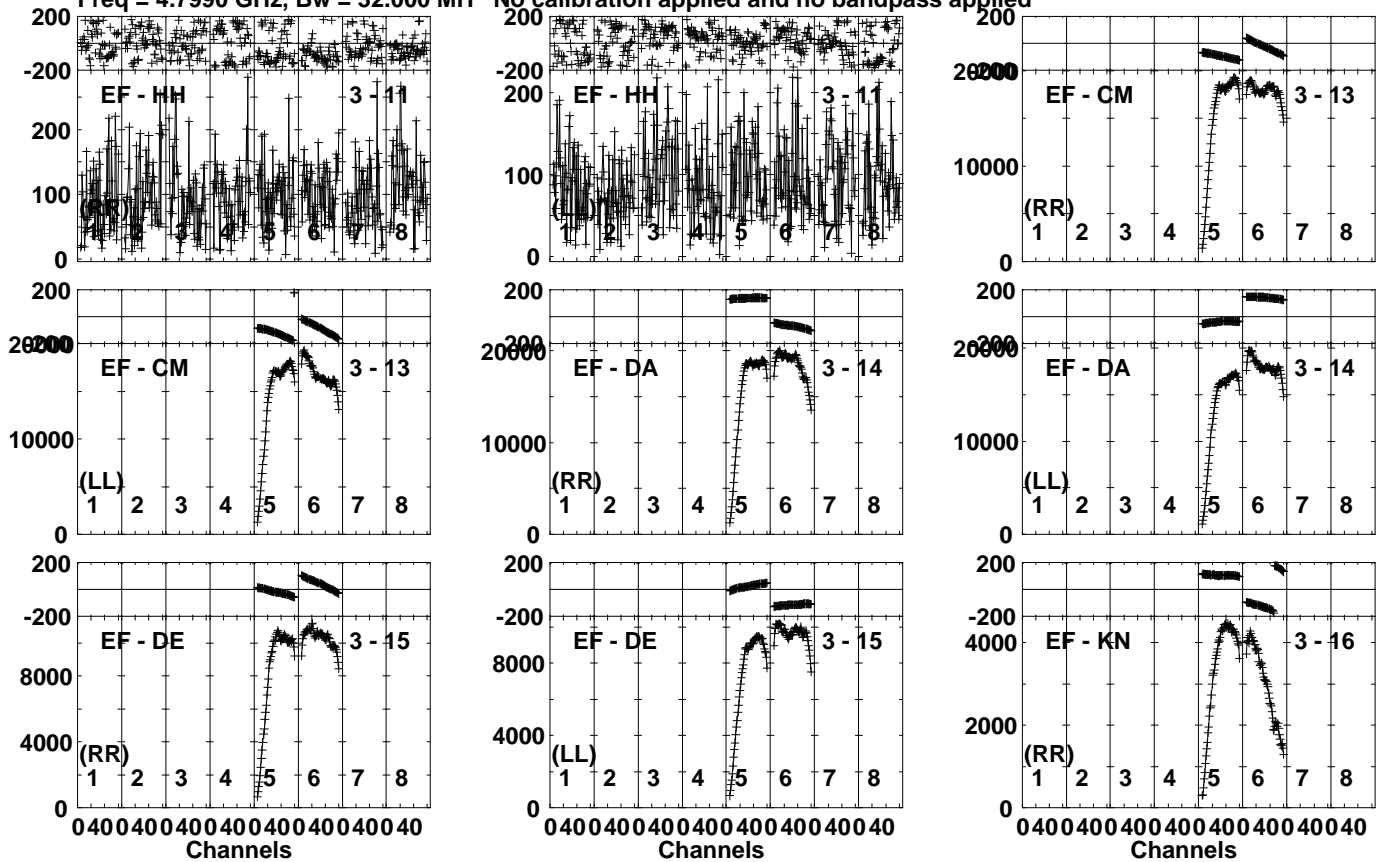


Lower frame: Milli Ampl Jy Top frame: Phas deg  
Vector averaged cross-power spectrum Several baselines displayed  
Timerange: 00/14:01:01 to 00/14:03:29

Plot file version 159 created 13-FEB-2023 10:49:21

J2025+33 EM166B.UVDATA.1

Freq = 4.7990 GHz, Bw = 32.000 MH No calibration applied and no bandpass applied

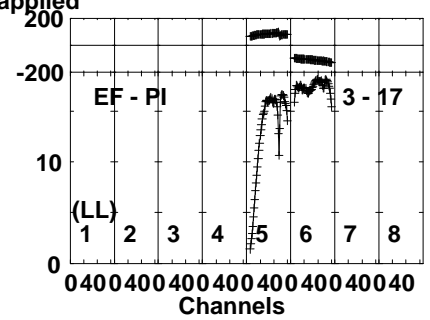
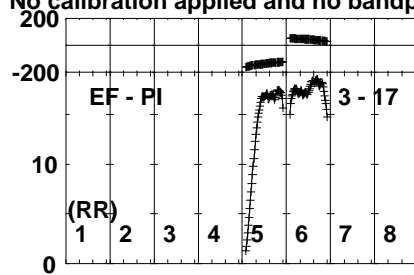
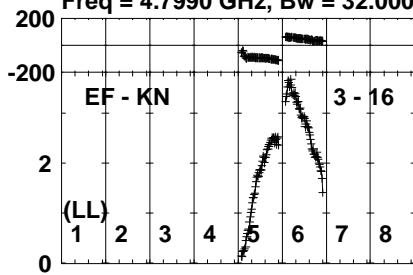


Lower frame: Micro Ampl Jy Top frame: Phas deg  
Vector averaged cross-power spectrum Several baselines displayed  
Timerange: 00/14:01:01 to 00/14:03:29

Plot file version 160 created 13-FEB-2023 10:49:21

J2025+33 EM166B.UVDATA.1

Freq = 4.7990 GHz, Bw = 32.000 MH No calibration applied and no bandpass applied



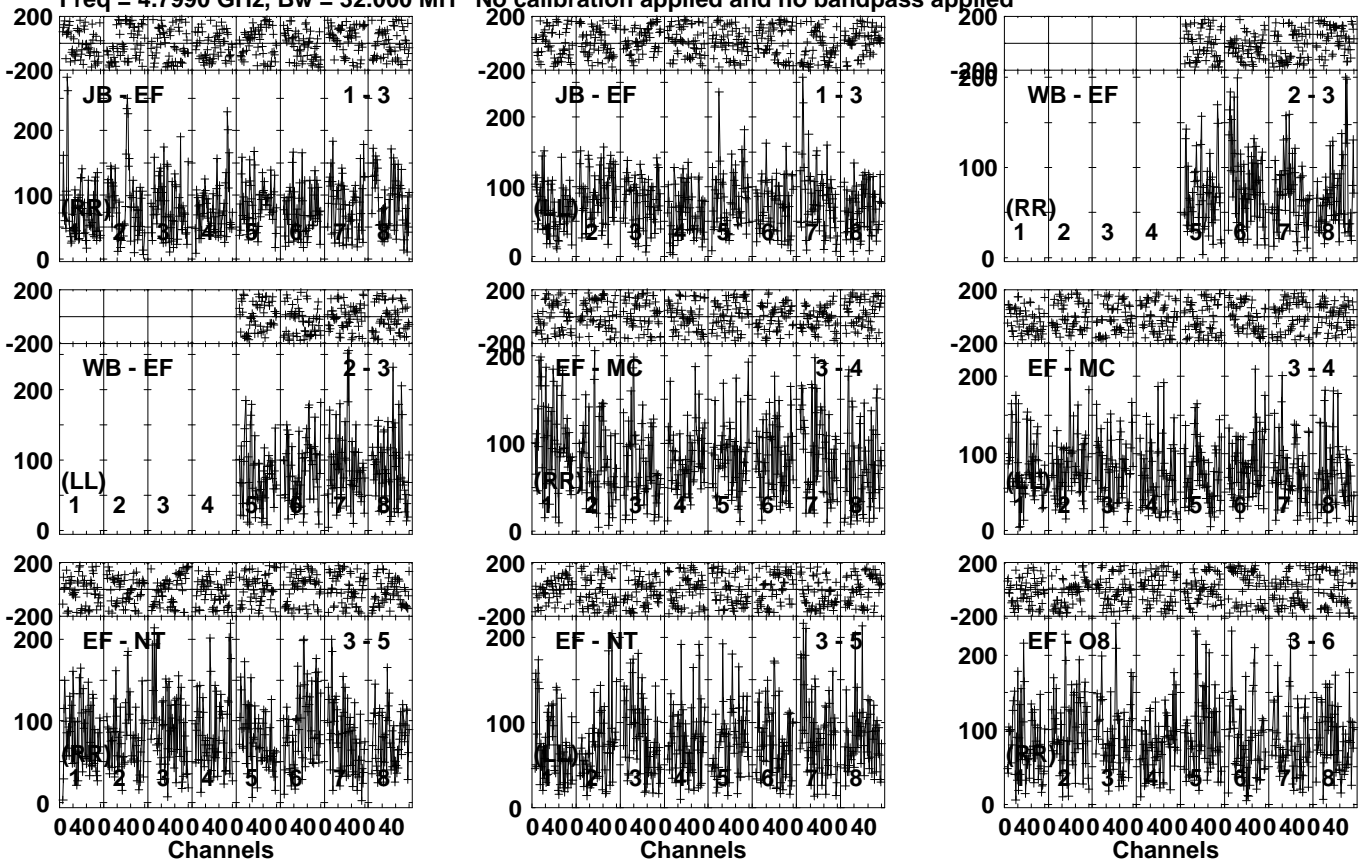
Lower frame: Milli Ampl Jy Top frame: Phas deg  
Vector averaged cross-power spectrum Several baselines displayed  
Timerange: 00/14:01:01 to 00/14:03:29



Plot file version 161 created 13-FEB-2023 10:49:21

V404CYG EM166B.UVDATA.1

Freq = 4.7990 GHz, Bw = 32.000 MH No calibration applied and no bandpass applied

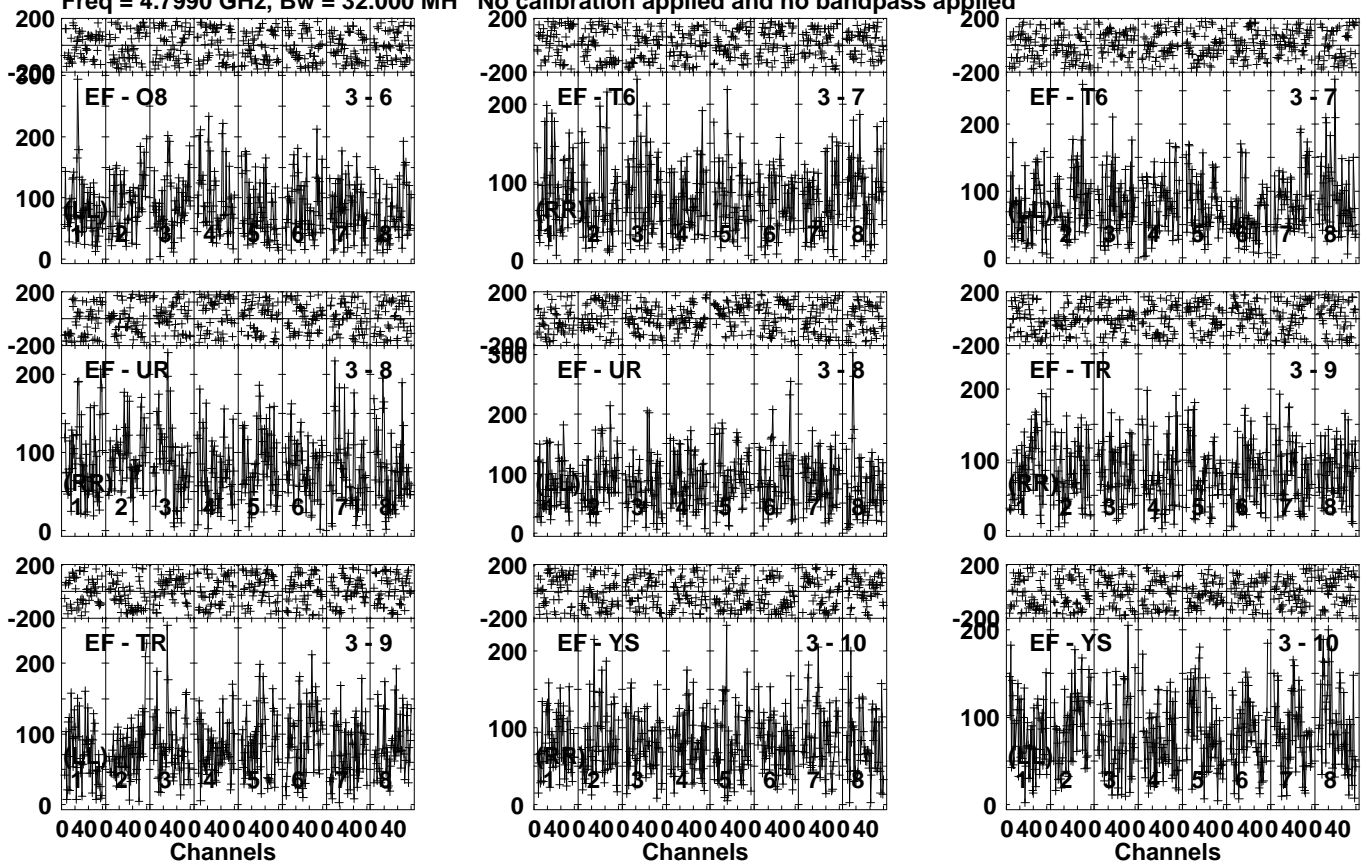


Lower frame: Micro Ampl Jy Top frame: Phas deg  
Vector averaged cross-power spectrum Several baselines displayed  
Timerange: 00/14:03:33 to 00/14:06:59

Plot file version 162 created 13-FEB-2023 10:49:21

V404CYG EM166B.UVDATA.1

Freq = 4.7990 GHz, Bw = 32.000 MH No calibration applied and no bandpass applied

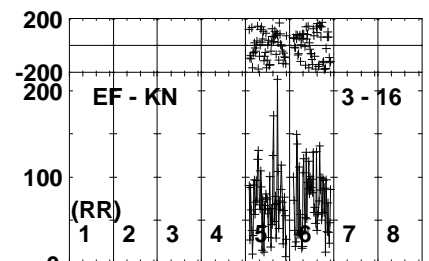
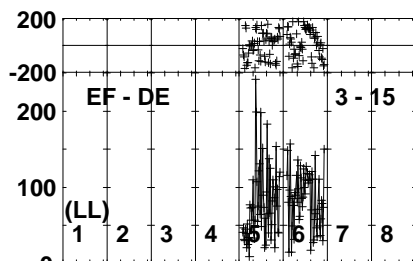
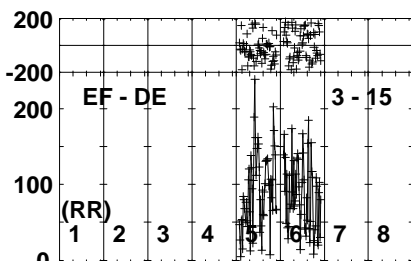
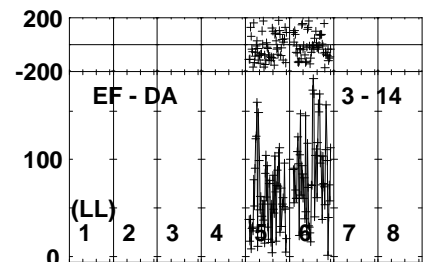
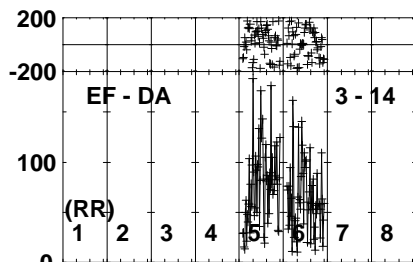
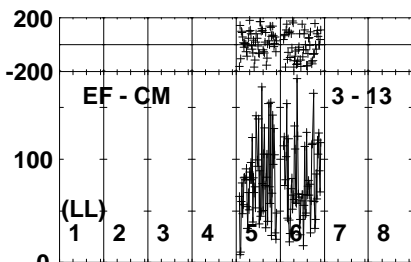
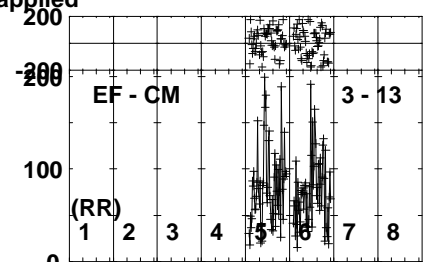
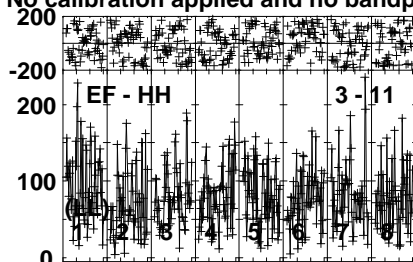
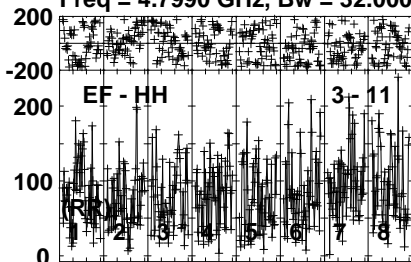


Lower frame: Micro Ampl Jy Top frame: Phas deg  
Vector averaged cross-power spectrum Several baselines displayed  
Timerange: 00/14:03:33 to 00/14:06:59

Plot file version 163 created 13-FEB-2023 10:49:21

V404CYG EM166B.UVDATA.1

Freq = 4.7990 GHz, Bw = 32.000 MH No calibration applied and no bandpass applied

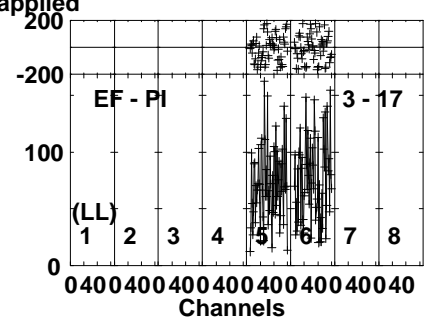
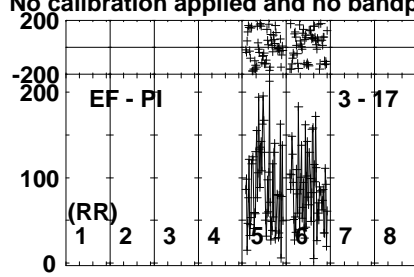
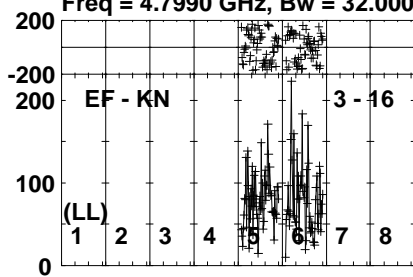


Lower frame: Micro Ampl Jy Top frame: Phas deg  
Vector averaged cross-power spectrum Several baselines displayed  
Timerange: 00/14:03:33 to 00/14:06:59

Plot file version 164 created 13-FEB-2023 10:49:21

V404CYG EM166B.UVDATA.1

Freq = 4.7990 GHz, Bw = 32.000 MH No calibration applied and no bandpass applied

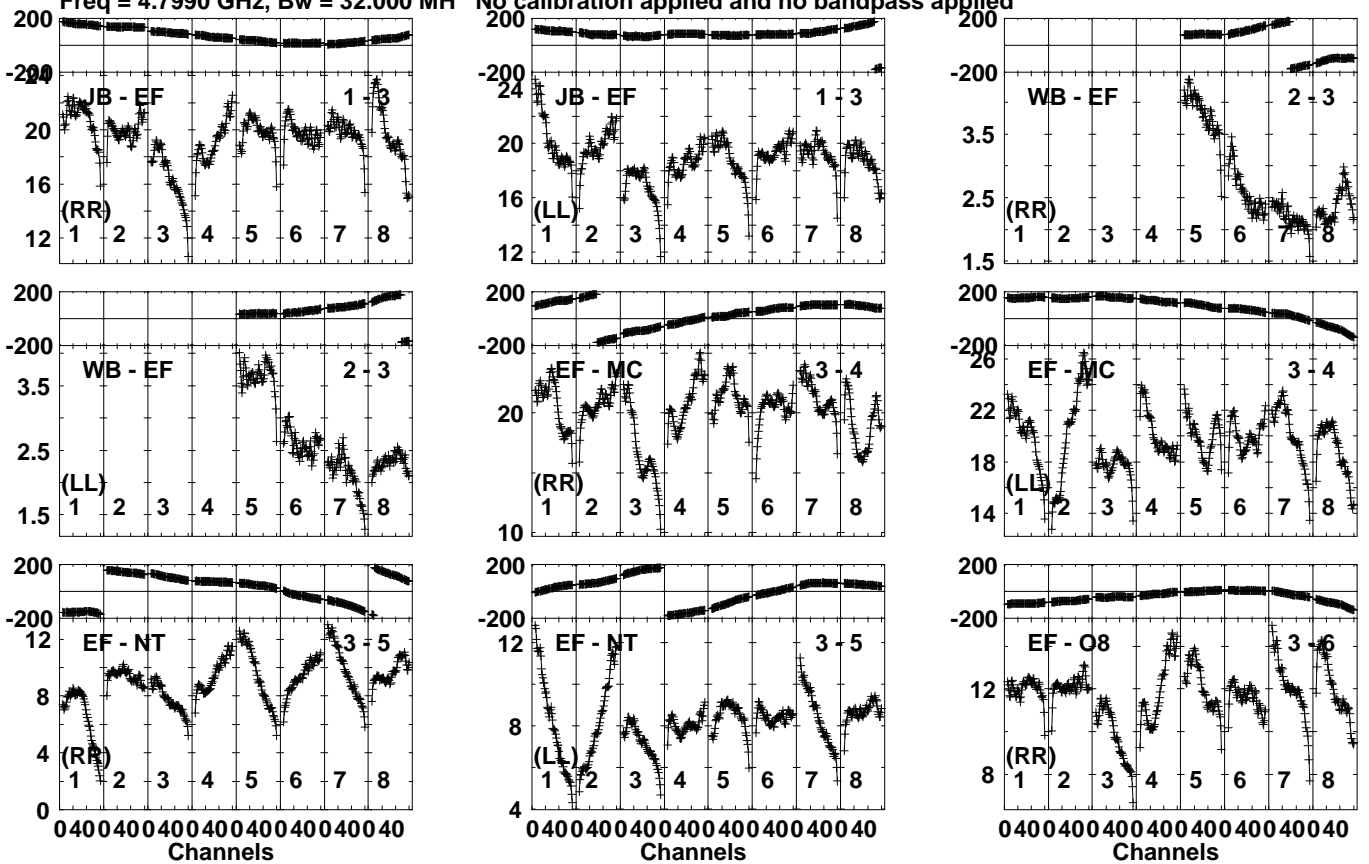


Lower frame: Micro Ampl Jy Top frame: Phas deg  
Vector averaged cross-power spectrum Several baselines displayed  
Timerange: 00/14:03:33 to 00/14:06:59

Plot file version 165 created 13-FEB-2023 10:49:21

J2025+33 EM166B.UVDATA.1

Freq = 4.7990 GHz, Bw = 32.000 MH No calibration applied and no bandpass applied

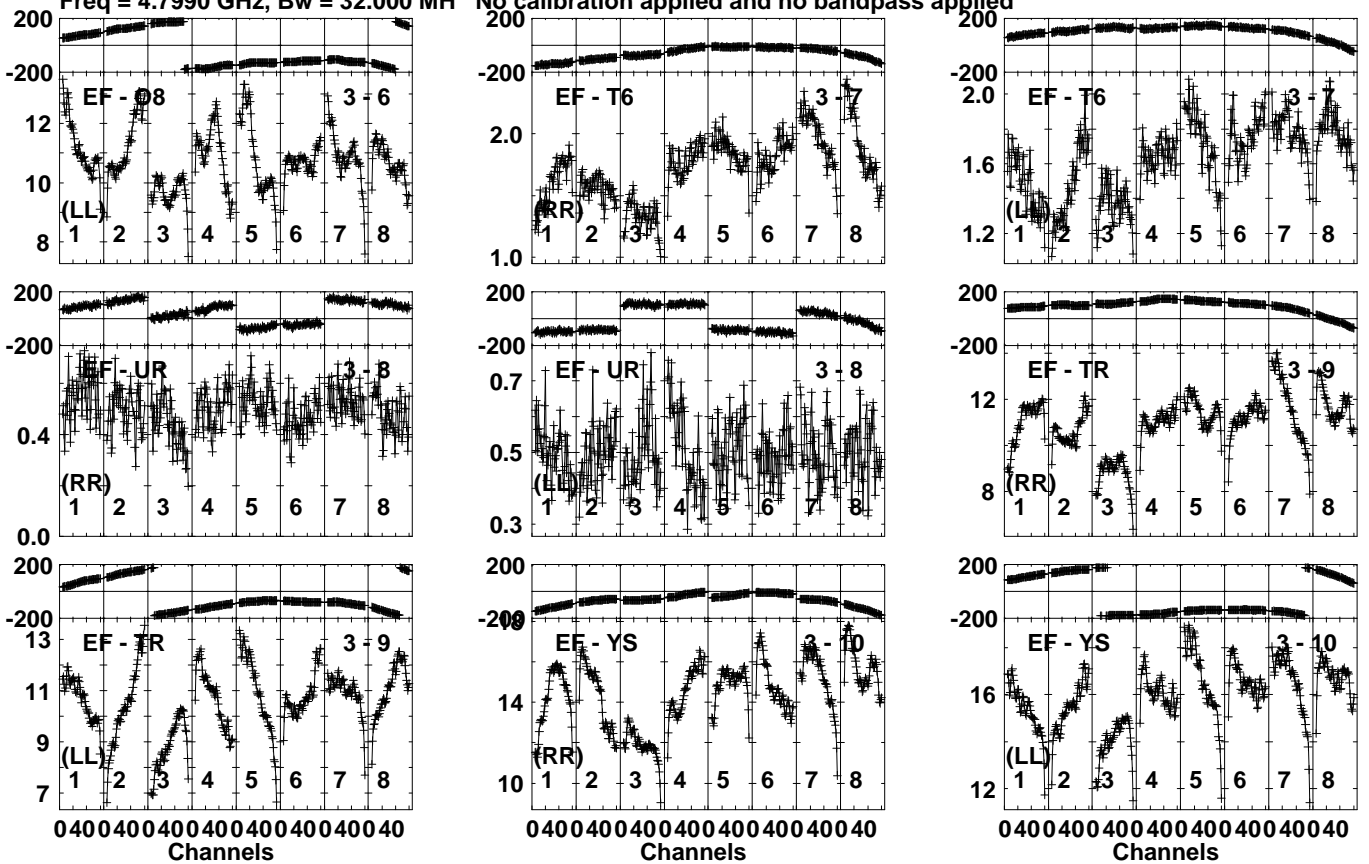


Lower frame: Milli Ampl Jy Top frame: Phas deg  
Vector averaged cross-power spectrum Several baselines displayed  
Timerange: 00/14:07:01 to 00/14:09:29

Plot file version 166 created 13-FEB-2023 10:49:21

J2025+33 EM166B.UVDATA.1

Freq = 4.7990 GHz, Bw = 32.000 MH No calibration applied and no bandpass applied

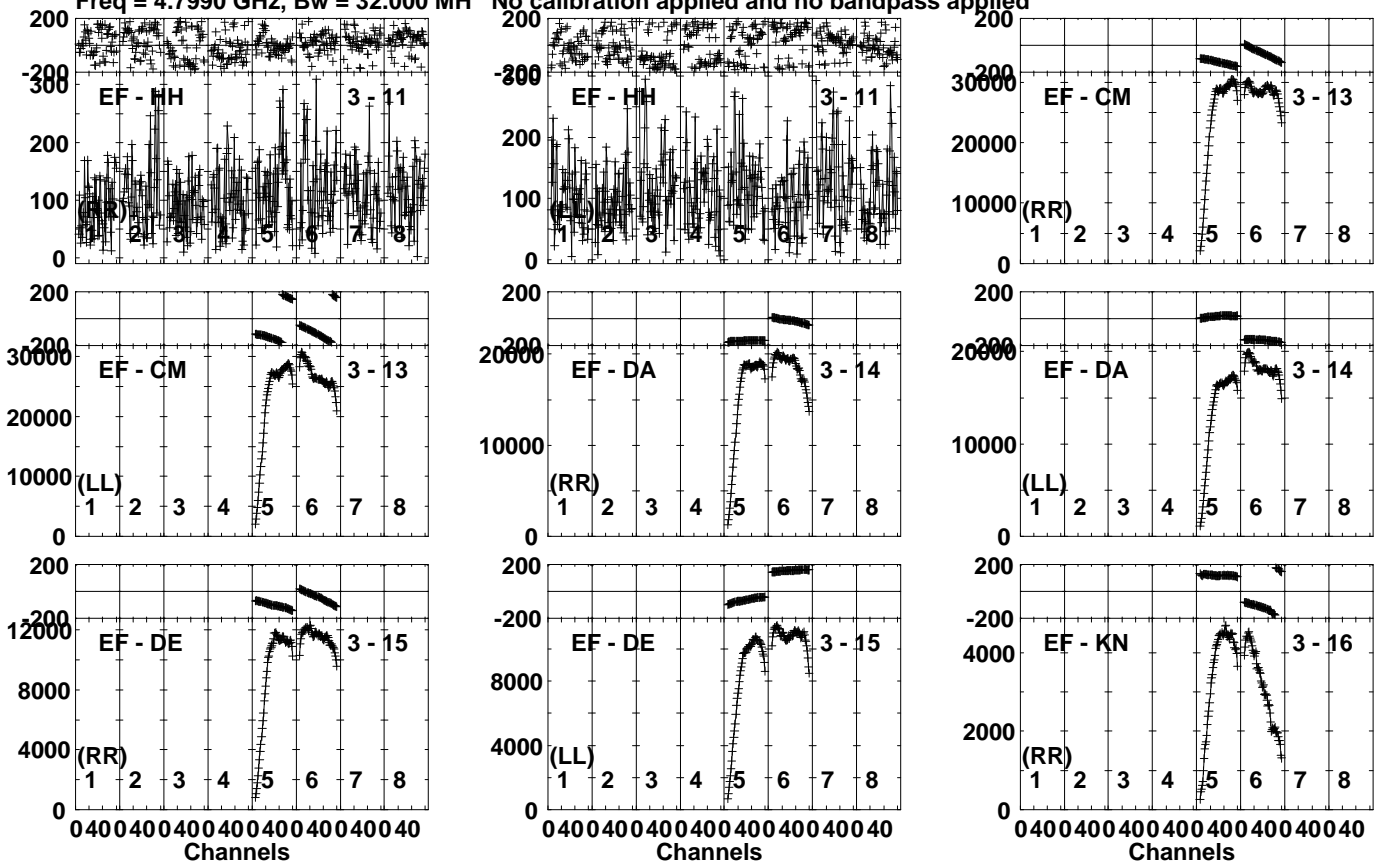


Lower frame: Milli Ampl Jy Top frame: Phas deg  
Vector averaged cross-power spectrum Several baselines displayed  
Timerange: 00/14:07:01 to 00/14:09:29

Plot file version 167 created 13-FEB-2023 10:49:22

J2025+33 EM166B.UVDATA.1

Freq = 4.7990 GHz, Bw = 32.000 MH No calibration applied and no bandpass applied

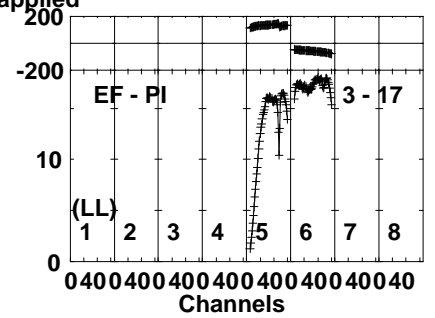
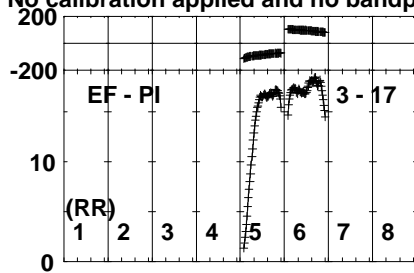
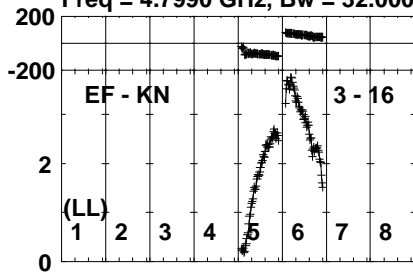


Lower frame: Micro Ampl Jy Top frame: Phas deg  
Vector averaged cross-power spectrum Several baselines displayed  
Timerange: 00/14:07:01 to 00/14:09:29

Plot file version 168 created 13-FEB-2023 10:49:22

J2025+33 EM166B.UVDATA.1

Freq = 4.7990 GHz, Bw = 32.000 MH No calibration applied and no bandpass applied



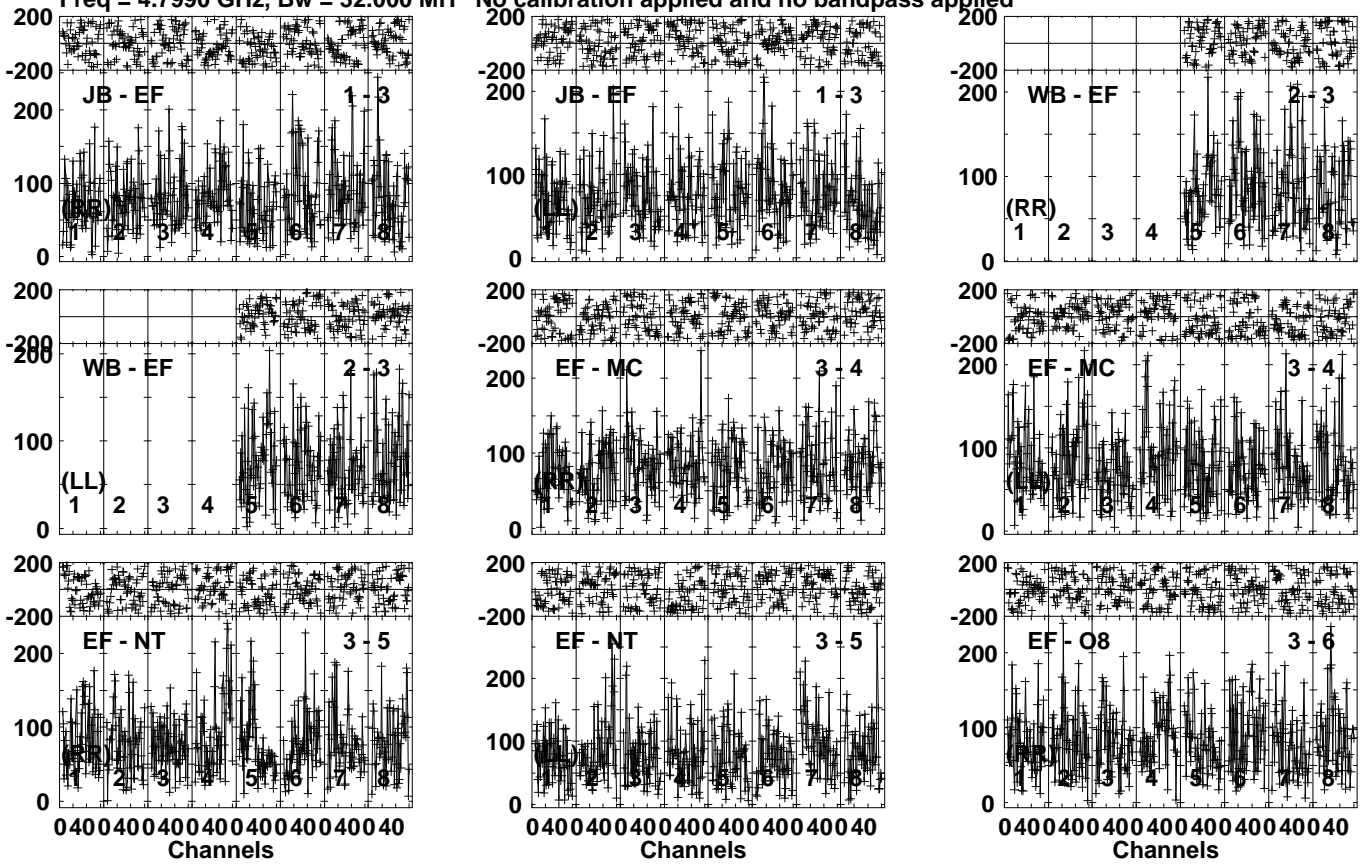
Lower frame: Milli Ampl Jy Top frame: Phas deg  
Vector averaged cross-power spectrum Several baselines displayed  
Timerange: 00/14:07:01 to 00/14:09:29



Plot file version 169 created 13-FEB-2023 10:49:22

V404CYG EM166B.UVDATA.1

Freq = 4.7990 GHz, Bw = 32.000 MH No calibration applied and no bandpass applied

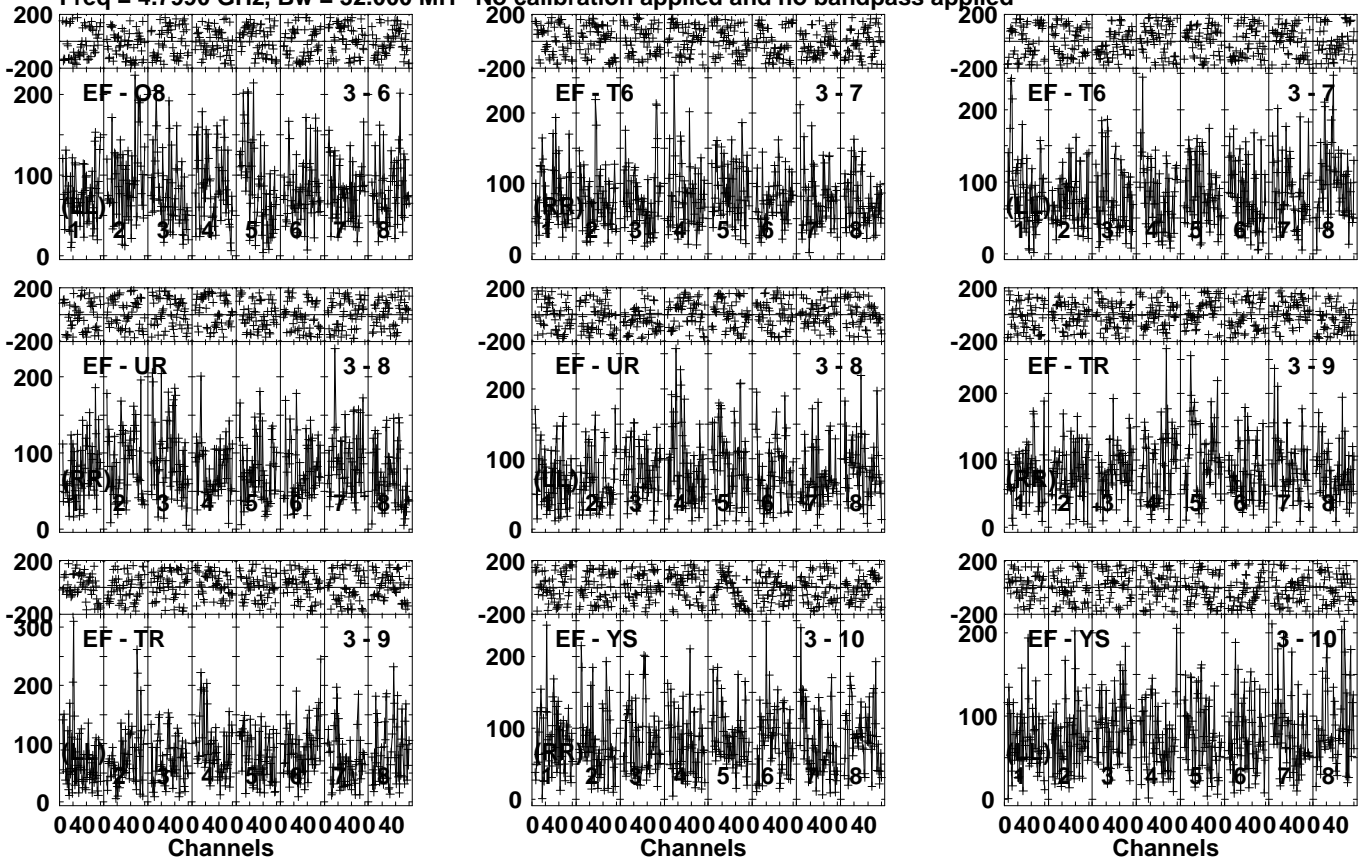


Lower frame: Micro Ampl Jy Top frame: Phas deg  
Vector averaged cross-power spectrum Several baselines displayed  
Timerange: 00/14:09:31 to 00/14:12:59

Plot file version 170 created 13-FEB-2023 10:49:22

V404CYG EM166B.UVDATA.1

Freq = 4.7990 GHz, Bw = 32.000 MH No calibration applied and no bandpass applied

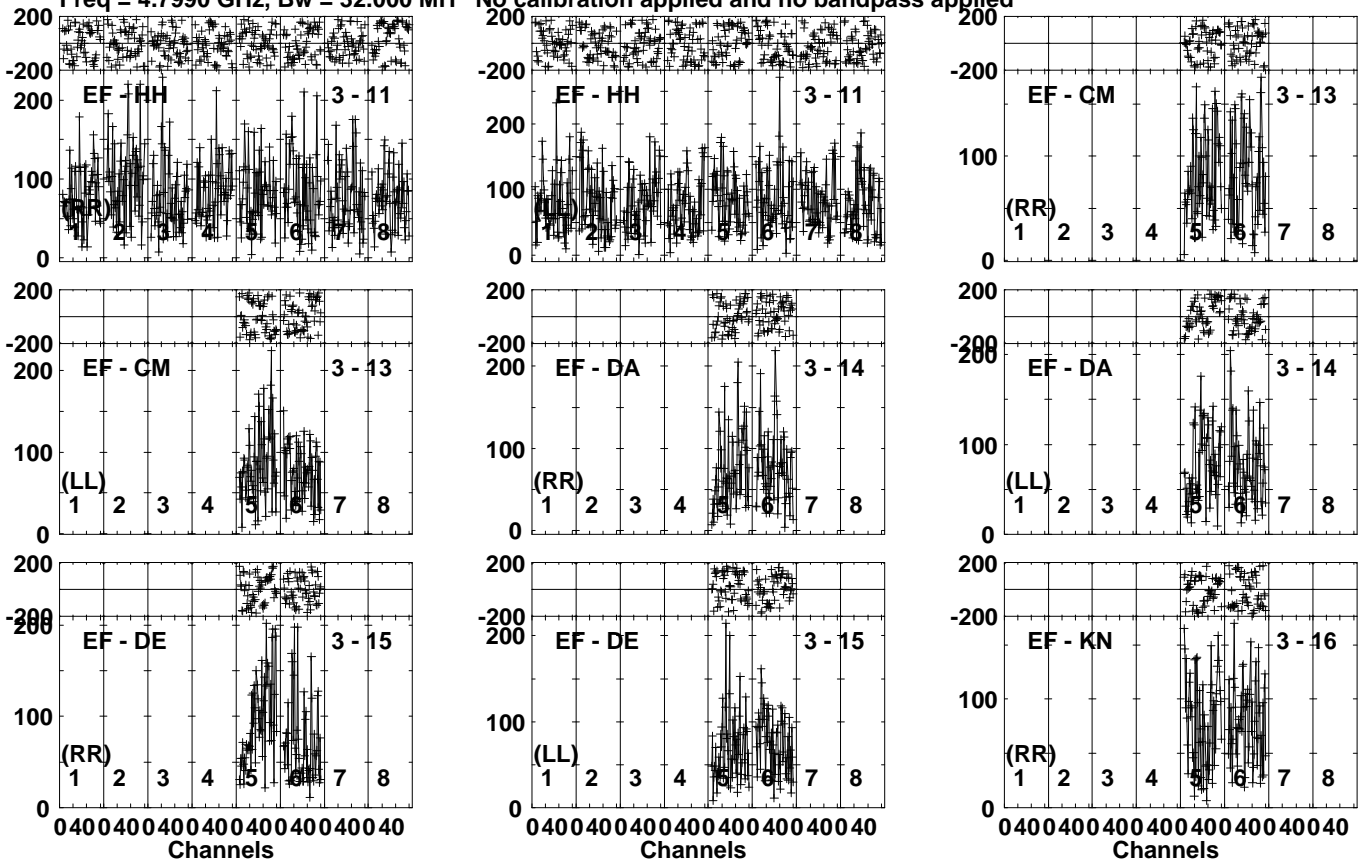


Lower frame: Micro Ampl Jy Top frame: Phas deg  
Vector averaged cross-power spectrum Several baselines displayed  
Timerange: 00/14:09:31 to 00/14:12:59

Plot file version 171 created 13-FEB-2023 10:49:22

V404CYG EM166B.UVDATA.1

Freq = 4.7990 GHz, Bw = 32.000 MH No calibration applied and no bandpass applied

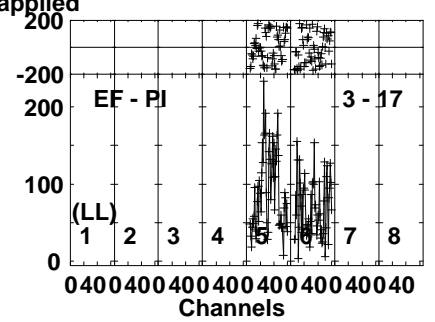
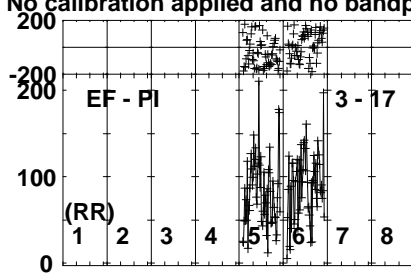
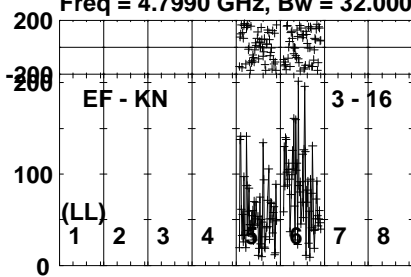


Lower frame: Micro Ampl Jy Top frame: Phas deg  
Vector averaged cross-power spectrum Several baselines displayed  
Timerange: 00/14:09:31 to 00/14:12:59

Plot file version 172 created 13-FEB-2023 10:49:22

V404CYG EM166B.UVDATA.1

Freq = 4.7990 GHz, Bw = 32.000 MH No calibration applied and no bandpass applied

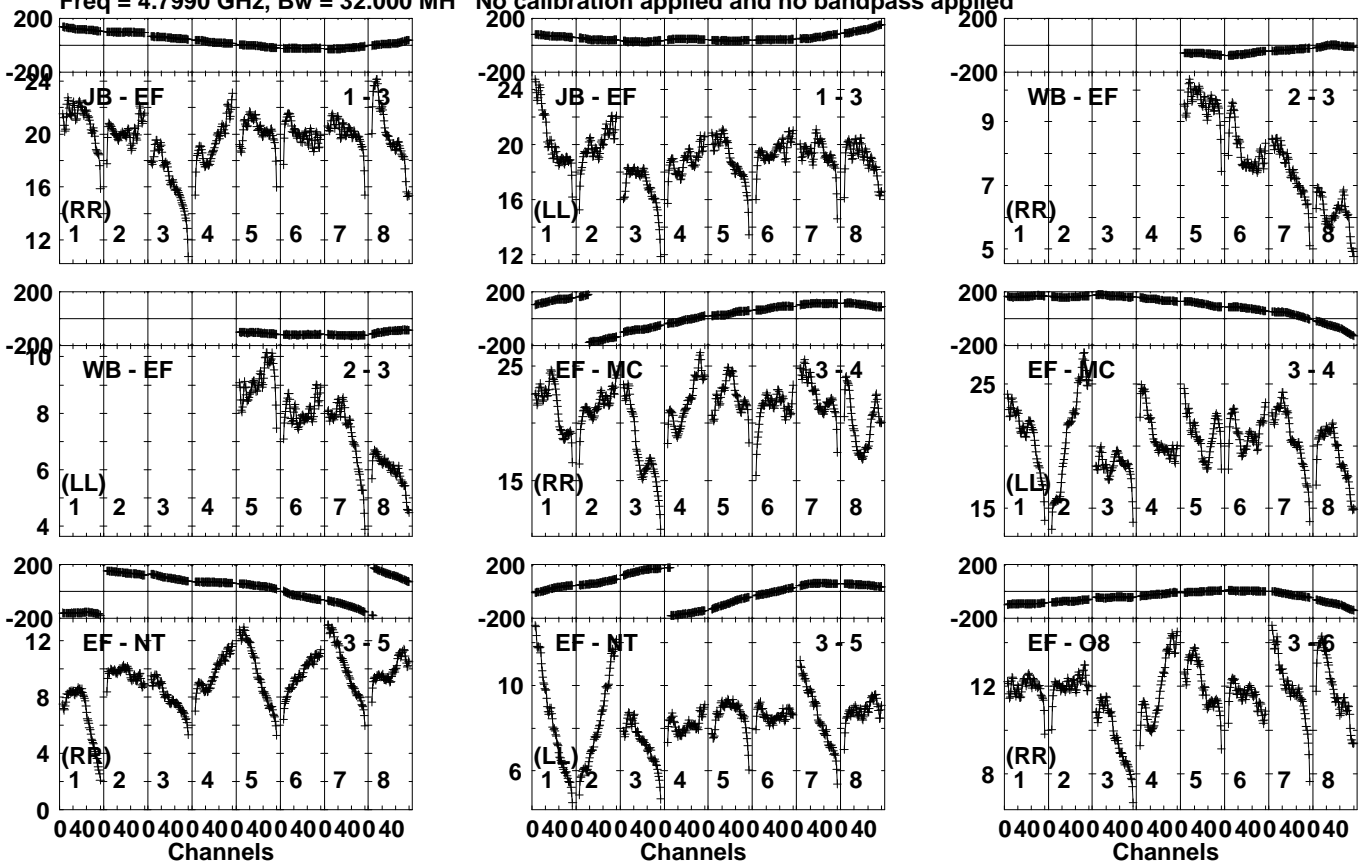


Lower frame: Micro Ampl Jy Top frame: Phas deg  
Vector averaged cross-power spectrum Several baselines displayed  
Timerange: 00/14:09:31 to 00/14:12:59

Plot file version 173 created 13-FEB-2023 10:49:22

J2025+33 EM166B.UVDATA.1

Freq = 4.7990 GHz, Bw = 32.000 MH No calibration applied and no bandpass applied



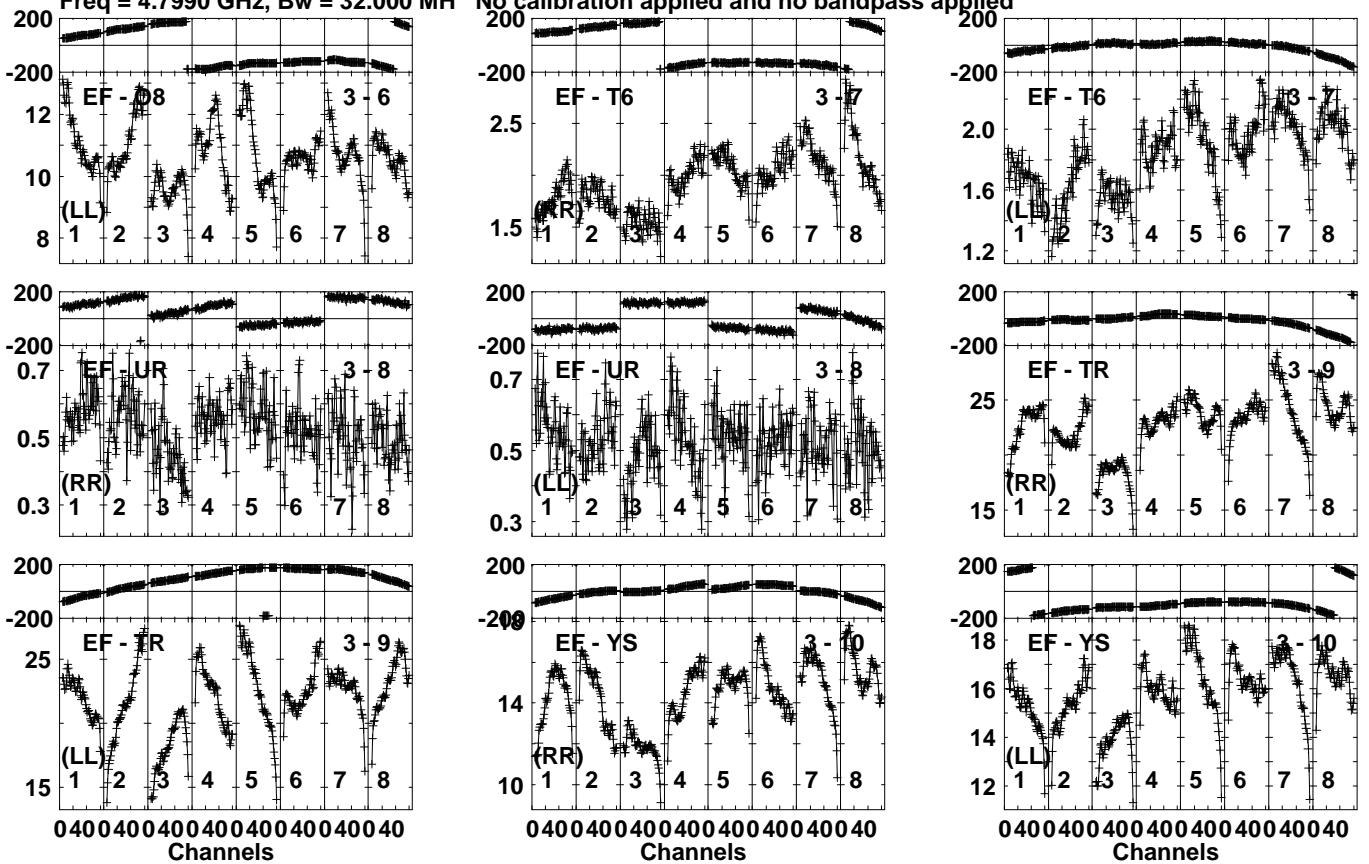
Lower frame: Milli Ampl Jy Top frame: Phas deg  
Vector averaged cross-power spectrum Several baselines displayed  
Timerange: 00/14:13:31 to 00/14:15:29

Plot file version 174 created 13-FEB-2023 10:49:22

J2025+33 EM166B.UVDATA.1

Freq = 4.7990 GHz, Bw = 32.000 MH

No calibration applied and no bandpass applied

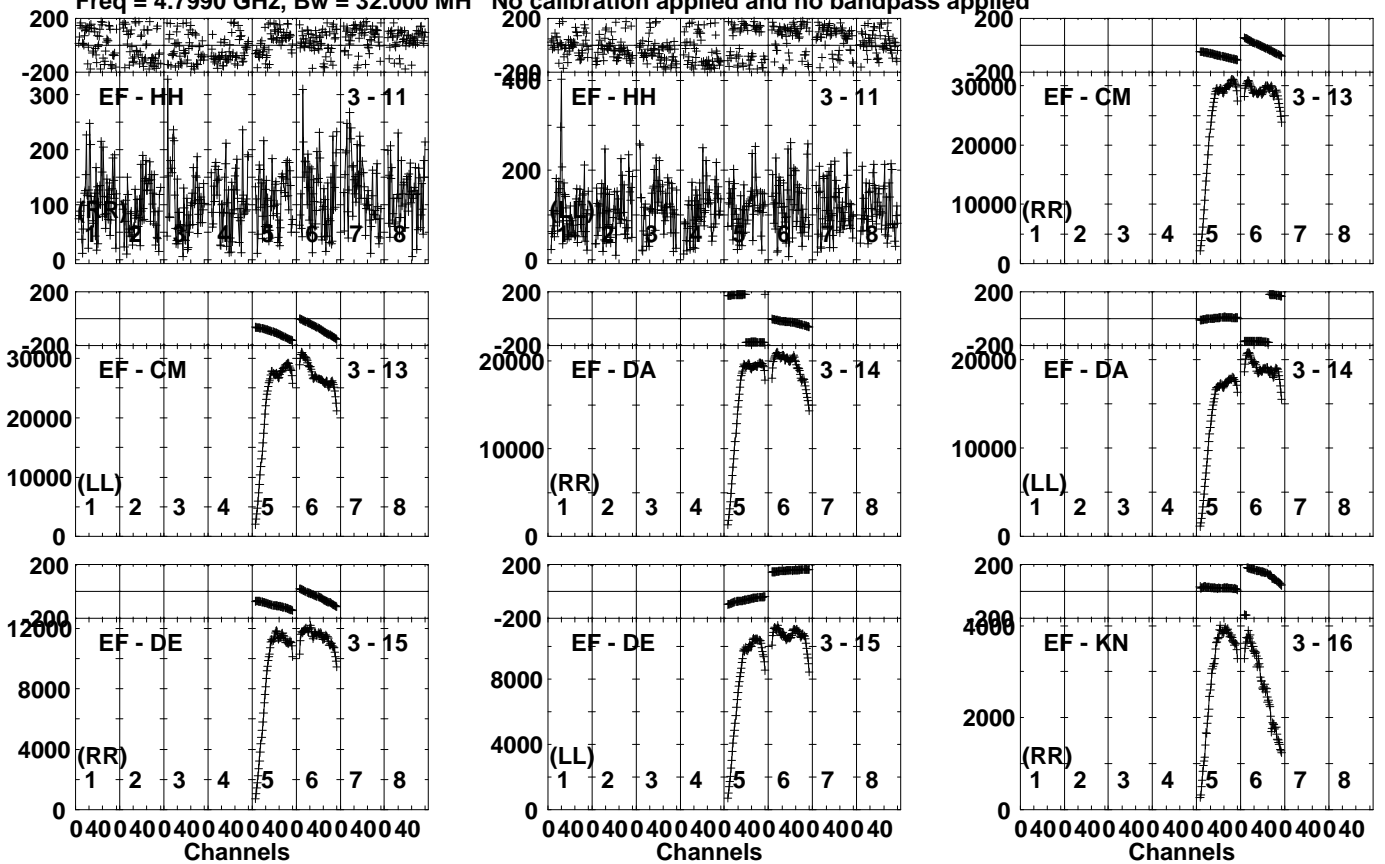


Lower frame: Milli Ampl Jy Top frame: Phas deg  
Vector averaged cross-power spectrum Several baselines displayed  
Timerange: 00/14:13:31 to 00/14:15:29

Plot file version 175 created 13-FEB-2023 10:49:23

J2025+33 EM166B.UVDATA.1

Freq = 4.7990 GHz, Bw = 32.000 MH No calibration applied and no bandpass applied

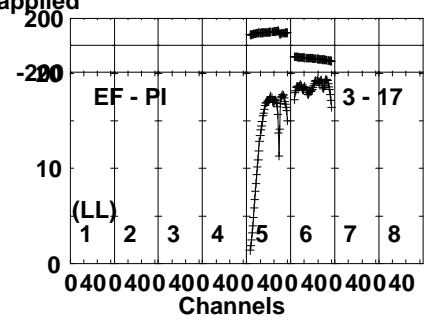
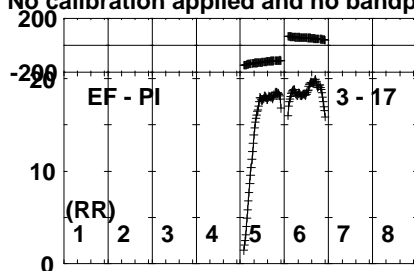
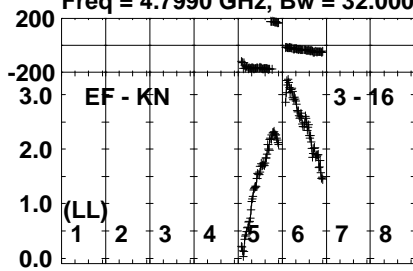


Lower frame: Micro Ampl Jy Top frame: Phas deg  
Vector averaged cross-power spectrum Several baselines displayed  
Timerange: 00/14:13:31 to 00/14:15:29

Plot file version 176 created 13-FEB-2023 10:49:23

J2025+33 EM166B.UVDATA.1

Freq = 4.7990 GHz, Bw = 32.000 MH No calibration applied and no bandpass applied



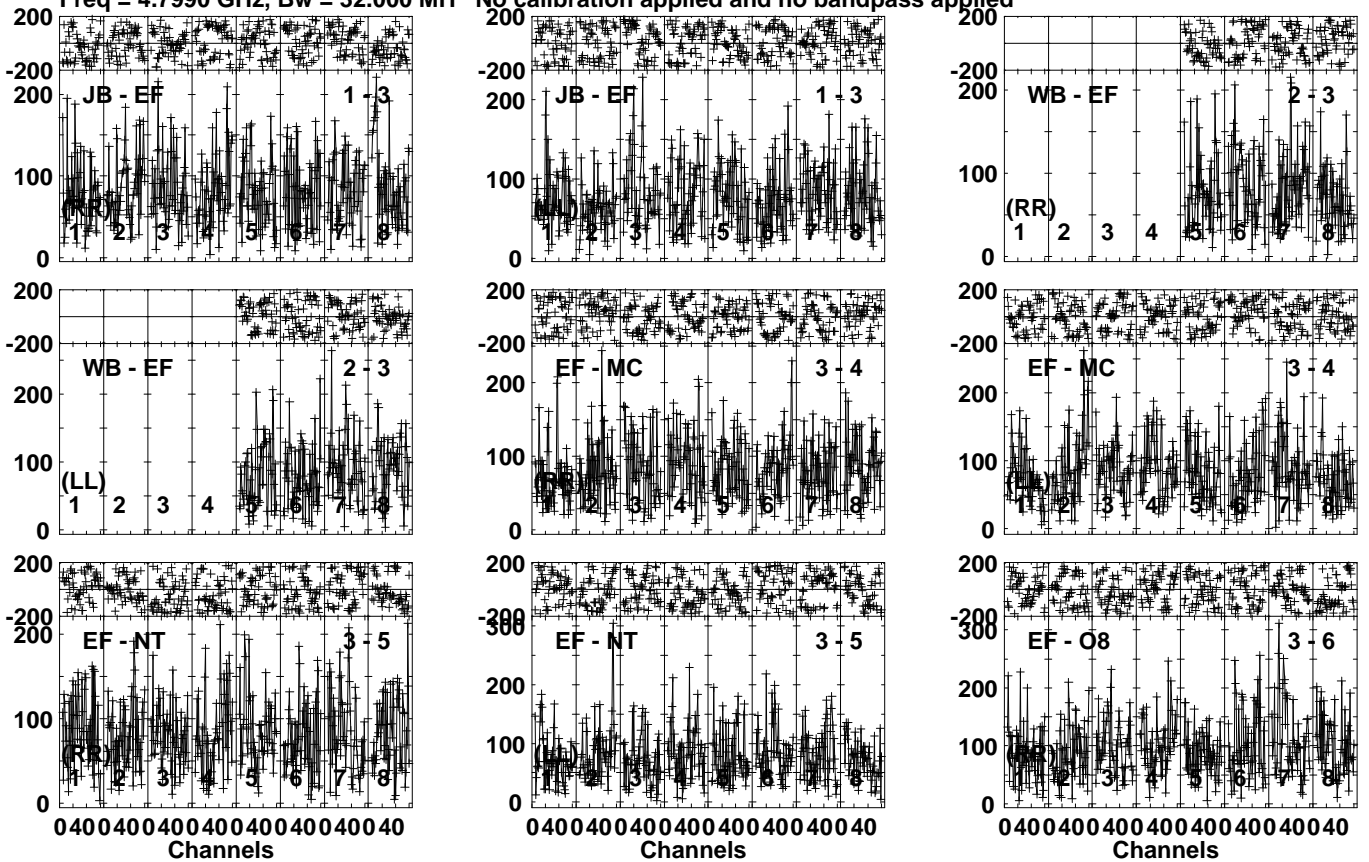
Lower frame: Milli Ampl Jy Top frame: Phas deg  
Vector averaged cross-power spectrum Several baselines displayed  
Timerange: 00/14:13:31 to 00/14:15:29



Plot file version 177 created 13-FEB-2023 10:49:23

V404CYG EM166B.UVDATA.1

Freq = 4.7990 GHz, Bw = 32.000 MH No calibration applied and no bandpass applied

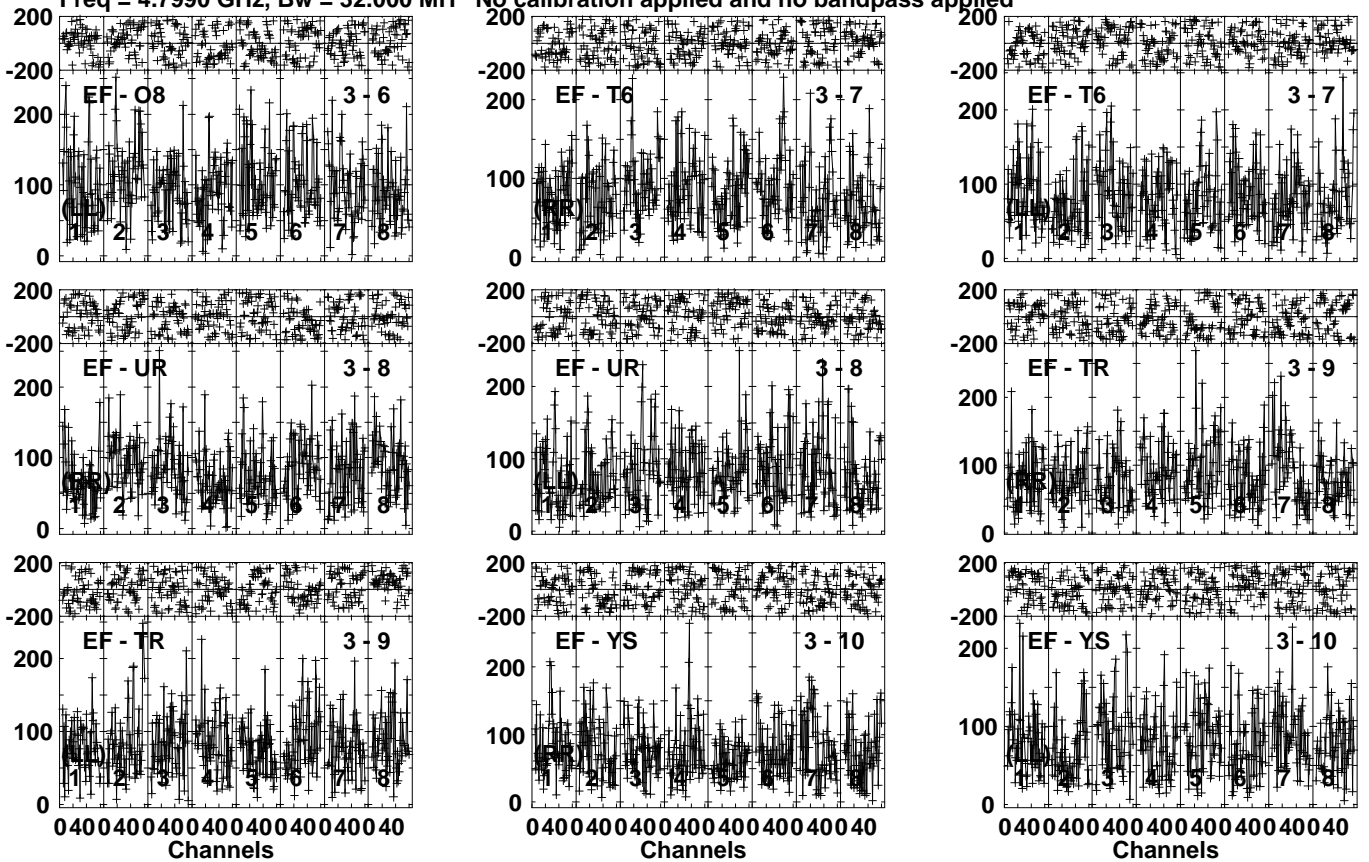


Lower frame: Micro Ampl Jy Top frame: Phas deg  
Vector averaged cross-power spectrum Several baselines displayed  
Timerange: 00/14:15:31 to 00/14:18:59

Plot file version 178 created 13-FEB-2023 10:49:23

V404CYG EM166B.UVDATA.1

Freq = 4.7990 GHz, Bw = 32.000 MH No calibration applied and no bandpass applied

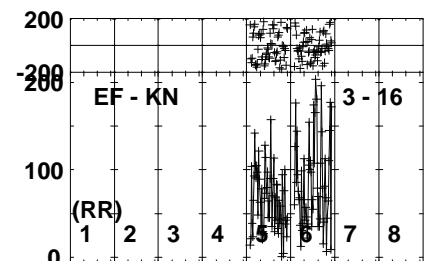
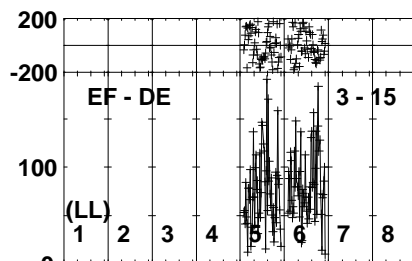
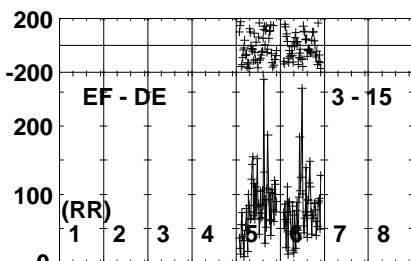
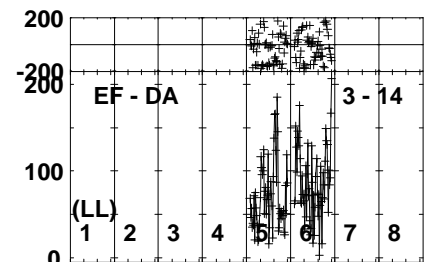
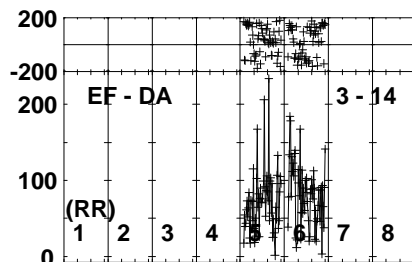
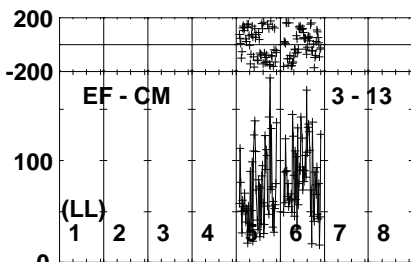
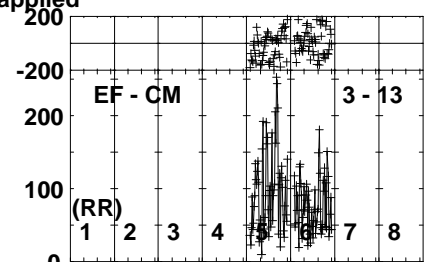
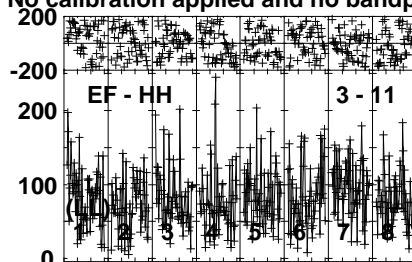
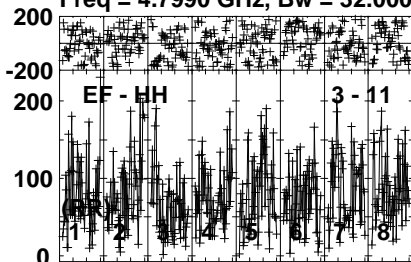


Lower frame: Micro Ampl Jy Top frame: Phas deg  
Vector averaged cross-power spectrum Several baselines displayed  
Timerange: 00/14:15:31 to 00/14:18:59

Plot file version 179 created 13-FEB-2023 10:49:23

V404CYG EM166B.UVDATA.1

Freq = 4.7990 GHz, Bw = 32.000 MH No calibration applied and no bandpass applied

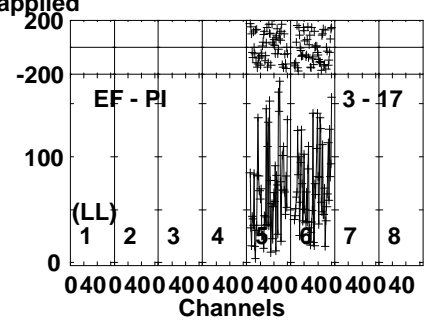
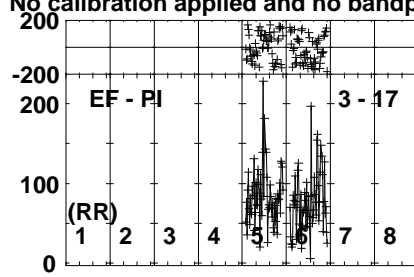
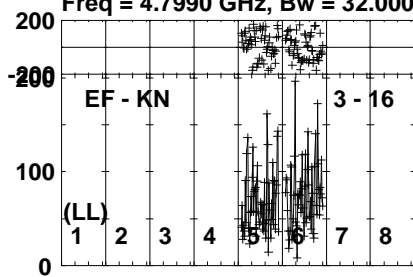


Lower frame: Micro Ampl Jy Top frame: Phas deg  
Vector averaged cross-power spectrum Several baselines displayed  
Timerange: 00/14:15:31 to 00/14:18:59

Plot file version 180 created 13-FEB-2023 10:49:23

V404CYG EM166B.UVDATA.1

Freq = 4.7990 GHz, Bw = 32.000 MH No calibration applied and no bandpass applied



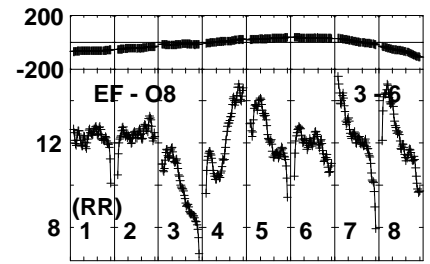
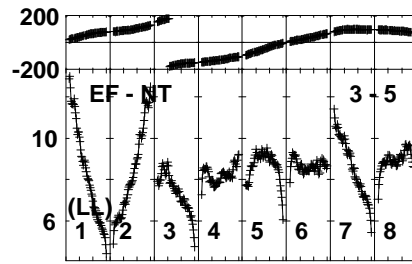
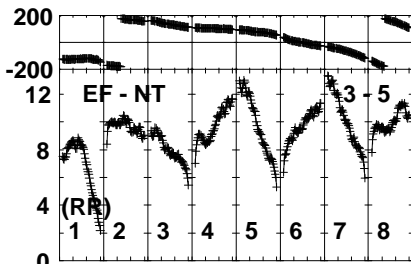
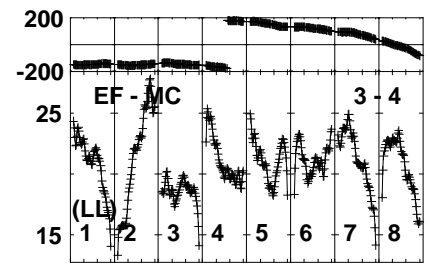
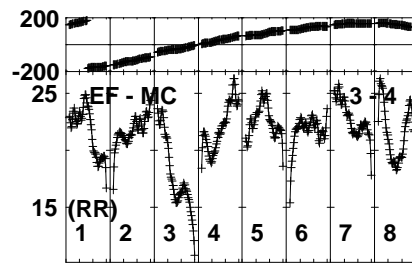
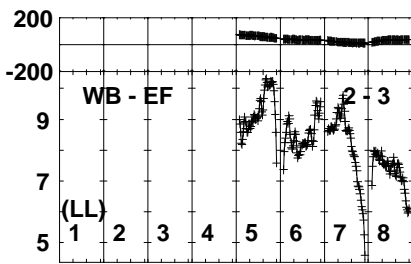
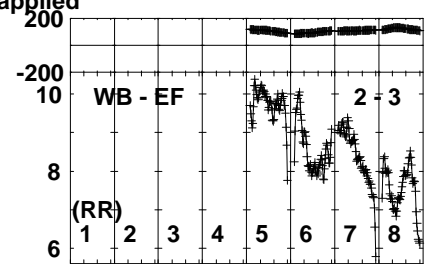
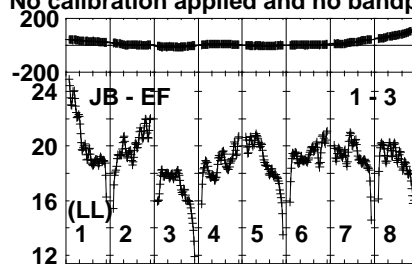
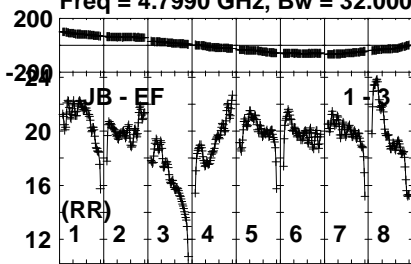
Lower frame: Micro Ampl Jy Top frame: Phas deg  
Vector averaged cross-power spectrum Several baselines displayed  
Timerange: 00/14:15:31 to 00/14:18:59

Plot file version 181 created 13-FEB-2023 10:49:23

J2025+33 EM166B.UVDATA.1

Freq = 4.7990 GHz, Bw = 32.000 MH

No calibration applied and no bandpass applied

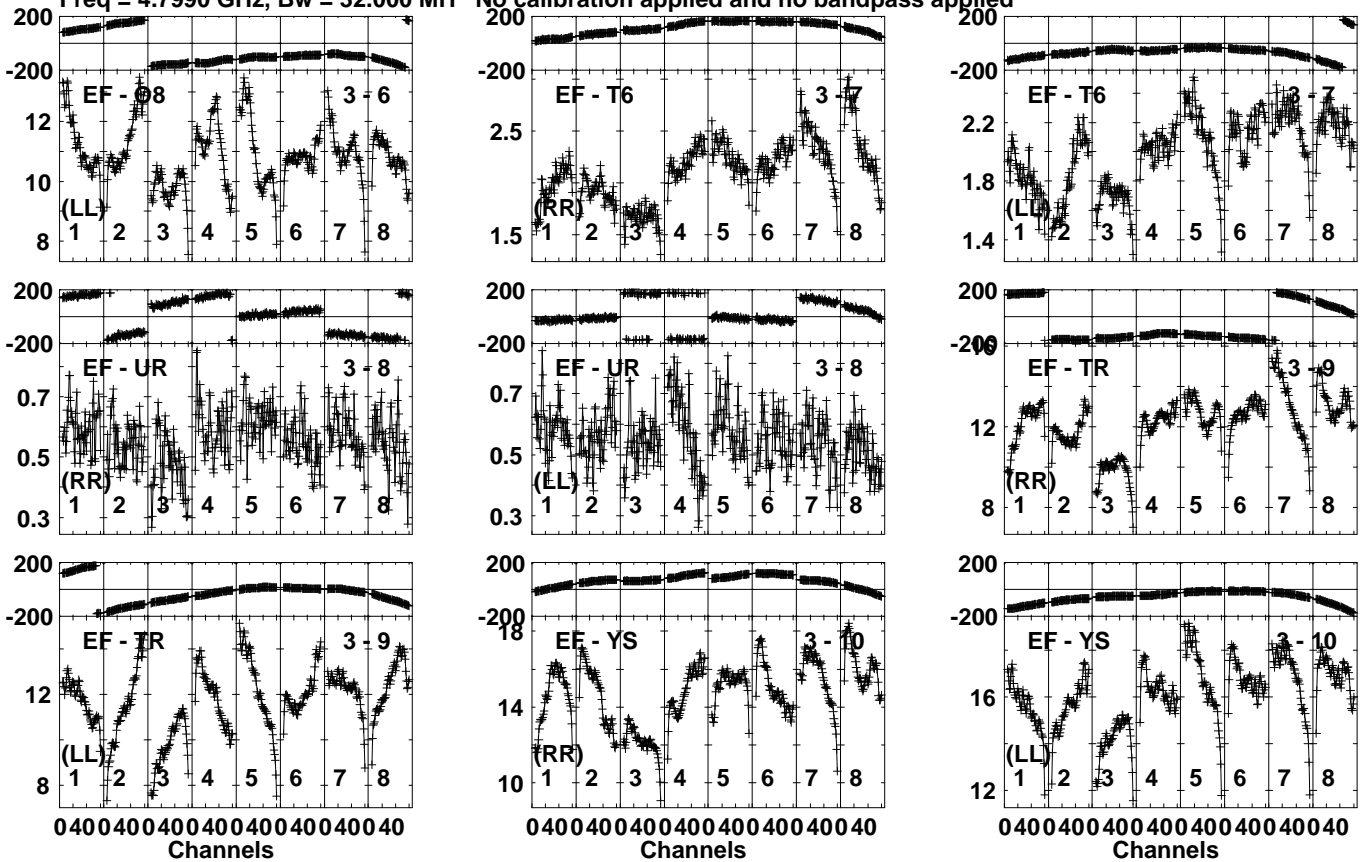


Lower frame: Milli Ampl Jy Top frame: Phas deg  
Vector averaged cross-power spectrum Several baselines displayed  
Timerange: 00/14:19:01 to 00/14:21:29

Plot file version 182 created 13-FEB-2023 10:49:23

J2025+33 EM166B.UVDATA.1

Freq = 4.7990 GHz, Bw = 32.000 MH No calibration applied and no bandpass applied

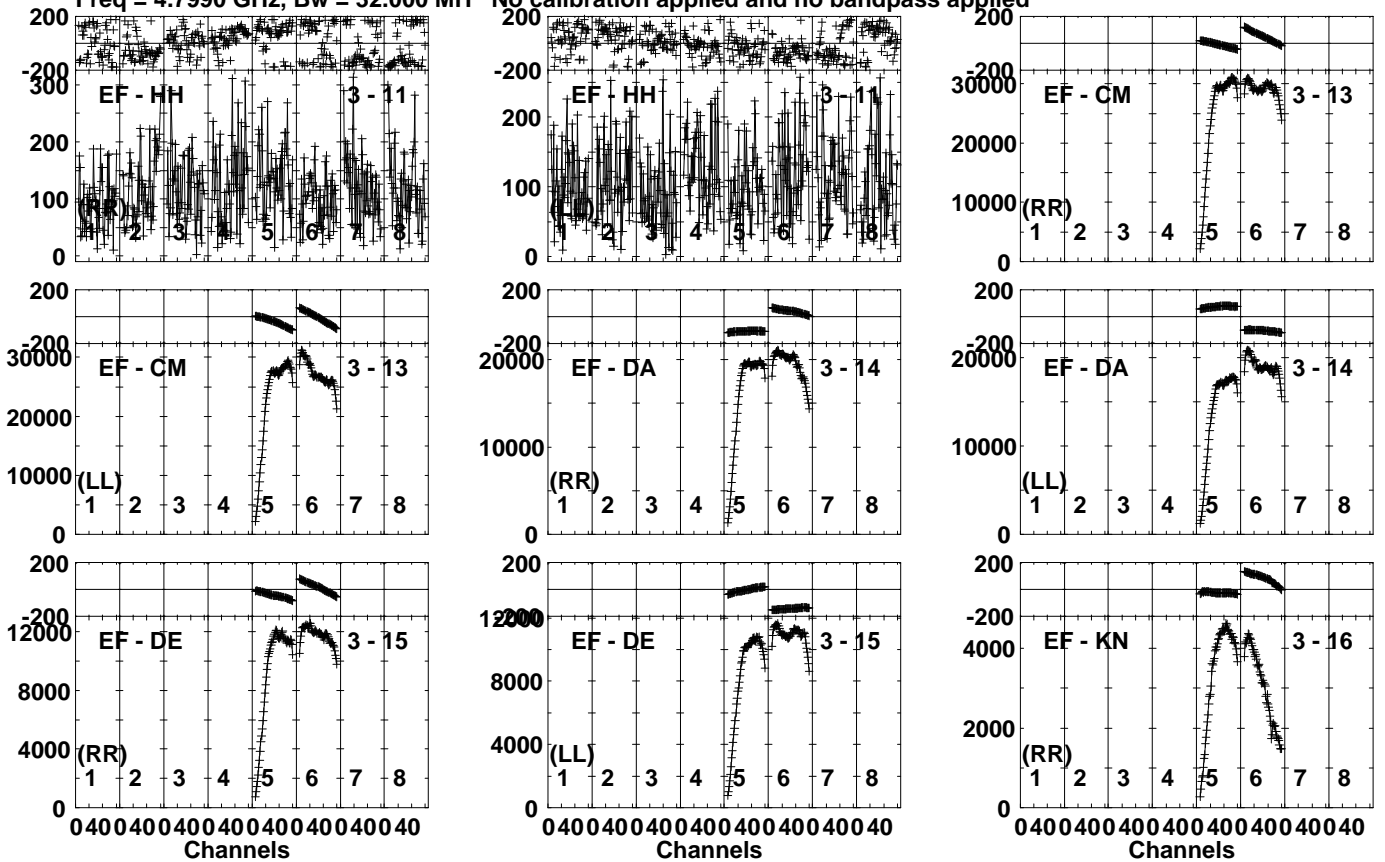


Lower frame: Milli Ampl Jy Top frame: Phas deg  
Vector averaged cross-power spectrum Several baselines displayed  
Timerange: 00/14:19:01 to 00/14:21:29

Plot file version 183 created 13-FEB-2023 10:49:24

J2025+33 EM166B.UVDATA.1

Freq = 4.7990 GHz, Bw = 32.000 MH No calibration applied and no bandpass applied

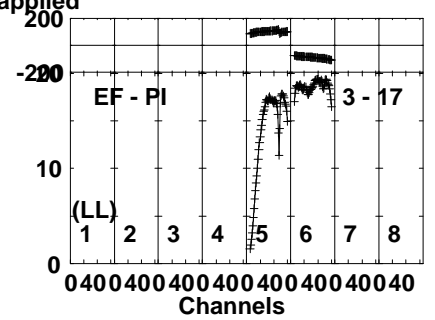
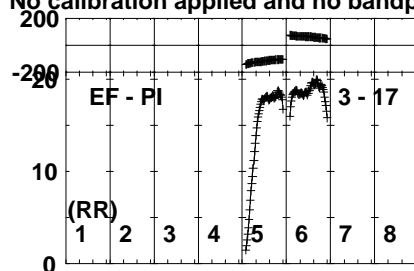
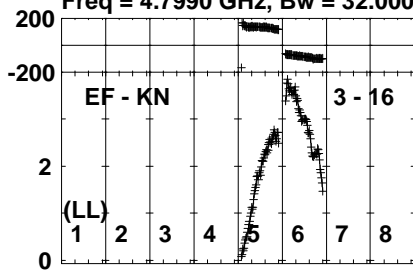


Lower frame: Micro Ampl Jy Top frame: Phas deg  
Vector averaged cross-power spectrum Several baselines displayed  
Timerange: 00/14:19:01 to 00/14:21:29

Plot file version 184 created 13-FEB-2023 10:49:24

J2025+33 EM166B.UVDATA.1

Freq = 4.7990 GHz, Bw = 32.000 MH No calibration applied and no bandpass applied



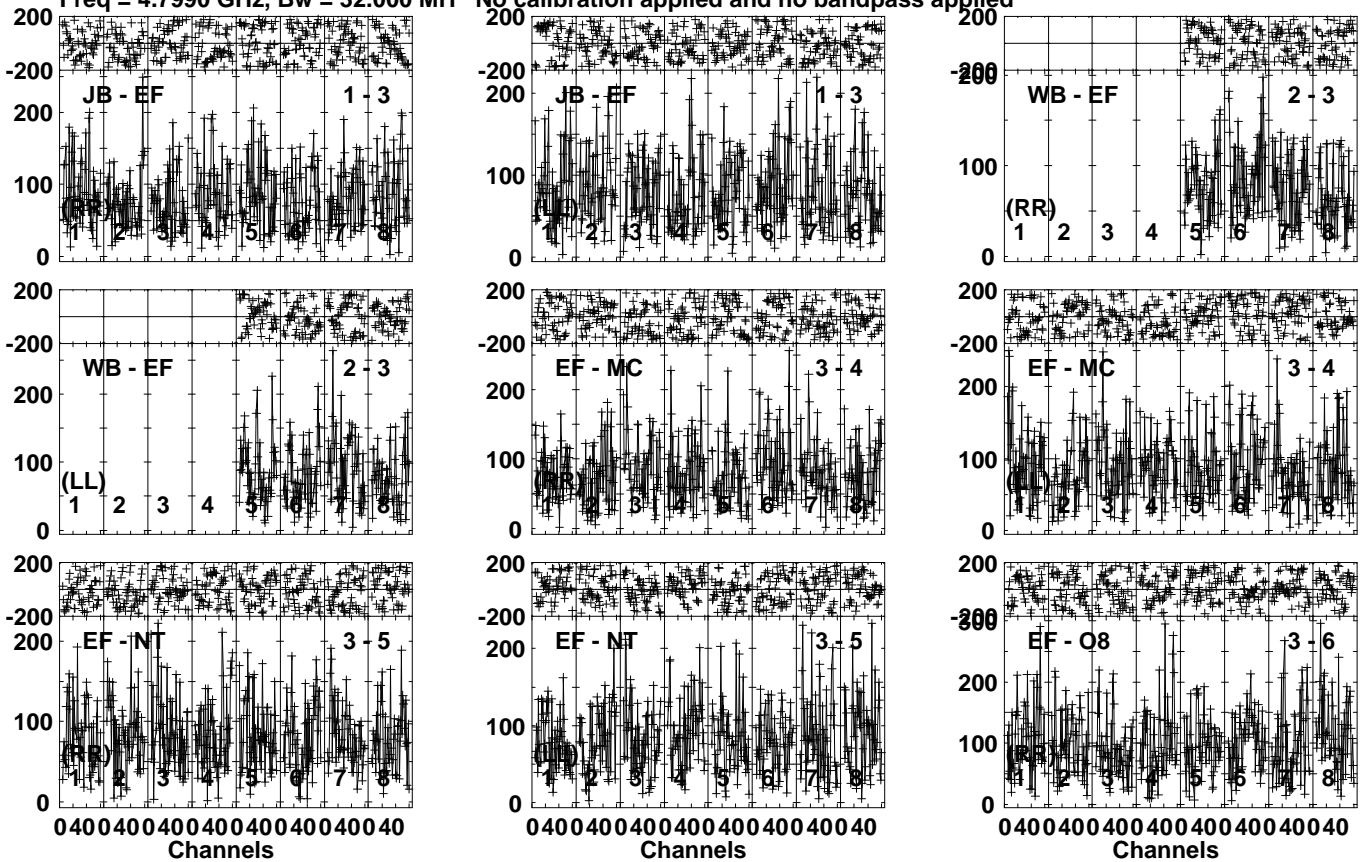
Lower frame: Milli Ampl Jy Top frame: Phas deg  
Vector averaged cross-power spectrum Several baselines displayed  
Timerange: 00/14:19:01 to 00/14:21:29



Plot file version 185 created 13-FEB-2023 10:49:24

V404CYG EM166B.UVDATA.1

Freq = 4.7990 GHz, Bw = 32.000 MH No calibration applied and no bandpass applied

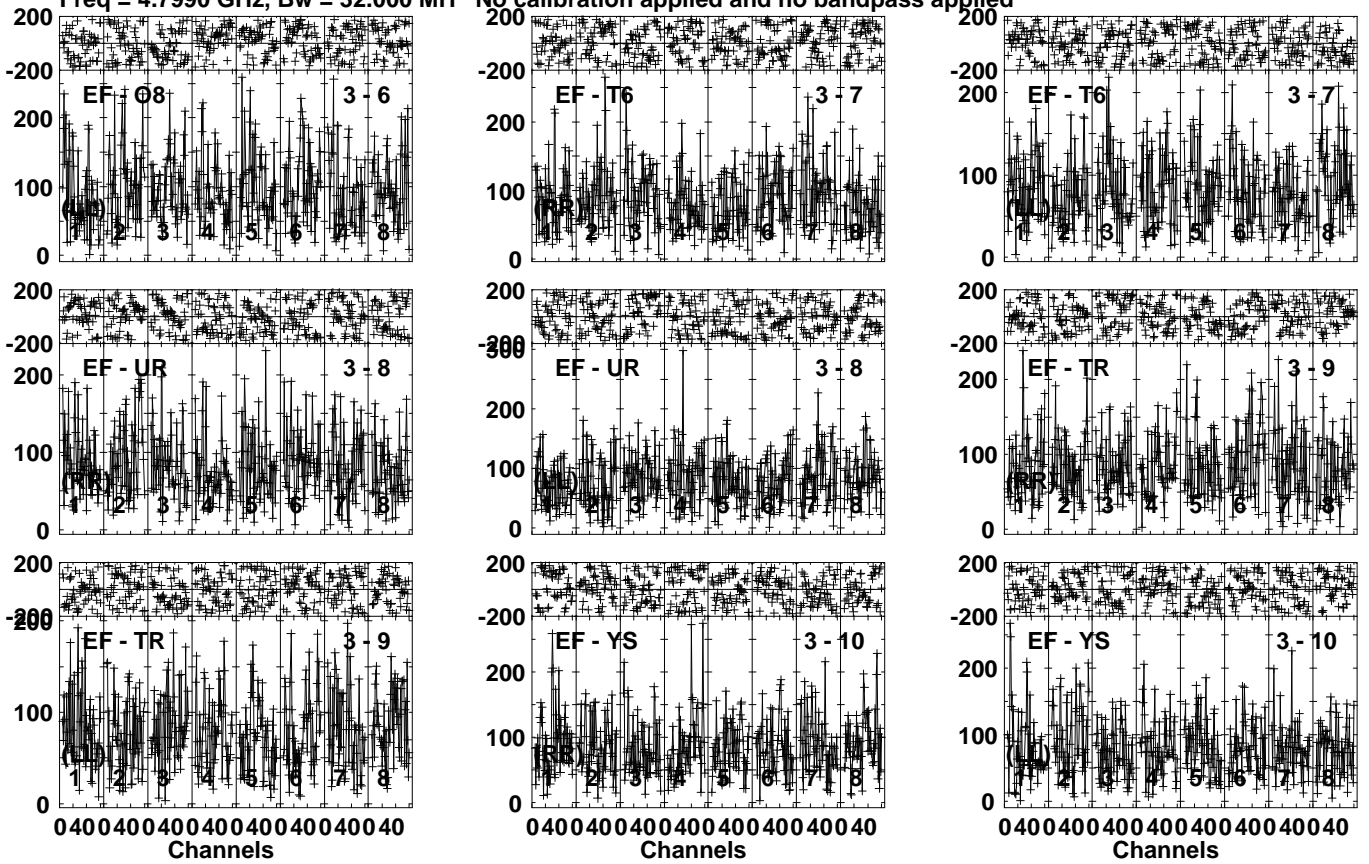


Lower frame: Micro Ampl Jy Top frame: Phas deg  
Vector averaged cross-power spectrum Several baselines displayed  
Timerange: 00/14:21:31 to 00/14:24:59

Plot file version 186 created 13-FEB-2023 10:49:24

V404CYG EM166B.UVDATA.1

Freq = 4.7990 GHz, Bw = 32.000 MH No calibration applied and no bandpass applied

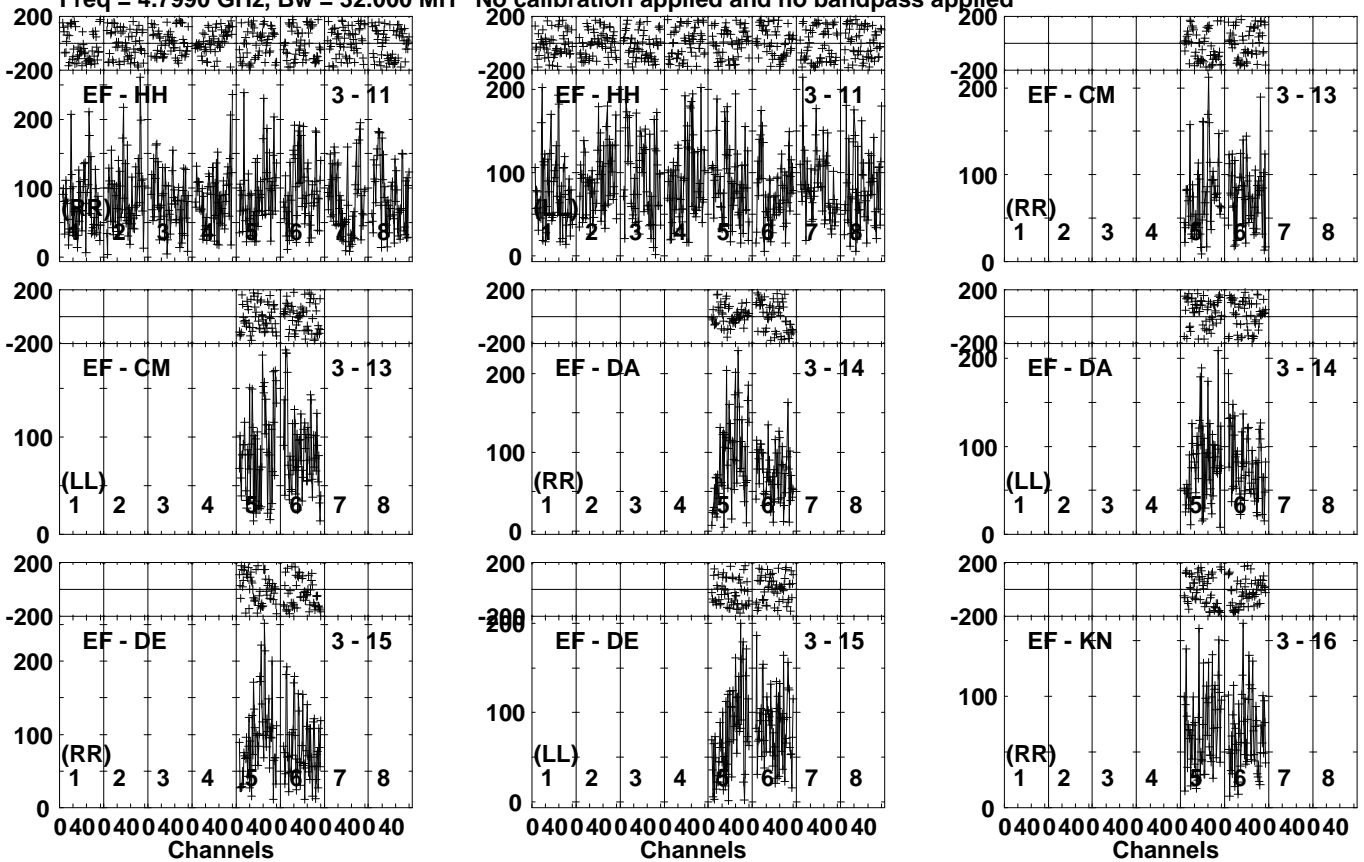


Lower frame: Micro Ampl Jy Top frame: Phas deg  
Vector averaged cross-power spectrum Several baselines displayed  
Timerange: 00/14:21:31 to 00/14:24:59

Plot file version 187 created 13-FEB-2023 10:49:24

V404CYG EM166B.UVDATA.1

Freq = 4.7990 GHz, Bw = 32.000 MH No calibration applied and no bandpass applied

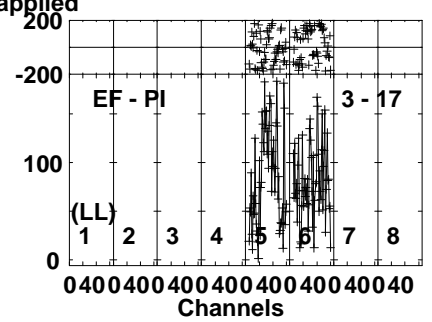
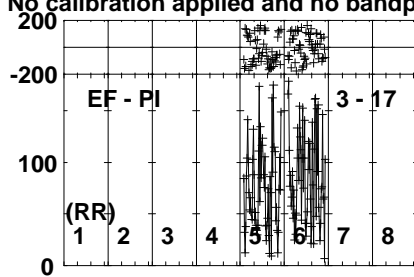
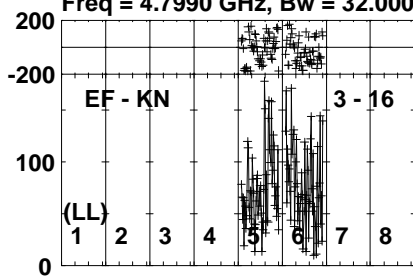


Lower frame: Micro Ampl Jy Top frame: Phas deg  
Vector averaged cross-power spectrum Several baselines displayed  
Timerange: 00/14:21:31 to 00/14:24:59

Plot file version 188 created 13-FEB-2023 10:49:24

V404CYG EM166B.UVDATA.1

Freq = 4.7990 GHz, Bw = 32.000 MH No calibration applied and no bandpass applied



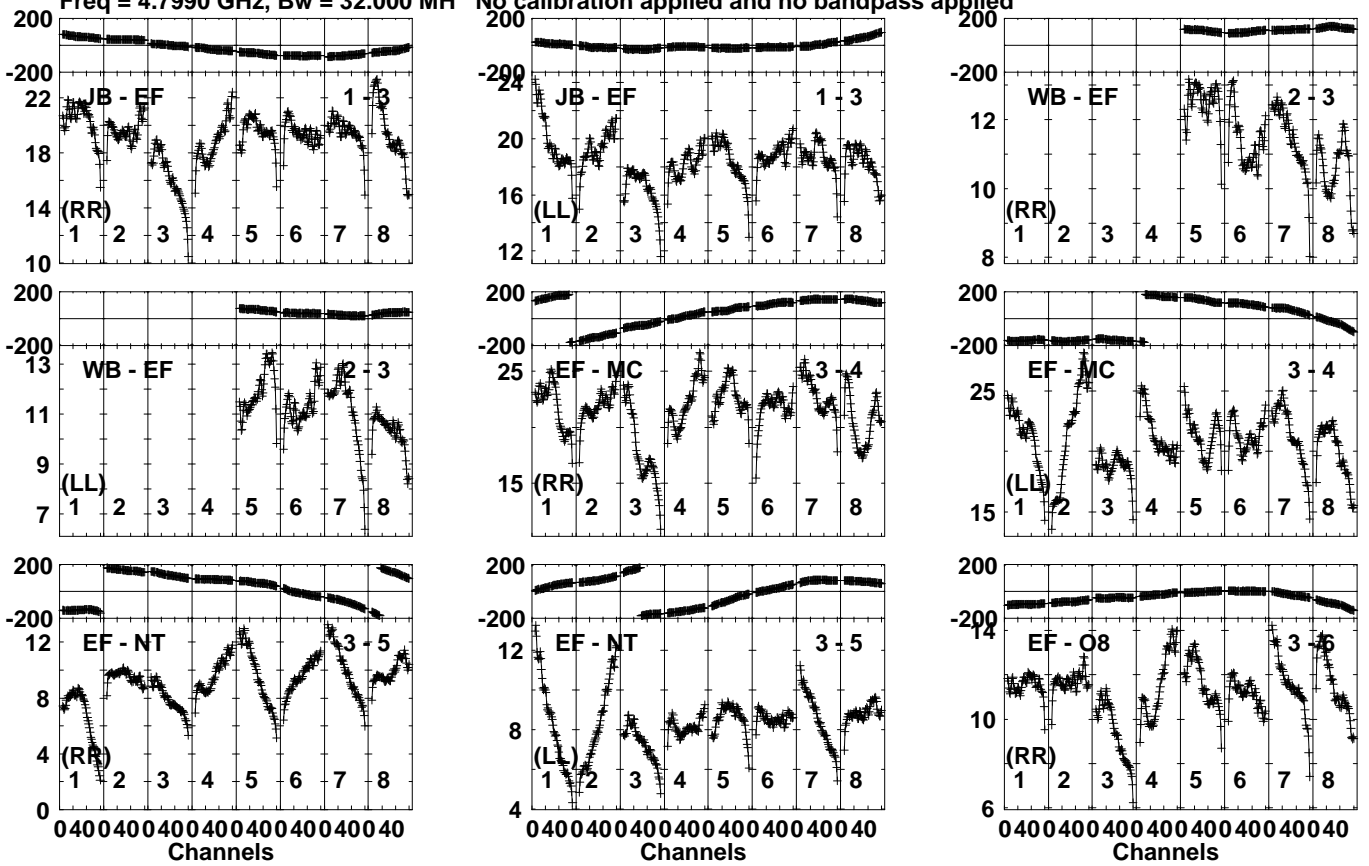
Lower frame: Micro Ampl Jy Top frame: Phas deg  
Vector averaged cross-power spectrum Several baselines displayed  
Timerange: 00/14:21:31 to 00/14:24:59

Plot file version 189 created 13-FEB-2023 10:49:24

J2025+33 EM166B.UVDATA.1

Freq = 4.7990 GHz, Bw = 32.000 MH

No calibration applied and no bandpass applied

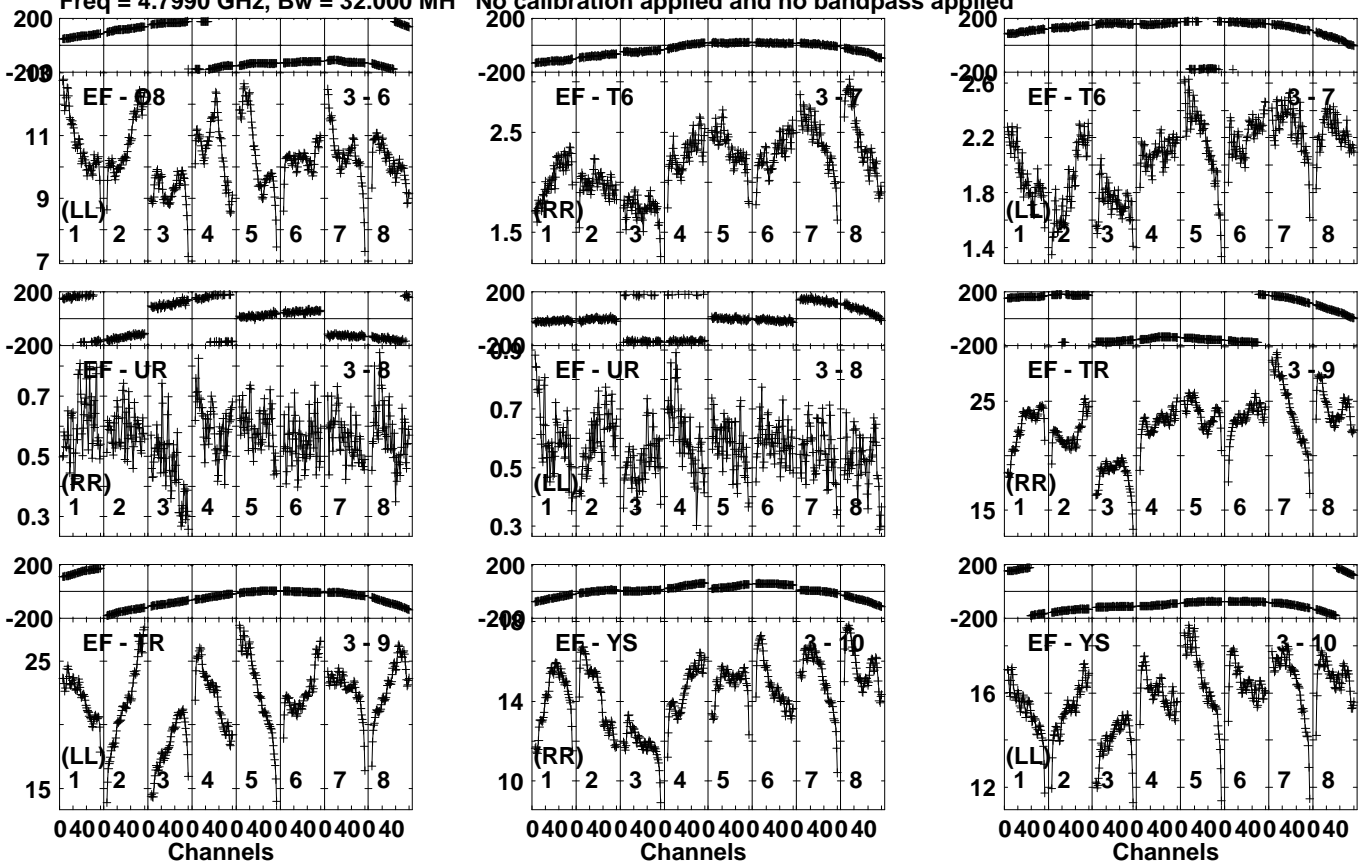


Lower frame: Milli Ampl Jy Top frame: Phas deg  
Vector averaged cross-power spectrum Several baselines displayed  
Timerange: 00/14:25:31 to 00/14:27:29

Plot file version 190 created 13-FEB-2023 10:49:24

J2025+33 EM166B.UVDATA.1

Freq = 4.7990 GHz, Bw = 32.000 MH No calibration applied and no bandpass applied

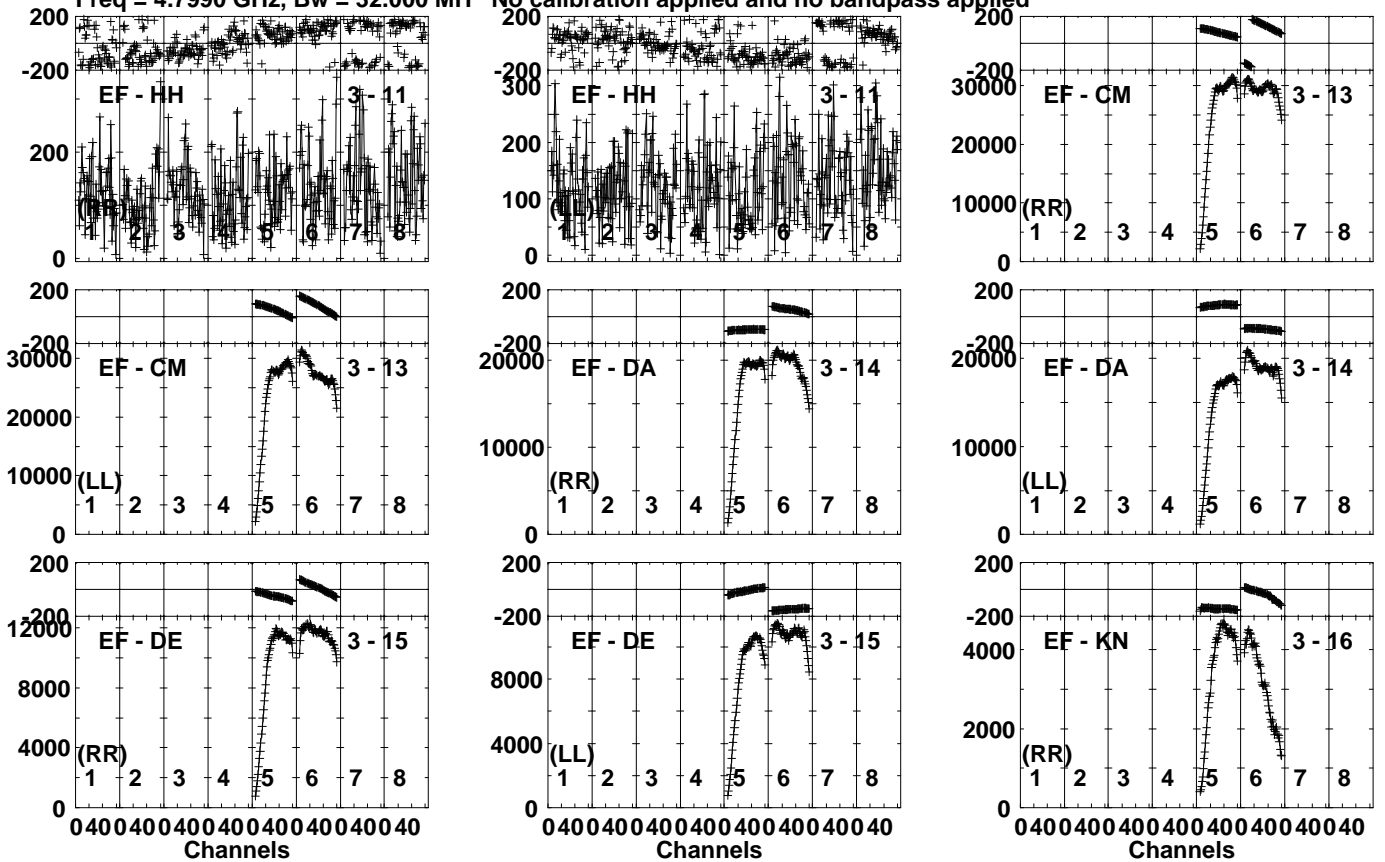


Lower frame: Milli Ampl Jy Top frame: Phas deg  
Vector averaged cross-power spectrum Several baselines displayed  
Timerange: 00/14:25:31 to 00/14:27:29

Plot file version 191 created 13-FEB-2023 10:49:25

J2025+33 EM166B.UVDATA.1

Freq = 4.7990 GHz, Bw = 32.000 MH No calibration applied and no bandpass applied



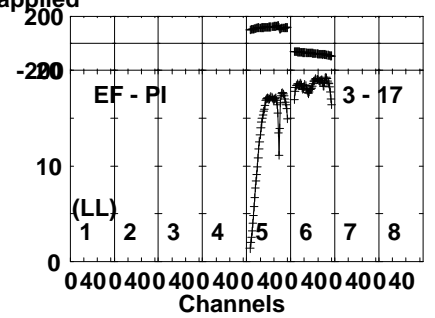
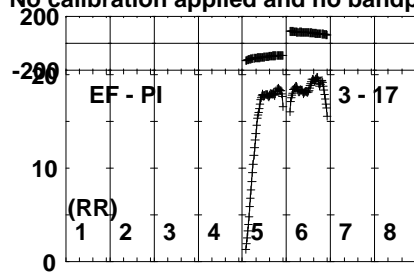
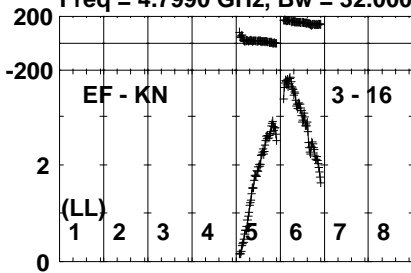
Lower frame: Micro Ampl Jy Top frame: Phas deg  
Vector averaged cross-power spectrum Several baselines displayed  
Timerange: 00/14:25:31 to 00/14:27:29

Plot file version 192 created 13-FEB-2023 10:49:25

J2025+33 EM166B.UVDATA.1

Freq = 4.7990 GHz, Bw = 32.000 MH

No calibration applied and no bandpass applied



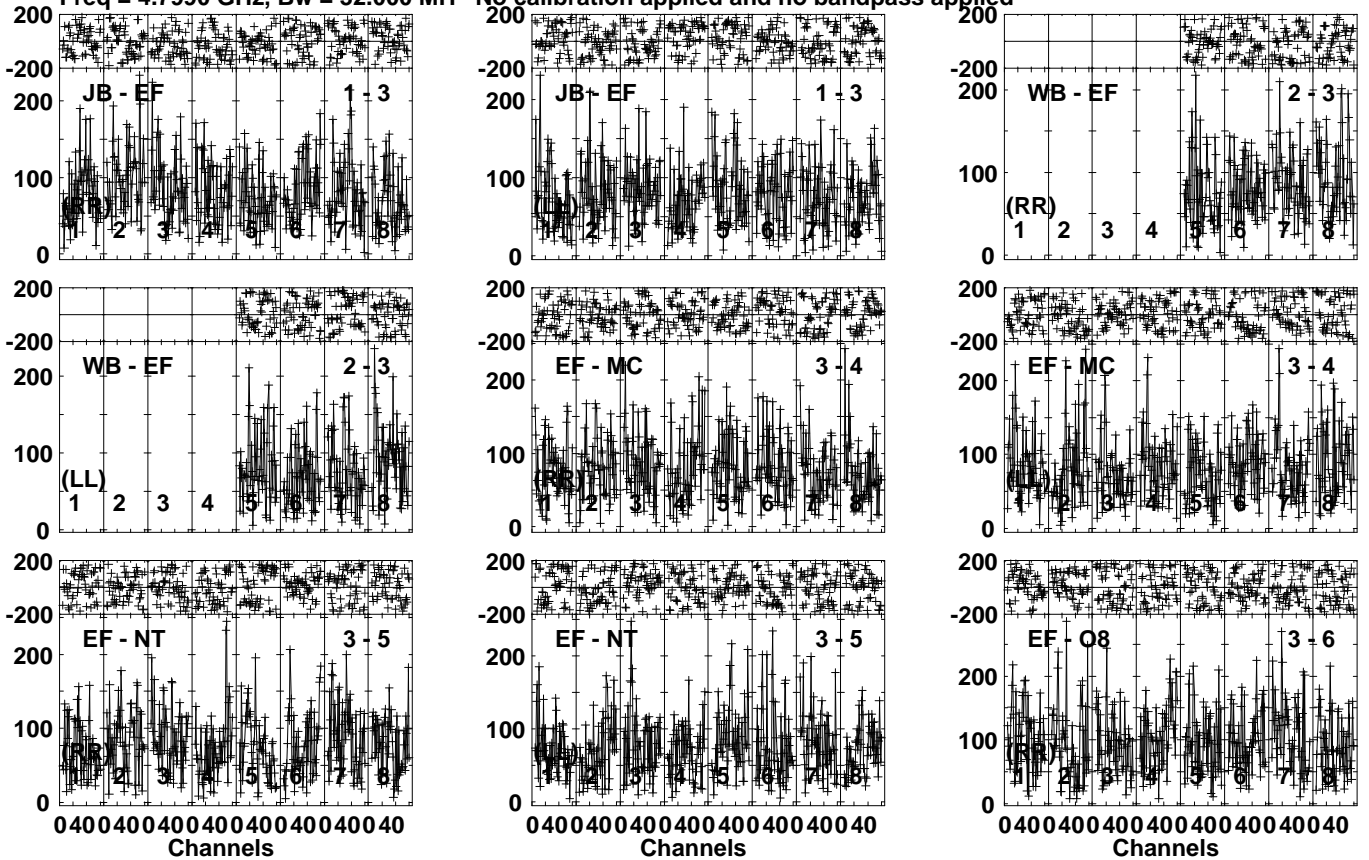
Lower frame: Milli Ampl Jy Top frame: Phas deg  
Vector averaged cross-power spectrum Several baselines displayed  
Timerange: 00/14:25:31 to 00/14:27:29



Plot file version 193 created 13-FEB-2023 10:49:25

V404CYG EM166B.UVDATA.1

Freq = 4.7990 GHz, Bw = 32.000 MH No calibration applied and no bandpass applied

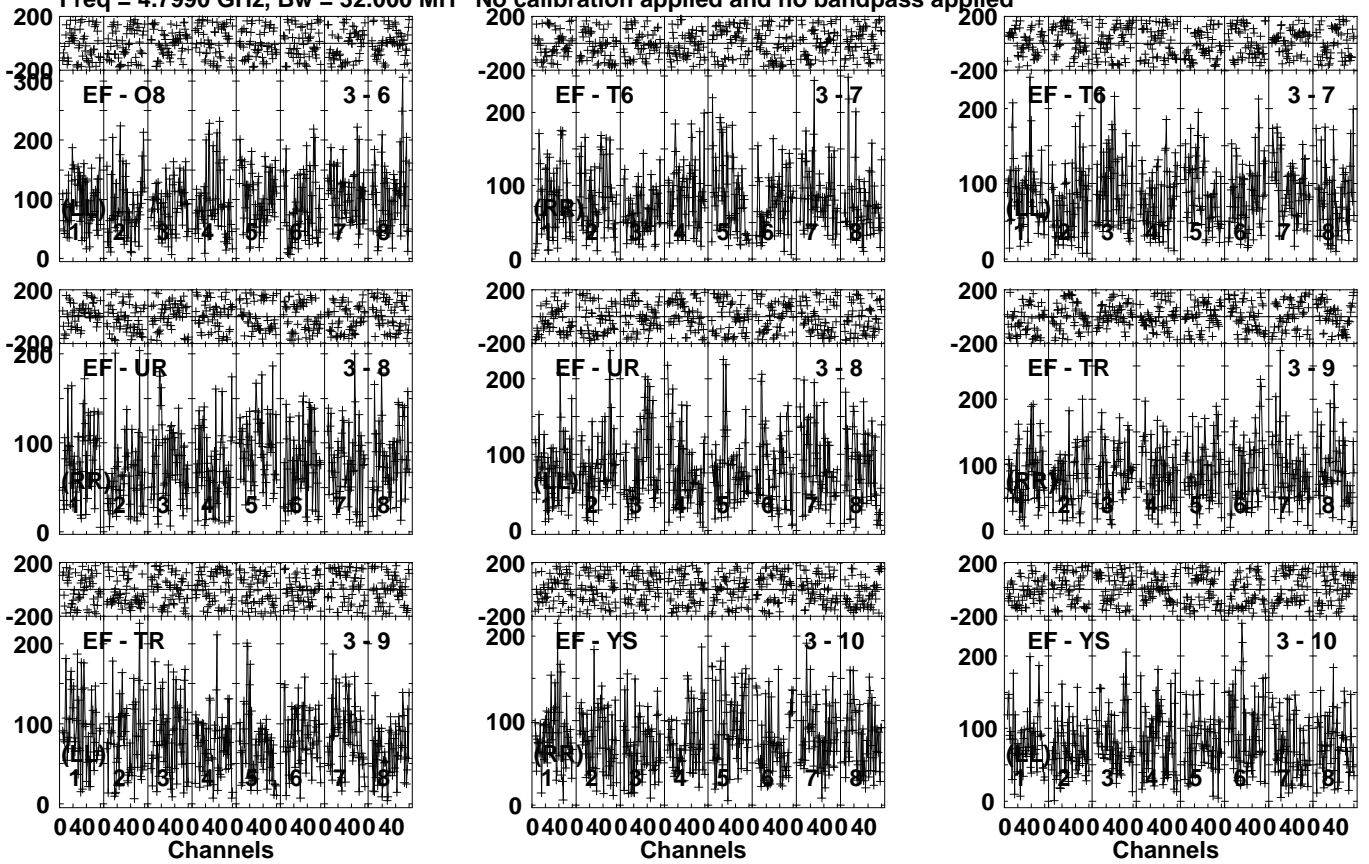


Lower frame: Micro Ampl Jy Top frame: Phas deg  
Vector averaged cross-power spectrum Several baselines displayed  
Timerange: 00/14:27:31 to 00/14:30:59

Plot file version 194 created 13-FEB-2023 10:49:25

V404CYG EM166B.UVDATA.1

Freq = 4.7990 GHz, Bw = 32.000 MH No calibration applied and no bandpass applied

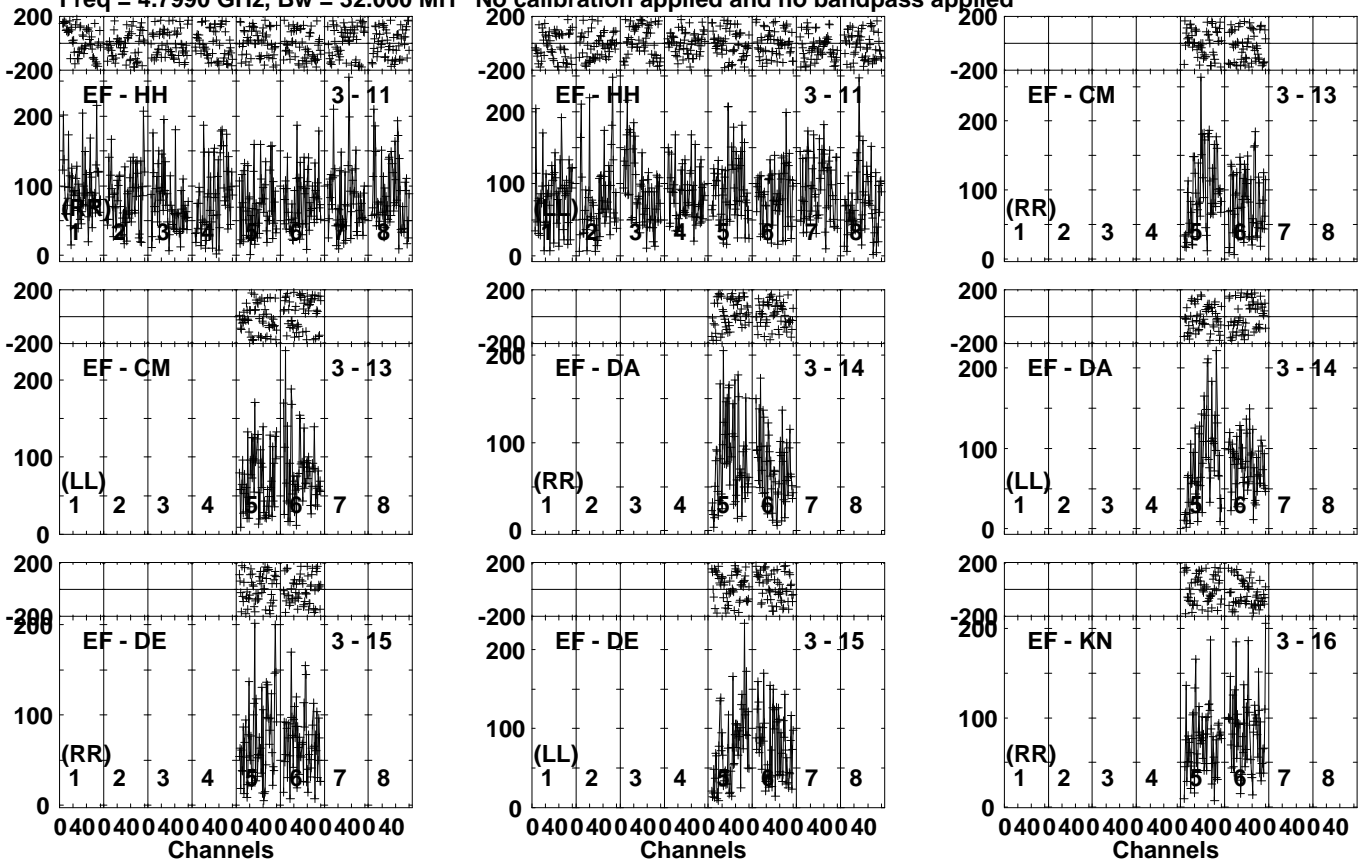


Lower frame: Micro Ampl Jy Top frame: Phas deg  
Vector averaged cross-power spectrum Several baselines displayed  
Timerange: 00/14:27:31 to 00/14:30:59

Plot file version 195 created 13-FEB-2023 10:49:25

V404CYG EM166B.UVDATA.1

Freq = 4.7990 GHz, Bw = 32.000 MH No calibration applied and no bandpass applied

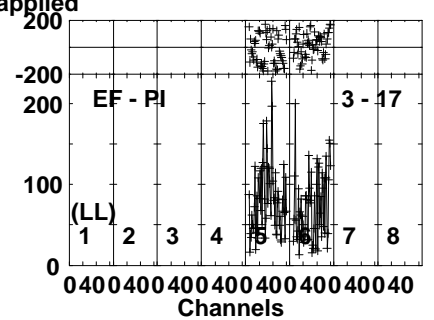
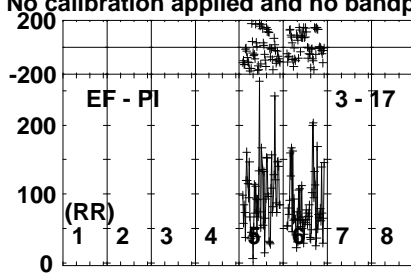
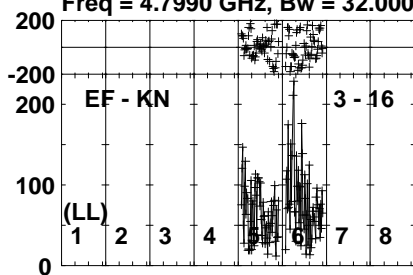


Lower frame: Micro Ampl Jy Top frame: Phas deg  
Vector averaged cross-power spectrum Several baselines displayed  
Timerange: 00/14:27:31 to 00/14:30:59

Plot file version 196 created 13-FEB-2023 10:49:25

V404CYG EM166B.UVDATA.1

Freq = 4.7990 GHz, Bw = 32.000 MH No calibration applied and no bandpass applied

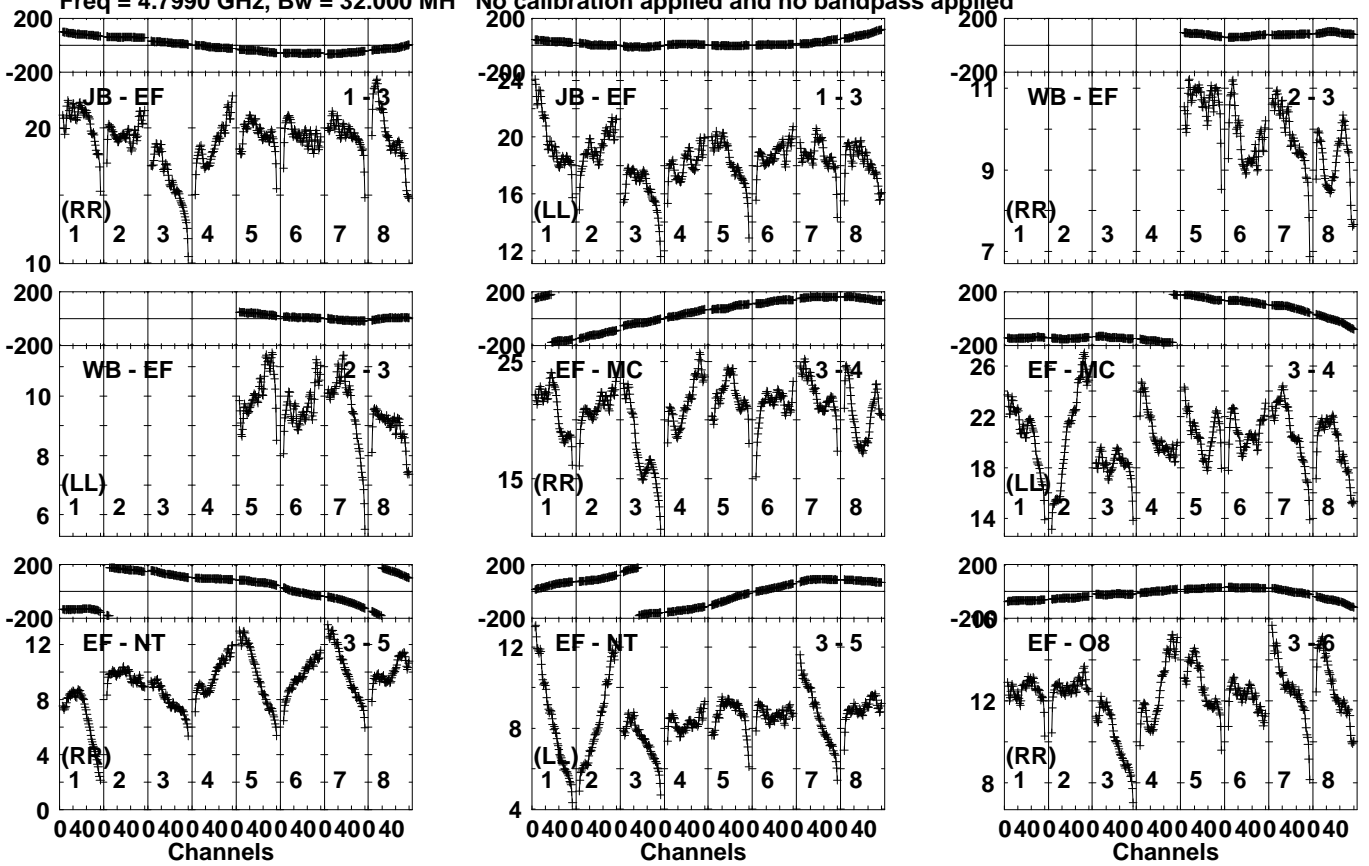


Lower frame: Micro Ampl Jy Top frame: Phas deg  
Vector averaged cross-power spectrum Several baselines displayed  
Timerange: 00/14:27:31 to 00/14:30:59

Plot file version 197 created 13-FEB-2023 10:49:25

J2025+33 EM166B.UVDATA.1

Freq = 4.7990 GHz, Bw = 32.000 MH No calibration applied and no bandpass applied

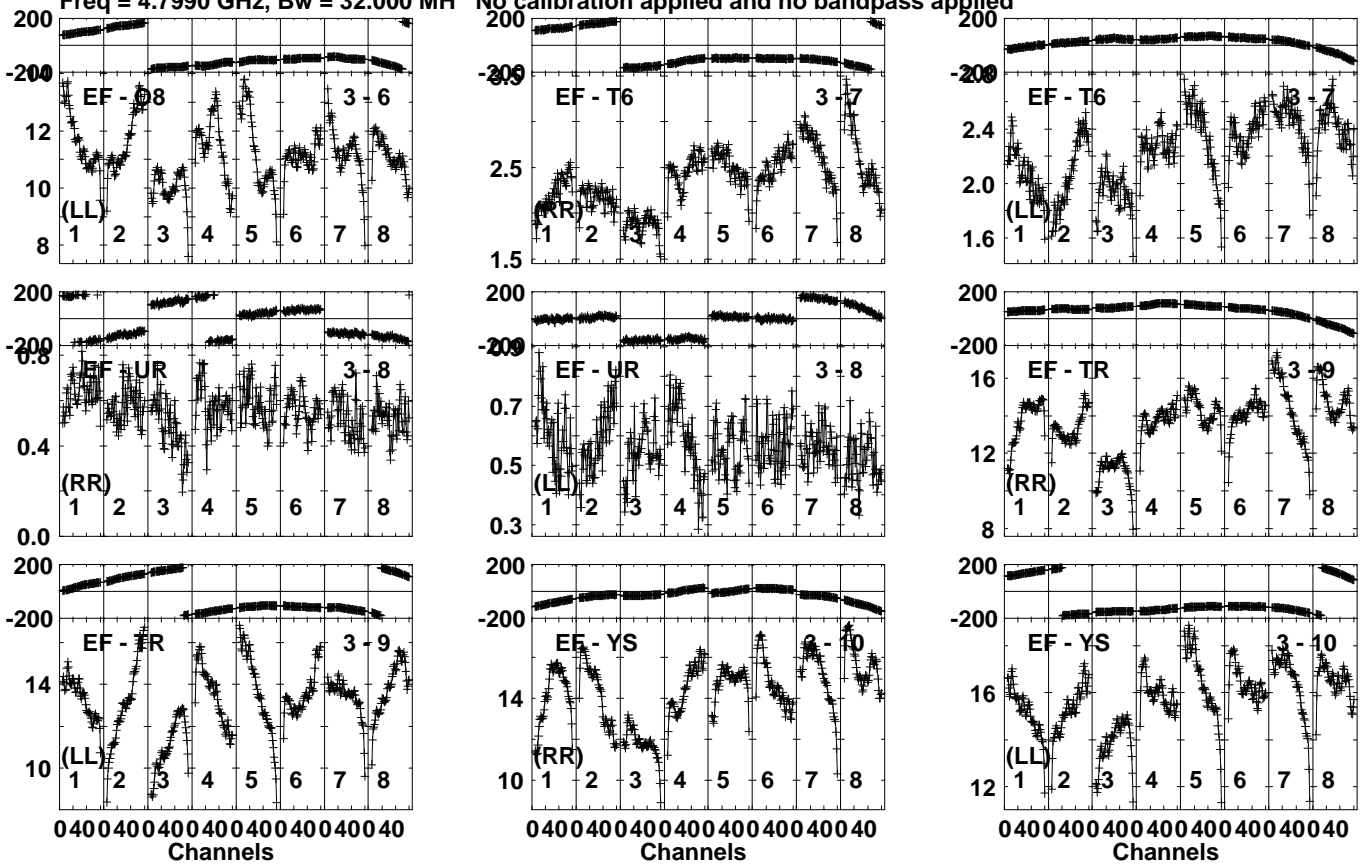


Lower frame: Milli Ampl Jy Top frame: Phas deg  
Vector averaged cross-power spectrum Several baselines displayed  
Timerange: 00/14:31:01 to 00/14:33:29

Plot file version 198 created 13-FEB-2023 10:49:25

J2025+33 EM166B.UVDATA.1

Freq = 4.7990 GHz, Bw = 32.000 MH No calibration applied and no bandpass applied



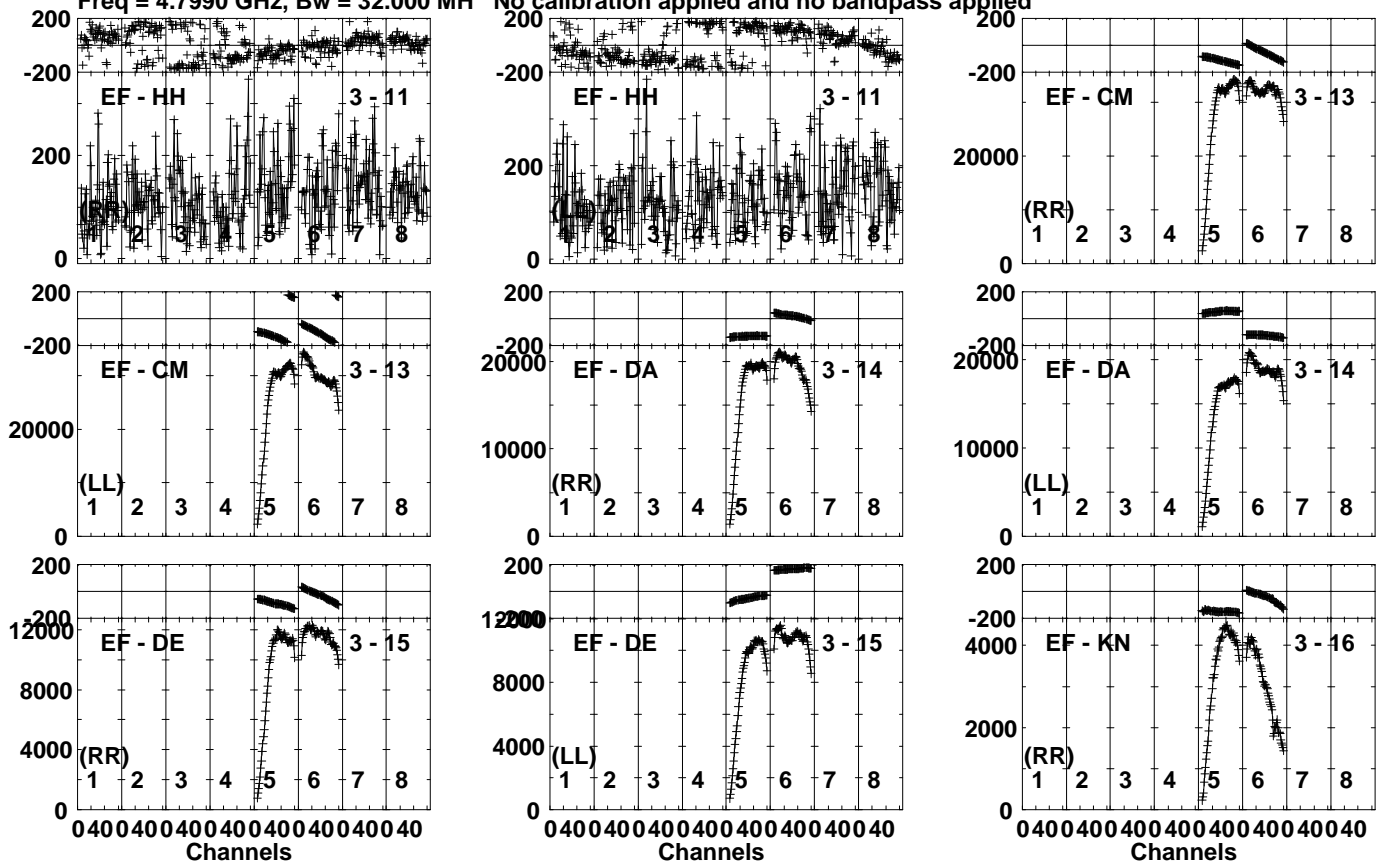
Lower frame: Milli Ampl Jy Top frame: Phas deg  
Vector averaged cross-power spectrum Several baselines displayed  
Timerange: 00/14:31:01 to 00/14:33:29

Plot file version 199 created 13-FEB-2023 10:49:26

J2025+33 EM166B.UVDATA.1

Freq = 4.7990 GHz, Bw = 32.000 MH

No calibration applied and no bandpass applied



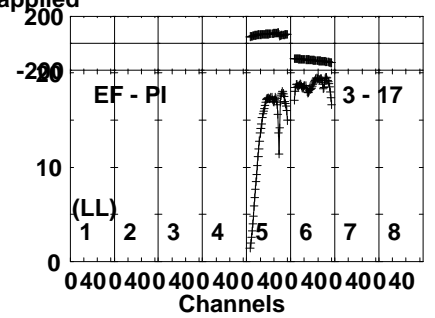
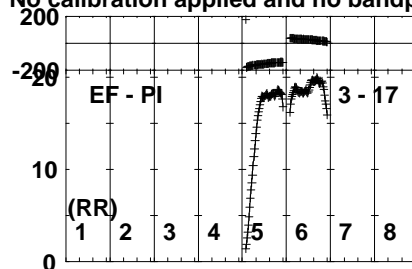
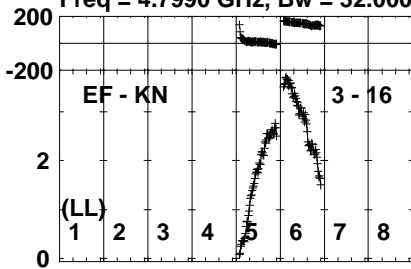
Lower frame: Micro Ampl Jy Top frame: Phas deg  
Vector averaged cross-power spectrum Several baselines displayed  
Timerange: 00/14:31:01 to 00/14:33:29

Plot file version 200 created 13-FEB-2023 10:49:26

J2025+33 EM166B.UVDATA.1

Freq = 4.7990 GHz, Bw = 32.000 MH

No calibration applied and no bandpass applied



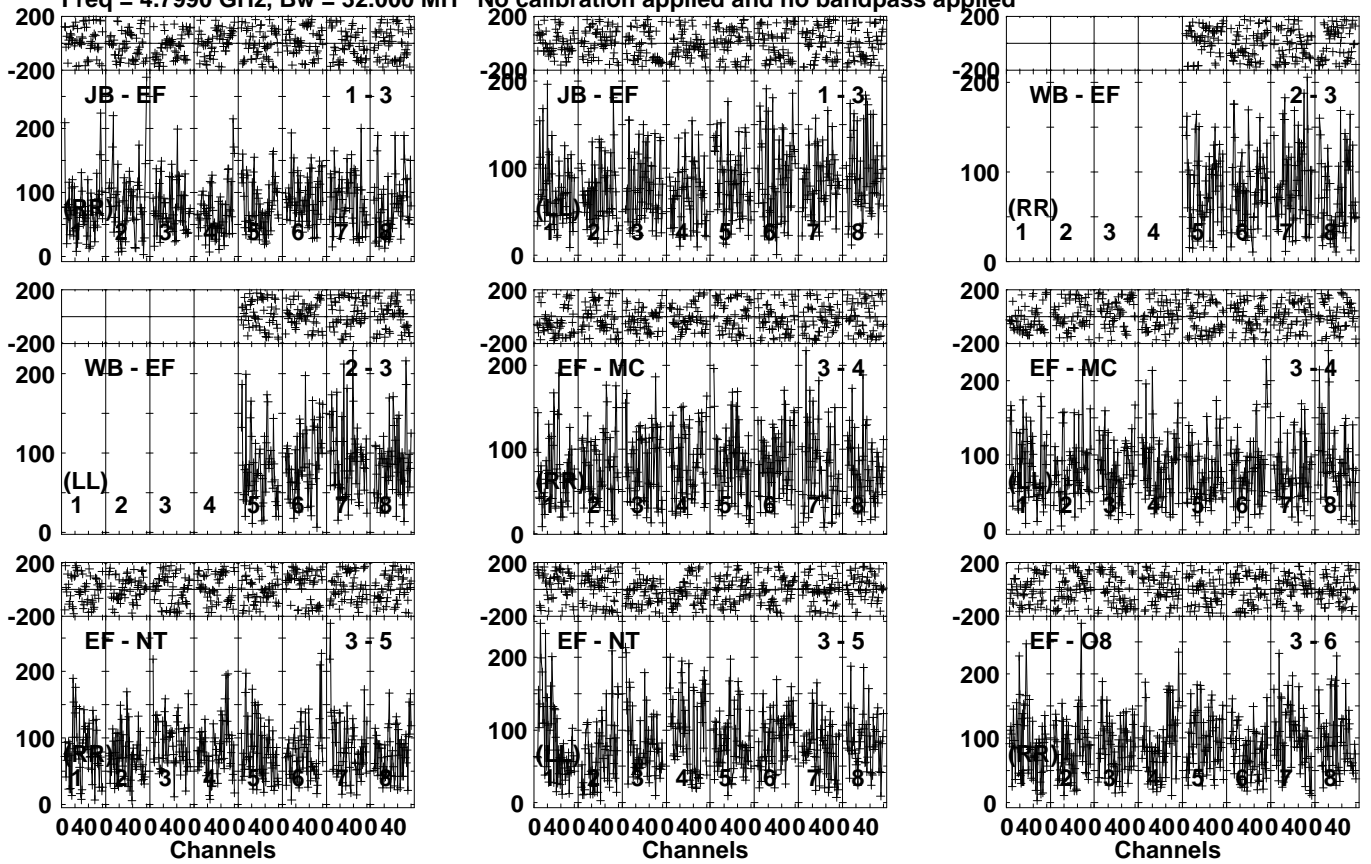
Lower frame: Milli Ampl Jy Top frame: Phas deg  
Vector averaged cross-power spectrum Several baselines displayed  
Timerange: 00/14:31:01 to 00/14:33:29



Plot file version 201 created 13-FEB-2023 10:49:26

V404CYG EM166B.UVDATA.1

Freq = 4.7990 GHz, Bw = 32.000 MH No calibration applied and no bandpass applied

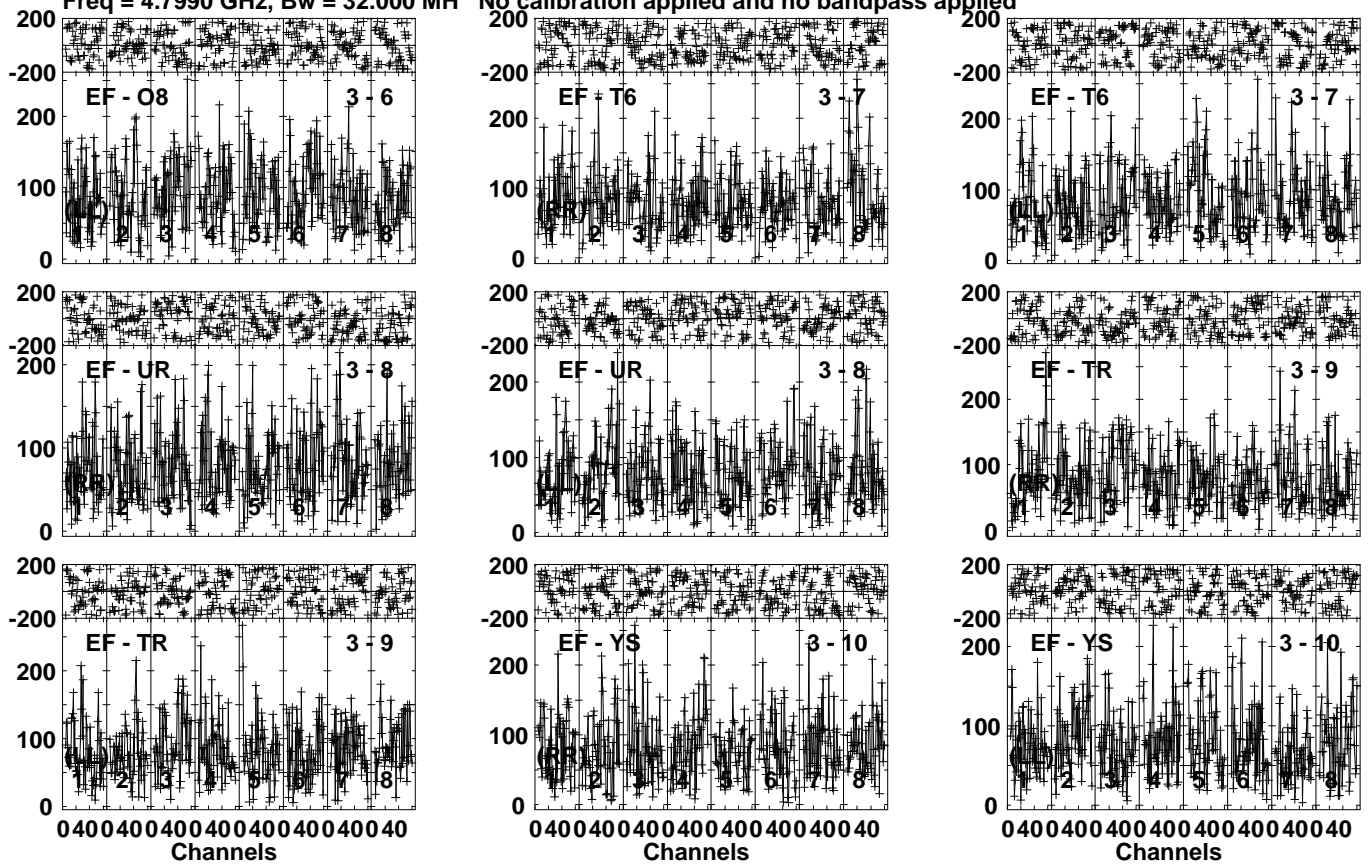


Lower frame: Micro Ampl Jy Top frame: Phas deg  
Vector averaged cross-power spectrum Several baselines displayed  
Timerange: 00/14:33:31 to 00/14:36:59

Plot file version 202 created 13-FEB-2023 10:49:26

V404CYG EM166B.UVDATA.1

Freq = 4.7990 GHz, Bw = 32.000 MH No calibration applied and no bandpass applied

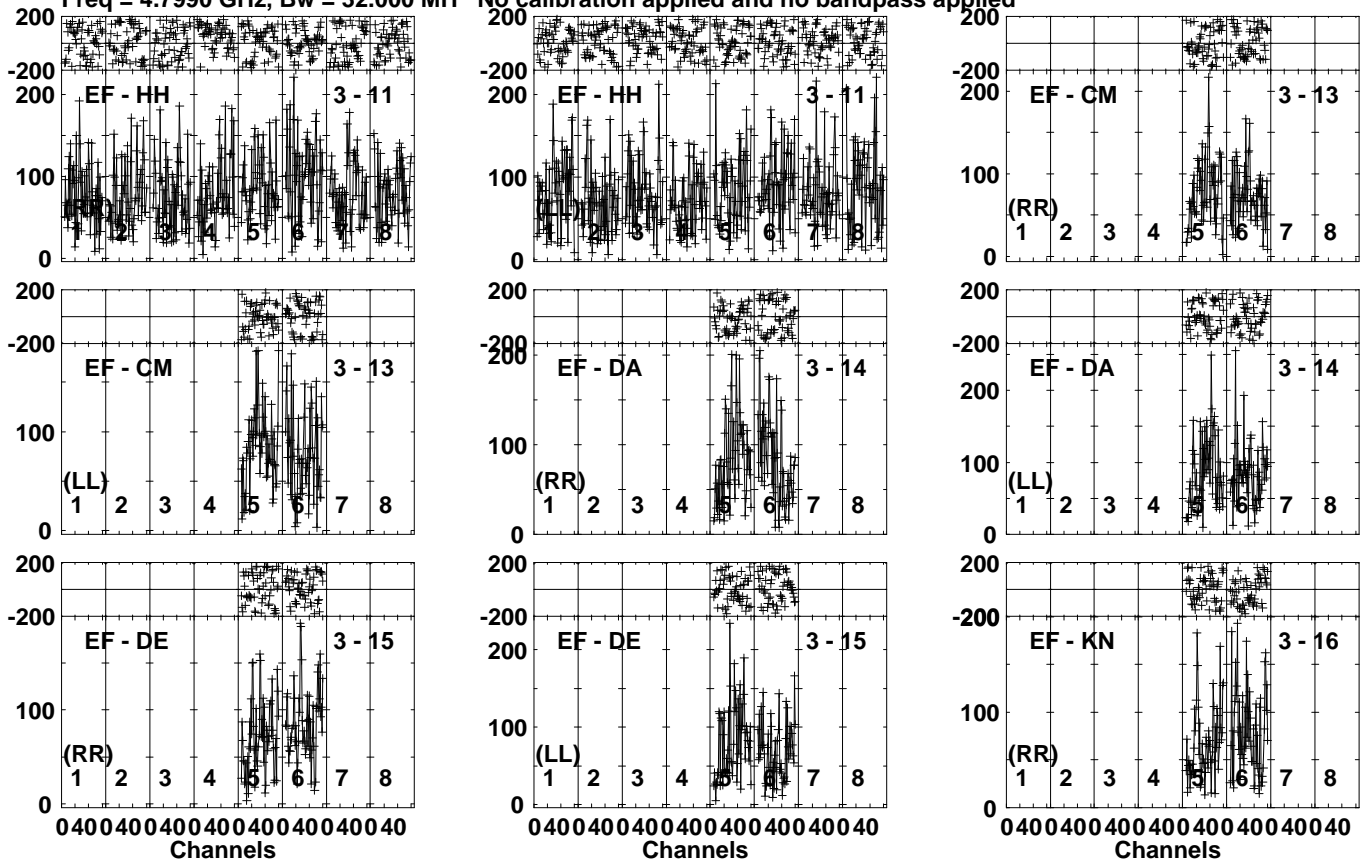


Lower frame: Micro Ampl Jy Top frame: Phas deg  
Vector averaged cross-power spectrum Several baselines displayed  
Timerange: 00/14:33:31 to 00/14:36:59

Plot file version 203 created 13-FEB-2023 10:49:26

V404CYG EM166B.UVDATA.1

Freq = 4.7990 GHz, Bw = 32.000 MH No calibration applied and no bandpass applied

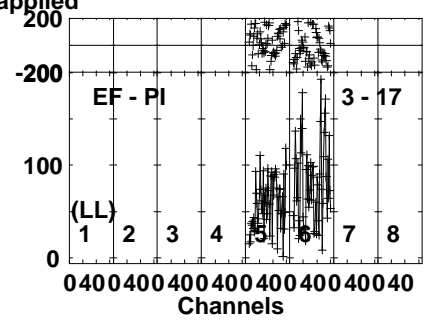
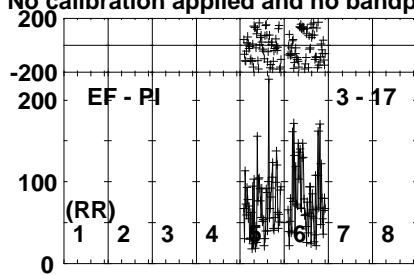
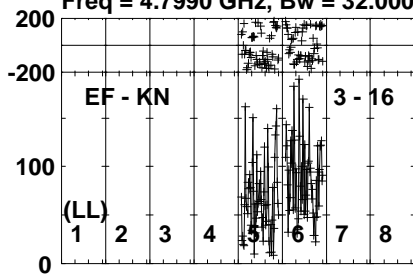


Lower frame: Micro Ampl Jy Top frame: Phas deg  
Vector averaged cross-power spectrum Several baselines displayed  
Timerange: 00/14:33:31 to 00/14:36:59

Plot file version 204 created 13-FEB-2023 10:49:26

V404CYG EM166B.UVDATA.1

Freq = 4.7990 GHz, Bw = 32.000 MH No calibration applied and no bandpass applied



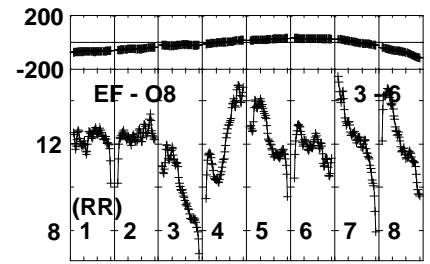
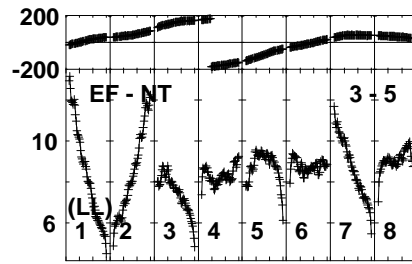
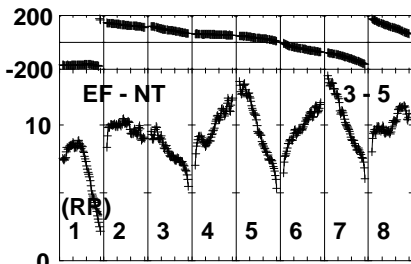
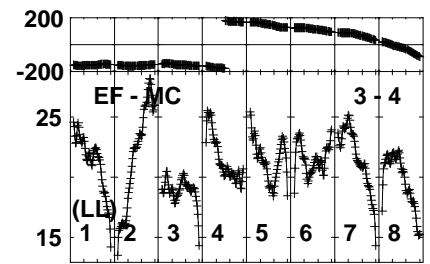
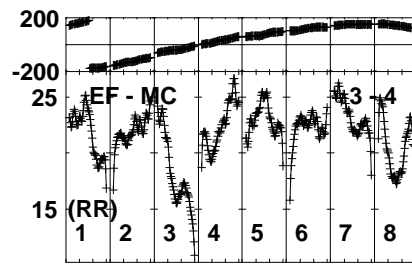
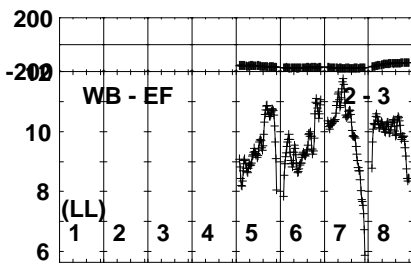
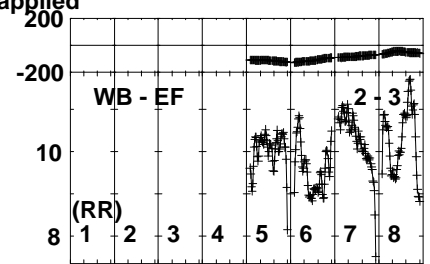
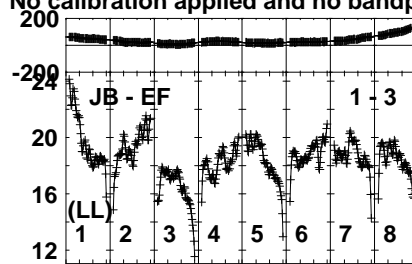
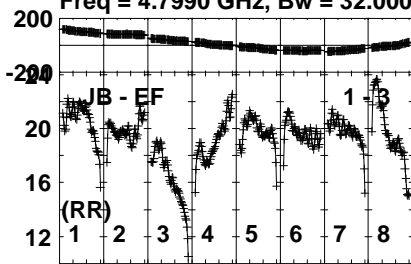
Lower frame: Micro Ampl Jy Top frame: Phas deg  
Vector averaged cross-power spectrum Several baselines displayed  
Timerange: 00/14:33:31 to 00/14:36:59

Plot file version 205 created 13-FEB-2023 10:49:26

J2025+33 EM166B.UVDATA.1

Freq = 4.7990 GHz, Bw = 32.000 MH

No calibration applied and no bandpass applied

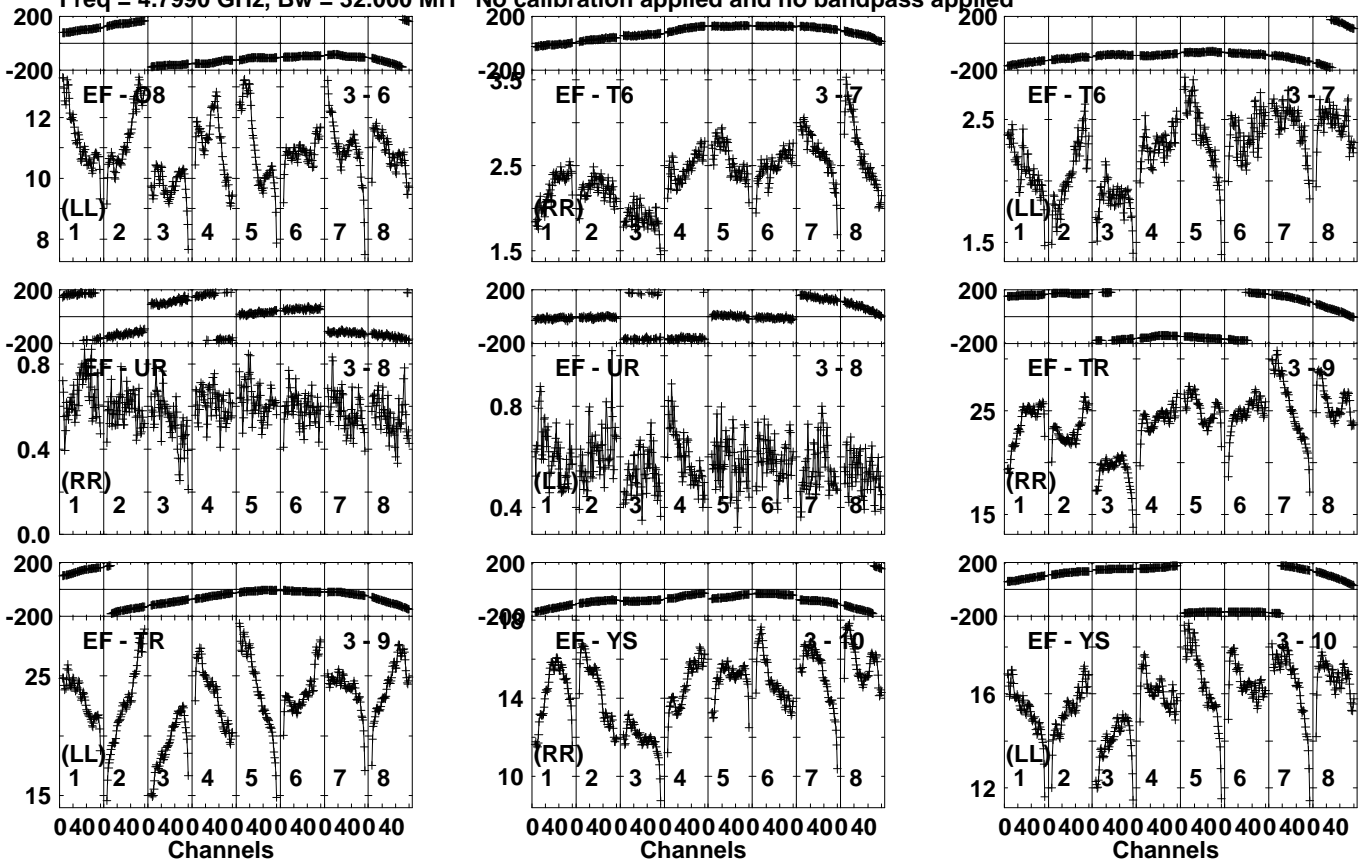


Lower frame: Milli Ampl Jy Top frame: Phas deg  
Vector averaged cross-power spectrum Several baselines displayed  
Timerange: 00/14:37:31 to 00/14:39:29

Plot file version 206 created 13-FEB-2023 10:49:26

J2025+33 EM166B.UVDATA.1

Freq = 4.7990 GHz, Bw = 32.000 MH No calibration applied and no bandpass applied

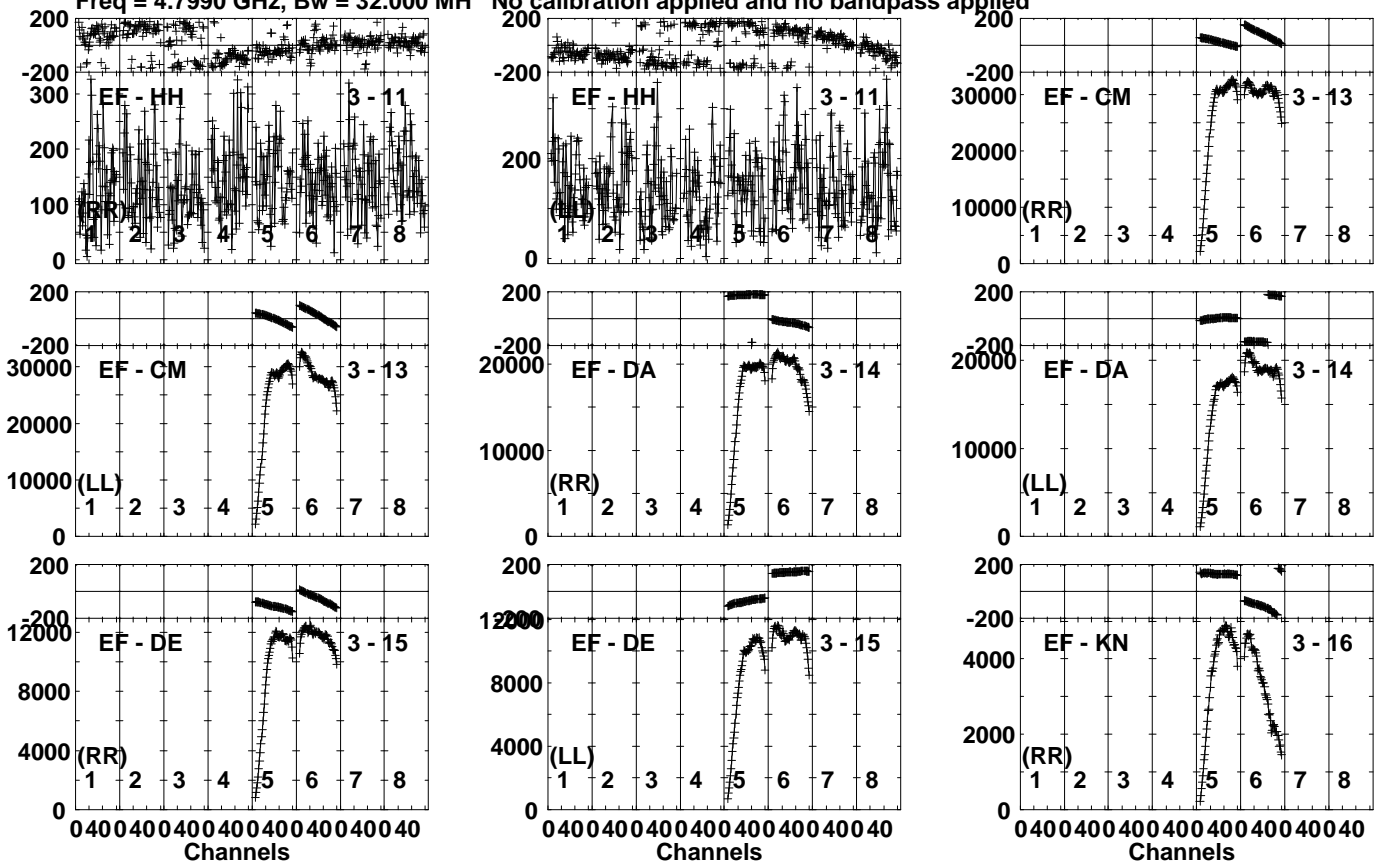


Lower frame: Milli Ampl Jy Top frame: Phas deg  
Vector averaged cross-power spectrum Several baselines displayed  
Timerange: 00/14:37:31 to 00/14:39:29

Plot file version 207 created 13-FEB-2023 10:49:27

J2025+33 EM166B.UVDATA.1

Freq = 4.7990 GHz, Bw = 32.000 MH No calibration applied and no bandpass applied



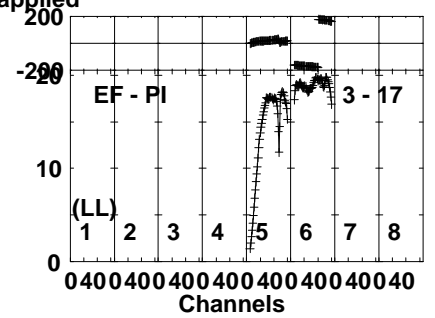
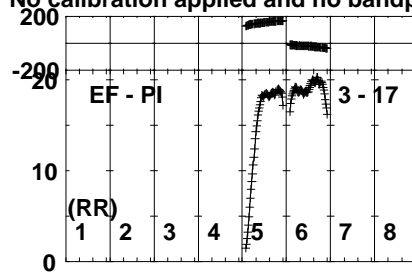
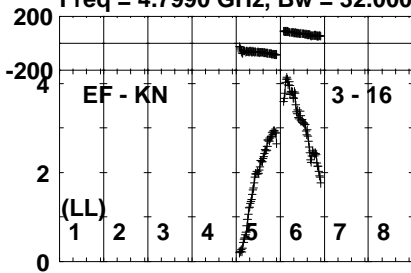
Lower frame: Micro Ampl Jy Top frame: Phas deg  
Vector averaged cross-power spectrum Several baselines displayed  
Timerange: 00/14:37:31 to 00/14:39:29

Plot file version 208 created 13-FEB-2023 10:49:27

J2025+33 EM166B.UVDATA.1

Freq = 4.7990 GHz, Bw = 32.000 MH

No calibration applied and no bandpass applied



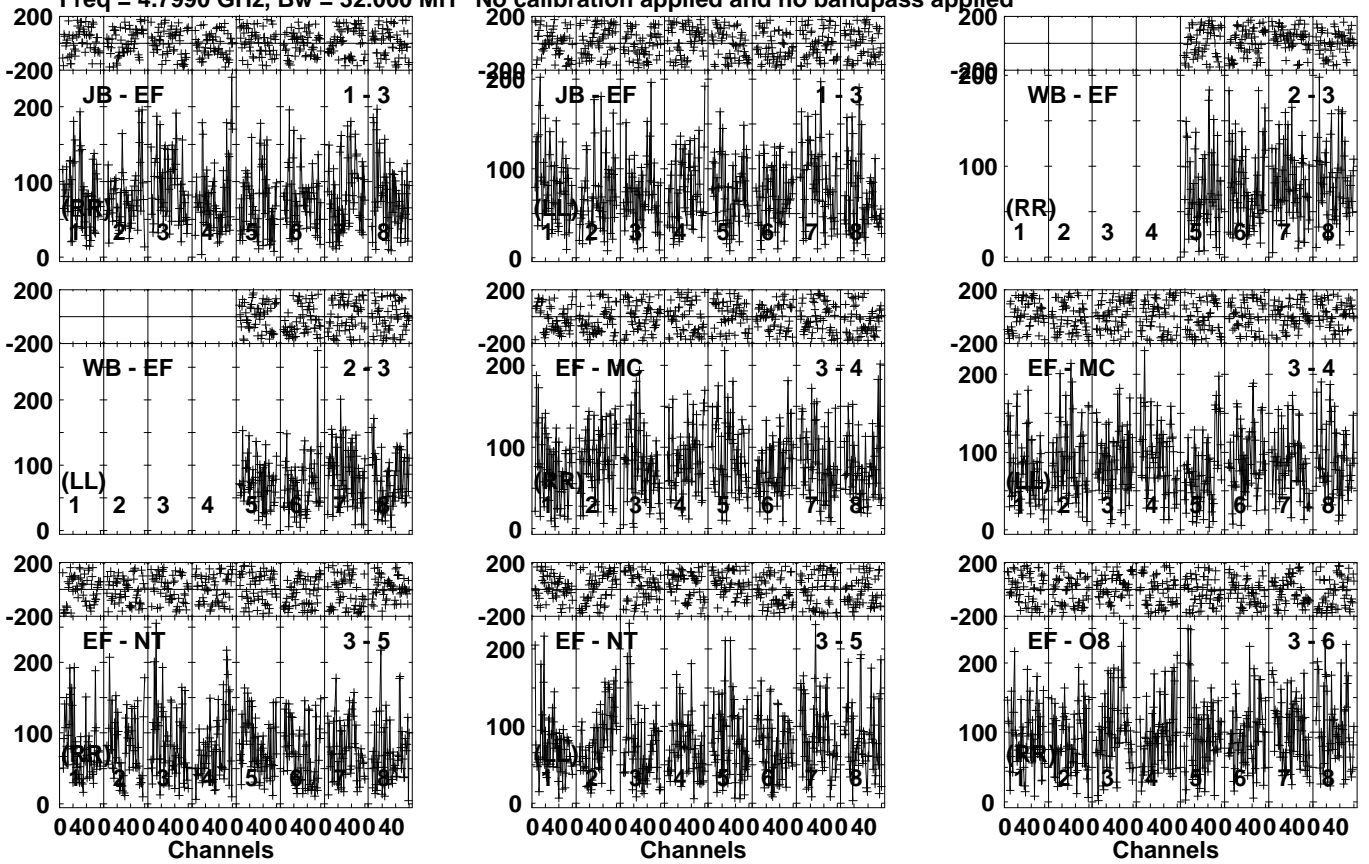
Lower frame: Milli Ampl Jy Top frame: Phas deg  
Vector averaged cross-power spectrum Several baselines displayed  
Timerange: 00/14:37:31 to 00/14:39:29



Plot file version 209 created 13-FEB-2023 10:49:27

V404CYG EM166B.UVDATA.1

Freq = 4.7990 GHz, Bw = 32.000 MH No calibration applied and no bandpass applied

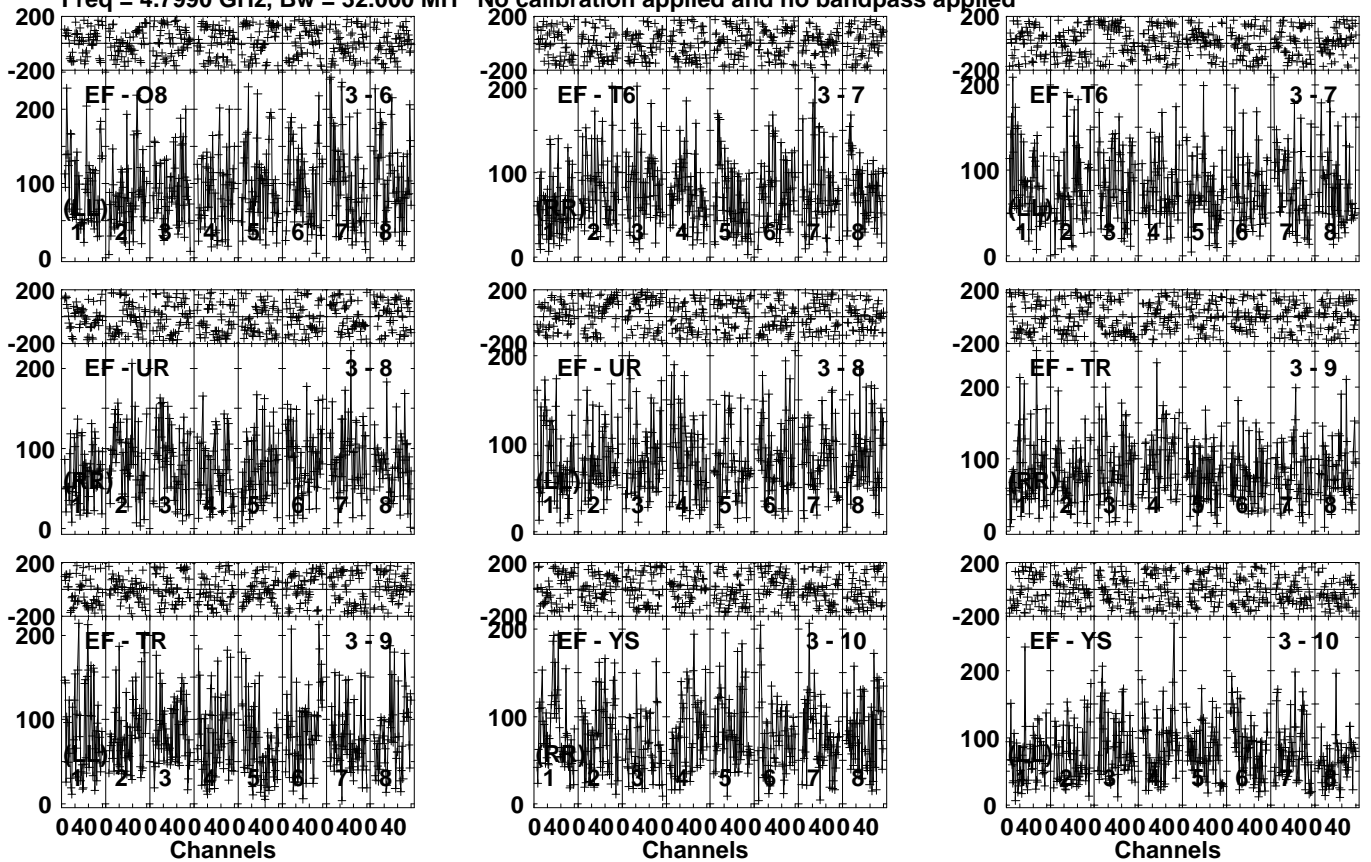


Lower frame: Micro Ampl Jy Top frame: Phas deg  
Vector averaged cross-power spectrum Several baselines displayed  
Timerange: 00/14:39:31 to 00/14:42:59

Plot file version 210 created 13-FEB-2023 10:49:27

V404CYG EM166B.UVDATA.1

Freq = 4.7990 GHz, Bw = 32.000 MH No calibration applied and no bandpass applied

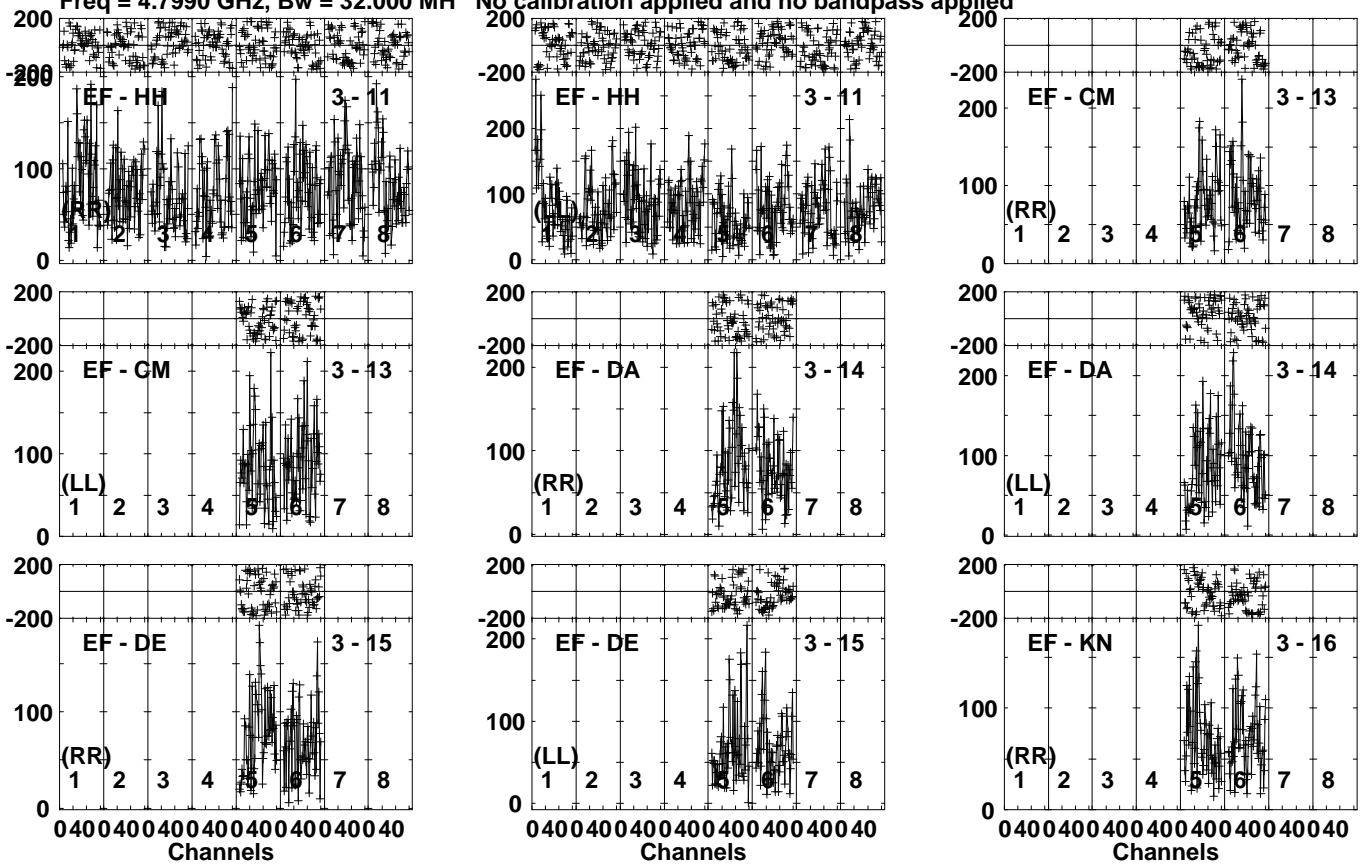


Lower frame: Micro Ampl Jy Top frame: Phas deg  
Vector averaged cross-power spectrum Several baselines displayed  
Timerange: 00/14:39:31 to 00/14:42:59

Plot file version 211 created 13-FEB-2023 10:49:27

V404CYG EM166B.UVDATA.1

Freq = 4.7990 GHz, Bw = 32.000 MH No calibration applied and no bandpass applied

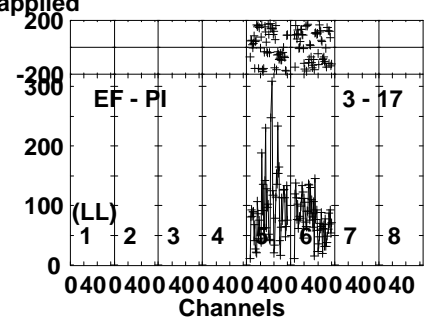
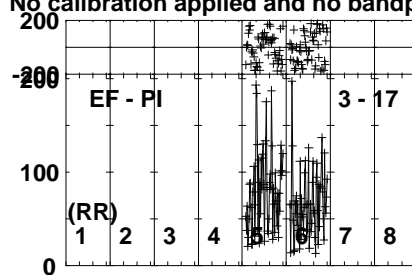
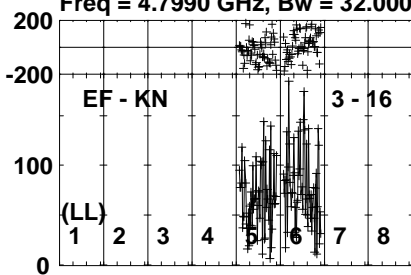


Lower frame: Micro Ampl Jy Top frame: Phas deg  
Vector averaged cross-power spectrum Several baselines displayed  
Timerange: 00/14:39:31 to 00/14:42:59

Plot file version 212 created 13-FEB-2023 10:49:27

V404CYG EM166B.UVDATA.1

Freq = 4.7990 GHz, Bw = 32.000 MH No calibration applied and no bandpass applied



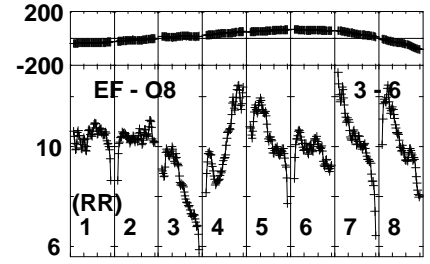
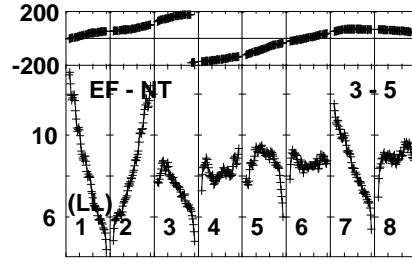
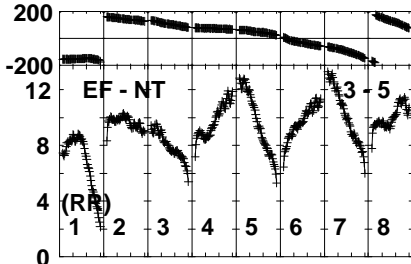
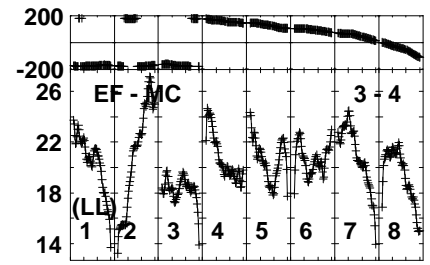
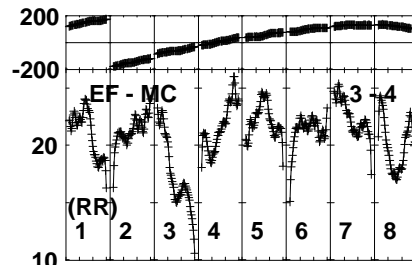
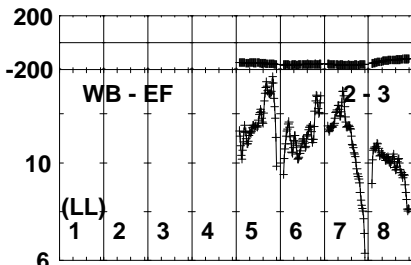
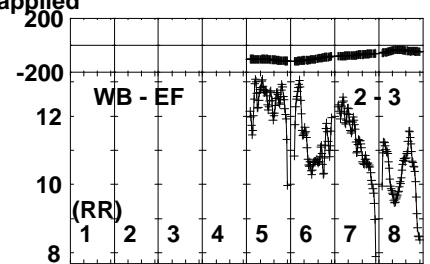
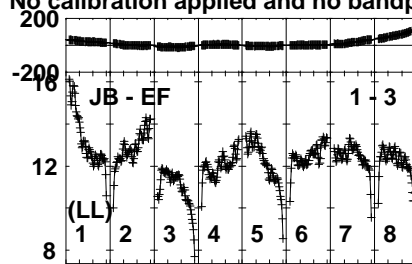
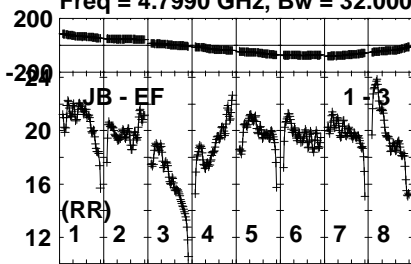
Lower frame: Micro Ampl Jy Top frame: Phas deg  
Vector averaged cross-power spectrum Several baselines displayed  
Timerange: 00/14:39:31 to 00/14:42:59

Plot file version 213 created 13-FEB-2023 10:49:27

J2025+33 EM166B.UVDATA.1

Freq = 4.7990 GHz, Bw = 32.000 MH

No calibration applied and no bandpass applied



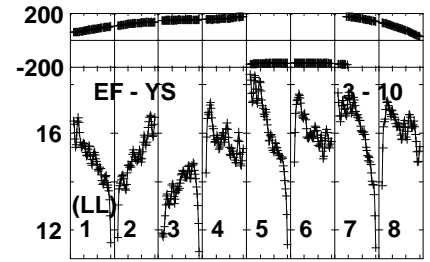
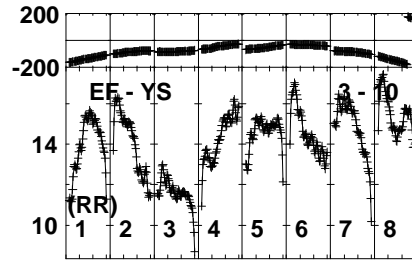
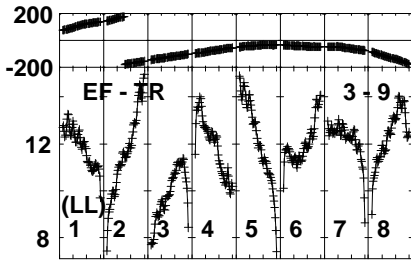
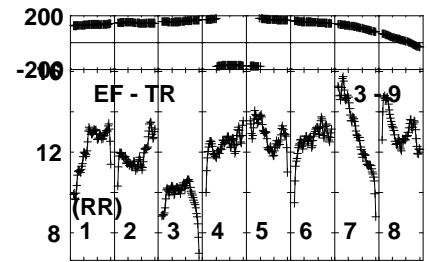
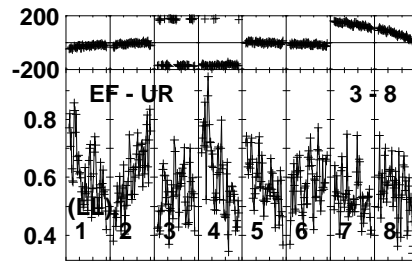
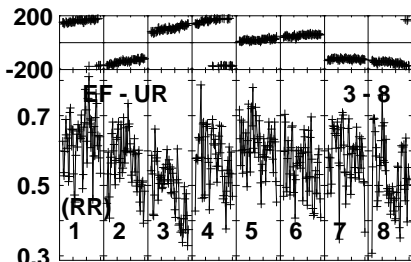
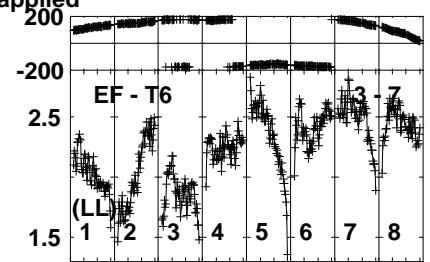
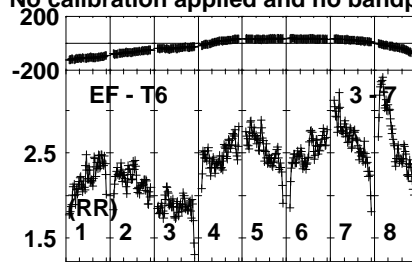
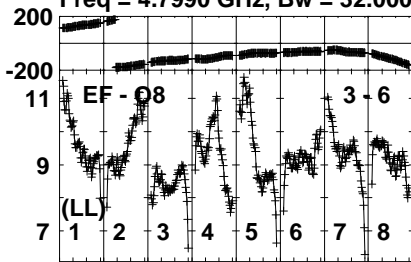
Lower frame: Milli Ampl Jy Top frame: Phas deg  
Vector averaged cross-power spectrum Several baselines displayed  
Timerange: 00/14:43:01 to 00/14:45:29

Plot file version 214 created 13-FEB-2023 10:49:27

J2025+33 EM166B.UVDATA.1

Freq = 4.7990 GHz, Bw = 32.000 MH

No calibration applied and no bandpass applied



040040040040040040040040040040  
Channels

040040040040040040040040040040  
Channels

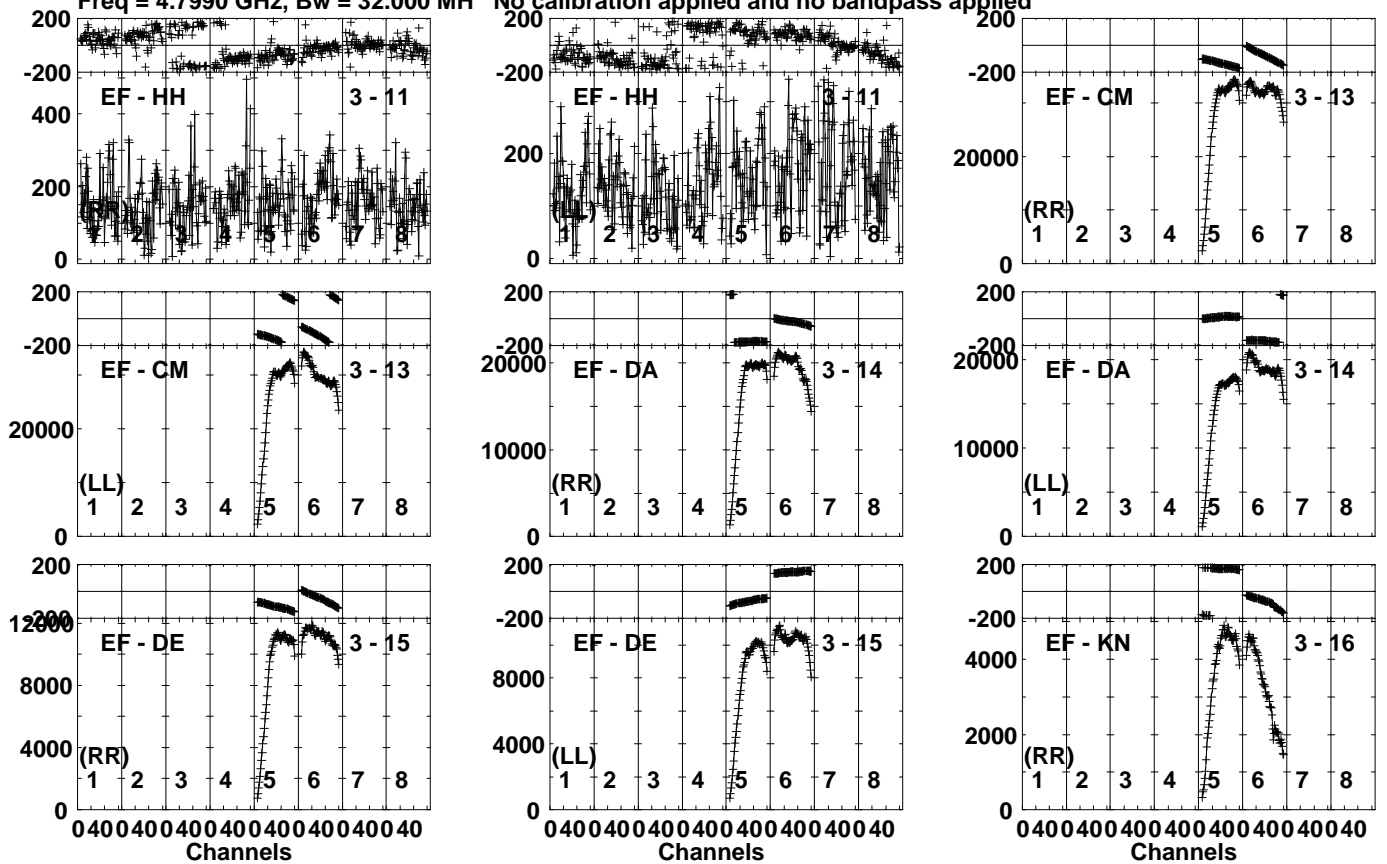
040040040040040040040040040040  
Channels

Lower frame: Milli Ampl Jy Top frame: Phas deg  
Vector averaged cross-power spectrum Several baselines displayed  
Timerange: 00/14:43:01 to 00/14:45:29

Plot file version 215 created 13-FEB-2023 10:49:28

J2025+33 EM166B.UVDATA.1

Freq = 4.7990 GHz, Bw = 32.000 MH No calibration applied and no bandpass applied



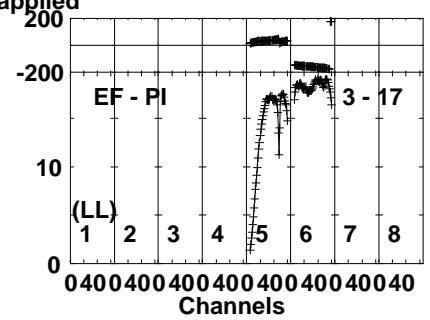
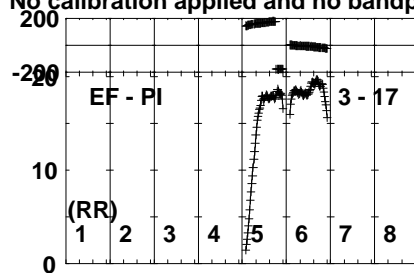
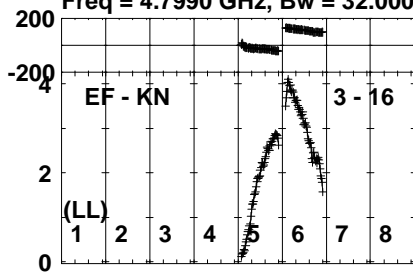
Lower frame: Micro Ampl Jy Top frame: Phas deg  
Vector averaged cross-power spectrum Several baselines displayed  
Timerange: 00/14:43:01 to 00/14:45:29

Plot file version 216 created 13-FEB-2023 10:49:28

J2025+33 EM166B.UVDATA.1

Freq = 4.7990 GHz, Bw = 32.000 MH

No calibration applied and no bandpass applied



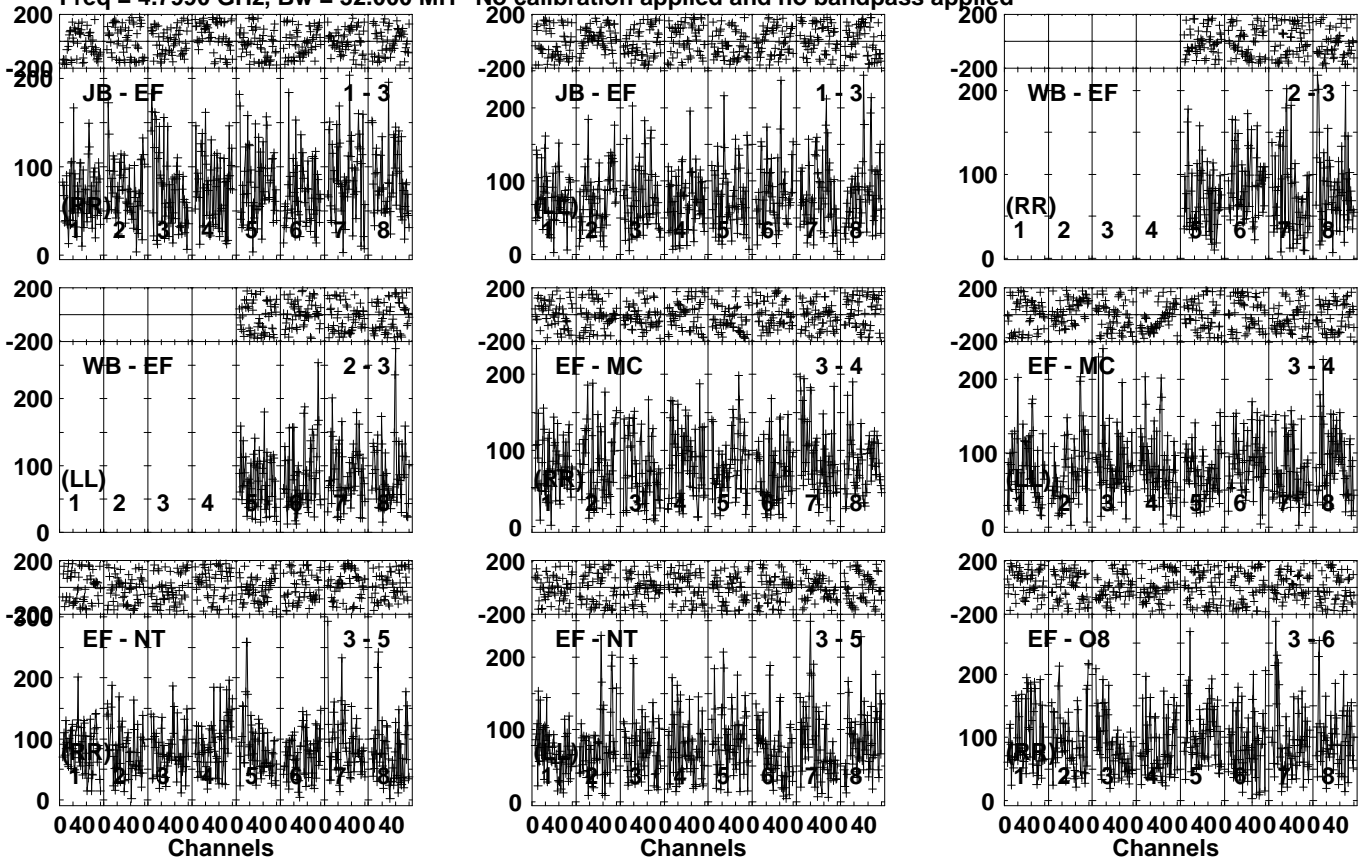
Lower frame: Milli Ampl Jy Top frame: Phas deg  
Vector averaged cross-power spectrum Several baselines displayed  
Timerange: 00/14:43:01 to 00/14:45:29



Plot file version 217 created 13-FEB-2023 10:49:28

V404CYG EM166B.UVDATA.1

Freq = 4.7990 GHz, Bw = 32.000 MH No calibration applied and no bandpass applied

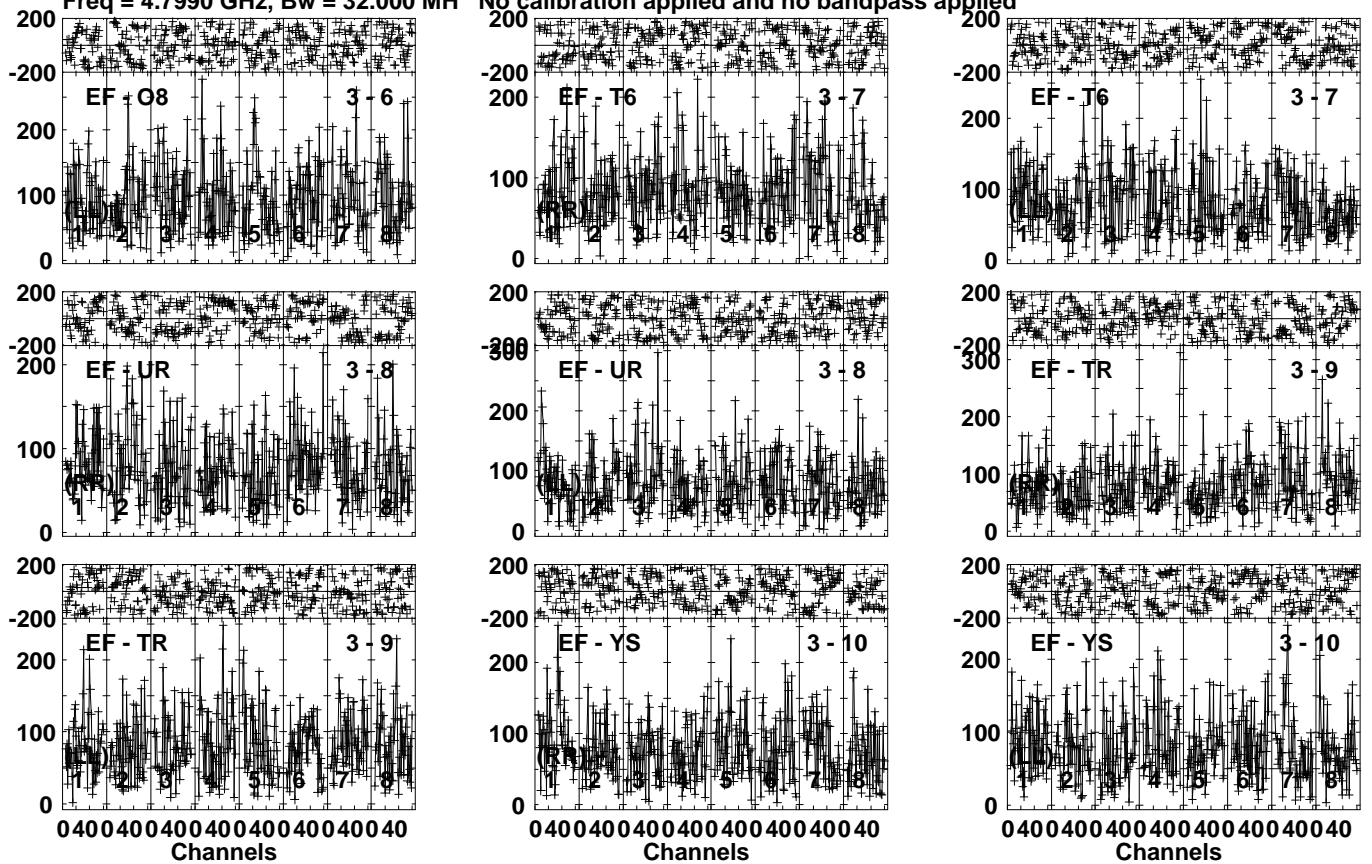


Lower frame: Micro Ampl Jy Top frame: Phas deg  
Vector averaged cross-power spectrum Several baselines displayed  
Timerange: 00/14:45:31 to 00/14:48:59

Plot file version 218 created 13-FEB-2023 10:49:28

V404CYG EM166B.UVDATA.1

Freq = 4.7990 GHz, Bw = 32.000 MH No calibration applied and no bandpass applied

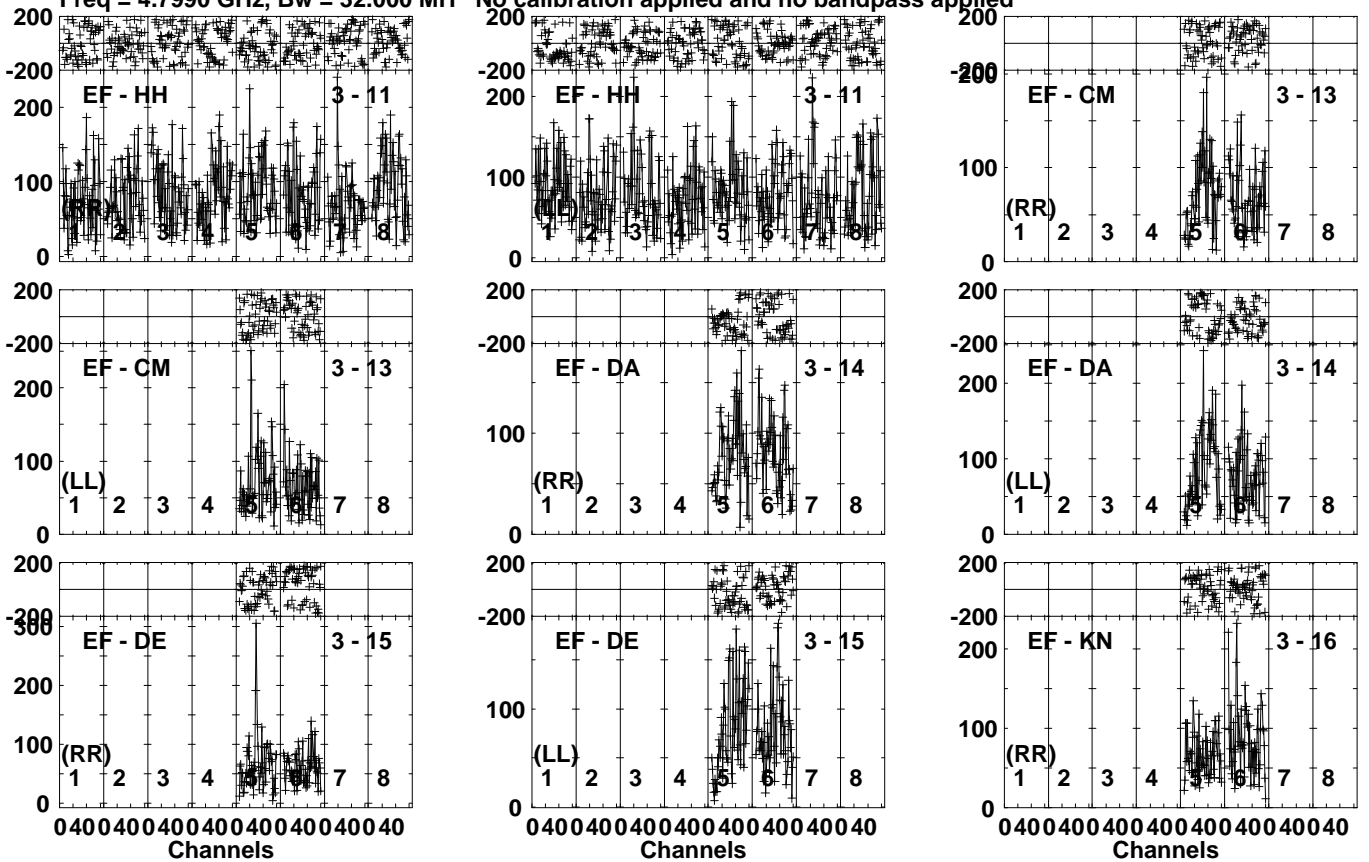


Lower frame: Micro Ampl Jy Top frame: Phas deg  
Vector averaged cross-power spectrum Several baselines displayed  
Timerange: 00/14:45:31 to 00/14:48:59

Plot file version 219 created 13-FEB-2023 10:49:28

V404CYG EM166B.UVDATA.1

Freq = 4.7990 GHz, Bw = 32.000 MH No calibration applied and no bandpass applied

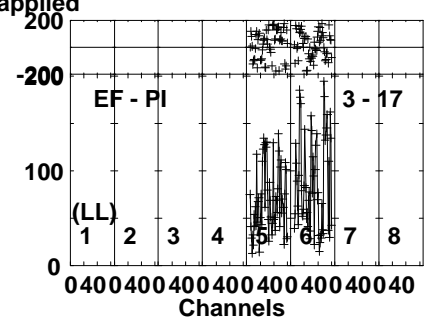
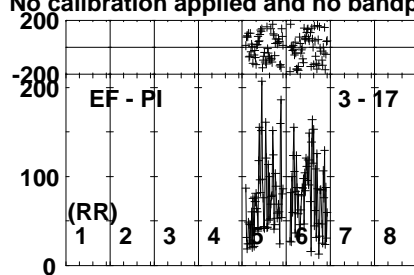
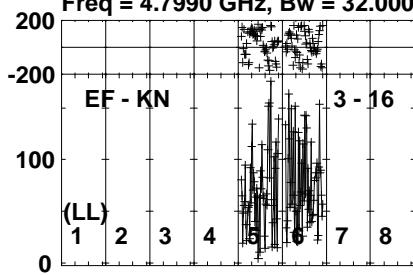


Lower frame: Micro Ampl Jy Top frame: Phas deg  
Vector averaged cross-power spectrum Several baselines displayed  
Timerange: 00/14:45:31 to 00/14:48:59

Plot file version 220 created 13-FEB-2023 10:49:28

V404CYG EM166B.UVDATA.1

Freq = 4.7990 GHz, Bw = 32.000 MH No calibration applied and no bandpass applied



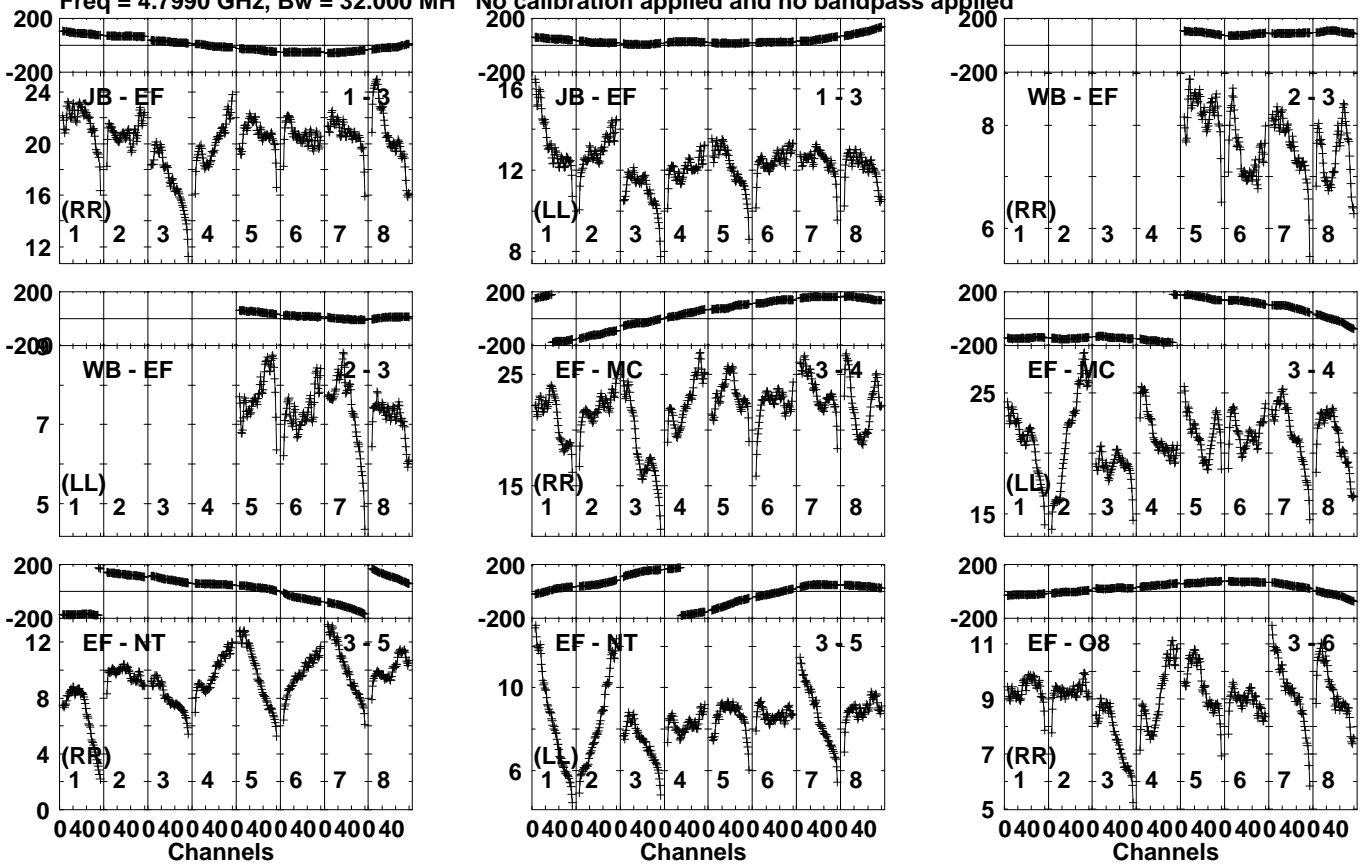
Lower frame: Micro Ampl Jy Top frame: Phas deg  
Vector averaged cross-power spectrum Several baselines displayed  
Timerange: 00/14:45:31 to 00/14:48:59

Plot file version 221 created 13-FEB-2023 10:49:28

J2025+33 EM166B.UVDATA.1

Freq = 4.7990 GHz, Bw = 32.000 MH

No calibration applied and no bandpass applied

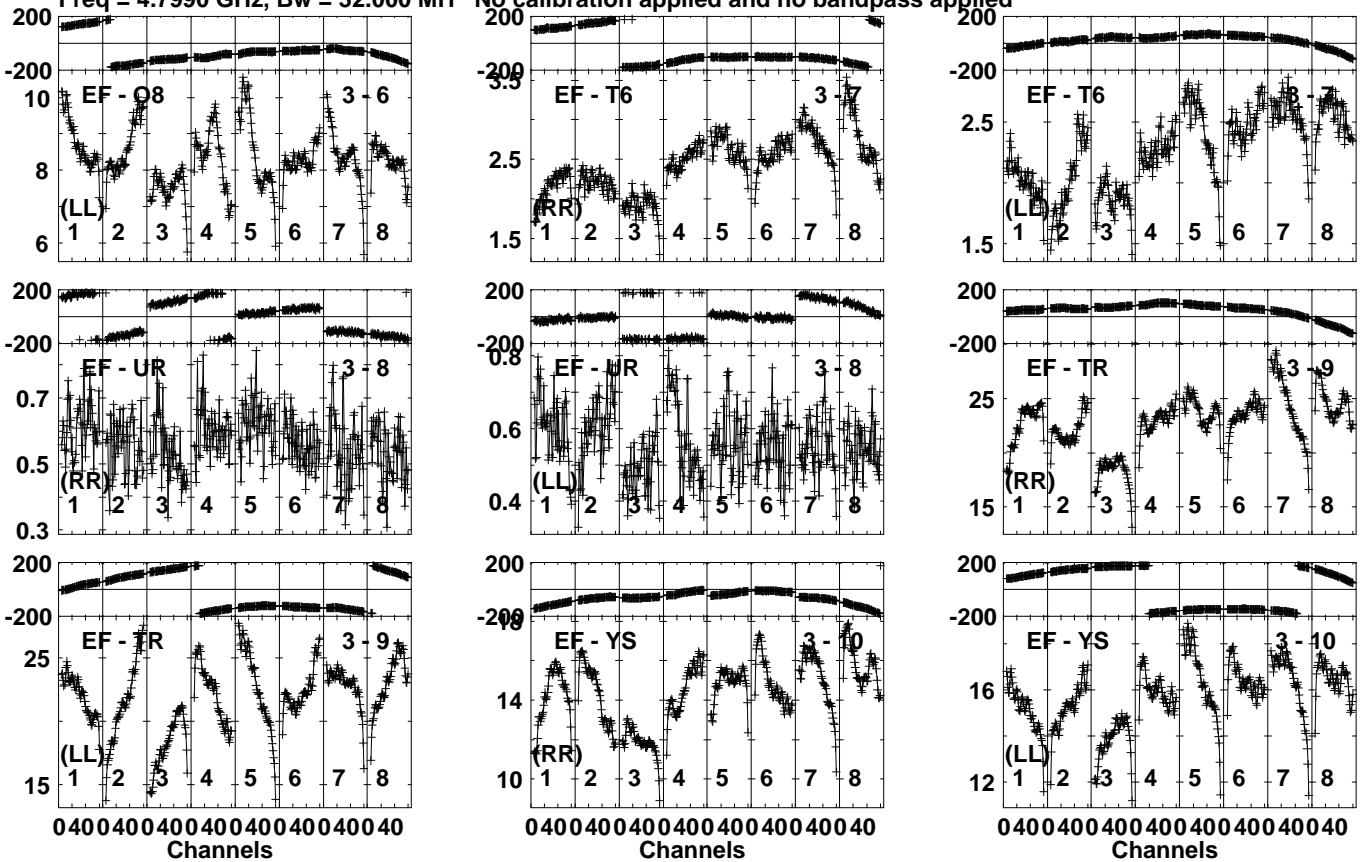


Lower frame: Milli Ampl Jy Top frame: Phas deg  
Vector averaged cross-power spectrum Several baselines displayed  
Timerange: 00/14:49:31 to 00/14:51:29

Plot file version 222 created 13-FEB-2023 10:49:28

J2025+33 EM166B.UVDATA.1

Freq = 4.7990 GHz, Bw = 32.000 MH No calibration applied and no bandpass applied

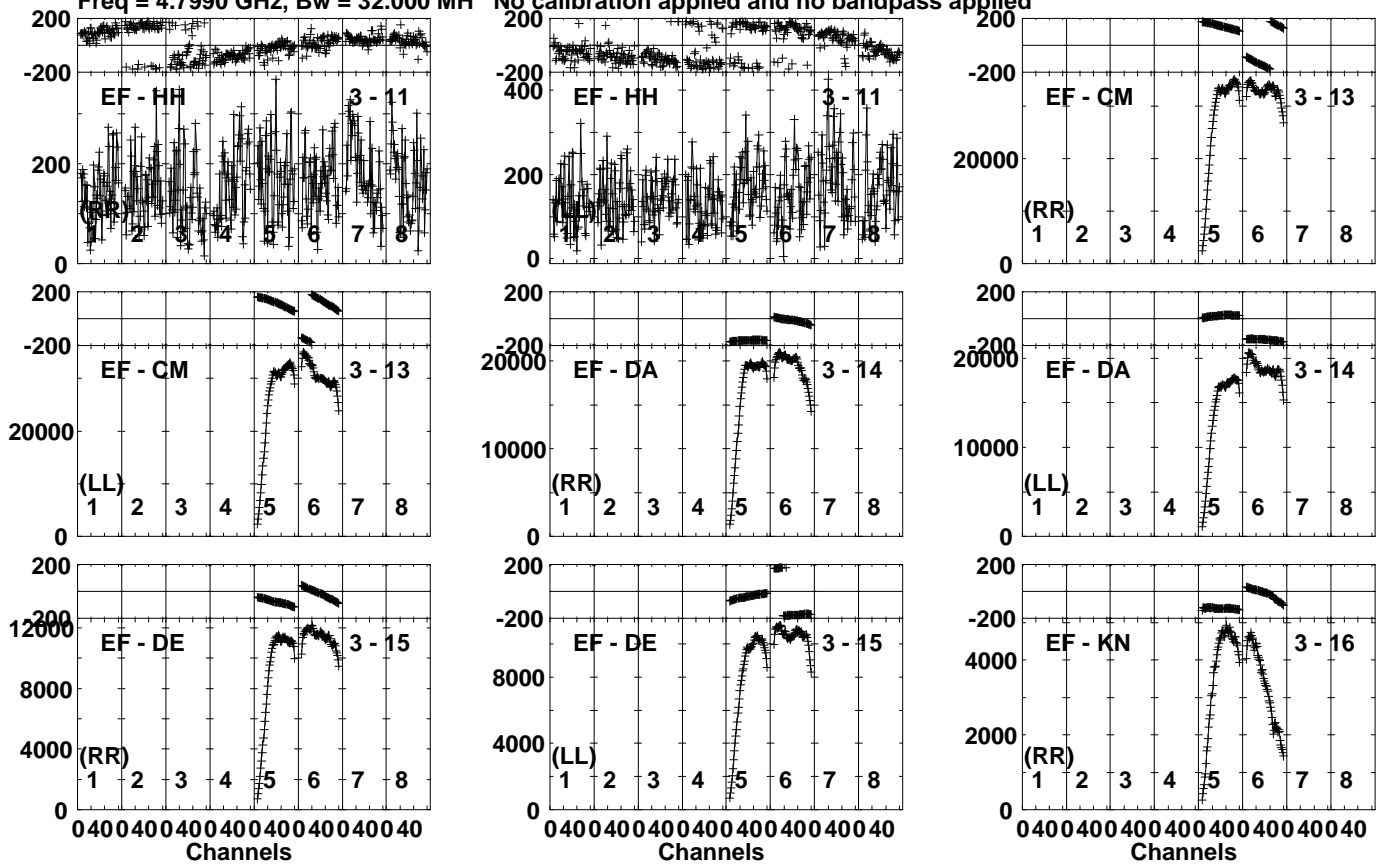


Lower frame: Milli Ampl Jy Top frame: Phas deg  
 Vector averaged cross-power spectrum Several baselines displayed  
 Timerange: 00/14:49:31 to 00/14:51:29

Plot file version 223 created 13-FEB-2023 10:49:28

J2025+33 EM166B.UVDATA.1

Freq = 4.7990 GHz, Bw = 32.000 MH No calibration applied and no bandpass applied

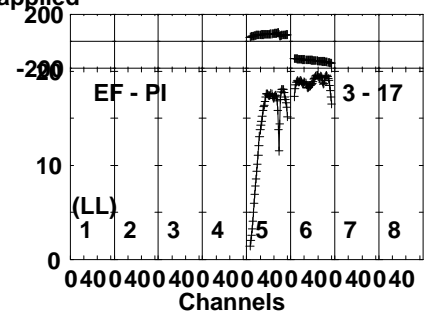
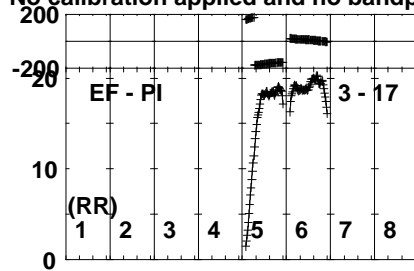
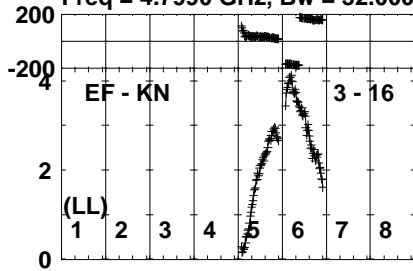


Lower frame: Micro Ampl Jy Top frame: Phas deg  
Vector averaged cross-power spectrum Several baselines displayed  
Timerange: 00/14:49:31 to 00/14:51:29

Plot file version 224 created 13-FEB-2023 10:49:29

J2025+33 EM166B.UVDATA.1

Freq = 4.7990 GHz, Bw = 32.000 MH No calibration applied and no bandpass applied



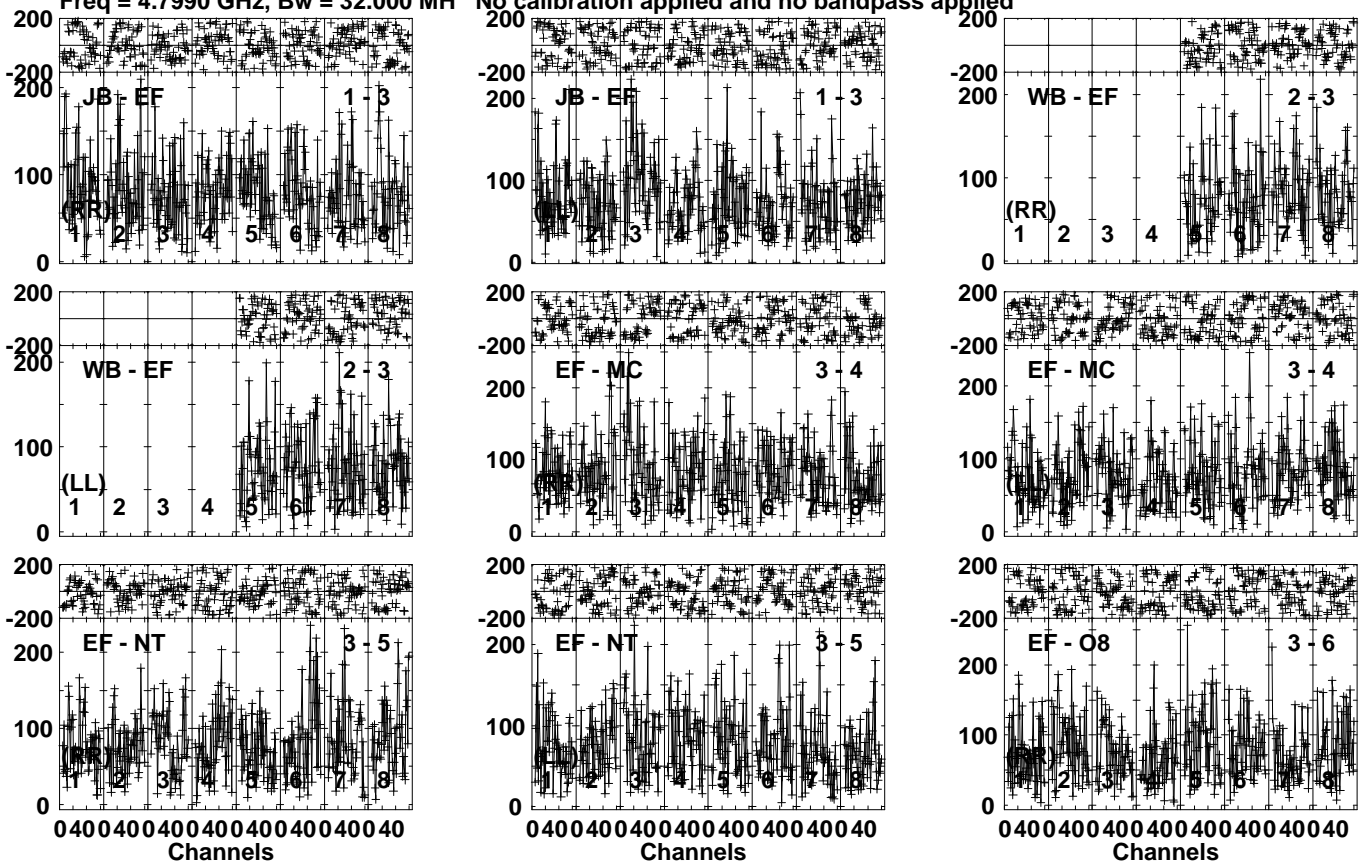
Lower frame: Milli Ampl Jy Top frame: Phas deg  
Vector averaged cross-power spectrum Several baselines displayed  
Timerange: 00/14:49:31 to 00/14:51:29



Plot file version 225 created 13-FEB-2023 10:49:29

V404CYG EM166B.UVDATA.1

Freq = 4.7990 GHz, Bw = 32.000 MH No calibration applied and no bandpass applied

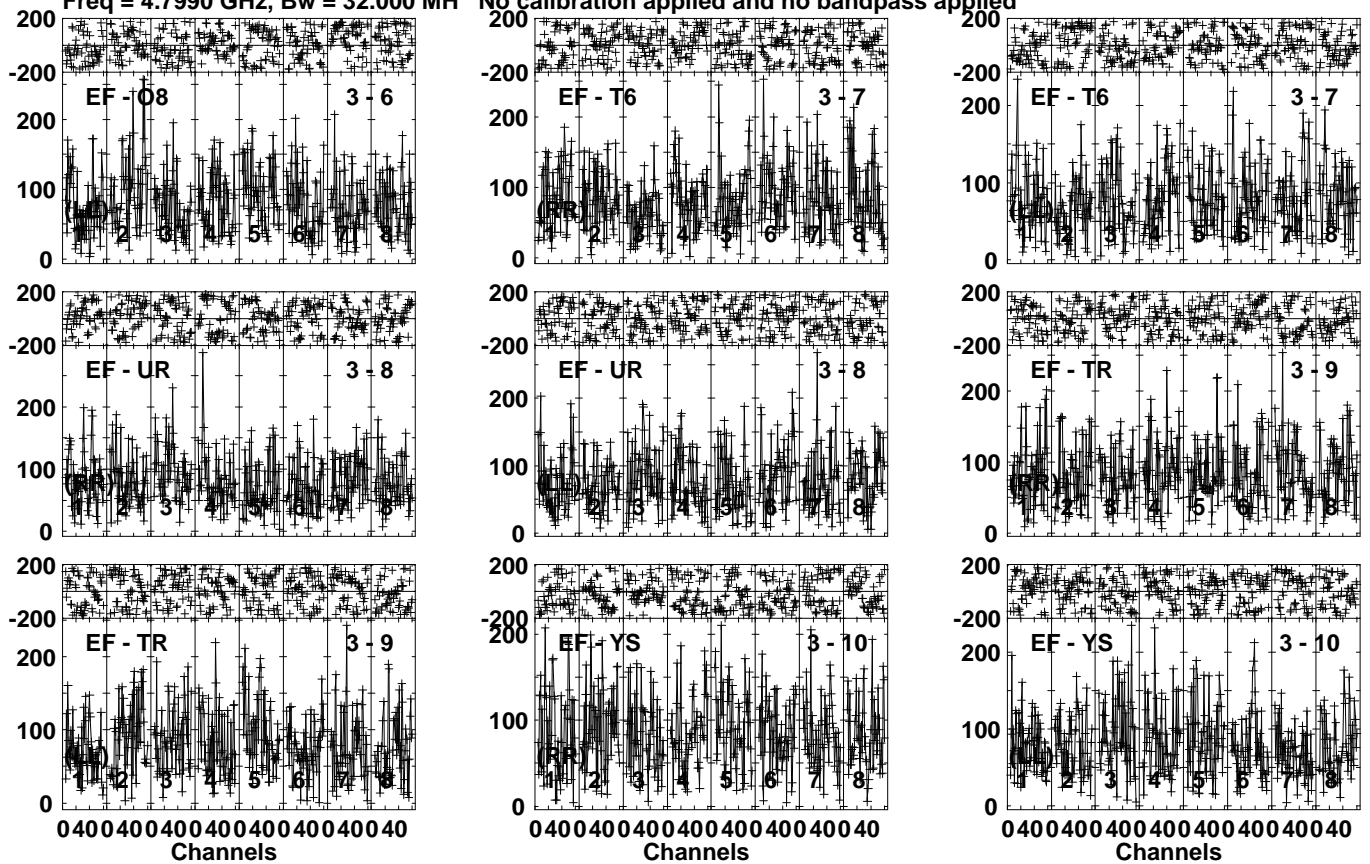


Lower frame: Micro Ampl Jy Top frame: Phas deg  
Vector averaged cross-power spectrum Several baselines displayed  
Timerange: 00/14:51:31 to 00/14:54:59

Plot file version 226 created 13-FEB-2023 10:49:29

V404CYG EM166B.UVDATA.1

Freq = 4.7990 GHz, Bw = 32.000 MH No calibration applied and no bandpass applied

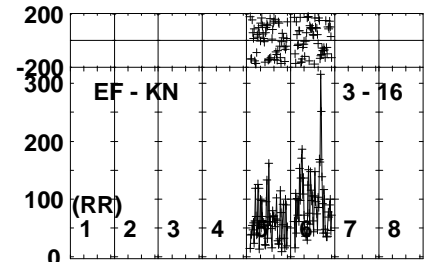
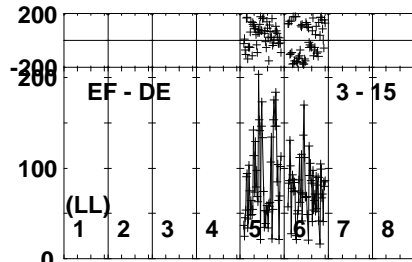
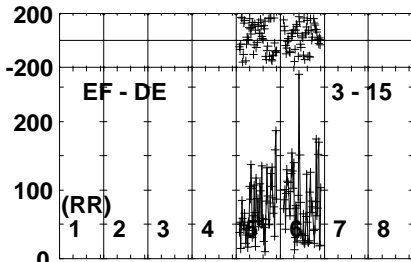
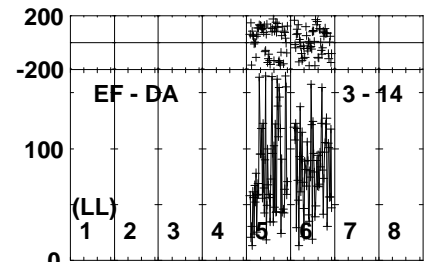
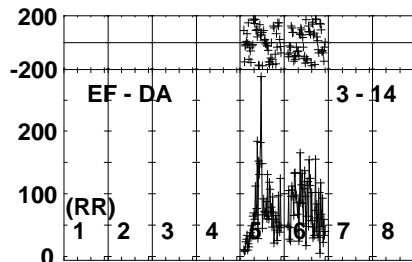
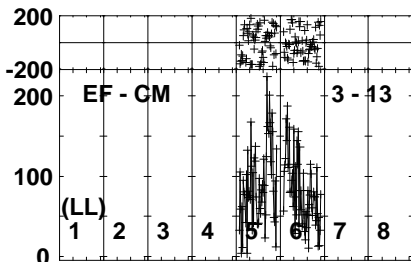
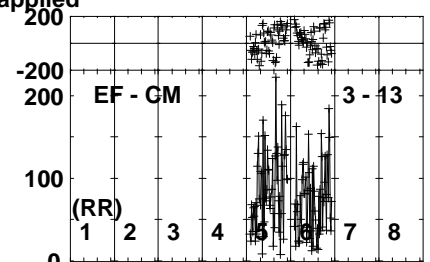
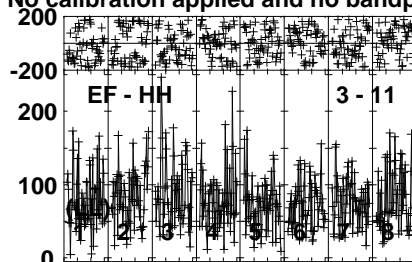
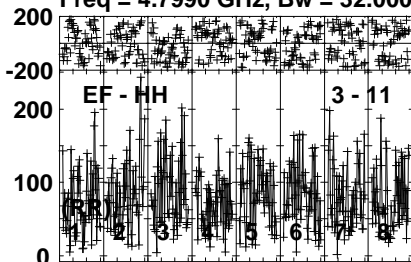


Lower frame: Micro Ampl Jy Top frame: Phas deg  
Vector averaged cross-power spectrum Several baselines displayed  
Timerange: 00/14:51:31 to 00/14:54:59

Plot file version 227 created 13-FEB-2023 10:49:29

V404CYG EM166B.UVDATA.1

Freq = 4.7990 GHz, Bw = 32.000 MH No calibration applied and no bandpass applied

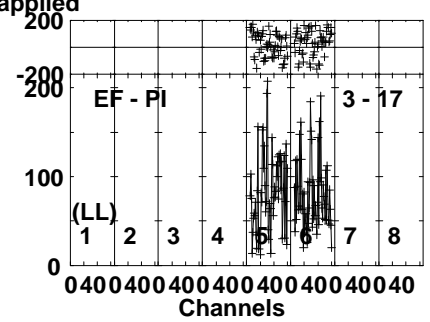
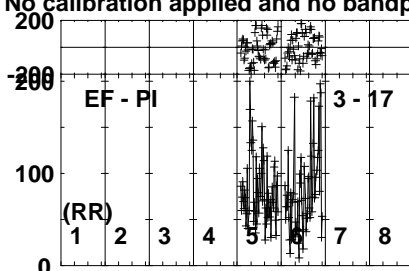
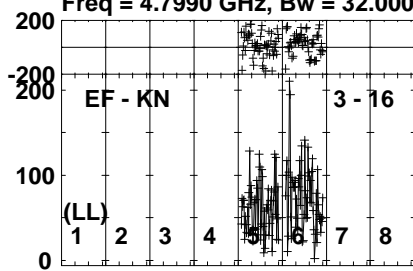


Lower frame: Micro Ampl Jy Top frame: Phas deg  
Vector averaged cross-power spectrum Several baselines displayed  
Timerange: 00/14:51:31 to 00/14:54:59

Plot file version 228 created 13-FEB-2023 10:49:29

V404CYG EM166B.UVDATA.1

Freq = 4.7990 GHz, Bw = 32.000 MH No calibration applied and no bandpass applied

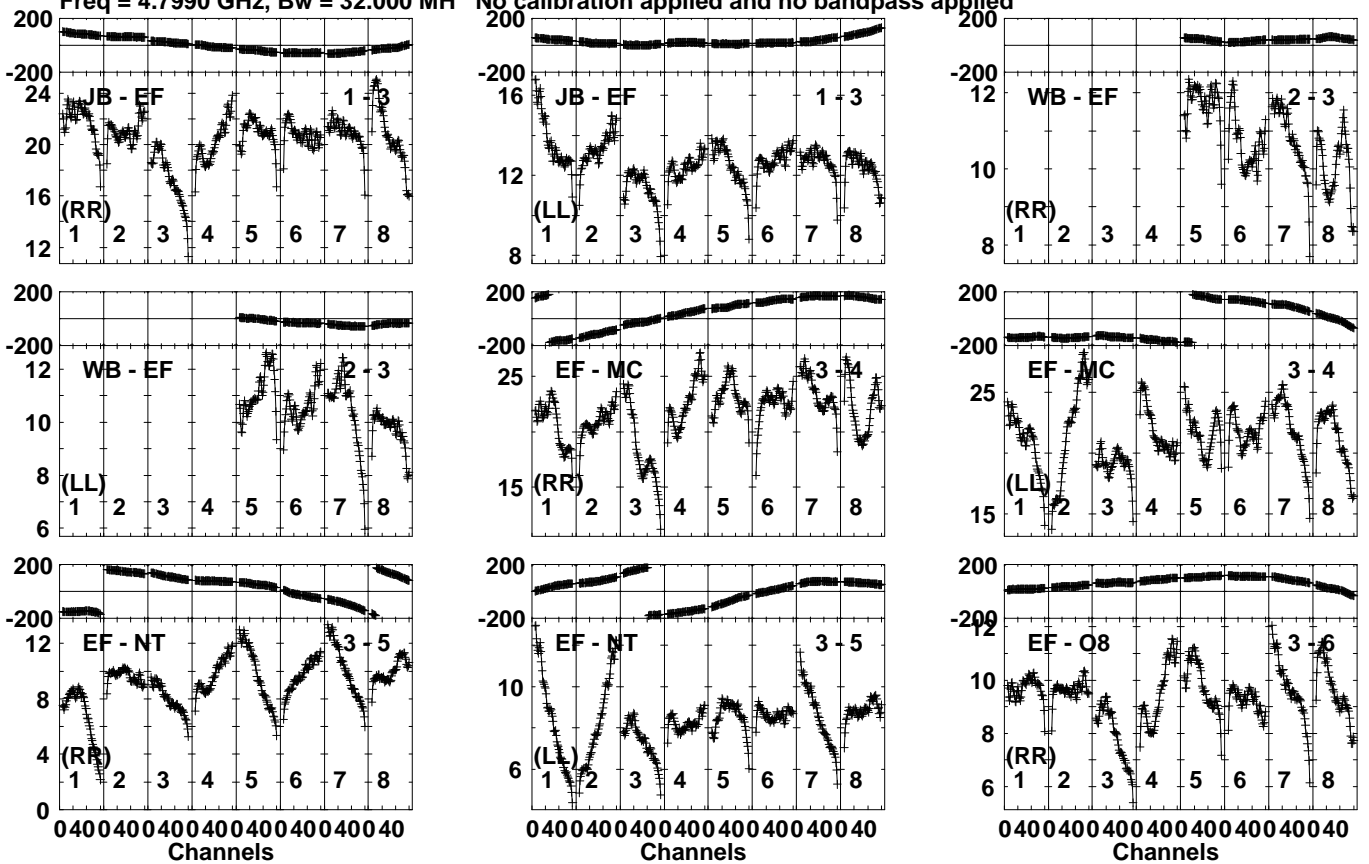


Lower frame: Micro Ampl Jy Top frame: Phas deg  
Vector averaged cross-power spectrum Several baselines displayed  
Timerange: 00/14:51:31 to 00/14:54:59

Plot file version 229 created 13-FEB-2023 10:49:29

J2025+33 EM166B.UVDATA.1

Freq = 4.7990 GHz, Bw = 32.000 MH No calibration applied and no bandpass applied

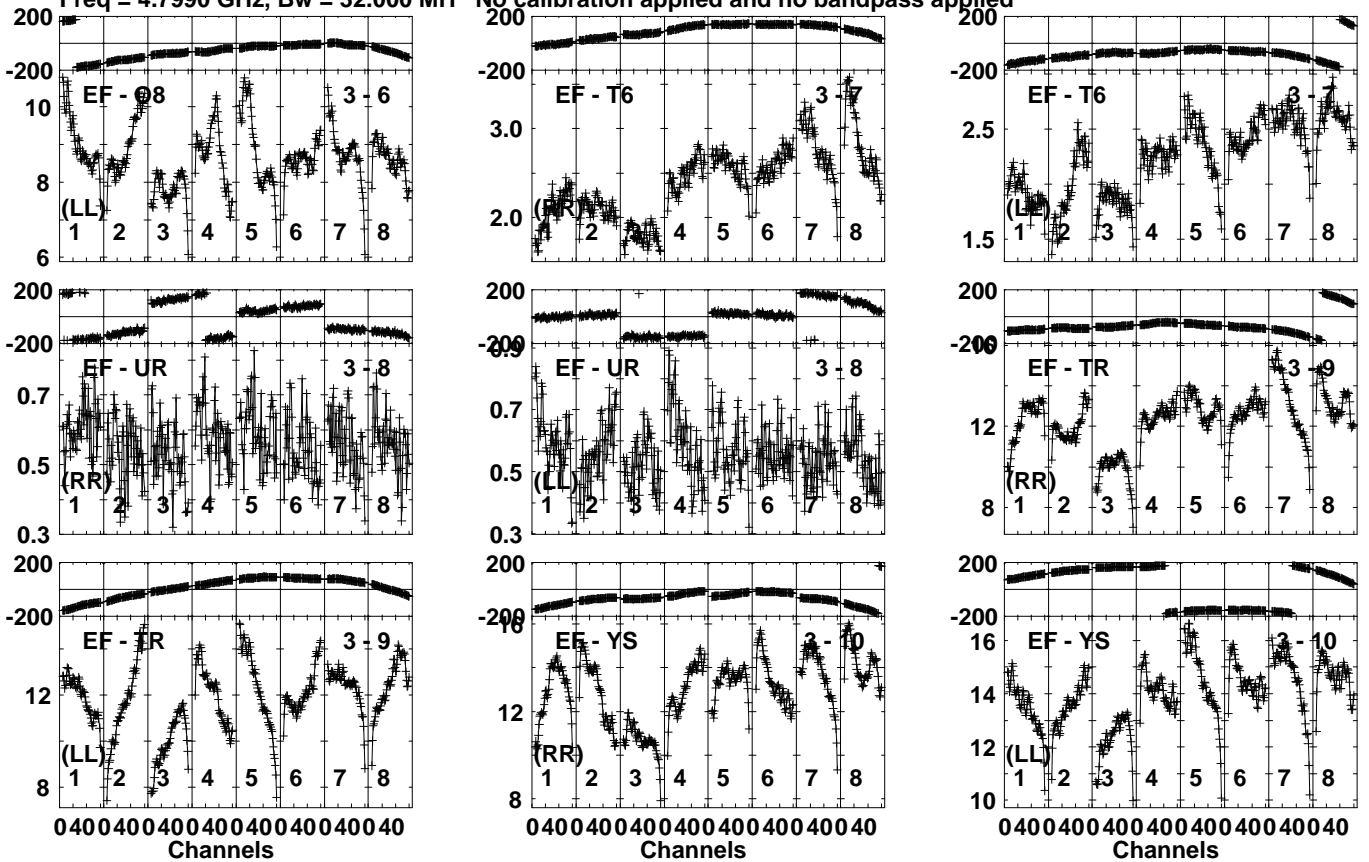


Lower frame: Milli Ampl Jy Top frame: Phas deg  
Vector averaged cross-power spectrum Several baselines displayed  
Timerange: 00/14:55:01 to 00/14:57:29

Plot file version 230 created 13-FEB-2023 10:49:29

J2025+33 EM166B.UVDATA.1

Freq = 4.7990 GHz, Bw = 32.000 MH No calibration applied and no bandpass applied

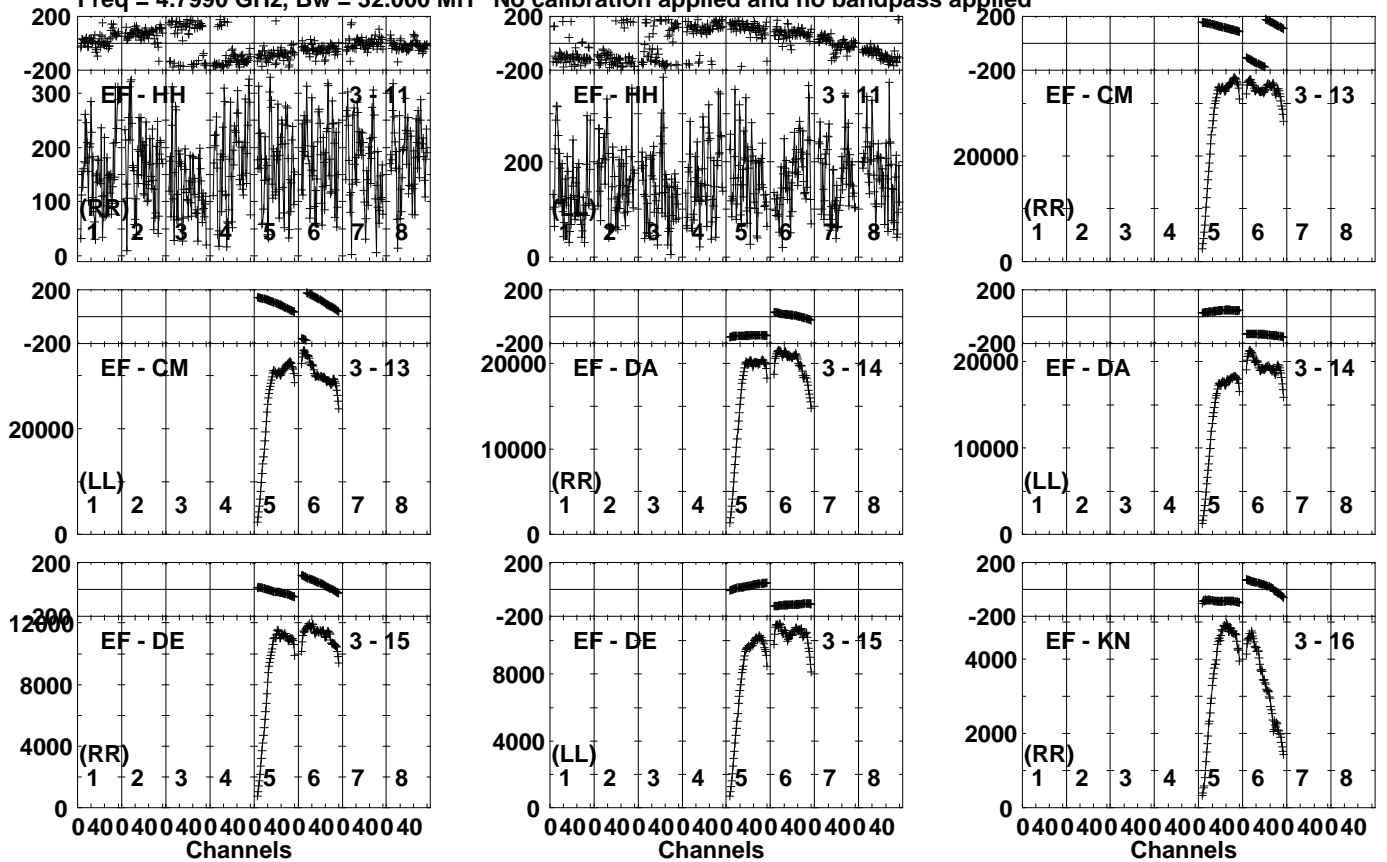


Lower frame: Milli Ampl Jy Top frame: Phas deg  
Vector averaged cross-power spectrum Several baselines displayed  
Timerange: 00/14:55:01 to 00/14:57:29

Plot file version 231 created 13-FEB-2023 10:49:29

J2025+33 EM166B.UVDATA.1

Freq = 4.7990 GHz, Bw = 32.000 MH No calibration applied and no bandpass applied

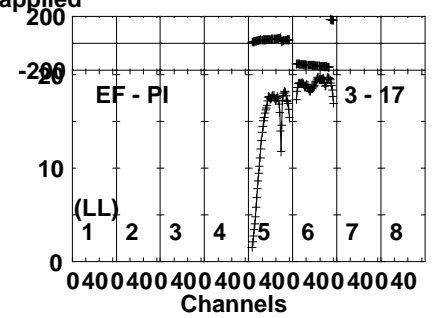
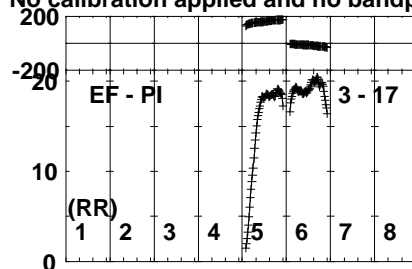
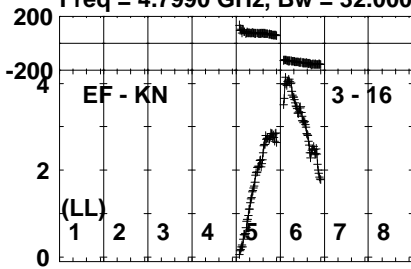


Lower frame: Micro Ampl Jy Top frame: Phas deg  
Vector averaged cross-power spectrum Several baselines displayed  
Timerange: 00/14:55:01 to 00/14:57:29

Plot file version 232 created 13-FEB-2023 10:49:30

J2025+33 EM166B.UVDATA.1

Freq = 4.7990 GHz, Bw = 32.000 MH No calibration applied and no bandpass applied



Lower frame: Milli Ampl Jy Top frame: Phas deg  
Vector averaged cross-power spectrum Several baselines displayed  
Timerange: 00/14:55:01 to 00/14:57:29

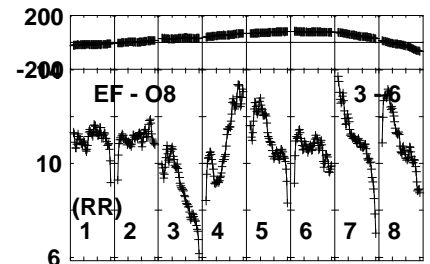
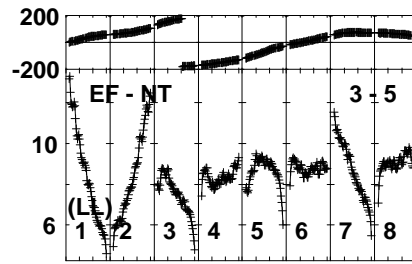
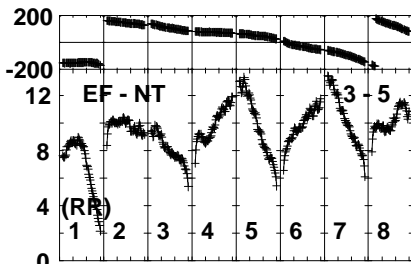
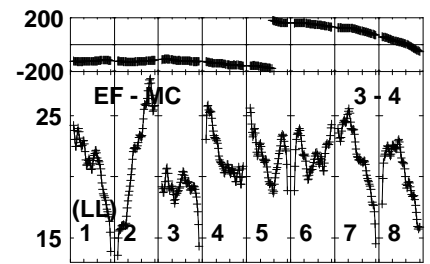
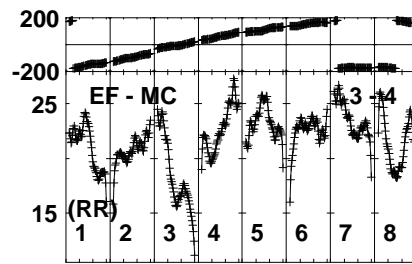
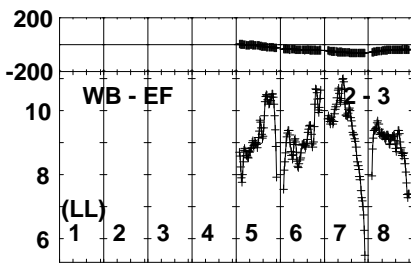
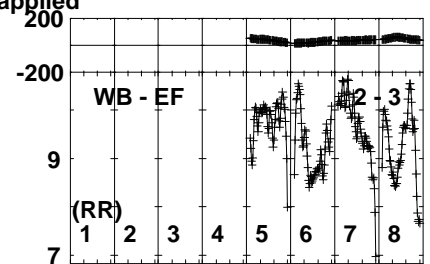
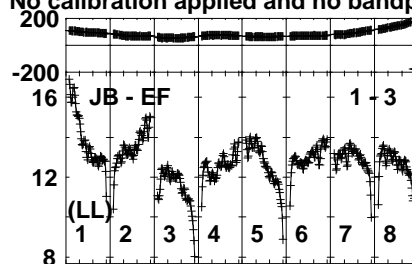
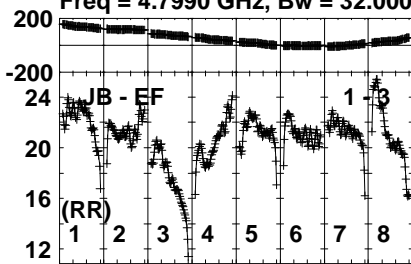


Plot file version 233 created 13-FEB-2023 10:49:30

J2025+33 EM166B.UVDATA.1

Freq = 4.7990 GHz, Bw = 32.000 MH

No calibration applied and no bandpass applied



Lower frame: Milli Ampl Jy Top frame: Phas deg

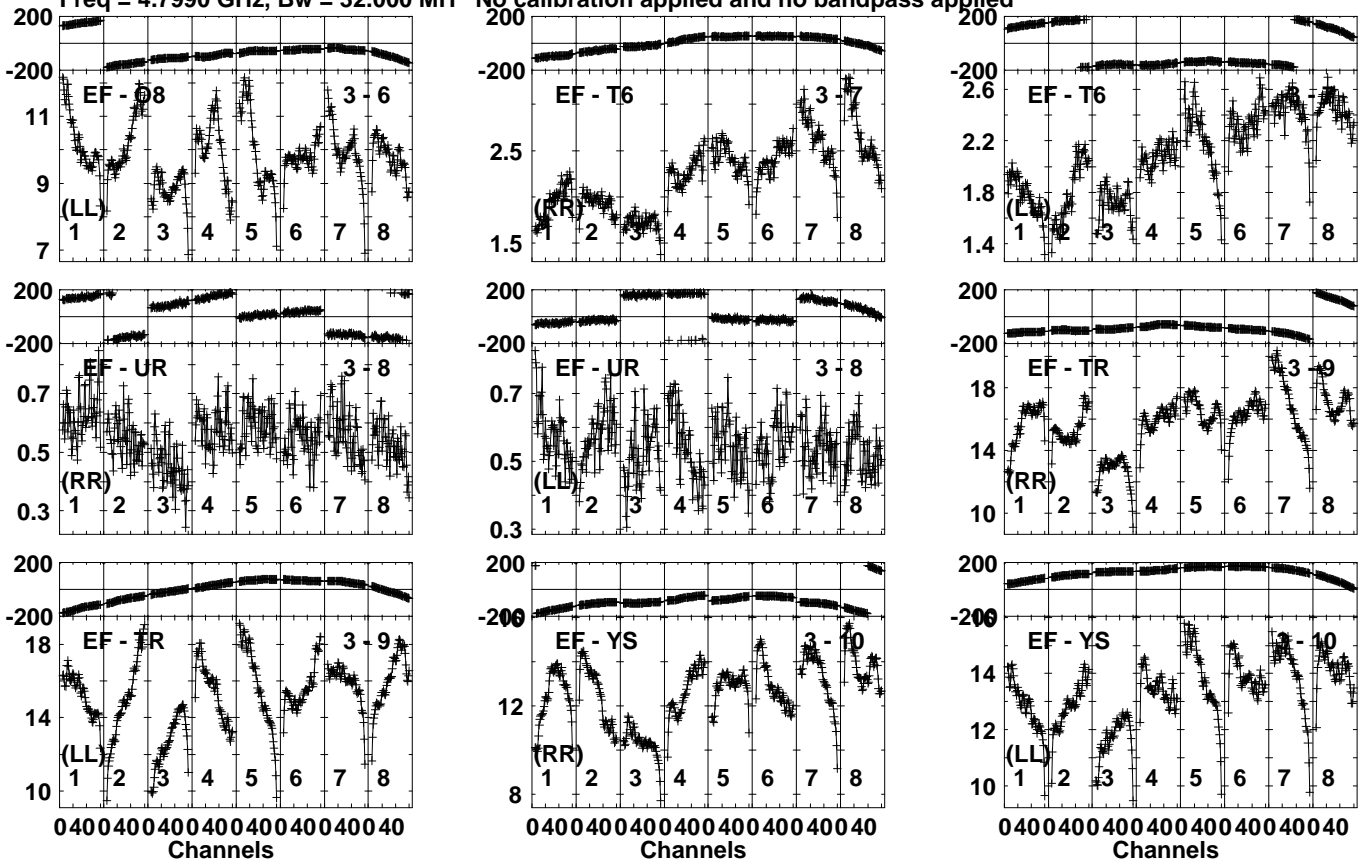
Vector averaged cross-power spectrum Several baselines displayed

Timerange: 00/14:59:31 to 00/15:01:59

Plot file version 234 created 13-FEB-2023 10:49:30

J2025+33 EM166B.UVDATA.1

Freq = 4.7990 GHz, Bw = 32.000 MH No calibration applied and no bandpass applied



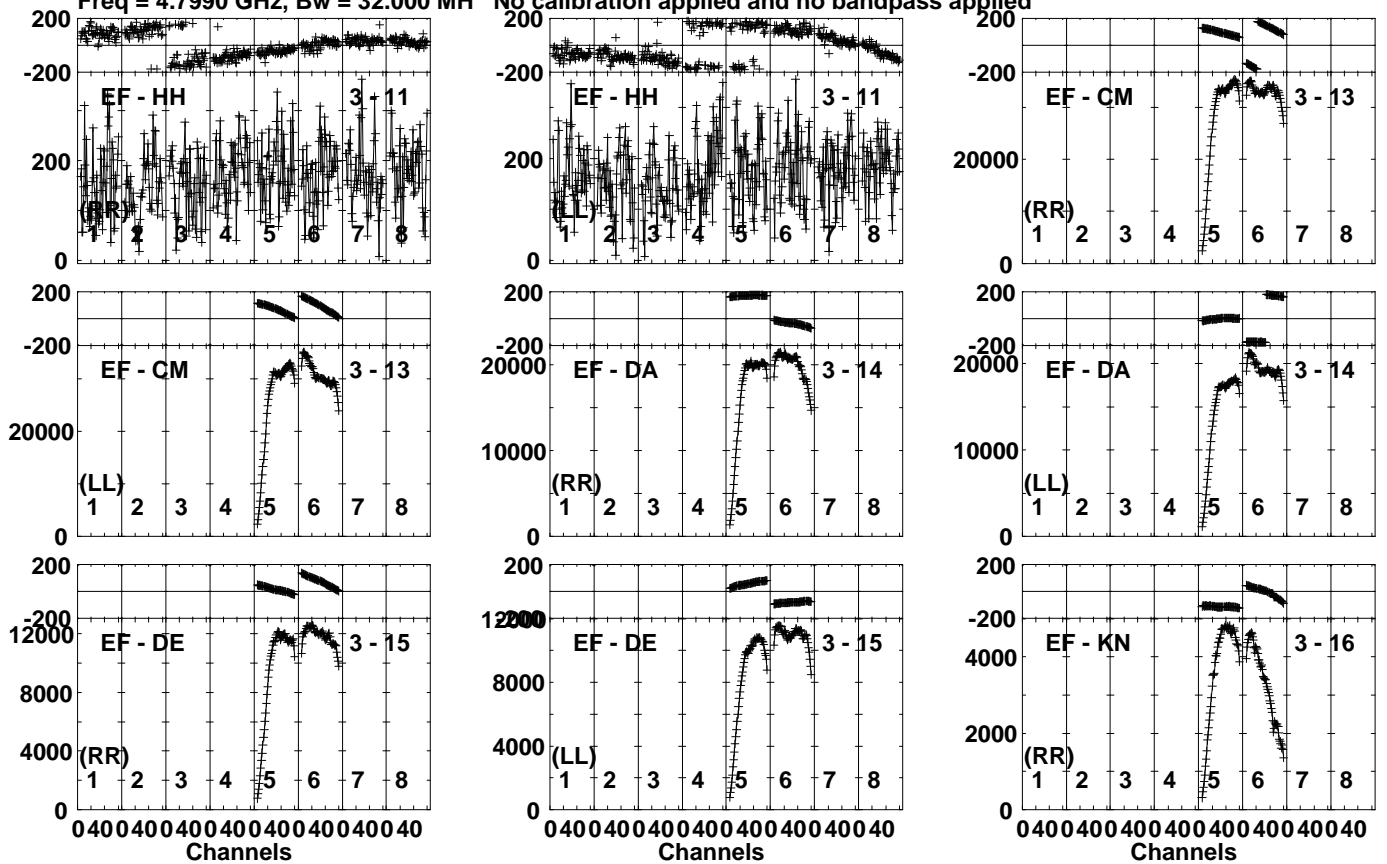
Lower frame: Milli Ampl Jy Top frame: Phas deg  
Vector averaged cross-power spectrum Several baselines displayed  
Timerange: 00/14:59:31 to 00/15:01:59

Plot file version 235 created 13-FEB-2023 10:49:30

J2025+33 EM166B.UVDATA.1

Freq = 4.7990 GHz, Bw = 32.000 MH

No calibration applied and no bandpass applied



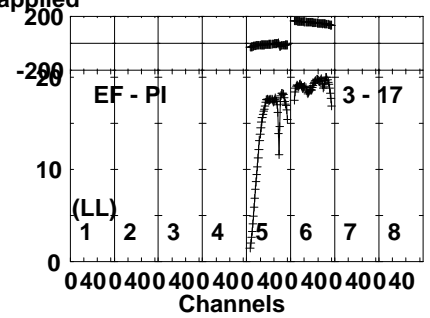
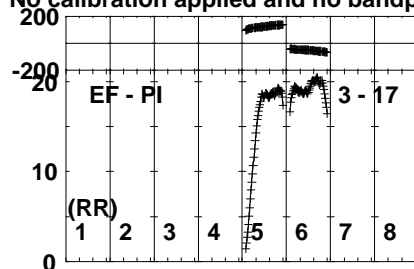
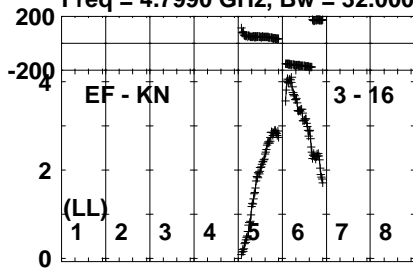
Lower frame: Micro Ampl Jy Top frame: Phas deg  
Vector averaged cross-power spectrum Several baselines displayed  
Timerange: 00/14:59:31 to 00/15:01:59

Plot file version 236 created 13-FEB-2023 10:49:30

J2025+33 EM166B.UVDATA.1

Freq = 4.7990 GHz, Bw = 32.000 MH

No calibration applied and no bandpass applied

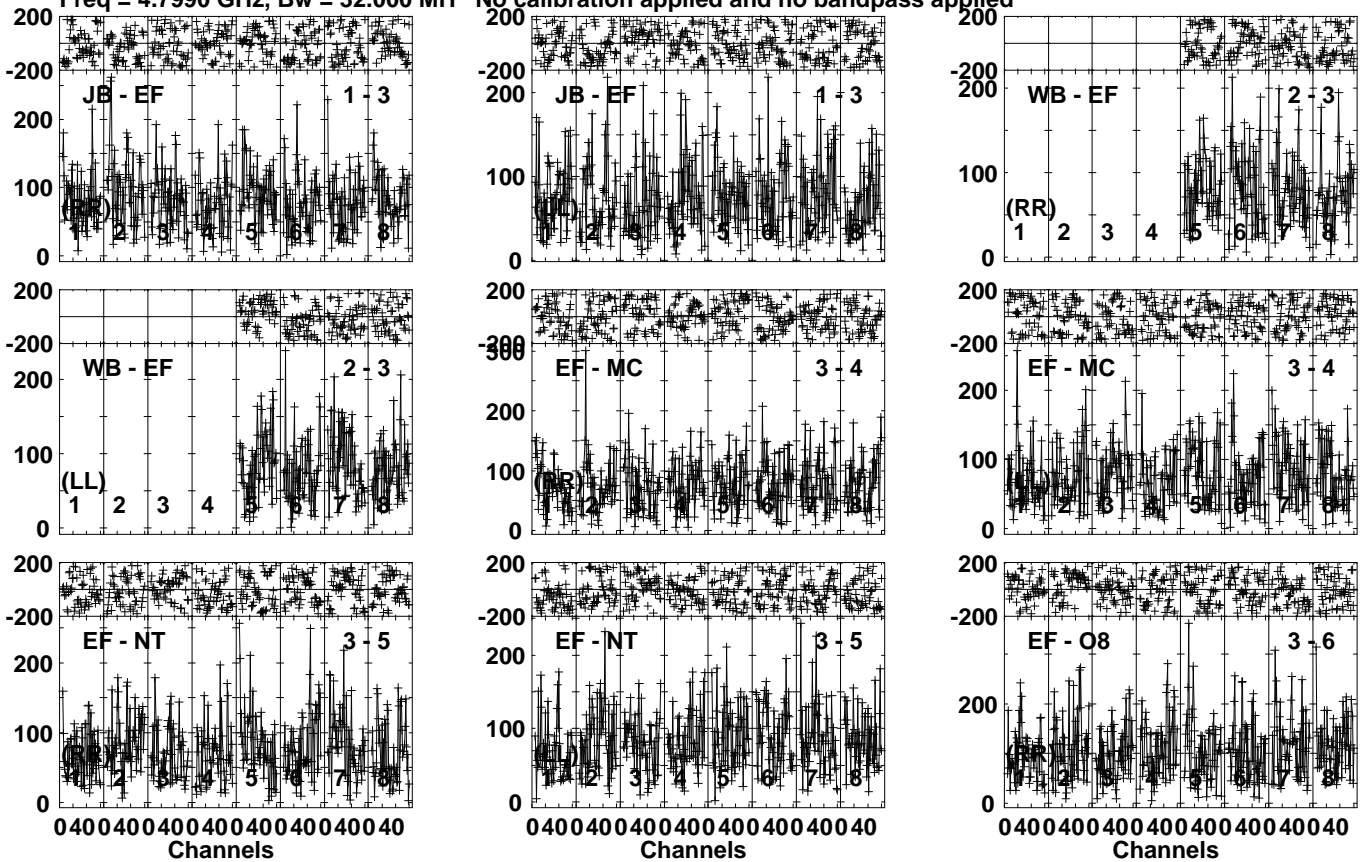


Lower frame: Milli Ampl Jy Top frame: Phas deg  
Vector averaged cross-power spectrum Several baselines displayed  
Timerange: 00/14:59:31 to 00/15:01:59

Plot file version 237 created 13-FEB-2023 10:49:30

V404CYG EM166B.UVDATA.1

Freq = 4.7990 GHz, Bw = 32.000 MH No calibration applied and no bandpass applied

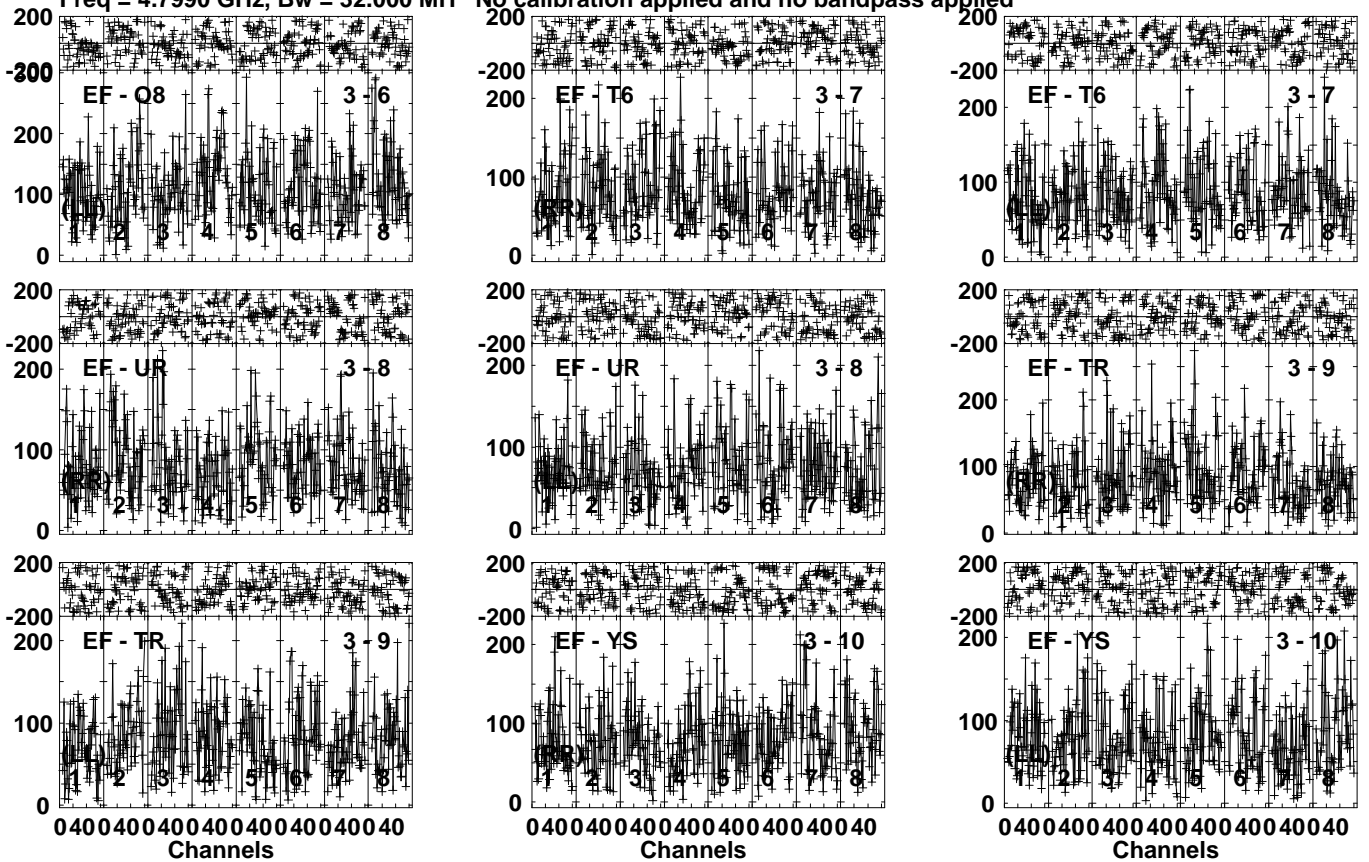


Lower frame: Micro Ampl Jy Top frame: Phas deg  
Vector averaged cross-power spectrum Several baselines displayed  
Timerange: 00/15:02:03 to 00/15:05:29

Plot file version 238 created 13-FEB-2023 10:49:30

V404CYG EM166B.UVDATA.1

Freq = 4.7990 GHz, Bw = 32.000 MH No calibration applied and no bandpass applied

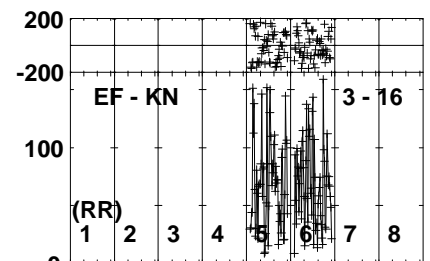
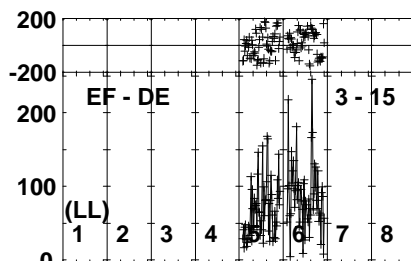
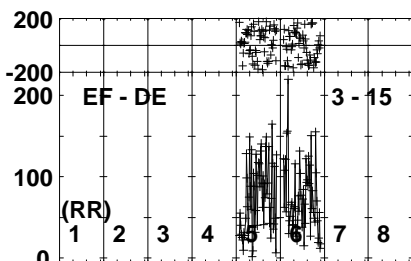
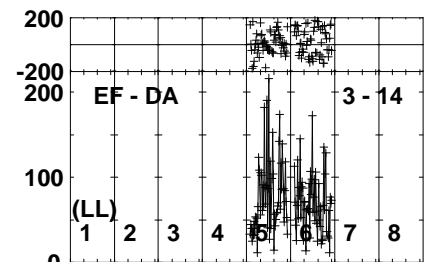
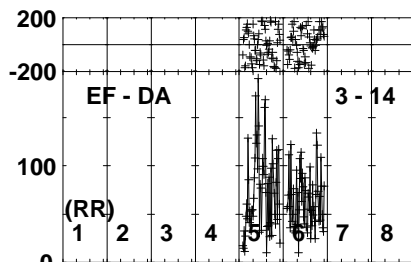
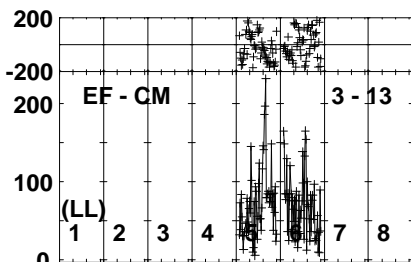
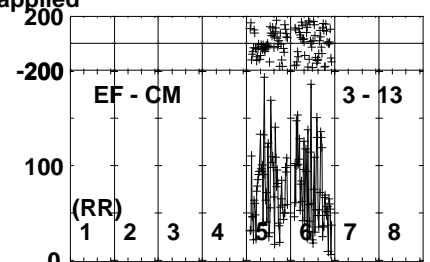
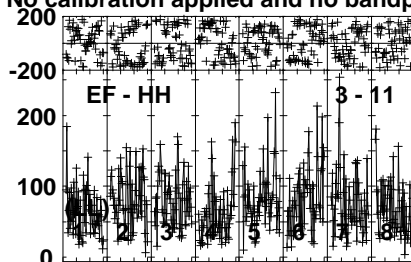
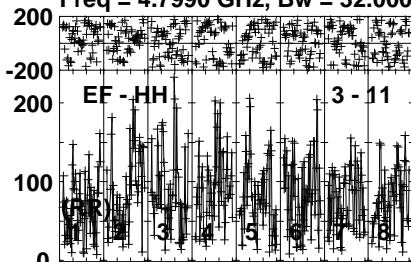


Lower frame: Micro Ampl Jy Top frame: Phas deg  
Vector averaged cross-power spectrum Several baselines displayed  
Timerange: 00/15:02:03 to 00/15:05:29

Plot file version 239 created 13-FEB-2023 10:49:30

V404CYG EM166B.UVDATA.1

Freq = 4.7990 GHz, Bw = 32.000 MH No calibration applied and no bandpass applied

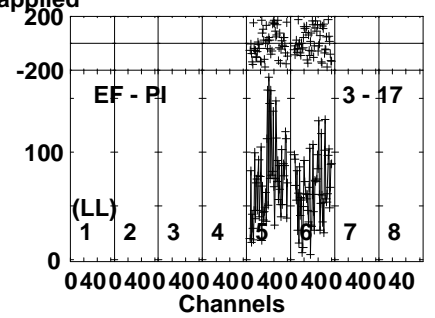
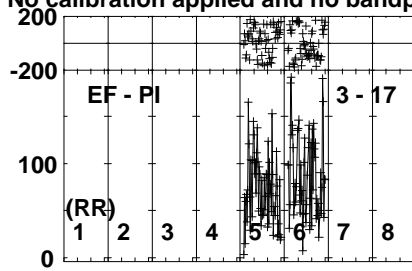
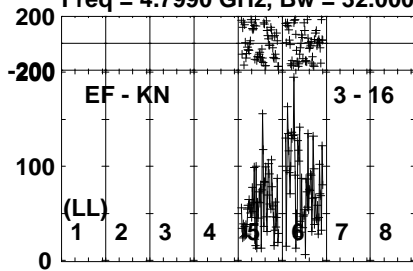


Lower frame: Micro Ampl Jy Top frame: Phas deg  
Vector averaged cross-power spectrum Several baselines displayed  
Timerange: 00/15:02:03 to 00/15:05:29

Plot file version 240 created 13-FEB-2023 10:49:31

V404CYG EM166B.UVDATA.1

Freq = 4.7990 GHz, Bw = 32.000 MH No calibration applied and no bandpass applied



Lower frame: Micro Ampl Jy Top frame: Phas deg  
Vector averaged cross-power spectrum Several baselines displayed  
Timerange: 00/15:02:03 to 00/15:05:29

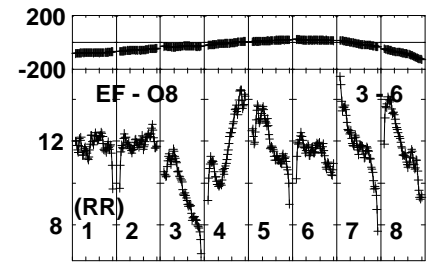
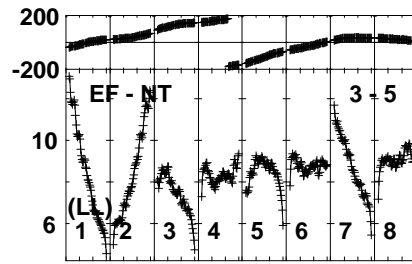
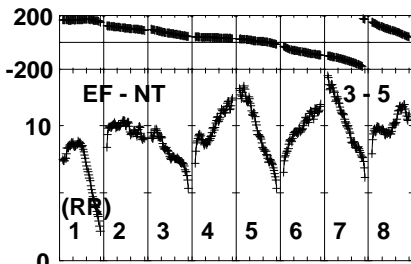
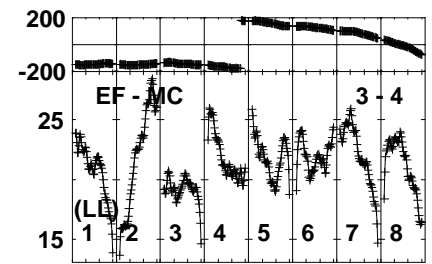
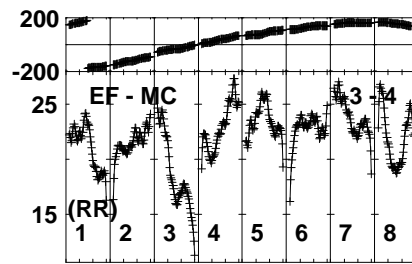
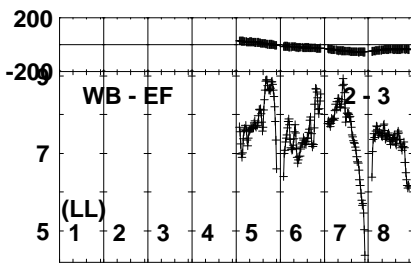
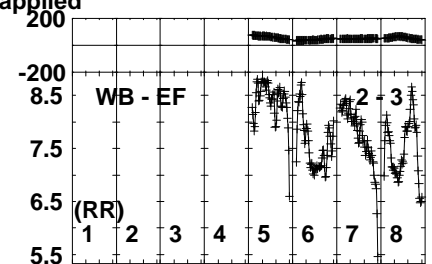
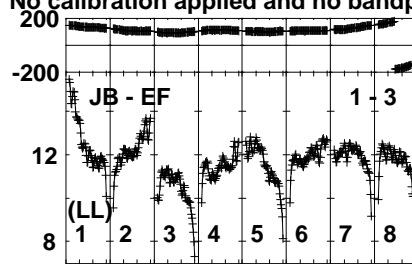
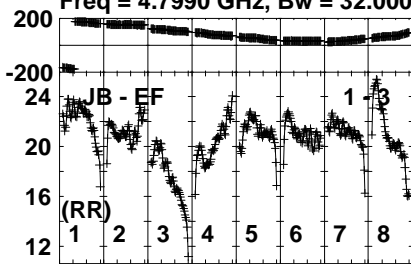


Plot file version 241 created 13-FEB-2023 10:49:31

J2025+33 EM166B.UVDATA.1

Freq = 4.7990 GHz, Bw = 32.000 MH

No calibration applied and no bandpass applied

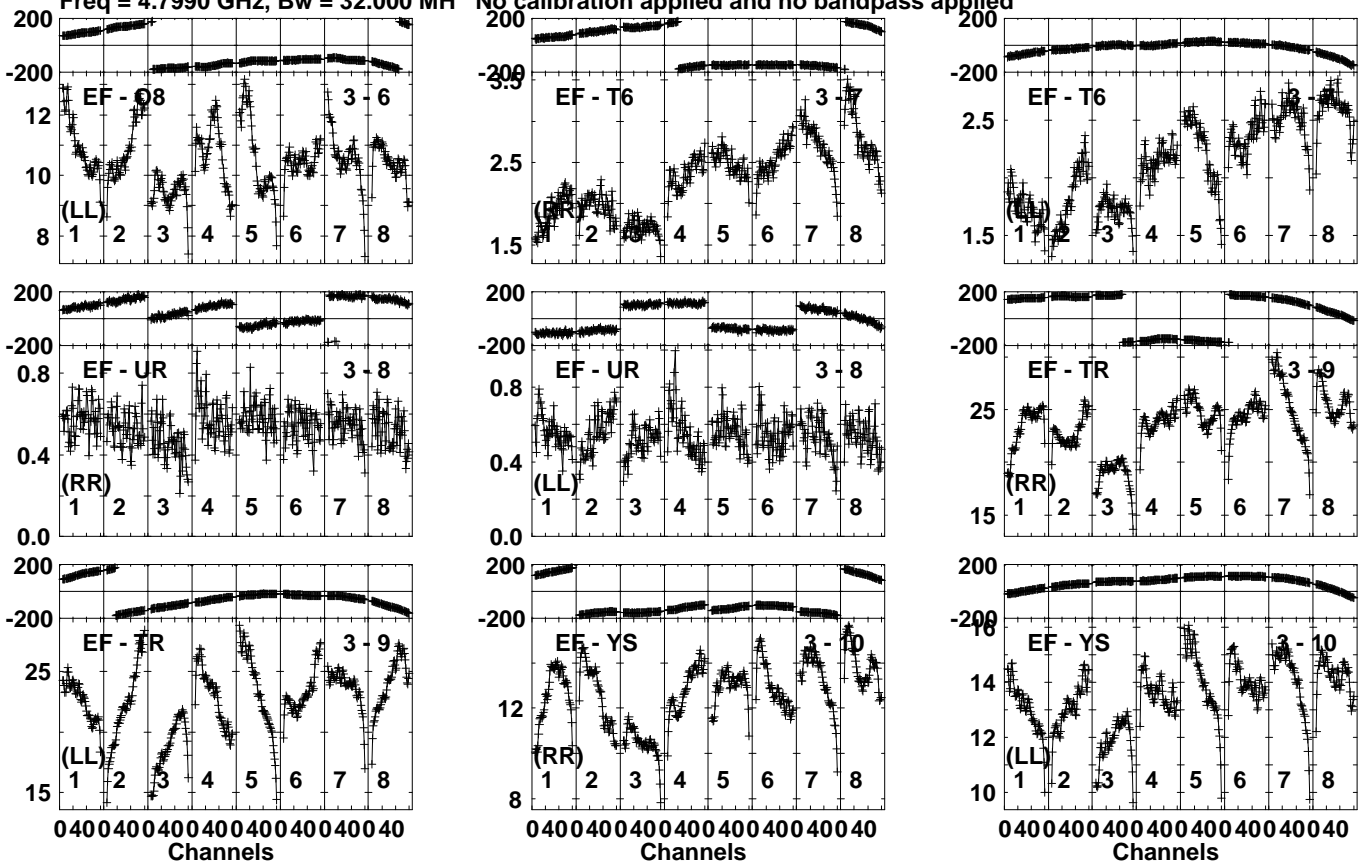


Lower frame: Milli Ampl Jy Top frame: Phas deg  
Vector averaged cross-power spectrum Several baselines displayed  
Timerange: 00/15:05:31 to 00/15:07:59

Plot file version 242 created 13-FEB-2023 10:49:31

J2025+33 EM166B.UVDATA.1

Freq = 4.7990 GHz, Bw = 32.000 MH No calibration applied and no bandpass applied

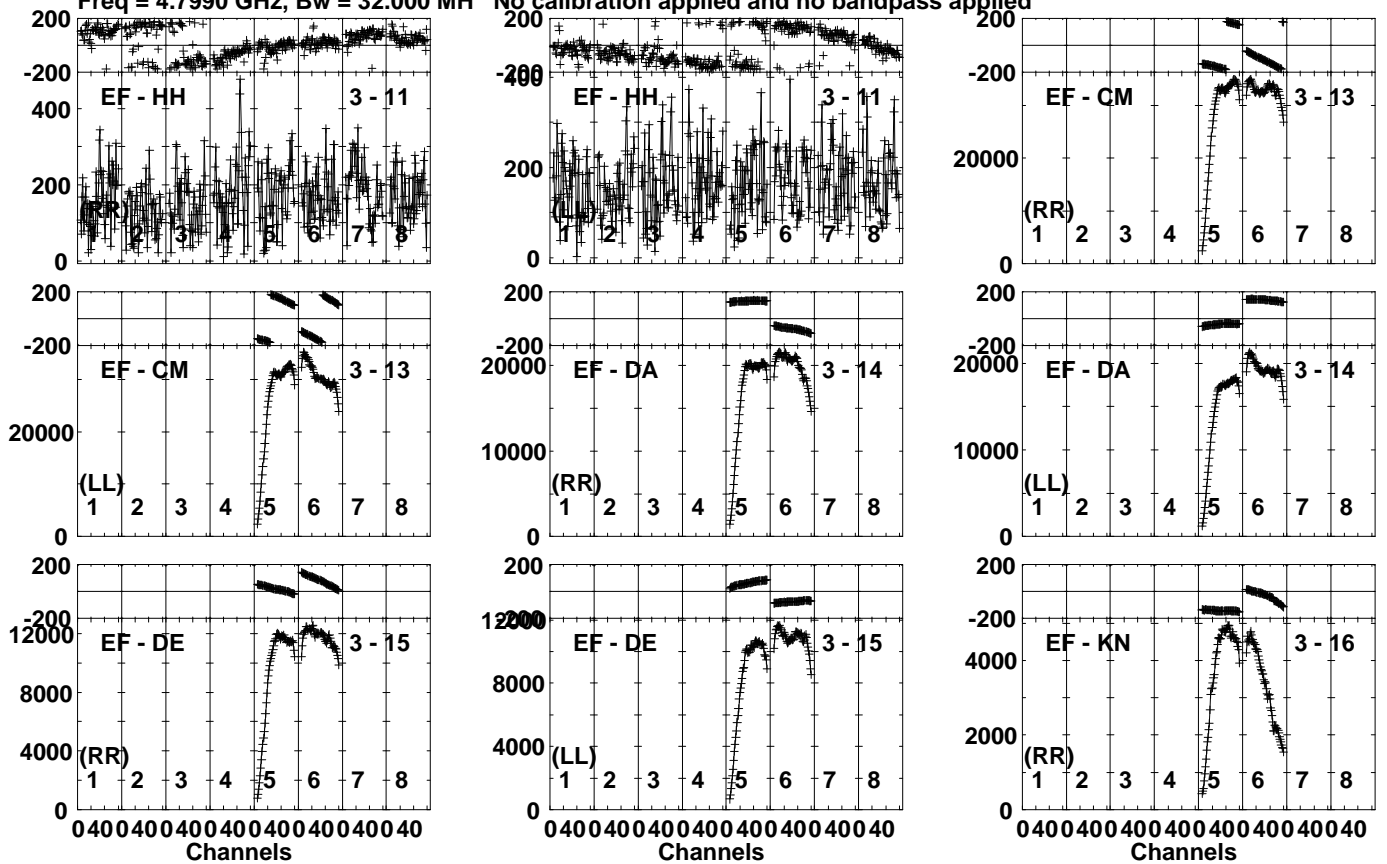


Lower frame: Milli Ampl Jy Top frame: Phas deg  
Vector averaged cross-power spectrum Several baselines displayed  
Timerange: 00/15:05:31 to 00/15:07:59

Plot file version 243 created 13-FEB-2023 10:49:31

J2025+33 EM166B.UVDATA.1

Freq = 4.7990 GHz, Bw = 32.000 MH No calibration applied and no bandpass applied

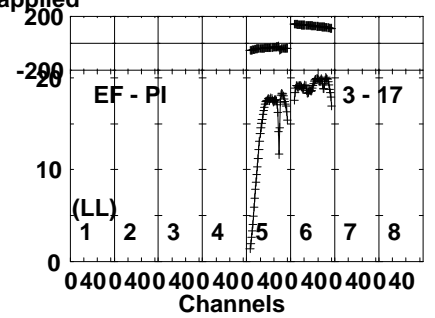
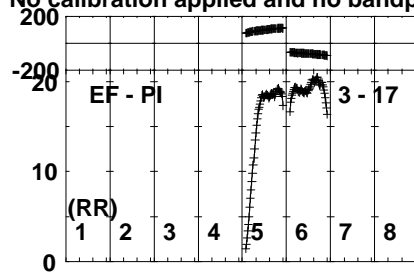
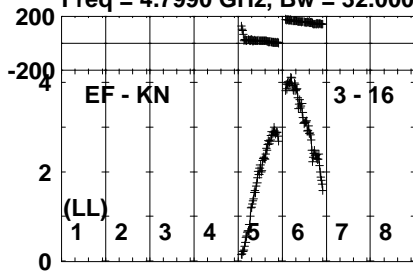


Lower frame: Micro Ampl Jy Top frame: Phas deg  
Vector averaged cross-power spectrum Several baselines displayed  
Timerange: 00/15:05:31 to 00/15:07:59

Plot file version 244 created 13-FEB-2023 10:49:31

J2025+33 EM166B.UVDATA.1

Freq = 4.7990 GHz, Bw = 32.000 MH No calibration applied and no bandpass applied

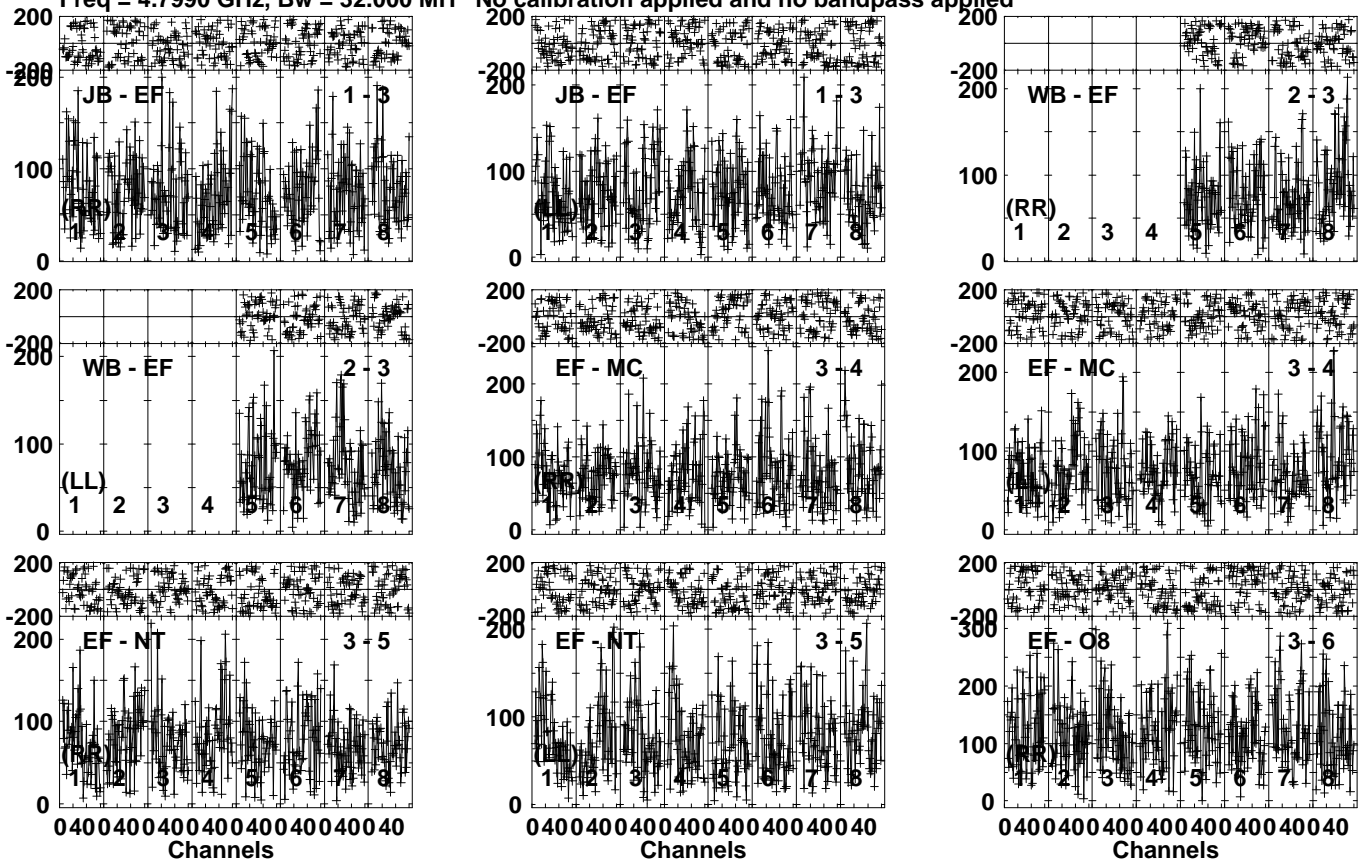


Lower frame: Milli Ampl Jy Top frame: Phas deg  
Vector averaged cross-power spectrum Several baselines displayed  
Timerange: 00/15:05:31 to 00/15:07:59

Plot file version 245 created 13-FEB-2023 10:49:31

V404CYG EM166B.UVDATA.1

Freq = 4.7990 GHz, Bw = 32.000 MH No calibration applied and no bandpass applied

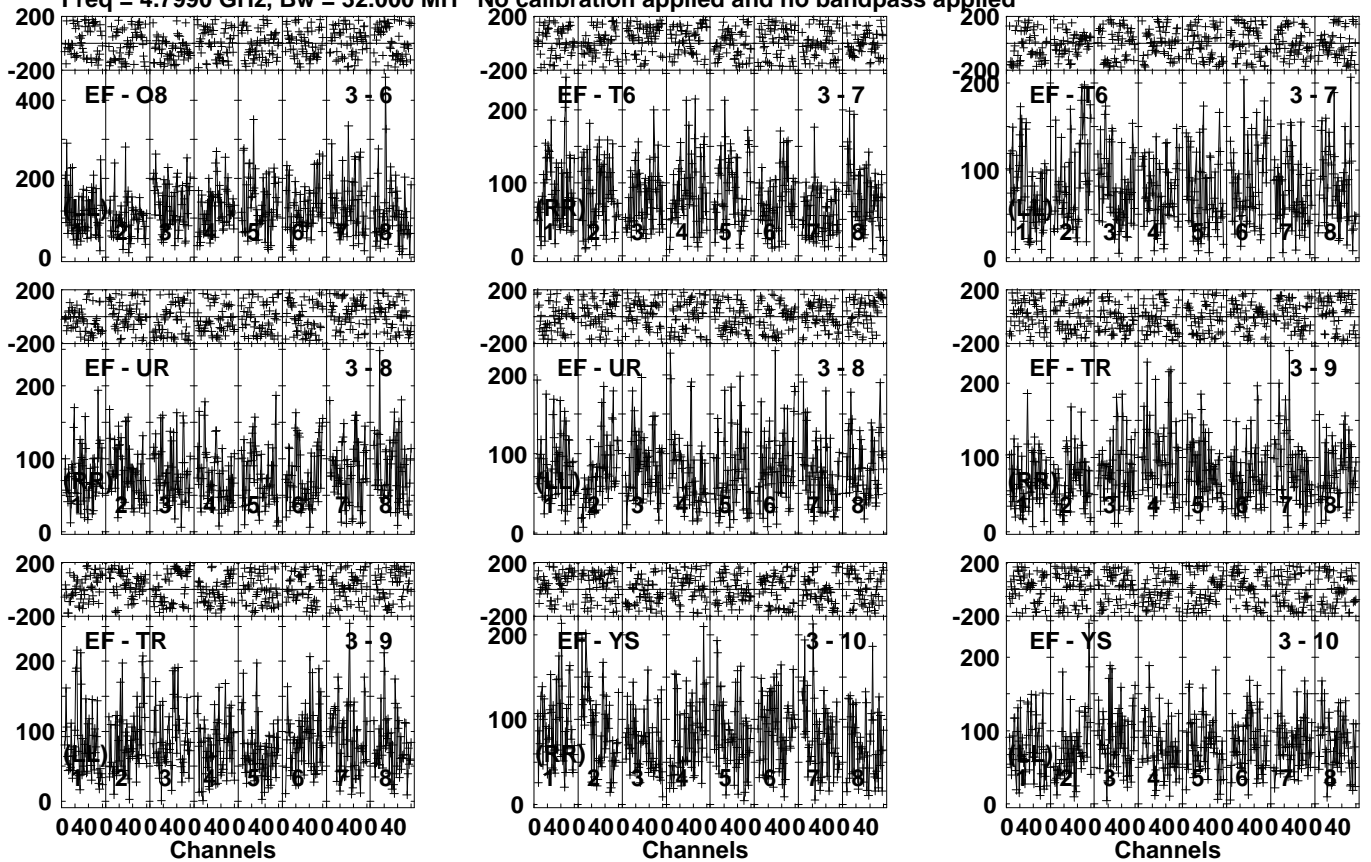


Lower frame: Micro Ampl Jy Top frame: Phas deg  
Vector averaged cross-power spectrum Several baselines displayed  
Timerange: 00/15:08:01 to 00/15:11:29

Plot file version 246 created 13-FEB-2023 10:49:31

V404CYG EM166B.UVDATA.1

Freq = 4.7990 GHz, Bw = 32.000 MH No calibration applied and no bandpass applied

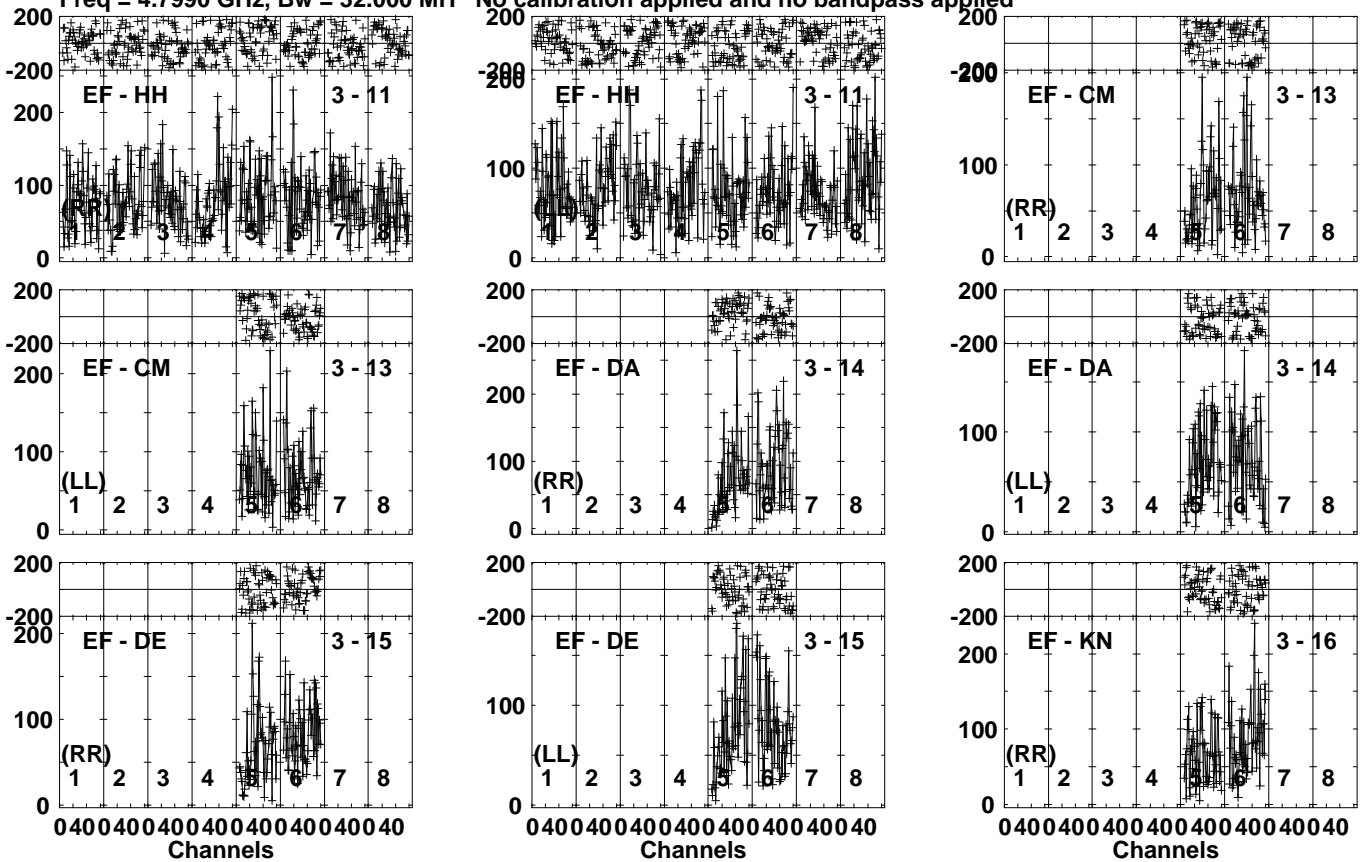


Lower frame: Micro Ampl Jy Top frame: Phas deg  
Vector averaged cross-power spectrum Several baselines displayed  
Timerange: 00/15:08:01 to 00/15:11:29

Plot file version 247 created 13-FEB-2023 10:49:32

V404CYG EM166B.UVDATA.1

Freq = 4.7990 GHz, Bw = 32.000 MH No calibration applied and no bandpass applied

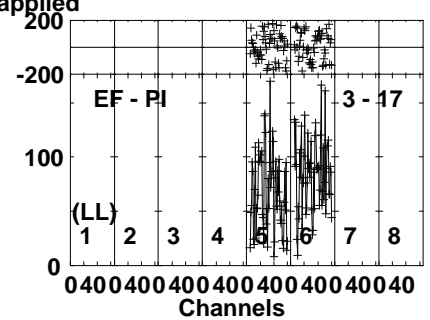
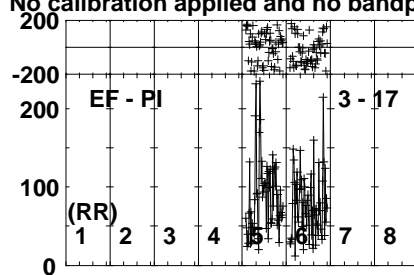
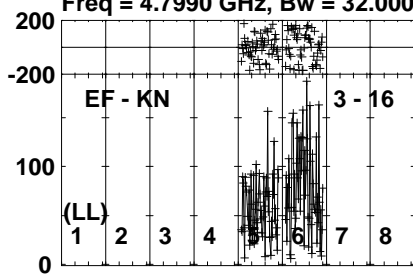


Lower frame: Micro Ampl Jy Top frame: Phas deg  
Vector averaged cross-power spectrum Several baselines displayed  
Timerange: 00/15:08:01 to 00/15:11:29

Plot file version 248 created 13-FEB-2023 10:49:32

V404CYG EM166B.UVDATA.1

Freq = 4.7990 GHz, Bw = 32.000 MH No calibration applied and no bandpass applied



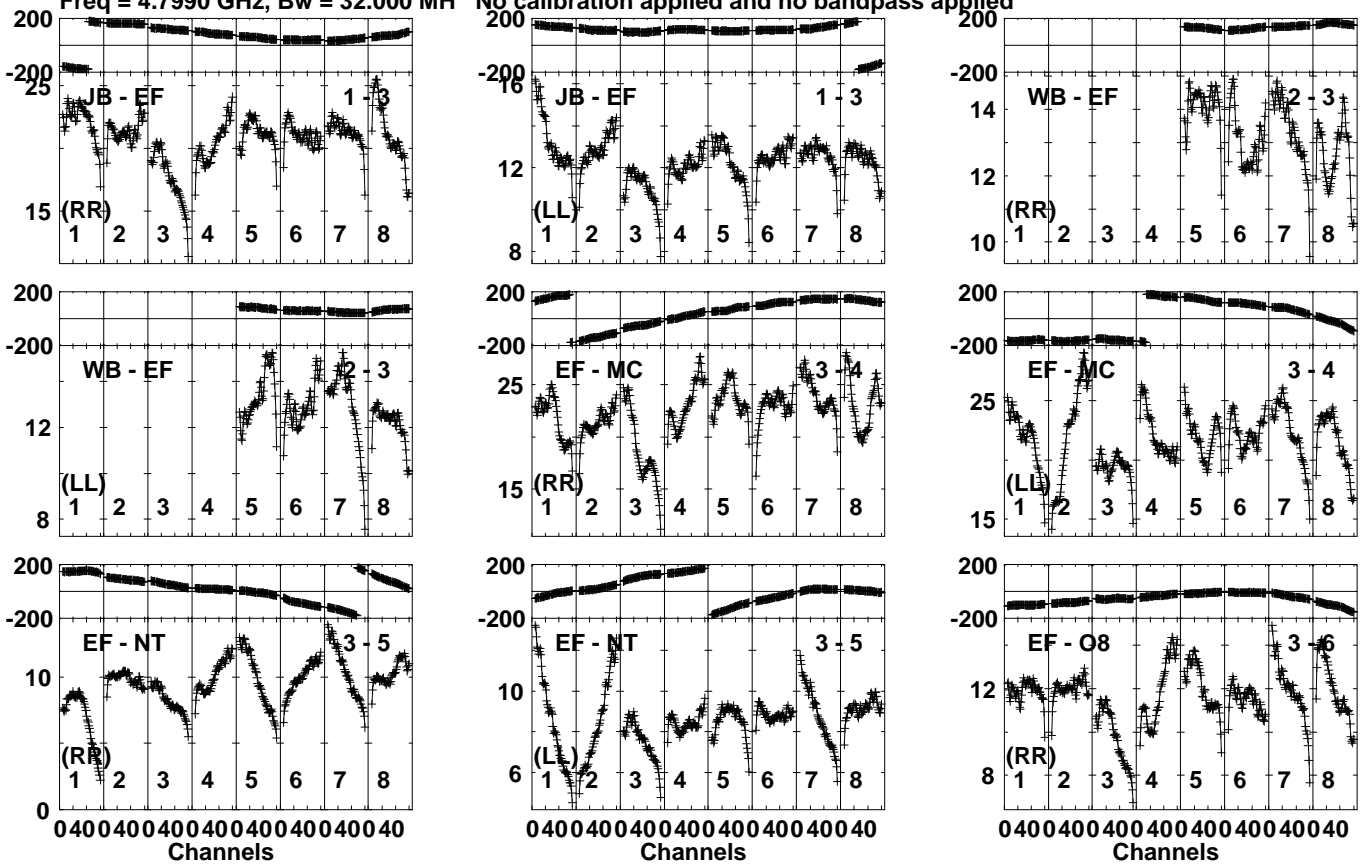
Lower frame: Micro Ampl Jy Top frame: Phas deg  
Vector averaged cross-power spectrum Several baselines displayed  
Timerange: 00/15:08:01 to 00/15:11:29



Plot file version 249 created 13-FEB-2023 10:49:32

J2025+33 EM166B.UVDATA.1

Freq = 4.7990 GHz, Bw = 32.000 MH No calibration applied and no bandpass applied

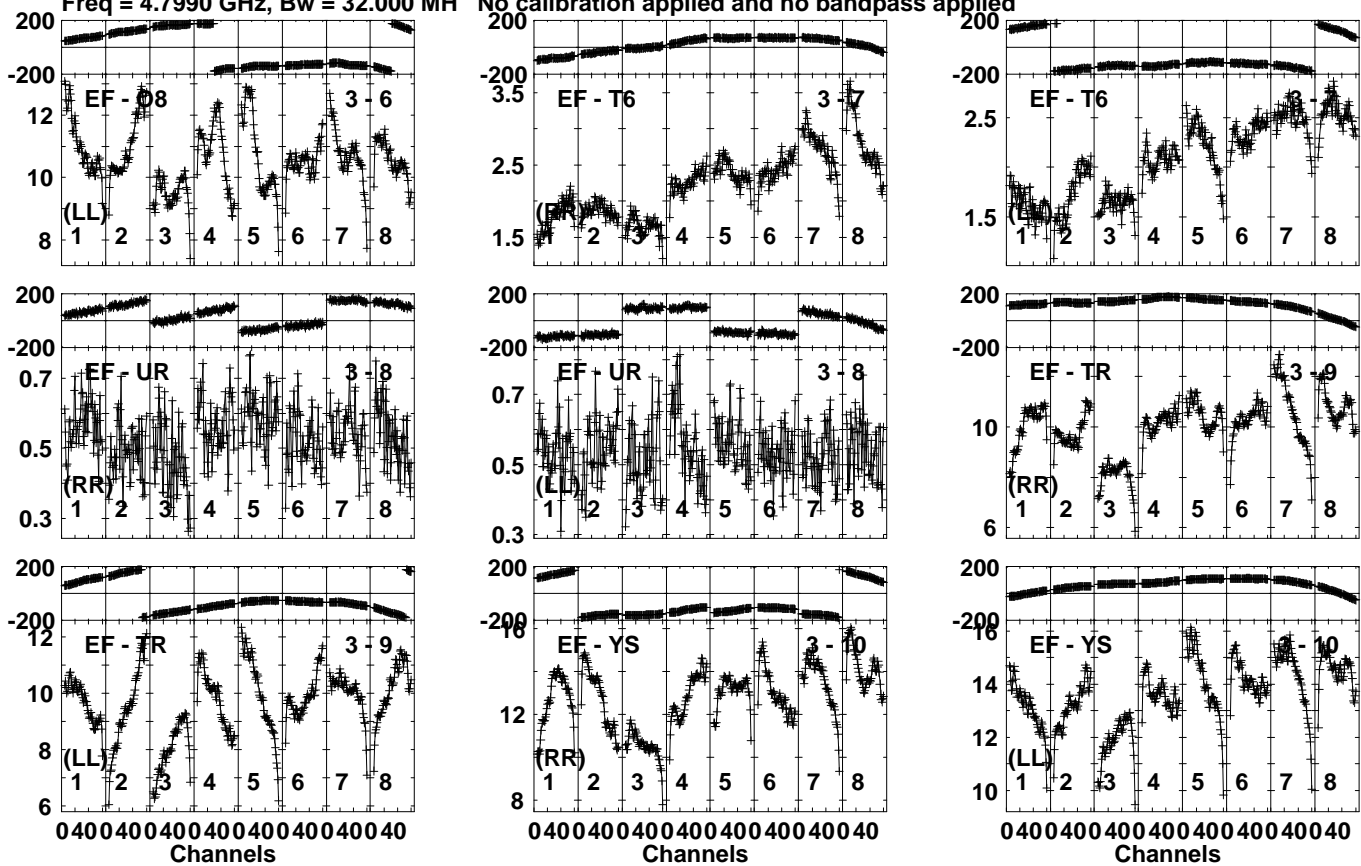


Lower frame: Milli Ampl Jy Top frame: Phas deg  
Vector averaged cross-power spectrum Several baselines displayed  
Timerange: 00/15:12:01 to 00/15:13:59

Plot file version 250 created 13-FEB-2023 10:49:32

J2025+33 EM166B.UVDATA.1

Freq = 4.7990 GHz, Bw = 32.000 MH No calibration applied and no bandpass applied



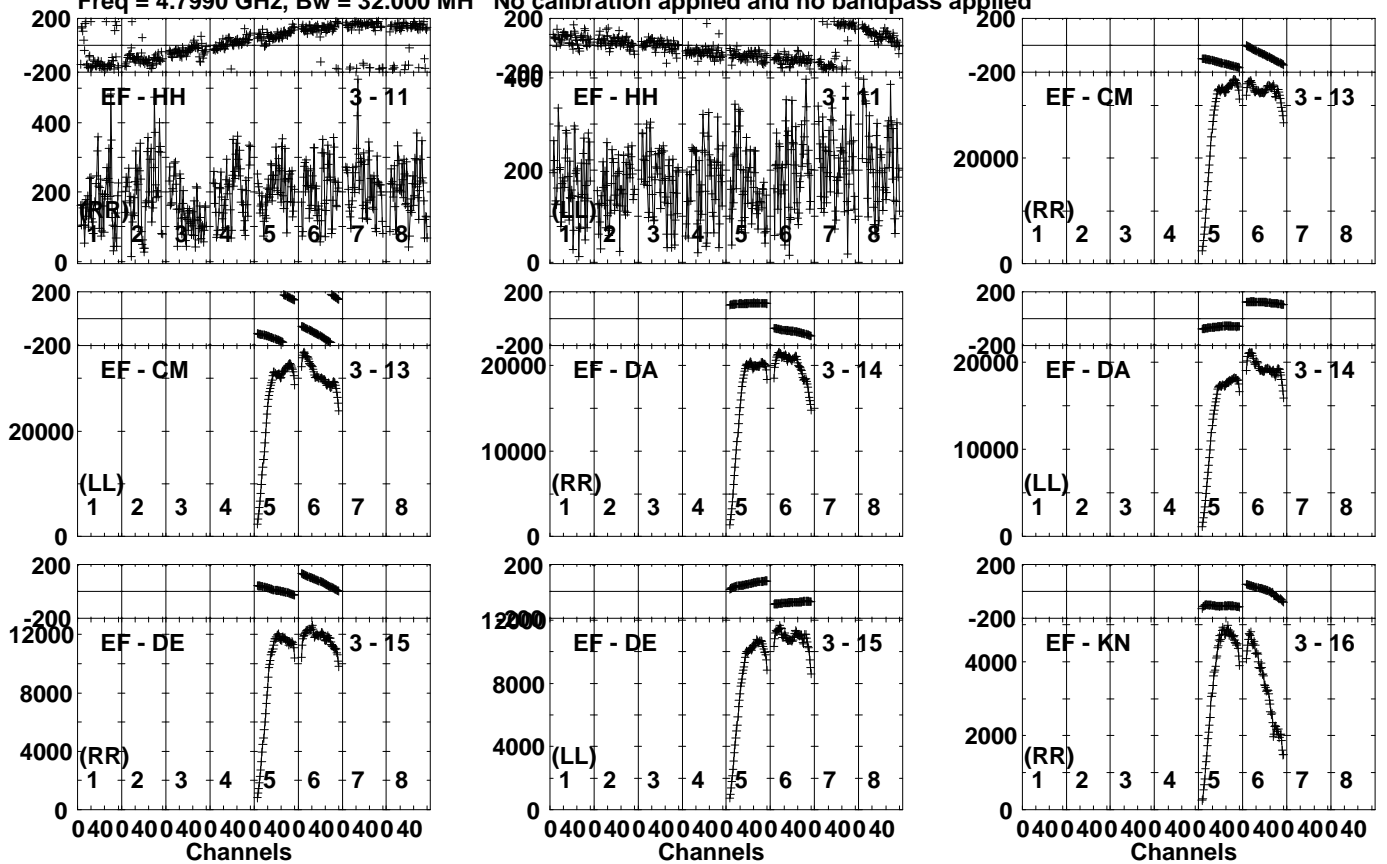
Lower frame: Milli Ampl Jy Top frame: Phas deg  
 Vector averaged cross-power spectrum Several baselines displayed  
 Timerange: 00/15:12:01 to 00/15:13:59

Plot file version 251 created 13-FEB-2023 10:49:32

J2025+33 EM166B.UVDATA.1

Freq = 4.7990 GHz, Bw = 32.000 MH

No calibration applied and no bandpass applied

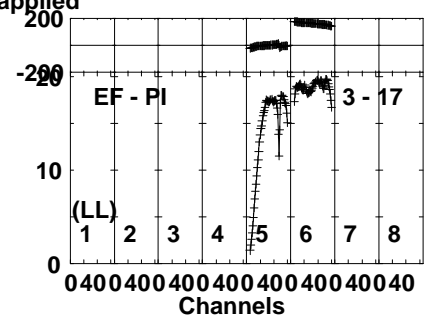
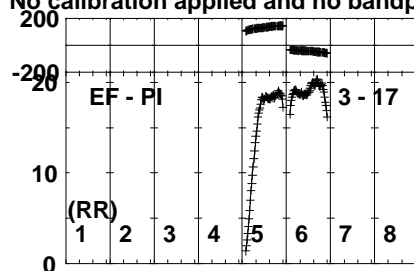
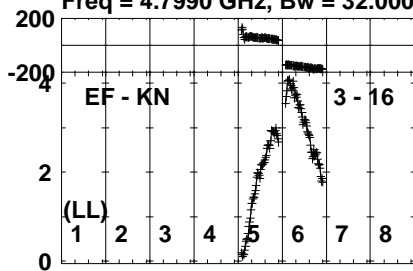


Lower frame: Micro Ampl Jy Top frame: Phas deg  
Vector averaged cross-power spectrum Several baselines displayed  
Timerange: 00/15:12:01 to 00/15:13:59

Plot file version 252 created 13-FEB-2023 10:49:32

J2025+33 EM166B.UVDATA.1

Freq = 4.7990 GHz, Bw = 32.000 MH No calibration applied and no bandpass applied

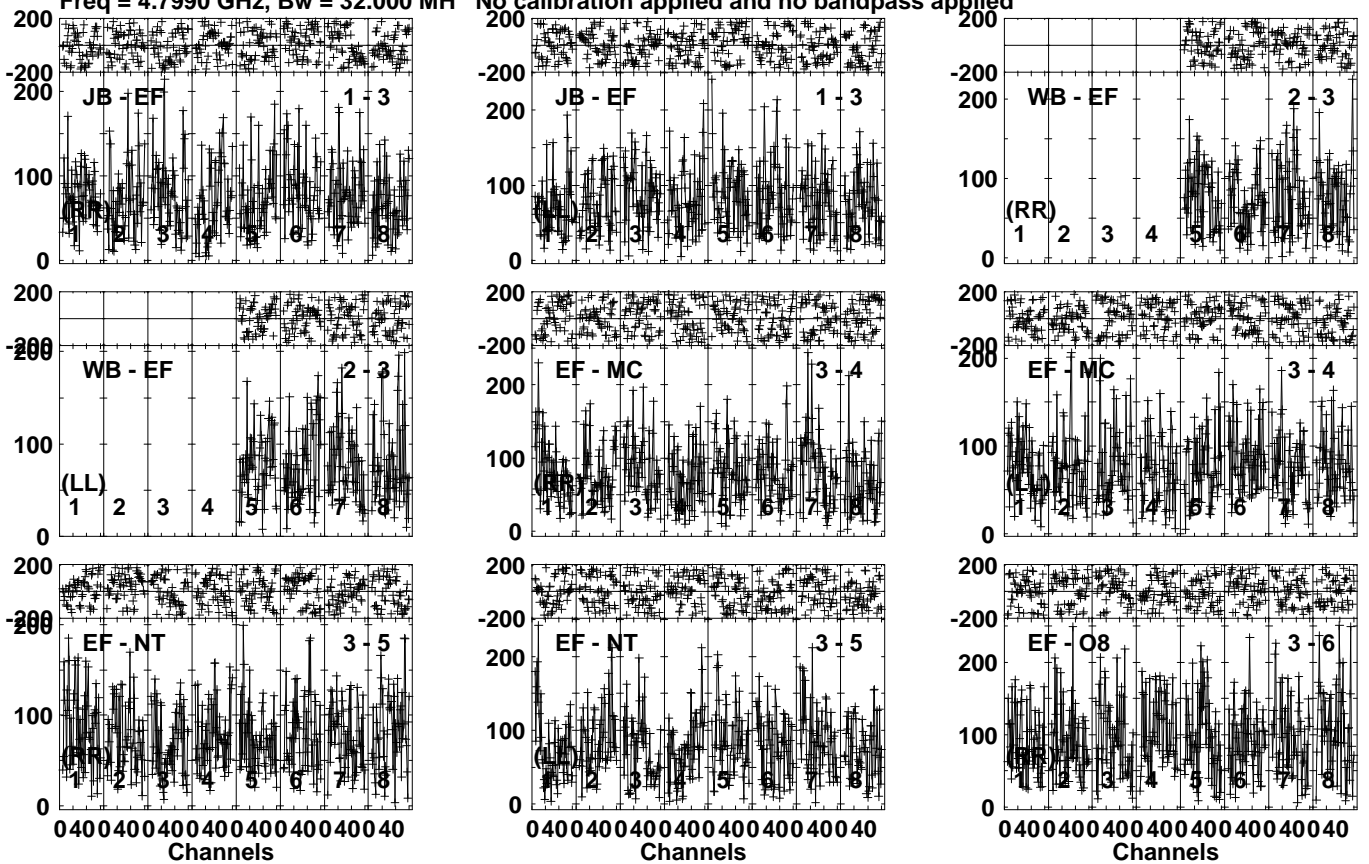


Lower frame: Milli Ampl Jy Top frame: Phas deg  
Vector averaged cross-power spectrum Several baselines displayed  
Timerange: 00/15:12:01 to 00/15:13:59

Plot file version 253 created 13-FEB-2023 10:49:32

V404CYG EM166B.UVDATA.1

Freq = 4.7990 GHz, Bw = 32.000 MH No calibration applied and no bandpass applied

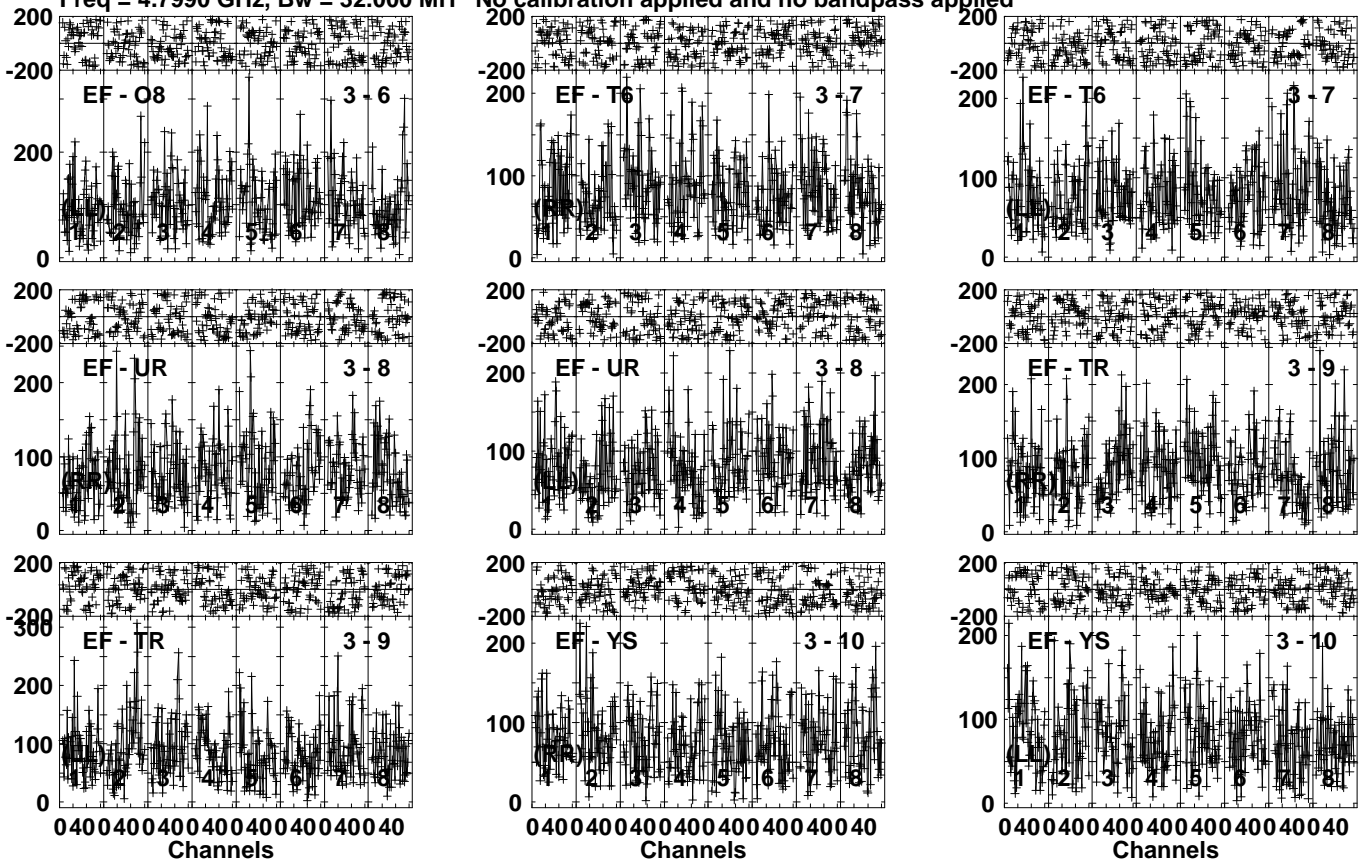


Lower frame: Micro Ampl Jy Top frame: Phas deg  
Vector averaged cross-power spectrum Several baselines displayed  
Timerange: 00/15:14:01 to 00/15:17:29

Plot file version 254 created 13-FEB-2023 10:49:32

V404CYG EM166B.UVDATA.1

Freq = 4.7990 GHz, Bw = 32.000 MH No calibration applied and no bandpass applied

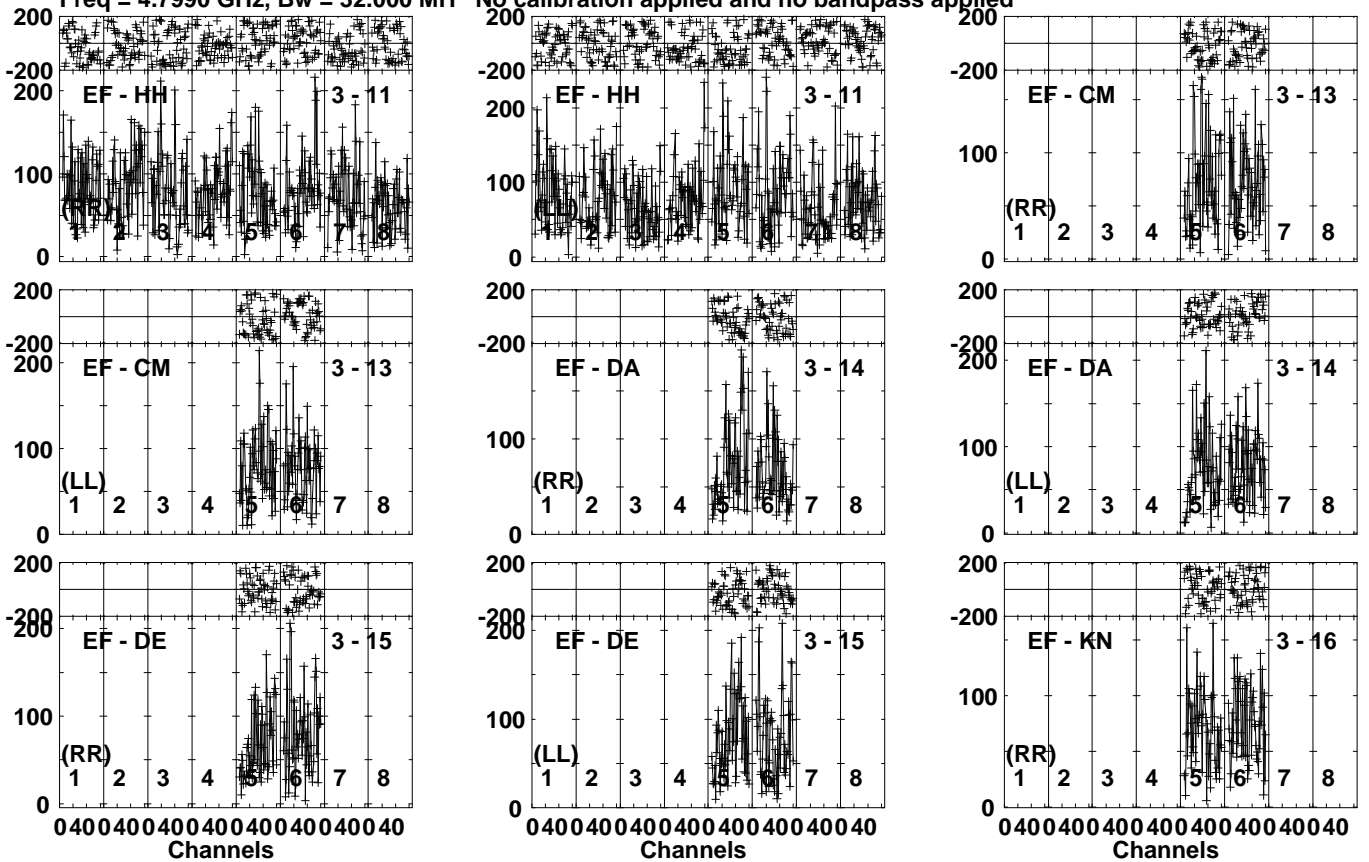


Lower frame: Micro Ampl Jy Top frame: Phas deg  
Vector averaged cross-power spectrum Several baselines displayed  
Timerange: 00/15:14:01 to 00/15:17:29

Plot file version 255 created 13-FEB-2023 10:49:32

V404CYG EM166B.UVDATA.1

Freq = 4.7990 GHz, Bw = 32.000 MH No calibration applied and no bandpass applied

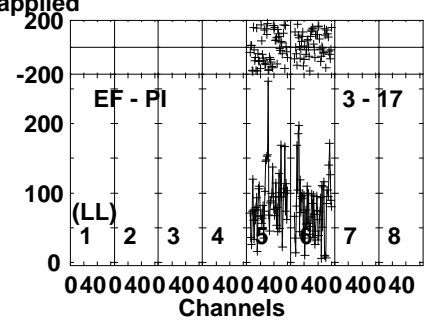
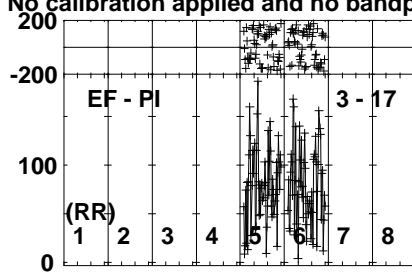
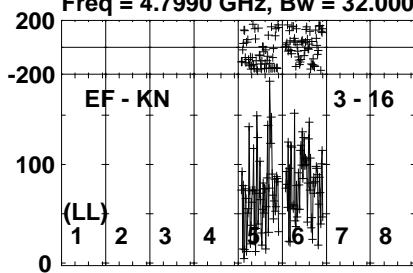


Lower frame: Micro Ampl Jy Top frame: Phas deg  
Vector averaged cross-power spectrum Several baselines displayed  
Timerange: 00/15:14:01 to 00/15:17:29

Plot file version 256 created 13-FEB-2023 10:49:33

V404CYG EM166B.UVDATA.1

Freq = 4.7990 GHz, Bw = 32.000 MH No calibration applied and no bandpass applied



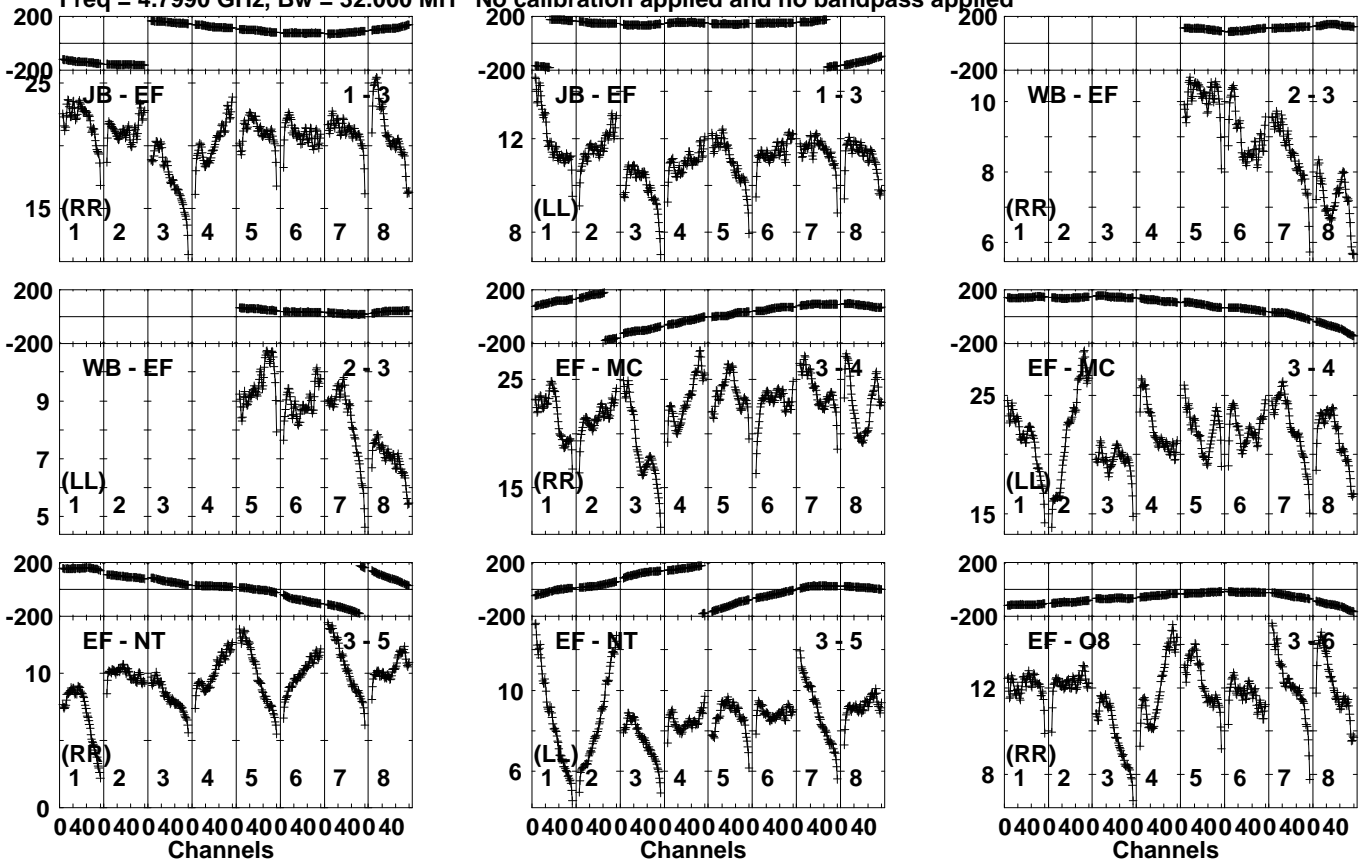
Lower frame: Micro Ampl Jy Top frame: Phas deg  
Vector averaged cross-power spectrum Several baselines displayed  
Timerange: 00/15:14:01 to 00/15:17:29



Plot file version 257 created 13-FEB-2023 10:49:33

J2025+33 EM166B.UVDATA.1

Freq = 4.7990 GHz, Bw = 32.000 MH No calibration applied and no bandpass applied



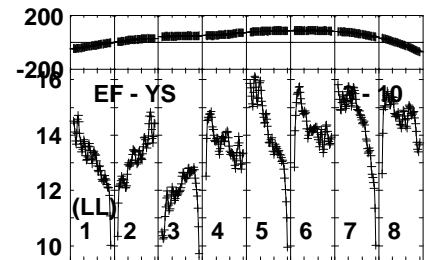
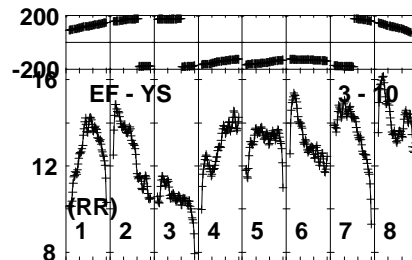
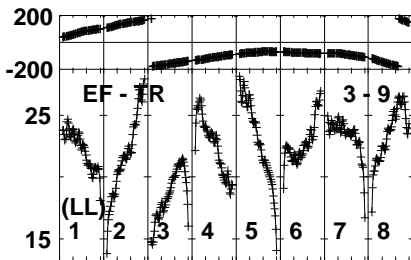
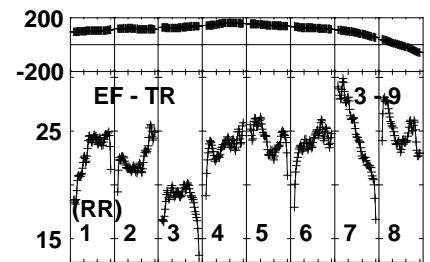
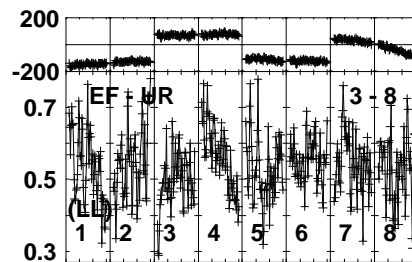
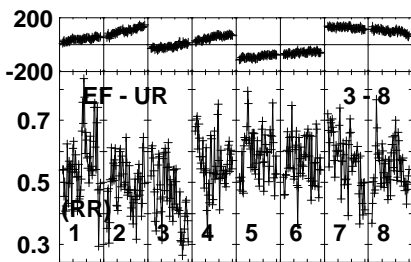
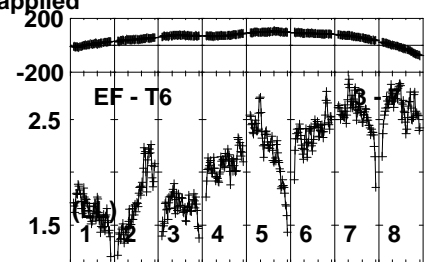
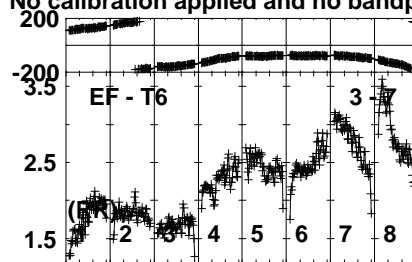
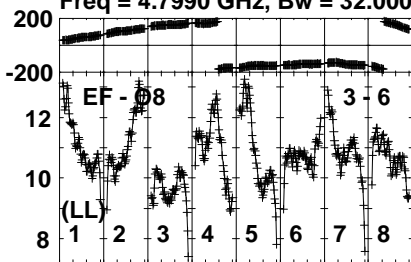
Lower frame: Milli Ampl Jy Top frame: Phas deg  
Vector averaged cross-power spectrum Several baselines displayed  
Timerange: 00/15:17:31 to 00/15:19:59

Plot file version 258 created 13-FEB-2023 10:49:33

J2025+33 EM166B.UVDATA.1

Freq = 4.7990 GHz, Bw = 32.000 MH

No calibration applied and no bandpass applied



040040040040040040040040  
Channels

040040040040040040040040  
Channels

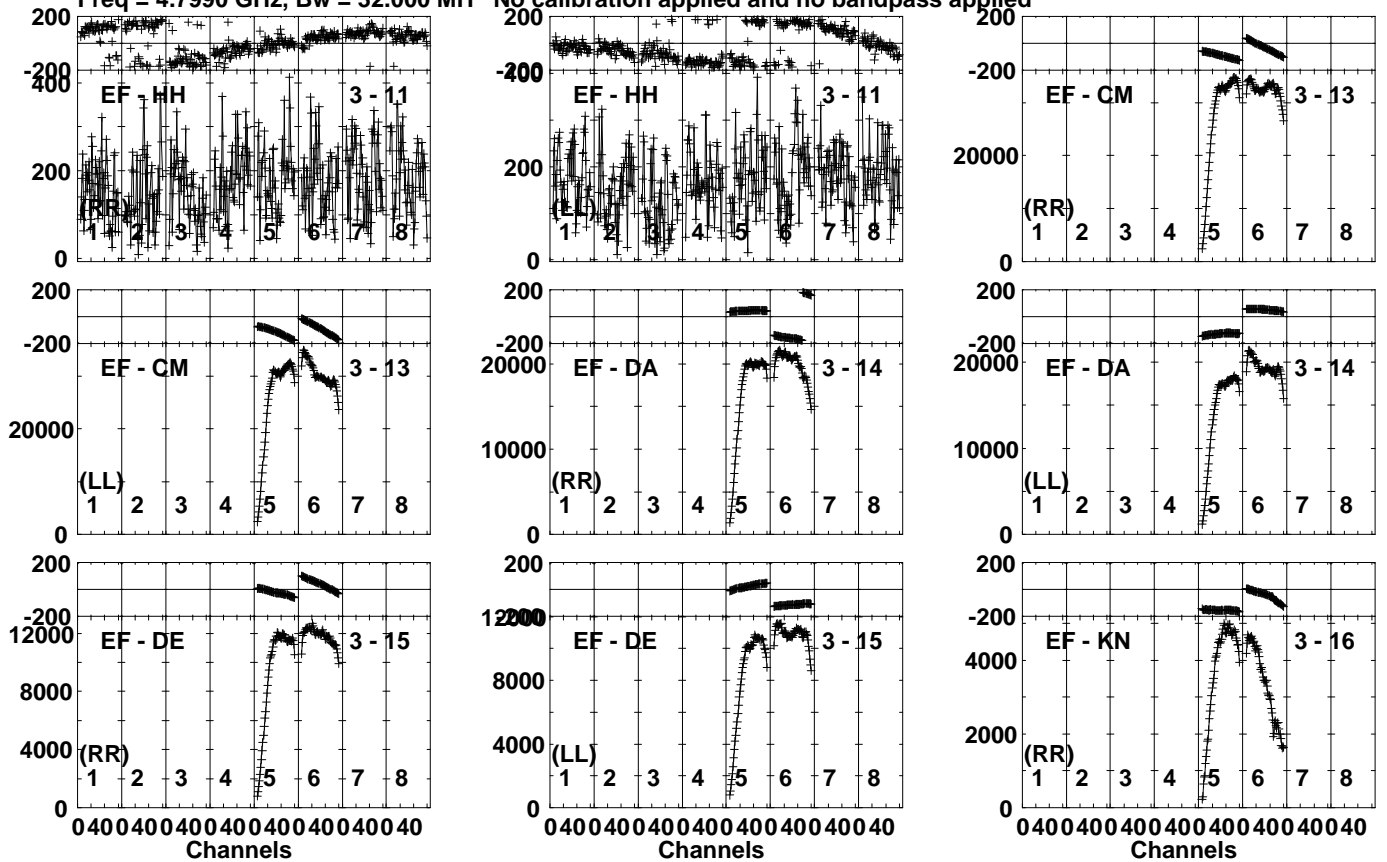
040040040040040040040040  
Channels

Lower frame: Milli Ampl Jy Top frame: Phas deg  
Vector averaged cross-power spectrum Several baselines displayed  
Timerange: 00/15:17:31 to 00/15:19:59

Plot file version 259 created 13-FEB-2023 10:49:33

J2025+33 EM166B.UVDATA.1

Freq = 4.7990 GHz, Bw = 32.000 MH No calibration applied and no bandpass applied



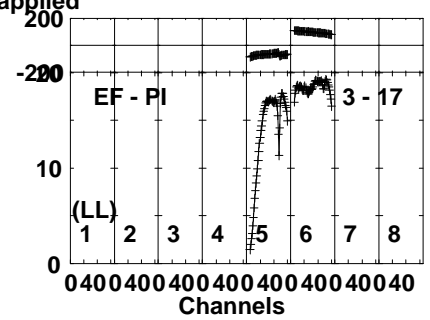
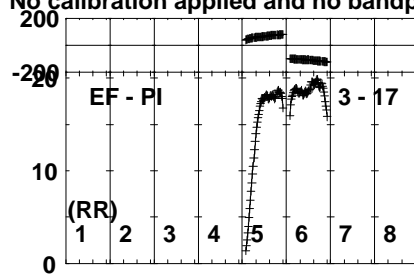
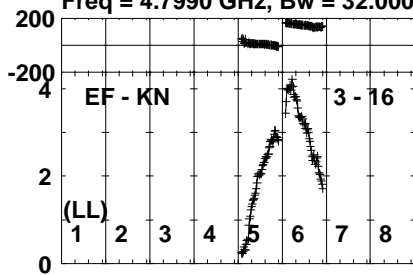
Lower frame: Micro Ampl Jy Top frame: Phas deg  
Vector averaged cross-power spectrum Several baselines displayed  
Timerange: 00/15:17:31 to 00/15:19:59

Plot file version 260 created 13-FEB-2023 10:49:33

J2025+33 EM166B.UVDATA.1

Freq = 4.7990 GHz, Bw = 32.000 MH

No calibration applied and no bandpass applied

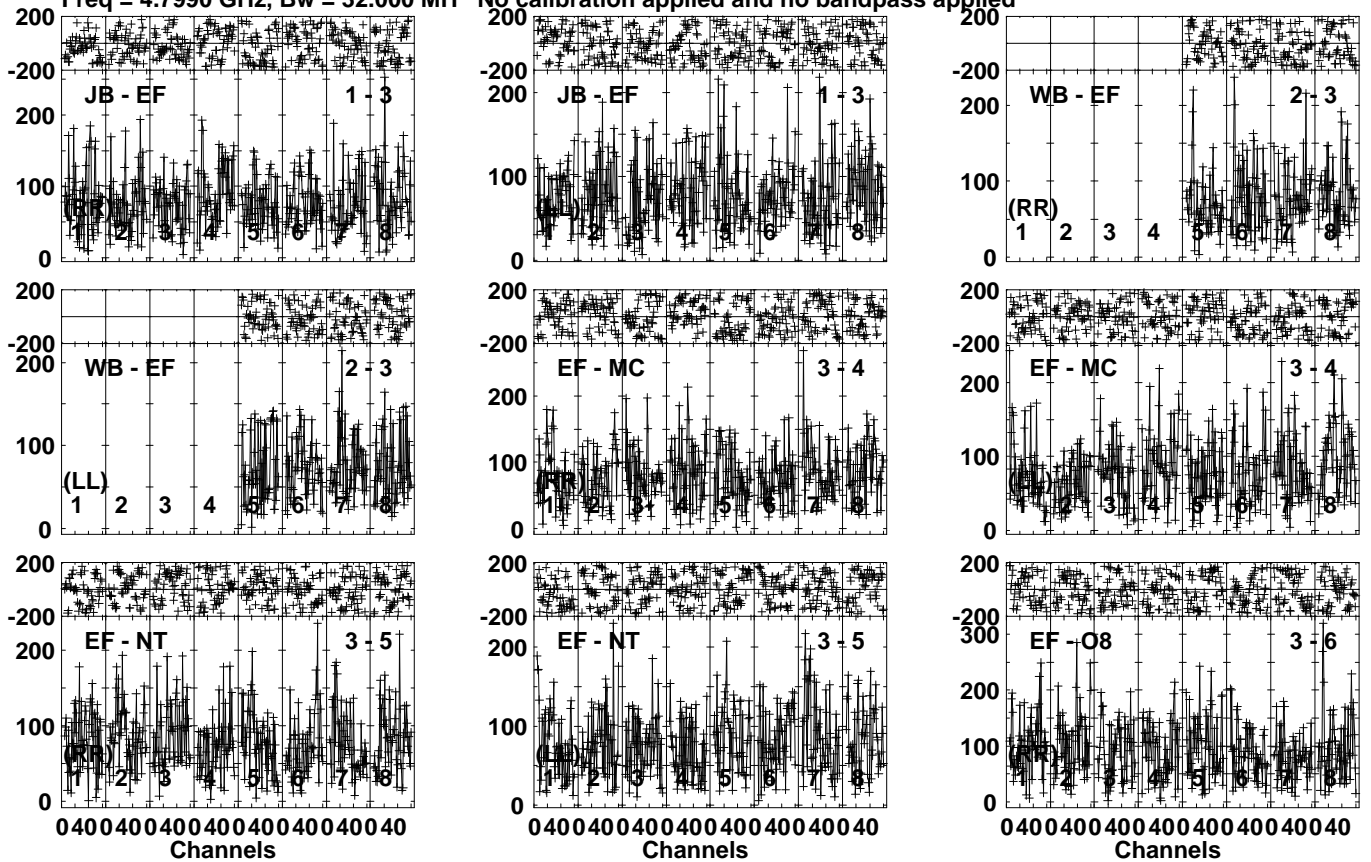


Lower frame: Milli Ampl Jy Top frame: Phas deg  
Vector averaged cross-power spectrum Several baselines displayed  
Timerange: 00/15:17:31 to 00/15:19:59

Plot file version 261 created 13-FEB-2023 10:49:33

V404CYG EM166B.UVDATA.1

Freq = 4.7990 GHz, Bw = 32.000 MH No calibration applied and no bandpass applied

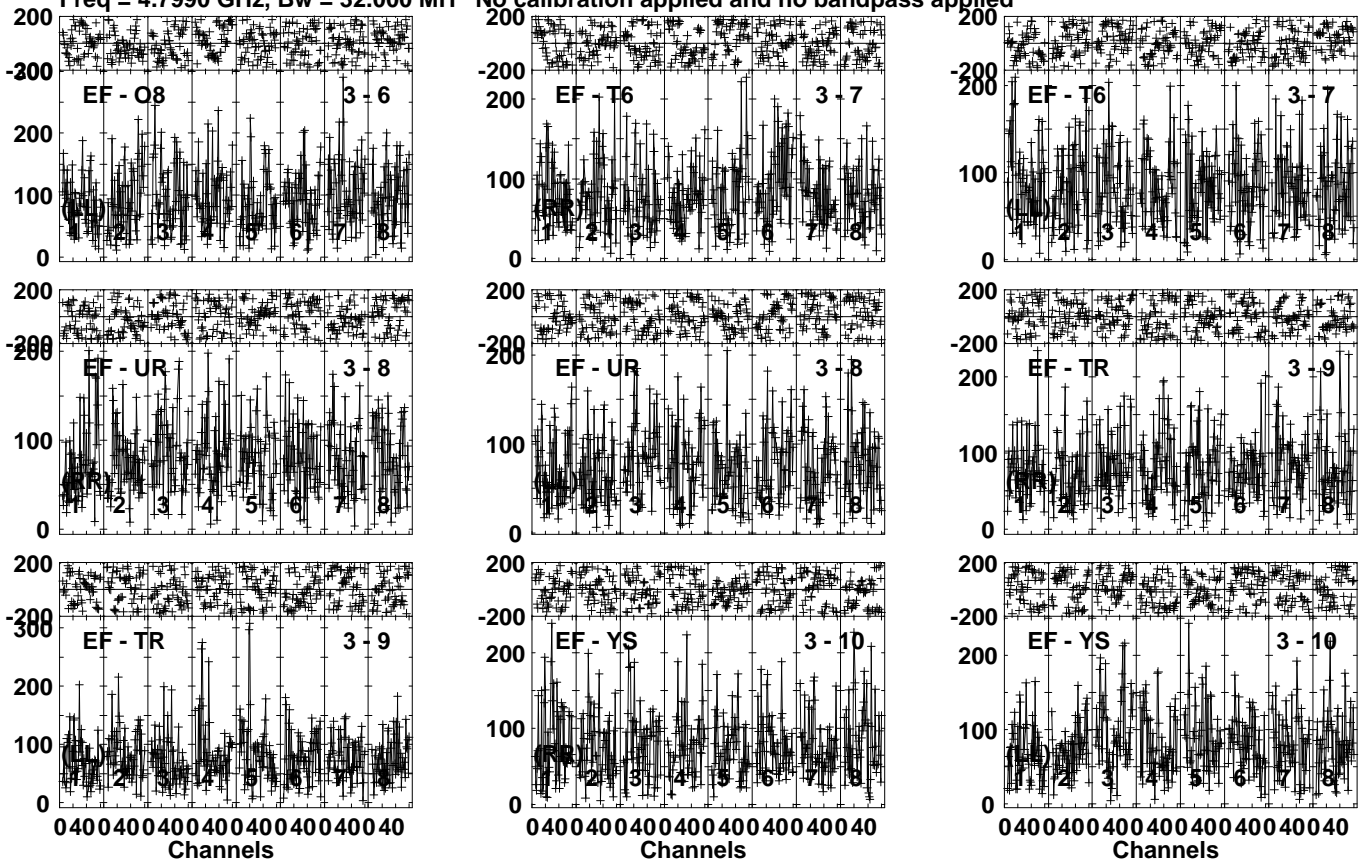


Lower frame: Micro Ampl Jy Top frame: Phas deg  
Vector averaged cross-power spectrum Several baselines displayed  
Timerange: 00/15:20:01 to 00/15:23:29

Plot file version 262 created 13-FEB-2023 10:49:33

V404CYG EM166B.UVDATA.1

Freq = 4.7990 GHz, Bw = 32.000 MH No calibration applied and no bandpass applied

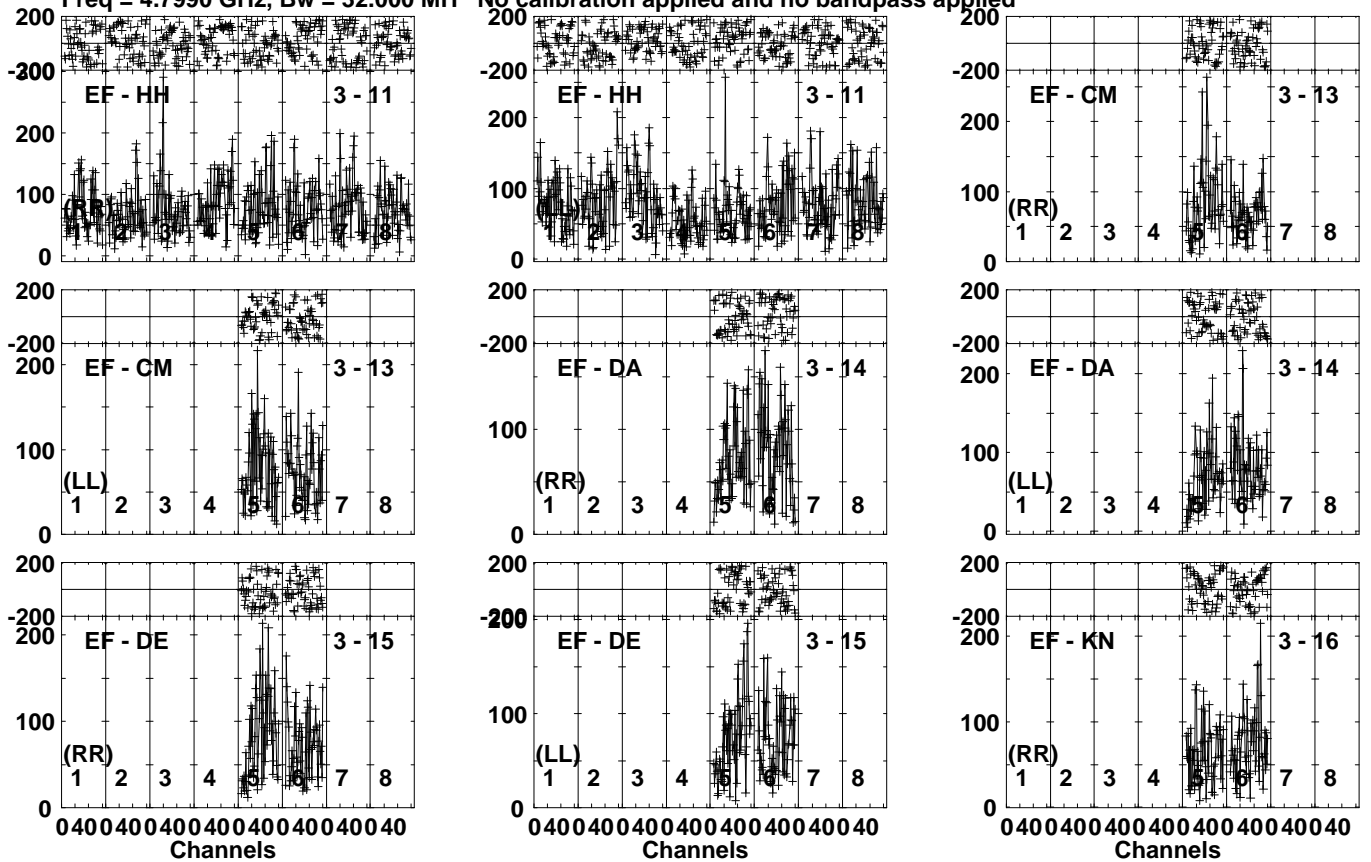


Lower frame: Micro Ampl Jy Top frame: Phas deg  
Vector averaged cross-power spectrum Several baselines displayed  
Timerange: 00/15:20:01 to 00/15:23:29

Plot file version 263 created 13-FEB-2023 10:49:34

V404CYG EM166B.UVDATA.1

Freq = 4.7990 GHz, Bw = 32.000 MH No calibration applied and no bandpass applied

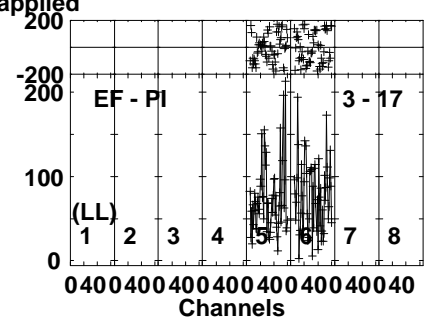
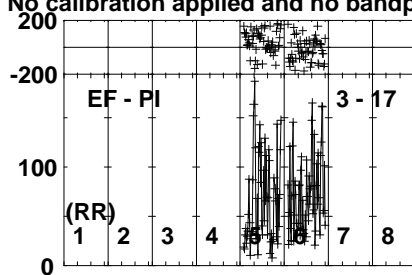
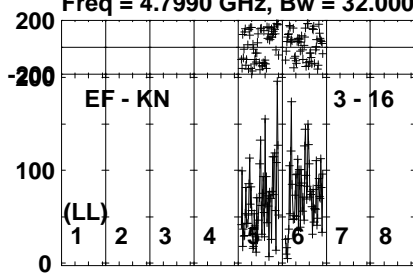


Lower frame: Micro Ampl Jy Top frame: Phas deg  
Vector averaged cross-power spectrum Several baselines displayed  
Timerange: 00/15:20:01 to 00/15:23:29

Plot file version 264 created 13-FEB-2023 10:49:34

V404CYG EM166B.UVDATA.1

Freq = 4.7990 GHz, Bw = 32.000 MH No calibration applied and no bandpass applied



Lower frame: Micro Ampl Jy Top frame: Phas deg  
Vector averaged cross-power spectrum Several baselines displayed  
Timerange: 00/15:20:01 to 00/15:23:29

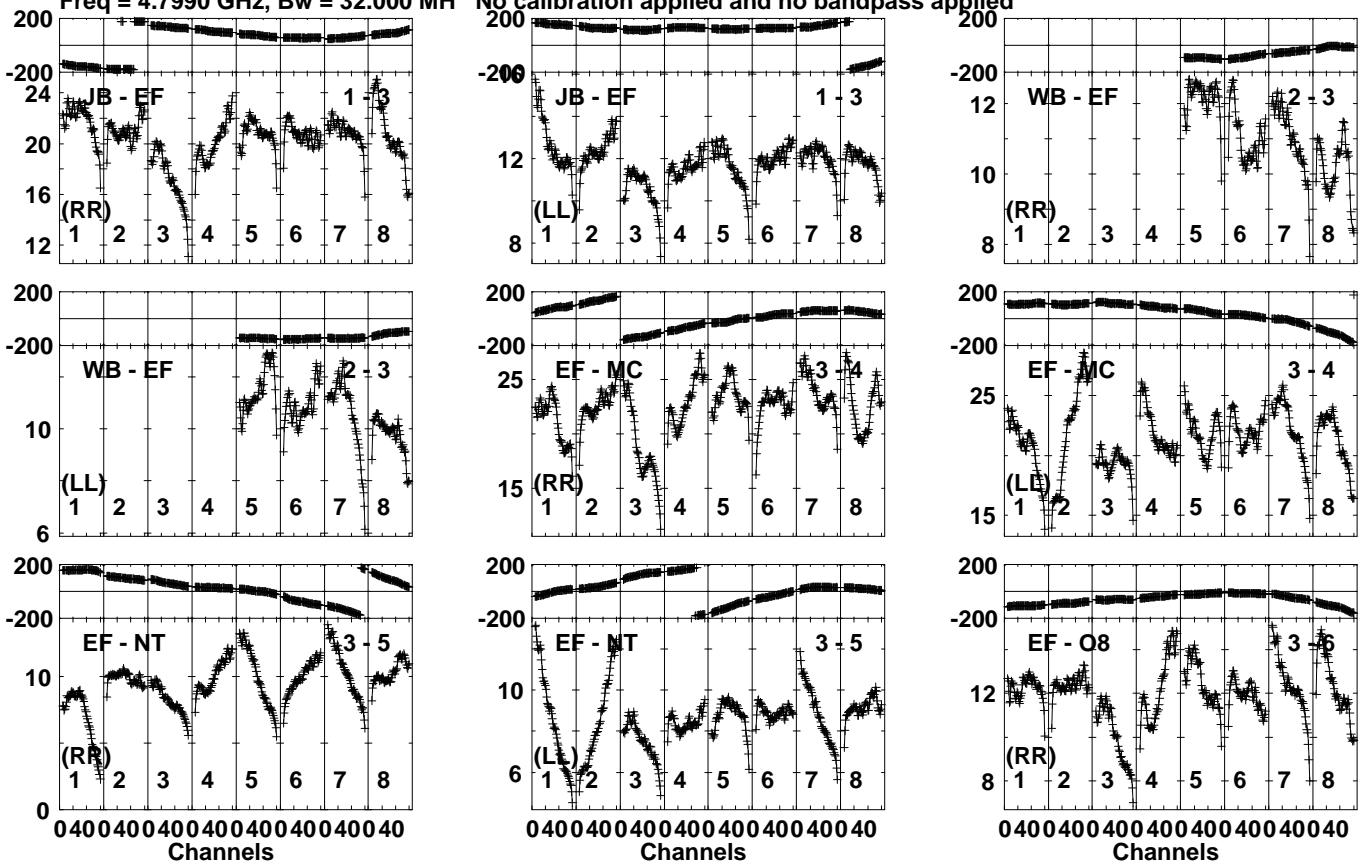


Plot file version 265 created 13-FEB-2023 10:49:34

J2025+33 EM166B.UVDATA.1

Freq = 4.7990 GHz, Bw = 32.000 MH

No calibration applied and no bandpass applied

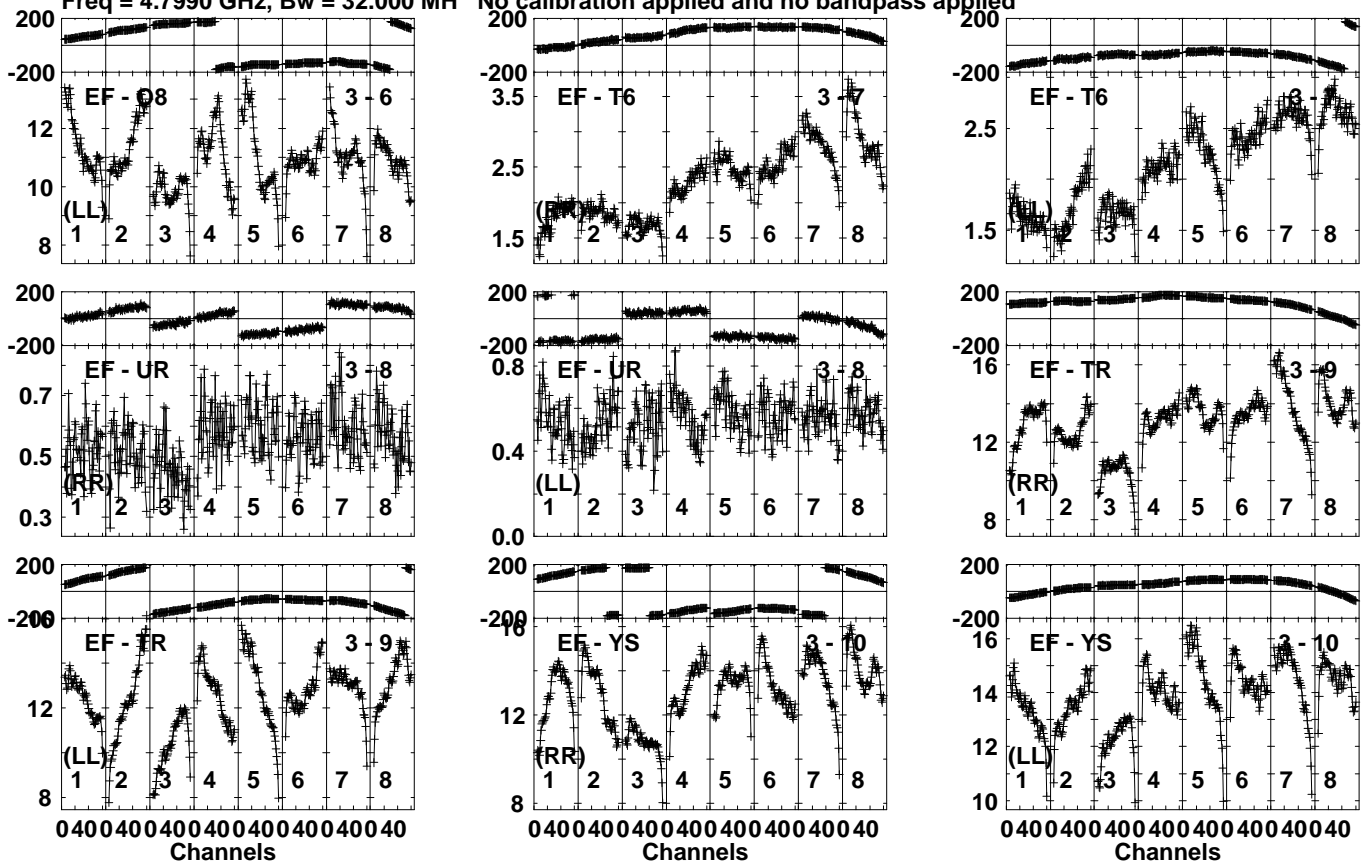


Lower frame: Milli Ampl Jy Top frame: Phas deg  
Vector averaged cross-power spectrum Several baselines displayed  
Timerange: 00/15:24:01 to 00/15:25:59

Plot file version 266 created 13-FEB-2023 10:49:34

J2025+33 EM166B.UVDATA.1

Freq = 4.7990 GHz, Bw = 32.000 MH No calibration applied and no bandpass applied

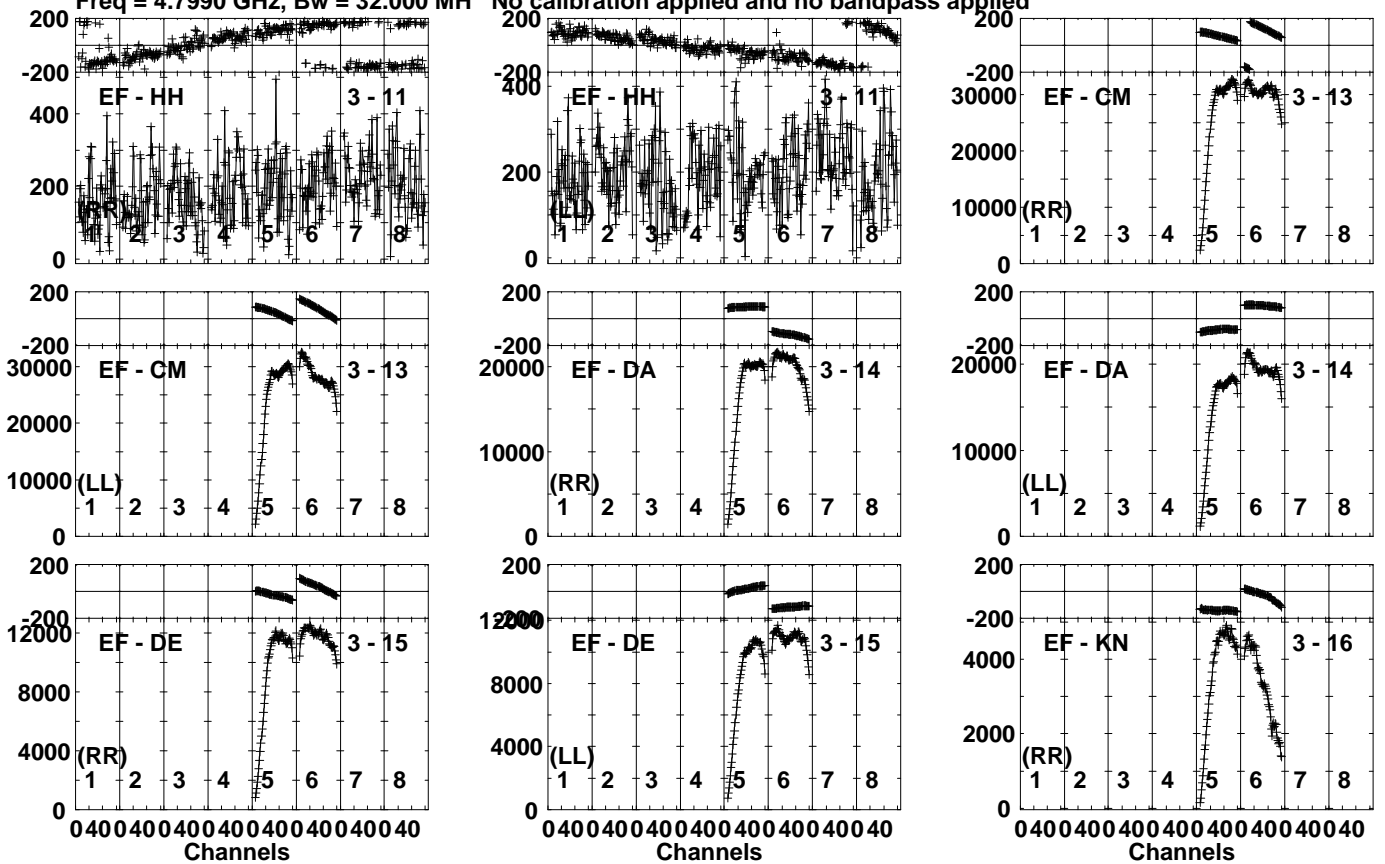


Lower frame: Milli Ampl Jy Top frame: Phas deg  
 Vector averaged cross-power spectrum Several baselines displayed  
 Timerange: 00/15:24:01 to 00/15:25:59

Plot file version 267 created 13-FEB-2023 10:49:34

J2025+33 EM166B.UVDATA.1

Freq = 4.7990 GHz, Bw = 32.000 MH No calibration applied and no bandpass applied

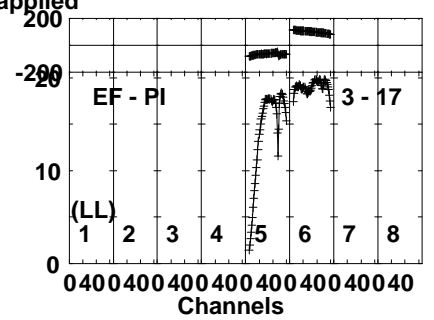
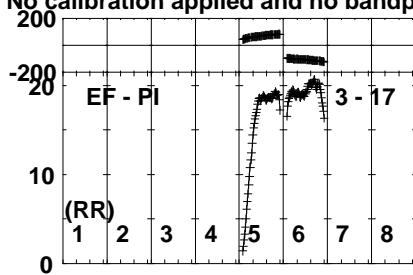
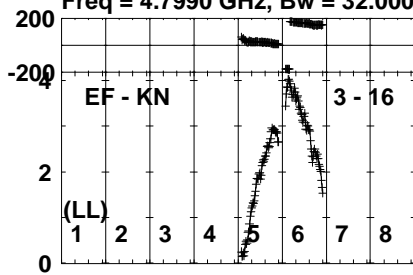


Lower frame: Micro Ampl Jy Top frame: Phas deg  
Vector averaged cross-power spectrum Several baselines displayed  
Timerange: 00/15:24:01 to 00/15:25:59

Plot file version 268 created 13-FEB-2023 10:49:34

J2025+33 EM166B.UVDATA.1

Freq = 4.7990 GHz, Bw = 32.000 MH **No calibration applied and no bandpass applied**

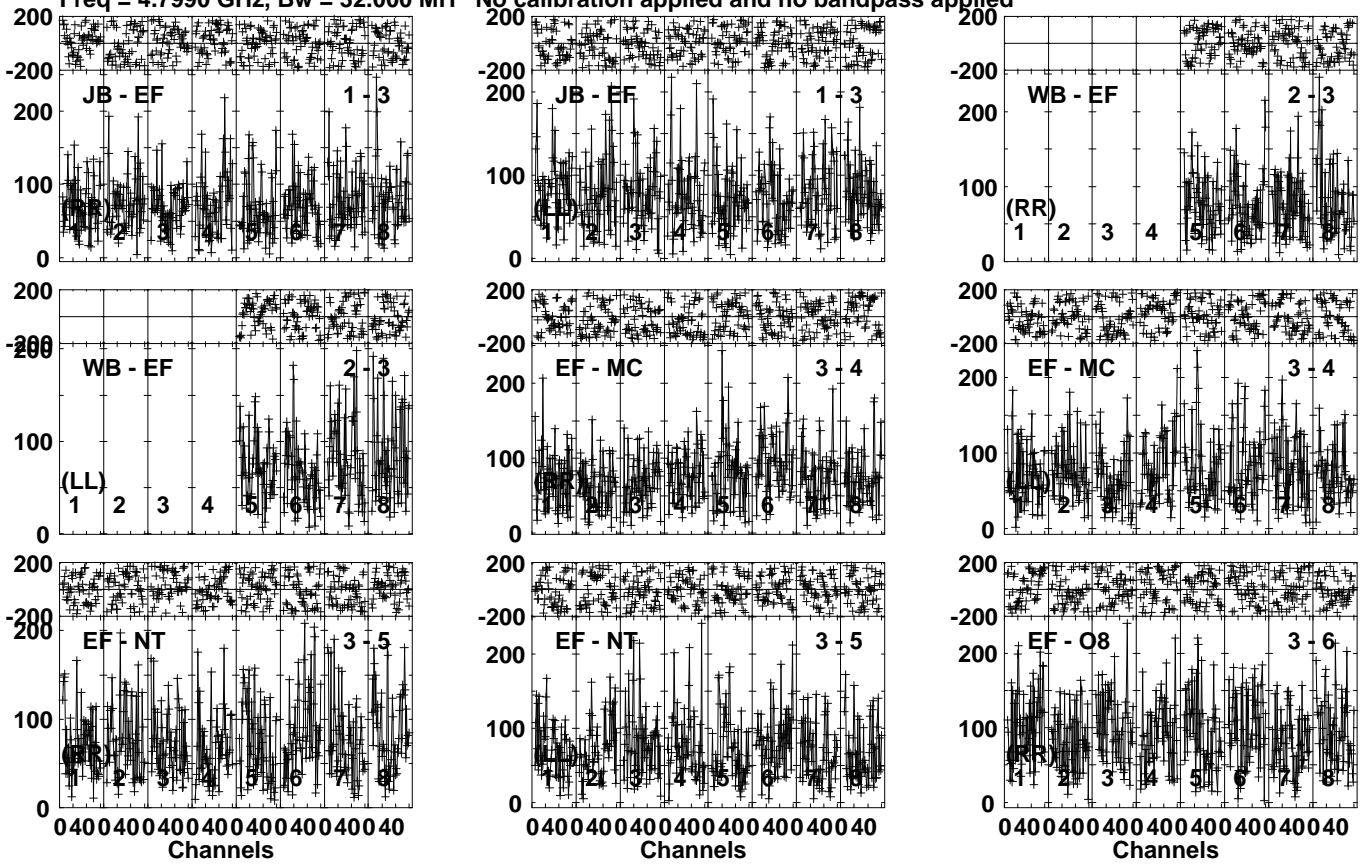


Lower frame: Milli Ampl Jy Top frame: Phas deg  
Vector averaged cross-power spectrum Several baselines displayed  
Timerange: 00/15:24:01 to 00/15:25:59

Plot file version 269 created 13-FEB-2023 10:49:34

V404CYG EM166B.UVDATA.1

Freq = 4.7990 GHz, Bw = 32.000 MH No calibration applied and no bandpass applied

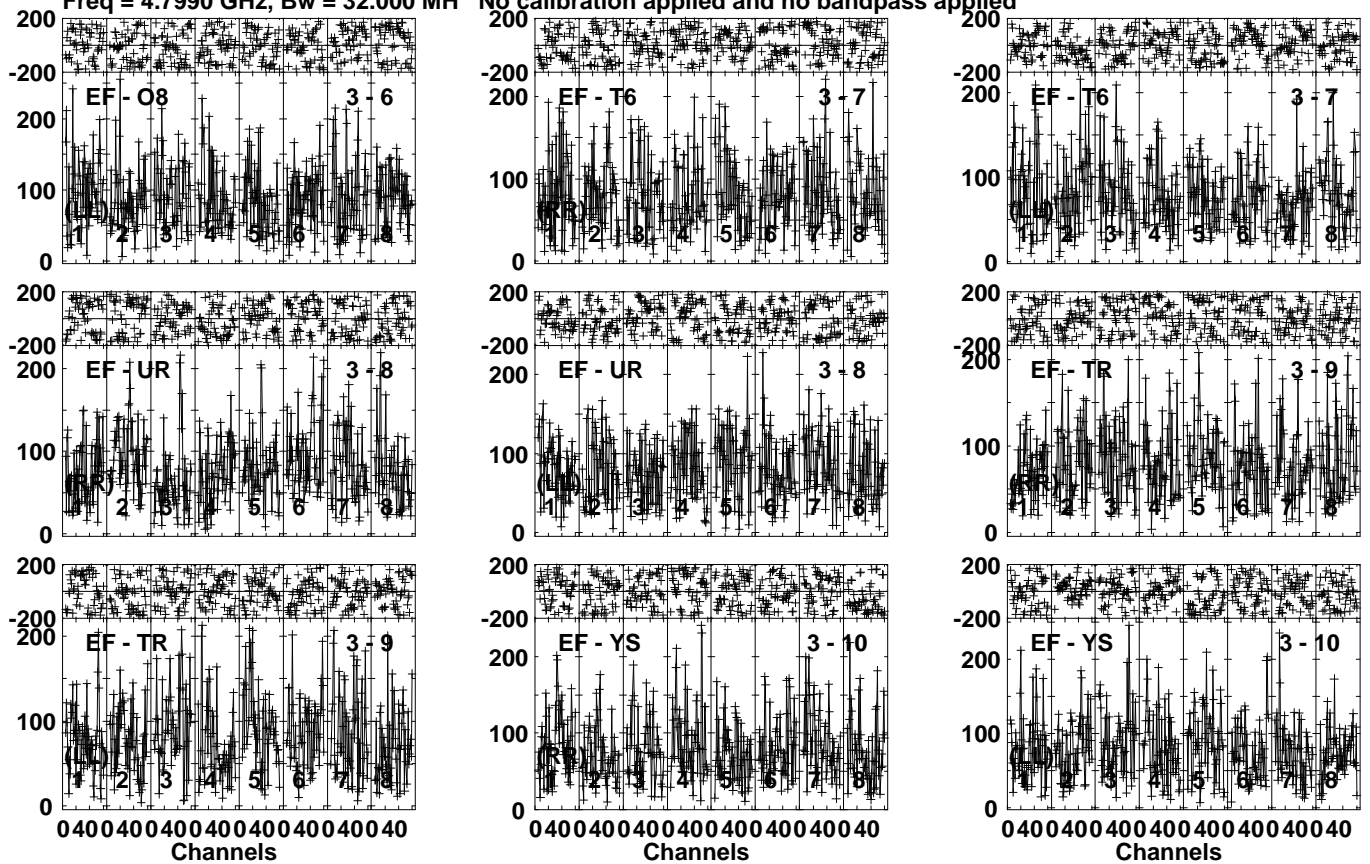


Lower frame: Micro Ampl Jy Top frame: Phas deg  
Vector averaged cross-power spectrum Several baselines displayed  
Timerange: 00/15:26:01 to 00/15:29:29

Plot file version 270 created 13-FEB-2023 10:49:34

V404CYG EM166B.UVDATA.1

Freq = 4.7990 GHz, Bw = 32.000 MH No calibration applied and no bandpass applied

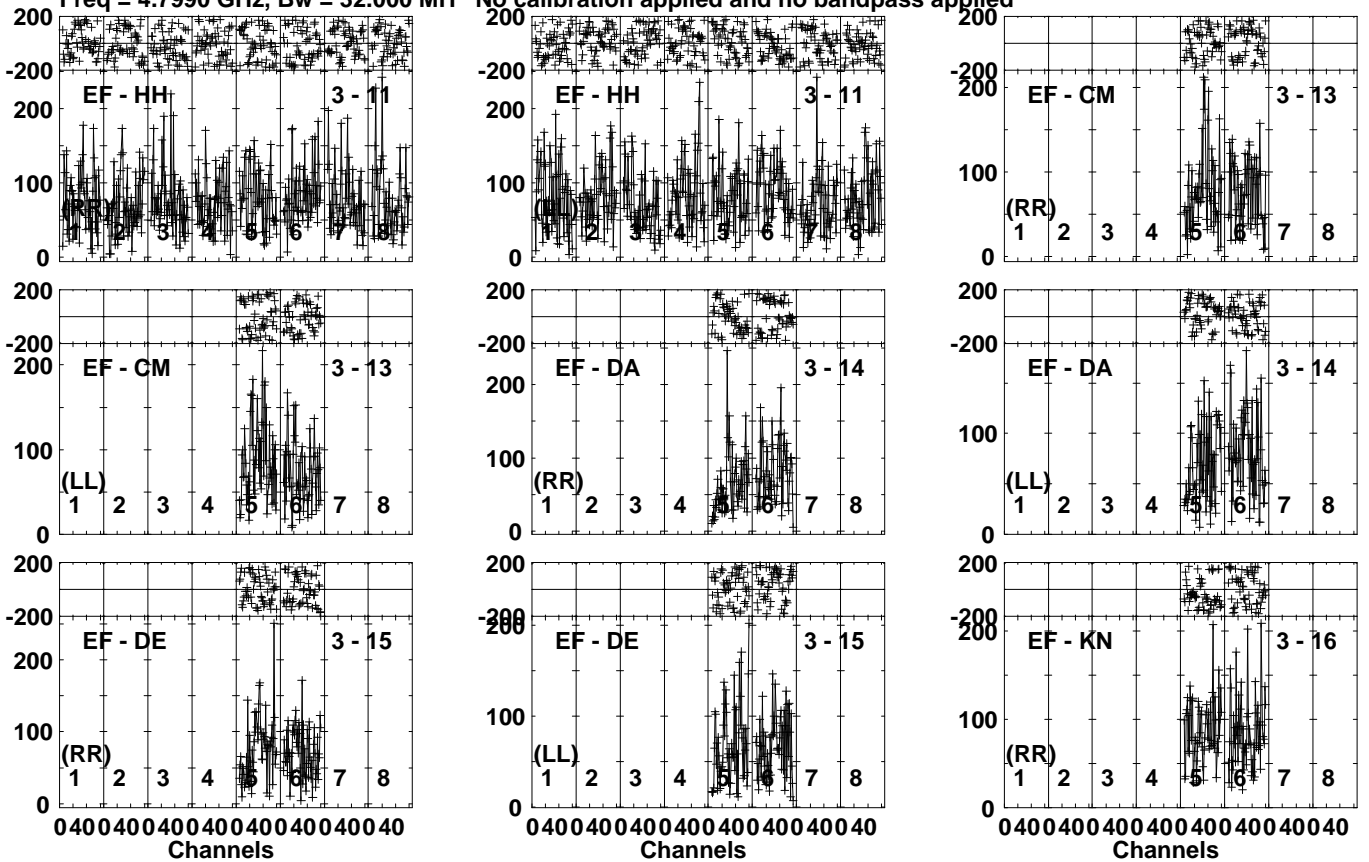


Lower frame: Micro Ampl Jy Top frame: Phas deg  
Vector averaged cross-power spectrum Several baselines displayed  
Timerange: 00/15:26:01 to 00/15:29:29

Plot file version 271 created 13-FEB-2023 10:49:35

V404CYG EM166B.UVDATA.1

Freq = 4.7990 GHz, Bw = 32.000 MH No calibration applied and no bandpass applied

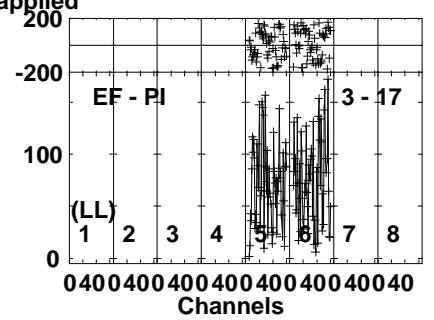
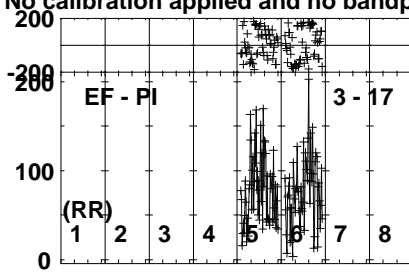
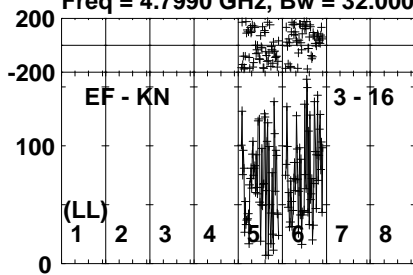


Lower frame: Micro Ampl Jy Top frame: Phas deg  
Vector averaged cross-power spectrum Several baselines displayed  
Timerange: 00/15:26:01 to 00/15:29:29

Plot file version 272 created 13-FEB-2023 10:49:35

V404CYG EM166B.UVDATA.1

Freq = 4.7990 GHz, Bw = 32.000 MH No calibration applied and no bandpass applied



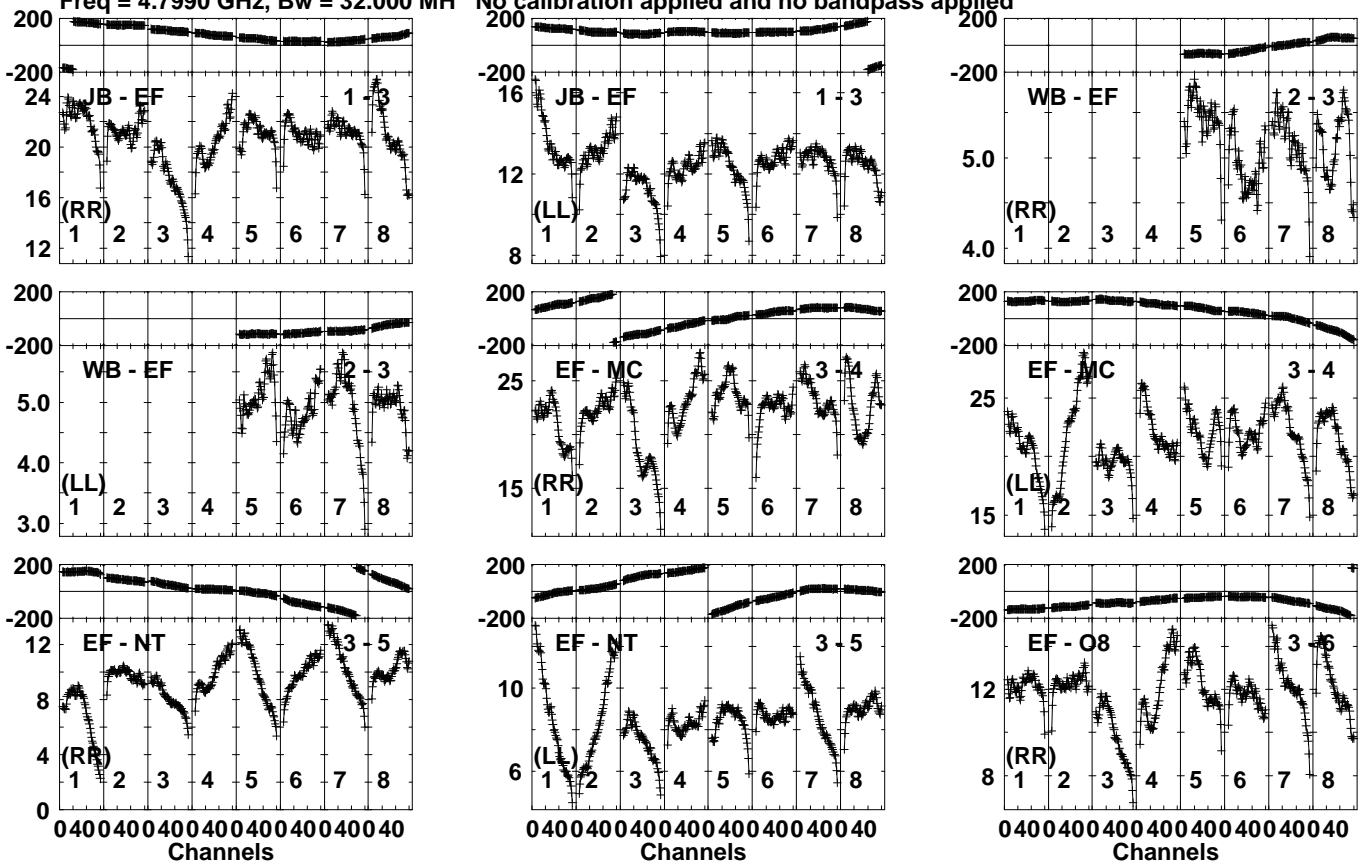
Lower frame: Micro Ampl Jy Top frame: Phas deg  
Vector averaged cross-power spectrum Several baselines displayed  
Timerange: 00/15:26:01 to 00/15:29:29



Plot file version 273 created 13-FEB-2023 10:49:35

J2025+33 EM166B.UVDATA.1

Freq = 4.7990 GHz, Bw = 32.000 MH No calibration applied and no bandpass applied

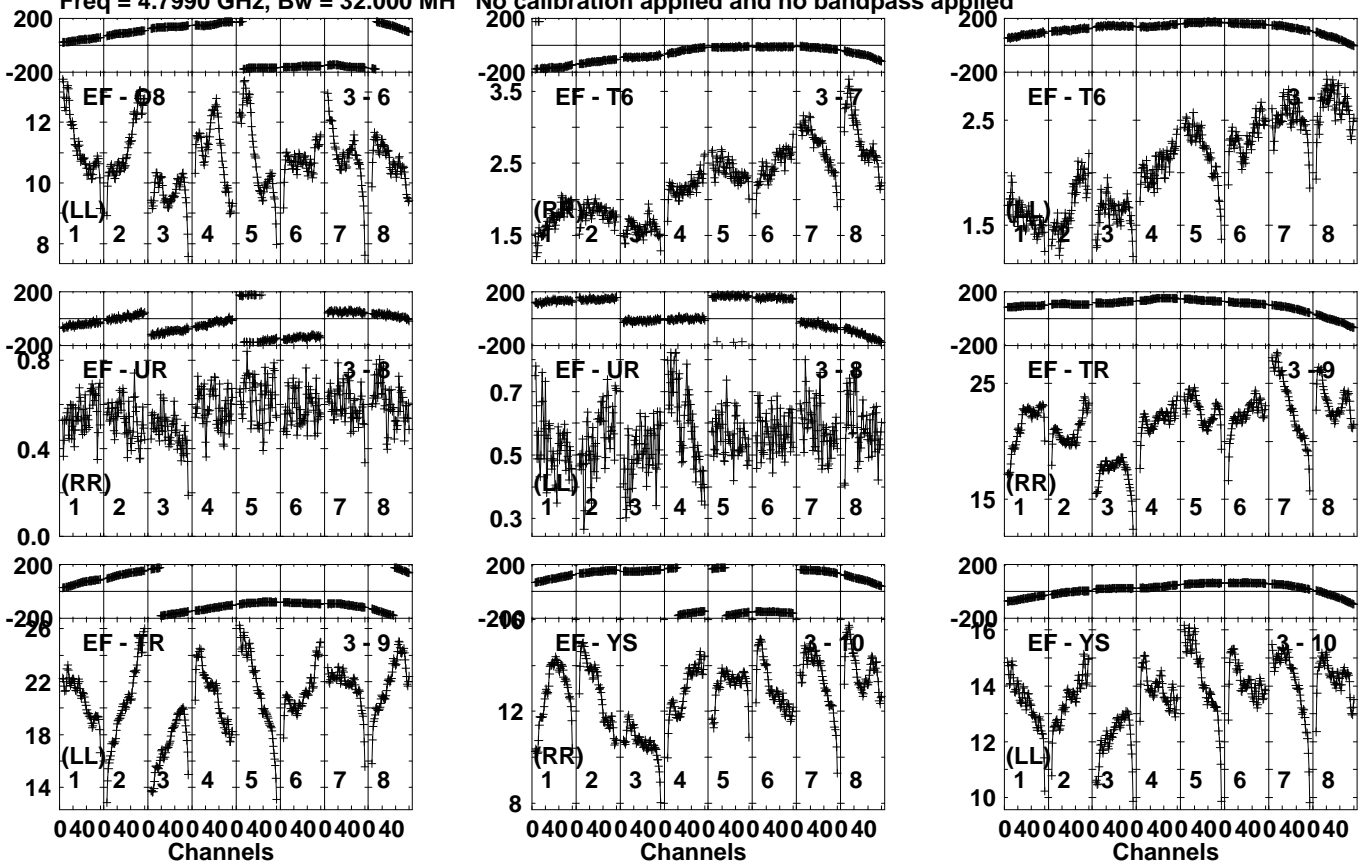


Lower frame: Milli Ampl Jy Top frame: Phas deg  
Vector averaged cross-power spectrum Several baselines displayed  
Timerange: 00/15:29:31 to 00/15:31:59

Plot file version 274 created 13-FEB-2023 10:49:35

J2025+33 EM166B.UVDATA.1

Freq = 4.7990 GHz, Bw = 32.000 MH No calibration applied and no bandpass applied

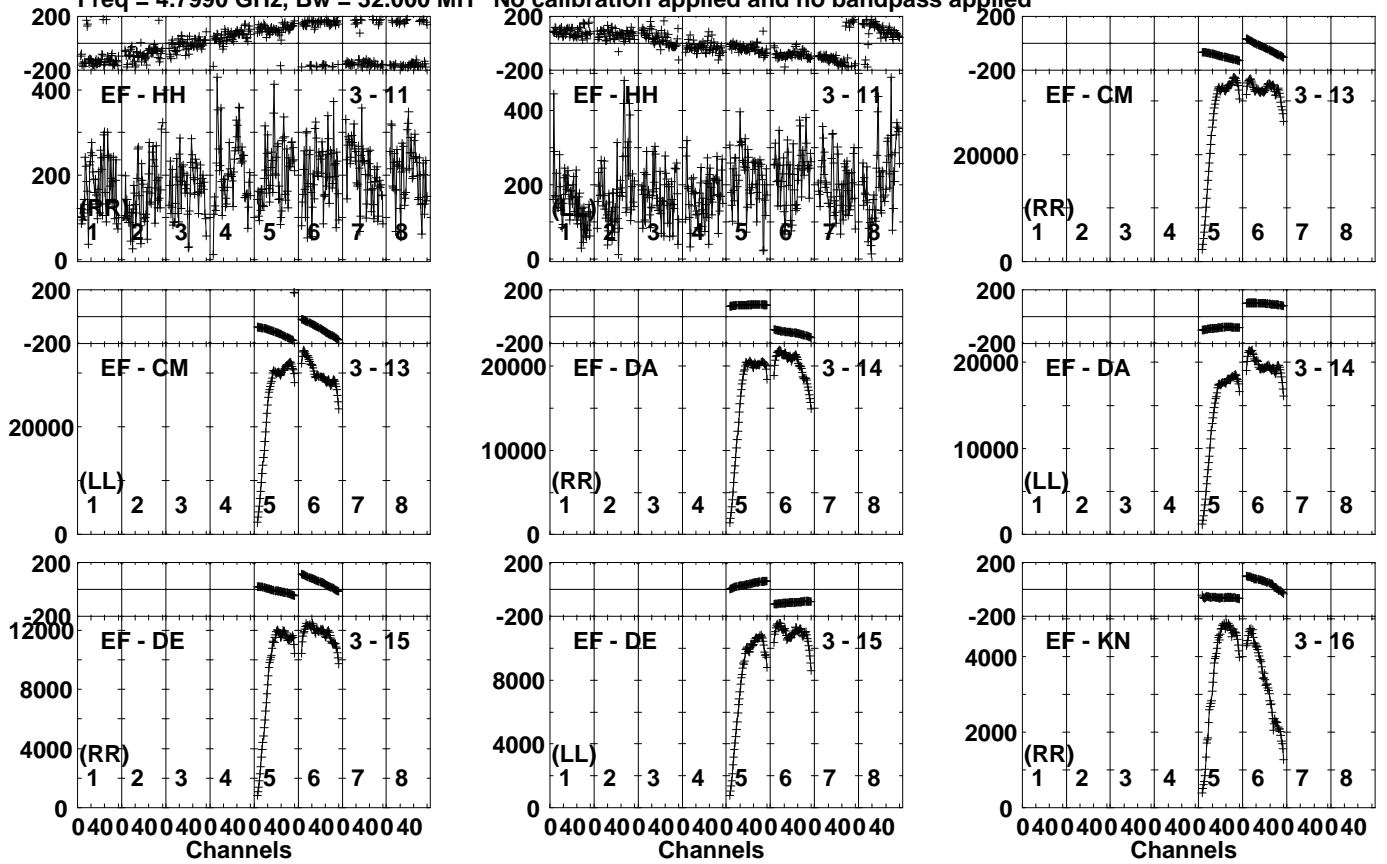


Lower frame: Milli Ampl Jy Top frame: Phas deg  
Vector averaged cross-power spectrum Several baselines displayed  
Timerange: 00/15:29:31 to 00/15:31:59

Plot file version 275 created 13-FEB-2023 10:49:35

J2025+33 EM166B.UVDATA.1

Freq = 4.7990 GHz, Bw = 32.000 MH No calibration applied and no bandpass applied



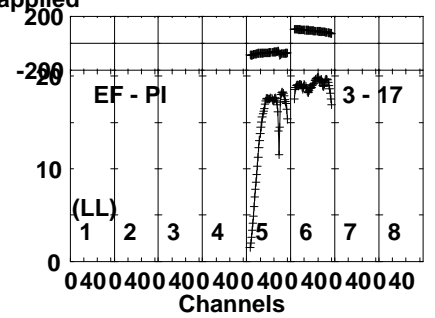
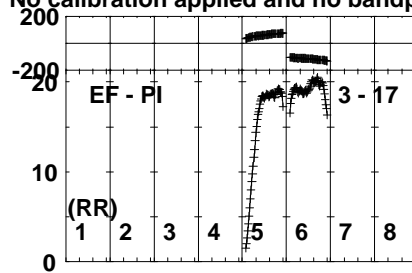
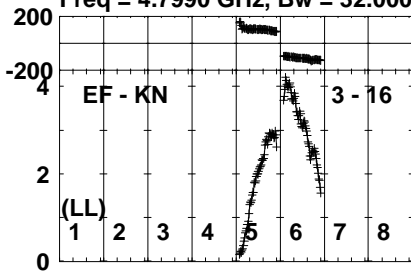
Lower frame: Micro Ampl Jy Top frame: Phas deg  
Vector averaged cross-power spectrum Several baselines displayed  
Timerange: 00/15:29:31 to 00/15:31:59

Plot file version 276 created 13-FEB-2023 10:49:35

J2025+33 EM166B.UVDATA.1

Freq = 4.7990 GHz, Bw = 32.000 MH

No calibration applied and no bandpass applied

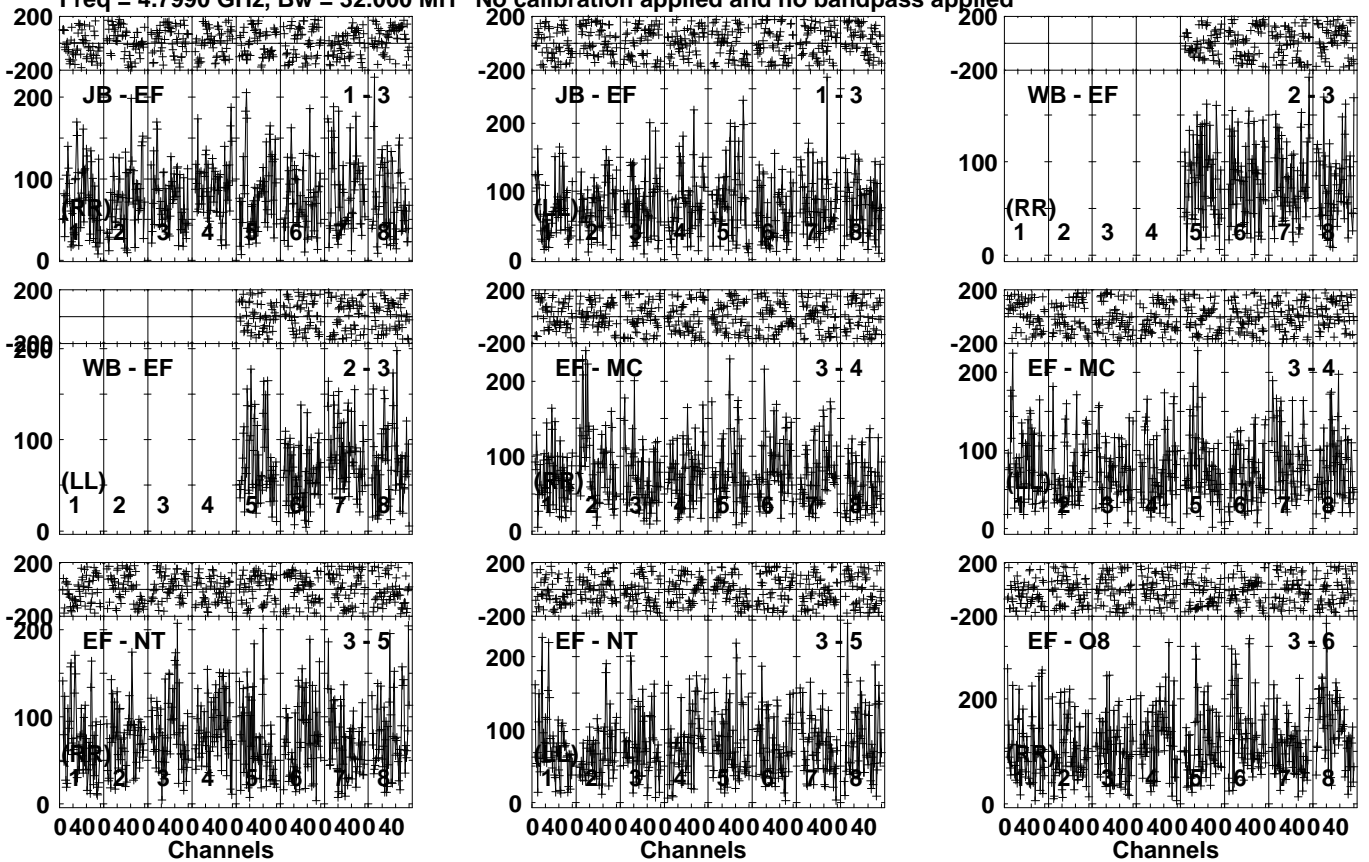


Lower frame: Milli Ampl Jy Top frame: Phas deg  
Vector averaged cross-power spectrum Several baselines displayed  
Timerange: 00/15:29:31 to 00/15:31:59

Plot file version 277 created 13-FEB-2023 10:49:35

V404CYG EM166B.UVDATA.1

Freq = 4.7990 GHz, Bw = 32.000 MH No calibration applied and no bandpass applied

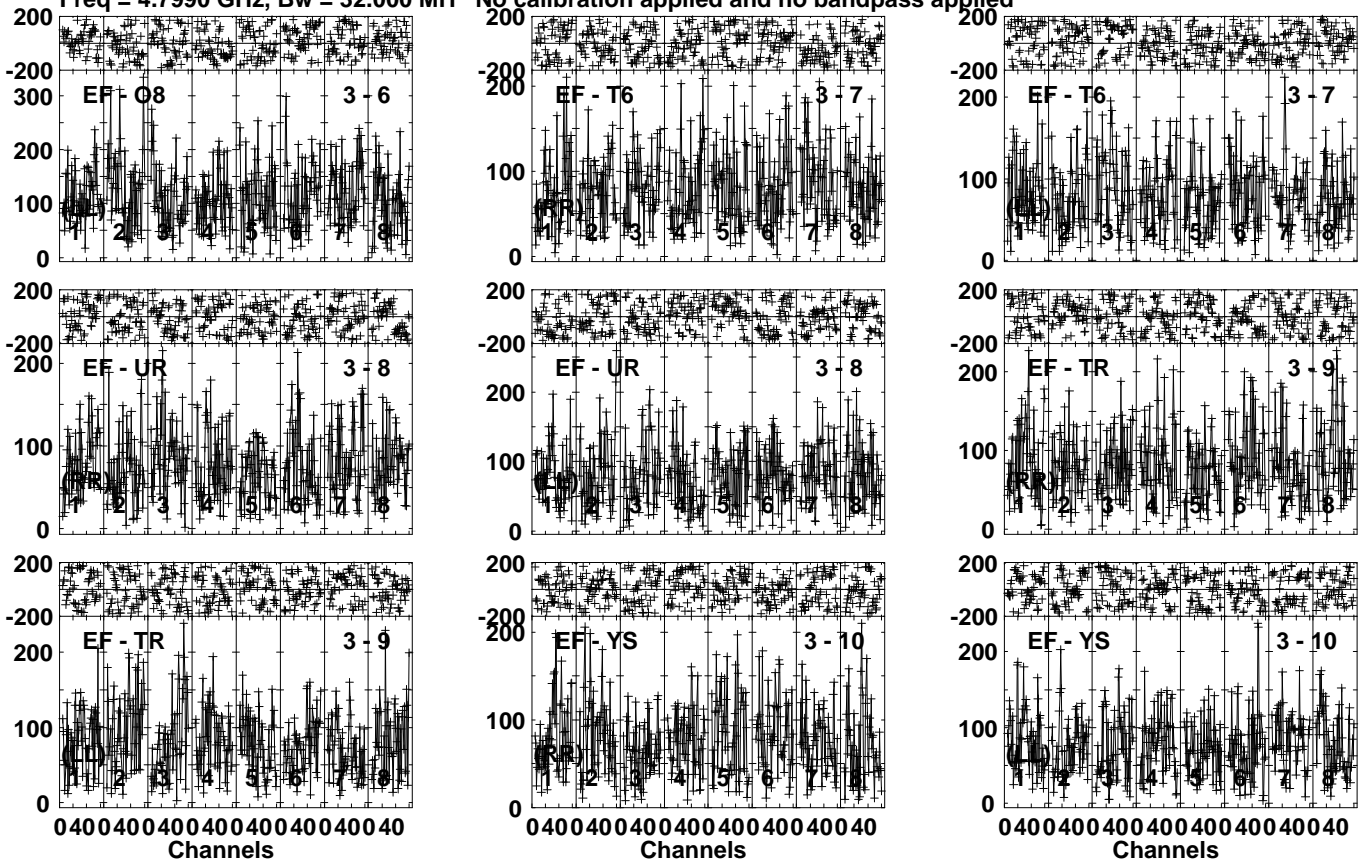


Lower frame: Micro Ampl Jy Top frame: Phas deg  
Vector averaged cross-power spectrum Several baselines displayed  
Timerange: 00/15:32:01 to 00/15:35:29

Plot file version 278 created 13-FEB-2023 10:49:36

V404CYG EM166B.UVDATA.1

Freq = 4.7990 GHz, Bw = 32.000 MH No calibration applied and no bandpass applied

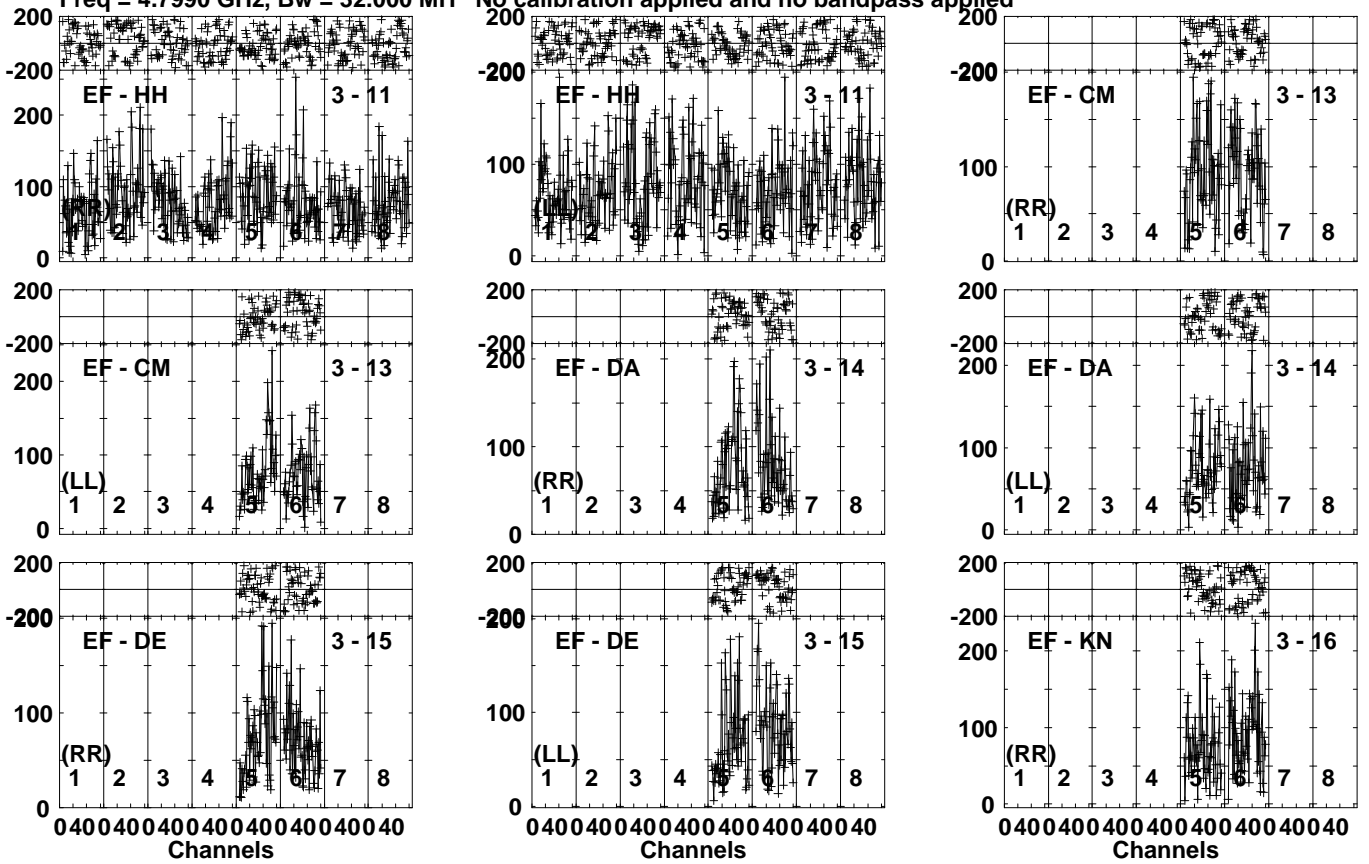


Lower frame: Micro Ampl Jy Top frame: Phas deg  
Vector averaged cross-power spectrum Several baselines displayed  
Timerange: 00/15:32:01 to 00/15:35:29

Plot file version 279 created 13-FEB-2023 10:49:36

V404CYG EM166B.UVDATA.1

Freq = 4.7990 GHz, Bw = 32.000 MH No calibration applied and no bandpass applied

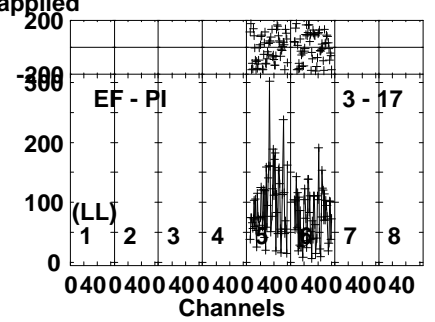
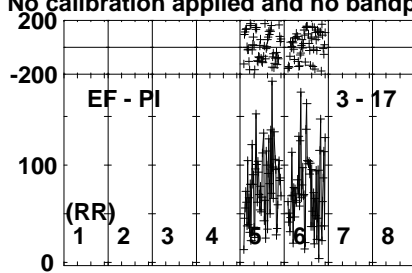
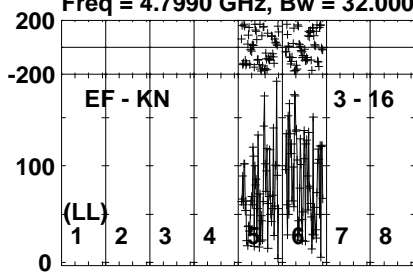


Lower frame: Micro Ampl Jy Top frame: Phas deg  
Vector averaged cross-power spectrum Several baselines displayed  
Timerange: 00/15:32:01 to 00/15:35:29

Plot file version 280 created 13-FEB-2023 10:49:36

V404CYG EM166B.UVDATA.1

Freq = 4.7990 GHz, Bw = 32.000 MH No calibration applied and no bandpass applied



Lower frame: Micro Ampl Jy Top frame: Phas deg  
Vector averaged cross-power spectrum Several baselines displayed  
Timerange: 00/15:32:01 to 00/15:35:29

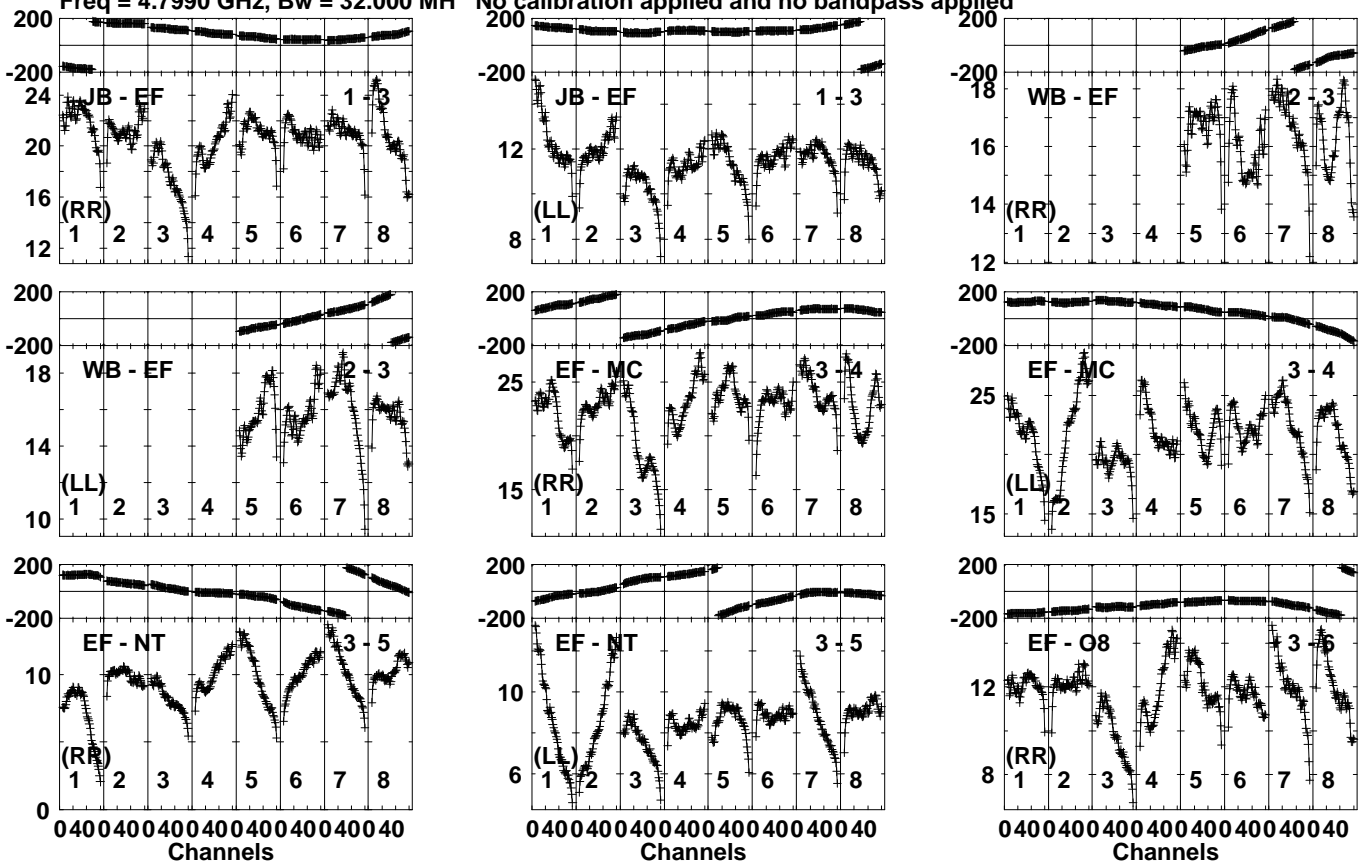


Plot file version 281 created 13-FEB-2023 10:49:36

J2025+33 EM166B.UVDATA.1

Freq = 4.7990 GHz, Bw = 32.000 MH

No calibration applied and no bandpass applied



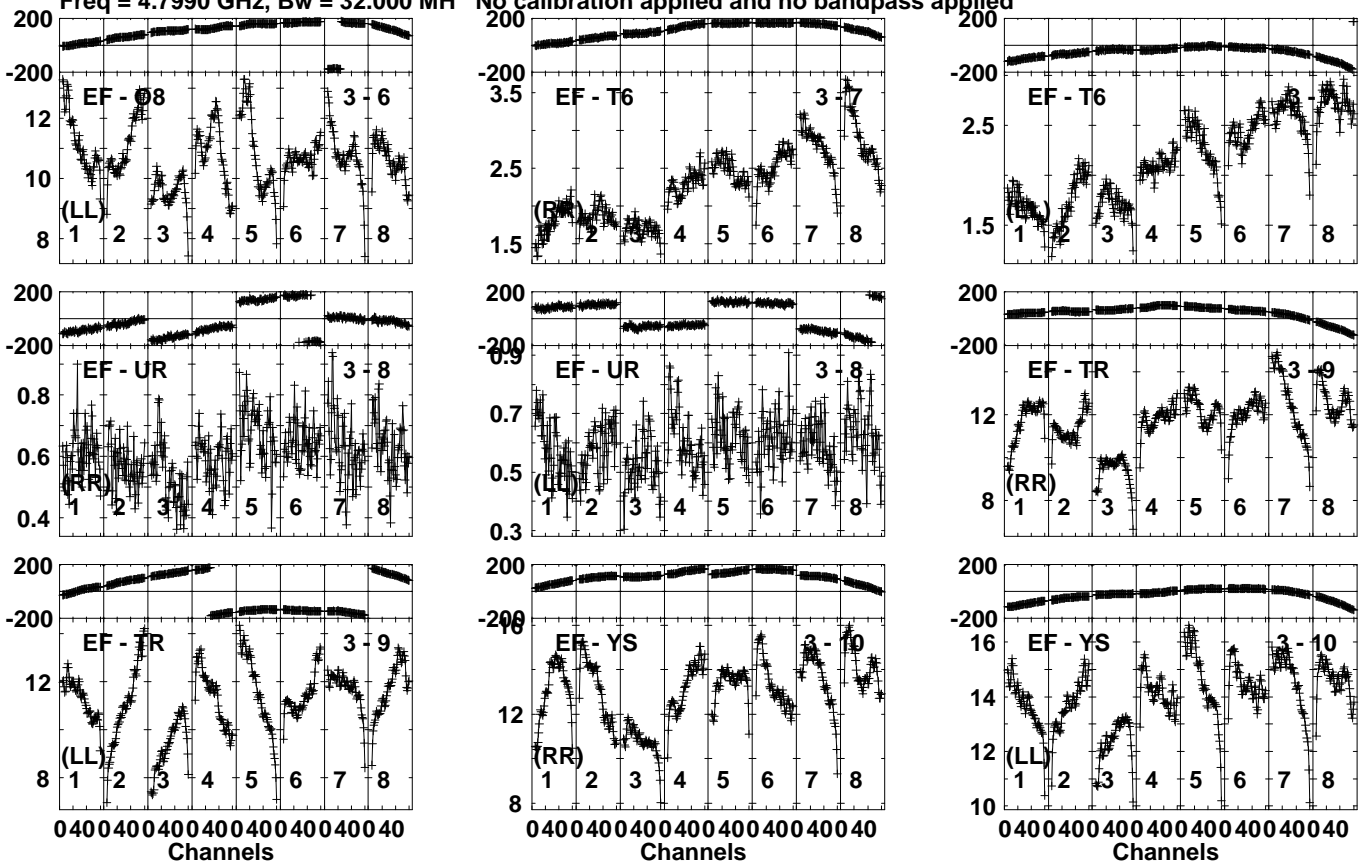
Lower frame: Milli Ampl Jy Top frame: Phas deg  
Vector averaged cross-power spectrum Several baselines displayed  
Timerange: 00/15:36:01 to 00/15:37:59

Plot file version 282 created 13-FEB-2023 10:49:36

J2025+33 EM166B.UVDATA.1

Freq = 4.7990 GHz, Bw = 32.000 MH

No calibration applied and no bandpass applied

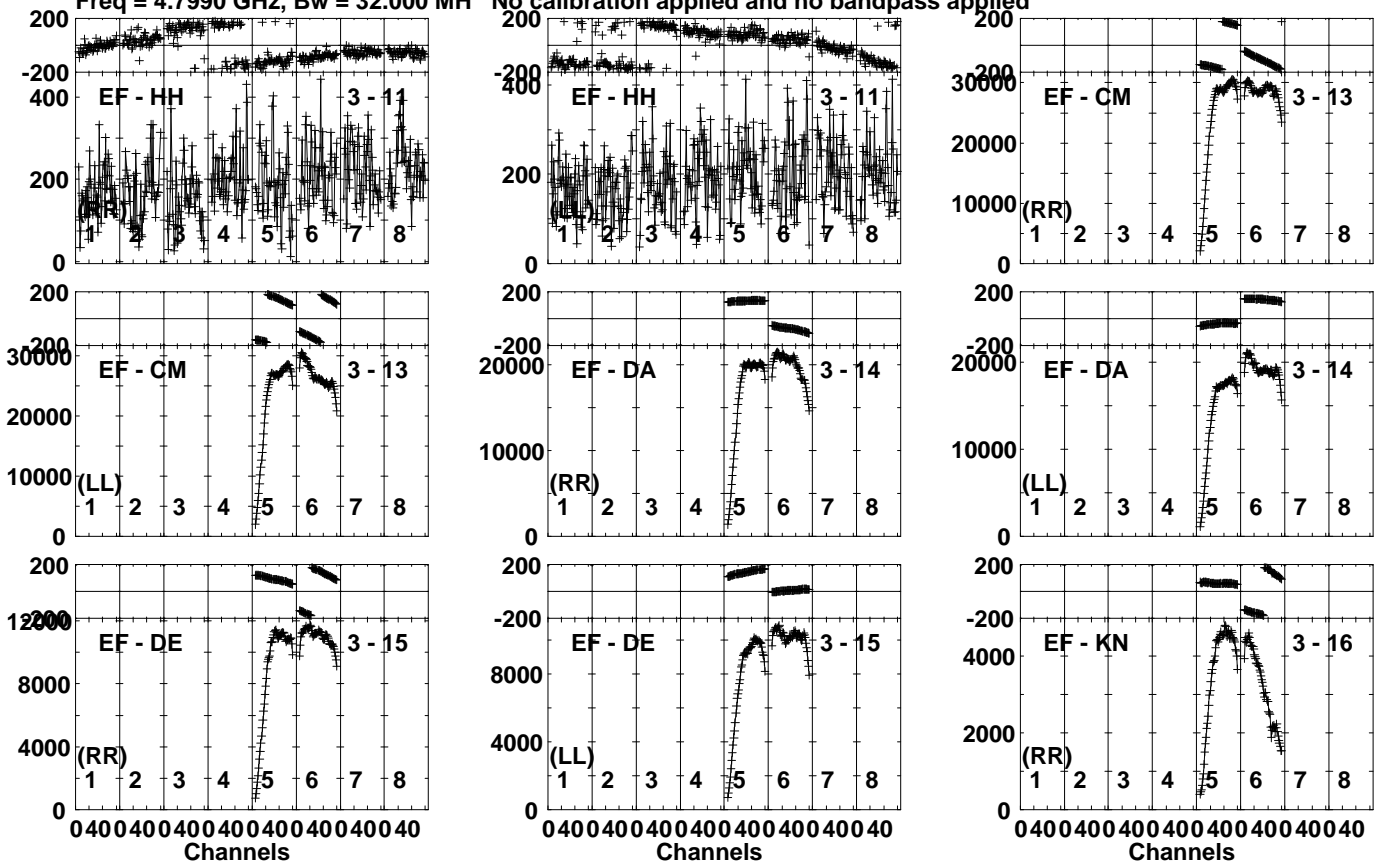


Lower frame: Milli Ampl Jy Top frame: Phas deg  
Vector averaged cross-power spectrum Several baselines displayed  
Timerange: 00/15:36:01 to 00/15:37:59

Plot file version 283 created 13-FEB-2023 10:49:36

J2025+33 EM166B.UVDATA.1

Freq = 4.7990 GHz, Bw = 32.000 MH No calibration applied and no bandpass applied

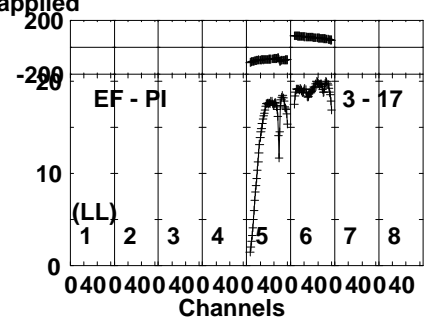
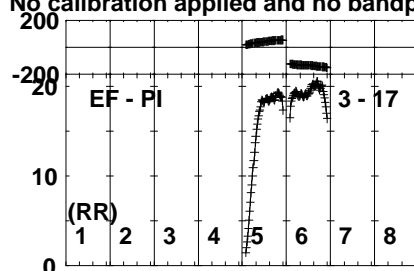
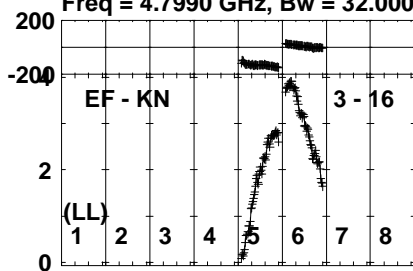


Lower frame: Micro Ampl Jy Top frame: Phas deg  
Vector averaged cross-power spectrum Several baselines displayed  
Timerange: 00/15:36:01 to 00/15:37:59

Plot file version 284 created 13-FEB-2023 10:49:36

J2025+33 EM166B.UVDATA.1

Freq = 4.7990 GHz, Bw = 32.000 MH No calibration applied and no bandpass applied

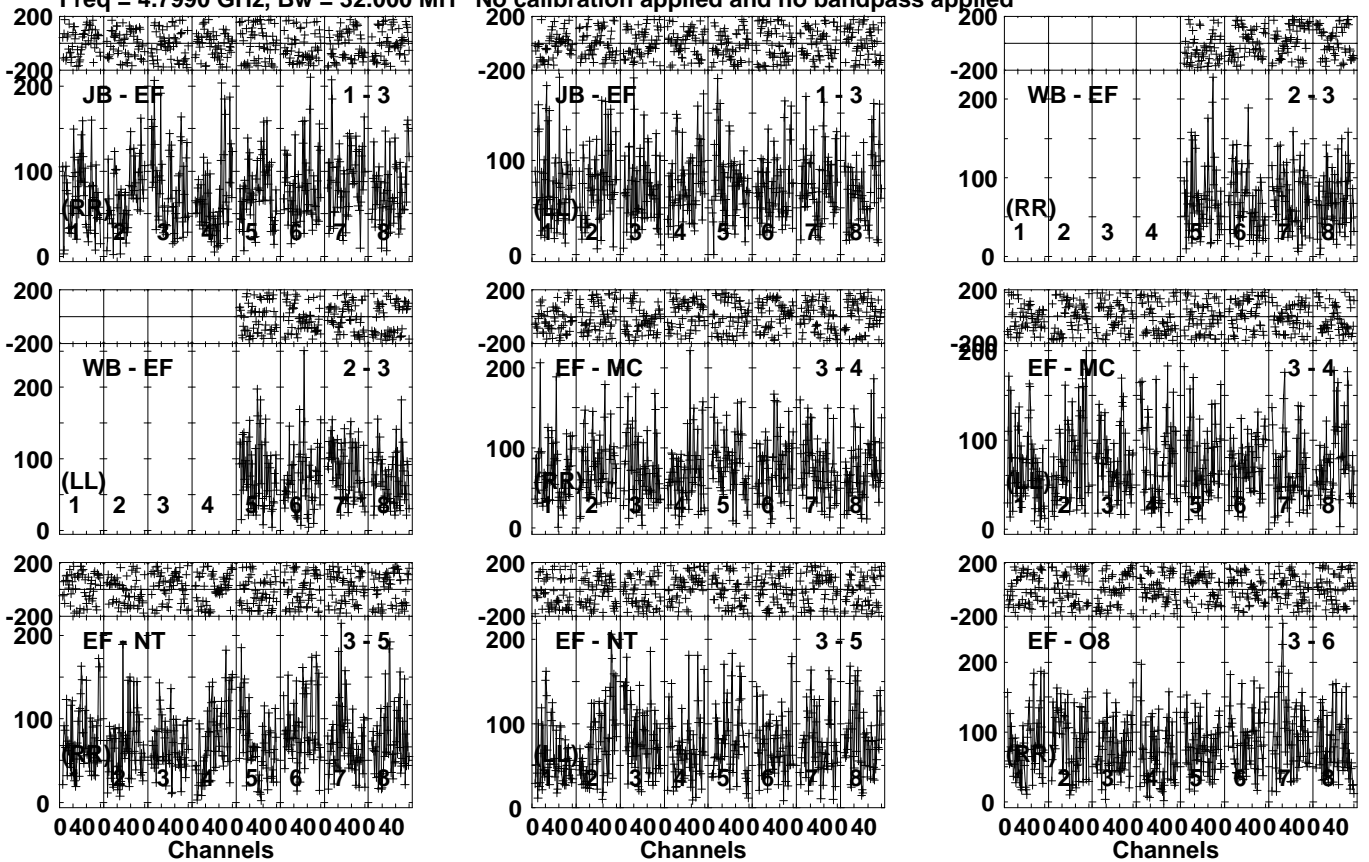


Lower frame: Milli Ampl Jy Top frame: Phas deg  
Vector averaged cross-power spectrum Several baselines displayed  
Timerange: 00/15:36:01 to 00/15:37:59

Plot file version 285 created 13-FEB-2023 10:49:38

V404CYG EM166B.UVDATA.1

Freq = 4.7990 GHz, Bw = 32.000 MH No calibration applied and no bandpass applied

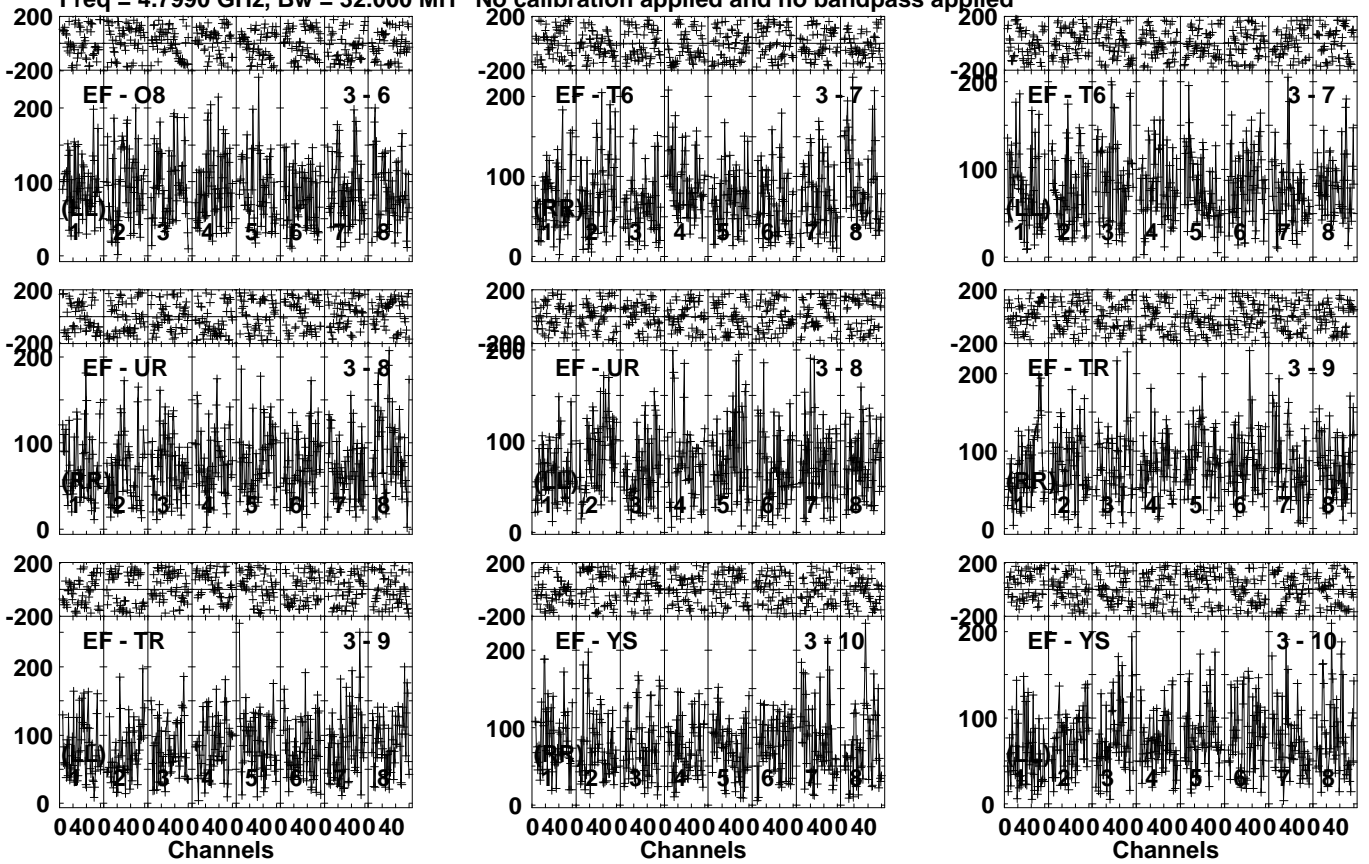


Lower frame: Micro Ampl Jy Top frame: Phas deg  
Vector averaged cross-power spectrum Several baselines displayed  
Timerange: 00/15:50:01 to 00/15:53:29

Plot file version 286 created 13-FEB-2023 10:49:38

V404CYG EM166B.UVDATA.1

Freq = 4.7990 GHz, Bw = 32.000 MH No calibration applied and no bandpass applied

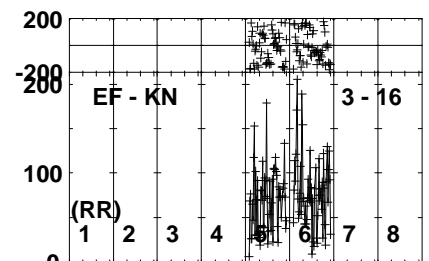
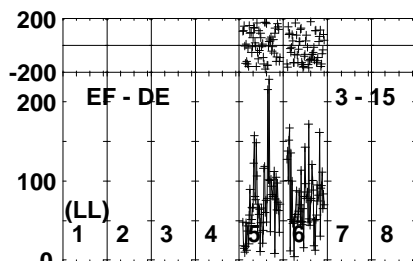
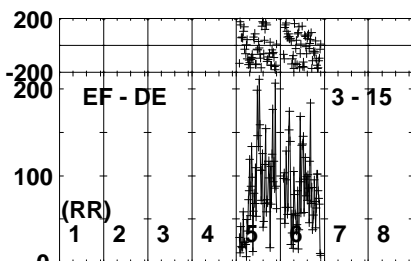
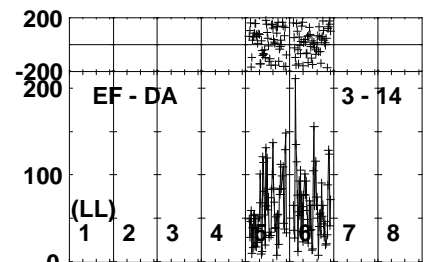
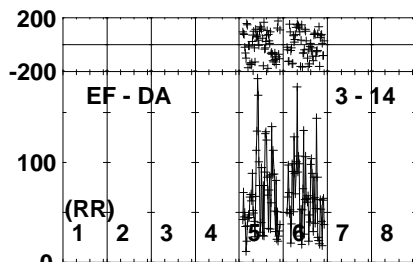
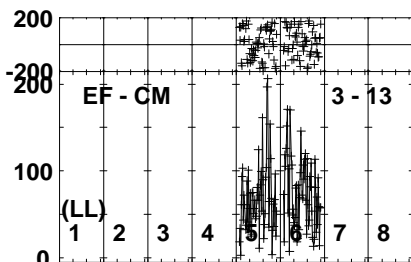
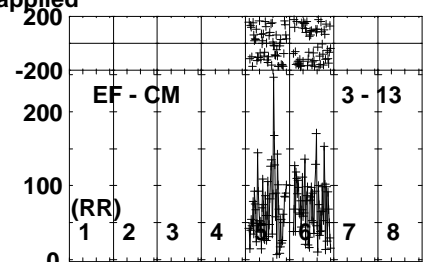
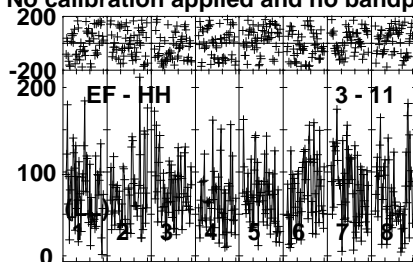
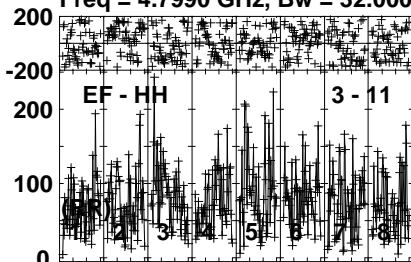


Lower frame: Micro Ampl Jy Top frame: Phas deg  
Vector averaged cross-power spectrum Several baselines displayed  
Timerange: 00/15:50:01 to 00/15:53:29

Plot file version 287 created 13-FEB-2023 10:49:38

V404CYG EM166B.UVDATA.1

Freq = 4.7990 GHz, Bw = 32.000 MH No calibration applied and no bandpass applied

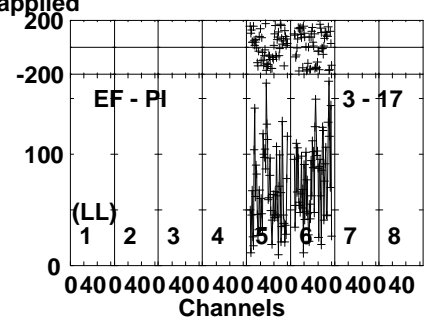
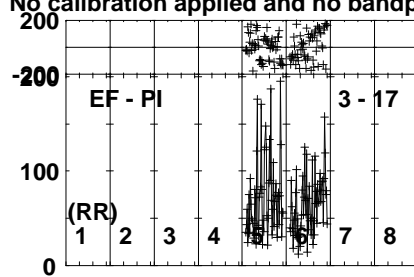
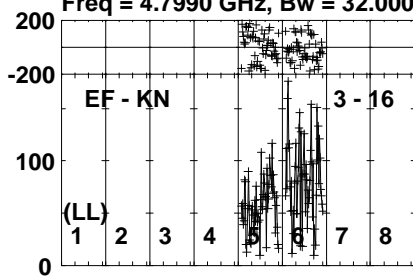


Lower frame: Micro Ampl Jy Top frame: Phas deg  
Vector averaged cross-power spectrum Several baselines displayed  
Timerange: 00/15:50:01 to 00/15:53:29

Plot file version 288 created 13-FEB-2023 10:49:39

V404CYG EM166B.UVDATA.1

Freq = 4.7990 GHz, Bw = 32.000 MH No calibration applied and no bandpass applied



Lower frame: Micro Ampl Jy Top frame: Phas deg  
Vector averaged cross-power spectrum Several baselines displayed  
Timerange: 00/15:50:01 to 00/15:53:29

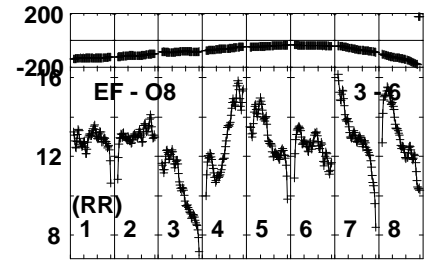
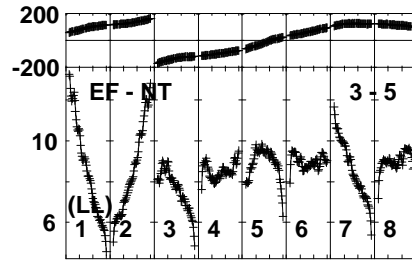
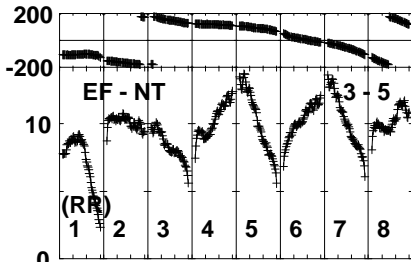
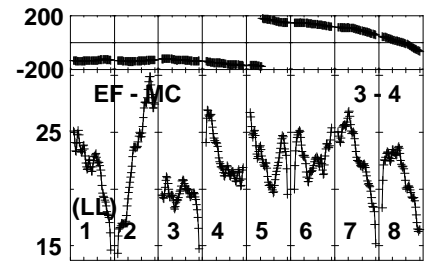
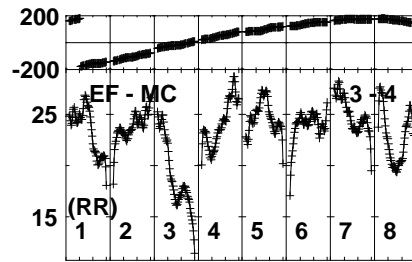
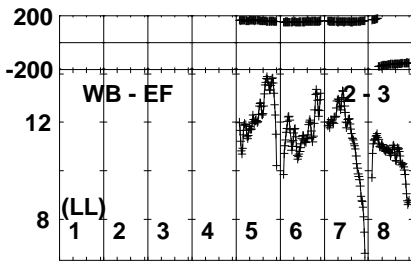
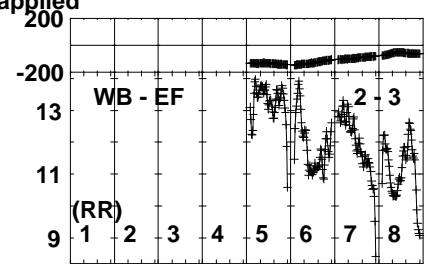
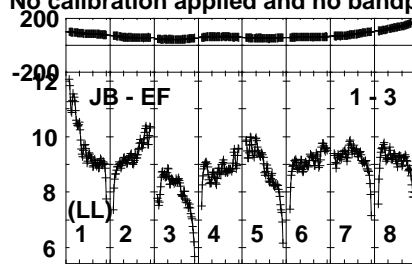
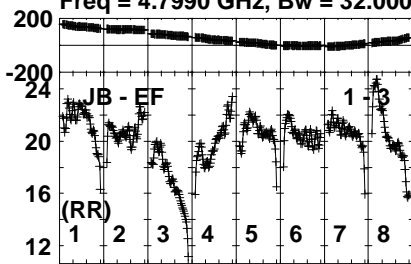


Plot file version 289 created 13-FEB-2023 10:49:39

J2025+33 EM166B.UVDATA.1

Freq = 4.7990 GHz, Bw = 32.000 MH

No calibration applied and no bandpass applied

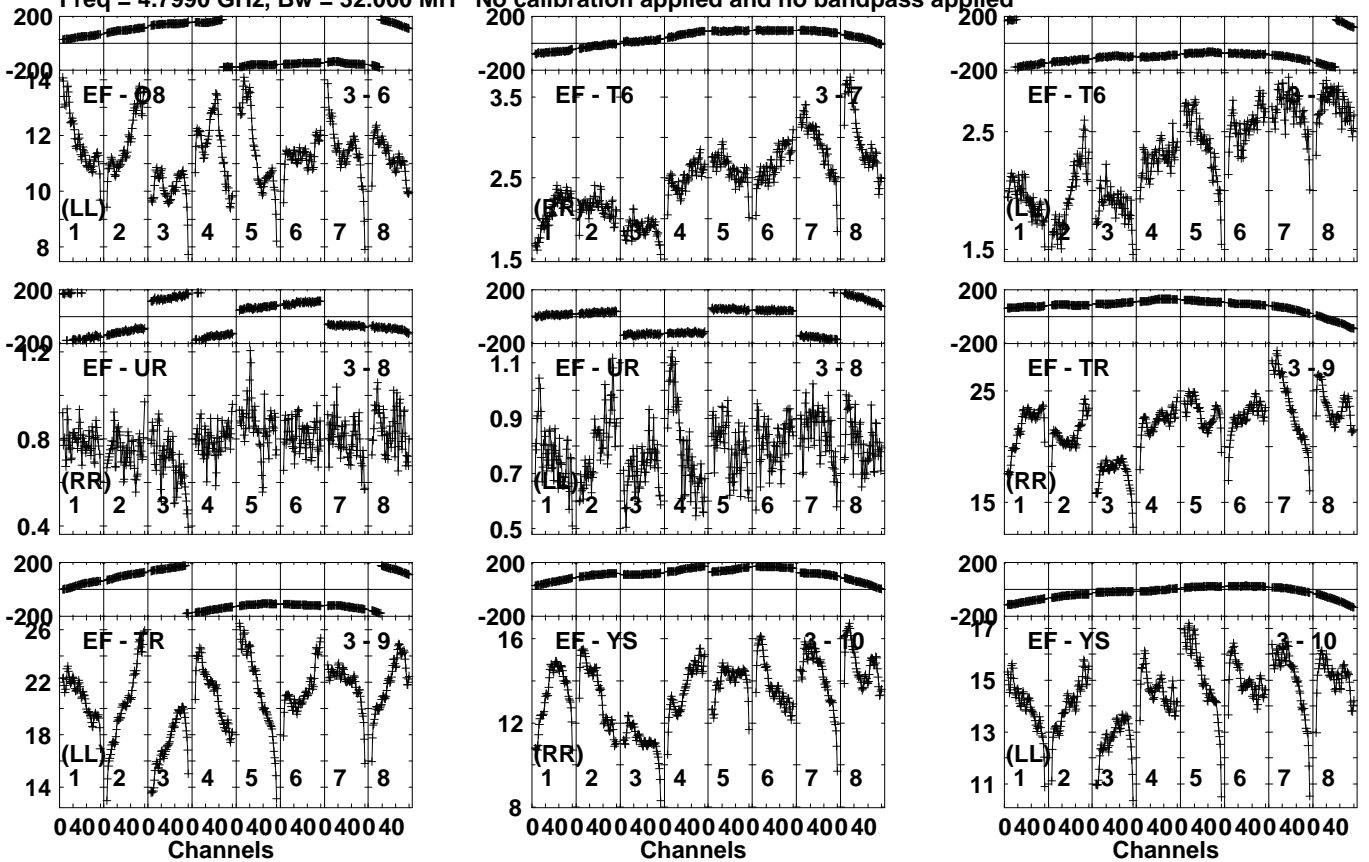


Lower frame: Milli Ampl Jy Top frame: Phas deg  
Vector averaged cross-power spectrum Several baselines displayed  
Timerange: 00/15:53:31 to 00/15:55:59

Plot file version 290 created 13-FEB-2023 10:49:39

J2025+33 EM166B.UVDATA.1

Freq = 4.7990 GHz, Bw = 32.000 MH No calibration applied and no bandpass applied

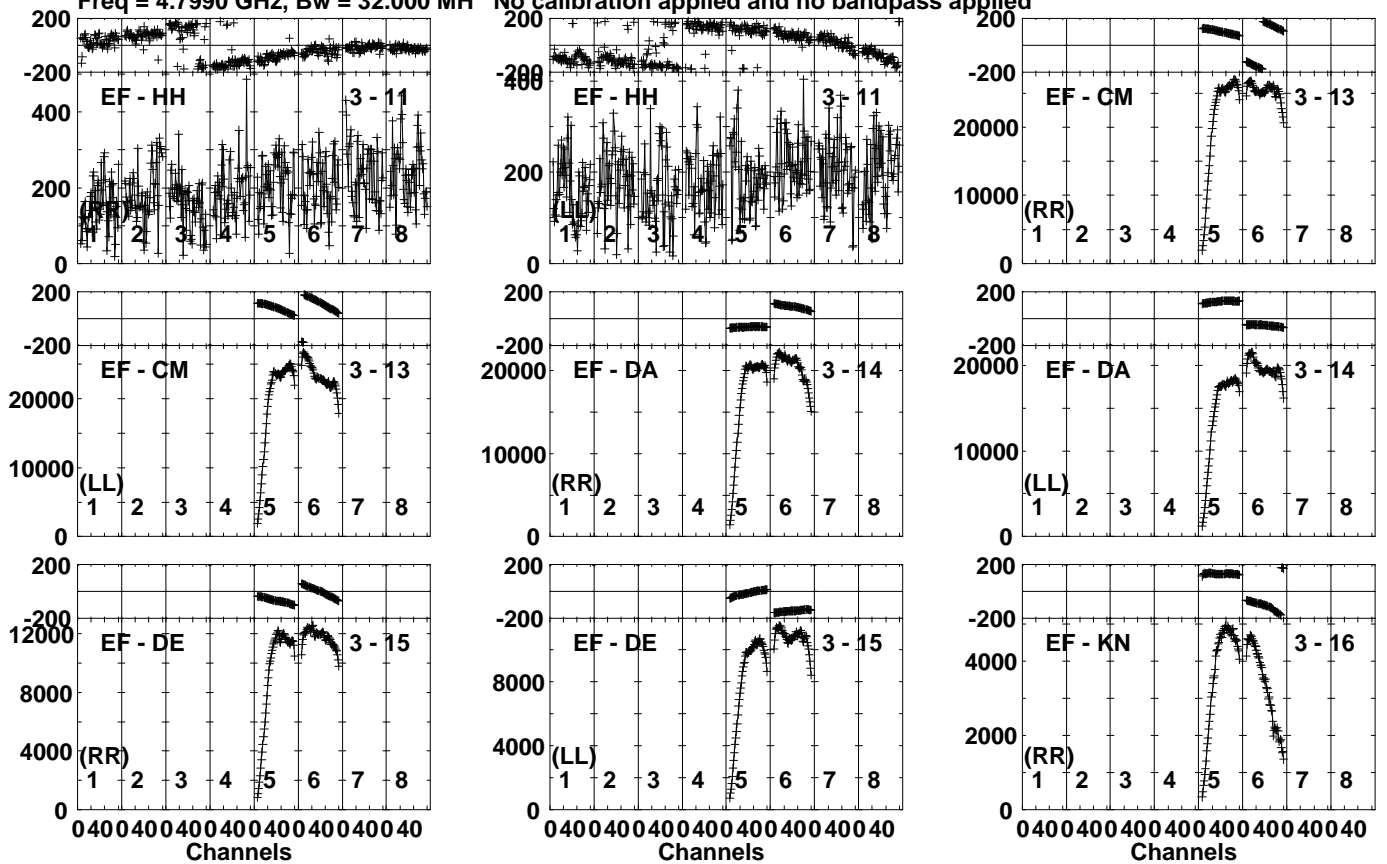


Lower frame: Milli Ampl Jy Top frame: Phas deg  
Vector averaged cross-power spectrum Several baselines displayed  
Timerange: 00/15:53:31 to 00/15:55:59

Plot file version 291 created 13-FEB-2023 10:49:39

J2025+33 EM166B.UVDATA.1

Freq = 4.7990 GHz, Bw = 32.000 MH No calibration applied and no bandpass applied



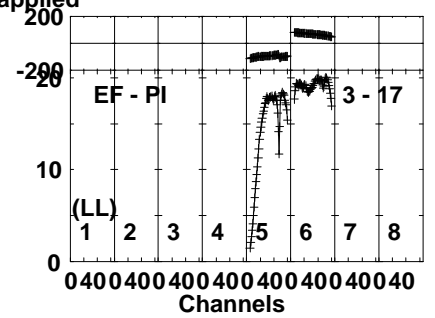
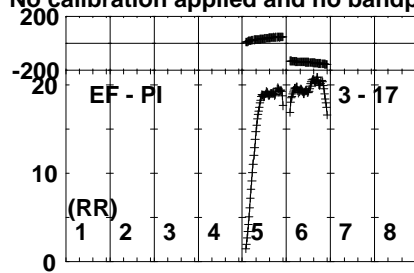
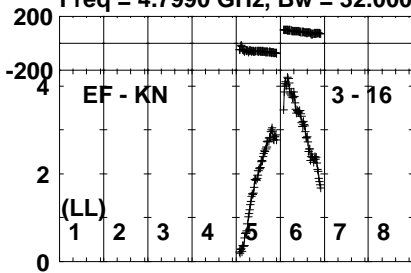
Lower frame: Micro Ampl Jy Top frame: Phas deg  
Vector averaged cross-power spectrum Several baselines displayed  
Timerange: 00/15:53:31 to 00/15:55:59

Plot file version 292 created 13-FEB-2023 10:49:39

J2025+33 EM166B.UVDATA.1

Freq = 4.7990 GHz, Bw = 32.000 MH

No calibration applied and no bandpass applied



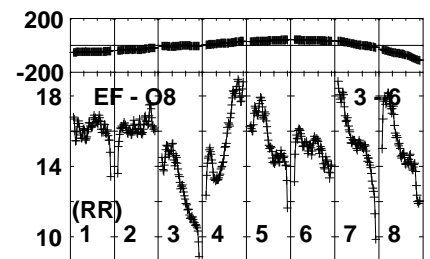
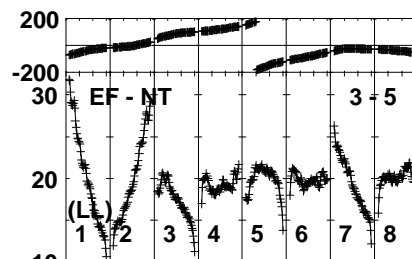
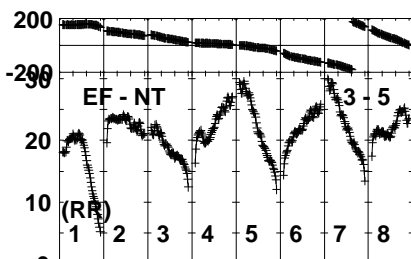
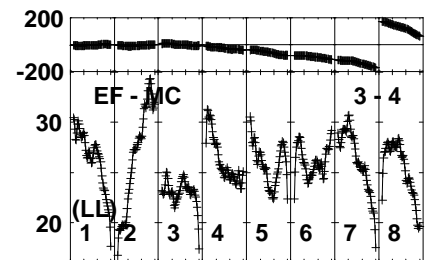
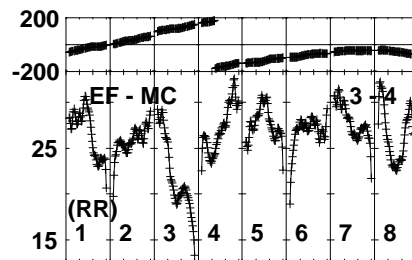
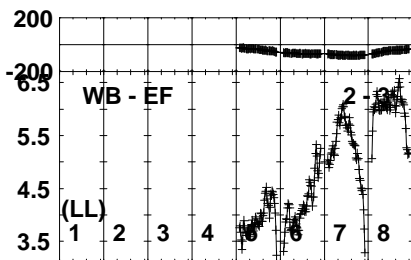
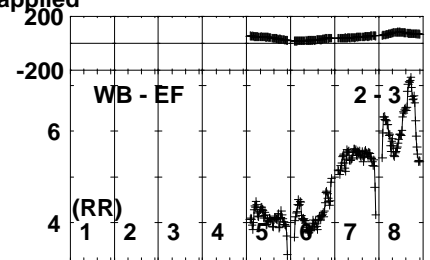
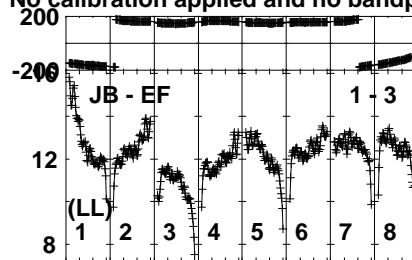
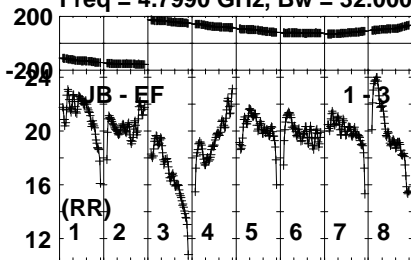
Lower frame: Milli Ampl Jy Top frame: Phas deg  
Vector averaged cross-power spectrum Several baselines displayed  
Timerange: 00/15:53:31 to 00/15:55:59

Plot file version 293 created 13-FEB-2023 10:49:39

J2148+0657 EM166B.UVDATA.1

Freq = 4.7990 GHz, Bw = 32.000 MH

No calibration applied and no bandpass applied



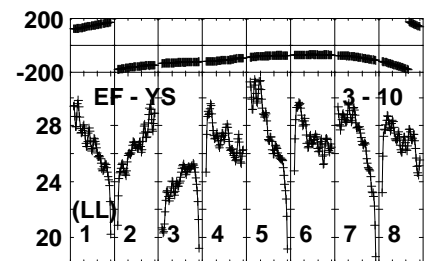
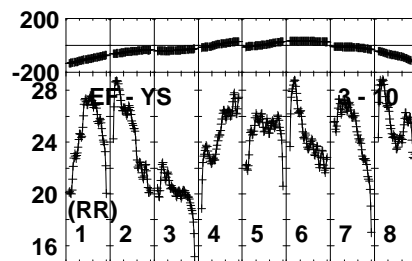
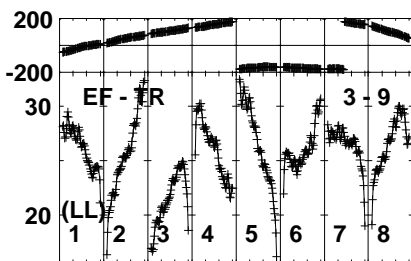
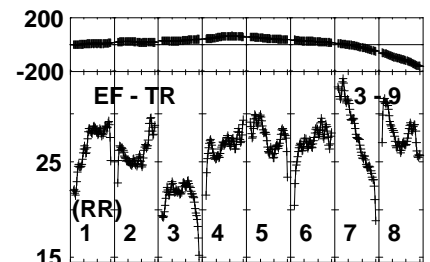
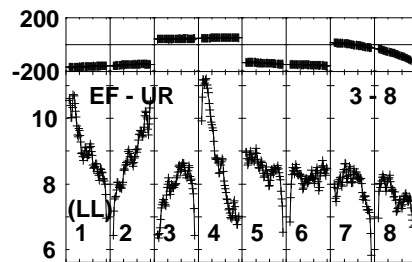
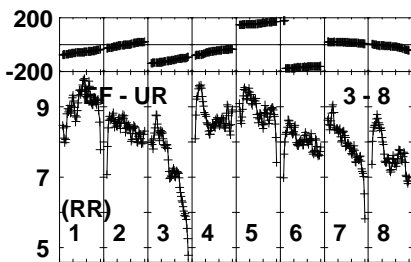
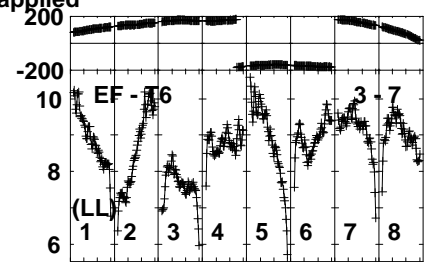
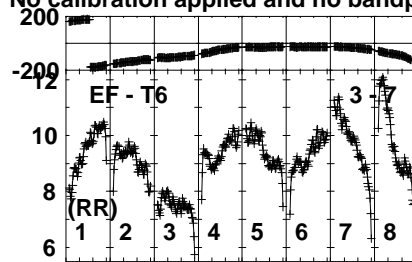
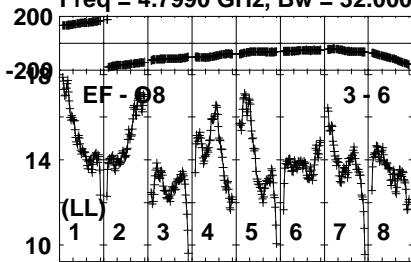
Lower frame: Milli Ampl Jy Top frame: Phas deg  
Vector averaged cross-power spectrum Several baselines displayed  
Timerange: 00/15:57:31 to 00/16:00:29

Plot file version 294 created 13-FEB-2023 10:49:39

J2148+0657 EM166B.UVDATA.1

Freq = 4.7990 GHz, Bw = 32.000 MH

No calibration applied and no bandpass applied



0400400400400400400400400400  
Channels

0400400400400400400400400400  
Channels

0400400400400400400400400400  
Channels

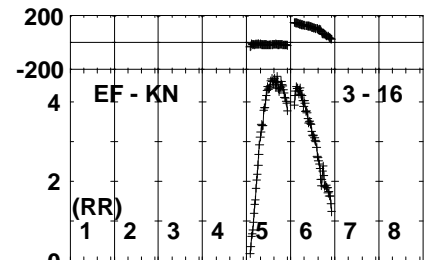
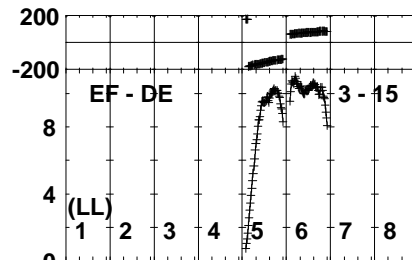
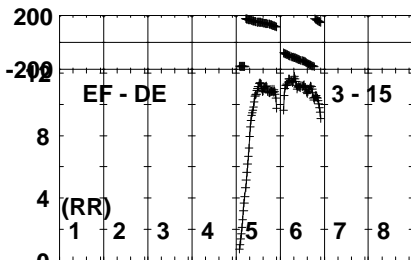
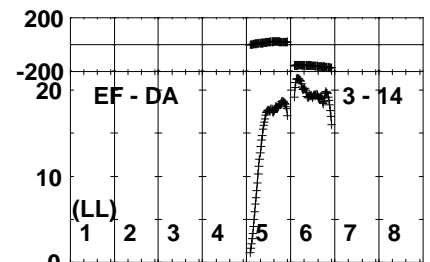
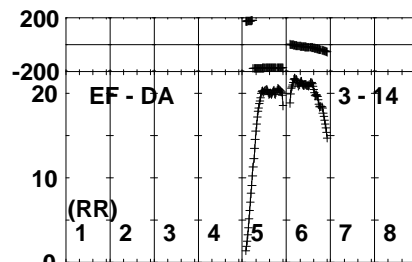
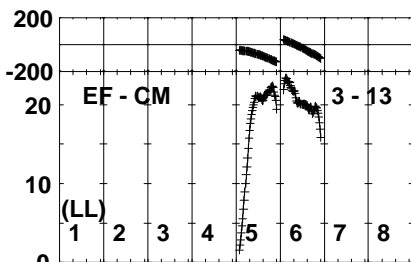
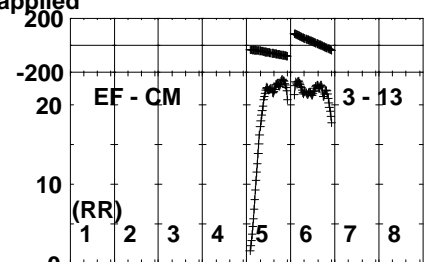
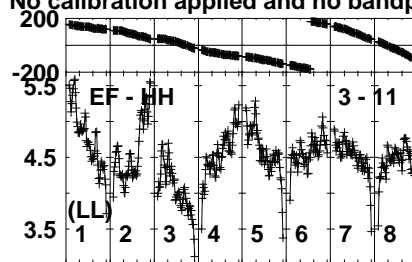
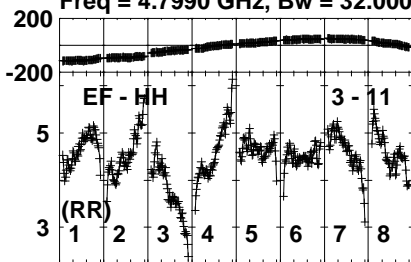
Lower frame: Milli Ampl Jy Top frame: Phas deg  
Vector averaged cross-power spectrum Several baselines displayed  
Timerange: 00/15:57:31 to 00/16:00:29

Plot file version 295 created 13-FEB-2023 10:49:39

J2148+0657 EM166B.UVDATA.1

Freq = 4.7990 GHz, Bw = 32.000 MH

No calibration applied and no bandpass applied



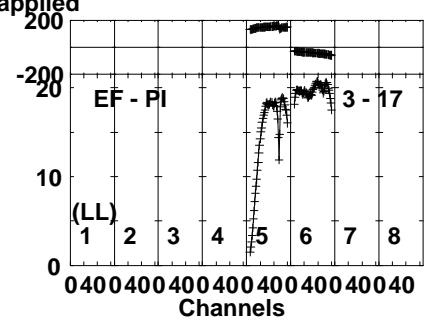
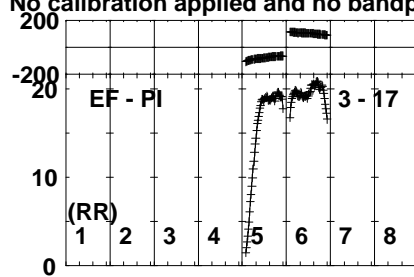
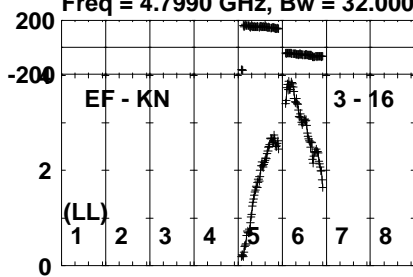
Lower frame: Milli Ampl Jy Top frame: Phas deg  
Vector averaged cross-power spectrum Several baselines displayed  
Timerange: 00/15:57:31 to 00/16:00:29

Plot file version 296 created 13-FEB-2023 10:49:39

J2148+0657 EM166B.UVDATA.1

Freq = 4.7990 GHz, Bw = 32.000 MH

No calibration applied and no bandpass applied



Lower frame: Milli Ampl Jy Top frame: Phas deg  
Vector averaged cross-power spectrum Several baselines displayed  
Timerange: 00/15:57:31 to 00/16:00:29

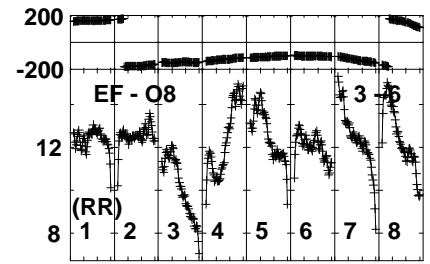
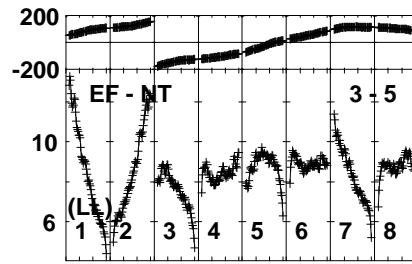
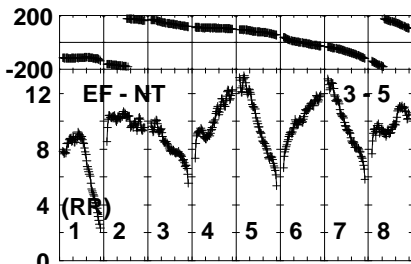
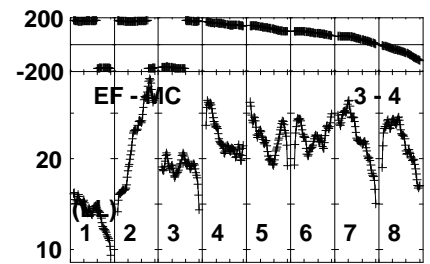
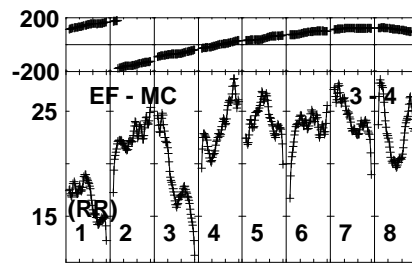
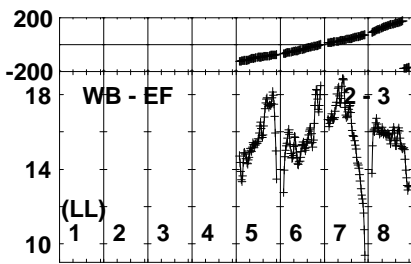
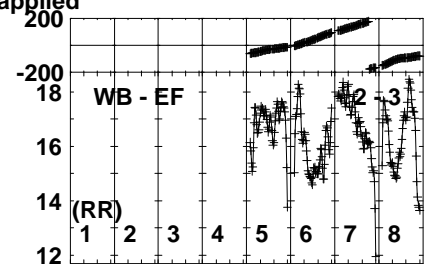
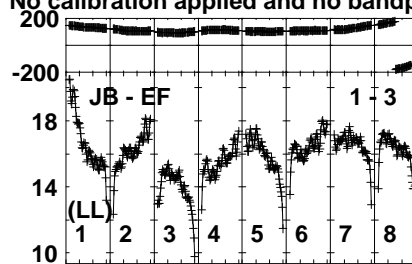
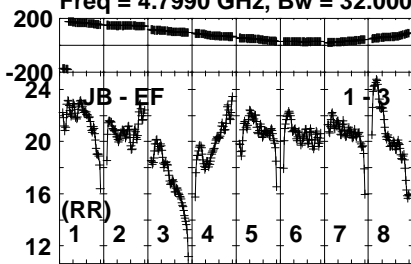


Plot file version 297 created 13-FEB-2023 10:49:40

J2025+33 EM166B.UVDATA.1

Freq = 4.7990 GHz, Bw = 32.000 MH

No calibration applied and no bandpass applied



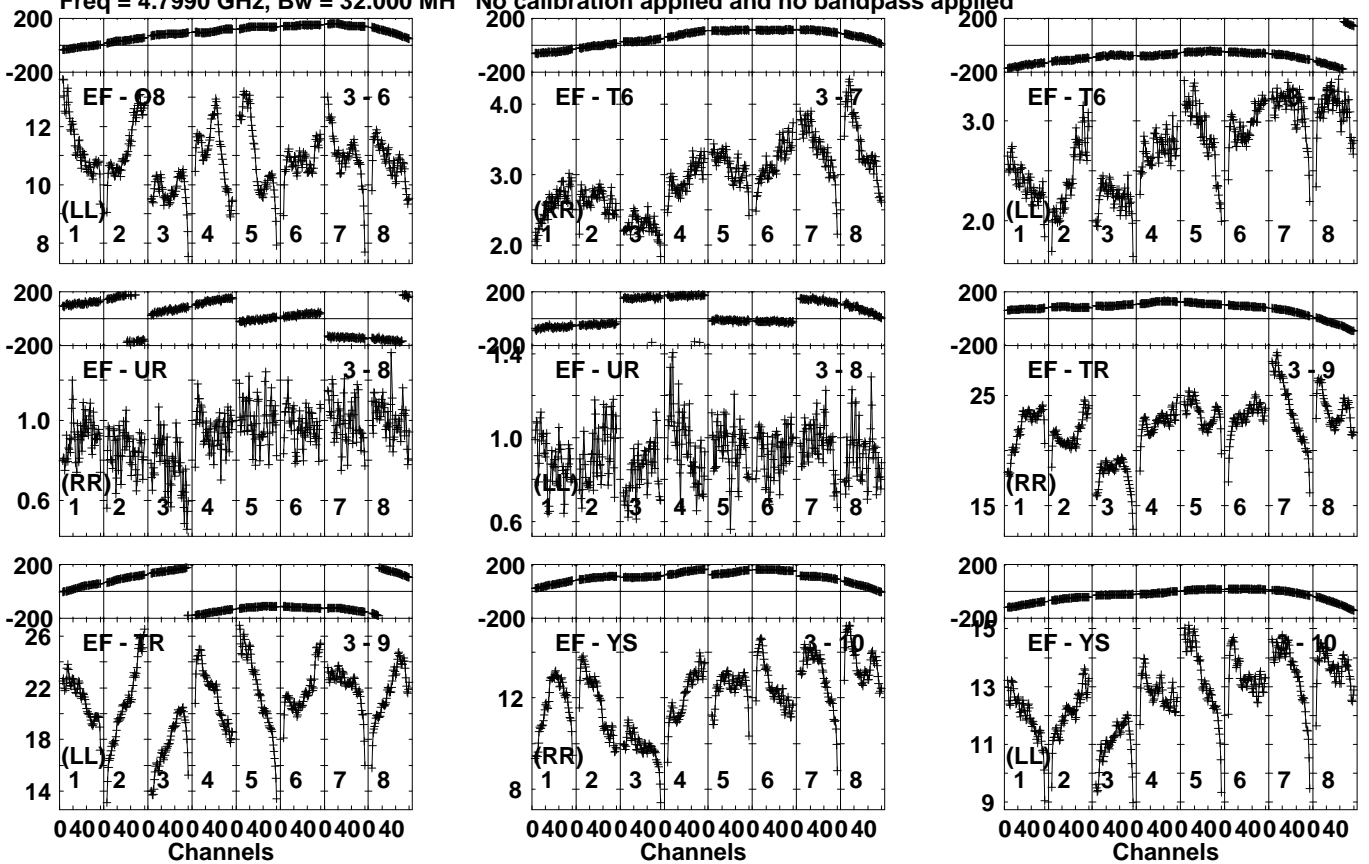
Lower frame: Milli Ampl Jy Top frame: Phas deg  
Vector averaged cross-power spectrum Several baselines displayed  
Timerange: 00/16:02:31 to 00/16:04:59

Plot file version 298 created 13-FEB-2023 10:49:40

J2025+33 EM166B.UVDATA.1

Freq = 4.7990 GHz, Bw = 32.000 MH

No calibration applied and no bandpass applied

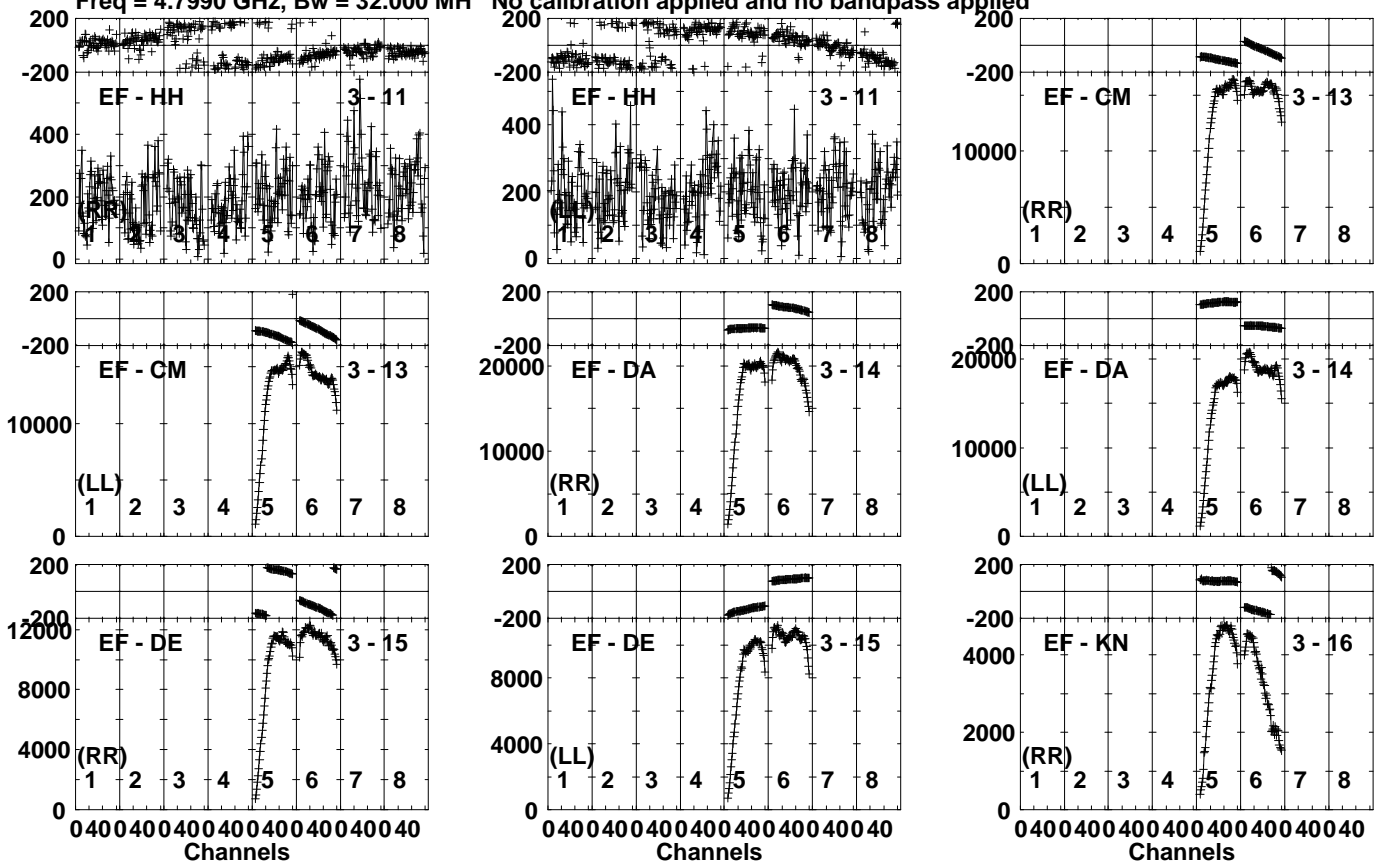


Lower frame: Milli Ampl Jy Top frame: Phas deg  
Vector averaged cross-power spectrum Several baselines displayed  
Timerange: 00:16:02:31 to 00:16:04:59

Plot file version 299 created 13-FEB-2023 10:49:40

J2025+33 EM166B.UVDATA.1

Freq = 4.7990 GHz, Bw = 32.000 MH No calibration applied and no bandpass applied

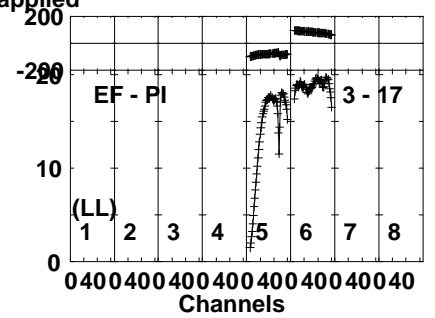
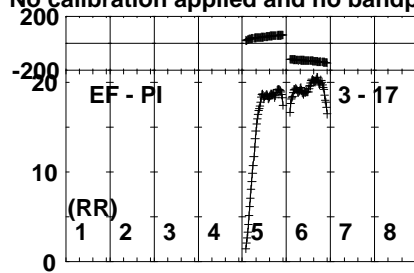
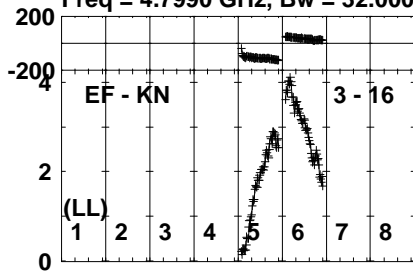


Lower frame: Micro Ampl Jy Top frame: Phas deg  
Vector averaged cross-power spectrum Several baselines displayed  
Timerange: 00/16:02:31 to 00/16:04:59

Plot file version 300 created 13-FEB-2023 10:49:40

J2025+33 EM166B.UVDATA.1

Freq = 4.7990 GHz, Bw = 32.000 MH No calibration applied and no bandpass applied

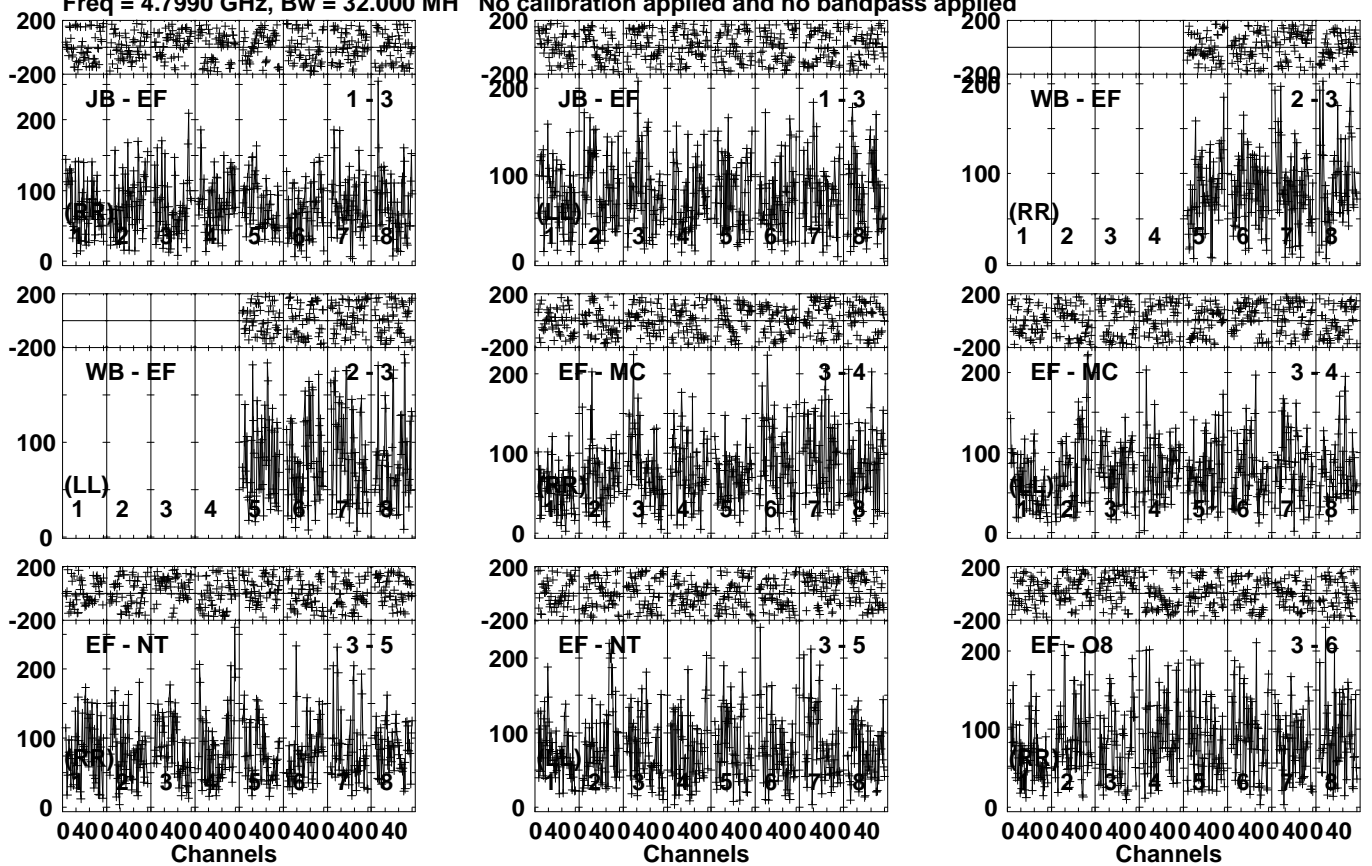


Lower frame: Milli Ampl Jy Top frame: Phas deg  
Vector averaged cross-power spectrum Several baselines displayed  
Timerange: 00/16:02:31 to 00/16:04:59

Plot file version 301 created 13-FEB-2023 10:49:40

V404CYG EM166B.UVDATA.1

Freq = 4.7990 GHz, Bw = 32.000 MH No calibration applied and no bandpass applied

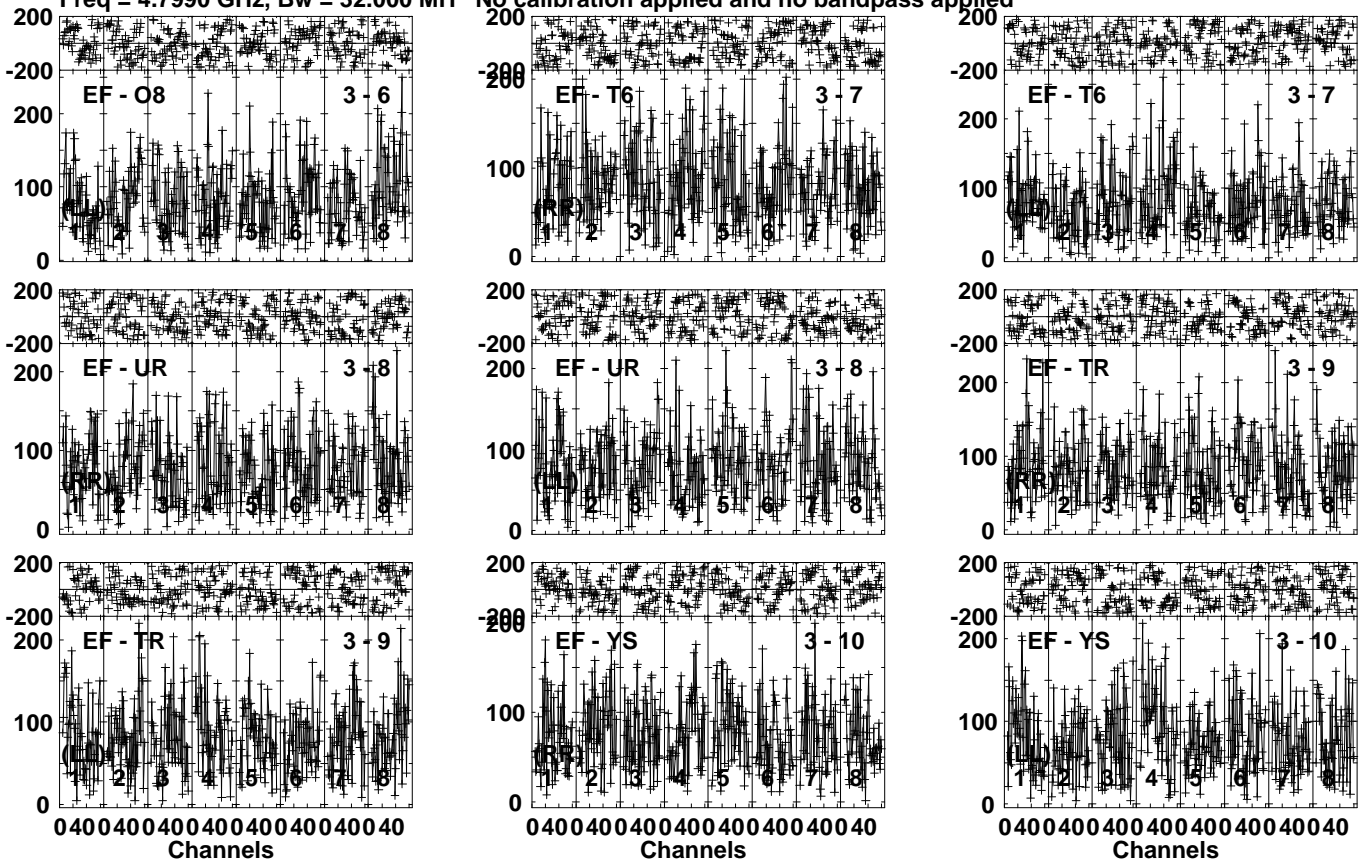


Lower frame: Micro Ampl Jy Top frame: Phas deg  
Vector averaged cross-power spectrum Several baselines displayed  
Timerange: 00/16:05:01 to 00/16:08:29

Plot file version 302 created 13-FEB-2023 10:49:40

V404CYG EM166B.UVDATA.1

Freq = 4.7990 GHz, Bw = 32.000 MH No calibration applied and no bandpass applied

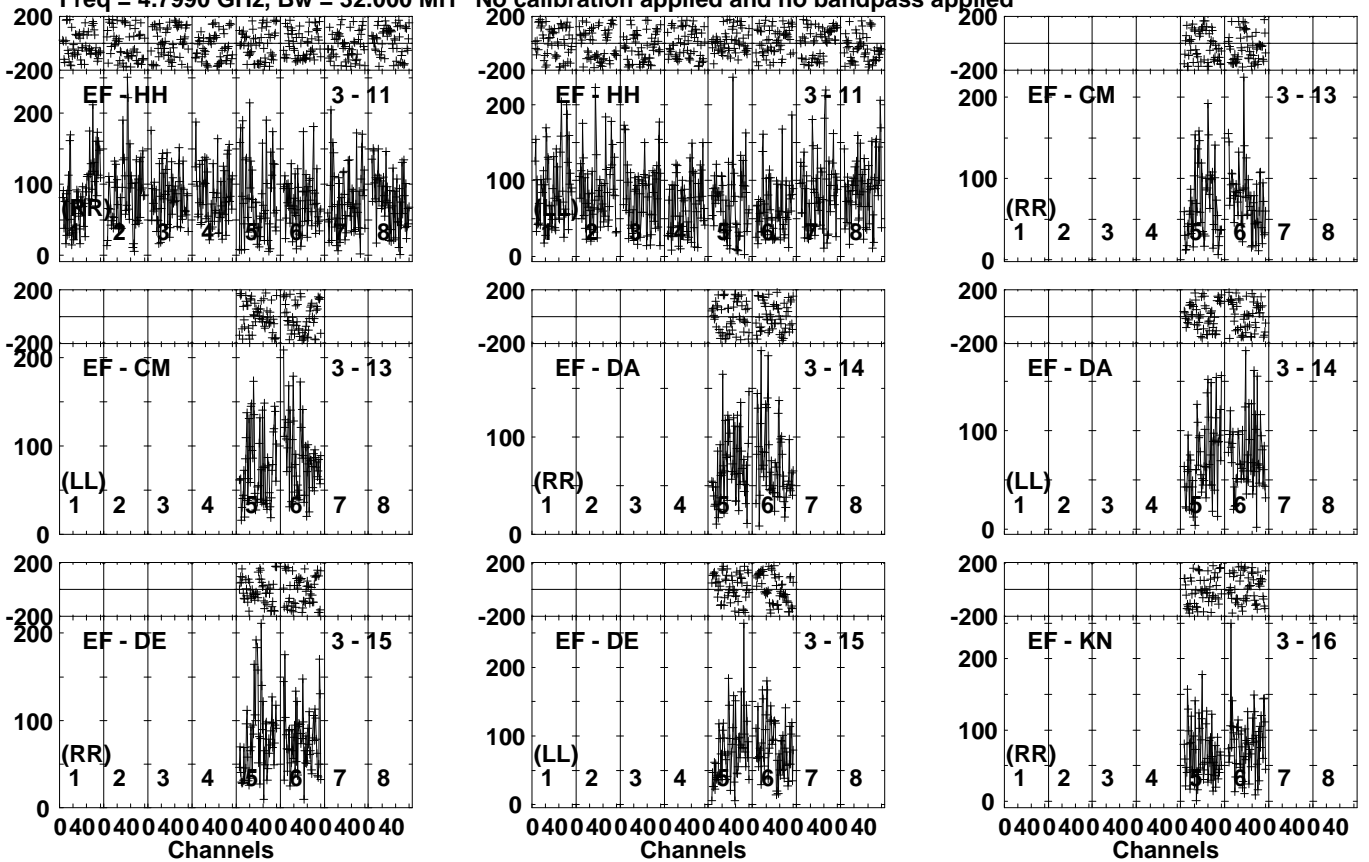


Lower frame: Micro Ampl Jy Top frame: Phas deg  
Vector averaged cross-power spectrum Several baselines displayed  
Timerange: 00/16:05:01 to 00/16:08:29

Plot file version 303 created 13-FEB-2023 10:49:40

V404CYG EM166B.UVDATA.1

Freq = 4.7990 GHz, Bw = 32.000 MH No calibration applied and no bandpass applied



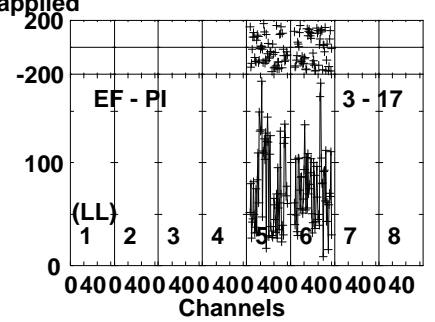
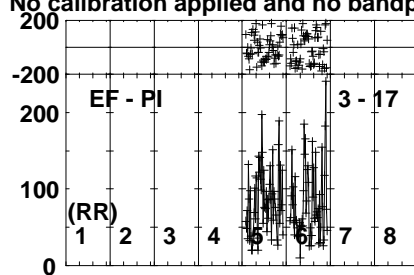
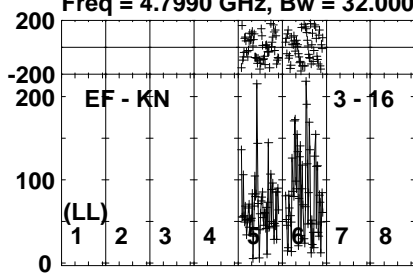
Lower frame: Micro Ampl Jy Top frame: Phas deg  
Vector averaged cross-power spectrum Several baselines displayed  
Timerange: 00/16:05:01 to 00/16:08:29

Plot file version 304 created 13-FEB-2023 10:49:41

V404CYG EM166B.UVDATA.1

Freq = 4.7990 GHz, Bw = 32.000 MH

No calibration applied and no bandpass applied



Lower frame: Micro Ampl Jy Top frame: Phas deg  
Vector averaged cross-power spectrum Several baselines displayed  
Timerange: 00/16:05:01 to 00/16:08:29

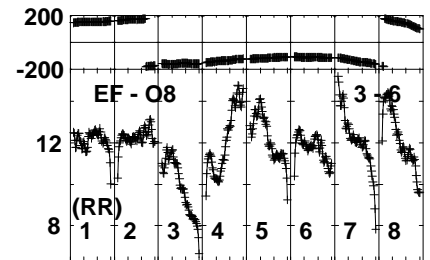
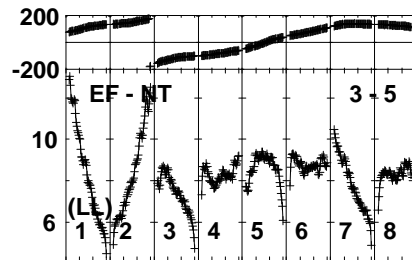
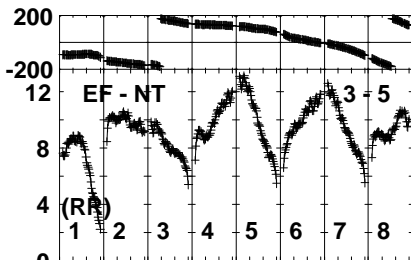
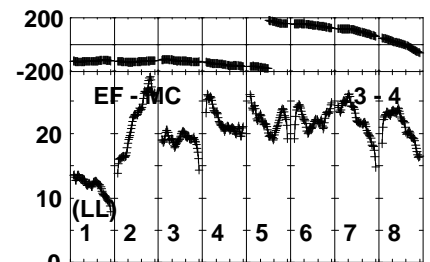
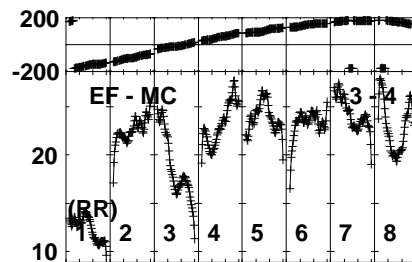
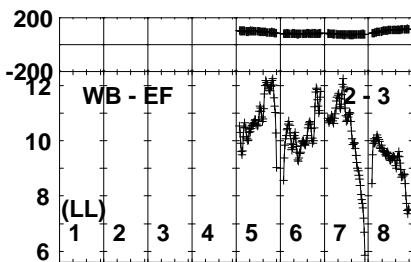
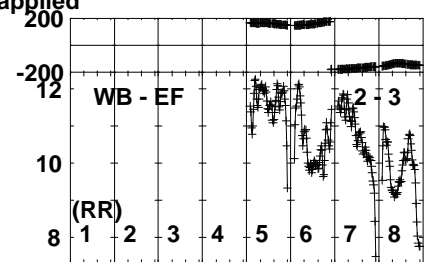
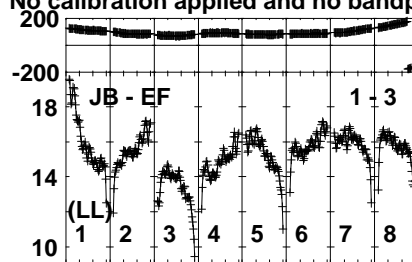
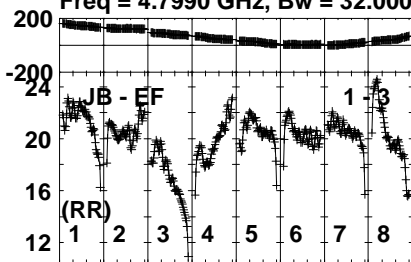


Plot file version 305 created 13-FEB-2023 10:49:41

J2025+33 EM166B.UVDATA.1

Freq = 4.7990 GHz, Bw = 32.000 MH

No calibration applied and no bandpass applied



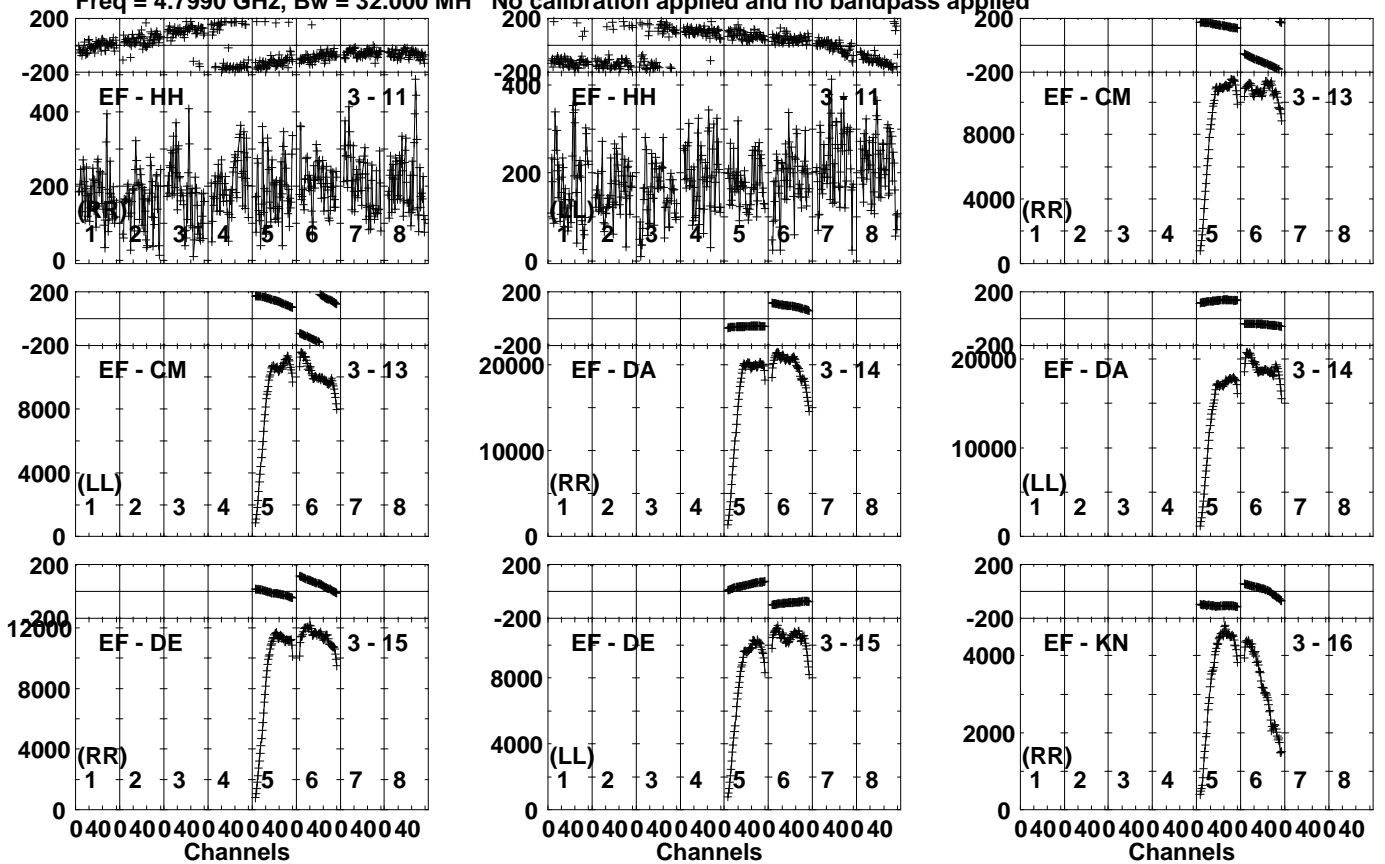
Lower frame: Milli Ampl Jy Top frame: Phas deg  
Vector averaged cross-power spectrum Several baselines displayed  
Timerange: 00/16:08:31 to 00/16:10:59



Plot file version 307 created 13-FEB-2023 10:49:41

J2025+33 EM166B.UVDATA.1

Freq = 4.7990 GHz, Bw = 32.000 MH No calibration applied and no bandpass applied

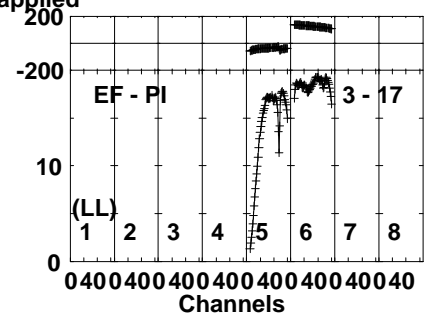
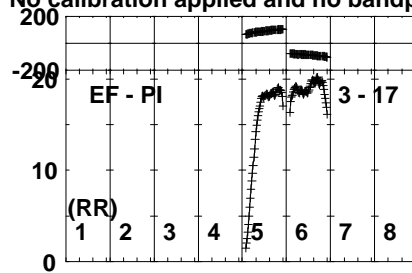
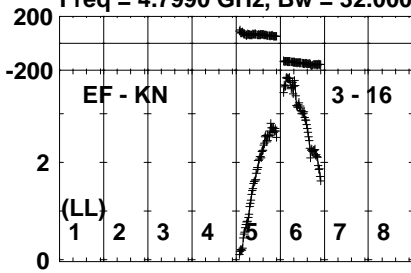


Lower frame: Micro Ampl Jy Top frame: Phas deg  
Vector averaged cross-power spectrum Several baselines displayed  
Timerange: 00/16:08:31 to 00/16:10:59

Plot file version 308 created 13-FEB-2023 10:49:41

J2025+33 EM166B.UVDATA.1

Freq = 4.7990 GHz, Bw = 32.000 MH No calibration applied and no bandpass applied

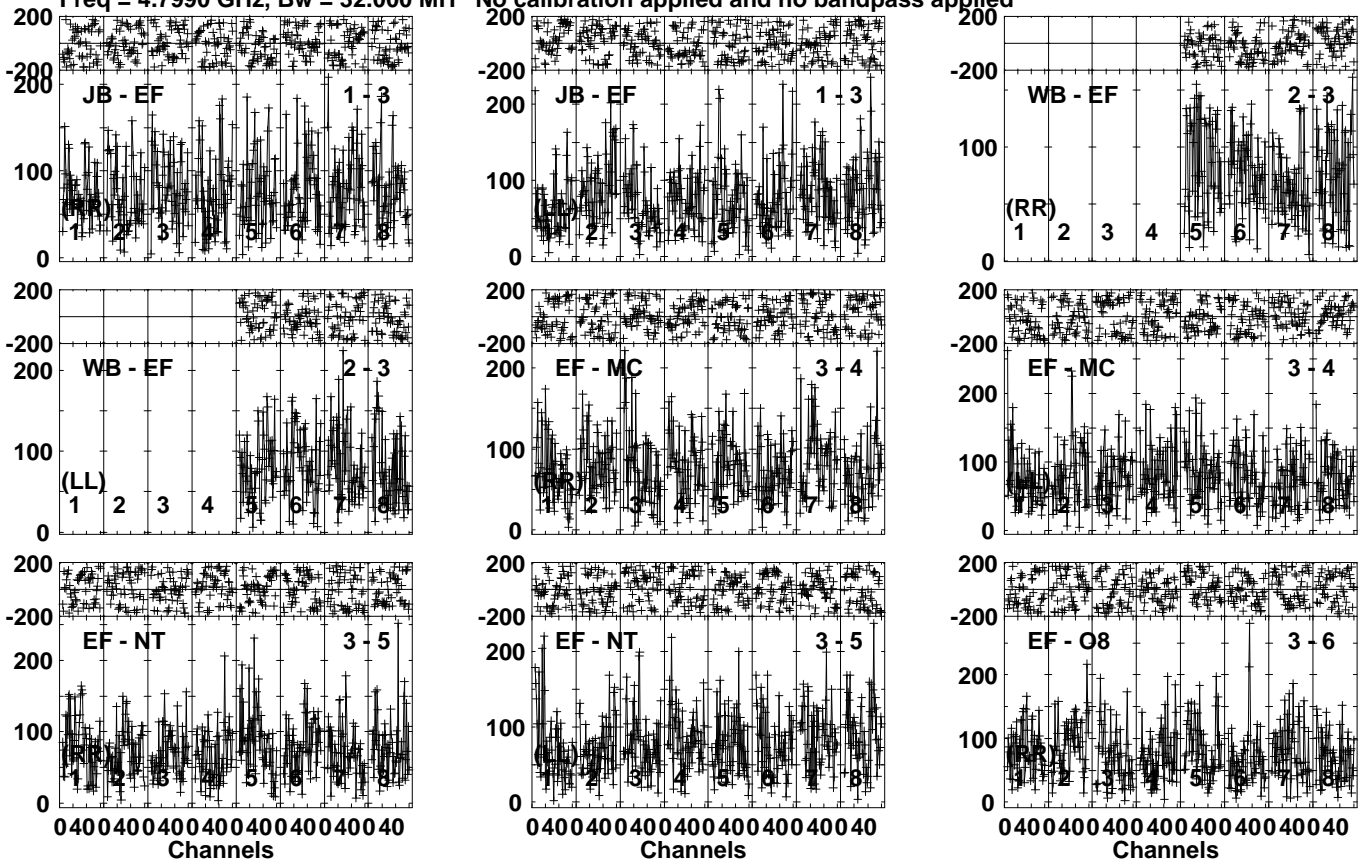


Lower frame: Milli Ampl Jy Top frame: Phas deg  
Vector averaged cross-power spectrum Several baselines displayed  
Timerange: 00/16:08:31 to 00/16:10:59

Plot file version 309 created 13-FEB-2023 10:49:41

V404CYG EM166B.UVDATA.1

Freq = 4.7990 GHz, Bw = 32.000 MH No calibration applied and no bandpass applied

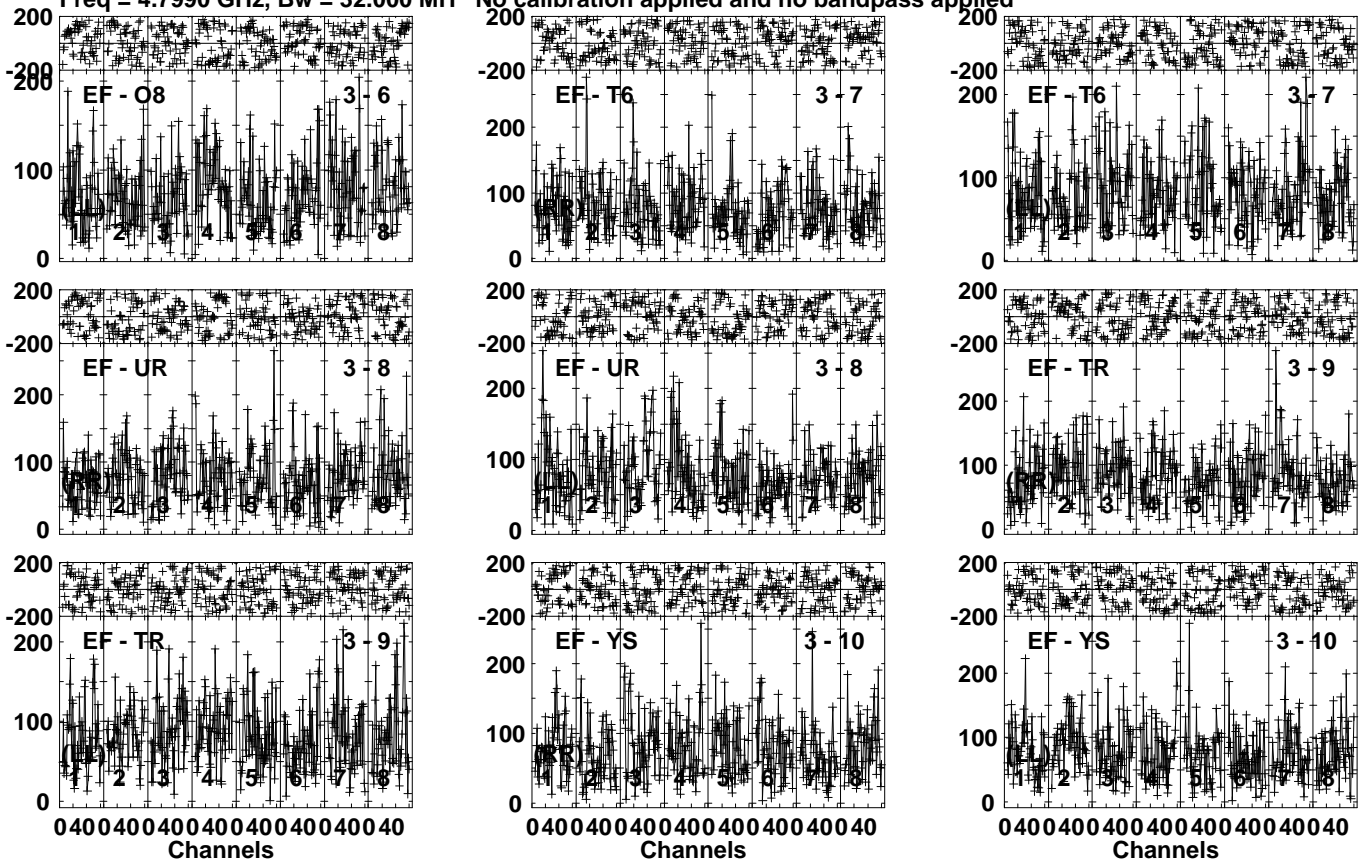


Lower frame: Micro Ampl Jy Top frame: Phas deg  
Vector averaged cross-power spectrum Several baselines displayed  
Timerange: 00/16:11:01 to 00/16:14:29

Plot file version 310 created 13-FEB-2023 10:49:41

V404CYG EM166B.UVDATA.1

Freq = 4.7990 GHz, Bw = 32.000 MH No calibration applied and no bandpass applied

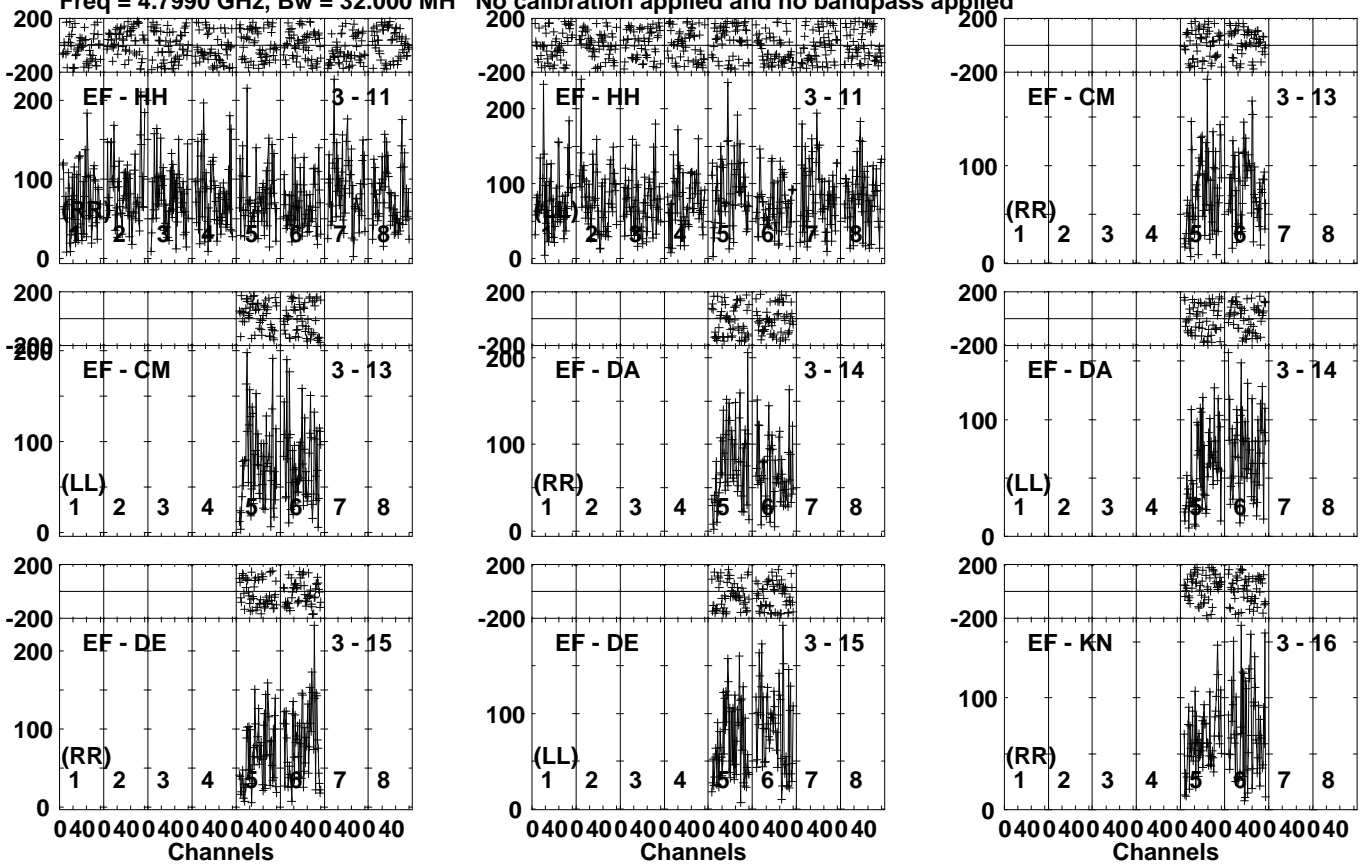


Lower frame: Micro Ampl Jy Top frame: Phas deg  
Vector averaged cross-power spectrum Several baselines displayed  
Timerange: 00/16:11:01 to 00/16:14:29

Plot file version 311 created 13-FEB-2023 10:49:41

V404CYG EM166B.UVDATA.1

Freq = 4.7990 GHz, Bw = 32.000 MH No calibration applied and no bandpass applied

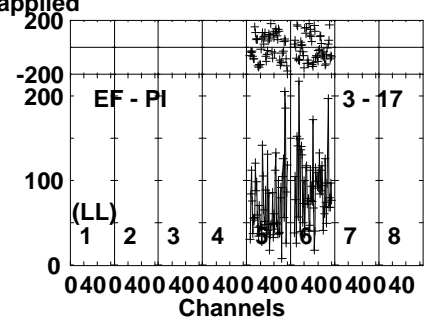
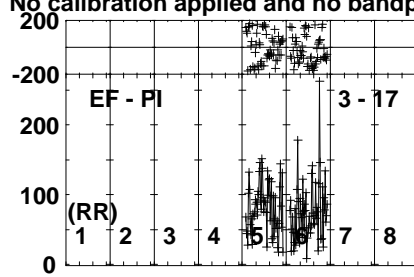
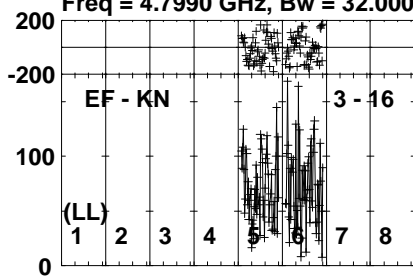


Lower frame: Micro Ampl Jy Top frame: Phas deg  
Vector averaged cross-power spectrum Several baselines displayed  
Timerange: 00/16:11:01 to 00/16:14:29

Plot file version 312 created 13-FEB-2023 10:49:42

V404CYG EM166B.UVDATA.1

Freq = 4.7990 GHz, Bw = 32.000 MH No calibration applied and no bandpass applied



Lower frame: Micro Ampl Jy Top frame: Phas deg  
Vector averaged cross-power spectrum Several baselines displayed  
Timerange: 00/16:11:01 to 00/16:14:29

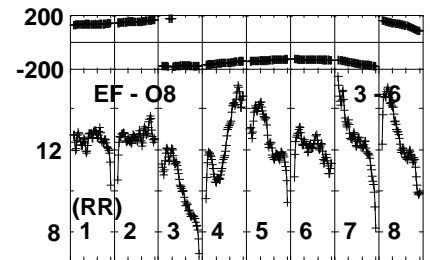
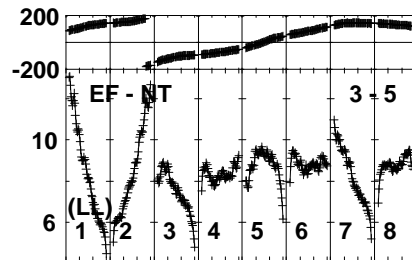
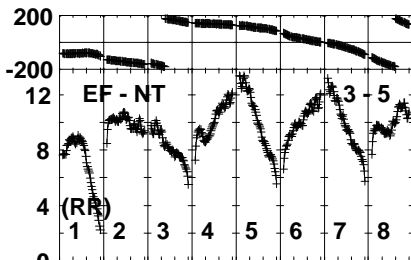
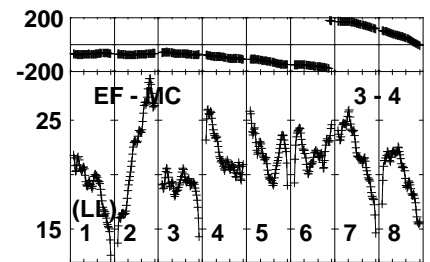
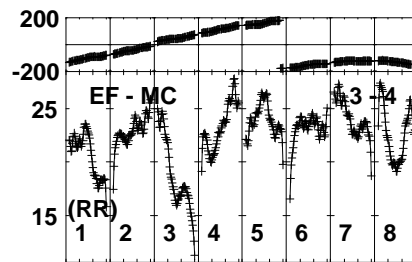
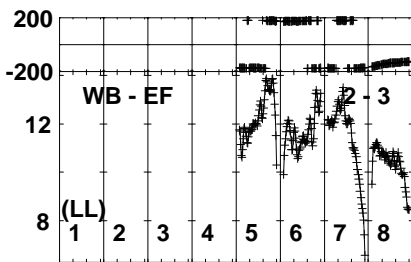
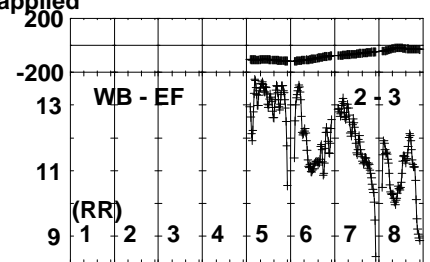
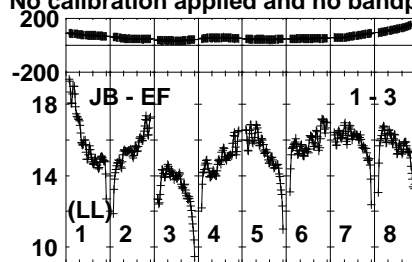
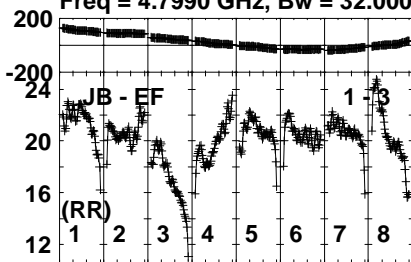


Plot file version 313 created 13-FEB-2023 10:49:42

J2025+33 EM166B.UVDATA.1

Freq = 4.7990 GHz, Bw = 32.000 MH

No calibration applied and no bandpass applied

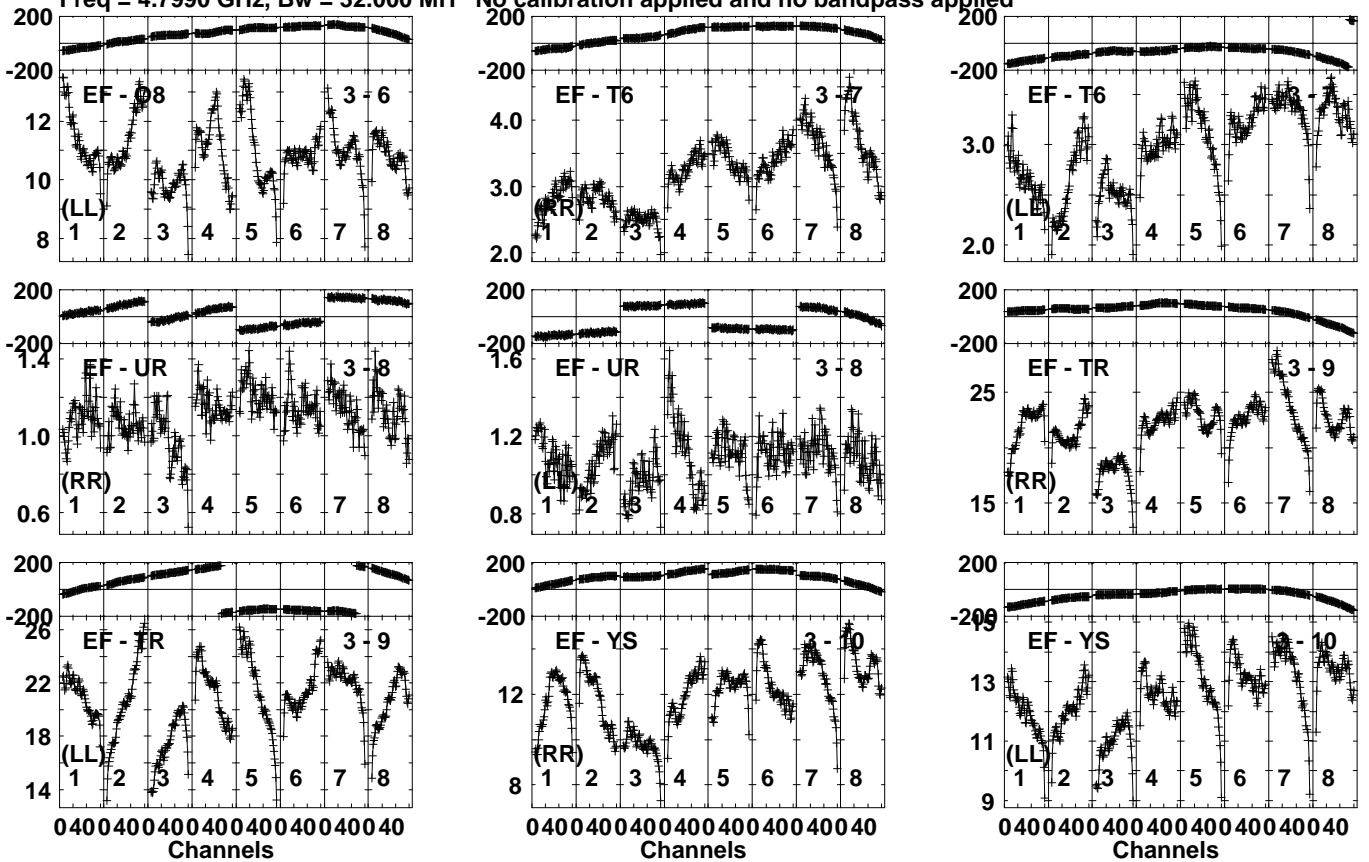


Lower frame: Milli Ampl Jy Top frame: Phas deg  
Vector averaged cross-power spectrum Several baselines displayed  
Timerange: 00/16:15:01 to 00/16:16:59

Plot file version 314 created 13-FEB-2023 10:49:42

J2025+33 EM166B.UVDATA.1

Freq = 4.7990 GHz, Bw = 32.000 MH No calibration applied and no bandpass applied

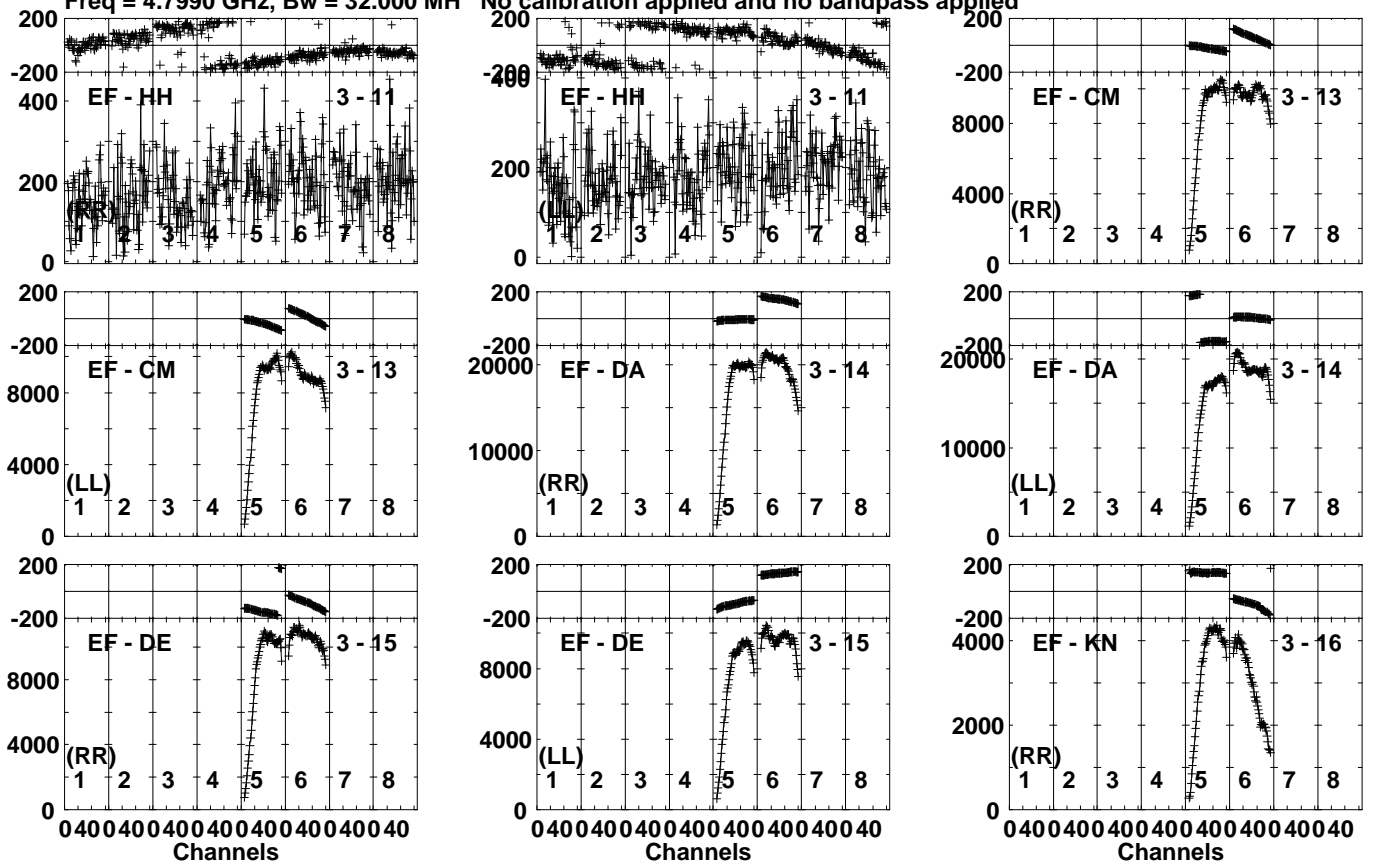


Lower frame: Milli Ampl Jy Top frame: Phas deg  
Vector averaged cross-power spectrum Several baselines displayed  
Timerange: 00/16:15:01 to 00/16:16:59

Plot file version 315 created 13-FEB-2023 10:49:42

J2025+33 EM166B.UVDATA.1

Freq = 4.7990 GHz, Bw = 32.000 MH No calibration applied and no bandpass applied

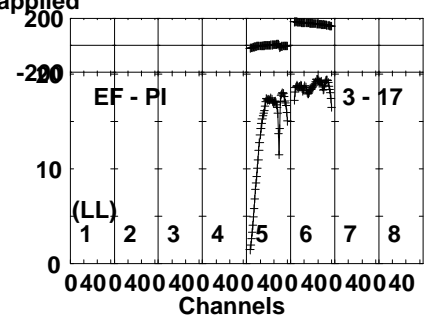
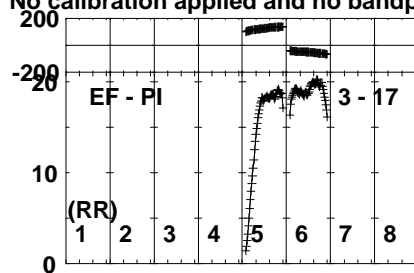
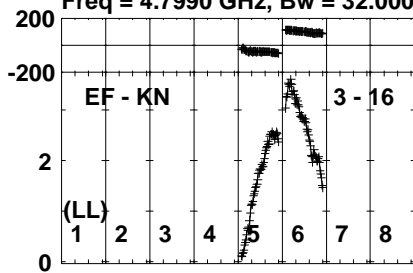


Lower frame: Micro Ampl Jy Top frame: Phas deg  
Vector averaged cross-power spectrum Several baselines displayed  
Timerange: 00/16:15:01 to 00/16:16:59

Plot file version 316 created 13-FEB-2023 10:49:42

J2025+33 EM166B.UVDATA.1

Freq = 4.7990 GHz, Bw = 32.000 MH No calibration applied and no bandpass applied

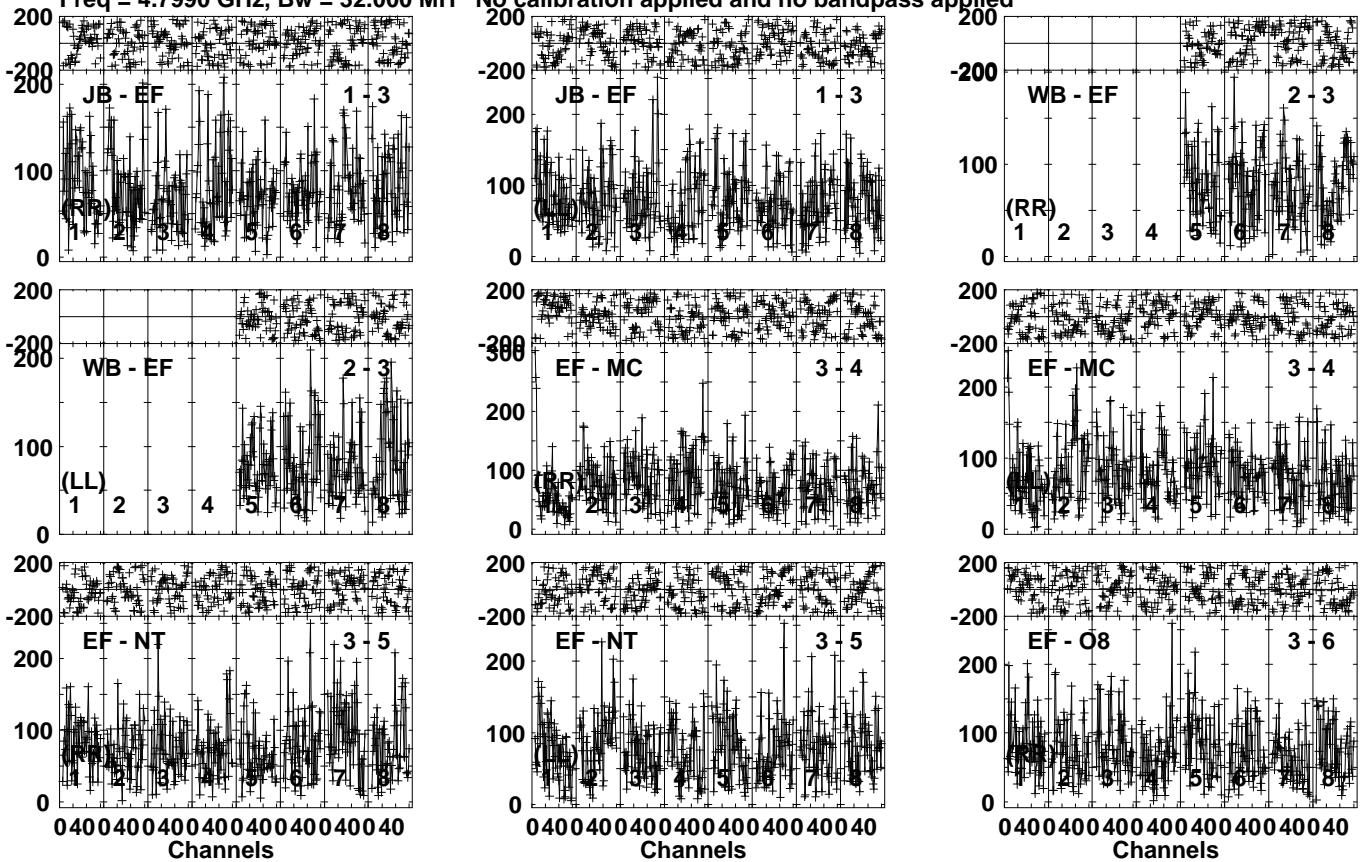


Lower frame: Milli Ampl Jy Top frame: Phas deg  
Vector averaged cross-power spectrum Several baselines displayed  
Timerange: 00/16:15:01 to 00/16:16:59

Plot file version 317 created 13-FEB-2023 10:49:42

V404CYG EM166B.UVDATA.1

Freq = 4.7990 GHz, Bw = 32.000 MH No calibration applied and no bandpass applied

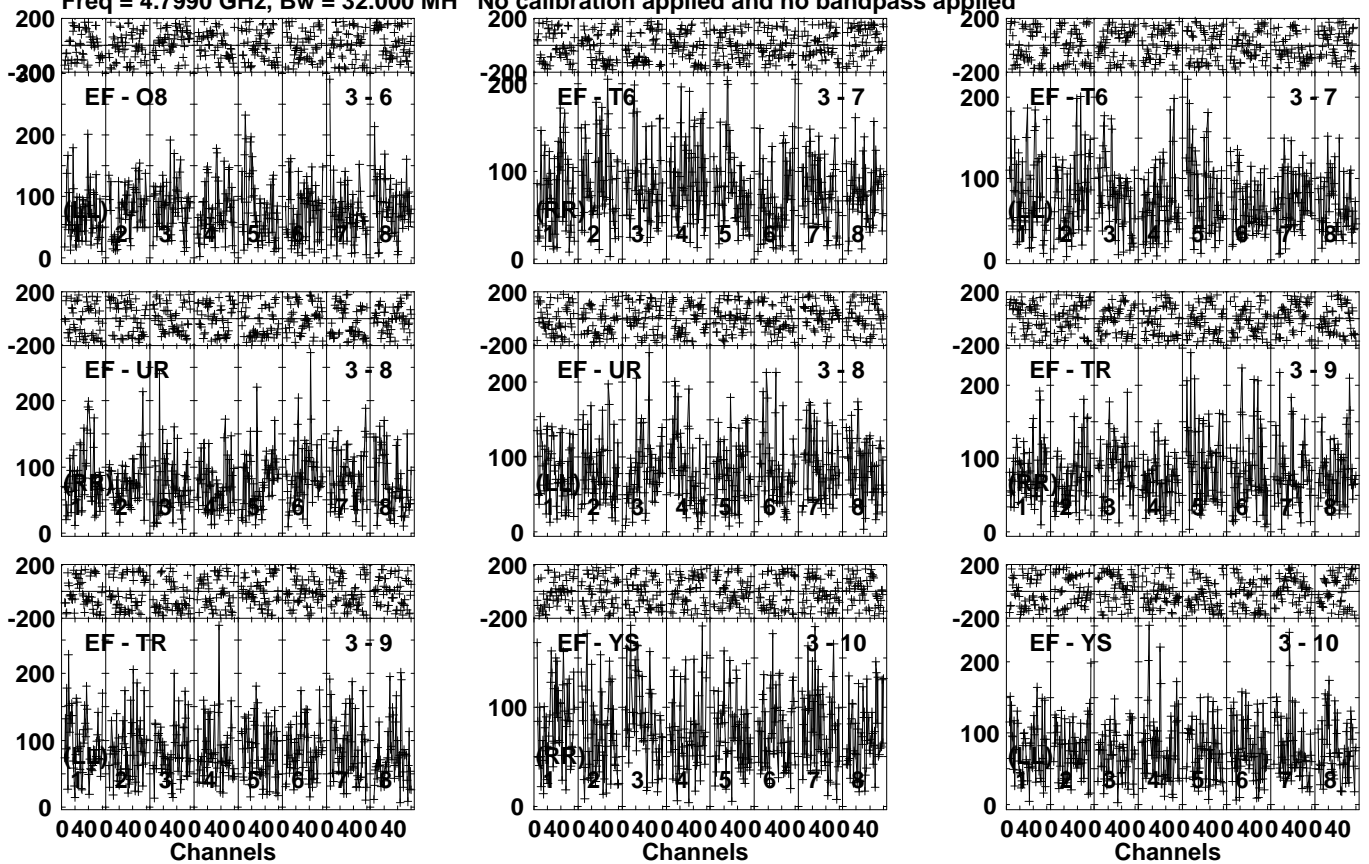


Lower frame: Micro Ampl Jy Top frame: Phas deg  
Vector averaged cross-power spectrum Several baselines displayed  
Timerange: 00/16:17:01 to 00/16:20:29

Plot file version 318 created 13-FEB-2023 10:49:42

V404CYG EM166B.UVDATA.1

Freq = 4.7990 GHz, Bw = 32.000 MH No calibration applied and no bandpass applied

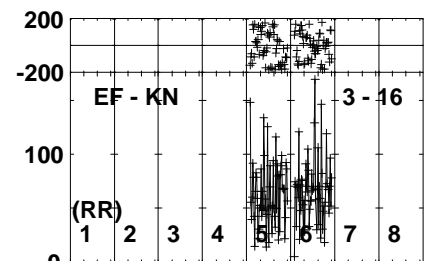
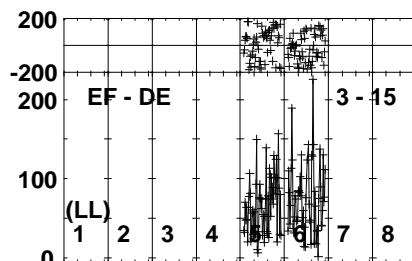
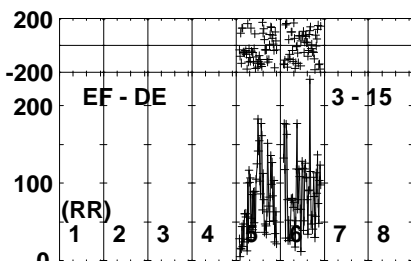
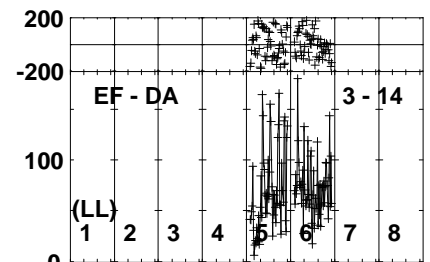
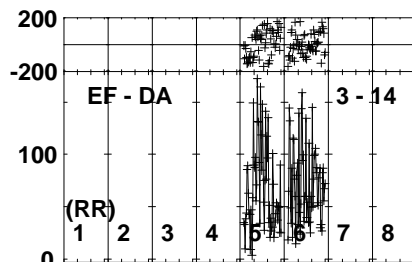
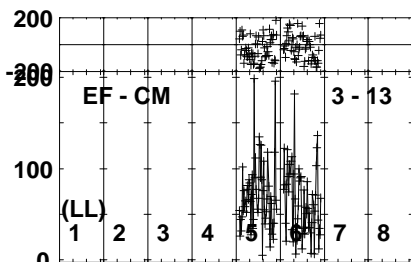
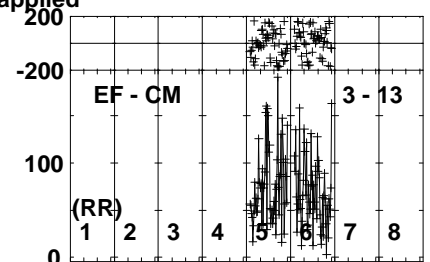
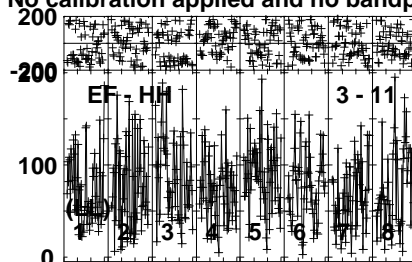
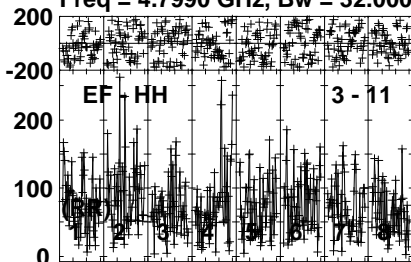


Lower frame: Micro Ampl Jy Top frame: Phas deg  
Vector averaged cross-power spectrum Several baselines displayed  
Timerange: 00/16:17:01 to 00/16:20:29

Plot file version 319 created 13-FEB-2023 10:49:42

V404CYG EM166B.UVDATA.1

Freq = 4.7990 GHz, Bw = 32.000 MH No calibration applied and no bandpass applied

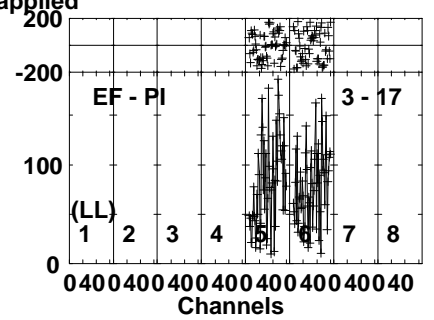
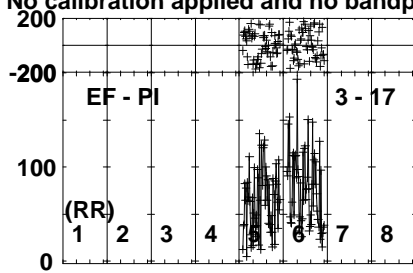
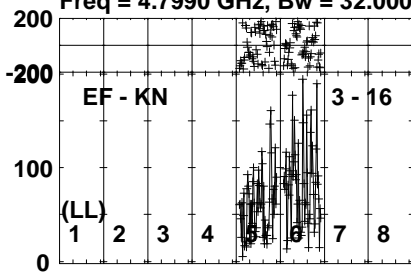


Lower frame: Micro Ampl Jy Top frame: Phas deg  
Vector averaged cross-power spectrum Several baselines displayed  
Timerange: 00/16:17:01 to 00/16:20:29

Plot file version 320 created 13-FEB-2023 10:49:43

V404CYG EM166B.UVDATA.1

Freq = 4.7990 GHz, Bw = 32.000 MH No calibration applied and no bandpass applied



Lower frame: Micro Ampl Jy Top frame: Phas deg  
Vector averaged cross-power spectrum Several baselines displayed  
Timerange: 00/16:17:01 to 00/16:20:29

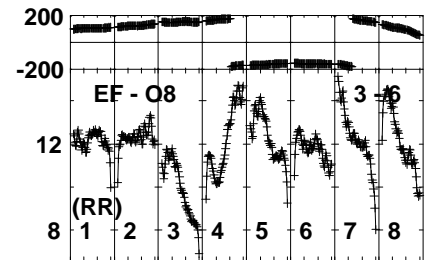
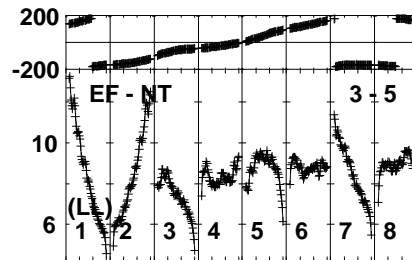
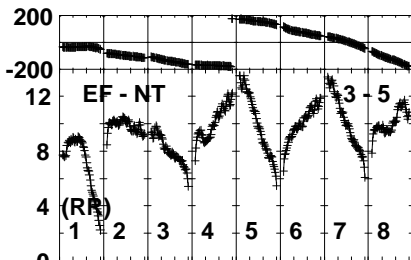
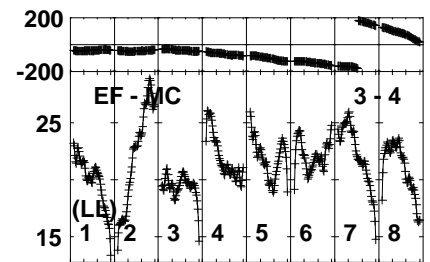
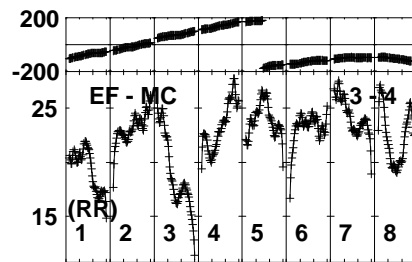
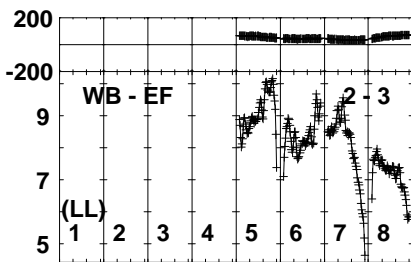
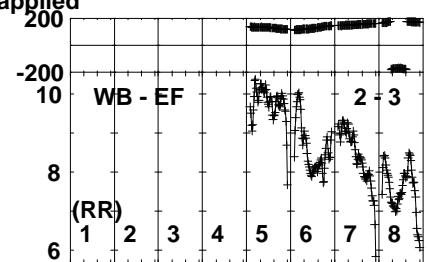
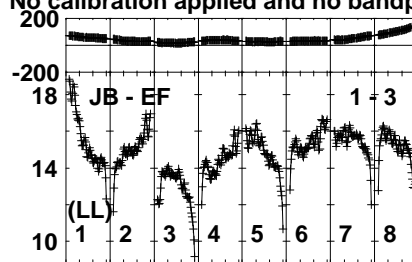
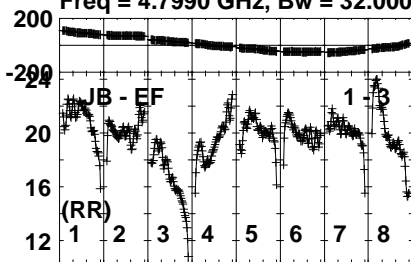


Plot file version 321 created 13-FEB-2023 10:49:43

J2025+33 EM166B.UVDATA.1

Freq = 4.7990 GHz, Bw = 32.000 MH

No calibration applied and no bandpass applied

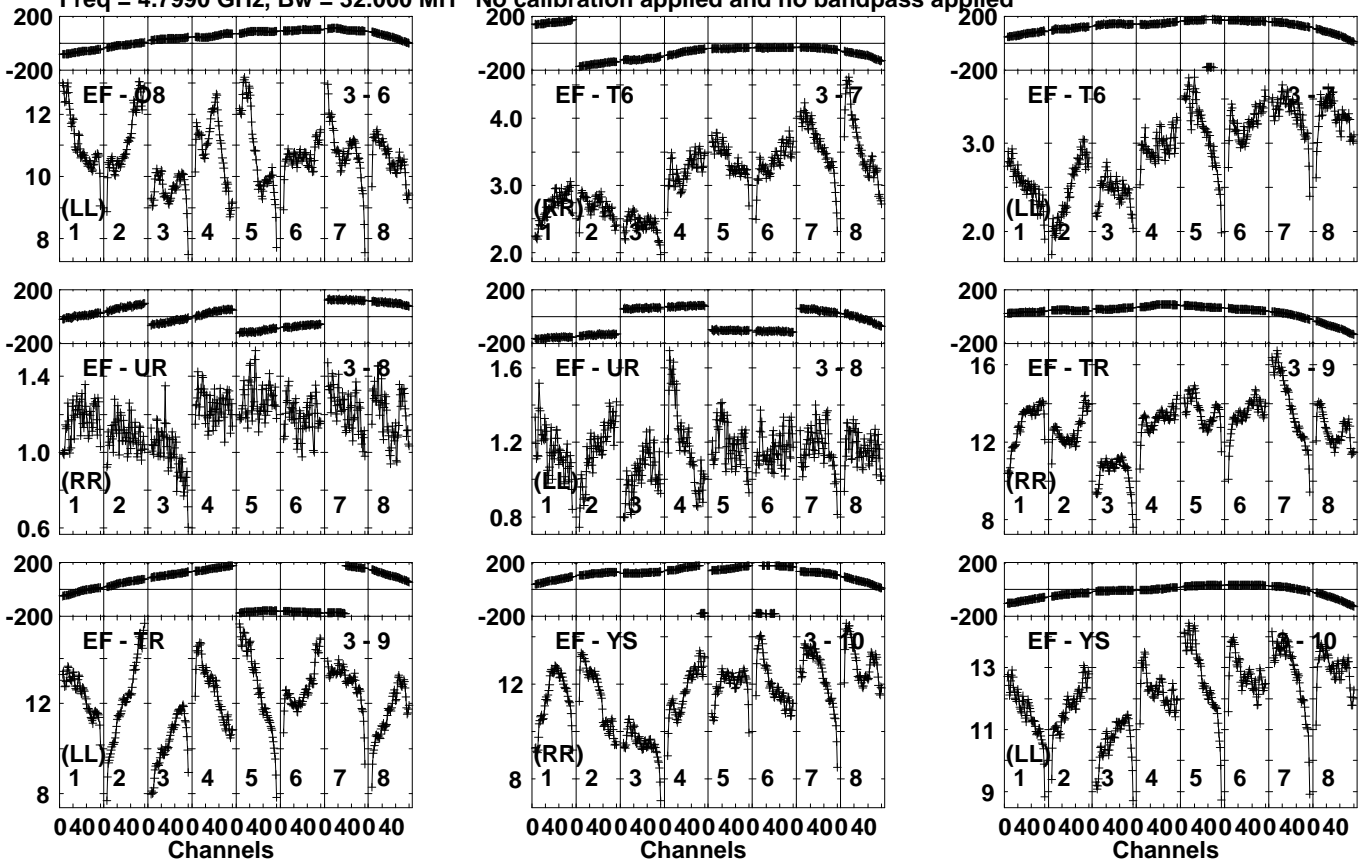


Lower frame: Milli Ampl Jy Top frame: Phas deg  
Vector averaged cross-power spectrum Several baselines displayed  
Timerange: 00/16:20:33 to 00/16:22:59

Plot file version 322 created 13-FEB-2023 10:49:43

J2025+33 EM166B.UVDATA.1

Freq = 4.7990 GHz, Bw = 32.000 MH No calibration applied and no bandpass applied

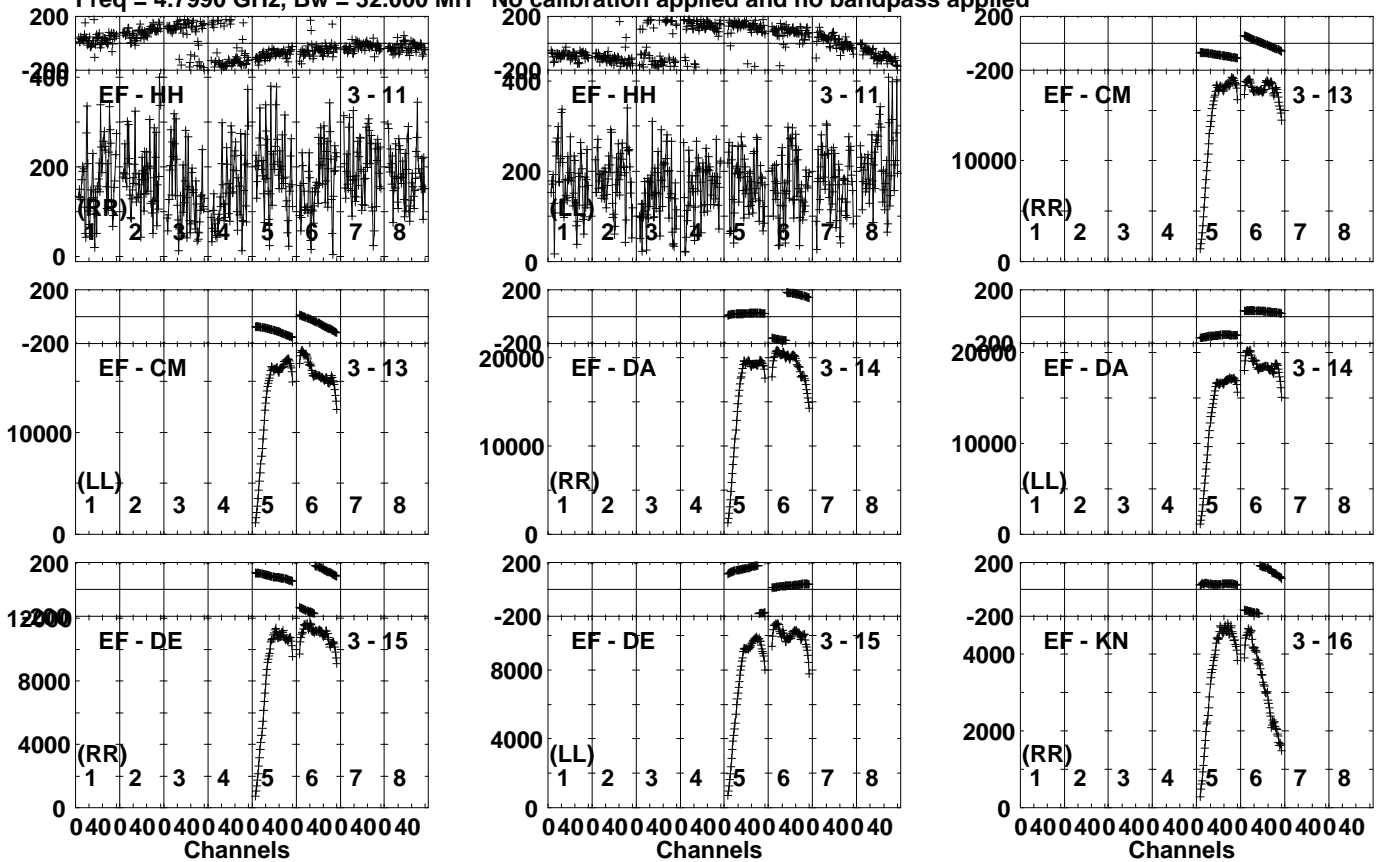


Lower frame: Milli Ampl Jy Top frame: Phas deg  
Vector averaged cross-power spectrum Several baselines displayed  
Timerange: 00/16:20:33 to 00/16:22:59

Plot file version 323 created 13-FEB-2023 10:49:43

J2025+33 EM166B.UVDATA.1

Freq = 4.7990 GHz, Bw = 32.000 MH No calibration applied and no bandpass applied



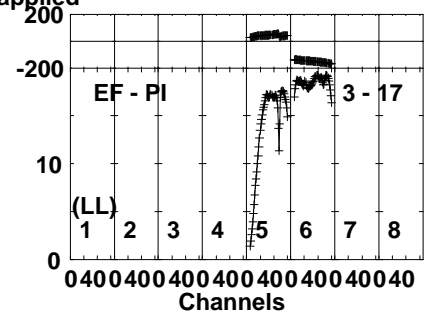
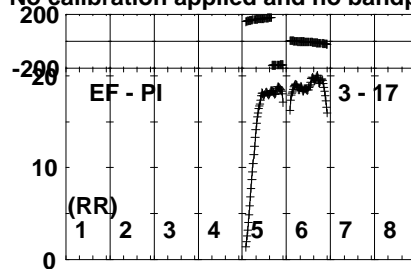
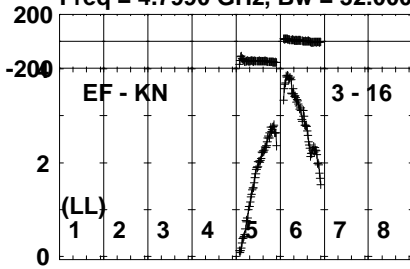
Lower frame: Micro Ampl Jy Top frame: Phas deg  
Vector averaged cross-power spectrum Several baselines displayed  
Timerange: 00/16:20:33 to 00/16:22:59

Plot file version 324 created 13-FEB-2023 10:49:43

J2025+33 EM166B.UVDATA.1

Freq = 4.7990 GHz, Bw = 32.000 MH

No calibration applied and no bandpass applied



Lower frame: Milli Ampl Jy Top frame: Phas deg

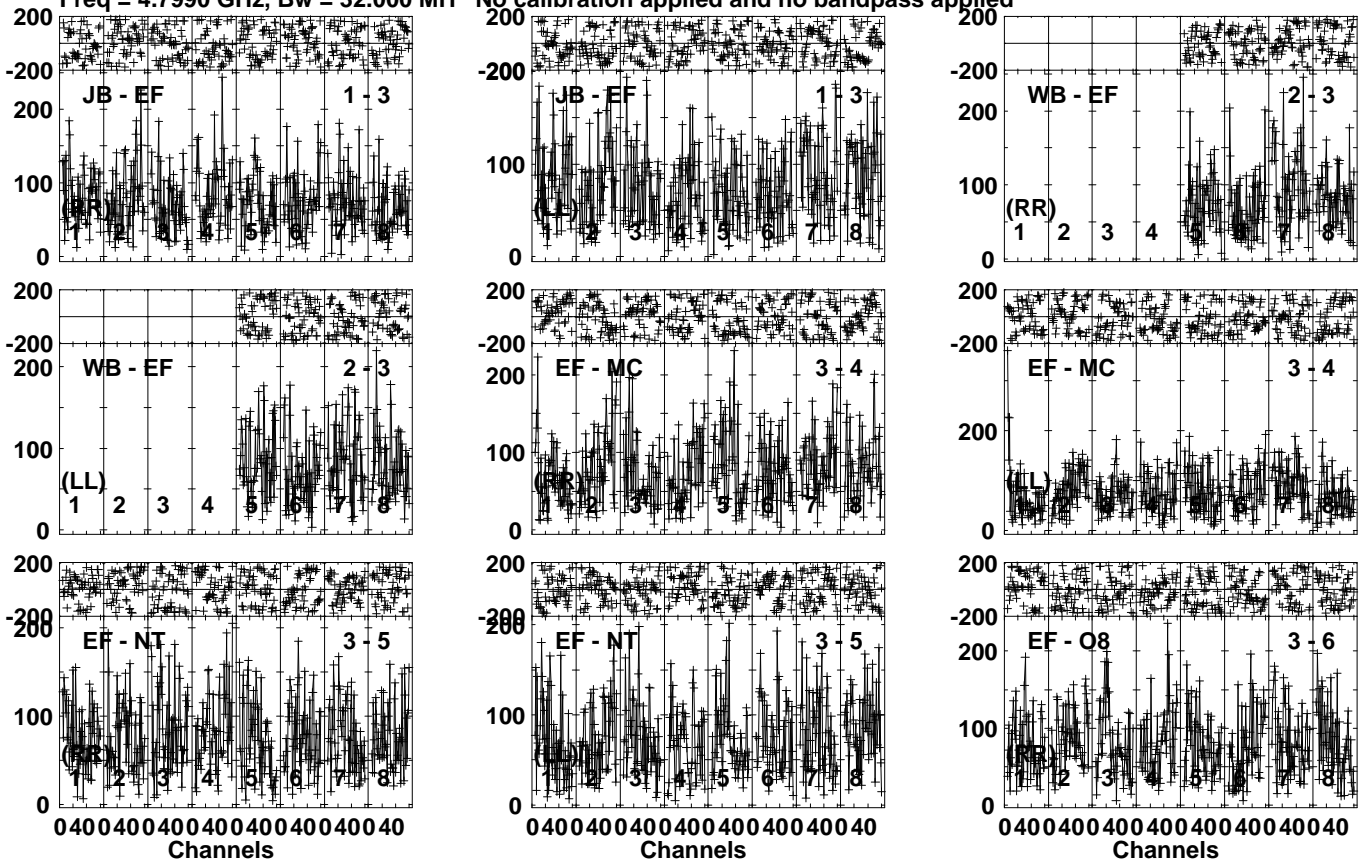
Vector averaged cross-power spectrum Several baselines displayed

Timerange: 00/16:20:33 to 00/16:22:59

Plot file version 325 created 13-FEB-2023 10:49:43

V404CYG EM166B.UVDATA.1

Freq = 4.7990 GHz, Bw = 32.000 MH No calibration applied and no bandpass applied

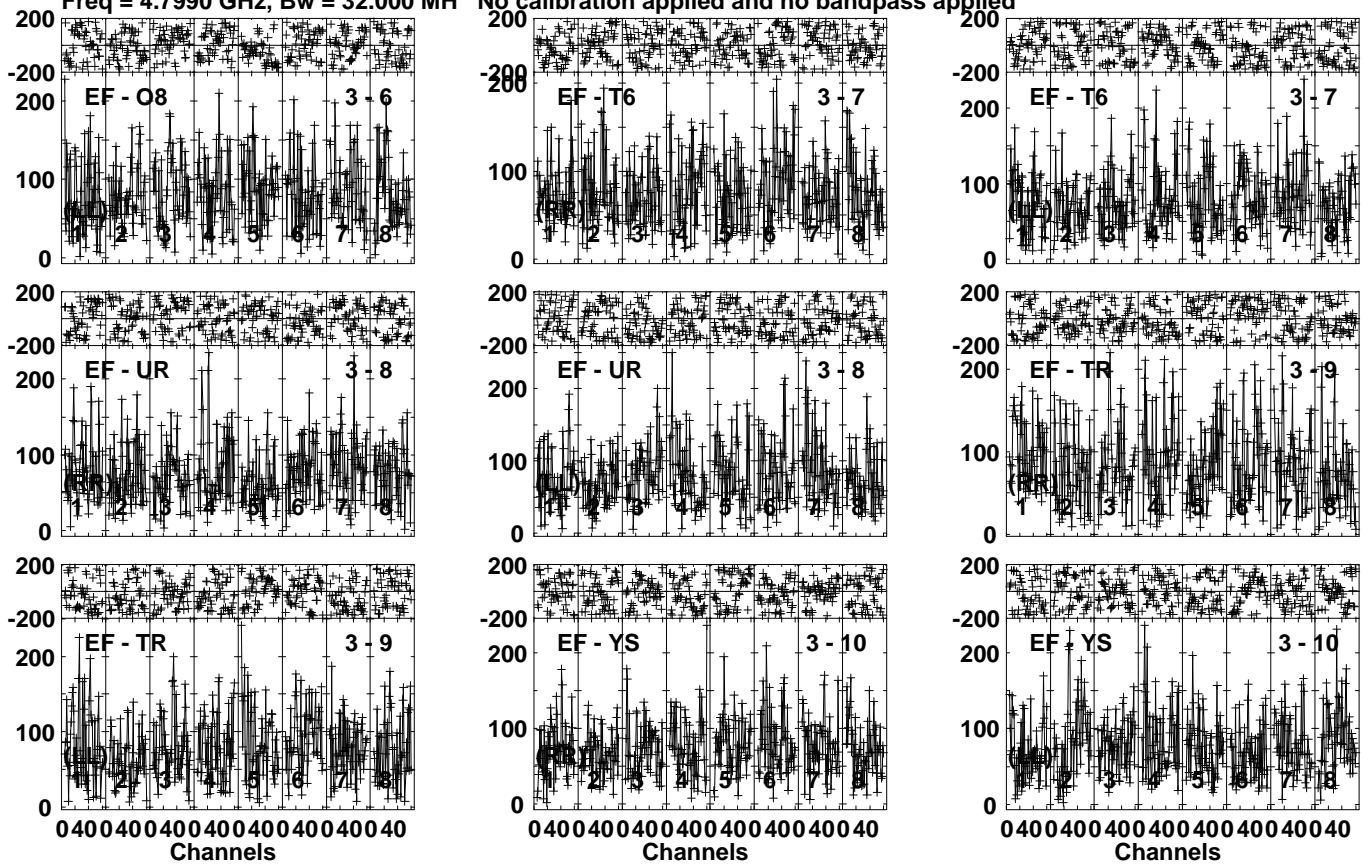


Lower frame: Micro Ampl Jy Top frame: Phas deg  
Vector averaged cross-power spectrum Several baselines displayed  
Timerange: 00/16:23:01 to 00/16:26:29

Plot file version 326 created 13-FEB-2023 10:49:43

V404CYG EM166B.UVDATA.1

Freq = 4.7990 GHz, Bw = 32.000 MH No calibration applied and no bandpass applied

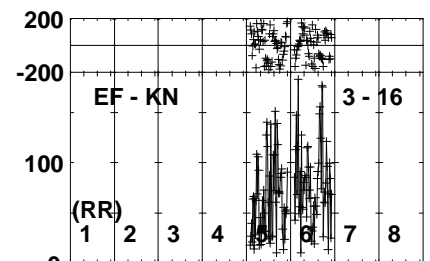
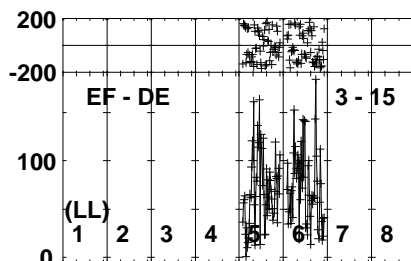
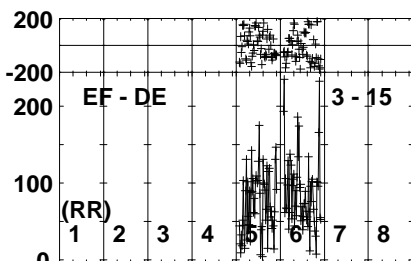
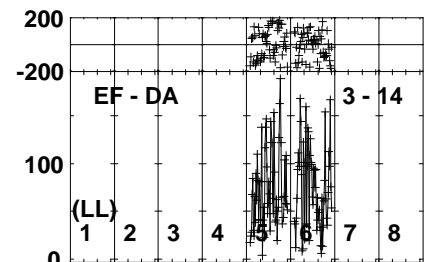
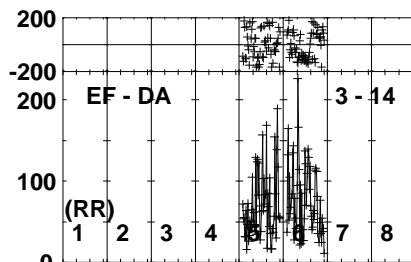
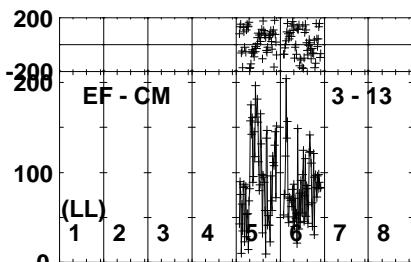
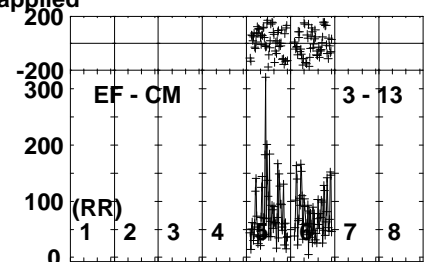
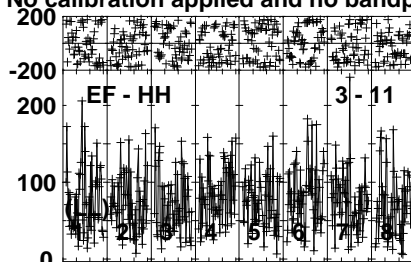
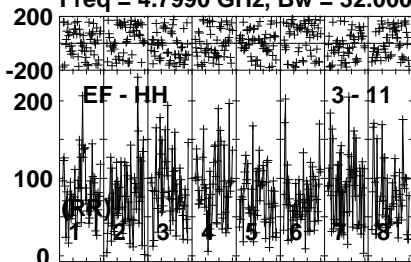


Lower frame: Micro Ampl Jy Top frame: Phas deg  
Vector averaged cross-power spectrum Several baselines displayed  
Timerange: 00/16:23:01 to 00/16:26:29

Plot file version 327 created 13-FEB-2023 10:49:44

V404CYG EM166B.UVDATA.1

Freq = 4.7990 GHz, Bw = 32.000 MH No calibration applied and no bandpass applied

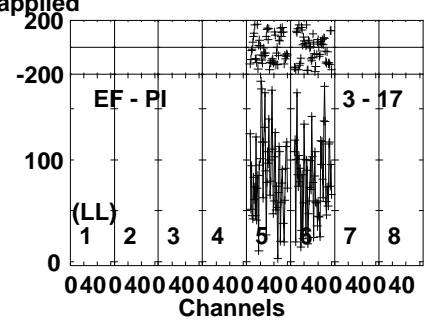
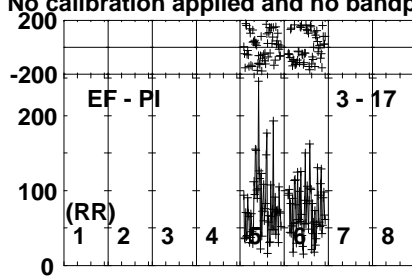
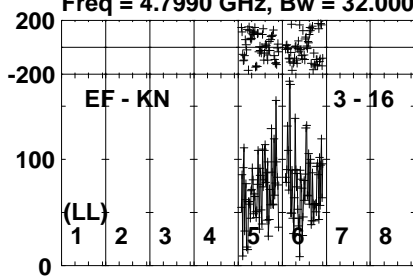


Lower frame: Micro Ampl Jy Top frame: Phas deg  
Vector averaged cross-power spectrum Several baselines displayed  
Timerange: 00/16:23:01 to 00/16:26:29

Plot file version 328 created 13-FEB-2023 10:49:44

V404CYG EM166B.UVDATA.1

Freq = 4.7990 GHz, Bw = 32.000 MH No calibration applied and no bandpass applied



Lower frame: Micro Ampl Jy Top frame: Phas deg  
Vector averaged cross-power spectrum Several baselines displayed  
Timerange: 00/16:23:01 to 00/16:26:29

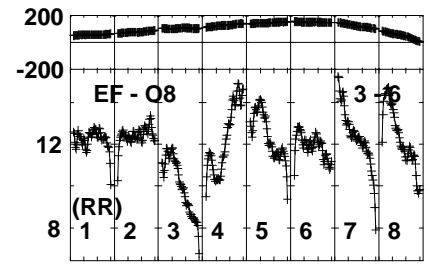
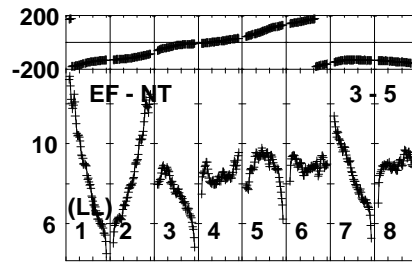
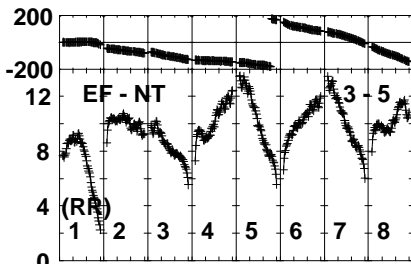
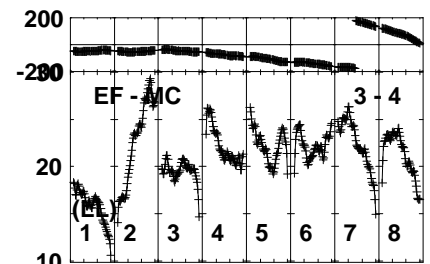
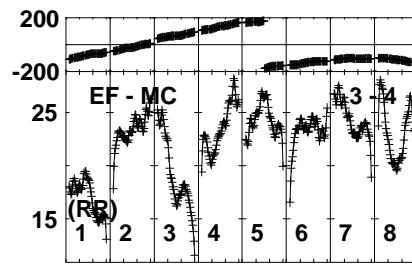
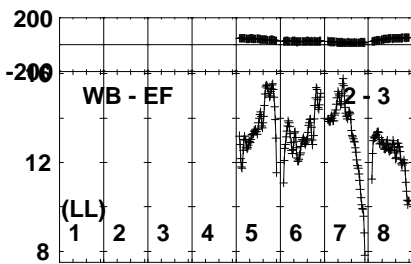
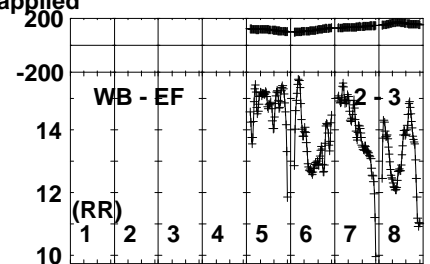
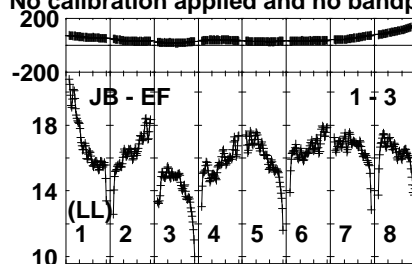
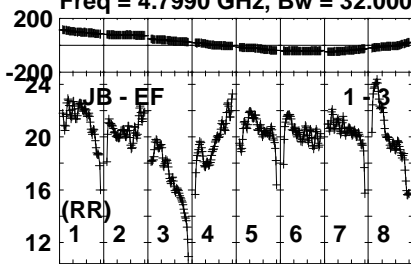


Plot file version 329 created 13-FEB-2023 10:49:44

J2025+33 EM166B.UVDATA.1

Freq = 4.7990 GHz, Bw = 32.000 MH

No calibration applied and no bandpass applied

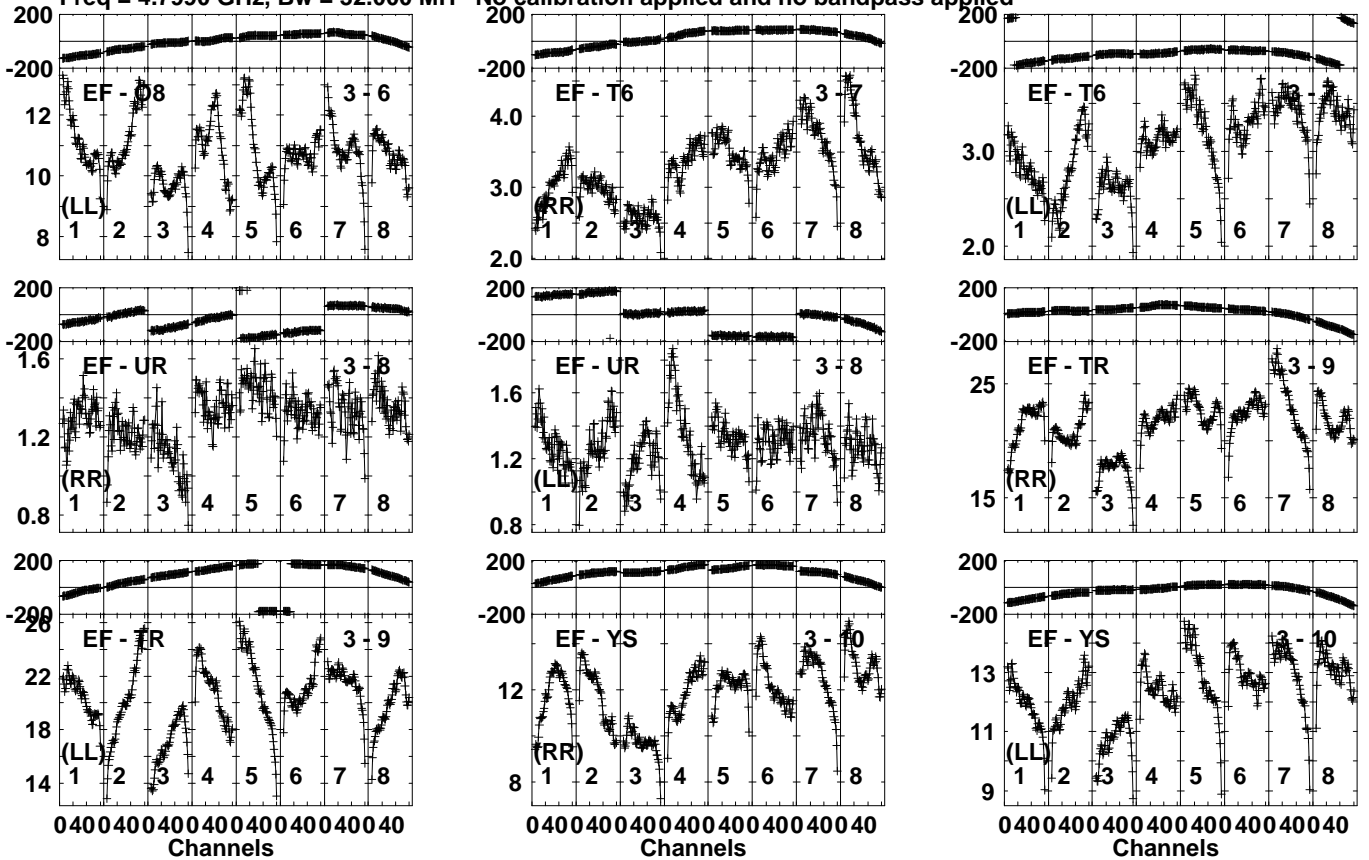


Lower frame: Milli Ampl Jy Top frame: Phas deg  
Vector averaged cross-power spectrum Several baselines displayed  
Timerange: 00/16:27:01 to 00/16:28:59

Plot file version 330 created 13-FEB-2023 10:49:44

J2025+33 EM166B.UVDATA.1

Freq = 4.7990 GHz, Bw = 32.000 MH No calibration applied and no bandpass applied

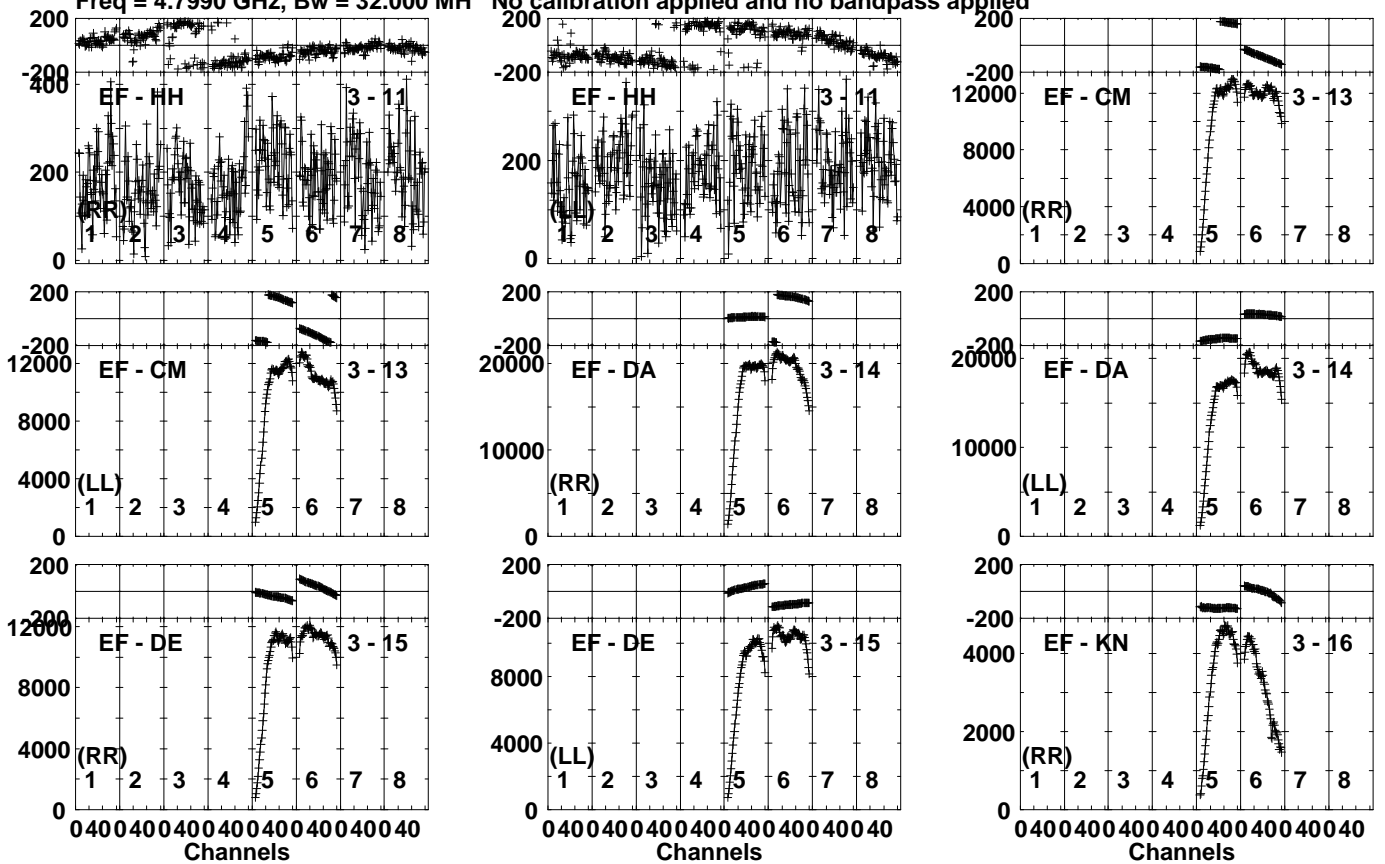


Lower frame: Milli Ampl Jy Top frame: Phas deg  
Vector averaged cross-power spectrum Several baselines displayed  
Timerange: 00/16:27:01 to 00/16:28:59

Plot file version 331 created 13-FEB-2023 10:49:44

J2025+33 EM166B.UVDATA.1

Freq = 4.7990 GHz, Bw = 32.000 MH No calibration applied and no bandpass applied

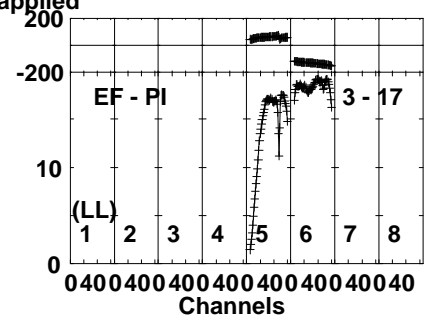
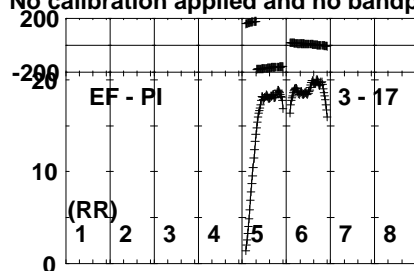
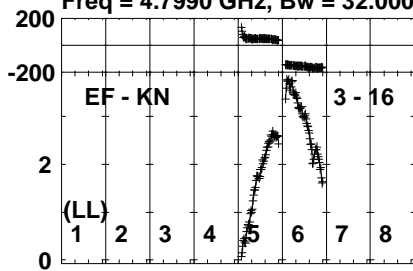


Lower frame: Micro Ampl Jy Top frame: Phas deg  
Vector averaged cross-power spectrum Several baselines displayed  
Timerange: 00/16:27:01 to 00/16:28:59

Plot file version 332 created 13-FEB-2023 10:49:44

J2025+33 EM166B.UVDATA.1

Freq = 4.7990 GHz, Bw = 32.000 MH No calibration applied and no bandpass applied

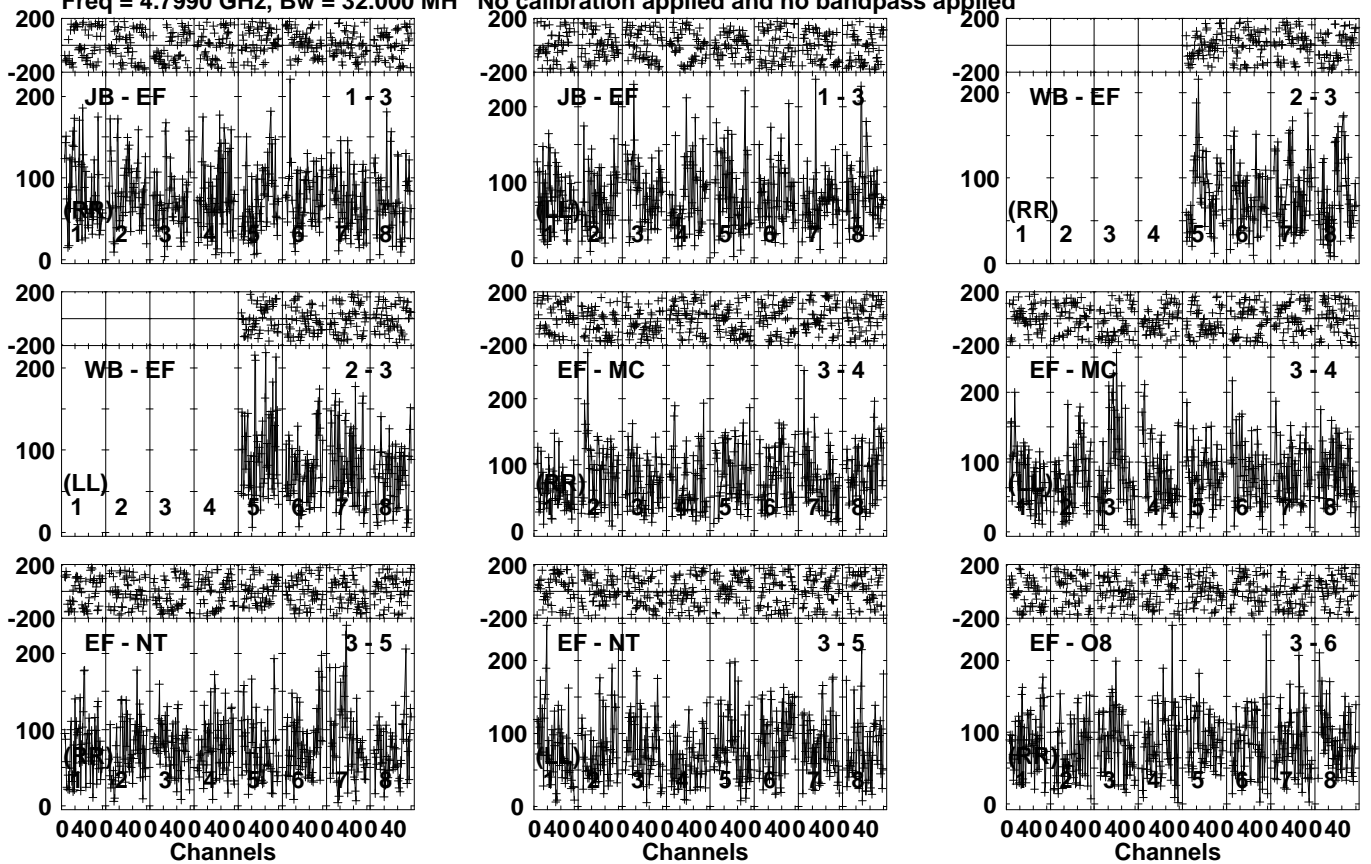


Lower frame: Milli Ampl Jy Top frame: Phas deg  
Vector averaged cross-power spectrum Several baselines displayed  
Timerange: 00/16:27:01 to 00/16:28:59

Plot file version 333 created 13-FEB-2023 10:49:44

V404CYG EM166B.UVDATA.1

Freq = 4.7990 GHz, Bw = 32.000 MH No calibration applied and no bandpass applied

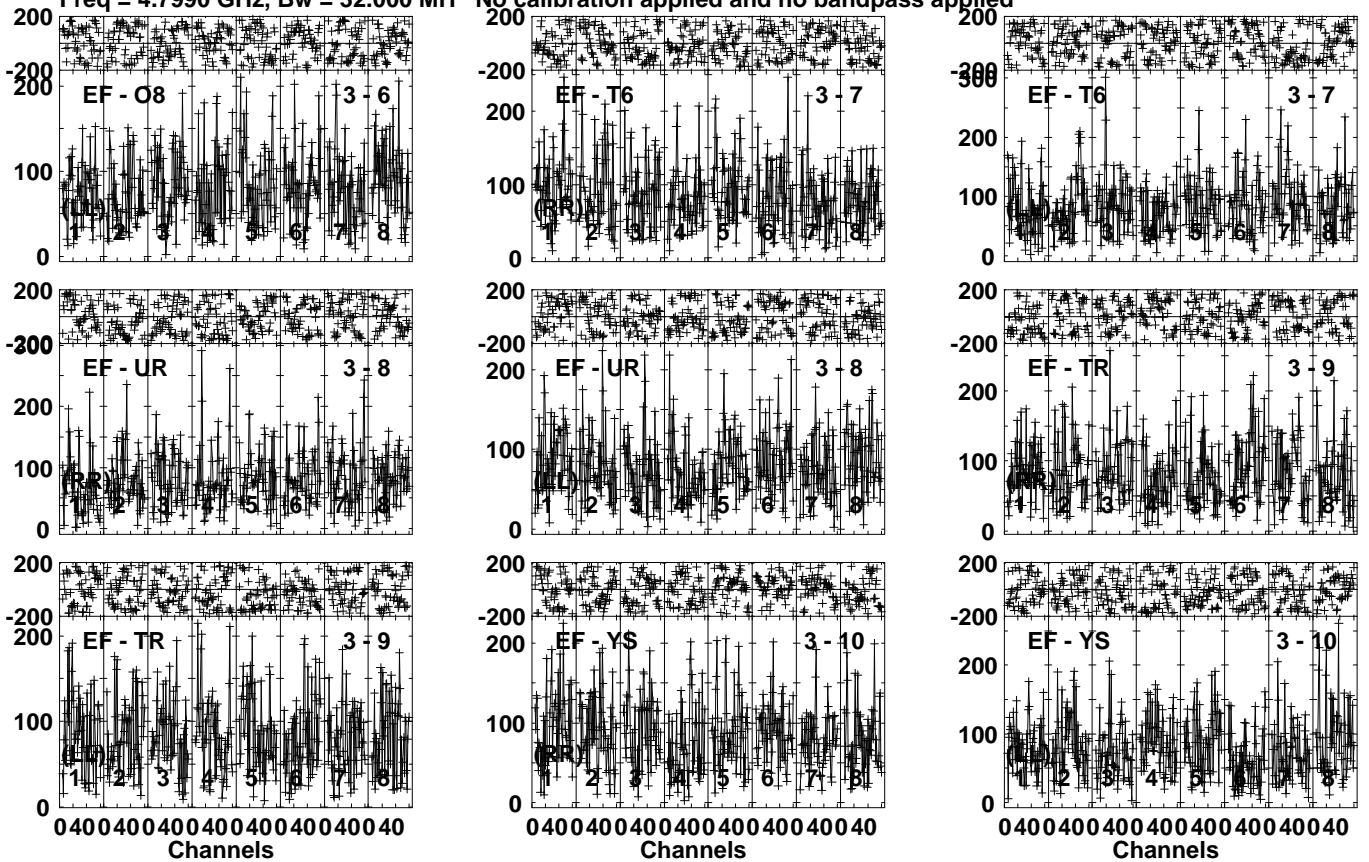


Lower frame: Micro Ampl Jy Top frame: Phas deg  
Vector averaged cross-power spectrum Several baselines displayed  
Timerange: 00/16:29:01 to 00/16:32:29

Plot file version 334 created 13-FEB-2023 10:49:44

V404CYG EM166B.UVDATA.1

Freq = 4.7990 GHz, Bw = 32.000 MH No calibration applied and no bandpass applied

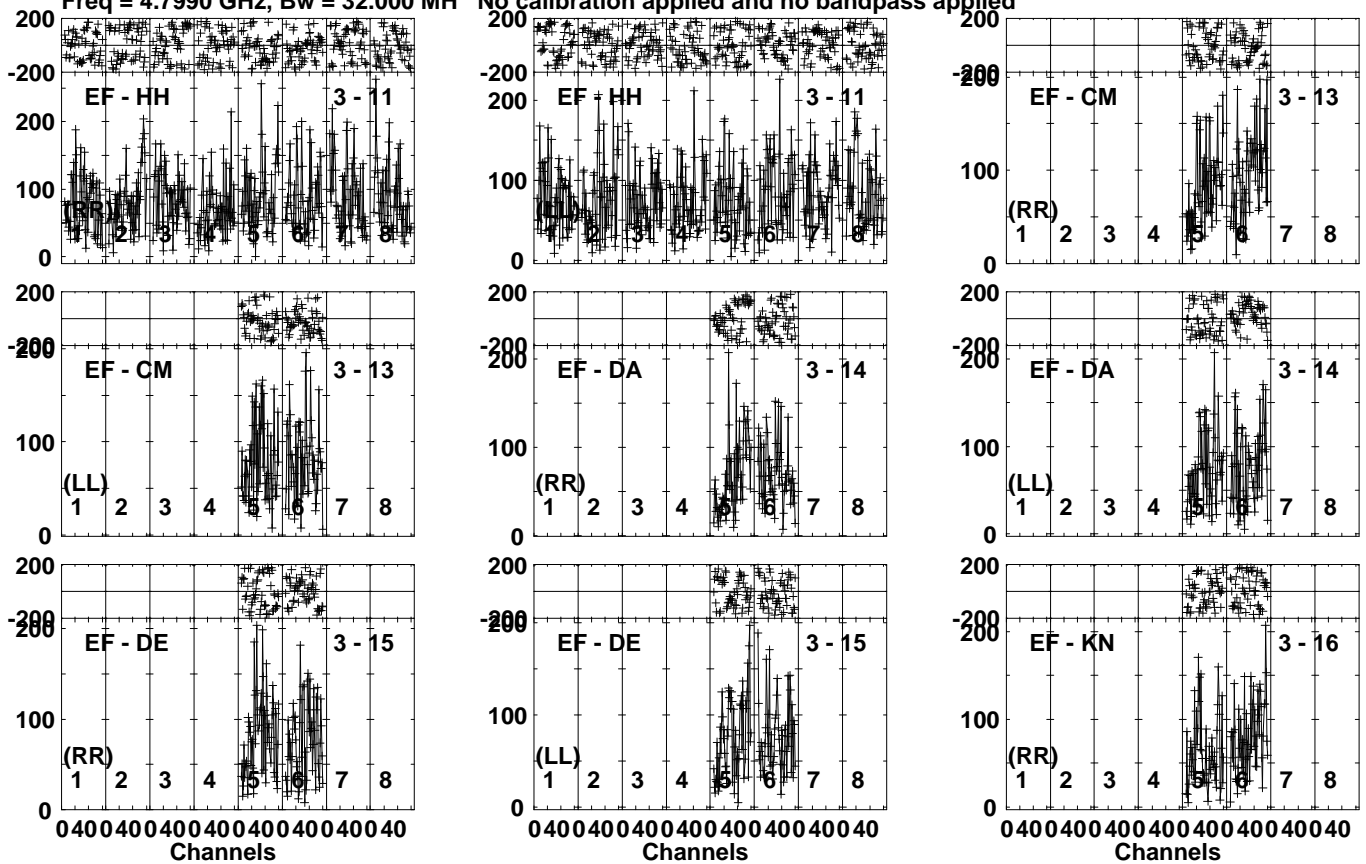


Lower frame: Micro Ampl Jy Top frame: Phas deg  
Vector averaged cross-power spectrum Several baselines displayed  
Timerange: 00/16:29:01 to 00/16:32:29

Plot file version 335 created 13-FEB-2023 10:49:45

V404CYG EM166B.UVDATA.1

Freq = 4.7990 GHz, Bw = 32.000 MH No calibration applied and no bandpass applied

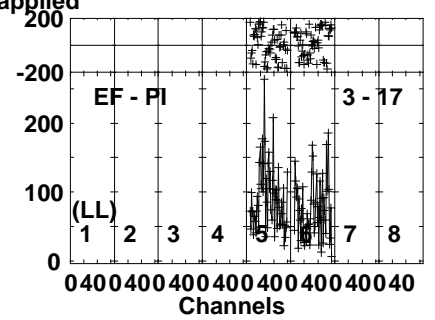
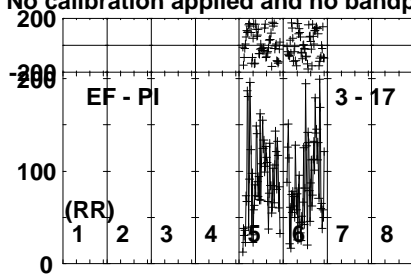
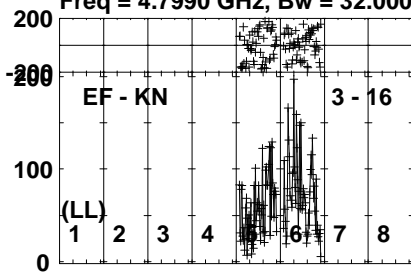


Lower frame: Micro Ampl Jy Top frame: Phas deg  
Vector averaged cross-power spectrum Several baselines displayed  
Timerange: 00/16:29:01 to 00/16:32:29

Plot file version 336 created 13-FEB-2023 10:49:45

V404CYG EM166B.UVDATA.1

Freq = 4.7990 GHz, Bw = 32.000 MH No calibration applied and no bandpass applied



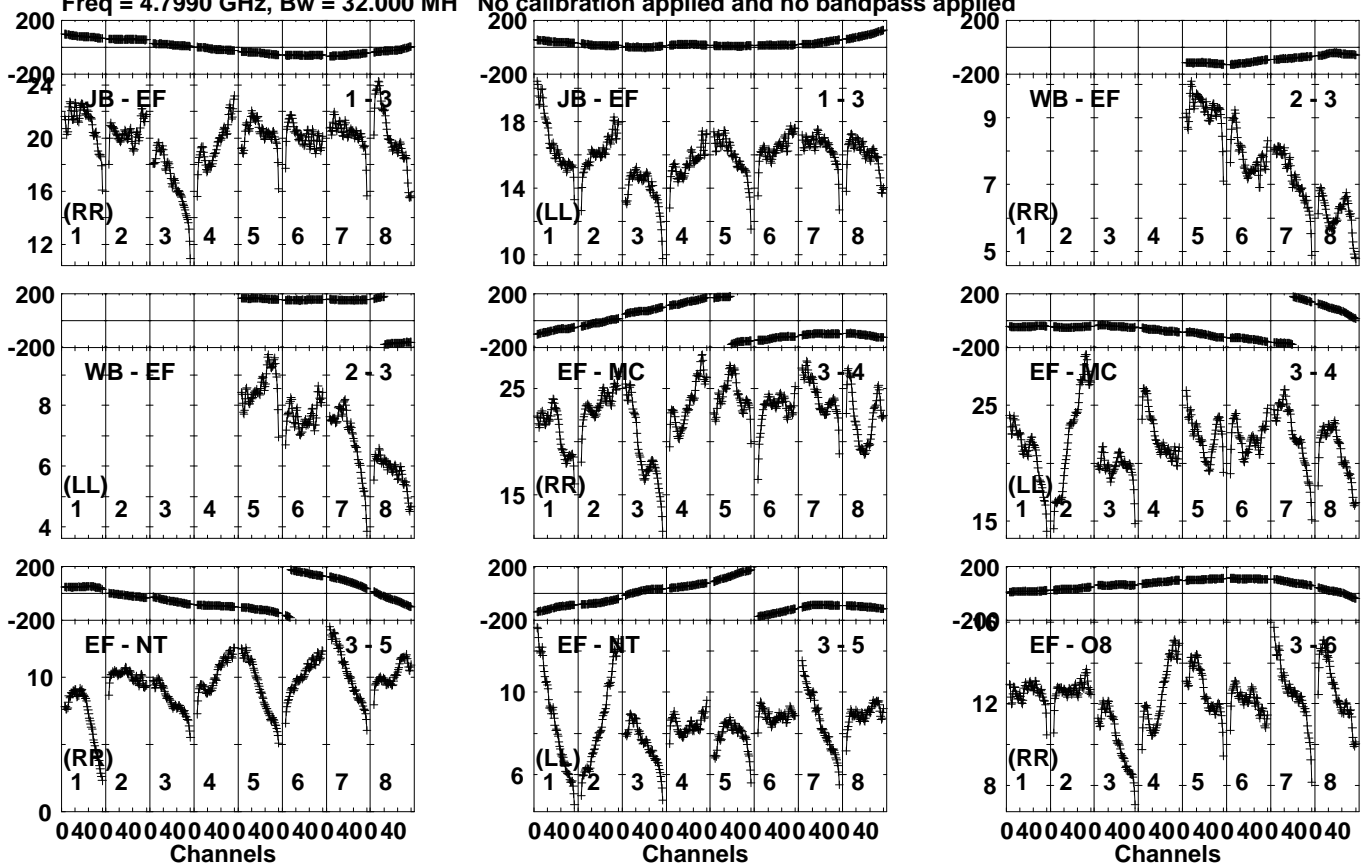
Lower frame: Micro Ampl Jy Top frame: Phas deg  
Vector averaged cross-power spectrum Several baselines displayed  
Timerange: 00/16:29:01 to 00/16:32:29



Plot file version 337 created 13-FEB-2023 10:49:45

J2025+33 EM166B.UVDATA.1

Freq = 4.7990 GHz, Bw = 32.000 MH No calibration applied and no bandpass applied

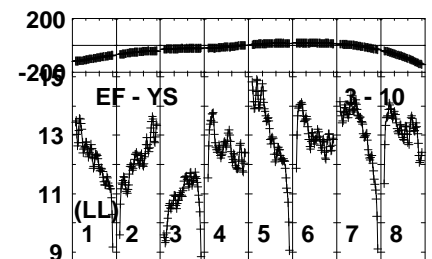
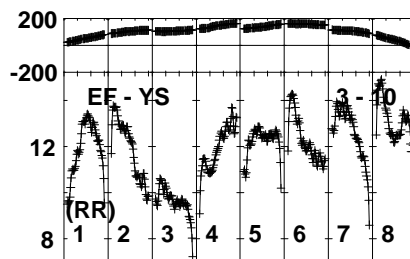
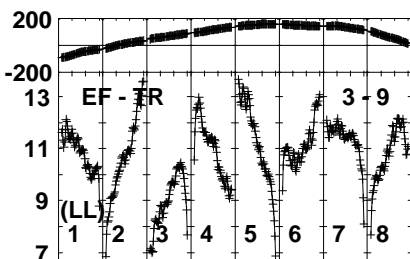
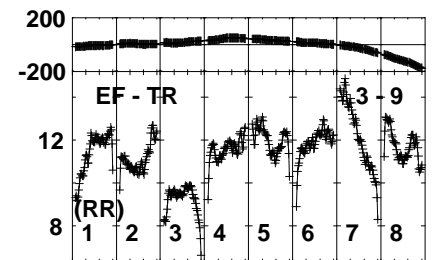
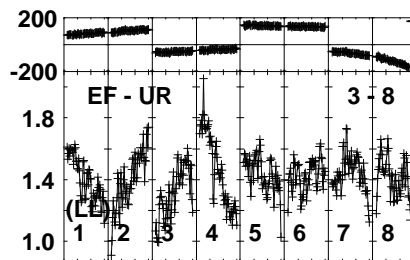
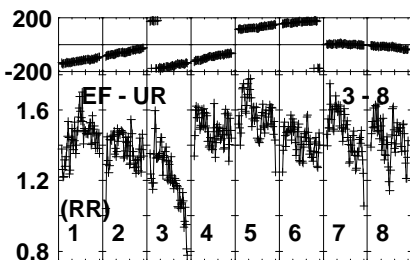
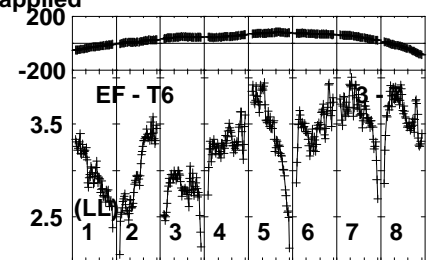
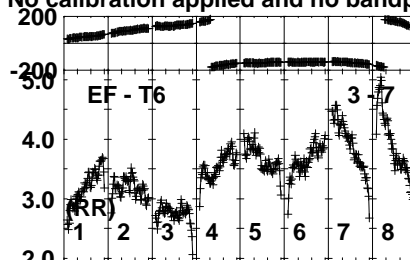
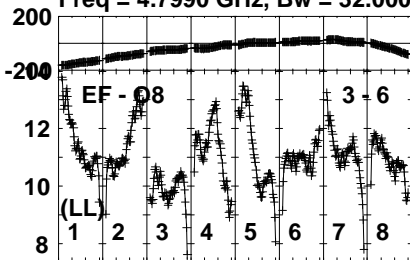


Lower frame: Milli Ampl Jy Top frame: Phas deg  
Vector averaged cross-power spectrum Several baselines displayed  
Timerange: 00/16:32:31 to 00/16:34:59

Plot file version 338 created 13-FEB-2023 10:49:45

J2025+33 EM166B.UVDATA.1

Freq = 4.7990 GHz, Bw = 32.000 MH No calibration applied and no bandpass applied



040040040040040040040040 Channels

040040040040040040040040 Channels

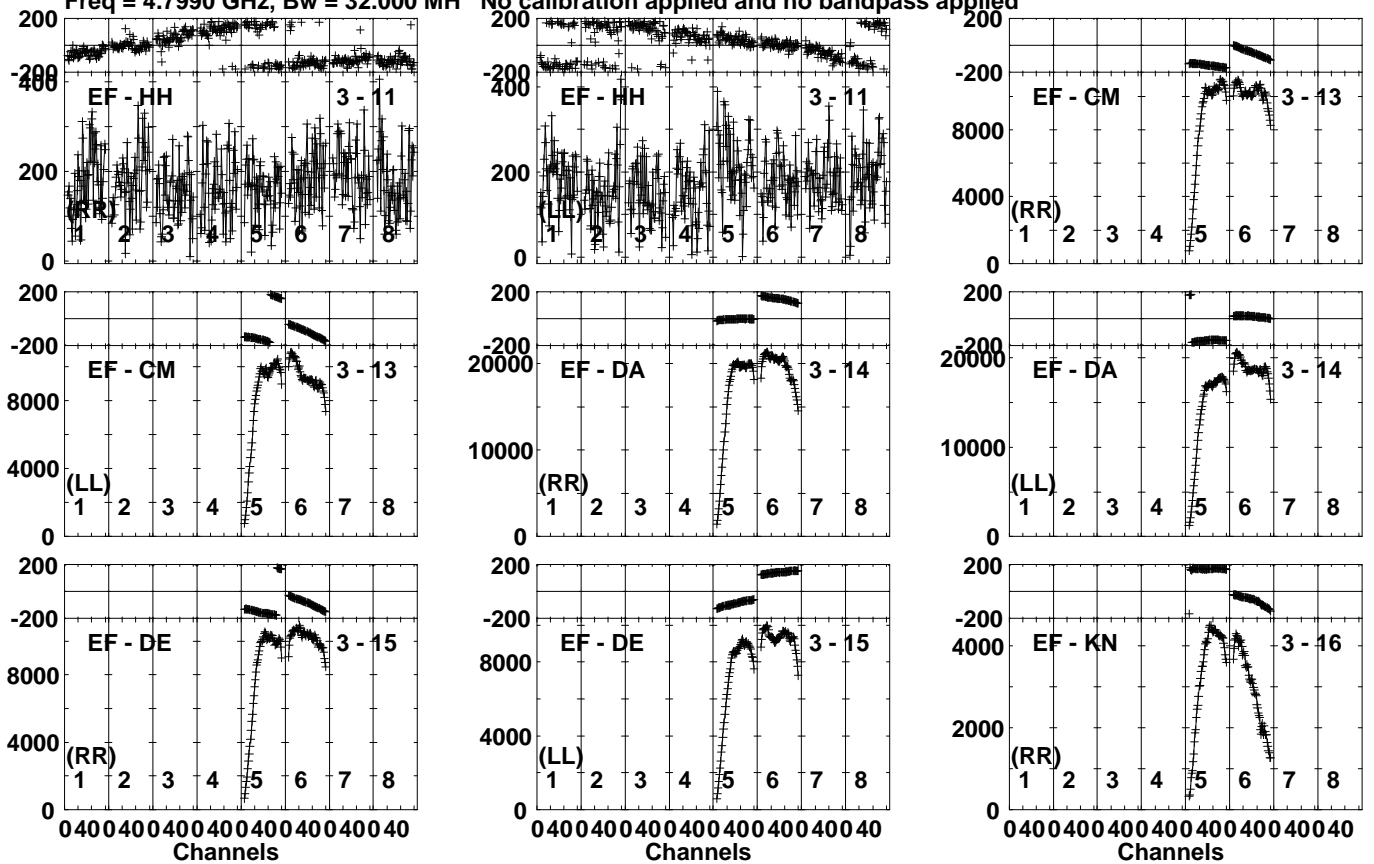
040040040040040040040040 Channels

Lower frame: Milli Ampl Jy Top frame: Phas deg  
Vector averaged cross-power spectrum Several baselines displayed  
Timerange: 00/16:32:31 to 00/16:34:59

Plot file version 339 created 13-FEB-2023 10:49:45

J2025+33 EM166B.UVDATA.1

Freq = 4.7990 GHz, Bw = 32.000 MH No calibration applied and no bandpass applied

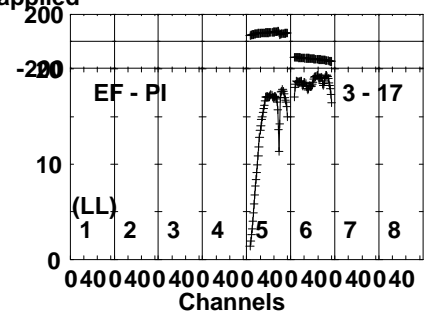
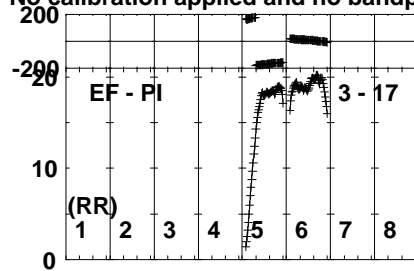
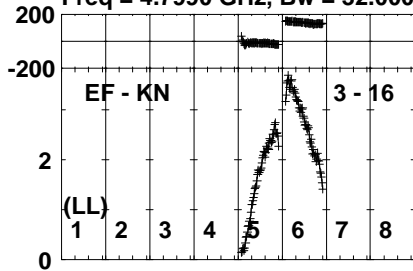


Lower frame: Micro Ampl Jy Top frame: Phas deg  
Vector averaged cross-power spectrum Several baselines displayed  
Timerange: 00/16:32:31 to 00/16:34:59

Plot file version 340 created 13-FEB-2023 10:49:46

J2025+33 EM166B.UVDATA.1

Freq = 4.7990 GHz, Bw = 32.000 MH No calibration applied and no bandpass applied

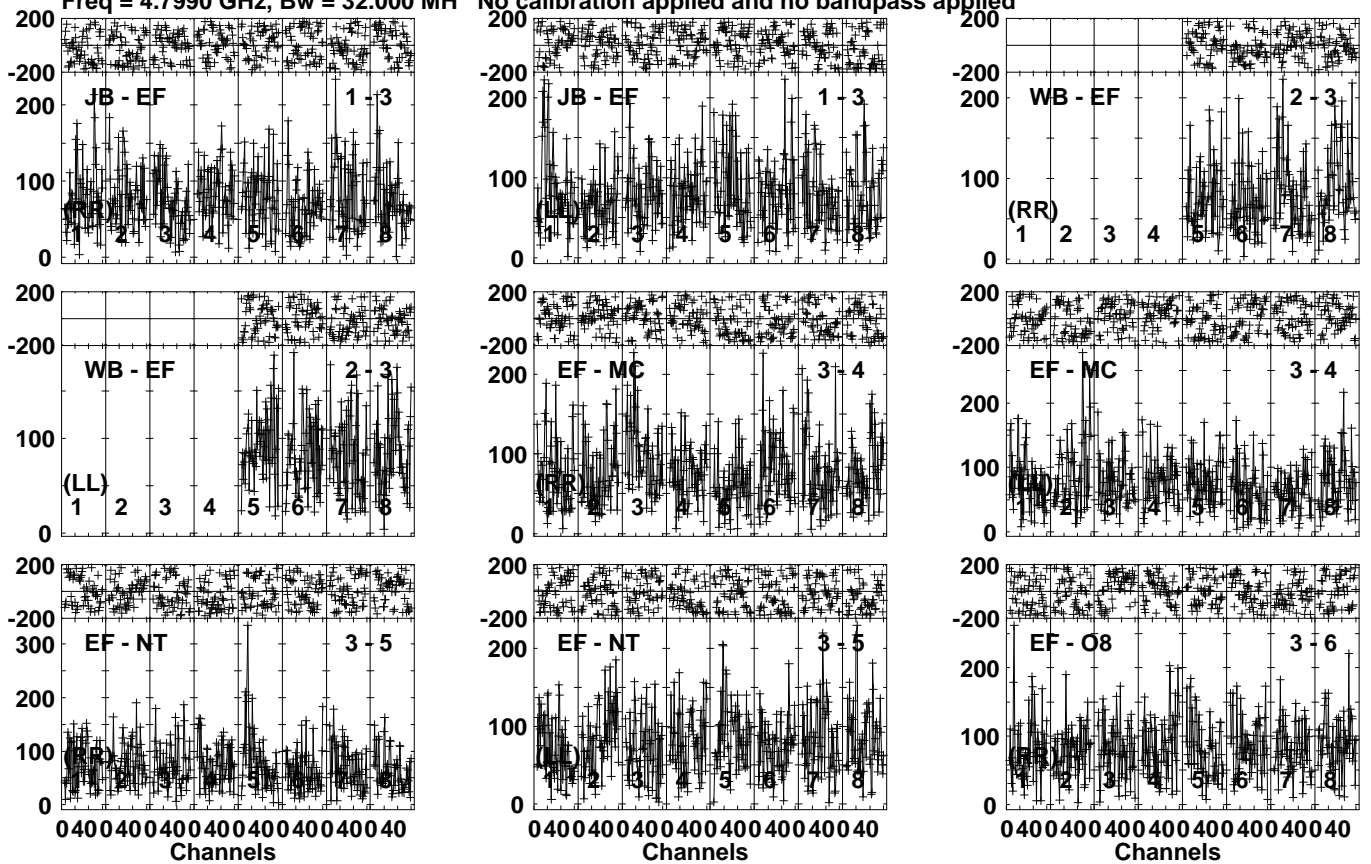


Lower frame: Milli Ampl Jy Top frame: Phas deg  
Vector averaged cross-power spectrum Several baselines displayed  
Timerange: 00/16:32:31 to 00/16:34:59

Plot file version 341 created 13-FEB-2023 10:49:46

V404CYG EM166B.UVDATA.1

Freq = 4.7990 GHz, Bw = 32.000 MH No calibration applied and no bandpass applied

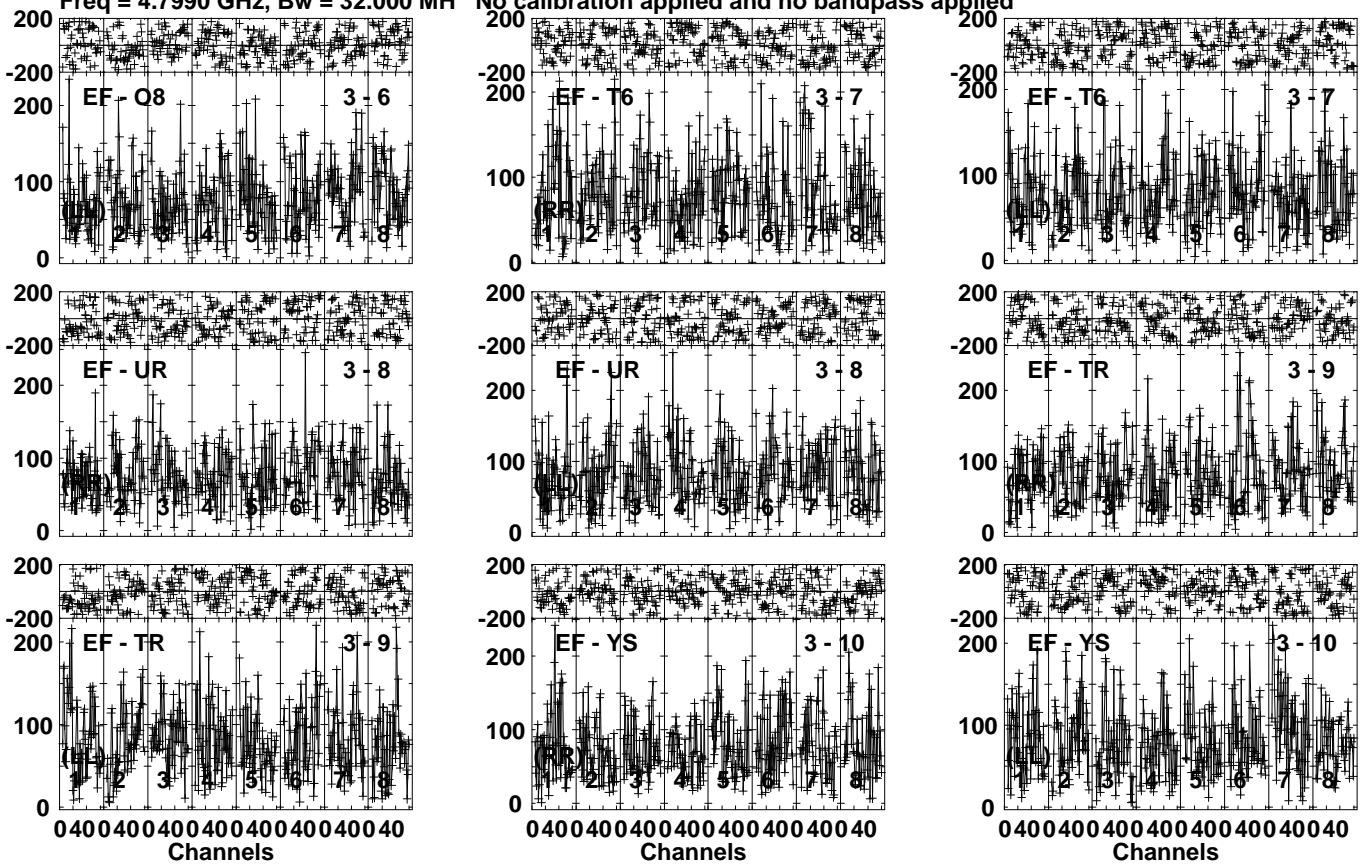


Lower frame: Micro Ampl Jy Top frame: Phas deg  
Vector averaged cross-power spectrum Several baselines displayed  
Timerange: 00/16:35:01 to 00/16:38:29

Plot file version 342 created 13-FEB-2023 10:49:46

V404CYG EM166B.UVDATA.1

Freq = 4.7990 GHz, Bw = 32.000 MH No calibration applied and no bandpass applied

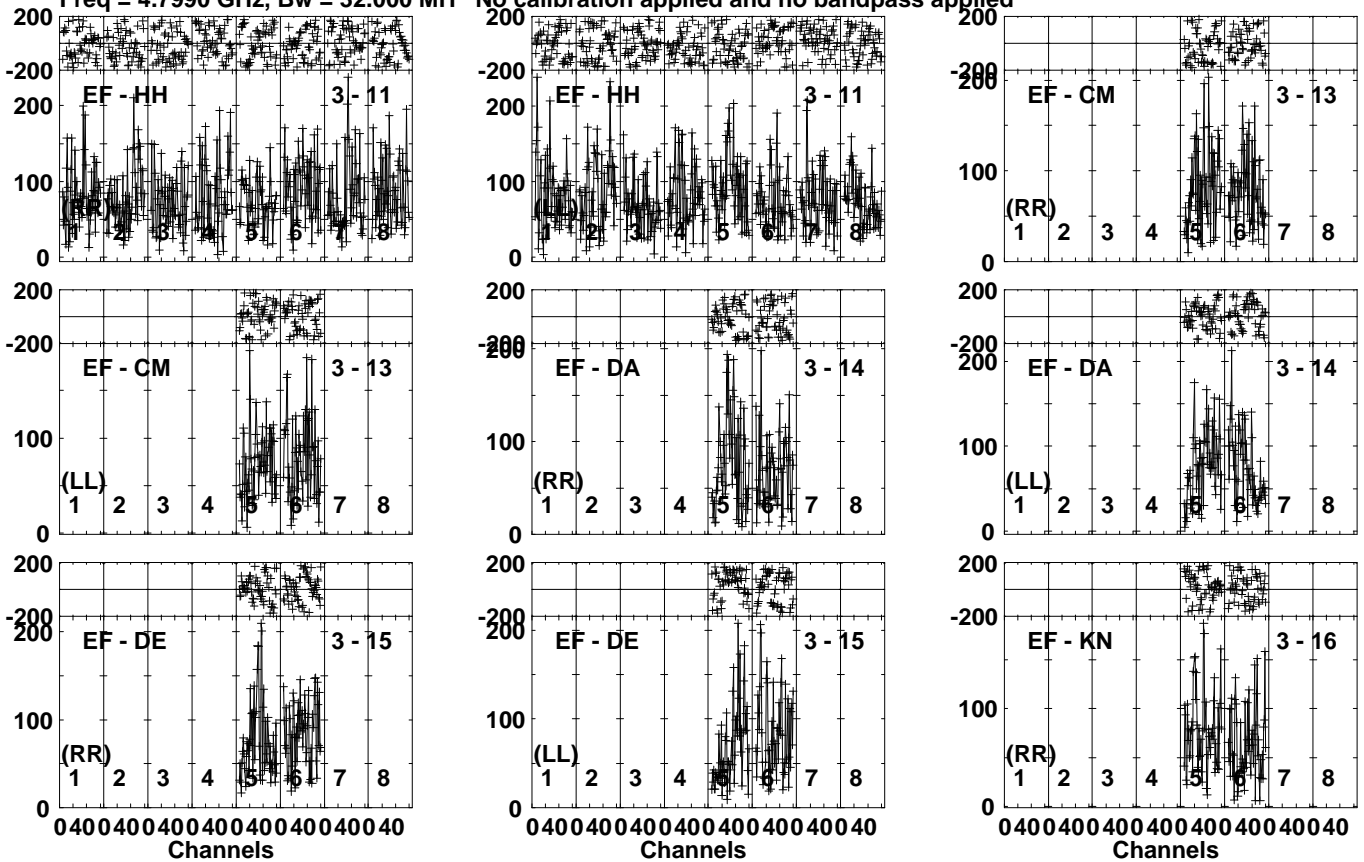


Lower frame: Micro Ampl Jy Top frame: Phas deg  
Vector averaged cross-power spectrum Several baselines displayed  
Timerange: 00/16:35:01 to 00/16:38:29

Plot file version 343 created 13-FEB-2023 10:49:46

V404CYG EM166B.UVDATA.1

Freq = 4.7990 GHz, Bw = 32.000 MH No calibration applied and no bandpass applied

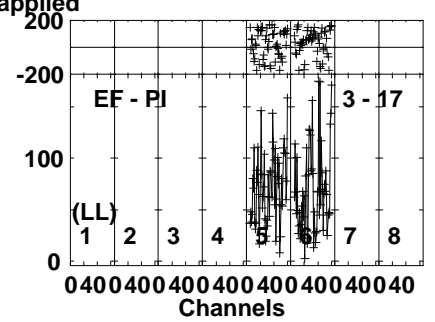
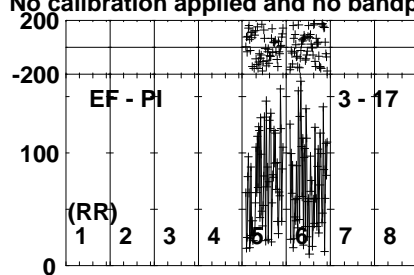
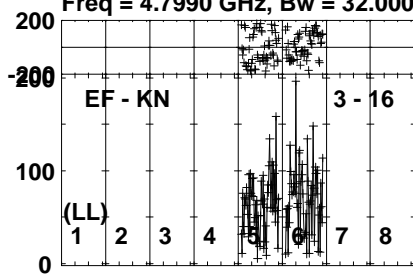


Lower frame: Micro Ampl Jy Top frame: Phas deg  
Vector averaged cross-power spectrum Several baselines displayed  
Timerange: 00/16:35:01 to 00/16:38:29

Plot file version 344 created 13-FEB-2023 10:49:46

V404CYG EM166B.UVDATA.1

Freq = 4.7990 GHz, Bw = 32.000 MH No calibration applied and no bandpass applied



Lower frame: Micro Ampl Jy Top frame: Phas deg  
Vector averaged cross-power spectrum Several baselines displayed  
Timerange: 00/16:35:01 to 00/16:38:29

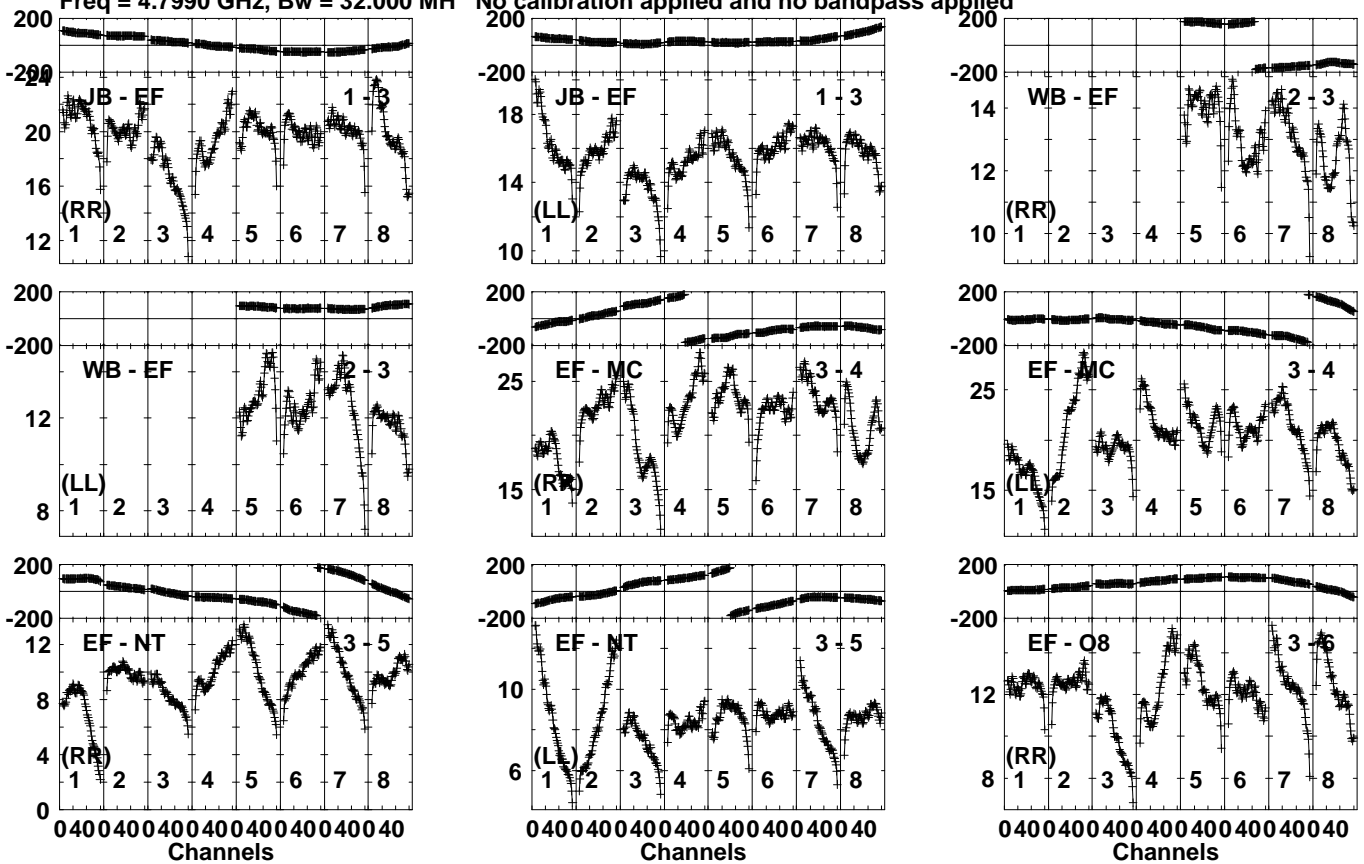


Plot file version 345 created 13-FEB-2023 10:49:46

J2025+33 EM166B.UVDATA.1

Freq = 4.7990 GHz, Bw = 32.000 MH

No calibration applied and no bandpass applied

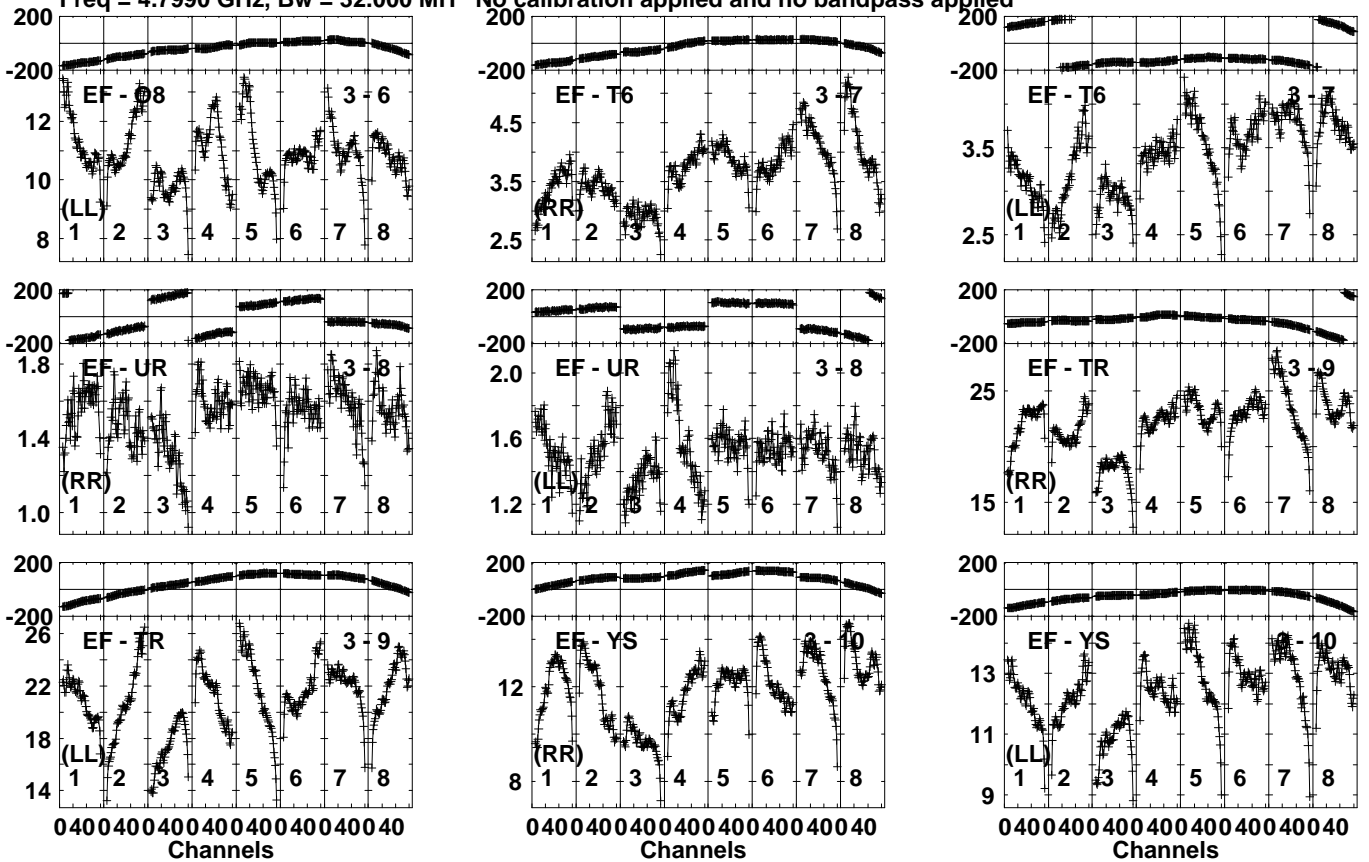


Lower frame: Milli Ampl Jy Top frame: Phas deg  
Vector averaged cross-power spectrum Several baselines displayed  
Timerange: 00/16:39:01 to 00/16:40:59

Plot file version 346 created 13-FEB-2023 10:49:46

J2025+33 EM166B.UVDATA.1

Freq = 4.7990 GHz, Bw = 32.000 MH No calibration applied and no bandpass applied

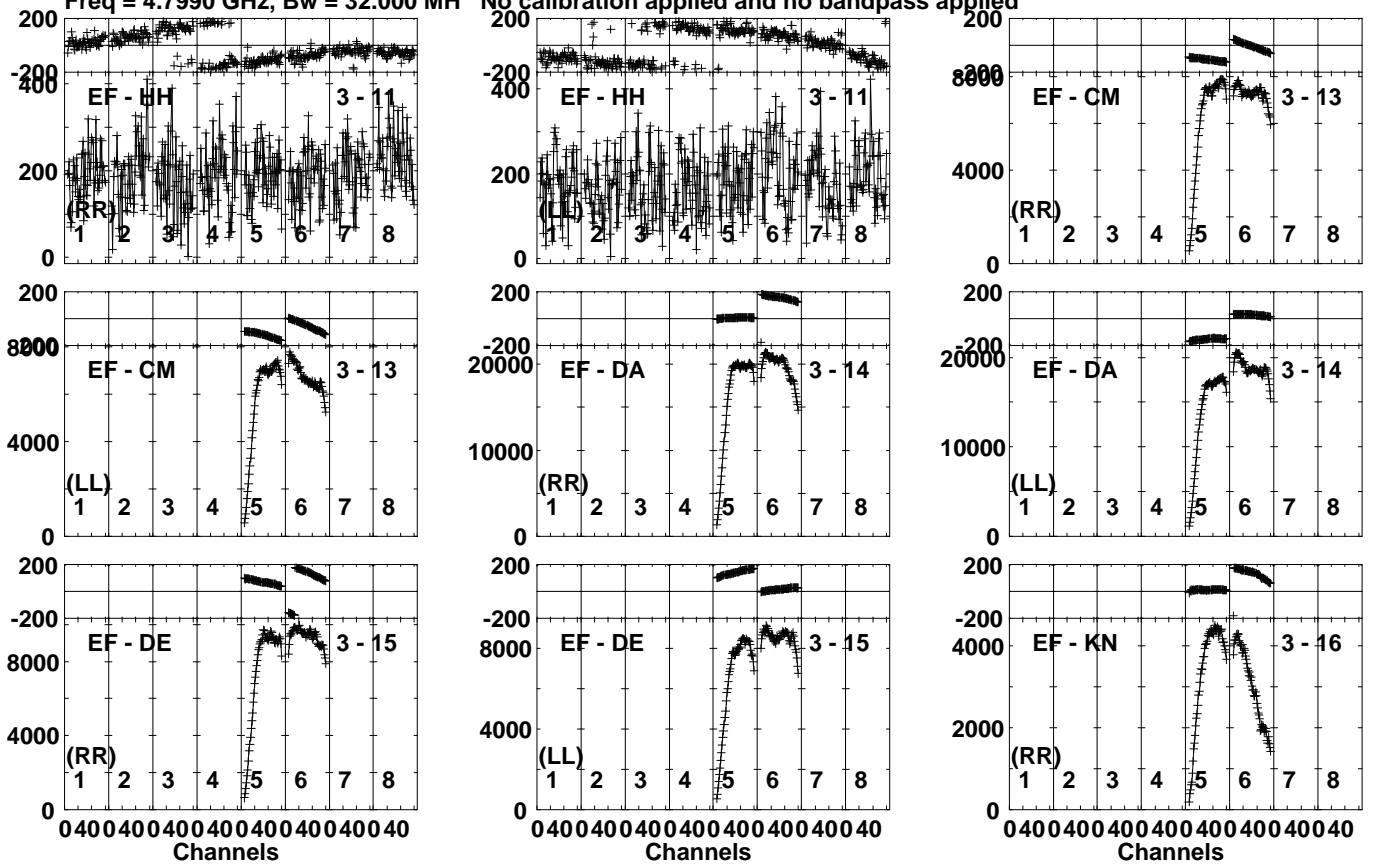


Lower frame: Milli Ampl Jy Top frame: Phas deg  
Vector averaged cross-power spectrum Several baselines displayed  
Timerange: 00/16:39:01 to 00/16:40:59

Plot file version 347 created 13-FEB-2023 10:49:46

J2025+33 EM166B.UVDATA.1

Freq = 4.7990 GHz, Bw = 32.000 MH No calibration applied and no bandpass applied

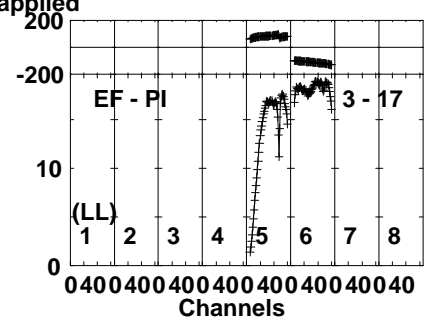
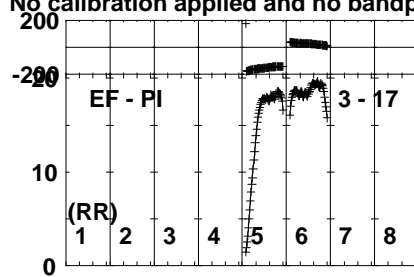
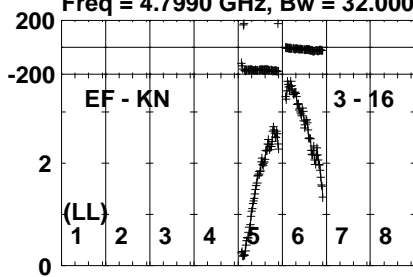


Lower frame: Micro Ampl Jy Top frame: Phas deg  
Vector averaged cross-power spectrum Several baselines displayed  
Timerange: 00/16:39:01 to 00/16:40:59

Plot file version 348 created 13-FEB-2023 10:49:47

J2025+33 EM166B.UVDATA.1

Freq = 4.7990 GHz, Bw = 32.000 MH No calibration applied and no bandpass applied

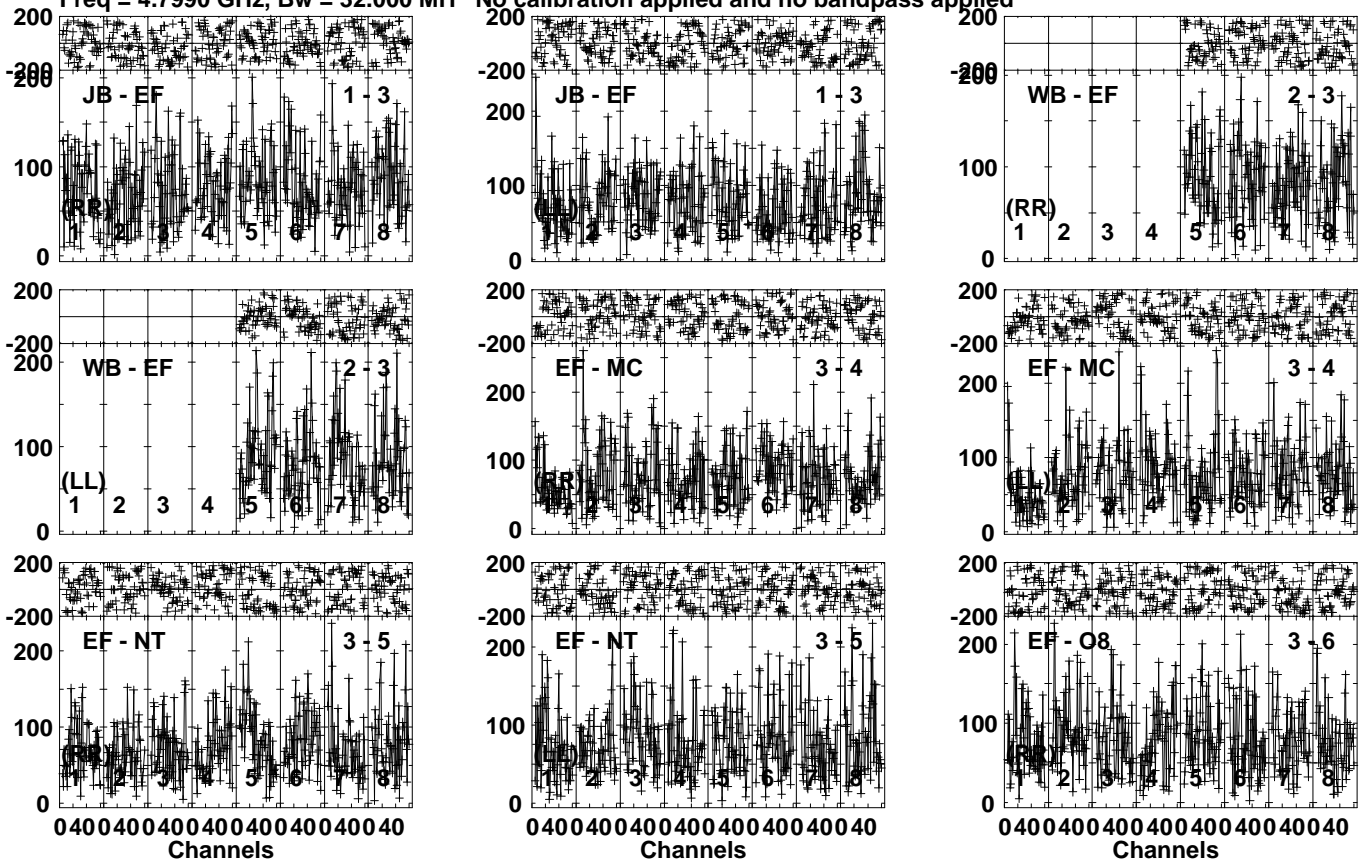


Lower frame: Milli Ampl Jy Top frame: Phas deg  
Vector averaged cross-power spectrum Several baselines displayed  
Timerange: 00/16:39:01 to 00/16:40:59

Plot file version 349 created 13-FEB-2023 10:49:47

V404CYG EM166B.UVDATA.1

Freq = 4.7990 GHz, Bw = 32.000 MH No calibration applied and no bandpass applied

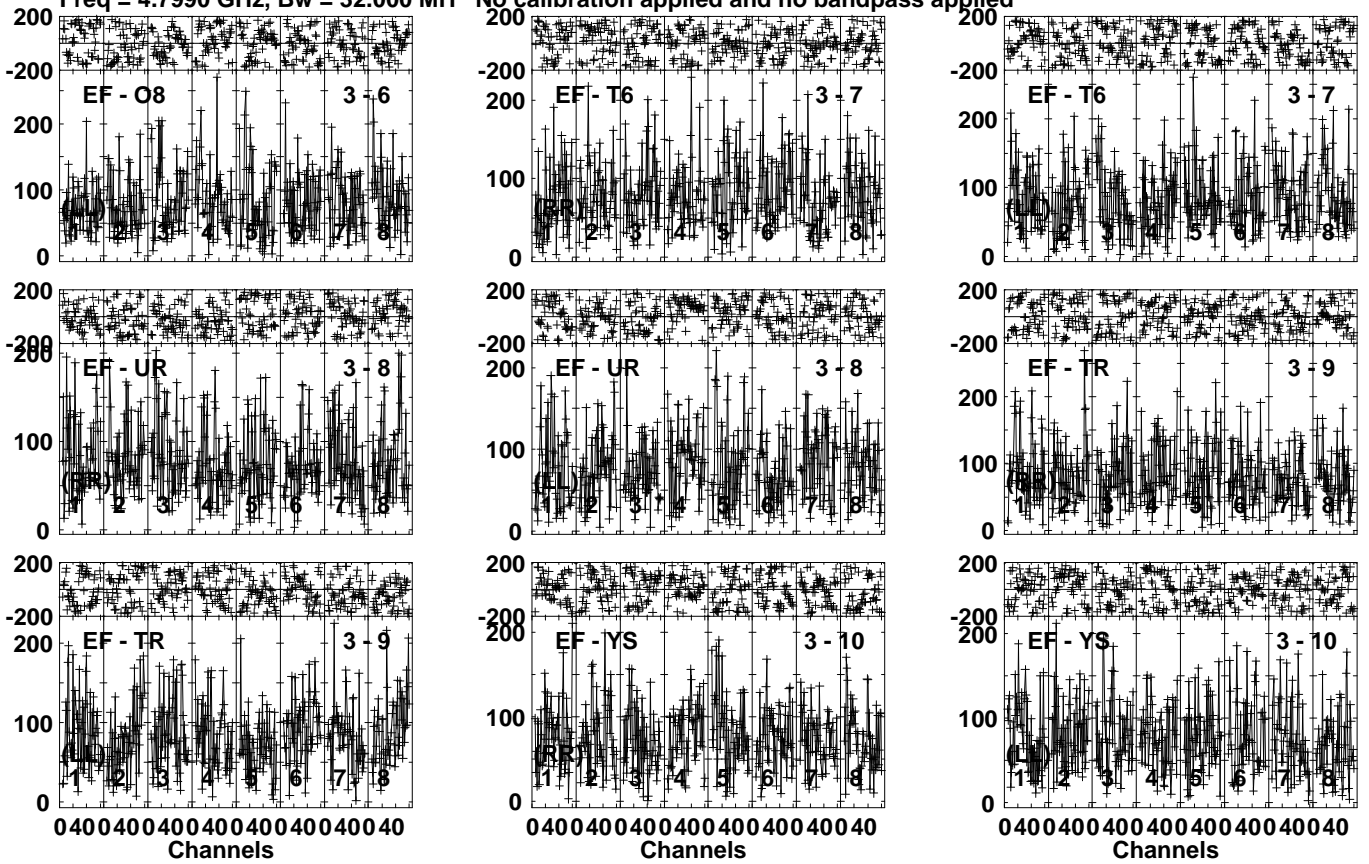


Lower frame: Micro Ampl Jy Top frame: Phas deg  
Vector averaged cross-power spectrum Several baselines displayed  
Timerange: 00/16:41:01 to 00/16:44:29

Plot file version 350 created 13-FEB-2023 10:49:47

V404CYG EM166B.UVDATA.1

Freq = 4.7990 GHz, Bw = 32.000 MH No calibration applied and no bandpass applied

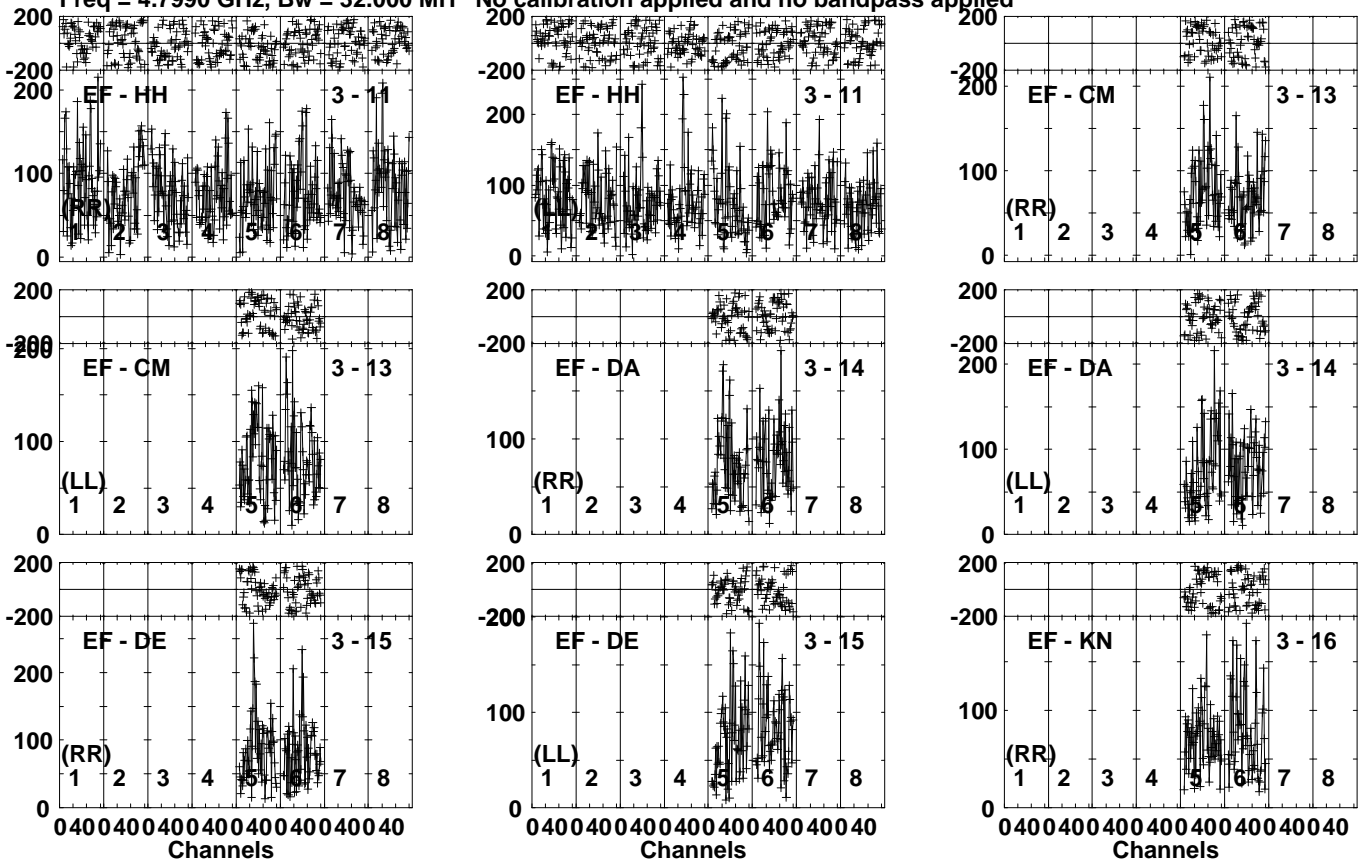


Lower frame: Micro Ampl Jy Top frame: Phas deg  
Vector averaged cross-power spectrum Several baselines displayed  
Timerange: 00/16:41:01 to 00/16:44:29

Plot file version 351 created 13-FEB-2023 10:49:47

V404CYG EM166B.UVDATA.1

Freq = 4.7990 GHz, Bw = 32.000 MH No calibration applied and no bandpass applied

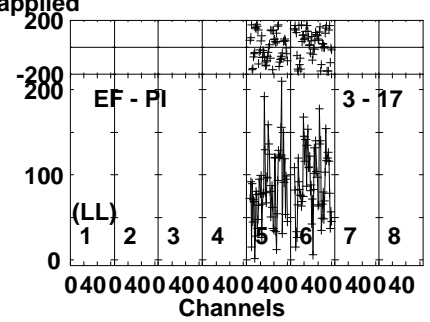
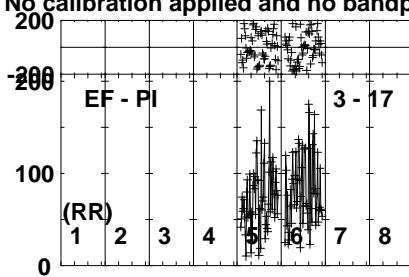
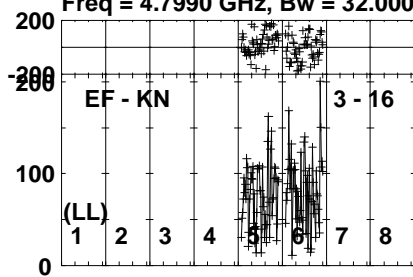


Lower frame: Micro Ampl Jy Top frame: Phas deg  
Vector averaged cross-power spectrum Several baselines displayed  
Timerange: 00/16:41:01 to 00/16:44:29

Plot file version 352 created 13-FEB-2023 10:49:47

V404CYG EM166B.UVDATA.1

Freq = 4.7990 GHz, Bw = 32.000 MH No calibration applied and no bandpass applied



Lower frame: Micro Ampl Jy Top frame: Phas deg  
Vector averaged cross-power spectrum Several baselines displayed  
Timerange: 00/16:41:01 to 00/16:44:29

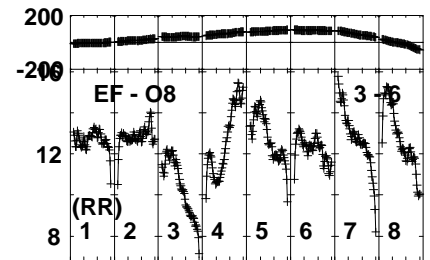
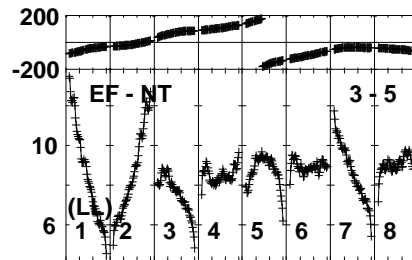
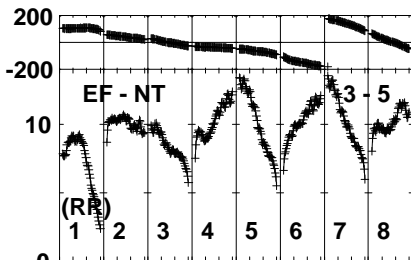
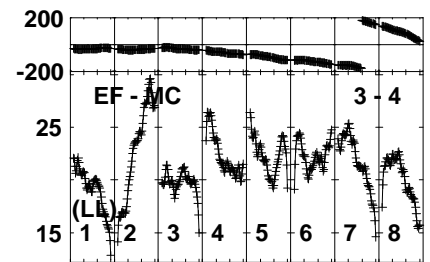
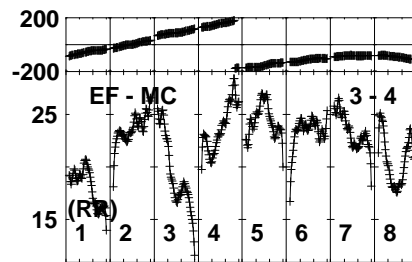
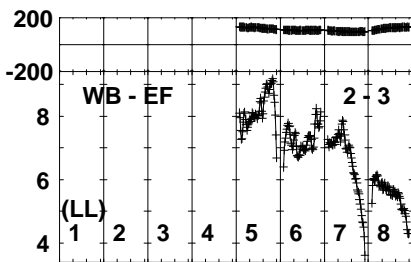
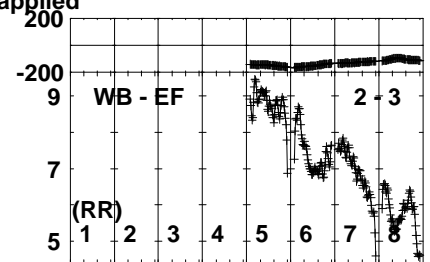
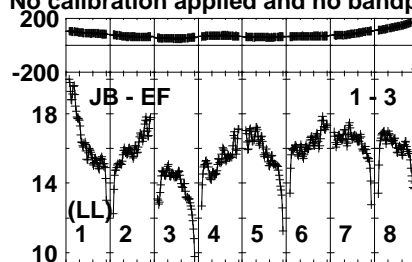
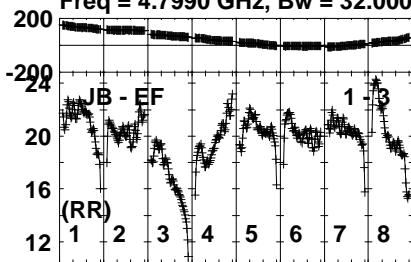


Plot file version 353 created 13-FEB-2023 10:49:47

J2025+33 EM166B.UVDATA.1

Freq = 4.7990 GHz, Bw = 32.000 MH

No calibration applied and no bandpass applied

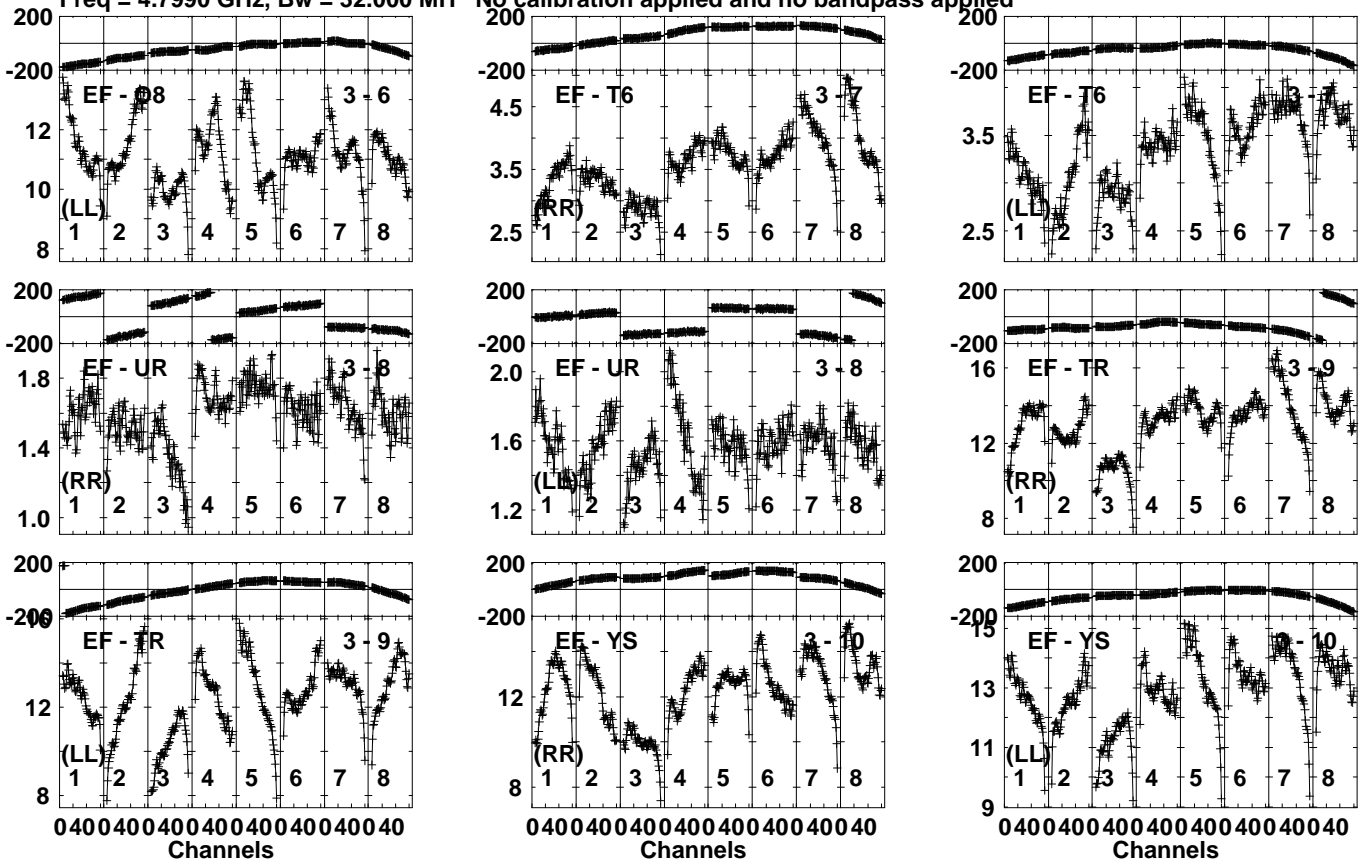


Lower frame: Milli Ampl Jy Top frame: Phas deg  
Vector averaged cross-power spectrum Several baselines displayed  
Timerange: 00/16:44:33 to 00/16:46:59

Plot file version 354 created 13-FEB-2023 10:49:47

J2025+33 EM166B.UVDATA.1

Freq = 4.7990 GHz, Bw = 32.000 MH No calibration applied and no bandpass applied

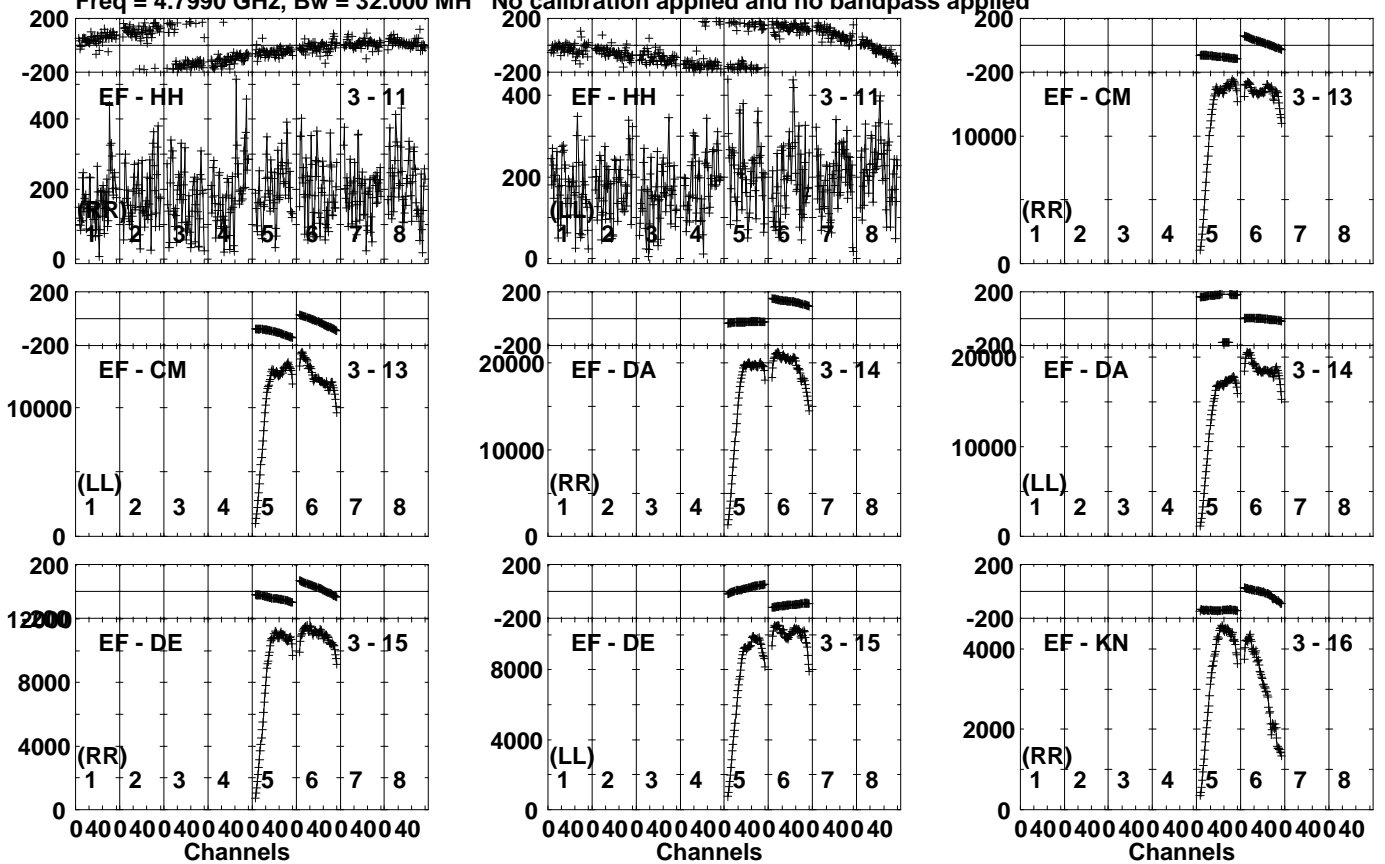


Lower frame: Milli Ampl Jy Top frame: Phas deg  
Vector averaged cross-power spectrum Several baselines displayed  
Timerange: 00/16:44:33 to 00/16:46:59

Plot file version 355 created 13-FEB-2023 10:49:48

J2025+33 EM166B.UVDATA.1

Freq = 4.7990 GHz, Bw = 32.000 MH No calibration applied and no bandpass applied



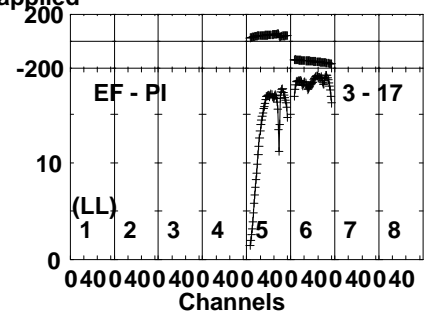
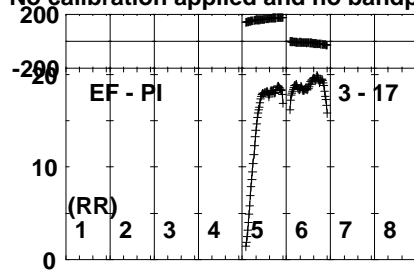
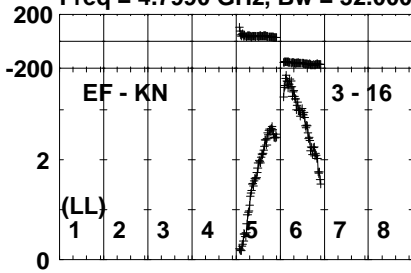
Lower frame: Micro Ampl Jy Top frame: Phas deg  
Vector averaged cross-power spectrum Several baselines displayed  
Timerange: 00/16:44:33 to 00/16:46:59

Plot file version 356 created 13-FEB-2023 10:49:48

J2025+33 EM166B.UVDATA.1

Freq = 4.7990 GHz, Bw = 32.000 MH

No calibration applied and no bandpass applied

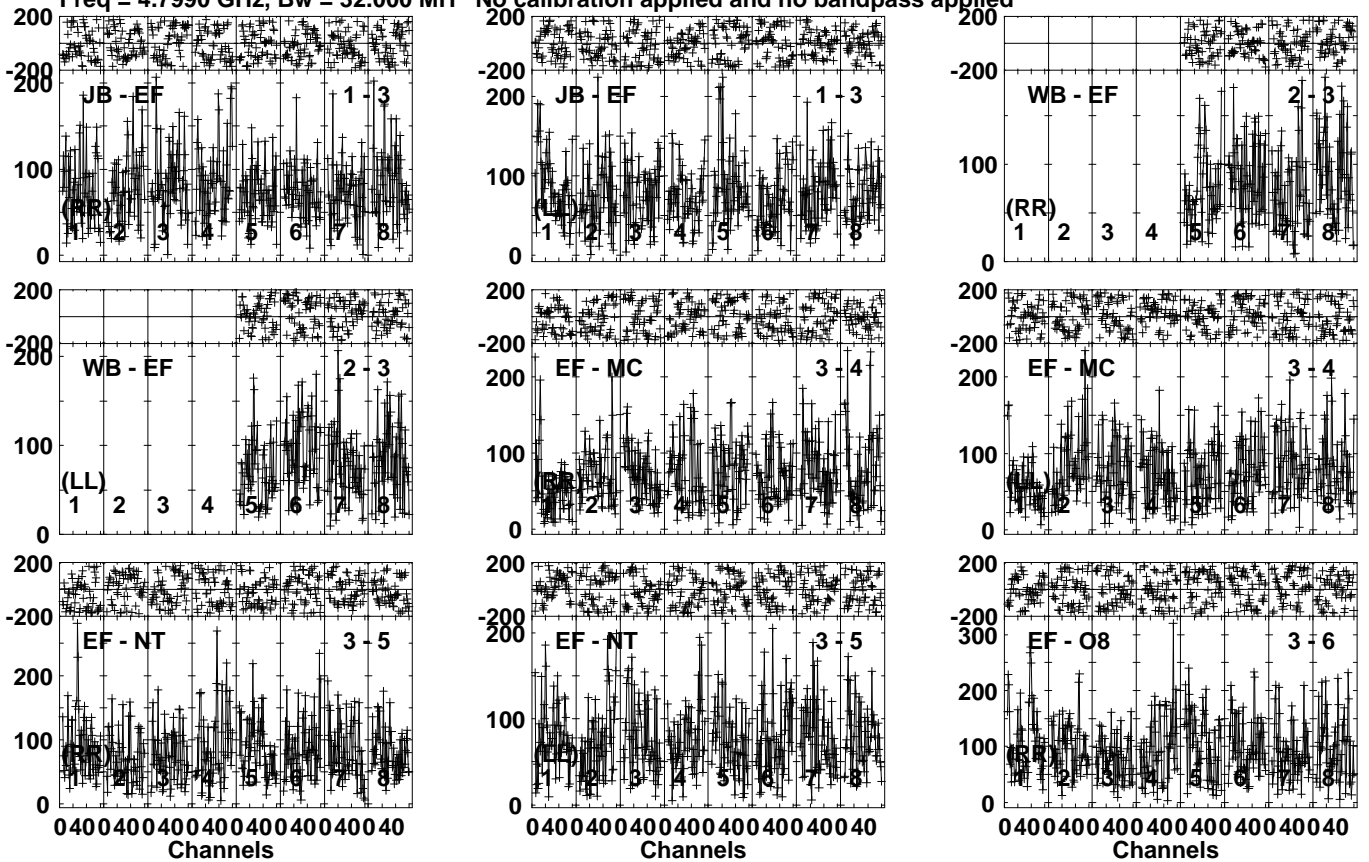


Lower frame: Milli Ampl Jy Top frame: Phas deg  
Vector averaged cross-power spectrum Several baselines displayed  
Timerange: 00/16:44:33 to 00/16:46:59

Plot file version 357 created 13-FEB-2023 10:49:48

V404CYG EM166B.UVDATA.1

Freq = 4.7990 GHz, Bw = 32.000 MH No calibration applied and no bandpass applied

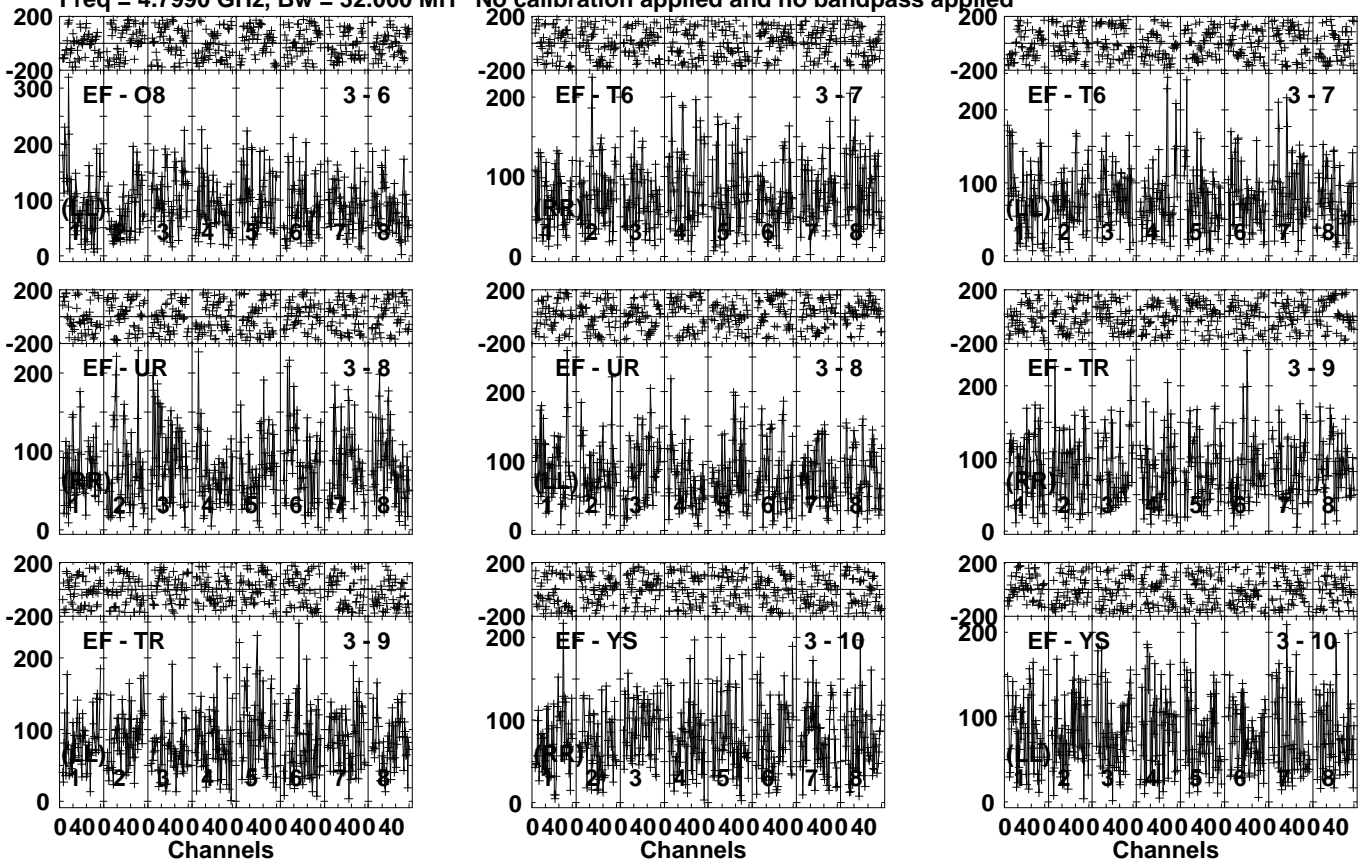


Lower frame: Micro Ampl Jy Top frame: Phas deg  
Vector averaged cross-power spectrum Several baselines displayed  
Timerange: 00/16:47:01 to 00/16:50:29

Plot file version 358 created 13-FEB-2023 10:49:48

V404CYG EM166B.UVDATA.1

Freq = 4.7990 GHz, Bw = 32.000 MH No calibration applied and no bandpass applied

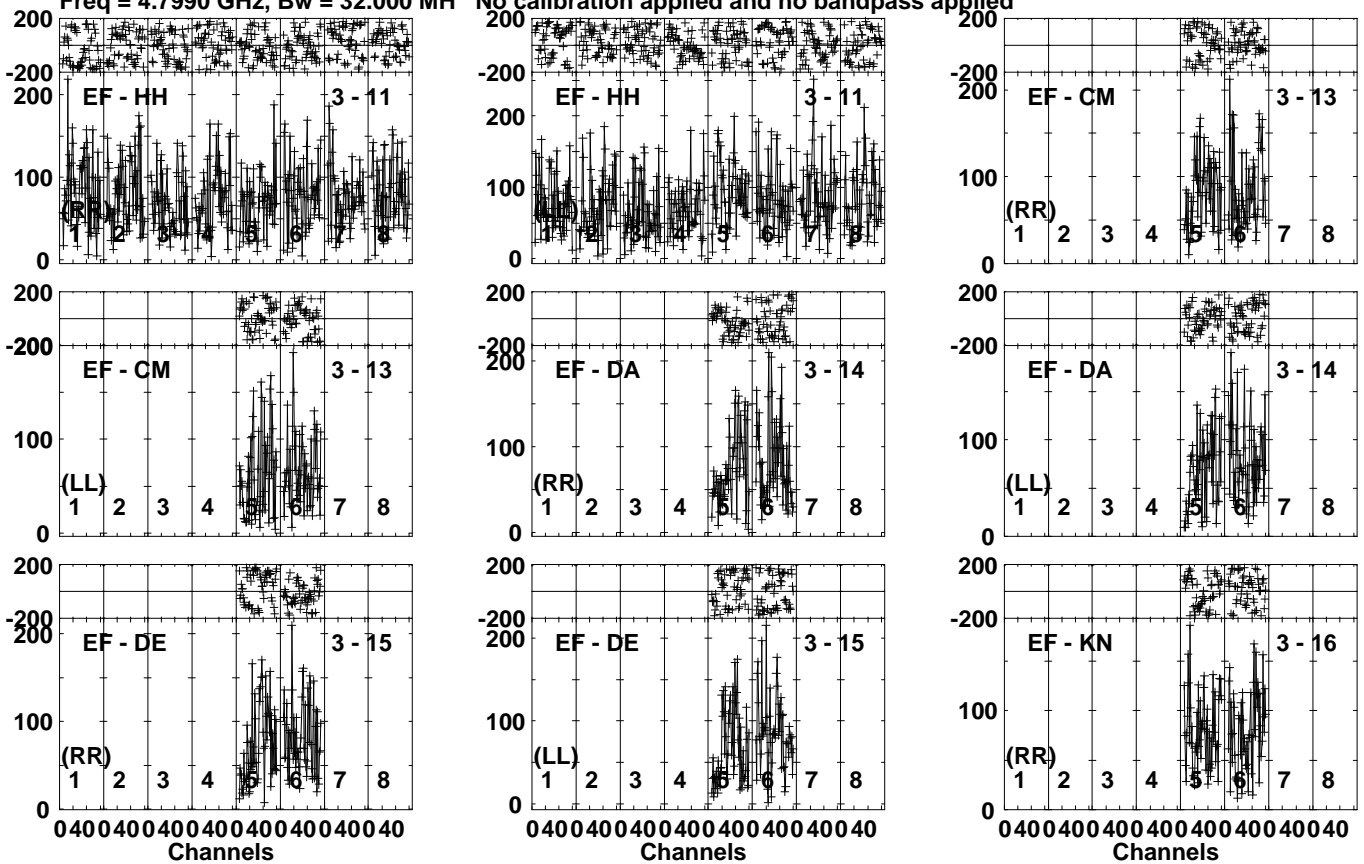


Lower frame: Micro Ampl Jy Top frame: Phas deg  
Vector averaged cross-power spectrum Several baselines displayed  
Timerange: 00/16:47:01 to 00/16:50:29

Plot file version 359 created 13-FEB-2023 10:49:48

V404CYG EM166B.UVDATA.1

Freq = 4.7990 GHz, Bw = 32.000 MH No calibration applied and no bandpass applied

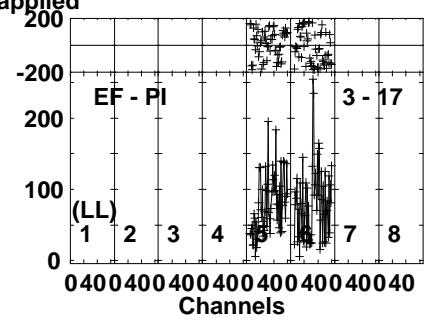
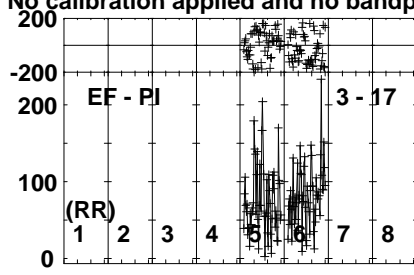
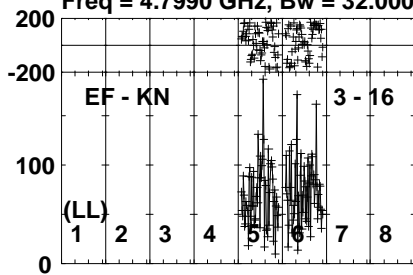


Lower frame: Micro Ampl Jy Top frame: Phas deg  
Vector averaged cross-power spectrum Several baselines displayed  
Timerange: 00:16:47:01 to 00:16:50:29

Plot file version 360 created 13-FEB-2023 10:49:48

V404CYG EM166B.UVDATA.1

Freq = 4.7990 GHz, Bw = 32.000 MH No calibration applied and no bandpass applied



Lower frame: Micro Ampl Jy Top frame: Phas deg  
Vector averaged cross-power spectrum Several baselines displayed  
Timerange: 00/16:47:01 to 00/16:50:29

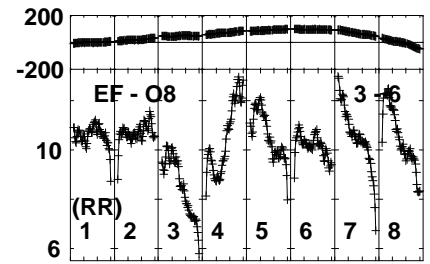
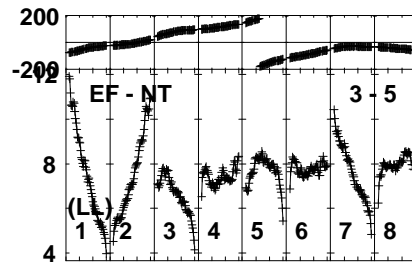
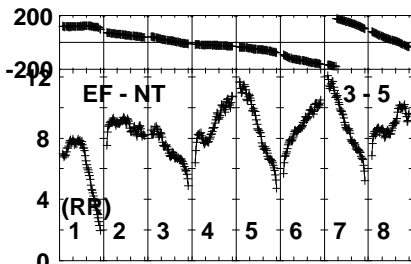
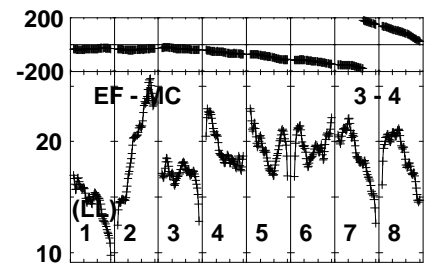
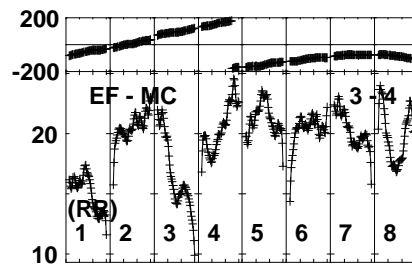
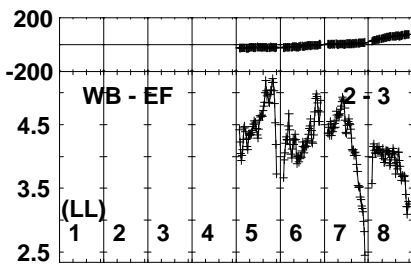
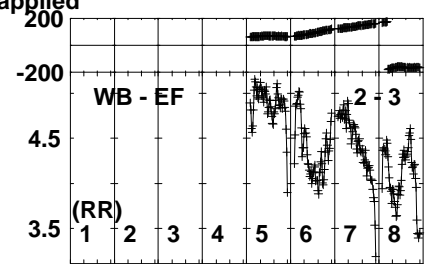
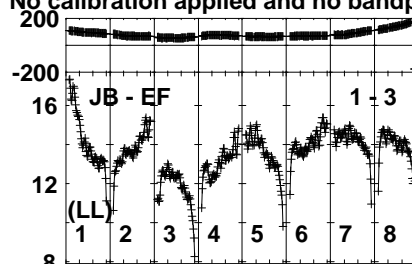
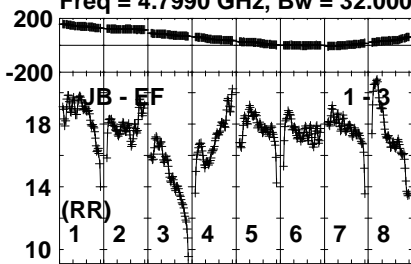


Plot file version 361 created 13-FEB-2023 10:49:48

J2025+33 EM166B.UVDATA.1

Freq = 4.7990 GHz, Bw = 32.000 MH

No calibration applied and no bandpass applied

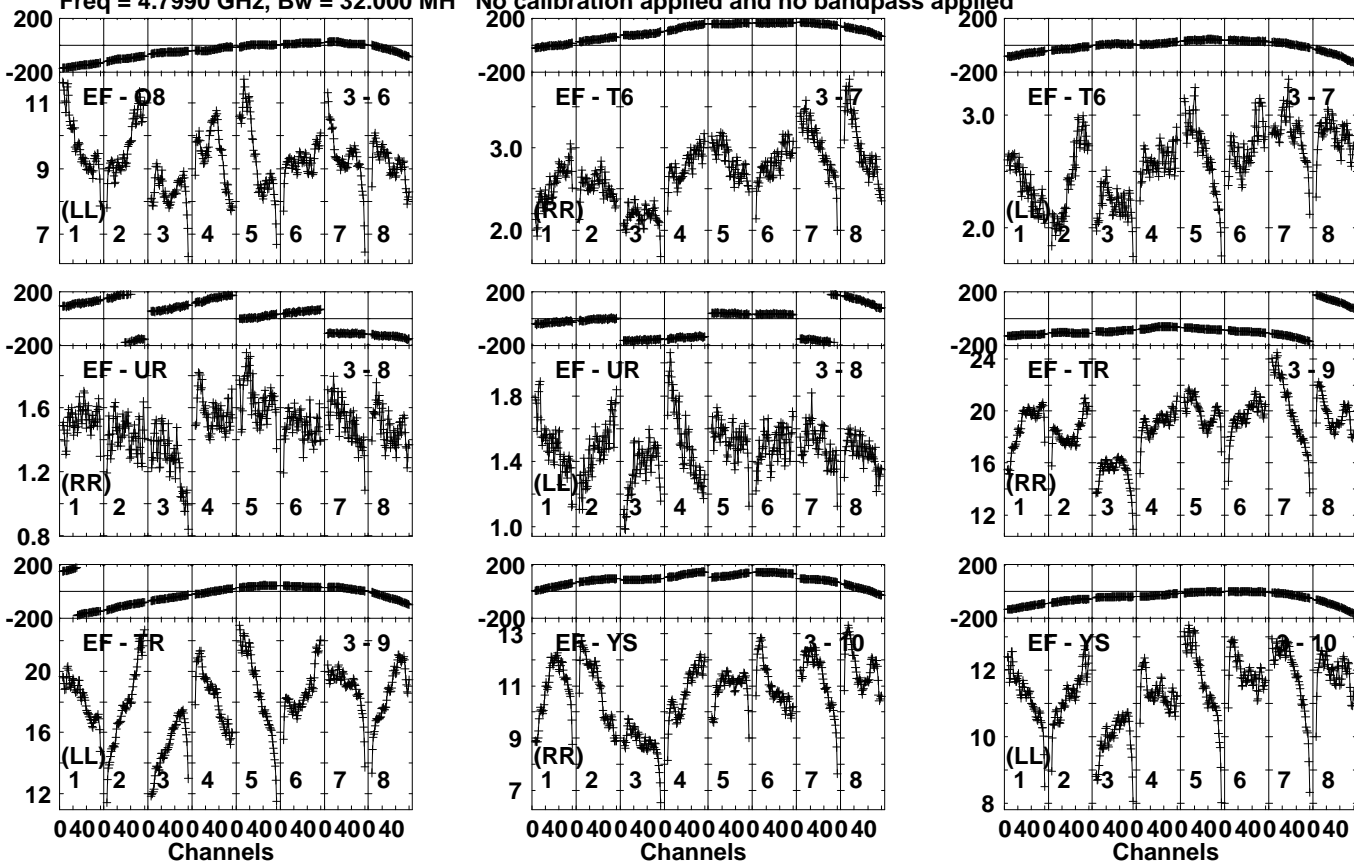


Lower frame: Milli Ampl Jy Top frame: Phas deg  
Vector averaged cross-power spectrum Several baselines displayed  
Timerange: 00/16:51:01 to 00/16:52:59

Plot file version 362 created 13-FEB-2023 10:49:48

J2025+33 EM166B.UVDATA.1

Freq = 4.7990 GHz, Bw = 32.000 MH No calibration applied and no bandpass applied

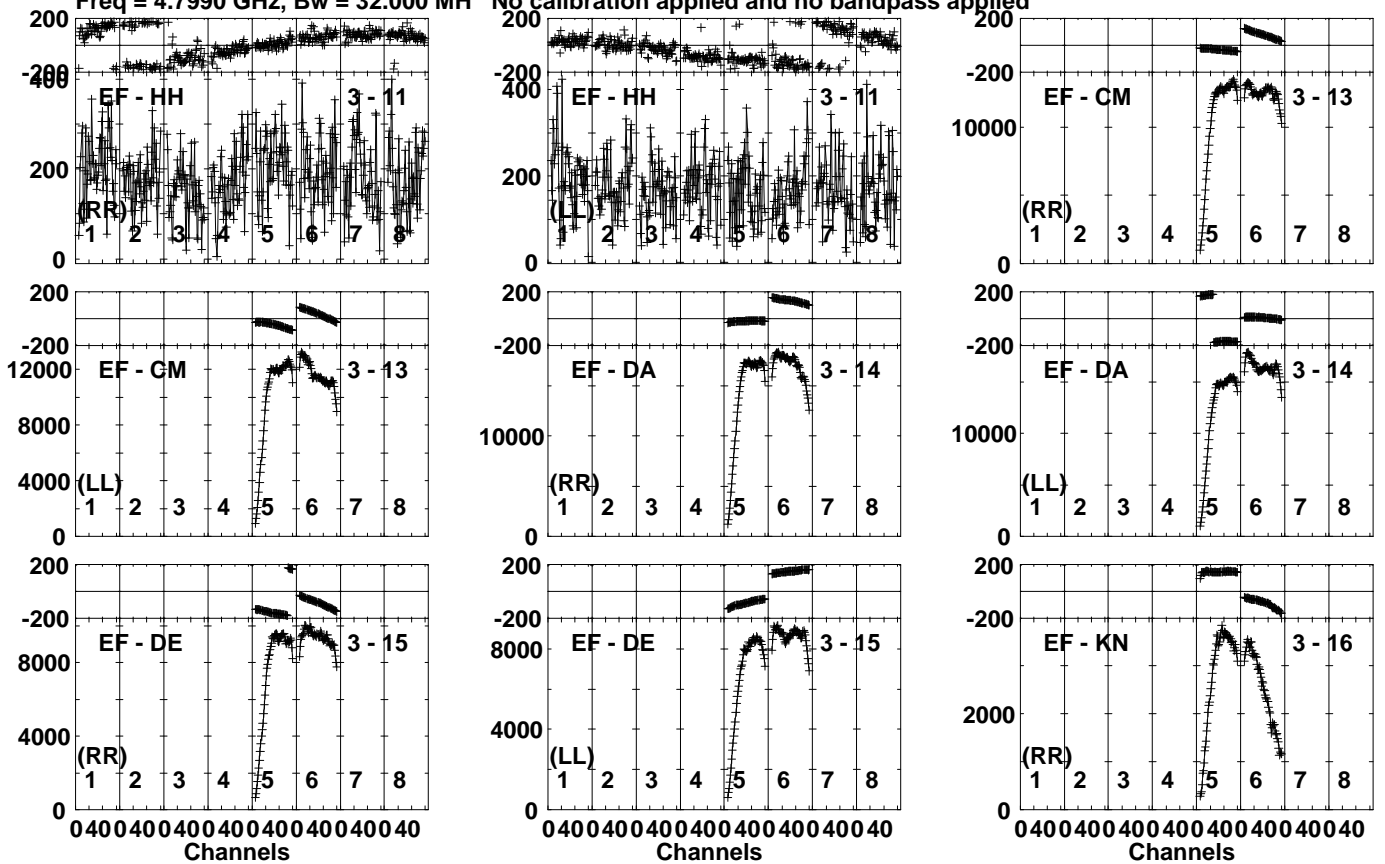


Lower frame: Milli Ampl Jy Top frame: Phas deg  
Vector averaged cross-power spectrum Several baselines displayed  
Timerange: 00:16:51:01 to 00:16:52:59

Plot file version 363 created 13-FEB-2023 10:49:49

J2025+33 EM166B.UVDATA.1

Freq = 4.7990 GHz, Bw = 32.000 MH No calibration applied and no bandpass applied



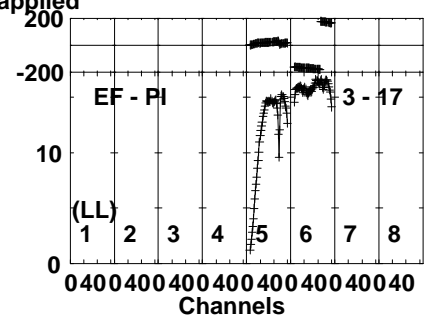
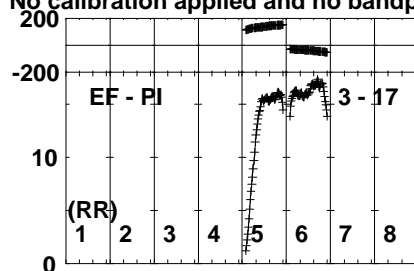
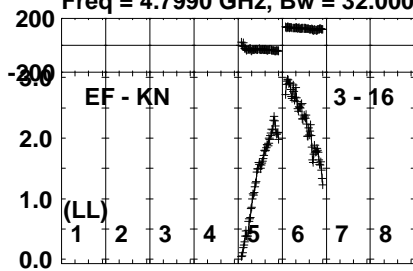
Lower frame: Micro Ampl Jy Top frame: Phas deg  
Vector averaged cross-power spectrum Several baselines displayed  
Timerange: 00/16:51:01 to 00/16:52:59

Plot file version 364 created 13-FEB-2023 10:49:49

J2025+33 EM166B.UVDATA.1

Freq = 4.7990 GHz, Bw = 32.000 MH

No calibration applied and no bandpass applied

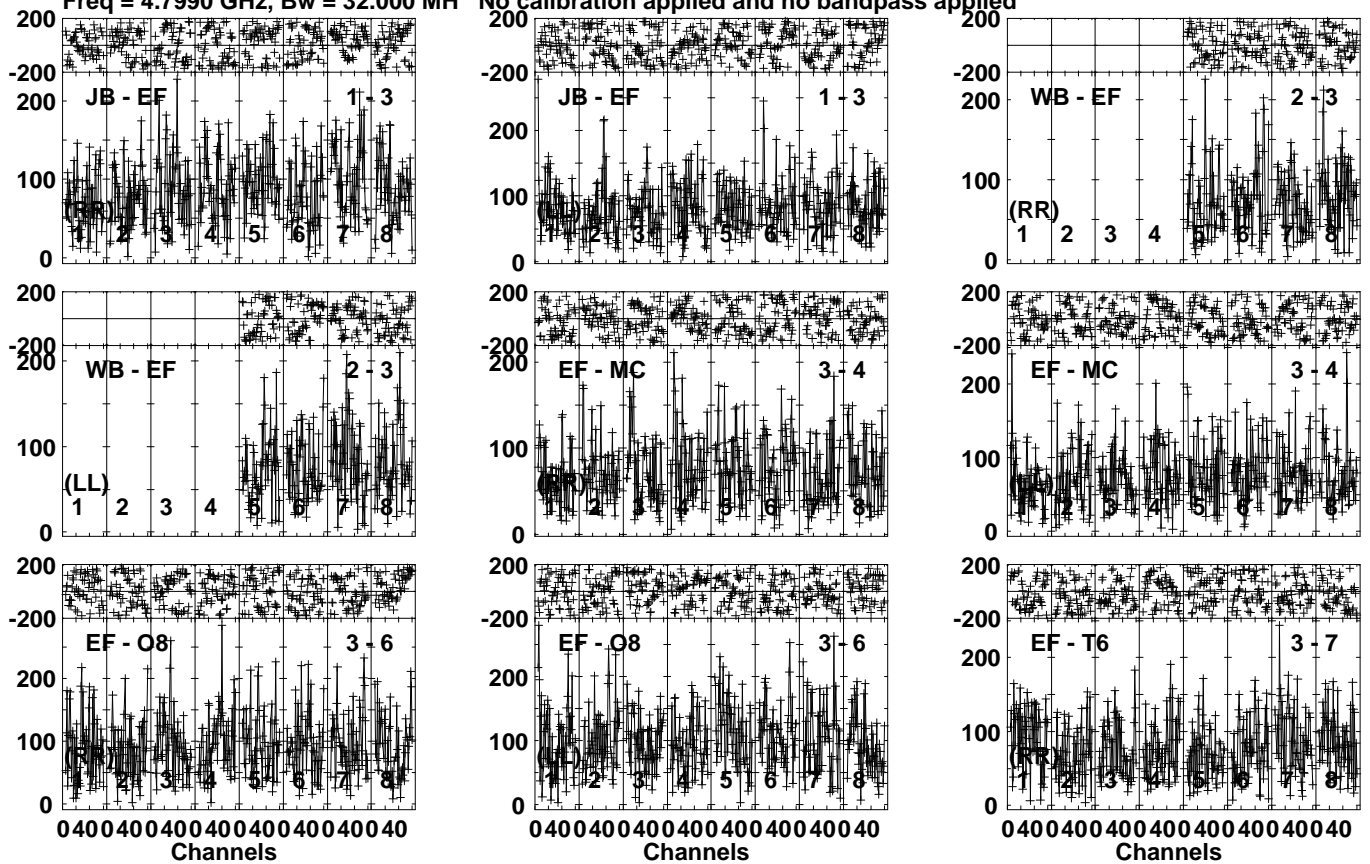


Lower frame: Milli Ampl Jy Top frame: Phas deg  
Vector averaged cross-power spectrum Several baselines displayed  
Timerange: 00/16:51:01 to 00/16:52:59

Plot file version 365 created 13-FEB-2023 10:49:49

V404CYG EM166B.UVDATA.1

Freq = 4.7990 GHz, Bw = 32.000 MH No calibration applied and no bandpass applied

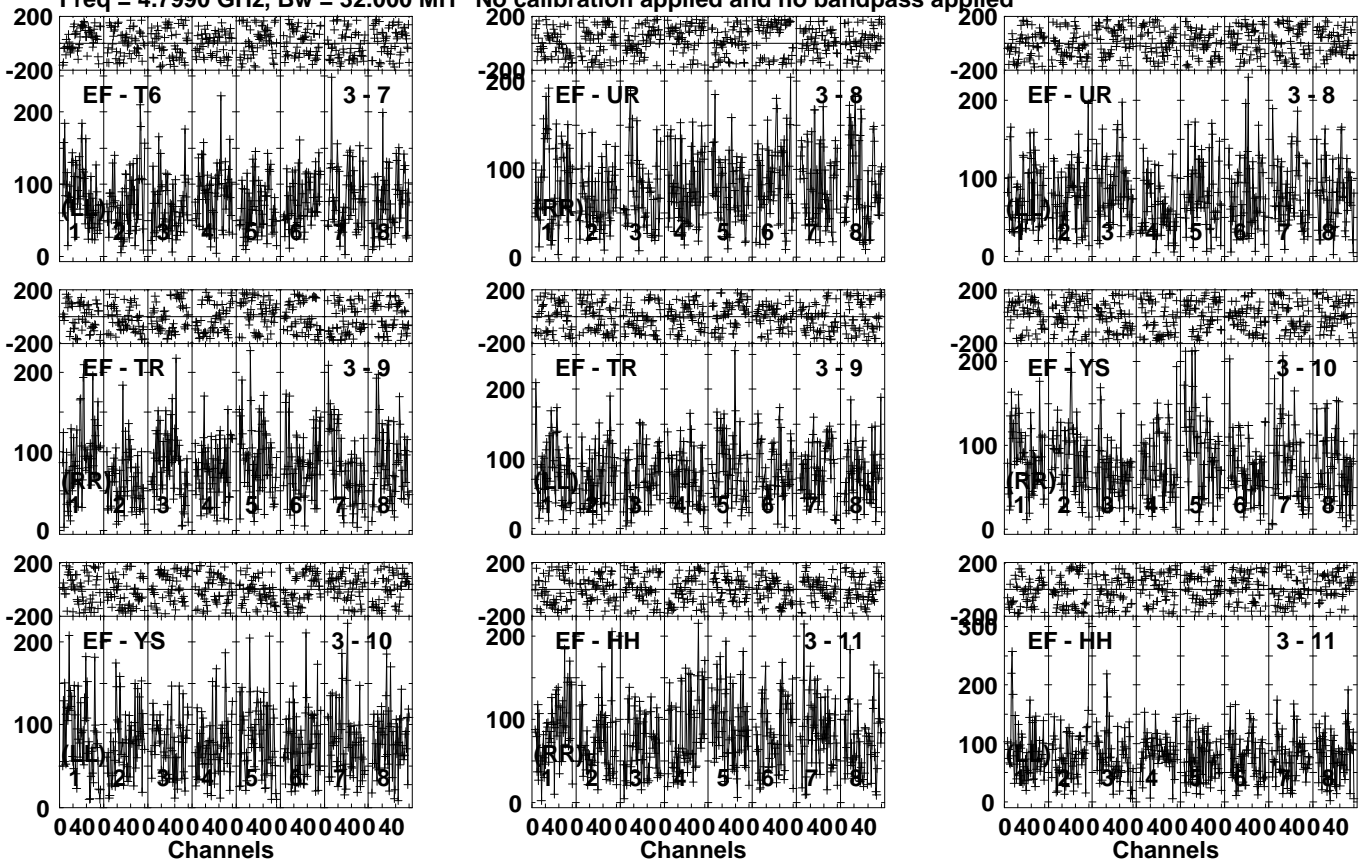


Lower frame: Micro Ampl Jy Top frame: Phas deg  
Vector averaged cross-power spectrum Several baselines displayed  
Timerange: 00/16:53:01 to 00/16:56:29

Plot file version 366 created 13-FEB-2023 10:49:49

V404CYG EM166B.UVDATA.1

Freq = 4.7990 GHz, Bw = 32.000 MH No calibration applied and no bandpass applied

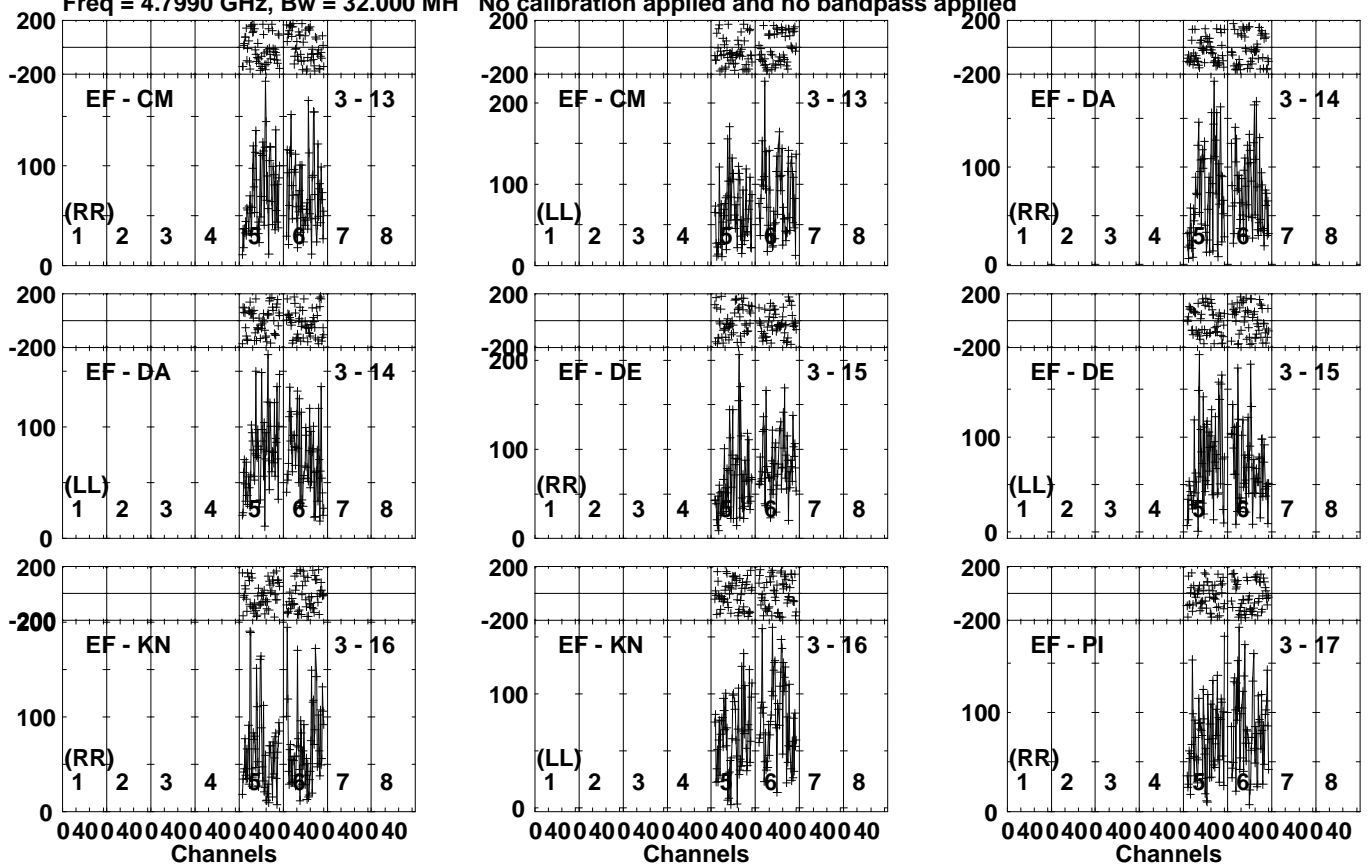


Lower frame: Micro Ampl Jy Top frame: Phas deg  
Vector averaged cross-power spectrum Several baselines displayed  
Timerange: 00/16:53:01 to 00/16:56:29

Plot file version 367 created 13-FEB-2023 10:49:49

V404CYG EM166B.UVDATA.1

Freq = 4.7990 GHz, Bw = 32.000 MH No calibration applied and no bandpass applied

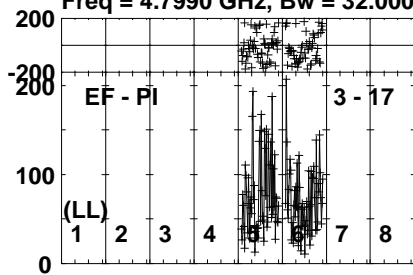


Lower frame: Micro Ampl Jy Top frame: Phas deg  
Vector averaged cross-power spectrum Several baselines displayed  
Timerange: 00/16:53:01 to 00/16:56:29

Plot file version 368 created 13-FEB-2023 10:49:49

V404CYG EM166B.UVDATA.1

Freq = 4.7990 GHz, Bw = 32.000 MH No calibration applied and no bandpass applied



Lower frame: Micro Ampl Jy Top frame: Phas deg  
Vector averaged cross-power spectrum Several baselines displayed  
Timerange: 00/16:53:01 to 00/16:56:29



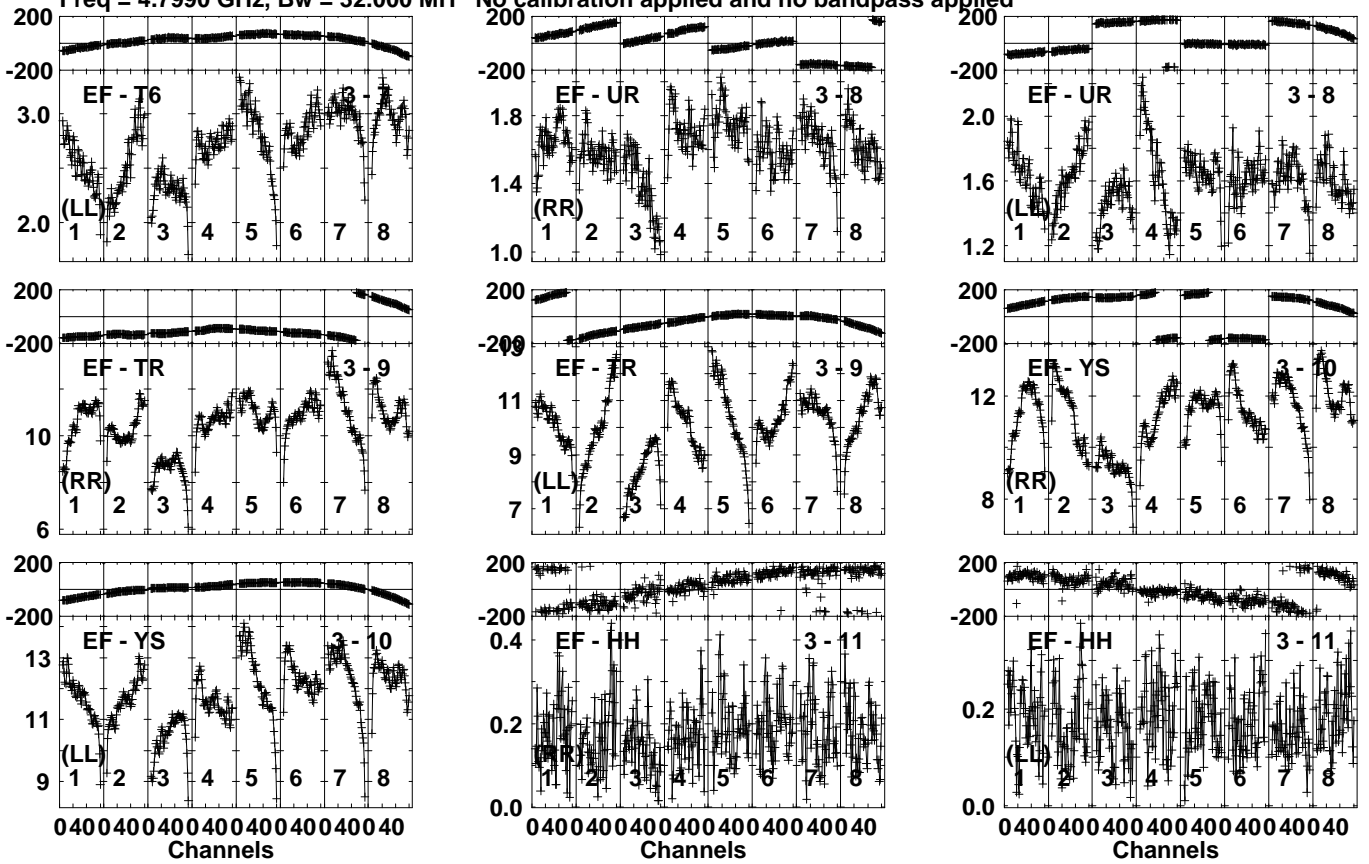


Plot file version 370 created 13-FEB-2023 10:49:49

J2025+33 EM166B.UVDATA.1

Freq = 4.7990 GHz, Bw = 32.000 MH

No calibration applied and no bandpass applied

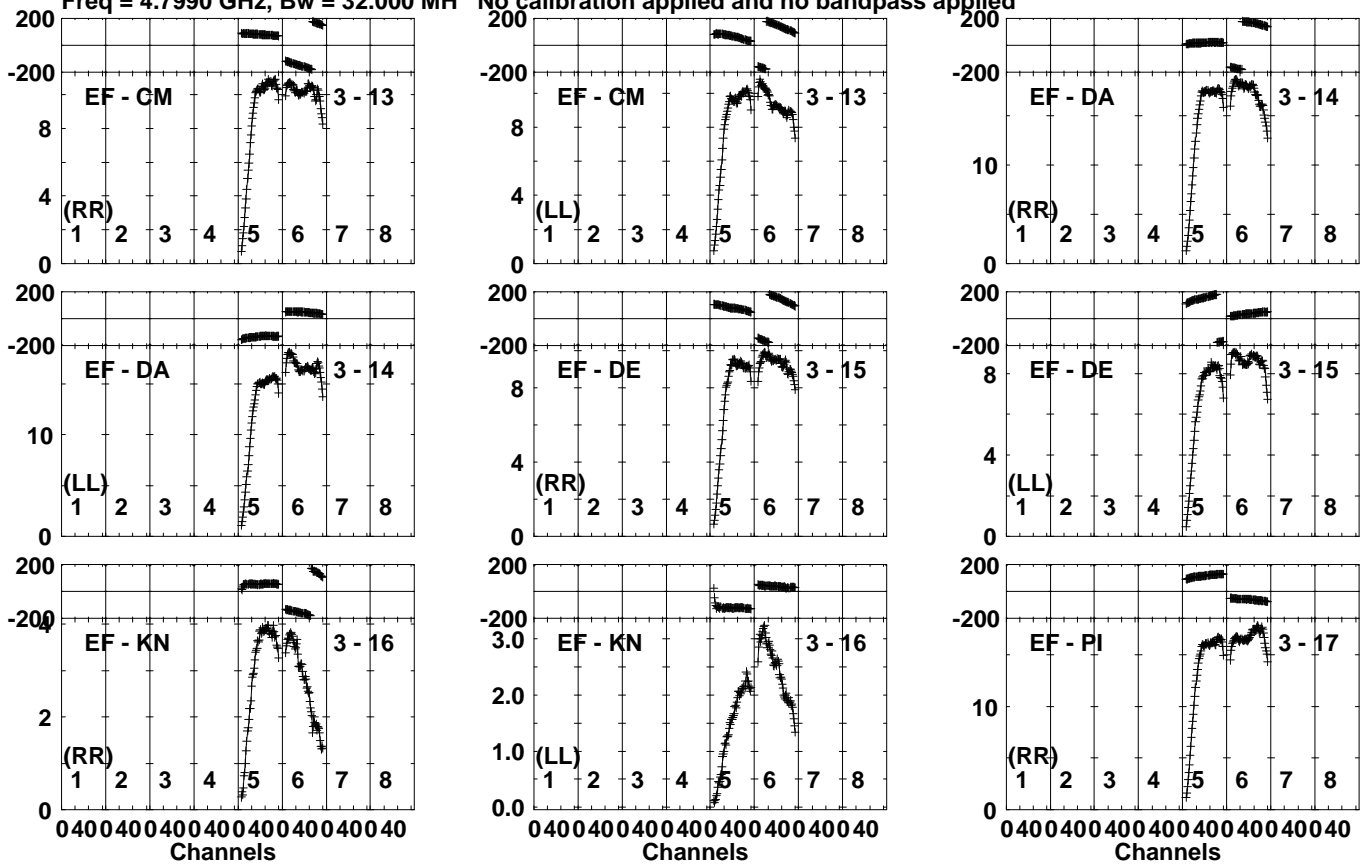


Lower frame: Milli Ampl Jy Top frame: Phas deg  
Vector averaged cross-power spectrum Several baselines displayed  
Timerange: 00/16:56:31 to 00/16:58:59

Plot file version 371 created 13-FEB-2023 10:49:50

J2025+33 EM166B.UVDATA.1

Freq = 4.7990 GHz, Bw = 32.000 MH No calibration applied and no bandpass applied

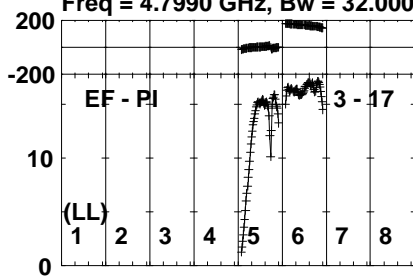


Lower frame: Milli Ampl Jy Top frame: Phas deg  
Vector averaged cross-power spectrum Several baselines displayed  
Timerange: 00/16:56:31 to 00/16:58:59

Plot file version 372 created 13-FEB-2023 10:49:50

J2025+33 EM166B.UVDATA.1

Freq = 4.7990 GHz, Bw = 32.000 MH No calibration applied and no bandpass applied



Lower frame: Milli Ampl Jy Top frame: Phas deg

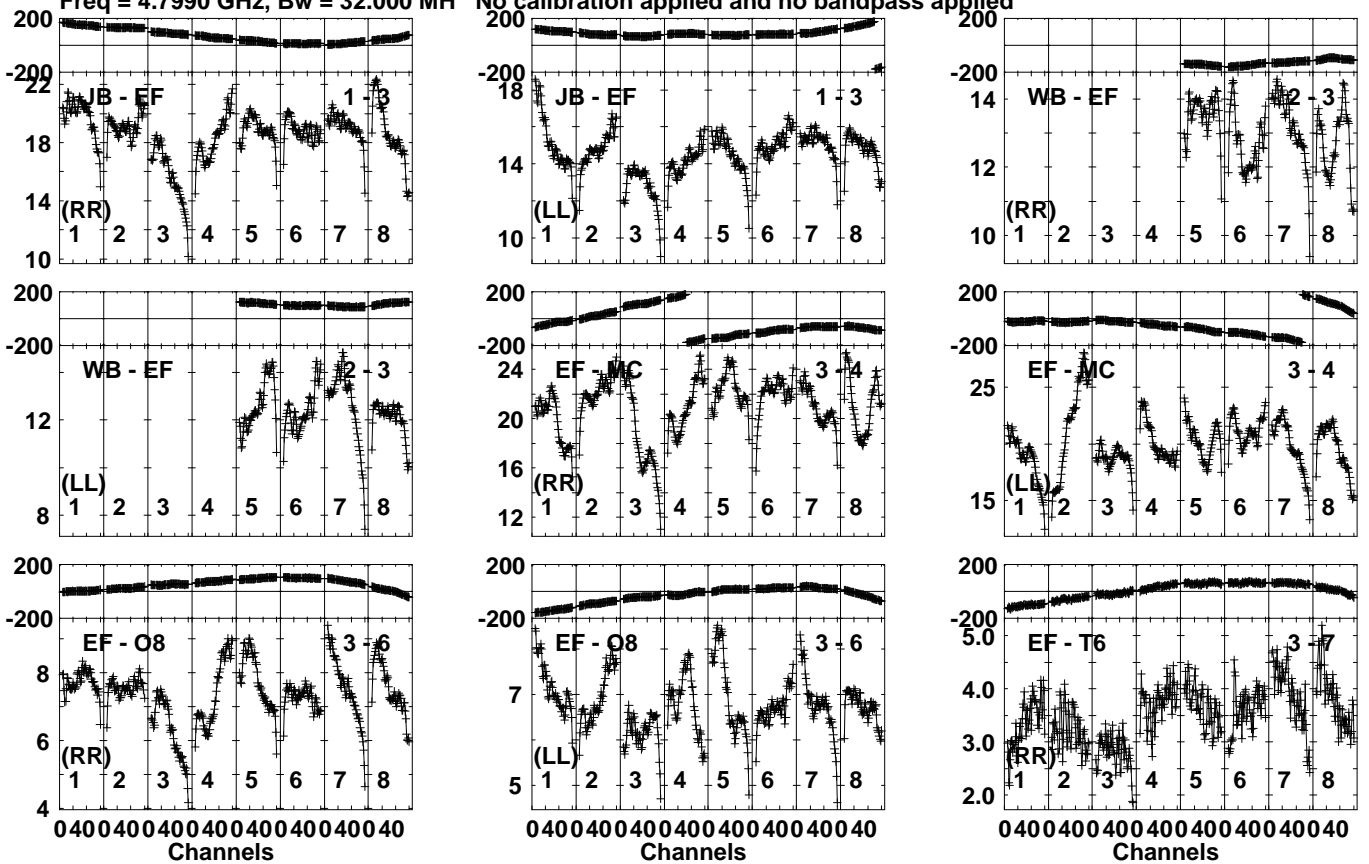
Vector averaged cross-power spectrum Several baselines displayed

Timerange: 00/16:56:31 to 00/16:58:59

Plot file version 373 created 13-FEB-2023 10:49:50

J2025+33 EM166B.UVDATA.1

Freq = 4.7990 GHz, Bw = 32.000 MH No calibration applied and no bandpass applied



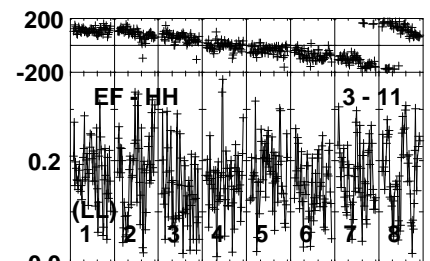
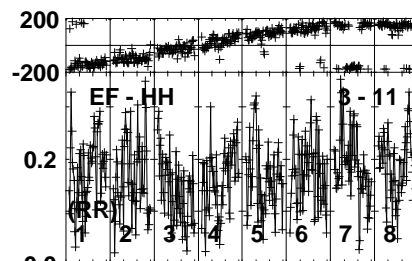
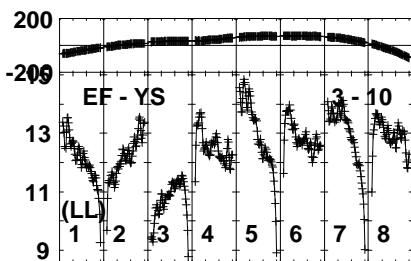
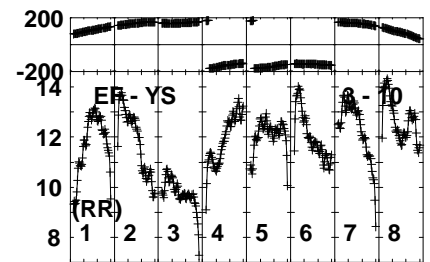
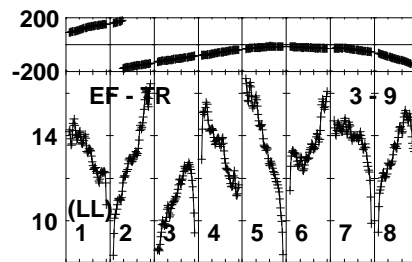
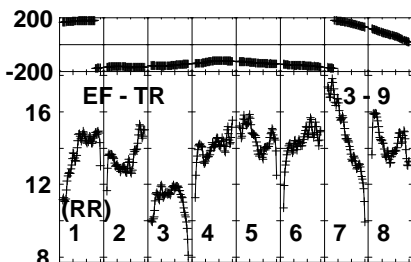
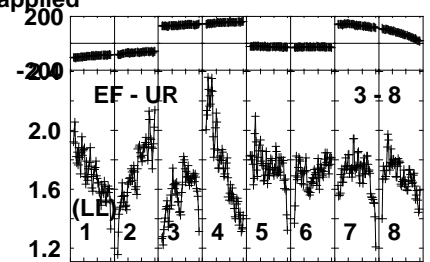
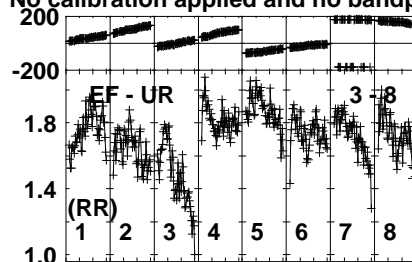
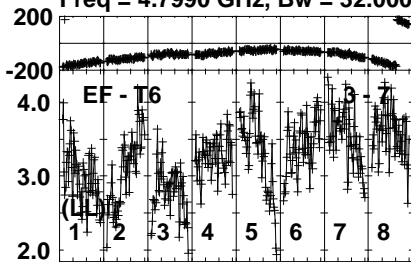
Lower frame: Milli Ampl Jy Top frame: Phas deg  
 Vector averaged cross-power spectrum Several baselines displayed  
 Timerange: 00/17:01:01 to 00/17:03:29

Plot file version 374 created 13-FEB-2023 10:49:50

J2025+33 EM166B.UVDATA.1

Freq = 4.7990 GHz, Bw = 32.000 MH

No calibration applied and no bandpass applied

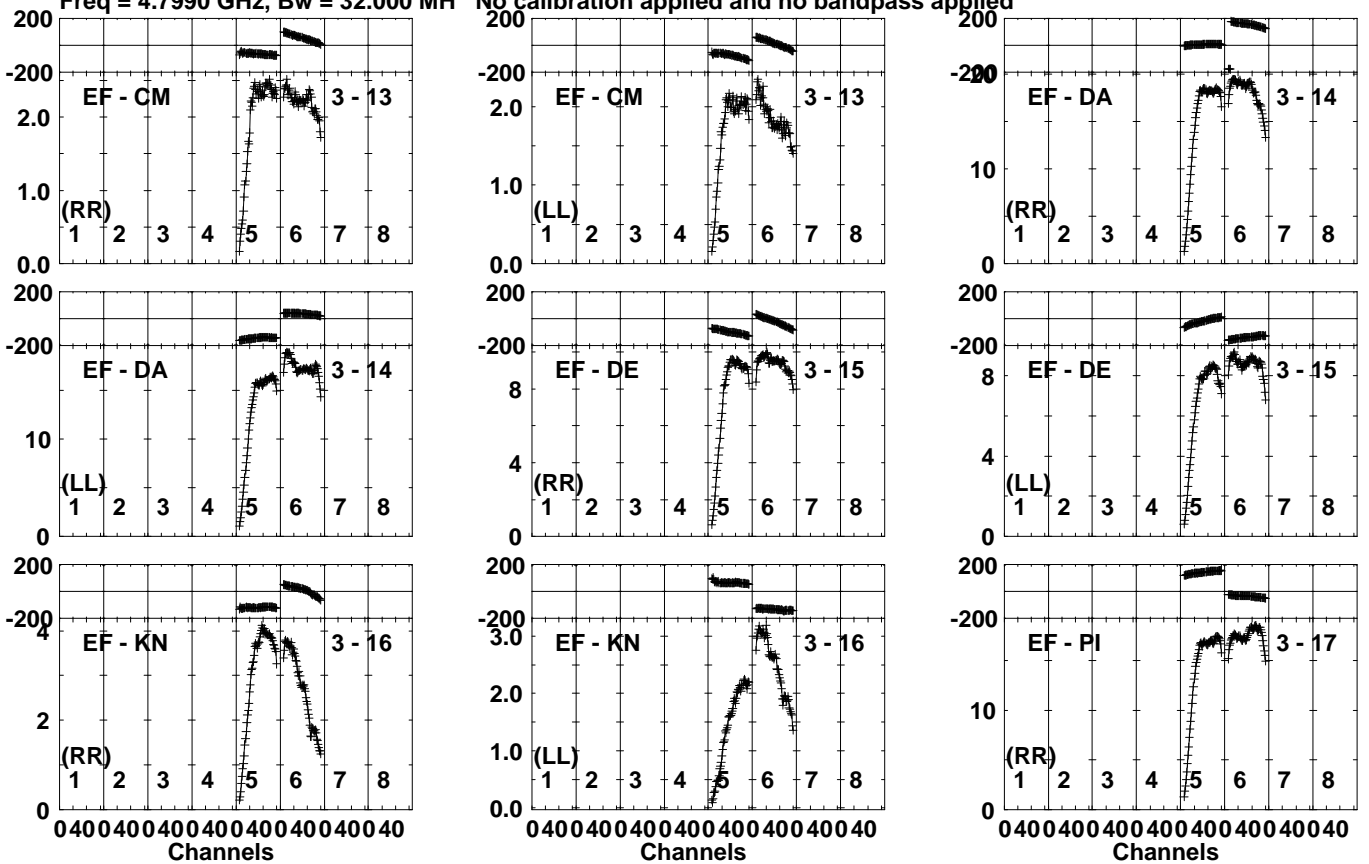


Lower frame: Milli Ampl Jy Top frame: Phas deg  
Vector averaged cross-power spectrum Several baselines displayed  
Timerange: 00/17:01:01 to 00/17:03:29

Plot file version 375 created 13-FEB-2023 10:49:50

J2025+33 EM166B.UVDATA.1

Freq = 4.7990 GHz, Bw = 32.000 MH No calibration applied and no bandpass applied

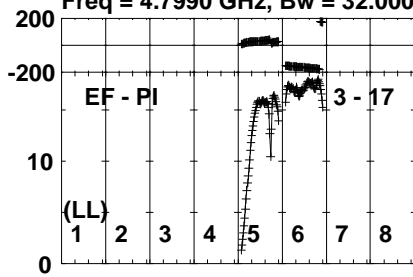


Lower frame: Milli Ampl Jy Top frame: Phas deg  
Vector averaged cross-power spectrum Several baselines displayed  
Timerange: 00/17:01:01 to 00/17:03:29

Plot file version 376 created 13-FEB-2023 10:49:50

J2025+33 EM166B.UVDATA.1

Freq = 4.7990 GHz, Bw = 32.000 MH No calibration applied and no bandpass applied



Lower frame: Milli Ampl Jy Top frame: Phas deg

Vector averaged cross-power spectrum Several baselines displayed

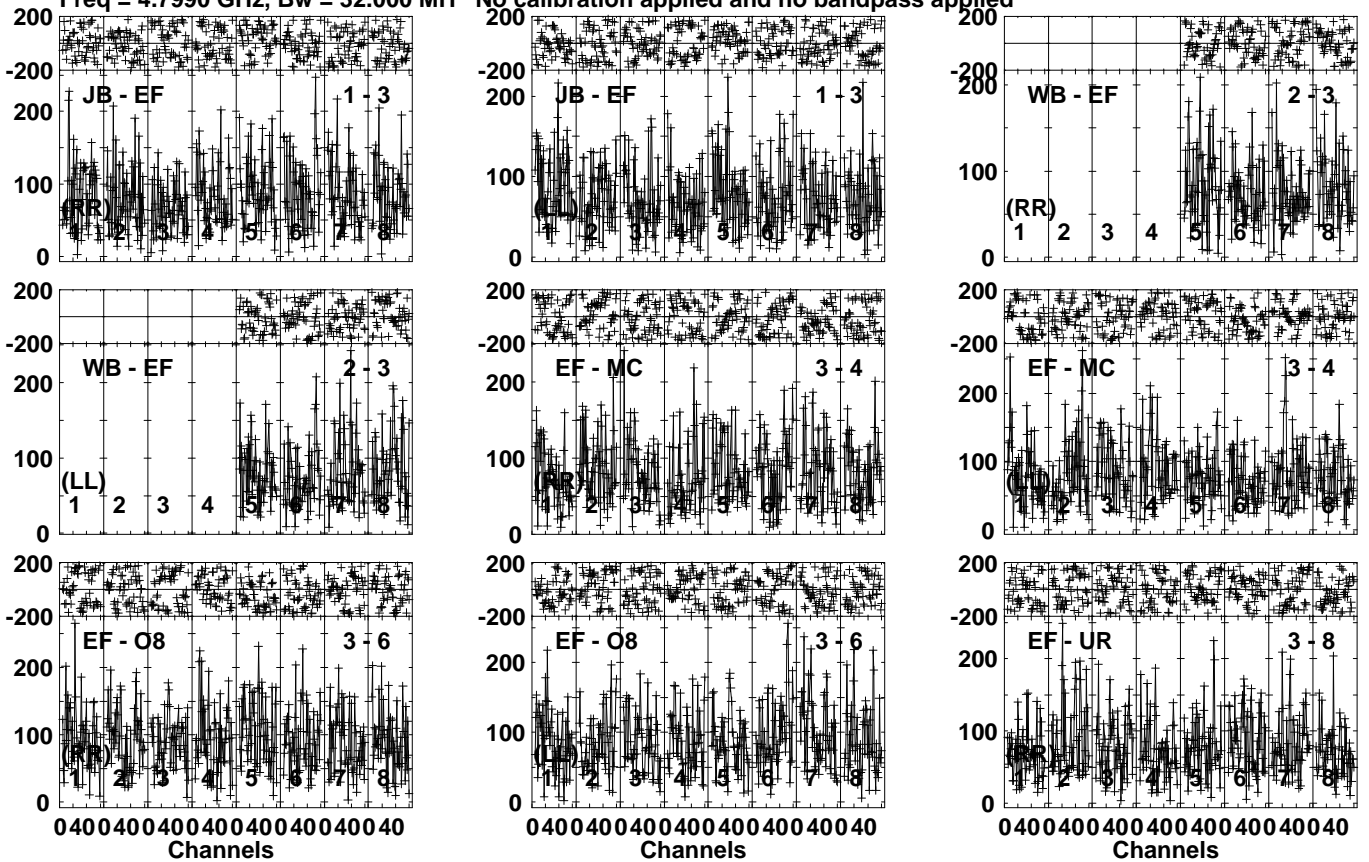
Timerange: 00/17:01:01 to 00/17:03:29



Plot file version 377 created 13-FEB-2023 10:49:50

V404CYG EM166B.UVDATA.1

Freq = 4.7990 GHz, Bw = 32.000 MH No calibration applied and no bandpass applied

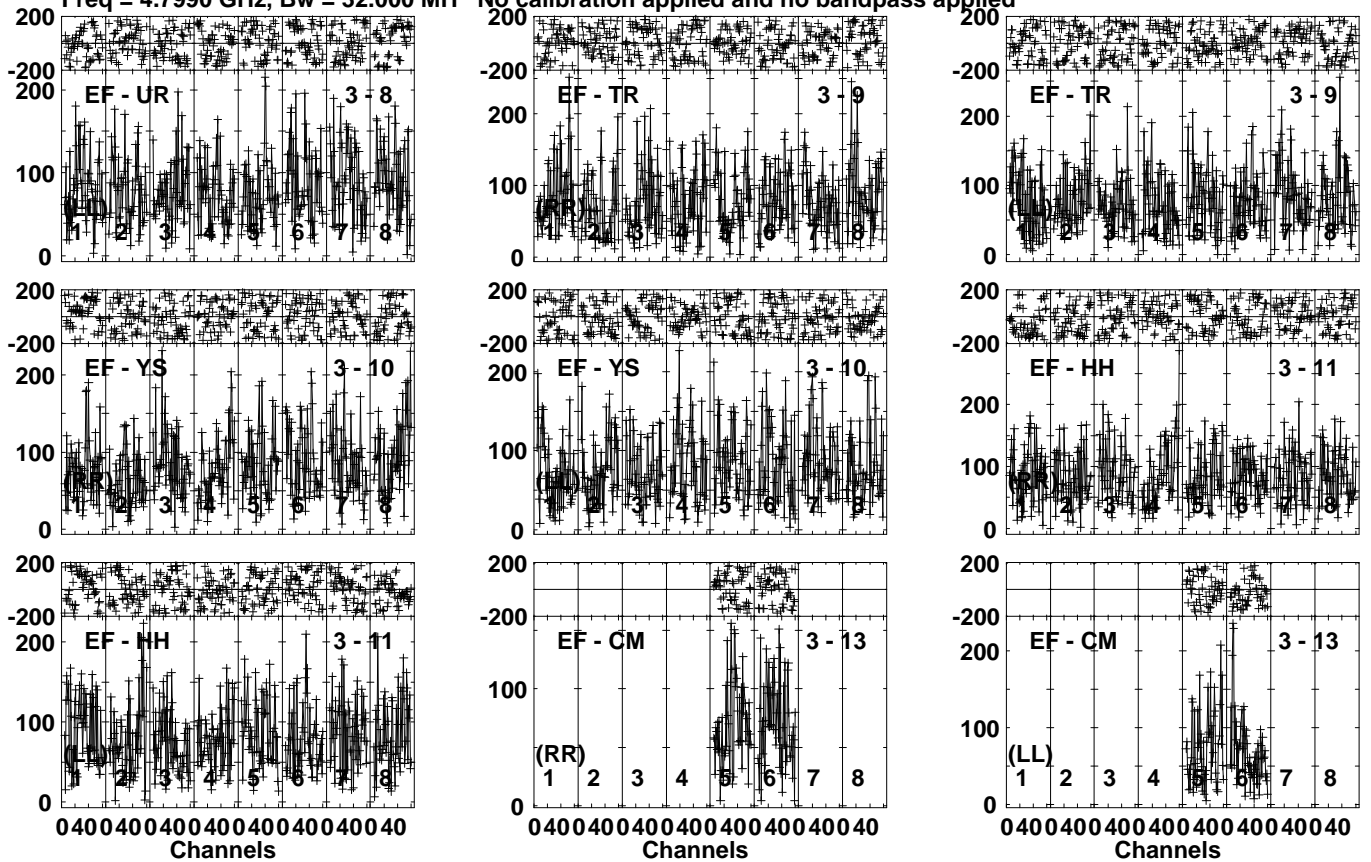


Lower frame: Micro Ampl Jy Top frame: Phas deg  
Vector averaged cross-power spectrum Several baselines displayed  
Timerange: 00/17:03:31 to 00/17:06:59

Plot file version 378 created 13-FEB-2023 10:49:50

V404CYG EM166B.UVDATA.1

Freq = 4.7990 GHz, Bw = 32.000 MH No calibration applied and no bandpass applied

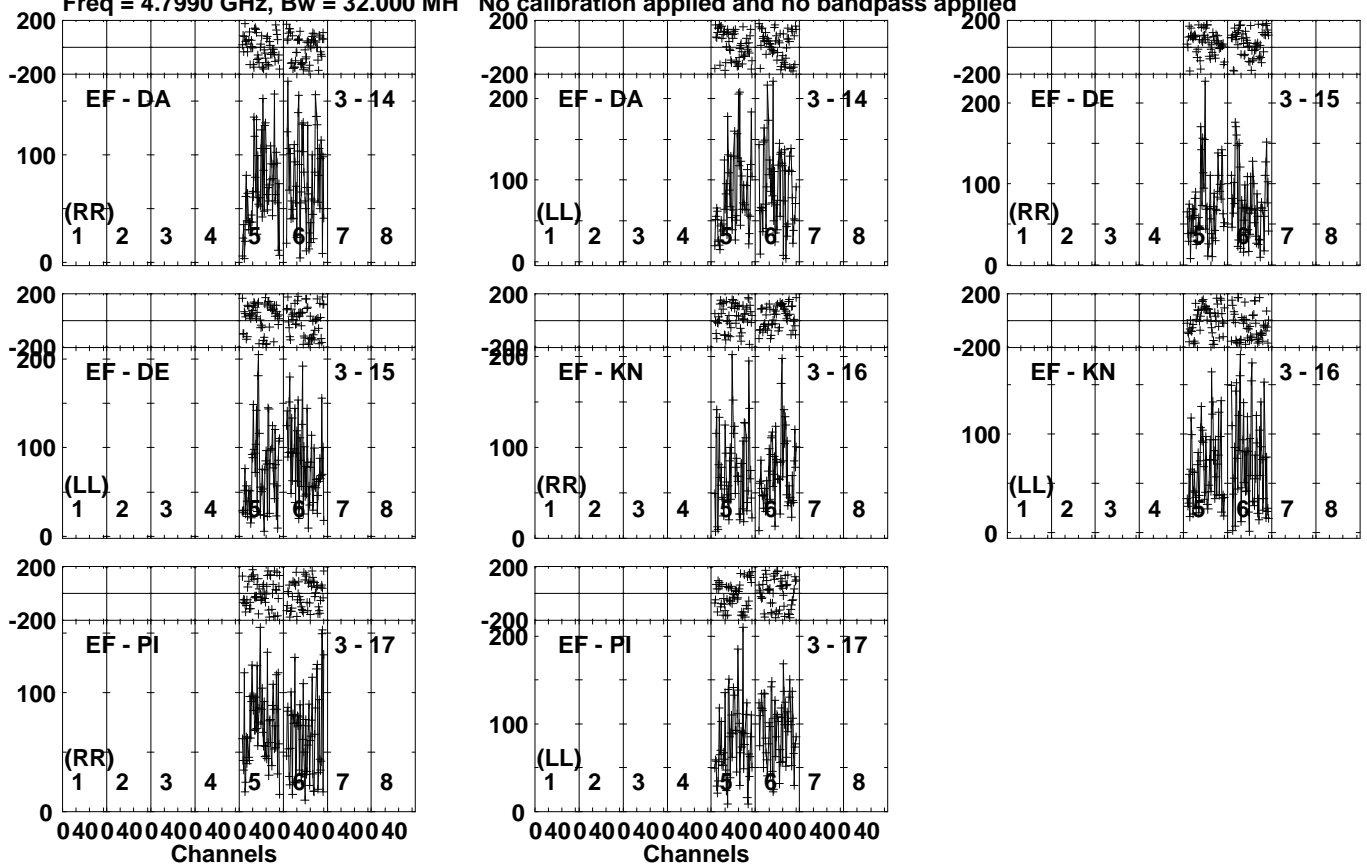


Lower frame: Micro Ampl Jy Top frame: Phas deg  
Vector averaged cross-power spectrum Several baselines displayed  
Timerange: 00/17:03:31 to 00/17:06:59

Plot file version 379 created 13-FEB-2023 10:49:51

V404CYG EM166B.UVDATA.1

Freq = 4.7990 GHz, Bw = 32.000 MH No calibration applied and no bandpass applied

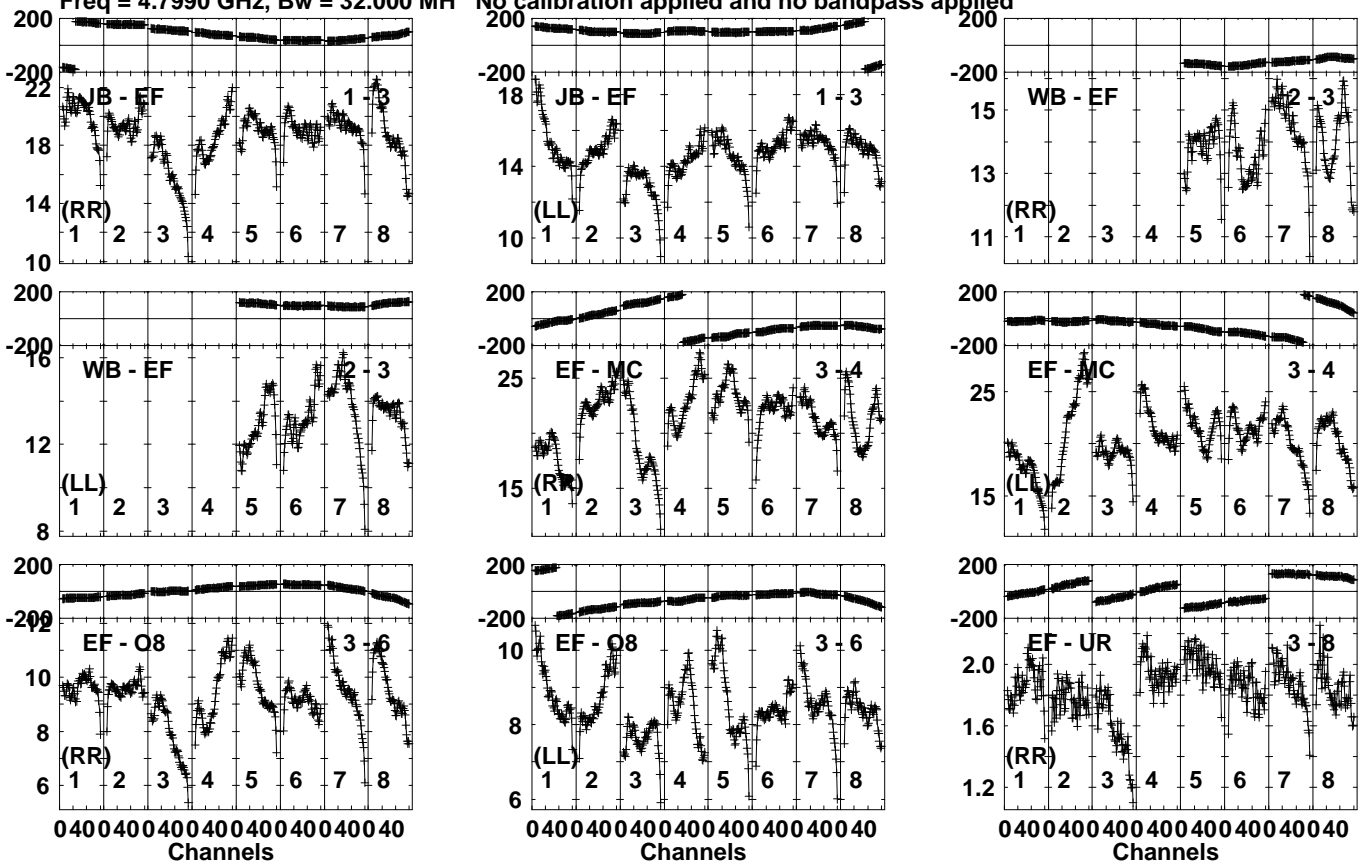


Lower frame: Micro Ampl Jy Top frame: Phas deg  
Vector averaged cross-power spectrum Several baselines displayed  
Timerange: 00/17:03:31 to 00/17:06:59

Plot file version 380 created 13-FEB-2023 10:49:51

J2025+33 EM166B.UVDATA.1

Freq = 4.7990 GHz, Bw = 32.000 MH No calibration applied and no bandpass applied

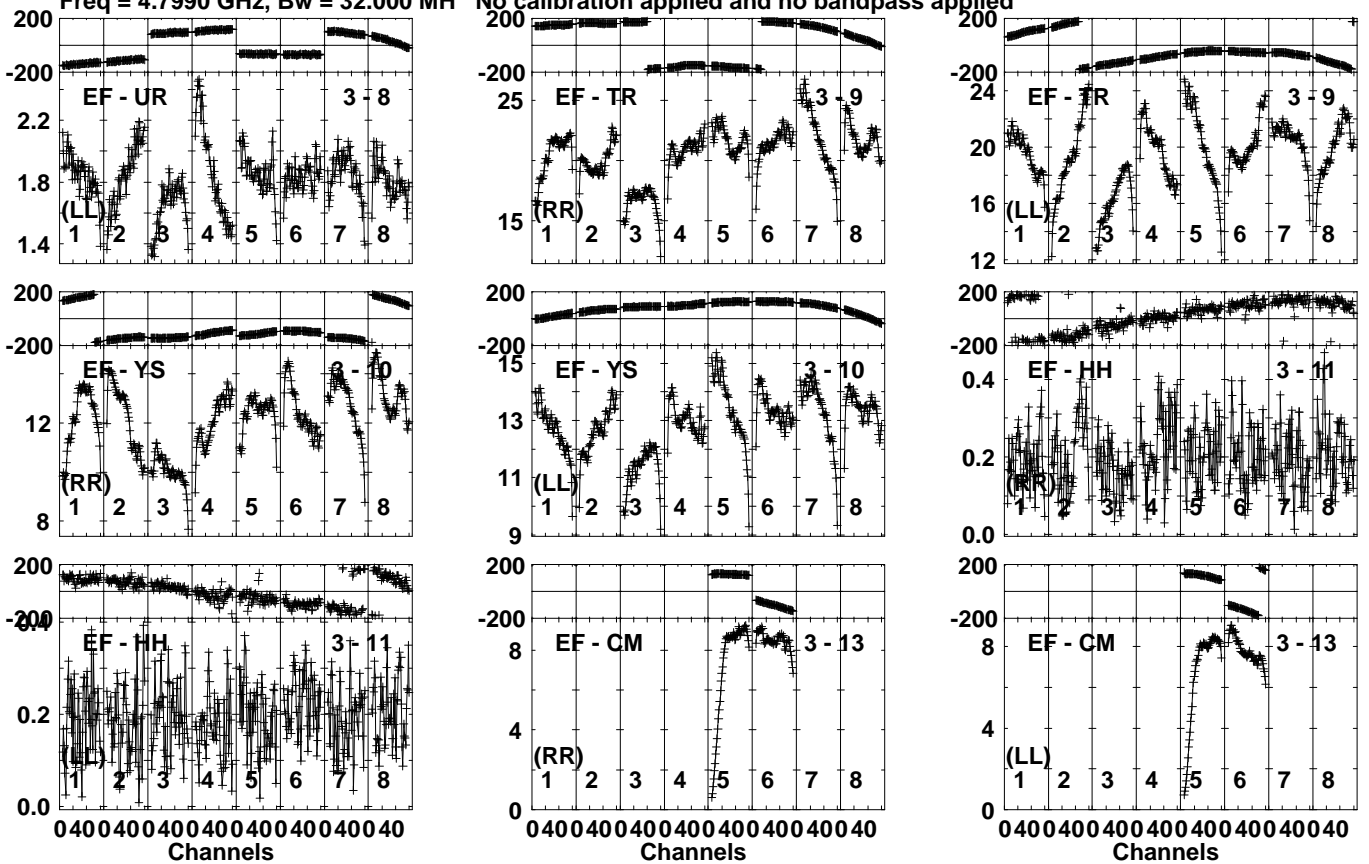


Lower frame: Milli Ampl Jy Top frame: Phas deg  
Vector averaged cross-power spectrum Several baselines displayed  
Timerange: 00/17:07:01 to 00/17:09:29

Plot file version 381 created 13-FEB-2023 10:49:51

J2025+33 EM166B.UVDATA.1

Freq = 4.7990 GHz, Bw = 32.000 MH No calibration applied and no bandpass applied

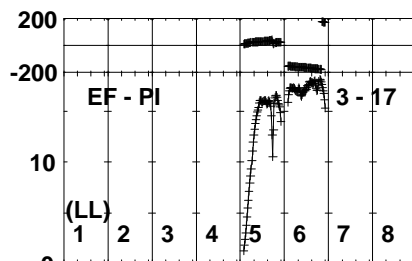
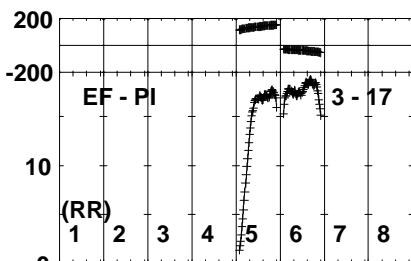
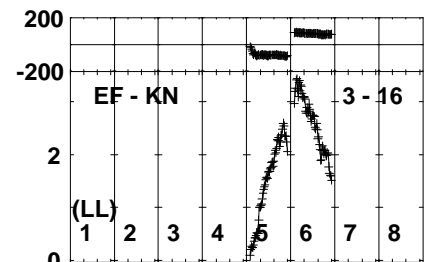
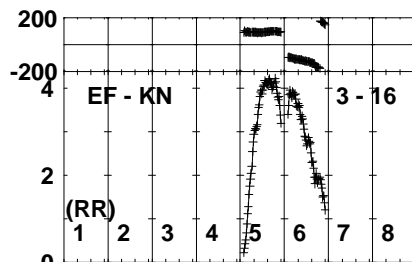
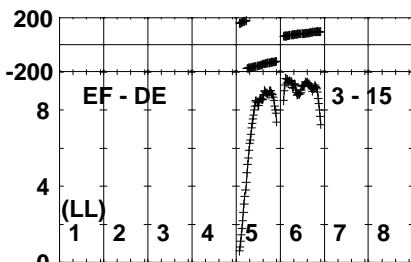
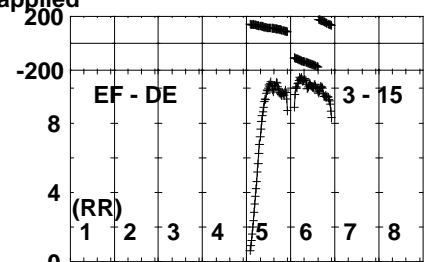
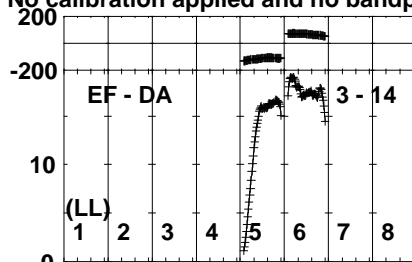
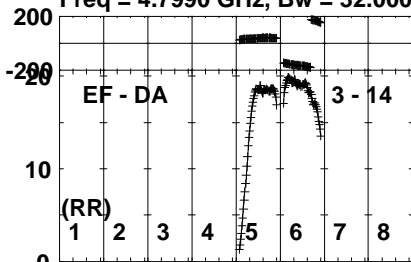


Lower frame: Milli Ampl Jy Top frame: Phas deg  
Vector averaged cross-power spectrum Several baselines displayed  
Timerange: 00/17:07:01 to 00/17:09:29

Plot file version 382 created 13-FEB-2023 10:49:51

J2025+33 EM166B.UVDATA.1

Freq = 4.7990 GHz, Bw = 32.000 MH No calibration applied and no bandpass applied



040040040040040040040040  
Channels

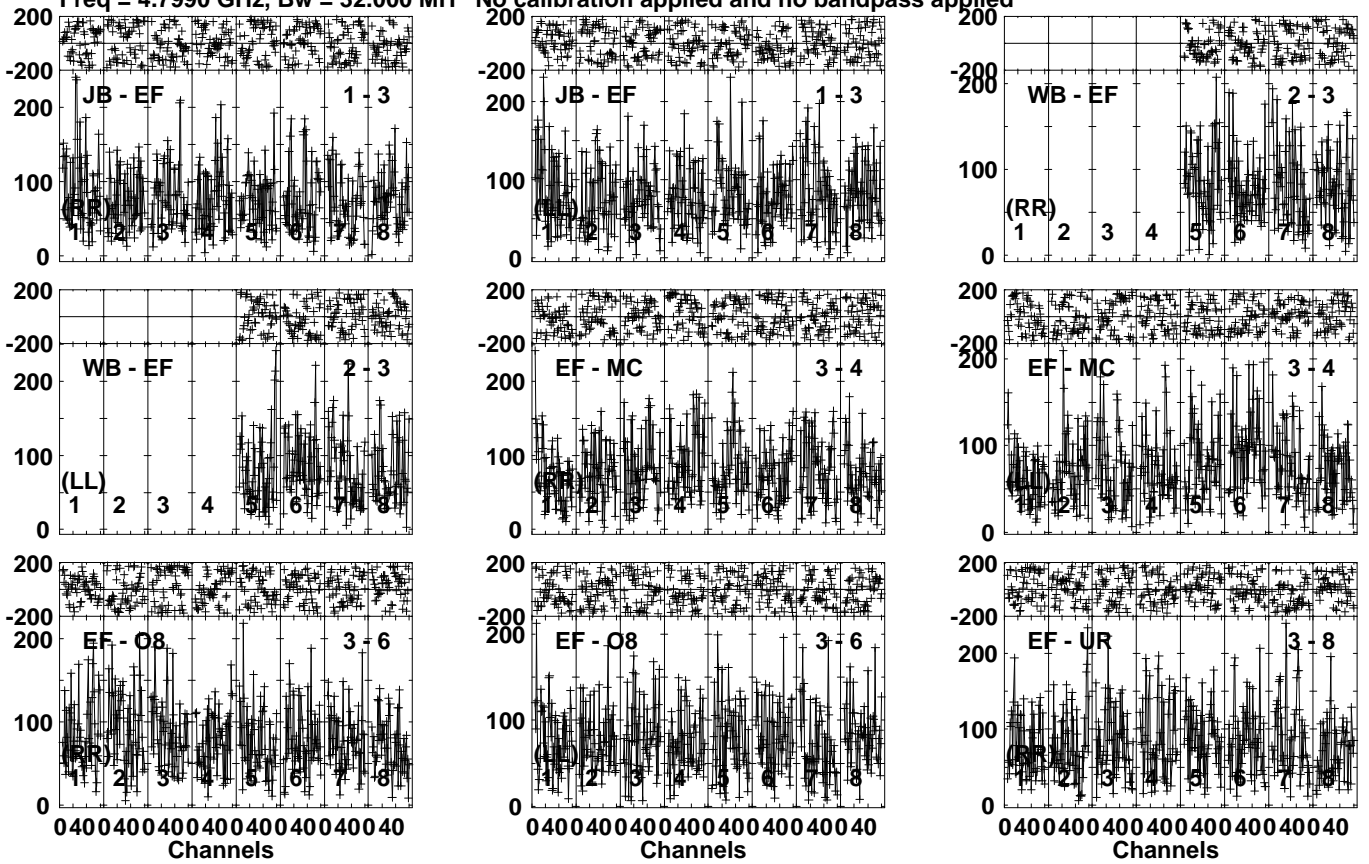
040040040040040040040040  
Channels

Lower frame: Milli Ampl Jy Top frame: Phas deg  
Vector averaged cross-power spectrum Several baselines displayed  
Timerange: 00/17:07:01 to 00/17:09:29

Plot file version 383 created 13-FEB-2023 10:49:51

V404CYG EM166B.UVDATA.1

Freq = 4.7990 GHz, Bw = 32.000 MH No calibration applied and no bandpass applied

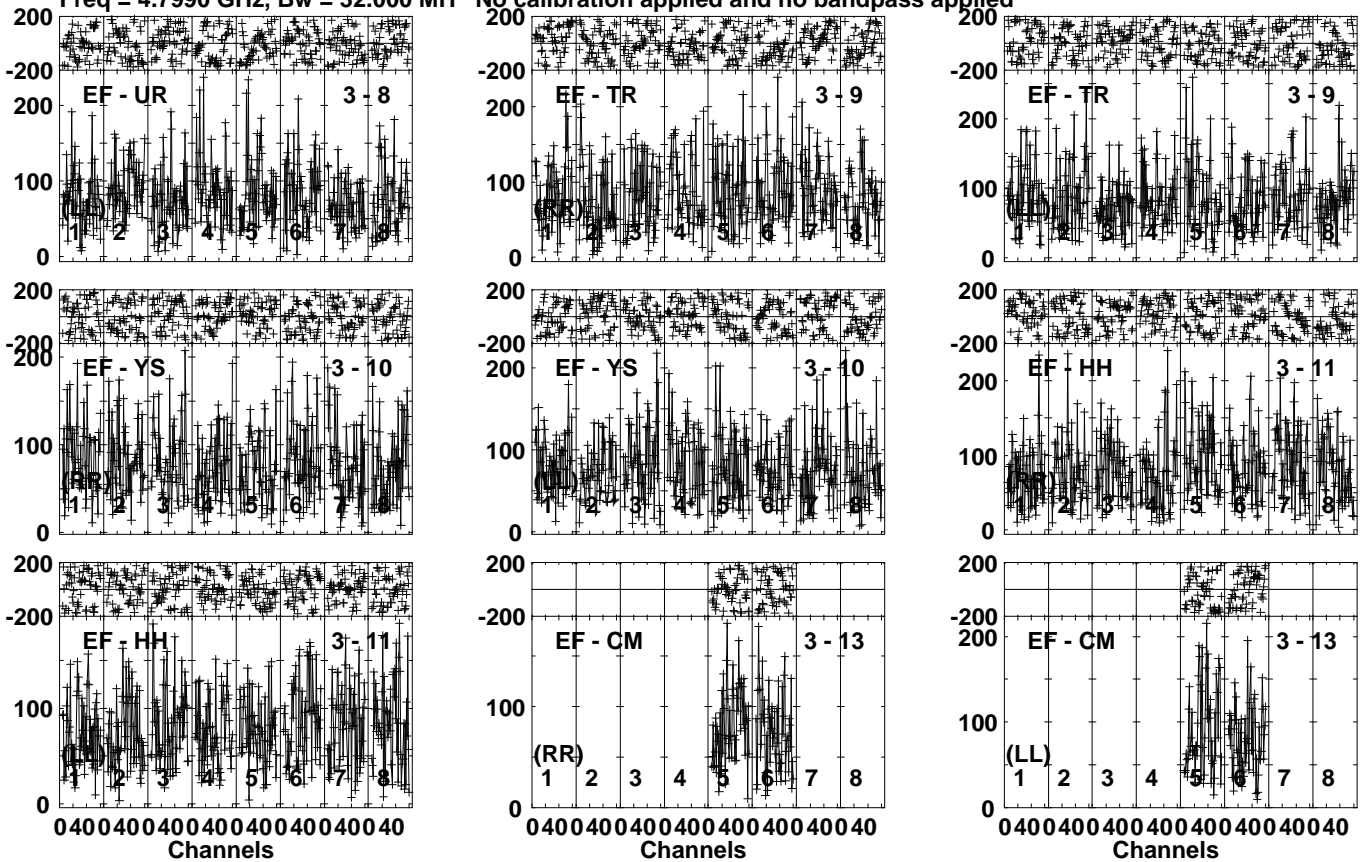


Lower frame: Micro Ampl Jy Top frame: Phas deg  
Vector averaged cross-power spectrum Several baselines displayed  
Timerange: 00/17:09:31 to 00/17:12:59

Plot file version 384 created 13-FEB-2023 10:49:51

V404CYG EM166B.UVDATA.1

Freq = 4.7990 GHz, Bw = 32.000 MH No calibration applied and no bandpass applied



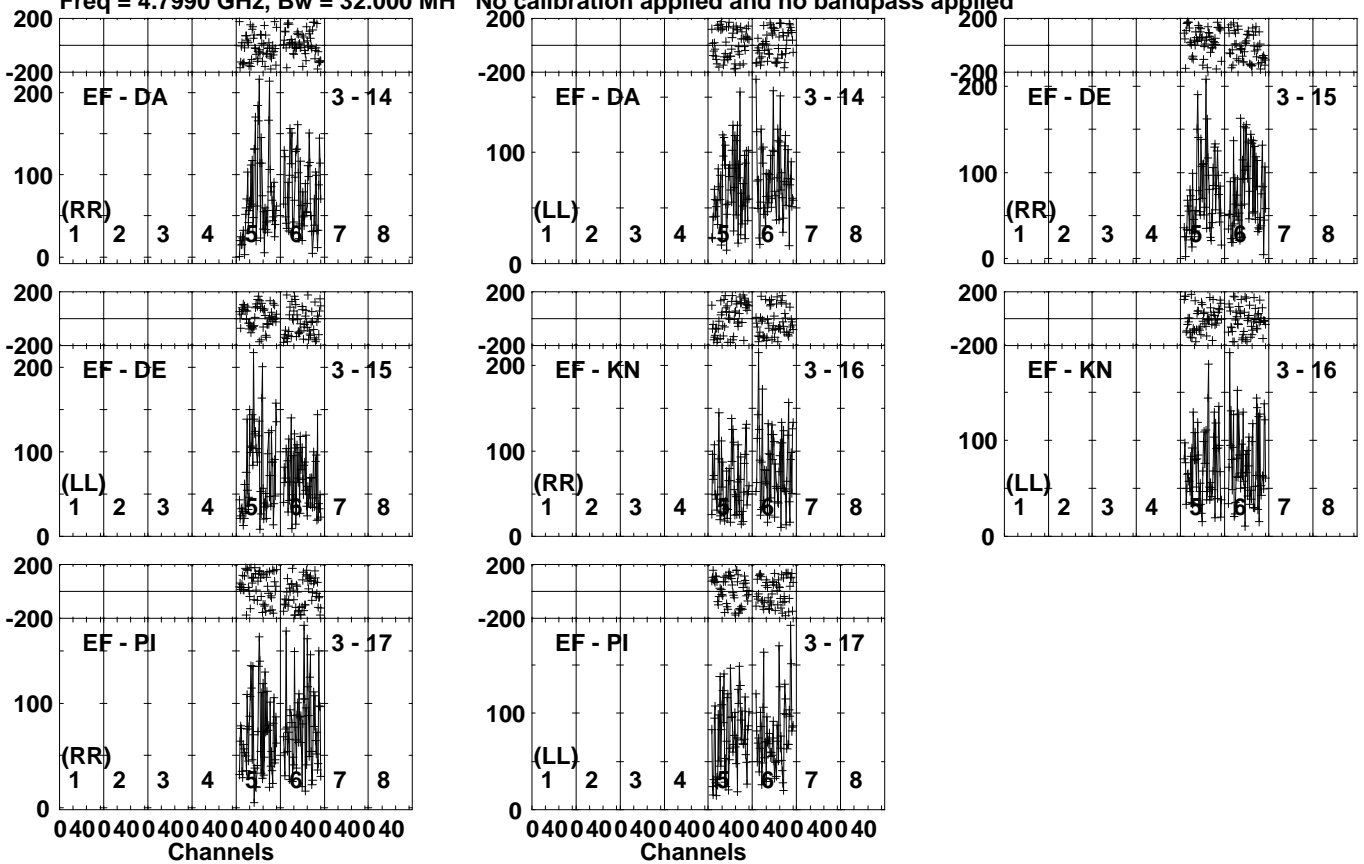
Lower frame: Micro Ampl Jy Top frame: Phas deg  
Vector averaged cross-power spectrum Several baselines displayed  
Timerange: 00/17:09:31 to 00/17:12:59



Plot file version 385 created 13-FEB-2023 10:49:52

V404CYG EM166B.UVDATA.1

Freq = 4.7990 GHz, Bw = 32.000 MH No calibration applied and no bandpass applied

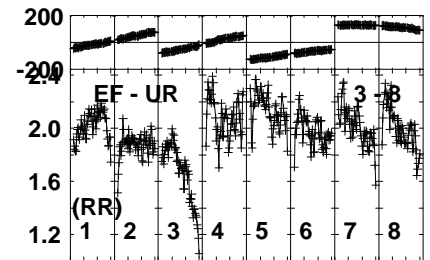
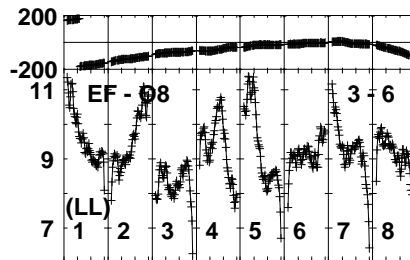
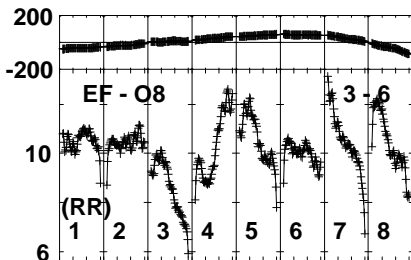
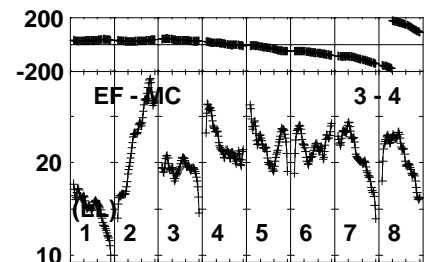
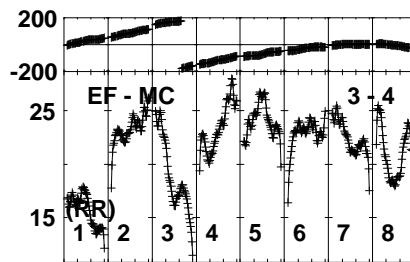
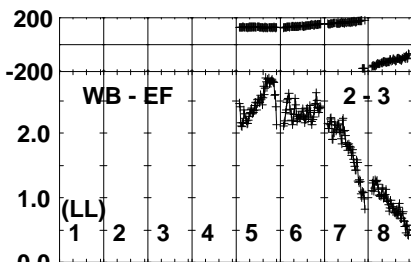
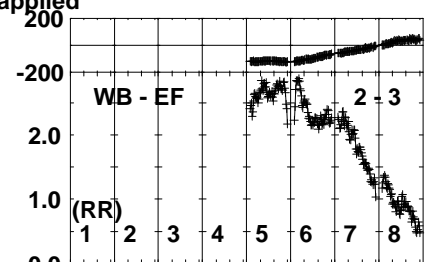
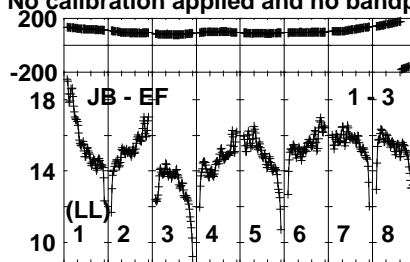
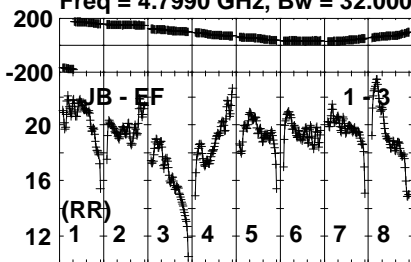


Lower frame: Micro Ampl Jy Top frame: Phas deg  
Vector averaged cross-power spectrum Several baselines displayed  
Timerange: 00/17:09:31 to 00/17:12:59

Plot file version 386 created 13-FEB-2023 10:49:52

J2025+33 EM166B.UVDATA.1

Freq = 4.7990 GHz, Bw = 32.000 MH No calibration applied and no bandpass applied



0400400400400400400400400400  
Channels

0400400400400400400400400400  
Channels

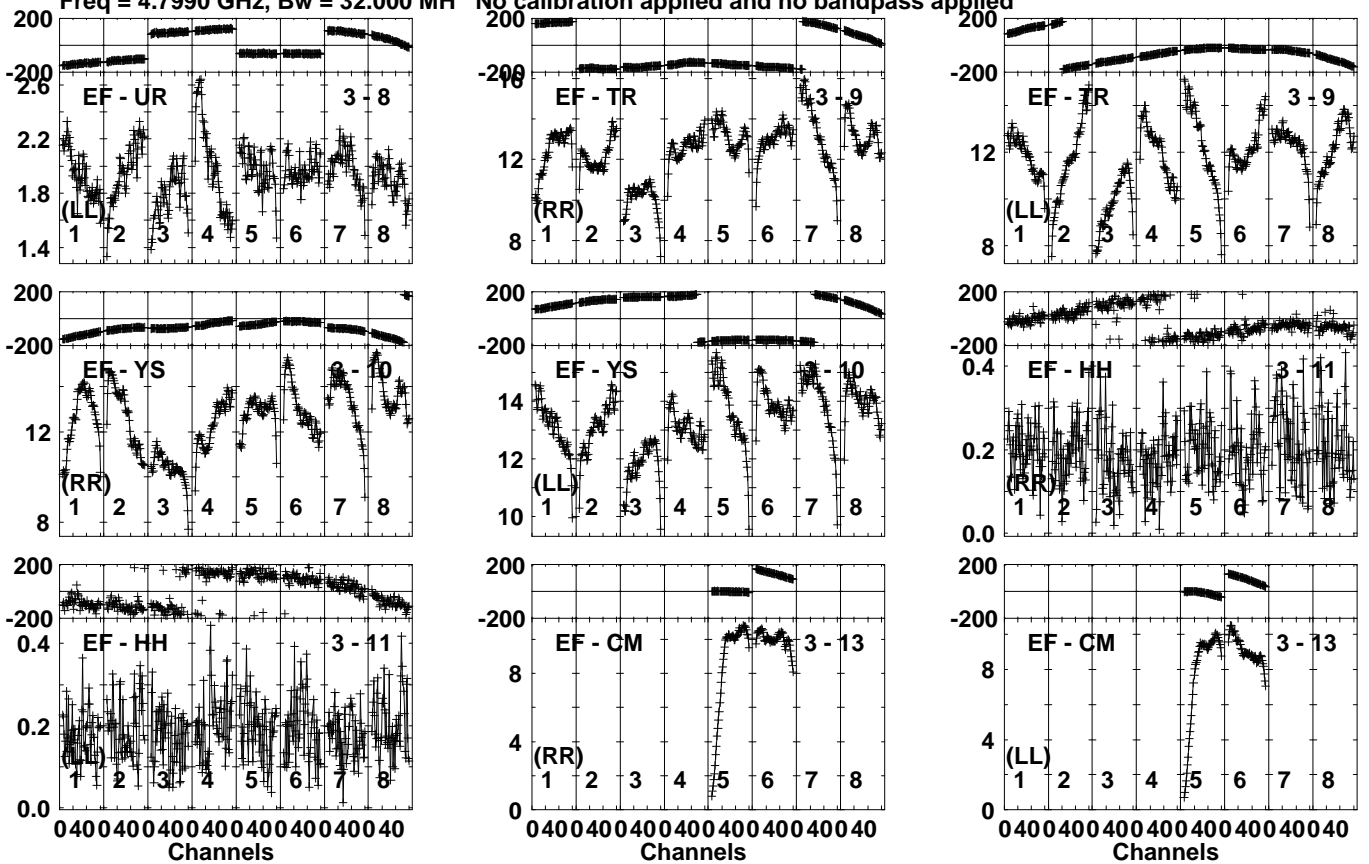
0400400400400400400400400400  
Channels

Lower frame: Milli Ampl Jy Top frame: Phas deg  
Vector averaged cross-power spectrum Several baselines displayed  
Timerange: 00/17:13:31 to 00/17:15:29

Plot file version 387 created 13-FEB-2023 10:49:52

J2025+33 EM166B.UVDATA.1

Freq = 4.7990 GHz, Bw = 32.000 MH No calibration applied and no bandpass applied



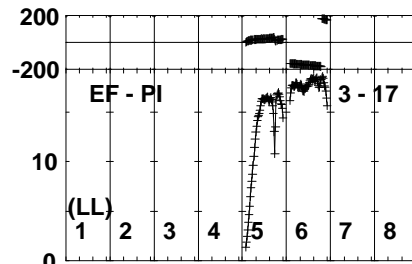
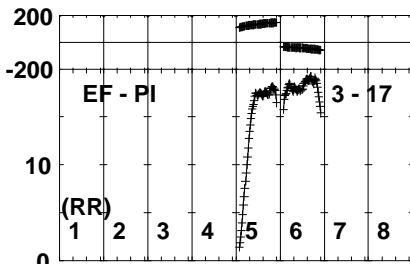
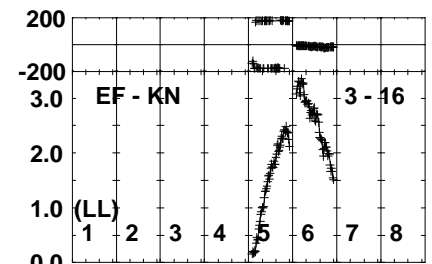
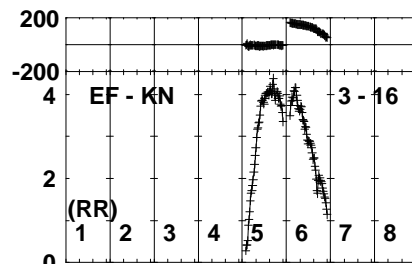
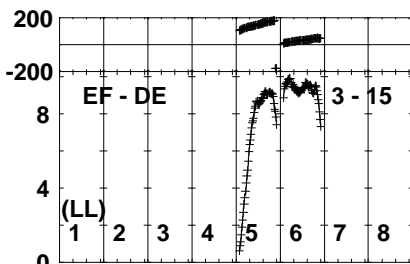
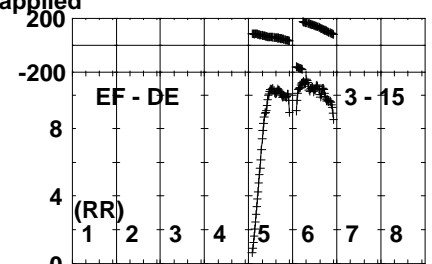
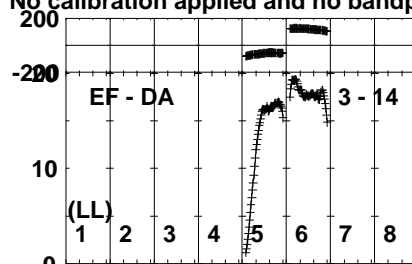
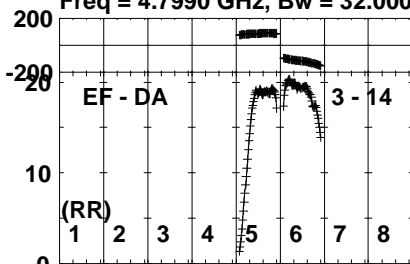
Lower frame: Milli Ampl Jy Top frame: Phas deg  
Vector averaged cross-power spectrum Several baselines displayed  
Timerange: 00/17:13:31 to 00/17:15:29

Plot file version 388 created 13-FEB-2023 10:49:52

J2025+33 EM166B.UVDATA.1

Freq = 4.7990 GHz, Bw = 32.000 MH

No calibration applied and no bandpass applied

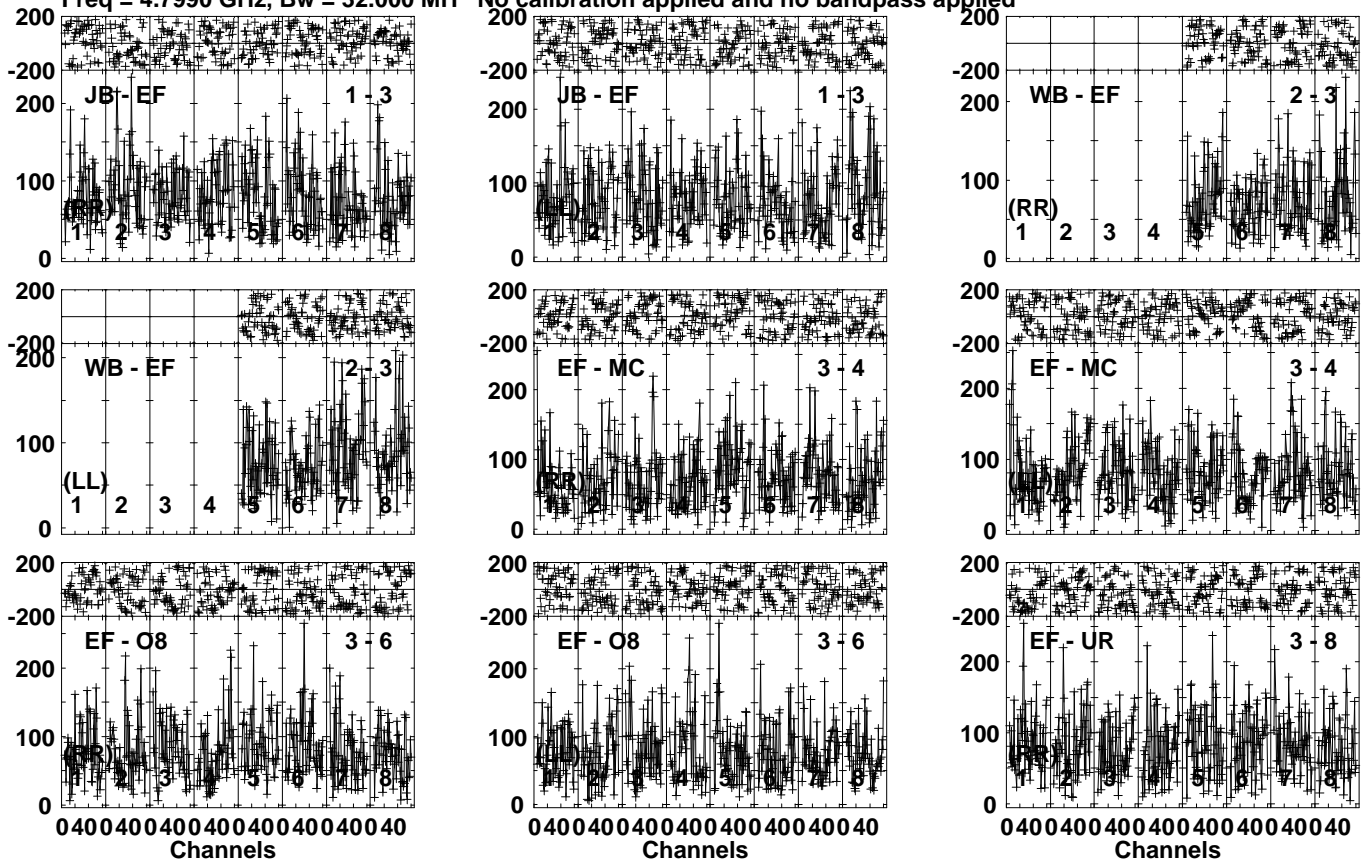


Lower frame: Milli Ampl Jy Top frame: Phas deg  
Vector averaged cross-power spectrum Several baselines displayed  
Timerange: 00/17:13:31 to 00/17:15:29

Plot file version 389 created 13-FEB-2023 10:49:52

V404CYG EM166B.UVDATA.1

Freq = 4.7990 GHz, Bw = 32.000 MH No calibration applied and no bandpass applied

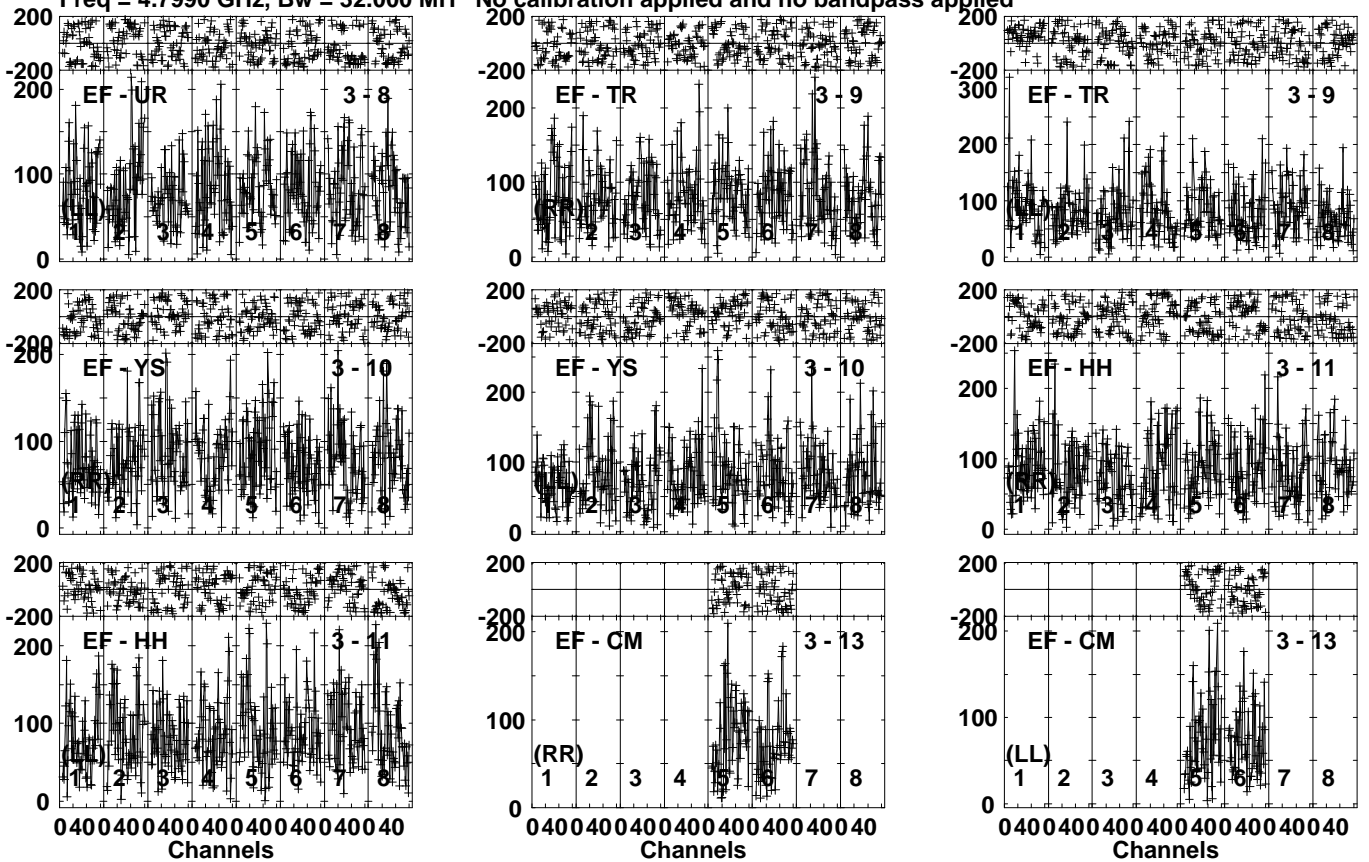


Lower frame: Micro Ampl Jy Top frame: Phas deg  
Vector averaged cross-power spectrum Several baselines displayed  
Timerange: 00/17:15:31 to 00/17:18:59

Plot file version 390 created 13-FEB-2023 10:49:52

V404CYG EM166B.UVDATA.1

Freq = 4.7990 GHz, Bw = 32.000 MH No calibration applied and no bandpass applied

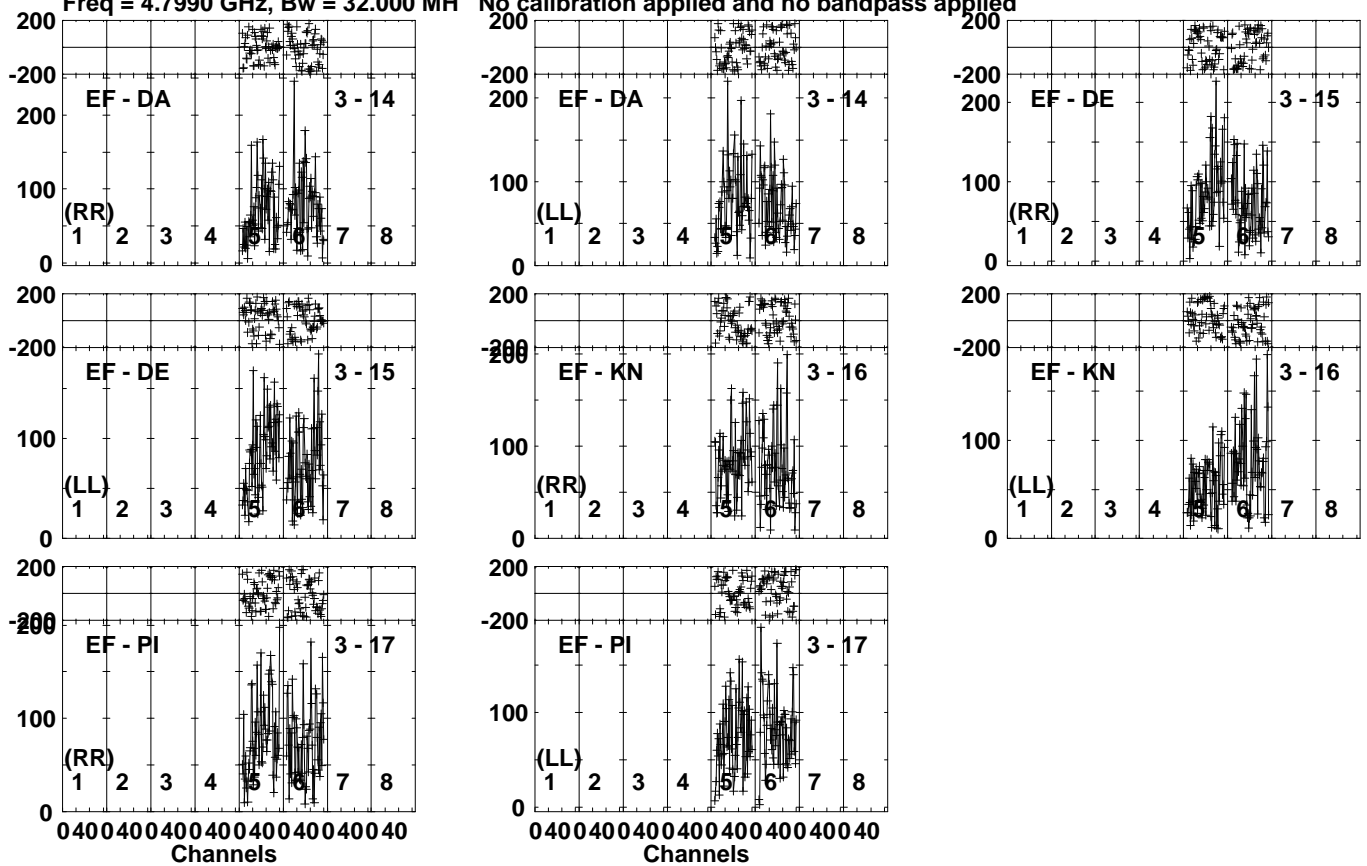


Lower frame: Micro Ampl Jy Top frame: Phas deg  
Vector averaged cross-power spectrum Several baselines displayed  
Timerange: 00/17:15:31 to 00/17:18:59

Plot file version 391 created 13-FEB-2023 10:49:52

V404CYG EM166B.UVDATA.1

Freq = 4.7990 GHz, Bw = 32.000 MH No calibration applied and no bandpass applied

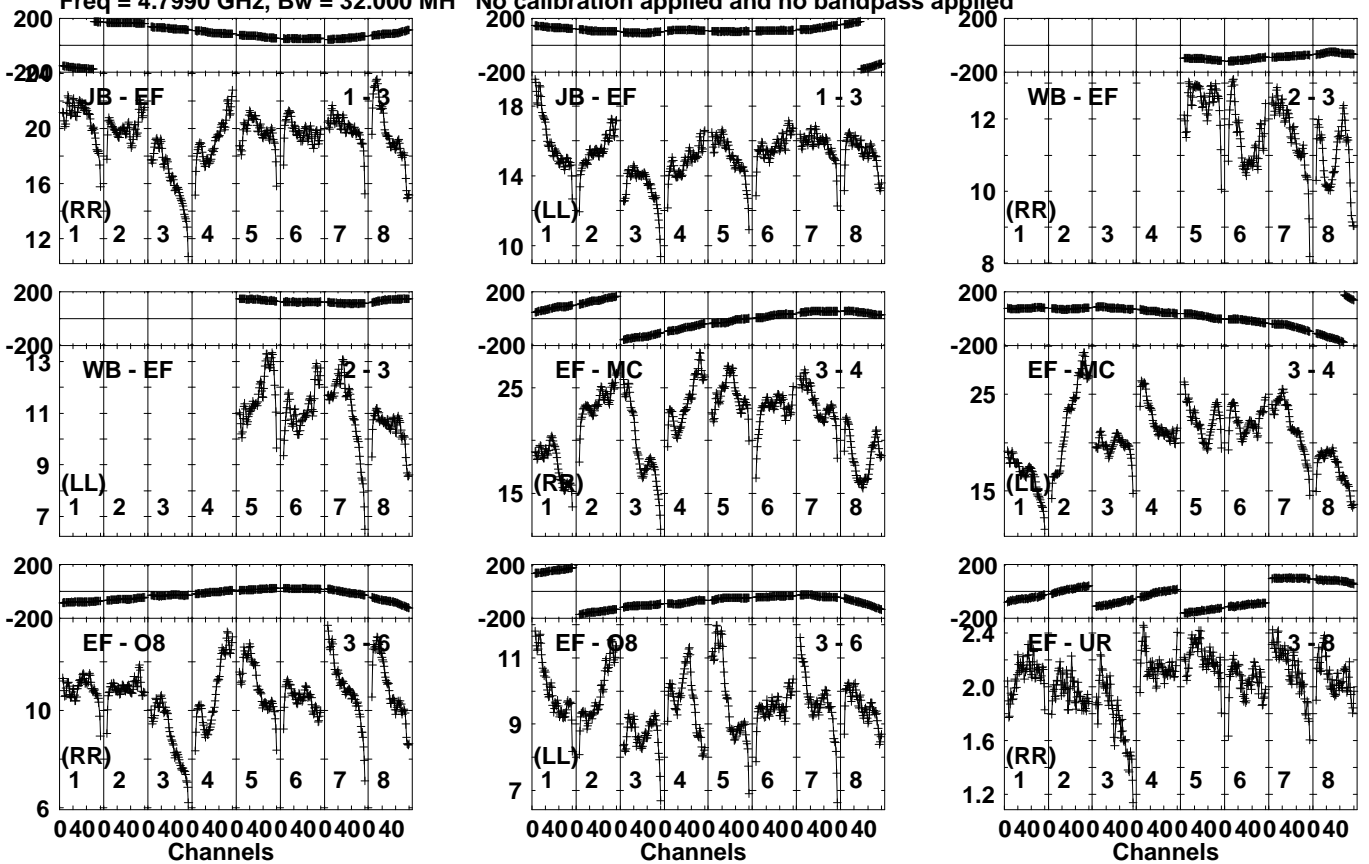


Lower frame: Micro Ampl Jy Top frame: Phas deg  
Vector averaged cross-power spectrum Several baselines displayed  
Timerange: 00/17:15:31 to 00/17:18:59

Plot file version 392 created 13-FEB-2023 10:49:52

J2025+33 EM166B.UVDATA.1

Freq = 4.7990 GHz, Bw = 32.000 MH No calibration applied and no bandpass applied



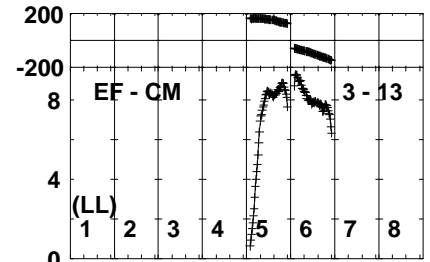
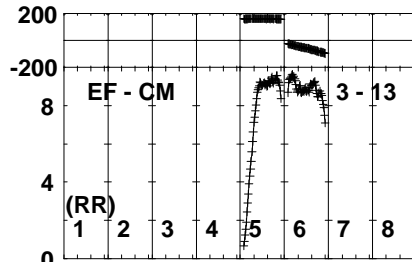
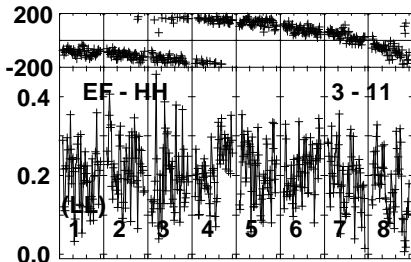
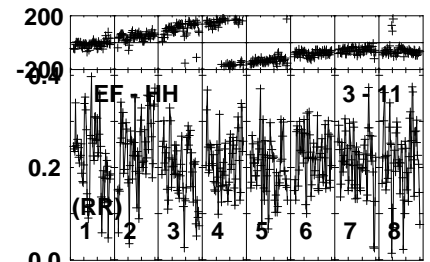
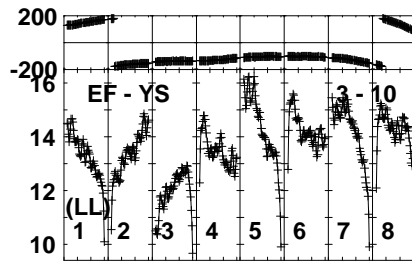
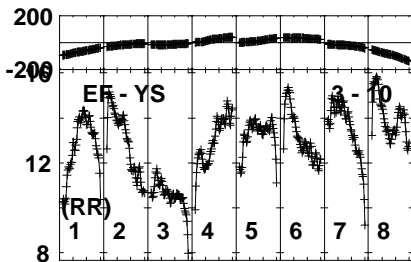
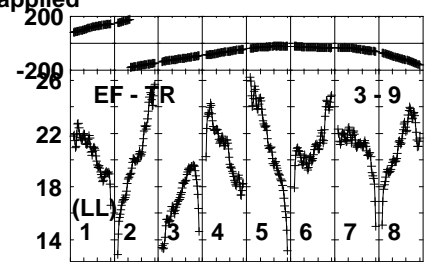
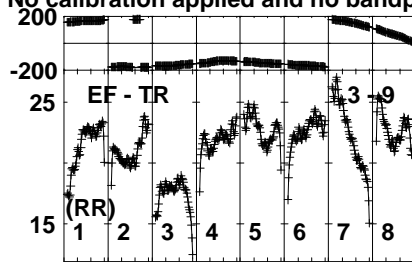
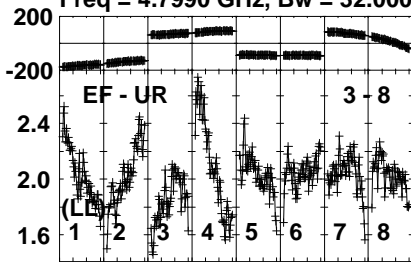
Lower frame: Milli Ampl Jy Top frame: Phas deg  
Vector averaged cross-power spectrum Several baselines displayed  
Timerange: 00/17:19:01 to 00/17:21:29



Plot file version 393 created 13-FEB-2023 10:49:53

J2025+33 EM166B.UVDATA.1

Freq = 4.7990 GHz, Bw = 32.000 MH No calibration applied and no bandpass applied



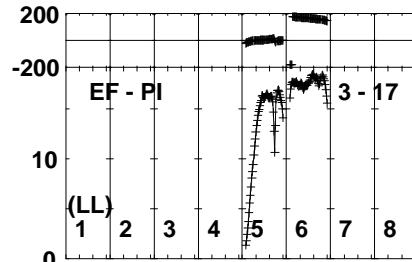
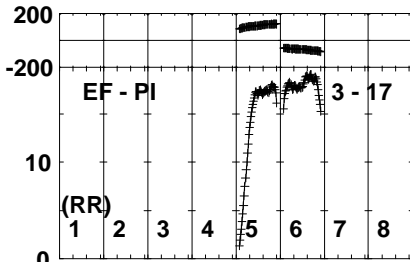
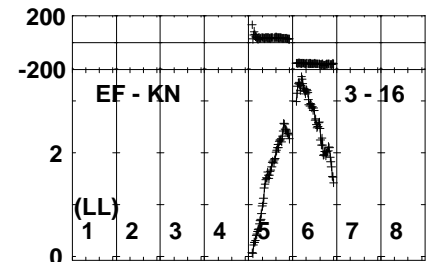
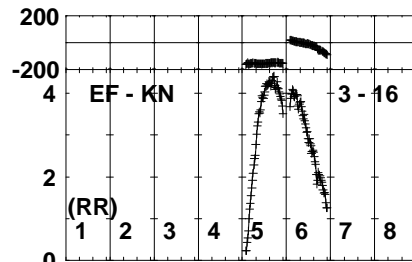
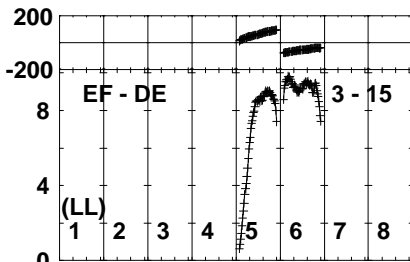
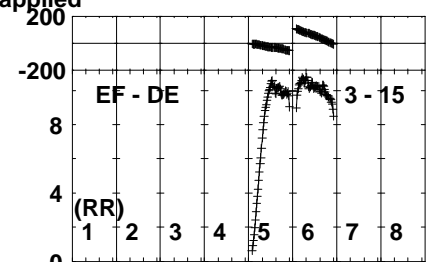
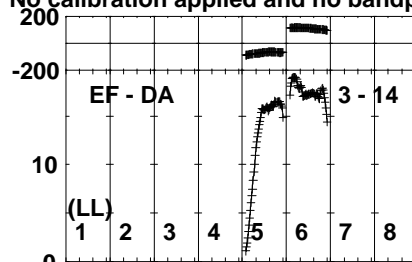
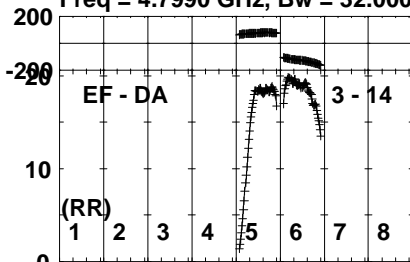
Lower frame: Milli Ampl Jy Top frame: Phas deg  
Vector averaged cross-power spectrum Several baselines displayed  
Timerange: 00/17:19:01 to 00/17:21:29

Plot file version 394 created 13-FEB-2023 10:49:53

J2025+33 EM166B.UVDATA.1

Freq = 4.7990 GHz, Bw = 32.000 MH

No calibration applied and no bandpass applied



0400400400400400400400400400  
Channels

0400400400400400400400400400  
Channels

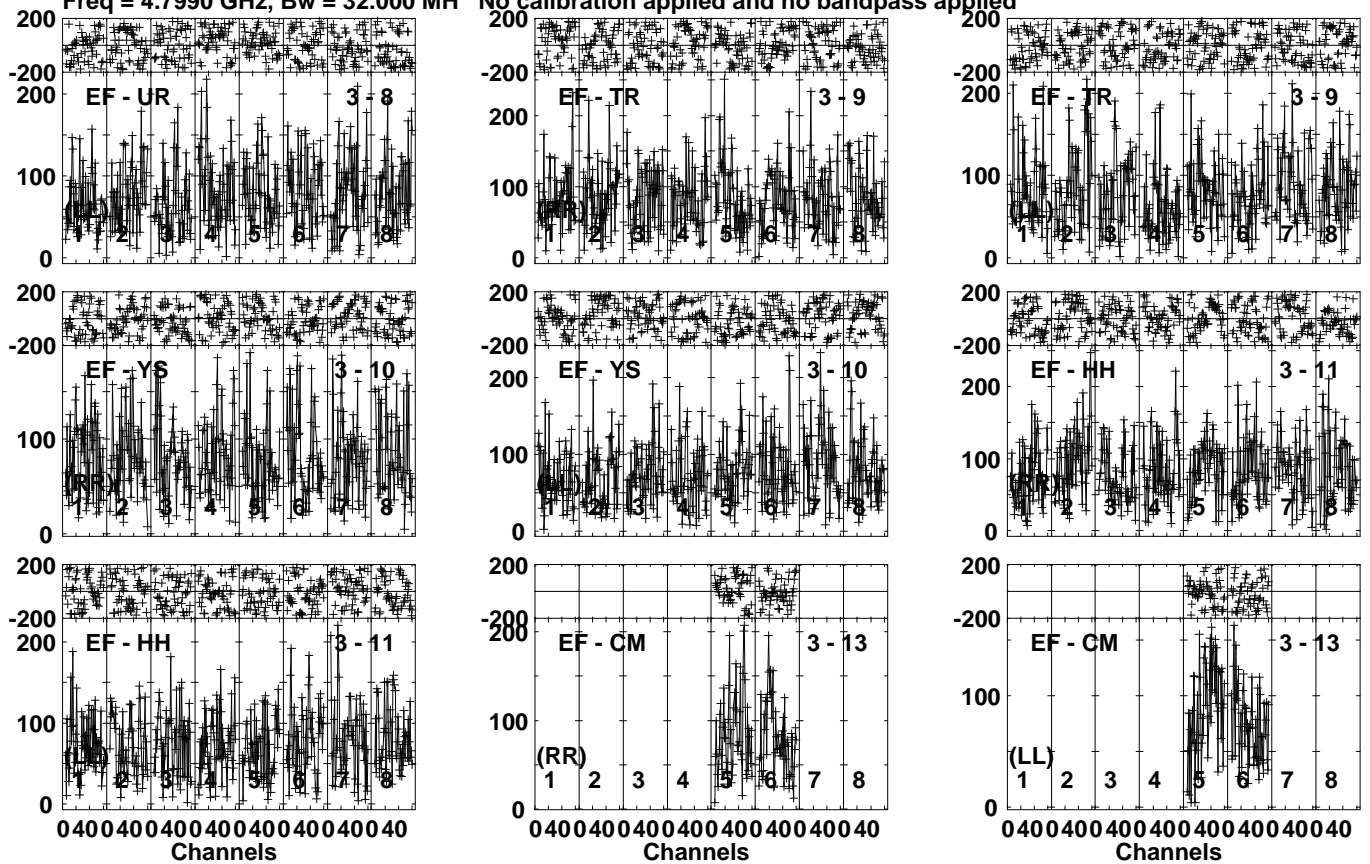
Lower frame: Milli Ampl Jy Top frame: Phas deg  
Vector averaged cross-power spectrum Several baselines displayed  
Timerange: 00/17:19:01 to 00/17:21:29



Plot file version 396 created 13-FEB-2023 10:49:53

V404CYG EM166B.UVDATA.1

Freq = 4.7990 GHz, Bw = 32.000 MH No calibration applied and no bandpass applied

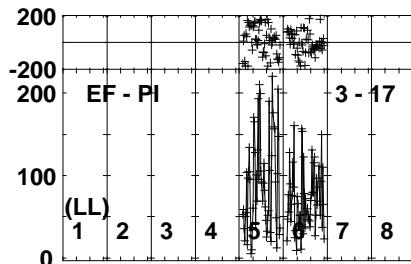
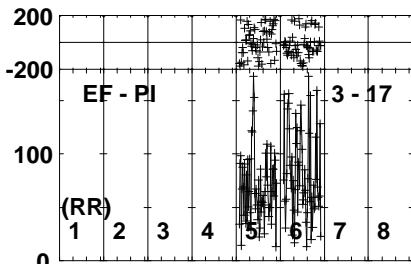
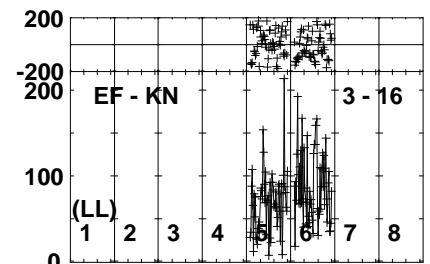
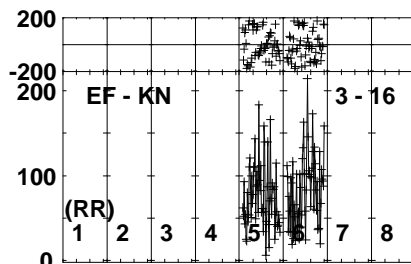
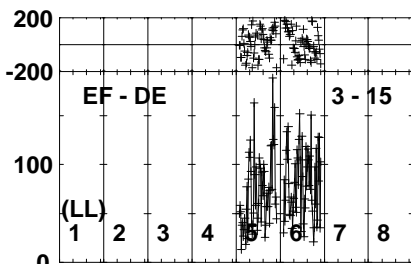
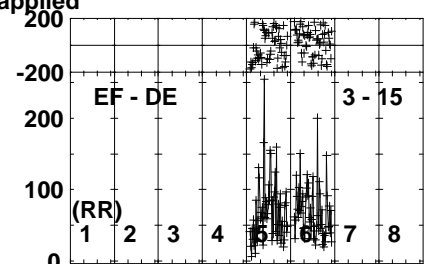
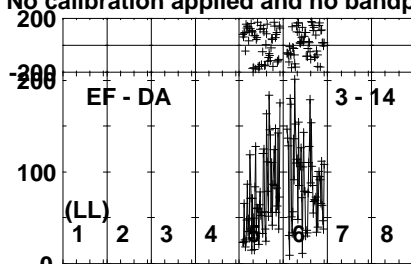
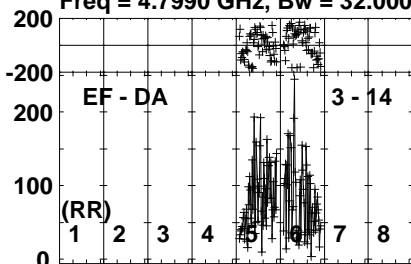


Lower frame: Micro Ampl Jy Top frame: Phas deg  
Vector averaged cross-power spectrum Several baselines displayed  
Timerange: 00/17:21:31 to 00/17:24:59

Plot file version 397 created 13-FEB-2023 10:49:53

V404CYG EM166B.UVDATA.1

Freq = 4.7990 GHz, Bw = 32.000 MH No calibration applied and no bandpass applied



040040040040040040040040  
Channels

040040040040040040040040  
Channels

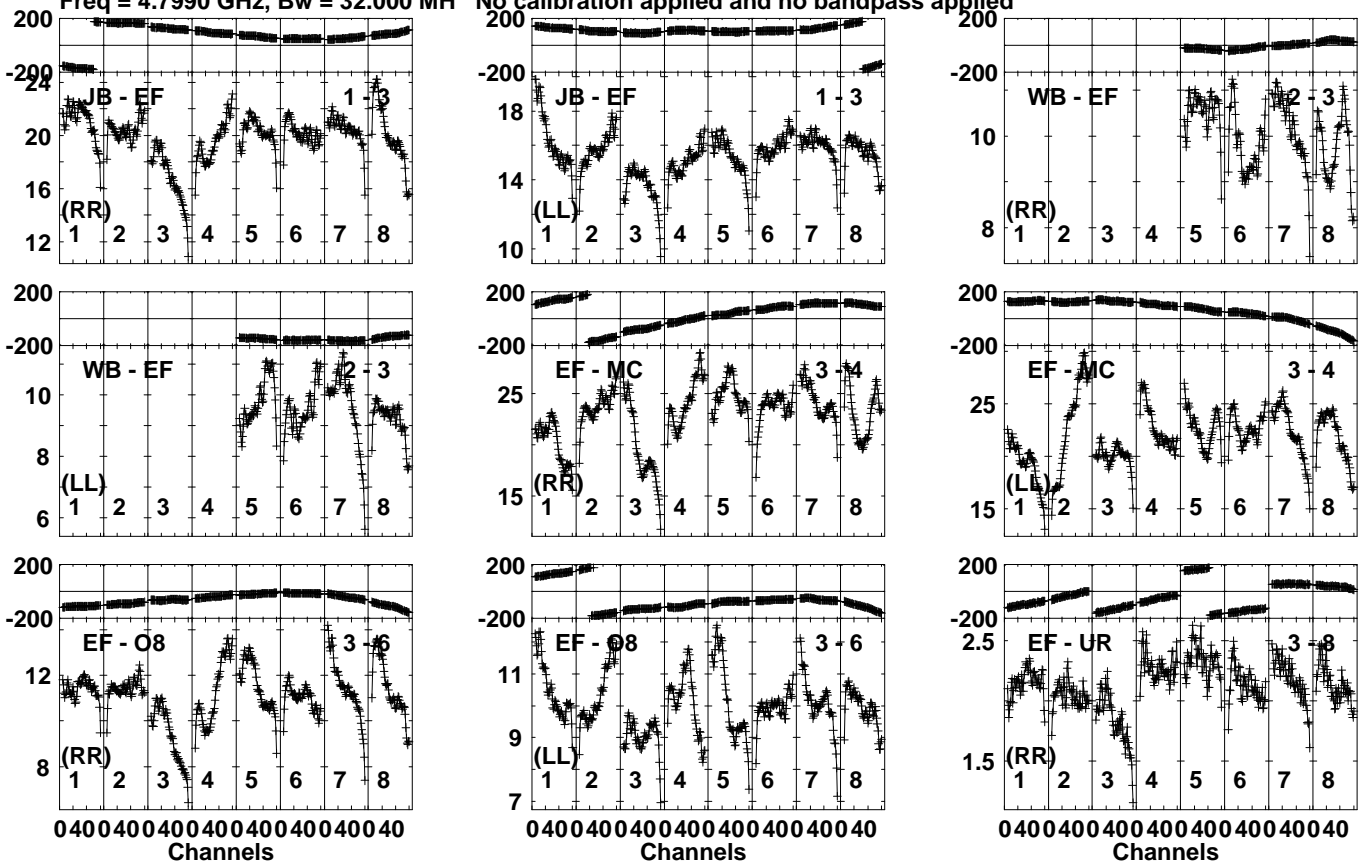
Lower frame: Micro Ampl Jy Top frame: Phas deg  
Vector averaged cross-power spectrum Several baselines displayed  
Timerange: 00/17:21:31 to 00/17:24:59

Plot file version 398 created 13-FEB-2023 10:49:53

J2025+33 EM166B.UVDATA.1

Freq = 4.7990 GHz, Bw = 32.000 MH

No calibration applied and no bandpass applied

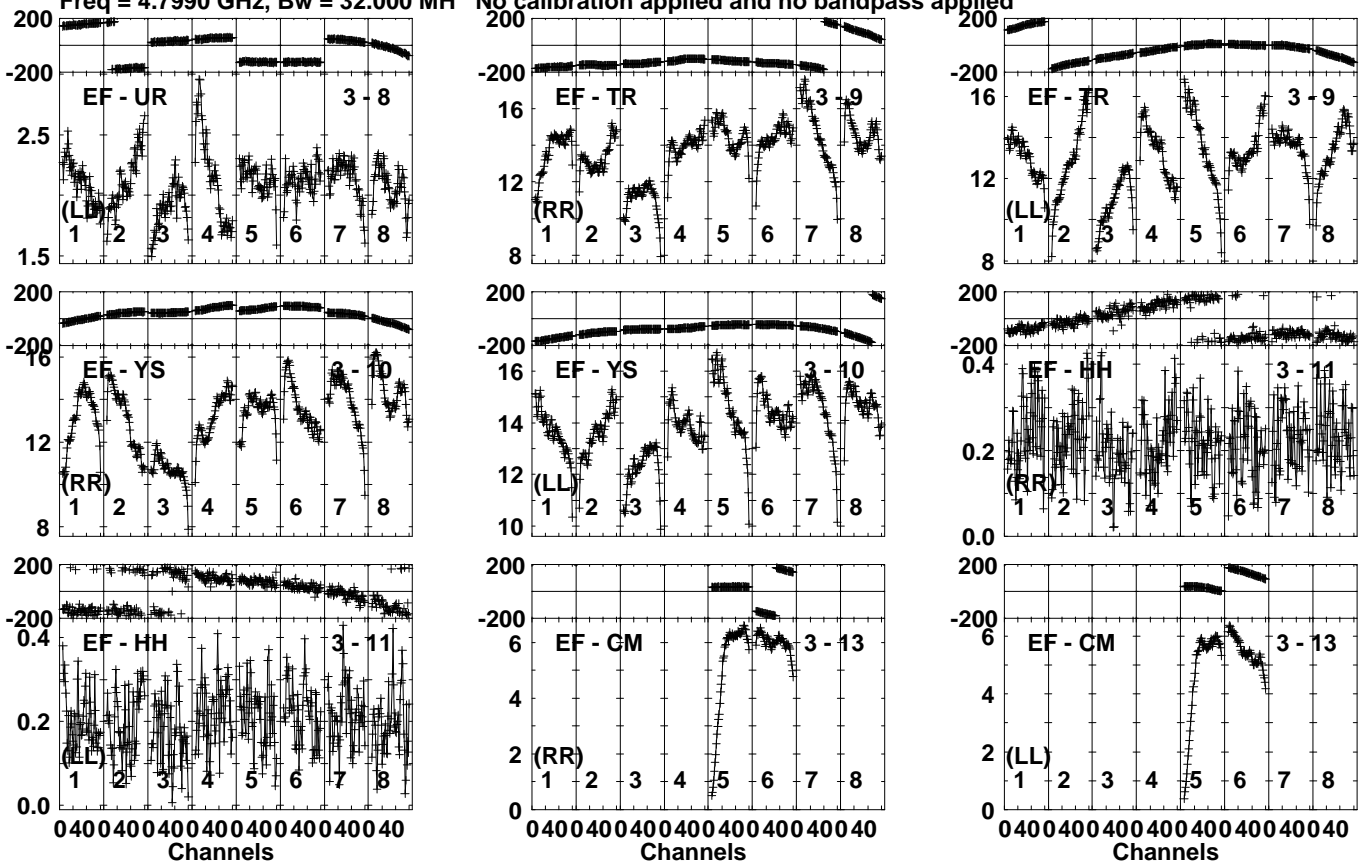


Lower frame: Milli Ampl Jy Top frame: Phas deg  
Vector averaged cross-power spectrum Several baselines displayed  
Timerange: 00/17:25:31 to 00/17:27:29

Plot file version 399 created 13-FEB-2023 10:49:53

J2025+33 EM166B.UVDATA.1

Freq = 4.7990 GHz, Bw = 32.000 MH No calibration applied and no bandpass applied



Lower frame: Milli Ampl Jy Top frame: Phas deg  
Vector averaged cross-power spectrum Several baselines displayed  
Timerange: 00/17:25:31 to 00/17:27:29

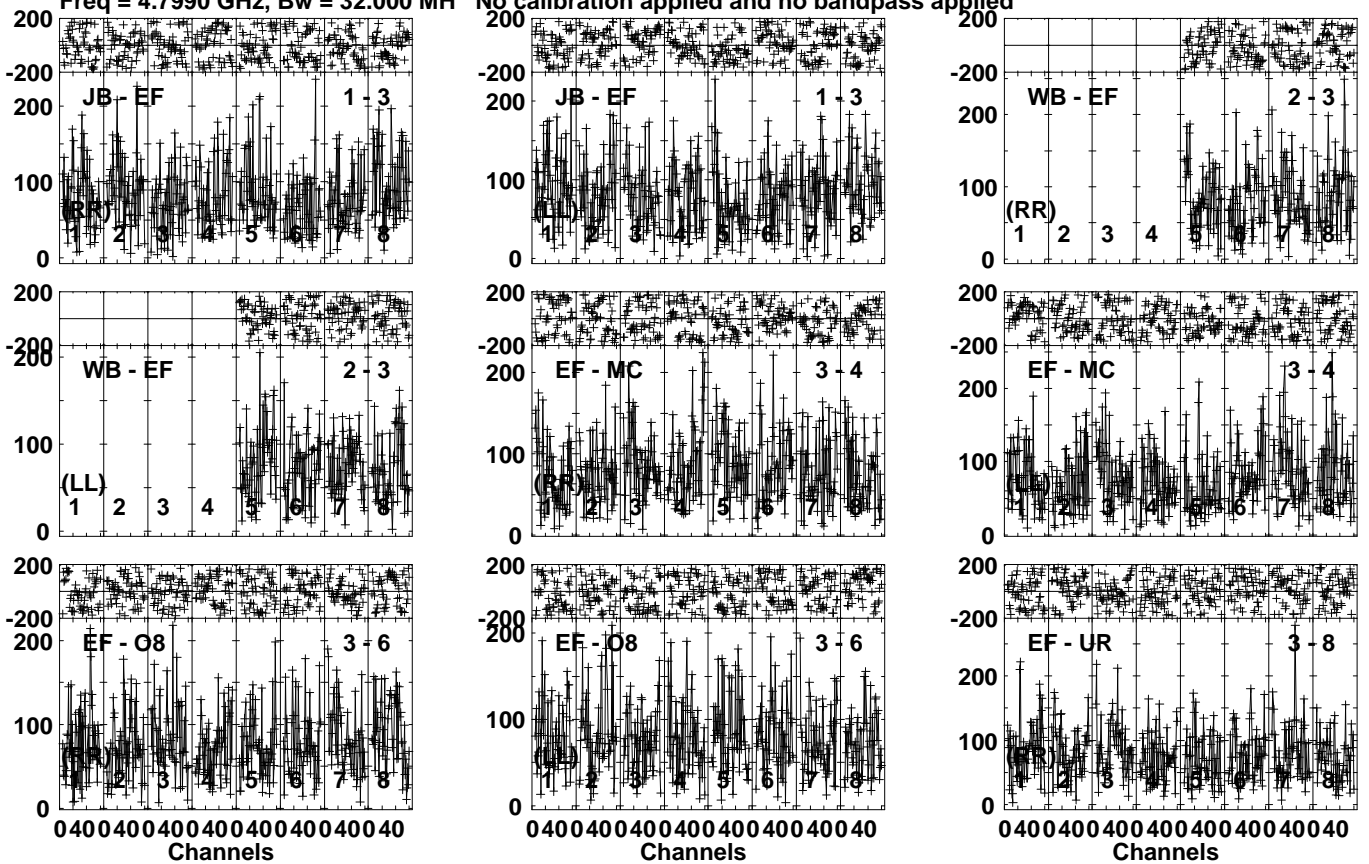




Plot file version 401 created 13-FEB-2023 10:49:54

V404CYG EM166B.UVDATA.1

Freq = 4.7990 GHz, Bw = 32.000 MH No calibration applied and no bandpass applied

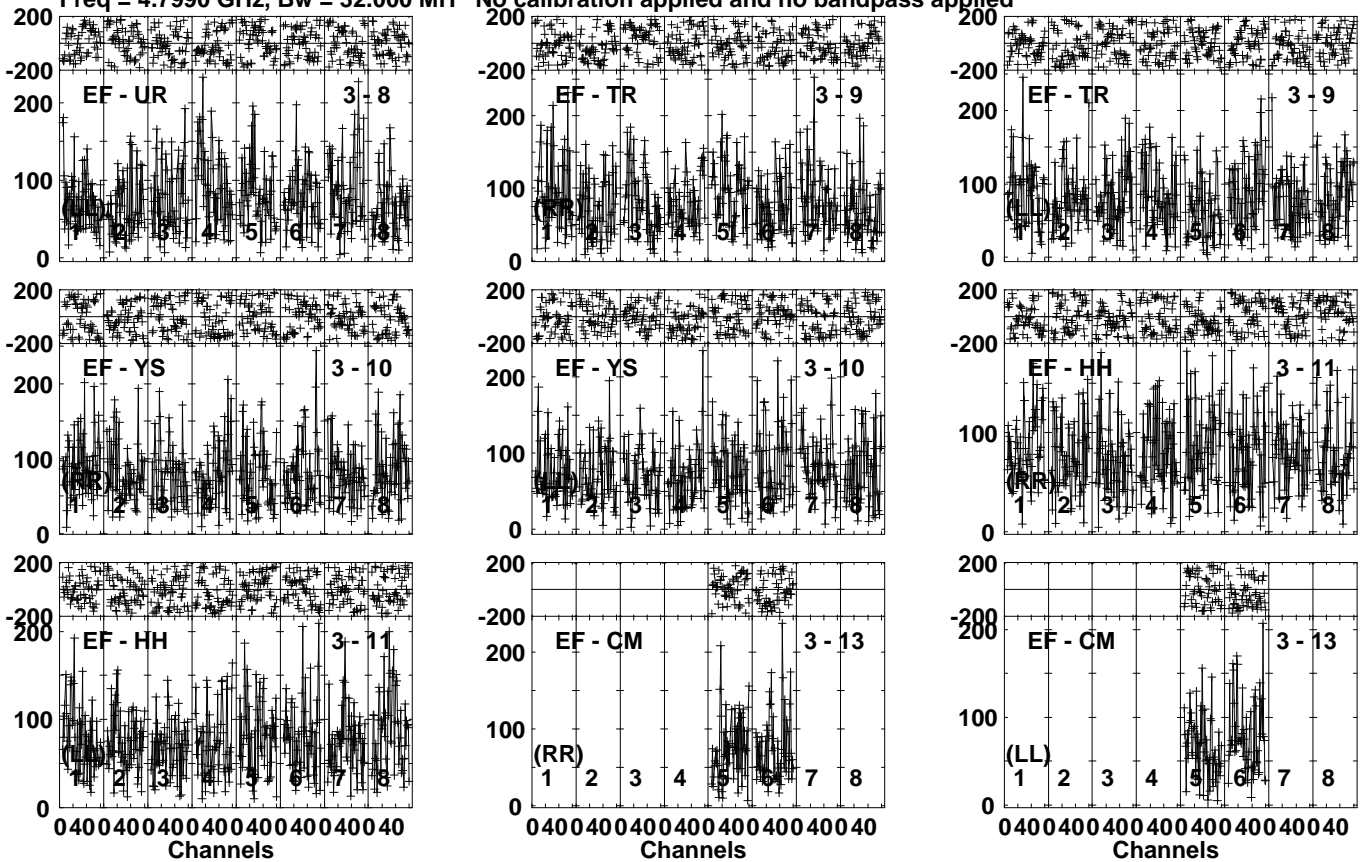


Lower frame: Micro Ampl Jy Top frame: Phas deg  
Vector averaged cross-power spectrum Several baselines displayed  
Timerange: 00/17:27:31 to 00/17:30:59

Plot file version 402 created 13-FEB-2023 10:49:54

V404CYG EM166B.UVDATA.1

Freq = 4.7990 GHz, Bw = 32.000 MH No calibration applied and no bandpass applied



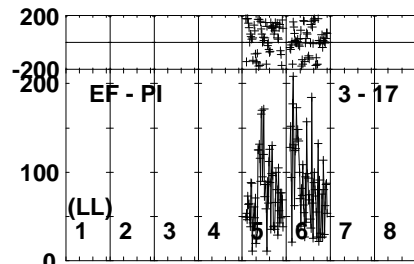
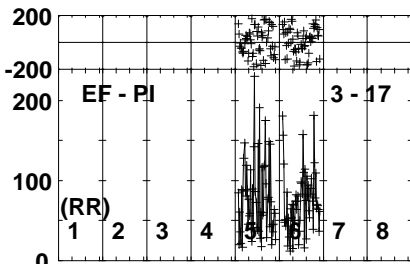
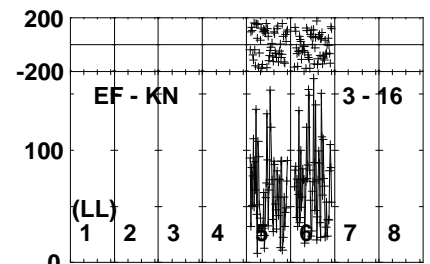
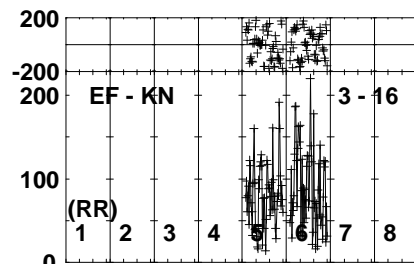
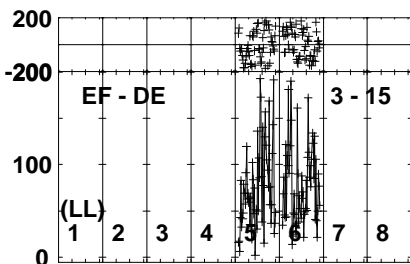
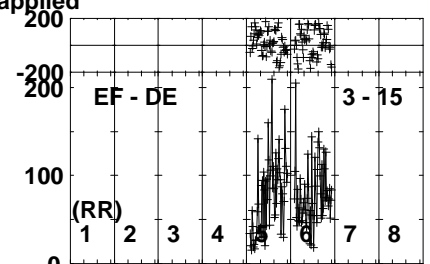
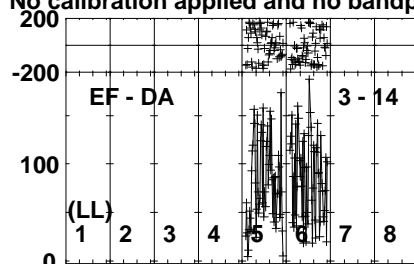
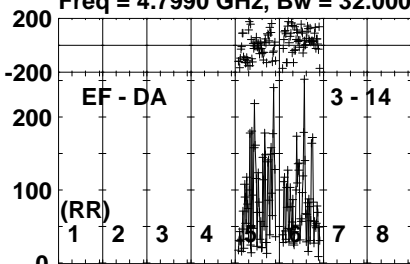
Lower frame: Micro Ampl Jy Top frame: Phas deg  
Vector averaged cross-power spectrum Several baselines displayed  
Timerange: 00/17:27:31 to 00/17:30:59

Plot file version 403 created 13-FEB-2023 10:49:54

V404CYG EM166B.UVDATA.1

Freq = 4.7990 GHz, Bw = 32.000 MH

No calibration applied and no bandpass applied



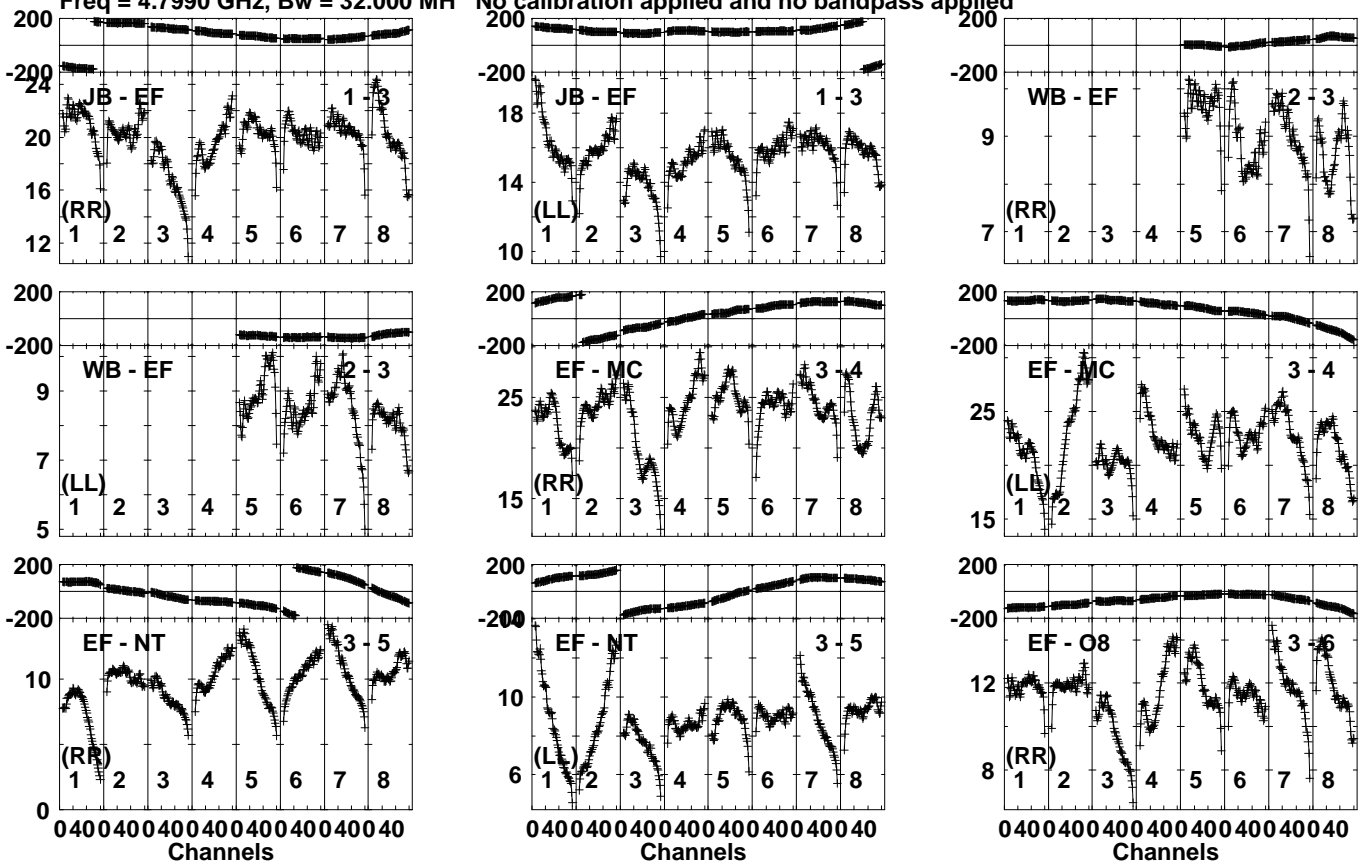
Lower frame: Micro Ampl Jy Top frame: Phas deg  
Vector averaged cross-power spectrum Several baselines displayed  
Timerange: 00/17:27:31 to 00/17:30:59

Plot file version 404 created 13-FEB-2023 10:49:54

J2025+33 EM166B.UVDATA.1

Freq = 4.7990 GHz, Bw = 32.000 MH

No calibration applied and no bandpass applied

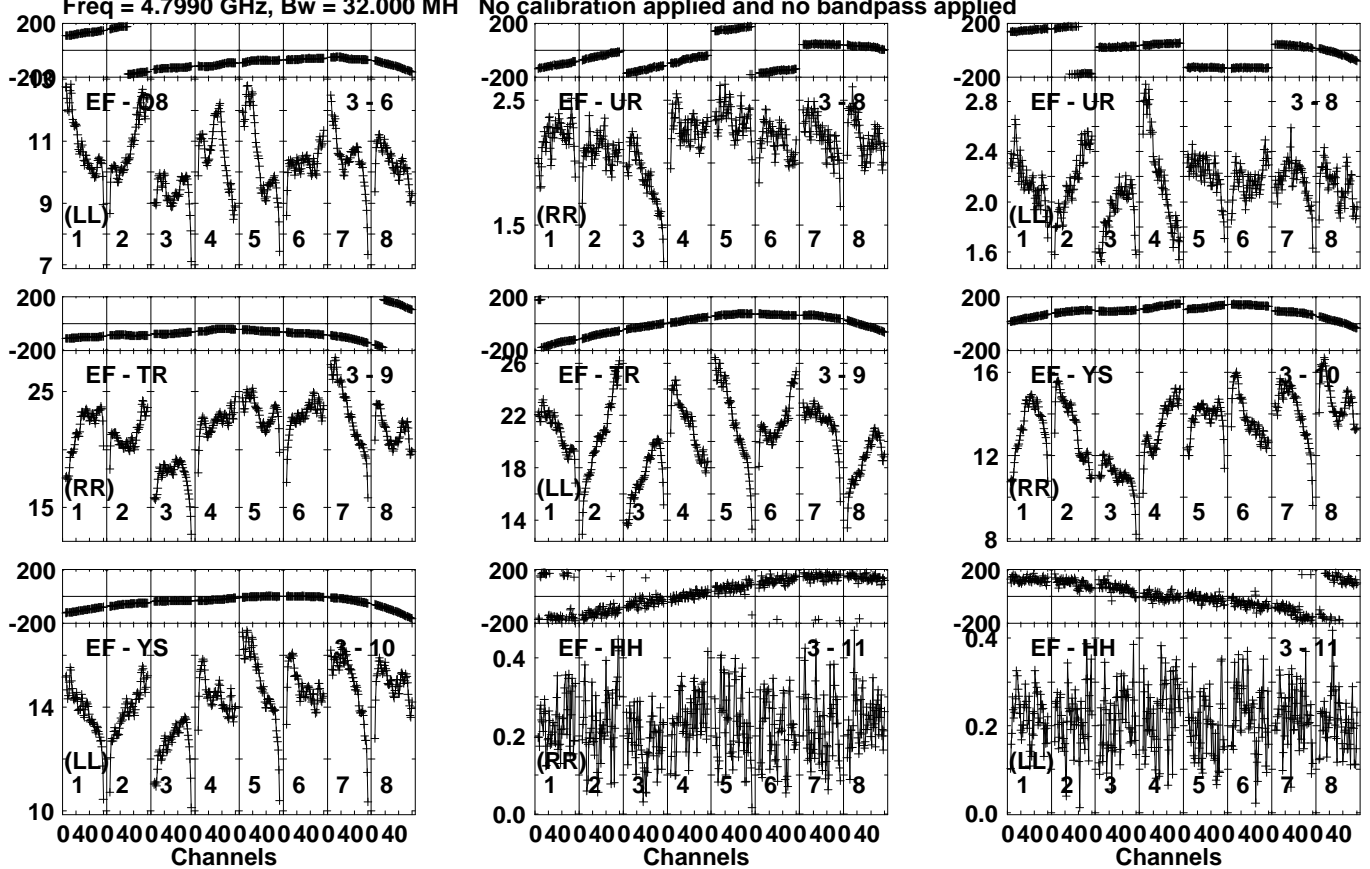


Lower frame: Milli Ampl Jy Top frame: Phas deg  
Vector averaged cross-power spectrum Several baselines displayed  
Timerange: 00/17:31:01 to 00/17:33:29

Plot file version 405 created 13-FEB-2023 10:49:54

J2025+33 EM166B.UVDATA.1

Freq = 4.7990 GHz, Bw = 32.000 MH No calibration applied and no bandpass applied

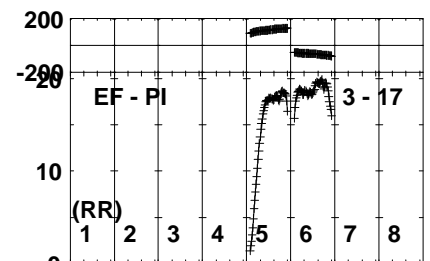
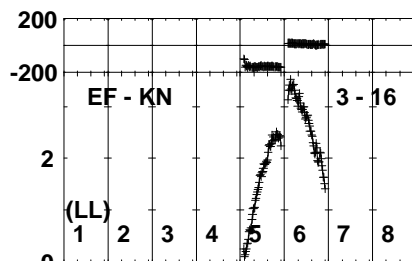
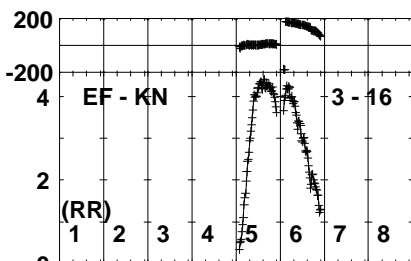
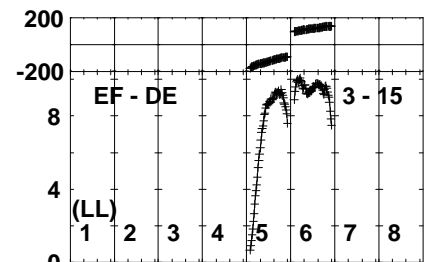
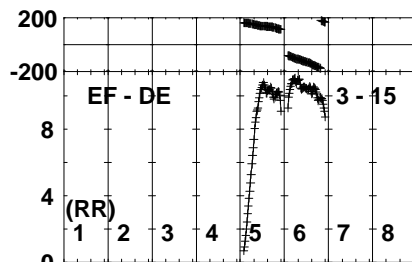
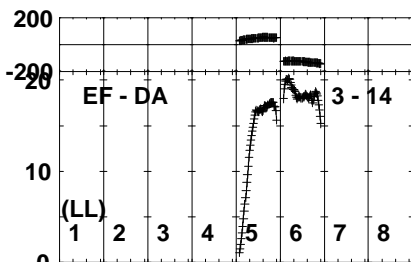
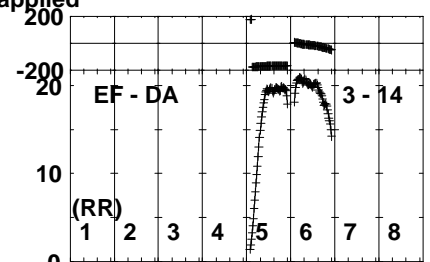
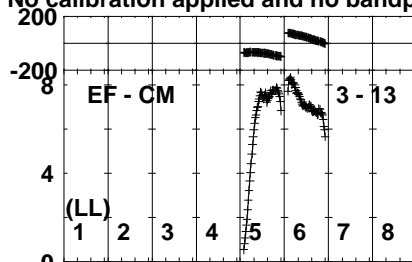
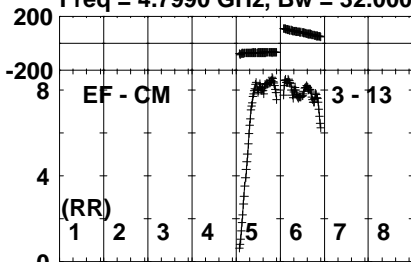


Lower frame: Milli Ampl Jy Top frame: Phas deg  
Vector averaged cross-power spectrum Several baselines displayed  
Timerange: 00/17:31:01 to 00/17:33:29

Plot file version 406 created 13-FEB-2023 10:49:54

J2025+33 EM166B.UVDATA.1

Freq = 4.7990 GHz, Bw = 32.000 MH No calibration applied and no bandpass applied

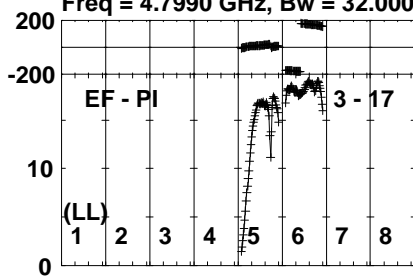


Lower frame: Milli Ampl Jy Top frame: Phas deg  
Vector averaged cross-power spectrum Several baselines displayed  
Timerange: 00/17:31:01 to 00/17:33:29

Plot file version 407 created 13-FEB-2023 10:49:57

J2025+33 EM166B.UVDATA.1

Freq = 4.7990 GHz, Bw = 32.000 MH No calibration applied and no bandpass applied



Lower frame: Milli Ampl Jy Top frame: Phas deg

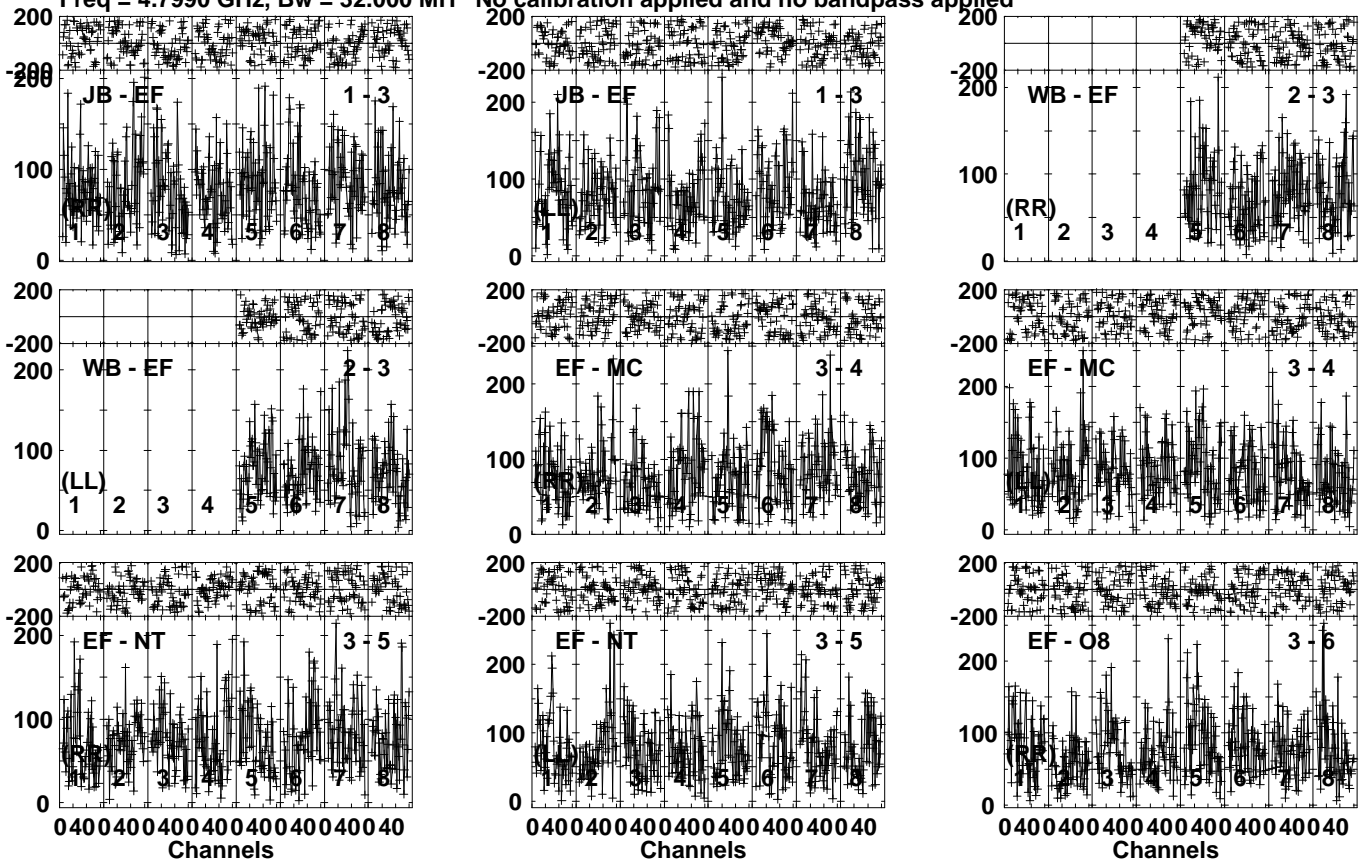
Vector averaged cross-power spectrum Several baselines displayed

Timerange: 00/17:31:01 to 00/17:33:29

Plot file version 408 created 13-FEB-2023 10:49:57

V404CYG EM166B.UVDATA.1

Freq = 4.7990 GHz, Bw = 32.000 MH No calibration applied and no bandpass applied



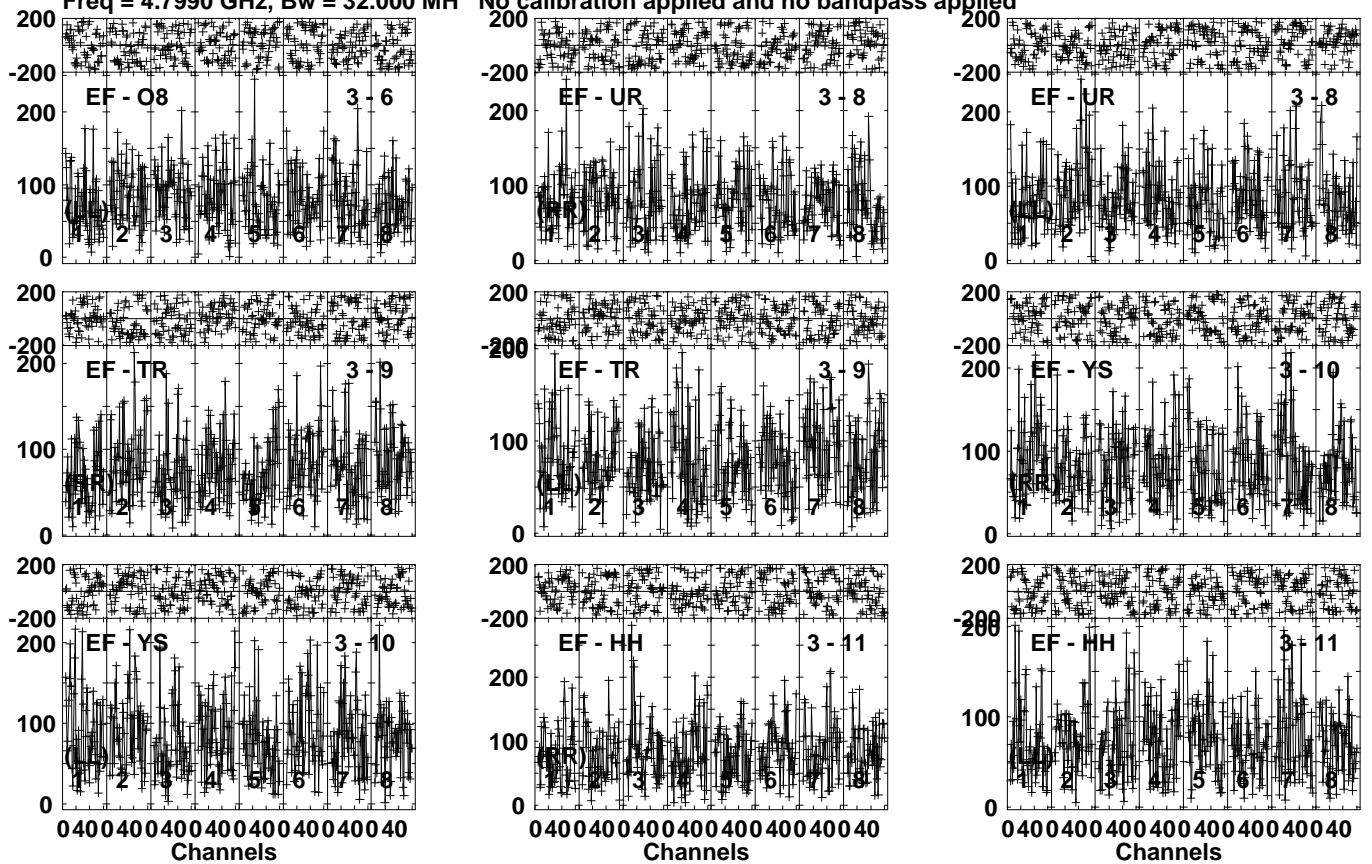
Lower frame: Micro Ampl Jy Top frame: Phas deg  
Vector averaged cross-power spectrum Several baselines displayed  
Timerange: 00/17:33:31 to 00/17:36:59



Plot file version 409 created 13-FEB-2023 10:49:57

V404CYG EM166B.UVDATA.1

Freq = 4.7990 GHz, Bw = 32.000 MH No calibration applied and no bandpass applied

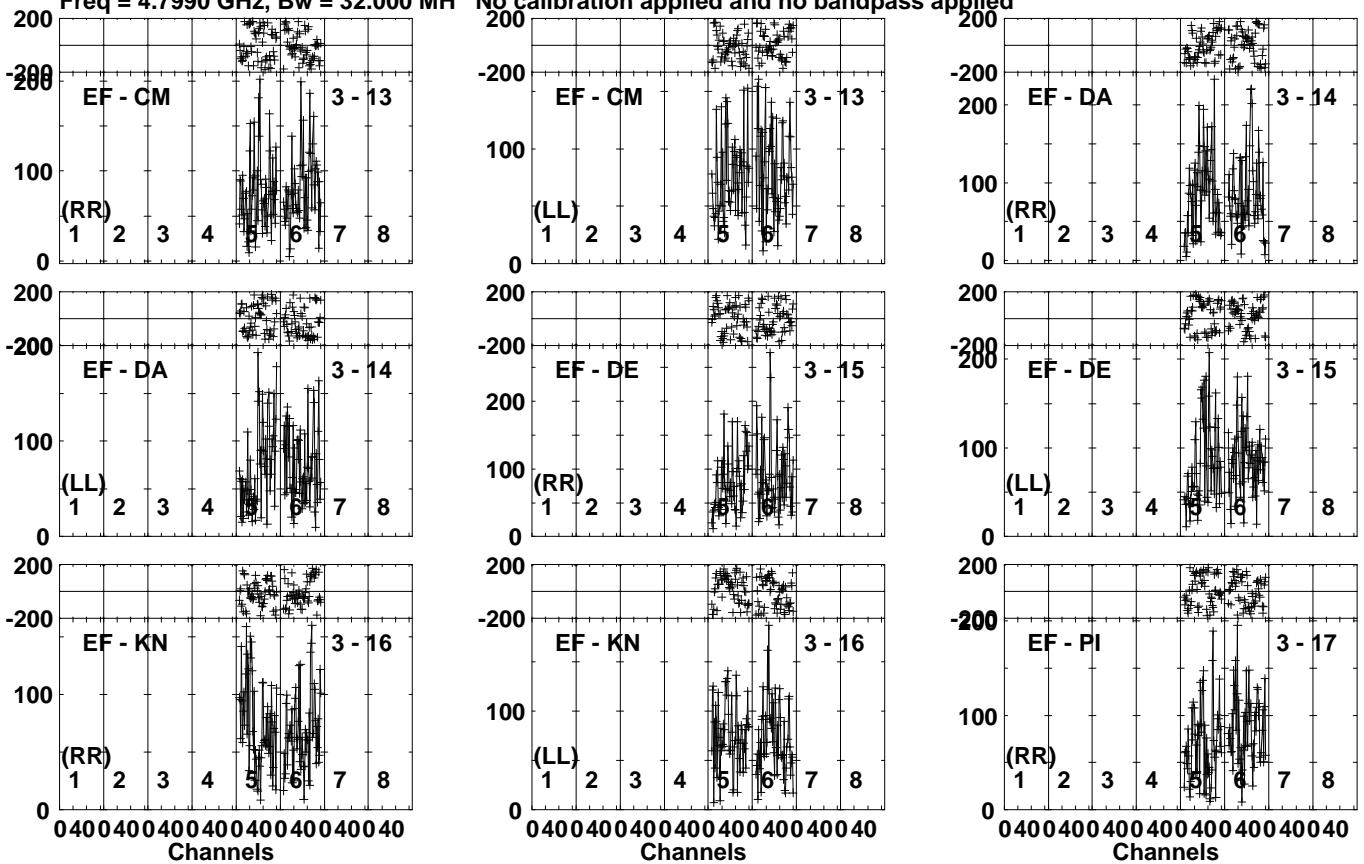


Lower frame: Micro Ampl Jy Top frame: Phas deg  
Vector averaged cross-power spectrum Several baselines displayed  
Timerange: 00/17:33:31 to 00/17:36:59

Plot file version 410 created 13-FEB-2023 10:49:57

V404CYG EM166B.UVDATA.1

Freq = 4.7990 GHz, Bw = 32.000 MH No calibration applied and no bandpass applied

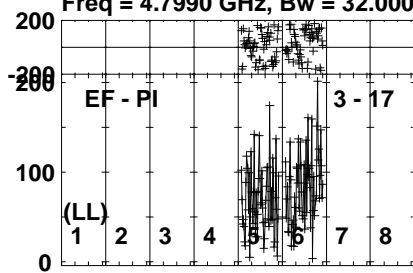


Lower frame: Micro Ampl Jy Top frame: Phas deg  
Vector averaged cross-power spectrum Several baselines displayed  
Timerange: 00/17:33:31 to 00/17:36:59

Plot file version 411 created 13-FEB-2023 10:49:57

V404CYG EM166B.UVDATA.1

Freq = 4.7990 GHz, Bw = 32.000 MH No calibration applied and no bandpass applied

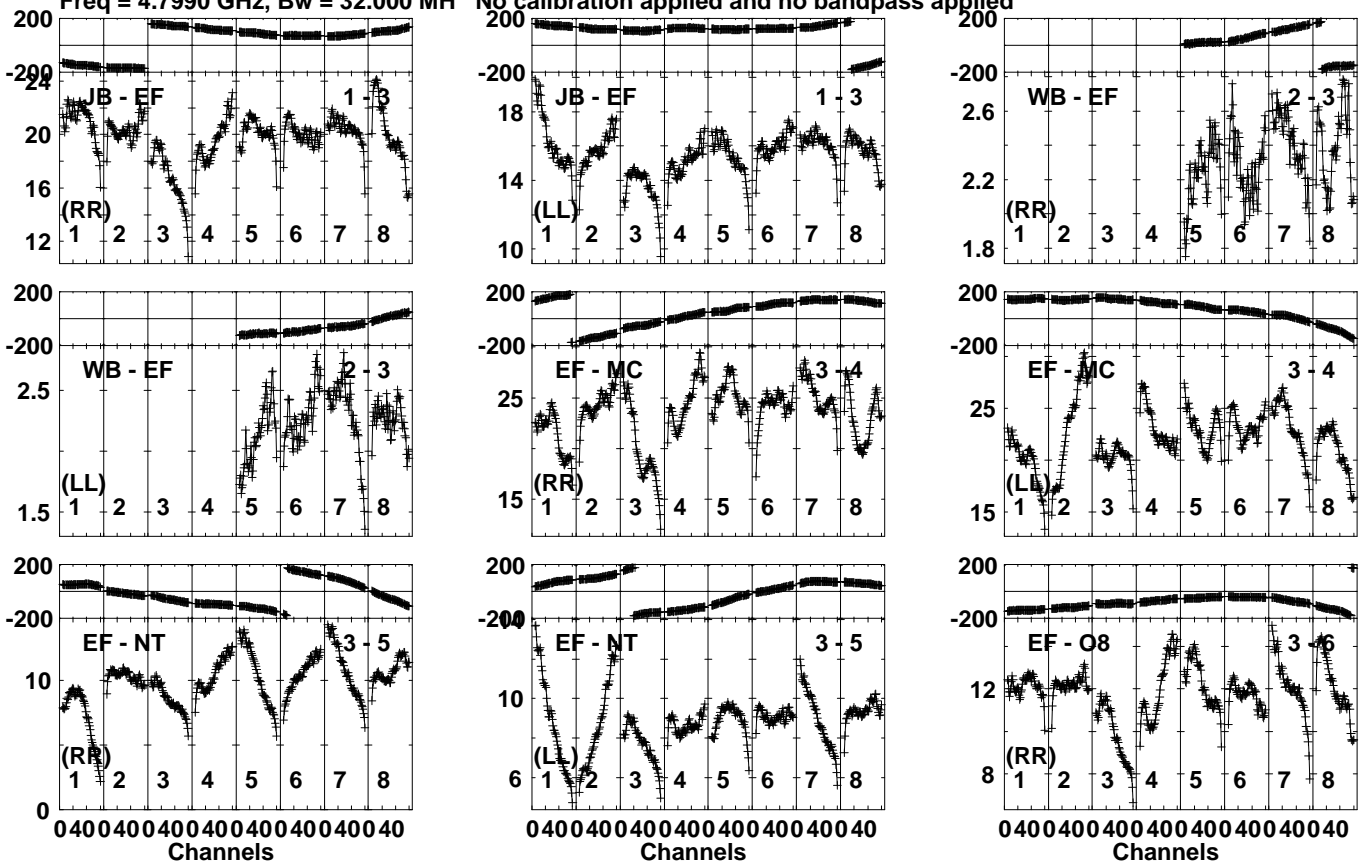


Lower frame: Micro Ampl Jy Top frame: Phas deg  
Vector averaged cross-power spectrum Several baselines displayed  
Timerange: 00/17:33:31 to 00/17:36:59

Plot file version 412 created 13-FEB-2023 10:49:57

J2025+33 EM166B.UVDATA.1

Freq = 4.7990 GHz, Bw = 32.000 MH No calibration applied and no bandpass applied

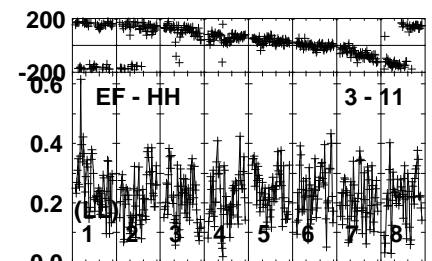
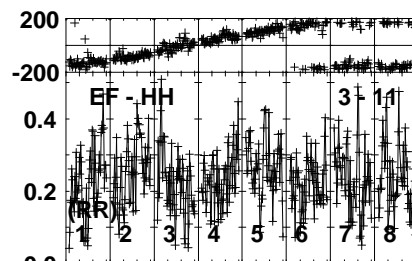
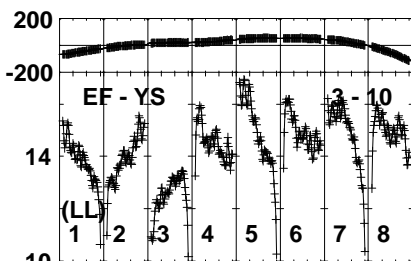
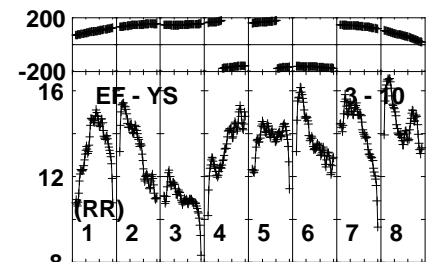
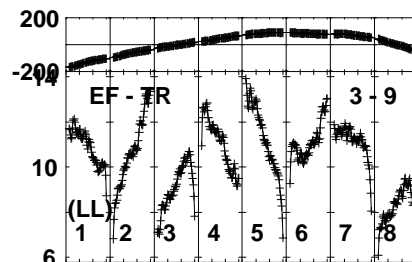
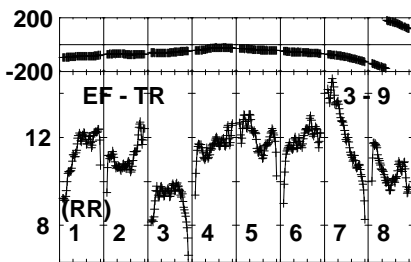
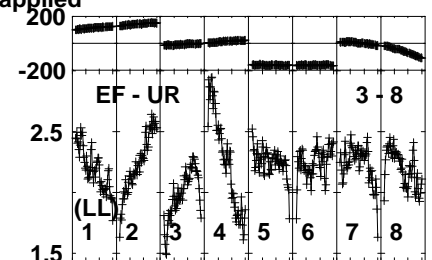
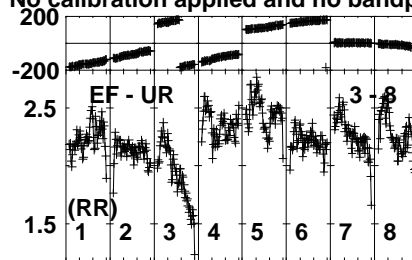
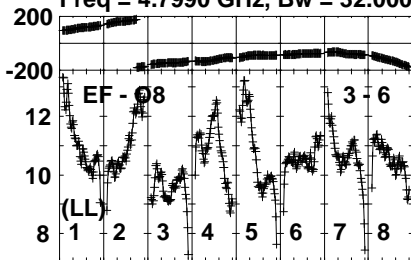


Lower frame: Milli Ampl Jy Top frame: Phas deg  
Vector averaged cross-power spectrum Several baselines displayed  
Timerange: 00/17:37:31 to 00/17:39:29

Plot file version 413 created 13-FEB-2023 10:49:57

J2025+33 EM166B.UVDATA.1

Freq = 4.7990 GHz, Bw = 32.000 MH No calibration applied and no bandpass applied



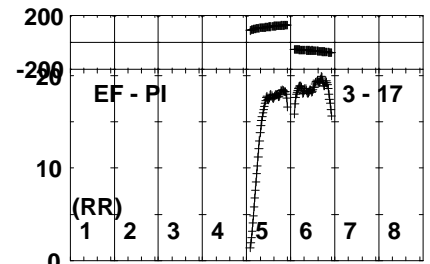
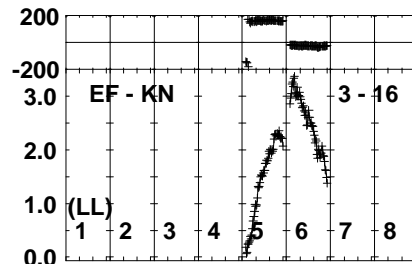
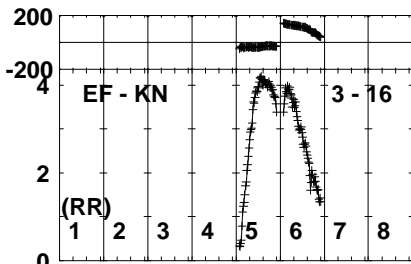
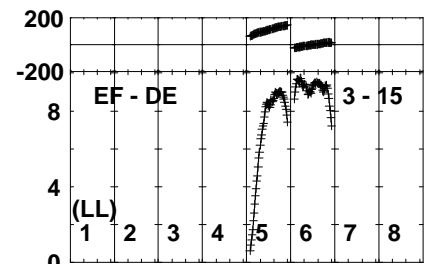
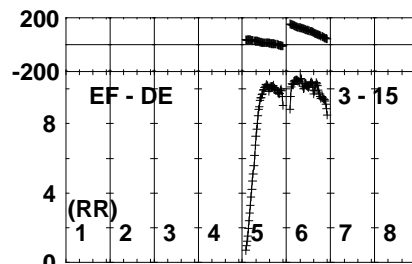
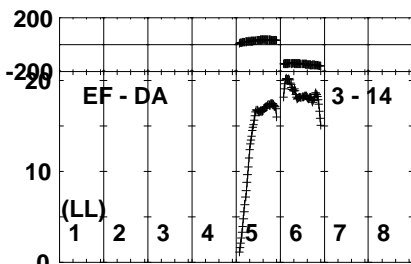
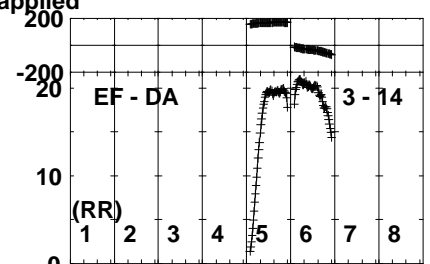
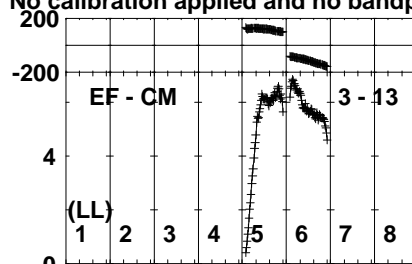
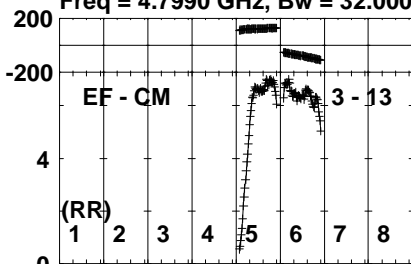
Lower frame: Milli Ampl Jy Top frame: Phas deg  
Vector averaged cross-power spectrum Several baselines displayed  
Timerange: 00/17:37:31 to 00/17:39:29

Plot file version 414 created 13-FEB-2023 10:49:57

J2025+33 EM166B.UVDATA.1

Freq = 4.7990 GHz, Bw = 32.000 MH

No calibration applied and no bandpass applied

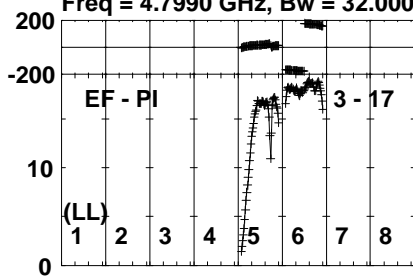


Lower frame: Milli Ampl Jy Top frame: Phas deg  
Vector averaged cross-power spectrum Several baselines displayed  
Timerange: 00/17:37:31 to 00/17:39:29

Plot file version 415 created 13-FEB-2023 10:49:58

J2025+33 EM166B.UVDATA.1

Freq = 4.7990 GHz, Bw = 32.000 MH No calibration applied and no bandpass applied



Lower frame: Milli Ampl Jy Top frame: Phas deg

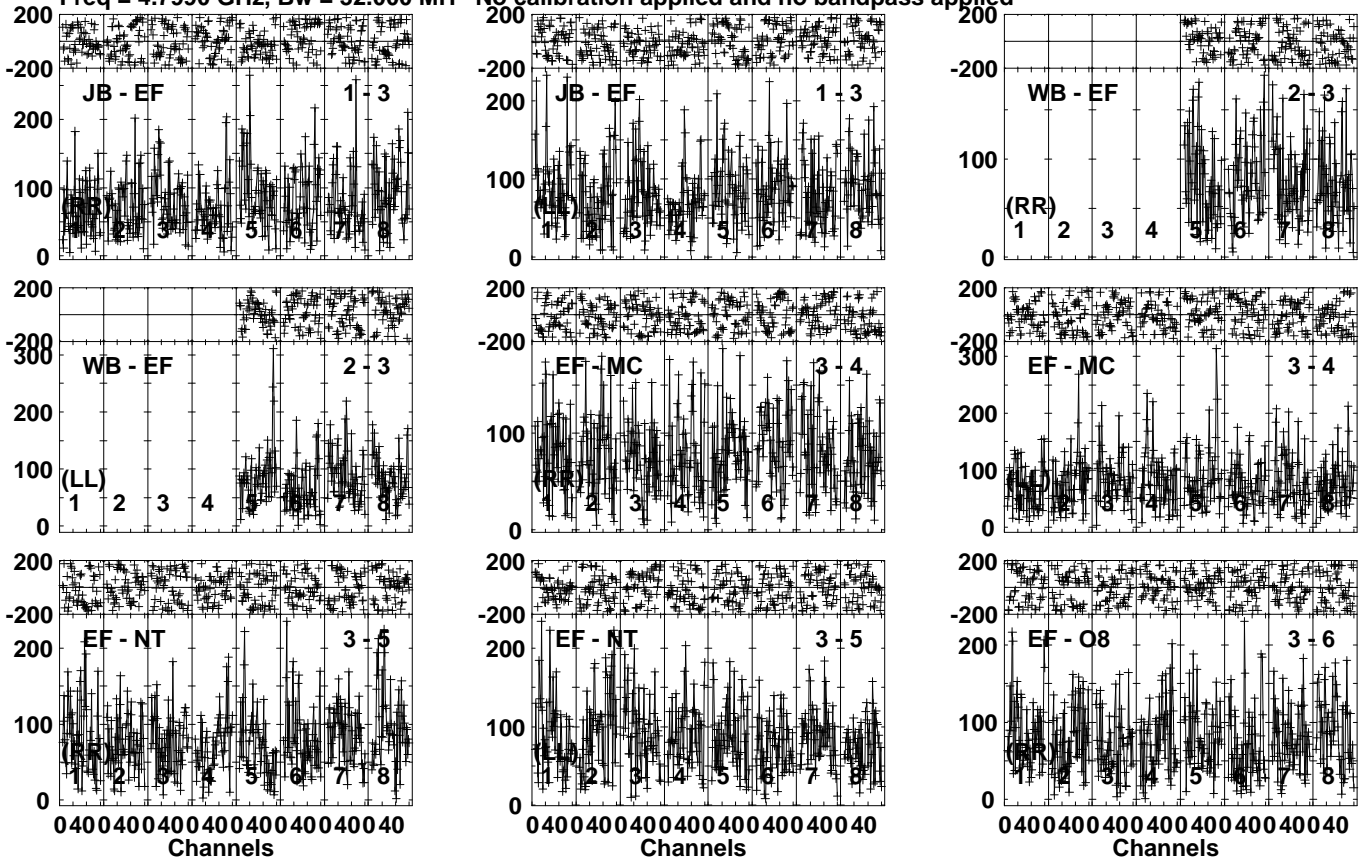
Vector averaged cross-power spectrum Several baselines displayed

Timerange: 00/17:37:31 to 00/17:39:29

Plot file version 416 created 13-FEB-2023 10:49:58

V404CYG EM166B.UVDATA.1

Freq = 4.7990 GHz, Bw = 32.000 MH No calibration applied and no bandpass applied



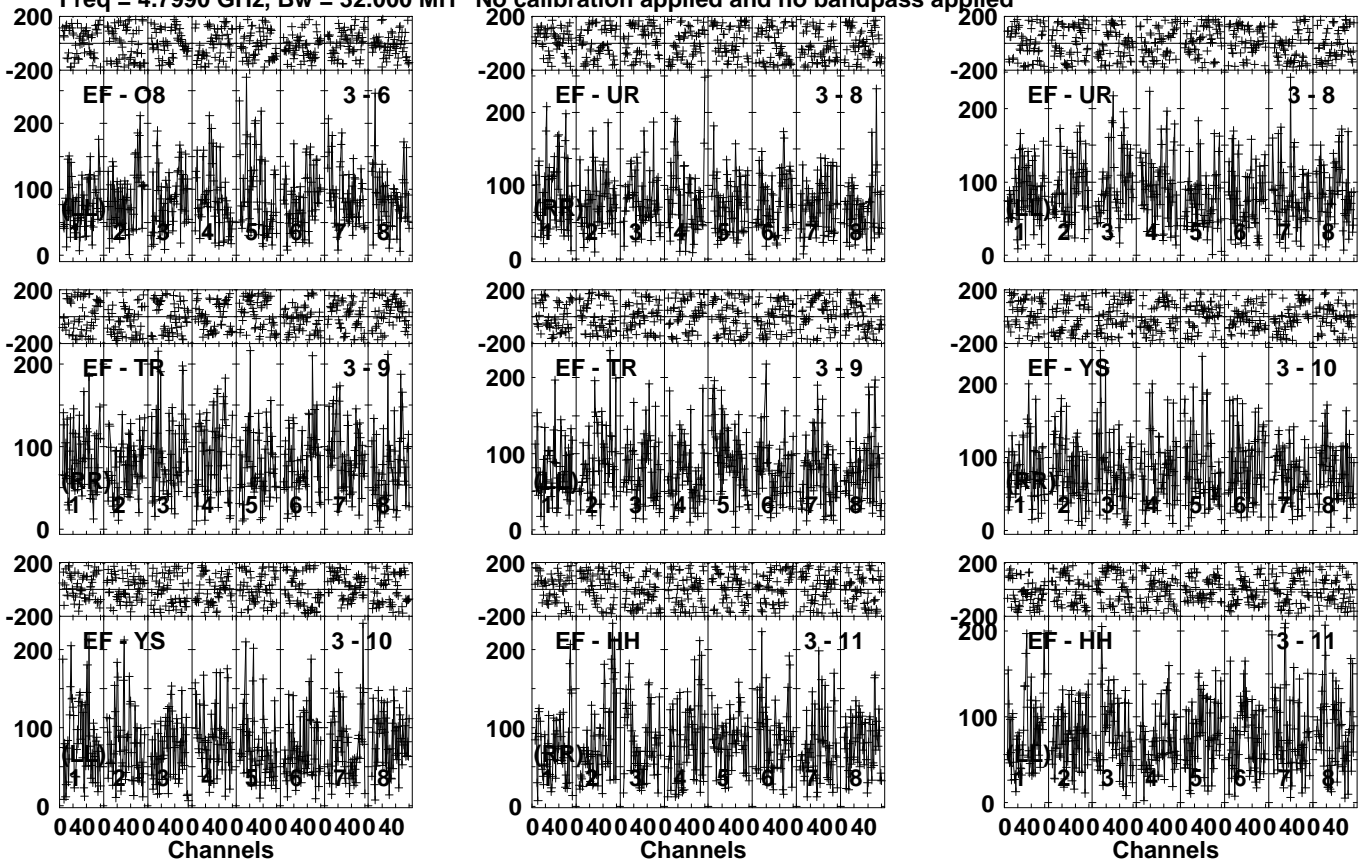
Lower frame: Micro Ampl Jy Top frame: Phas deg  
Vector averaged cross-power spectrum Several baselines displayed  
Timerange: 00/17:39:31 to 00/17:42:59



Plot file version 417 created 13-FEB-2023 10:49:58

V404CYG EM166B.UVDATA.1

Freq = 4.7990 GHz, Bw = 32.000 MH No calibration applied and no bandpass applied

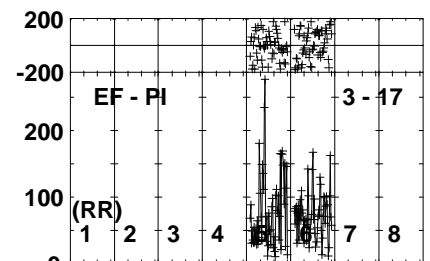
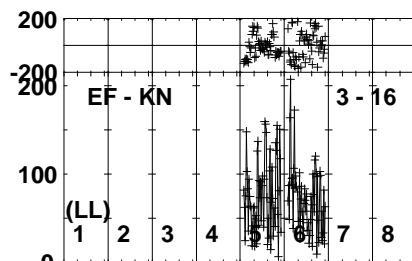
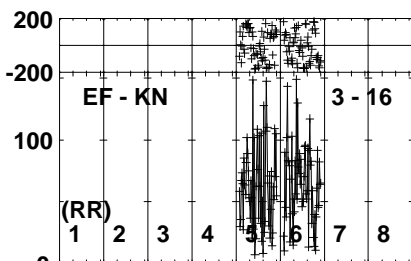
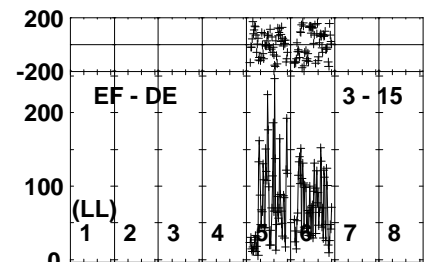
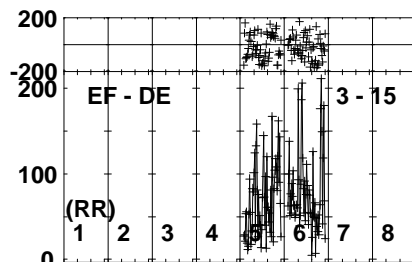
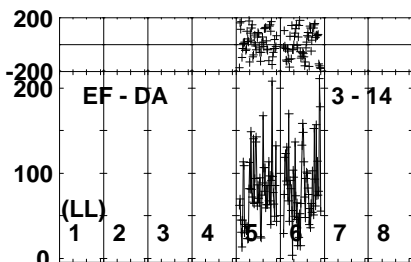
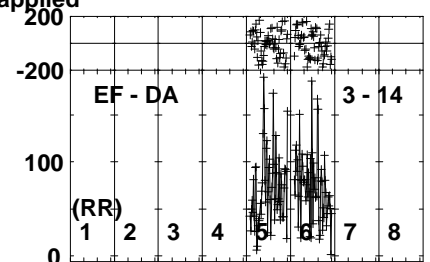
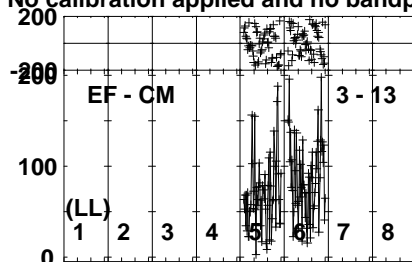
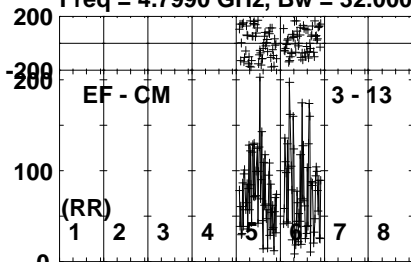


Lower frame: Micro Ampl Jy Top frame: Phas deg  
Vector averaged cross-power spectrum Several baselines displayed  
Timerange: 00/17:39:31 to 00/17:42:59

Plot file version 418 created 13-FEB-2023 10:49:58

V404CYG EM166B.UVDATA.1

Freq = 4.7990 GHz, Bw = 32.000 MH No calibration applied and no bandpass applied



040040040040040040040040040040  
Channels

040040040040040040040040040040  
Channels

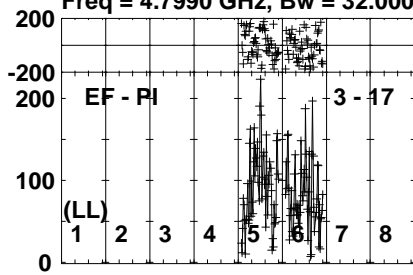
040040040040040040040040040040  
Channels

Lower frame: Micro Ampl Jy Top frame: Phas deg  
Vector averaged cross-power spectrum Several baselines displayed  
Timerange: 00/17:39:31 to 00/17:42:59

Plot file version 419 created 13-FEB-2023 10:49:58

V404CYG EM166B.UVDATA.1

Freq = 4.7990 GHz, Bw = 32.000 MH No calibration applied and no bandpass applied



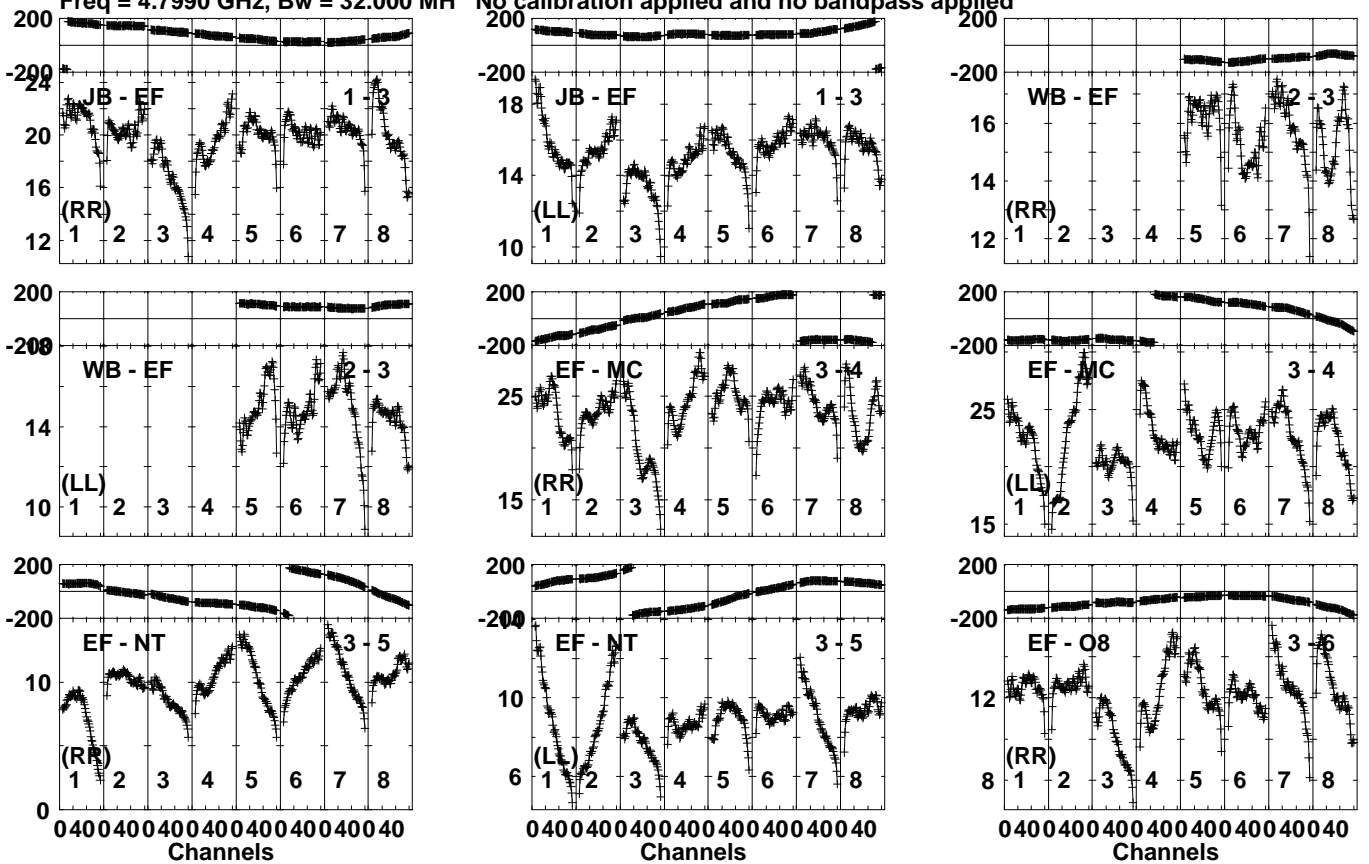
Lower frame: Micro Ampl Jy Top frame: Phas deg  
Vector averaged cross-power spectrum Several baselines displayed  
Timerange: 00/17:39:31 to 00/17:42:59

Plot file version 420 created 13-FEB-2023 10:49:58

J2025+33 EM166B.UVDATA.1

Freq = 4.7990 GHz, Bw = 32.000 MH

No calibration applied and no bandpass applied



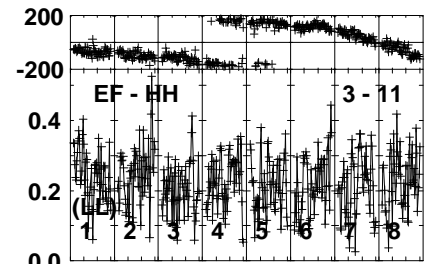
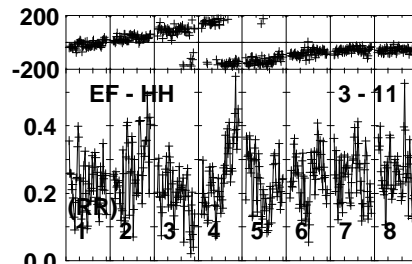
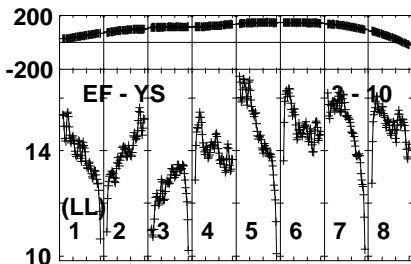
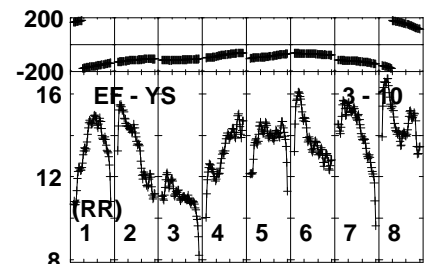
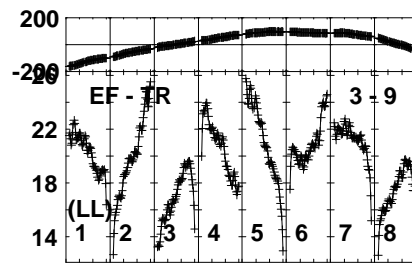
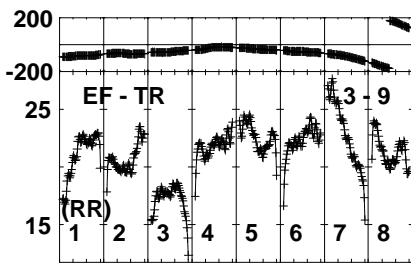
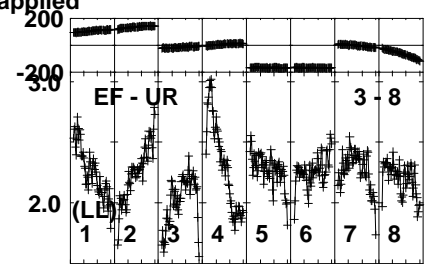
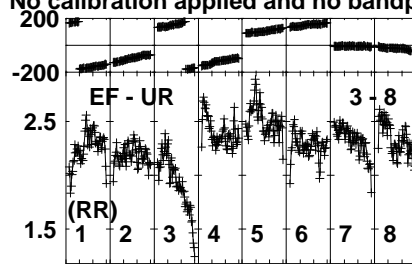
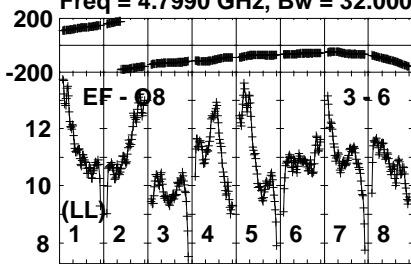
Lower frame: Milli Ampl Jy Top frame: Phas deg  
Vector averaged cross-power spectrum Several baselines displayed  
Timerange: 00/17:43:01 to 00/17:45:29

Plot file version 421 created 13-FEB-2023 10:49:58

J2025+33 EM166B.UVDATA.1

Freq = 4.7990 GHz, Bw = 32.000 MH

No calibration applied and no bandpass applied

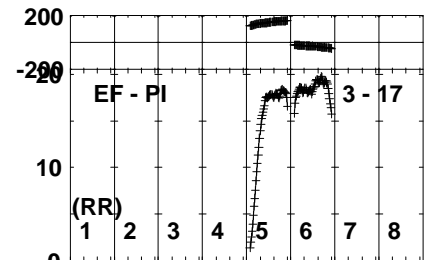
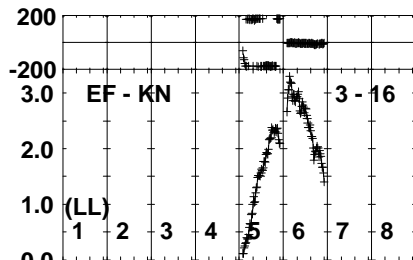
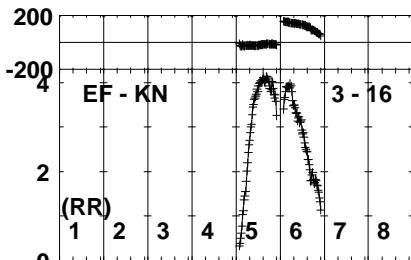
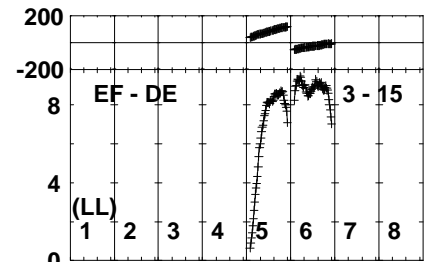
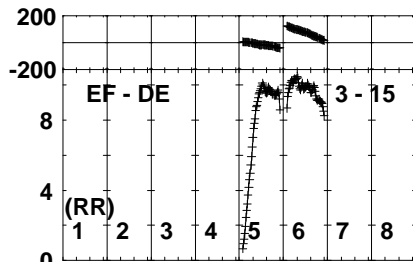
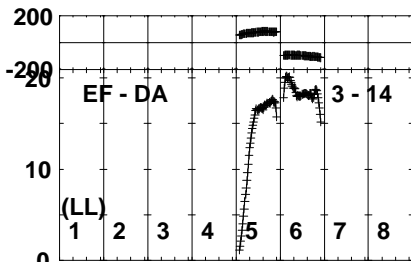
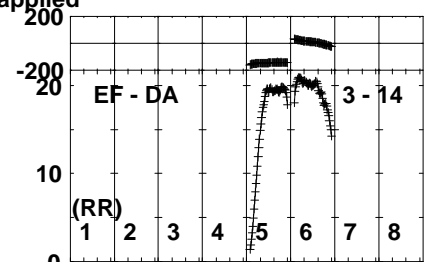
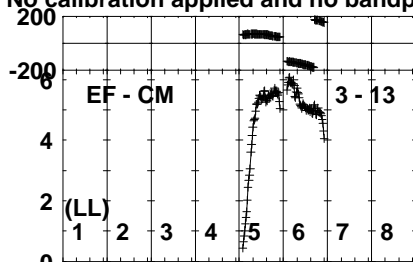
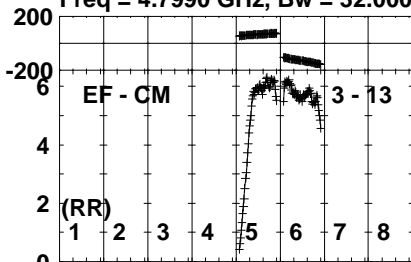


Lower frame: Milli Ampl Jy Top frame: Phas deg  
Vector averaged cross-power spectrum Several baselines displayed  
Timerange: 00/17:43:01 to 00/17:45:29

Plot file version 422 created 13-FEB-2023 10:49:58

J2025+33 EM166B.UVDATA.1

Freq = 4.7990 GHz, Bw = 32.000 MH No calibration applied and no bandpass applied

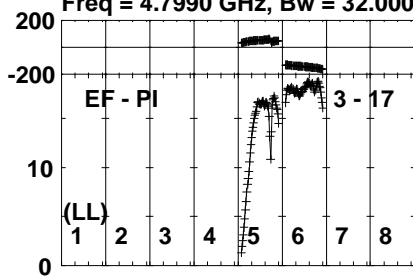


Lower frame: Milli Ampl Jy Top frame: Phas deg  
Vector averaged cross-power spectrum Several baselines displayed  
Timerange: 00/17:43:01 to 00/17:45:29

Plot file version 423 created 13-FEB-2023 10:49:59

J2025+33 EM166B.UVDATA.1

Freq = 4.7990 GHz, Bw = 32.000 MH No calibration applied and no bandpass applied



Lower frame: Milli Ampl Jy Top frame: Phas deg

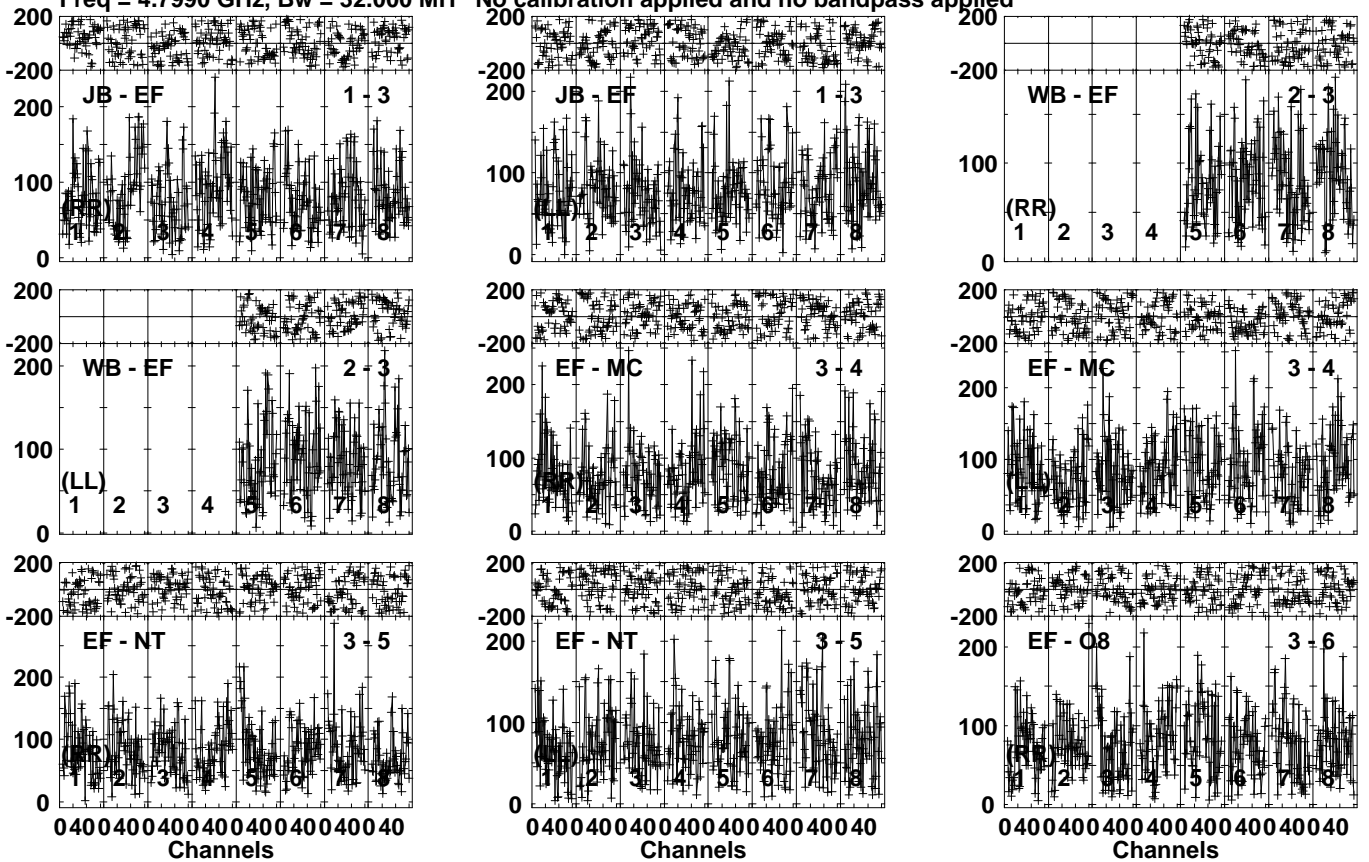
Vector averaged cross-power spectrum Several baselines displayed

Timerange: 00/17:43:01 to 00/17:45:29

Plot file version 424 created 13-FEB-2023 10:49:59

V404CYG EM166B.UVDATA.1

Freq = 4.7990 GHz, Bw = 32.000 MH No calibration applied and no bandpass applied



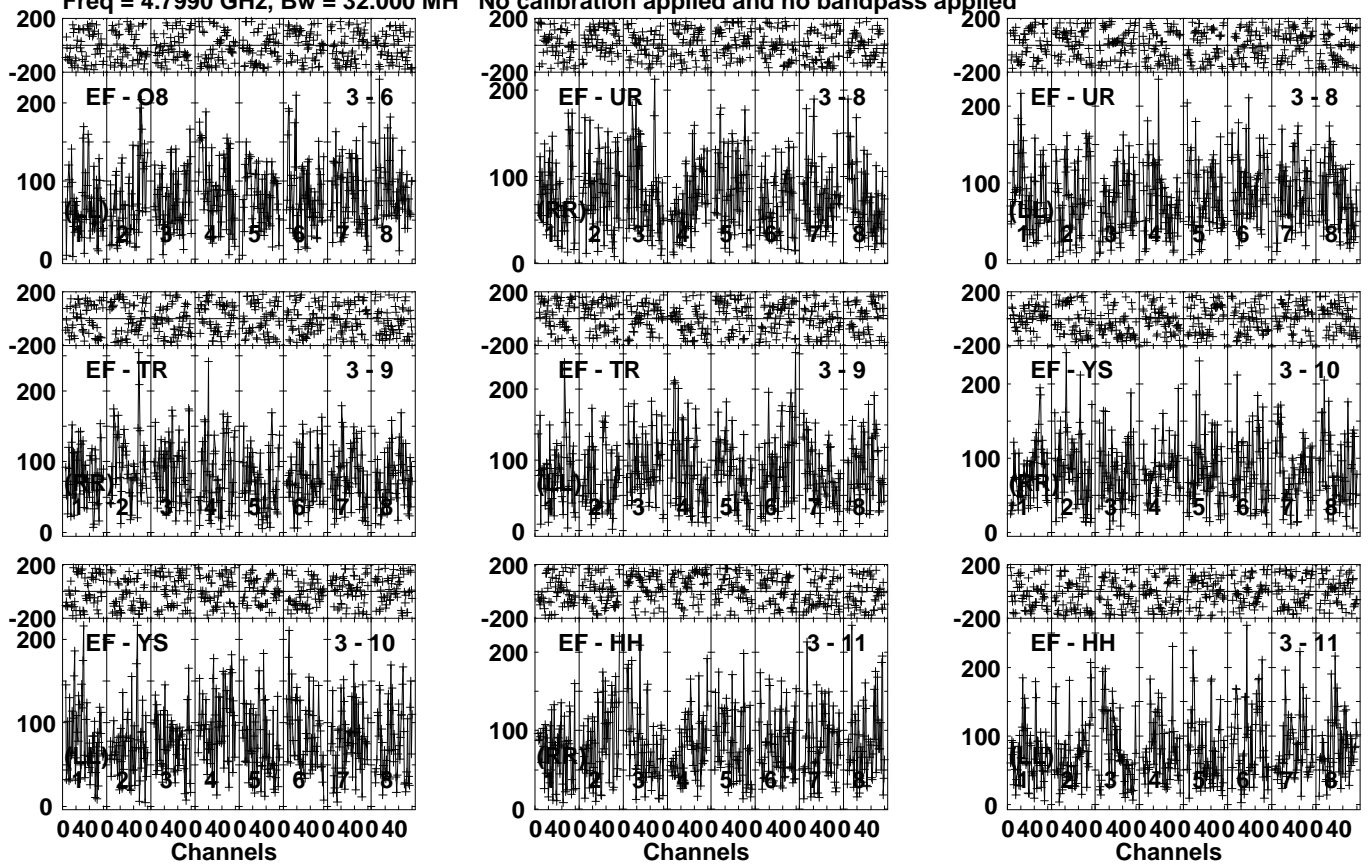
Lower frame: Micro Ampl Jy Top frame: Phas deg  
Vector averaged cross-power spectrum Several baselines displayed  
Timerange: 00/17:45:31 to 00/17:48:59



Plot file version 425 created 13-FEB-2023 10:49:59

V404CYG EM166B.UVDATA.1

Freq = 4.7990 GHz, Bw = 32.000 MH No calibration applied and no bandpass applied

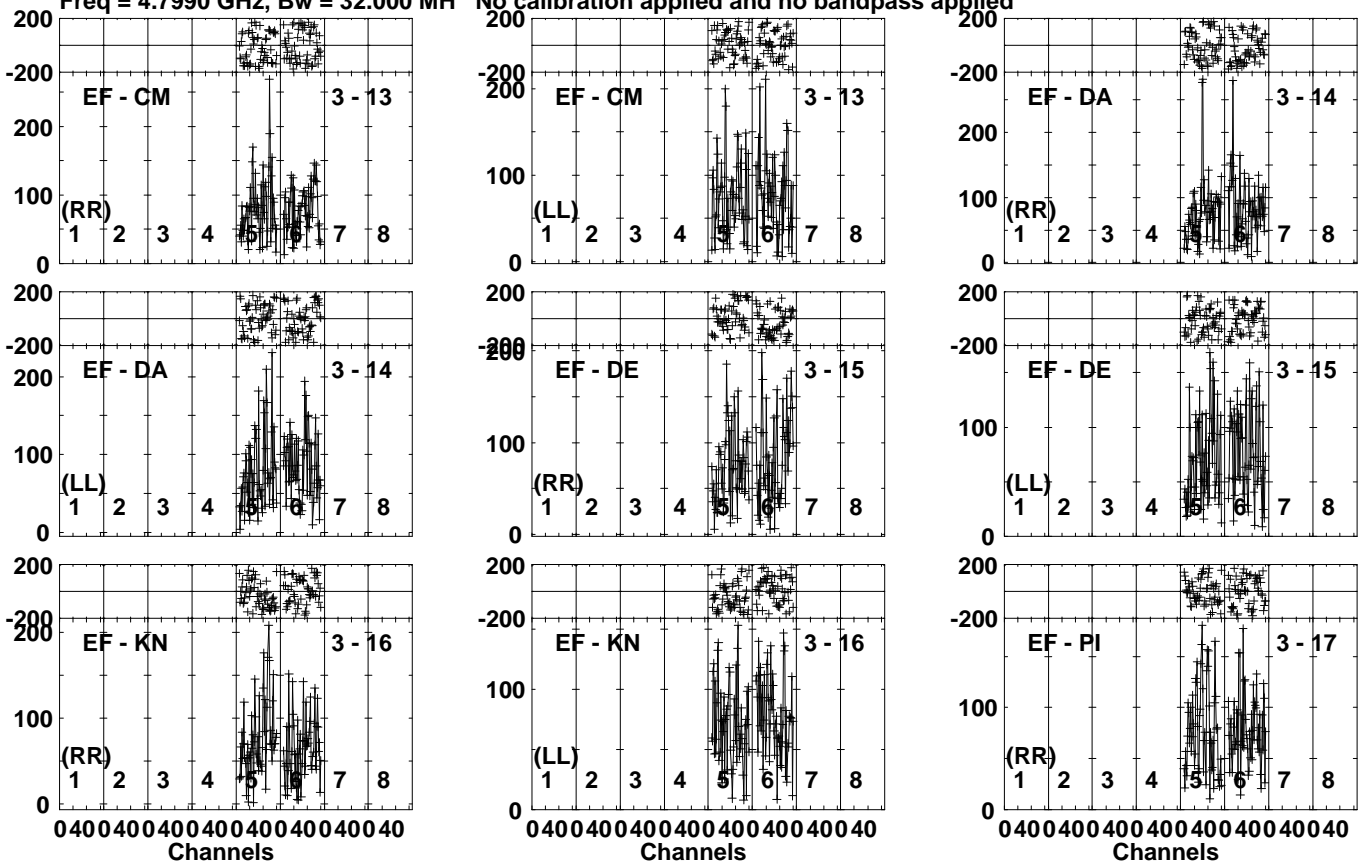


Lower frame: Micro Ampl Jy Top frame: Phas deg  
Vector averaged cross-power spectrum Several baselines displayed  
Timerange: 00/17:45:31 to 00/17:48:59

Plot file version 426 created 13-FEB-2023 10:49:59

V404CYG EM166B.UVDATA.1

Freq = 4.7990 GHz, Bw = 32.000 MH No calibration applied and no bandpass applied

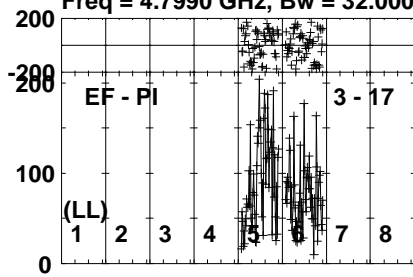


Lower frame: Micro Ampl Jy Top frame: Phas deg  
Vector averaged cross-power spectrum Several baselines displayed  
Timerange: 00/17:45:31 to 00/17:48:59

Plot file version 427 created 13-FEB-2023 10:49:59

V404CYG EM166B.UVDATA.1

Freq = 4.7990 GHz, Bw = 32.000 MH No calibration applied and no bandpass applied



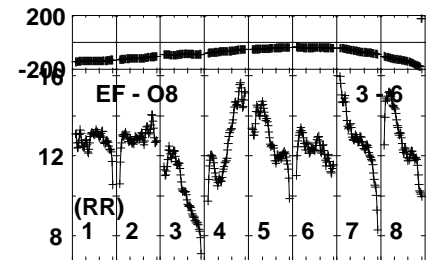
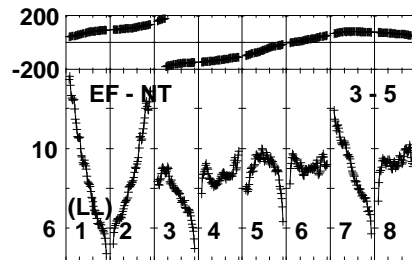
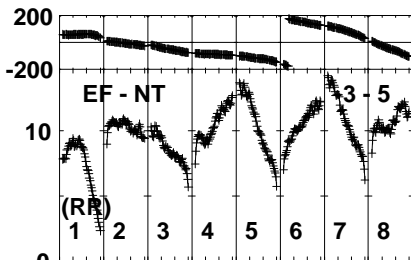
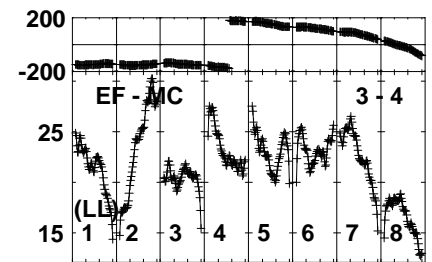
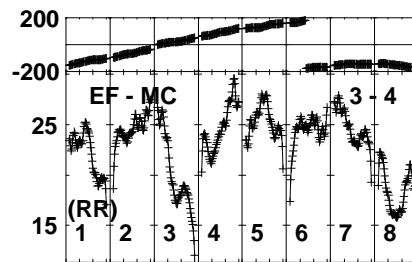
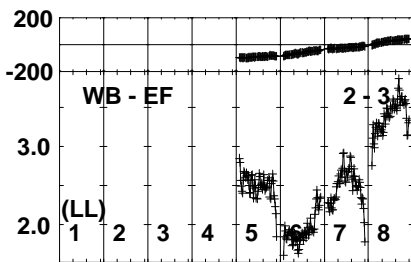
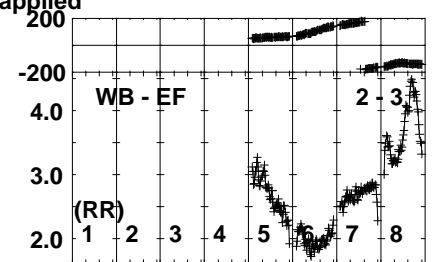
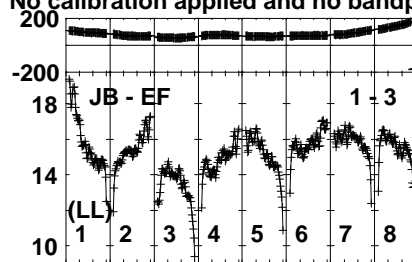
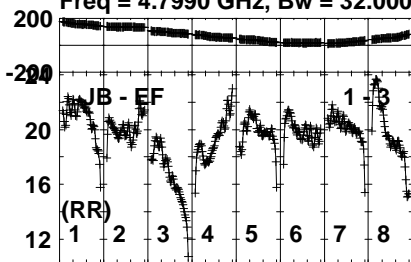
Lower frame: Micro Ampl Jy Top frame: Phas deg  
Vector averaged cross-power spectrum Several baselines displayed  
Timerange: 00/17:45:31 to 00/17:48:59

Plot file version 428 created 13-FEB-2023 10:49:59

J2025+33 EM166B.UVDATA.1

Freq = 4.7990 GHz, Bw = 32.000 MH

No calibration applied and no bandpass applied

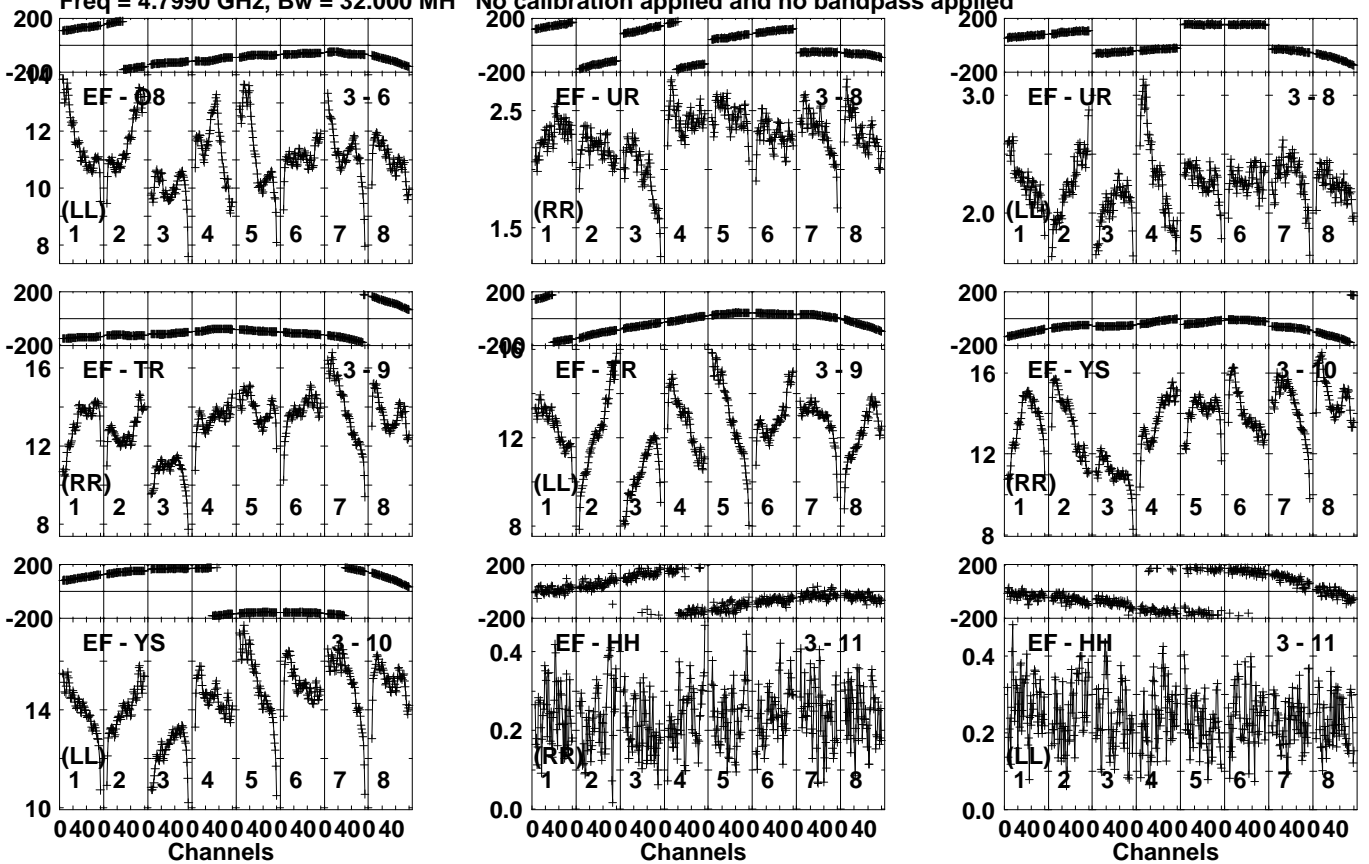


Lower frame: Milli Ampl Jy Top frame: Phas deg  
Vector averaged cross-power spectrum Several baselines displayed  
Timerange: 00/17:49:31 to 00/17:51:29

Plot file version 429 created 13-FEB-2023 10:49:59

J2025+33 EM166B.UVDATA.1

Freq = 4.7990 GHz, Bw = 32.000 MH No calibration applied and no bandpass applied



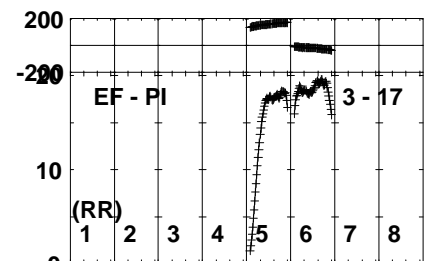
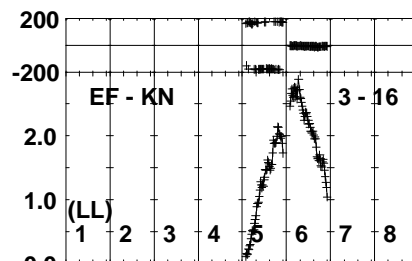
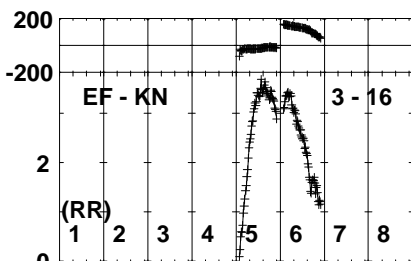
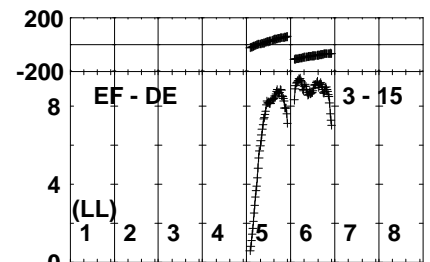
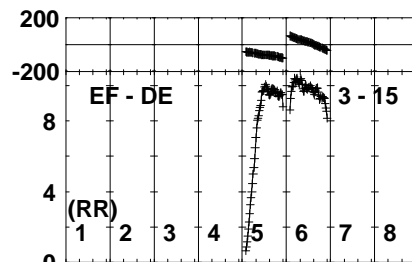
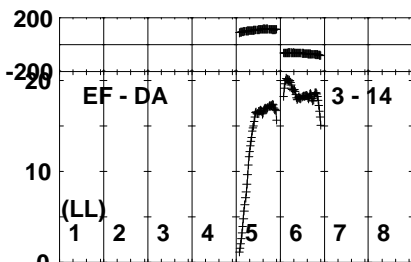
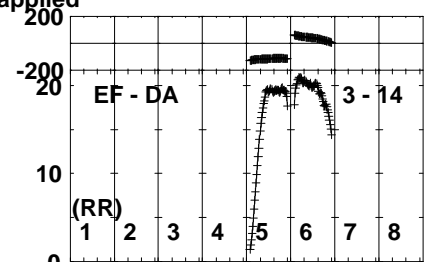
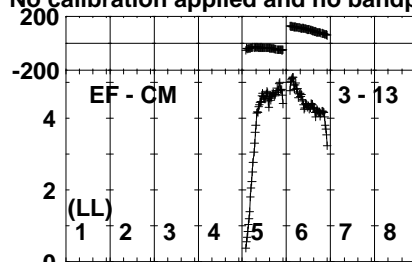
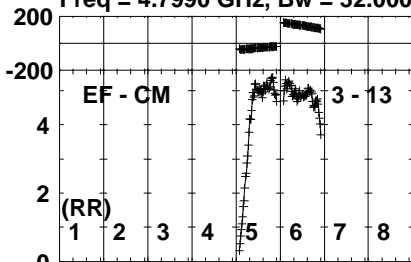
Lower frame: Milli Ampl Jy Top frame: Phas deg  
Vector averaged cross-power spectrum Several baselines displayed  
Timerange: 00/17:49:31 to 00/17:51:29

Plot file version 430 created 13-FEB-2023 10:49:59

J2025+33 EM166B.UVDATA.1

Freq = 4.7990 GHz, Bw = 32.000 MH

No calibration applied and no bandpass applied

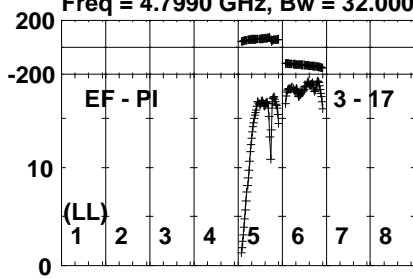


Lower frame: Milli Ampl Jy Top frame: Phas deg  
Vector averaged cross-power spectrum Several baselines displayed  
Timerange: 00/17:49:31 to 00/17:51:29

Plot file version 431 created 13-FEB-2023 10:49:59

J2025+33 EM166B.UVDATA.1

Freq = 4.7990 GHz, Bw = 32.000 MH No calibration applied and no bandpass applied



Lower frame: Milli Ampl Jy Top frame: Phas deg

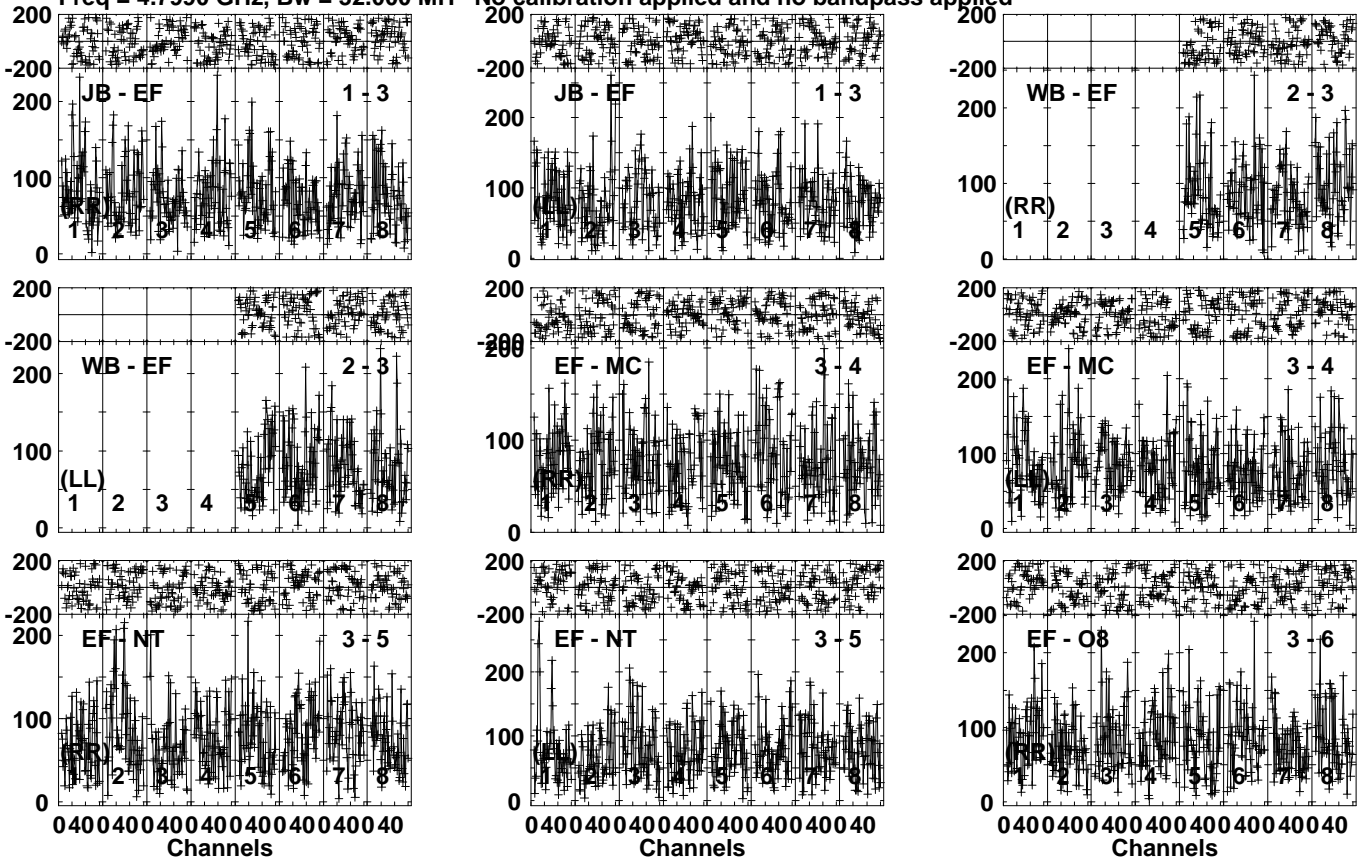
Vector averaged cross-power spectrum Several baselines displayed

Timerange: 00/17:49:31 to 00/17:51:29

Plot file version 432 created 13-FEB-2023 10:49:59

V404CYG EM166B.UVDATA.1

Freq = 4.7990 GHz, Bw = 32.000 MH No calibration applied and no bandpass applied



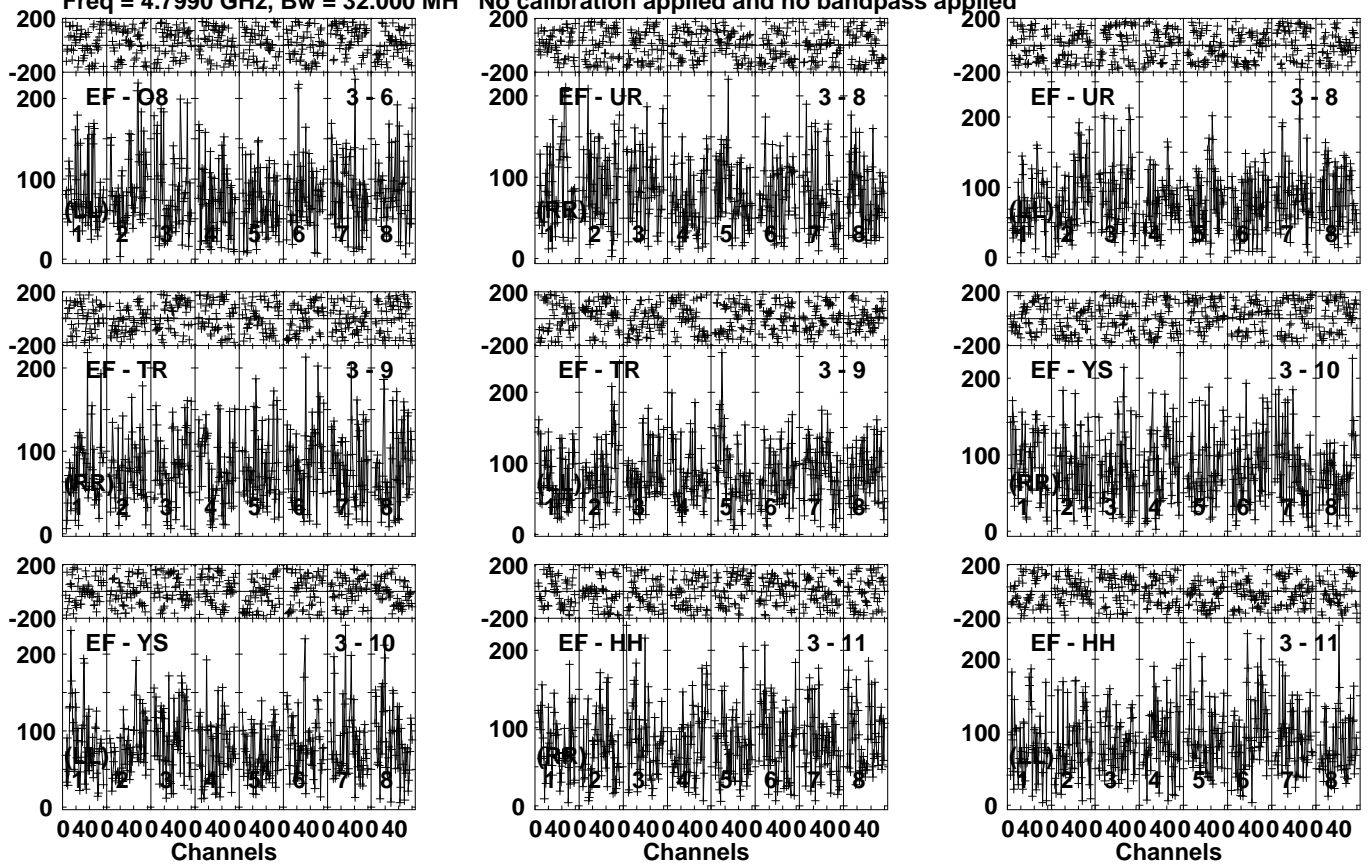
Lower frame: Micro Ampl Jy Top frame: Phas deg  
Vector averaged cross-power spectrum Several baselines displayed  
Timerange: 00/17:51:31 to 00/17:54:59



Plot file version 433 created 13-FEB-2023 10:50:00

V404CYG EM166B.UVDATA.1

Freq = 4.7990 GHz, Bw = 32.000 MH No calibration applied and no bandpass applied

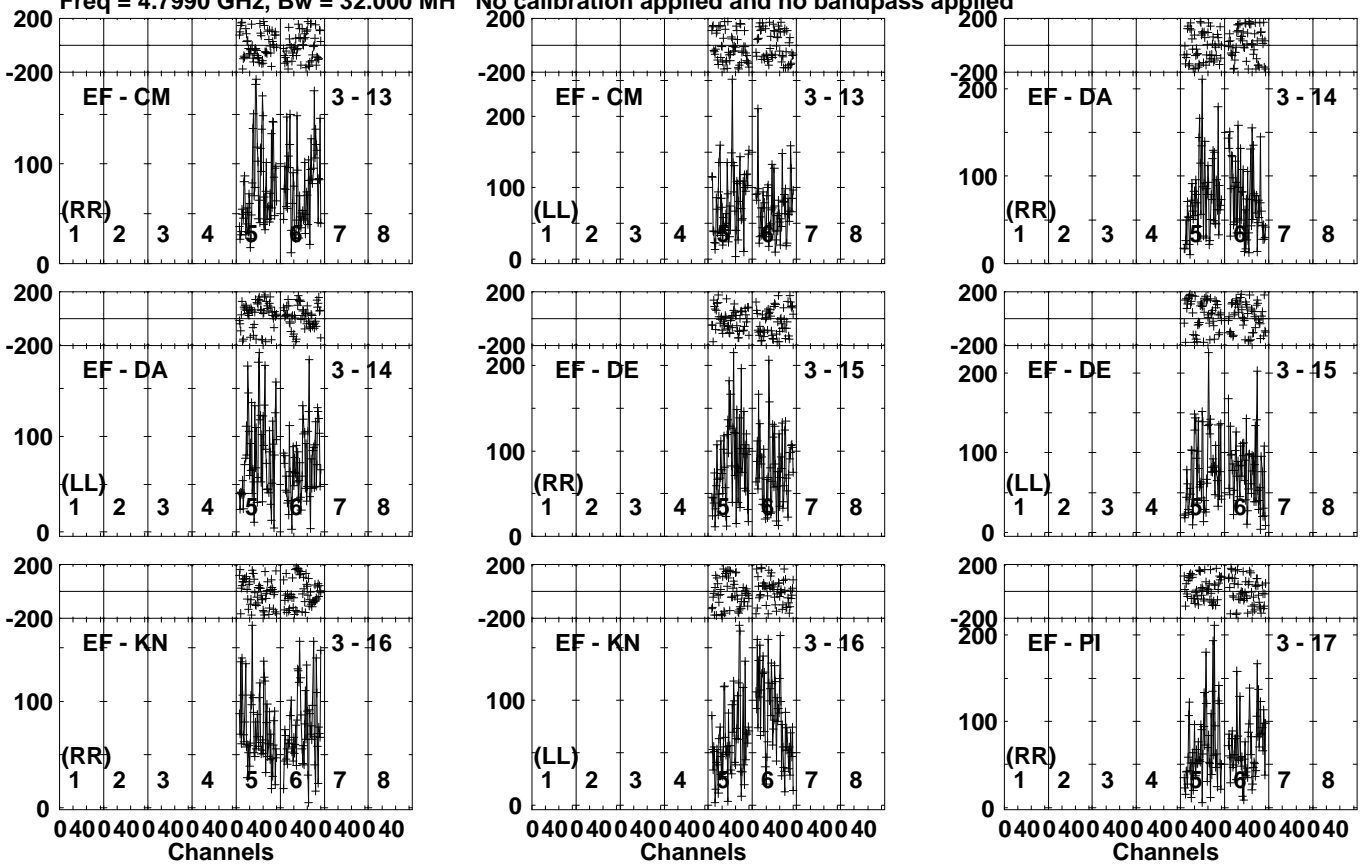


Lower frame: Micro Ampl Jy Top frame: Phas deg  
Vector averaged cross-power spectrum Several baselines displayed  
Timerange: 00/17:51:31 to 00/17:54:59

Plot file version 434 created 13-FEB-2023 10:50:00

V404CYG EM166B.UVDATA.1

Freq = 4.7990 GHz, Bw = 32.000 MH No calibration applied and no bandpass applied

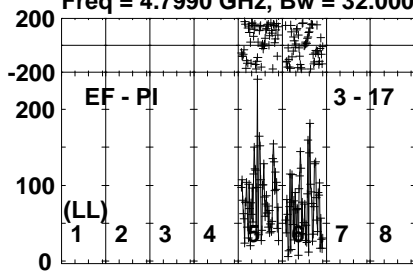


Lower frame: Micro Ampl Jy Top frame: Phas deg  
Vector averaged cross-power spectrum Several baselines displayed  
Timerange: 00/17:51:31 to 00/17:54:59

Plot file version 435 created 13-FEB-2023 10:50:00

V404CYG EM166B.UVDATA.1

Freq = 4.7990 GHz, Bw = 32.000 MH No calibration applied and no bandpass applied



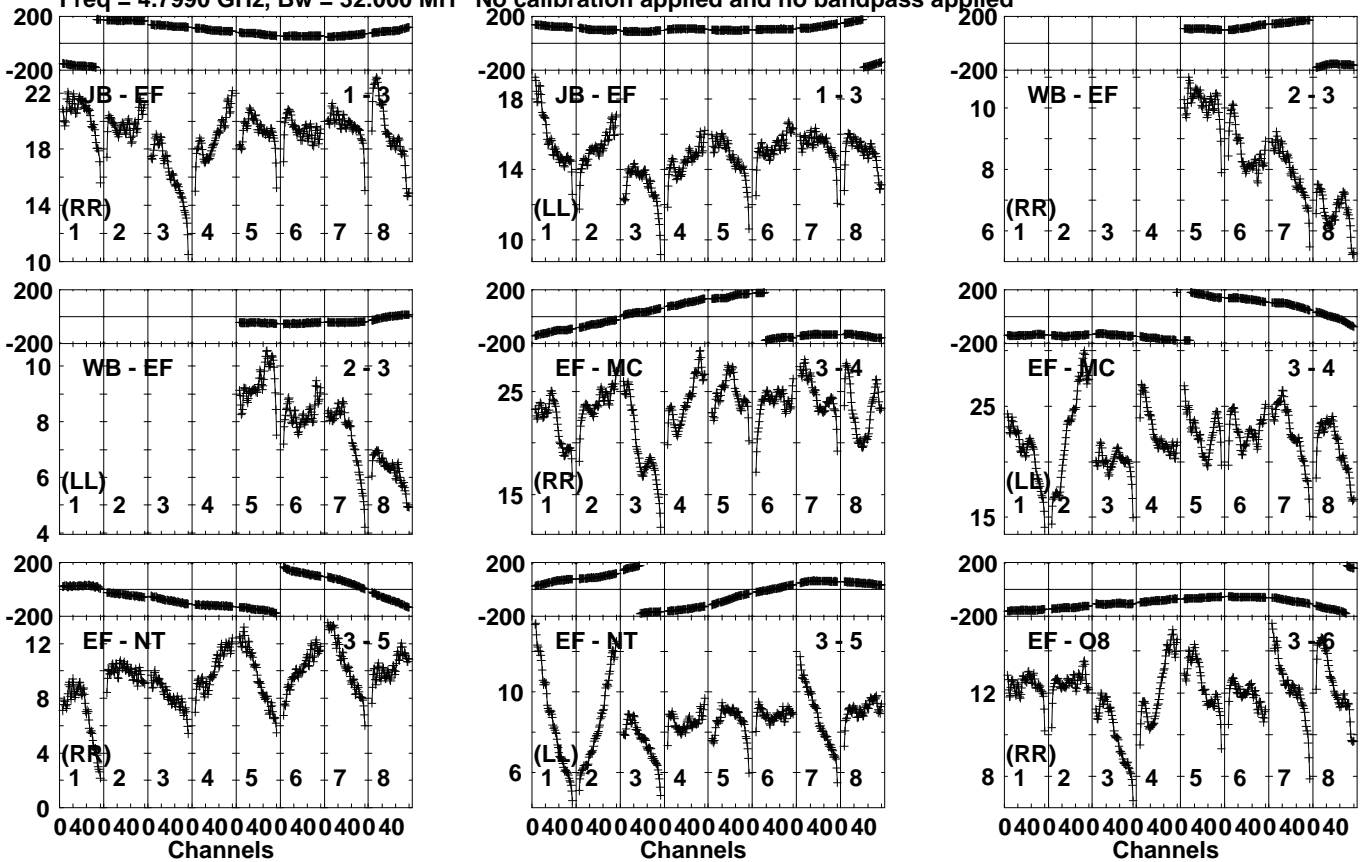
Lower frame: Micro Ampl Jy Top frame: Phas deg  
Vector averaged cross-power spectrum Several baselines displayed  
Timerange: 00/17:51:31 to 00/17:54:59

Plot file version 436 created 13-FEB-2023 10:50:00

J2025+33 EM166B.UVDATA.1

Freq = 4.7990 GHz, Bw = 32.000 MH

No calibration applied and no bandpass applied



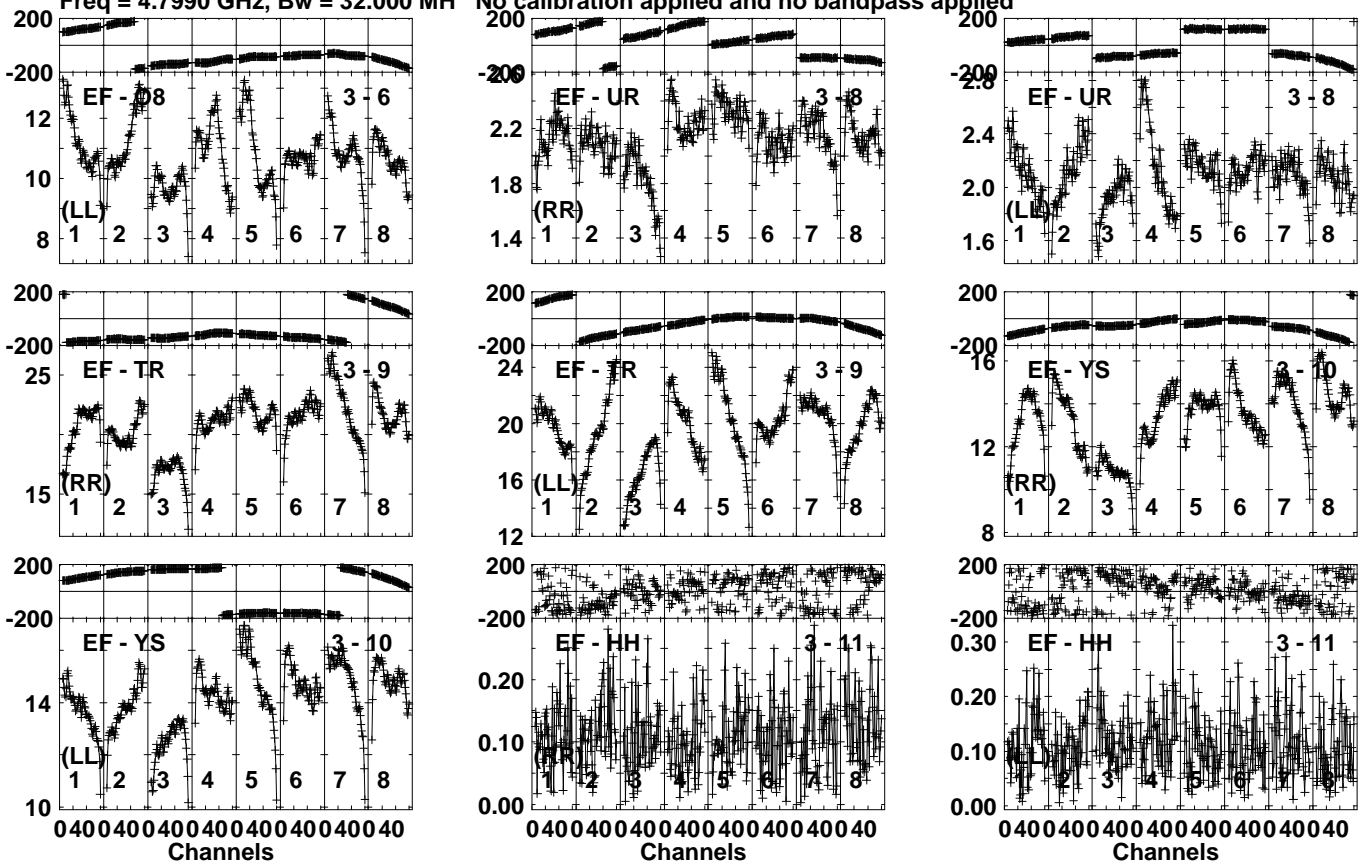
Lower frame: Milli Ampl Jy Top frame: Phas deg  
Vector averaged cross-power spectrum Several baselines displayed  
Timerange: 00/17:55:01 to 00/17:57:29

Plot file version 437 created 13-FEB-2023 10:50:00

J2025+33 EM166B.UVDATA.1

Freq = 4.7990 GHz, Bw = 32.000 MH

No calibration applied and no bandpass applied

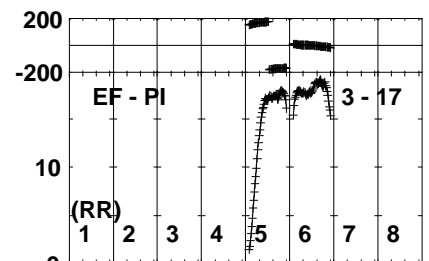
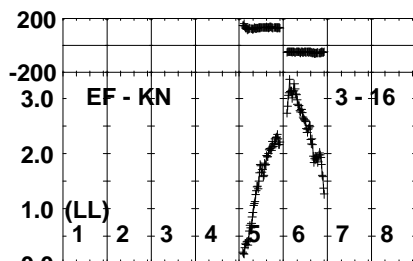
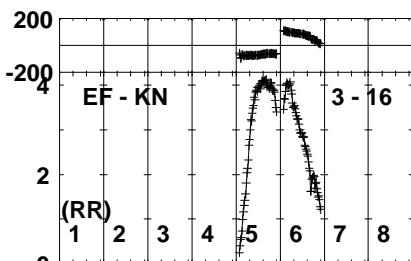
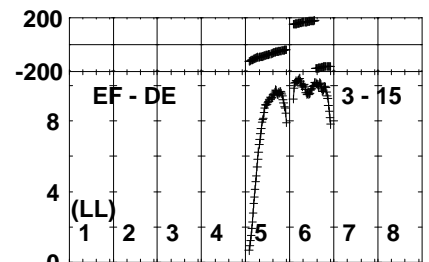
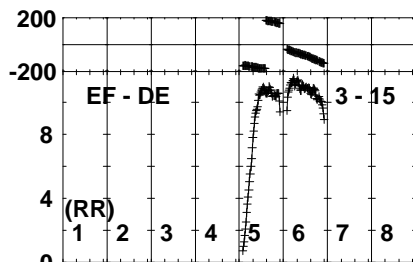
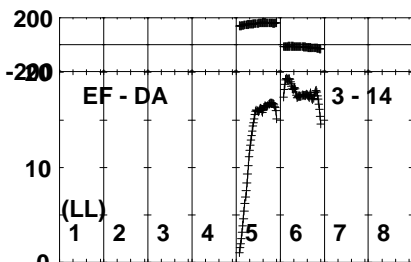
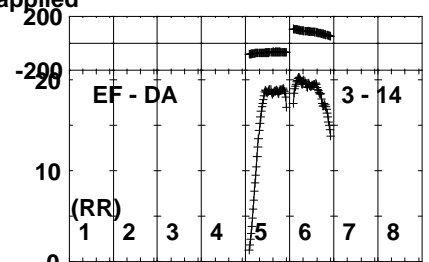
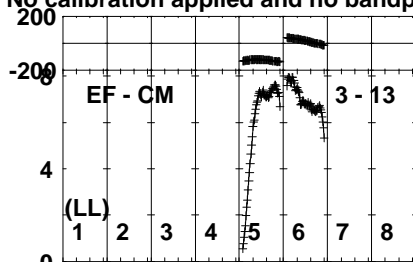
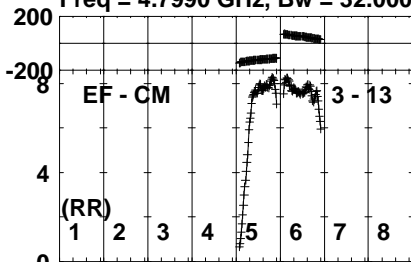


Lower frame: Milli Ampl Jy Top frame: Phas deg  
Vector averaged cross-power spectrum Several baselines displayed  
Timerange: 00/17:55:01 to 00/17:57:29

Plot file version 438 created 13-FEB-2023 10:50:00

J2025+33 EM166B.UVDATA.1

Freq = 4.7990 GHz, Bw = 32.000 MH No calibration applied and no bandpass applied

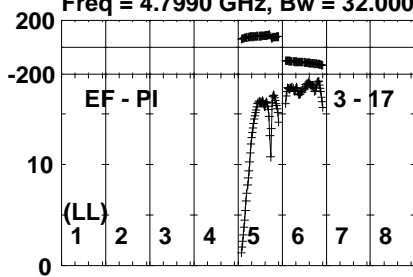


Lower frame: Milli Ampl Jy Top frame: Phas deg  
Vector averaged cross-power spectrum Several baselines displayed  
Timerange: 00/17:55:01 to 00/17:57:29

Plot file version 439 created 13-FEB-2023 10:50:01

J2025+33 EM166B.UVDATA.1

Freq = 4.7990 GHz, Bw = 32.000 MH No calibration applied and no bandpass applied



Lower frame: Milli Ampl Jy Top frame: Phas deg

Vector averaged cross-power spectrum Several baselines displayed

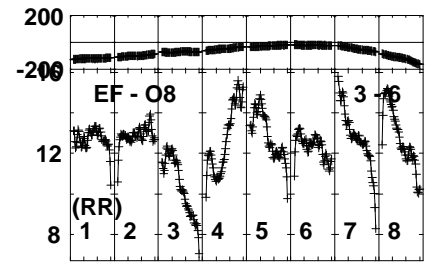
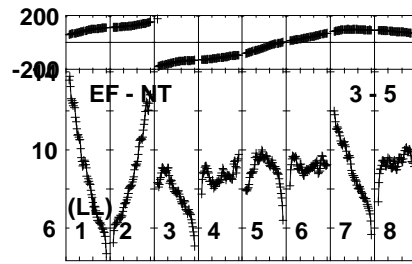
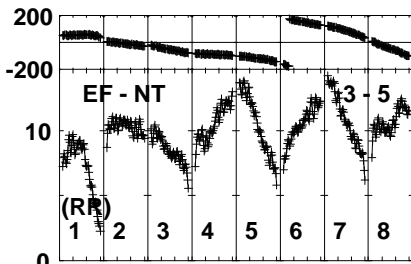
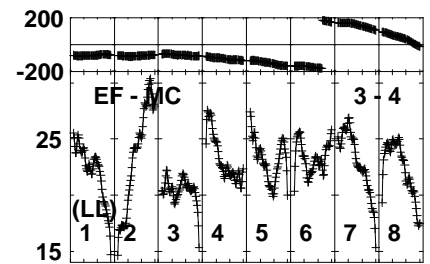
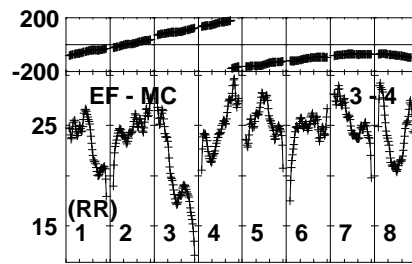
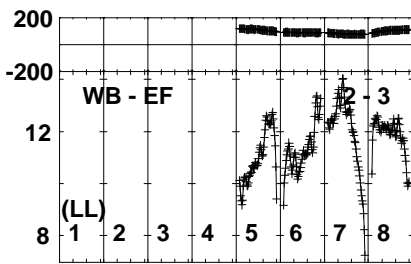
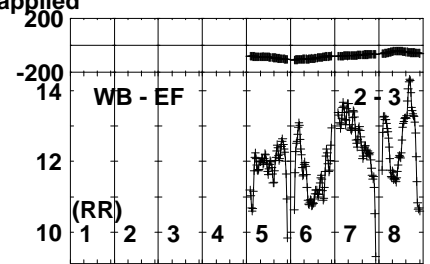
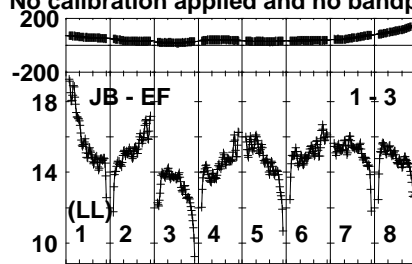
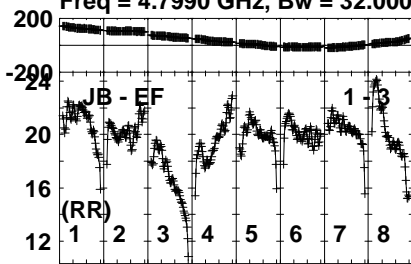
Timerange: 00/17:55:01 to 00/17:57:29

Plot file version 440 created 13-FEB-2023 10:50:01

J2025+33 EM166B.UVDATA.1

Freq = 4.7990 GHz, Bw = 32.000 MH

No calibration applied and no bandpass applied



Lower frame: Milli Ampl Jy Top frame: Phas deg  
Vector averaged cross-power spectrum Several baselines displayed  
Timerange: 00/17:59:31 to 00/18:01:59

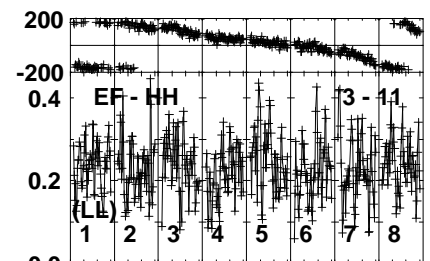
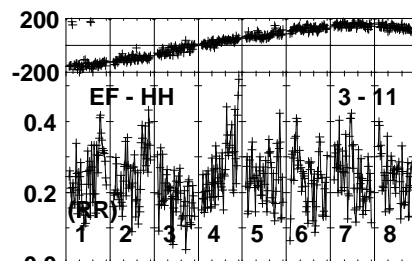
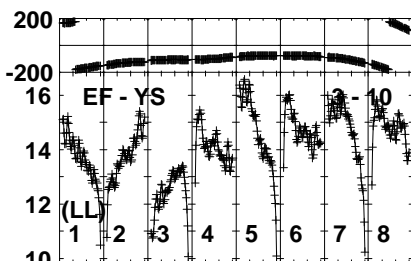
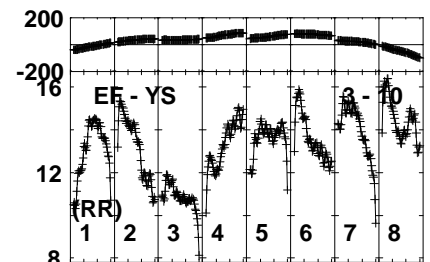
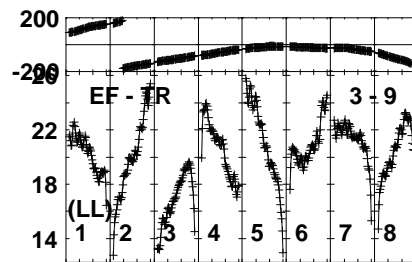
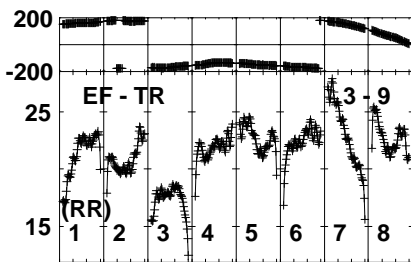
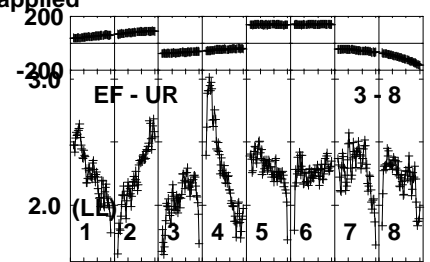
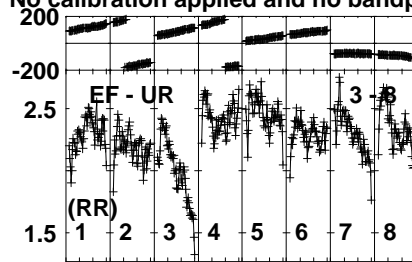
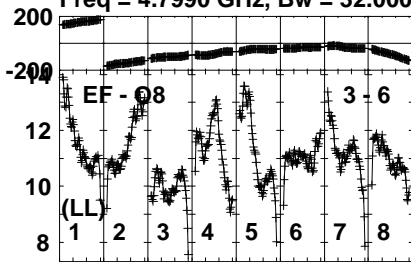


Plot file version 441 created 13-FEB-2023 10:50:01

J2025+33 EM166B.UVDATA.1

Freq = 4.7990 GHz, Bw = 32.000 MH

No calibration applied and no bandpass applied

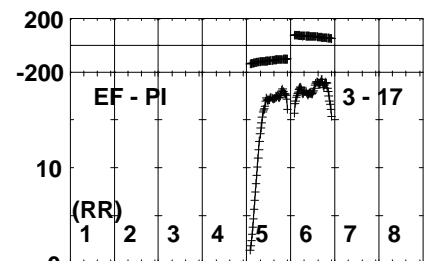
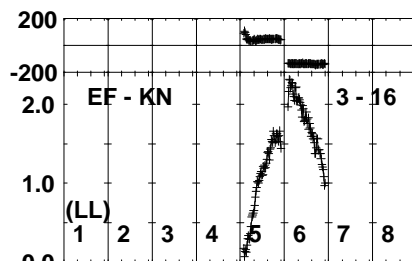
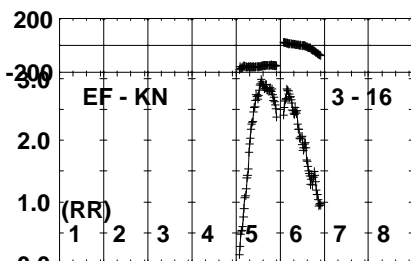
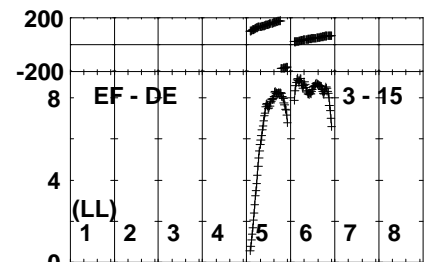
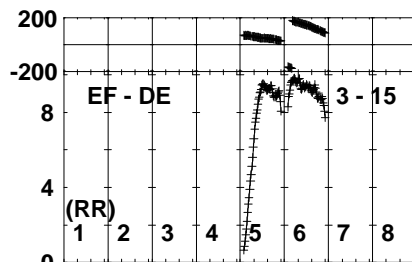
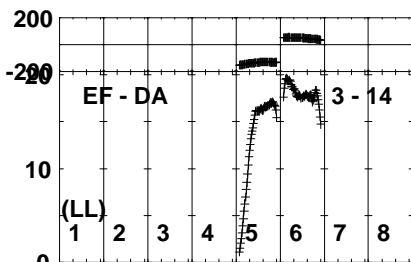
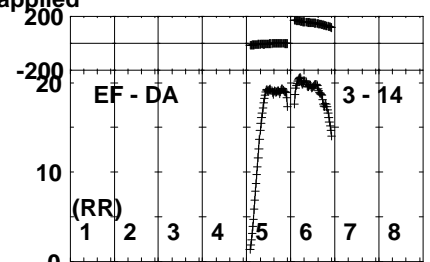
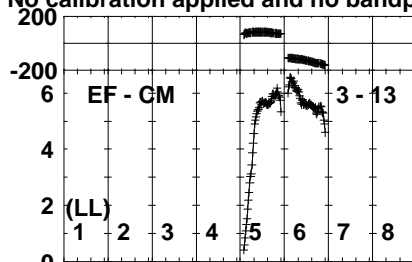
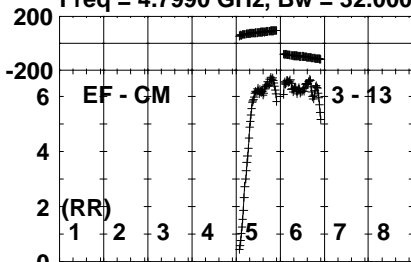


Lower frame: Milli Ampl Jy Top frame: Phas deg  
Vector averaged cross-power spectrum Several baselines displayed  
Timerange: 00/17:59:31 to 00/18:01:59

Plot file version 442 created 13-FEB-2023 10:50:01

J2025+33 EM166B.UVDATA.1

Freq = 4.7990 GHz, Bw = 32.000 MH No calibration applied and no bandpass applied

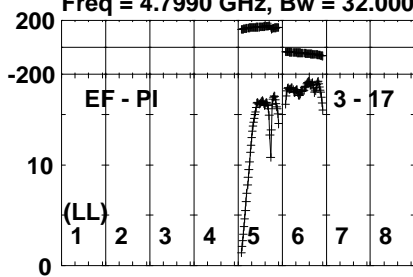


Lower frame: Milli Ampl Jy Top frame: Phas deg  
Vector averaged cross-power spectrum Several baselines displayed  
Timerange: 00/17:59:31 to 00/18:01:59

Plot file version 443 created 13-FEB-2023 10:50:01

J2025+33 EM166B.UVDATA.1

Freq = 4.7990 GHz, Bw = 32.000 MH No calibration applied and no bandpass applied



Lower frame: Milli Ampl Jy Top frame: Phas deg

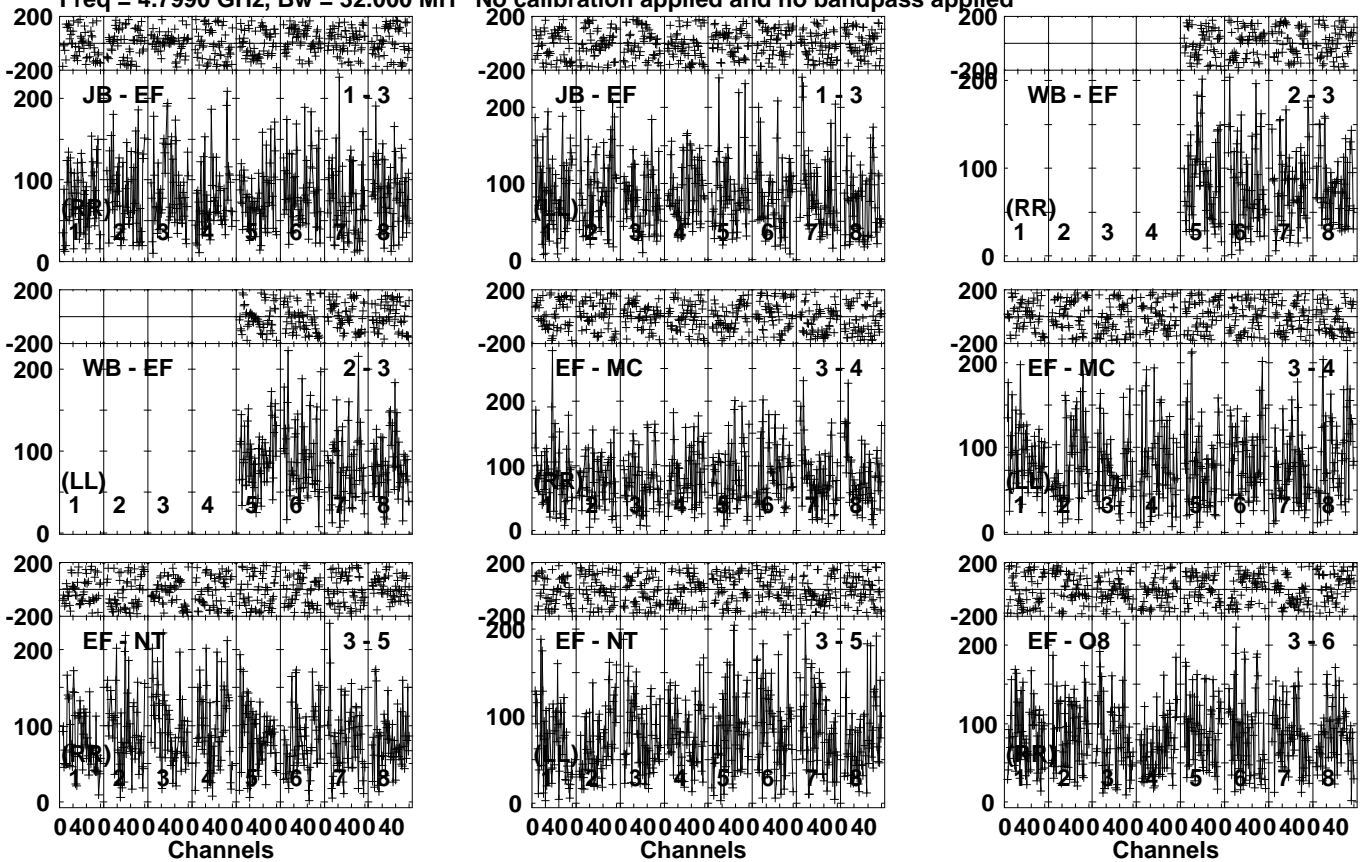
Vector averaged cross-power spectrum Several baselines displayed

Timerange: 00/17:59:31 to 00/18:01:59

Plot file version 444 created 13-FEB-2023 10:50:01

V404CYG EM166B.UVDATA.1

Freq = 4.7990 GHz, Bw = 32.000 MH No calibration applied and no bandpass applied

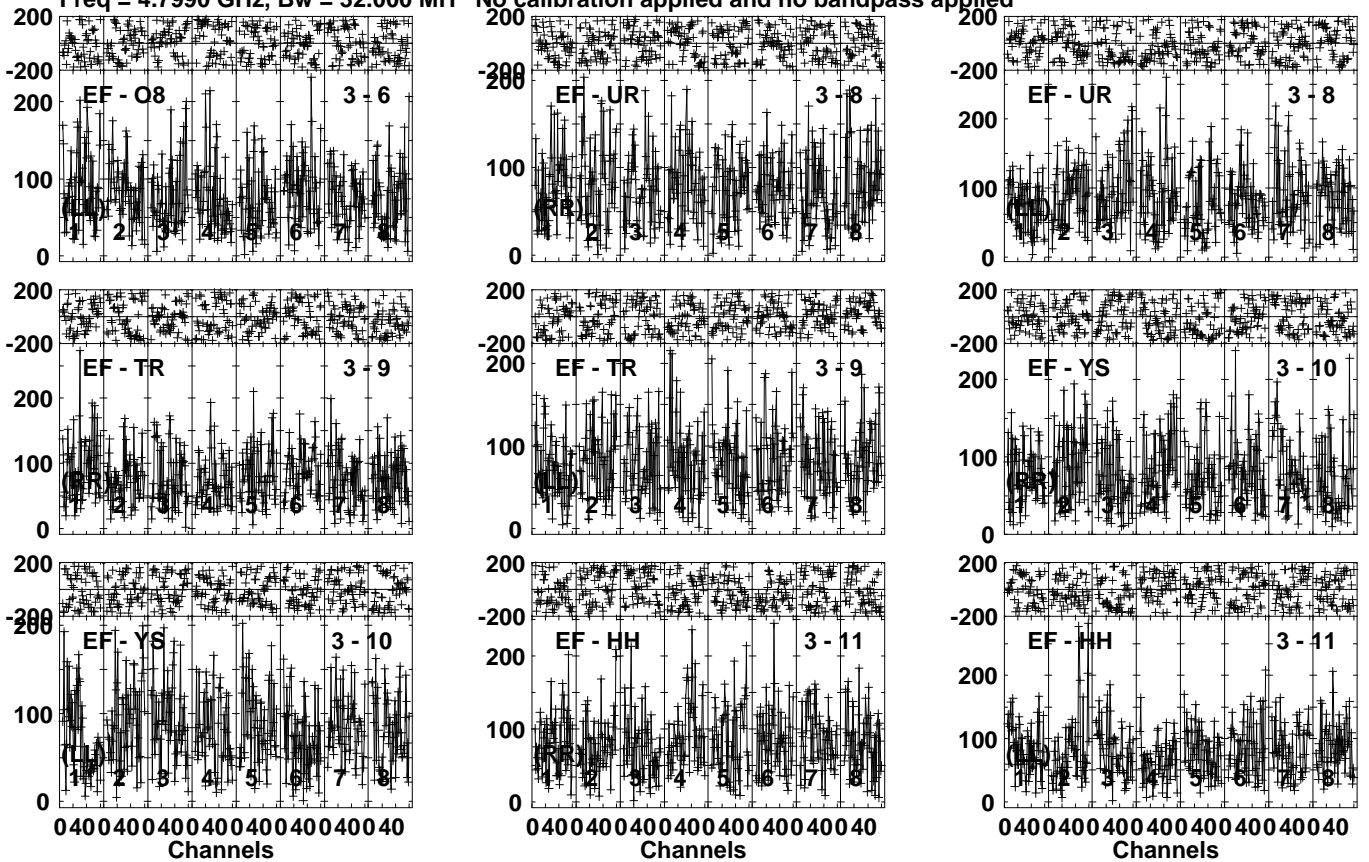


Lower frame: Micro Ampl Jy Top frame: Phas deg  
Vector averaged cross-power spectrum Several baselines displayed  
Timerange: 00/18:02:01 to 00/18:05:29

Plot file version 445 created 13-FEB-2023 10:50:01

V404CYG EM166B.UVDATA.1

Freq = 4.7990 GHz, Bw = 32.000 MH No calibration applied and no bandpass applied

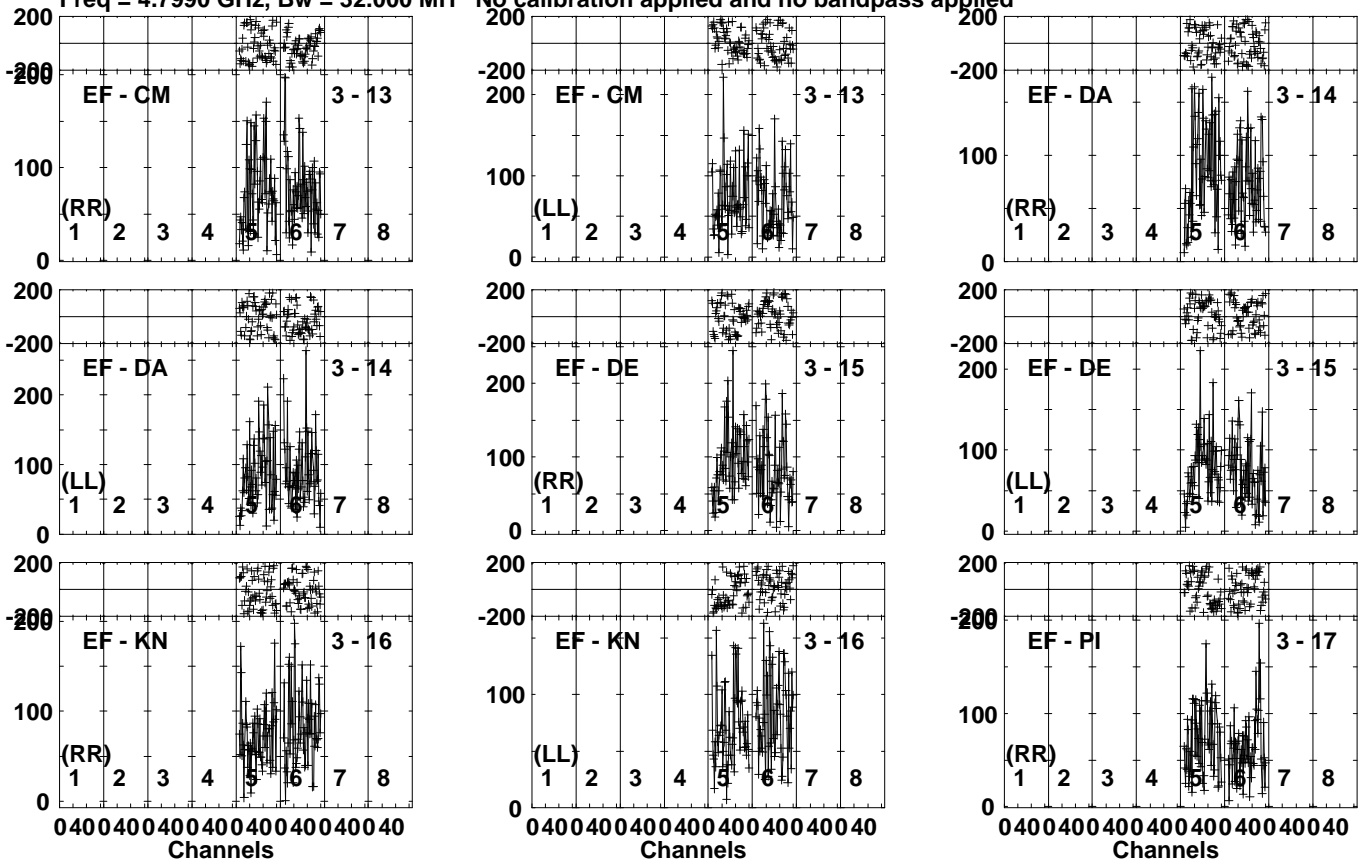


Lower frame: Micro Ampl Jy Top frame: Phas deg  
Vector averaged cross-power spectrum Several baselines displayed  
Timerange: 00/18:02:01 to 00/18:05:29

Plot file version 446 created 13-FEB-2023 10:50:01

V404CYG EM166B.UVDATA.1

Freq = 4.7990 GHz, Bw = 32.000 MH No calibration applied and no bandpass applied

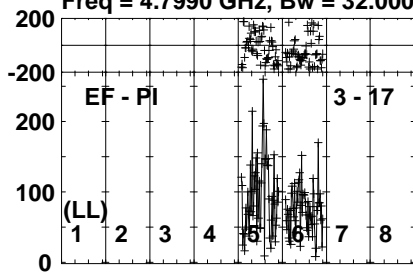


Lower frame: Micro Ampl Jy Top frame: Phas deg  
Vector averaged cross-power spectrum Several baselines displayed  
Timerange: 00/18:02:01 to 00/18:05:29

Plot file version 447 created 13-FEB-2023 10:50:02

V404CYG EM166B.UVDATA.1

Freq = 4.7990 GHz, Bw = 32.000 MH No calibration applied and no bandpass applied



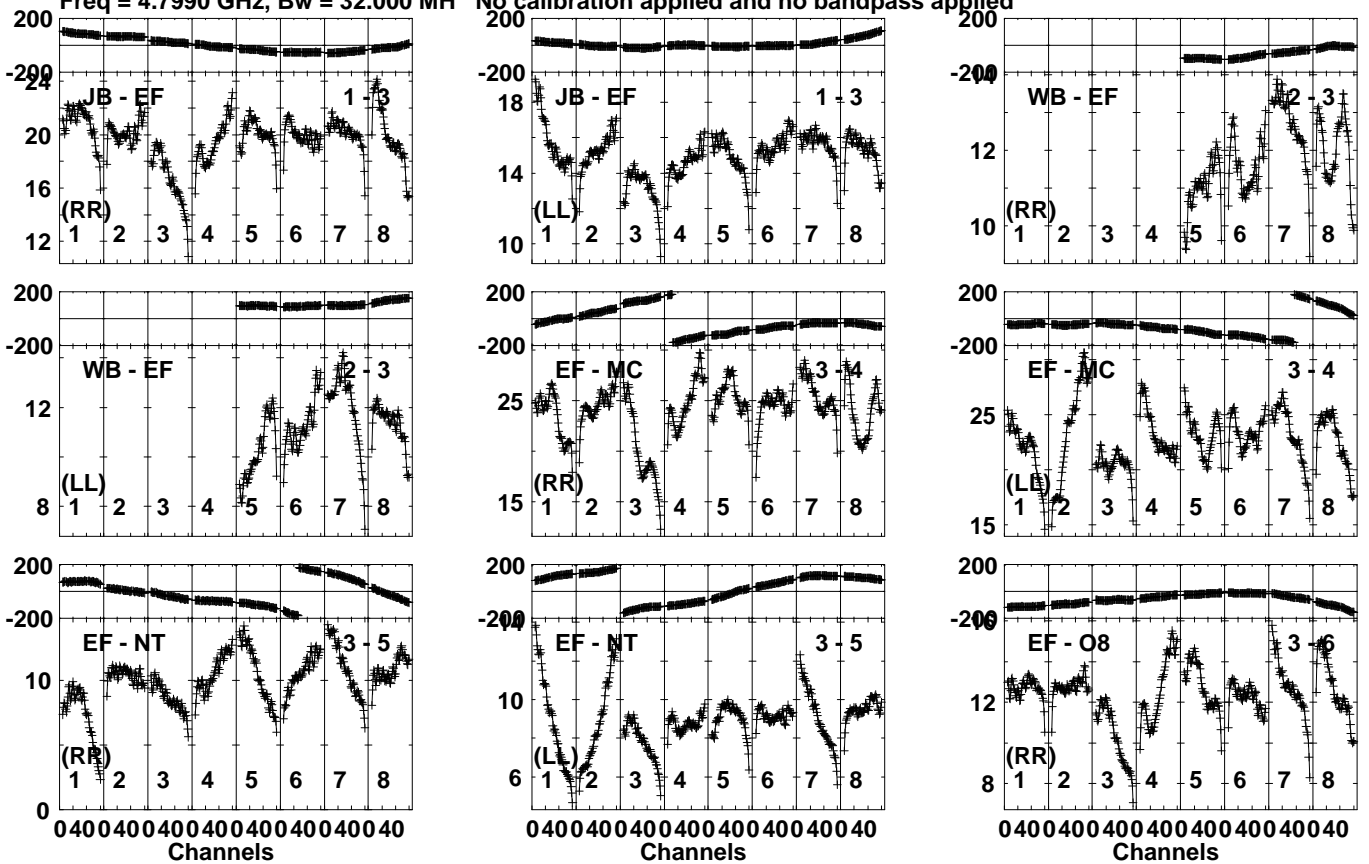
Lower frame: Micro Ampl Jy Top frame: Phas deg  
Vector averaged cross-power spectrum Several baselines displayed  
Timerange: 00/18:02:01 to 00/18:05:29

Plot file version 448 created 13-FEB-2023 10:50:02

J2025+33 EM166B.UVDATA.1

Freq = 4.7990 GHz, Bw = 32.000 MH

No calibration applied and no bandpass applied



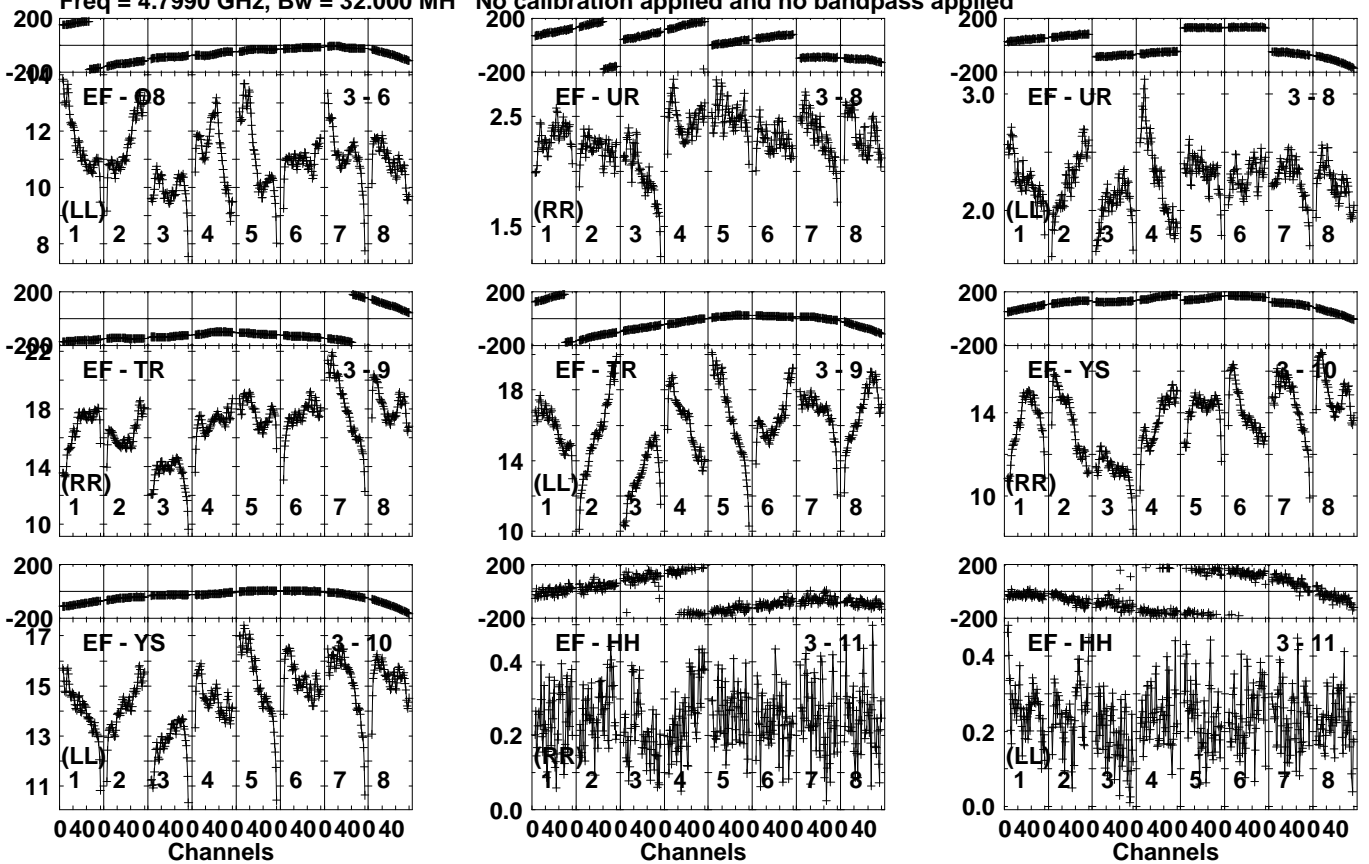
Lower frame: Milli Ampl Jy Top frame: Phas deg  
Vector averaged cross-power spectrum Several baselines displayed  
Timerange: 00/18:05:31 to 00/18:07:59



Plot file version 449 created 13-FEB-2023 10:50:02

J2025+33 EM166B.UVDATA.1

Freq = 4.7990 GHz, Bw = 32.000 MH No calibration applied and no bandpass applied



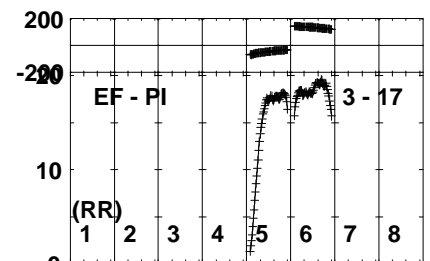
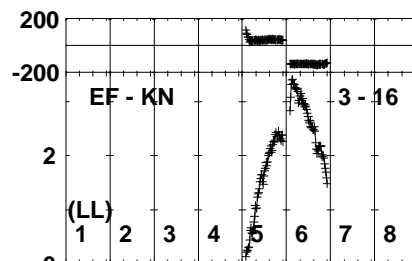
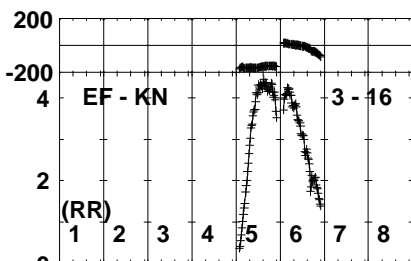
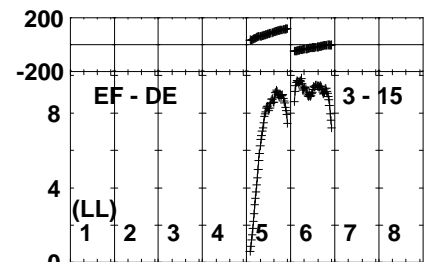
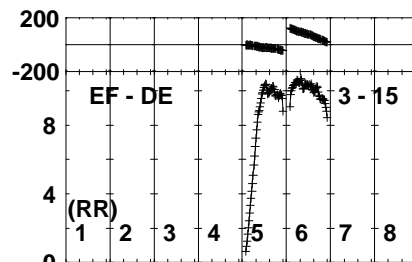
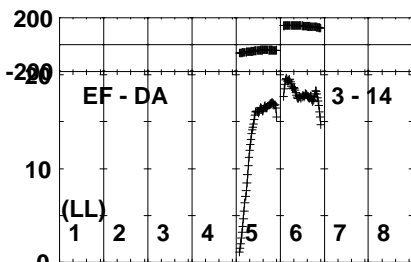
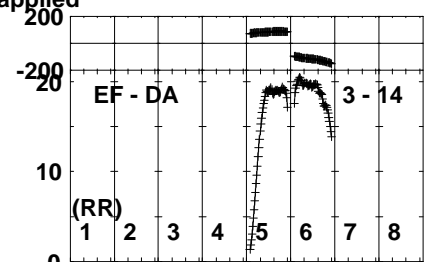
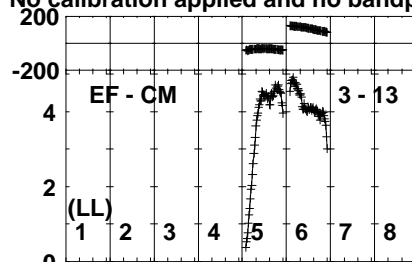
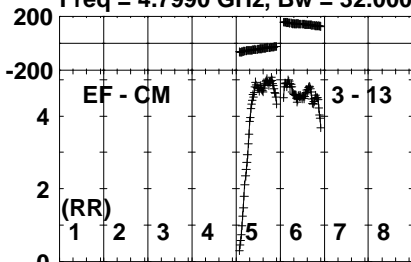
Lower frame: Milli Ampl Jy Top frame: Phas deg  
Vector averaged cross-power spectrum Several baselines displayed  
Timerange: 00/18:05:31 to 00/18:07:59

Plot file version 450 created 13-FEB-2023 10:50:02

J2025+33 EM166B.UVDATA.1

Freq = 4.7990 GHz, Bw = 32.000 MH

No calibration applied and no bandpass applied

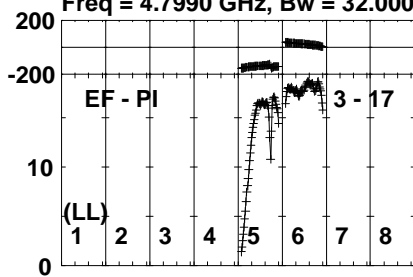


Lower frame: Milli Ampl Jy Top frame: Phas deg  
Vector averaged cross-power spectrum Several baselines displayed  
Timerange: 00/18:05:31 to 00/18:07:59

Plot file version 451 created 13-FEB-2023 10:50:02

J2025+33 EM166B.UVDATA.1

Freq = 4.7990 GHz, Bw = 32.000 MH No calibration applied and no bandpass applied



Lower frame: Milli Ampl Jy Top frame: Phas deg

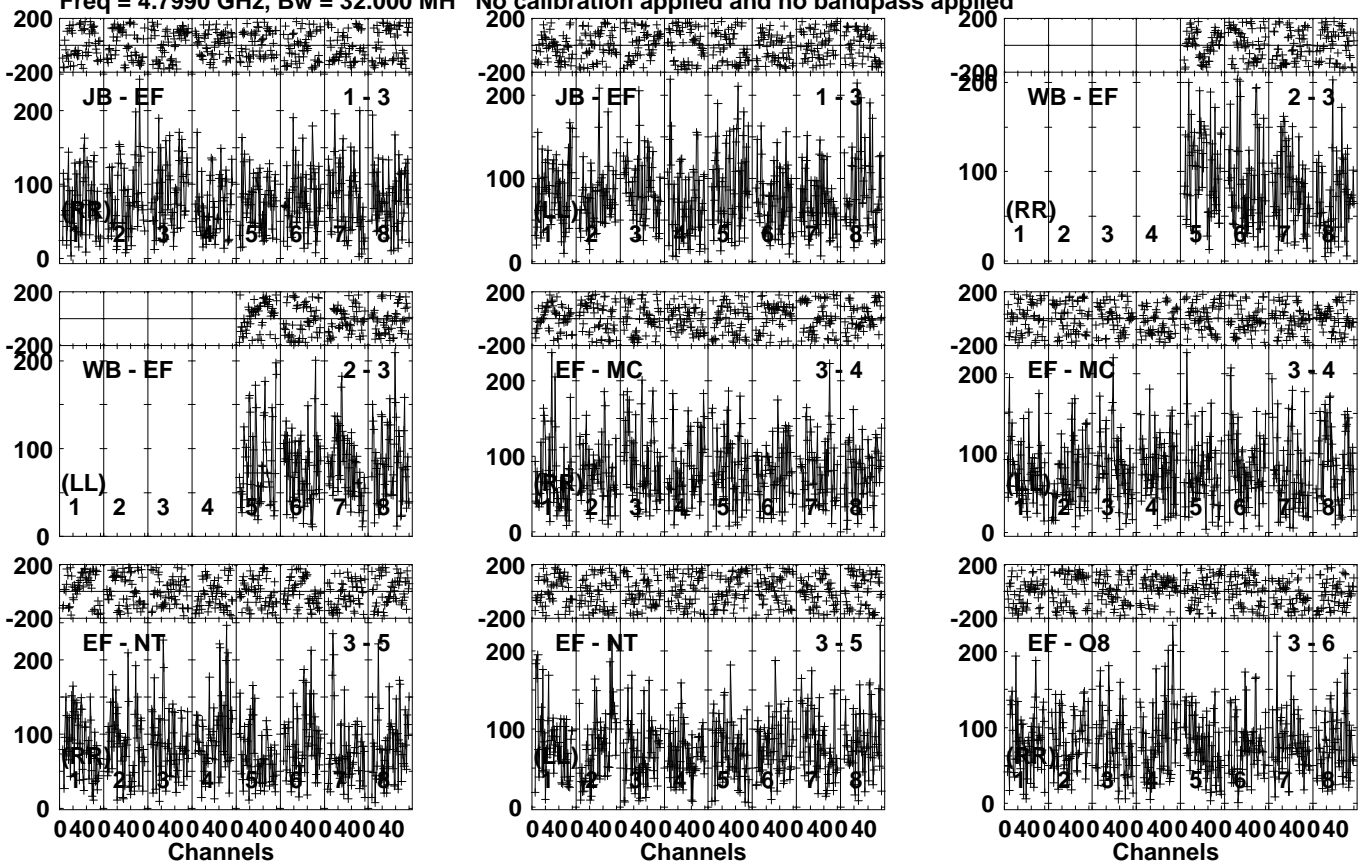
Vector averaged cross-power spectrum Several baselines displayed

Timerange: 00/18:05:31 to 00/18:07:59

Plot file version 452 created 13-FEB-2023 10:50:02

V404CYG EM166B.UVDATA.1

Freq = 4.7990 GHz, Bw = 32.000 MH No calibration applied and no bandpass applied

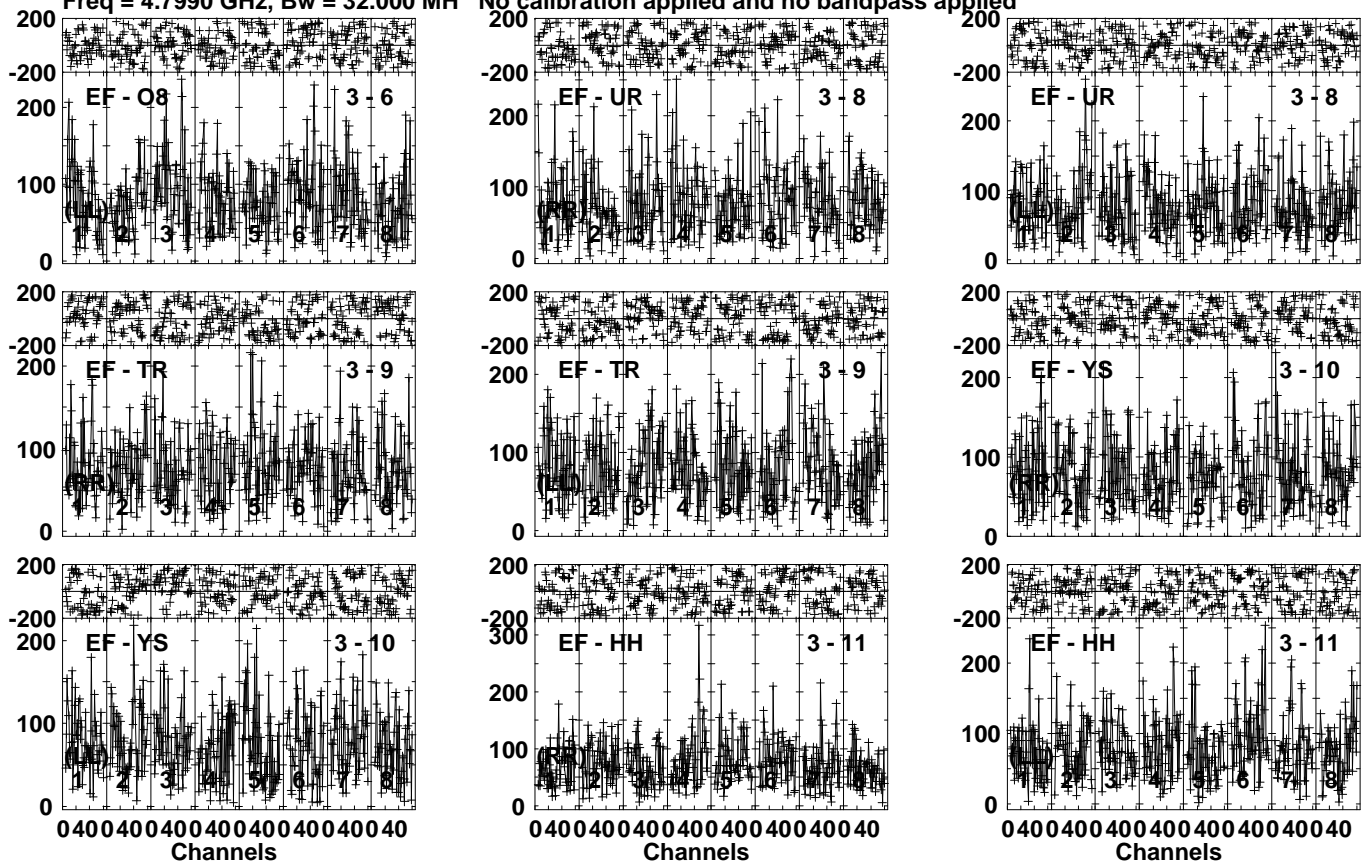


Lower frame: Micro Ampl Jy Top frame: Phas deg  
Vector averaged cross-power spectrum Several baselines displayed  
Timerange: 00/18:08:01 to 00/18:11:29

Plot file version 453 created 13-FEB-2023 10:50:02

V404CYG EM166B.UVDATA.1

Freq = 4.7990 GHz, Bw = 32.000 MH No calibration applied and no bandpass applied

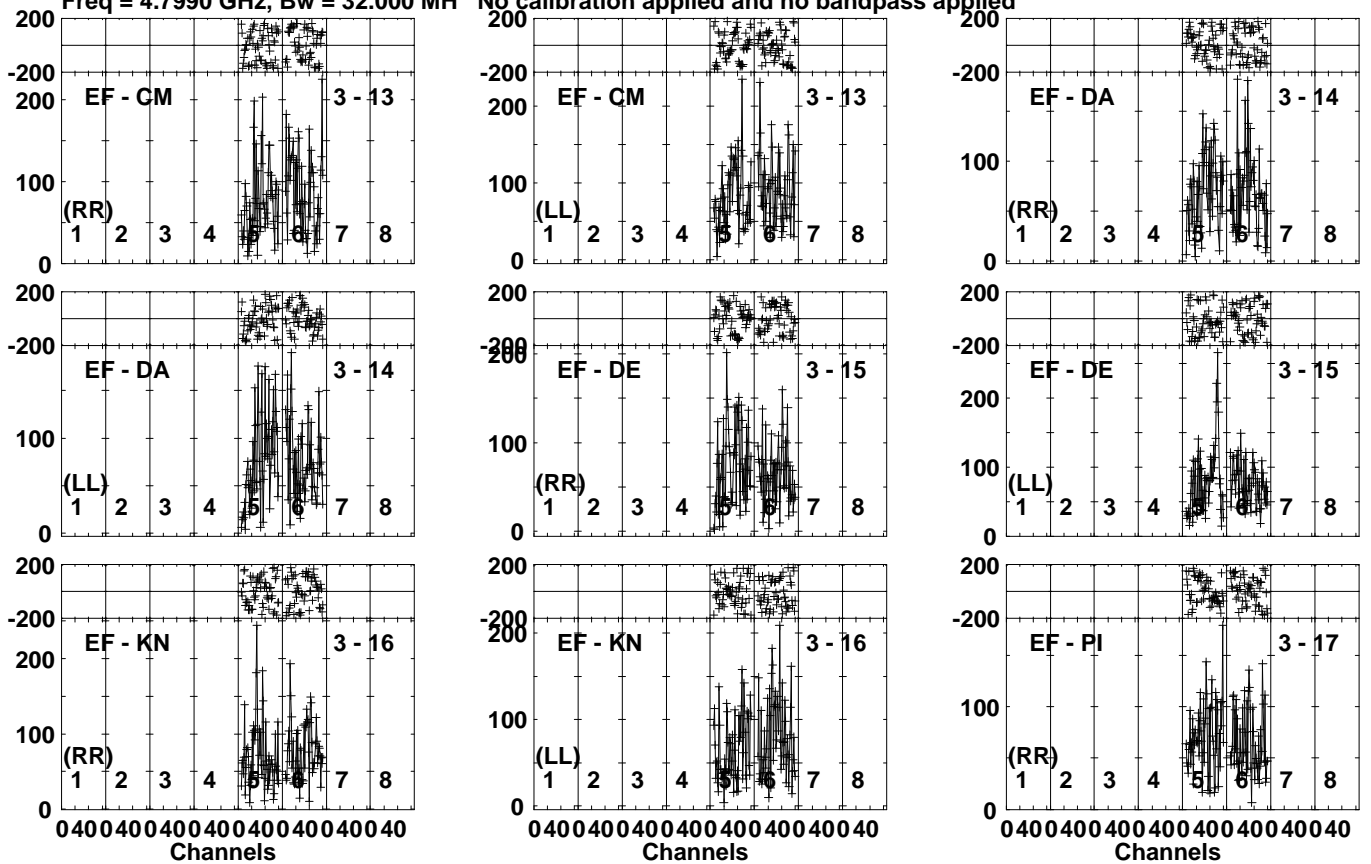


Lower frame: Micro Ampl Jy Top frame: Phas deg  
Vector averaged cross-power spectrum Several baselines displayed  
Timerange: 00/18:08:01 to 00/18:11:29

Plot file version 454 created 13-FEB-2023 10:50:02

V404CYG EM166B.UVDATA.1

Freq = 4.7990 GHz, Bw = 32.000 MH No calibration applied and no bandpass applied

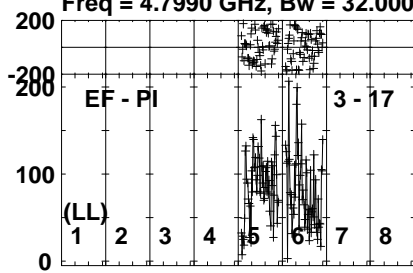


Lower frame: Micro Ampl Jy Top frame: Phas deg  
Vector averaged cross-power spectrum Several baselines displayed  
Timerange: 00/18:08:01 to 00/18:11:29

Plot file version 455 created 13-FEB-2023 10:50:05

V404CYG EM166B.UVDATA.1

Freq = 4.7990 GHz, Bw = 32.000 MH No calibration applied and no bandpass applied

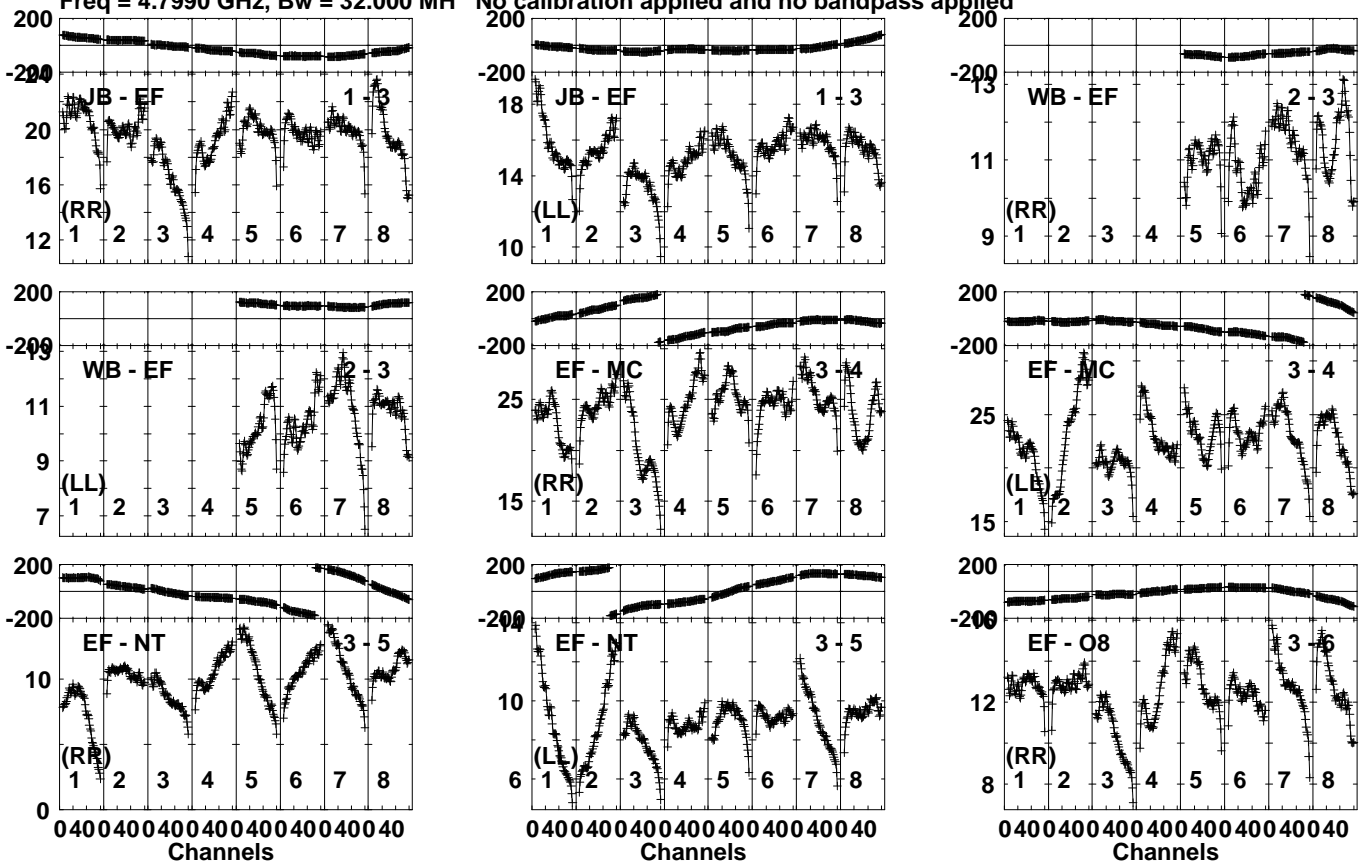


Lower frame: Micro Ampl Jy Top frame: Phas deg  
Vector averaged cross-power spectrum Several baselines displayed  
Timerange: 00/18:08:01 to 00/18:11:29

Plot file version 456 created 13-FEB-2023 10:50:05

J2025+33 EM166B.UVDATA.1

Freq = 4.7990 GHz, Bw = 32.000 MH No calibration applied and no bandpass applied



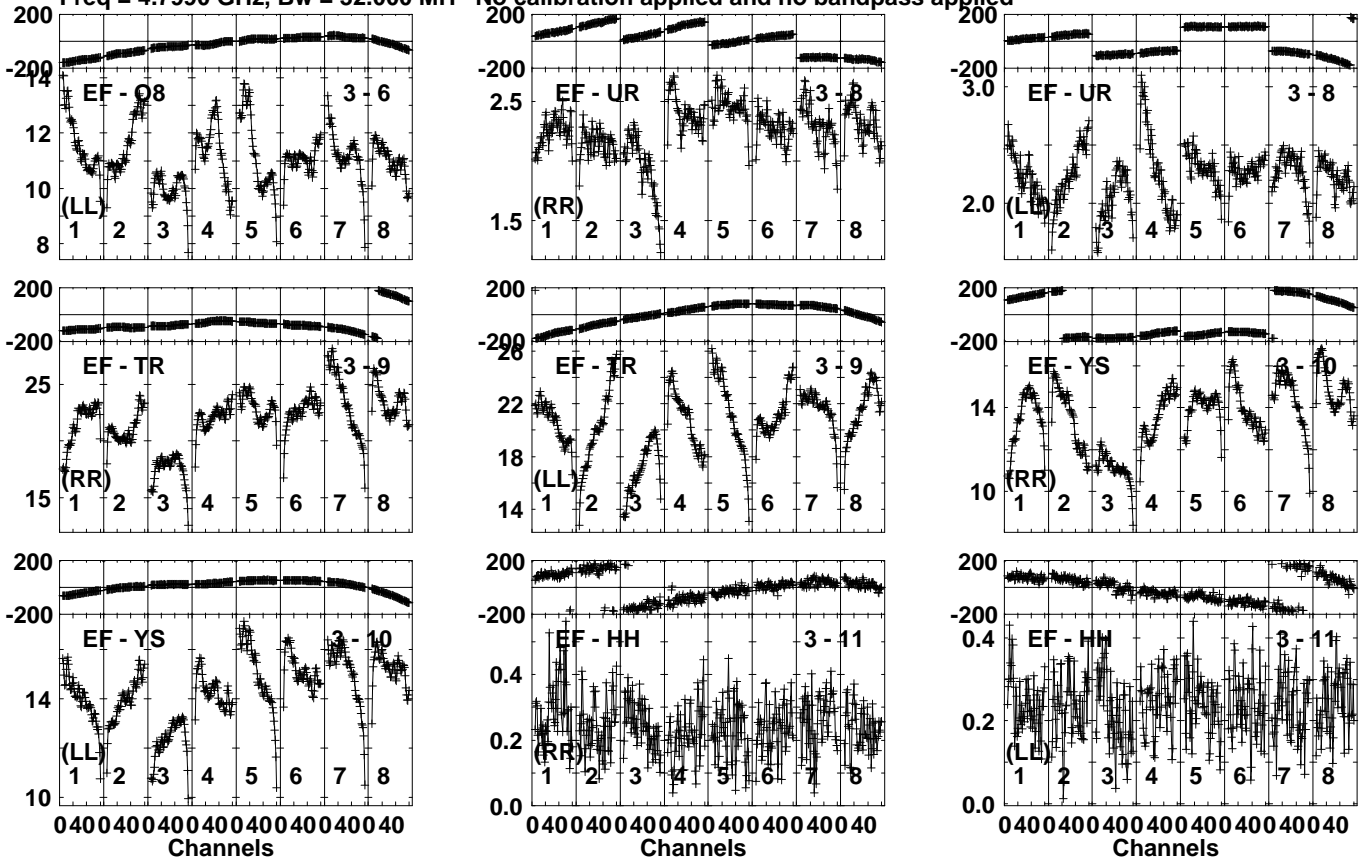
Lower frame: Milli Ampl Jy Top frame: Phas deg  
Vector averaged cross-power spectrum Several baselines displayed  
Timerange: 00/18:12:01 to 00/18:13:59



Plot file version 457 created 13-FEB-2023 10:50:05

J2025+33 EM166B.UVDATA.1

Freq = 4.7990 GHz, Bw = 32.000 MH No calibration applied and no bandpass applied



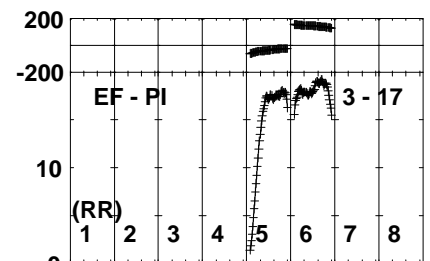
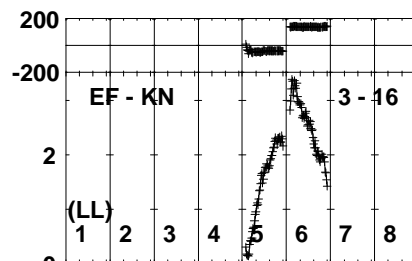
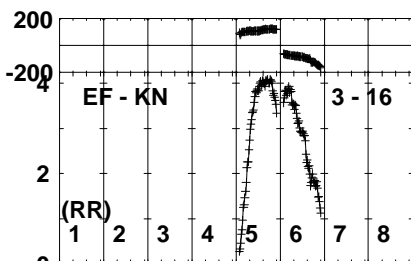
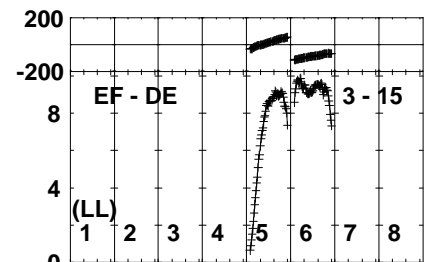
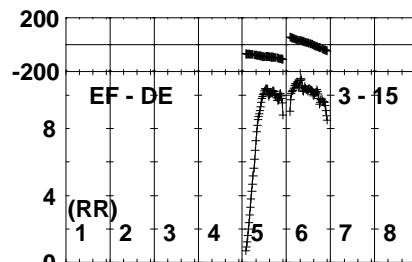
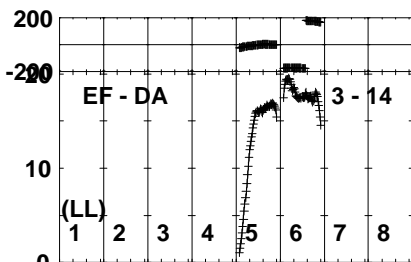
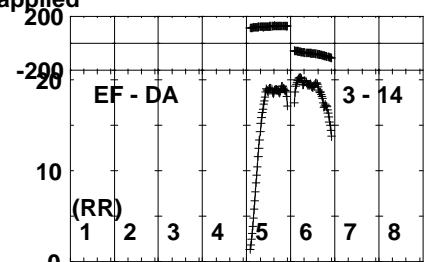
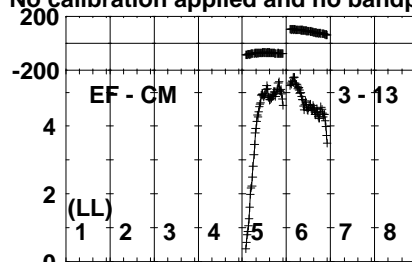
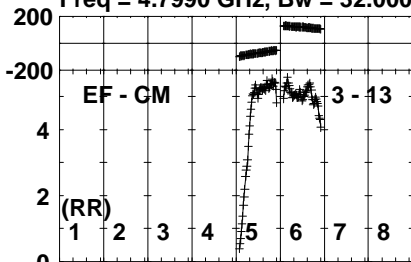
Lower frame: Milli Ampl Jy Top frame: Phas deg  
Vector averaged cross-power spectrum Several baselines displayed  
Timerange: 00/18:12:01 to 00/18:13:59

Plot file version 458 created 13-FEB-2023 10:50:05

J2025+33 EM166B.UVDATA.1

Freq = 4.7990 GHz, Bw = 32.000 MH

No calibration applied and no bandpass applied



Lower frame: Milli Ampl Jy Top frame: Phas deg

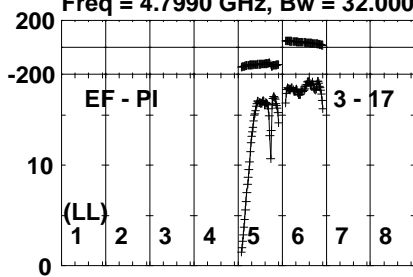
Vector averaged cross-power spectrum Several baselines displayed

Timerange: 00/18:12:01 to 00/18:13:59

Plot file version 459 created 13-FEB-2023 10:50:05

J2025+33 EM166B.UVDATA.1

Freq = 4.7990 GHz, Bw = 32.000 MH No calibration applied and no bandpass applied



Lower frame: Milli Ampl Jy Top frame: Phas deg

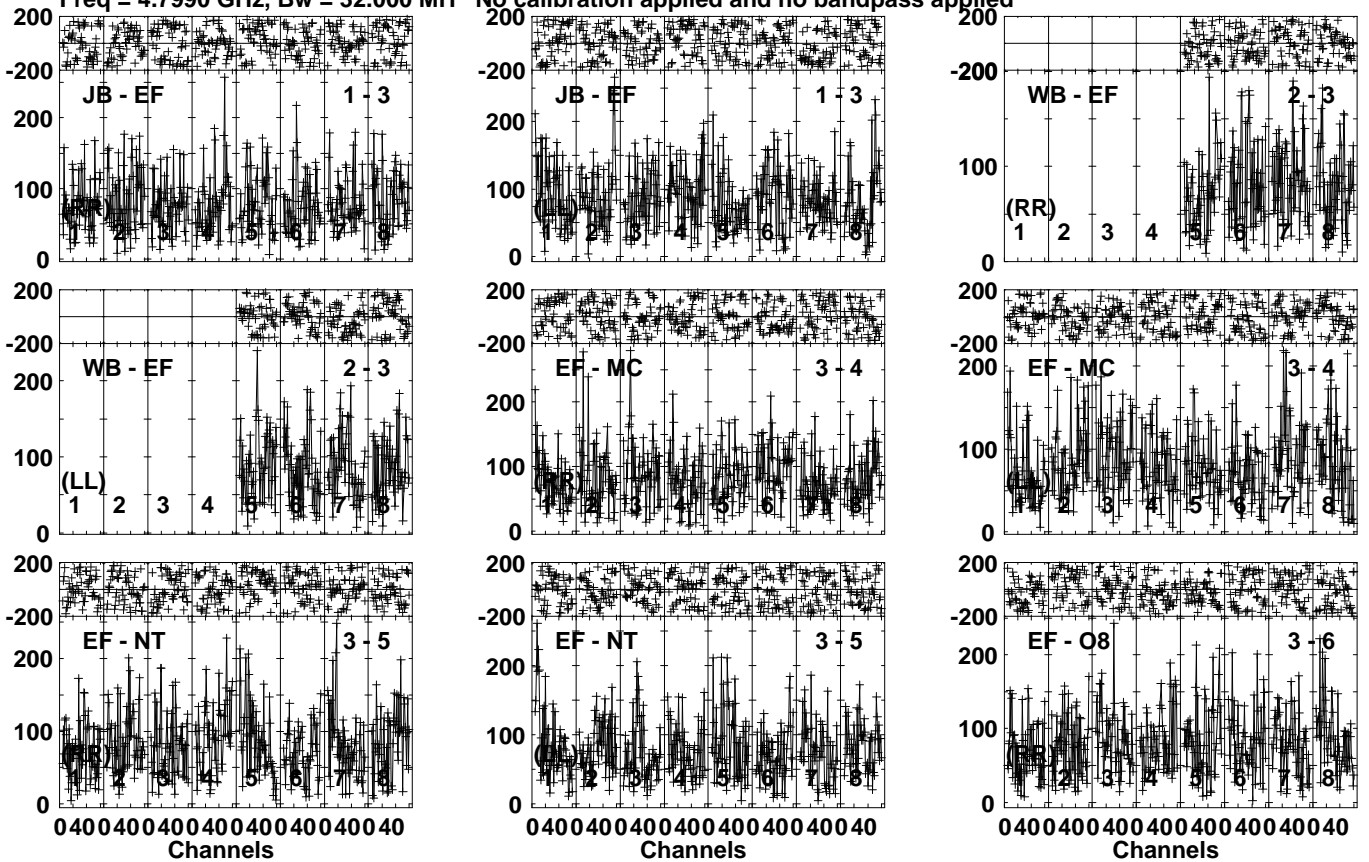
Vector averaged cross-power spectrum Several baselines displayed

Timerange: 00/18:12:01 to 00/18:13:59

Plot file version 460 created 13-FEB-2023 10:50:05

V404CYG EM166B.UVDATA.1

Freq = 4.7990 GHz, Bw = 32.000 MH No calibration applied and no bandpass applied

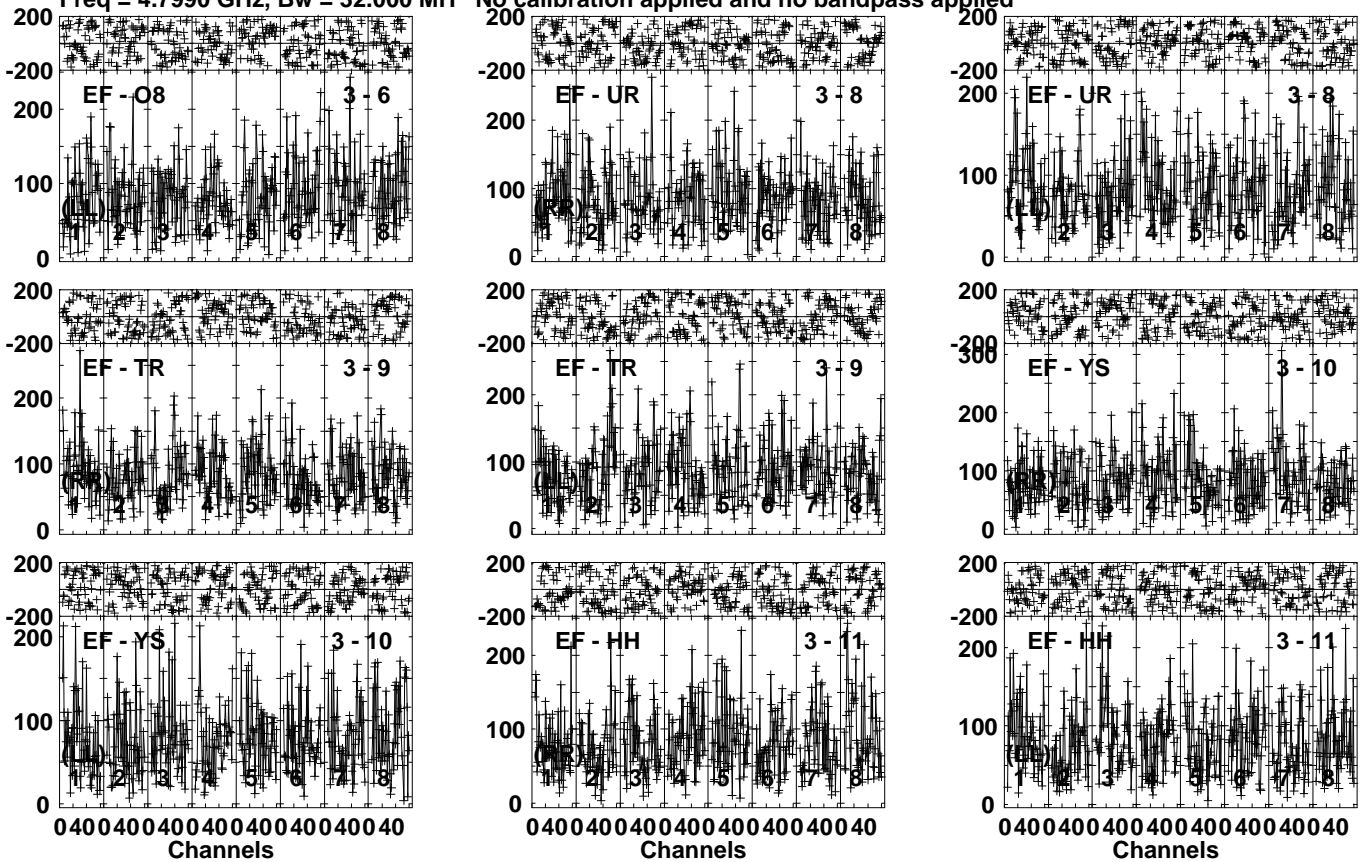


Lower frame: Micro Ampl Jy Top frame: Phas deg  
Vector averaged cross-power spectrum Several baselines displayed  
Timerange: 00/18:14:01 to 00/18:17:29

Plot file version 461 created 13-FEB-2023 10:50:05

V404CYG EM166B.UVDATA.1

Freq = 4.7990 GHz, Bw = 32.000 MH No calibration applied and no bandpass applied

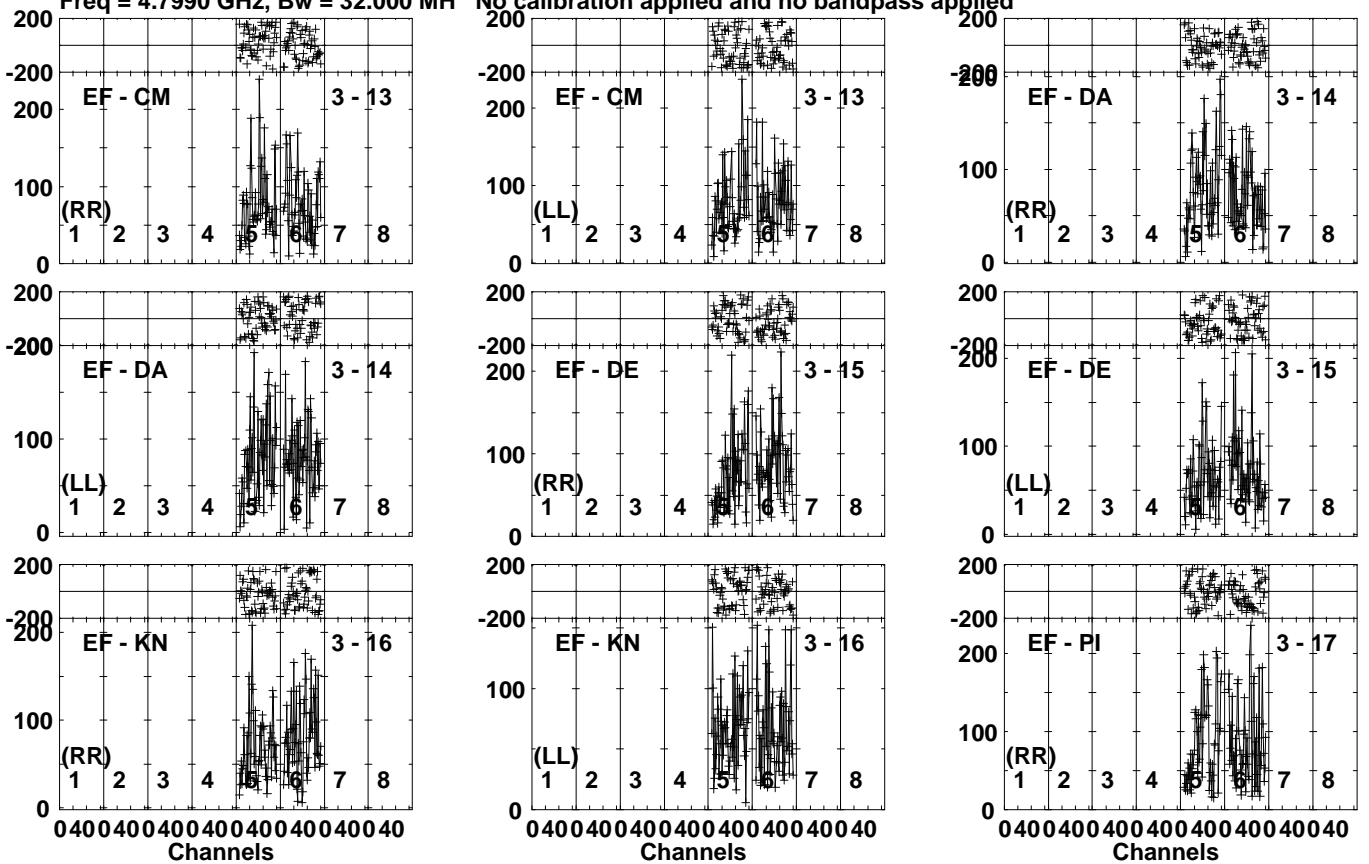


Lower frame: Micro Ampl Jy Top frame: Phas deg  
Vector averaged cross-power spectrum Several baselines displayed  
Timerange: 00/18:14:01 to 00/18:17:29

Plot file version 462 created 13-FEB-2023 10:50:05

V404CYG EM166B.UVDATA.1

Freq = 4.7990 GHz, Bw = 32.000 MH No calibration applied and no bandpass applied

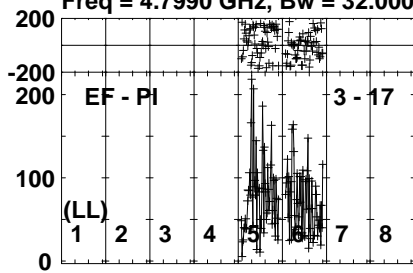


Lower frame: Micro Ampl Jy Top frame: Phas deg  
Vector averaged cross-power spectrum Several baselines displayed  
Timerange: 00/18:14:01 to 00/18:17:29

Plot file version 463 created 13-FEB-2023 10:50:06

V404CYG EM166B.UVDATA.1

Freq = 4.7990 GHz, Bw = 32.000 MH No calibration applied and no bandpass applied



Lower frame: Micro Ampl Jy Top frame: Phas deg

Vector averaged cross-power spectrum Several baselines displayed

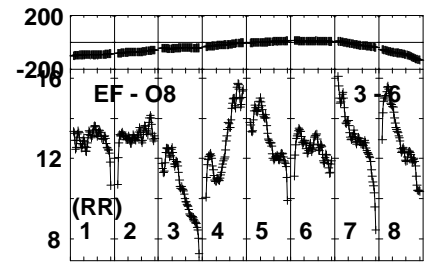
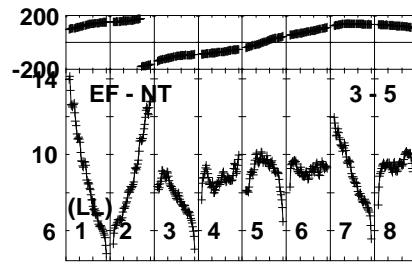
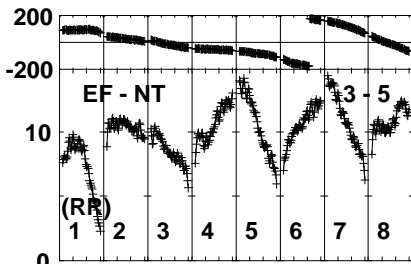
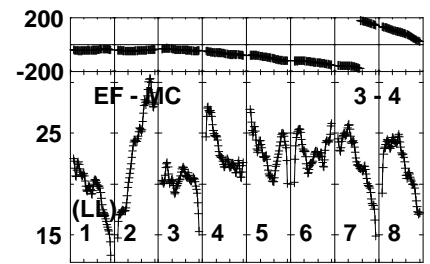
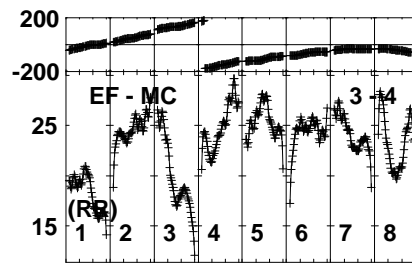
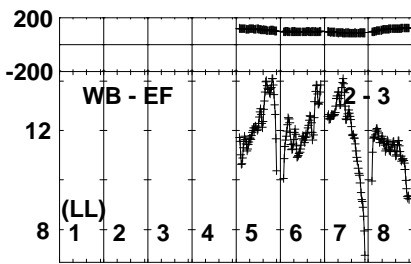
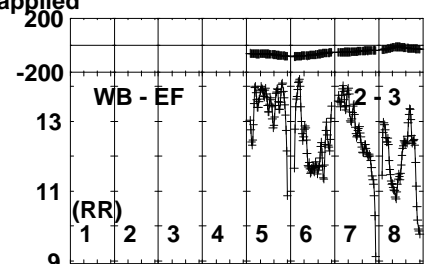
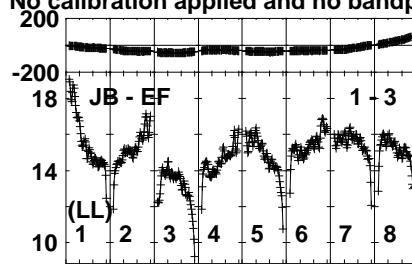
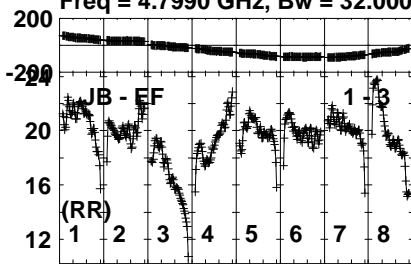
Timerange: 00/18:14:01 to 00/18:17:29

Plot file version 464 created 13-FEB-2023 10:50:06

J2025+33 EM166B.UVDATA.1

Freq = 4.7990 GHz, Bw = 32.000 MH

No calibration applied and no bandpass applied



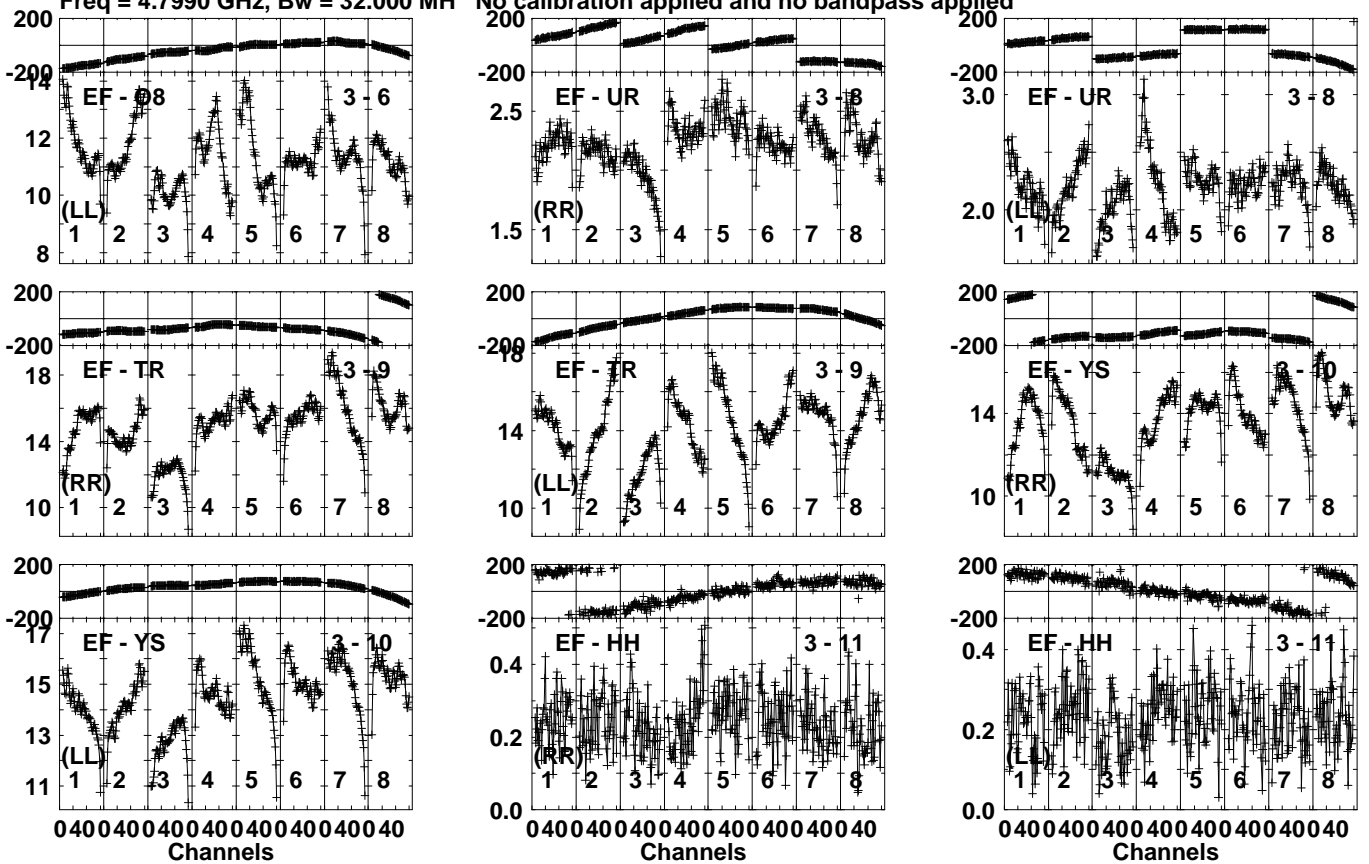
Lower frame: Milli Ampl Jy Top frame: Phas deg  
Vector averaged cross-power spectrum Several baselines displayed  
Timerange: 00/18:17:31 to 00/18:19:59



Plot file version 465 created 13-FEB-2023 10:50:06

J2025+33 EM166B.UVDATA.1

Freq = 4.7990 GHz, Bw = 32.000 MH No calibration applied and no bandpass applied

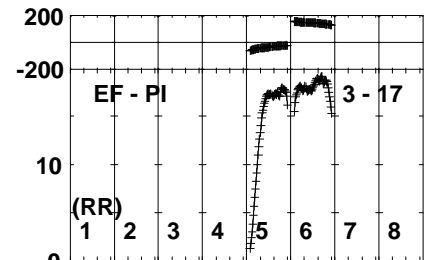
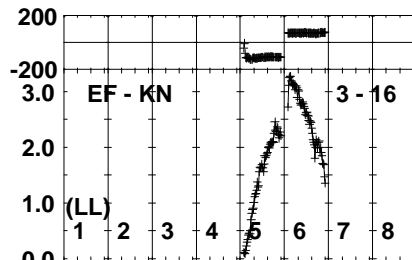
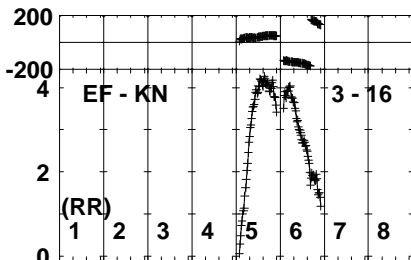
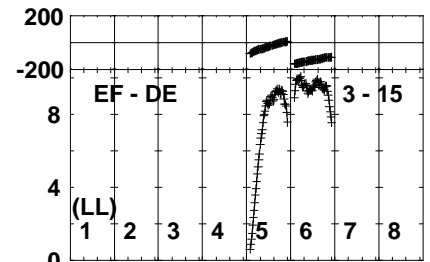
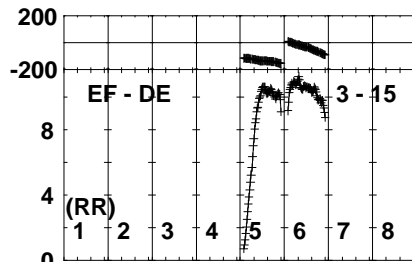
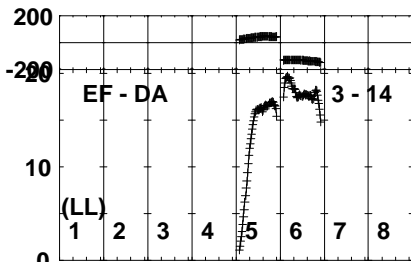
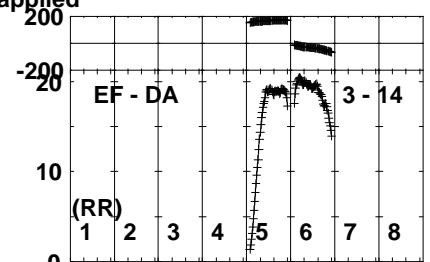
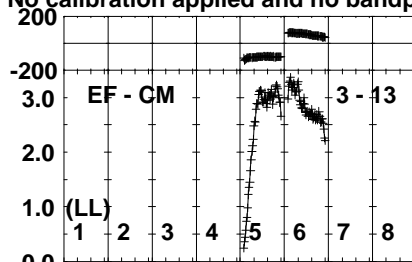
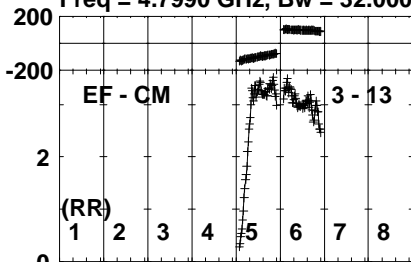


Lower frame: Milli Ampl Jy Top frame: Phas deg  
Vector averaged cross-power spectrum Several baselines displayed  
Timerange: 00/18:17:31 to 00/18:19:59

Plot file version 466 created 13-FEB-2023 10:50:06

J2025+33 EM166B.UVDATA.1

Freq = 4.7990 GHz, Bw = 32.000 MH No calibration applied and no bandpass applied

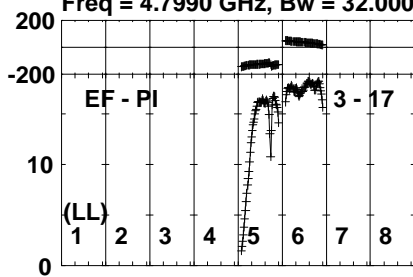


Lower frame: Milli Ampl Jy Top frame: Phas deg  
Vector averaged cross-power spectrum Several baselines displayed  
Timerange: 00/18:17:31 to 00/18:19:59

Plot file version 467 created 13-FEB-2023 10:50:06

J2025+33 EM166B.UVDATA.1

Freq = 4.7990 GHz, Bw = 32.000 MH No calibration applied and no bandpass applied



Lower frame: Milli Ampl Jy Top frame: Phas deg

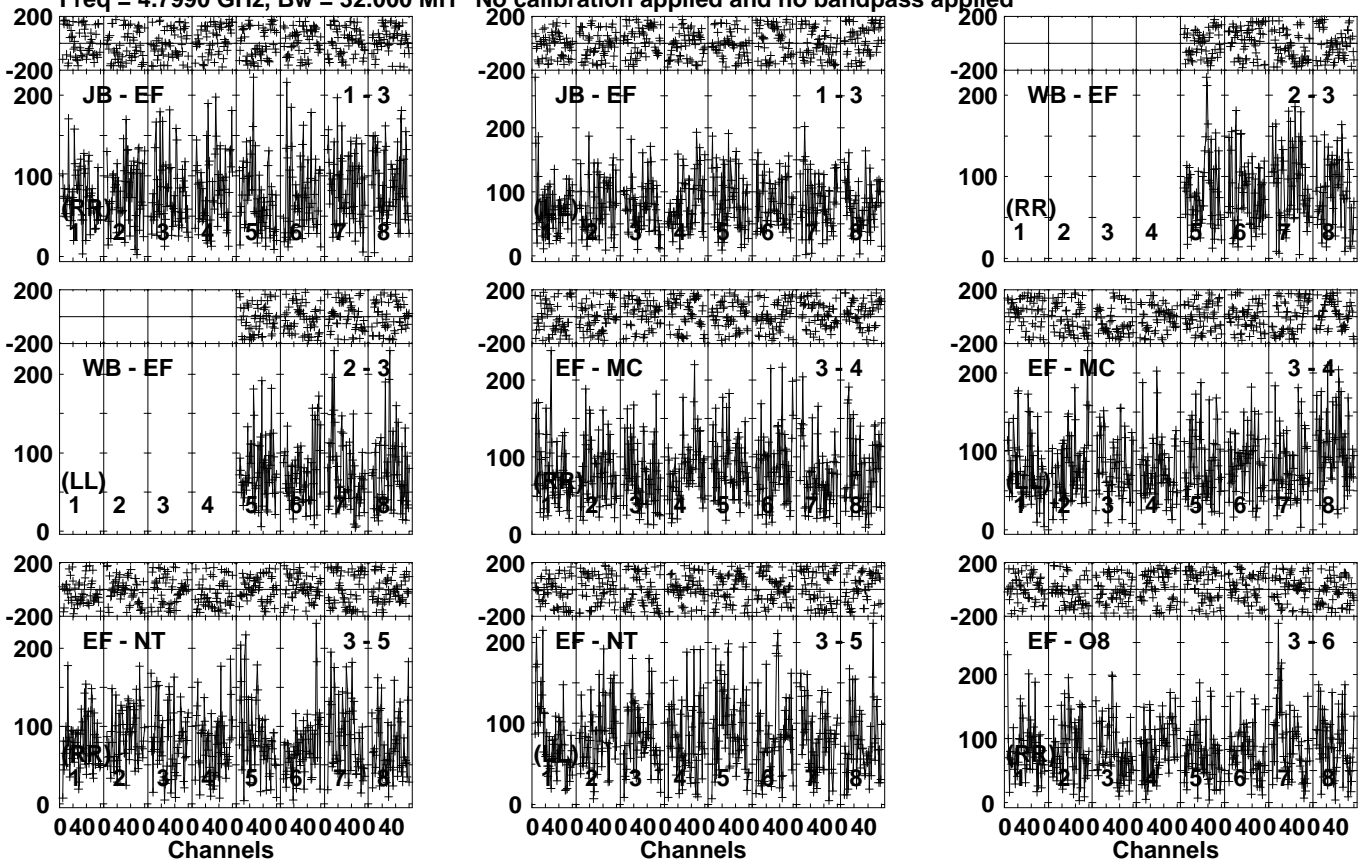
Vector averaged cross-power spectrum Several baselines displayed

Timerange: 00/18:17:31 to 00/18:19:59

Plot file version 468 created 13-FEB-2023 10:50:06

V404CYG EM166B.UVDATA.1

Freq = 4.7990 GHz, Bw = 32.000 MH No calibration applied and no bandpass applied

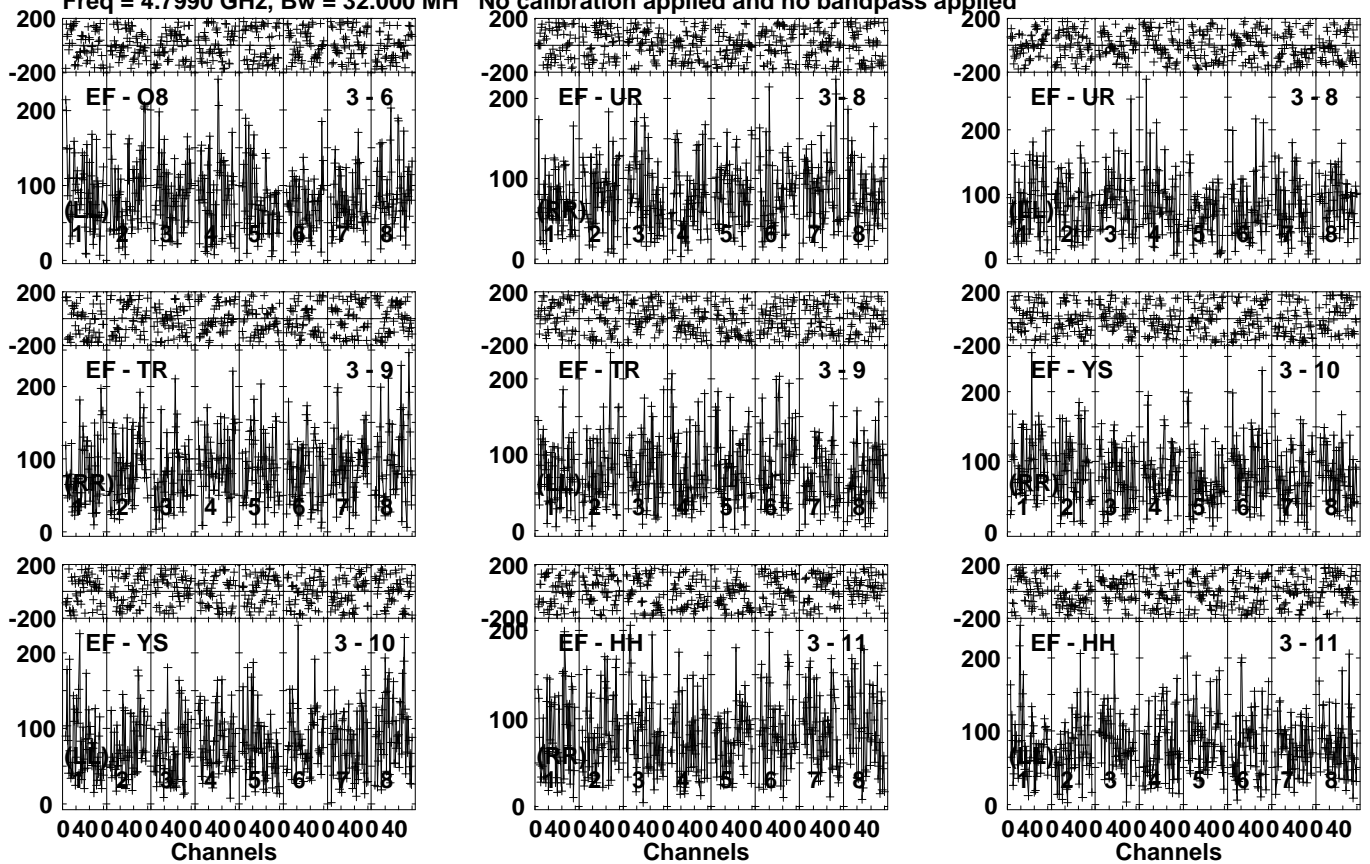


Lower frame: Micro Ampl Jy Top frame: Phas deg  
Vector averaged cross-power spectrum Several baselines displayed  
Timerange: 00/18:20:01 to 00/18:23:29

Plot file version 469 created 13-FEB-2023 10:50:06

V404CYG EM166B.UVDATA.1

Freq = 4.7990 GHz, Bw = 32.000 MH No calibration applied and no bandpass applied

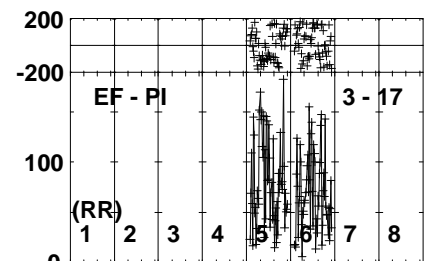
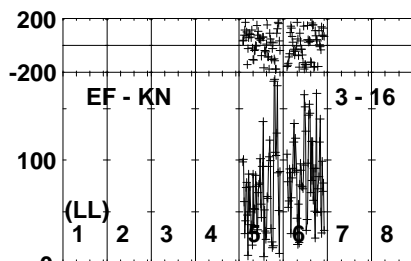
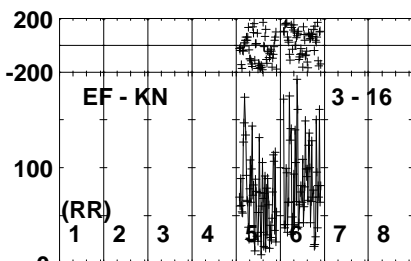
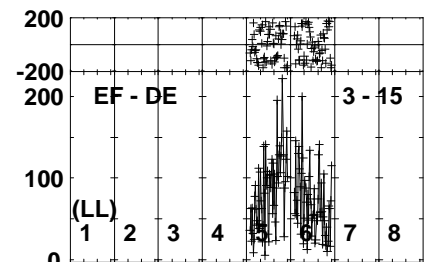
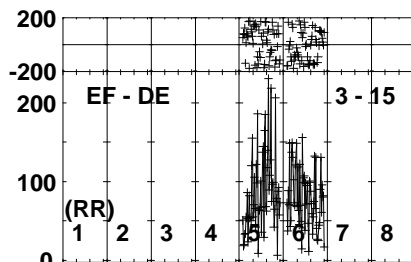
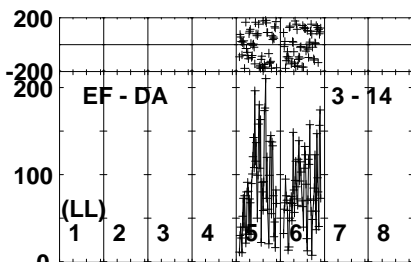
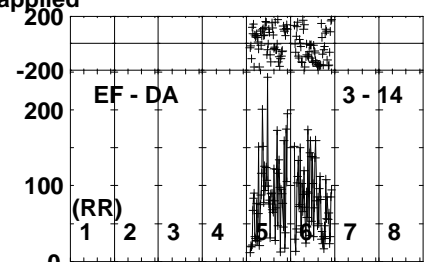
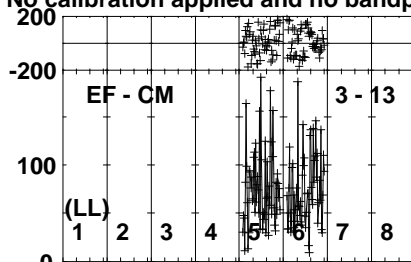
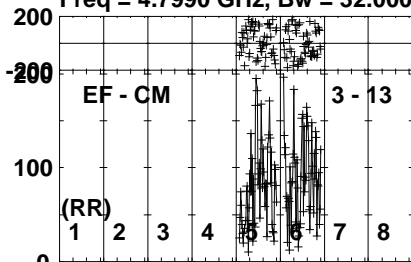


Lower frame: Micro Ampl Jy Top frame: Phas deg  
Vector averaged cross-power spectrum Several baselines displayed  
Timerange: 00/18:20:01 to 00/18:23:29

Plot file version 470 created 13-FEB-2023 10:50:06

V404CYG EM166B.UVDATA.1

Freq = 4.7990 GHz, Bw = 32.000 MH No calibration applied and no bandpass applied

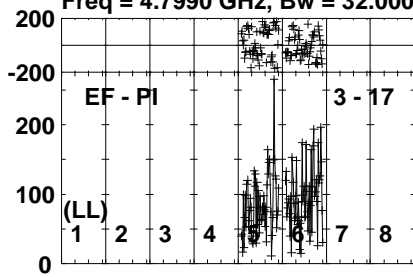


Lower frame: Micro Ampl Jy Top frame: Phas deg  
Vector averaged cross-power spectrum Several baselines displayed  
Timerange: 00/18:20:01 to 00/18:23:29

Plot file version 471 created 13-FEB-2023 10:50:07

V404CYG EM166B.UVDATA.1

Freq = 4.7990 GHz, Bw = 32.000 MH No calibration applied and no bandpass applied



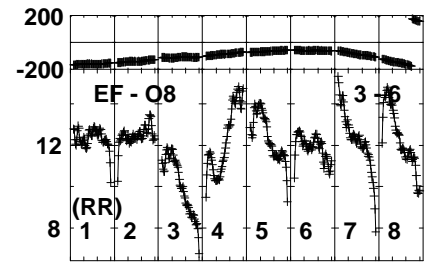
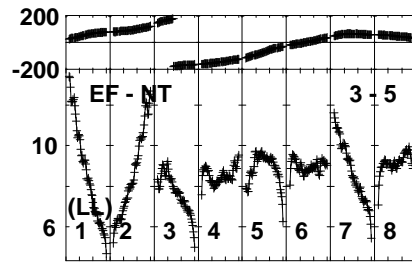
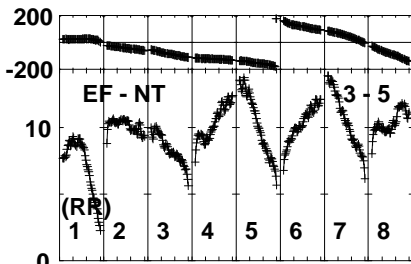
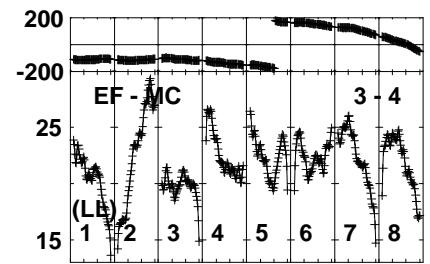
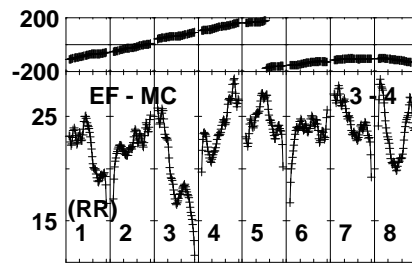
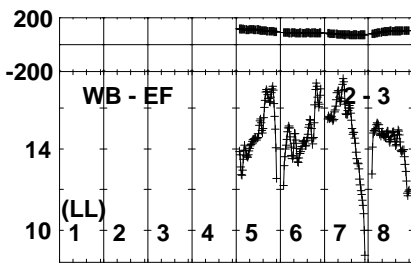
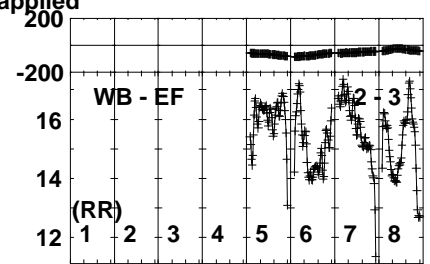
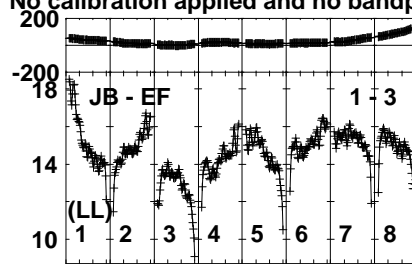
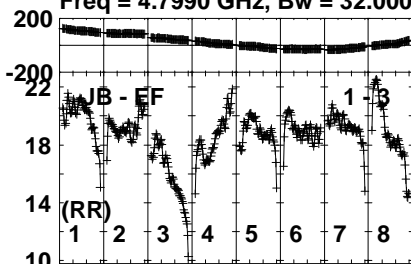
Lower frame: Micro Ampl Jy Top frame: Phas deg  
Vector averaged cross-power spectrum Several baselines displayed  
Timerange: 00/18:20:01 to 00/18:23:29

Plot file version 472 created 13-FEB-2023 10:50:07

J2025+33 EM166B.UVDATA.1

Freq = 4.7990 GHz, Bw = 32.000 MH

No calibration applied and no bandpass applied



Lower frame: Milli Ampl Jy Top frame: Phas deg  
Vector averaged cross-power spectrum Several baselines displayed  
Timerange: 00/18:24:01 to 00/18:25:59

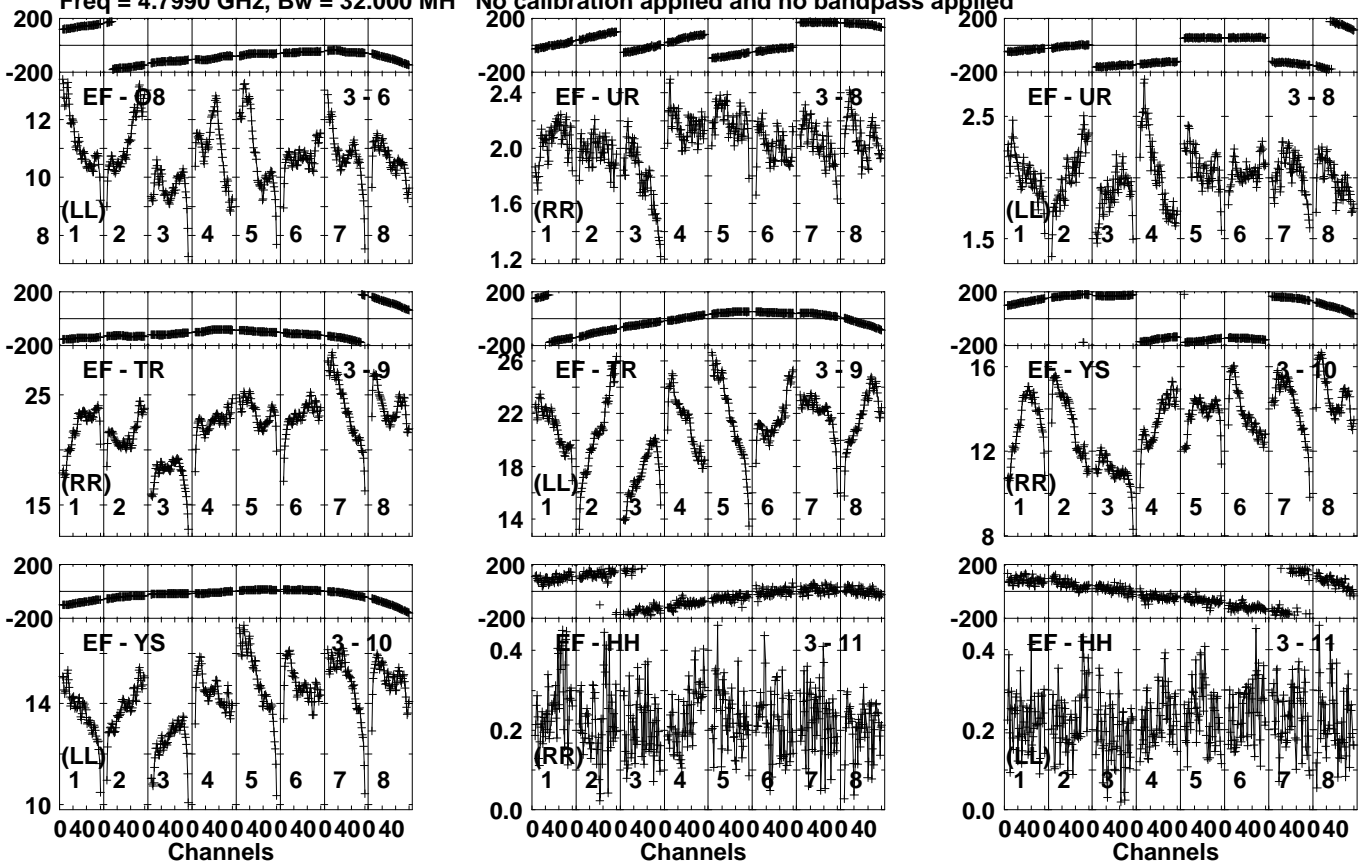


Plot file version 473 created 13-FEB-2023 10:50:07

J2025+33 EM166B.UVDATA.1

Freq = 4.7990 GHz, Bw = 32.000 MH

No calibration applied and no bandpass applied



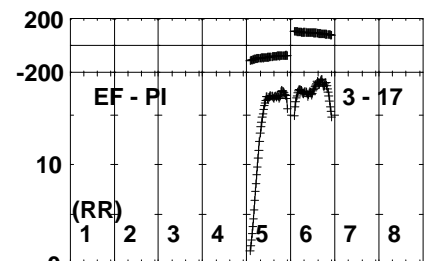
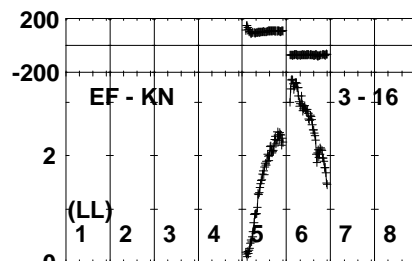
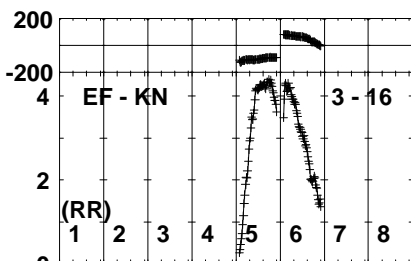
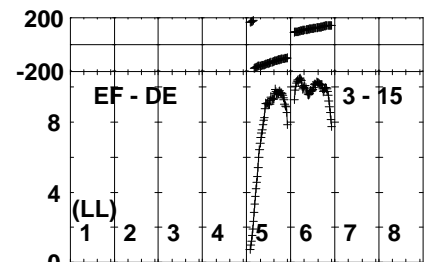
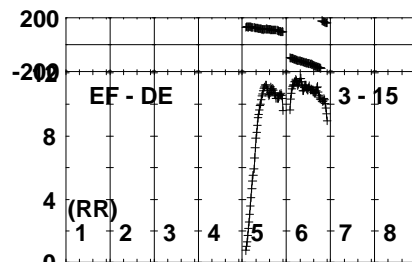
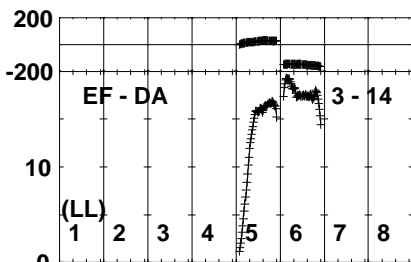
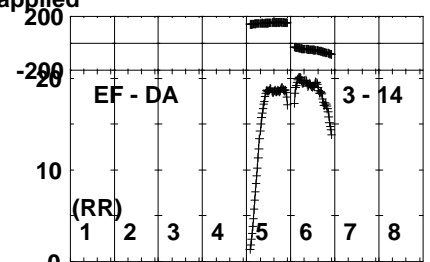
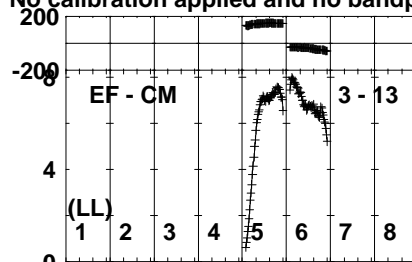
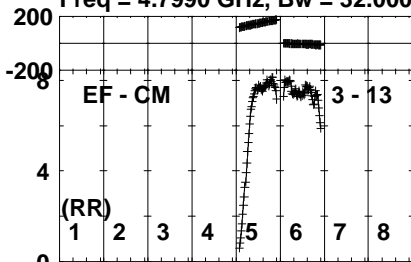
Lower frame: Milli Ampl Jy Top frame: Phas deg  
Vector averaged cross-power spectrum Several baselines displayed  
Timerange: 00/18:24:01 to 00/18:25:59

Plot file version 474 created 13-FEB-2023 10:50:07

J2025+33 EM166B.UVDATA.1

Freq = 4.7990 GHz, Bw = 32.000 MH

No calibration applied and no bandpass applied



Lower frame: Milli Ampl Jy Top frame: Phas deg

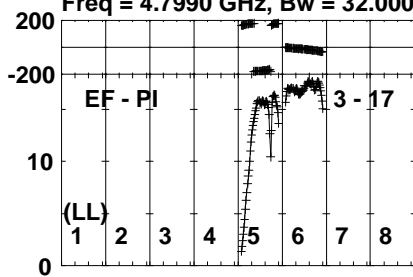
Vector averaged cross-power spectrum Several baselines displayed

Timerange: 00/18:24:01 to 00/18:25:59

Plot file version 475 created 13-FEB-2023 10:50:07

J2025+33 EM166B.UVDATA.1

Freq = 4.7990 GHz, Bw = 32.000 MH No calibration applied and no bandpass applied



Lower frame: Milli Ampl Jy Top frame: Phas deg

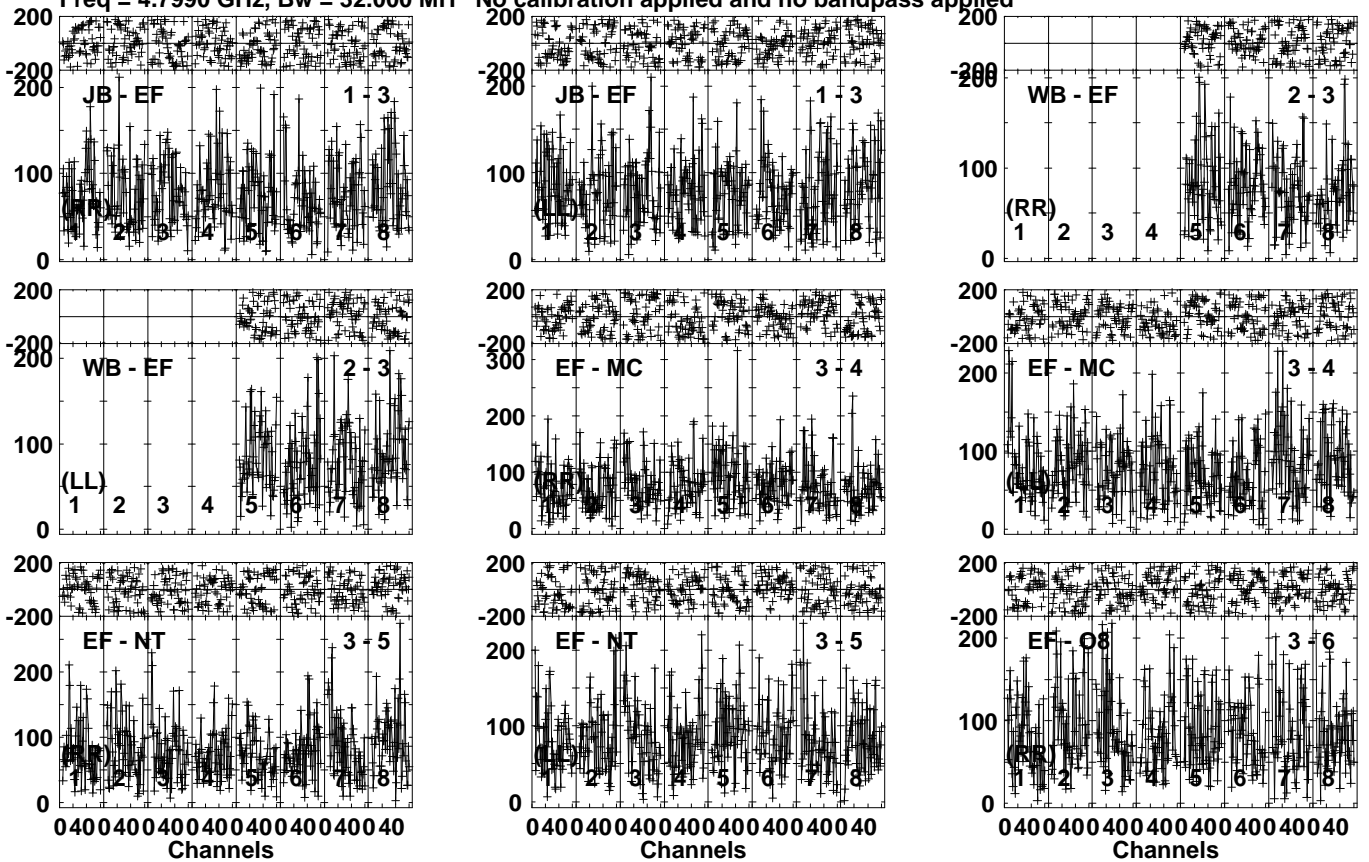
Vector averaged cross-power spectrum Several baselines displayed

Timerange: 00/18:24:01 to 00/18:25:59

Plot file version 476 created 13-FEB-2023 10:50:07

V404CYG EM166B.UVDATA.1

Freq = 4.7990 GHz, Bw = 32.000 MH No calibration applied and no bandpass applied

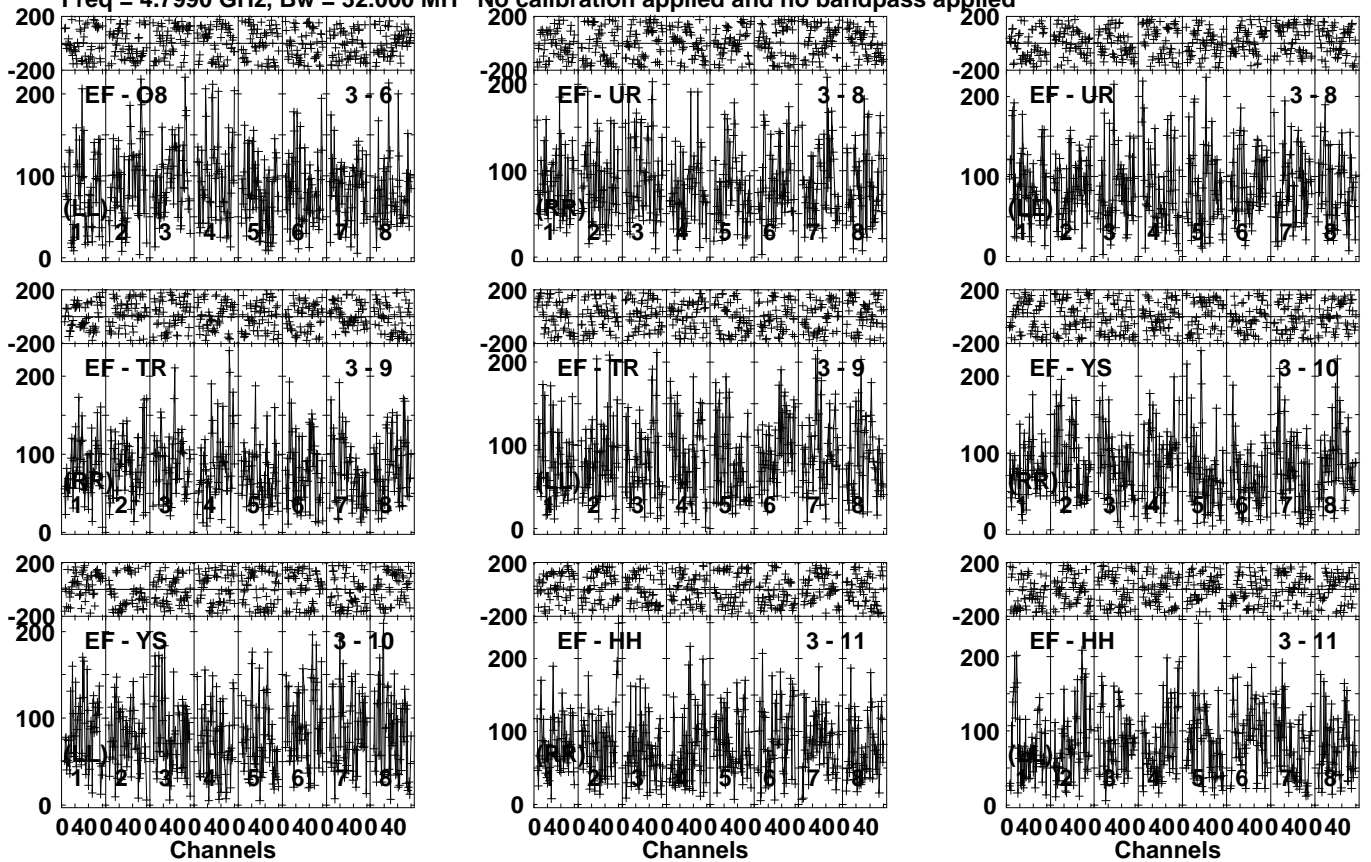


Lower frame: Micro Ampl Jy Top frame: Phas deg  
Vector averaged cross-power spectrum Several baselines displayed  
Timerange: 00/18:26:01 to 00/18:29:29

Plot file version 477 created 13-FEB-2023 10:50:07

V404CYG EM166B.UVDATA.1

Freq = 4.7990 GHz, Bw = 32.000 MH No calibration applied and no bandpass applied

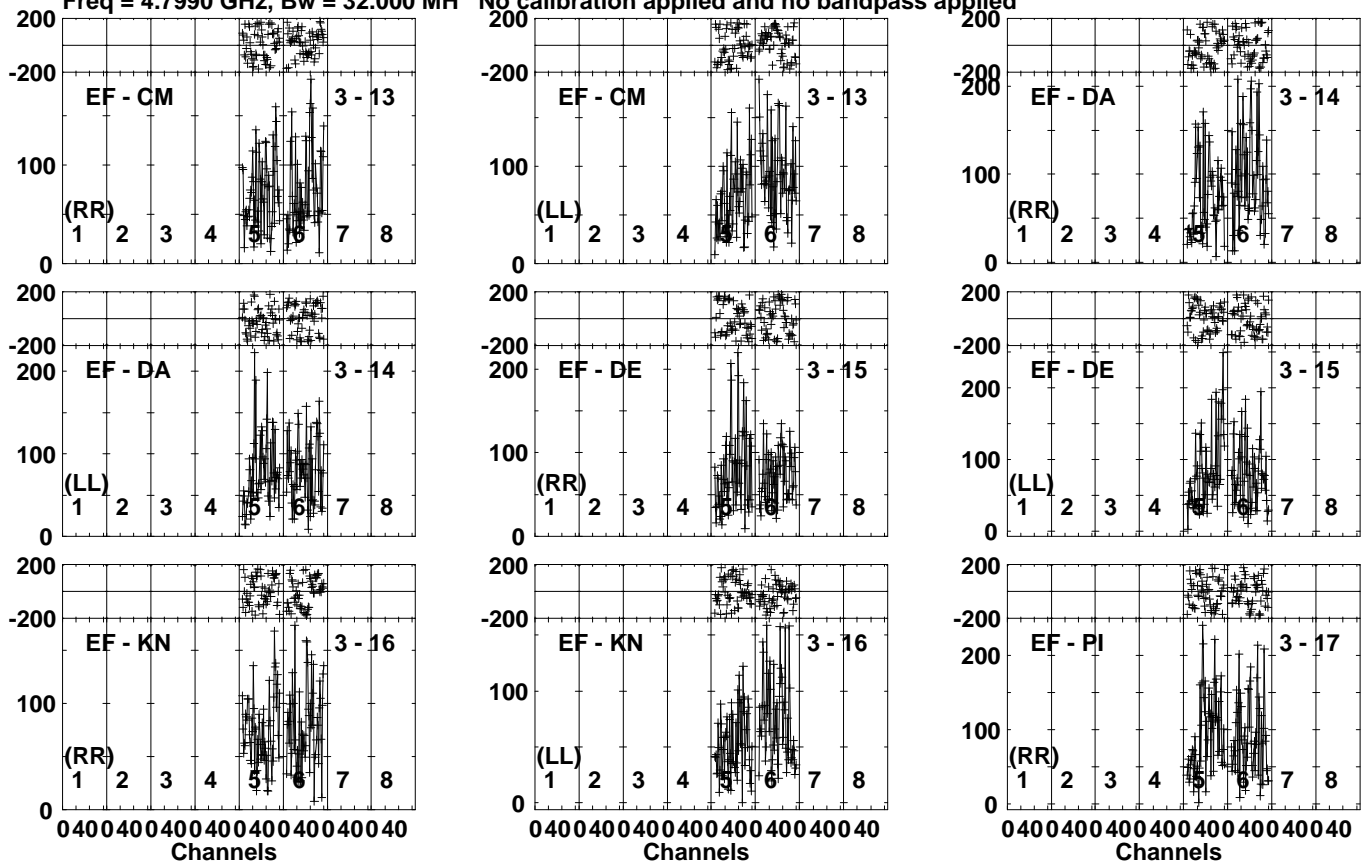


Lower frame: Micro Ampl Jy Top frame: Phas deg  
Vector averaged cross-power spectrum Several baselines displayed  
Timerange: 00/18:26:01 to 00/18:29:29

Plot file version 478 created 13-FEB-2023 10:50:07

V404CYG EM166B.UVDATA.1

Freq = 4.7990 GHz, Bw = 32.000 MH No calibration applied and no bandpass applied

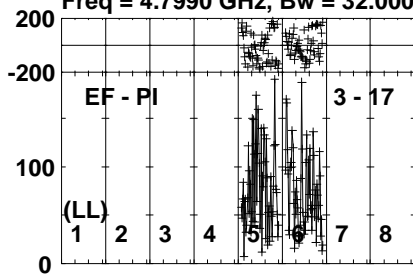


Lower frame: Micro Ampl Jy Top frame: Phas deg  
Vector averaged cross-power spectrum Several baselines displayed  
Timerange: 00/18:26:01 to 00/18:29:29

Plot file version 479 created 13-FEB-2023 10:50:08

V404CYG EM166B.UVDATA.1

Freq = 4.7990 GHz, Bw = 32.000 MH No calibration applied and no bandpass applied



Lower frame: Micro Ampl Jy Top frame: Phas deg

Vector averaged cross-power spectrum Several baselines displayed

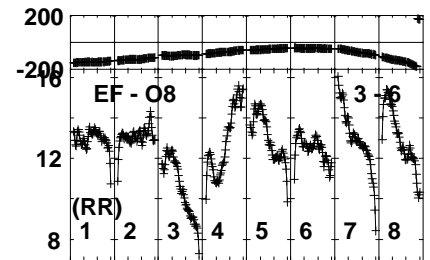
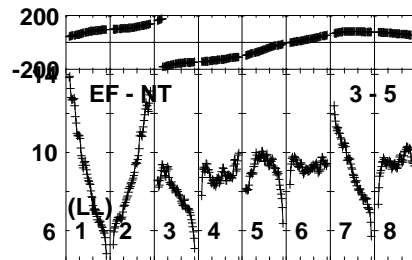
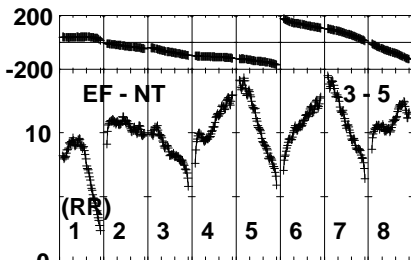
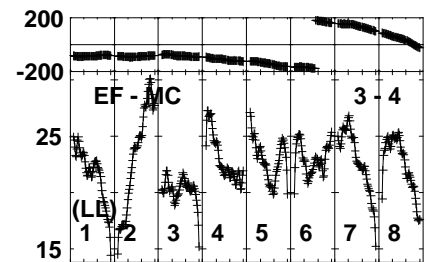
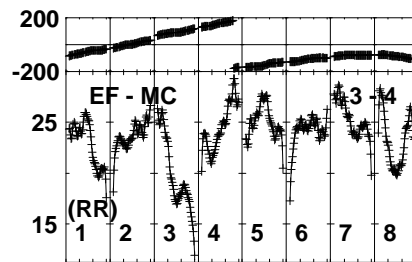
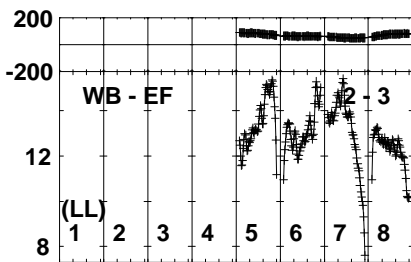
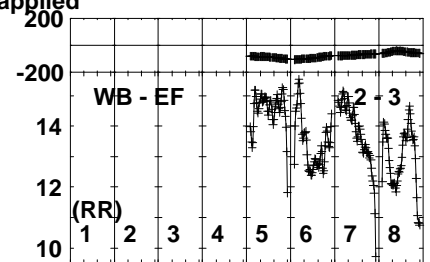
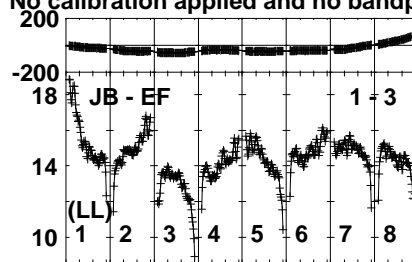
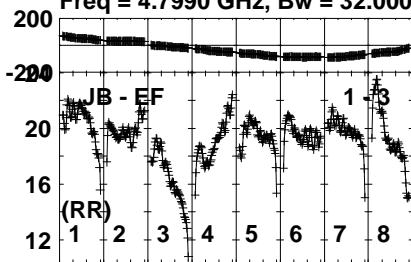
Timerange: 00/18:26:01 to 00/18:29:29

Plot file version 480 created 13-FEB-2023 10:50:08

J2025+33 EM166B.UVDATA.1

Freq = 4.7990 GHz, Bw = 32.000 MH

No calibration applied and no bandpass applied



Lower frame: Milli Ampl Jy Top frame: Phas deg  
Vector averaged cross-power spectrum Several baselines displayed  
Timerange: 00/18:29:31 to 00/18:31:59

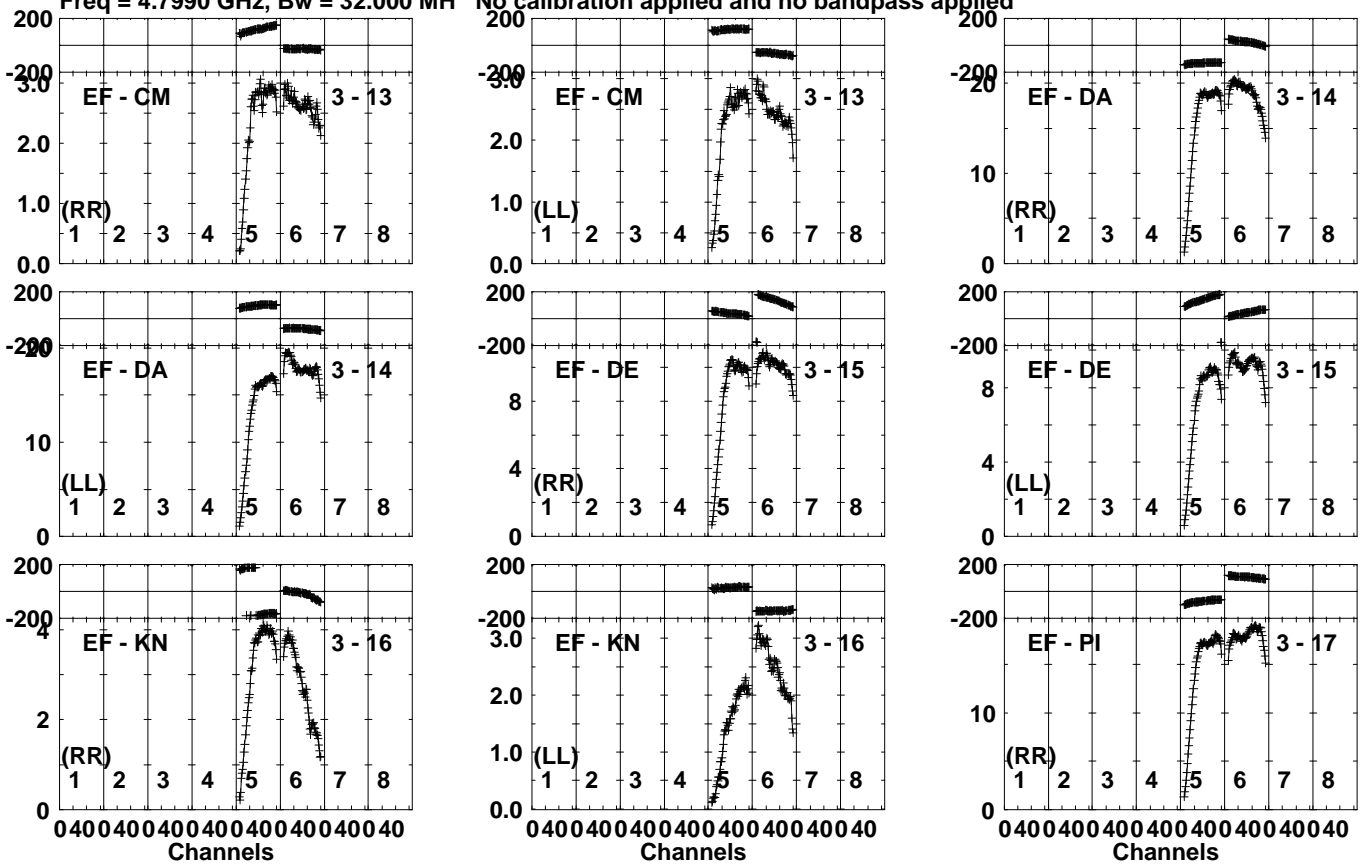




Plot file version 482 created 13-FEB-2023 10:50:08

J2025+33 EM166B.UVDATA.1

Freq = 4.7990 GHz, Bw = 32.000 MH No calibration applied and no bandpass applied

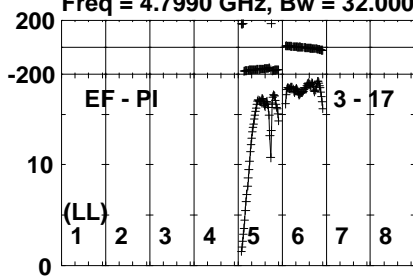


Lower frame: Milli Ampl Jy Top frame: Phas deg  
Vector averaged cross-power spectrum Several baselines displayed  
Timerange: 00/18:29:31 to 00/18:31:59

Plot file version 483 created 13-FEB-2023 10:50:08

J2025+33 EM166B.UVDATA.1

Freq = 4.7990 GHz, Bw = 32.000 MH No calibration applied and no bandpass applied



Lower frame: Milli Ampl Jy Top frame: Phas deg

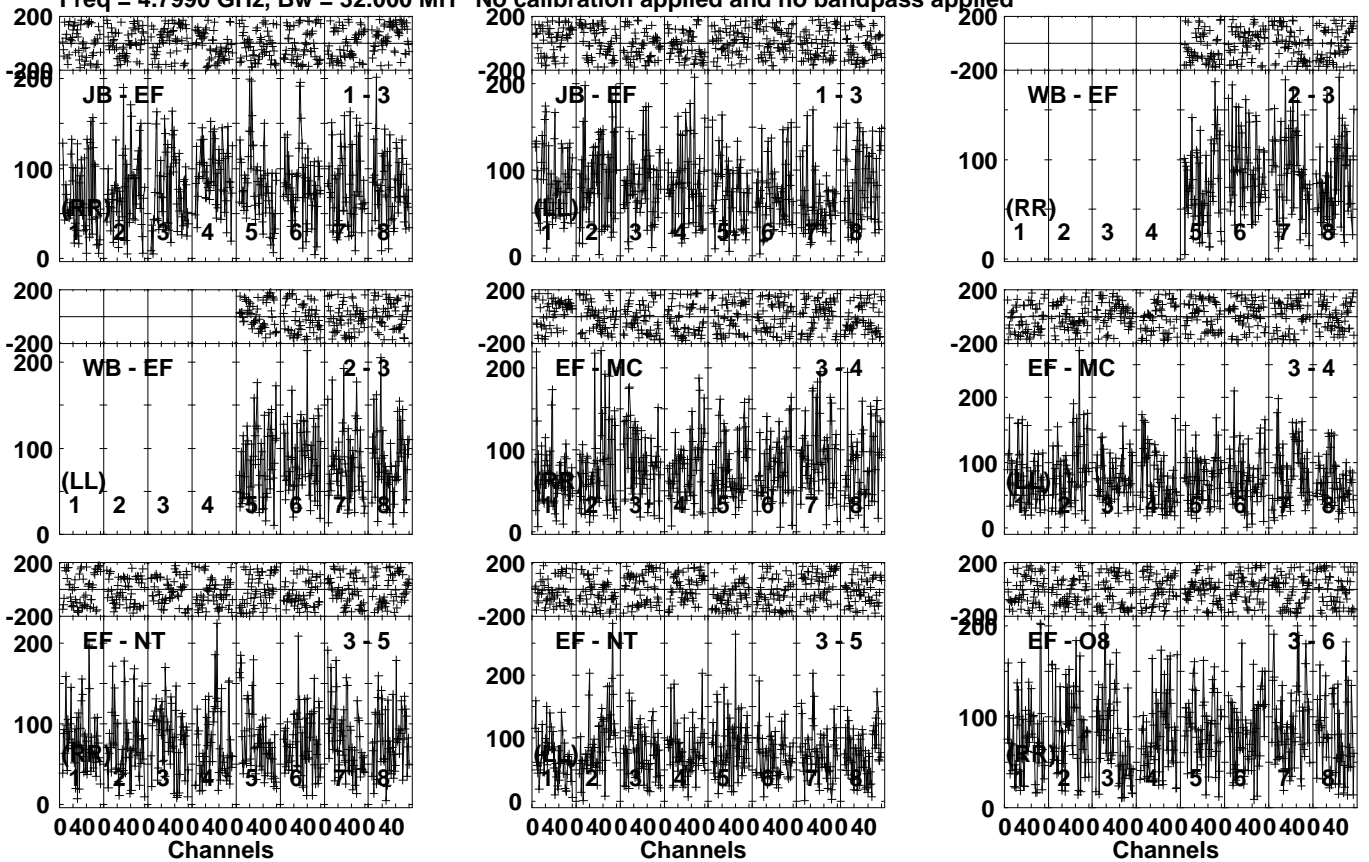
Vector averaged cross-power spectrum Several baselines displayed

Timerange: 00/18:29:31 to 00/18:31:59

Plot file version 484 created 13-FEB-2023 10:50:08

V404CYG EM166B.UVDATA.1

Freq = 4.7990 GHz, Bw = 32.000 MH No calibration applied and no bandpass applied

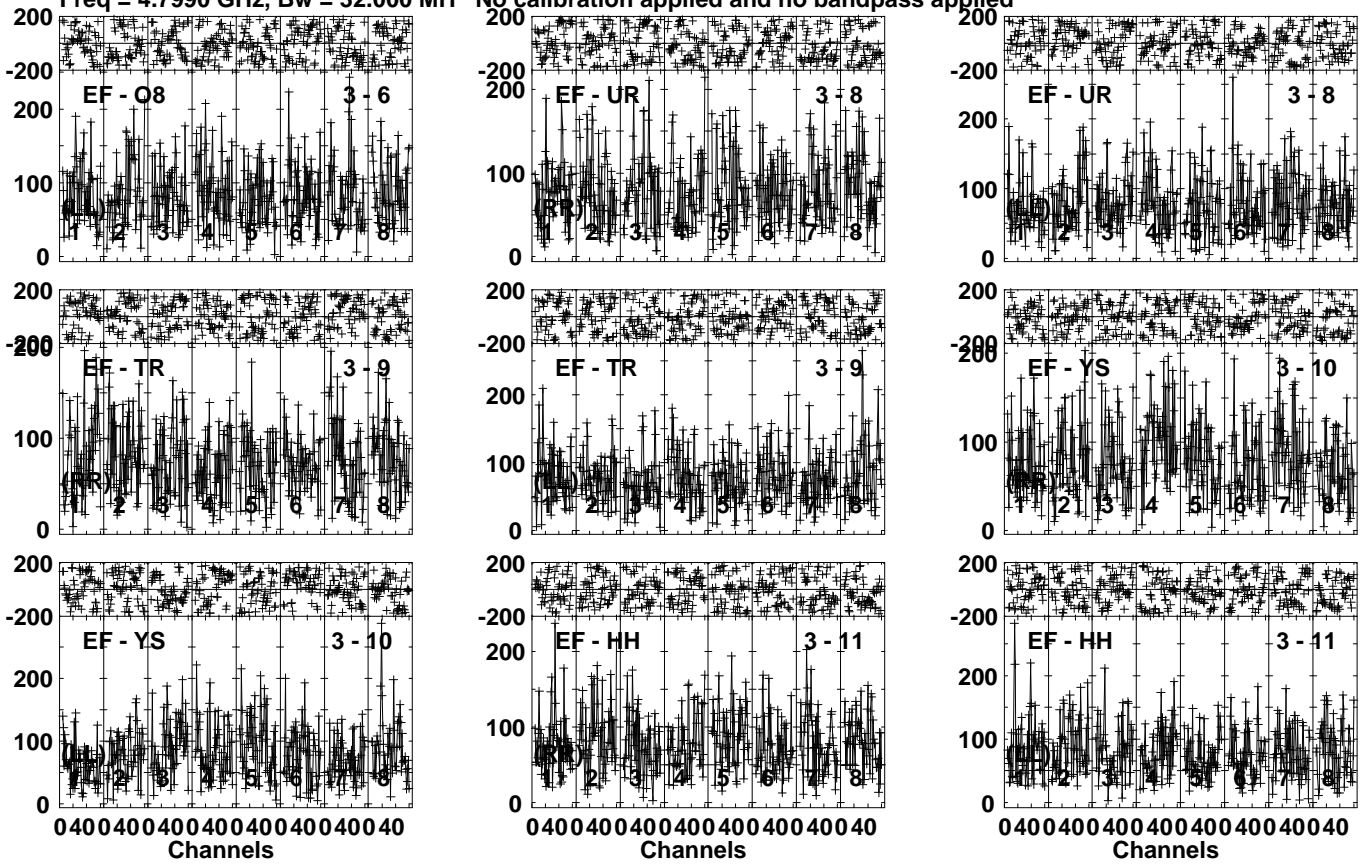


Lower frame: Micro Ampl Jy Top frame: Phas deg  
Vector averaged cross-power spectrum Several baselines displayed  
Timerange: 00/18:32:01 to 00/18:35:29

Plot file version 485 created 13-FEB-2023 10:50:08

V404CYG EM166B.UVDATA.1

Freq = 4.7990 GHz, Bw = 32.000 MH No calibration applied and no bandpass applied

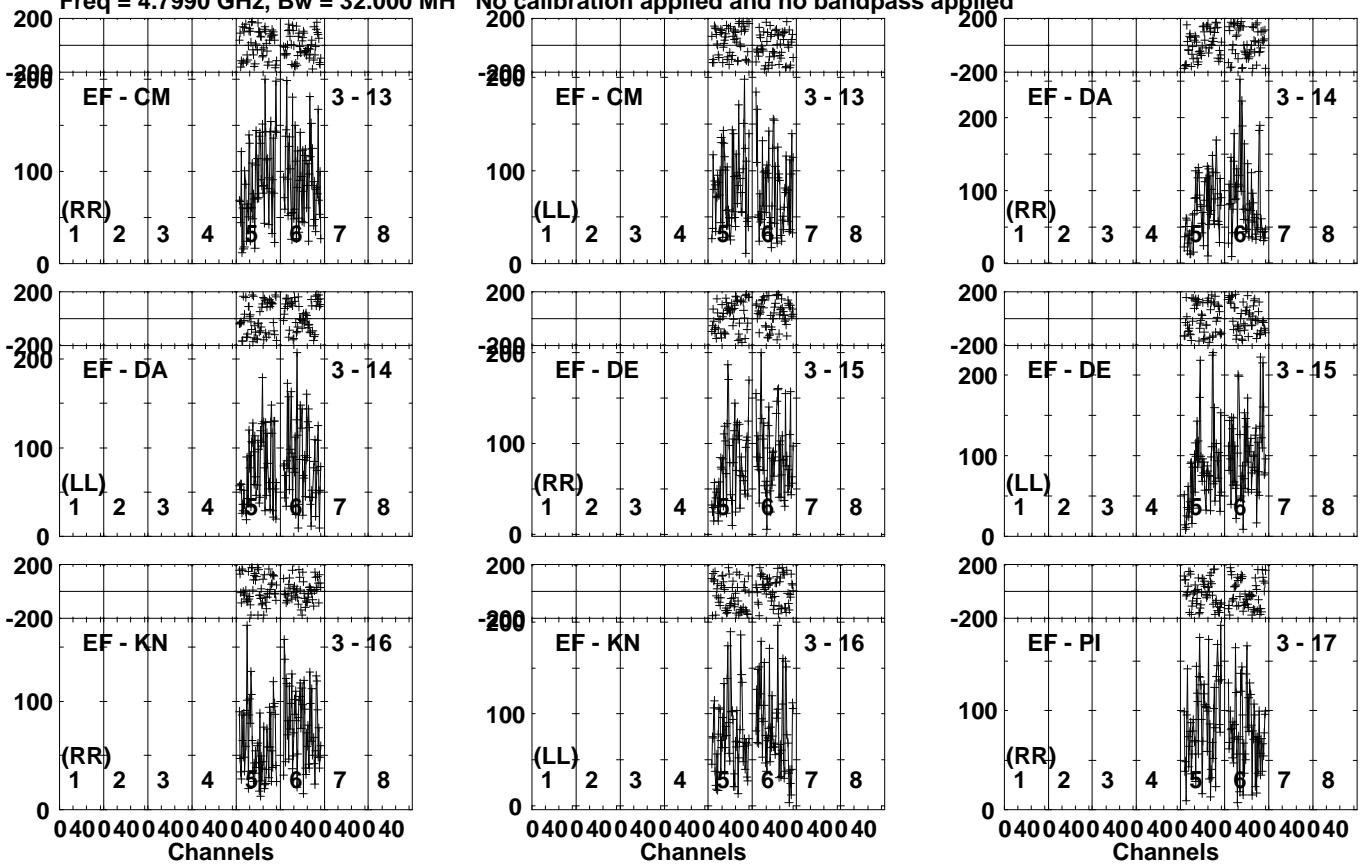


Lower frame: Micro Ampl Jy Top frame: Phas deg  
Vector averaged cross-power spectrum Several baselines displayed  
Timerange: 00/18:32:01 to 00/18:35:29

Plot file version 486 created 13-FEB-2023 10:50:08

V404CYG EM166B.UVDATA.1

Freq = 4.7990 GHz, Bw = 32.000 MH No calibration applied and no bandpass applied

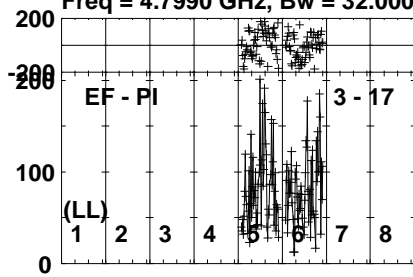


Lower frame: Micro Ampl Jy Top frame: Phas deg  
Vector averaged cross-power spectrum Several baselines displayed  
Timerange: 00/18:32:01 to 00/18:35:29

Plot file version 487 created 13-FEB-2023 10:50:09

V404CYG EM166B.UVDATA.1

Freq = 4.7990 GHz, Bw = 32.000 MH No calibration applied and no bandpass applied



Lower frame: Micro Ampl Jy Top frame: Phas deg

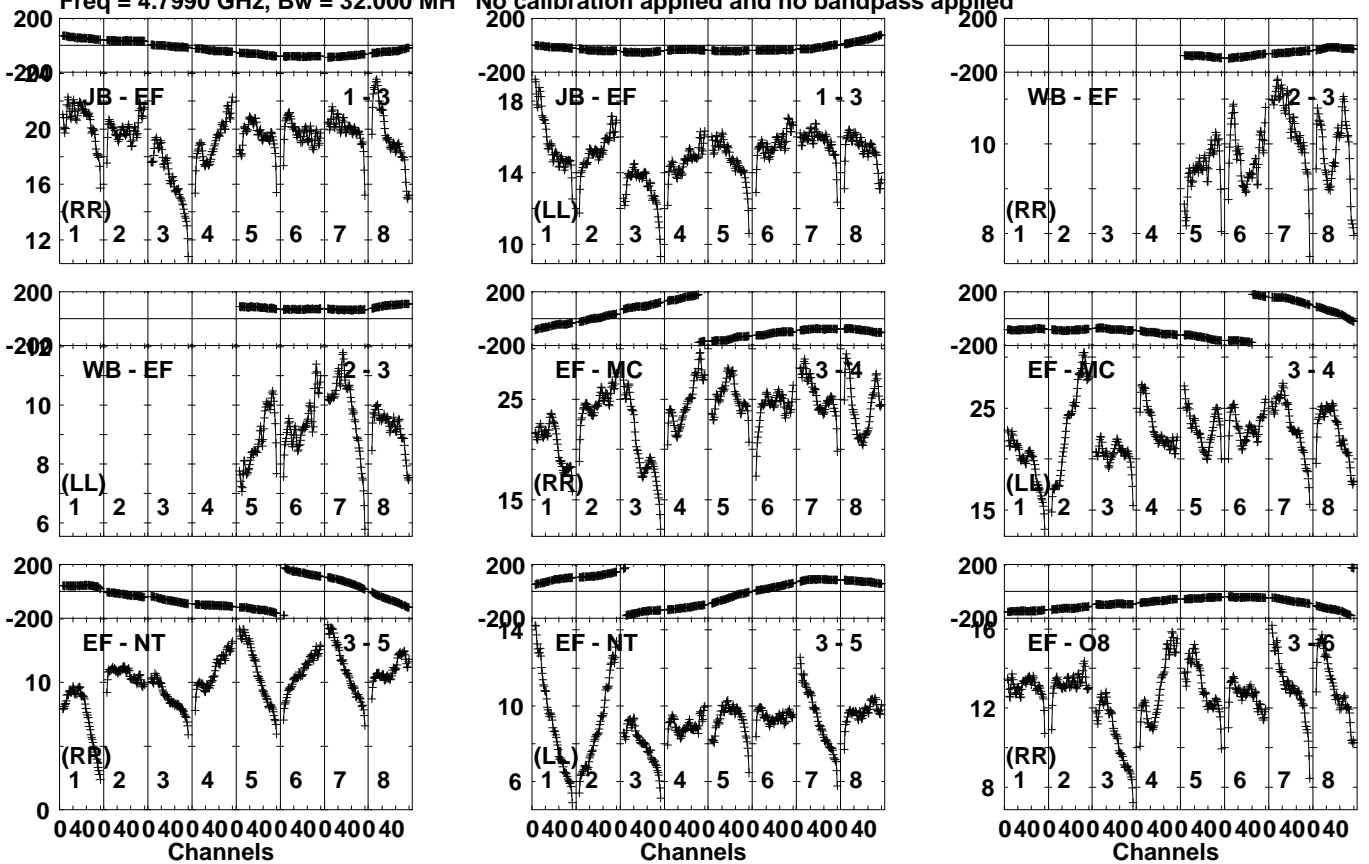
Vector averaged cross-power spectrum Several baselines displayed

Timerange: 00/18:32:01 to 00/18:35:29

Plot file version 488 created 13-FEB-2023 10:50:09

J2025+33 EM166B.UVDATA.1

Freq = 4.7990 GHz, Bw = 32.000 MH No calibration applied and no bandpass applied



Lower frame: Milli Ampl Jy Top frame: Phas deg  
Vector averaged cross-power spectrum Several baselines displayed  
Timerange: 00/18:36:01 to 00/18:37:59

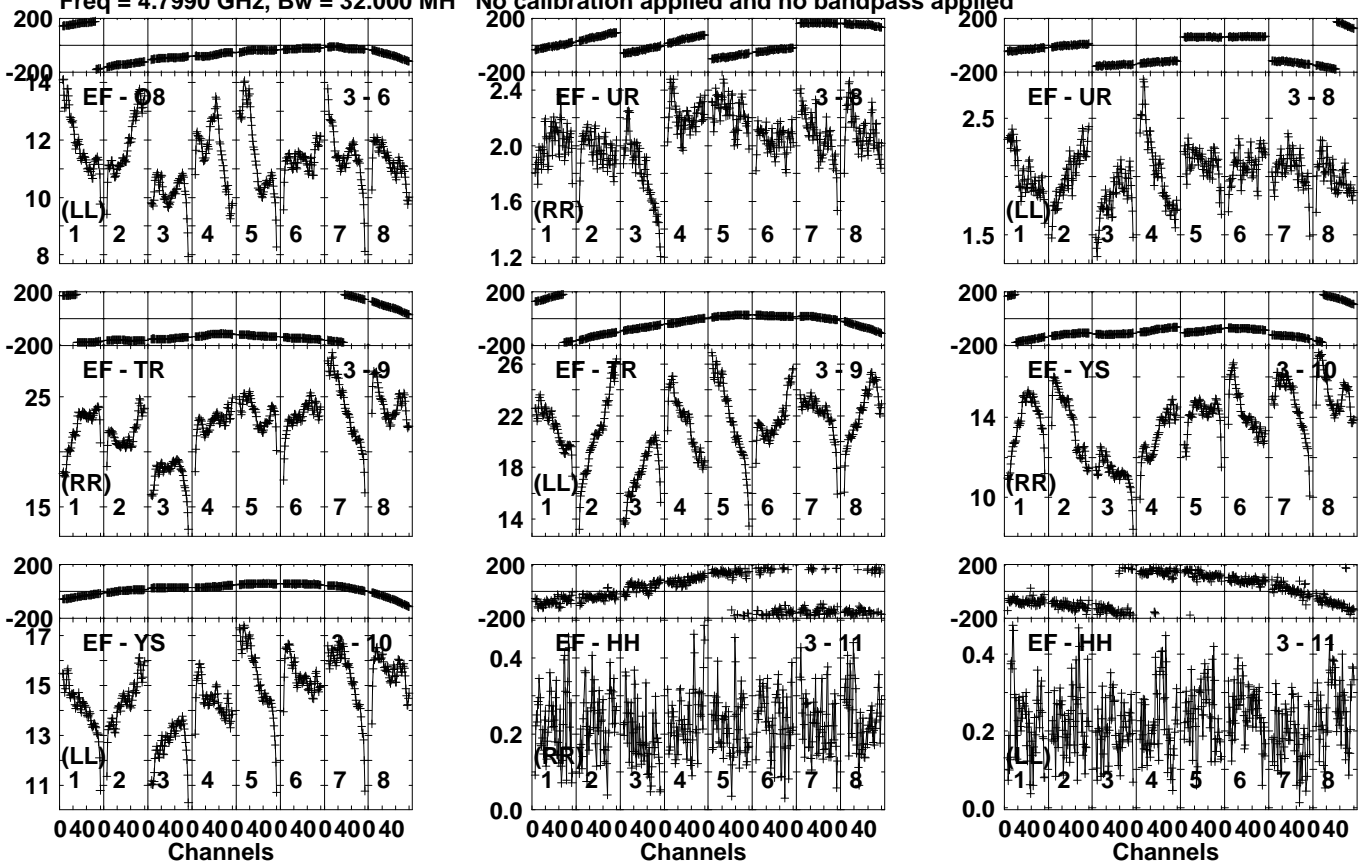


Plot file version 489 created 13-FEB-2023 10:50:09

J2025+33 EM166B.UVDATA.1

Freq = 4.7990 GHz, Bw = 32.000 MH

No calibration applied and no bandpass applied

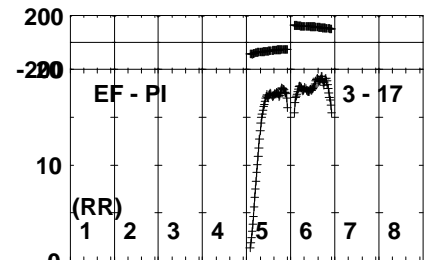
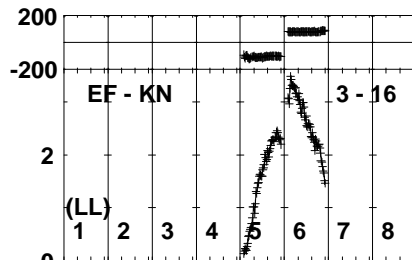
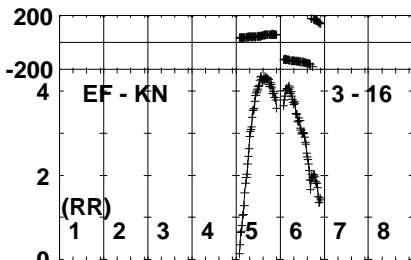
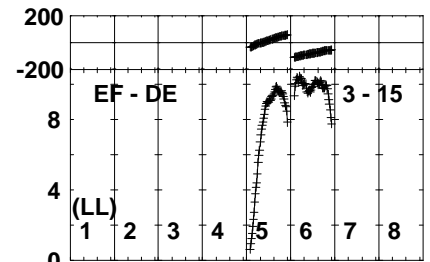
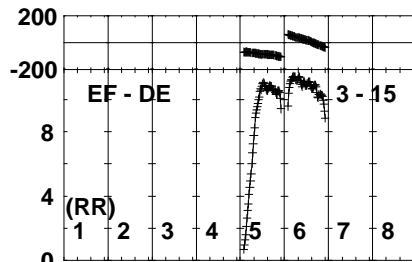
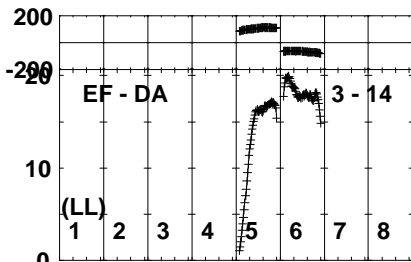
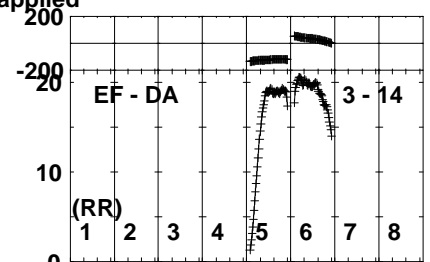
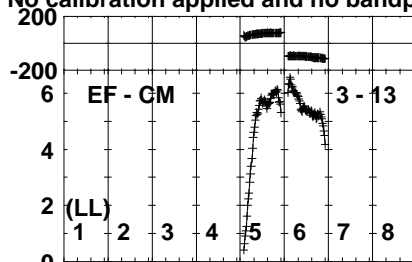
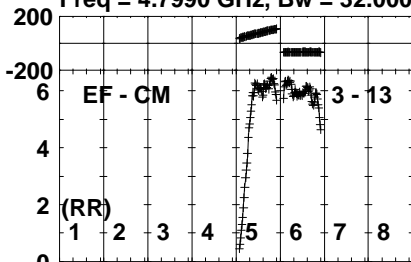


Lower frame: Milli Ampl Jy Top frame: Phas deg  
Vector averaged cross-power spectrum Several baselines displayed  
Timerange: 00/18:36:01 to 00/18:37:59

Plot file version 490 created 13-FEB-2023 10:50:09

J2025+33 EM166B.UVDATA.1

Freq = 4.7990 GHz, Bw = 32.000 MH No calibration applied and no bandpass applied

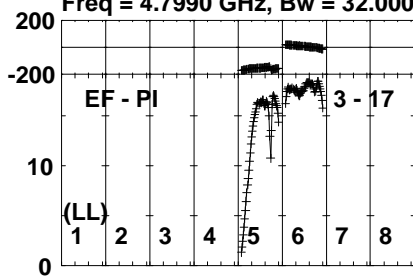


Lower frame: Milli Ampl Jy Top frame: Phas deg  
Vector averaged cross-power spectrum Several baselines displayed  
Timerange: 00/18:36:01 to 00/18:37:59

Plot file version 491 created 13-FEB-2023 10:50:09

J2025+33 EM166B.UVDATA.1

Freq = 4.7990 GHz, Bw = 32.000 MH No calibration applied and no bandpass applied



Lower frame: Milli Ampl Jy Top frame: Phas deg

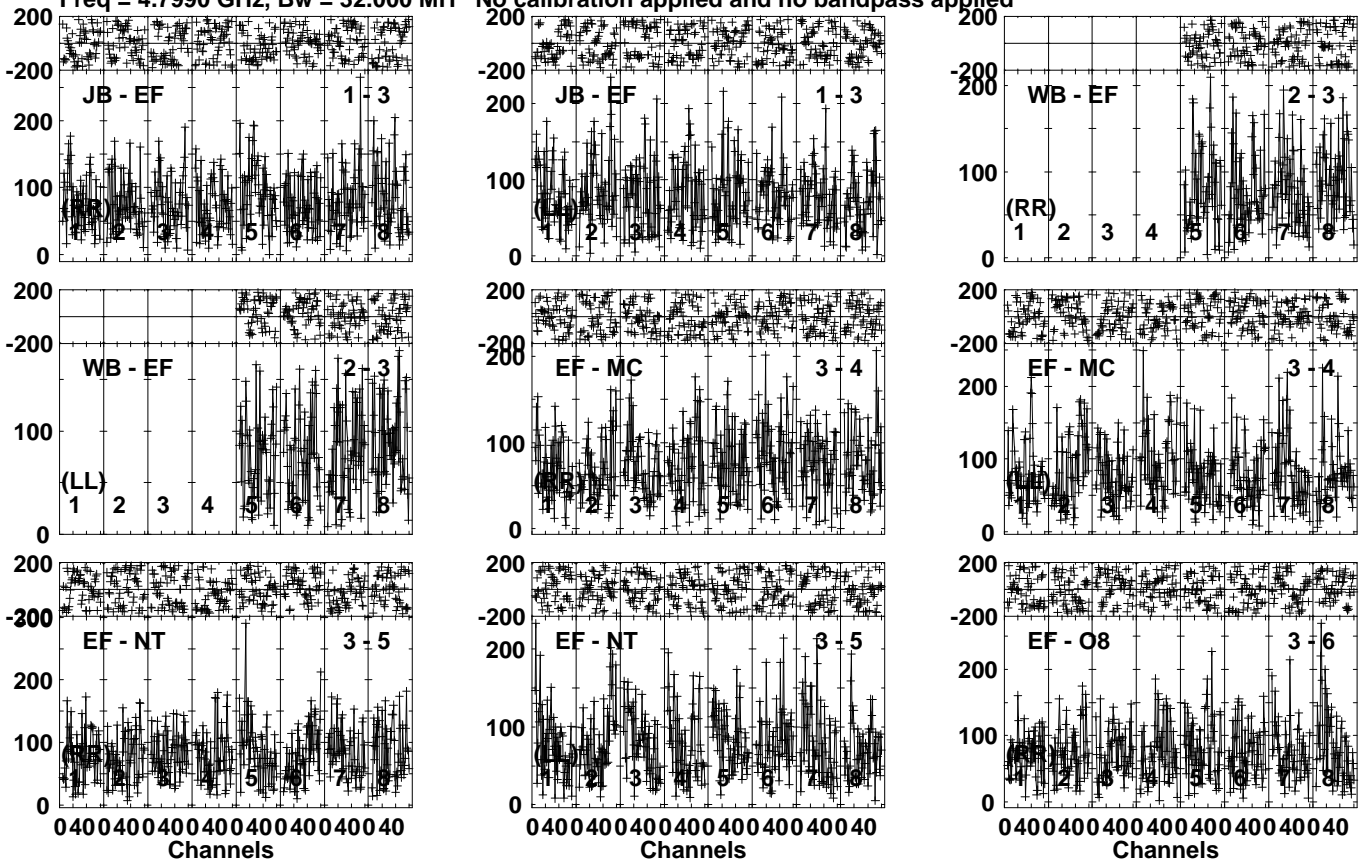
Vector averaged cross-power spectrum Several baselines displayed

Timerange: 00/18:36:01 to 00/18:37:59

Plot file version 492 created 13-FEB-2023 10:50:09

V404CYG EM166B.UVDATA.1

Freq = 4.7990 GHz, Bw = 32.000 MH No calibration applied and no bandpass applied

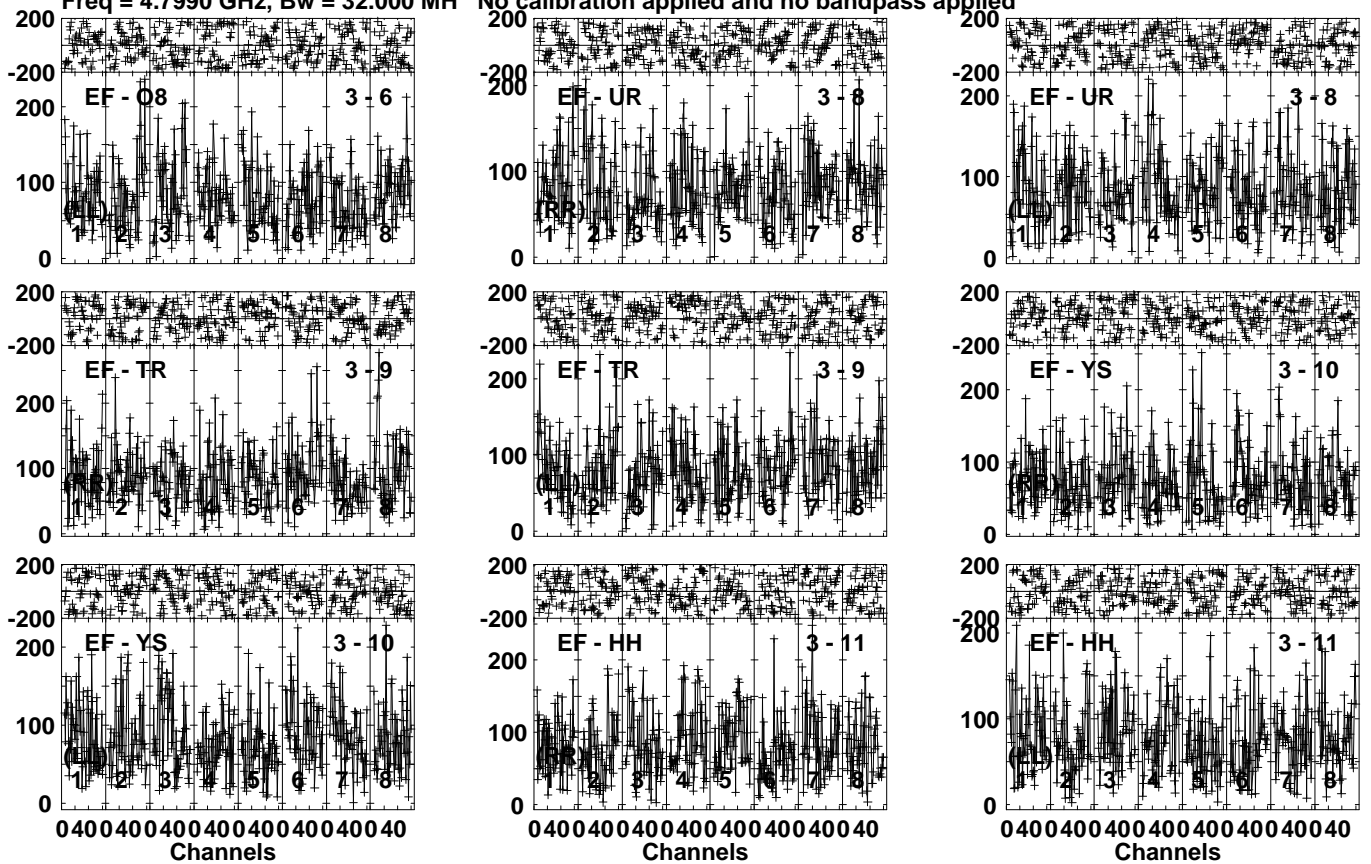


Lower frame: Micro Ampl Jy Top frame: Phas deg  
Vector averaged cross-power spectrum Several baselines displayed  
Timerange: 00/18:38:01 to 00/18:41:29

Plot file version 493 created 13-FEB-2023 10:50:09

V404CYG EM166B.UVDATA.1

Freq = 4.7990 GHz, Bw = 32.000 MH No calibration applied and no bandpass applied

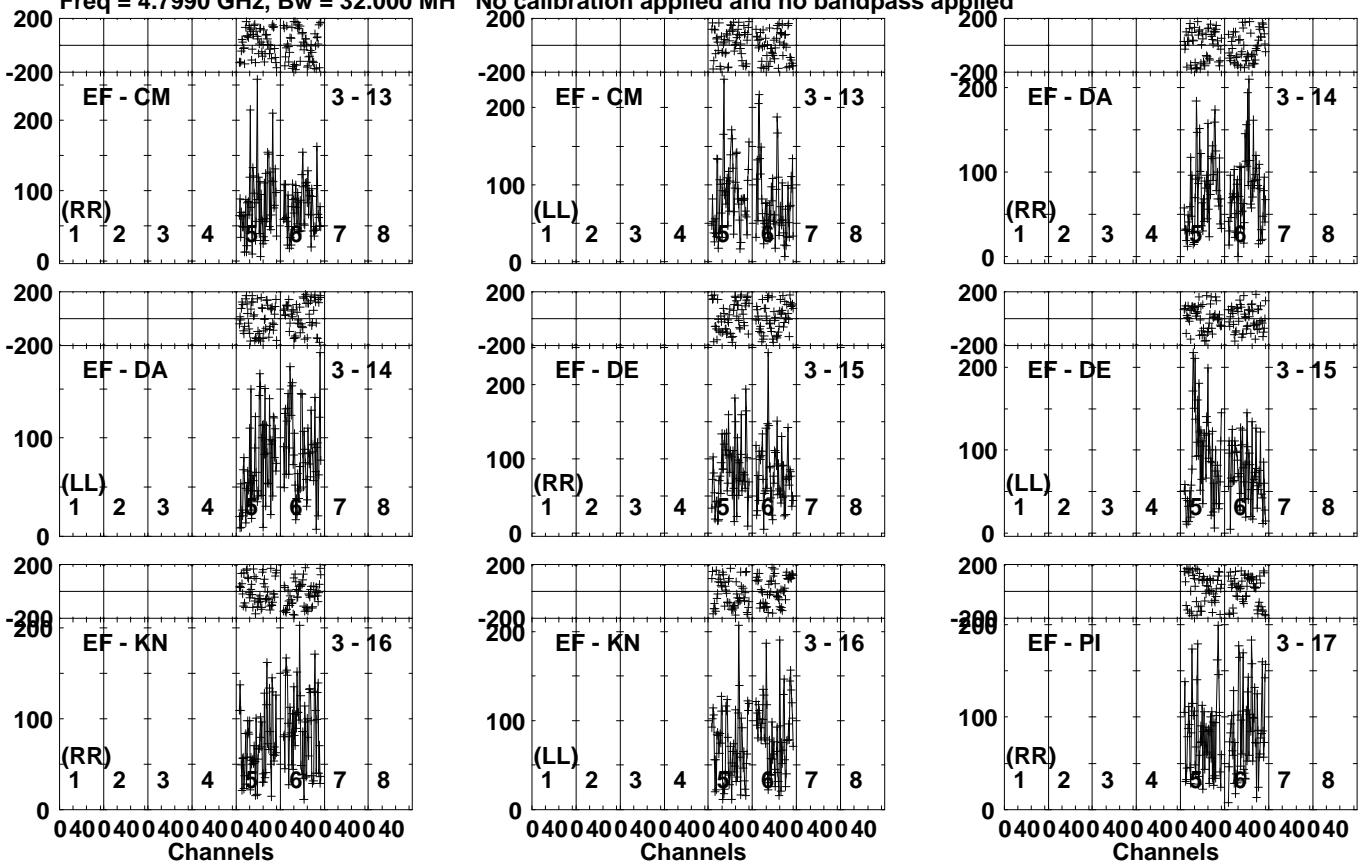


Lower frame: Micro Ampl Jy Top frame: Phas deg  
Vector averaged cross-power spectrum Several baselines displayed  
Timerange: 00/18:38:01 to 00/18:41:29

Plot file version 494 created 13-FEB-2023 10:50:09

V404CYG EM166B.UVDATA.1

Freq = 4.7990 GHz, Bw = 32.000 MH No calibration applied and no bandpass applied

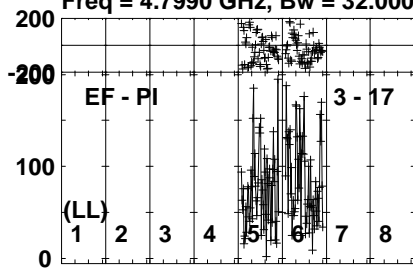


Lower frame: Micro Ampl Jy Top frame: Phas deg  
Vector averaged cross-power spectrum Several baselines displayed  
Timerange: 00/18:38:01 to 00/18:41:29

Plot file version 495 created 13-FEB-2023 10:50:09

V404CYG EM166B.UVDATA.1

Freq = 4.7990 GHz, Bw = 32.000 MH No calibration applied and no bandpass applied



Lower frame: Micro Ampl Jy Top frame: Phas deg

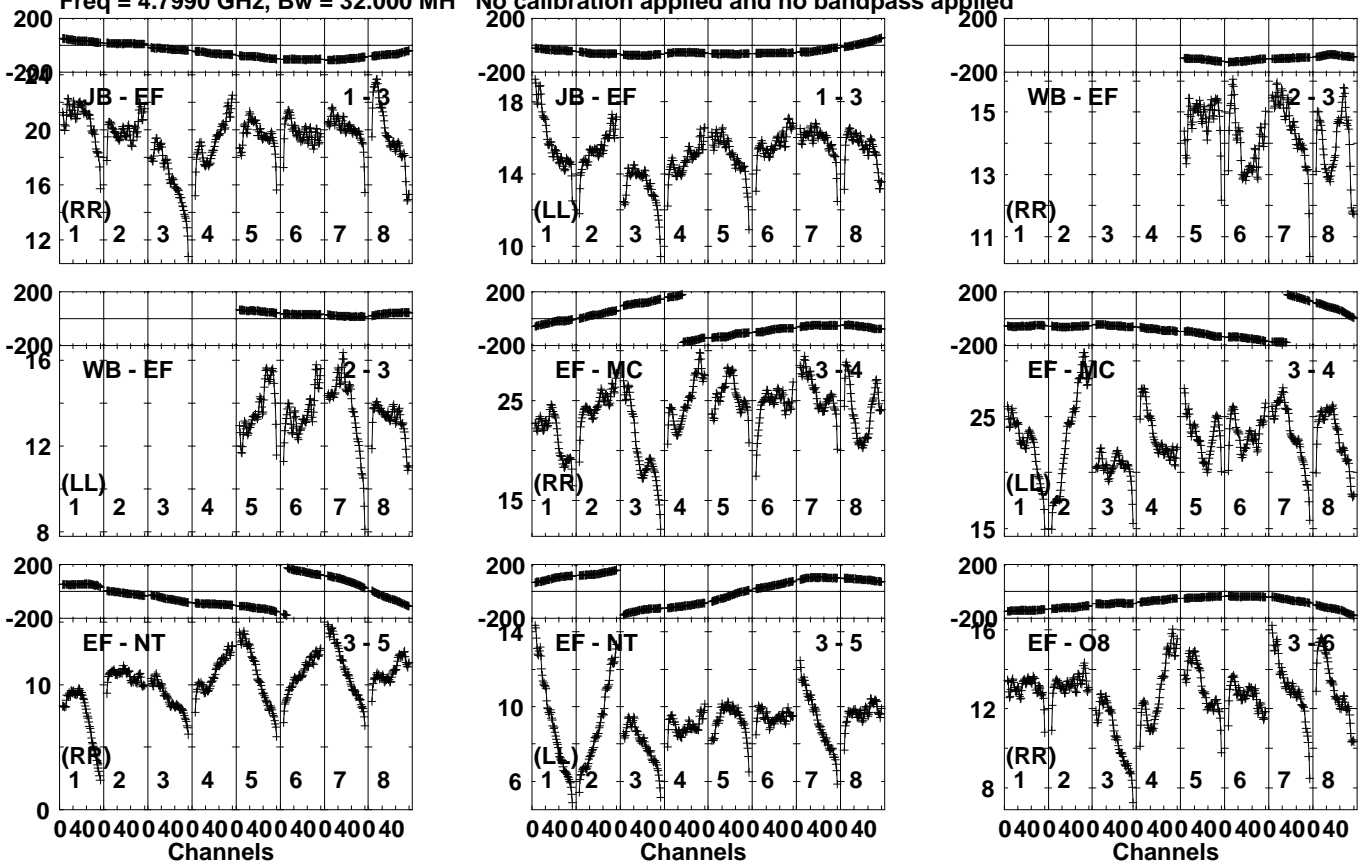
Vector averaged cross-power spectrum Several baselines displayed

Timerange: 00/18:38:01 to 00/18:41:29

Plot file version 496 created 13-FEB-2023 10:50:10

J2025+33 EM166B.UVDATA.1

Freq = 4.7990 GHz, Bw = 32.000 MH No calibration applied and no bandpass applied



Lower frame: Milli Ampl Jy Top frame: Phas deg  
Vector averaged cross-power spectrum Several baselines displayed  
Timerange: 00/18:41:31 to 00/18:43:59

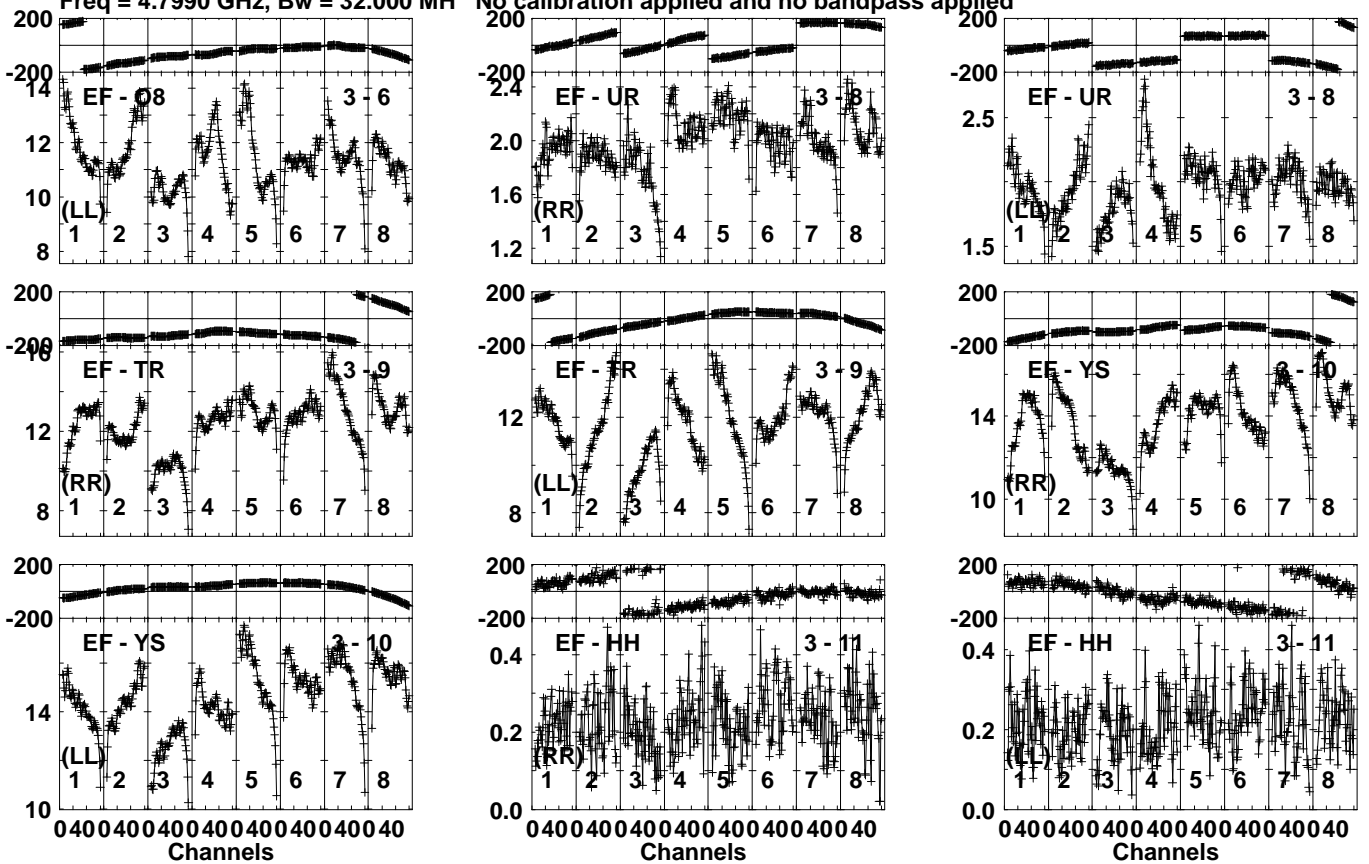


Plot file version 497 created 13-FEB-2023 10:50:10

J2025+33 EM166B.UVDATA.1

Freq = 4.7990 GHz, Bw = 32.000 MH

No calibration applied and no bandpass applied

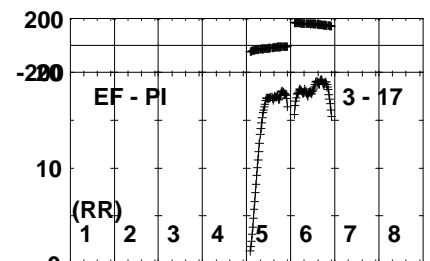
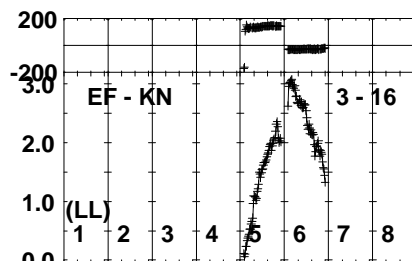
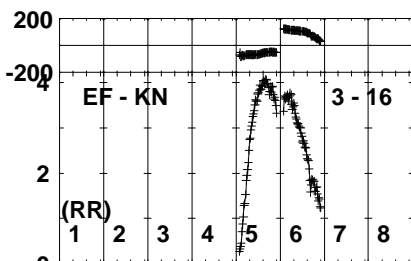
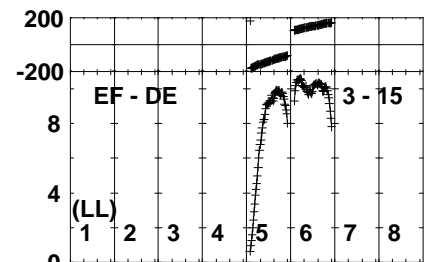
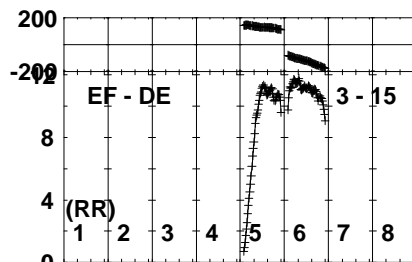
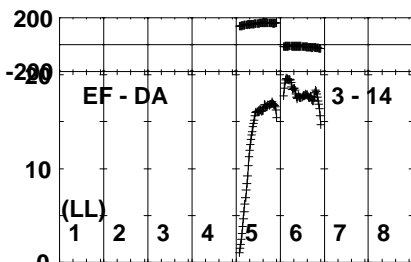
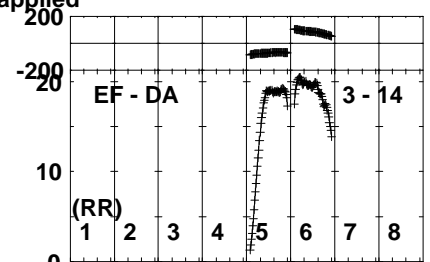
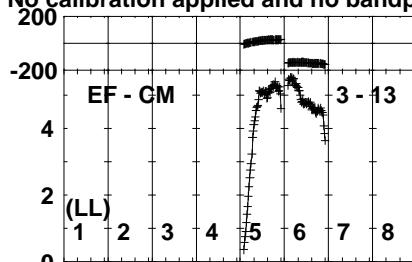
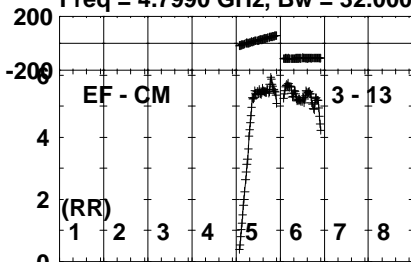


Lower frame: Milli Ampl Jy Top frame: Phas deg  
Vector averaged cross-power spectrum Several baselines displayed  
Timerange: 00/18:41:31 to 00/18:43:59

Plot file version 498 created 13-FEB-2023 10:50:10

J2025+33 EM166B.UVDATA.1

Freq = 4.7990 GHz, Bw = 32.000 MH No calibration applied and no bandpass applied

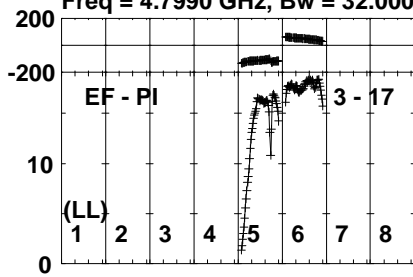


Lower frame: Milli Ampl Jy Top frame: Phas deg  
Vector averaged cross-power spectrum Several baselines displayed  
Timerange: 00/18:41:31 to 00/18:43:59

Plot file version 499 created 13-FEB-2023 10:50:10

J2025+33 EM166B.UVDATA.1

Freq = 4.7990 GHz, Bw = 32.000 MH No calibration applied and no bandpass applied



Lower frame: Milli Ampl Jy Top frame: Phas deg

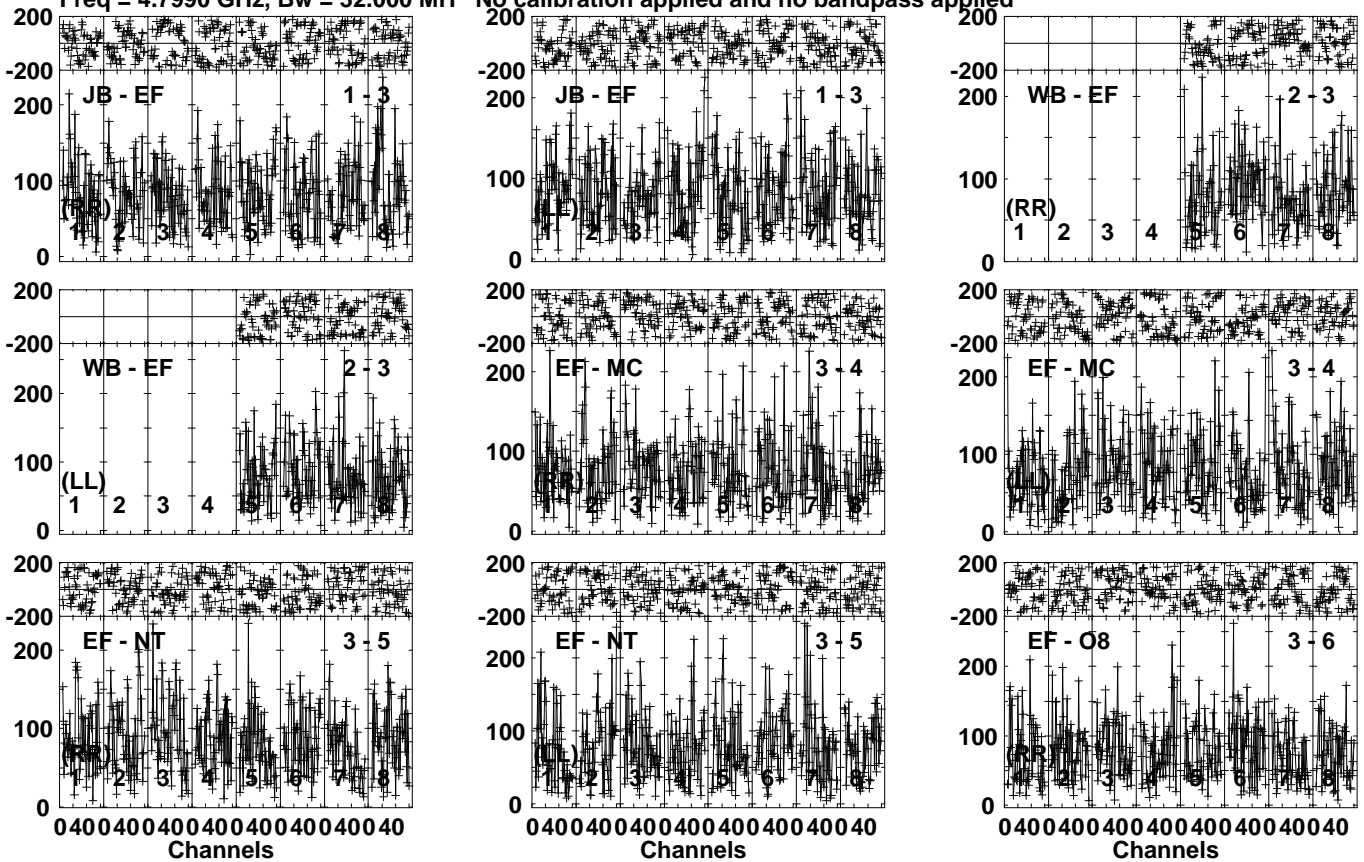
Vector averaged cross-power spectrum Several baselines displayed

Timerange: 00/18:41:31 to 00/18:43:59

Plot file version 500 created 13-FEB-2023 10:50:10

V404CYG EM166B.UVDATA.1

Freq = 4.7990 GHz, Bw = 32.000 MH No calibration applied and no bandpass applied

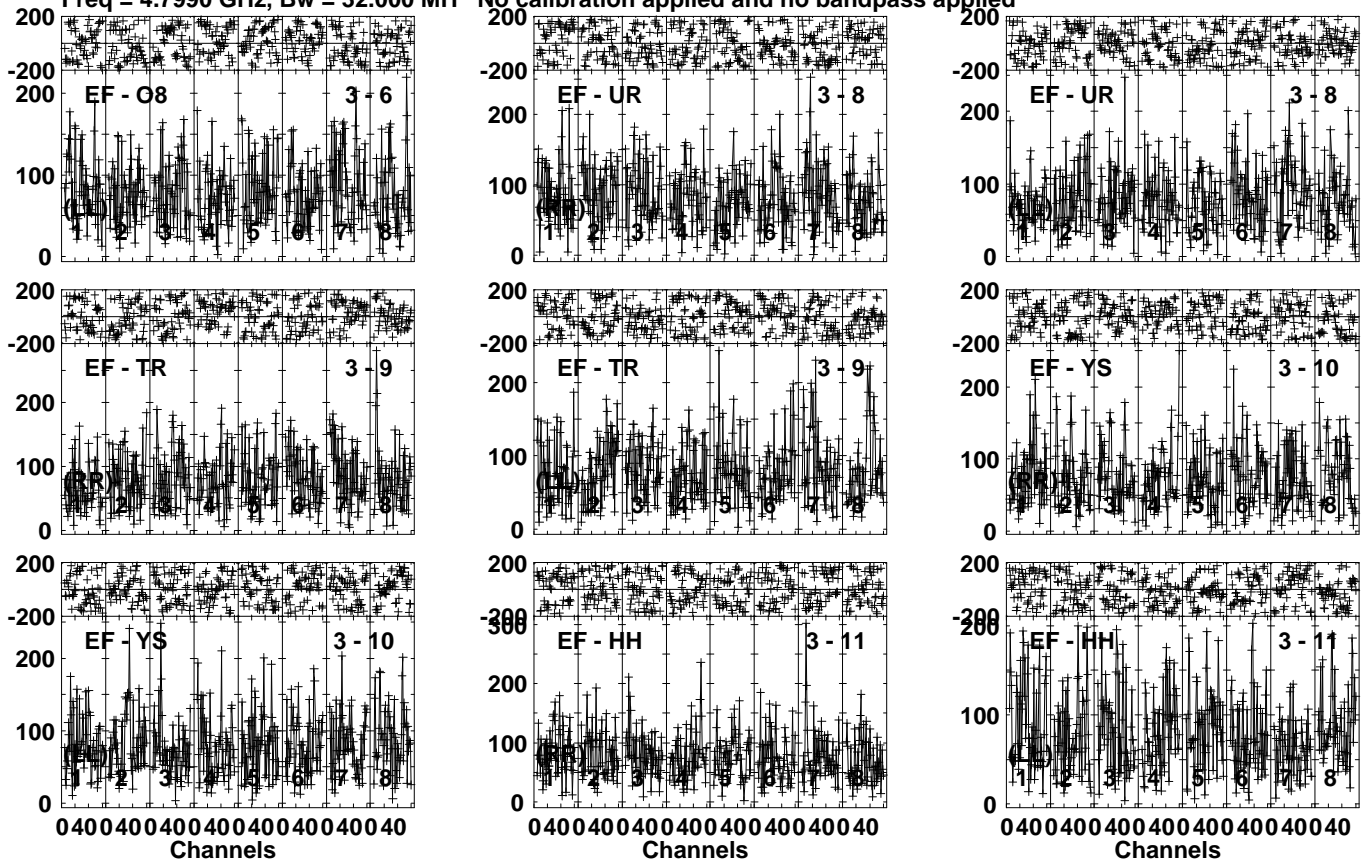


Lower frame: Micro Ampl Jy Top frame: Phas deg  
Vector averaged cross-power spectrum Several baselines displayed  
Timerange: 00/18:44:01 to 00/18:47:29

Plot file version 501 created 13-FEB-2023 10:50:10

V404CYG EM166B.UVDATA.1

Freq = 4.7990 GHz, Bw = 32.000 MH No calibration applied and no bandpass applied

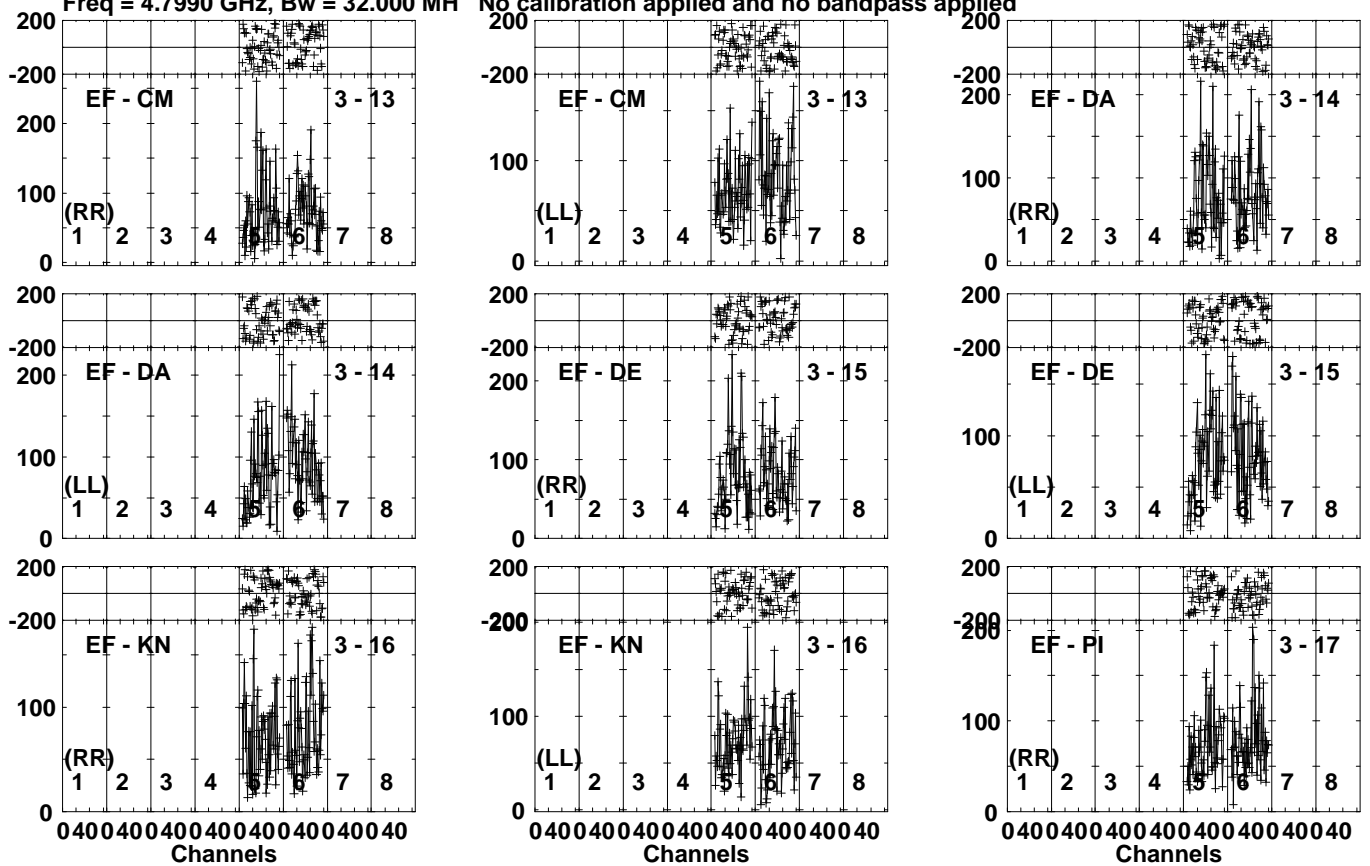


Lower frame: Micro Ampl Jy Top frame: Phas deg  
Vector averaged cross-power spectrum Several baselines displayed  
Timerange: 00/18:44:01 to 00/18:47:29

Plot file version 502 created 13-FEB-2023 10:50:10

V404CYG EM166B.UVDATA.1

Freq = 4.7990 GHz, Bw = 32.000 MH No calibration applied and no bandpass applied

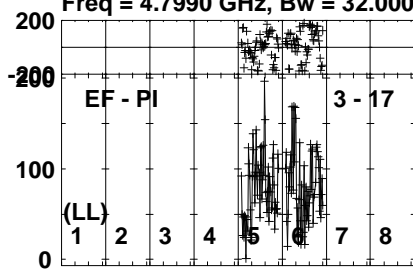


Lower frame: Micro Ampl Jy Top frame: Phas deg  
Vector averaged cross-power spectrum Several baselines displayed  
Timerange: 00/18:44:01 to 00/18:47:29

Plot file version 503 created 13-FEB-2023 10:50:11

V404CYG EM166B.UVDATA.1

Freq = 4.7990 GHz, Bw = 32.000 MH No calibration applied and no bandpass applied



Lower frame: Micro Ampl Jy Top frame: Phas deg

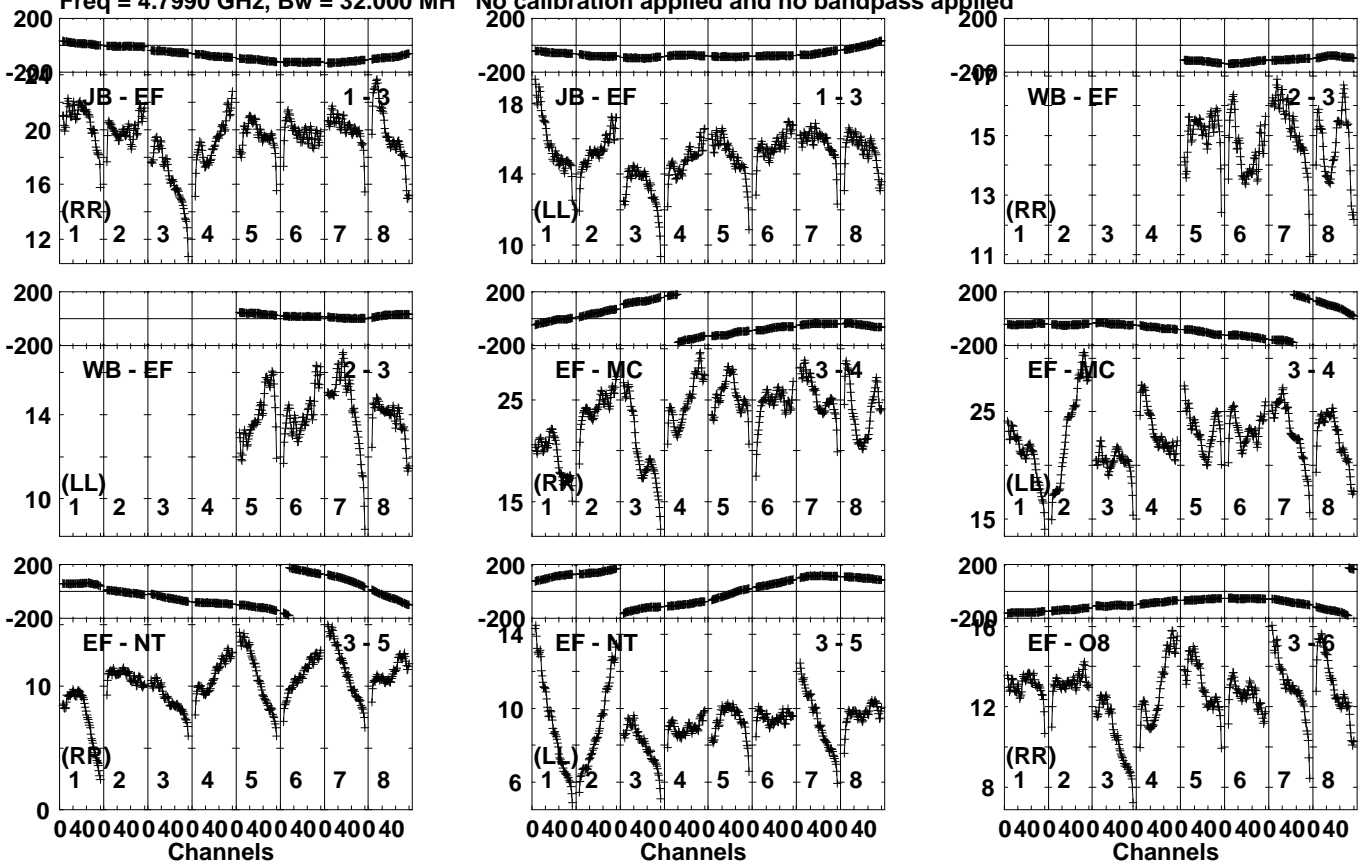
Vector averaged cross-power spectrum Several baselines displayed

Timerange: 00/18:44:01 to 00/18:47:29

Plot file version 504 created 13-FEB-2023 10:50:11

J2025+33 EM166B.UVDATA.1

Freq = 4.7990 GHz, Bw = 32.000 MH No calibration applied and no bandpass applied



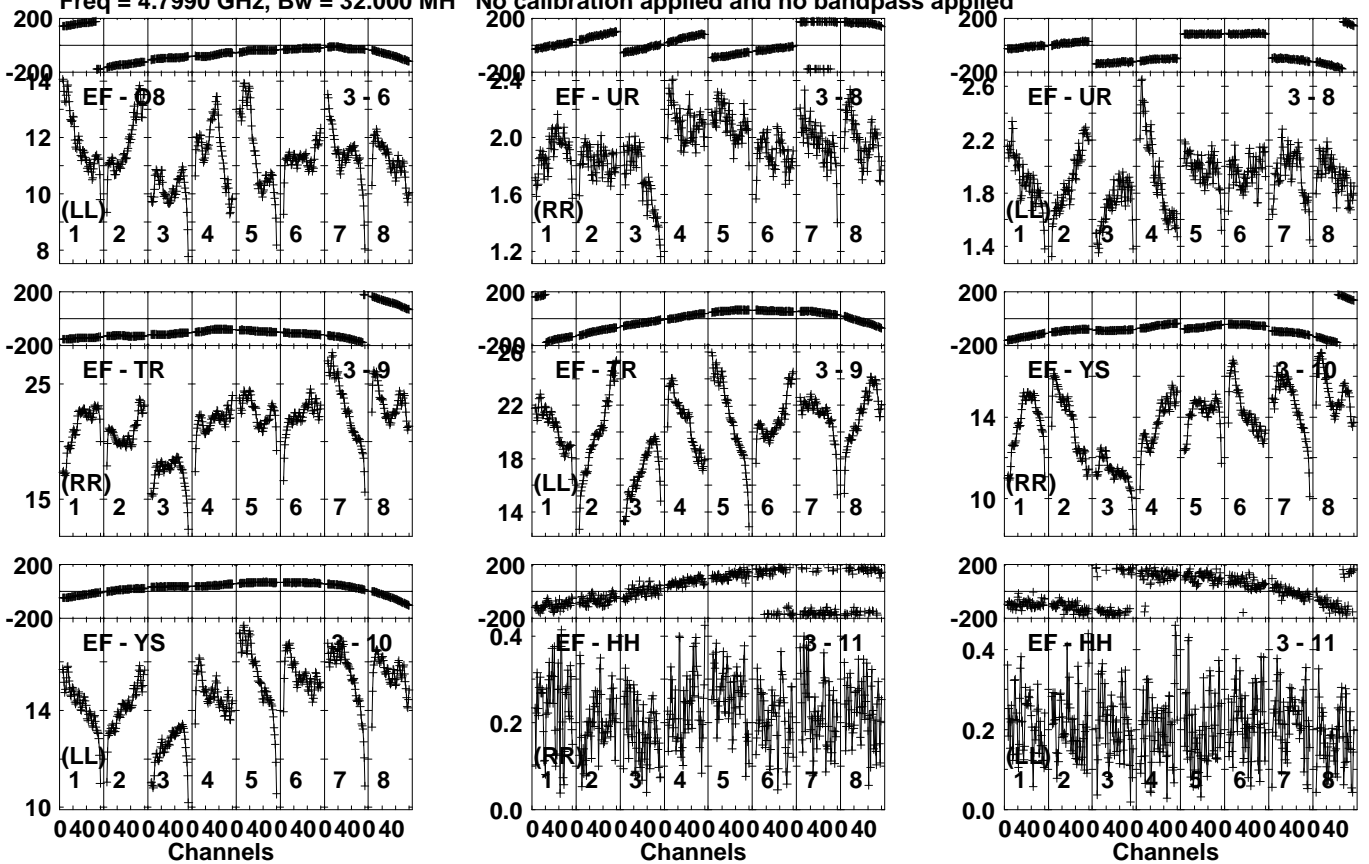
Lower frame: Milli Ampl Jy Top frame: Phas deg  
Vector averaged cross-power spectrum Several baselines displayed  
Timerange: 00/18:48:01 to 00/18:49:59



Plot file version 505 created 13-FEB-2023 10:50:11

J2025+33 EM166B.UVDATA.1

Freq = 4.7990 GHz, Bw = 32.000 MH No calibration applied and no bandpass applied

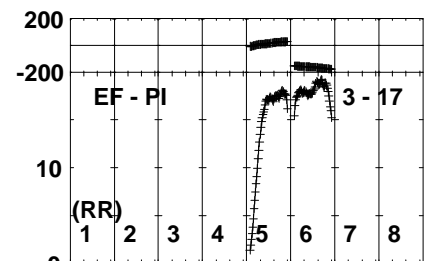
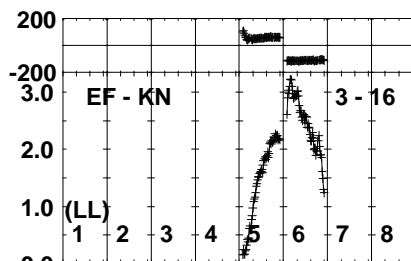
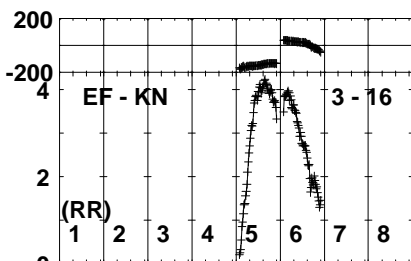
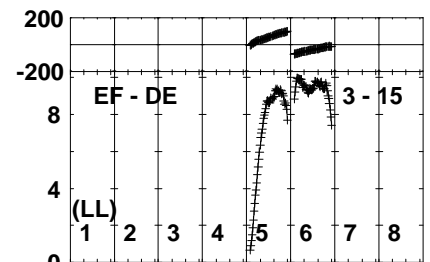
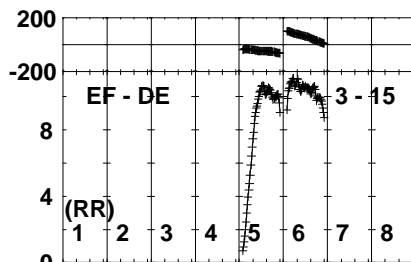
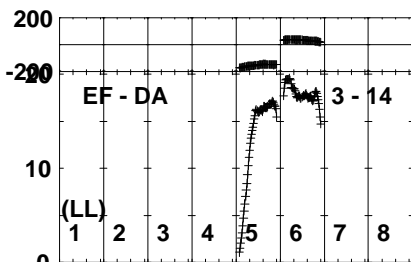
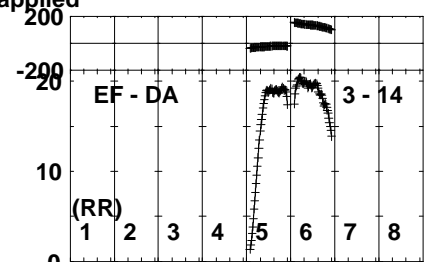
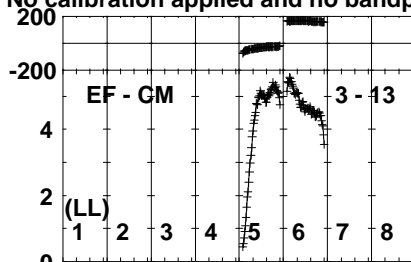
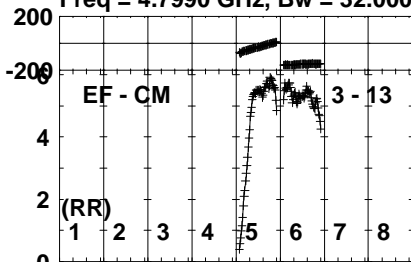


Lower frame: Milli Ampl Jy Top frame: Phas deg  
Vector averaged cross-power spectrum Several baselines displayed  
Timerange: 00/18:48:01 to 00/18:49:59

Plot file version 506 created 13-FEB-2023 10:50:11

J2025+33 EM166B.UVDATA.1

Freq = 4.7990 GHz, Bw = 32.000 MH No calibration applied and no bandpass applied

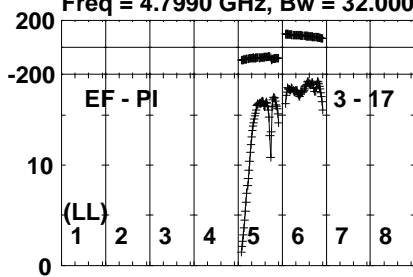


Lower frame: Milli Ampl Jy Top frame: Phas deg  
Vector averaged cross-power spectrum Several baselines displayed  
Timerange: 00/18:48:01 to 00/18:49:59

Plot file version 507 created 13-FEB-2023 10:50:11

J2025+33 EM166B.UVDATA.1

Freq = 4.7990 GHz, Bw = 32.000 MH No calibration applied and no bandpass applied



Lower frame: Milli Ampl Jy Top frame: Phas deg

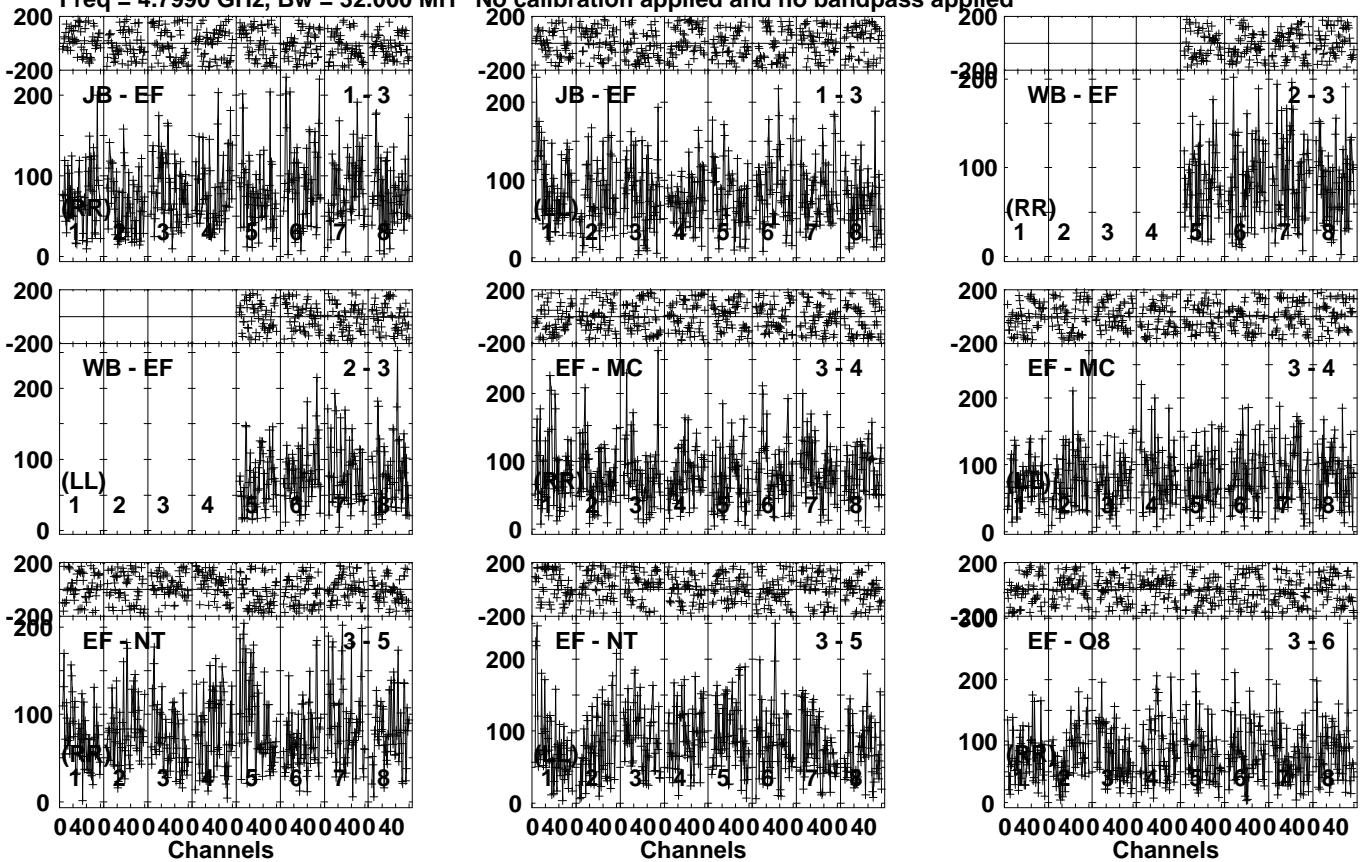
Vector averaged cross-power spectrum Several baselines displayed

Timerange: 00/18:48:01 to 00/18:49:59

Plot file version 508 created 13-FEB-2023 10:50:11

V404CYG EM166B.UVDATA.1

Freq = 4.7990 GHz, Bw = 32.000 MH No calibration applied and no bandpass applied

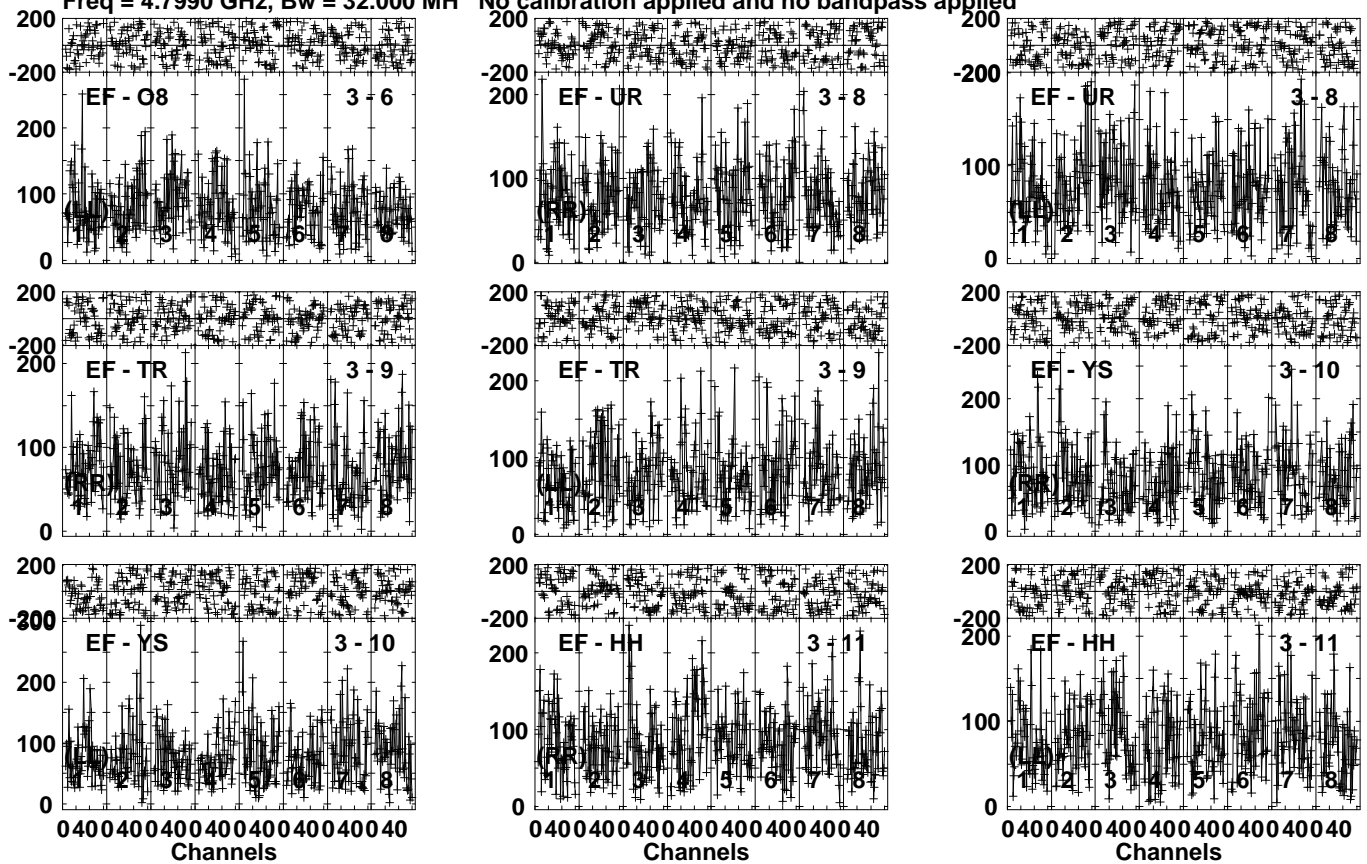


Lower frame: Micro Ampl Jy Top frame: Phas deg  
Vector averaged cross-power spectrum Several baselines displayed  
Timerange: 00/18:50:01 to 00/18:53:29

Plot file version 509 created 13-FEB-2023 10:50:11

V404CYG EM166B.UVDATA.1

Freq = 4.7990 GHz, Bw = 32.000 MH No calibration applied and no bandpass applied

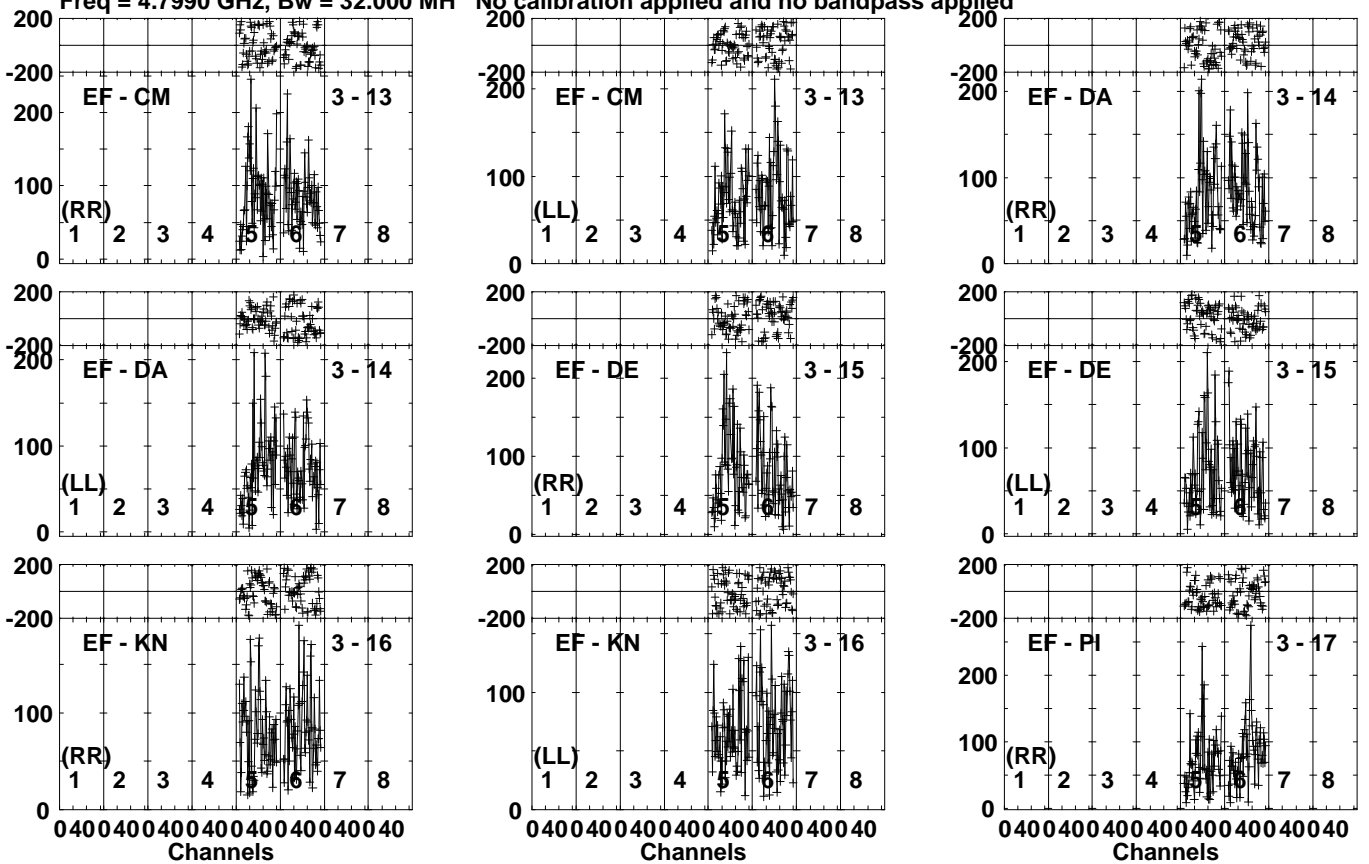


Lower frame: Micro Ampl Jy Top frame: Phas deg  
Vector averaged cross-power spectrum Several baselines displayed  
Timerange: 00/18:50:01 to 00/18:53:29

Plot file version 510 created 13-FEB-2023 10:50:11

V404CYG EM166B.UVDATA.1

Freq = 4.7990 GHz, Bw = 32.000 MH No calibration applied and no bandpass applied

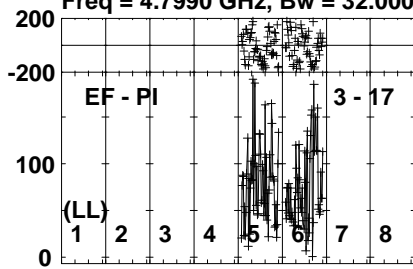


Lower frame: Micro Ampl Jy Top frame: Phas deg  
Vector averaged cross-power spectrum Several baselines displayed  
Timerange: 00/18:50:01 to 00/18:53:29

Plot file version 511 created 13-FEB-2023 10:50:12

V404CYG EM166B.UVDATA.1

Freq = 4.7990 GHz, Bw = 32.000 MH No calibration applied and no bandpass applied



Lower frame: Micro Ampl Jy Top frame: Phas deg

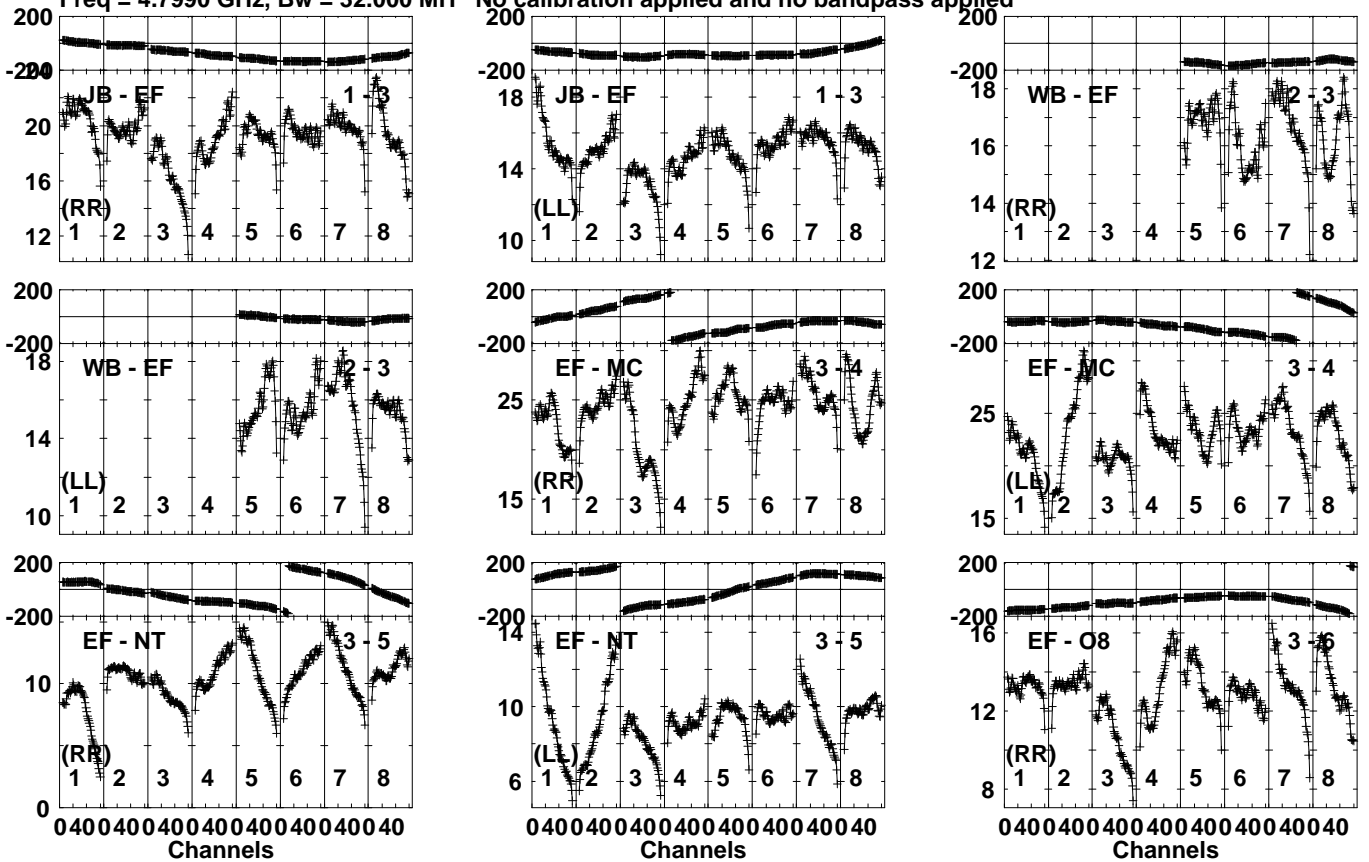
Vector averaged cross-power spectrum Several baselines displayed

Timerange: 00/18:50:01 to 00/18:53:29

Plot file version 512 created 13-FEB-2023 10:50:12

J2025+33 EM166B.UVDATA.1

Freq = 4.7990 GHz, Bw = 32.000 MH No calibration applied and no bandpass applied



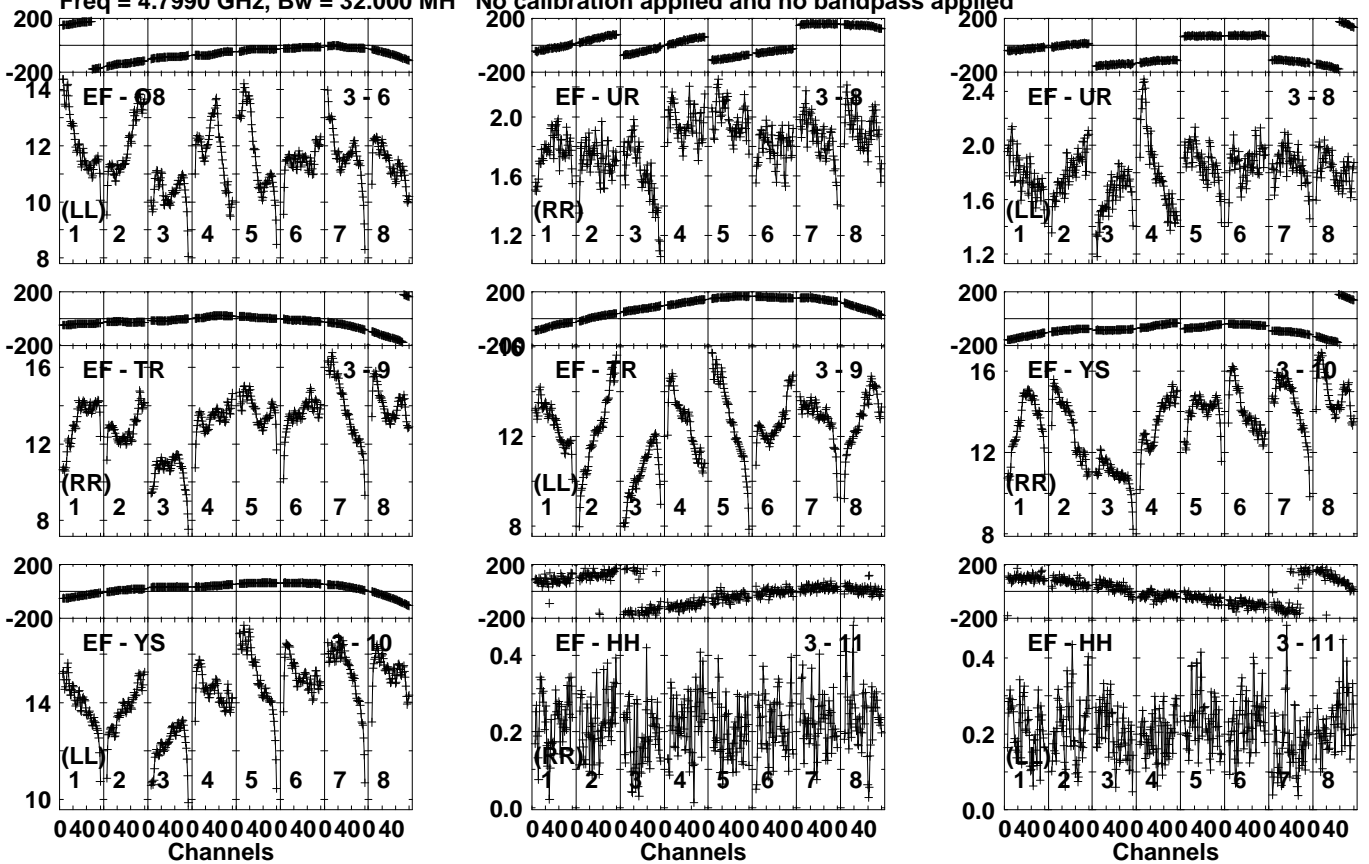
Lower frame: Milli Ampl Jy Top frame: Phas deg  
Vector averaged cross-power spectrum Several baselines displayed  
Timerange: 00/18:53:31 to 00/18:55:59



Plot file version 513 created 13-FEB-2023 10:50:14

J2025+33 EM166B.UVDATA.1

Freq = 4.7990 GHz, Bw = 32.000 MH No calibration applied and no bandpass applied

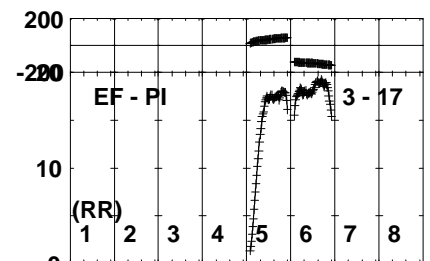
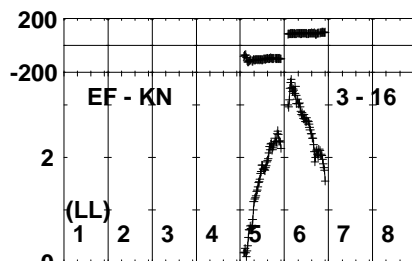
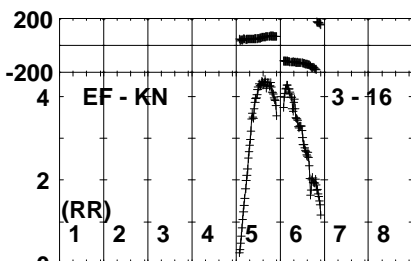
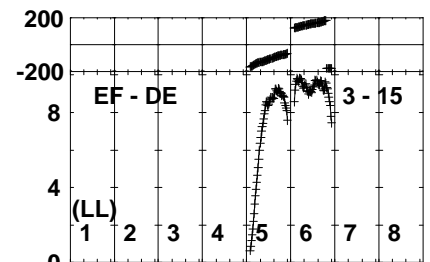
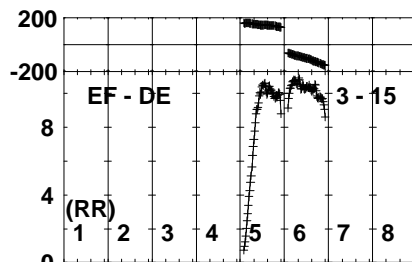
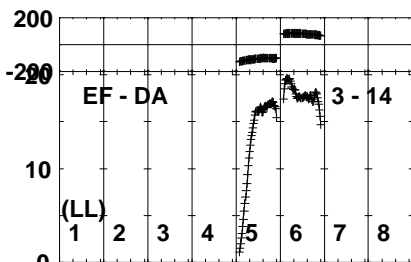
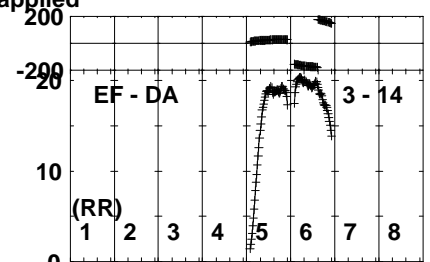
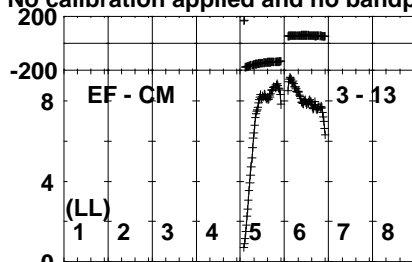
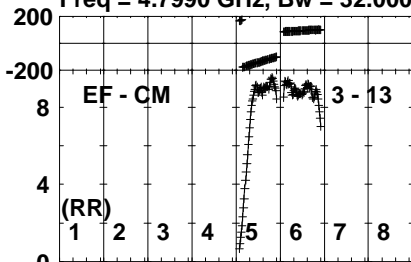


Lower frame: Milli Ampl Jy Top frame: Phas deg  
Vector averaged cross-power spectrum Several baselines displayed  
Timerange: 00/18:53:31 to 00/18:55:59

Plot file version 514 created 13-FEB-2023 10:50:14

J2025+33 EM166B.UVDATA.1

Freq = 4.7990 GHz, Bw = 32.000 MH No calibration applied and no bandpass applied

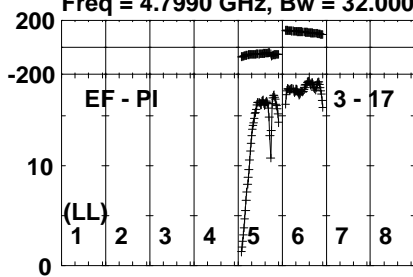


Lower frame: Milli Ampl Jy Top frame: Phas deg  
Vector averaged cross-power spectrum Several baselines displayed  
Timerange: 00/18:53:31 to 00/18:55:59

Plot file version 515 created 13-FEB-2023 10:50:14

J2025+33 EM166B.UVDATA.1

Freq = 4.7990 GHz, Bw = 32.000 MH No calibration applied and no bandpass applied



Lower frame: Milli Ampl Jy Top frame: Phas deg

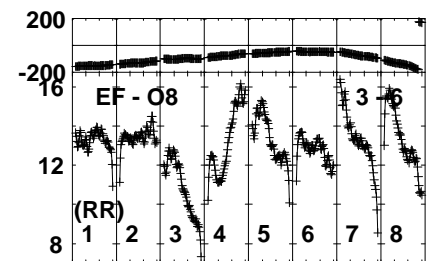
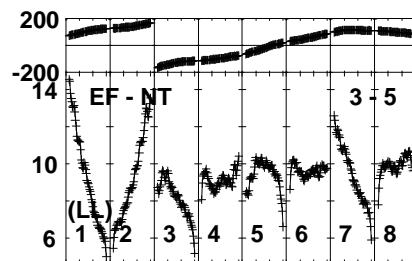
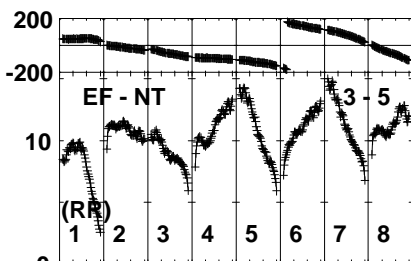
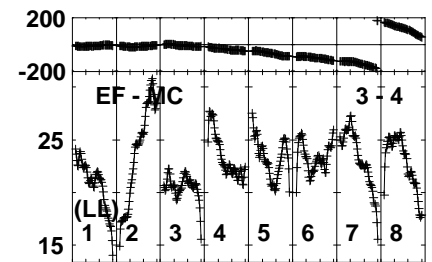
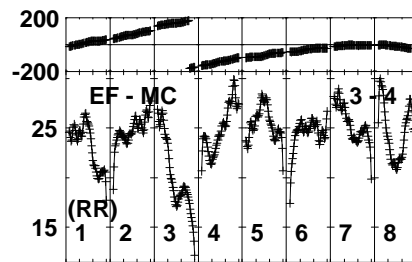
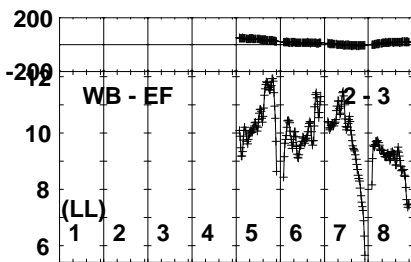
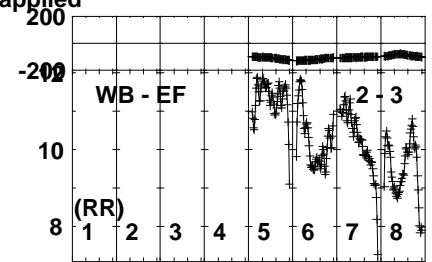
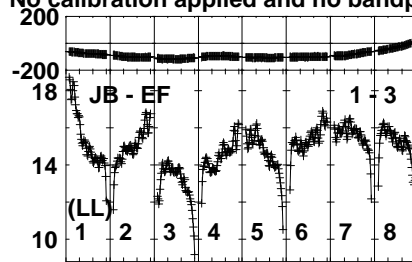
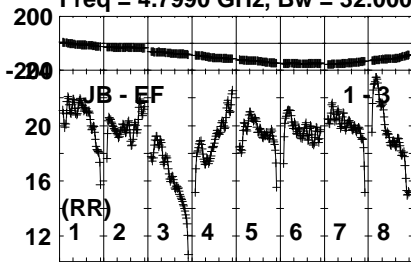
Vector averaged cross-power spectrum Several baselines displayed

Timerange: 00/18:53:31 to 00/18:55:59

Plot file version 516 created 13-FEB-2023 10:50:14

J2025+33 EM166B.UVDATA.1

Freq = 4.7990 GHz, Bw = 32.000 MH No calibration applied and no bandpass applied



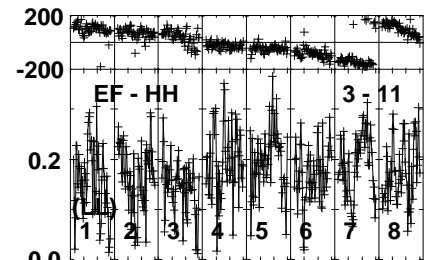
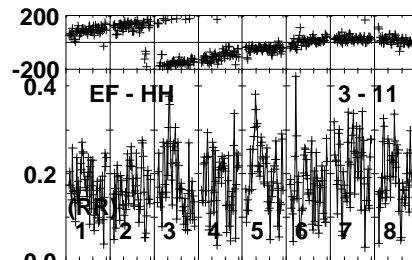
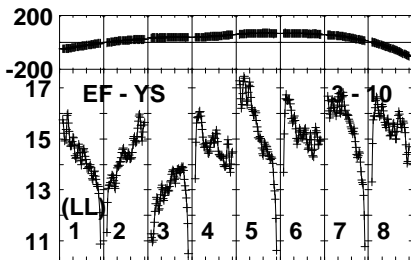
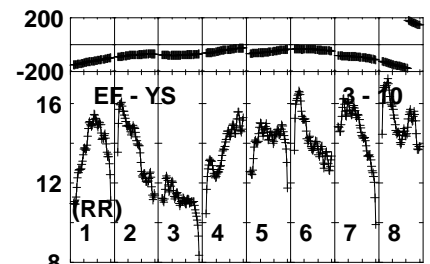
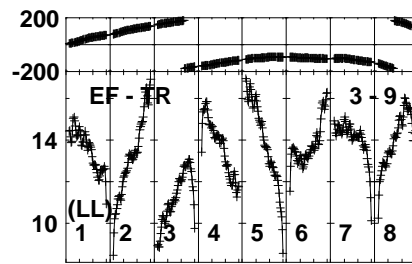
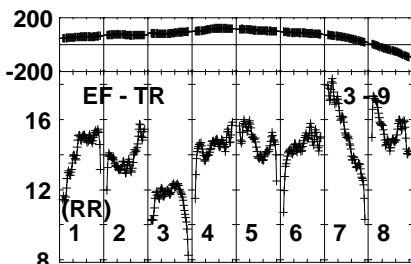
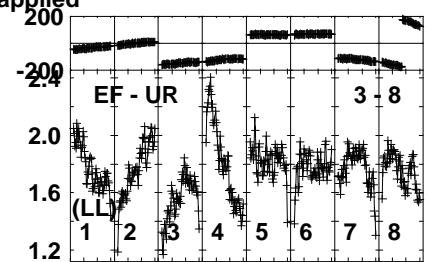
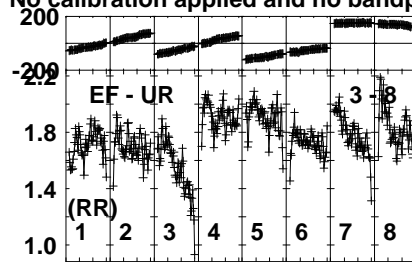
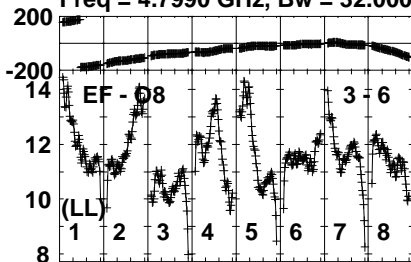
Lower frame: Milli Ampl Jy Top frame: Phas deg  
Vector averaged cross-power spectrum Several baselines displayed  
Timerange: 00/18:58:01 to 00/19:00:29

Plot file version 517 created 13-FEB-2023 10:50:14

J2025+33 EM166B.UVDATA.1

Freq = 4.7990 GHz, Bw = 32.000 MH

No calibration applied and no bandpass applied

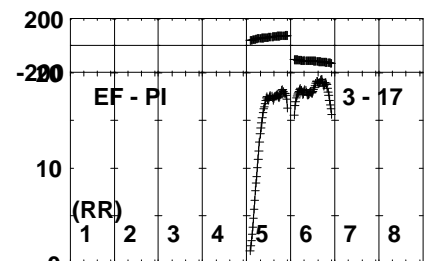
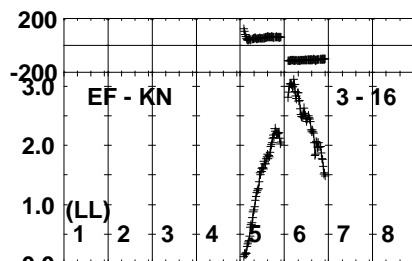
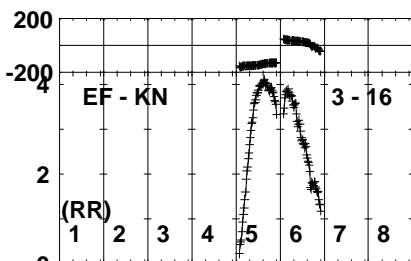
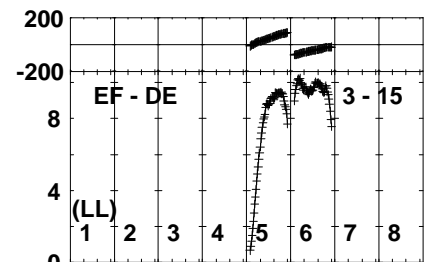
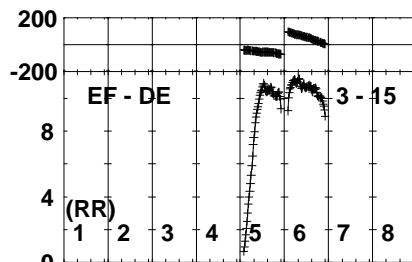
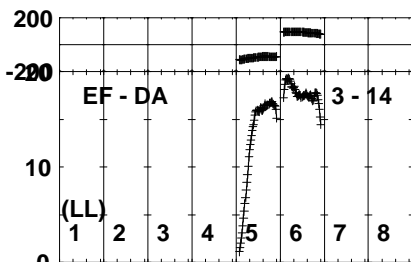
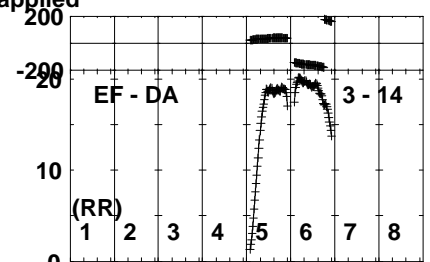
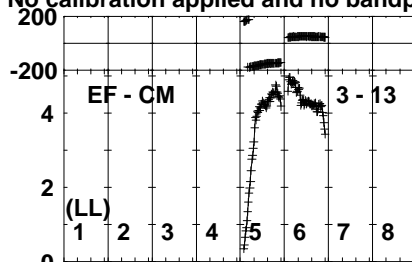
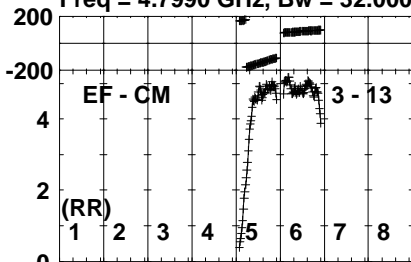


Lower frame: Milli Ampl Jy Top frame: Phas deg  
Vector averaged cross-power spectrum Several baselines displayed  
Timerange: 00/18:58:01 to 00/19:00:29

Plot file version 518 created 13-FEB-2023 10:50:14

J2025+33 EM166B.UVDATA.1

Freq = 4.7990 GHz, Bw = 32.000 MH No calibration applied and no bandpass applied

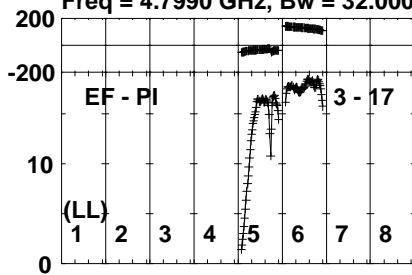


Lower frame: Milli Ampl Jy Top frame: Phas deg  
Vector averaged cross-power spectrum Several baselines displayed  
Timerange: 00/18:58:01 to 00/19:00:29

Plot file version 519 created 13-FEB-2023 10:50:14

J2025+33 EM166B.UVDATA.1

Freq = 4.7990 GHz, Bw = 32.000 MH No calibration applied and no bandpass applied



Lower frame: Milli Ampl Jy Top frame: Phas deg

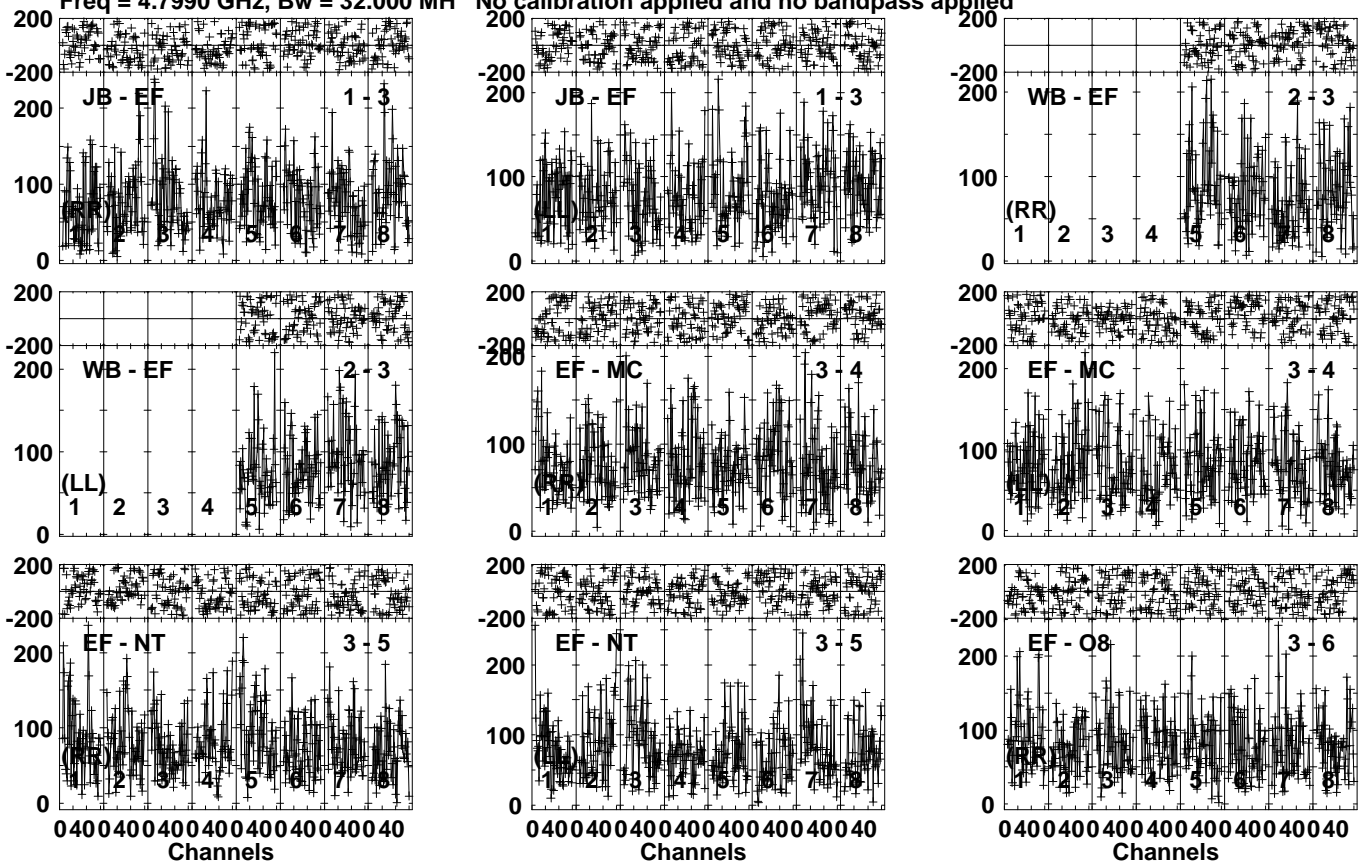
Vector averaged cross-power spectrum Several baselines displayed

Timerange: 00/18:58:01 to 00/19:00:29

Plot file version 520 created 13-FEB-2023 10:50:14

V404CYG EM166B.UVDATA.1

Freq = 4.7990 GHz, Bw = 32.000 MH No calibration applied and no bandpass applied



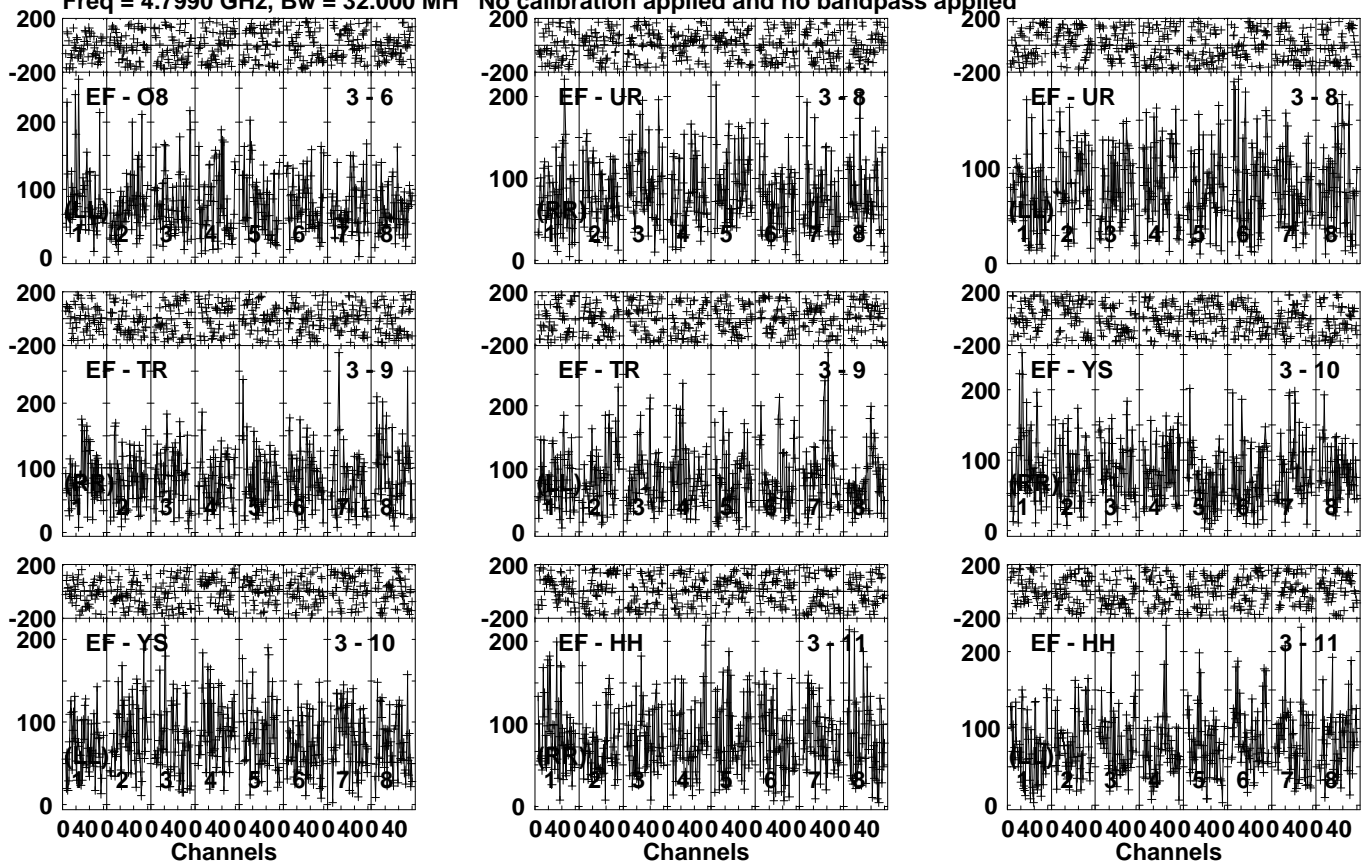
Lower frame: Micro Ampl Jy Top frame: Phas deg  
Vector averaged cross-power spectrum Several baselines displayed  
Timerange: 00/19:00:31 to 00/19:03:59



Plot file version 521 created 13-FEB-2023 10:50:15

V404CYG EM166B.UVDATA.1

Freq = 4.7990 GHz, Bw = 32.000 MH No calibration applied and no bandpass applied

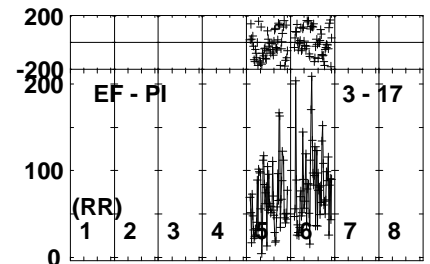
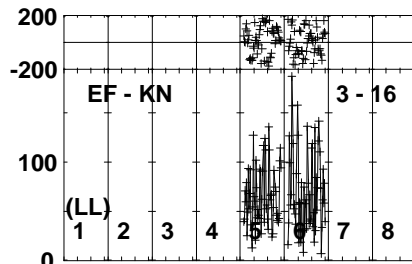
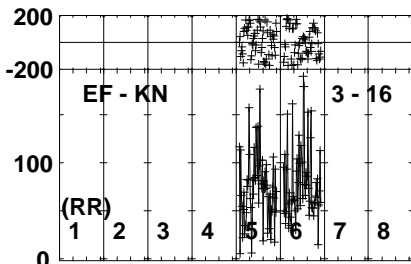
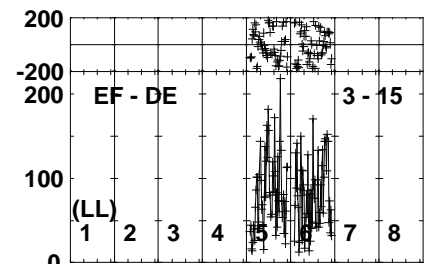
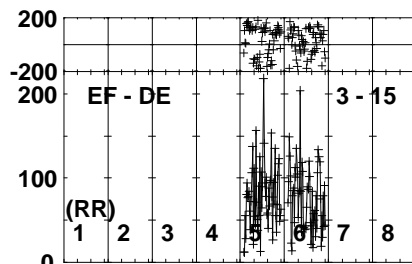
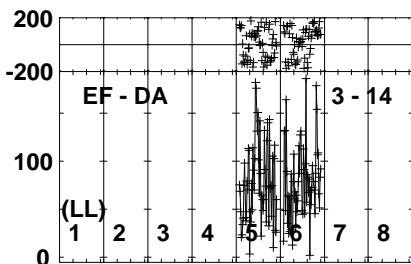
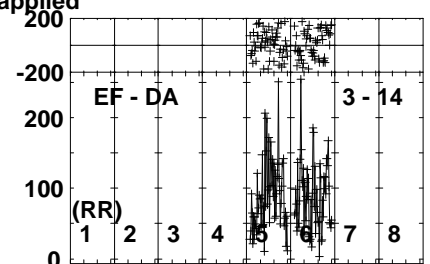
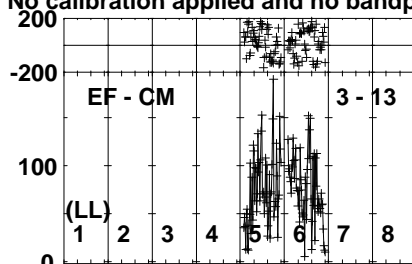
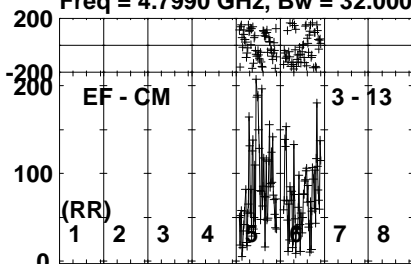


Lower frame: Micro Ampl Jy Top frame: Phas deg  
Vector averaged cross-power spectrum Several baselines displayed  
Timerange: 00/19:00:31 to 00/19:03:59

Plot file version 522 created 13-FEB-2023 10:50:15

V404CYG EM166B.UVDATA.1

Freq = 4.7990 GHz, Bw = 32.000 MH No calibration applied and no bandpass applied

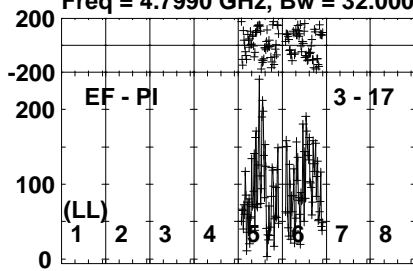


Lower frame: Micro Ampl Jy Top frame: Phas deg  
Vector averaged cross-power spectrum Several baselines displayed  
Timerange: 00/19:00:31 to 00/19:03:59

Plot file version 523 created 13-FEB-2023 10:50:15

V404CYG EM166B.UVDATA.1

Freq = 4.7990 GHz, Bw = 32.000 MH No calibration applied and no bandpass applied



Lower frame: Micro Ampl Jy Top frame: Phas deg

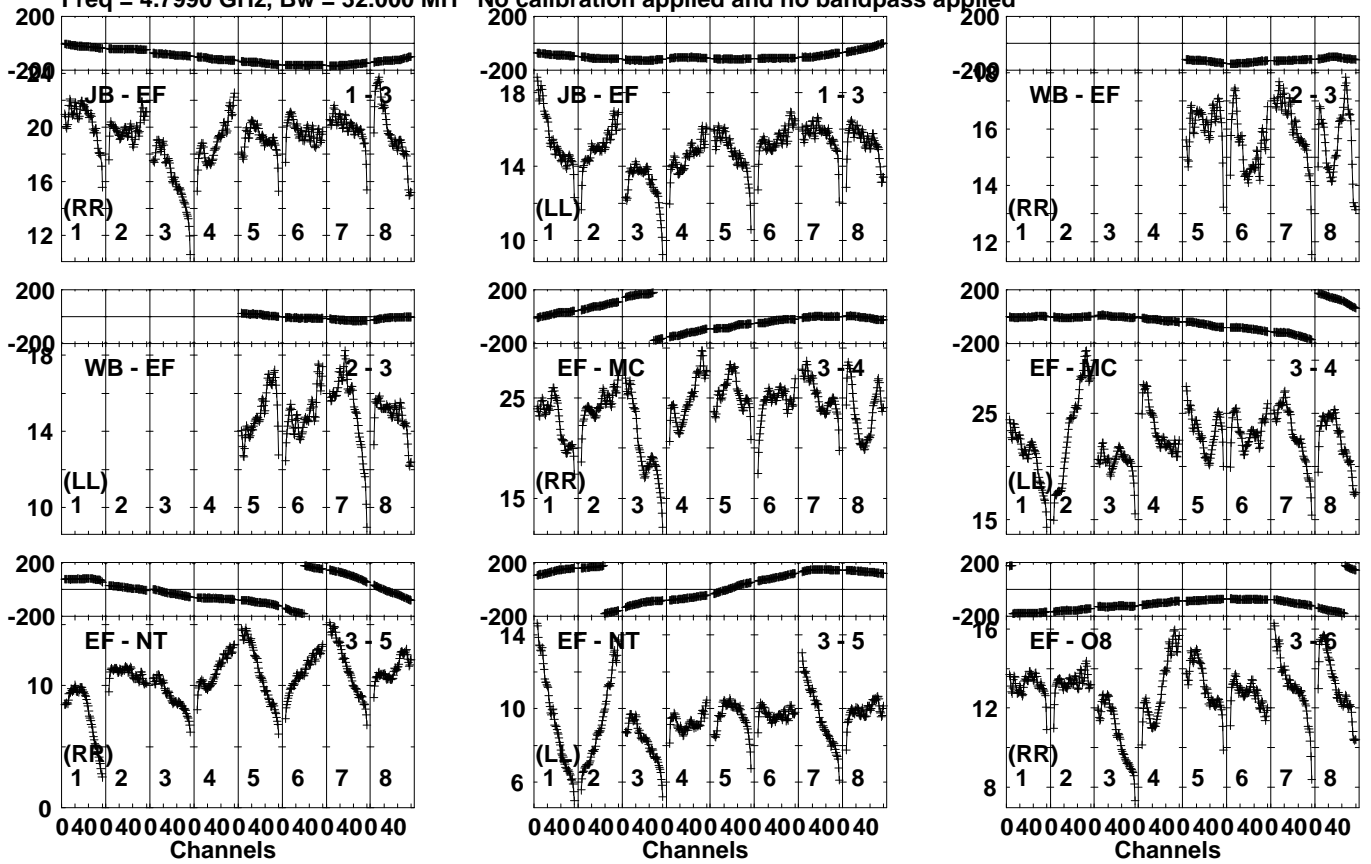
Vector averaged cross-power spectrum Several baselines displayed

Timerange: 00/19:00:31 to 00/19:03:59

Plot file version 524 created 13-FEB-2023 10:50:15

J2025+33 EM166B.UVDATA.1

Freq = 4.7990 GHz, Bw = 32.000 MH No calibration applied and no bandpass applied



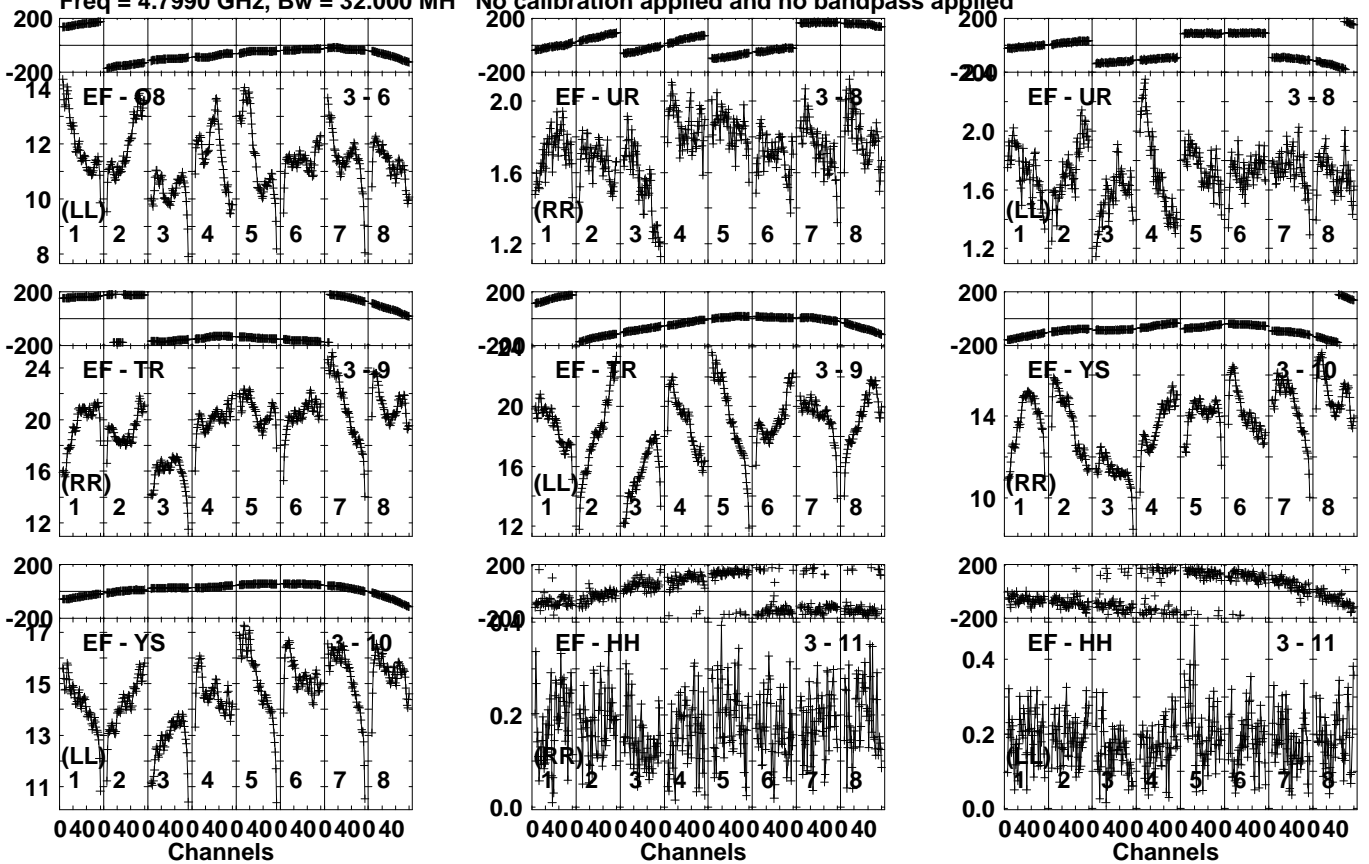
Lower frame: Milli Ampl Jy Top frame: Phas deg  
Vector averaged cross-power spectrum Several baselines displayed  
Timerange: 00/19:04:01 to 00/19:06:29

Plot file version 525 created 13-FEB-2023 10:50:15

J2025+33 EM166B.UVDATA.1

Freq = 4.7990 GHz, Bw = 32.000 MH

No calibration applied and no bandpass applied



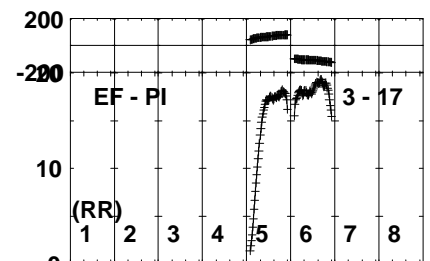
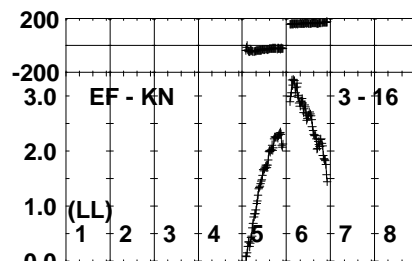
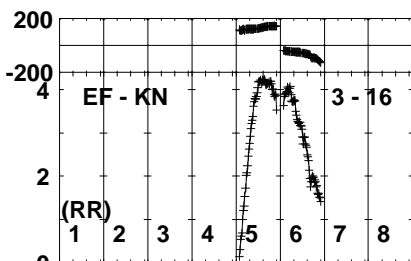
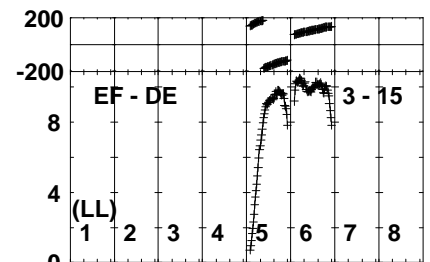
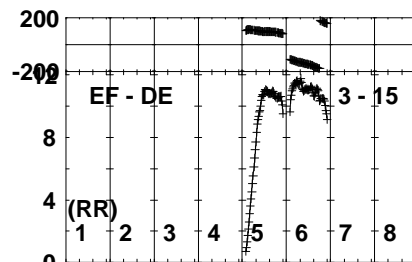
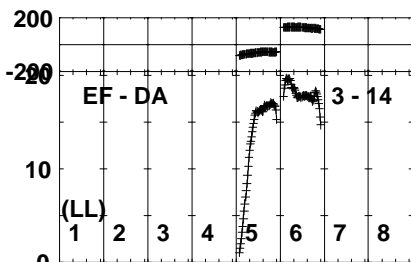
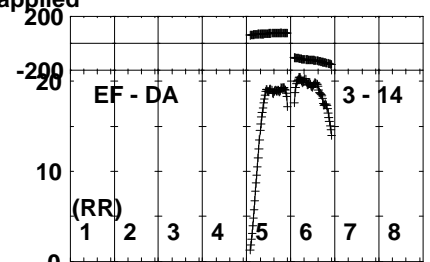
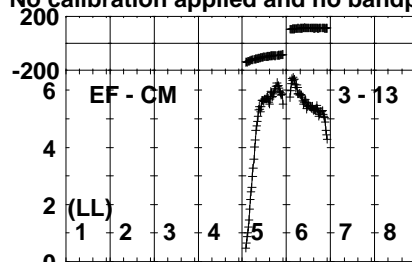
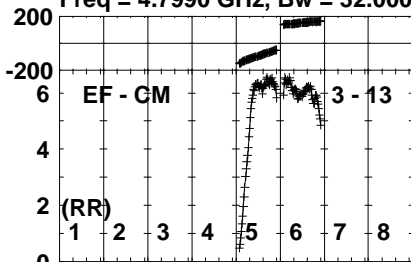
Lower frame: Milli Ampl Jy Top frame: Phas deg  
Vector averaged cross-power spectrum Several baselines displayed  
Timerange: 00/19:04:01 to 00/19:06:29

Plot file version 526 created 13-FEB-2023 10:50:15

J2025+33 EM166B.UVDATA.1

Freq = 4.7990 GHz, Bw = 32.000 MH

No calibration applied and no bandpass applied

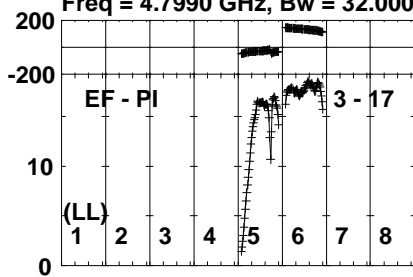


Lower frame: Milli Ampl Jy Top frame: Phas deg  
Vector averaged cross-power spectrum Several baselines displayed  
Timerange: 00/19:04:01 to 00/19:06:29

Plot file version 527 created 13-FEB-2023 10:50:15

J2025+33 EM166B.UVDATA.1

Freq = 4.7990 GHz, Bw = 32.000 MH No calibration applied and no bandpass applied



Lower frame: Milli Ampl Jy Top frame: Phas deg

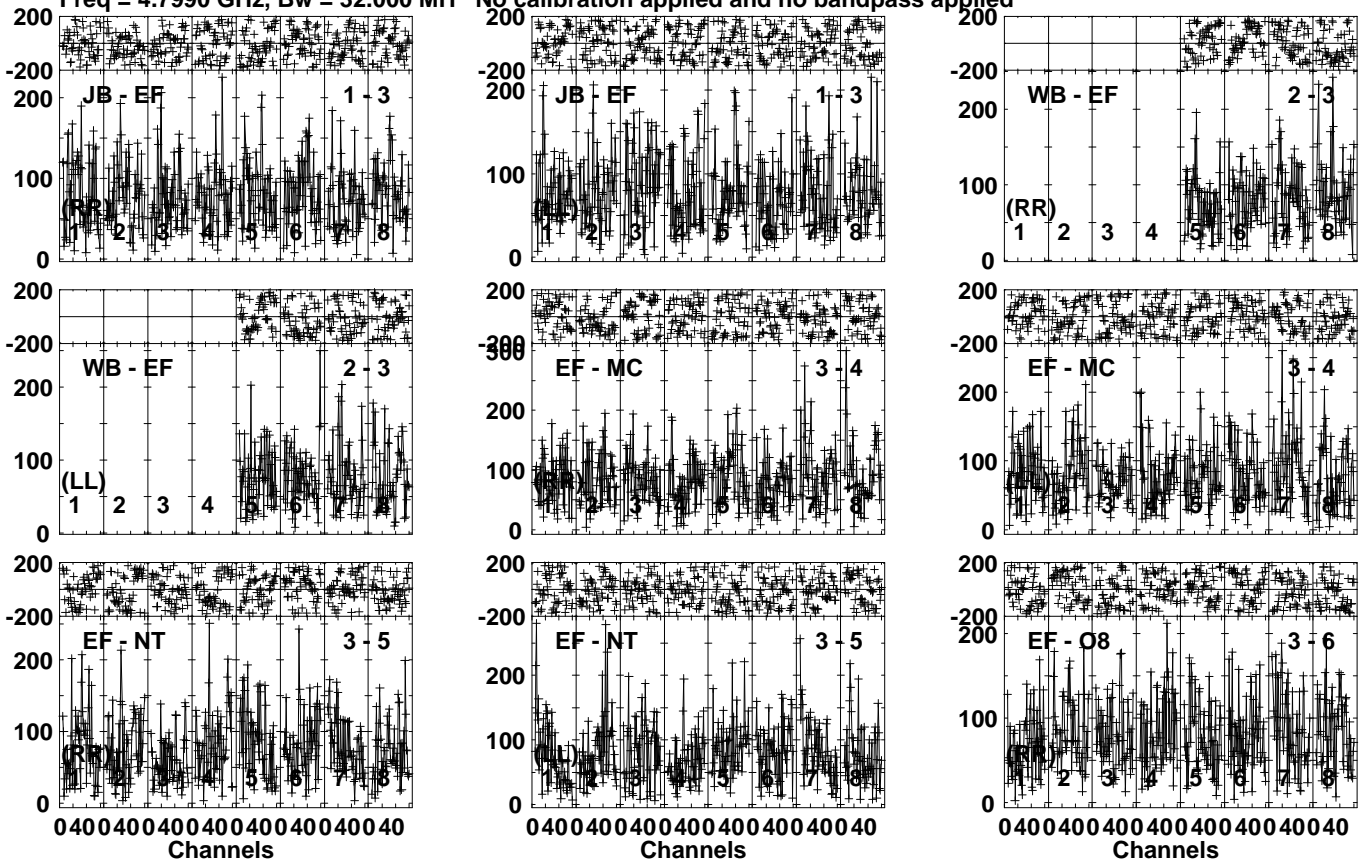
Vector averaged cross-power spectrum Several baselines displayed

Timerange: 00/19:04:01 to 00/19:06:29

Plot file version 528 created 13-FEB-2023 10:50:15

V404CYG EM166B.UVDATA.1

Freq = 4.7990 GHz, Bw = 32.000 MH No calibration applied and no bandpass applied



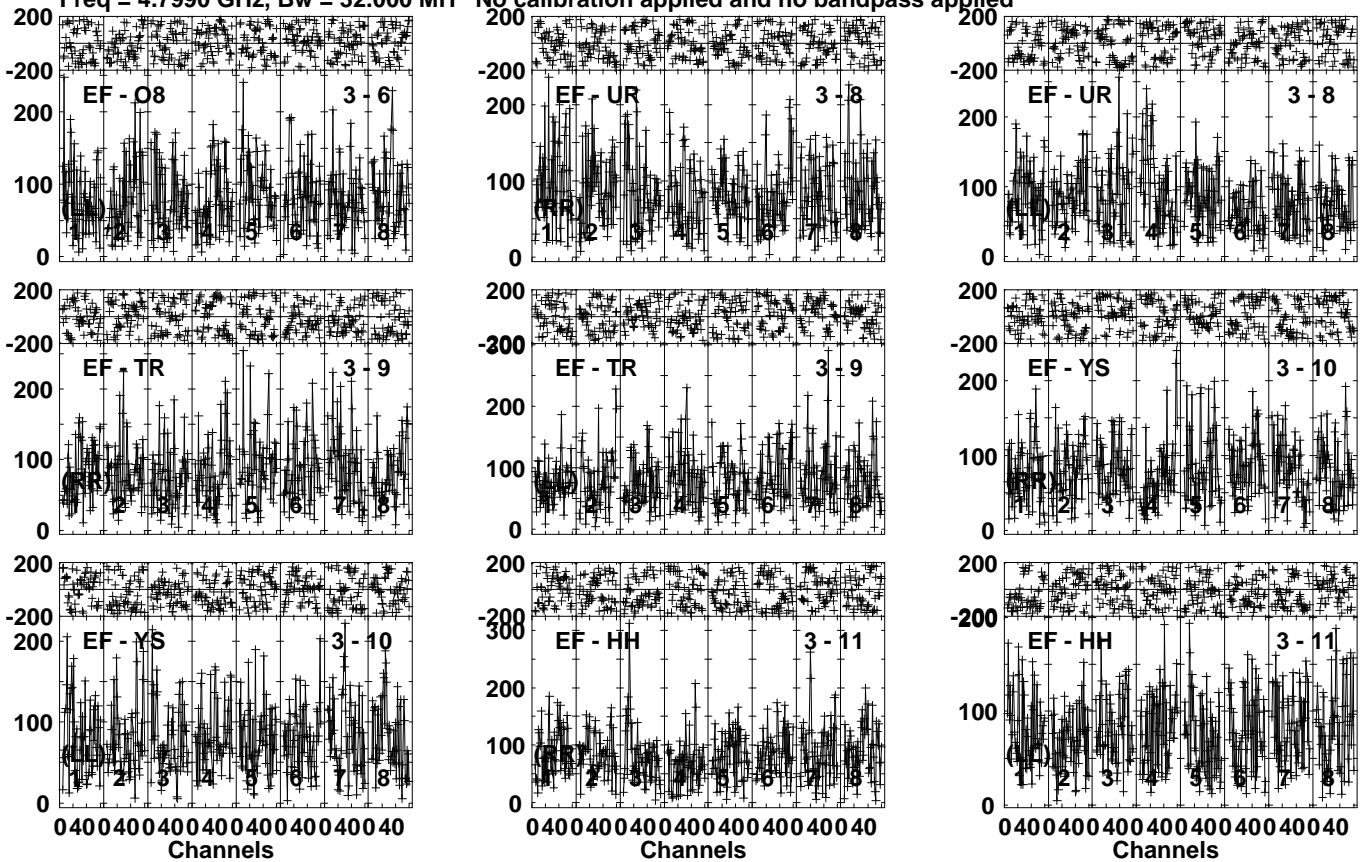
Lower frame: Micro Ampl Jy Top frame: Phas deg  
Vector averaged cross-power spectrum Several baselines displayed  
Timerange: 00/19:06:31 to 00/19:09:59



Plot file version 529 created 13-FEB-2023 10:50:16

V404CYG EM166B.UVDATA.1

Freq = 4.7990 GHz, Bw = 32.000 MH No calibration applied and no bandpass applied

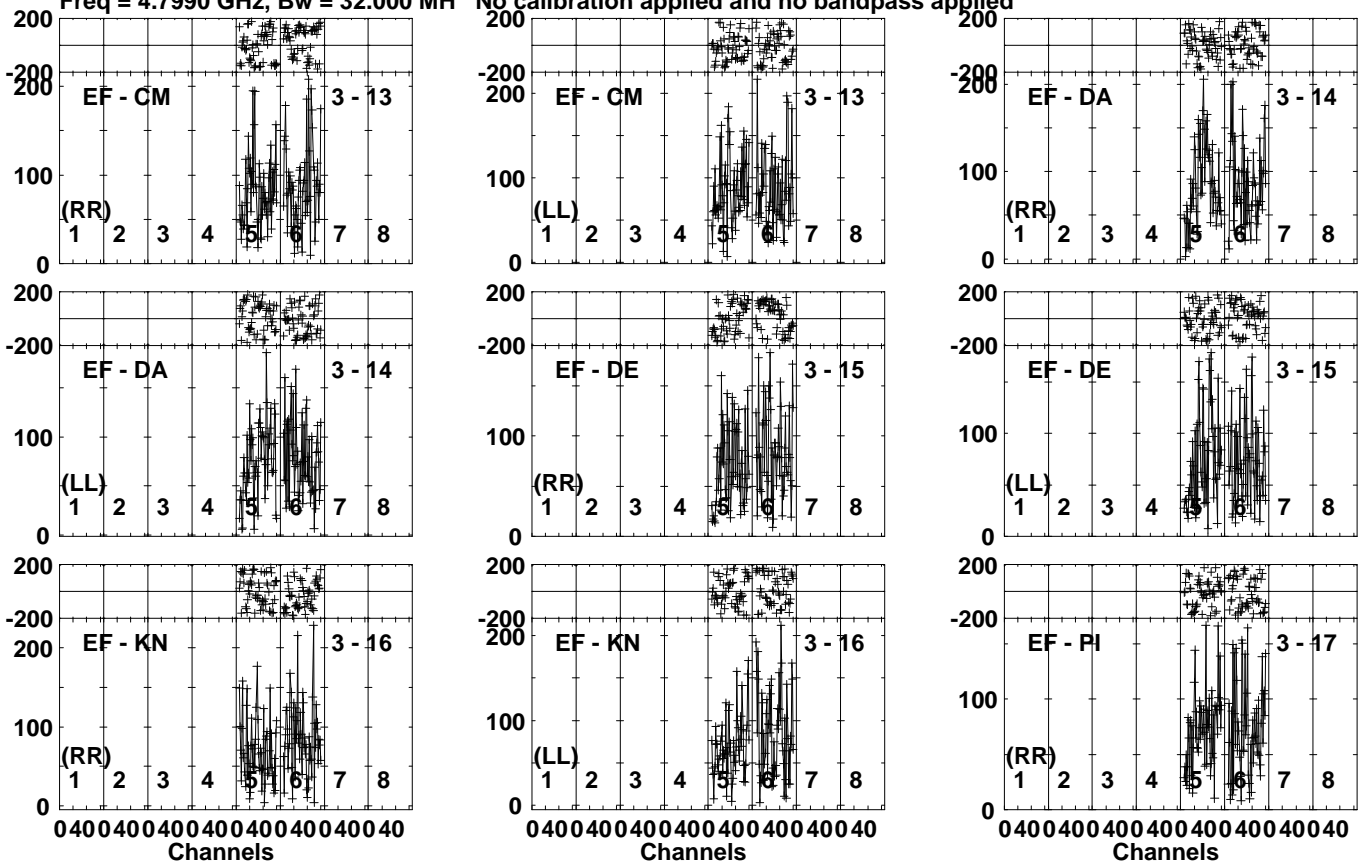


Lower frame: Micro Ampl Jy Top frame: Phas deg  
Vector averaged cross-power spectrum Several baselines displayed  
Timerange: 00/19:06:31 to 00/19:09:59

Plot file version 530 created 13-FEB-2023 10:50:16

V404CYG EM166B.UVDATA.1

Freq = 4.7990 GHz, Bw = 32.000 MH No calibration applied and no bandpass applied

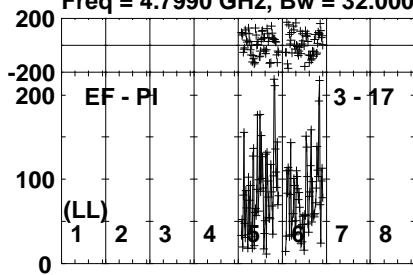


Lower frame: Micro Ampl Jy Top frame: Phas deg  
Vector averaged cross-power spectrum Several baselines displayed  
Timerange: 00/19:06:31 to 00/19:09:59

Plot file version 531 created 13-FEB-2023 10:50:16

V404CYG EM166B.UVDATA.1

Freq = 4.7990 GHz, Bw = 32.000 MH No calibration applied and no bandpass applied

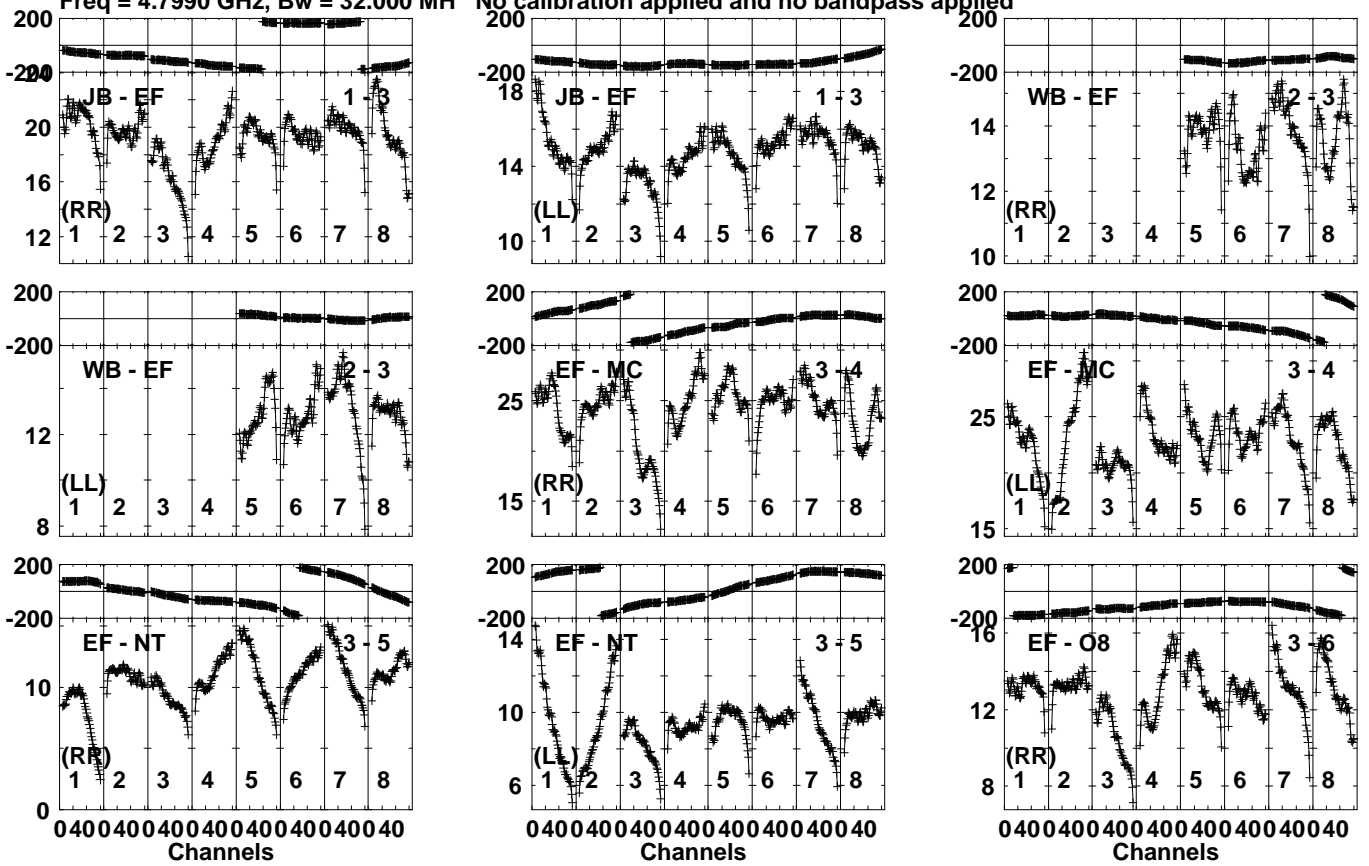


Lower frame: Micro Ampl Jy Top frame: Phas deg  
Vector averaged cross-power spectrum Several baselines displayed  
Timerange: 00/19:06:31 to 00/19:09:59

Plot file version 532 created 13-FEB-2023 10:50:16

J2025+33 EM166B.UVDATA.1

Freq = 4.7990 GHz, Bw = 32.000 MH No calibration applied and no bandpass applied

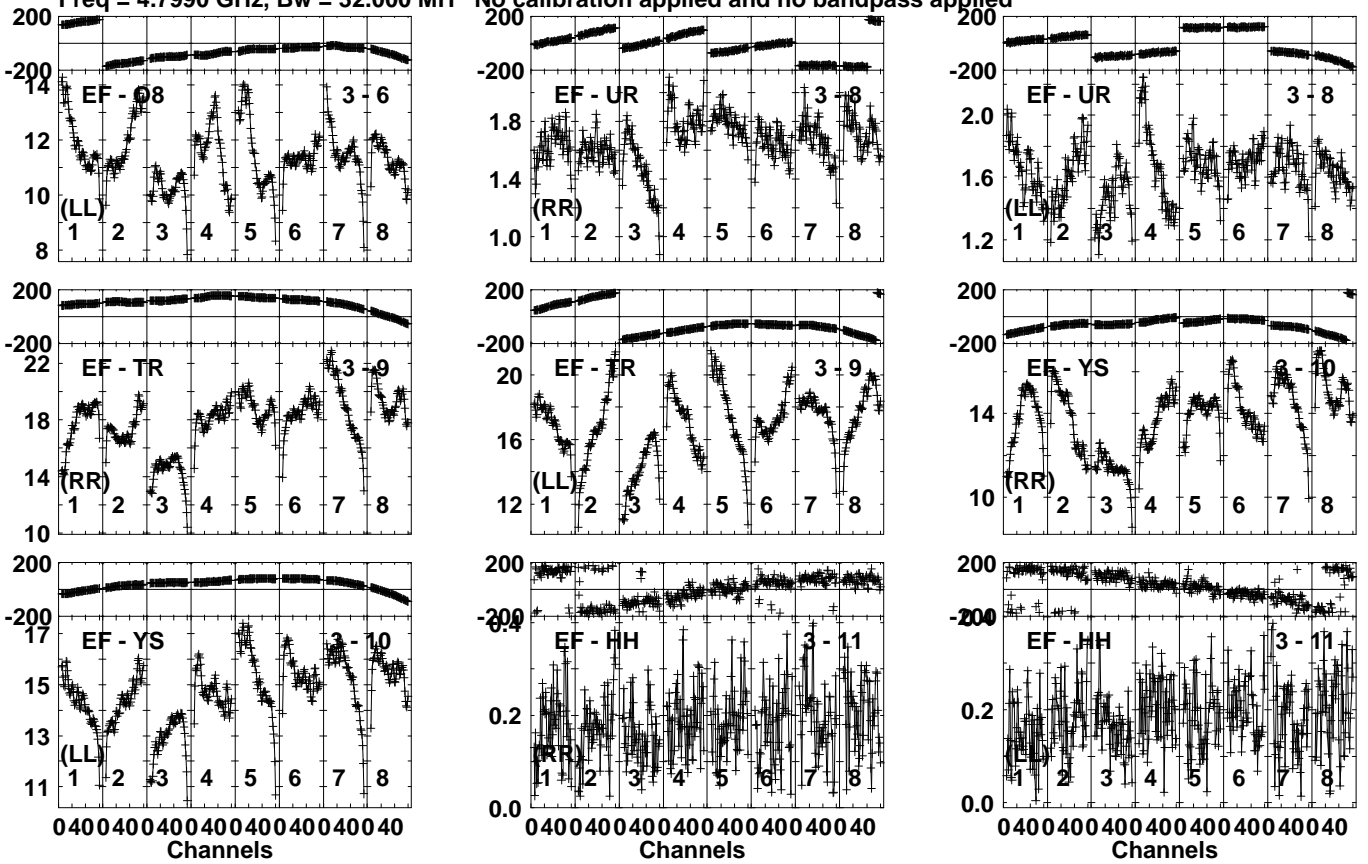


Lower frame: Milli Ampl Jy Top frame: Phas deg  
Vector averaged cross-power spectrum Several baselines displayed  
Timerange: 00/19:10:31 to 00/19:12:29

Plot file version 533 created 13-FEB-2023 10:50:16

J2025+33 EM166B.UVDATA.1

Freq = 4.7990 GHz, Bw = 32.000 MH No calibration applied and no bandpass applied



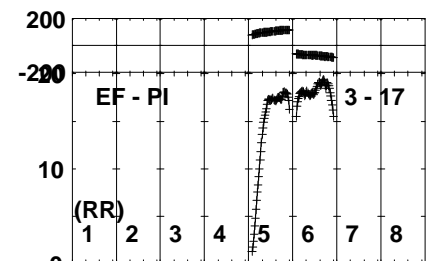
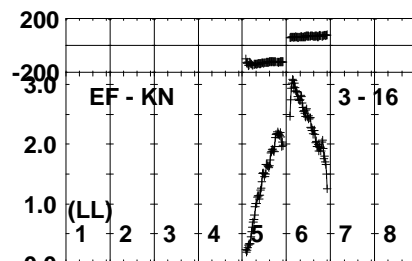
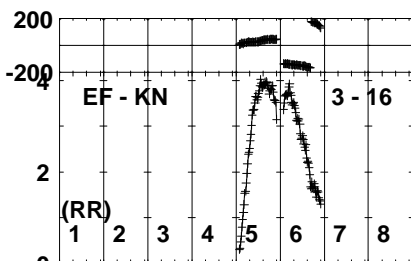
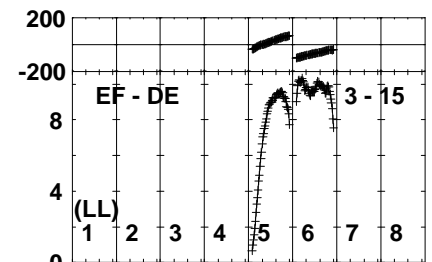
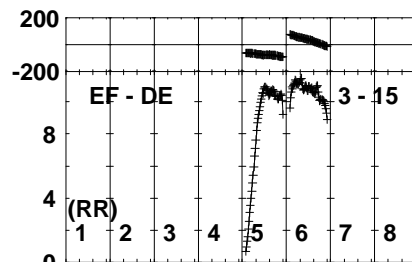
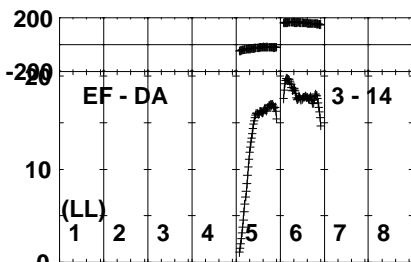
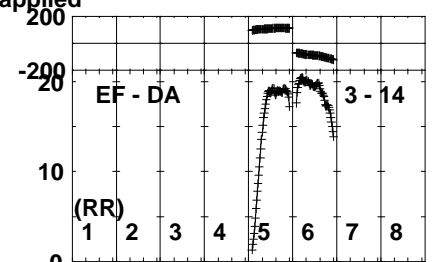
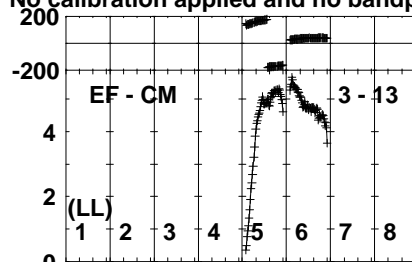
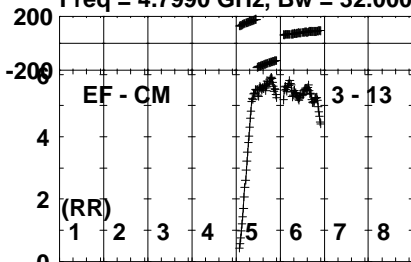
Lower frame: Milli Ampl Jy Top frame: Phas deg  
Vector averaged cross-power spectrum Several baselines displayed  
Timerange: 00/19:10:31 to 00/19:12:29

Plot file version 534 created 13-FEB-2023 10:50:16

J2025+33 EM166B.UVDATA.1

Freq = 4.7990 GHz, Bw = 32.000 MH

No calibration applied and no bandpass applied



Lower frame: Milli Ampl Jy Top frame: Phas deg

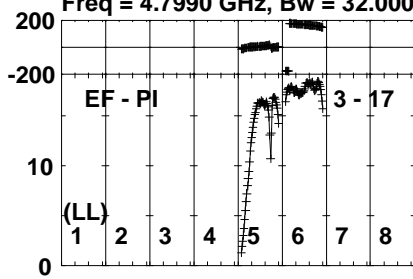
Vector averaged cross-power spectrum Several baselines displayed

Timerange: 00/19:10:31 to 00/19:12:29

Plot file version 535 created 13-FEB-2023 10:50:16

J2025+33 EM166B.UVDATA.1

Freq = 4.7990 GHz, Bw = 32.000 MH No calibration applied and no bandpass applied



Lower frame: Milli Ampl Jy Top frame: Phas deg

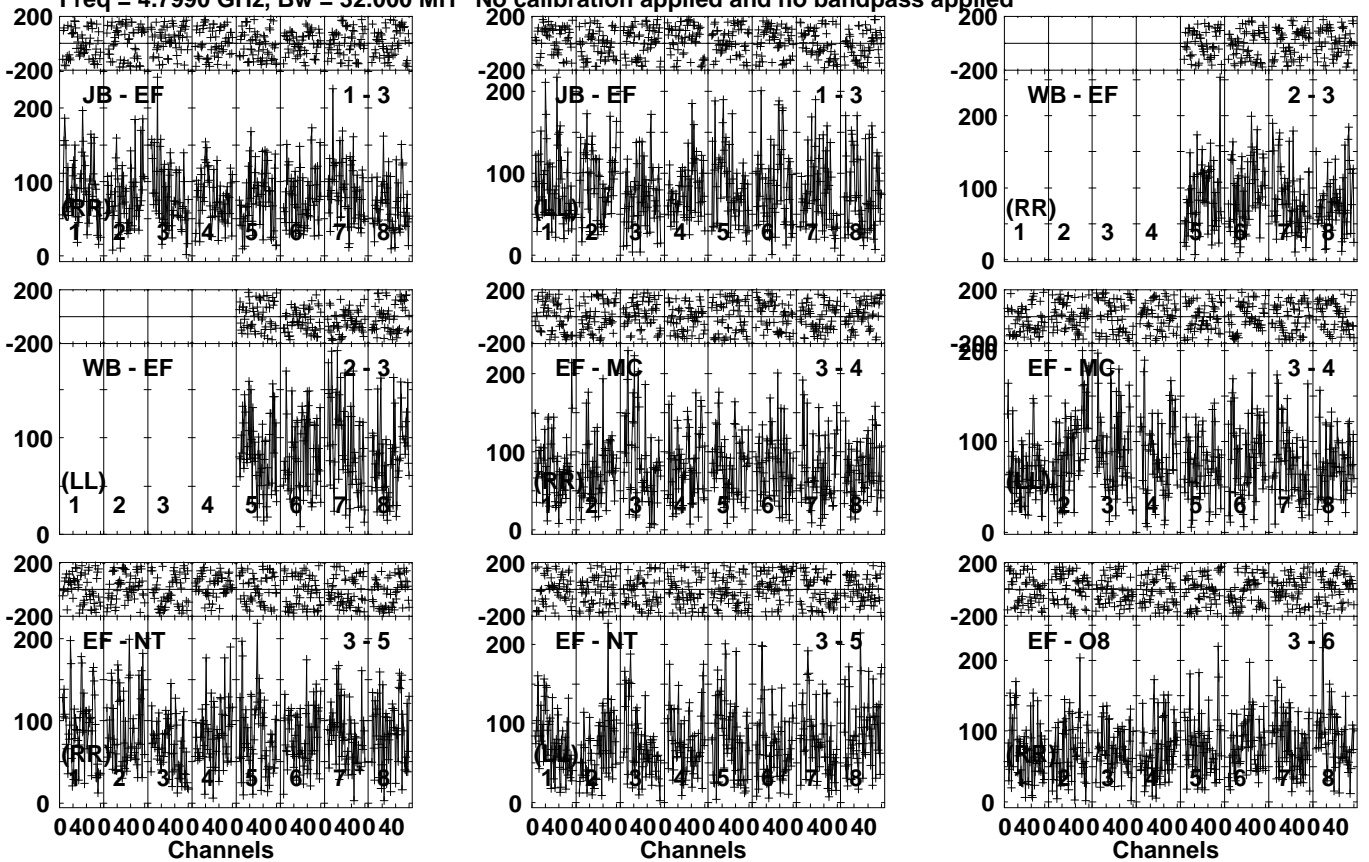
Vector averaged cross-power spectrum Several baselines displayed

Timerange: 00/19:10:31 to 00/19:12:29

Plot file version 536 created 13-FEB-2023 10:50:16

V404CYG EM166B.UVDATA.1

Freq = 4.7990 GHz, Bw = 32.000 MH No calibration applied and no bandpass applied



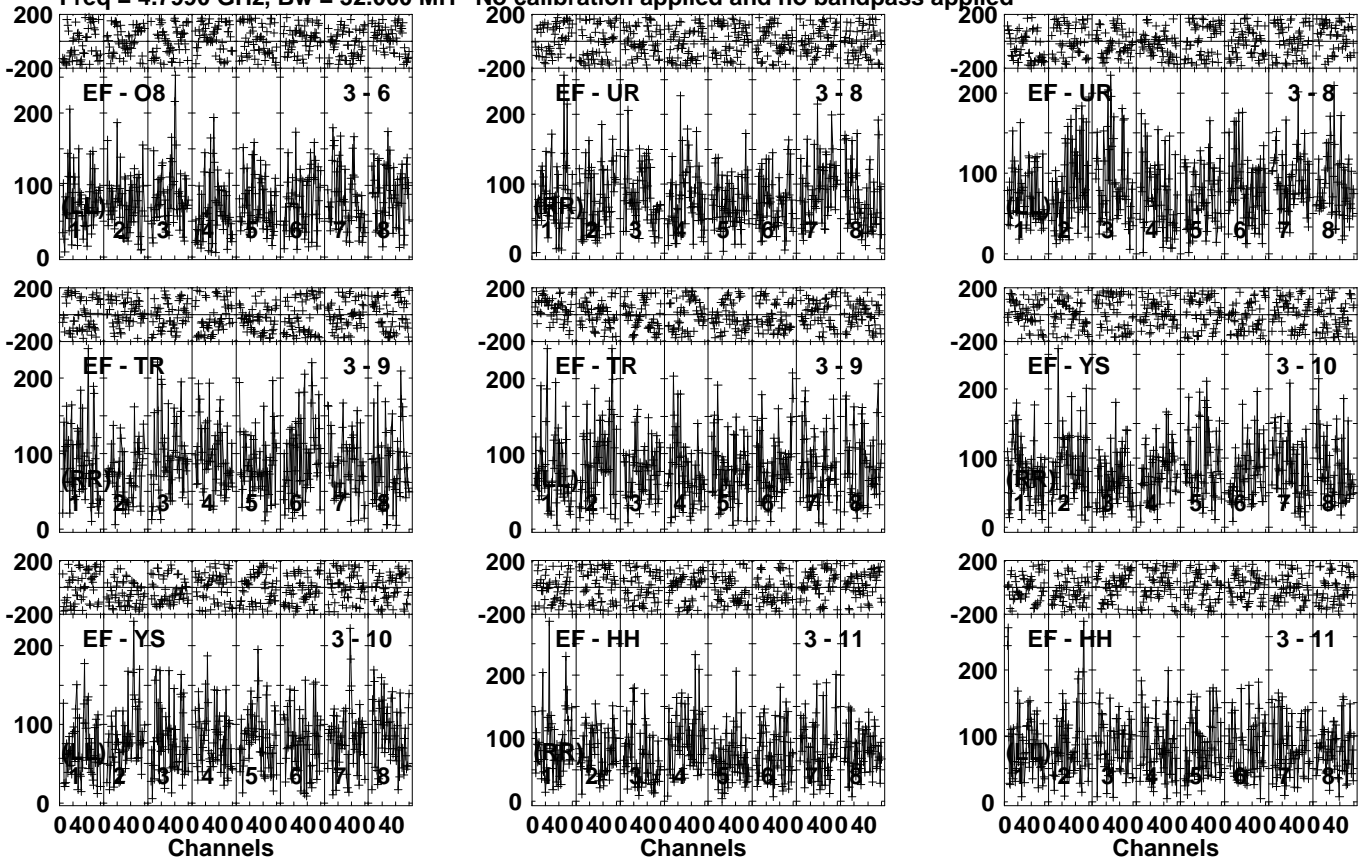
Lower frame: Micro Ampl Jy Top frame: Phas deg  
Vector averaged cross-power spectrum Several baselines displayed  
Timerange: 00/19:12:31 to 00/19:15:59



Plot file version 537 created 13-FEB-2023 10:50:16

V404CYG EM166B.UVDATA.1

Freq = 4.7990 GHz, Bw = 32.000 MH No calibration applied and no bandpass applied

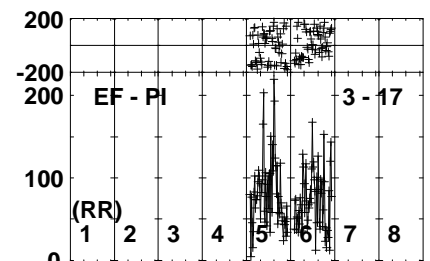
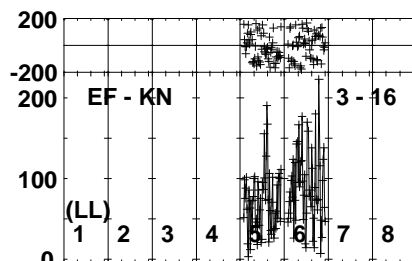
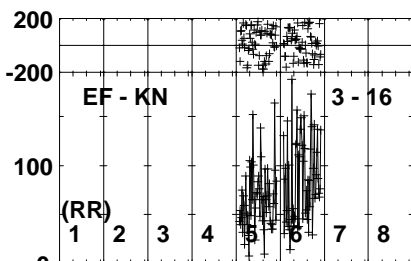
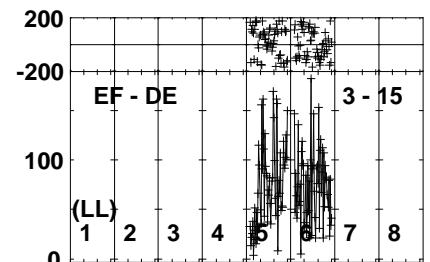
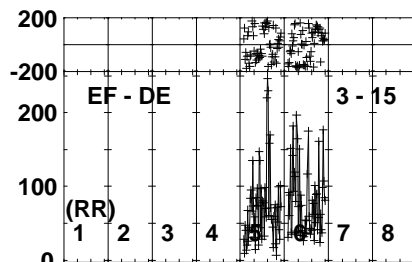
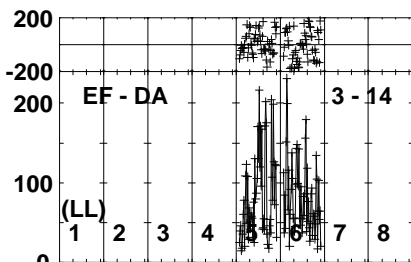
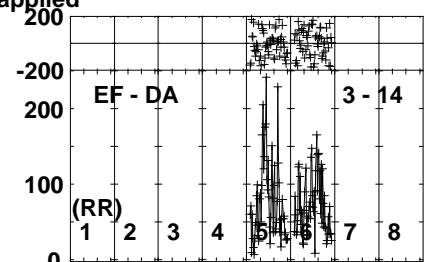
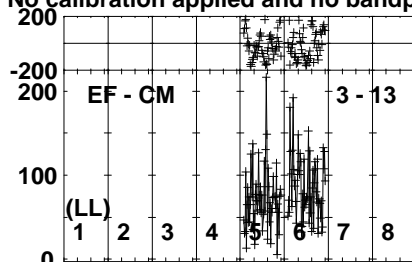
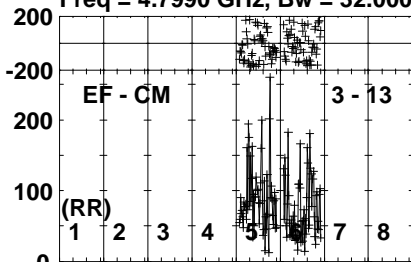


Lower frame: Micro Ampl Jy Top frame: Phas deg  
Vector averaged cross-power spectrum Several baselines displayed  
Timerange: 00/19:12:31 to 00/19:15:59

Plot file version 538 created 13-FEB-2023 10:50:17

V404CYG EM166B.UVDATA.1

Freq = 4.7990 GHz, Bw = 32.000 MH No calibration applied and no bandpass applied

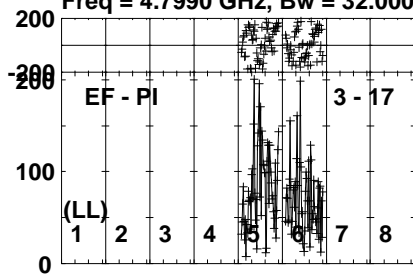


Lower frame: Micro Ampl Jy Top frame: Phas deg  
Vector averaged cross-power spectrum Several baselines displayed  
Timerange: 00/19:12:31 to 00/19:15:59

Plot file version 539 created 13-FEB-2023 10:50:17

V404CYG EM166B.UVDATA.1

Freq = 4.7990 GHz, Bw = 32.000 MH No calibration applied and no bandpass applied

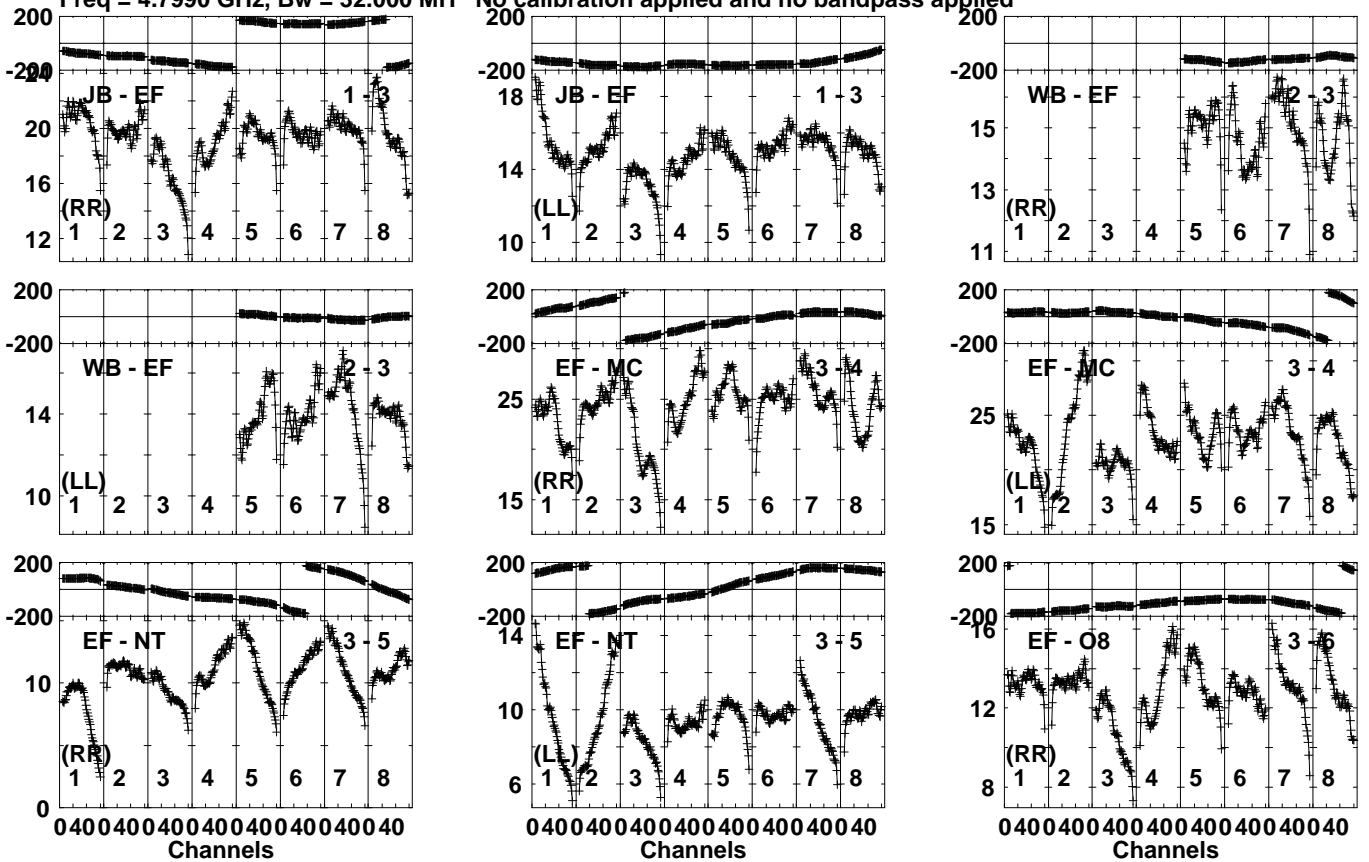


Lower frame: Micro Ampl Jy Top frame: Phas deg  
Vector averaged cross-power spectrum Several baselines displayed  
Timerange: 00/19:12:31 to 00/19:15:59

Plot file version 540 created 13-FEB-2023 10:50:17

J2025+33 EM166B.UVDATA.1

Freq = 4.7990 GHz, Bw = 32.000 MH No calibration applied and no bandpass applied



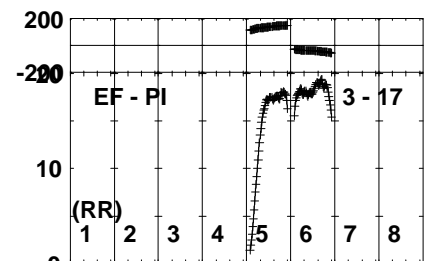
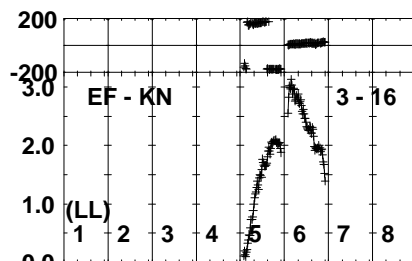
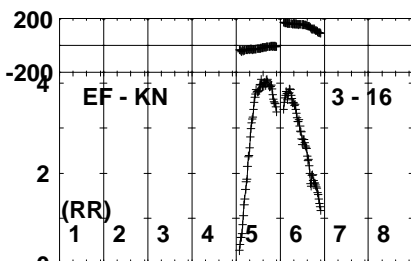
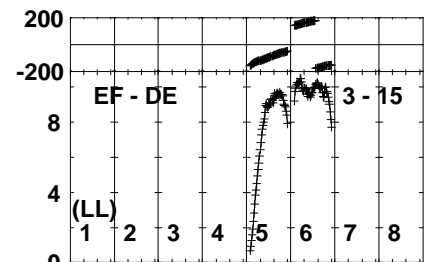
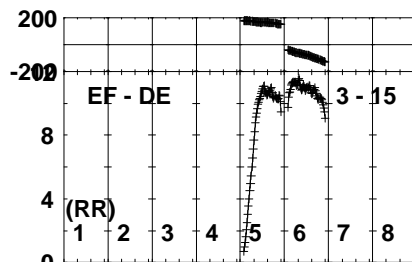
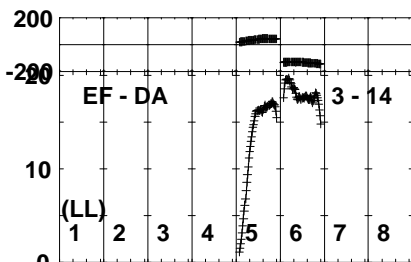
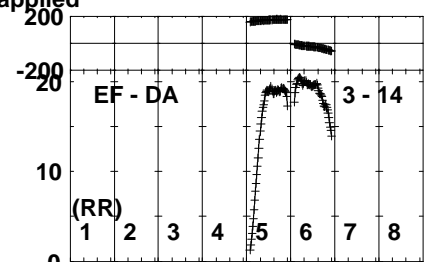
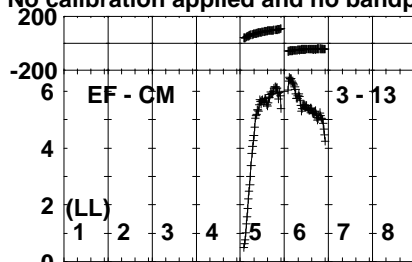
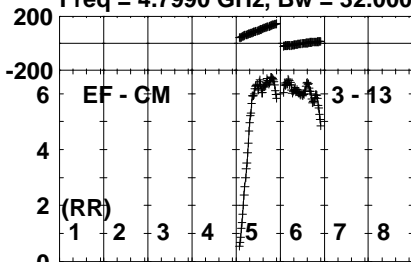
Lower frame: Milli Ampl Jy Top frame: Phas deg  
Vector averaged cross-power spectrum Several baselines displayed  
Timerange: 00/19:16:01 to 00/19:18:29



Plot file version 542 created 13-FEB-2023 10:50:17

J2025+33 EM166B.UVDATA.1

Freq = 4.7990 GHz, Bw = 32.000 MH No calibration applied and no bandpass applied

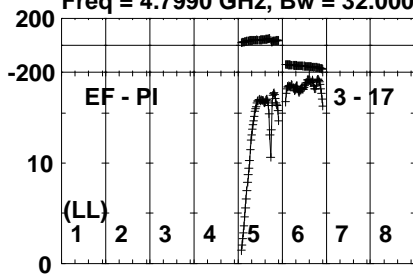


Lower frame: Milli Ampl Jy Top frame: Phas deg  
Vector averaged cross-power spectrum Several baselines displayed  
Timerange: 00/19:16:01 to 00/19:18:29

Plot file version 543 created 13-FEB-2023 10:50:17

J2025+33 EM166B.UVDATA.1

Freq = 4.7990 GHz, Bw = 32.000 MH No calibration applied and no bandpass applied



Lower frame: Milli Ampl Jy Top frame: Phas deg

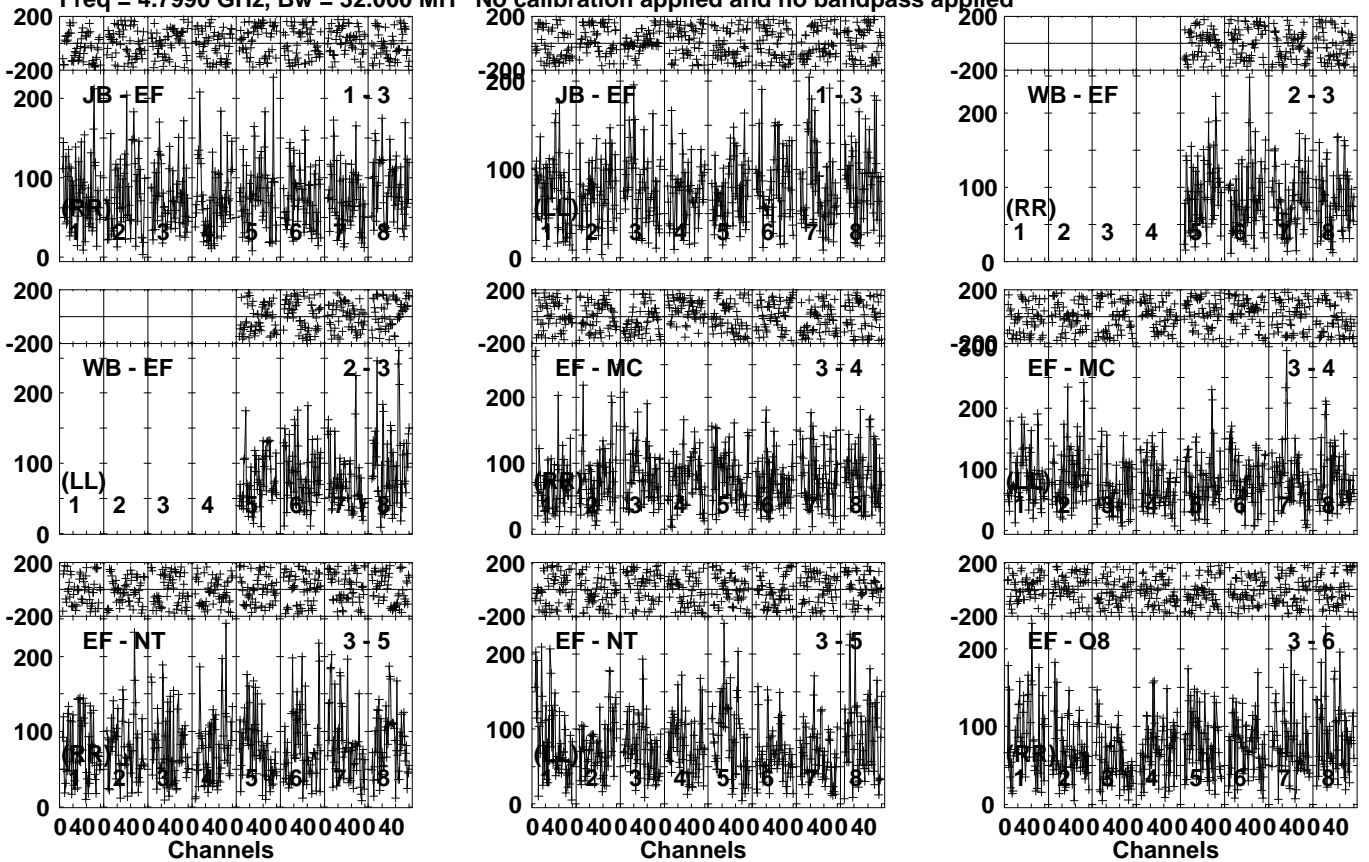
Vector averaged cross-power spectrum Several baselines displayed

Timerange: 00/19:16:01 to 00/19:18:29

Plot file version 544 created 13-FEB-2023 10:50:17

V404CYG EM166B.UVDATA.1

Freq = 4.7990 GHz, Bw = 32.000 MH No calibration applied and no bandpass applied



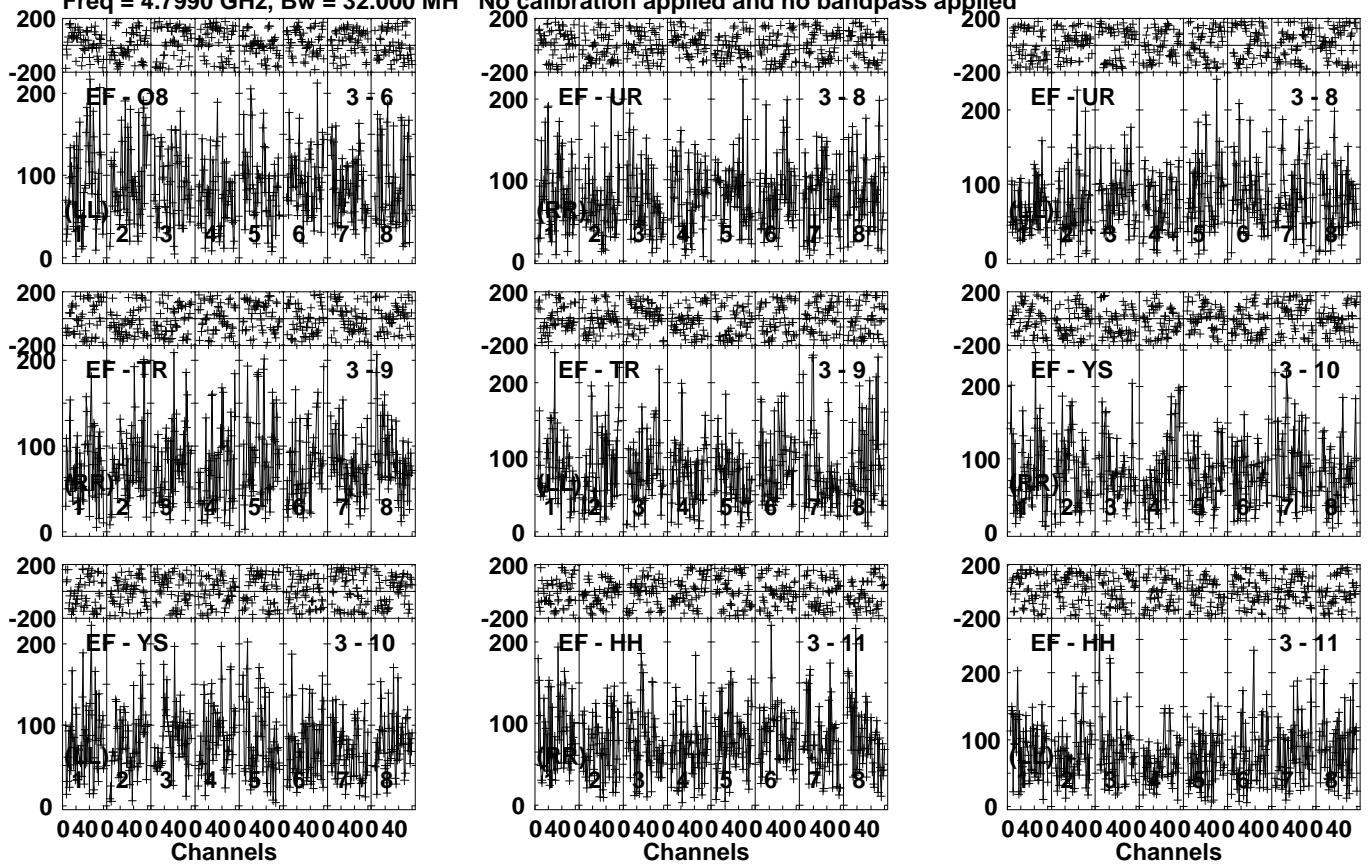
Lower frame: Micro Ampl Jy Top frame: Phas deg  
Vector averaged cross-power spectrum Several baselines displayed  
Timerange: 00/19:18:31 to 00/19:21:59



Plot file version 545 created 13-FEB-2023 10:50:17

V404CYG EM166B.UVDATA.1

Freq = 4.7990 GHz, Bw = 32.000 MH No calibration applied and no bandpass applied

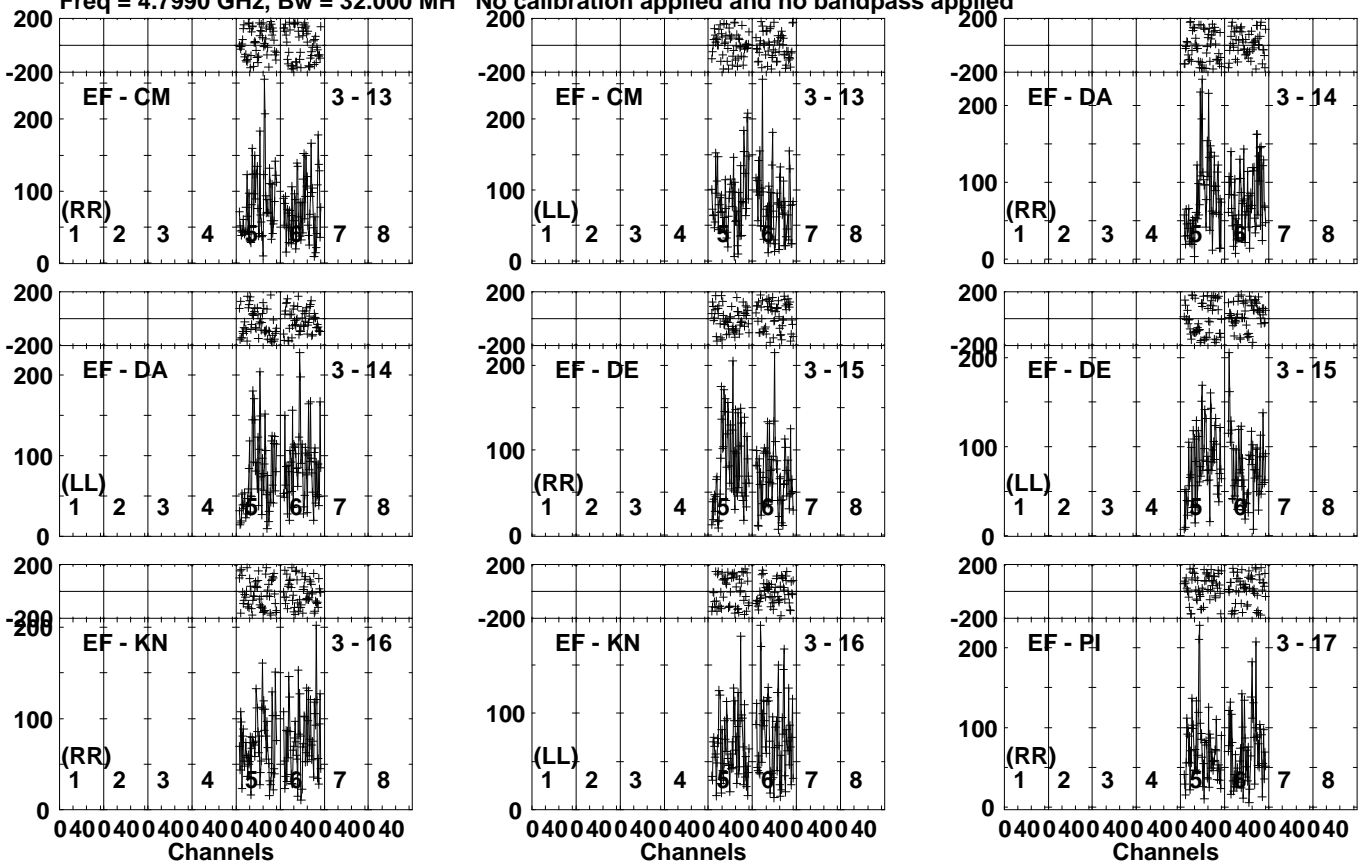


Lower frame: Micro Ampl Jy Top frame: Phas deg  
Vector averaged cross-power spectrum Several baselines displayed  
Timerange: 00/19:18:31 to 00/19:21:59

Plot file version 546 created 13-FEB-2023 10:50:18

V404CYG EM166B.UVDATA.1

Freq = 4.7990 GHz, Bw = 32.000 MH No calibration applied and no bandpass applied

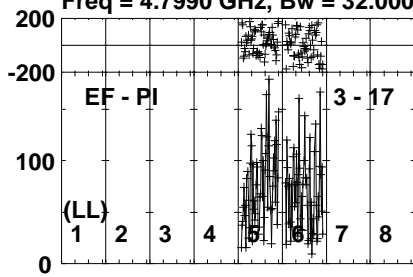


Lower frame: Micro Ampl Jy Top frame: Phas deg  
Vector averaged cross-power spectrum Several baselines displayed  
Timerange: 00/19:18:31 to 00/19:21:59

Plot file version 547 created 13-FEB-2023 10:50:18

V404CYG EM166B.UVDATA.1

Freq = 4.7990 GHz, Bw = 32.000 MH No calibration applied and no bandpass applied



Lower frame: Micro Ampl Jy Top frame: Phas deg

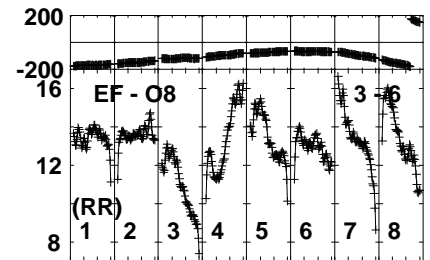
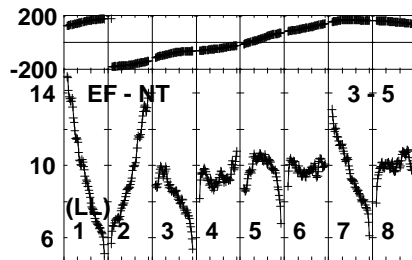
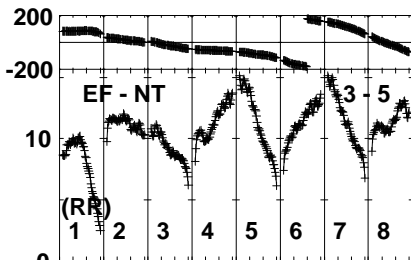
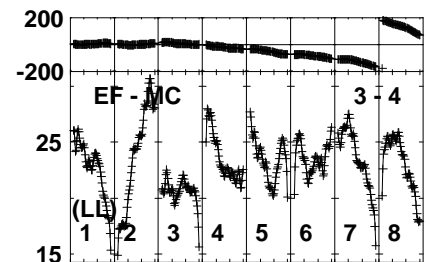
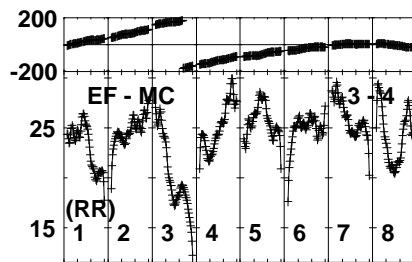
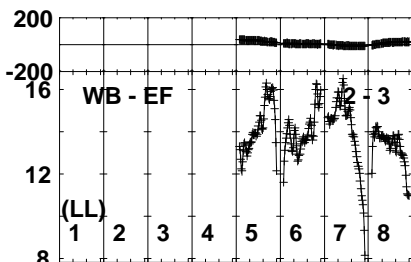
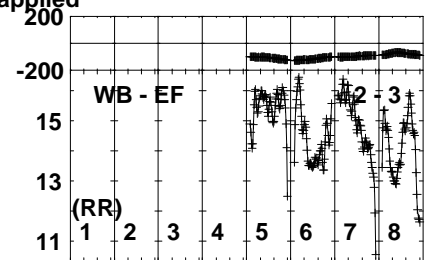
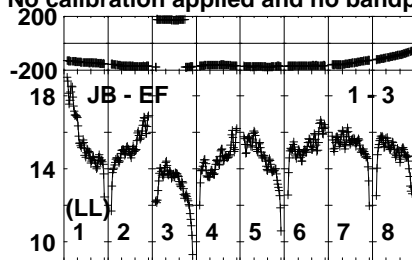
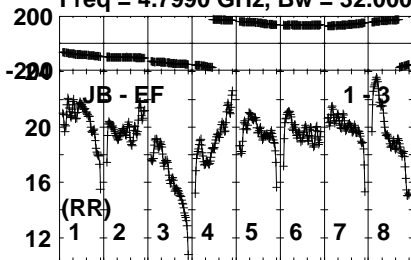
Vector averaged cross-power spectrum Several baselines displayed

Timerange: 00/19:18:31 to 00/19:21:59

Plot file version 548 created 13-FEB-2023 10:50:18

J2025+33 EM166B.UVDATA.1

Freq = 4.7990 GHz, Bw = 32.000 MH No calibration applied and no bandpass applied

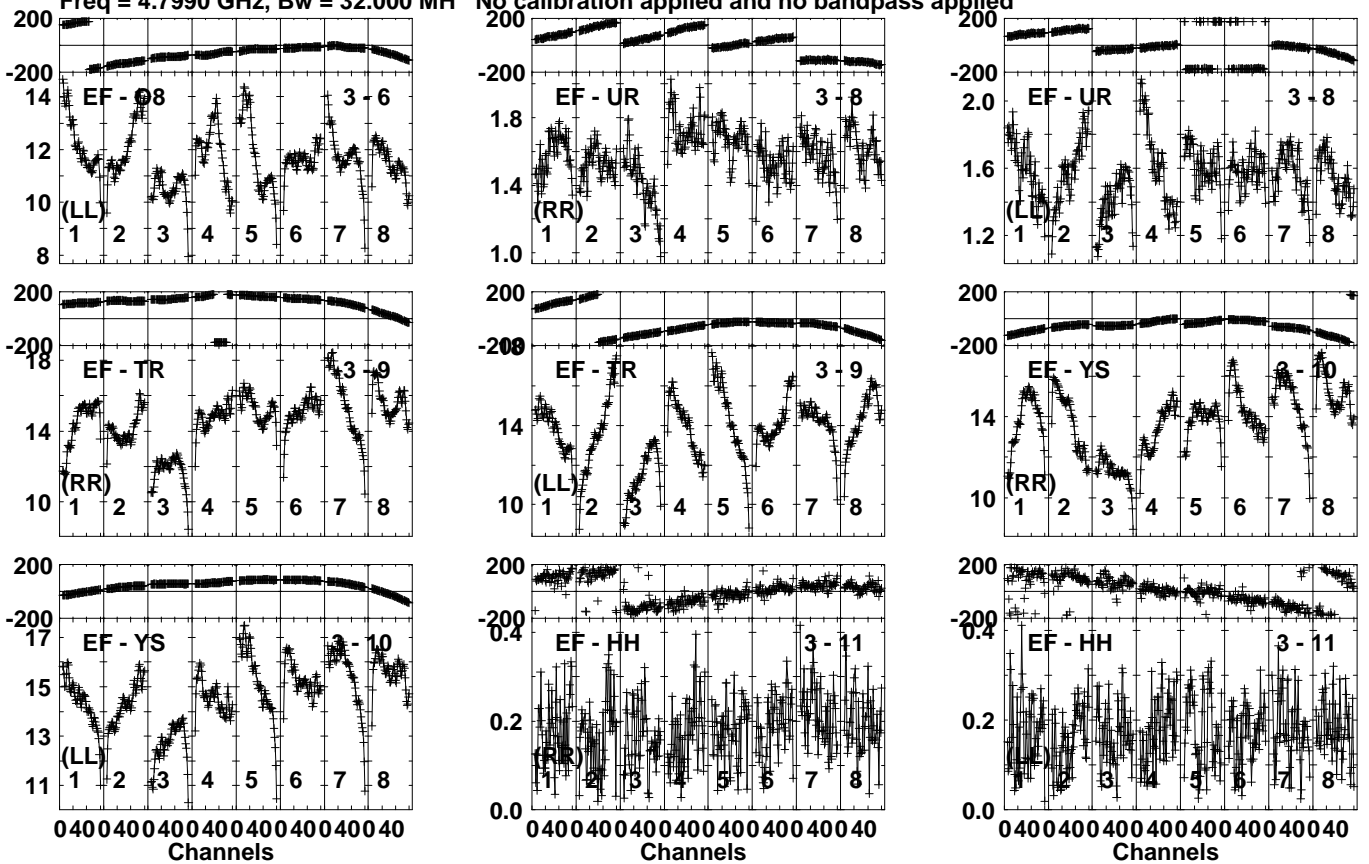


Lower frame: Milli Ampl Jy Top frame: Phas deg  
Vector averaged cross-power spectrum Several baselines displayed  
Timerange: 00/19:22:31 to 00/19:24:29

Plot file version 549 created 13-FEB-2023 10:50:20

J2025+33 EM166B.UVDATA.1

Freq = 4.7990 GHz, Bw = 32.000 MH No calibration applied and no bandpass applied

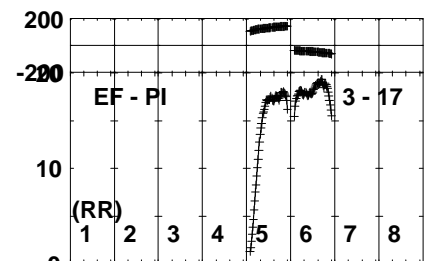
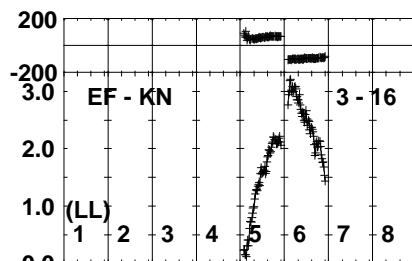
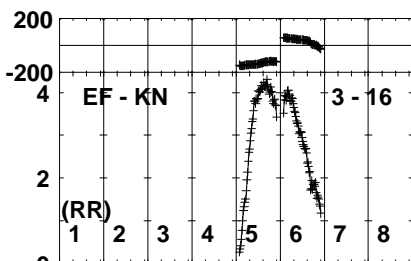
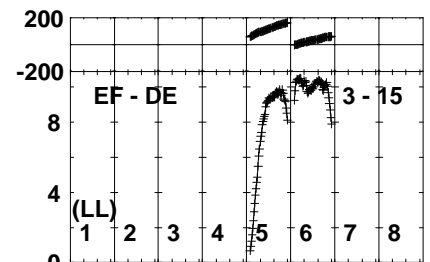
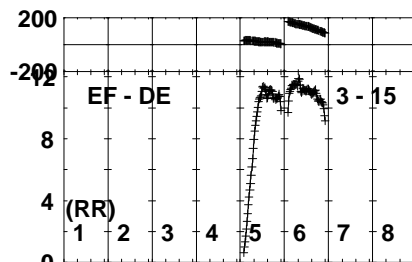
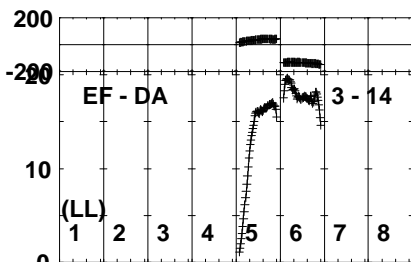
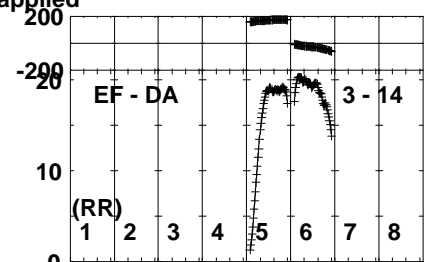
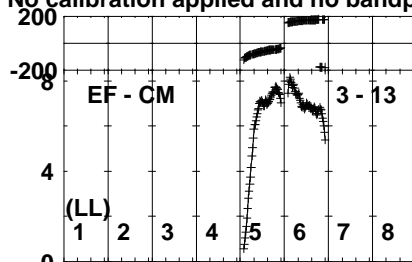
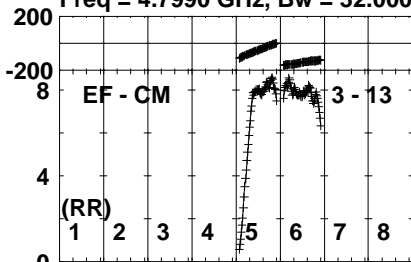


Lower frame: Milli Ampl Jy Top frame: Phas deg  
Vector averaged cross-power spectrum Several baselines displayed  
Timerange: 00/19:22:31 to 00/19:24:29

Plot file version 550 created 13-FEB-2023 10:50:20

J2025+33 EM166B.UVDATA.1

Freq = 4.7990 GHz, Bw = 32.000 MH No calibration applied and no bandpass applied

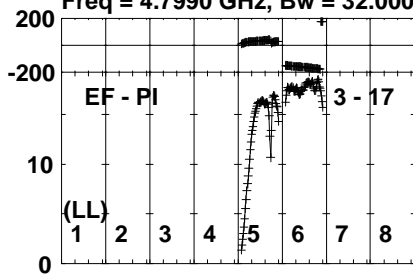


Lower frame: Milli Ampl Jy Top frame: Phas deg  
Vector averaged cross-power spectrum Several baselines displayed  
Timerange: 00/19:22:31 to 00/19:24:29

Plot file version 551 created 13-FEB-2023 10:50:20

J2025+33 EM166B.UVDATA.1

Freq = 4.7990 GHz, Bw = 32.000 MH No calibration applied and no bandpass applied



Lower frame: Milli Ampl Jy Top frame: Phas deg

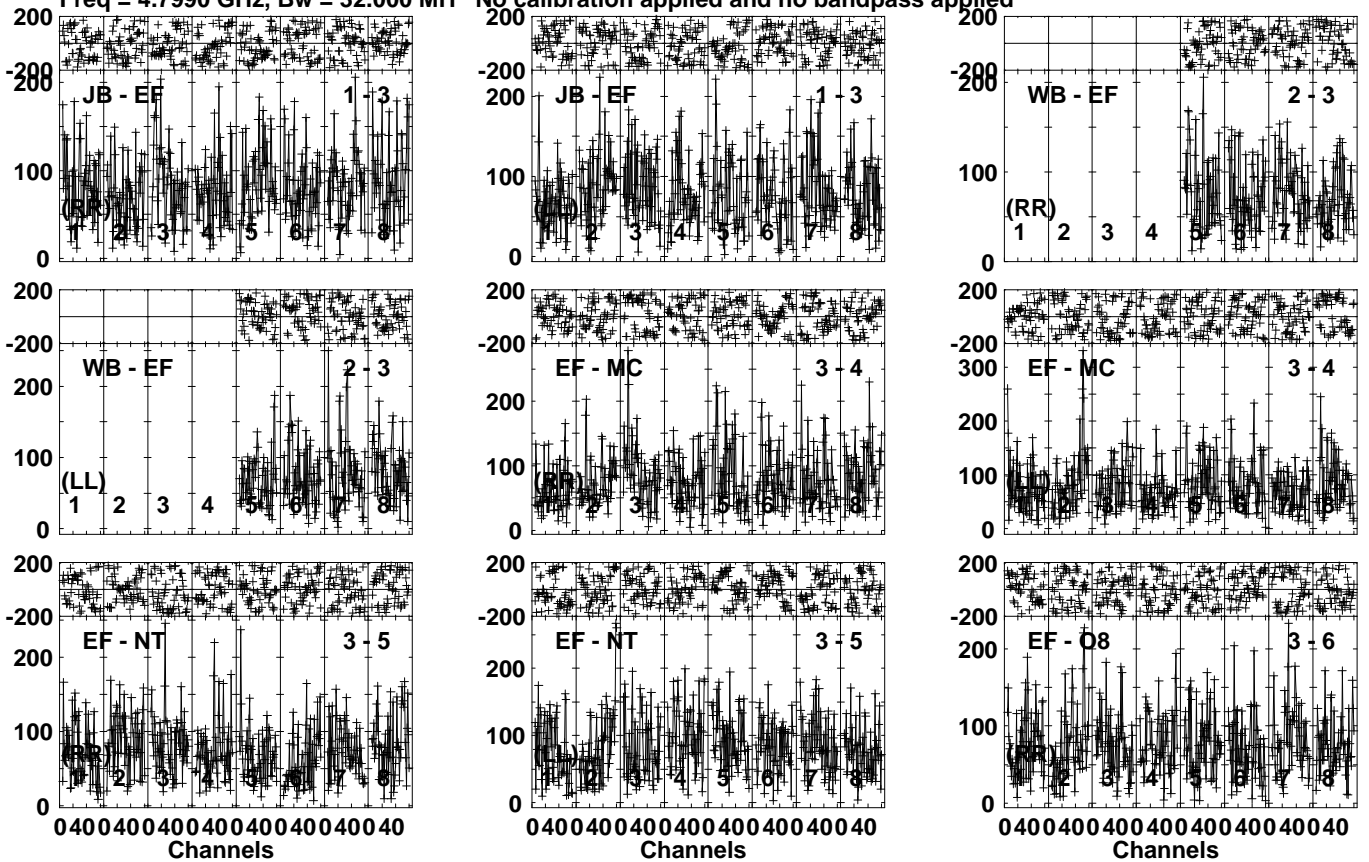
Vector averaged cross-power spectrum Several baselines displayed

Timerange: 00/19:22:31 to 00/19:24:29

Plot file version 552 created 13-FEB-2023 10:50:20

V404CYG EM166B.UVDATA.1

Freq = 4.7990 GHz, Bw = 32.000 MH No calibration applied and no bandpass applied



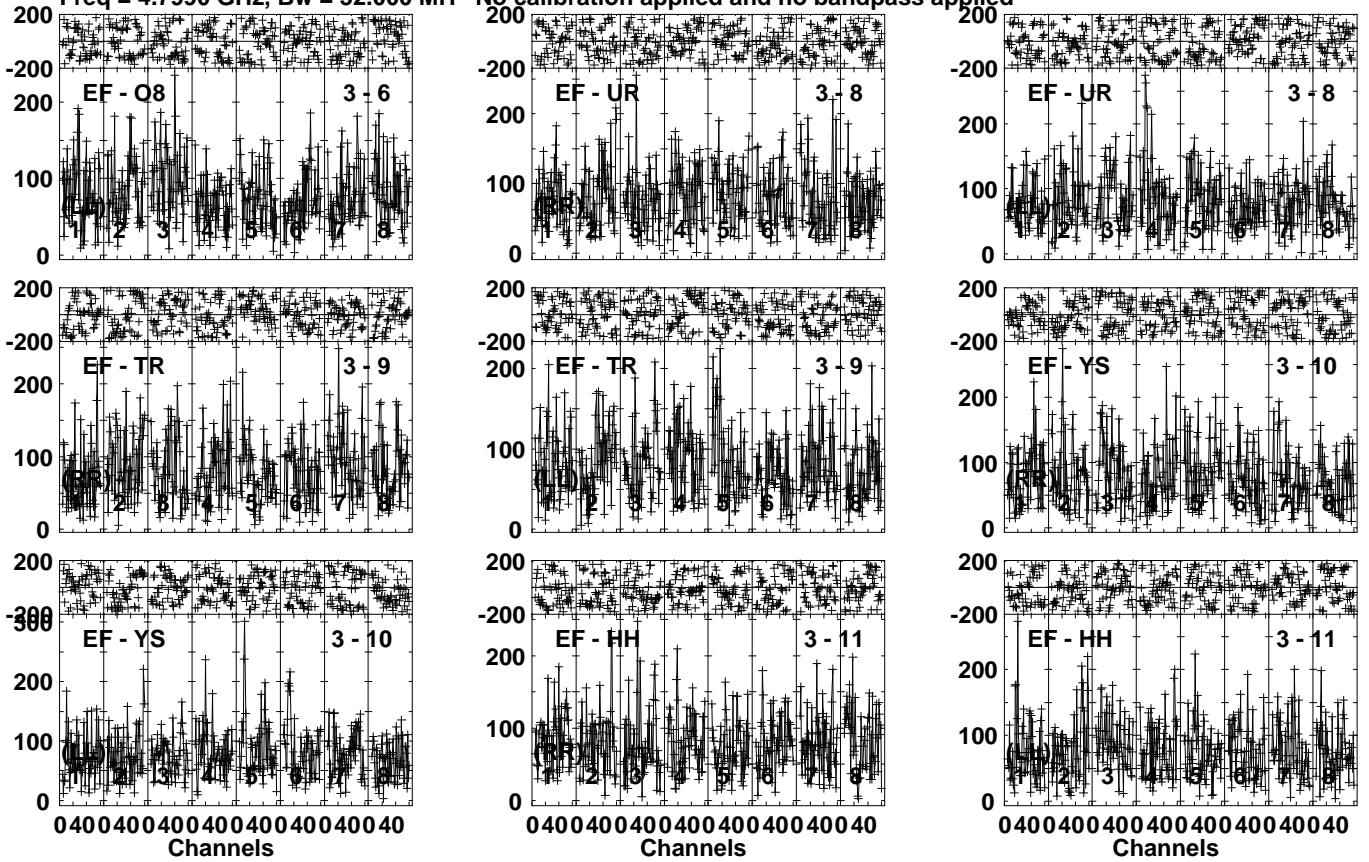
Lower frame: Micro Ampl Jy Top frame: Phas deg  
Vector averaged cross-power spectrum Several baselines displayed  
Timerange: 00/19:24:31 to 00/19:27:59



Plot file version 553 created 13-FEB-2023 10:50:20

V404CYG EM166B.UVDATA.1

Freq = 4.7990 GHz, Bw = 32.000 MH No calibration applied and no bandpass applied

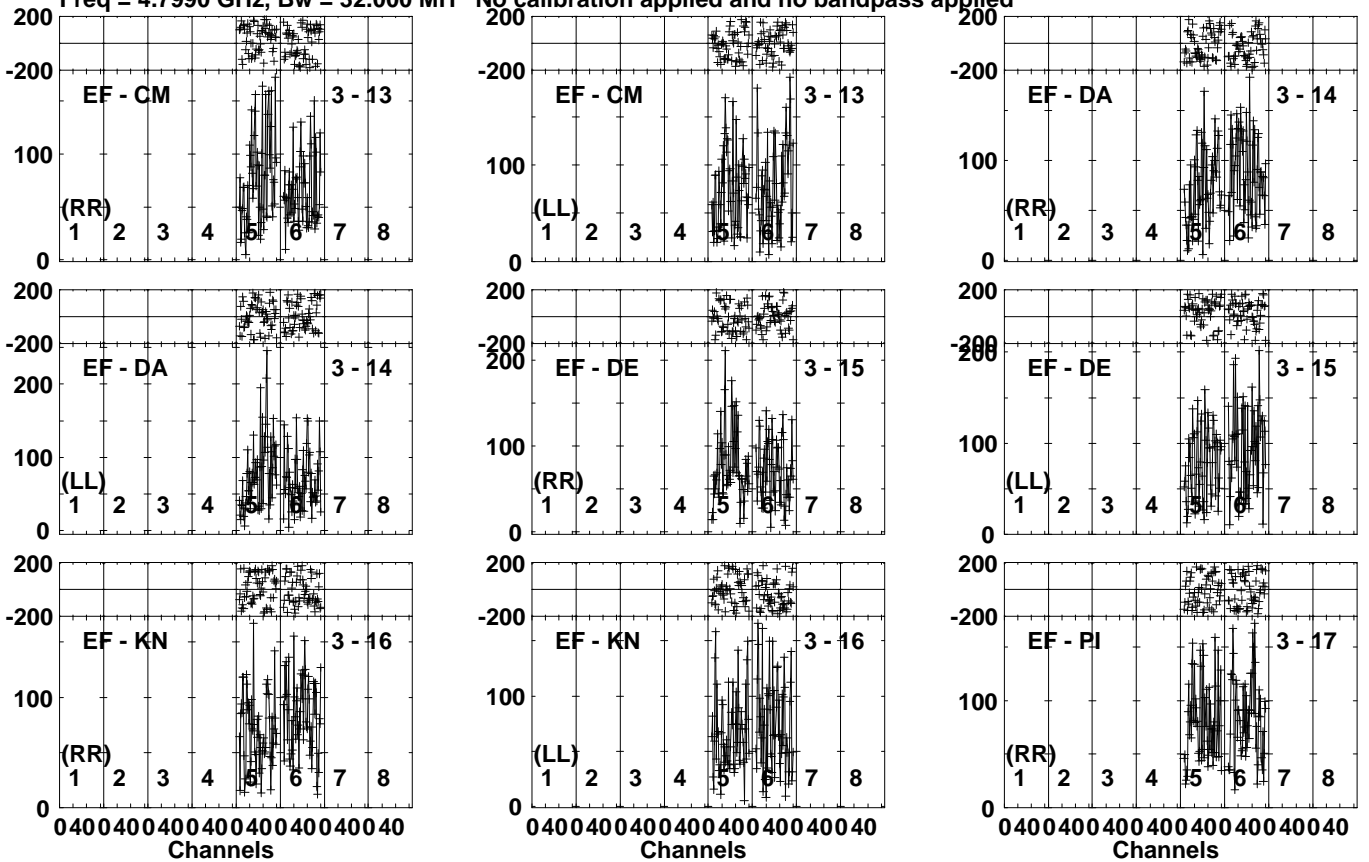


Lower frame: Micro Ampl Jy Top frame: Phas deg  
Vector averaged cross-power spectrum Several baselines displayed  
Timerange: 00/19:24:31 to 00/19:27:59

Plot file version 554 created 13-FEB-2023 10:50:21

V404CYG EM166B.UVDATA.1

Freq = 4.7990 GHz, Bw = 32.000 MH No calibration applied and no bandpass applied

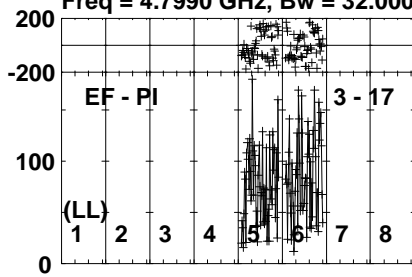


Lower frame: Micro Ampl Jy Top frame: Phas deg  
Vector averaged cross-power spectrum Several baselines displayed  
Timerange: 00/19:24:31 to 00/19:27:59

Plot file version 555 created 13-FEB-2023 10:50:21

V404CYG EM166B.UVDATA.1

Freq = 4.7990 GHz, Bw = 32.000 MH No calibration applied and no bandpass applied



Lower frame: Micro Ampl Jy Top frame: Phas deg

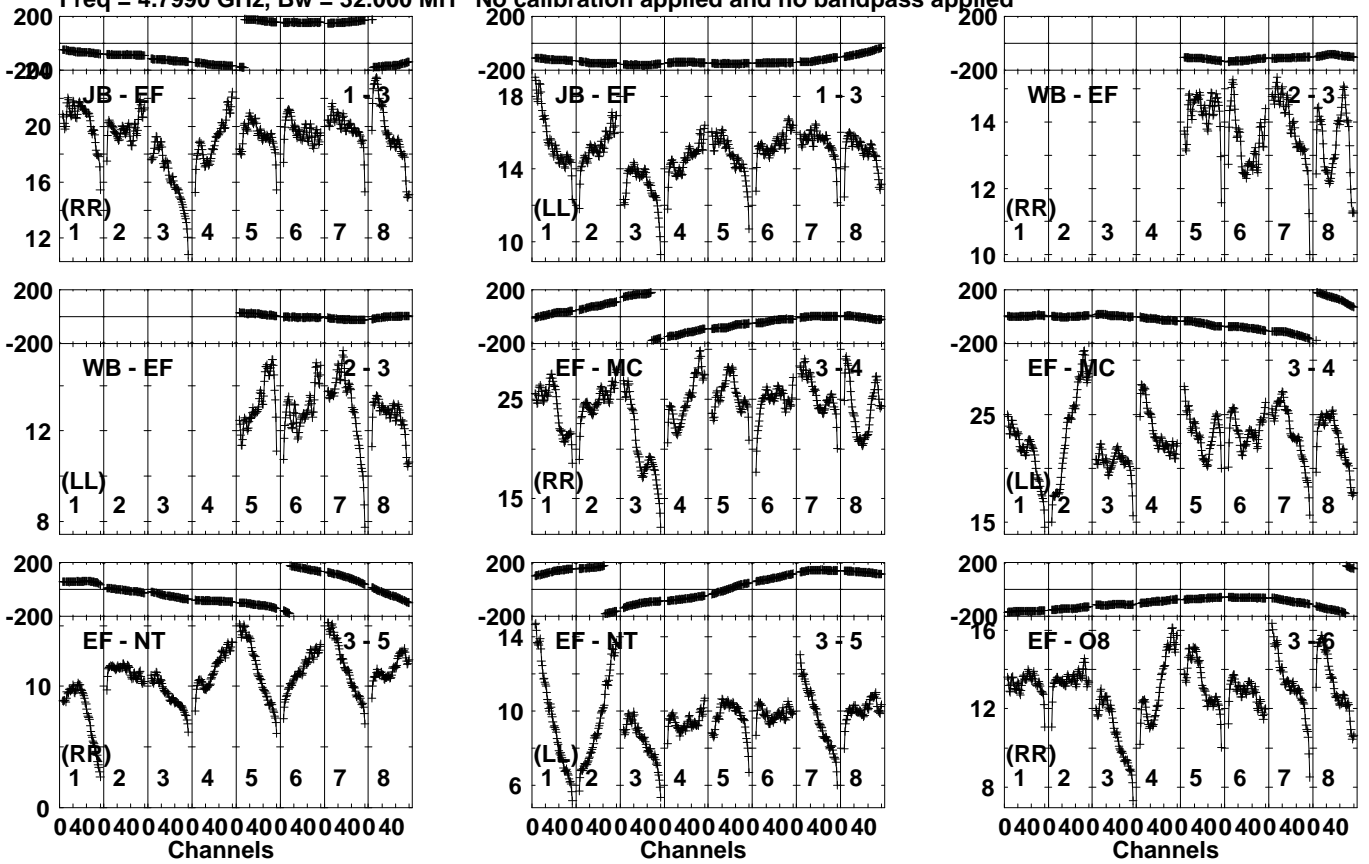
Vector averaged cross-power spectrum Several baselines displayed

Timerange: 00/19:24:31 to 00/19:27:59

Plot file version 556 created 13-FEB-2023 10:50:21

J2025+33 EM166B.UVDATA.1

Freq = 4.7990 GHz, Bw = 32.000 MH No calibration applied and no bandpass applied



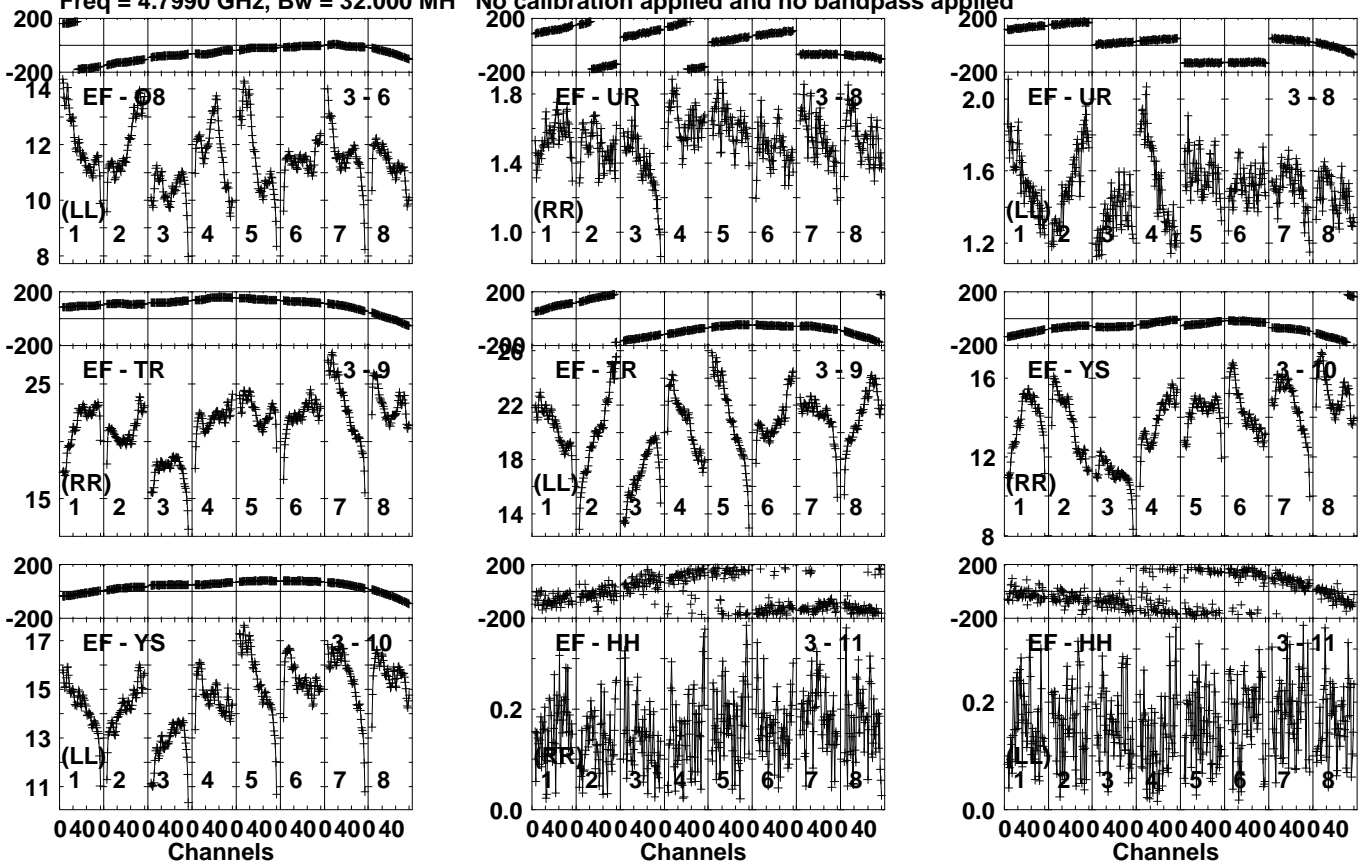
Lower frame: Milli Ampl Jy Top frame: Phas deg  
Vector averaged cross-power spectrum Several baselines displayed  
Timerange: 00/19:28:01 to 00/19:30:29

Plot file version 557 created 13-FEB-2023 10:50:21

J2025+33 EM166B.UVDATA.1

Freq = 4.7990 GHz, Bw = 32.000 MH

No calibration applied and no bandpass applied



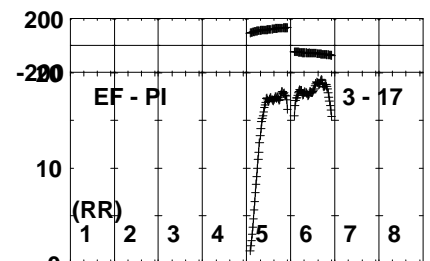
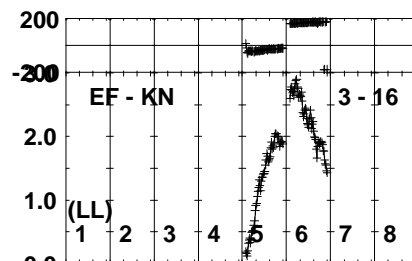
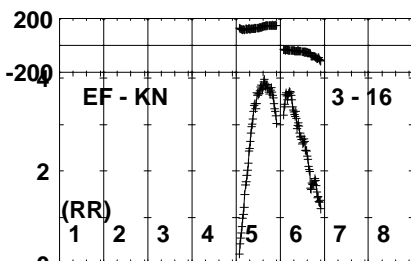
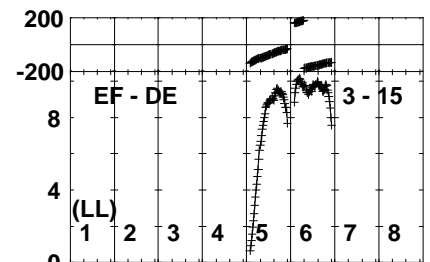
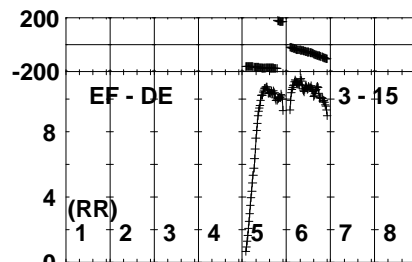
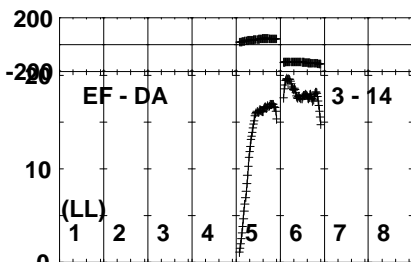
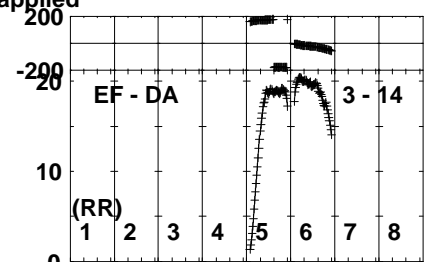
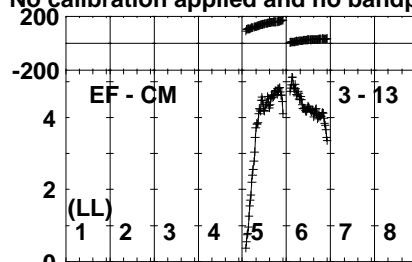
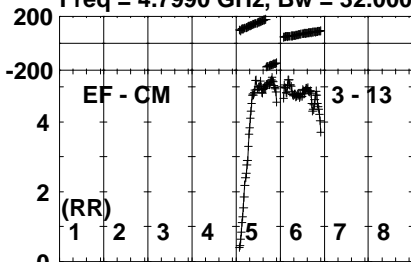
Lower frame: Milli Ampl Jy Top frame: Phas deg  
Vector averaged cross-power spectrum Several baselines displayed  
Timerange: 00/19:28:01 to 00/19:30:29

Plot file version 558 created 13-FEB-2023 10:50:21

J2025+33 EM166B.UVDATA.1

Freq = 4.7990 GHz, Bw = 32.000 MH

No calibration applied and no bandpass applied

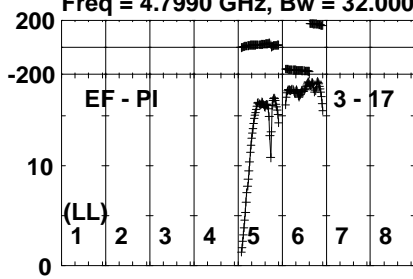


Lower frame: Milli Ampl Jy Top frame: Phas deg  
Vector averaged cross-power spectrum Several baselines displayed  
Timerange: 00/19:28:01 to 00/19:30:29

Plot file version 559 created 13-FEB-2023 10:50:21

J2025+33 EM166B.UVDATA.1

Freq = 4.7990 GHz, Bw = 32.000 MH No calibration applied and no bandpass applied



Lower frame: Milli Ampl Jy Top frame: Phas deg

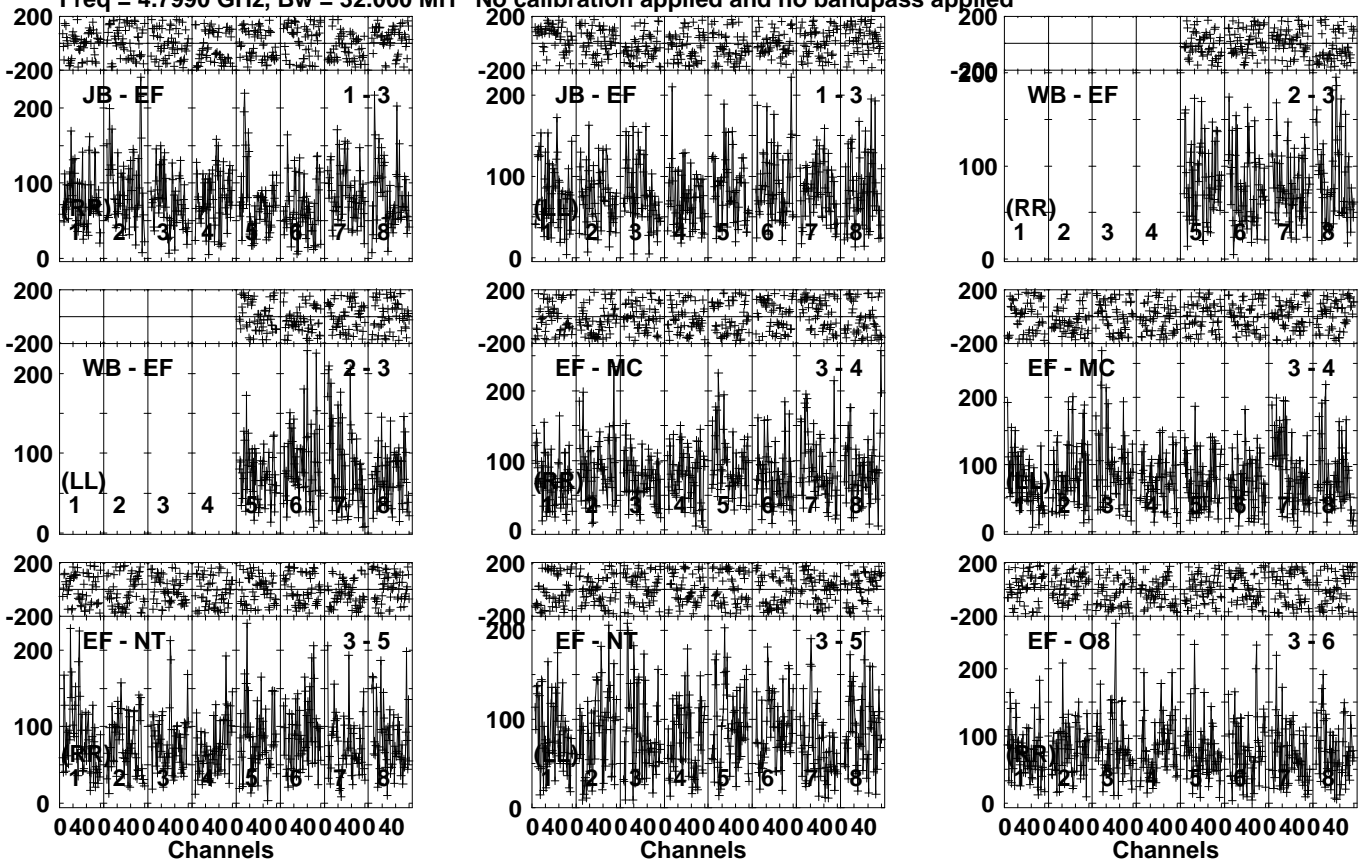
Vector averaged cross-power spectrum Several baselines displayed

Timerange: 00/19:28:01 to 00/19:30:29

Plot file version 560 created 13-FEB-2023 10:50:21

V404CYG EM166B.UVDATA.1

Freq = 4.7990 GHz, Bw = 32.000 MH No calibration applied and no bandpass applied



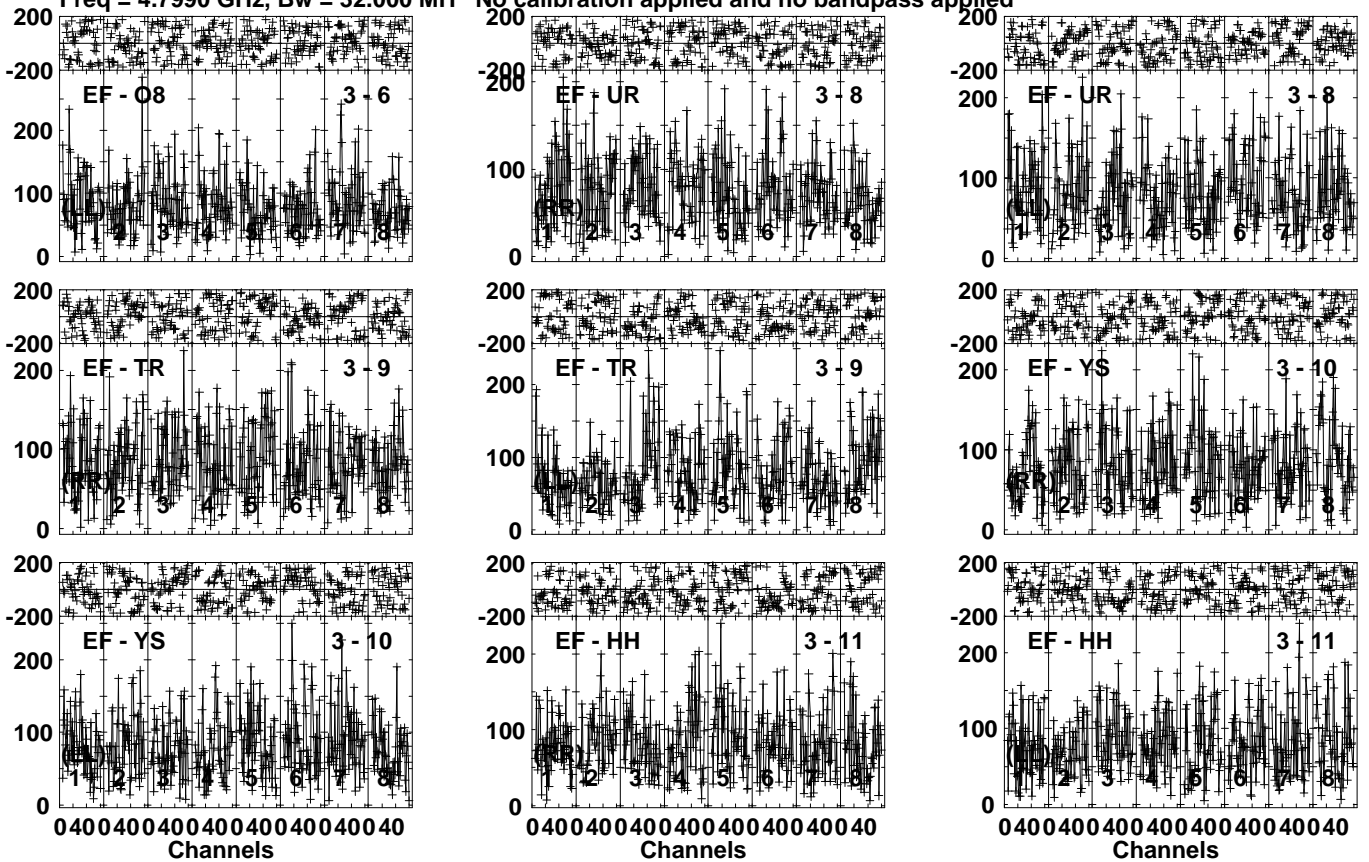
Lower frame: Micro Ampl Jy Top frame: Phas deg  
Vector averaged cross-power spectrum Several baselines displayed  
Timerange: 00/19:30:31 to 00/19:33:59



Plot file version 561 created 13-FEB-2023 10:50:21

V404CYG EM166B.UVDATA.1

Freq = 4.7990 GHz, Bw = 32.000 MH No calibration applied and no bandpass applied

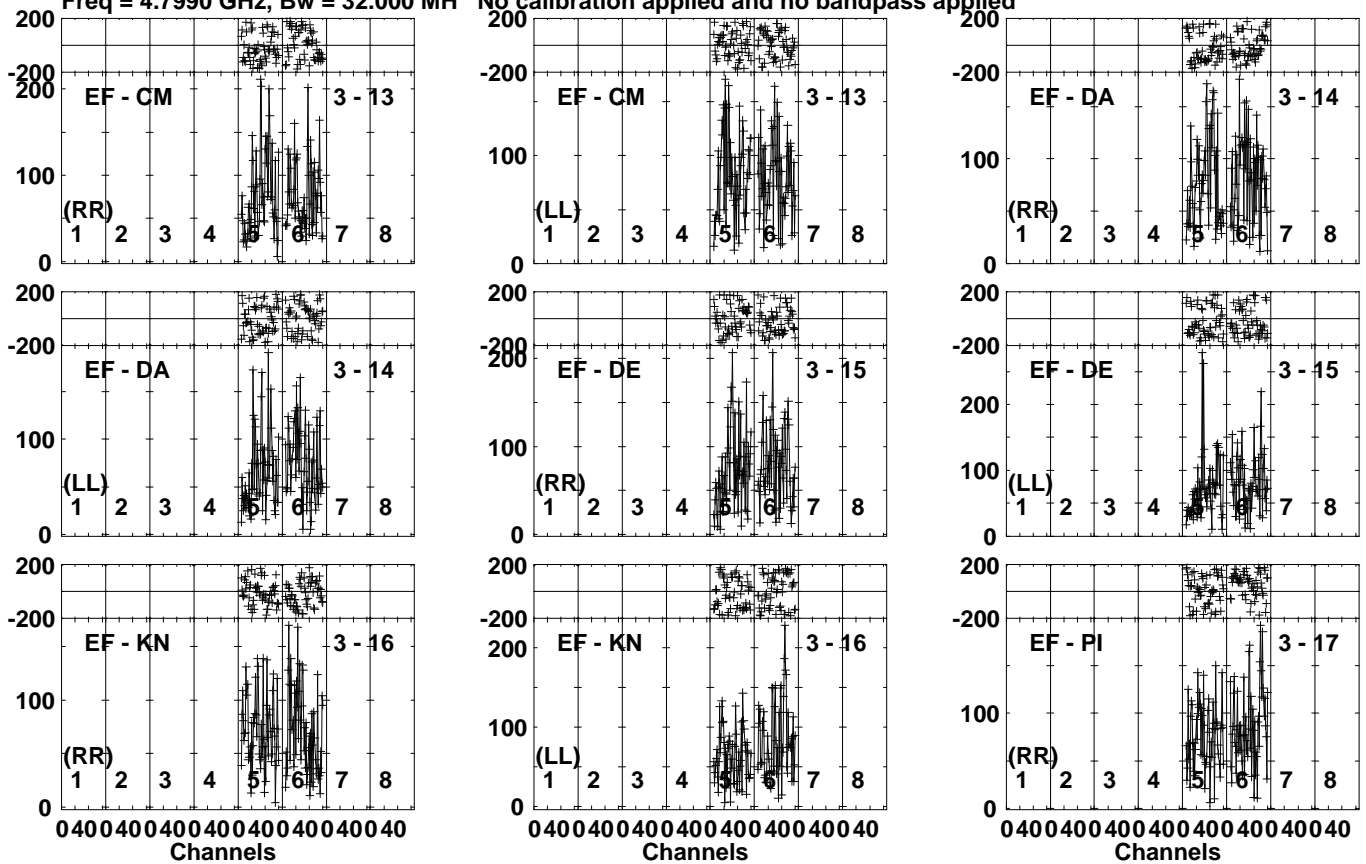


Lower frame: Micro Ampl Jy Top frame: Phas deg  
Vector averaged cross-power spectrum Several baselines displayed  
Timerange: 00/19:30:31 to 00/19:33:59

Plot file version 562 created 13-FEB-2023 10:50:22

V404CYG EM166B.UVDATA.1

Freq = 4.7990 GHz, Bw = 32.000 MH No calibration applied and no bandpass applied

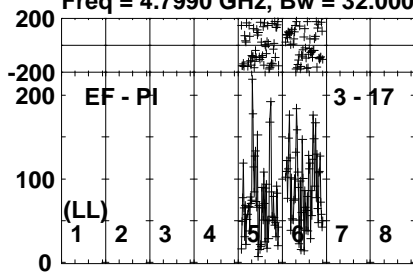


Lower frame: Micro Ampl Jy Top frame: Phas deg  
Vector averaged cross-power spectrum Several baselines displayed  
Timerange: 00/19:30:31 to 00/19:33:59

Plot file version 563 created 13-FEB-2023 10:50:22

V404CYG EM166B.UVDATA.1

Freq = 4.7990 GHz, Bw = 32.000 MH No calibration applied and no bandpass applied



Lower frame: Micro Ampl Jy Top frame: Phas deg

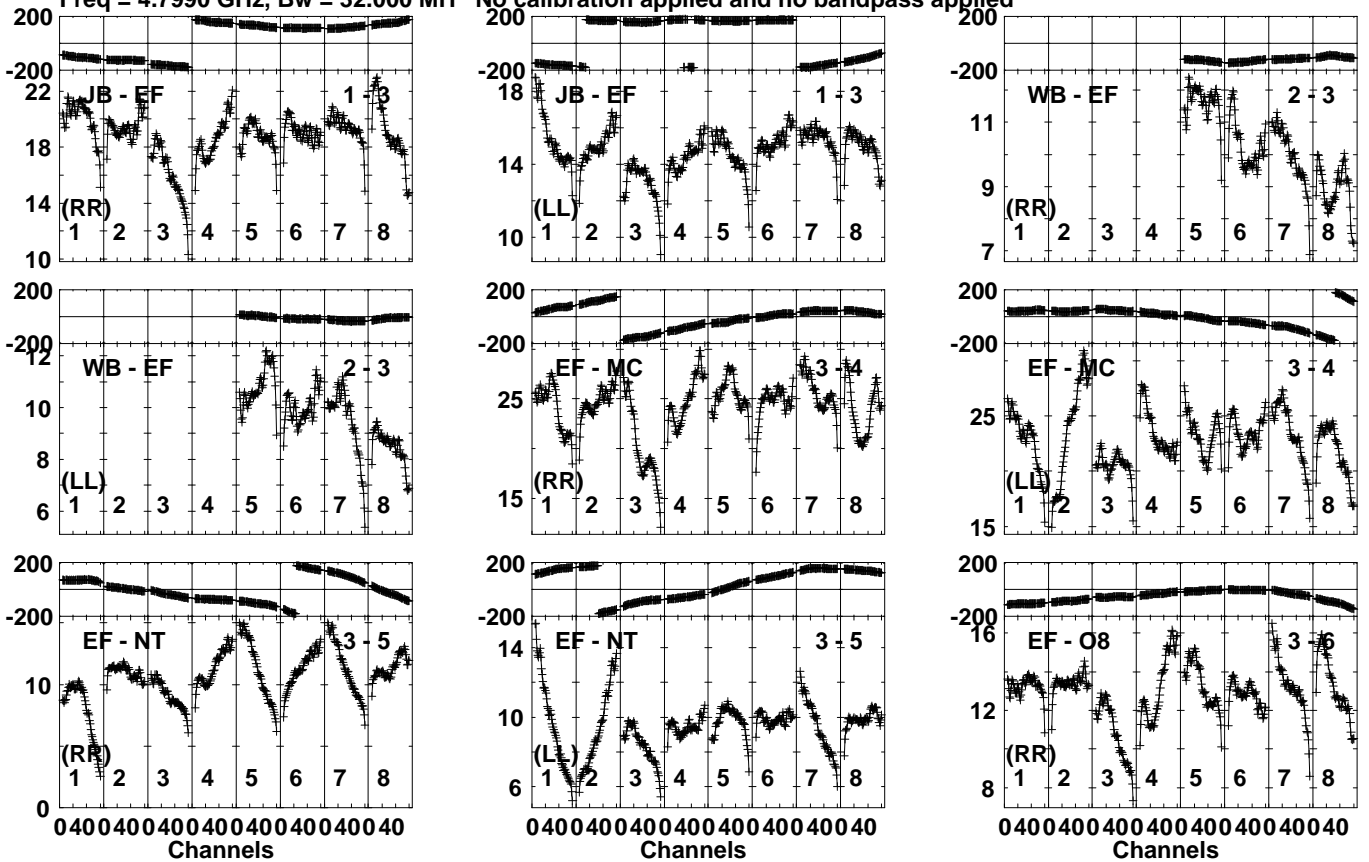
Vector averaged cross-power spectrum Several baselines displayed

Timerange: 00/19:30:31 to 00/19:33:59

Plot file version 564 created 13-FEB-2023 10:50:22

J2025+33 EM166B.UVDATA.1

Freq = 4.7990 GHz, Bw = 32.000 MH No calibration applied and no bandpass applied



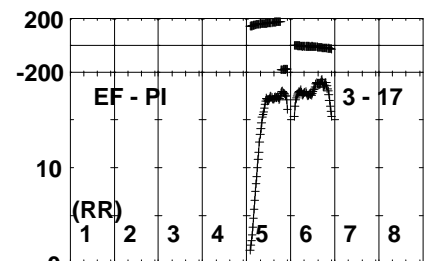
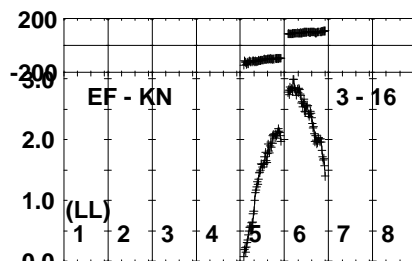
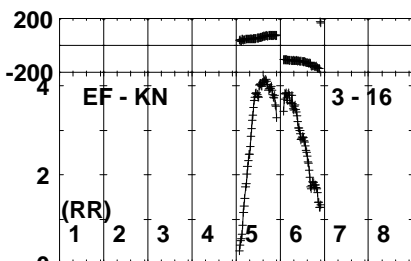
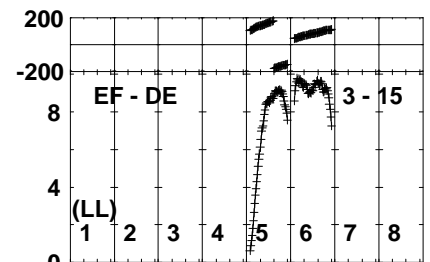
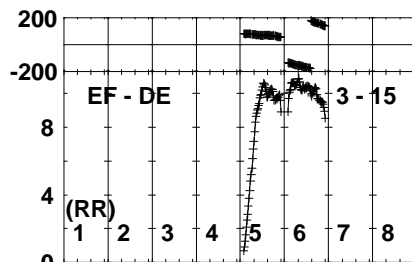
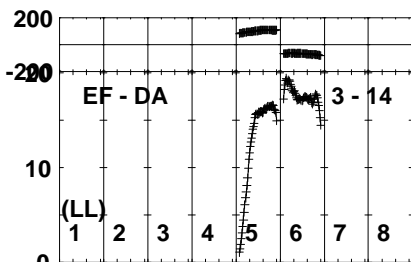
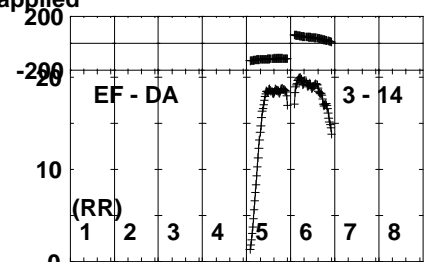
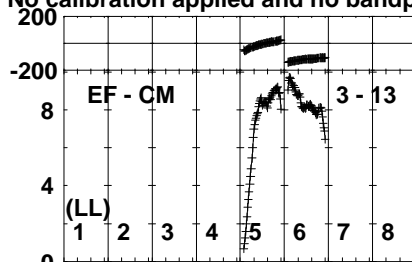
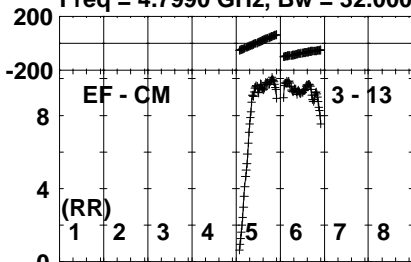
Lower frame: Milli Ampl Jy Top frame: Phas deg  
Vector averaged cross-power spectrum Several baselines displayed  
Timerange: 00/19:34:31 to 00/19:36:29



Plot file version 566 created 13-FEB-2023 10:50:22

J2025+33 EM166B.UVDATA.1

Freq = 4.7990 GHz, Bw = 32.000 MH No calibration applied and no bandpass applied

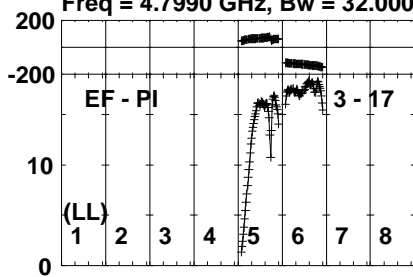


Lower frame: Milli Ampl Jy Top frame: Phas deg  
Vector averaged cross-power spectrum Several baselines displayed  
Timerange: 00/19:34:31 to 00/19:36:29

Plot file version 567 created 13-FEB-2023 10:50:22

J2025+33 EM166B.UVDATA.1

Freq = 4.7990 GHz, Bw = 32.000 MH No calibration applied and no bandpass applied



Lower frame: Milli Ampl Jy Top frame: Phas deg

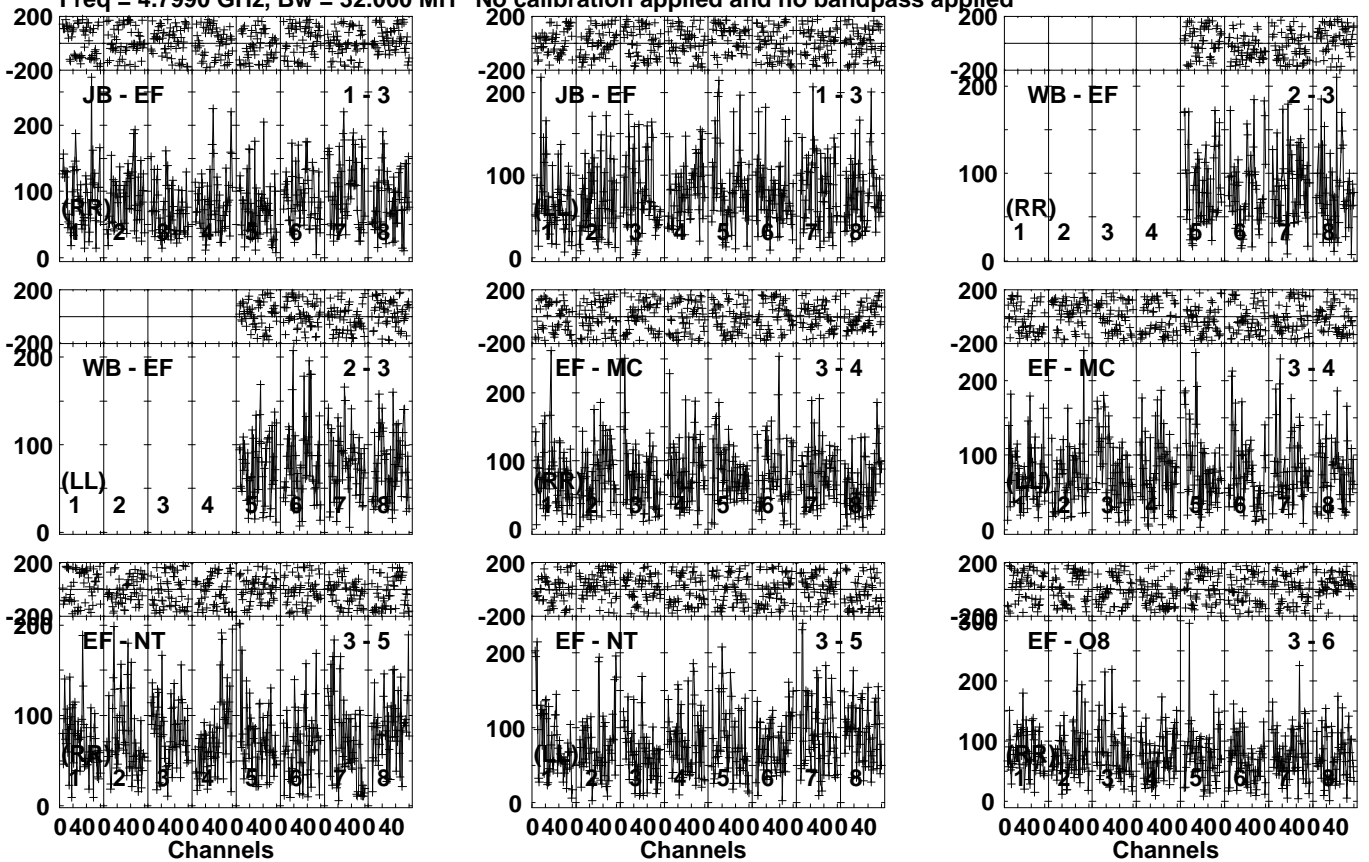
Vector averaged cross-power spectrum Several baselines displayed

Timerange: 00/19:34:31 to 00/19:36:29

Plot file version 568 created 13-FEB-2023 10:50:22

V404CYG EM166B.UVDATA.1

Freq = 4.7990 GHz, Bw = 32.000 MH No calibration applied and no bandpass applied



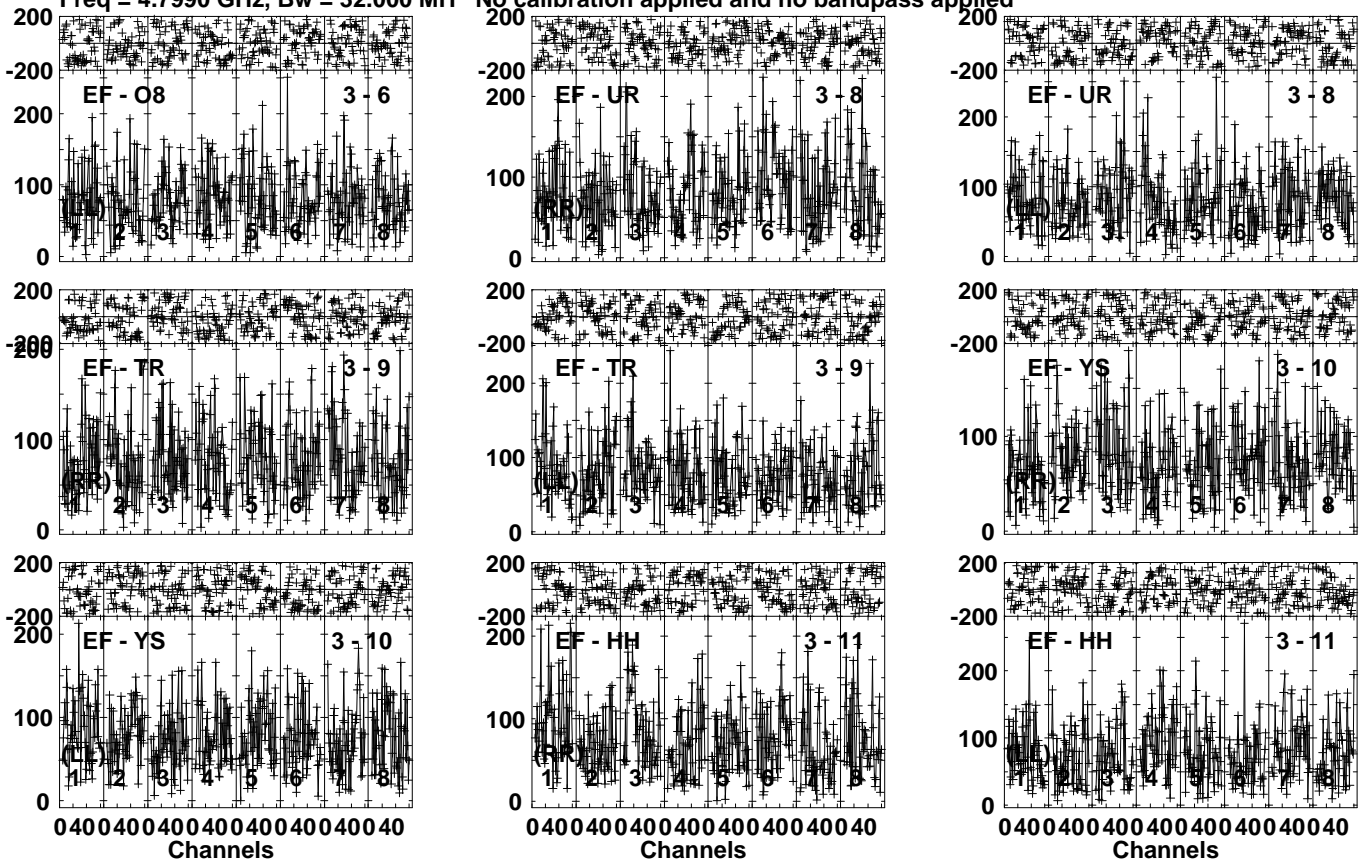
Lower frame: Micro Ampl Jy Top frame: Phas deg  
Vector averaged cross-power spectrum Several baselines displayed  
Timerange: 00/19:36:31 to 00/19:39:59



Plot file version 569 created 13-FEB-2023 10:50:22

V404CYG EM166B.UVDATA.1

Freq = 4.7990 GHz, Bw = 32.000 MH No calibration applied and no bandpass applied

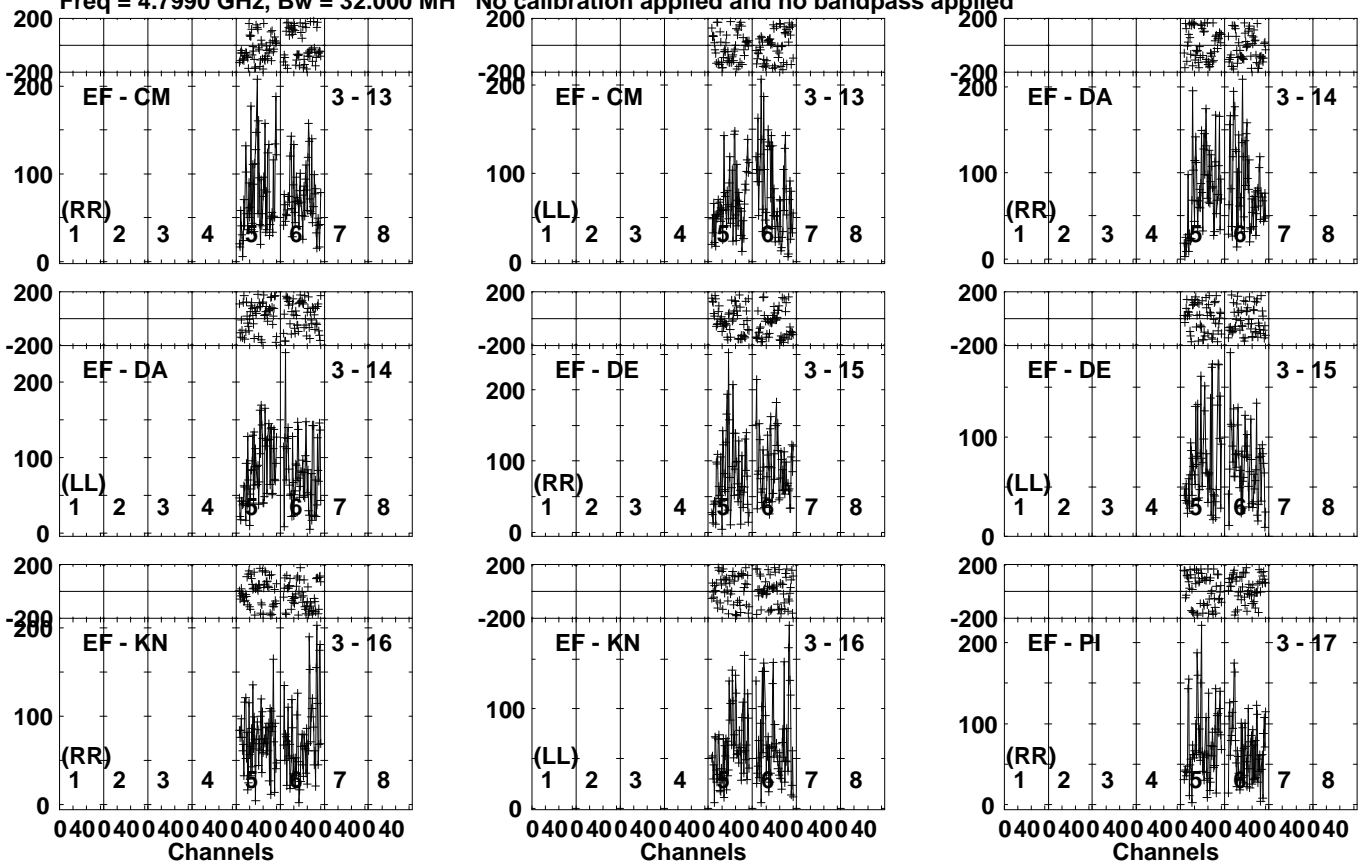


Lower frame: Micro Ampl Jy Top frame: Phas deg  
Vector averaged cross-power spectrum Several baselines displayed  
Timerange: 00/19:36:31 to 00/19:39:59

Plot file version 570 created 13-FEB-2023 10:50:22

V404CYG EM166B.UVDATA.1

Freq = 4.7990 GHz, Bw = 32.000 MH No calibration applied and no bandpass applied

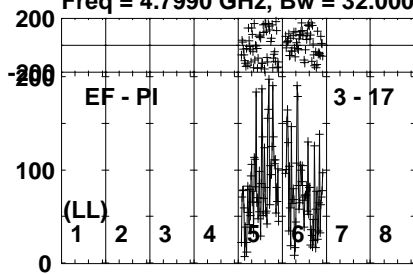


Lower frame: Micro Ampl Jy Top frame: Phas deg  
Vector averaged cross-power spectrum Several baselines displayed  
Timerange: 00/19:36:31 to 00/19:39:59

Plot file version 571 created 13-FEB-2023 10:50:23

V404CYG EM166B.UVDATA.1

Freq = 4.7990 GHz, Bw = 32.000 MH No calibration applied and no bandpass applied

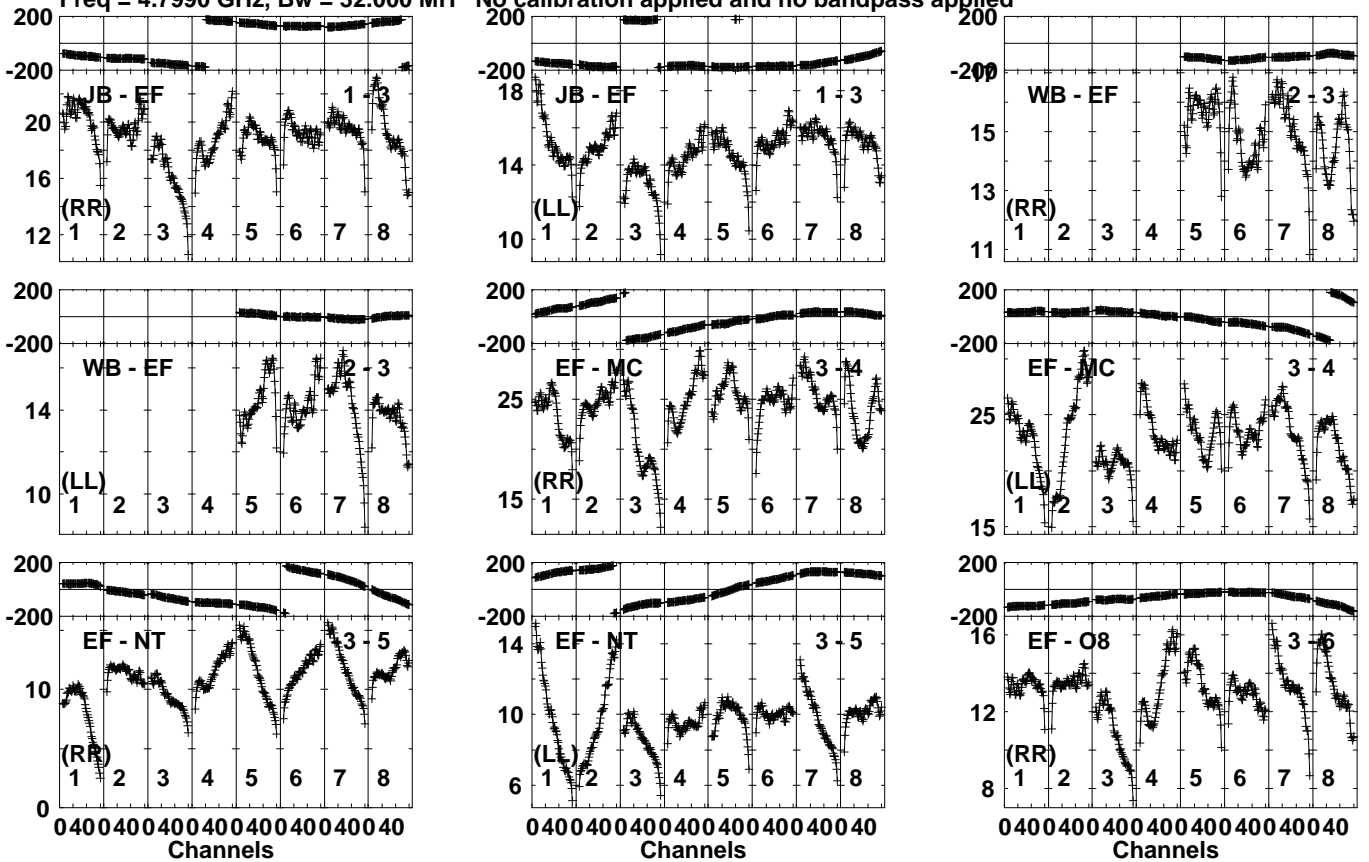


Lower frame: Micro Ampl Jy Top frame: Phas deg  
Vector averaged cross-power spectrum Several baselines displayed  
Timerange: 00/19:36:31 to 00/19:39:59

Plot file version 572 created 13-FEB-2023 10:50:23

J2025+33 EM166B.UVDATA.1

Freq = 4.7990 GHz, Bw = 32.000 MH No calibration applied and no bandpass applied

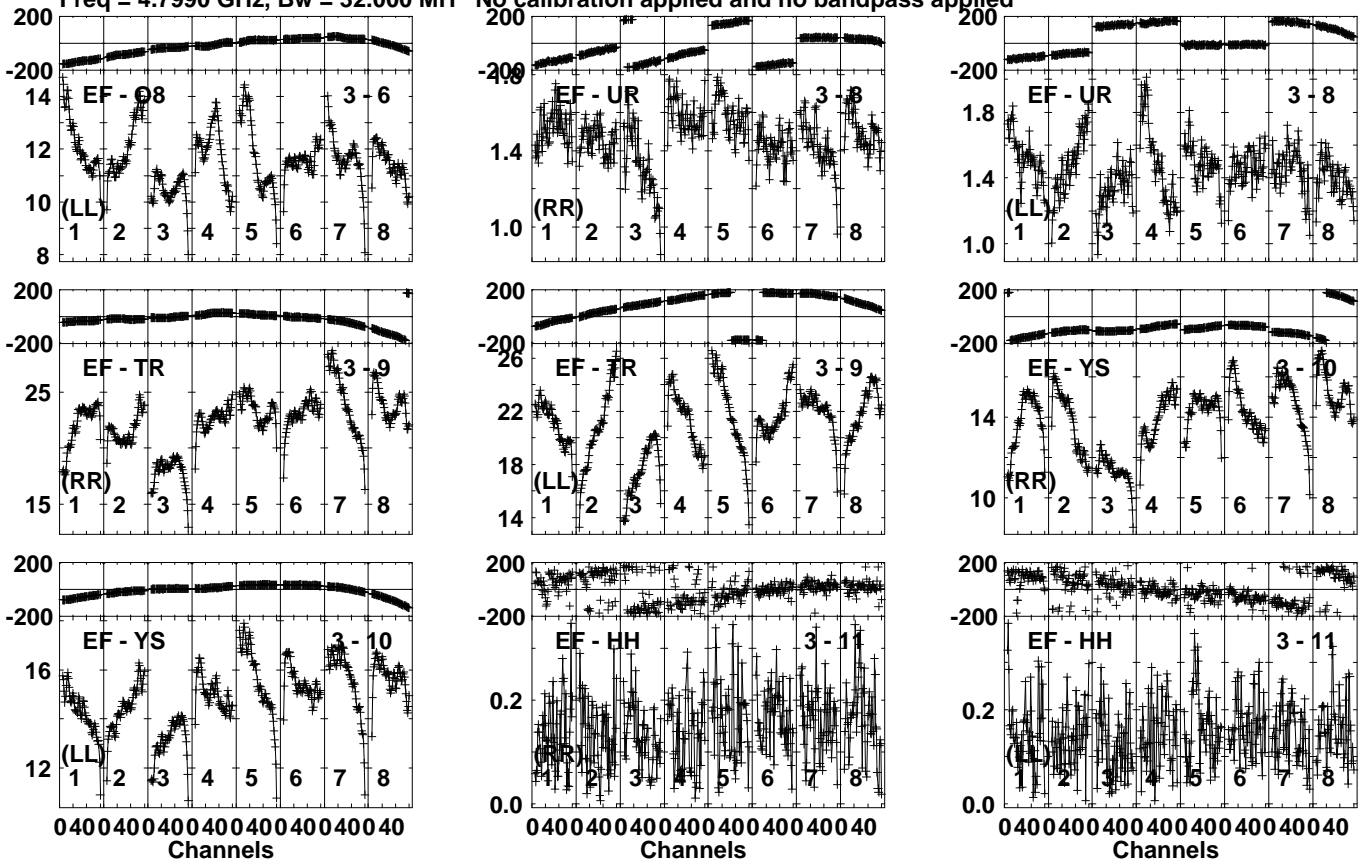


Lower frame: Milli Ampl Jy Top frame: Phas deg  
Vector averaged cross-power spectrum Several baselines displayed  
Timerange: 00/19:40:01 to 00/19:42:29

Plot file version 573 created 13-FEB-2023 10:50:23

J2025+33 EM166B.UVDATA.1

Freq = 4.7990 GHz, Bw = 32.000 MH No calibration applied and no bandpass applied

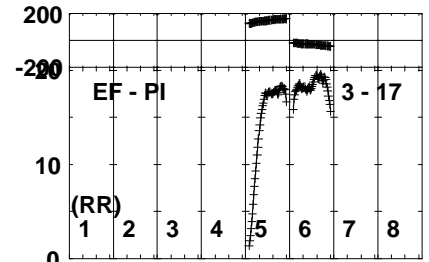
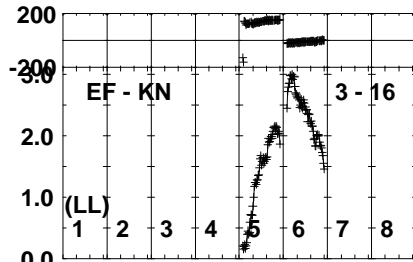
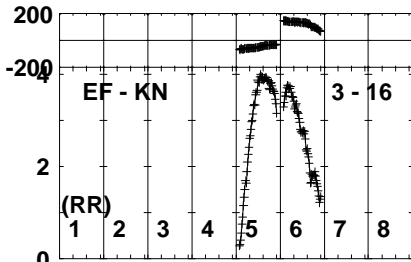
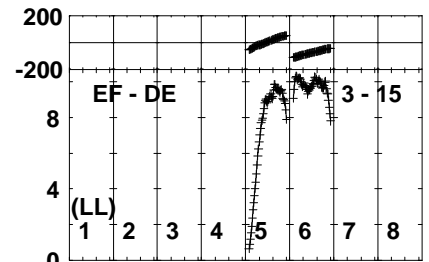
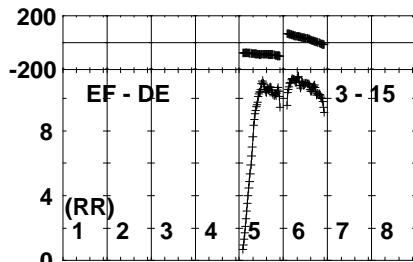
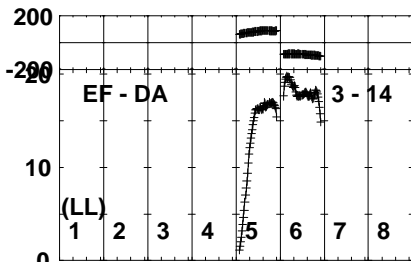
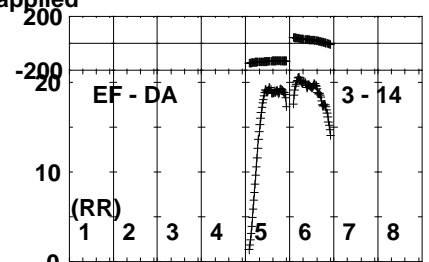
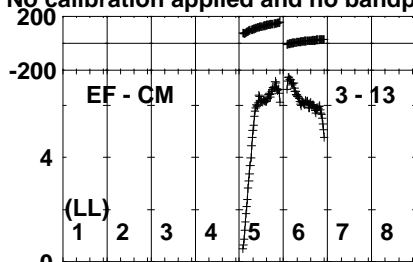
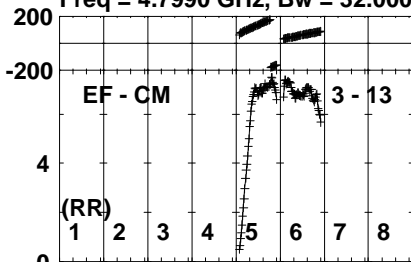


Lower frame: Milli Ampl Jy Top frame: Phas deg  
Vector averaged cross-power spectrum Several baselines displayed  
Timerange: 00/19:40:01 to 00/19:42:29

Plot file version 574 created 13-FEB-2023 10:50:23

J2025+33 EM166B.UVDATA.1

Freq = 4.7990 GHz, Bw = 32.000 MH No calibration applied and no bandpass applied

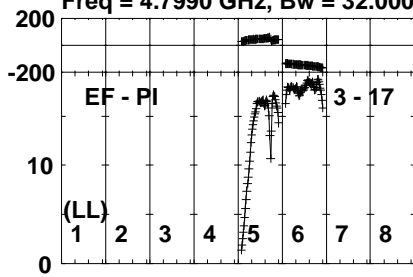


Lower frame: Milli Ampl Jy Top frame: Phas deg  
Vector averaged cross-power spectrum Several baselines displayed  
Timerange: 00/19:40:01 to 00/19:42:29

Plot file version 575 created 13-FEB-2023 10:50:23

J2025+33 EM166B.UVDATA.1

Freq = 4.7990 GHz, Bw = 32.000 MH No calibration applied and no bandpass applied



Lower frame: Milli Ampl Jy Top frame: Phas deg

Vector averaged cross-power spectrum Several baselines displayed

Timerange: 00/19:40:01 to 00/19:42:29

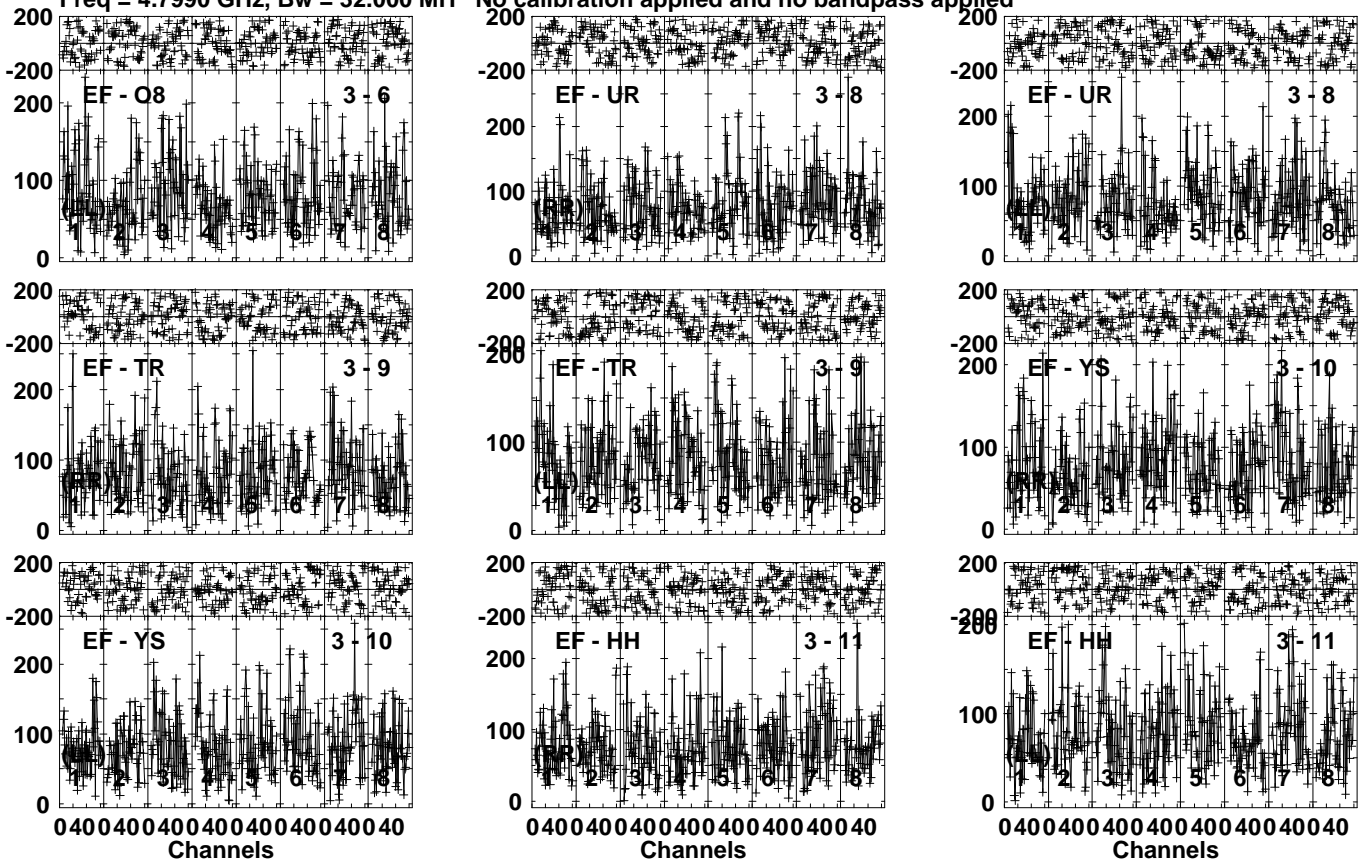




Plot file version 577 created 13-FEB-2023 10:50:23

V404CYG EM166B.UVDATA.1

Freq = 4.7990 GHz, Bw = 32.000 MH No calibration applied and no bandpass applied

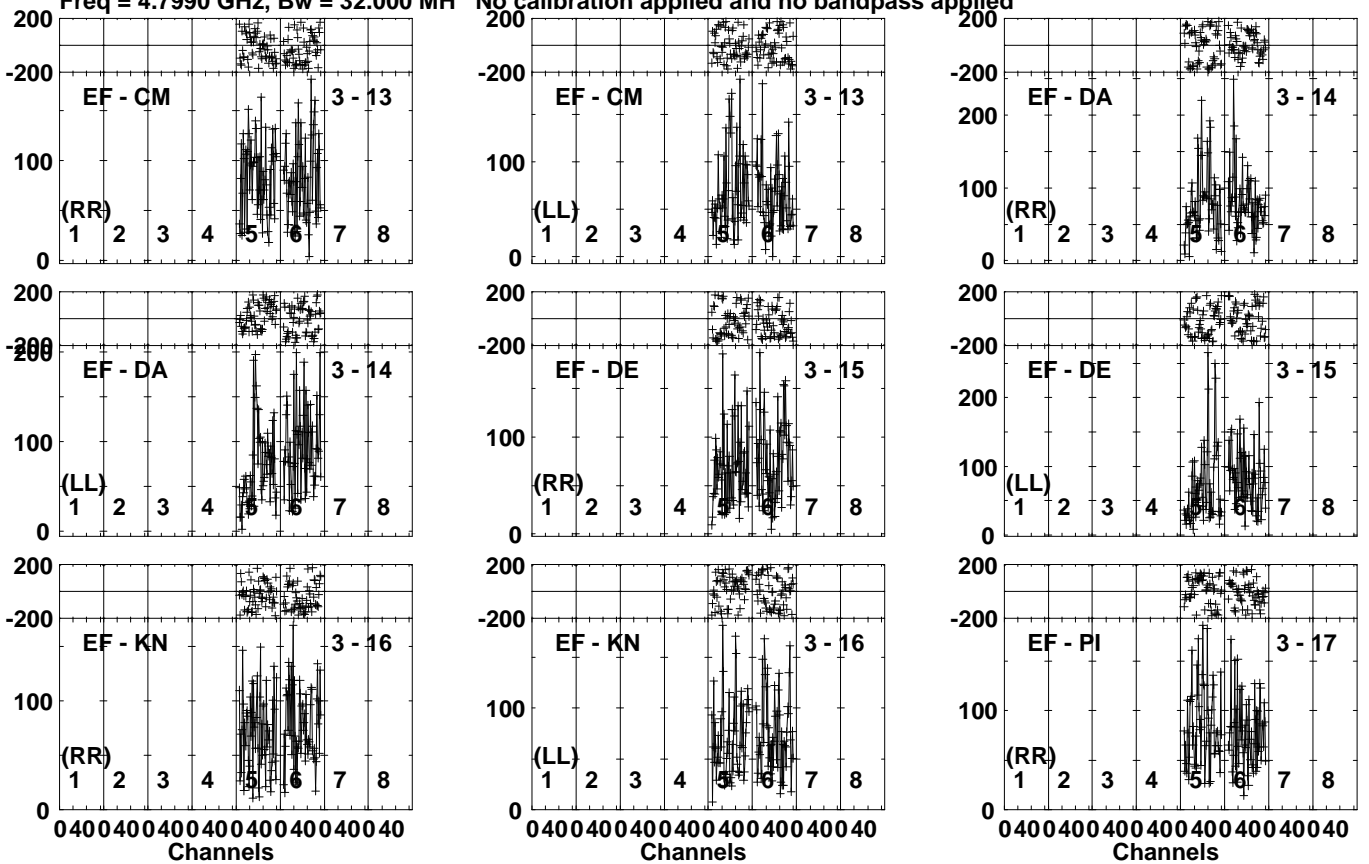


Lower frame: Micro Ampl Jy Top frame: Phas deg  
Vector averaged cross-power spectrum Several baselines displayed  
Timerange: 00/19:42:31 to 00/19:45:59

Plot file version 578 created 13-FEB-2023 10:50:23

V404CYG EM166B.UVDATA.1

Freq = 4.7990 GHz, Bw = 32.000 MH No calibration applied and no bandpass applied

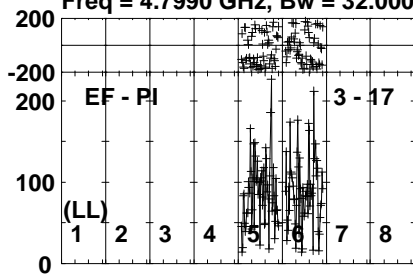


Lower frame: Micro Ampl Jy Top frame: Phas deg  
Vector averaged cross-power spectrum Several baselines displayed  
Timerange: 00/19:42:31 to 00/19:45:59

Plot file version 579 created 13-FEB-2023 10:50:24

V404CYG EM166B.UVDATA.1

Freq = 4.7990 GHz, Bw = 32.000 MH No calibration applied and no bandpass applied

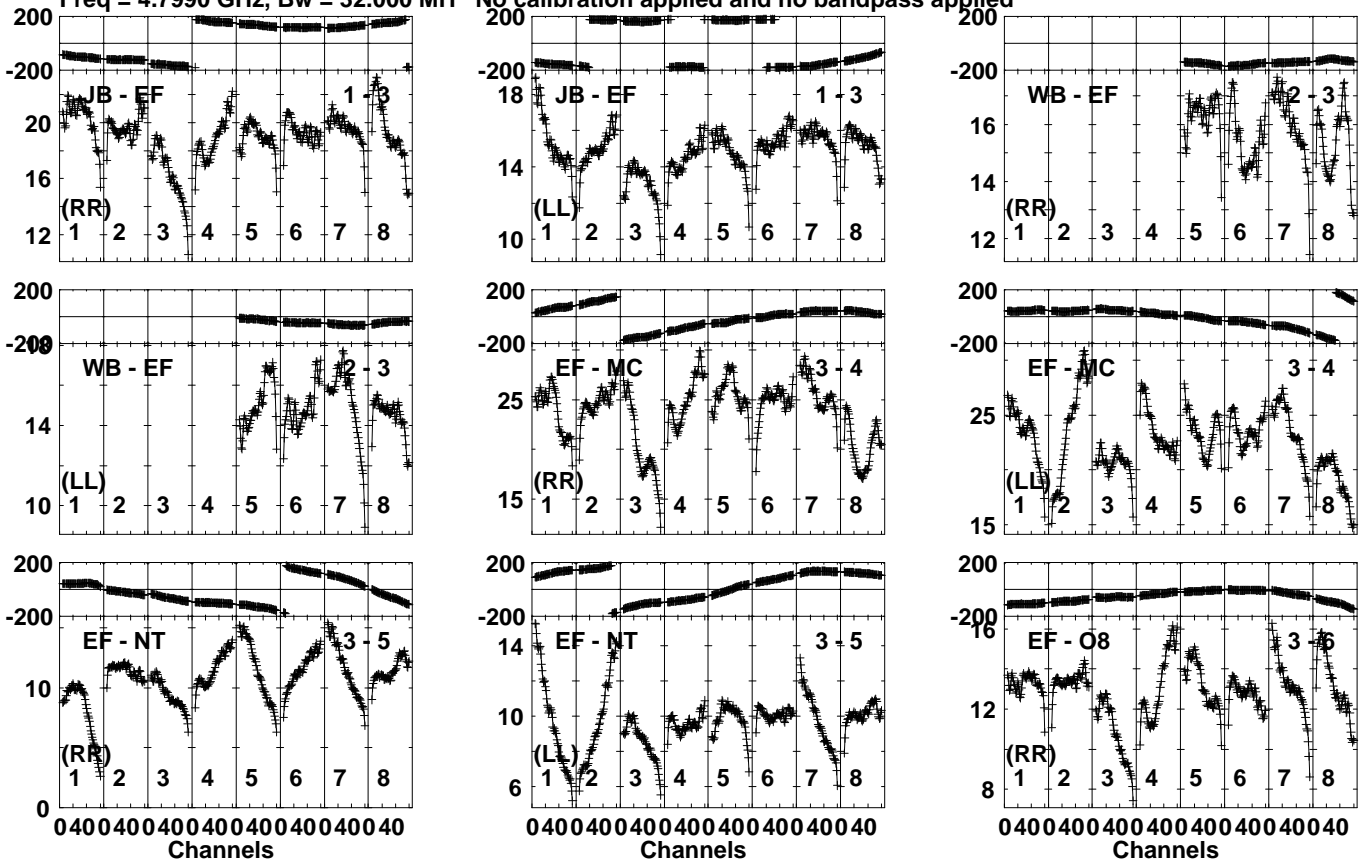


Lower frame: Micro Ampl Jy Top frame: Phas deg  
Vector averaged cross-power spectrum Several baselines displayed  
Timerange: 00/19:42:31 to 00/19:45:59

Plot file version 580 created 13-FEB-2023 10:50:24

J2025+33 EM166B.UVDATA.1

Freq = 4.7990 GHz, Bw = 32.000 MH No calibration applied and no bandpass applied

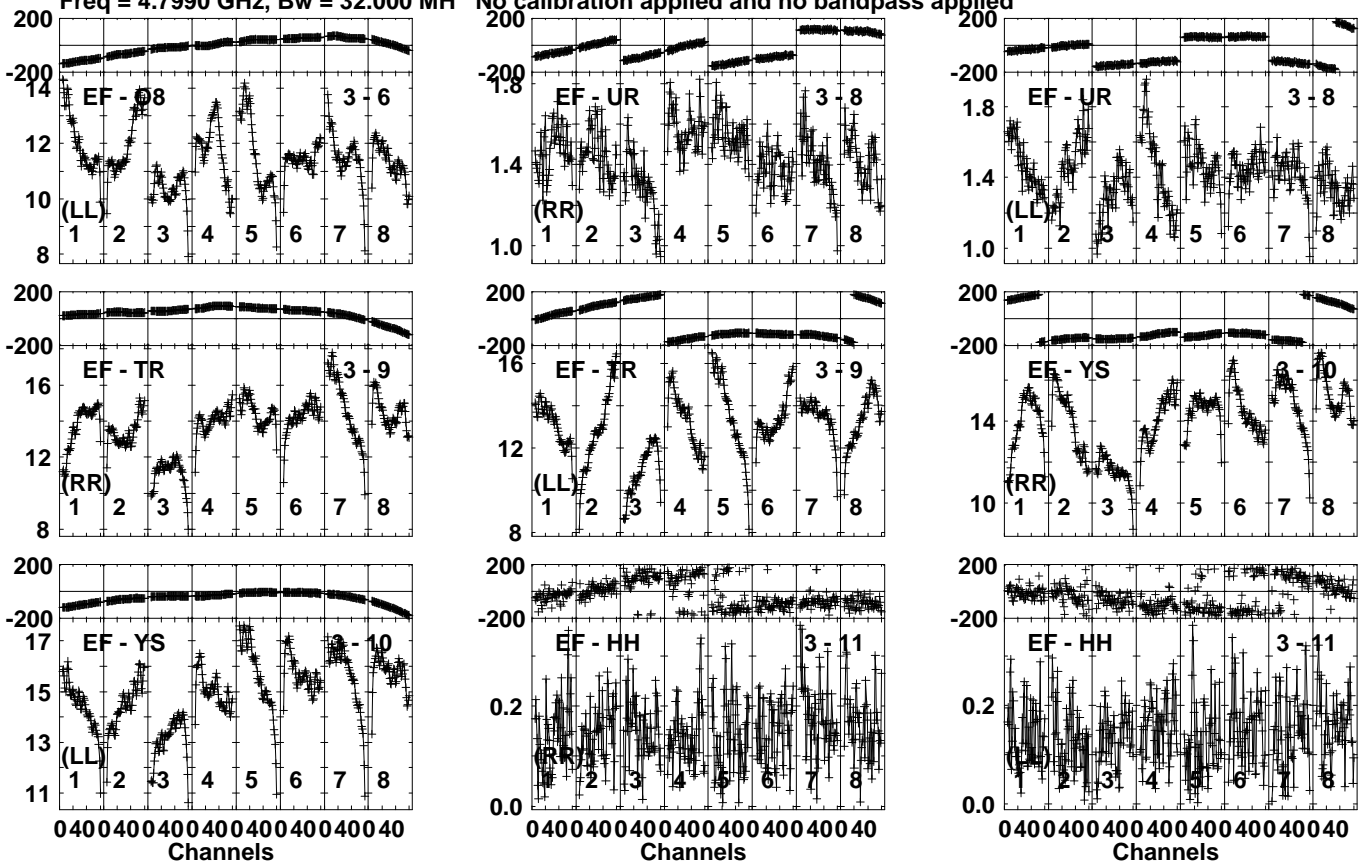


Lower frame: Milli Ampl Jy Top frame: Phas deg  
Vector averaged cross-power spectrum Several baselines displayed  
Timerange: 00/19:46:31 to 00/19:48:29

Plot file version 581 created 13-FEB-2023 10:50:24

J2025+33 EM166B.UVDATA.1

Freq = 4.7990 GHz, Bw = 32.000 MH No calibration applied and no bandpass applied

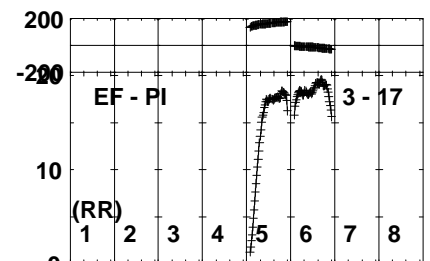
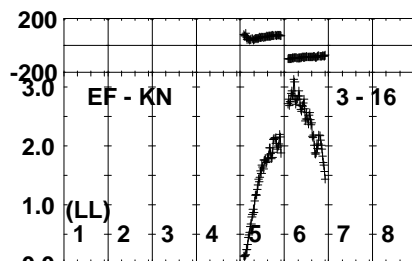
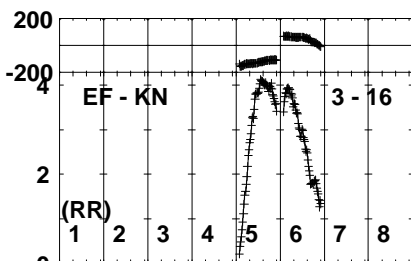
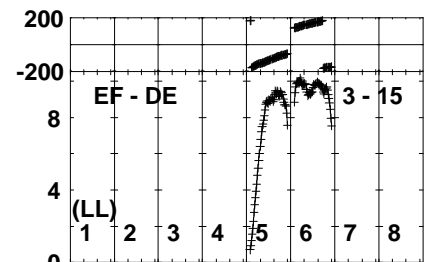
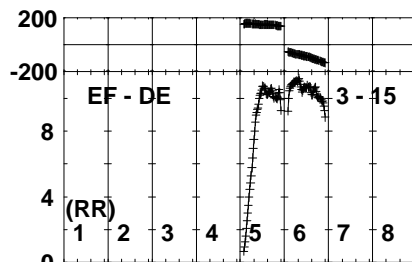
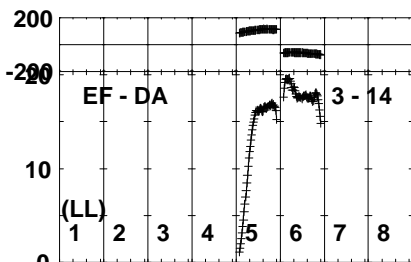
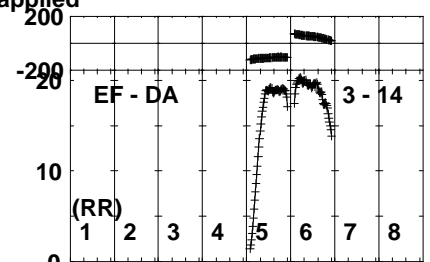
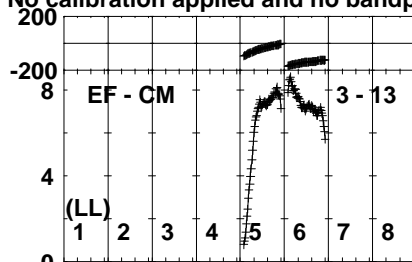
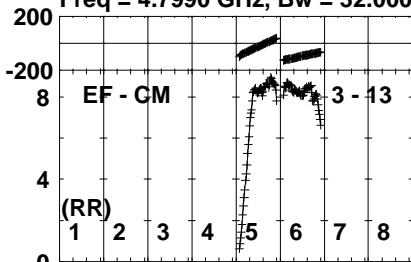


Lower frame: Milli Ampl Jy Top frame: Phas deg  
Vector averaged cross-power spectrum Several baselines displayed  
Timerange: 00/19:46:31 to 00/19:48:29

Plot file version 582 created 13-FEB-2023 10:50:24

J2025+33 EM166B.UVDATA.1

Freq = 4.7990 GHz, Bw = 32.000 MH No calibration applied and no bandpass applied

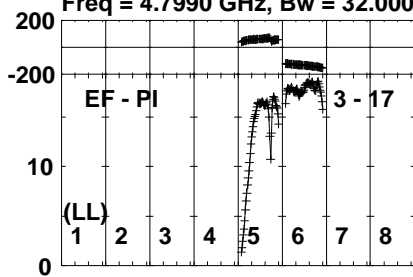


Lower frame: Milli Ampl Jy Top frame: Phas deg  
Vector averaged cross-power spectrum Several baselines displayed  
Timerange: 00/19:46:31 to 00/19:48:29

Plot file version 583 created 13-FEB-2023 10:50:24

J2025+33 EM166B.UVDATA.1

Freq = 4.7990 GHz, Bw = 32.000 MH No calibration applied and no bandpass applied



Lower frame: Milli Ampl Jy Top frame: Phas deg

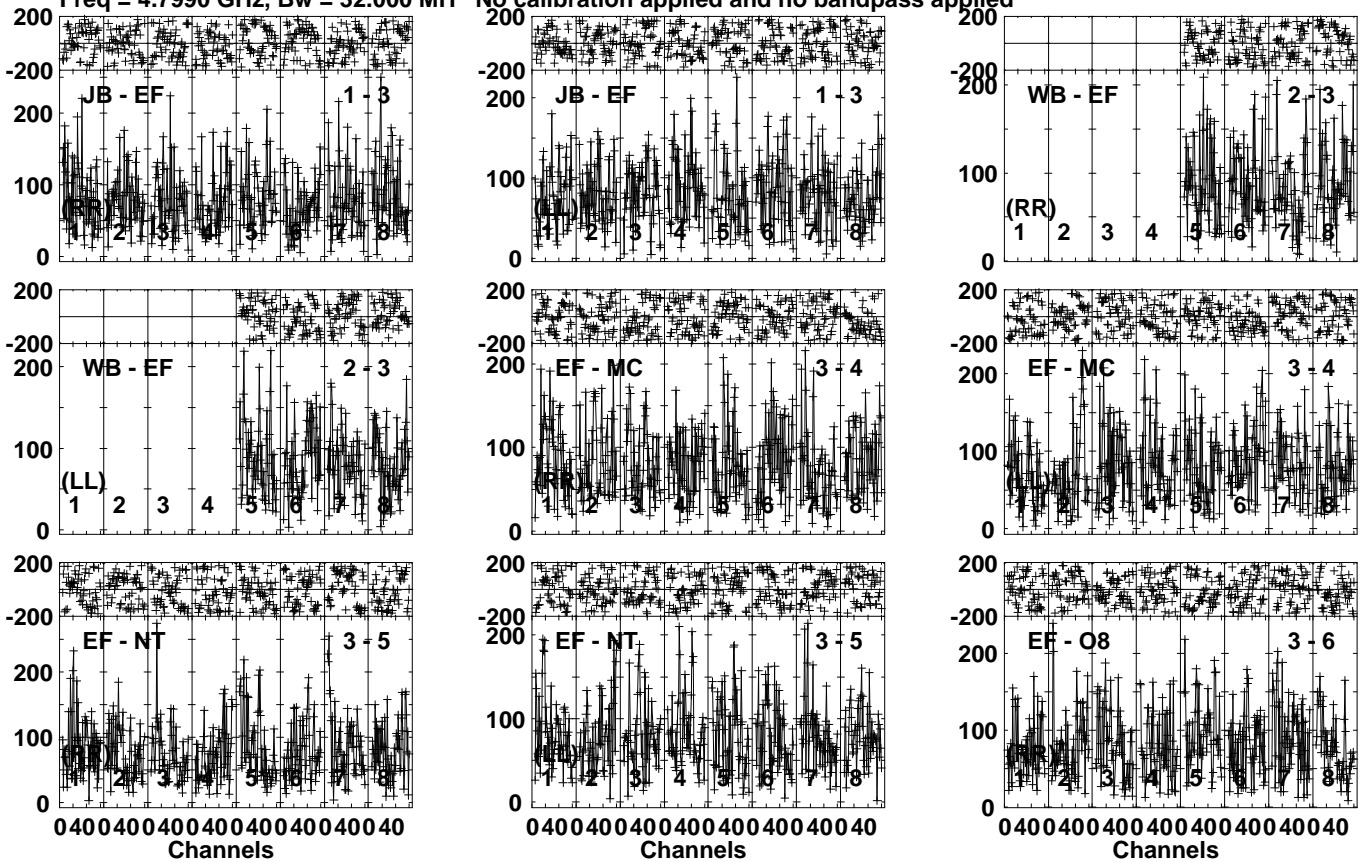
Vector averaged cross-power spectrum Several baselines displayed

Timerange: 00/19:46:31 to 00/19:48:29

Plot file version 584 created 13-FEB-2023 10:50:24

V404CYG EM166B.UVDATA.1

Freq = 4.7990 GHz, Bw = 32.000 MH No calibration applied and no bandpass applied



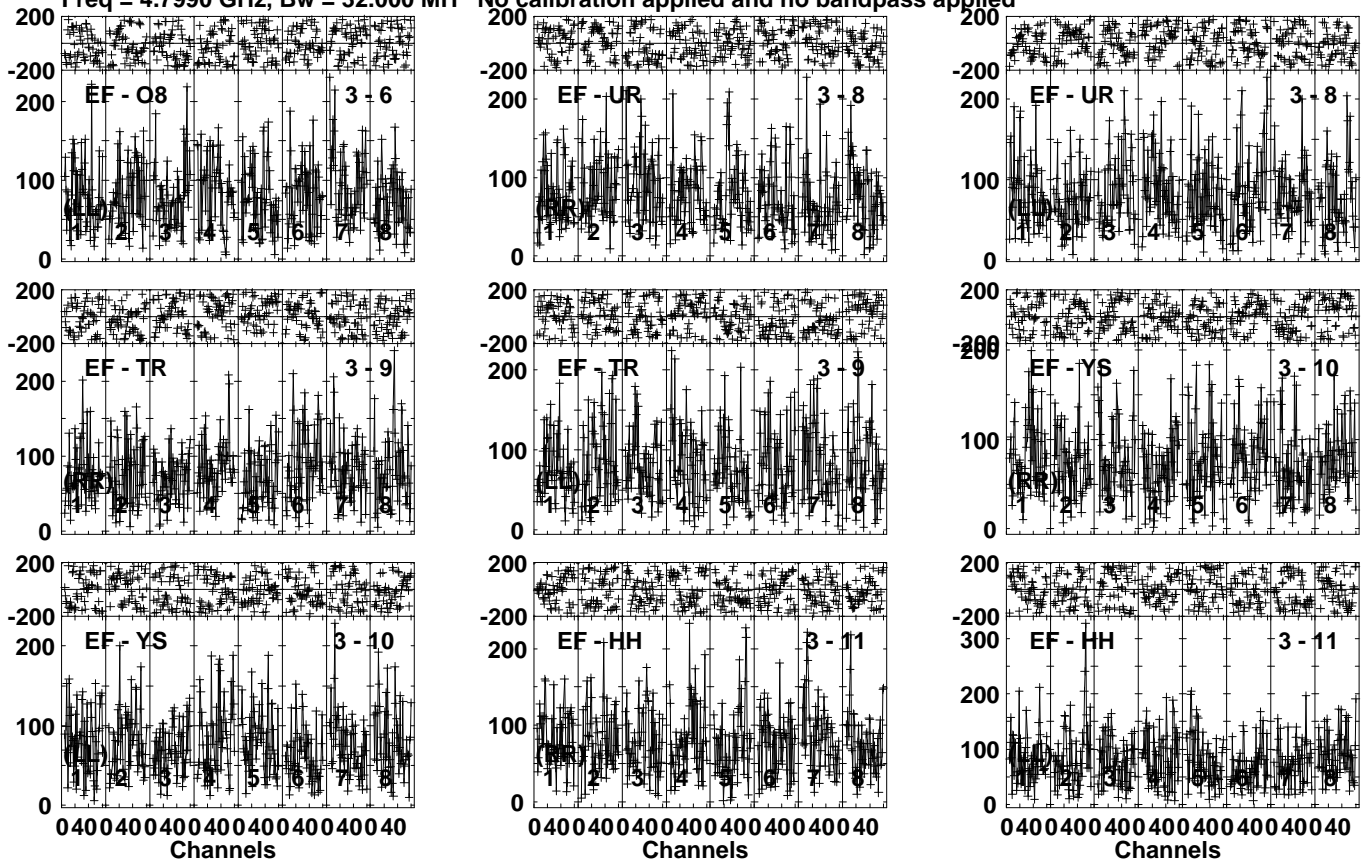
Lower frame: Micro Ampl Jy Top frame: Phas deg  
Vector averaged cross-power spectrum Several baselines displayed  
Timerange: 00/19:48:31 to 00/19:51:59



Plot file version 585 created 13-FEB-2023 10:50:24

V404CYG EM166B.UVDATA.1

Freq = 4.7990 GHz, Bw = 32.000 MH No calibration applied and no bandpass applied

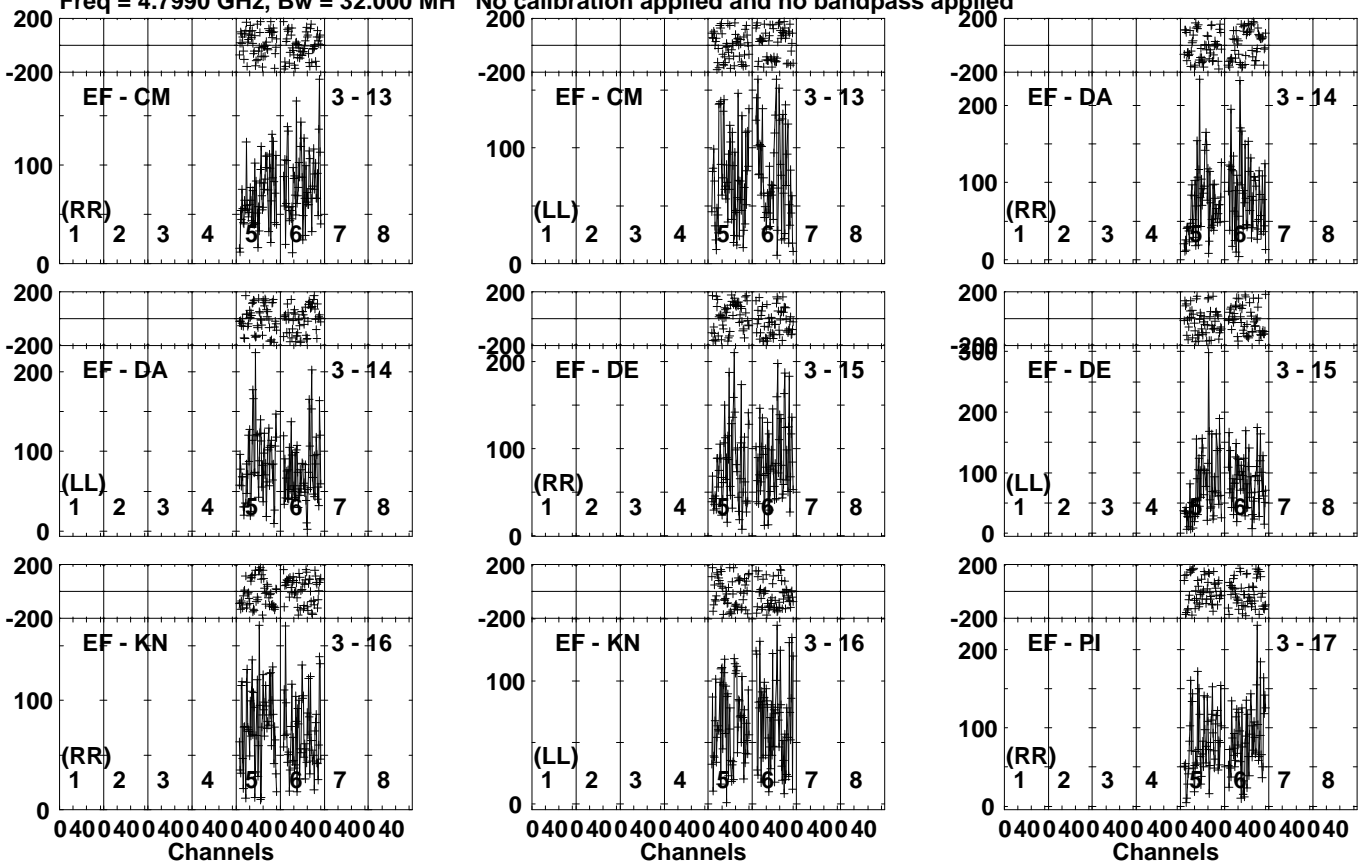


Lower frame: Micro Ampl Jy Top frame: Phas deg  
Vector averaged cross-power spectrum Several baselines displayed  
Timerange: 00/19:48:31 to 00/19:51:59

Plot file version 586 created 13-FEB-2023 10:50:24

V404CYG EM166B.UVDATA.1

Freq = 4.7990 GHz, Bw = 32.000 MH No calibration applied and no bandpass applied

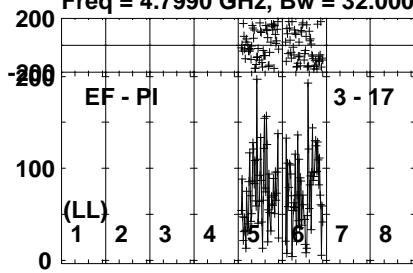


Lower frame: Micro Ampl Jy Top frame: Phas deg  
Vector averaged cross-power spectrum Several baselines displayed  
Timerange: 00/19:48:31 to 00/19:51:59

Plot file version 587 created 13-FEB-2023 10:50:24

V404CYG EM166B.UVDATA.1

Freq = 4.7990 GHz, Bw = 32.000 MH No calibration applied and no bandpass applied

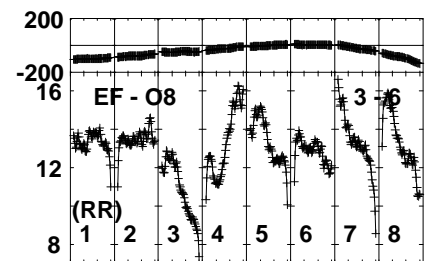
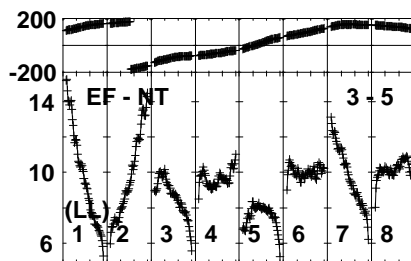
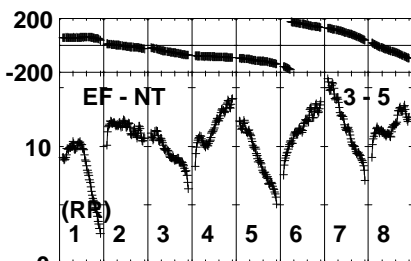
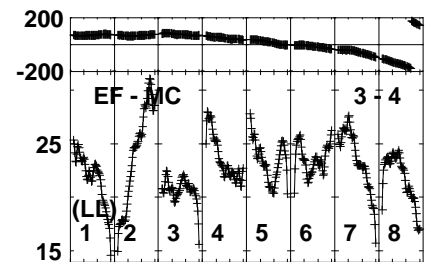
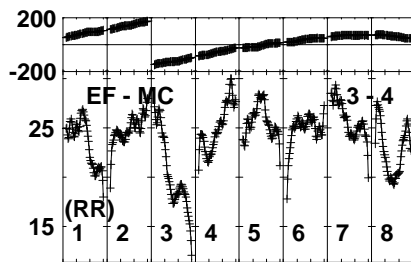
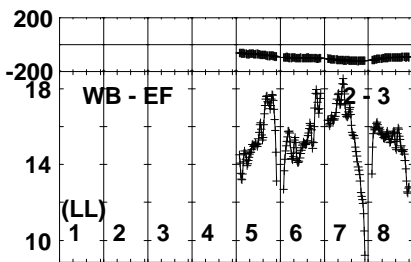
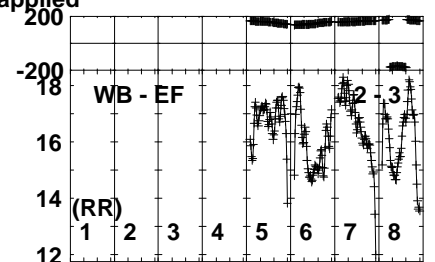
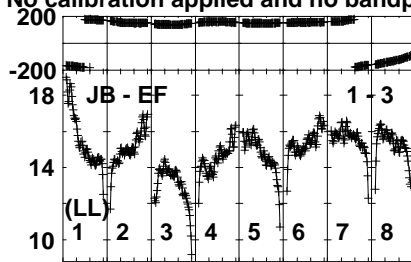
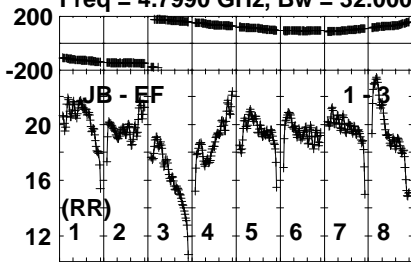


Lower frame: Micro Ampl Jy Top frame: Phas deg  
Vector averaged cross-power spectrum Several baselines displayed  
Timerange: 00/19:48:31 to 00/19:51:59

Plot file version 588 created 13-FEB-2023 10:50:25

J2025+33 EM166B.UVDATA.1

Freq = 4.7990 GHz, Bw = 32.000 MH No calibration applied and no bandpass applied

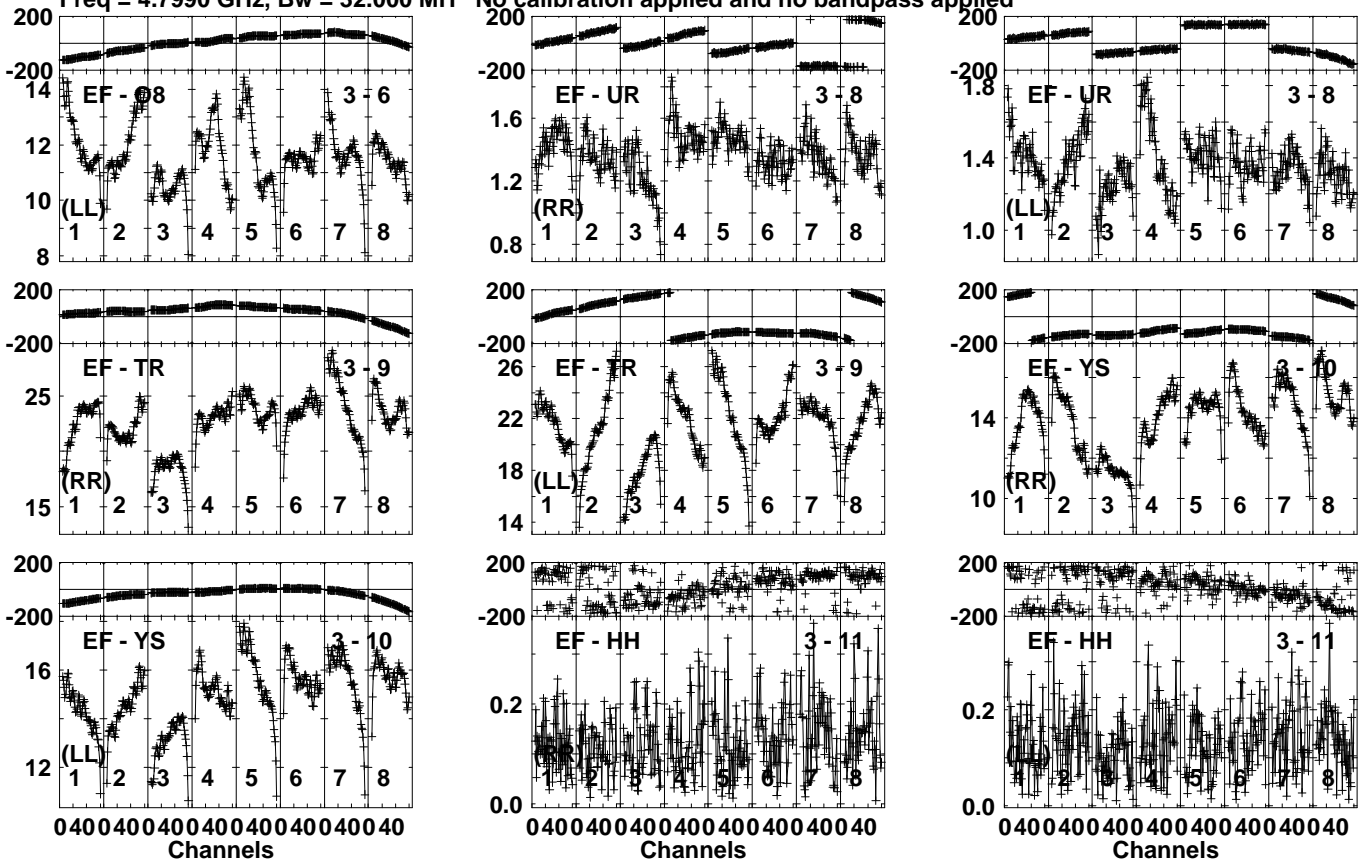


Lower frame: Milli Ampl Jy Top frame: Phas deg  
Vector averaged cross-power spectrum Several baselines displayed  
Timerange: 00/19:52:01 to 00/19:54:29

Plot file version 589 created 13-FEB-2023 10:50:25

J2025+33 EM166B.UVDATA.1

Freq = 4.7990 GHz, Bw = 32.000 MH No calibration applied and no bandpass applied



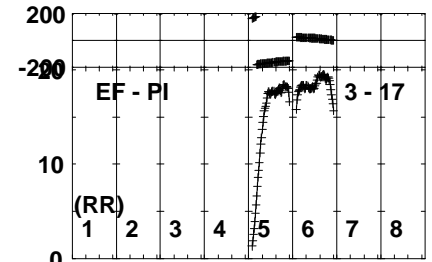
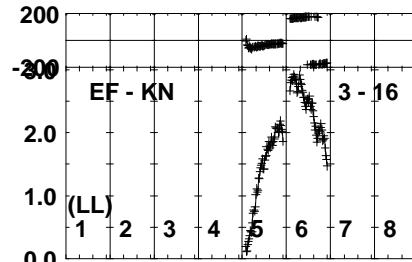
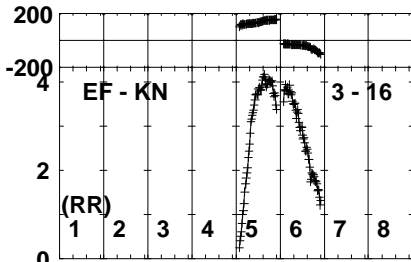
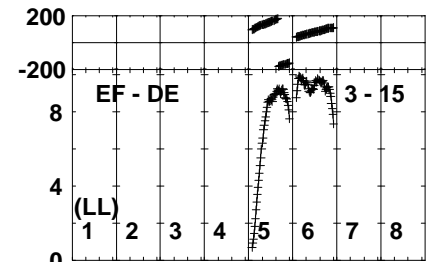
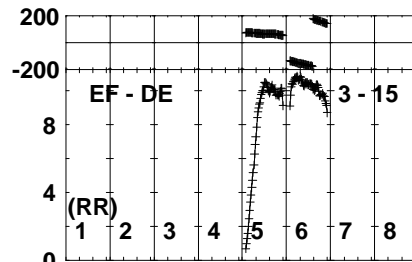
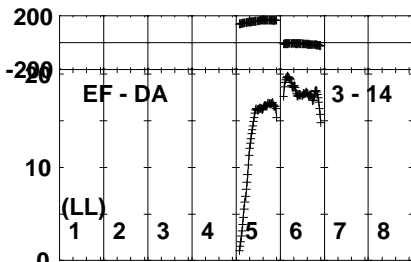
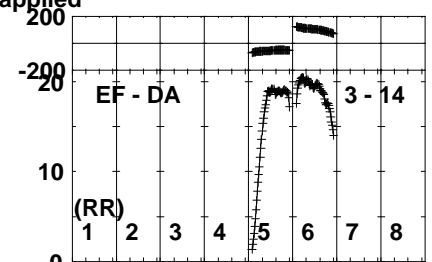
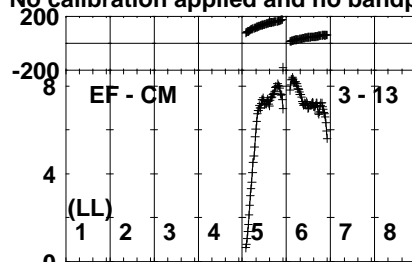
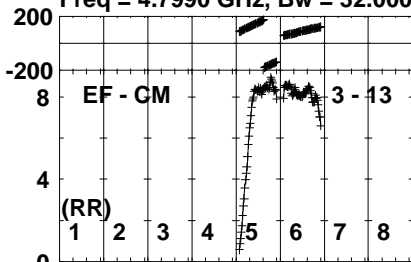
Lower frame: Milli Ampl Jy Top frame: Phas deg  
Vector averaged cross-power spectrum Several baselines displayed  
Timerange: 00/19:52:01 to 00/19:54:29

Plot file version 590 created 13-FEB-2023 10:50:25

J2025+33 EM166B.UVDATA.1

Freq = 4.7990 GHz, Bw = 32.000 MH

No calibration applied and no bandpass applied

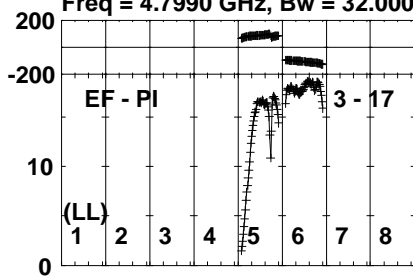


Lower frame: Milli Ampl Jy Top frame: Phas deg  
Vector averaged cross-power spectrum Several baselines displayed  
Timerange: 00/19:52:01 to 00/19:54:29

Plot file version 591 created 13-FEB-2023 10:50:25

J2025+33 EM166B.UVDATA.1

Freq = 4.7990 GHz, Bw = 32.000 MH No calibration applied and no bandpass applied



Lower frame: Milli Ampl Jy Top frame: Phas deg

Vector averaged cross-power spectrum Several baselines displayed

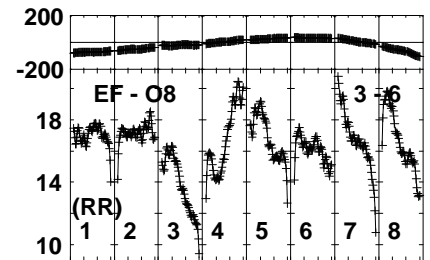
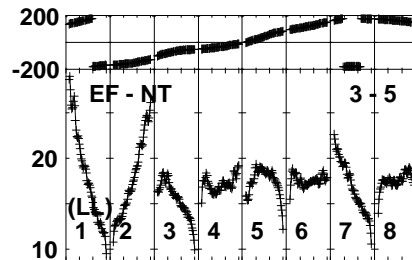
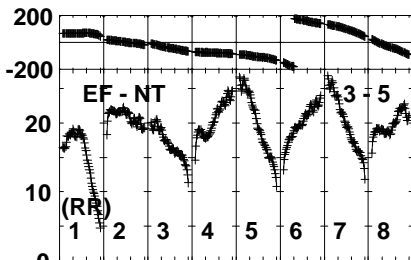
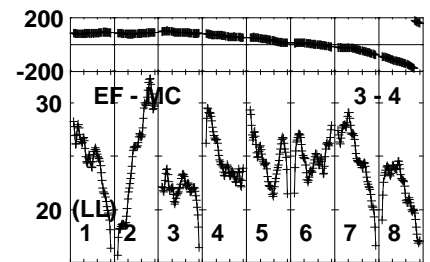
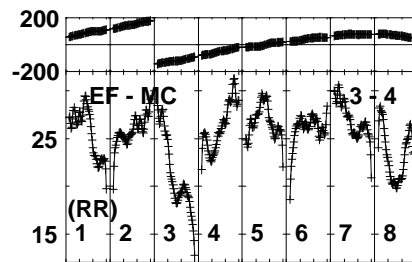
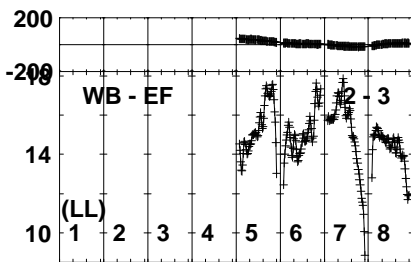
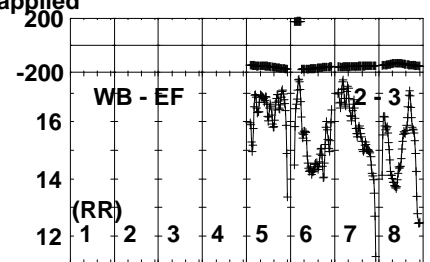
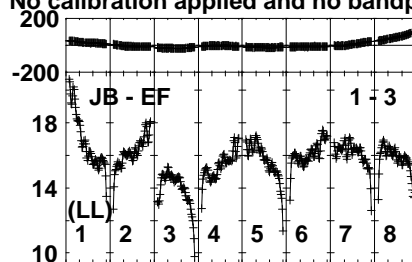
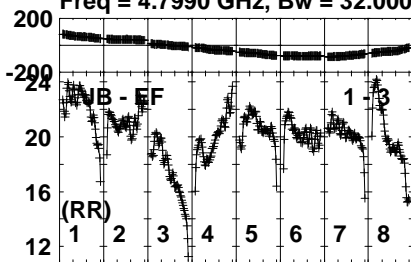
Timerange: 00/19:52:01 to 00/19:54:29

Plot file version 592 created 13-FEB-2023 10:50:25

J2148+0657 EM166B.UVDATA.1

Freq = 4.7990 GHz, Bw = 32.000 MH

No calibration applied and no bandpass applied



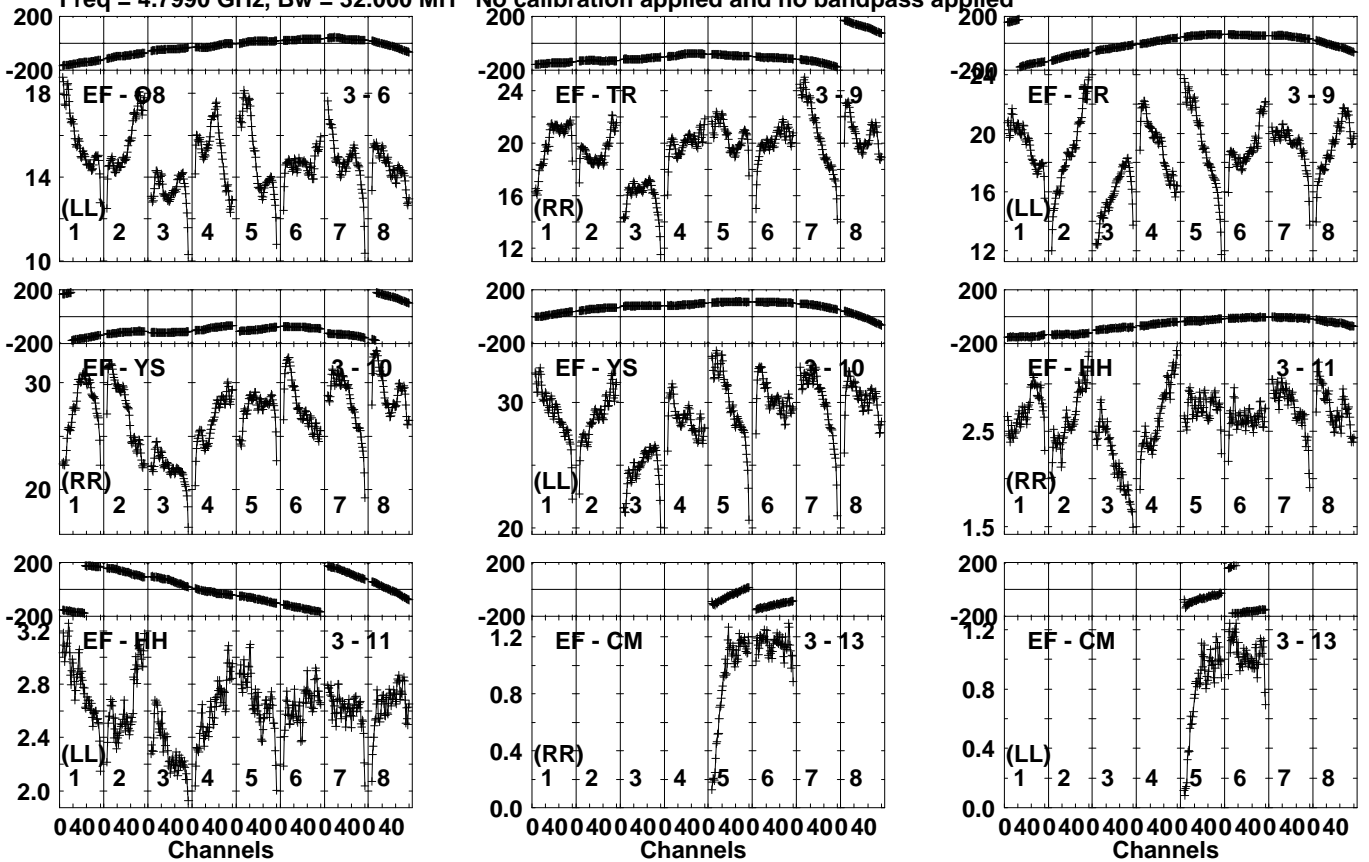
Lower frame: Milli Ampl Jy Top frame: Phas deg  
Vector averaged cross-power spectrum Several baselines displayed  
Timerange: 00/19:56:31 to 00/19:59:59



Plot file version 593 created 13-FEB-2023 10:50:25

J2148+0657 EM166B.UVDATA.1

Freq = 4.7990 GHz, Bw = 32.000 MH No calibration applied and no bandpass applied



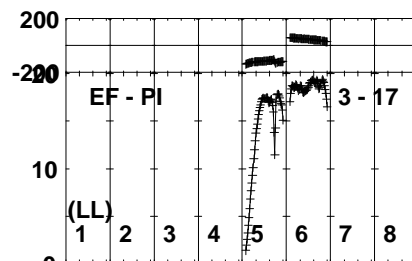
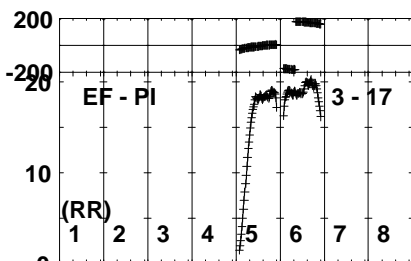
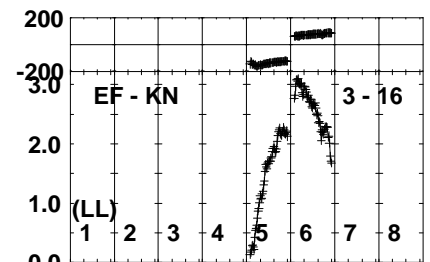
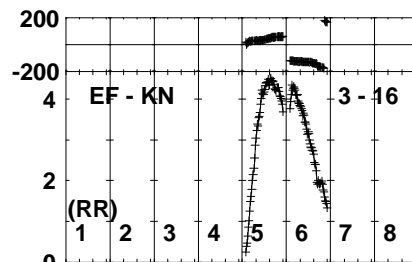
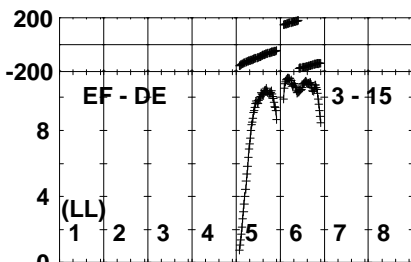
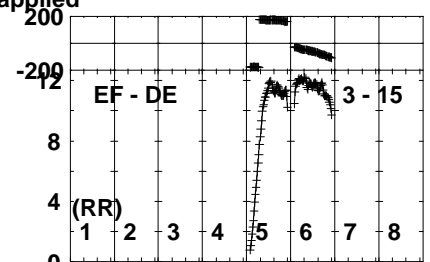
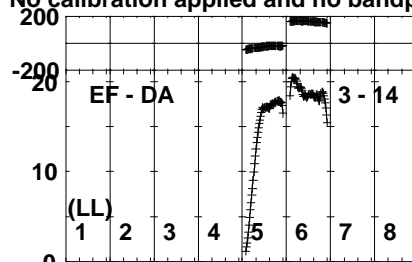
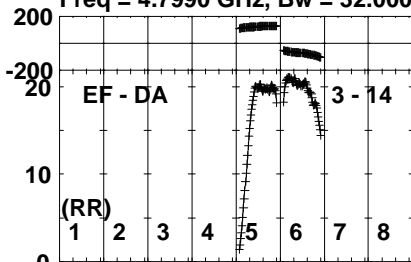
Lower frame: Milli Ampl Jy Top frame: Phas deg  
Vector averaged cross-power spectrum Several baselines displayed  
Timerange: 00/19:56:31 to 00/19:59:59

Plot file version 594 created 13-FEB-2023 10:50:25

J2148+0657 EM166B.UVDATA.1

Freq = 4.7990 GHz, Bw = 32.000 MH

No calibration applied and no bandpass applied



Lower frame: Milli Ampl Jy Top frame: Phas deg  
Vector averaged cross-power spectrum Several baselines displayed  
Timerange: 00/19:56:31 to 00/19:59:59