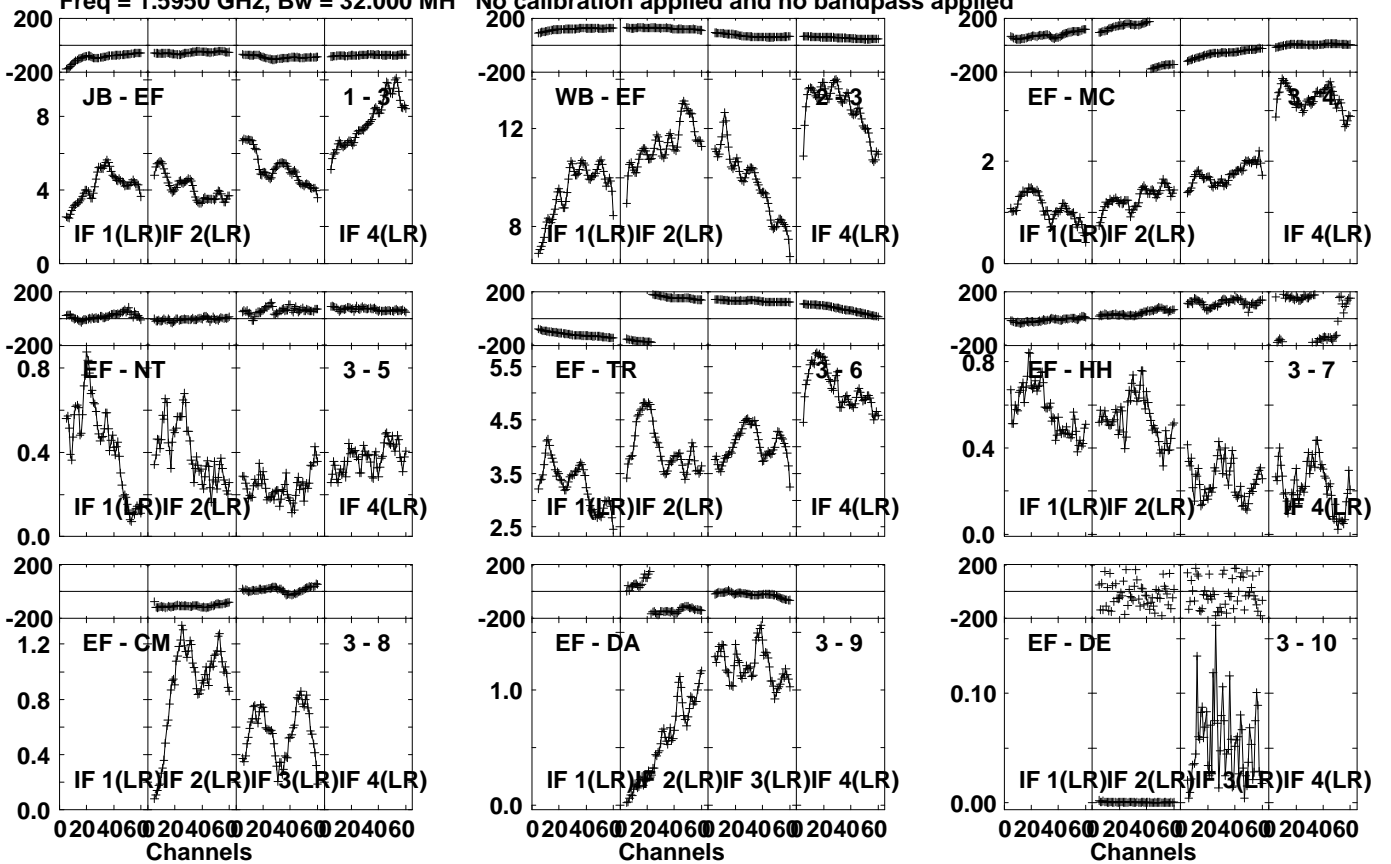


Plot file version 1 created 16-MAY-2023 10:11:38

J0745+1011 EM168B.UVDATA.1

Freq = 1.5950 GHz, Bw = 32.000 MH

No calibration applied and no bandpass applied

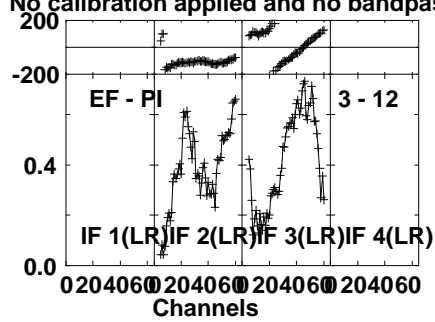
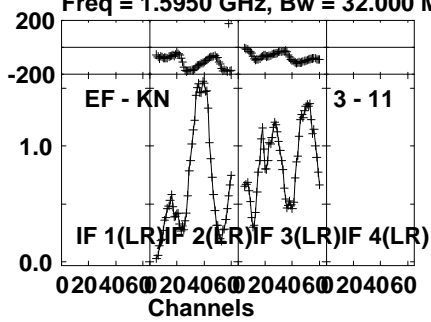


Lower frame: Milli Ampl Jy Top frame: Phas deg  
Vector averaged cross-power spectrum Several baselines displayed  
Timerange: 00/18:00:01 to 00/18:03:59

Plot file version 2 created 16-MAY-2023 10:11:39

J0745+1011 EM168B.UVDATA.1

Freq = 1.5950 GHz, Bw = 32.000 MH No calibration applied and no bandpass applied

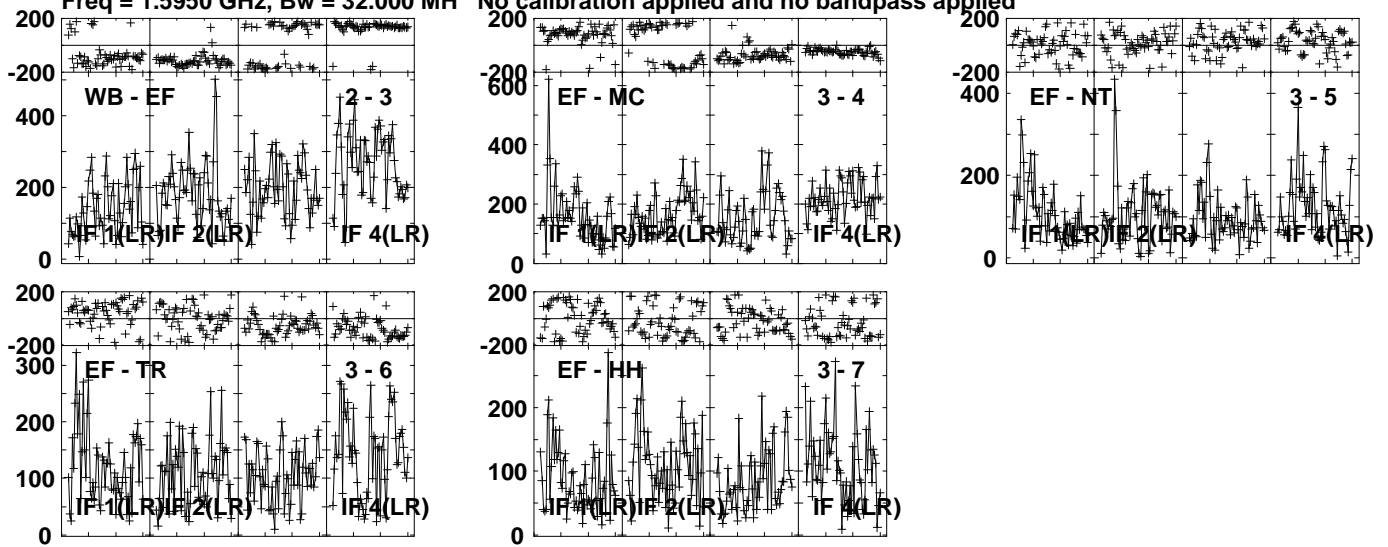


Lower frame: Milli Ampl Jy Top frame: Phas deg  
Vector averaged cross-power spectrum Several baselines displayed  
Timerange: 00/18:00:01 to 00/18:03:59

Plot file version 3 created 16-MAY-2023 10:11:39

J0745-2451 EM168B.UVDATA.1

Freq = 1.5950 GHz, Bw = 32.000 MH No calibration applied and no bandpass applied

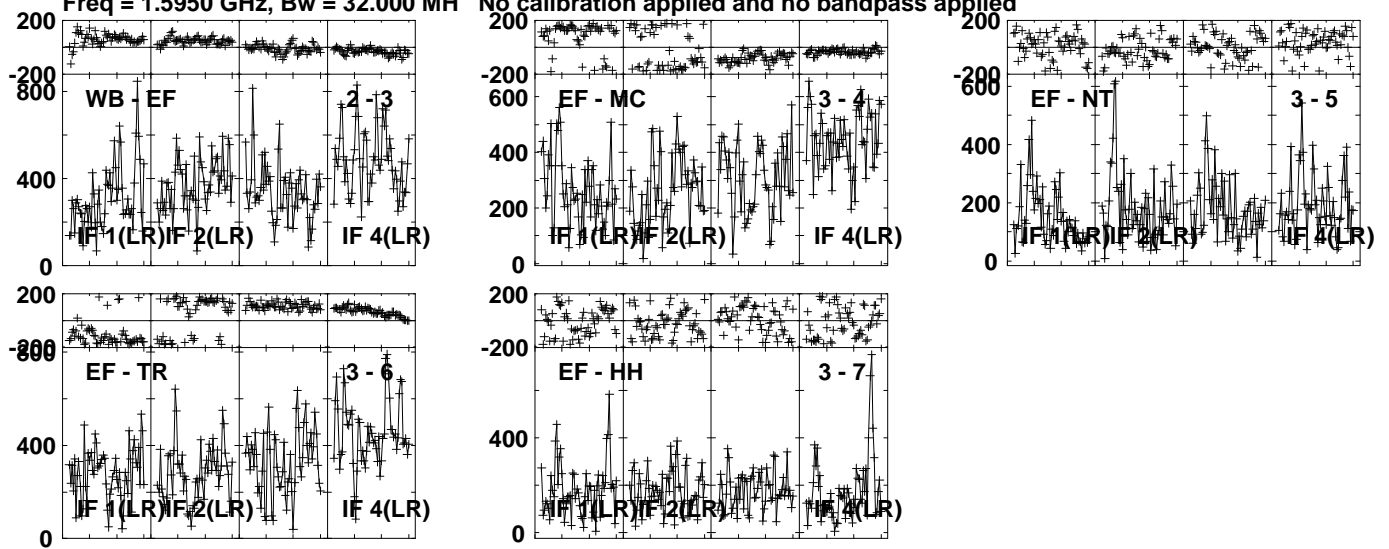


Lower frame: Micro Ampl Jy Top frame: Phas deg  
Vector averaged cross-power spectrum Several baselines displayed  
Timerange: 00/18:06:41 to 00/18:08:39

Plot file version 4 created 16-MAY-2023 10:11:39

J0740-2444 EM168B.UVDATA.1

Freq = 1.5950 GHz, Bw = 32.000 MH No calibration applied and no bandpass applied

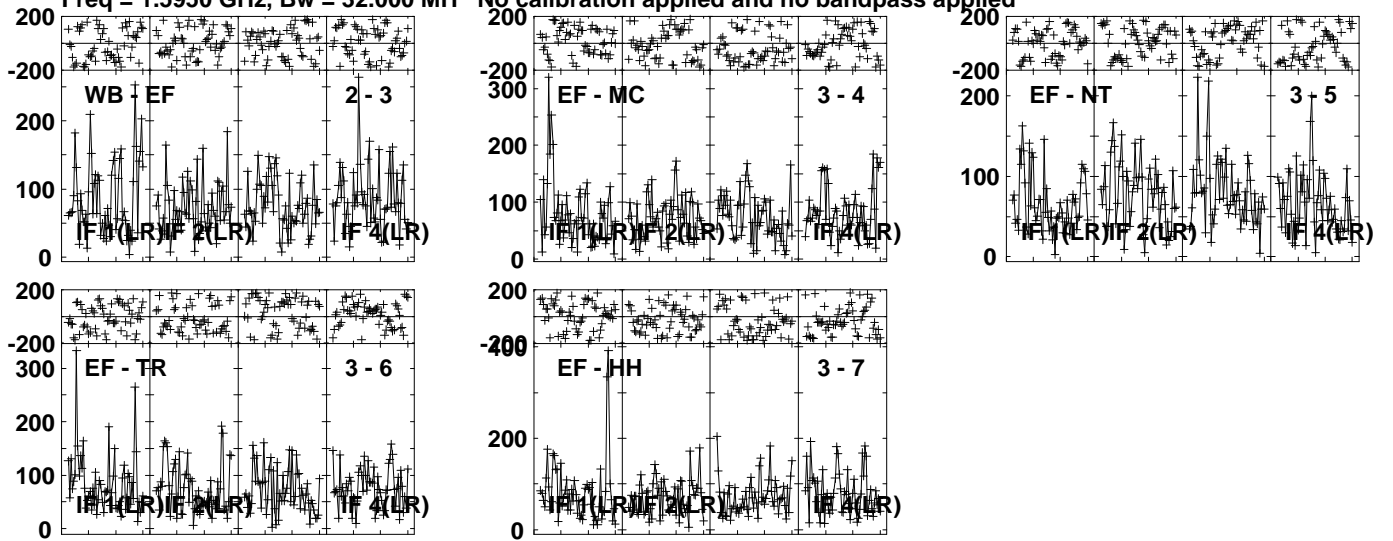


Lower frame: Micro Ampl Jy Top frame: Phas deg  
Vector averaged cross-power spectrum Several baselines displayed  
Timerange: 00/18:08:41 to 00/18:10:09

Plot file version 5 created 16-MAY-2023 10:11:39

TYC6544 EM168B.UVDATA.1

Freq = 1.5950 GHz, Bw = 32.000 MH No calibration applied and no bandpass applied

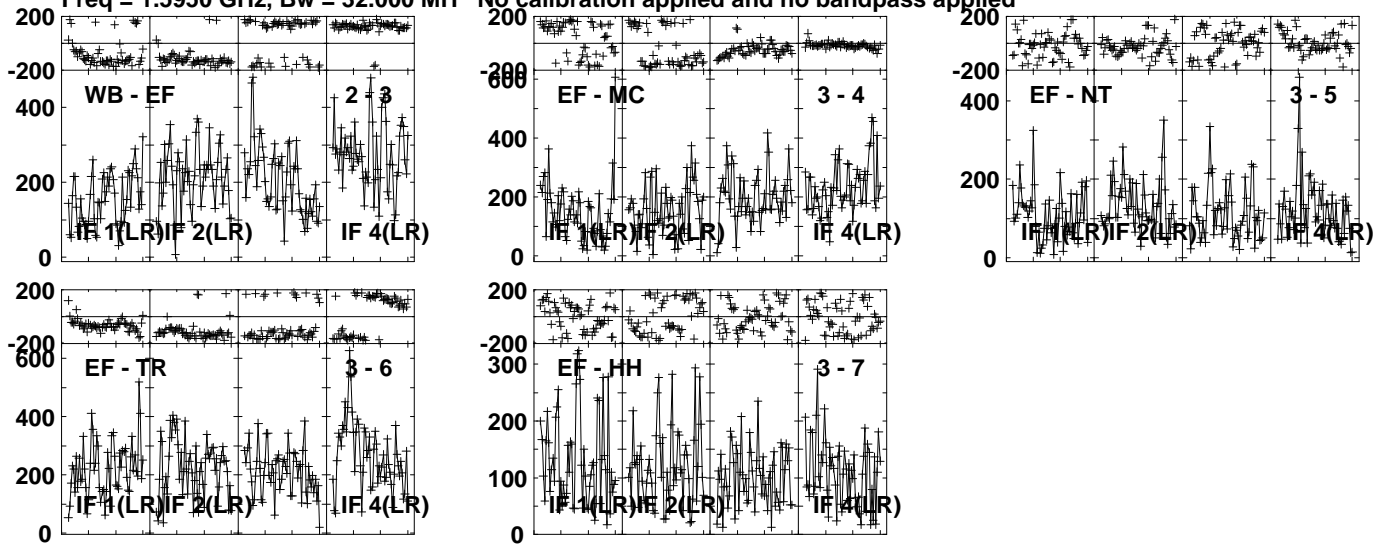


Lower frame: Micro Ampl Jy Top frame: Phas deg  
Vector averaged cross-power spectrum Several baselines displayed  
Timerange: 00/18:10:11 to 00/18:13:39

Plot file version 6 created 16-MAY-2023 10:11:39

J0745-2451 EM168B.UVDATA.1

Freq = 1.5950 GHz, Bw = 32.000 MH No calibration applied and no bandpass applied

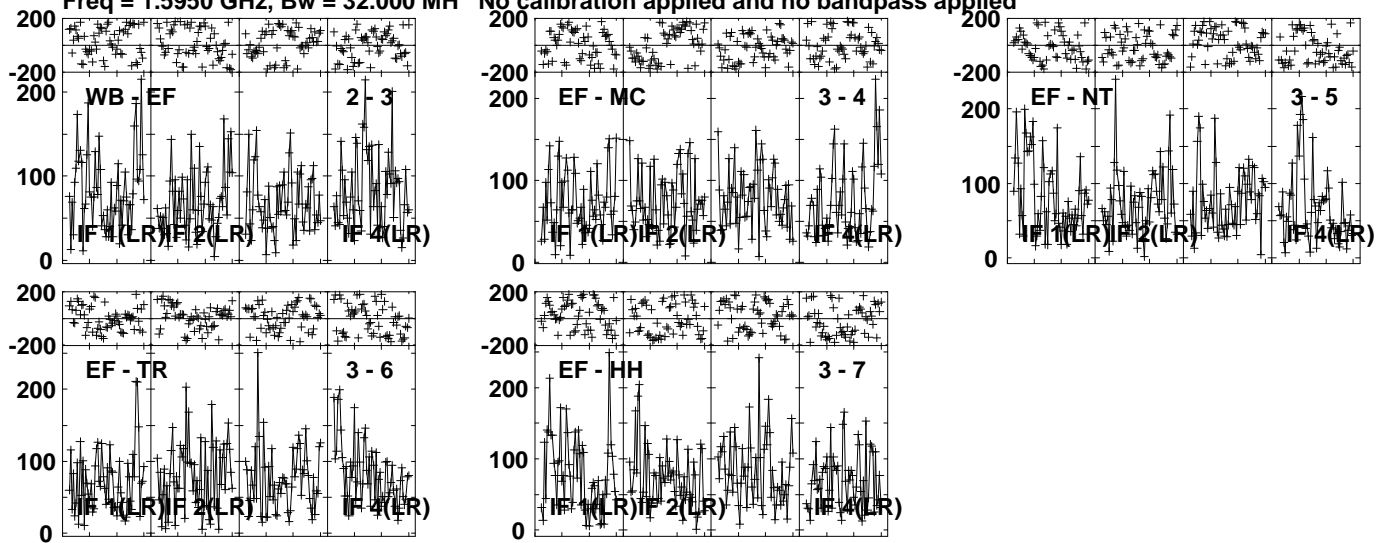


Lower frame: Micro Ampl Jy Top frame: Phas deg  
Vector averaged cross-power spectrum Several baselines displayed  
Timerange: 00/18:14:06 to 00/18:15:34

Plot file version 7 created 16-MAY-2023 10:11:39

TYC6544 EM168B.UVDATA.1

Freq = 1.5950 GHz, Bw = 32.000 MH No calibration applied and no bandpass applied

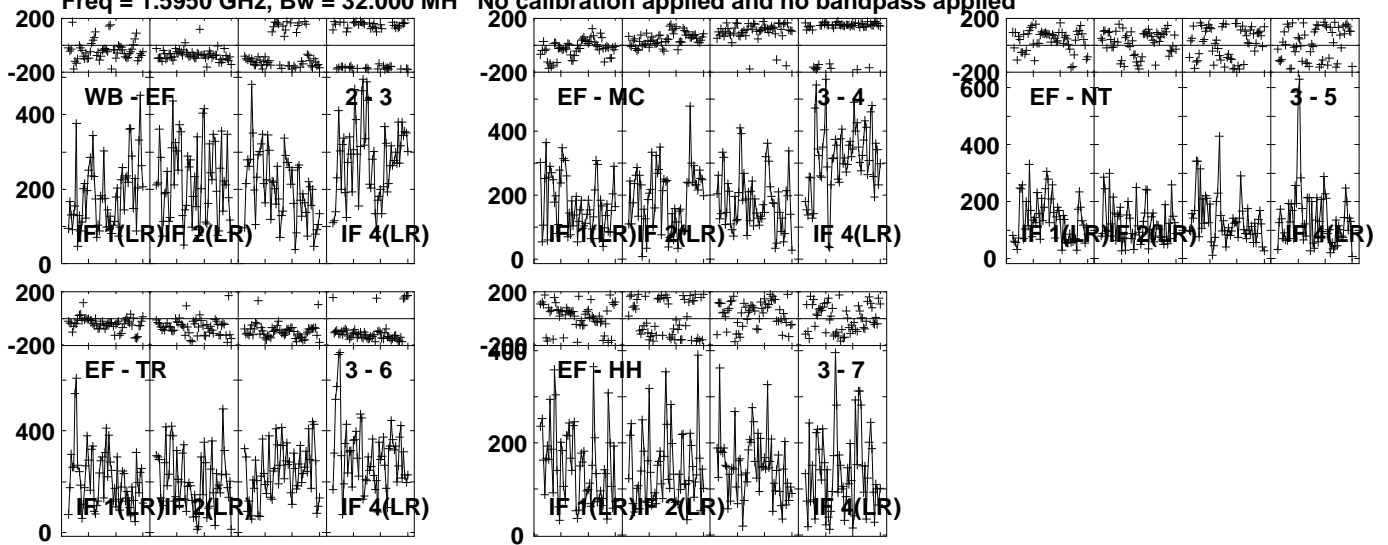


Lower frame: Micro Ampl Jy Top frame: Phas deg  
Vector averaged cross-power spectrum Several baselines displayed  
Timerange: 00/18:15:36 to 00/18:19:04

Plot file version 8 created 16-MAY-2023 10:11:39

J0745-2451 EM168B.UVDATA.1

Freq = 1.5950 GHz, Bw = 32.000 MH No calibration applied and no bandpass applied



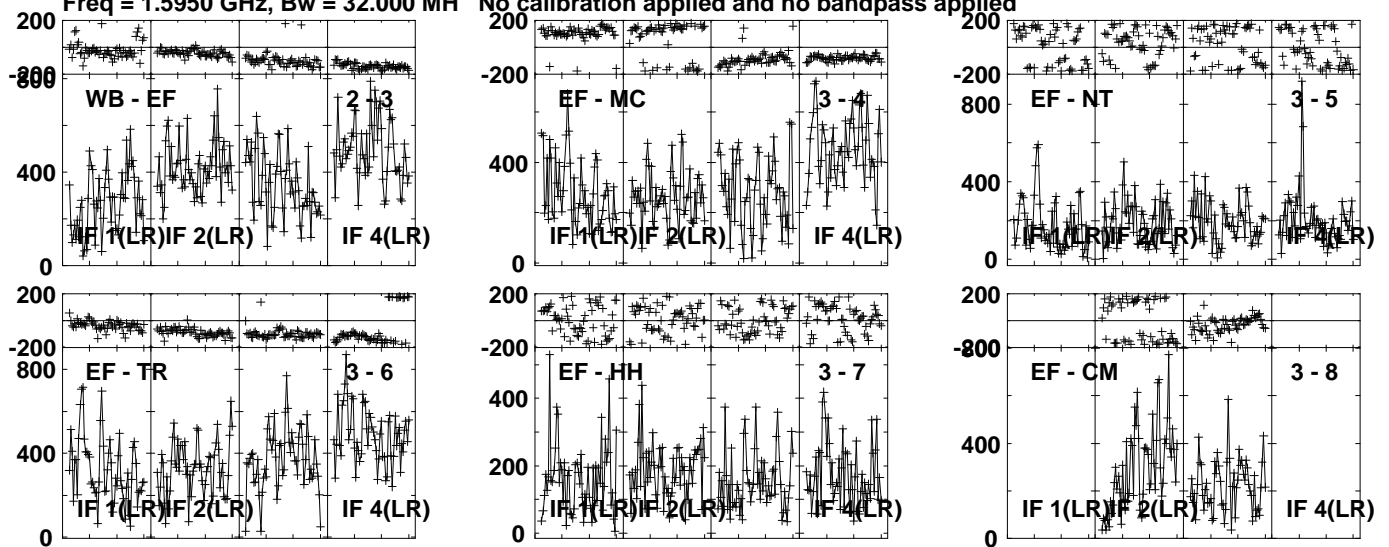
Lower frame: Micro Ampl Jy Top frame: Phas deg  
Vector averaged cross-power spectrum Several baselines displayed  
Timerange: 00/18:19:06 to 00/18:20:34



Plot file version 9 created 16-MAY-2023 10:11:39

J0740-2444 EM168B.UVDATA.1

Freq = 1.5950 GHz, Bw = 32.000 MH No calibration applied and no bandpass applied

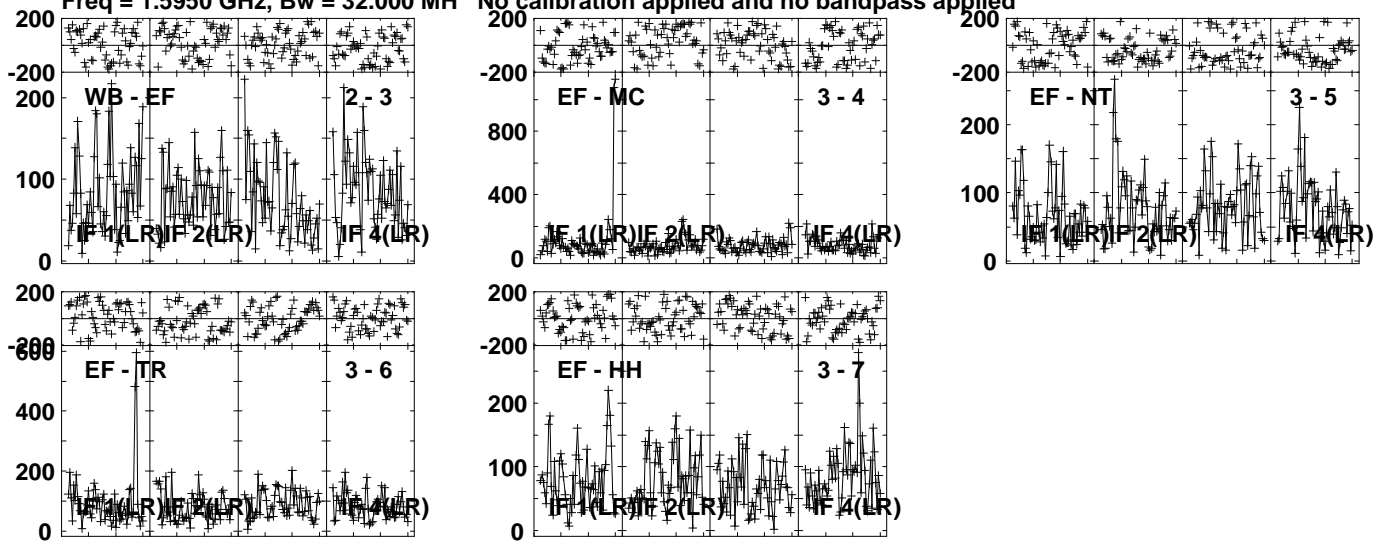


Lower frame: Micro Ampl Jy Top frame: Phas deg  
Vector averaged cross-power spectrum Several baselines displayed  
Timerange: 00/18:20:36 to 00/18:22:04

Plot file version 10 created 16-MAY-2023 10:11:39

TYC6544 EM168B.UVDATA.1

Freq = 1.5950 GHz, Bw = 32.000 MH No calibration applied and no bandpass applied



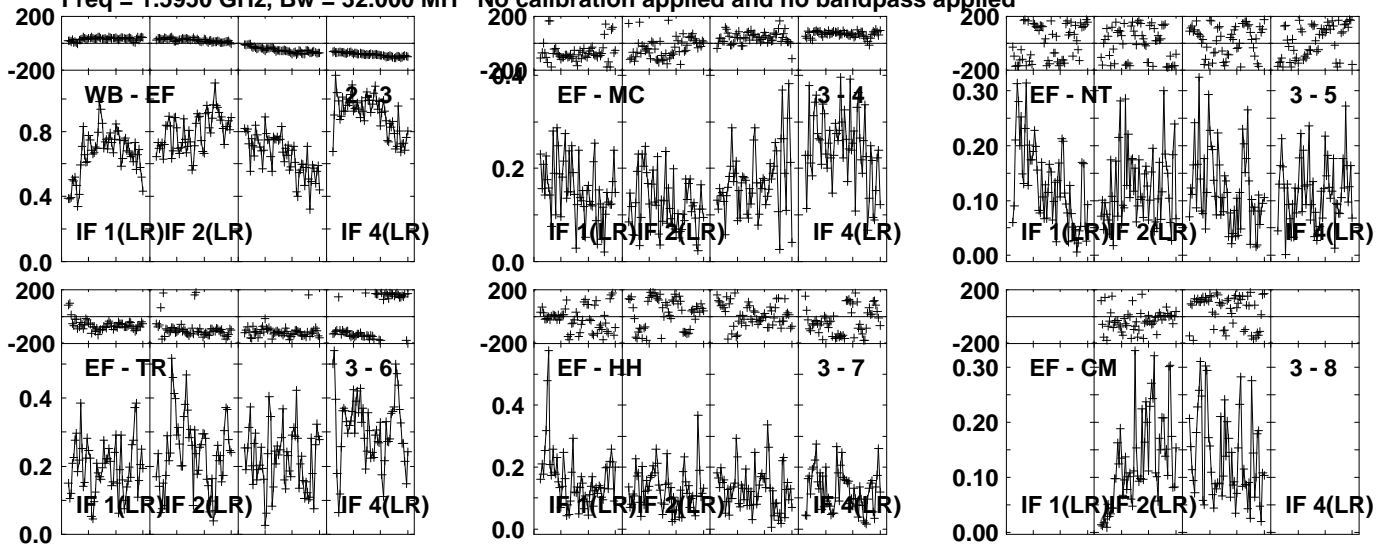
Lower frame: Micro Ampl Jy Top frame: Phas deg  
Vector averaged cross-power spectrum Several baselines displayed  
Timerange: 00/18:22:06 to 00/18:25:34

Plot file version 11 created 16-MAY-2023 10:11:39

J0745-2451 EM168B.UVDATA.1

Freq = 1.5950 GHz, Bw = 32.000 MH

No calibration applied and no bandpass applied



Lower frame: Milli Ampl Jy Top frame: Phas deg

Vector averaged cross-power spectrum Several baselines displayed

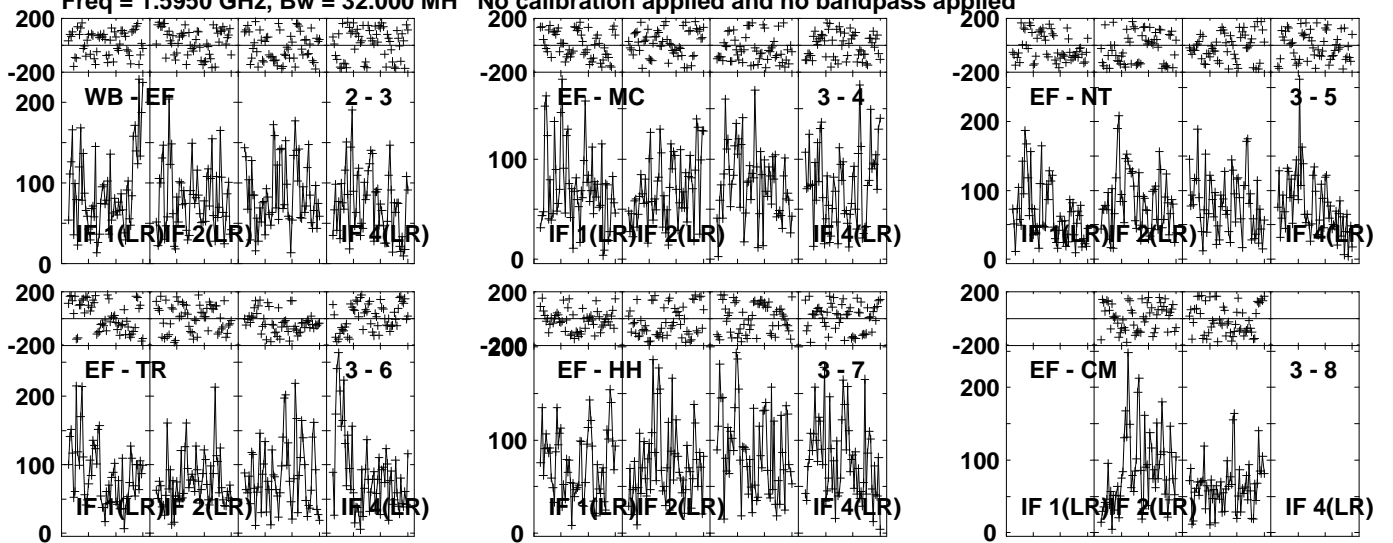
Timerange: 00/18:26:01 to 00/18:27:29

Plot file version 12 created 16-MAY-2023 10:11:39

TYC6544 EM168B.UVDATA.1

Freq = 1.5950 GHz, Bw = 32.000 MH

No calibration applied and no bandpass applied



Lower frame: Micro Ampl Jy Top frame: Phas deg

Vector averaged cross-power spectrum Several baselines displayed

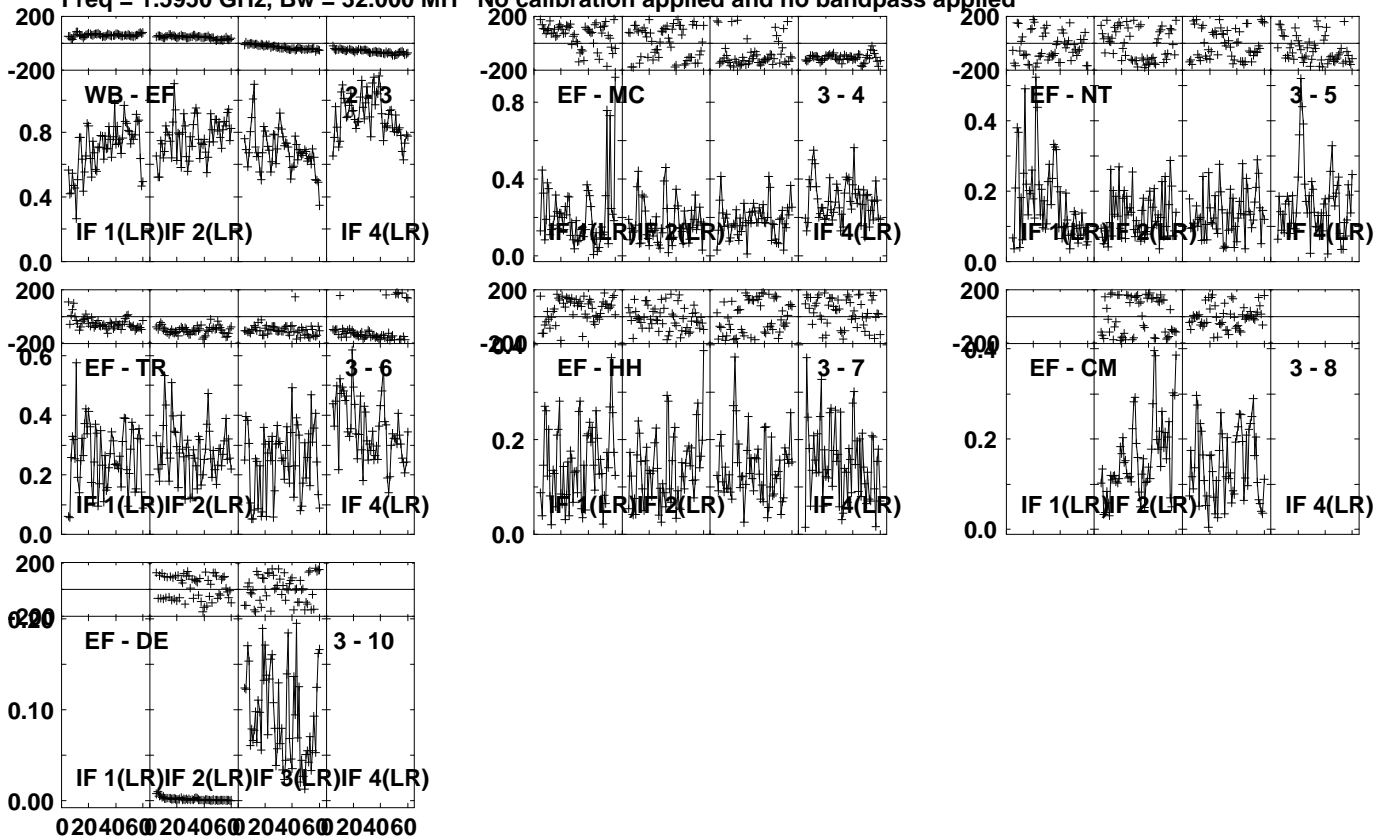
Timerange: 00/18:27:31 to 00/18:30:59

Plot file version 13 created 16-MAY-2023 10:11:39

J0745-2451 EM168B.UVDATA.1

Freq = 1.5950 GHz, Bw = 32.000 MH

No calibration applied and no bandpass applied



Lower frame: Milli Ampl Jy Top frame: Phas deg

Vector averaged cross-power spectrum Several baselines displayed

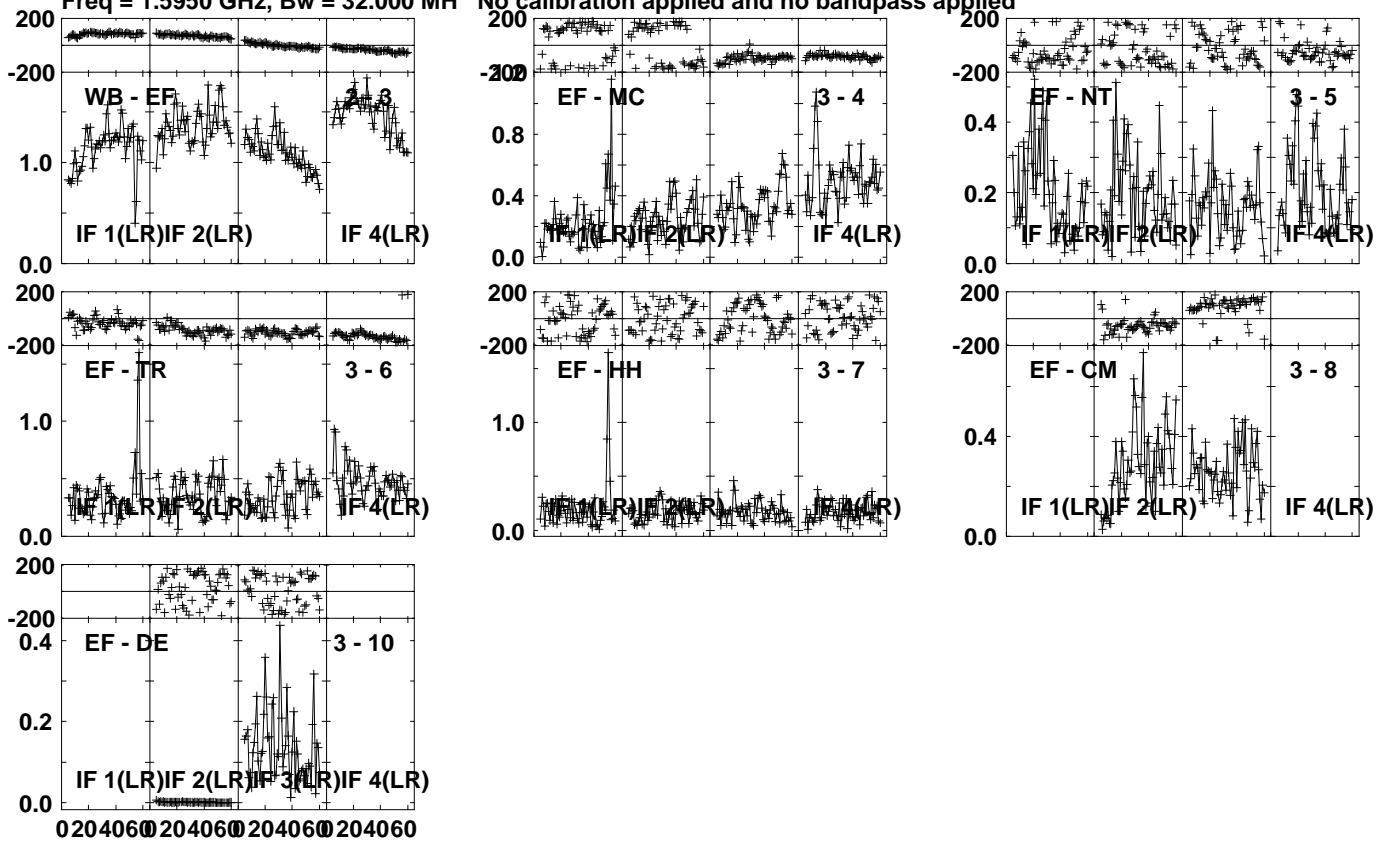
Timerange: 00/18:31:01 to 00/18:32:29

Plot file version 14 created 16-MAY-2023 10:11:39

J0740-2444 EM168B.UVDATA.1

Freq = 1.5950 GHz, Bw = 32.000 MH

No calibration applied and no bandpass applied



Lower frame: Milli Ampl Jy Top frame: Phas deg

Vector averaged cross-power spectrum Several baselines displayed

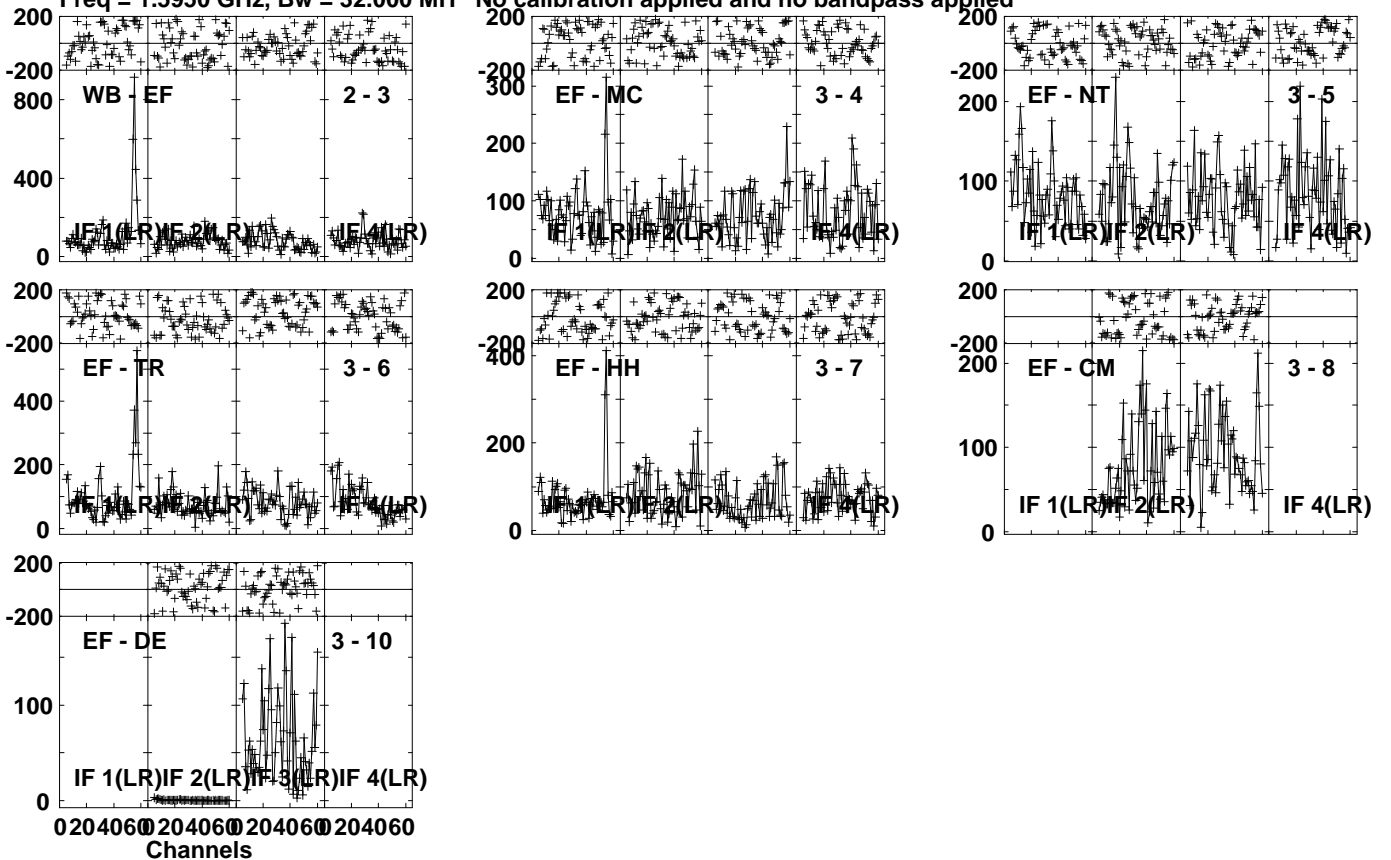
Timerange: 00/18:32:31 to 00/18:33:59

Plot file version 15 created 16-MAY-2023 10:11:39

TYC6544 EM168B.UVDATA.1

Freq = 1.5950 GHz, Bw = 32.000 MH

No calibration applied and no bandpass applied



Lower frame: Micro Ampl Jy Top frame: Phas deg

Vector averaged cross-power spectrum Several baselines displayed

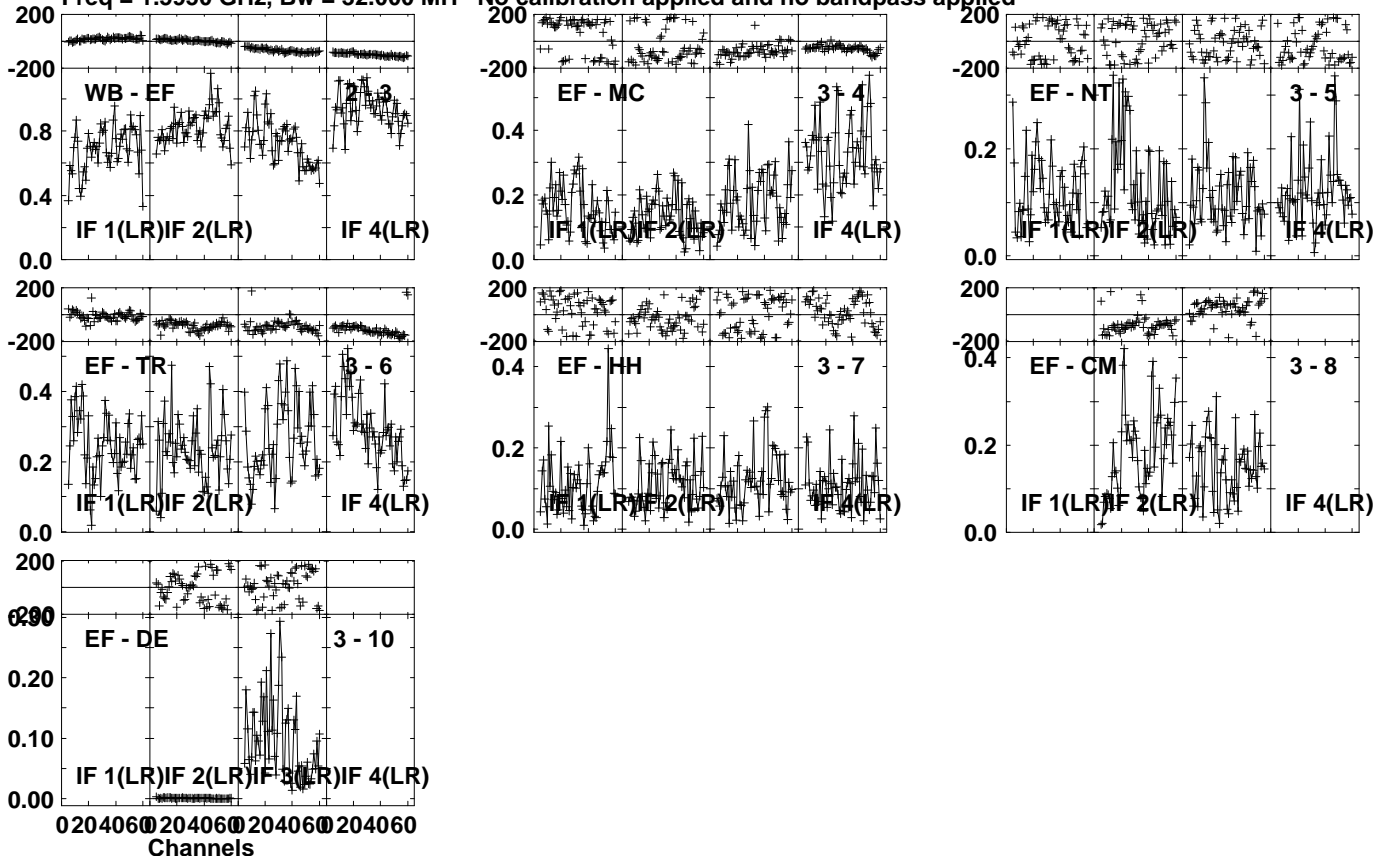
Timerange: 00/18:34:01 to 00/18:37:29

Plot file version 16 created 16-MAY-2023 10:11:40

J0745-2451 EM168B.UVDATA.1

Freq = 1.5950 GHz, Bw = 32.000 MH

No calibration applied and no bandpass applied



Lower frame: Milli Ampl Jy Top frame: Phas deg

Vector averaged cross-power spectrum Several baselines displayed

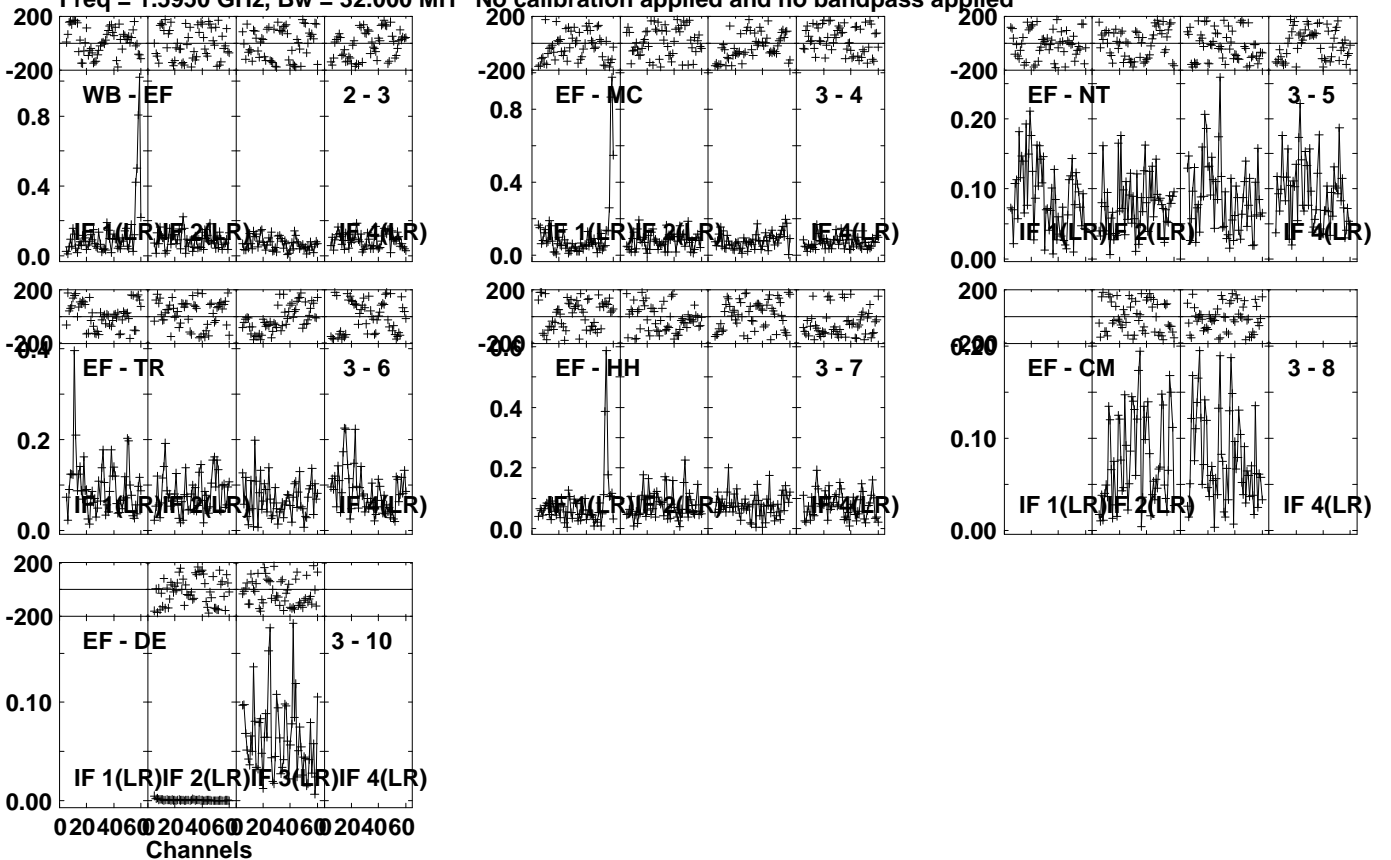
Timerange: 00/18:37:56 to 00/18:39:24



Plot file version 17 created 16-MAY-2023 10:11:40

TYC6544 EM168B.UVDATA.1

Freq = 1.5950 GHz, Bw = 32.000 MH No calibration applied and no bandpass applied



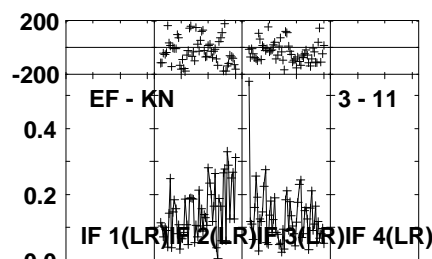
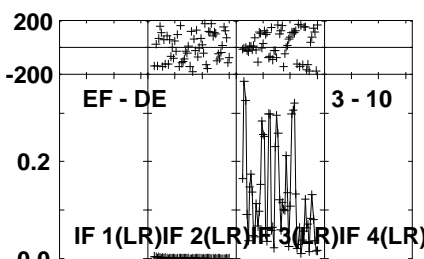
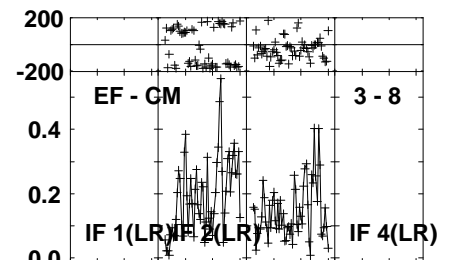
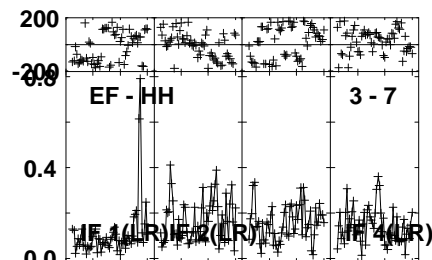
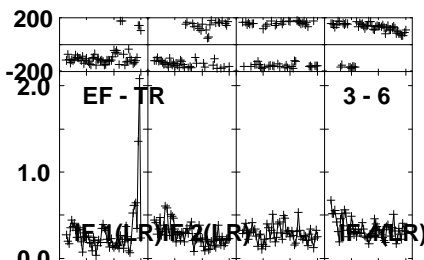
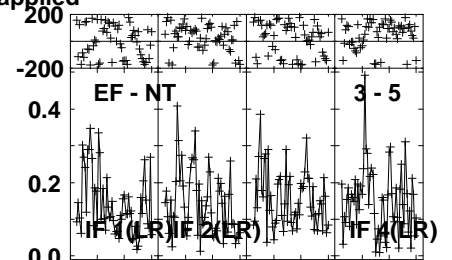
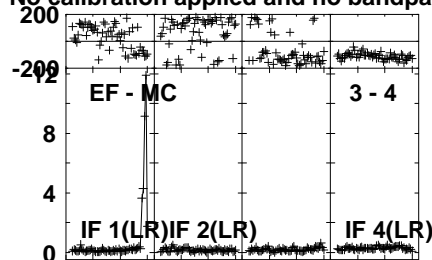
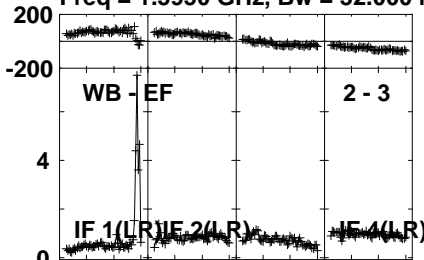
Lower frame: Milli Ampl Jy Top frame: Phas deg  
Vector averaged cross-power spectrum Several baselines displayed  
Timerange: 00/18:39:26 to 00/18:42:54

Plot file version 18 created 16-MAY-2023 10:11:40

J0745-2451 EM168B.UVDATA.1

Freq = 1.5950 GHz, Bw = 32.000 MH

No calibration applied and no bandpass applied



0204060 204060 204060 204060 Channels

0204060 204060 204060 204060 Channels

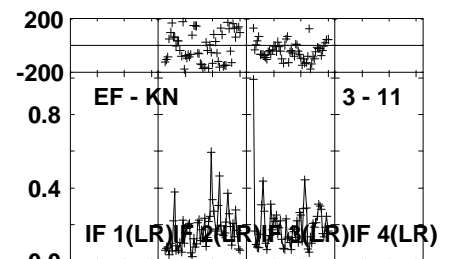
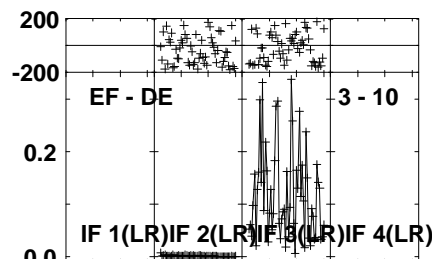
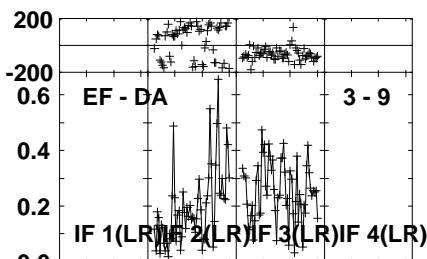
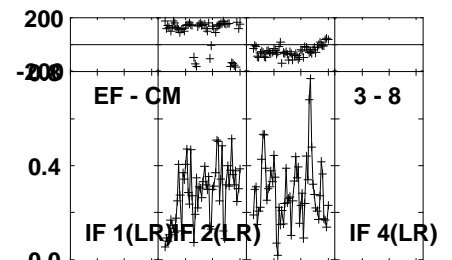
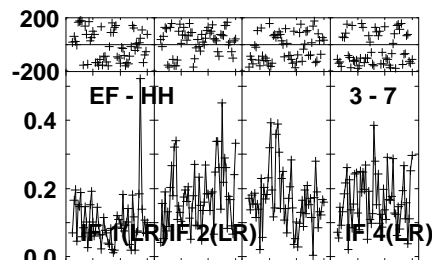
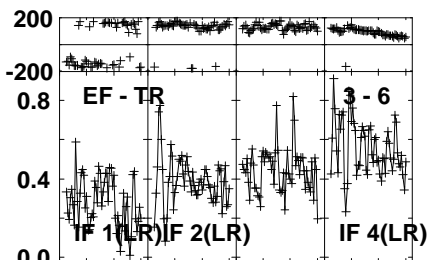
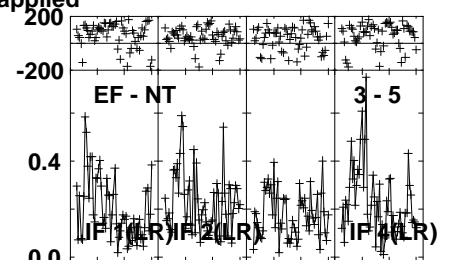
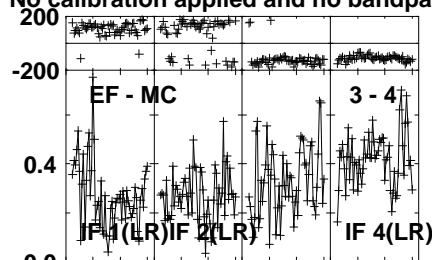
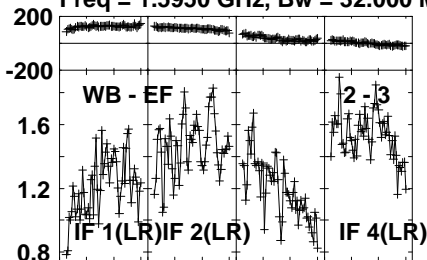
Lower frame: Milli Ampl Jy Top frame: Phas deg  
Vector averaged cross-power spectrum Several baselines displayed  
Timerange: 00/18:42:56 to 00/18:44:24

Plot file version 19 created 16-MAY-2023 10:11:40

J0740-2444 EM168B.UVDATA.1

Freq = 1.5950 GHz, Bw = 32.000 MH

No calibration applied and no bandpass applied



Lower frame: Milli Ampl Jy Top frame: Phas deg

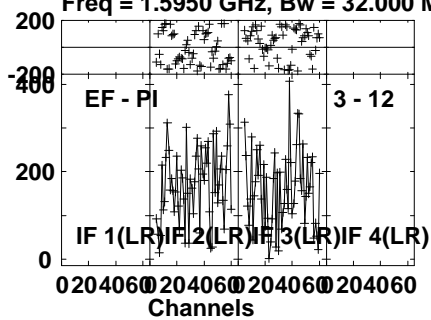
Vector averaged cross-power spectrum Several baselines displayed

Timerange: 00:18:44:26 to 00:18:45:54

Plot file version 20 created 16-MAY-2023 10:11:40

J0740-2444 EM168B.UVDATA.1

Freq = 1.5950 GHz, Bw = 32.000 MH No calibration applied and no bandpass applied

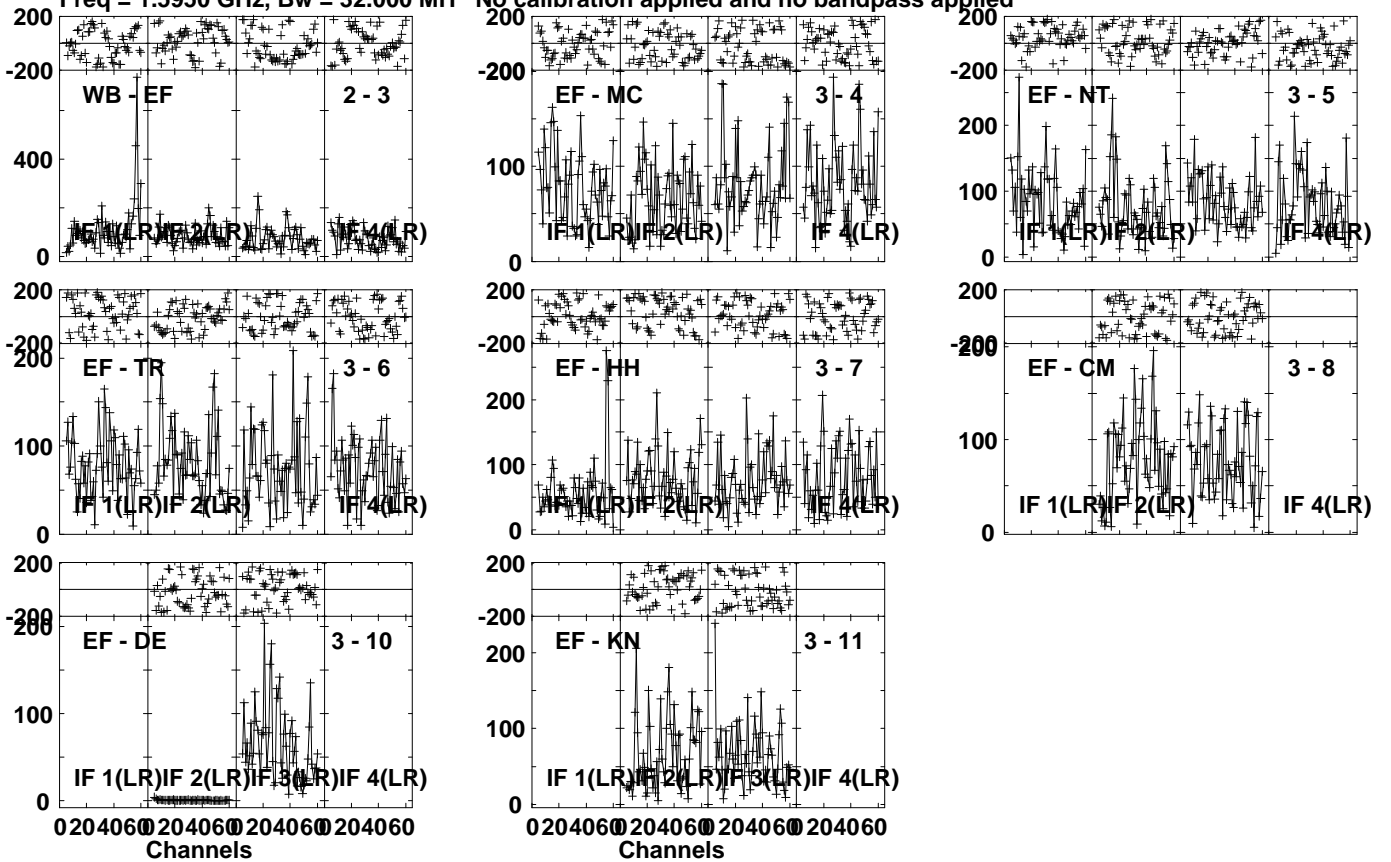


Lower frame: Micro Ampl Jy Top frame: Phas deg  
Vector averaged cross-power spectrum Several baselines displayed  
Timerange: 00/18:44:26 to 00/18:45:54

Plot file version 21 created 16-MAY-2023 10:11:40

TYC6544 EM168B.UVDATA.1

Freq = 1.5950 GHz, Bw = 32.000 MH No calibration applied and no bandpass applied



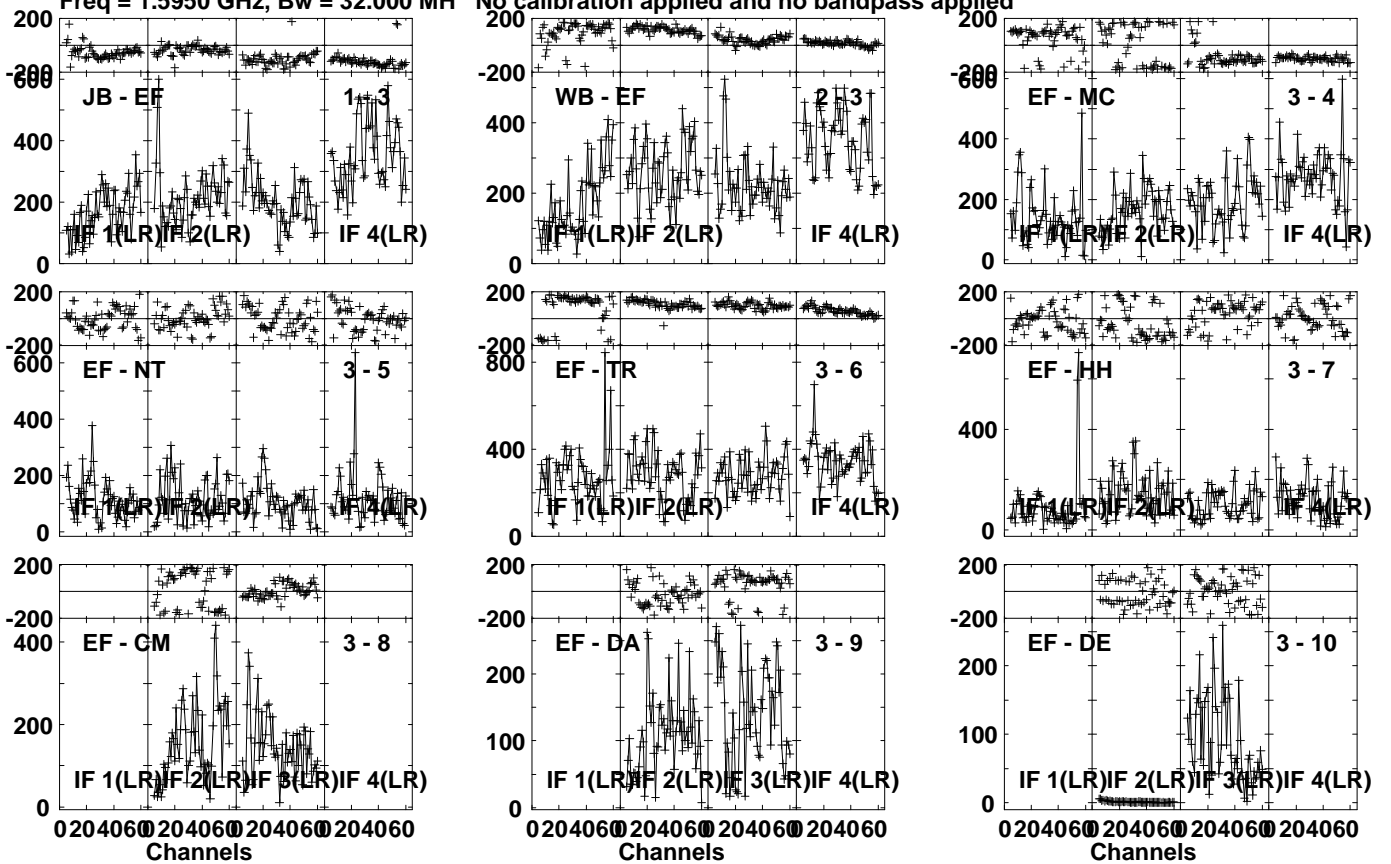
Lower frame: Micro Ampl Jy Top frame: Phas deg  
Vector averaged cross-power spectrum Several baselines displayed  
Timerange: 00:18:45:56 to 00:18:49:24

Plot file version 22 created 16-MAY-2023 10:11:40

J0745-2451 EM168B.UVDATA.1

Freq = 1.5950 GHz, Bw = 32.000 MH

No calibration applied and no bandpass applied

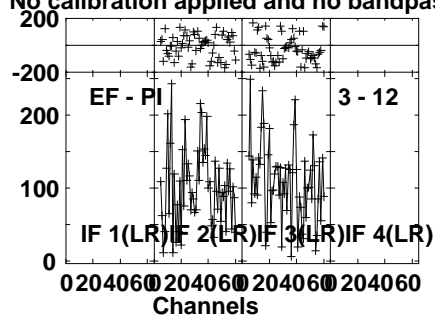
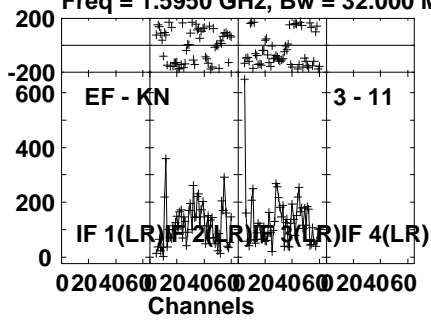


Lower frame: Micro Ampl Jy Top frame: Phas deg  
Vector averaged cross-power spectrum Several baselines displayed  
Timerange: 00/18:49:51 to 00/18:51:19

Plot file version 23 created 16-MAY-2023 10:11:40

J0745-2451 EM168B.UVDATA.1

Freq = 1.5950 GHz, Bw = 32.000 MH No calibration applied and no bandpass applied



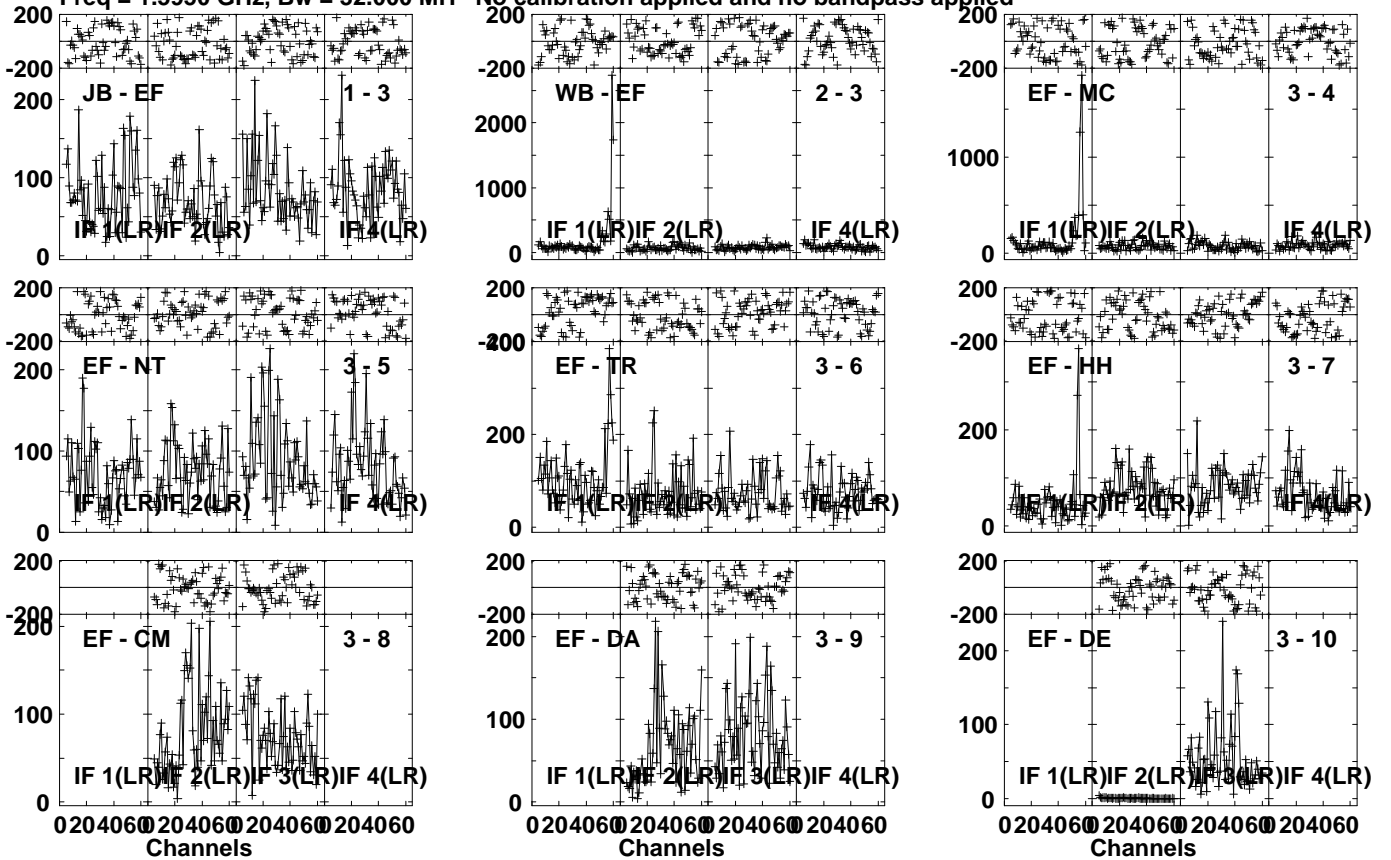
Lower frame: Micro Ampl Jy Top frame: Phas deg  
Vector averaged cross-power spectrum Several baselines displayed  
Timerange: 00/18:49:51 to 00/18:51:19

Plot file version 24 created 16-MAY-2023 10:11:40

TYC6544 EM168B.UVDATA.1

Freq = 1.5950 GHz, Bw = 32.000 MH

No calibration applied and no bandpass applied



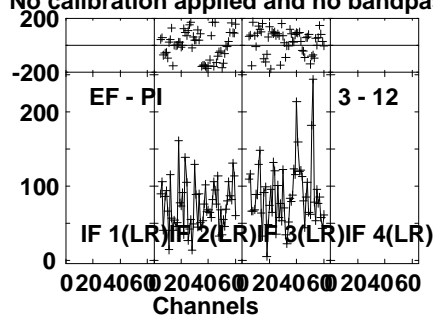
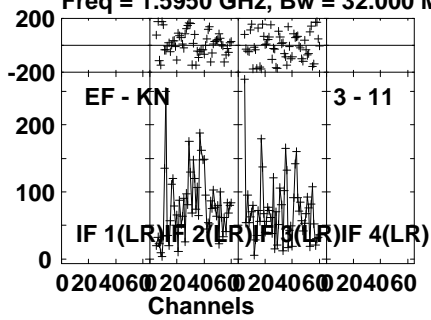
Lower frame: Micro Ampl Jy Top frame: Phas deg  
Vector averaged cross-power spectrum Several baselines displayed  
Timerange: 00/18:51:21 to 00/18:54:49



Plot file version 25 created 16-MAY-2023 10:11:41

TYC6544 EM168B.UVDATA.1

Freq = 1.5950 GHz, Bw = 32.000 MH No calibration applied and no bandpass applied



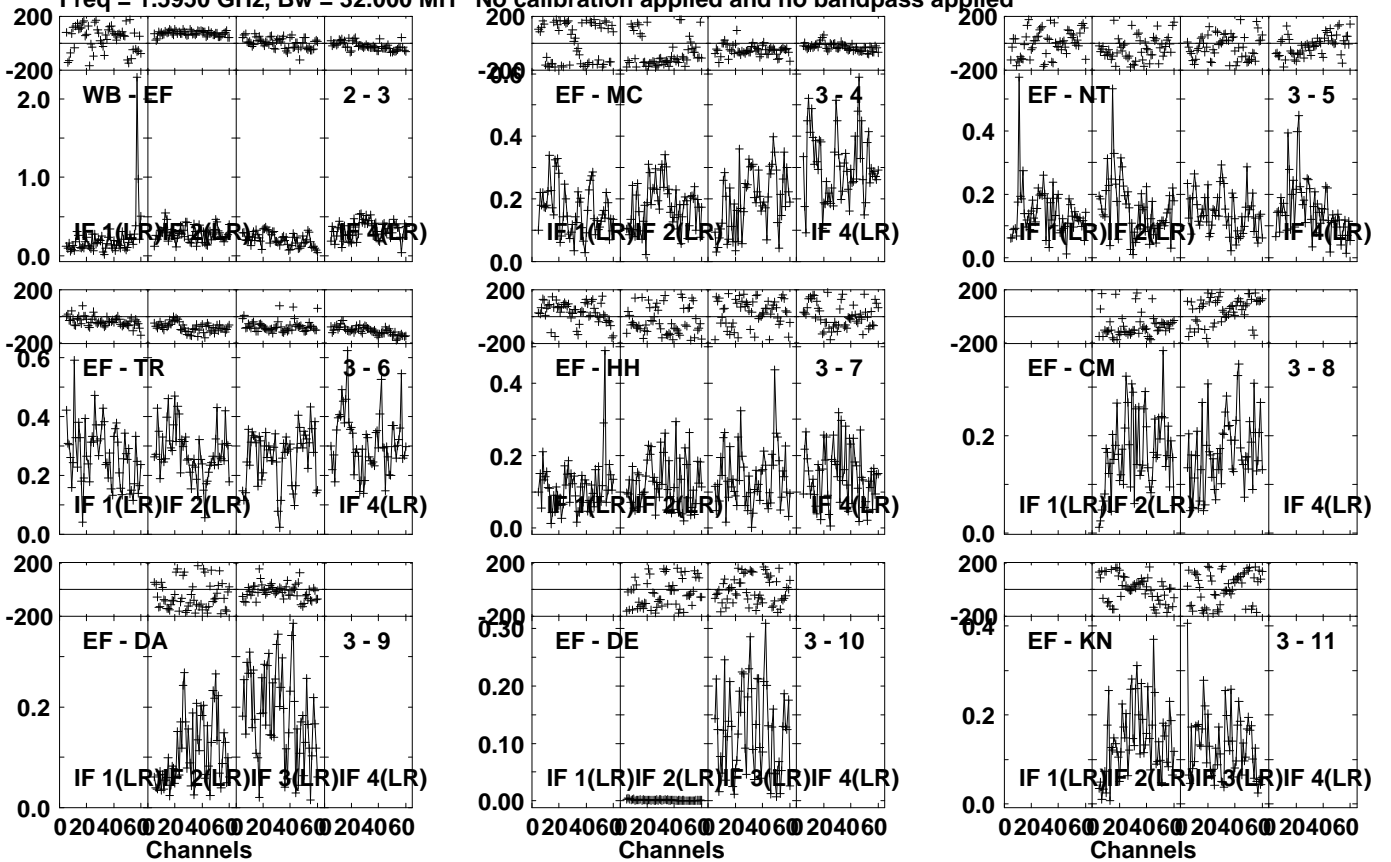
Lower frame: Micro Ampl Jy Top frame: Phas deg  
Vector averaged cross-power spectrum Several baselines displayed  
Timerange: 00/18:51:21 to 00/18:54:49

Plot file version 26 created 16-MAY-2023 10:11:41

J0745-2451 EM168B.UVDATA.1

Freq = 1.5950 GHz, Bw = 32.000 MH

No calibration applied and no bandpass applied



Lower frame: Milli Ampl Jy Top frame: Phas deg

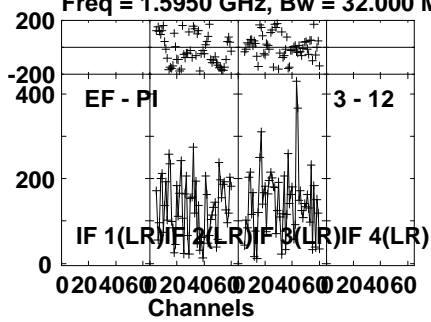
Vector averaged cross-power spectrum Several baselines displayed

Timerange: 00:18:54:51 to 00:18:56:19

Plot file version 27 created 16-MAY-2023 10:11:41

J0745-2451 EM168B.UVDATA.1

Freq = 1.5950 GHz, Bw = 32.000 MH No calibration applied and no bandpass applied



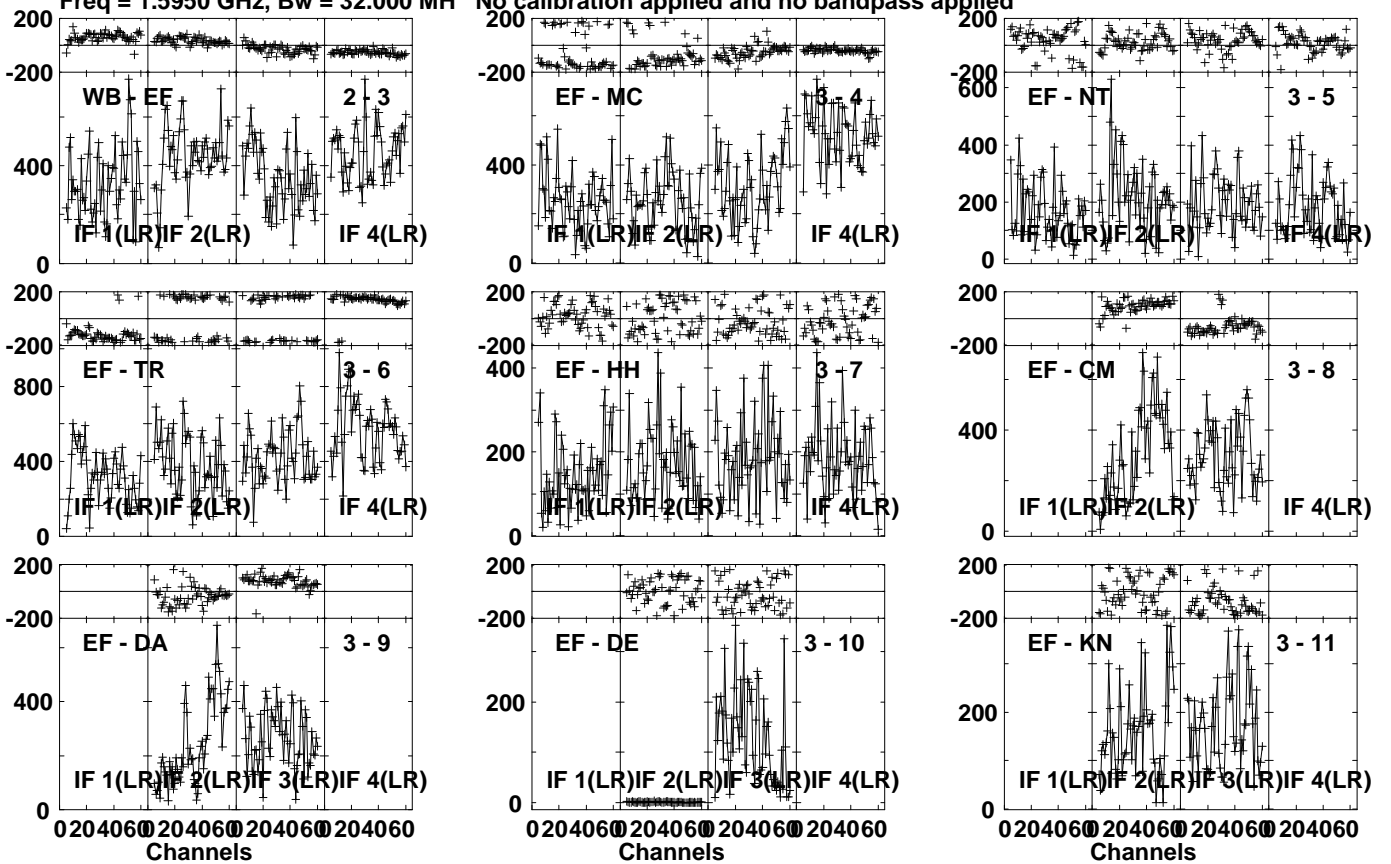
Lower frame: Micro Ampl Jy Top frame: Phas deg  
Vector averaged cross-power spectrum Several baselines displayed  
Timerange: 00/18:54:51 to 00/18:56:19

Plot file version 28 created 16-MAY-2023 10:11:41

J0740-2444 EM168B.UVDATA.1

Freq = 1.5950 GHz, Bw = 32.000 MH

No calibration applied and no bandpass applied

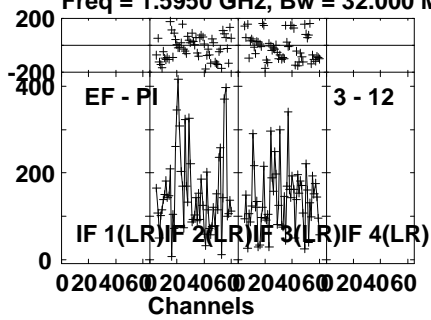


Lower frame: Micro Ampl Jy Top frame: Phas deg  
Vector averaged cross-power spectrum Several baselines displayed  
Timerange: 00:18:56:21 to 00:18:57:49

Plot file version 29 created 16-MAY-2023 10:11:41

J0740-2444 EM168B.UVDATA.1

Freq = 1.5950 GHz, Bw = 32.000 MH No calibration applied and no bandpass applied



Lower frame: Micro Ampl Jy Top frame: Phas deg

Vector averaged cross-power spectrum Several baselines displayed

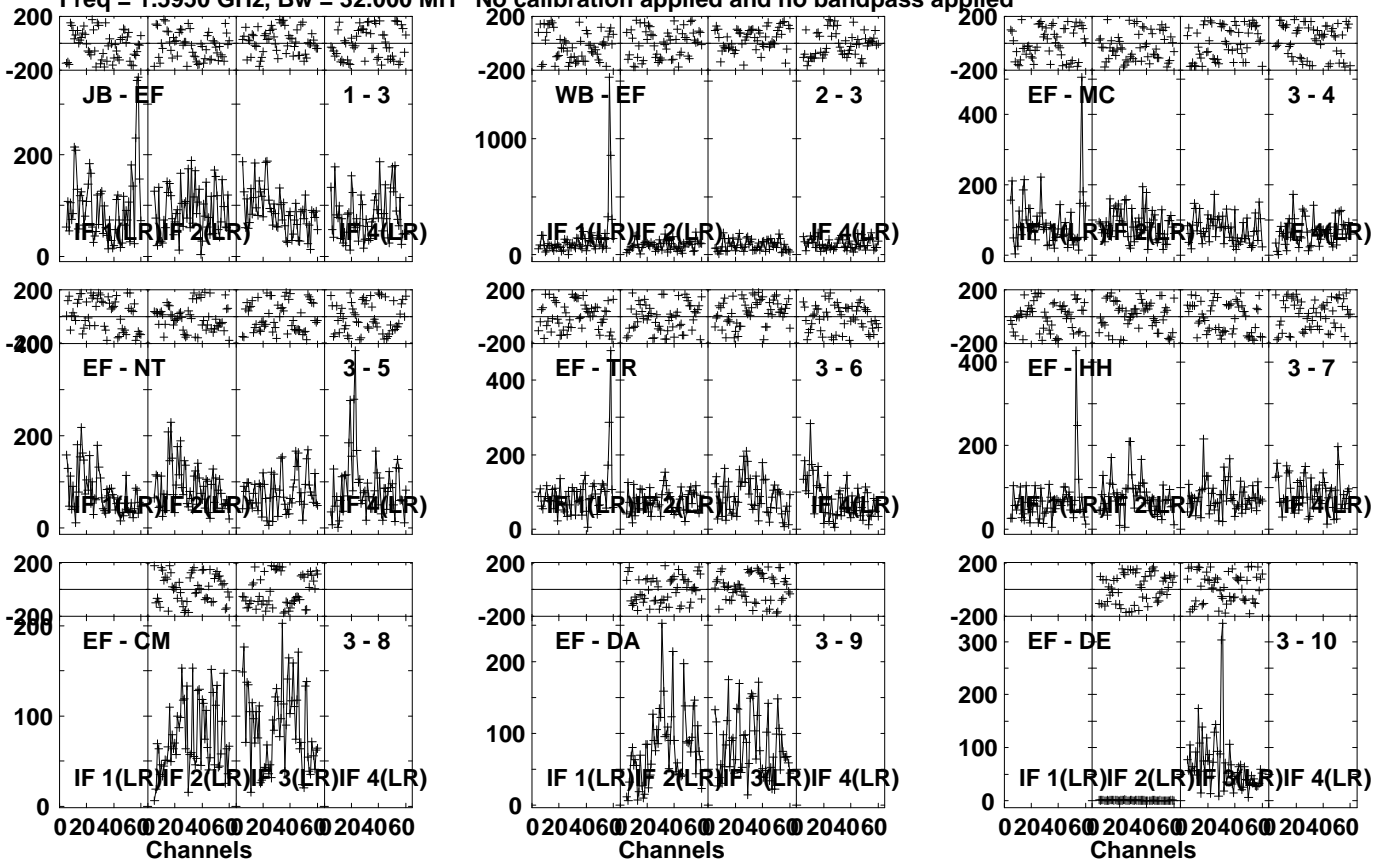
Timerange: 00/18:56:21 to 00/18:57:49

Plot file version 30 created 16-MAY-2023 10:11:41

TYC6544 EM168B.UVDATA.1

Freq = 1.5950 GHz, Bw = 32.000 MH

No calibration applied and no bandpass applied

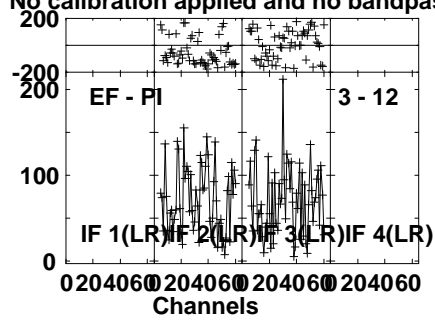
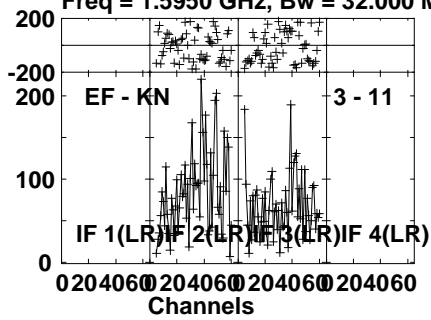


Lower frame: Micro Ampl Jy Top frame: Phas deg  
Vector averaged cross-power spectrum Several baselines displayed  
Timerange: 00/18:57:51 to 00/19:01:19

Plot file version 31 created 16-MAY-2023 10:11:41

TYC6544 EM168B.UVDATA.1

Freq = 1.5950 GHz, Bw = 32.000 MH No calibration applied and no bandpass applied



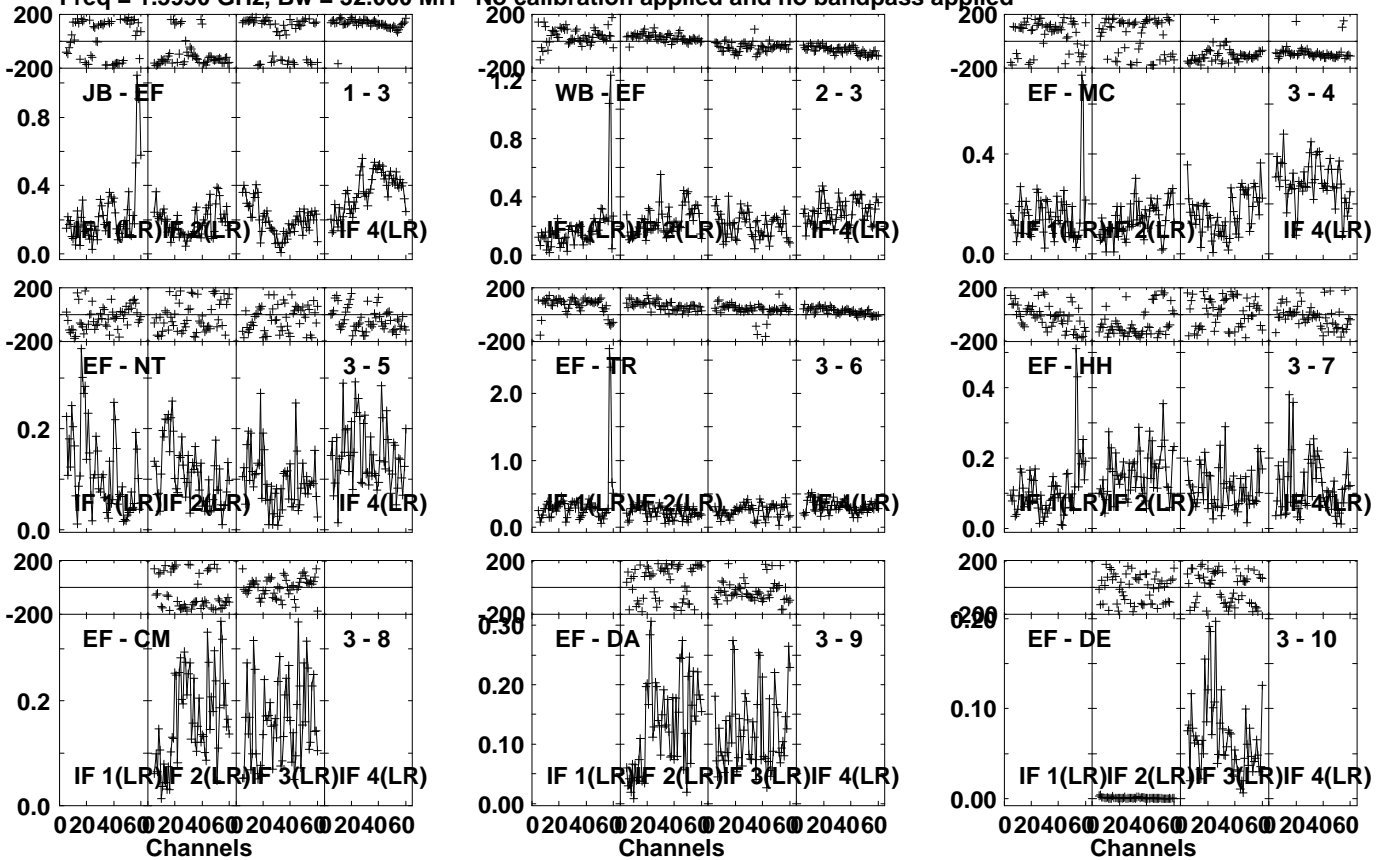
Lower frame: Micro Ampl Jy Top frame: Phas deg  
Vector averaged cross-power spectrum Several baselines displayed  
Timerange: 00/18:57:51 to 00/19:01:19

Plot file version 32 created 16-MAY-2023 10:11:41

J0745-2451 EM168B.UVDATA.1

Freq = 1.5950 GHz, Bw = 32.000 MH

No calibration applied and no bandpass applied



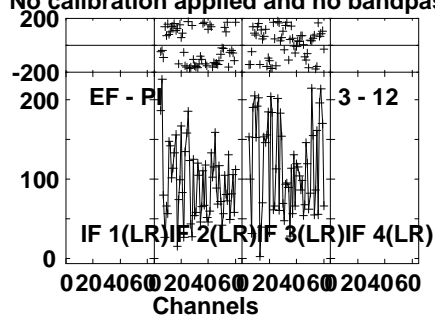
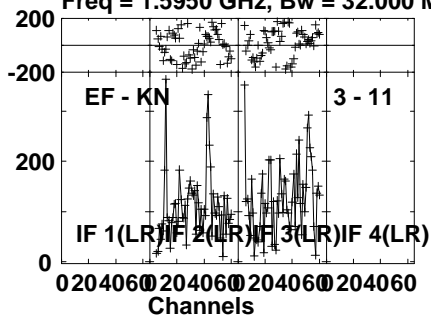
Lower frame: Milli Ampl Jy Top frame: Phas deg  
Vector averaged cross-power spectrum Several baselines displayed  
Timerange: 00/19:01:46 to 00/19:03:14



Plot file version 33 created 16-MAY-2023 10:11:41

J0745-2451 EM168B.UVDATA.1

Freq = 1.5950 GHz, Bw = 32.000 MH No calibration applied and no bandpass applied



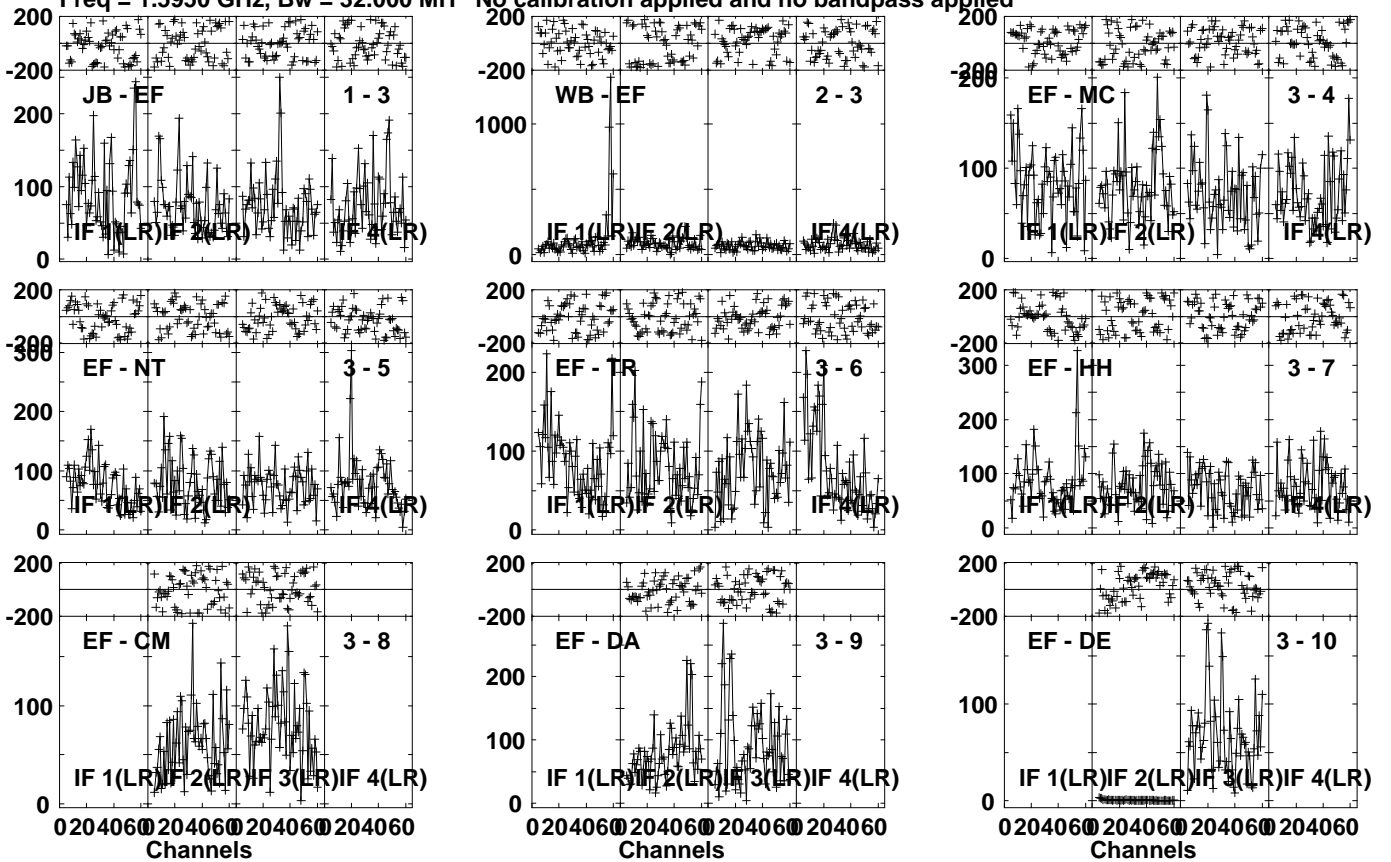
Lower frame: Micro Ampl Jy Top frame: Phas deg  
Vector averaged cross-power spectrum Several baselines displayed  
Timerange: 00/19:01:46 to 00/19:03:14

Plot file version 34 created 16-MAY-2023 10:11:41

TYC6544 EM168B.UVDATA.1

Freq = 1.5950 GHz, Bw = 32.000 MH

No calibration applied and no bandpass applied

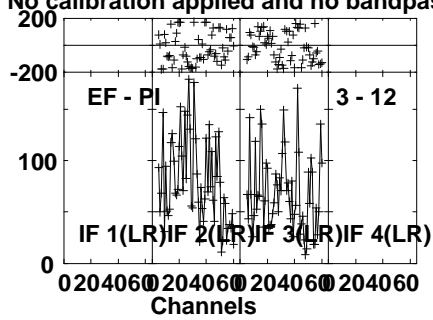
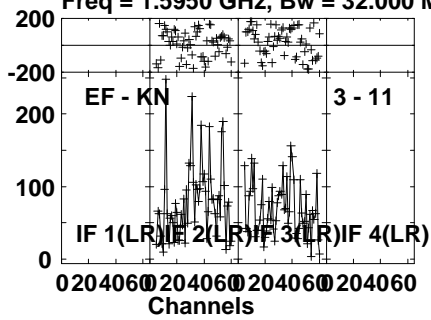


Lower frame: Micro Ampl Jy Top frame: Phas deg  
Vector averaged cross-power spectrum Several baselines displayed  
Timerange: 00/19:03:16 to 00/19:06:44

Plot file version 35 created 16-MAY-2023 10:11:42

TYC6544 EM168B.UVDATA.1

Freq = 1.5950 GHz, Bw = 32.000 MH No calibration applied and no bandpass applied



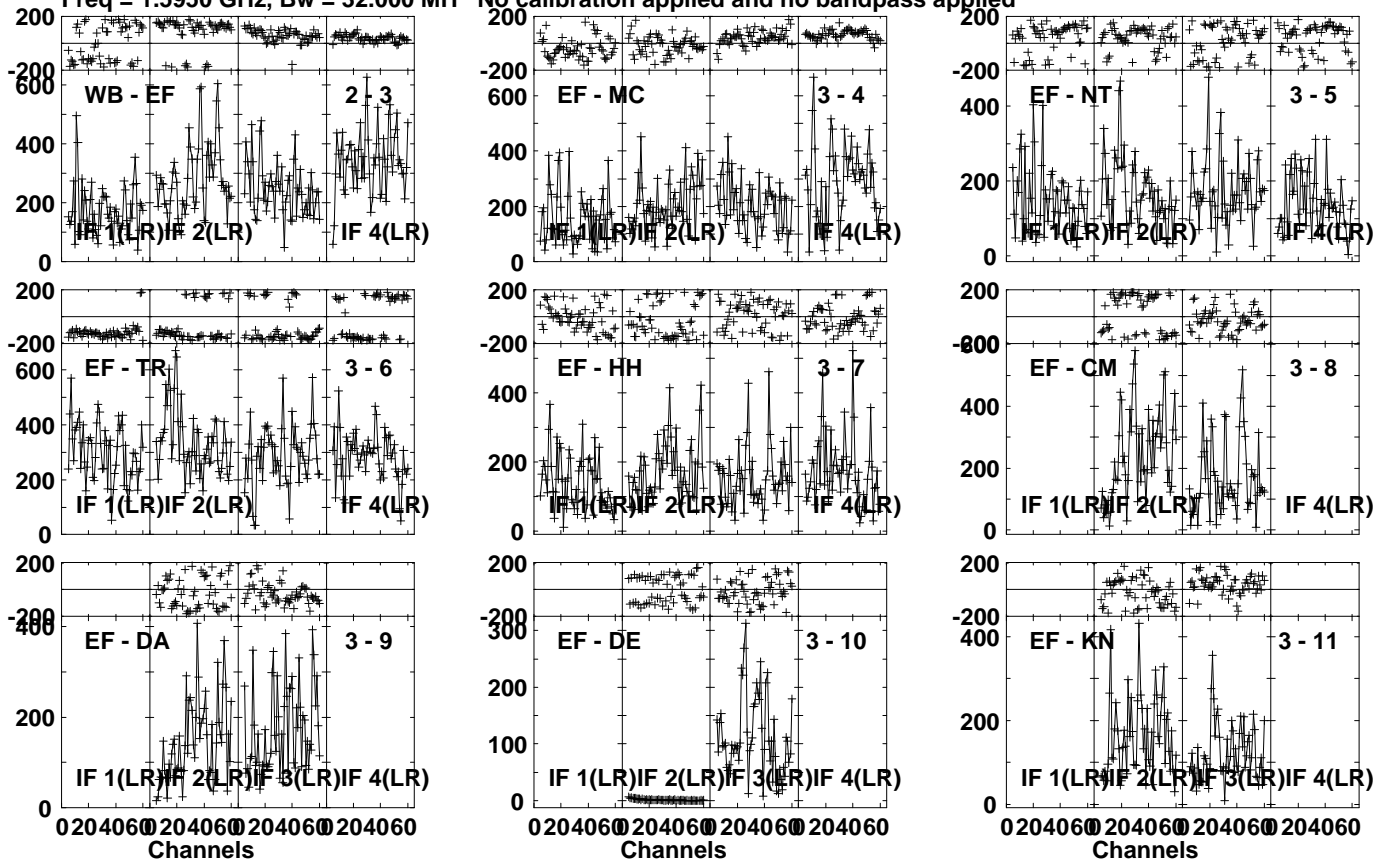
Lower frame: Micro Ampl Jy Top frame: Phas deg  
Vector averaged cross-power spectrum Several baselines displayed  
Timerange: 00/19:03:16 to 00/19:06:44

Plot file version 36 created 16-MAY-2023 10:11:42

J0745-2451 EM168B.UVDATA.1

Freq = 1.5950 GHz, Bw = 32.000 MH

No calibration applied and no bandpass applied

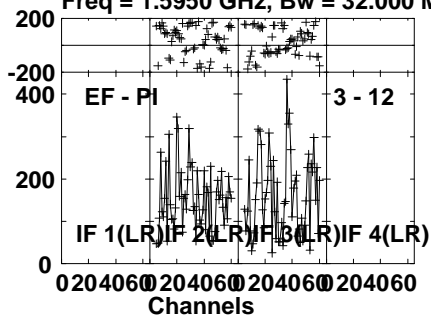


Lower frame: Micro Ampl Jy Top frame: Phas deg  
Vector averaged cross-power spectrum Several baselines displayed  
Timerange: 00/19:06:46 to 00/19:08:14

Plot file version 37 created 16-MAY-2023 10:11:42

J0745-2451 EM168B.UVDATA.1

Freq = 1.5950 GHz, Bw = 32.000 MH No calibration applied and no bandpass applied

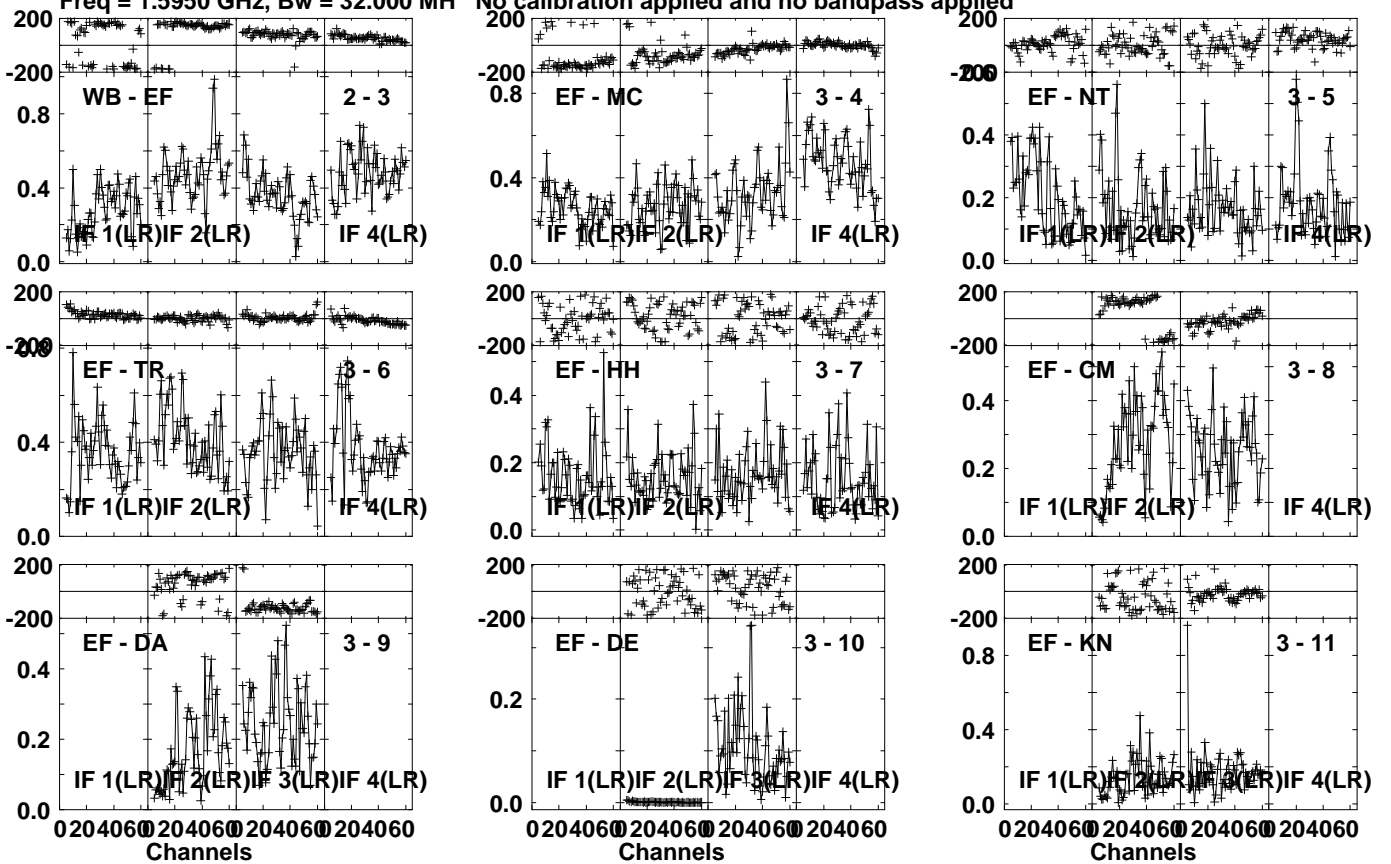


Lower frame: Micro Ampl Jy Top frame: Phas deg  
Vector averaged cross-power spectrum Several baselines displayed  
Timerange: 00/19:06:46 to 00/19:08:14

Plot file version 38 created 16-MAY-2023 10:11:42

J0740-2444 EM168B.UVDATA.1

Freq = 1.5950 GHz, Bw = 32.000 MH No calibration applied and no bandpass applied

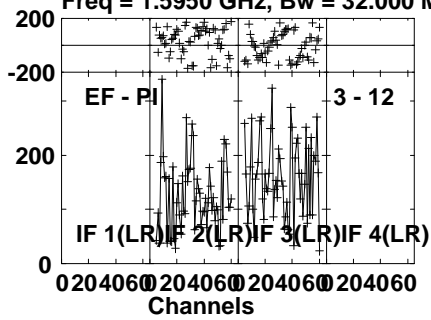


Lower frame: Milli Ampl Jy Top frame: Phas deg  
Vector averaged cross-power spectrum Several baselines displayed  
Timerange: 00/19:08:16 to 00/19:09:44

Plot file version 39 created 16-MAY-2023 10:11:42

J0740-2444 EM168B.UVDATA.1

Freq = 1.5950 GHz, Bw = 32.000 MH No calibration applied and no bandpass applied

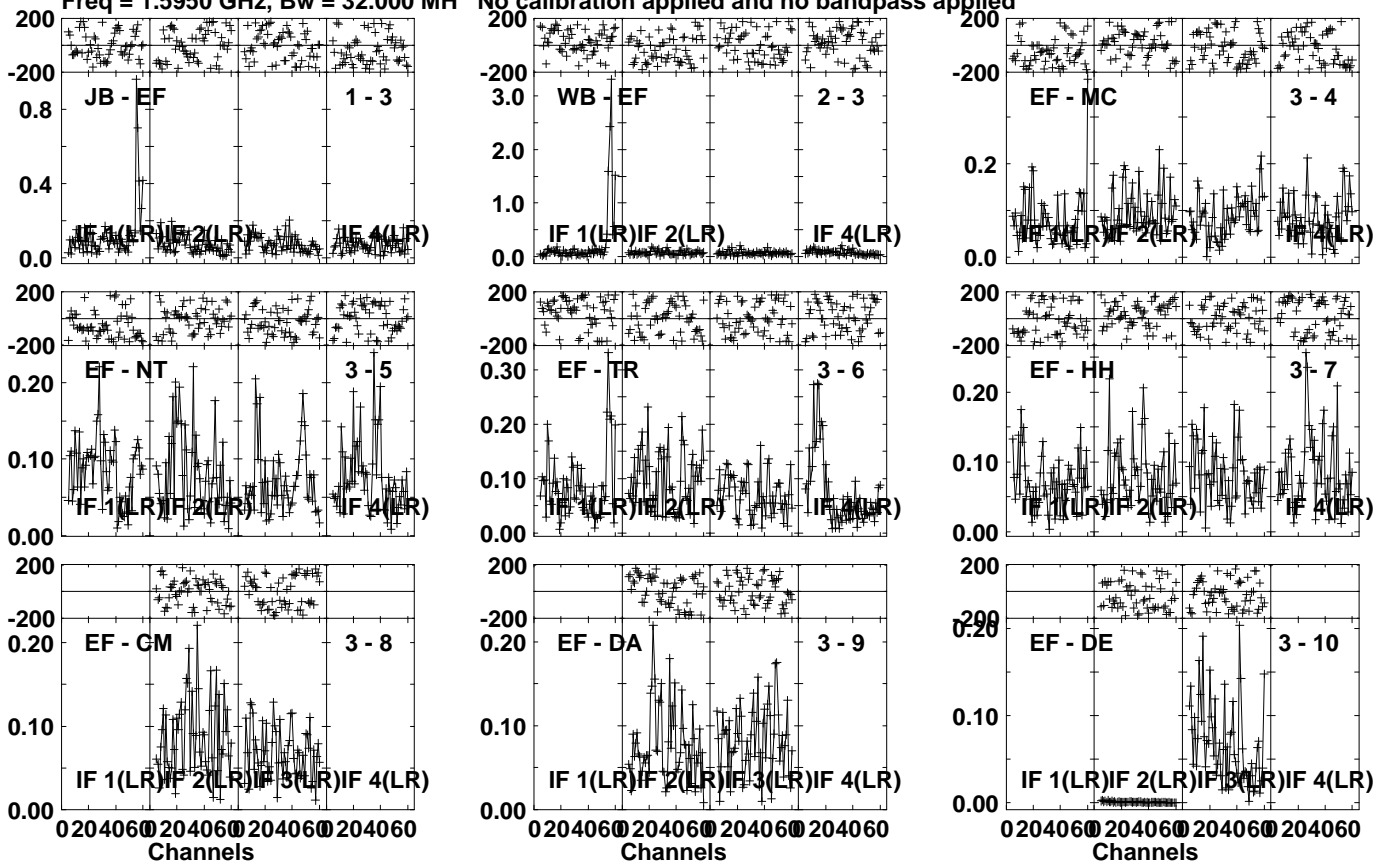


Lower frame: Micro Ampl Jy Top frame: Phas deg  
Vector averaged cross-power spectrum Several baselines displayed  
Timerange: 00/19:08:16 to 00/19:09:44

Plot file version 40 created 16-MAY-2023 10:11:42

TYC6544 EM168B.UVDATA.1

Freq = 1.5950 GHz, Bw = 32.000 MH No calibration applied and no bandpass applied



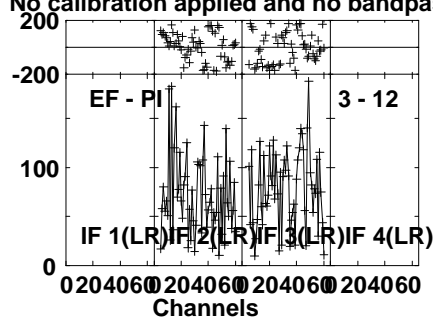
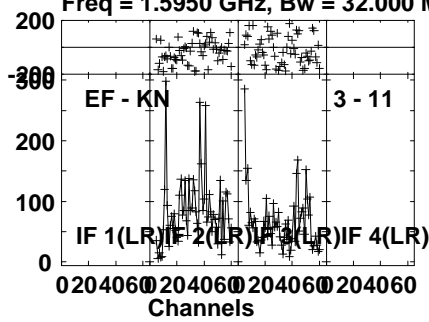
Lower frame: Milli Ampl Jy Top frame: Phas deg  
Vector averaged cross-power spectrum Several baselines displayed  
Timerange: 00/19:09:46 to 00/19:13:14



Plot file version 41 created 16-MAY-2023 10:11:42

TYC6544 EM168B.UVDATA.1

Freq = 1.5950 GHz, Bw = 32.000 MH No calibration applied and no bandpass applied



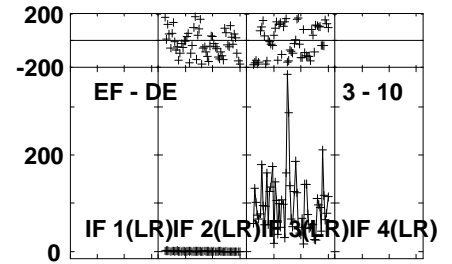
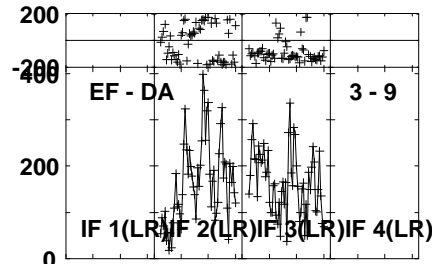
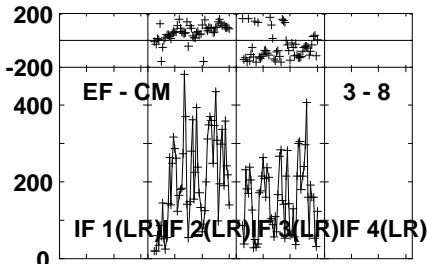
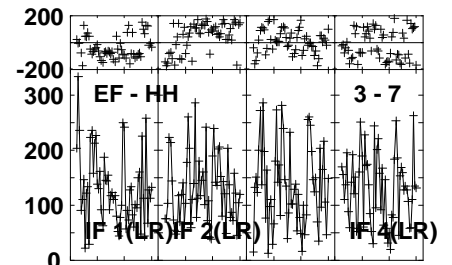
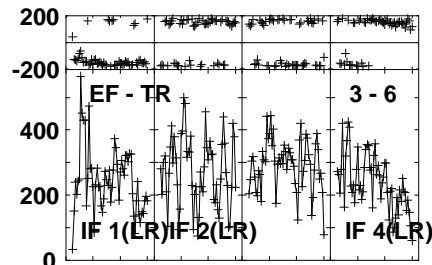
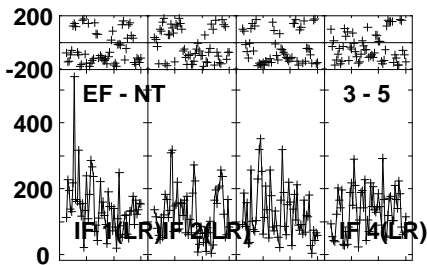
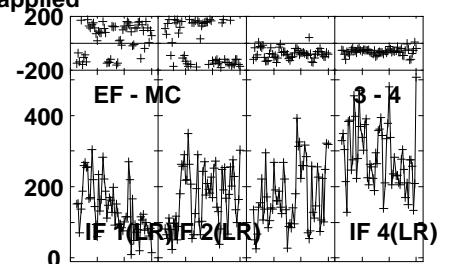
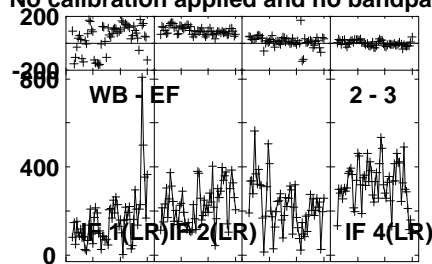
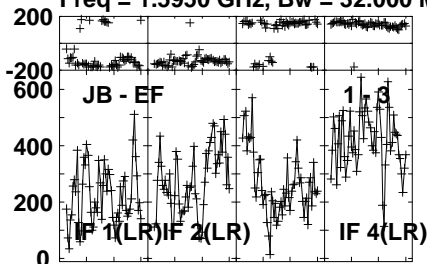
Lower frame: Micro Ampl Jy Top frame: Phas deg  
Vector averaged cross-power spectrum Several baselines displayed  
Timerange: 00/19:09:46 to 00/19:13:14

Plot file version 42 created 16-MAY-2023 10:11:42

J0745-2451 EM168B.UVDATA.1

Freq = 1.5950 GHz, Bw = 32.000 MH

No calibration applied and no bandpass applied



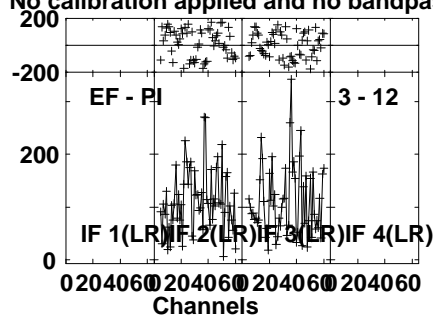
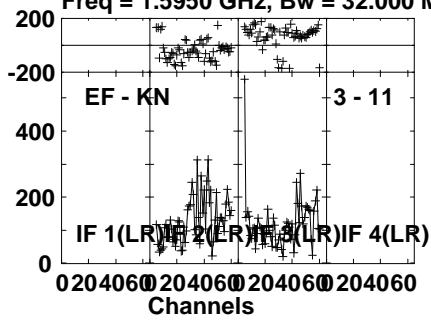
Lower frame: Micro Ampl Jy Top frame: Phas deg  
Vector averaged cross-power spectrum Several baselines displayed  
Timerange: 00/19:13:41 to 00/19:15:09

Plot file version 43 created 16-MAY-2023 10:11:42

J0745-2451 EM168B.UVDATA.1

Freq = 1.5950 GHz, Bw = 32.000 MH

No calibration applied and no bandpass applied

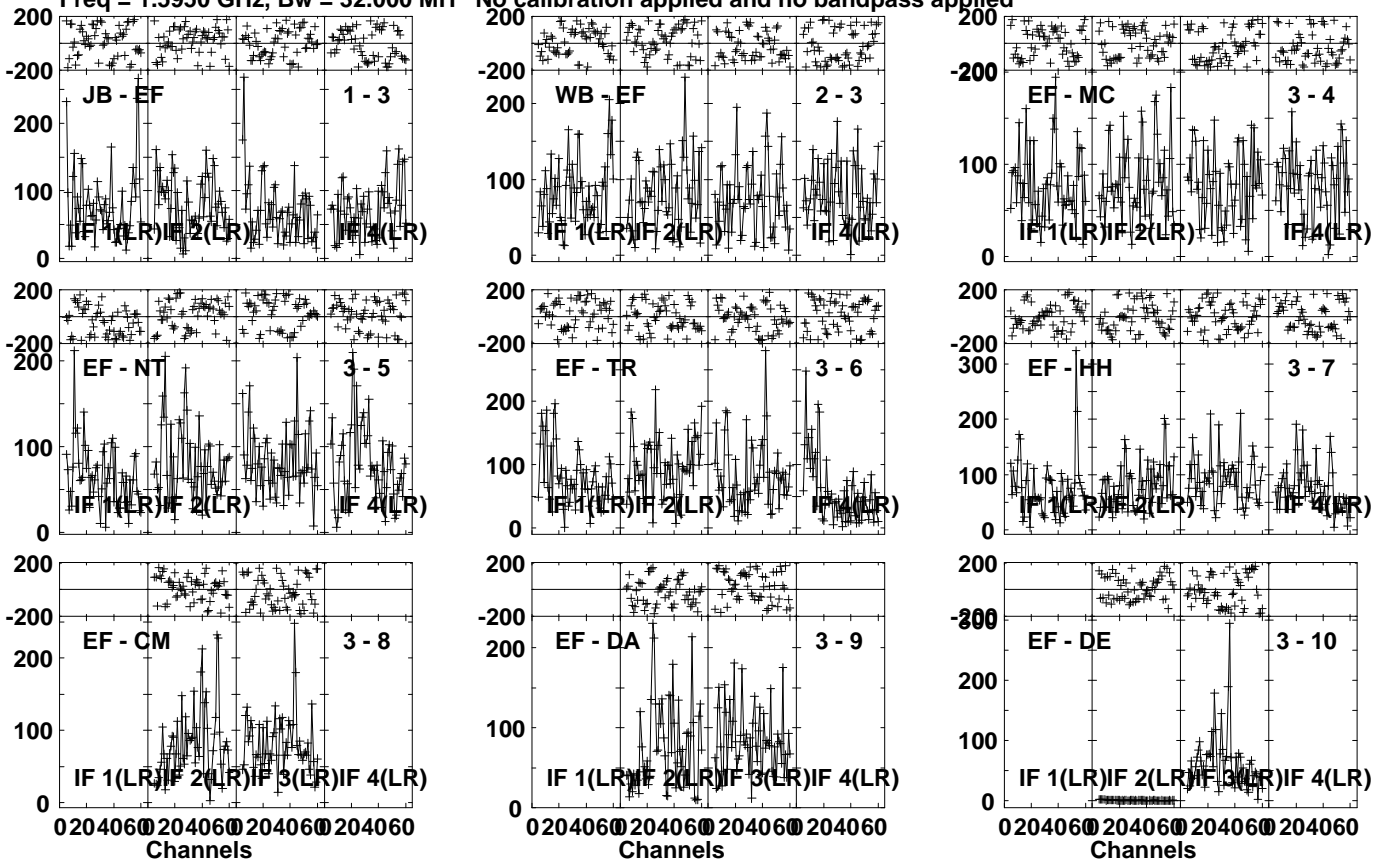


Lower frame: Micro Ampl Jy Top frame: Phas deg  
Vector averaged cross-power spectrum Several baselines displayed  
Timerange: 00/19:13:41 to 00/19:15:09

Plot file version 44 created 16-MAY-2023 10:11:42

TYC6544 EM168B.UVDATA.1

Freq = 1.5950 GHz, Bw = 32.000 MH No calibration applied and no bandpass applied

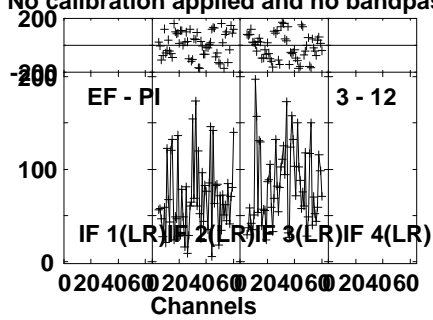
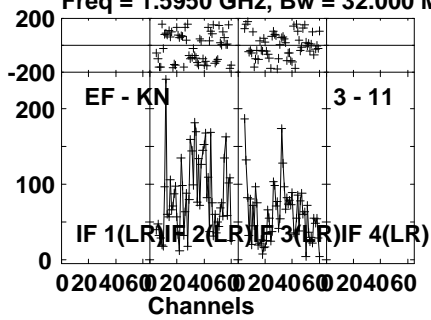


Lower frame: Micro Ampl Jy Top frame: Phas deg  
Vector averaged cross-power spectrum Several baselines displayed  
Timerange: 00/19:15:11 to 00/19:18:39

Plot file version 45 created 16-MAY-2023 10:11:42

TYC6544 EM168B.UVDATA.1

Freq = 1.5950 GHz, Bw = 32.000 MH No calibration applied and no bandpass applied



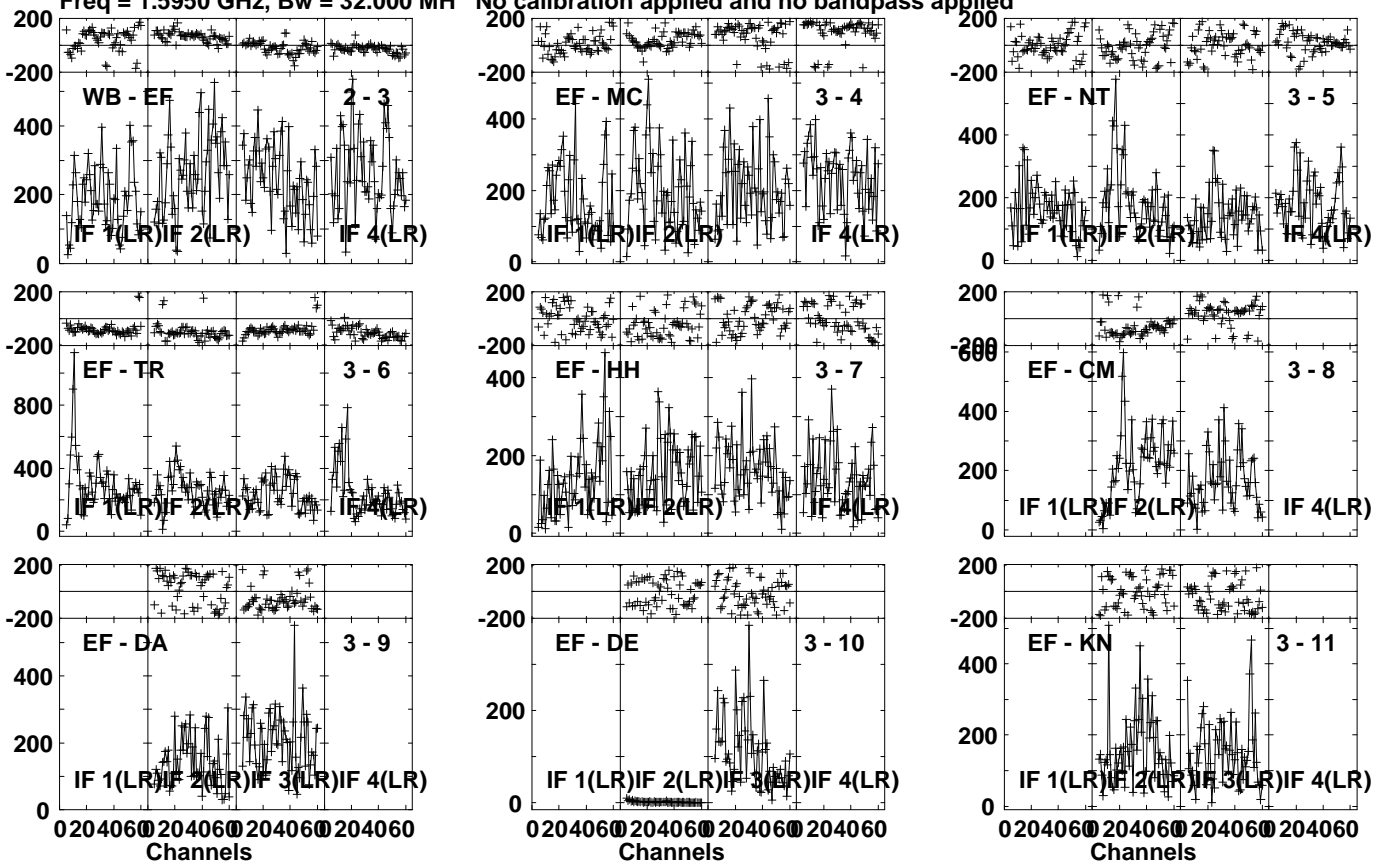
Lower frame: Micro Ampl Jy Top frame: Phas deg  
Vector averaged cross-power spectrum Several baselines displayed  
Timerange: 00/19:15:11 to 00/19:18:39

Plot file version 46 created 16-MAY-2023 10:11:42

J0745-2451 EM168B.UVDATA.1

Freq = 1.5950 GHz, Bw = 32.000 MH

No calibration applied and no bandpass applied

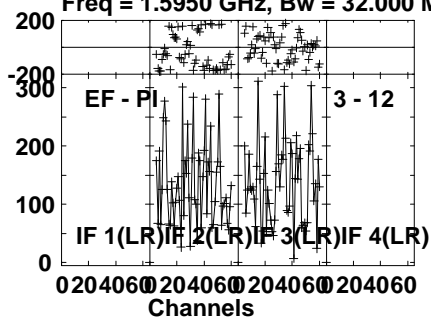


Lower frame: Micro Ampl Jy Top frame: Phas deg  
Vector averaged cross-power spectrum Several baselines displayed  
Timerange: 00/19:18:41 to 00/19:20:09

Plot file version 47 created 16-MAY-2023 10:11:43

J0745-2451 EM168B.UVDATA.1

Freq = 1.5950 GHz, Bw = 32.000 MH No calibration applied and no bandpass applied



Lower frame: Micro Ampl Jy Top frame: Phas deg

Vector averaged cross-power spectrum Several baselines displayed

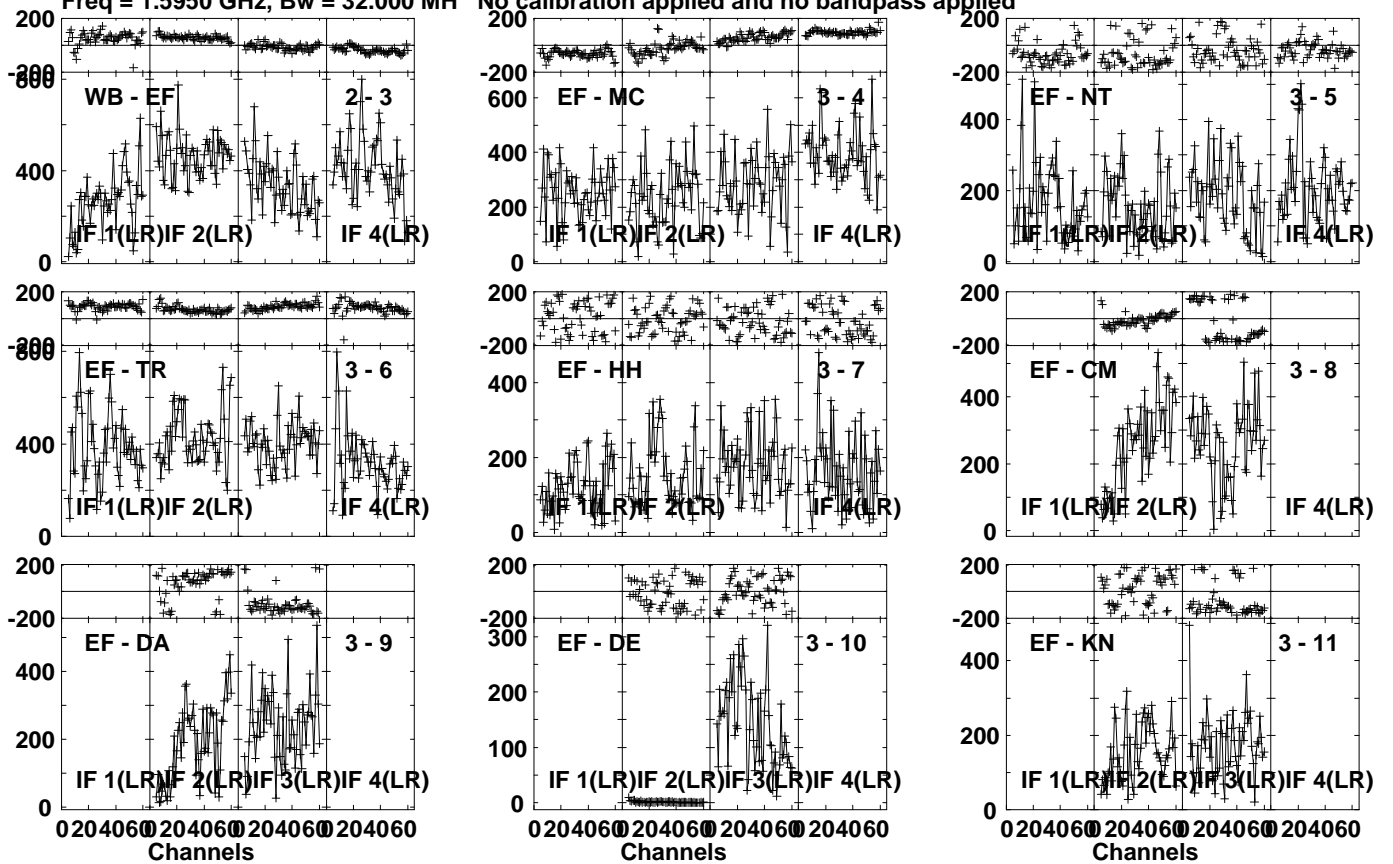
Timerange: 00/19:18:41 to 00/19:20:09

Plot file version 48 created 16-MAY-2023 10:11:43

J0740-2444 EM168B.UVDATA.1

Freq = 1.5950 GHz, Bw = 32.000 MH

No calibration applied and no bandpass applied



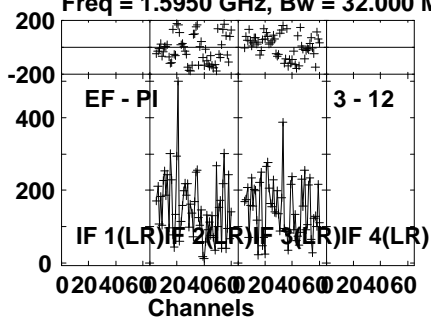
Lower frame: Micro Ampl Jy Top frame: Phas deg  
Vector averaged cross-power spectrum Several baselines displayed  
Timerange: 00/19:20:11 to 00/19:21:39



Plot file version 49 created 16-MAY-2023 10:11:43

J0740-2444 EM168B.UVDATA.1

Freq = 1.5950 GHz, Bw = 32.000 MH No calibration applied and no bandpass applied



Lower frame: Micro Ampl Jy Top frame: Phas deg

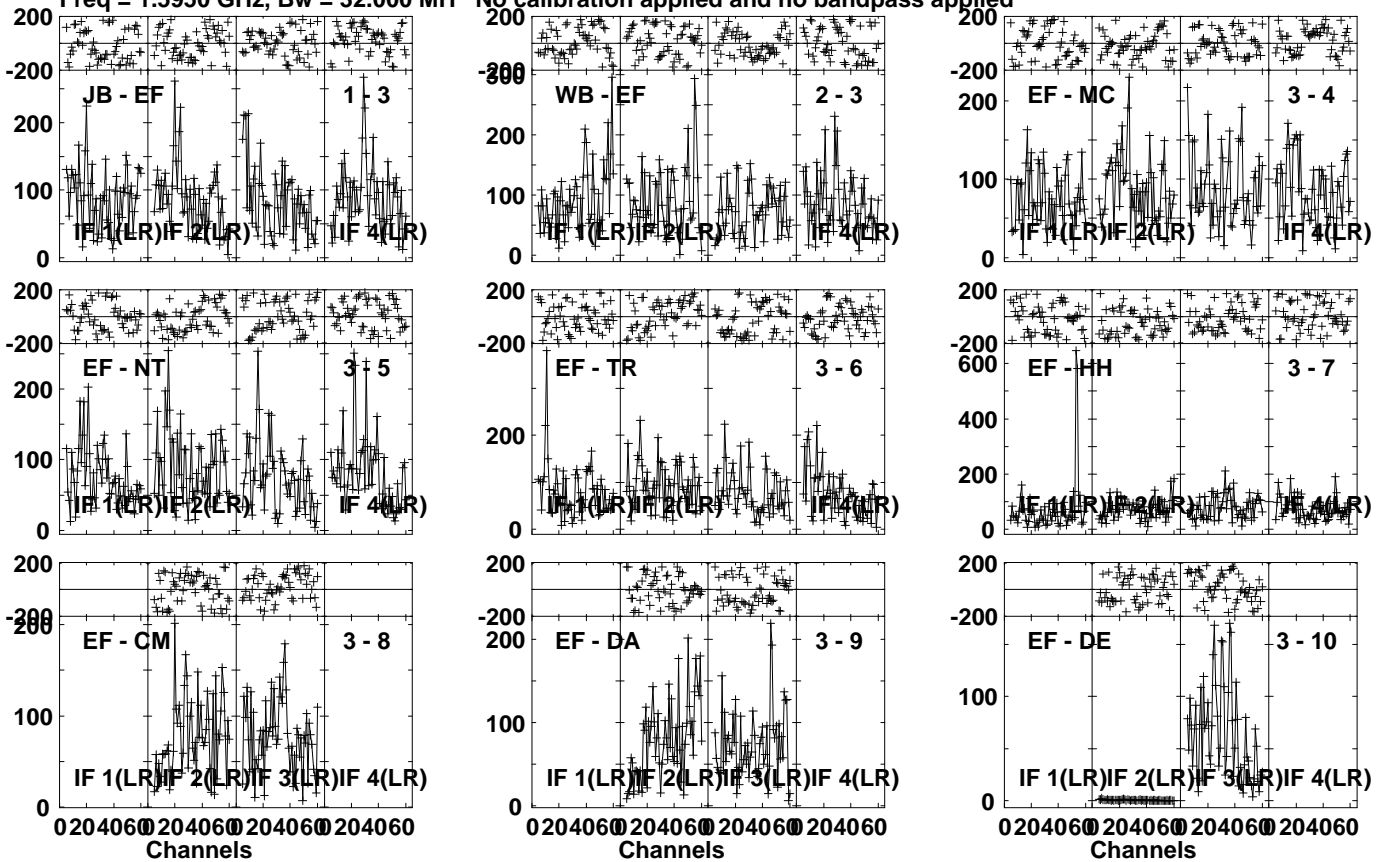
Vector averaged cross-power spectrum Several baselines displayed

Timerange: 00/19:20:11 to 00/19:21:39

Plot file version 50 created 16-MAY-2023 10:11:43

TYC6544 EM168B.UVDATA.1

Freq = 1.5950 GHz, Bw = 32.000 MH No calibration applied and no bandpass applied

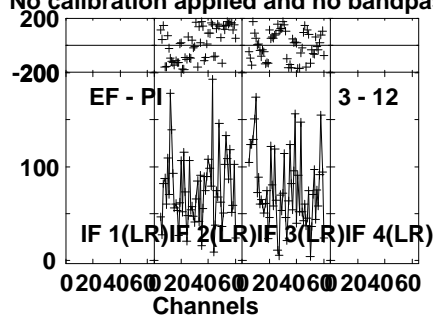
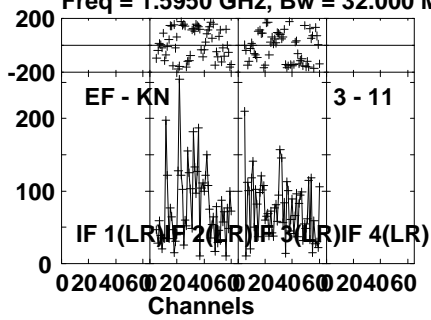


Lower frame: Micro Ampl Jy Top frame: Phas deg  
Vector averaged cross-power spectrum Several baselines displayed  
Timerange: 00/19:21:41 to 00/19:25:09

Plot file version 51 created 16-MAY-2023 10:11:43

TYC6544 EM168B.UVDATA.1

Freq = 1.5950 GHz, Bw = 32.000 MH No calibration applied and no bandpass applied



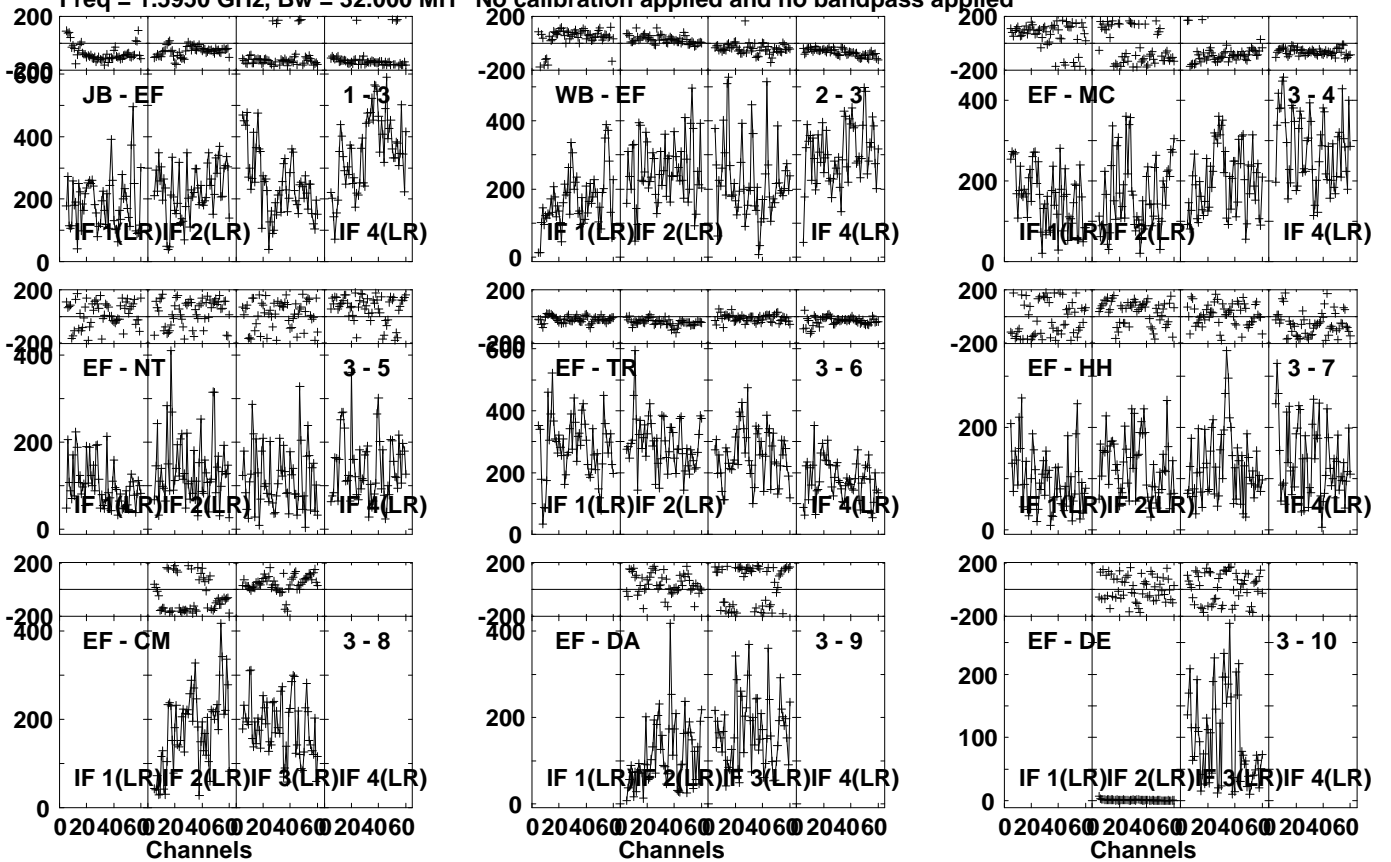
Lower frame: Micro Ampl Jy Top frame: Phas deg  
Vector averaged cross-power spectrum Several baselines displayed  
Timerange: 00/19:21:41 to 00/19:25:09

Plot file version 52 created 16-MAY-2023 10:11:43

J0745-2451 EM168B.UVDATA.1

Freq = 1.5950 GHz, Bw = 32.000 MH

No calibration applied and no bandpass applied

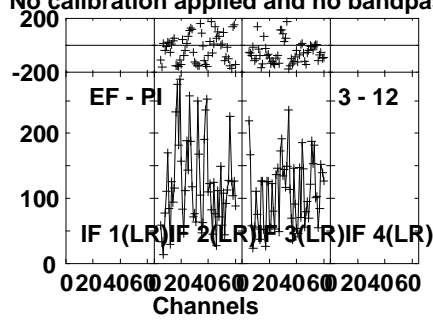
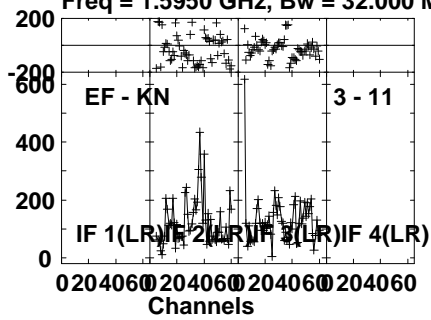


Lower frame: Micro Ampl Jy Top frame: Phas deg  
Vector averaged cross-power spectrum Several baselines displayed  
Timerange: 00/19:25:36 to 00/19:27:04

Plot file version 53 created 16-MAY-2023 10:11:43

J0745-2451 EM168B.UVDATA.1

Freq = 1.5950 GHz, Bw = 32.000 MH No calibration applied and no bandpass applied

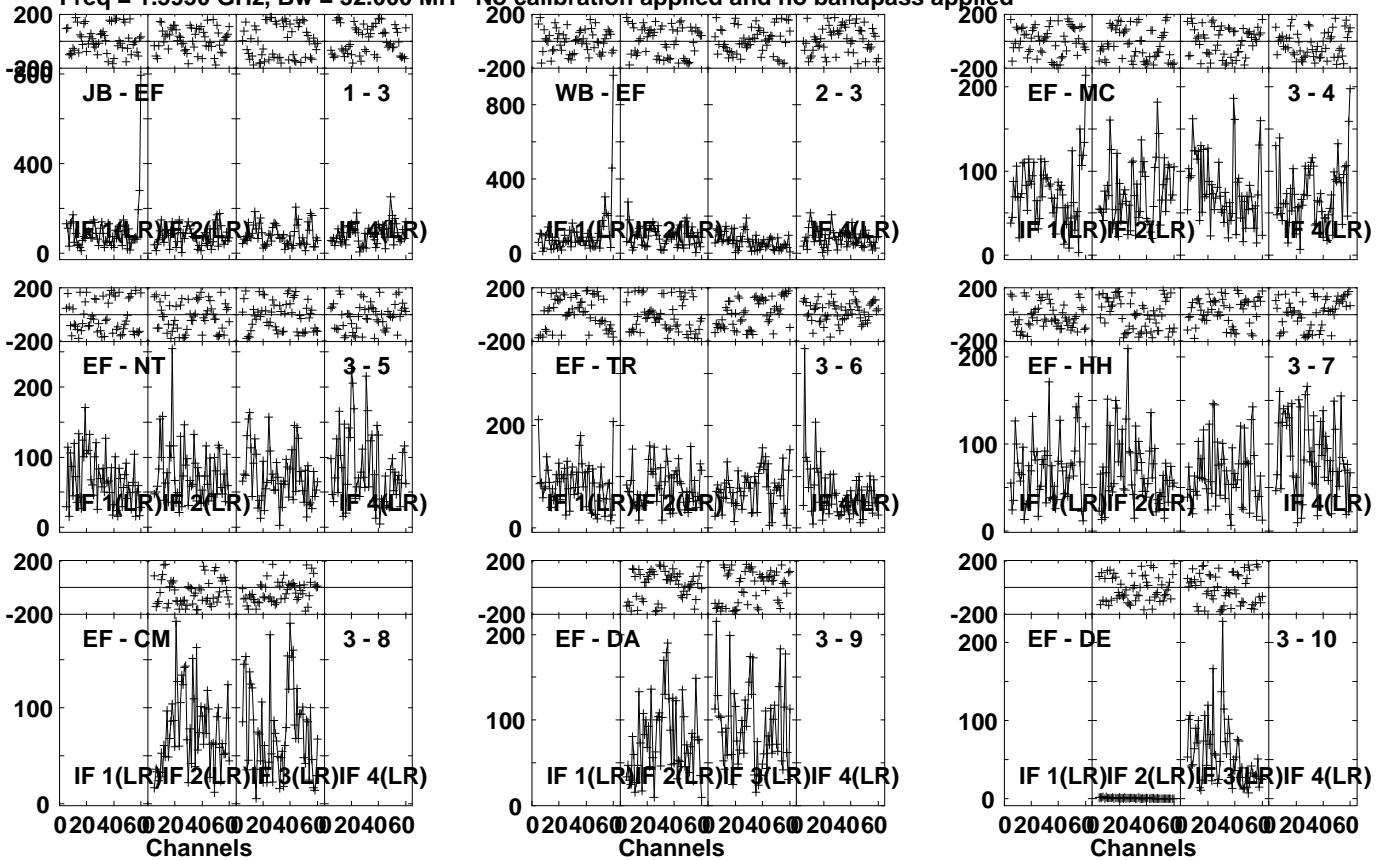


Lower frame: Micro Ampl Jy Top frame: Phas deg  
Vector averaged cross-power spectrum Several baselines displayed  
Timerange: 00/19:25:36 to 00/19:27:04

Plot file version 54 created 16-MAY-2023 10:11:43

TYC6544 EM168B.UVDATA.1

Freq = 1.5950 GHz, Bw = 32.000 MH No calibration applied and no bandpass applied

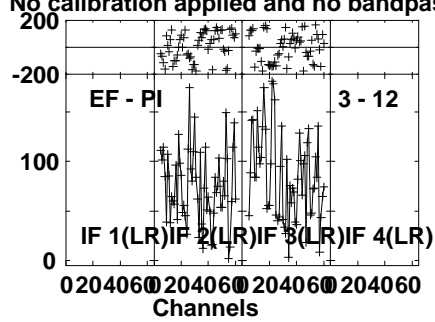
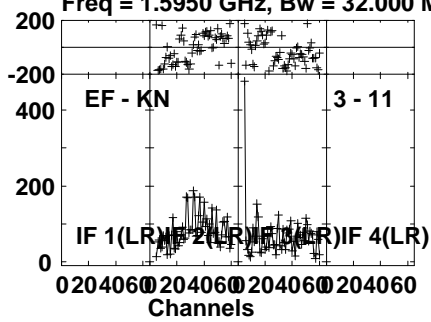


Lower frame: Micro Ampl Jy Top frame: Phas deg  
Vector averaged cross-power spectrum Several baselines displayed  
Timerange: 00/19:27:06 to 00/19:30:34

Plot file version 55 created 16-MAY-2023 10:11:43

TYC6544 EM168B.UVDATA.1

Freq = 1.5950 GHz, Bw = 32.000 MH No calibration applied and no bandpass applied



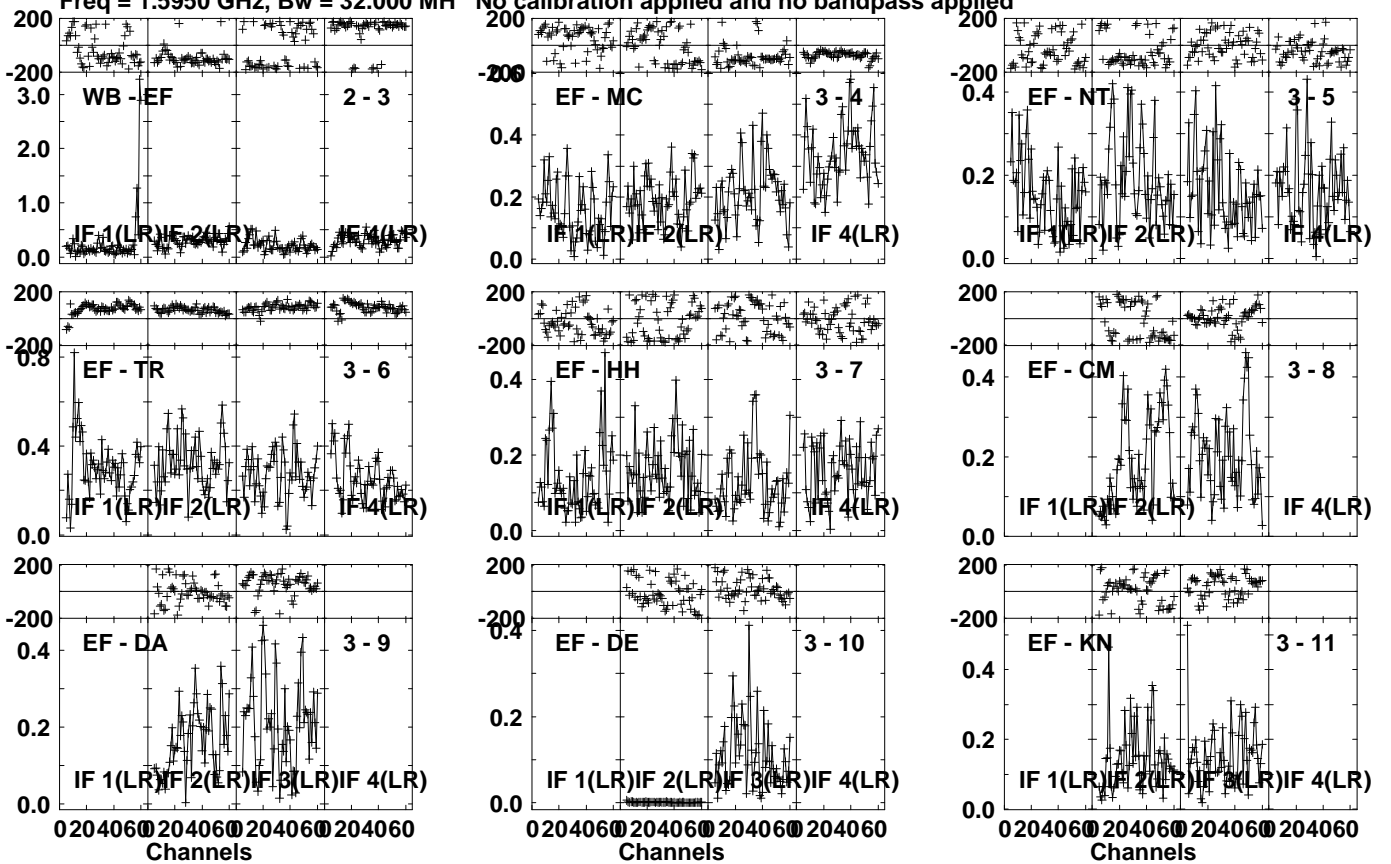
Lower frame: Micro Ampl Jy Top frame: Phas deg  
Vector averaged cross-power spectrum Several baselines displayed  
Timerange: 00/19:27:06 to 00/19:30:34

Plot file version 56 created 16-MAY-2023 10:11:43

J0745-2451 EM168B.UVDATA.1

Freq = 1.5950 GHz, Bw = 32.000 MH

No calibration applied and no bandpass applied



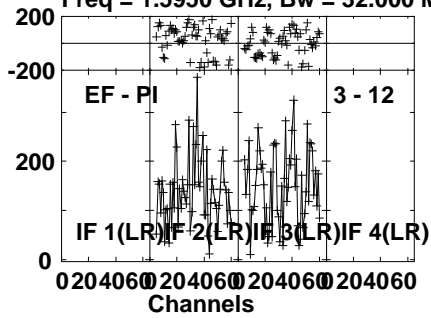
Lower frame: Milli Ampl Jy Top frame: Phas deg  
Vector averaged cross-power spectrum Several baselines displayed  
Timerange: 00/19:30:36 to 00/19:32:04



Plot file version 57 created 16-MAY-2023 10:11:43

J0745-2451 EM168B.UVDATA.1

Freq = 1.5950 GHz, Bw = 32.000 MH No calibration applied and no bandpass applied



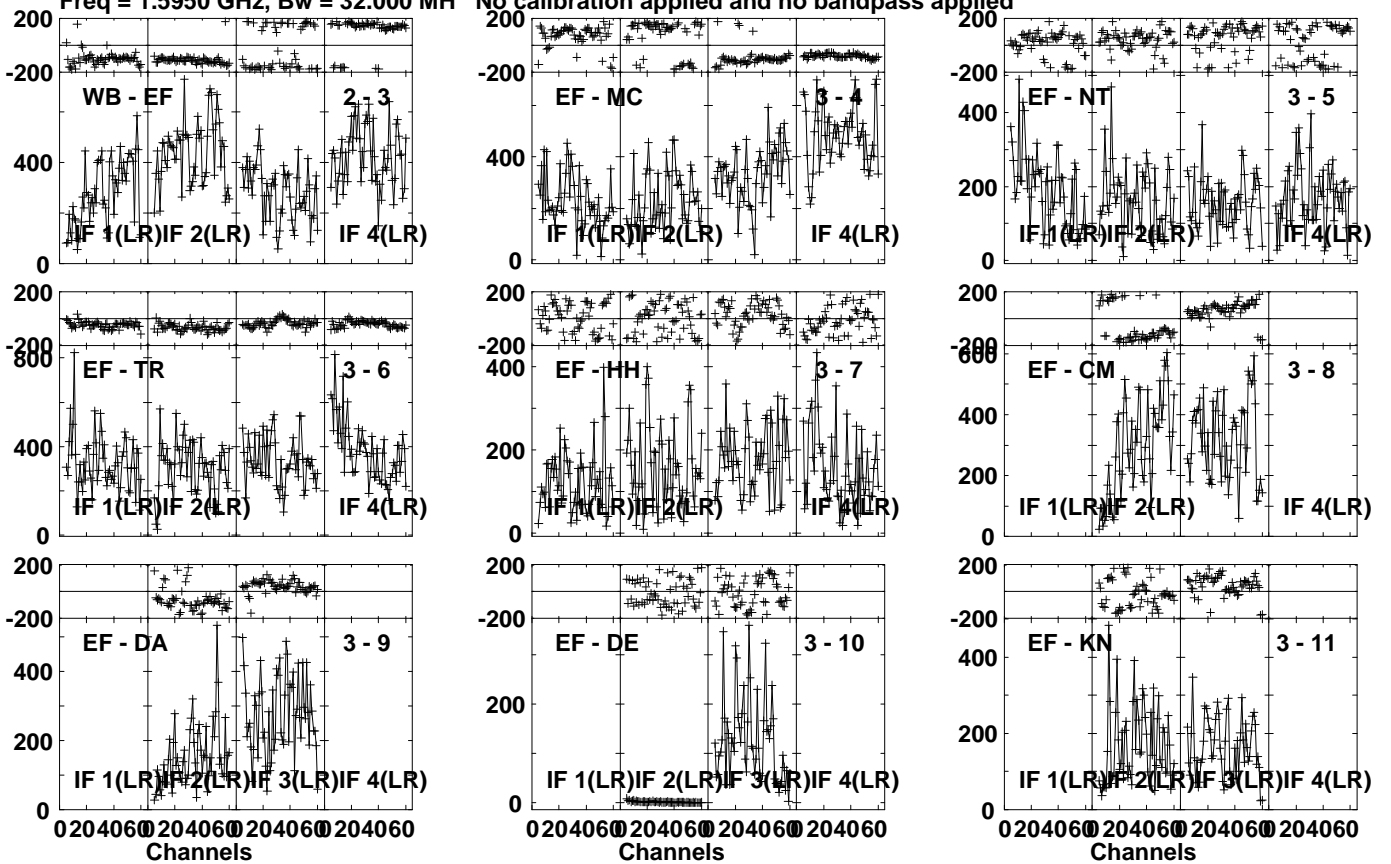
Lower frame: Micro Ampl Jy Top frame: Phas deg  
Vector averaged cross-power spectrum Several baselines displayed  
Timerange: 00/19:30:36 to 00/19:32:04

Plot file version 58 created 16-MAY-2023 10:11:43

J0740-2444 EM168B.UVDATA.1

Freq = 1.5950 GHz, Bw = 32.000 MH

No calibration applied and no bandpass applied

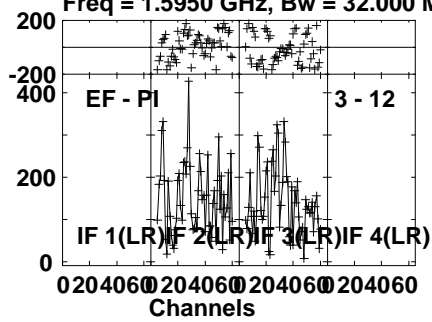


Lower frame: Micro Ampl Jy Top frame: Phas deg  
Vector averaged cross-power spectrum Several baselines displayed  
Timerange: 00/19:32:06 to 00/19:33:34

Plot file version 59 created 16-MAY-2023 10:11:44

J0740-2444 EM168B.UVDATA.1

Freq = 1.5950 GHz, Bw = 32.000 MH No calibration applied and no bandpass applied

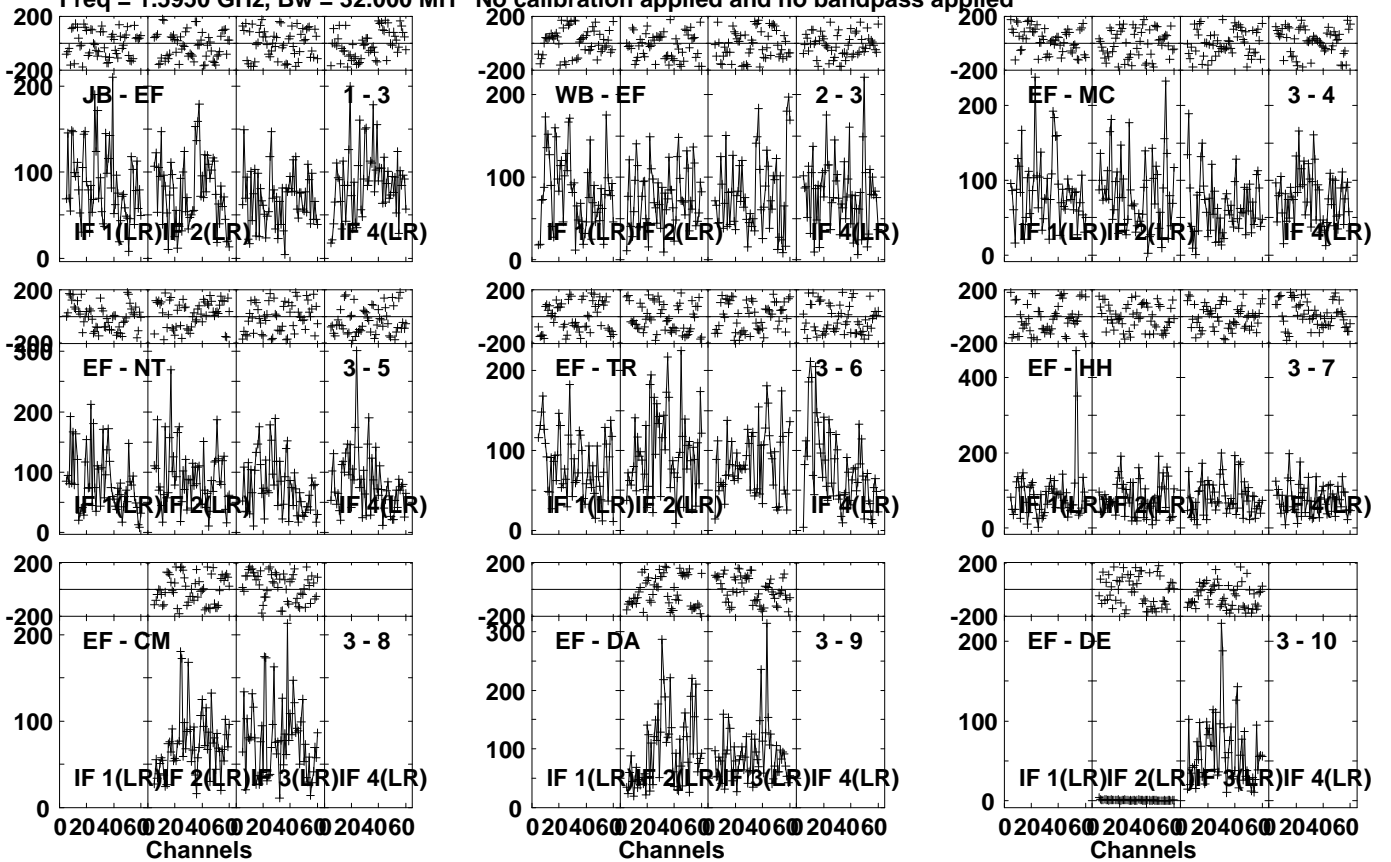


Lower frame: Micro Ampl Jy Top frame: Phas deg  
Vector averaged cross-power spectrum Several baselines displayed  
Timerange: 00/19:32:06 to 00/19:33:34

Plot file version 60 created 16-MAY-2023 10:11:44

TYC6544 EM168B.UVDATA.1

Freq = 1.5950 GHz, Bw = 32.000 MH No calibration applied and no bandpass applied

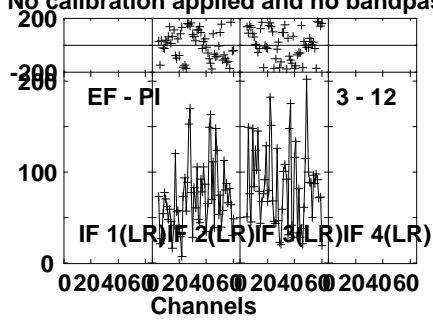
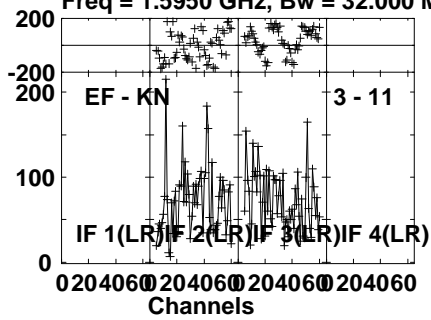


Lower frame: Micro Ampl Jy Top frame: Phas deg  
Vector averaged cross-power spectrum Several baselines displayed  
Timerange: 00/19:33:36 to 00/19:37:04

Plot file version 61 created 16-MAY-2023 10:11:44

TYC6544 EM168B.UVDATA.1

Freq = 1.5950 GHz, Bw = 32.000 MH No calibration applied and no bandpass applied



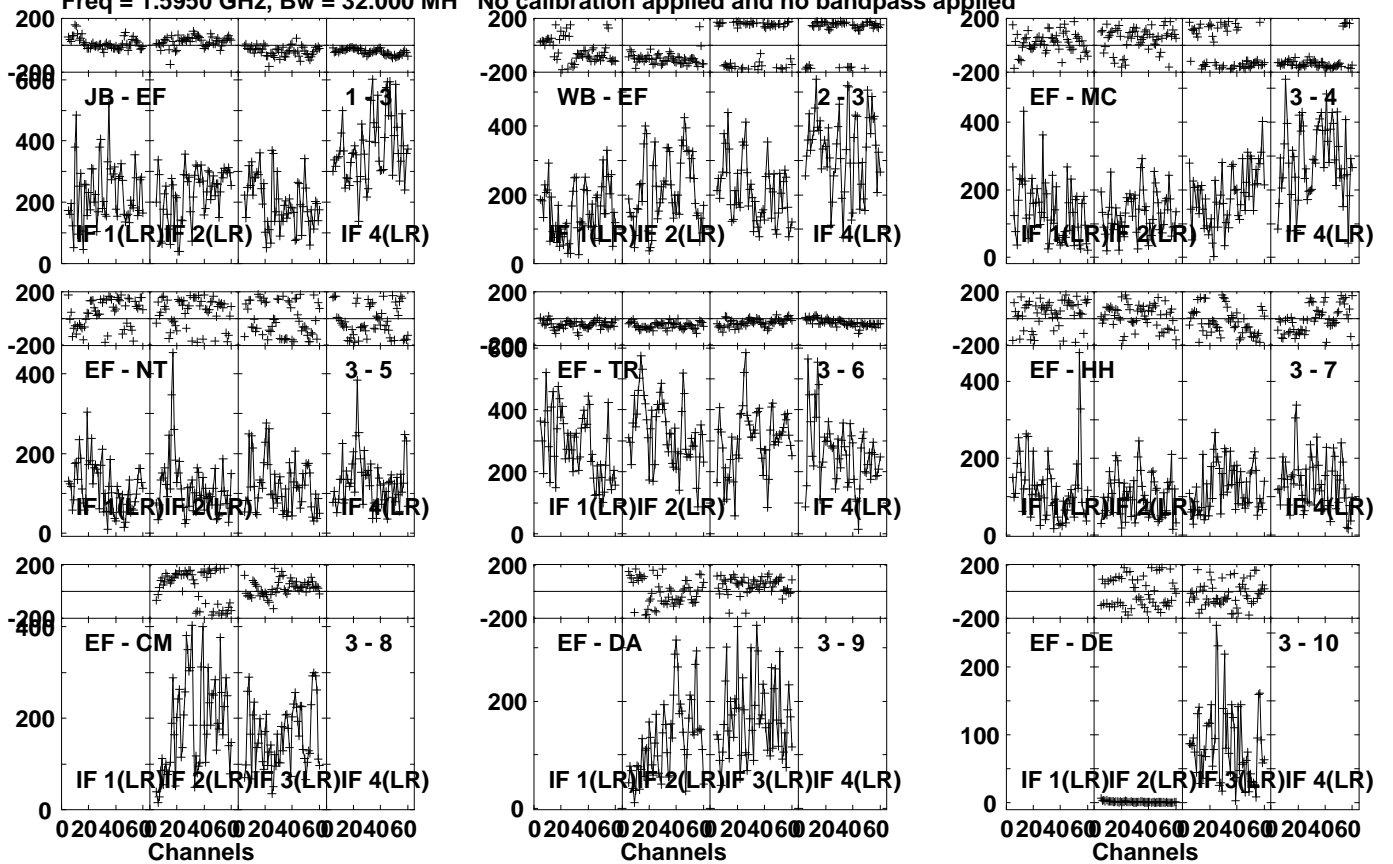
Lower frame: Micro Ampl Jy Top frame: Phas deg  
Vector averaged cross-power spectrum Several baselines displayed  
Timerange: 00/19:33:36 to 00/19:37:04

Plot file version 62 created 16-MAY-2023 10:11:44

J0745-2451 EM168B.UVDATA.1

Freq = 1.5950 GHz, Bw = 32.000 MH

No calibration applied and no bandpass applied

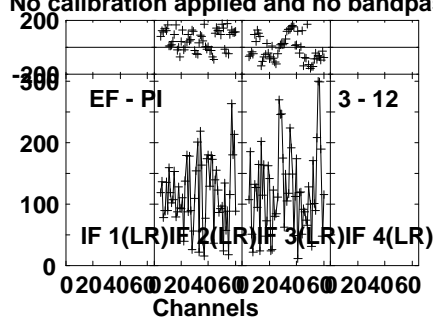
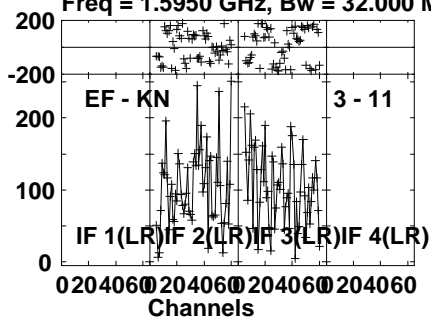


Lower frame: Micro Ampl Jy Top frame: Phas deg  
Vector averaged cross-power spectrum Several baselines displayed  
Timerange: 00/19:37:31 to 00/19:38:59

Plot file version 63 created 16-MAY-2023 10:11:44

J0745-2451 EM168B.UVDATA.1

Freq = 1.5950 GHz, Bw = 32.000 MH No calibration applied and no bandpass applied

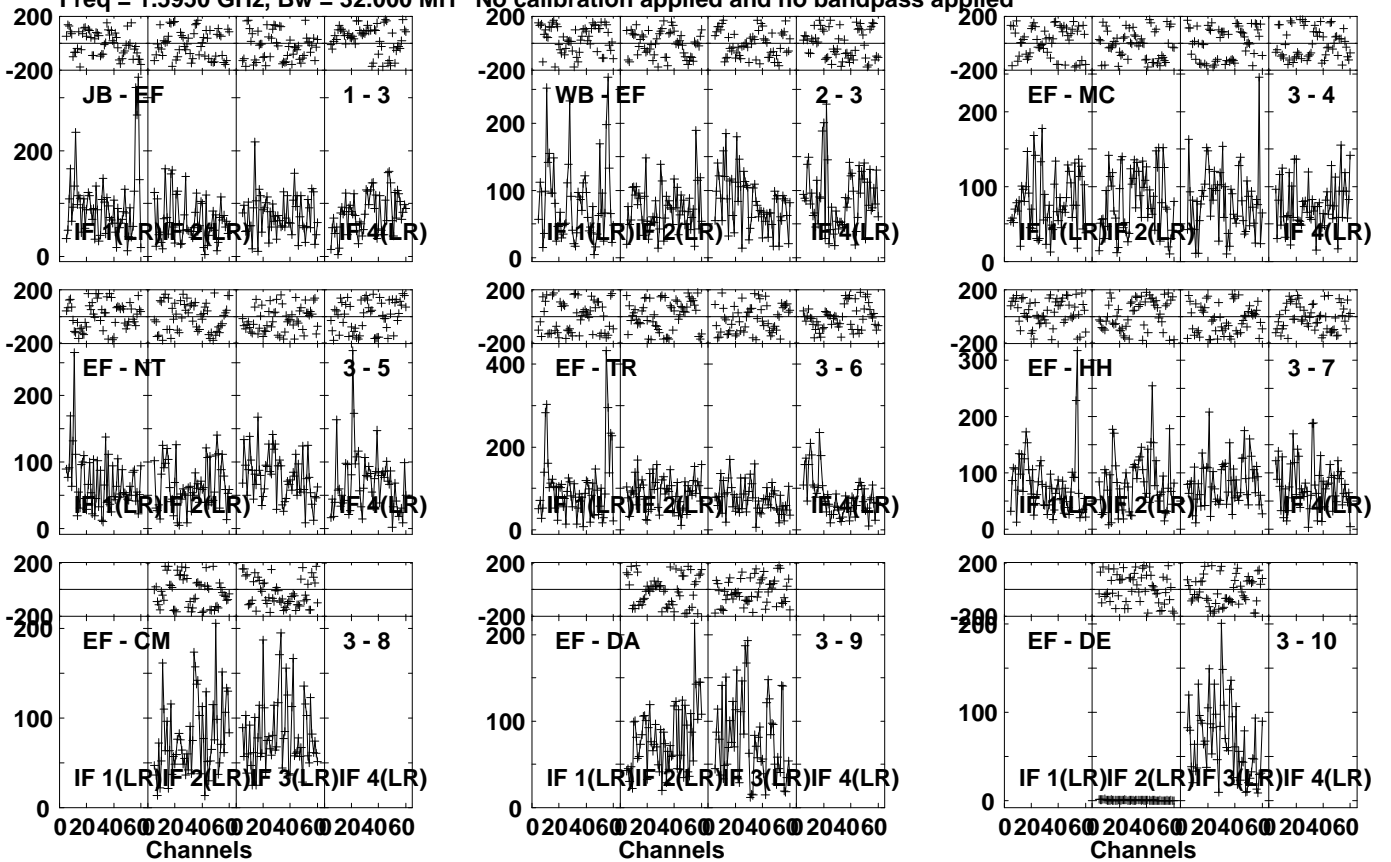


Lower frame: Micro Ampl Jy Top frame: Phas deg  
Vector averaged cross-power spectrum Several baselines displayed  
Timerange: 00/19:37:31 to 00/19:38:59

Plot file version 64 created 16-MAY-2023 10:11:44

TYC6544 EM168B.UVDATA.1

Freq = 1.5950 GHz, Bw = 32.000 MH No calibration applied and no bandpass applied



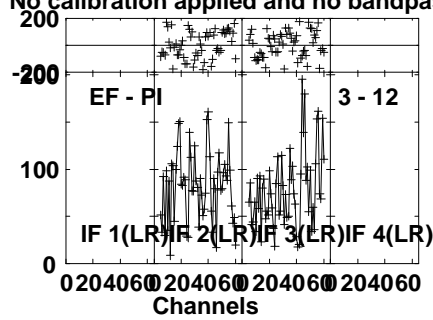
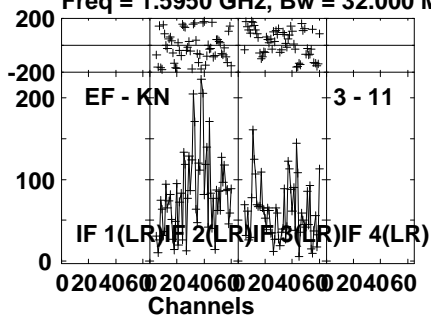
Lower frame: Micro Ampl Jy Top frame: Phas deg  
Vector averaged cross-power spectrum Several baselines displayed  
Timerange: 00/19:39:01 to 00/19:42:29



Plot file version 65 created 16-MAY-2023 10:11:44

TYC6544 EM168B.UVDATA.1

Freq = 1.5950 GHz, Bw = 32.000 MH No calibration applied and no bandpass applied



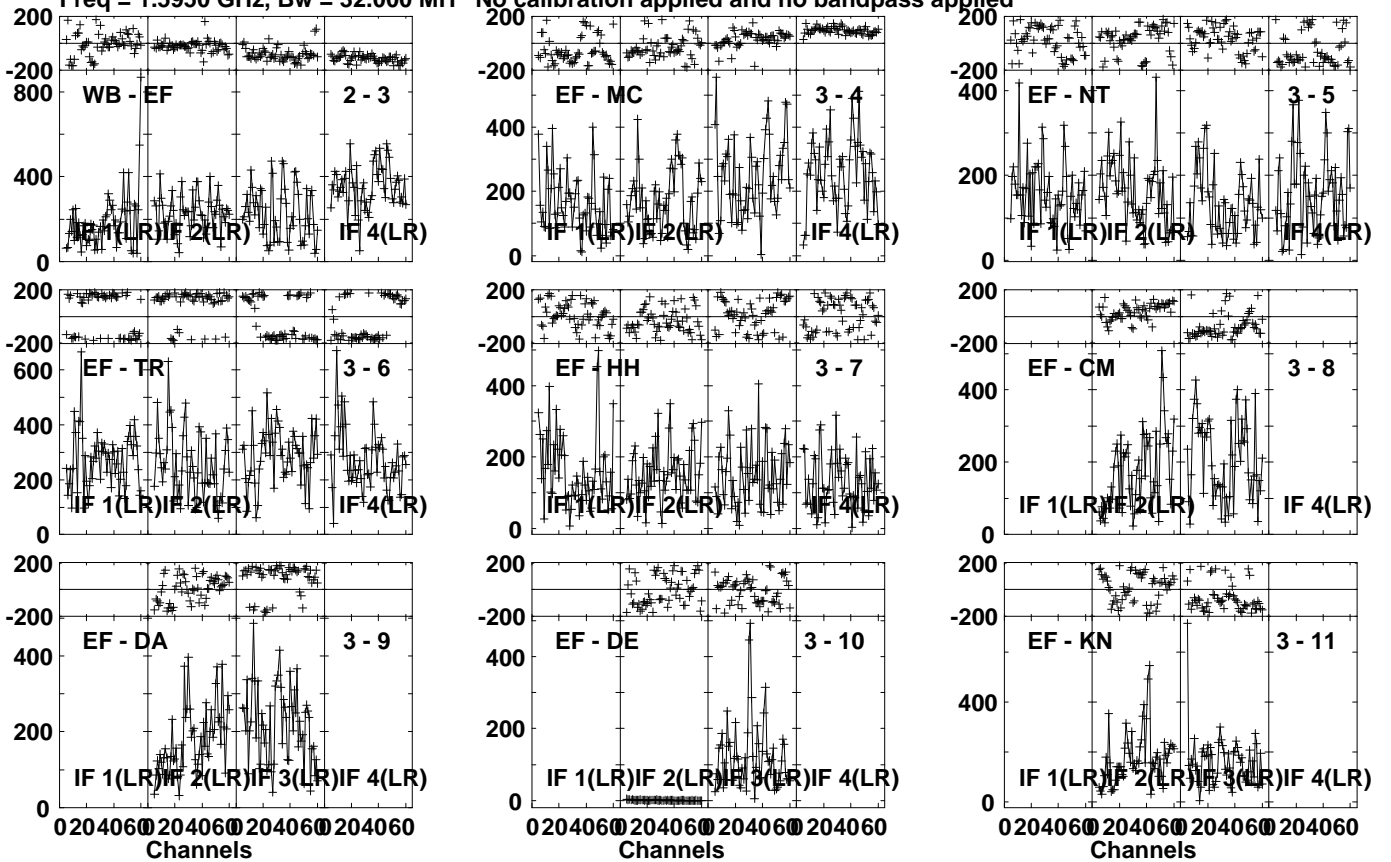
Lower frame: Micro Ampl Jy Top frame: Phas deg  
Vector averaged cross-power spectrum Several baselines displayed  
Timerange: 00/19:39:01 to 00/19:42:29

Plot file version 66 created 16-MAY-2023 10:11:44

J0745-2451 EM168B.UVDATA.1

Freq = 1.5950 GHz, Bw = 32.000 MH

No calibration applied and no bandpass applied

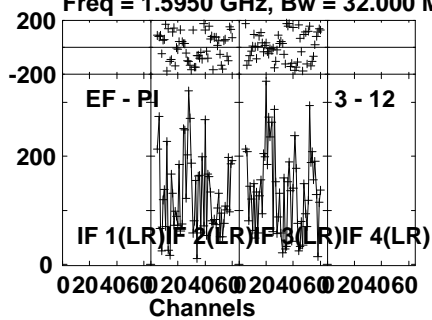


Lower frame: Micro Ampl Jy Top frame: Phas deg  
Vector averaged cross-power spectrum Several baselines displayed  
Timerange: 00/19:42:31 to 00/19:43:59

Plot file version 67 created 16-MAY-2023 10:11:44

J0745-2451 EM168B.UVDATA.1

Freq = 1.5950 GHz, Bw = 32.000 MH No calibration applied and no bandpass applied



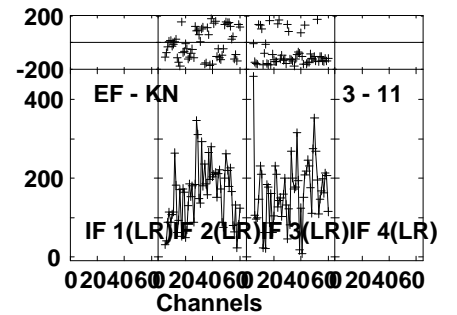
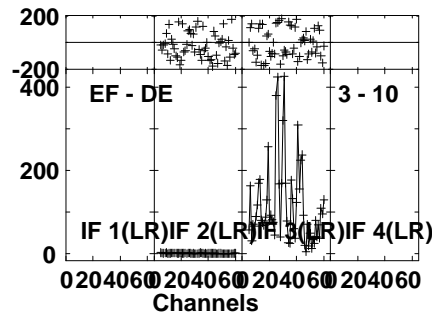
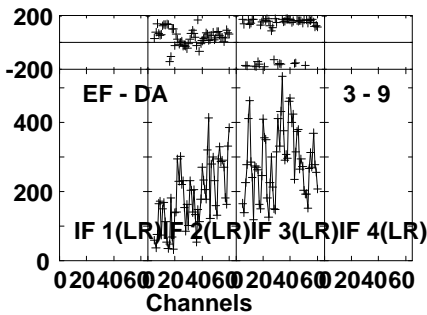
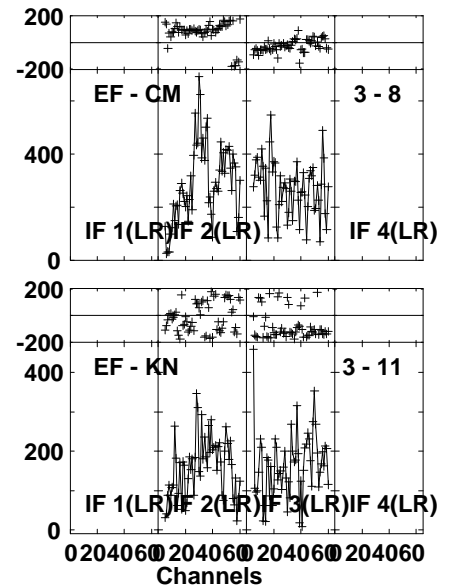
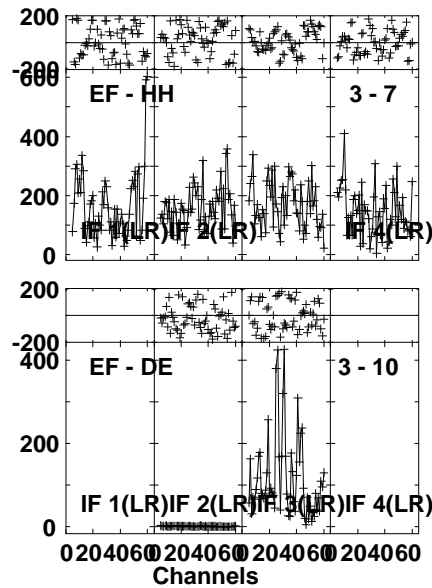
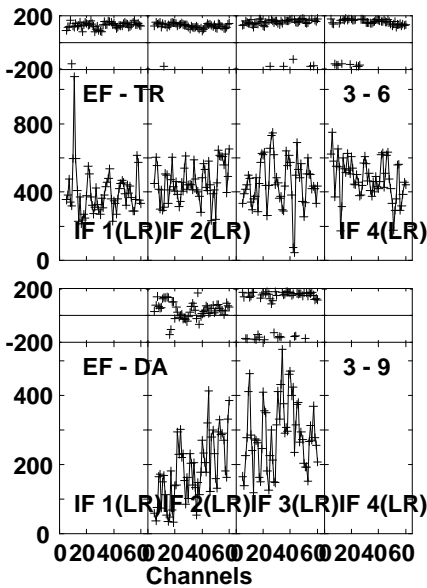
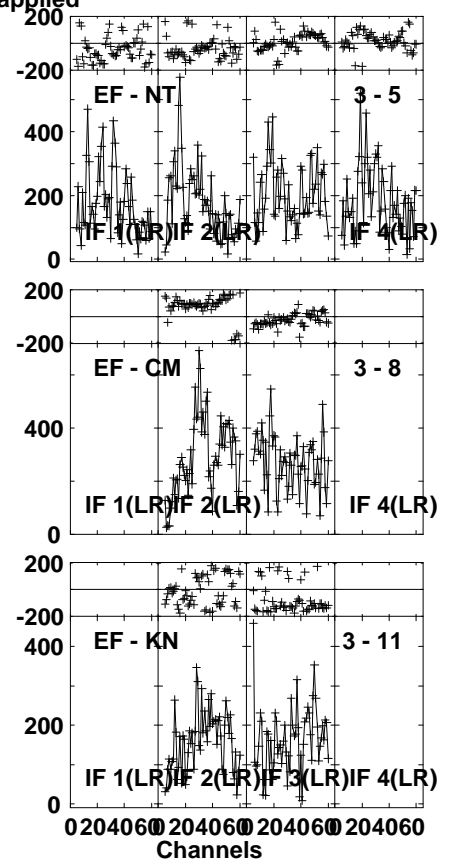
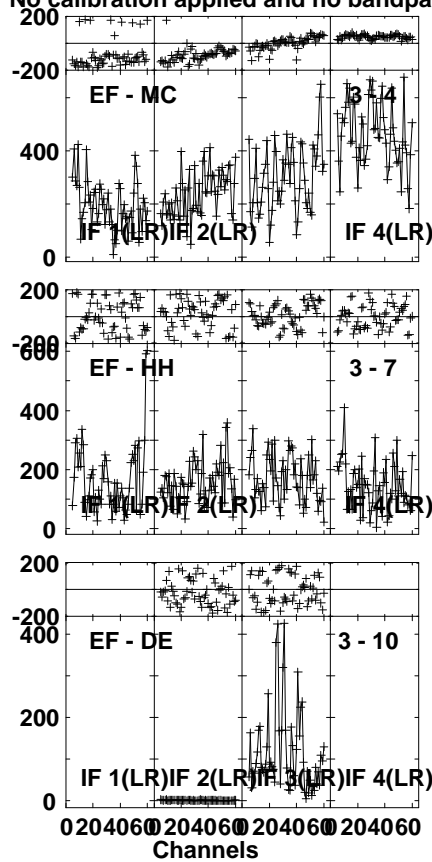
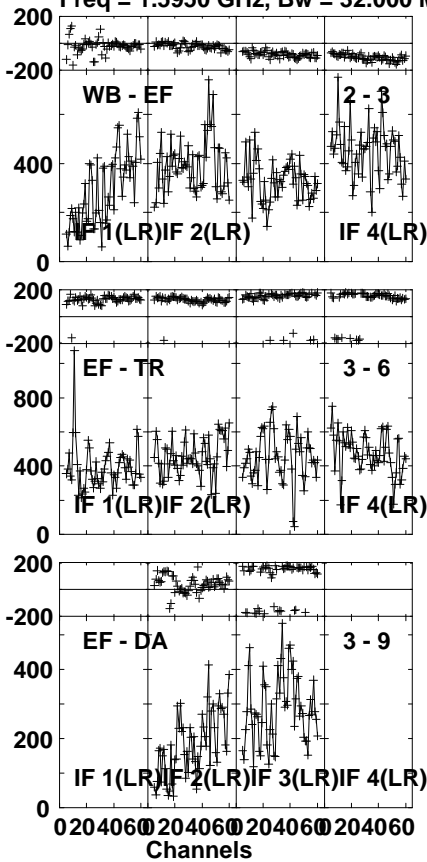
Lower frame: Micro Ampl Jy Top frame: Phas deg  
Vector averaged cross-power spectrum Several baselines displayed  
Timerange: 00/19:42:31 to 00/19:43:59

Plot file version 68 created 16-MAY-2023 10:11:44

J0740-2444 EM168B.UVDATA.1

Freq = 1.5950 GHz, Bw = 32.000 MH

No calibration applied and no bandpass applied

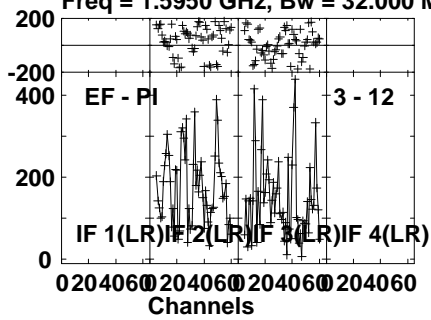


Lower frame: Micro Ampl Jy Top frame: Phas deg  
Vector averaged cross-power spectrum Several baselines displayed  
Timerange: 00/19:44:01 to 00/19:45:29

Plot file version 69 created 16-MAY-2023 10:11:45

J0740-2444 EM168B.UVDATA.1

Freq = 1.5950 GHz, Bw = 32.000 MH No calibration applied and no bandpass applied

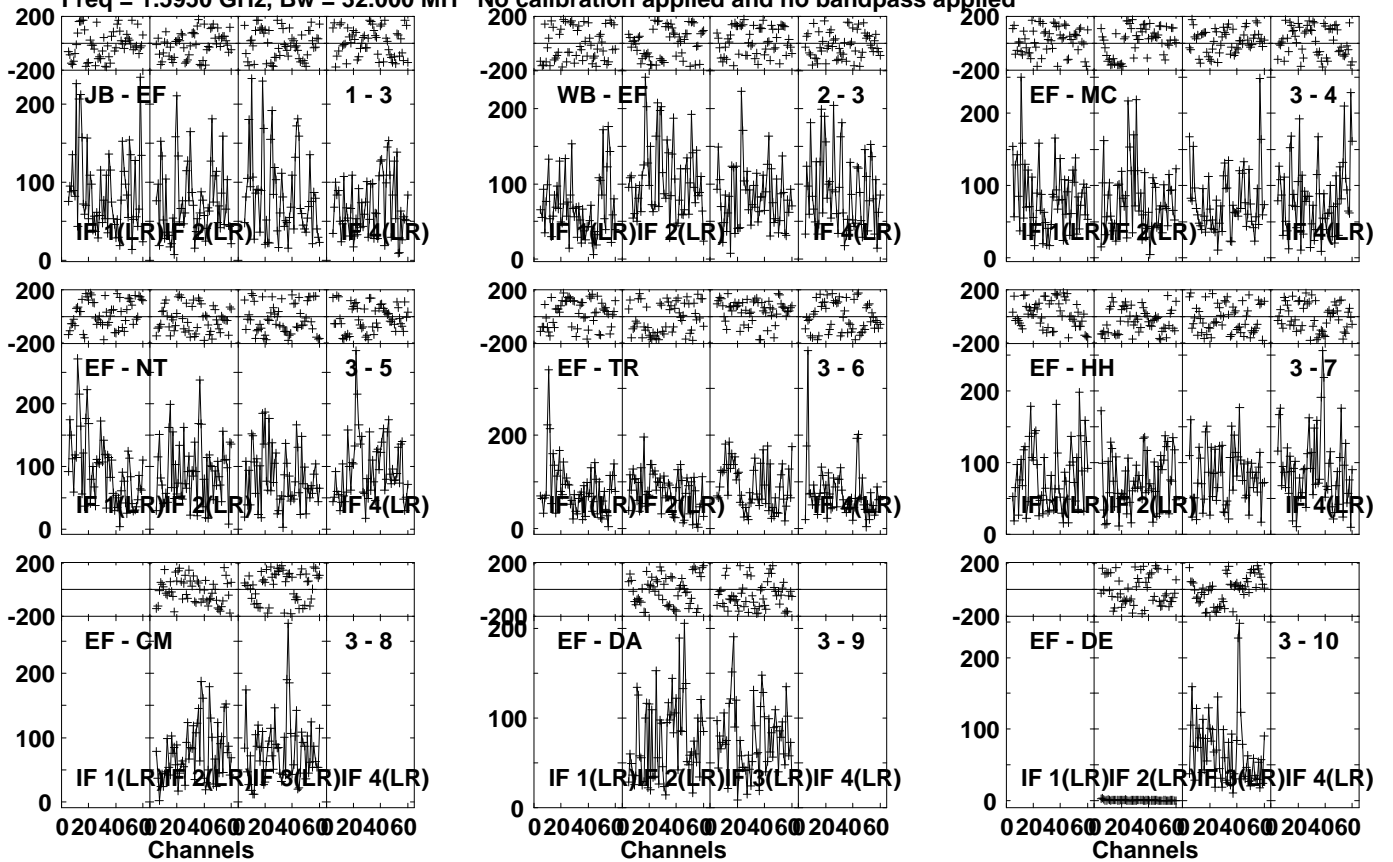


Lower frame: Micro Ampl Jy Top frame: Phas deg  
Vector averaged cross-power spectrum Several baselines displayed  
Timerange: 00/19:44:01 to 00/19:45:29

Plot file version 70 created 16-MAY-2023 10:11:45

TYC6544 EM168B.UVDATA.1

Freq = 1.5950 GHz, Bw = 32.000 MH No calibration applied and no bandpass applied

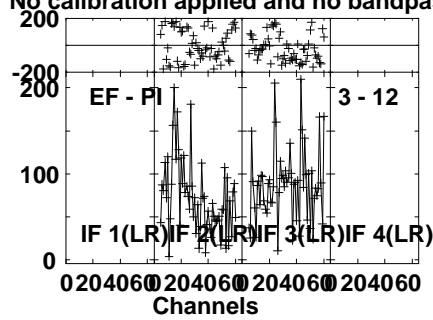
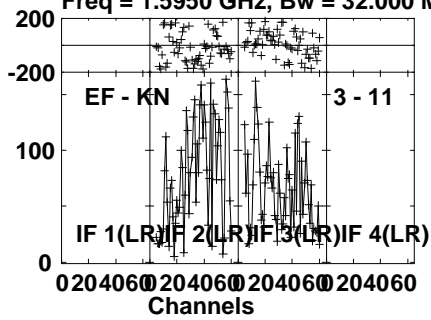


Lower frame: Micro Ampl Jy Top frame: Phas deg  
Vector averaged cross-power spectrum Several baselines displayed  
Timerange: 00/19:45:31 to 00/19:48:59

Plot file version 71 created 16-MAY-2023 10:11:45

TYC6544 EM168B.UVDATA.1

Freq = 1.5950 GHz, Bw = 32.000 MH No calibration applied and no bandpass applied



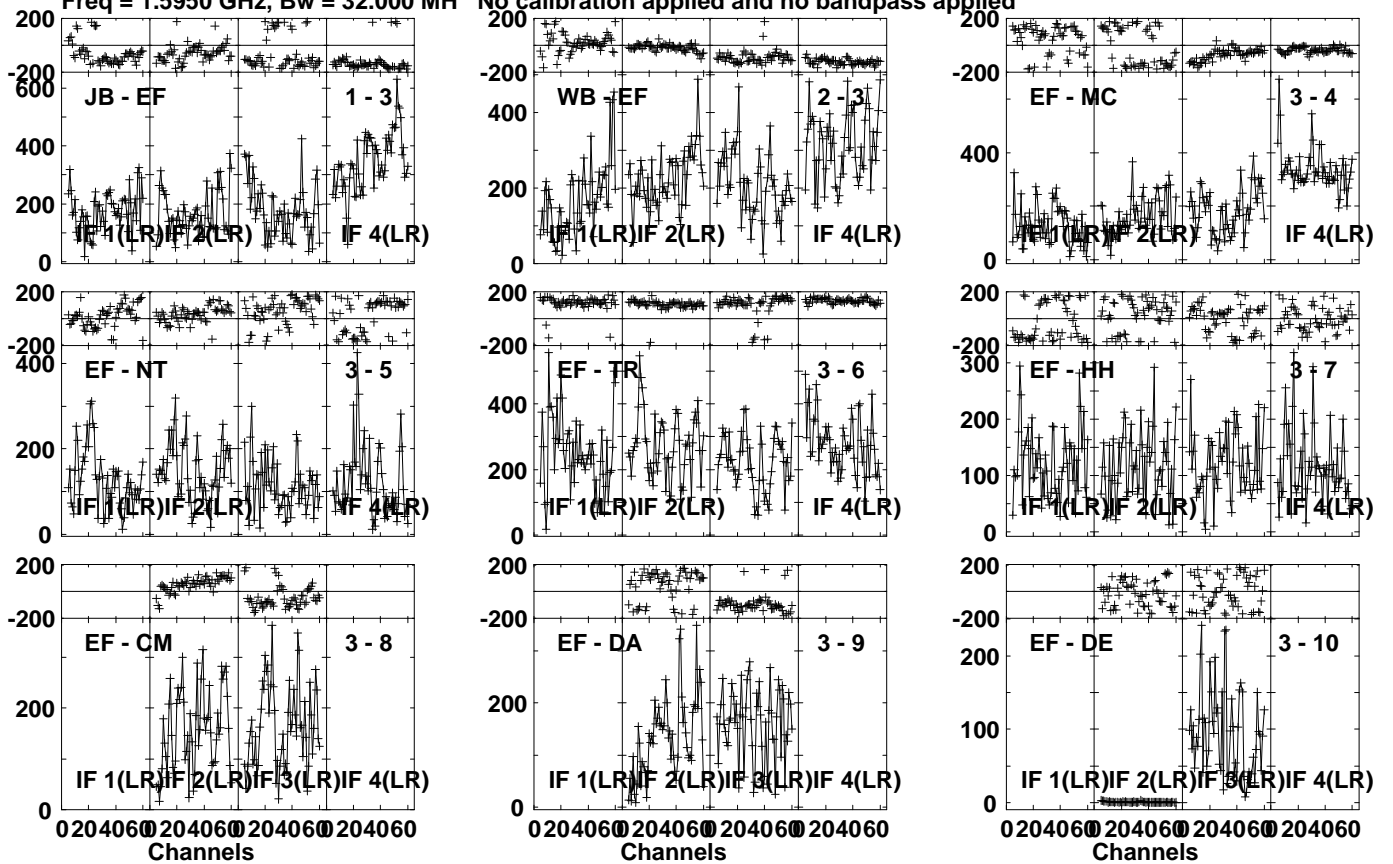
Lower frame: Micro Ampl Jy Top frame: Phas deg  
Vector averaged cross-power spectrum Several baselines displayed  
Timerange: 00/19:45:31 to 00/19:48:59

Plot file version 72 created 16-MAY-2023 10:11:45

J0745-2451 EM168B.UVDATA.1

Freq = 1.5950 GHz, Bw = 32.000 MH

No calibration applied and no bandpass applied



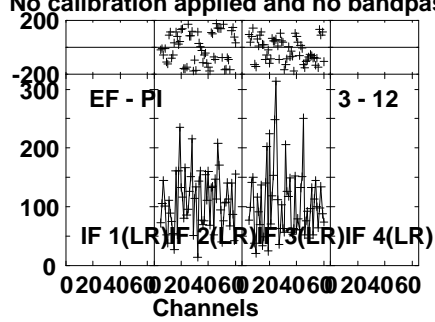
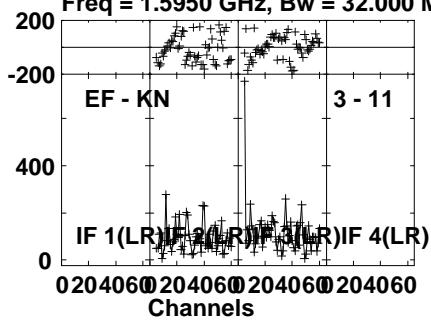
Lower frame: Micro Ampl Jy Top frame: Phas deg  
Vector averaged cross-power spectrum Several baselines displayed  
Timerange: 00/19:49:26 to 00/19:50:54



Plot file version 73 created 16-MAY-2023 10:11:45

J0745-2451 EM168B.UVDATA.1

Freq = 1.5950 GHz, Bw = 32.000 MH No calibration applied and no bandpass applied

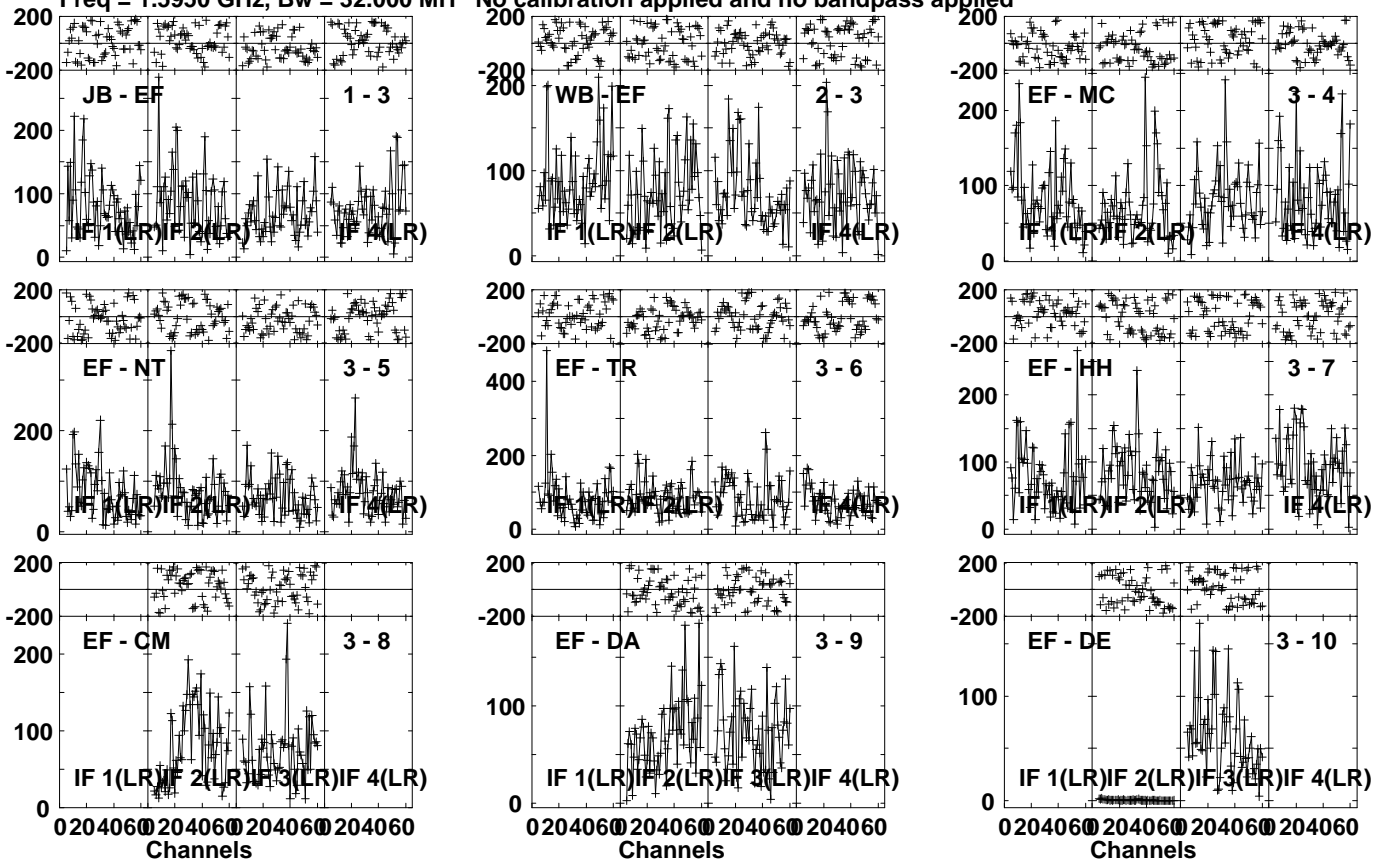


Lower frame: Micro Ampl Jy Top frame: Phas deg  
Vector averaged cross-power spectrum Several baselines displayed  
Timerange: 00/19:49:26 to 00/19:50:54

Plot file version 74 created 16-MAY-2023 10:11:45

TYC6544 EM168B.UVDATA.1

Freq = 1.5950 GHz, Bw = 32.000 MH No calibration applied and no bandpass applied

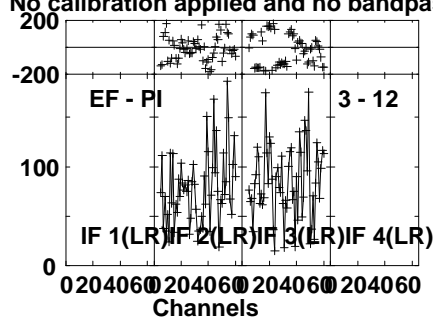
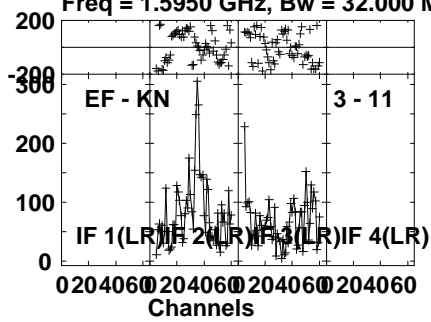


Lower frame: Micro Ampl Jy Top frame: Phas deg  
Vector averaged cross-power spectrum Several baselines displayed  
Timerange: 00/19:50:56 to 00/19:54:24

Plot file version 75 created 16-MAY-2023 10:11:45

TYC6544 EM168B.UVDATA.1

Freq = 1.5950 GHz, Bw = 32.000 MH No calibration applied and no bandpass applied



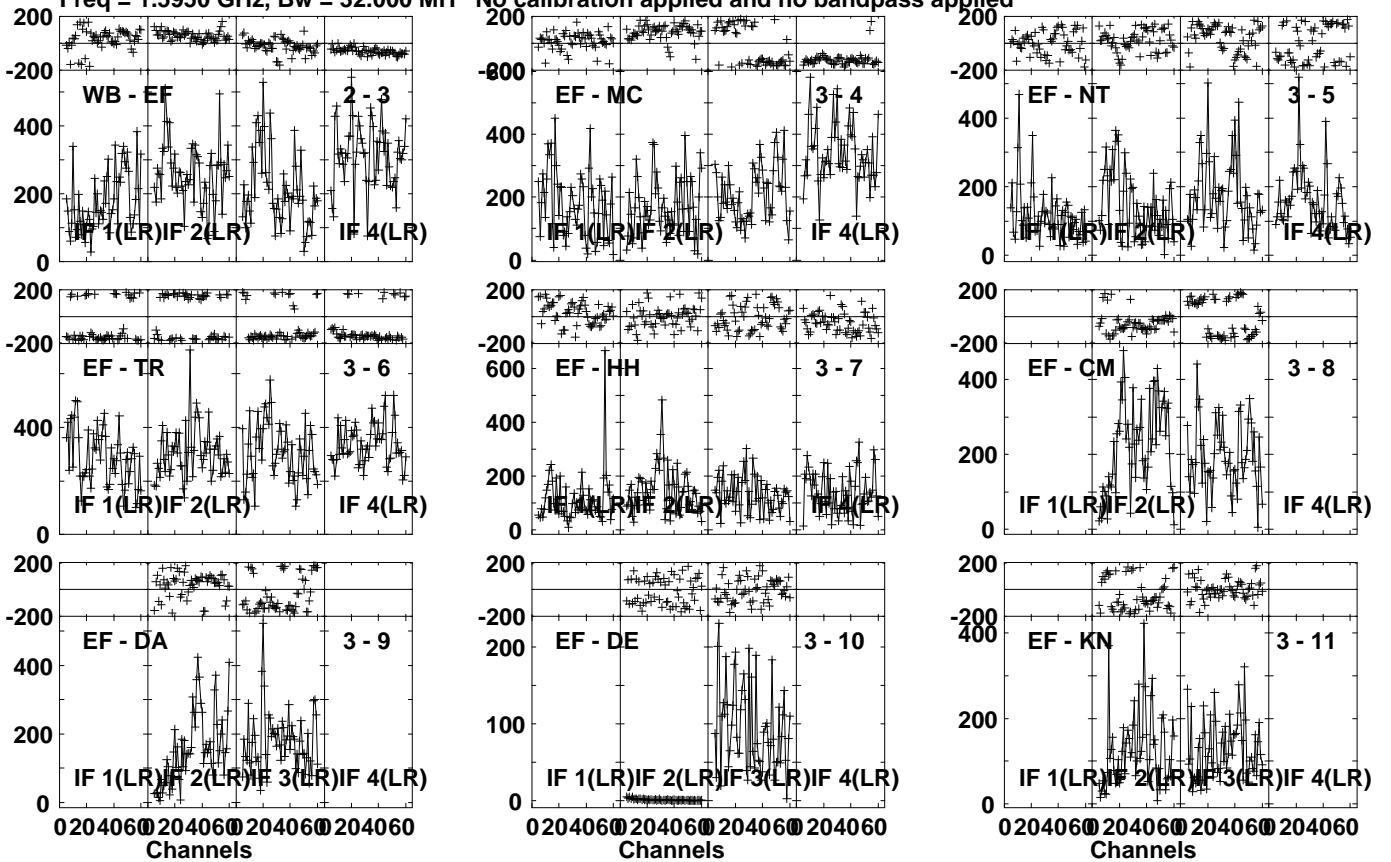
Lower frame: Micro Ampl Jy Top frame: Phas deg  
Vector averaged cross-power spectrum Several baselines displayed  
Timerange: 00/19:50:56 to 00/19:54:24

Plot file version 76 created 16-MAY-2023 10:11:45

J0745-2451 EM168B.UVDATA.1

Freq = 1.5950 GHz, Bw = 32.000 MH

No calibration applied and no bandpass applied

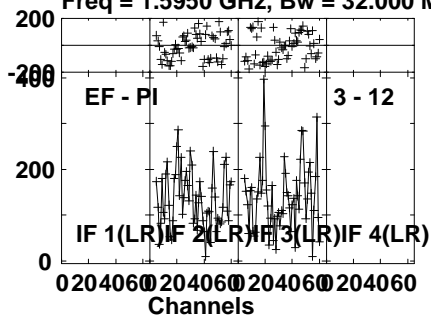


Lower frame: Micro Ampl Jy Top frame: Phas deg  
Vector averaged cross-power spectrum Several baselines displayed  
Timerange: 00/19:54:26 to 00/19:55:54

Plot file version 77 created 16-MAY-2023 10:11:45

J0745-2451 EM168B.UVDATA.1

Freq = 1.5950 GHz, Bw = 32.000 MH No calibration applied and no bandpass applied



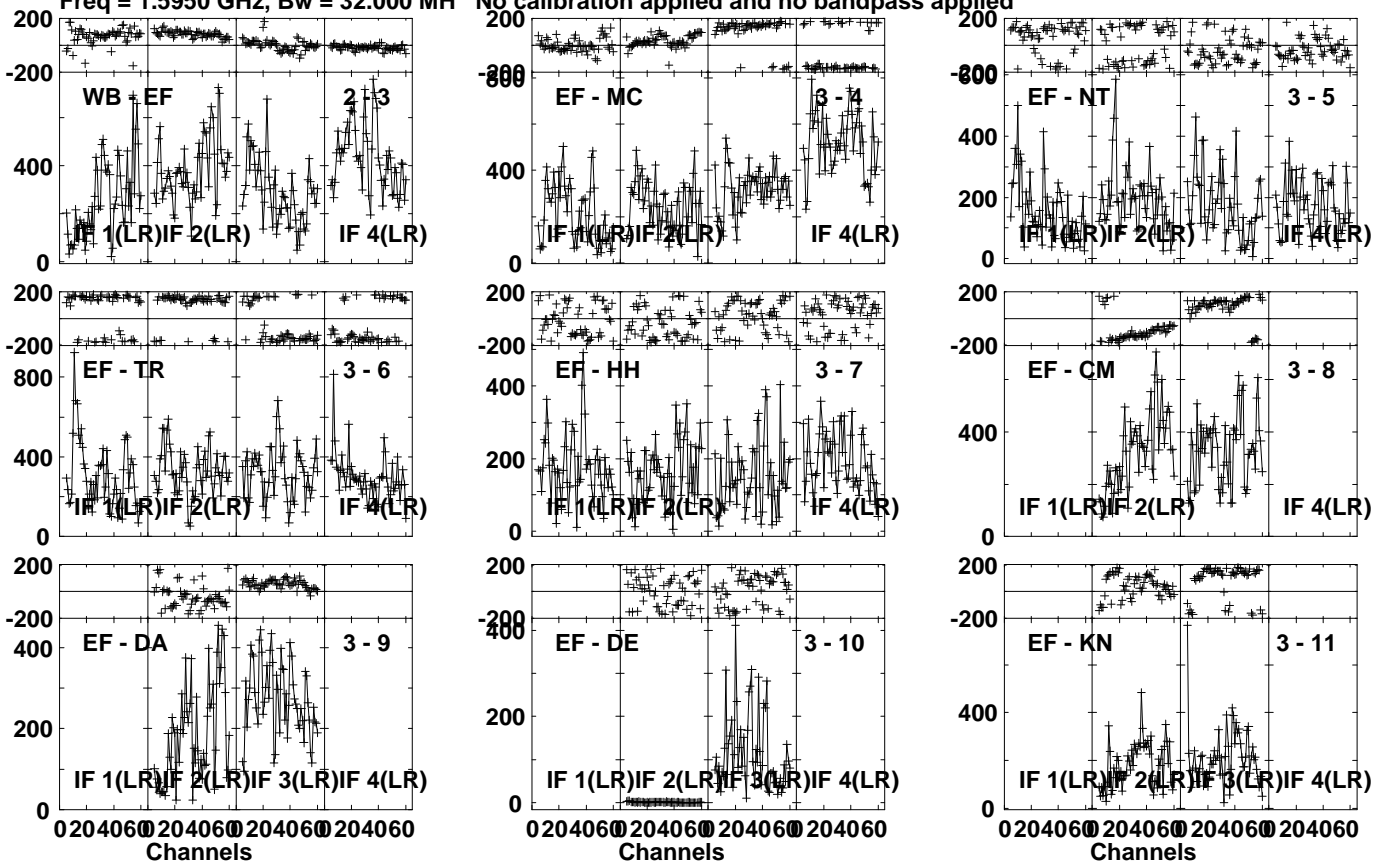
Lower frame: Micro Ampl Jy Top frame: Phas deg  
Vector averaged cross-power spectrum Several baselines displayed  
Timerange: 00/19:54:26 to 00/19:55:54

Plot file version 78 created 16-MAY-2023 10:11:45

J0740-2444 EM168B.UVDATA.1

Freq = 1.5950 GHz, Bw = 32.000 MH

No calibration applied and no bandpass applied

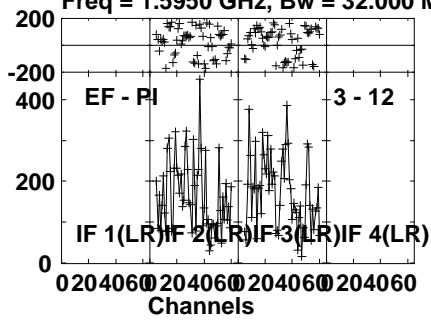


Lower frame: Micro Ampl Jy Top frame: Phas deg  
Vector averaged cross-power spectrum Several baselines displayed  
Timerange: 00/19:55:56 to 00/19:57:24

Plot file version 79 created 16-MAY-2023 10:11:45

J0740-2444 EM168B.UVDATA.1

Freq = 1.5950 GHz, Bw = 32.000 MH No calibration applied and no bandpass applied

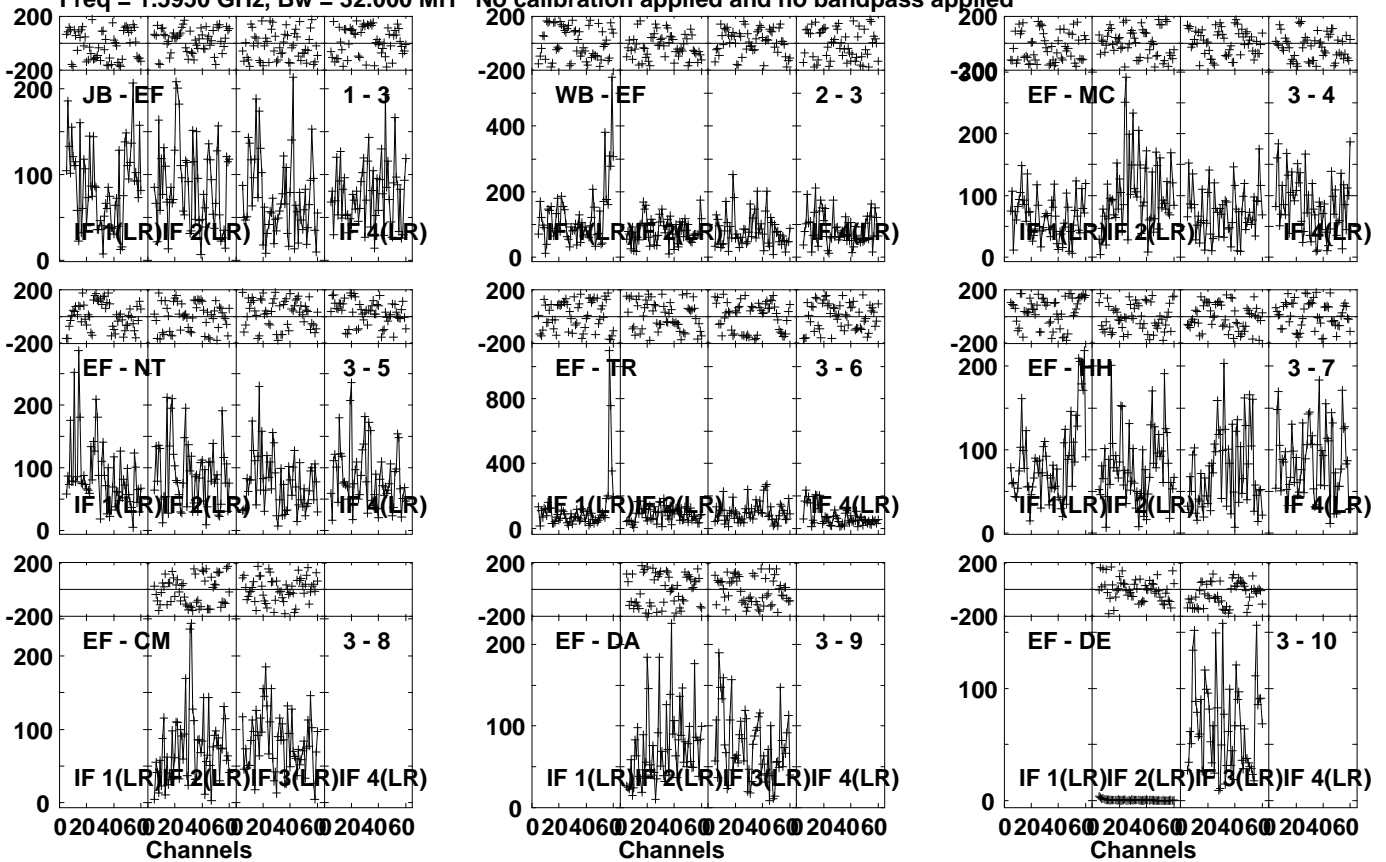


Lower frame: Micro Ampl Jy Top frame: Phas deg  
Vector averaged cross-power spectrum Several baselines displayed  
Timerange: 00/19:55:56 to 00/19:57:24

Plot file version 80 created 16-MAY-2023 10:11:46

TYC6544 EM168B.UVDATA.1

Freq = 1.5950 GHz, Bw = 32.000 MH No calibration applied and no bandpass applied



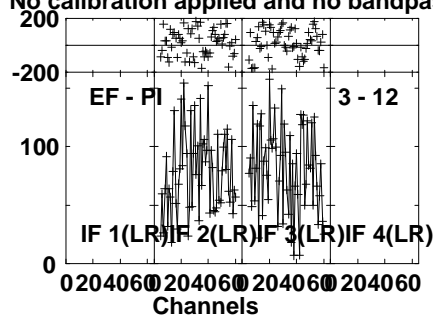
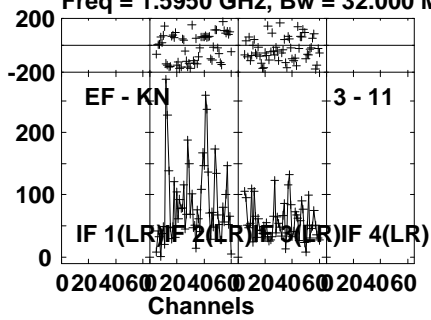
Lower frame: Micro Ampl Jy Top frame: Phas deg  
Vector averaged cross-power spectrum Several baselines displayed  
Timerange: 00/19:57:26 to 00/20:00:54



Plot file version 81 created 16-MAY-2023 10:11:46

TYC6544 EM168B.UVDATA.1

Freq = 1.5950 GHz, Bw = 32.000 MH No calibration applied and no bandpass applied



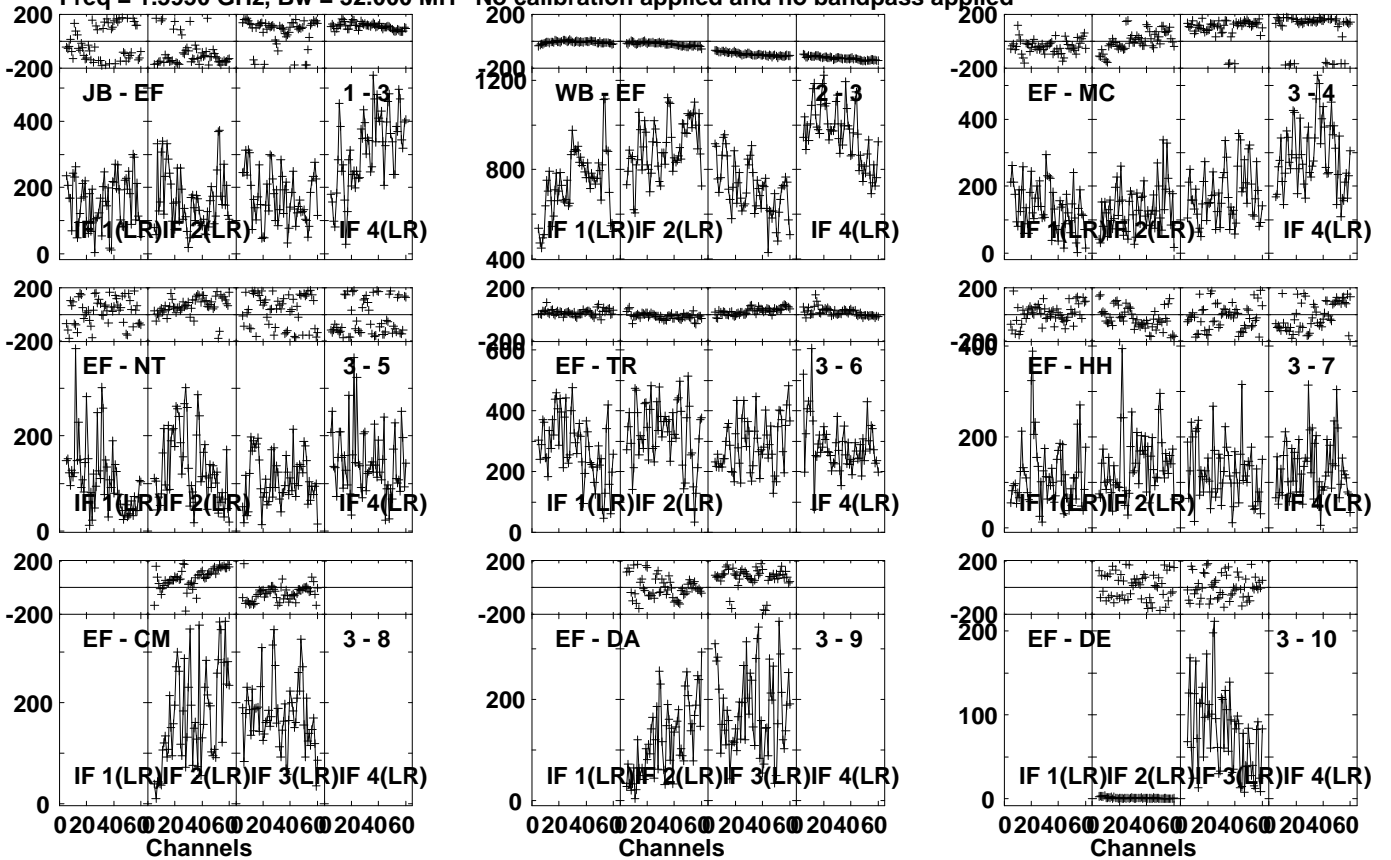
Lower frame: Micro Ampl Jy Top frame: Phas deg  
Vector averaged cross-power spectrum Several baselines displayed  
Timerange: 00/19:57:26 to 00/20:00:54

Plot file version 82 created 16-MAY-2023 10:11:46

J0745-2451 EM168B.UVDATA.1

Freq = 1.5950 GHz, Bw = 32.000 MH

No calibration applied and no bandpass applied



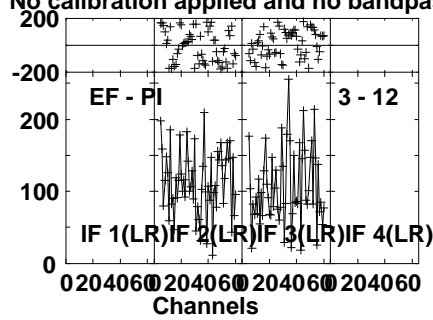
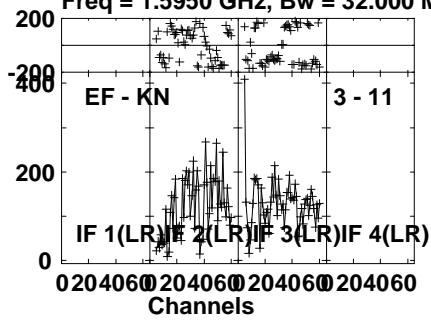
Lower frame: Micro Ampl Jy Top frame: Phas deg  
Vector averaged cross-power spectrum Several baselines displayed  
Timerange: 00/20:01:21 to 00/20:02:49

Plot file version 83 created 16-MAY-2023 10:11:46

J0745-2451 EM168B.UVDATA.1

Freq = 1.5950 GHz, Bw = 32.000 MH

No calibration applied and no bandpass applied



Lower frame: Micro Ampl Jy Top frame: Phas deg

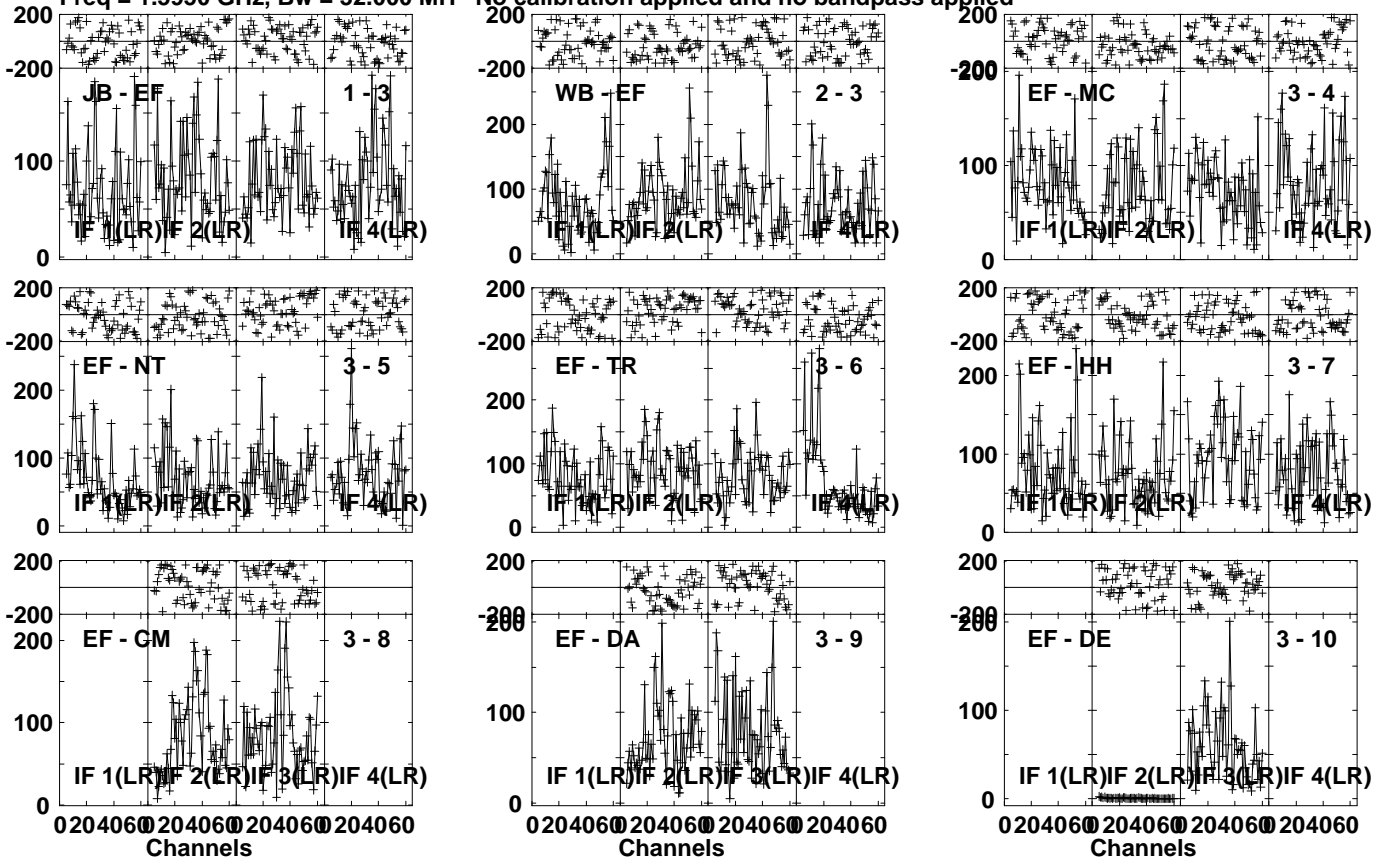
Vector averaged cross-power spectrum Several baselines displayed

Timerange: 00/20:01:21 to 00/20:02:49

Plot file version 84 created 16-MAY-2023 10:11:46

TYC6544 EM168B.UVDATA.1

Freq = 1.5950 GHz, Bw = 32.000 MH No calibration applied and no bandpass applied

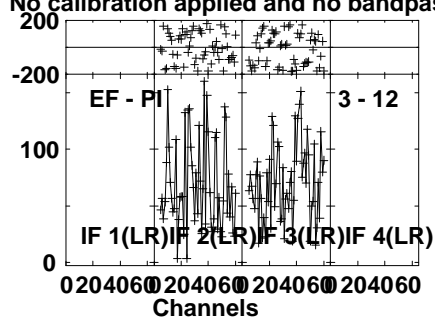
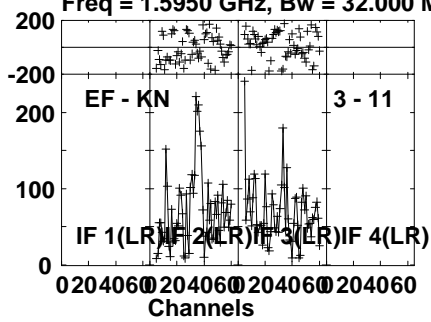


Lower frame: Micro Ampl Jy Top frame: Phas deg  
Vector averaged cross-power spectrum Several baselines displayed  
Timerange: 00/20:02:51 to 00/20:06:19

Plot file version 85 created 16-MAY-2023 10:11:46

TYC6544 EM168B.UVDATA.1

Freq = 1.5950 GHz, Bw = 32.000 MH No calibration applied and no bandpass applied



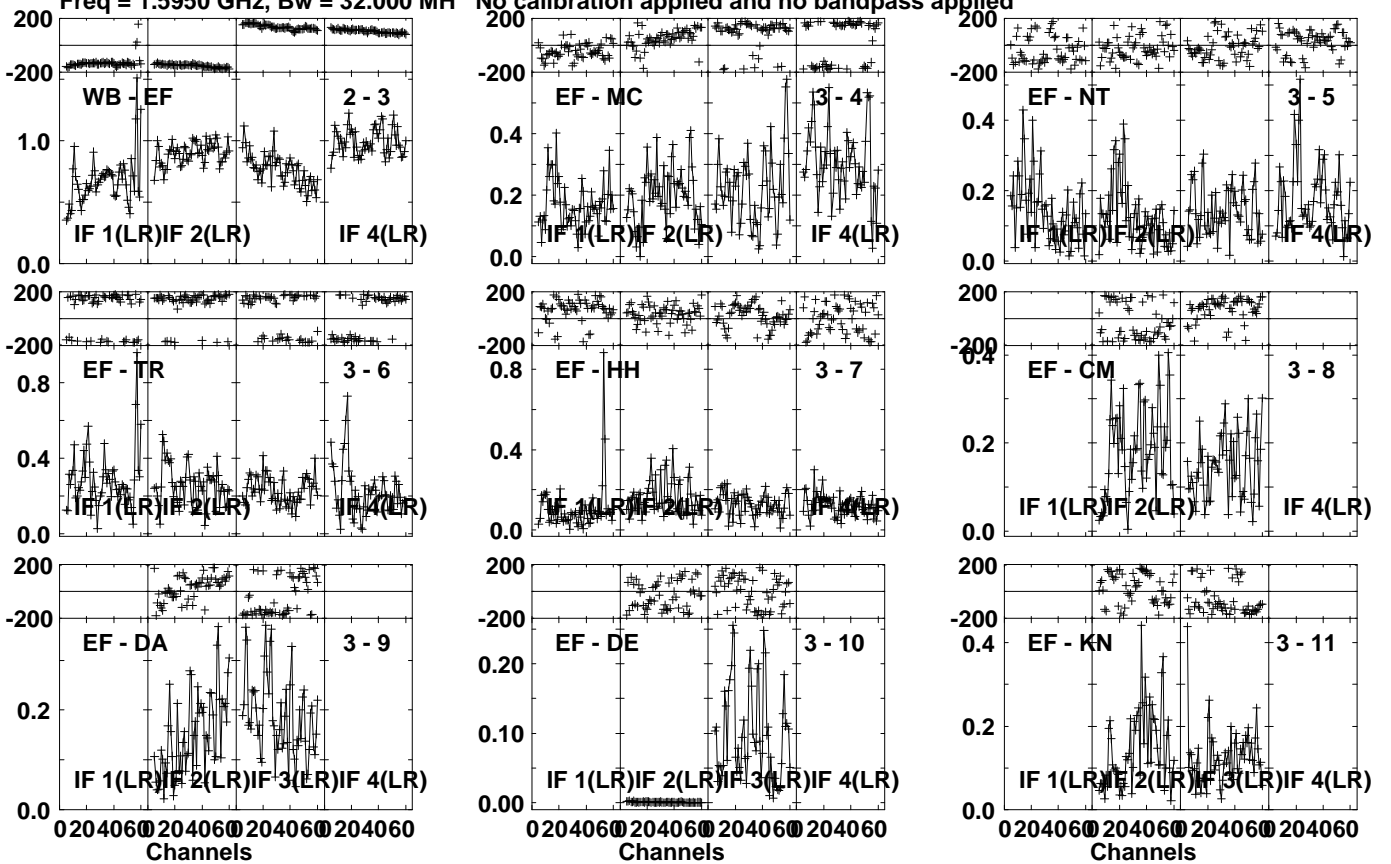
Lower frame: Micro Ampl Jy Top frame: Phas deg  
Vector averaged cross-power spectrum Several baselines displayed  
Timerange: 00/20:02:51 to 00/20:06:19

Plot file version 86 created 16-MAY-2023 10:11:46

J0745-2451 EM168B.UVDATA.1

Freq = 1.5950 GHz, Bw = 32.000 MH

No calibration applied and no bandpass applied

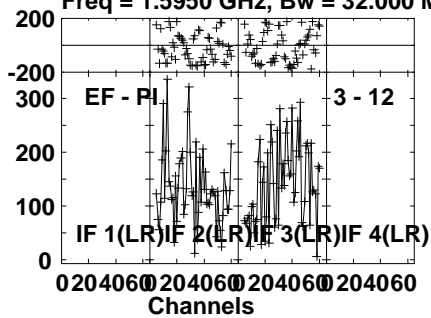


Lower frame: Milli Ampl Jy Top frame: Phas deg  
Vector averaged cross-power spectrum Several baselines displayed  
Timerange: 00/20:06:21 to 00/20:07:49

Plot file version 87 created 16-MAY-2023 10:11:46

J0745-2451 EM168B.UVDATA.1

Freq = 1.5950 GHz, Bw = 32.000 MH No calibration applied and no bandpass applied



Lower frame: Micro Ampl Jy Top frame: Phas deg

Vector averaged cross-power spectrum Several baselines displayed

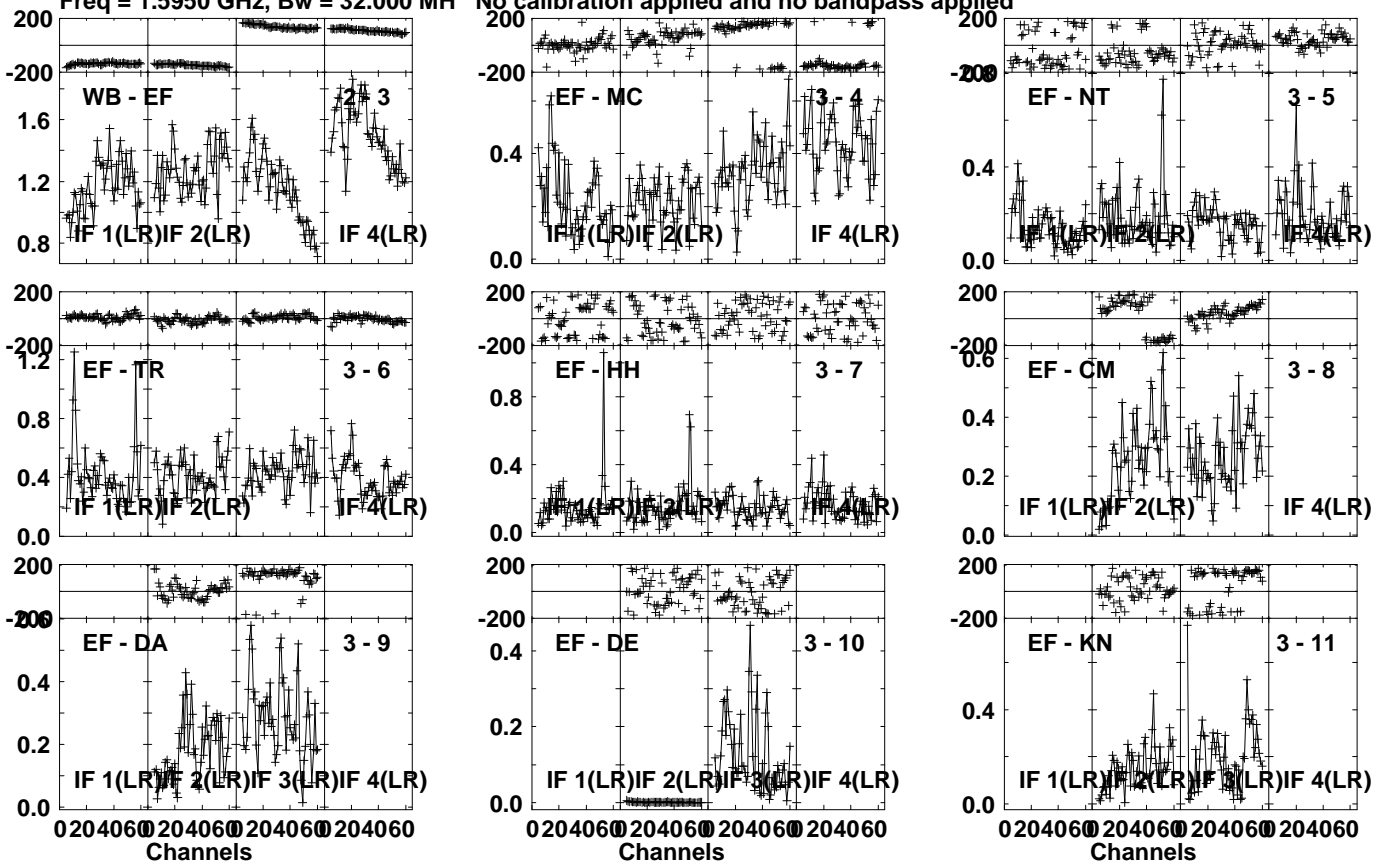
Timerange: 00/20:06:21 to 00/20:07:49

Plot file version 88 created 16-MAY-2023 10:11:46

J0740-2444 EM168B.UVDATA.1

Freq = 1.5950 GHz, Bw = 32.000 MH

No calibration applied and no bandpass applied



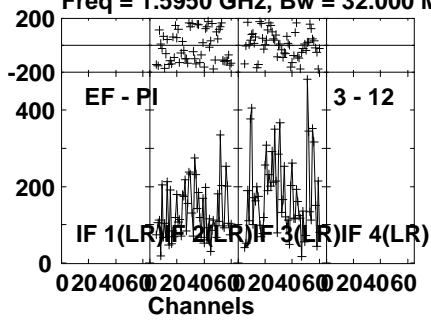
Lower frame: Milli Ampl Jy Top frame: Phas deg  
Vector averaged cross-power spectrum Several baselines displayed  
Timerange: 00/20:07:51 to 00/20:09:19



Plot file version 89 created 16-MAY-2023 10:11:46

J0740-2444 EM168B.UVDATA.1

Freq = 1.5950 GHz, Bw = 32.000 MH No calibration applied and no bandpass applied



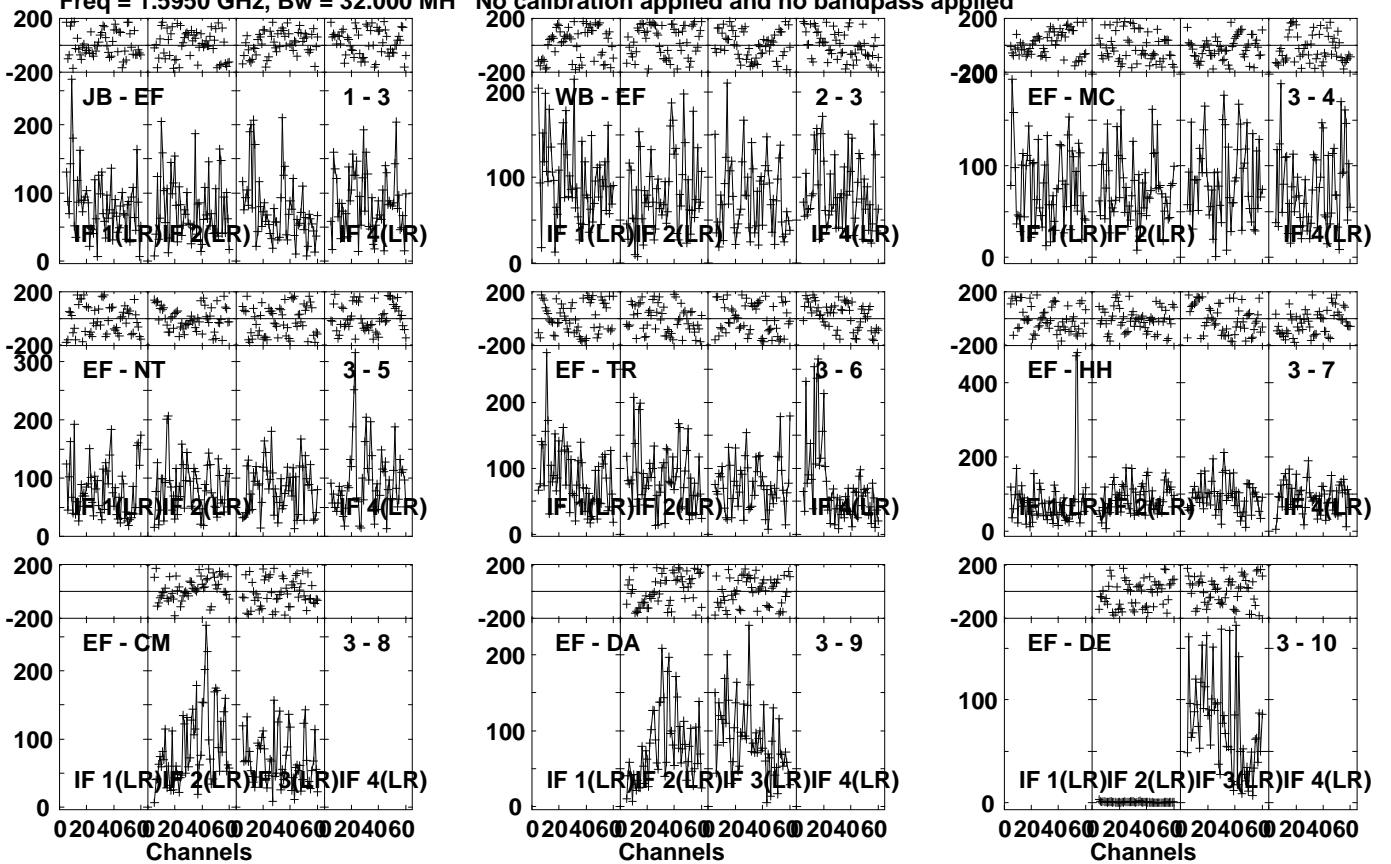
Lower frame: Micro Ampl Jy Top frame: Phas deg  
Vector averaged cross-power spectrum Several baselines displayed  
Timerange: 00/20:07:51 to 00/20:09:19

Plot file version 90 created 16-MAY-2023 10:11:46

TYC6544 EM168B.UVDATA.1

Freq = 1.5950 GHz, Bw = 32.000 MH

No calibration applied and no bandpass applied

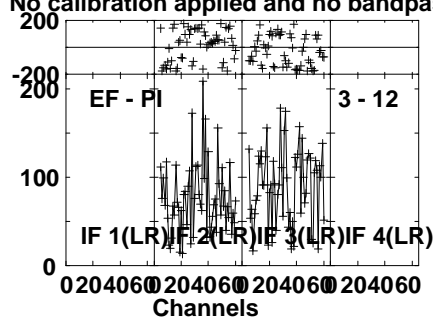
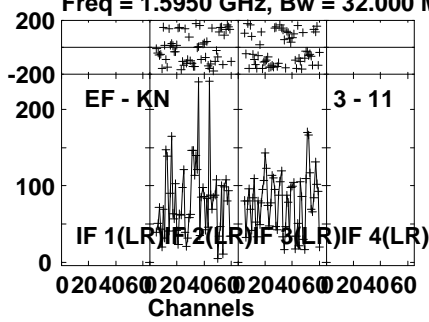


Lower frame: Micro Ampl Jy Top frame: Phas deg  
Vector averaged cross-power spectrum Several baselines displayed  
Timerange: 00/20:09:21 to 00/20:12:49

Plot file version 91 created 16-MAY-2023 10:11:47

TYC6544 EM168B.UVDATA.1

Freq = 1.5950 GHz, Bw = 32.000 MH No calibration applied and no bandpass applied



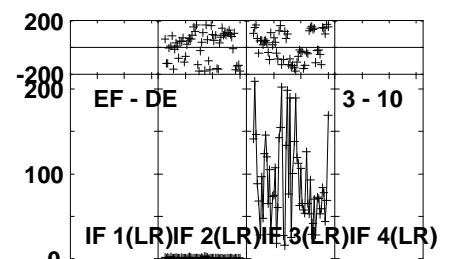
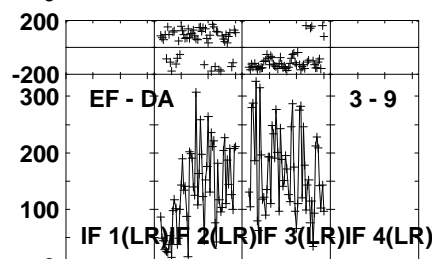
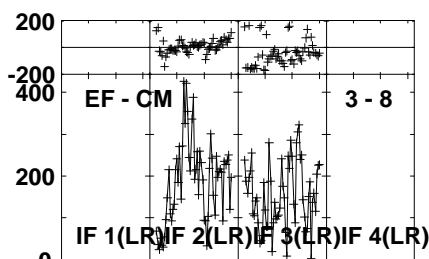
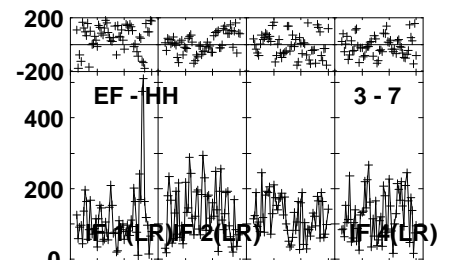
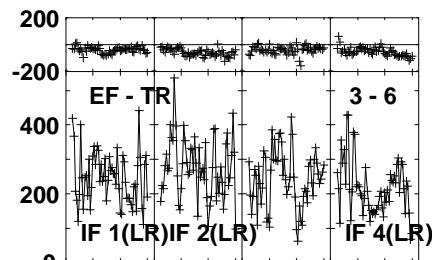
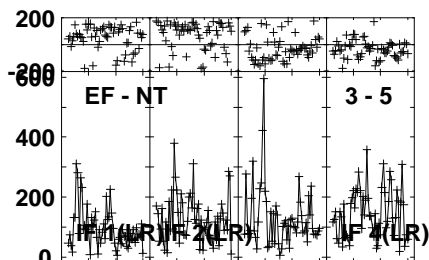
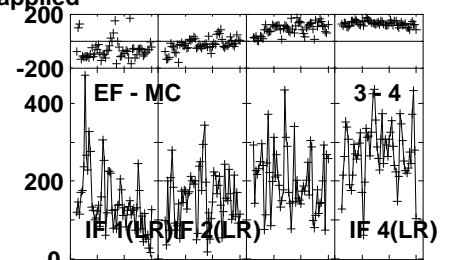
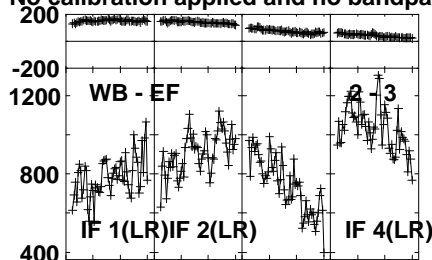
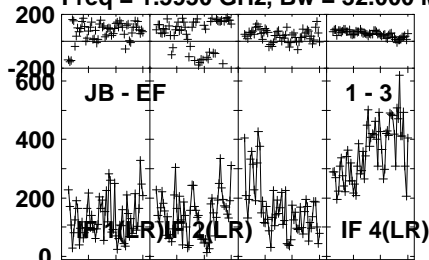
Lower frame: Micro Ampl Jy Top frame: Phas deg  
Vector averaged cross-power spectrum Several baselines displayed  
Timerange: 00/20:09:21 to 00/20:12:49

Plot file version 92 created 16-MAY-2023 10:11:47

J0745-2451 EM168B.UVDATA.1

Freq = 1.5950 GHz, Bw = 32.000 MH

No calibration applied and no bandpass applied

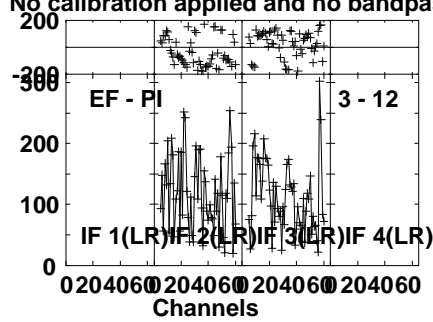
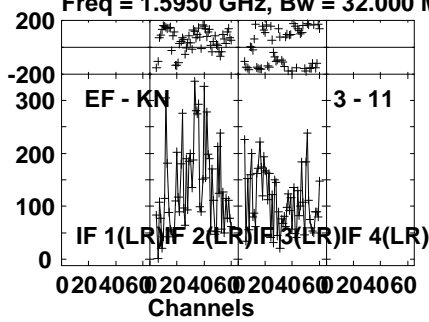


Lower frame: Micro Ampl Jy Top frame: Phas deg  
Vector averaged cross-power spectrum Several baselines displayed  
Timerange: 00/20:13:16 to 00/20:14:44

Plot file version 93 created 16-MAY-2023 10:11:47

J0745-2451 EM168B.UVDATA.1

Freq = 1.5950 GHz, Bw = 32.000 MH No calibration applied and no bandpass applied



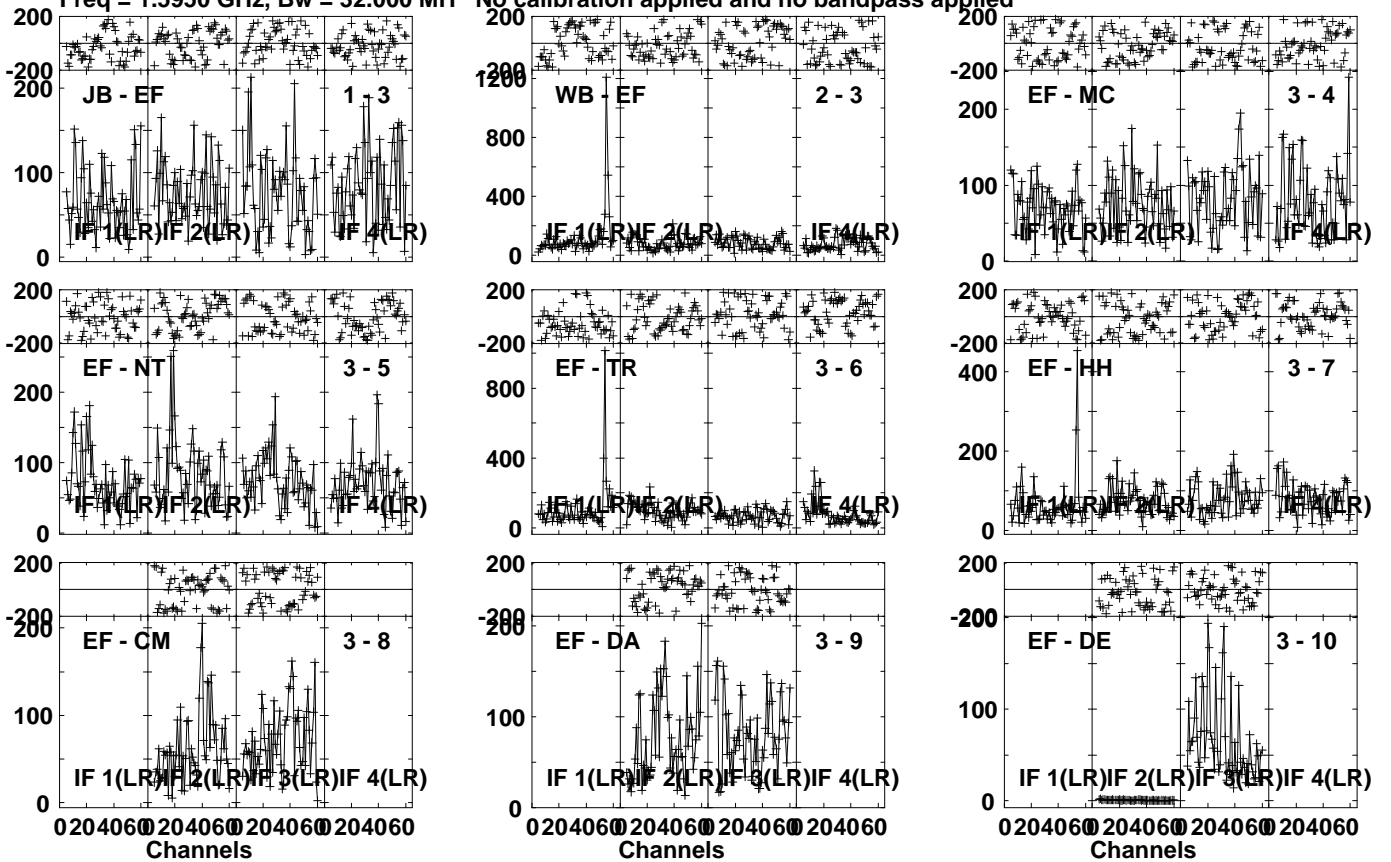
Lower frame: Micro Ampl Jy Top frame: Phas deg  
Vector averaged cross-power spectrum Several baselines displayed  
Timerange: 00/20:13:16 to 00/20:14:44

Plot file version 94 created 16-MAY-2023 10:11:47

TYC6544 EM168B.UVDATA.1

Freq = 1.5950 GHz, Bw = 32.000 MH

No calibration applied and no bandpass applied

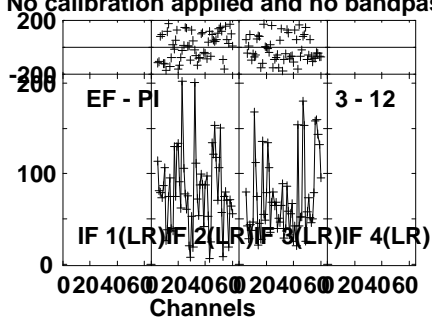
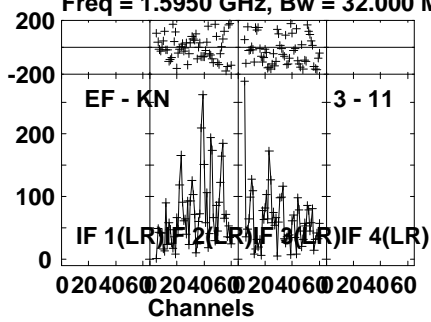


Lower frame: Micro Ampl Jy Top frame: Phas deg  
Vector averaged cross-power spectrum Several baselines displayed  
Timerange: 00/20:14:46 to 00/20:18:14

Plot file version 95 created 16-MAY-2023 10:11:47

TYC6544 EM168B.UVDATA.1

Freq = 1.5950 GHz, Bw = 32.000 MH No calibration applied and no bandpass applied



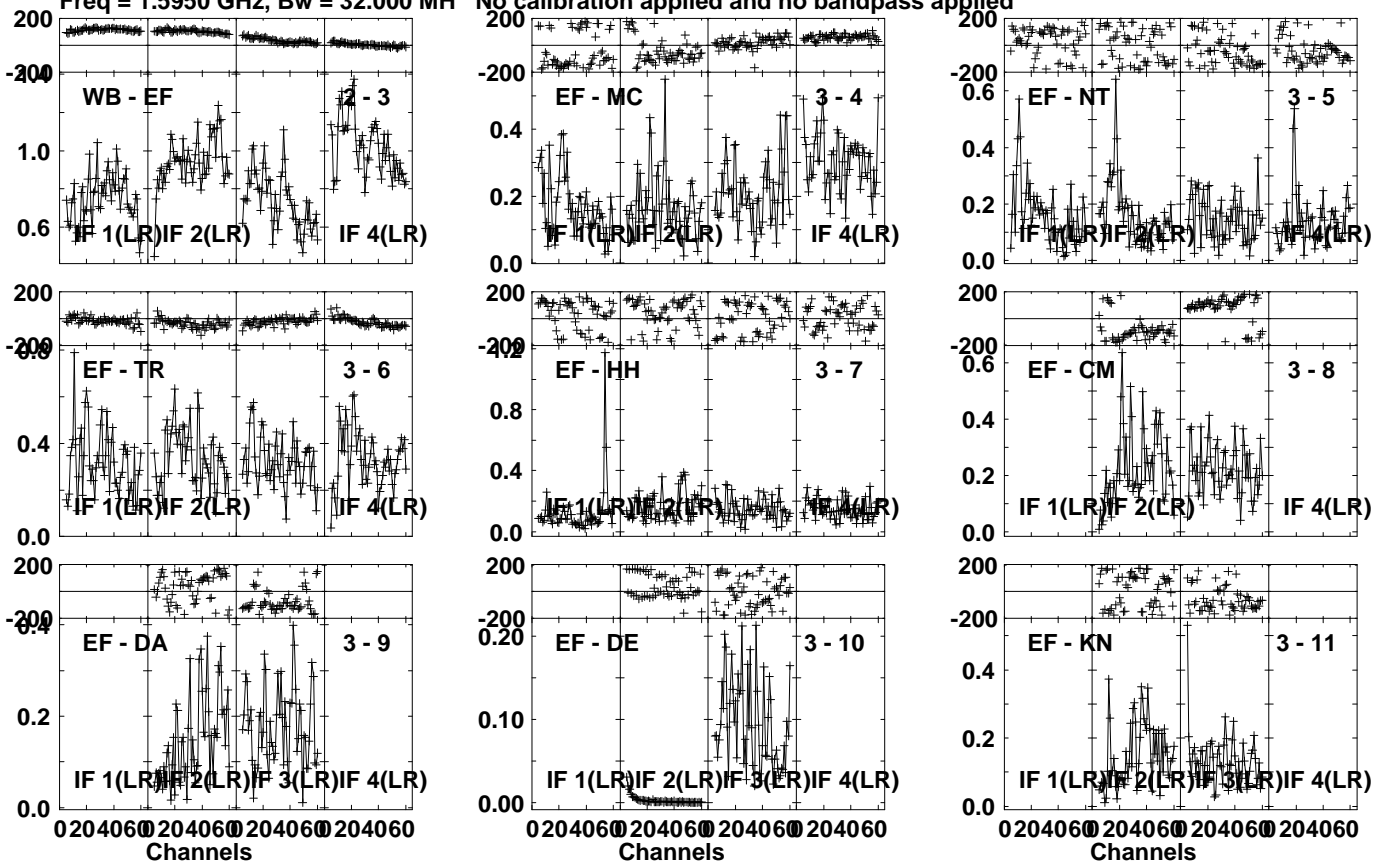
Lower frame: Micro Ampl Jy Top frame: Phas deg  
Vector averaged cross-power spectrum Several baselines displayed  
Timerange: 00/20:14:46 to 00/20:18:14

Plot file version 96 created 16-MAY-2023 10:11:47

J0745-2451 EM168B.UVDATA.1

Freq = 1.5950 GHz, Bw = 32.000 MH

No calibration applied and no bandpass applied



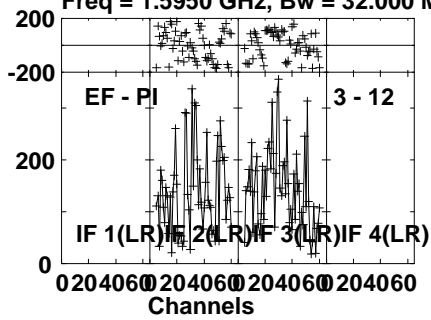
Lower frame: Milli Ampl Jy Top frame: Phas deg  
Vector averaged cross-power spectrum Several baselines displayed  
Timerange: 00/20:18:16 to 00/20:19:44



Plot file version 97 created 16-MAY-2023 10:11:47

J0745-2451 EM168B.UVDATA.1

Freq = 1.5950 GHz, Bw = 32.000 MH No calibration applied and no bandpass applied



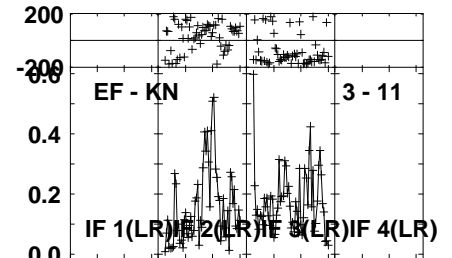
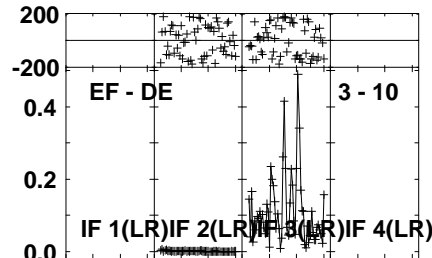
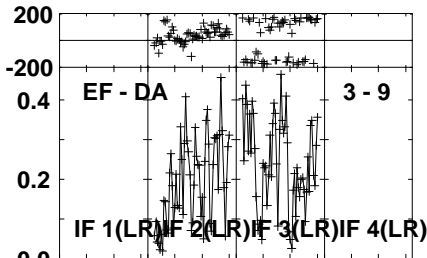
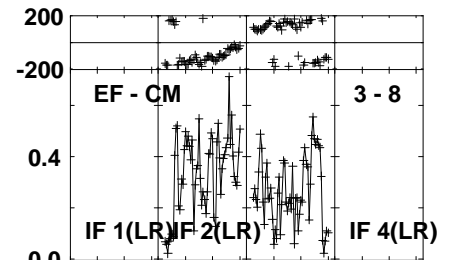
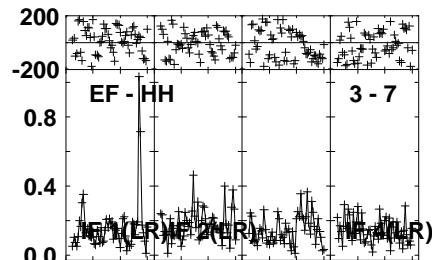
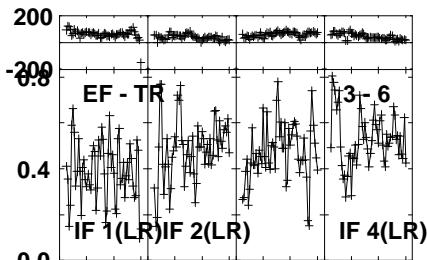
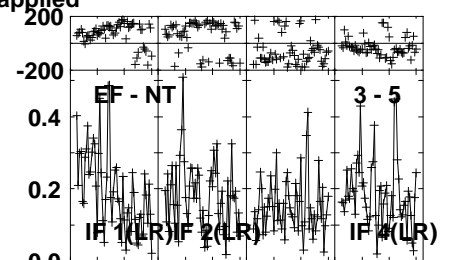
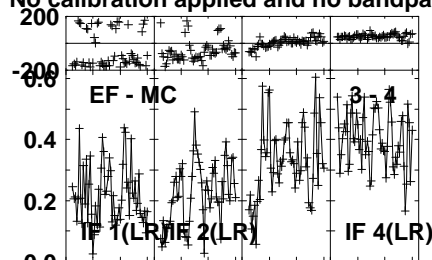
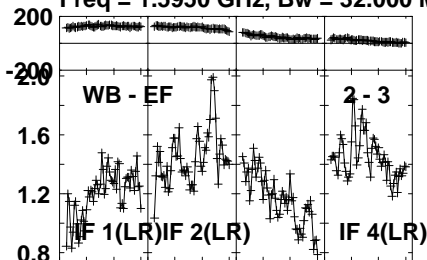
Lower frame: Micro Ampl Jy Top frame: Phas deg  
Vector averaged cross-power spectrum Several baselines displayed  
Timerange: 00/20:18:16 to 00/20:19:44

Plot file version 98 created 16-MAY-2023 10:11:47

J0740-2444 EM168B.UVDATA.1

Freq = 1.5950 GHz, Bw = 32.000 MH

No calibration applied and no bandpass applied



Lower frame: Milli Ampl Jy Top frame: Phas deg

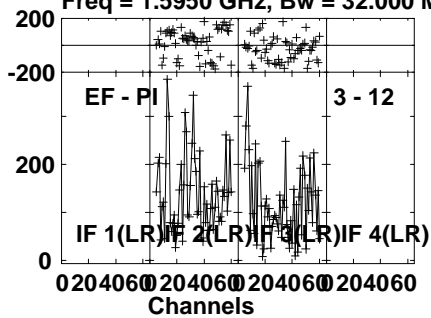
Vector averaged cross-power spectrum Several baselines displayed

Timerange: 00/20:19:46 to 00/20:21:14

Plot file version 99 created 16-MAY-2023 10:11:47

J0740-2444 EM168B.UVDATA.1

Freq = 1.5950 GHz, Bw = 32.000 MH No calibration applied and no bandpass applied

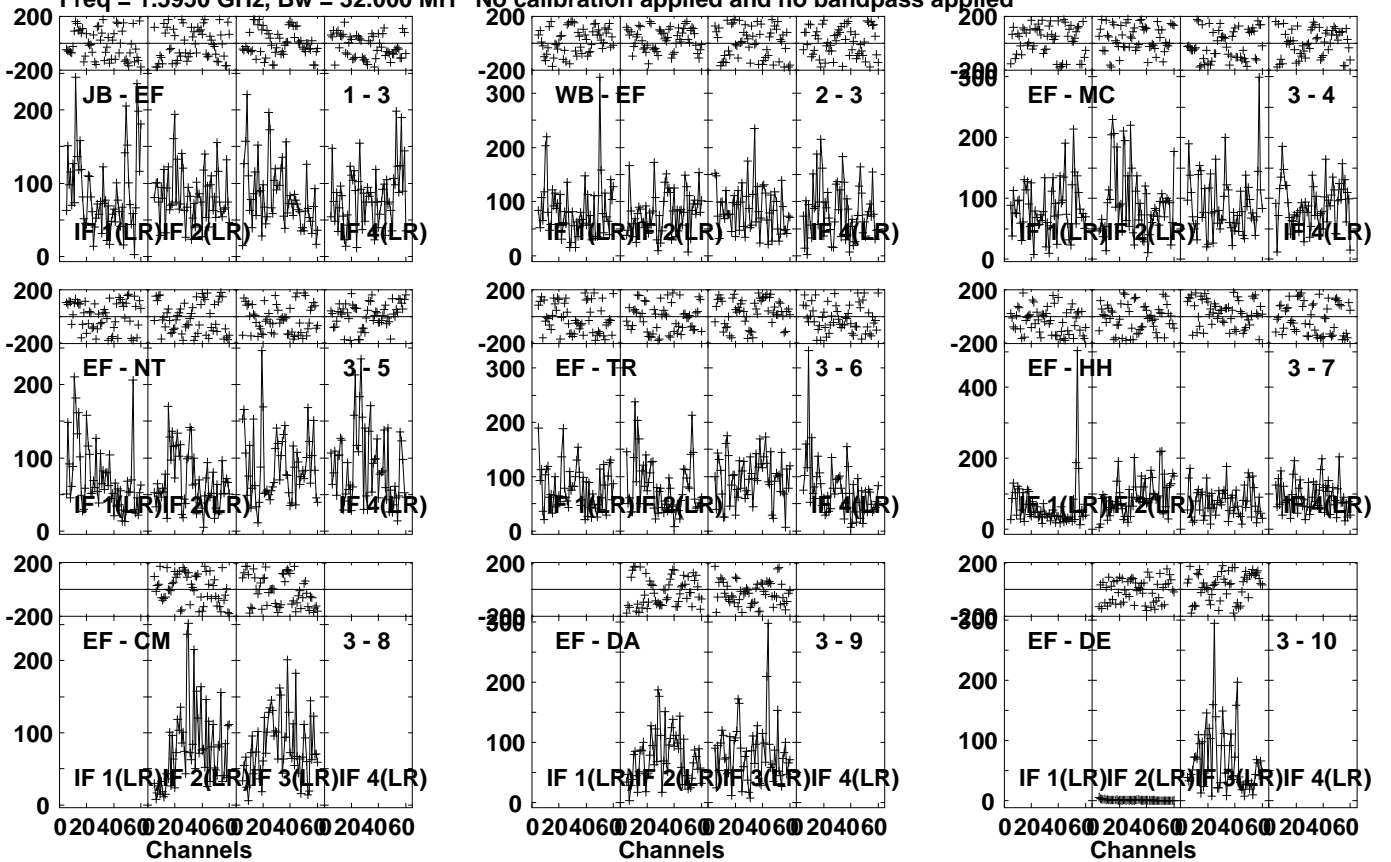


Lower frame: Micro Ampl Jy Top frame: Phas deg  
Vector averaged cross-power spectrum Several baselines displayed  
Timerange: 00/20:19:46 to 00/20:21:14

Plot file version 100 created 16-MAY-2023 10:11:47

TYC6544 EM168B.UVDATA.1

Freq = 1.5950 GHz, Bw = 32.000 MH No calibration applied and no bandpass applied

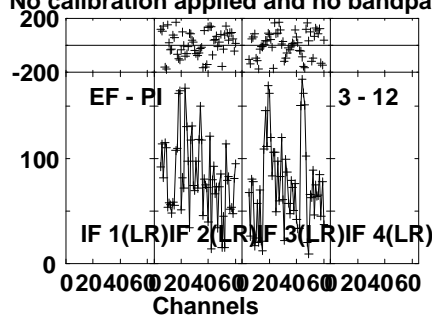
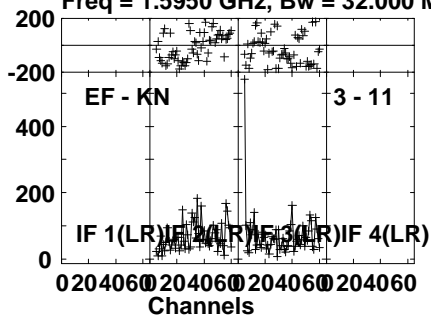


Lower frame: Micro Ampl Jy Top frame: Phas deg  
Vector averaged cross-power spectrum Several baselines displayed  
Timerange: 00/20:21:16 to 00/20:24:44

Plot file version 101 created 16-MAY-2023 10:11:48

TYC6544 EM168B.UVDATA.1

Freq = 1.5950 GHz, Bw = 32.000 MH No calibration applied and no bandpass applied



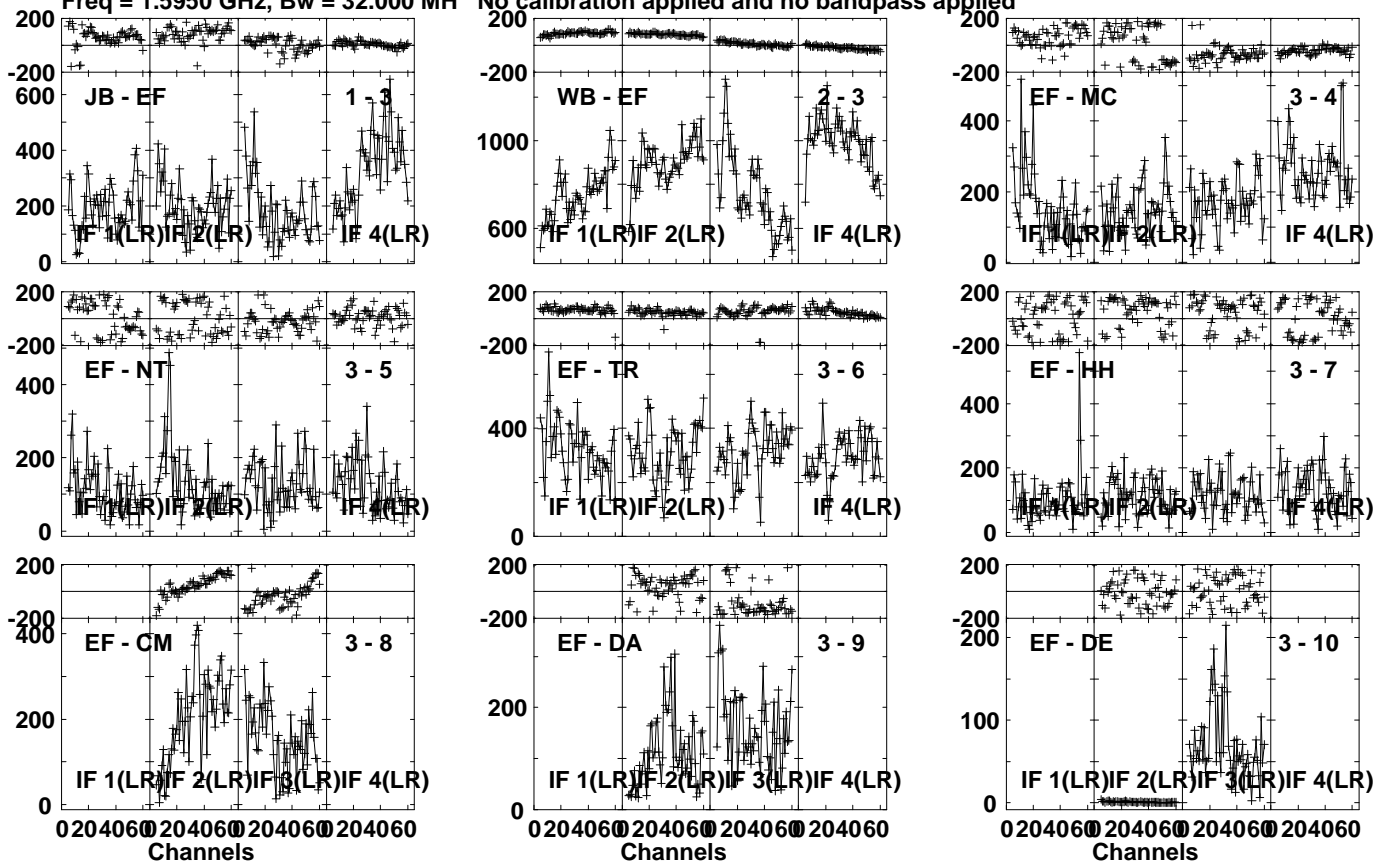
Lower frame: Micro Ampl Jy Top frame: Phas deg  
Vector averaged cross-power spectrum Several baselines displayed  
Timerange: 00/20:21:16 to 00/20:24:44

Plot file version 102 created 16-MAY-2023 10:11:48

J0745-2451 EM168B.UVDATA.1

Freq = 1.5950 GHz, Bw = 32.000 MH

No calibration applied and no bandpass applied



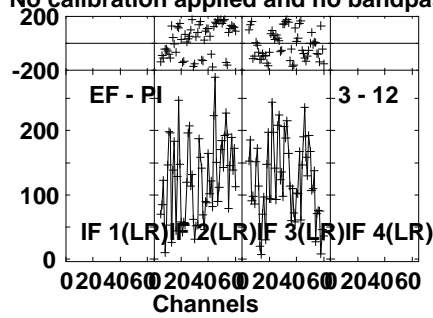
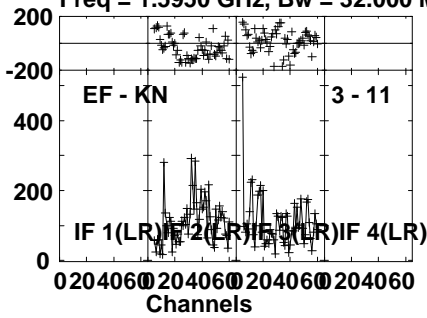
Lower frame: Micro Ampl Jy Top frame: Phas deg  
Vector averaged cross-power spectrum Several baselines displayed  
Timerange: 00/20:25:11 to 00/20:26:39

Plot file version 103 created 16-MAY-2023 10:11:48

J0745-2451 EM168B.UVDATA.1

Freq = 1.5950 GHz, Bw = 32.000 MH

No calibration applied and no bandpass applied

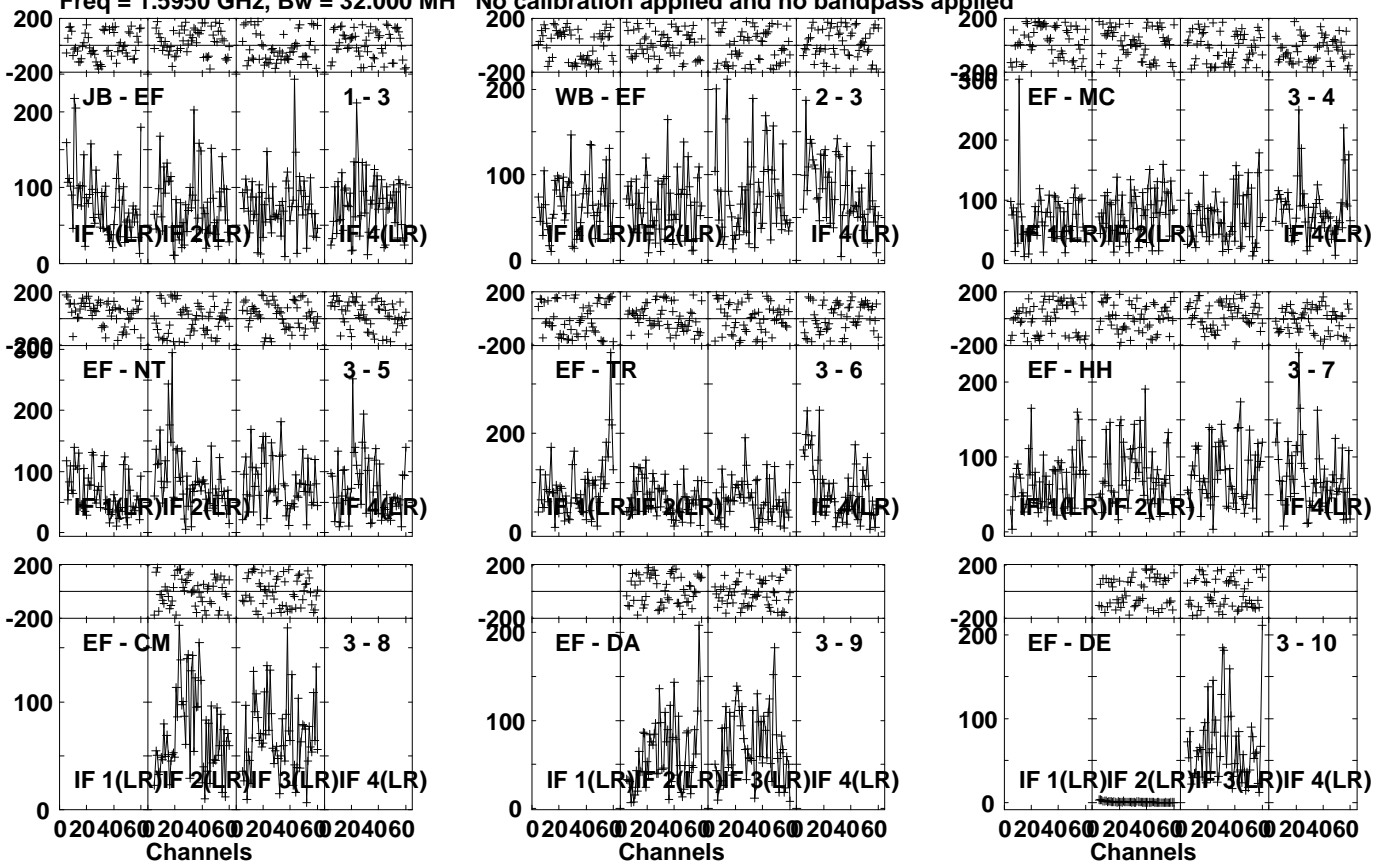


Lower frame: Micro Ampl Jy Top frame: Phas deg  
Vector averaged cross-power spectrum Several baselines displayed  
Timerange: 00/20:25:11 to 00/20:26:39

Plot file version 104 created 16-MAY-2023 10:11:48

TYC6544 EM168B.UVDATA.1

Freq = 1.5950 GHz, Bw = 32.000 MH No calibration applied and no bandpass applied



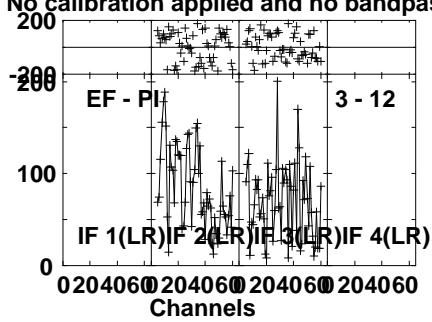
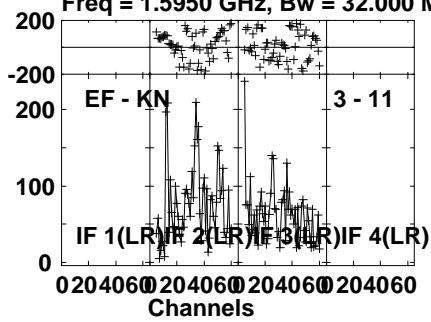
Lower frame: Micro Ampl Jy Top frame: Phas deg  
Vector averaged cross-power spectrum Several baselines displayed  
Timerange: 00/20:26:41 to 00/20:30:09



Plot file version 105 created 16-MAY-2023 10:11:48

TYC6544 EM168B.UVDATA.1

Freq = 1.5950 GHz, Bw = 32.000 MH No calibration applied and no bandpass applied



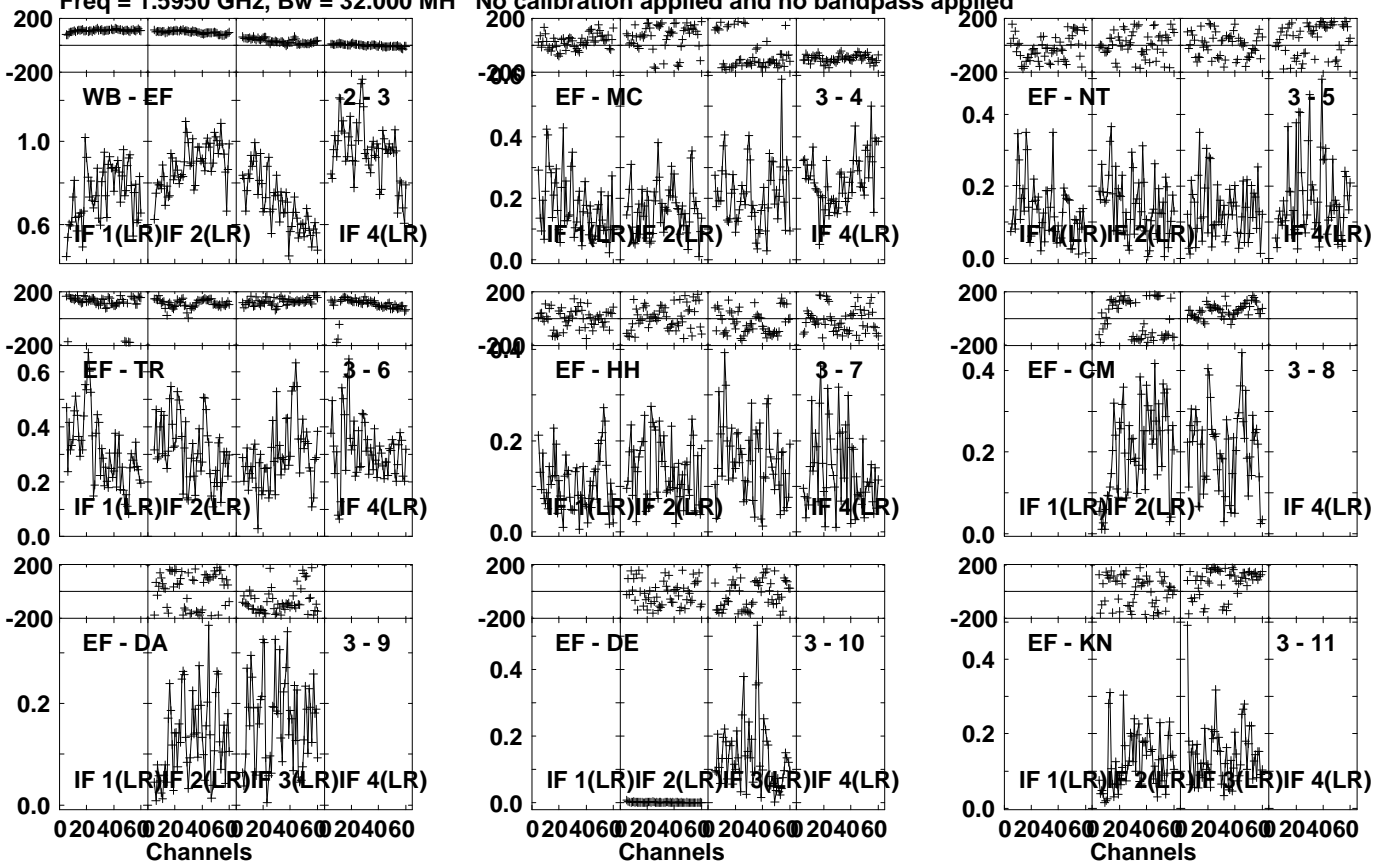
Lower frame: Micro Ampl Jy Top frame: Phas deg  
Vector averaged cross-power spectrum Several baselines displayed  
Timerange: 00/20:26:41 to 00/20:30:09

Plot file version 106 created 16-MAY-2023 10:11:48

J0745-2451 EM168B.UVDATA.1

Freq = 1.5950 GHz, Bw = 32.000 MH

No calibration applied and no bandpass applied



Lower frame: Milli Ampl Jy Top frame: Phas deg

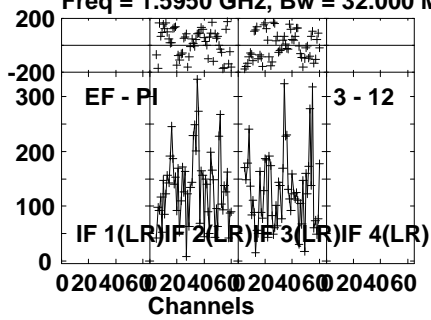
Vector averaged cross-power spectrum Several baselines displayed

Timerange: 00/20:30:11 to 00/20:31:39

Plot file version 107 created 16-MAY-2023 10:11:48

J0745-2451 EM168B.UVDATA.1

Freq = 1.5950 GHz, Bw = 32.000 MH No calibration applied and no bandpass applied



Lower frame: Micro Ampl Jy Top frame: Phas deg

Vector averaged cross-power spectrum Several baselines displayed

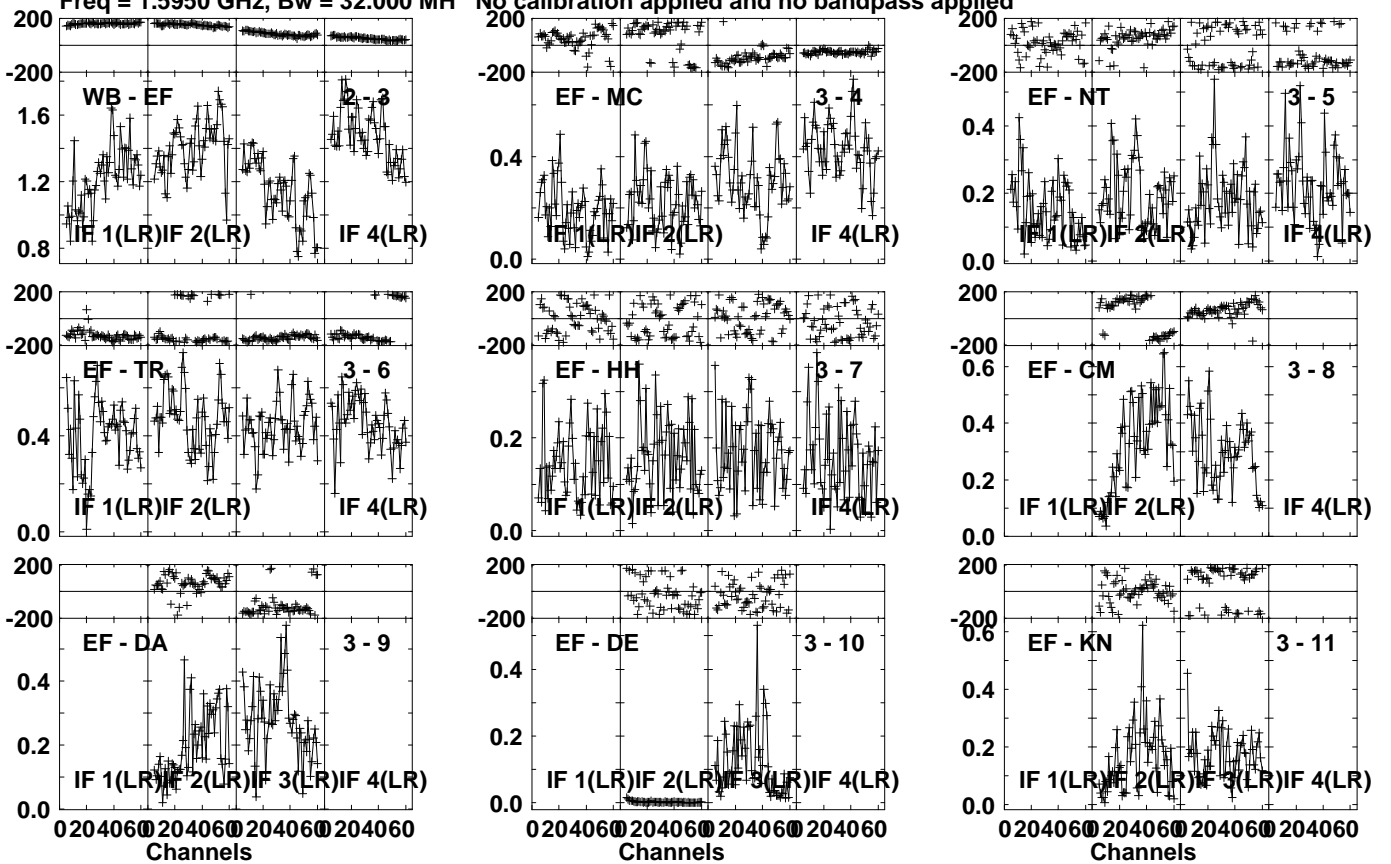
Timerange: 00/20:30:11 to 00/20:31:39

Plot file version 108 created 16-MAY-2023 10:11:48

J0740-2444 EM168B.UVDATA.1

Freq = 1.5950 GHz, Bw = 32.000 MH

No calibration applied and no bandpass applied



Lower frame: Milli Ampl Jy Top frame: Phas deg

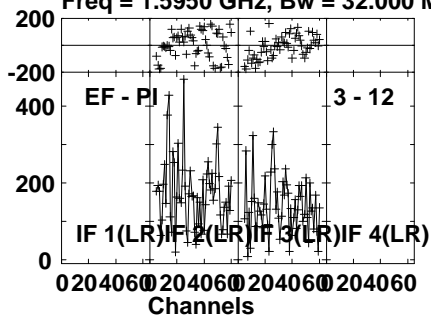
Vector averaged cross-power spectrum Several baselines displayed

Timerange: 00/20:31:41 to 00/20:33:09

Plot file version 109 created 16-MAY-2023 10:11:48

J0740-2444 EM168B.UVDATA.1

Freq = 1.5950 GHz, Bw = 32.000 MH No calibration applied and no bandpass applied



Lower frame: Micro Ampl Jy Top frame: Phas deg

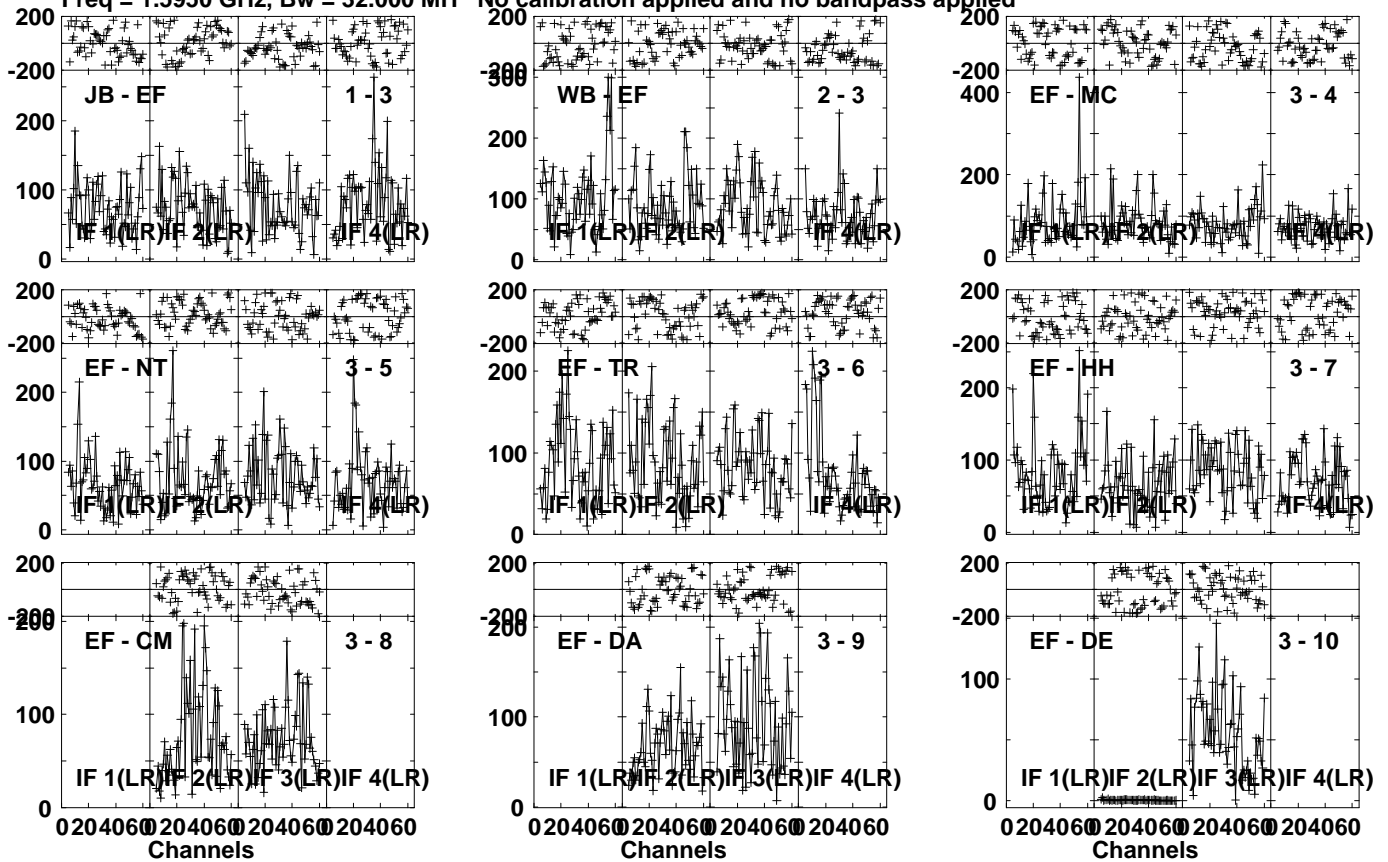
Vector averaged cross-power spectrum Several baselines displayed

Timerange: 00/20:31:41 to 00/20:33:09

Plot file version 110 created 16-MAY-2023 10:11:48

TYC6544 EM168B.UVDATA.1

Freq = 1.5950 GHz, Bw = 32.000 MH No calibration applied and no bandpass applied

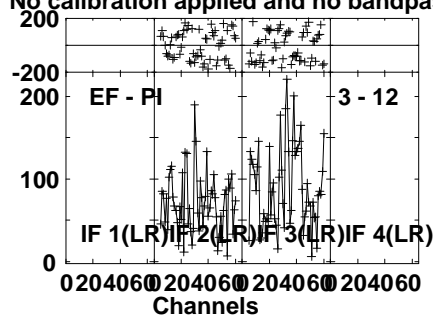
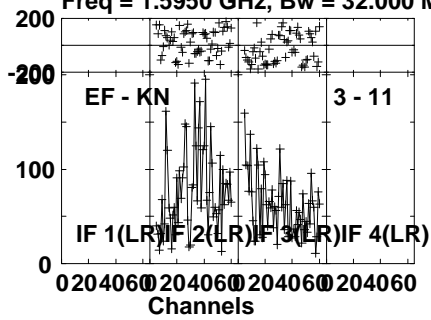


Lower frame: Micro Ampl Jy Top frame: Phas deg  
Vector averaged cross-power spectrum Several baselines displayed  
Timerange: 00/20:33:11 to 00/20:36:39

Plot file version 111 created 16-MAY-2023 10:11:48

TYC6544 EM168B.UVDATA.1

Freq = 1.5950 GHz, Bw = 32.000 MH No calibration applied and no bandpass applied



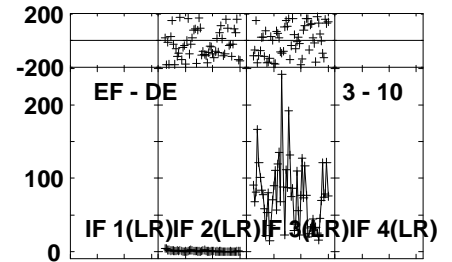
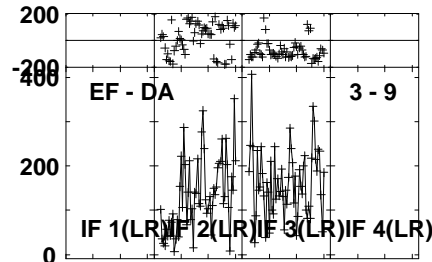
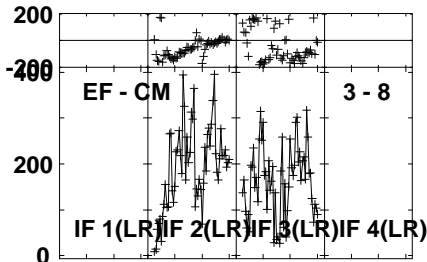
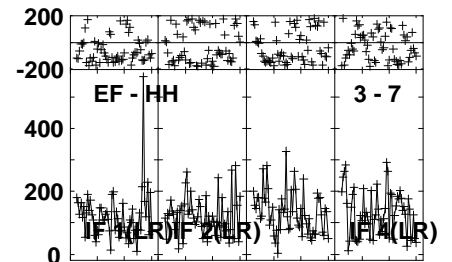
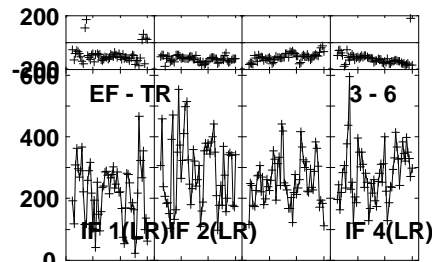
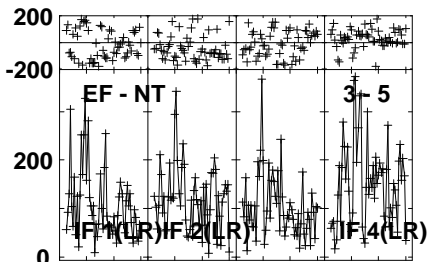
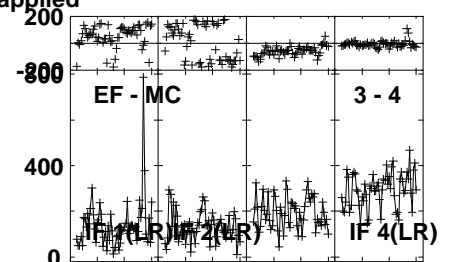
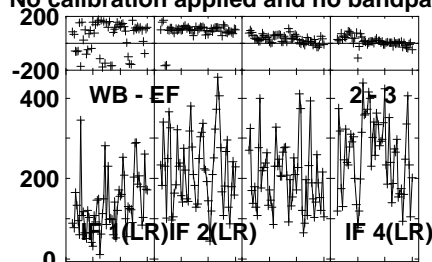
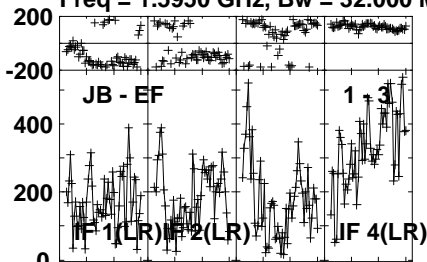
Lower frame: Micro Ampl Jy Top frame: Phas deg  
Vector averaged cross-power spectrum Several baselines displayed  
Timerange: 00/20:33:11 to 00/20:36:39

Plot file version 112 created 16-MAY-2023 10:11:48

J0745-2451 EM168B.UVDATA.1

Freq = 1.5950 GHz, Bw = 32.000 MH

No calibration applied and no bandpass applied



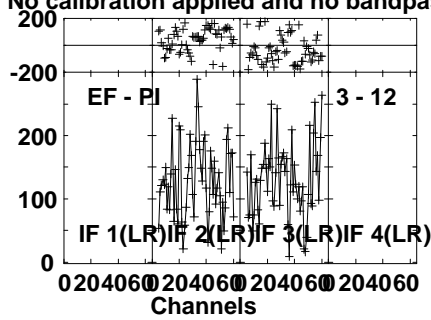
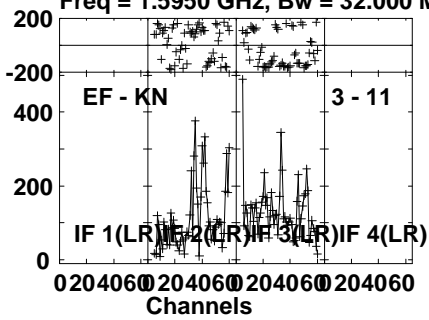
Lower frame: Micro Ampl Jy Top frame: Phas deg  
Vector averaged cross-power spectrum Several baselines displayed  
Timerange: 00/20:37:06 to 00/20:38:34



Plot file version 113 created 16-MAY-2023 10:11:49

J0745-2451 EM168B.UVDATA.1

Freq = 1.5950 GHz, Bw = 32.000 MH No calibration applied and no bandpass applied



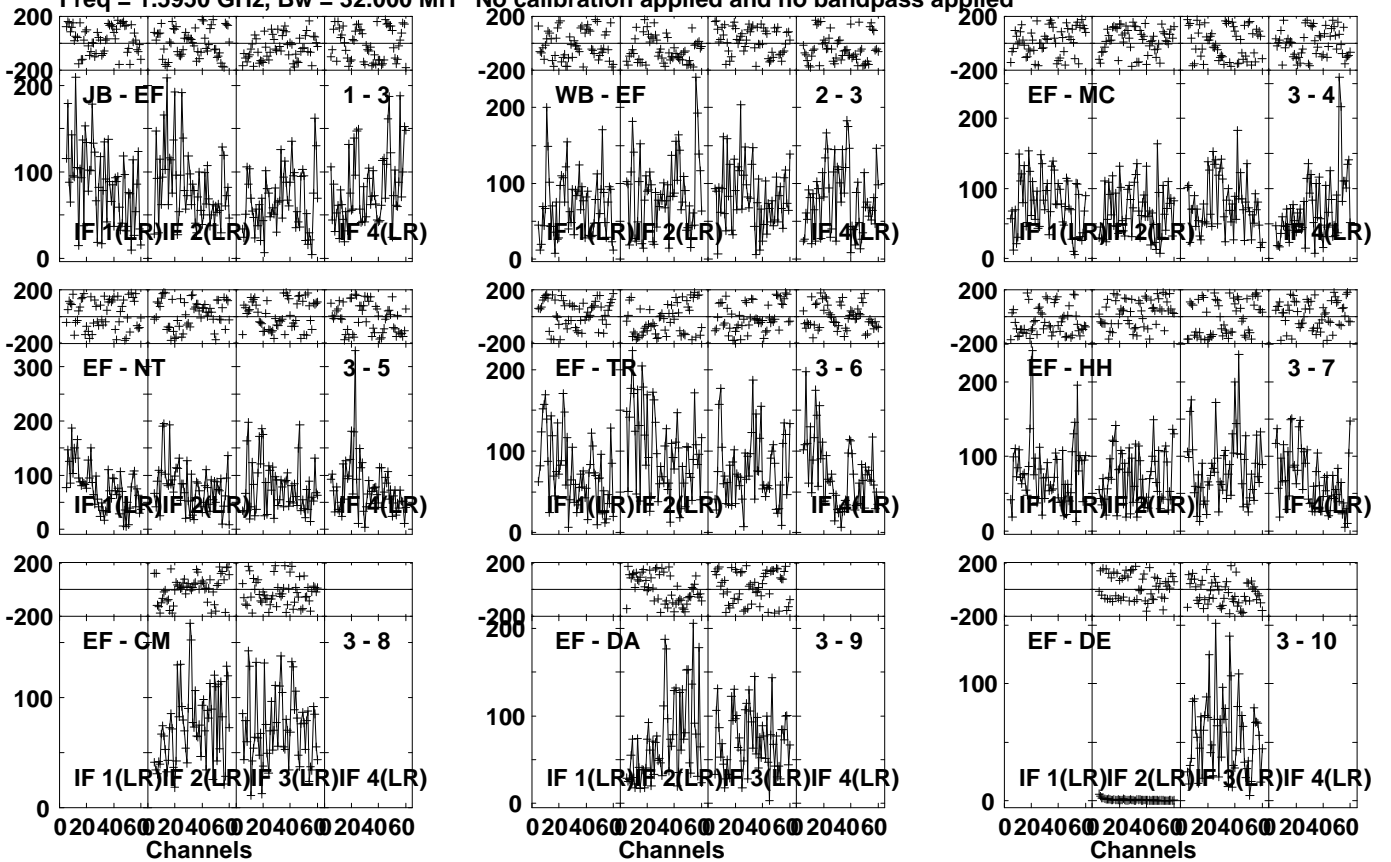
Lower frame: Micro Ampl Jy Top frame: Phas deg  
Vector averaged cross-power spectrum Several baselines displayed  
Timerange: 00/20:37:06 to 00/20:38:34

Plot file version 114 created 16-MAY-2023 10:11:49

TYC6544 EM168B.UVDATA.1

Freq = 1.5950 GHz, Bw = 32.000 MH

No calibration applied and no bandpass applied

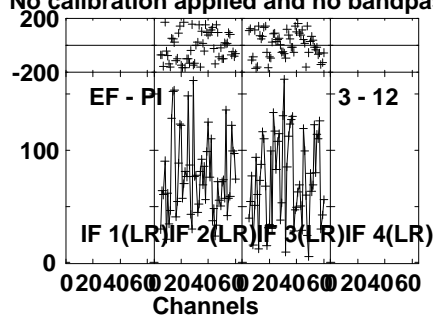
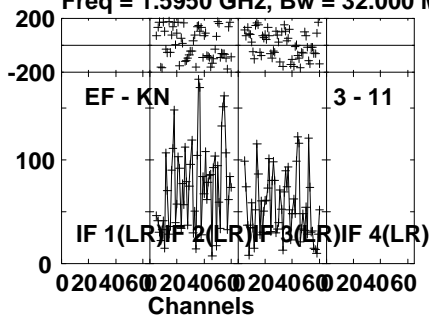


Lower frame: Micro Ampl Jy Top frame: Phas deg  
Vector averaged cross-power spectrum Several baselines displayed  
Timerange: 00/20:38:36 to 00/20:42:04

Plot file version 115 created 16-MAY-2023 10:11:49

TYC6544 EM168B.UVDATA.1

Freq = 1.5950 GHz, Bw = 32.000 MH No calibration applied and no bandpass applied



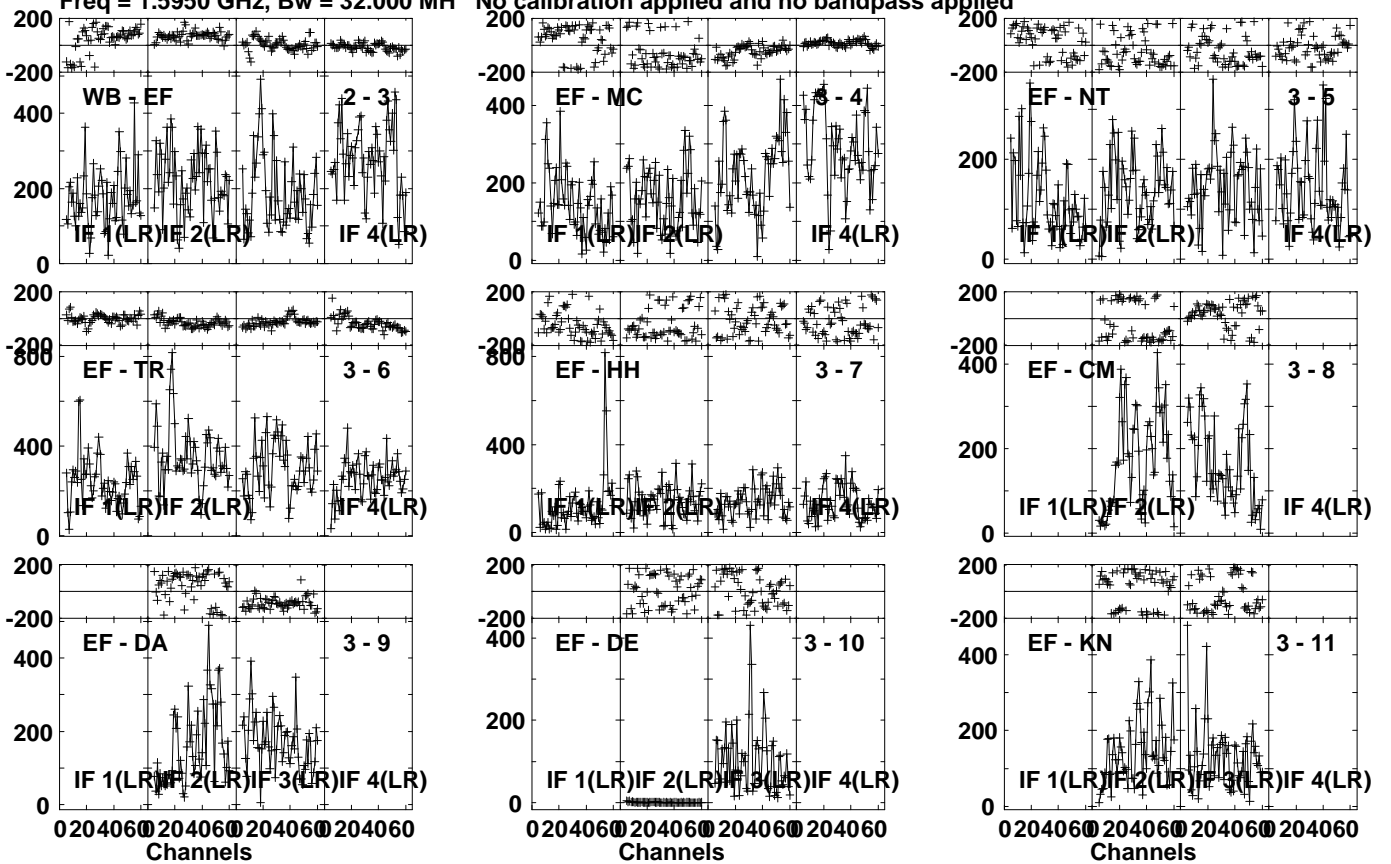
Lower frame: Micro Ampl Jy Top frame: Phas deg  
Vector averaged cross-power spectrum Several baselines displayed  
Timerange: 00/20:38:36 to 00/20:42:04

Plot file version 116 created 16-MAY-2023 10:11:49

J0745-2451 EM168B.UVDATA.1

Freq = 1.5950 GHz, Bw = 32.000 MH

No calibration applied and no bandpass applied

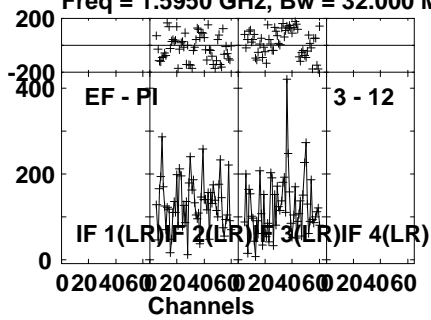


Lower frame: Micro Ampl Jy Top frame: Phas deg  
Vector averaged cross-power spectrum Several baselines displayed  
Timerange: 00/20:42:06 to 00/20:43:34

Plot file version 117 created 16-MAY-2023 10:11:49

J0745-2451 EM168B.UVDATA.1

Freq = 1.5950 GHz, Bw = 32.000 MH No calibration applied and no bandpass applied



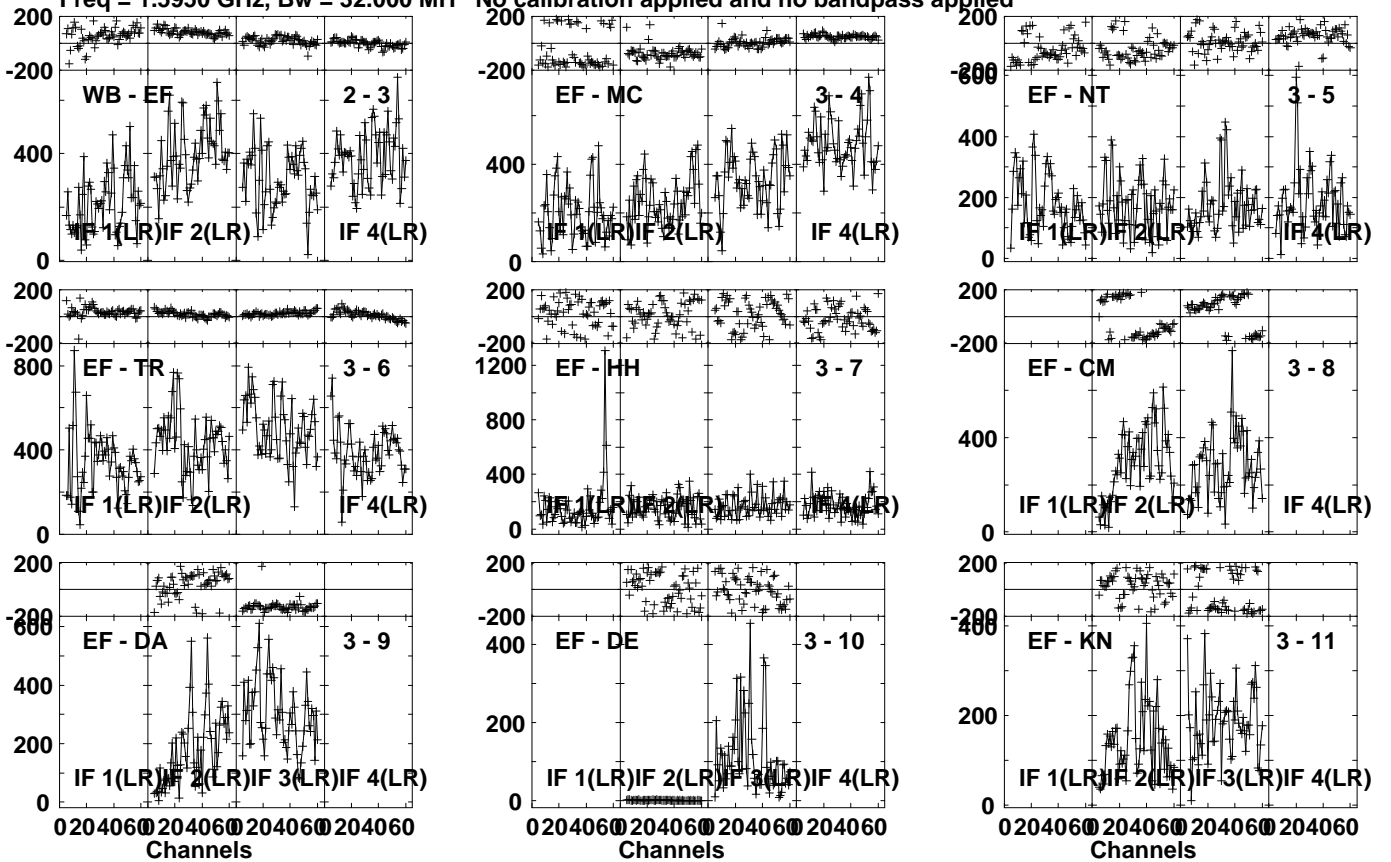
Lower frame: Micro Ampl Jy Top frame: Phas deg  
Vector averaged cross-power spectrum Several baselines displayed  
Timerange: 00/20:42:06 to 00/20:43:34

Plot file version 118 created 16-MAY-2023 10:11:49

J0740-2444 EM168B.UVDATA.1

Freq = 1.5950 GHz, Bw = 32.000 MH

No calibration applied and no bandpass applied

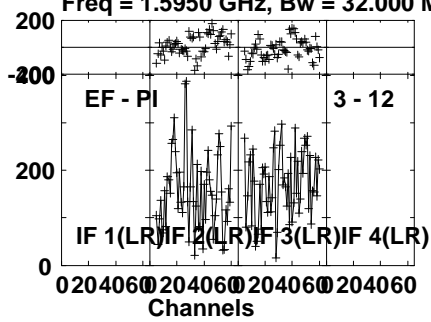


Lower frame: Micro Ampl Jy Top frame: Phas deg  
Vector averaged cross-power spectrum Several baselines displayed  
Timerange: 00/20:43:36 to 00/20:45:04

Plot file version 119 created 16-MAY-2023 10:11:49

J0740-2444 EM168B.UVDATA.1

Freq = 1.5950 GHz, Bw = 32.000 MH No calibration applied and no bandpass applied

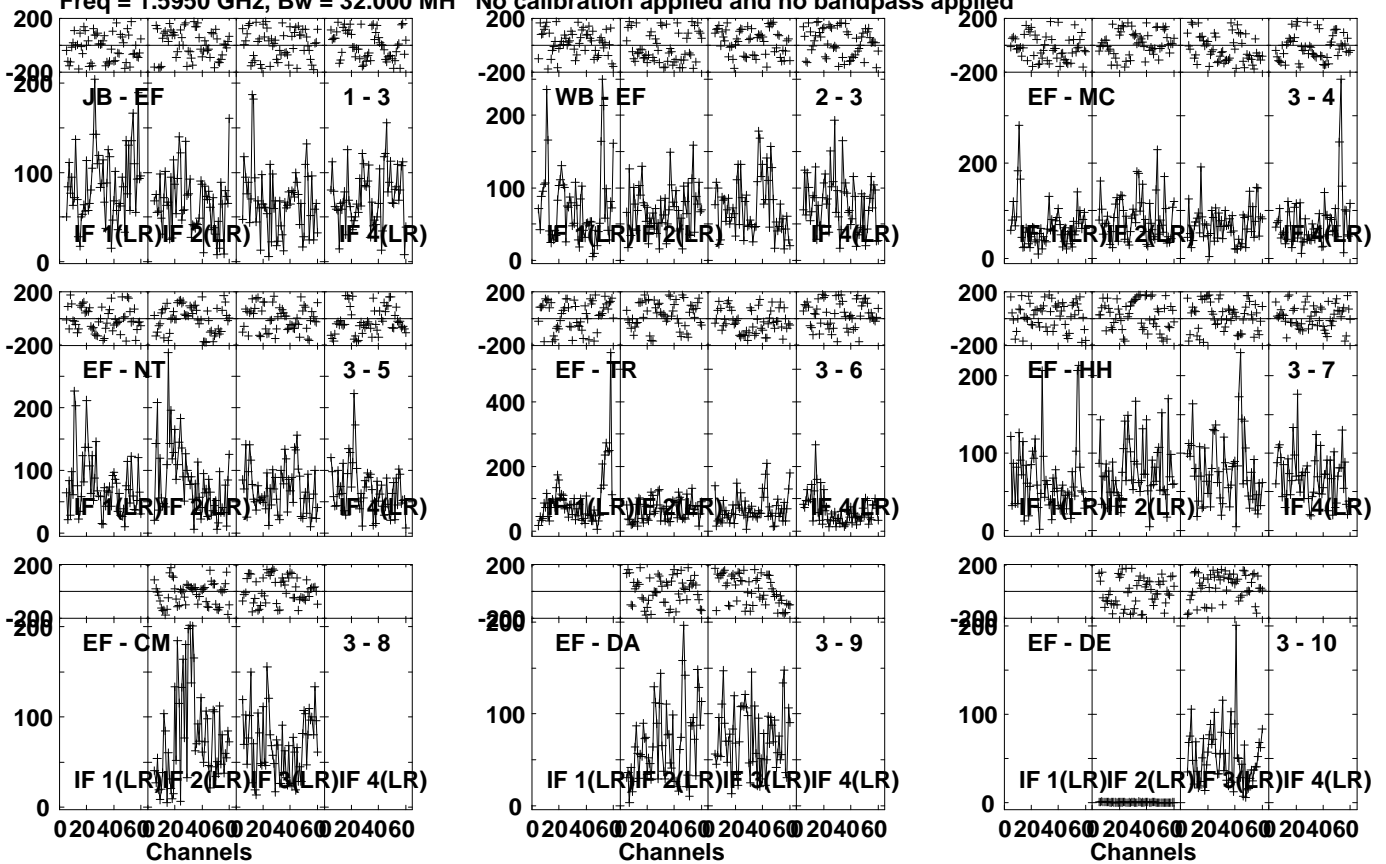


Lower frame: Micro Ampl Jy Top frame: Phas deg  
Vector averaged cross-power spectrum Several baselines displayed  
Timerange: 00/20:43:36 to 00/20:45:04

Plot file version 120 created 16-MAY-2023 10:11:49

TYC6544 EM168B.UVDATA.1

Freq = 1.5950 GHz, Bw = 32.000 MH No calibration applied and no bandpass applied



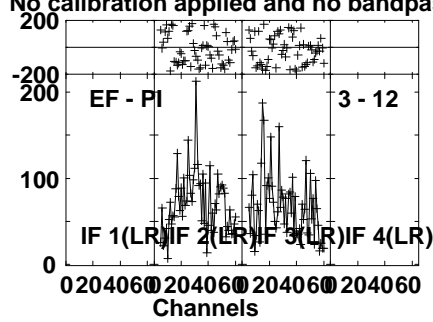
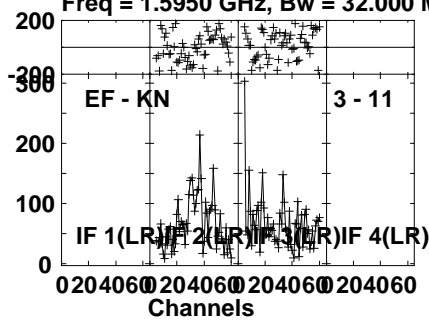
Lower frame: Micro Ampl Jy Top frame: Phas deg  
Vector averaged cross-power spectrum Several baselines displayed  
Timerange: 00/20:45:06 to 00/20:49:04



Plot file version 121 created 16-MAY-2023 10:11:49

TYC6544 EM168B.UVDATA.1

Freq = 1.5950 GHz, Bw = 32.000 MH No calibration applied and no bandpass applied

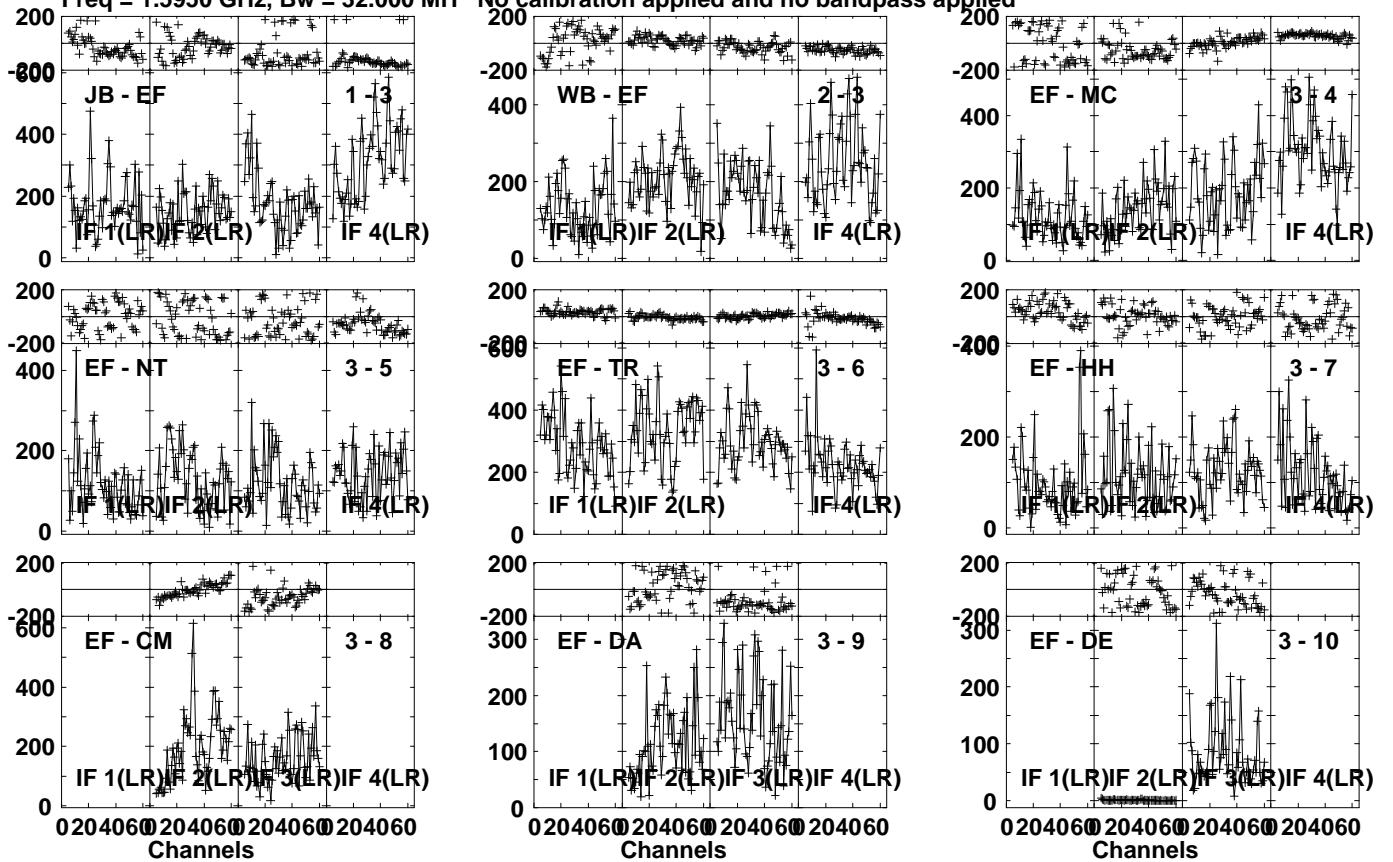


Lower frame: Micro Ampl Jy Top frame: Phas deg  
Vector averaged cross-power spectrum Several baselines displayed  
Timerange: 00/20:45:06 to 00/20:49:04

Plot file version 122 created 16-MAY-2023 10:11:49

J0745-2451 EM168B.UVDATA.1

Freq = 1.5950 GHz, Bw = 32.000 MH No calibration applied and no bandpass applied



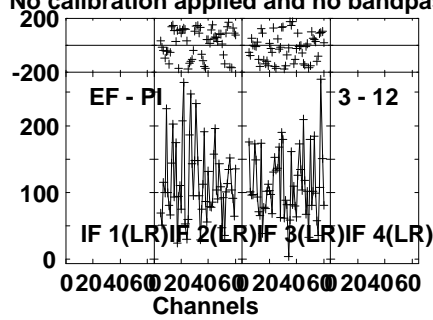
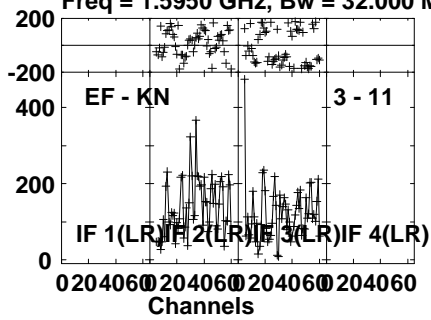
Lower frame: Micro Ampl Jy Top frame: Phas deg  
Vector averaged cross-power spectrum Several baselines displayed  
Timerange: 00/20:49:31 to 00/20:50:59

Plot file version 123 created 16-MAY-2023 10:11:50

J0745-2451 EM168B.UVDATA.1

Freq = 1.5950 GHz, Bw = 32.000 MH

No calibration applied and no bandpass applied



Lower frame: Micro Ampl Jy Top frame: Phas deg

Vector averaged cross-power spectrum Several baselines displayed

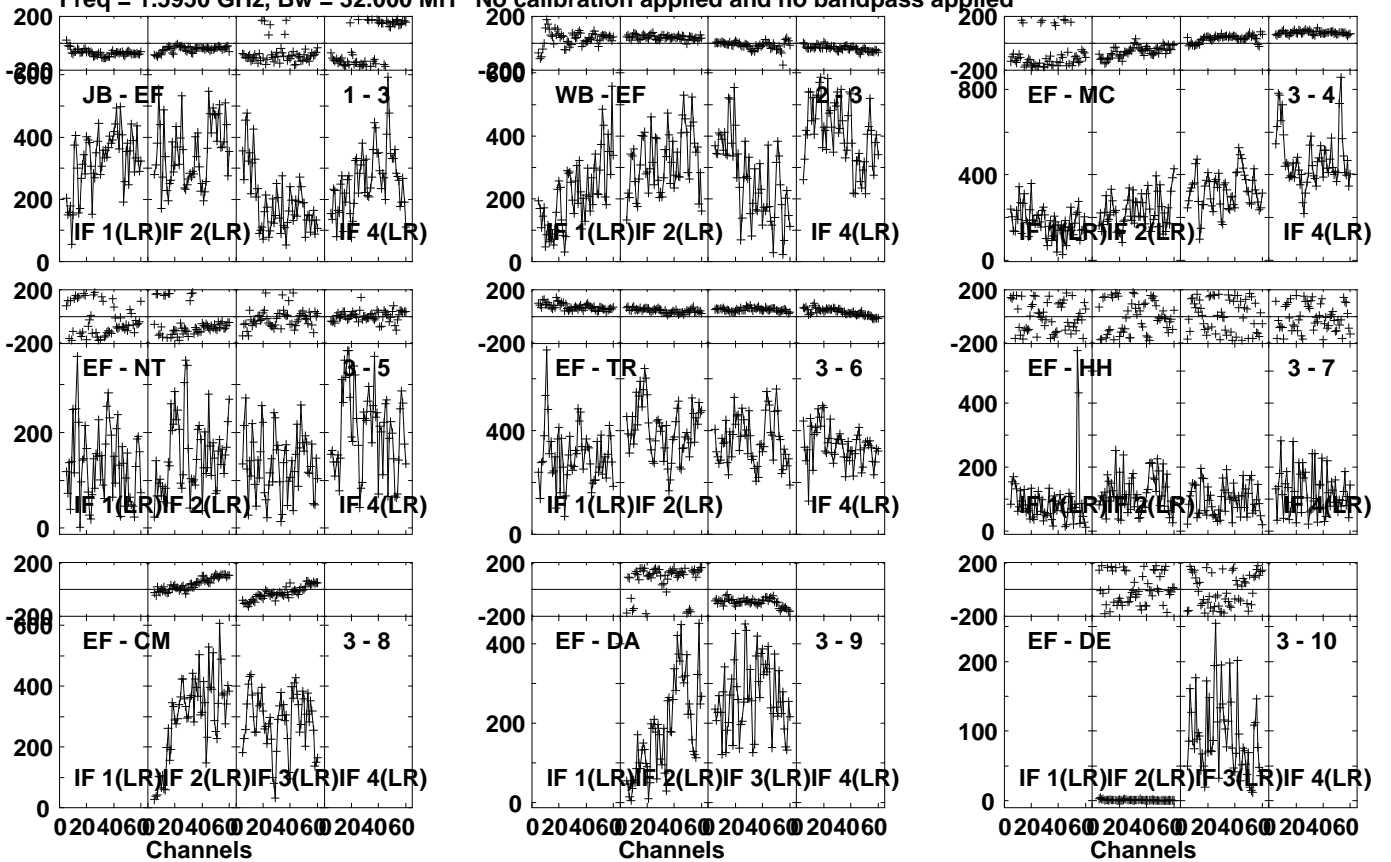
Timerange: 00/20:49:31 to 00/20:50:59

Plot file version 124 created 16-MAY-2023 10:11:50

J0740-2444 EM168B.UVDATA.1

Freq = 1.5950 GHz, Bw = 32.000 MH

No calibration applied and no bandpass applied

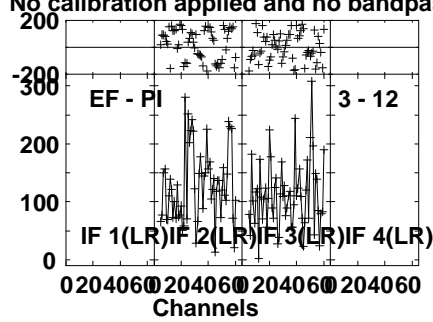
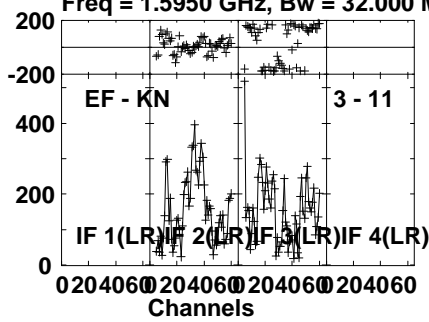


Lower frame: Micro Ampl Jy Top frame: Phas deg  
Vector averaged cross-power spectrum Several baselines displayed  
Timerange: 00/20:51:01 to 00/20:52:59

Plot file version 125 created 16-MAY-2023 10:11:50

J0740-2444 EM168B.UVDATA.1

Freq = 1.5950 GHz, Bw = 32.000 MH No calibration applied and no bandpass applied



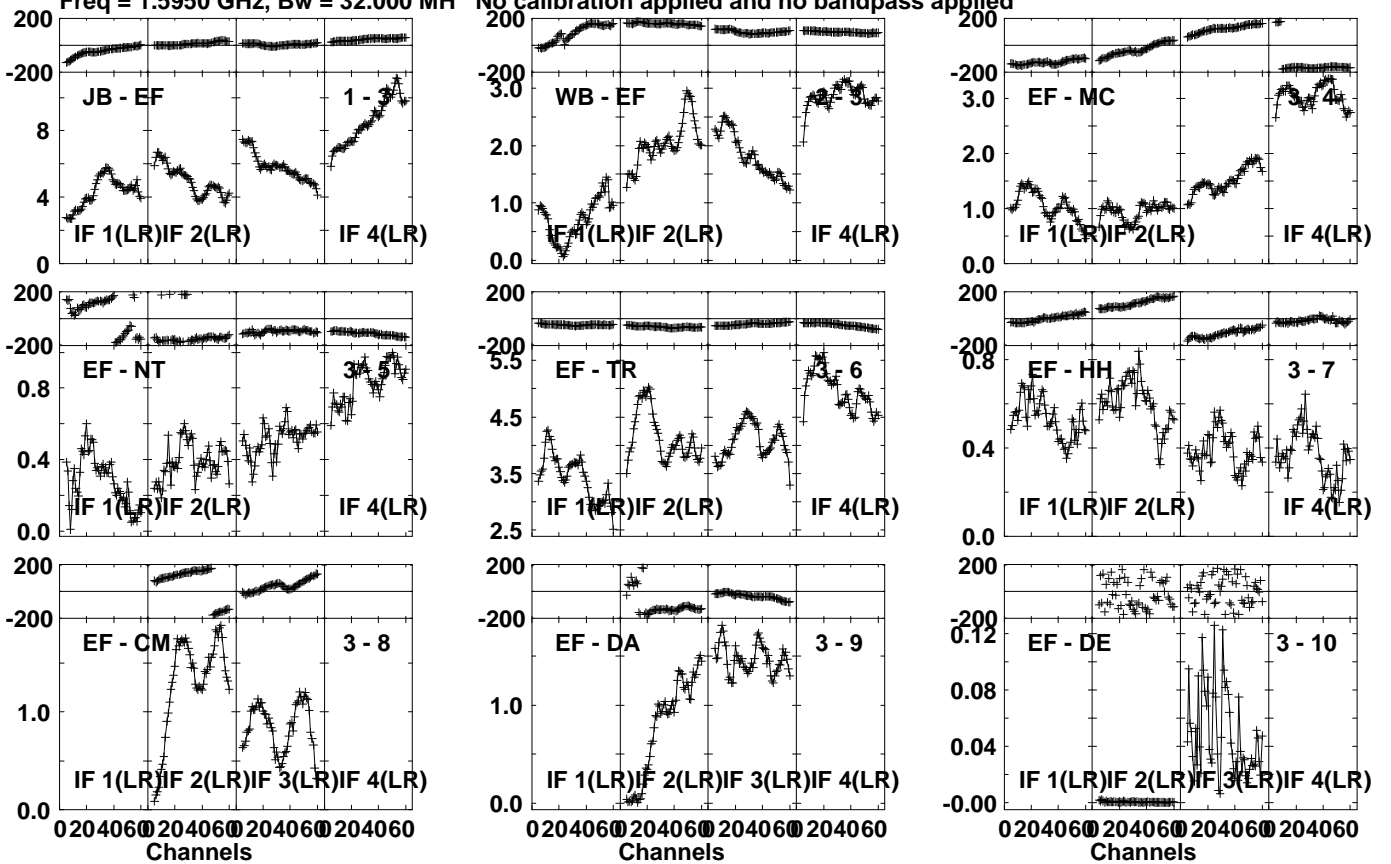
Lower frame: Micro Ampl Jy Top frame: Phas deg  
Vector averaged cross-power spectrum Several baselines displayed  
Timerange: 00/20:51:01 to 00/20:52:59

Plot file version 126 created 16-MAY-2023 10:11:50

J0745+1011 EM168B.UVDATA.1

Freq = 1.5950 GHz, Bw = 32.000 MH

No calibration applied and no bandpass applied

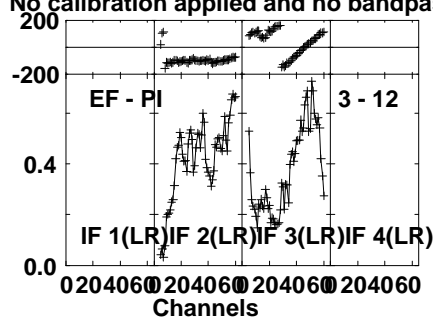
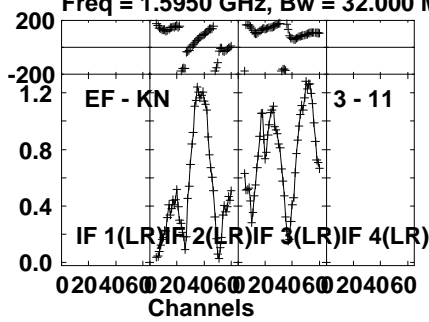


Lower frame: Milli Ampl Jy Top frame: Phas deg  
Vector averaged cross-power spectrum Several baselines displayed  
Timerange: 00/20:56:01 to 00/20:59:59

Plot file version 127 created 16-MAY-2023 10:11:50

J0745+1011 EM168B.UVDATA.1

Freq = 1.5950 GHz, Bw = 32.000 MH No calibration applied and no bandpass applied



Lower frame: Milli Ampl Jy Top frame: Phas deg  
Vector averaged cross-power spectrum Several baselines displayed  
Timerange: 00/20:56:01 to 00/20:59:59