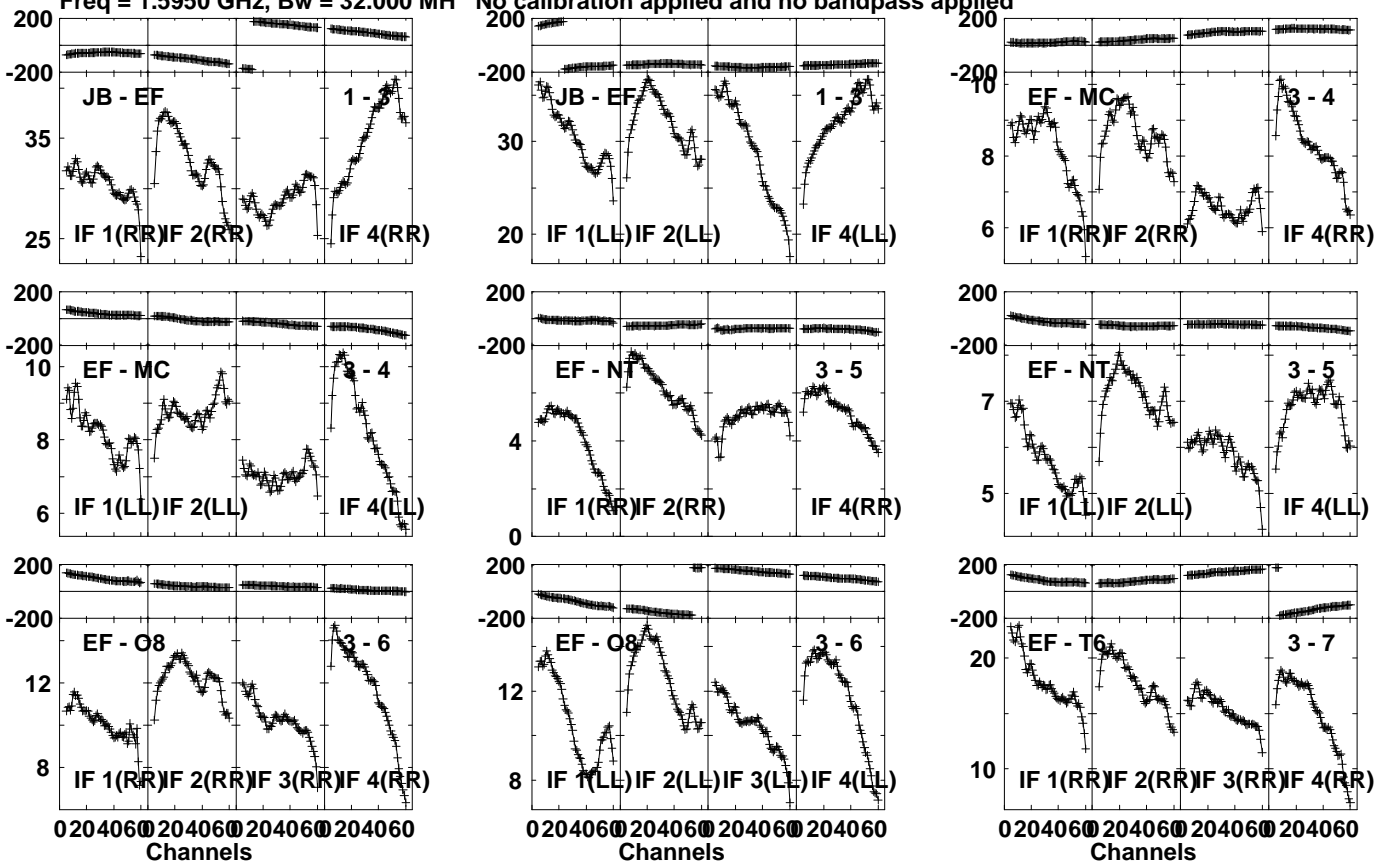


Plot file version 1 created 25-SEP-2023 15:05:58

J1215+3448 EM169.UVDATA.1

Freq = 1.5950 GHz, Bw = 32.000 MH

No calibration applied and no bandpass applied



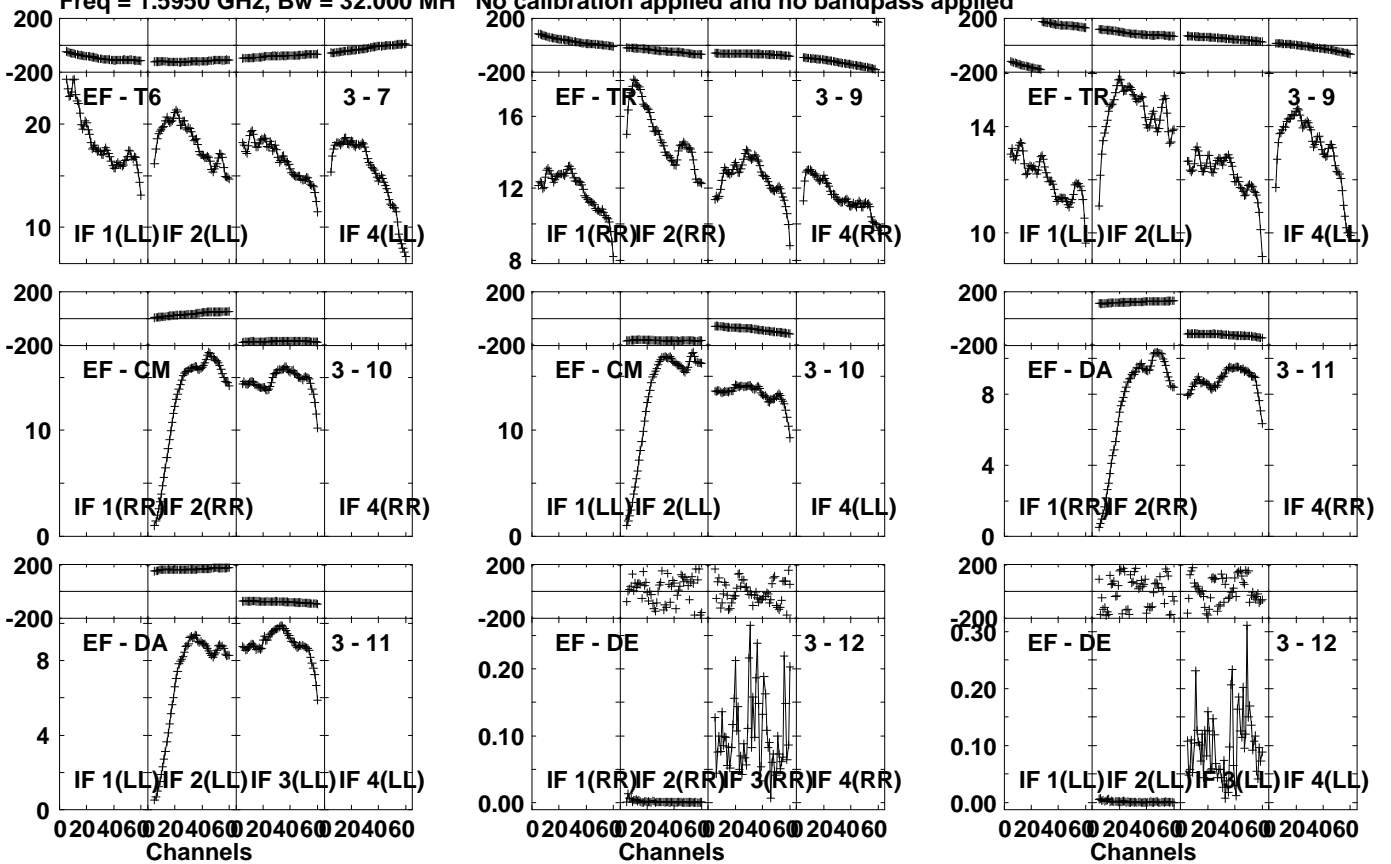
Lower frame: Milli Ampl Jy Top frame: Phas deg  
Vector averaged cross-power spectrum Several baselines displayed  
Timerange: 00/18:00:01 to 00/18:04:59

Plot file version 2 created 25-SEP-2023 15:05:58

J1215+3448 EM169.UVDATA.1

Freq = 1.5950 GHz, Bw = 32.000 MH

No calibration applied and no bandpass applied



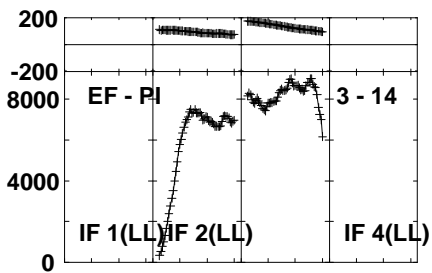
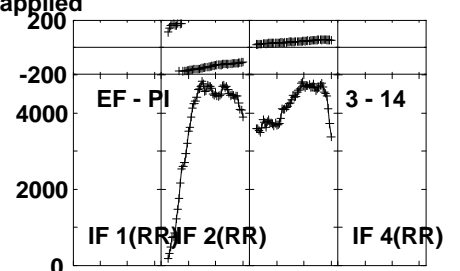
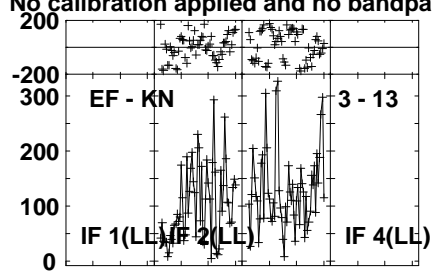
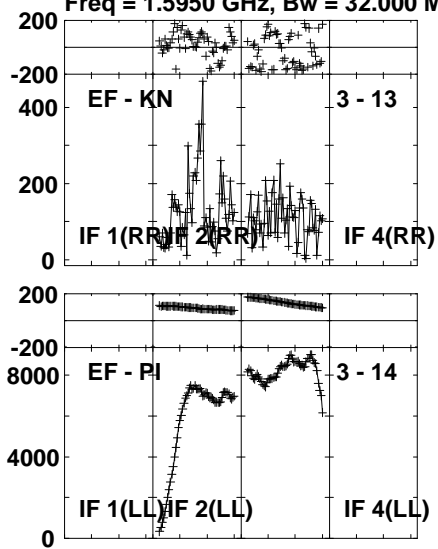
Lower frame: Milli Ampl Jy Top frame: Phas deg  
Vector averaged cross-power spectrum Several baselines displayed  
Timerange: 00/18:00:01 to 00/18:04:59

Plot file version 3 created 25-SEP-2023 15:05:59

J1215+3448 EM169.UVDATA.1

Freq = 1.5950 GHz, Bw = 32.000 MH

No calibration applied and no bandpass applied

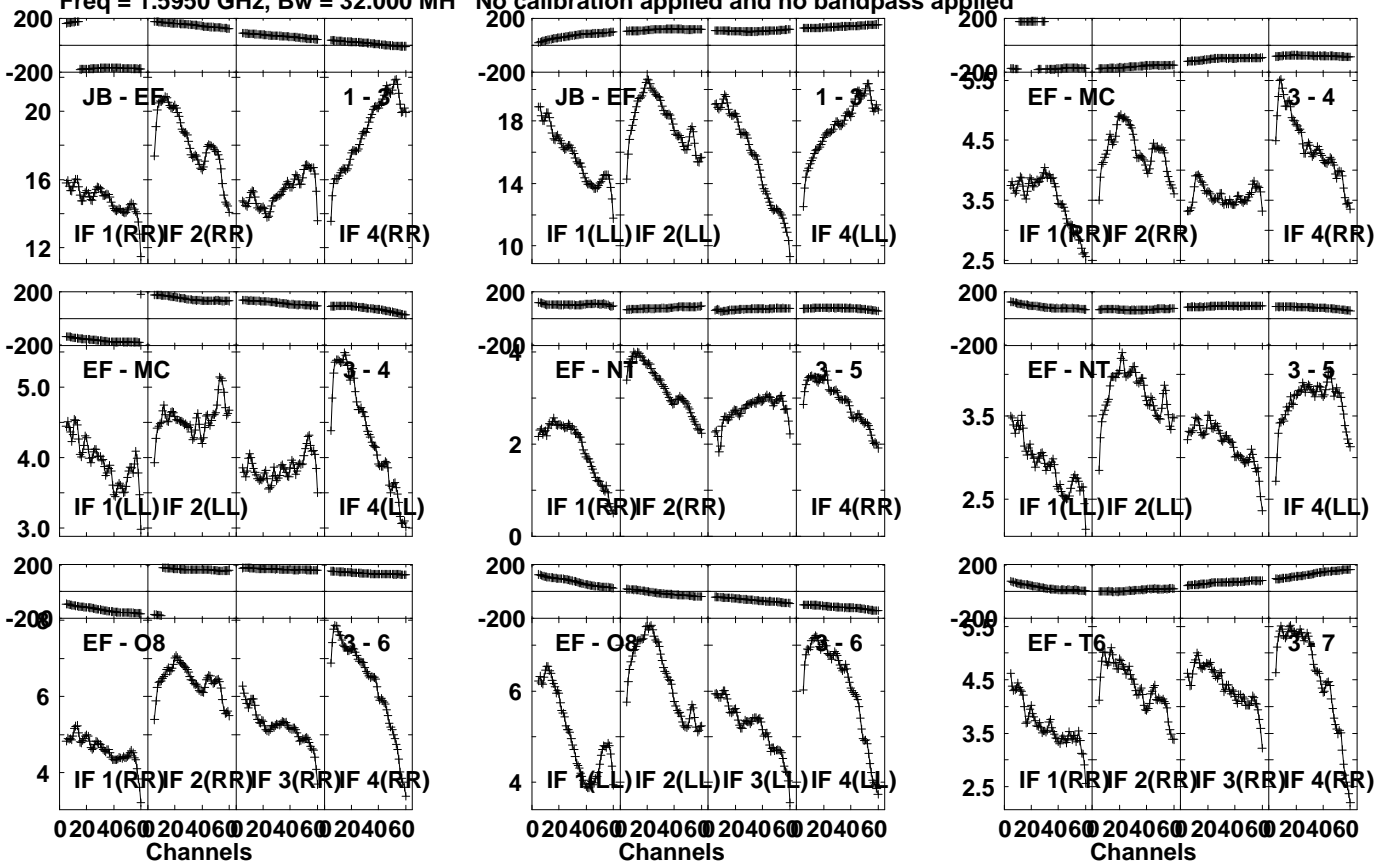


Lower frame: Micro Ampl Jy Top frame: Phas deg  
Vector averaged cross-power spectrum Several baselines displayed  
Timerange: 00/18:00:01 to 00/18:04:59

Plot file version 4 created 25-SEP-2023 15:05:59

1418+546 EM169.UVDATA.1

Freq = 1.5950 GHz, Bw = 32.000 MH No calibration applied and no bandpass applied



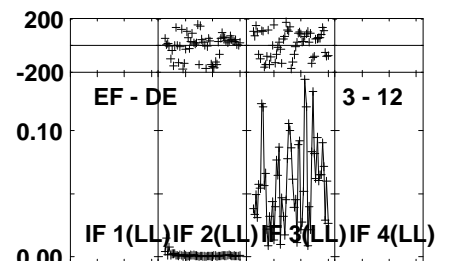
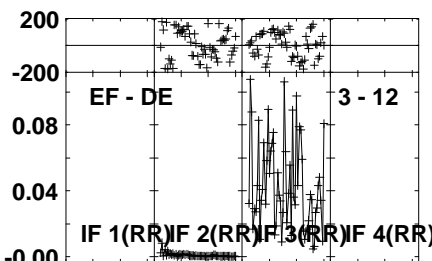
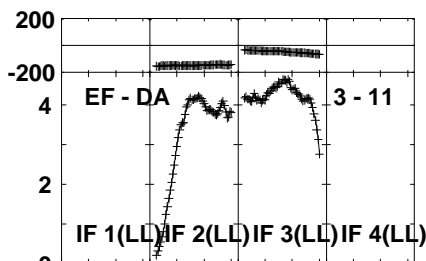
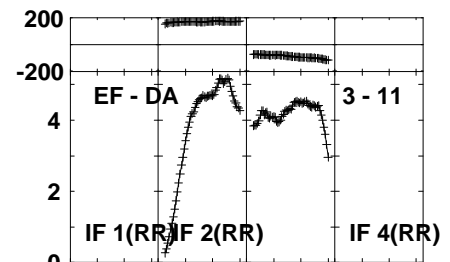
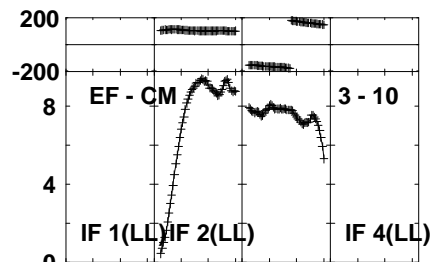
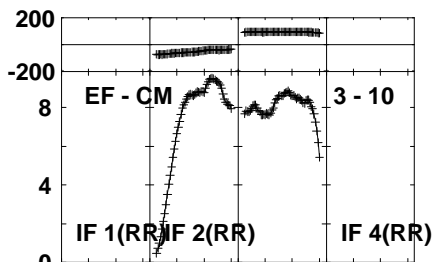
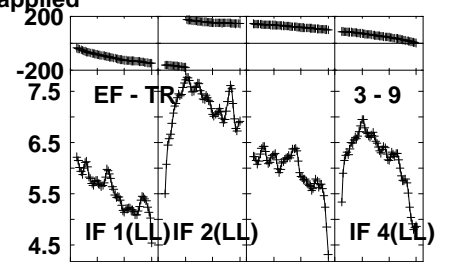
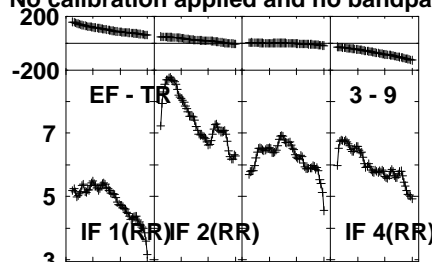
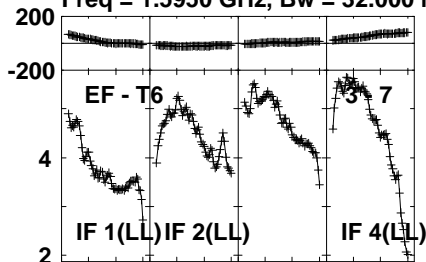
Lower frame: Milli Ampl Jy Top frame: Phas deg  
Vector averaged cross-power spectrum Several baselines displayed  
Timerange: 00/18:07:01 to 00/18:09:59

Plot file version 5 created 25-SEP-2023 15:05:59

1418+546 EM169.UVDATA.1

Freq = 1.5950 GHz, Bw = 32.000 MH

No calibration applied and no bandpass applied



Lower frame: Milli Ampl Jy Top frame: Phas deg

Vector averaged cross-power spectrum Several baselines displayed

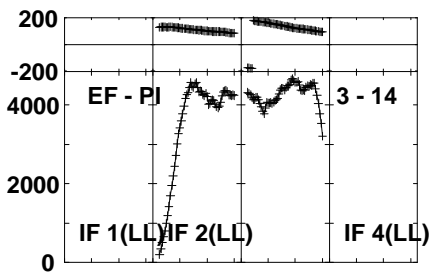
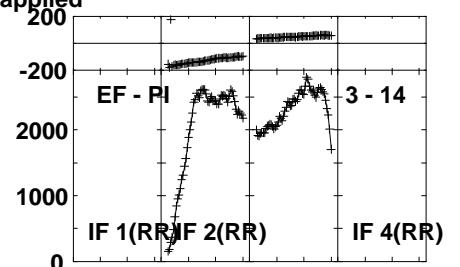
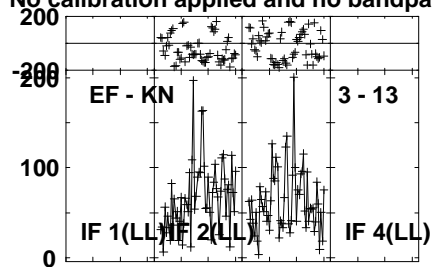
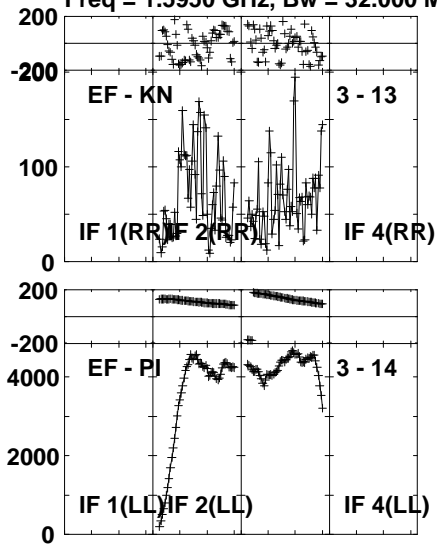
Timerange: 00/18:07:01 to 00/18:09:59

Plot file version 6 created 25-SEP-2023 15:05:59

1418+546 EM169.UVDATA.1

Freq = 1.5950 GHz, Bw = 32.000 MH

No calibration applied and no bandpass applied

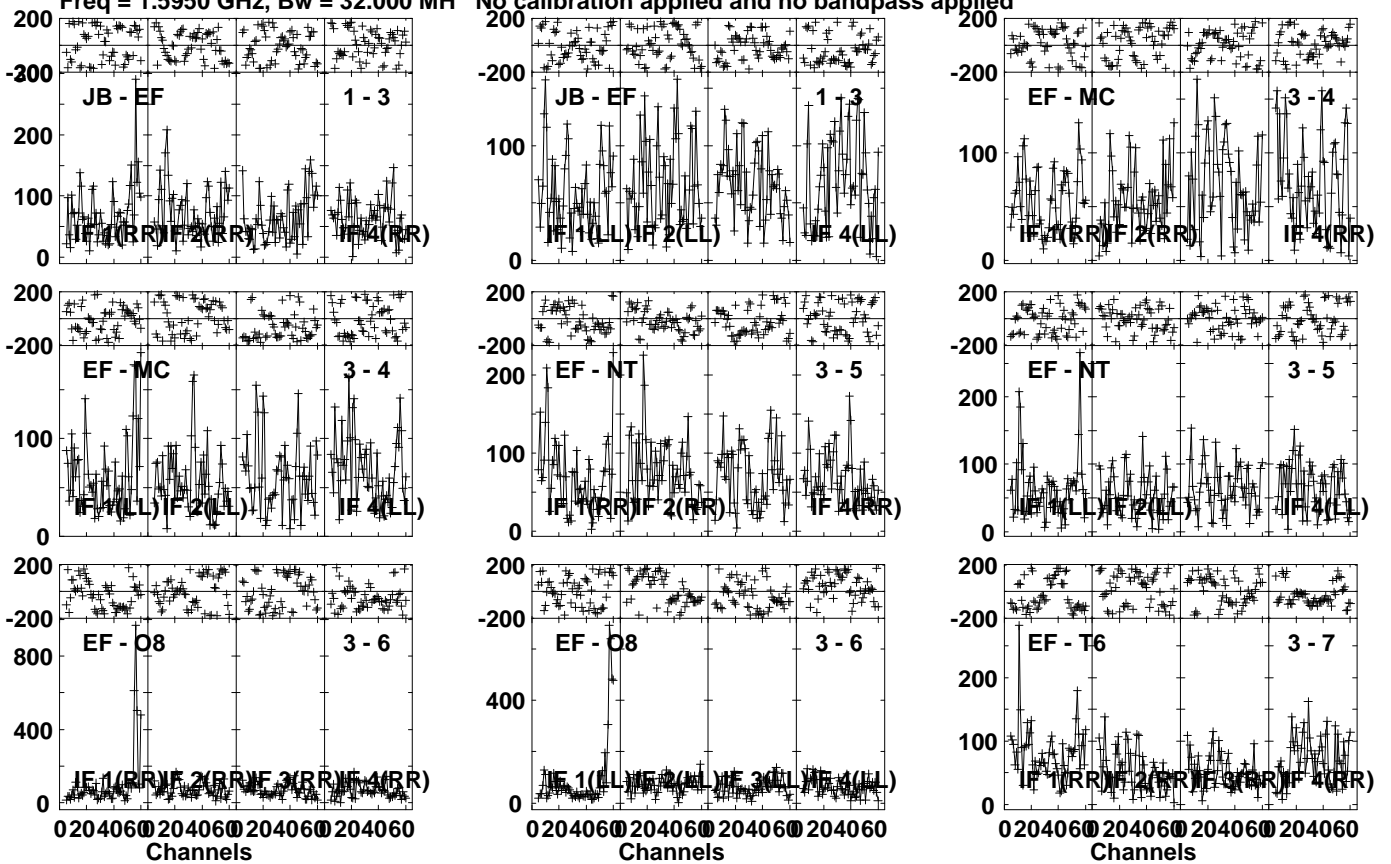


Lower frame: Micro Ampl Jy Top frame: Phas deg  
Vector averaged cross-power spectrum Several baselines displayed  
Timerange: 00/18:07:01 to 00/18:09:59

Plot file version 7 created 25-SEP-2023 15:05:59

J1419+5256 EM169.UVDATA.1

Freq = 1.5950 GHz, Bw = 32.000 MH No calibration applied and no bandpass applied



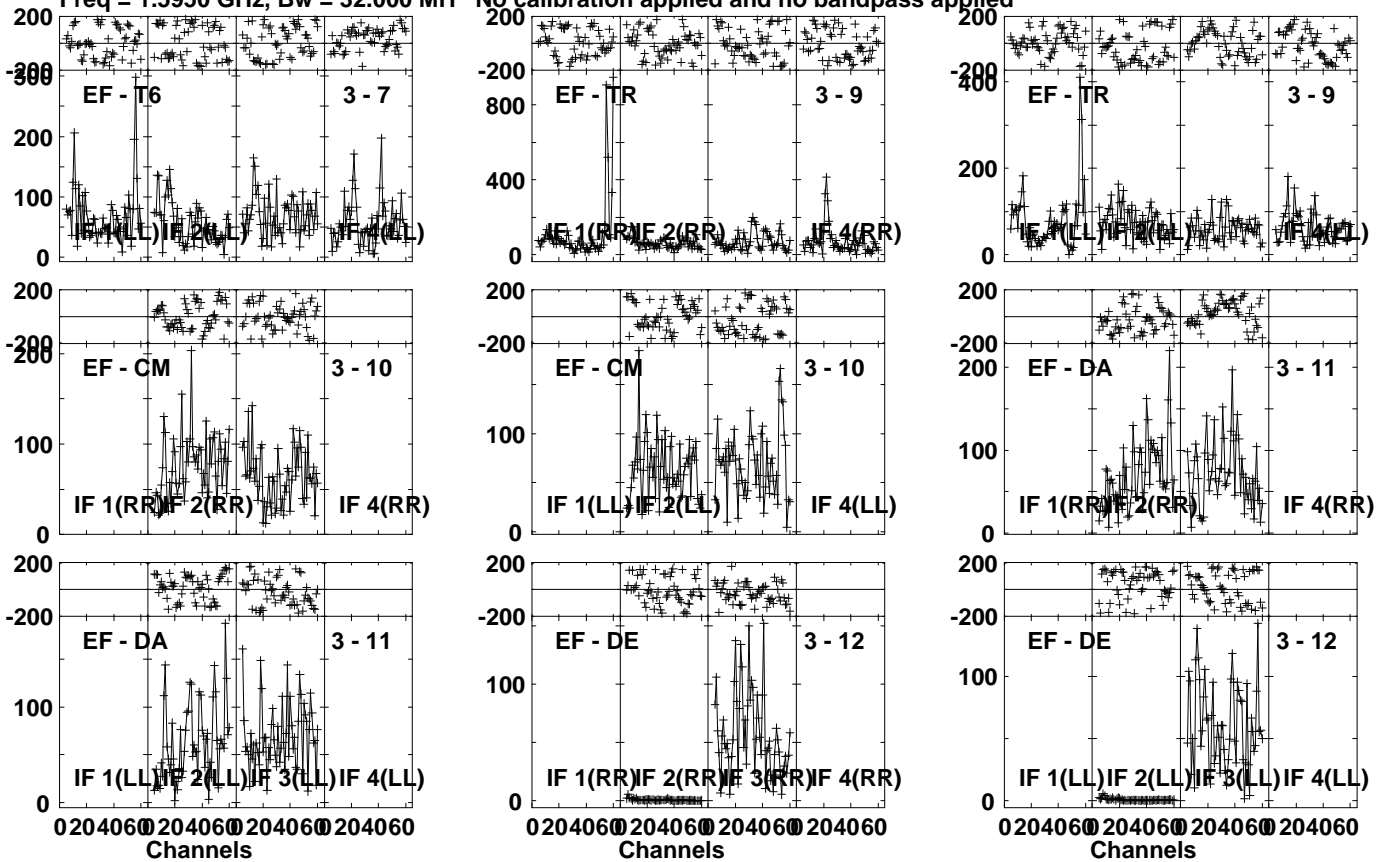
Lower frame: Micro Ampl Jy Top frame: Phas deg  
Vector averaged cross-power spectrum Several baselines displayed  
Timerange: 00/18:10:01 to 00/18:13:29

Plot file version 8 created 25-SEP-2023 15:05:59

J1419+5256 EM169.UVDATA.1

Freq = 1.5950 GHz, Bw = 32.000 MH

No calibration applied and no bandpass applied



Lower frame: Micro Ampl Jy Top frame: Phas deg  
Vector averaged cross-power spectrum Several baselines displayed  
Timerange: 00/18:10:01 to 00/18:13:29

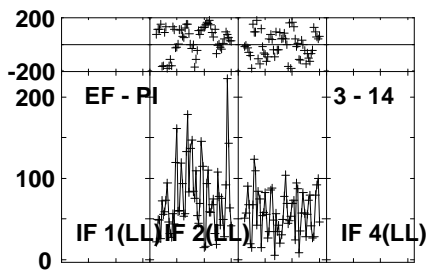
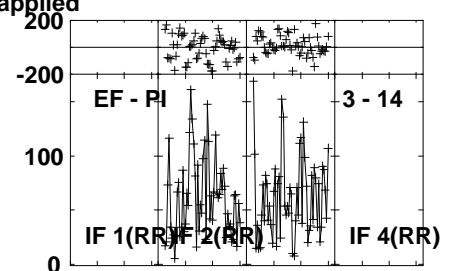
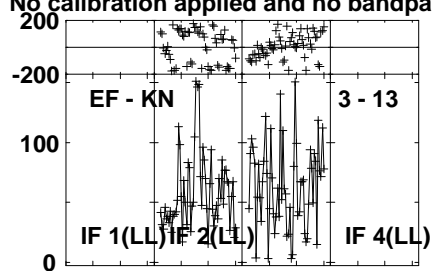
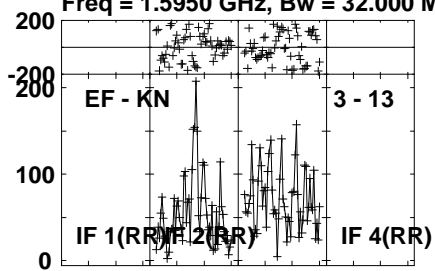


Plot file version 9 created 25-SEP-2023 15:05:59

J1419+5256 EM169.UVDATA.1

Freq = 1.5950 GHz, Bw = 32.000 MH

No calibration applied and no bandpass applied

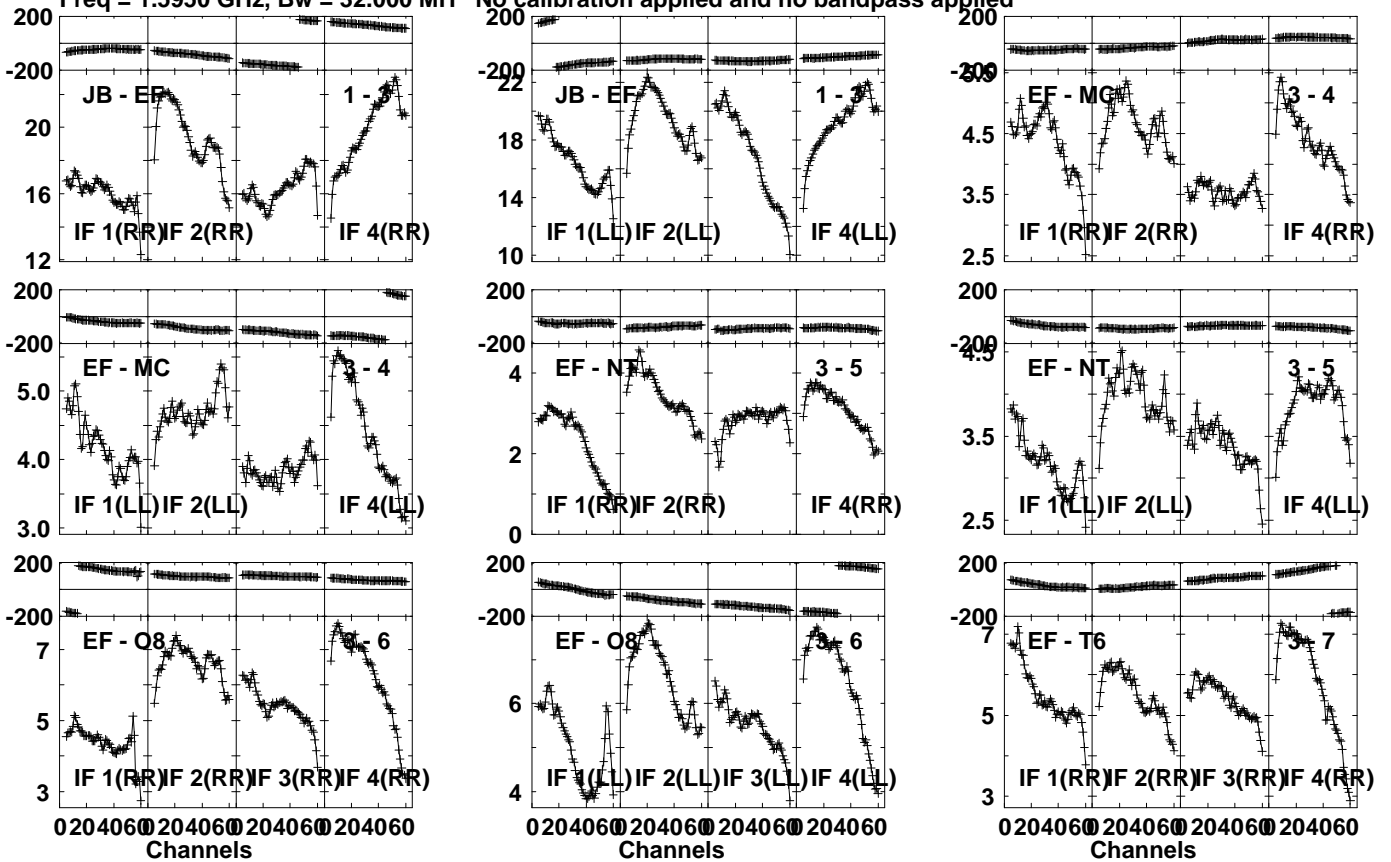


Lower frame: Micro Ampl Jy Top frame: Phas deg  
Vector averaged cross-power spectrum Several baselines displayed  
Timerange: 00/18:10:01 to 00/18:13:29

Plot file version 10 created 25-SEP-2023 15:05:59

1418+546 EM169.UVDATA.1

Freq = 1.5950 GHz, Bw = 32.000 MH No calibration applied and no bandpass applied



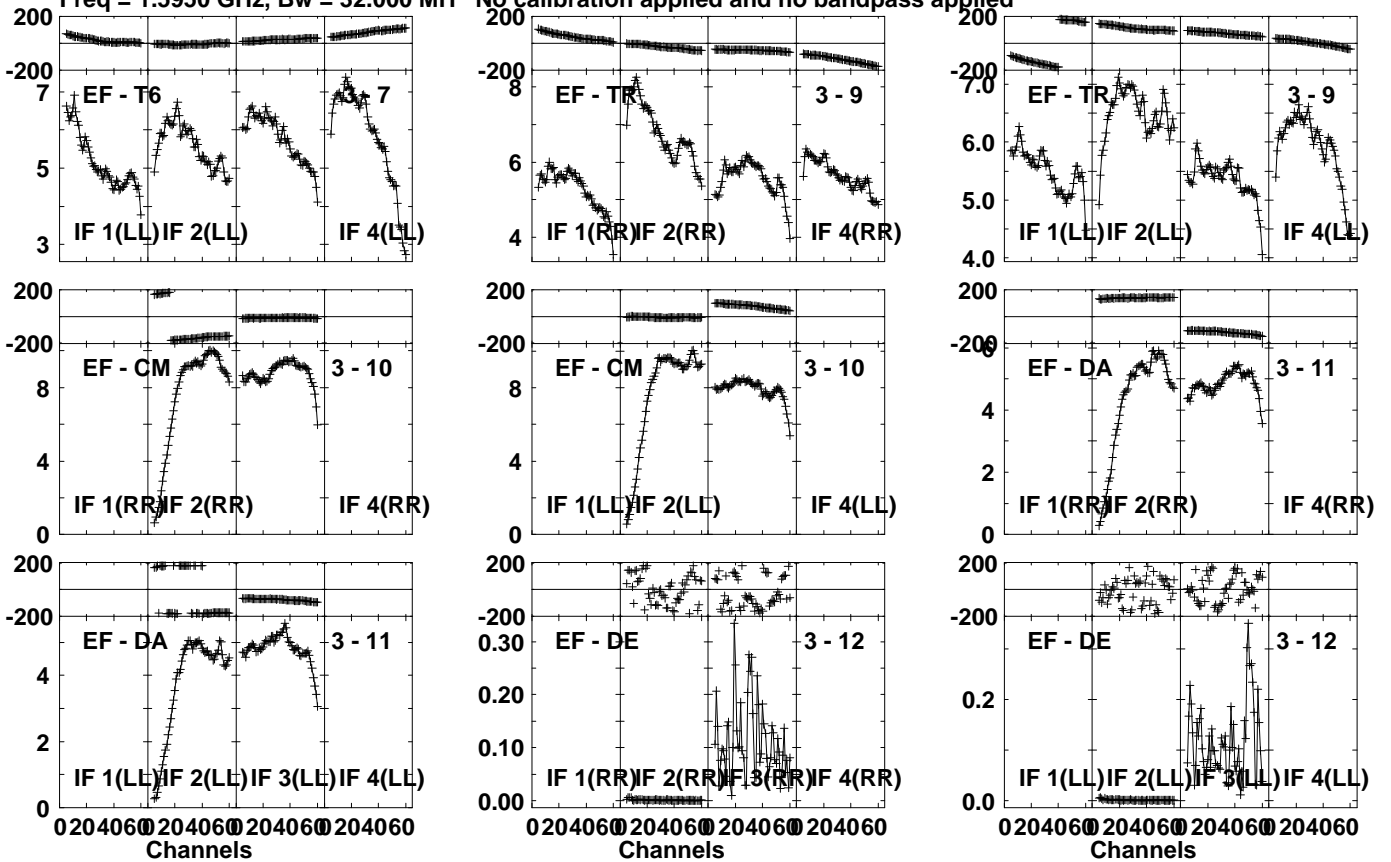
Lower frame: Milli Ampl Jy Top frame: Phas deg  
Vector averaged cross-power spectrum Several baselines displayed  
Timerange: 00/18:14:01 to 00/18:14:59

Plot file version 11 created 25-SEP-2023 15:05:59

1418+546 EM169.UVDATA.1

Freq = 1.5950 GHz, Bw = 32.000 MH

No calibration applied and no bandpass applied



Lower frame: Milli Ampl Jy Top frame: Phas deg

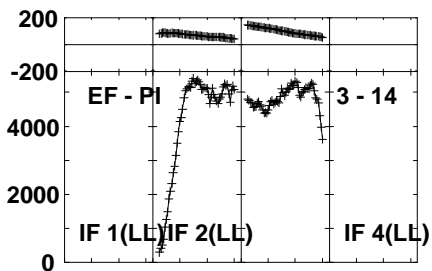
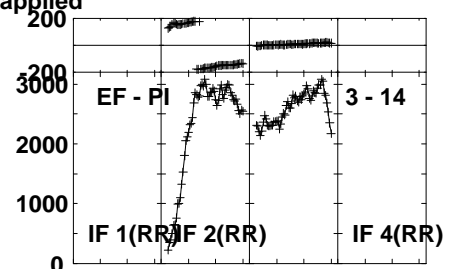
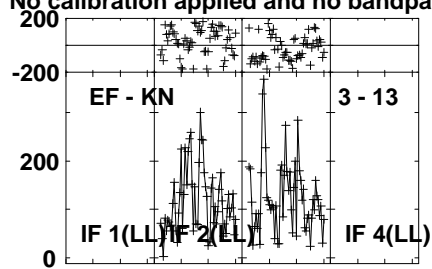
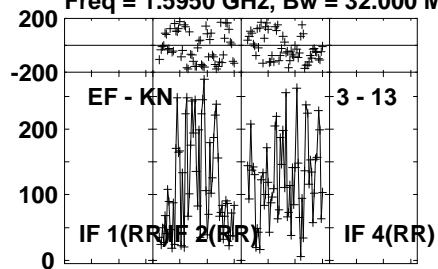
Vector averaged cross-power spectrum Several baselines displayed

Timerange: 00/18:14:01 to 00/18:14:59

Plot file version 12 created 25-SEP-2023 15:05:59

1418+546 EM169.UVDATA.1

Freq = 1.5950 GHz, Bw = 32.000 MH No calibration applied and no bandpass applied



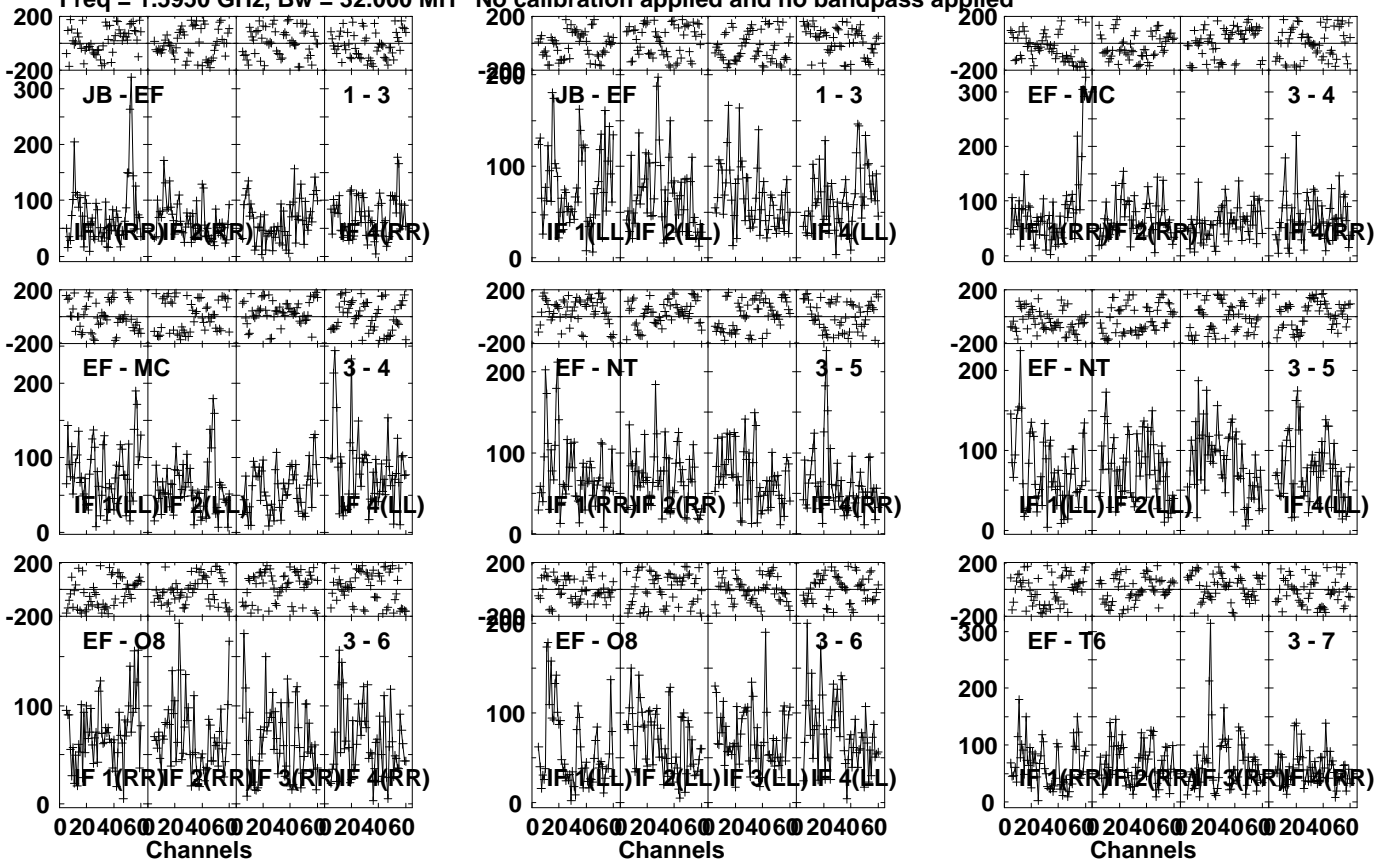
Lower frame: Micro Ampl Jy Top frame: Phas deg  
Vector averaged cross-power spectrum Several baselines displayed  
Timerange: 00/18:14:01 to 00/18:14:59

Plot file version 13 created 25-SEP-2023 15:05:59

J1419+5256 EM169.UVDATA.1

Freq = 1.5950 GHz, Bw = 32.000 MH

No calibration applied and no bandpass applied

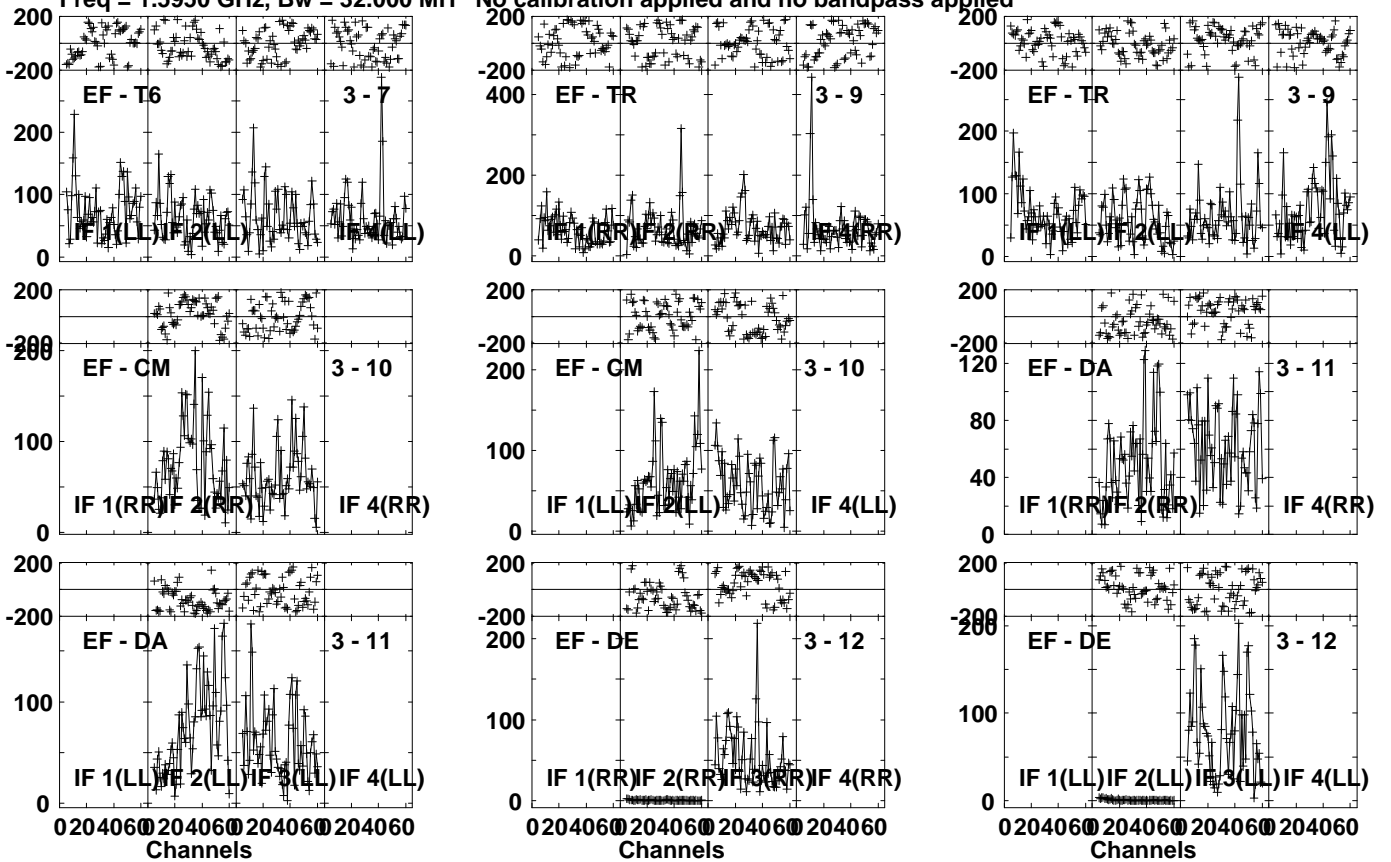


Lower frame: Micro Ampl Jy Top frame: Phas deg  
Vector averaged cross-power spectrum Several baselines displayed  
Timerange: 00:18:15:01 to 00:18:18:29

Plot file version 14 created 25-SEP-2023 15:05:59

J1419+5256 EM169.UVDATA.1

Freq = 1.5950 GHz, Bw = 32.000 MH No calibration applied and no bandpass applied



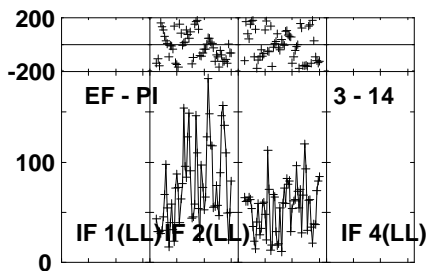
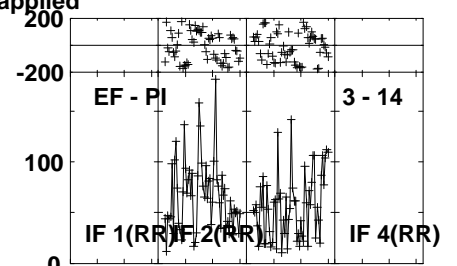
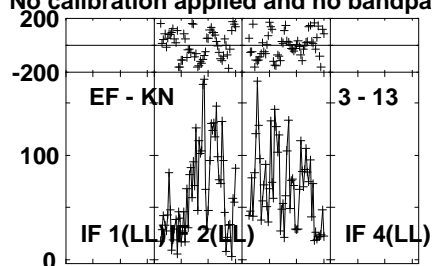
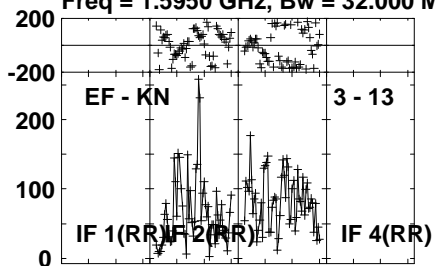
Lower frame: Micro Ampl Jy Top frame: Phas deg  
Vector averaged cross-power spectrum Several baselines displayed  
Timerange: 00/18:15:01 to 00/18:18:29

Plot file version 15 created 25-SEP-2023 15:06:00

J1419+5256 EM169.UVDATA.1

Freq = 1.5950 GHz, Bw = 32.000 MH

No calibration applied and no bandpass applied



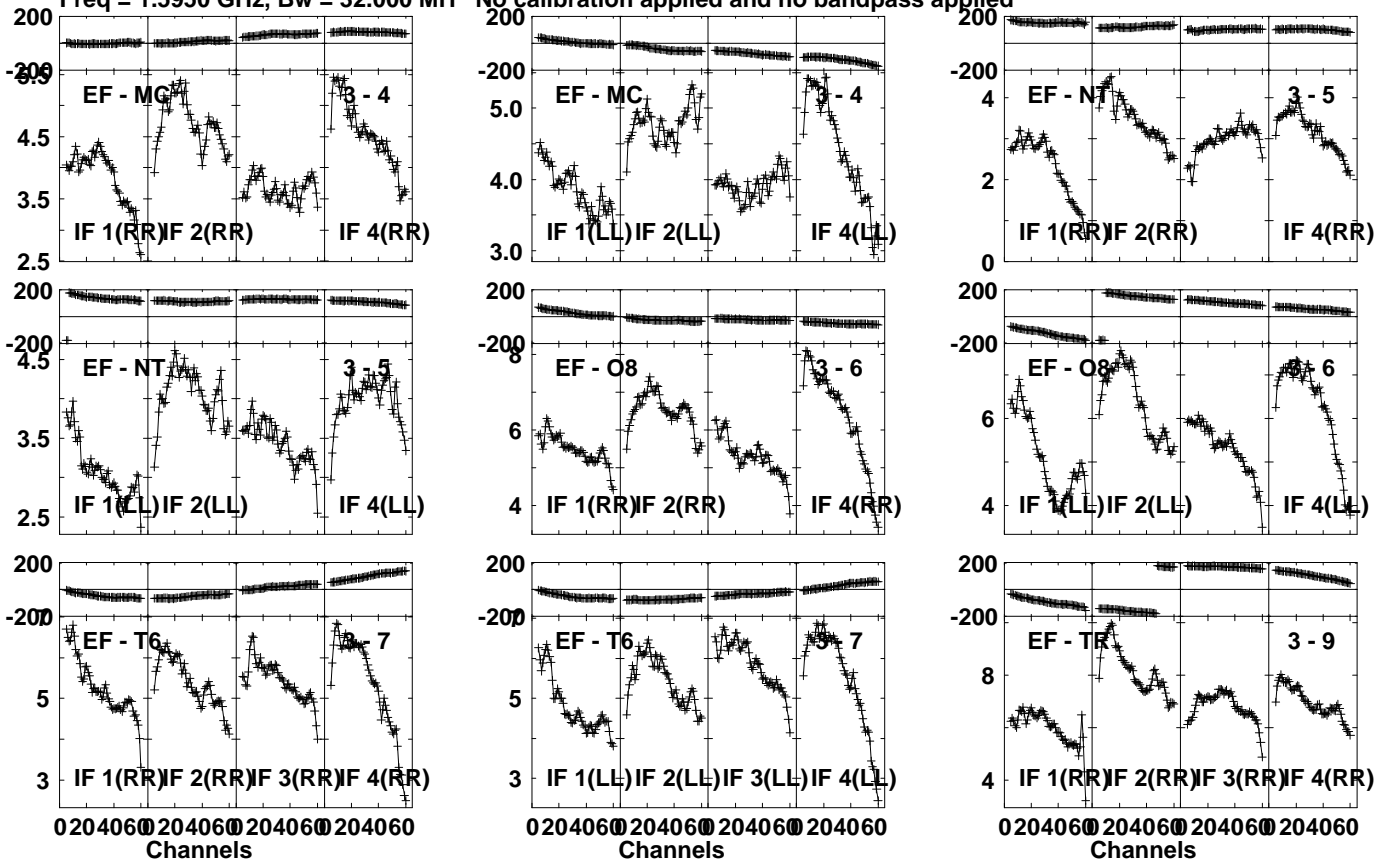
Lower frame: Micro Ampl Jy Top frame: Phas deg  
Vector averaged cross-power spectrum Several baselines displayed  
Timerange: 00/18:15:01 to 00/18:18:29

Plot file version 16 created 25-SEP-2023 15:06:00

1418+546 EM169.UVDATA.1

Freq = 1.5950 GHz, Bw = 32.000 MH

No calibration applied and no bandpass applied



Lower frame: Milli Ampl Jy Top frame: Phas deg  
Vector averaged cross-power spectrum Several baselines displayed  
Timerange: 00/18:18:31 to 00/18:19:59

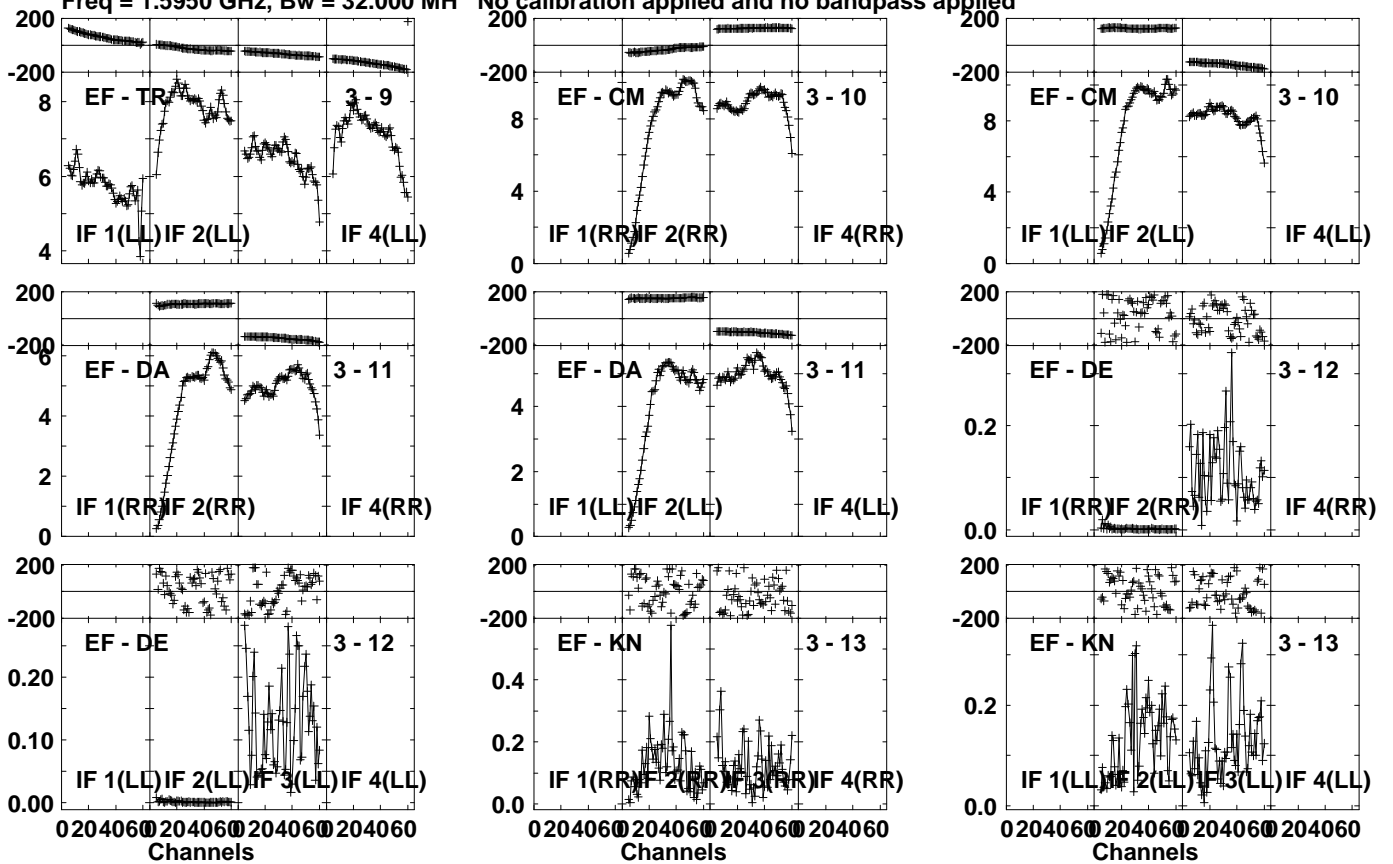


Plot file version 17 created 25-SEP-2023 15:06:00

1418+546 EM169.UVDATA.1

Freq = 1.5950 GHz, Bw = 32.000 MH

No calibration applied and no bandpass applied

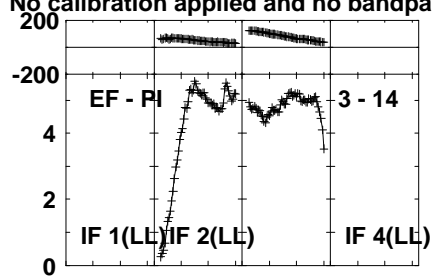
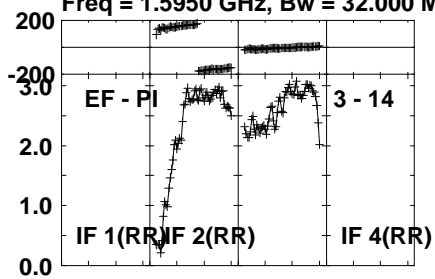


Lower frame: Milli Ampl Jy Top frame: Phas deg  
Vector averaged cross-power spectrum Several baselines displayed  
Timerange: 00/18:18:31 to 00/18:19:59

Plot file version 18 created 25-SEP-2023 15:06:00

1418+546 EM169.UVDATA.1

Freq = 1.5950 GHz, Bw = 32.000 MH No calibration applied and no bandpass applied



Lower frame: Milli Ampl Jy Top frame: Phas deg

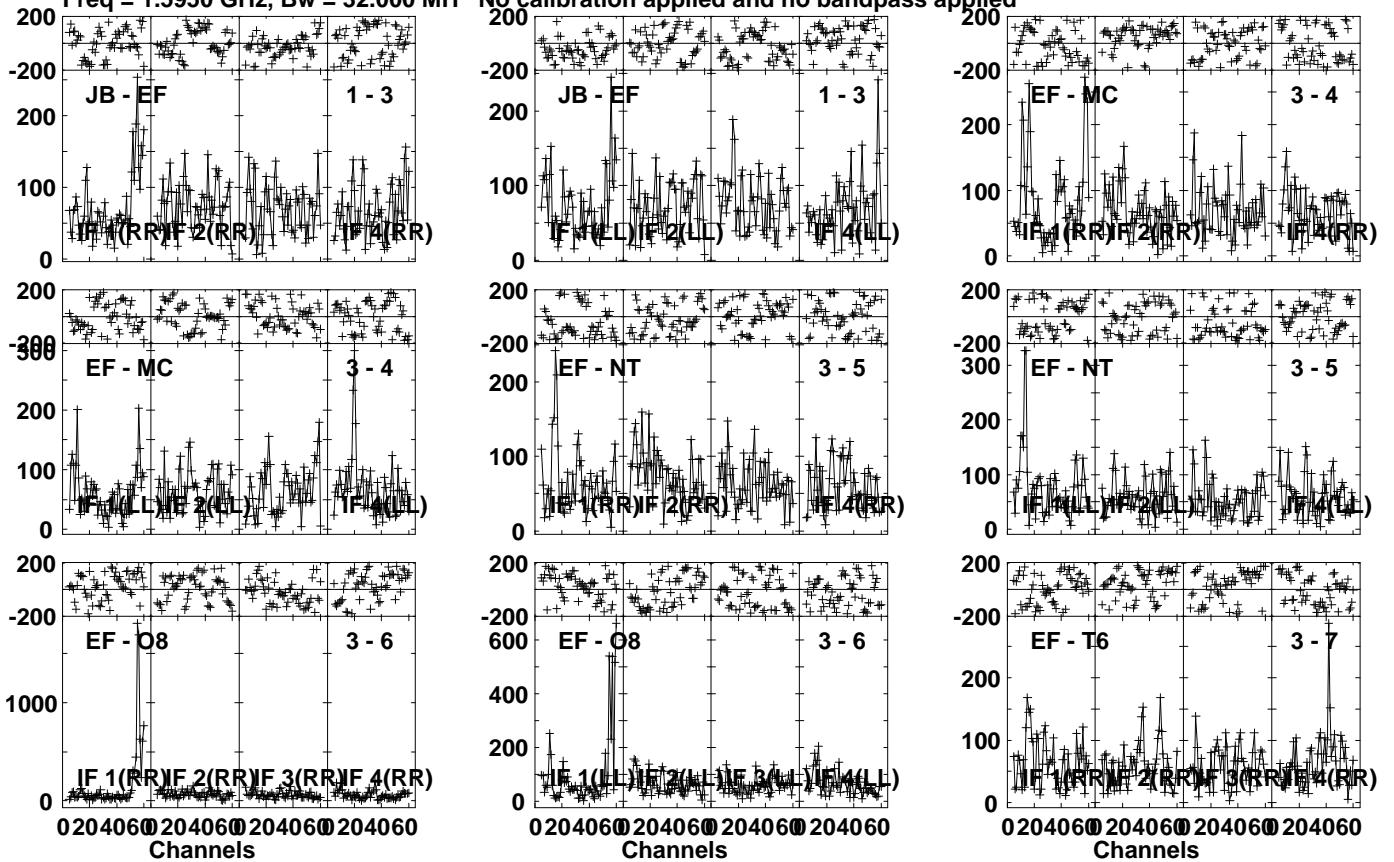
Vector averaged cross-power spectrum Several baselines displayed

Timerange: 00/18:18:31 to 00/18:19:59

Plot file version 19 created 25-SEP-2023 15:06:00

J1419+5256 EM169.UVDATA.1

Freq = 1.5950 GHz, Bw = 32.000 MH No calibration applied and no bandpass applied



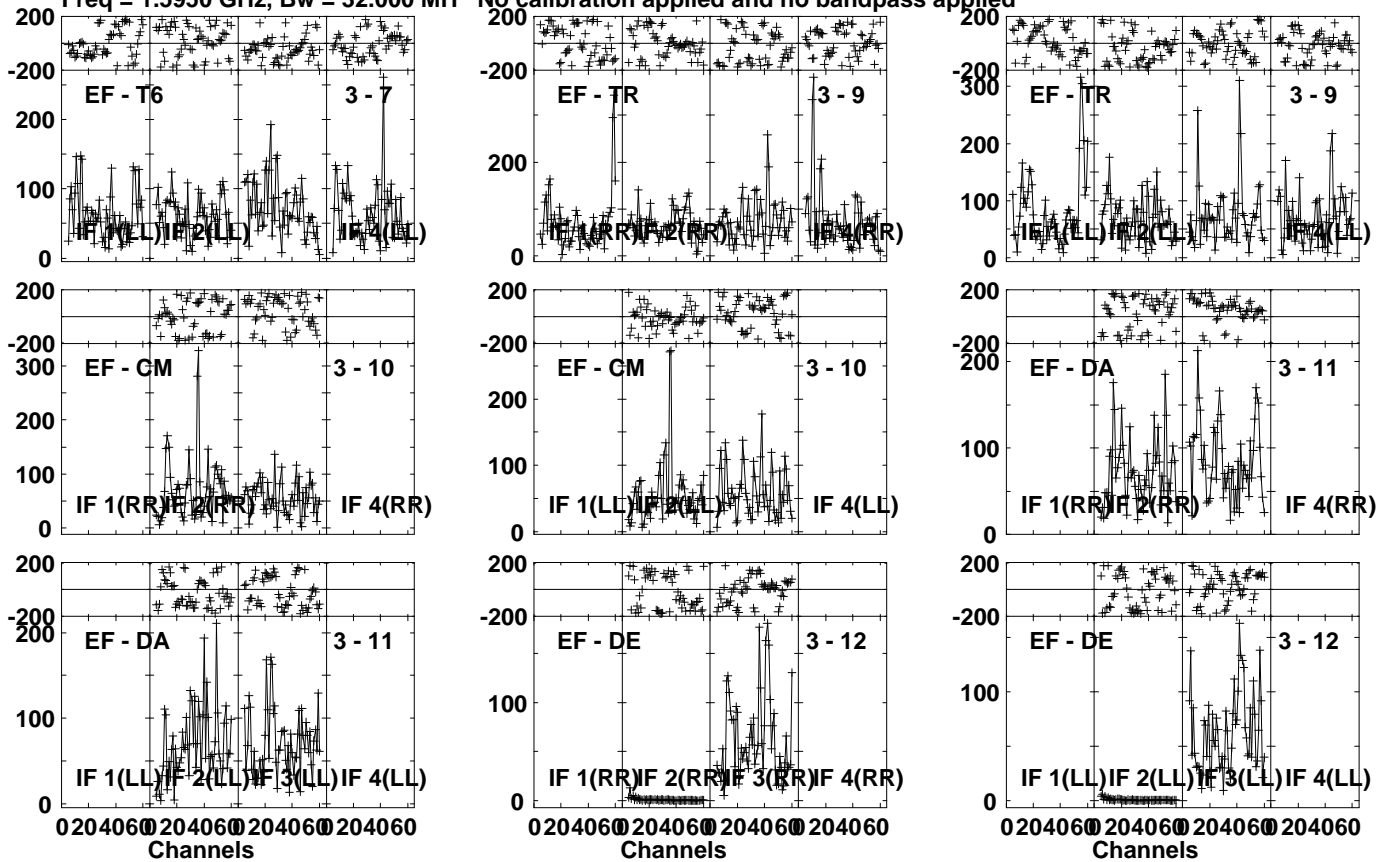
Lower frame: Micro Ampl Jy Top frame: Phas deg  
Vector averaged cross-power spectrum Several baselines displayed  
Timerange: 00/18:20:01 to 00/18:23:29

Plot file version 20 created 25-SEP-2023 15:06:00

J1419+5256 EM169.UVDATA.1

Freq = 1.5950 GHz, Bw = 32.000 MH

No calibration applied and no bandpass applied



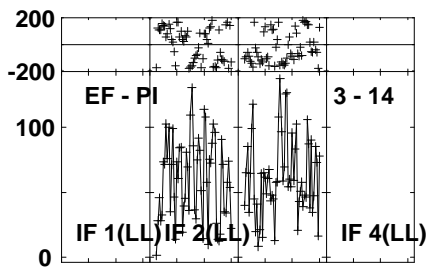
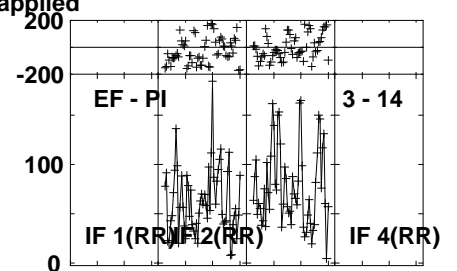
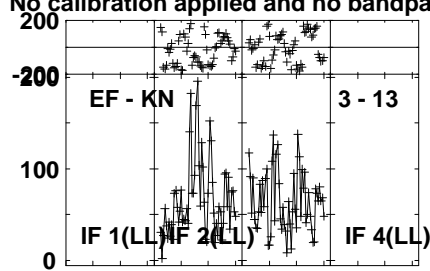
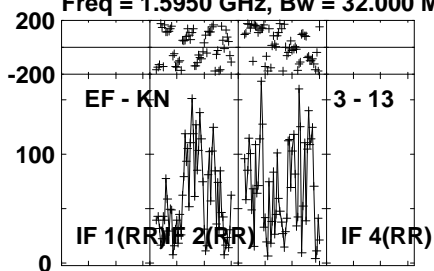
Lower frame: Micro Ampl Jy Top frame: Phas deg  
Vector averaged cross-power spectrum Several baselines displayed  
Timerange: 00/18:20:01 to 00/18:23:29

Plot file version 21 created 25-SEP-2023 15:06:00

J1419+5256 EM169.UVDATA.1

Freq = 1.5950 GHz, Bw = 32.000 MH

No calibration applied and no bandpass applied



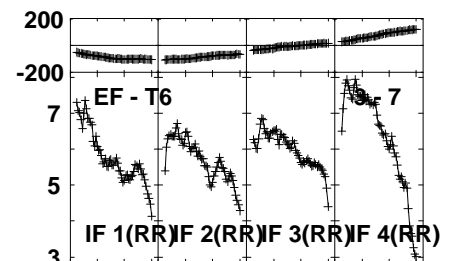
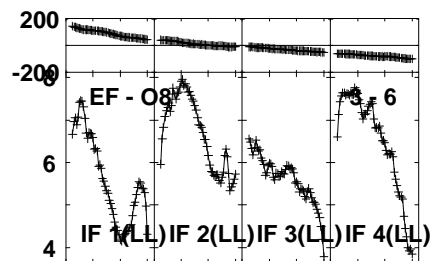
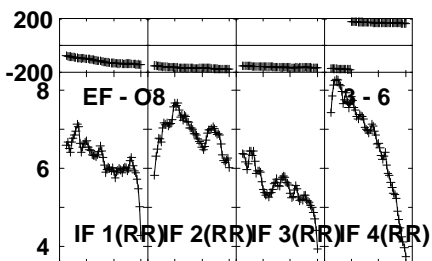
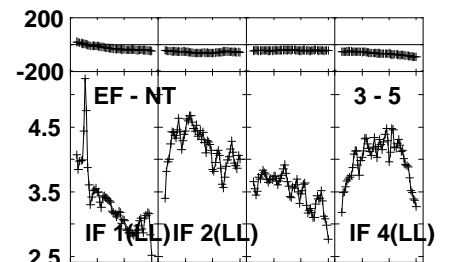
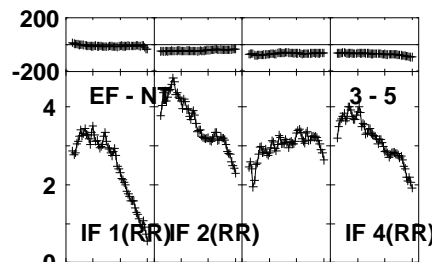
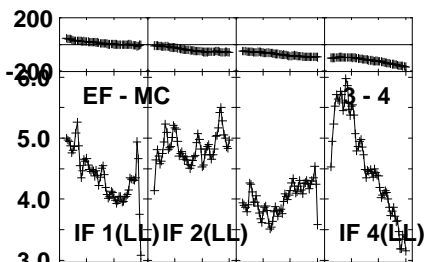
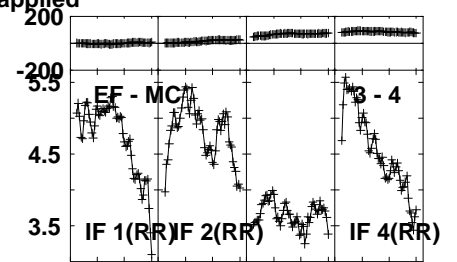
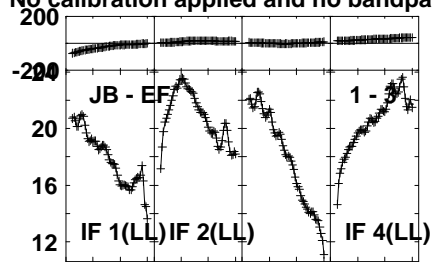
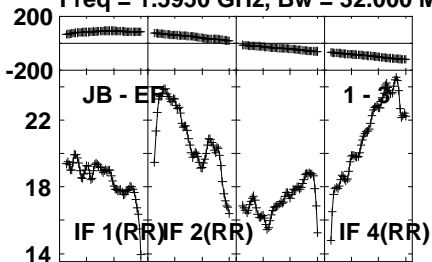
Lower frame: Micro Ampl Jy Top frame: Phas deg  
Vector averaged cross-power spectrum Several baselines displayed  
Timerange: 00/18:20:01 to 00/18:23:29

Plot file version 22 created 25-SEP-2023 15:06:00

1418+546 EM169.UVDATA.1

Freq = 1.5950 GHz, Bw = 32.000 MH

No calibration applied and no bandpass applied



0204060 204060 204060 204060  
Channels

0204060 204060 204060 204060  
Channels

0204060 204060 204060 204060  
Channels

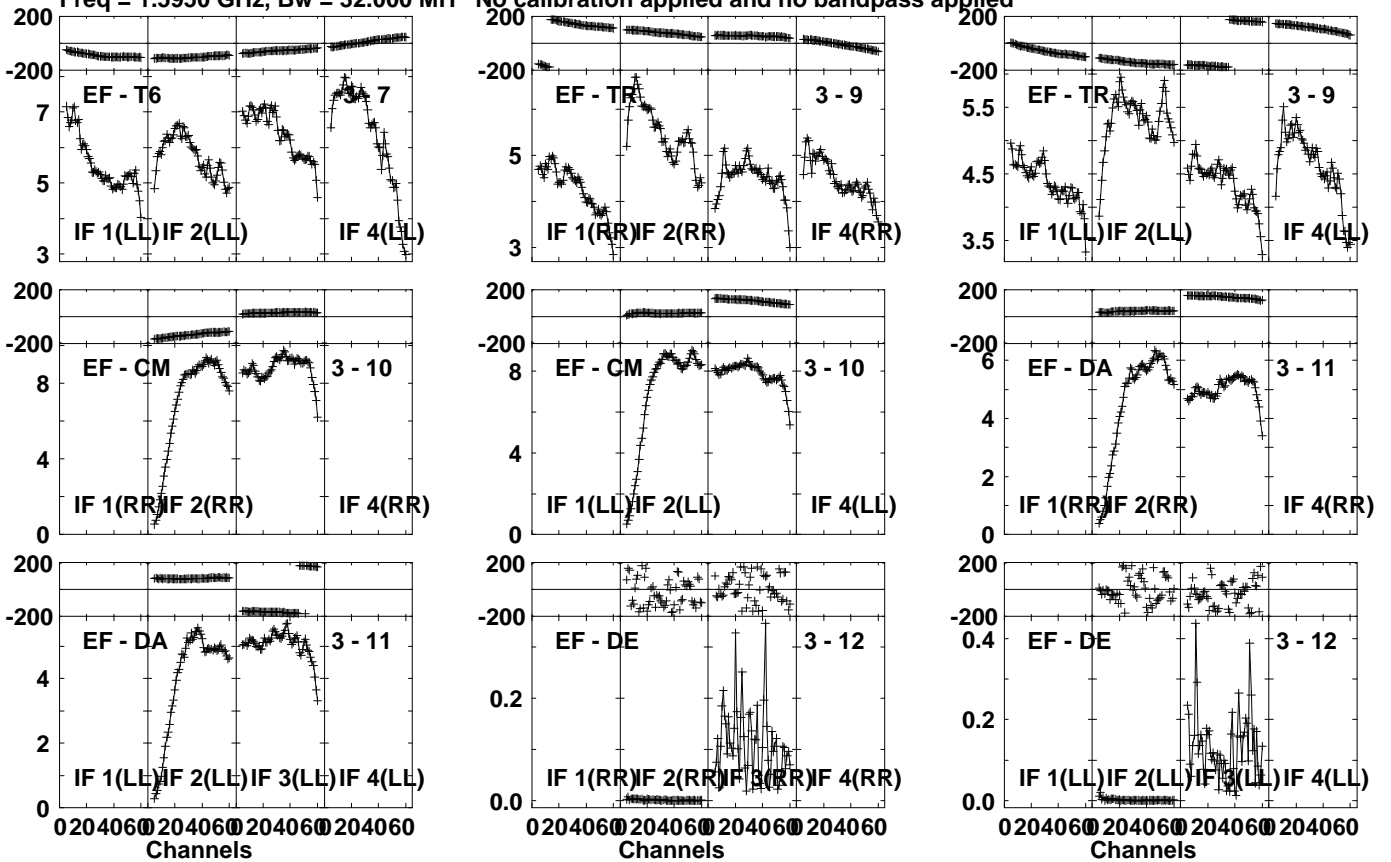
Lower frame: Milli Ampl Jy Top frame: Phas deg  
Vector averaged cross-power spectrum Several baselines displayed  
Timerange: 00/18:24:01 to 00/18:24:59

Plot file version 23 created 25-SEP-2023 15:06:00

1418+546 EM169.UVDATA.1

Freq = 1.5950 GHz, Bw = 32.000 MH

No calibration applied and no bandpass applied

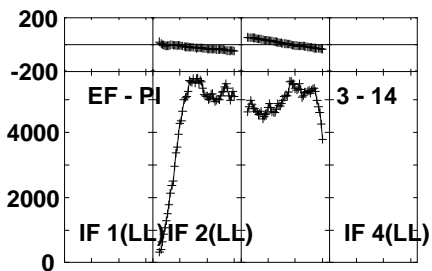
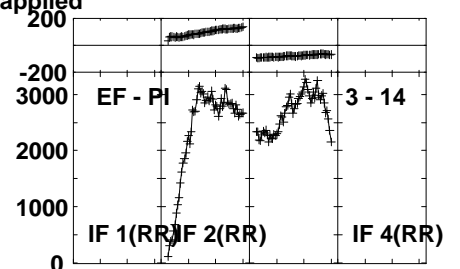
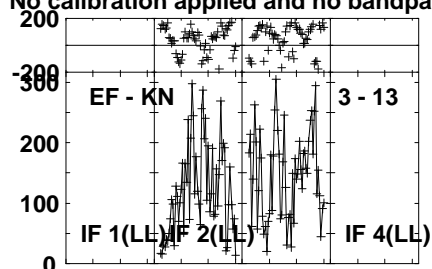
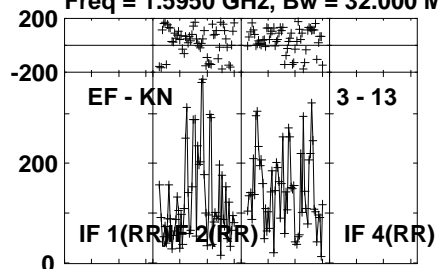


Lower frame: Milli Ampl Jy Top frame: Phas deg  
Vector averaged cross-power spectrum Several baselines displayed  
Timerange: 00/18:24:01 to 00/18:24:59

Plot file version 24 created 25-SEP-2023 15:06:00

1418+546 EM169.UVDATA.1

Freq = 1.5950 GHz, Bw = 32.000 MH No calibration applied and no bandpass applied



Lower frame: Micro Ampl Jy Top frame: Phas deg  
Vector averaged cross-power spectrum Several baselines displayed  
Timerange: 00/18:24:01 to 00/18:24:59

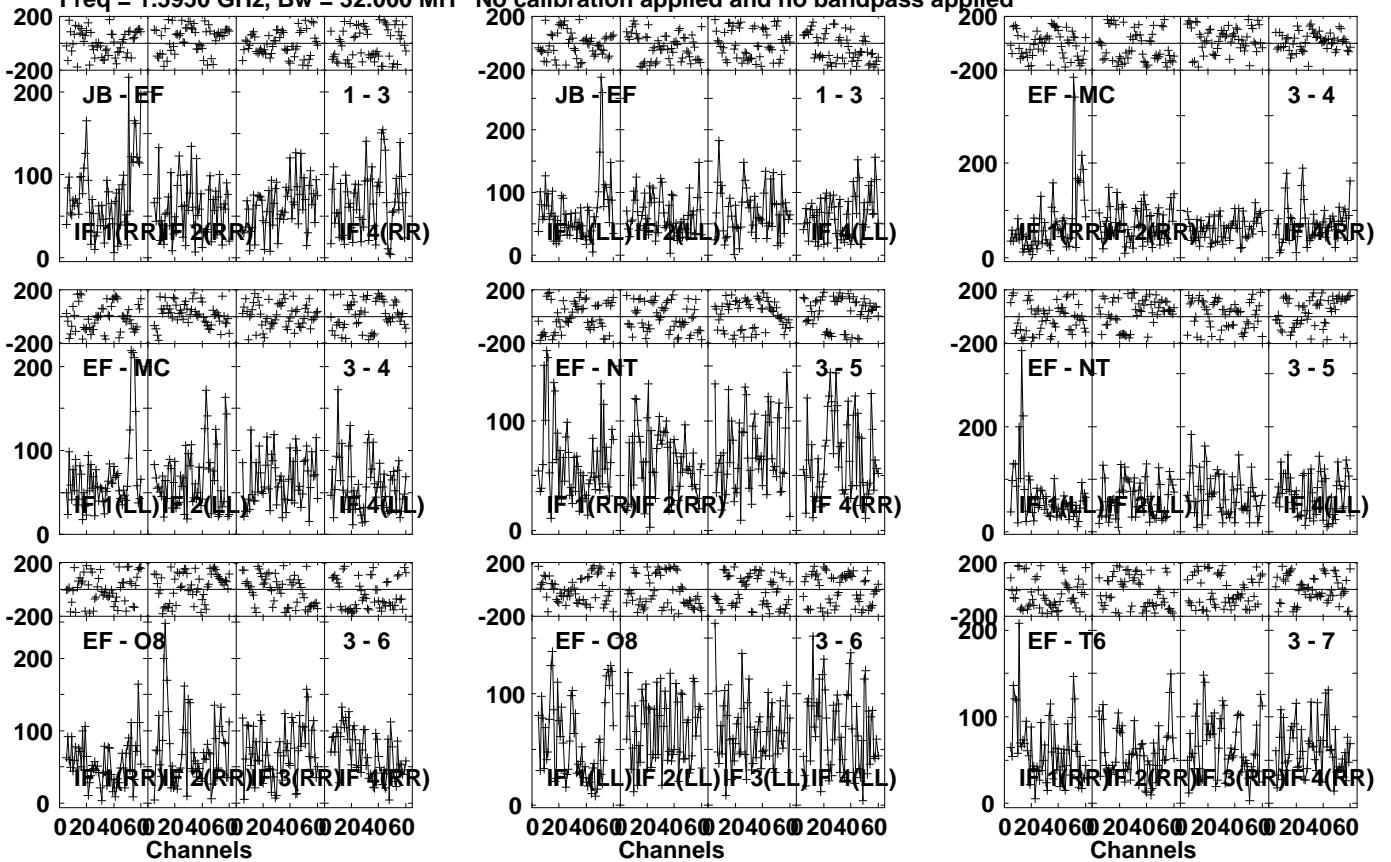


Plot file version 25 created 25-SEP-2023 15:06:00

J1419+5256 EM169.UVDATA.1

Freq = 1.5950 GHz, Bw = 32.000 MH

No calibration applied and no bandpass applied



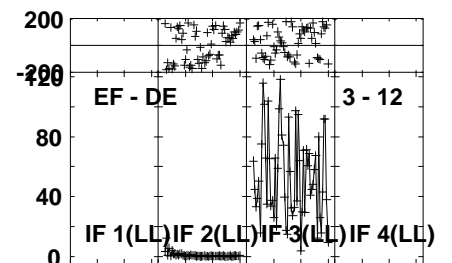
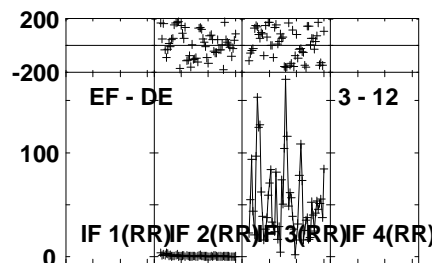
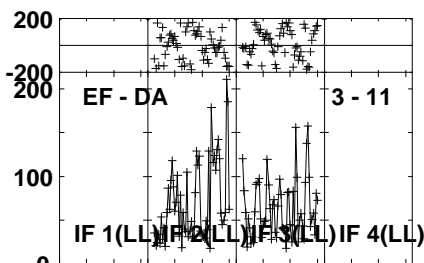
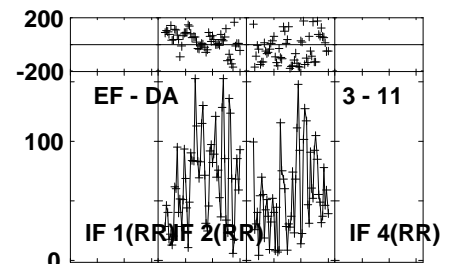
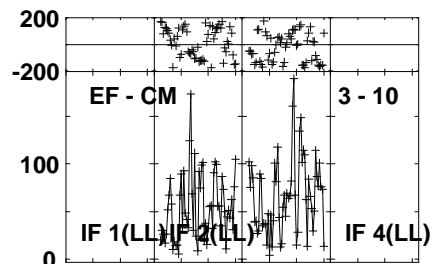
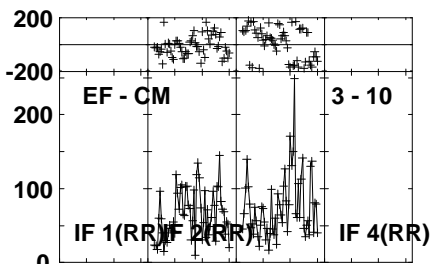
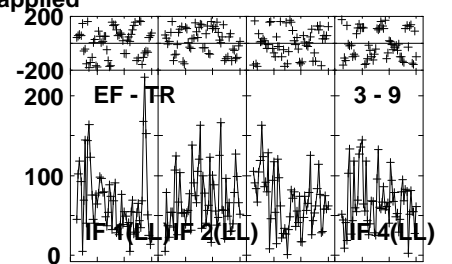
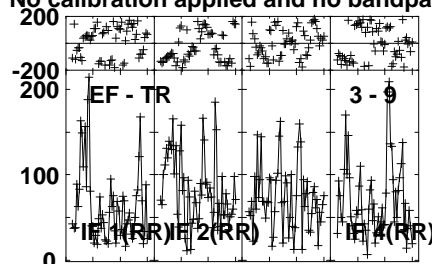
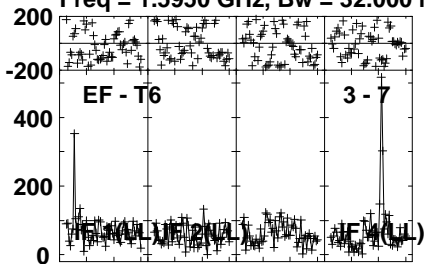
Lower frame: Micro Ampl Jy Top frame: Phas deg  
Vector averaged cross-power spectrum Several baselines displayed  
Timerange: 00/18:25:01 to 00/18:28:29

Plot file version 26 created 25-SEP-2023 15:06:00

J1419+5256 EM169.UVDATA.1

Freq = 1.5950 GHz, Bw = 32.000 MH

No calibration applied and no bandpass applied



0204060 204060 204060 204060 Channels

0204060 204060 204060 204060 Channels

0204060 204060 204060 204060 Channels

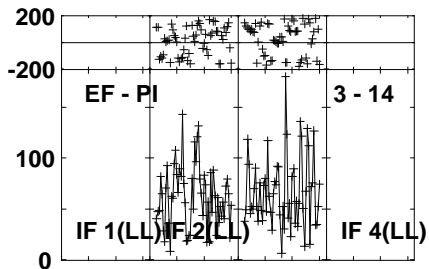
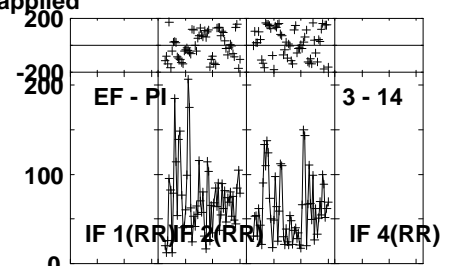
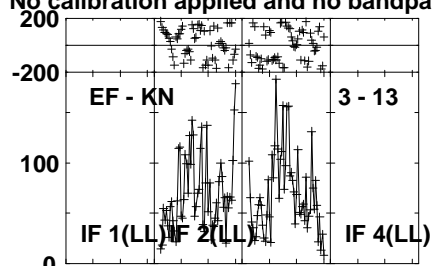
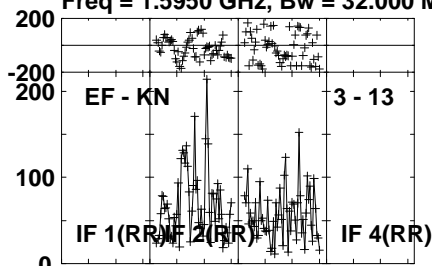
Lower frame: Micro Ampl Jy Top frame: Phas deg  
Vector averaged cross-power spectrum Several baselines displayed  
Timerange: 00/18:25:01 to 00/18:28:29

Plot file version 27 created 25-SEP-2023 15:06:00

J1419+5256 EM169.UVDATA.1

Freq = 1.5950 GHz, Bw = 32.000 MH

No calibration applied and no bandpass applied



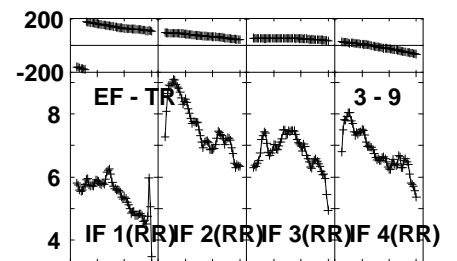
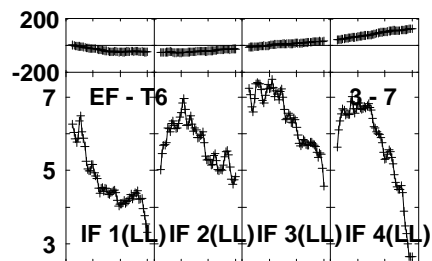
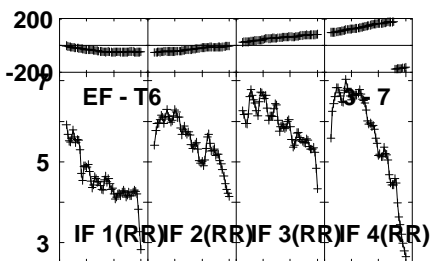
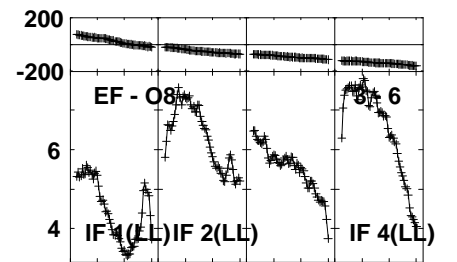
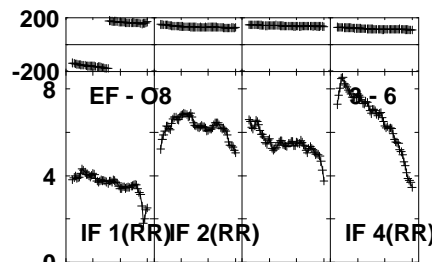
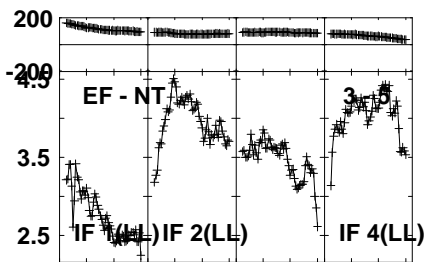
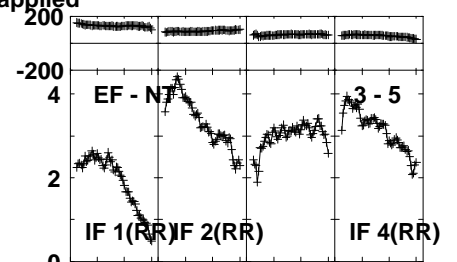
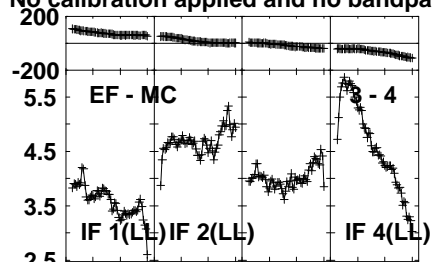
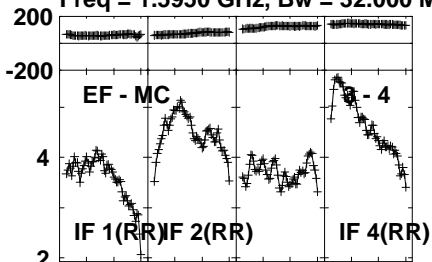
Lower frame: Micro Ampl Jy Top frame: Phas deg  
Vector averaged cross-power spectrum Several baselines displayed  
Timerange: 00/18:25:01 to 00/18:28:29

Plot file version 28 created 25-SEP-2023 15:06:00

1418+546 EM169.UVDATA.1

Freq = 1.5950 GHz, Bw = 32.000 MH

No calibration applied and no bandpass applied



0204060 204060 204060 204060  
Channels

0204060 204060 204060 204060  
Channels

0204060 204060 204060 204060  
Channels

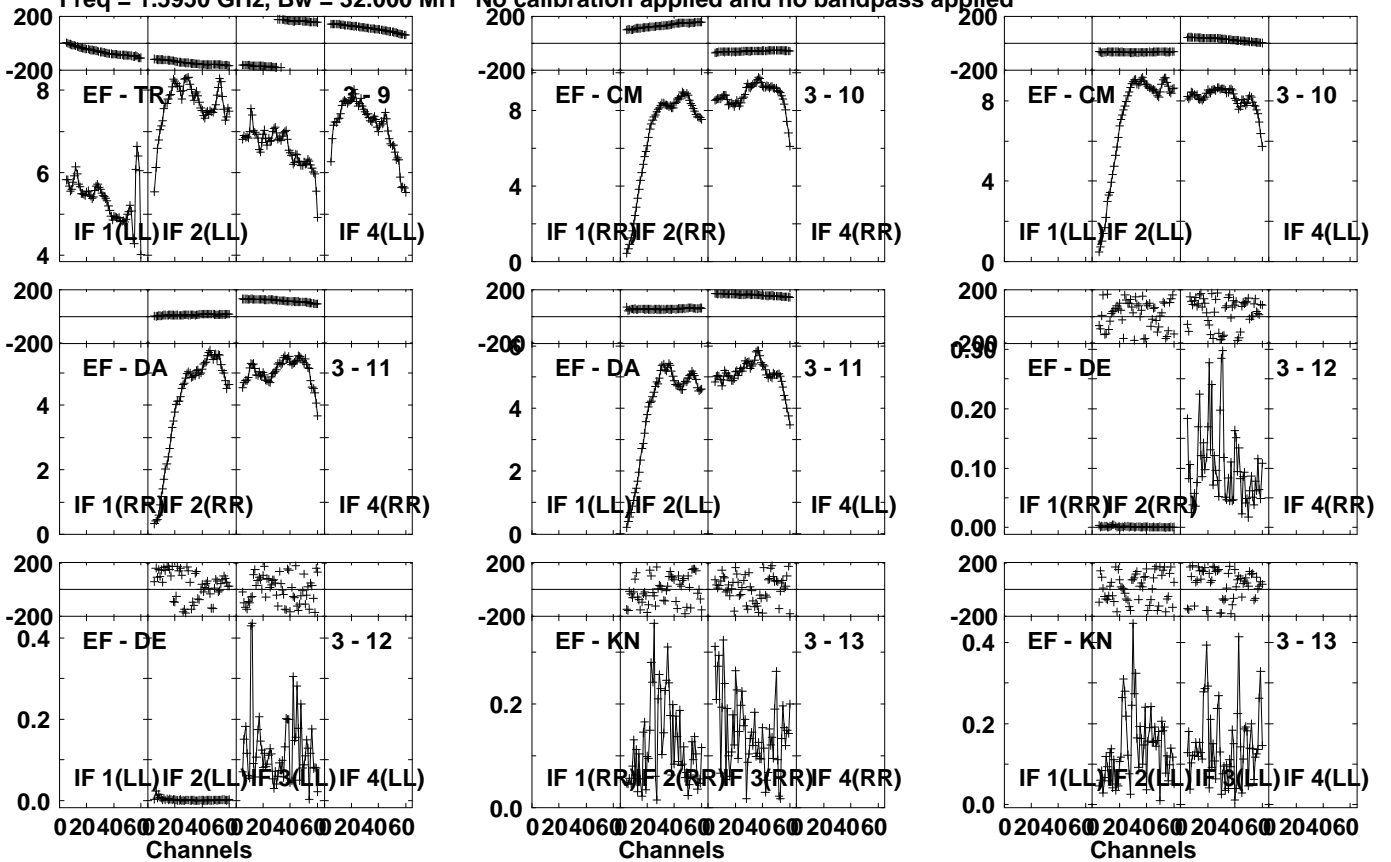
Lower frame: Milli Ampl Jy Top frame: Phas deg  
Vector averaged cross-power spectrum Several baselines displayed  
Timerange: 00/18:28:31 to 00/18:29:59

Plot file version 29 created 25-SEP-2023 15:06:01

1418+546 EM169.UVDATA.1

Freq = 1.5950 GHz, Bw = 32.000 MH

No calibration applied and no bandpass applied

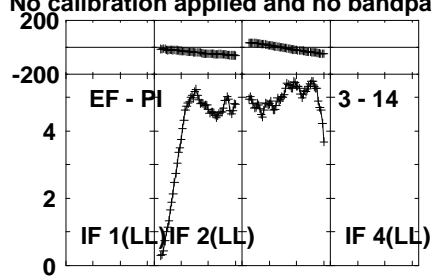
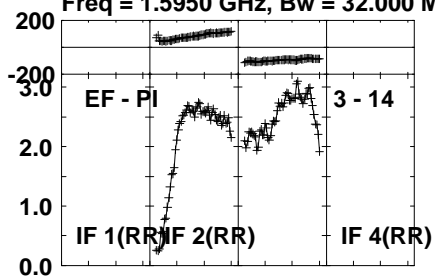


Lower frame: Milli Ampl Jy Top frame: Phas deg  
Vector averaged cross-power spectrum Several baselines displayed  
Timerange: 00/18:28:31 to 00/18:29:59

Plot file version 30 created 25-SEP-2023 15:06:01

1418+546 EM169.UVDATA.1

Freq = 1.5950 GHz, Bw = 32.000 MH No calibration applied and no bandpass applied



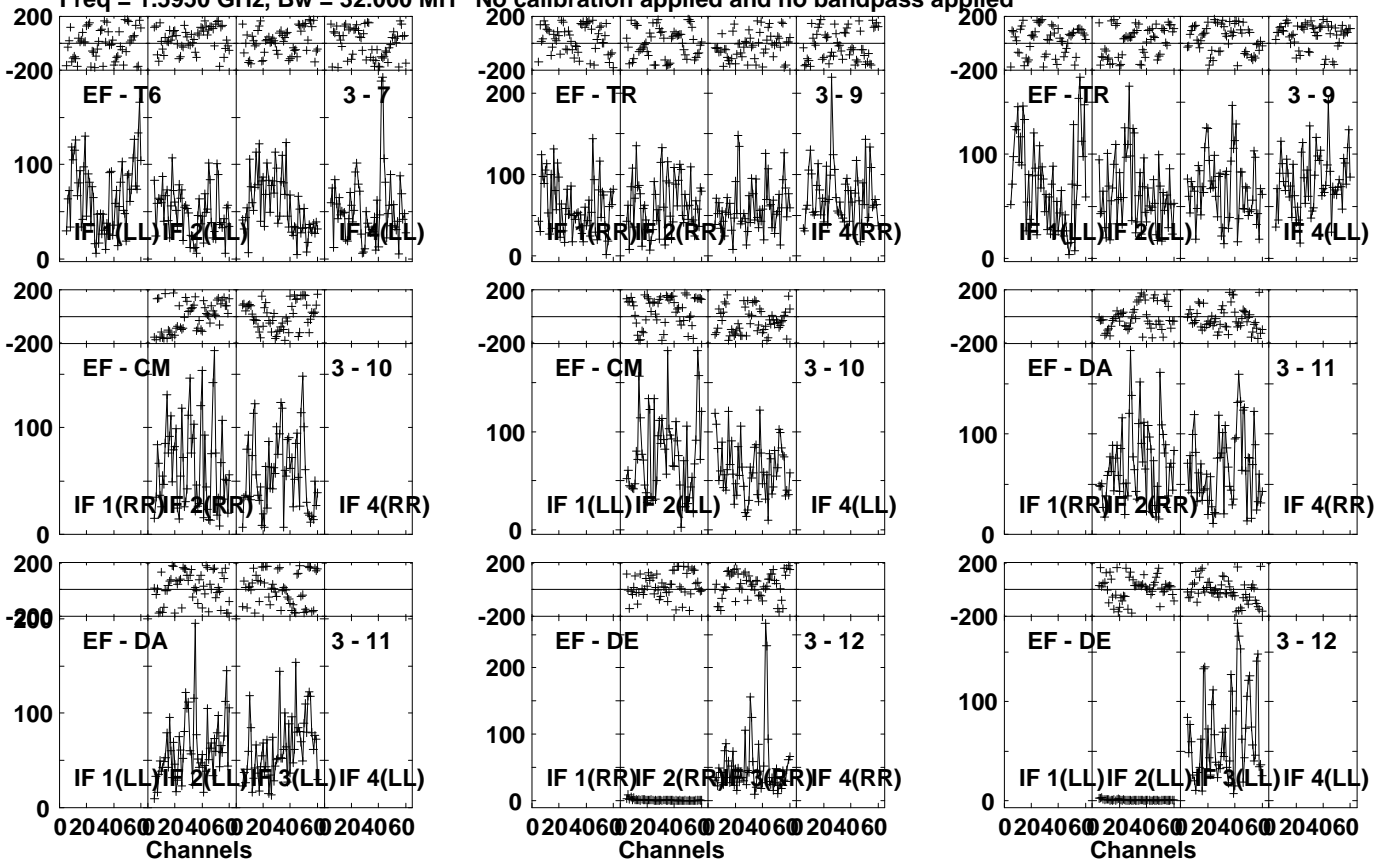
Lower frame: Milli Ampl Jy Top frame: Phas deg  
Vector averaged cross-power spectrum Several baselines displayed  
Timerange: 00/18:28:31 to 00/18:29:59



Plot file version 32 created 25-SEP-2023 15:06:01

J1419+5256 EM169.UVDATA.1

Freq = 1.5950 GHz, Bw = 32.000 MH No calibration applied and no bandpass applied



Lower frame: Micro Ampl Jy Top frame: Phas deg  
Vector averaged cross-power spectrum Several baselines displayed  
Timerange: 00:18:30:01 to 00:18:33:29

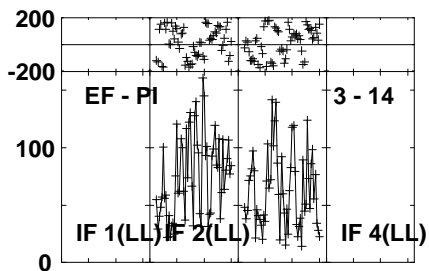
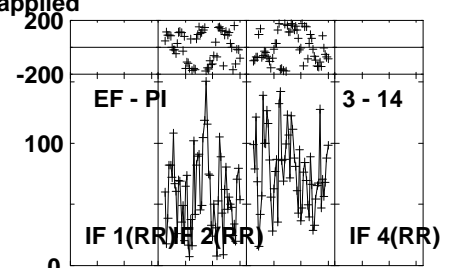
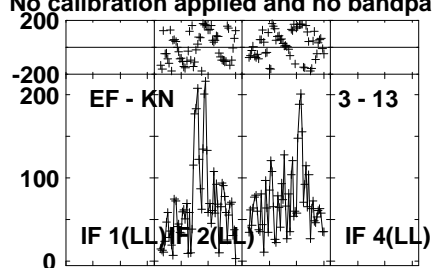
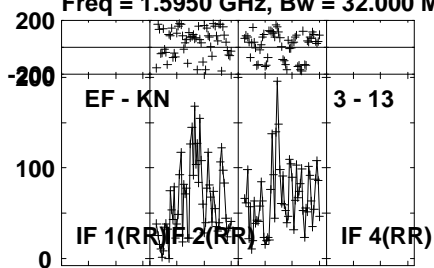


Plot file version 33 created 25-SEP-2023 15:06:01

J1419+5256 EM169.UVDATA.1

Freq = 1.5950 GHz, Bw = 32.000 MH

No calibration applied and no bandpass applied



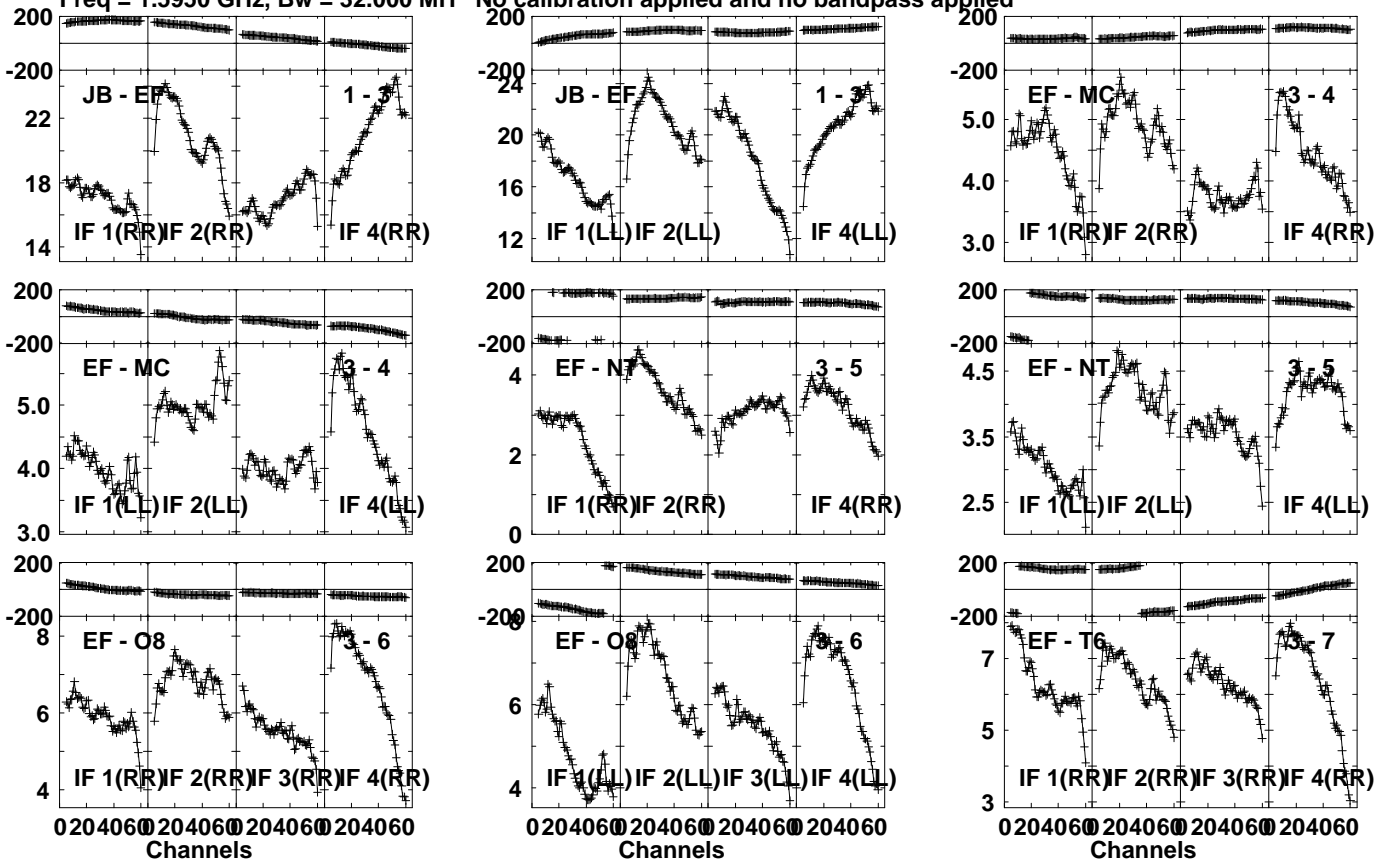
Lower frame: Micro Ampl Jy Top frame: Phas deg  
Vector averaged cross-power spectrum Several baselines displayed  
Timerange: 00/18:30:01 to 00/18:33:29

Plot file version 34 created 25-SEP-2023 15:06:01

1418+546 EM169.UVDATA.1

Freq = 1.5950 GHz, Bw = 32.000 MH

No calibration applied and no bandpass applied

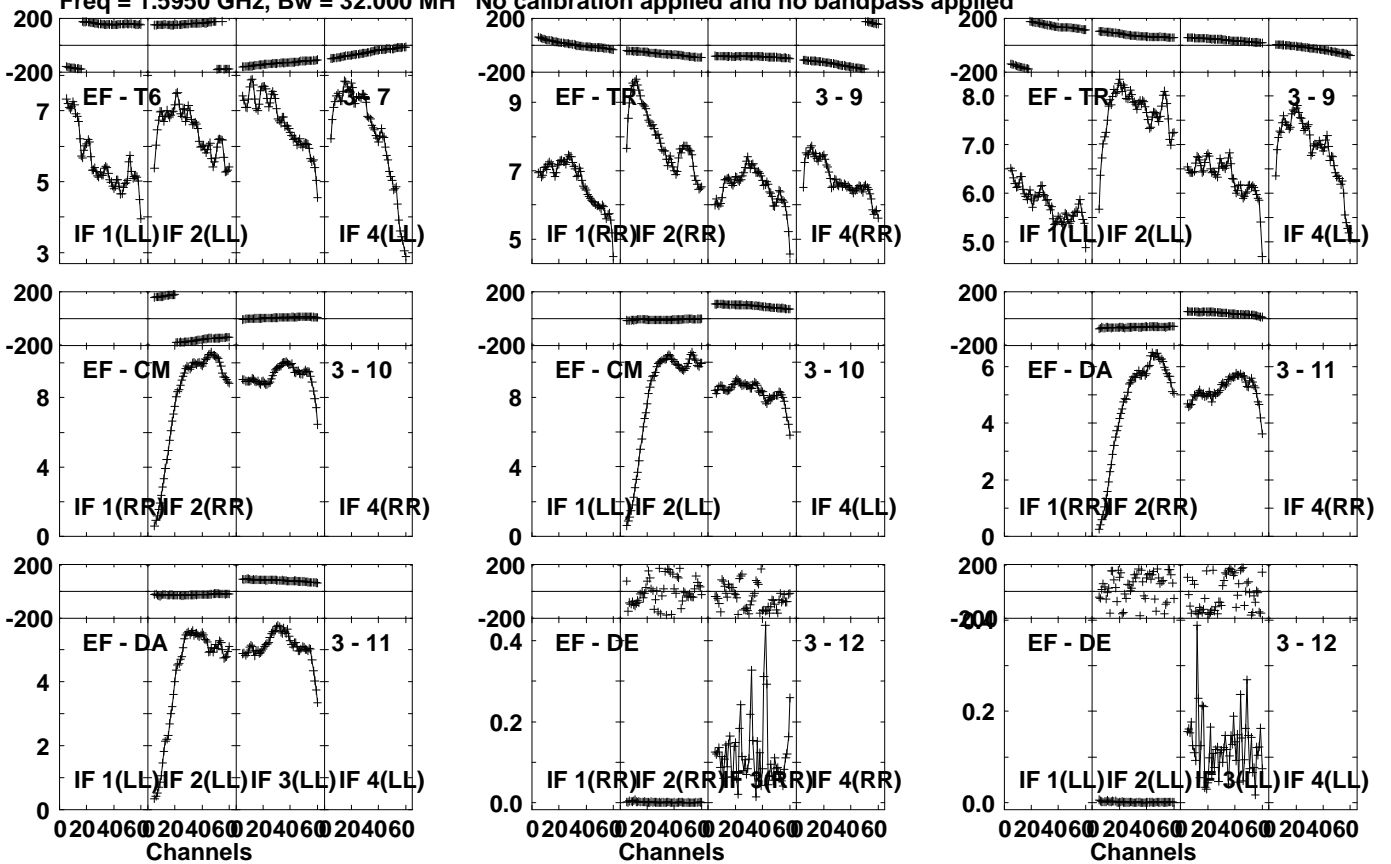


Lower frame: Milli Ampl Jy Top frame: Phas deg  
Vector averaged cross-power spectrum Several baselines displayed  
Timerange: 00:18:34:01 to 00:18:34:59

Plot file version 35 created 25-SEP-2023 15:06:01

1418+546 EM169.UVDATA.1

Freq = 1.5950 GHz, Bw = 32.000 MH No calibration applied and no bandpass applied

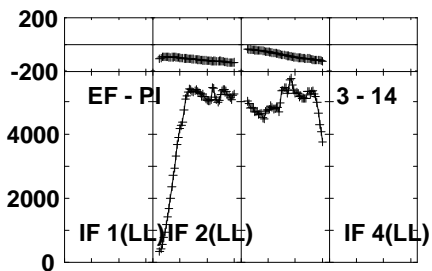
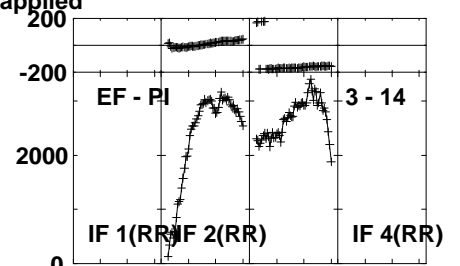
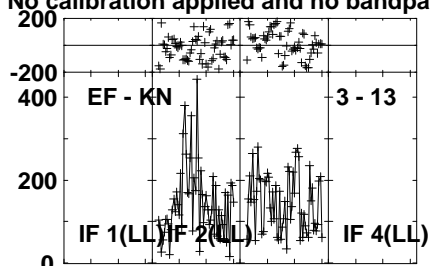
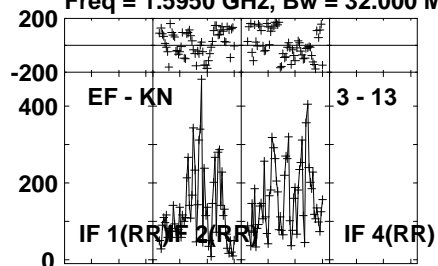


Lower frame: Milli Ampl Jy Top frame: Phas deg  
Vector averaged cross-power spectrum Several baselines displayed  
Timerange: 00/18:34:01 to 00/18:34:59

Plot file version 36 created 25-SEP-2023 15:06:01

1418+546 EM169.UVDATA.1

Freq = 1.5950 GHz, Bw = 32.000 MH No calibration applied and no bandpass applied



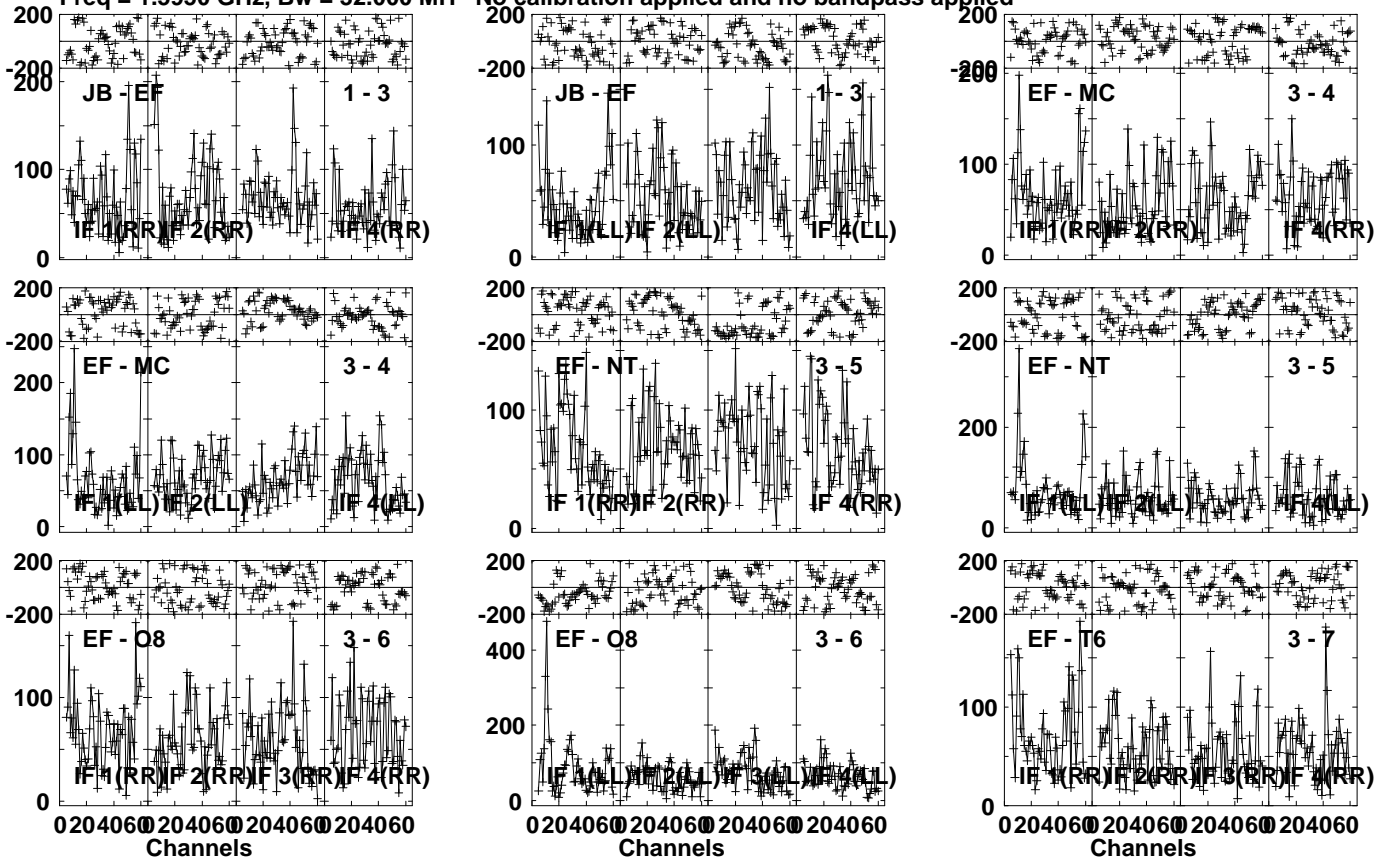
Lower frame: Micro Ampl Jy Top frame: Phas deg  
Vector averaged cross-power spectrum Several baselines displayed  
Timerange: 00/18:34:01 to 00/18:34:59

Plot file version 37 created 25-SEP-2023 15:06:01

J1419+5256 EM169.UVDATA.1

Freq = 1.5950 GHz, Bw = 32.000 MH

No calibration applied and no bandpass applied



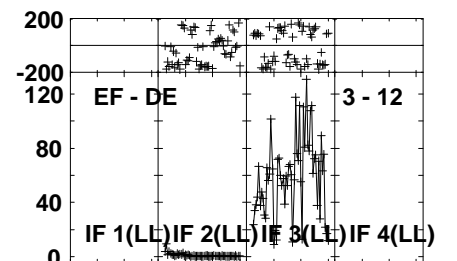
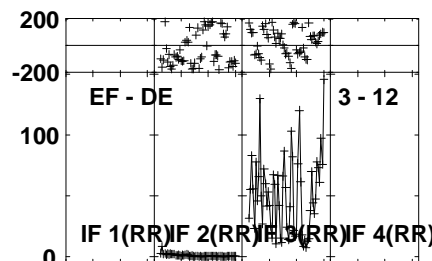
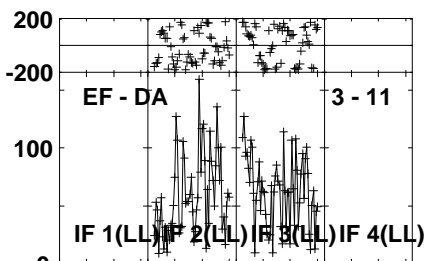
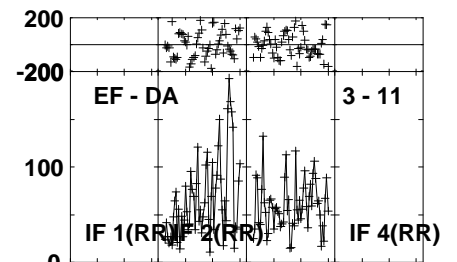
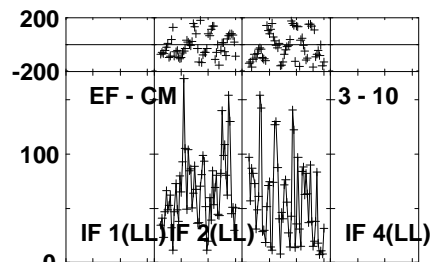
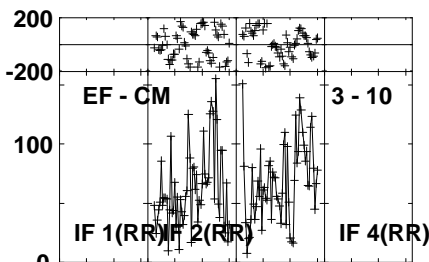
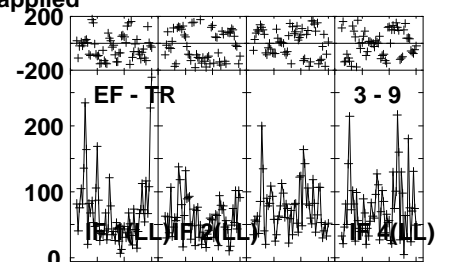
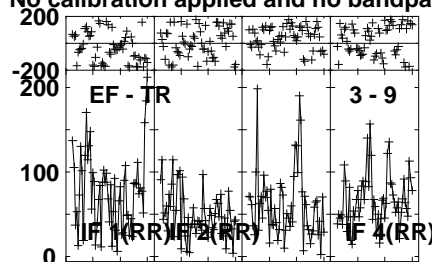
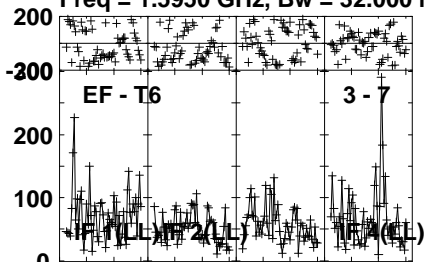
Lower frame: Micro Ampl Jy Top frame: Phas deg  
Vector averaged cross-power spectrum Several baselines displayed  
Timerange: 00/18:35:01 to 00/18:38:29

Plot file version 38 created 25-SEP-2023 15:06:01

J1419+5256 EM169.UVDATA.1

Freq = 1.5950 GHz, Bw = 32.000 MH

No calibration applied and no bandpass applied



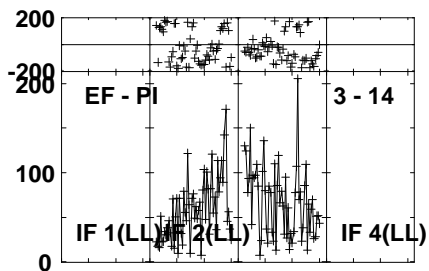
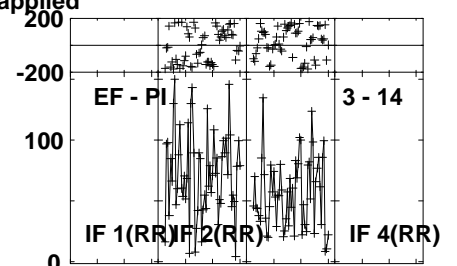
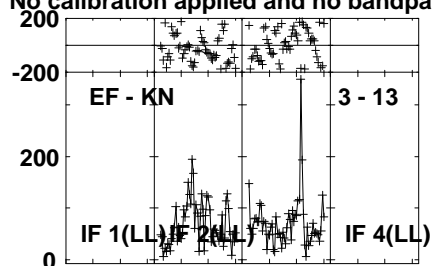
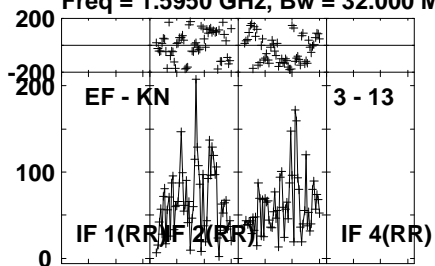
Lower frame: Micro Ampl Jy Top frame: Phas deg  
Vector averaged cross-power spectrum Several baselines displayed  
Timerange: 00/18:35:01 to 00/18:38:29

Plot file version 39 created 25-SEP-2023 15:06:01

J1419+5256 EM169.UVDATA.1

Freq = 1.5950 GHz, Bw = 32.000 MH

No calibration applied and no bandpass applied

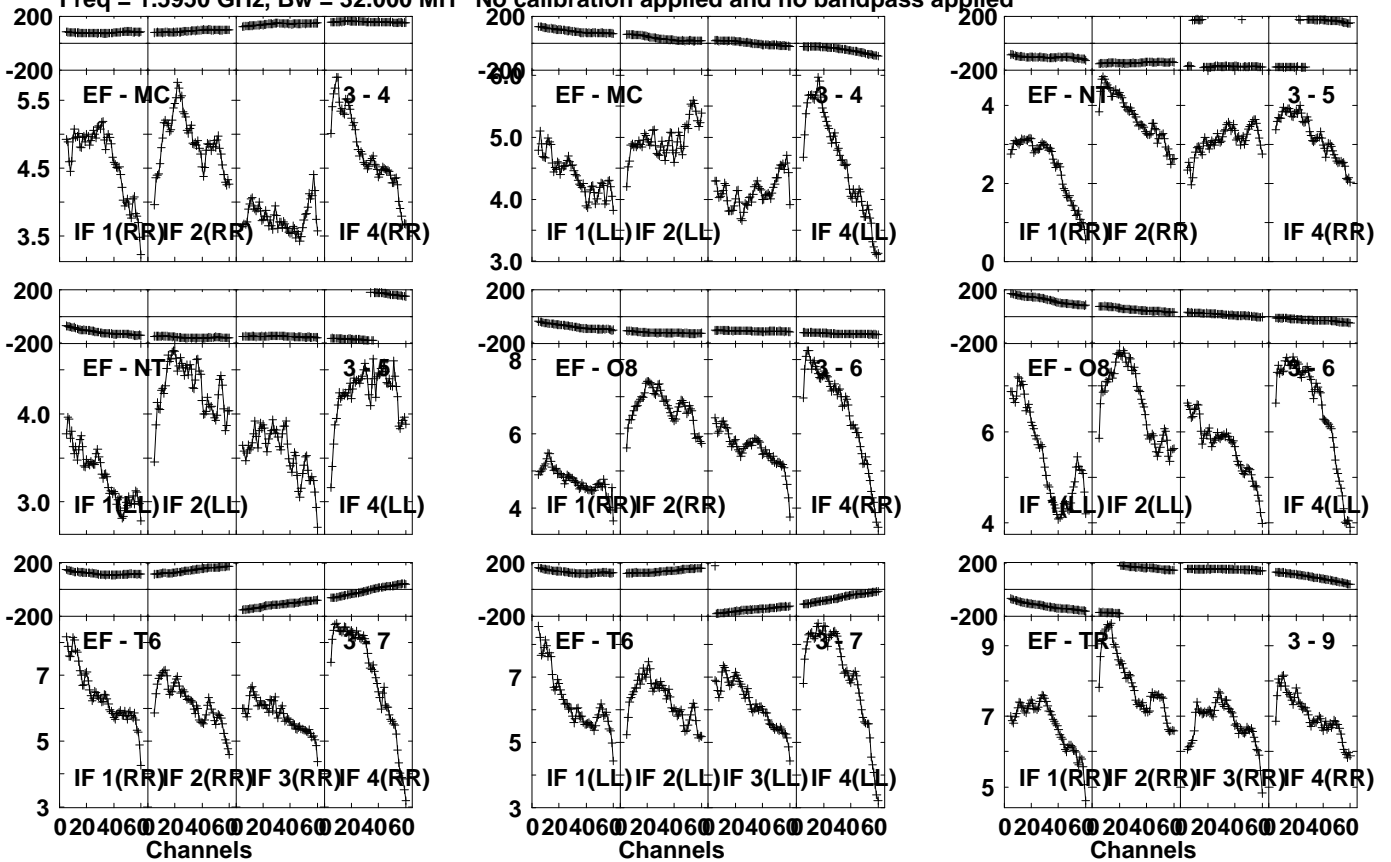


Lower frame: Micro Ampl Jy Top frame: Phas deg  
Vector averaged cross-power spectrum Several baselines displayed  
Timerange: 00/18:35:01 to 00/18:38:29

Plot file version 40 created 25-SEP-2023 15:06:01

1418+546 EM169.UVDATA.1

Freq = 1.5950 GHz, Bw = 32.000 MH No calibration applied and no bandpass applied



Lower frame: Milli Ampl Jy Top frame: Phas deg  
Vector averaged cross-power spectrum Several baselines displayed  
Timerange: 00/18:38:31 to 00/18:39:59

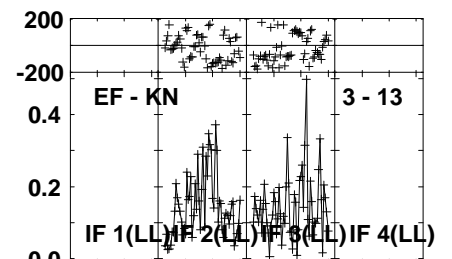
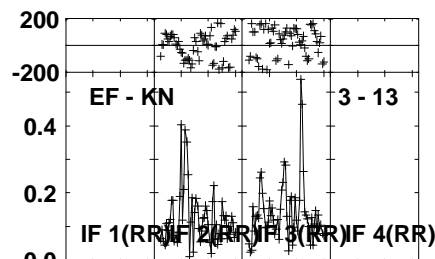
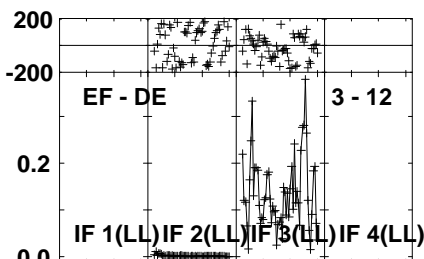
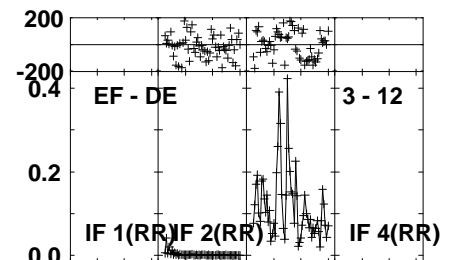
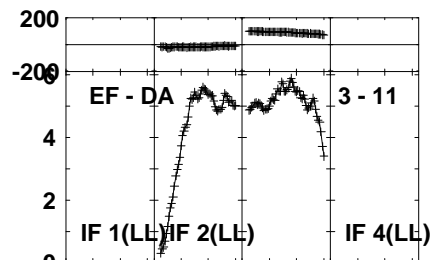
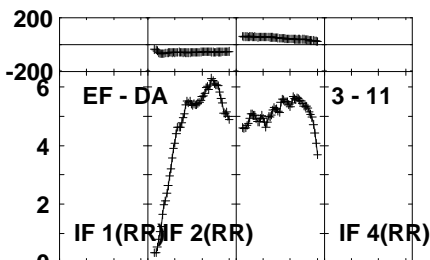
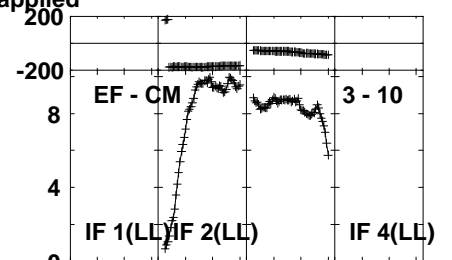
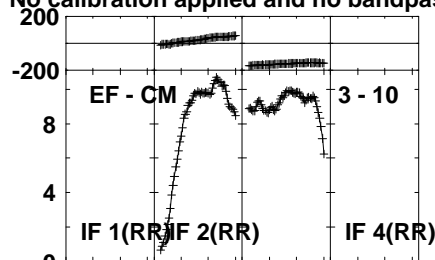
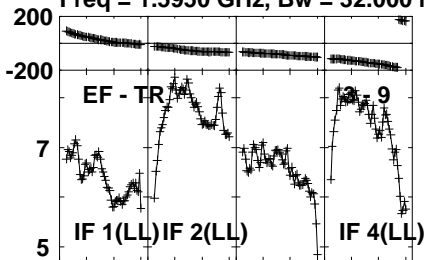


Plot file version 41 created 25-SEP-2023 15:06:01

1418+546 EM169.UVDATA.1

Freq = 1.5950 GHz, Bw = 32.000 MH

No calibration applied and no bandpass applied

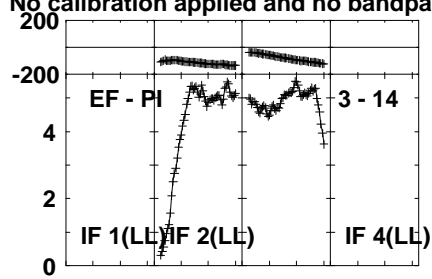
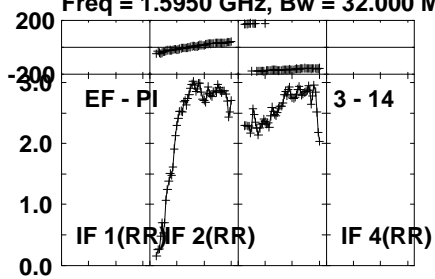


Lower frame: Milli Ampl Jy Top frame: Phas deg  
Vector averaged cross-power spectrum Several baselines displayed  
Timerange: 00:18:38:31 to 00:18:39:59

Plot file version 42 created 25-SEP-2023 15:06:01

1418+546 EM169.UVDATA.1

Freq = 1.5950 GHz, Bw = 32.000 MH No calibration applied and no bandpass applied



Lower frame: Milli Ampl Jy Top frame: Phas deg

Vector averaged cross-power spectrum Several baselines displayed

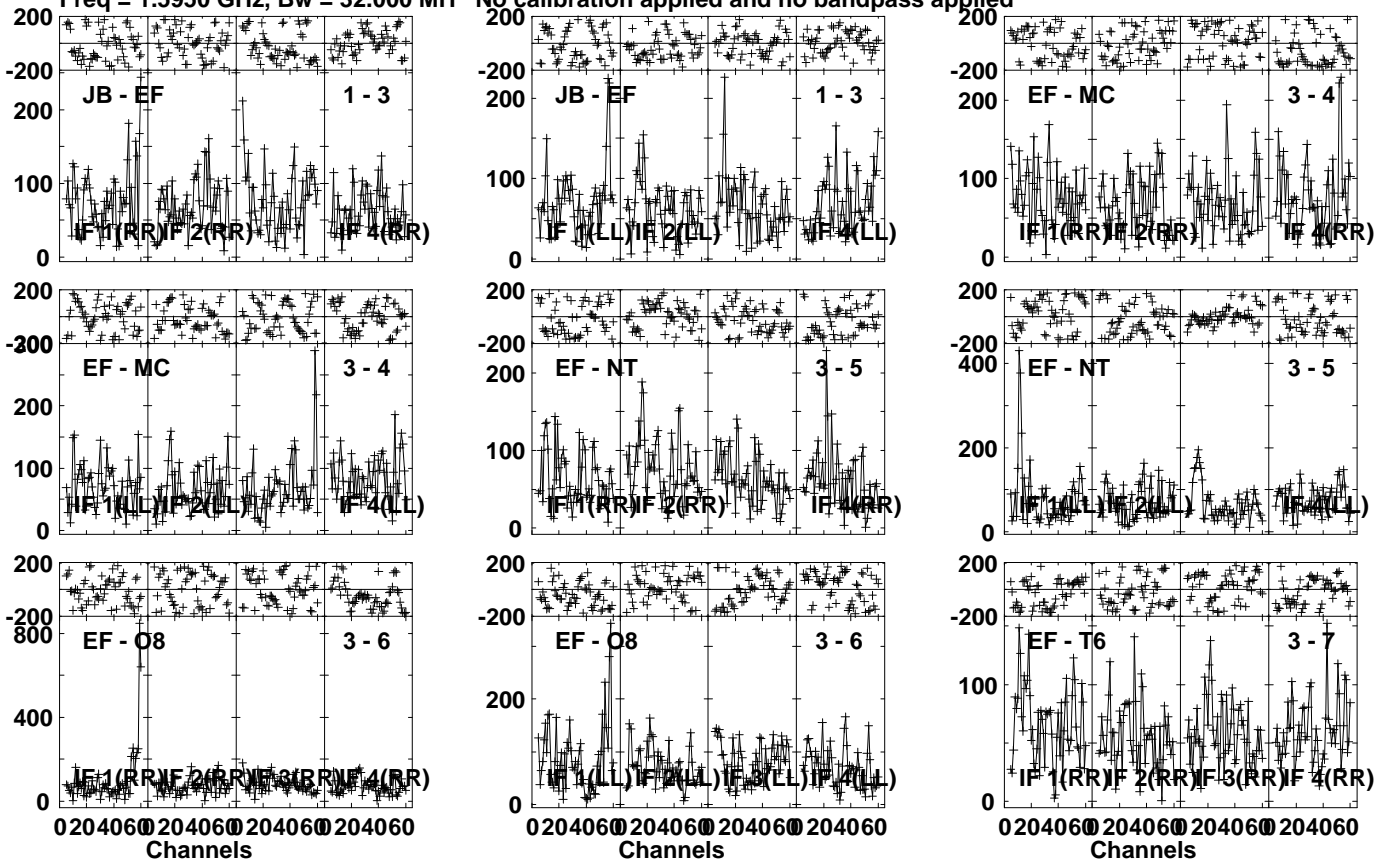
Timerange: 00/18:38:31 to 00/18:39:59

Plot file version 43 created 25-SEP-2023 15:06:01

J1419+5256 EM169.UVDATA.1

Freq = 1.5950 GHz, Bw = 32.000 MH

No calibration applied and no bandpass applied



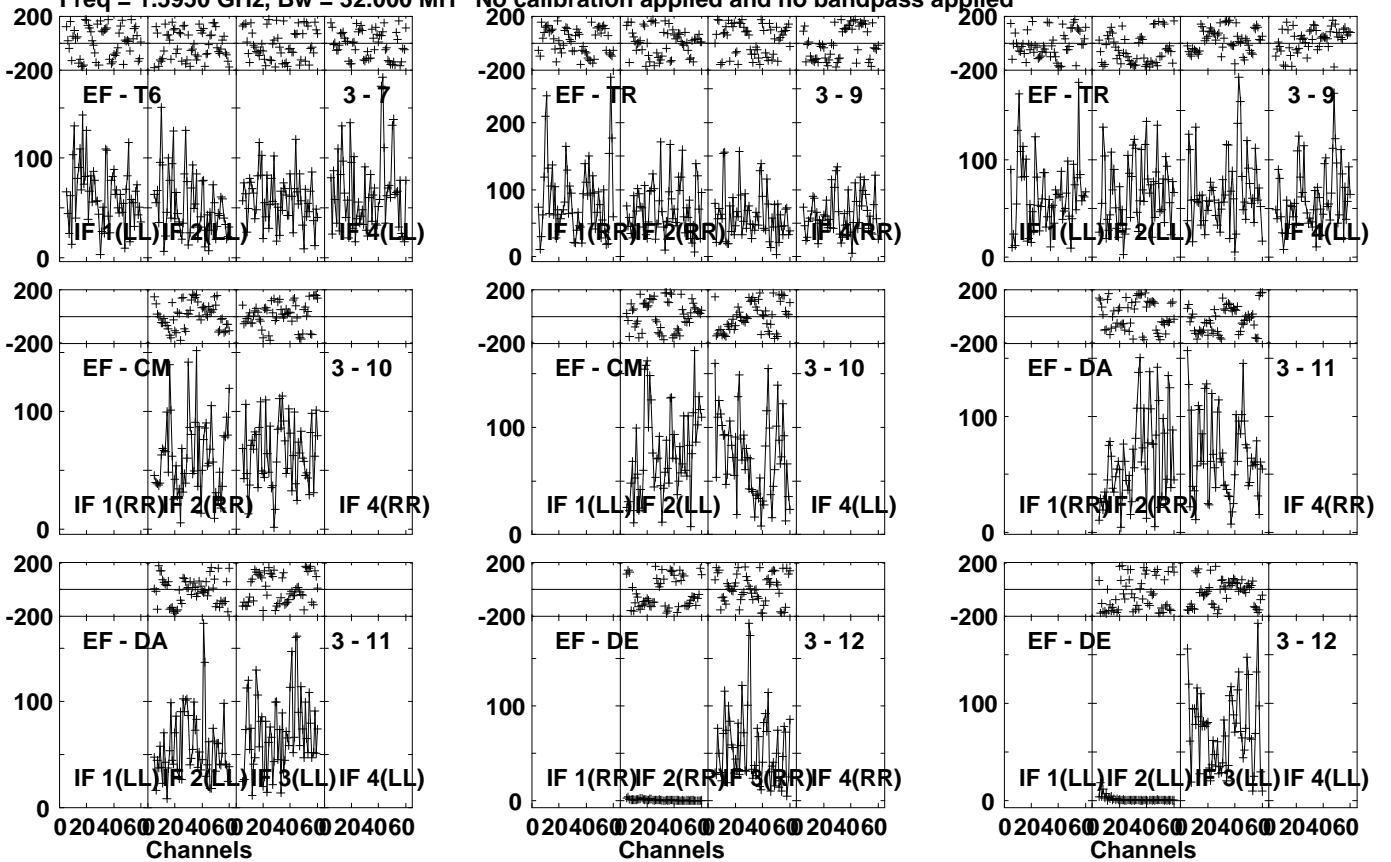
Lower frame: Micro Ampl Jy Top frame: Phas deg  
Vector averaged cross-power spectrum Several baselines displayed  
Timerange: 00/18:40:01 to 00/18:43:29

Plot file version 44 created 25-SEP-2023 15:06:02

J1419+5256 EM169.UVDATA.1

Freq = 1.5950 GHz, Bw = 32.000 MH

No calibration applied and no bandpass applied



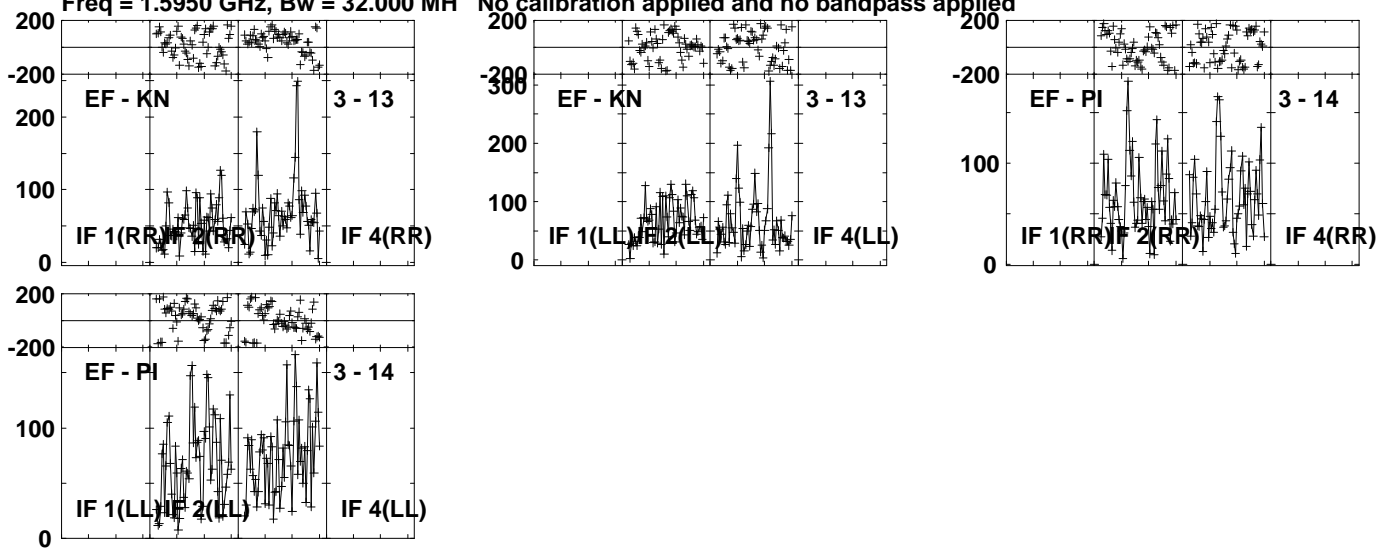
Lower frame: Micro Ampl Jy Top frame: Phas deg  
Vector averaged cross-power spectrum Several baselines displayed  
Timerange: 00/18:40:01 to 00/18:43:29

Plot file version 45 created 25-SEP-2023 15:06:02

J1419+5256 EM169.UVDATA.1

Freq = 1.5950 GHz, Bw = 32.000 MH

No calibration applied and no bandpass applied

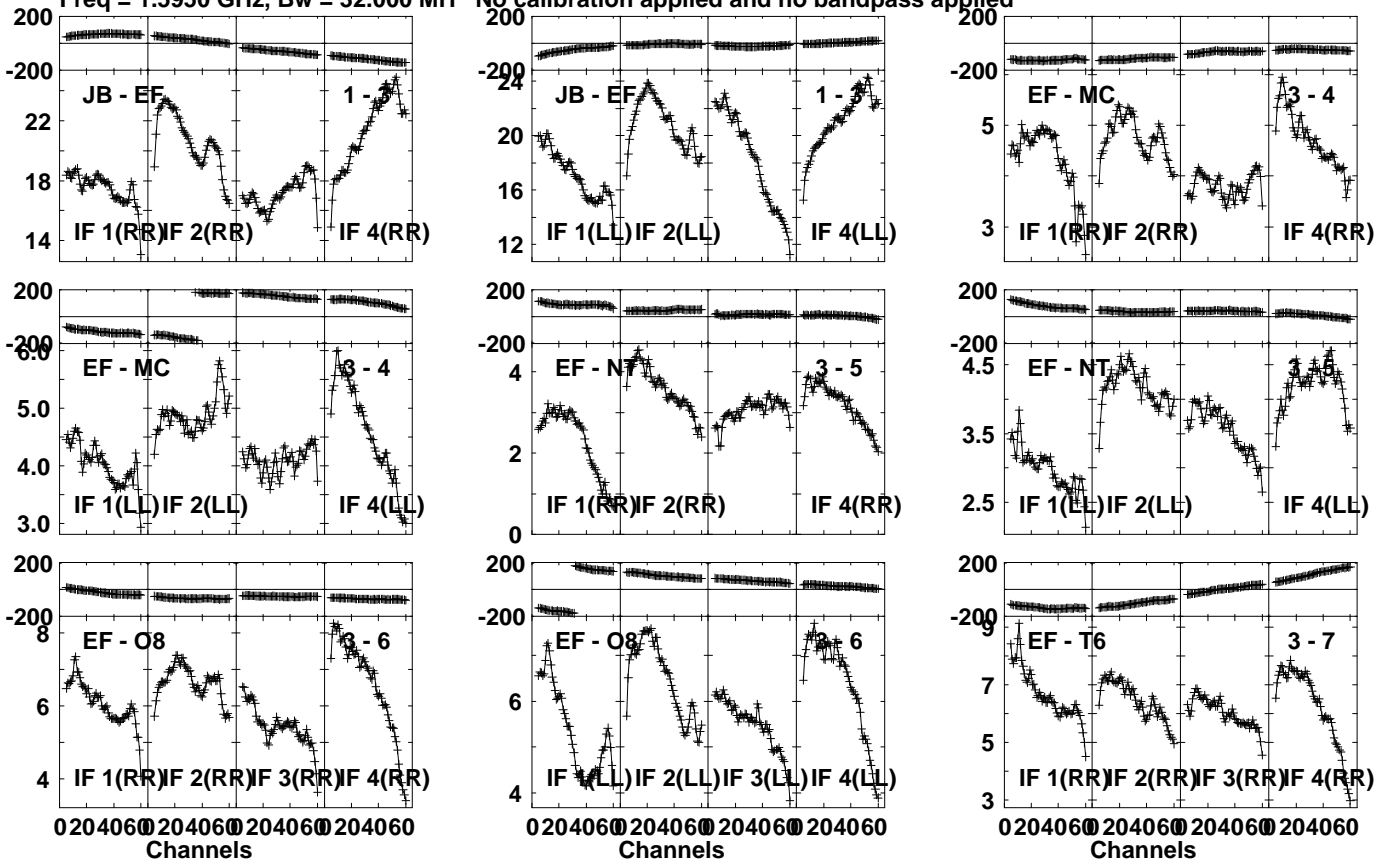


Lower frame: Micro Ampl Jy Top frame: Phas deg  
Vector averaged cross-power spectrum Several baselines displayed  
Timerange: 00/18:40:01 to 00/18:43:29

Plot file version 46 created 25-SEP-2023 15:06:02

1418+546 EM169.UVDATA.1

Freq = 1.5950 GHz, Bw = 32.000 MH No calibration applied and no bandpass applied



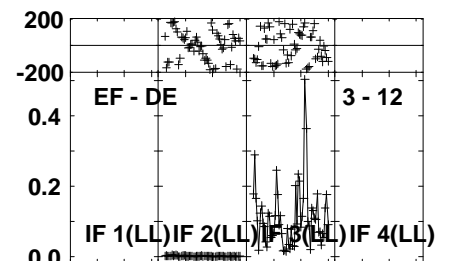
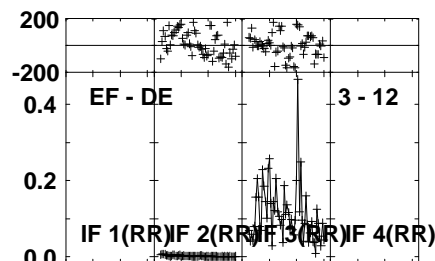
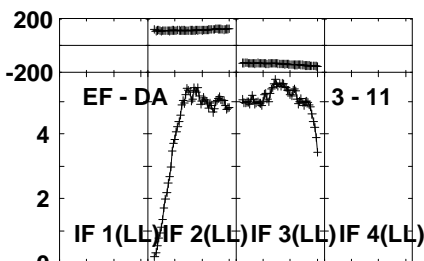
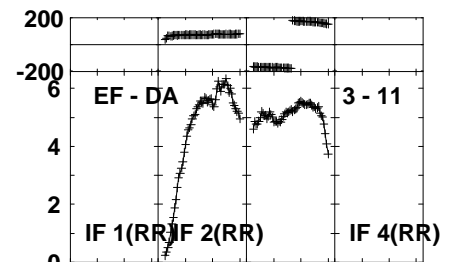
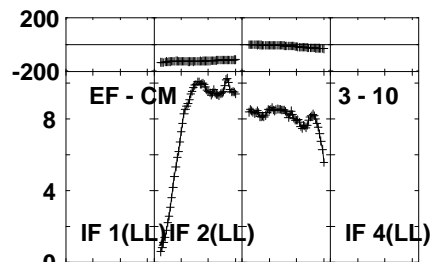
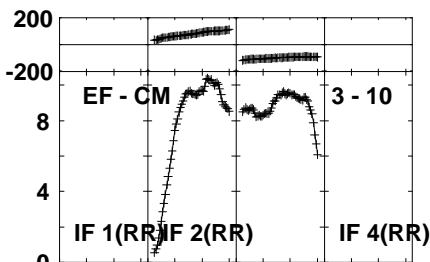
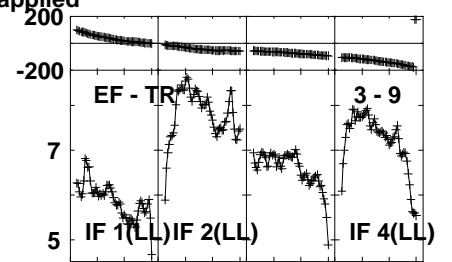
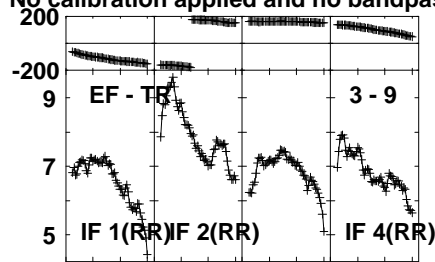
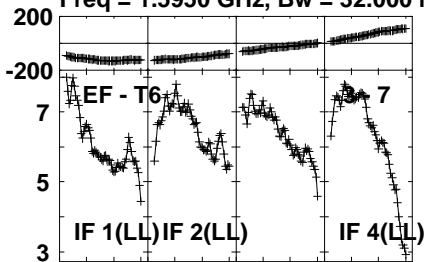
Lower frame: Milli Ampl Jy Top frame: Phas deg  
Vector averaged cross-power spectrum Several baselines displayed  
Timerange: 00/18:44:01 to 00/18:44:59

Plot file version 47 created 25-SEP-2023 15:06:02

1418+546 EM169.UVDATA.1

Freq = 1.5950 GHz, Bw = 32.000 MH

No calibration applied and no bandpass applied



0204060 204060 204060 204060  
Channels

0204060 204060 204060 204060  
Channels

0204060 204060 204060 204060  
Channels

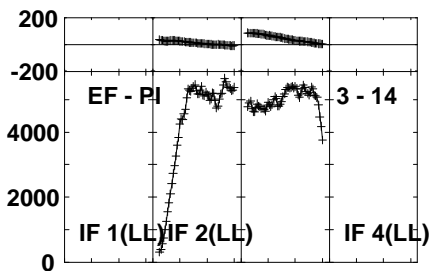
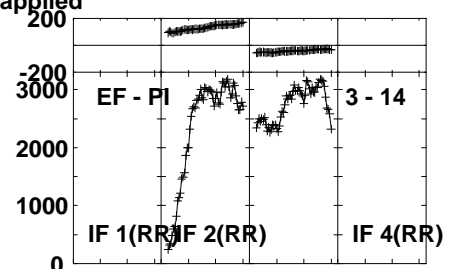
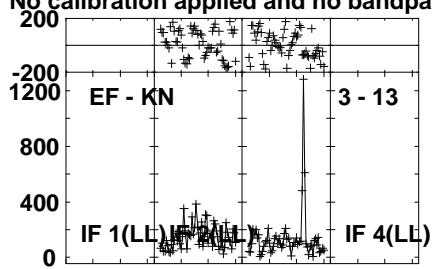
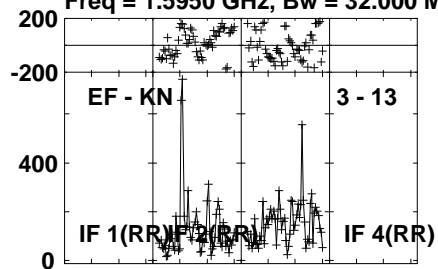
Lower frame: Milli Ampl Jy Top frame: Phas deg  
Vector averaged cross-power spectrum Several baselines displayed  
Timerange: 00/18:44:01 to 00/18:44:59

Plot file version 48 created 25-SEP-2023 15:06:02

1418+546 EM169.UVDATA.1

Freq = 1.5950 GHz, Bw = 32.000 MH

No calibration applied and no bandpass applied



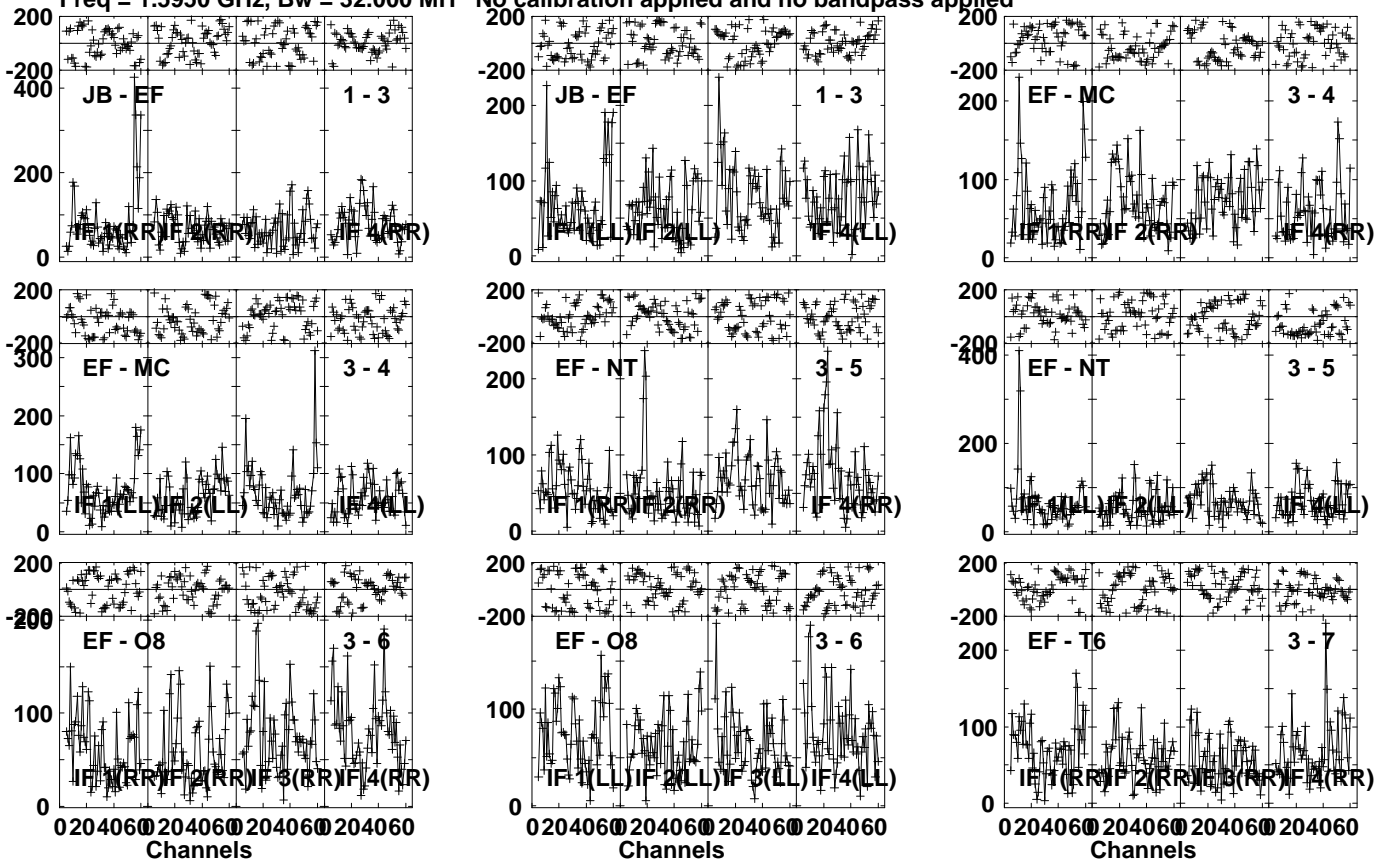
Lower frame: Micro Ampl Jy Top frame: Phas deg  
Vector averaged cross-power spectrum Several baselines displayed  
Timerange: 00/18:44:01 to 00/18:44:59



Plot file version 49 created 25-SEP-2023 15:06:02

J1419+5256 EM169.UVDATA.1

Freq = 1.5950 GHz, Bw = 32.000 MH No calibration applied and no bandpass applied



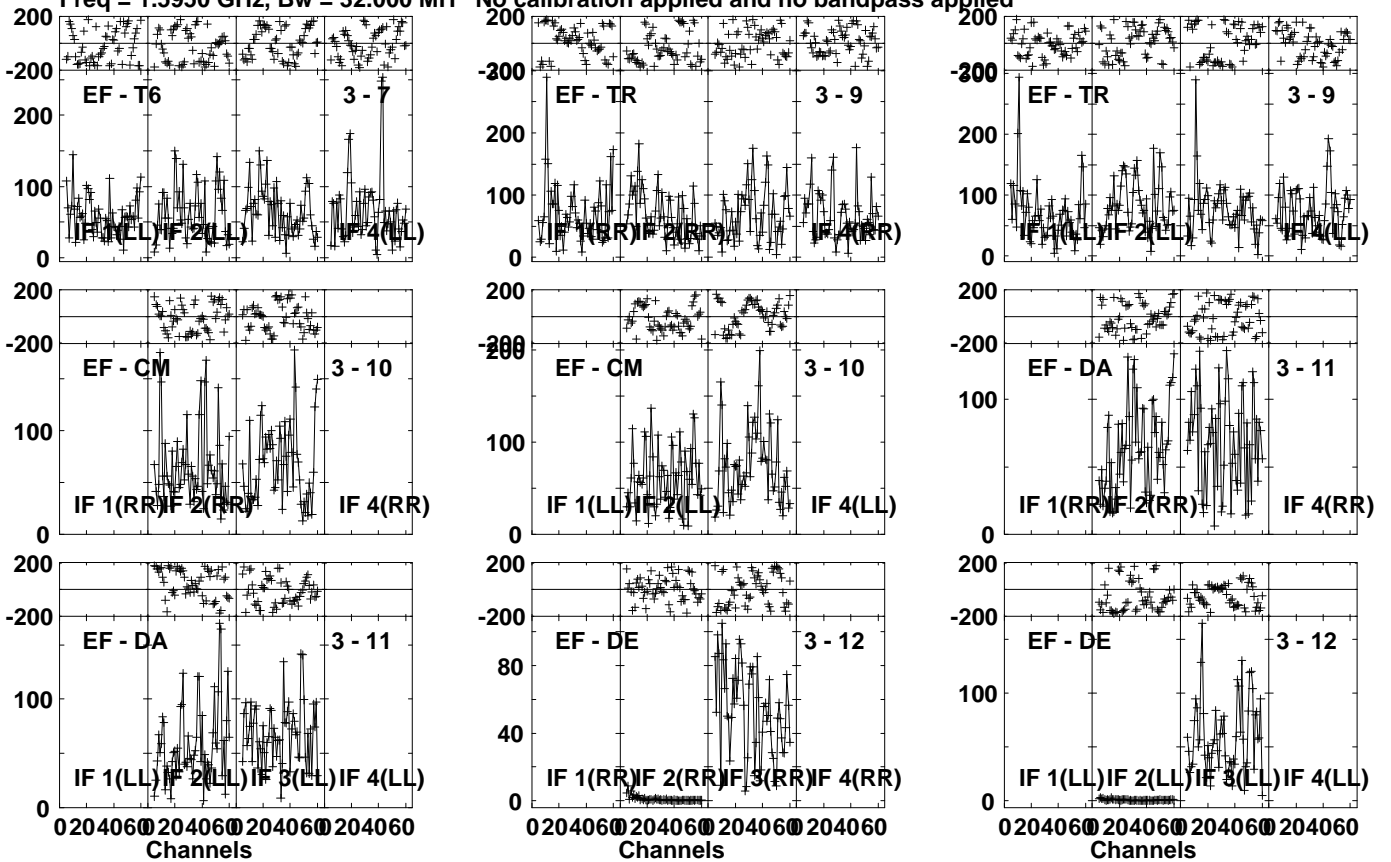
Lower frame: Micro Ampl Jy Top frame: Phas deg  
Vector averaged cross-power spectrum Several baselines displayed  
Timerange: 00/18:45:01 to 00/18:48:29

Plot file version 50 created 25-SEP-2023 15:06:02

J1419+5256 EM169.UVDATA.1

Freq = 1.5950 GHz, Bw = 32.000 MH

No calibration applied and no bandpass applied



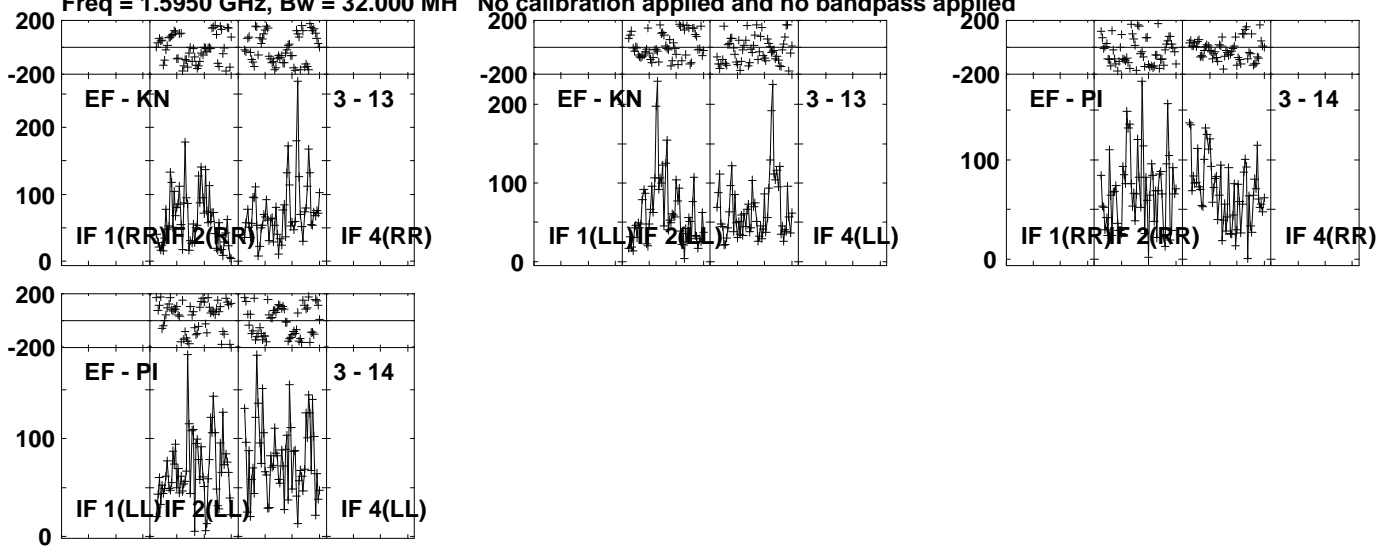
Lower frame: Micro Ampl Jy Top frame: Phas deg  
Vector averaged cross-power spectrum Several baselines displayed  
Timerange: 00:18:45:01 to 00:18:48:29

Plot file version 51 created 25-SEP-2023 15:06:02

J1419+5256 EM169.UVDATA.1

Freq = 1.5950 GHz, Bw = 32.000 MH

No calibration applied and no bandpass applied



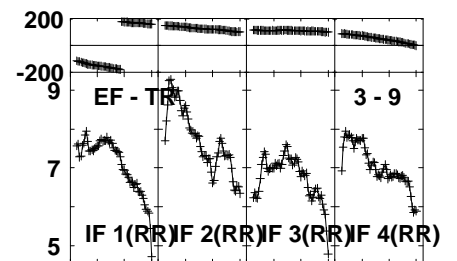
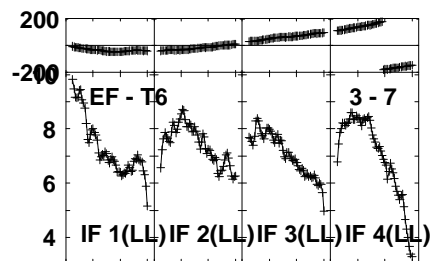
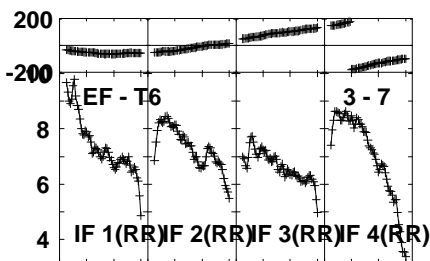
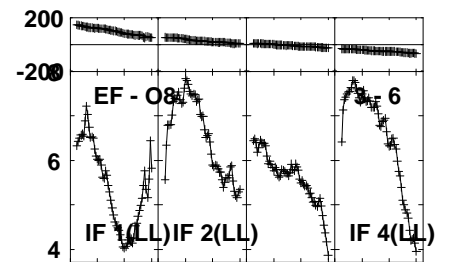
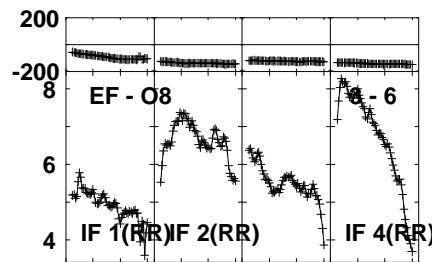
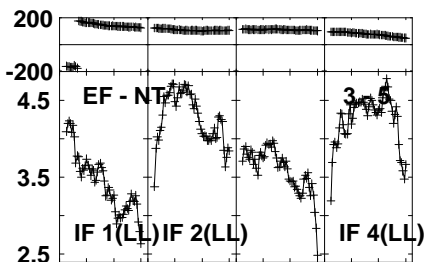
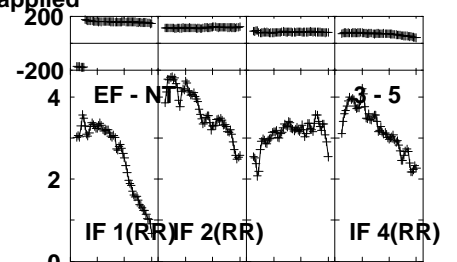
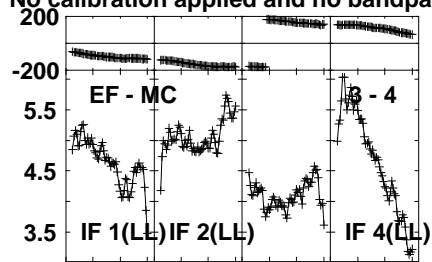
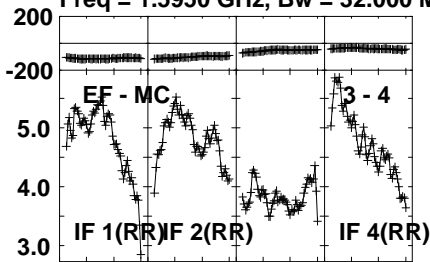
Lower frame: Micro Ampl Jy Top frame: Phas deg  
Vector averaged cross-power spectrum Several baselines displayed  
Timerange: 00/18:45:01 to 00/18:48:29

Plot file version 52 created 25-SEP-2023 15:06:02

1418+546 EM169.UVDATA.1

Freq = 1.5950 GHz, Bw = 32.000 MH

No calibration applied and no bandpass applied



0204060 204060 204060 204060  
Channels

0204060 204060 204060 204060  
Channels

0204060 204060 204060 204060  
Channels

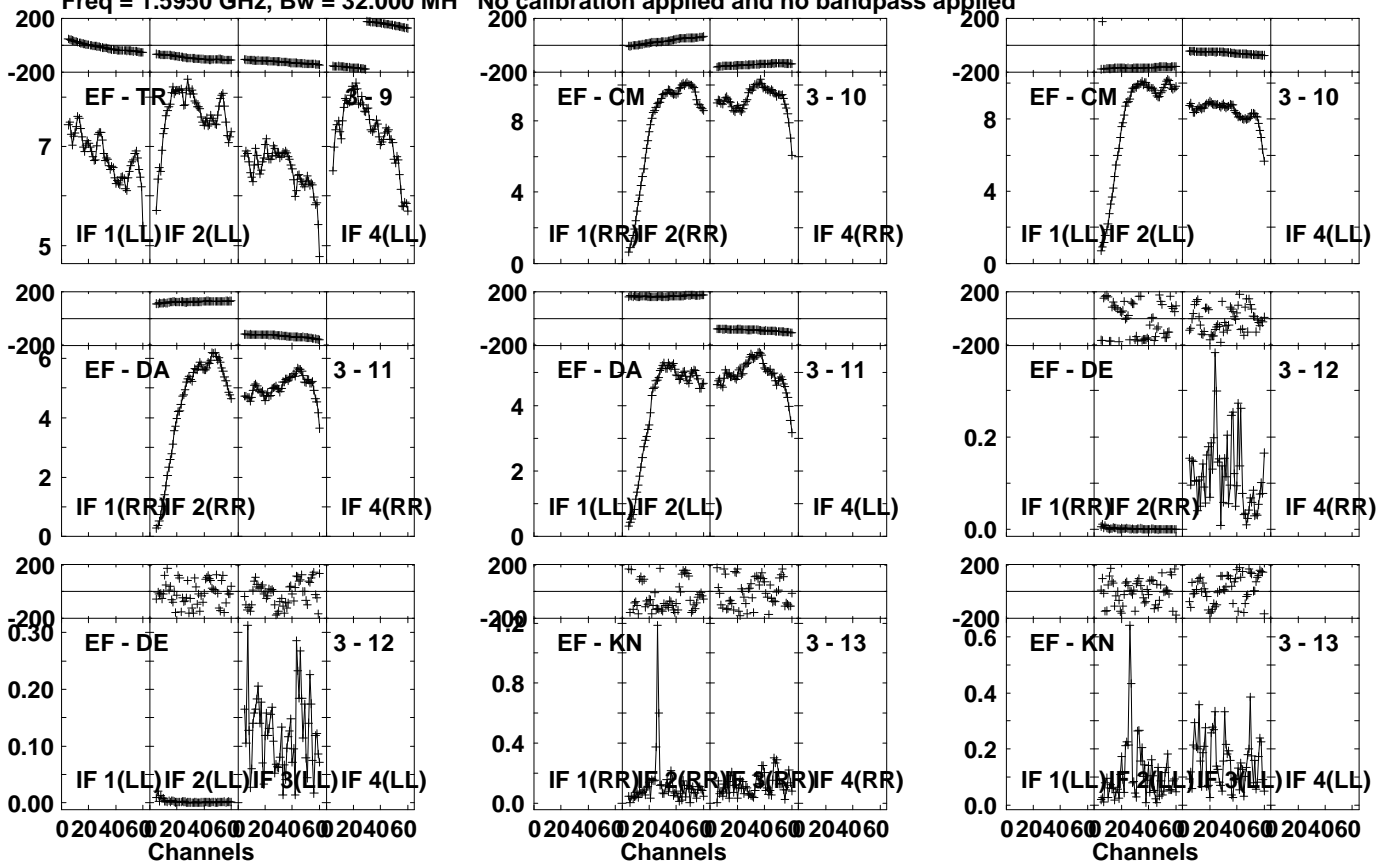
Lower frame: Milli Ampl Jy Top frame: Phas deg  
Vector averaged cross-power spectrum Several baselines displayed  
Timerange: 00/18:48:31 to 00/18:49:59

Plot file version 53 created 25-SEP-2023 15:06:02

1418+546 EM169.UVDATA.1

Freq = 1.5950 GHz, Bw = 32.000 MH

No calibration applied and no bandpass applied



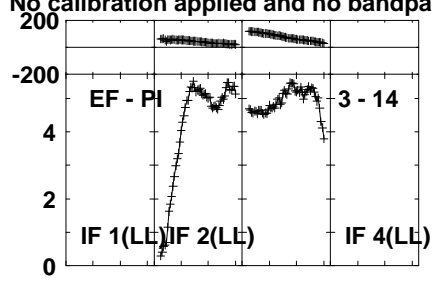
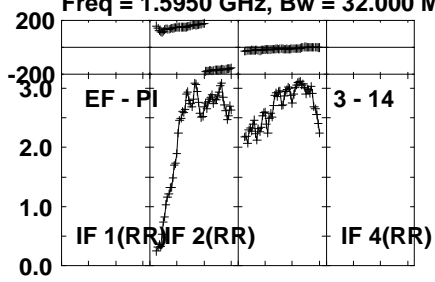
Lower frame: Milli Ampl Jy Top frame: Phas deg  
Vector averaged cross-power spectrum Several baselines displayed  
Timerange: 00/18:48:31 to 00/18:49:59

Plot file version 54 created 25-SEP-2023 15:06:02

1418+546 EM169.UVDATA.1

Freq = 1.5950 GHz, Bw = 32.000 MH

No calibration applied and no bandpass applied



Lower frame: Milli Ampl Jy Top frame: Phas deg

Vector averaged cross-power spectrum Several baselines displayed

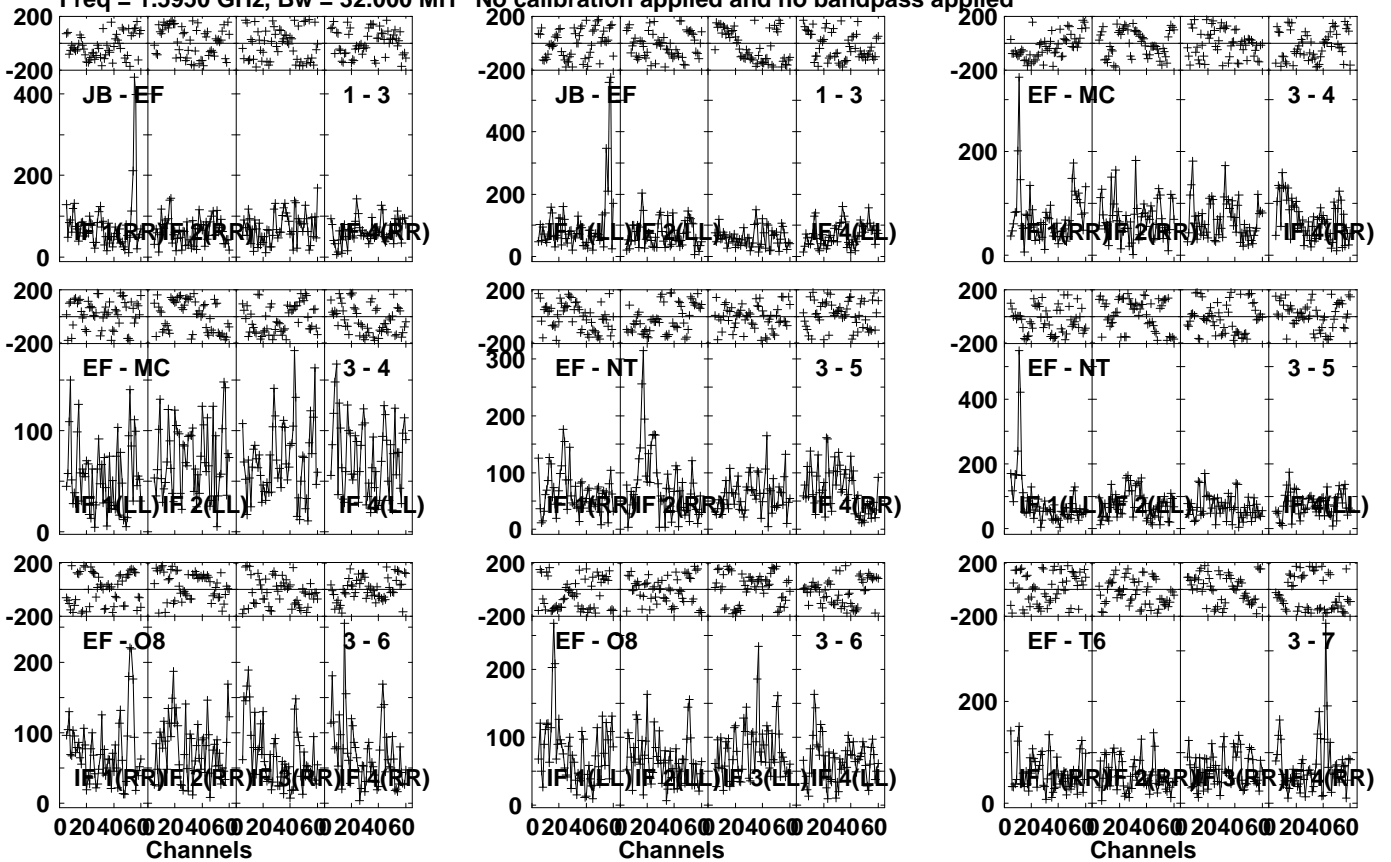
Timerange: 00/18:48:31 to 00/18:49:59

Plot file version 55 created 25-SEP-2023 15:06:02

J1419+5256 EM169.UVDATA.1

Freq = 1.5950 GHz, Bw = 32.000 MH

No calibration applied and no bandpass applied



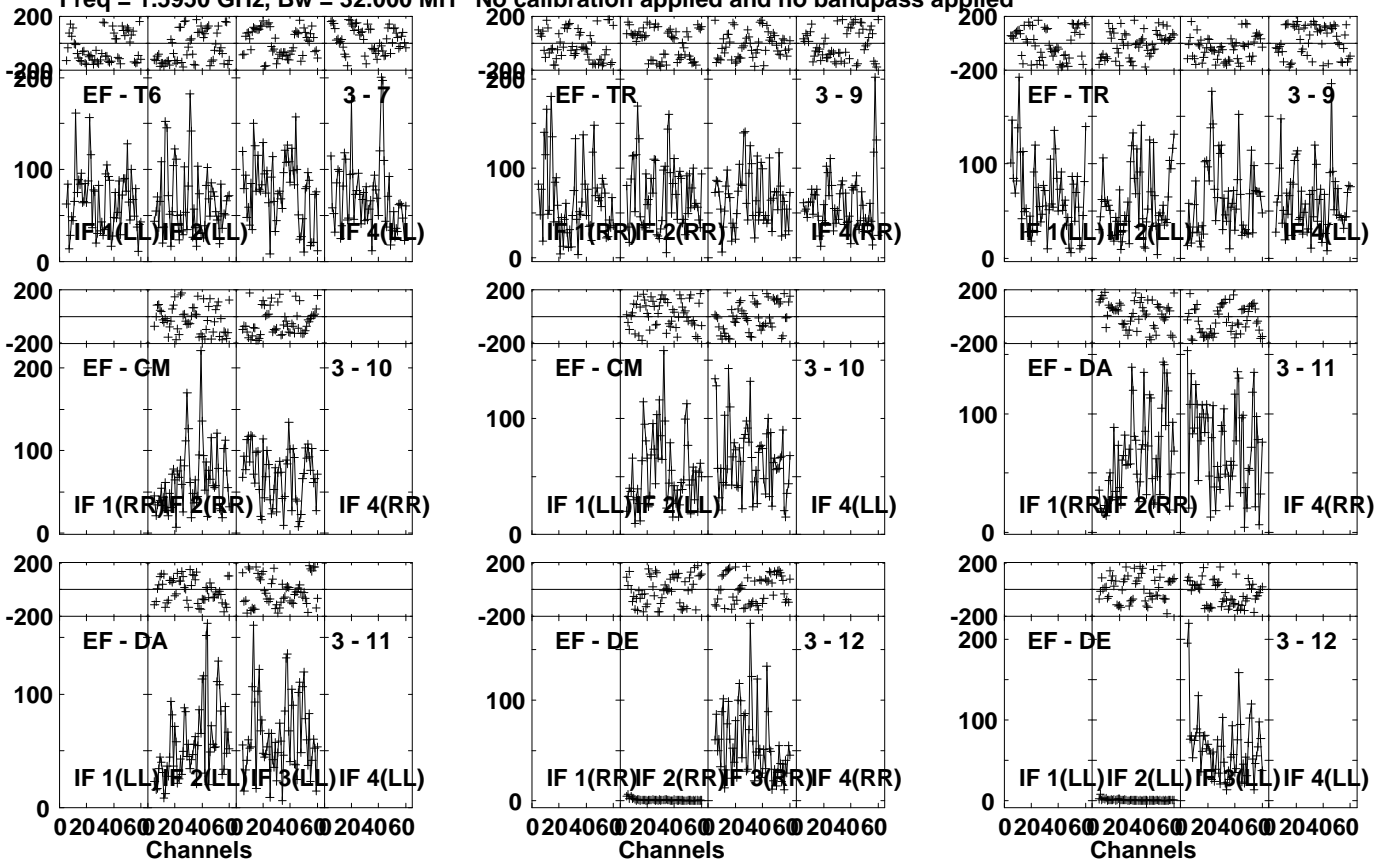
Lower frame: Micro Ampl Jy Top frame: Phas deg  
Vector averaged cross-power spectrum Several baselines displayed  
Timerange: 00/18:50:01 to 00/18:53:29

Plot file version 56 created 25-SEP-2023 15:06:02

J1419+5256 EM169.UVDATA.1

Freq = 1.5950 GHz, Bw = 32.000 MH

No calibration applied and no bandpass applied



Lower frame: Micro Ampl Jy Top frame: Phas deg  
Vector averaged cross-power spectrum Several baselines displayed  
Timerange: 00/18:50:01 to 00/18:53:29

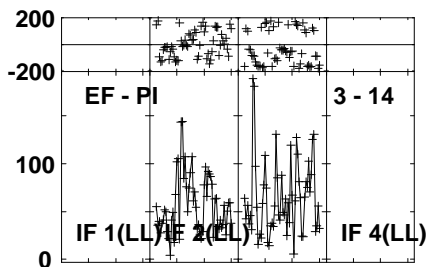
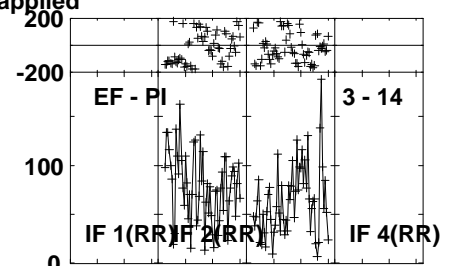
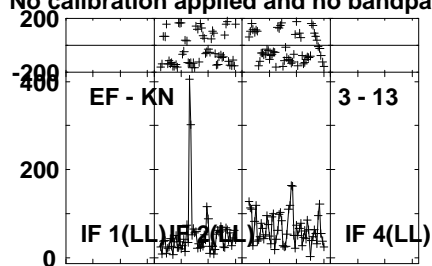
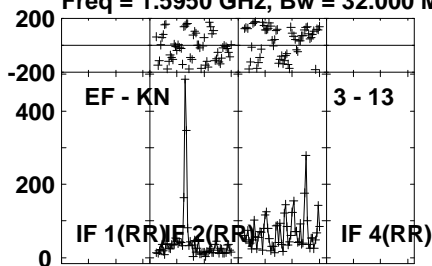


Plot file version 57 created 25-SEP-2023 15:06:03

J1419+5256 EM169.UVDATA.1

Freq = 1.5950 GHz, Bw = 32.000 MH

No calibration applied and no bandpass applied

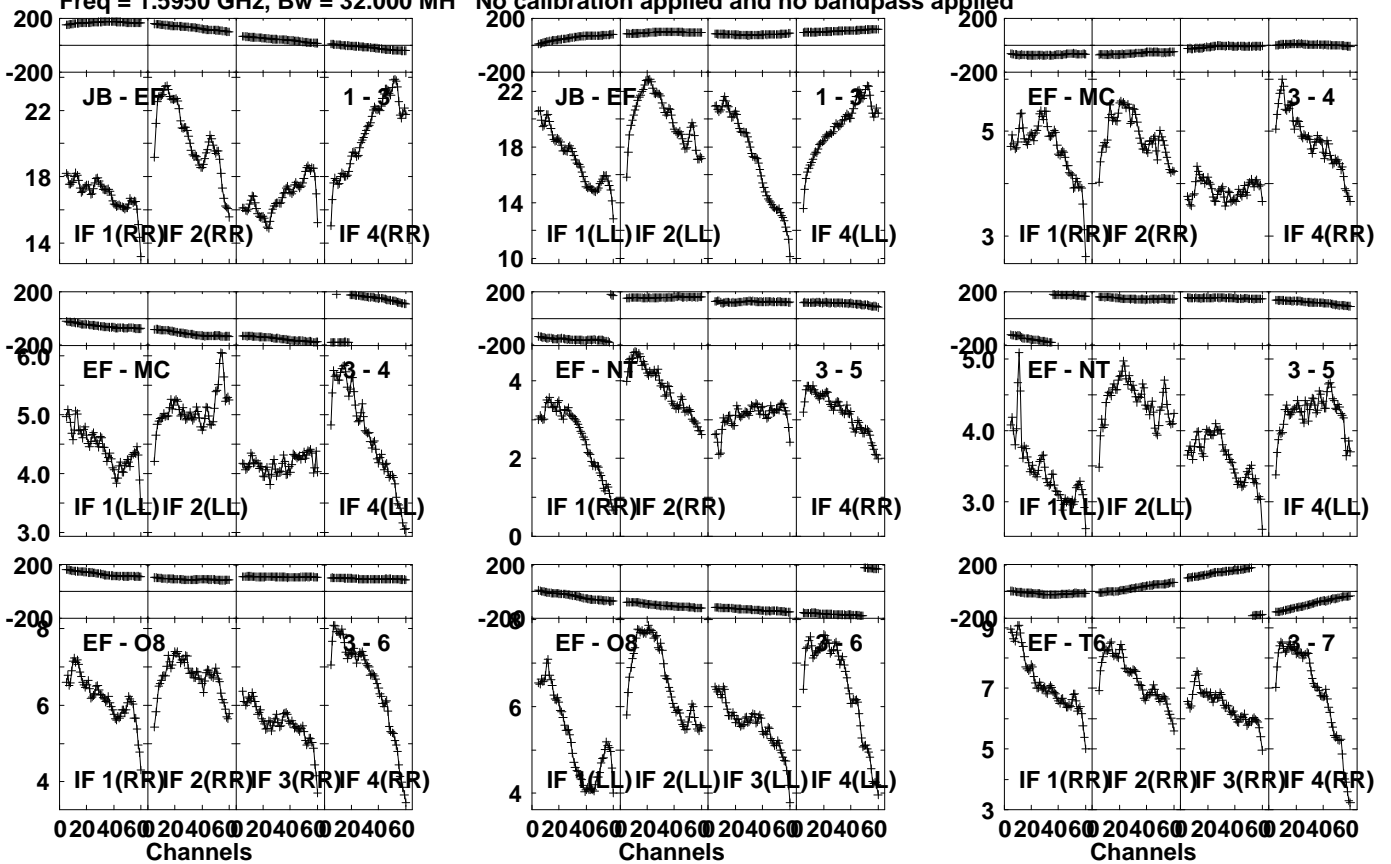


Lower frame: Micro Ampl Jy Top frame: Phas deg  
Vector averaged cross-power spectrum Several baselines displayed  
Timerange: 00/18:50:01 to 00/18:53:29

Plot file version 58 created 25-SEP-2023 15:06:03

1418+546 EM169.UVDATA.1

Freq = 1.5950 GHz, Bw = 32.000 MH No calibration applied and no bandpass applied



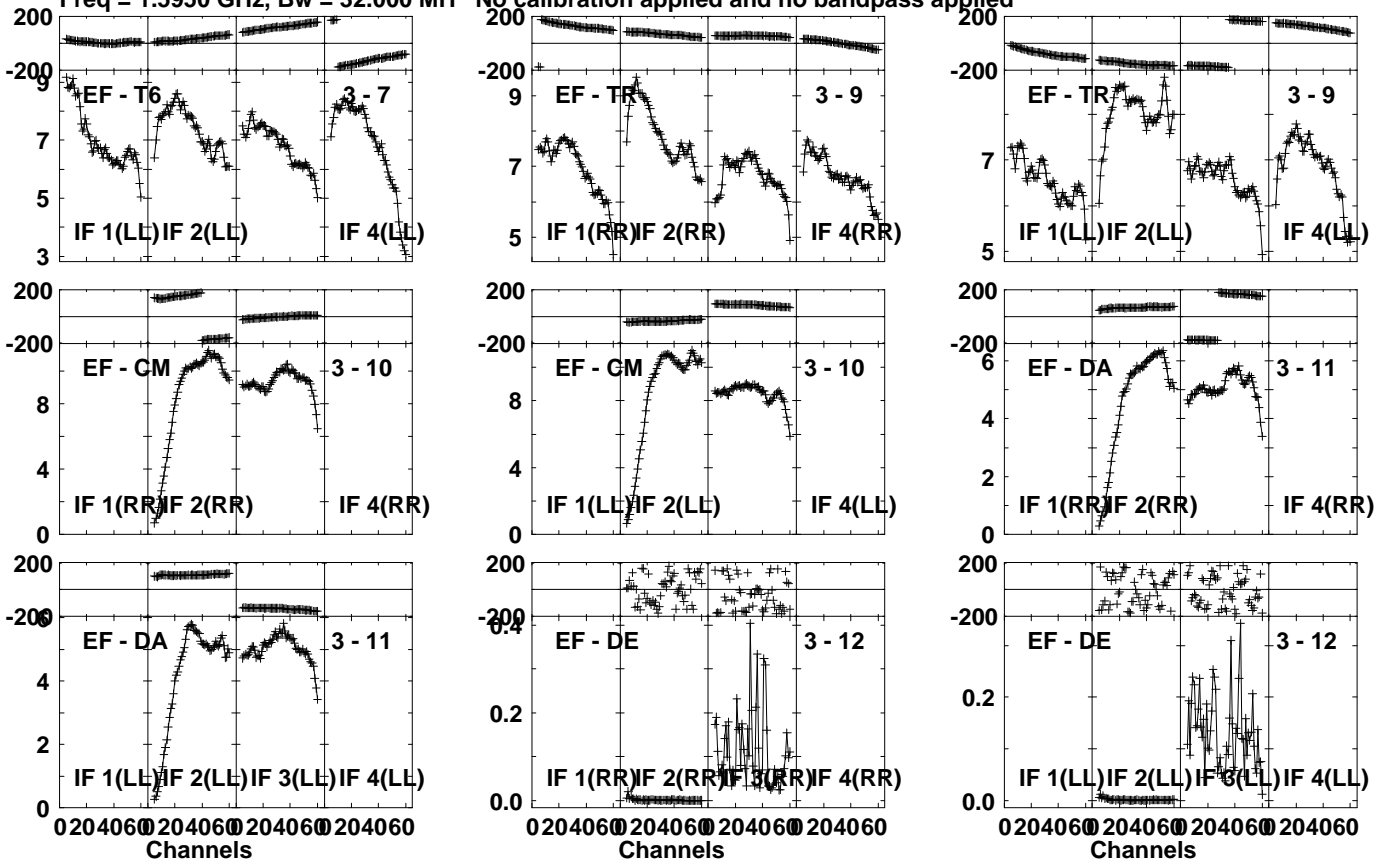
Lower frame: Milli Ampl Jy Top frame: Phas deg  
Vector averaged cross-power spectrum Several baselines displayed  
Timerange: 00/18:54:01 to 00/18:54:59

Plot file version 59 created 25-SEP-2023 15:06:03

1418+546 EM169.UVDATA.1

Freq = 1.5950 GHz, Bw = 32.000 MH

No calibration applied and no bandpass applied

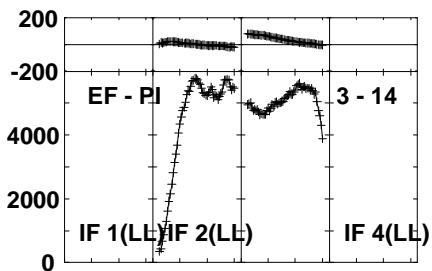
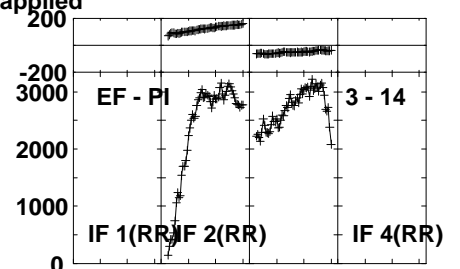
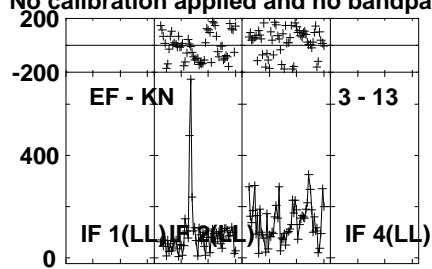
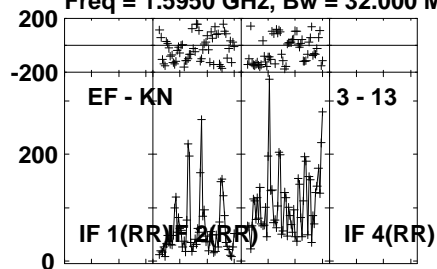


Lower frame: Milli Ampl Jy Top frame: Phas deg  
Vector averaged cross-power spectrum Several baselines displayed  
Timerange: 00/18:54:01 to 00/18:54:59

Plot file version 60 created 25-SEP-2023 15:06:03

1418+546 EM169.UVDATA.1

Freq = 1.5950 GHz, Bw = 32.000 MH No calibration applied and no bandpass applied

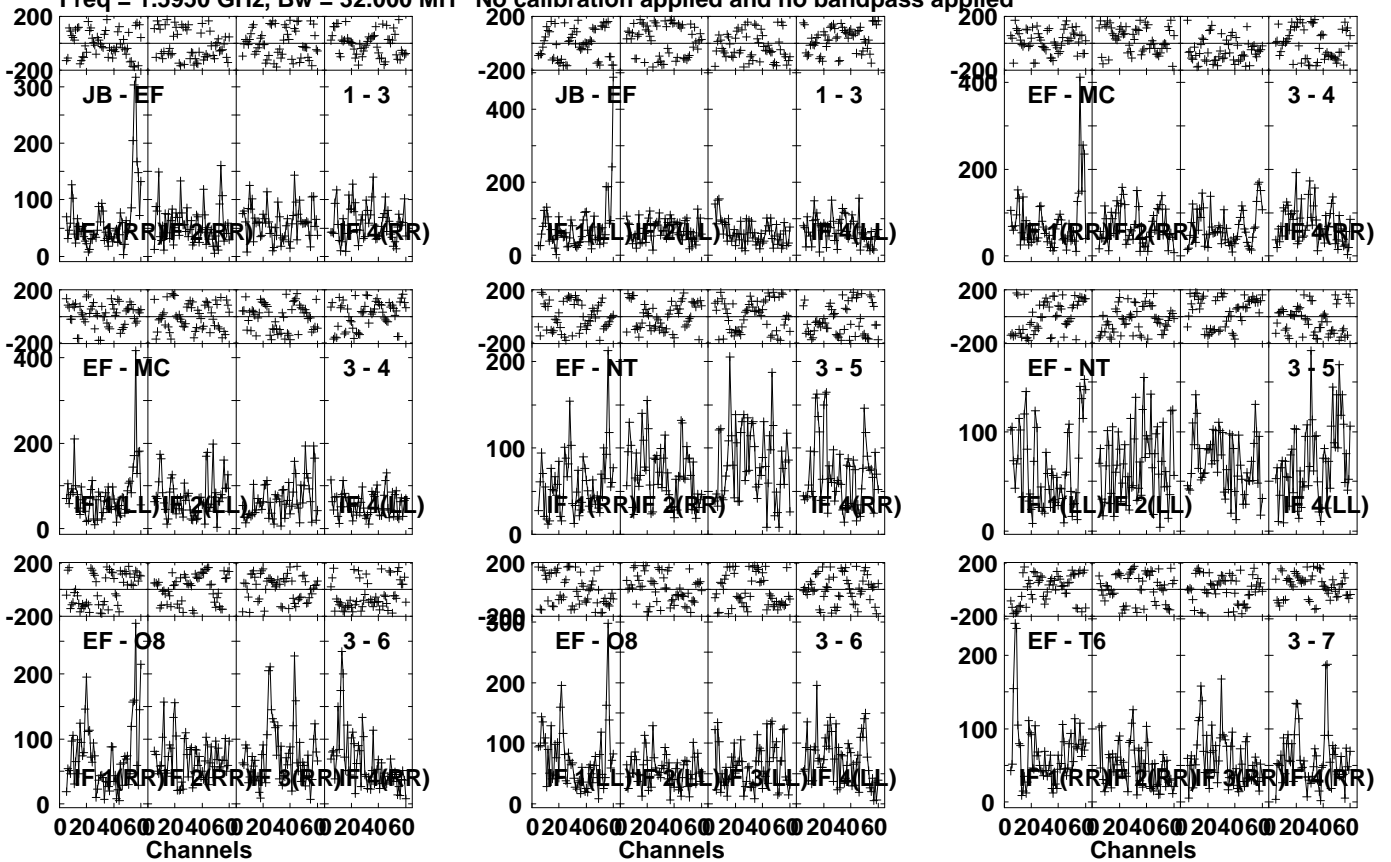


Lower frame: Micro Ampl Jy Top frame: Phas deg  
Vector averaged cross-power spectrum Several baselines displayed  
Timerange: 00/18:54:01 to 00/18:54:59

Plot file version 61 created 25-SEP-2023 15:06:03

J1419+5256 EM169.UVDATA.1

Freq = 1.5950 GHz, Bw = 32.000 MH No calibration applied and no bandpass applied



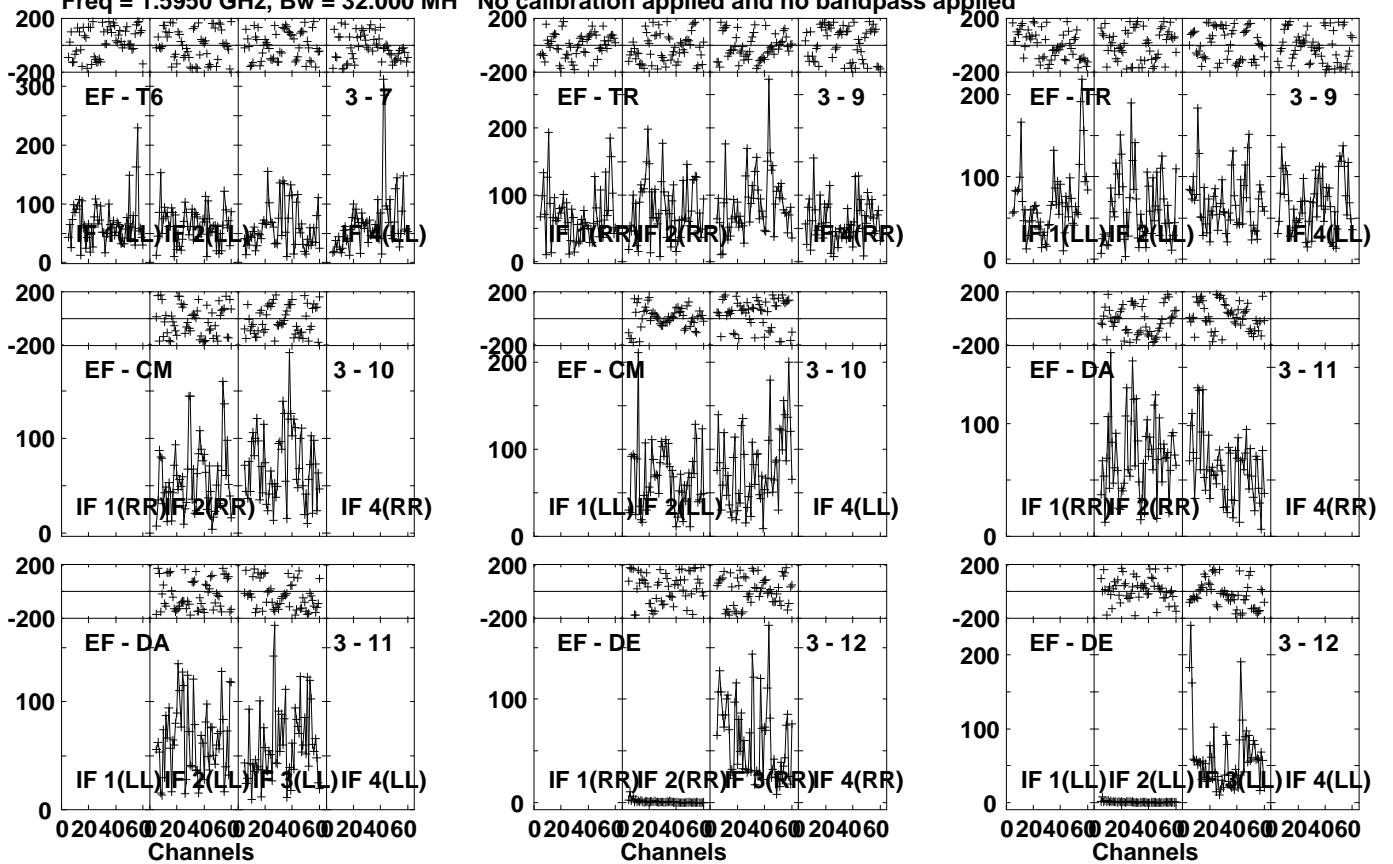
Lower frame: Micro Ampl Jy Top frame: Phas deg  
Vector averaged cross-power spectrum Several baselines displayed  
Timerange: 00:18:55:01 to 00:18:58:29

Plot file version 62 created 25-SEP-2023 15:06:03

J1419+5256 EM169.UVDATA.1

Freq = 1.5950 GHz, Bw = 32.000 MH

No calibration applied and no bandpass applied



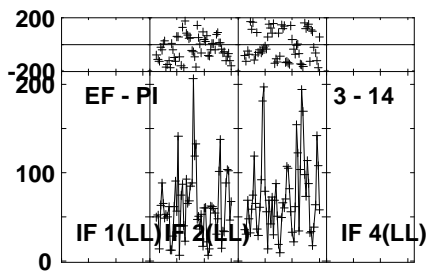
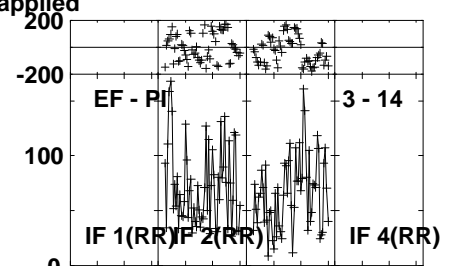
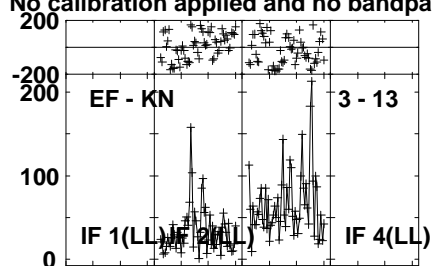
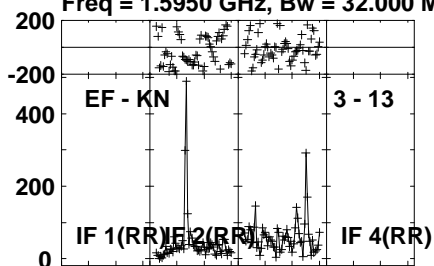
Lower frame: Micro Ampl Jy Top frame: Phas deg  
Vector averaged cross-power spectrum Several baselines displayed  
Timerange: 00/18:55:01 to 00/18:58:29

Plot file version 63 created 25-SEP-2023 15:06:03

J1419+5256 EM169.UVDATA.1

Freq = 1.5950 GHz, Bw = 32.000 MH

No calibration applied and no bandpass applied

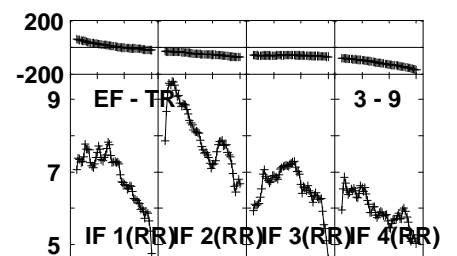
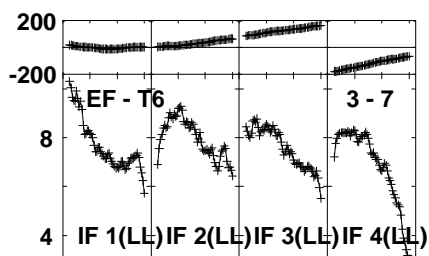
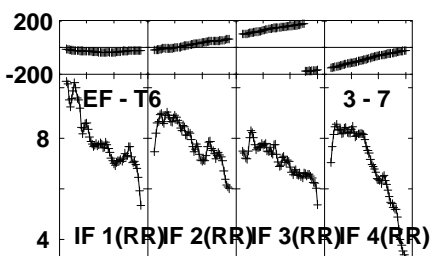
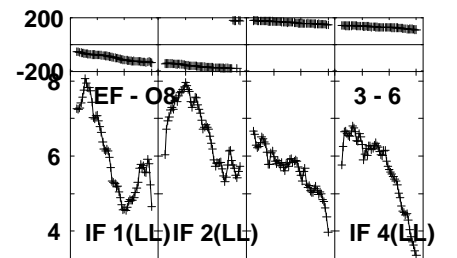
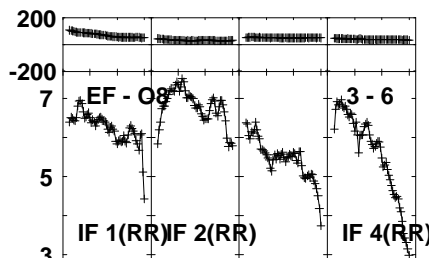
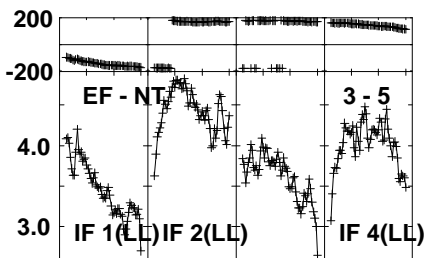
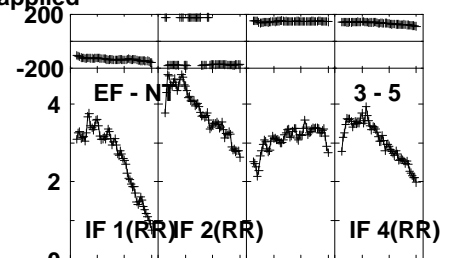
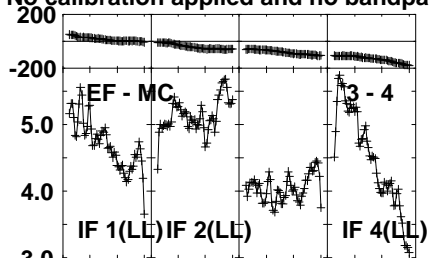
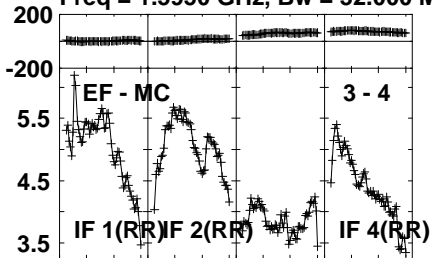


Lower frame: Micro Ampl Jy Top frame: Phas deg  
Vector averaged cross-power spectrum Several baselines displayed  
Timerange: 00/18:55:01 to 00/18:58:29

Plot file version 64 created 25-SEP-2023 15:06:03

1418+546 EM169.UVDATA.1

Freq = 1.5950 GHz, Bw = 32.000 MH No calibration applied and no bandpass applied



0204060 204060 204060 204060  
Channels

0204060 204060 204060 204060  
Channels

0204060 204060 204060 204060  
Channels

Lower frame: Milli Ampl Jy Top frame: Phas deg  
Vector averaged cross-power spectrum Several baselines displayed  
Timerange: 00/18:58:31 to 00/18:59:59

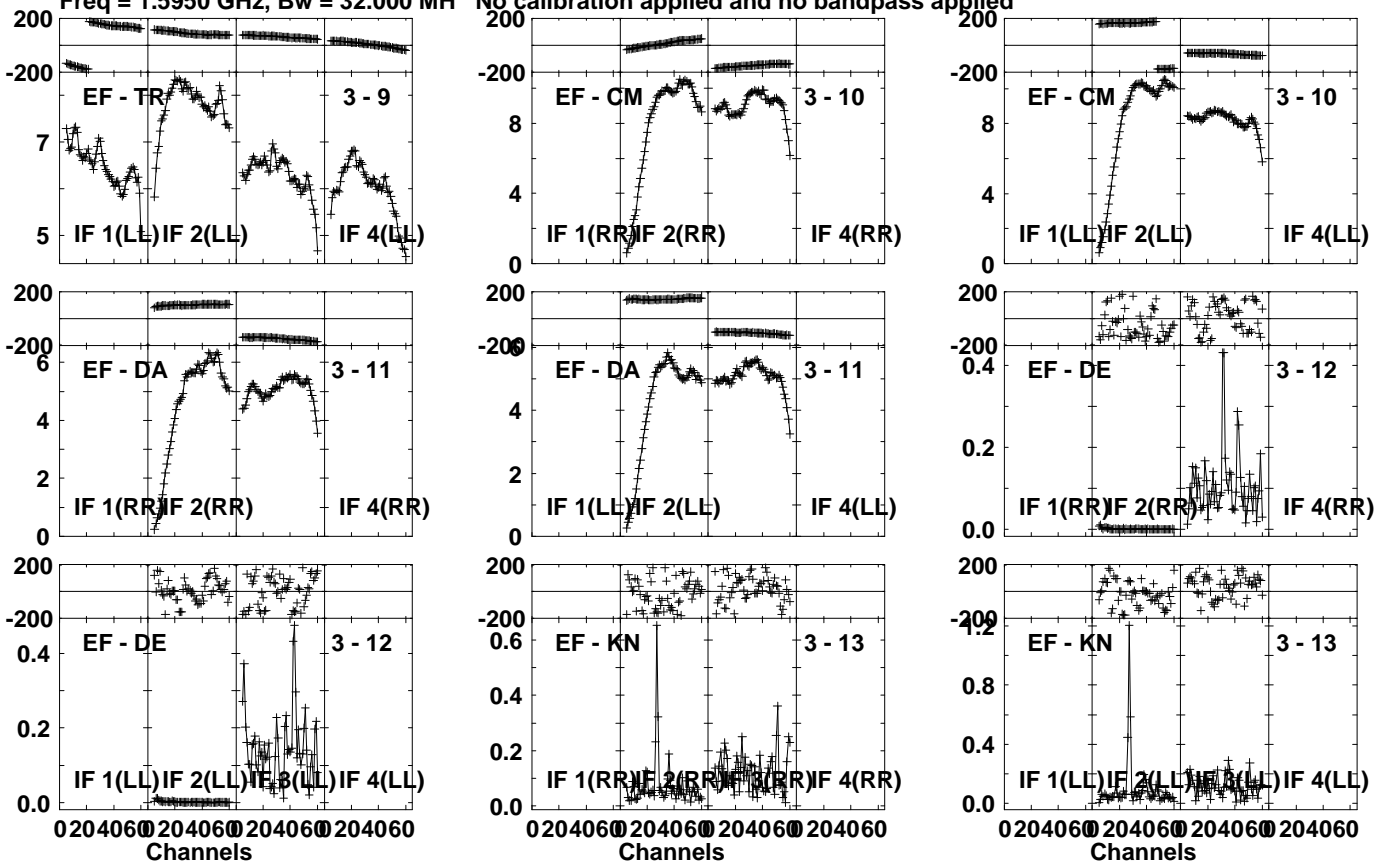


Plot file version 65 created 25-SEP-2023 15:06:03

1418+546 EM169.UVDATA.1

Freq = 1.5950 GHz, Bw = 32.000 MH

No calibration applied and no bandpass applied

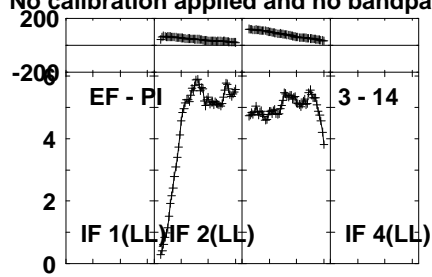
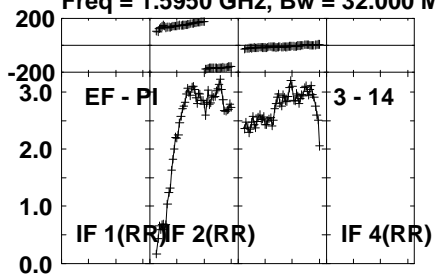


Lower frame: Milli Ampl Jy Top frame: Phas deg  
Vector averaged cross-power spectrum Several baselines displayed  
Timerange: 00/18:58:31 to 00/18:59:59

Plot file version 66 created 25-SEP-2023 15:06:03

1418+546 EM169.UVDATA.1

Freq = 1.5950 GHz, Bw = 32.000 MH No calibration applied and no bandpass applied



Lower frame: Milli Ampl Jy Top frame: Phas deg

Vector averaged cross-power spectrum Several baselines displayed

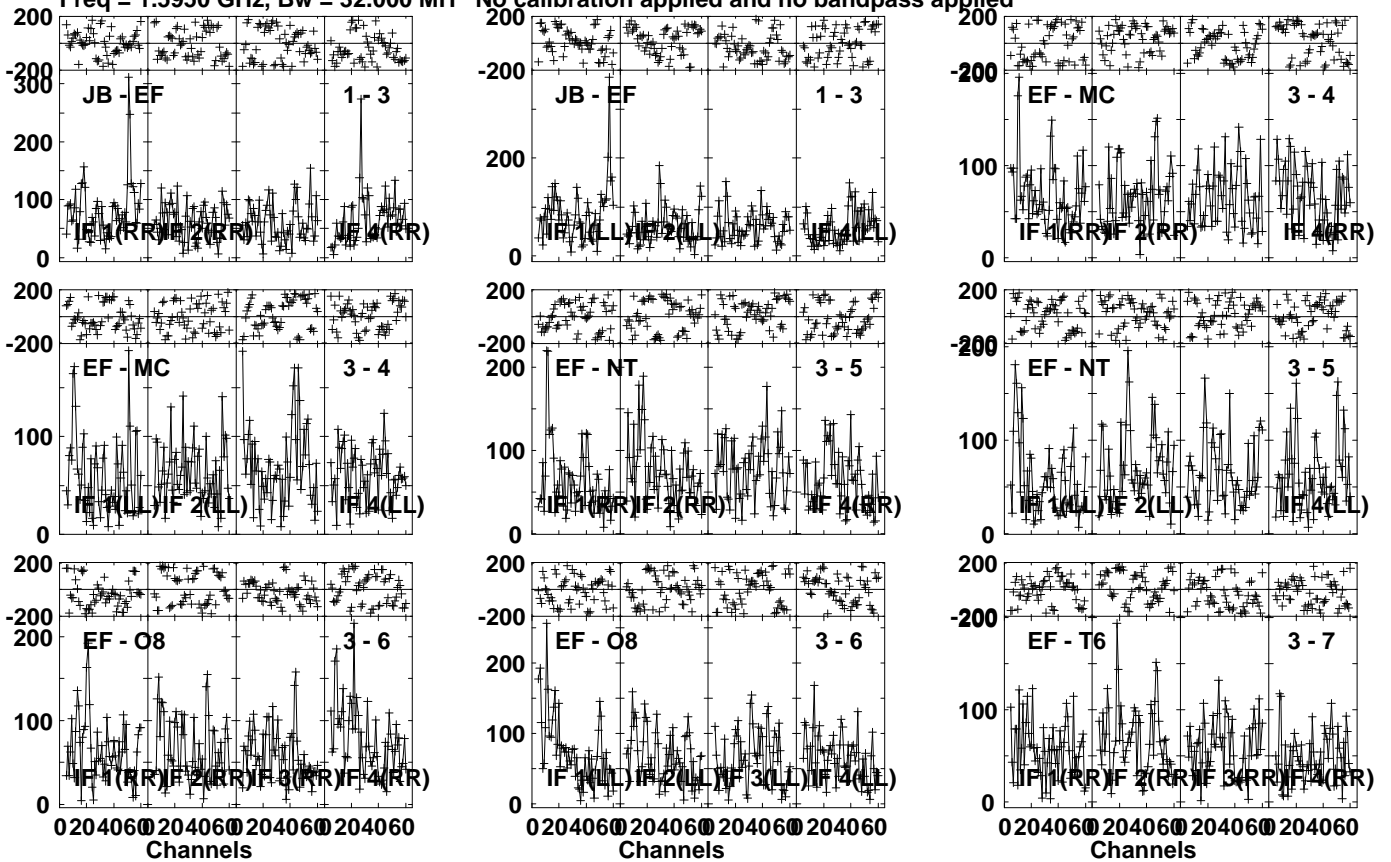
Timerange: 00/18:58:31 to 00/18:59:59

Plot file version 67 created 25-SEP-2023 15:06:03

J1419+5256 EM169.UVDATA.1

Freq = 1.5950 GHz, Bw = 32.000 MH

No calibration applied and no bandpass applied

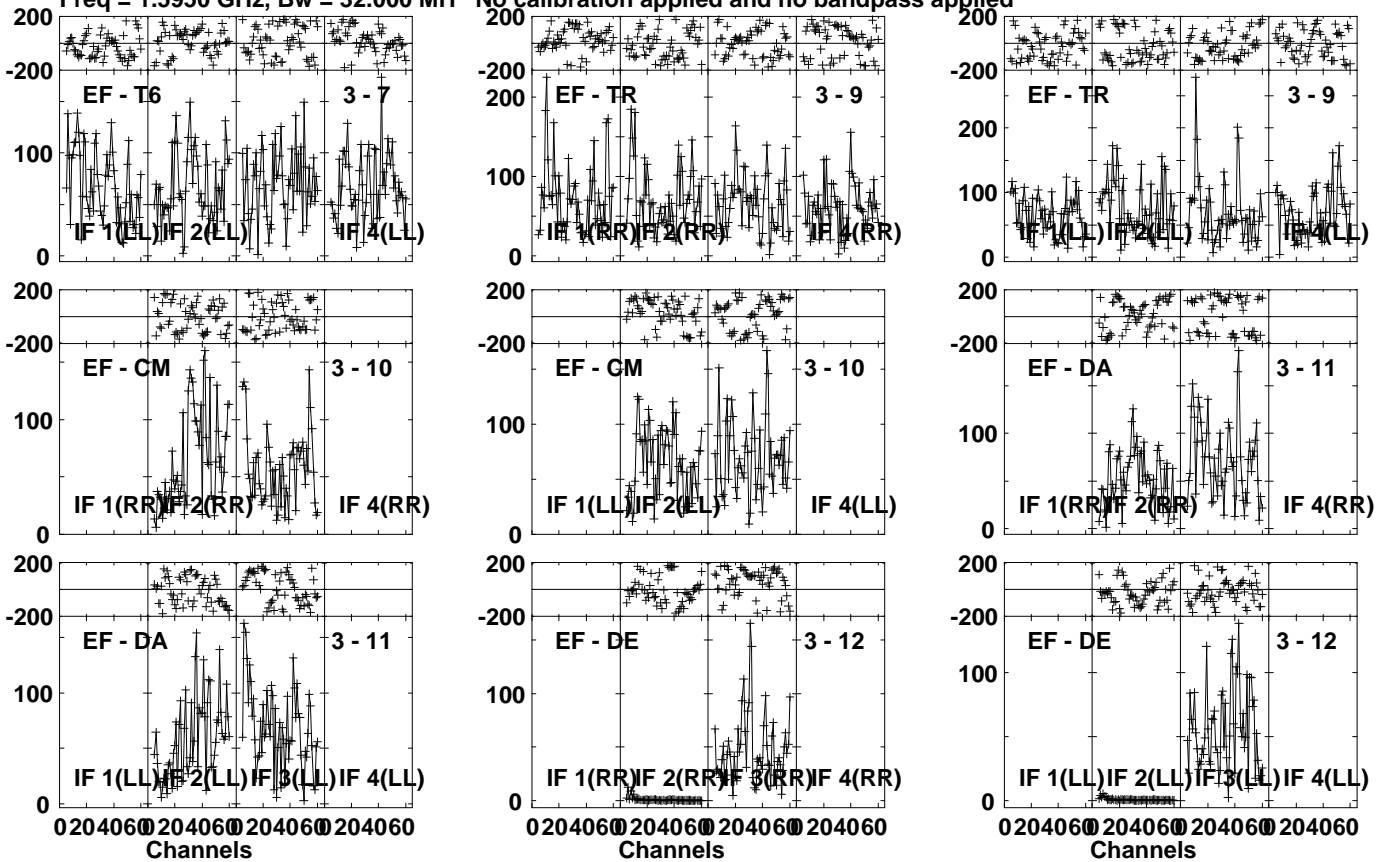


Lower frame: Micro Ampl Jy Top frame: Phas deg  
Vector averaged cross-power spectrum Several baselines displayed  
Timerange: 00/19:00:01 to 00/19:03:29

Plot file version 68 created 25-SEP-2023 15:06:03

J1419+5256 EM169.UVDATA.1

Freq = 1.5950 GHz, Bw = 32.000 MH No calibration applied and no bandpass applied



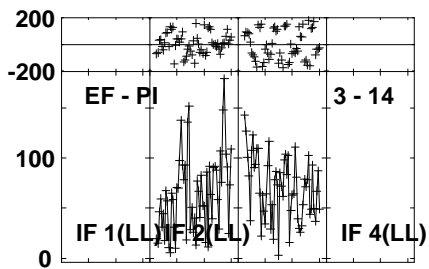
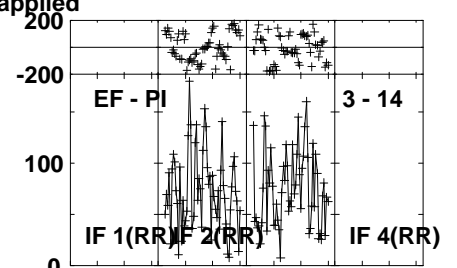
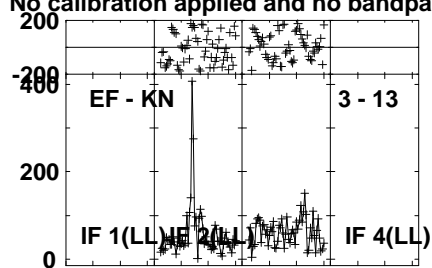
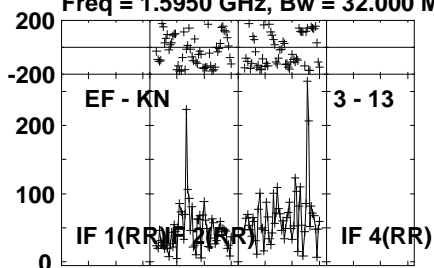
Lower frame: Micro Ampl Jy Top frame: Phas deg  
Vector averaged cross-power spectrum Several baselines displayed  
Timerange: 00/19:00:01 to 00/19:03:29

Plot file version 69 created 25-SEP-2023 15:06:03

J1419+5256 EM169.UVDATA.1

Freq = 1.5950 GHz, Bw = 32.000 MH

No calibration applied and no bandpass applied

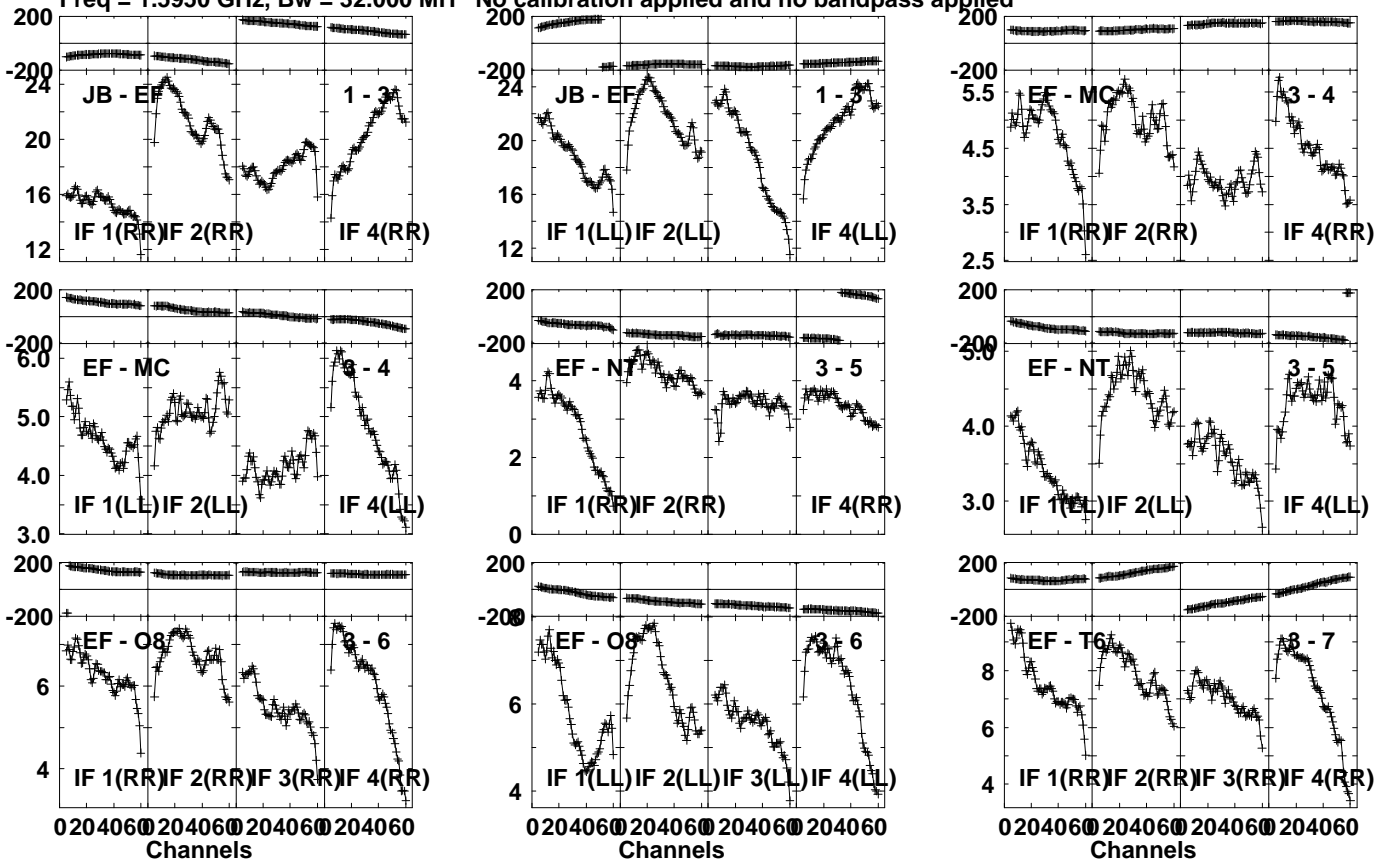


Lower frame: Micro Ampl Jy Top frame: Phas deg  
Vector averaged cross-power spectrum Several baselines displayed  
Timerange: 00/19:00:01 to 00/19:03:29

Plot file version 70 created 25-SEP-2023 15:06:03

1418+546 EM169.UVDATA.1

Freq = 1.5950 GHz, Bw = 32.000 MH No calibration applied and no bandpass applied



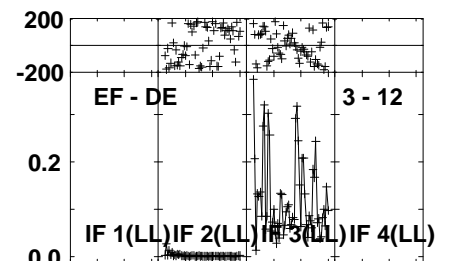
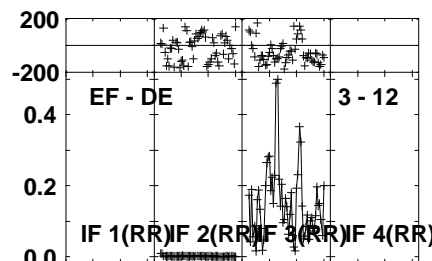
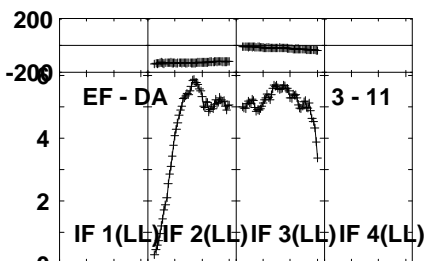
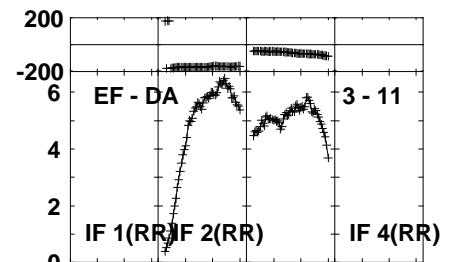
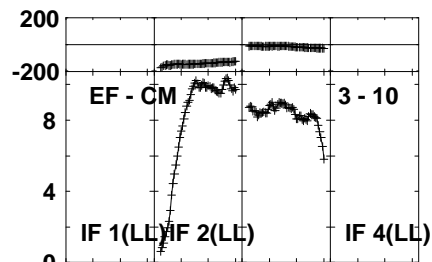
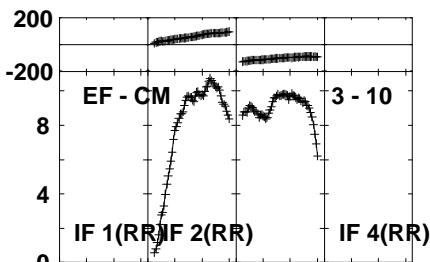
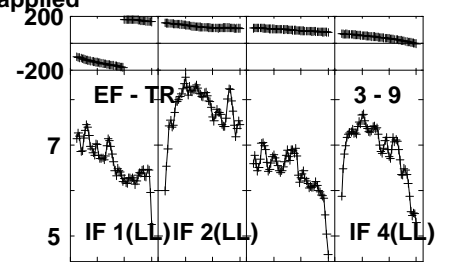
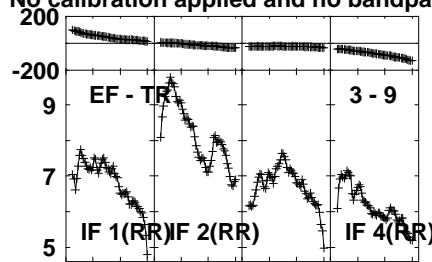
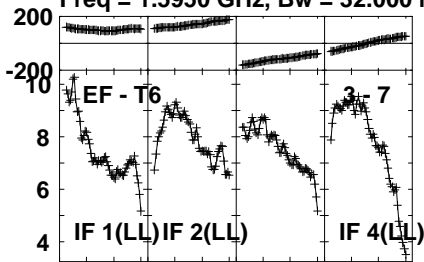
Lower frame: Milli Ampl Jy Top frame: Phas deg  
Vector averaged cross-power spectrum Several baselines displayed  
Timerange: 00/19:04:01 to 00/19:04:59

Plot file version 71 created 25-SEP-2023 15:06:03

1418+546 EM169.UVDATA.1

Freq = 1.5950 GHz, Bw = 32.000 MH

No calibration applied and no bandpass applied

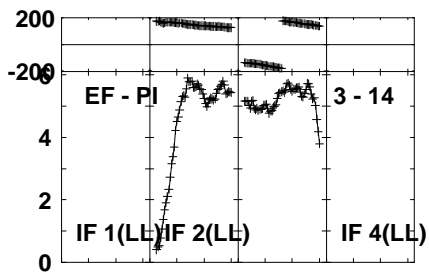
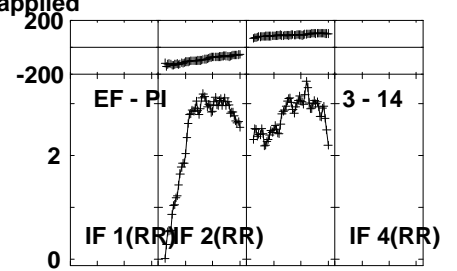
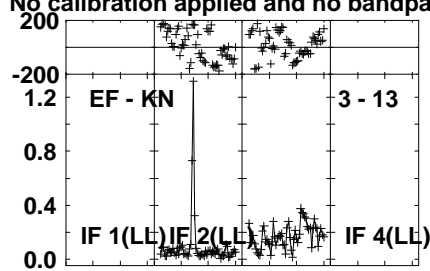
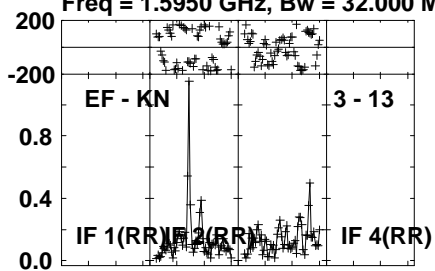


Lower frame: Milli Ampl Jy Top frame: Phas deg  
Vector averaged cross-power spectrum Several baselines displayed  
Timerange: 00/19:04:01 to 00/19:04:59

Plot file version 72 created 25-SEP-2023 15:06:04

1418+546 EM169.UVDATA.1

Freq = 1.5950 GHz, Bw = 32.000 MH No calibration applied and no bandpass applied



Lower frame: Milli Ampl Jy Top frame: Phas deg  
Vector averaged cross-power spectrum Several baselines displayed  
Timerange: 00/19:04:01 to 00/19:04:59

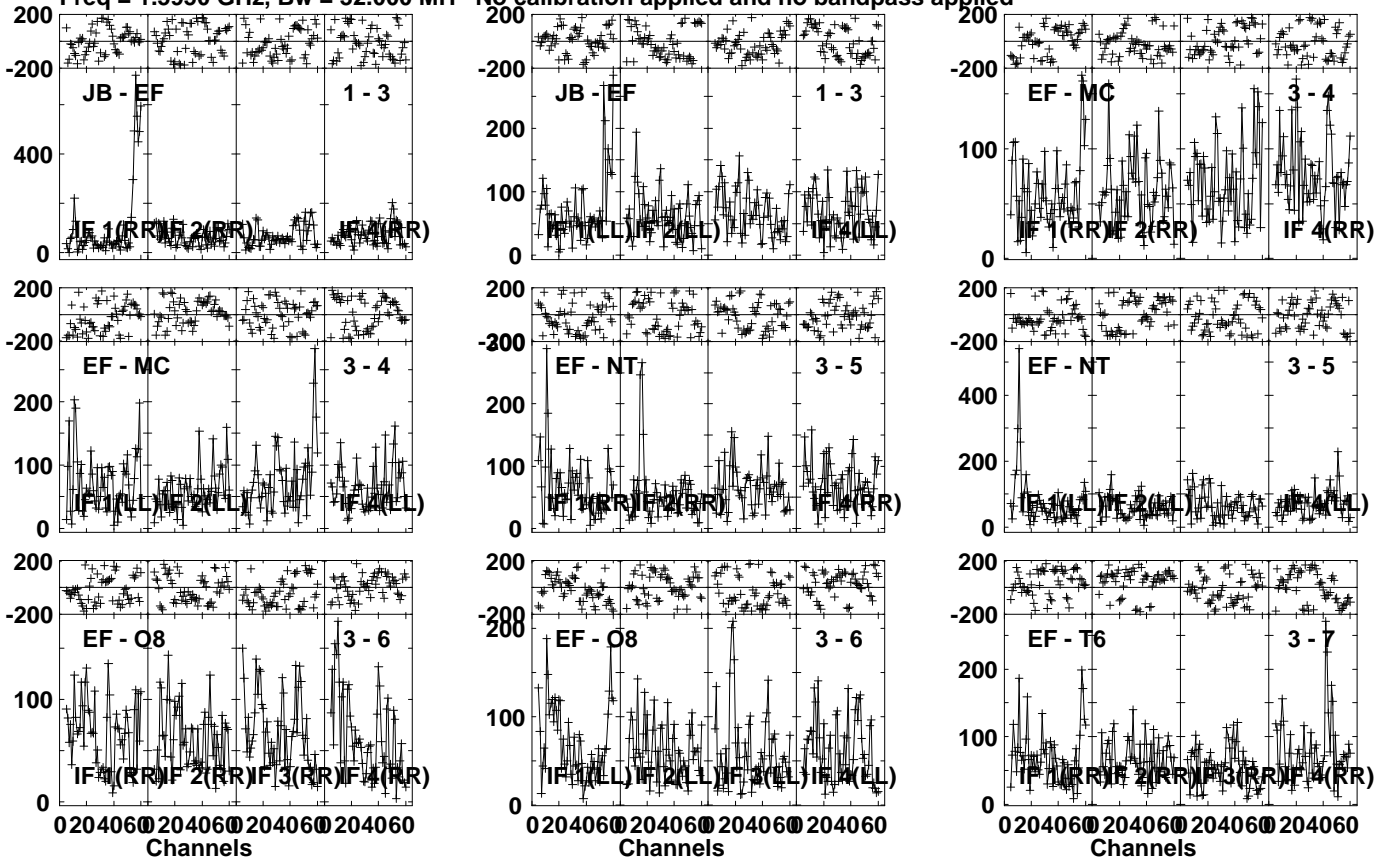


Plot file version 73 created 25-SEP-2023 15:06:04

J1419+5256 EM169.UVDATA.1

Freq = 1.5950 GHz, Bw = 32.000 MH

No calibration applied and no bandpass applied



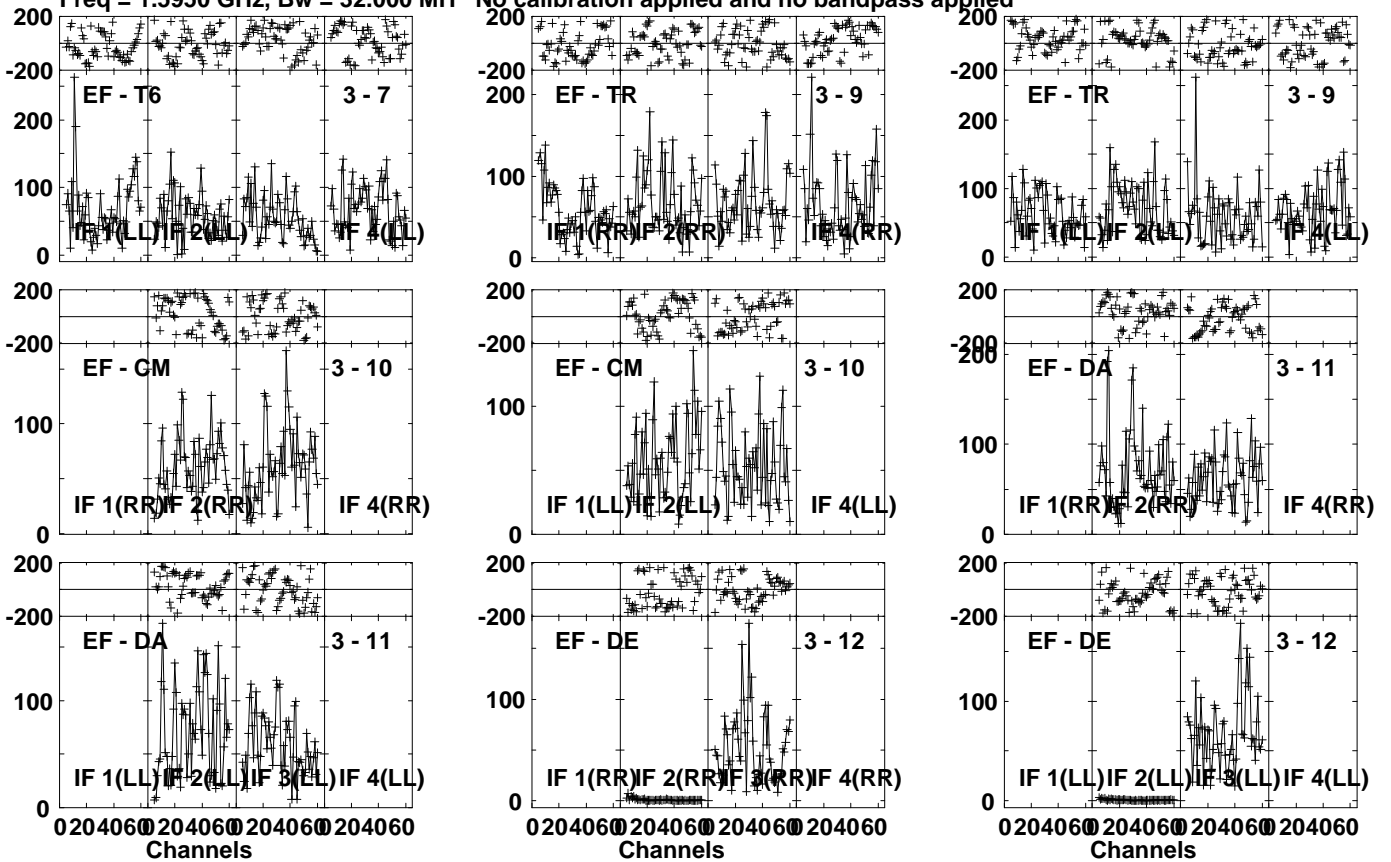
Lower frame: Micro Ampl Jy Top frame: Phas deg  
Vector averaged cross-power spectrum Several baselines displayed  
Timerange: 00/19:05:01 to 00/19:08:29

Plot file version 74 created 25-SEP-2023 15:06:04

J1419+5256 EM169.UVDATA.1

Freq = 1.5950 GHz, Bw = 32.000 MH

No calibration applied and no bandpass applied



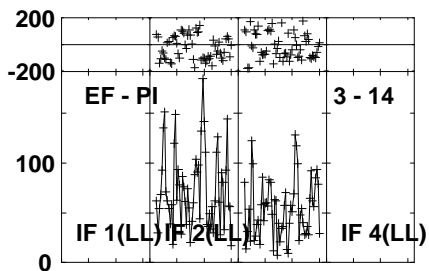
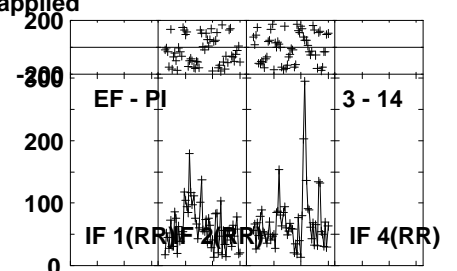
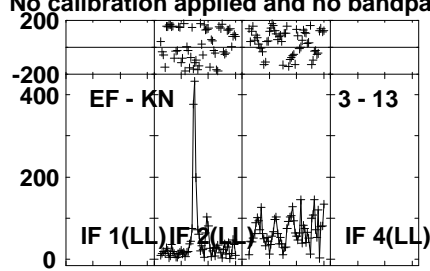
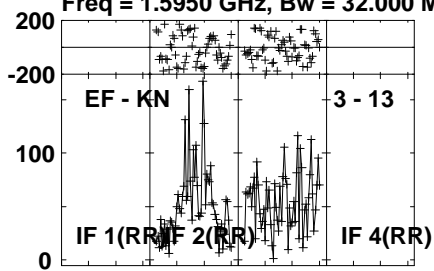
Lower frame: Micro Ampl Jy Top frame: Phas deg  
Vector averaged cross-power spectrum Several baselines displayed  
Timerange: 00:19:05:01 to 00:19:08:29

Plot file version 75 created 25-SEP-2023 15:06:04

J1419+5256 EM169.UVDATA.1

Freq = 1.5950 GHz, Bw = 32.000 MH

No calibration applied and no bandpass applied



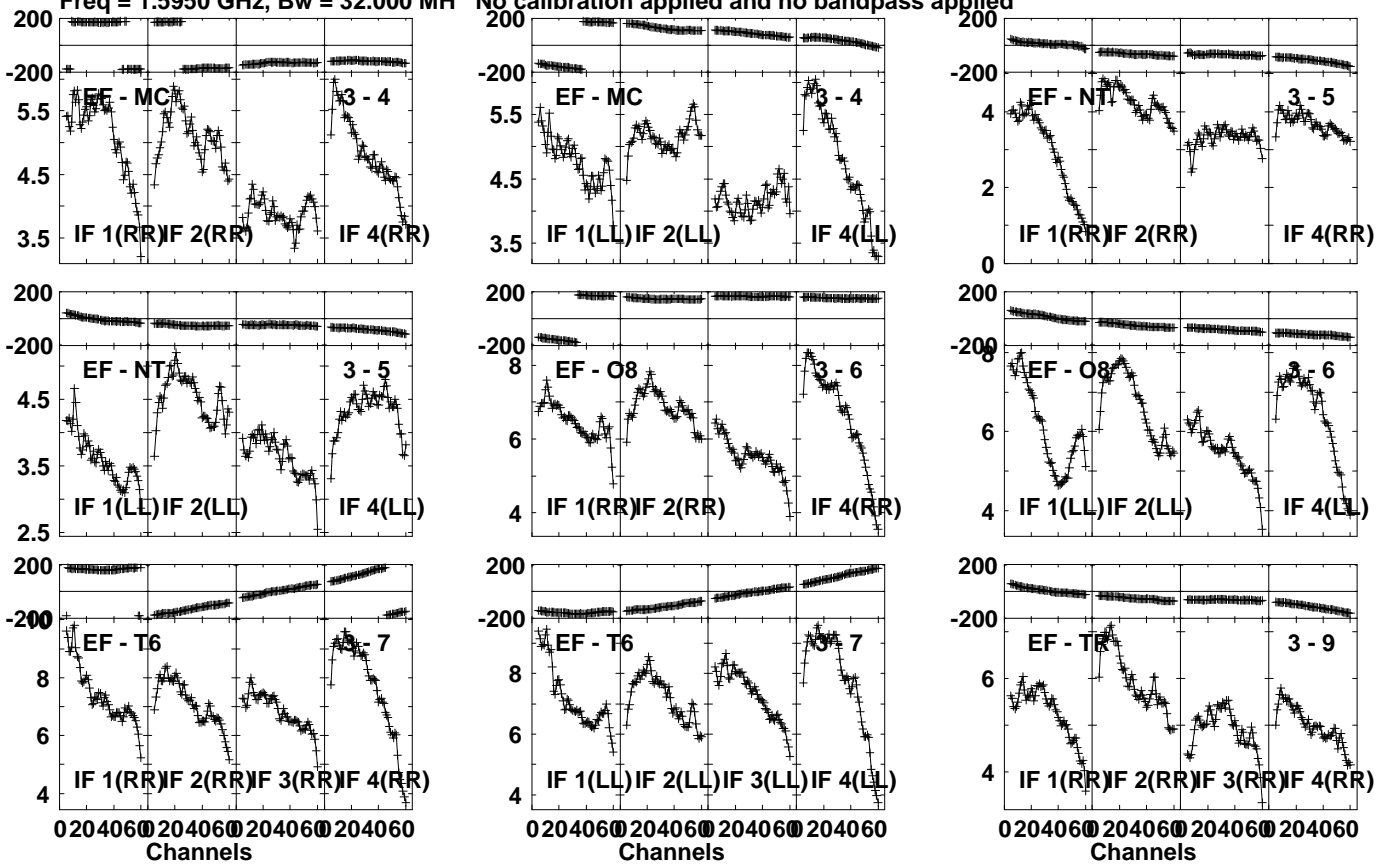
Lower frame: Micro Ampl Jy Top frame: Phas deg  
Vector averaged cross-power spectrum Several baselines displayed  
Timerange: 00/19:05:01 to 00/19:08:29

Plot file version 76 created 25-SEP-2023 15:06:04

1418+546 EM169.UVDATA.1

Freq = 1.5950 GHz, Bw = 32.000 MH

No calibration applied and no bandpass applied

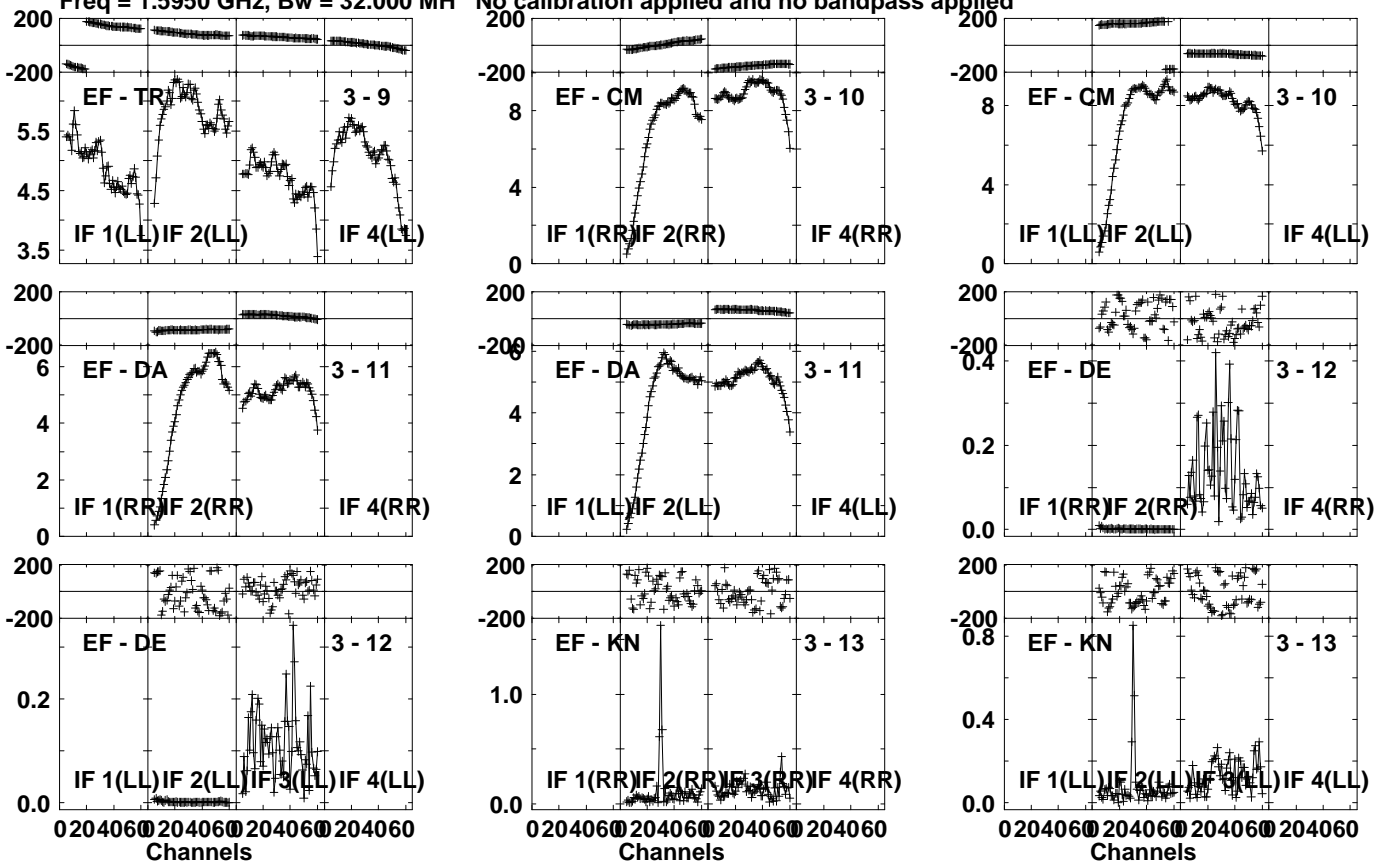


Lower frame: Milli Ampl Jy Top frame: Phas deg  
Vector averaged cross-power spectrum Several baselines displayed  
Timerange: 00/19:08:31 to 00/19:09:59

Plot file version 77 created 25-SEP-2023 15:06:04

1418+546 EM169.UVDATA.1

Freq = 1.5950 GHz, Bw = 32.000 MH No calibration applied and no bandpass applied

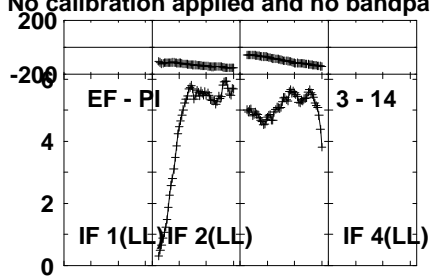
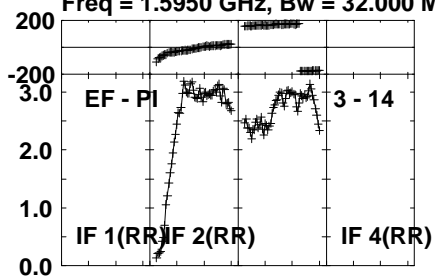


Lower frame: Milli Ampl Jy Top frame: Phas deg  
Vector averaged cross-power spectrum Several baselines displayed  
Timerange: 00/19:08:31 to 00/19:09:59

Plot file version 78 created 25-SEP-2023 15:06:04

1418+546 EM169.UVDATA.1

Freq = 1.5950 GHz, Bw = 32.000 MH No calibration applied and no bandpass applied



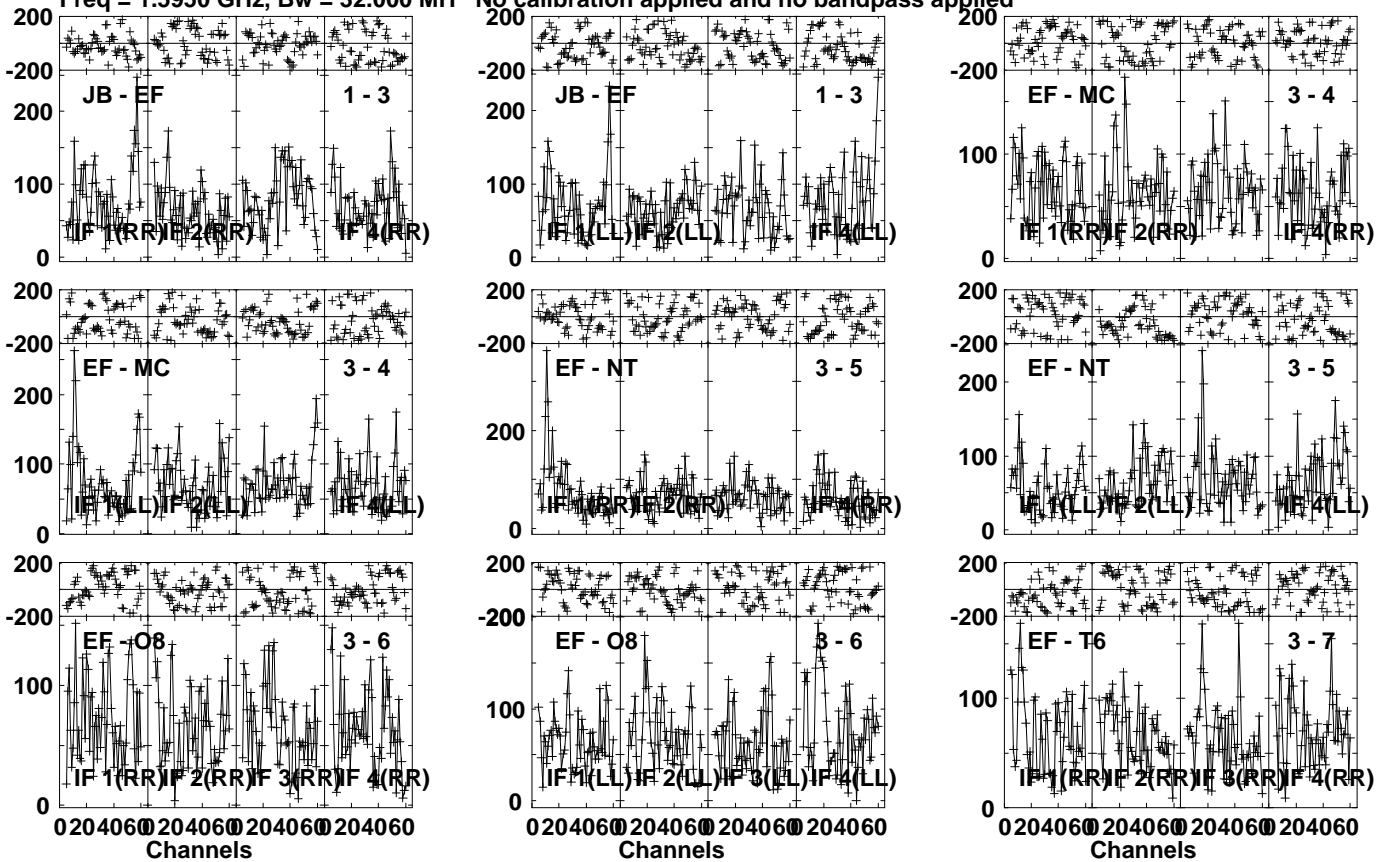
Lower frame: Milli Ampl Jy Top frame: Phas deg  
Vector averaged cross-power spectrum Several baselines displayed  
Timerange: 00/19:08:31 to 00/19:09:59

Plot file version 79 created 25-SEP-2023 15:06:04

J1419+5256 EM169.UVDATA.1

Freq = 1.5950 GHz, Bw = 32.000 MH

No calibration applied and no bandpass applied

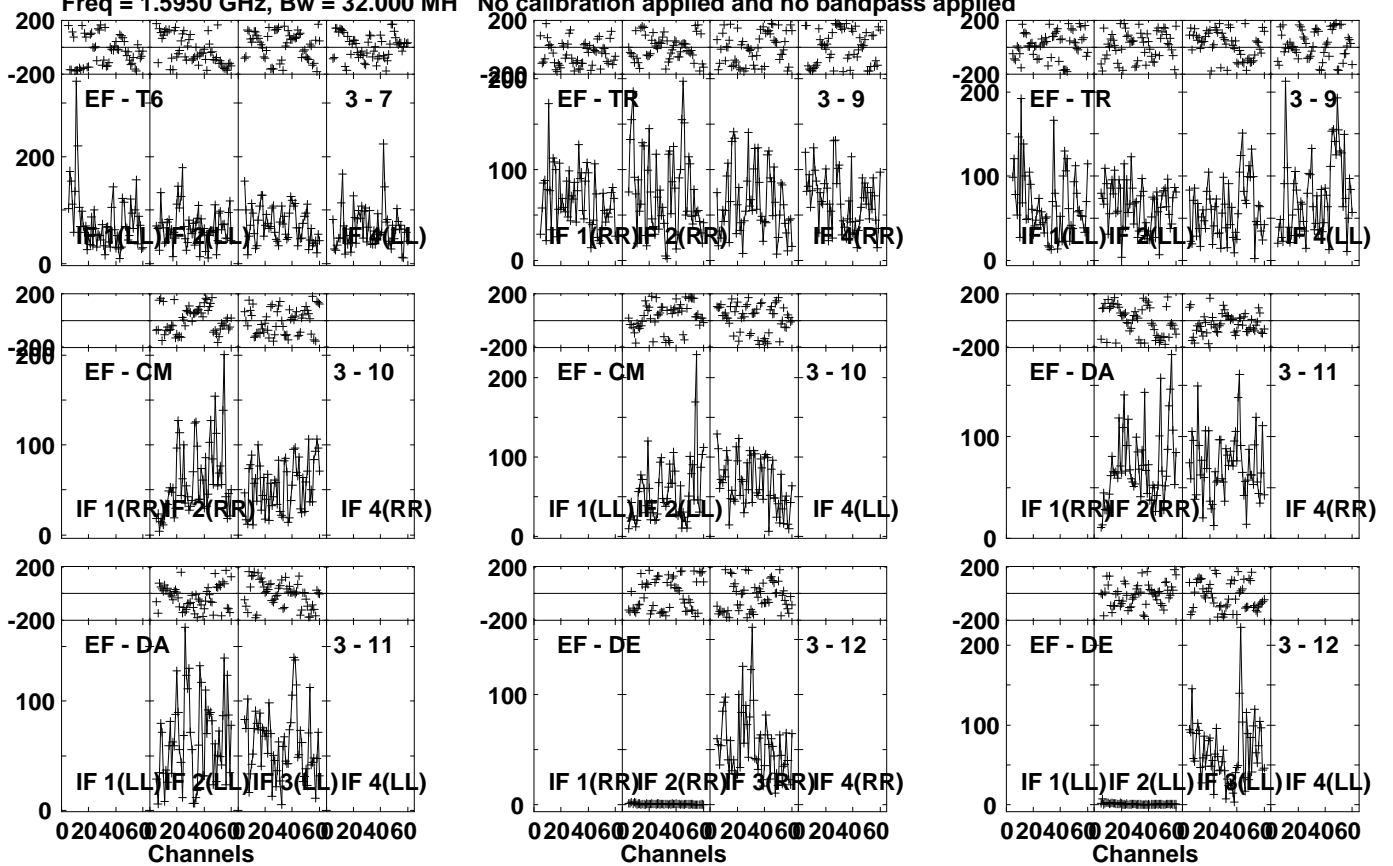


Lower frame: Micro Ampl Jy Top frame: Phas deg  
Vector averaged cross-power spectrum Several baselines displayed  
Timerange: 00:19:10:01 to 00:19:13:29

Plot file version 80 created 25-SEP-2023 15:06:04

J1419+5256 EM169.UVDATA.1

Freq = 1.5950 GHz, Bw = 32.000 MH No calibration applied and no bandpass applied



Lower frame: Micro Ampl Jy Top frame: Phas deg  
Vector averaged cross-power spectrum Several baselines displayed  
Timerange: 00:19:10:01 to 00:19:13:29

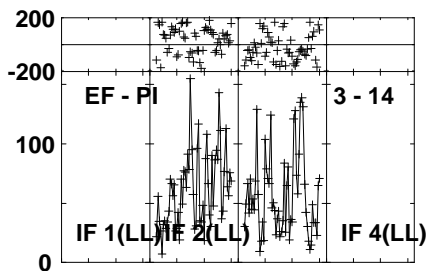
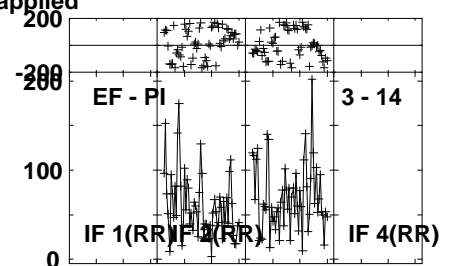
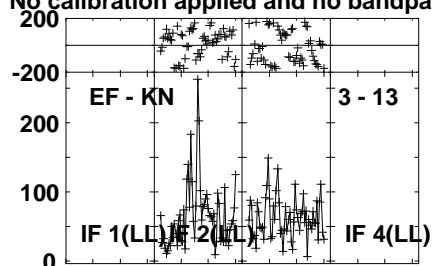
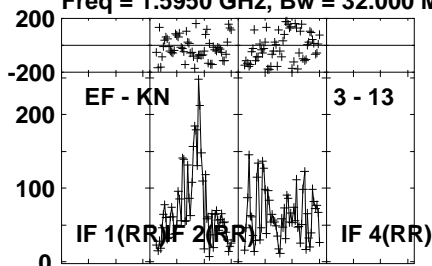


Plot file version 81 created 25-SEP-2023 15:06:04

J1419+5256 EM169.UVDATA.1

Freq = 1.5950 GHz, Bw = 32.000 MH

No calibration applied and no bandpass applied



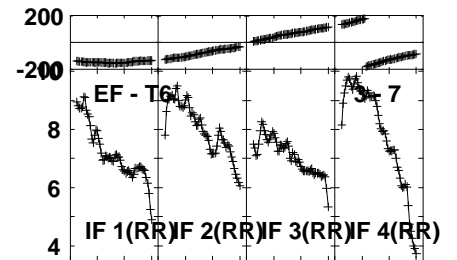
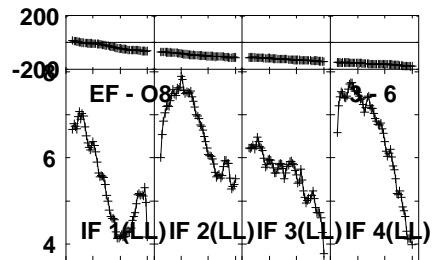
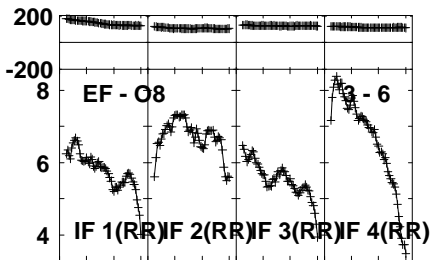
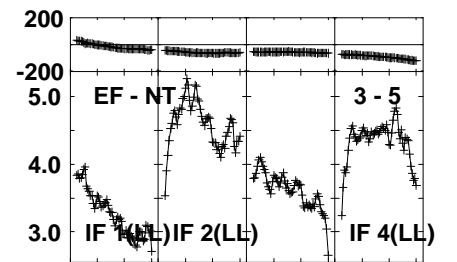
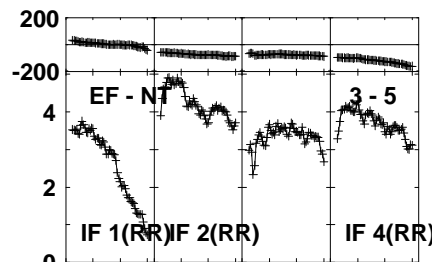
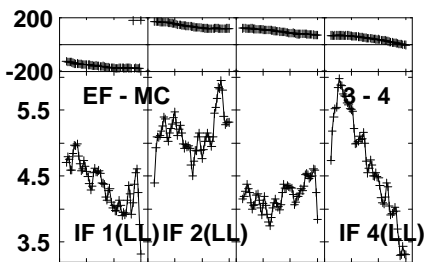
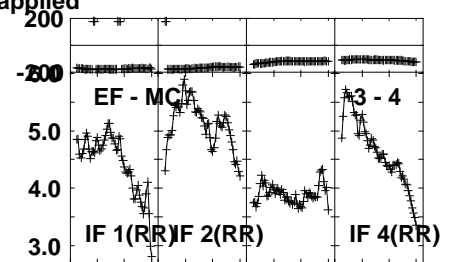
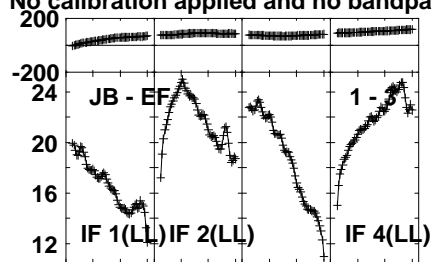
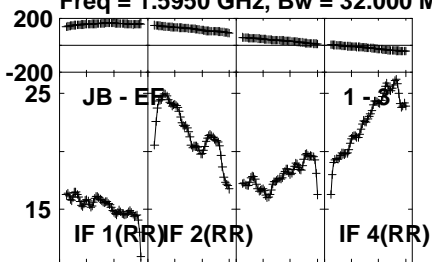
Lower frame: Micro Ampl Jy Top frame: Phas deg  
Vector averaged cross-power spectrum Several baselines displayed  
Timerange: 00/19:10:01 to 00/19:13:29

Plot file version 82 created 25-SEP-2023 15:06:04

1418+546 EM169.UVDATA.1

Freq = 1.5950 GHz, Bw = 32.000 MH

No calibration applied and no bandpass applied



0204060 204060 204060 204060  
Channels

0204060 204060 204060 204060  
Channels

0204060 204060 204060 204060  
Channels

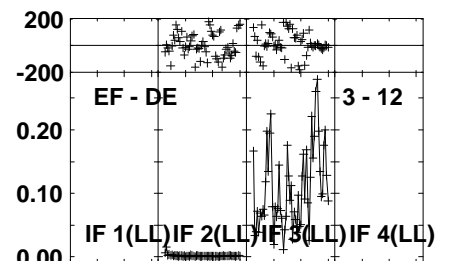
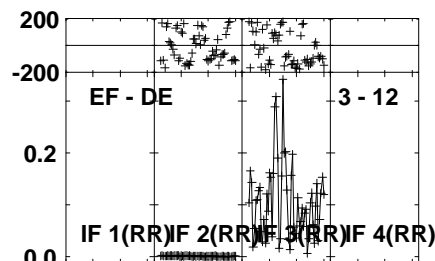
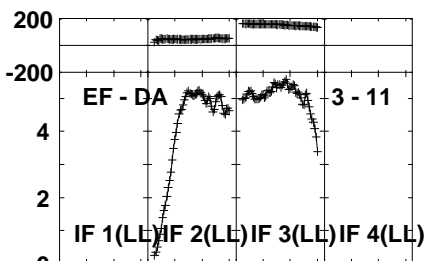
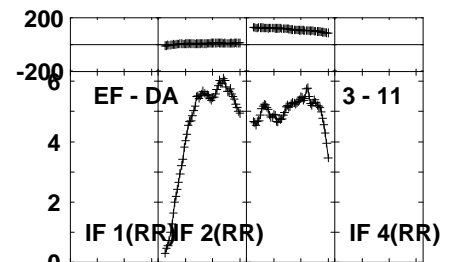
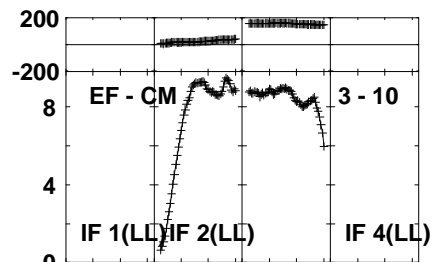
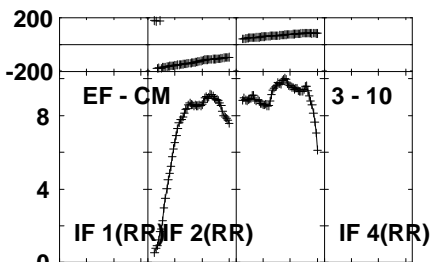
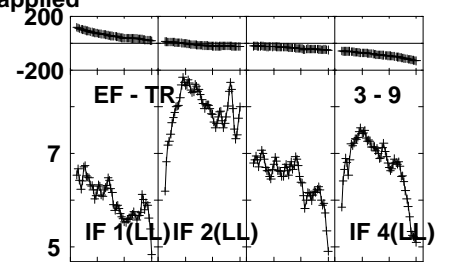
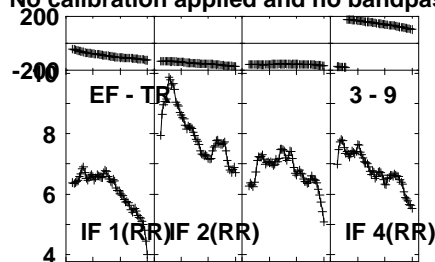
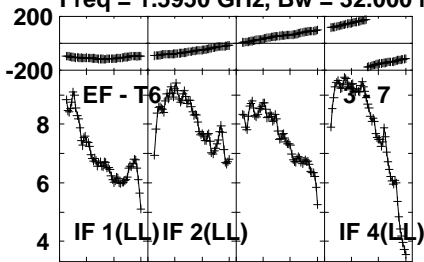
Lower frame: Milli Ampl Jy Top frame: Phas deg  
Vector averaged cross-power spectrum Several baselines displayed  
Timerange: 00/19:14:01 to 00/19:14:59

Plot file version 83 created 25-SEP-2023 15:06:04

1418+546 EM169.UVDATA.1

Freq = 1.5950 GHz, Bw = 32.000 MH

No calibration applied and no bandpass applied



Lower frame: Milli Ampl Jy Top frame: Phas deg

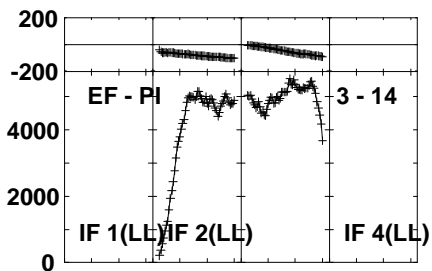
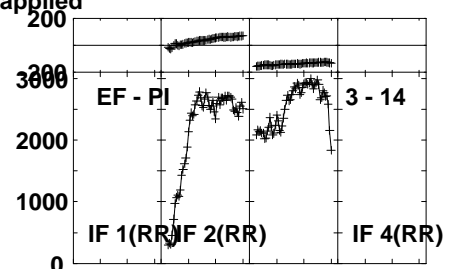
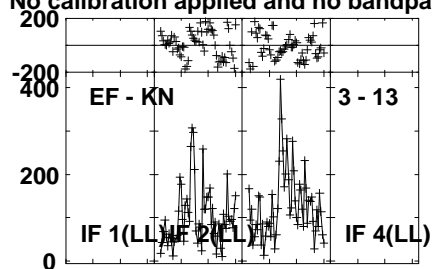
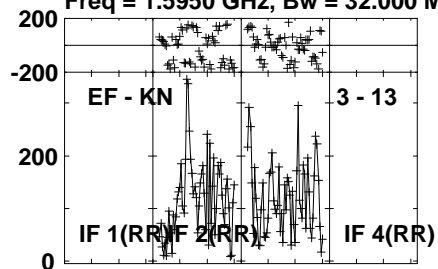
Vector averaged cross-power spectrum Several baselines displayed

Timerange: 00/19:14:01 to 00/19:14:59

Plot file version 84 created 25-SEP-2023 15:06:04

1418+546 EM169.UVDATA.1

Freq = 1.5950 GHz, Bw = 32.000 MH No calibration applied and no bandpass applied



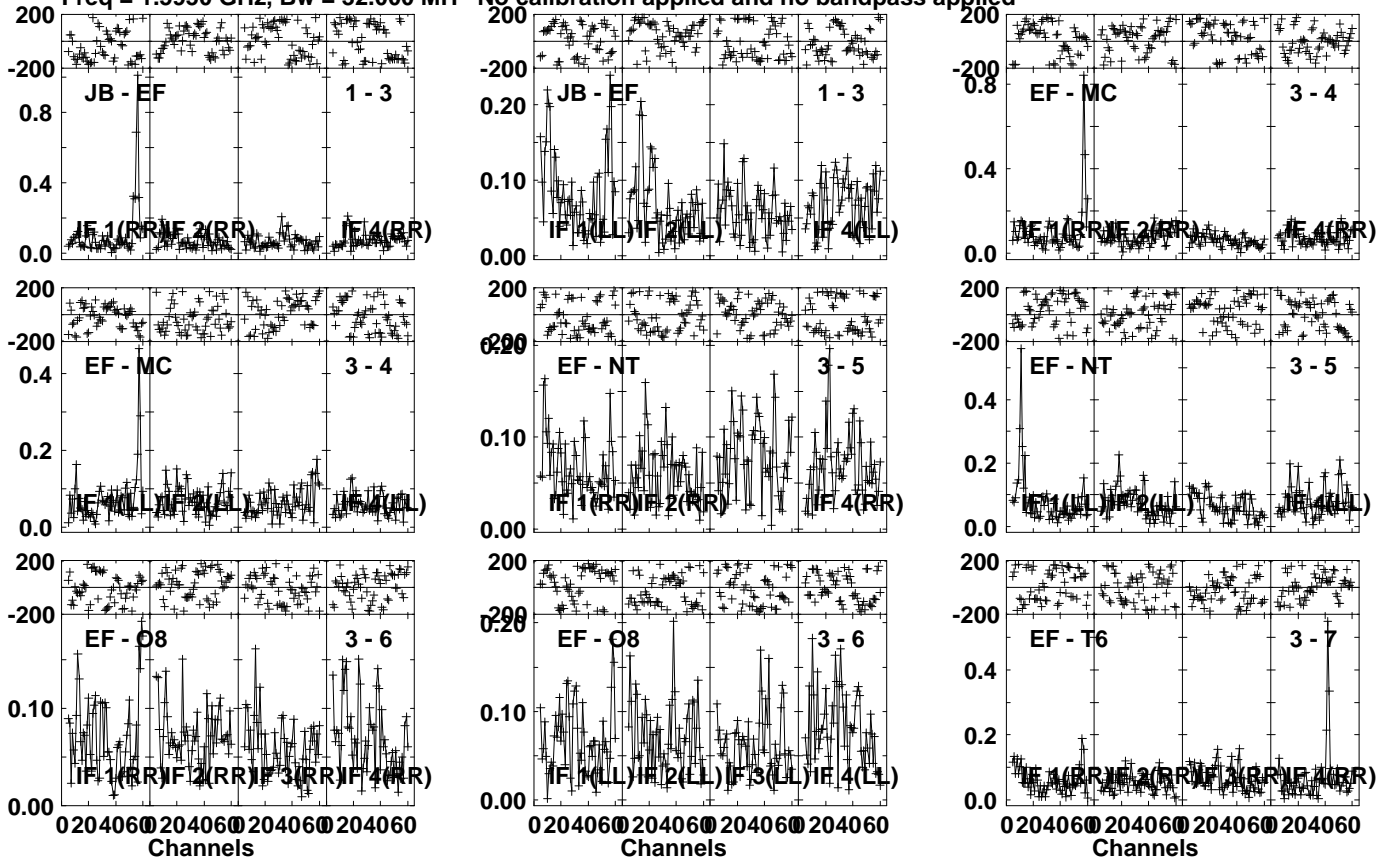
Lower frame: Micro Ampl Jy Top frame: Phas deg  
Vector averaged cross-power spectrum Several baselines displayed  
Timerange: 00/19:14:01 to 00/19:14:59

Plot file version 85 created 25-SEP-2023 15:06:04

J1419+5256 EM169.UVDATA.1

Freq = 1.5950 GHz, Bw = 32.000 MH

No calibration applied and no bandpass applied



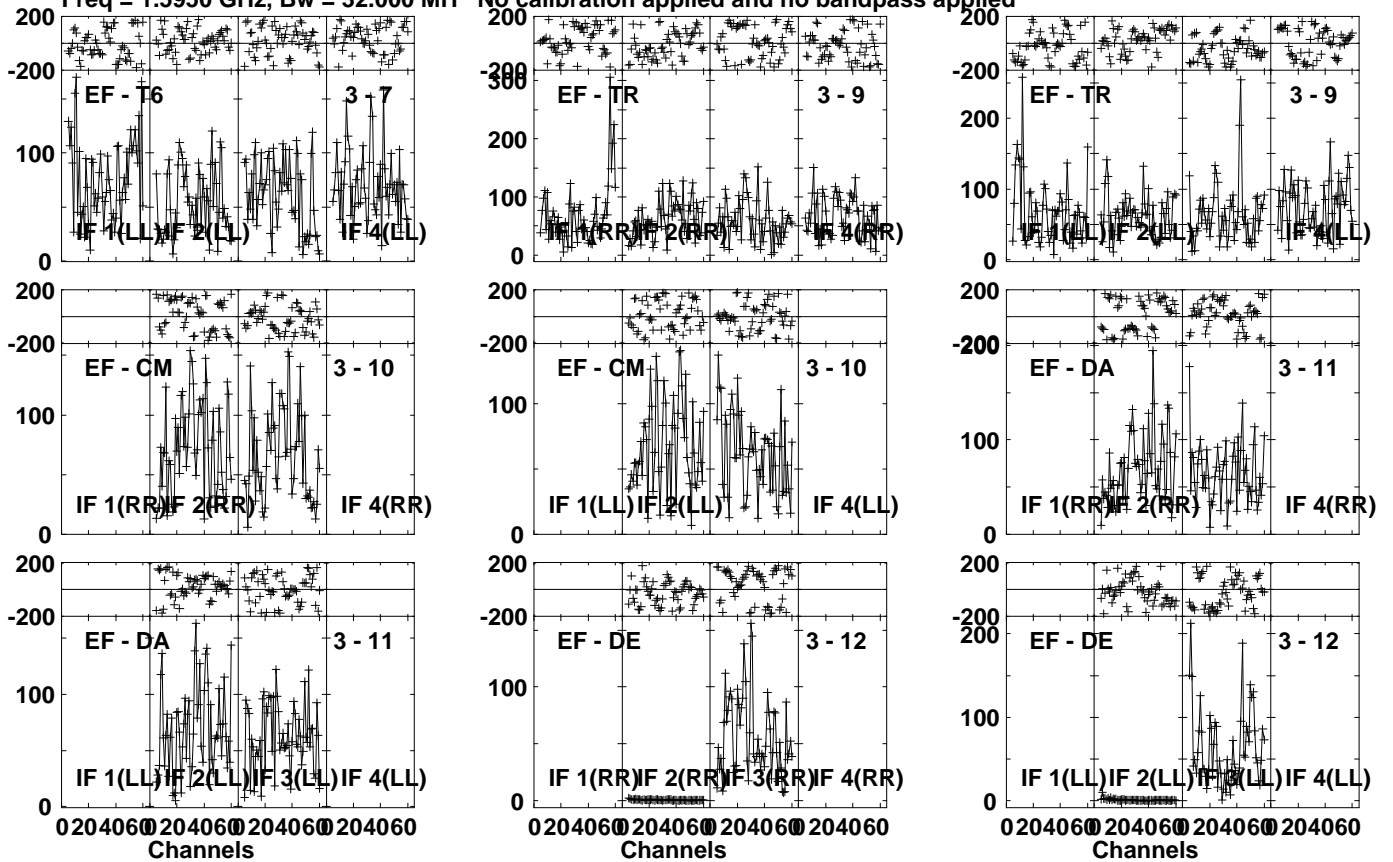
Lower frame: Milli Ampl Jy Top frame: Phas deg  
Vector averaged cross-power spectrum Several baselines displayed  
Timerange: 00/19:15:01 to 00/19:18:29

Plot file version 86 created 25-SEP-2023 15:06:05

J1419+5256 EM169.UVDATA.1

Freq = 1.5950 GHz, Bw = 32.000 MH

No calibration applied and no bandpass applied



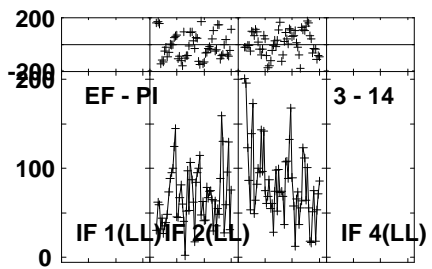
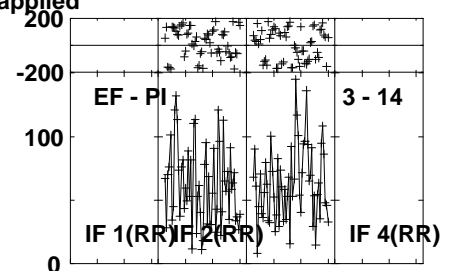
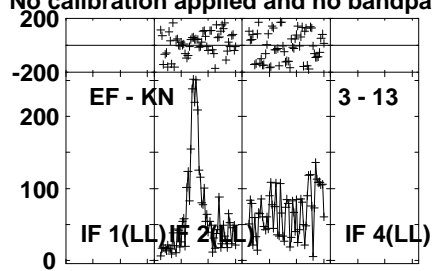
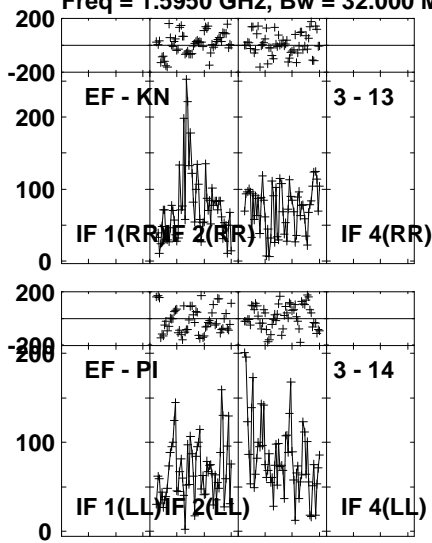
Lower frame: Micro Ampl Jy Top frame: Phas deg  
Vector averaged cross-power spectrum Several baselines displayed  
Timerange: 00/19:15:01 to 00/19:18:29

Plot file version 87 created 25-SEP-2023 15:06:05

J1419+5256 EM169.UVDATA.1

Freq = 1.5950 GHz, Bw = 32.000 MH

No calibration applied and no bandpass applied



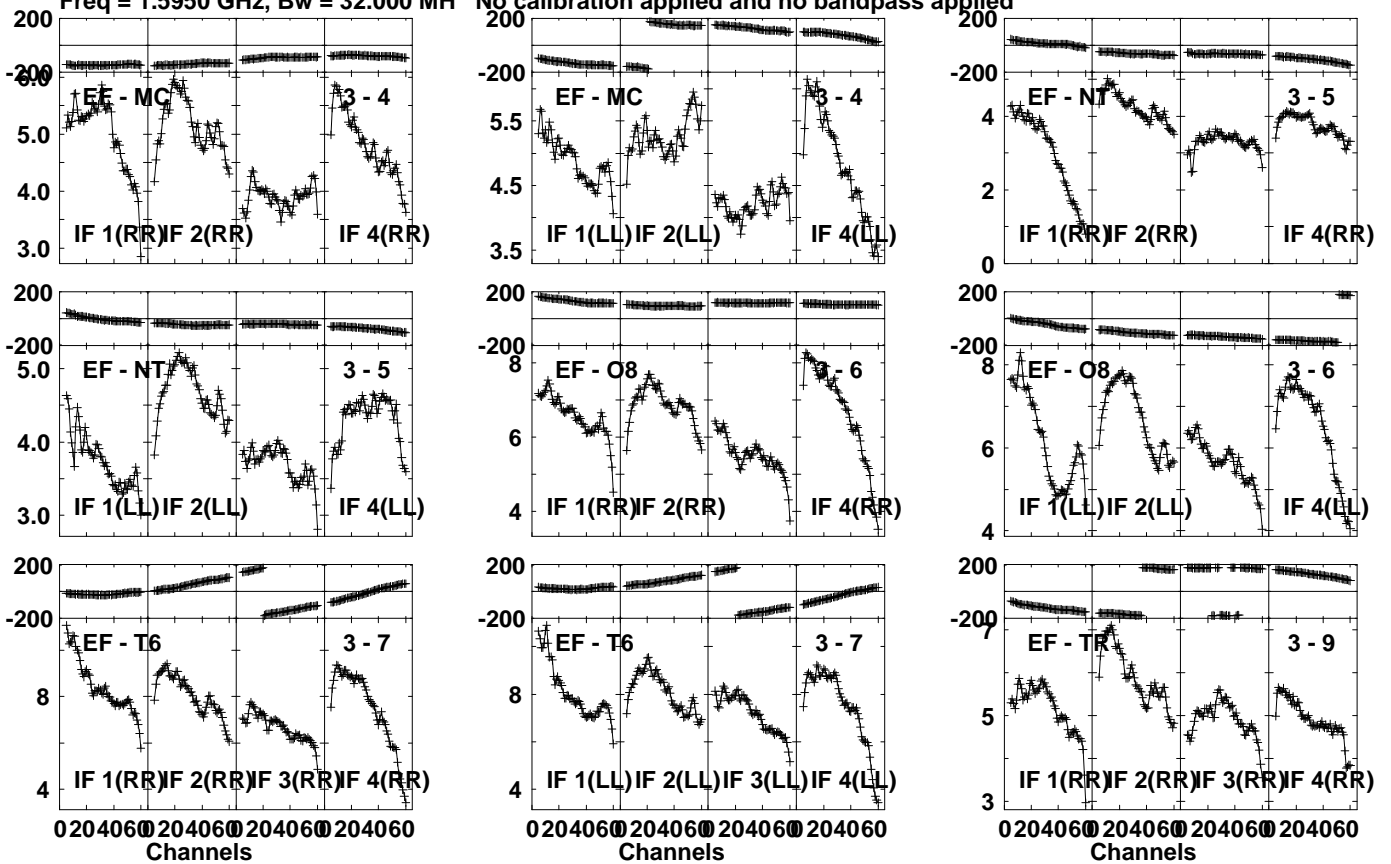
Lower frame: Micro Ampl Jy Top frame: Phas deg  
Vector averaged cross-power spectrum Several baselines displayed  
Timerange: 00/19:15:01 to 00/19:18:29

Plot file version 88 created 25-SEP-2023 15:06:05

1418+546 EM169.UVDATA.1

Freq = 1.5950 GHz, Bw = 32.000 MH

No calibration applied and no bandpass applied



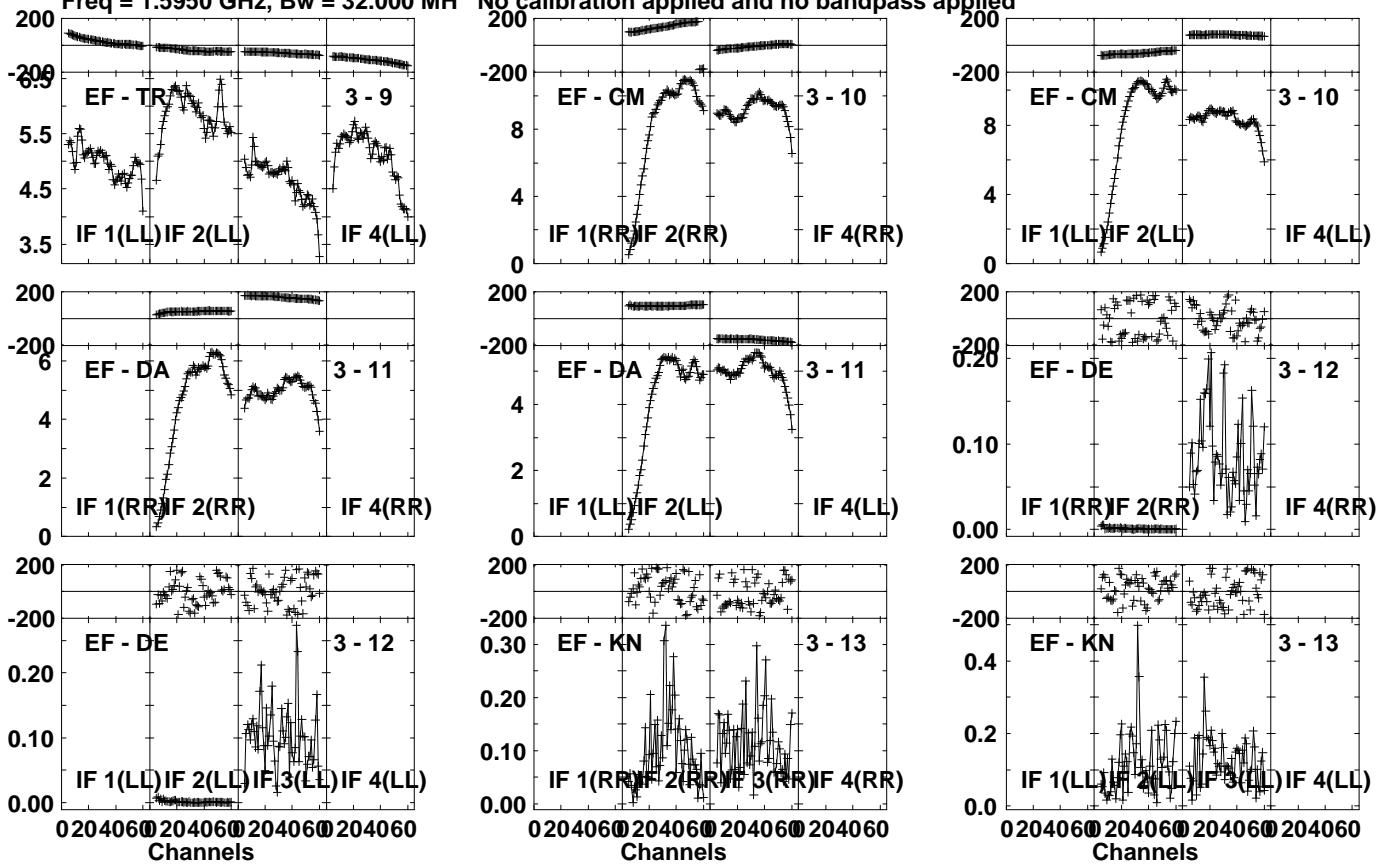
Lower frame: Milli Ampl Jy Top frame: Phas deg  
Vector averaged cross-power spectrum Several baselines displayed  
Timerange: 00/19:18:31 to 00/19:19:59



Plot file version 89 created 25-SEP-2023 15:06:05

1418+546 EM169.UVDATA.1

Freq = 1.5950 GHz, Bw = 32.000 MH No calibration applied and no bandpass applied

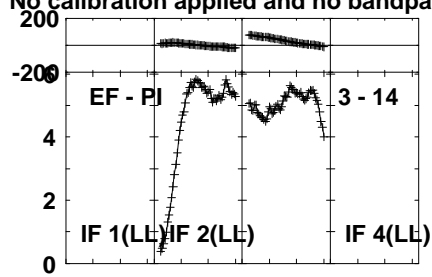
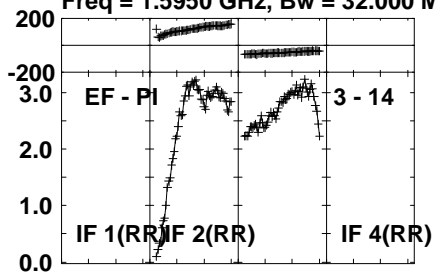


Lower frame: Milli Ampl Jy Top frame: Phas deg  
Vector averaged cross-power spectrum Several baselines displayed  
Timerange: 00/19:18:31 to 00/19:19:59

Plot file version 90 created 25-SEP-2023 15:06:05

1418+546 EM169.UVDATA.1

Freq = 1.5950 GHz, Bw = 32.000 MH No calibration applied and no bandpass applied



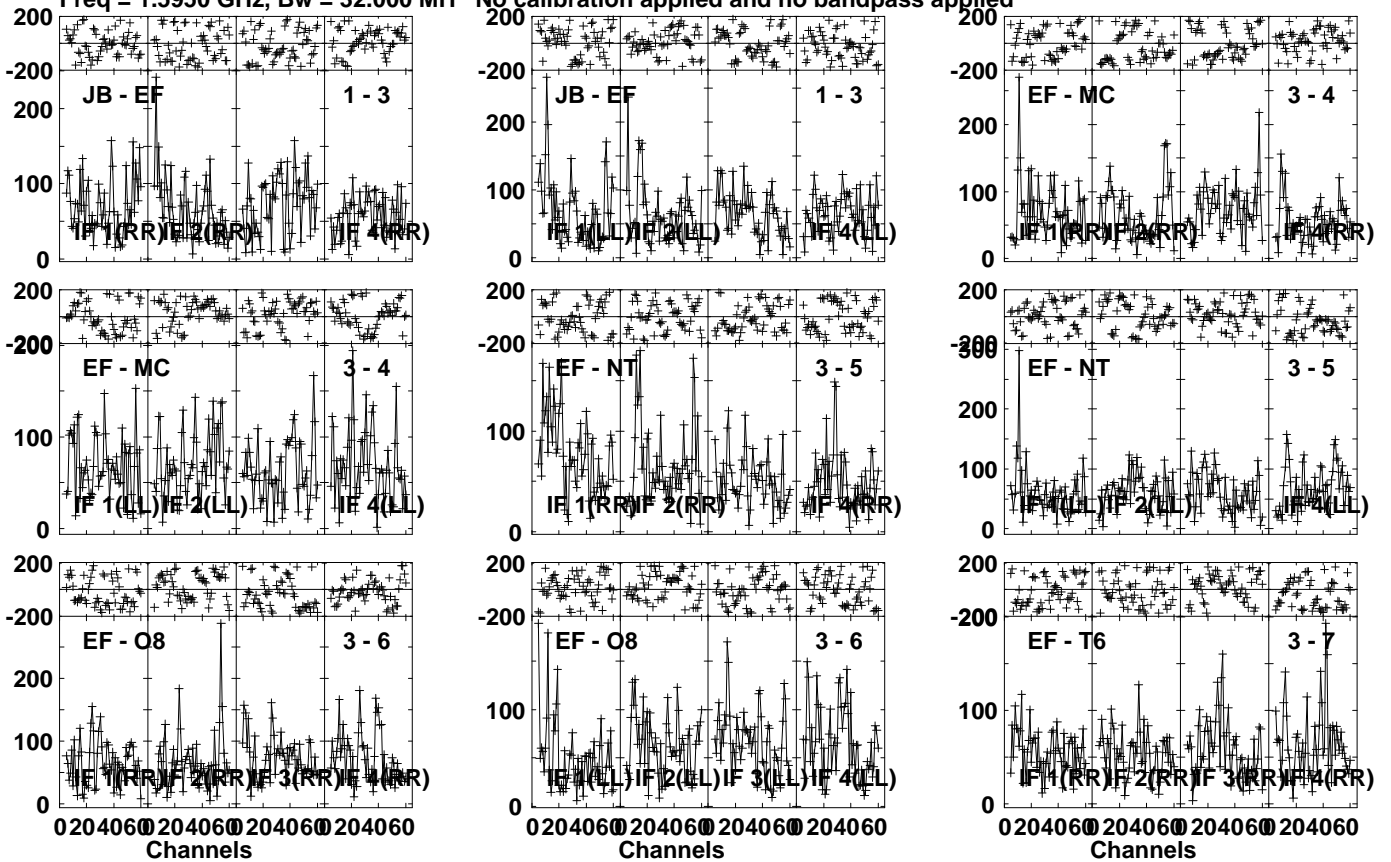
Lower frame: Milli Ampl Jy Top frame: Phas deg  
Vector averaged cross-power spectrum Several baselines displayed  
Timerange: 00/19:18:31 to 00/19:19:59

Plot file version 91 created 25-SEP-2023 15:06:05

J1419+5256 EM169.UVDATA.1

Freq = 1.5950 GHz, Bw = 32.000 MH

No calibration applied and no bandpass applied



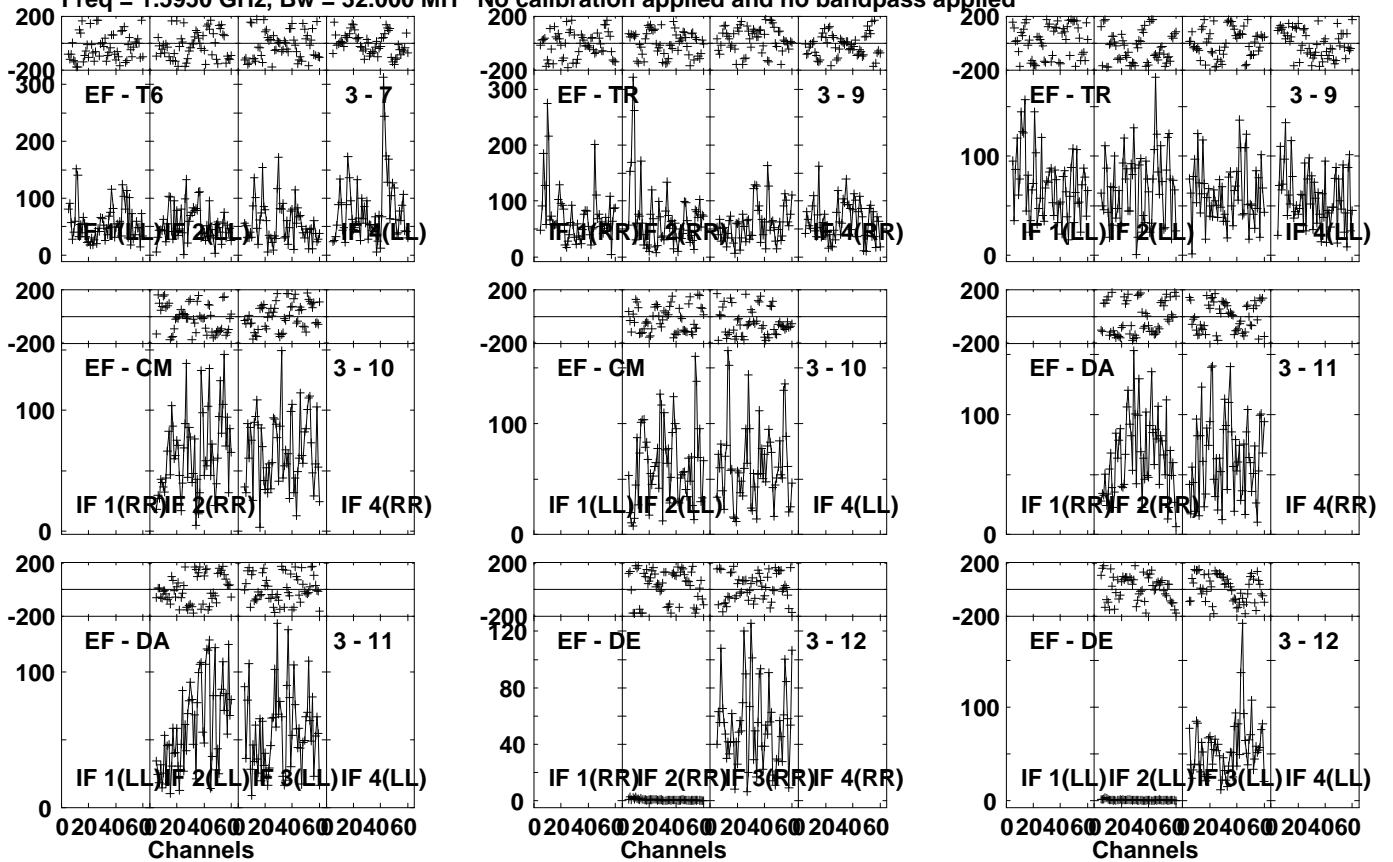
Lower frame: Micro Ampl Jy Top frame: Phas deg  
Vector averaged cross-power spectrum Several baselines displayed  
Timerange: 00/19:20:01 to 00/19:23:29

Plot file version 92 created 25-SEP-2023 15:06:05

J1419+5256 EM169.UVDATA.1

Freq = 1.5950 GHz, Bw = 32.000 MH

No calibration applied and no bandpass applied



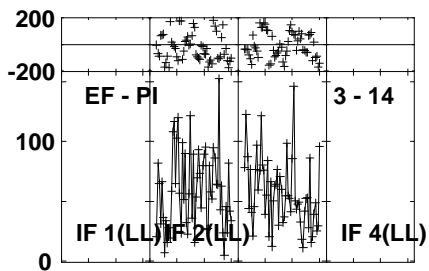
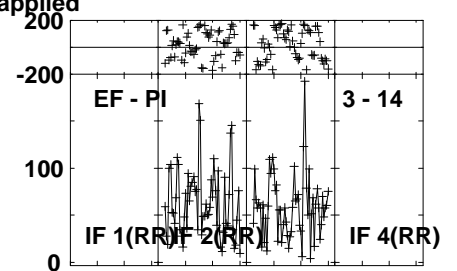
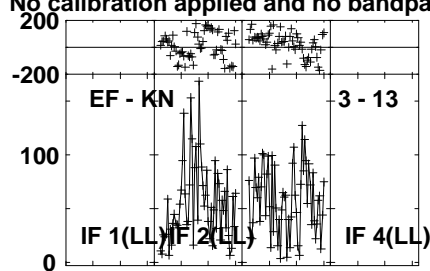
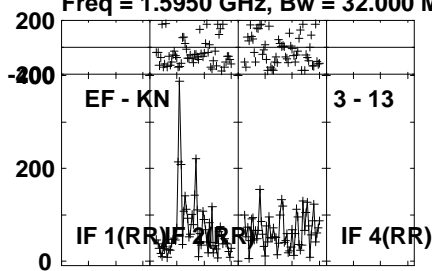
Lower frame: Micro Ampl Jy Top frame: Phas deg  
Vector averaged cross-power spectrum Several baselines displayed  
Timerange: 00/19:20:01 to 00/19:23:29

Plot file version 93 created 25-SEP-2023 15:06:05

J1419+5256 EM169.UVDATA.1

Freq = 1.5950 GHz, Bw = 32.000 MH

No calibration applied and no bandpass applied



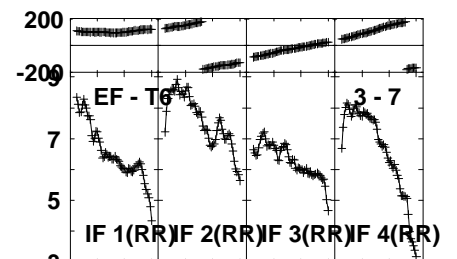
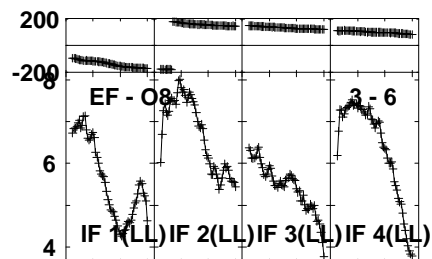
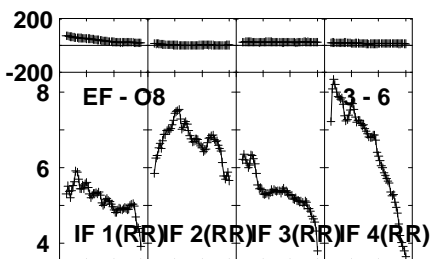
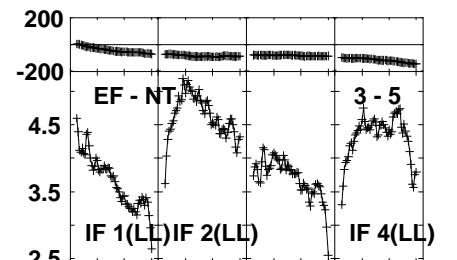
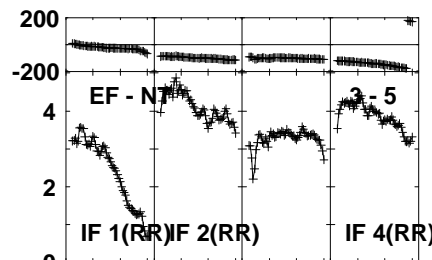
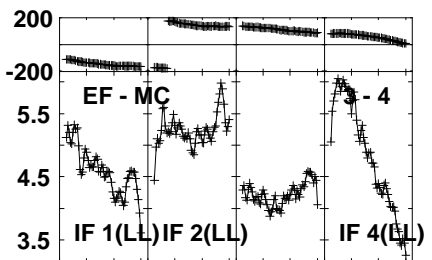
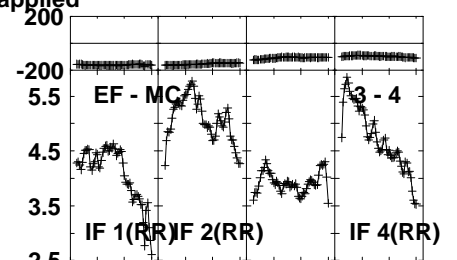
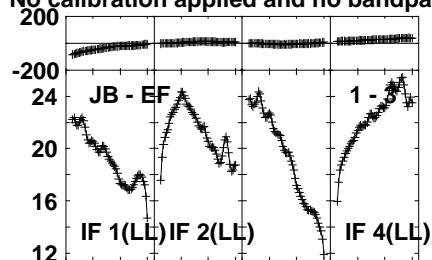
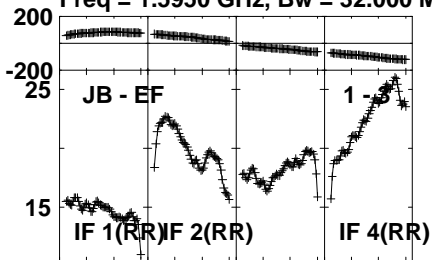
Lower frame: Micro Ampl Jy Top frame: Phas deg  
Vector averaged cross-power spectrum Several baselines displayed  
Timerange: 00/19:20:01 to 00/19:23:29

Plot file version 94 created 25-SEP-2023 15:06:05

1418+546 EM169.UVDATA.1

Freq = 1.5950 GHz, Bw = 32.000 MH

No calibration applied and no bandpass applied



0204060 204060 204060 204060  
Channels

0204060 204060 204060 204060  
Channels

0204060 204060 204060 204060  
Channels

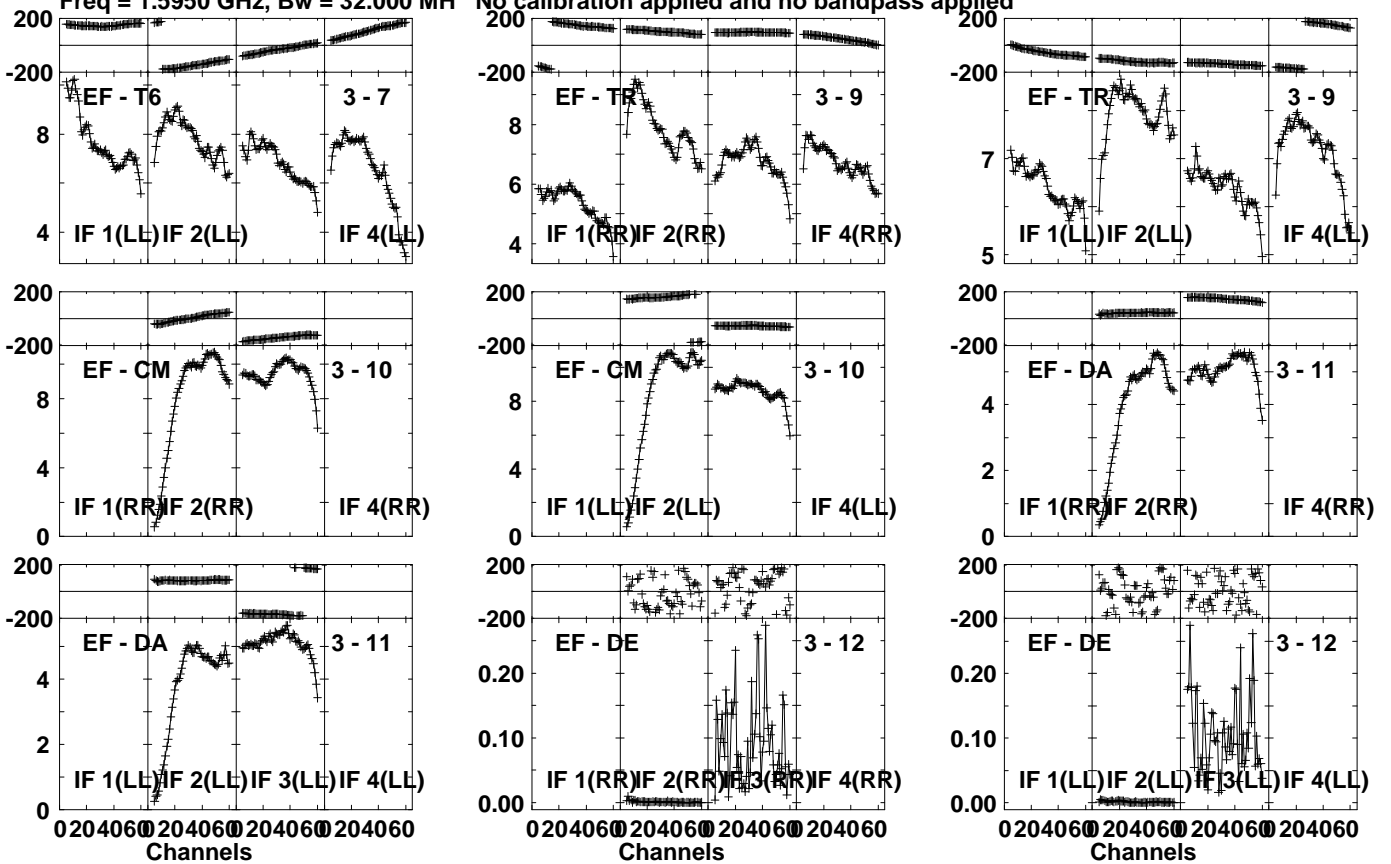
Lower frame: Milli Ampl Jy Top frame: Phas deg  
Vector averaged cross-power spectrum Several baselines displayed  
Timerange: 00/19:24:01 to 00/19:24:59

Plot file version 95 created 25-SEP-2023 15:06:05

1418+546 EM169.UVDATA.1

Freq = 1.5950 GHz, Bw = 32.000 MH

No calibration applied and no bandpass applied

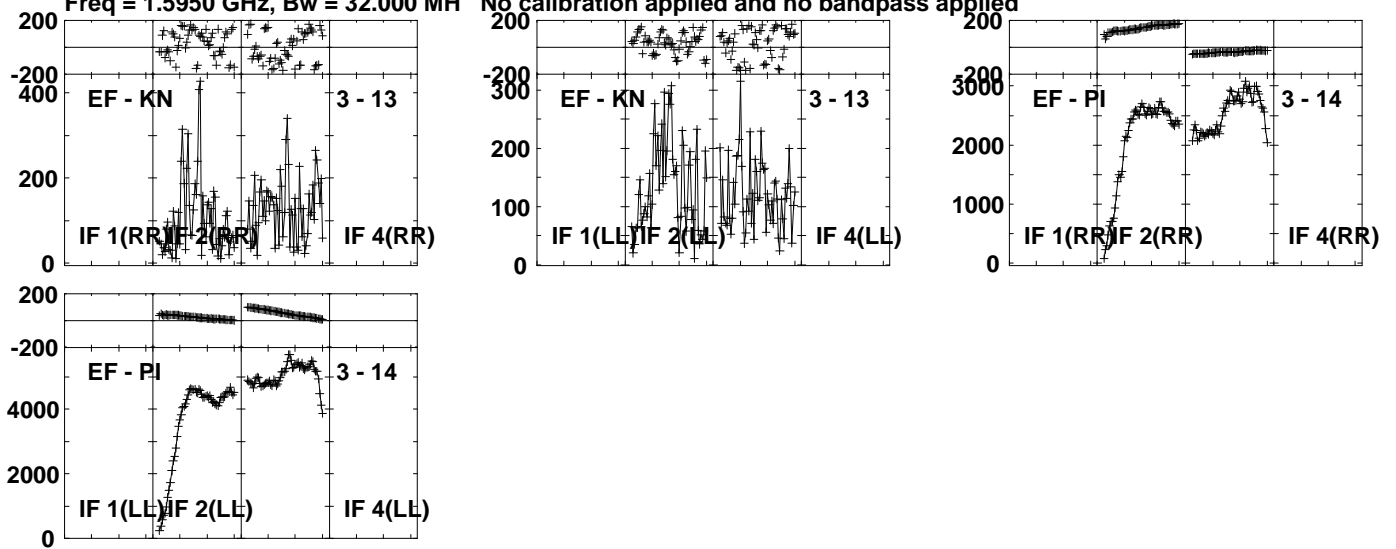


Lower frame: Milli Ampl Jy Top frame: Phas deg  
Vector averaged cross-power spectrum Several baselines displayed  
Timerange: 00/19:24:01 to 00/19:24:59

Plot file version 96 created 25-SEP-2023 15:06:05

1418+546 EM169.UVDATA.1

Freq = 1.5950 GHz, Bw = 32.000 MH No calibration applied and no bandpass applied



Lower frame: Micro Ampl Jy Top frame: Phas deg  
Vector averaged cross-power spectrum Several baselines displayed  
Timerange: 00/19:24:01 to 00/19:24:59

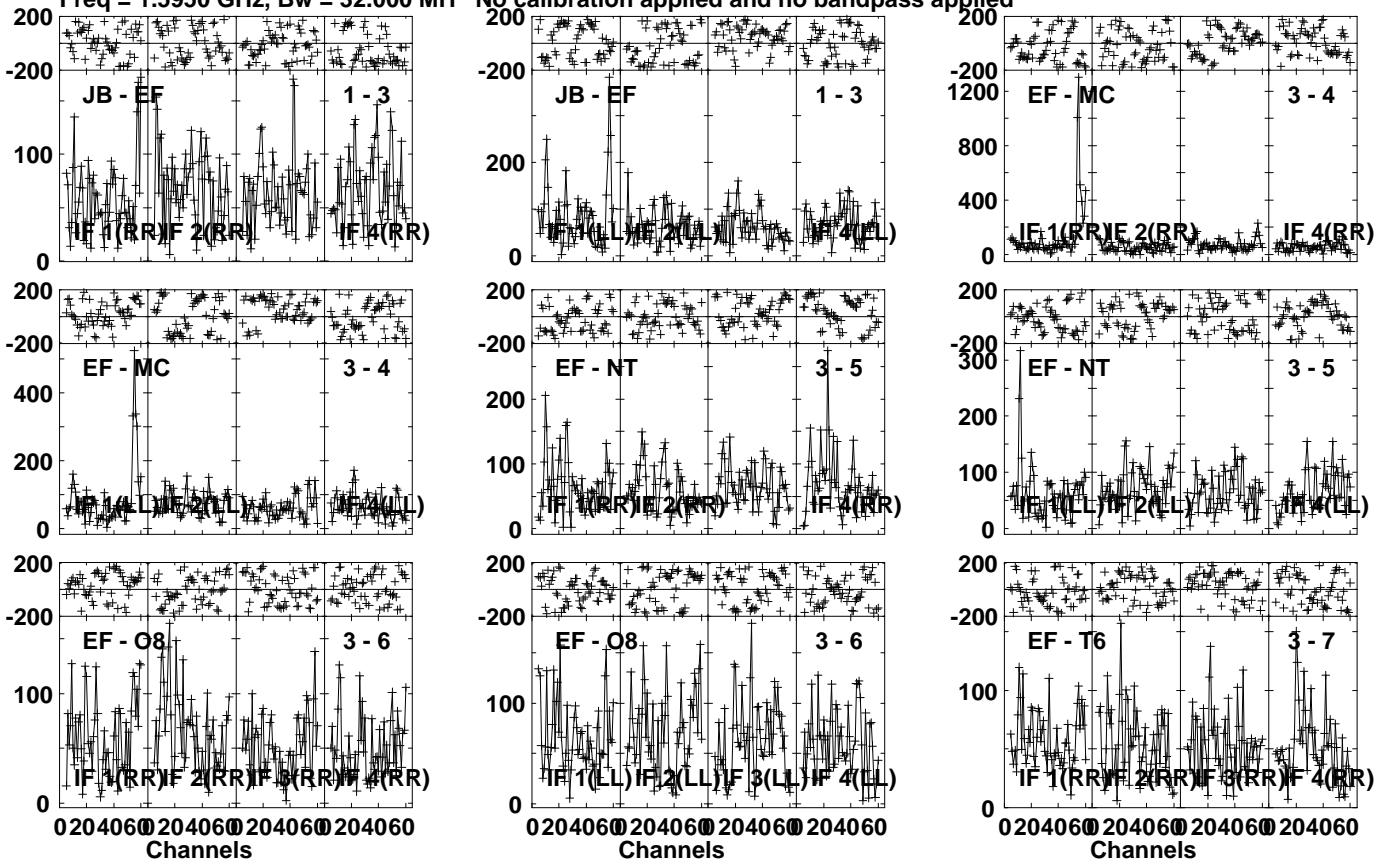


Plot file version 97 created 25-SEP-2023 15:06:05

J1419+5256 EM169.UVDATA.1

Freq = 1.5950 GHz, Bw = 32.000 MH

No calibration applied and no bandpass applied



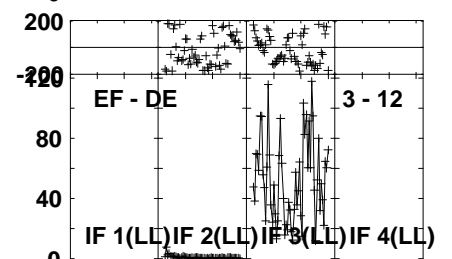
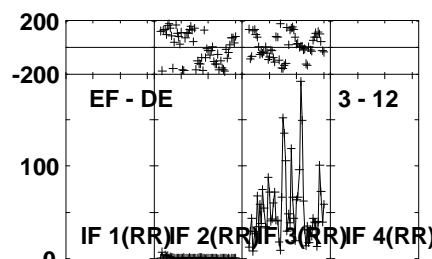
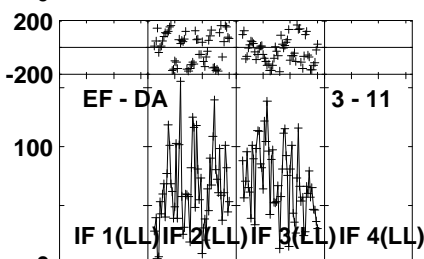
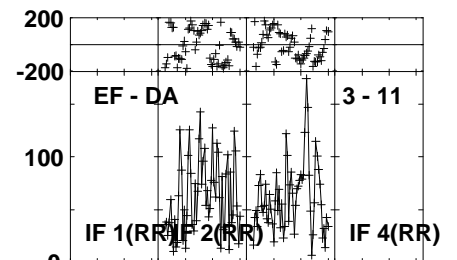
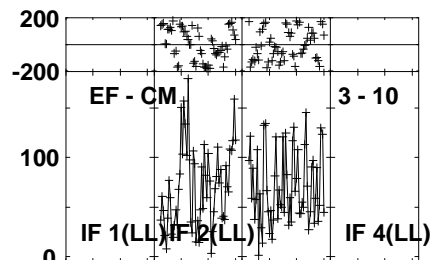
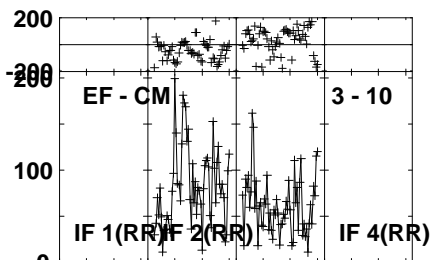
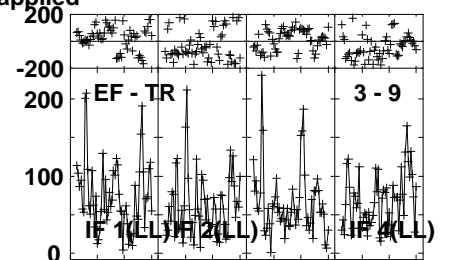
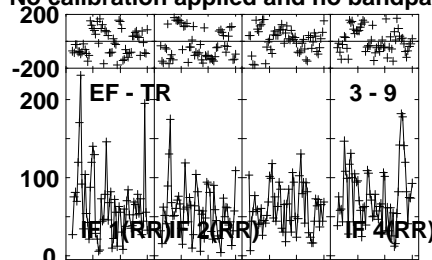
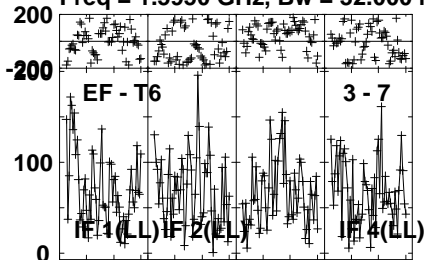
Lower frame: Micro Ampl Jy Top frame: Phas deg  
Vector averaged cross-power spectrum Several baselines displayed  
Timerange: 00/19:25:01 to 00/19:28:29

Plot file version 98 created 25-SEP-2023 15:06:05

J1419+5256 EM169.UVDATA.1

Freq = 1.5950 GHz, Bw = 32.000 MH

No calibration applied and no bandpass applied



Lower frame: Micro Ampl Jy Top frame: Phas deg

Vector averaged cross-power spectrum Several baselines displayed

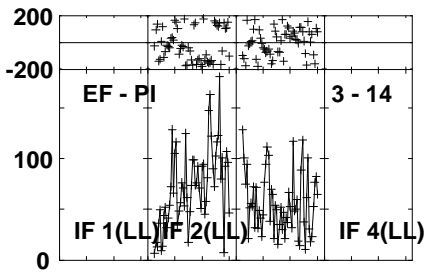
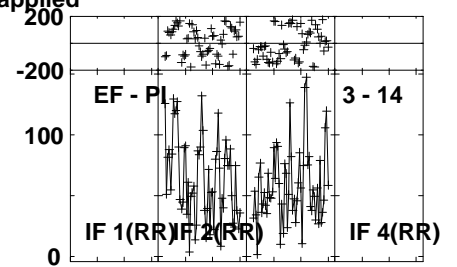
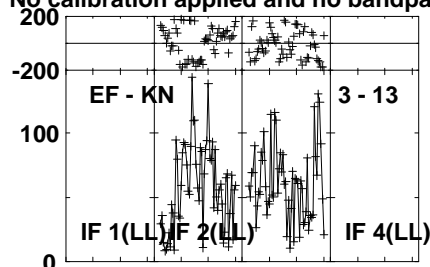
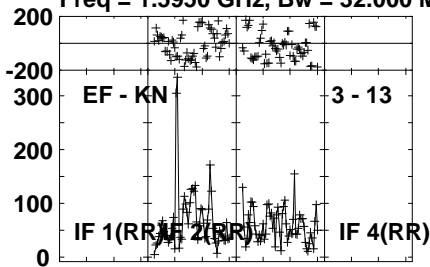
Timerange: 00/19:25:01 to 00/19:28:29

Plot file version 99 created 25-SEP-2023 15:06:06

J1419+5256 EM169.UVDATA.1

Freq = 1.5950 GHz, Bw = 32.000 MH

No calibration applied and no bandpass applied



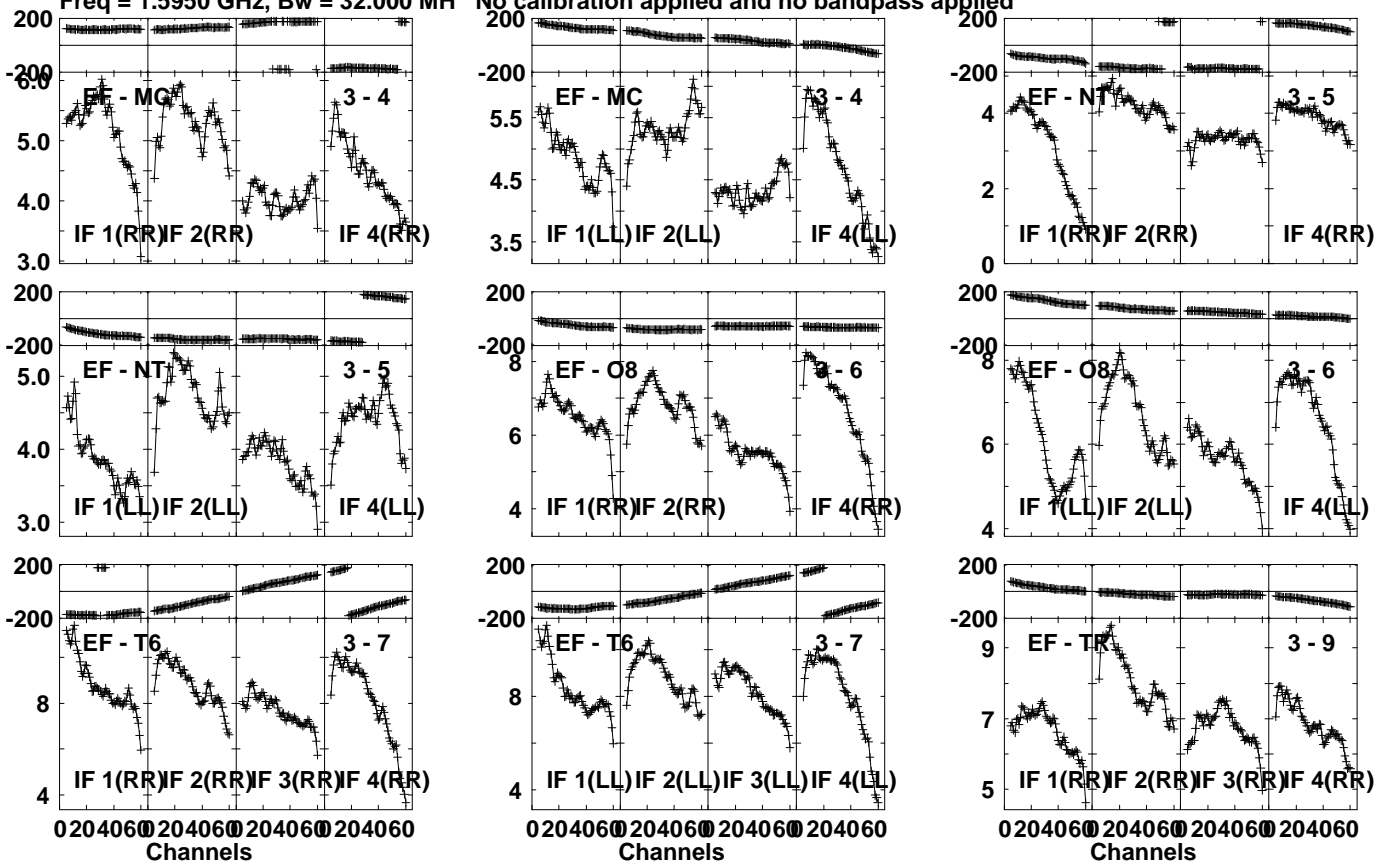
Lower frame: Micro Ampl Jy Top frame: Phas deg  
Vector averaged cross-power spectrum Several baselines displayed  
Timerange: 00/19:25:01 to 00/19:28:29

Plot file version 100 created 25-SEP-2023 15:06:06

1418+546 EM169.UVDATA.1

Freq = 1.5950 GHz, Bw = 32.000 MH

No calibration applied and no bandpass applied



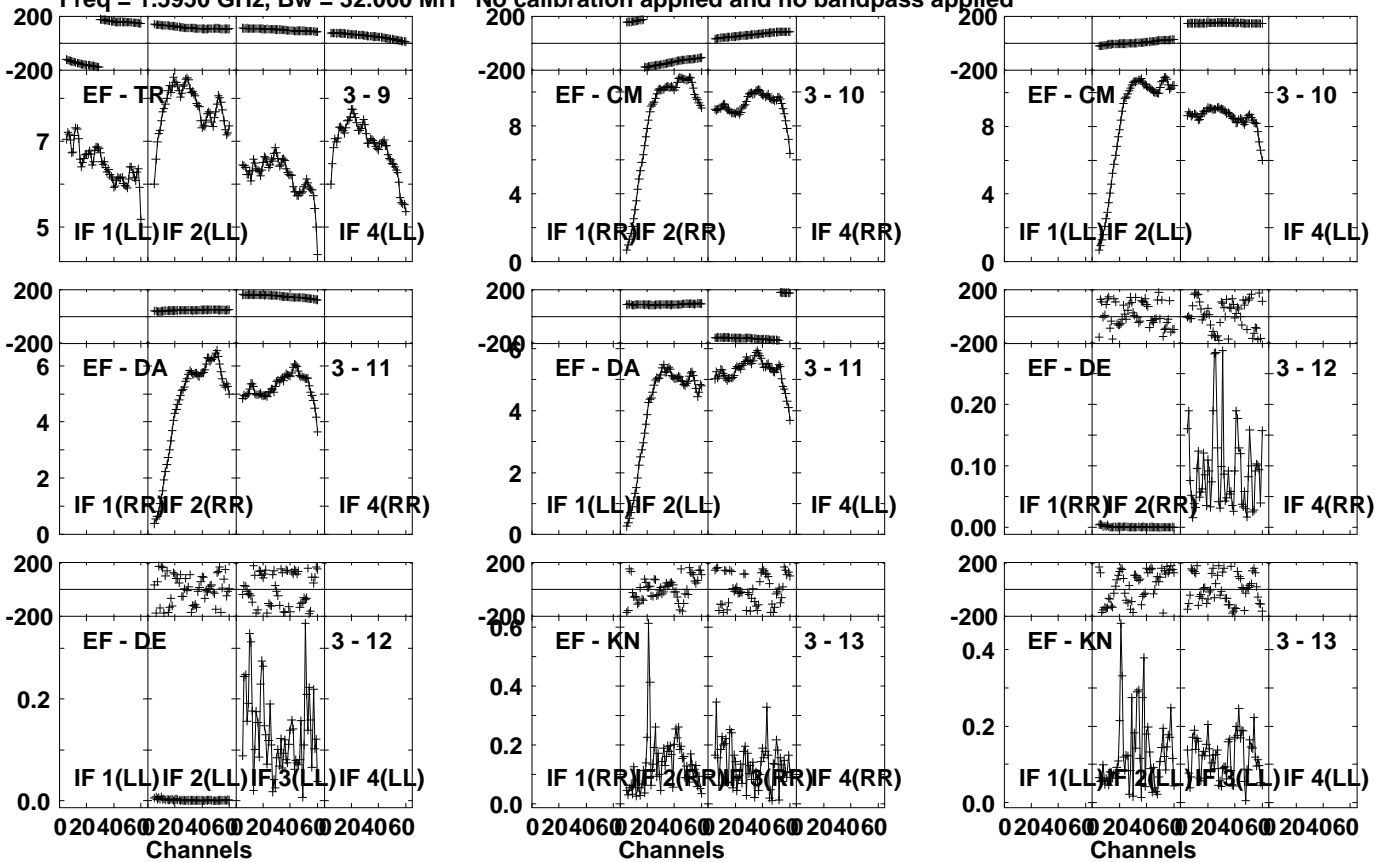
Lower frame: Milli Ampl Jy Top frame: Phas deg  
Vector averaged cross-power spectrum Several baselines displayed  
Timerange: 00/19:28:31 to 00/19:29:59

Plot file version 101 created 25-SEP-2023 15:06:06

1418+546 EM169.UVDATA.1

Freq = 1.5950 GHz, Bw = 32.000 MH

No calibration applied and no bandpass applied

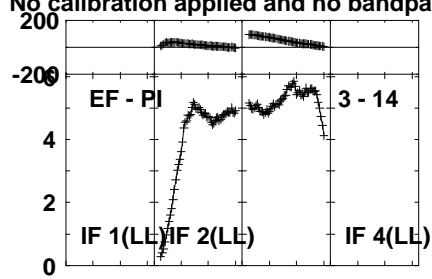
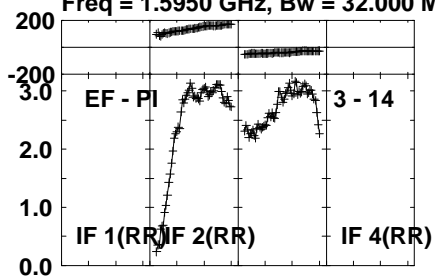


Lower frame: Milli Ampl Jy Top frame: Phas deg  
Vector averaged cross-power spectrum Several baselines displayed  
Timerange: 00/19:28:31 to 00/19:29:59

Plot file version 102 created 25-SEP-2023 15:06:06

1418+546 EM169.UVDATA.1

Freq = 1.5950 GHz, Bw = 32.000 MH No calibration applied and no bandpass applied



Lower frame: Milli Ampl Jy Top frame: Phas deg

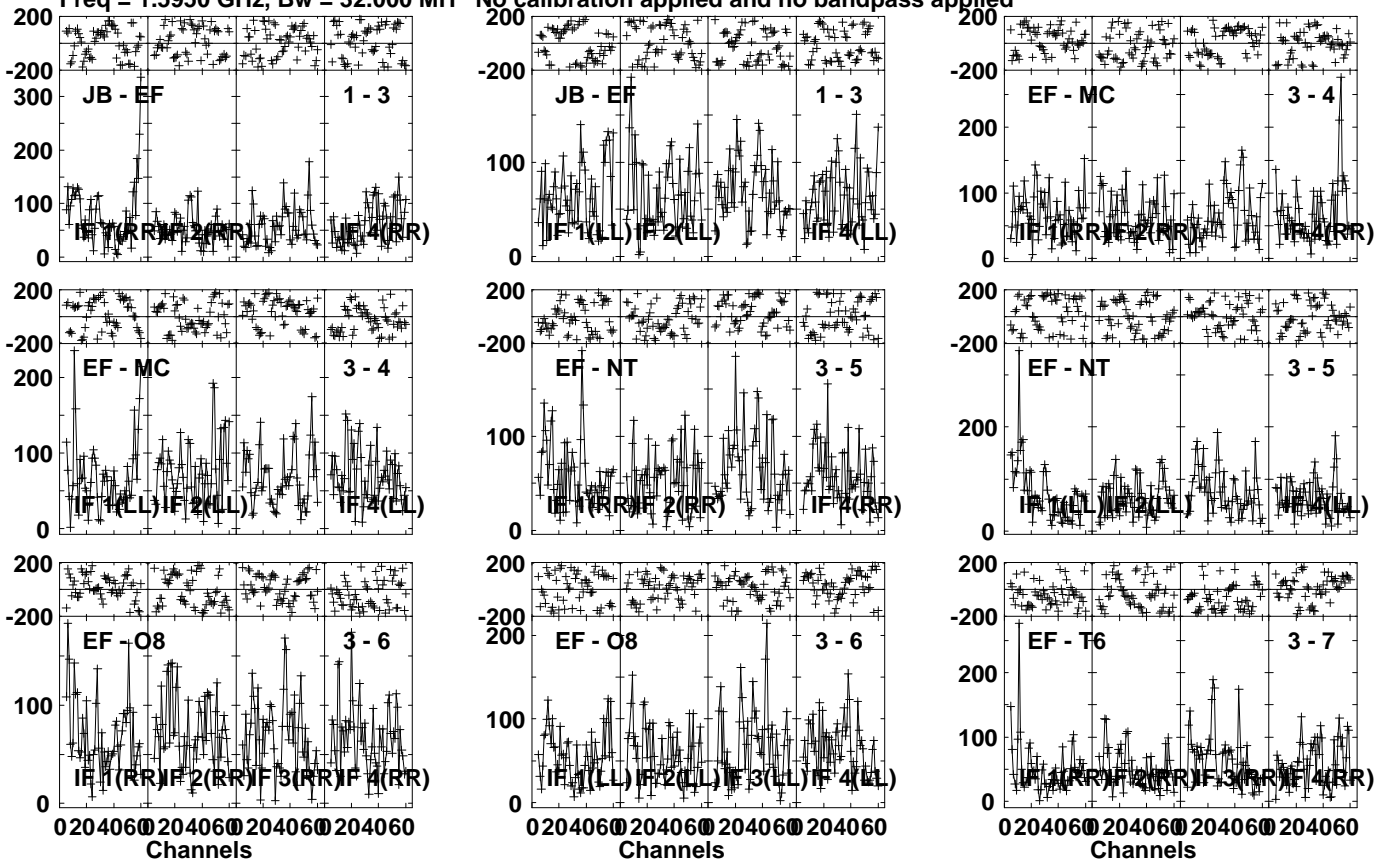
Vector averaged cross-power spectrum Several baselines displayed

Timerange: 00/19:28:31 to 00/19:29:59

Plot file version 103 created 25-SEP-2023 15:06:06

J1419+5256 EM169.UVDATA.1

Freq = 1.5950 GHz, Bw = 32.000 MH No calibration applied and no bandpass applied



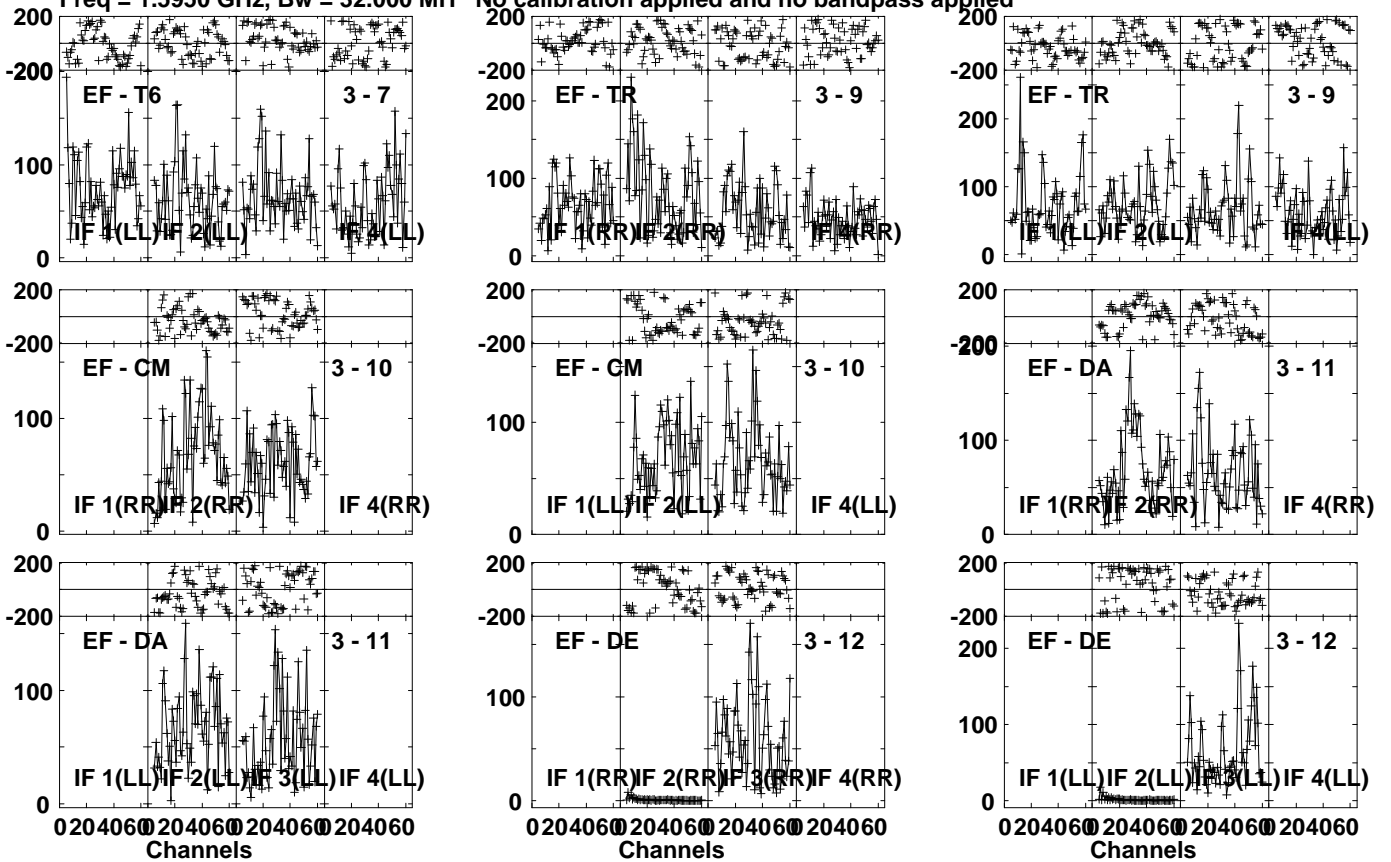
Lower frame: Micro Ampl Jy Top frame: Phas deg  
Vector averaged cross-power spectrum Several baselines displayed  
Timerange: 00/19:30:01 to 00/19:33:29

Plot file version 104 created 25-SEP-2023 15:06:06

J1419+5256 EM169.UVDATA.1

Freq = 1.5950 GHz, Bw = 32.000 MH

No calibration applied and no bandpass applied



Lower frame: Micro Ampl Jy Top frame: Phas deg  
Vector averaged cross-power spectrum Several baselines displayed  
Timerange: 00/19:30:01 to 00/19:33:29

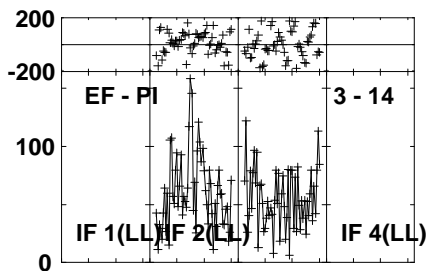
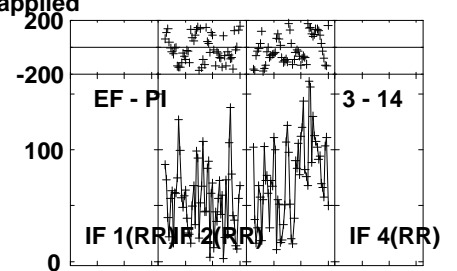
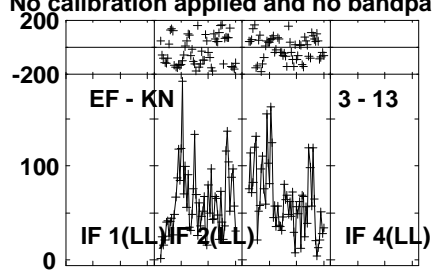
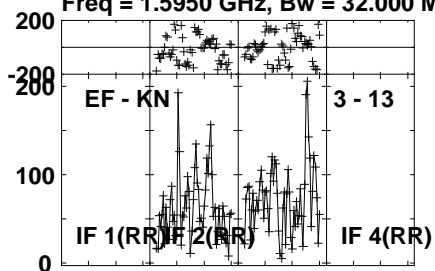


Plot file version 105 created 25-SEP-2023 15:06:06

J1419+5256 EM169.UVDATA.1

Freq = 1.5950 GHz, Bw = 32.000 MH

No calibration applied and no bandpass applied



Lower frame: Micro Ampl Jy Top frame: Phas deg

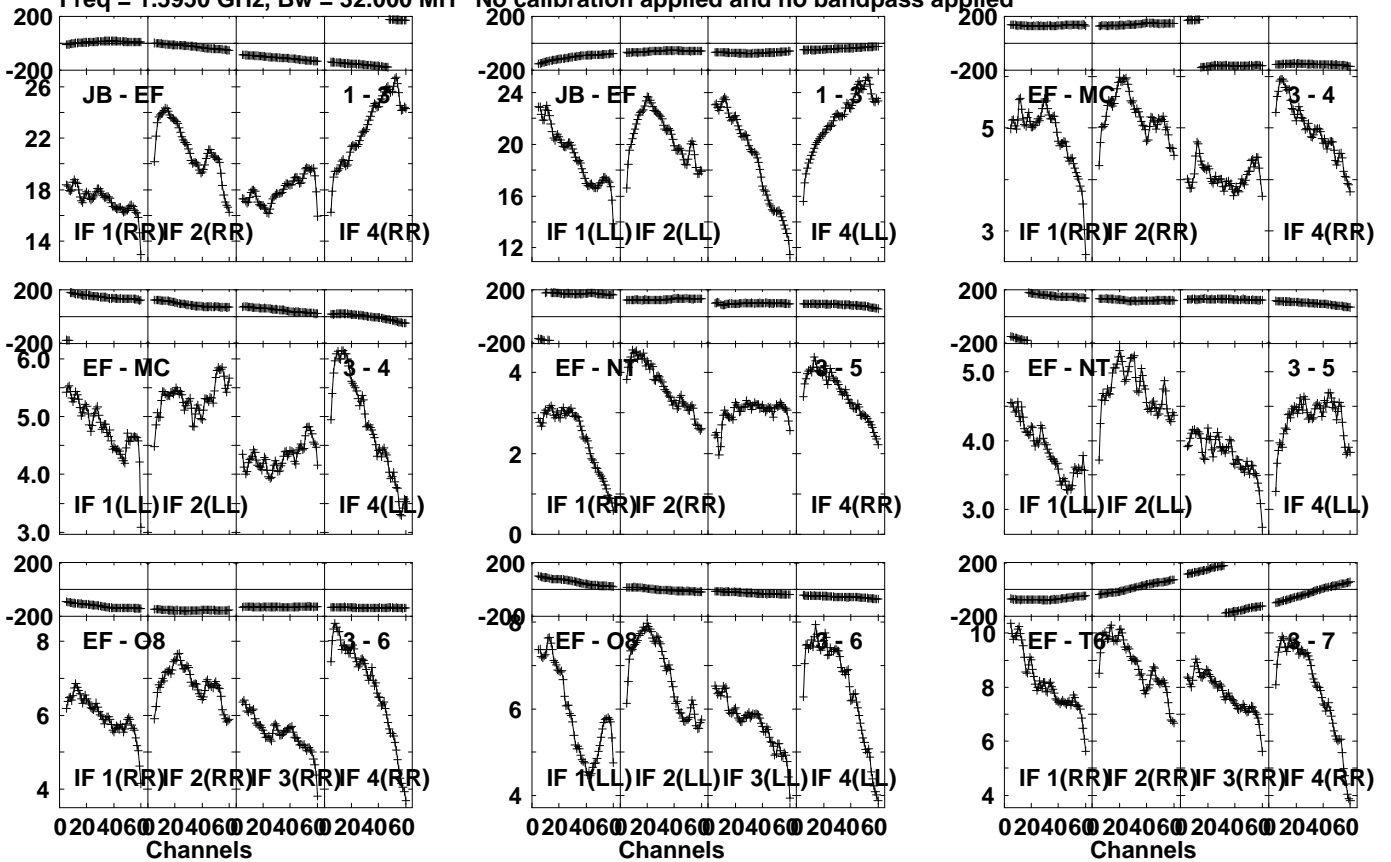
Vector averaged cross-power spectrum Several baselines displayed

Timerange: 00/19:30:01 to 00/19:33:29

Plot file version 106 created 25-SEP-2023 15:06:06

1418+546 EM169.UVDATA.1

Freq = 1.5950 GHz, Bw = 32.000 MH No calibration applied and no bandpass applied



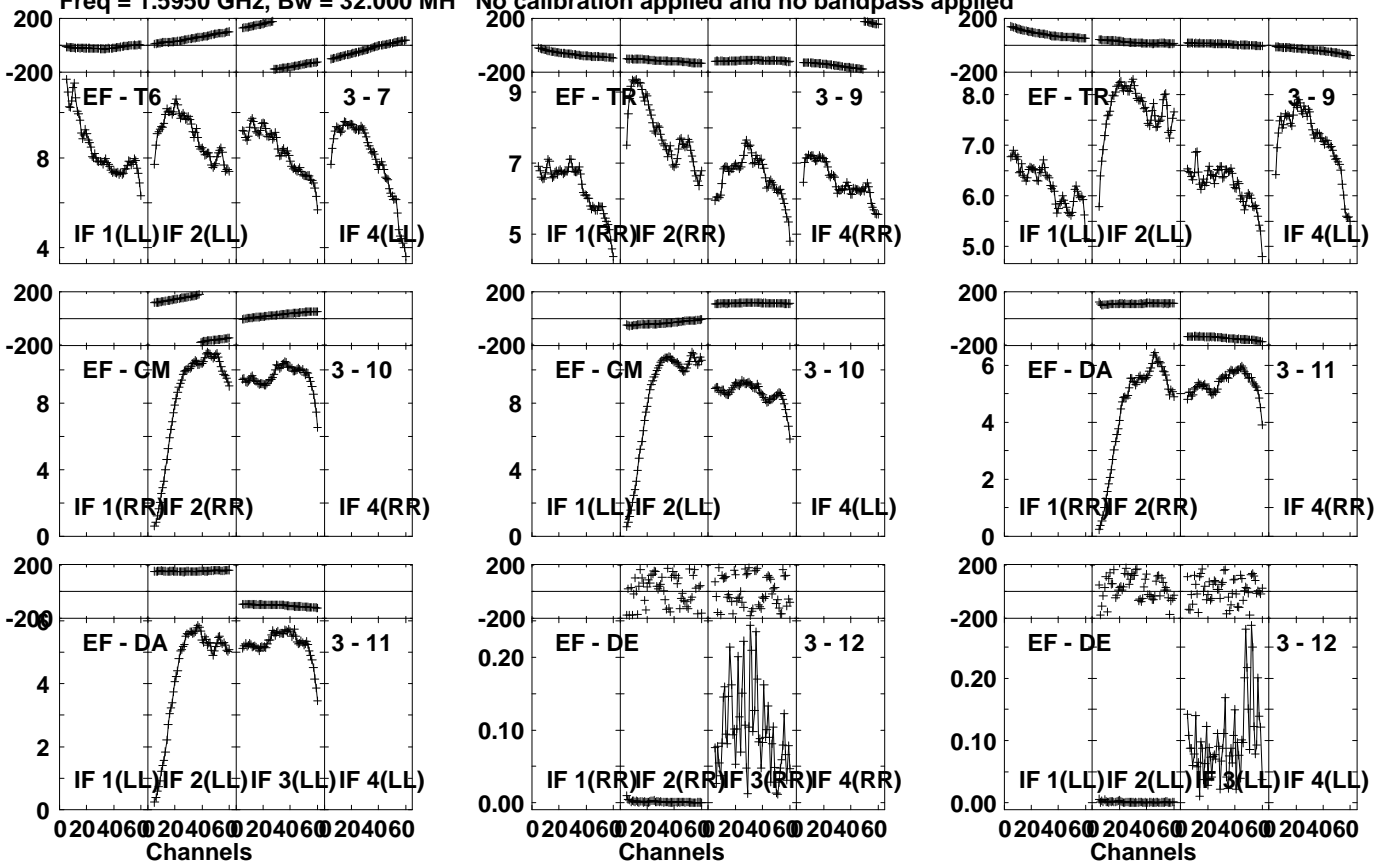
Lower frame: Milli Ampl Jy Top frame: Phas deg  
Vector averaged cross-power spectrum Several baselines displayed  
Timerange: 00/19:34:01 to 00/19:34:59

Plot file version 107 created 25-SEP-2023 15:06:06

1418+546 EM169.UVDATA.1

Freq = 1.5950 GHz, Bw = 32.000 MH

No calibration applied and no bandpass applied

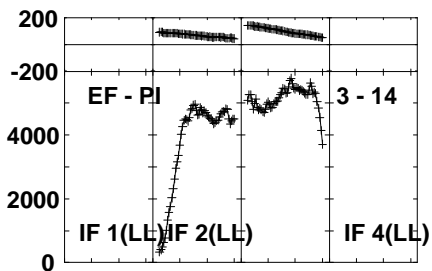
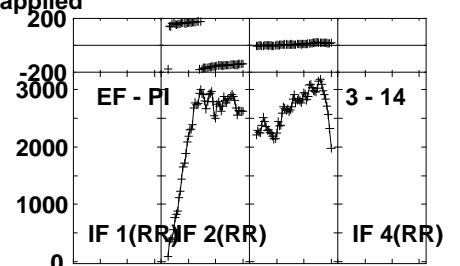
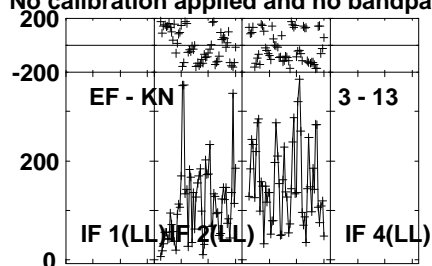
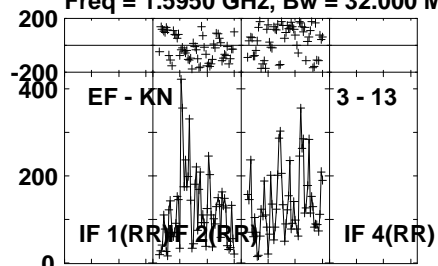


Lower frame: Milli Ampl Jy Top frame: Phas deg  
Vector averaged cross-power spectrum Several baselines displayed  
Timerange: 00:19:34:01 to 00:19:34:59

Plot file version 108 created 25-SEP-2023 15:06:06

1418+546 EM169.UVDATA.1

Freq = 1.5950 GHz, Bw = 32.000 MH No calibration applied and no bandpass applied

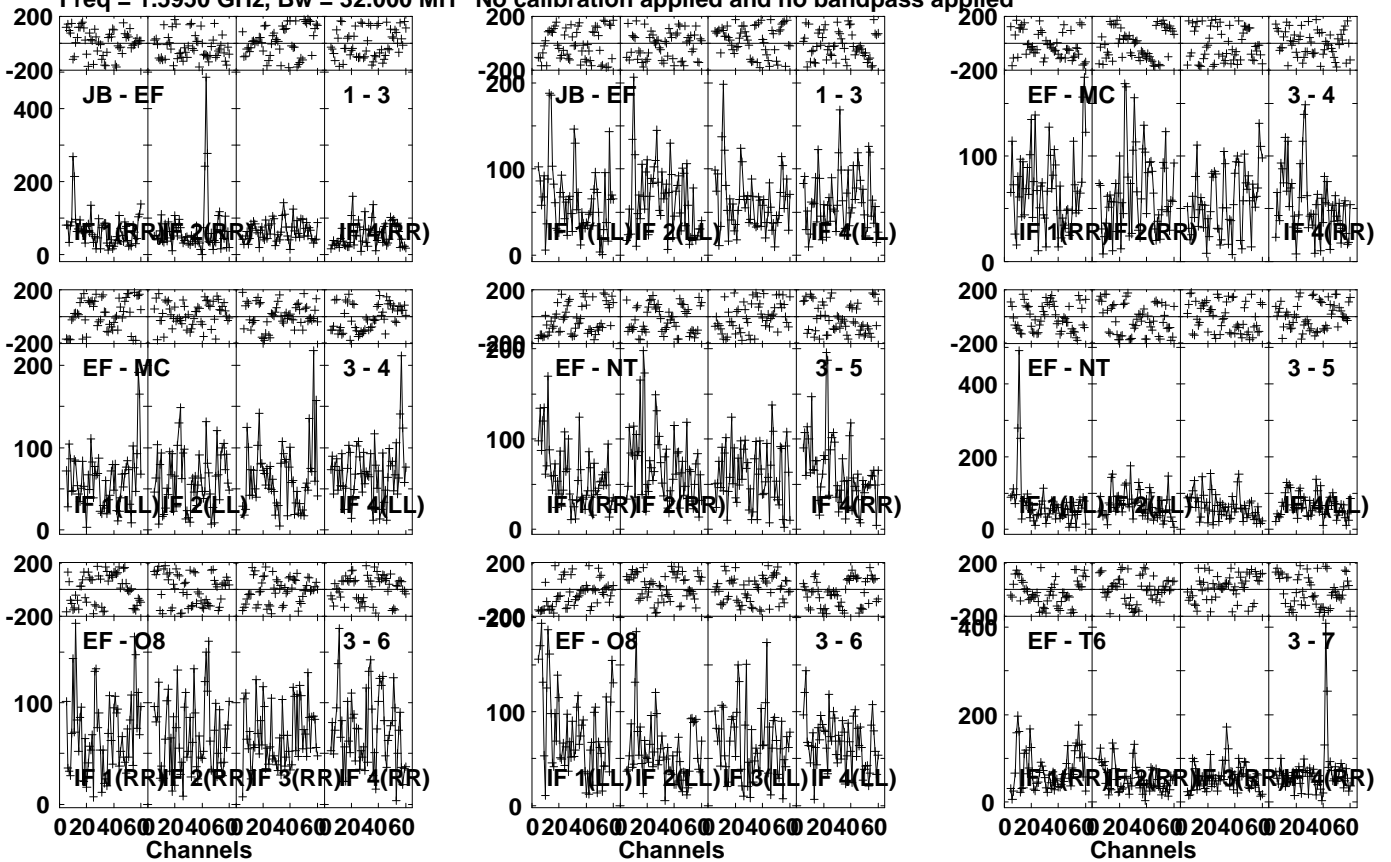


Lower frame: Micro Ampl Jy Top frame: Phas deg  
Vector averaged cross-power spectrum Several baselines displayed  
Timerange: 00/19:34:01 to 00/19:34:59

Plot file version 109 created 25-SEP-2023 15:06:06

J1419+5256 EM169.UVDATA.1

Freq = 1.5950 GHz, Bw = 32.000 MH No calibration applied and no bandpass applied

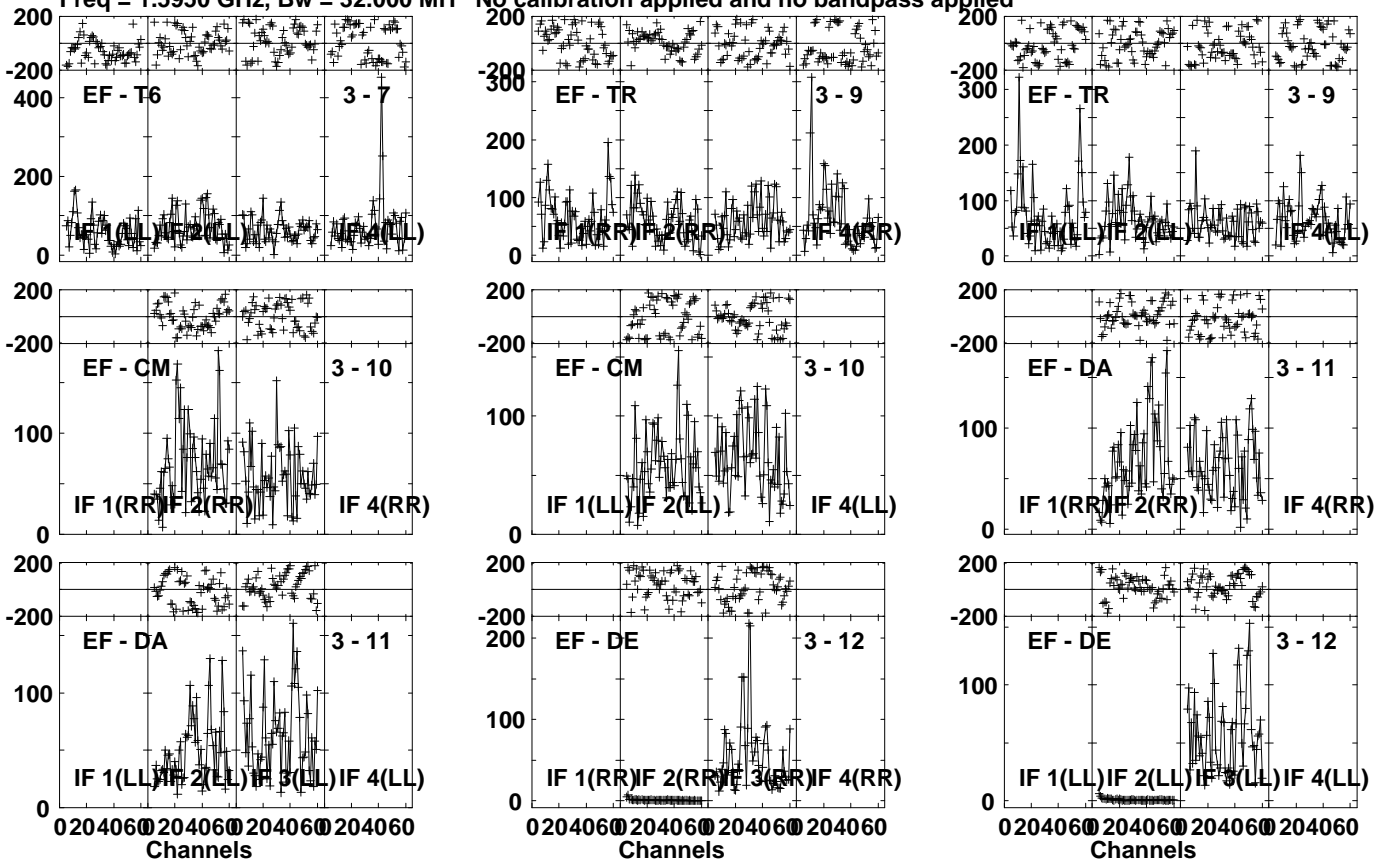


Lower frame: Micro Ampl Jy Top frame: Phas deg  
Vector averaged cross-power spectrum Several baselines displayed  
Timerange: 00/19:35:01 to 00/19:38:29

Plot file version 110 created 25-SEP-2023 15:06:06

J1419+5256 EM169.UVDATA.1

Freq = 1.5950 GHz, Bw = 32.000 MH No calibration applied and no bandpass applied

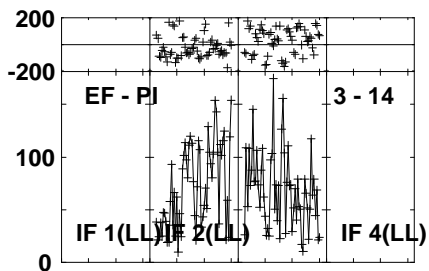
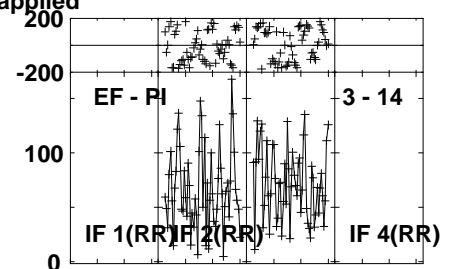
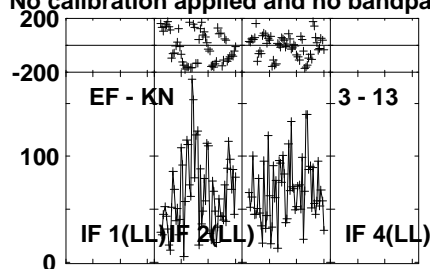
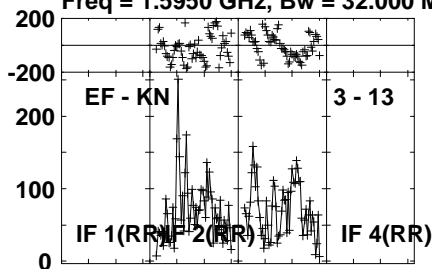


Lower frame: Micro Ampl Jy Top frame: Phas deg  
Vector averaged cross-power spectrum Several baselines displayed  
Timerange: 00/19:35:01 to 00/19:38:29

Plot file version 111 created 25-SEP-2023 15:06:06

J1419+5256 EM169.UVDATA.1

Freq = 1.5950 GHz, Bw = 32.000 MH No calibration applied and no bandpass applied



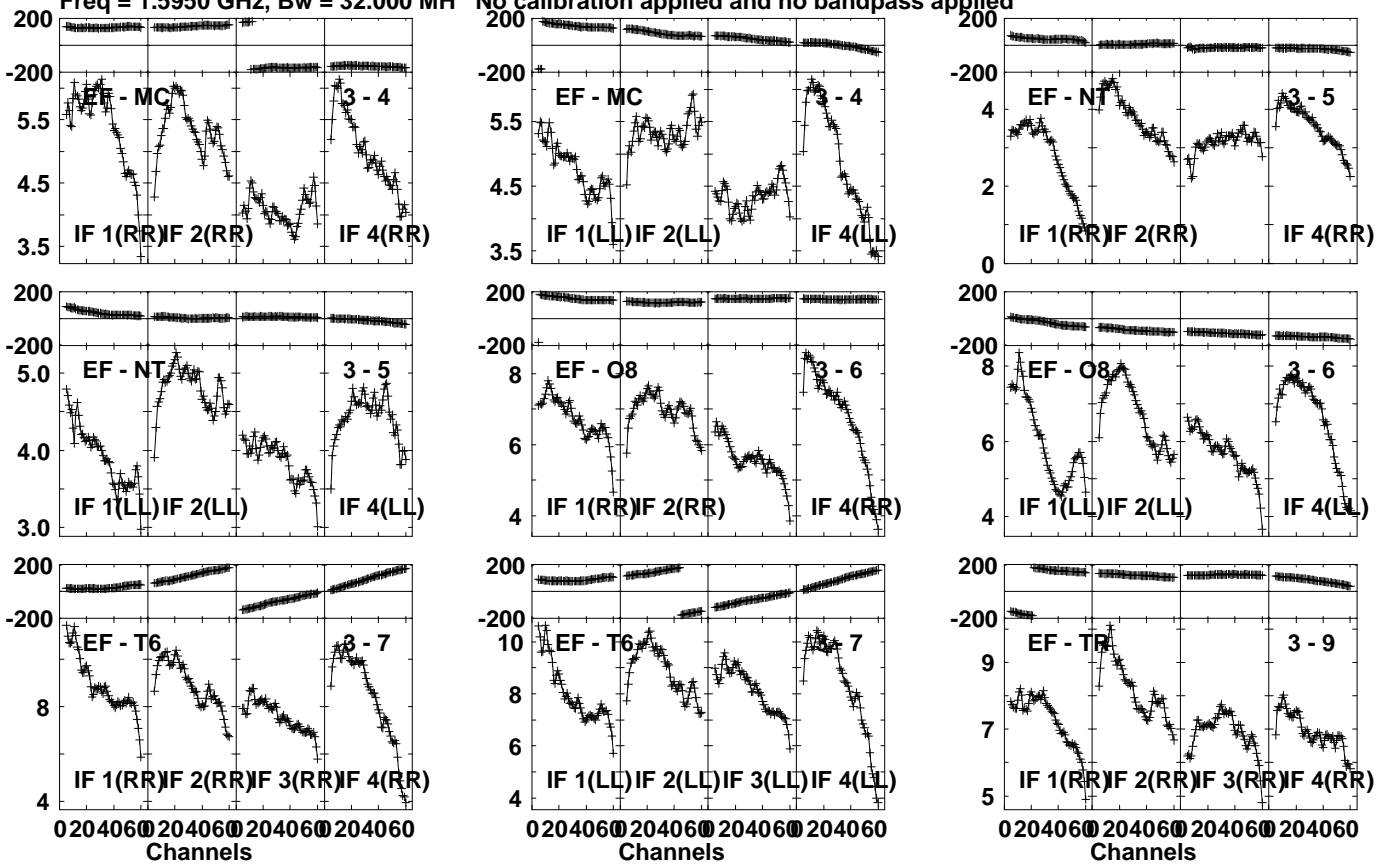
Lower frame: Micro Ampl Jy Top frame: Phas deg  
Vector averaged cross-power spectrum Several baselines displayed  
Timerange: 00/19:35:01 to 00/19:38:29

Plot file version 112 created 25-SEP-2023 15:06:06

1418+546 EM169.UVDATA.1

Freq = 1.5950 GHz, Bw = 32.000 MH

No calibration applied and no bandpass applied



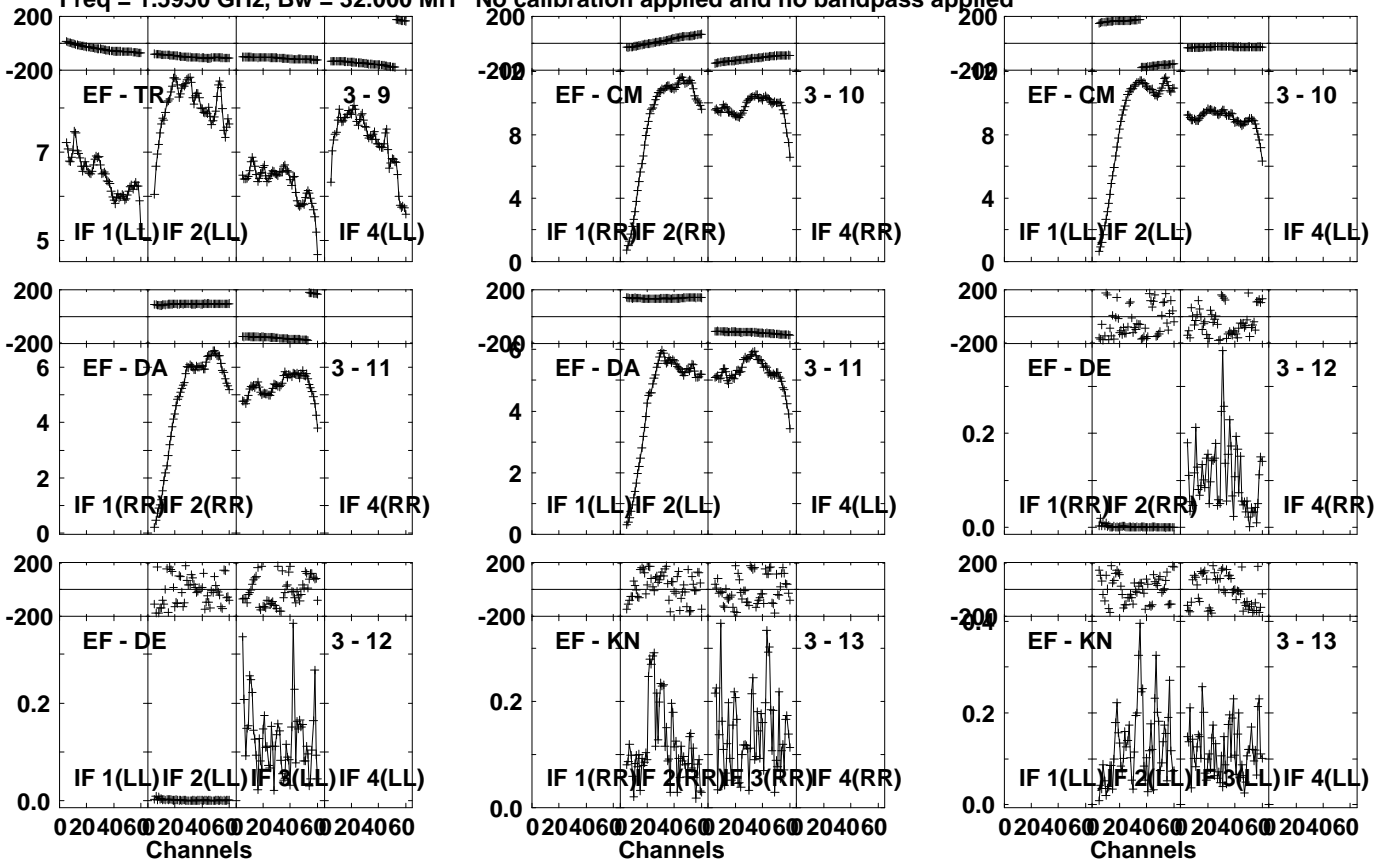
Lower frame: Milli Ampl Jy Top frame: Phas deg  
Vector averaged cross-power spectrum Several baselines displayed  
Timerange: 00/19:38:31 to 00/19:39:59



Plot file version 113 created 25-SEP-2023 15:06:06

1418+546 EM169.UVDATA.1

Freq = 1.5950 GHz, Bw = 32.000 MH No calibration applied and no bandpass applied



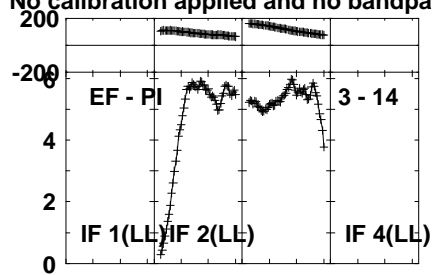
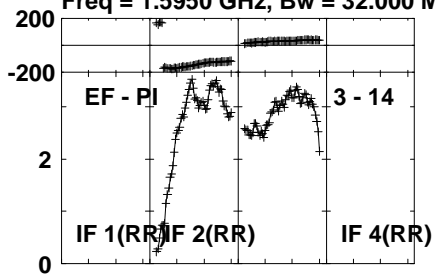
Lower frame: Milli Ampl Jy Top frame: Phas deg  
Vector averaged cross-power spectrum Several baselines displayed  
Timerange: 00:19:38:31 to 00:19:39:59

Plot file version 114 created 25-SEP-2023 15:06:07

1418+546 EM169.UVDATA.1

Freq = 1.5950 GHz, Bw = 32.000 MH

No calibration applied and no bandpass applied



Lower frame: Milli Ampl Jy Top frame: Phas deg

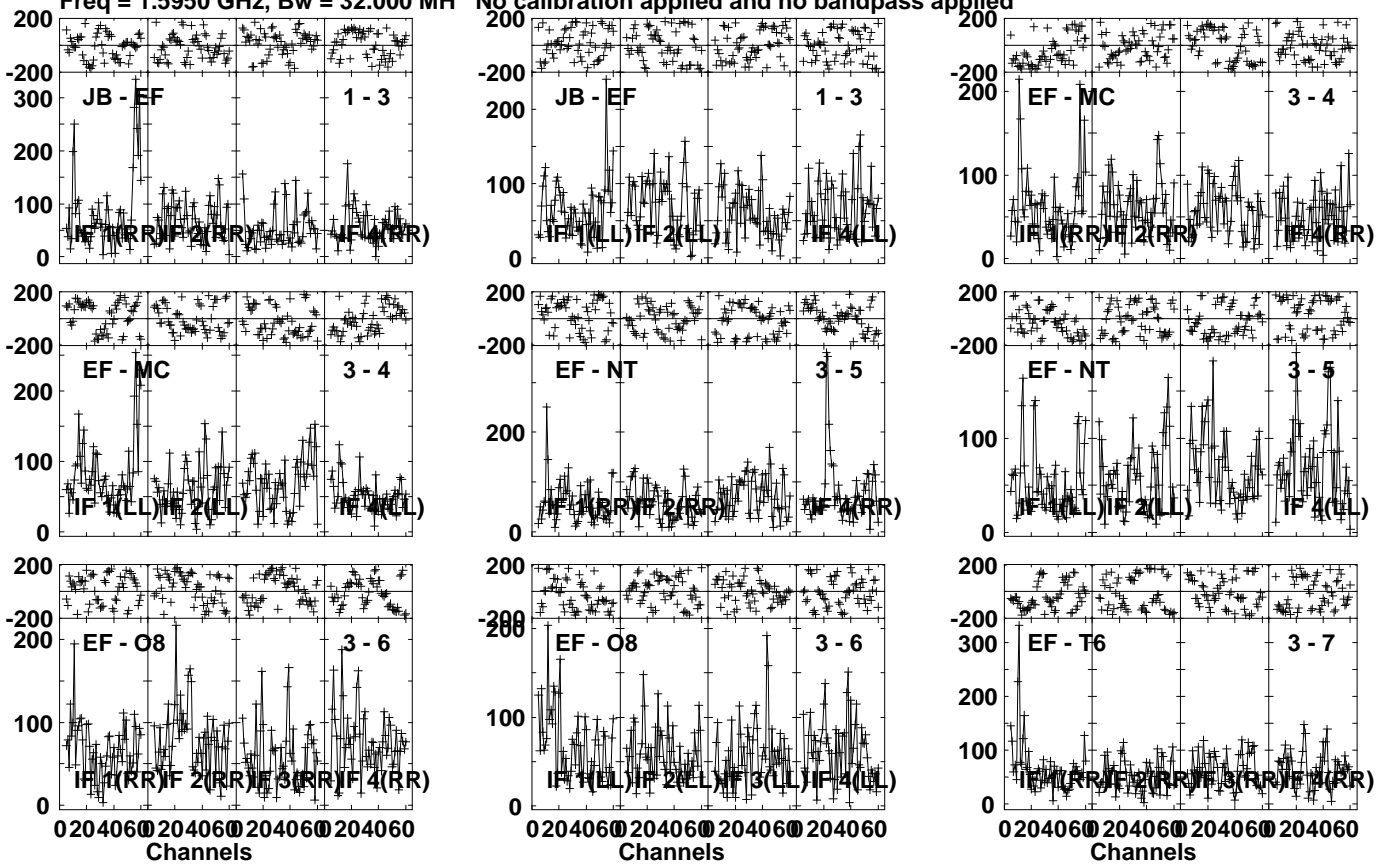
Vector averaged cross-power spectrum Several baselines displayed

Timerange: 00/19:38:31 to 00/19:39:59

Plot file version 115 created 25-SEP-2023 15:06:07

J1419+5256 EM169.UVDATA.1

Freq = 1.5950 GHz, Bw = 32.000 MH No calibration applied and no bandpass applied

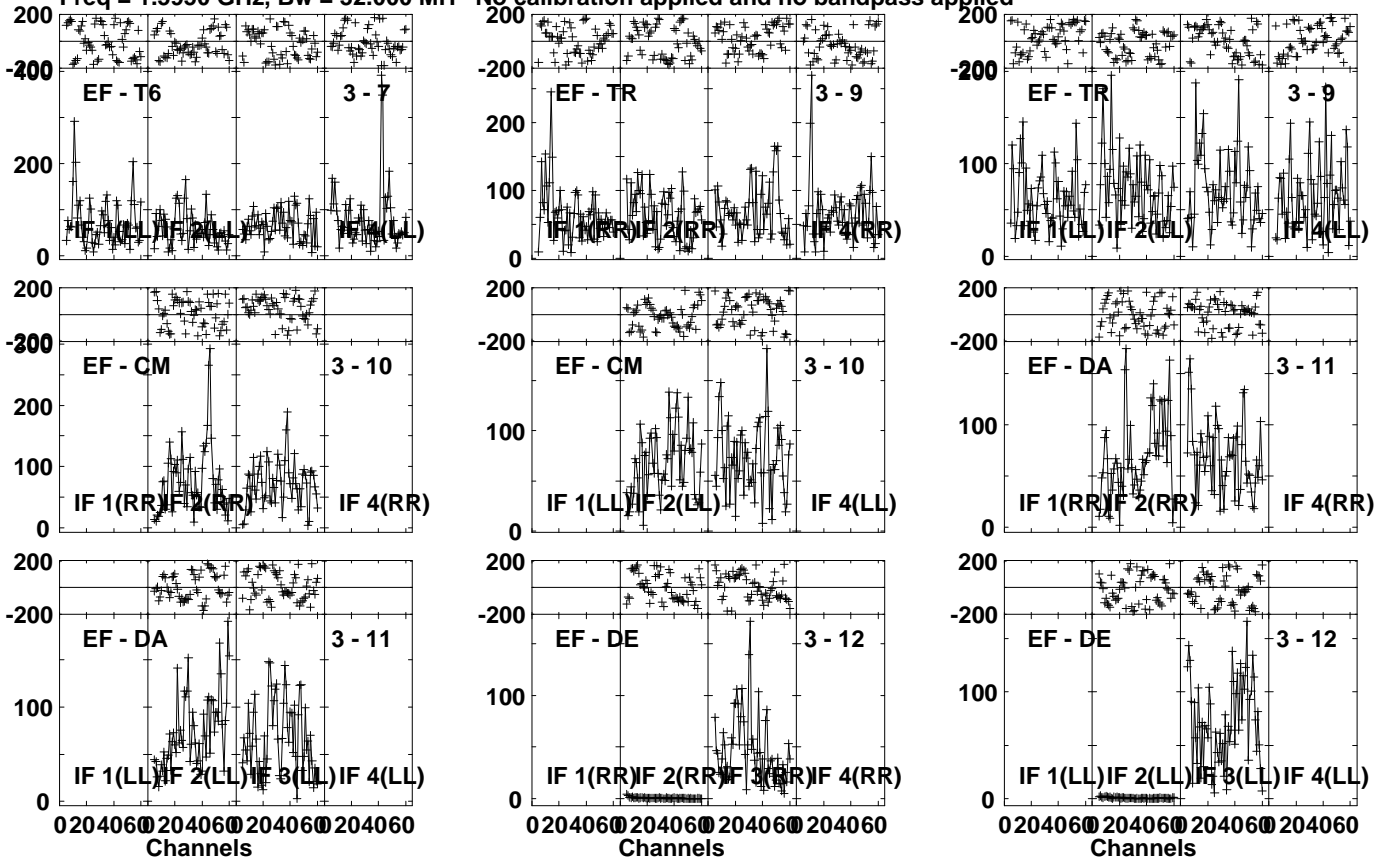


Lower frame: Micro Ampl Jy Top frame: Phas deg  
Vector averaged cross-power spectrum Several baselines displayed  
Timerange: 00/19:40:01 to 00/19:43:29

Plot file version 116 created 25-SEP-2023 15:06:07

J1419+5256 EM169.UVDATA.1

Freq = 1.5950 GHz, Bw = 32.000 MH No calibration applied and no bandpass applied



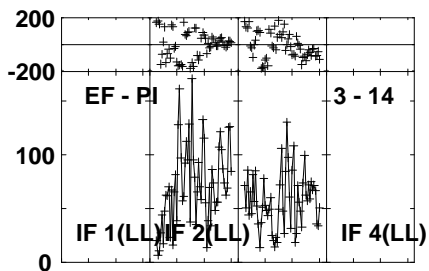
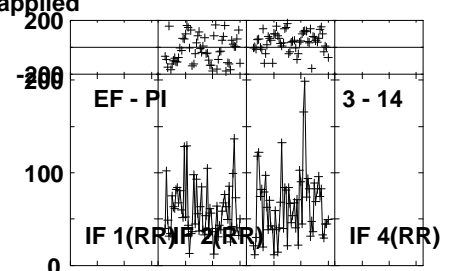
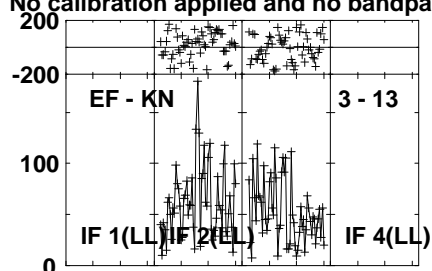
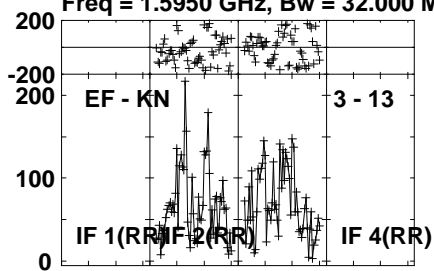
Lower frame: Micro Ampl Jy Top frame: Phas deg  
Vector averaged cross-power spectrum Several baselines displayed  
Timerange: 00/19:40:01 to 00/19:43:29

Plot file version 117 created 25-SEP-2023 15:06:07

J1419+5256 EM169.UVDATA.1

Freq = 1.5950 GHz, Bw = 32.000 MH

No calibration applied and no bandpass applied

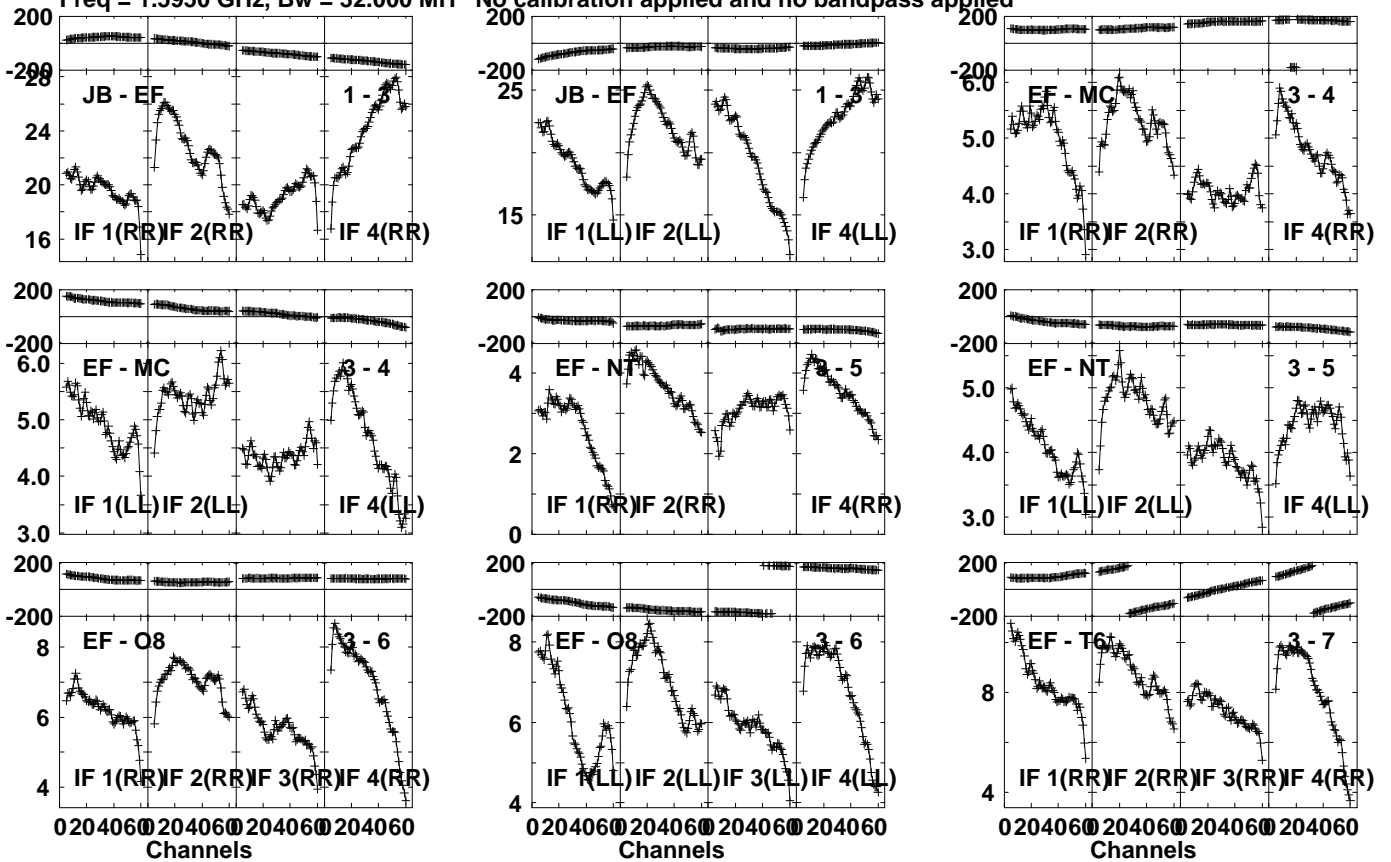


Lower frame: Micro Ampl Jy Top frame: Phas deg  
Vector averaged cross-power spectrum Several baselines displayed  
Timerange: 00/19:40:01 to 00/19:43:29

Plot file version 118 created 25-SEP-2023 15:06:07

1418+546 EM169.UVDATA.1

Freq = 1.5950 GHz, Bw = 32.000 MH No calibration applied and no bandpass applied



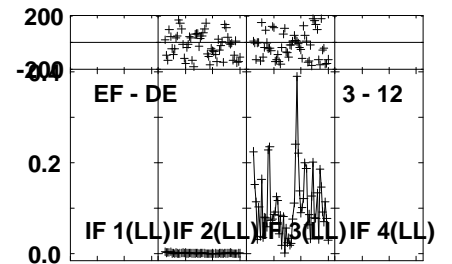
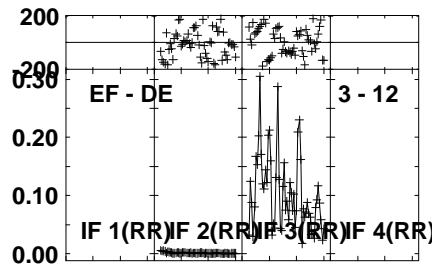
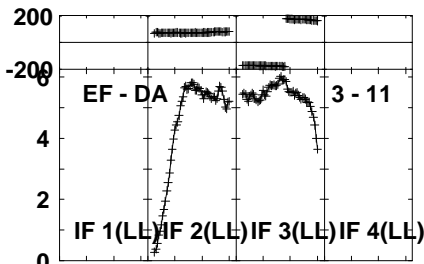
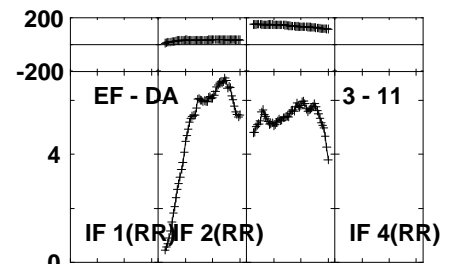
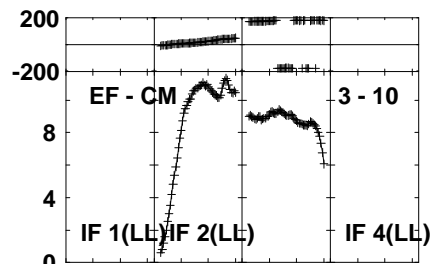
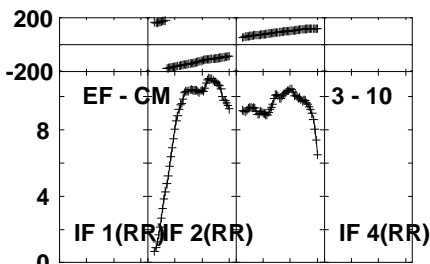
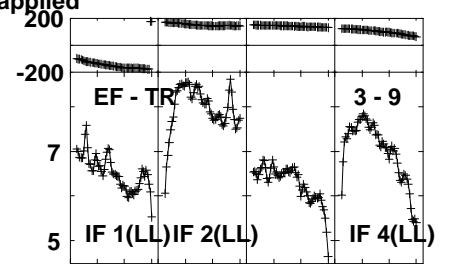
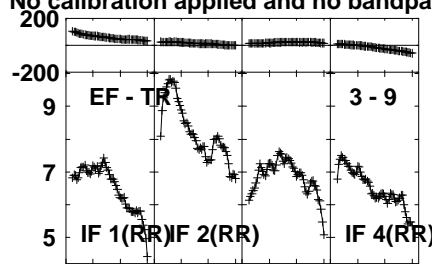
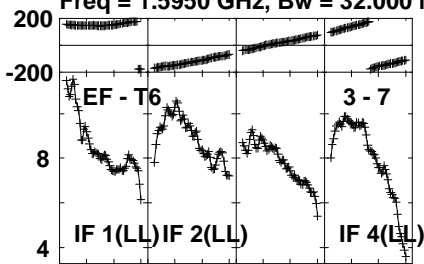
Lower frame: Milli Ampl Jy Top frame: Phas deg  
Vector averaged cross-power spectrum Several baselines displayed  
Timerange: 00/19:44:01 to 00/19:44:59

Plot file version 119 created 25-SEP-2023 15:06:07

1418+546 EM169.UVDATA.1

Freq = 1.5950 GHz, Bw = 32.000 MH

No calibration applied and no bandpass applied

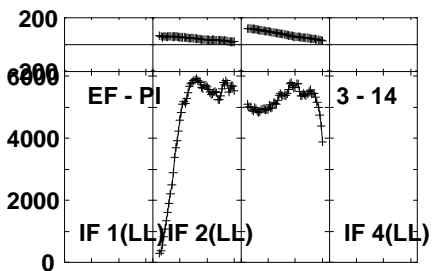
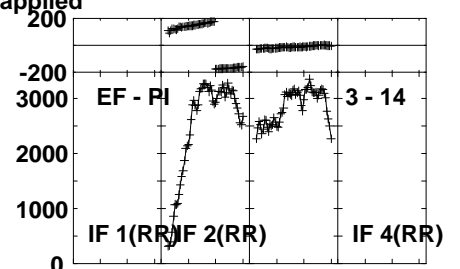
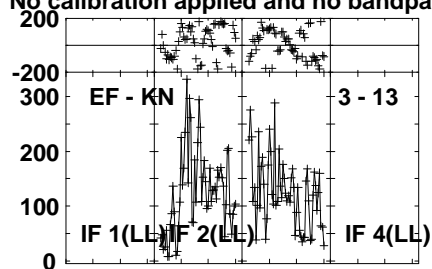
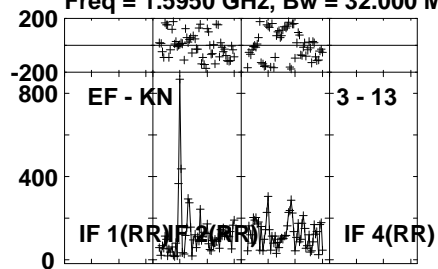


Lower frame: Milli Ampl Jy Top frame: Phas deg  
Vector averaged cross-power spectrum Several baselines displayed  
Timerange: 00/19:44:01 to 00/19:44:59

Plot file version 120 created 25-SEP-2023 15:06:07

1418+546 EM169.UVDATA.1

Freq = 1.5950 GHz, Bw = 32.000 MH No calibration applied and no bandpass applied



Lower frame: Micro Ampl Jy Top frame: Phas deg  
Vector averaged cross-power spectrum Several baselines displayed  
Timerange: 00/19:44:01 to 00/19:44:59

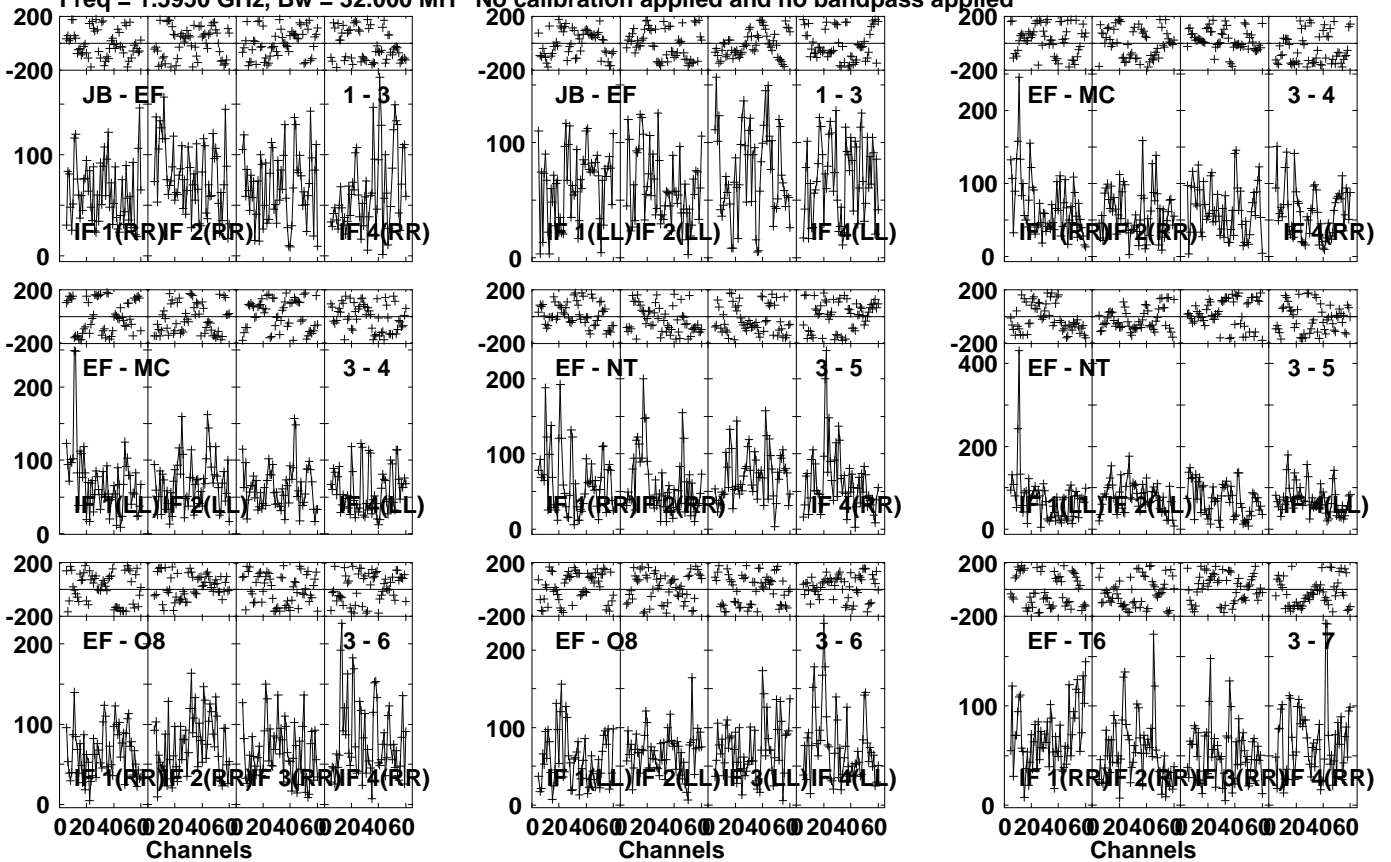


Plot file version 121 created 25-SEP-2023 15:06:07

J1419+5256 EM169.UVDATA.1

Freq = 1.5950 GHz, Bw = 32.000 MH

No calibration applied and no bandpass applied



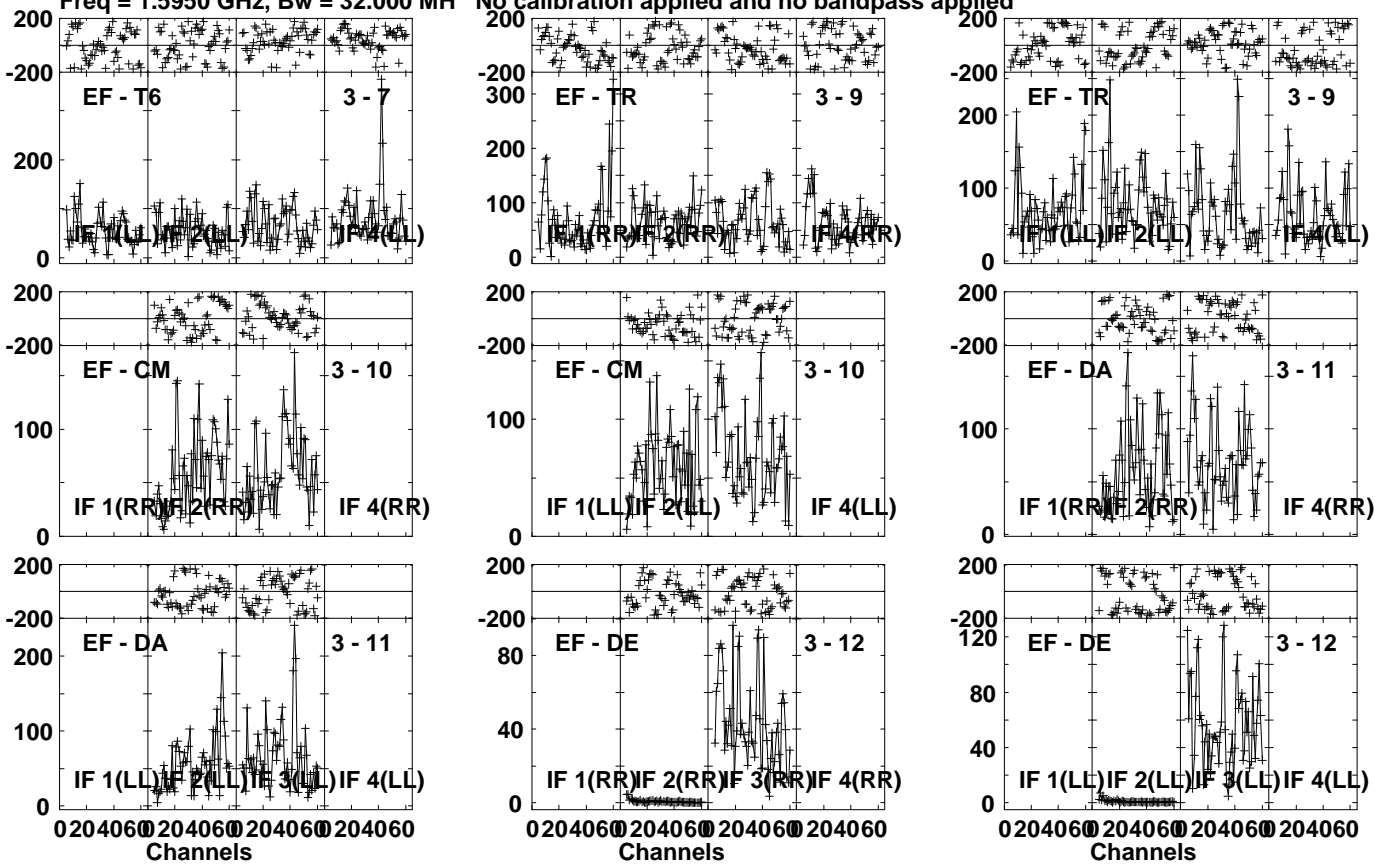
Lower frame: Micro Ampl Jy Top frame: Phas deg  
Vector averaged cross-power spectrum Several baselines displayed  
Timerange: 00/19:45:01 to 00/19:48:29

Plot file version 122 created 25-SEP-2023 15:06:07

J1419+5256 EM169.UVDATA.1

Freq = 1.5950 GHz, Bw = 32.000 MH

No calibration applied and no bandpass applied



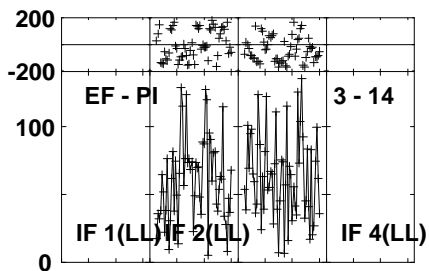
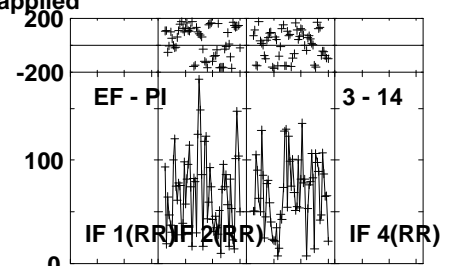
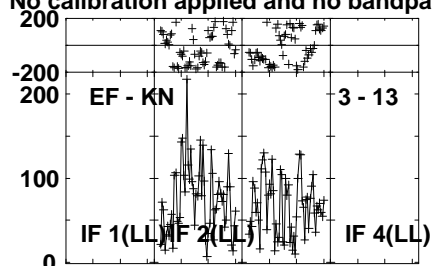
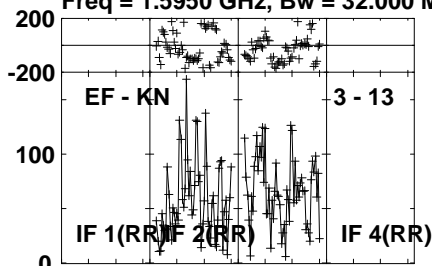
Lower frame: Micro Ampl Jy Top frame: Phas deg  
Vector averaged cross-power spectrum Several baselines displayed  
Timerange: 00:19:45:01 to 00:19:48:29

Plot file version 123 created 25-SEP-2023 15:06:07

J1419+5256 EM169.UVDATA.1

Freq = 1.5950 GHz, Bw = 32.000 MH

No calibration applied and no bandpass applied



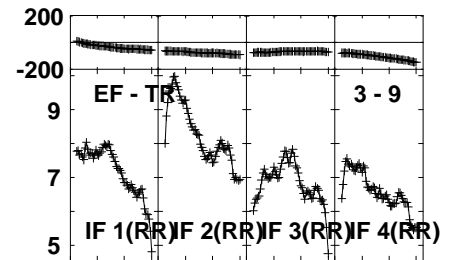
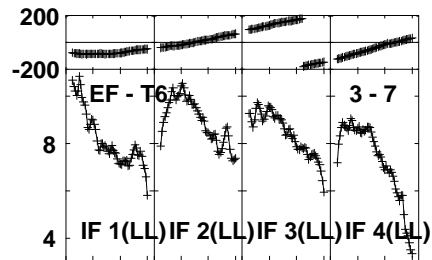
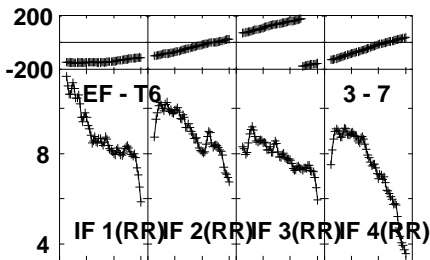
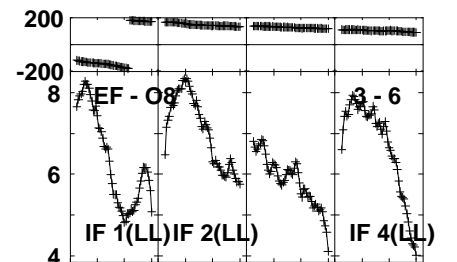
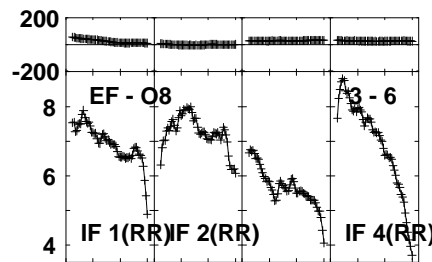
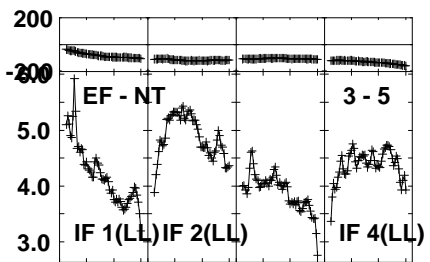
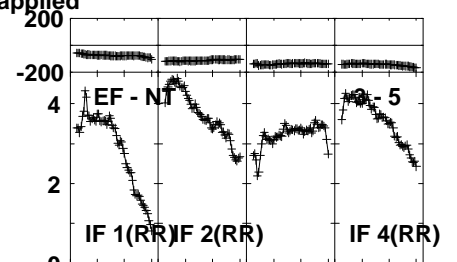
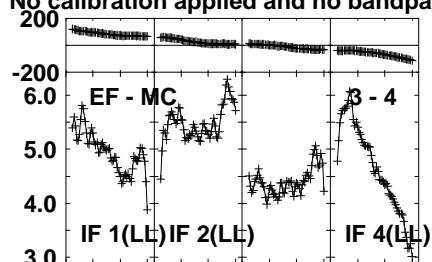
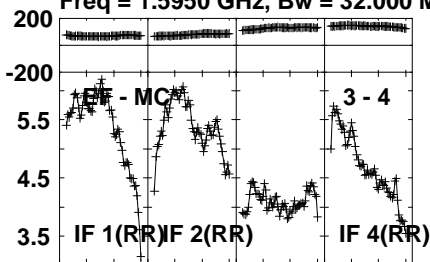
Lower frame: Micro Ampl Jy Top frame: Phas deg  
Vector averaged cross-power spectrum Several baselines displayed  
Timerange: 00/19:45:01 to 00/19:48:29

Plot file version 124 created 25-SEP-2023 15:06:07

1418+546 EM169.UVDATA.1

Freq = 1.5950 GHz, Bw = 32.000 MH

No calibration applied and no bandpass applied



0204060 204060 204060 204060  
Channels

0204060 204060 204060 204060  
Channels

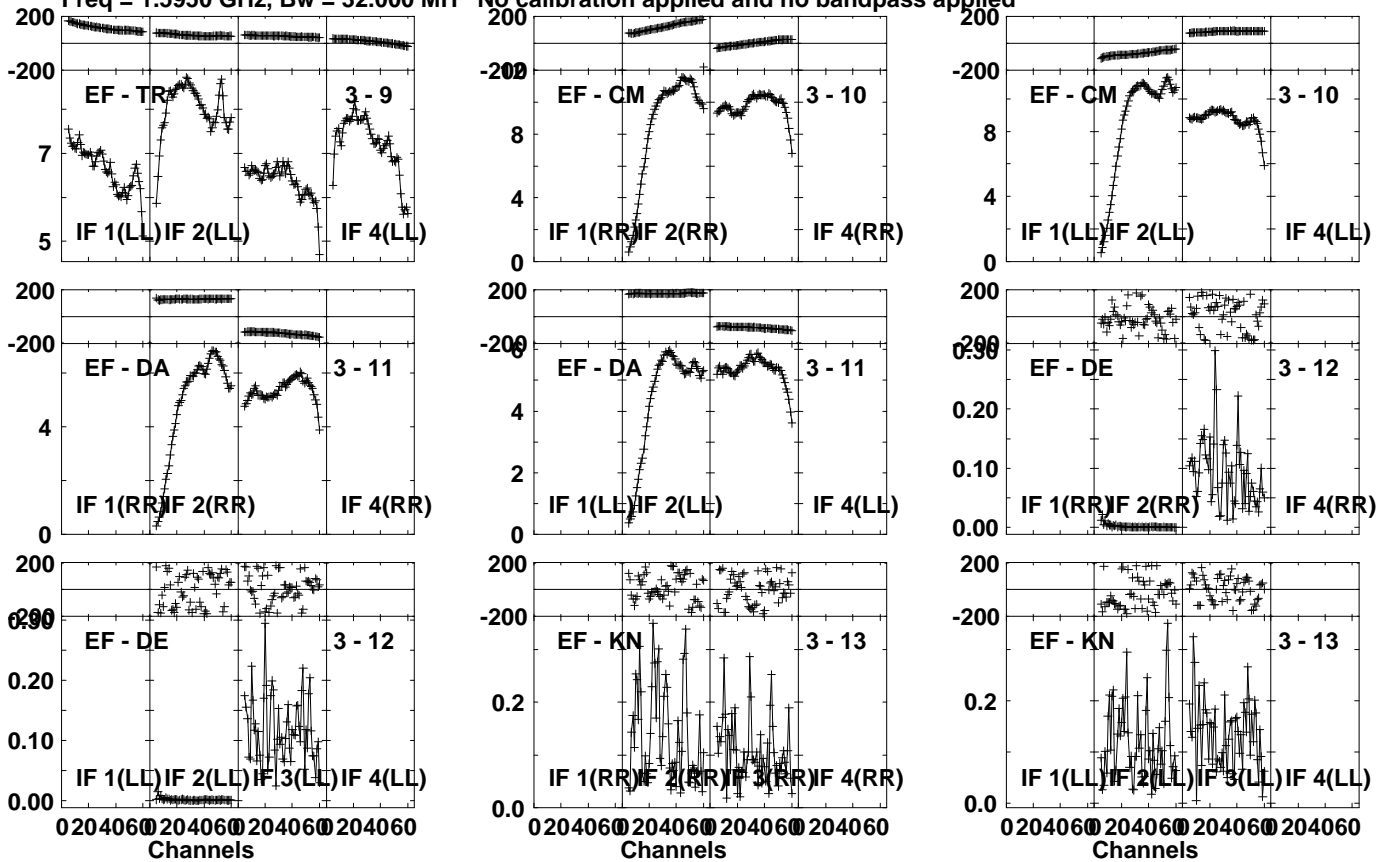
0204060 204060 204060 204060  
Channels

Lower frame: Milli Ampl Jy Top frame: Phas deg  
Vector averaged cross-power spectrum Several baselines displayed  
Timerange: 00/19:48:31 to 00/19:49:59

Plot file version 125 created 25-SEP-2023 15:06:07

1418+546 EM169.UVDATA.1

Freq = 1.5950 GHz, Bw = 32.000 MH No calibration applied and no bandpass applied

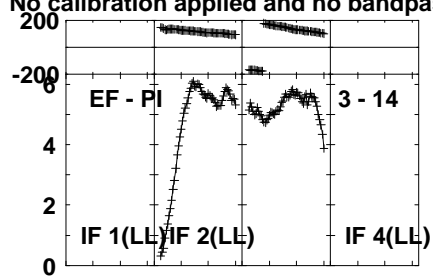
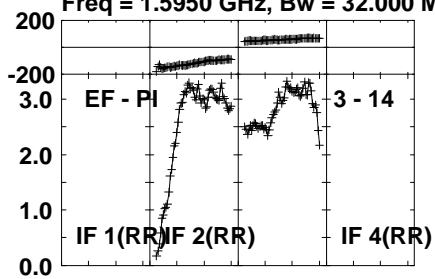


Lower frame: Milli Ampl Jy Top frame: Phas deg  
Vector averaged cross-power spectrum Several baselines displayed  
Timerange: 00:19:48:31 to 00:19:49:59

Plot file version 126 created 25-SEP-2023 15:06:07

1418+546 EM169.UVDATA.1

Freq = 1.5950 GHz, Bw = 32.000 MH No calibration applied and no bandpass applied



Lower frame: Milli Ampl Jy Top frame: Phas deg

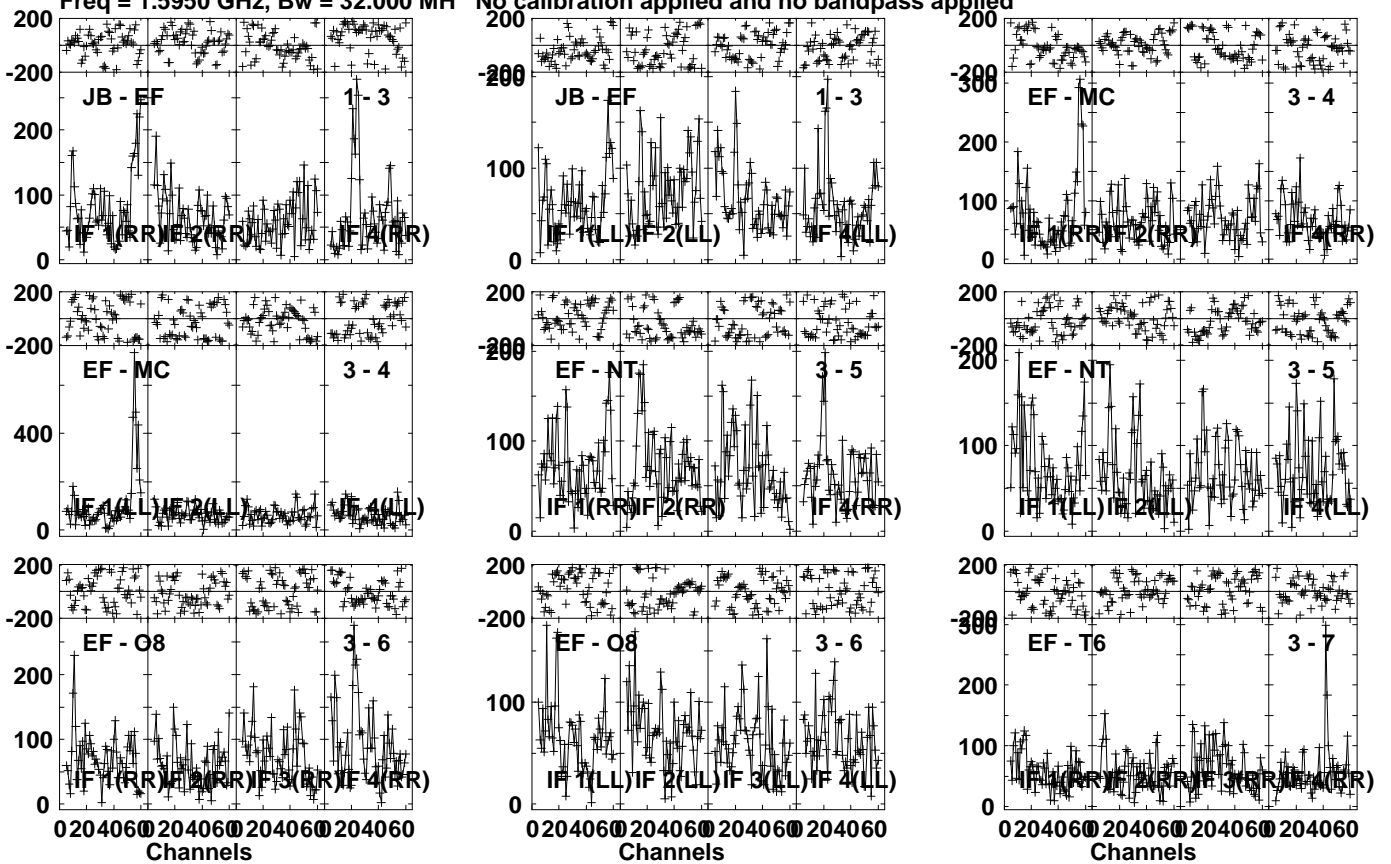
Vector averaged cross-power spectrum Several baselines displayed

Timerange: 00/19:48:31 to 00/19:49:59

Plot file version 127 created 25-SEP-2023 15:06:07

J1419+5256 EM169.UVDATA.1

Freq = 1.5950 GHz, Bw = 32.000 MH No calibration applied and no bandpass applied



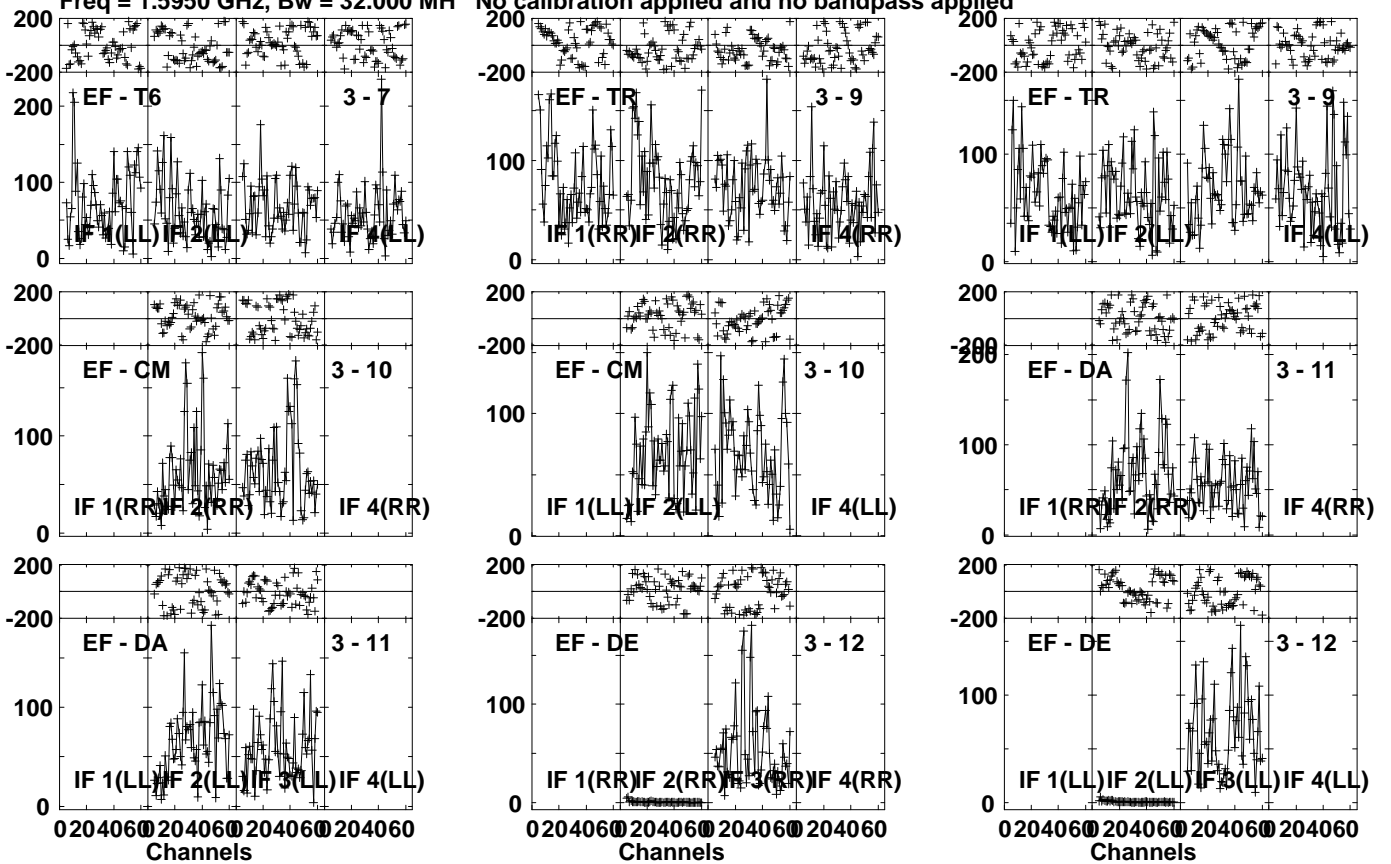
Lower frame: Micro Ampl Jy Top frame: Phas deg  
Vector averaged cross-power spectrum Several baselines displayed  
Timerange: 00/19:50:01 to 00/19:53:29

Plot file version 128 created 25-SEP-2023 15:06:07

J1419+5256 EM169.UVDATA.1

Freq = 1.5950 GHz, Bw = 32.000 MH

No calibration applied and no bandpass applied



Lower frame: Micro Ampl Jy Top frame: Phas deg  
Vector averaged cross-power spectrum Several baselines displayed  
Timerange: 00/19:50:01 to 00/19:53:29

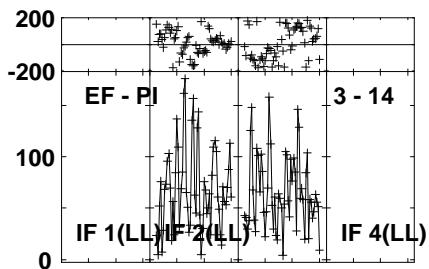
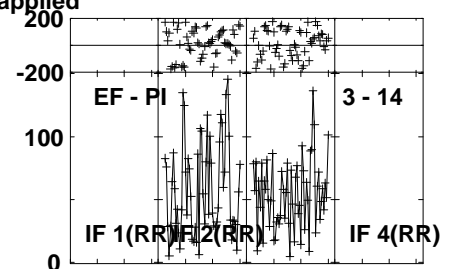
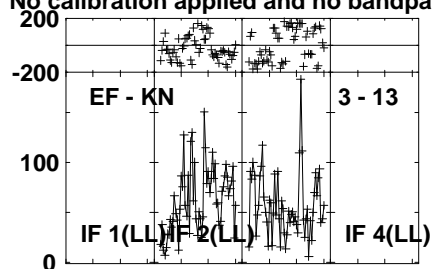
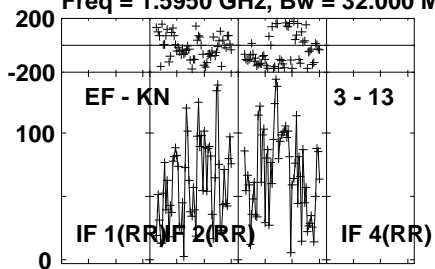


Plot file version 129 created 25-SEP-2023 15:06:08

J1419+5256 EM169.UVDATA.1

Freq = 1.5950 GHz, Bw = 32.000 MH

No calibration applied and no bandpass applied

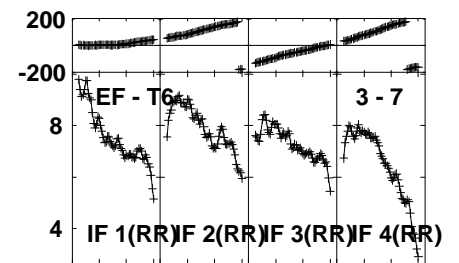
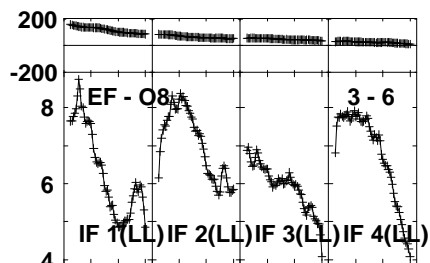
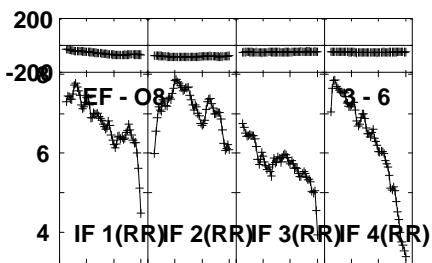
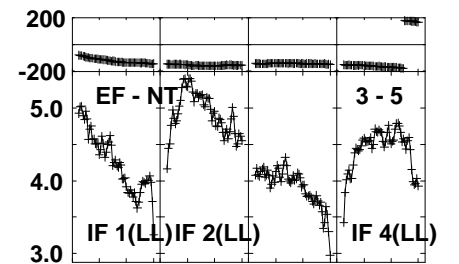
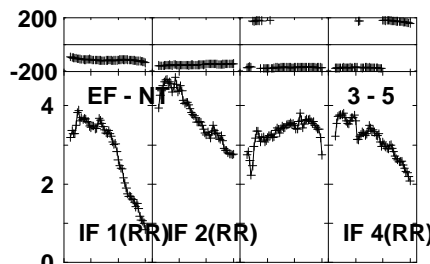
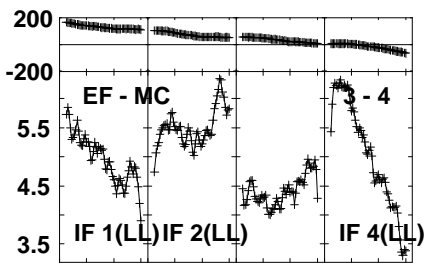
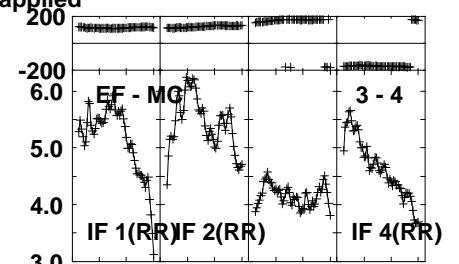
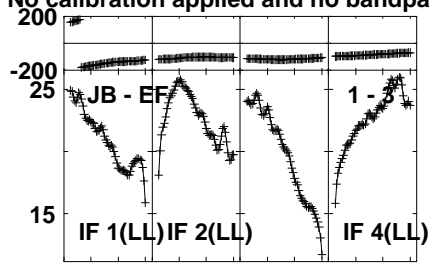
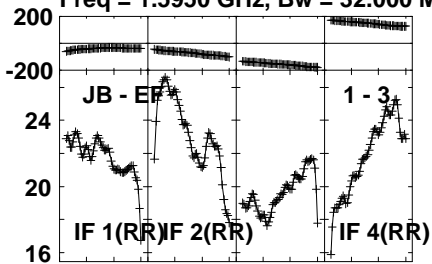


Lower frame: Micro Ampl Jy Top frame: Phas deg  
Vector averaged cross-power spectrum Several baselines displayed  
Timerange: 00/19:50:01 to 00/19:53:29

Plot file version 130 created 25-SEP-2023 15:06:08

1418+546 EM169.UVDATA.1

Freq = 1.5950 GHz, Bw = 32.000 MH No calibration applied and no bandpass applied



0204060 204060 204060 204060  
Channels

0204060 204060 204060 204060  
Channels

0204060 204060 204060 204060  
Channels

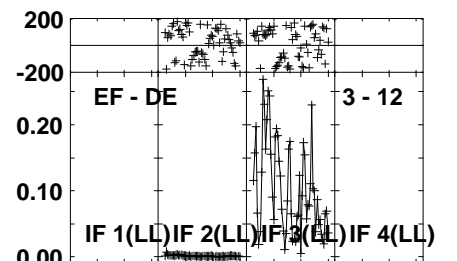
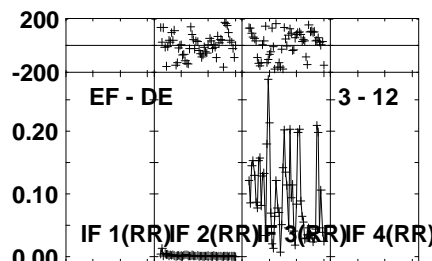
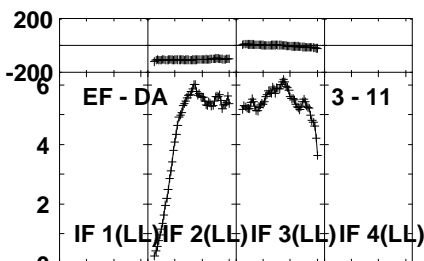
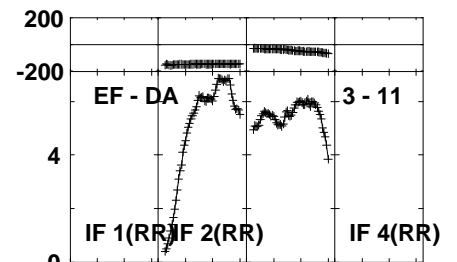
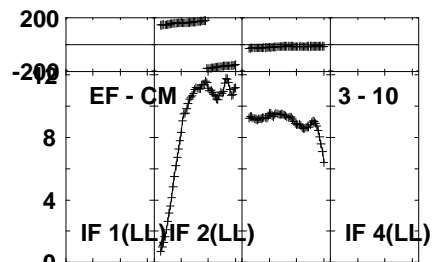
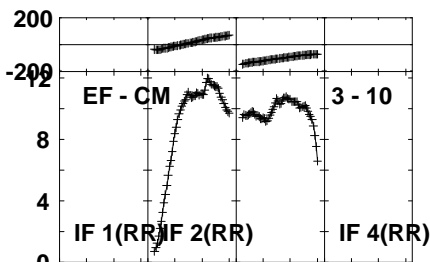
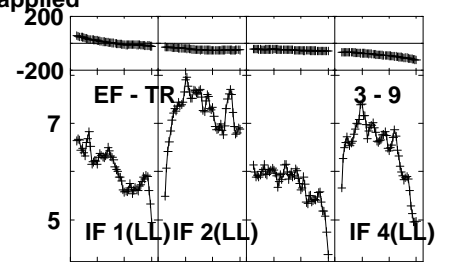
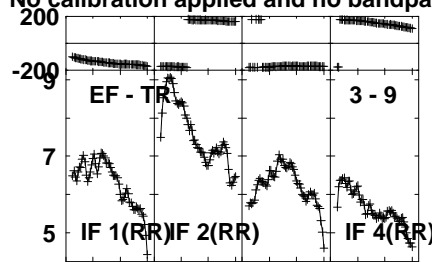
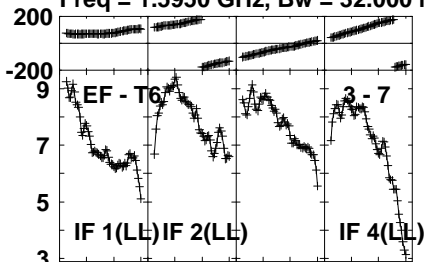
Lower frame: Milli Ampl Jy Top frame: Phas deg  
Vector averaged cross-power spectrum Several baselines displayed  
Timerange: 00/19:54:01 to 00/19:54:59

Plot file version 131 created 25-SEP-2023 15:06:08

1418+546 EM169.UVDATA.1

Freq = 1.5950 GHz, Bw = 32.000 MH

No calibration applied and no bandpass applied

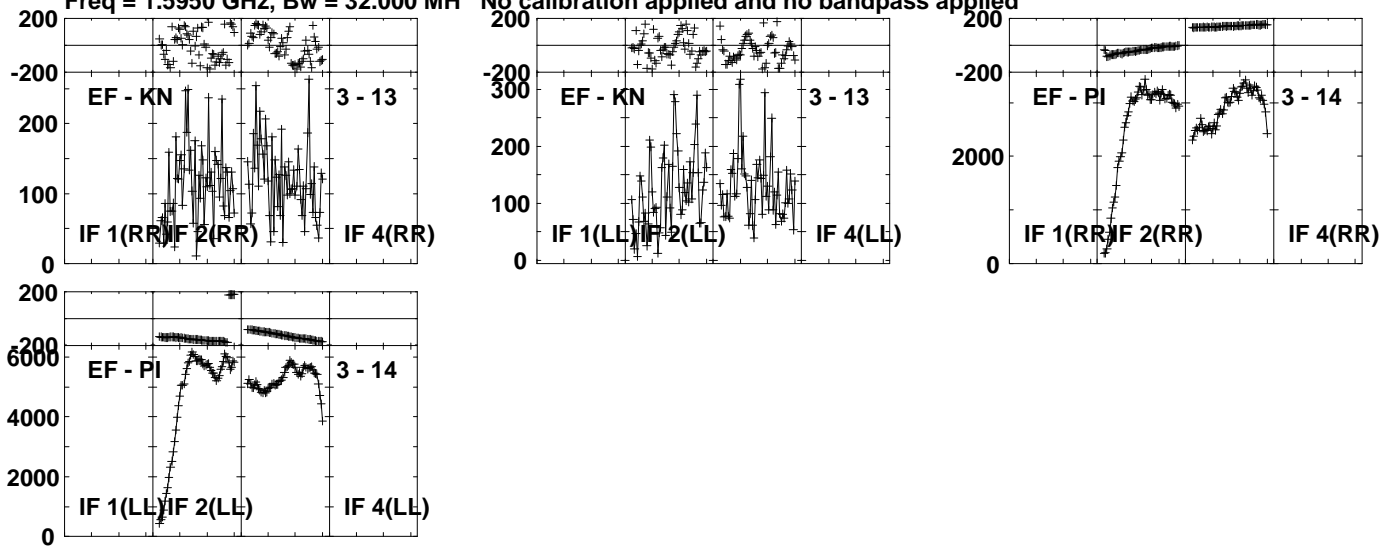


Lower frame: Milli Ampl Jy Top frame: Phas deg  
Vector averaged cross-power spectrum Several baselines displayed  
Timerange: 00/19:54:01 to 00/19:54:59

Plot file version 132 created 25-SEP-2023 15:06:08

1418+546 EM169.UVDATA.1

Freq = 1.5950 GHz, Bw = 32.000 MH No calibration applied and no bandpass applied



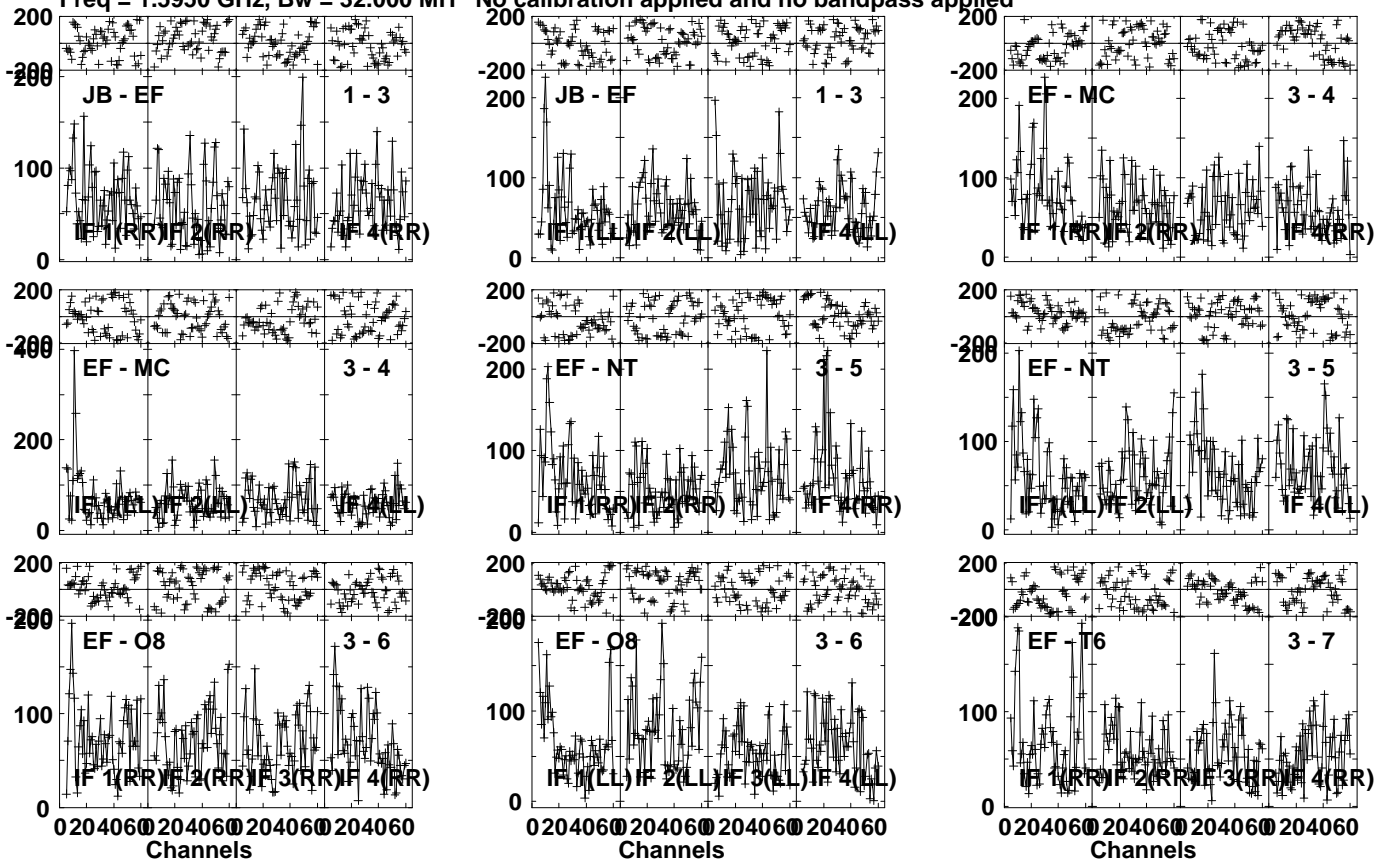
Lower frame: Micro Ampl Jy Top frame: Phas deg  
Vector averaged cross-power spectrum Several baselines displayed  
Timerange: 00/19:54:01 to 00/19:54:59

Plot file version 133 created 25-SEP-2023 15:06:08

J1419+5256 EM169.UVDATA.1

Freq = 1.5950 GHz, Bw = 32.000 MH

No calibration applied and no bandpass applied



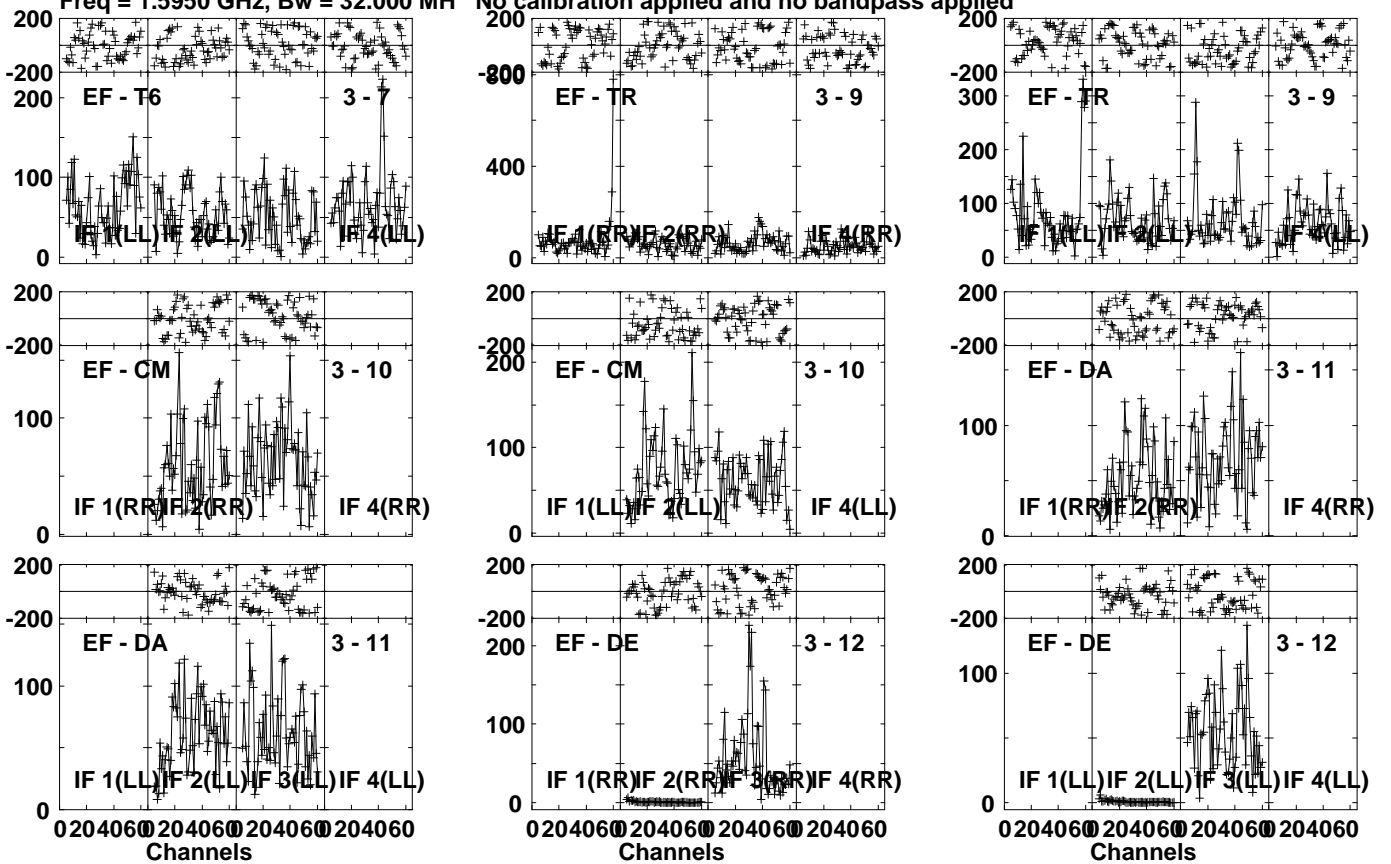
Lower frame: Micro Ampl Jy Top frame: Phas deg  
Vector averaged cross-power spectrum Several baselines displayed  
Timerange: 00/19:55:01 to 00/19:58:29

Plot file version 134 created 25-SEP-2023 15:06:08

J1419+5256 EM169.UVDATA.1

Freq = 1.5950 GHz, Bw = 32.000 MH

No calibration applied and no bandpass applied



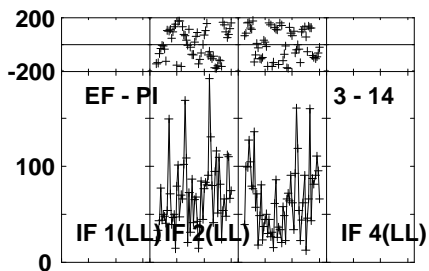
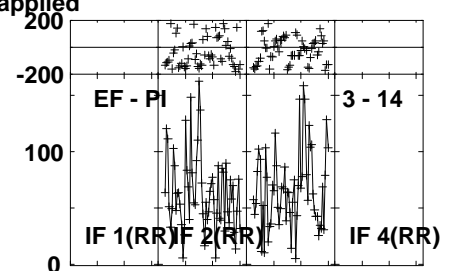
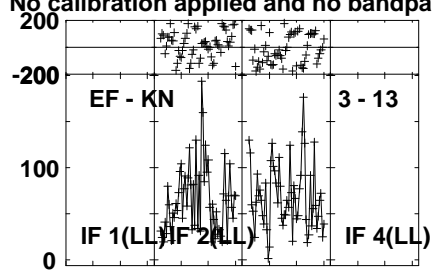
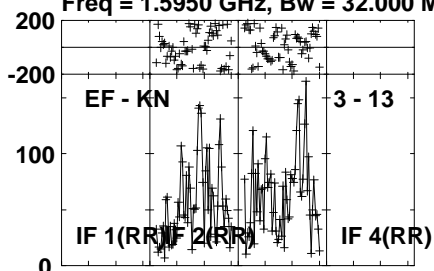
Lower frame: Micro Ampl Jy Top frame: Phas deg  
Vector averaged cross-power spectrum Several baselines displayed  
Timerange: 00/19:55:01 to 00/19:58:29

Plot file version 135 created 25-SEP-2023 15:06:08

J1419+5256 EM169.UVDATA.1

Freq = 1.5950 GHz, Bw = 32.000 MH

No calibration applied and no bandpass applied



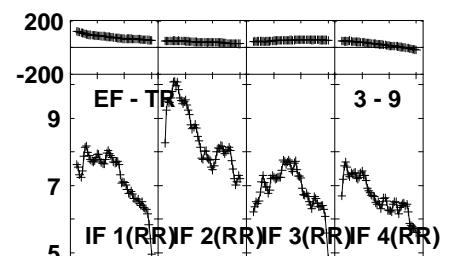
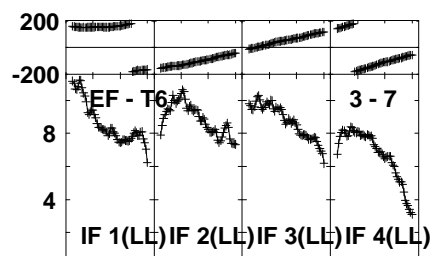
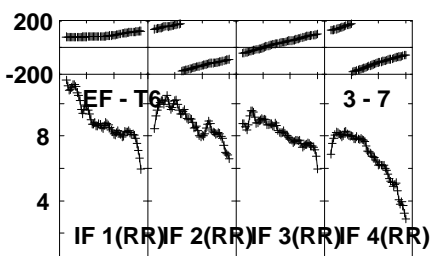
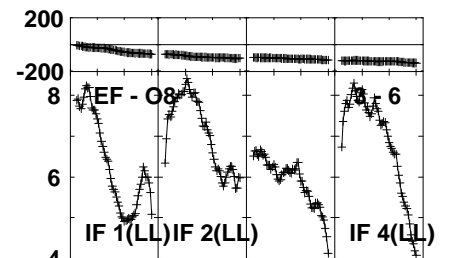
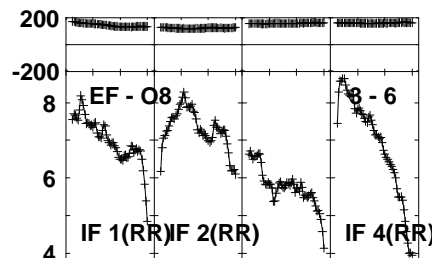
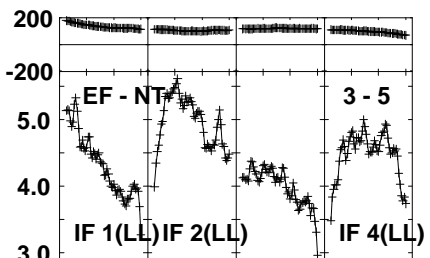
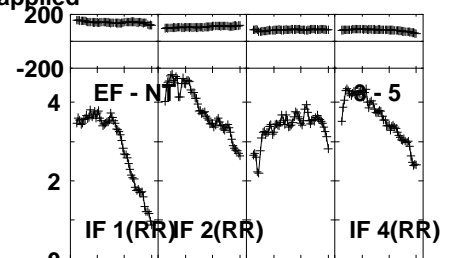
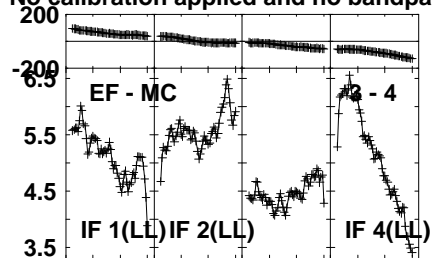
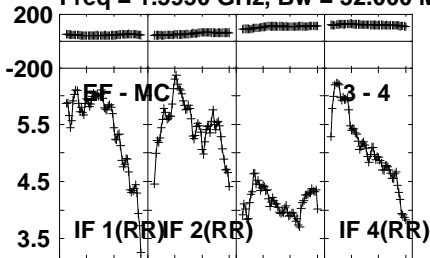
Lower frame: Micro Ampl Jy Top frame: Phas deg  
Vector averaged cross-power spectrum Several baselines displayed  
Timerange: 00/19:55:01 to 00/19:58:29

Plot file version 136 created 25-SEP-2023 15:06:08

1418+546 EM169.UVDATA.1

Freq = 1.5950 GHz, Bw = 32.000 MH

No calibration applied and no bandpass applied



Lower frame: Milli Ampl Jy Top frame: Phas deg  
Vector averaged cross-power spectrum Several baselines displayed  
Timerange: 00:19:58:31 to 00:19:59:59

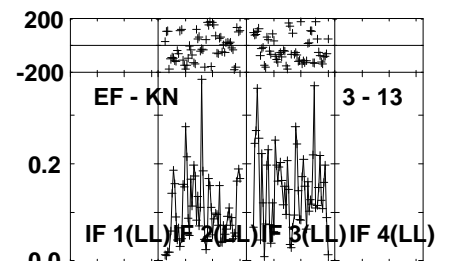
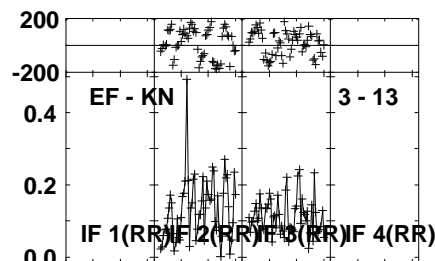
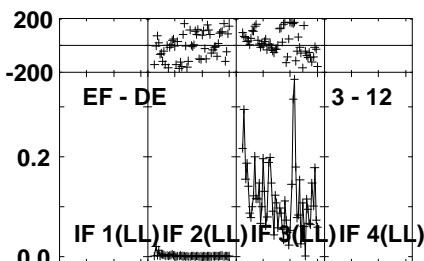
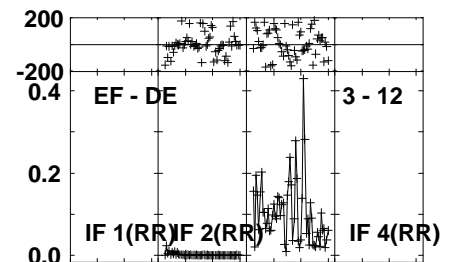
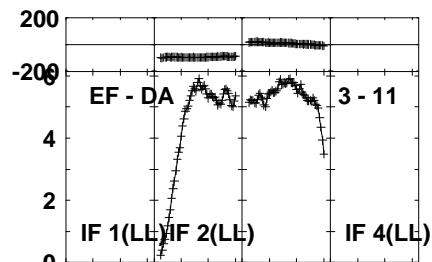
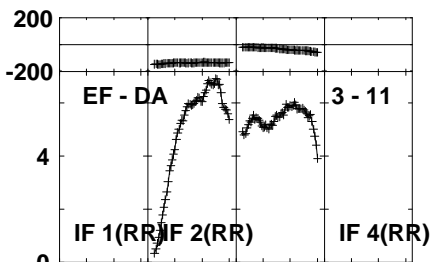
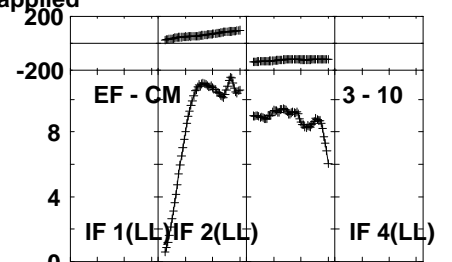
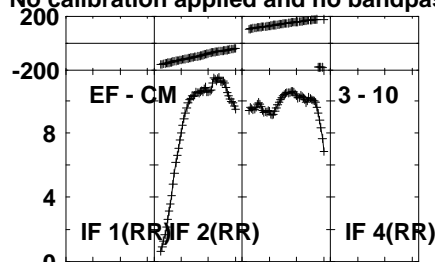
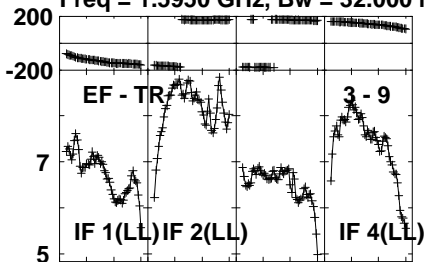


Plot file version 137 created 25-SEP-2023 15:06:08

1418+546 EM169.UVDATA.1

Freq = 1.5950 GHz, Bw = 32.000 MH

No calibration applied and no bandpass applied



0204060 204060 204060 204060  
Channels

0204060 204060 204060 204060  
Channels

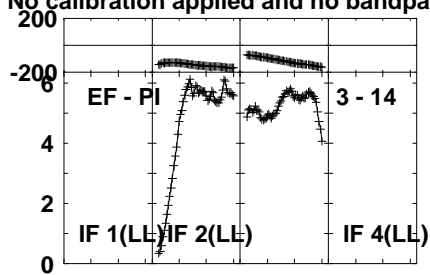
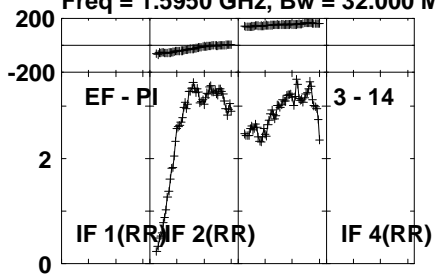
0204060 204060 204060 204060  
Channels

Lower frame: Milli Ampl Jy Top frame: Phas deg  
Vector averaged cross-power spectrum Several baselines displayed  
Timerange: 00:19:58:31 to 00:19:59:59

Plot file version 138 created 25-SEP-2023 15:06:08

1418+546 EM169.UVDATA.1

Freq = 1.5950 GHz, Bw = 32.000 MH No calibration applied and no bandpass applied



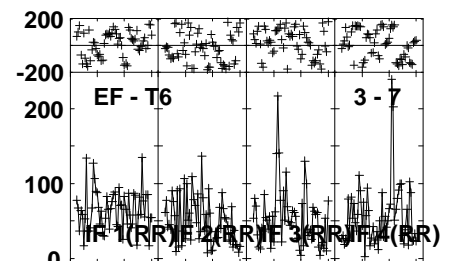
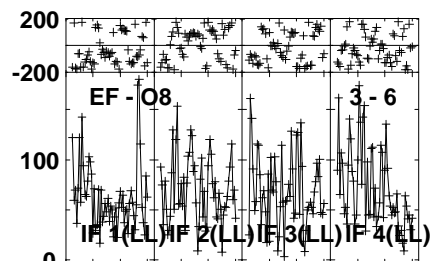
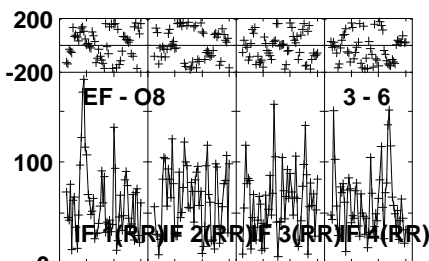
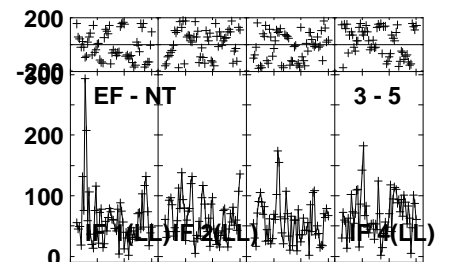
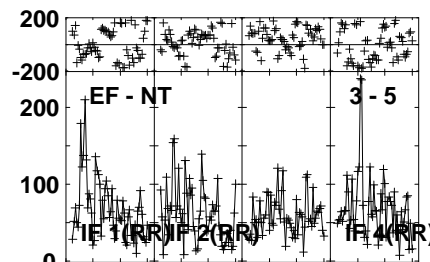
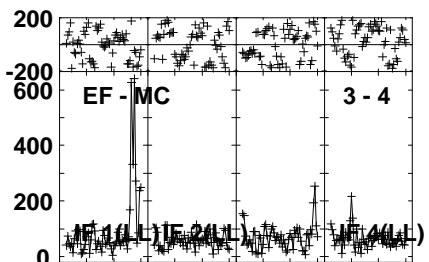
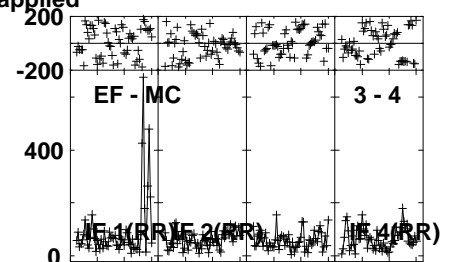
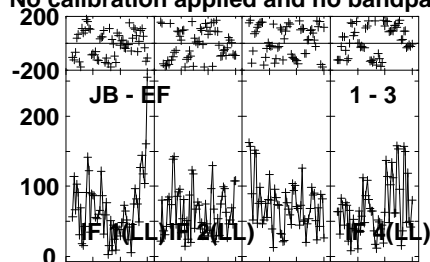
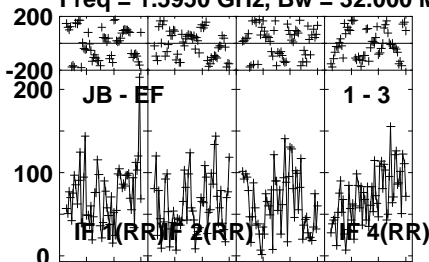
Lower frame: Milli Ampl Jy Top frame: Phas deg  
Vector averaged cross-power spectrum Several baselines displayed  
Timerange: 00/19:58:31 to 00/19:59:59

Plot file version 139 created 25-SEP-2023 15:06:08

J1419+5256 EM169.UVDATA.1

Freq = 1.5950 GHz, Bw = 32.000 MH

No calibration applied and no bandpass applied



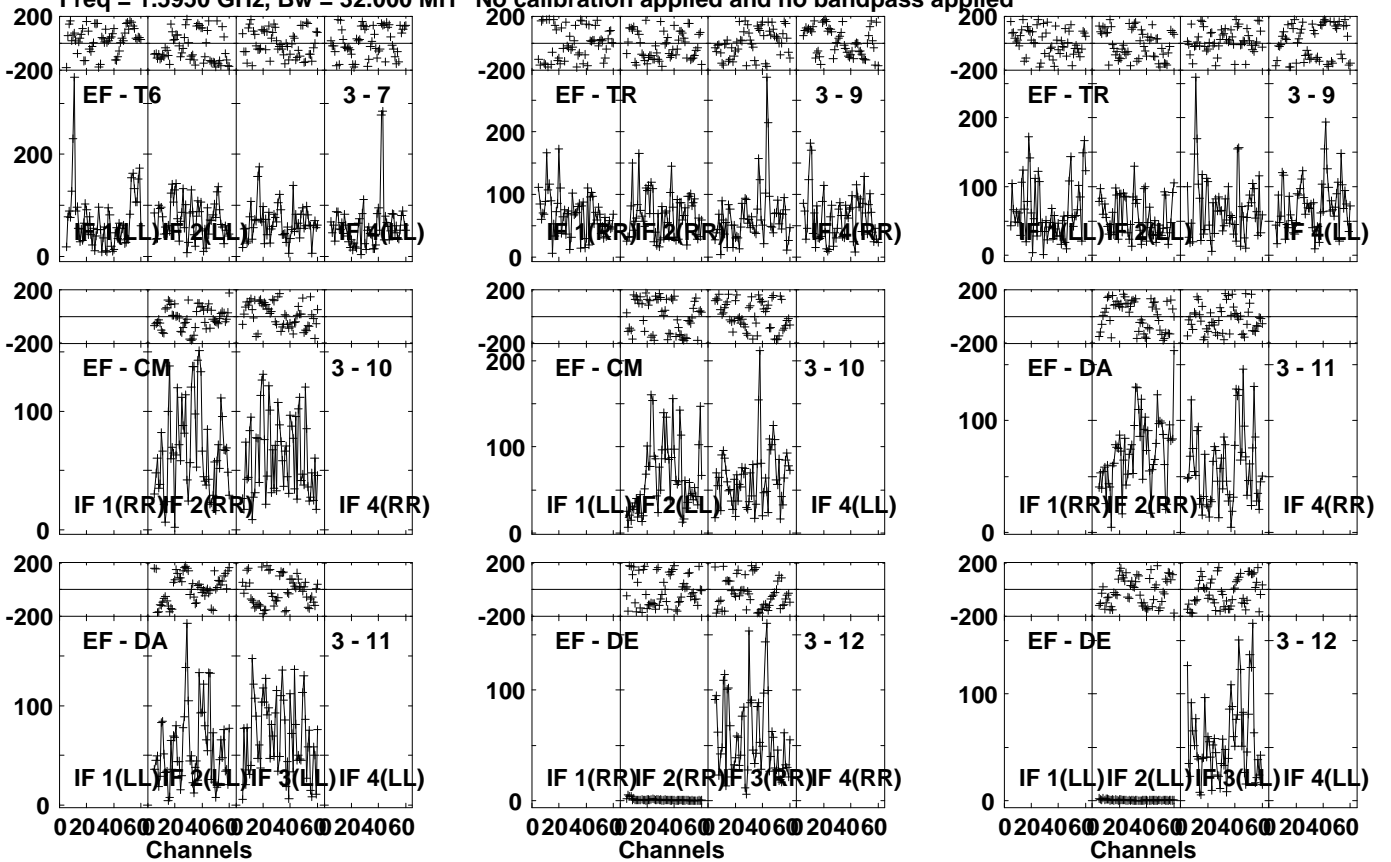
Lower frame: Micro Ampl Jy Top frame: Phas deg  
Vector averaged cross-power spectrum Several baselines displayed  
Timerange: 00/20:00:01 to 00/20:03:29

Plot file version 140 created 25-SEP-2023 15:06:08

J1419+5256 EM169.UVDATA.1

Freq = 1.5950 GHz, Bw = 32.000 MH

No calibration applied and no bandpass applied



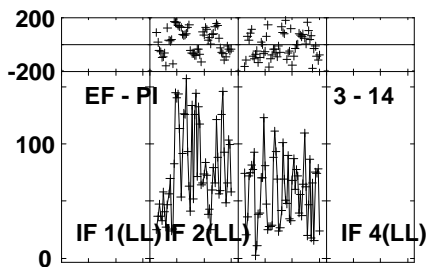
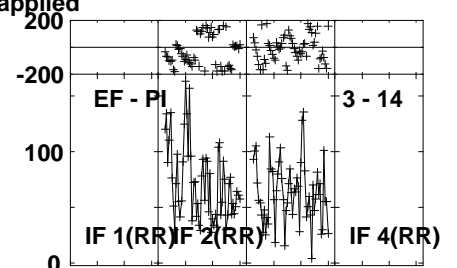
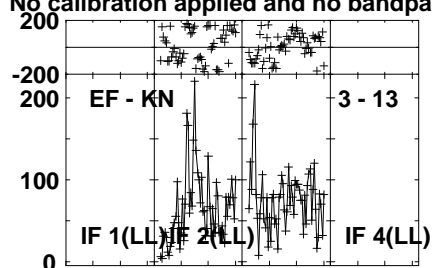
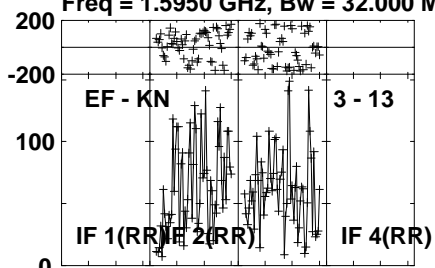
Lower frame: Micro Ampl Jy Top frame: Phas deg  
Vector averaged cross-power spectrum Several baselines displayed  
Timerange: 00/20:00:01 to 00/20:03:29

Plot file version 141 created 25-SEP-2023 15:06:08

J1419+5256 EM169.UVDATA.1

Freq = 1.5950 GHz, Bw = 32.000 MH

No calibration applied and no bandpass applied



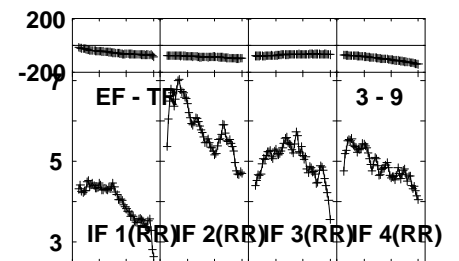
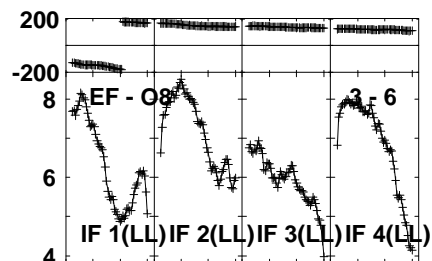
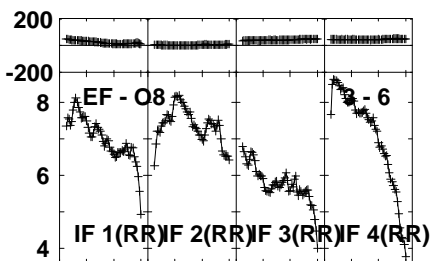
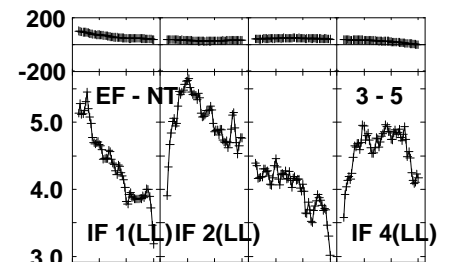
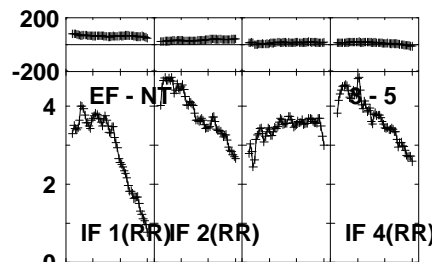
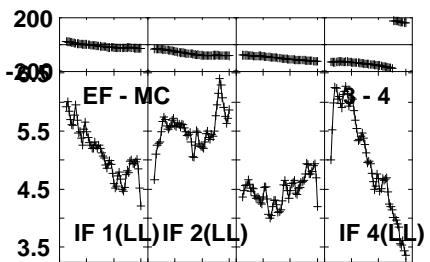
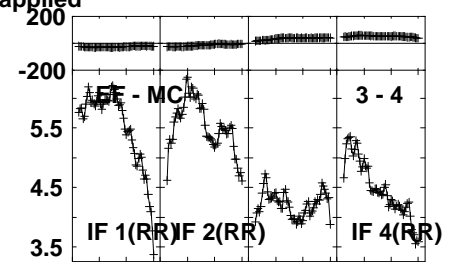
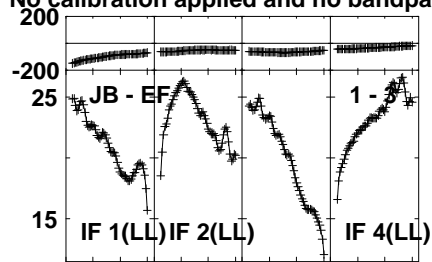
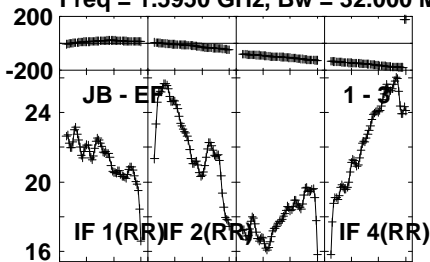
Lower frame: Micro Ampl Jy Top frame: Phas deg  
Vector averaged cross-power spectrum Several baselines displayed  
Timerange: 00/20:00:01 to 00/20:03:29

Plot file version 142 created 25-SEP-2023 15:06:09

1418+546 EM169.UVDATA.1

Freq = 1.5950 GHz, Bw = 32.000 MH

No calibration applied and no bandpass applied



0204060 204060 204060 204060  
Channels

0204060 204060 204060 204060  
Channels

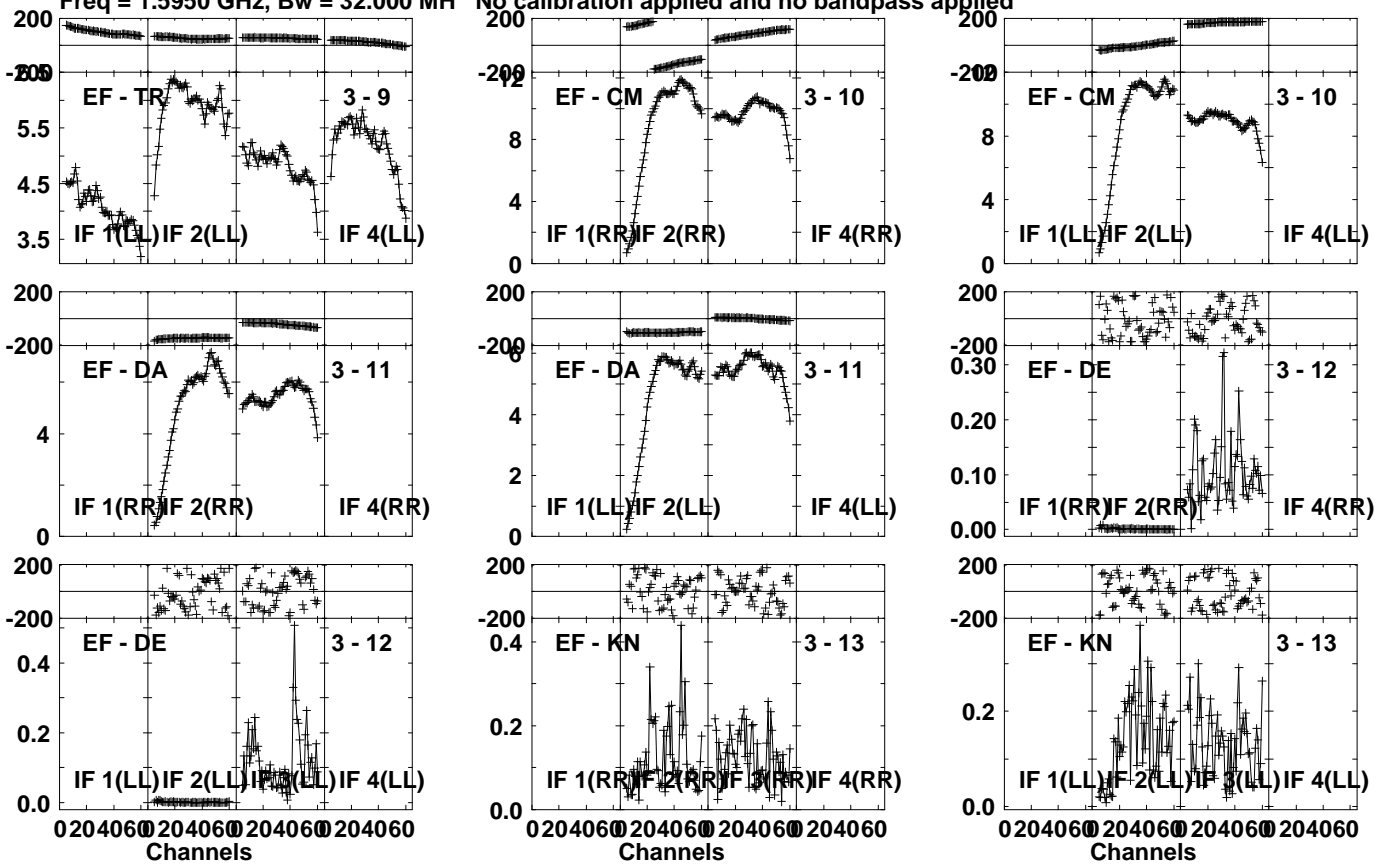
0204060 204060 204060 204060  
Channels

Lower frame: Milli Ampl Jy Top frame: Phas deg  
Vector averaged cross-power spectrum Several baselines displayed  
Timerange: 00/20:04:01 to 00/20:04:59

Plot file version 143 created 25-SEP-2023 15:06:09

1418+546 EM169.UVDATA.1

Freq = 1.5950 GHz, Bw = 32.000 MH No calibration applied and no bandpass applied

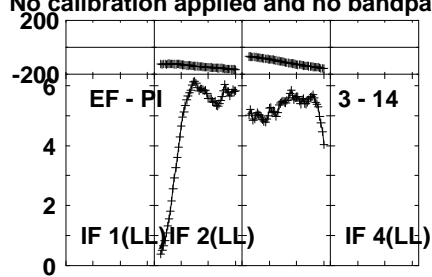
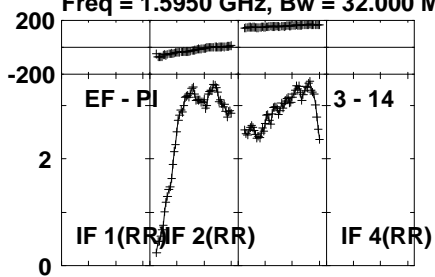


Lower frame: Milli Ampl Jy Top frame: Phas deg  
Vector averaged cross-power spectrum Several baselines displayed  
Timerange: 00/20:04:01 to 00/20:04:59

Plot file version 144 created 25-SEP-2023 15:06:09

1418+546 EM169.UVDATA.1

Freq = 1.5950 GHz, Bw = 32.000 MH No calibration applied and no bandpass applied



Lower frame: Milli Ampl Jy Top frame: Phas deg

Vector averaged cross-power spectrum Several baselines displayed

Timerange: 00/20:04:01 to 00/20:04:59

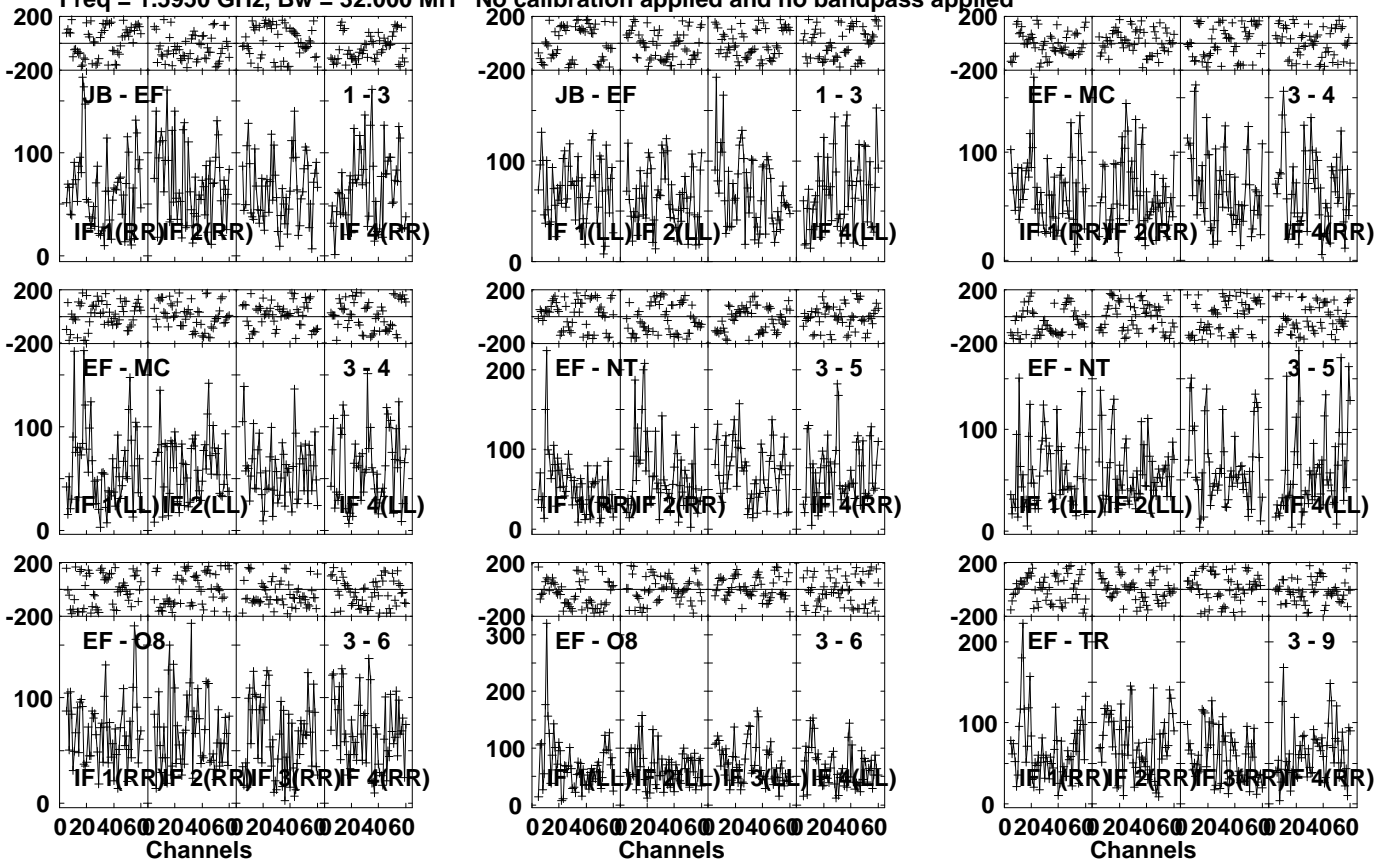


Plot file version 145 created 25-SEP-2023 15:06:09

J1419+5256 EM169.UVDATA.1

Freq = 1.5950 GHz, Bw = 32.000 MH

No calibration applied and no bandpass applied



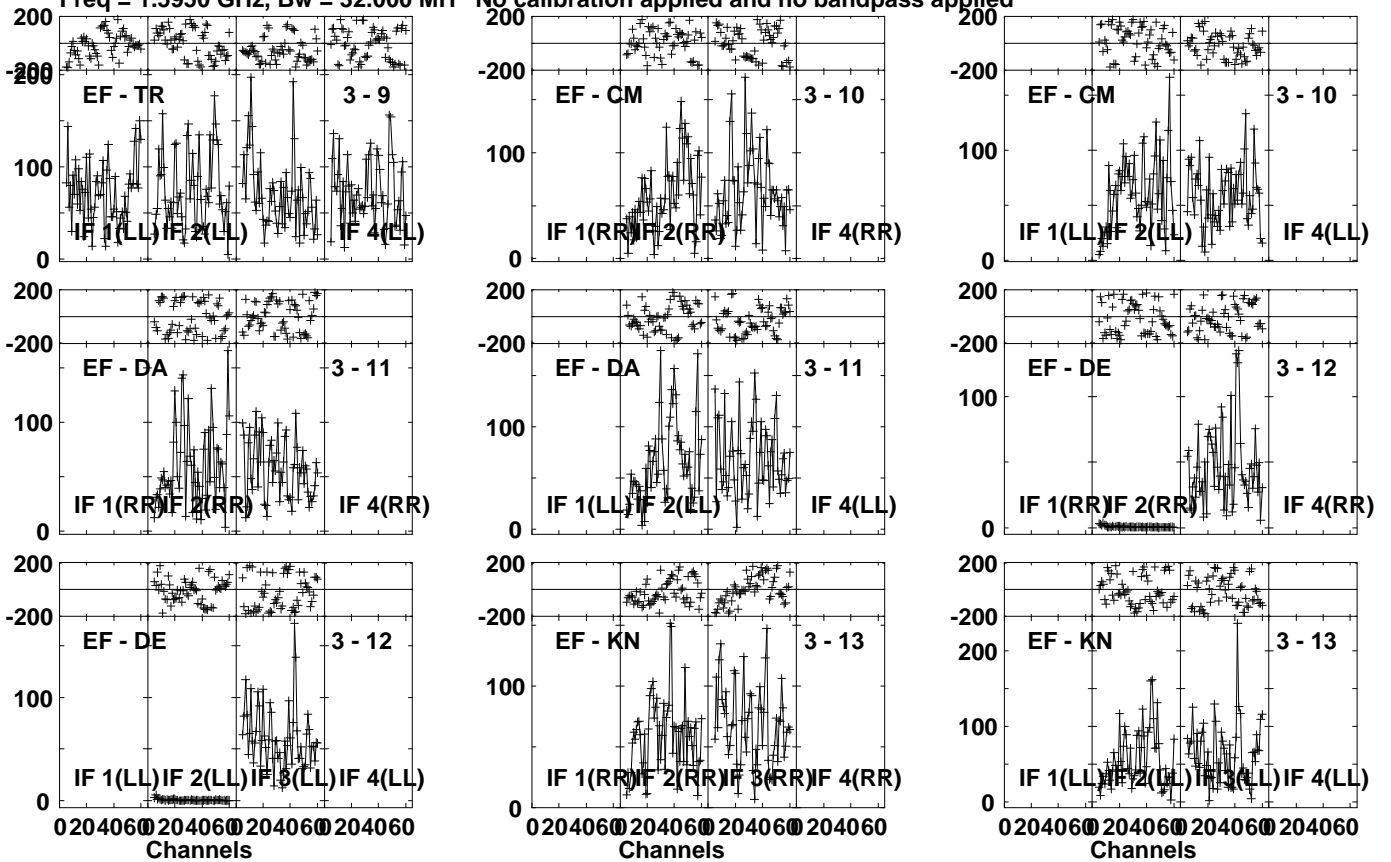
Lower frame: Micro Ampl Jy Top frame: Phas deg  
Vector averaged cross-power spectrum Several baselines displayed  
Timerange: 00/20:05:01 to 00/20:08:29

Plot file version 146 created 25-SEP-2023 15:06:09

J1419+5256 EM169.UVDATA.1

Freq = 1.5950 GHz, Bw = 32.000 MH

No calibration applied and no bandpass applied



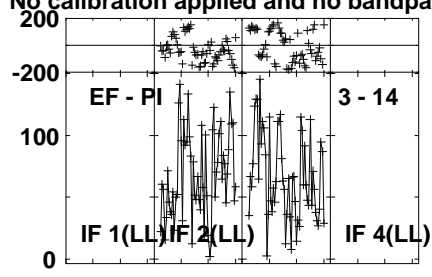
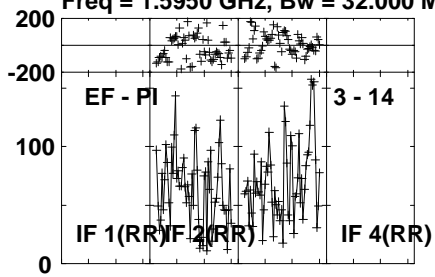
Lower frame: Micro Ampl Jy Top frame: Phas deg  
Vector averaged cross-power spectrum Several baselines displayed  
Timerange: 00/20:05:01 to 00/20:08:29

Plot file version 147 created 25-SEP-2023 15:06:09

J1419+5256 EM169.UVDATA.1

Freq = 1.5950 GHz, Bw = 32.000 MH

No calibration applied and no bandpass applied



Lower frame: Micro Ampl Jy Top frame: Phas deg

Vector averaged cross-power spectrum Several baselines displayed

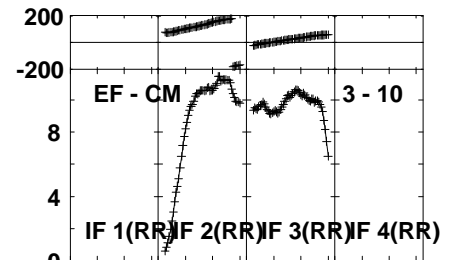
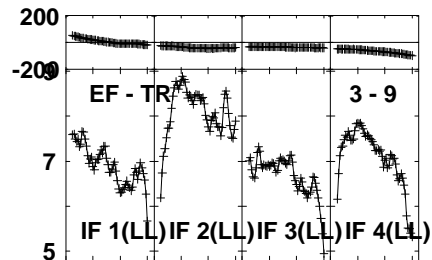
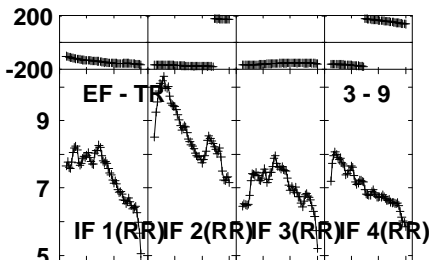
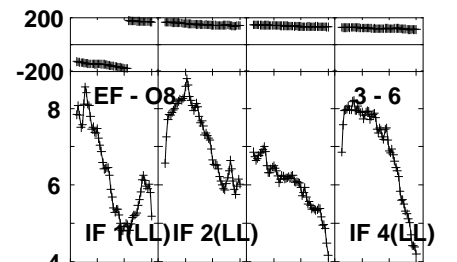
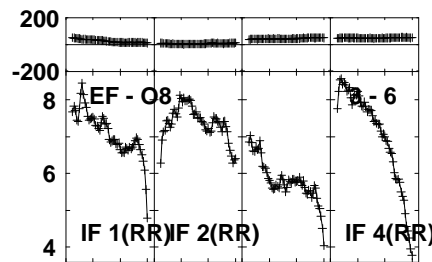
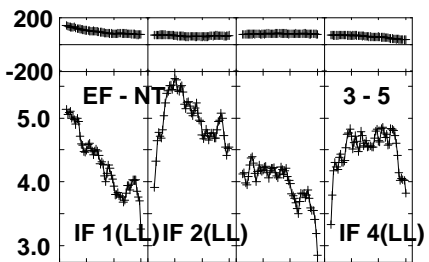
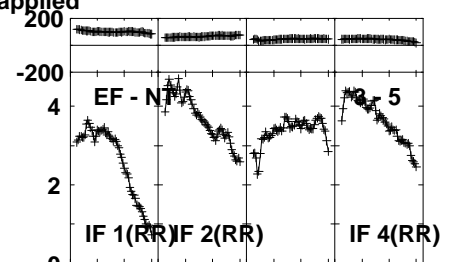
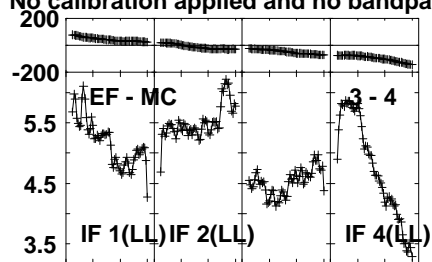
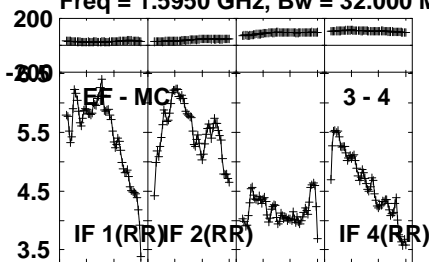
Timerange: 00/20:05:01 to 00/20:08:29

Plot file version 148 created 25-SEP-2023 15:06:09

1418+546 EM169.UVDATA.1

Freq = 1.5950 GHz, Bw = 32.000 MH

No calibration applied and no bandpass applied



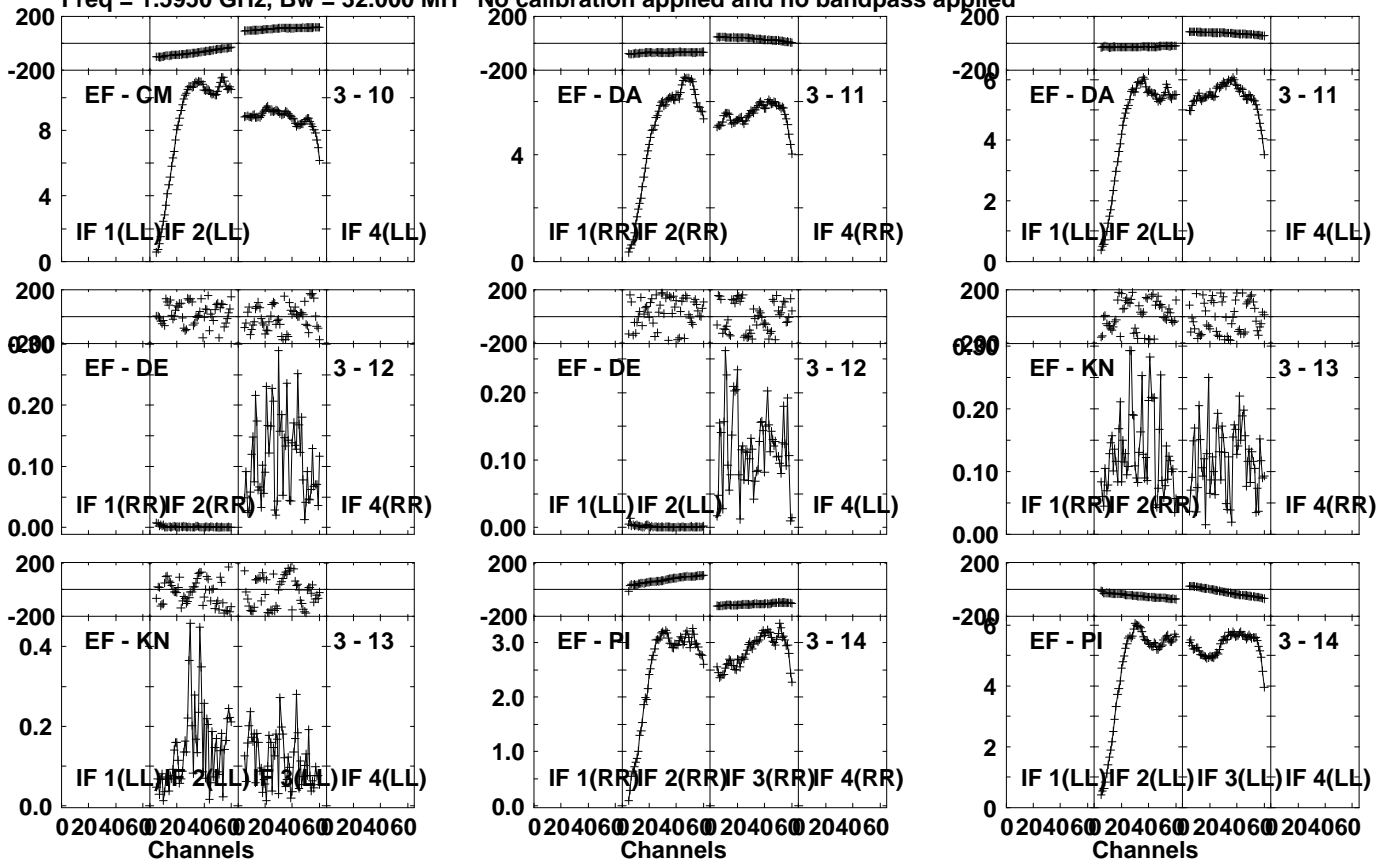
Lower frame: Milli Ampl Jy Top frame: Phas deg  
Vector averaged cross-power spectrum Several baselines displayed  
Timerange: 00/20:08:31 to 00/20:09:59

Plot file version 149 created 25-SEP-2023 15:06:09

1418+546 EM169.UVDATA.1

Freq = 1.5950 GHz, Bw = 32.000 MH

No calibration applied and no bandpass applied

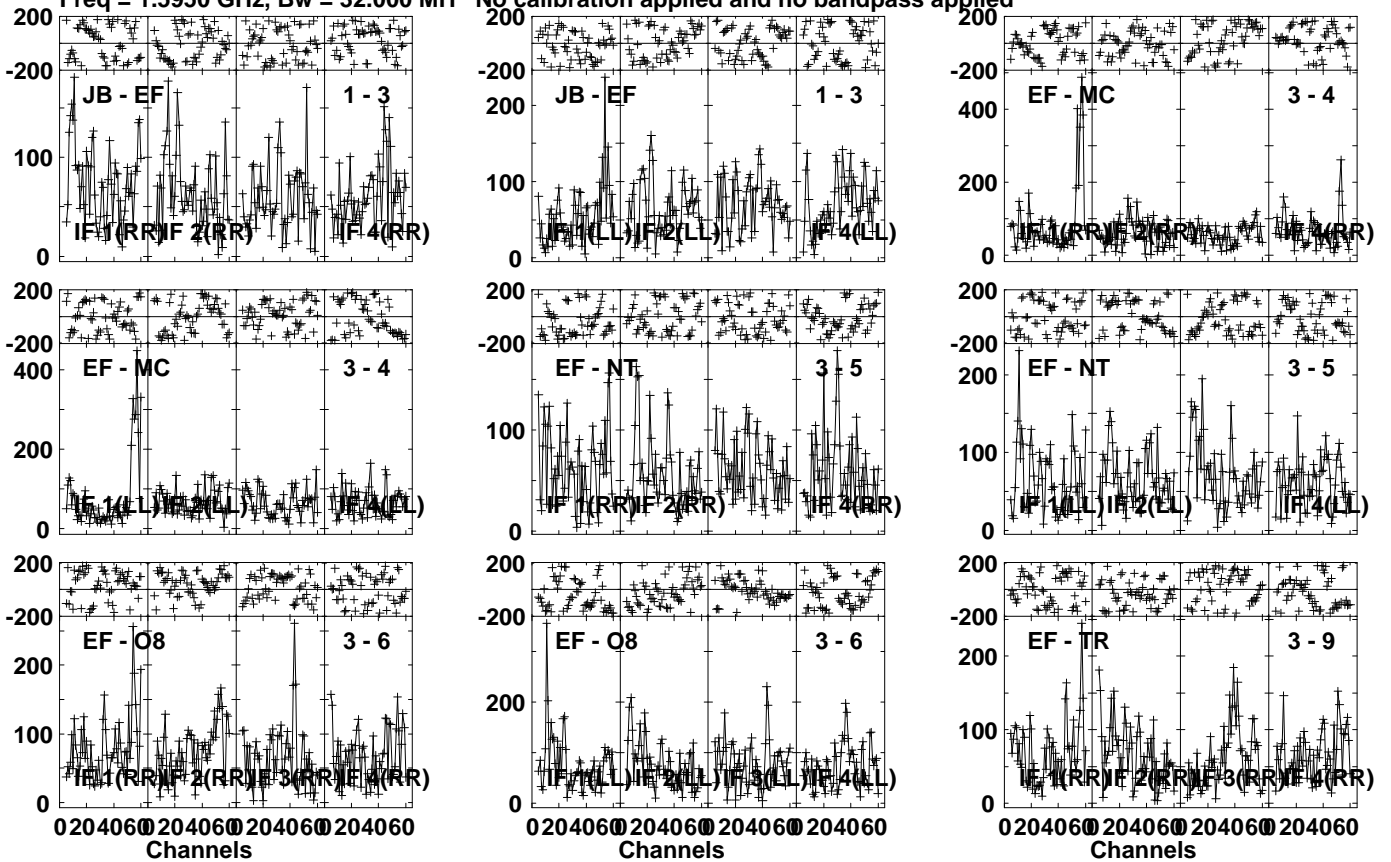


Lower frame: Milli Ampl Jy Top frame: Phas deg  
Vector averaged cross-power spectrum Several baselines displayed  
Timerange: 00/20:08:31 to 00/20:09:59

Plot file version 150 created 25-SEP-2023 15:06:09

J1419+5256 EM169.UVDATA.1

Freq = 1.5950 GHz, Bw = 32.000 MH No calibration applied and no bandpass applied



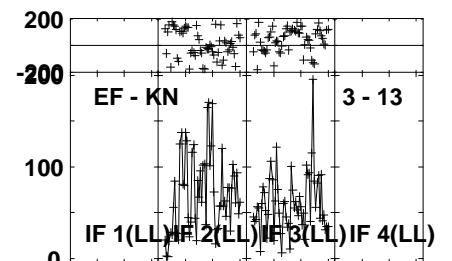
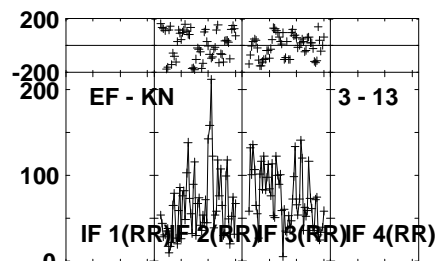
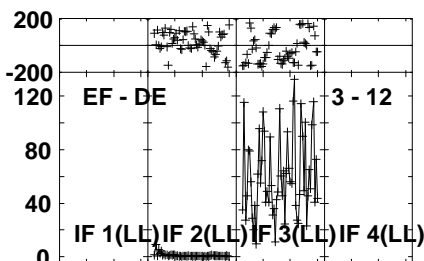
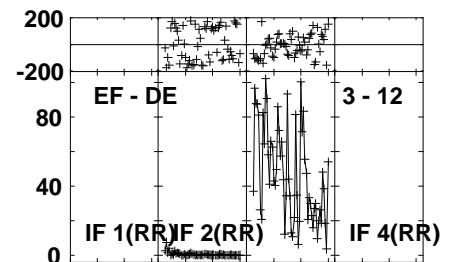
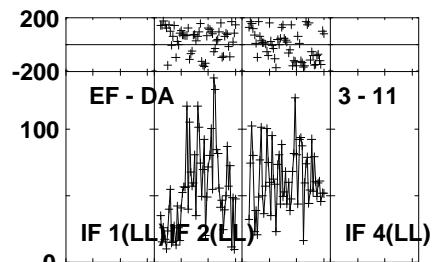
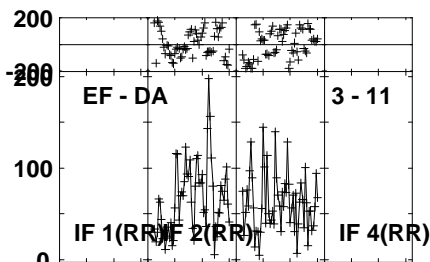
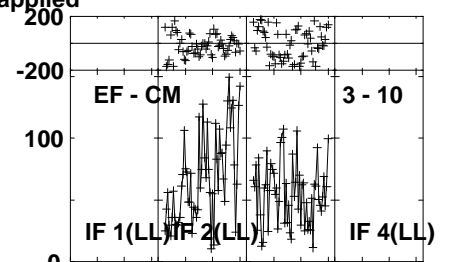
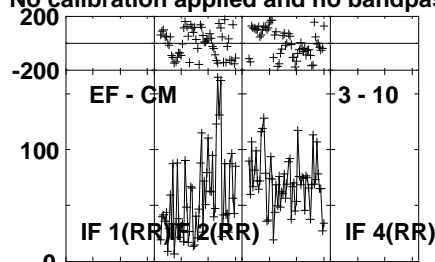
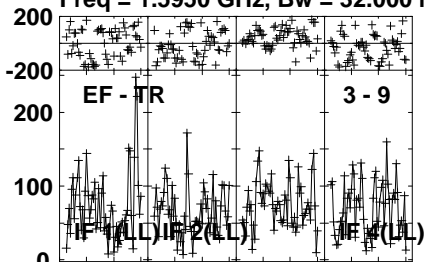
Lower frame: Micro Ampl Jy Top frame: Phas deg  
Vector averaged cross-power spectrum Several baselines displayed  
Timerange: 00/20:10:01 to 00/20:13:29

Plot file version 151 created 25-SEP-2023 15:06:09

J1419+5256 EM169.UVDATA.1

Freq = 1.5950 GHz, Bw = 32.000 MH

No calibration applied and no bandpass applied



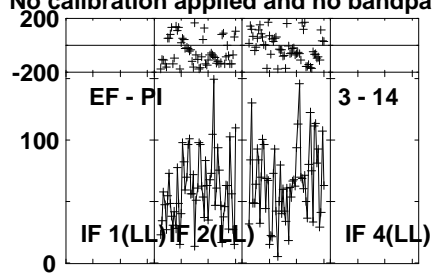
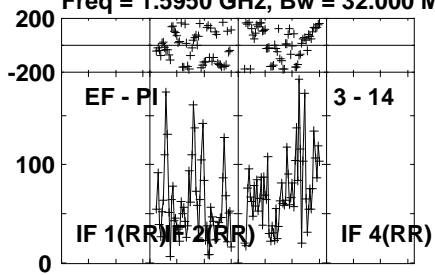
Lower frame: Micro Ampl Jy Top frame: Phas deg  
Vector averaged cross-power spectrum Several baselines displayed  
Timerange: 00/20:10:01 to 00/20:13:29

Plot file version 152 created 25-SEP-2023 15:06:09

J1419+5256 EM169.UVDATA.1

Freq = 1.5950 GHz, Bw = 32.000 MH

No calibration applied and no bandpass applied



Lower frame: Micro Ampl Jy Top frame: Phas deg

Vector averaged cross-power spectrum Several baselines displayed

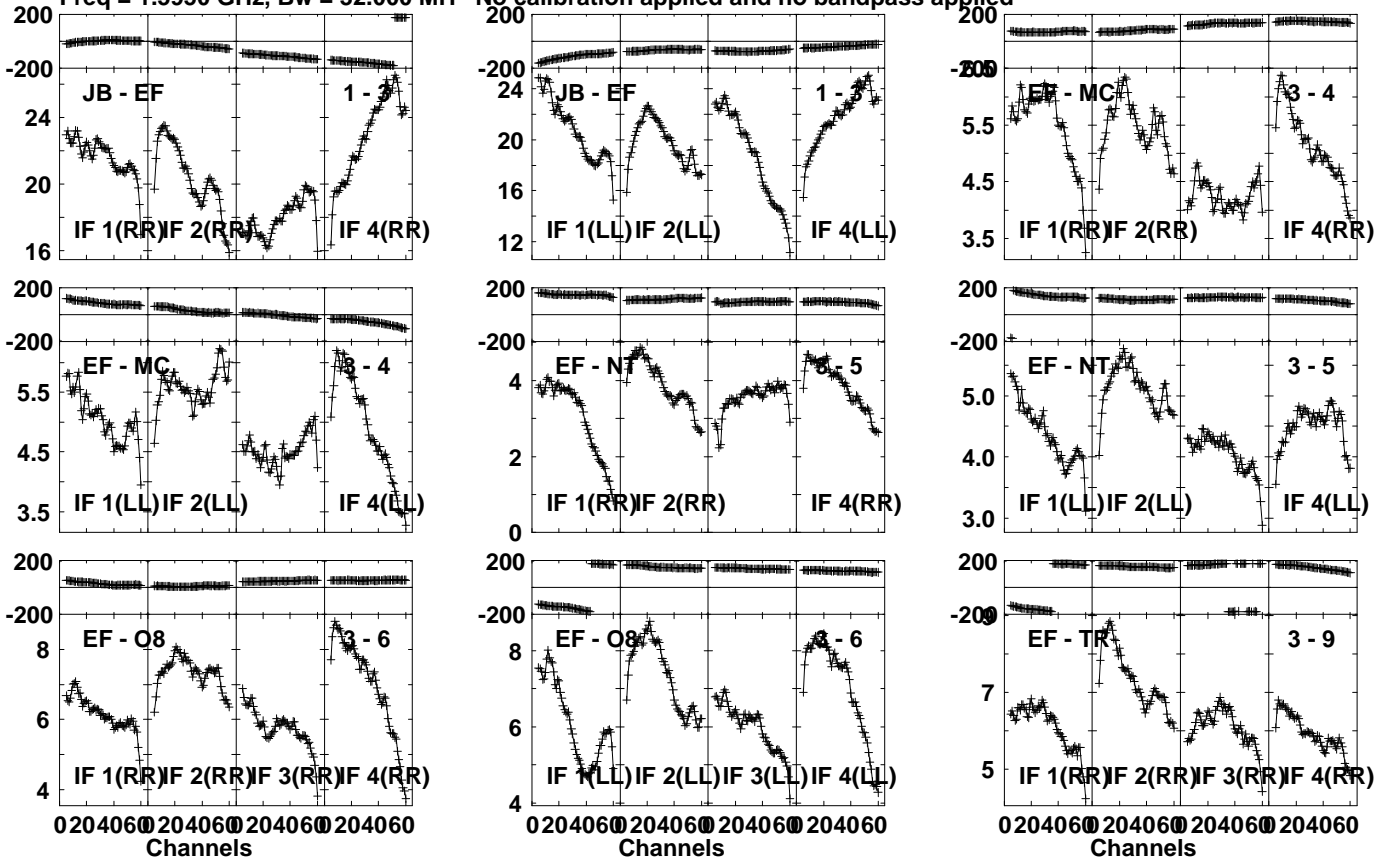
Timerange: 00/20:10:01 to 00/20:13:29



Plot file version 153 created 25-SEP-2023 15:06:09

1418+546 EM169.UVDATA.1

Freq = 1.5950 GHz, Bw = 32.000 MH No calibration applied and no bandpass applied

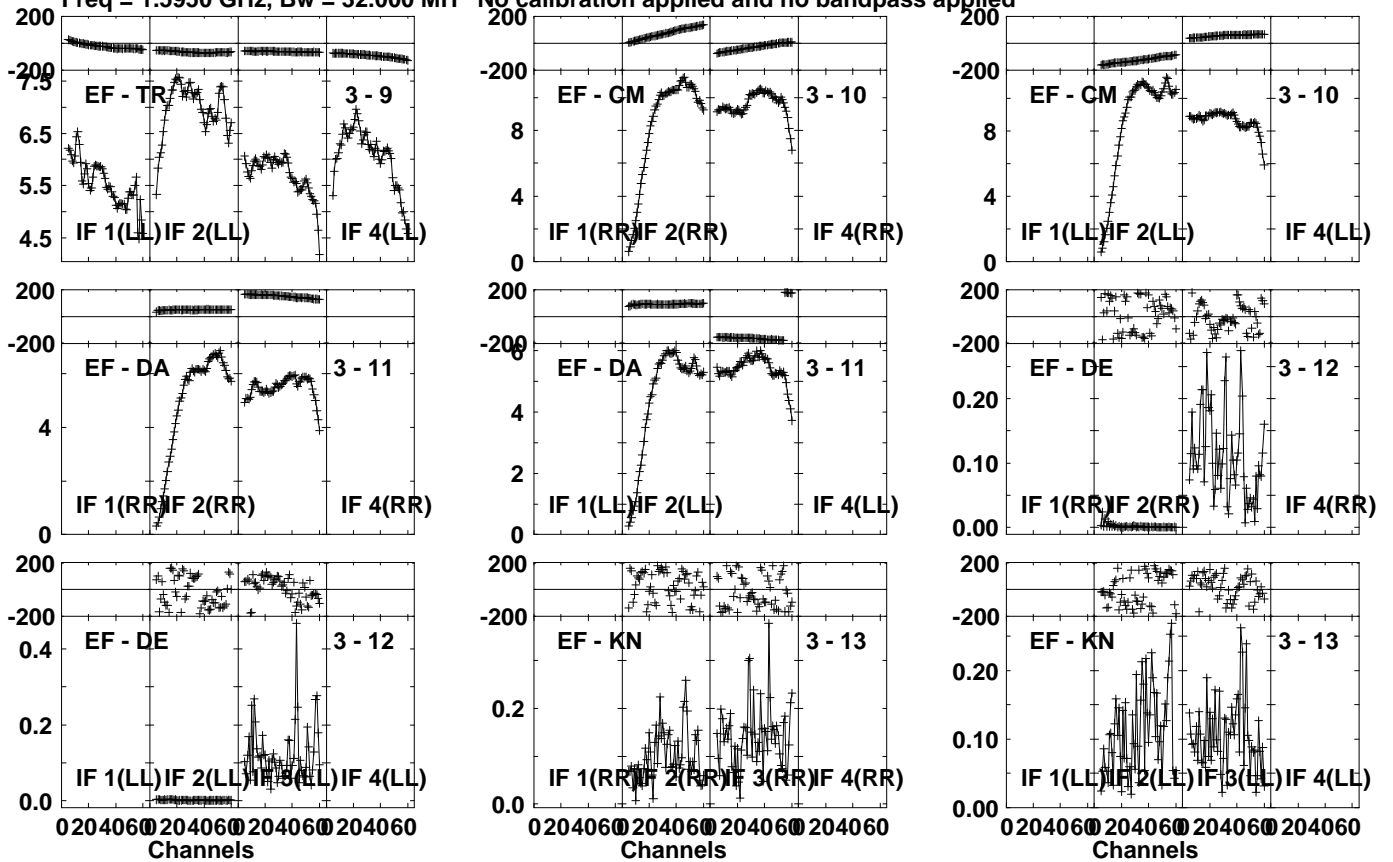


Lower frame: Milli Ampl Jy Top frame: Phas deg  
Vector averaged cross-power spectrum Several baselines displayed  
Timerange: 00/20:14:01 to 00/20:14:59

Plot file version 154 created 25-SEP-2023 15:06:09

1418+546 EM169.UVDATA.1

Freq = 1.5950 GHz, Bw = 32.000 MH No calibration applied and no bandpass applied



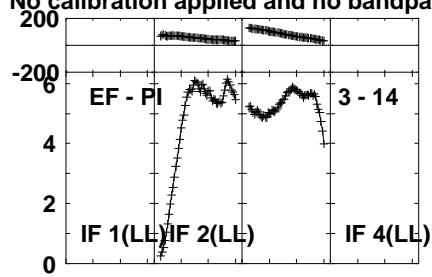
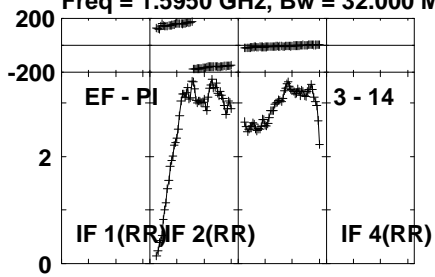
Lower frame: Milli Ampl Jy Top frame: Phas deg  
Vector averaged cross-power spectrum Several baselines displayed  
Timerange: 00/20:14:01 to 00/20:14:59

Plot file version 155 created 25-SEP-2023 15:06:09

1418+546 EM169.UVDATA.1

Freq = 1.5950 GHz, Bw = 32.000 MH

No calibration applied and no bandpass applied



Lower frame: Milli Ampl Jy Top frame: Phas deg

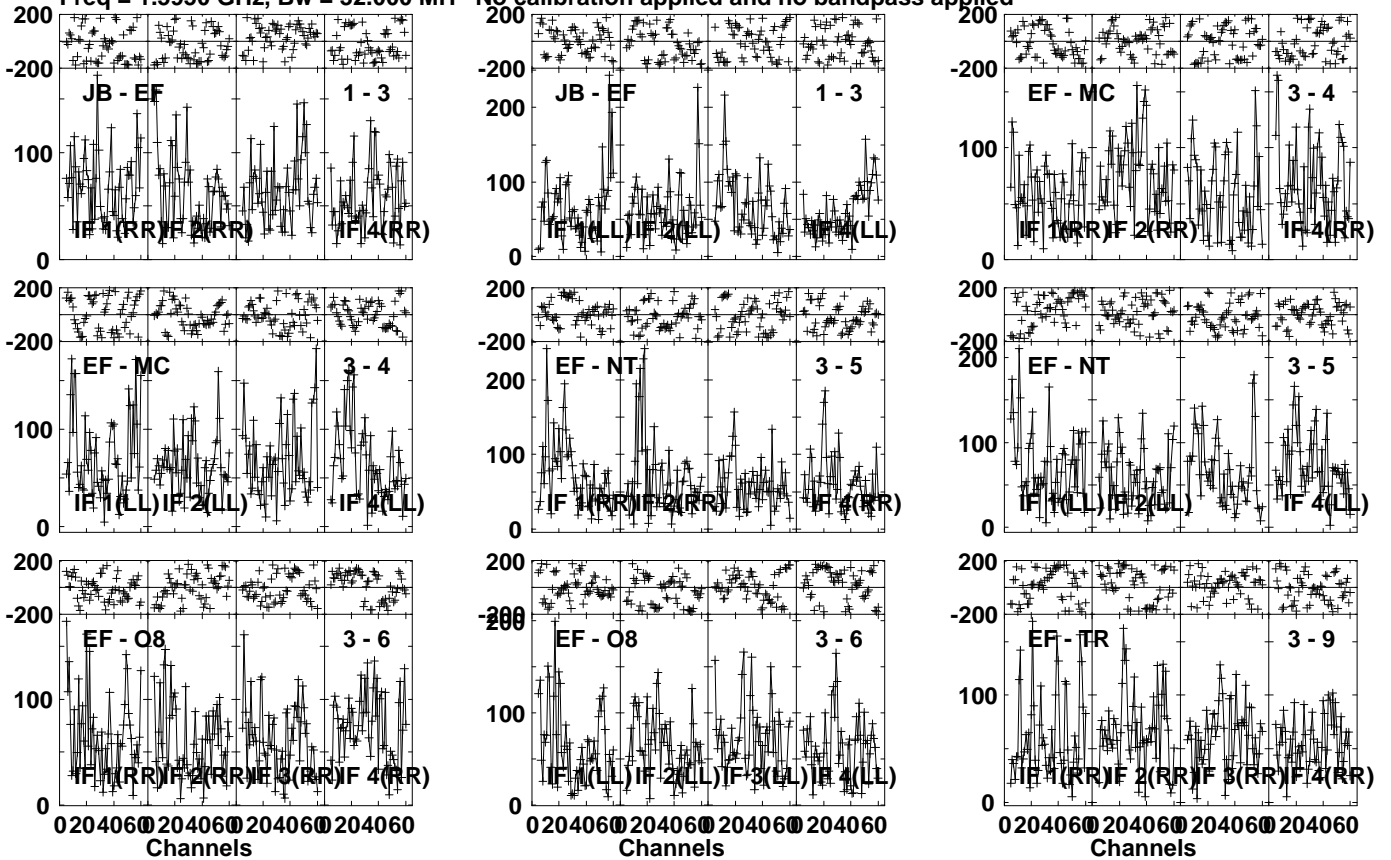
Vector averaged cross-power spectrum Several baselines displayed

Timerange: 00/20:14:01 to 00/20:14:59

Plot file version 156 created 25-SEP-2023 15:06:09

J1419+5256 EM169.UVDATA.1

Freq = 1.5950 GHz, Bw = 32.000 MH No calibration applied and no bandpass applied

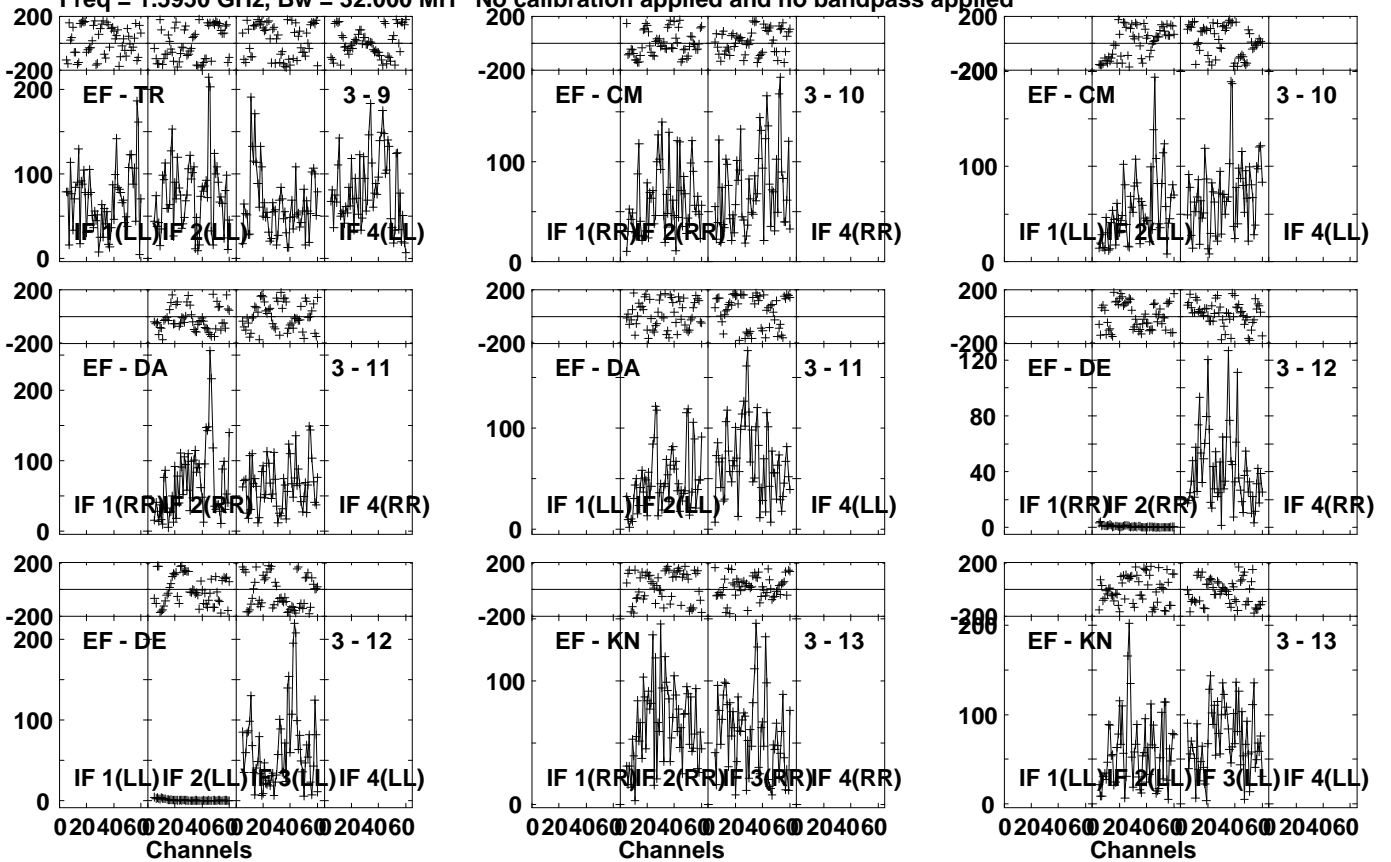


Lower frame: Micro Ampl Jy Top frame: Phas deg  
 Vector averaged cross-power spectrum Several baselines displayed  
 Timerange: 00/20:15:01 to 00/20:18:29

Plot file version 157 created 25-SEP-2023 15:06:10

J1419+5256 EM169.UVDATA.1

Freq = 1.5950 GHz, Bw = 32.000 MH No calibration applied and no bandpass applied



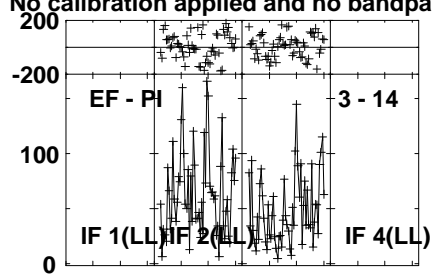
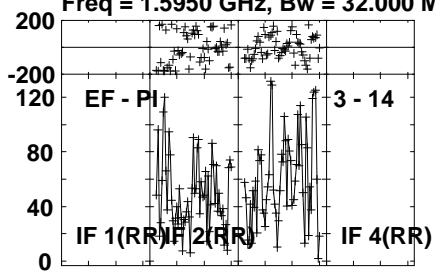
Lower frame: Micro Ampl Jy Top frame: Phas deg  
Vector averaged cross-power spectrum Several baselines displayed  
Timerange: 00/20:15:01 to 00/20:18:29

Plot file version 158 created 25-SEP-2023 15:06:10

J1419+5256 EM169.UVDATA.1

Freq = 1.5950 GHz, Bw = 32.000 MH

No calibration applied and no bandpass applied



Lower frame: Micro Ampl Jy Top frame: Phas deg

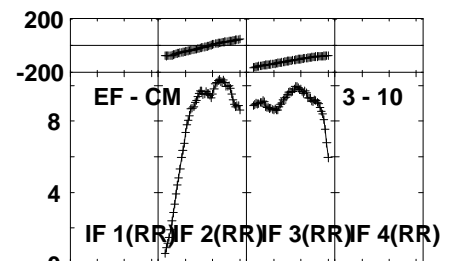
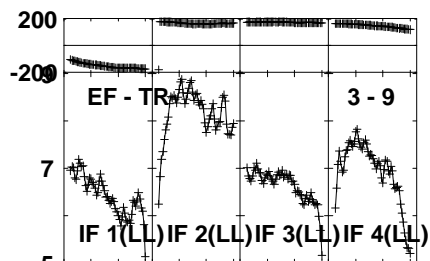
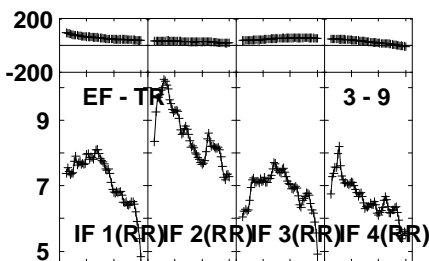
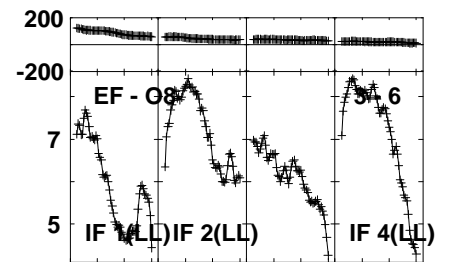
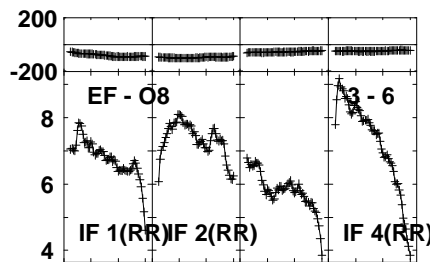
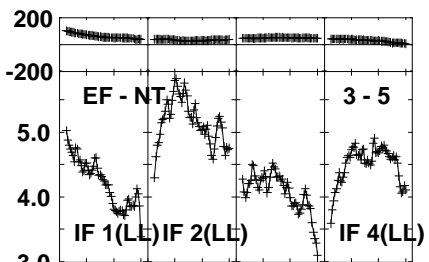
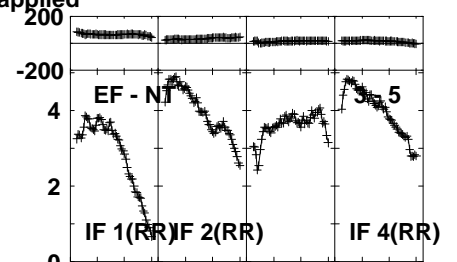
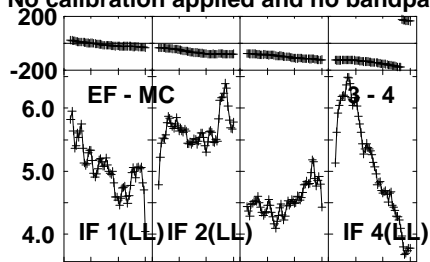
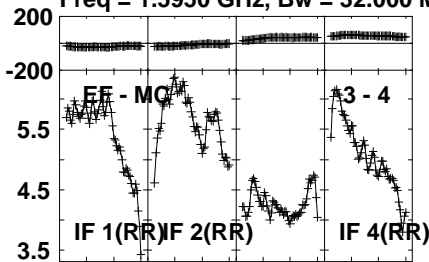
Vector averaged cross-power spectrum Several baselines displayed

Timerange: 00/20:15:01 to 00/20:18:29

Plot file version 159 created 25-SEP-2023 15:06:10

1418+546 EM169.UVDATA.1

Freq = 1.5950 GHz, Bw = 32.000 MH No calibration applied and no bandpass applied

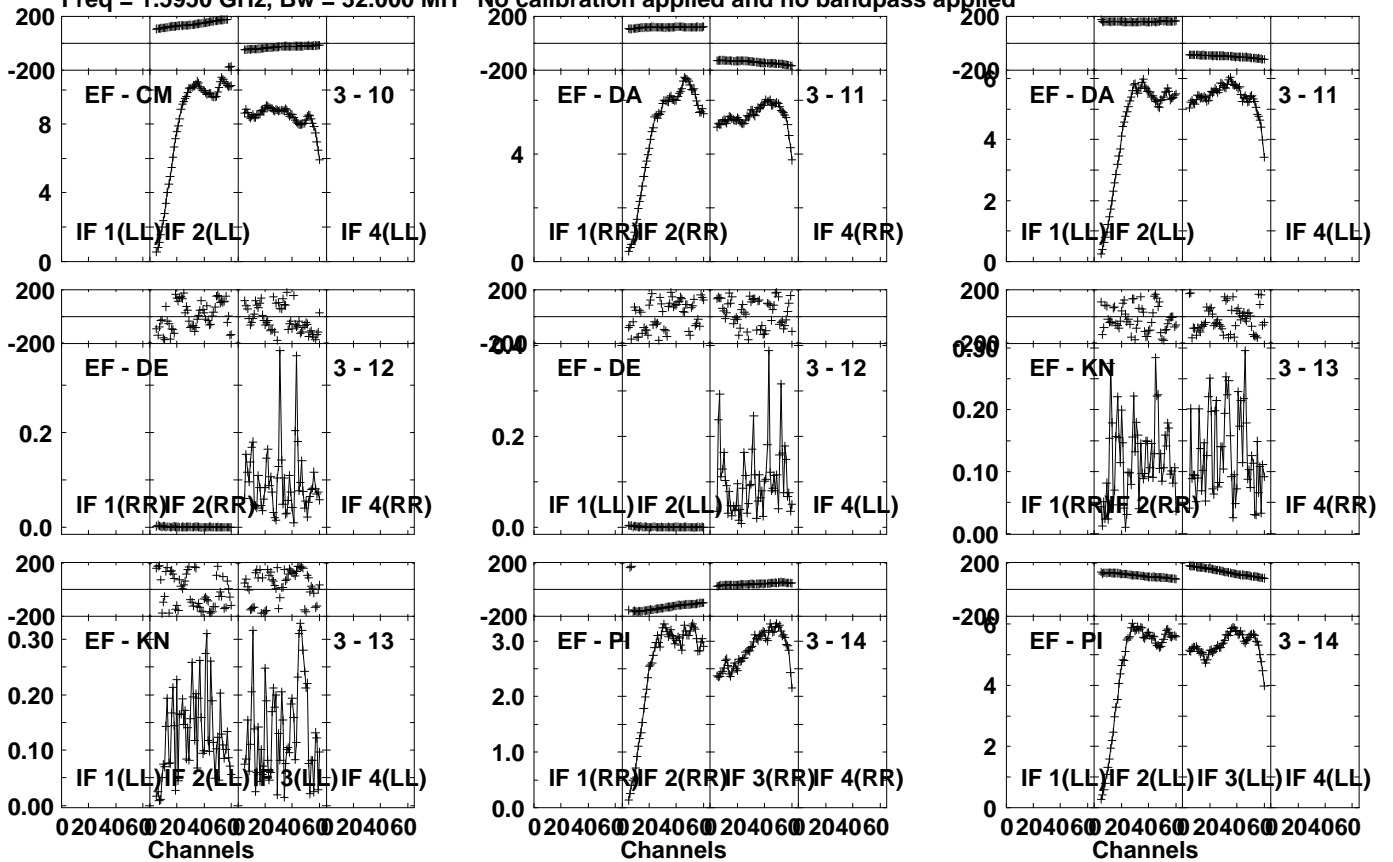


Lower frame: Milli Ampl Jy Top frame: Phas deg  
Vector averaged cross-power spectrum Several baselines displayed  
Timerange: 00/20:18:31 to 00/20:19:59

Plot file version 160 created 25-SEP-2023 15:06:10

1418+546 EM169.UVDATA.1

Freq = 1.5950 GHz, Bw = 32.000 MH No calibration applied and no bandpass applied



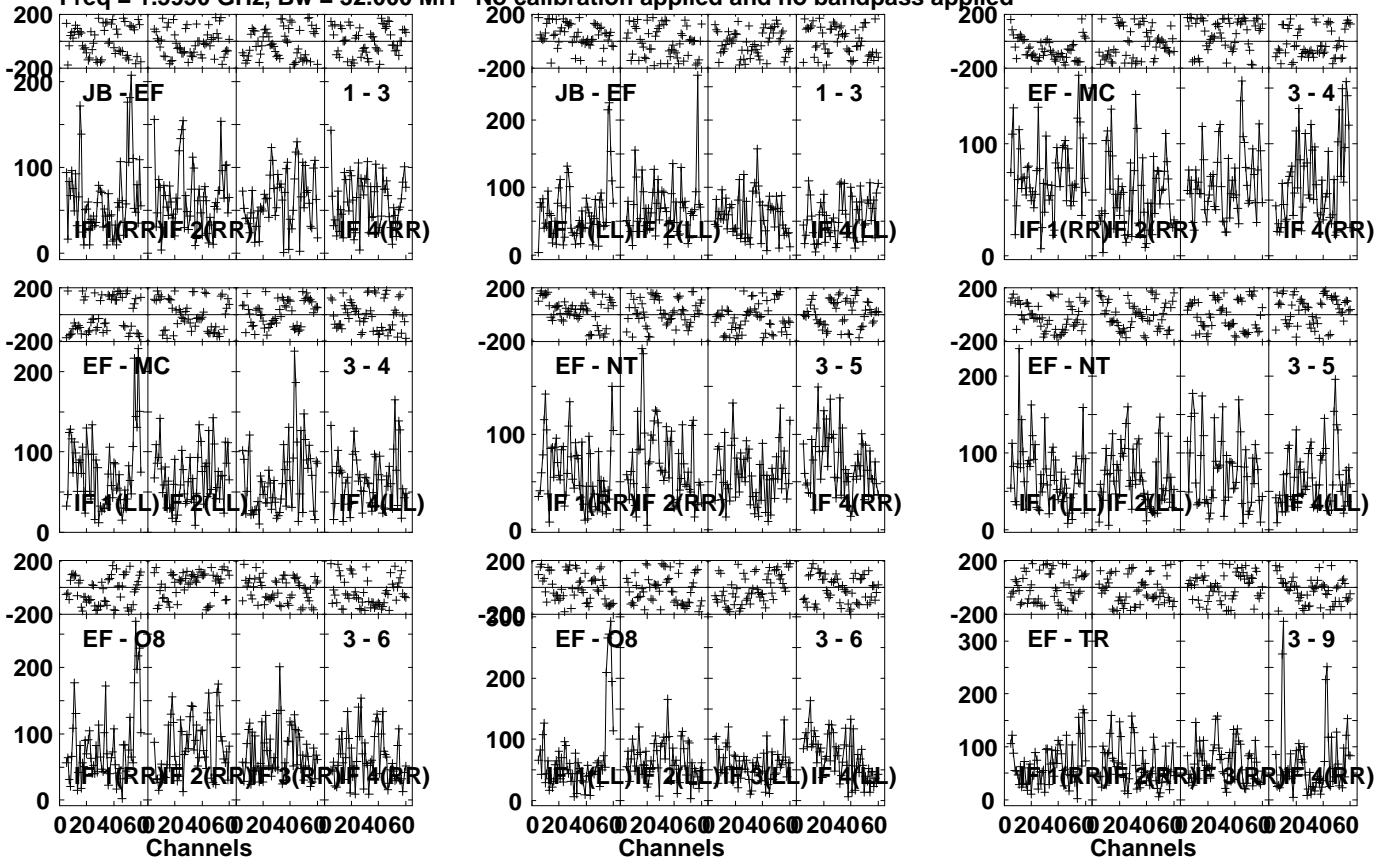
Lower frame: Milli Ampl Jy Top frame: Phas deg  
Vector averaged cross-power spectrum Several baselines displayed  
Timerange: 00/20:18:31 to 00/20:19:59



Plot file version 161 created 25-SEP-2023 15:06:10

J1419+5256 EM169.UVDATA.1

Freq = 1.5950 GHz, Bw = 32.000 MH No calibration applied and no bandpass applied

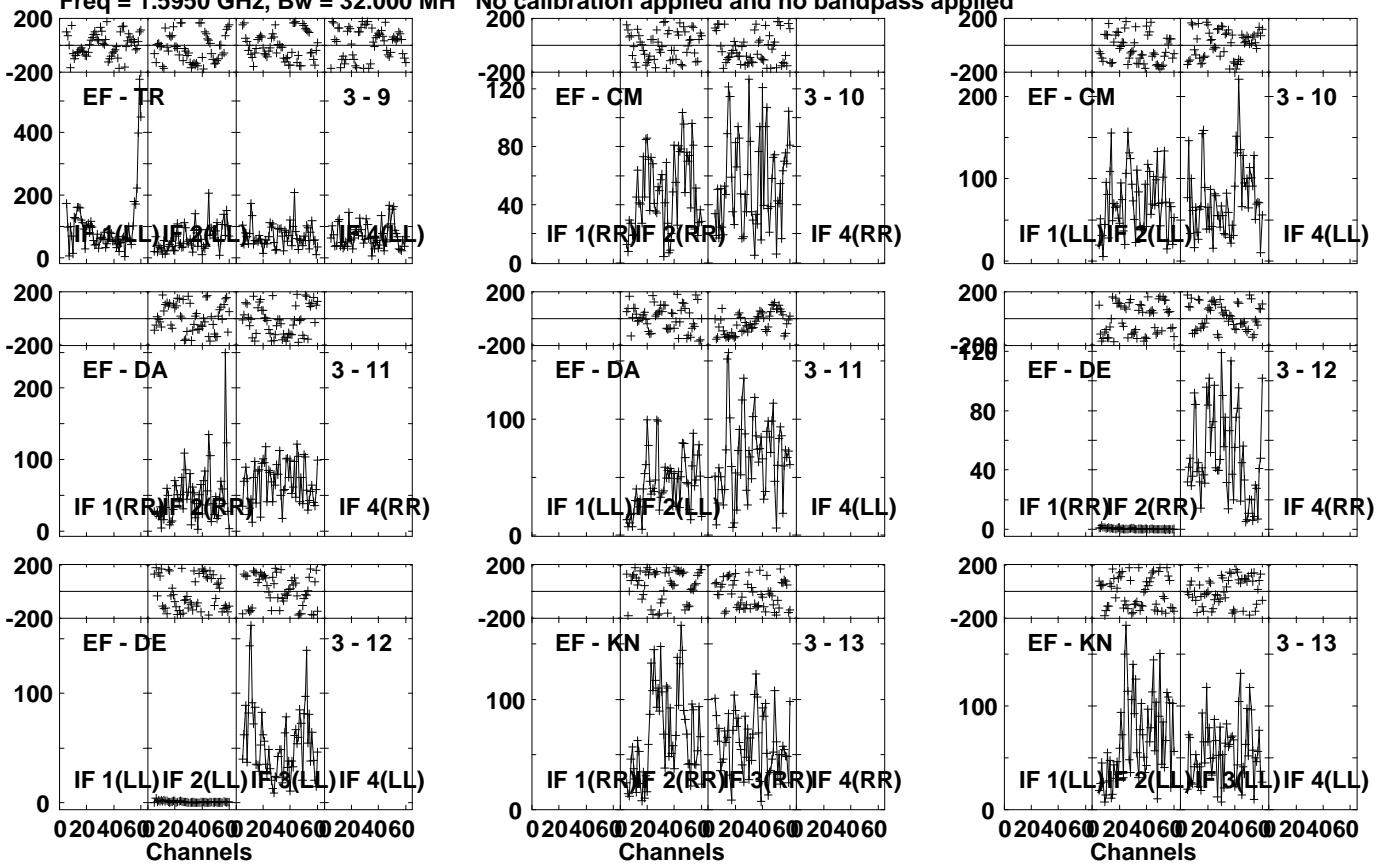


Lower frame: Micro Ampl Jy Top frame: Phas deg  
Vector averaged cross-power spectrum Several baselines displayed  
Timerange: 00/20:20:01 to 00/20:23:29

Plot file version 162 created 25-SEP-2023 15:06:10

J1419+5256 EM169.UVDATA.1

Freq = 1.5950 GHz, Bw = 32.000 MH No calibration applied and no bandpass applied



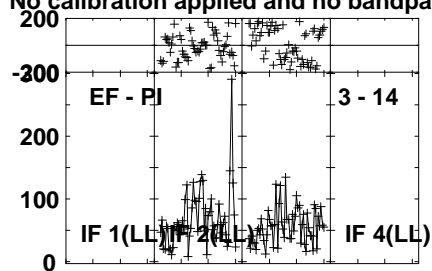
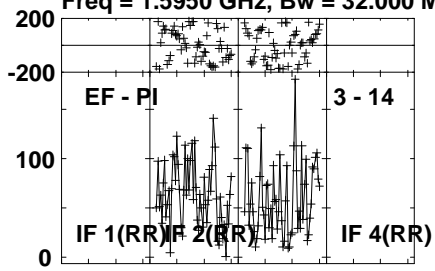
Lower frame: Micro Ampl Jy Top frame: Phas deg  
Vector averaged cross-power spectrum Several baselines displayed  
Timerange: 00/20:20:01 to 00/20:23:29

Plot file version 163 created 25-SEP-2023 15:06:10

J1419+5256 EM169.UVDATA.1

Freq = 1.5950 GHz, Bw = 32.000 MH

No calibration applied and no bandpass applied



Lower frame: Micro Ampl Jy Top frame: Phas deg

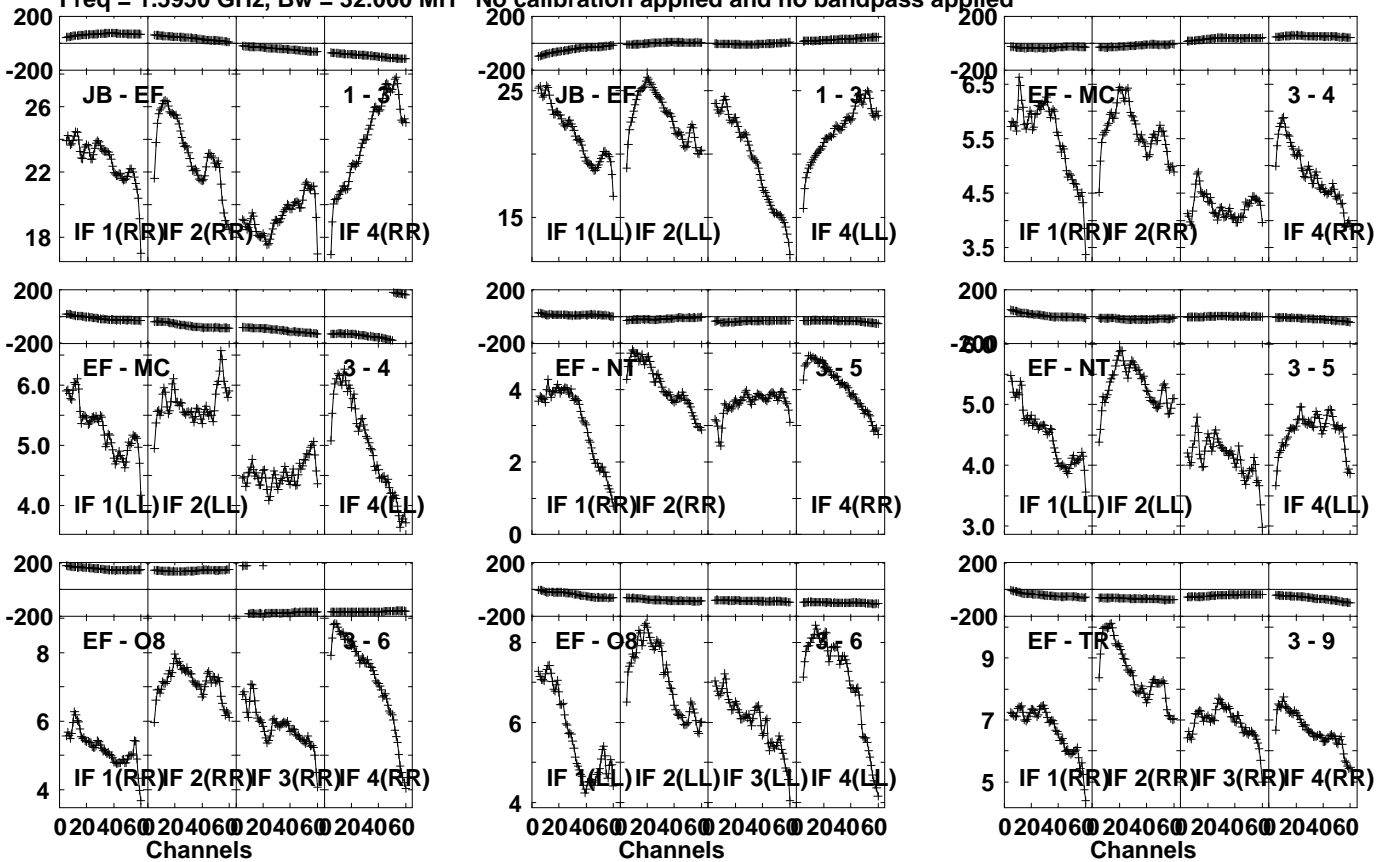
Vector averaged cross-power spectrum Several baselines displayed

Timerange: 00/20:20:01 to 00/20:23:29

Plot file version 164 created 25-SEP-2023 15:06:10

1418+546 EM169.UVDATA.1

Freq = 1.5950 GHz, Bw = 32.000 MH No calibration applied and no bandpass applied



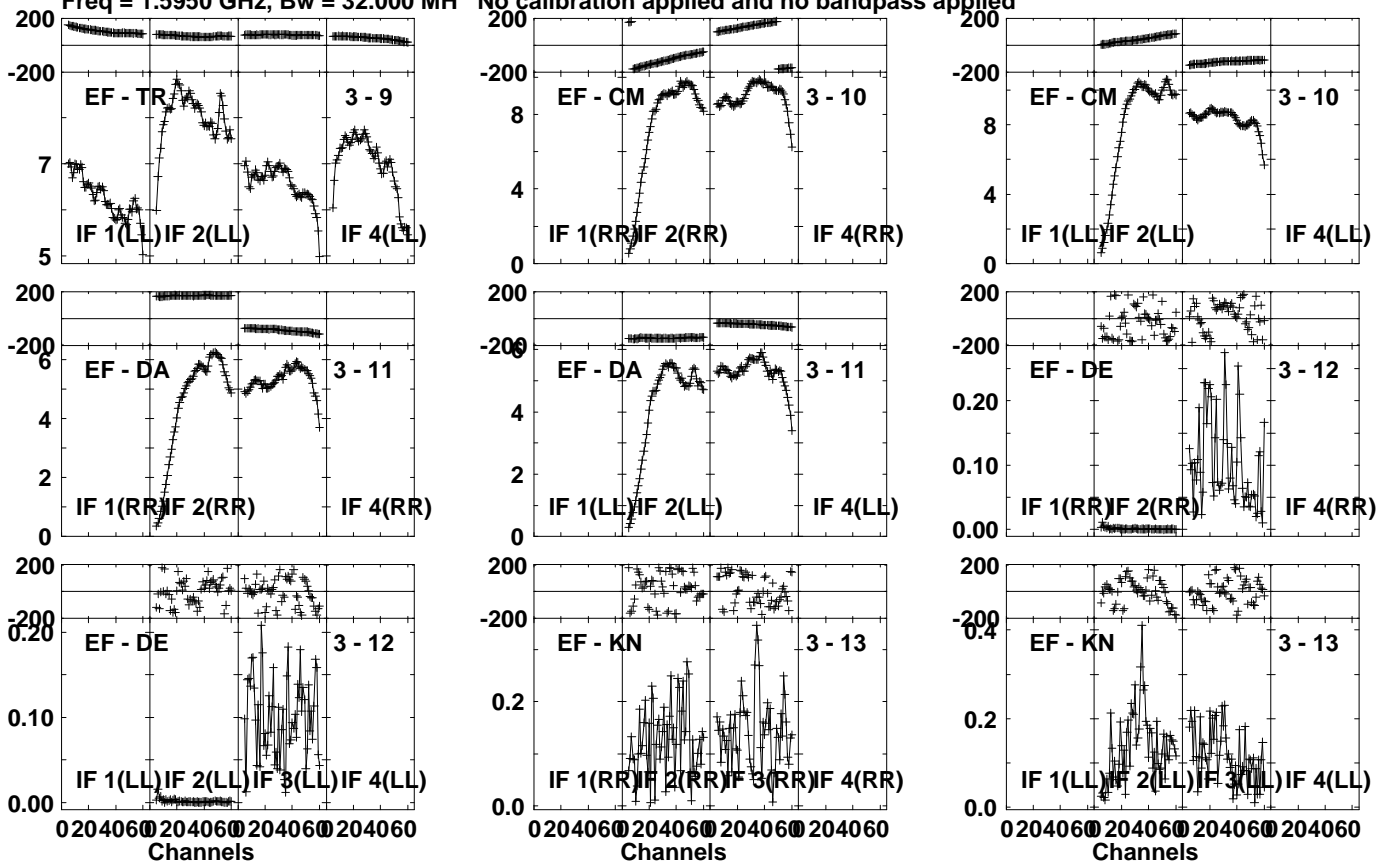
Lower frame: Milli Ampl Jy Top frame: Phas deg  
Vector averaged cross-power spectrum Several baselines displayed  
Timerange: 00/20:24:01 to 00/20:24:59

Plot file version 165 created 25-SEP-2023 15:06:10

1418+546 EM169.UVDATA.1

Freq = 1.5950 GHz, Bw = 32.000 MH

No calibration applied and no bandpass applied



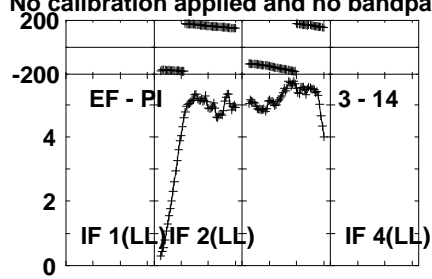
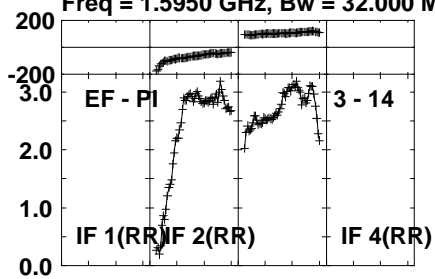
Lower frame: Milli Ampl Jy Top frame: Phas deg  
Vector averaged cross-power spectrum Several baselines displayed  
Timerange: 00/20:24:01 to 00/20:24:59

Plot file version 166 created 25-SEP-2023 15:06:10

1418+546 EM169.UVDATA.1

Freq = 1.5950 GHz, Bw = 32.000 MH

No calibration applied and no bandpass applied



Lower frame: Milli Ampl Jy Top frame: Phas deg

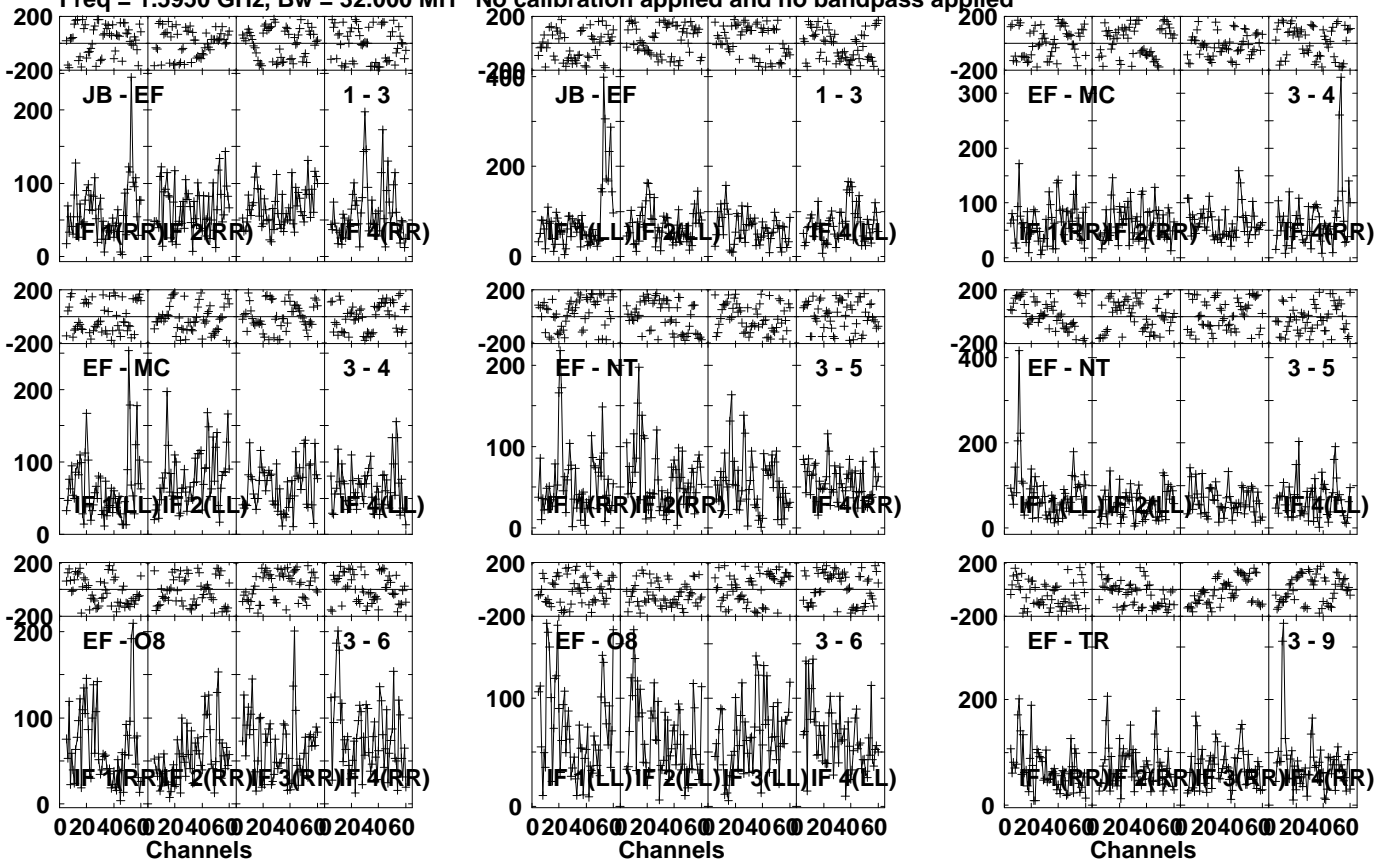
Vector averaged cross-power spectrum Several baselines displayed

Timerange: 00/20:24:01 to 00/20:24:59

Plot file version 167 created 25-SEP-2023 15:06:10

J1419+5256 EM169.UVDATA.1

Freq = 1.5950 GHz, Bw = 32.000 MH No calibration applied and no bandpass applied

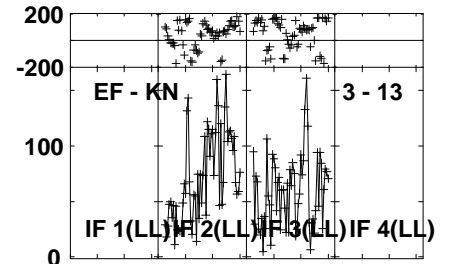
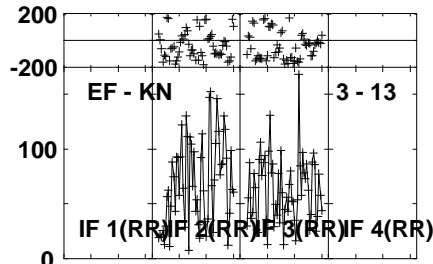
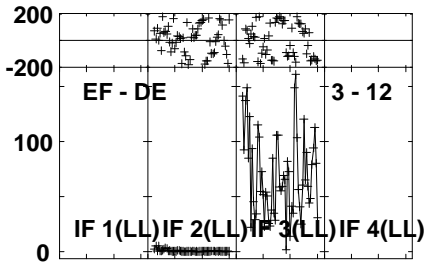
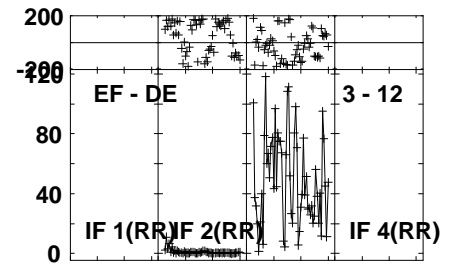
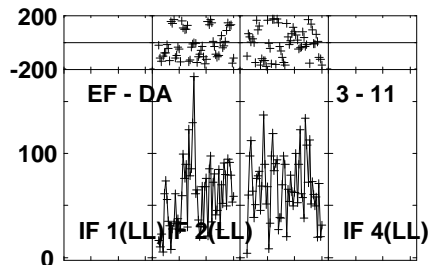
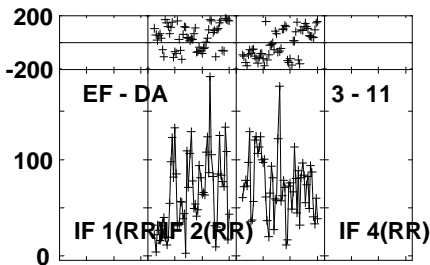
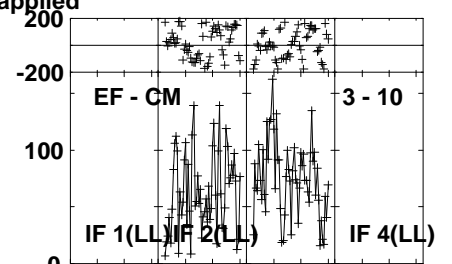
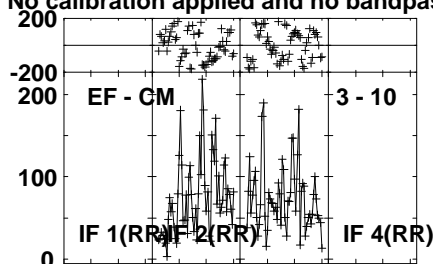
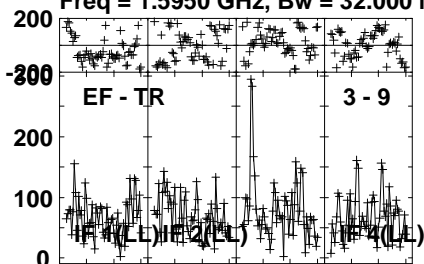


Lower frame: Micro Ampl Jy Top frame: Phas deg  
Vector averaged cross-power spectrum Several baselines displayed  
Timerange: 00/20:25:01 to 00/20:28:29

Plot file version 168 created 25-SEP-2023 15:06:10

J1419+5256 EM169.UVDATA.1

Freq = 1.5950 GHz, Bw = 32.000 MH No calibration applied and no bandpass applied



Lower frame: Micro Ampl Jy Top frame: Phas deg  
Vector averaged cross-power spectrum Several baselines displayed  
Timerange: 00/20:25:01 to 00/20:28:29

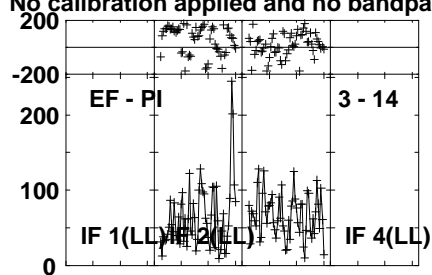
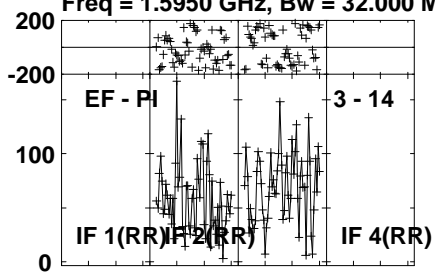


Plot file version 169 created 25-SEP-2023 15:06:10

J1419+5256 EM169.UVDATA.1

Freq = 1.5950 GHz, Bw = 32.000 MH

No calibration applied and no bandpass applied



Lower frame: Micro Ampl Jy Top frame: Phas deg

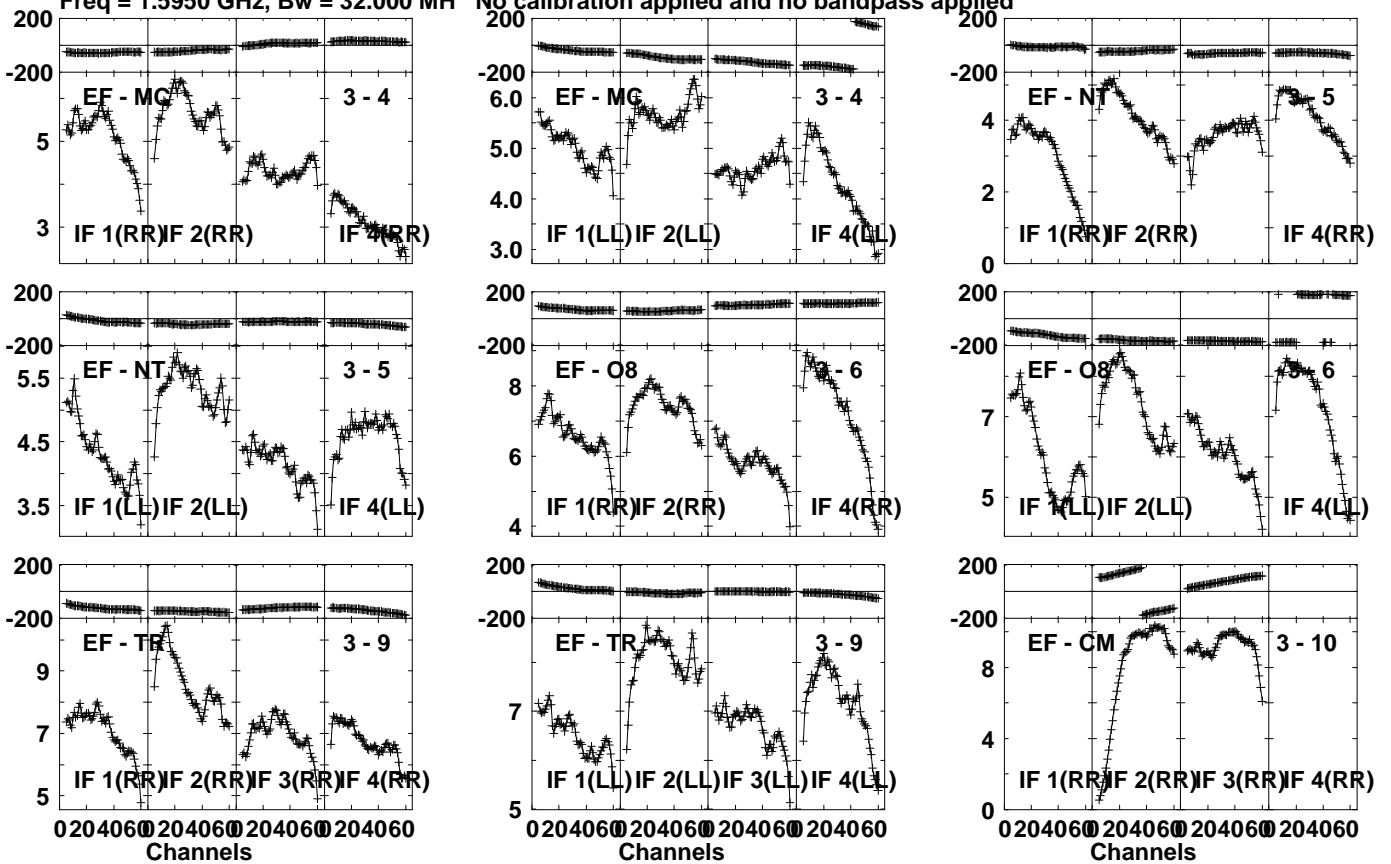
Vector averaged cross-power spectrum Several baselines displayed

Timerange: 00/20:25:01 to 00/20:28:29

Plot file version 170 created 25-SEP-2023 15:06:10

1418+546 EM169.UVDATA.1

Freq = 1.5950 GHz, Bw = 32.000 MH No calibration applied and no bandpass applied



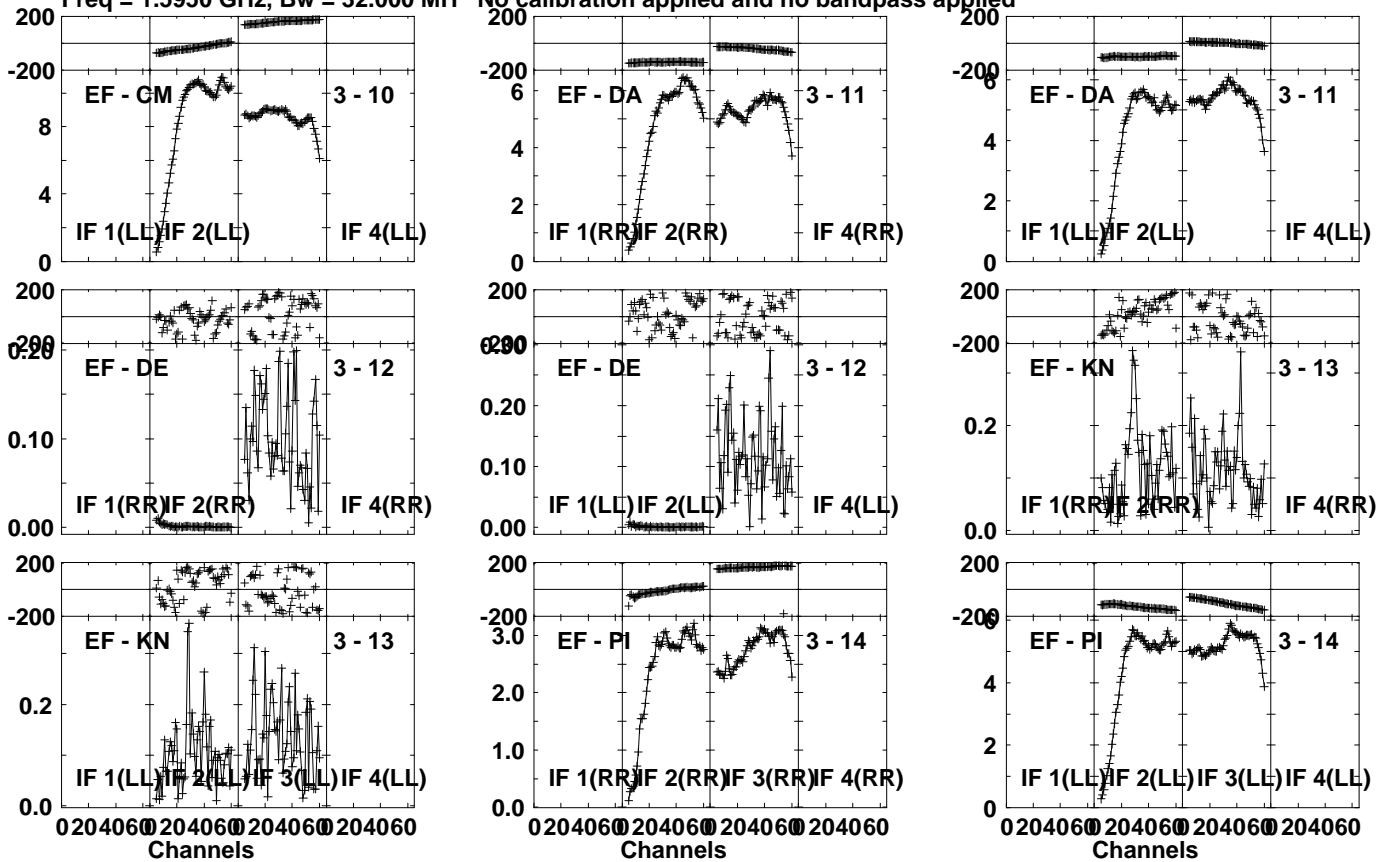
Lower frame: Milli Ampl Jy Top frame: Phas deg  
Vector averaged cross-power spectrum Several baselines displayed  
Timerange: 00/20:28:31 to 00/20:29:59

Plot file version 171 created 25-SEP-2023 15:06:10

1418+546 EM169.UVDATA.1

Freq = 1.5950 GHz, Bw = 32.000 MH

No calibration applied and no bandpass applied

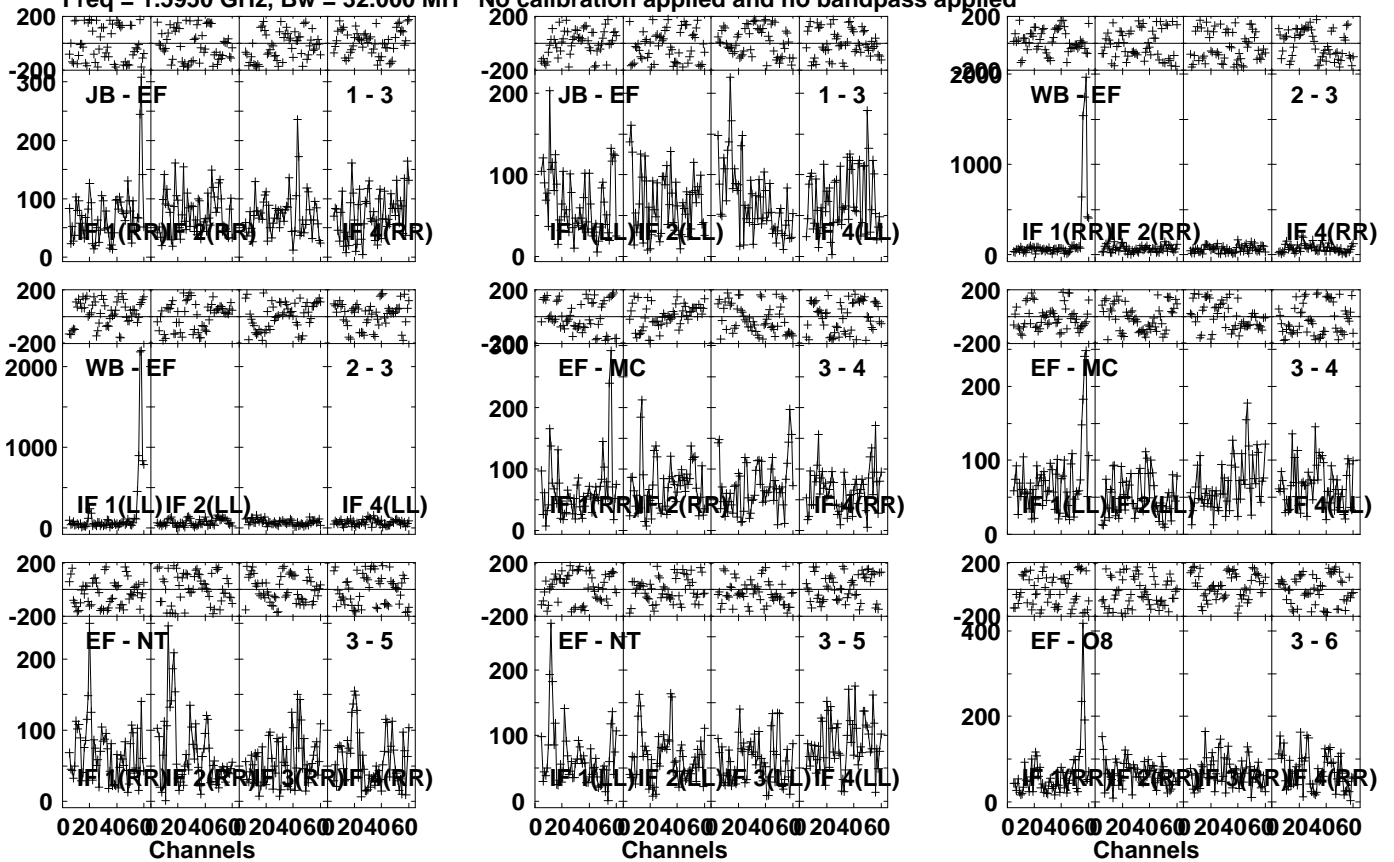


Lower frame: Milli Ampl Jy Top frame: Phas deg  
Vector averaged cross-power spectrum Several baselines displayed  
Timerange: 00/20:28:31 to 00/20:29:59

Plot file version 172 created 25-SEP-2023 15:06:11

J1419+5256 EM169.UVDATA.1

Freq = 1.5950 GHz, Bw = 32.000 MH No calibration applied and no bandpass applied

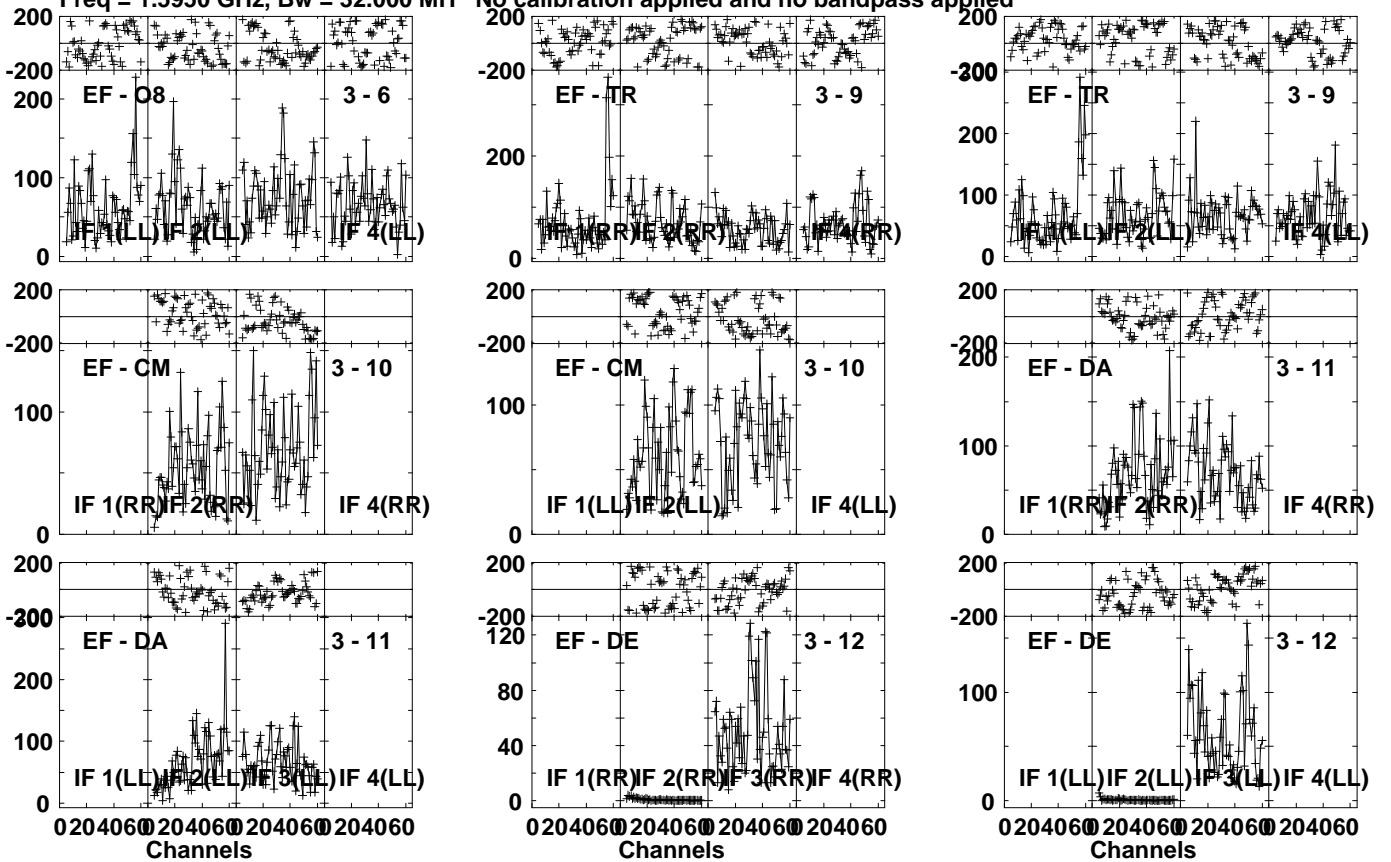


Lower frame: Micro Ampl Jy Top frame: Phas deg  
Vector averaged cross-power spectrum Several baselines displayed  
Timerange: 00/20:30:01 to 00/20:33:29

Plot file version 173 created 25-SEP-2023 15:06:11

J1419+5256 EM169.UVDATA.1

Freq = 1.5950 GHz, Bw = 32.000 MH No calibration applied and no bandpass applied



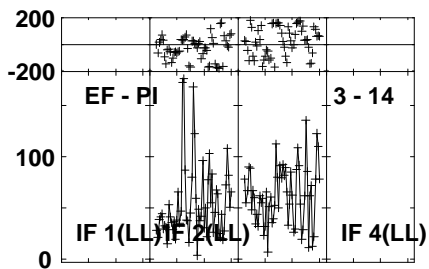
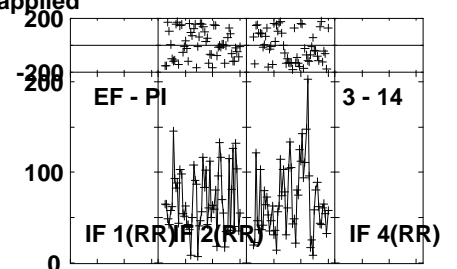
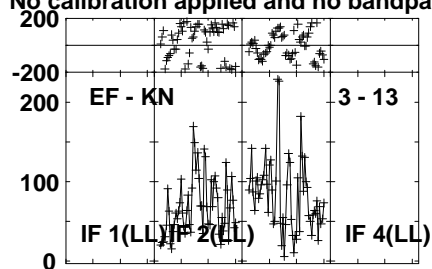
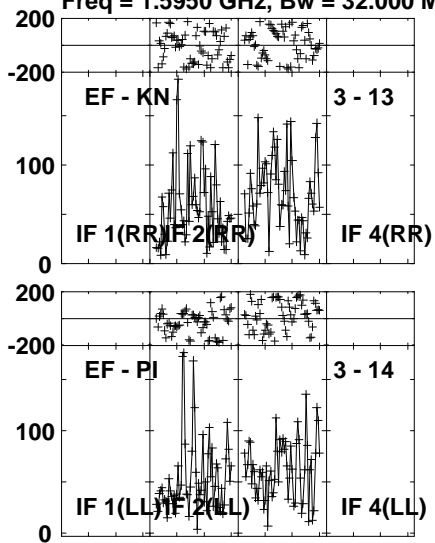
Lower frame: Micro Ampl Jy Top frame: Phas deg  
Vector averaged cross-power spectrum Several baselines displayed  
Timerange: 00/20:30:01 to 00/20:33:29

Plot file version 174 created 25-SEP-2023 15:06:11

J1419+5256 EM169.UVDATA.1

Freq = 1.5950 GHz, Bw = 32.000 MH

No calibration applied and no bandpass applied



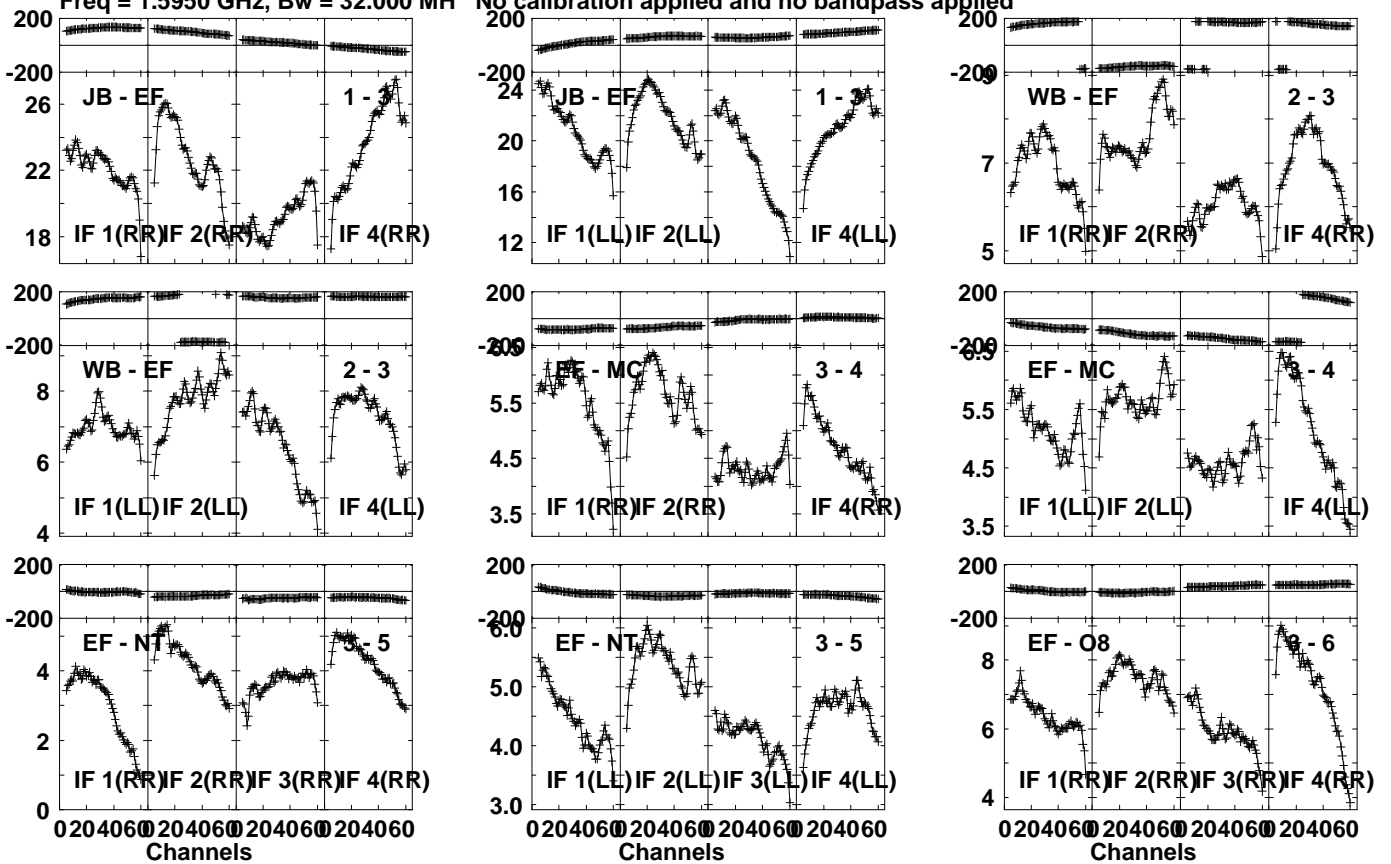
Lower frame: Micro Ampl Jy Top frame: Phas deg  
Vector averaged cross-power spectrum Several baselines displayed  
Timerange: 00/20:30:01 to 00/20:33:29

Plot file version 175 created 25-SEP-2023 15:06:11

1418+546 EM169.UVDATA.1

Freq = 1.5950 GHz, Bw = 32.000 MH

No calibration applied and no bandpass applied



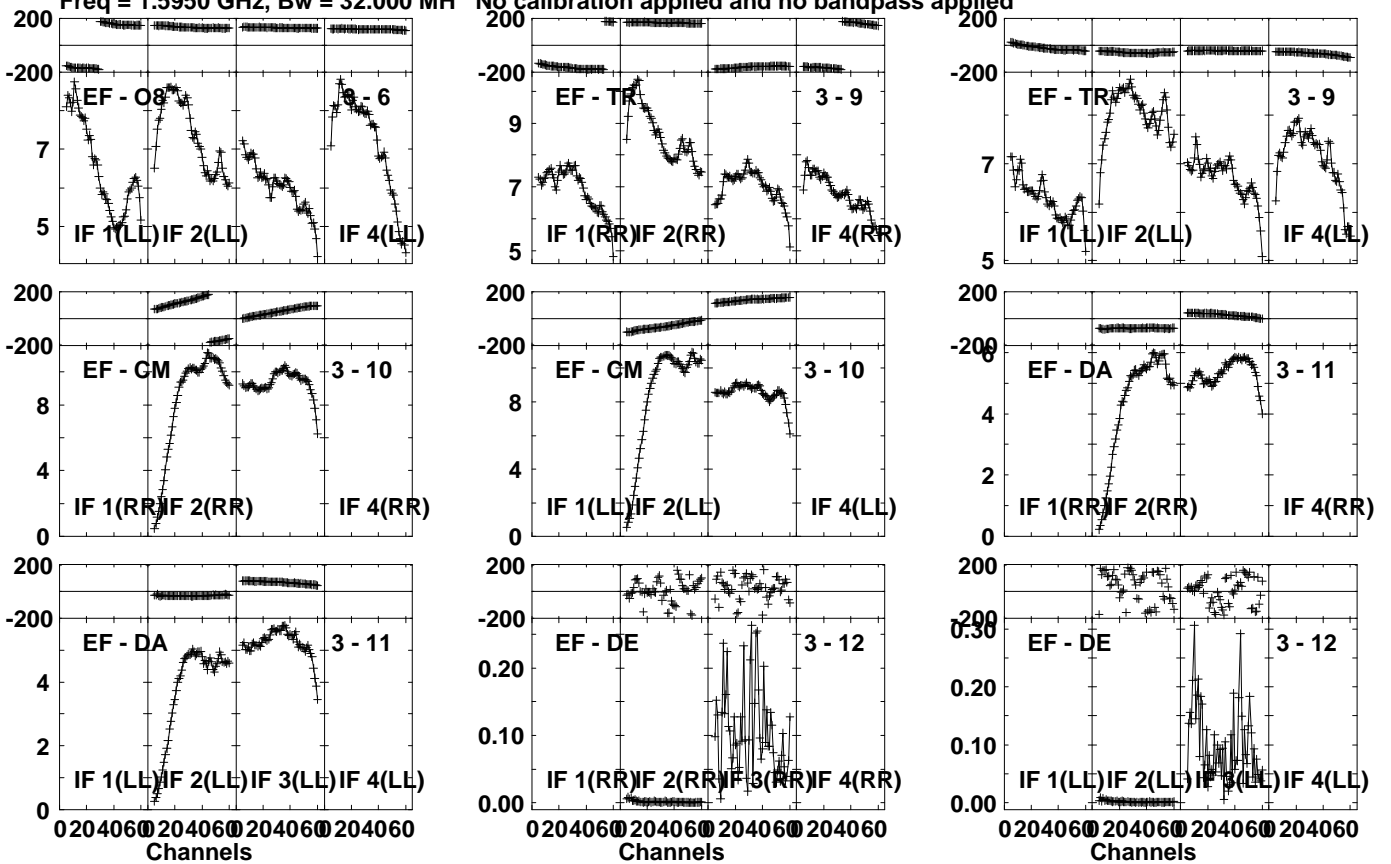
Lower frame: Milli Ampl Jy Top frame: Phas deg  
Vector averaged cross-power spectrum Several baselines displayed  
Timerange: 00/20:34:01 to 00/20:34:59

Plot file version 176 created 25-SEP-2023 15:06:11

1418+546 EM169.UVDATA.1

Freq = 1.5950 GHz, Bw = 32.000 MH

No calibration applied and no bandpass applied



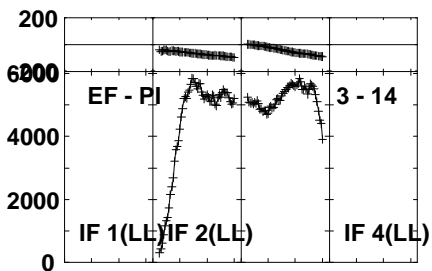
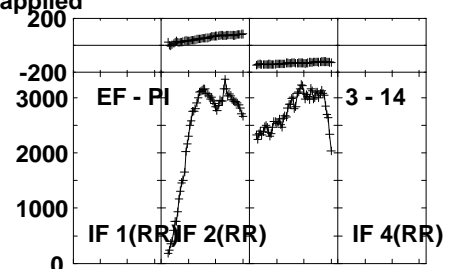
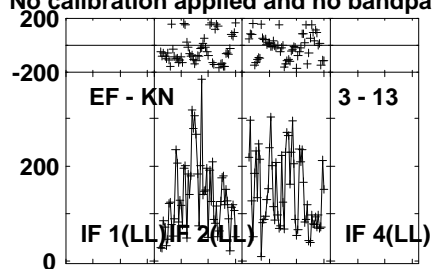
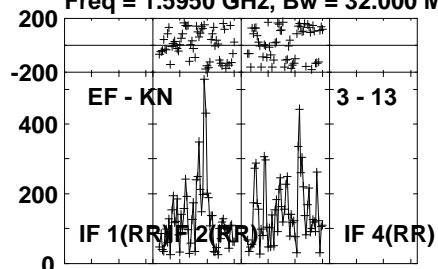
Lower frame: Milli Ampl Jy Top frame: Phas deg  
Vector averaged cross-power spectrum Several baselines displayed  
Timerange: 00/20:34:01 to 00/20:34:59



Plot file version 177 created 25-SEP-2023 15:06:11

1418+546 EM169.UVDATA.1

Freq = 1.5950 GHz, Bw = 32.000 MH No calibration applied and no bandpass applied

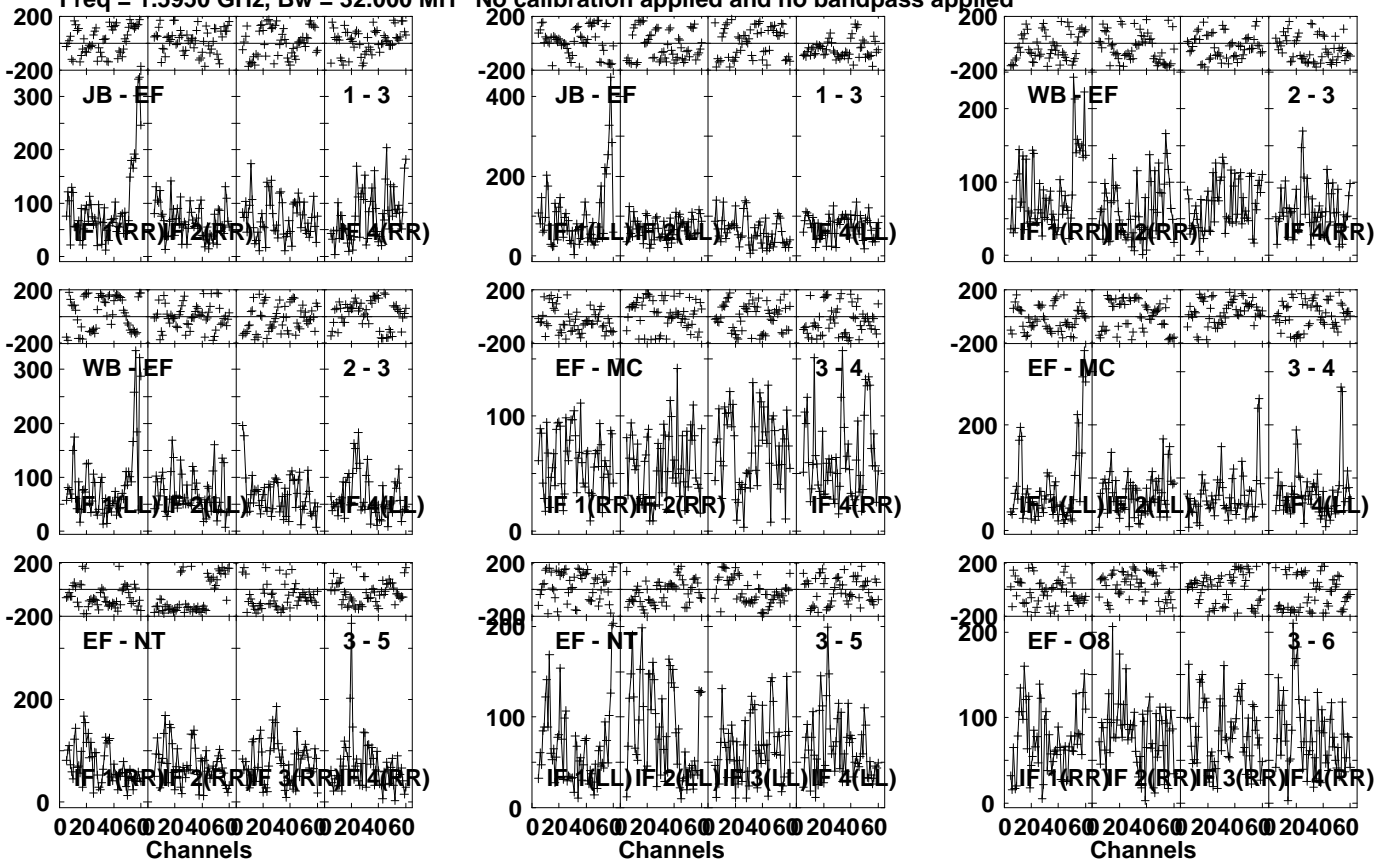


Lower frame: Micro Ampl Jy Top frame: Phas deg  
Vector averaged cross-power spectrum Several baselines displayed  
Timerange: 00/20:34:01 to 00/20:34:59

Plot file version 178 created 25-SEP-2023 15:06:11

J1419+5256 EM169.UVDATA.1

Freq = 1.5950 GHz, Bw = 32.000 MH No calibration applied and no bandpass applied



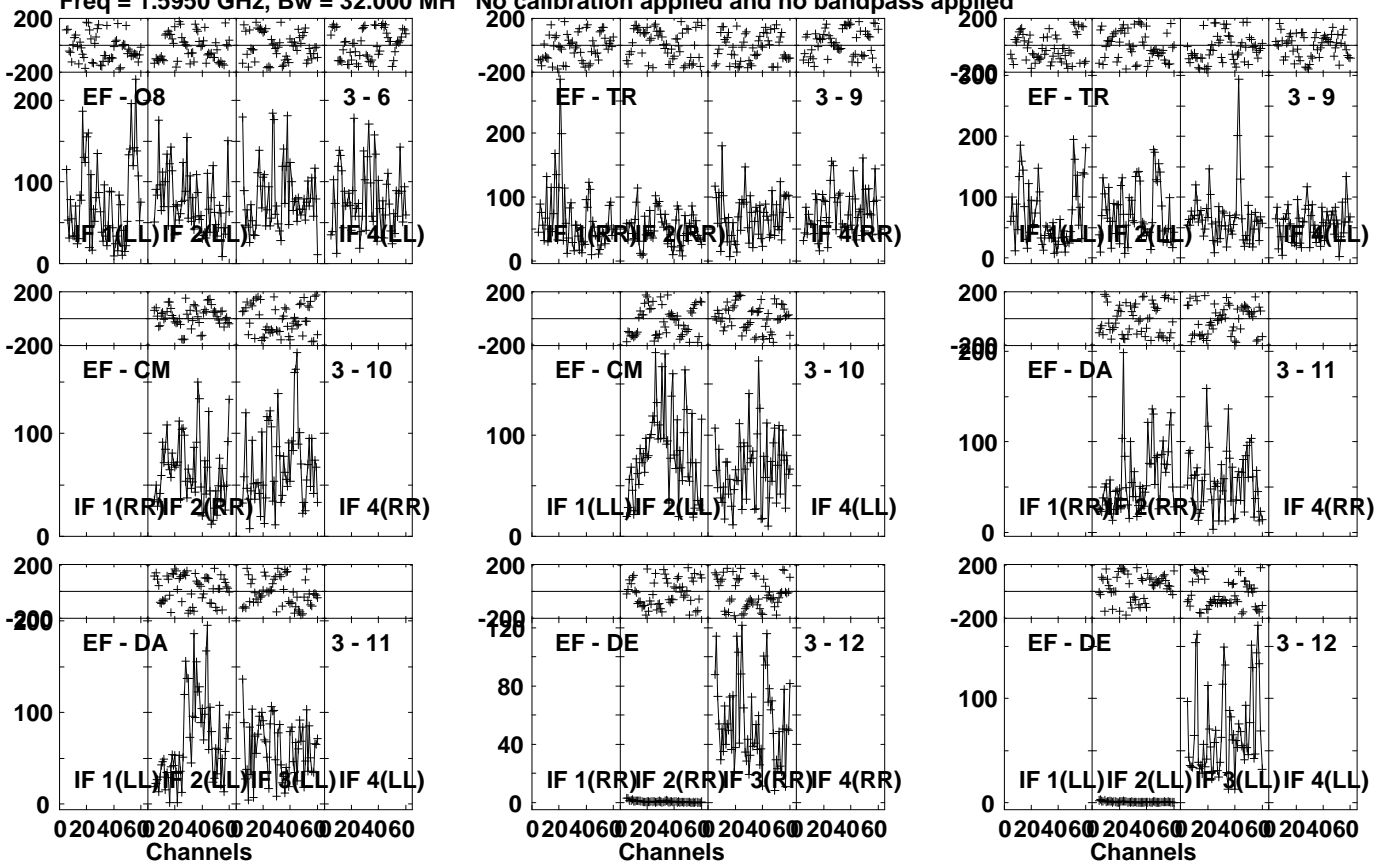
Lower frame: Micro Ampl Jy Top frame: Phas deg  
Vector averaged cross-power spectrum Several baselines displayed  
Timerange: 00/20:35:01 to 00/20:38:29

Plot file version 179 created 25-SEP-2023 15:06:11

J1419+5256 EM169.UVDATA.1

Freq = 1.5950 GHz, Bw = 32.000 MH

No calibration applied and no bandpass applied



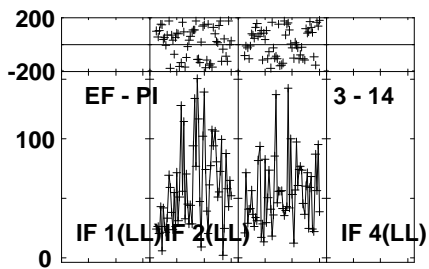
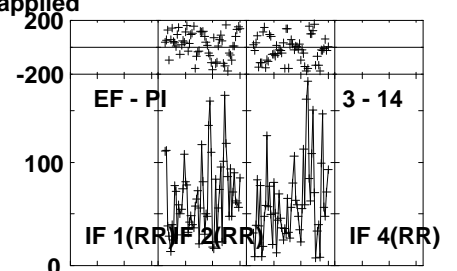
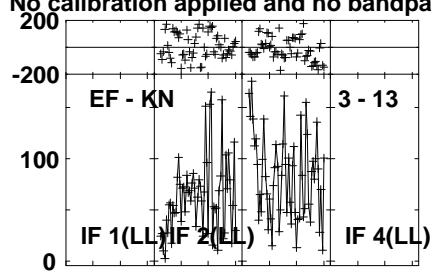
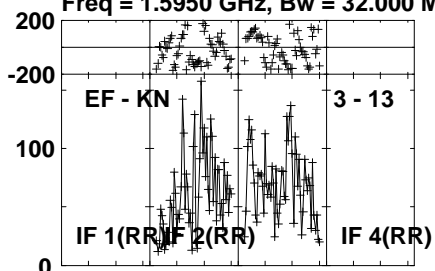
Lower frame: Micro Ampl Jy Top frame: Phas deg  
Vector averaged cross-power spectrum Several baselines displayed  
Timerange: 00/20:35:01 to 00/20:38:29

Plot file version 180 created 25-SEP-2023 15:06:11

J1419+5256 EM169.UVDATA.1

Freq = 1.5950 GHz, Bw = 32.000 MH

No calibration applied and no bandpass applied



Lower frame: Micro Ampl Jy Top frame: Phas deg

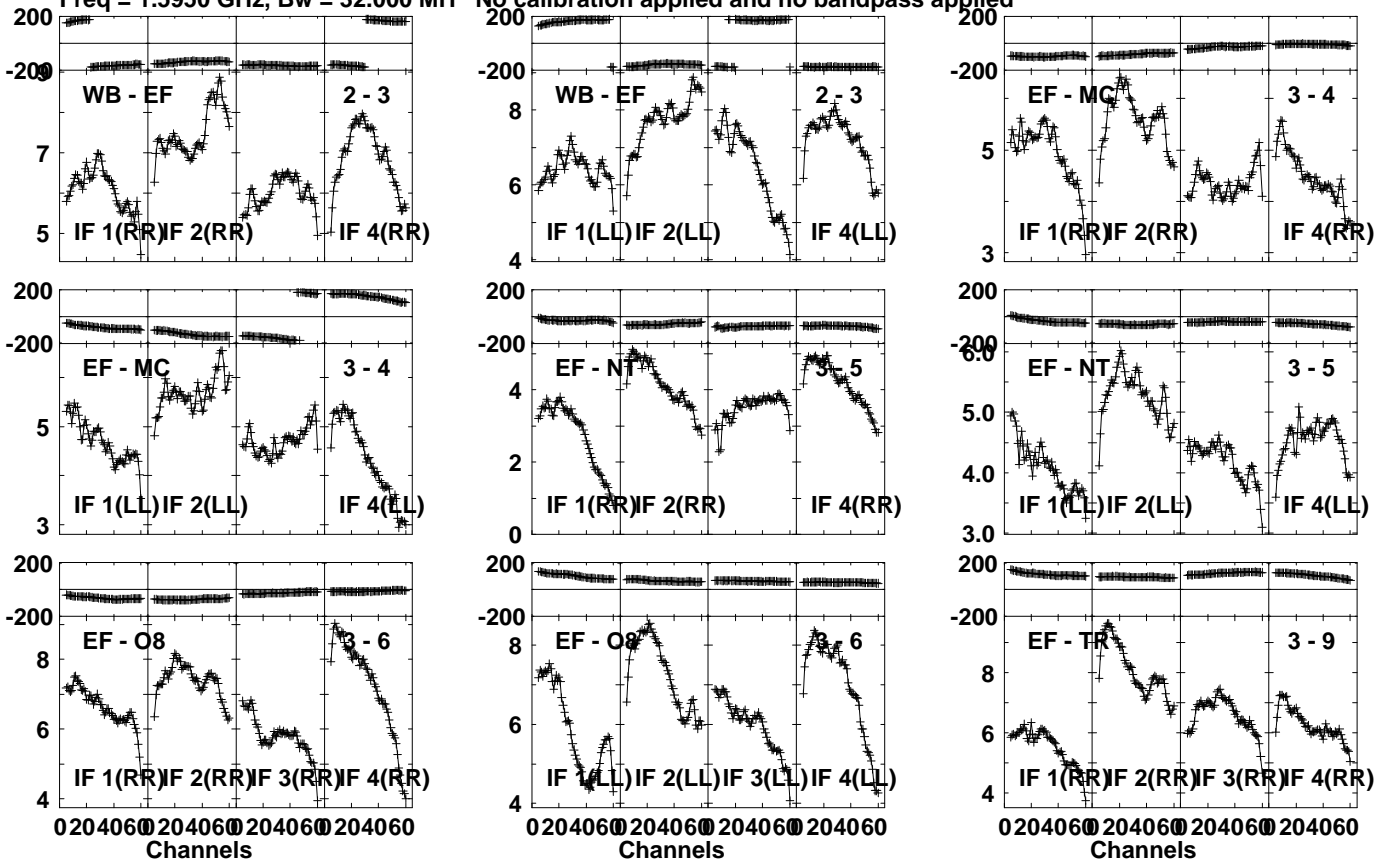
Vector averaged cross-power spectrum Several baselines displayed

Timerange: 00/20:35:01 to 00/20:38:29

Plot file version 181 created 25-SEP-2023 15:06:11

1418+546 EM169.UVDATA.1

Freq = 1.5950 GHz, Bw = 32.000 MH No calibration applied and no bandpass applied

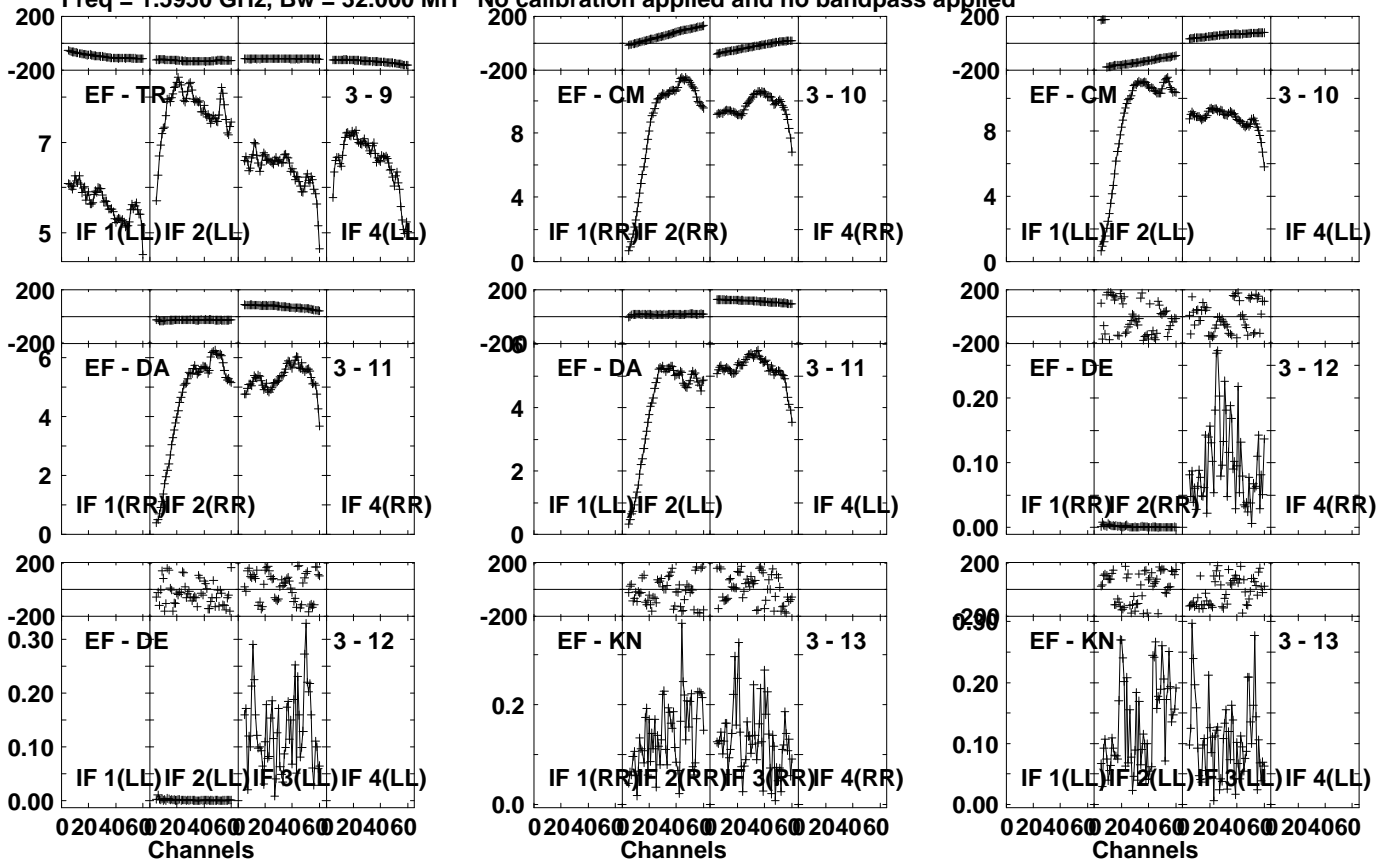


Lower frame: Milli Ampl Jy Top frame: Phas deg  
Vector averaged cross-power spectrum Several baselines displayed  
Timerange: 00/20:38:31 to 00/20:39:59

Plot file version 182 created 25-SEP-2023 15:06:11

1418+546 EM169.UVDATA.1

Freq = 1.5950 GHz, Bw = 32.000 MH No calibration applied and no bandpass applied

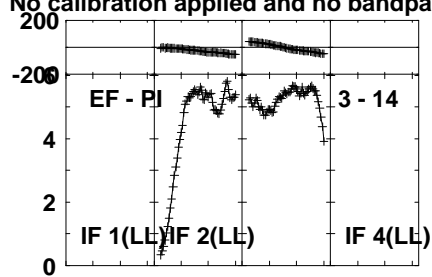
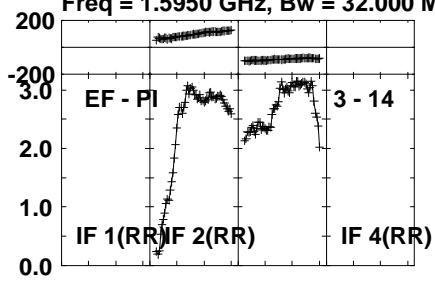


Lower frame: Milli Ampl Jy Top frame: Phas deg  
Vector averaged cross-power spectrum Several baselines displayed  
Timerange: 00/20:38:31 to 00/20:39:59

Plot file version 183 created 25-SEP-2023 15:06:11

1418+546 EM169.UVDATA.1

Freq = 1.5950 GHz, Bw = 32.000 MH No calibration applied and no bandpass applied



Lower frame: Milli Ampl Jy Top frame: Phas deg

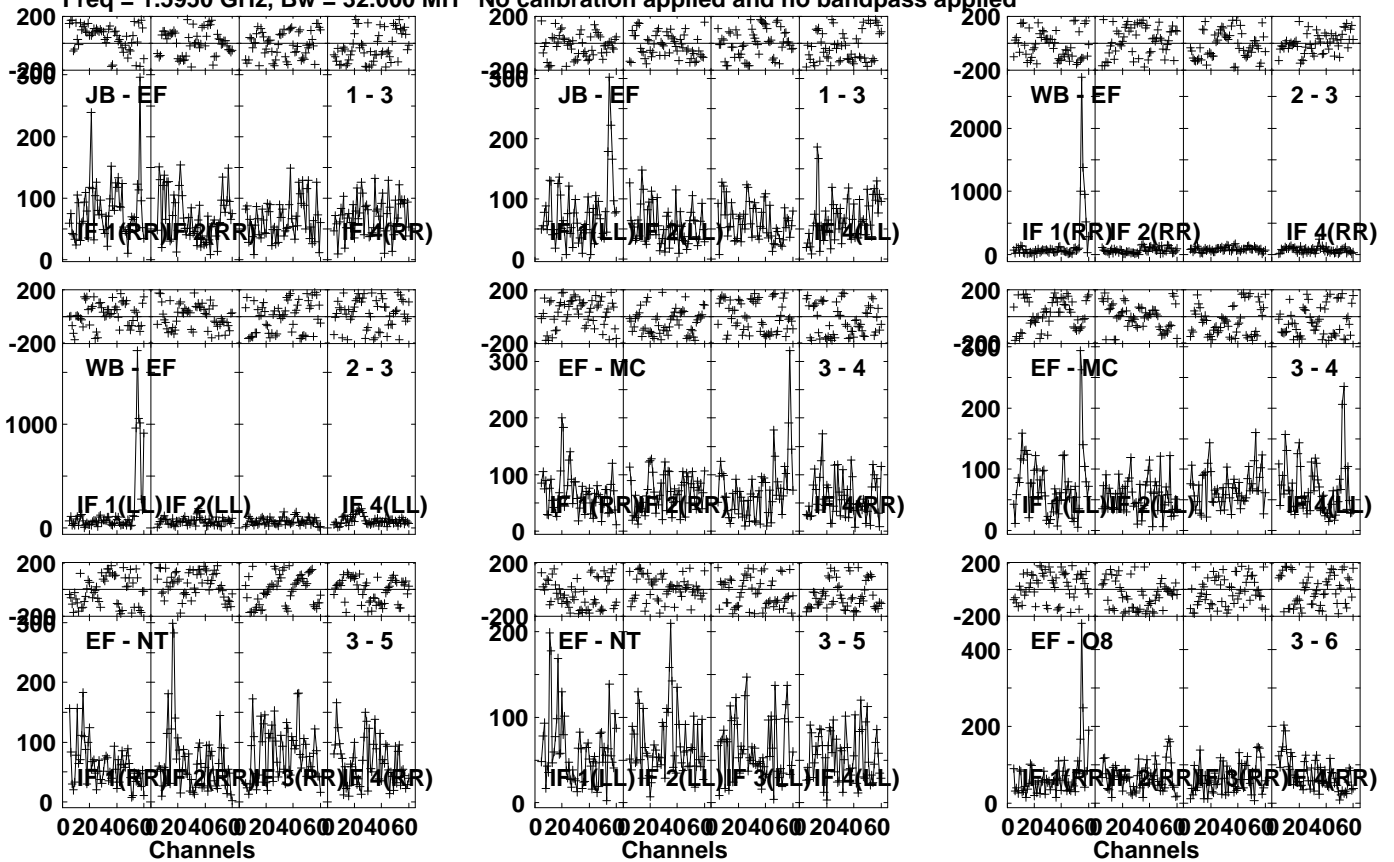
Vector averaged cross-power spectrum Several baselines displayed

Timerange: 00/20:38:31 to 00/20:39:59

Plot file version 184 created 25-SEP-2023 15:06:11

J1419+5256 EM169.UVDATA.1

Freq = 1.5950 GHz, Bw = 32.000 MH No calibration applied and no bandpass applied



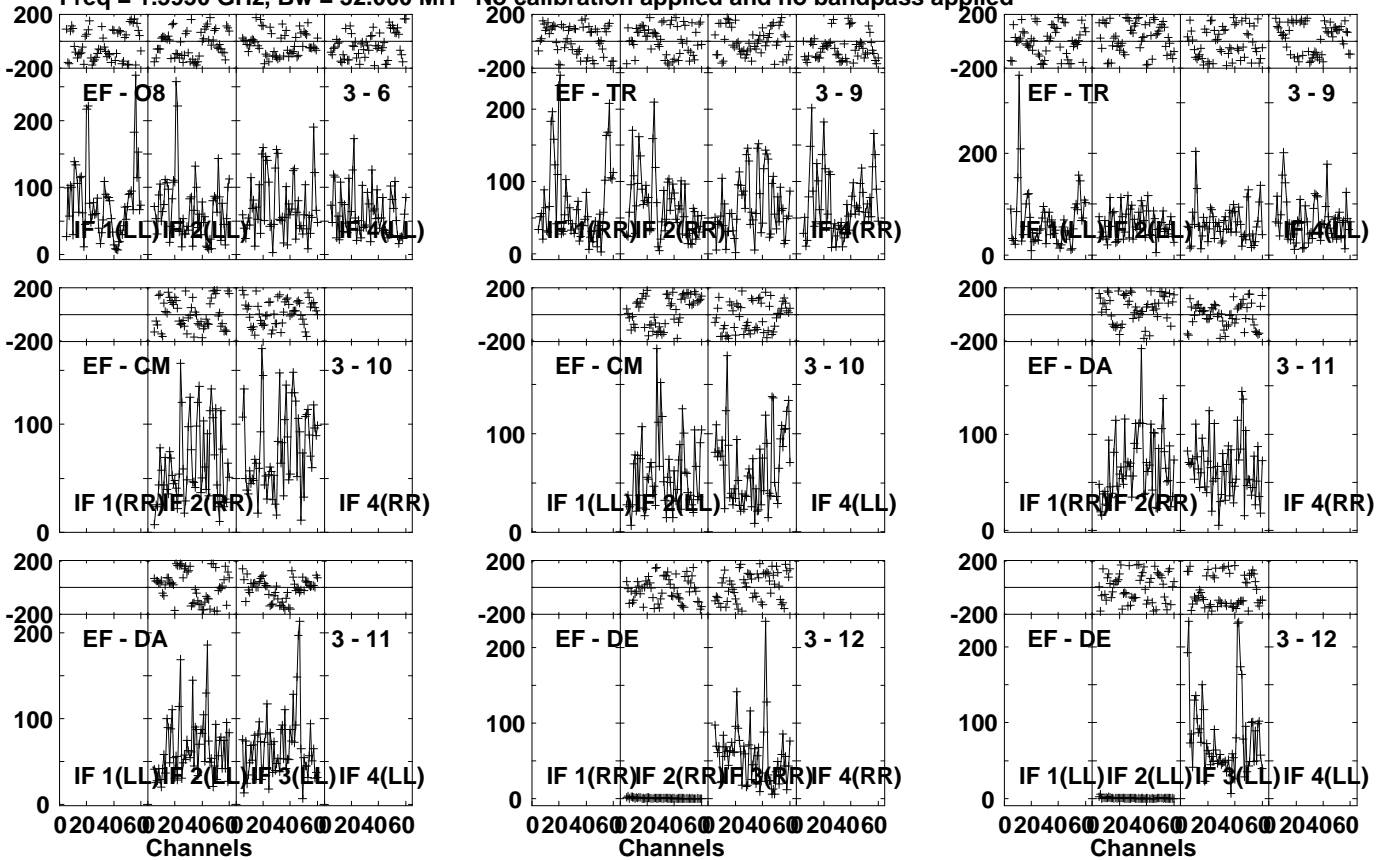
Lower frame: Micro Ampl Jy Top frame: Phas deg  
Vector averaged cross-power spectrum Several baselines displayed  
Timerange: 00/20:40:01 to 00/20:43:29



Plot file version 185 created 25-SEP-2023 15:06:11

J1419+5256 EM169.UVDATA.1

Freq = 1.5950 GHz, Bw = 32.000 MH No calibration applied and no bandpass applied



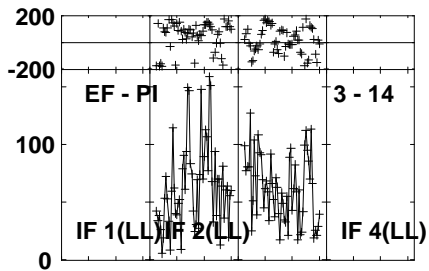
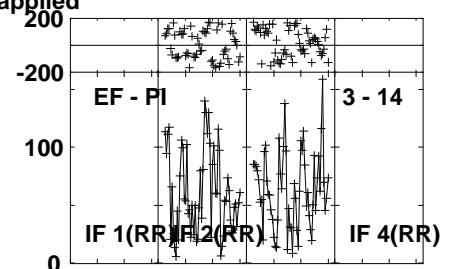
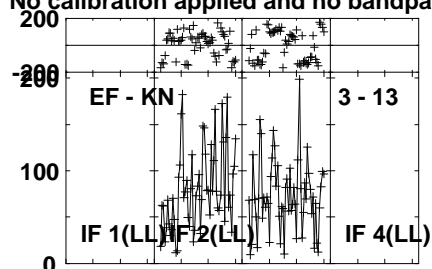
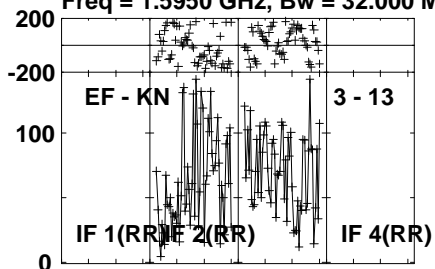
Lower frame: Micro Ampl Jy Top frame: Phas deg  
Vector averaged cross-power spectrum Several baselines displayed  
Timerange: 00/20:40:01 to 00/20:43:29

Plot file version 186 created 25-SEP-2023 15:06:12

J1419+5256 EM169.UVDATA.1

Freq = 1.5950 GHz, Bw = 32.000 MH

No calibration applied and no bandpass applied



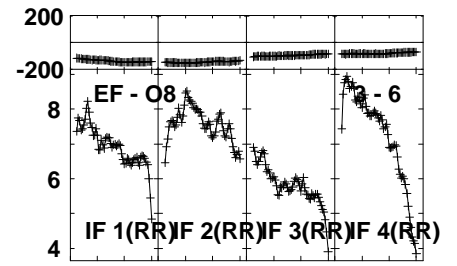
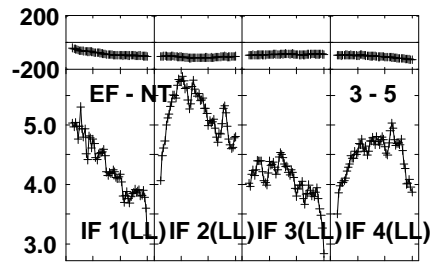
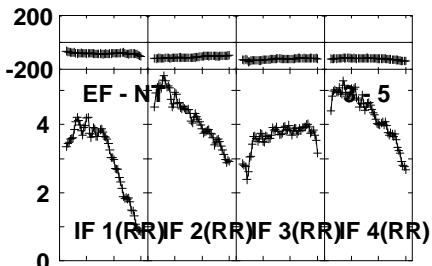
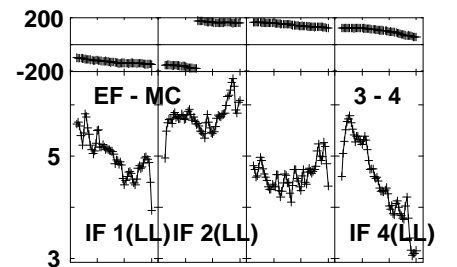
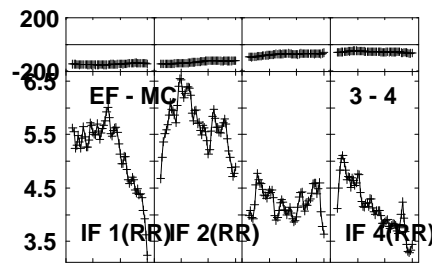
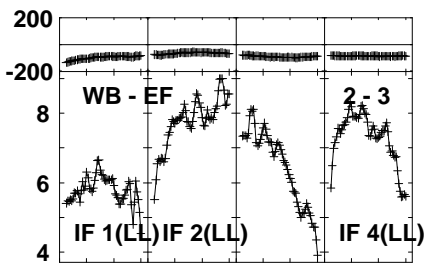
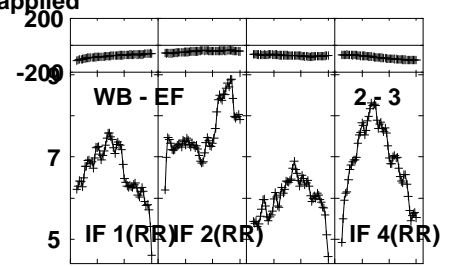
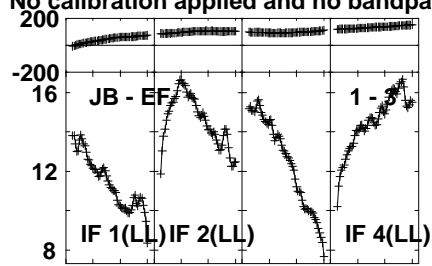
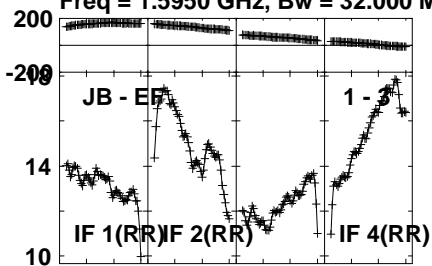
Lower frame: Micro Ampl Jy Top frame: Phas deg  
Vector averaged cross-power spectrum Several baselines displayed  
Timerange: 00/20:40:01 to 00/20:43:29

Plot file version 187 created 25-SEP-2023 15:06:12

1418+546 EM169.UVDATA.1

Freq = 1.5950 GHz, Bw = 32.000 MH

No calibration applied and no bandpass applied



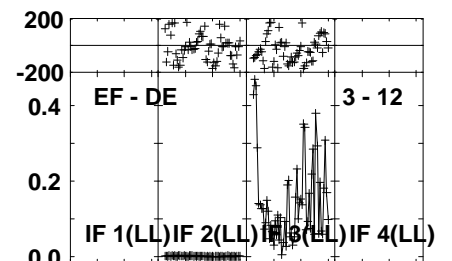
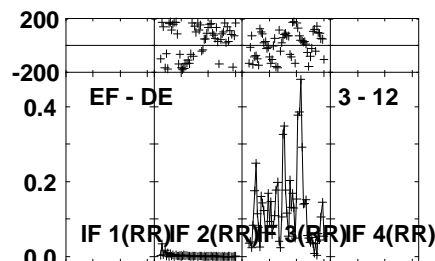
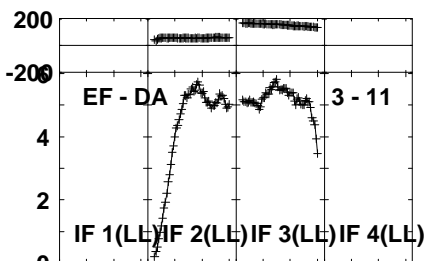
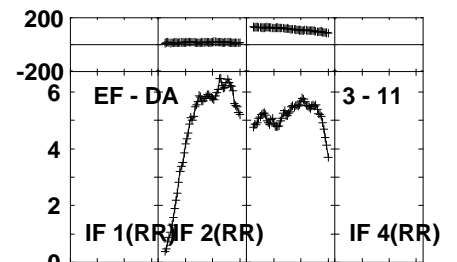
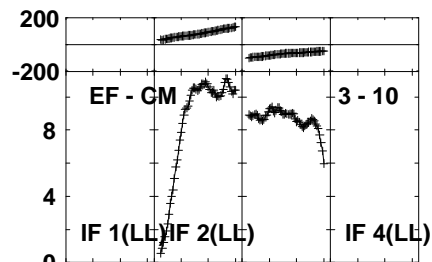
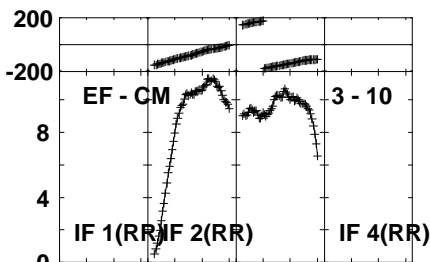
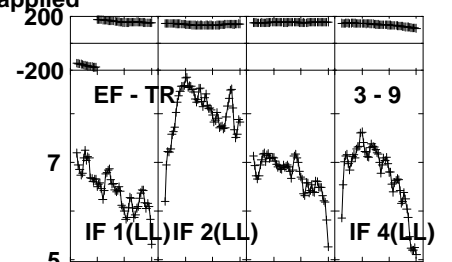
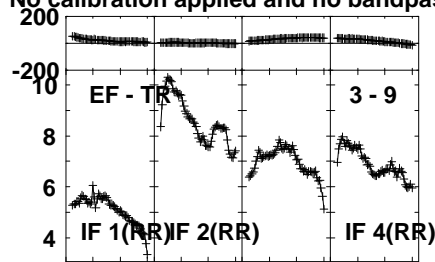
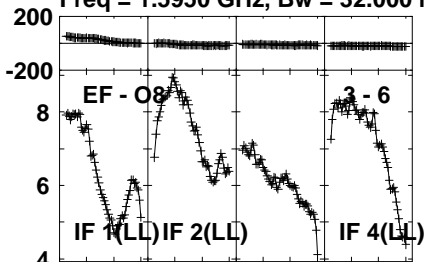
Lower frame: Milli Ampl Jy Top frame: Phas deg  
Vector averaged cross-power spectrum Several baselines displayed  
Timerange: 00/20:44:01 to 00/20:44:59

Plot file version 188 created 25-SEP-2023 15:06:12

1418+546 EM169.UVDATA.1

Freq = 1.5950 GHz, Bw = 32.000 MH

No calibration applied and no bandpass applied



Lower frame: Milli Ampl Jy Top frame: Phas deg

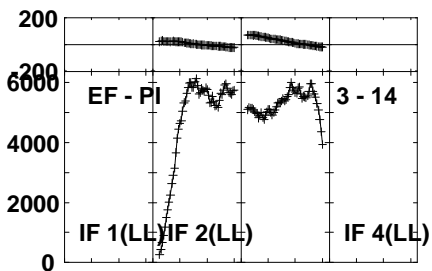
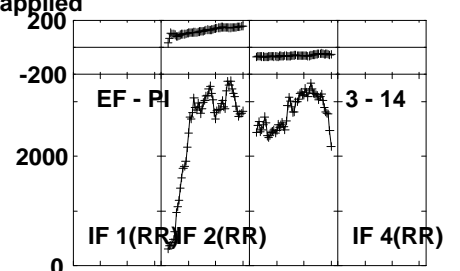
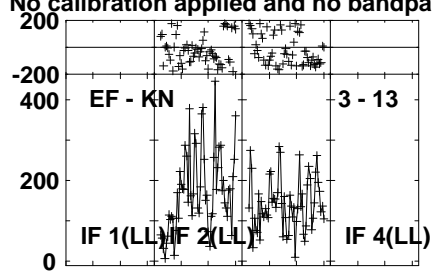
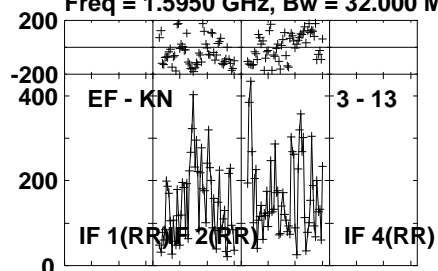
Vector averaged cross-power spectrum Several baselines displayed

Timerange: 00/20:44:01 to 00/20:44:59

Plot file version 189 created 25-SEP-2023 15:06:12

1418+546 EM169.UVDATA.1

Freq = 1.5950 GHz, Bw = 32.000 MH No calibration applied and no bandpass applied

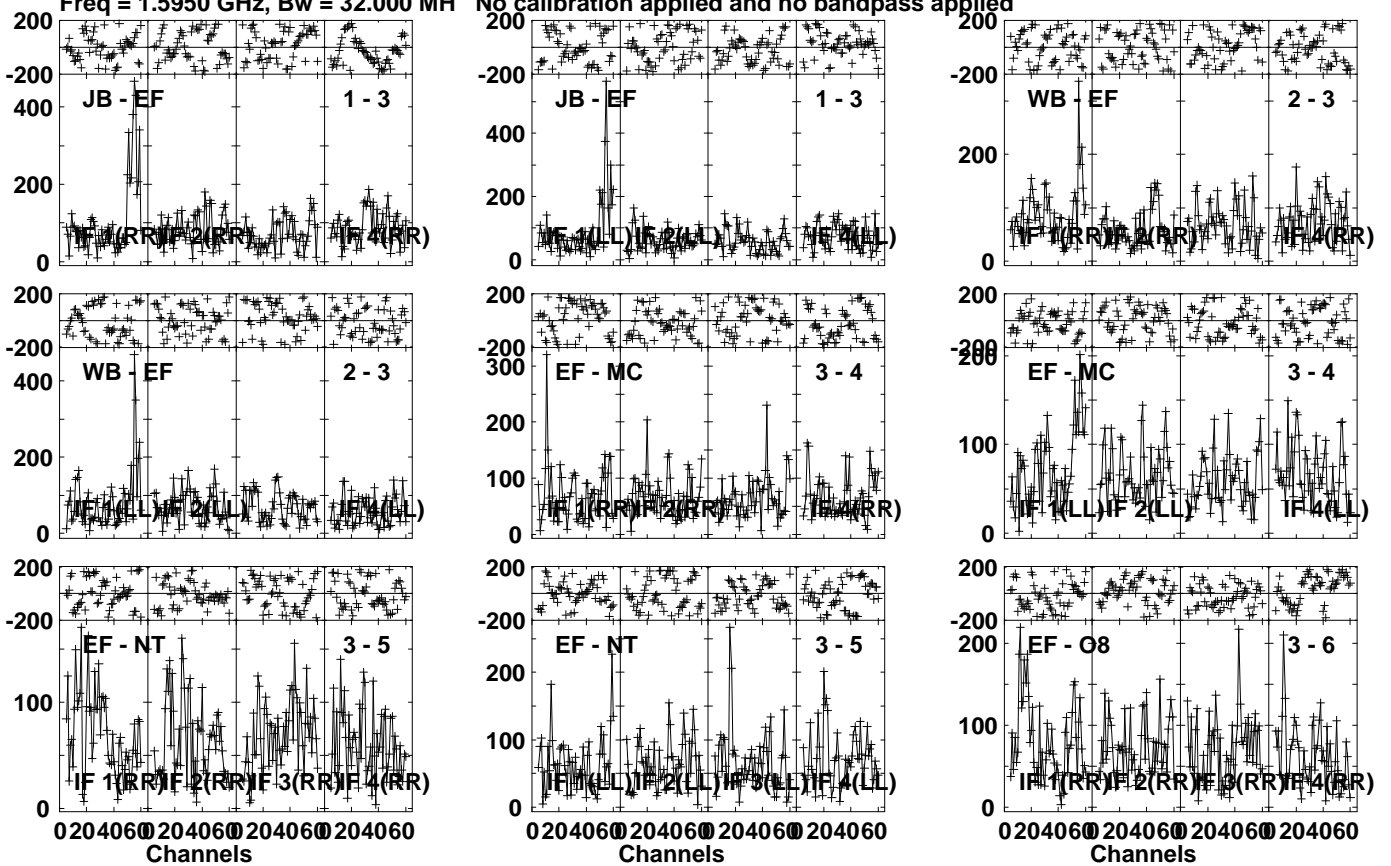


Lower frame: Micro Ampl Jy Top frame: Phas deg  
Vector averaged cross-power spectrum Several baselines displayed  
Timerange: 00/20:44:01 to 00/20:44:59

Plot file version 190 created 25-SEP-2023 15:06:12

J1419+5256 EM169.UVDATA.1

Freq = 1.5950 GHz, Bw = 32.000 MH No calibration applied and no bandpass applied

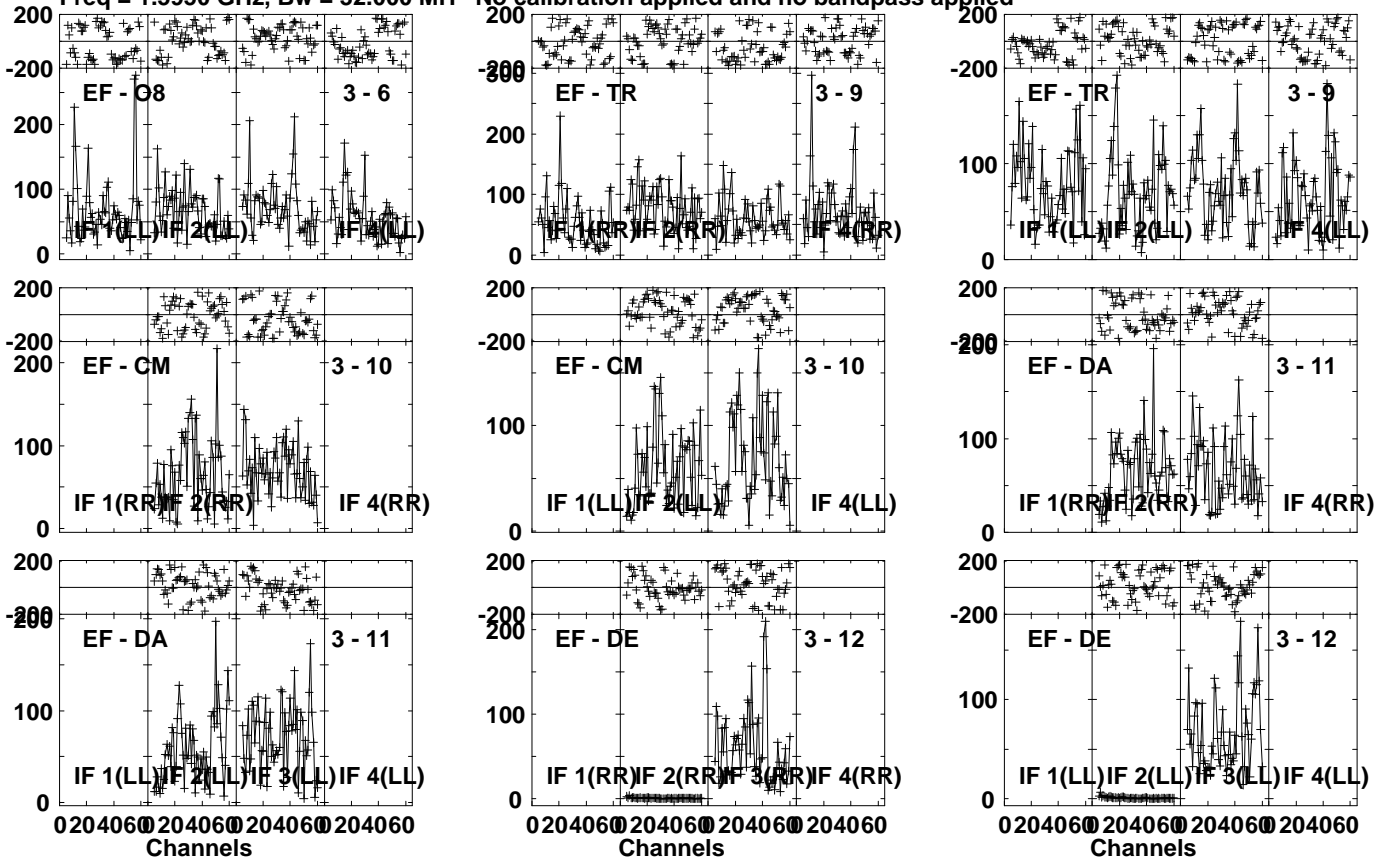


Lower frame: Micro Ampl Jy Top frame: Phas deg  
Vector averaged cross-power spectrum Several baselines displayed  
Timerange: 00/20:45:01 to 00/20:48:29

Plot file version 191 created 25-SEP-2023 15:06:12

J1419+5256 EM169.UVDATA.1

Freq = 1.5950 GHz, Bw = 32.000 MH No calibration applied and no bandpass applied



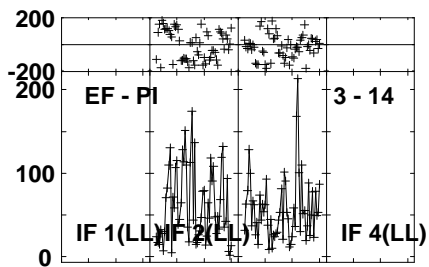
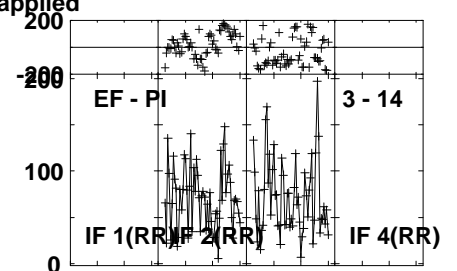
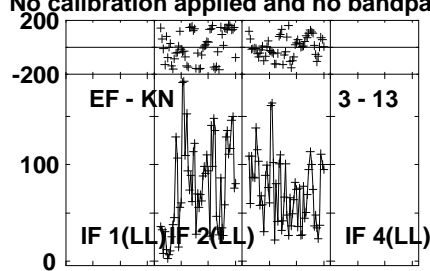
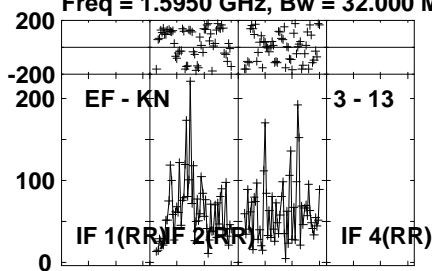
Lower frame: Micro Ampl Jy Top frame: Phas deg  
Vector averaged cross-power spectrum Several baselines displayed  
Timerange: 00/20:45:01 to 00/20:48:29

Plot file version 192 created 25-SEP-2023 15:06:12

J1419+5256 EM169.UVDATA.1

Freq = 1.5950 GHz, Bw = 32.000 MH

No calibration applied and no bandpass applied



Lower frame: Micro Ampl Jy Top frame: Phas deg  
Vector averaged cross-power spectrum Several baselines displayed  
Timerange: 00/20:45:01 to 00/20:48:29

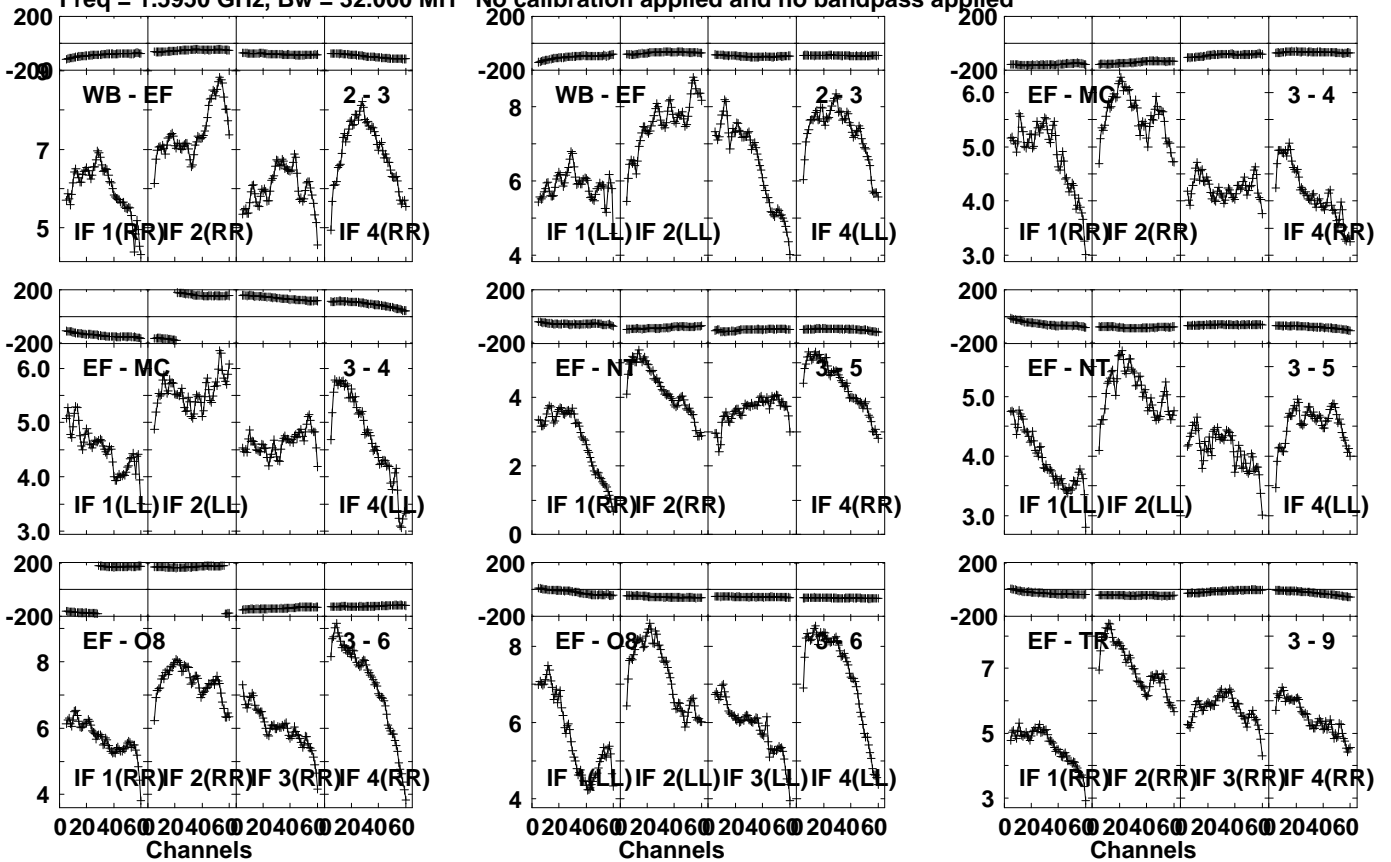


Plot file version 193 created 25-SEP-2023 15:06:12

1418+546 EM169.UVDATA.1

Freq = 1.5950 GHz, Bw = 32.000 MH

No calibration applied and no bandpass applied



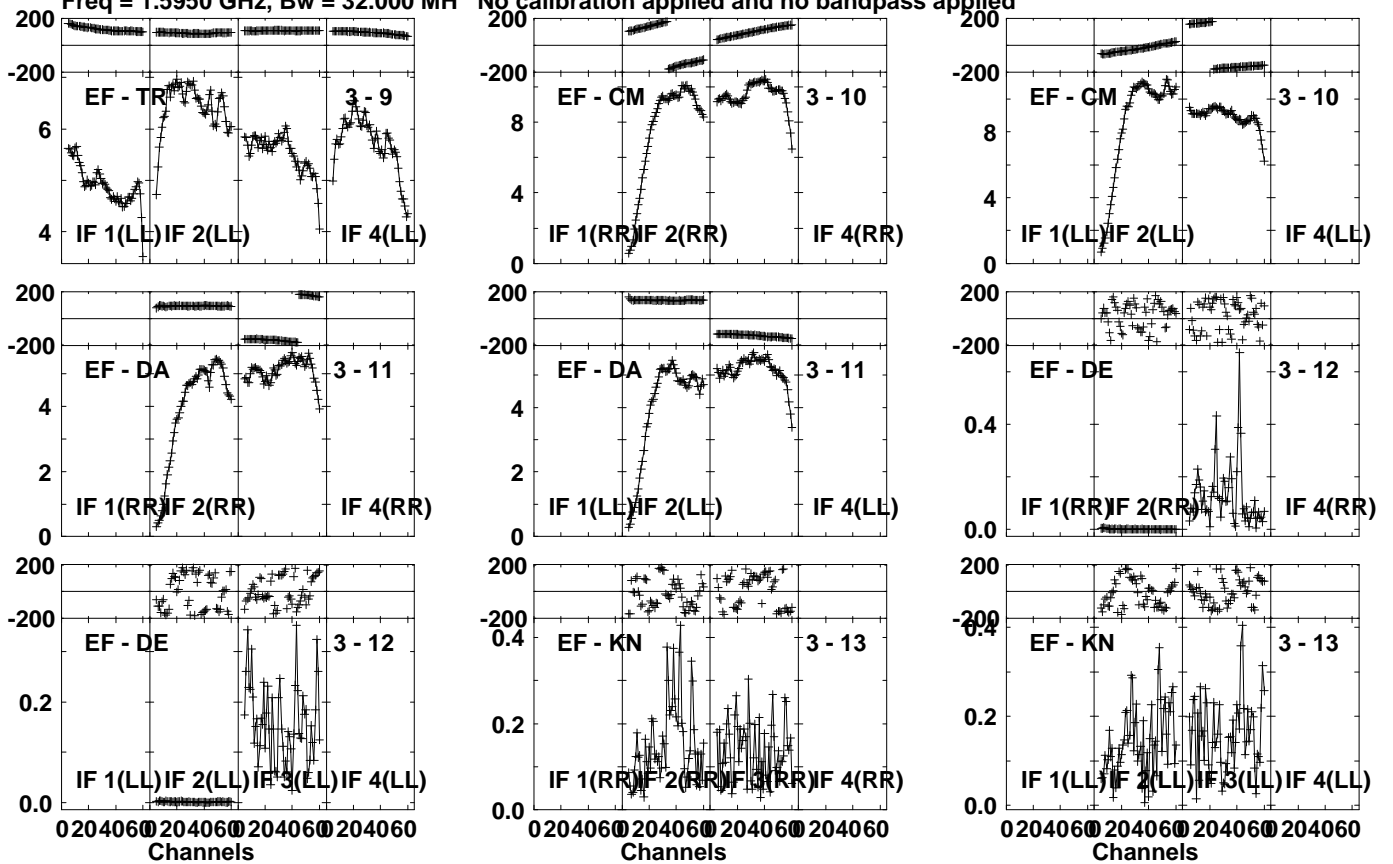
Lower frame: Milli Ampl Jy Top frame: Phas deg  
Vector averaged cross-power spectrum Several baselines displayed  
Timerange: 00/20:48:31 to 00/20:49:59

Plot file version 194 created 25-SEP-2023 15:06:12

1418+546 EM169.UVDATA.1

Freq = 1.5950 GHz, Bw = 32.000 MH

No calibration applied and no bandpass applied



Lower frame: Milli Ampl Jy Top frame: Phas deg

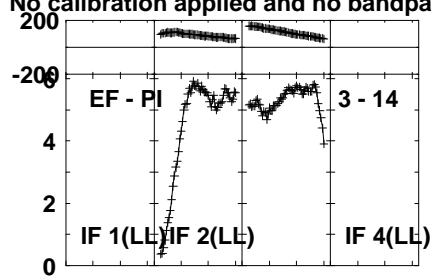
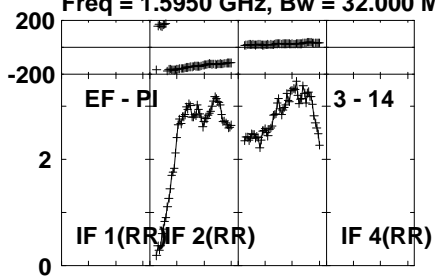
Vector averaged cross-power spectrum Several baselines displayed

Timerange: 00/20:48:31 to 00/20:49:59

Plot file version 195 created 25-SEP-2023 15:06:12

1418+546 EM169.UVDATA.1

Freq = 1.5950 GHz, Bw = 32.000 MH No calibration applied and no bandpass applied



Lower frame: Milli Ampl Jy Top frame: Phas deg

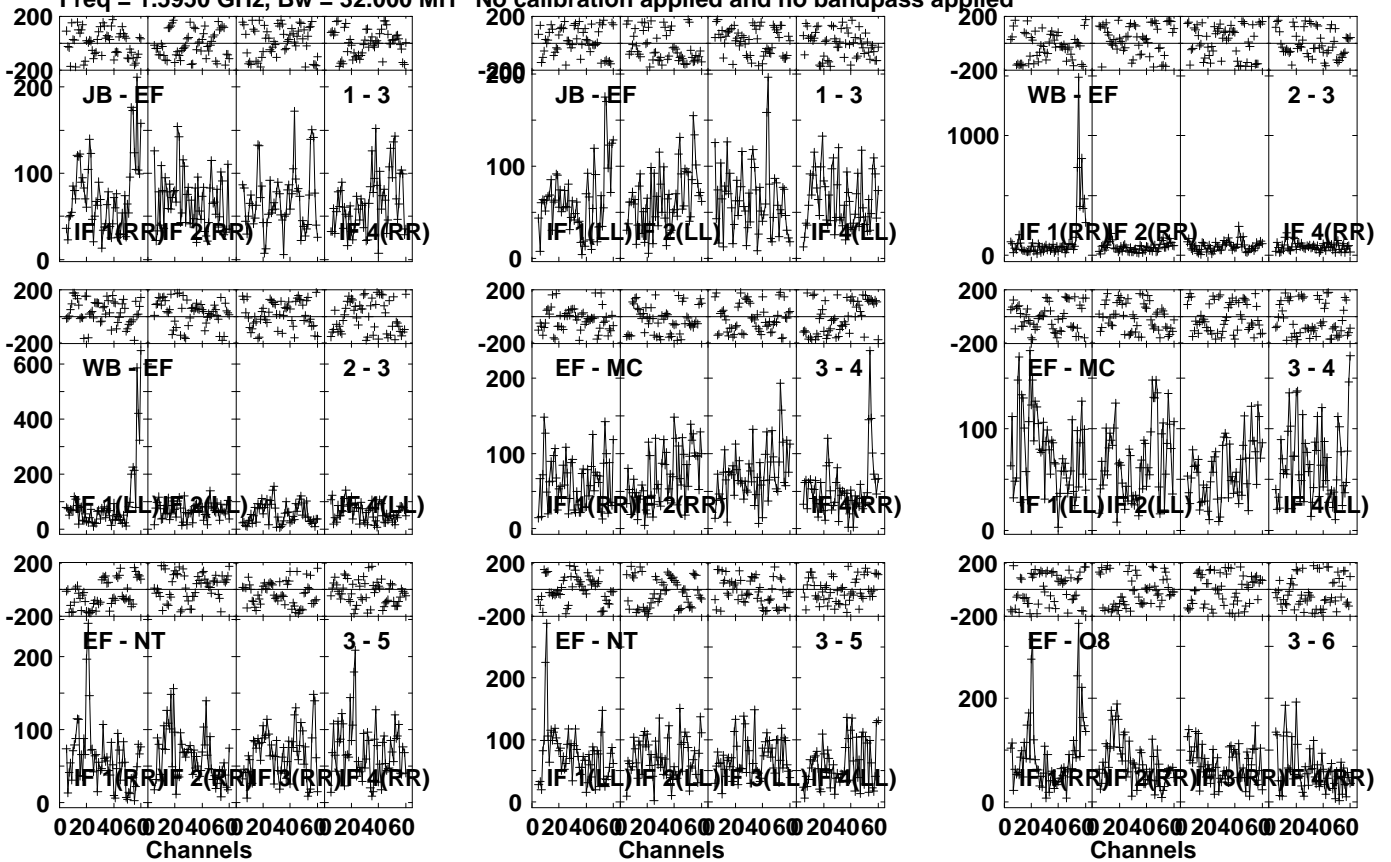
Vector averaged cross-power spectrum Several baselines displayed

Timerange: 00/20:48:31 to 00/20:49:59

Plot file version 196 created 25-SEP-2023 15:06:12

J1419+5256 EM169.UVDATA.1

Freq = 1.5950 GHz, Bw = 32.000 MH No calibration applied and no bandpass applied



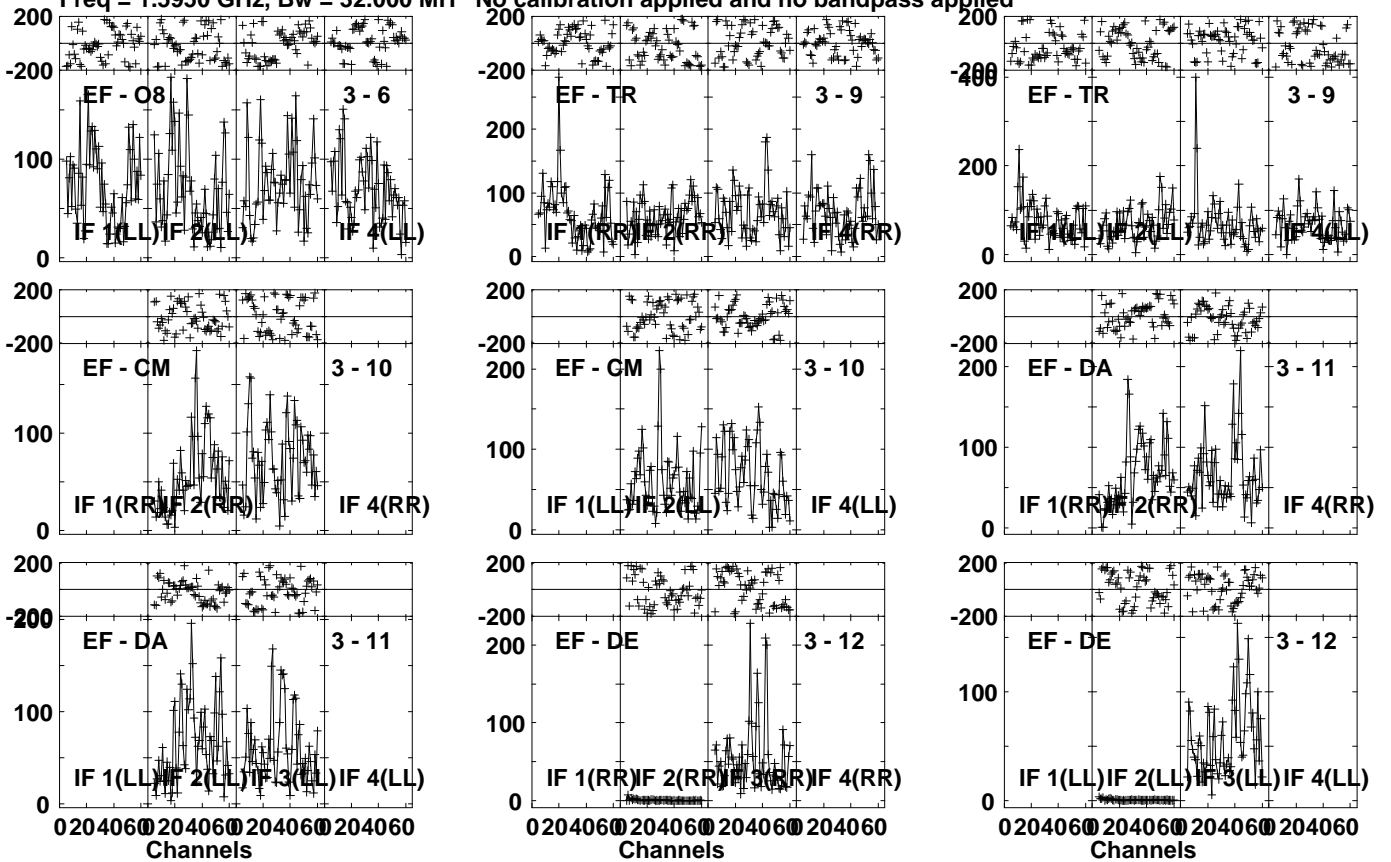
Lower frame: Micro Ampl Jy Top frame: Phas deg  
Vector averaged cross-power spectrum Several baselines displayed  
Timerange: 00/20:50:01 to 00/20:53:29

Plot file version 197 created 25-SEP-2023 15:06:12

J1419+5256 EM169.UVDATA.1

Freq = 1.5950 GHz, Bw = 32.000 MH

No calibration applied and no bandpass applied

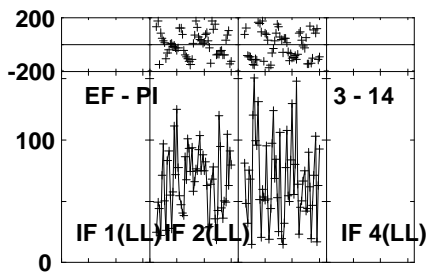
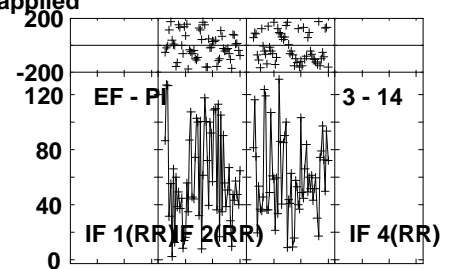
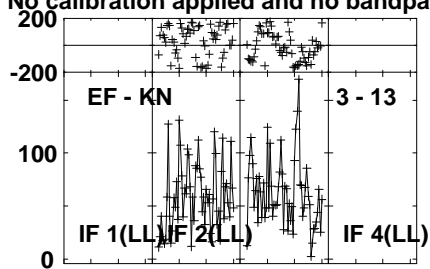
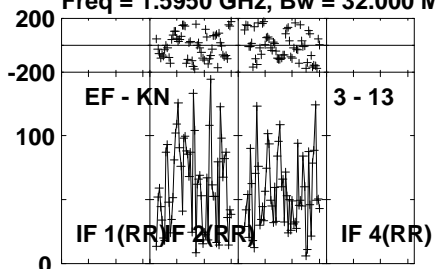


Lower frame: Micro Ampl Jy Top frame: Phas deg  
Vector averaged cross-power spectrum Several baselines displayed  
Timerange: 00/20:50:01 to 00/20:53:29

Plot file version 198 created 25-SEP-2023 15:06:12

J1419+5256 EM169.UVDATA.1

Freq = 1.5950 GHz, Bw = 32.000 MH No calibration applied and no bandpass applied



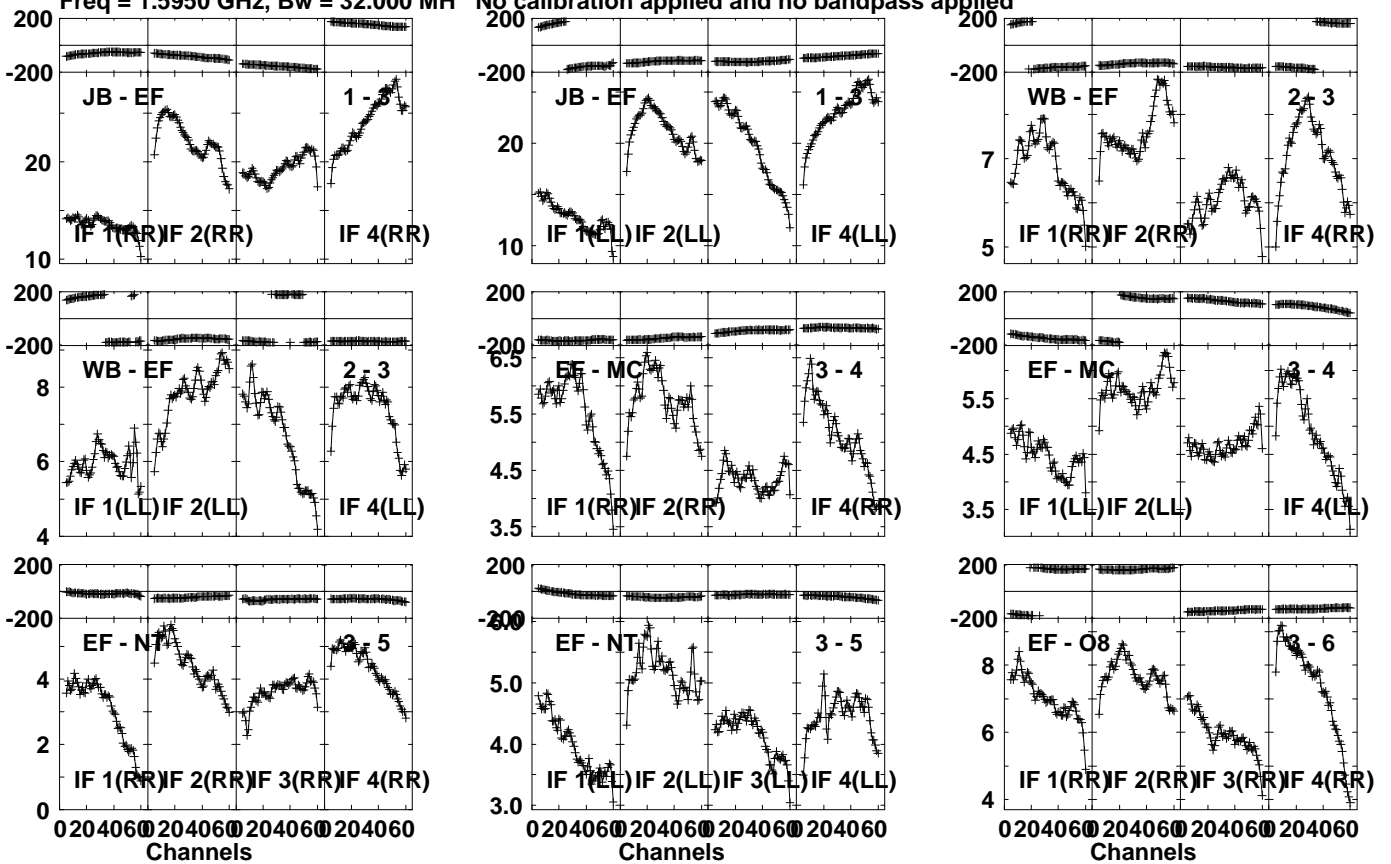
Lower frame: Micro Ampl Jy Top frame: Phas deg  
Vector averaged cross-power spectrum Several baselines displayed  
Timerange: 00/20:50:01 to 00/20:53:29

Plot file version 199 created 25-SEP-2023 15:06:12

1418+546 EM169.UVDATA.1

Freq = 1.5950 GHz, Bw = 32.000 MH

No calibration applied and no bandpass applied



Lower frame: Milli Ampl Jy Top frame: Phas deg

Vector averaged cross-power spectrum Several baselines displayed

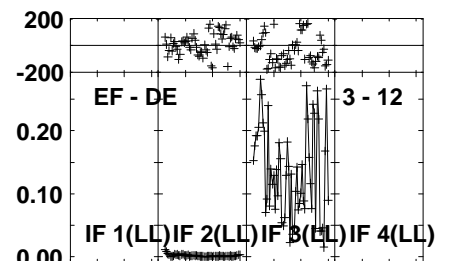
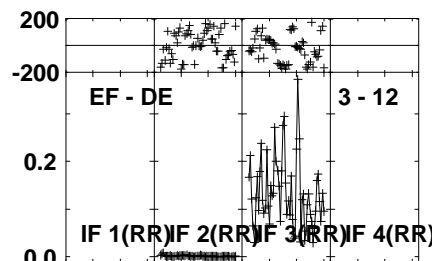
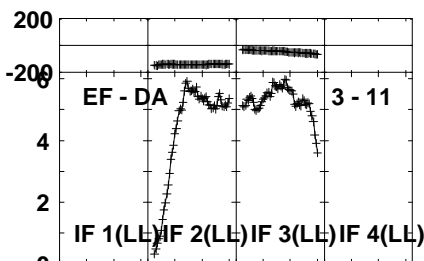
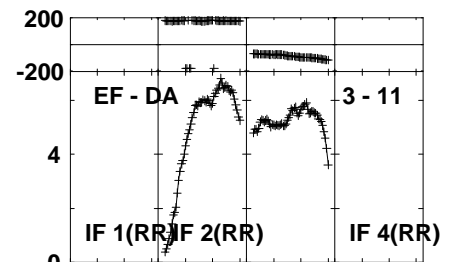
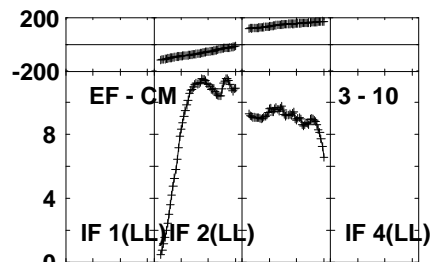
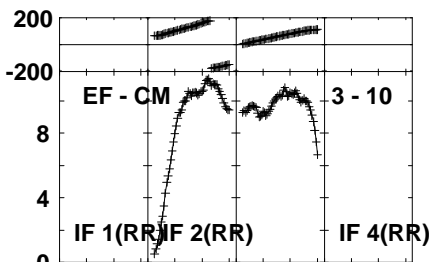
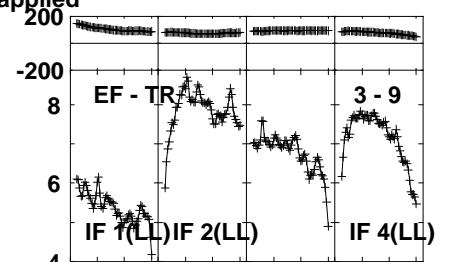
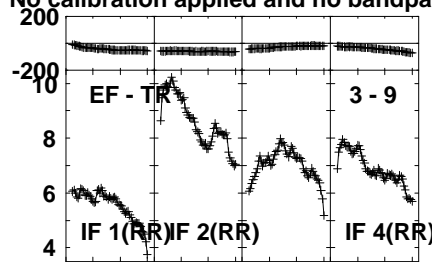
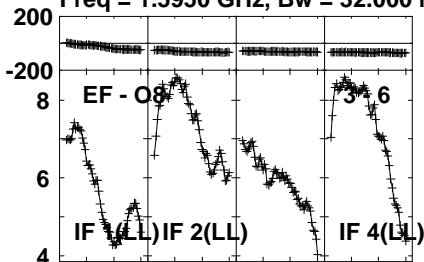
Timerange: 00/20:54:01 to 00/20:54:59

Plot file version 200 created 25-SEP-2023 15:06:12

1418+546 EM169.UVDATA.1

Freq = 1.5950 GHz, Bw = 32.000 MH

No calibration applied and no bandpass applied



Lower frame: Milli Ampl Jy Top frame: Phas deg

Vector averaged cross-power spectrum Several baselines displayed

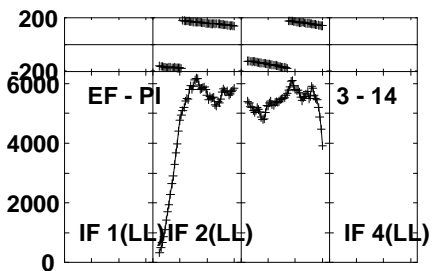
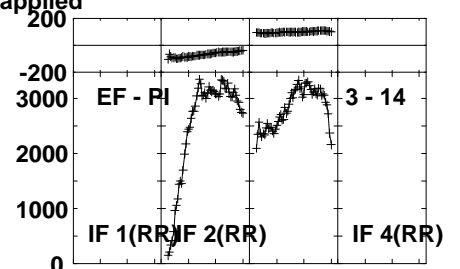
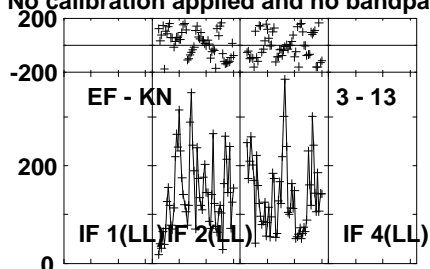
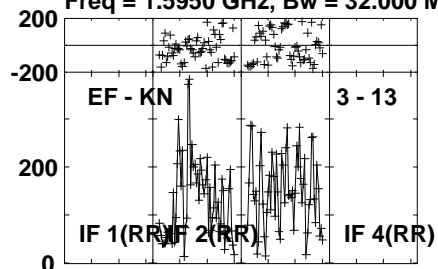
Timerange: 00/20:54:01 to 00/20:54:59



Plot file version 201 created 25-SEP-2023 15:06:13

1418+546 EM169.UVDATA.1

Freq = 1.5950 GHz, Bw = 32.000 MH No calibration applied and no bandpass applied



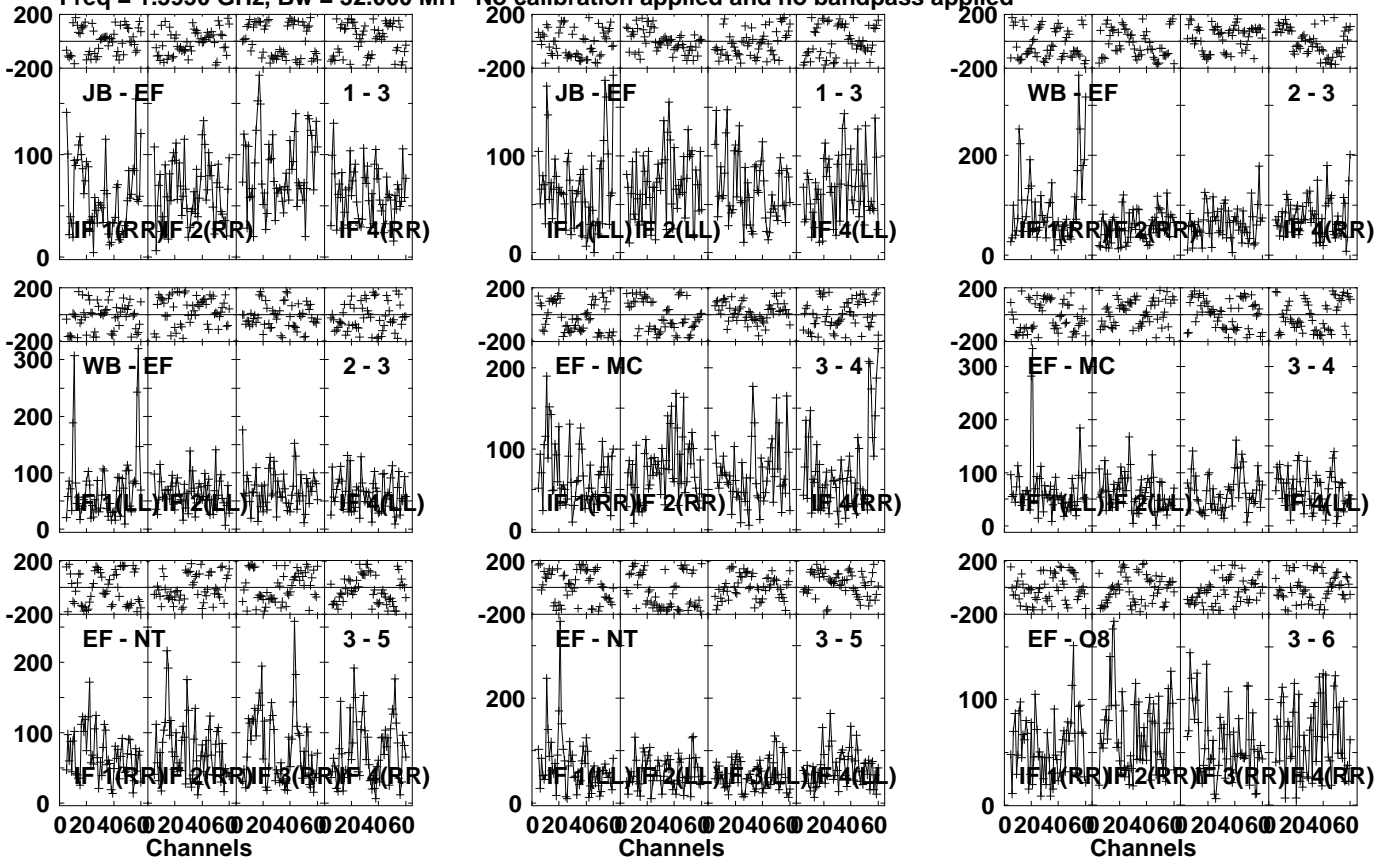
Lower frame: Micro Ampl Jy Top frame: Phas deg  
Vector averaged cross-power spectrum Several baselines displayed  
Timerange: 00/20:54:01 to 00/20:54:59

Plot file version 202 created 25-SEP-2023 15:06:13

J1419+5256 EM169.UVDATA.1

Freq = 1.5950 GHz, Bw = 32.000 MH

No calibration applied and no bandpass applied



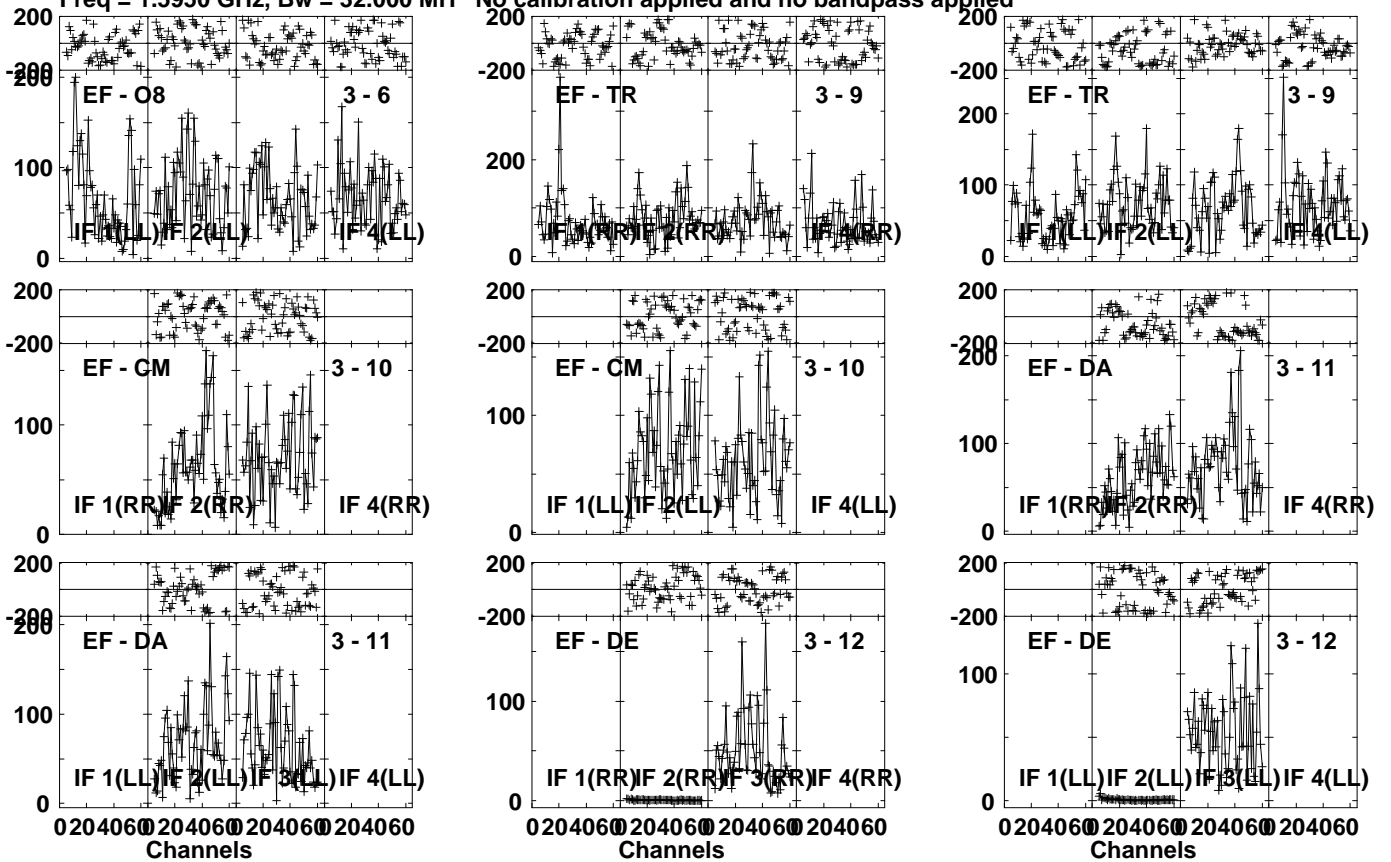
Lower frame: Micro Ampl Jy Top frame: Phas deg  
Vector averaged cross-power spectrum Several baselines displayed  
Timerange: 00/20:55:01 to 00/20:58:29

Plot file version 203 created 25-SEP-2023 15:06:13

J1419+5256 EM169.UVDATA.1

Freq = 1.5950 GHz, Bw = 32.000 MH

No calibration applied and no bandpass applied



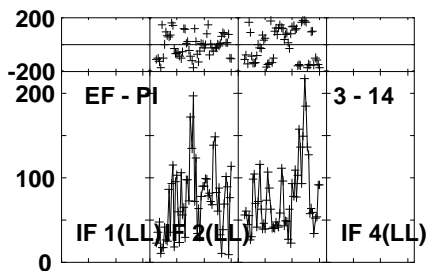
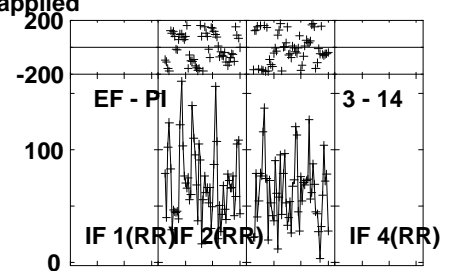
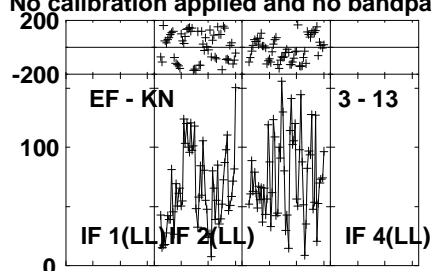
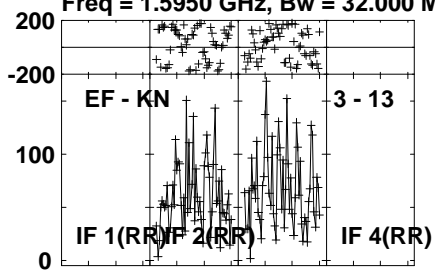
Lower frame: Micro Ampl Jy Top frame: Phas deg  
Vector averaged cross-power spectrum Several baselines displayed  
Timerange: 00/20:55:01 to 00/20:58:29

Plot file version 204 created 25-SEP-2023 15:06:13

J1419+5256 EM169.UVDATA.1

Freq = 1.5950 GHz, Bw = 32.000 MH

No calibration applied and no bandpass applied

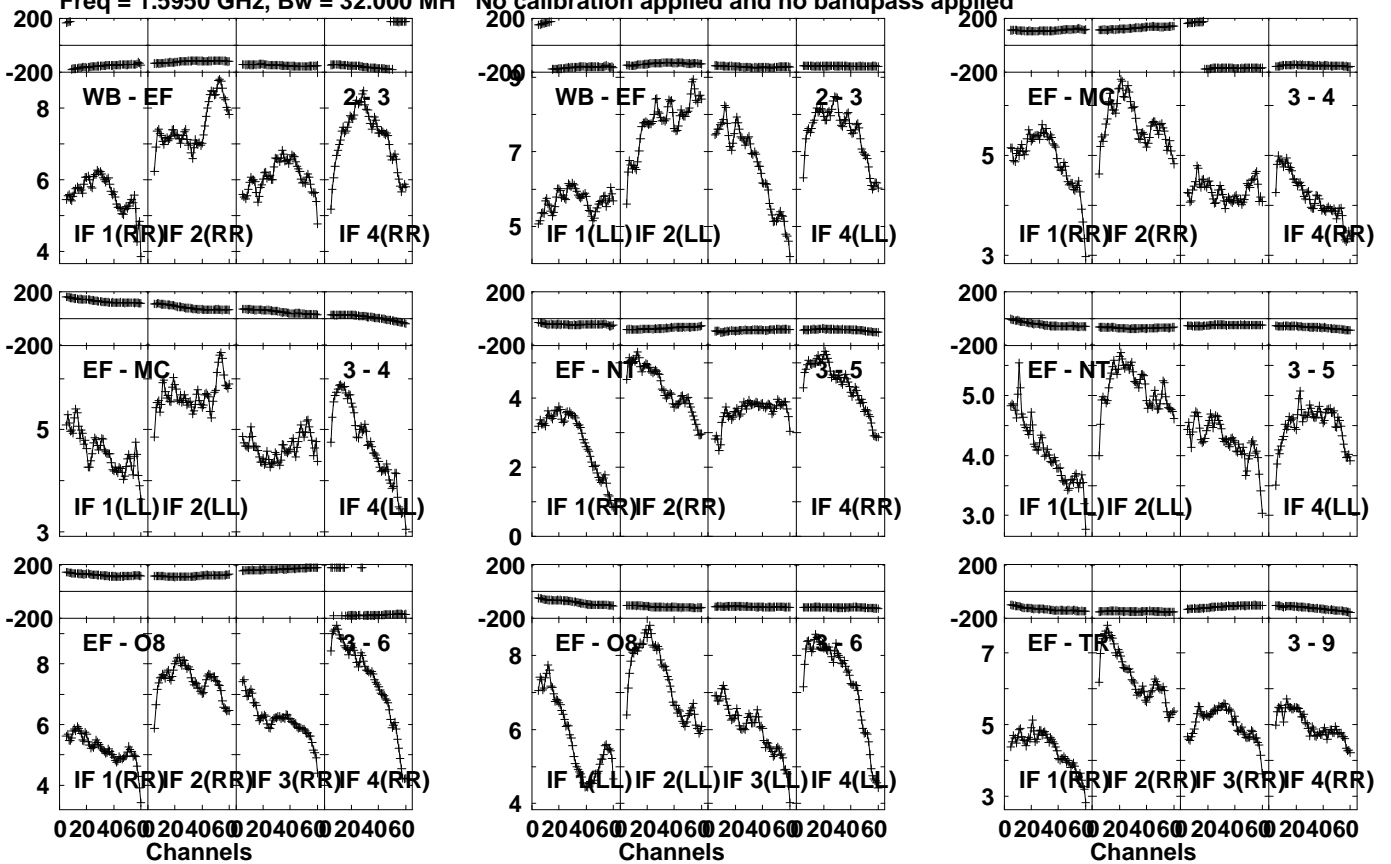


Lower frame: Micro Ampl Jy Top frame: Phas deg  
Vector averaged cross-power spectrum Several baselines displayed  
Timerange: 00/20:55:01 to 00/20:58:29

Plot file version 205 created 25-SEP-2023 15:06:13

1418+546 EM169.UVDATA.1

Freq = 1.5950 GHz, Bw = 32.000 MH No calibration applied and no bandpass applied

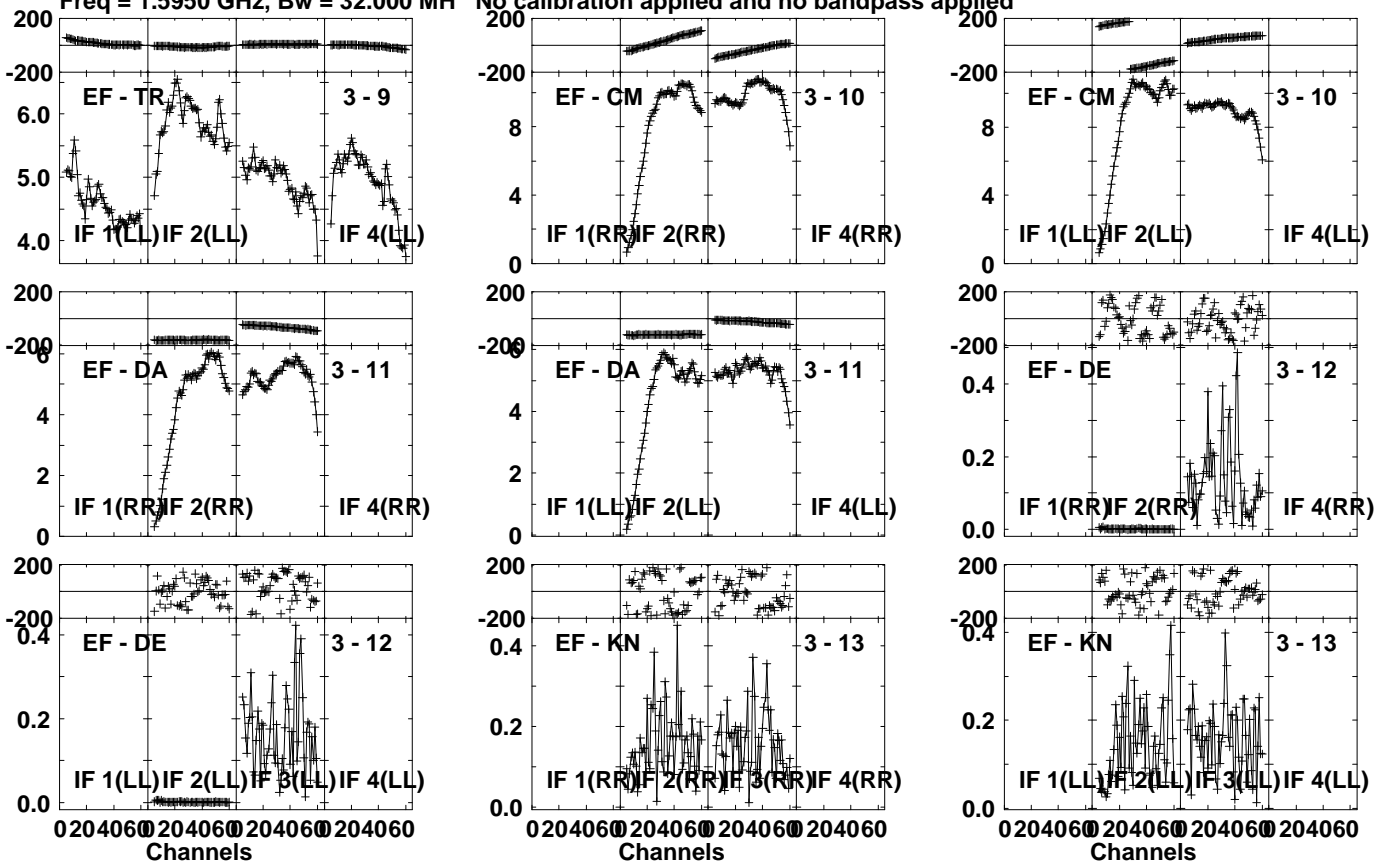


Lower frame: Milli Ampl Jy Top frame: Phas deg  
Vector averaged cross-power spectrum Several baselines displayed  
Timerange: 00/20:58:31 to 00/20:59:59

Plot file version 206 created 25-SEP-2023 15:06:13

1418+546 EM169.UVDATA.1

Freq = 1.5950 GHz, Bw = 32.000 MH No calibration applied and no bandpass applied



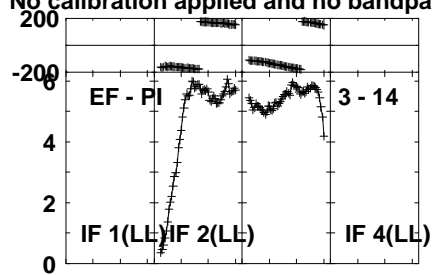
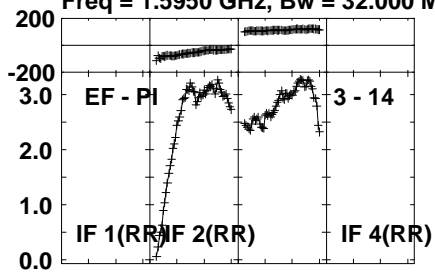
Lower frame: Milli Ampl Jy Top frame: Phas deg  
Vector averaged cross-power spectrum Several baselines displayed  
Timerange: 00/20:58:31 to 00/20:59:59

Plot file version 207 created 25-SEP-2023 15:06:13

1418+546 EM169.UVDATA.1

Freq = 1.5950 GHz, Bw = 32.000 MH

No calibration applied and no bandpass applied



Lower frame: Milli Ampl Jy Top frame: Phas deg

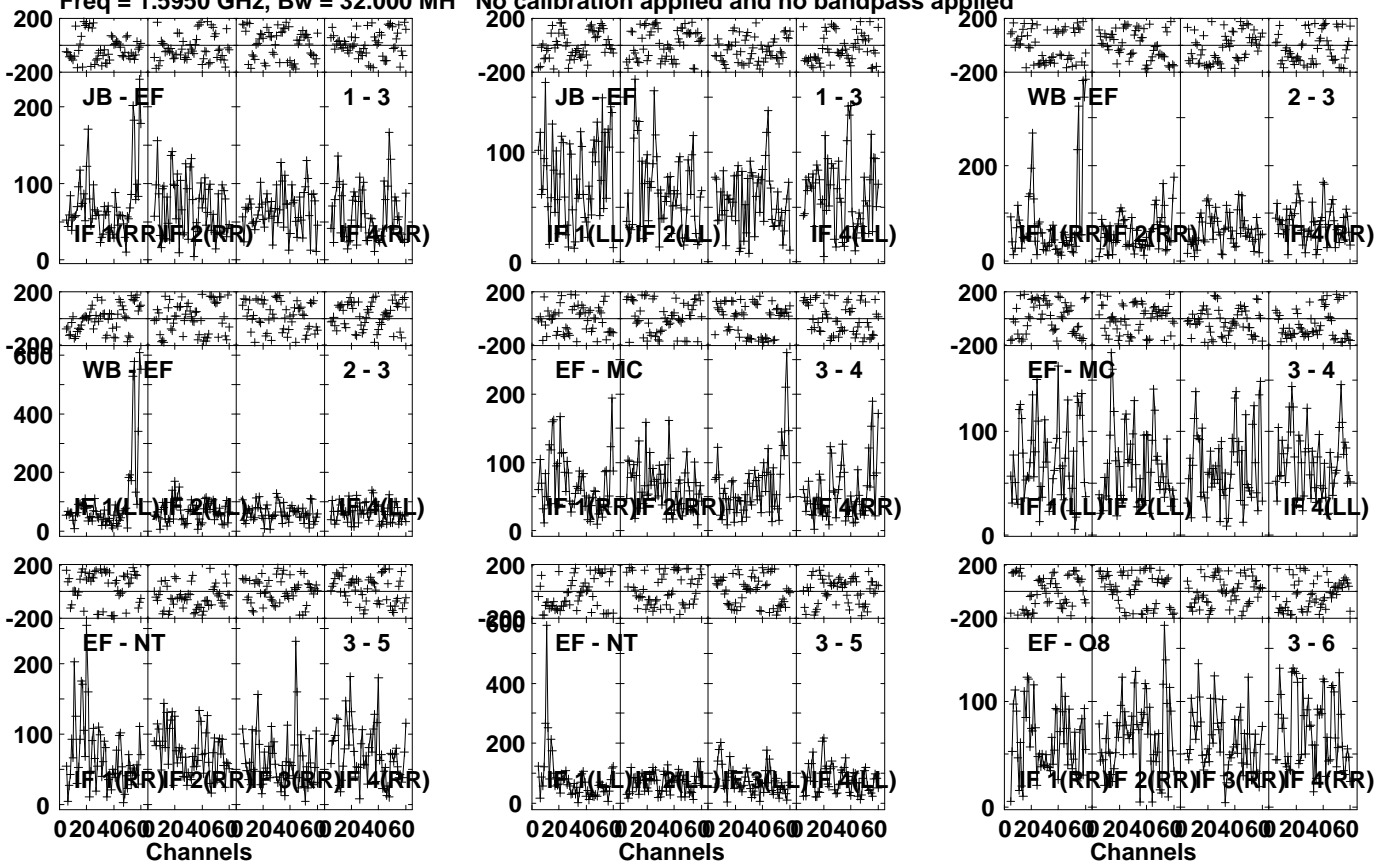
Vector averaged cross-power spectrum Several baselines displayed

Timerange: 00/20:58:31 to 00/20:59:59

Plot file version 208 created 25-SEP-2023 15:06:13

J1419+5256 EM169.UVDATA.1

Freq = 1.5950 GHz, Bw = 32.000 MH No calibration applied and no bandpass applied



Lower frame: Micro Ampl Jy Top frame: Phas deg  
Vector averaged cross-power spectrum Several baselines displayed  
Timerange: 00/21:00:01 to 00/21:03:29

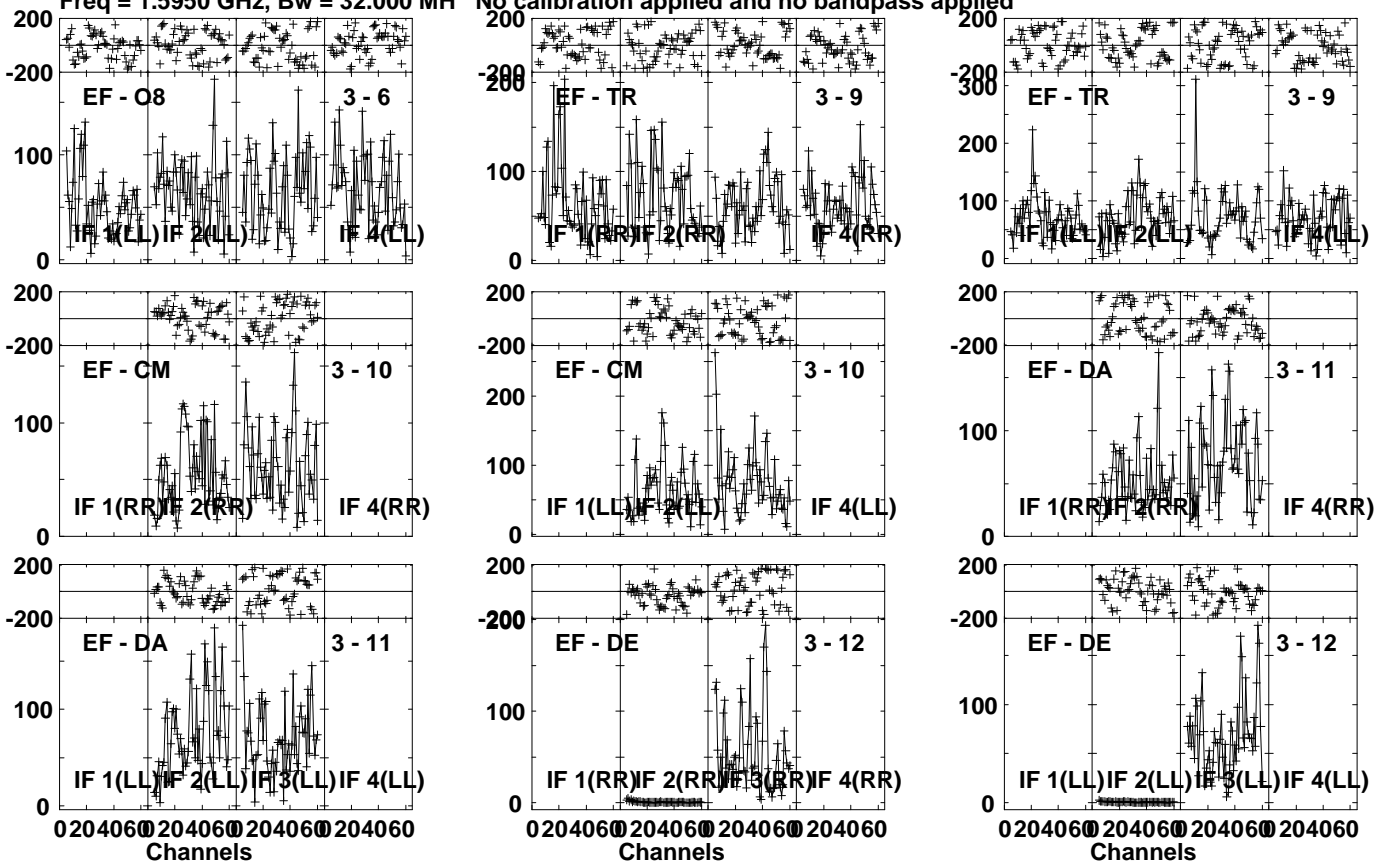


Plot file version 209 created 25-SEP-2023 15:06:13

J1419+5256 EM169.UVDATA.1

Freq = 1.5950 GHz, Bw = 32.000 MH

No calibration applied and no bandpass applied



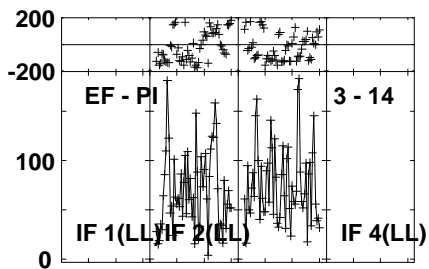
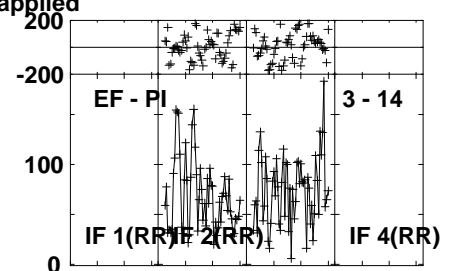
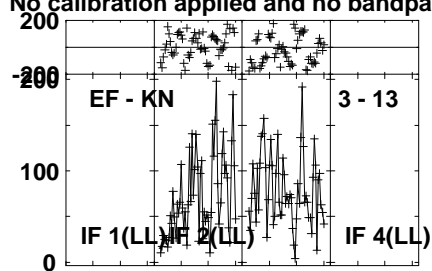
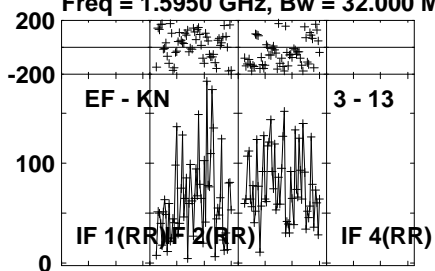
Lower frame: Micro Ampl Jy Top frame: Phas deg  
Vector averaged cross-power spectrum Several baselines displayed  
Timerange: 00/21:00:01 to 00/21:03:29

Plot file version 210 created 25-SEP-2023 15:06:13

J1419+5256 EM169.UVDATA.1

Freq = 1.5950 GHz, Bw = 32.000 MH

No calibration applied and no bandpass applied



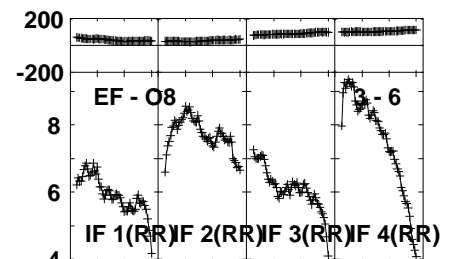
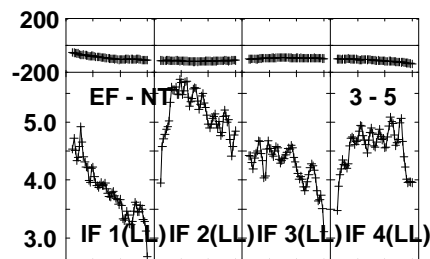
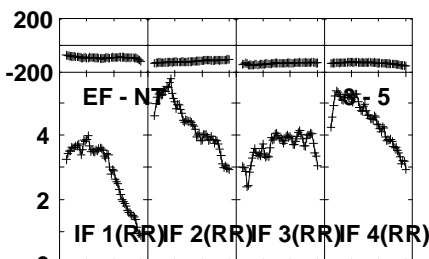
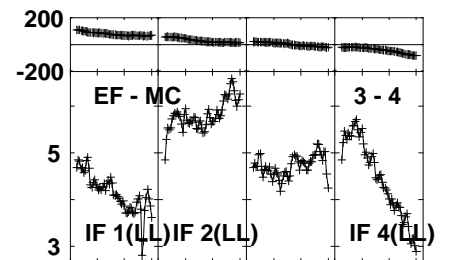
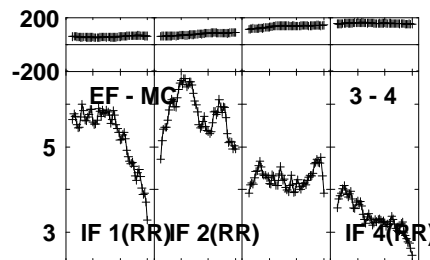
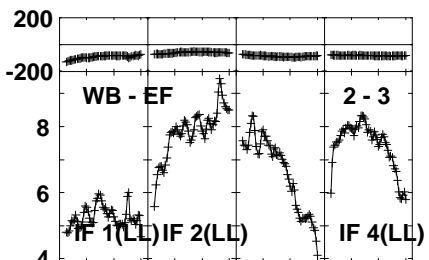
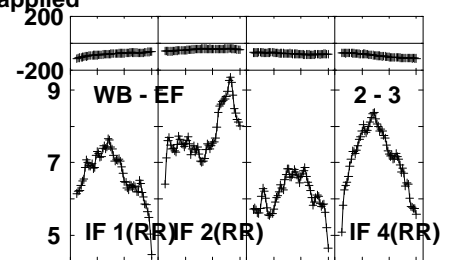
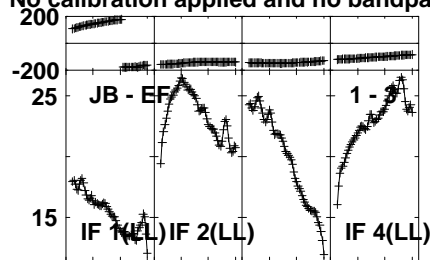
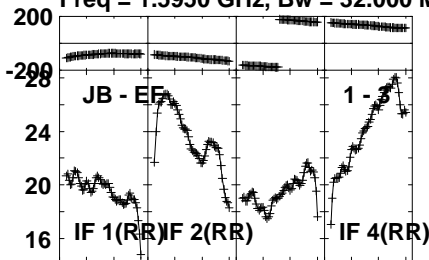
Lower frame: Micro Ampl Jy Top frame: Phas deg  
Vector averaged cross-power spectrum Several baselines displayed  
Timerange: 00/21:00:01 to 00/21:03:29

Plot file version 211 created 25-SEP-2023 15:06:13

1418+546 EM169.UVDATA.1

Freq = 1.5950 GHz, Bw = 32.000 MH

No calibration applied and no bandpass applied



0204060 204060 204060 204060  
Channels

0204060 204060 204060 204060  
Channels

0204060 204060 204060 204060  
Channels

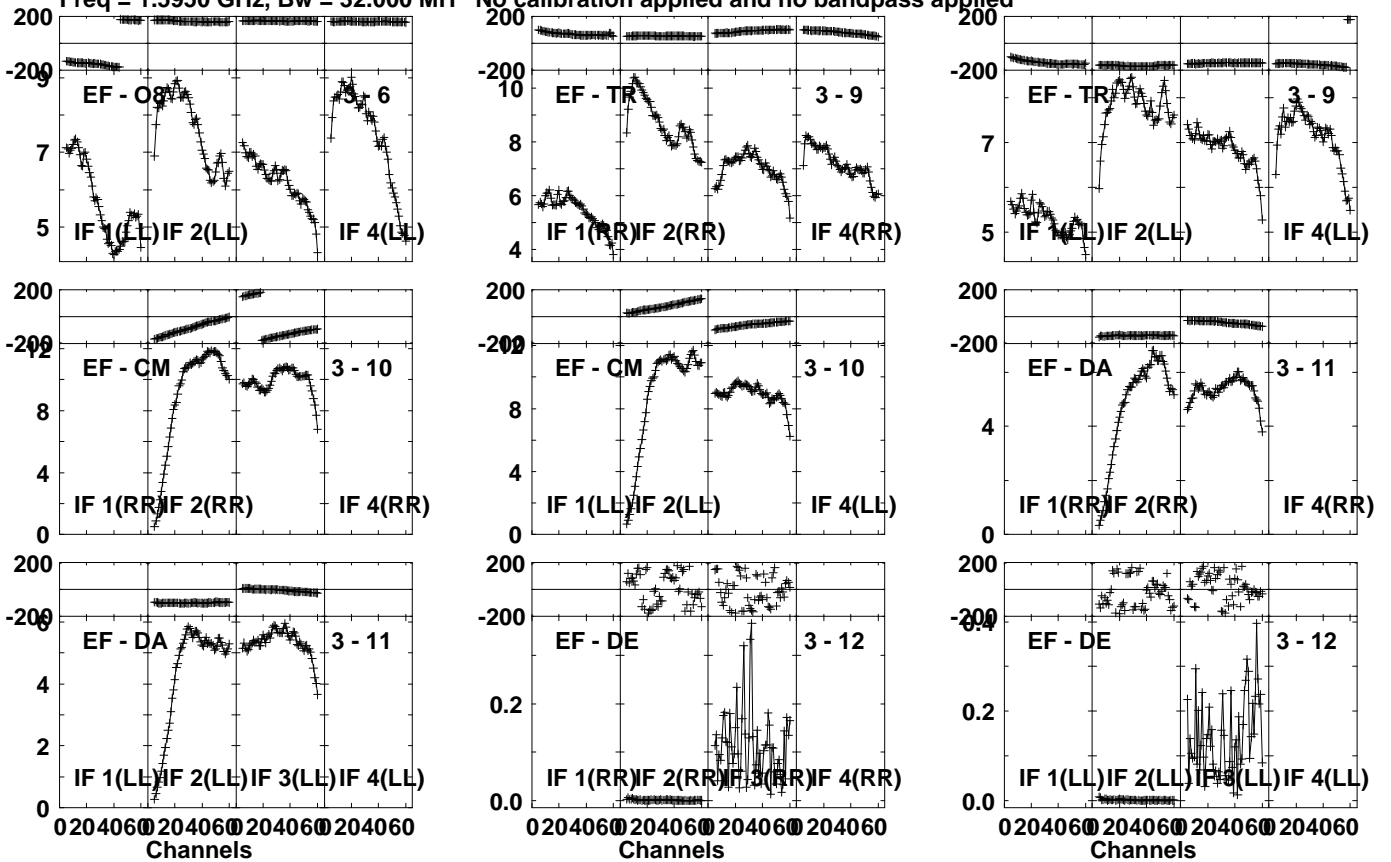
Lower frame: Milli Ampl Jy Top frame: Phas deg  
Vector averaged cross-power spectrum Several baselines displayed  
Timerange: 00/21:04:01 to 00/21:04:59

Plot file version 212 created 25-SEP-2023 15:06:13

1418+546 EM169.UVDATA.1

Freq = 1.5950 GHz, Bw = 32.000 MH

No calibration applied and no bandpass applied

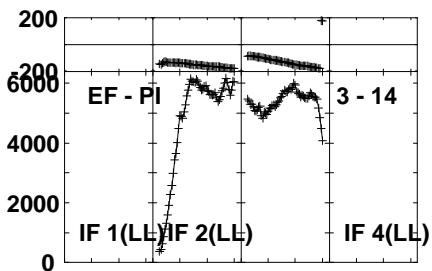
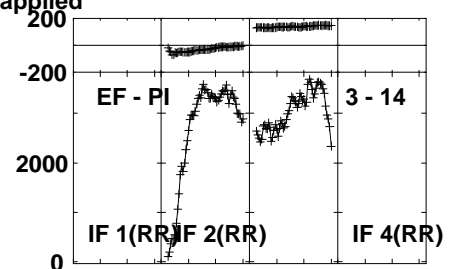
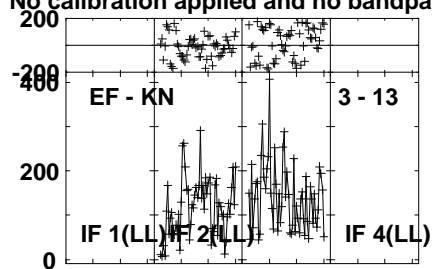
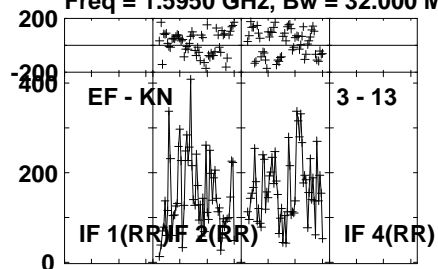


Lower frame: Milli Ampl Jy Top frame: Phas deg  
Vector averaged cross-power spectrum Several baselines displayed  
Timerange: 00/21:04:01 to 00/21:04:59

Plot file version 213 created 25-SEP-2023 15:06:13

1418+546 EM169.UVDATA.1

Freq = 1.5950 GHz, Bw = 32.000 MH No calibration applied and no bandpass applied



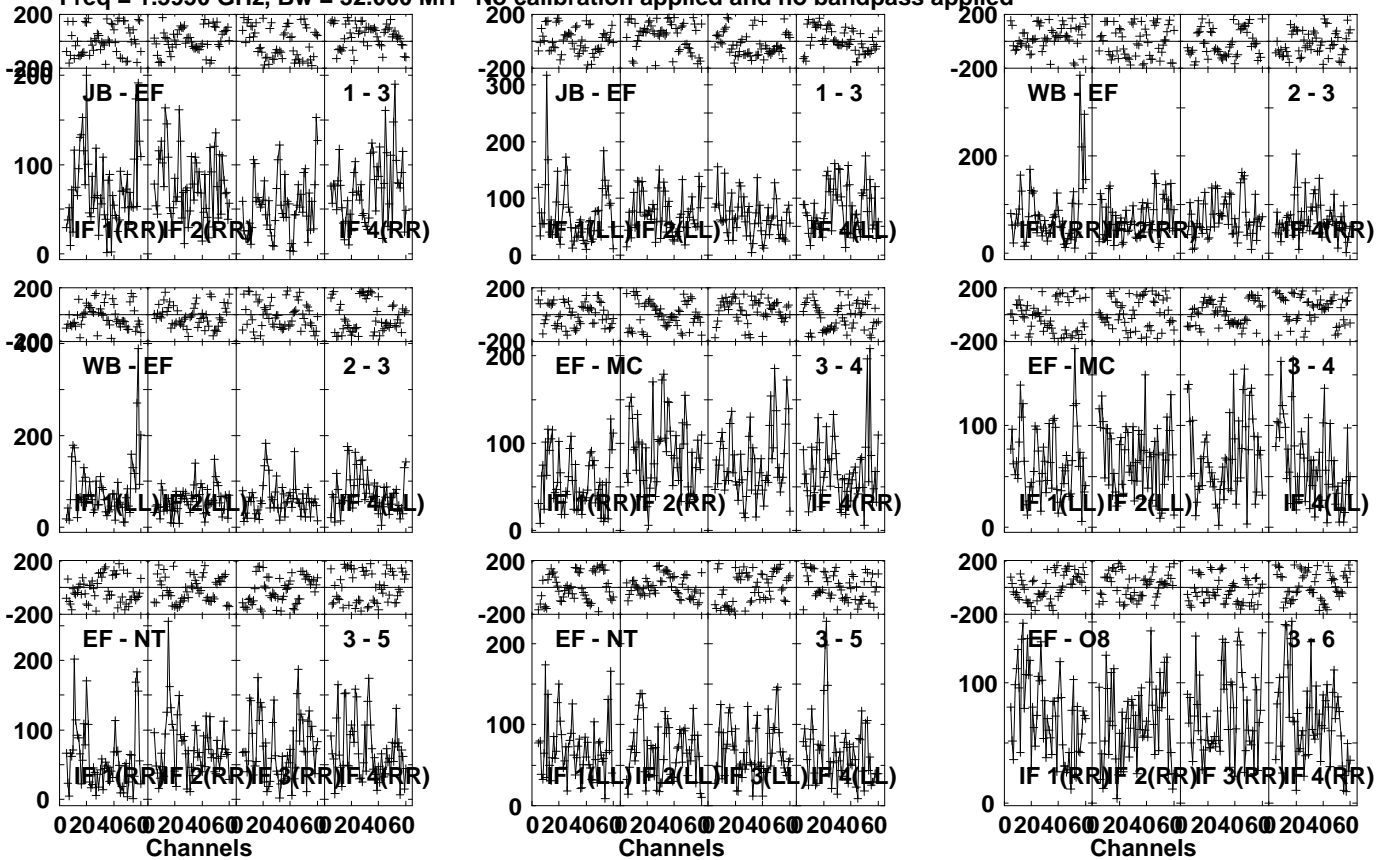
Lower frame: Micro Ampl Jy Top frame: Phas deg  
Vector averaged cross-power spectrum Several baselines displayed  
Timerange: 00/21:04:01 to 00/21:04:59

Plot file version 214 created 25-SEP-2023 15:06:13

J1419+5256 EM169.UVDATA.1

Freq = 1.5950 GHz, Bw = 32.000 MH

No calibration applied and no bandpass applied



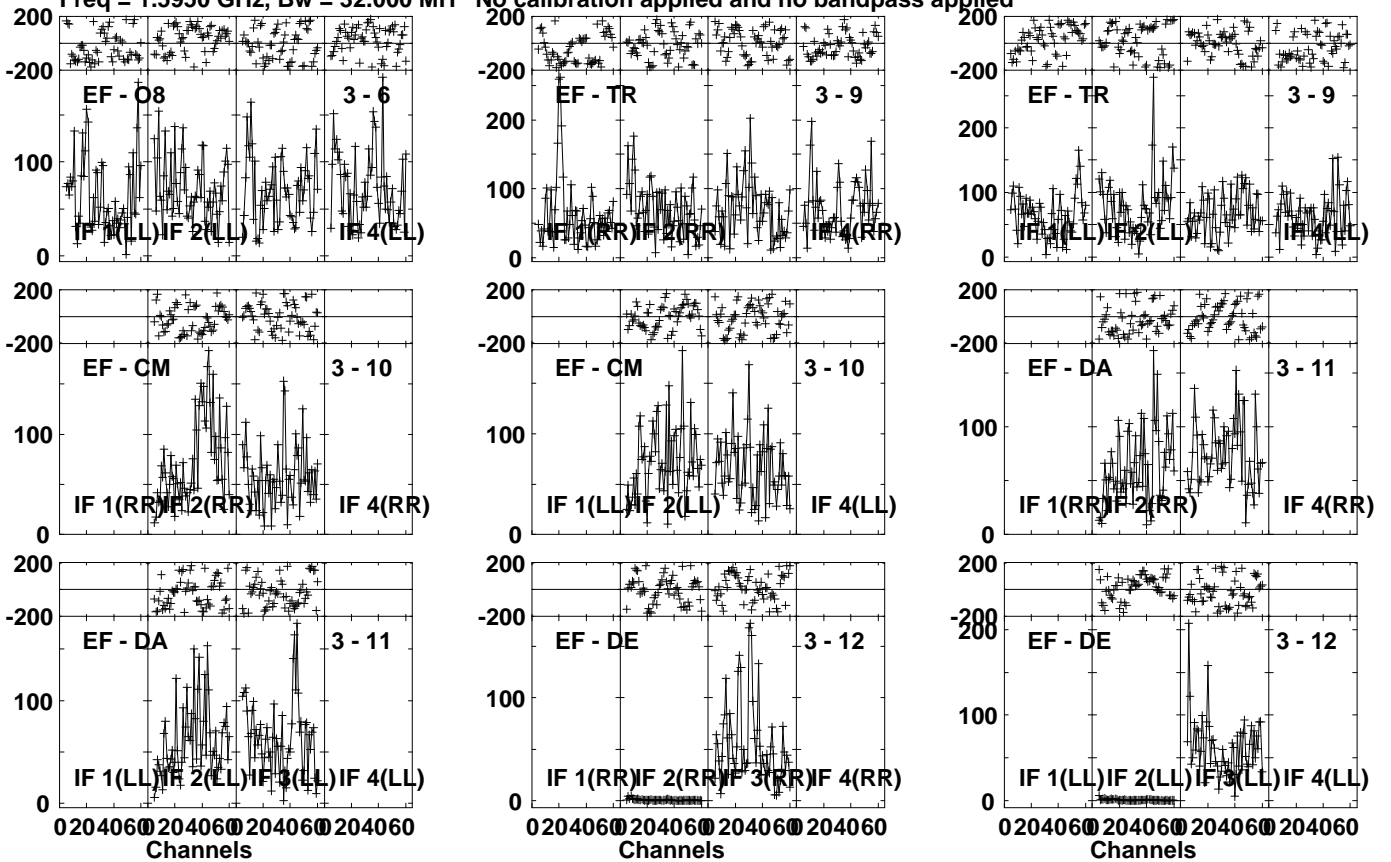
Lower frame: Micro Ampl Jy Top frame: Phas deg  
Vector averaged cross-power spectrum Several baselines displayed  
Timerange: 00/21:05:01 to 00/21:08:29

Plot file version 215 created 25-SEP-2023 15:06:14

J1419+5256 EM169.UVDATA.1

Freq = 1.5950 GHz, Bw = 32.000 MH

No calibration applied and no bandpass applied



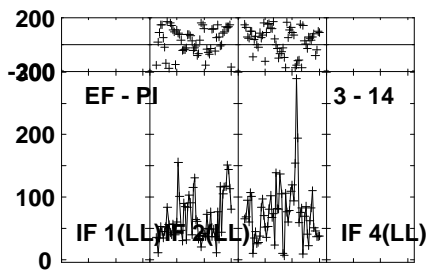
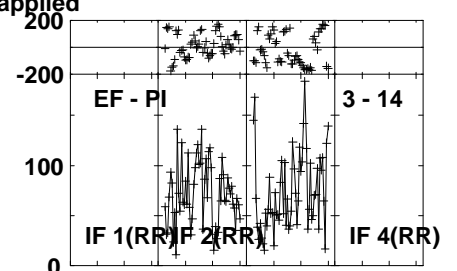
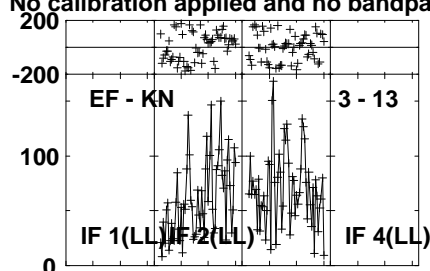
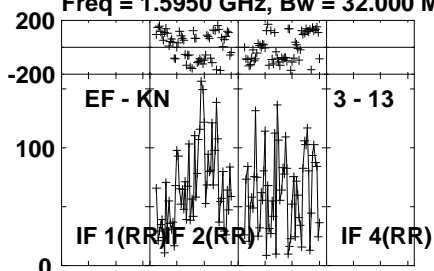
Lower frame: Micro Ampl Jy Top frame: Phas deg  
Vector averaged cross-power spectrum Several baselines displayed  
Timerange: 00/21:05:01 to 00/21:08:29

Plot file version 216 created 25-SEP-2023 15:06:14

J1419+5256 EM169.UVDATA.1

Freq = 1.5950 GHz, Bw = 32.000 MH

No calibration applied and no bandpass applied



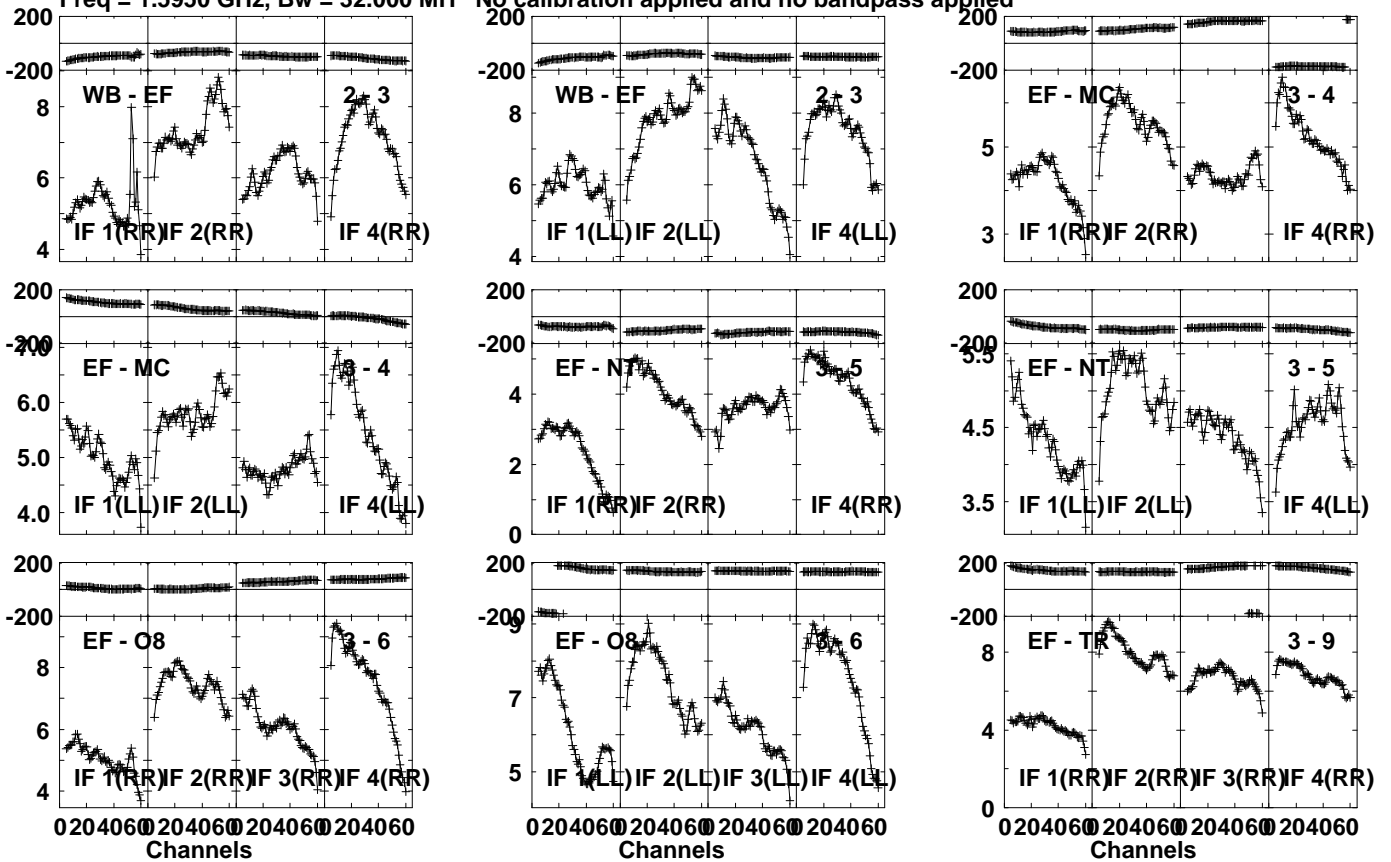
Lower frame: Micro Ampl Jy Top frame: Phas deg  
Vector averaged cross-power spectrum Several baselines displayed  
Timerange: 00/21:05:01 to 00/21:08:29



Plot file version 217 created 25-SEP-2023 15:06:14

1418+546 EM169.UVDATA.1

Freq = 1.5950 GHz, Bw = 32.000 MH No calibration applied and no bandpass applied

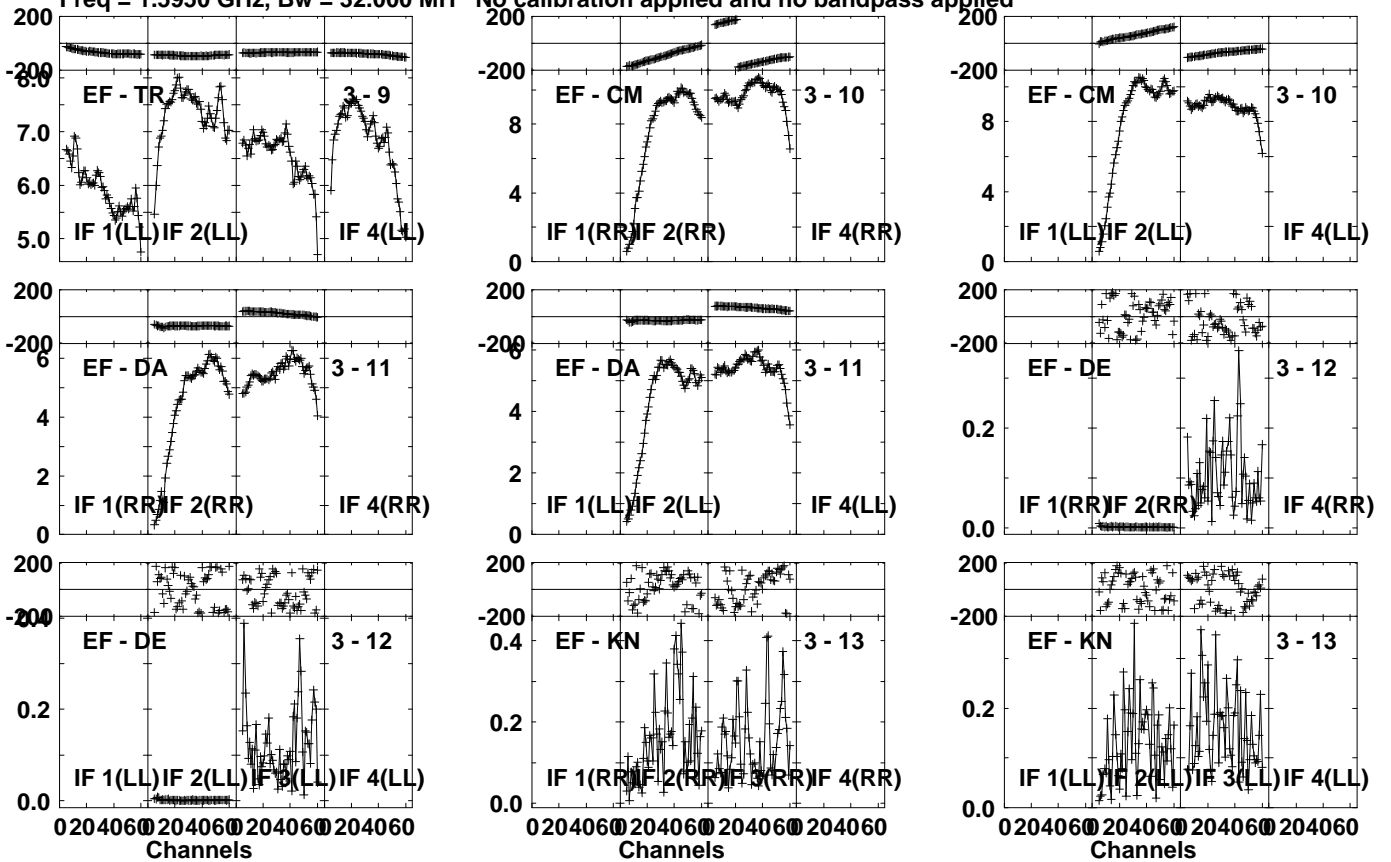


Lower frame: Milli Ampl Jy Top frame: Phas deg  
Vector averaged cross-power spectrum Several baselines displayed  
Timerange: 00/21:08:31 to 00/21:09:59

Plot file version 218 created 25-SEP-2023 15:06:14

1418+546 EM169.UVDATA.1

Freq = 1.5950 GHz, Bw = 32.000 MH No calibration applied and no bandpass applied

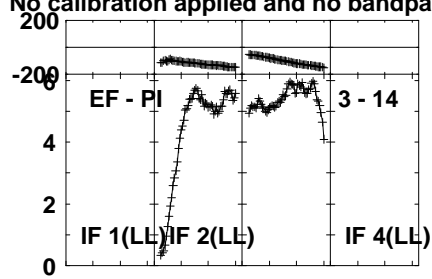
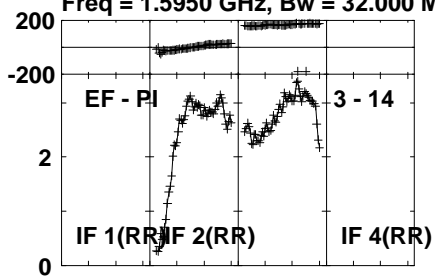


Lower frame: Milli Ampl Jy Top frame: Phas deg  
Vector averaged cross-power spectrum Several baselines displayed  
Timerange: 00/21:08:31 to 00/21:09:59

Plot file version 219 created 25-SEP-2023 15:06:14

1418+546 EM169.UVDATA.1

Freq = 1.5950 GHz, Bw = 32.000 MH No calibration applied and no bandpass applied



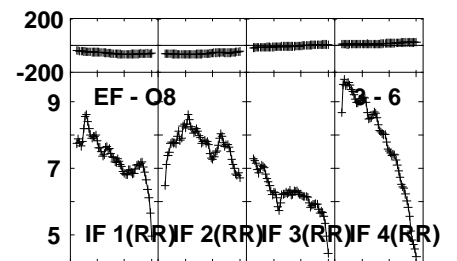
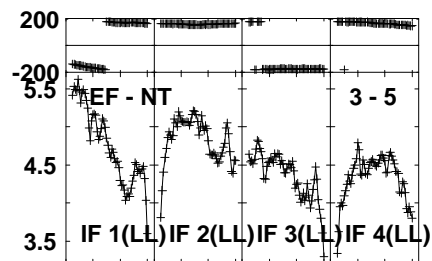
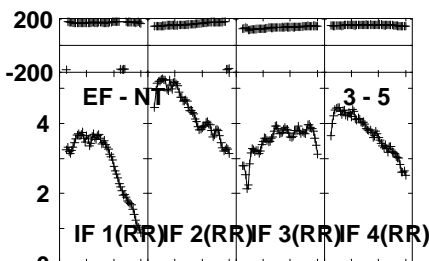
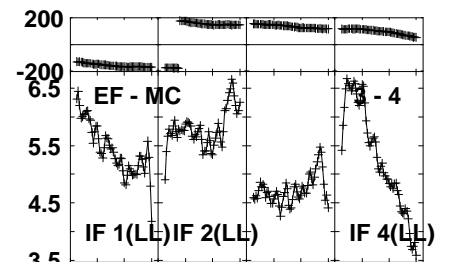
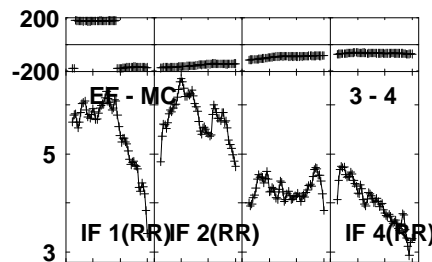
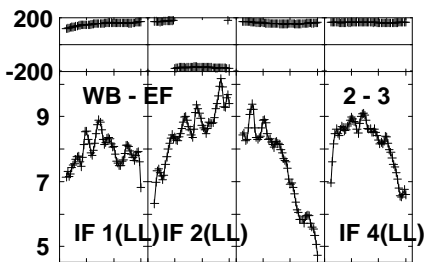
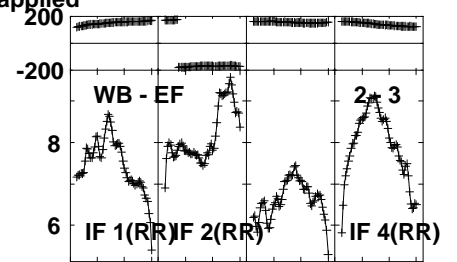
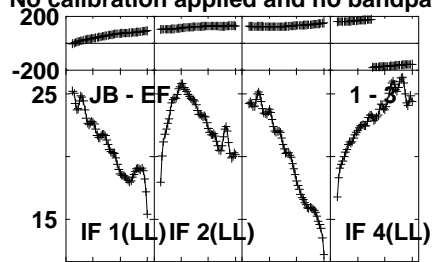
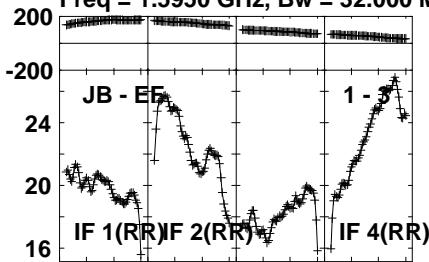
Lower frame: Milli Ampl Jy Top frame: Phas deg  
Vector averaged cross-power spectrum Several baselines displayed  
Timerange: 00/21:08:31 to 00/21:09:59

Plot file version 220 created 25-SEP-2023 15:06:16

1418+546 EM169.UVDATA.1

Freq = 1.5950 GHz, Bw = 32.000 MH

No calibration applied and no bandpass applied



0204060 204060 204060 204060  
Channels

0204060 204060 204060 204060  
Channels

0204060 204060 204060 204060  
Channels

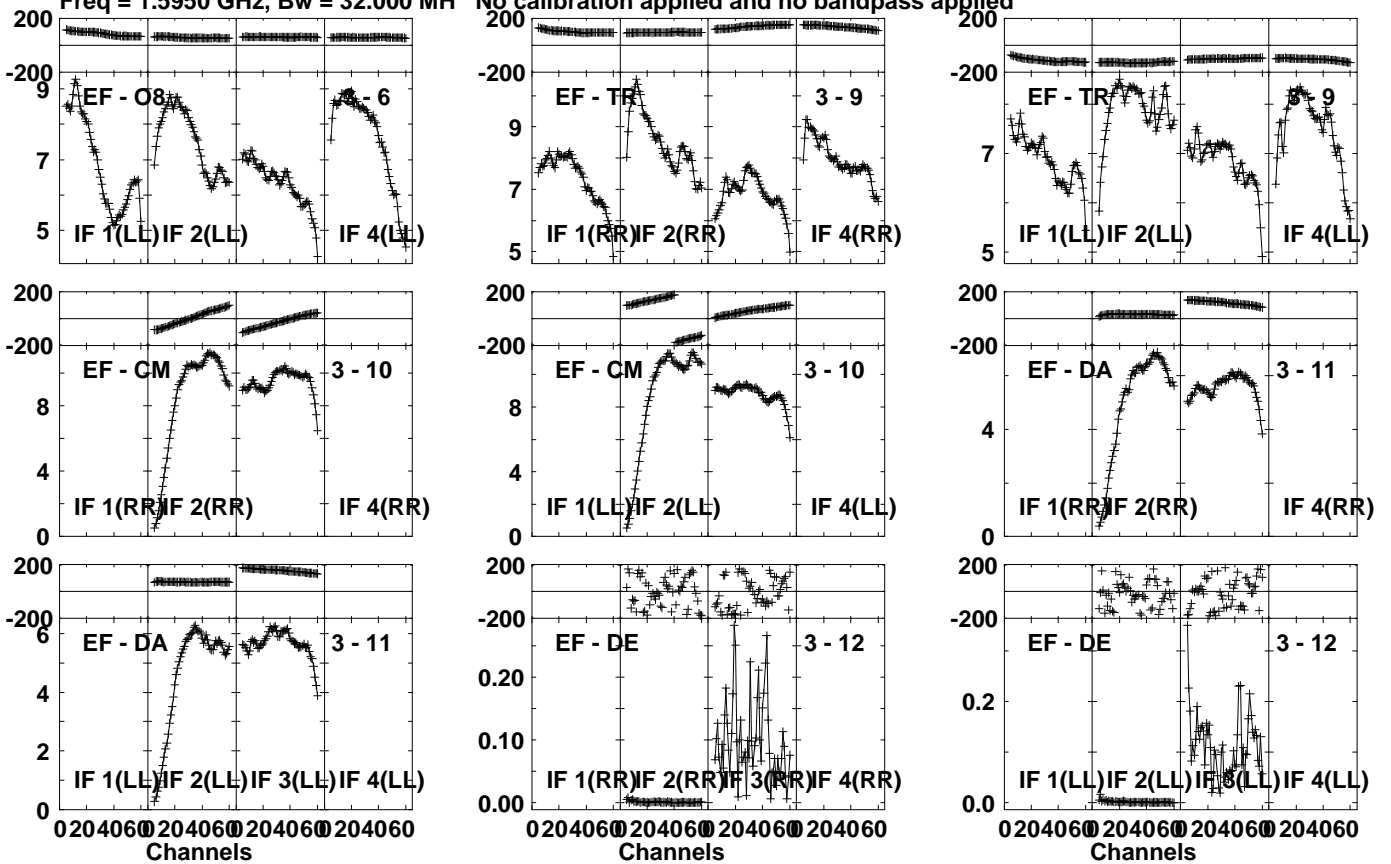
Lower frame: Milli Ampl Jy Top frame: Phas deg  
Vector averaged cross-power spectrum Several baselines displayed  
Timerange: 00/21:46:31 to 00/21:47:29

Plot file version 221 created 25-SEP-2023 15:06:16

1418+546 EM169.UVDATA.1

Freq = 1.5950 GHz, Bw = 32.000 MH

No calibration applied and no bandpass applied



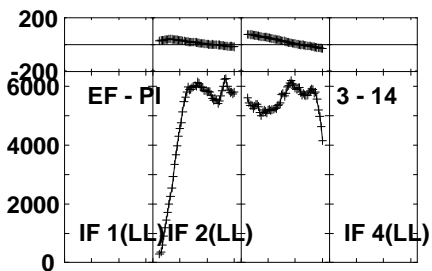
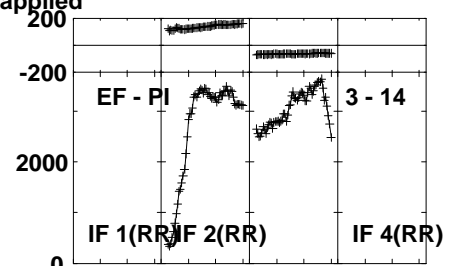
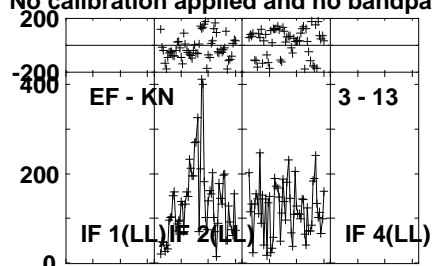
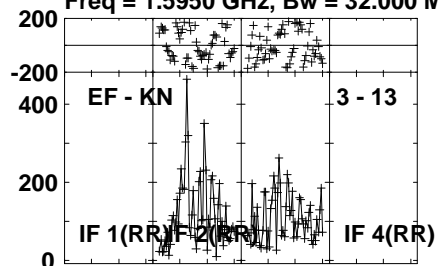
Lower frame: Milli Ampl Jy Top frame: Phas deg  
Vector averaged cross-power spectrum Several baselines displayed  
Timerange: 00/21:46:31 to 00/21:47:29

Plot file version 222 created 25-SEP-2023 15:06:16

1418+546 EM169.UVDATA.1

Freq = 1.5950 GHz, Bw = 32.000 MH

No calibration applied and no bandpass applied

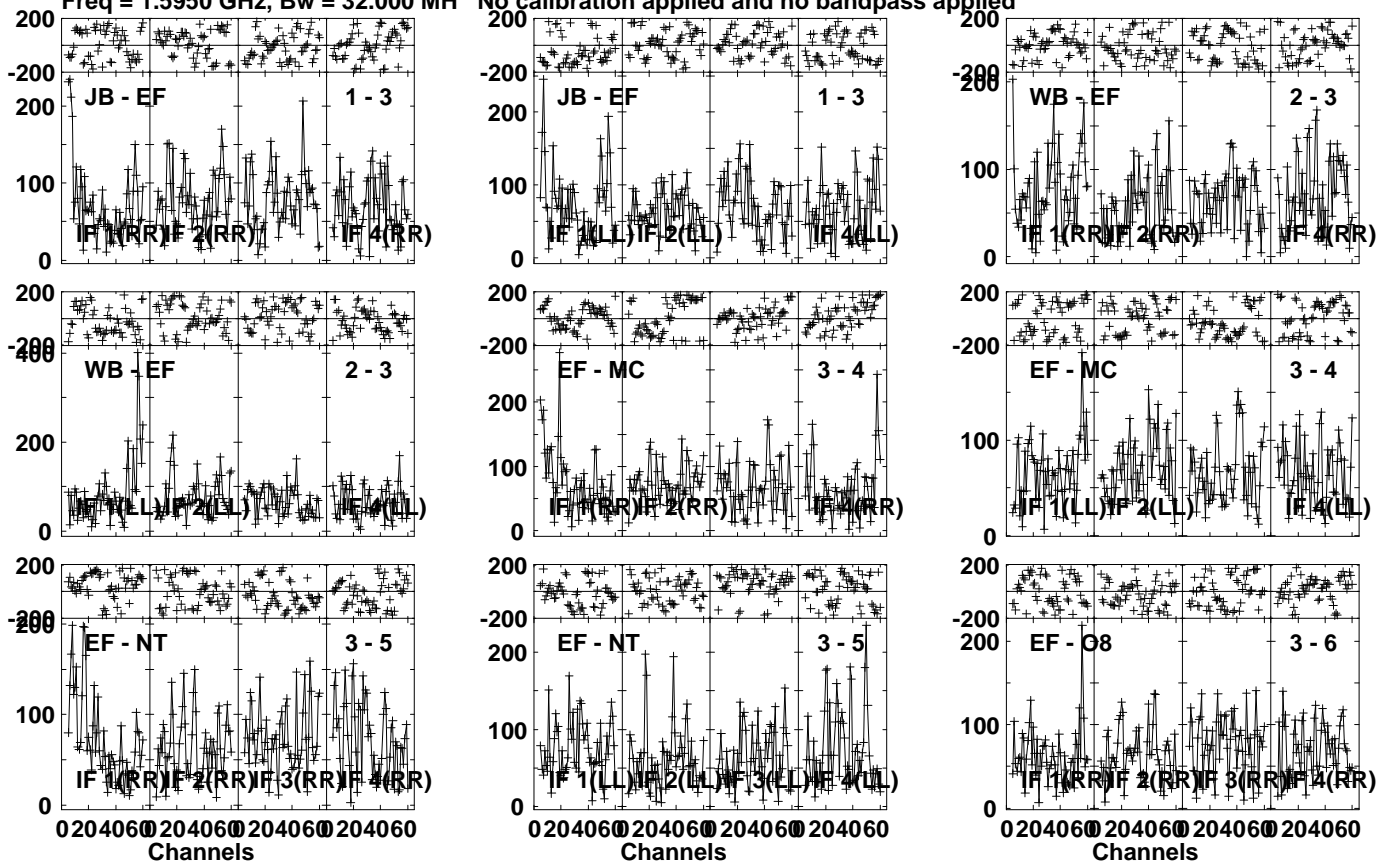


Lower frame: Micro Ampl Jy Top frame: Phas deg  
Vector averaged cross-power spectrum Several baselines displayed  
Timerange: 00/21:46:31 to 00/21:47:29

Plot file version 223 created 25-SEP-2023 15:06:16

J1419+5256 EM169.UVDATA.1

Freq = 1.5950 GHz, Bw = 32.000 MH No calibration applied and no bandpass applied

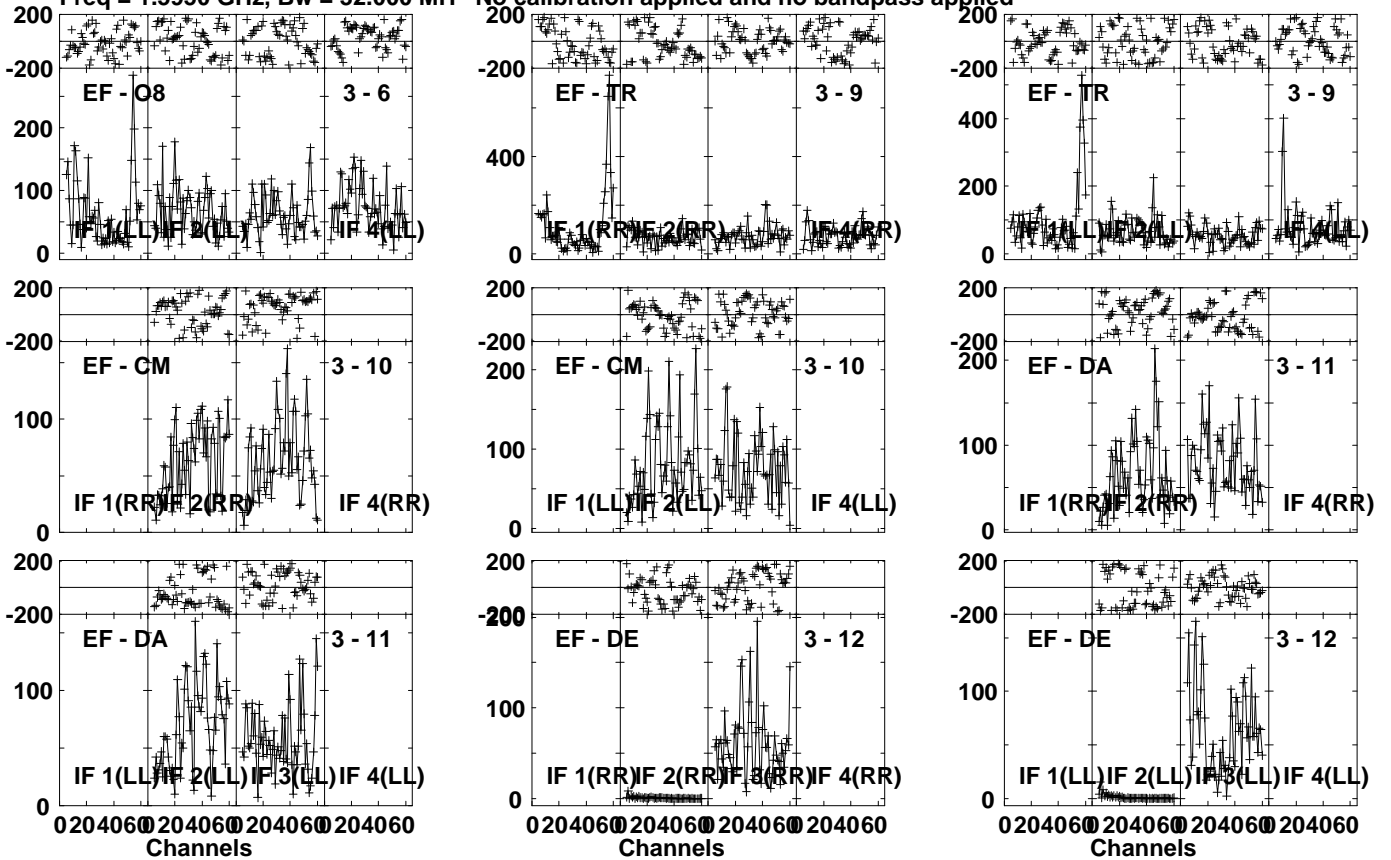


Lower frame: Micro Ampl Jy Top frame: Phas deg  
Vector averaged cross-power spectrum Several baselines displayed  
Timerange: 00/21:47:31 to 00/21:50:59

Plot file version 224 created 25-SEP-2023 15:06:16

J1419+5256 EM169.UVDATA.1

Freq = 1.5950 GHz, Bw = 32.000 MH No calibration applied and no bandpass applied



Lower frame: Micro Ampl Jy Top frame: Phas deg  
Vector averaged cross-power spectrum Several baselines displayed  
Timerange: 00/21:47:31 to 00/21:50:59

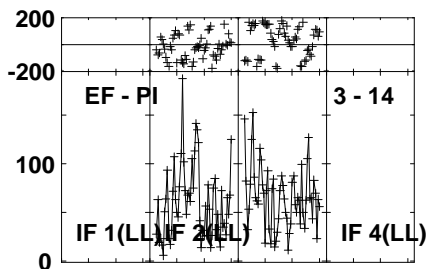
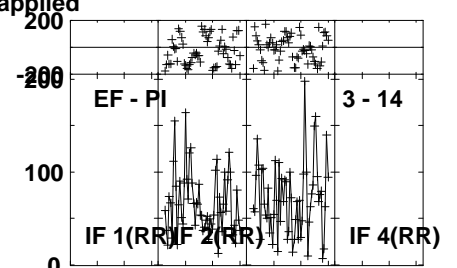
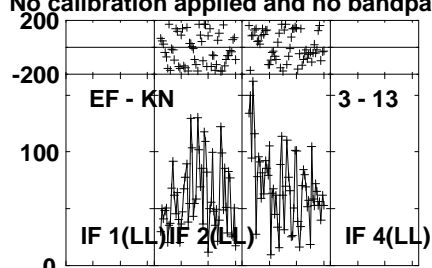
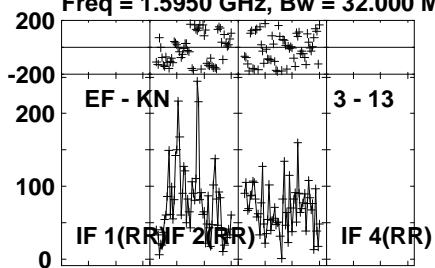


Plot file version 225 created 25-SEP-2023 15:06:16

J1419+5256 EM169.UVDATA.1

Freq = 1.5950 GHz, Bw = 32.000 MH

No calibration applied and no bandpass applied

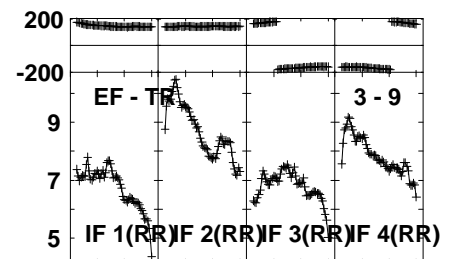
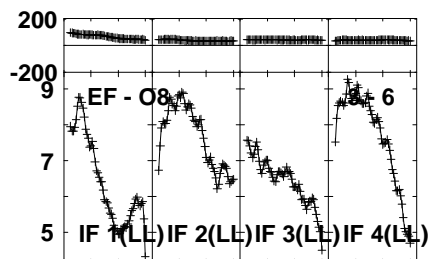
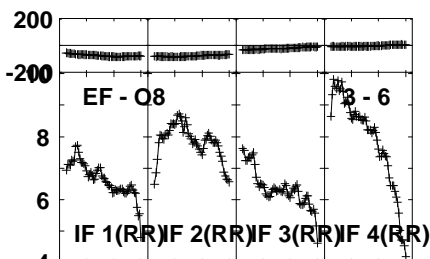
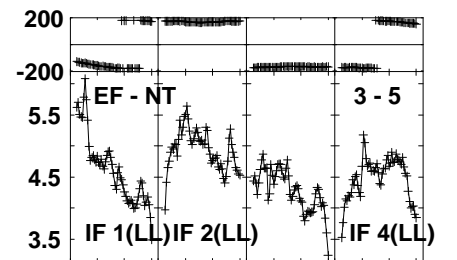
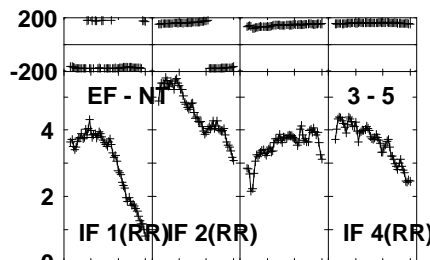
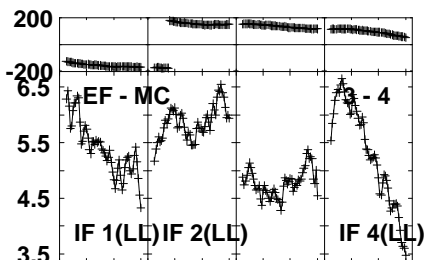
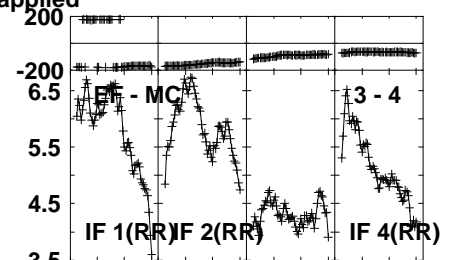
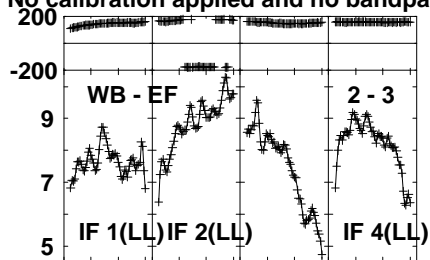
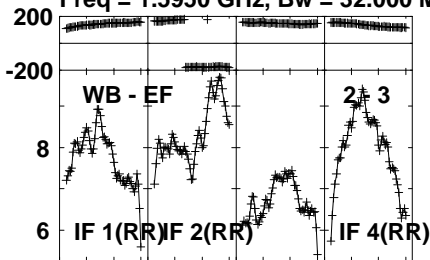


Lower frame: Micro Ampl Jy Top frame: Phas deg  
Vector averaged cross-power spectrum Several baselines displayed  
Timerange: 00/21:47:31 to 00/21:50:59

Plot file version 226 created 25-SEP-2023 15:06:16

1418+546 EM169.UVDATA.1

Freq = 1.5950 GHz, Bw = 32.000 MH No calibration applied and no bandpass applied

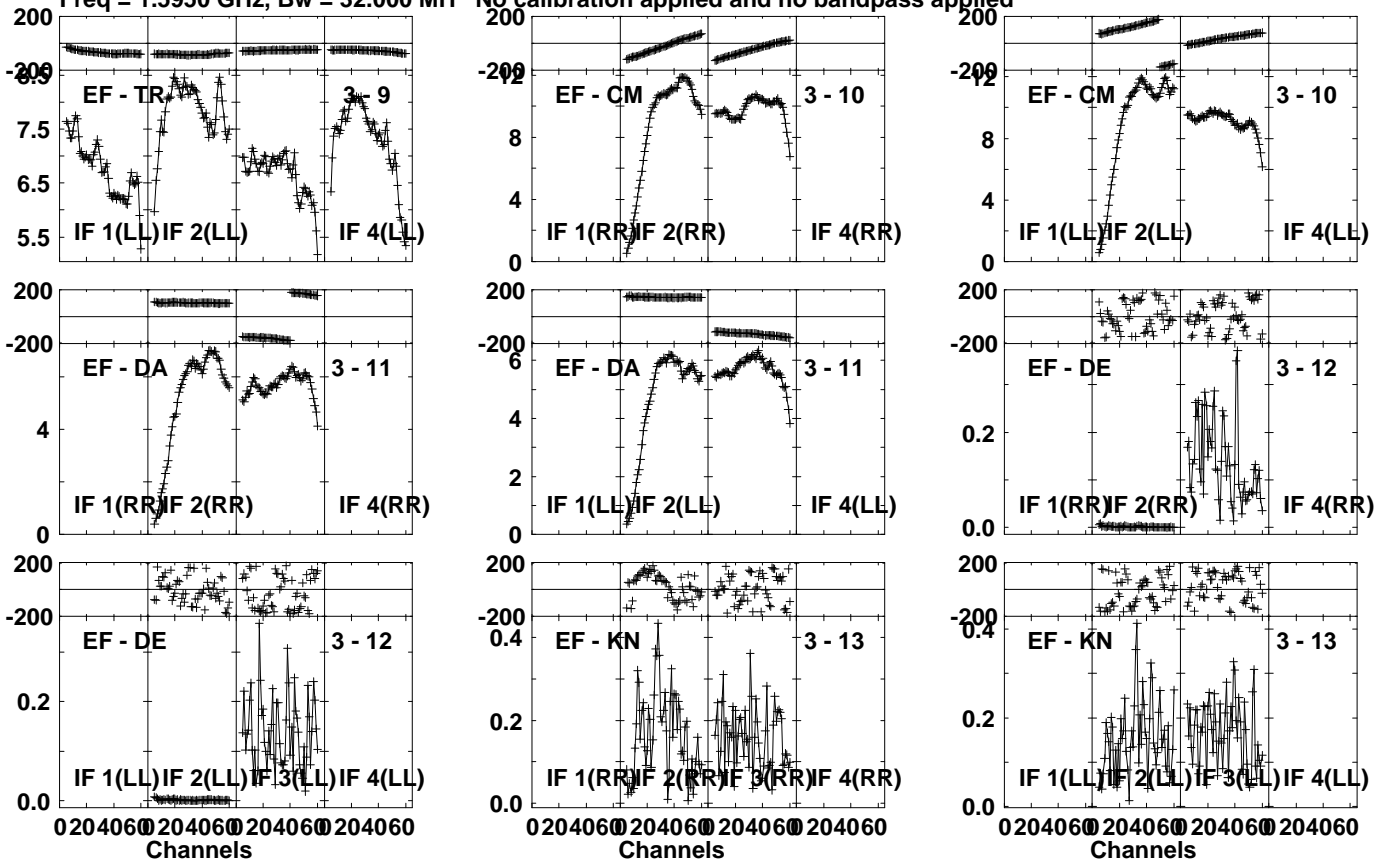


Lower frame: Milli Ampl Jy Top frame: Phas deg  
Vector averaged cross-power spectrum Several baselines displayed  
Timerange: 00/21:51:01 to 00/21:52:29

Plot file version 227 created 25-SEP-2023 15:06:16

1418+546 EM169.UVDATA.1

Freq = 1.5950 GHz, Bw = 32.000 MH No calibration applied and no bandpass applied



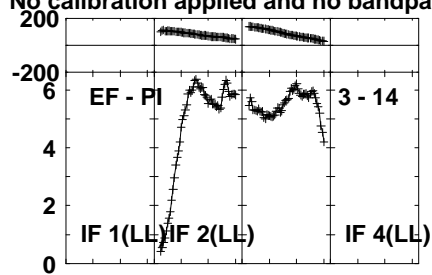
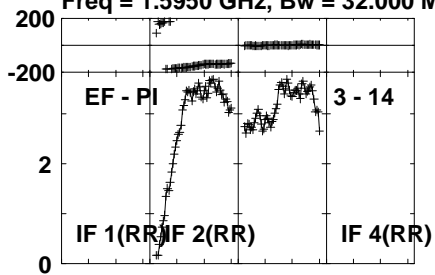
Lower frame: Milli Ampl Jy Top frame: Phas deg  
Vector averaged cross-power spectrum Several baselines displayed  
Timerange: 00/21:51:01 to 00/21:52:29

Plot file version 228 created 25-SEP-2023 15:06:16

1418+546 EM169.UVDATA.1

Freq = 1.5950 GHz, Bw = 32.000 MH

No calibration applied and no bandpass applied



Lower frame: Milli Ampl Jy Top frame: Phas deg

Vector averaged cross-power spectrum Several baselines displayed

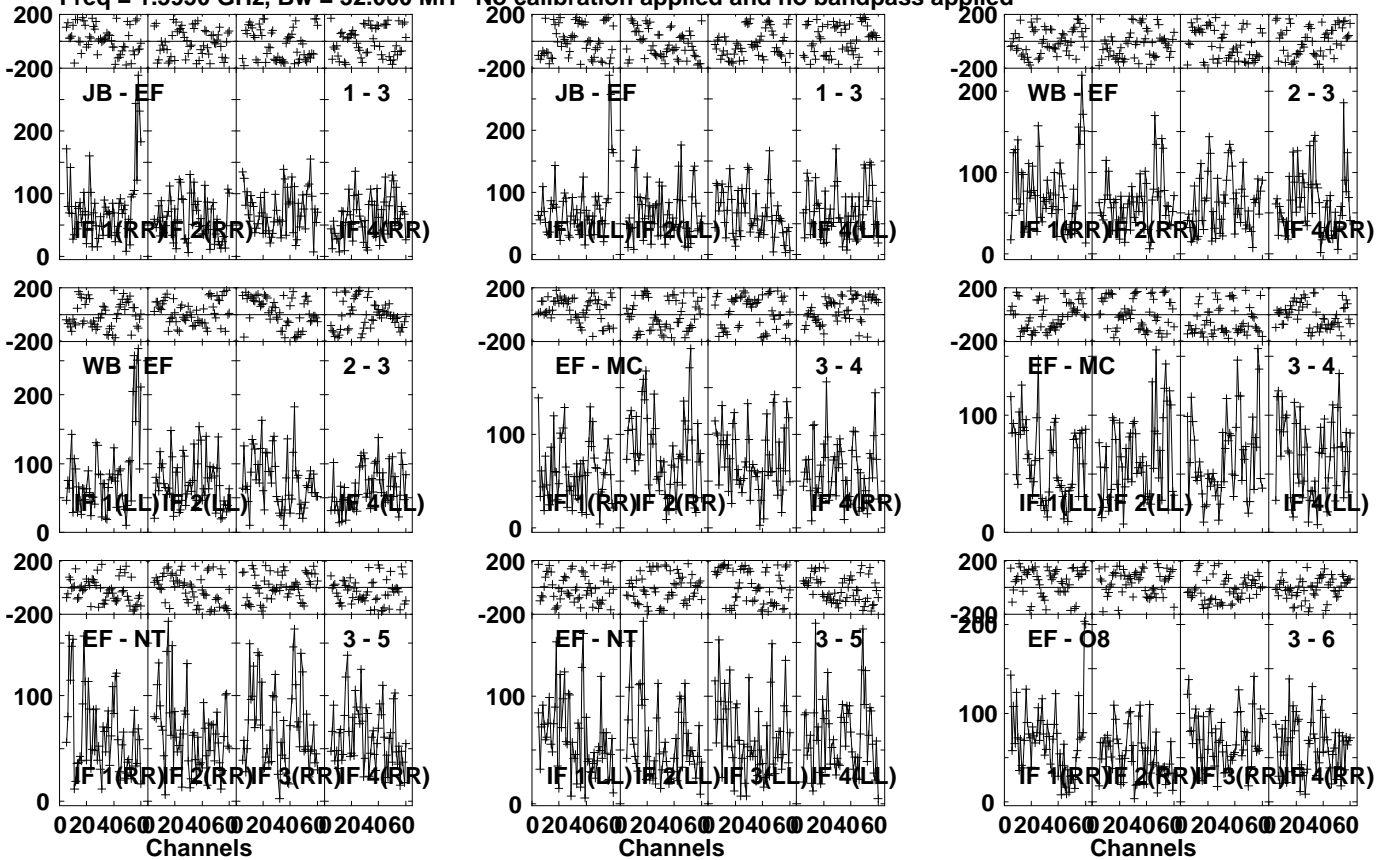
Timerange: 00/21:51:01 to 00/21:52:29

Plot file version 229 created 25-SEP-2023 15:06:16

J1419+5256 EM169.UVDATA.1

Freq = 1.5950 GHz, Bw = 32.000 MH

No calibration applied and no bandpass applied

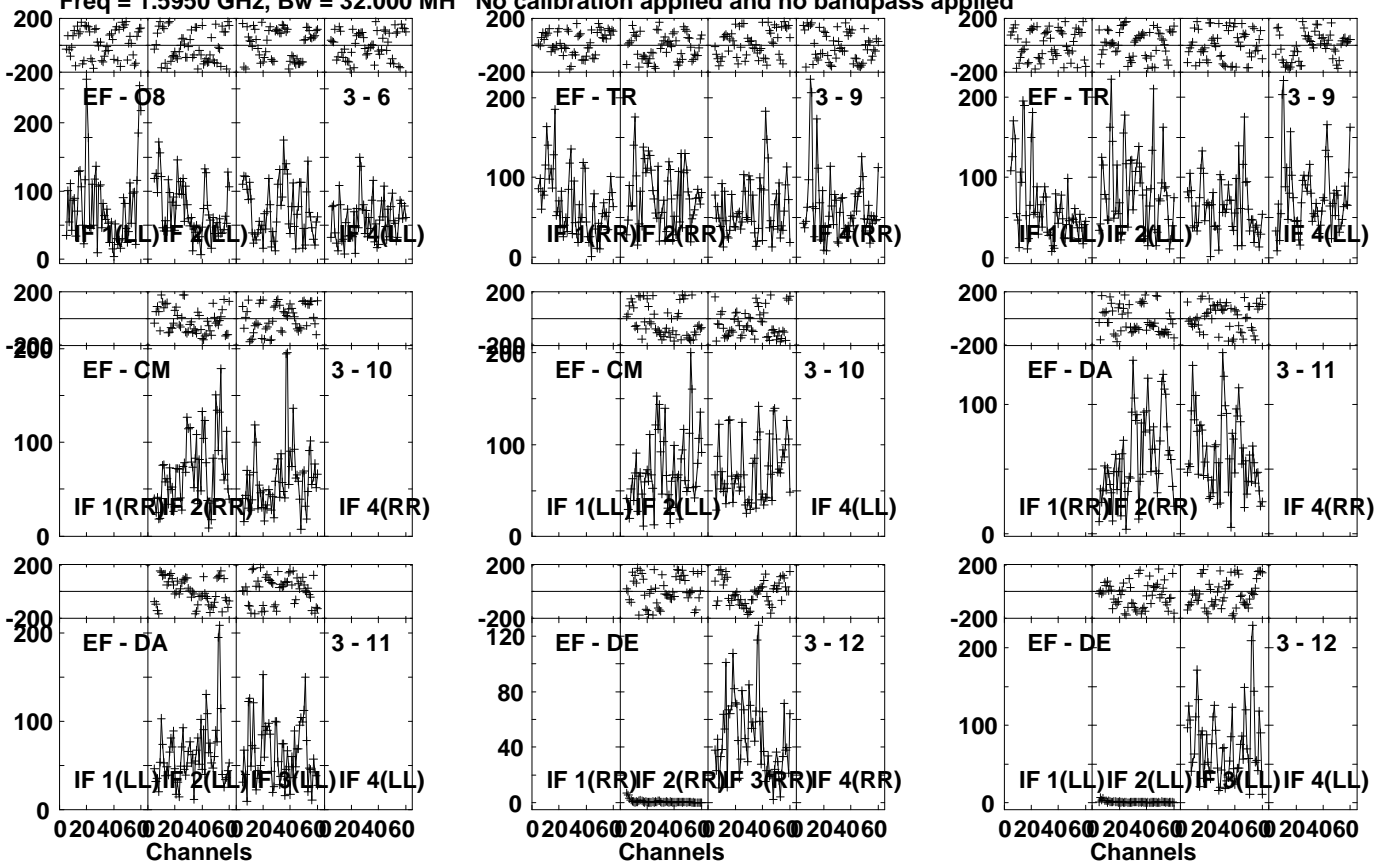


Lower frame: Micro Ampl Jy Top frame: Phas deg  
Vector averaged cross-power spectrum Several baselines displayed  
Timerange: 00/21:52:31 to 00/21:55:59

Plot file version 230 created 25-SEP-2023 15:06:16

J1419+5256 EM169.UVDATA.1

Freq = 1.5950 GHz, Bw = 32.000 MH No calibration applied and no bandpass applied



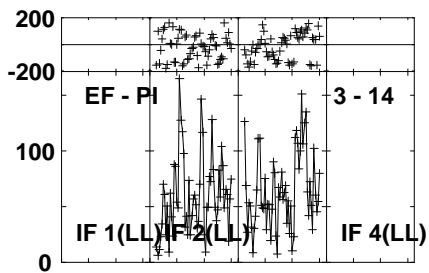
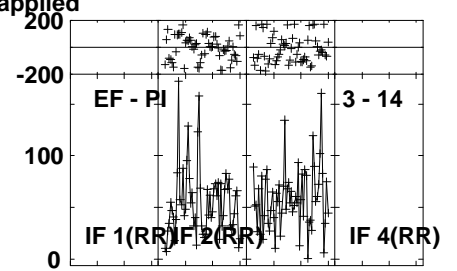
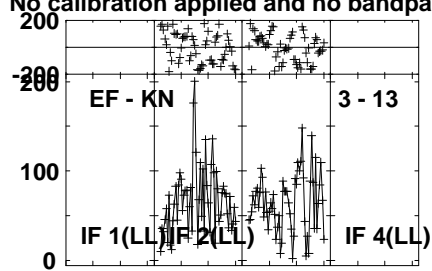
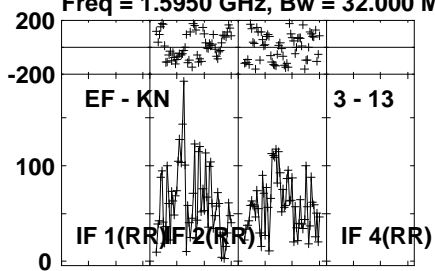
Lower frame: Micro Ampl Jy Top frame: Phas deg  
Vector averaged cross-power spectrum Several baselines displayed  
Timerange: 00/21:52:31 to 00/21:55:59

Plot file version 231 created 25-SEP-2023 15:06:16

J1419+5256 EM169.UVDATA.1

Freq = 1.5950 GHz, Bw = 32.000 MH

No calibration applied and no bandpass applied



Lower frame: Micro Ampl Jy Top frame: Phas deg

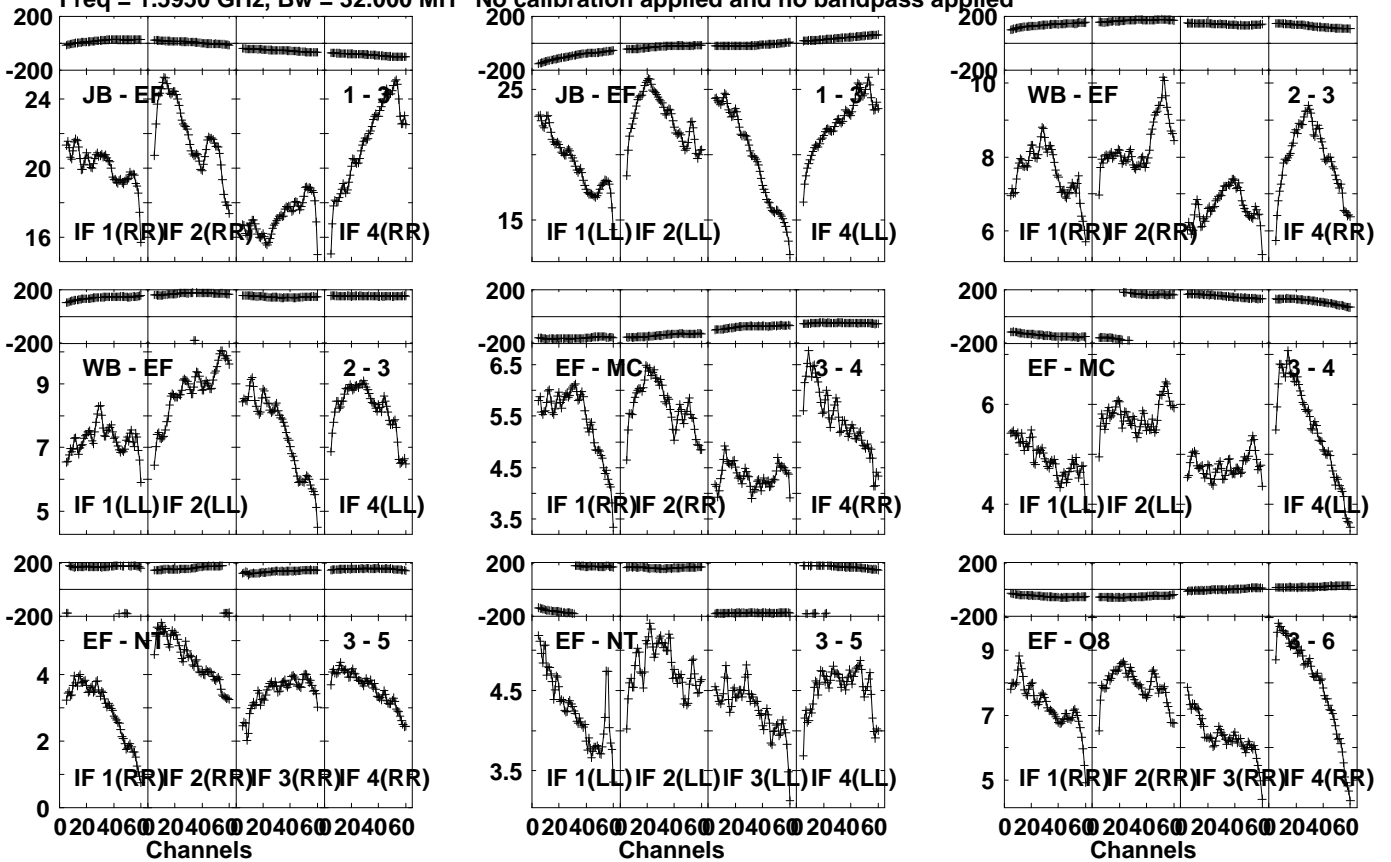
Vector averaged cross-power spectrum Several baselines displayed

Timerange: 00/21:52:31 to 00/21:55:59

Plot file version 232 created 25-SEP-2023 15:06:16

1418+546 EM169.UVDATA.1

Freq = 1.5950 GHz, Bw = 32.000 MH No calibration applied and no bandpass applied



Lower frame: Milli Ampl Jy Top frame: Phas deg  
Vector averaged cross-power spectrum Several baselines displayed  
Timerange: 00/21:56:31 to 00/21:57:29

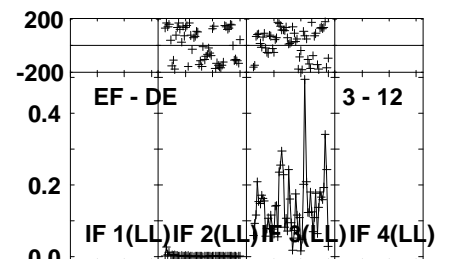
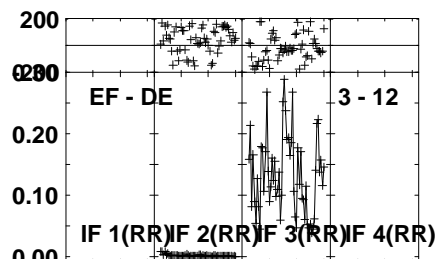
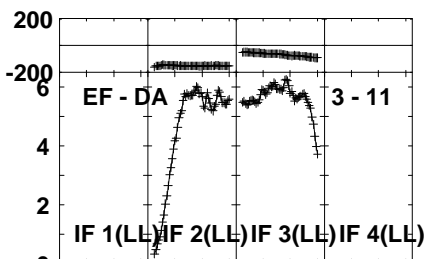
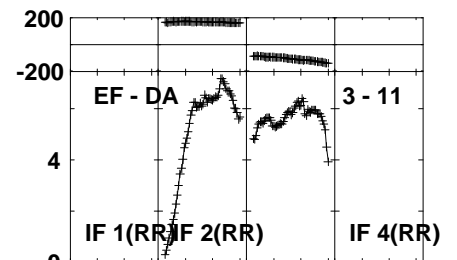
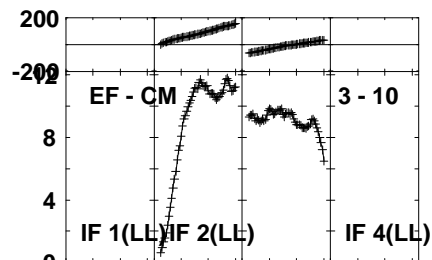
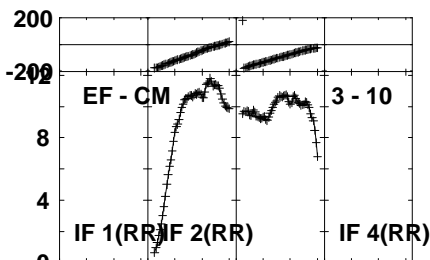
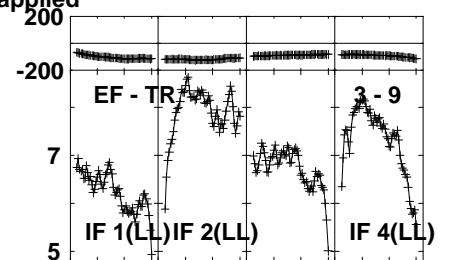
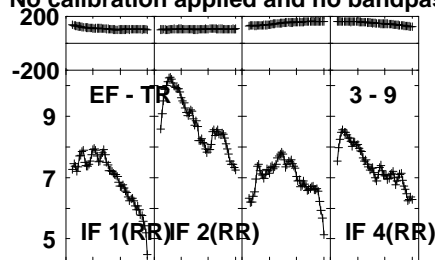
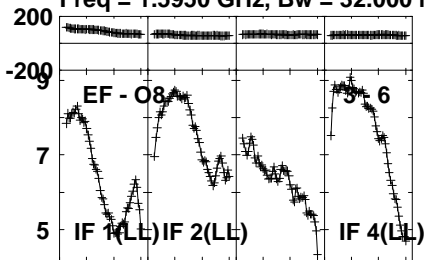


Plot file version 233 created 25-SEP-2023 15:06:16

1418+546 EM169.UVDATA.1

Freq = 1.5950 GHz, Bw = 32.000 MH

No calibration applied and no bandpass applied

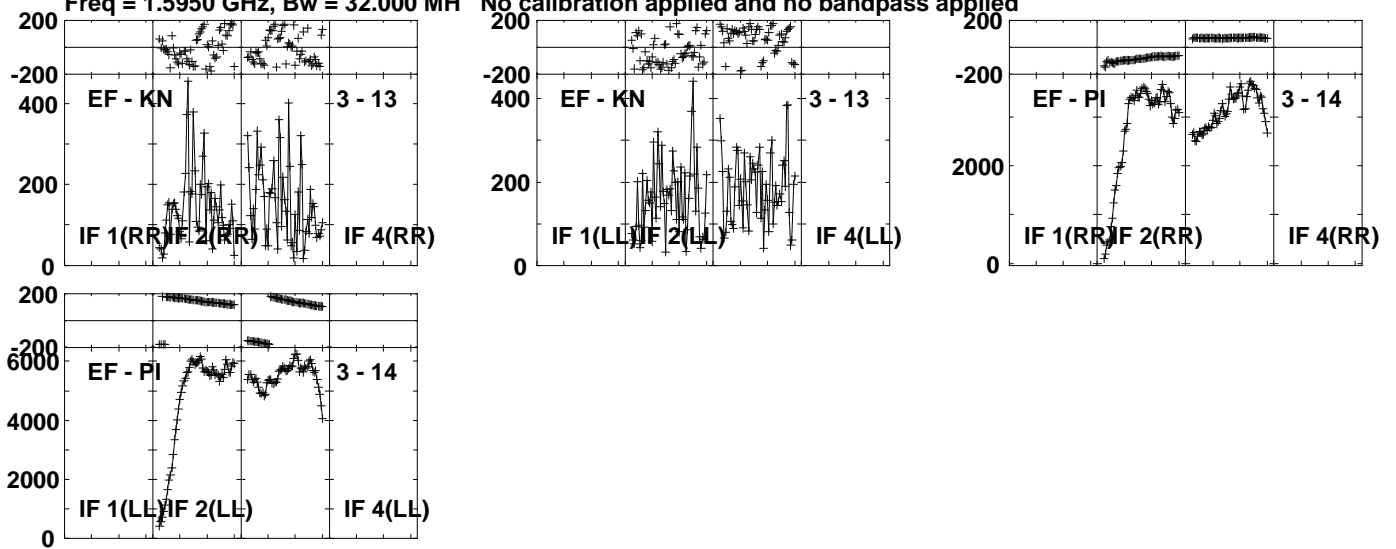


Lower frame: Milli Ampl Jy Top frame: Phas deg  
Vector averaged cross-power spectrum Several baselines displayed  
Timerange: 00/21:56:31 to 00/21:57:29

Plot file version 234 created 25-SEP-2023 15:06:17

1418+546 EM169.UVDATA.1

Freq = 1.5950 GHz, Bw = 32.000 MH No calibration applied and no bandpass applied



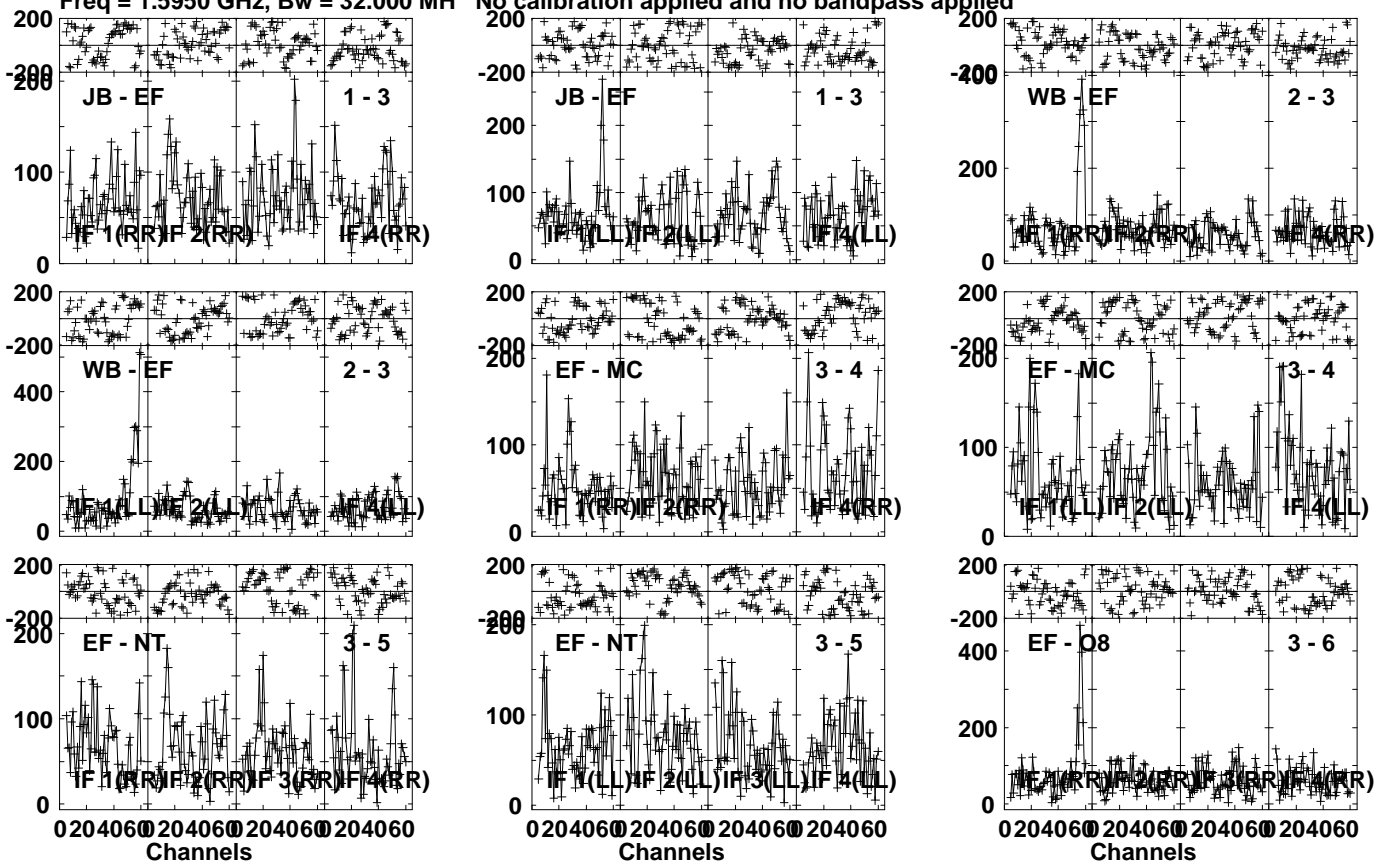
Lower frame: Micro Ampl Jy Top frame: Phas deg  
Vector averaged cross-power spectrum Several baselines displayed  
Timerange: 00/21:56:31 to 00/21:57:29

Plot file version 235 created 25-SEP-2023 15:06:17

J1419+5256 EM169.UVDATA.1

Freq = 1.5950 GHz, Bw = 32.000 MH

No calibration applied and no bandpass applied

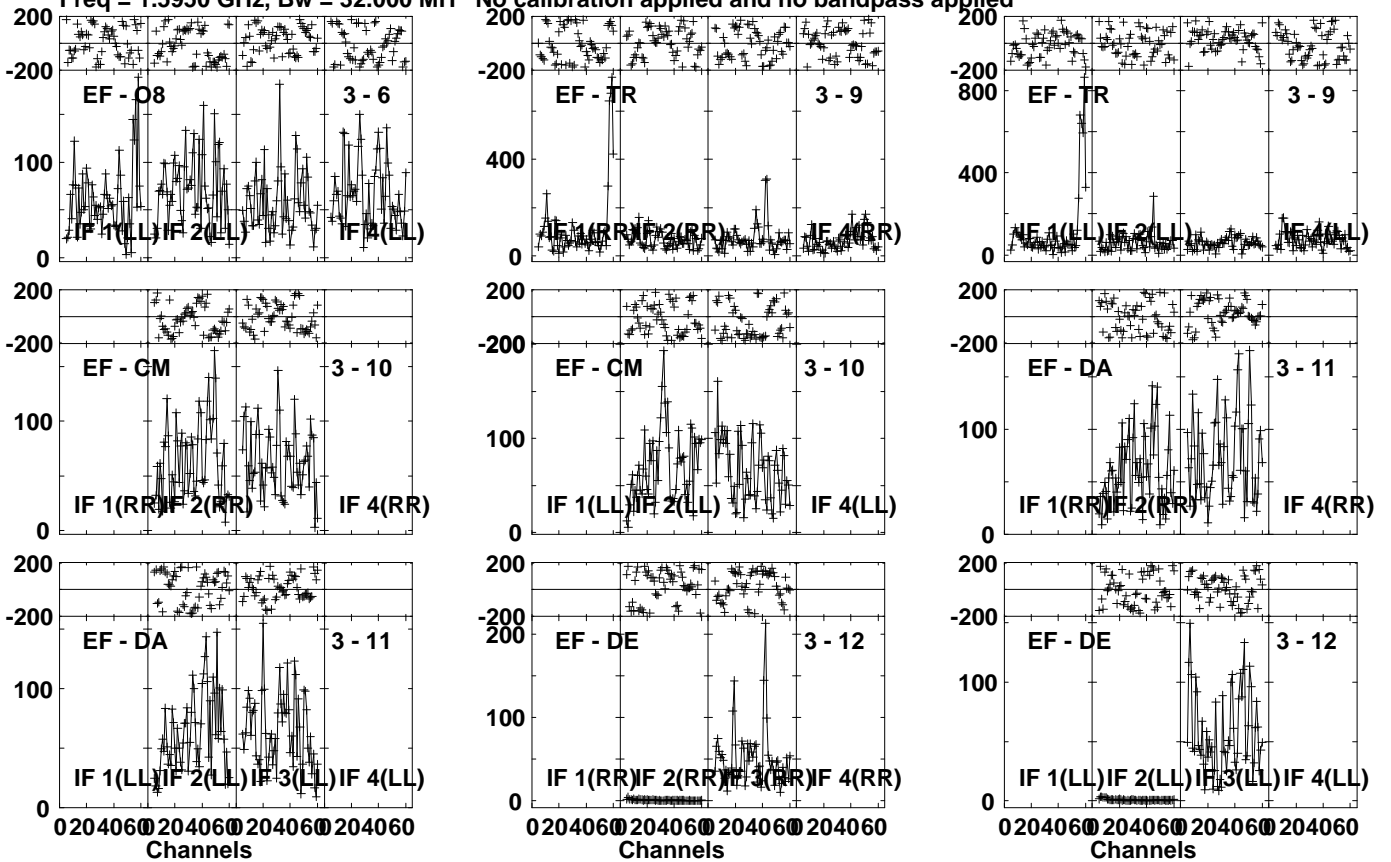


Lower frame: Micro Ampl Jy Top frame: Phas deg  
Vector averaged cross-power spectrum Several baselines displayed  
Timerange: 00/21:57:31 to 00/22:00:59

Plot file version 236 created 25-SEP-2023 15:06:17

J1419+5256 EM169.UVDATA.1

Freq = 1.5950 GHz, Bw = 32.000 MH No calibration applied and no bandpass applied



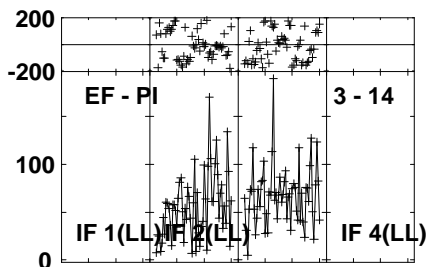
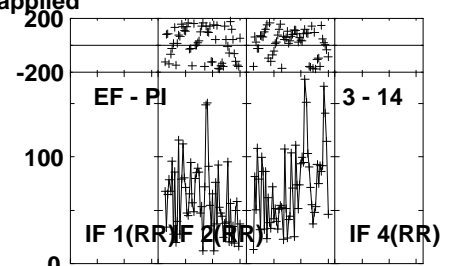
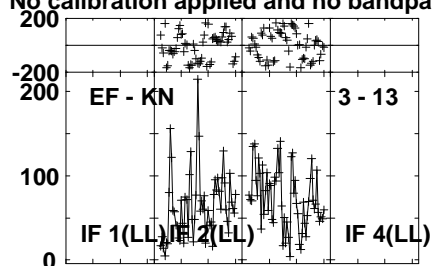
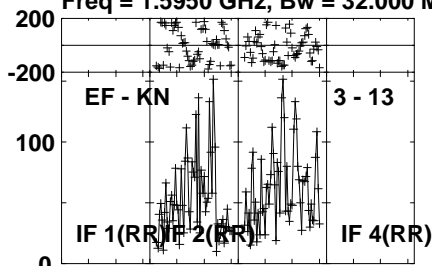
Lower frame: Micro Ampl Jy Top frame: Phas deg  
Vector averaged cross-power spectrum Several baselines displayed  
Timerange: 00/21:57:31 to 00/22:00:59

Plot file version 237 created 25-SEP-2023 15:06:17

J1419+5256 EM169.UVDATA.1

Freq = 1.5950 GHz, Bw = 32.000 MH

No calibration applied and no bandpass applied



Lower frame: Micro Ampl Jy Top frame: Phas deg

Vector averaged cross-power spectrum Several baselines displayed

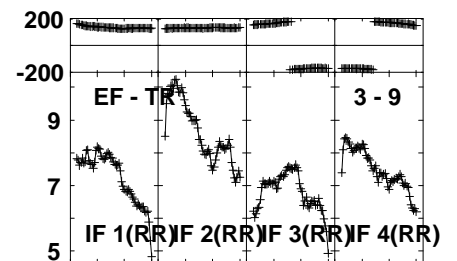
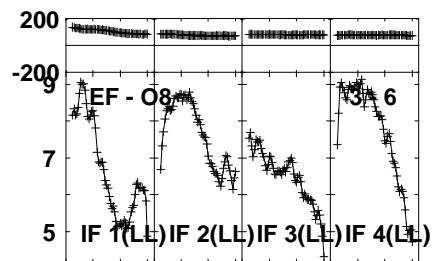
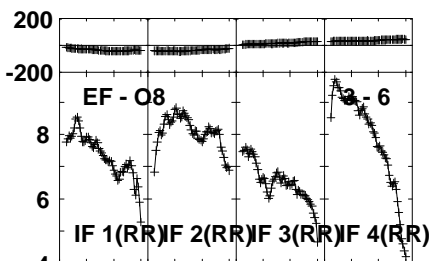
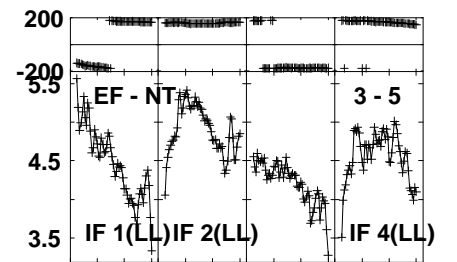
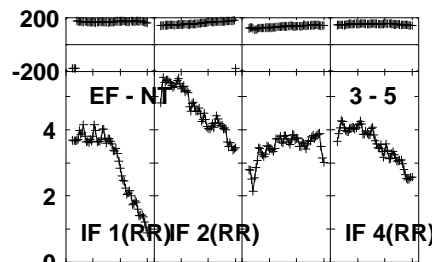
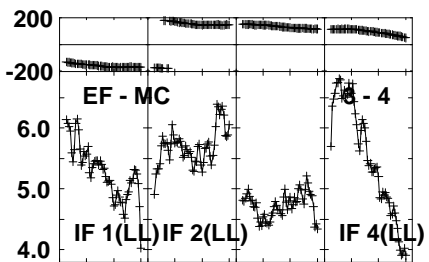
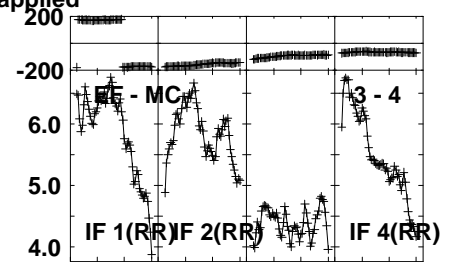
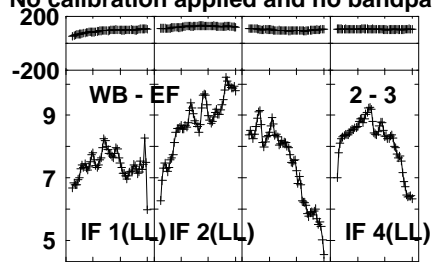
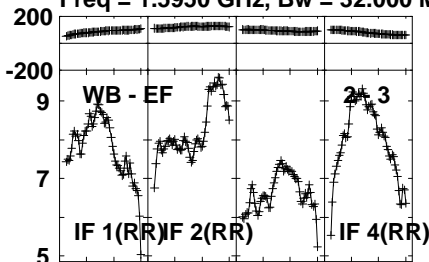
Timerange: 00/21:57:31 to 00/22:00:59

Plot file version 238 created 25-SEP-2023 15:06:17

1418+546 EM169.UVDATA.1

Freq = 1.5950 GHz, Bw = 32.000 MH

No calibration applied and no bandpass applied



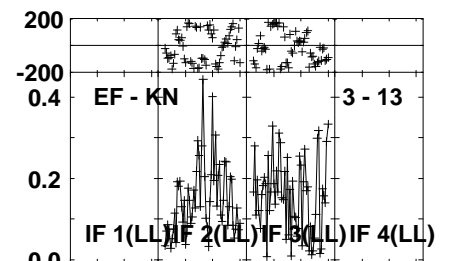
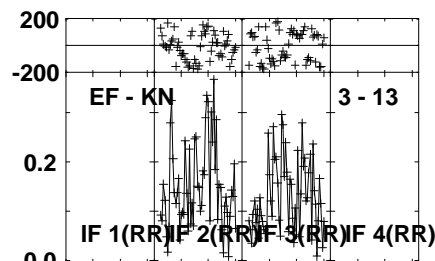
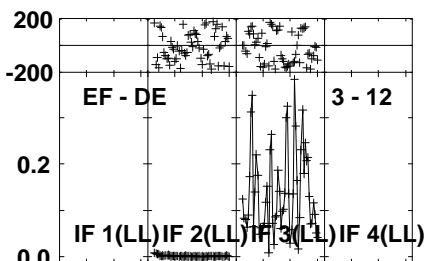
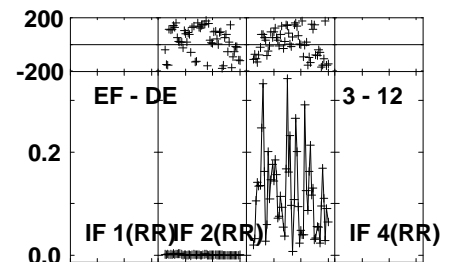
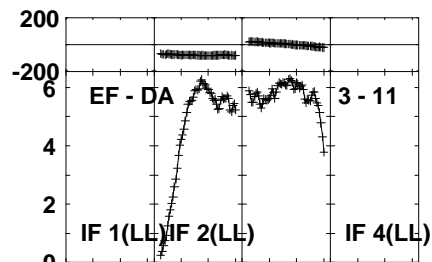
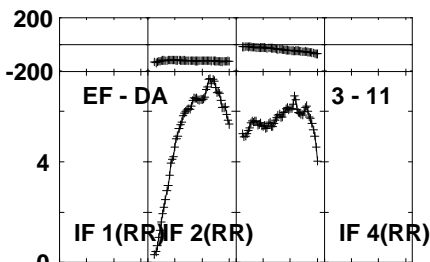
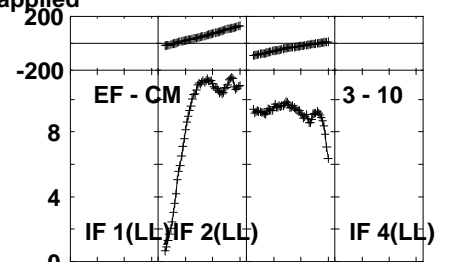
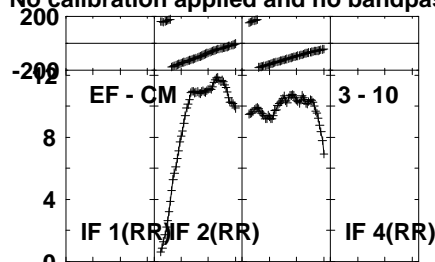
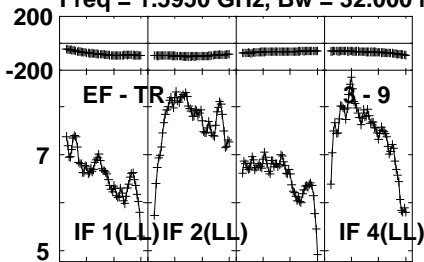
Lower frame: Milli Ampl Jy Top frame: Phas deg  
Vector averaged cross-power spectrum Several baselines displayed  
Timerange: 00/22:01:01 to 00/22:02:29

Plot file version 239 created 25-SEP-2023 15:06:17

1418+546 EM169.UVDATA.1

Freq = 1.5950 GHz, Bw = 32.000 MH

No calibration applied and no bandpass applied



0204060 204060 204060 204060  
Channels

0204060 204060 204060 204060  
Channels

0204060 204060 204060 204060  
Channels

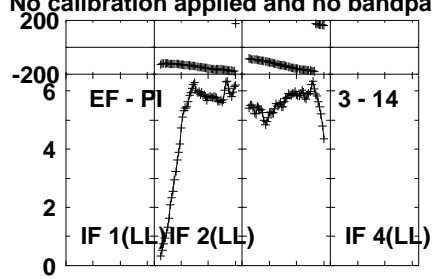
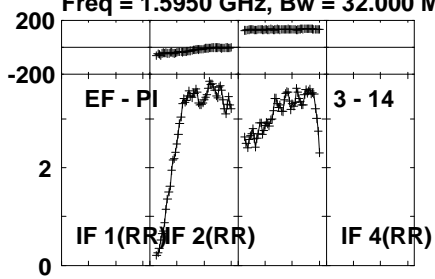
Lower frame: Milli Ampl Jy Top frame: Phas deg  
Vector averaged cross-power spectrum Several baselines displayed  
Timerange: 00/22:01:01 to 00/22:02:29

Plot file version 240 created 25-SEP-2023 15:06:17

1418+546 EM169.UVDATA.1

Freq = 1.5950 GHz, Bw = 32.000 MH

No calibration applied and no bandpass applied



Lower frame: Milli Ampl Jy Top frame: Phas deg

Vector averaged cross-power spectrum Several baselines displayed

Timerange: 00/22:01:01 to 00/22:02:29

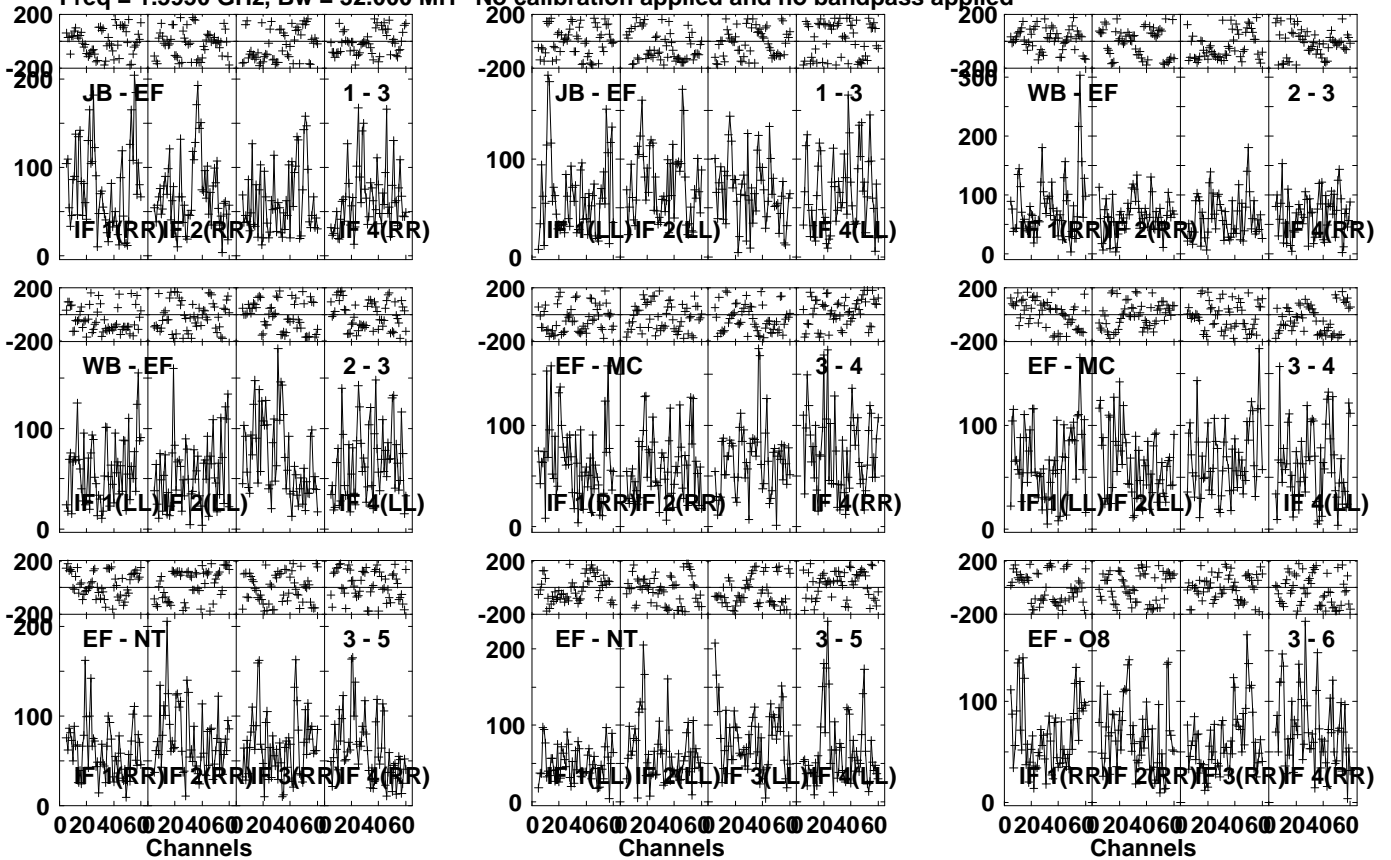


Plot file version 241 created 25-SEP-2023 15:06:17

J1419+5256 EM169.UVDATA.1

Freq = 1.5950 GHz, Bw = 32.000 MH

No calibration applied and no bandpass applied



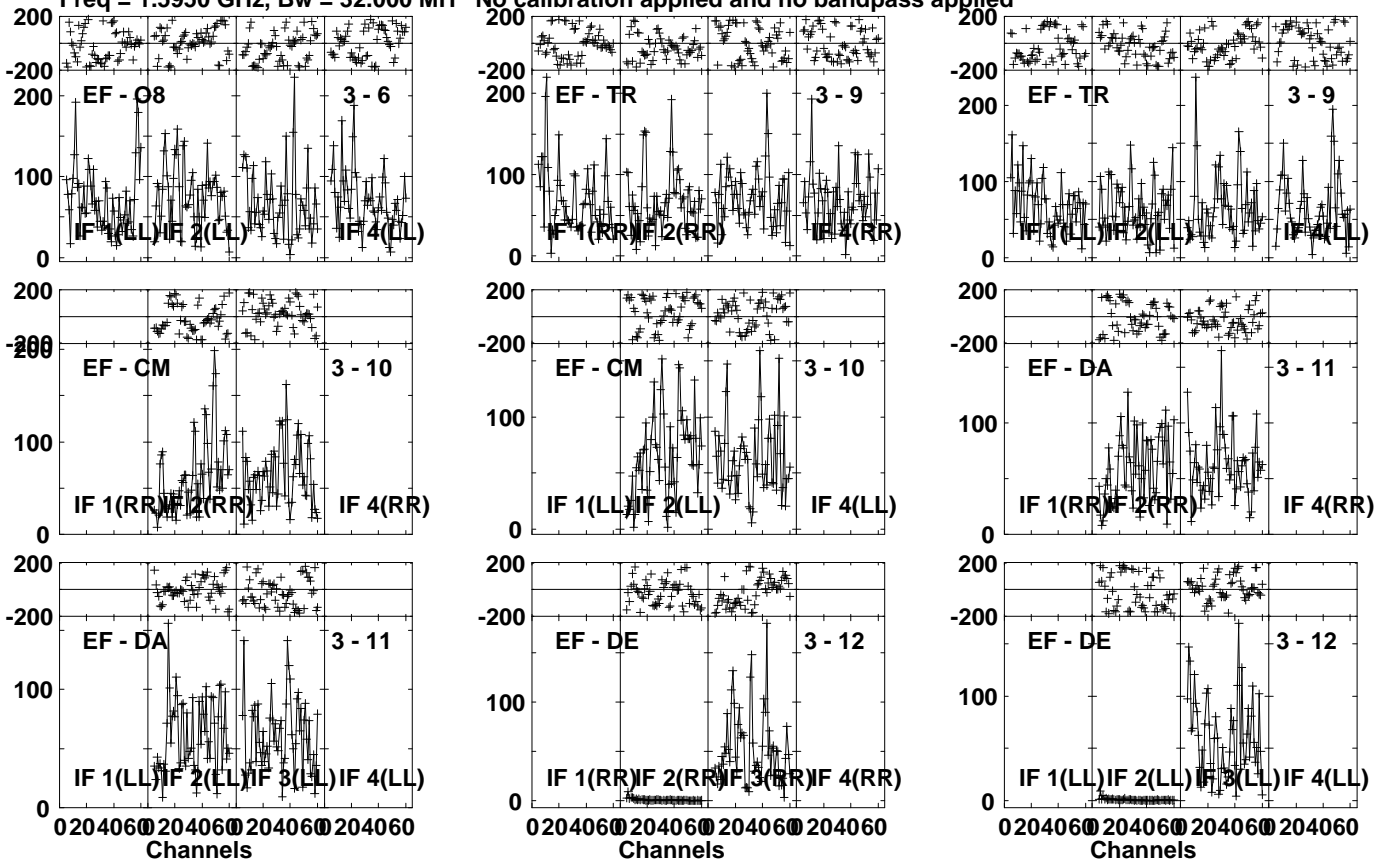
Lower frame: Micro Ampl Jy Top frame: Phas deg  
Vector averaged cross-power spectrum Several baselines displayed  
Timerange: 00/22:02:31 to 00/22:05:59

Plot file version 242 created 25-SEP-2023 15:06:17

J1419+5256 EM169.UVDATA.1

Freq = 1.5950 GHz, Bw = 32.000 MH

No calibration applied and no bandpass applied



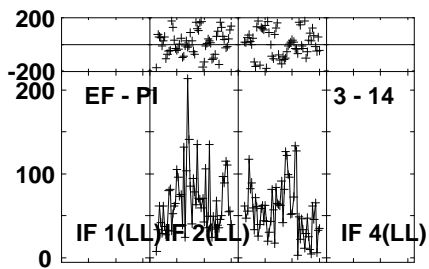
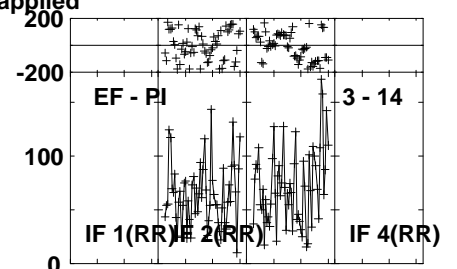
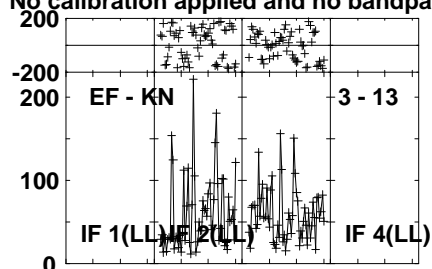
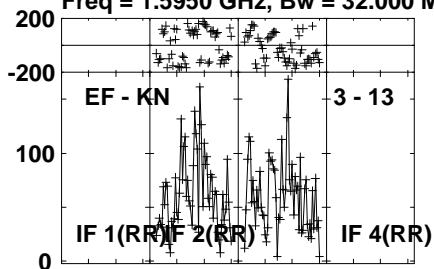
Lower frame: Micro Ampl Jy Top frame: Phas deg  
Vector averaged cross-power spectrum Several baselines displayed  
Timerange: 00:22:02:31 to 00:22:05:59

Plot file version 243 created 25-SEP-2023 15:06:17

J1419+5256 EM169.UVDATA.1

Freq = 1.5950 GHz, Bw = 32.000 MH

No calibration applied and no bandpass applied

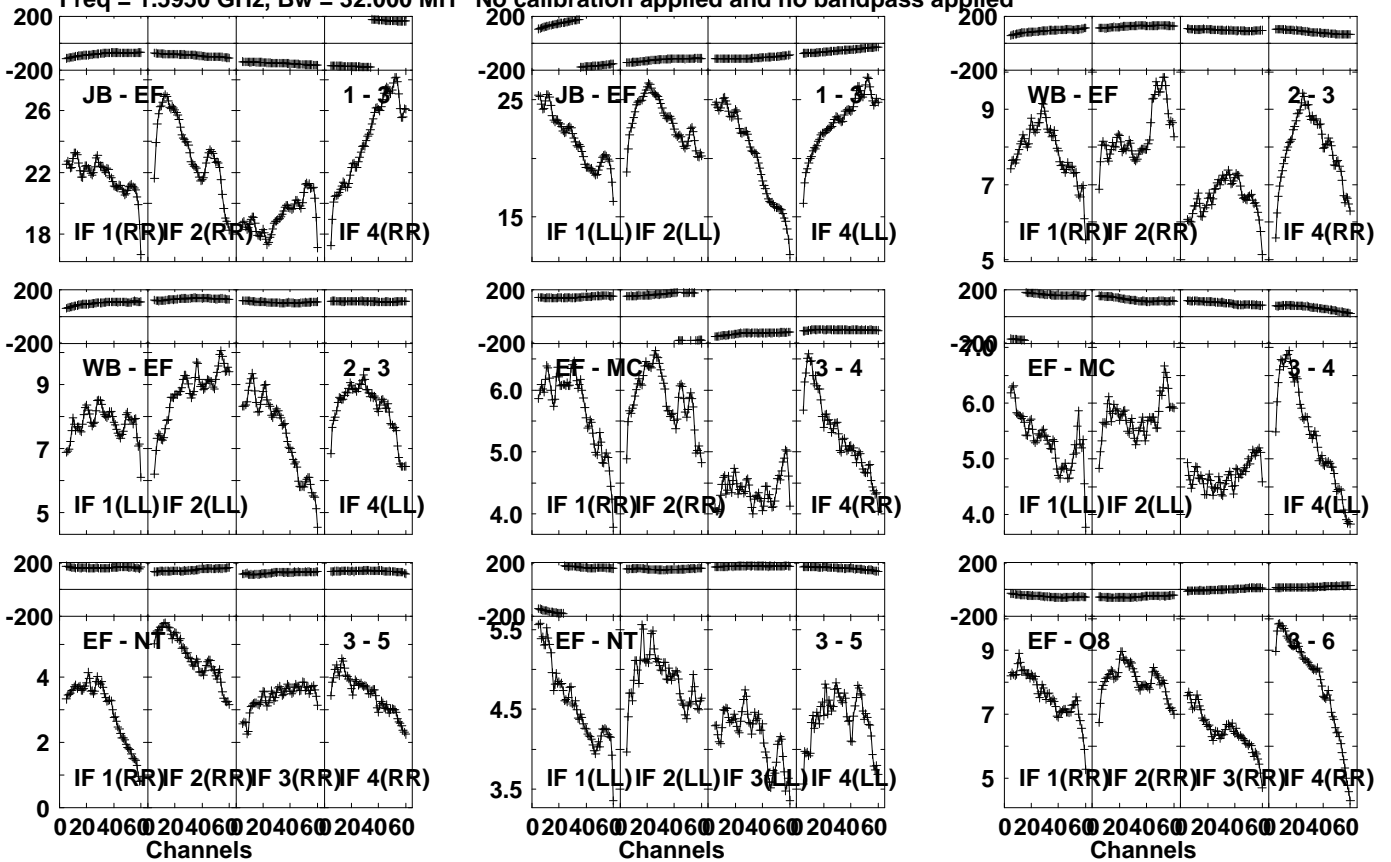


Lower frame: Micro Ampl Jy Top frame: Phas deg  
Vector averaged cross-power spectrum Several baselines displayed  
Timerange: 00/22:02:31 to 00/22:05:59

Plot file version 244 created 25-SEP-2023 15:06:17

1418+546 EM169.UVDATA.1

Freq = 1.5950 GHz, Bw = 32.000 MH No calibration applied and no bandpass applied



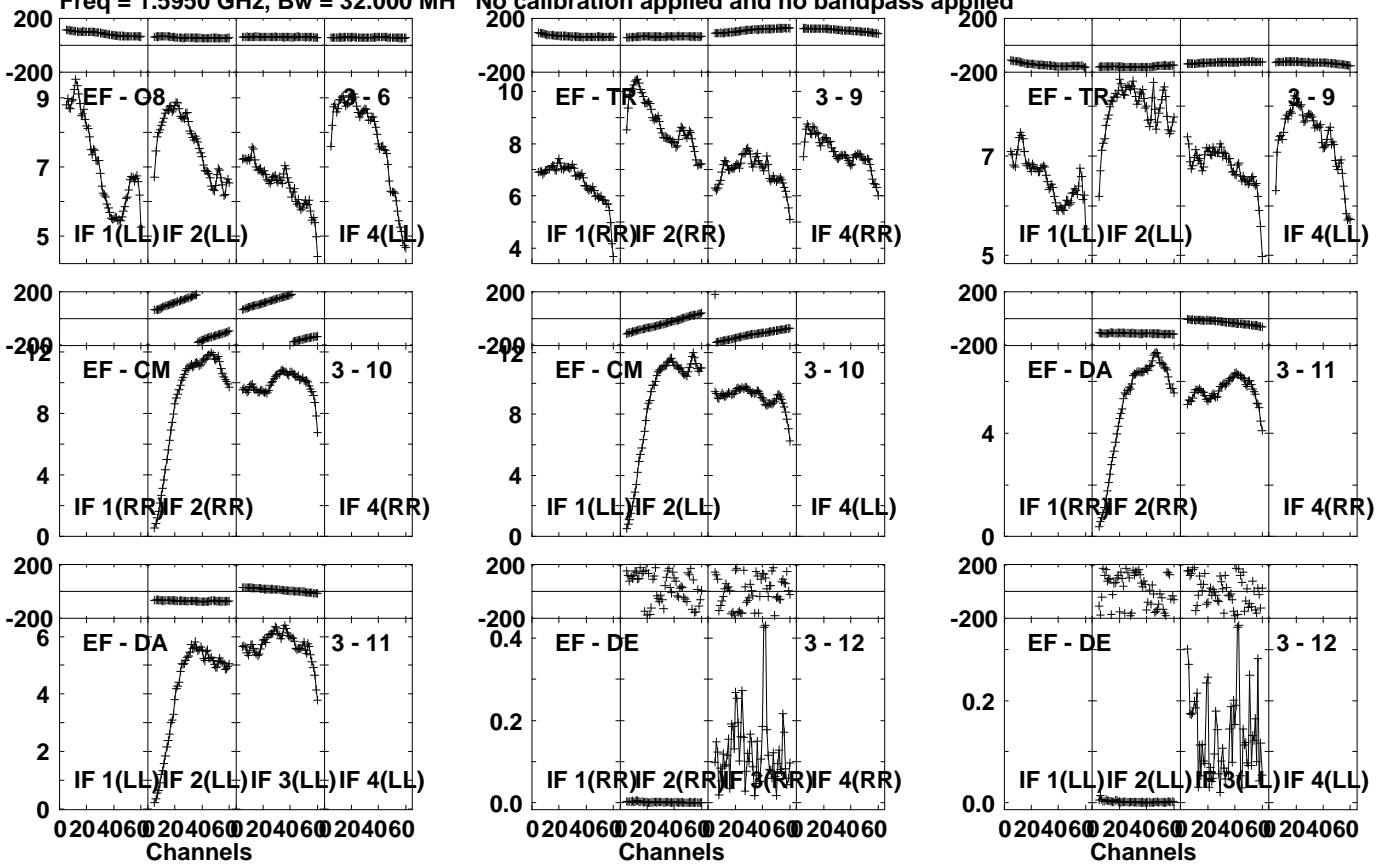
Lower frame: Milli Ampl Jy Top frame: Phas deg  
Vector averaged cross-power spectrum Several baselines displayed  
Timerange: 00/22:06:31 to 00/22:07:29

Plot file version 245 created 25-SEP-2023 15:06:17

1418+546 EM169.UVDATA.1

Freq = 1.5950 GHz, Bw = 32.000 MH

No calibration applied and no bandpass applied

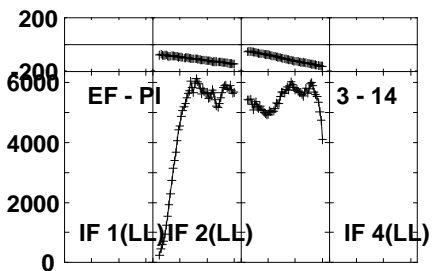
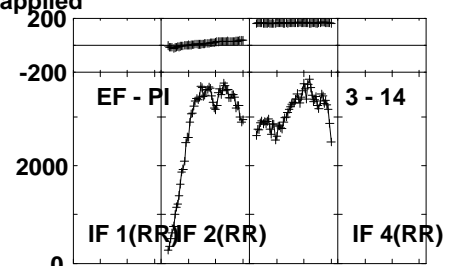
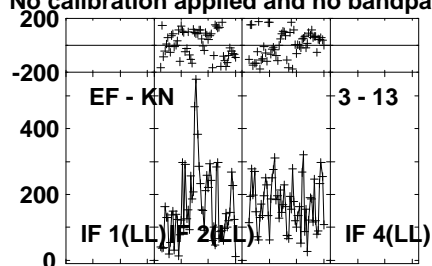
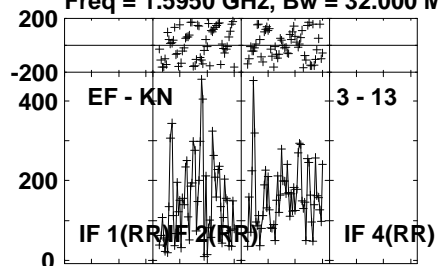


Lower frame: Milli Ampl Jy Top frame: Phas deg  
Vector averaged cross-power spectrum Several baselines displayed  
Timerange: 00/22:06:31 to 00/22:07:29

Plot file version 246 created 25-SEP-2023 15:06:17

1418+546 EM169.UVDATA.1

Freq = 1.5950 GHz, Bw = 32.000 MH No calibration applied and no bandpass applied



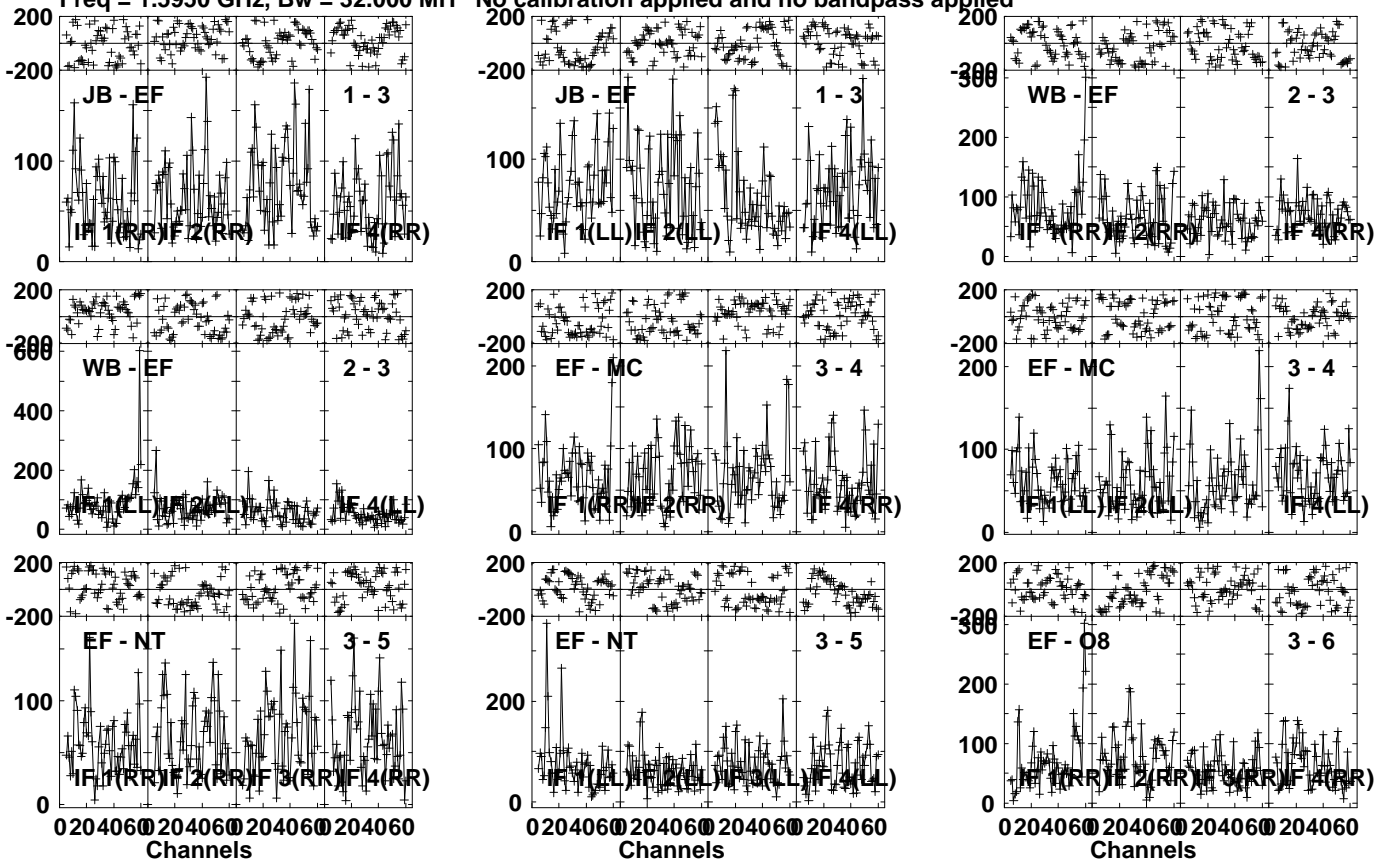
Lower frame: Micro Ampl Jy Top frame: Phas deg  
Vector averaged cross-power spectrum Several baselines displayed  
Timerange: 00/22:06:31 to 00/22:07:29

Plot file version 247 created 25-SEP-2023 15:06:18

J1419+5256 EM169.UVDATA.1

Freq = 1.5950 GHz, Bw = 32.000 MH

No calibration applied and no bandpass applied

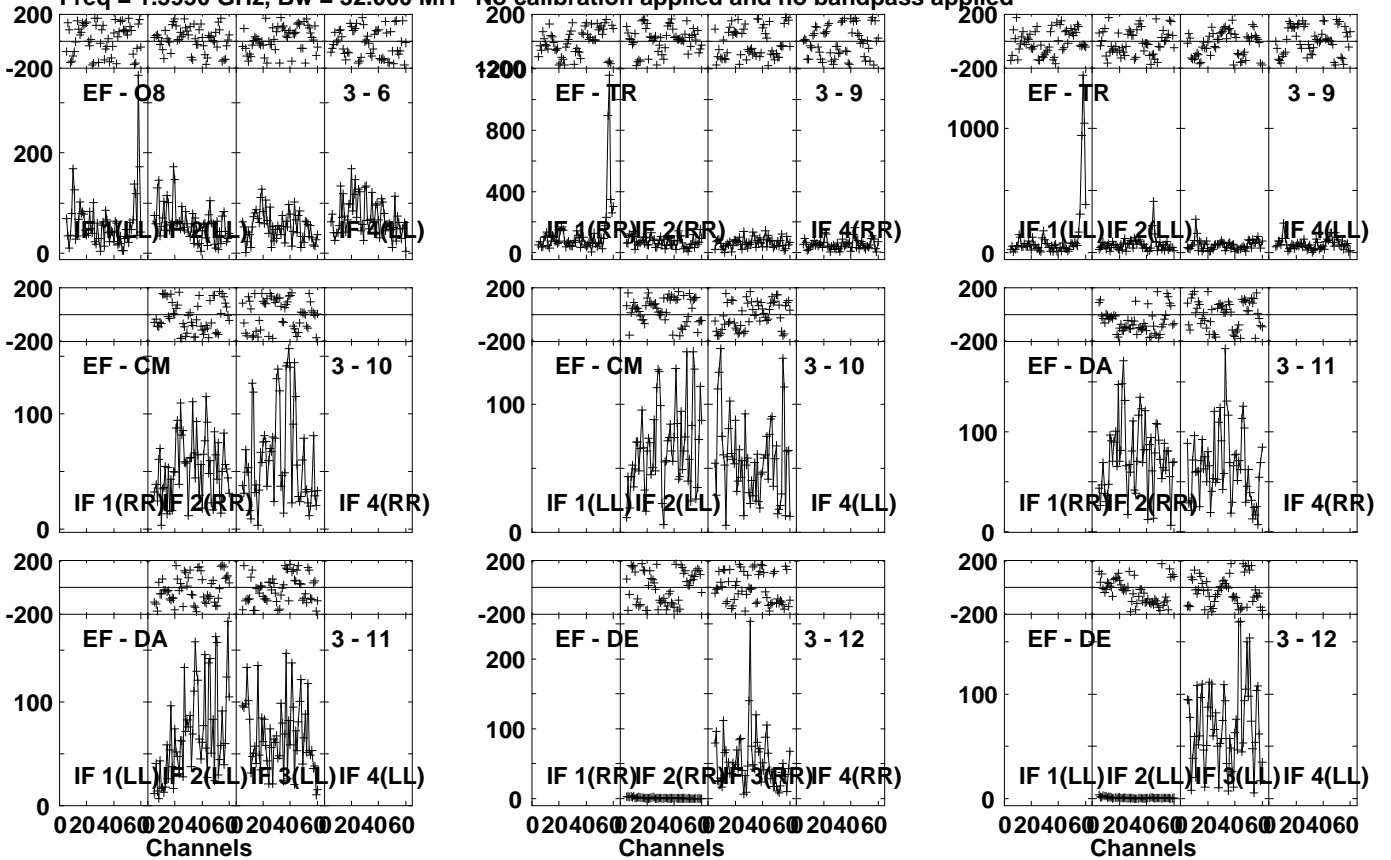


Lower frame: Micro Ampl Jy Top frame: Phas deg  
Vector averaged cross-power spectrum Several baselines displayed  
Timerange: 00/22:07:31 to 00/22:10:59

Plot file version 248 created 25-SEP-2023 15:06:18

J1419+5256 EM169.UVDATA.1

Freq = 1.5950 GHz, Bw = 32.000 MH No calibration applied and no bandpass applied



Lower frame: Micro Ampl Jy Top frame: Phas deg  
Vector averaged cross-power spectrum Several baselines displayed  
Timerange: 00/22:07:31 to 00/22:10:59

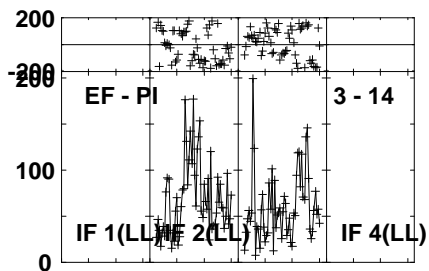
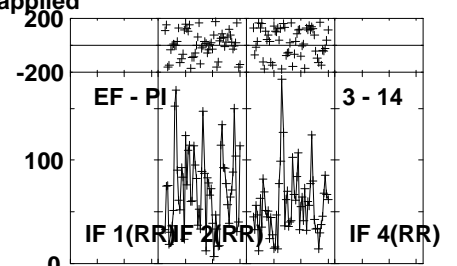
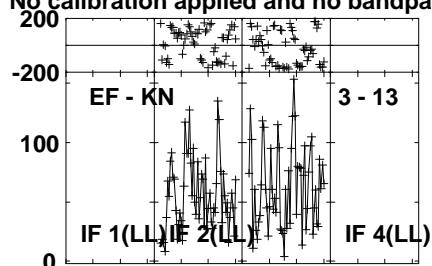
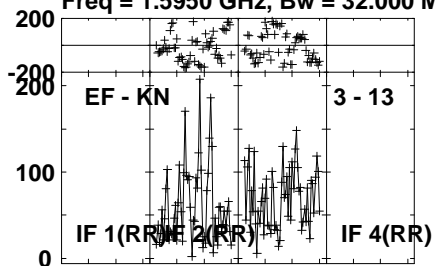


Plot file version 249 created 25-SEP-2023 15:06:18

J1419+5256 EM169.UVDATA.1

Freq = 1.5950 GHz, Bw = 32.000 MH

No calibration applied and no bandpass applied

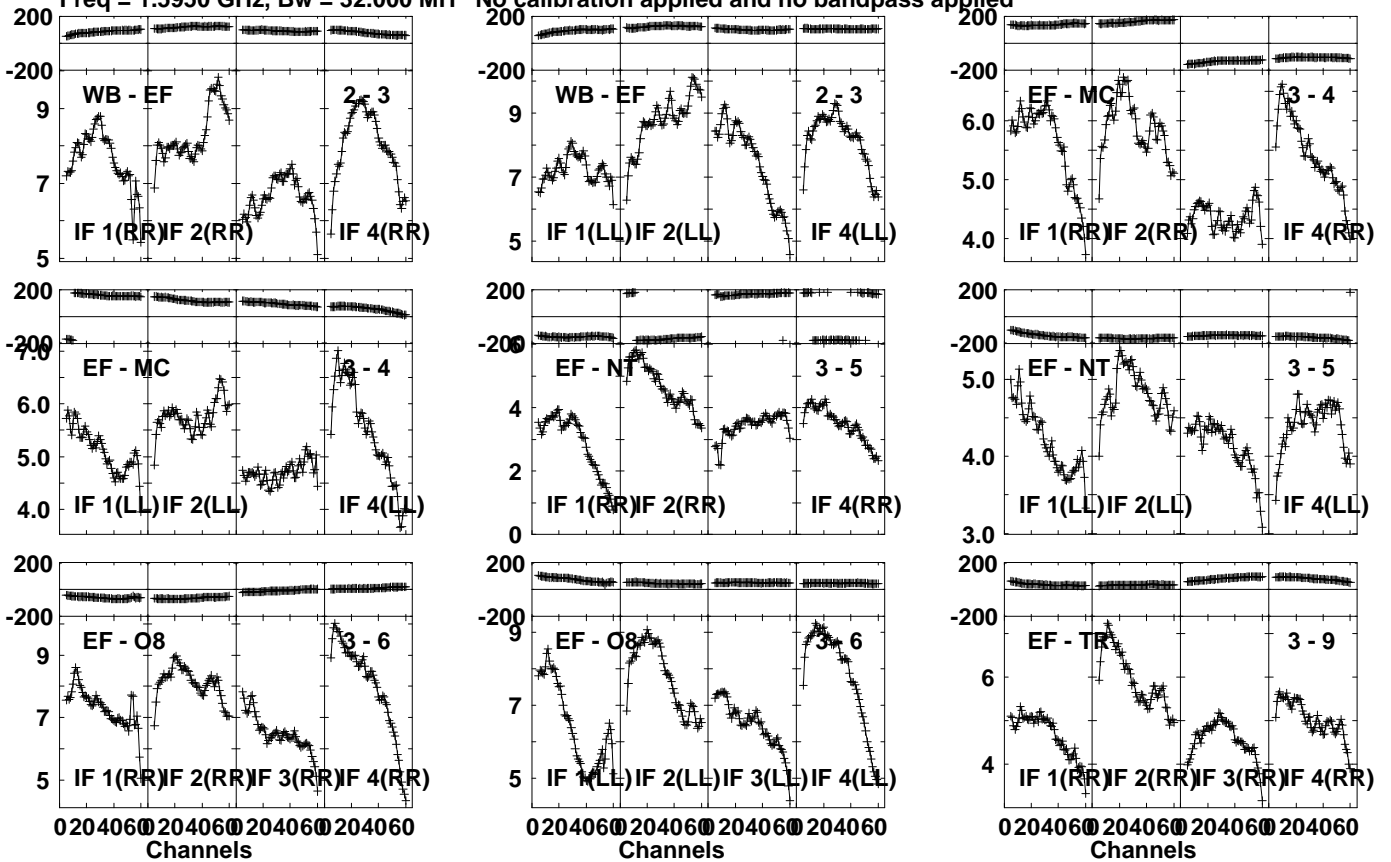


Lower frame: Micro Ampl Jy Top frame: Phas deg  
Vector averaged cross-power spectrum Several baselines displayed  
Timerange: 00/22:07:31 to 00/22:10:59

Plot file version 250 created 25-SEP-2023 15:06:18

1418+546 EM169.UVDATA.1

Freq = 1.5950 GHz, Bw = 32.000 MH No calibration applied and no bandpass applied

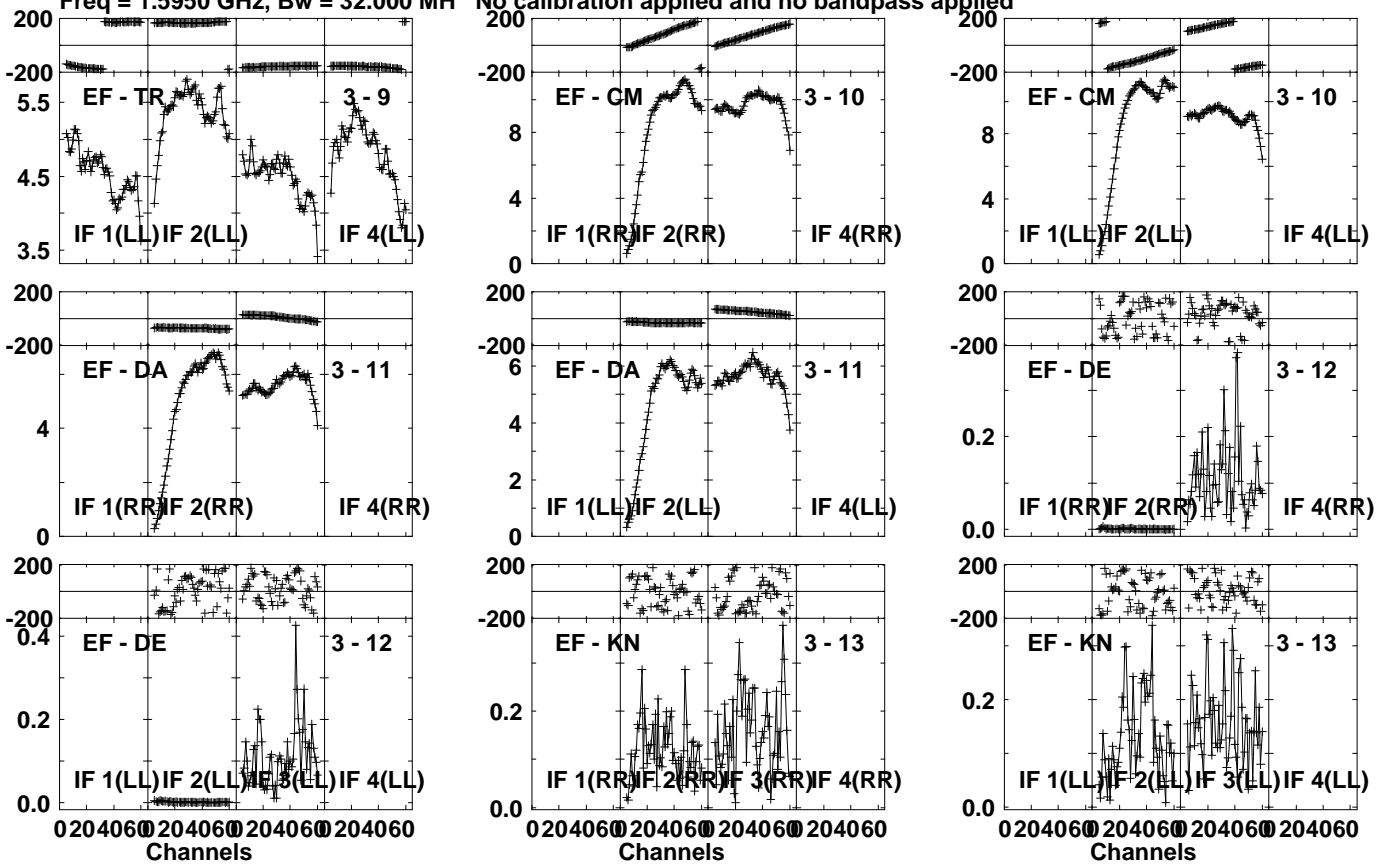


Lower frame: Milli Ampl Jy Top frame: Phas deg  
Vector averaged cross-power spectrum Several baselines displayed  
Timerange: 00/22:11:01 to 00/22:12:29

Plot file version 251 created 25-SEP-2023 15:06:18

1418+546 EM169.UVDATA.1

Freq = 1.5950 GHz, Bw = 32.000 MH No calibration applied and no bandpass applied



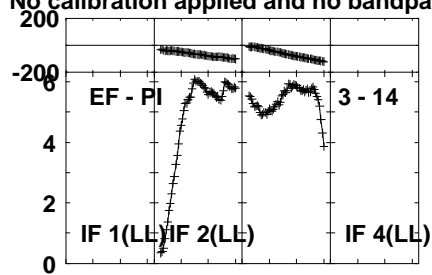
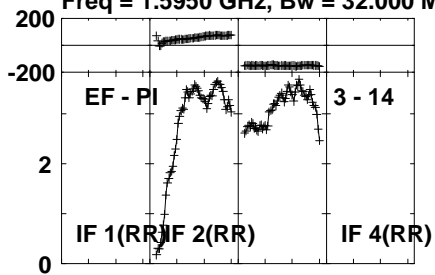
Lower frame: Milli Ampl Jy Top frame: Phas deg  
Vector averaged cross-power spectrum Several baselines displayed  
Timerange: 00/22:11:01 to 00/22:12:29

Plot file version 252 created 25-SEP-2023 15:06:18

1418+546 EM169.UVDATA.1

Freq = 1.5950 GHz, Bw = 32.000 MH

No calibration applied and no bandpass applied



Lower frame: Milli Ampl Jy Top frame: Phas deg

Vector averaged cross-power spectrum Several baselines displayed

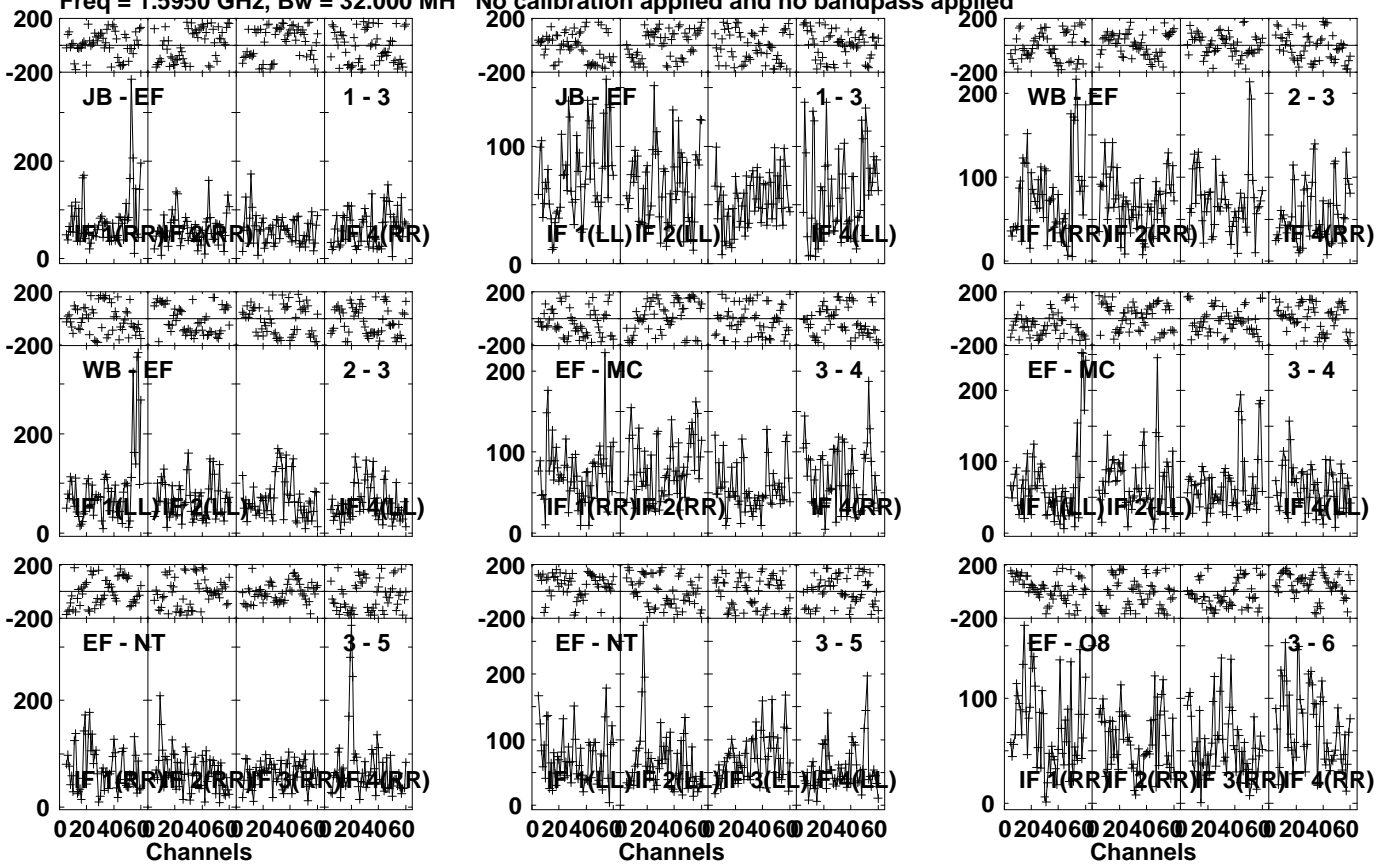
Timerange: 00/22:11:01 to 00/22:12:29

Plot file version 253 created 25-SEP-2023 15:06:18

J1419+5256 EM169.UVDATA.1

Freq = 1.5950 GHz, Bw = 32.000 MH

No calibration applied and no bandpass applied

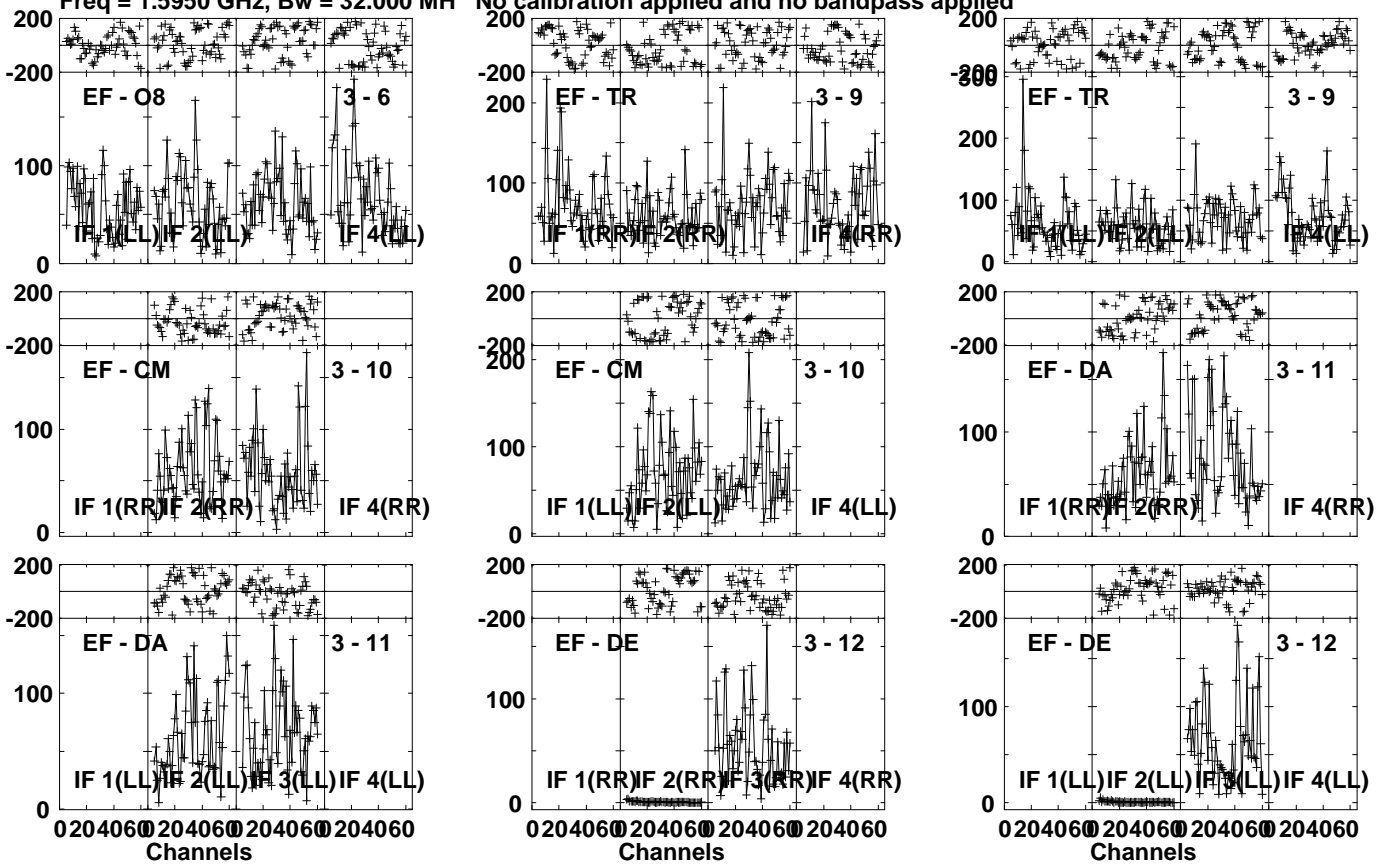


Lower frame: Micro Ampl Jy Top frame: Phas deg  
Vector averaged cross-power spectrum Several baselines displayed  
Timerange: 00/22:12:31 to 00/22:15:59

Plot file version 254 created 25-SEP-2023 15:06:18

J1419+5256 EM169.UVDATA.1

Freq = 1.5950 GHz, Bw = 32.000 MH No calibration applied and no bandpass applied



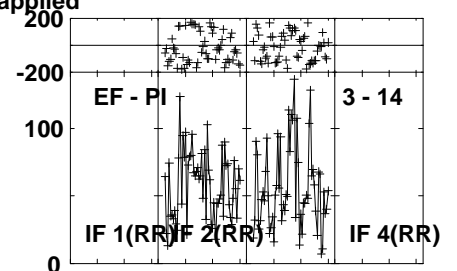
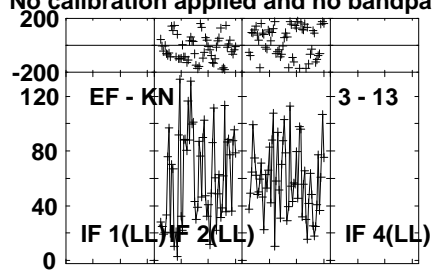
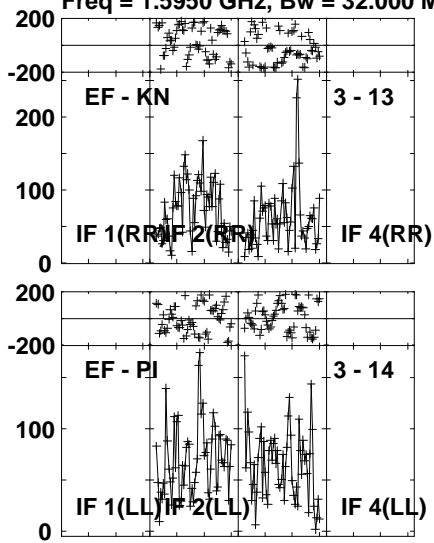
Lower frame: Micro Ampl Jy Top frame: Phas deg  
Vector averaged cross-power spectrum Several baselines displayed  
Timerange: 00/22:12:31 to 00/22:15:59

Plot file version 255 created 25-SEP-2023 15:06:18

J1419+5256 EM169.UVDATA.1

Freq = 1.5950 GHz, Bw = 32.000 MH

No calibration applied and no bandpass applied

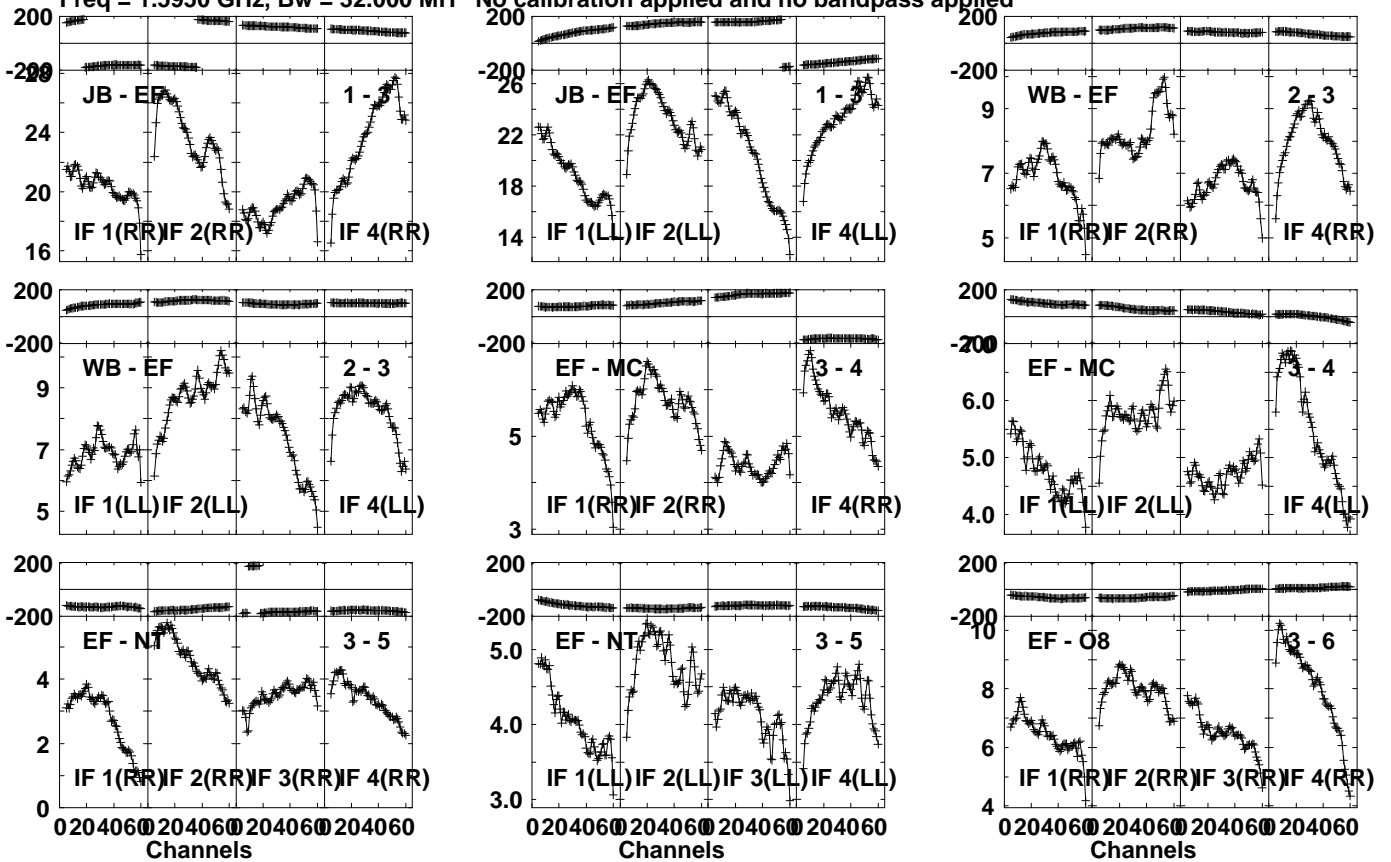


Lower frame: Micro Ampl Jy Top frame: Phas deg  
Vector averaged cross-power spectrum Several baselines displayed  
Timerange: 00/22:12:31 to 00/22:15:59

Plot file version 256 created 25-SEP-2023 15:06:18

1418+546 EM169.UVDATA.1

Freq = 1.5950 GHz, Bw = 32.000 MH No calibration applied and no bandpass applied



Lower frame: Milli Ampl Jy Top frame: Phas deg  
Vector averaged cross-power spectrum Several baselines displayed  
Timerange: 00/22:16:31 to 00/22:17:29

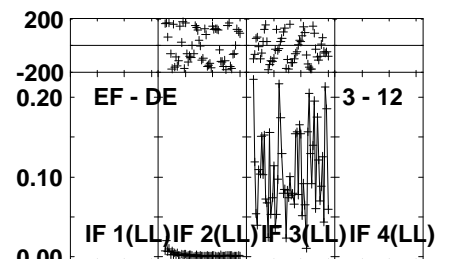
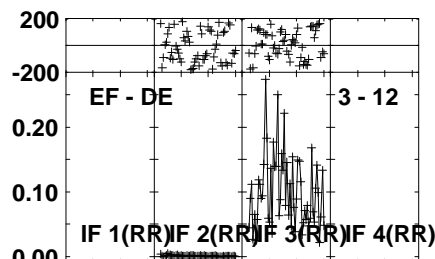
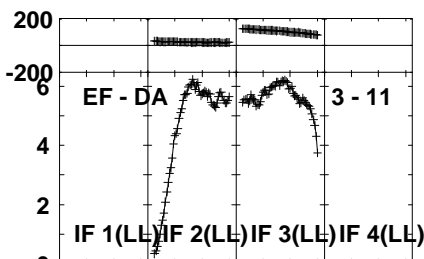
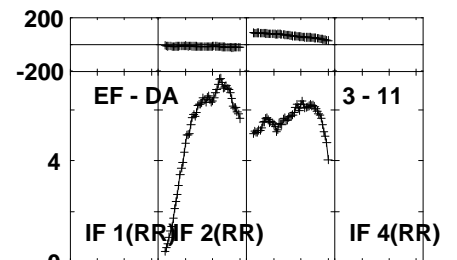
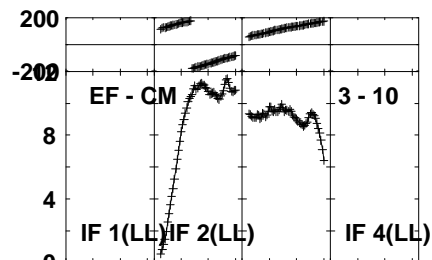
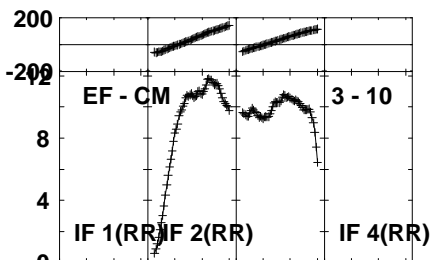
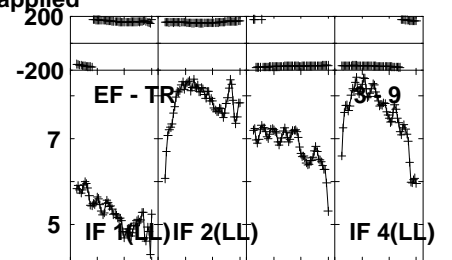
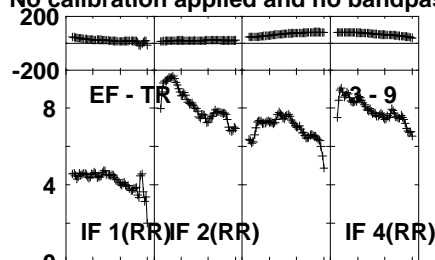
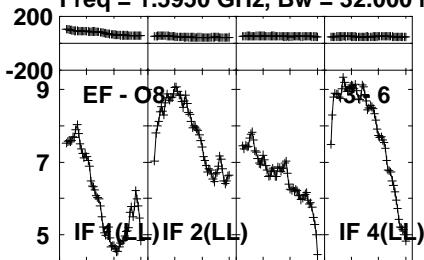


Plot file version 257 created 25-SEP-2023 15:06:18

1418+546 EM169.UVDATA.1

Freq = 1.5950 GHz, Bw = 32.000 MH

No calibration applied and no bandpass applied

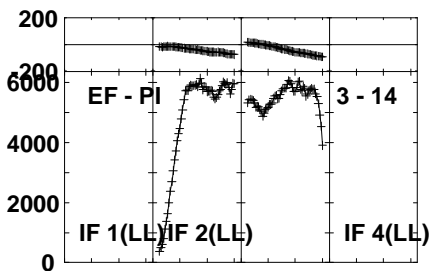
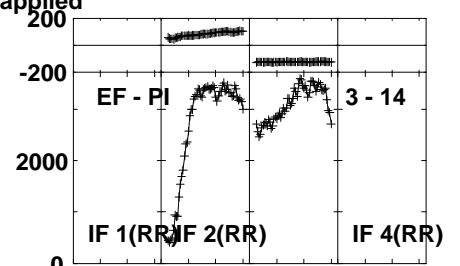
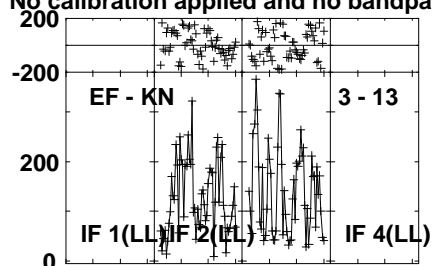
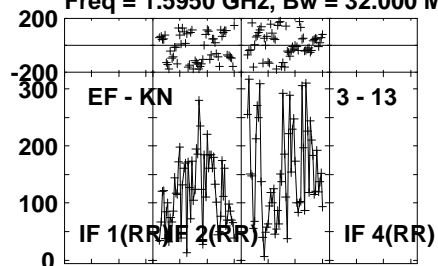


Lower frame: Milli Ampl Jy Top frame: Phas deg  
Vector averaged cross-power spectrum Several baselines displayed  
Timerange: 00/22:16:31 to 00/22:17:29

Plot file version 258 created 25-SEP-2023 15:06:18

1418+546 EM169.UVDATA.1

Freq = 1.5950 GHz, Bw = 32.000 MH No calibration applied and no bandpass applied

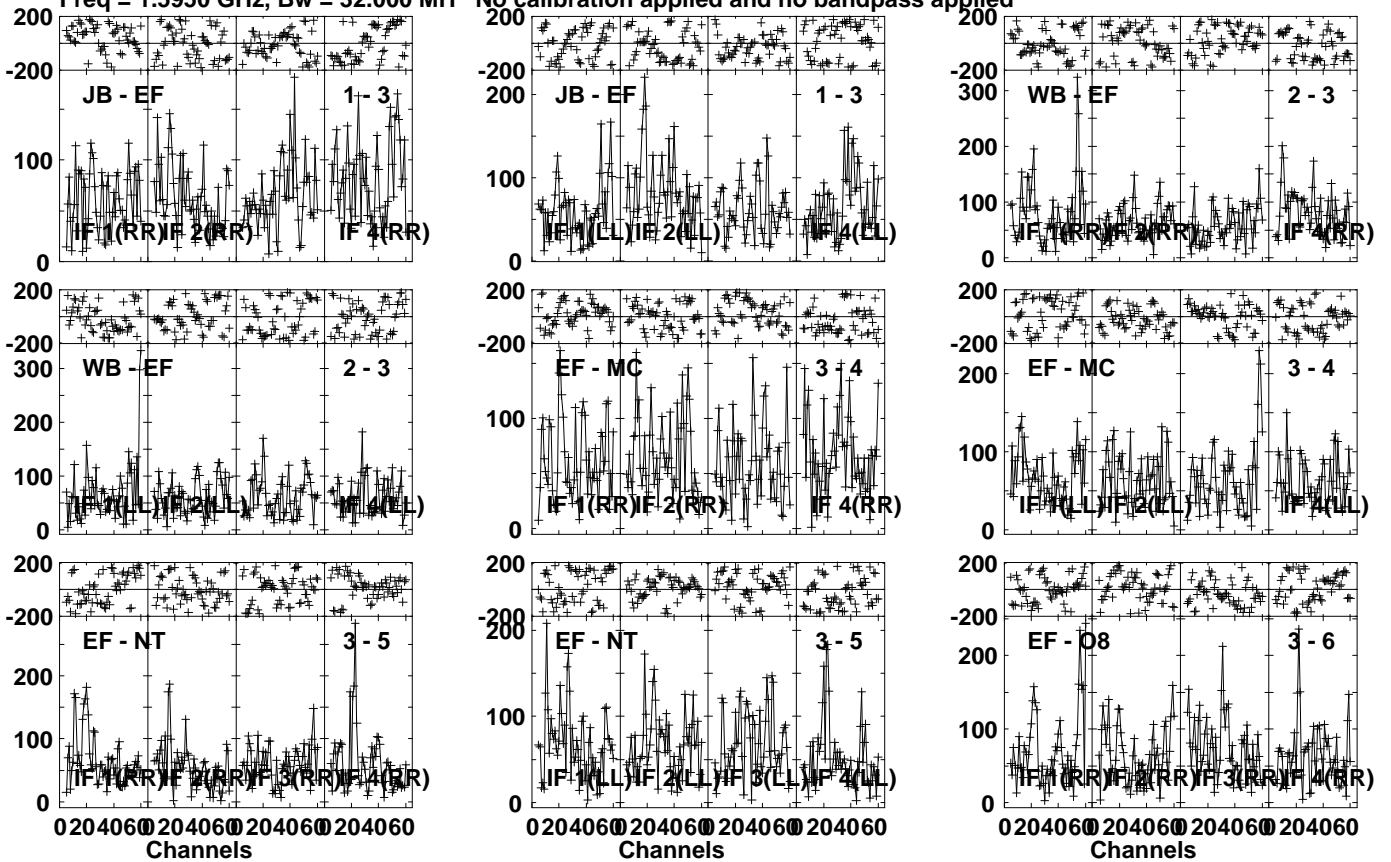


Lower frame: Micro Ampl Jy Top frame: Phas deg  
Vector averaged cross-power spectrum Several baselines displayed  
Timerange: 00/22:16:31 to 00/22:17:29

Plot file version 259 created 25-SEP-2023 15:06:18

J1419+5256 EM169.UVDATA.1

Freq = 1.5950 GHz, Bw = 32.000 MH No calibration applied and no bandpass applied



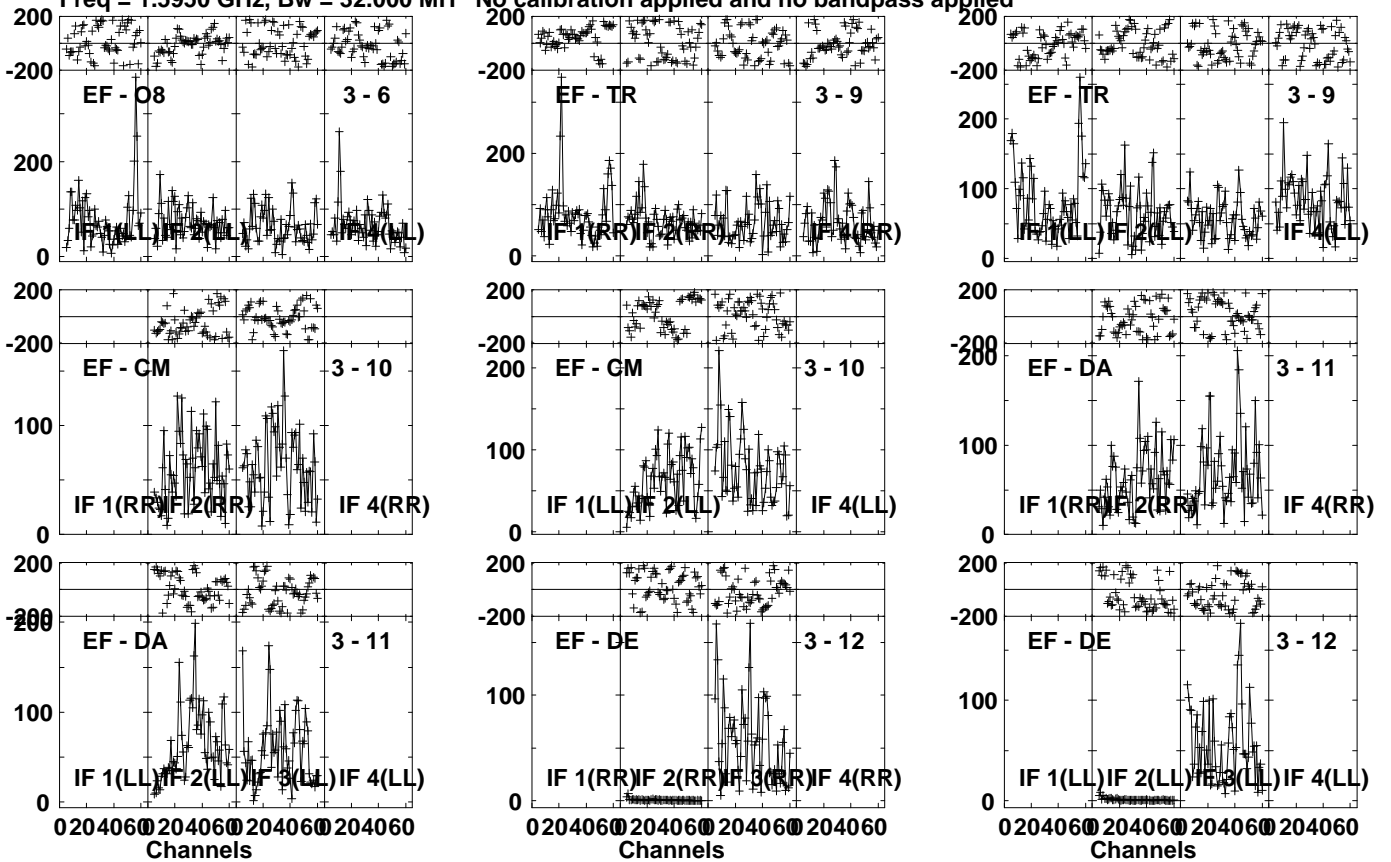
Lower frame: Micro Ampl Jy Top frame: Phas deg  
Vector averaged cross-power spectrum Several baselines displayed  
Timerange: 00/22:17:31 to 00/22:20:59

Plot file version 260 created 25-SEP-2023 15:06:19

J1419+5256 EM169.UVDATA.1

Freq = 1.5950 GHz, Bw = 32.000 MH

No calibration applied and no bandpass applied



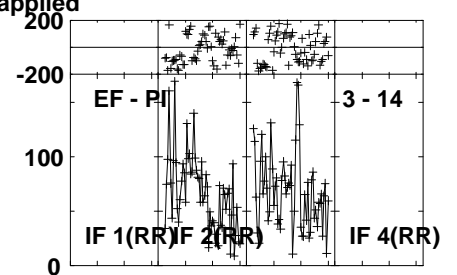
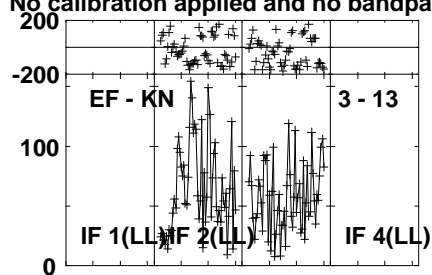
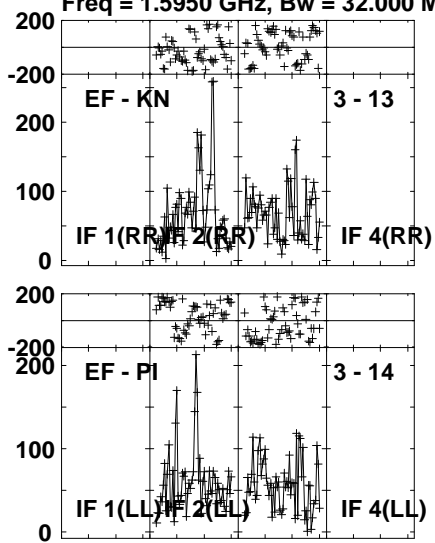
Lower frame: Micro Ampl Jy Top frame: Phas deg  
Vector averaged cross-power spectrum Several baselines displayed  
Timerange: 00/22:17:31 to 00/22:20:59

Plot file version 261 created 25-SEP-2023 15:06:19

J1419+5256 EM169.UVDATA.1

Freq = 1.5950 GHz, Bw = 32.000 MH

No calibration applied and no bandpass applied



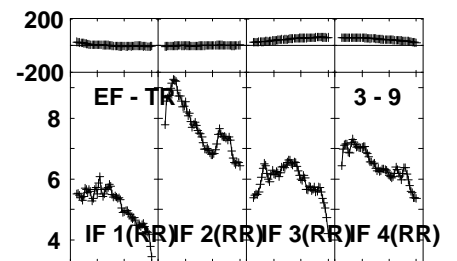
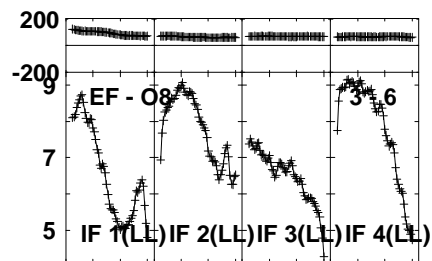
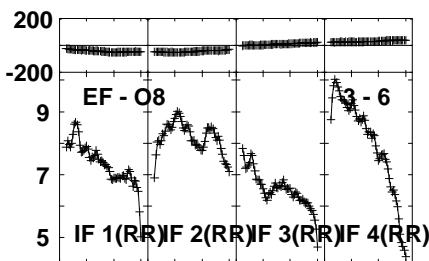
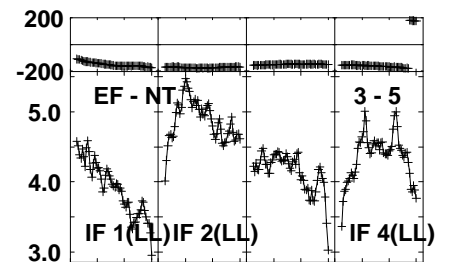
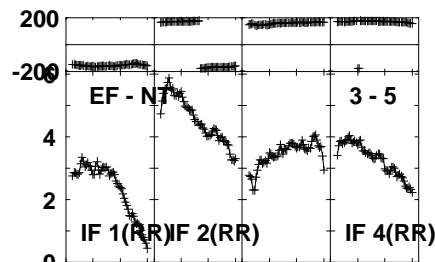
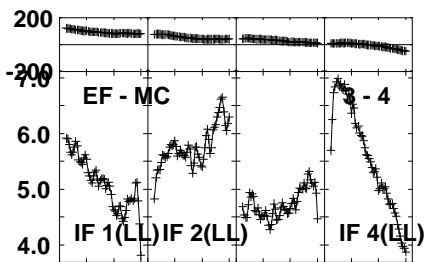
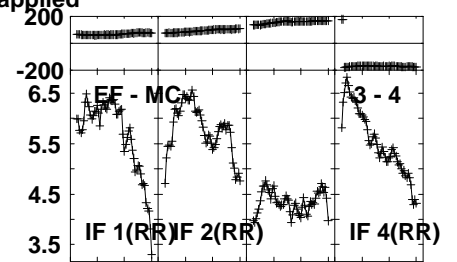
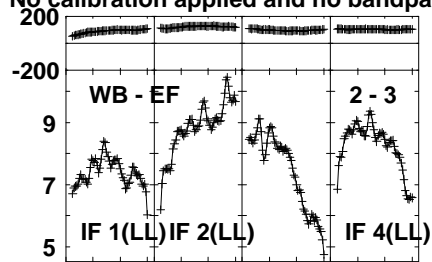
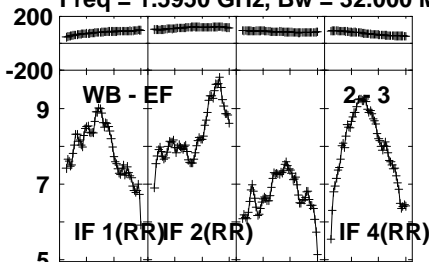
Lower frame: Micro Ampl Jy Top frame: Phas deg  
Vector averaged cross-power spectrum Several baselines displayed  
Timerange: 00/22:17:31 to 00/22:20:59

Plot file version 262 created 25-SEP-2023 15:06:19

1418+546 EM169.UVDATA.1

Freq = 1.5950 GHz, Bw = 32.000 MH

No calibration applied and no bandpass applied



0204060 204060 204060 204060  
Channels

0204060 204060 204060 204060  
Channels

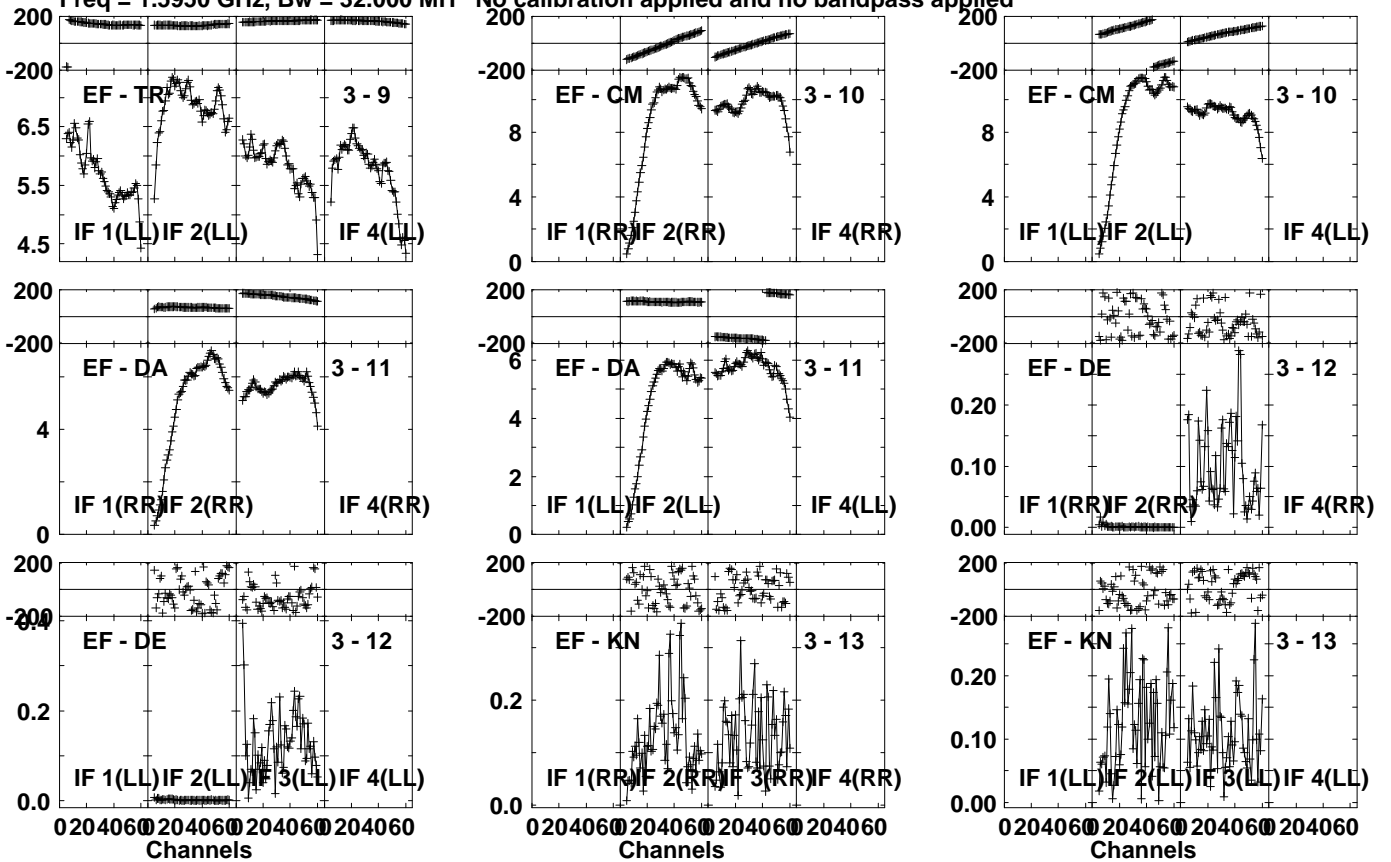
0204060 204060 204060 204060  
Channels

Lower frame: Milli Ampl Jy Top frame: Phas deg  
Vector averaged cross-power spectrum Several baselines displayed  
Timerange: 00/22:21:01 to 00/22:22:29

Plot file version 263 created 25-SEP-2023 15:06:19

1418+546 EM169.UVDATA.1

Freq = 1.5950 GHz, Bw = 32.000 MH No calibration applied and no bandpass applied



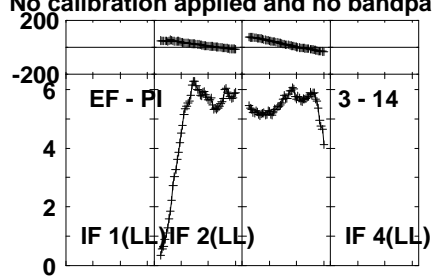
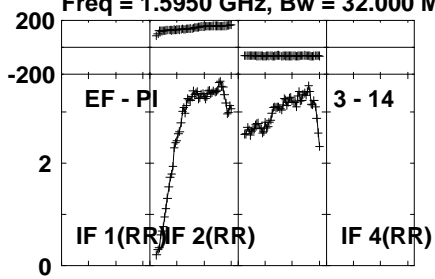
Lower frame: Milli Ampl Jy Top frame: Phas deg  
Vector averaged cross-power spectrum Several baselines displayed  
Timerange: 00/22:21:01 to 00/22:22:29

Plot file version 264 created 25-SEP-2023 15:06:19

1418+546 EM169.UVDATA.1

Freq = 1.5950 GHz, Bw = 32.000 MH

No calibration applied and no bandpass applied



Lower frame: Milli Ampl Jy Top frame: Phas deg

Vector averaged cross-power spectrum Several baselines displayed

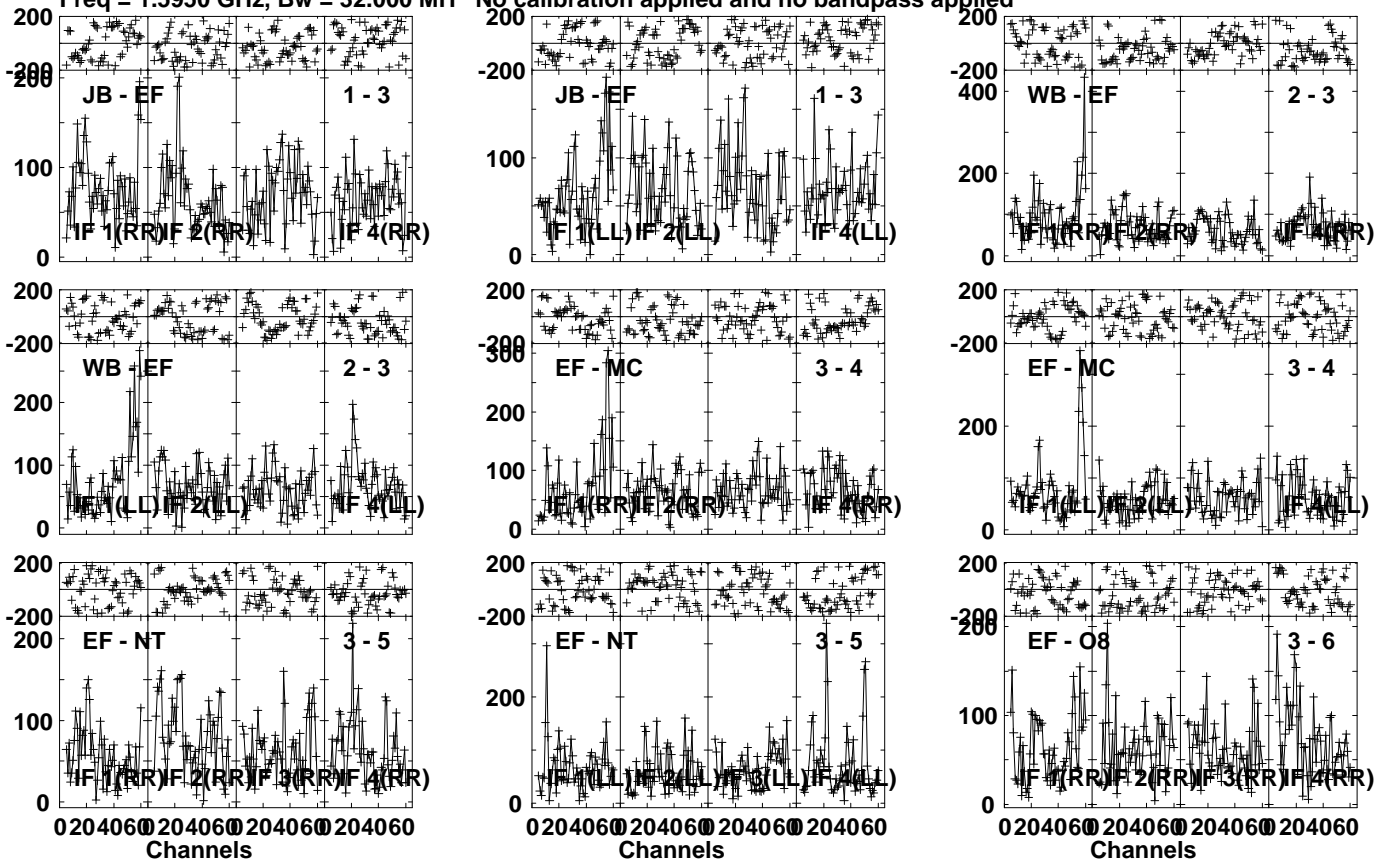
Timerange: 00/22:21:01 to 00/22:22:29



Plot file version 265 created 25-SEP-2023 15:06:19

J1419+5256 EM169.UVDATA.1

Freq = 1.5950 GHz, Bw = 32.000 MH No calibration applied and no bandpass applied

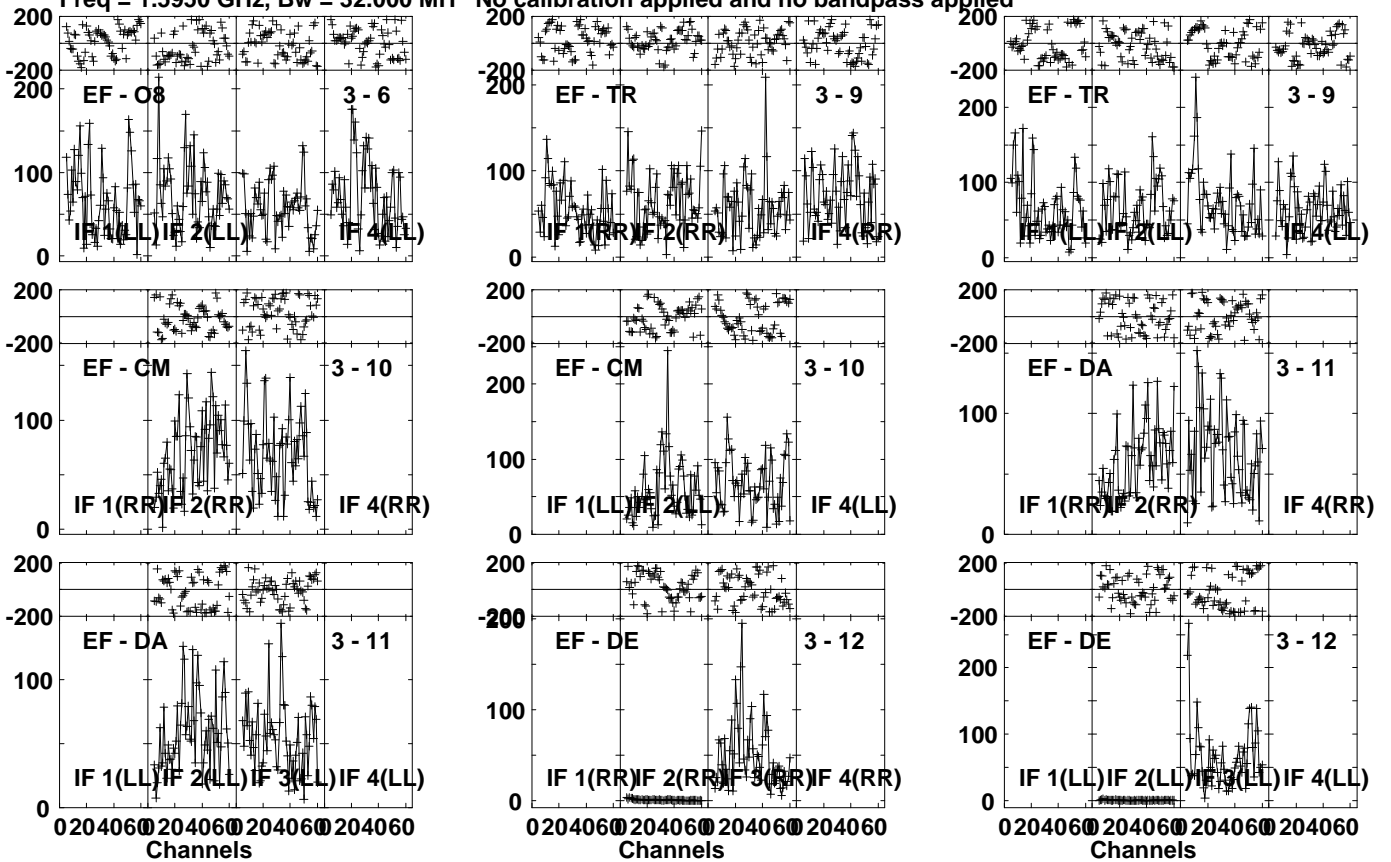


Lower frame: Micro Ampl Jy Top frame: Phas deg  
Vector averaged cross-power spectrum Several baselines displayed  
Timerange: 00/22:22:31 to 00/22:25:59

Plot file version 266 created 25-SEP-2023 15:06:19

J1419+5256 EM169.UVDATA.1

Freq = 1.5950 GHz, Bw = 32.000 MH No calibration applied and no bandpass applied



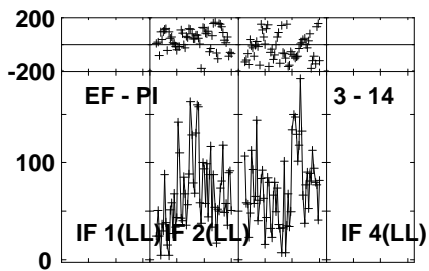
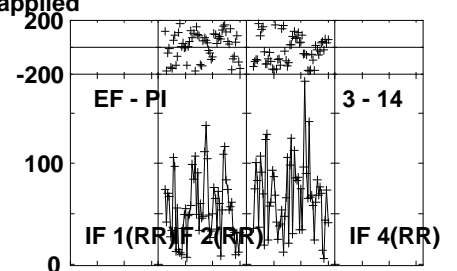
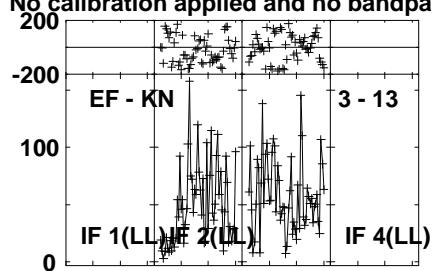
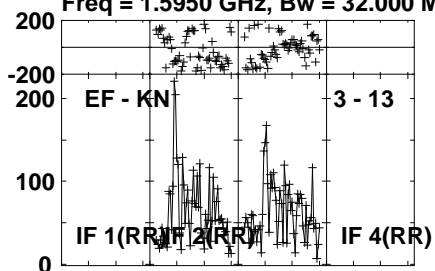
Lower frame: Micro Ampl Jy Top frame: Phas deg  
Vector averaged cross-power spectrum Several baselines displayed  
Timerange: 00/22:22:31 to 00/22:25:59

Plot file version 267 created 25-SEP-2023 15:06:19

J1419+5256 EM169.UVDATA.1

Freq = 1.5950 GHz, Bw = 32.000 MH

No calibration applied and no bandpass applied



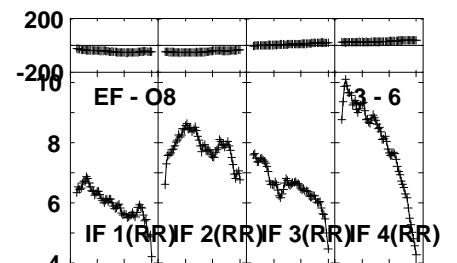
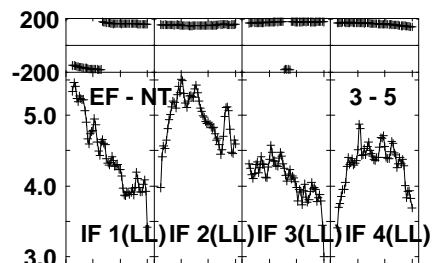
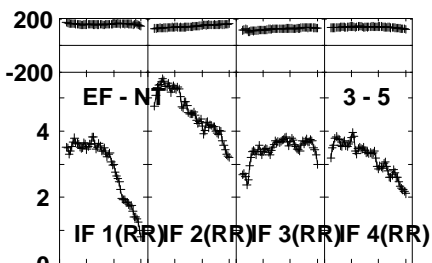
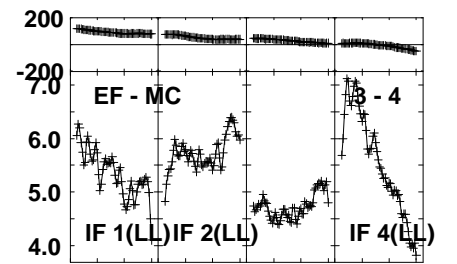
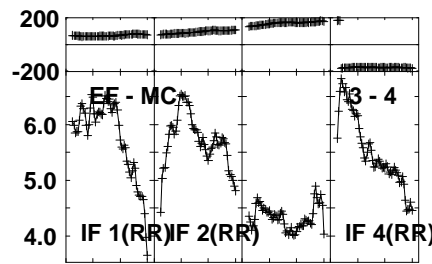
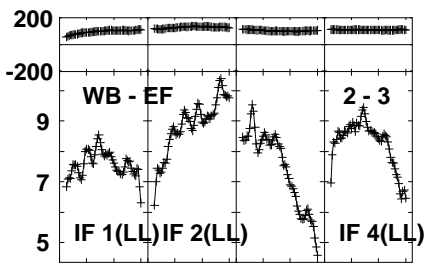
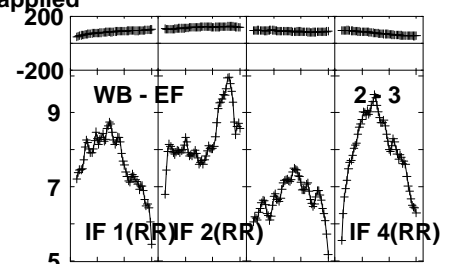
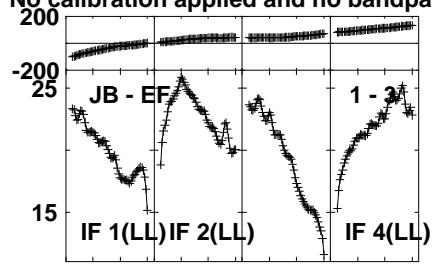
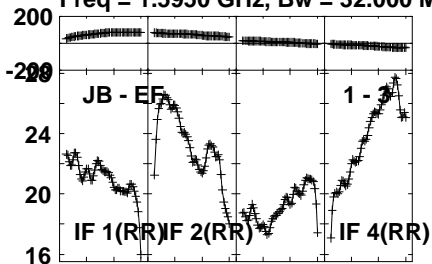
Lower frame: Micro Ampl Jy Top frame: Phas deg  
Vector averaged cross-power spectrum Several baselines displayed  
Timerange: 00/22:22:31 to 00/22:25:59

Plot file version 268 created 25-SEP-2023 15:06:19

1418+546 EM169.UVDATA.1

Freq = 1.5950 GHz, Bw = 32.000 MH

No calibration applied and no bandpass applied



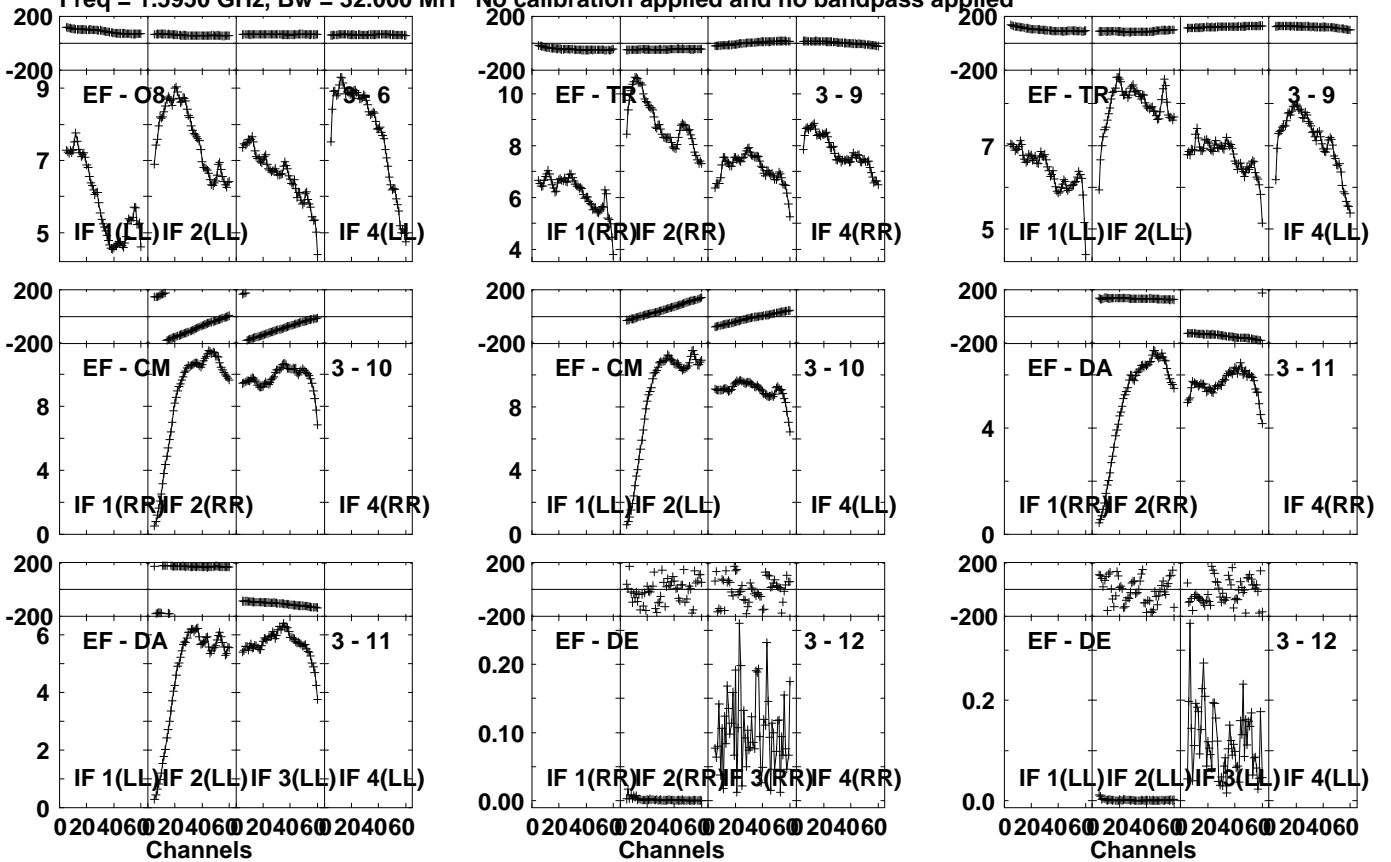
Lower frame: Milli Ampl Jy Top frame: Phas deg  
Vector averaged cross-power spectrum Several baselines displayed  
Timerange: 00/22:26:31 to 00/22:27:29

Plot file version 269 created 25-SEP-2023 15:06:19

1418+546 EM169.UVDATA.1

Freq = 1.5950 GHz, Bw = 32.000 MH

No calibration applied and no bandpass applied



Lower frame: Milli Ampl Jy Top frame: Phas deg

Vector averaged cross-power spectrum Several baselines displayed

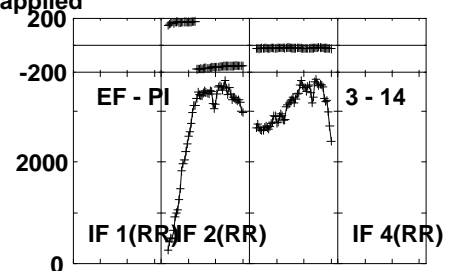
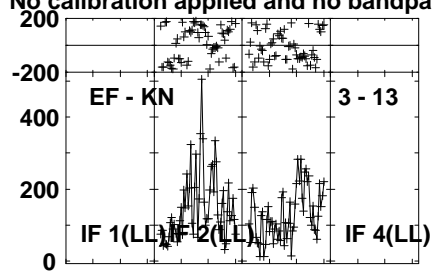
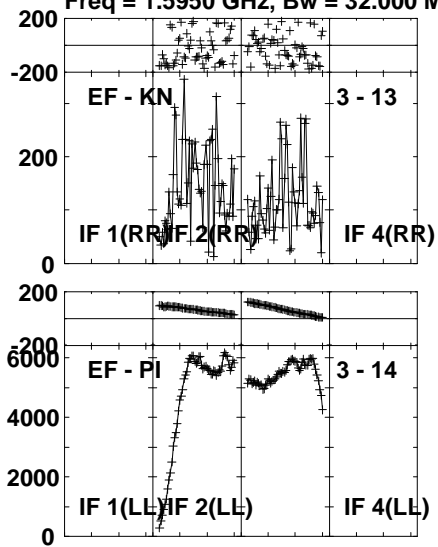
Timerange: 00/22:26:31 to 00/22:27:29

Plot file version 270 created 25-SEP-2023 15:06:19

1418+546 EM169.UVDATA.1

Freq = 1.5950 GHz, Bw = 32.000 MH

No calibration applied and no bandpass applied

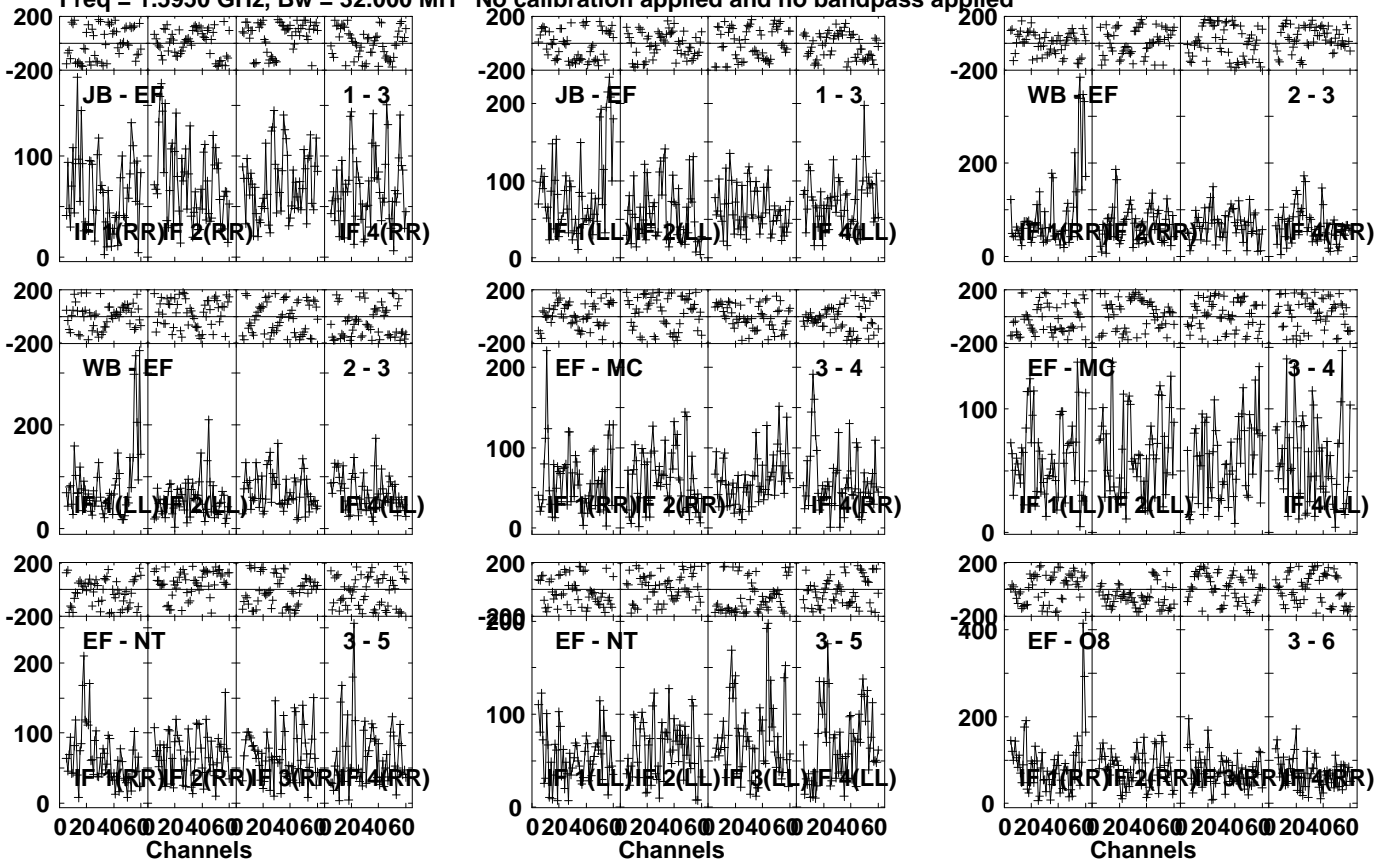


Lower frame: Micro Ampl Jy Top frame: Phas deg  
Vector averaged cross-power spectrum Several baselines displayed  
Timerange: 00/22:26:31 to 00/22:27:29

Plot file version 271 created 25-SEP-2023 15:06:19

J1419+5256 EM169.UVDATA.1

Freq = 1.5950 GHz, Bw = 32.000 MH No calibration applied and no bandpass applied

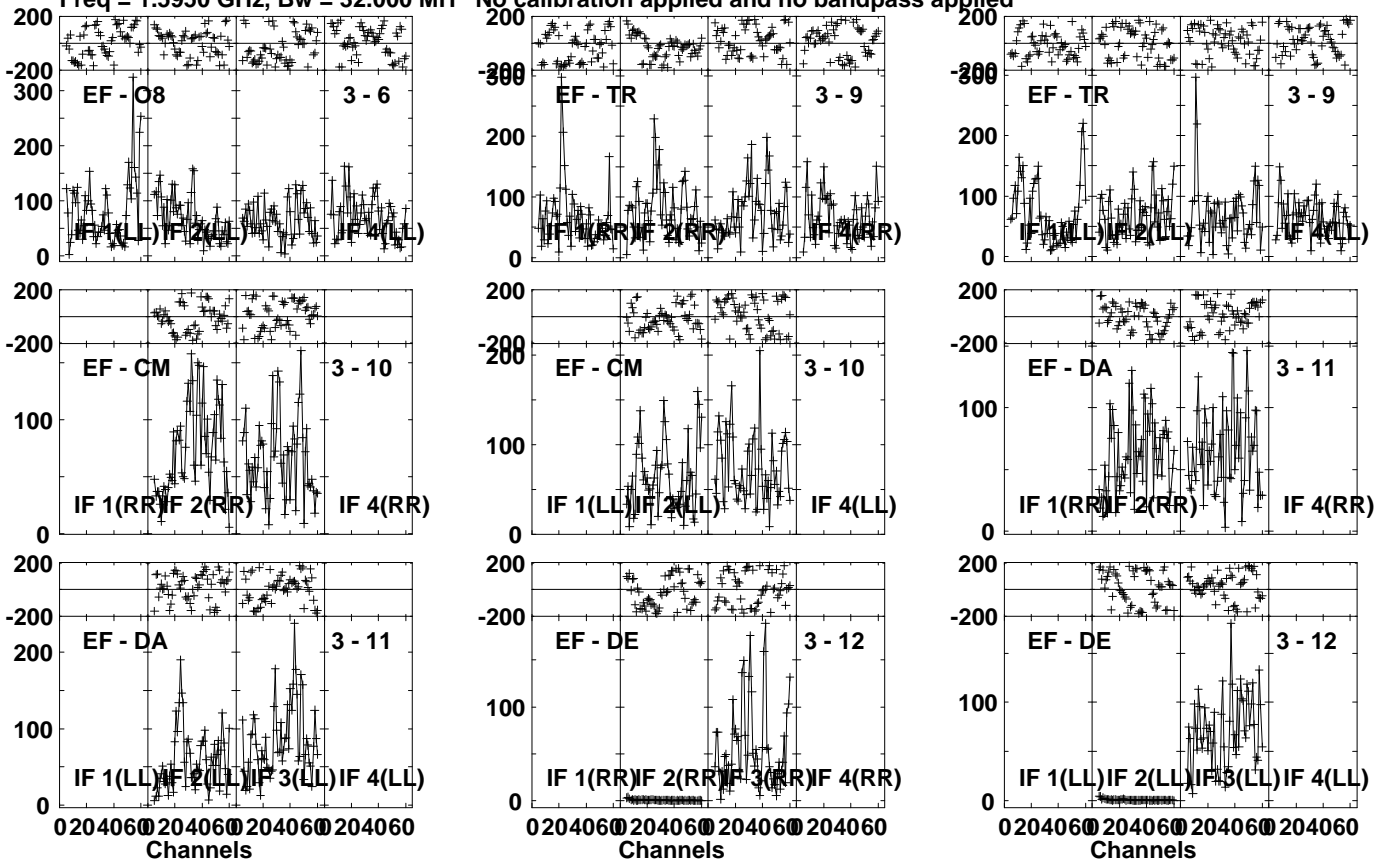


Lower frame: Micro Ampl Jy Top frame: Phas deg  
Vector averaged cross-power spectrum Several baselines displayed  
Timerange: 00/22:27:31 to 00/22:30:59

Plot file version 272 created 25-SEP-2023 15:06:19

J1419+5256 EM169.UVDATA.1

Freq = 1.5950 GHz, Bw = 32.000 MH No calibration applied and no bandpass applied



Lower frame: Micro Ampl Jy Top frame: Phas deg  
Vector averaged cross-power spectrum Several baselines displayed  
Timerange: 00/22:27:31 to 00/22:30:59

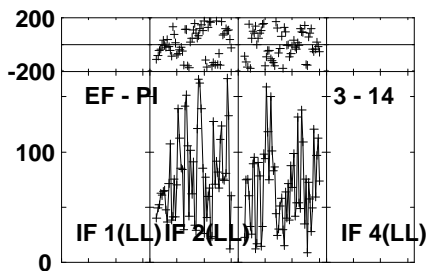
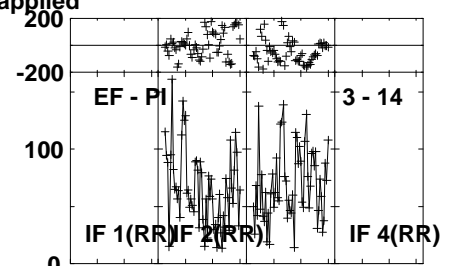
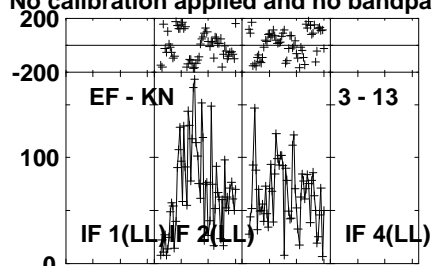
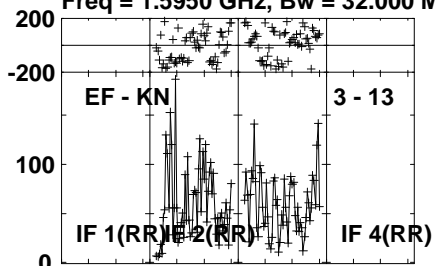


Plot file version 273 created 25-SEP-2023 15:06:20

J1419+5256 EM169.UVDATA.1

Freq = 1.5950 GHz, Bw = 32.000 MH

No calibration applied and no bandpass applied



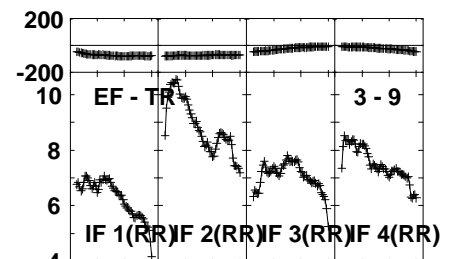
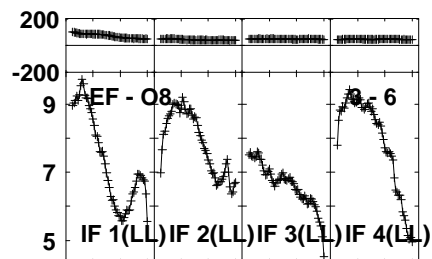
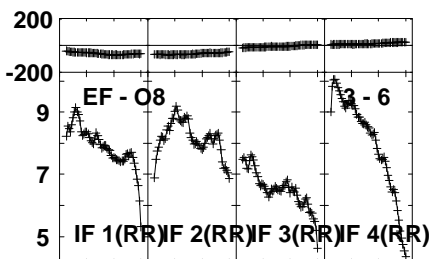
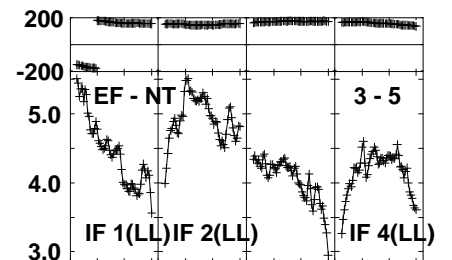
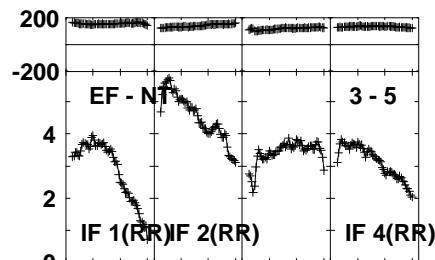
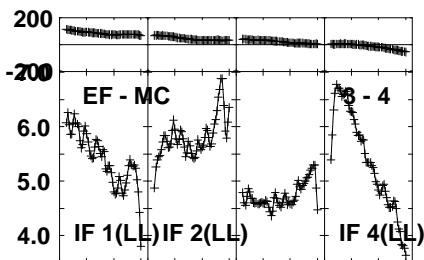
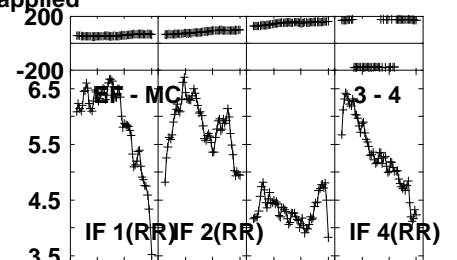
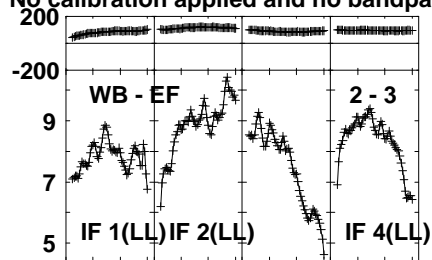
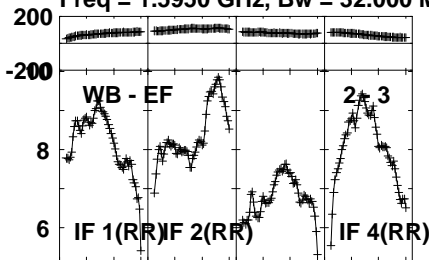
Lower frame: Micro Ampl Jy Top frame: Phas deg  
Vector averaged cross-power spectrum Several baselines displayed  
Timerange: 00/22:27:31 to 00/22:30:59

Plot file version 274 created 25-SEP-2023 15:06:20

1418+546 EM169.UVDATA.1

Freq = 1.5950 GHz, Bw = 32.000 MH

No calibration applied and no bandpass applied



0204060 0204060 0204060 0204060  
Channels

0204060 0204060 0204060 0204060  
Channels

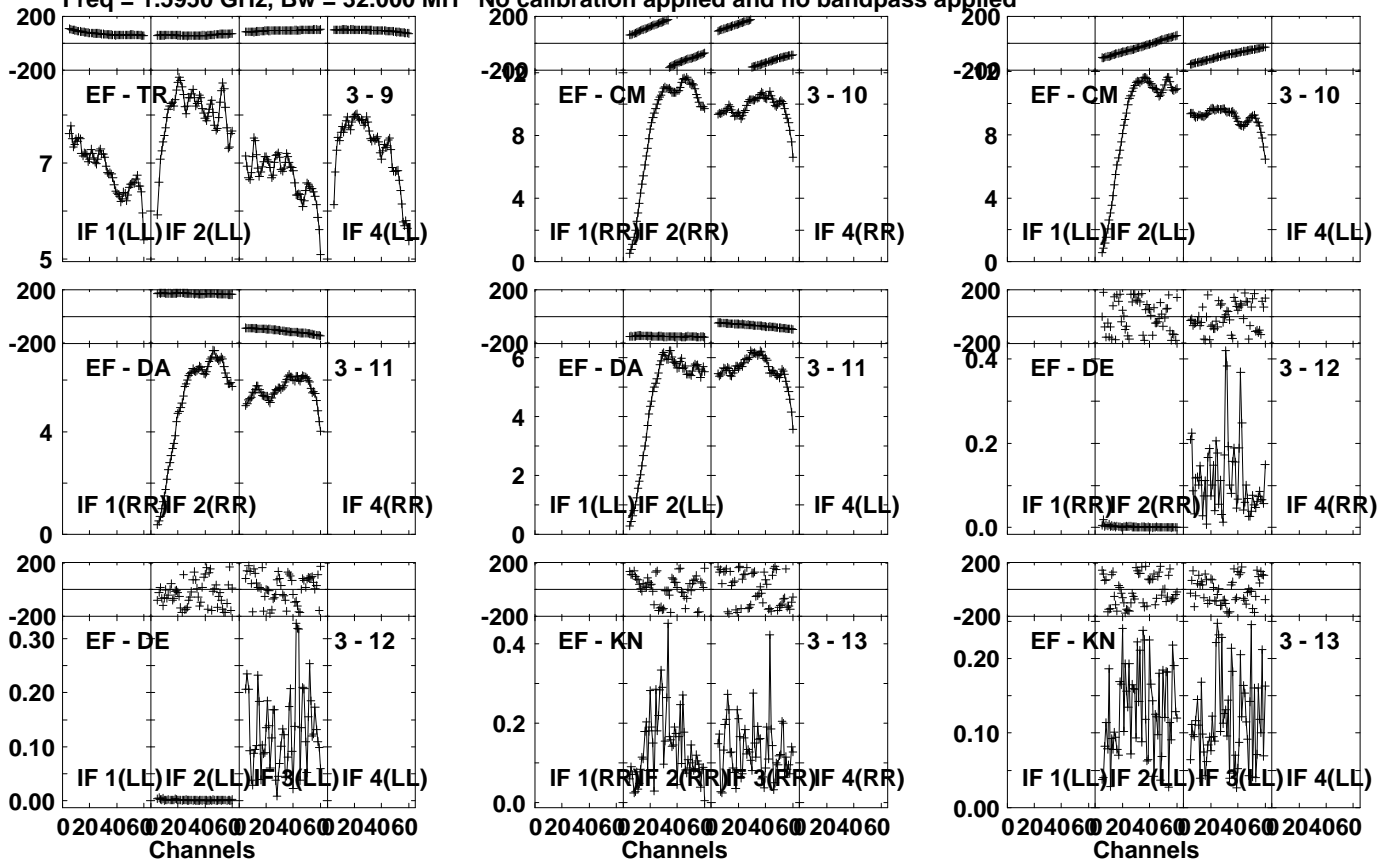
0204060 0204060 0204060 0204060  
Channels

Lower frame: Milli Ampl Jy Top frame: Phas deg  
Vector averaged cross-power spectrum Several baselines displayed  
Timerange: 00/22:31:01 to 00/22:32:29

Plot file version 275 created 25-SEP-2023 15:06:20

1418+546 EM169.UVDATA.1

Freq = 1.5950 GHz, Bw = 32.000 MH No calibration applied and no bandpass applied

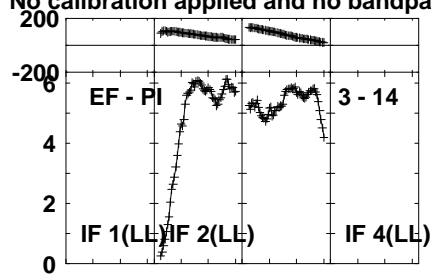
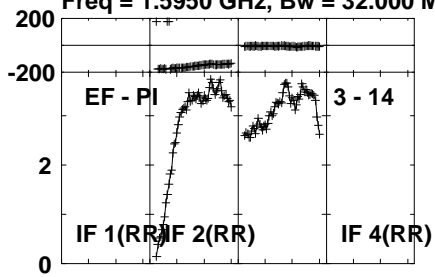


Lower frame: Milli Ampl Jy Top frame: Phas deg  
Vector averaged cross-power spectrum Several baselines displayed  
Timerange: 00/22:31:01 to 00/22:32:29

Plot file version 276 created 25-SEP-2023 15:06:20

1418+546 EM169.UVDATA.1

Freq = 1.5950 GHz, Bw = 32.000 MH No calibration applied and no bandpass applied



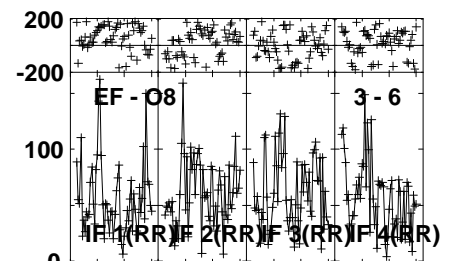
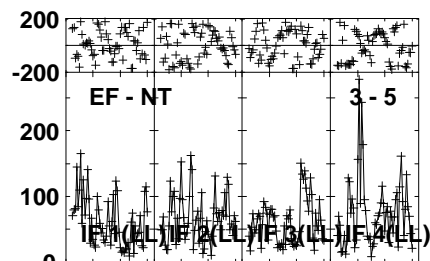
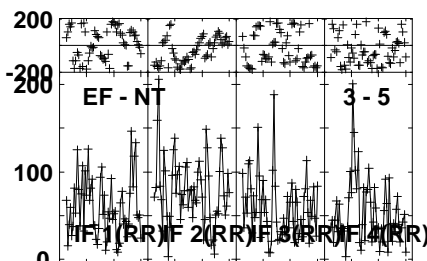
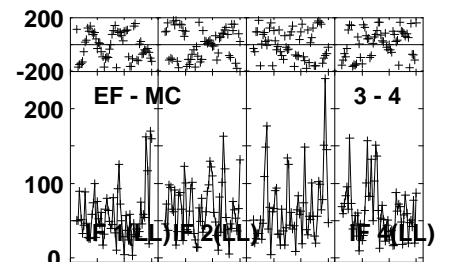
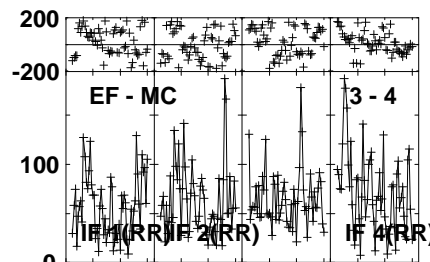
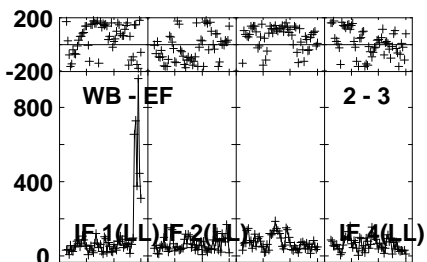
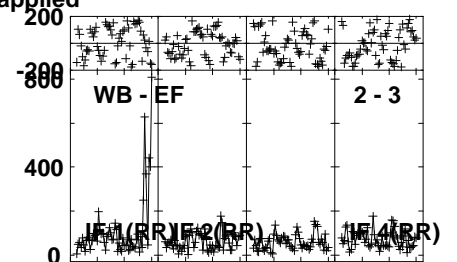
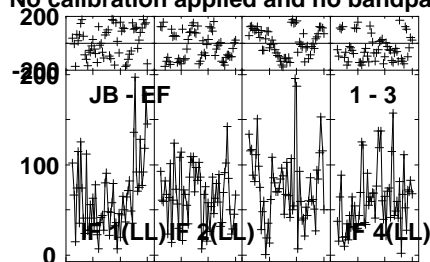
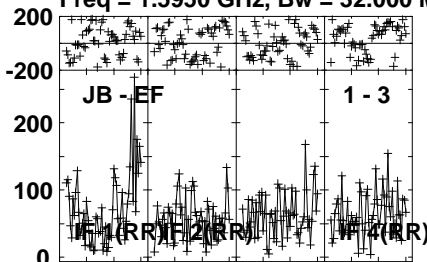
Lower frame: Milli Ampl Jy Top frame: Phas deg  
Vector averaged cross-power spectrum Several baselines displayed  
Timerange: 00/22:31:01 to 00/22:32:29

Plot file version 277 created 25-SEP-2023 15:06:20

J1419+5256 EM169.UVDATA.1

Freq = 1.5950 GHz, Bw = 32.000 MH

No calibration applied and no bandpass applied



0204060 204060 204060 204060  
Channels

0204060 204060 204060 204060  
Channels

0204060 204060 204060 204060  
Channels

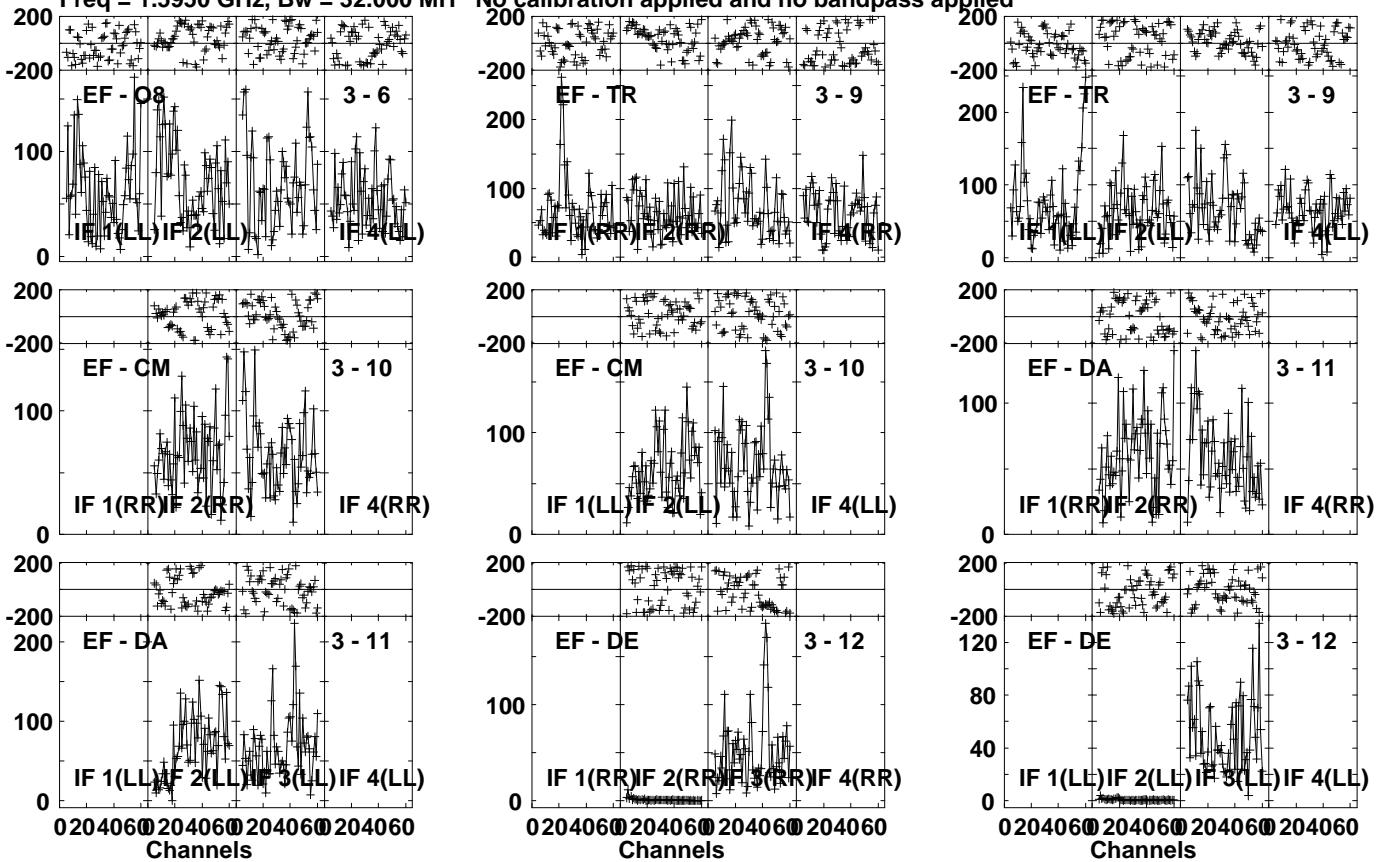
Lower frame: Micro Ampl Jy Top frame: Phas deg  
Vector averaged cross-power spectrum Several baselines displayed  
Timerange: 00/22:32:31 to 00/22:35:59

Plot file version 278 created 25-SEP-2023 15:06:20

J1419+5256 EM169.UVDATA.1

Freq = 1.5950 GHz, Bw = 32.000 MH

No calibration applied and no bandpass applied



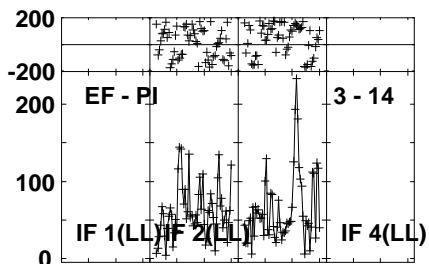
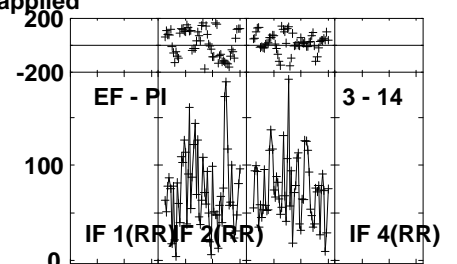
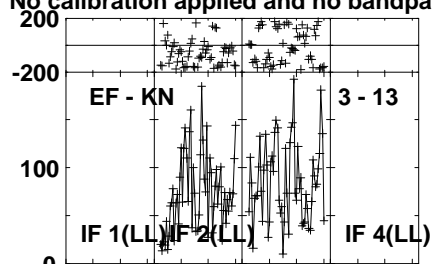
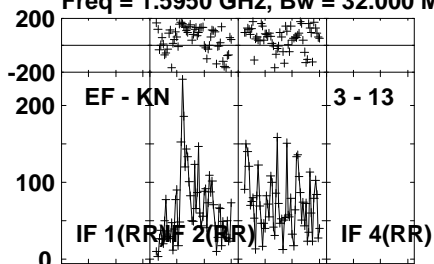
Lower frame: Micro Ampl Jy Top frame: Phas deg  
Vector averaged cross-power spectrum Several baselines displayed  
Timerange: 00/22:32:31 to 00/22:35:59

Plot file version 279 created 25-SEP-2023 15:06:20

J1419+5256 EM169.UVDATA.1

Freq = 1.5950 GHz, Bw = 32.000 MH

No calibration applied and no bandpass applied



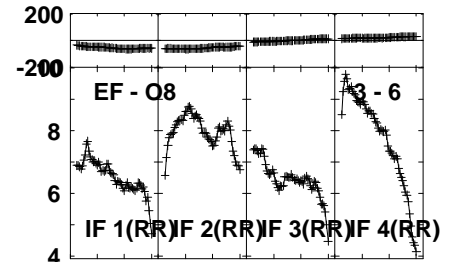
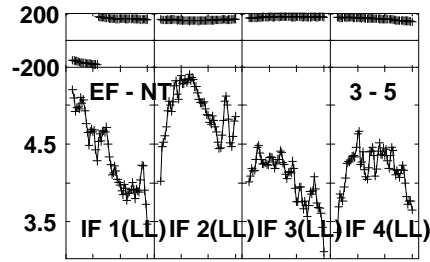
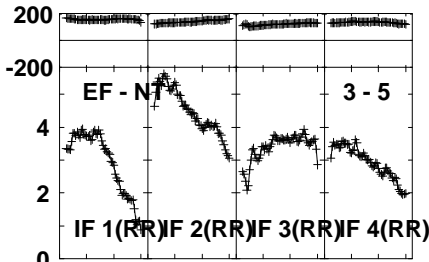
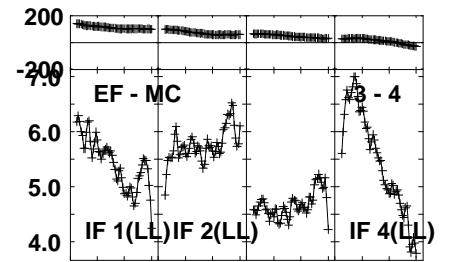
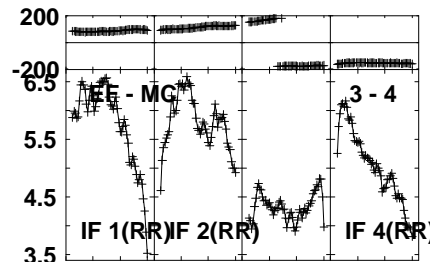
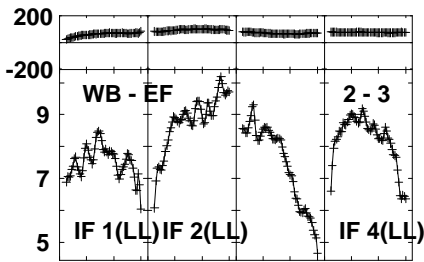
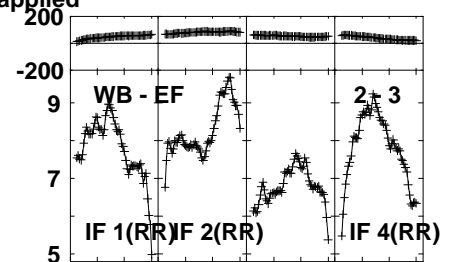
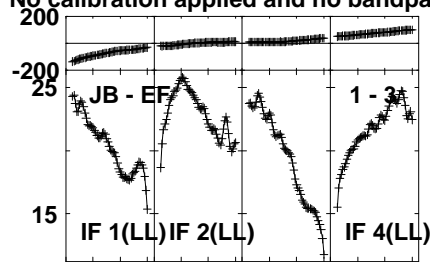
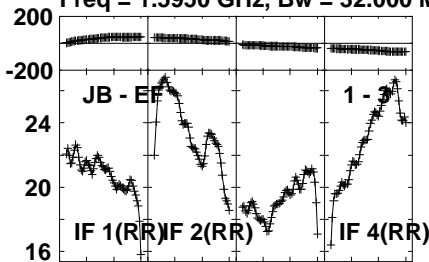
Lower frame: Micro Ampl Jy Top frame: Phas deg  
Vector averaged cross-power spectrum Several baselines displayed  
Timerange: 00/22:32:31 to 00/22:35:59

Plot file version 280 created 25-SEP-2023 15:06:20

1418+546 EM169.UVDATA.1

Freq = 1.5950 GHz, Bw = 32.000 MH

No calibration applied and no bandpass applied



Lower frame: Milli Ampl Jy Top frame: Phas deg  
Vector averaged cross-power spectrum Several baselines displayed  
Timerange: 00/22:36:31 to 00/22:37:29

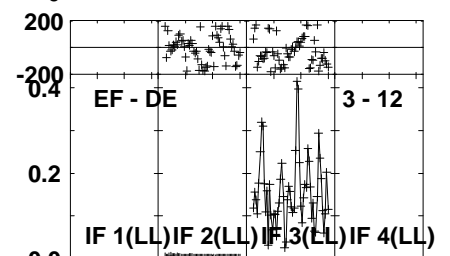
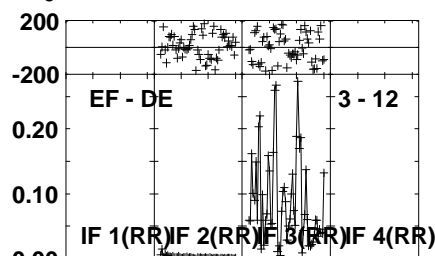
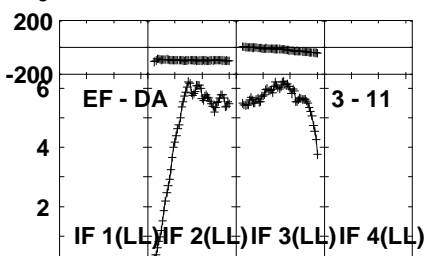
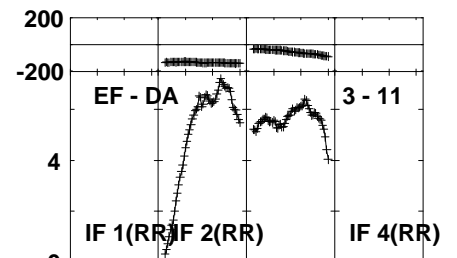
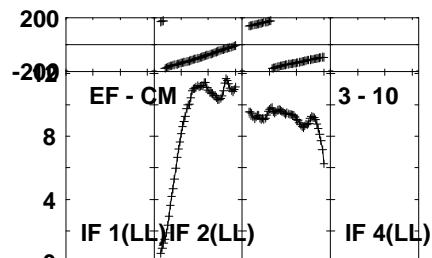
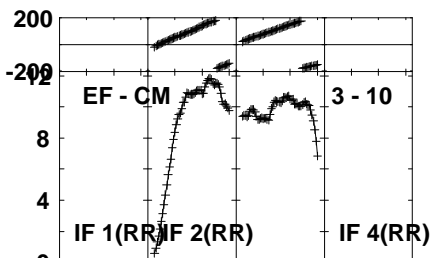
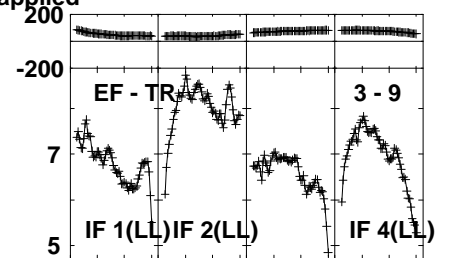
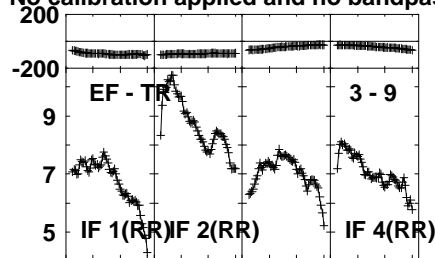
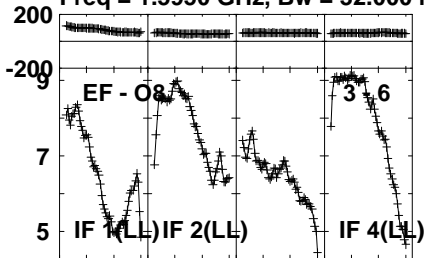


Plot file version 281 created 25-SEP-2023 15:06:20

1418+546 EM169.UVDATA.1

Freq = 1.5950 GHz, Bw = 32.000 MH

No calibration applied and no bandpass applied

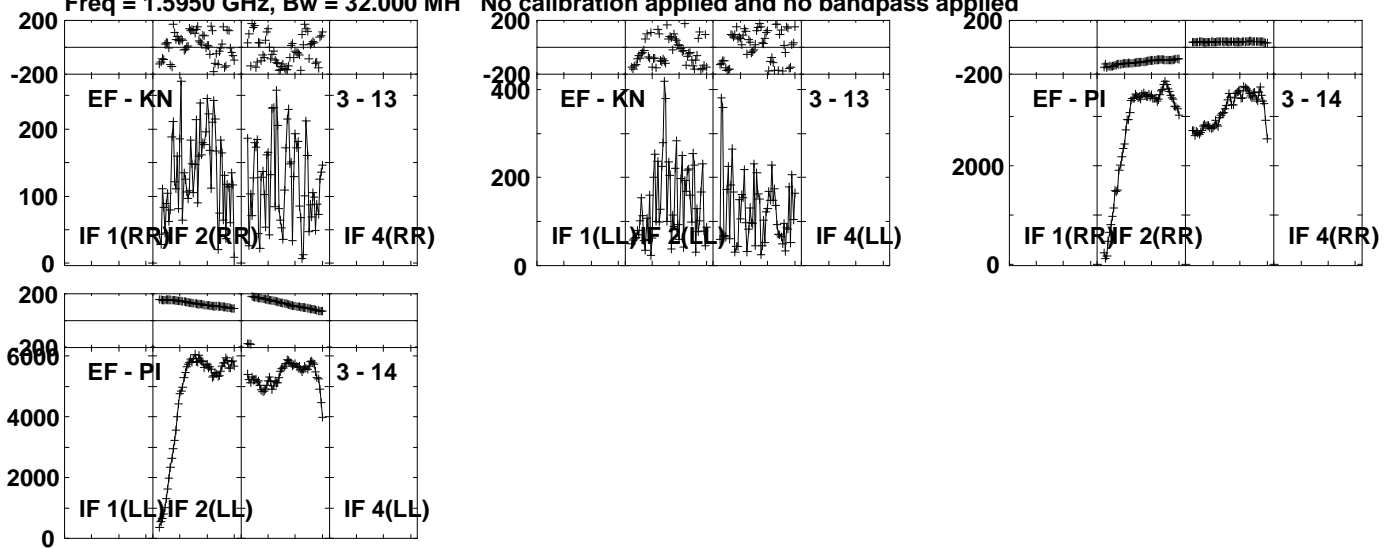


Lower frame: Milli Ampl Jy Top frame: Phas deg  
Vector averaged cross-power spectrum Several baselines displayed  
Timerange: 00/22:36:31 to 00/22:37:29

Plot file version 282 created 25-SEP-2023 15:06:20

1418+546 EM169.UVDATA.1

Freq = 1.5950 GHz, Bw = 32.000 MH No calibration applied and no bandpass applied

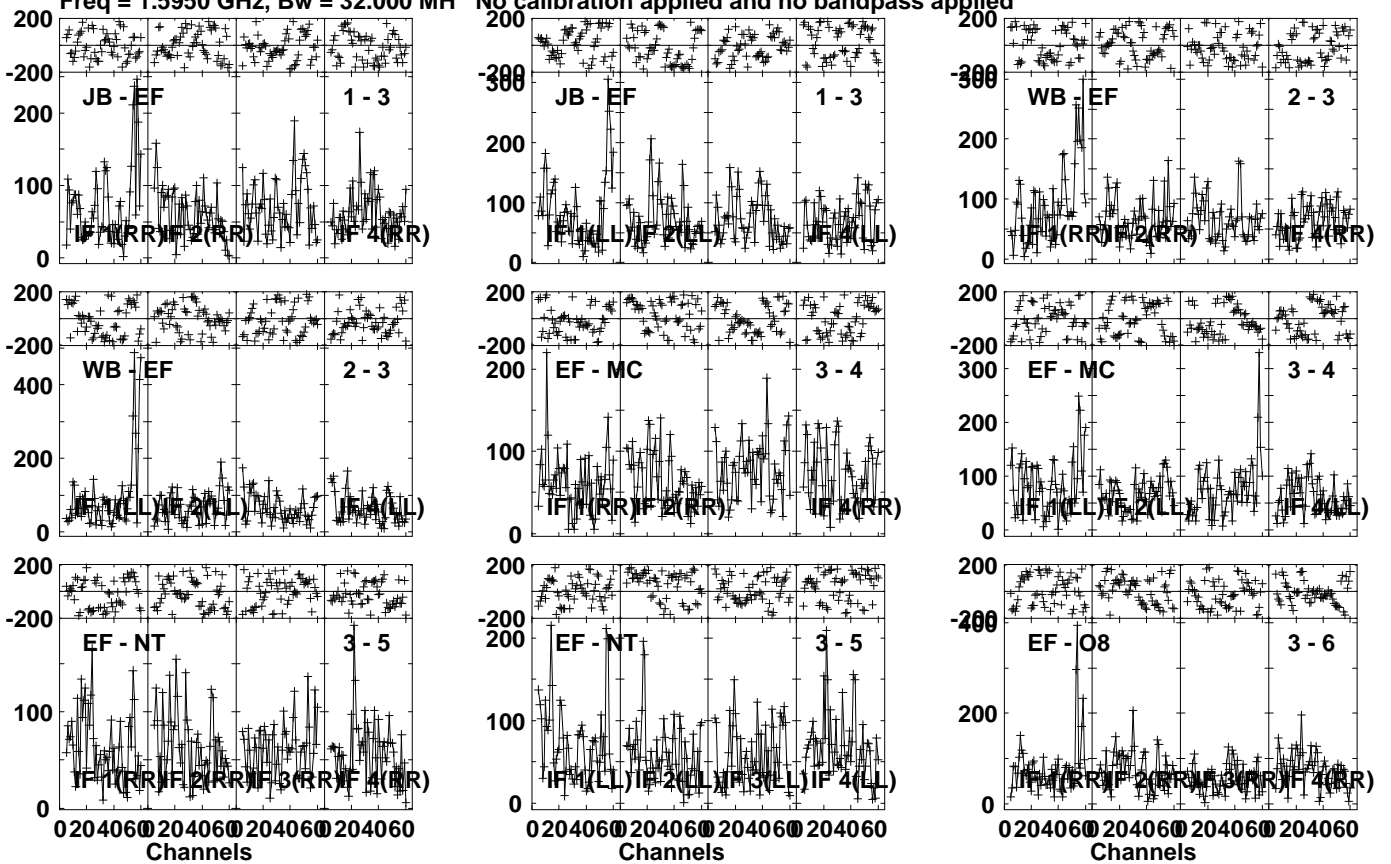


Lower frame: Micro Ampl Jy Top frame: Phas deg  
Vector averaged cross-power spectrum Several baselines displayed  
Timerange: 00/22:36:31 to 00/22:37:29

Plot file version 283 created 25-SEP-2023 15:06:20

J1419+5256 EM169.UVDATA.1

Freq = 1.5950 GHz, Bw = 32.000 MH No calibration applied and no bandpass applied



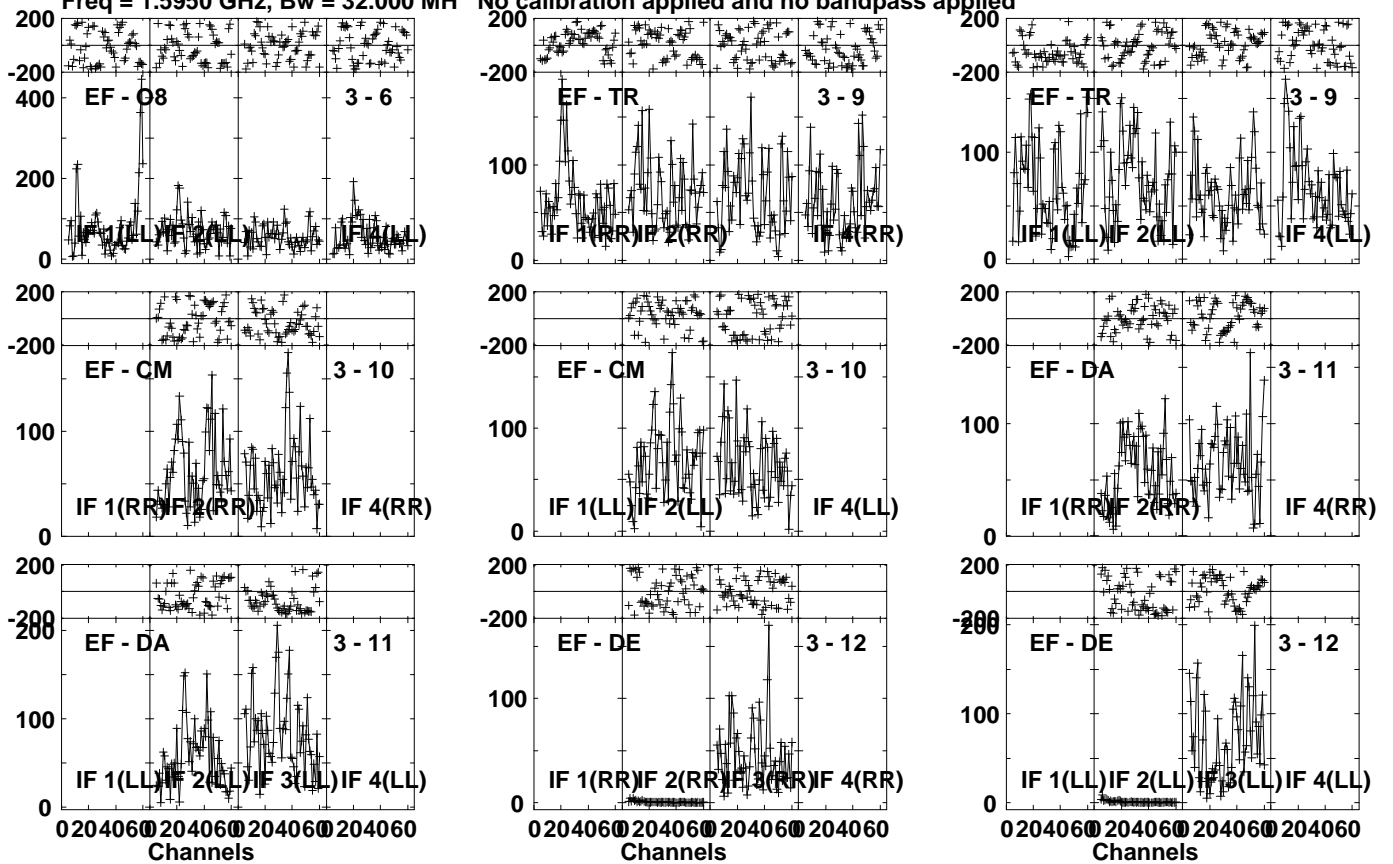
Lower frame: Micro Ampl Jy Top frame: Phas deg  
Vector averaged cross-power spectrum Several baselines displayed  
Timerange: 00/22:37:31 to 00/22:40:59

Plot file version 284 created 25-SEP-2023 15:06:20

J1419+5256 EM169.UVDATA.1

Freq = 1.5950 GHz, Bw = 32.000 MH

No calibration applied and no bandpass applied



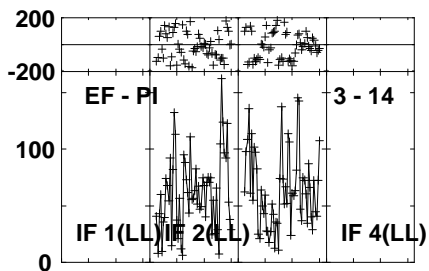
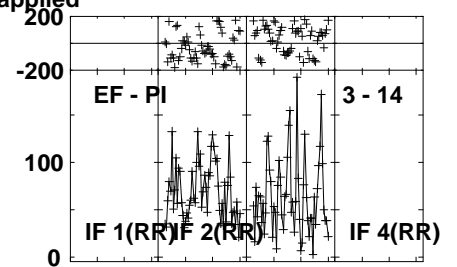
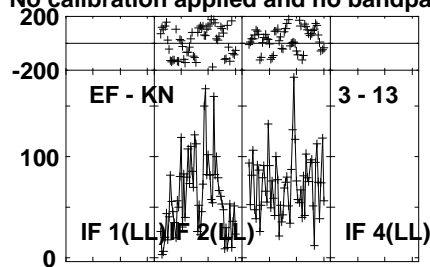
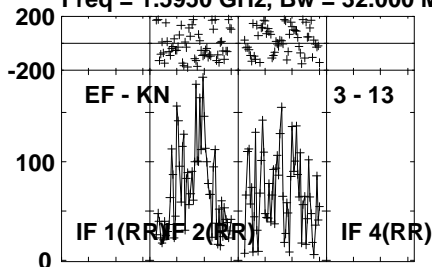
Lower frame: Micro Ampl Jy Top frame: Phas deg  
Vector averaged cross-power spectrum Several baselines displayed  
Timerange: 00:22:37:31 to 00:22:40:59

Plot file version 285 created 25-SEP-2023 15:06:20

J1419+5256 EM169.UVDATA.1

Freq = 1.5950 GHz, Bw = 32.000 MH

No calibration applied and no bandpass applied



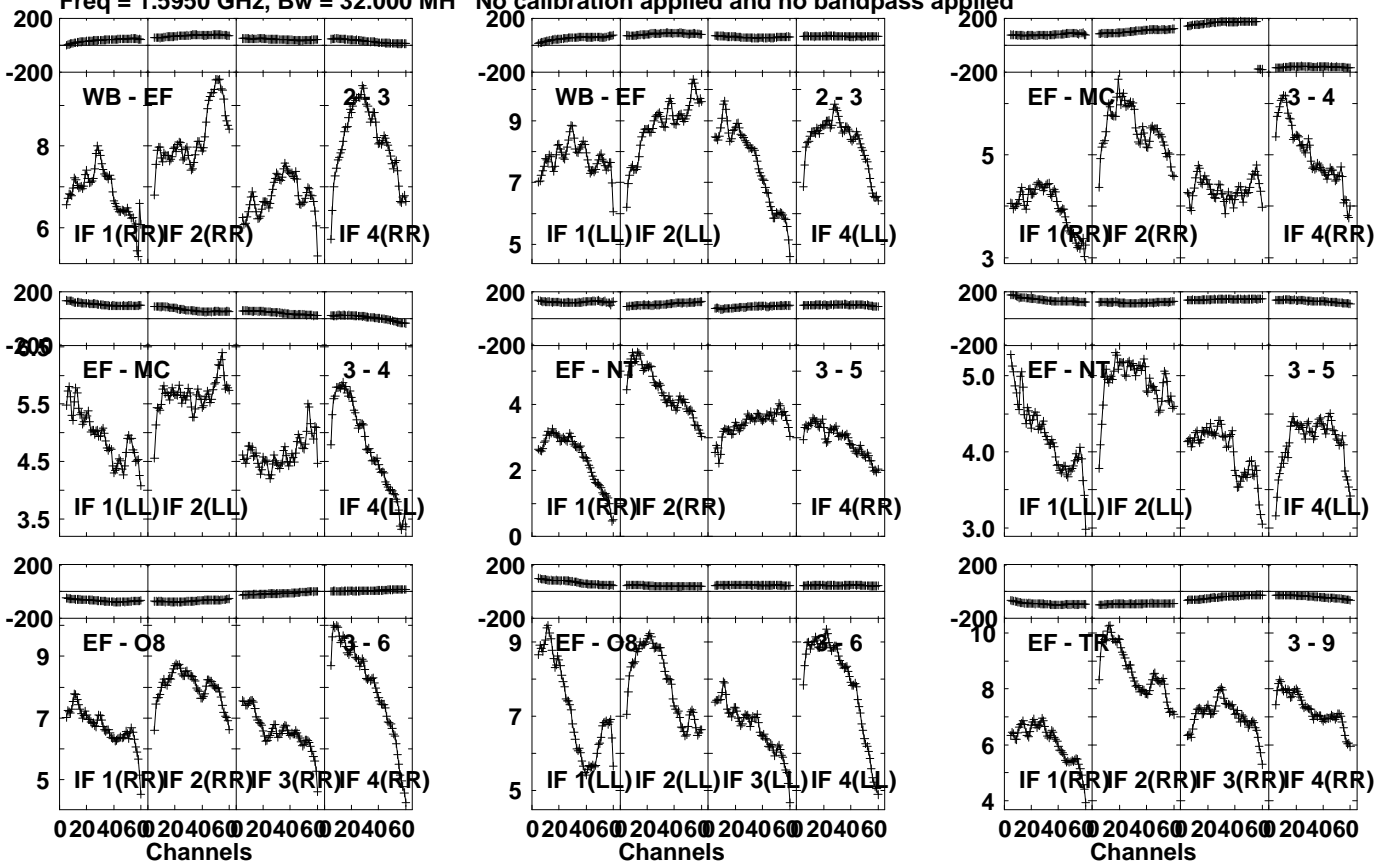
Lower frame: Micro Ampl Jy Top frame: Phas deg  
Vector averaged cross-power spectrum Several baselines displayed  
Timerange: 00/22:37:31 to 00/22:40:59

Plot file version 286 created 25-SEP-2023 15:06:21

1418+546 EM169.UVDATA.1

Freq = 1.5950 GHz, Bw = 32.000 MH

No calibration applied and no bandpass applied

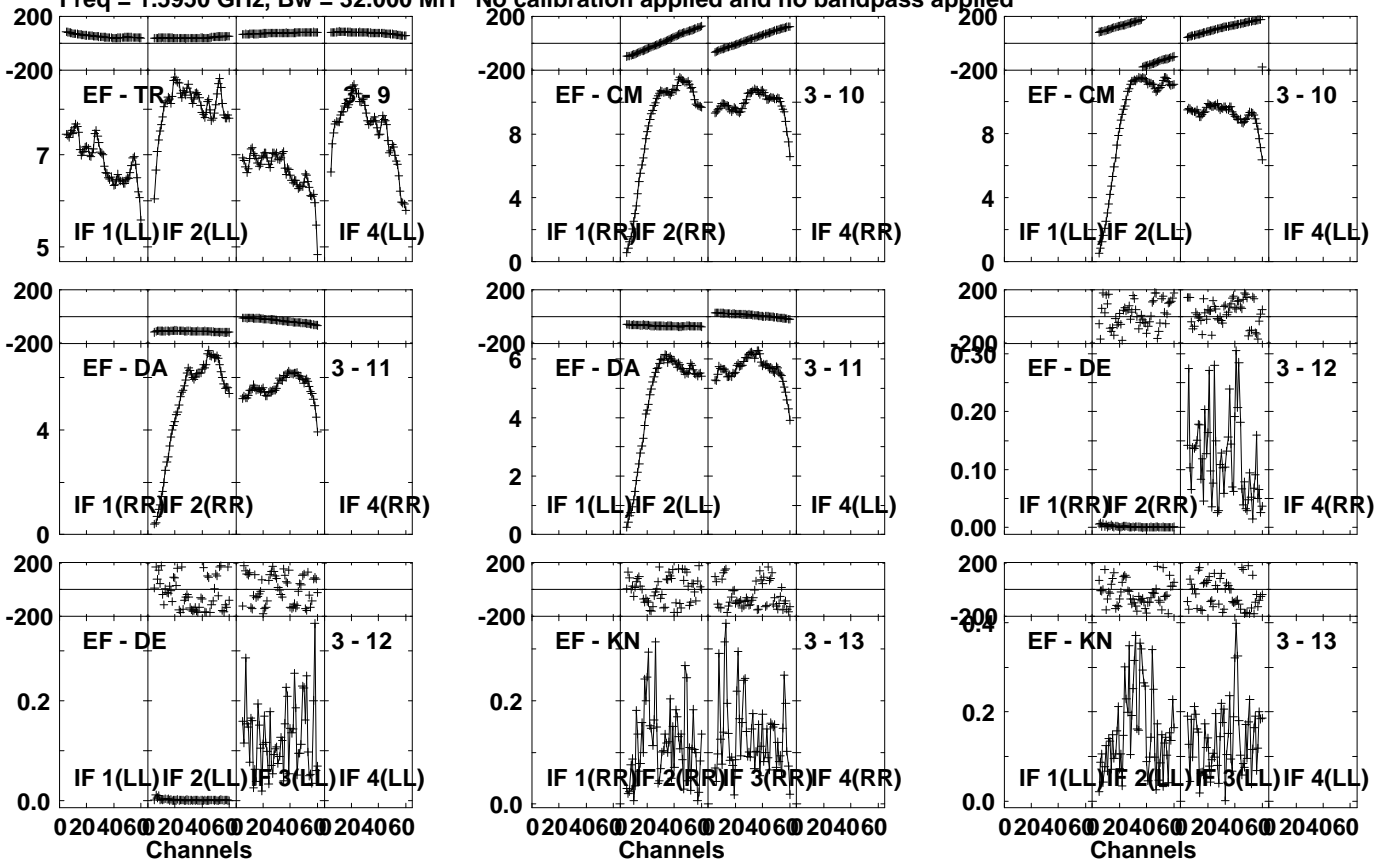


Lower frame: Milli Ampl Jy Top frame: Phas deg  
Vector averaged cross-power spectrum Several baselines displayed  
Timerange: 00/22:41:01 to 00/22:42:29

Plot file version 287 created 25-SEP-2023 15:06:21

1418+546 EM169.UVDATA.1

Freq = 1.5950 GHz, Bw = 32.000 MH No calibration applied and no bandpass applied



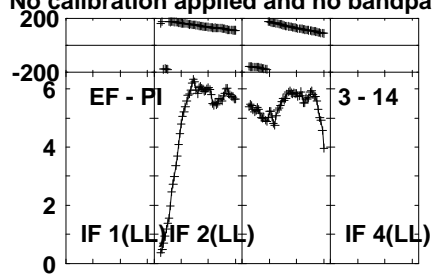
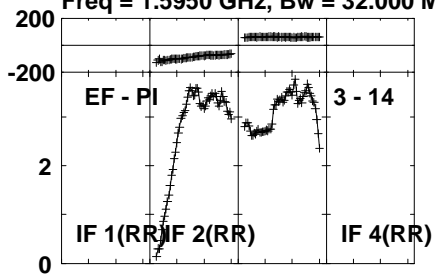
Lower frame: Milli Ampl Jy Top frame: Phas deg  
Vector averaged cross-power spectrum Several baselines displayed  
Timerange: 00/22:41:01 to 00/22:42:29

Plot file version 288 created 25-SEP-2023 15:06:21

1418+546 EM169.UVDATA.1

Freq = 1.5950 GHz, Bw = 32.000 MH

No calibration applied and no bandpass applied



Lower frame: Milli Ampl Jy Top frame: Phas deg

Vector averaged cross-power spectrum Several baselines displayed

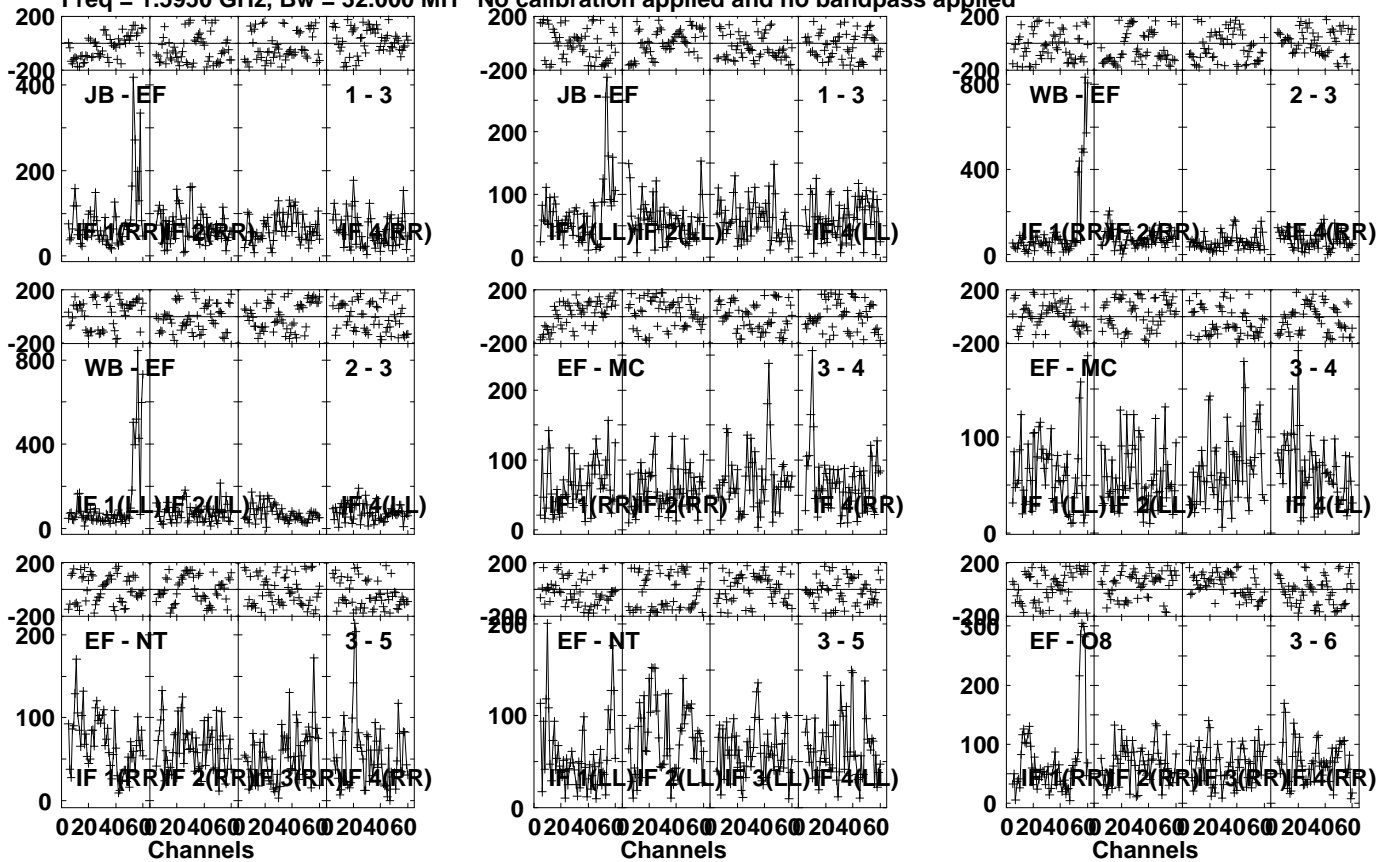
Timerange: 00/22:41:01 to 00/22:42:29



Plot file version 289 created 25-SEP-2023 15:06:21

J1419+5256 EM169.UVDATA.1

Freq = 1.5950 GHz, Bw = 32.000 MH No calibration applied and no bandpass applied



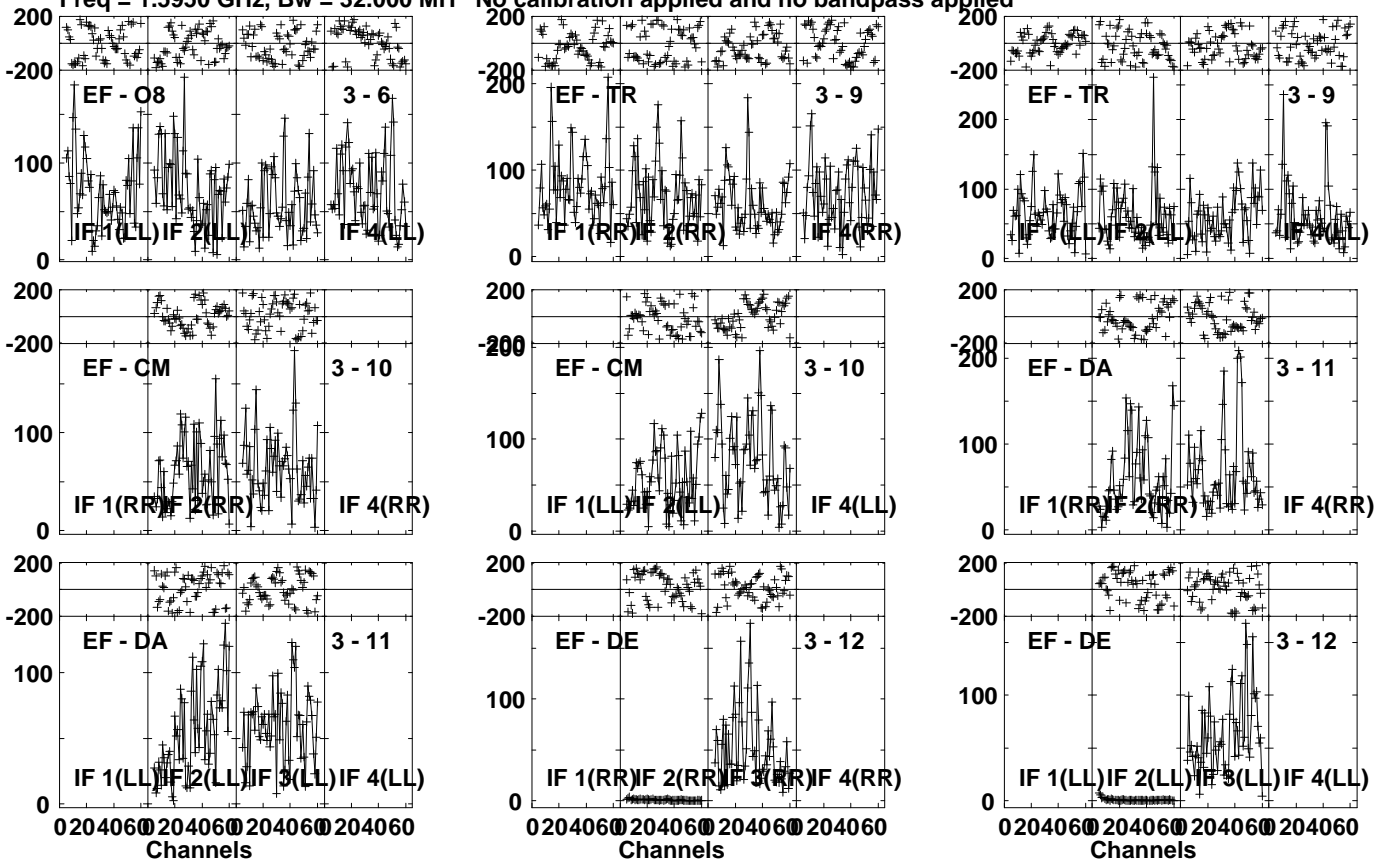
Lower frame: Micro Ampl Jy Top frame: Phas deg  
 Vector averaged cross-power spectrum Several baselines displayed  
 Timerange: 00/22:42:31 to 00/22:45:59

Plot file version 290 created 25-SEP-2023 15:06:21

J1419+5256 EM169.UVDATA.1

Freq = 1.5950 GHz, Bw = 32.000 MH

No calibration applied and no bandpass applied



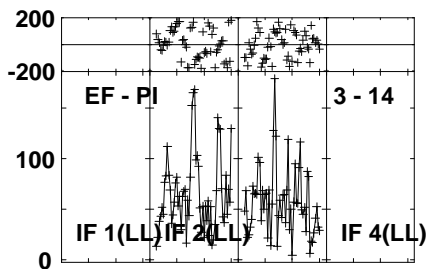
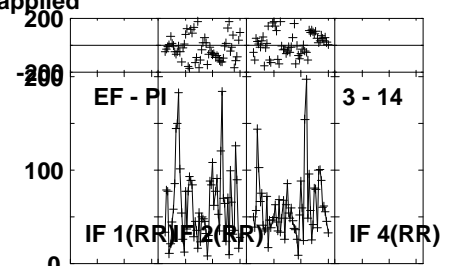
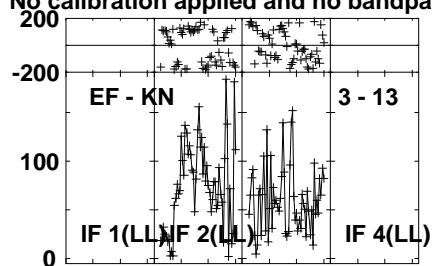
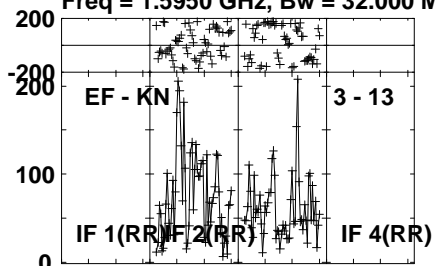
Lower frame: Micro Ampl Jy Top frame: Phas deg  
Vector averaged cross-power spectrum Several baselines displayed  
Timerange: 00/22:42:31 to 00/22:45:59

Plot file version 291 created 25-SEP-2023 15:06:21

J1419+5256 EM169.UVDATA.1

Freq = 1.5950 GHz, Bw = 32.000 MH

No calibration applied and no bandpass applied

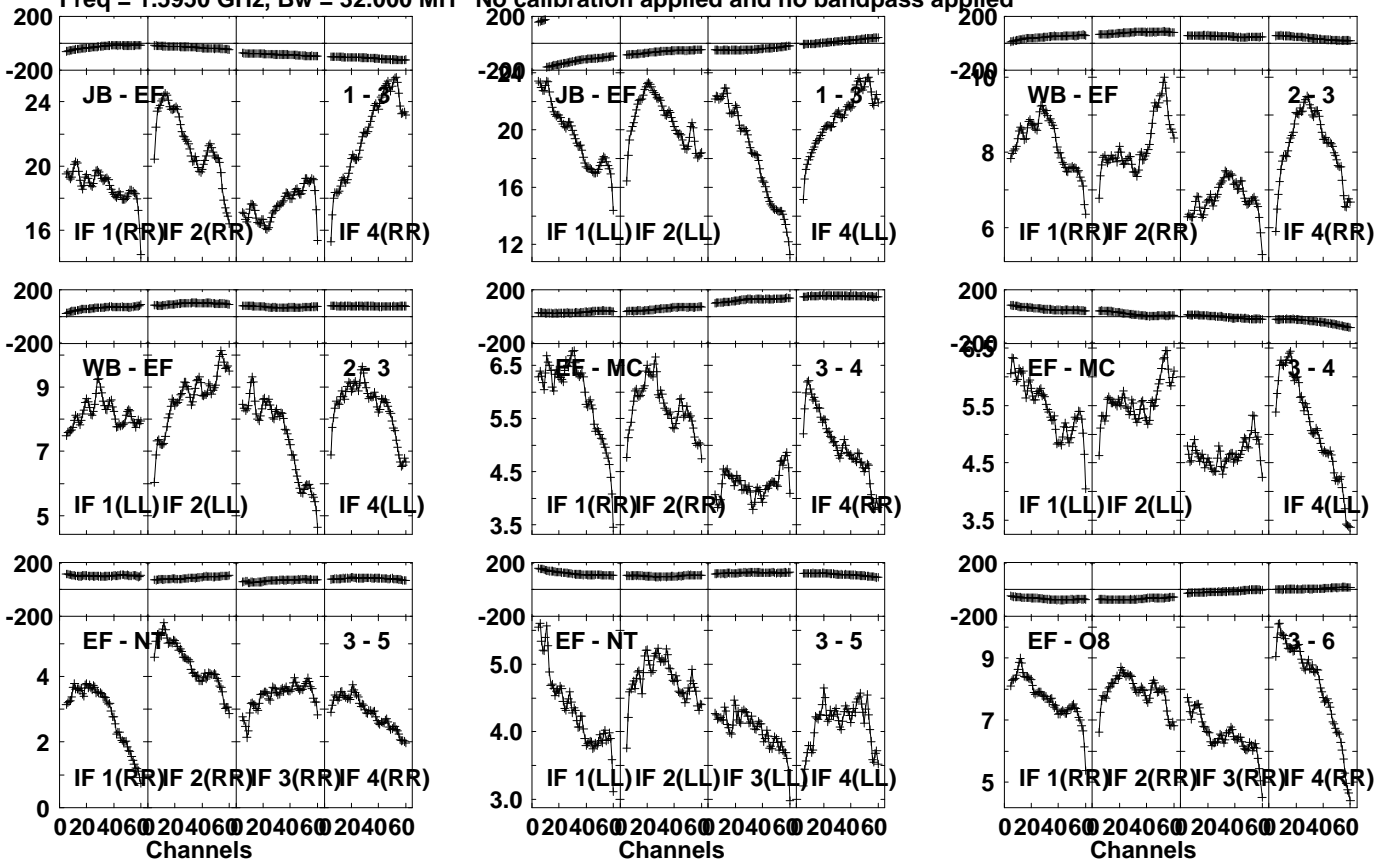


Lower frame: Micro Ampl Jy Top frame: Phas deg  
Vector averaged cross-power spectrum Several baselines displayed  
Timerange: 00/22:42:31 to 00/22:45:59

Plot file version 292 created 25-SEP-2023 15:06:21

1418+546 EM169.UVDATA.1

Freq = 1.5950 GHz, Bw = 32.000 MH No calibration applied and no bandpass applied



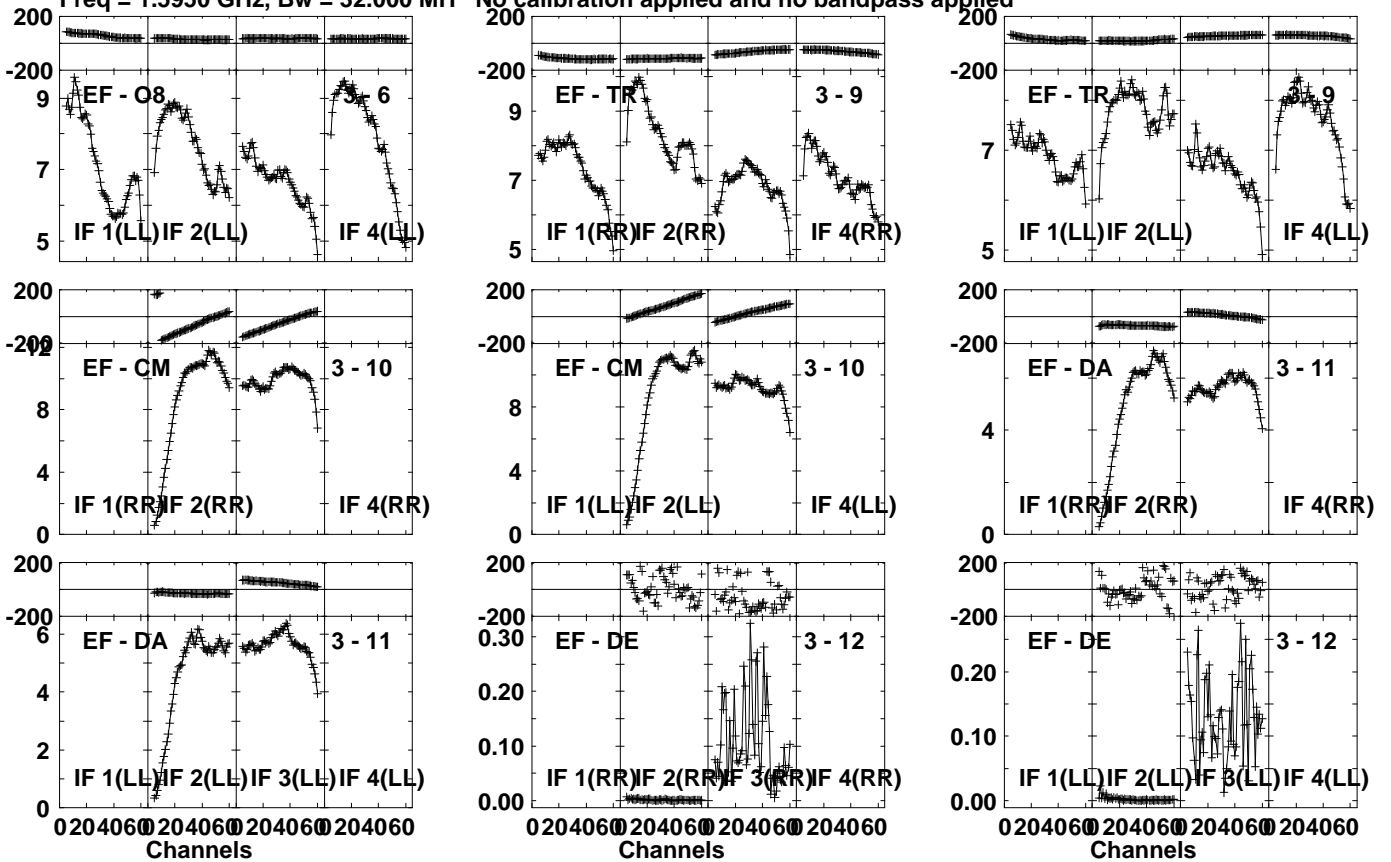
Lower frame: Milli Ampl Jy Top frame: Phas deg  
Vector averaged cross-power spectrum Several baselines displayed  
Timerange: 00/22:46:31 to 00/22:47:29

Plot file version 293 created 25-SEP-2023 15:06:21

1418+546 EM169.UVDATA.1

Freq = 1.5950 GHz, Bw = 32.000 MH

No calibration applied and no bandpass applied

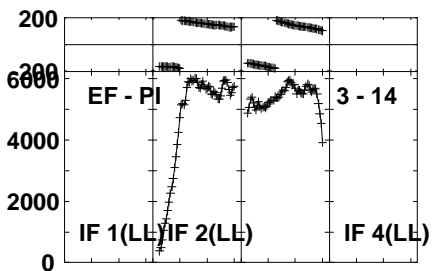
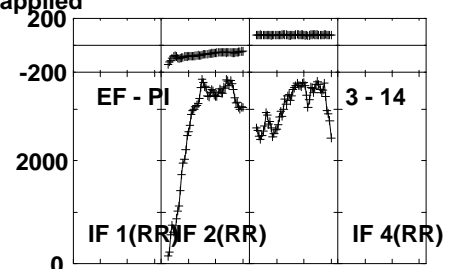
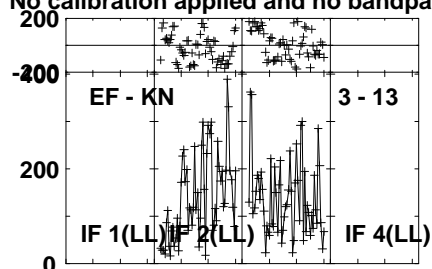
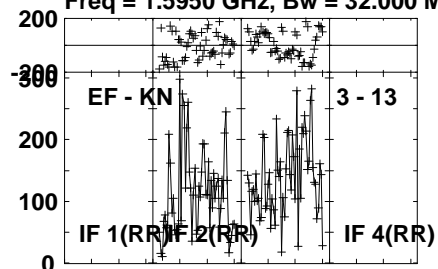


Lower frame: Milli Ampl Jy Top frame: Phas deg  
Vector averaged cross-power spectrum Several baselines displayed  
Timerange: 00/22:46:31 to 00/22:47:29

Plot file version 294 created 25-SEP-2023 15:06:21

1418+546 EM169.UVDATA.1

Freq = 1.5950 GHz, Bw = 32.000 MH No calibration applied and no bandpass applied

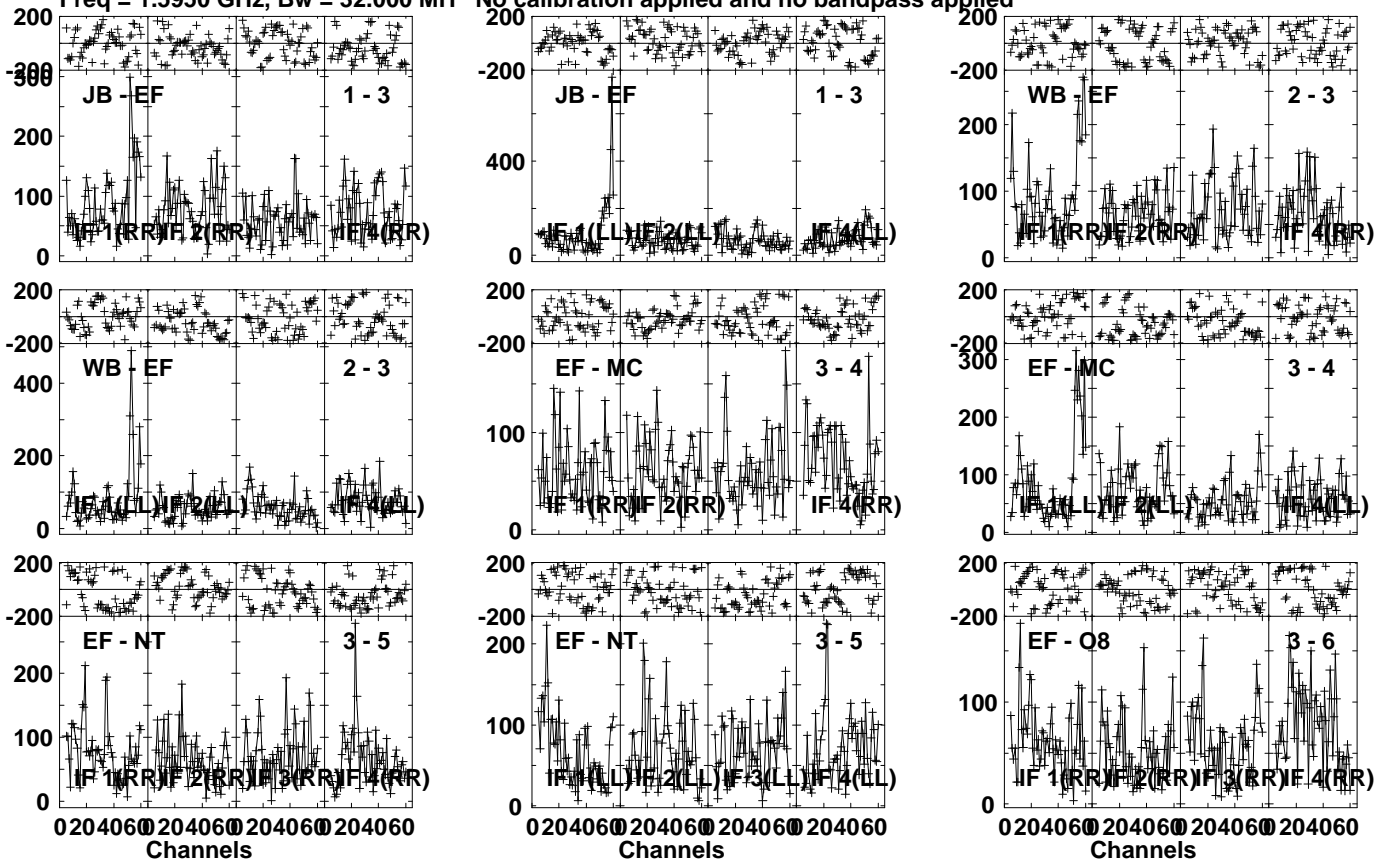


Lower frame: Micro Ampl Jy Top frame: Phas deg  
Vector averaged cross-power spectrum Several baselines displayed  
Timerange: 00/22:46:31 to 00/22:47:29

Plot file version 295 created 25-SEP-2023 15:06:21

J1419+5256 EM169.UVDATA.1

Freq = 1.5950 GHz, Bw = 32.000 MH No calibration applied and no bandpass applied

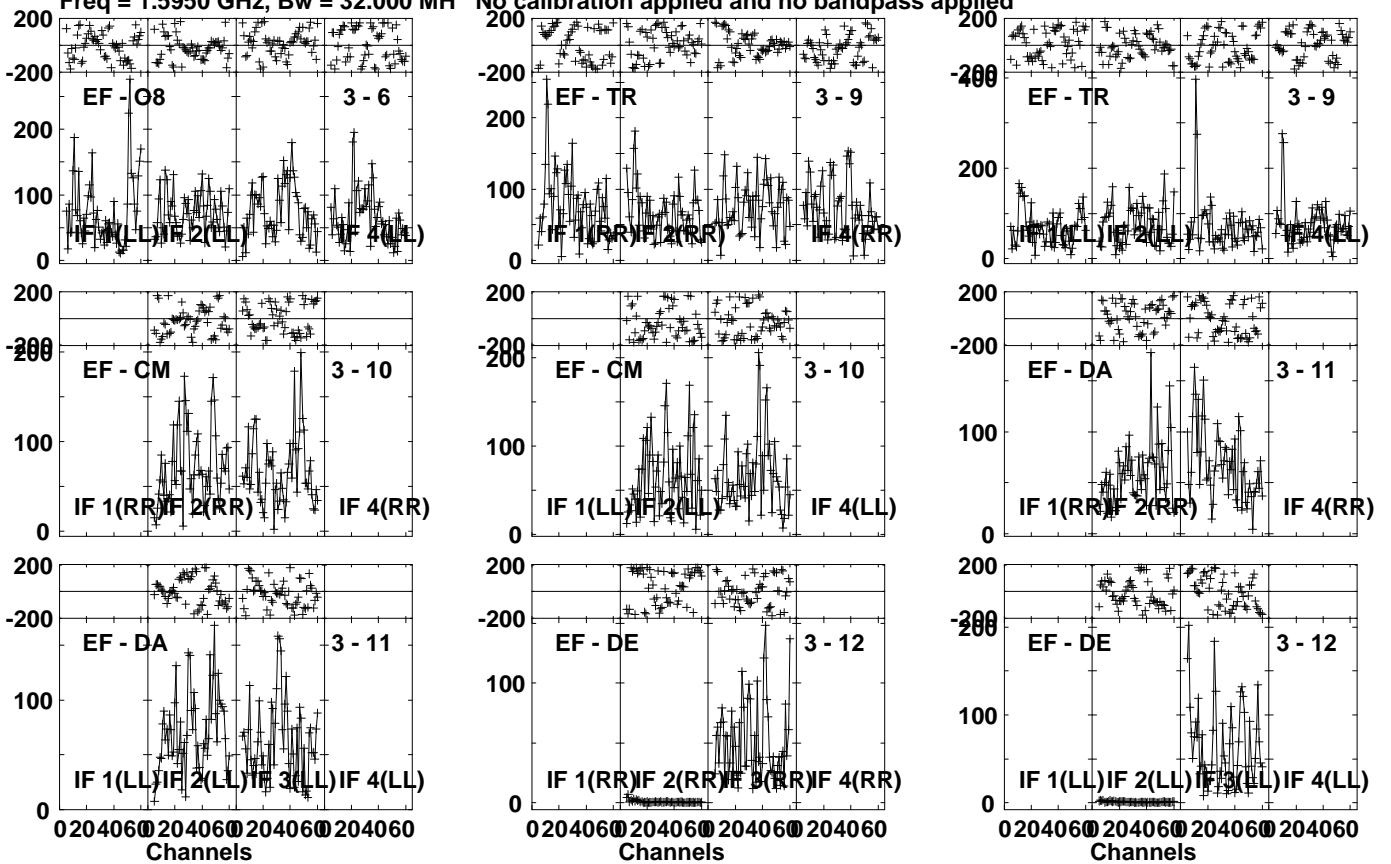


Lower frame: Micro Ampl Jy Top frame: Phas deg  
 Vector averaged cross-power spectrum Several baselines displayed  
 Timerange: 00/22:47:31 to 00/22:50:59

Plot file version 296 created 25-SEP-2023 15:06:21

J1419+5256 EM169.UVDATA.1

Freq = 1.5950 GHz, Bw = 32.000 MH No calibration applied and no bandpass applied



Lower frame: Micro Ampl Jy Top frame: Phas deg  
Vector averaged cross-power spectrum Several baselines displayed  
Timerange: 00/22:47:31 to 00/22:50:59

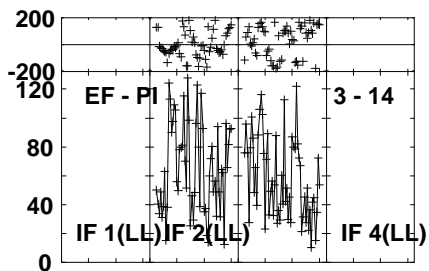
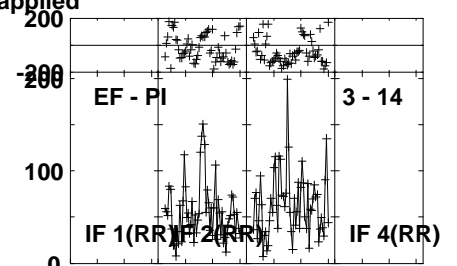
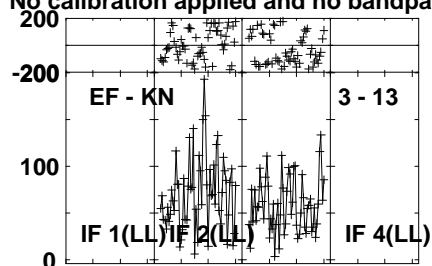
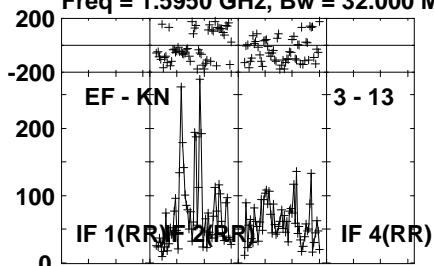


Plot file version 297 created 25-SEP-2023 15:06:21

J1419+5256 EM169.UVDATA.1

Freq = 1.5950 GHz, Bw = 32.000 MH

No calibration applied and no bandpass applied

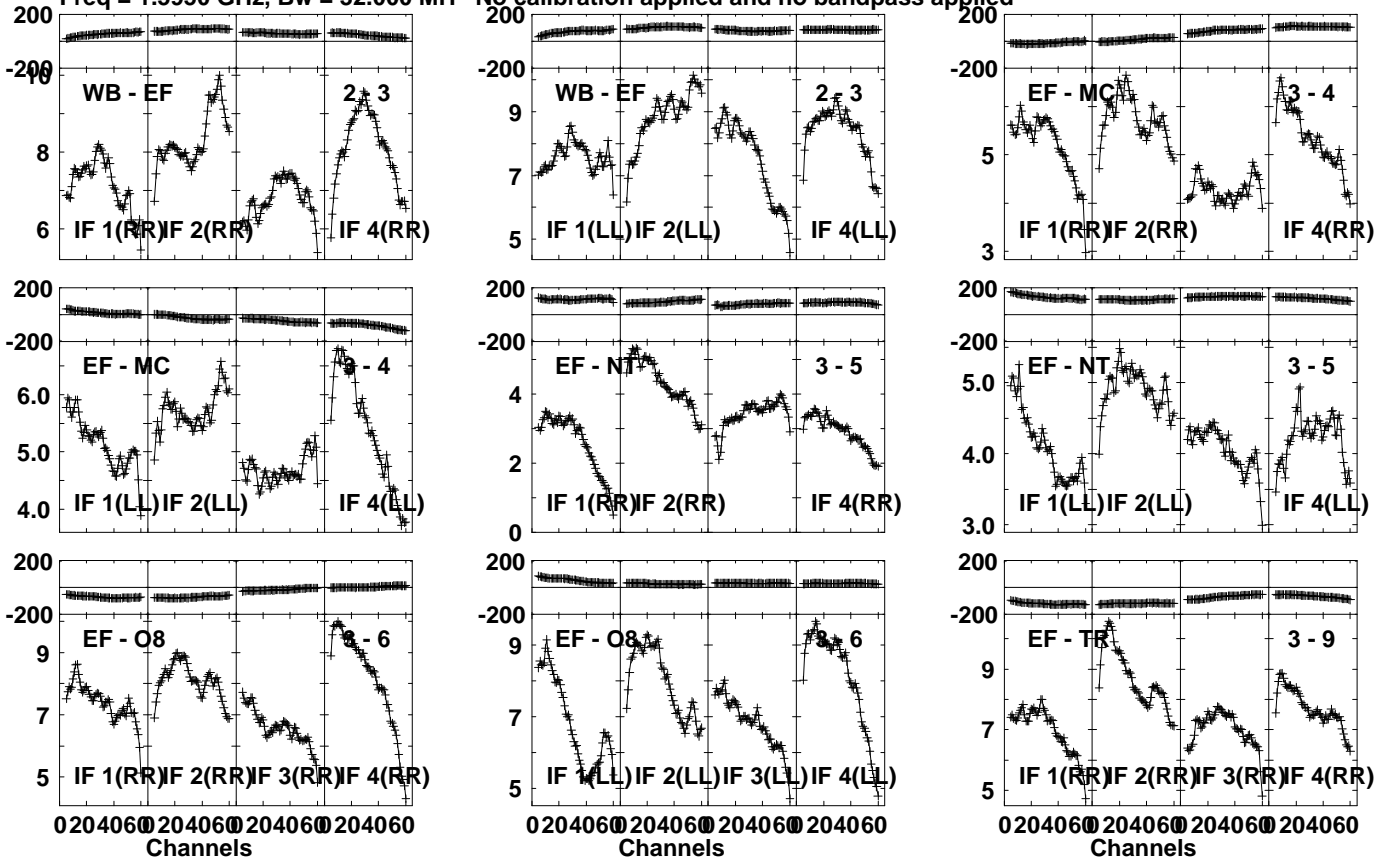


Lower frame: Micro Ampl Jy Top frame: Phas deg  
Vector averaged cross-power spectrum Several baselines displayed  
Timerange: 00/22:47:31 to 00/22:50:59

Plot file version 298 created 25-SEP-2023 15:06:21

1418+546 EM169.UVDATA.1

Freq = 1.5950 GHz, Bw = 32.000 MH No calibration applied and no bandpass applied

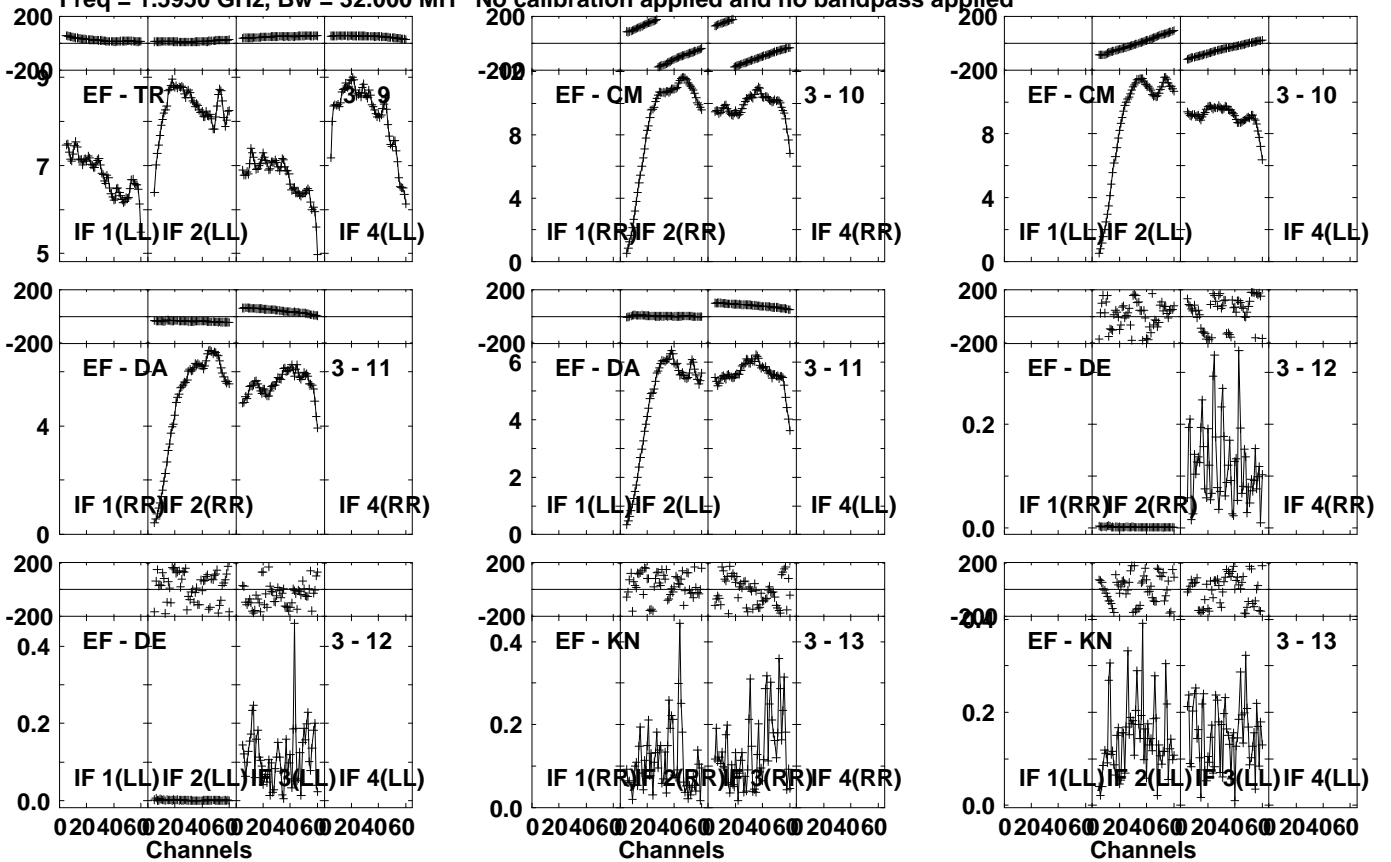


Lower frame: Milli Ampl Jy Top frame: Phas deg  
Vector averaged cross-power spectrum Several baselines displayed  
Timerange: 00/22:51:01 to 00/22:52:29

Plot file version 299 created 25-SEP-2023 15:06:22

1418+546 EM169.UVDATA.1

Freq = 1.5950 GHz, Bw = 32.000 MH No calibration applied and no bandpass applied

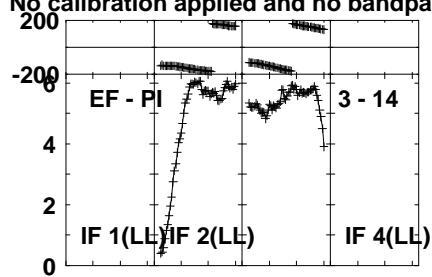
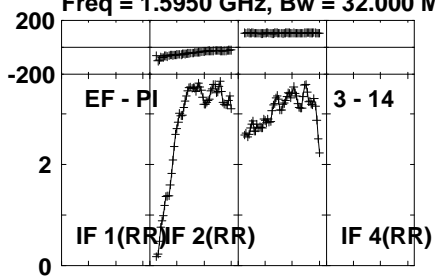


Lower frame: Milli Ampl Jy Top frame: Phas deg  
Vector averaged cross-power spectrum Several baselines displayed  
Timerange: 00/22:51:01 to 00/22:52:29

Plot file version 300 created 25-SEP-2023 15:06:22

1418+546 EM169.UVDATA.1

Freq = 1.5950 GHz, Bw = 32.000 MH No calibration applied and no bandpass applied

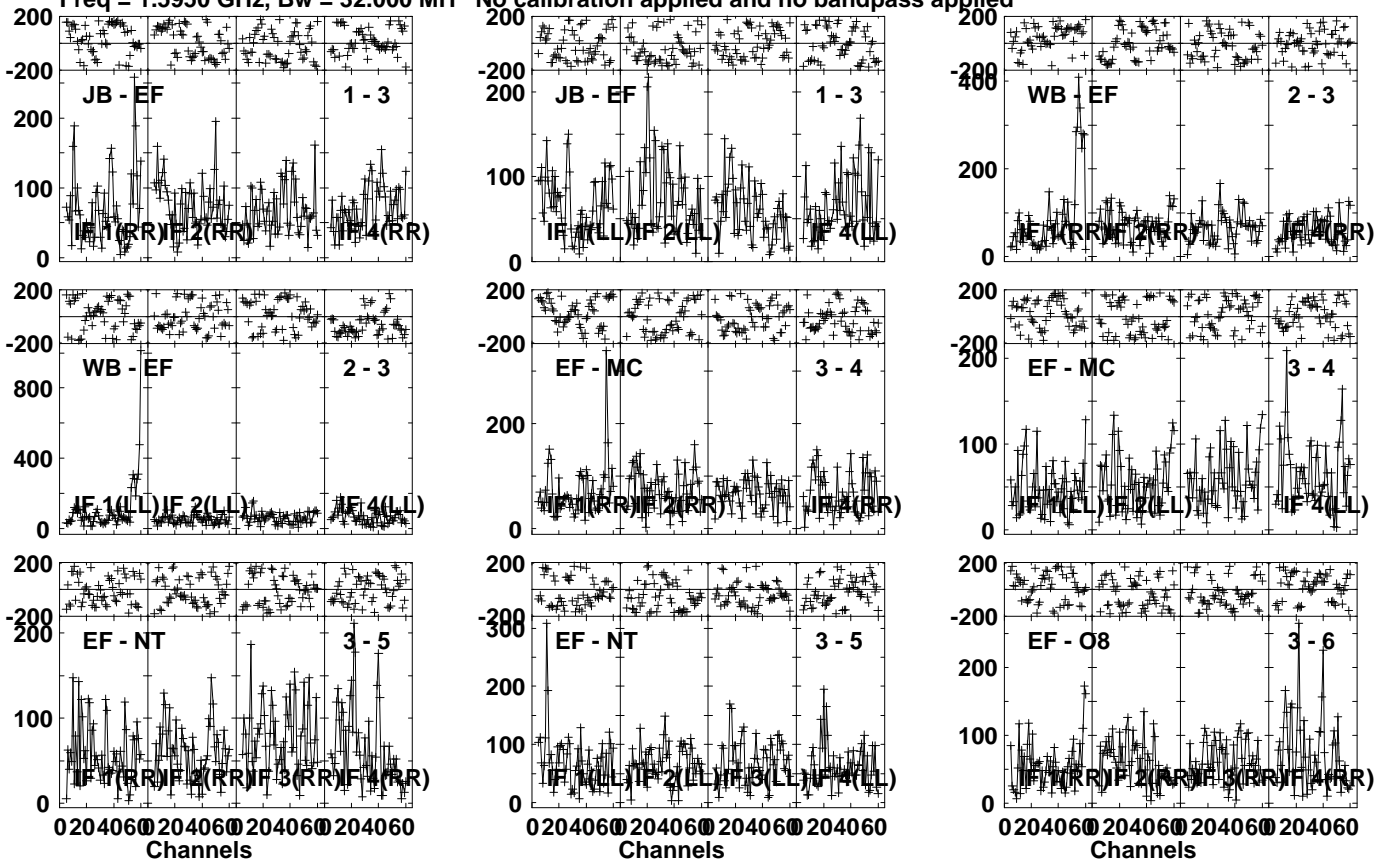


Lower frame: Milli Ampl Jy Top frame: Phas deg  
Vector averaged cross-power spectrum Several baselines displayed  
Timerange: 00/22:51:01 to 00/22:52:29

Plot file version 301 created 25-SEP-2023 15:06:22

J1419+5256 EM169.UVDATA.1

Freq = 1.5950 GHz, Bw = 32.000 MH No calibration applied and no bandpass applied



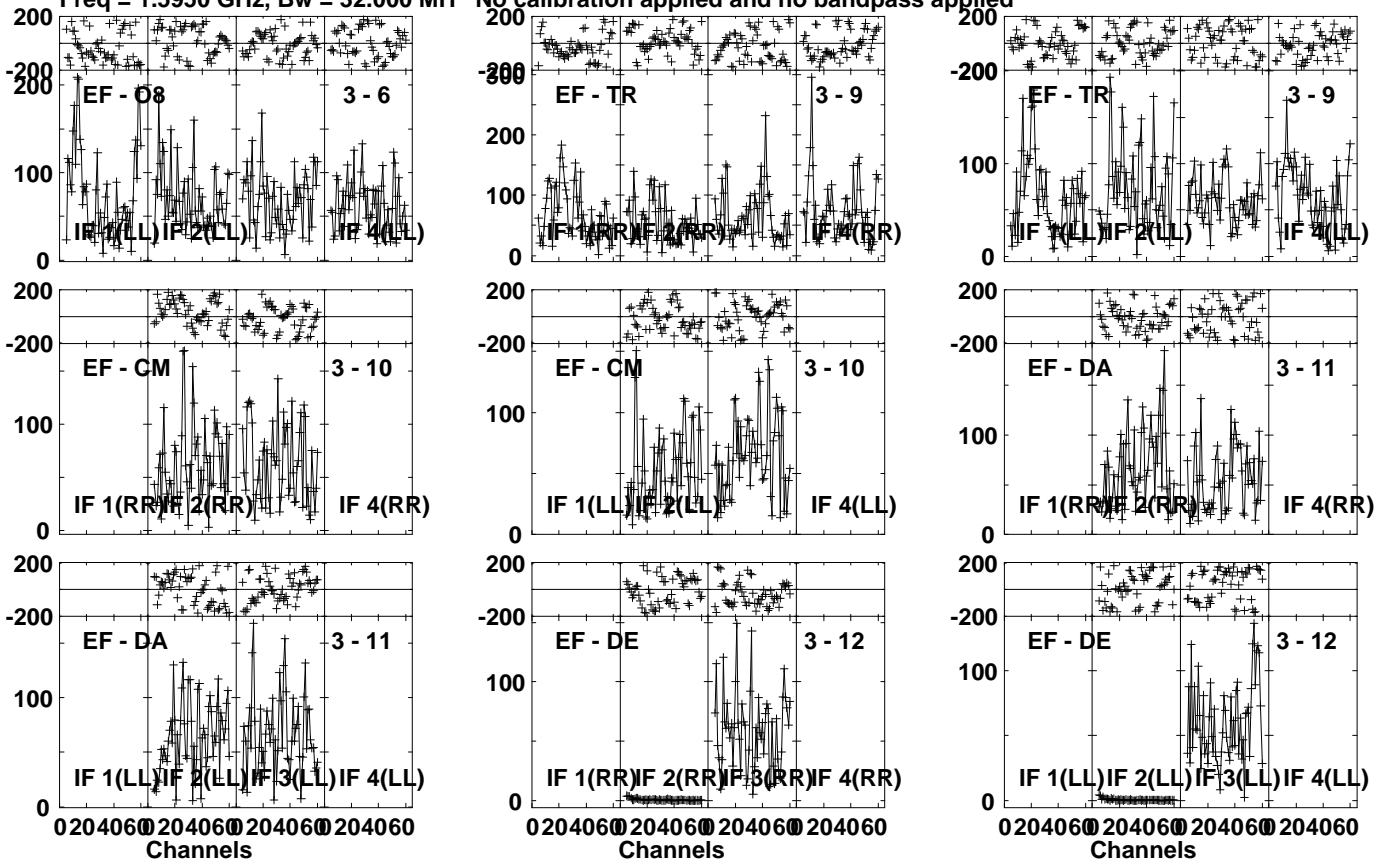
Lower frame: Micro Ampl Jy Top frame: Phas deg  
Vector averaged cross-power spectrum Several baselines displayed  
Timerange: 00:22:52:31 to 00:22:55:59

Plot file version 302 created 25-SEP-2023 15:06:22

J1419+5256 EM169.UVDATA.1

Freq = 1.5950 GHz, Bw = 32.000 MH

No calibration applied and no bandpass applied



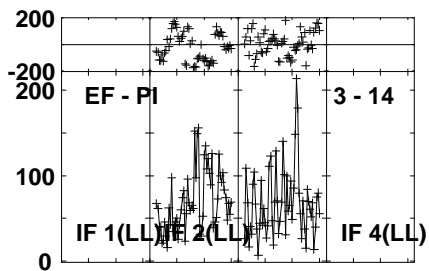
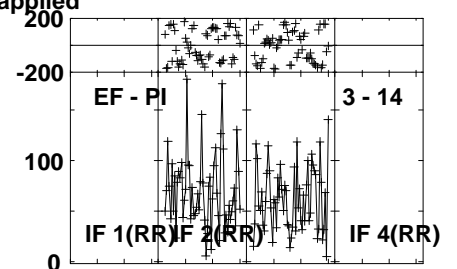
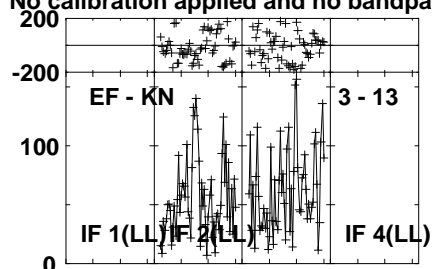
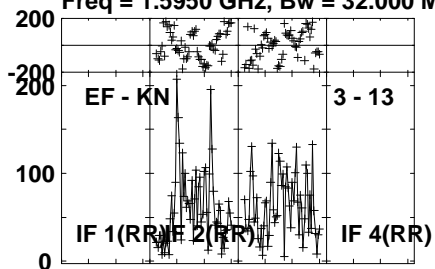
Lower frame: Micro Ampl Jy Top frame: Phas deg  
Vector averaged cross-power spectrum Several baselines displayed  
Timerange: 00/22:52:31 to 00/22:55:59

Plot file version 303 created 25-SEP-2023 15:06:22

J1419+5256 EM169.UVDATA.1

Freq = 1.5950 GHz, Bw = 32.000 MH

No calibration applied and no bandpass applied



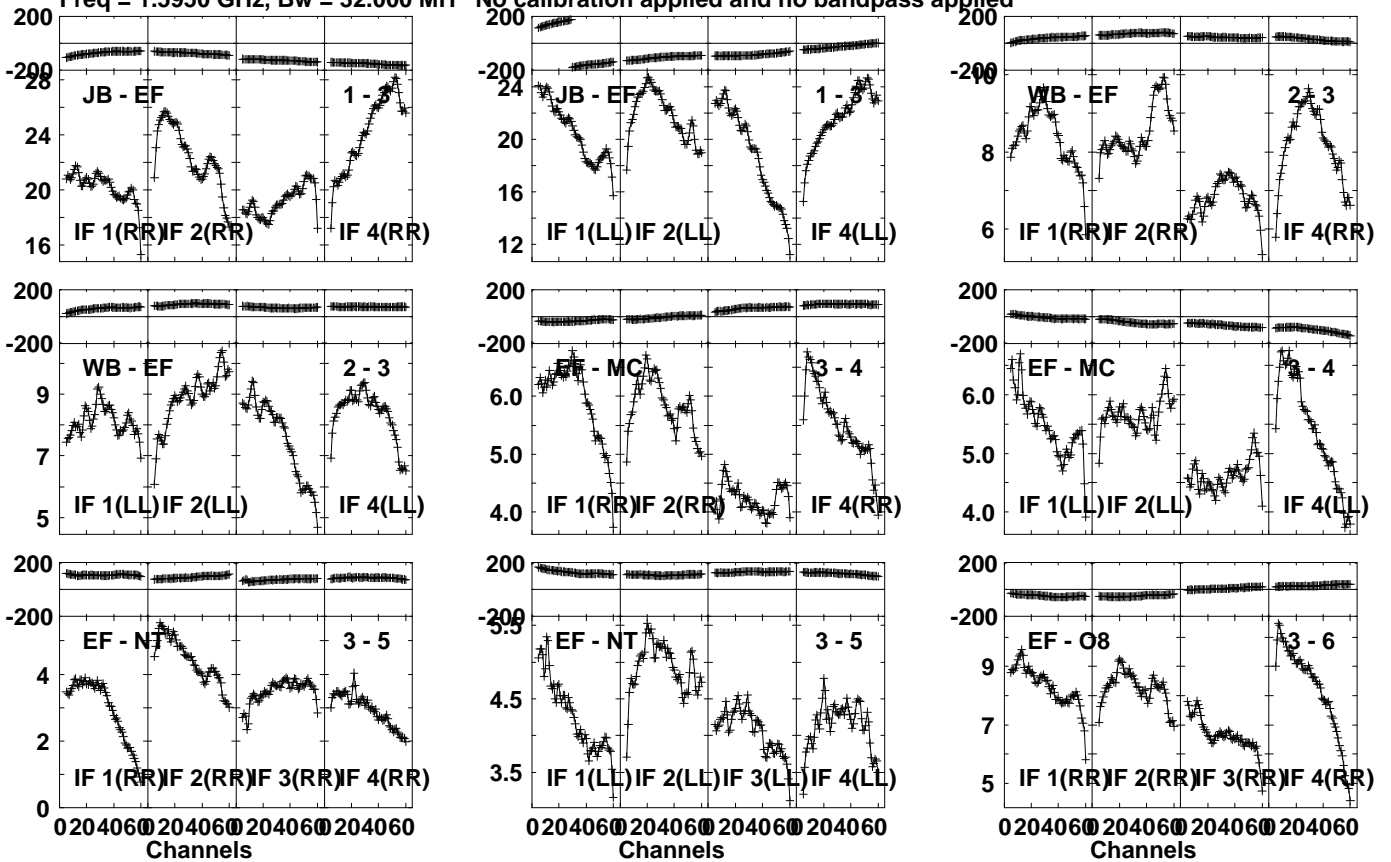
Lower frame: Micro Ampl Jy Top frame: Phas deg  
Vector averaged cross-power spectrum Several baselines displayed  
Timerange: 00/22:52:31 to 00/22:55:59

Plot file version 304 created 25-SEP-2023 15:06:22

1418+546 EM169.UVDATA.1

Freq = 1.5950 GHz, Bw = 32.000 MH

No calibration applied and no bandpass applied



Lower frame: Milli Ampl Jy Top frame: Phas deg

Vector averaged cross-power spectrum Several baselines displayed

Timerange: 00/22:56:31 to 00/22:57:29

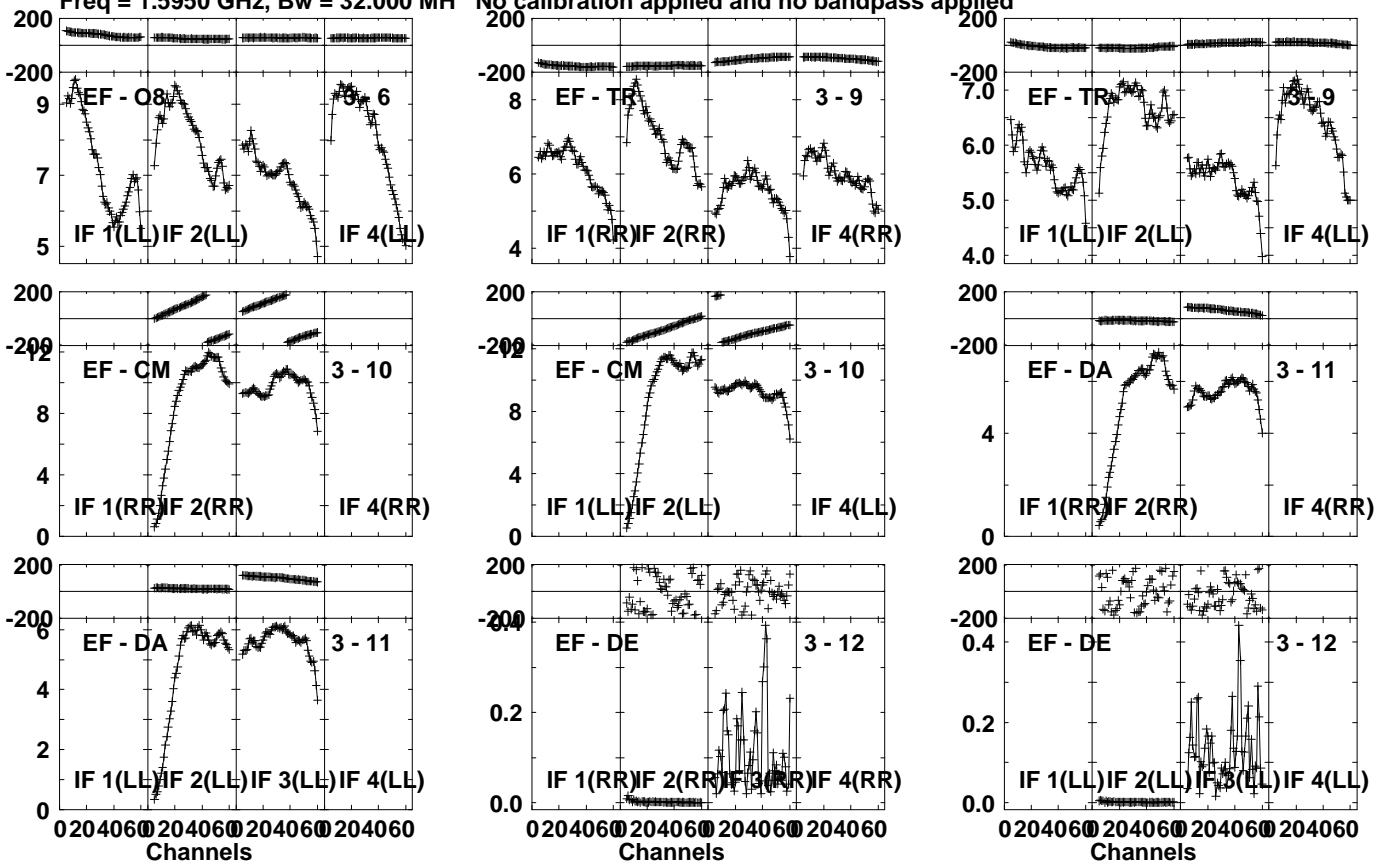


Plot file version 305 created 25-SEP-2023 15:06:22

1418+546 EM169.UVDATA.1

Freq = 1.5950 GHz, Bw = 32.000 MH

No calibration applied and no bandpass applied

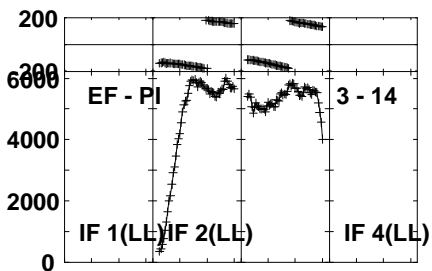
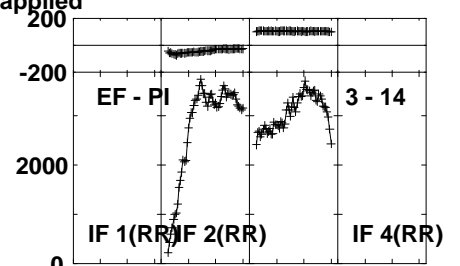
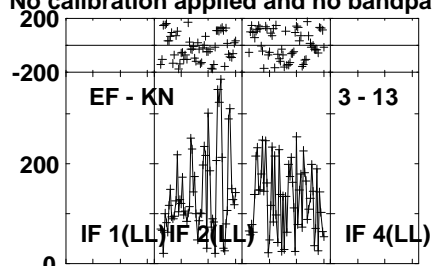
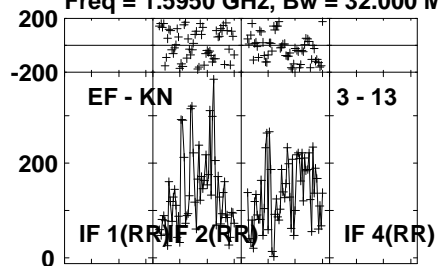


Lower frame: Milli Ampl Jy Top frame: Phas deg  
Vector averaged cross-power spectrum Several baselines displayed  
Timerange: 00/22:56:31 to 00/22:57:29

Plot file version 306 created 25-SEP-2023 15:06:22

1418+546 EM169.UVDATA.1

Freq = 1.5950 GHz, Bw = 32.000 MH No calibration applied and no bandpass applied



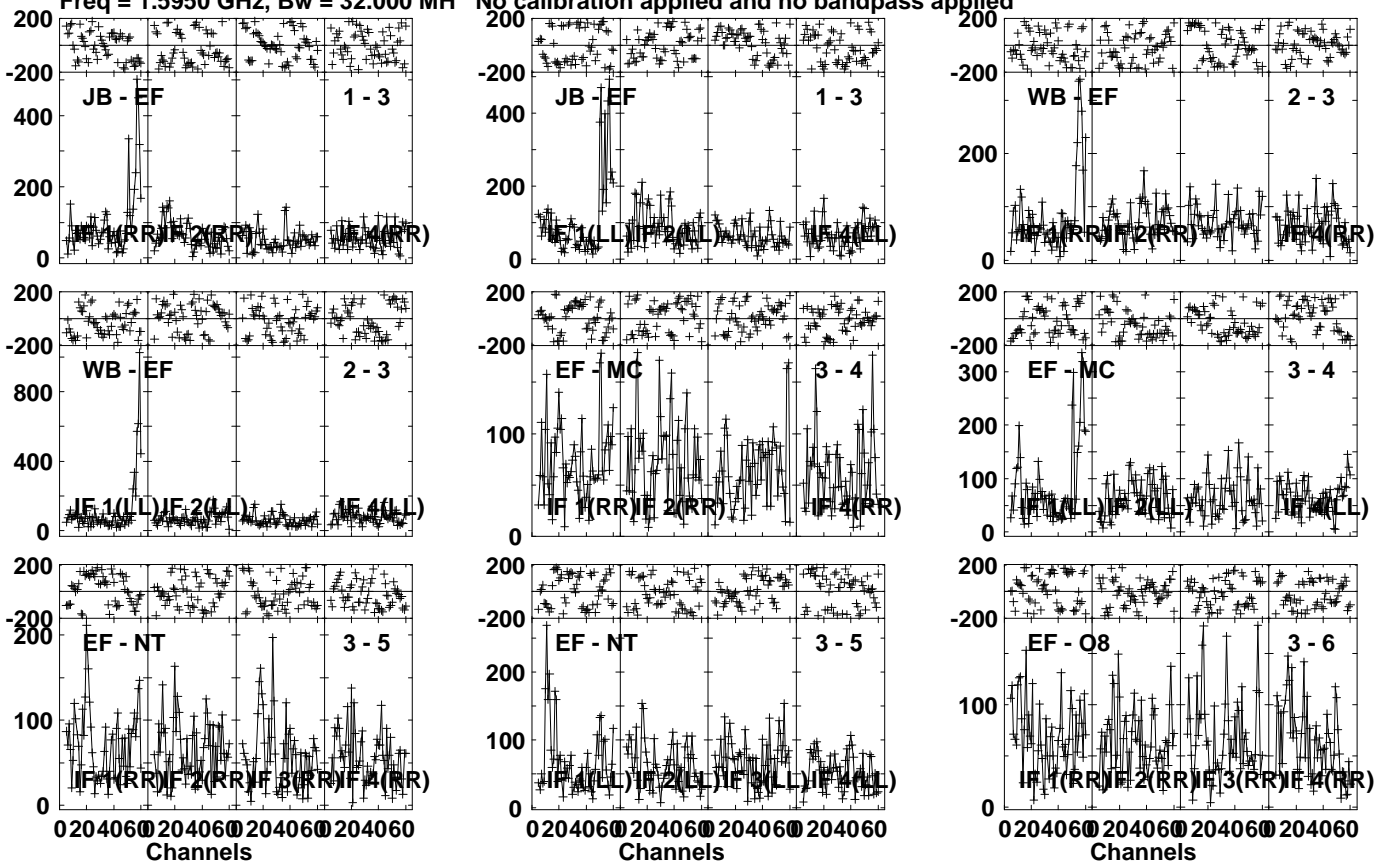
Lower frame: Micro Ampl Jy Top frame: Phas deg  
Vector averaged cross-power spectrum Several baselines displayed  
Timerange: 00/22:56:31 to 00/22:57:29

Plot file version 307 created 25-SEP-2023 15:06:22

J1419+5256 EM169.UVDATA.1

Freq = 1.5950 GHz, Bw = 32.000 MH

No calibration applied and no bandpass applied

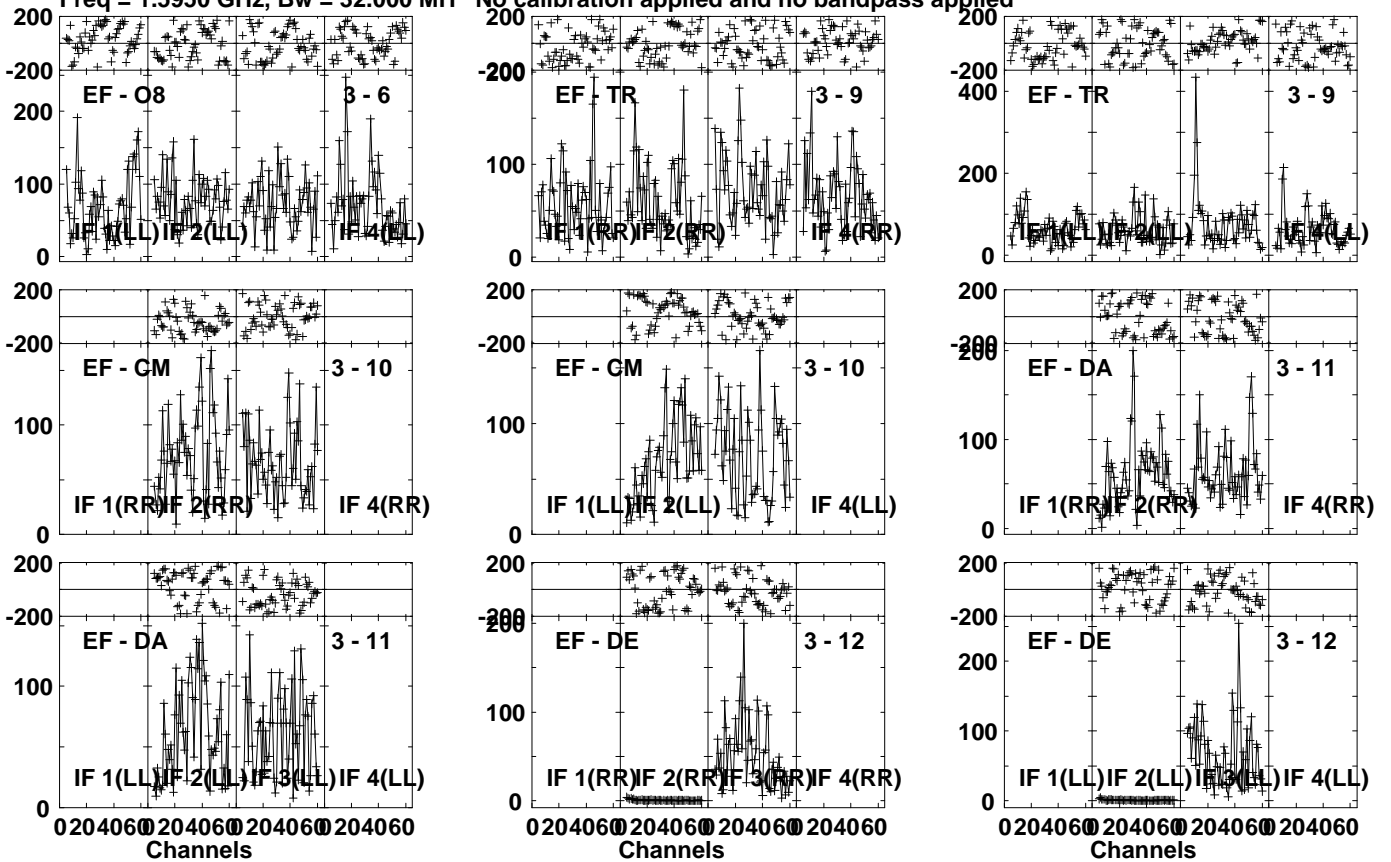


Lower frame: Micro Ampl Jy Top frame: Phas deg  
Vector averaged cross-power spectrum Several baselines displayed  
Timerange: 00/22:57:31 to 00/23:00:59

Plot file version 308 created 25-SEP-2023 15:06:22

J1419+5256 EM169.UVDATA.1

Freq = 1.5950 GHz, Bw = 32.000 MH No calibration applied and no bandpass applied



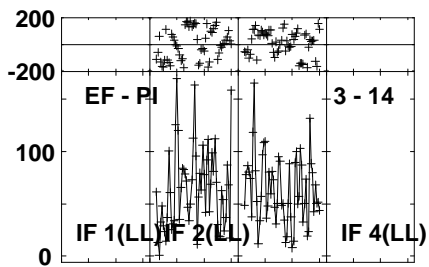
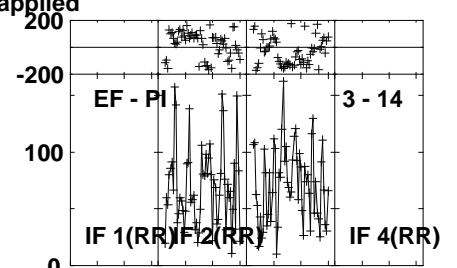
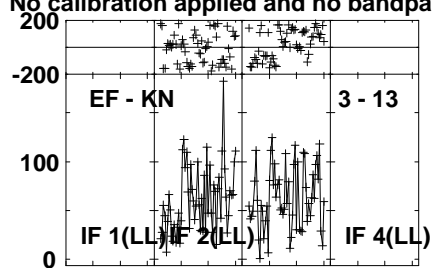
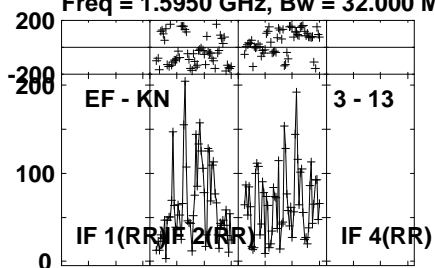
Lower frame: Micro Ampl Jy Top frame: Phas deg  
Vector averaged cross-power spectrum Several baselines displayed  
Timerange: 00/22:57:31 to 00/23:00:59

Plot file version 309 created 25-SEP-2023 15:06:22

J1419+5256 EM169.UVDATA.1

Freq = 1.5950 GHz, Bw = 32.000 MH

No calibration applied and no bandpass applied

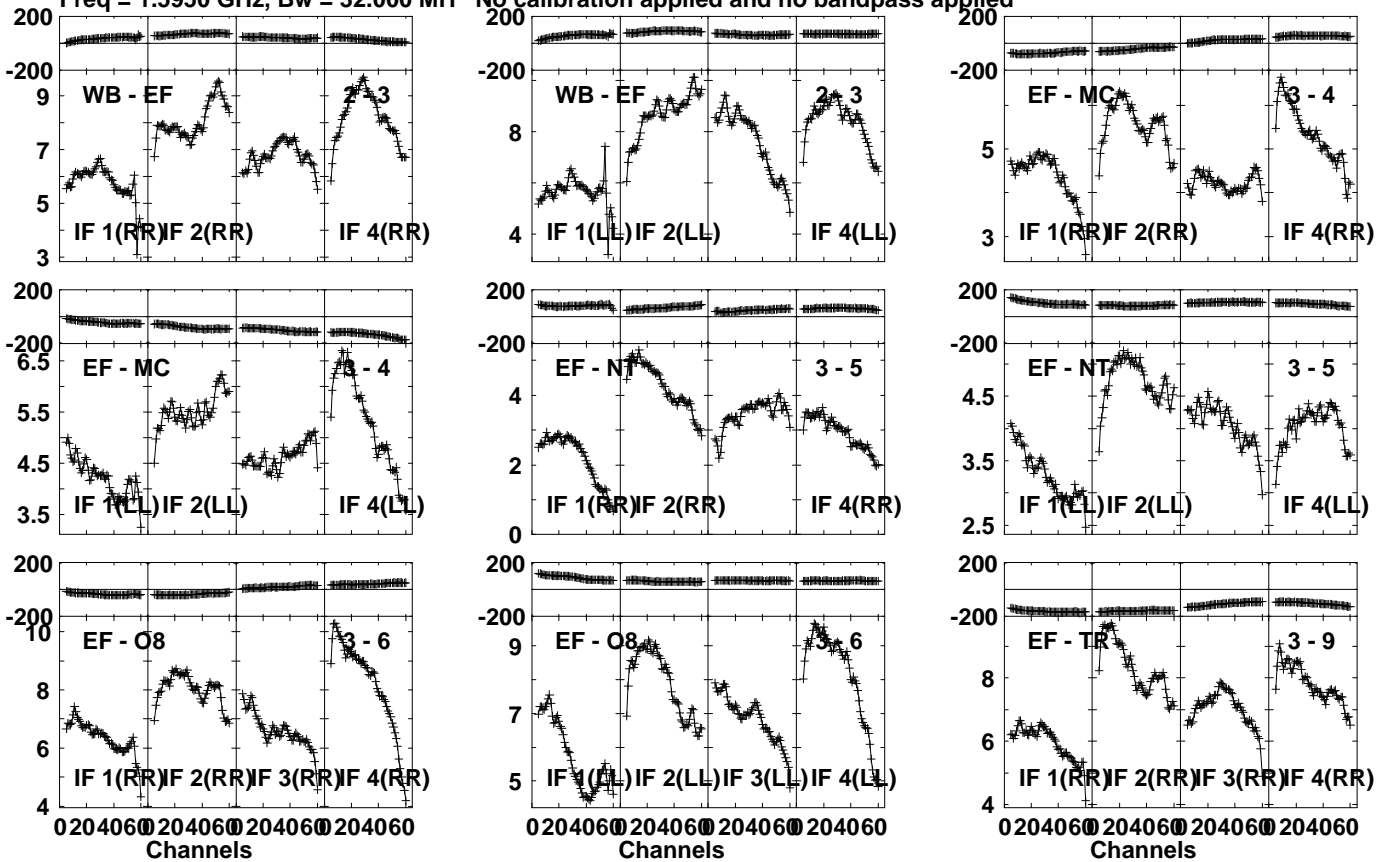


Lower frame: Micro Ampl Jy Top frame: Phas deg  
Vector averaged cross-power spectrum Several baselines displayed  
Timerange: 00/22:57:31 to 00/23:00:59

Plot file version 310 created 25-SEP-2023 15:06:22

1418+546 EM169.UVDATA.1

Freq = 1.5950 GHz, Bw = 32.000 MH No calibration applied and no bandpass applied

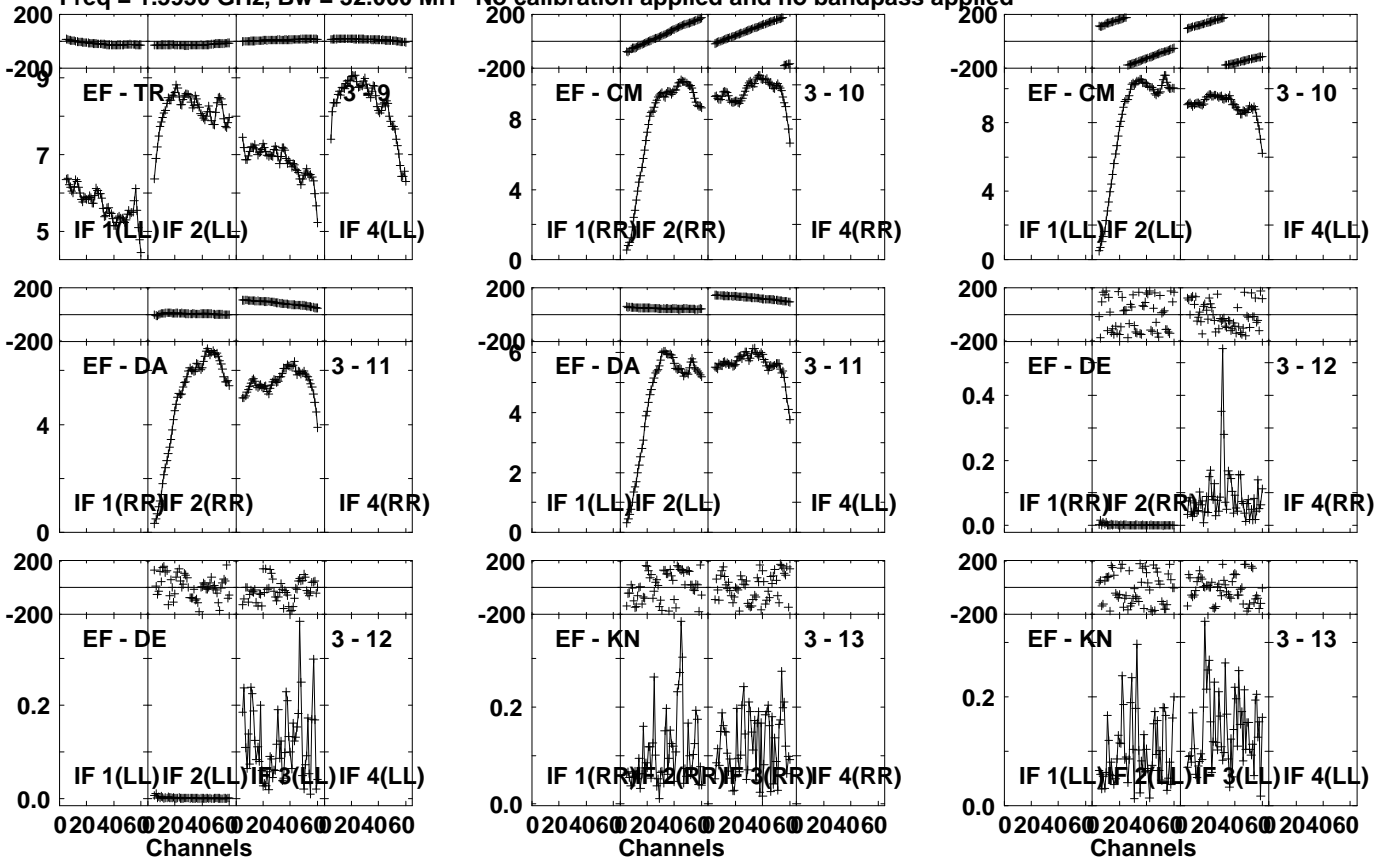


Lower frame: Milli Ampl Jy Top frame: Phas deg  
Vector averaged cross-power spectrum Several baselines displayed  
Timerange: 00/23:01:01 to 00/23:02:29

Plot file version 311 created 25-SEP-2023 15:06:22

1418+546 EM169.UVDATA.1

Freq = 1.5950 GHz, Bw = 32.000 MH No calibration applied and no bandpass applied

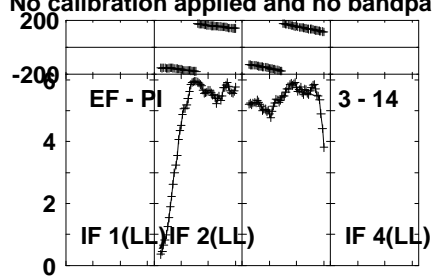
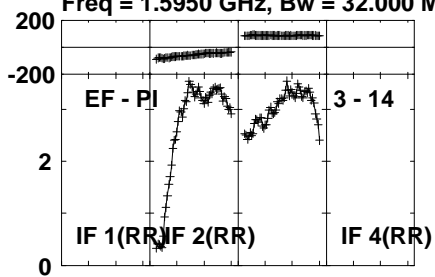


Lower frame: Milli Ampl Jy Top frame: Phas deg  
Vector averaged cross-power spectrum Several baselines displayed  
Timerange: 00/23:01:01 to 00/23:02:29

Plot file version 312 created 25-SEP-2023 15:06:23

1418+546 EM169.UVDATA.1

Freq = 1.5950 GHz, Bw = 32.000 MH No calibration applied and no bandpass applied



Lower frame: Milli Ampl Jy Top frame: Phas deg

Vector averaged cross-power spectrum Several baselines displayed

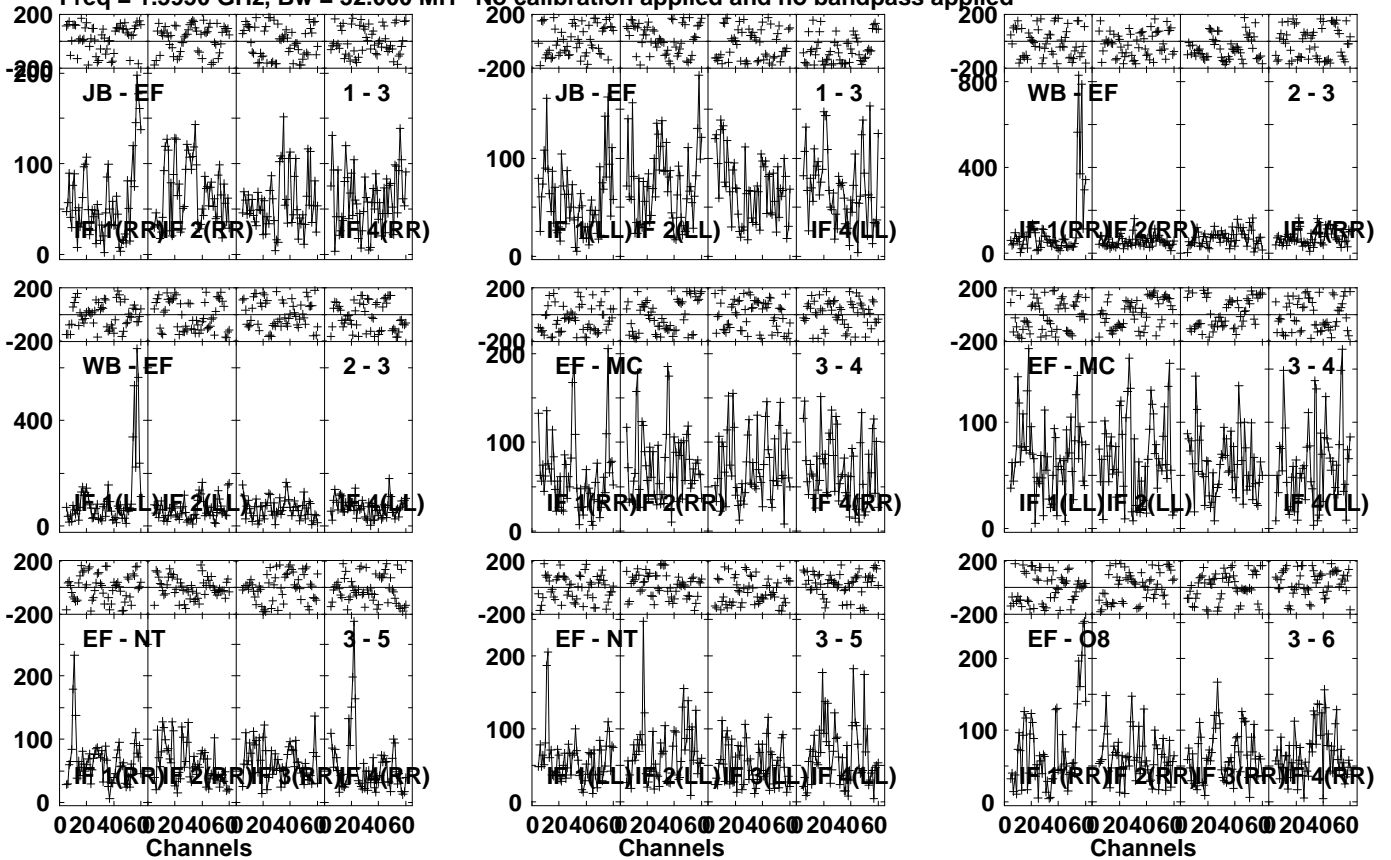
Timerange: 00/23:01:01 to 00/23:02:29



Plot file version 313 created 25-SEP-2023 15:06:23

J1419+5256 EM169.UVDATA.1

Freq = 1.5950 GHz, Bw = 32.000 MH No calibration applied and no bandpass applied

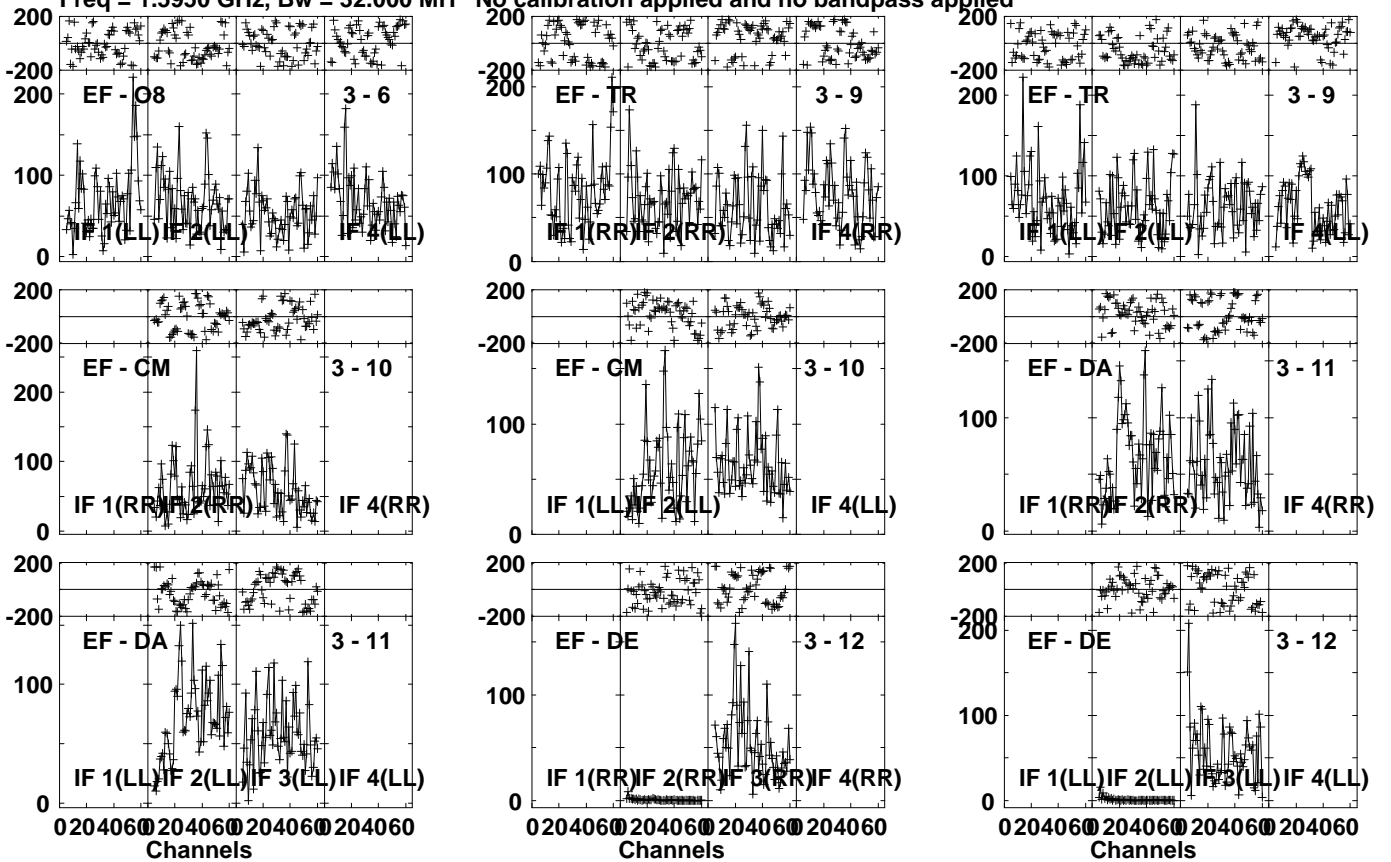


Lower frame: Micro Ampl Jy Top frame: Phas deg  
Vector averaged cross-power spectrum Several baselines displayed  
Timerange: 00/23:02:31 to 00/23:05:59

Plot file version 314 created 25-SEP-2023 15:06:23

J1419+5256 EM169.UVDATA.1

Freq = 1.5950 GHz, Bw = 32.000 MH No calibration applied and no bandpass applied

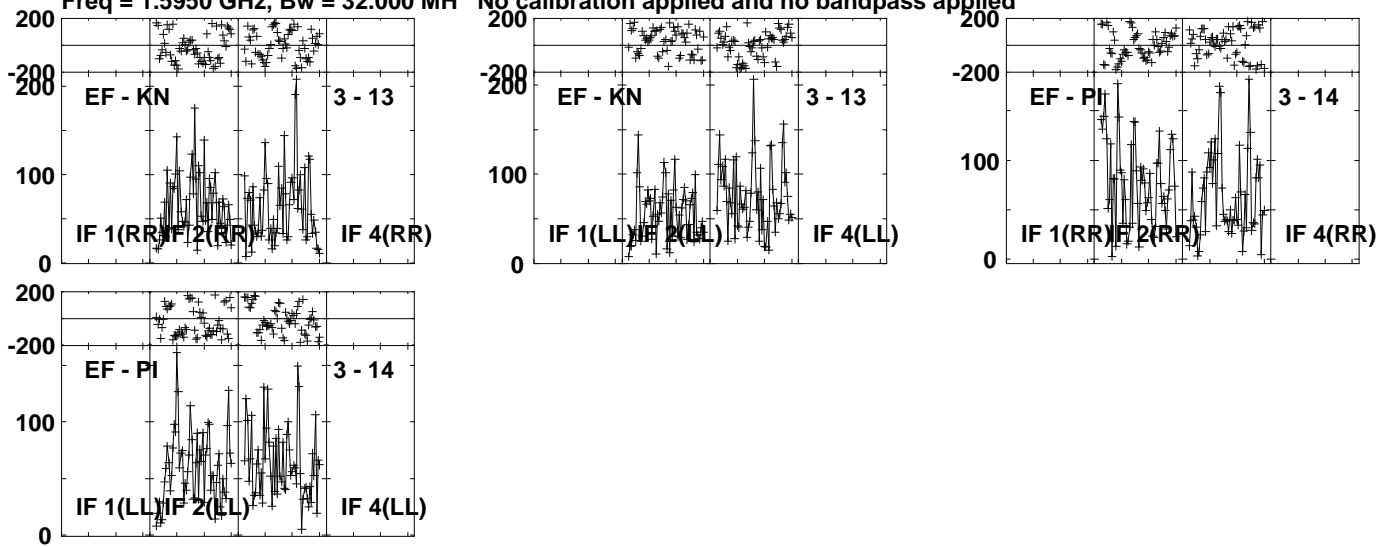


Lower frame: Micro Ampl Jy Top frame: Phas deg  
Vector averaged cross-power spectrum Several baselines displayed  
Timerange: 00/23:02:31 to 00/23:05:59

Plot file version 315 created 25-SEP-2023 15:06:23

J1419+5256 EM169.UVDATA.1

Freq = 1.5950 GHz, Bw = 32.000 MH No calibration applied and no bandpass applied



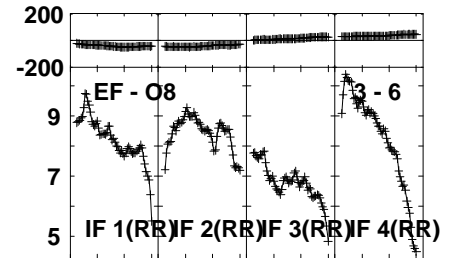
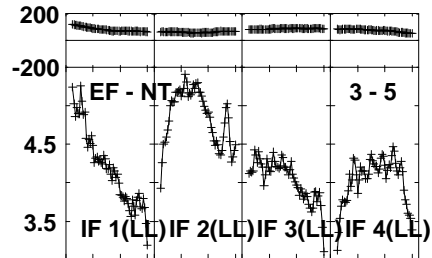
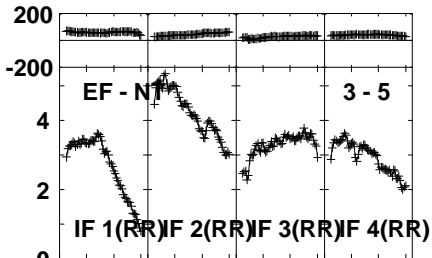
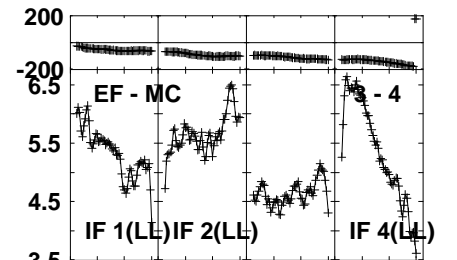
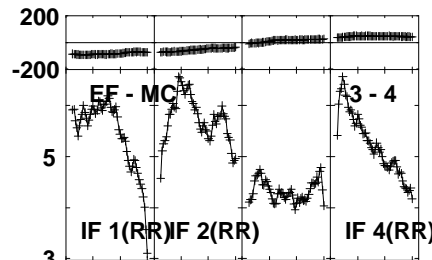
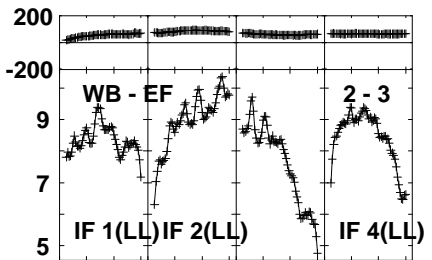
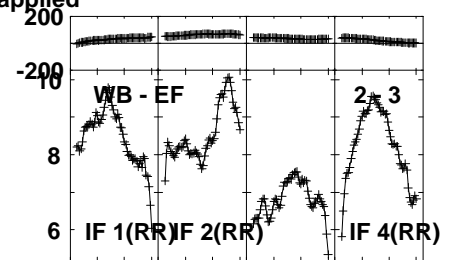
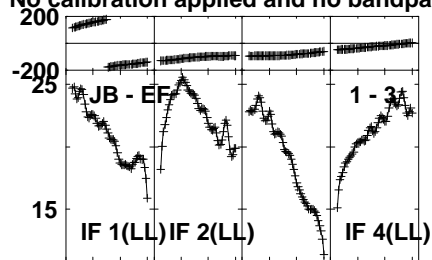
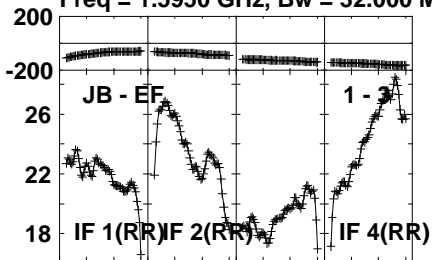
Lower frame: Micro Ampl Jy Top frame: Phas deg  
Vector averaged cross-power spectrum Several baselines displayed  
Timerange: 00/23:02:31 to 00/23:05:59

Plot file version 316 created 25-SEP-2023 15:06:23

1418+546 EM169.UVDATA.1

Freq = 1.5950 GHz, Bw = 32.000 MH

No calibration applied and no bandpass applied



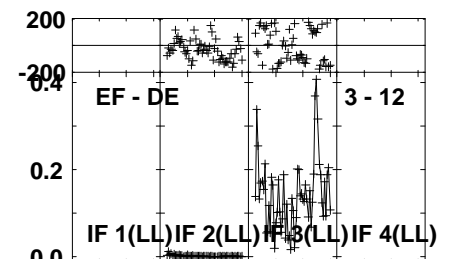
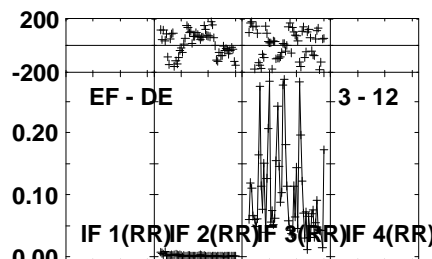
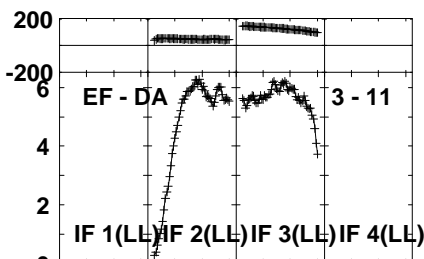
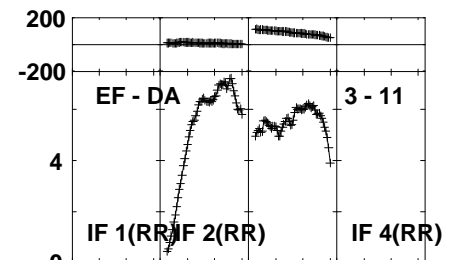
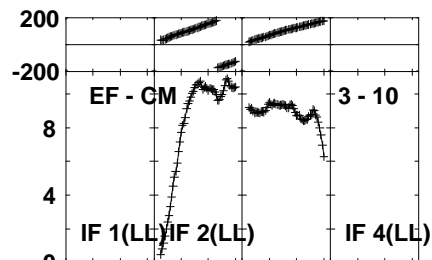
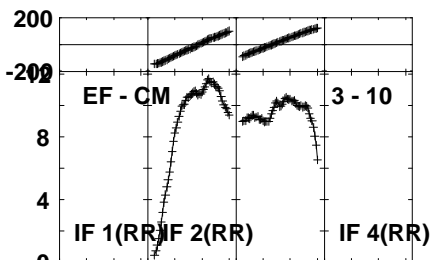
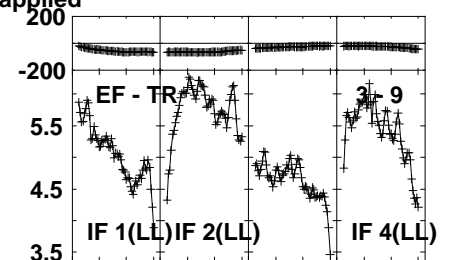
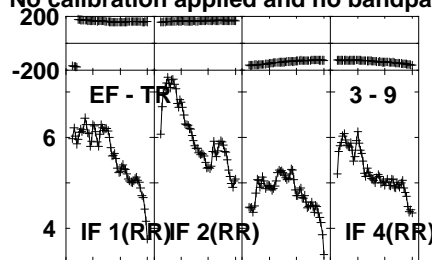
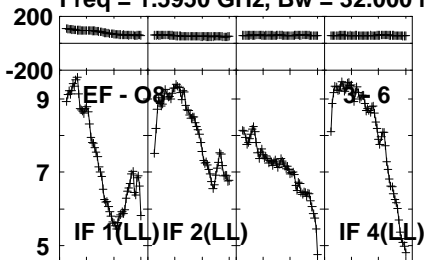
Lower frame: Milli Ampl Jy Top frame: Phas deg  
Vector averaged cross-power spectrum Several baselines displayed  
Timerange: 00/23:06:31 to 00/23:07:29

Plot file version 317 created 25-SEP-2023 15:06:23

1418+546 EM169.UVDATA.1

Freq = 1.5950 GHz, Bw = 32.000 MH

No calibration applied and no bandpass applied

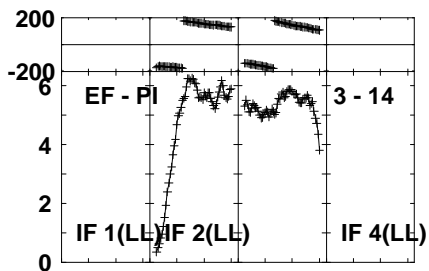
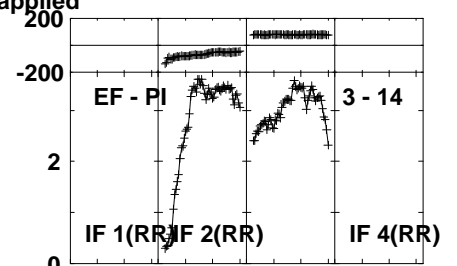
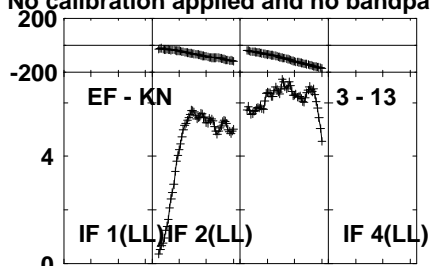
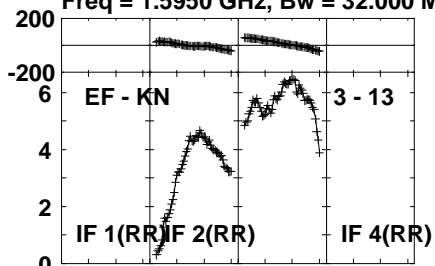


Lower frame: Milli Ampl Jy Top frame: Phas deg  
Vector averaged cross-power spectrum Several baselines displayed  
Timerange: 00/23:06:31 to 00/23:07:29

Plot file version 318 created 25-SEP-2023 15:06:23

1418+546 EM169.UVDATA.1

Freq = 1.5950 GHz, Bw = 32.000 MH No calibration applied and no bandpass applied



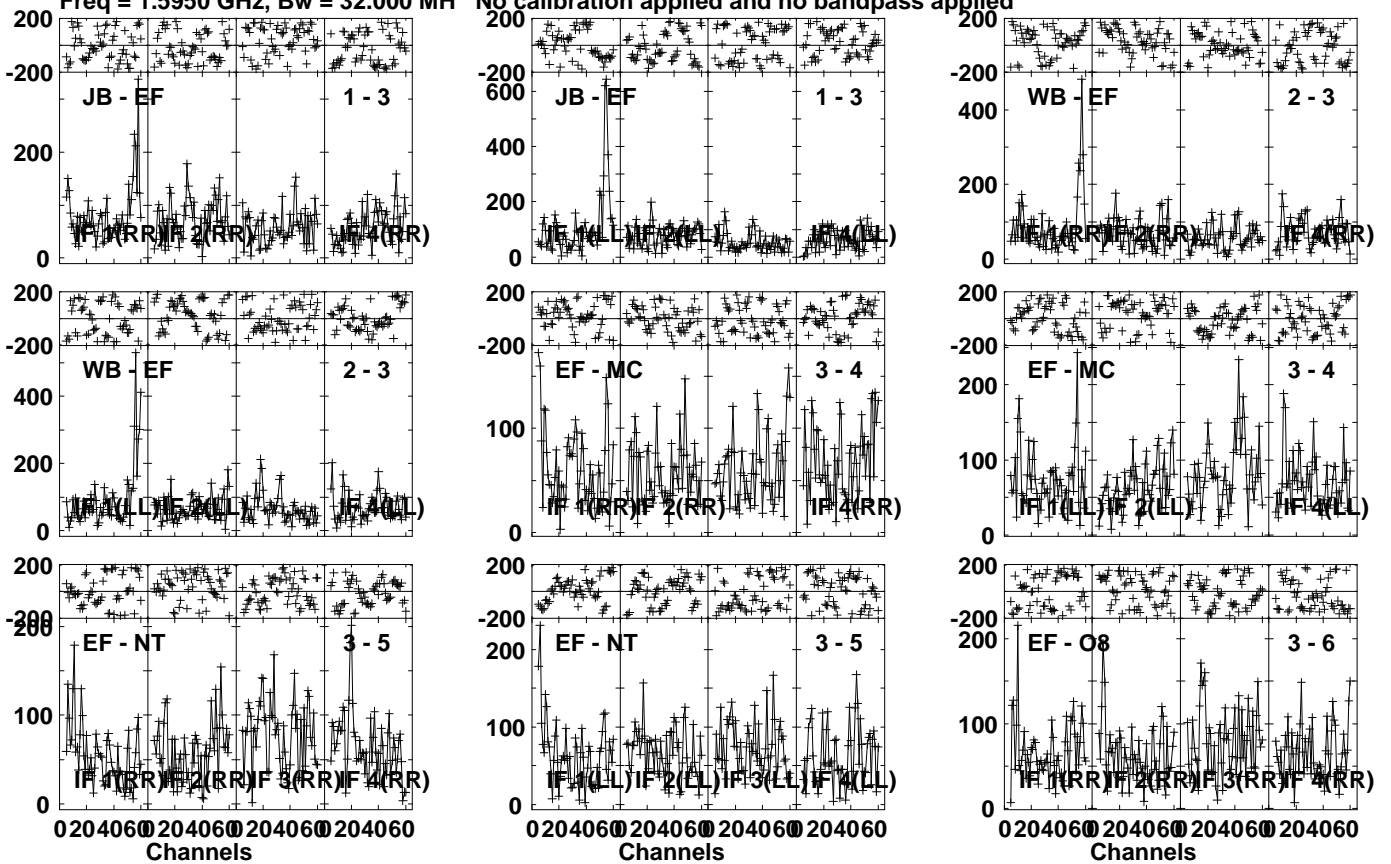
Lower frame: Milli Ampl Jy Top frame: Phas deg  
Vector averaged cross-power spectrum Several baselines displayed  
Timerange: 00/23:06:31 to 00/23:07:29

Plot file version 319 created 25-SEP-2023 15:06:23

J1419+5256 EM169.UVDATA.1

Freq = 1.5950 GHz, Bw = 32.000 MH

No calibration applied and no bandpass applied



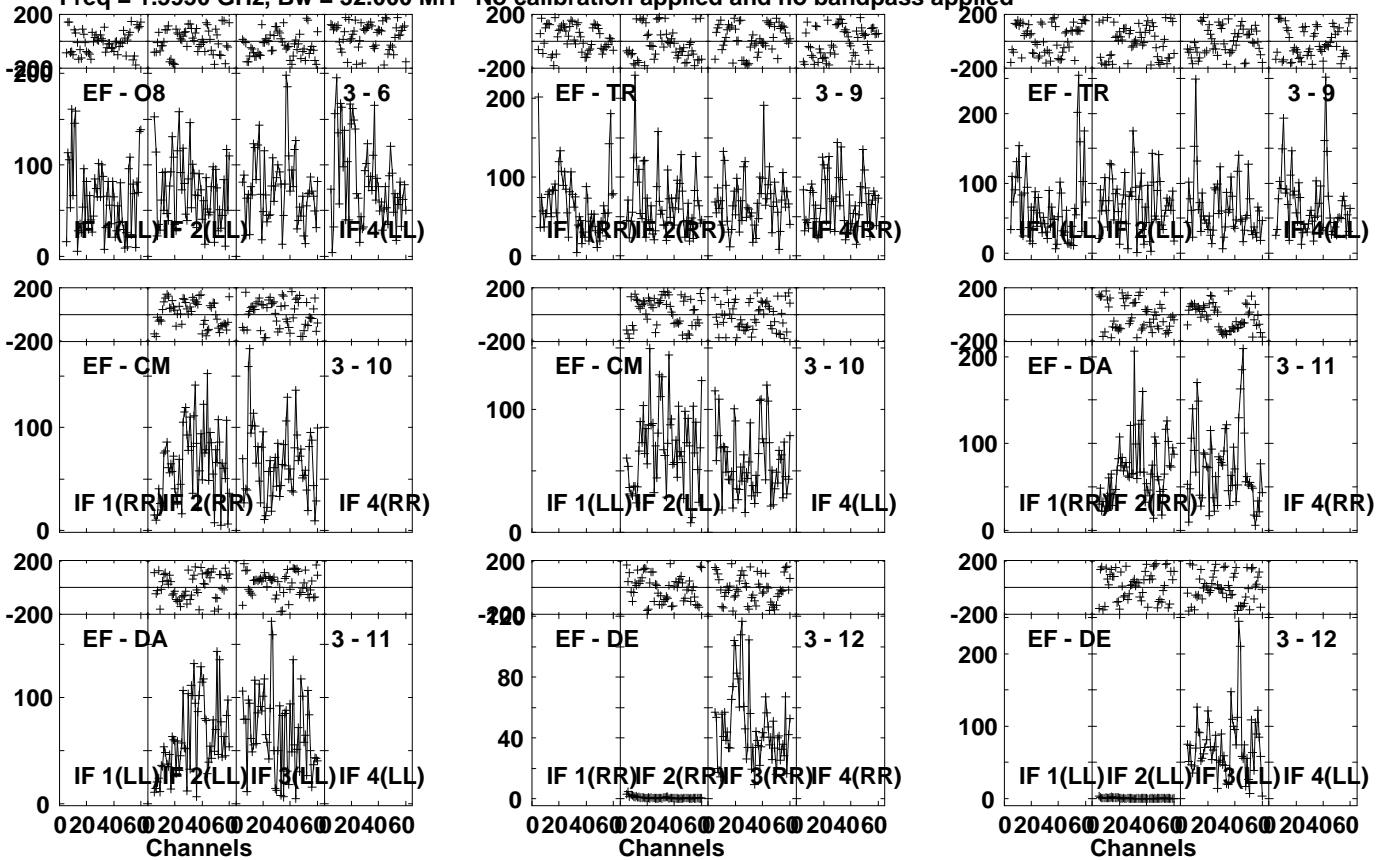
Lower frame: Micro Ampl Jy Top frame: Phas deg  
Vector averaged cross-power spectrum Several baselines displayed  
Timerange: 00/23:07:31 to 00/23:10:59

Plot file version 320 created 25-SEP-2023 15:06:23

J1419+5256 EM169.UVDATA.1

Freq = 1.5950 GHz, Bw = 32.000 MH

No calibration applied and no bandpass applied



Lower frame: Micro Ampl Jy Top frame: Phas deg  
Vector averaged cross-power spectrum Several baselines displayed  
Timerange: 00/23:07:31 to 00/23:10:59

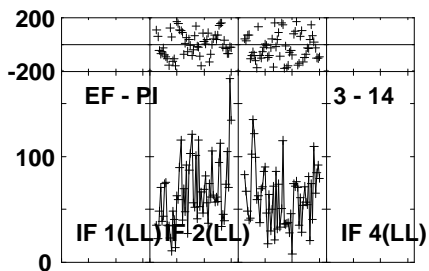
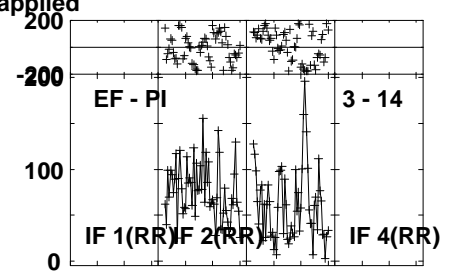
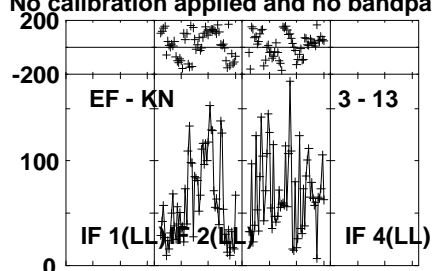
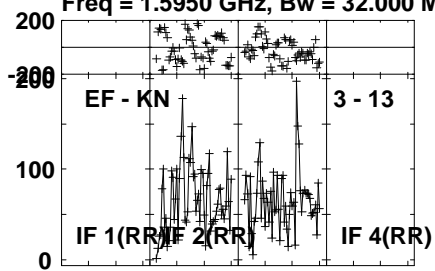


Plot file version 321 created 25-SEP-2023 15:06:23

J1419+5256 EM169.UVDATA.1

Freq = 1.5950 GHz, Bw = 32.000 MH

No calibration applied and no bandpass applied



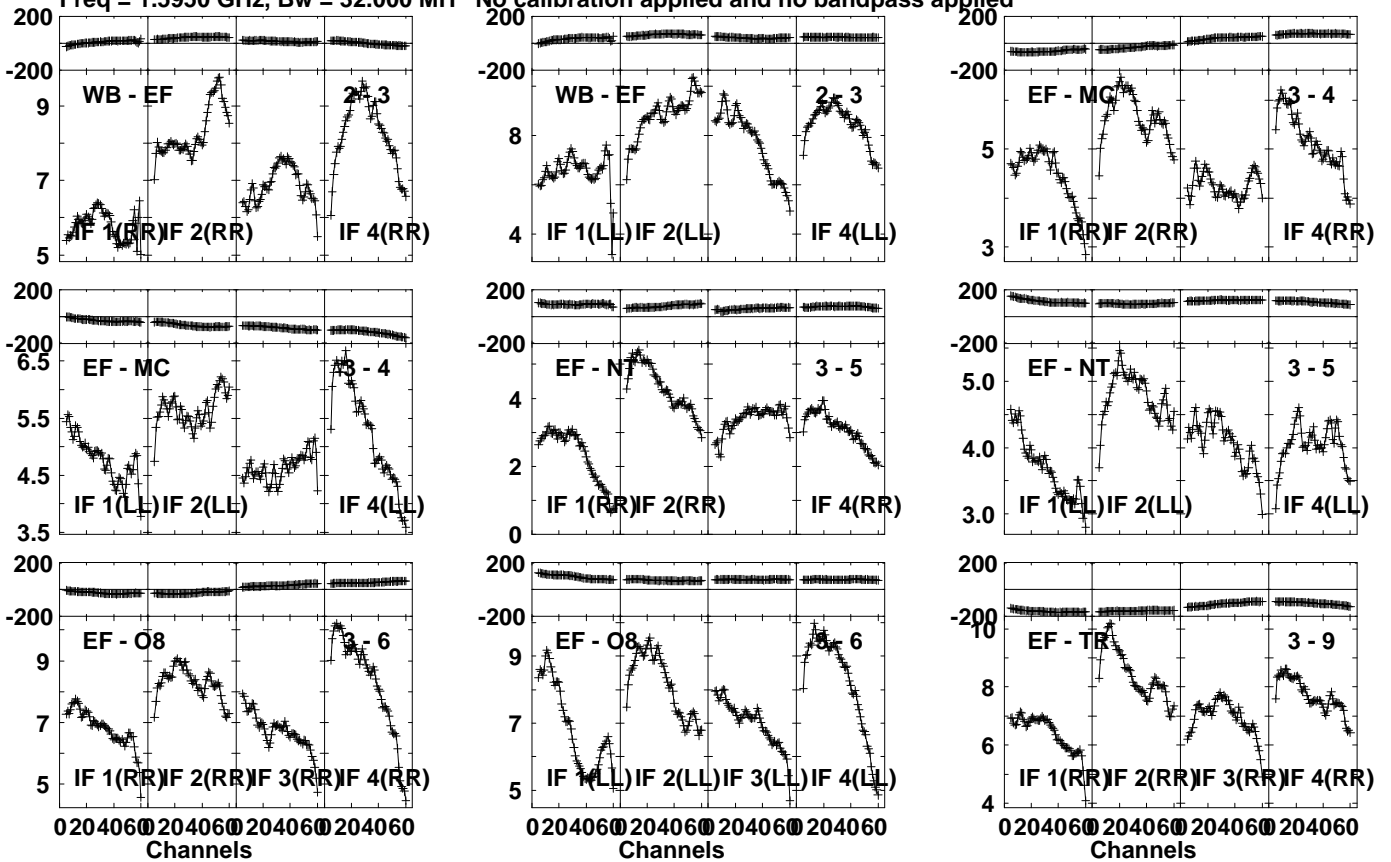
Lower frame: Micro Ampl Jy Top frame: Phas deg  
Vector averaged cross-power spectrum Several baselines displayed  
Timerange: 00/23:07:31 to 00/23:10:59

Plot file version 322 created 25-SEP-2023 15:06:23

1418+546 EM169.UVDATA.1

Freq = 1.5950 GHz, Bw = 32.000 MH

No calibration applied and no bandpass applied

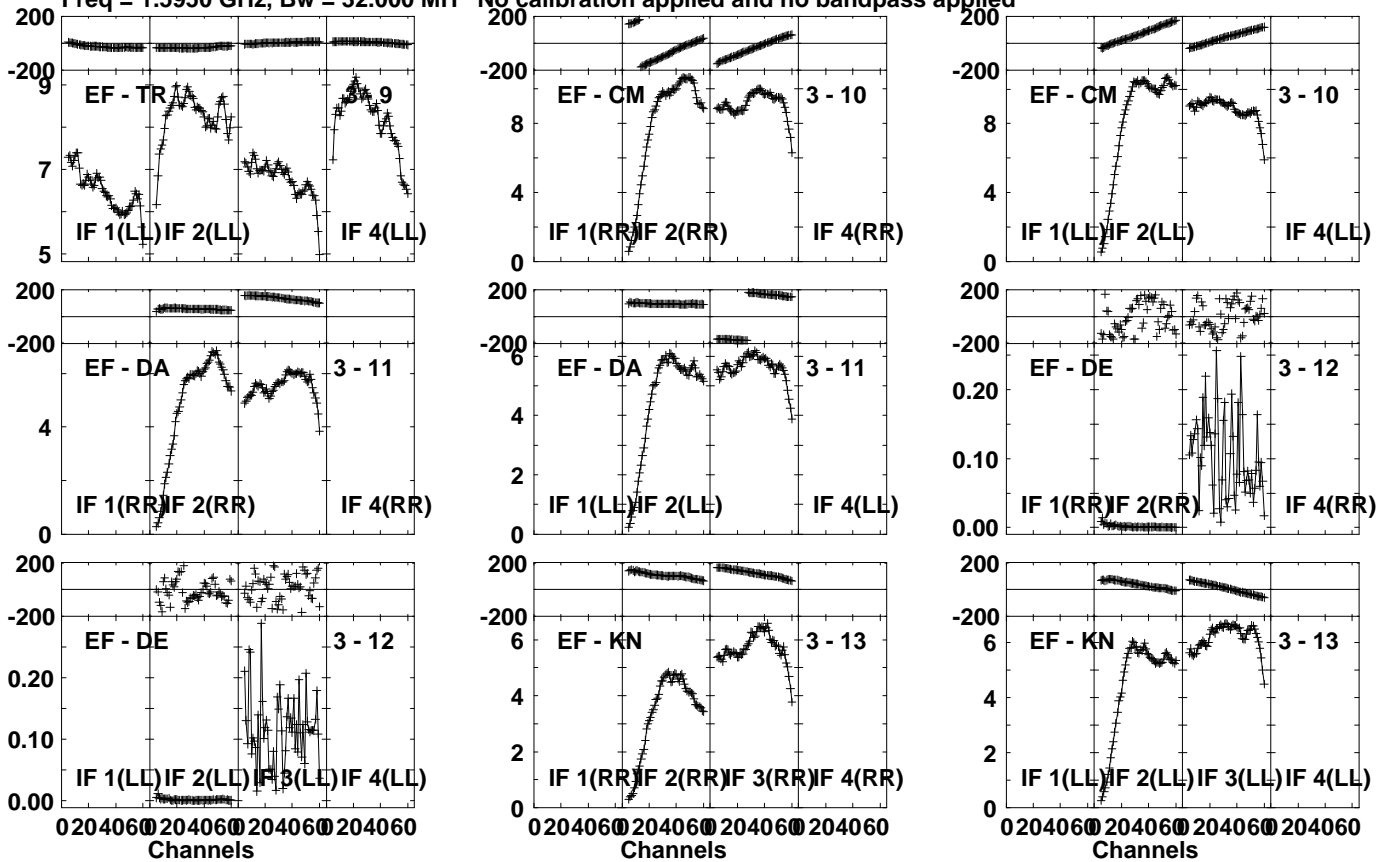


Lower frame: Milli Ampl Jy Top frame: Phas deg  
Vector averaged cross-power spectrum Several baselines displayed  
Timerange: 00/23:11:01 to 00/23:12:29

Plot file version 323 created 25-SEP-2023 15:06:23

1418+546 EM169.UVDATA.1

Freq = 1.5950 GHz, Bw = 32.000 MH No calibration applied and no bandpass applied

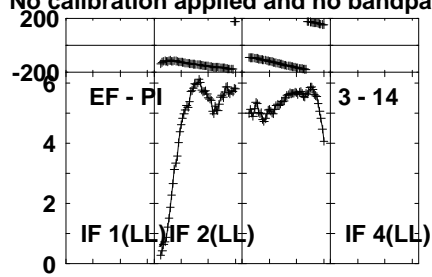
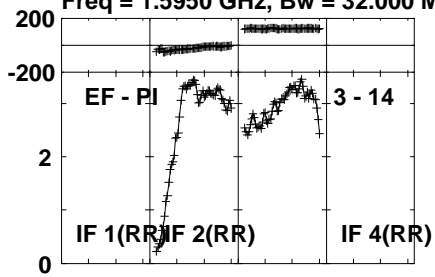


Lower frame: Milli Ampl Jy Top frame: Phas deg  
Vector averaged cross-power spectrum Several baselines displayed  
Timerange: 00/23:11:01 to 00/23:12:29

Plot file version 324 created 25-SEP-2023 15:06:23

1418+546 EM169.UVDATA.1

Freq = 1.5950 GHz, Bw = 32.000 MH No calibration applied and no bandpass applied

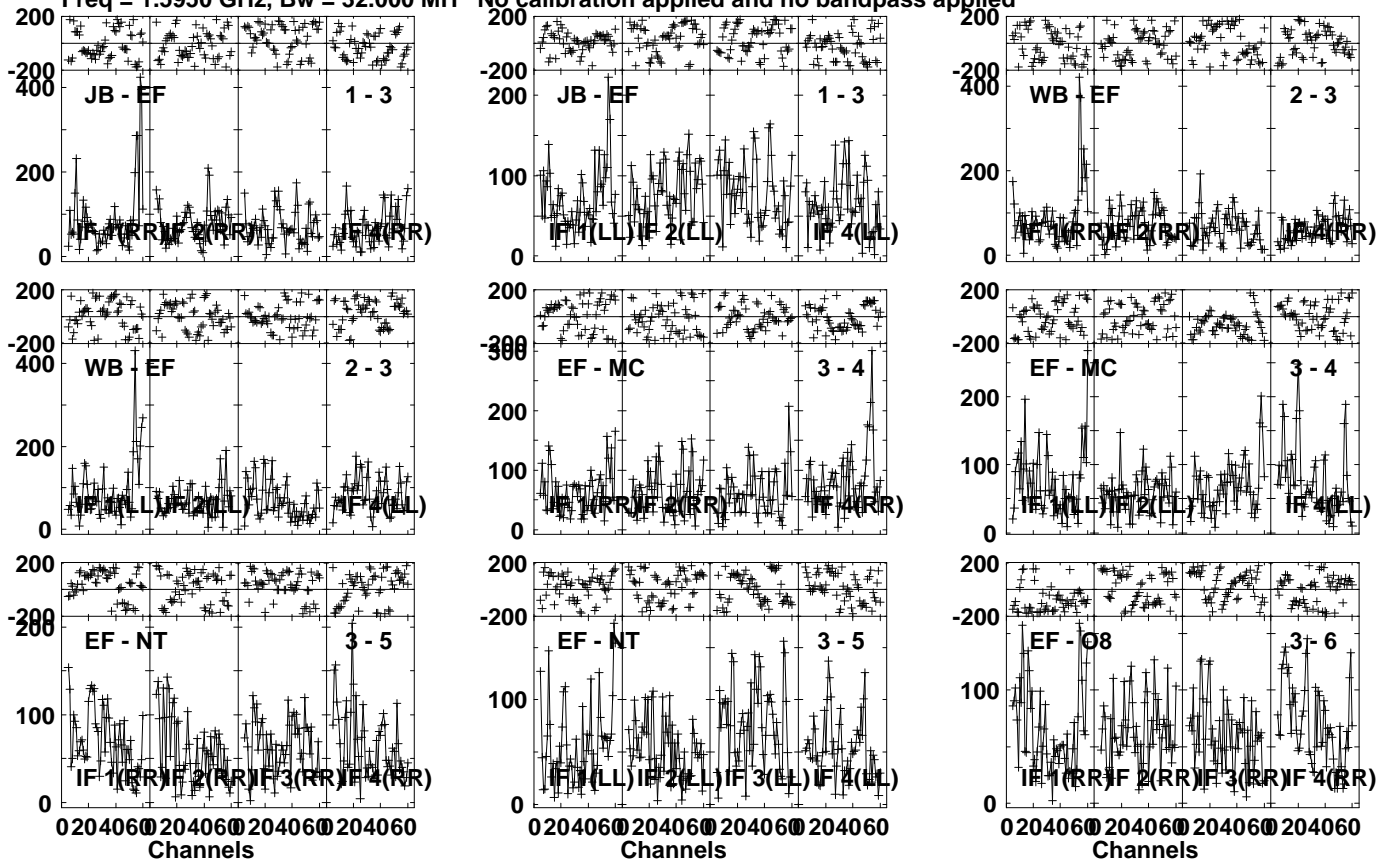


Lower frame: Milli Ampl Jy Top frame: Phas deg  
Vector averaged cross-power spectrum Several baselines displayed  
Timerange: 00/23:11:01 to 00/23:12:29

Plot file version 325 created 25-SEP-2023 15:06:23

J1419+5256 EM169.UVDATA.1

Freq = 1.5950 GHz, Bw = 32.000 MH No calibration applied and no bandpass applied



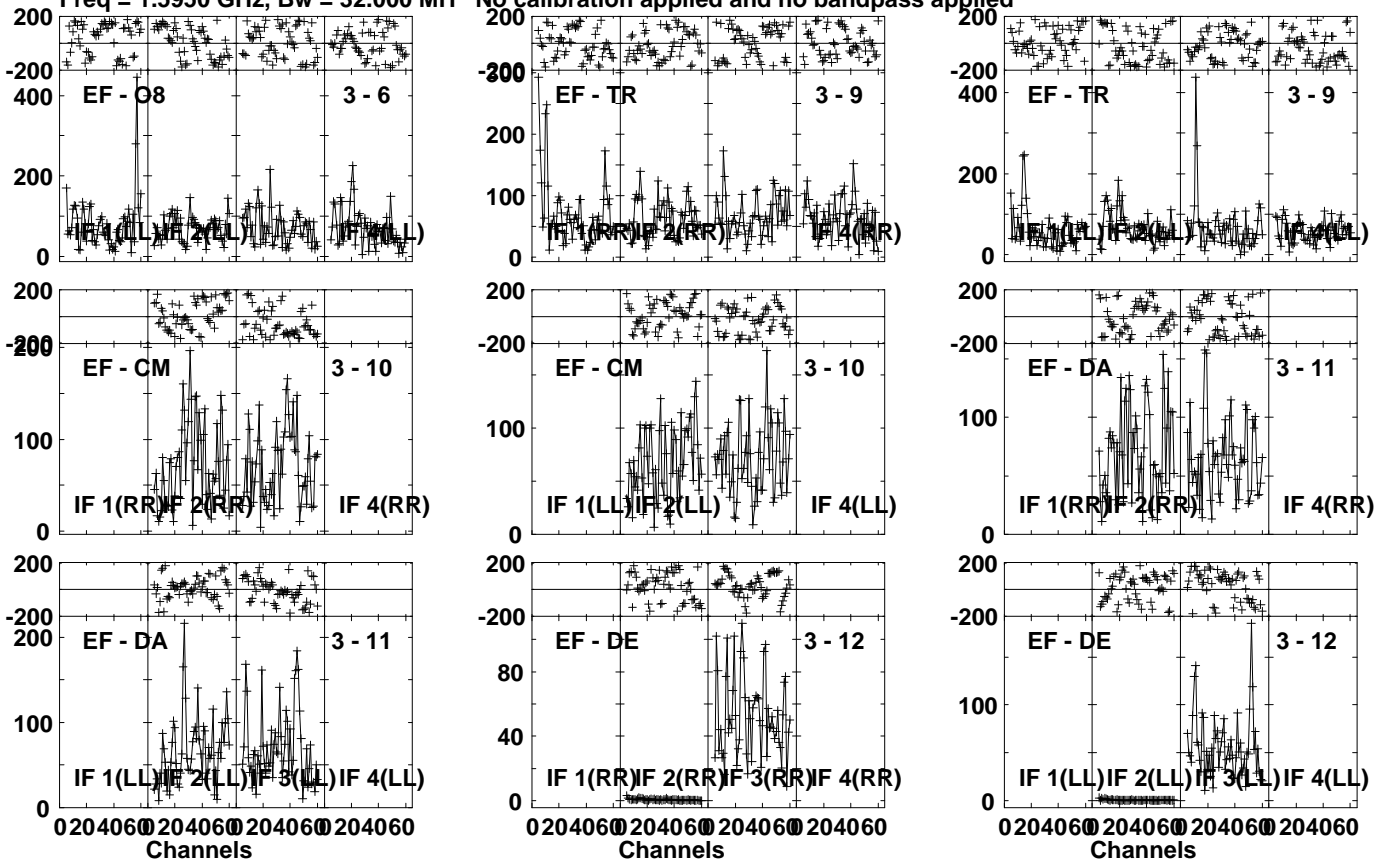
Lower frame: Micro Ampl Jy Top frame: Phas deg  
Vector averaged cross-power spectrum Several baselines displayed  
Timerange: 00/23:12:31 to 00/23:15:59

Plot file version 326 created 25-SEP-2023 15:06:24

J1419+5256 EM169.UVDATA.1

Freq = 1.5950 GHz, Bw = 32.000 MH

No calibration applied and no bandpass applied



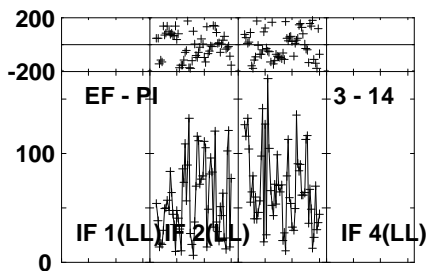
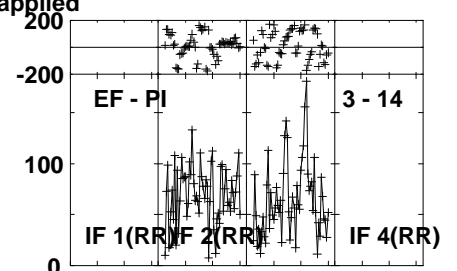
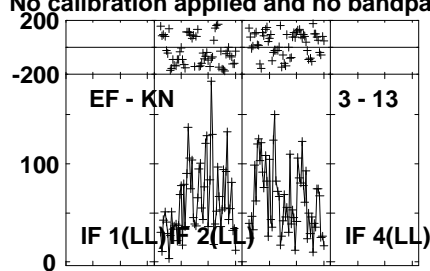
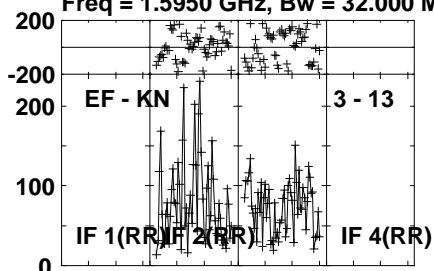
Lower frame: Micro Ampl Jy Top frame: Phas deg  
Vector averaged cross-power spectrum Several baselines displayed  
Timerange: 00/23:12:31 to 00/23:15:59

Plot file version 327 created 25-SEP-2023 15:06:24

J1419+5256 EM169.UVDATA.1

Freq = 1.5950 GHz, Bw = 32.000 MH

No calibration applied and no bandpass applied



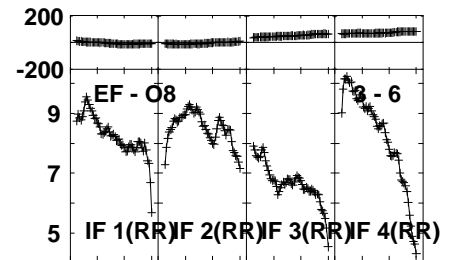
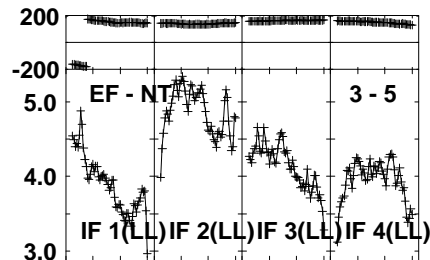
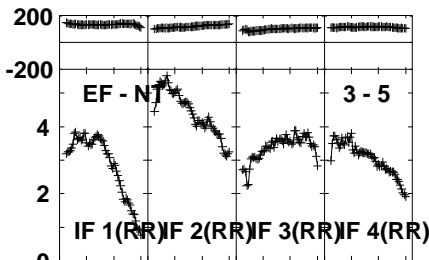
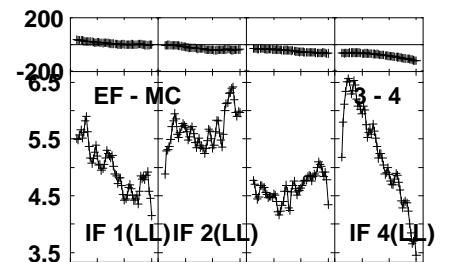
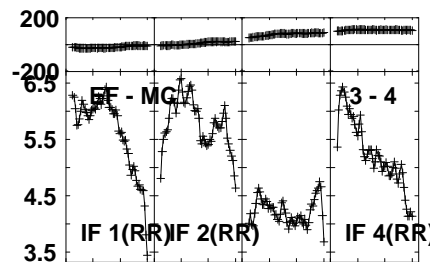
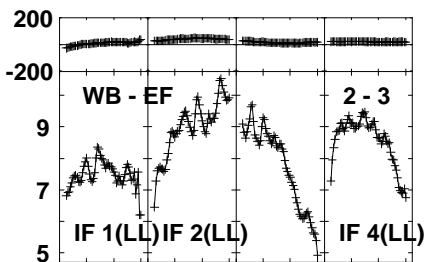
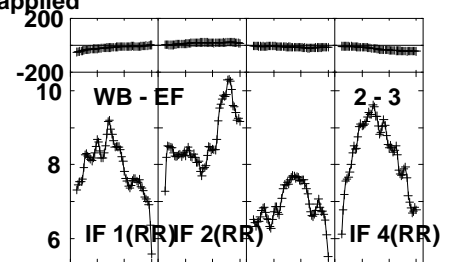
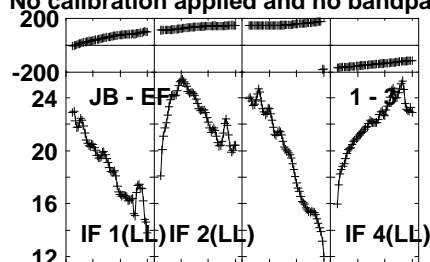
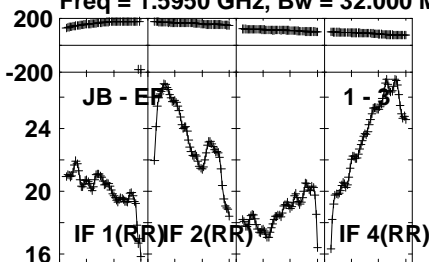
Lower frame: Micro Ampl Jy Top frame: Phas deg  
Vector averaged cross-power spectrum Several baselines displayed  
Timerange: 00/23:12:31 to 00/23:15:59

Plot file version 328 created 25-SEP-2023 15:06:24

1418+546 EM169.UVDATA.1

Freq = 1.5950 GHz, Bw = 32.000 MH

No calibration applied and no bandpass applied



Lower frame: Milli Ampl Jy Top frame: Phas deg  
Vector averaged cross-power spectrum Several baselines displayed  
Timerange: 00/23:16:31 to 00/23:17:29

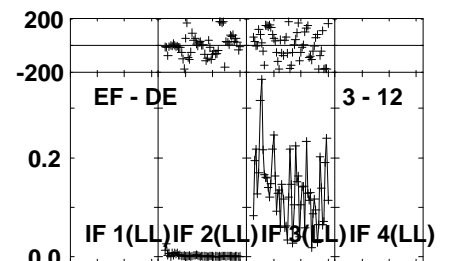
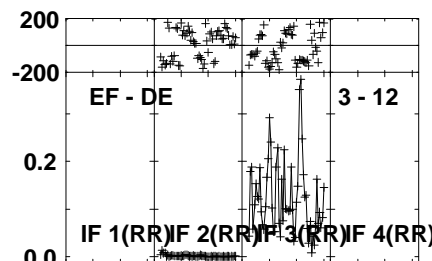
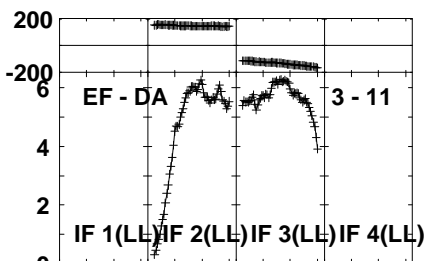
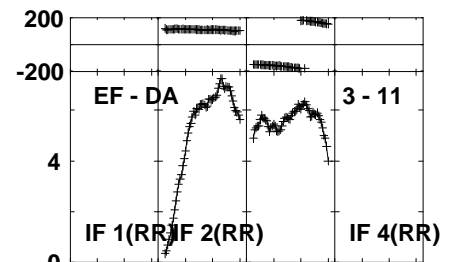
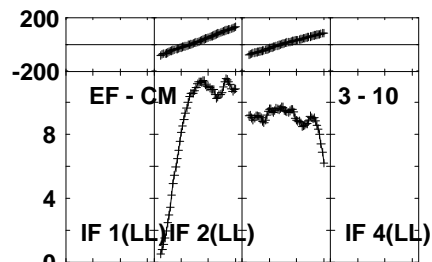
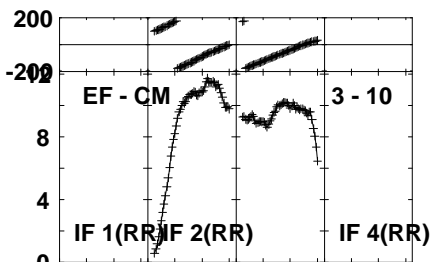
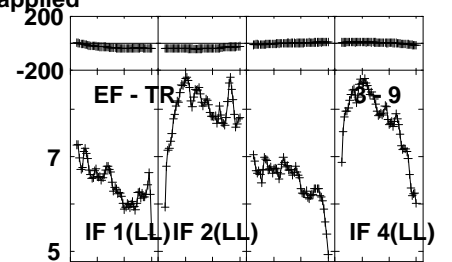
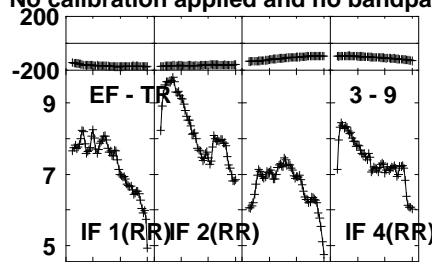
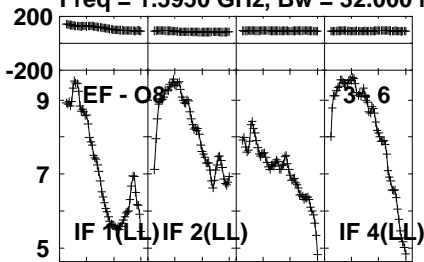


Plot file version 329 created 25-SEP-2023 15:06:24

1418+546 EM169.UVDATA.1

Freq = 1.5950 GHz, Bw = 32.000 MH

No calibration applied and no bandpass applied



Lower frame: Milli Ampl Jy Top frame: Phas deg

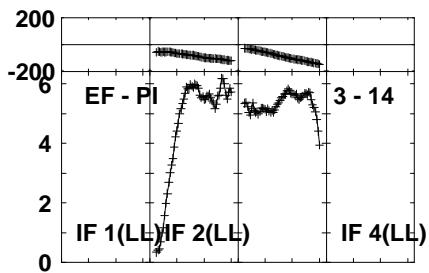
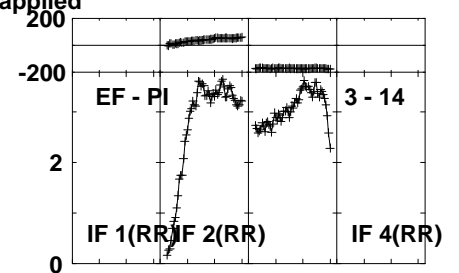
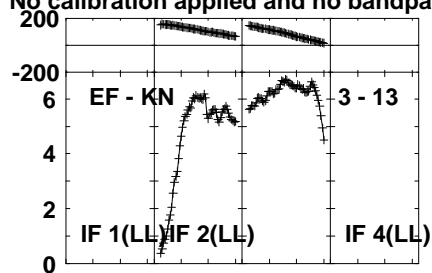
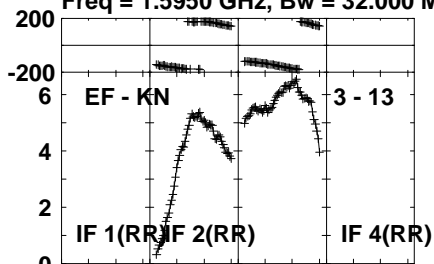
Vector averaged cross-power spectrum Several baselines displayed

Timerange: 00/23:16:31 to 00/23:17:29

Plot file version 330 created 25-SEP-2023 15:06:24

1418+546 EM169.UVDATA.1

Freq = 1.5950 GHz, Bw = 32.000 MH No calibration applied and no bandpass applied

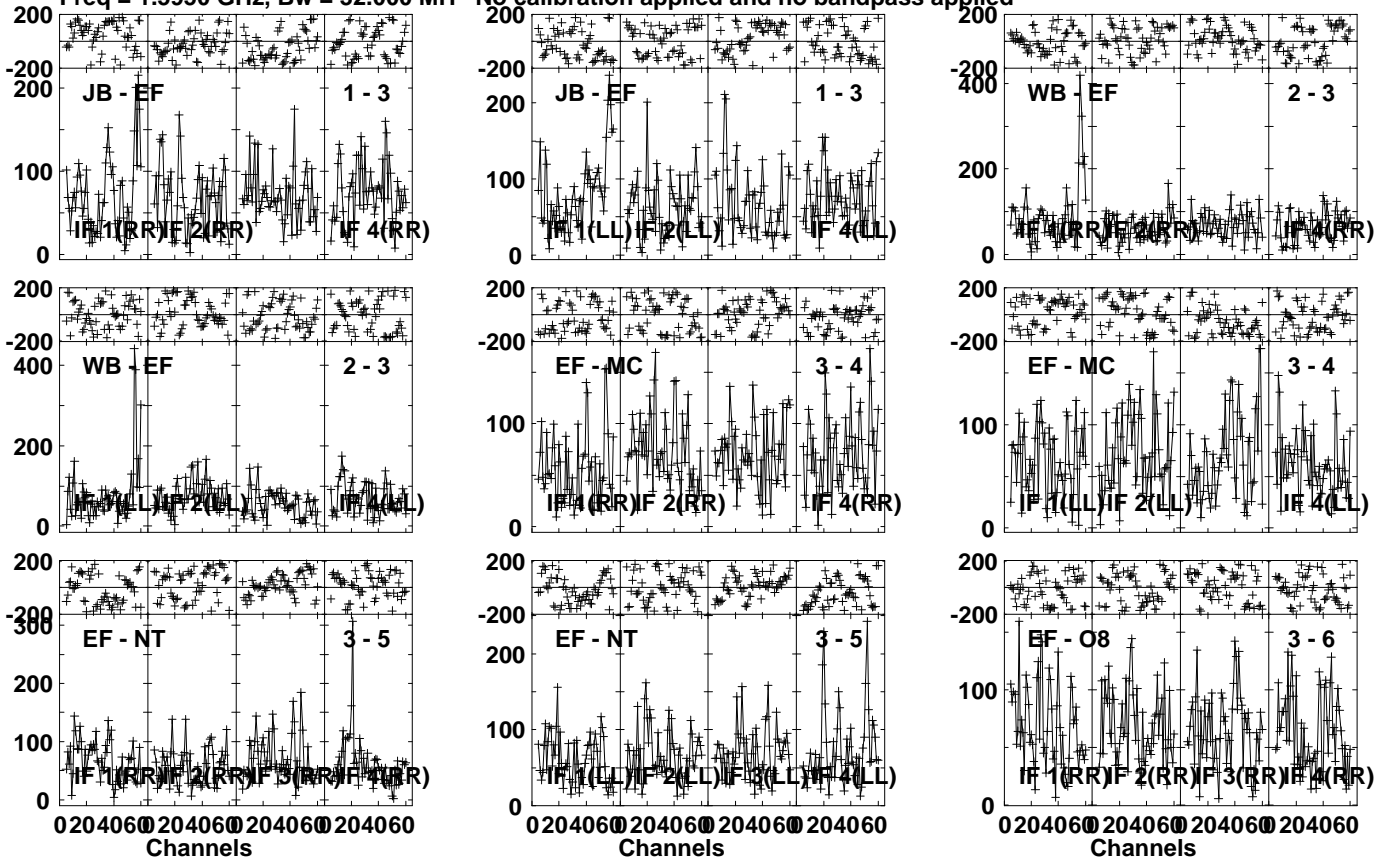


Lower frame: Milli Ampl Jy Top frame: Phas deg  
Vector averaged cross-power spectrum Several baselines displayed  
Timerange: 00/23:16:31 to 00/23:17:29

Plot file version 331 created 25-SEP-2023 15:06:24

J1419+5256 EM169.UVDATA.1

Freq = 1.5950 GHz, Bw = 32.000 MH No calibration applied and no bandpass applied



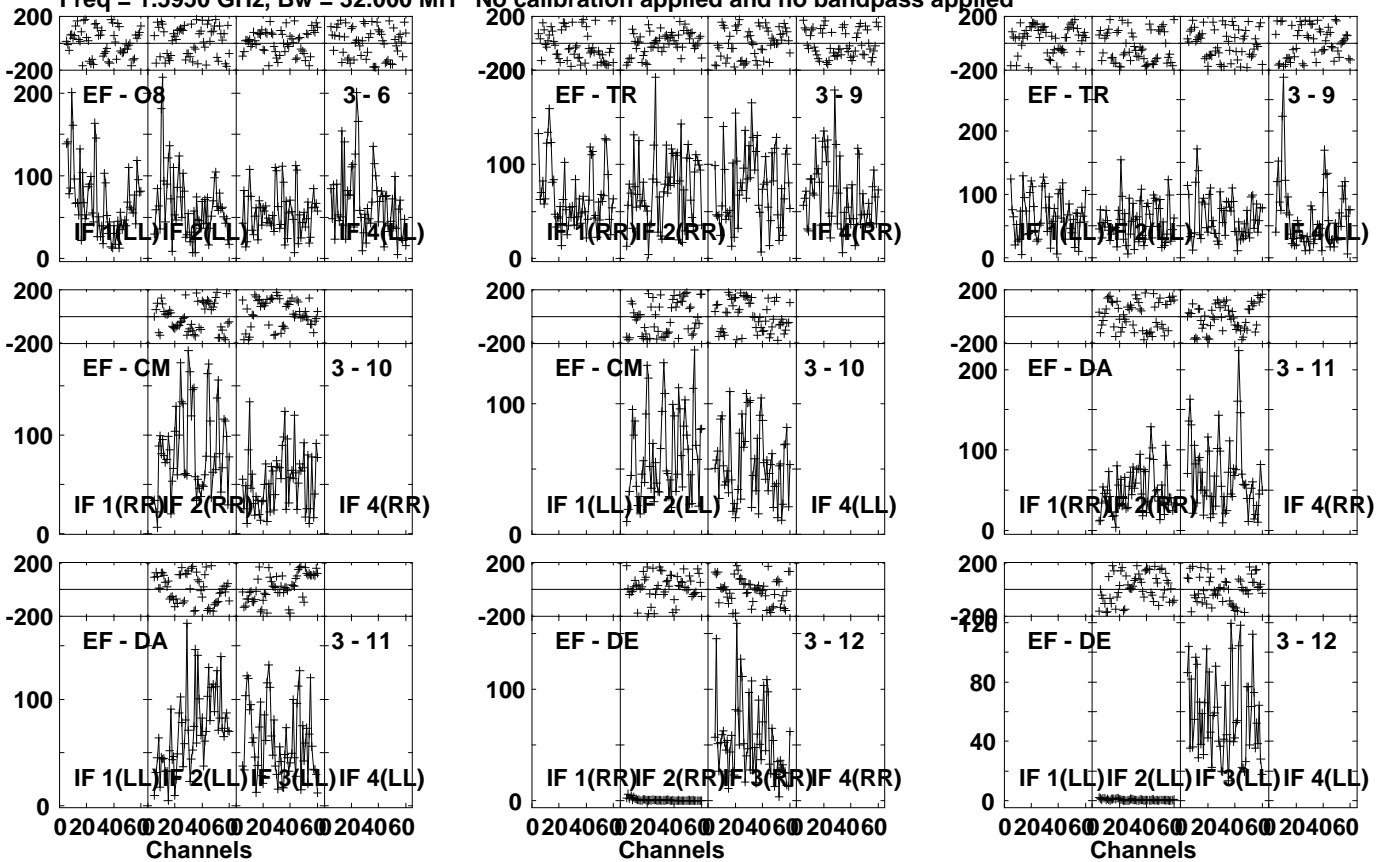
Lower frame: Micro Ampl Jy Top frame: Phas deg  
Vector averaged cross-power spectrum Several baselines displayed  
Timerange: 00/23:17:31 to 00/23:20:59

Plot file version 332 created 25-SEP-2023 15:06:24

J1419+5256 EM169.UVDATA.1

Freq = 1.5950 GHz, Bw = 32.000 MH

No calibration applied and no bandpass applied



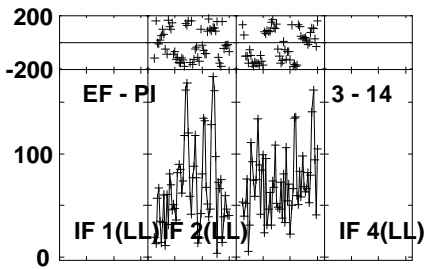
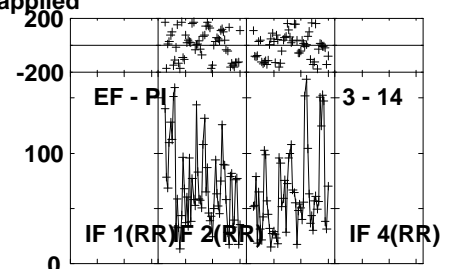
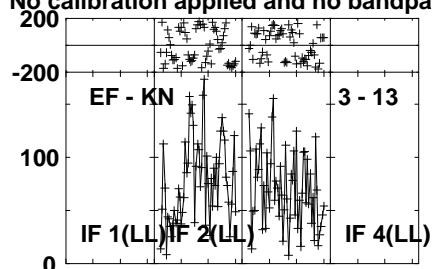
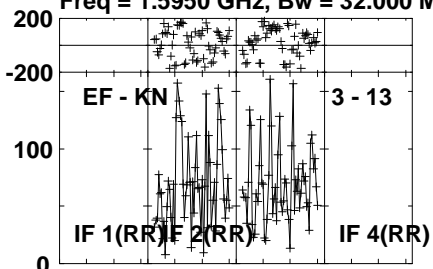
Lower frame: Micro Ampl Jy Top frame: Phas deg  
Vector averaged cross-power spectrum Several baselines displayed  
Timerange: 00/23:17:31 to 00/23:20:59

Plot file version 333 created 25-SEP-2023 15:06:24

J1419+5256 EM169.UVDATA.1

Freq = 1.5950 GHz, Bw = 32.000 MH

No calibration applied and no bandpass applied

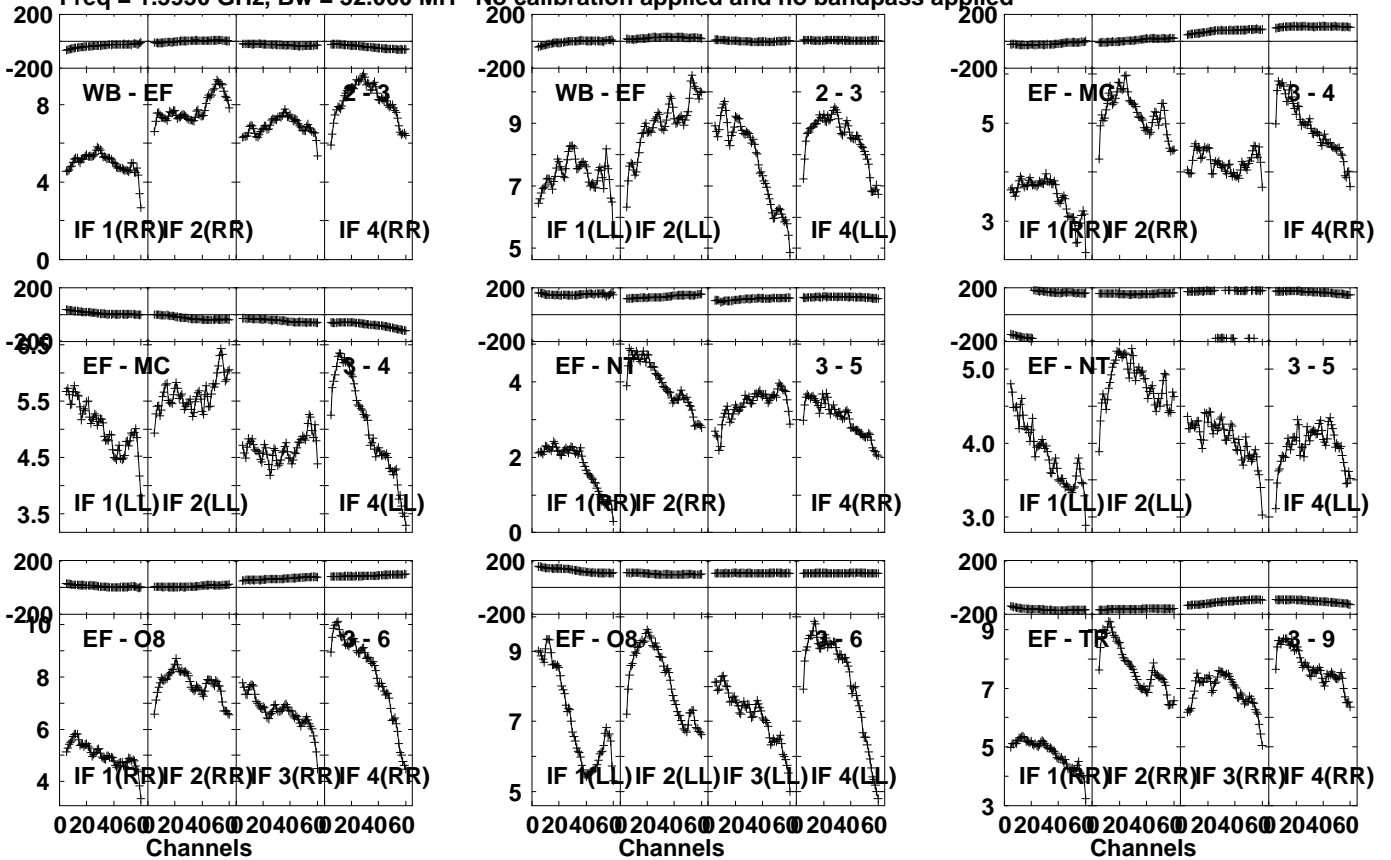


Lower frame: Micro Ampl Jy Top frame: Phas deg  
Vector averaged cross-power spectrum Several baselines displayed  
Timerange: 00/23:17:31 to 00/23:20:59

Plot file version 334 created 25-SEP-2023 15:06:24

1418+546 EM169.UVDATA.1

Freq = 1.5950 GHz, Bw = 32.000 MH No calibration applied and no bandpass applied



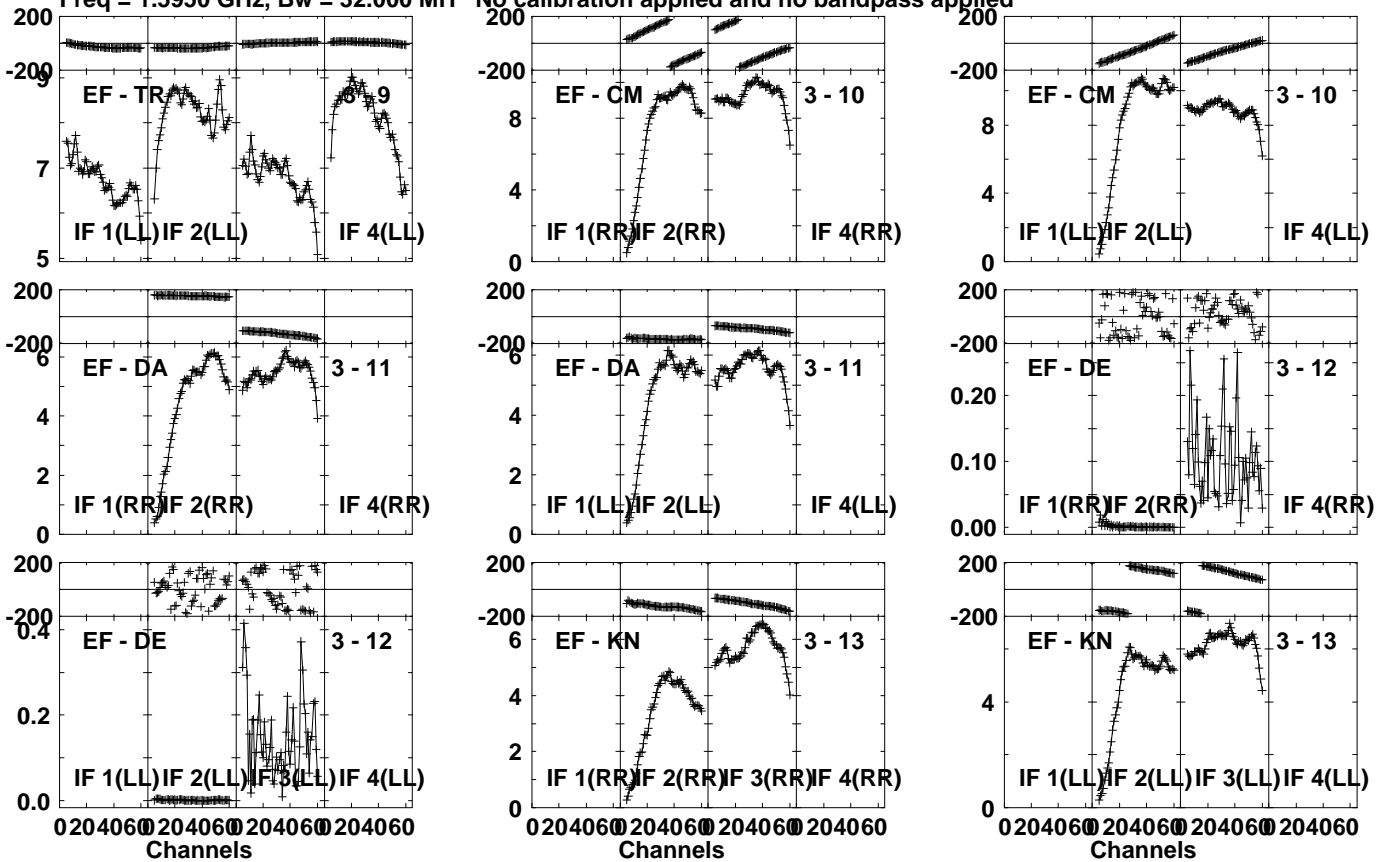
Lower frame: Milli Ampl Jy Top frame: Phas deg  
Vector averaged cross-power spectrum Several baselines displayed  
Timerange: 00/23:21:01 to 00/23:22:29

Plot file version 335 created 25-SEP-2023 15:06:24

1418+546 EM169.UVDATA.1

Freq = 1.5950 GHz, Bw = 32.000 MH

No calibration applied and no bandpass applied

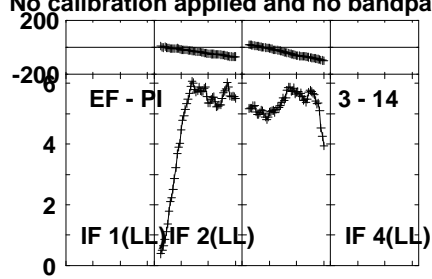
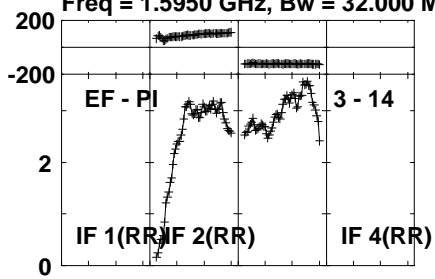


Lower frame: Milli Ampl Jy Top frame: Phas deg  
Vector averaged cross-power spectrum Several baselines displayed  
Timerange: 00/23:21:01 to 00/23:22:29

Plot file version 336 created 25-SEP-2023 15:06:24

1418+546 EM169.UVDATA.1

Freq = 1.5950 GHz, Bw = 32.000 MH No calibration applied and no bandpass applied



Lower frame: Milli Ampl Jy Top frame: Phas deg

Vector averaged cross-power spectrum Several baselines displayed

Timerange: 00/23:21:01 to 00/23:22:29

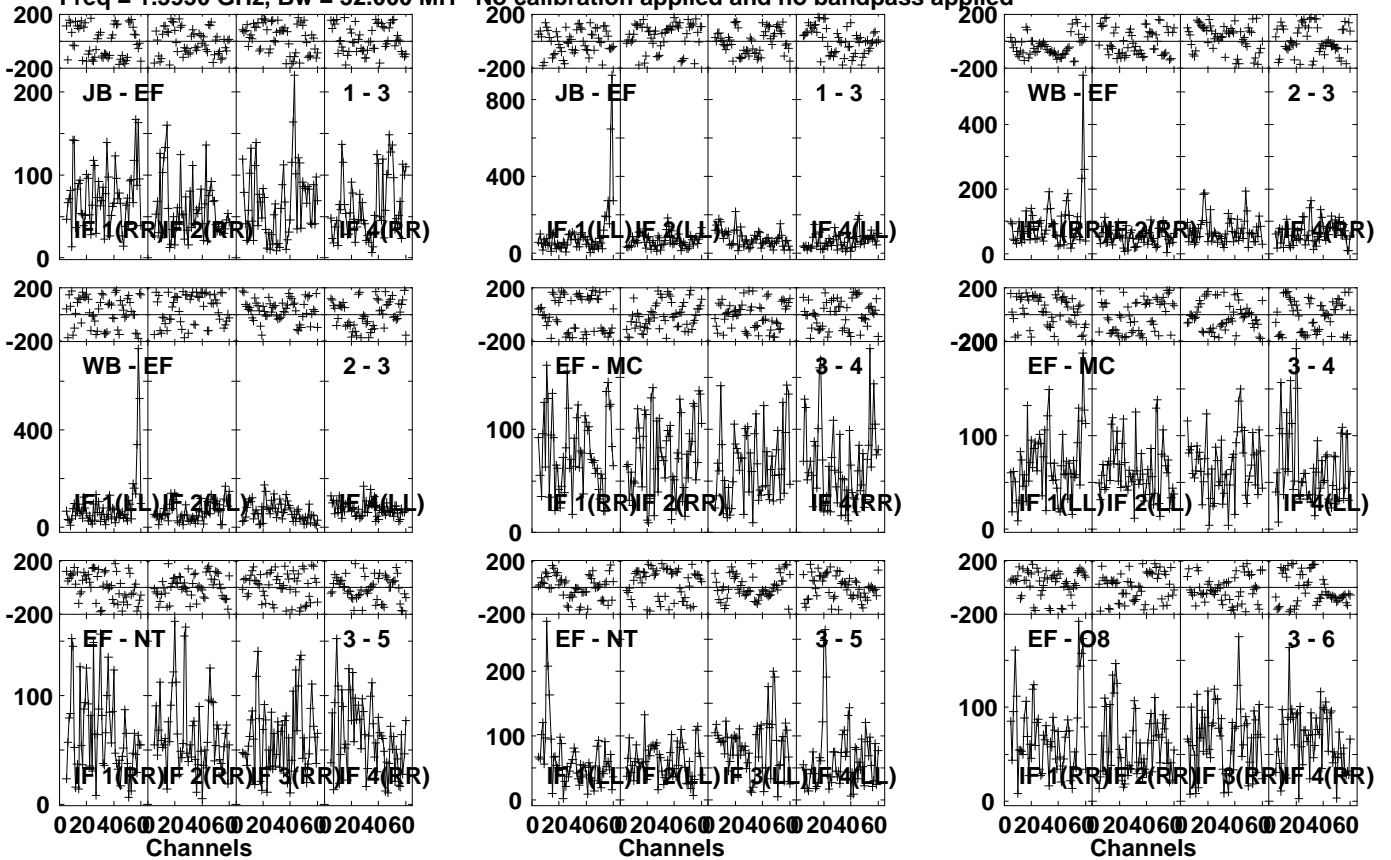


Plot file version 337 created 25-SEP-2023 15:06:24

J1419+5256 EM169.UVDATA.1

Freq = 1.5950 GHz, Bw = 32.000 MH

No calibration applied and no bandpass applied



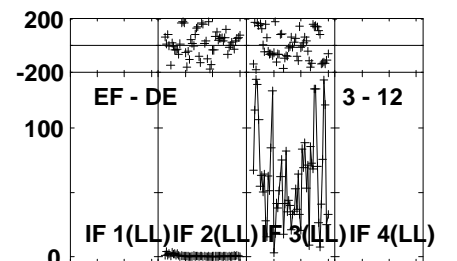
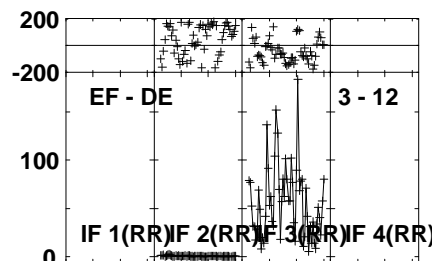
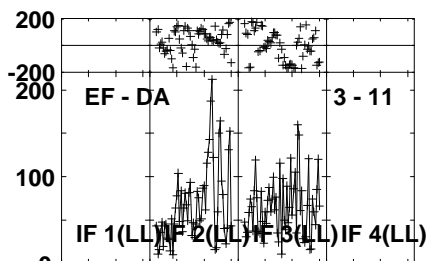
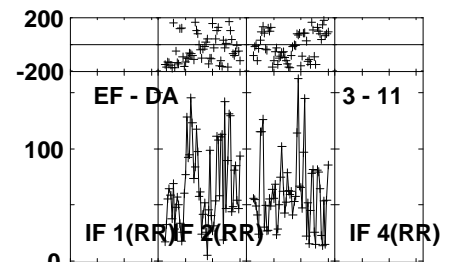
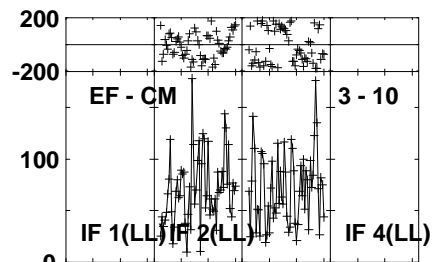
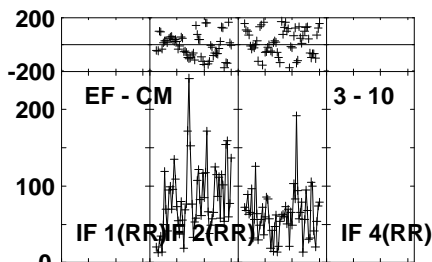
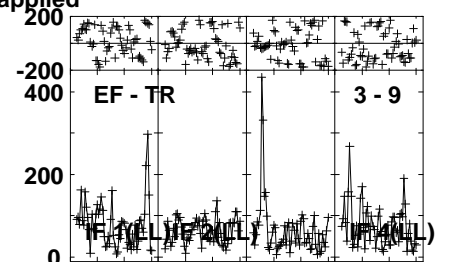
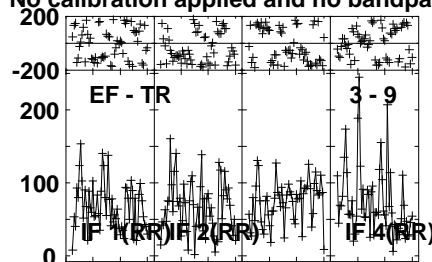
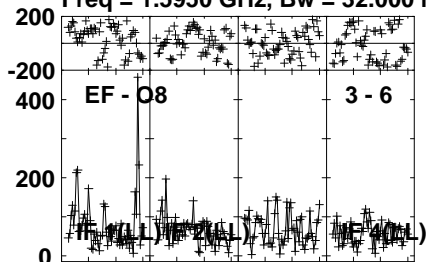
Lower frame: Micro Ampl Jy Top frame: Phas deg  
Vector averaged cross-power spectrum Several baselines displayed  
Timerange: 00/23:22:31 to 00/23:25:59

Plot file version 338 created 25-SEP-2023 15:06:24

J1419+5256 EM169.UVDATA.1

Freq = 1.5950 GHz, Bw = 32.000 MH

No calibration applied and no bandpass applied



0204060 204060 204060 204060  
Channels

0204060 204060 204060 204060  
Channels

0204060 204060 204060 204060  
Channels

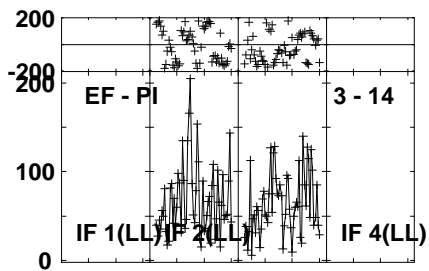
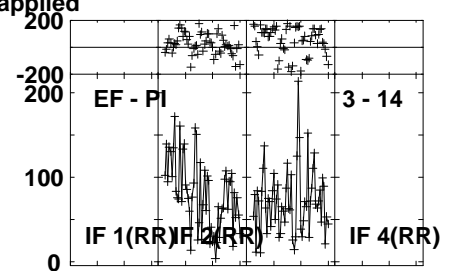
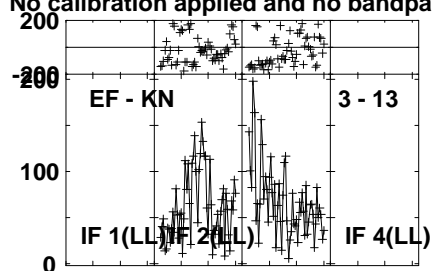
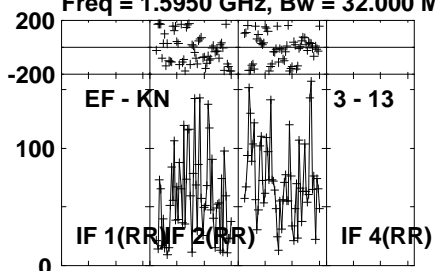
Lower frame: Micro Ampl Jy Top frame: Phas deg  
Vector averaged cross-power spectrum Several baselines displayed  
Timerange: 00/23:22:31 to 00/23:25:59

Plot file version 339 created 25-SEP-2023 15:06:25

J1419+5256 EM169.UVDATA.1

Freq = 1.5950 GHz, Bw = 32.000 MH

No calibration applied and no bandpass applied



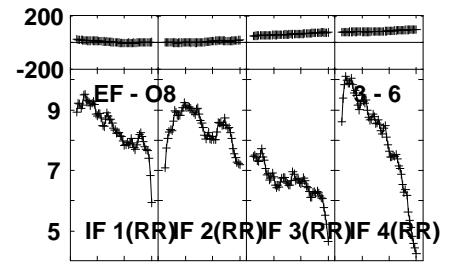
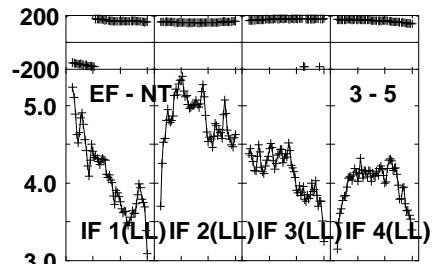
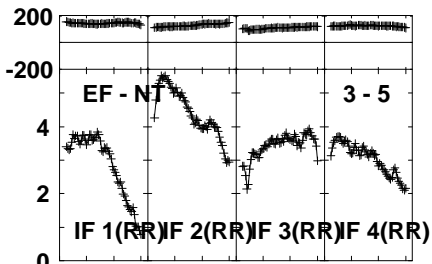
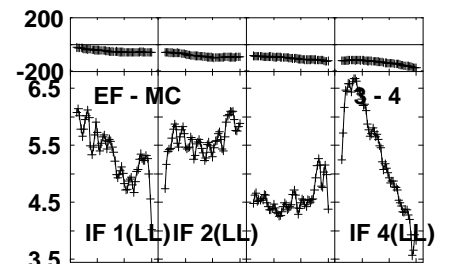
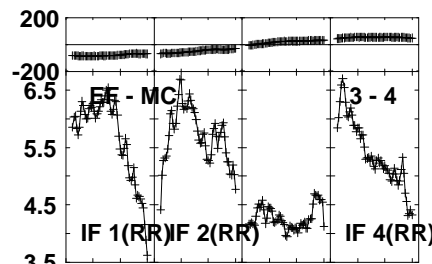
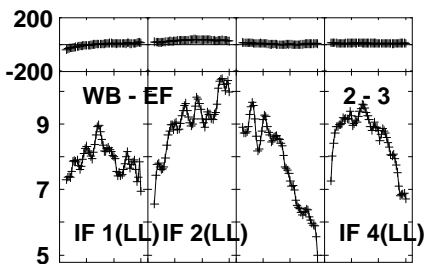
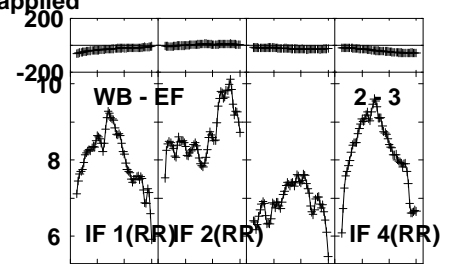
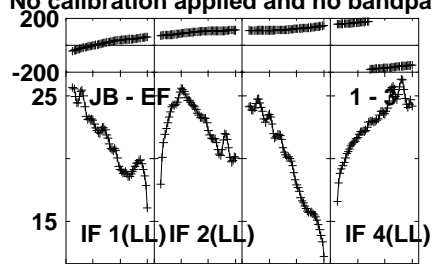
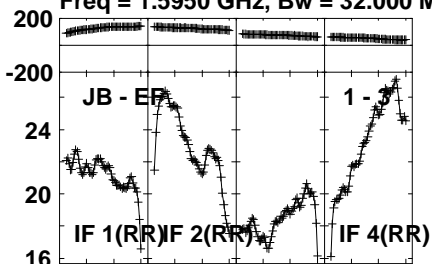
Lower frame: Micro Ampl Jy Top frame: Phas deg  
Vector averaged cross-power spectrum Several baselines displayed  
Timerange: 00/23:22:31 to 00/23:25:59

Plot file version 340 created 25-SEP-2023 15:06:25

1418+546 EM169.UVDATA.1

Freq = 1.5950 GHz, Bw = 32.000 MH

No calibration applied and no bandpass applied



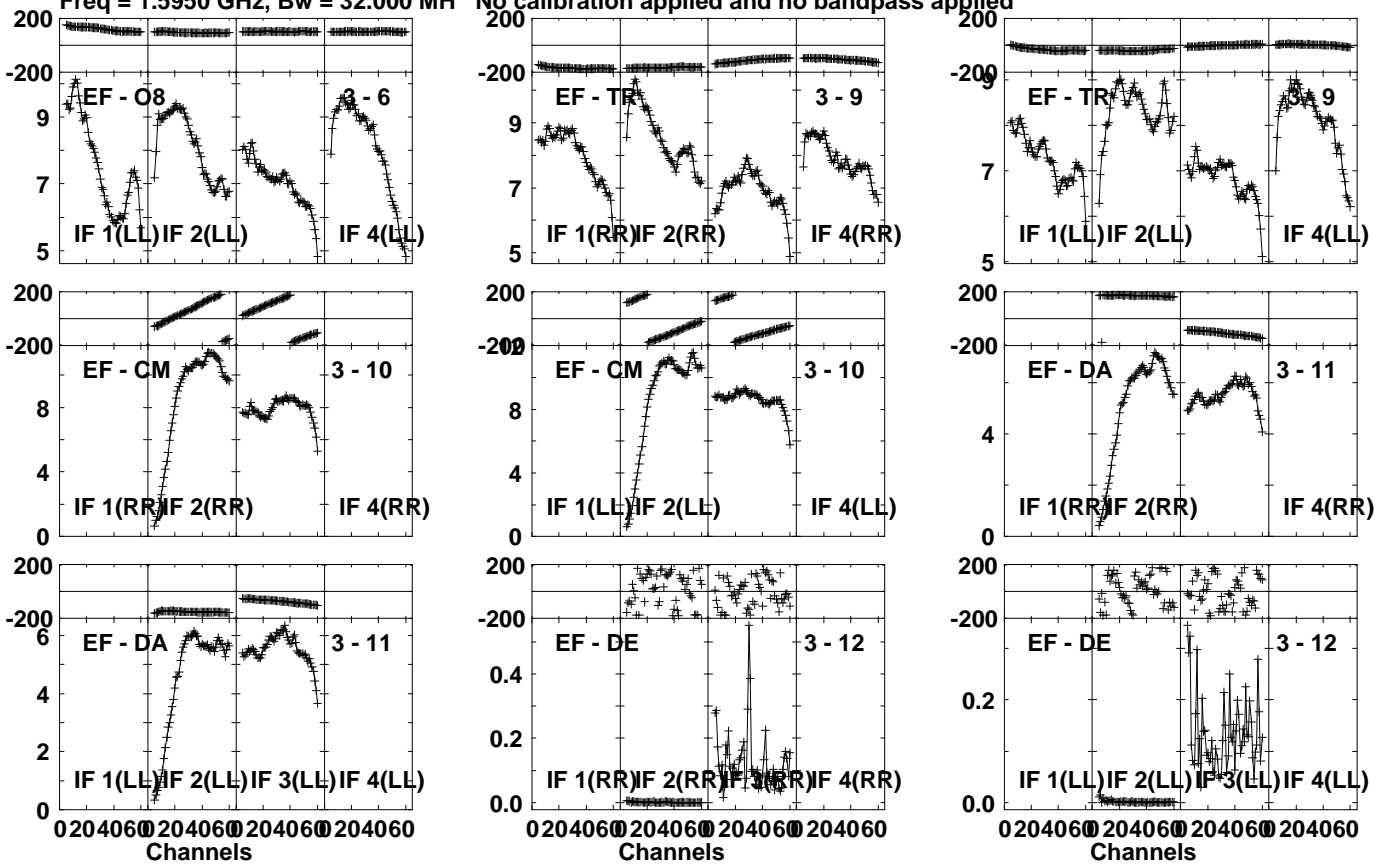
Lower frame: Milli Ampl Jy Top frame: Phas deg  
Vector averaged cross-power spectrum Several baselines displayed  
Timerange: 00/23:26:31 to 00/23:27:29

Plot file version 341 created 25-SEP-2023 15:06:25

1418+546 EM169.UVDATA.1

Freq = 1.5950 GHz, Bw = 32.000 MH

No calibration applied and no bandpass applied

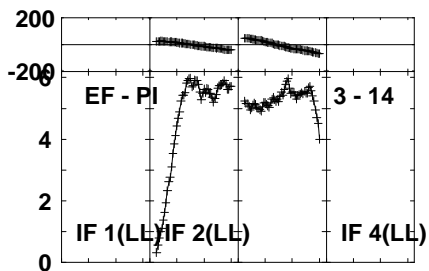
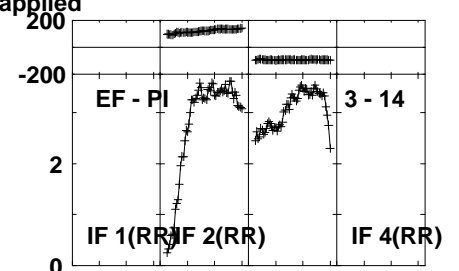
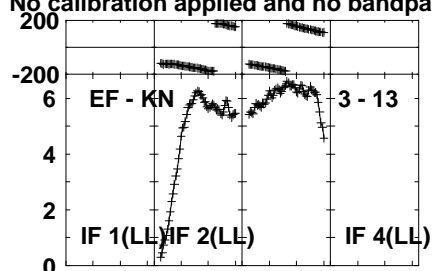
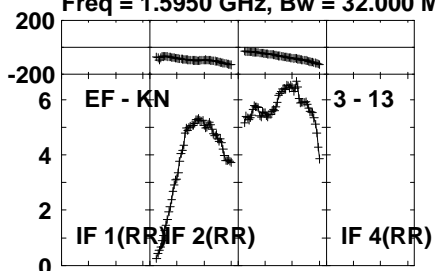


Lower frame: Milli Ampl Jy Top frame: Phas deg  
Vector averaged cross-power spectrum Several baselines displayed  
Timerange: 00/23:26:31 to 00/23:27:29

Plot file version 342 created 25-SEP-2023 15:06:25

1418+546 EM169.UVDATA.1

Freq = 1.5950 GHz, Bw = 32.000 MH No calibration applied and no bandpass applied



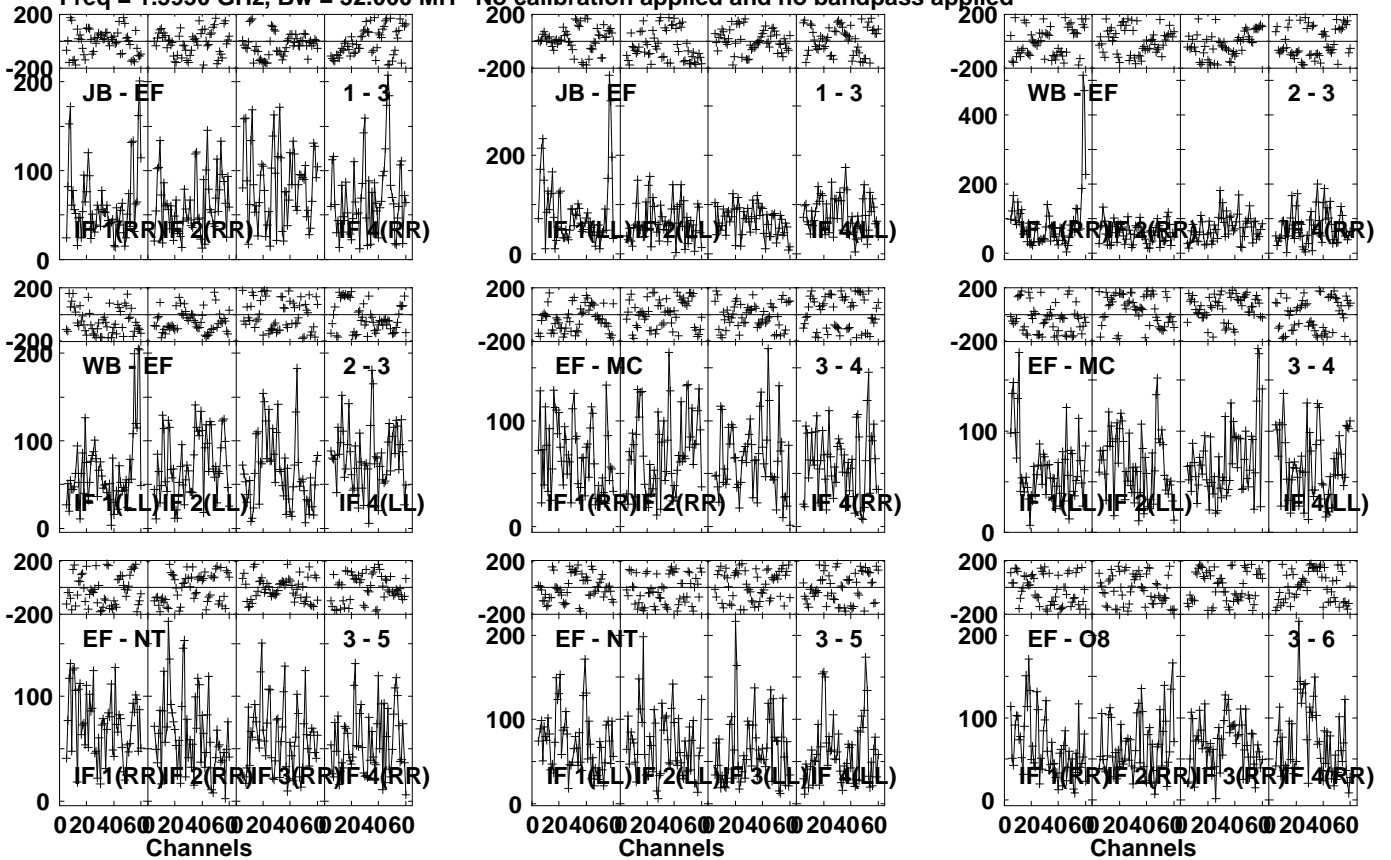
Lower frame: Milli Ampl Jy Top frame: Phas deg  
Vector averaged cross-power spectrum Several baselines displayed  
Timerange: 00/23:26:31 to 00/23:27:29

Plot file version 343 created 25-SEP-2023 15:06:25

J1419+5256 EM169.UVDATA.1

Freq = 1.5950 GHz, Bw = 32.000 MH

No calibration applied and no bandpass applied

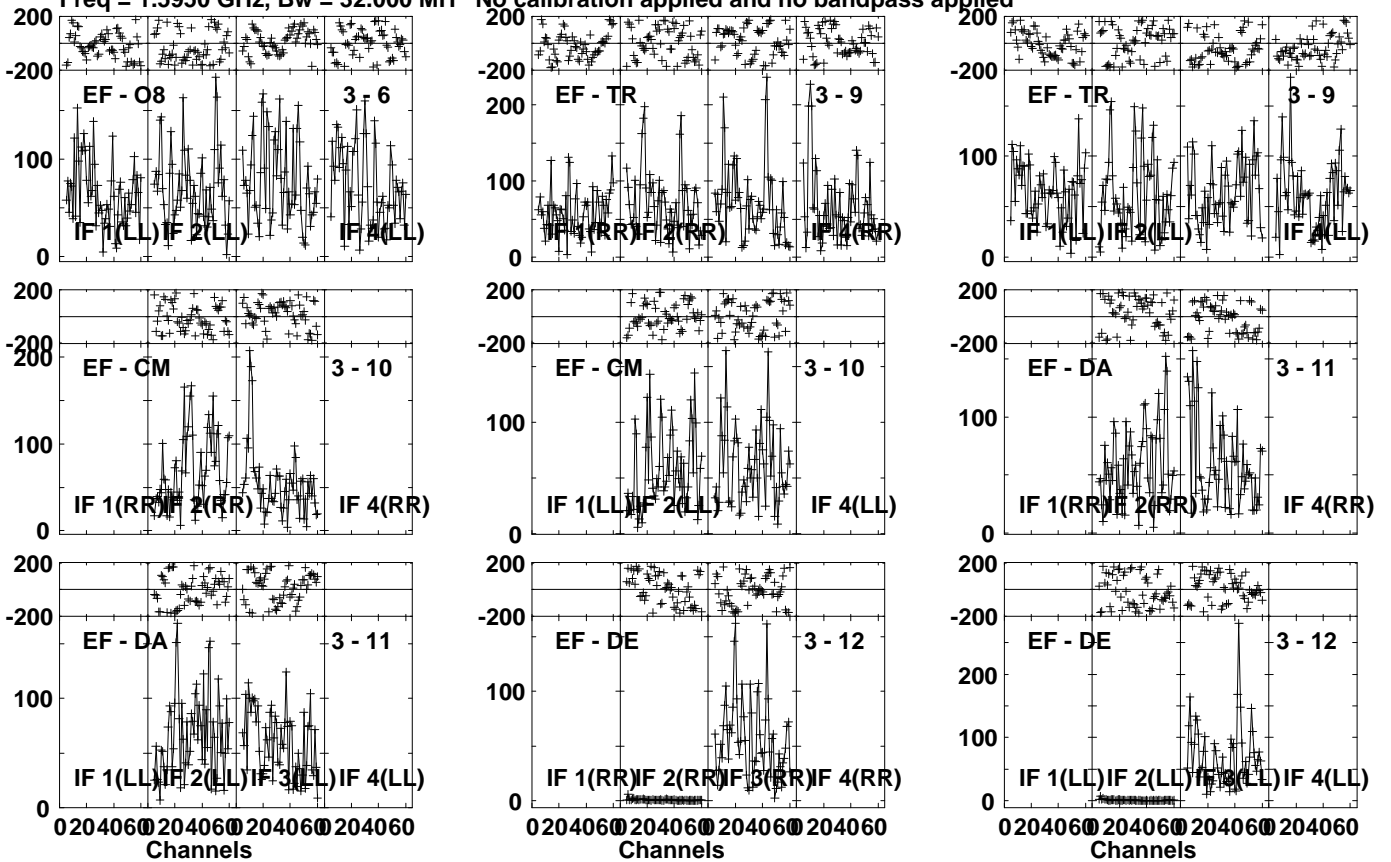


Lower frame: Micro Ampl Jy Top frame: Phas deg  
Vector averaged cross-power spectrum Several baselines displayed  
Timerange: 00/23:27:31 to 00/23:30:59

Plot file version 344 created 25-SEP-2023 15:06:25

J1419+5256 EM169.UVDATA.1

Freq = 1.5950 GHz, Bw = 32.000 MH No calibration applied and no bandpass applied



Lower frame: Micro Ampl Jy Top frame: Phas deg  
Vector averaged cross-power spectrum Several baselines displayed  
Timerange: 00/23:27:31 to 00/23:30:59

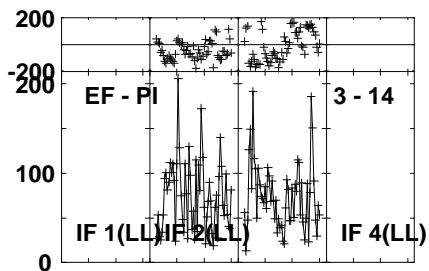
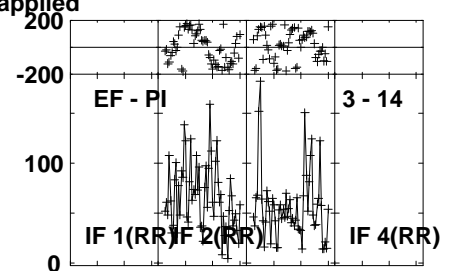
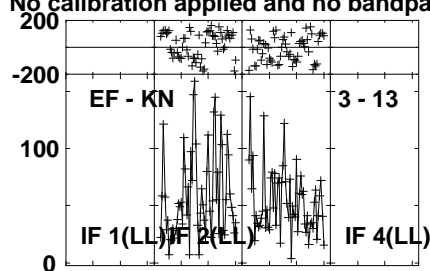
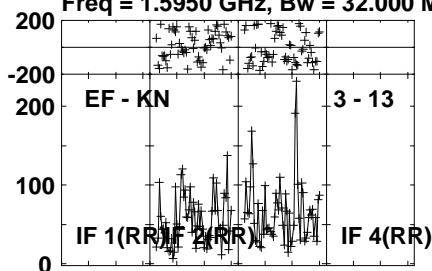


Plot file version 345 created 25-SEP-2023 15:06:25

J1419+5256 EM169.UVDATA.1

Freq = 1.5950 GHz, Bw = 32.000 MH

No calibration applied and no bandpass applied

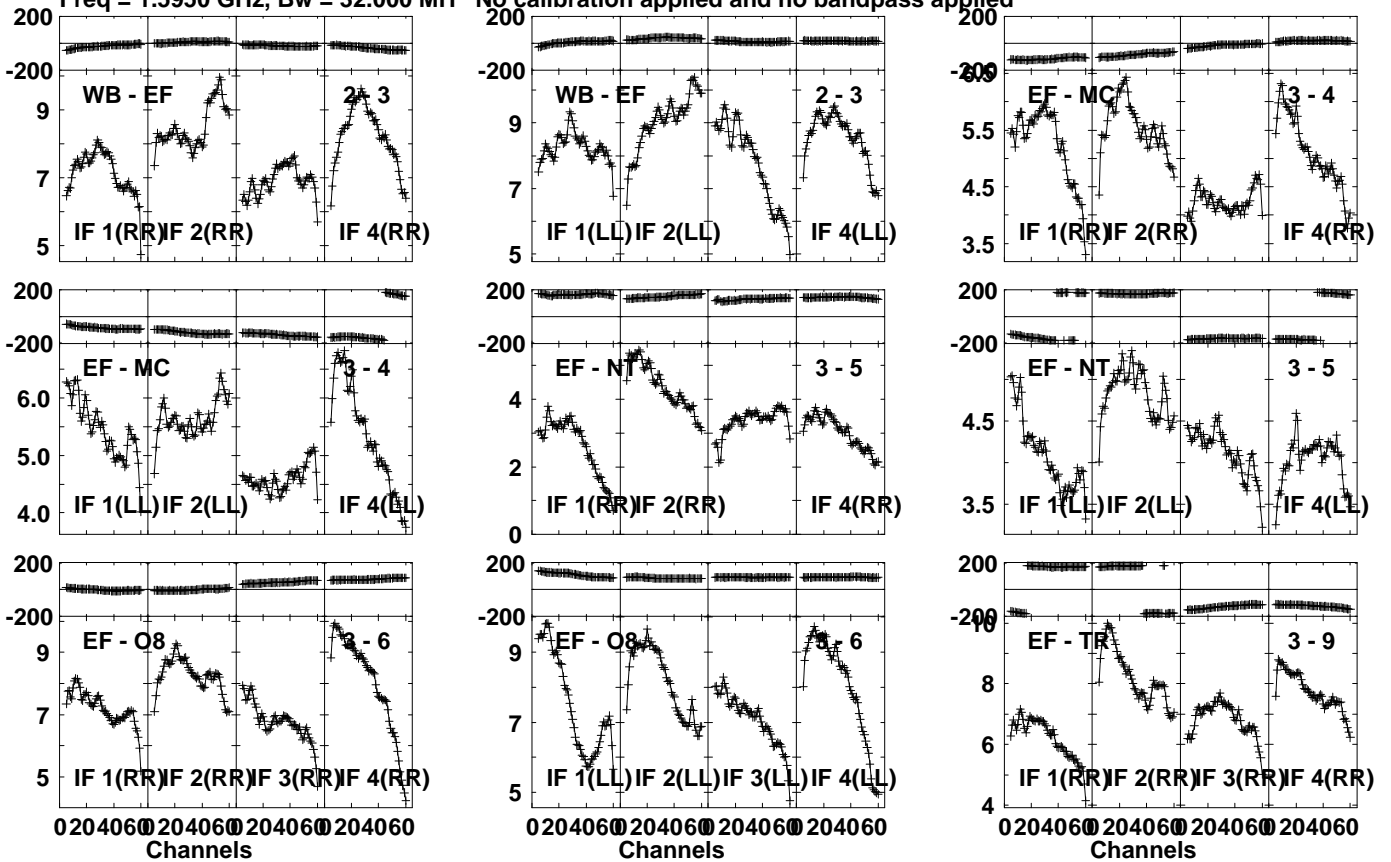


Lower frame: Micro Ampl Jy Top frame: Phas deg  
Vector averaged cross-power spectrum Several baselines displayed  
Timerange: 00/23:27:31 to 00/23:30:59

Plot file version 346 created 25-SEP-2023 15:06:25

1418+546 EM169.UVDATA.1

Freq = 1.5950 GHz, Bw = 32.000 MH No calibration applied and no bandpass applied

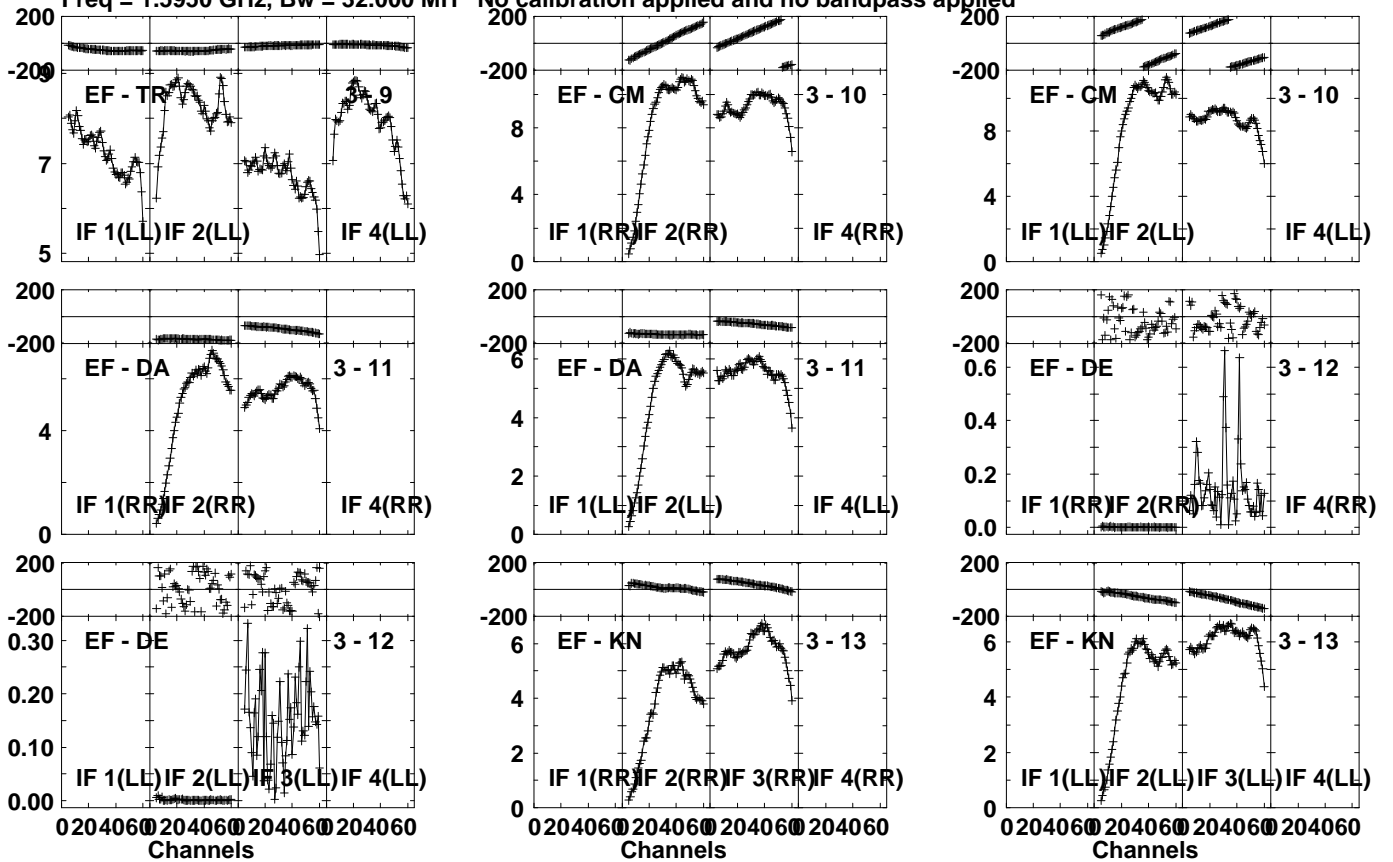


Lower frame: Milli Amp Jy Top frame: Phas deg  
Vector averaged cross-power spectrum Several baselines displayed  
Timerange: 00/23:31:01 to 00/23:32:29

Plot file version 347 created 25-SEP-2023 15:06:25

1418+546 EM169.UVDATA.1

Freq = 1.5950 GHz, Bw = 32.000 MH No calibration applied and no bandpass applied

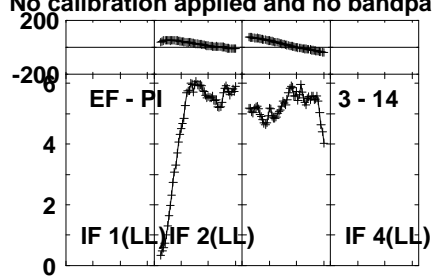
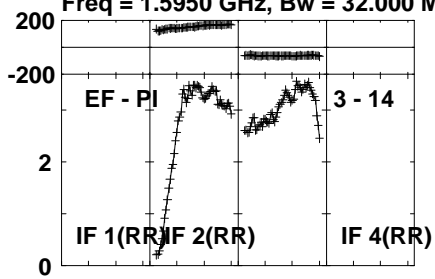


Lower frame: Milli Ampl Jy Top frame: Phas deg  
Vector averaged cross-power spectrum Several baselines displayed  
Timerange: 00/23:31:01 to 00/23:32:29

Plot file version 348 created 25-SEP-2023 15:06:25

1418+546 EM169.UVDATA.1

Freq = 1.5950 GHz, Bw = 32.000 MH No calibration applied and no bandpass applied



Lower frame: Milli Ampl Jy Top frame: Phas deg

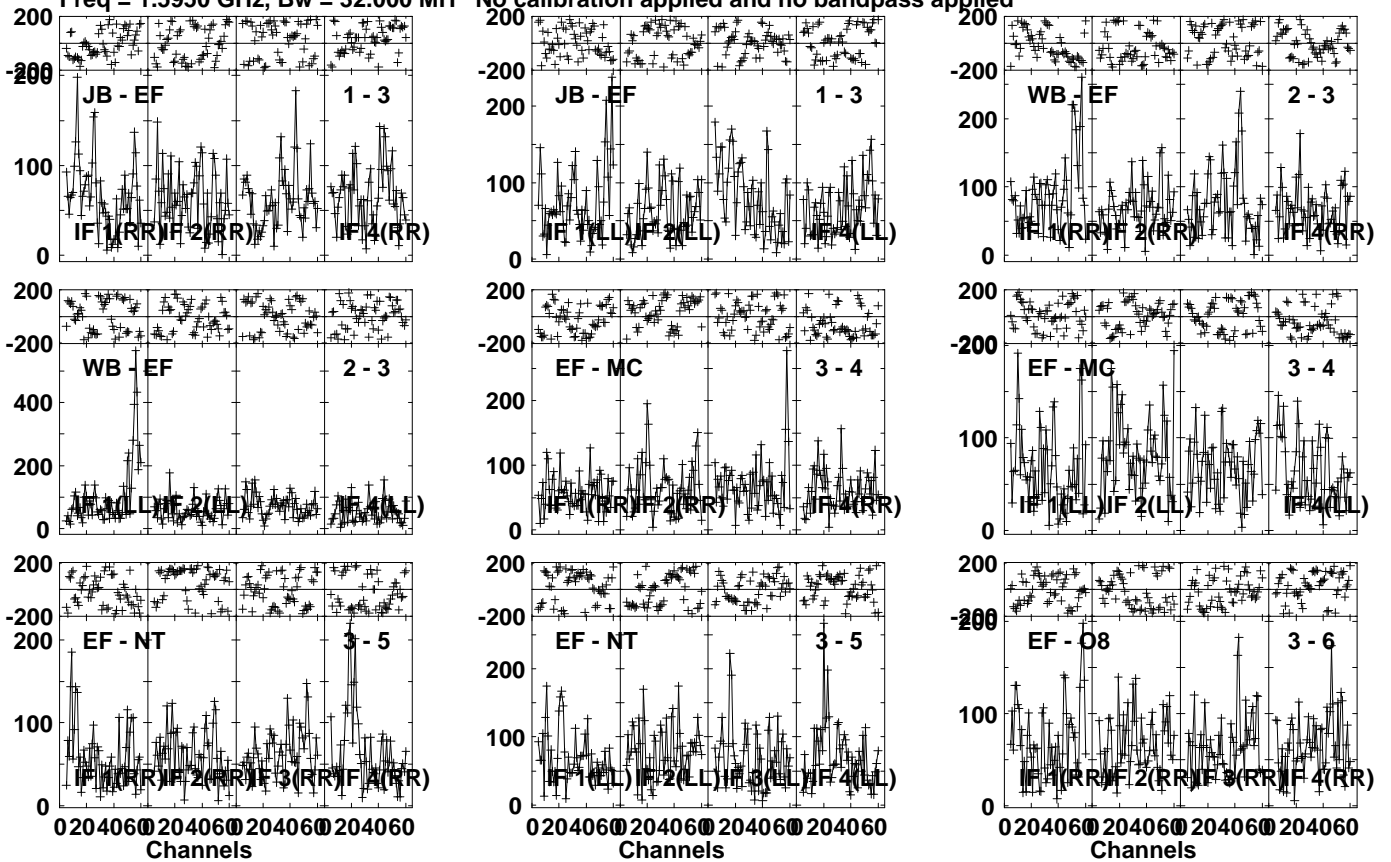
Vector averaged cross-power spectrum Several baselines displayed

Timerange: 00/23:31:01 to 00/23:32:29

Plot file version 349 created 25-SEP-2023 15:06:25

J1419+5256 EM169.UVDATA.1

Freq = 1.5950 GHz, Bw = 32.000 MH No calibration applied and no bandpass applied



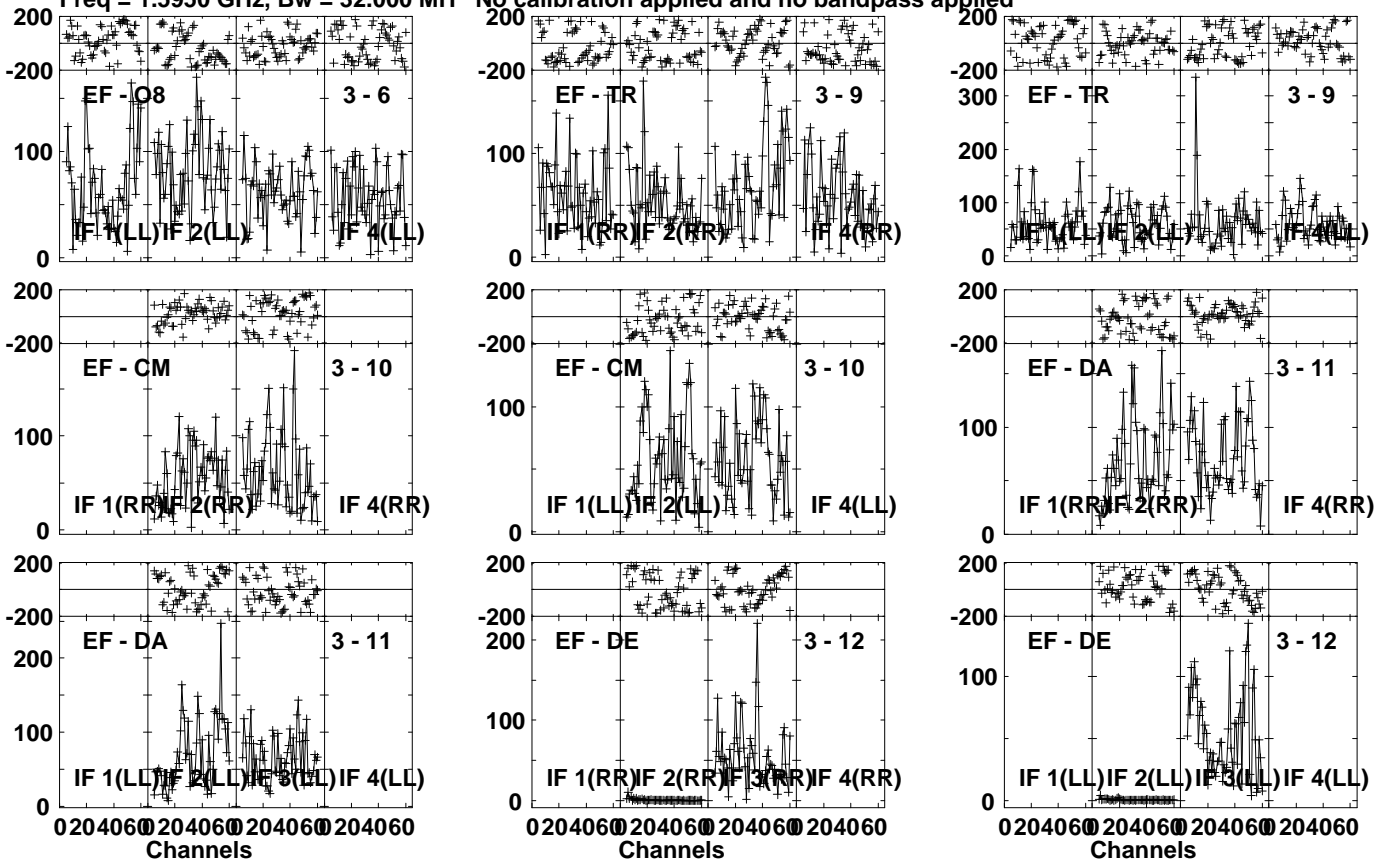
Lower frame: Micro Ampl Jy Top frame: Phas deg  
Vector averaged cross-power spectrum Several baselines displayed  
Timerange: 00/23:32:31 to 00/23:35:59

Plot file version 350 created 25-SEP-2023 15:06:25

J1419+5256 EM169.UVDATA.1

Freq = 1.5950 GHz, Bw = 32.000 MH

No calibration applied and no bandpass applied



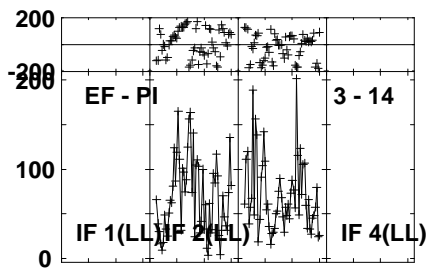
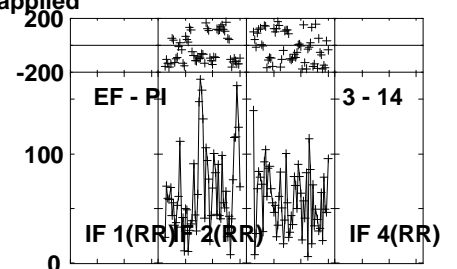
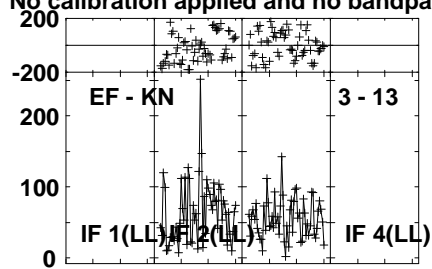
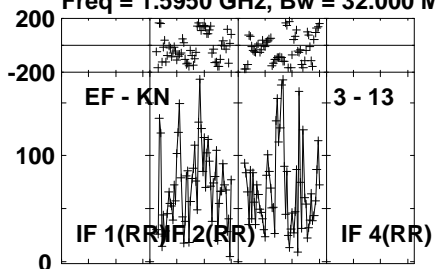
Lower frame: Micro Ampl Jy Top frame: Phas deg  
Vector averaged cross-power spectrum Several baselines displayed  
Timerange: 00/23:32:31 to 00/23:35:59

Plot file version 351 created 25-SEP-2023 15:06:25

J1419+5256 EM169.UVDATA.1

Freq = 1.5950 GHz, Bw = 32.000 MH

No calibration applied and no bandpass applied



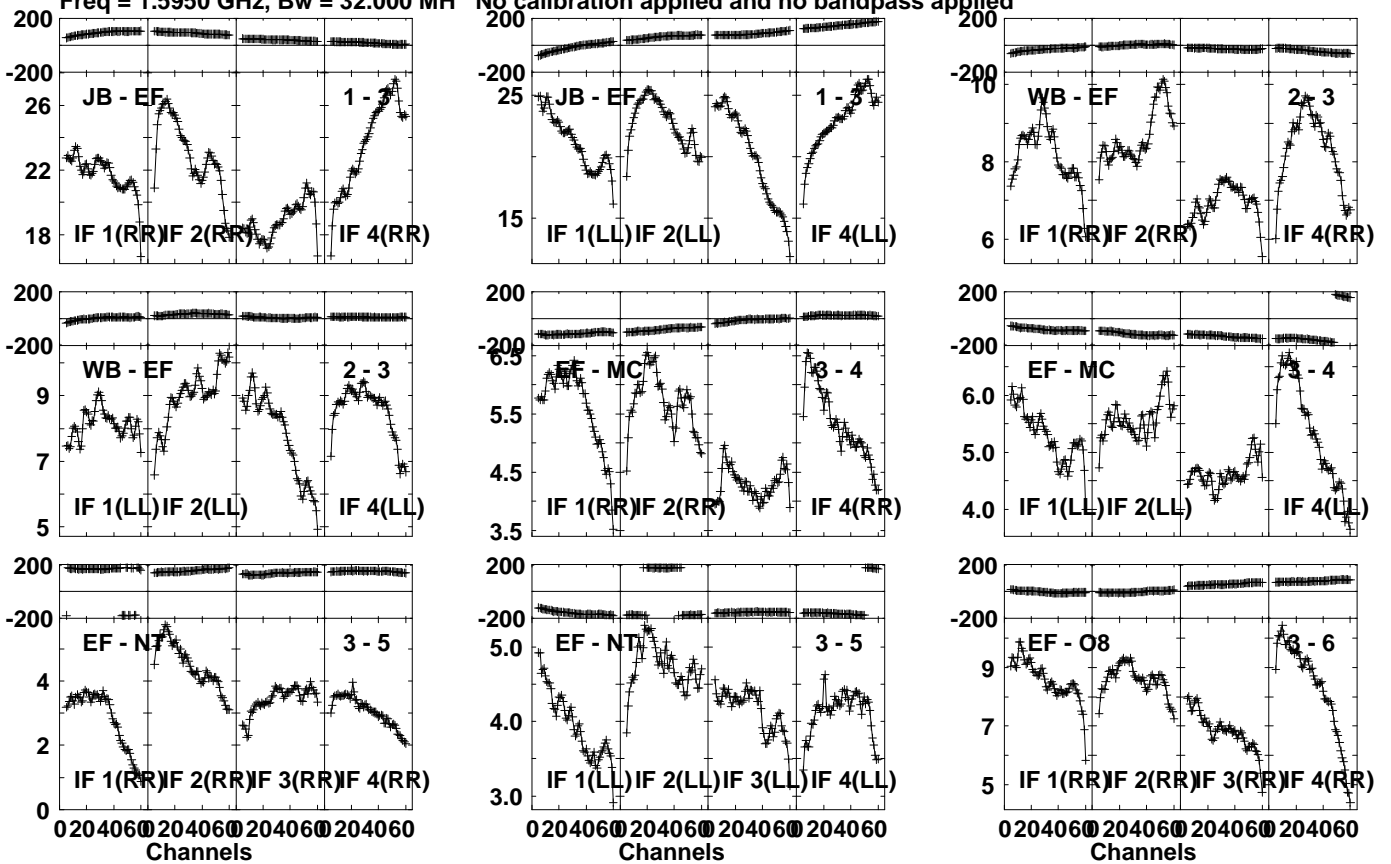
Lower frame: Micro Ampl Jy Top frame: Phas deg  
Vector averaged cross-power spectrum Several baselines displayed  
Timerange: 00/23:32:31 to 00/23:35:59

Plot file version 352 created 25-SEP-2023 15:06:25

1418+546 EM169.UVDATA.1

Freq = 1.5950 GHz, Bw = 32.000 MH

No calibration applied and no bandpass applied



Lower frame: Milli Ampl Jy Top frame: Phas deg  
Vector averaged cross-power spectrum Several baselines displayed  
Timerange: 00/23:36:31 to 00/23:37:29

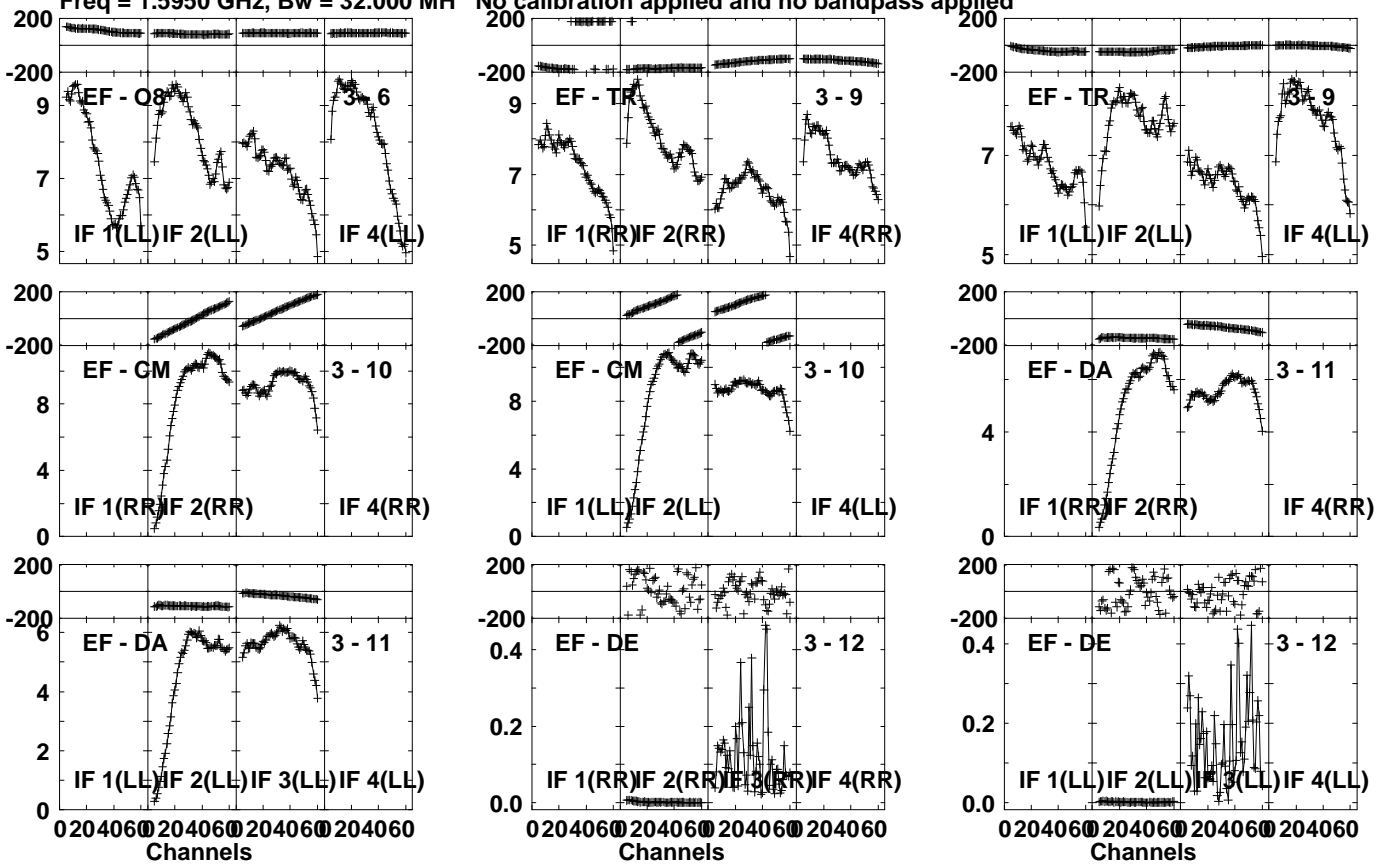


Plot file version 353 created 25-SEP-2023 15:06:26

1418+546 EM169.UVDATA.1

Freq = 1.5950 GHz, Bw = 32.000 MH

No calibration applied and no bandpass applied

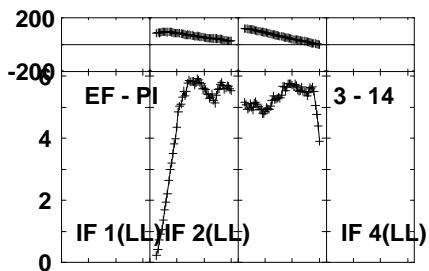
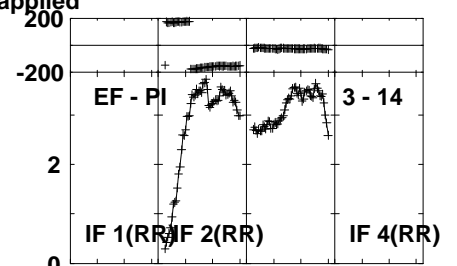
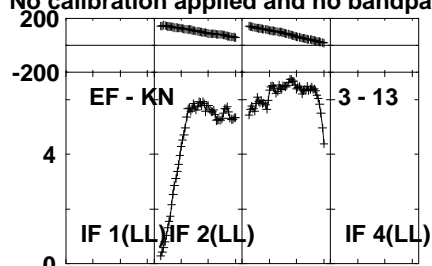
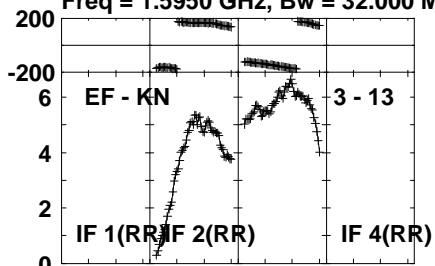


Lower frame: Milli Ampl Jy Top frame: Phas deg  
Vector averaged cross-power spectrum Several baselines displayed  
Timerange: 00/23:36:31 to 00/23:37:29

Plot file version 354 created 25-SEP-2023 15:06:26

1418+546 EM169.UVDATA.1

Freq = 1.5950 GHz, Bw = 32.000 MH No calibration applied and no bandpass applied



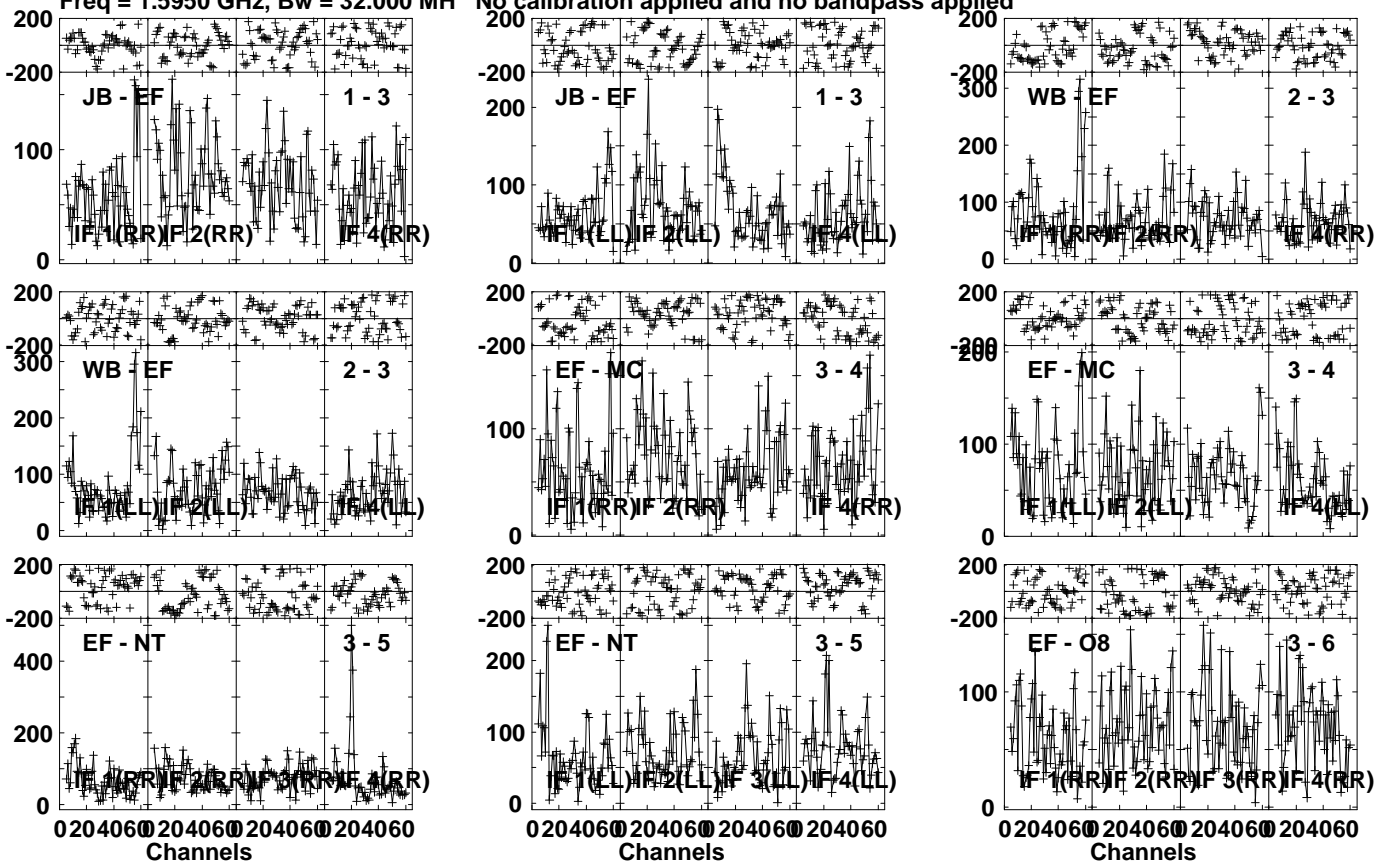
Lower frame: Milli Ampl Jy Top frame: Phas deg  
Vector averaged cross-power spectrum Several baselines displayed  
Timerange: 00/23:36:31 to 00/23:37:29

Plot file version 355 created 25-SEP-2023 15:06:26

J1419+5256 EM169.UVDATA.1

Freq = 1.5950 GHz, Bw = 32.000 MH

No calibration applied and no bandpass applied

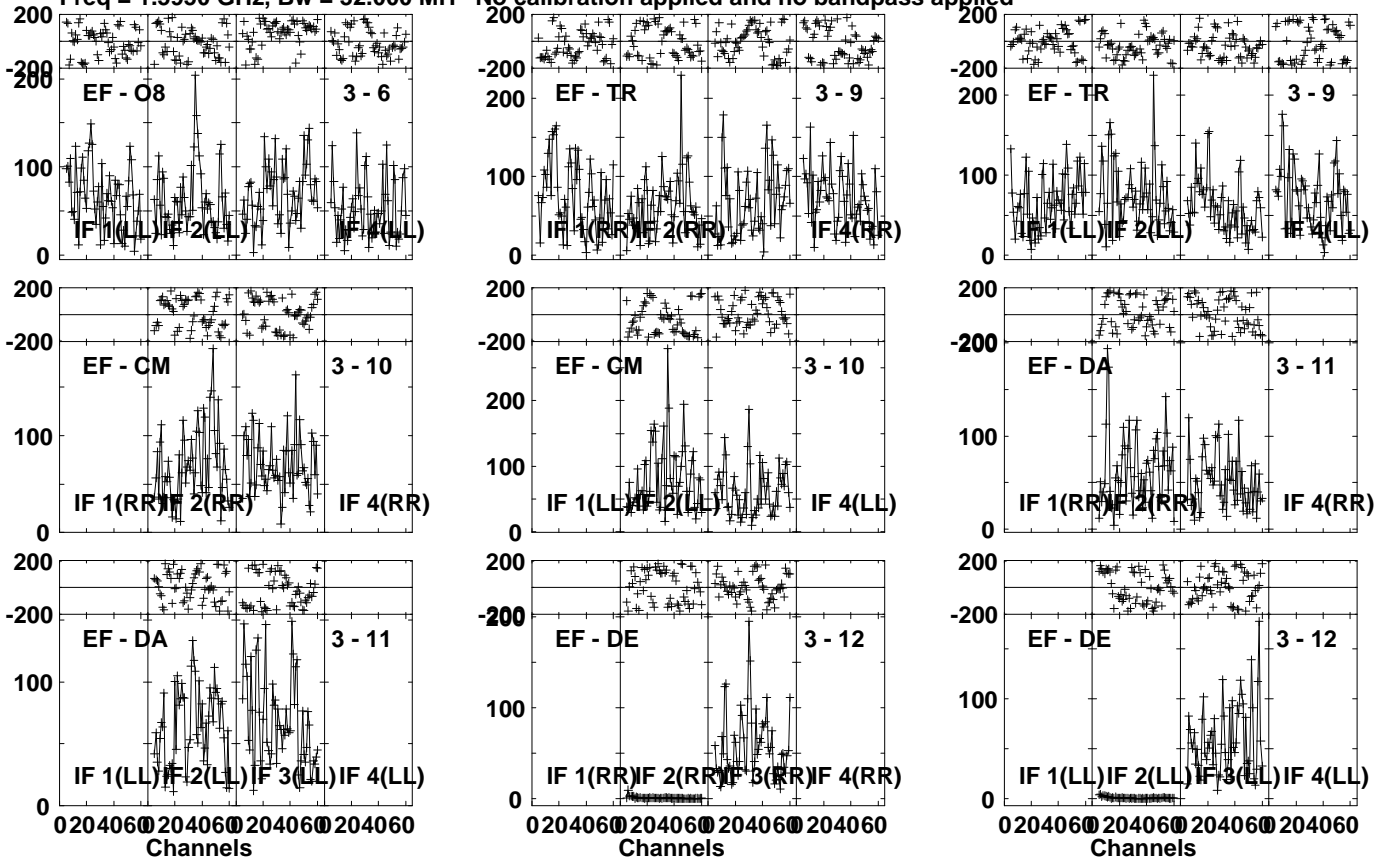


Lower frame: Micro Ampl Jy Top frame: Phas deg  
Vector averaged cross-power spectrum Several baselines displayed  
Timerange: 00/23:37:31 to 00/23:40:59

Plot file version 356 created 25-SEP-2023 15:06:26

J1419+5256 EM169.UVDATA.1

Freq = 1.5950 GHz, Bw = 32.000 MH No calibration applied and no bandpass applied



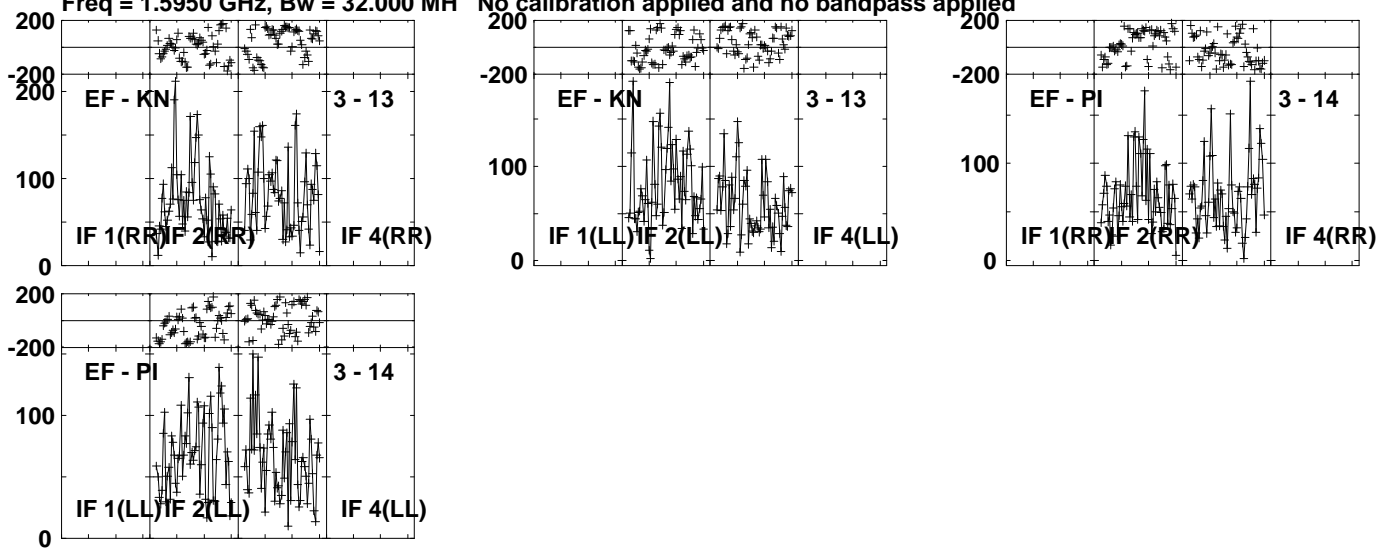
Lower frame: Micro Ampl Jy Top frame: Phas deg  
Vector averaged cross-power spectrum Several baselines displayed  
Timerange: 00/23:37:31 to 00/23:40:59

Plot file version 357 created 25-SEP-2023 15:06:26

J1419+5256 EM169.UVDATA.1

Freq = 1.5950 GHz, Bw = 32.000 MH

No calibration applied and no bandpass applied



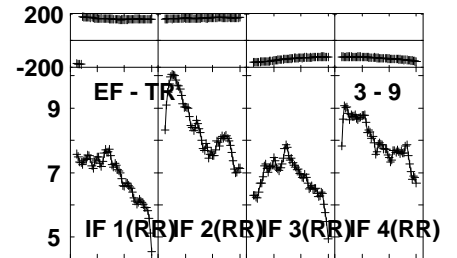
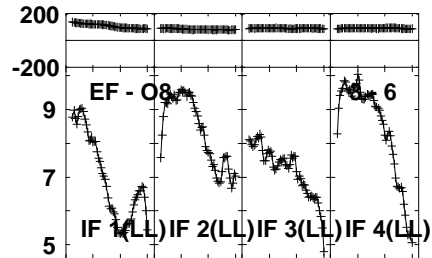
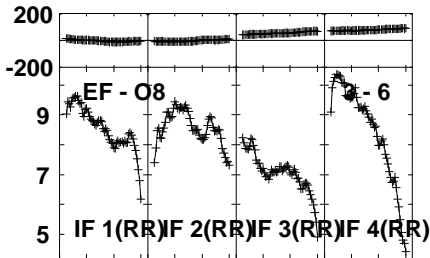
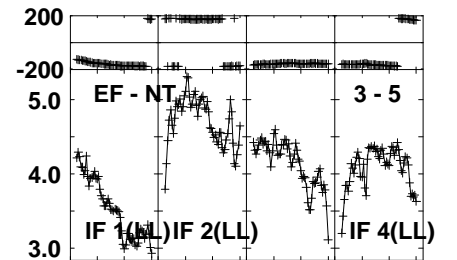
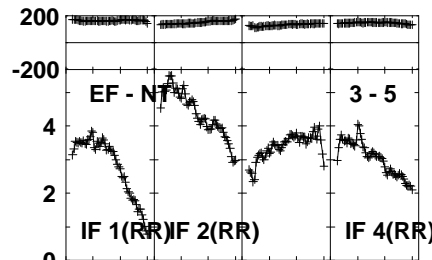
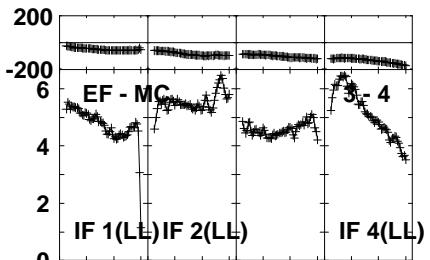
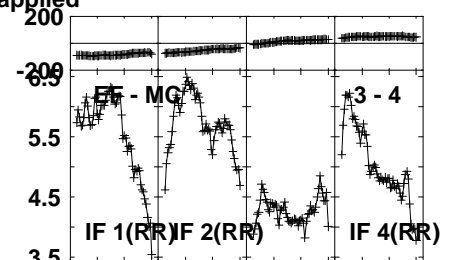
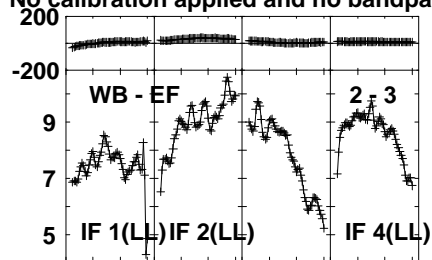
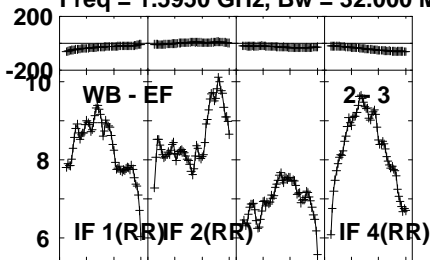
Lower frame: Micro Ampl Jy Top frame: Phas deg  
Vector averaged cross-power spectrum Several baselines displayed  
Timerange: 00/23:37:31 to 00/23:40:59

Plot file version 358 created 25-SEP-2023 15:06:26

1418+546 EM169.UVDATA.1

Freq = 1.5950 GHz, Bw = 32.000 MH

No calibration applied and no bandpass applied



020406@20406@20406@20406@  
Channels

020406@20406@20406@20406@  
Channels

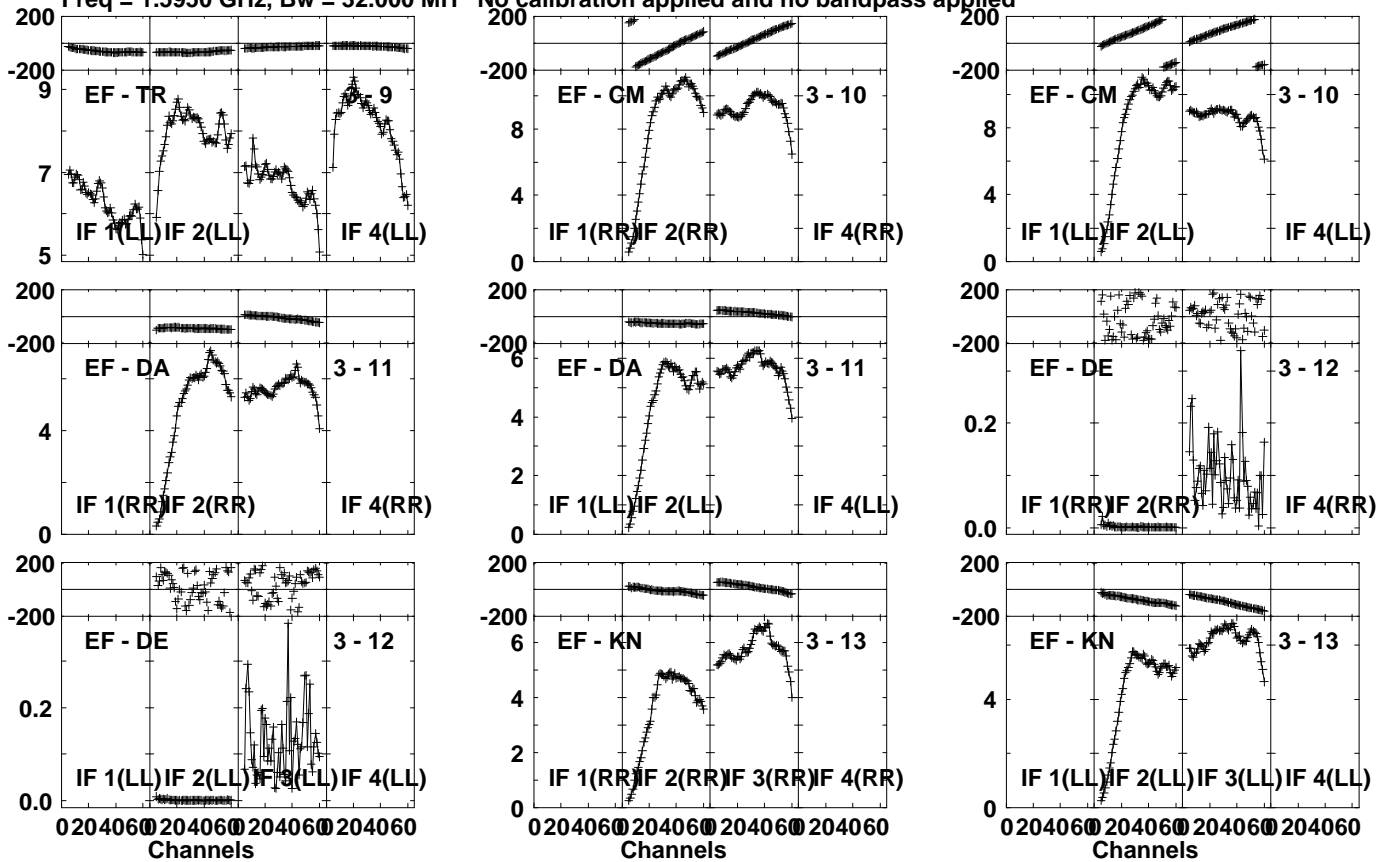
020406@20406@20406@20406@  
Channels

Lower frame: Milli Ampl Jy Top frame: Phas deg  
Vector averaged cross-power spectrum Several baselines displayed  
Timerange: 00/23:41:01 to 00/23:42:29

Plot file version 359 created 25-SEP-2023 15:06:26

1418+546 EM169.UVDATA.1

Freq = 1.5950 GHz, Bw = 32.000 MH No calibration applied and no bandpass applied



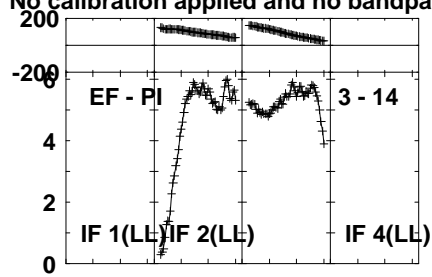
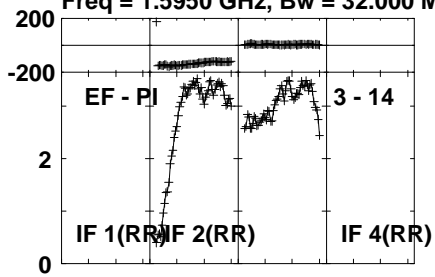
Lower frame: Milli Ampl Jy Top frame: Phas deg  
Vector averaged cross-power spectrum Several baselines displayed  
Timerange: 00/23:41:01 to 00/23:42:29

Plot file version 360 created 25-SEP-2023 15:06:26

1418+546 EM169.UVDATA.1

Freq = 1.5950 GHz, Bw = 32.000 MH

No calibration applied and no bandpass applied



Lower frame: Milli Ampl Jy Top frame: Phas deg

Vector averaged cross-power spectrum Several baselines displayed

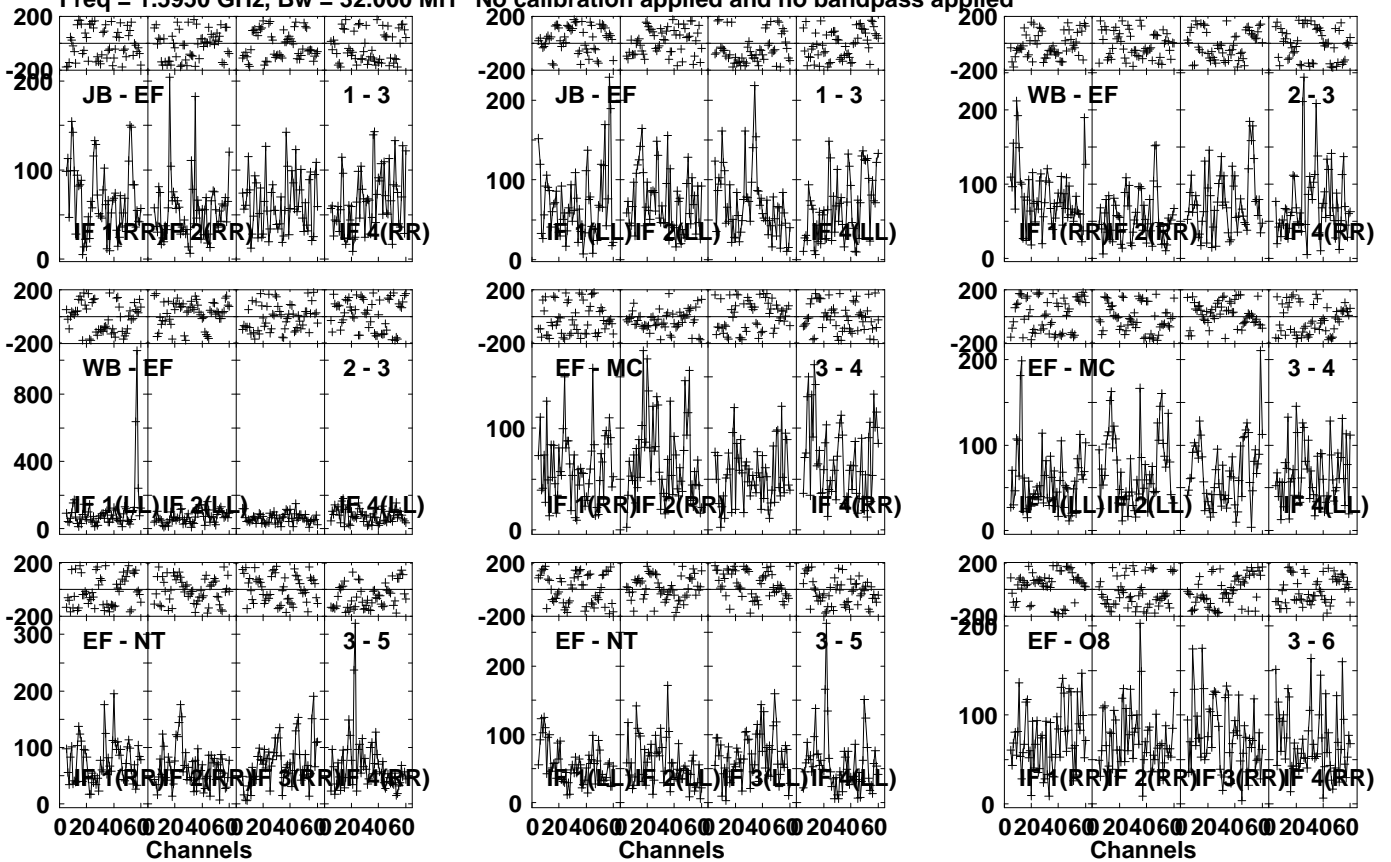
Timerange: 00/23:41:01 to 00/23:42:29



Plot file version 361 created 25-SEP-2023 15:06:26

J1419+5256 EM169.UVDATA.1

Freq = 1.5950 GHz, Bw = 32.000 MH No calibration applied and no bandpass applied



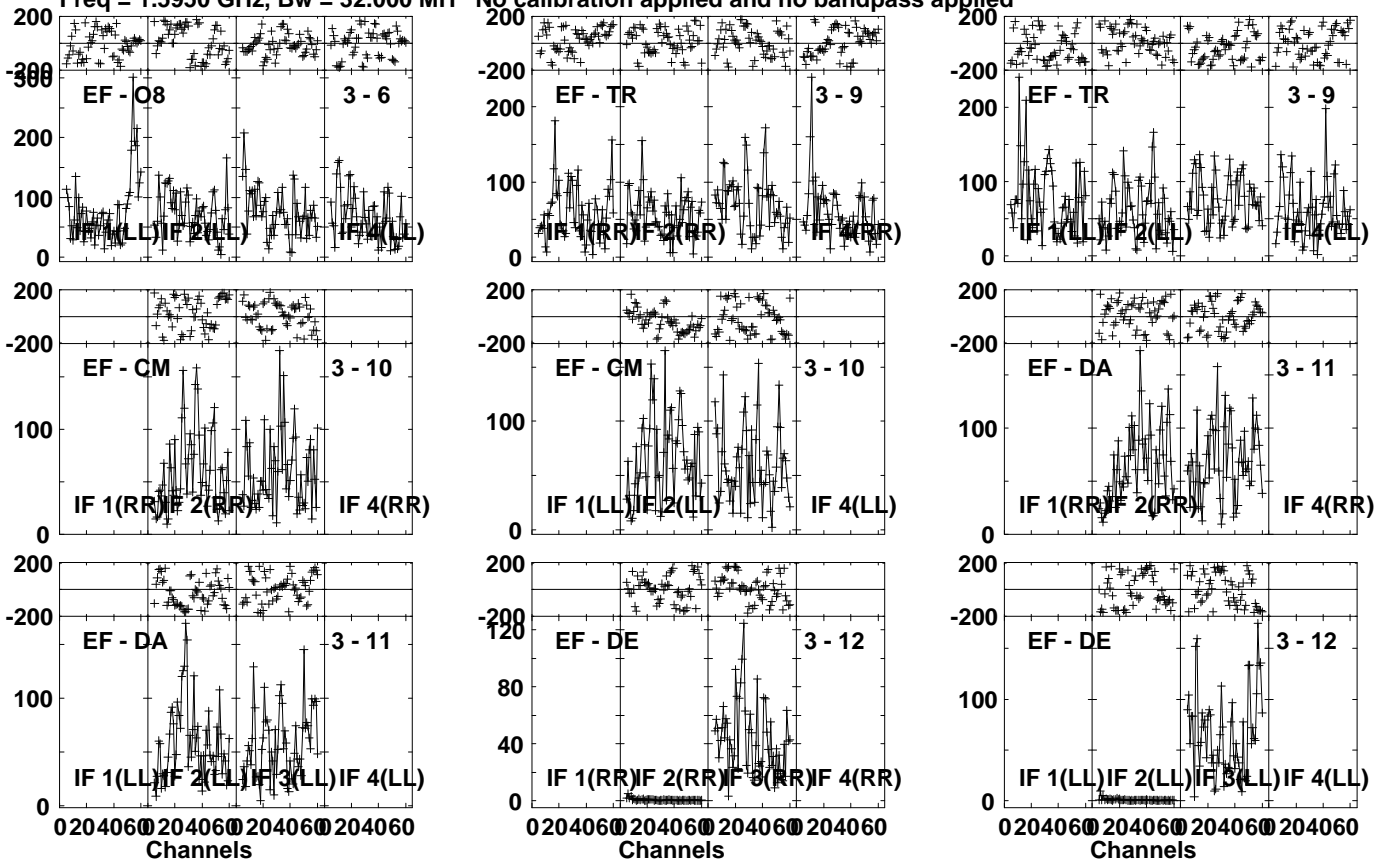
Lower frame: Micro Ampl Jy Top frame: Phas deg  
Vector averaged cross-power spectrum Several baselines displayed  
Timerange: 00/23:42:31 to 00/23:45:59

Plot file version 362 created 25-SEP-2023 15:06:26

J1419+5256 EM169.UVDATA.1

Freq = 1.5950 GHz, Bw = 32.000 MH

No calibration applied and no bandpass applied



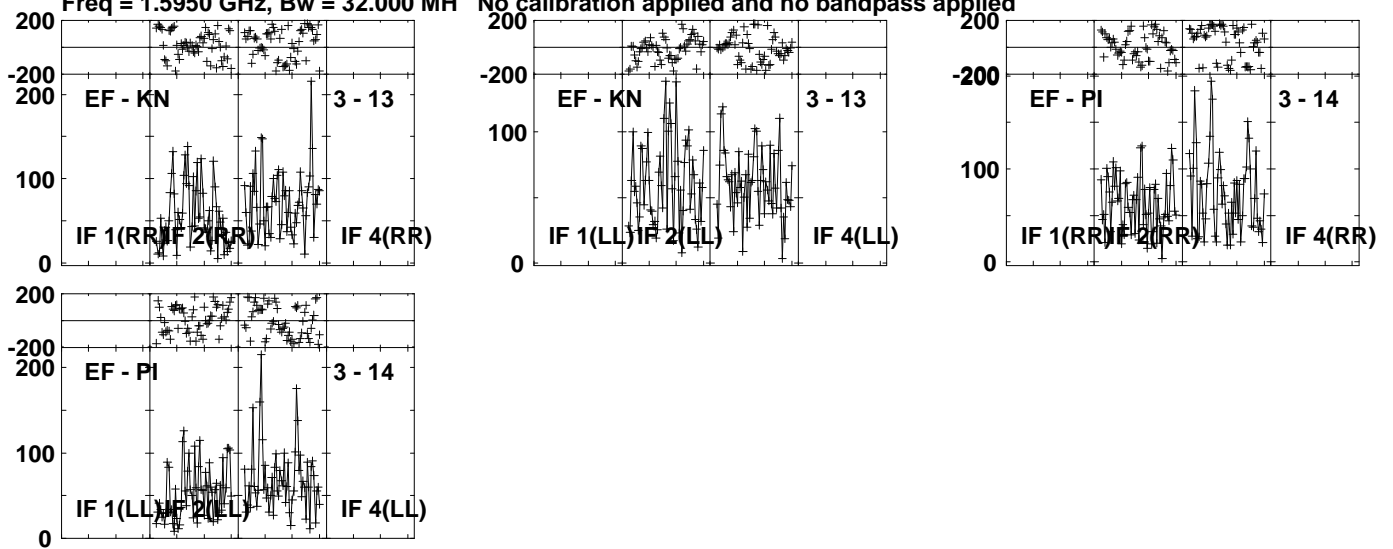
Lower frame: Micro Ampl Jy Top frame: Phas deg  
Vector averaged cross-power spectrum Several baselines displayed  
Timerange: 00/23:42:31 to 00/23:45:59

Plot file version 363 created 25-SEP-2023 15:06:26

J1419+5256 EM169.UVDATA.1

Freq = 1.5950 GHz, Bw = 32.000 MH

No calibration applied and no bandpass applied



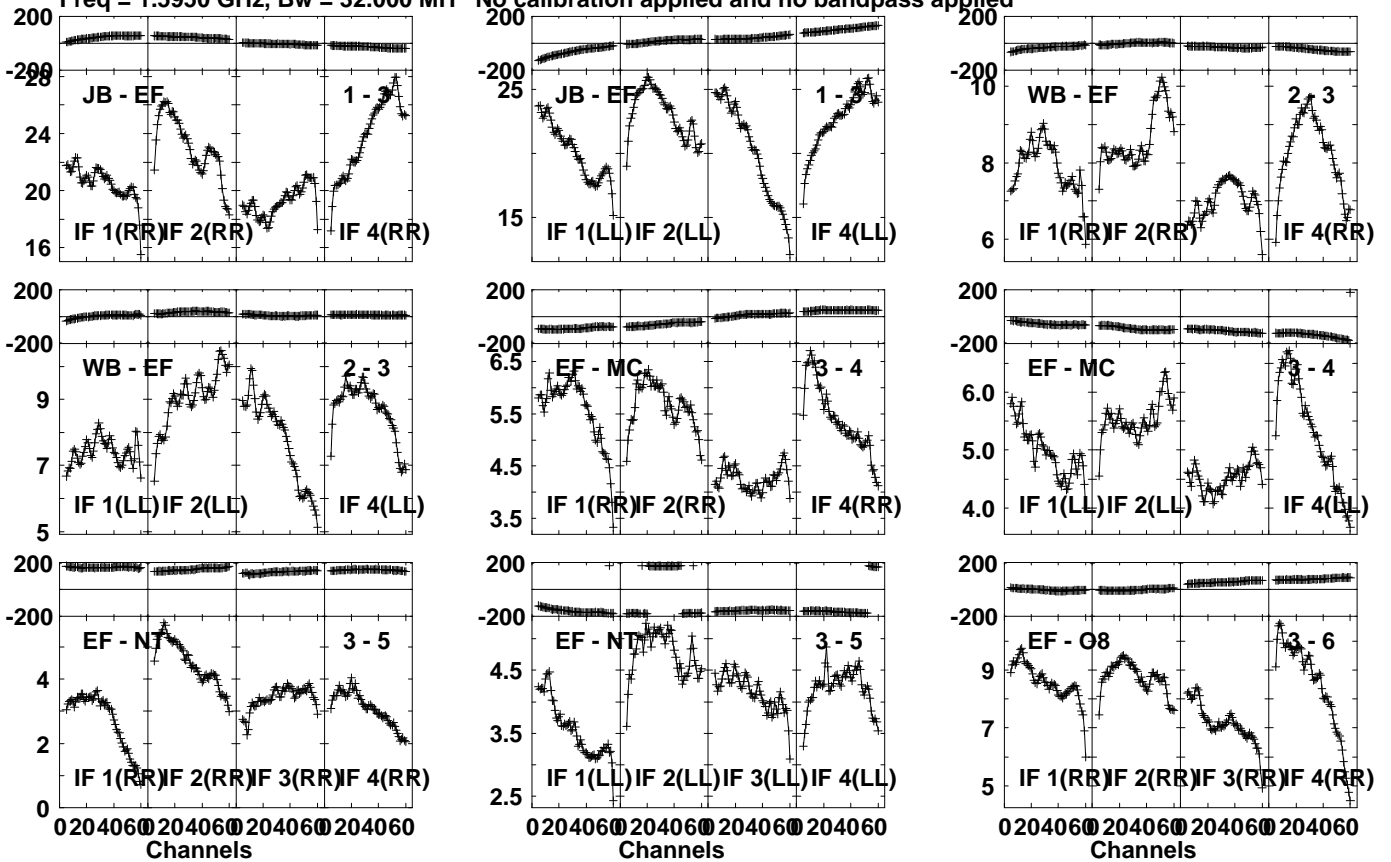
Lower frame: Micro Ampl Jy Top frame: Phas deg  
Vector averaged cross-power spectrum Several baselines displayed  
Timerange: 00/23:42:31 to 00/23:45:59

Plot file version 364 created 25-SEP-2023 15:06:26

1418+546 EM169.UVDATA.1

Freq = 1.5950 GHz, Bw = 32.000 MH

No calibration applied and no bandpass applied



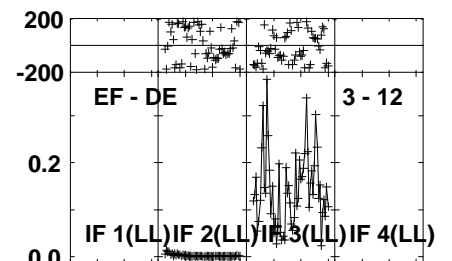
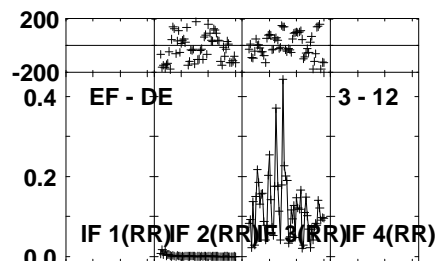
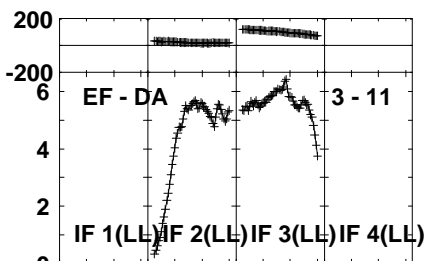
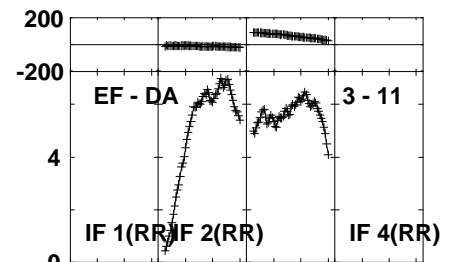
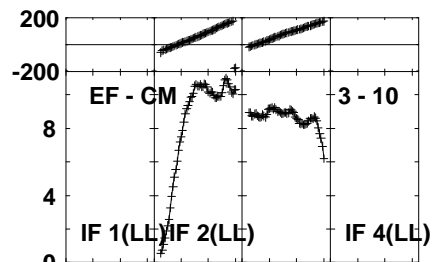
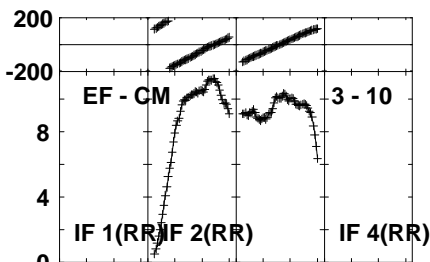
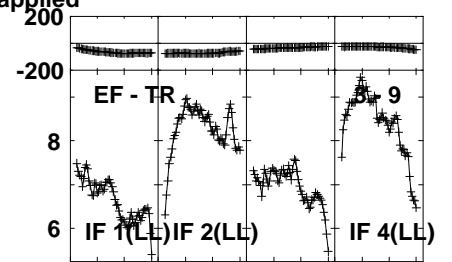
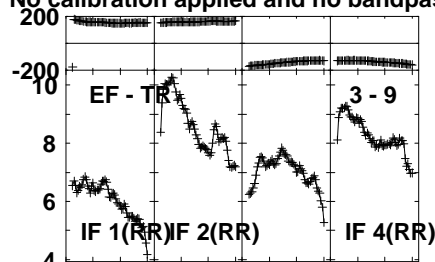
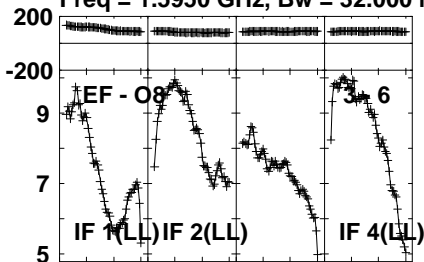
Lower frame: Milli Ampl Jy Top frame: Phas deg  
 Vector averaged cross-power spectrum Several baselines displayed  
 Timerange: 00/23:46:31 to 00/23:47:29

Plot file version 365 created 25-SEP-2023 15:06:26

1418+546 EM169.UVDATA.1

Freq = 1.5950 GHz, Bw = 32.000 MH

No calibration applied and no bandpass applied



0204060 204060 204060 204060  
Channels

0204060 204060 204060 204060  
Channels

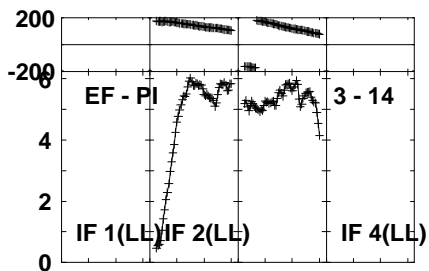
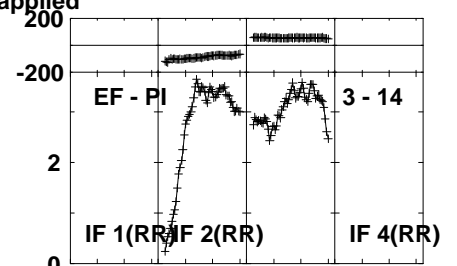
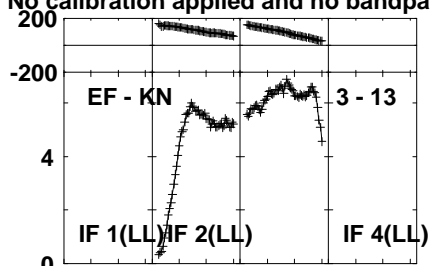
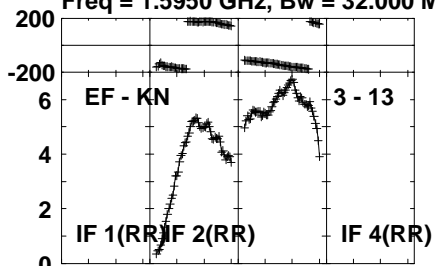
0204060 204060 204060 204060  
Channels

Lower frame: Milli Ampl Jy Top frame: Phas deg  
Vector averaged cross-power spectrum Several baselines displayed  
Timerange: 00/23:46:31 to 00/23:47:29

Plot file version 366 created 25-SEP-2023 15:06:27

1418+546 EM169.UVDATA.1

Freq = 1.5950 GHz, Bw = 32.000 MH No calibration applied and no bandpass applied

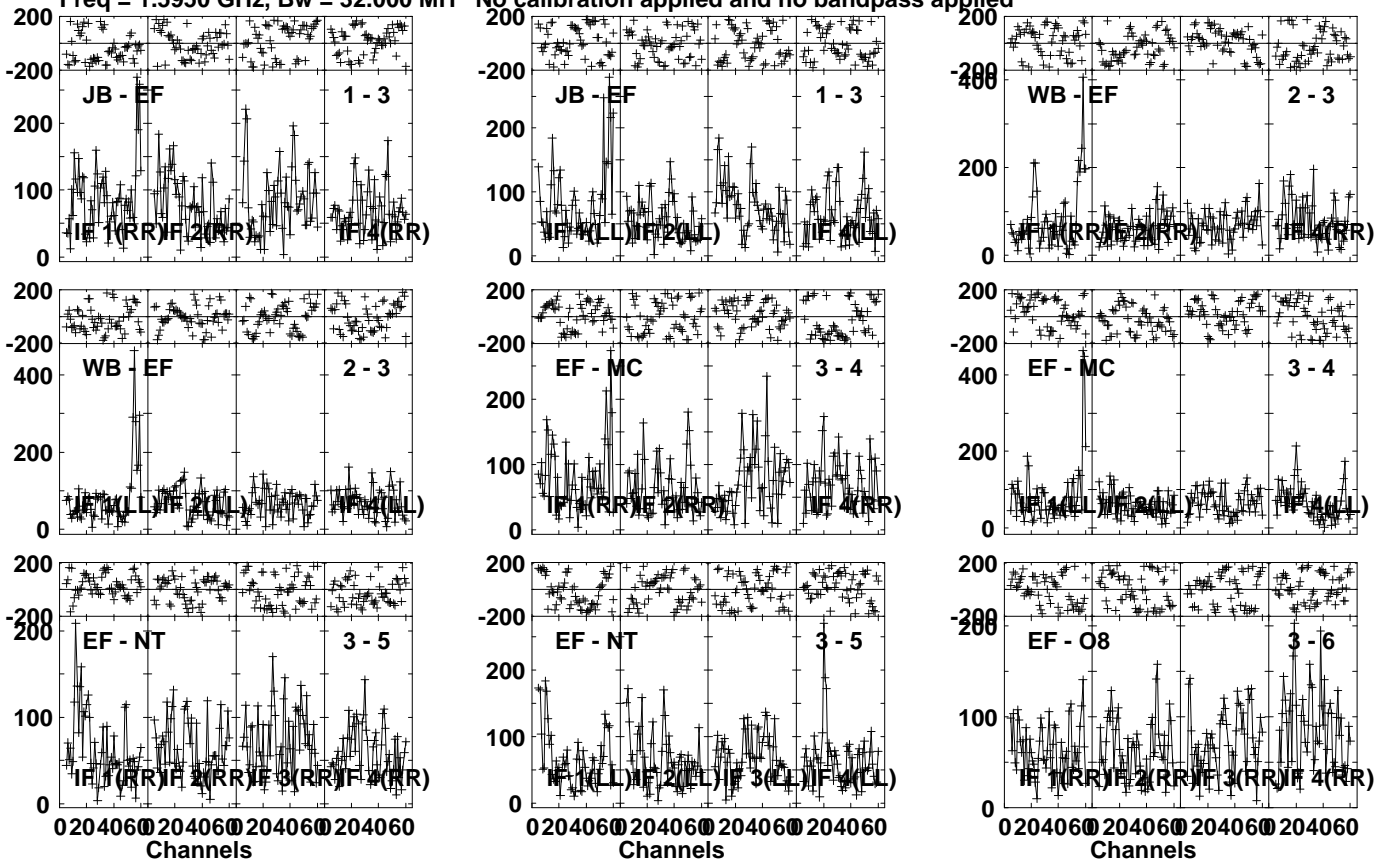


Lower frame: Milli Ampl Jy Top frame: Phas deg  
Vector averaged cross-power spectrum Several baselines displayed  
Timerange: 00/23:46:31 to 00/23:47:29

Plot file version 367 created 25-SEP-2023 15:06:27

J1419+5256 EM169.UVDATA.1

Freq = 1.5950 GHz, Bw = 32.000 MH No calibration applied and no bandpass applied



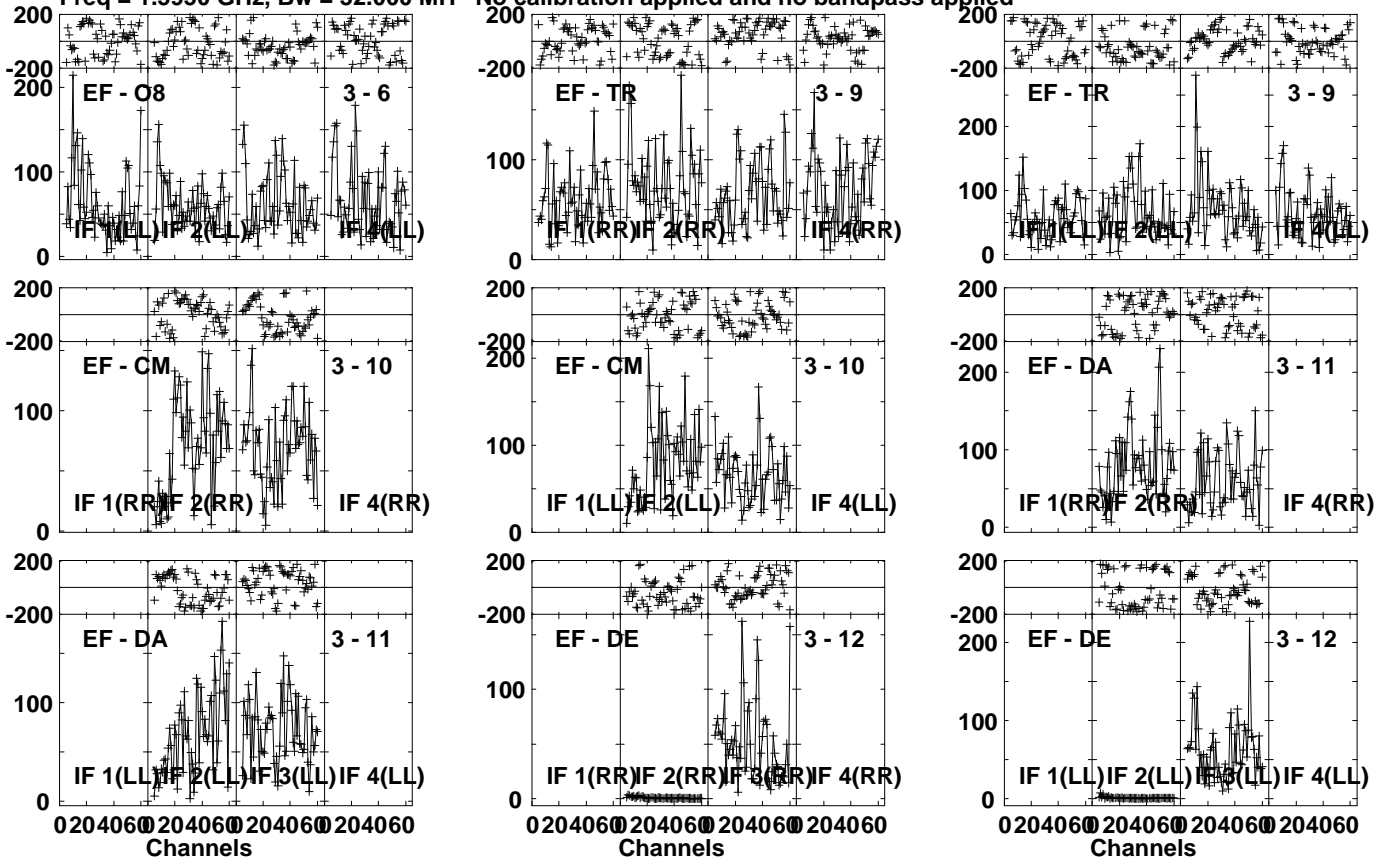
Lower frame: Micro Ampl Jy Top frame: Phas deg  
Vector averaged cross-power spectrum Several baselines displayed  
Timerange: 00/23:47:31 to 00/23:50:59

Plot file version 368 created 25-SEP-2023 15:06:27

J1419+5256 EM169.UVDATA.1

Freq = 1.5950 GHz, Bw = 32.000 MH

No calibration applied and no bandpass applied



Lower frame: Micro Ampl Jy Top frame: Phas deg  
Vector averaged cross-power spectrum Several baselines displayed  
Timerange: 00/23:47:31 to 00/23:50:59

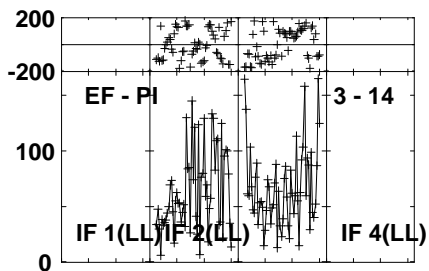
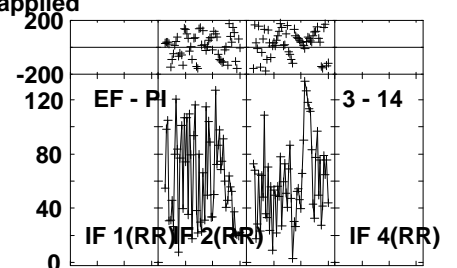
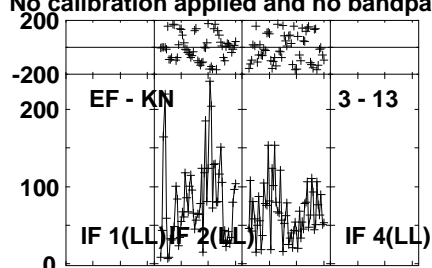
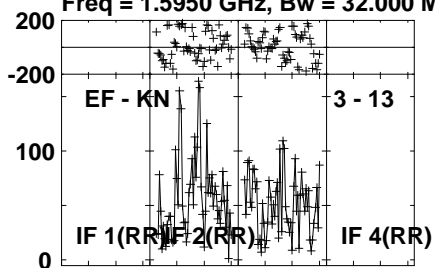


Plot file version 369 created 25-SEP-2023 15:06:27

J1419+5256 EM169.UVDATA.1

Freq = 1.5950 GHz, Bw = 32.000 MH

No calibration applied and no bandpass applied

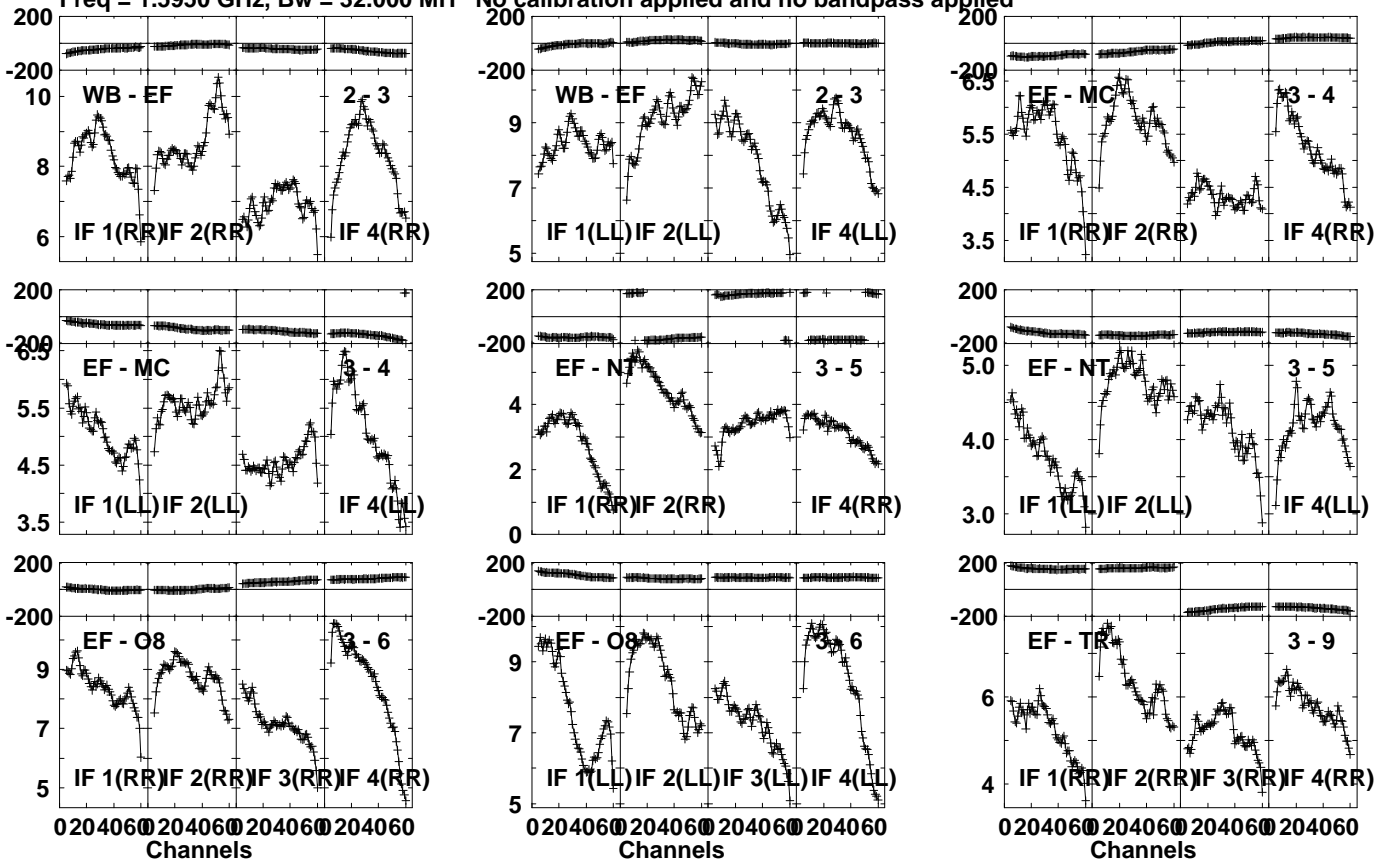


Lower frame: Micro Ampl Jy Top frame: Phas deg  
Vector averaged cross-power spectrum Several baselines displayed  
Timerange: 00/23:47:31 to 00/23:50:59

Plot file version 370 created 25-SEP-2023 15:06:27

1418+546 EM169.UVDATA.1

Freq = 1.5950 GHz, Bw = 32.000 MH No calibration applied and no bandpass applied

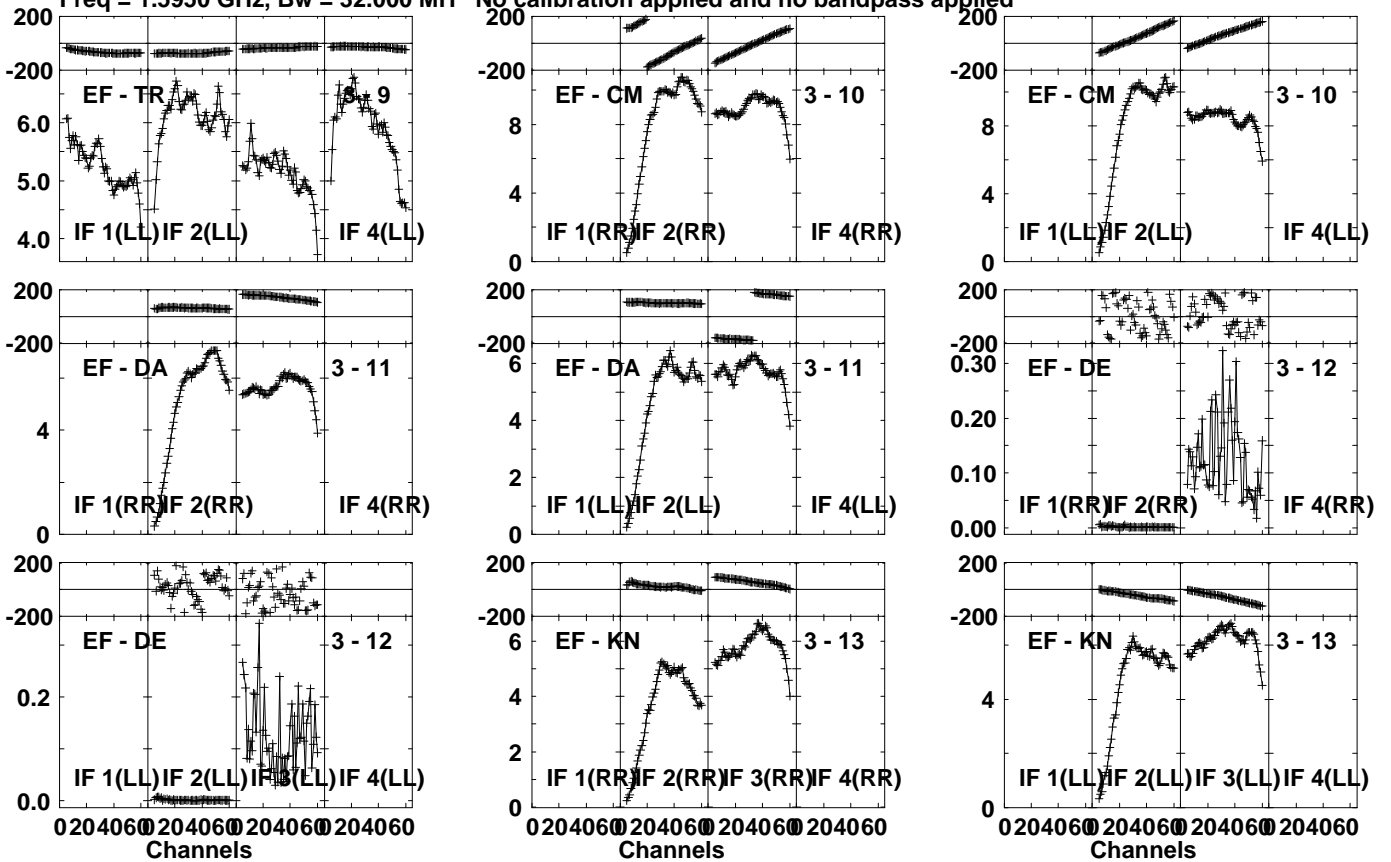


Lower frame: Milli Ampl Jy Top frame: Phas deg  
Vector averaged cross-power spectrum Several baselines displayed  
Timerange: 00/23:51:01 to 00/23:52:29

Plot file version 371 created 25-SEP-2023 15:06:27

1418+546 EM169.UVDATA.1

Freq = 1.5950 GHz, Bw = 32.000 MH No calibration applied and no bandpass applied

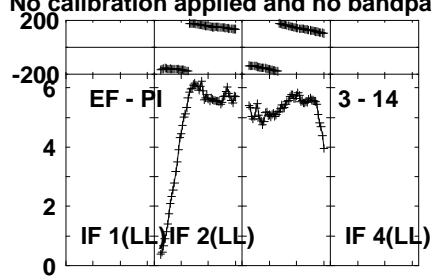
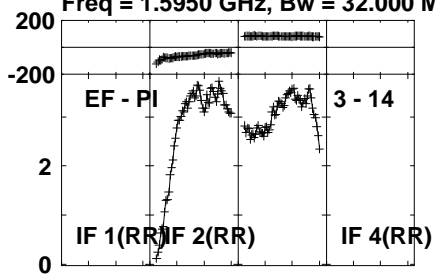


Lower frame: Milli Ampl Jy Top frame: Phas deg  
Vector averaged cross-power spectrum Several baselines displayed  
Timerange: 00/23:51:01 to 00/23:52:29

Plot file version 372 created 25-SEP-2023 15:06:27

1418+546 EM169.UVDATA.1

Freq = 1.5950 GHz, Bw = 32.000 MH No calibration applied and no bandpass applied



Lower frame: Milli Ampl Jy Top frame: Phas deg

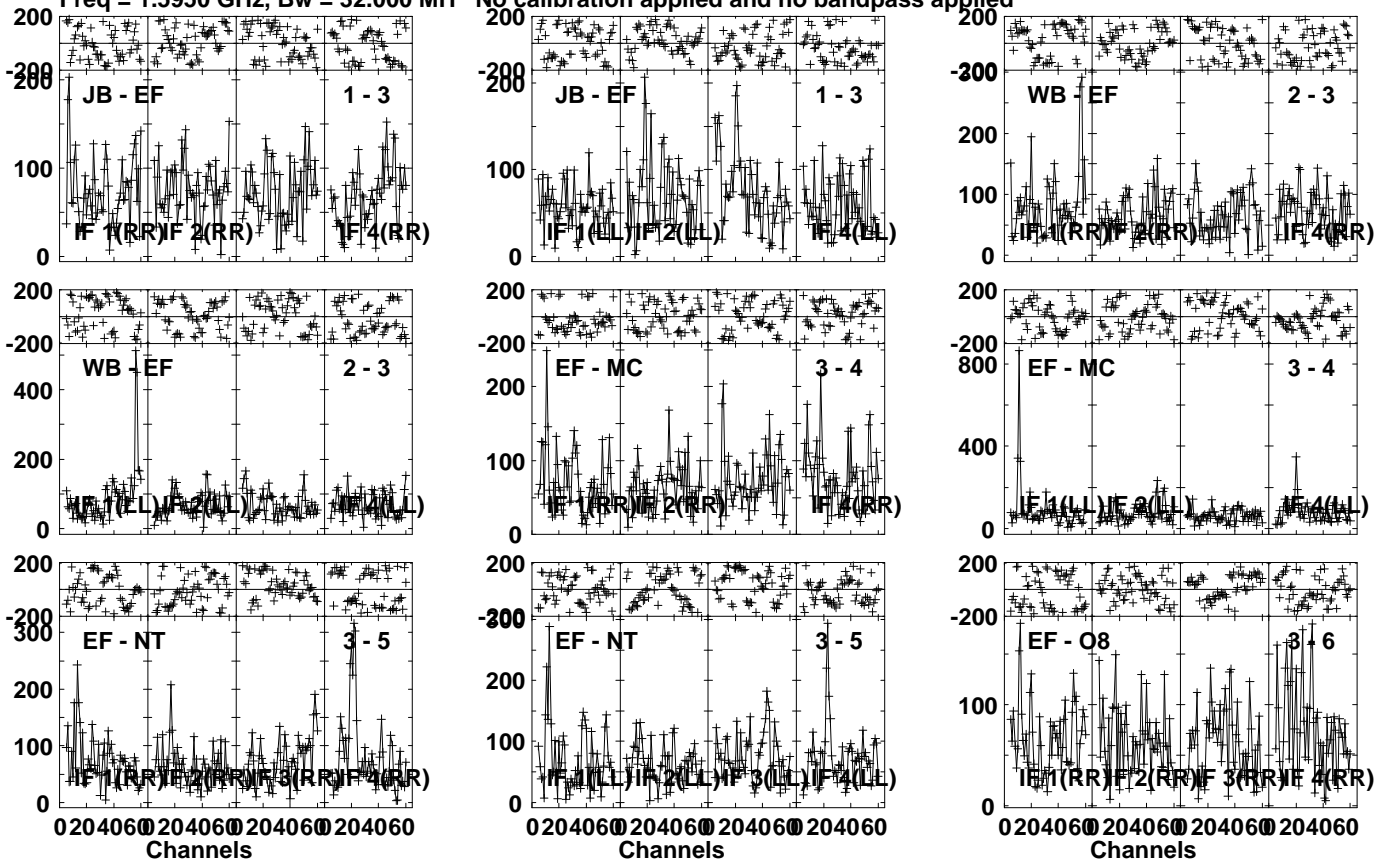
Vector averaged cross-power spectrum Several baselines displayed

Timerange: 00/23:51:01 to 00/23:52:29

Plot file version 373 created 25-SEP-2023 15:06:27

J1419+5256 EM169.UVDATA.1

Freq = 1.5950 GHz, Bw = 32.000 MH No calibration applied and no bandpass applied



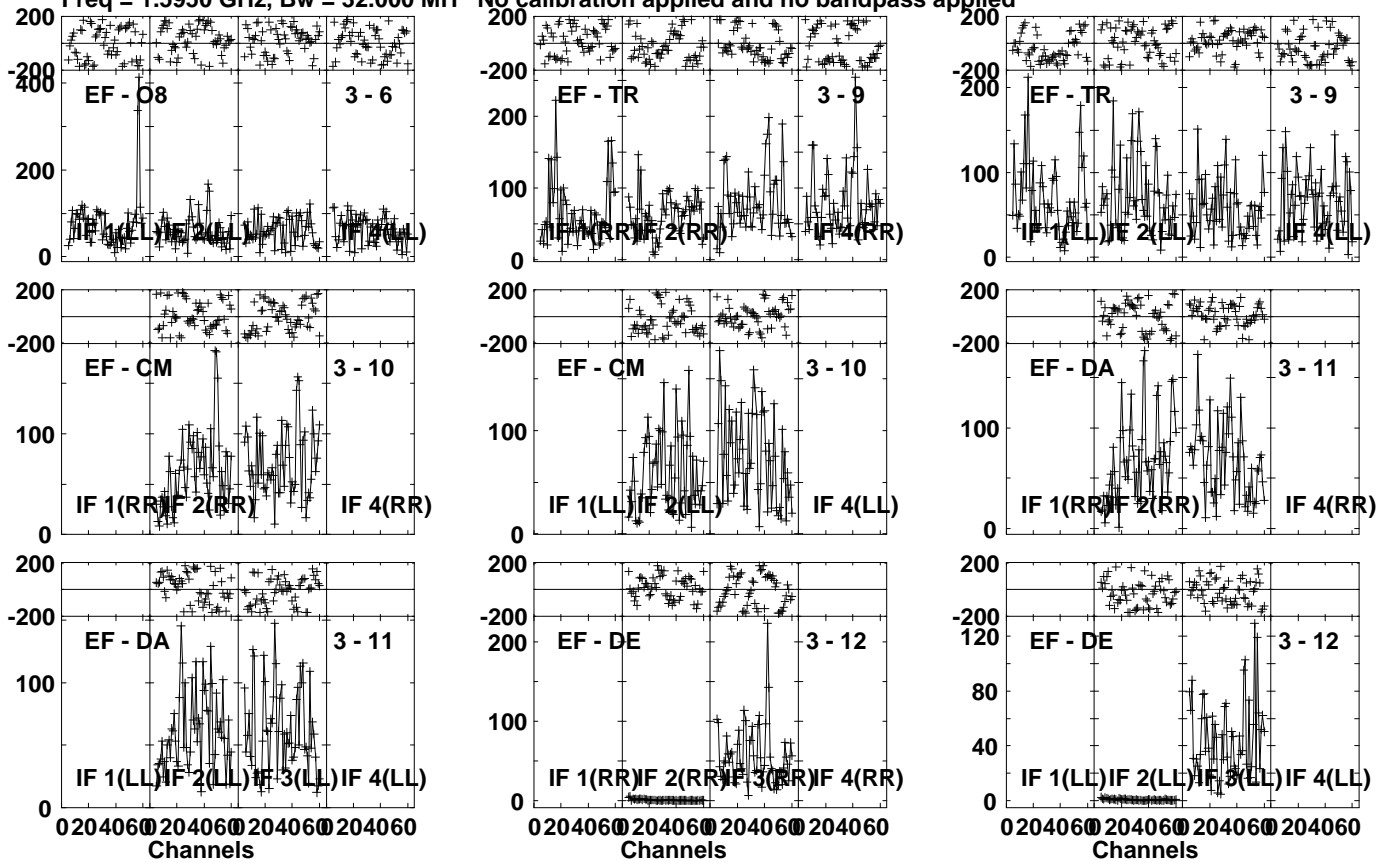
Lower frame: Micro Ampl Jy Top frame: Phas deg  
Vector averaged cross-power spectrum Several baselines displayed  
Timerange: 00/23:52:31 to 00/23:55:59

Plot file version 374 created 25-SEP-2023 15:06:27

J1419+5256 EM169.UVDATA.1

Freq = 1.5950 GHz, Bw = 32.000 MH

No calibration applied and no bandpass applied



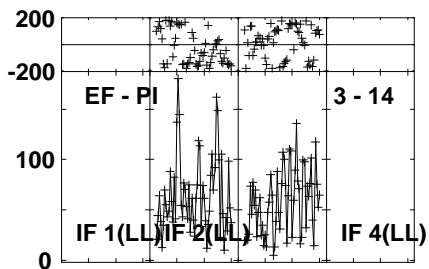
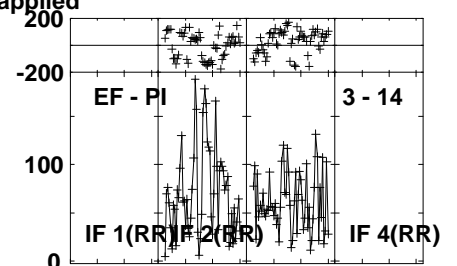
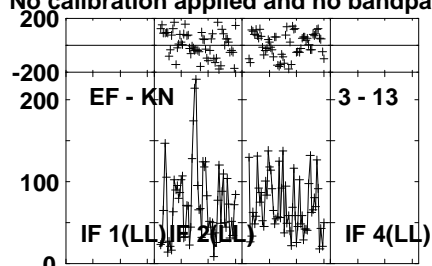
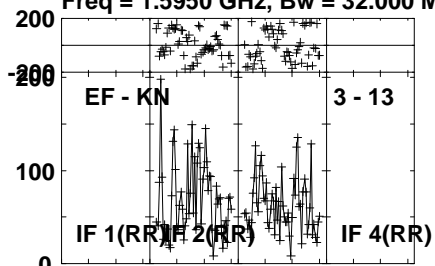
Lower frame: Micro Ampl Jy Top frame: Phas deg  
Vector averaged cross-power spectrum Several baselines displayed  
Timerange: 00/23:52:31 to 00/23:55:59

Plot file version 375 created 25-SEP-2023 15:06:27

J1419+5256 EM169.UVDATA.1

Freq = 1.5950 GHz, Bw = 32.000 MH

No calibration applied and no bandpass applied

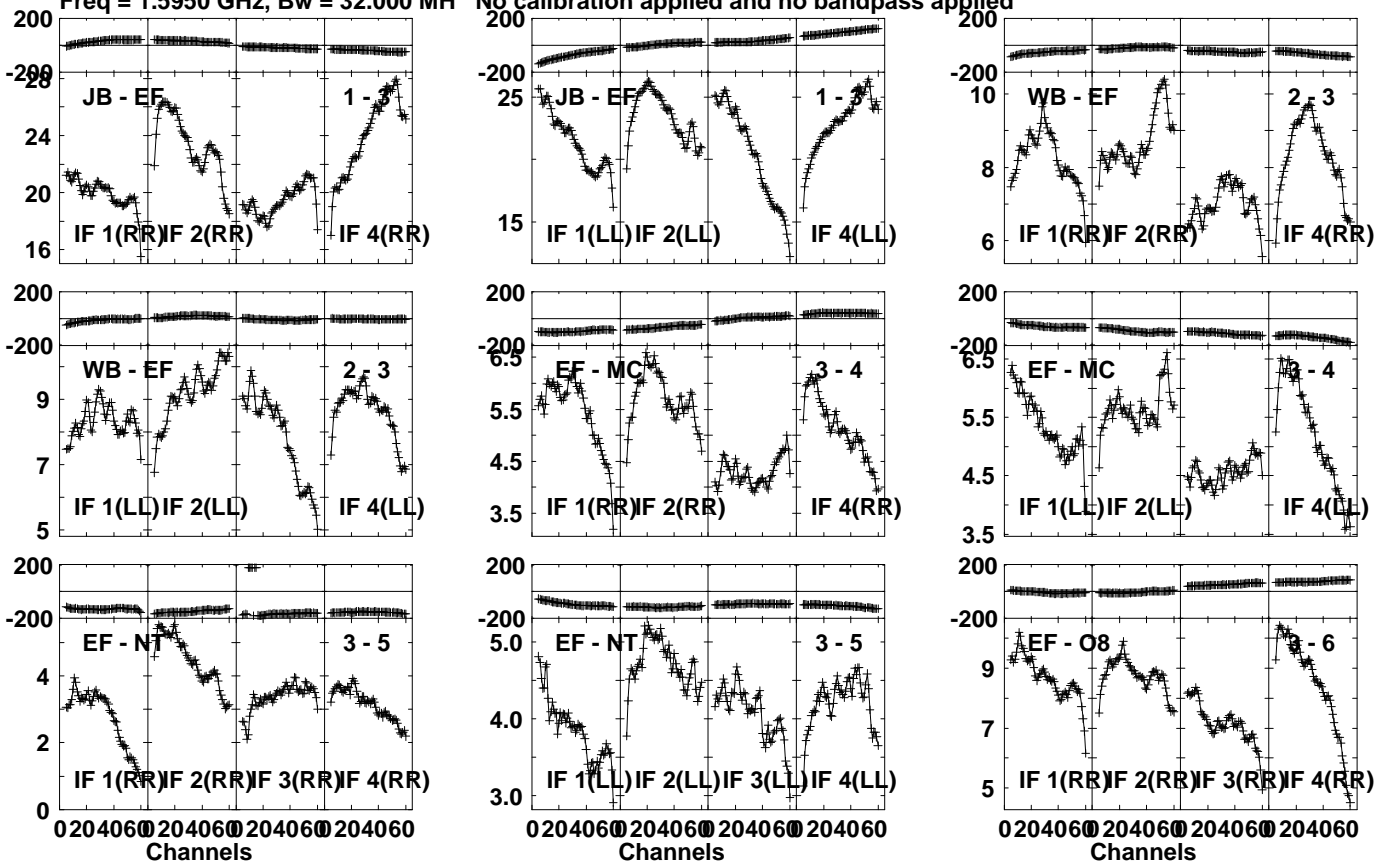


Lower frame: Micro Ampl Jy Top frame: Phas deg  
Vector averaged cross-power spectrum Several baselines displayed  
Timerange: 00/23:52:31 to 00/23:55:59

Plot file version 376 created 25-SEP-2023 15:06:27

1418+546 EM169.UVDATA.1

Freq = 1.5950 GHz, Bw = 32.000 MH No calibration applied and no bandpass applied



Lower frame: Milli Ampl Jy Top frame: Phas deg  
 Vector averaged cross-power spectrum Several baselines displayed  
 Timerange: 00/23:56:31 to 00/23:57:29

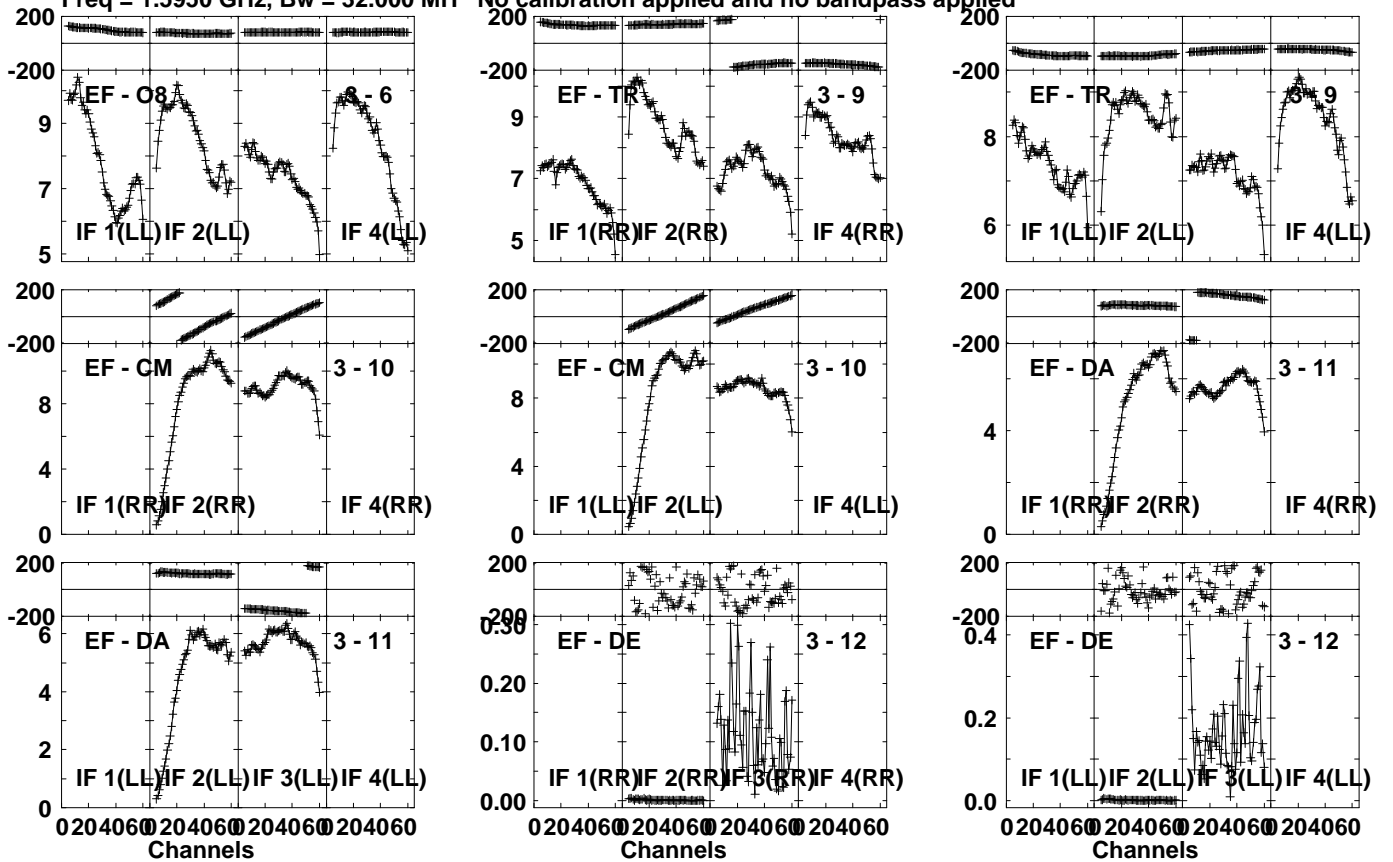


Plot file version 377 created 25-SEP-2023 15:06:27

1418+546 EM169.UVDATA.1

Freq = 1.5950 GHz, Bw = 32.000 MH

No calibration applied and no bandpass applied



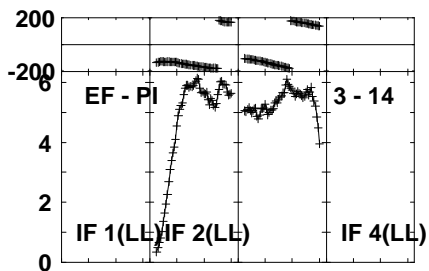
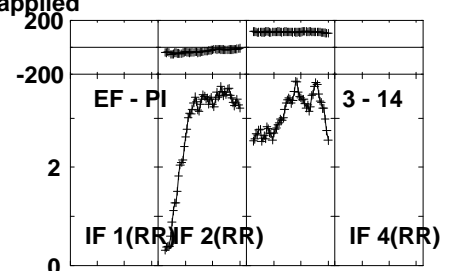
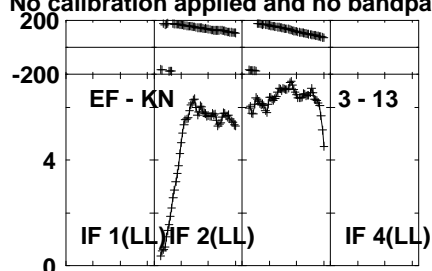
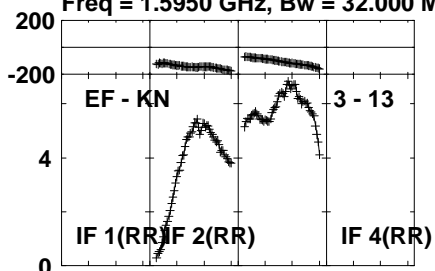
Lower frame: Milli Ampl Jy Top frame: Phas deg  
Vector averaged cross-power spectrum Several baselines displayed  
Timerange: 00/23:56:31 to 00/23:57:29

Plot file version 378 created 25-SEP-2023 15:06:27

1418+546 EM169.UVDATA.1

Freq = 1.5950 GHz, Bw = 32.000 MH

No calibration applied and no bandpass applied



Lower frame: Milli Ampl Jy Top frame: Phas deg

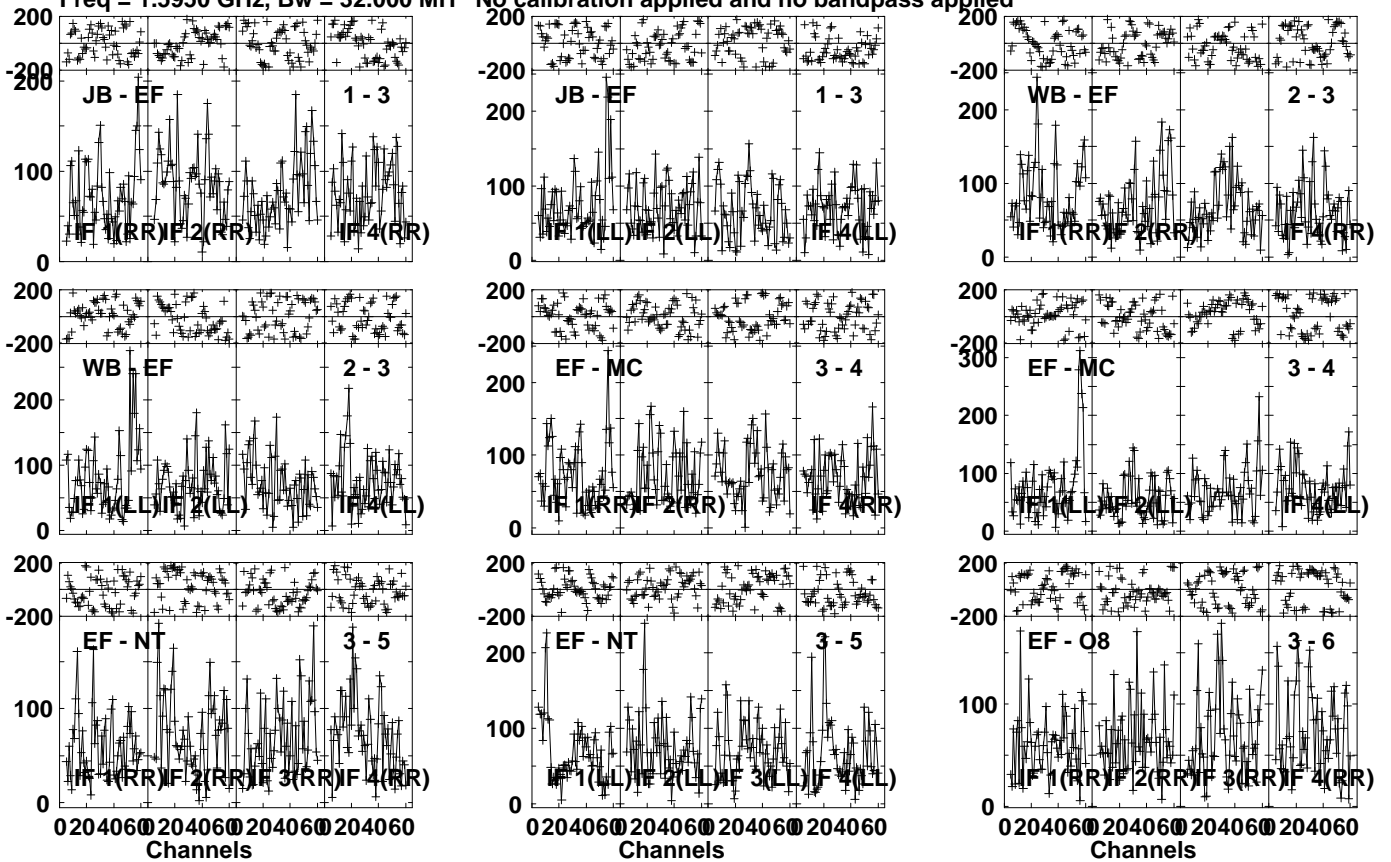
Vector averaged cross-power spectrum Several baselines displayed

Timerange: 00/23:56:31 to 00/23:57:29

Plot file version 379 created 25-SEP-2023 15:06:28

J1419+5256 EM169.UVDATA.1

Freq = 1.5950 GHz, Bw = 32.000 MH No calibration applied and no bandpass applied



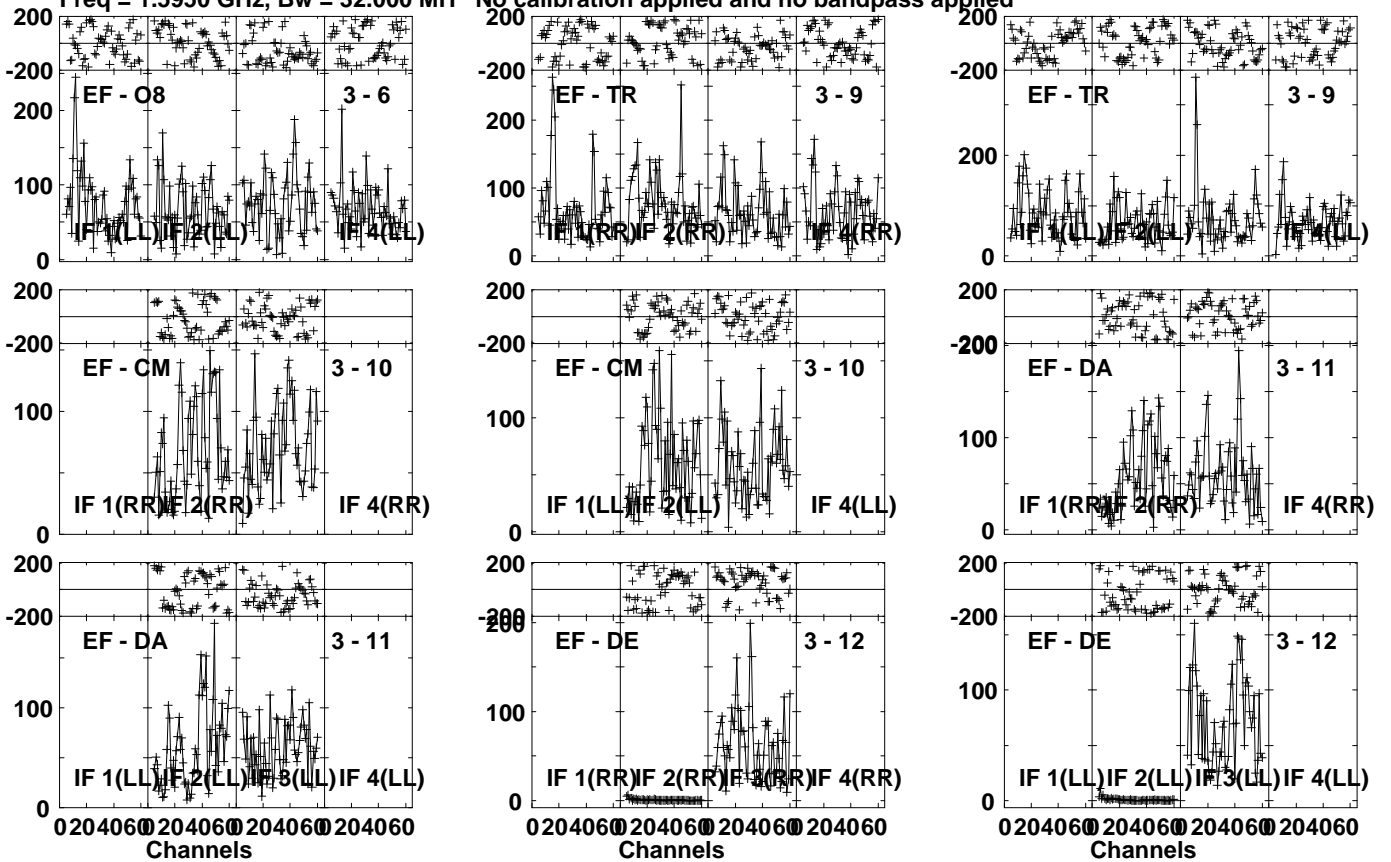
Lower frame: Micro Ampl Jy Top frame: Phas deg  
Vector averaged cross-power spectrum Several baselines displayed  
Timerange: 00/23:57:31 to 01/00:00:59

Plot file version 380 created 25-SEP-2023 15:06:28

J1419+5256 EM169.UVDATA.1

Freq = 1.5950 GHz, Bw = 32.000 MH

No calibration applied and no bandpass applied



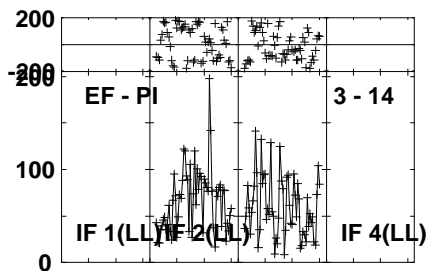
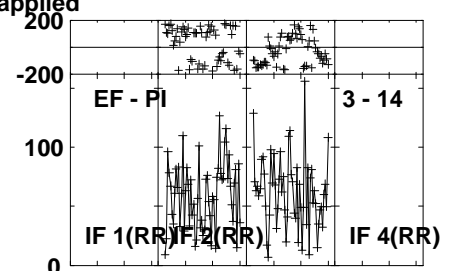
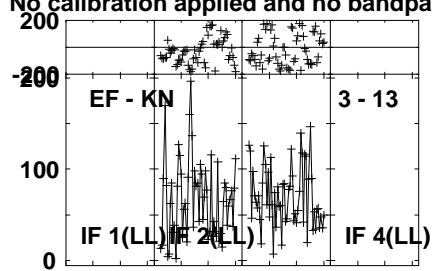
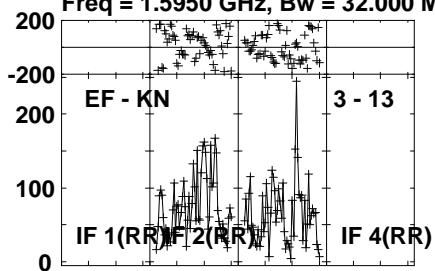
Lower frame: Micro Ampl Jy Top frame: Phas deg  
Vector averaged cross-power spectrum Several baselines displayed  
Timerange: 00/23:57:31 to 01/00:00:59

Plot file version 381 created 25-SEP-2023 15:06:28

J1419+5256 EM169.UVDATA.1

Freq = 1.5950 GHz, Bw = 32.000 MH

No calibration applied and no bandpass applied



Lower frame: Micro Ampl Jy Top frame: Phas deg

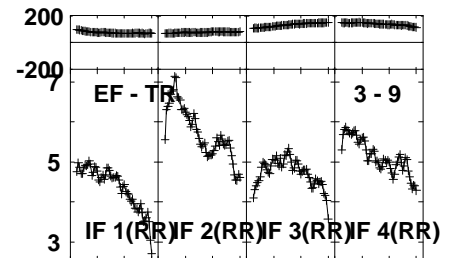
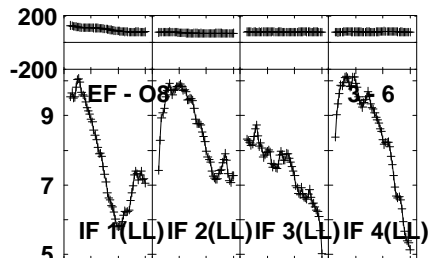
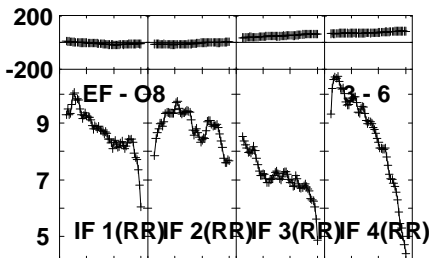
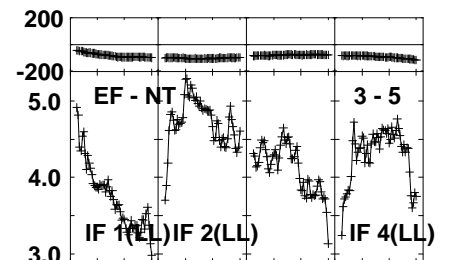
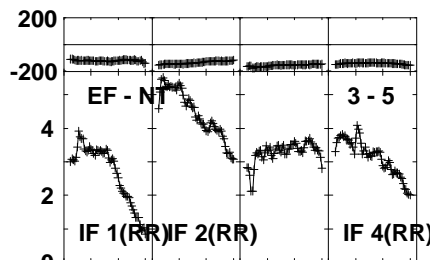
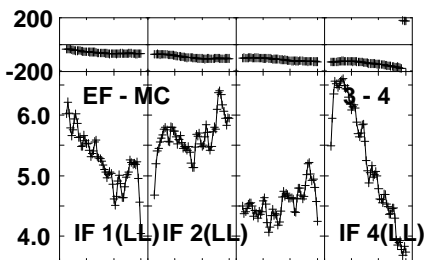
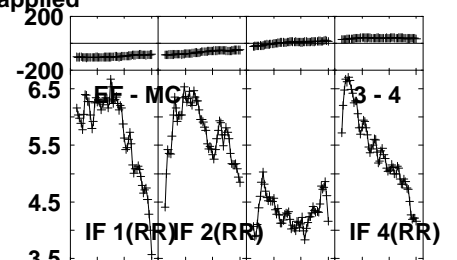
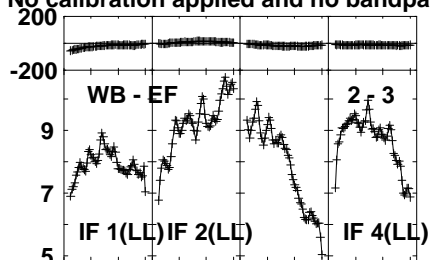
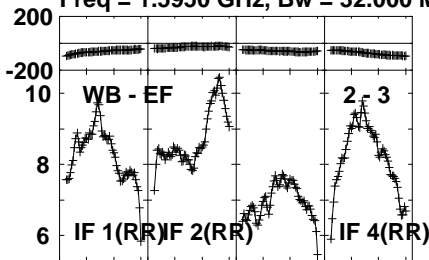
Vector averaged cross-power spectrum Several baselines displayed

Timerange: 00/23:57:31 to 01/00:00:59

Plot file version 382 created 25-SEP-2023 15:06:28

1418+546 EM169.UVDATA.1

Freq = 1.5950 GHz, Bw = 32.000 MH No calibration applied and no bandpass applied



0204060 204060 204060 204060  
Channels

0204060 204060 204060 204060  
Channels

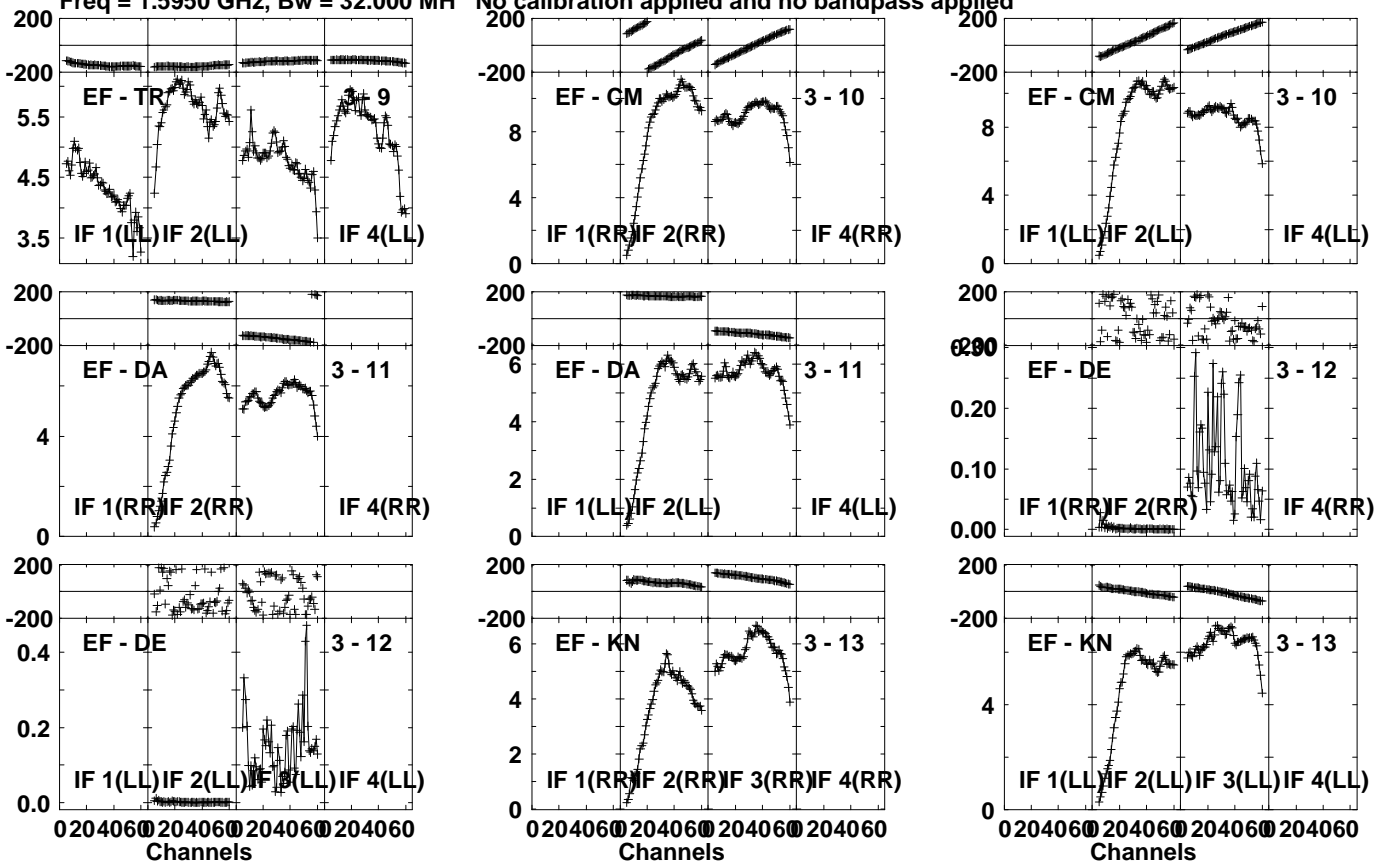
0204060 204060 204060 204060  
Channels

Lower frame: Milli Ampl Jy Top frame: Phas deg  
Vector averaged cross-power spectrum Several baselines displayed  
Timerange: 01/00:01:01 to 01/00:02:29

Plot file version 383 created 25-SEP-2023 15:06:28

1418+546 EM169.UVDATA.1

Freq = 1.5950 GHz, Bw = 32.000 MH No calibration applied and no bandpass applied

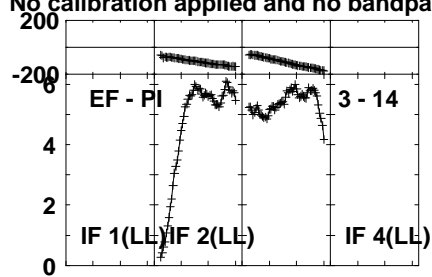
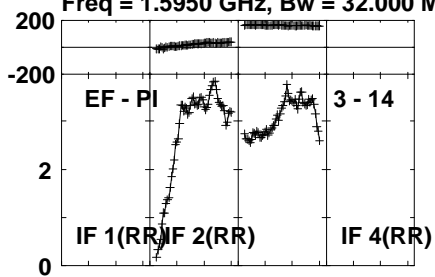


Lower frame: Milli Ampl Jy Top frame: Phas deg  
Vector averaged cross-power spectrum Several baselines displayed  
Timerange: 01/00:01:01 to 01/00:02:29

Plot file version 384 created 25-SEP-2023 15:06:28

1418+546 EM169.UVDATA.1

Freq = 1.5950 GHz, Bw = 32.000 MH No calibration applied and no bandpass applied



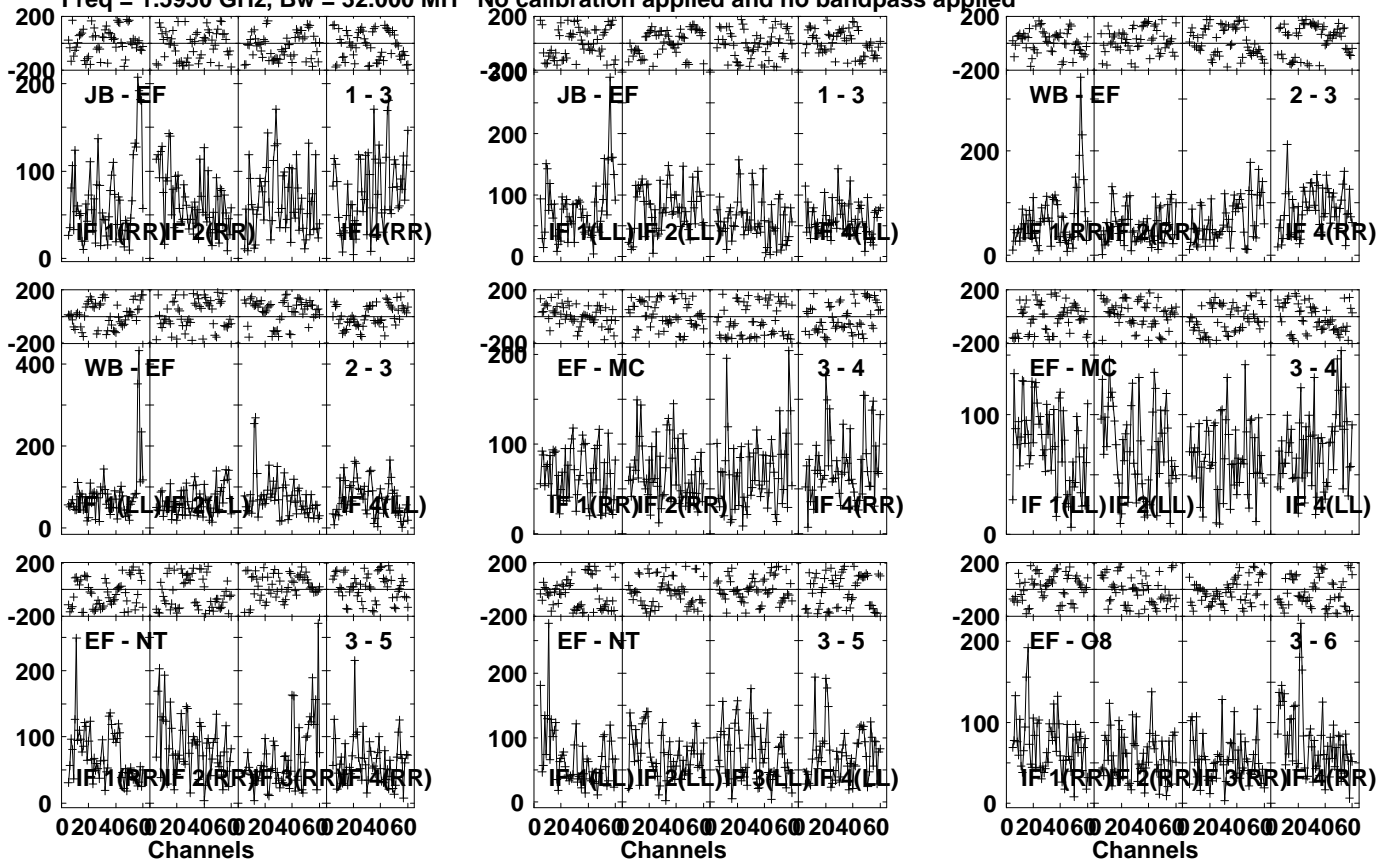
Lower frame: Milli Ampl Jy Top frame: Phas deg  
Vector averaged cross-power spectrum Several baselines displayed  
Timerange: 01/00:01:01 to 01/00:02:29



Plot file version 385 created 25-SEP-2023 15:06:28

J1419+5256 EM169.UVDATA.1

Freq = 1.5950 GHz, Bw = 32.000 MH No calibration applied and no bandpass applied



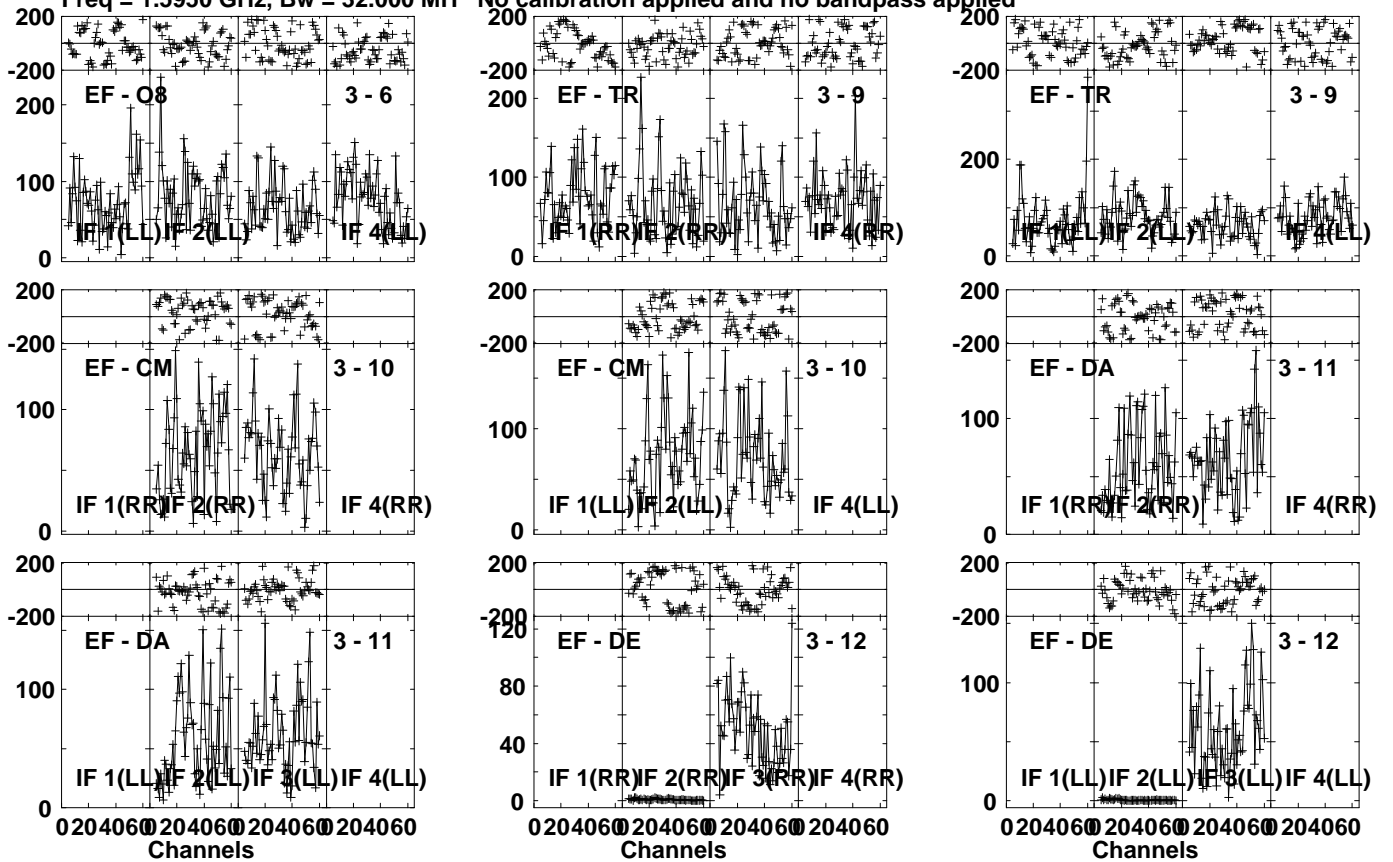
Lower frame: Micro Ampl Jy Top frame: Phas deg  
Vector averaged cross-power spectrum Several baselines displayed  
Timerange: 01/00:02:31 to 01/00:05:59

Plot file version 386 created 25-SEP-2023 15:06:28

J1419+5256 EM169.UVDATA.1

Freq = 1.5950 GHz, Bw = 32.000 MH

No calibration applied and no bandpass applied



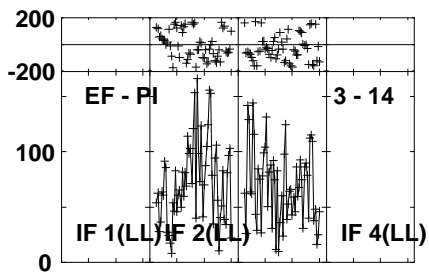
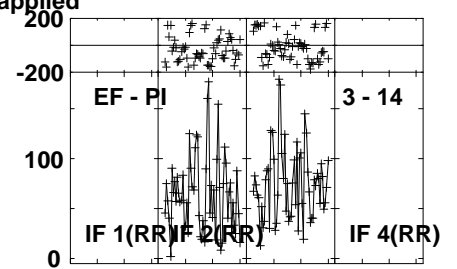
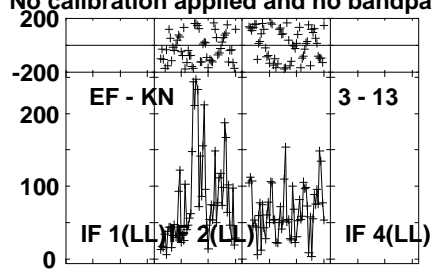
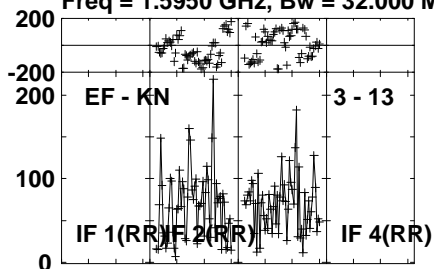
Lower frame: Micro Ampl Jy Top frame: Phas deg  
Vector averaged cross-power spectrum Several baselines displayed  
Timerange: 01/00:02:31 to 01/00:05:59

Plot file version 387 created 25-SEP-2023 15:06:28

J1419+5256 EM169.UVDATA.1

Freq = 1.5950 GHz, Bw = 32.000 MH

No calibration applied and no bandpass applied

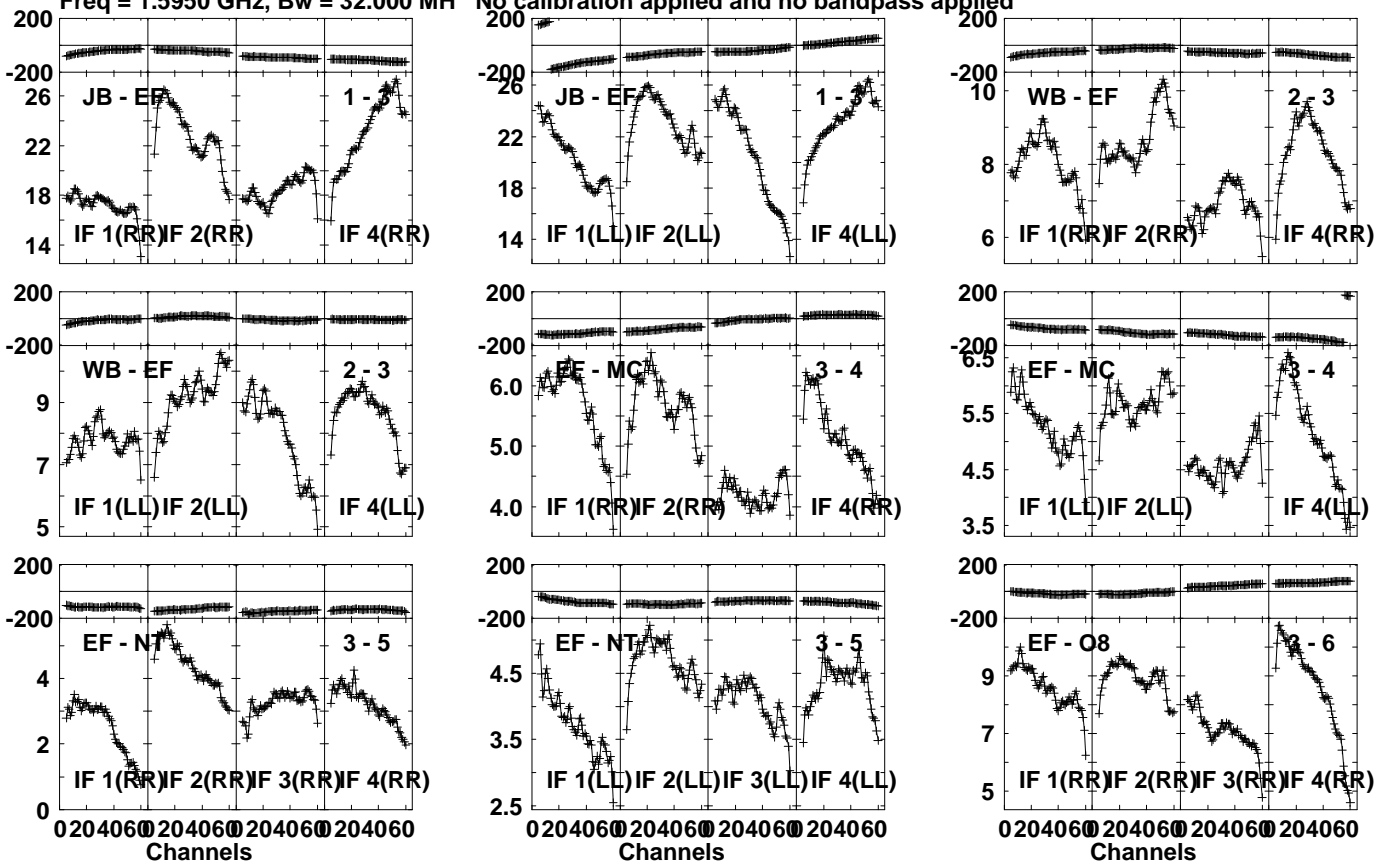


Lower frame: Micro Ampl Jy Top frame: Phas deg  
Vector averaged cross-power spectrum Several baselines displayed  
Timerange: 01/00:02:31 to 01/00:05:59

Plot file version 388 created 25-SEP-2023 15:06:28

1418+546 EM169.UVDATA.1

Freq = 1.5950 GHz, Bw = 32.000 MH No calibration applied and no bandpass applied



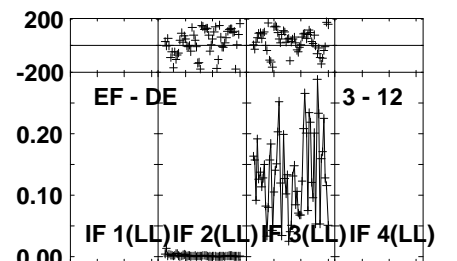
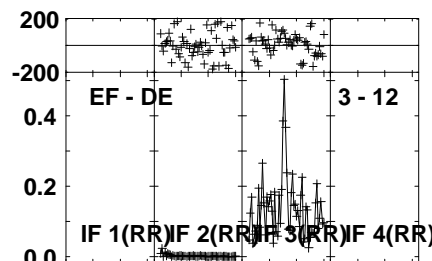
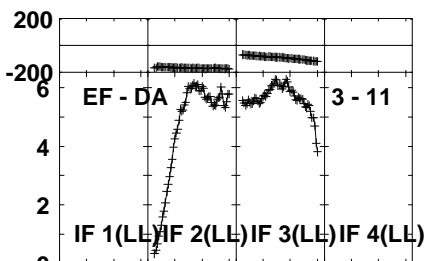
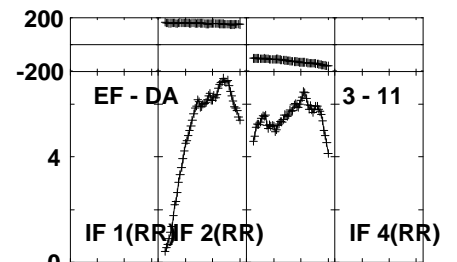
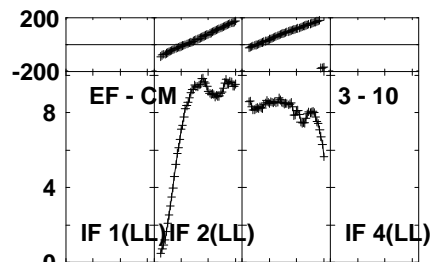
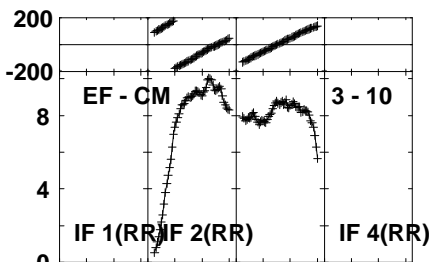
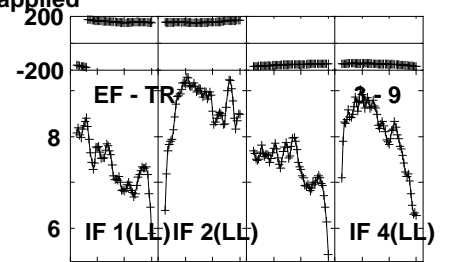
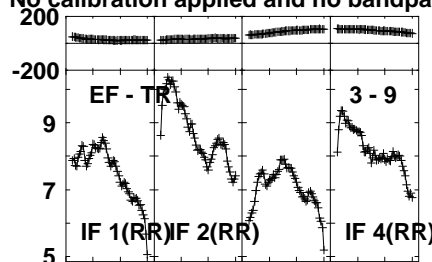
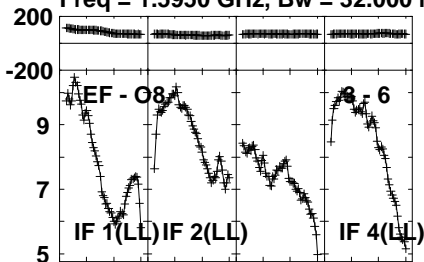
Lower frame: Milli Ampl Jy Top frame: Phas deg  
Vector averaged cross-power spectrum Several baselines displayed  
Timerange: 01/00:06:31 to 01/00:07:29

Plot file version 389 created 25-SEP-2023 15:06:28

1418+546 EM169.UVDATA.1

Freq = 1.5950 GHz, Bw = 32.000 MH

No calibration applied and no bandpass applied



0204060 204060 204060 204060  
Channels

0204060 204060 204060 204060  
Channels

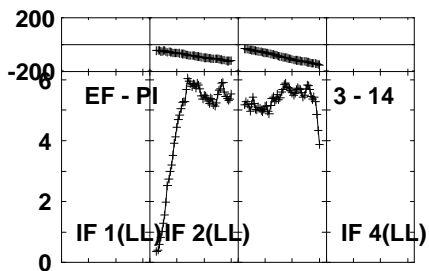
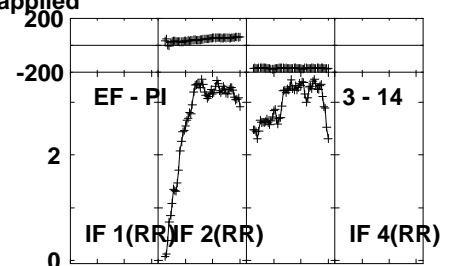
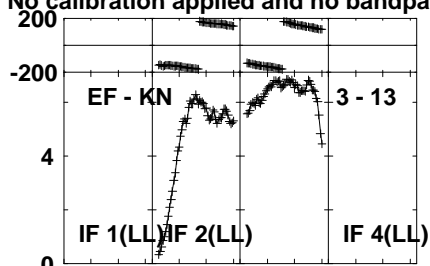
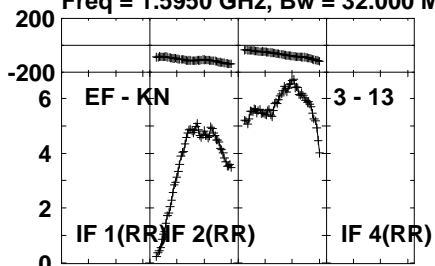
0204060 204060 204060 204060  
Channels

Lower frame: Milli Ampl Jy Top frame: Phas deg  
Vector averaged cross-power spectrum Several baselines displayed  
Timerange: 01/00:06:31 to 01/00:07:29

Plot file version 390 created 25-SEP-2023 15:06:28

1418+546 EM169.UVDATA.1

Freq = 1.5950 GHz, Bw = 32.000 MH No calibration applied and no bandpass applied

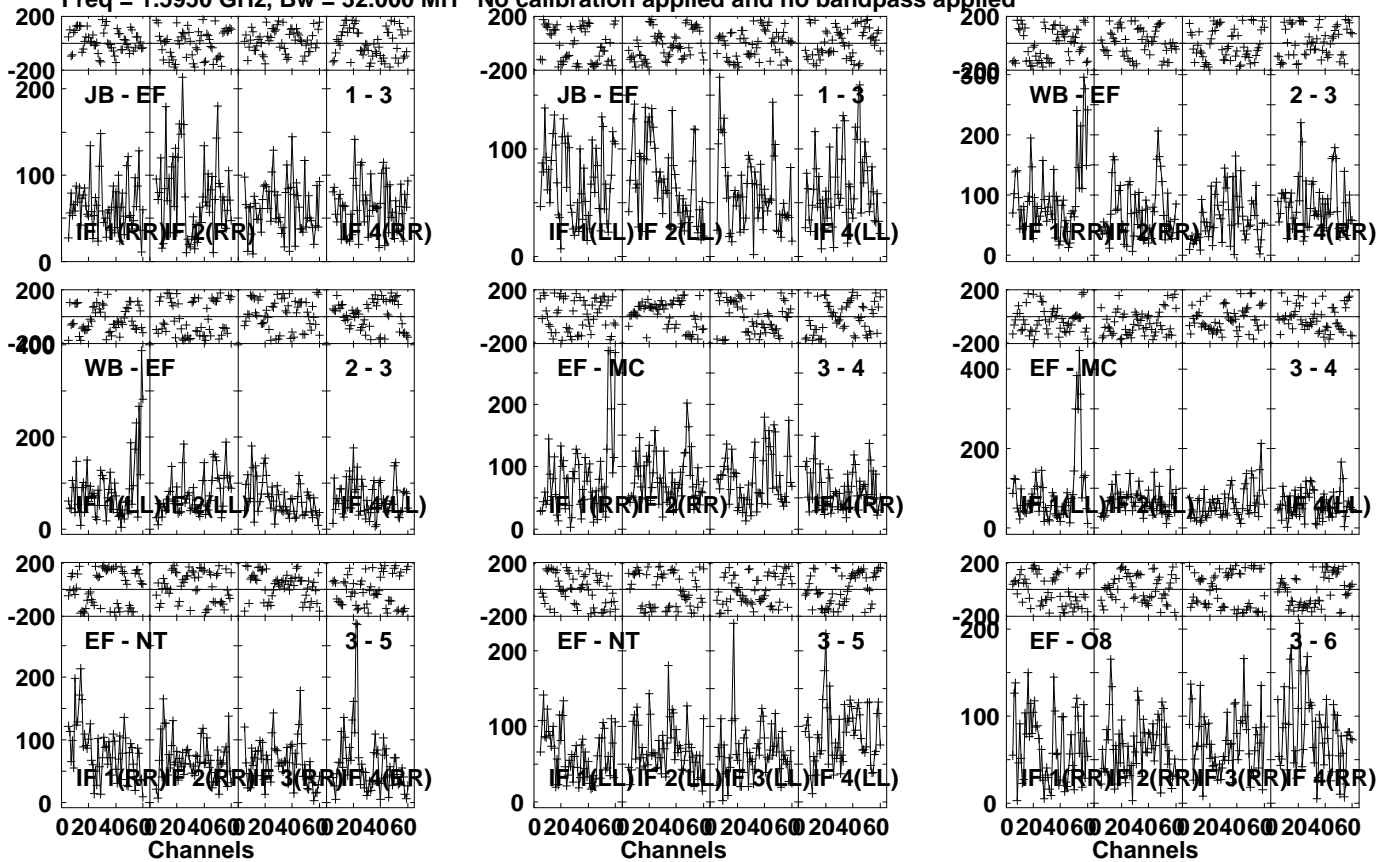


Lower frame: Milli Ampl Jy Top frame: Phas deg  
Vector averaged cross-power spectrum Several baselines displayed  
Timerange: 01/00:06:31 to 01/00:07:29

Plot file version 391 created 25-SEP-2023 15:06:28

J1419+5256 EM169.UVDATA.1

Freq = 1.5950 GHz, Bw = 32.000 MH No calibration applied and no bandpass applied

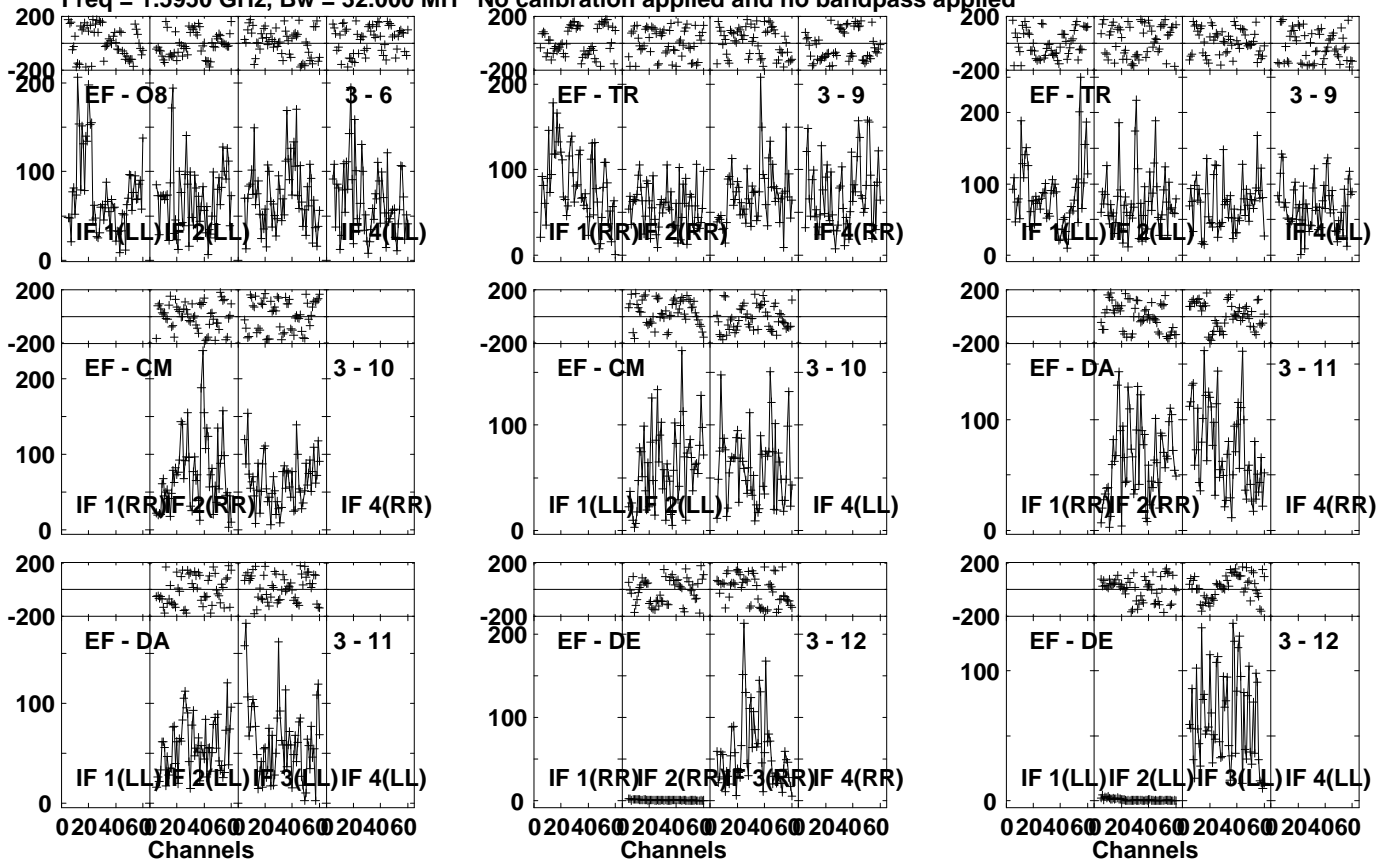


Lower frame: Micro Ampl Jy Top frame: Phas deg  
Vector averaged cross-power spectrum Several baselines displayed  
Timerange: 01/00:07:31 to 01/00:10:59

Plot file version 392 created 25-SEP-2023 15:06:29

J1419+5256 EM169.UVDATA.1

Freq = 1.5950 GHz, Bw = 32.000 MH No calibration applied and no bandpass applied



Lower frame: Micro Ampl Jy Top frame: Phas deg  
Vector averaged cross-power spectrum Several baselines displayed  
Timerange: 01/00:07:31 to 01/00:10:59

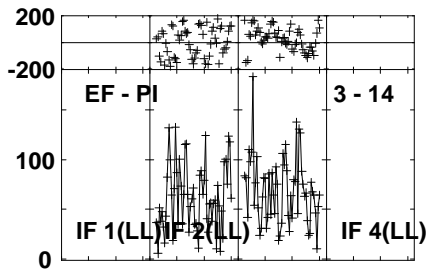
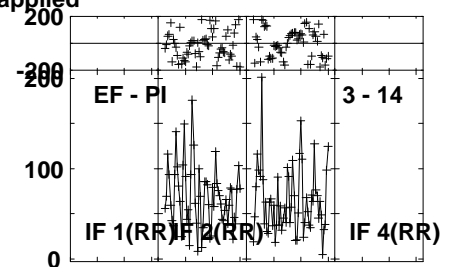
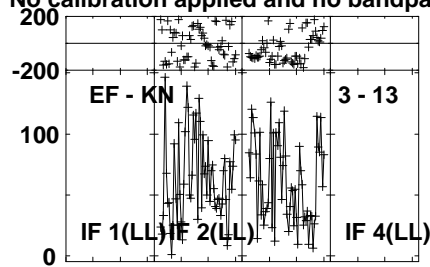
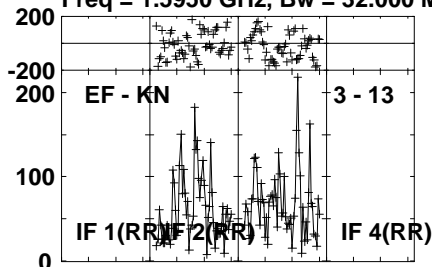


Plot file version 393 created 25-SEP-2023 15:06:29

J1419+5256 EM169.UVDATA.1

Freq = 1.5950 GHz, Bw = 32.000 MH

No calibration applied and no bandpass applied



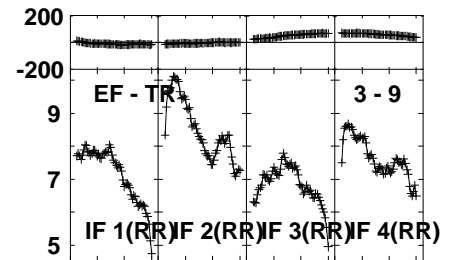
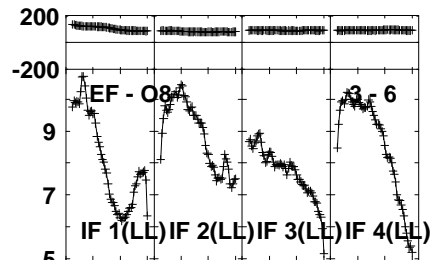
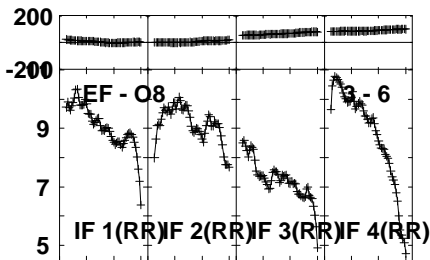
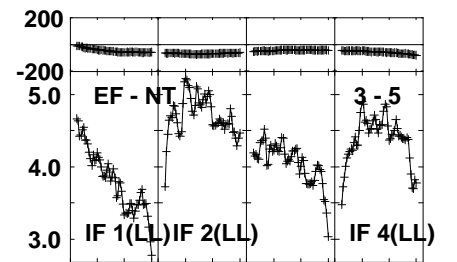
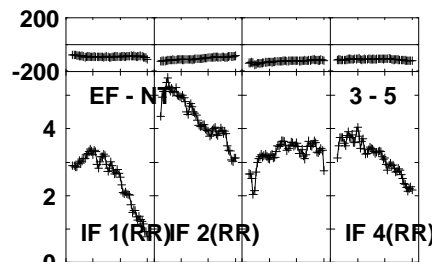
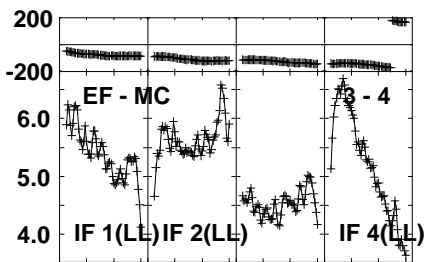
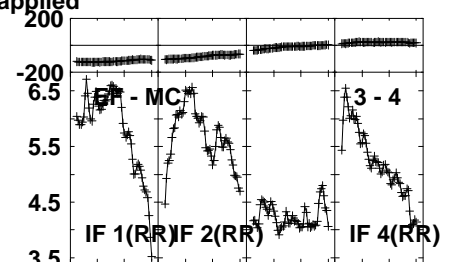
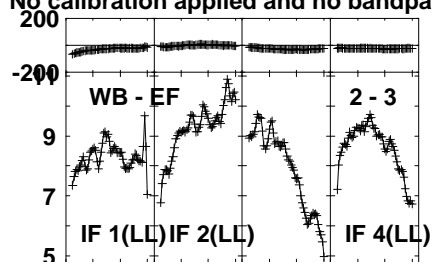
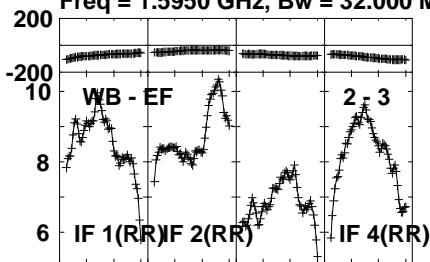
Lower frame: Micro Ampl Jy Top frame: Phas deg  
Vector averaged cross-power spectrum Several baselines displayed  
Timerange: 01/00:07:31 to 01/00:10:59

Plot file version 394 created 25-SEP-2023 15:06:29

1418+546 EM169.UVDATA.1

Freq = 1.5950 GHz, Bw = 32.000 MH

No calibration applied and no bandpass applied



0204060 204060 204060 204060  
Channels

0204060 204060 204060 204060  
Channels

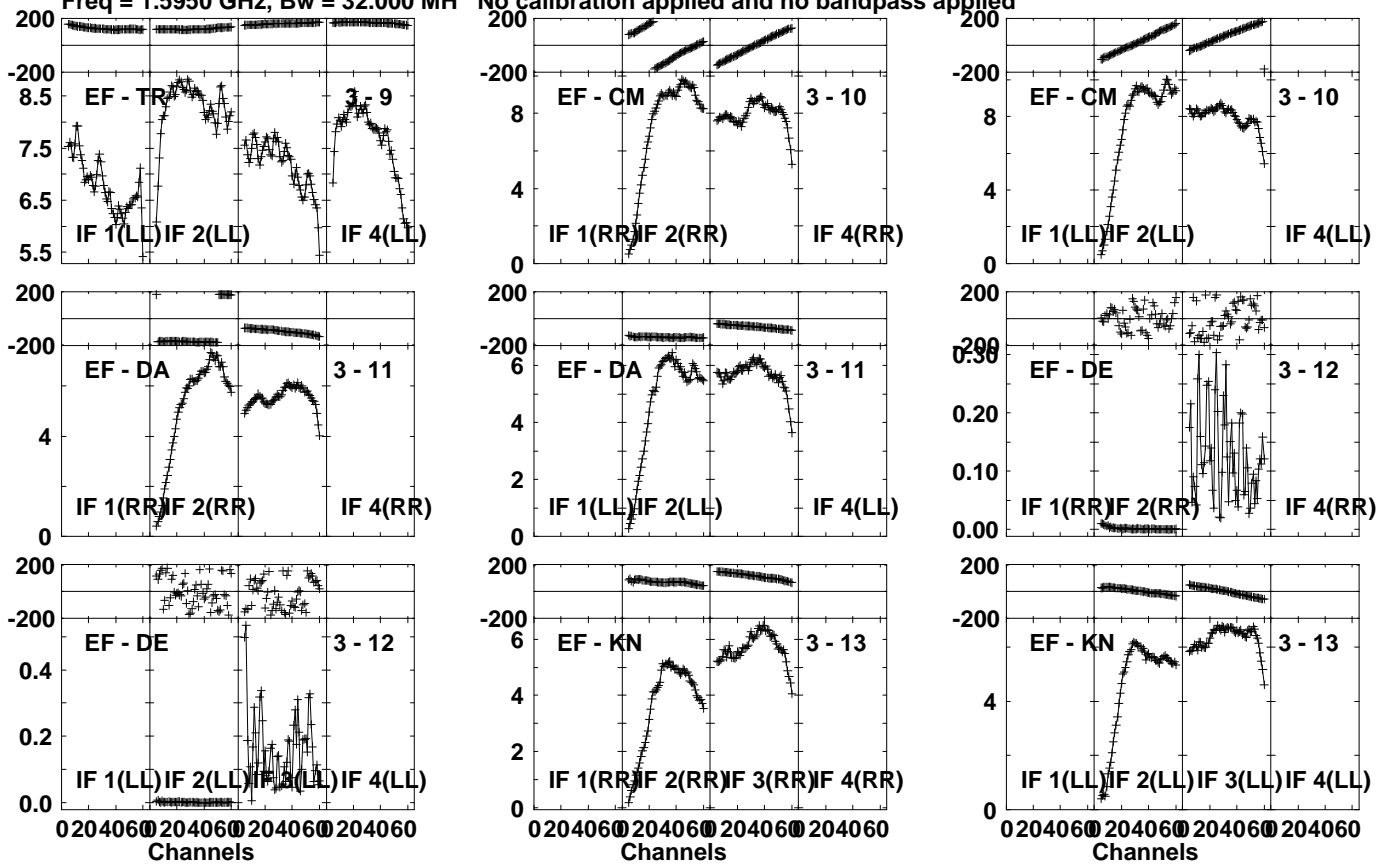
0204060 204060 204060 204060  
Channels

Lower frame: Milli Ampl Jy Top frame: Phas deg  
Vector averaged cross-power spectrum Several baselines displayed  
Timerange: 01/00:11:01 to 01/00:12:29

Plot file version 395 created 25-SEP-2023 15:06:29

1418+546 EM169.UVDATA.1

Freq = 1.5950 GHz, Bw = 32.000 MH No calibration applied and no bandpass applied



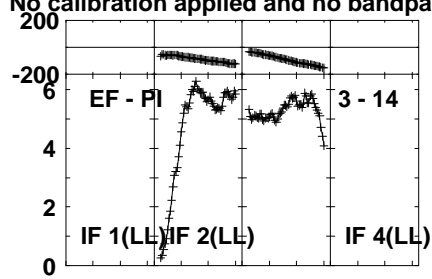
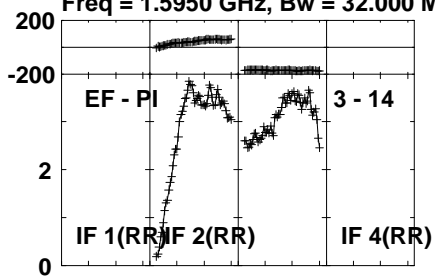
Lower frame: Milli Ampl Jy Top frame: Phas deg  
Vector averaged cross-power spectrum Several baselines displayed  
Timerange: 01/00:11:01 to 01/00:12:29

Plot file version 396 created 25-SEP-2023 15:06:29

1418+546 EM169.UVDATA.1

Freq = 1.5950 GHz, Bw = 32.000 MH

No calibration applied and no bandpass applied



Lower frame: Milli Ampl Jy Top frame: Phas deg

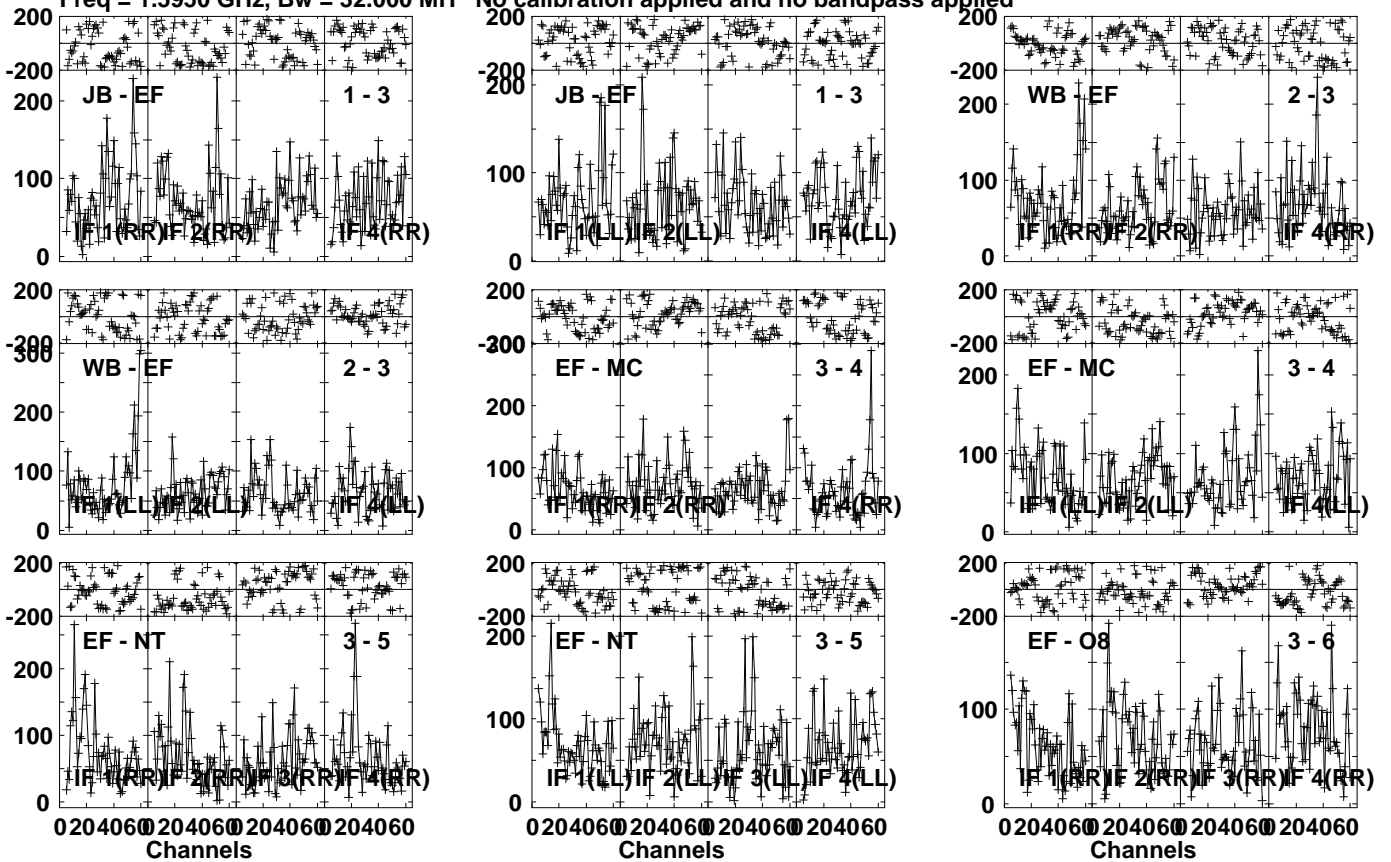
Vector averaged cross-power spectrum Several baselines displayed

Timerange: 01/00:11:01 to 01/00:12:29

Plot file version 397 created 25-SEP-2023 15:06:29

J1419+5256 EM169.UVDATA.1

Freq = 1.5950 GHz, Bw = 32.000 MH No calibration applied and no bandpass applied



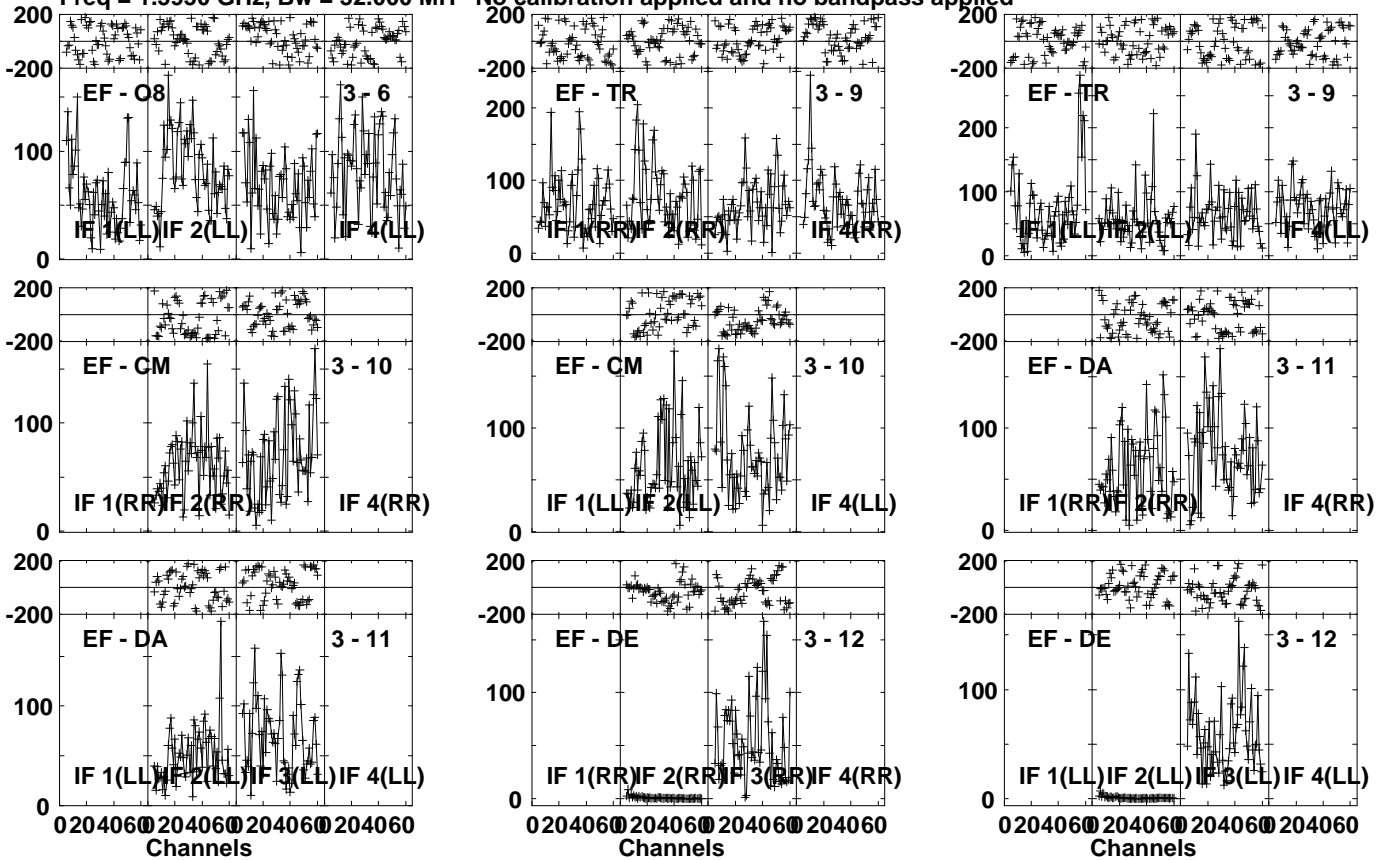
Lower frame: Micro Ampl Jy Top frame: Phas deg  
Vector averaged cross-power spectrum Several baselines displayed  
Timerange: 01/00:12:31 to 01/00:15:59

Plot file version 398 created 25-SEP-2023 15:06:29

J1419+5256 EM169.UVDATA.1

Freq = 1.5950 GHz, Bw = 32.000 MH

No calibration applied and no bandpass applied



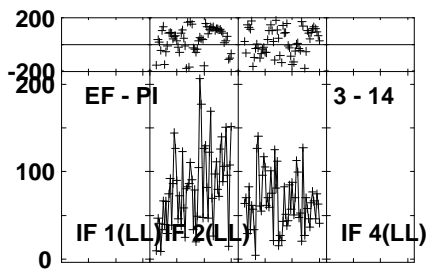
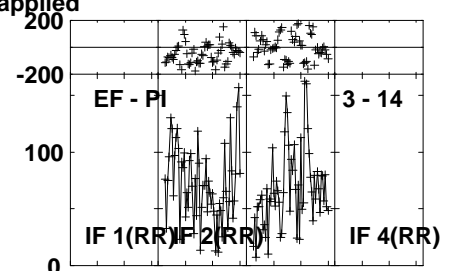
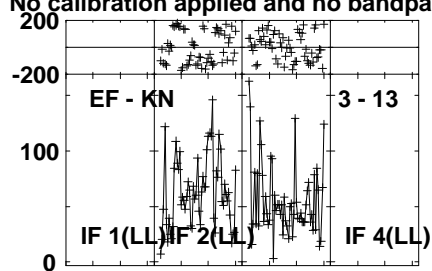
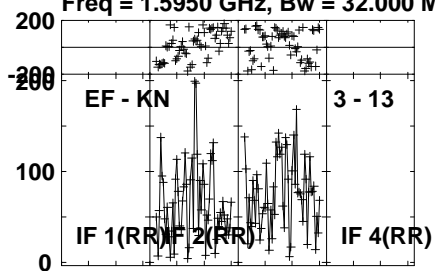
Lower frame: Micro Ampl Jy Top frame: Phas deg  
Vector averaged cross-power spectrum Several baselines displayed  
Timerange: 01/00:12:31 to 01/00:15:59

Plot file version 399 created 25-SEP-2023 15:06:29

J1419+5256 EM169.UVDATA.1

Freq = 1.5950 GHz, Bw = 32.000 MH

No calibration applied and no bandpass applied



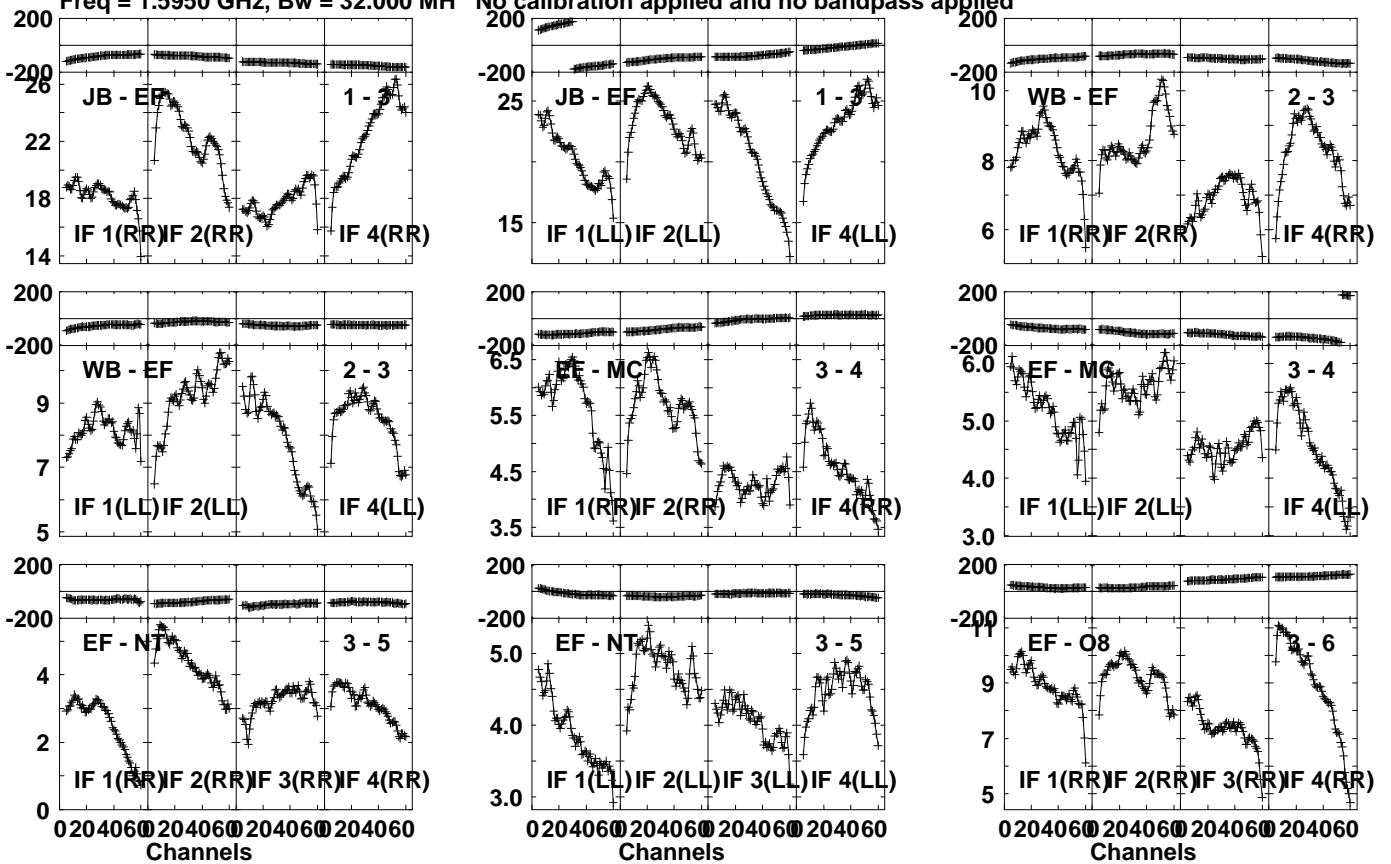
Lower frame: Micro Ampl Jy Top frame: Phas deg  
Vector averaged cross-power spectrum Several baselines displayed  
Timerange: 01/00:12:31 to 01/00:15:59

Plot file version 400 created 25-SEP-2023 15:06:29

1418+546 EM169.UVDATA.1

Freq = 1.5950 GHz, Bw = 32.000 MH

No calibration applied and no bandpass applied



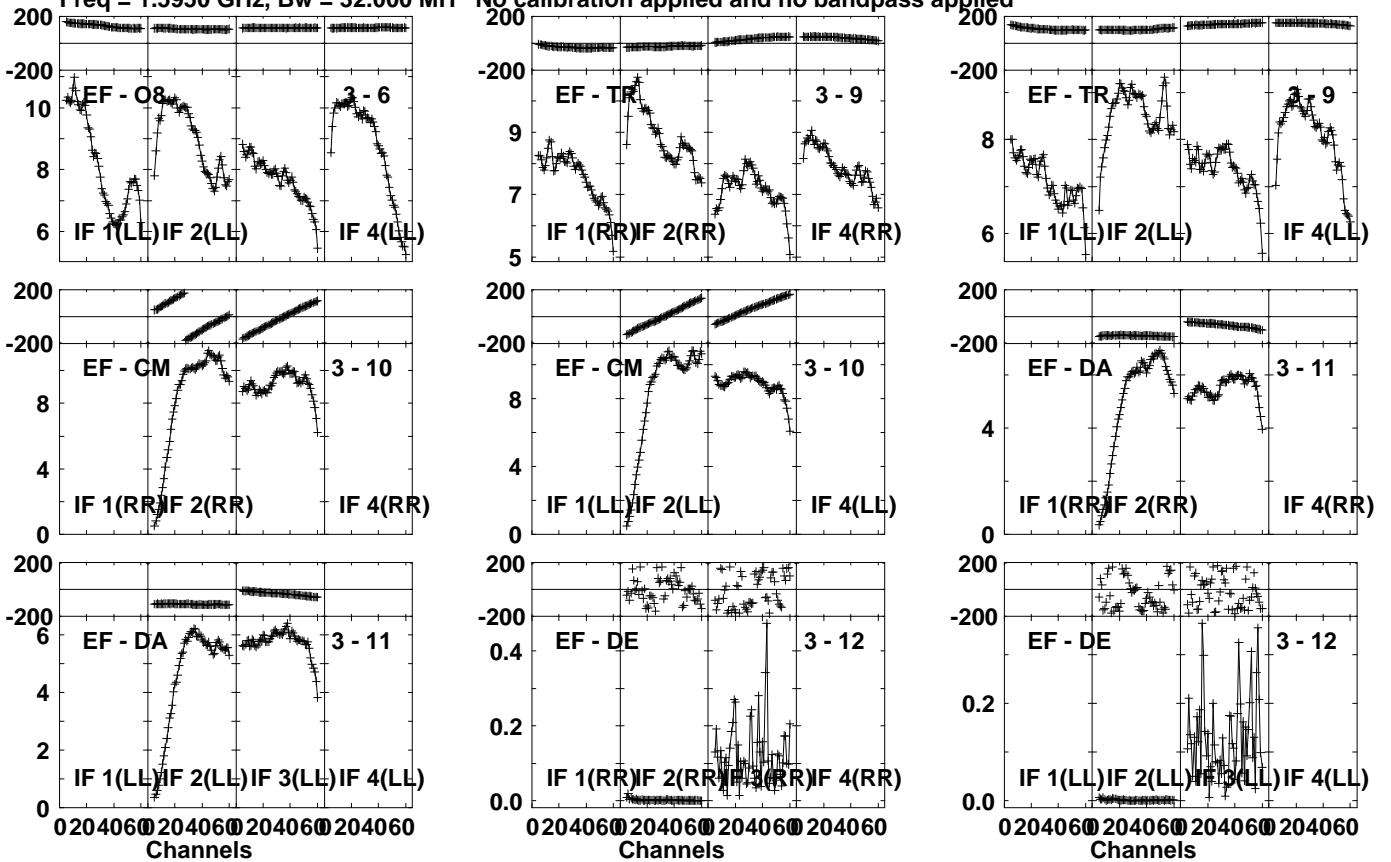
Lower frame: Milli Ampl Jy Top frame: Phas deg  
Vector averaged cross-power spectrum Several baselines displayed  
Timerange: 01/00:16:31 to 01/00:17:29



Plot file version 401 created 25-SEP-2023 15:06:29

1418+546 EM169.UVDATA.1

Freq = 1.5950 GHz, Bw = 32.000 MH No calibration applied and no bandpass applied



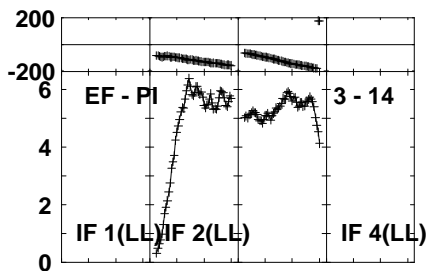
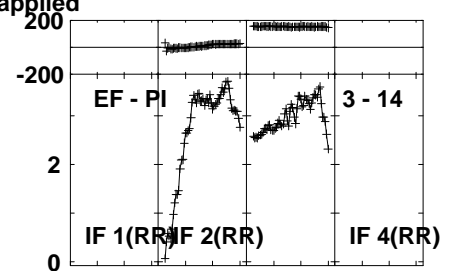
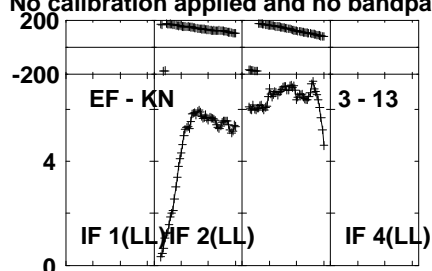
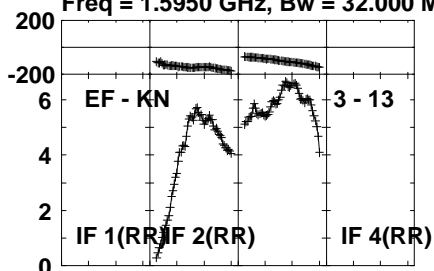
Lower frame: Milli Ampl Jy Top frame: Phas deg  
Vector averaged cross-power spectrum Several baselines displayed  
Timerange: 01/00:16:31 to 01/00:17:29

Plot file version 402 created 25-SEP-2023 15:06:29

1418+546 EM169.UVDATA.1

Freq = 1.5950 GHz, Bw = 32.000 MH

No calibration applied and no bandpass applied



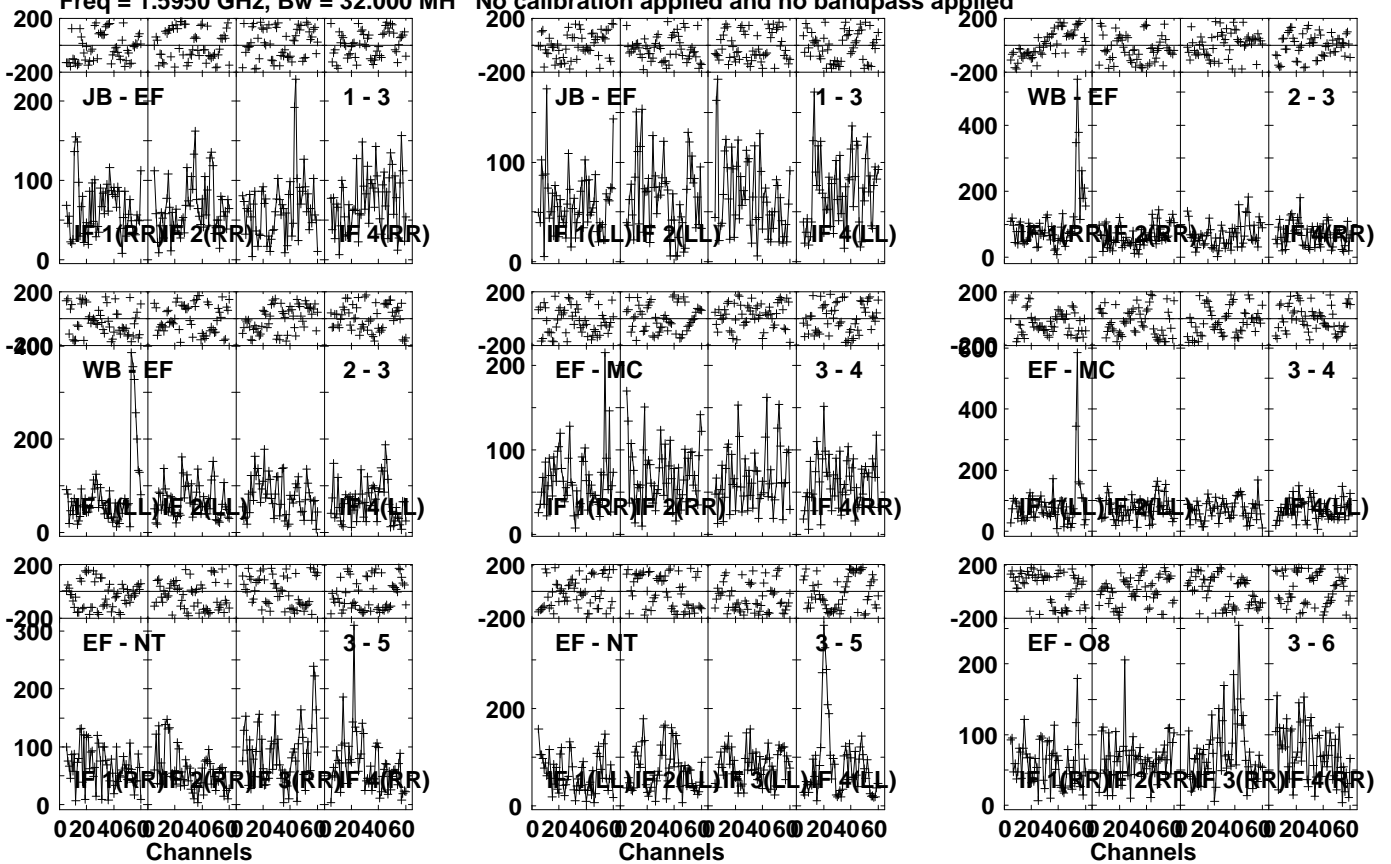
Lower frame: Milli Ampl Jy Top frame: Phas deg  
Vector averaged cross-power spectrum Several baselines displayed  
Timerange: 01/00:16:31 to 01/00:17:29

Plot file version 403 created 25-SEP-2023 15:06:29

J1419+5256 EM169.UVDATA.1

Freq = 1.5950 GHz, Bw = 32.000 MH

No calibration applied and no bandpass applied



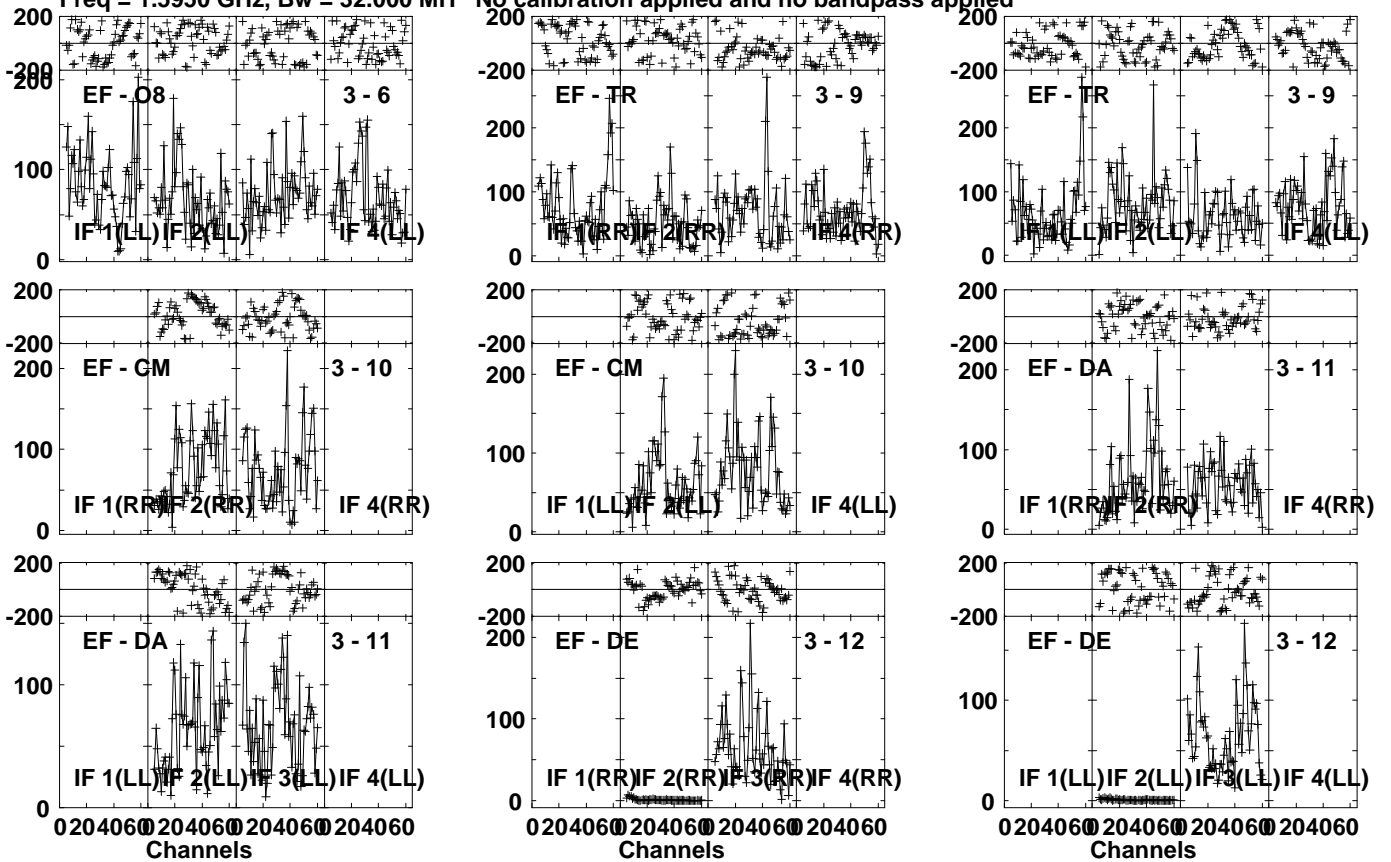
Lower frame: Micro Ampl Jy Top frame: Phas deg  
Vector averaged cross-power spectrum Several baselines displayed  
Timerange: 01/00:17:31 to 01/00:20:59

Plot file version 404 created 25-SEP-2023 15:06:29

J1419+5256 EM169.UVDATA.1

Freq = 1.5950 GHz, Bw = 32.000 MH

No calibration applied and no bandpass applied



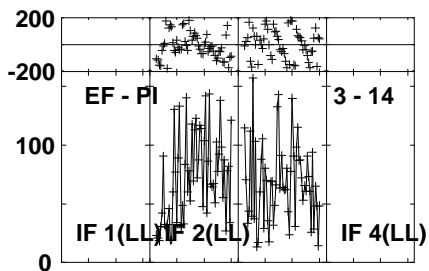
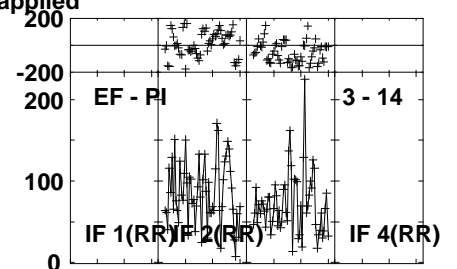
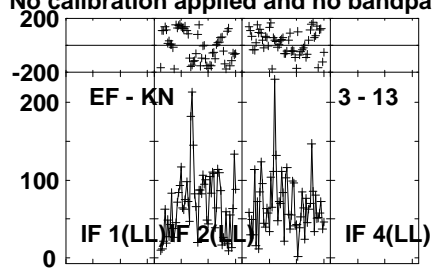
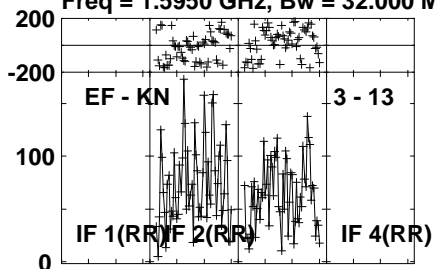
Lower frame: Micro Ampl Jy Top frame: Phas deg  
Vector averaged cross-power spectrum Several baselines displayed  
Timerange: 01/00:17:31 to 01/00:20:59

Plot file version 405 created 25-SEP-2023 15:06:30

J1419+5256 EM169.UVDATA.1

Freq = 1.5950 GHz, Bw = 32.000 MH

No calibration applied and no bandpass applied

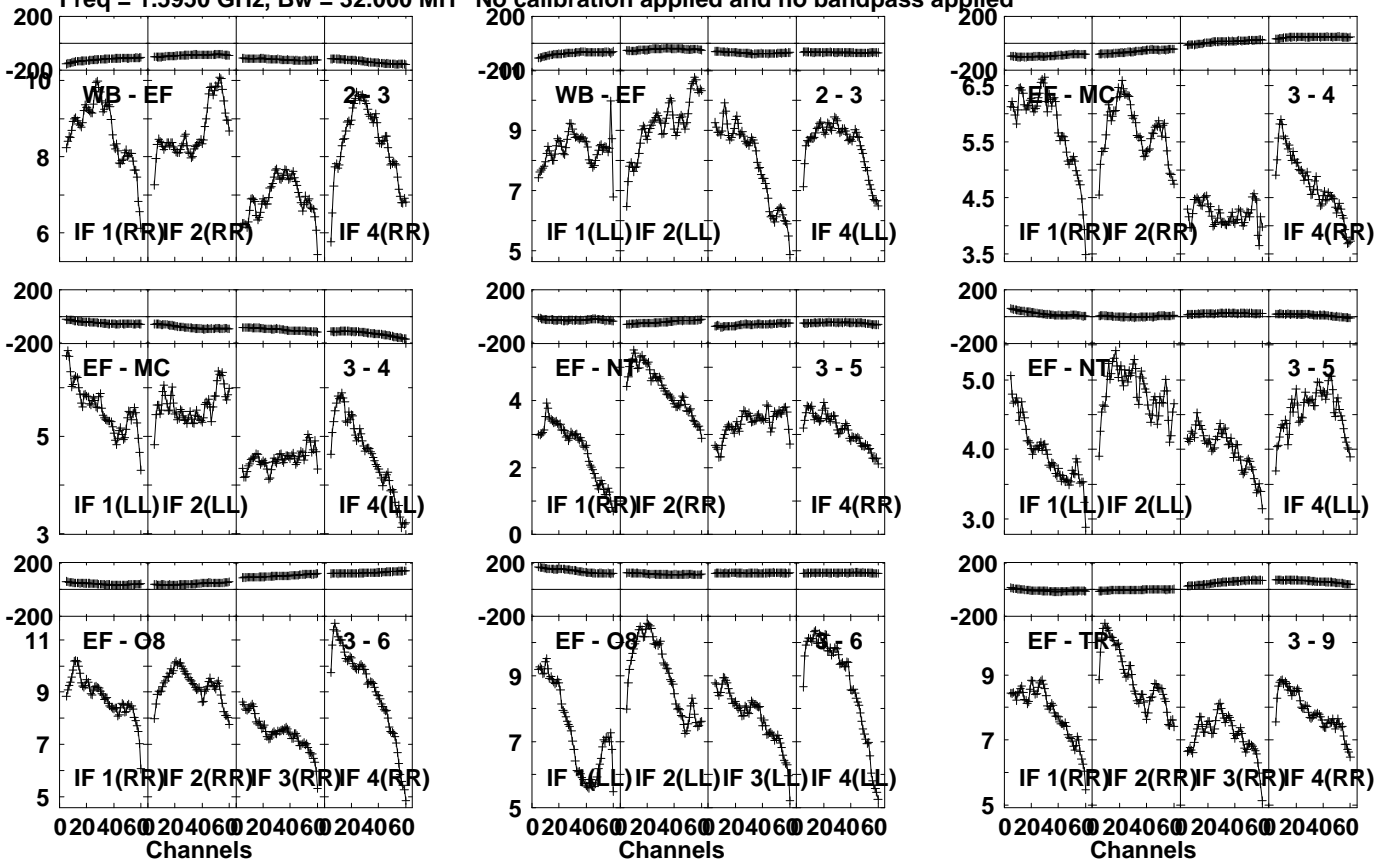


Lower frame: Micro Ampl Jy Top frame: Phas deg  
Vector averaged cross-power spectrum Several baselines displayed  
Timerange: 01/00:17:31 to 01/00:20:59

Plot file version 406 created 25-SEP-2023 15:06:30

1418+546 EM169.UVDATA.1

Freq = 1.5950 GHz, Bw = 32.000 MH No calibration applied and no bandpass applied

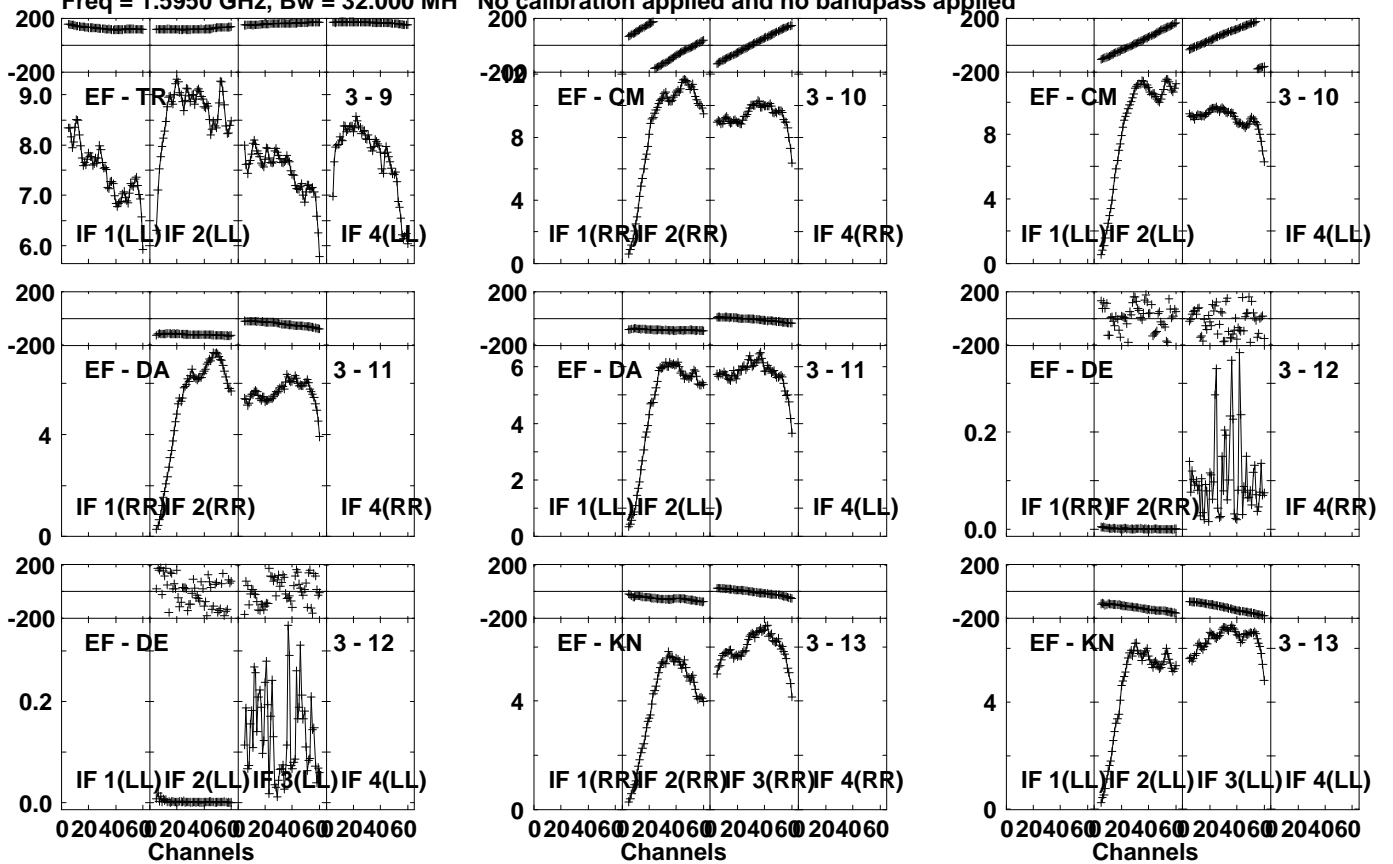


Lower frame: Milli Ampl Jy Top frame: Phas deg  
Vector averaged cross-power spectrum Several baselines displayed  
Timerange: 01/00:21:01 to 01/00:22:29

Plot file version 407 created 25-SEP-2023 15:06:30

1418+546 EM169.UVDATA.1

Freq = 1.5950 GHz, Bw = 32.000 MH No calibration applied and no bandpass applied

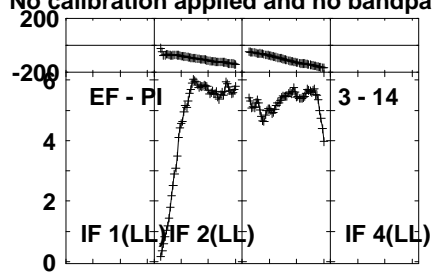
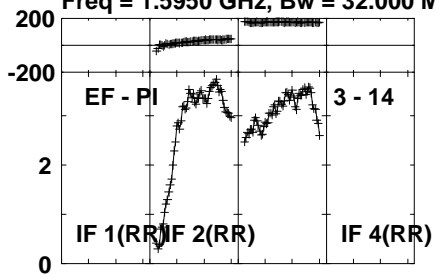


Lower frame: Milli Ampl Jy Top frame: Phas deg  
Vector averaged cross-power spectrum Several baselines displayed  
Timerange: 01/00:21:01 to 01/00:22:29

Plot file version 408 created 25-SEP-2023 15:06:30

1418+546 EM169.UVDATA.1

Freq = 1.5950 GHz, Bw = 32.000 MH No calibration applied and no bandpass applied



Lower frame: Milli Ampl Jy Top frame: Phas deg

Vector averaged cross-power spectrum Several baselines displayed

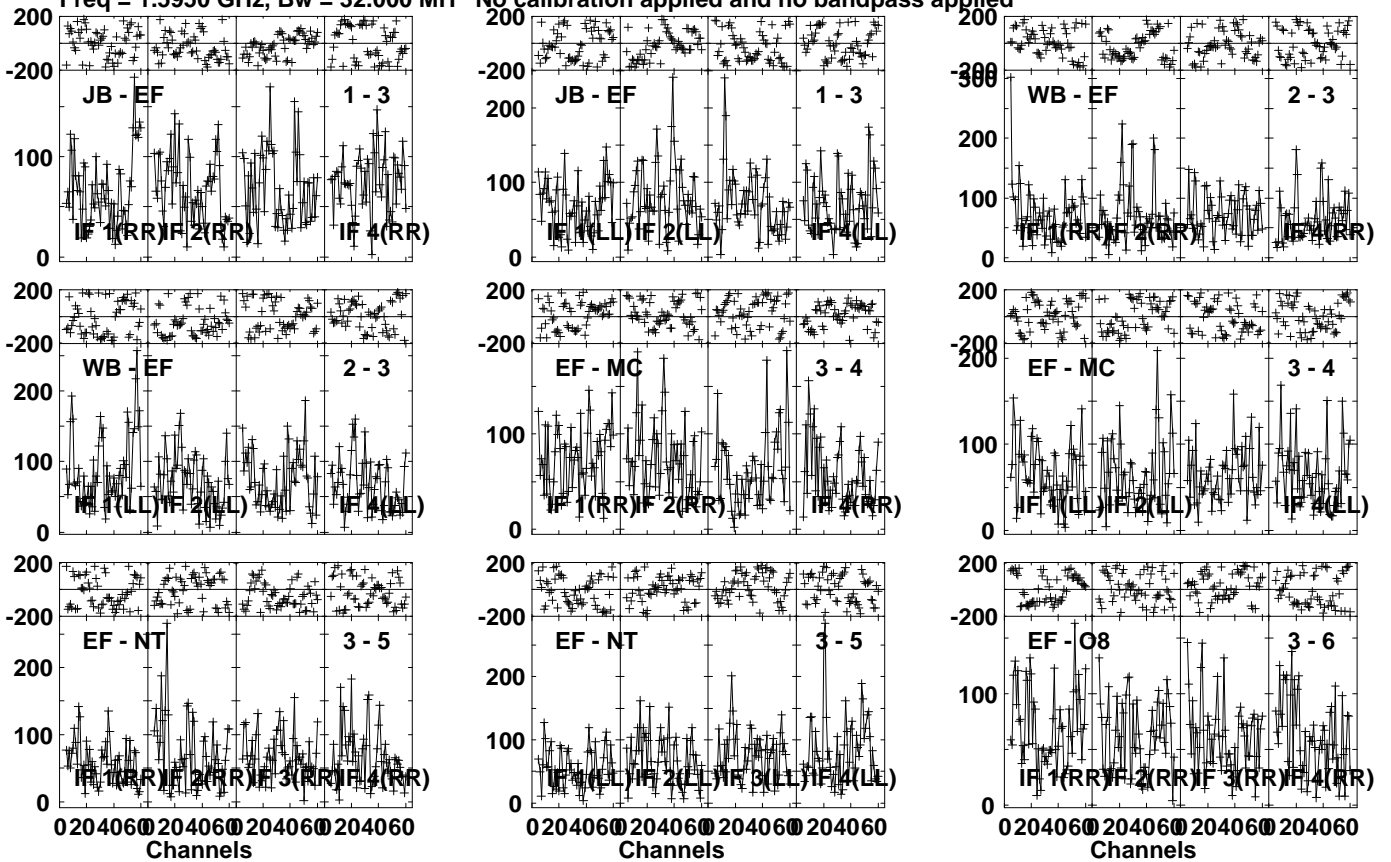
Timerange: 01/00:21:01 to 01/00:22:29



Plot file version 409 created 25-SEP-2023 15:06:30

J1419+5256 EM169.UVDATA.1

Freq = 1.5950 GHz, Bw = 32.000 MH No calibration applied and no bandpass applied

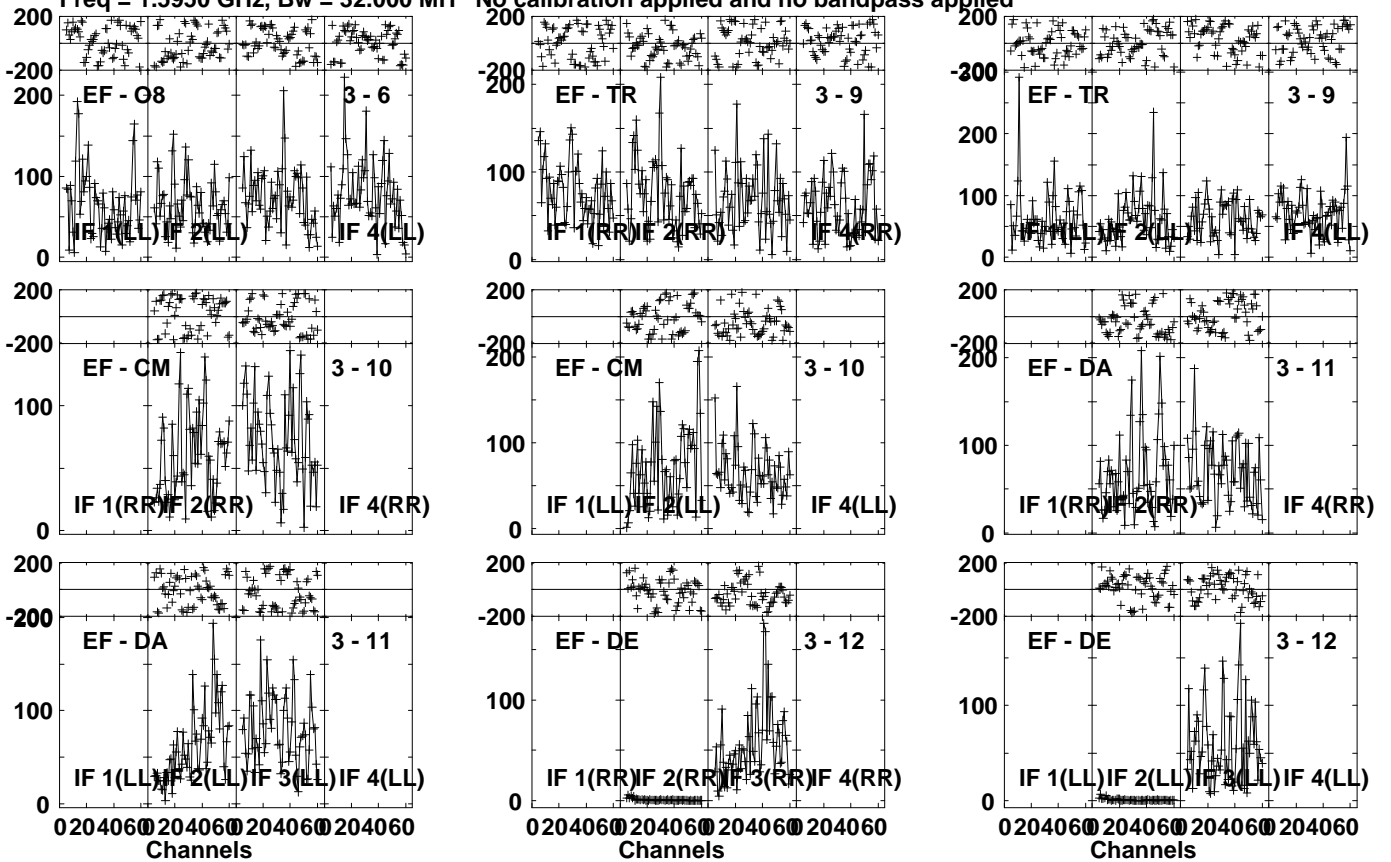


Lower frame: Micro Ampl Jy Top frame: Phas deg  
Vector averaged cross-power spectrum Several baselines displayed  
Timerange: 01/00:22:31 to 01/00:25:59

Plot file version 410 created 25-SEP-2023 15:06:30

J1419+5256 EM169.UVDATA.1

Freq = 1.5950 GHz, Bw = 32.000 MH No calibration applied and no bandpass applied



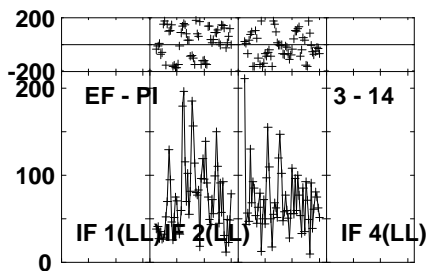
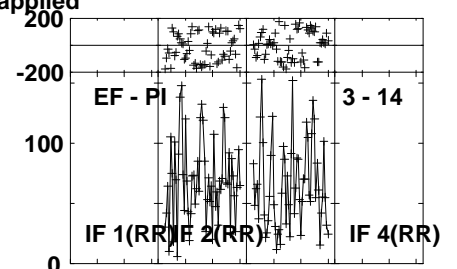
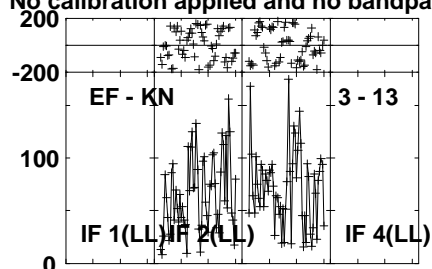
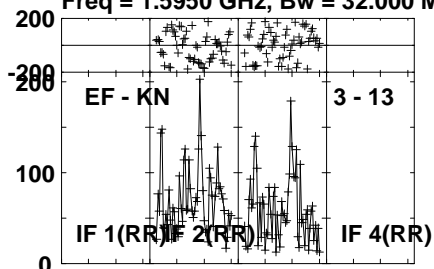
Lower frame: Micro Ampl Jy Top frame: Phas deg  
Vector averaged cross-power spectrum Several baselines displayed  
Timerange: 01/00:22:31 to 01/00:25:59

Plot file version 411 created 25-SEP-2023 15:06:30

J1419+5256 EM169.UVDATA.1

Freq = 1.5950 GHz, Bw = 32.000 MH

No calibration applied and no bandpass applied

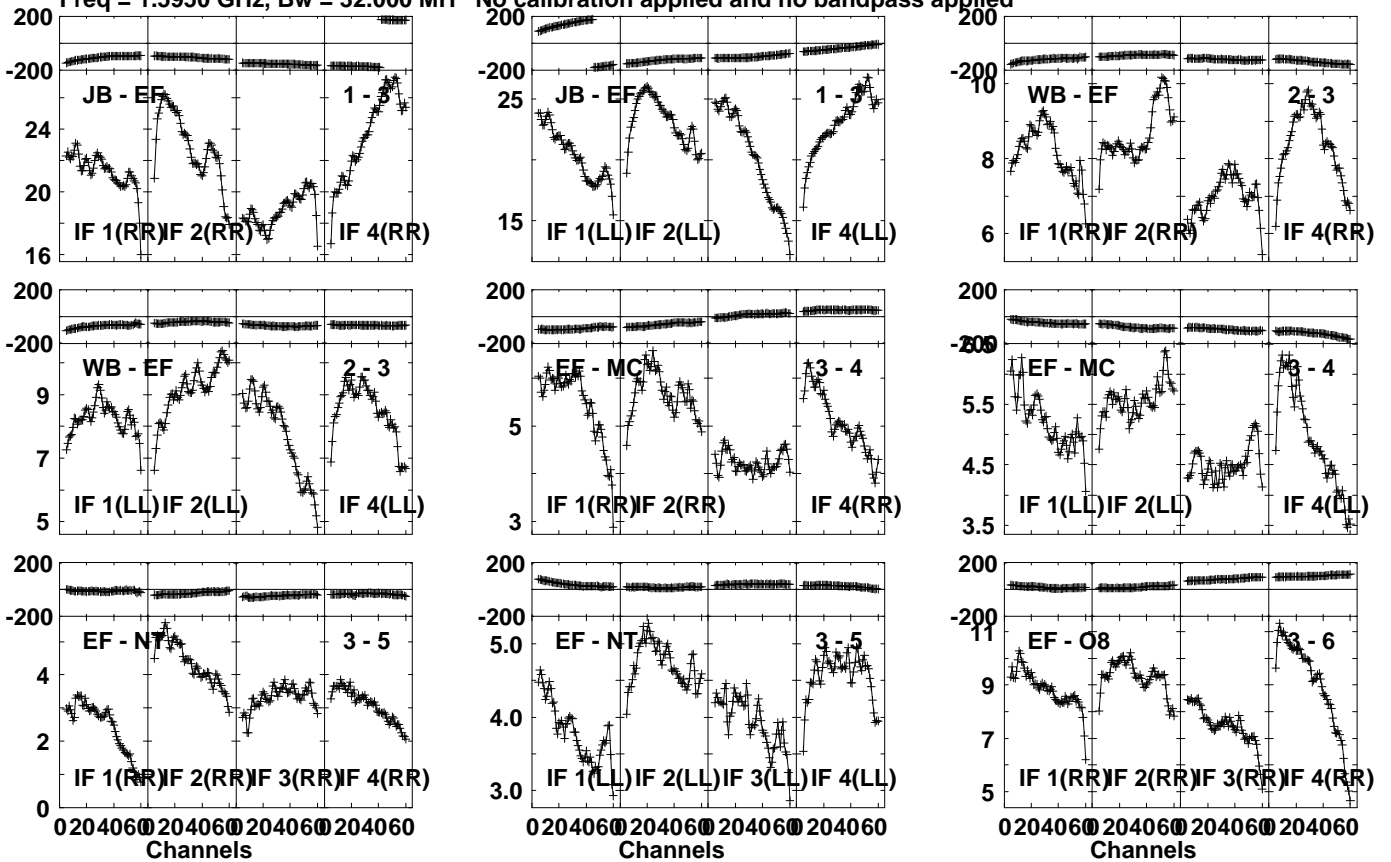


Lower frame: Micro Ampl Jy Top frame: Phas deg  
Vector averaged cross-power spectrum Several baselines displayed  
Timerange: 01/00:22:31 to 01/00:25:59

Plot file version 412 created 25-SEP-2023 15:06:30

1418+546 EM169.UVDATA.1

Freq = 1.5950 GHz, Bw = 32.000 MH No calibration applied and no bandpass applied



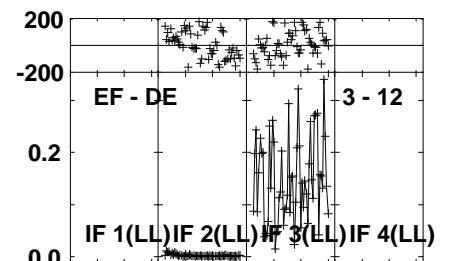
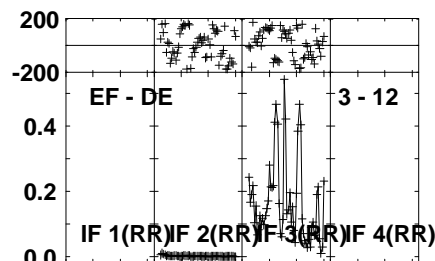
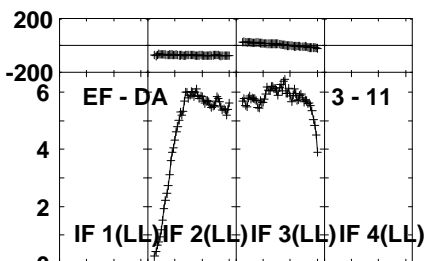
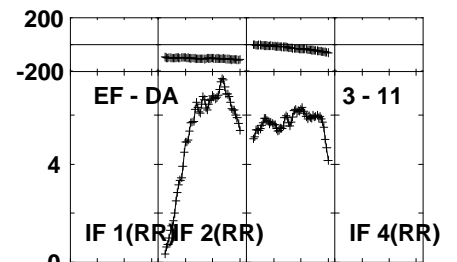
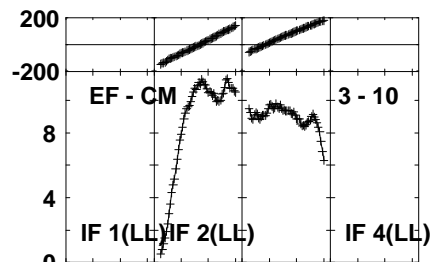
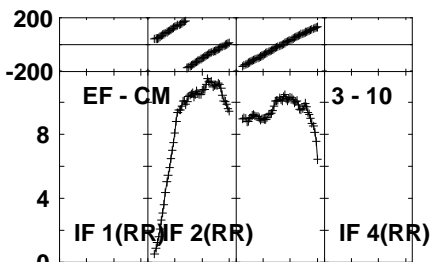
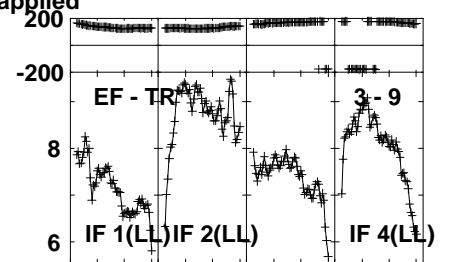
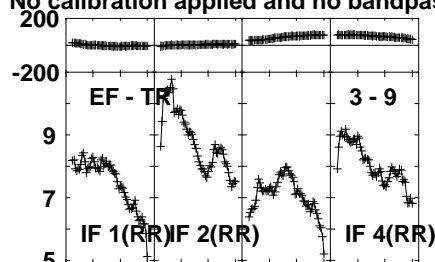
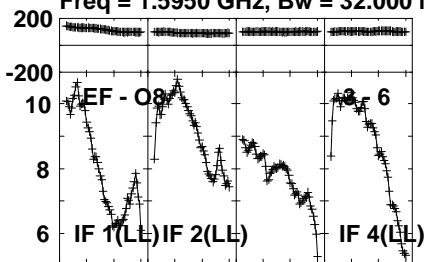
Lower frame: Milli Ampl Jy Top frame: Phas deg  
Vector averaged cross-power spectrum Several baselines displayed  
Timerange: 01/00:26:31 to 01/00:27:29

Plot file version 413 created 25-SEP-2023 15:06:30

1418+546 EM169.UVDATA.1

Freq = 1.5950 GHz, Bw = 32.000 MH

No calibration applied and no bandpass applied



Lower frame: Milli Ampl Jy Top frame: Phas deg

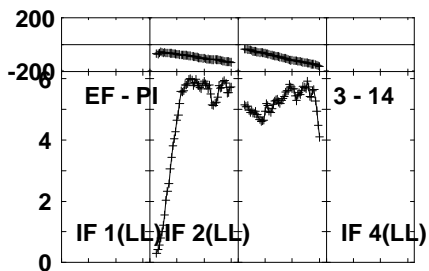
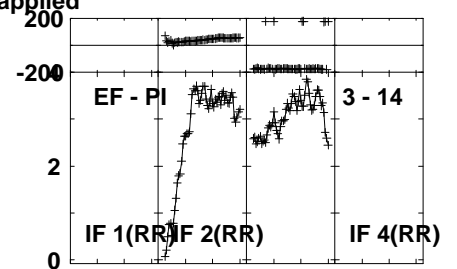
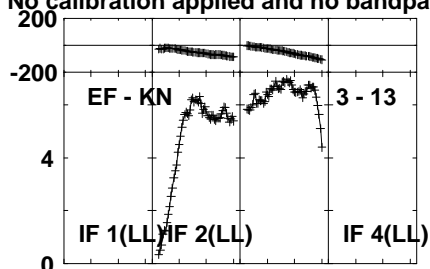
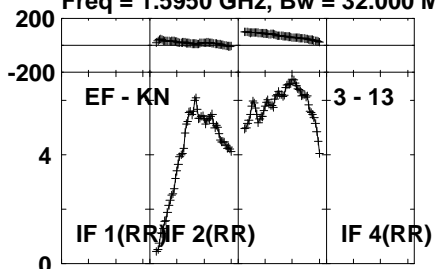
Vector averaged cross-power spectrum Several baselines displayed

Timerange: 01/00:26:31 to 01/00:27:29

Plot file version 414 created 25-SEP-2023 15:06:30

1418+546 EM169.UVDATA.1

Freq = 1.5950 GHz, Bw = 32.000 MH No calibration applied and no bandpass applied



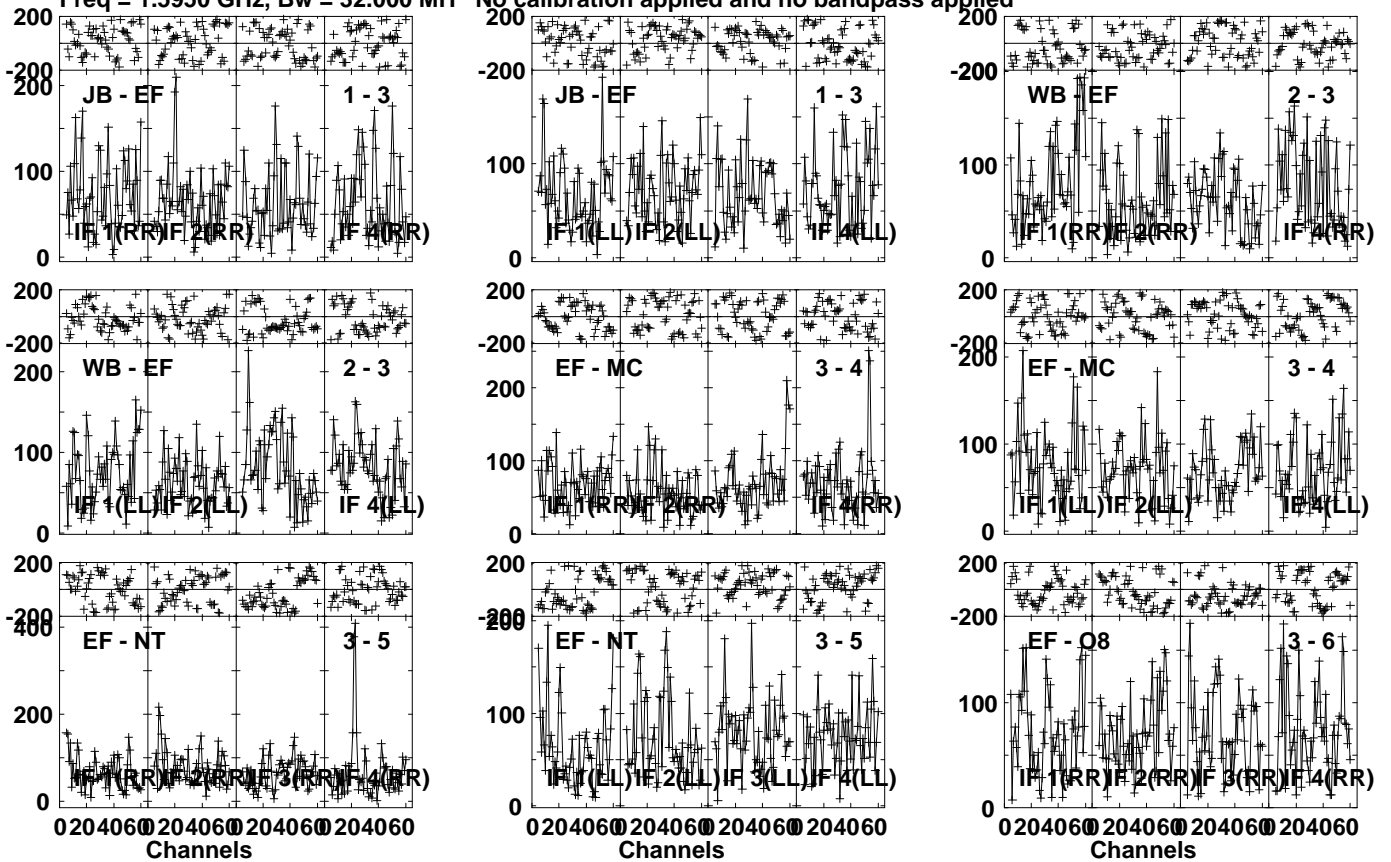
Lower frame: Milli Ampl Jy Top frame: Phas deg  
Vector averaged cross-power spectrum Several baselines displayed  
Timerange: 01/00:26:31 to 01/00:27:29

Plot file version 415 created 25-SEP-2023 15:06:30

J1419+5256 EM169.UVDATA.1

Freq = 1.5950 GHz, Bw = 32.000 MH

No calibration applied and no bandpass applied

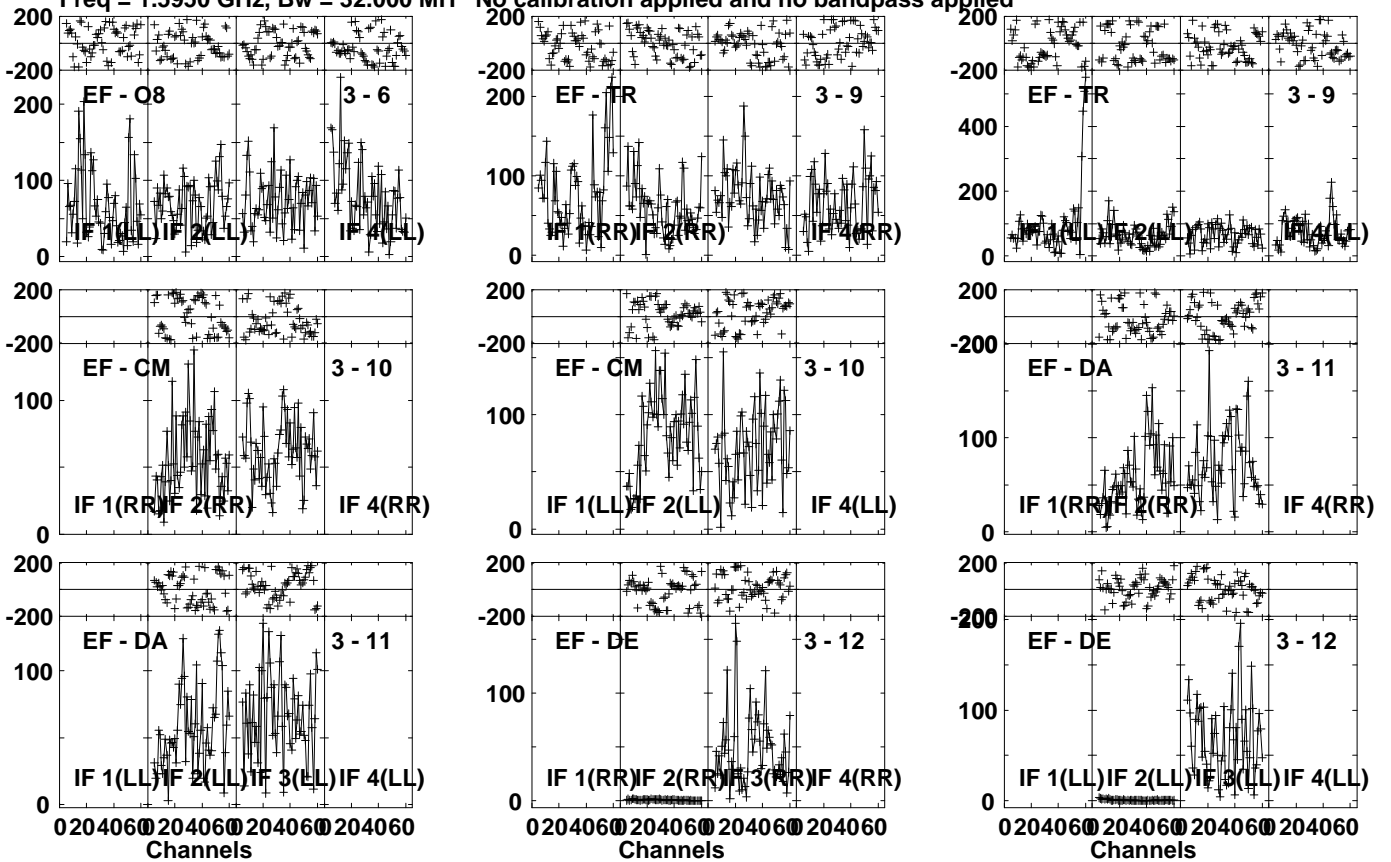


Lower frame: Micro Ampl Jy Top frame: Phas deg  
Vector averaged cross-power spectrum Several baselines displayed  
Timerange: 01/00:27:31 to 01/00:30:59

Plot file version 416 created 25-SEP-2023 15:06:30

J1419+5256 EM169.UVDATA.1

Freq = 1.5950 GHz, Bw = 32.000 MH No calibration applied and no bandpass applied



Lower frame: Micro Ampl Jy Top frame: Phas deg  
Vector averaged cross-power spectrum Several baselines displayed  
Timerange: 01/00:27:31 to 01/00:30:59

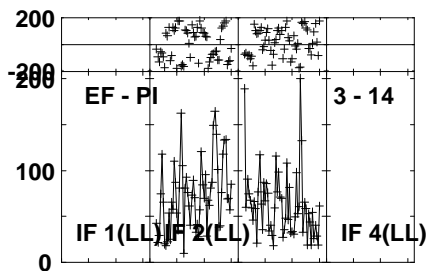
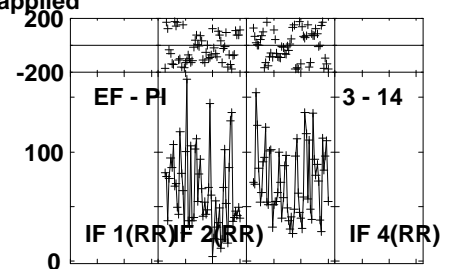
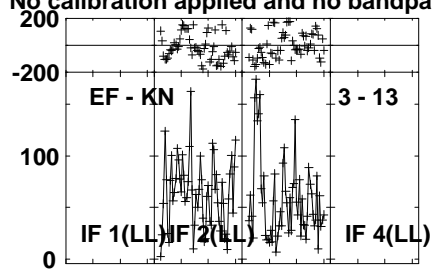
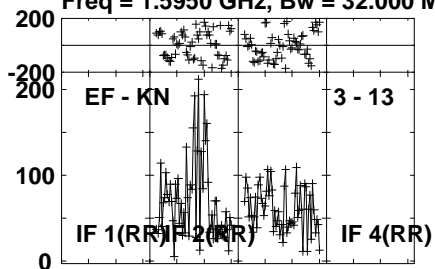


Plot file version 417 created 25-SEP-2023 15:06:30

J1419+5256 EM169.UVDATA.1

Freq = 1.5950 GHz, Bw = 32.000 MH

No calibration applied and no bandpass applied

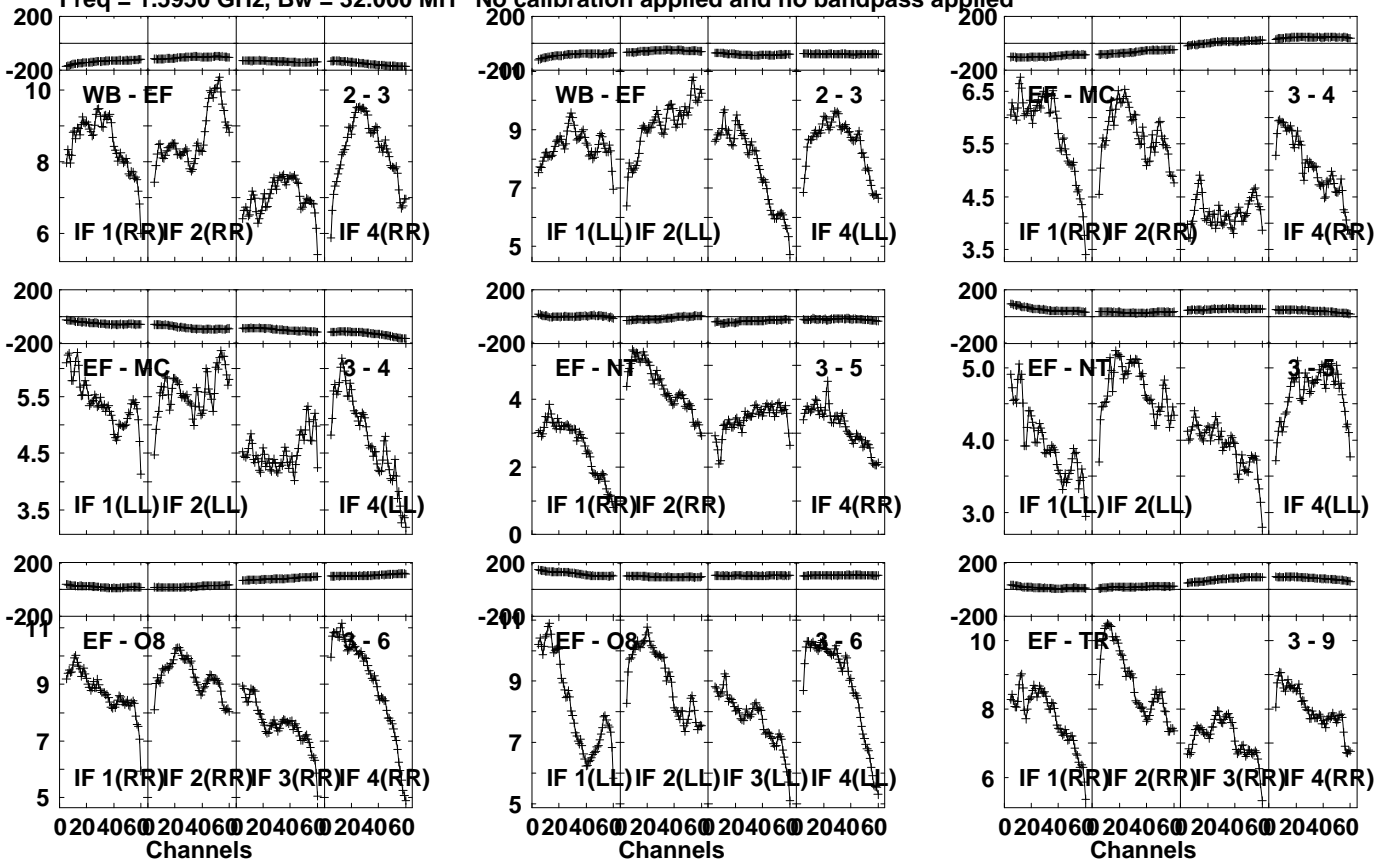


Lower frame: Micro Ampl Jy Top frame: Phas deg  
Vector averaged cross-power spectrum Several baselines displayed  
Timerange: 01/00:27:31 to 01/00:30:59

Plot file version 418 created 25-SEP-2023 15:06:31

1418+546 EM169.UVDATA.1

Freq = 1.5950 GHz, Bw = 32.000 MH No calibration applied and no bandpass applied

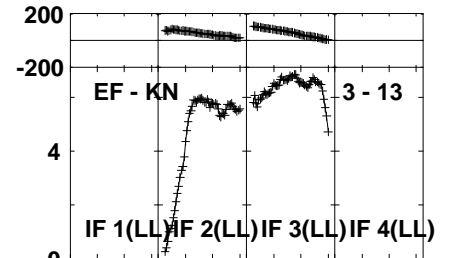
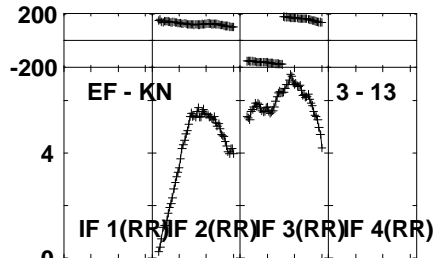
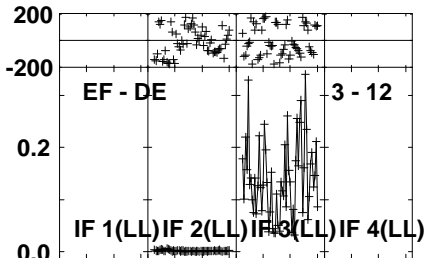
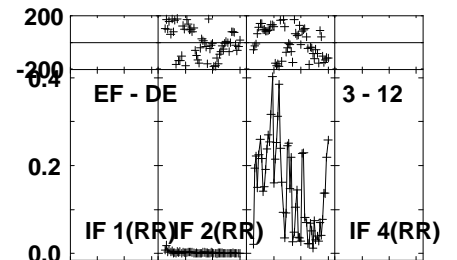
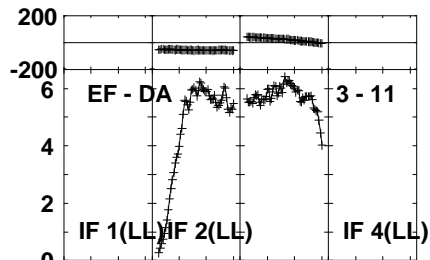
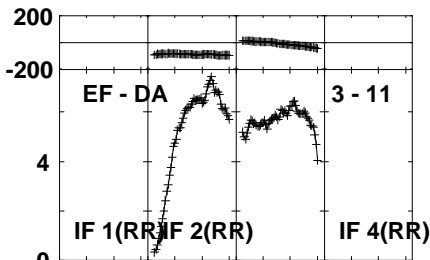
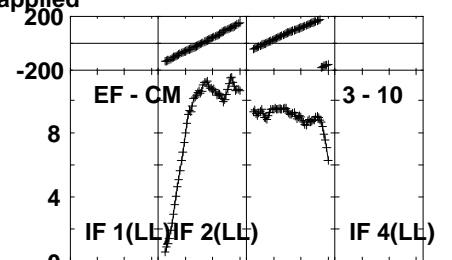
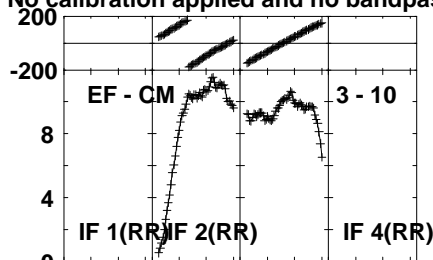
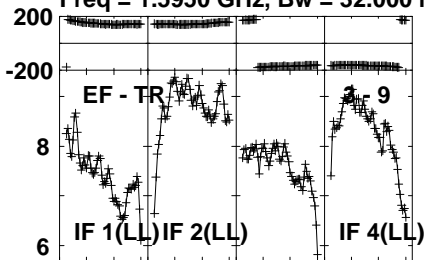


Lower frame: Milli Ampl Jy Top frame: Phas deg  
Vector averaged cross-power spectrum Several baselines displayed  
Timerange: 01/00:31:01 to 01/00:32:29

Plot file version 419 created 25-SEP-2023 15:06:31

1418+546 EM169.UVDATA.1

Freq = 1.5950 GHz, Bw = 32.000 MH No calibration applied and no bandpass applied

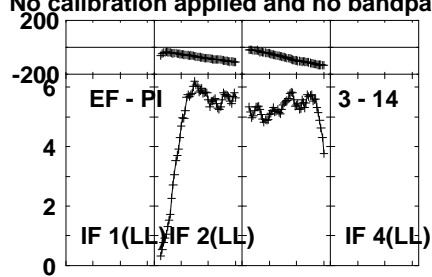
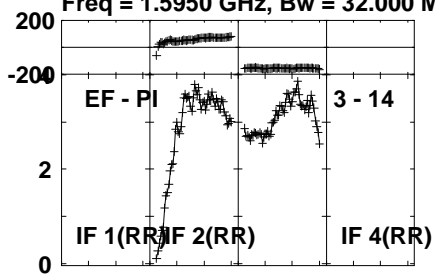


Lower frame: Milli Ampl Jy Top frame: Phas deg  
Vector averaged cross-power spectrum Several baselines displayed  
Timerange: 01/00:31:01 to 01/00:32:29

Plot file version 420 created 25-SEP-2023 15:06:31

1418+546 EM169.UVDATA.1

Freq = 1.5950 GHz, Bw = 32.000 MH No calibration applied and no bandpass applied



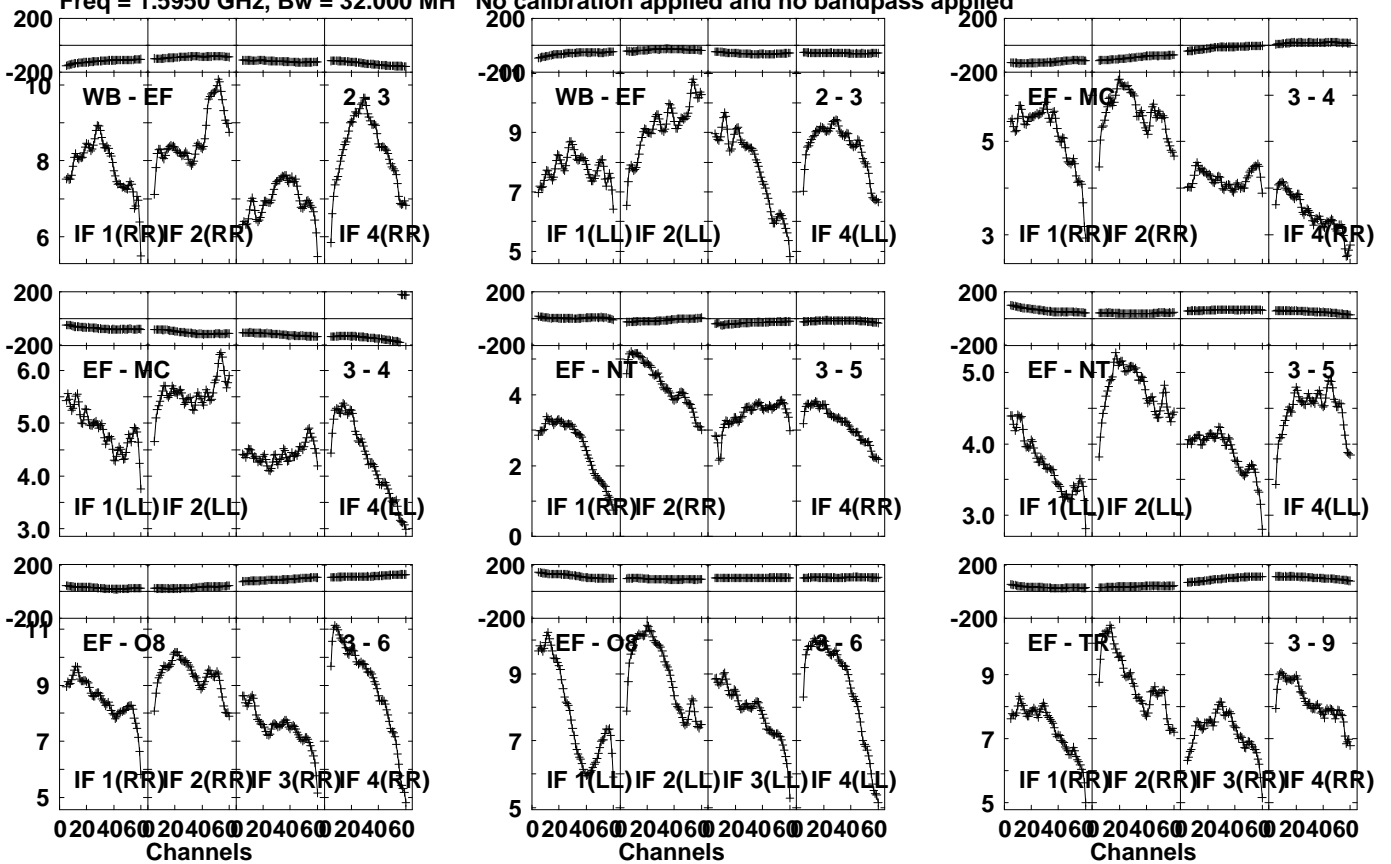
Lower frame: Milli Ampl Jy Top frame: Phas deg  
Vector averaged cross-power spectrum Several baselines displayed  
Timerange: 01/00:31:01 to 01/00:32:29

Plot file version 421 created 25-SEP-2023 15:06:31

1418+546 EM169.UVDATA.1

Freq = 1.5950 GHz, Bw = 32.000 MH

No calibration applied and no bandpass applied



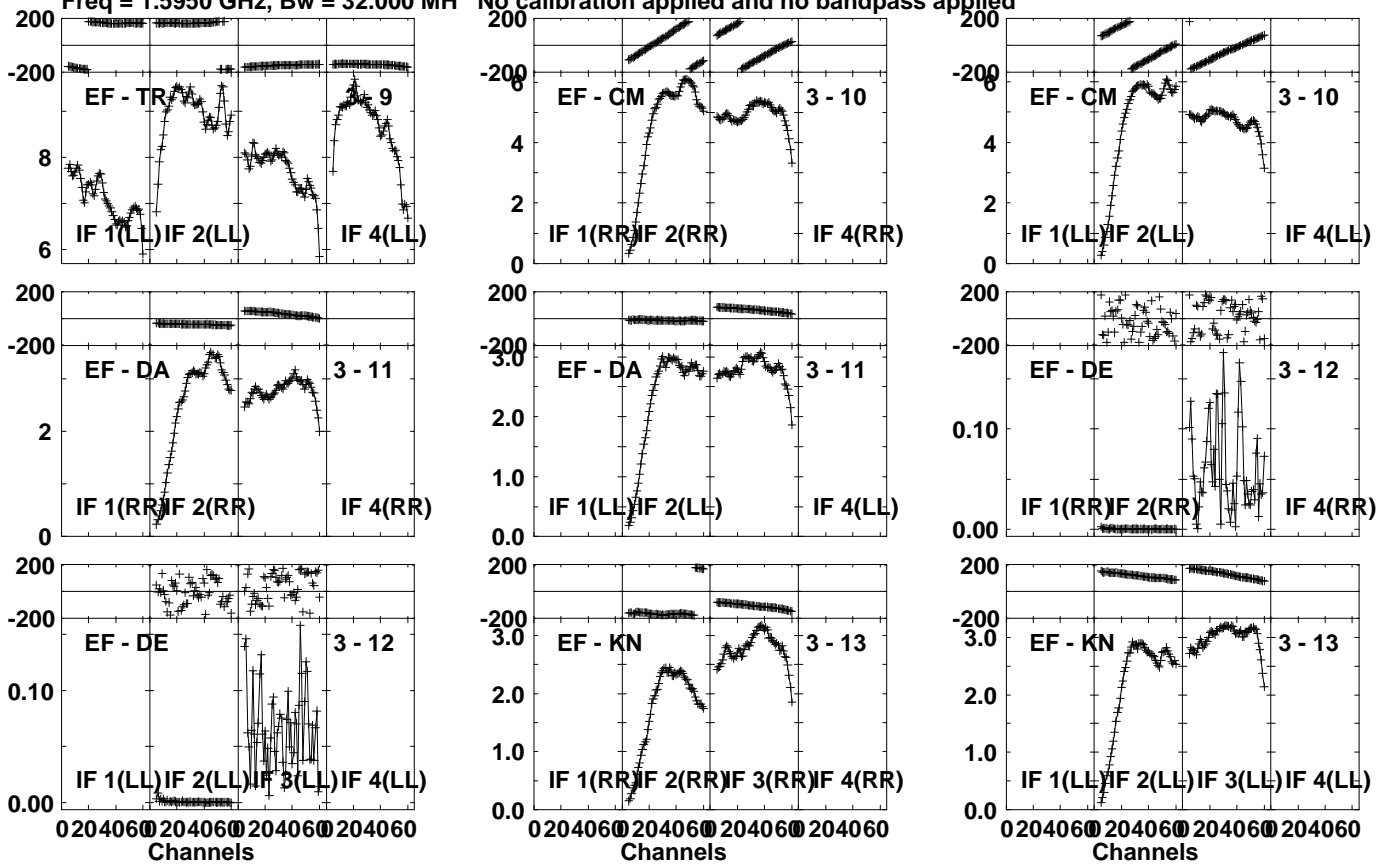
Lower frame: Milli Ampl Jy Top frame: Phas deg  
Vector averaged cross-power spectrum Several baselines displayed  
Timerange: 01/00:43:31 to 01/00:46:29

Plot file version 422 created 25-SEP-2023 15:06:31

1418+546 EM169.UVDATA.1

Freq = 1.5950 GHz, Bw = 32.000 MH

No calibration applied and no bandpass applied



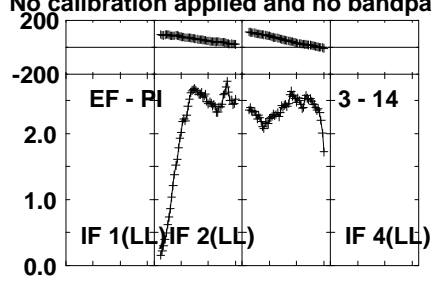
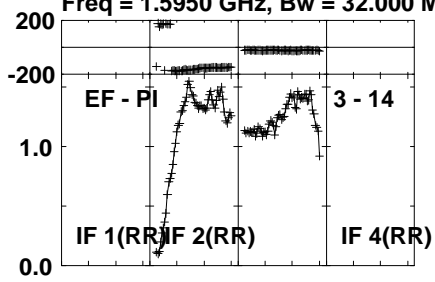
Lower frame: Milli Ampl Jy Top frame: Phas deg  
Vector averaged cross-power spectrum Several baselines displayed  
Timerange: 01/00:43:31 to 01/00:46:29

Plot file version 423 created 25-SEP-2023 15:06:31

1418+546 EM169.UVDATA.1

Freq = 1.5950 GHz, Bw = 32.000 MH

No calibration applied and no bandpass applied



Lower frame: Milli Ampl Jy Top frame: Phas deg

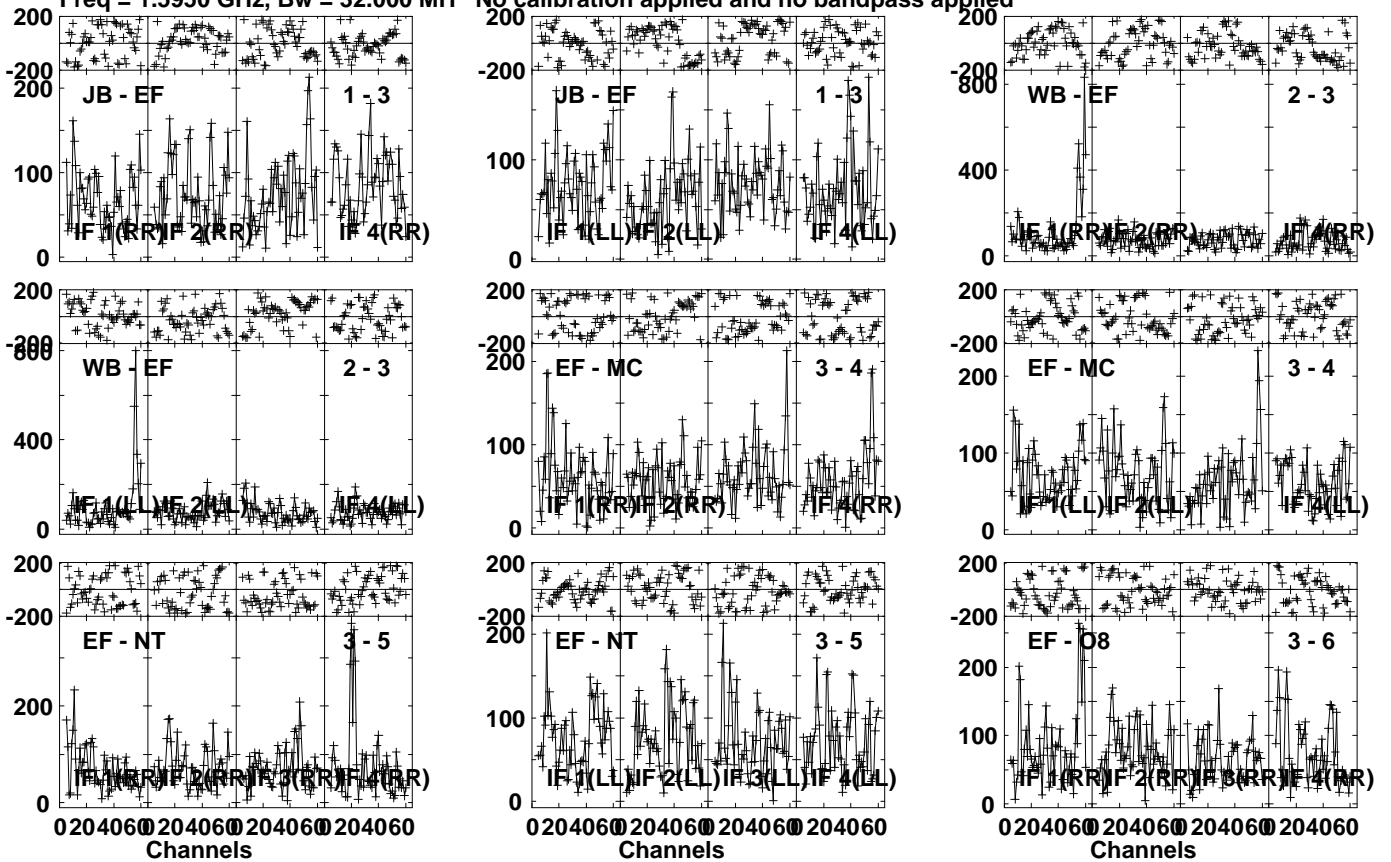
Vector averaged cross-power spectrum Several baselines displayed

Timerange: 01/00:43:31 to 01/00:46:29

Plot file version 424 created 25-SEP-2023 15:06:31

J1419+5256 EM169.UVDATA.1

Freq = 1.5950 GHz, Bw = 32.000 MH No calibration applied and no bandpass applied



Lower frame: Micro Ampl Jy Top frame: Phas deg  
Vector averaged cross-power spectrum Several baselines displayed  
Timerange: 01/00:46:31 to 01/00:49:59

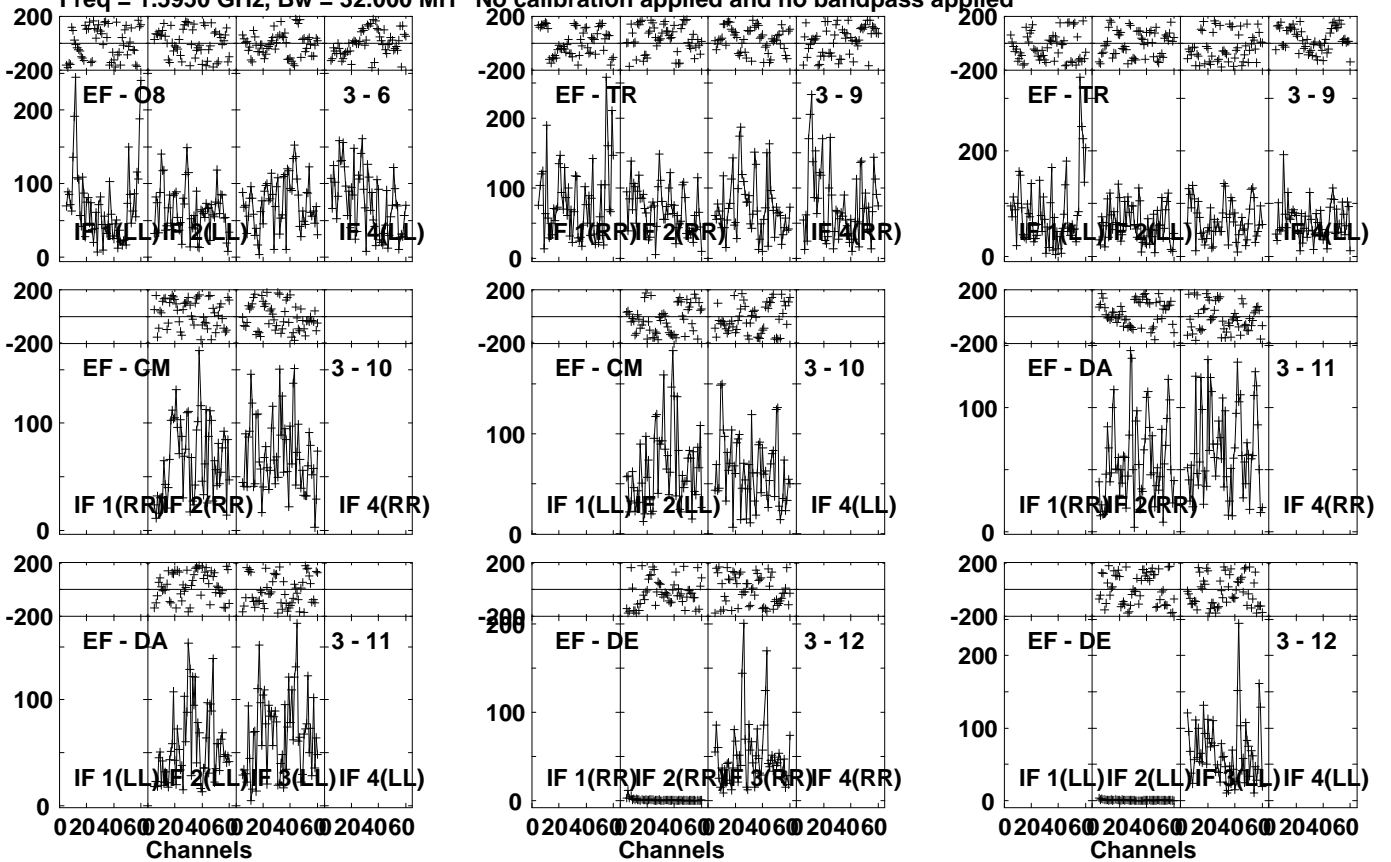


Plot file version 425 created 25-SEP-2023 15:06:31

J1419+5256 EM169.UVDATA.1

Freq = 1.5950 GHz, Bw = 32.000 MH

No calibration applied and no bandpass applied



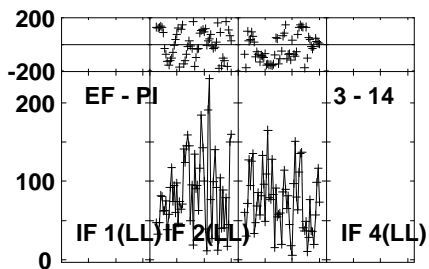
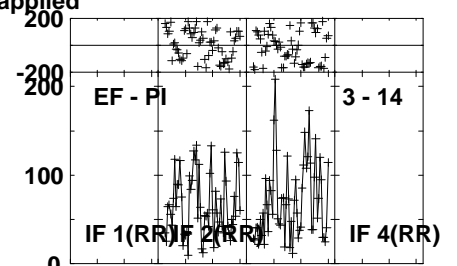
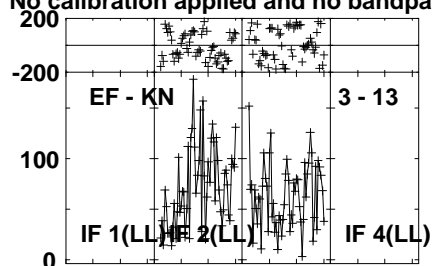
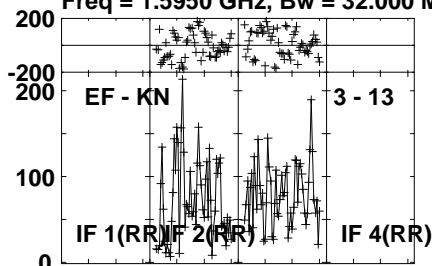
Lower frame: Micro Ampl Jy Top frame: Phas deg  
Vector averaged cross-power spectrum Several baselines displayed  
Timerange: 01/00:46:31 to 01/00:49:59

Plot file version 426 created 25-SEP-2023 15:06:31

J1419+5256 EM169.UVDATA.1

Freq = 1.5950 GHz, Bw = 32.000 MH

No calibration applied and no bandpass applied

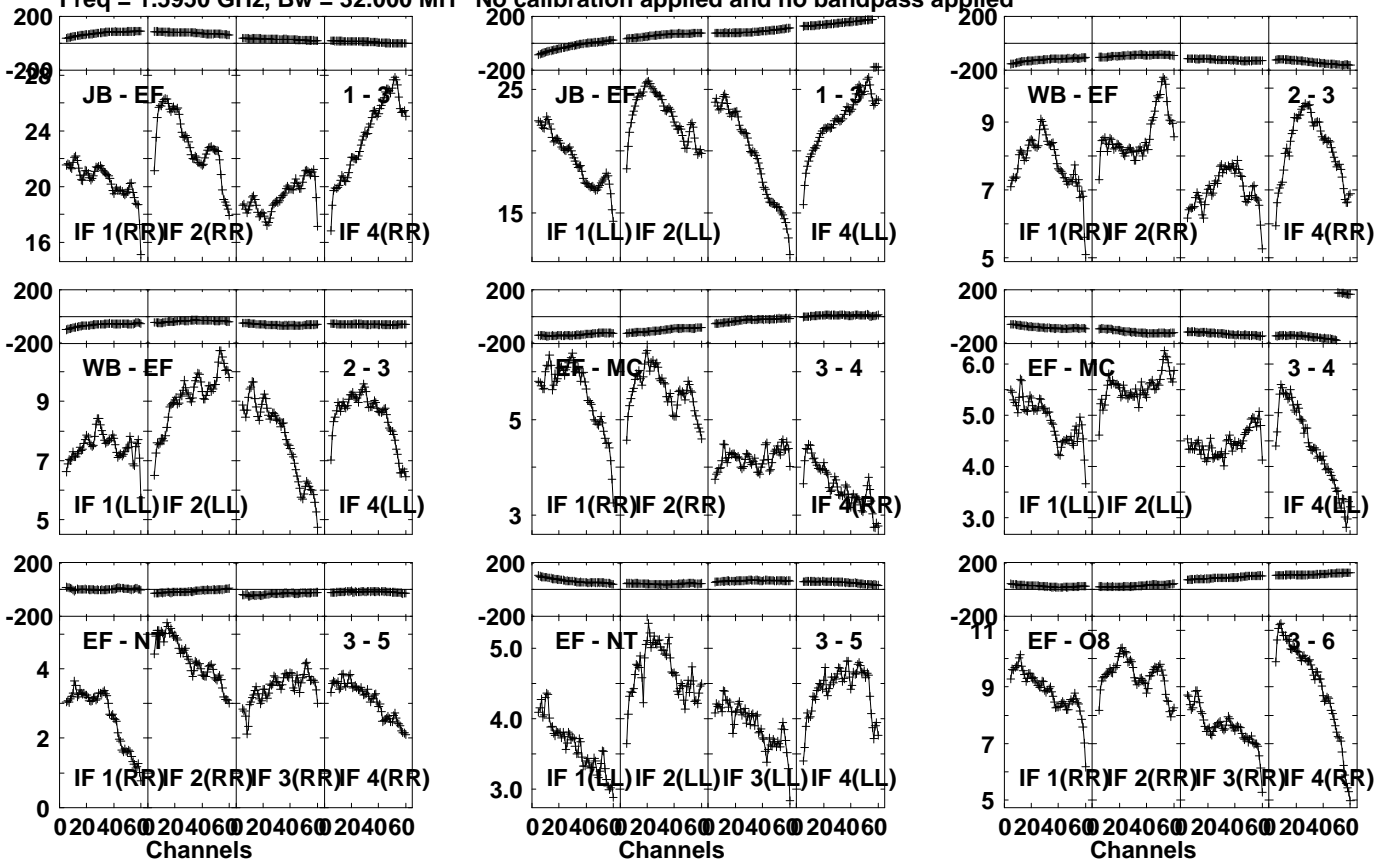


Lower frame: Micro Ampl Jy Top frame: Phas deg  
Vector averaged cross-power spectrum Several baselines displayed  
Timerange: 01/00:46:31 to 01/00:49:59

Plot file version 427 created 25-SEP-2023 15:06:31

1418+546 EM169.UVDATA.1

Freq = 1.5950 GHz, Bw = 32.000 MH No calibration applied and no bandpass applied

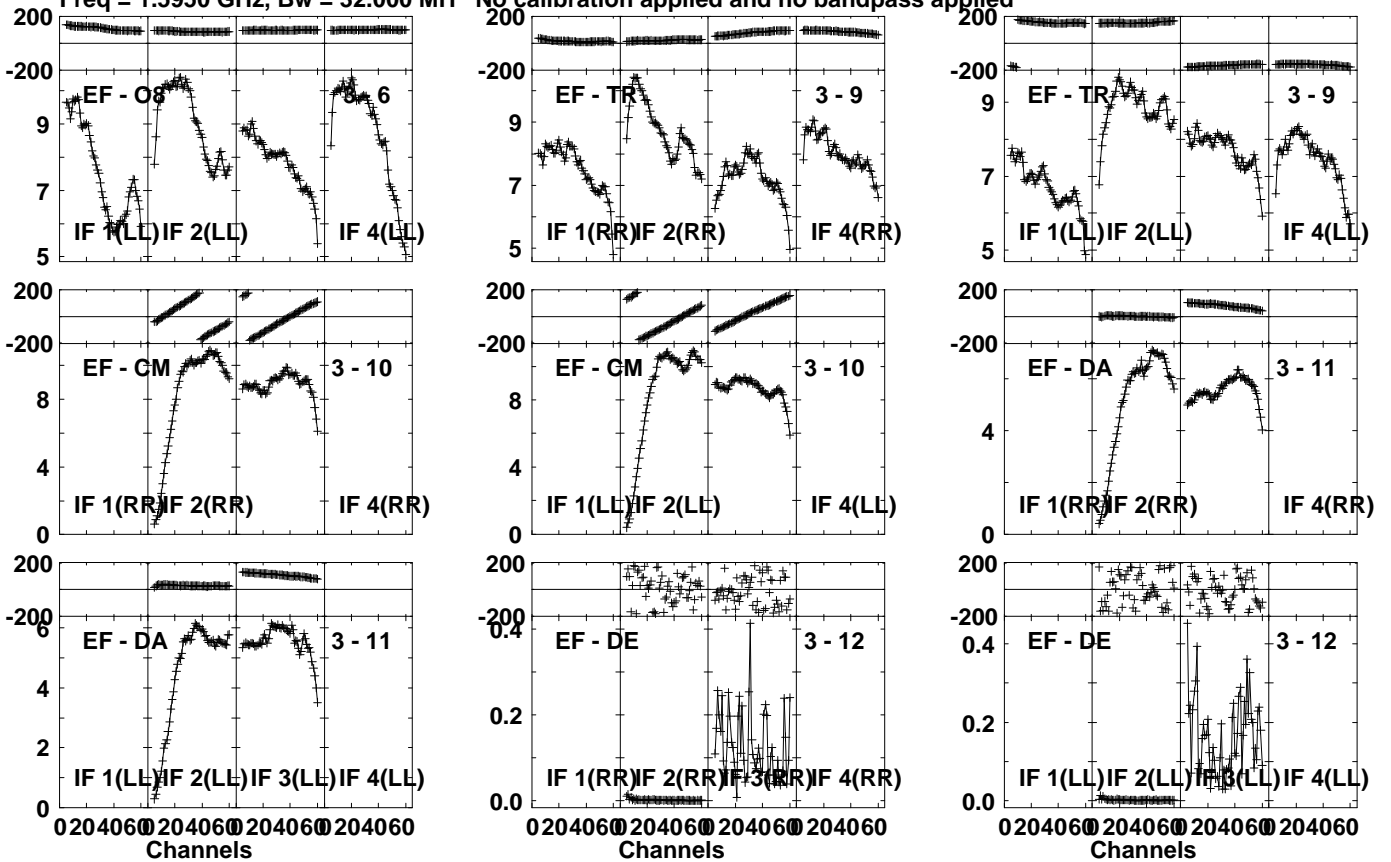


Lower frame: Milli Ampl Jy Top frame: Phas deg  
Vector averaged cross-power spectrum Several baselines displayed  
Timerange: 01/00:50:31 to 01/00:51:29

Plot file version 428 created 25-SEP-2023 15:06:31

1418+546 EM169.UVDATA.1

Freq = 1.5950 GHz, Bw = 32.000 MH No calibration applied and no bandpass applied

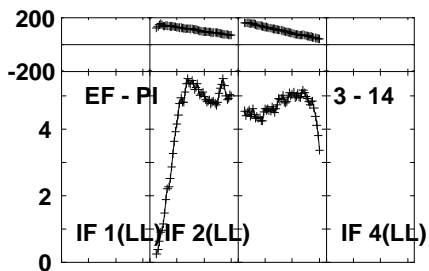
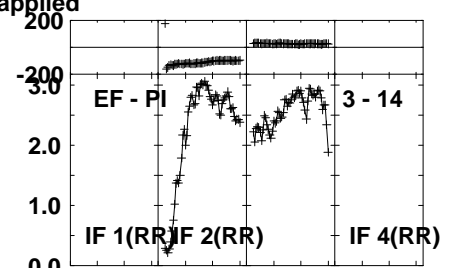
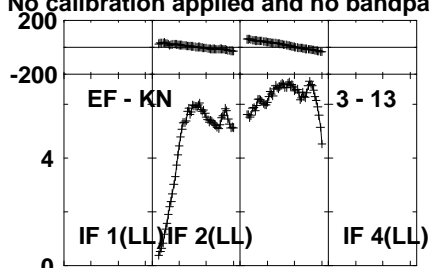
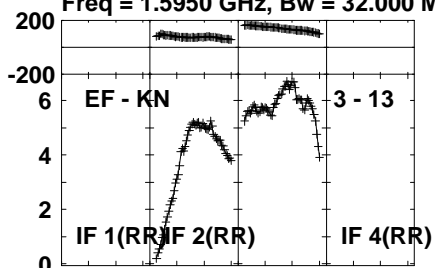


Lower frame: Milli Ampl Jy Top frame: Phas deg  
Vector averaged cross-power spectrum Several baselines displayed  
Timerange: 01/00:50:31 to 01/00:51:29

Plot file version 429 created 25-SEP-2023 15:06:32

1418+546 EM169.UVDATA.1

Freq = 1.5950 GHz, Bw = 32.000 MH No calibration applied and no bandpass applied

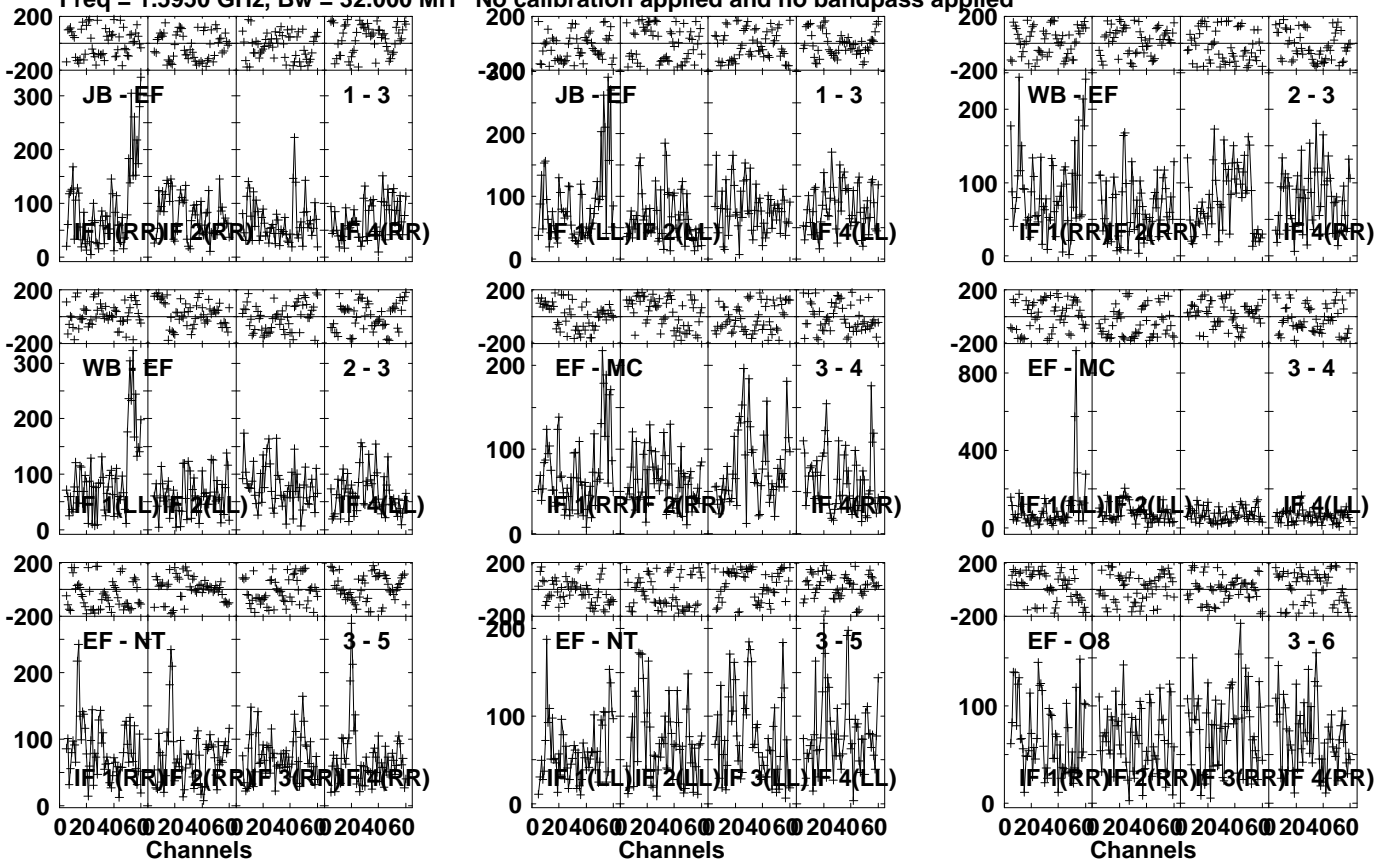


Lower frame: Milli Ampl Jy Top frame: Phas deg  
Vector averaged cross-power spectrum Several baselines displayed  
Timerange: 01/00:50:31 to 01/00:51:29

Plot file version 430 created 25-SEP-2023 15:06:32

J1419+5256 EM169.UVDATA.1

Freq = 1.5950 GHz, Bw = 32.000 MH No calibration applied and no bandpass applied

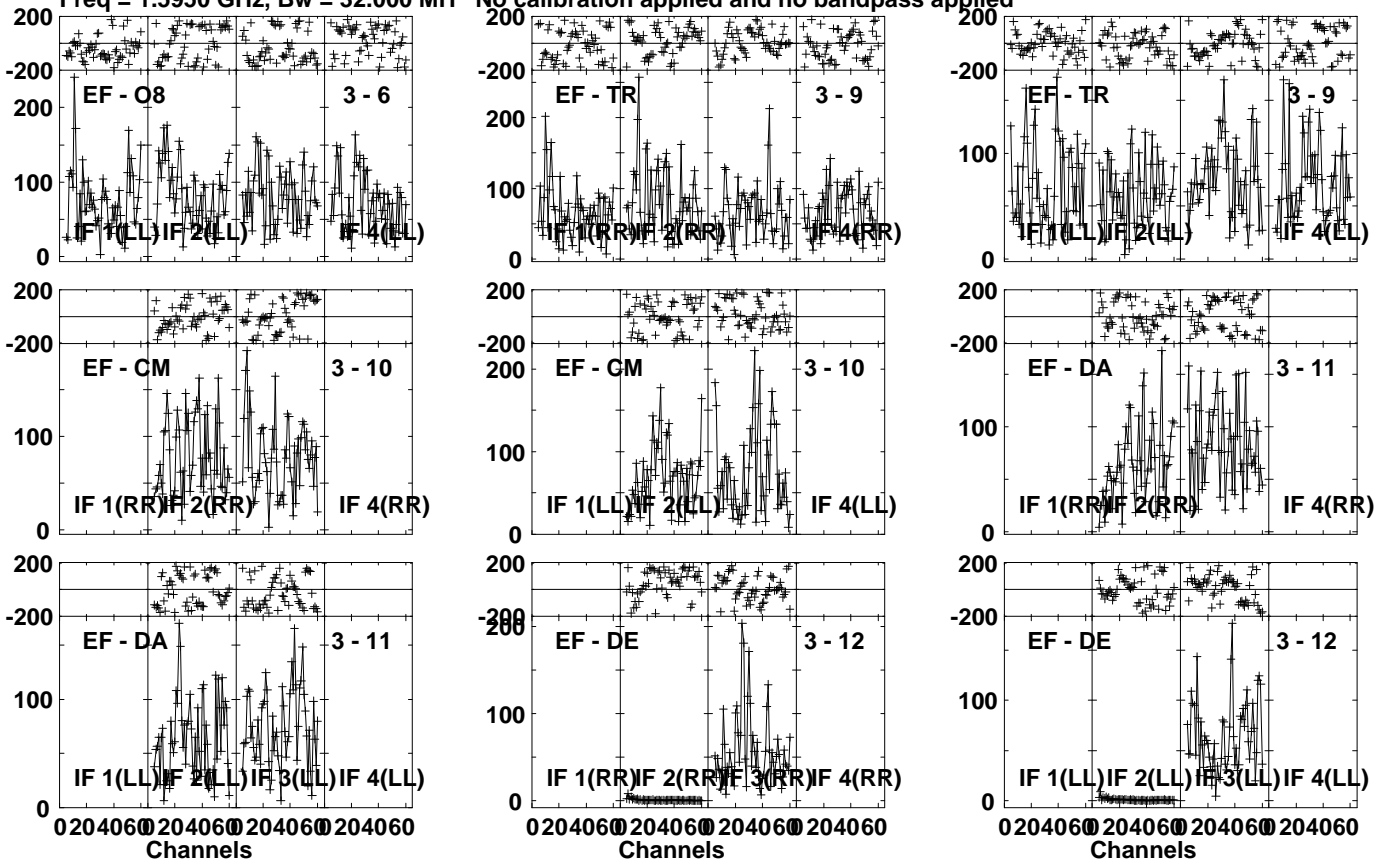


Lower frame: Micro Ampl Jy Top frame: Phas deg  
Vector averaged cross-power spectrum Several baselines displayed  
Timerange: 01/00:51:31 to 01/00:54:59

Plot file version 431 created 25-SEP-2023 15:06:32

J1419+5256 EM169.UVDATA.1

Freq = 1.5950 GHz, Bw = 32.000 MH No calibration applied and no bandpass applied



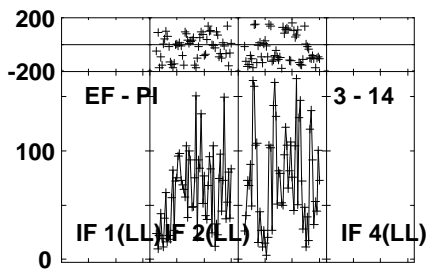
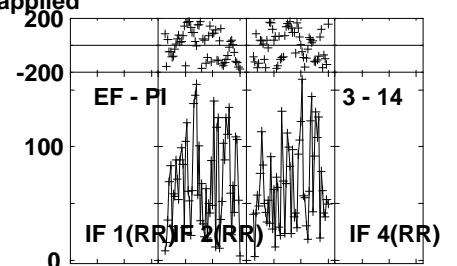
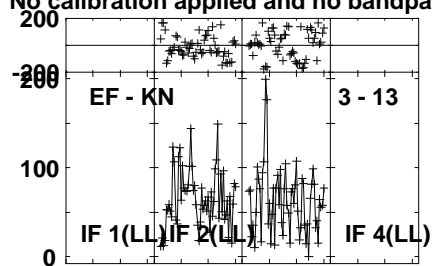
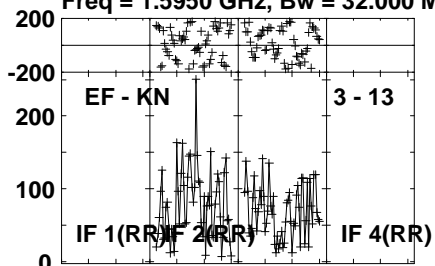
Lower frame: Micro Ampl Jy Top frame: Phas deg  
Vector averaged cross-power spectrum Several baselines displayed  
Timerange: 01/00:51:31 to 01/00:54:59

Plot file version 432 created 25-SEP-2023 15:06:32

J1419+5256 EM169.UVDATA.1

Freq = 1.5950 GHz, Bw = 32.000 MH

No calibration applied and no bandpass applied



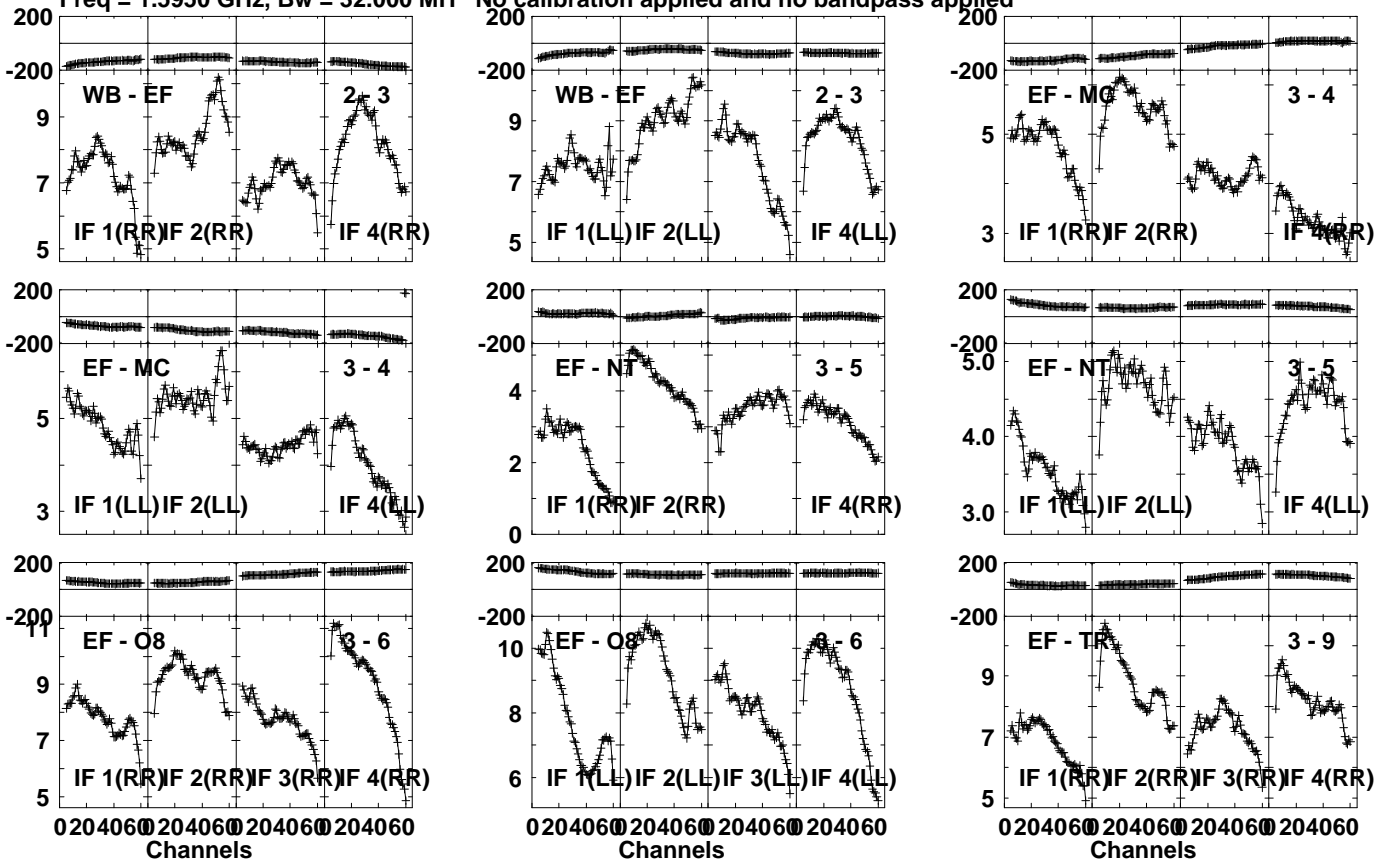
Lower frame: Micro Ampl Jy Top frame: Phas deg  
Vector averaged cross-power spectrum Several baselines displayed  
Timerange: 01/00:51:31 to 01/00:54:59



Plot file version 433 created 25-SEP-2023 15:06:32

1418+546 EM169.UVDATA.1

Freq = 1.5950 GHz, Bw = 32.000 MH No calibration applied and no bandpass applied

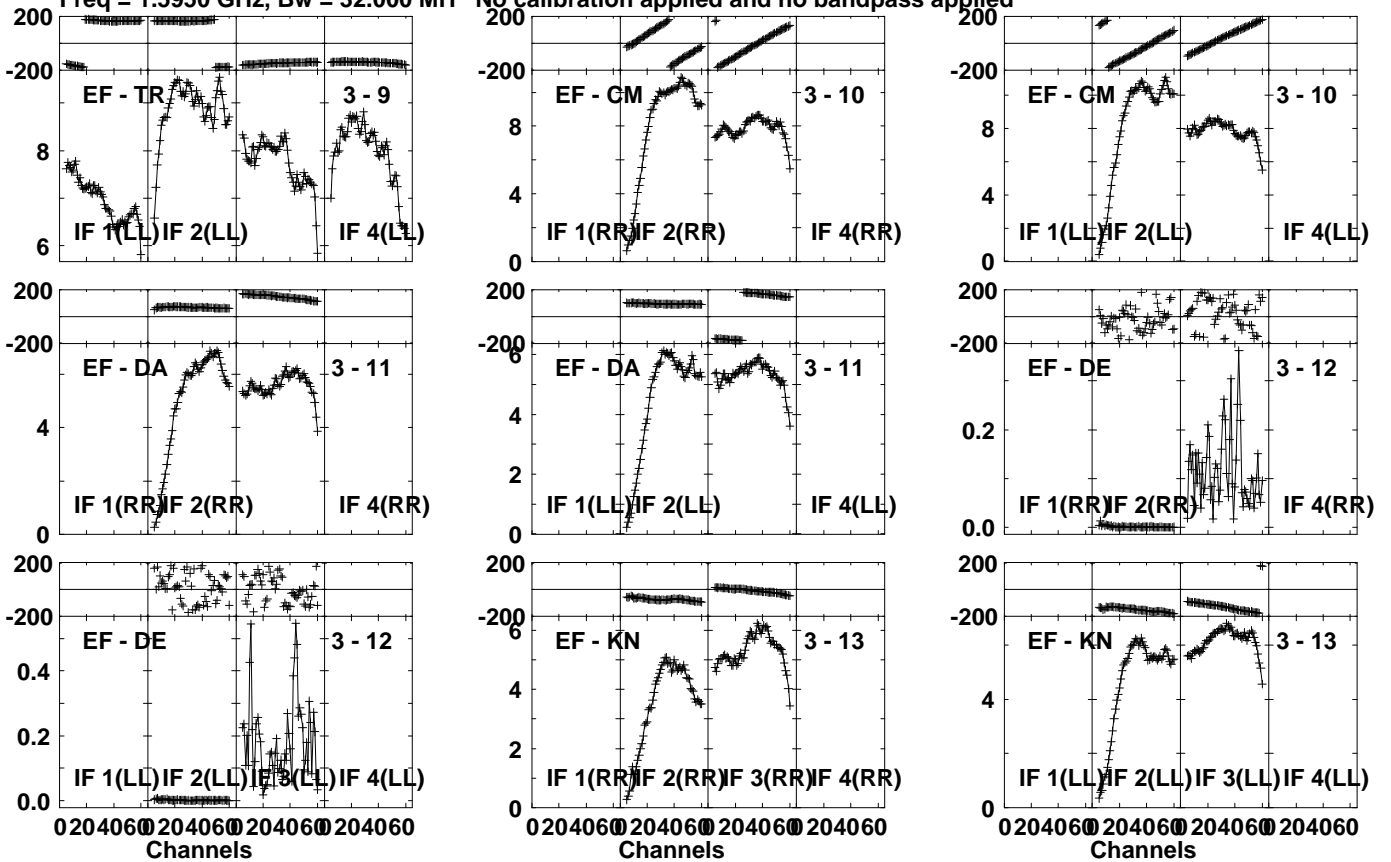


Lower frame: Milli Ampl Jy Top frame: Phas deg  
Vector averaged cross-power spectrum Several baselines displayed  
Timerange: 01/00:55:01 to 01/00:56:29

Plot file version 434 created 25-SEP-2023 15:06:32

1418+546 EM169.UVDATA.1

Freq = 1.5950 GHz, Bw = 32.000 MH No calibration applied and no bandpass applied



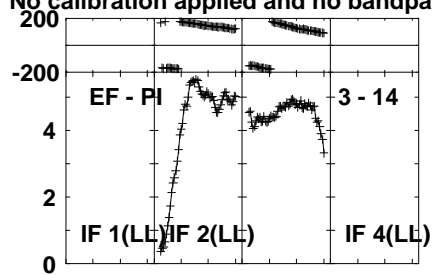
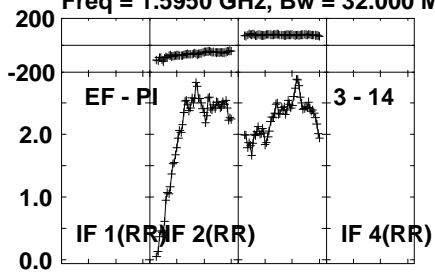
Lower frame: Milli Ampl Jy Top frame: Phas deg  
Vector averaged cross-power spectrum Several baselines displayed  
Timerange: 01/00:55:01 to 01/00:56:29

Plot file version 435 created 25-SEP-2023 15:06:32

1418+546 EM169.UVDATA.1

Freq = 1.5950 GHz, Bw = 32.000 MH

No calibration applied and no bandpass applied



Lower frame: Milli Ampl Jy Top frame: Phas deg

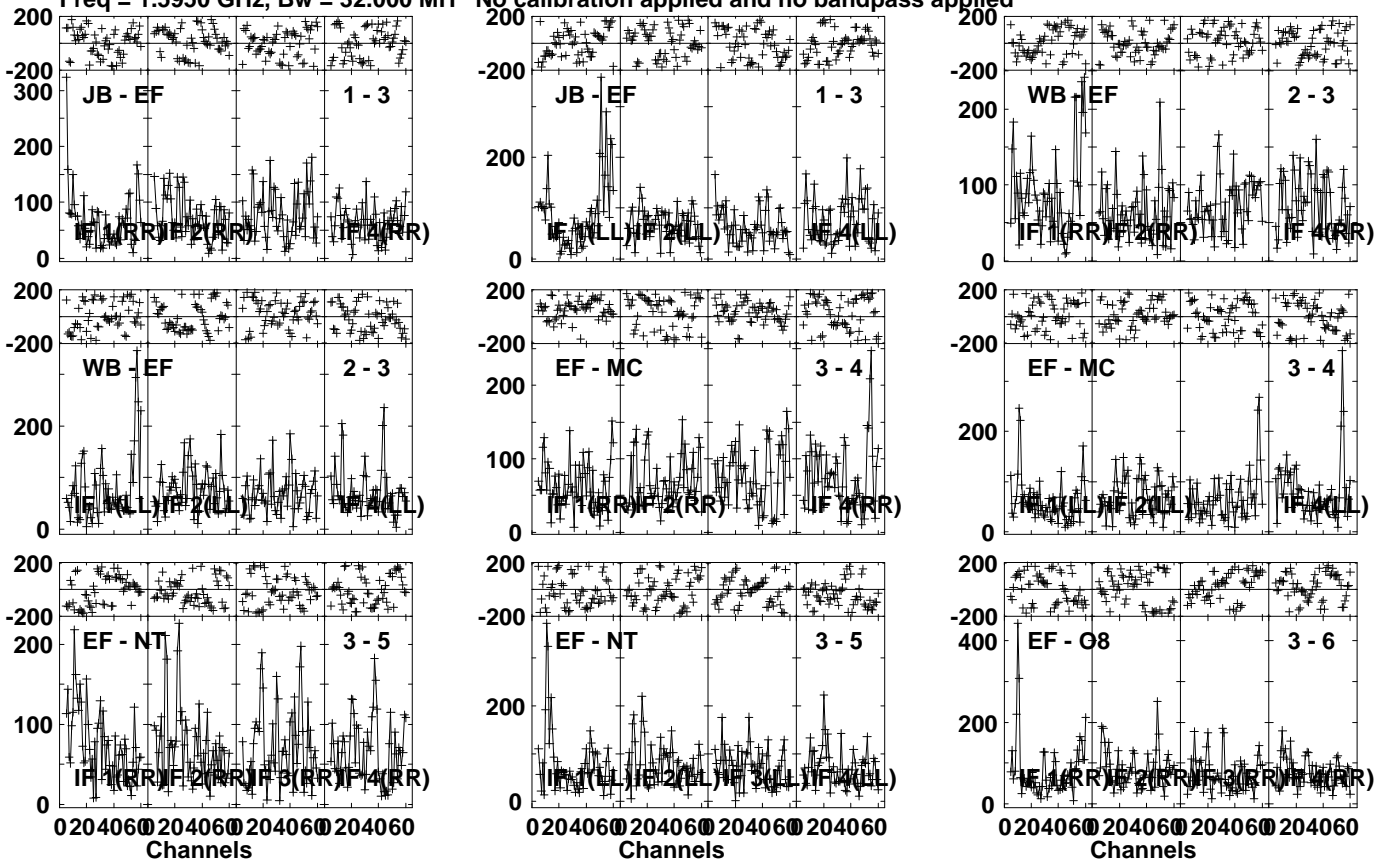
Vector averaged cross-power spectrum Several baselines displayed

Timerange: 01/00:55:01 to 01/00:56:29

Plot file version 436 created 25-SEP-2023 15:06:32

J1419+5256 EM169.UVDATA.1

Freq = 1.5950 GHz, Bw = 32.000 MH No calibration applied and no bandpass applied

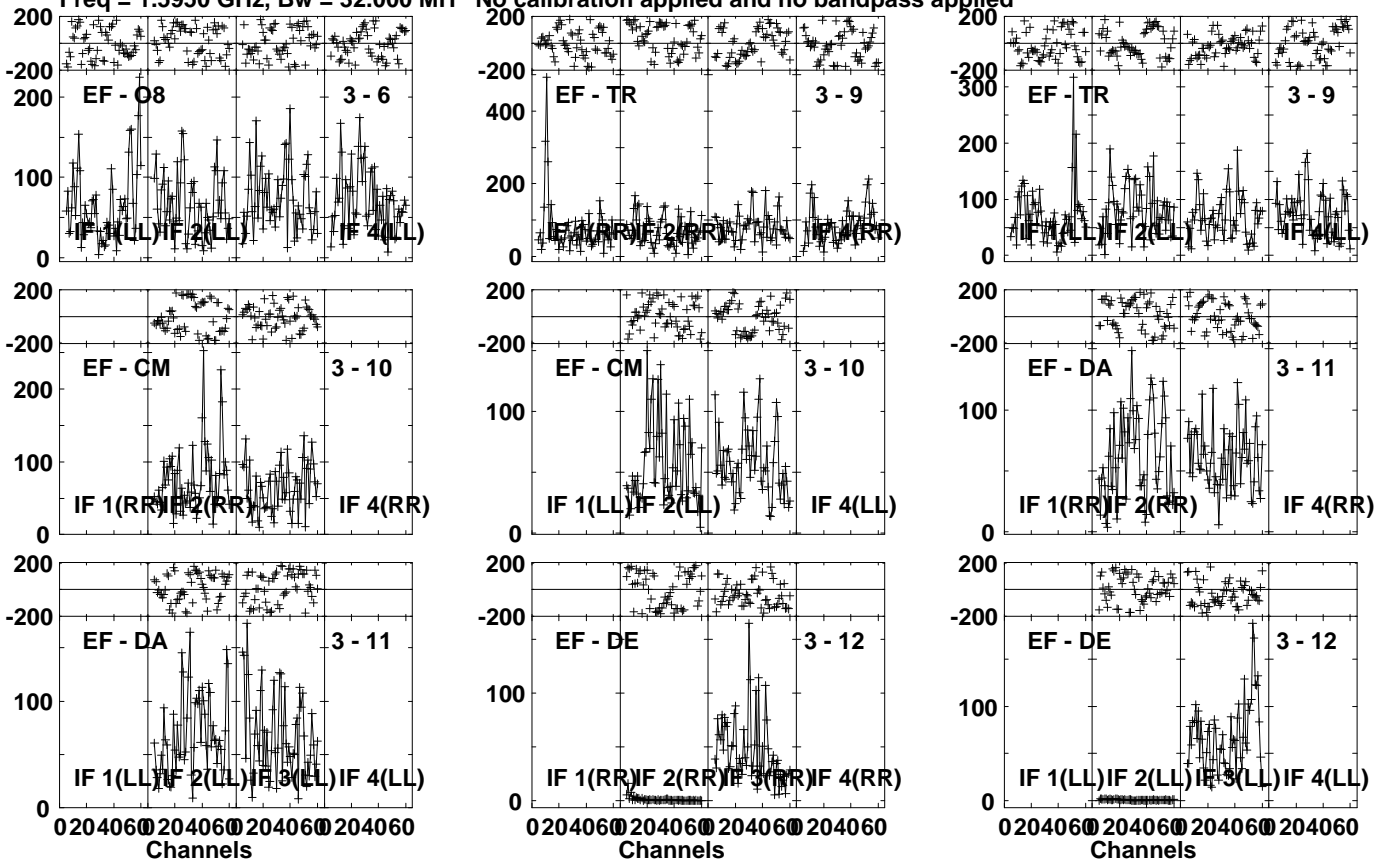


Lower frame: Micro Ampl Jy Top frame: Phas deg  
Vector averaged cross-power spectrum Several baselines displayed  
Timerange: 01/00:56:31 to 01/00:59:59

Plot file version 437 created 25-SEP-2023 15:06:32

J1419+5256 EM169.UVDATA.1

Freq = 1.5950 GHz, Bw = 32.000 MH No calibration applied and no bandpass applied



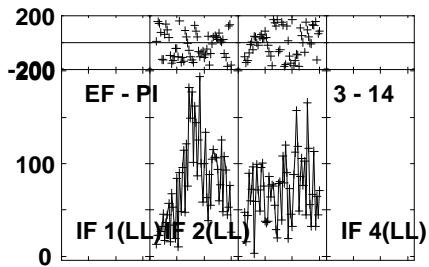
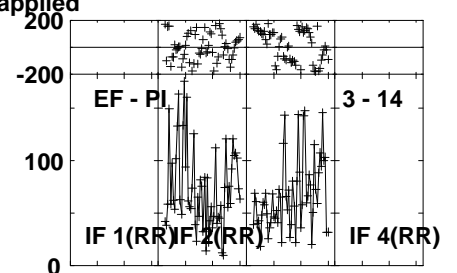
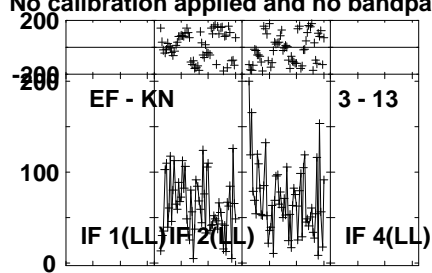
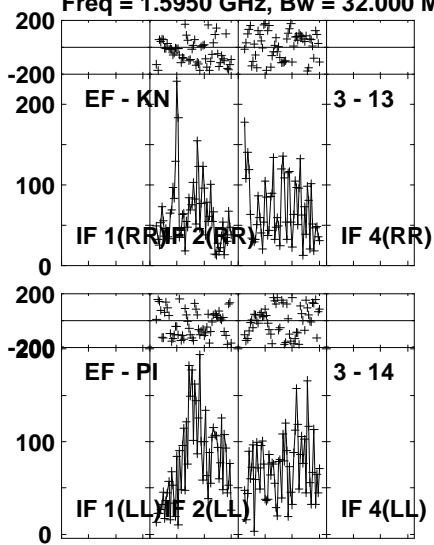
Lower frame: Micro Ampl Jy Top frame: Phas deg  
Vector averaged cross-power spectrum Several baselines displayed  
Timerange: 01/00:56:31 to 01/00:59:59

Plot file version 438 created 25-SEP-2023 15:06:32

J1419+5256 EM169.UVDATA.1

Freq = 1.5950 GHz, Bw = 32.000 MH

No calibration applied and no bandpass applied

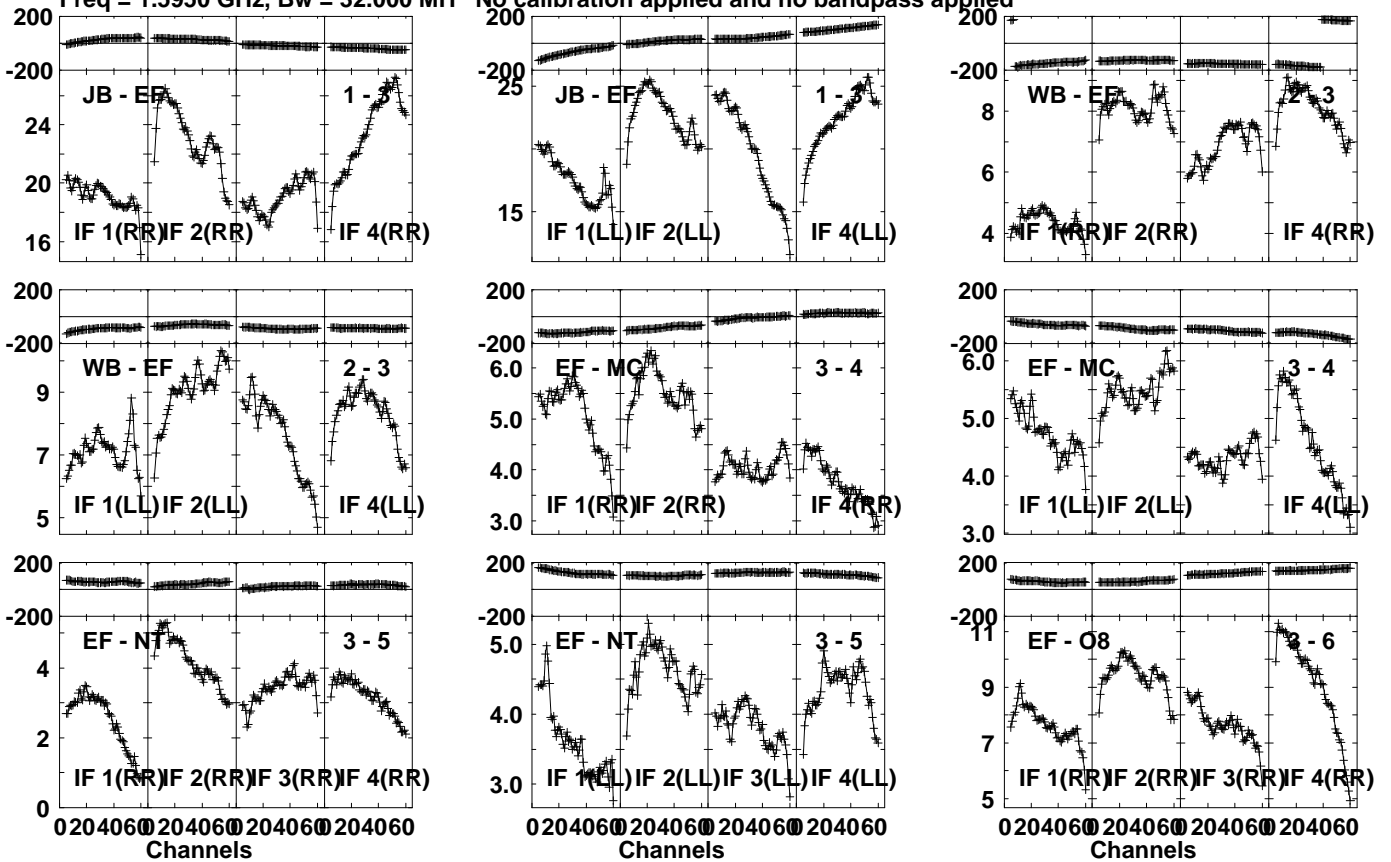


Lower frame: Micro Ampl Jy Top frame: Phas deg  
Vector averaged cross-power spectrum Several baselines displayed  
Timerange: 01/00:56:31 to 01/00:59:59

Plot file version 439 created 25-SEP-2023 15:06:32

1418+546 EM169.UVDATA.1

Freq = 1.5950 GHz, Bw = 32.000 MH No calibration applied and no bandpass applied



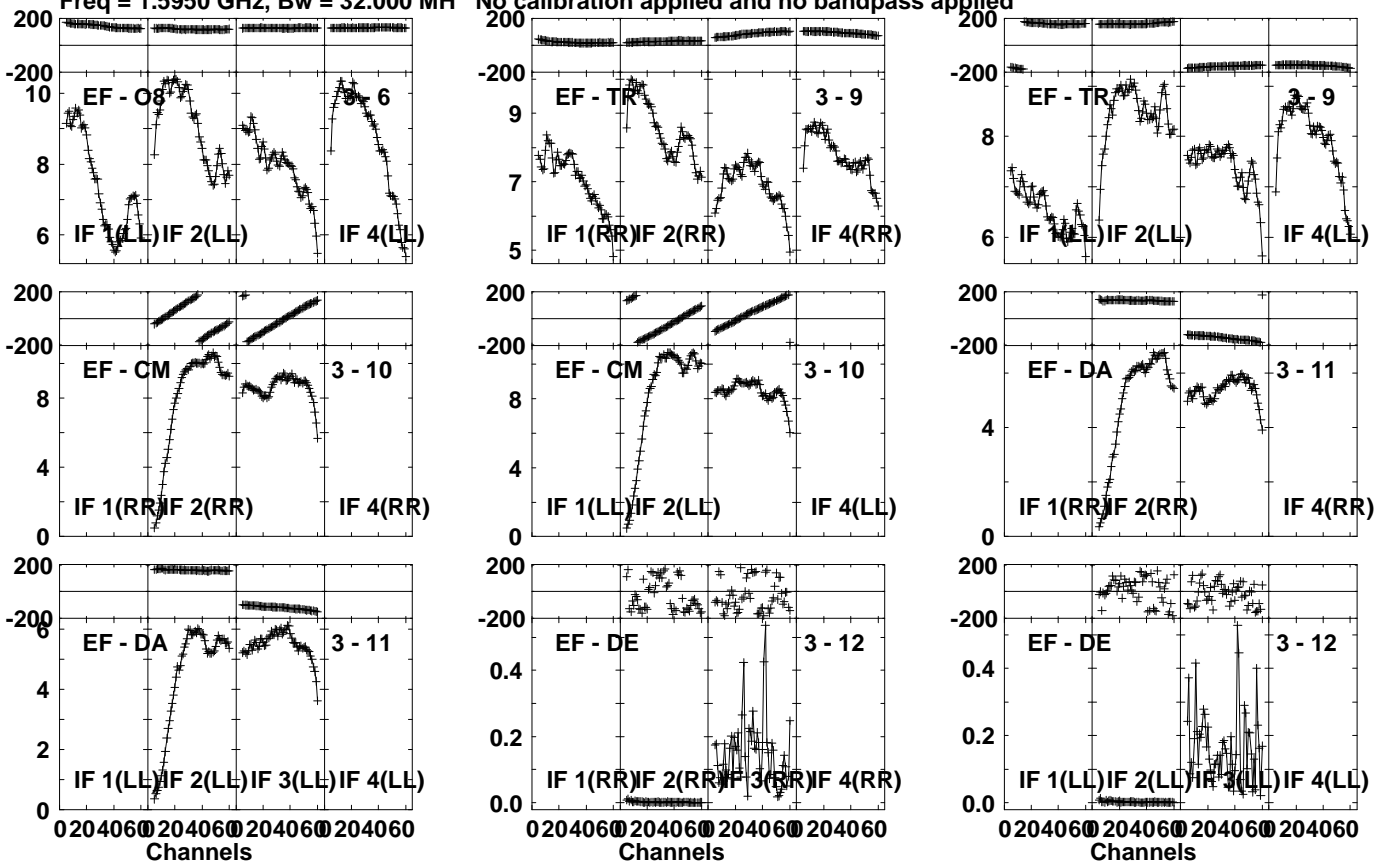
Lower frame: Milli Ampl Jy Top frame: Phas deg  
Vector averaged cross-power spectrum Several baselines displayed  
Timerange: 01/01:00:31 to 01/01:01:29

Plot file version 440 created 25-SEP-2023 15:06:32

1418+546 EM169.UVDATA.1

Freq = 1.5950 GHz, Bw = 32.000 MH

No calibration applied and no bandpass applied



Lower frame: Milli Ampl Jy Top frame: Phas deg

Vector averaged cross-power spectrum Several baselines displayed

Timerange: 01/01:00:31 to 01/01:01:29

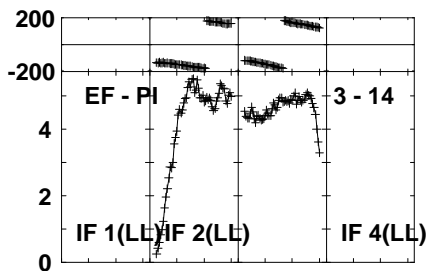
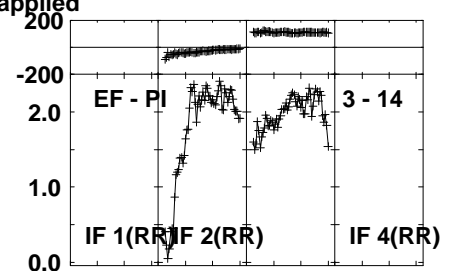
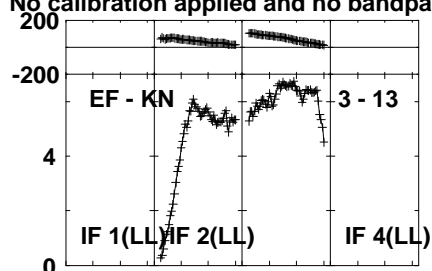
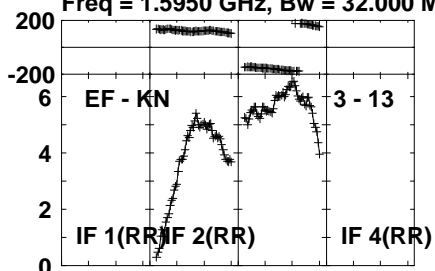


Plot file version 441 created 25-SEP-2023 15:06:32

1418+546 EM169.UVDATA.1

Freq = 1.5950 GHz, Bw = 32.000 MH

No calibration applied and no bandpass applied



Lower frame: Milli Ampl Jy Top frame: Phas deg

Vector averaged cross-power spectrum Several baselines displayed

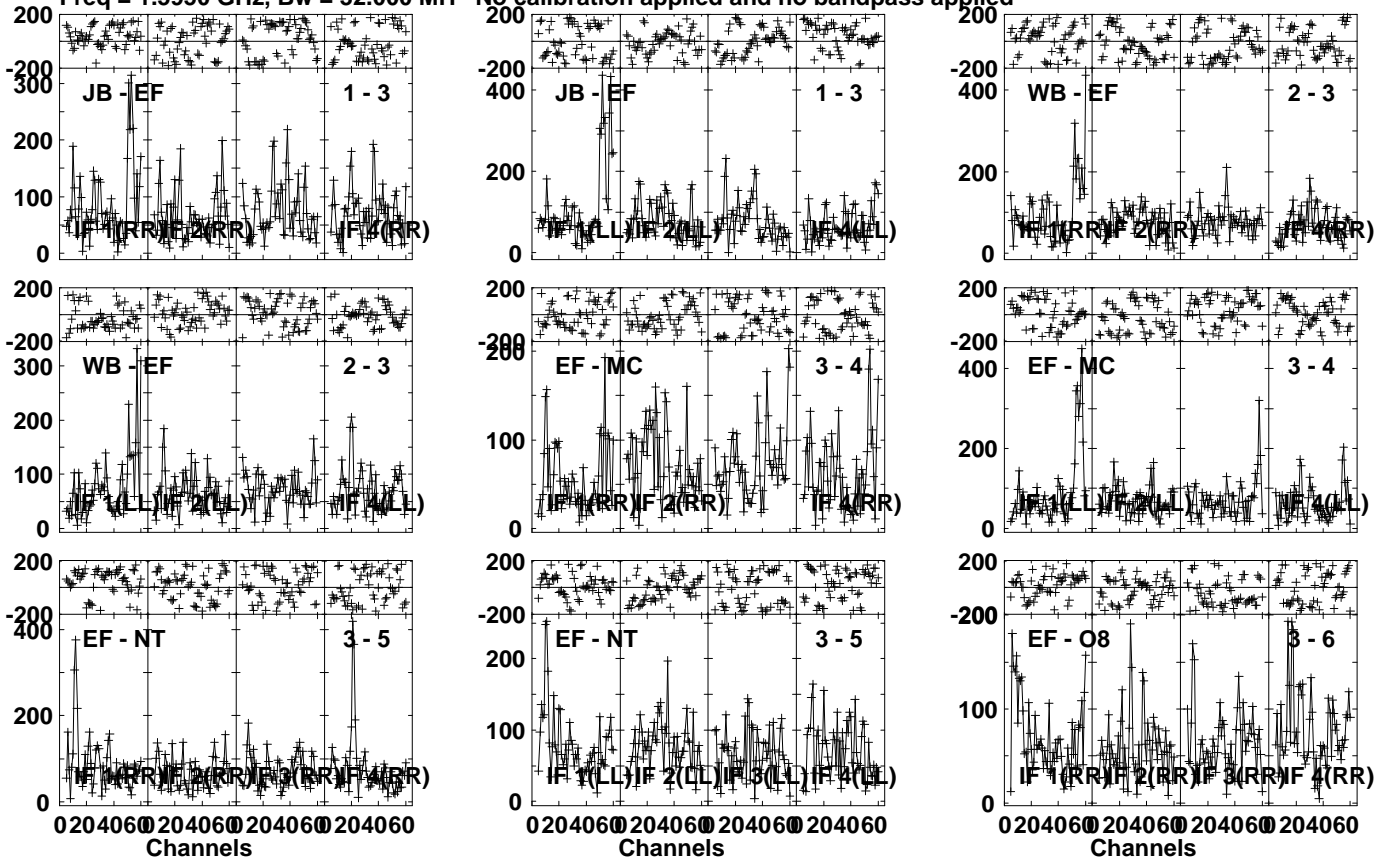
Timerange: 01/01:00:31 to 01/01:01:29

Plot file version 442 created 25-SEP-2023 15:06:32

J1419+5256 EM169.UVDATA.1

Freq = 1.5950 GHz, Bw = 32.000 MH

No calibration applied and no bandpass applied



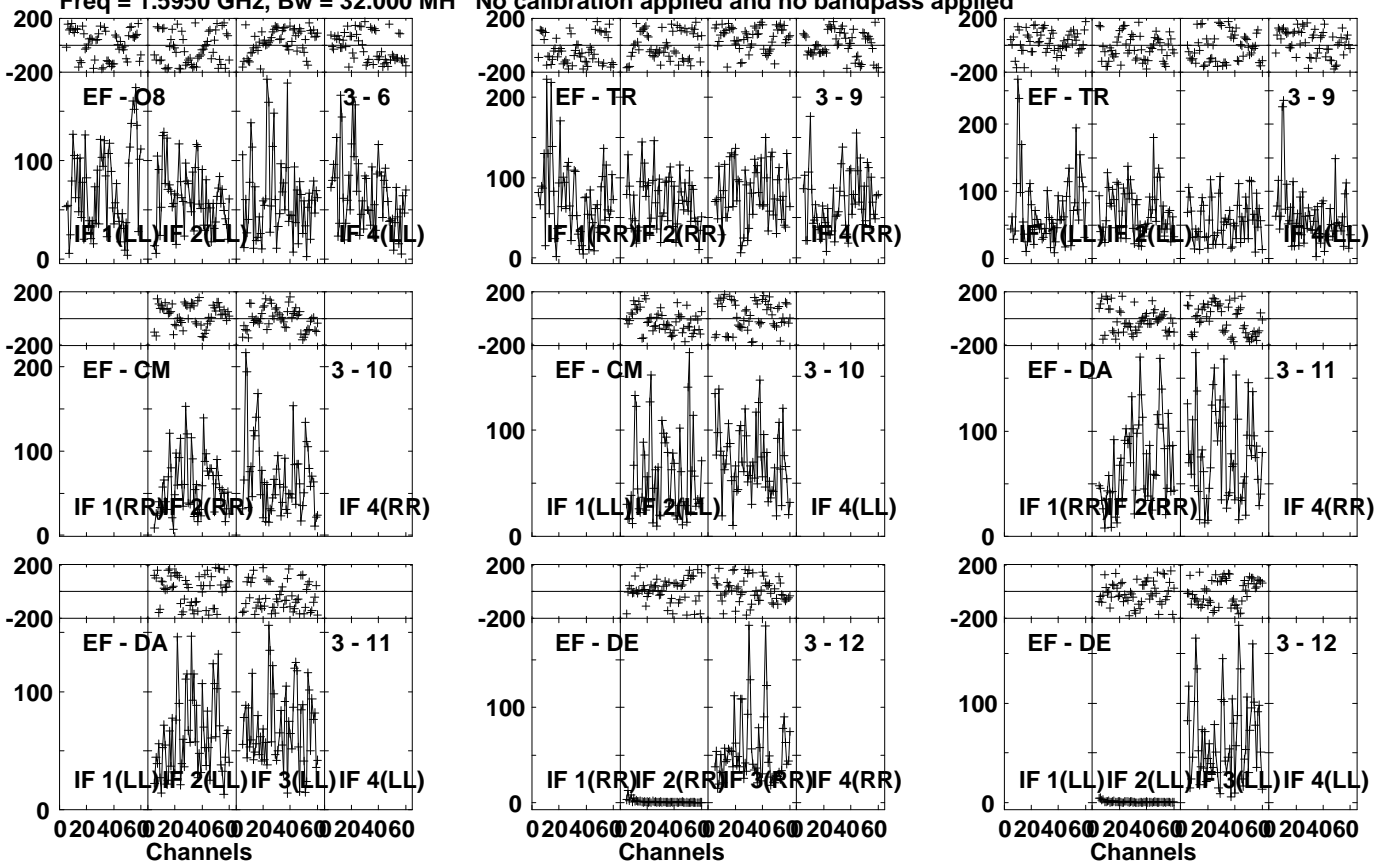
Lower frame: Micro Ampl Jy Top frame: Phas deg  
Vector averaged cross-power spectrum Several baselines displayed  
Timerange: 01/01:01:31 to 01/01:04:59

Plot file version 443 created 25-SEP-2023 15:06:33

J1419+5256 EM169.UVDATA.1

Freq = 1.5950 GHz, Bw = 32.000 MH

No calibration applied and no bandpass applied



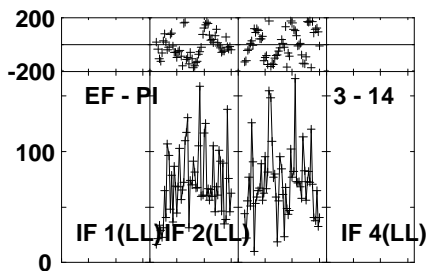
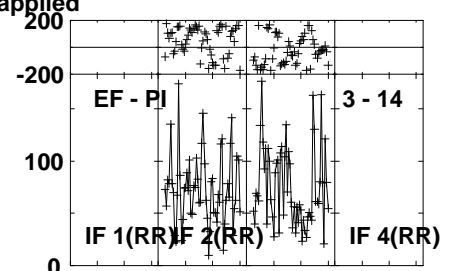
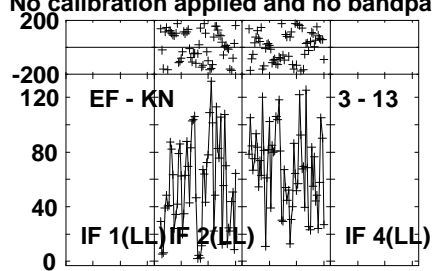
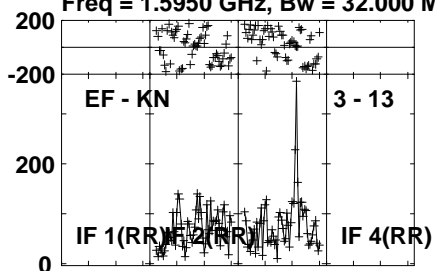
Lower frame: Micro Ampl Jy Top frame: Phas deg  
Vector averaged cross-power spectrum Several baselines displayed  
Timerange: 01/01:01:31 to 01/01:04:59

Plot file version 444 created 25-SEP-2023 15:06:33

J1419+5256 EM169.UVDATA.1

Freq = 1.5950 GHz, Bw = 32.000 MH

No calibration applied and no bandpass applied



Lower frame: Micro Ampl Jy Top frame: Phas deg

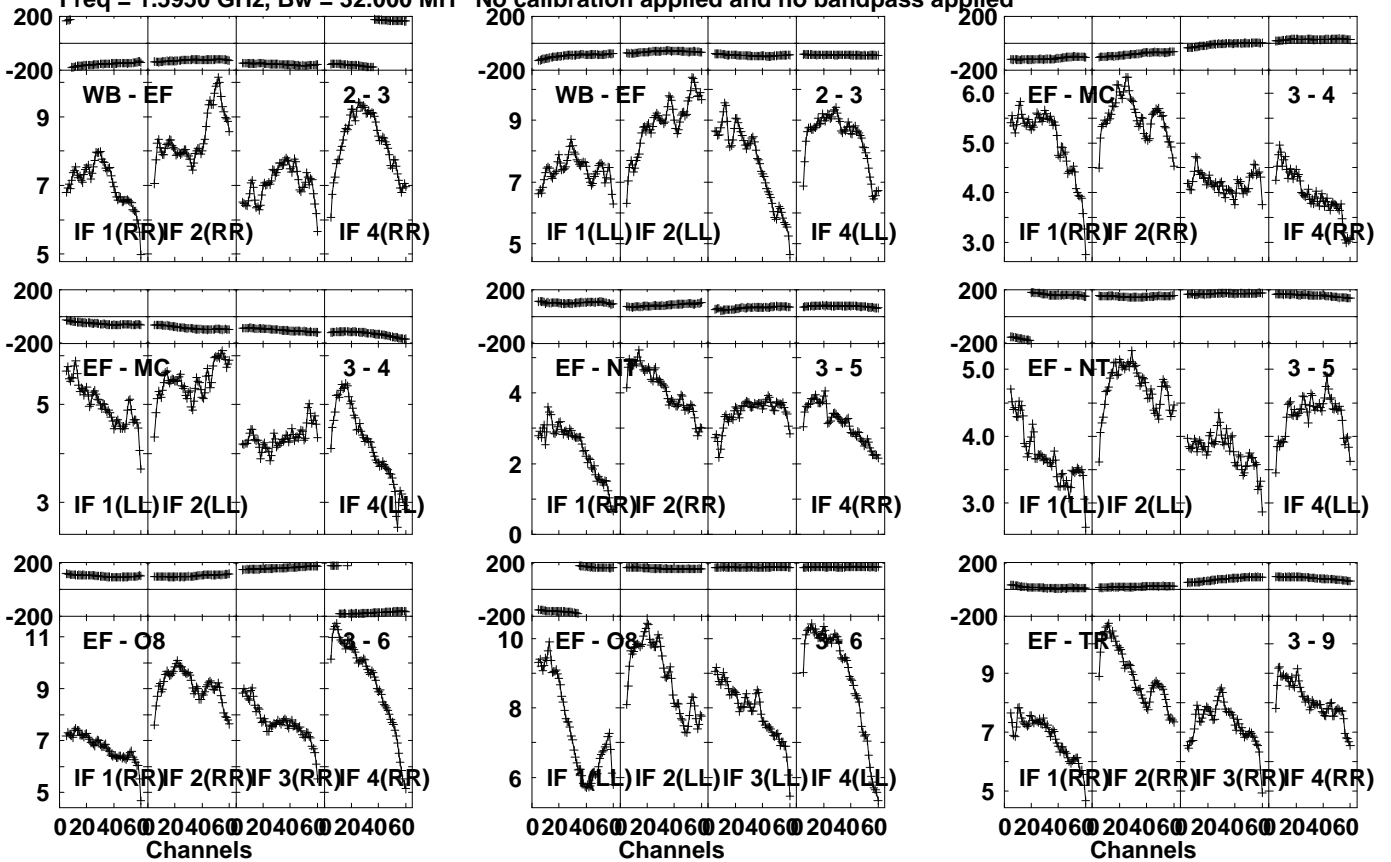
Vector averaged cross-power spectrum Several baselines displayed

Timerange: 01/01:01:31 to 01/01:04:59

Plot file version 445 created 25-SEP-2023 15:06:33

1418+546 EM169.UVDATA.1

Freq = 1.5950 GHz, Bw = 32.000 MH No calibration applied and no bandpass applied



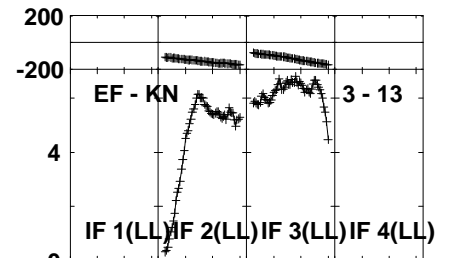
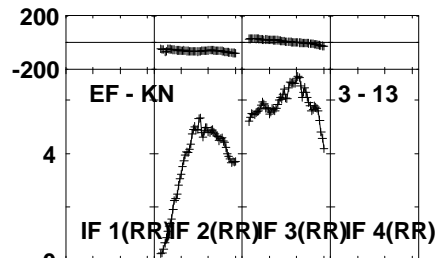
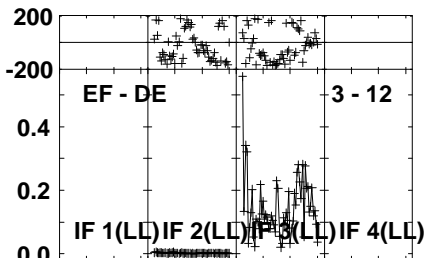
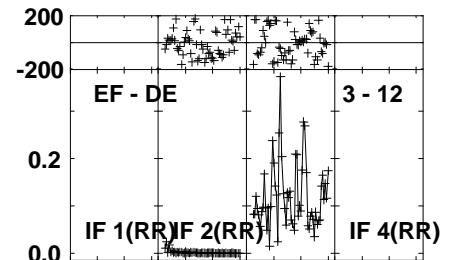
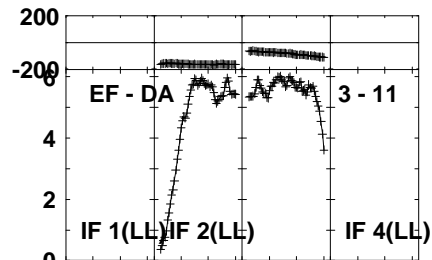
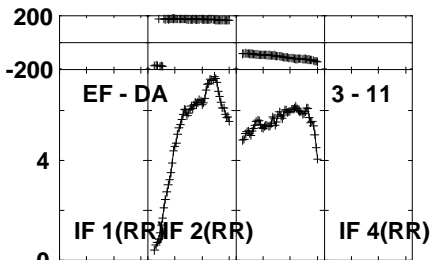
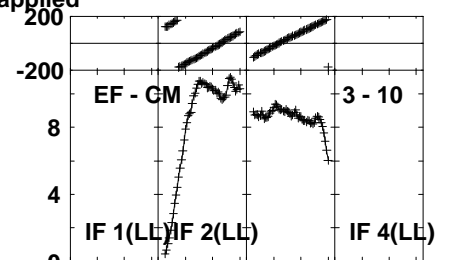
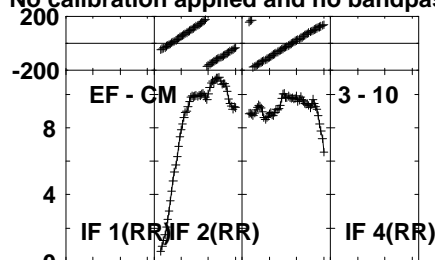
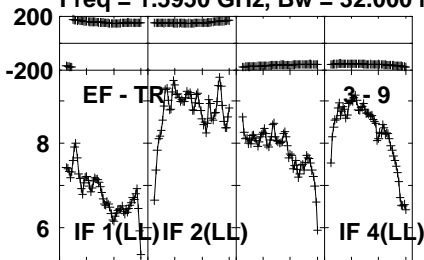
Lower frame: Milli Ampl Jy Top frame: Phas deg  
Vector averaged cross-power spectrum Several baselines displayed  
Timerange: 01/01:05:01 to 01/01:06:29

Plot file version 446 created 25-SEP-2023 15:06:33

1418+546 EM169.UVDATA.1

Freq = 1.5950 GHz, Bw = 32.000 MH

No calibration applied and no bandpass applied

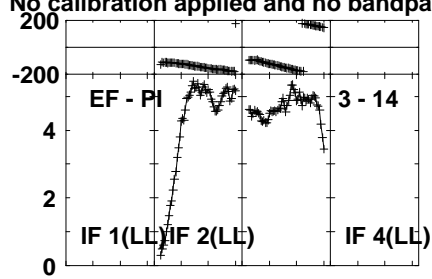
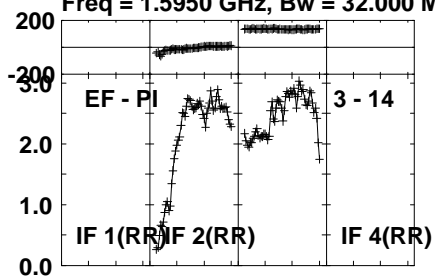


Lower frame: Milli Ampl Jy Top frame: Phas deg  
Vector averaged cross-power spectrum Several baselines displayed  
Timerange: 01/01:05:01 to 01/01:06:29

Plot file version 447 created 25-SEP-2023 15:06:33

1418+546 EM169.UVDATA.1

Freq = 1.5950 GHz, Bw = 32.000 MH No calibration applied and no bandpass applied

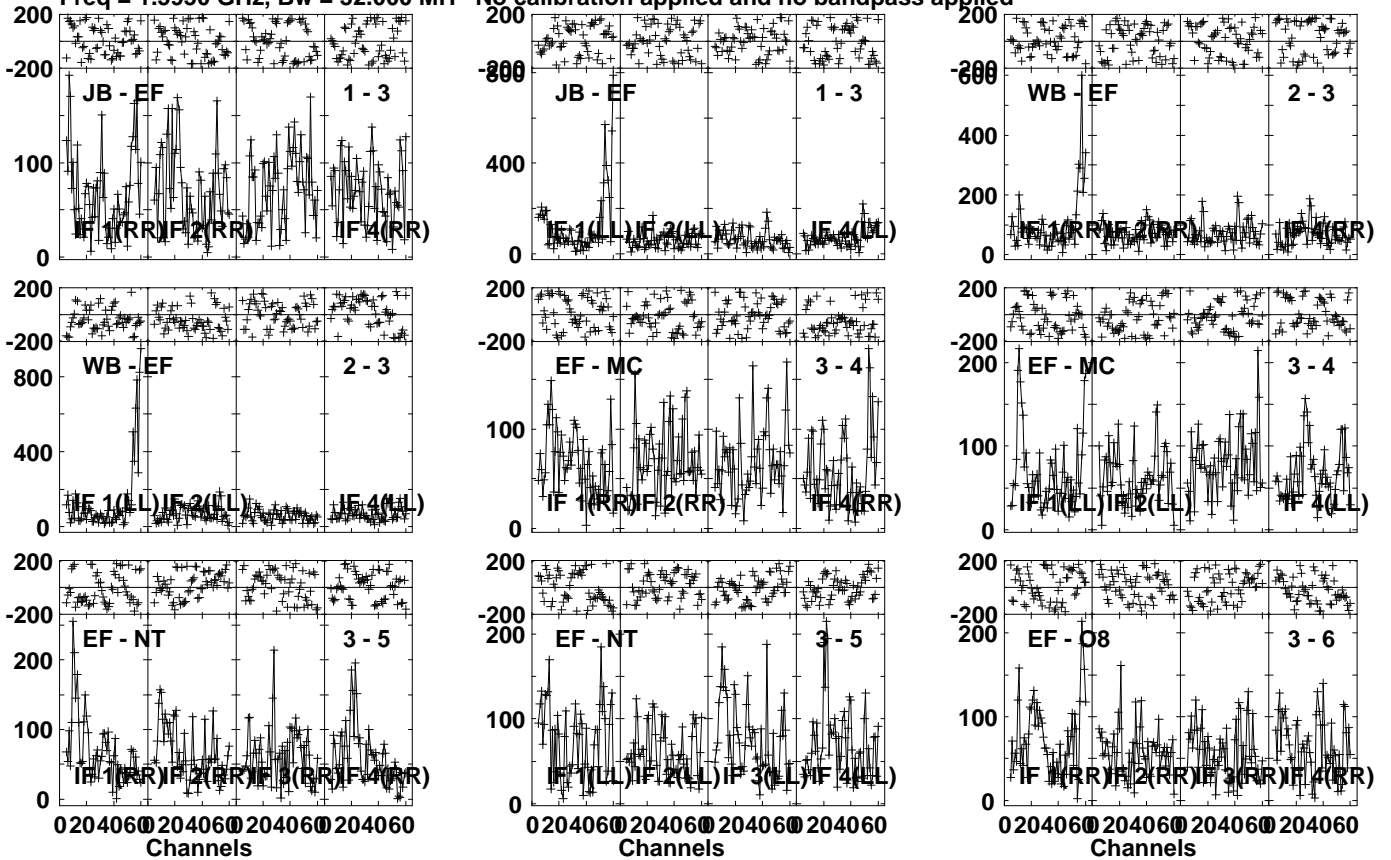


Lower frame: Milli Ampl Jy Top frame: Phas deg  
Vector averaged cross-power spectrum Several baselines displayed  
Timerange: 01/01:05:01 to 01/01:06:29

Plot file version 448 created 25-SEP-2023 15:06:33

J1419+5256 EM169.UVDATA.1

Freq = 1.5950 GHz, Bw = 32.000 MH No calibration applied and no bandpass applied



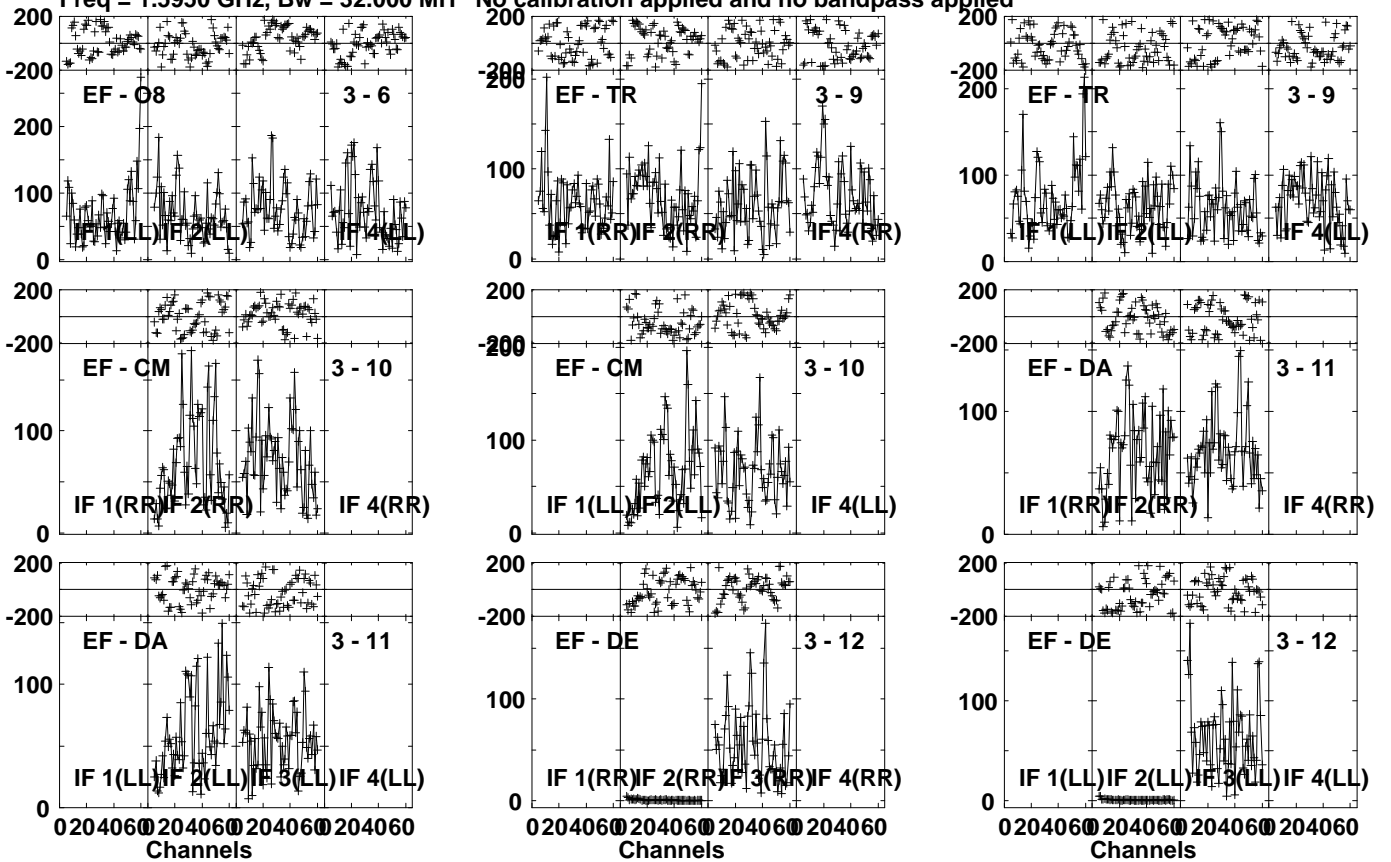
Lower frame: Micro Ampl Jy Top frame: Phas deg  
Vector averaged cross-power spectrum Several baselines displayed  
Timerange: 01/01:06:31 to 01/01:09:59



Plot file version 449 created 25-SEP-2023 15:06:33

J1419+5256 EM169.UVDATA.1

Freq = 1.5950 GHz, Bw = 32.000 MH No calibration applied and no bandpass applied



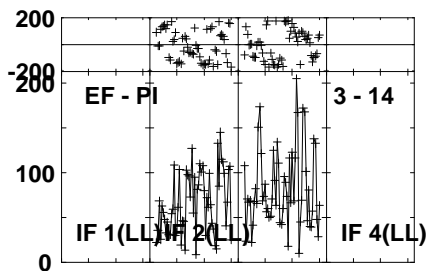
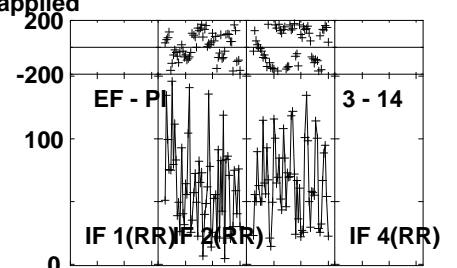
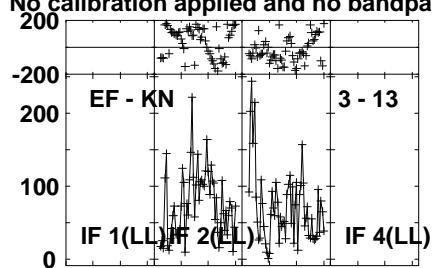
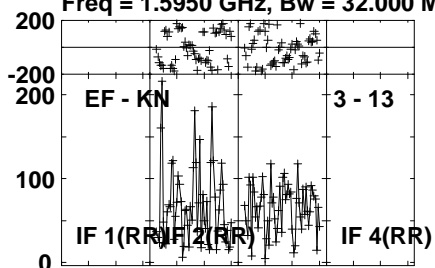
Lower frame: Micro Ampl Jy Top frame: Phas deg  
Vector averaged cross-power spectrum Several baselines displayed  
Timerange: 01/01:06:31 to 01/01:09:59

Plot file version 450 created 25-SEP-2023 15:06:33

J1419+5256 EM169.UVDATA.1

Freq = 1.5950 GHz, Bw = 32.000 MH

No calibration applied and no bandpass applied

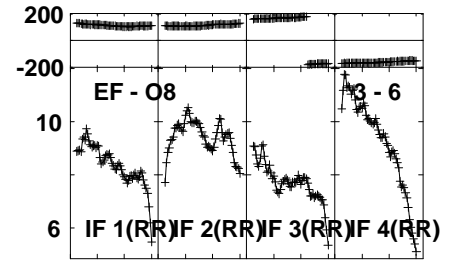
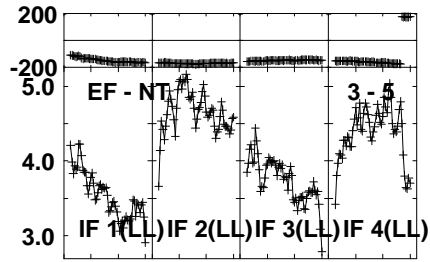
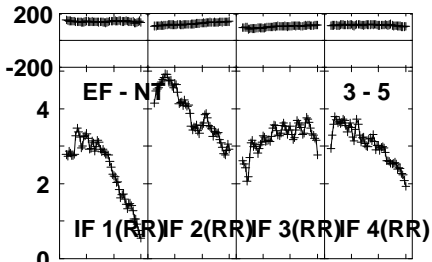
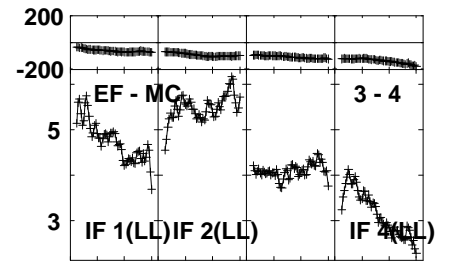
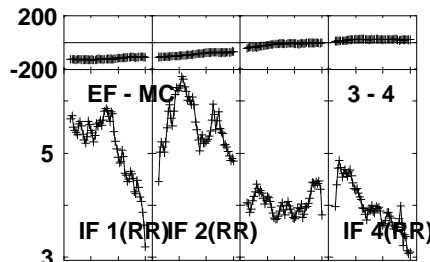
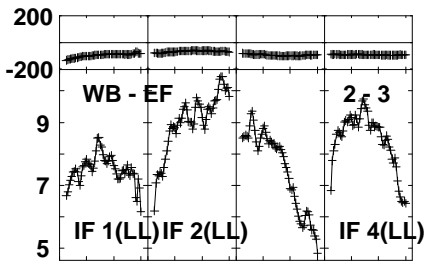
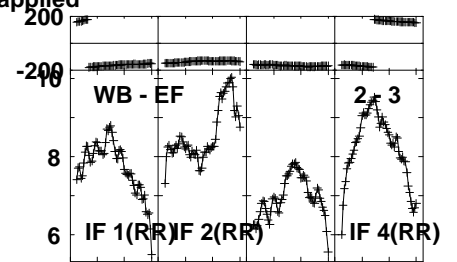
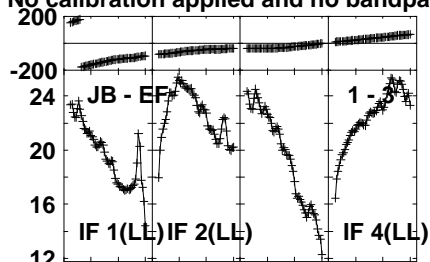
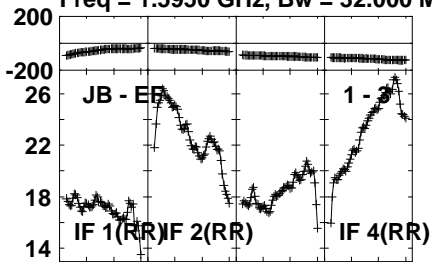


Lower frame: Micro Ampl Jy Top frame: Phas deg  
Vector averaged cross-power spectrum Several baselines displayed  
Timerange: 01/01:06:31 to 01/01:09:59

Plot file version 451 created 25-SEP-2023 15:06:33

1418+546 EM169.UVDATA.1

Freq = 1.5950 GHz, Bw = 32.000 MH No calibration applied and no bandpass applied



0204060 204060 204060 204060  
Channels

0204060 204060 204060 204060  
Channels

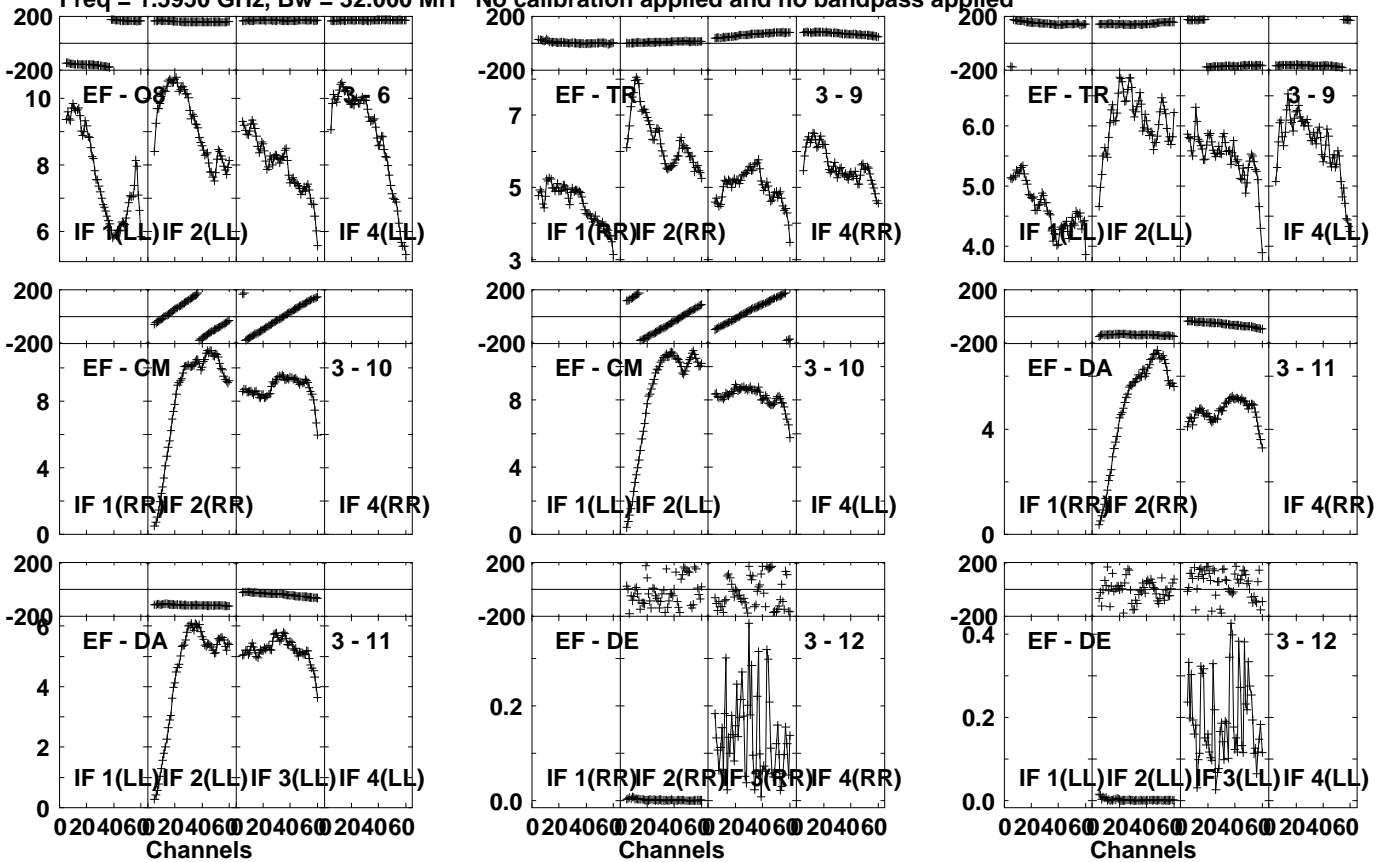
0204060 204060 204060 204060  
Channels

Lower frame: Milli Ampl Jy Top frame: Phas deg  
Vector averaged cross-power spectrum Several baselines displayed  
Timerange: 01/01:10:31 to 01/01:11:29

Plot file version 452 created 25-SEP-2023 15:06:33

1418+546 EM169.UVDATA.1

Freq = 1.5950 GHz, Bw = 32.000 MH No calibration applied and no bandpass applied

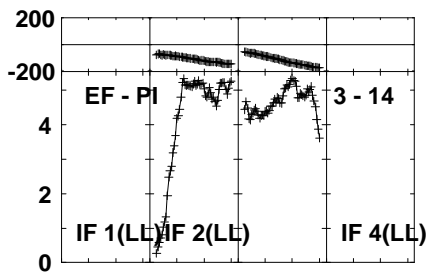
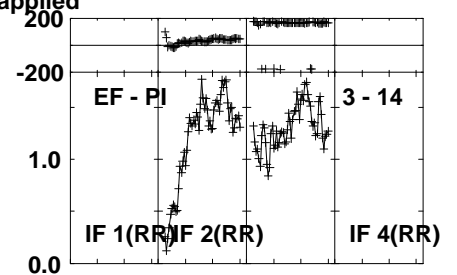
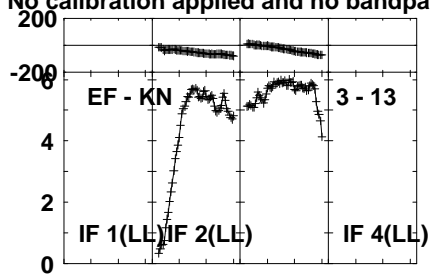
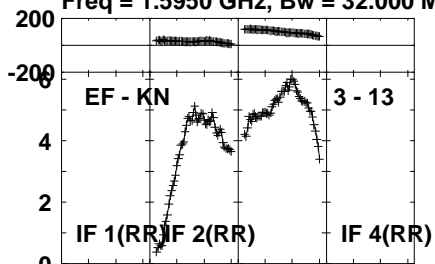


Lower frame: Milli Ampl Jy Top frame: Phas deg  
Vector averaged cross-power spectrum Several baselines displayed  
Timerange: 01/01:10:31 to 01/01:11:29

Plot file version 453 created 25-SEP-2023 15:06:33

1418+546 EM169.UVDATA.1

Freq = 1.5950 GHz, Bw = 32.000 MH No calibration applied and no bandpass applied



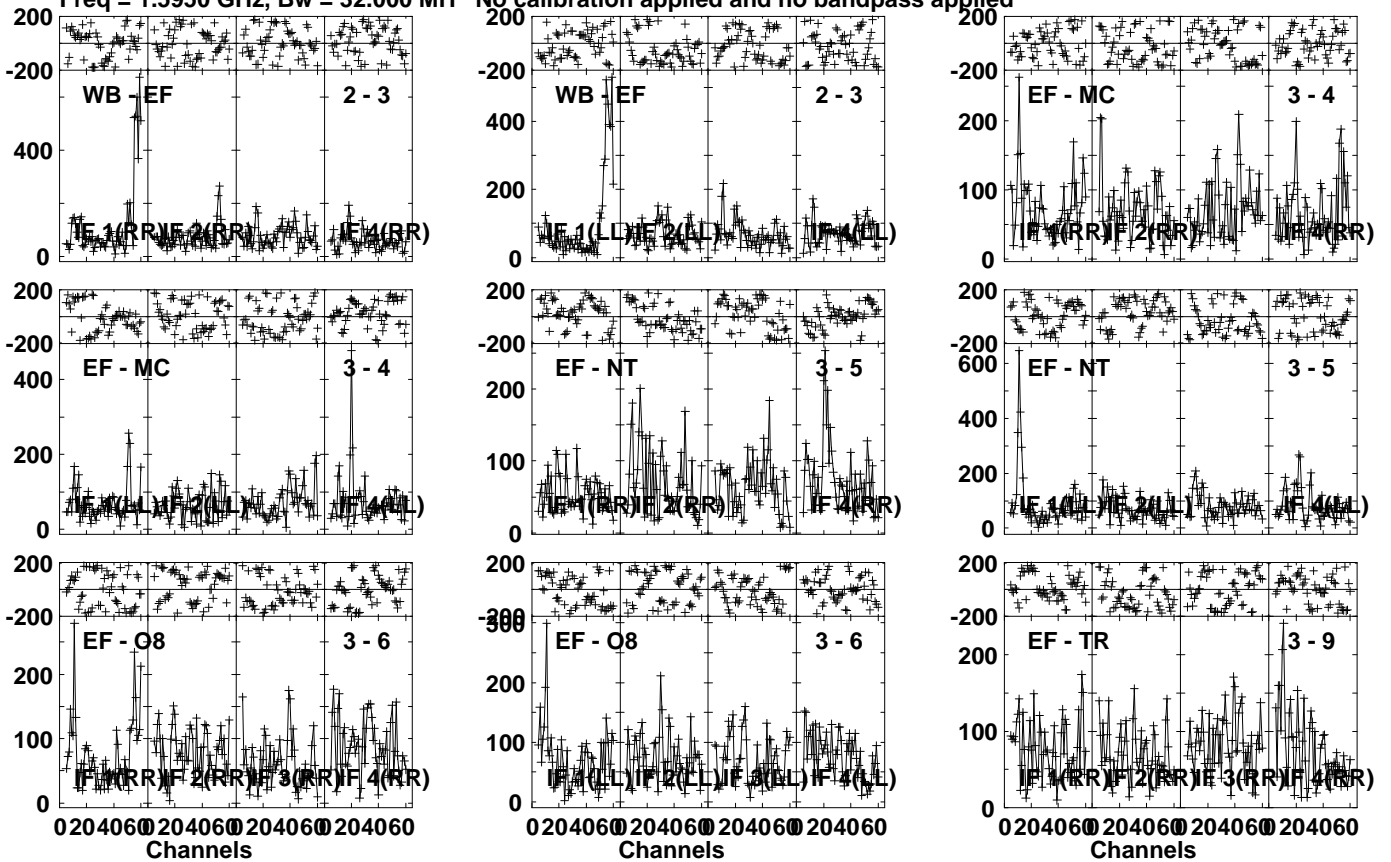
Lower frame: Milli Ampl Jy Top frame: Phas deg  
Vector averaged cross-power spectrum Several baselines displayed  
Timerange: 01/01:10:31 to 01/01:11:29

Plot file version 454 created 25-SEP-2023 15:06:33

J1419+5256 EM169.UVDATA.1

Freq = 1.5950 GHz, Bw = 32.000 MH

No calibration applied and no bandpass applied



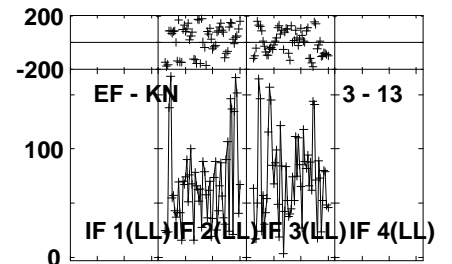
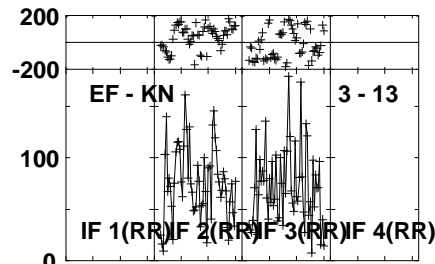
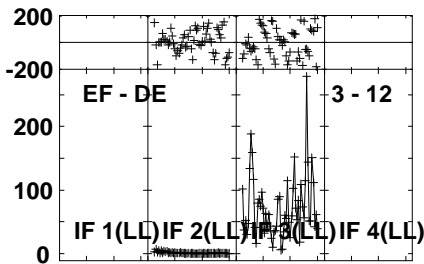
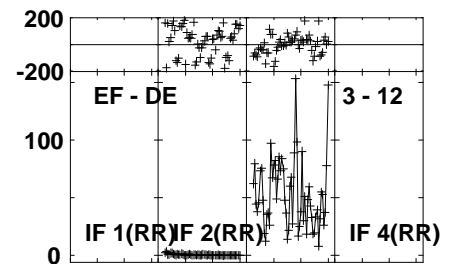
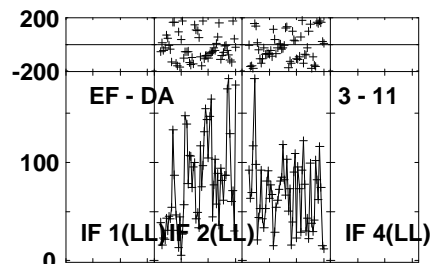
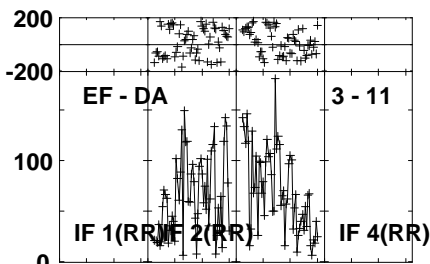
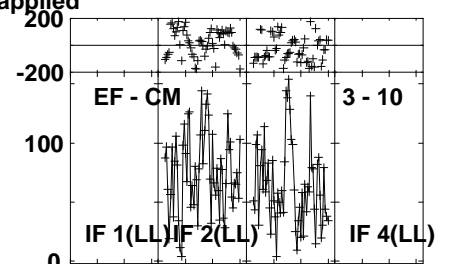
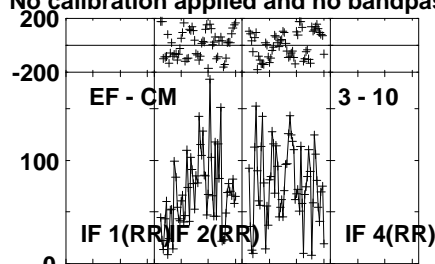
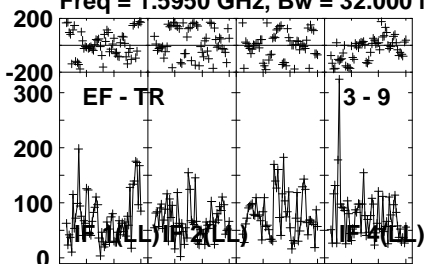
Lower frame: Micro Ampl Jy Top frame: Phas deg  
Vector averaged cross-power spectrum Several baselines displayed  
Timerange: 01/01:11:31 to 01/01:14:59

Plot file version 455 created 25-SEP-2023 15:06:34

J1419+5256 EM169.UVDATA.1

Freq = 1.5950 GHz, Bw = 32.000 MH

No calibration applied and no bandpass applied



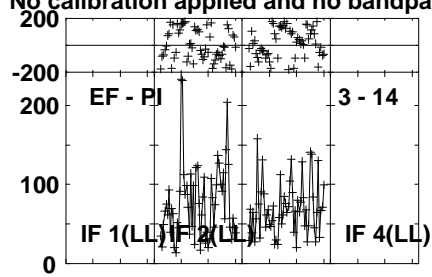
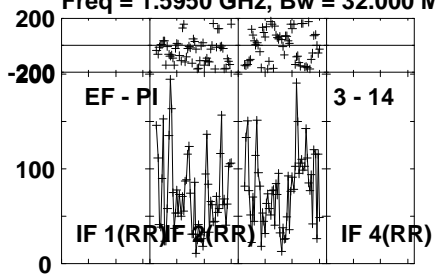
Lower frame: Micro Ampl Jy Top frame: Phas deg  
Vector averaged cross-power spectrum Several baselines displayed  
Timerange: 01/01:11:31 to 01/01:14:59

Plot file version 456 created 25-SEP-2023 15:06:34

J1419+5256 EM169.UVDATA.1

Freq = 1.5950 GHz, Bw = 32.000 MH

No calibration applied and no bandpass applied



Lower frame: Micro Ampl Jy Top frame: Phas deg

Vector averaged cross-power spectrum Several baselines displayed

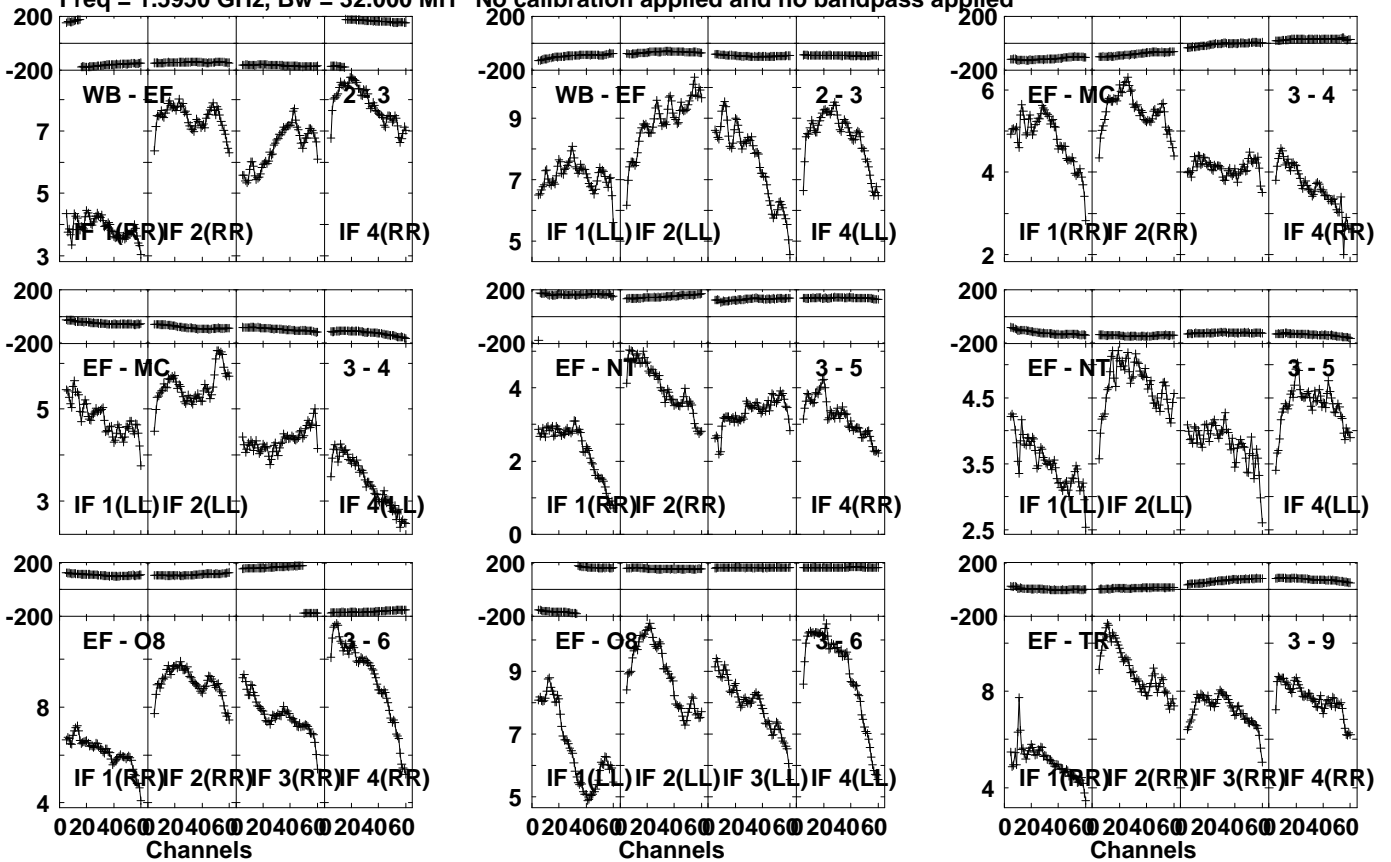
Timerange: 01/01:11:31 to 01/01:14:59



Plot file version 457 created 25-SEP-2023 15:06:34

1418+546 EM169.UVDATA.1

Freq = 1.5950 GHz, Bw = 32.000 MH No calibration applied and no bandpass applied



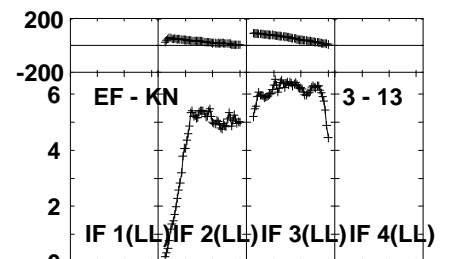
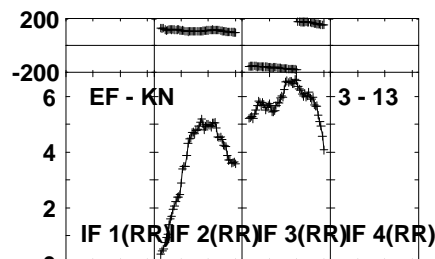
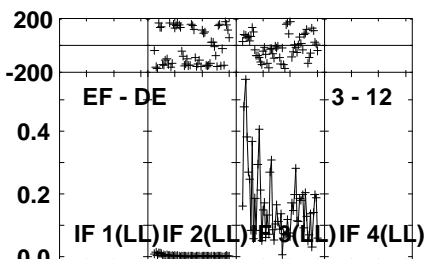
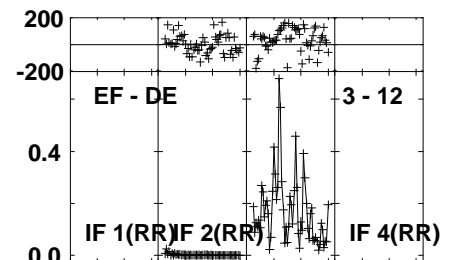
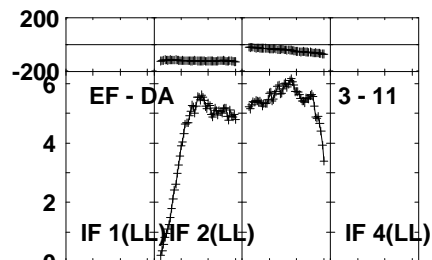
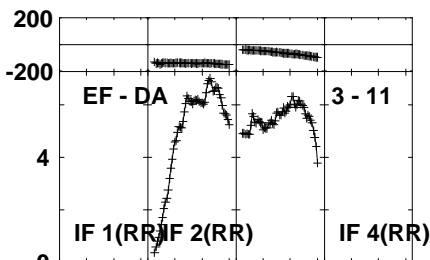
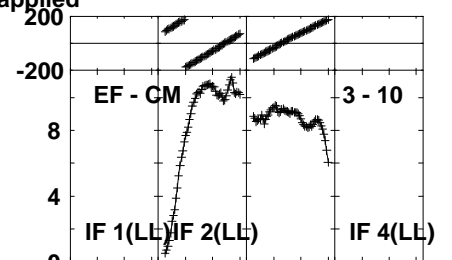
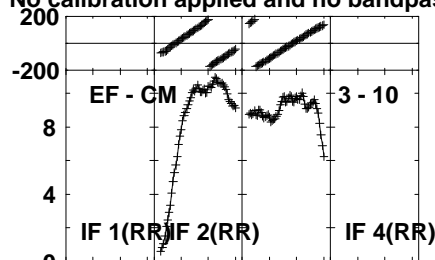
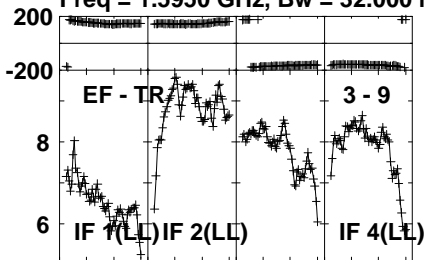
Lower frame: Milli Ampl Jy Top frame: Phas deg  
Vector averaged cross-power spectrum Several baselines displayed  
Timerange: 01/01:15:01 to 01/01:16:29

Plot file version 458 created 25-SEP-2023 15:06:34

1418+546 EM169.UVDATA.1

Freq = 1.5950 GHz, Bw = 32.000 MH

No calibration applied and no bandpass applied



Lower frame: Milli Ampl Jy Top frame: Phas deg

Vector averaged cross-power spectrum Several baselines displayed

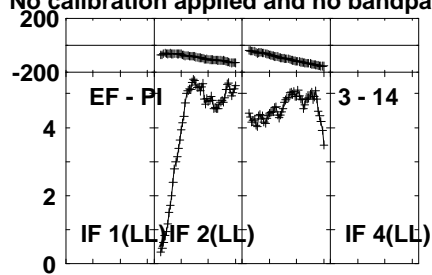
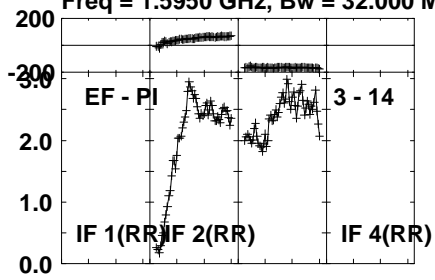
Timerange: 01/01:15:01 to 01/01:16:29

Plot file version 459 created 25-SEP-2023 15:06:34

1418+546 EM169.UVDATA.1

Freq = 1.5950 GHz, Bw = 32.000 MH

No calibration applied and no bandpass applied



Lower frame: Milli Ampl Jy Top frame: Phas deg

Vector averaged cross-power spectrum Several baselines displayed

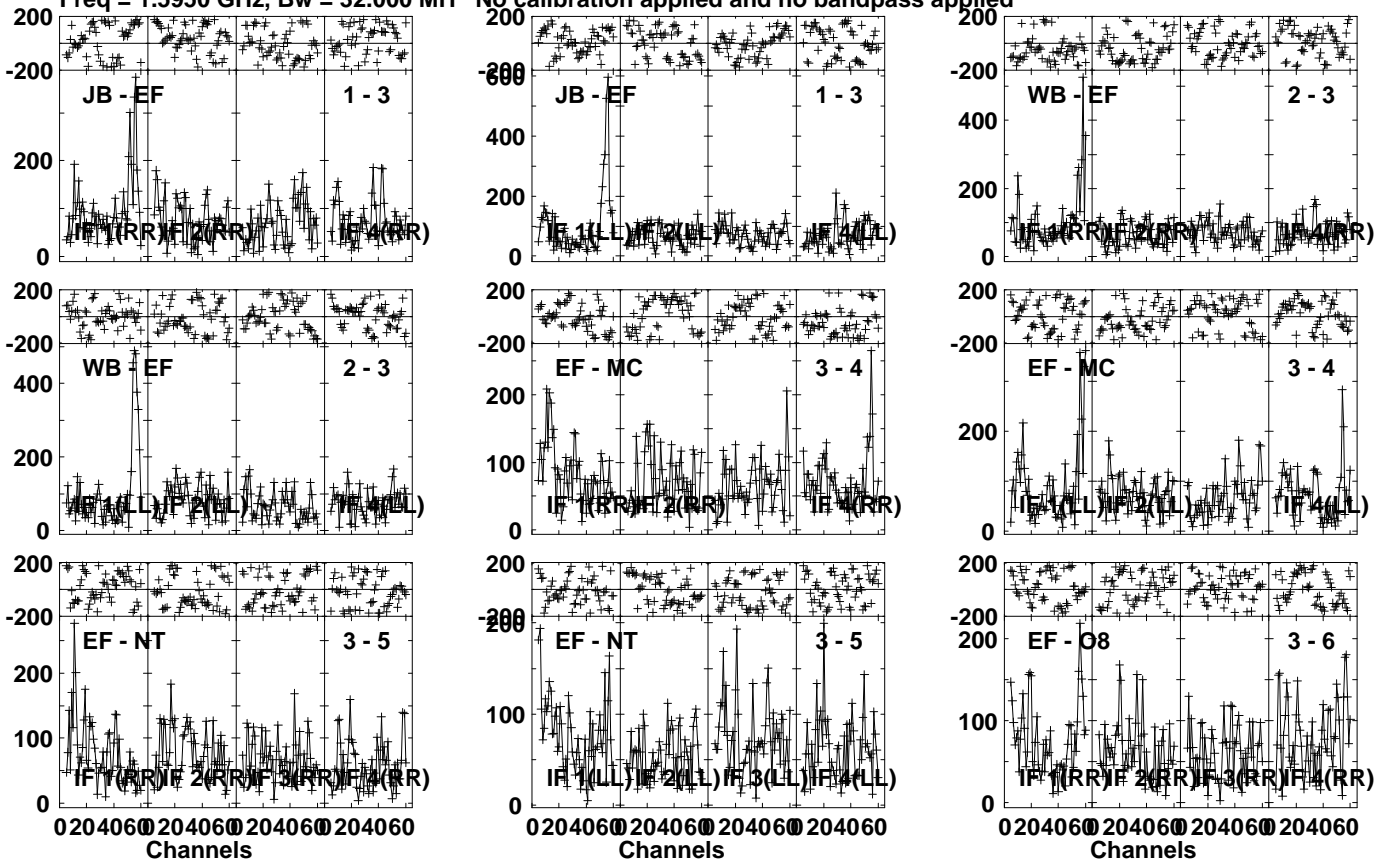
Timerange: 01/01:15:01 to 01/01:16:29

Plot file version 460 created 25-SEP-2023 15:06:34

J1419+5256 EM169.UVDATA.1

Freq = 1.5950 GHz, Bw = 32.000 MH

No calibration applied and no bandpass applied



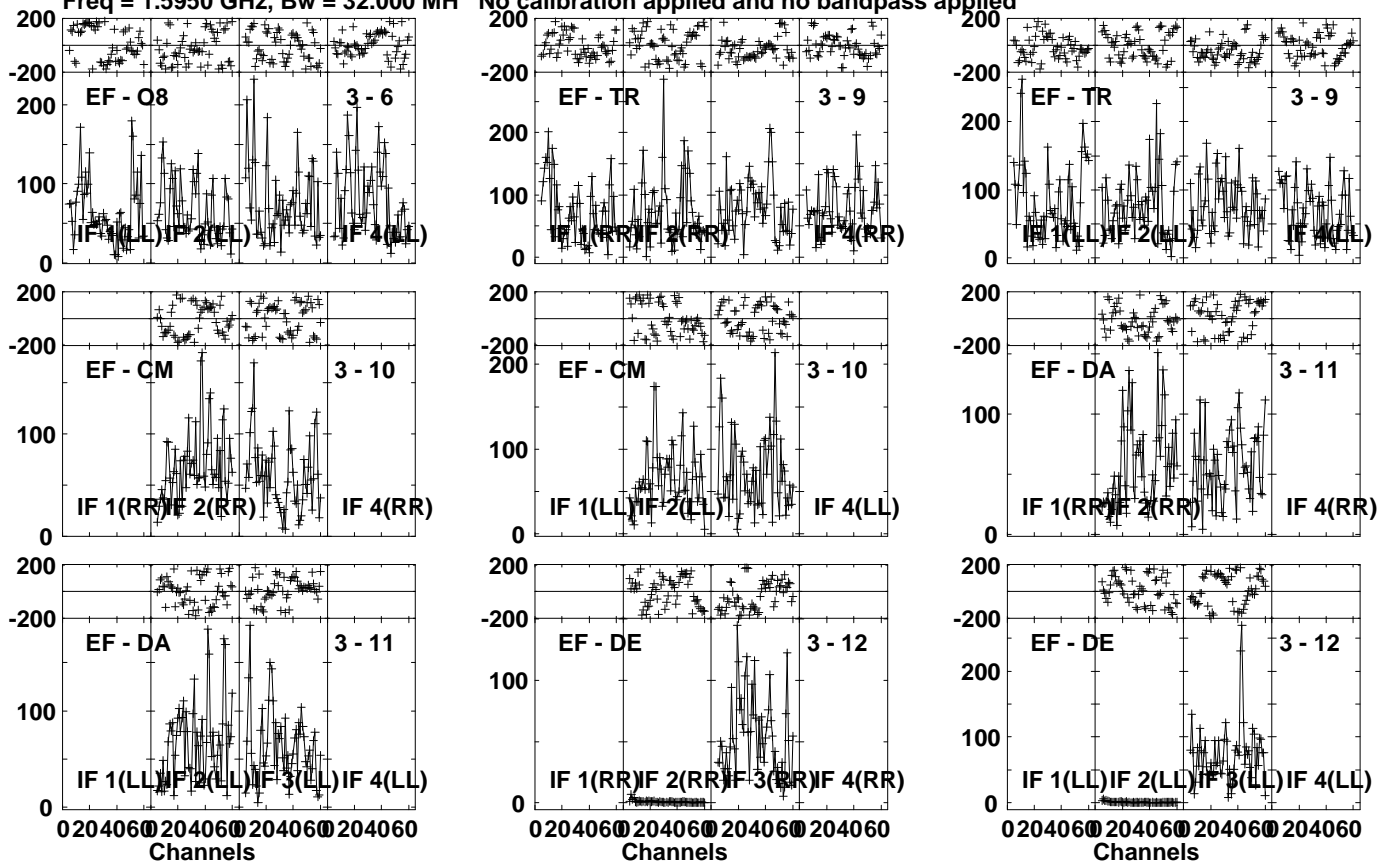
Lower frame: Micro Ampl Jy Top frame: Phas deg  
Vector averaged cross-power spectrum Several baselines displayed  
Timerange: 01/01:16:31 to 01/01:19:59

Plot file version 461 created 25-SEP-2023 15:06:34

J1419+5256 EM169.UVDATA.1

Freq = 1.5950 GHz, Bw = 32.000 MH

No calibration applied and no bandpass applied



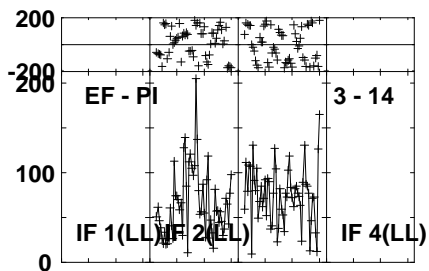
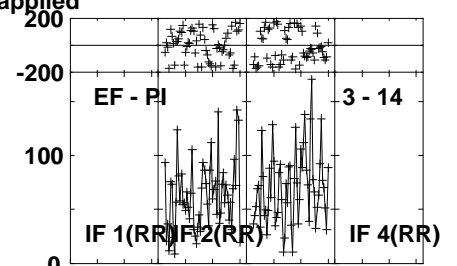
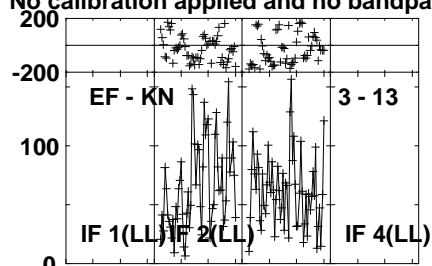
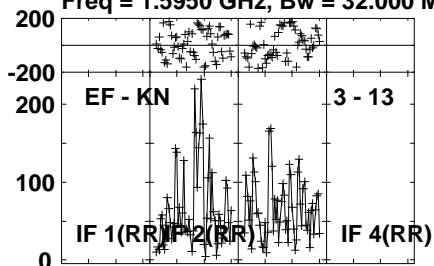
Lower frame: Micro Ampl Jy Top frame: Phas deg  
Vector averaged cross-power spectrum Several baselines displayed  
Timerange: 01/01:16:31 to 01/01:19:59

Plot file version 462 created 25-SEP-2023 15:06:34

J1419+5256 EM169.UVDATA.1

Freq = 1.5950 GHz, Bw = 32.000 MH

No calibration applied and no bandpass applied

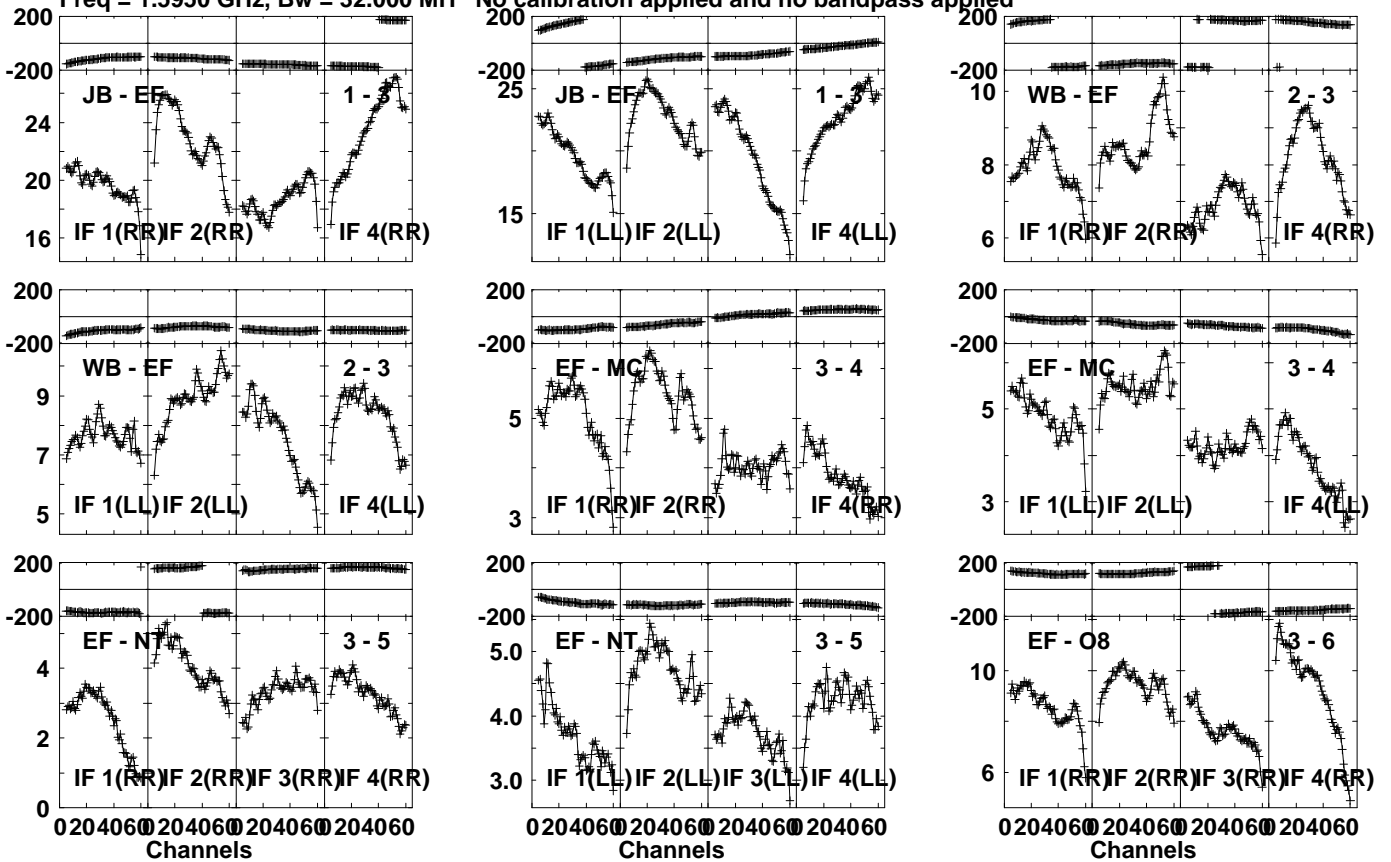


Lower frame: Micro Ampl Jy Top frame: Phas deg  
Vector averaged cross-power spectrum Several baselines displayed  
Timerange: 01/01:16:31 to 01/01:19:59

Plot file version 463 created 25-SEP-2023 15:06:34

1418+546 EM169.UVDATA.1

Freq = 1.5950 GHz, Bw = 32.000 MH No calibration applied and no bandpass applied

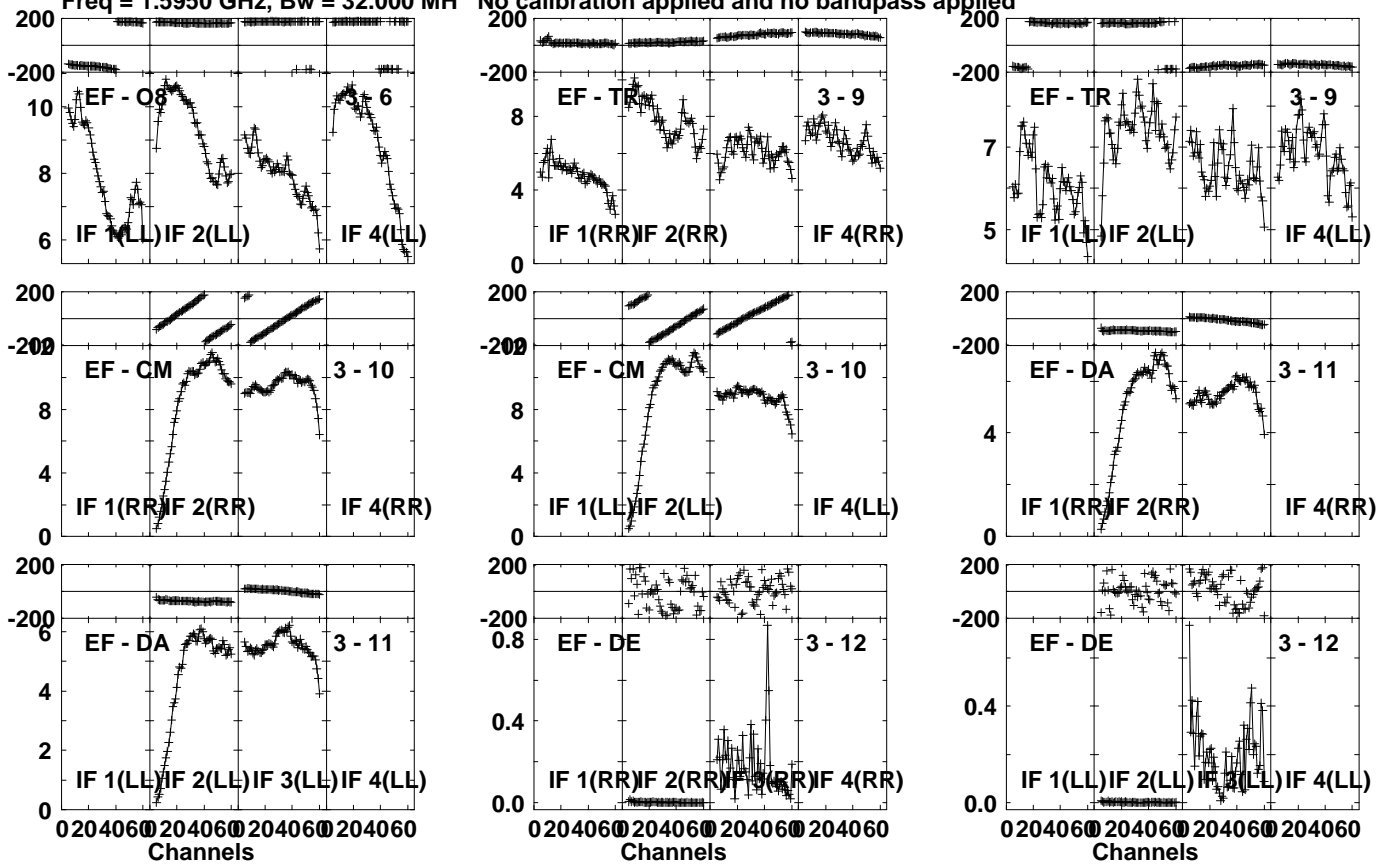


Lower frame: Milli Ampl Jy Top frame: Phas deg  
Vector averaged cross-power spectrum Several baselines displayed  
Timerange: 01/01:20:31 to 01/01:21:29

Plot file version 464 created 25-SEP-2023 15:06:34

1418+546 EM169.UVDATA.1

Freq = 1.5950 GHz, Bw = 32.000 MH No calibration applied and no bandpass applied



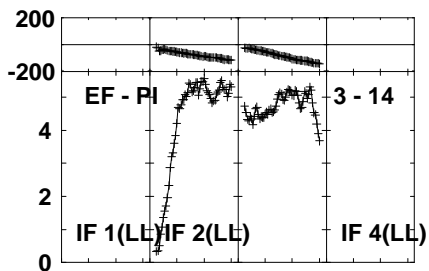
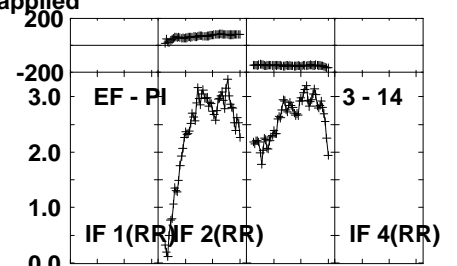
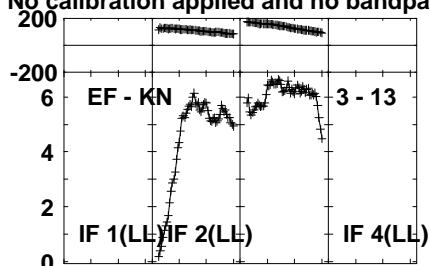
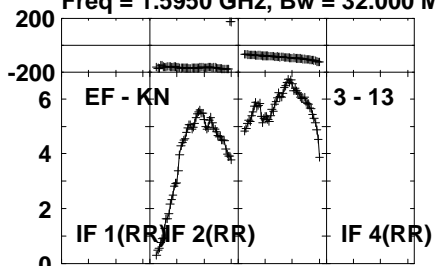
Lower frame: Milli Ampl Jy Top frame: Phas deg  
Vector averaged cross-power spectrum Several baselines displayed  
Timerange: 01/01:20:31 to 01/01:21:29



Plot file version 465 created 25-SEP-2023 15:06:34

1418+546 EM169.UVDATA.1

Freq = 1.5950 GHz, Bw = 32.000 MH No calibration applied and no bandpass applied

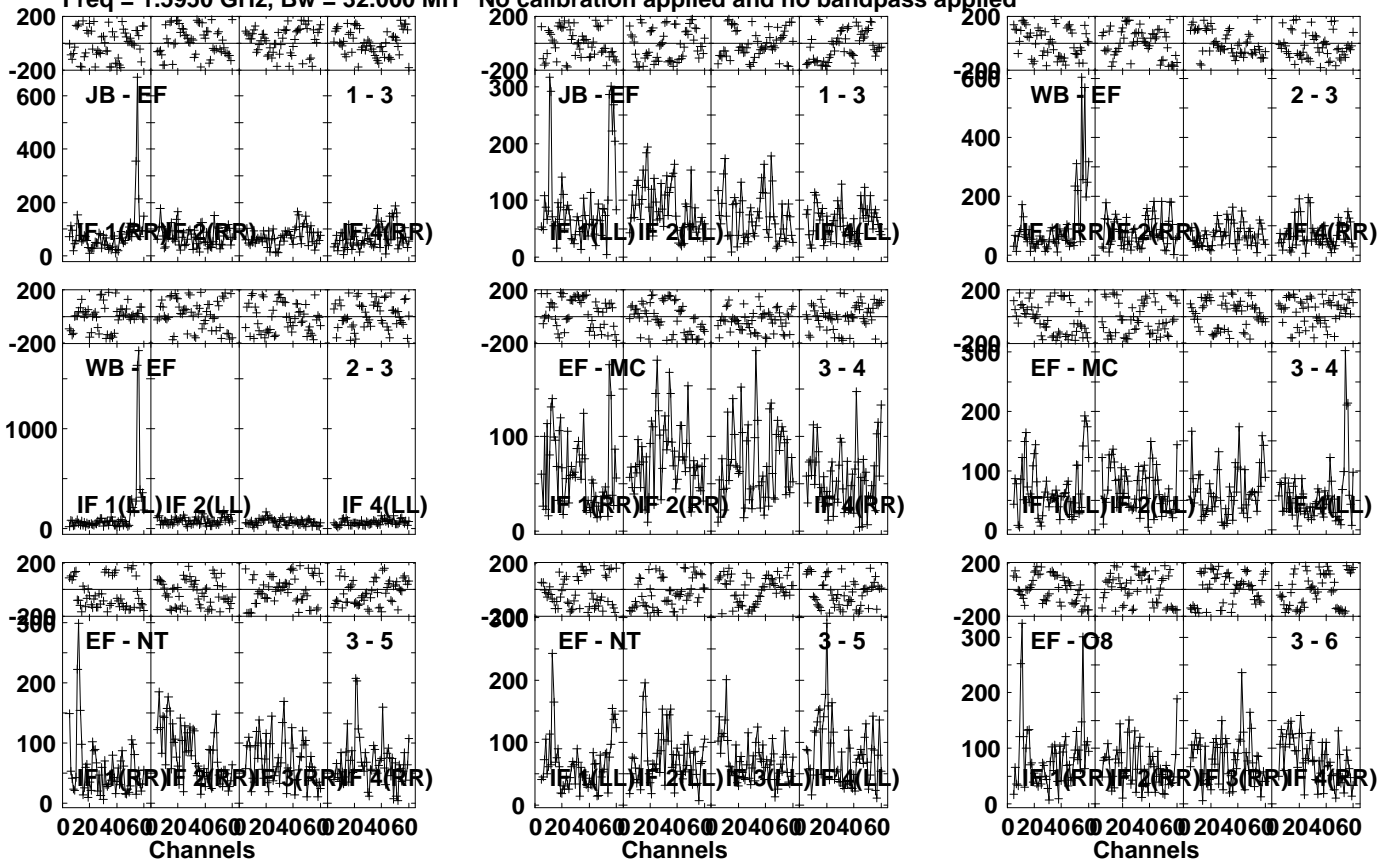


Lower frame: Milli Ampl Jy Top frame: Phas deg  
Vector averaged cross-power spectrum Several baselines displayed  
Timerange: 01/01:20:31 to 01/01:21:29

Plot file version 466 created 25-SEP-2023 15:06:34

J1419+5256 EM169.UVDATA.1

Freq = 1.5950 GHz, Bw = 32.000 MH No calibration applied and no bandpass applied

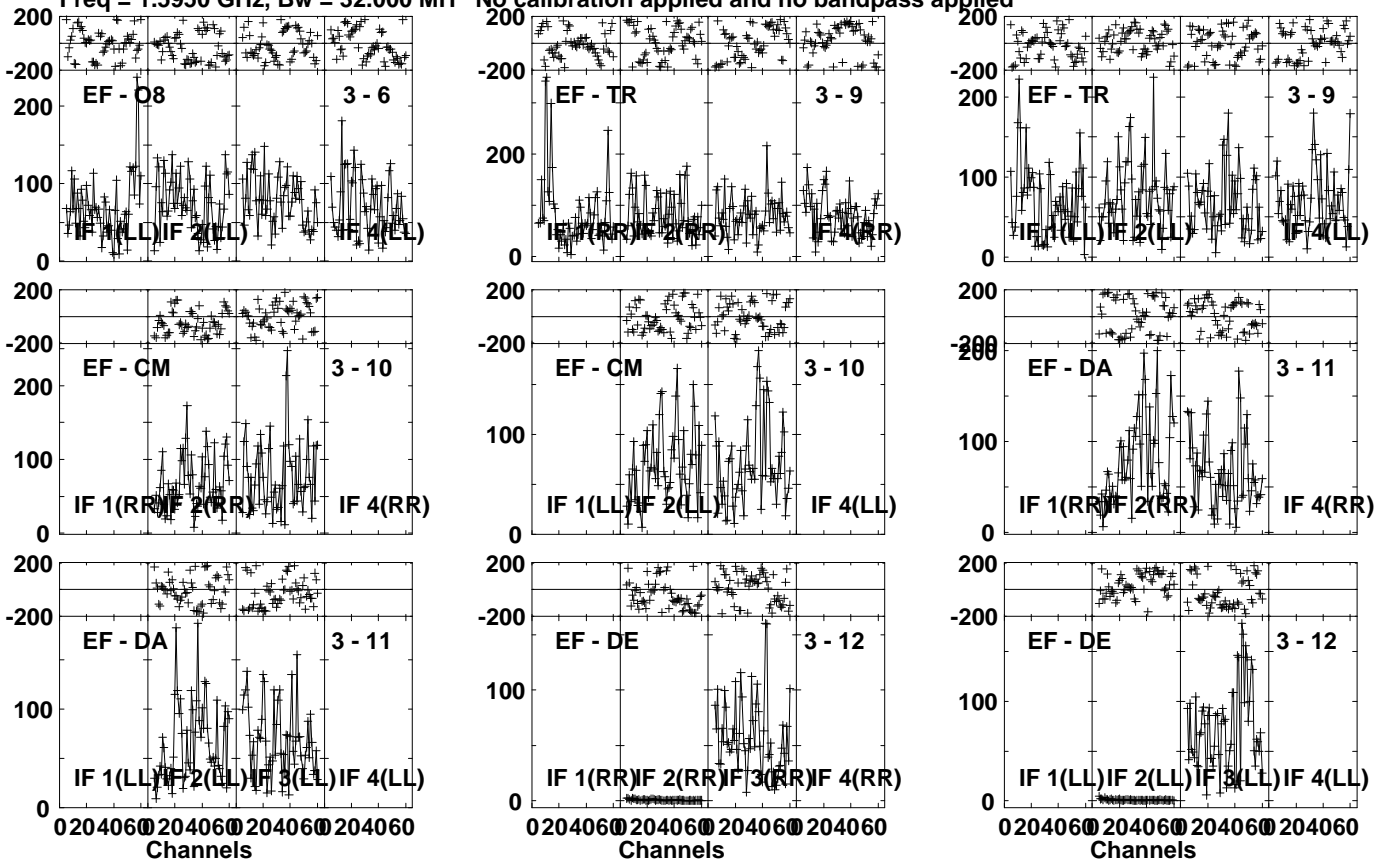


Lower frame: Micro Ampl Jy Top frame: Phas deg  
Vector averaged cross-power spectrum Several baselines displayed  
Timerange: 01/01:21:31 to 01/01:24:59

Plot file version 467 created 25-SEP-2023 15:06:34

J1419+5256 EM169.UVDATA.1

Freq = 1.5950 GHz, Bw = 32.000 MH No calibration applied and no bandpass applied



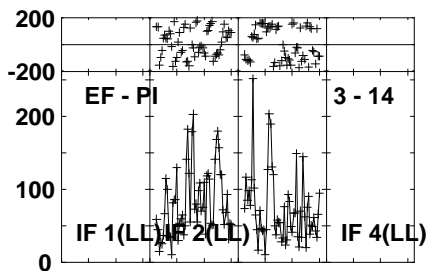
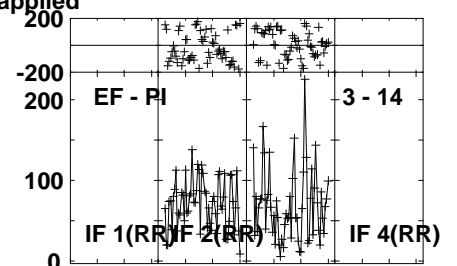
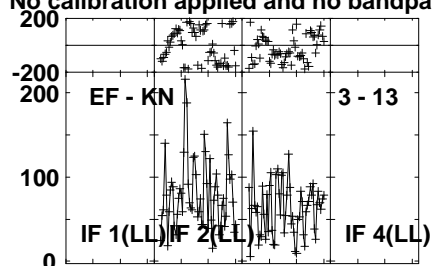
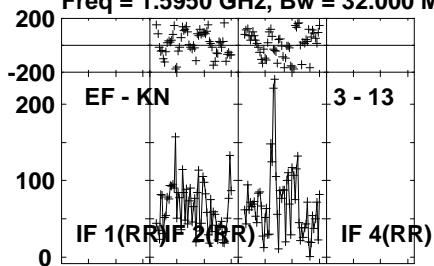
Lower frame: Micro Ampl Jy Top frame: Phas deg  
Vector averaged cross-power spectrum Several baselines displayed  
Timerange: 01/01:21:31 to 01/01:24:59

Plot file version 468 created 25-SEP-2023 15:06:35

J1419+5256 EM169.UVDATA.1

Freq = 1.5950 GHz, Bw = 32.000 MH

No calibration applied and no bandpass applied



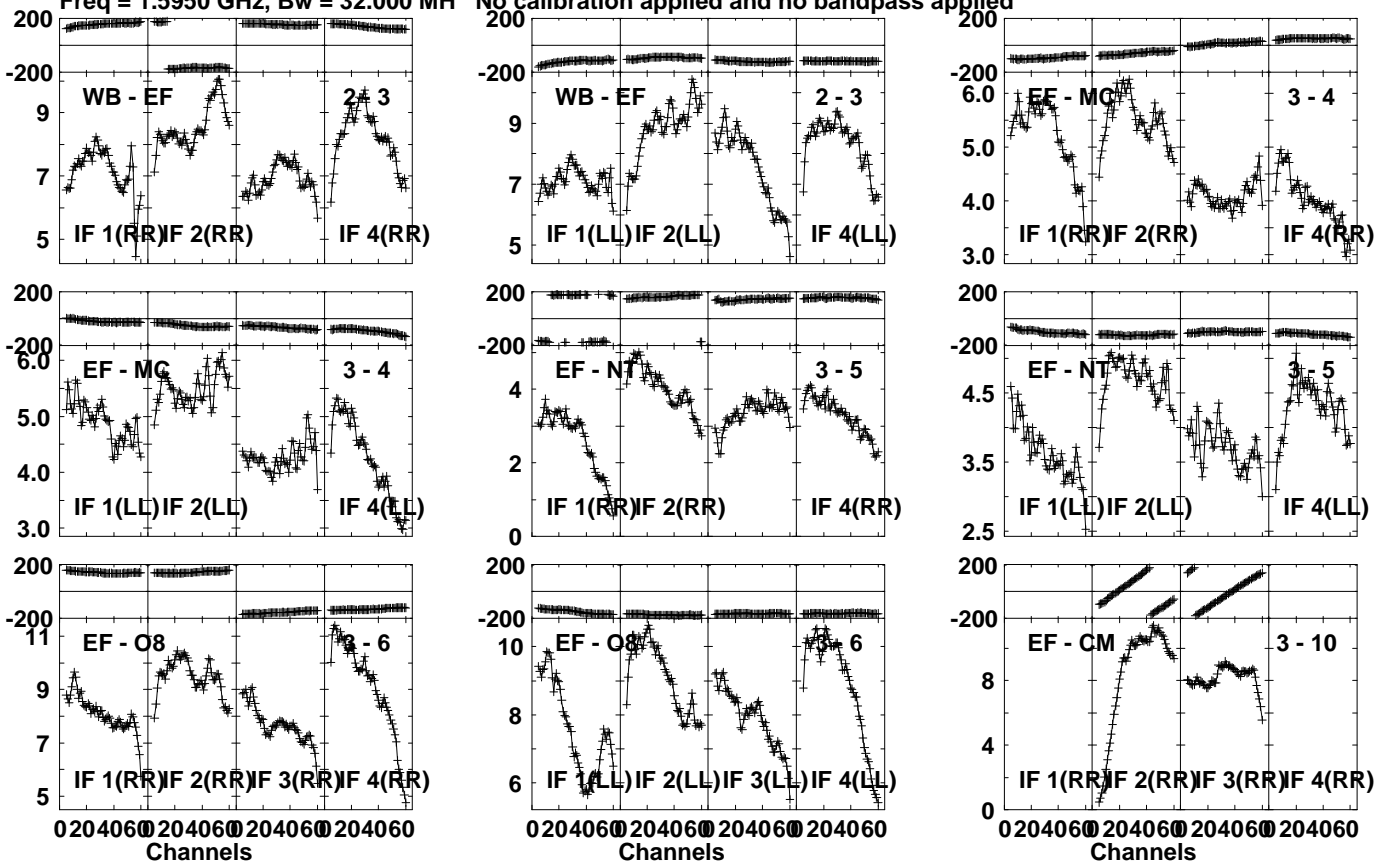
Lower frame: Micro Ampl Jy Top frame: Phas deg  
Vector averaged cross-power spectrum Several baselines displayed  
Timerange: 01/01:21:31 to 01/01:24:59

Plot file version 469 created 25-SEP-2023 15:06:35

1418+546 EM169.UVDATA.1

Freq = 1.5950 GHz, Bw = 32.000 MH

No calibration applied and no bandpass applied

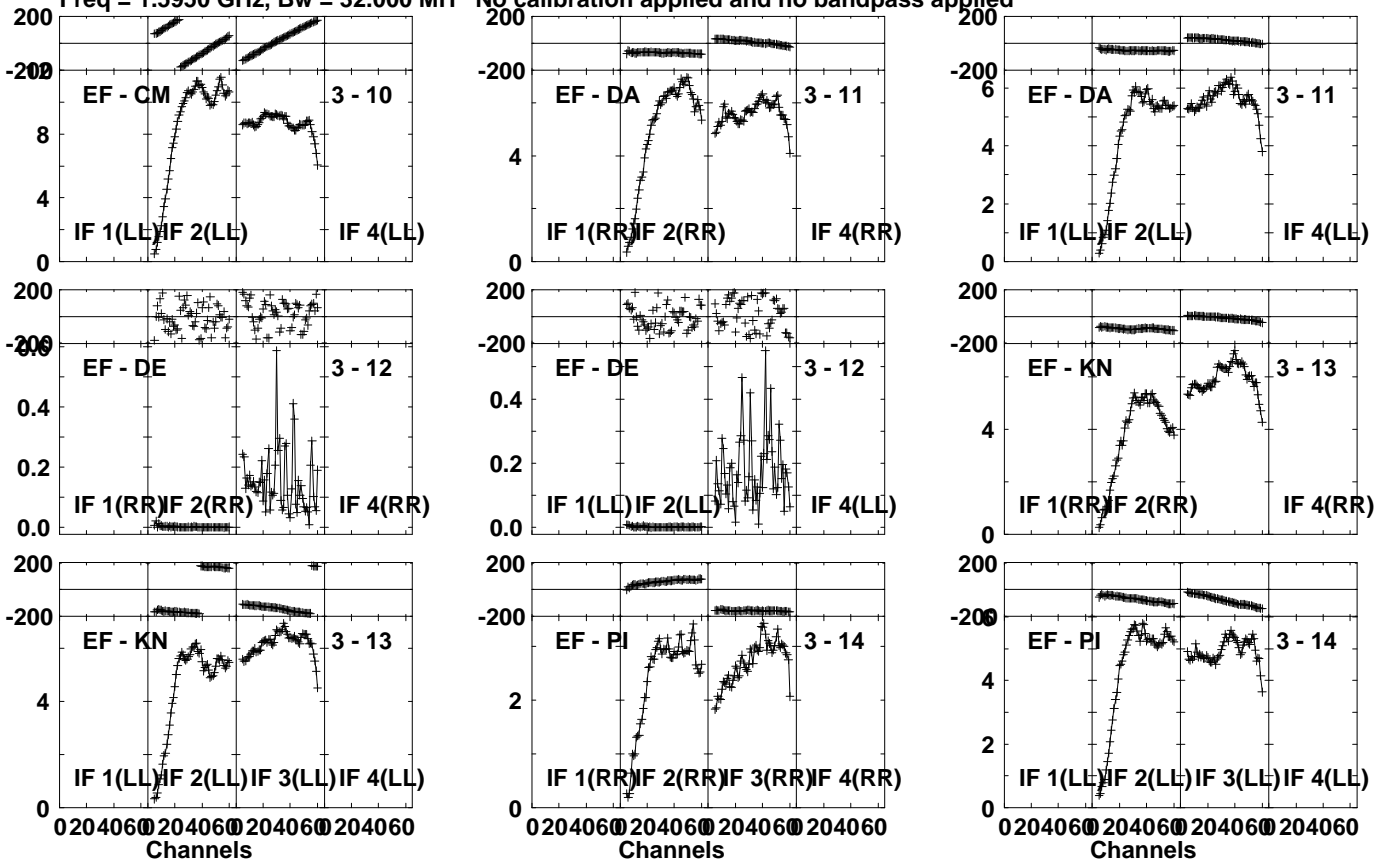


Lower frame: Milli Ampl Jy Top frame: Phas deg  
Vector averaged cross-power spectrum Several baselines displayed  
Timerange: 01/01:25:01 to 01/01:26:29

Plot file version 470 created 25-SEP-2023 15:06:35

1418+546 EM169.UVDATA.1

Freq = 1.5950 GHz, Bw = 32.000 MH No calibration applied and no bandpass applied

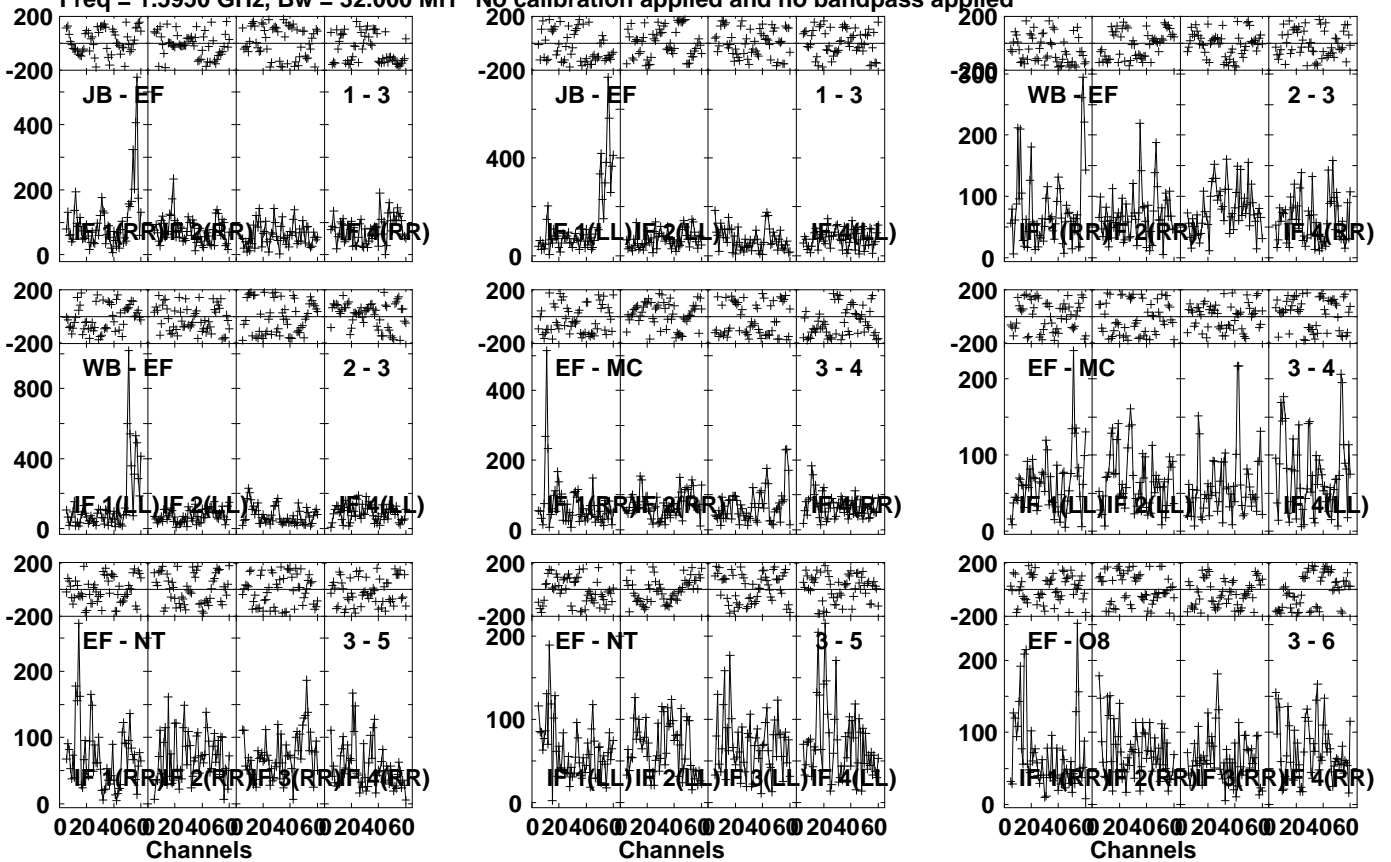


Lower frame: Milli Ampl Jy Top frame: Phas deg  
Vector averaged cross-power spectrum Several baselines displayed  
Timerange: 01/01:25:01 to 01/01:26:29

Plot file version 471 created 25-SEP-2023 15:06:35

J1419+5256 EM169.UVDATA.1

Freq = 1.5950 GHz, Bw = 32.000 MH No calibration applied and no bandpass applied



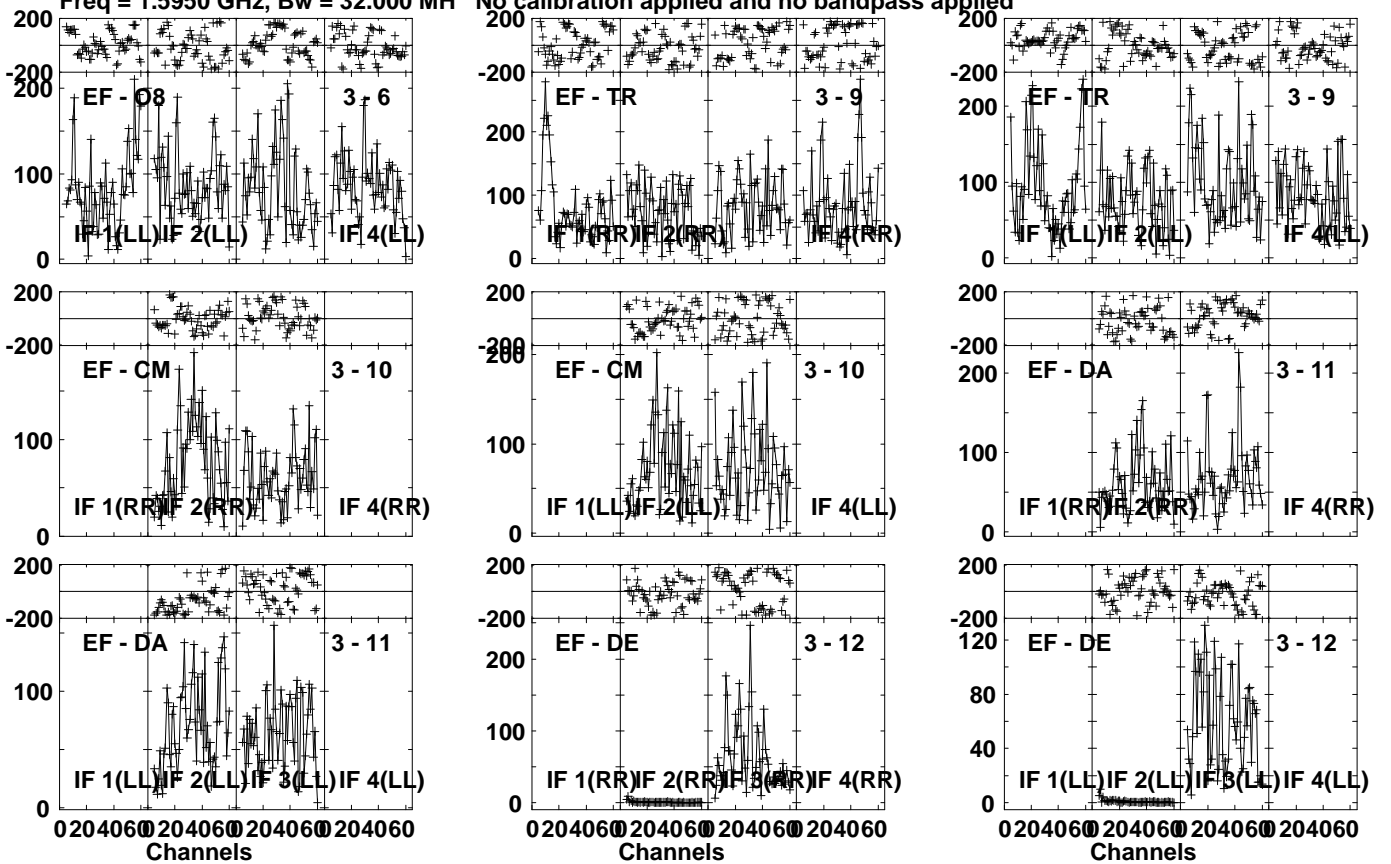
Lower frame: Micro Ampl Jy Top frame: Phas deg  
Vector averaged cross-power spectrum Several baselines displayed  
Timerange: 01/01:26:31 to 01/01:29:59

Plot file version 472 created 25-SEP-2023 15:06:35

J1419+5256 EM169.UVDATA.1

Freq = 1.5950 GHz, Bw = 32.000 MH

No calibration applied and no bandpass applied



Lower frame: Micro Ampl Jy Top frame: Phas deg  
Vector averaged cross-power spectrum Several baselines displayed  
Timerange: 01/01:26:31 to 01/01:29:59

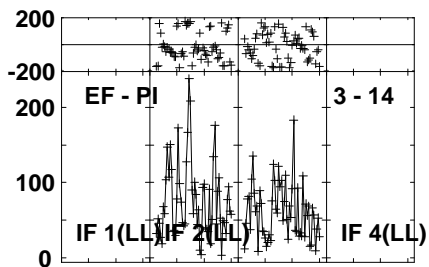
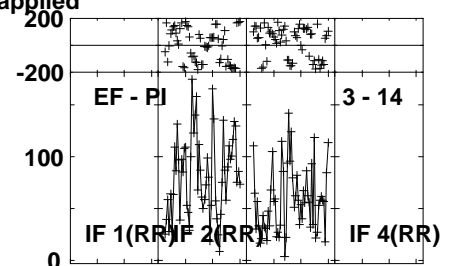
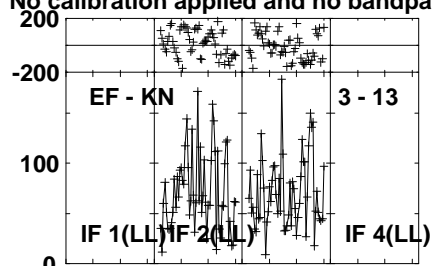
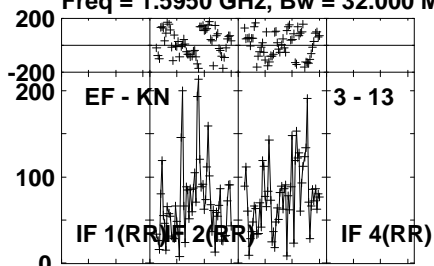


Plot file version 473 created 25-SEP-2023 15:06:35

J1419+5256 EM169.UVDATA.1

Freq = 1.5950 GHz, Bw = 32.000 MH

No calibration applied and no bandpass applied



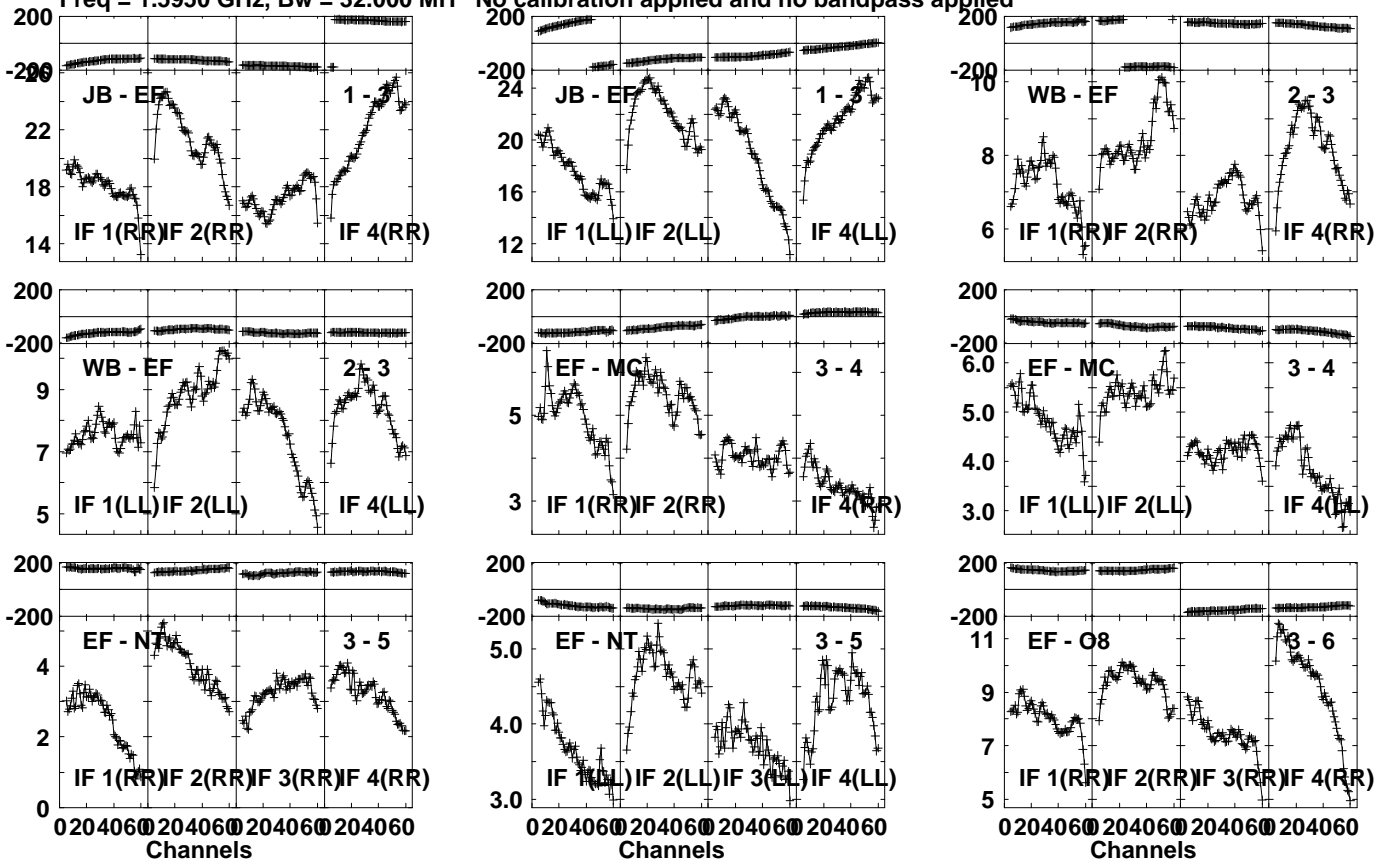
Lower frame: Micro Ampl Jy Top frame: Phas deg  
Vector averaged cross-power spectrum Several baselines displayed  
Timerange: 01/01:26:31 to 01/01:29:59

Plot file version 474 created 25-SEP-2023 15:06:35

1418+546 EM169.UVDATA.1

Freq = 1.5950 GHz, Bw = 32.000 MH

No calibration applied and no bandpass applied



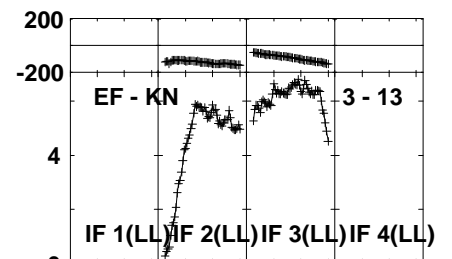
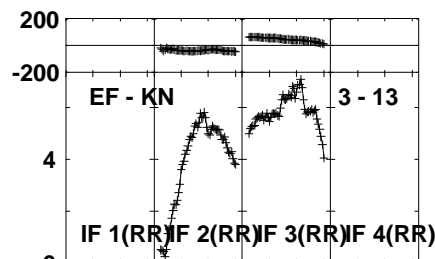
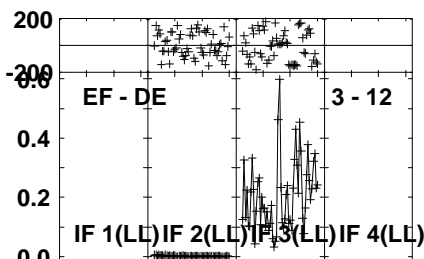
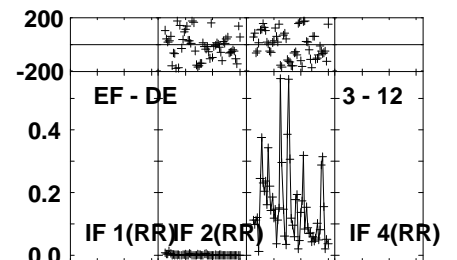
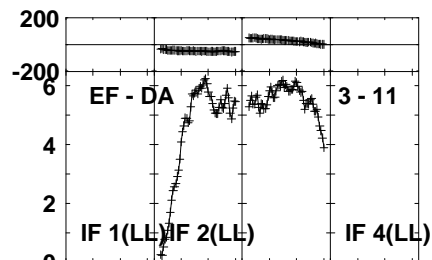
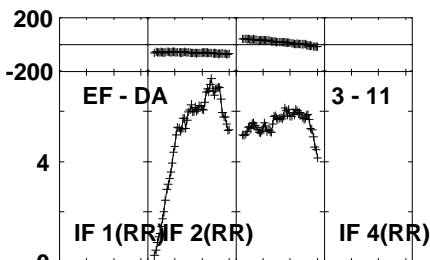
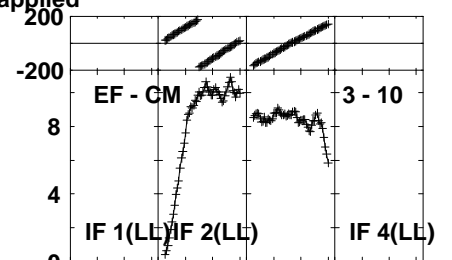
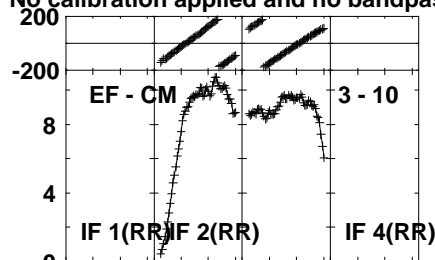
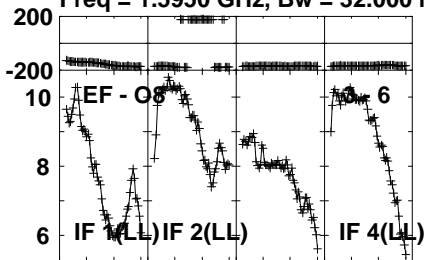
Lower frame: Milli Ampl Jy Top frame: Phas deg  
Vector averaged cross-power spectrum Several baselines displayed  
Timerange: 01/01:30:31 to 01/01:31:29

Plot file version 475 created 25-SEP-2023 15:06:35

1418+546 EM169.UVDATA.1

Freq = 1.5950 GHz, Bw = 32.000 MH

No calibration applied and no bandpass applied



0204060 204060 204060 204060  
Channels

0204060 204060 204060 204060  
Channels

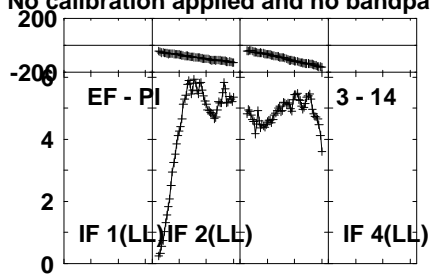
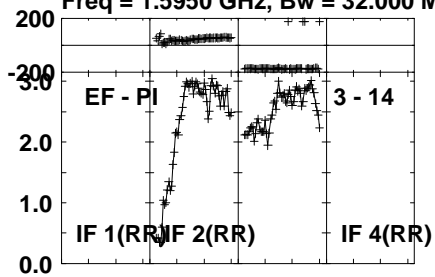
0204060 204060 204060 204060  
Channels

Lower frame: Milli Ampl Jy Top frame: Phas deg  
Vector averaged cross-power spectrum Several baselines displayed  
Timerange: 01/01:30:31 to 01/01:31:29

Plot file version 476 created 25-SEP-2023 15:06:35

1418+546 EM169.UVDATA.1

Freq = 1.5950 GHz, Bw = 32.000 MH No calibration applied and no bandpass applied



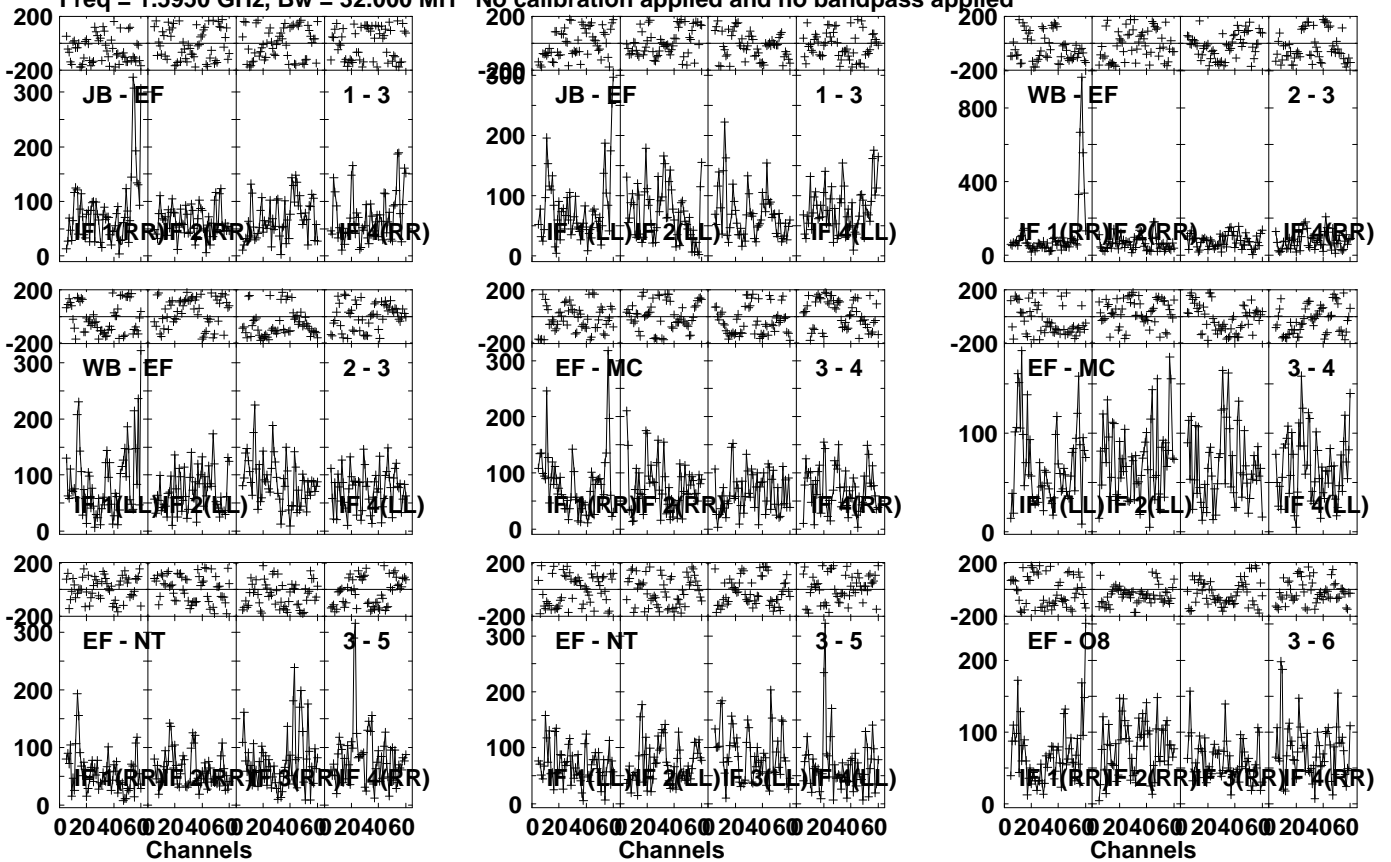
Lower frame: Milli Ampl Jy Top frame: Phas deg  
Vector averaged cross-power spectrum Several baselines displayed  
Timerange: 01/01:30:31 to 01/01:31:29

Plot file version 477 created 25-SEP-2023 15:06:35

J1419+5256 EM169.UVDATA.1

Freq = 1.5950 GHz, Bw = 32.000 MH

No calibration applied and no bandpass applied



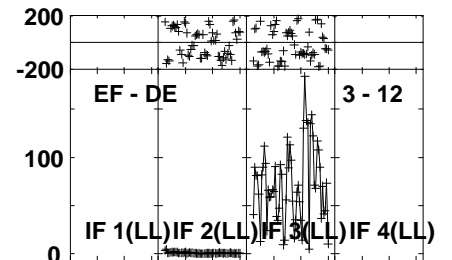
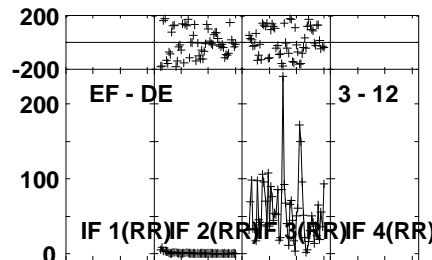
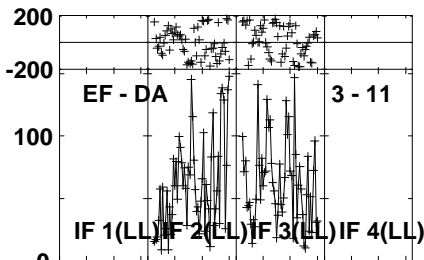
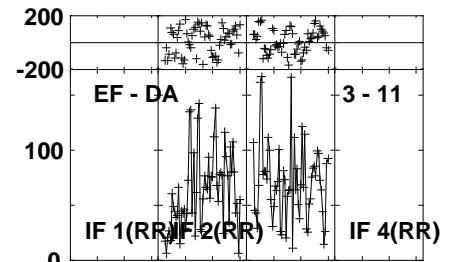
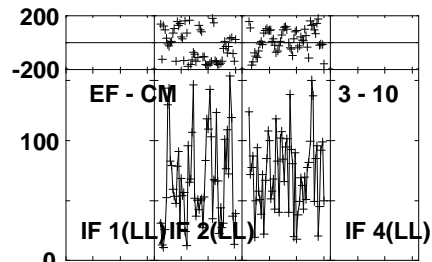
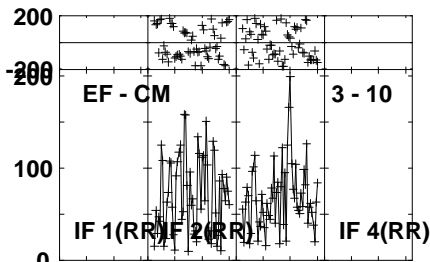
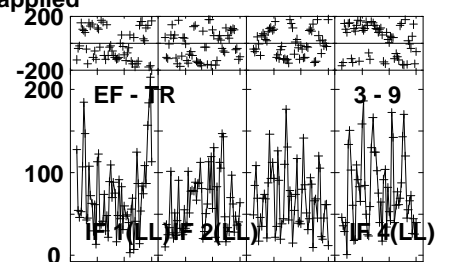
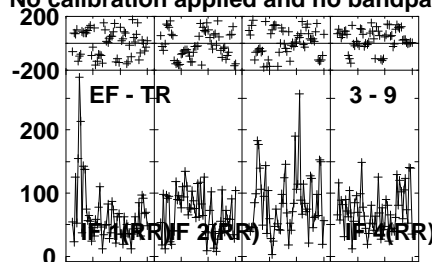
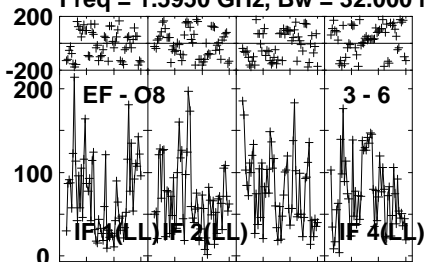
Lower frame: Micro Ampl Jy Top frame: Phas deg  
Vector averaged cross-power spectrum Several baselines displayed  
Timerange: 01/01:31:31 to 01/01:34:59

Plot file version 478 created 25-SEP-2023 15:06:35

J1419+5256 EM169.UVDATA.1

Freq = 1.5950 GHz, Bw = 32.000 MH

No calibration applied and no bandpass applied



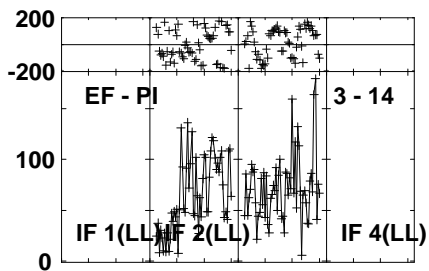
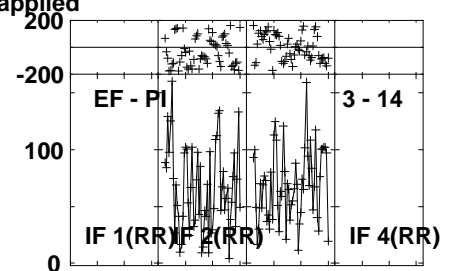
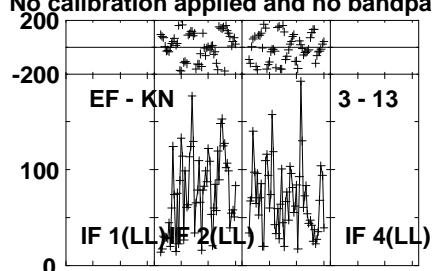
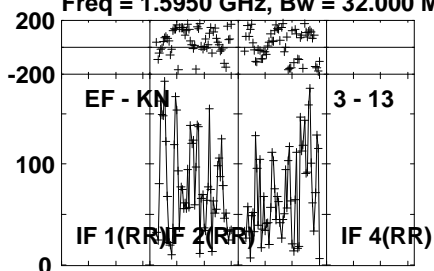
Lower frame: Micro Ampl Jy Top frame: Phas deg  
Vector averaged cross-power spectrum Several baselines displayed  
Timerange: 01/01:31:31 to 01/01:34:59

Plot file version 479 created 25-SEP-2023 15:06:35

J1419+5256 EM169.UVDATA.1

Freq = 1.5950 GHz, Bw = 32.000 MH

No calibration applied and no bandpass applied

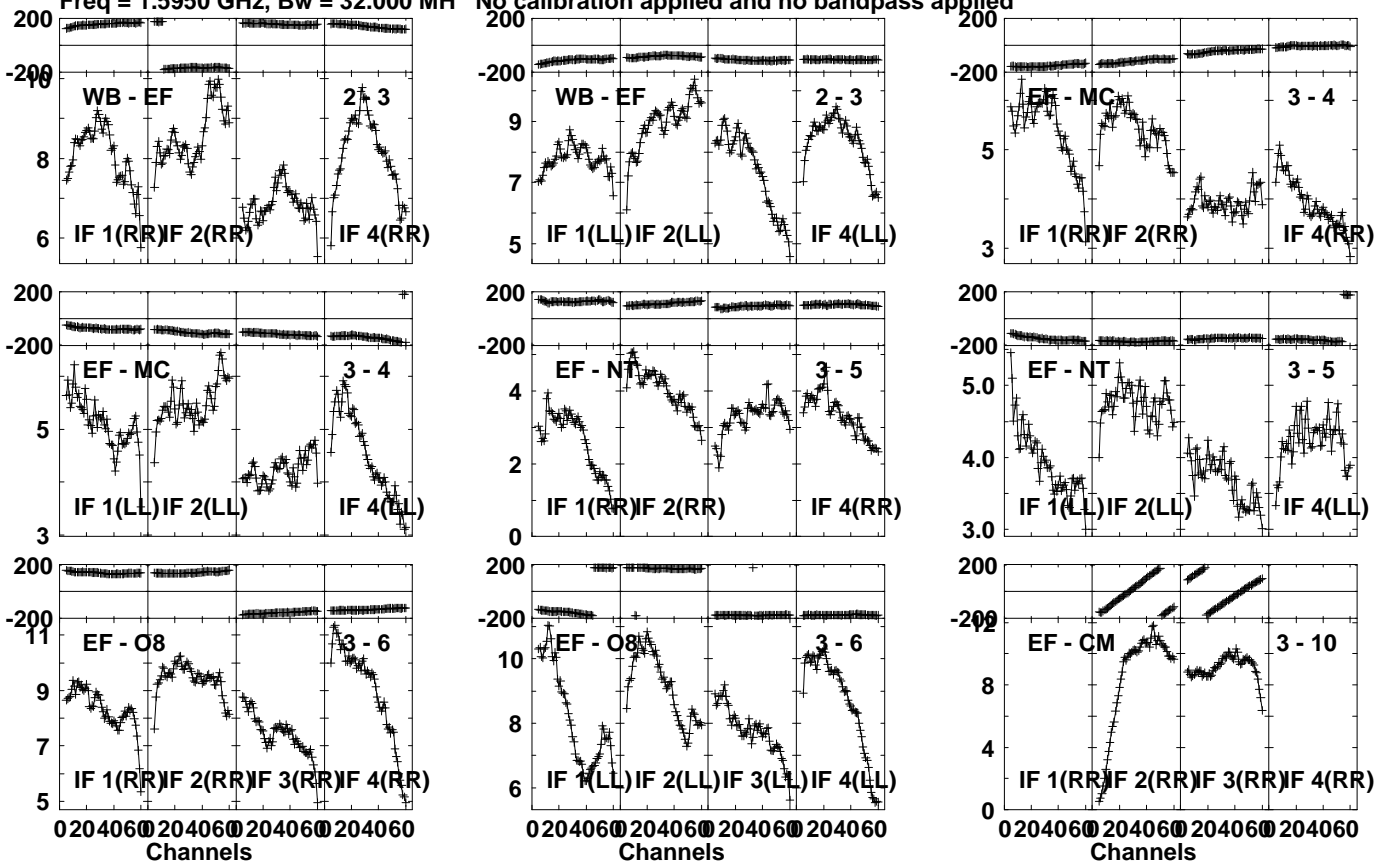


Lower frame: Micro Ampl Jy Top frame: Phas deg  
Vector averaged cross-power spectrum Several baselines displayed  
Timerange: 01/01:31:31 to 01/01:34:59

Plot file version 480 created 25-SEP-2023 15:06:35

1418+546 EM169.UVDATA.1

Freq = 1.5950 GHz, Bw = 32.000 MH No calibration applied and no bandpass applied



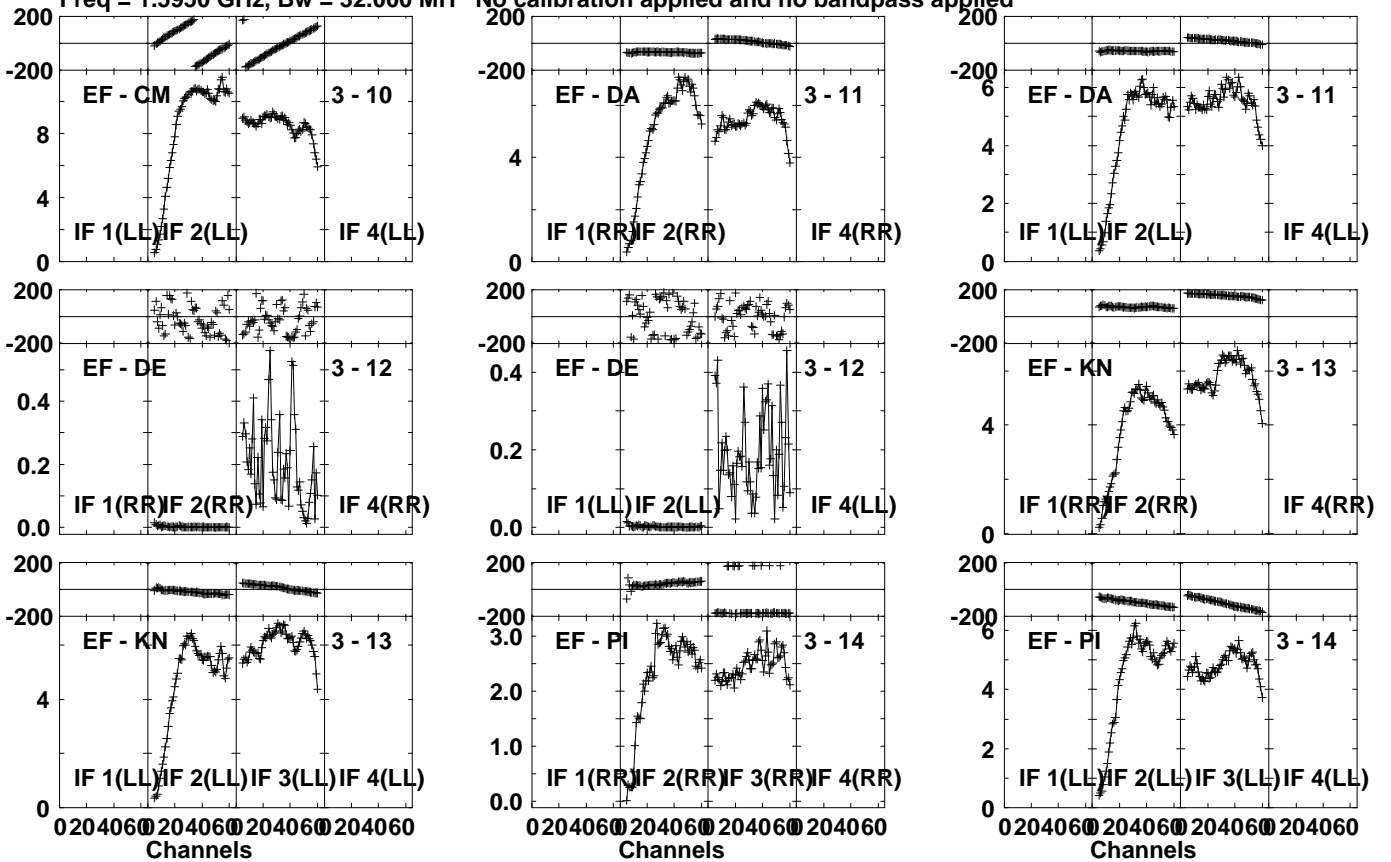
Lower frame: Milli Ampl Jy Top frame: Phas deg  
Vector averaged cross-power spectrum Several baselines displayed  
Timerange: 01/01:35:01 to 01/01:36:29



Plot file version 481 created 25-SEP-2023 15:06:36

1418+546 EM169.UVDATA.1

Freq = 1.5950 GHz, Bw = 32.000 MH No calibration applied and no bandpass applied

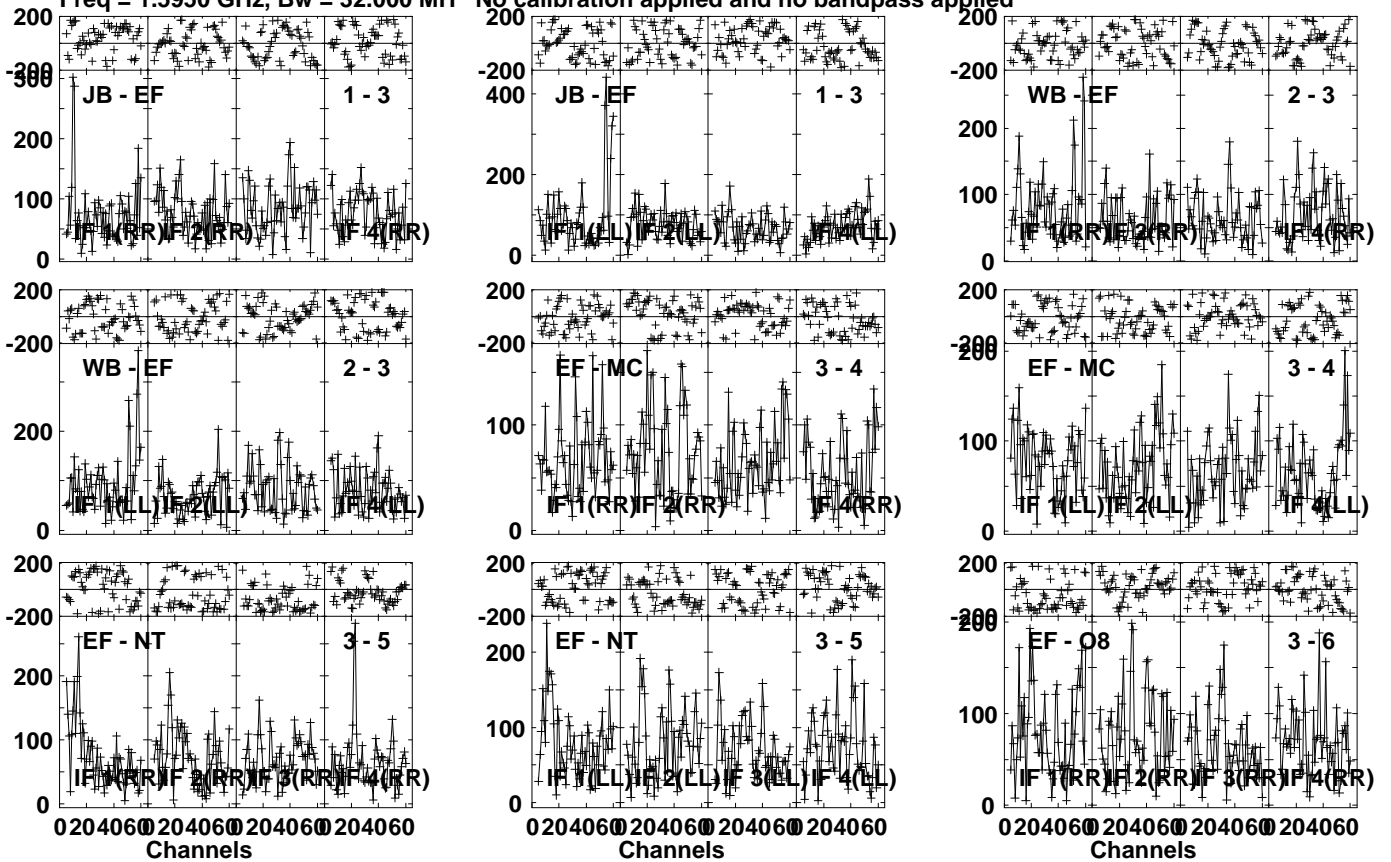


Lower frame: Milli Ampl Jy Top frame: Phas deg  
Vector averaged cross-power spectrum Several baselines displayed  
Timerange: 01/01:35:01 to 01/01:36:29

Plot file version 482 created 25-SEP-2023 15:06:36

J1419+5256 EM169.UVDATA.1

Freq = 1.5950 GHz, Bw = 32.000 MH No calibration applied and no bandpass applied



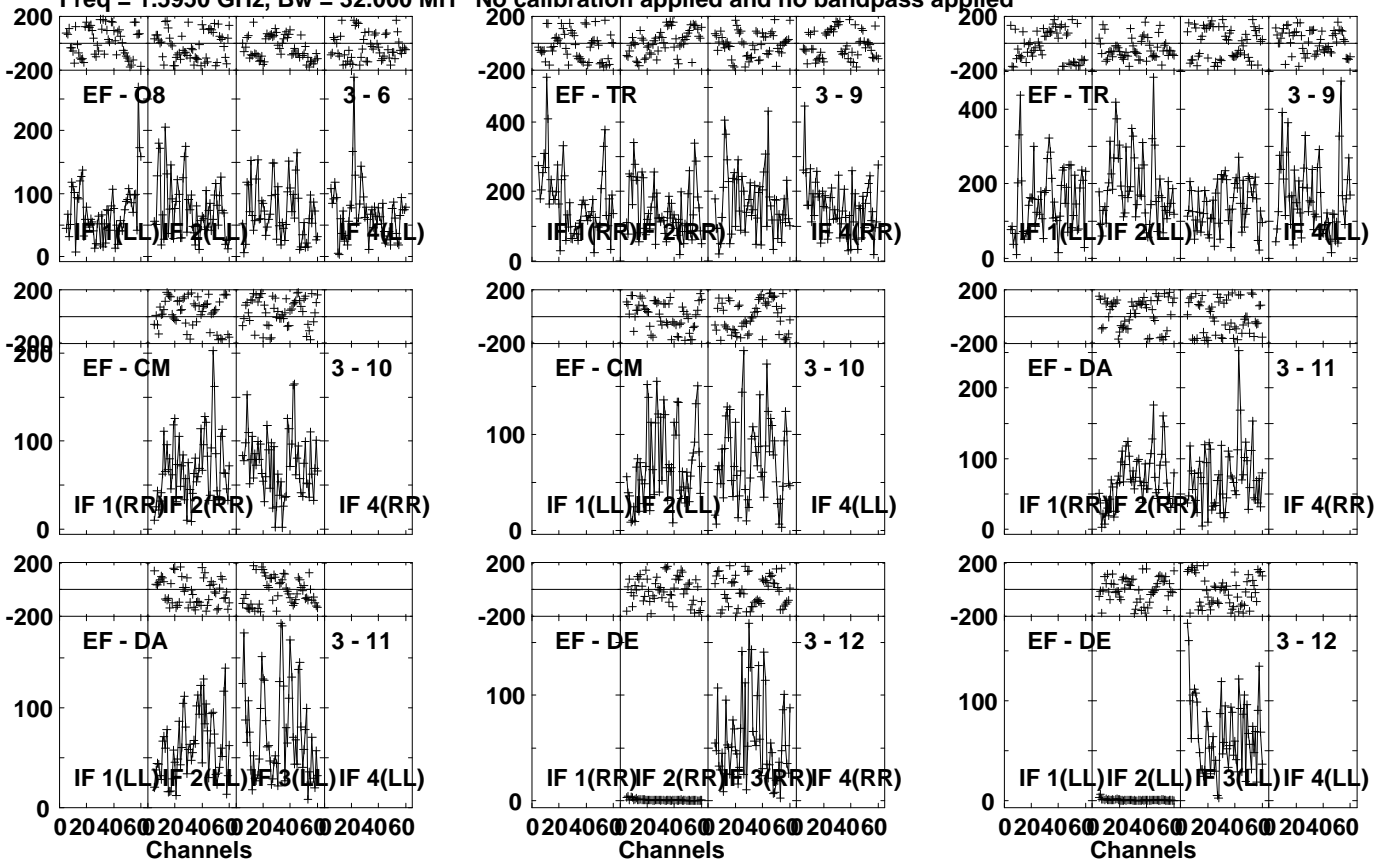
Lower frame: Micro Ampl Jy Top frame: Phas deg  
Vector averaged cross-power spectrum Several baselines displayed  
Timerange: 01/01:36:31 to 01/01:39:59

Plot file version 483 created 25-SEP-2023 15:06:36

J1419+5256 EM169.UVDATA.1

Freq = 1.5950 GHz, Bw = 32.000 MH

No calibration applied and no bandpass applied



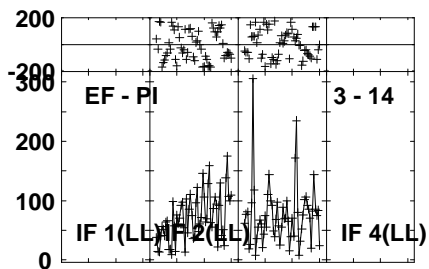
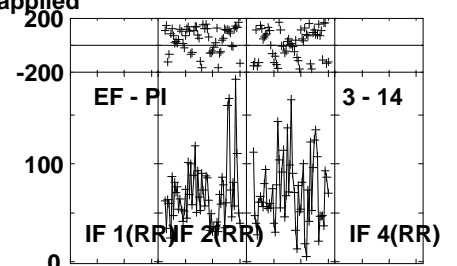
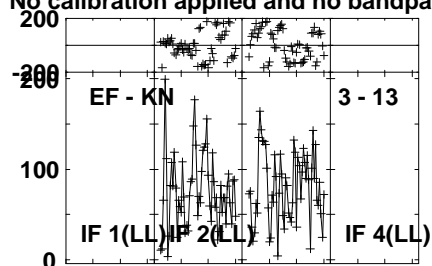
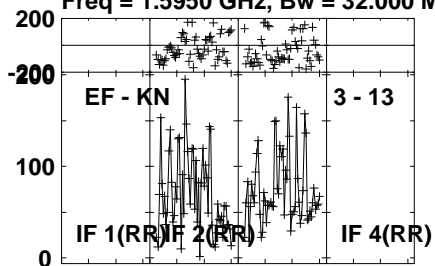
Lower frame: Micro Ampl Jy Top frame: Phas deg  
Vector averaged cross-power spectrum Several baselines displayed  
Timerange: 01/01:36:31 to 01/01:39:59

Plot file version 484 created 25-SEP-2023 15:06:36

J1419+5256 EM169.UVDATA.1

Freq = 1.5950 GHz, Bw = 32.000 MH

No calibration applied and no bandpass applied



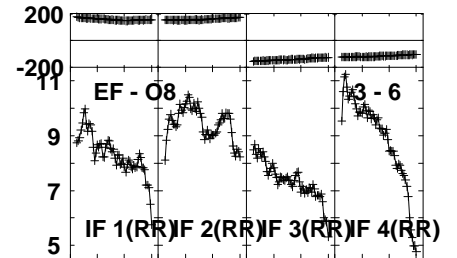
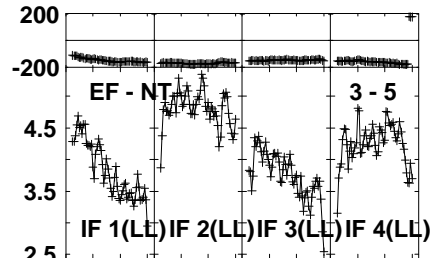
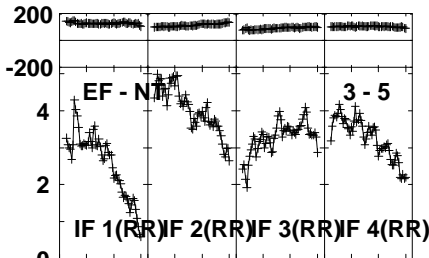
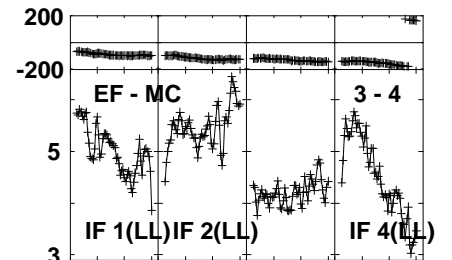
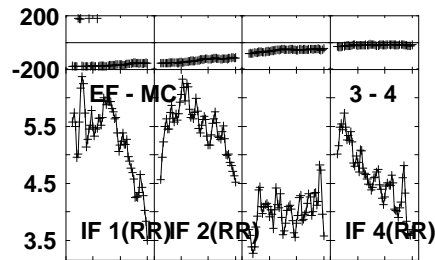
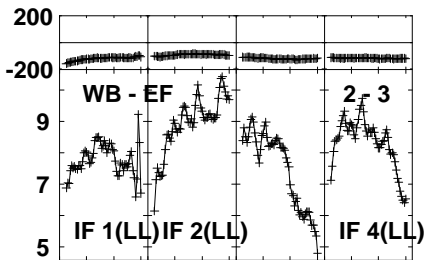
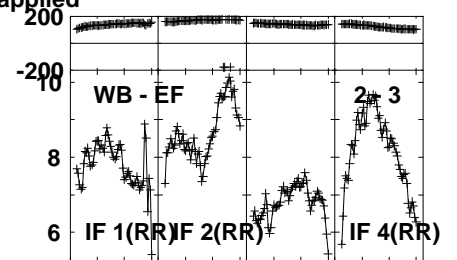
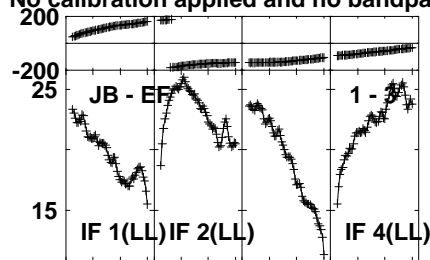
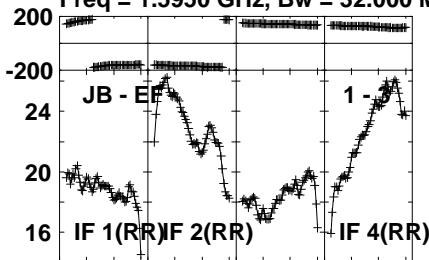
Lower frame: Micro Ampl Jy Top frame: Phas deg  
Vector averaged cross-power spectrum Several baselines displayed  
Timerange: 01/01:36:31 to 01/01:39:59

Plot file version 485 created 25-SEP-2023 15:06:36

1418+546 EM169.UVDATA.1

Freq = 1.5950 GHz, Bw = 32.000 MH

No calibration applied and no bandpass applied



0204060 204060 204060 204060  
Channels

0204060 204060 204060 204060  
Channels

0204060 204060 204060 204060  
Channels

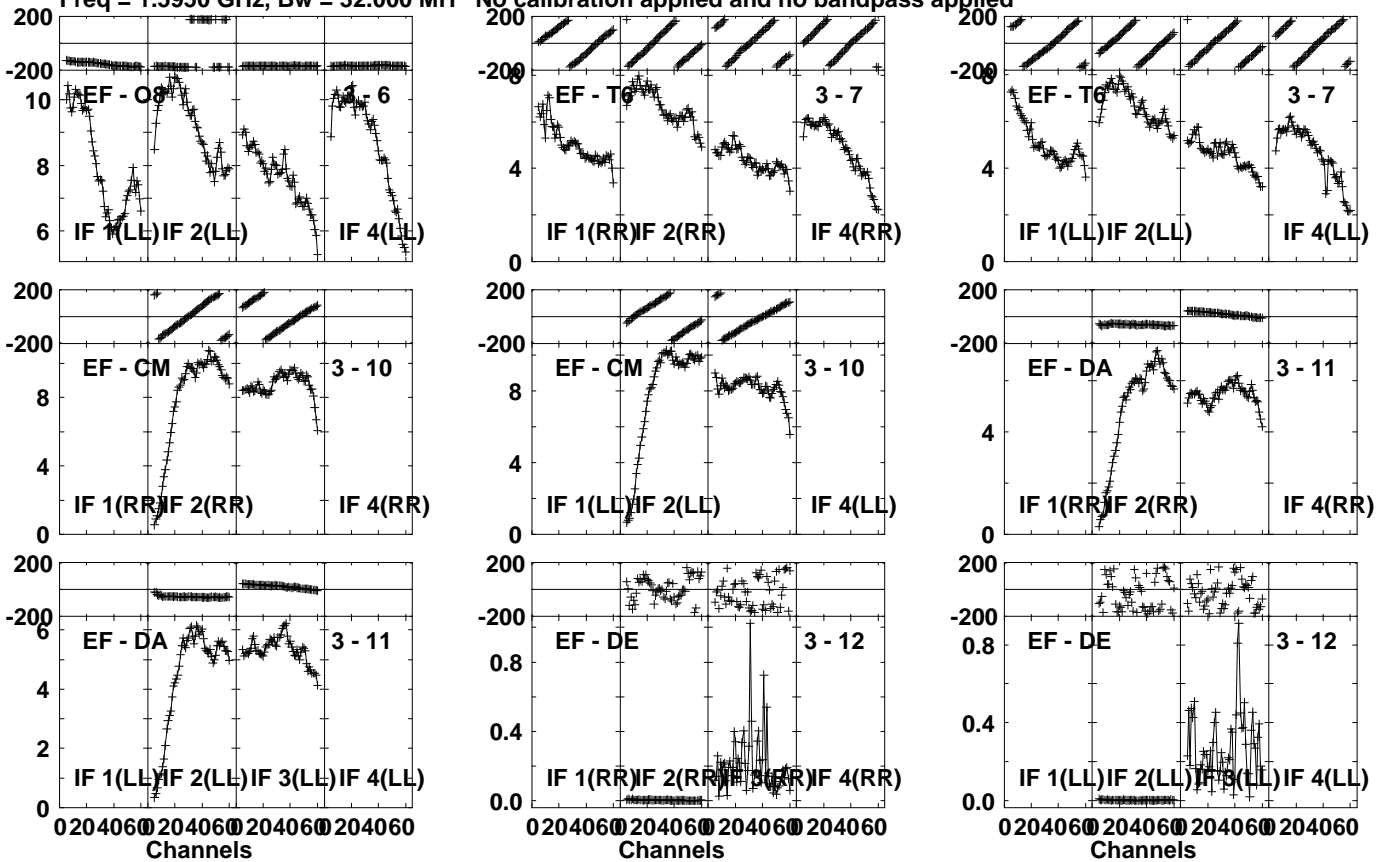
Lower frame: Milli Ampl Jy Top frame: Phas deg  
Vector averaged cross-power spectrum Several baselines displayed  
Timerange: 01/01:40:31 to 01/01:41:29

Plot file version 486 created 25-SEP-2023 15:06:36

1418+546 EM169.UVDATA.1

Freq = 1.5950 GHz, Bw = 32.000 MH

No calibration applied and no bandpass applied

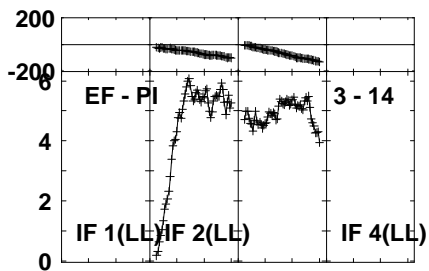
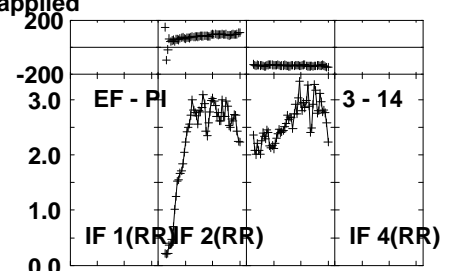
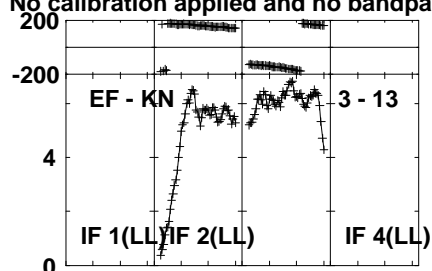
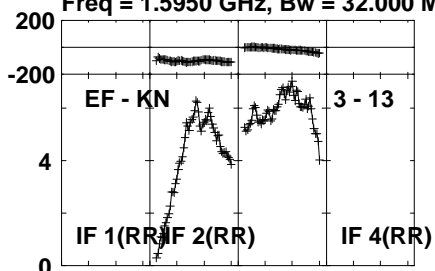


Lower frame: Milli Ampl Jy Top frame: Phas deg  
Vector averaged cross-power spectrum Several baselines displayed  
Timerange: 01/01:40:31 to 01/01:41:29

Plot file version 487 created 25-SEP-2023 15:06:36

1418+546 EM169.UVDATA.1

Freq = 1.5950 GHz, Bw = 32.000 MH No calibration applied and no bandpass applied

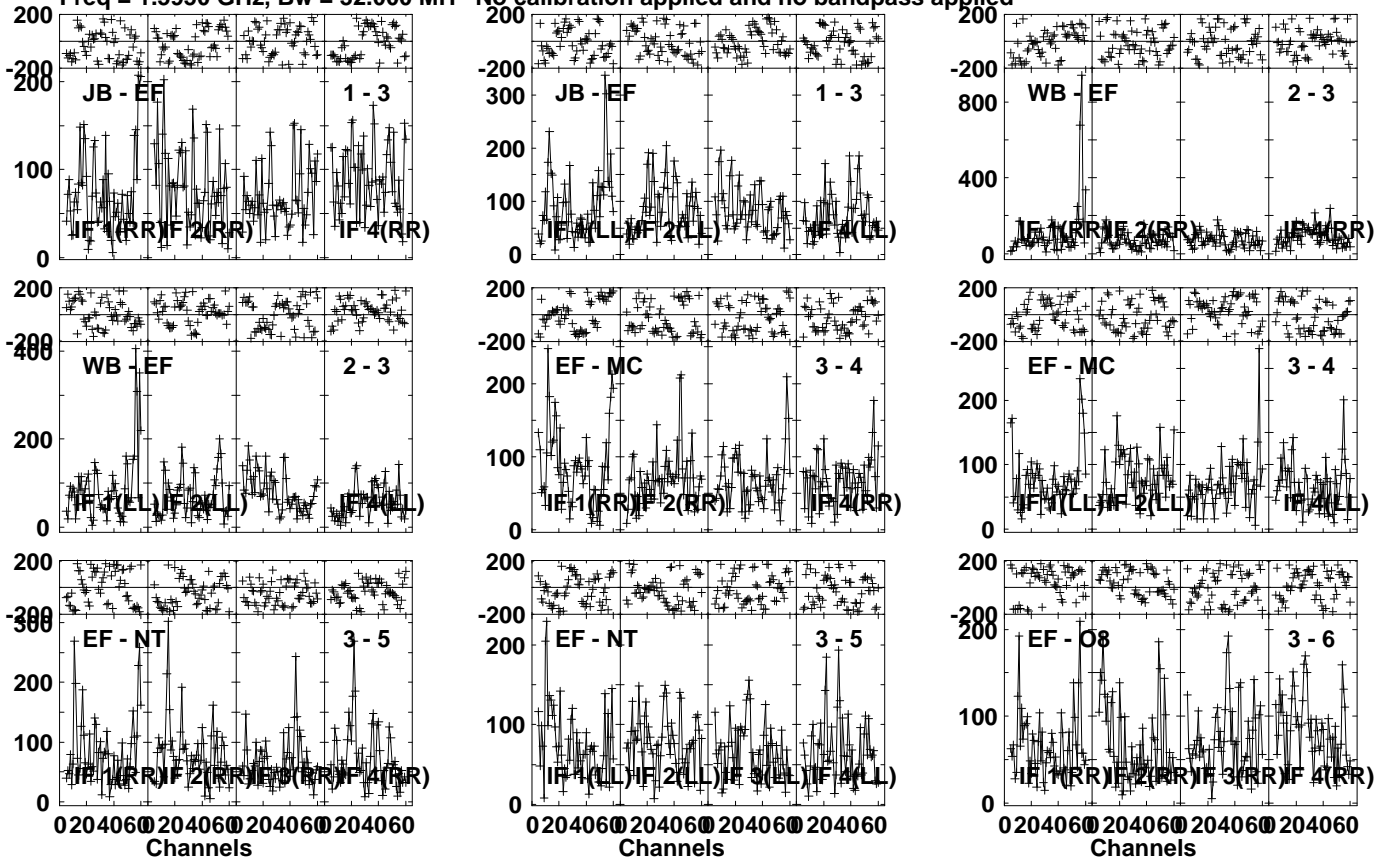


Lower frame: Milli Ampl Jy Top frame: Phas deg  
Vector averaged cross-power spectrum Several baselines displayed  
Timerange: 01/01:40:31 to 01/01:41:29

Plot file version 488 created 25-SEP-2023 15:06:36

J1419+5256 EM169.UVDATA.1

Freq = 1.5950 GHz, Bw = 32.000 MH No calibration applied and no bandpass applied



Lower frame: Micro Ampl Jy Top frame: Phas deg  
Vector averaged cross-power spectrum Several baselines displayed  
Timerange: 01/01:41:31 to 01/01:44:59

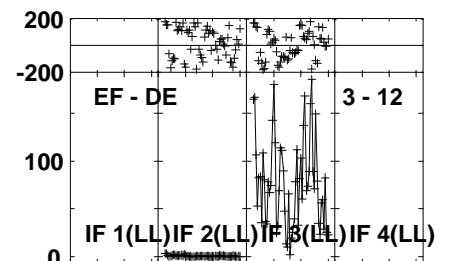
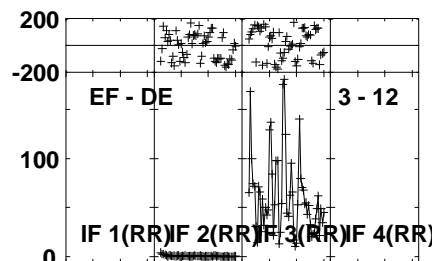
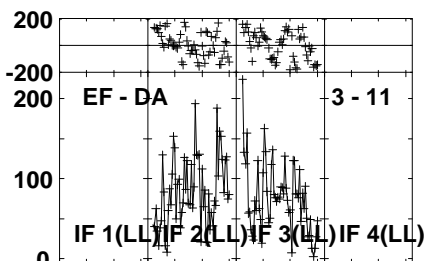
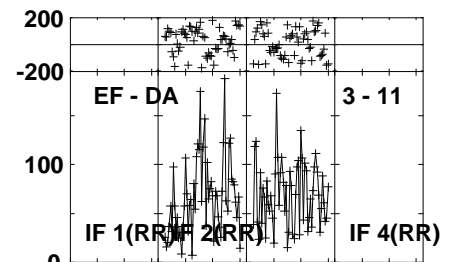
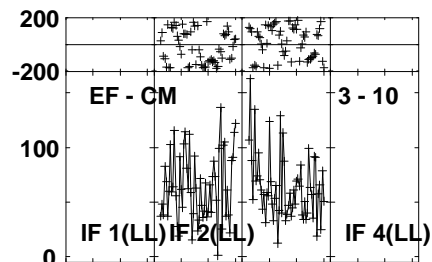
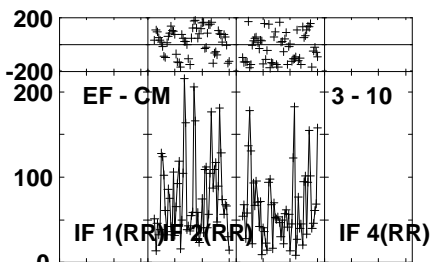
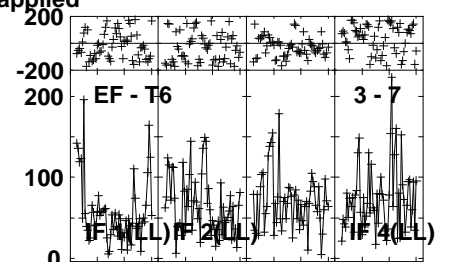
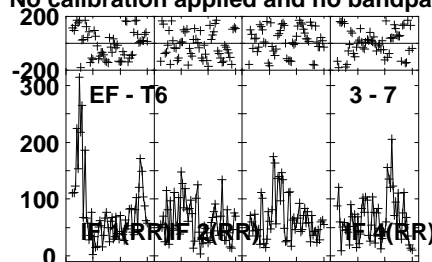
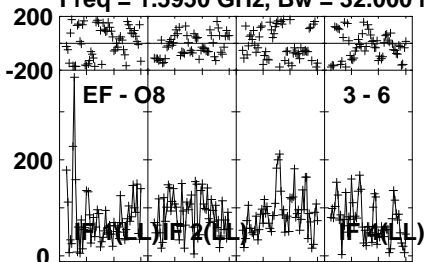


Plot file version 489 created 25-SEP-2023 15:06:36

J1419+5256 EM169.UVDATA.1

Freq = 1.5950 GHz, Bw = 32.000 MH

No calibration applied and no bandpass applied



0204060 204060 204060 204060  
Channels

0204060 204060 204060 204060  
Channels

0204060 204060 204060 204060  
Channels

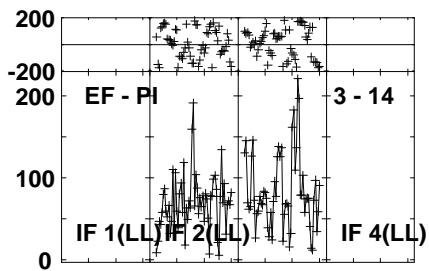
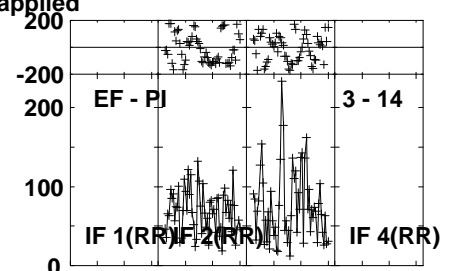
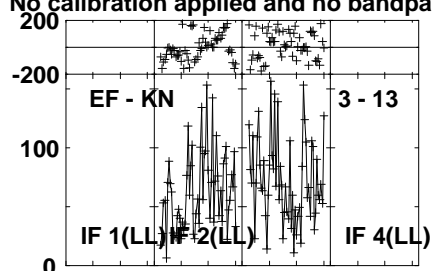
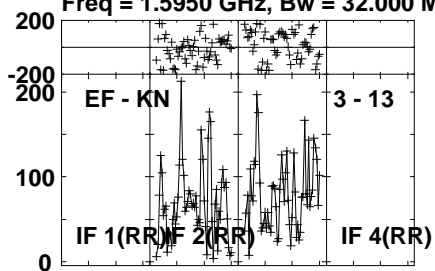
Lower frame: Micro Ampl Jy Top frame: Phas deg  
Vector averaged cross-power spectrum Several baselines displayed  
Timerange: 01/01:41:31 to 01/01:44:59

Plot file version 490 created 25-SEP-2023 15:06:36

J1419+5256 EM169.UVDATA.1

Freq = 1.5950 GHz, Bw = 32.000 MH

No calibration applied and no bandpass applied

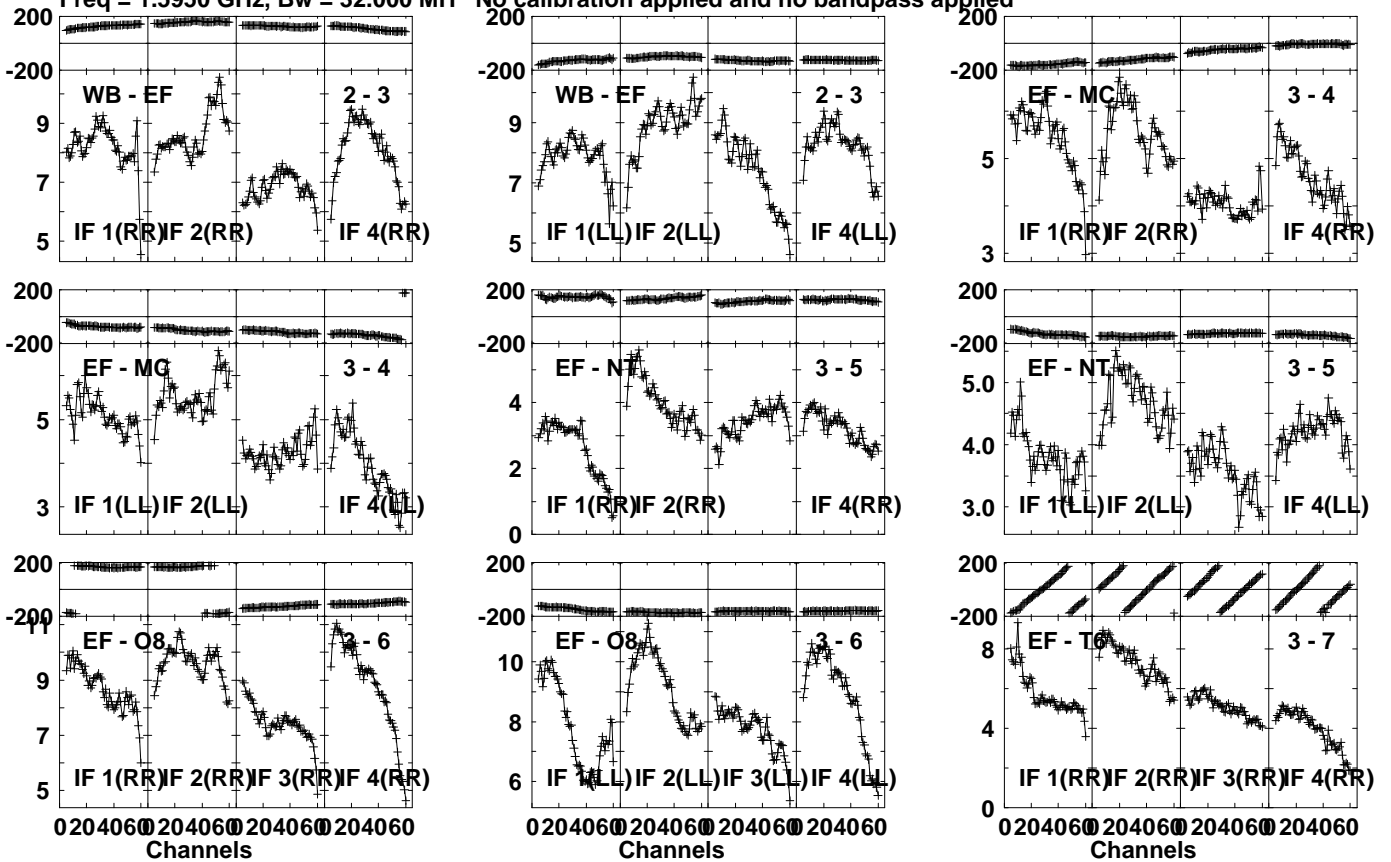


Lower frame: Micro Ampl Jy Top frame: Phas deg  
Vector averaged cross-power spectrum Several baselines displayed  
Timerange: 01/01:41:31 to 01/01:44:59

Plot file version 491 created 25-SEP-2023 15:06:36

1418+546 EM169.UVDATA.1

Freq = 1.5950 GHz, Bw = 32.000 MH No calibration applied and no bandpass applied



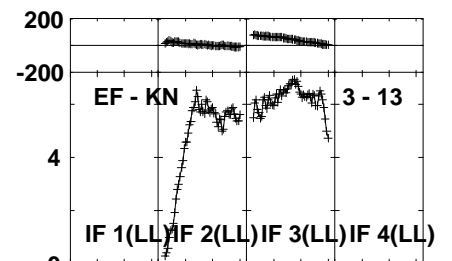
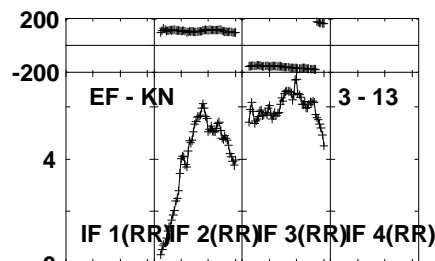
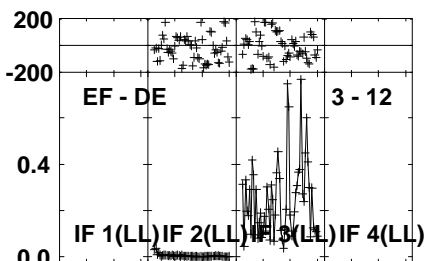
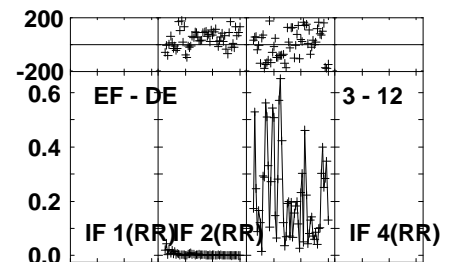
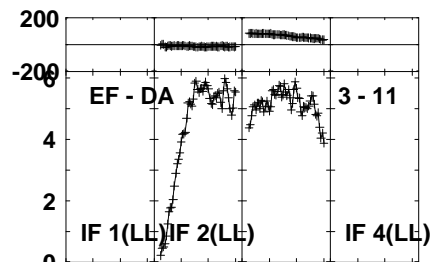
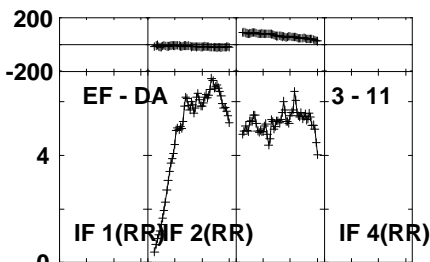
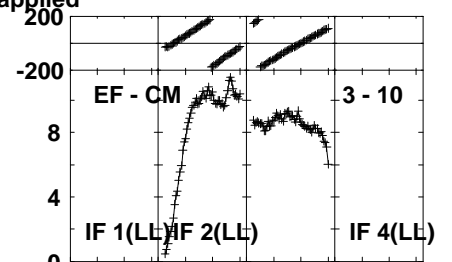
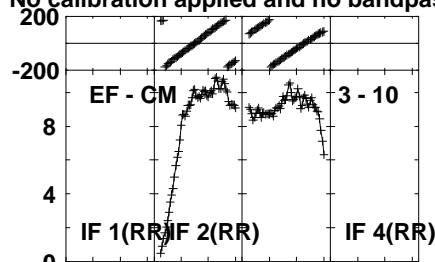
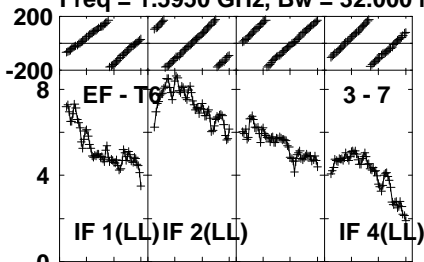
Lower frame: Milli Ampl Jy Top frame: Phas deg  
Vector averaged cross-power spectrum Several baselines displayed  
Timerange: 01/01:45:01 to 01/01:46:29

Plot file version 492 created 25-SEP-2023 15:06:36

1418+546 EM169.UVDATA.1

Freq = 1.5950 GHz, Bw = 32.000 MH

No calibration applied and no bandpass applied



Lower frame: Milli Ampl Jy Top frame: Phas deg

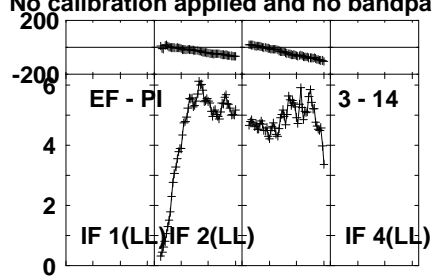
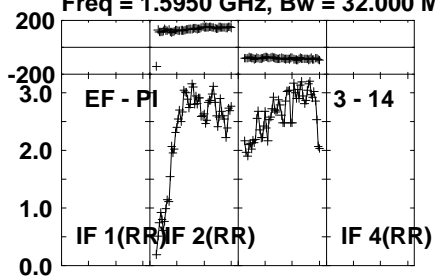
Vector averaged cross-power spectrum Several baselines displayed

Timerange: 01/01:45:01 to 01/01:46:29

Plot file version 493 created 25-SEP-2023 15:06:37

1418+546 EM169.UVDATA.1

Freq = 1.5950 GHz, Bw = 32.000 MH No calibration applied and no bandpass applied



Lower frame: Milli Ampl Jy Top frame: Phas deg

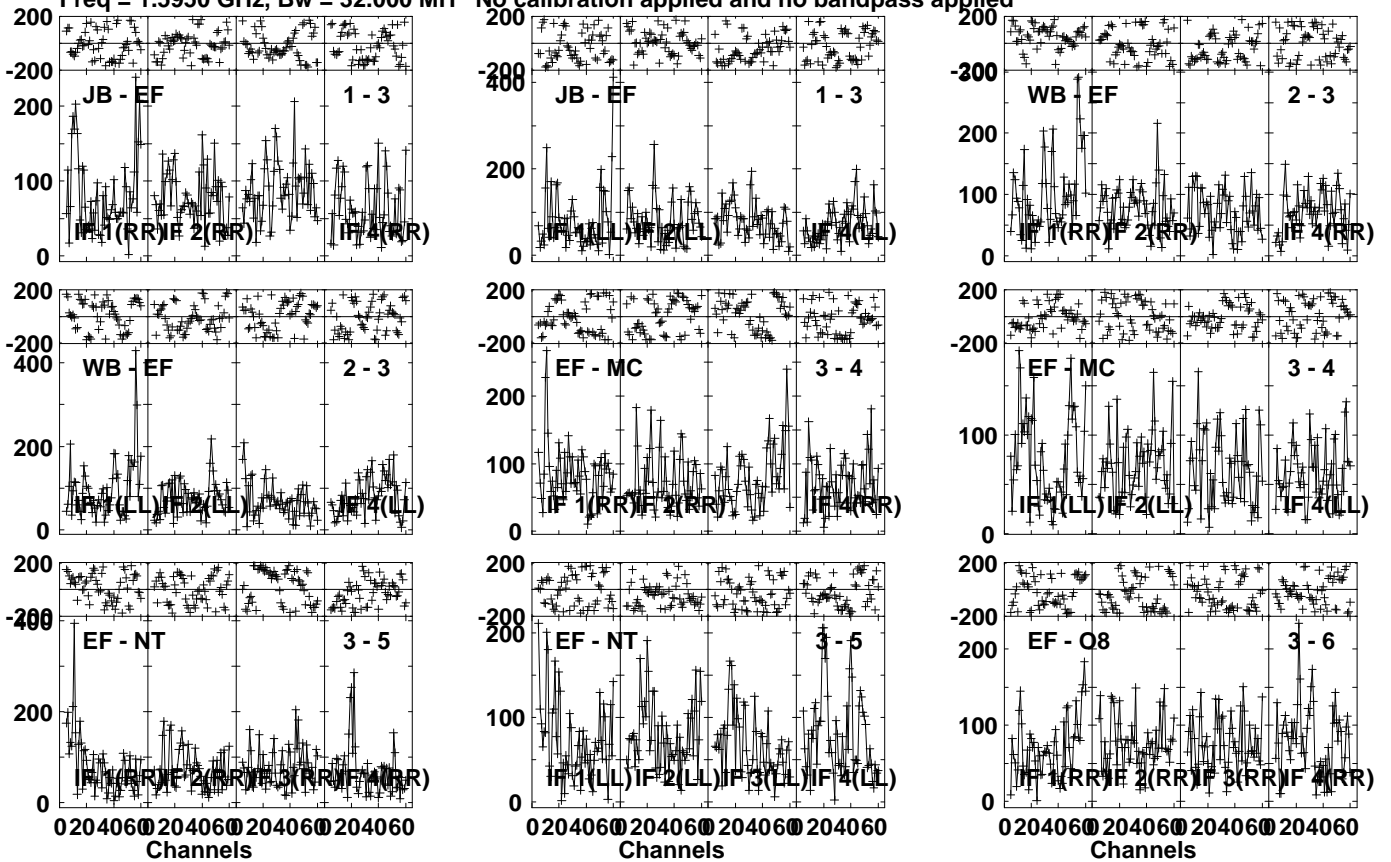
Vector averaged cross-power spectrum Several baselines displayed

Timerange: 01/01:45:01 to 01/01:46:29

Plot file version 494 created 25-SEP-2023 15:06:37

J1419+5256 EM169.UVDATA.1

Freq = 1.5950 GHz, Bw = 32.000 MH No calibration applied and no bandpass applied

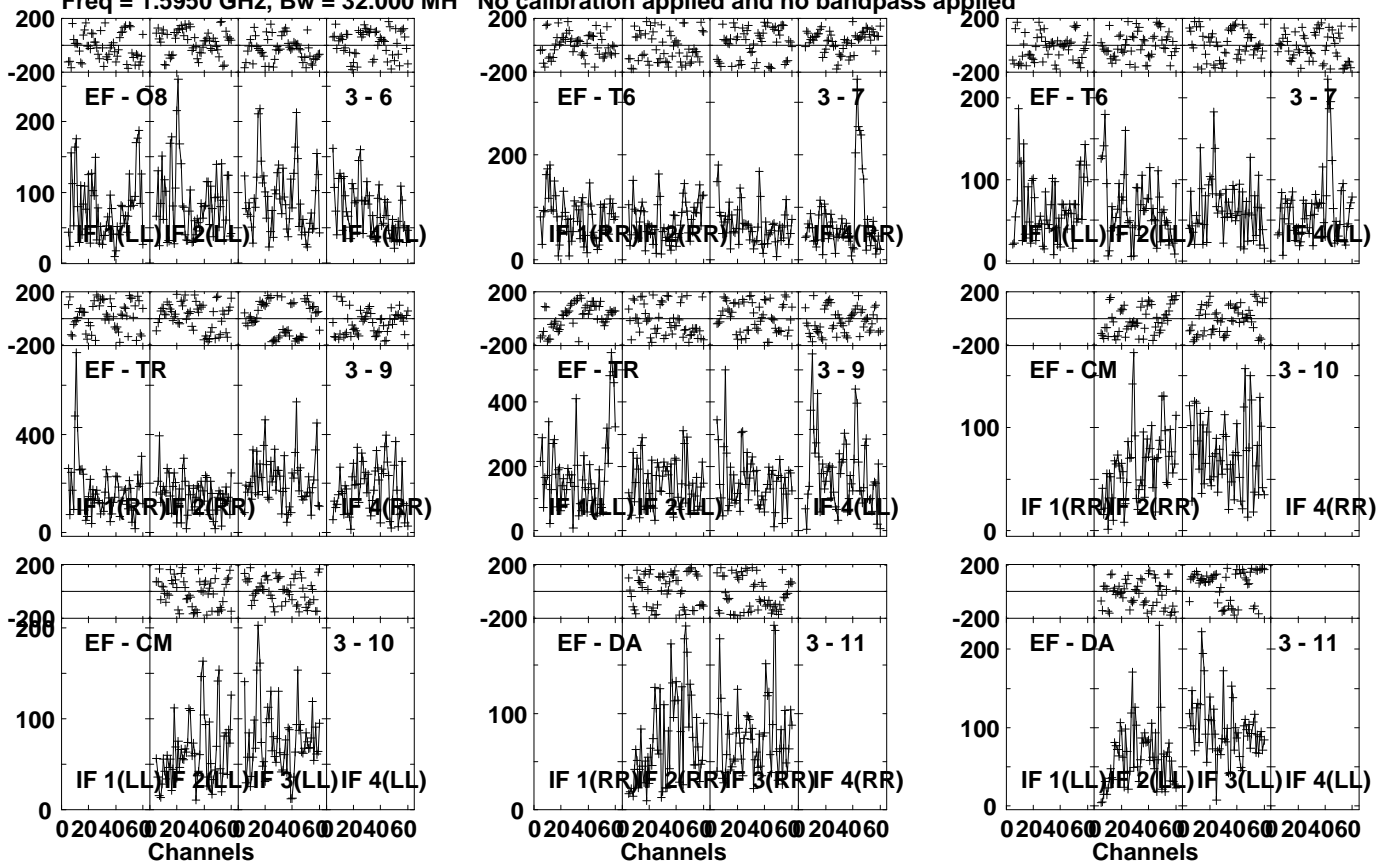


Lower frame: Micro Ampl Jy Top frame: Phas deg  
Vector averaged cross-power spectrum Several baselines displayed  
Timerange: 01/01:46:31 to 01/01:49:59

Plot file version 495 created 25-SEP-2023 15:06:37

J1419+5256 EM169.UVDATA.1

Freq = 1.5950 GHz, Bw = 32.000 MH No calibration applied and no bandpass applied



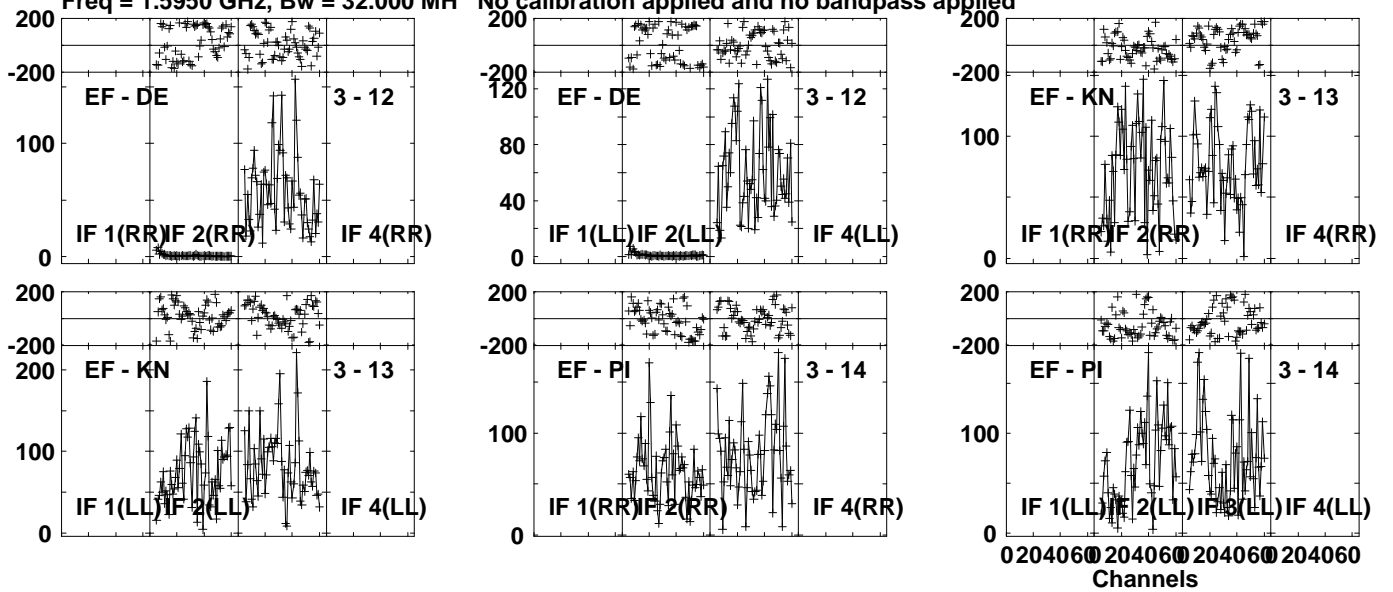
Lower frame: Micro Ampl Jy Top frame: Phas deg  
Vector averaged cross-power spectrum Several baselines displayed  
Timerange: 01/01:46:31 to 01/01:49:59

Plot file version 496 created 25-SEP-2023 15:06:37

J1419+5256 EM169.UVDATA.1

Freq = 1.5950 GHz, Bw = 32.000 MH

No calibration applied and no bandpass applied



Lower frame: Micro Ampl Jy Top frame: Phas deg  
Vector averaged cross-power spectrum Several baselines displayed  
Timerange: 01/01:46:31 to 01/01:49:59

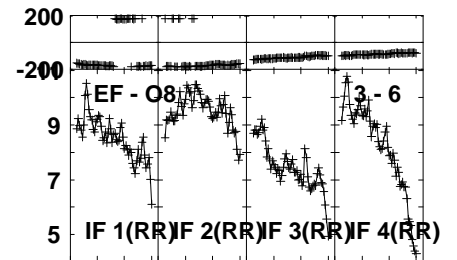
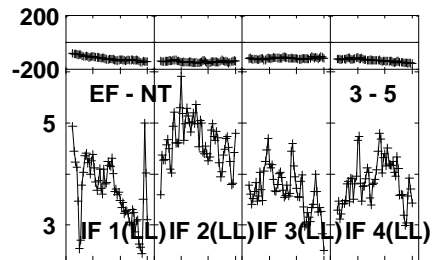
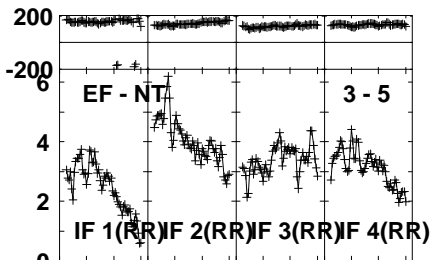
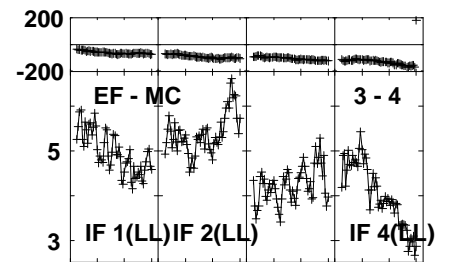
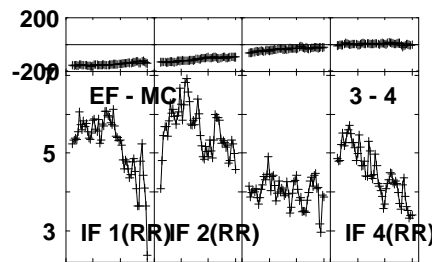
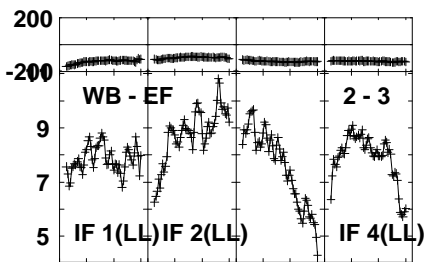
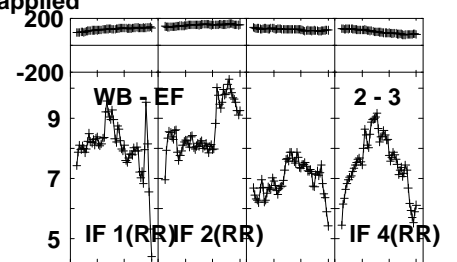
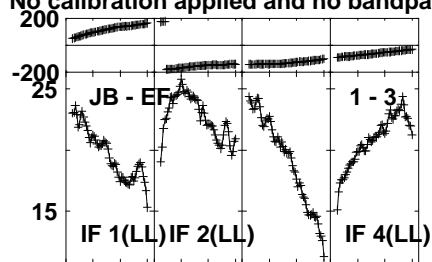
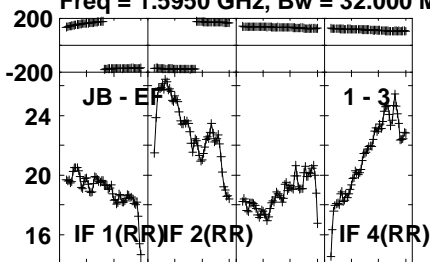


Plot file version 497 created 25-SEP-2023 15:06:37

1418+546 EM169.UVDATA.1

Freq = 1.5950 GHz, Bw = 32.000 MH

No calibration applied and no bandpass applied



020406@20406@20406@20406@  
Channels

020406@20406@20406@20406@  
Channels

020406@20406@20406@20406@  
Channels

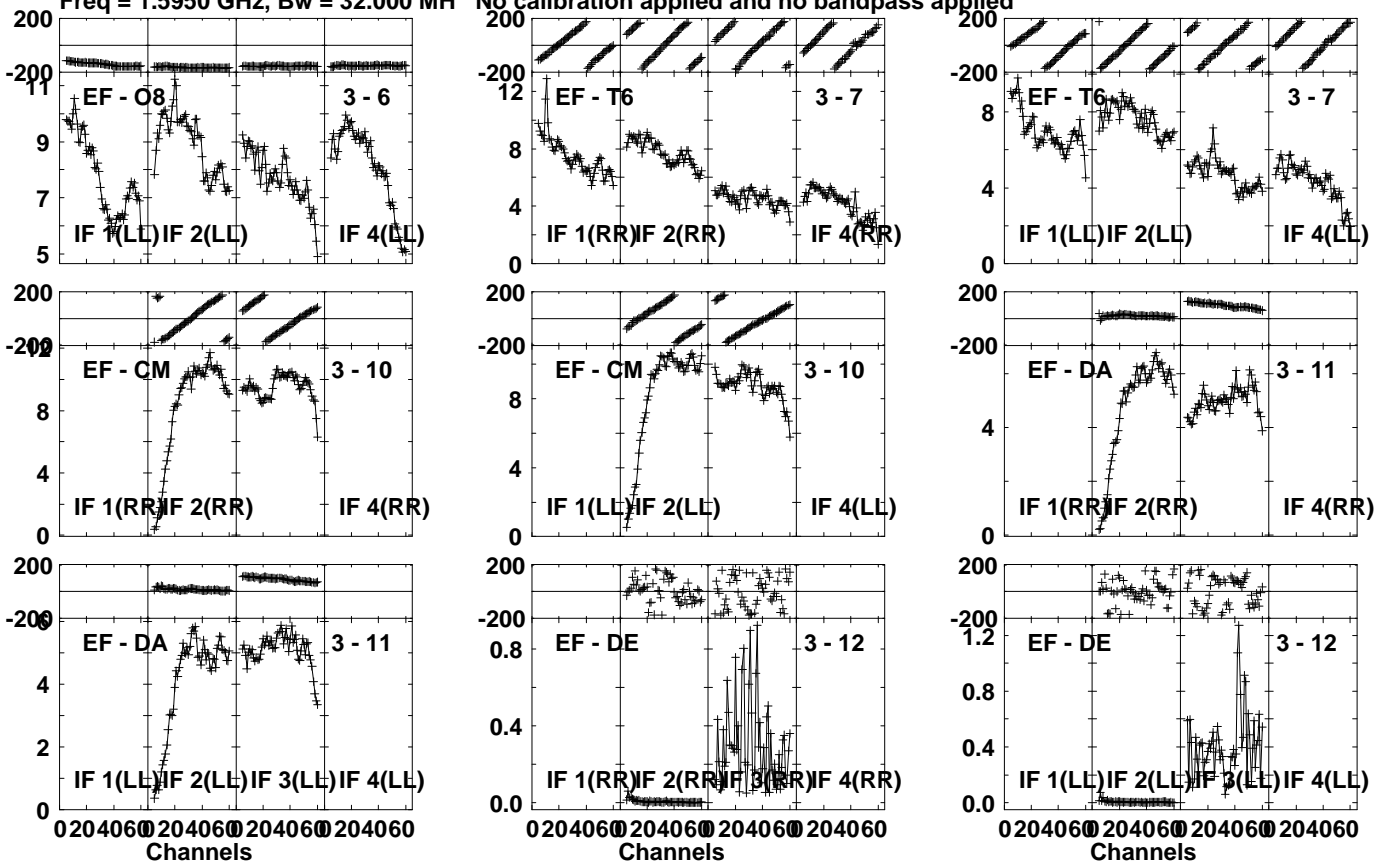
Lower frame: Milli Ampl Jy Top frame: Phas deg  
Vector averaged cross-power spectrum Several baselines displayed  
Timerange: 01/01:50:31 to 01/01:51:29

Plot file version 498 created 25-SEP-2023 15:06:37

1418+546 EM169.UVDATA.1

Freq = 1.5950 GHz, Bw = 32.000 MH

No calibration applied and no bandpass applied



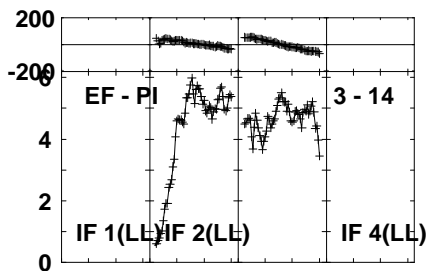
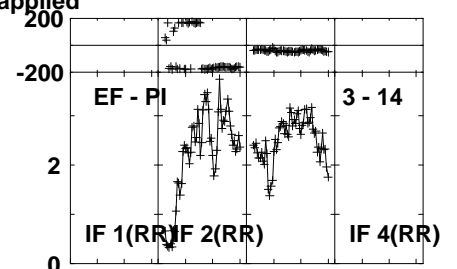
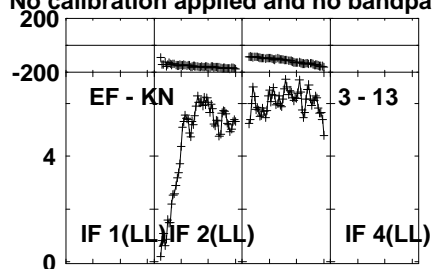
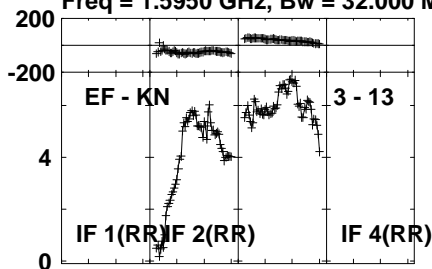
Lower frame: Milli Ampl Jy Top frame: Phas deg  
Vector averaged cross-power spectrum Several baselines displayed  
Timerange: 01/01:50:31 to 01/01:51:29

Plot file version 499 created 25-SEP-2023 15:06:37

1418+546 EM169.UVDATA.1

Freq = 1.5950 GHz, Bw = 32.000 MH

No calibration applied and no bandpass applied



Lower frame: Milli Ampl Jy Top frame: Phas deg

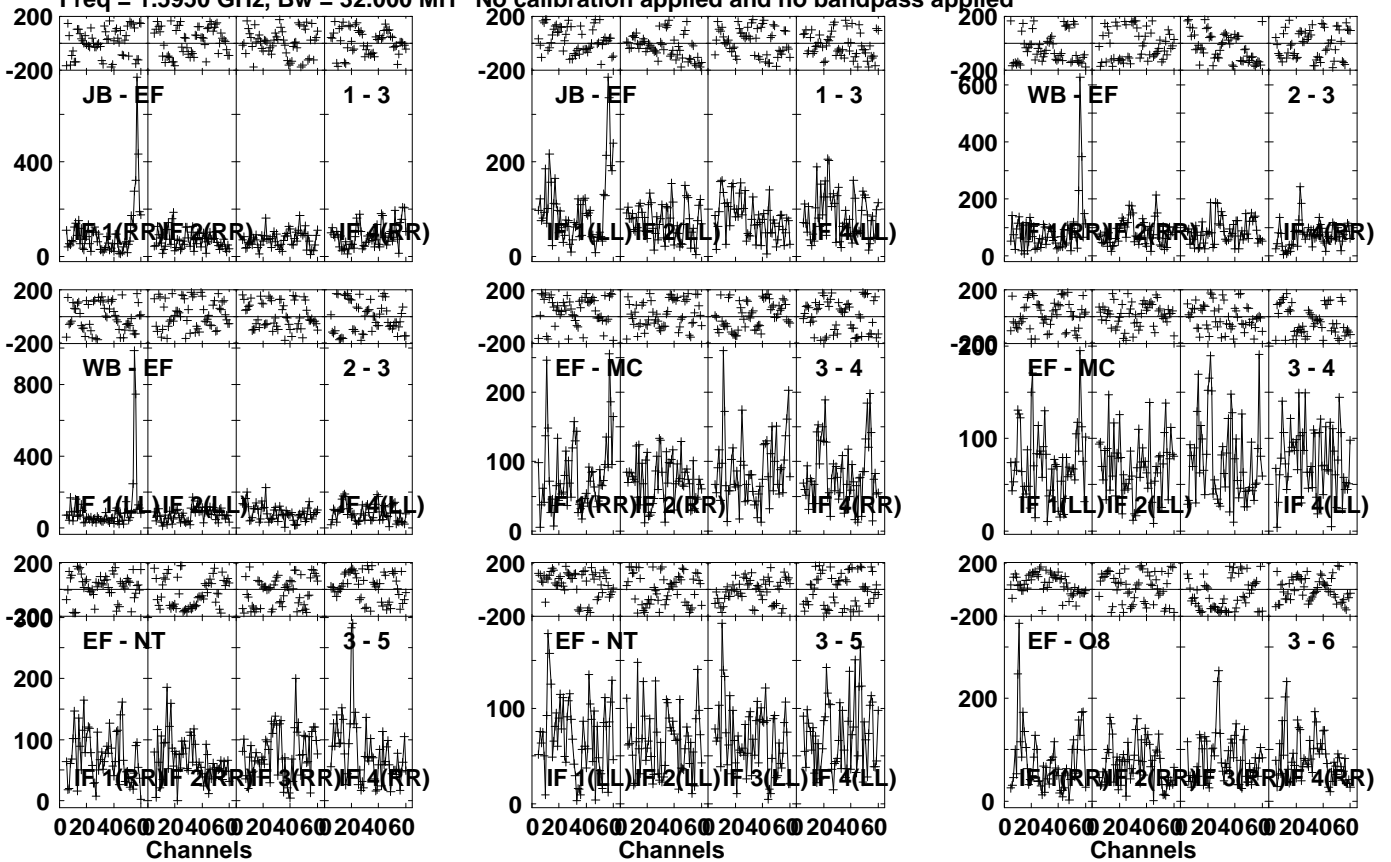
Vector averaged cross-power spectrum Several baselines displayed

Timerange: 01/01:50:31 to 01/01:51:29

Plot file version 500 created 25-SEP-2023 15:06:37

J1419+5256 EM169.UVDATA.1

Freq = 1.5950 GHz, Bw = 32.000 MH No calibration applied and no bandpass applied

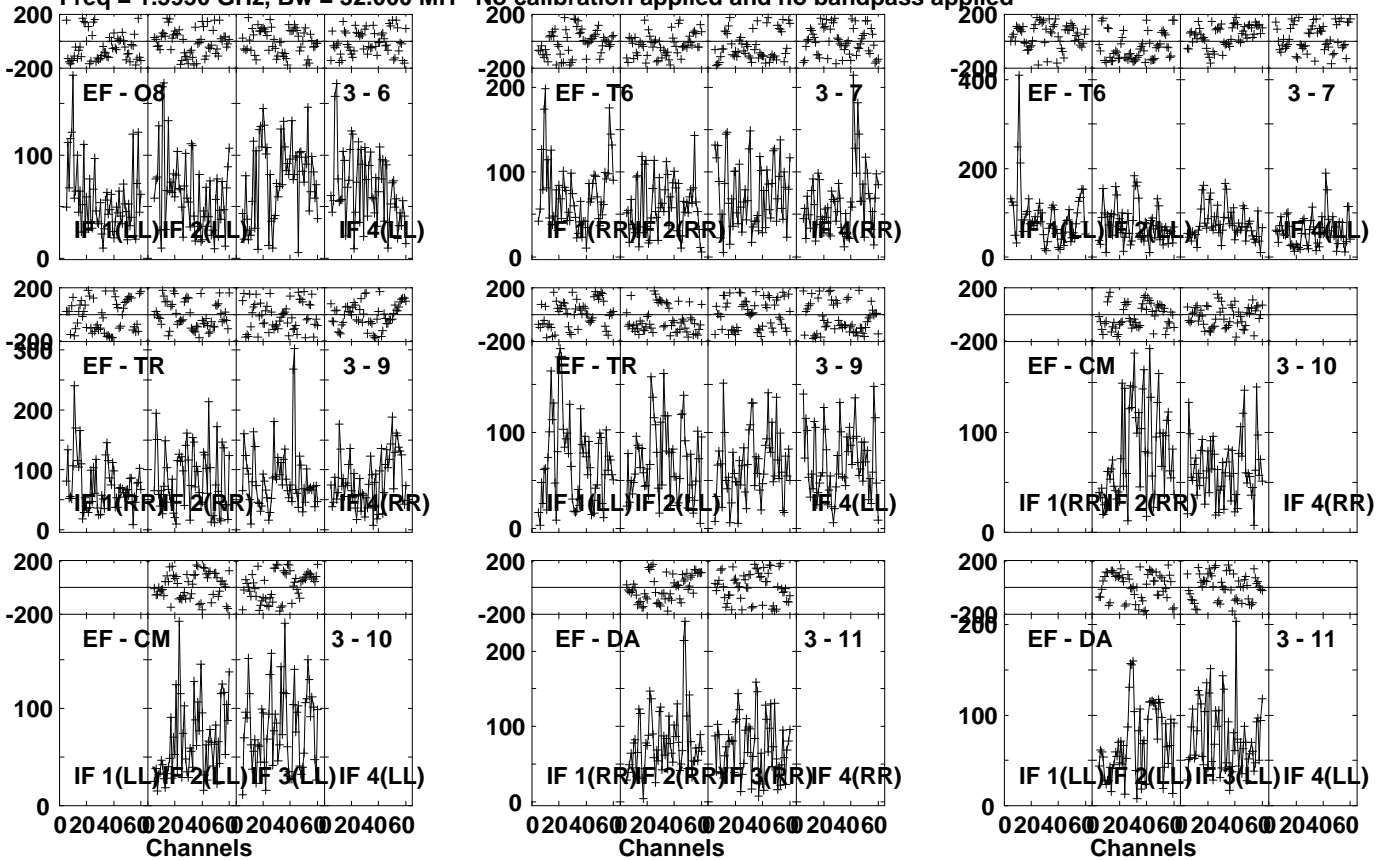


Lower frame: Micro Ampl Jy Top frame: Phas deg  
Vector averaged cross-power spectrum Several baselines displayed  
Timerange: 01/01:51:31 to 01/01:54:59

Plot file version 501 created 25-SEP-2023 15:06:37

J1419+5256 EM169.UVDATA.1

Freq = 1.5950 GHz, Bw = 32.000 MH No calibration applied and no bandpass applied



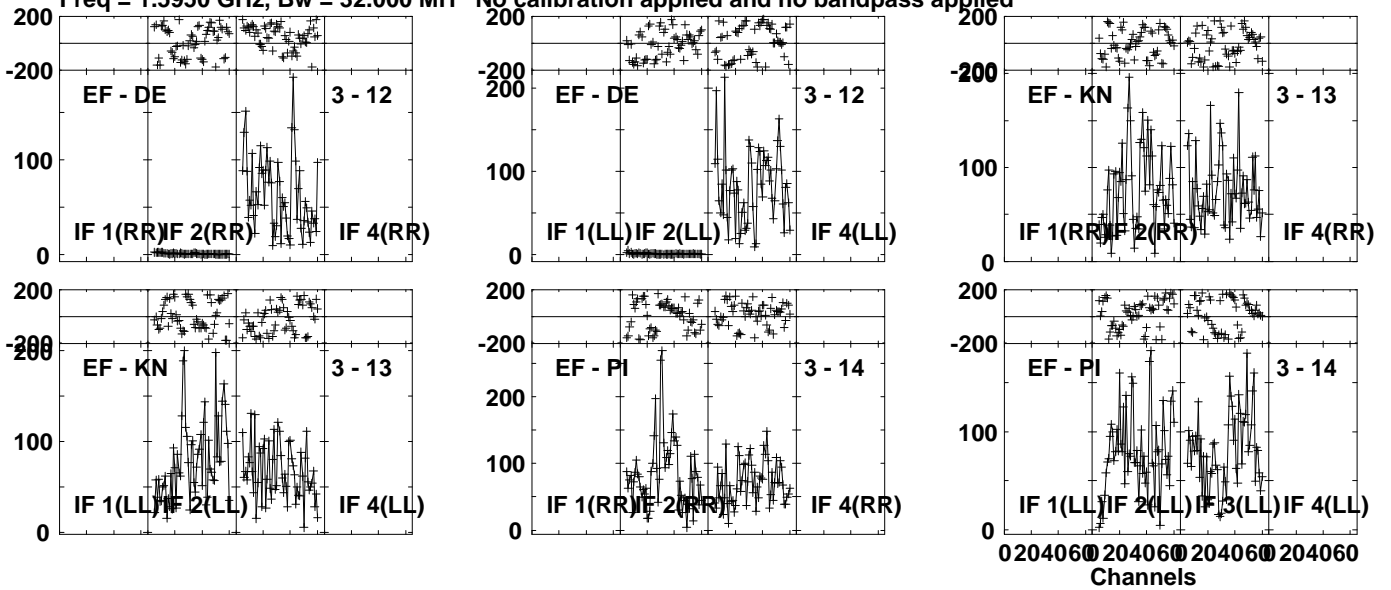
Lower frame: Micro Ampl Jy Top frame: Phas deg  
Vector averaged cross-power spectrum Several baselines displayed  
Timerange: 01/01:51:31 to 01/01:54:59

Plot file version 502 created 25-SEP-2023 15:06:37

J1419+5256 EM169.UVDATA.1

Freq = 1.5950 GHz, Bw = 32.000 MH

No calibration applied and no bandpass applied

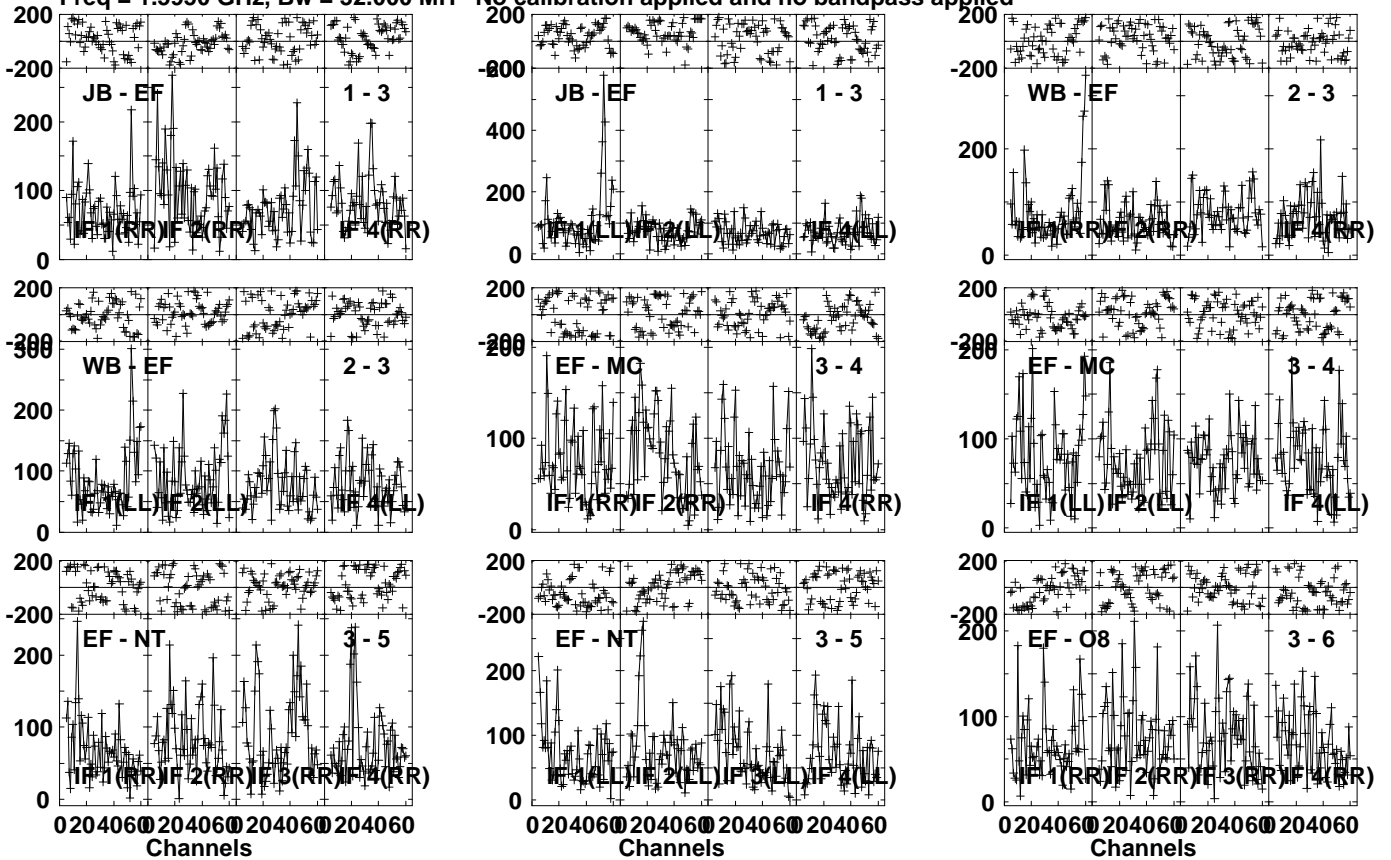


Lower frame: Micro Ampl Jy Top frame: Phas deg  
Vector averaged cross-power spectrum Several baselines displayed  
Timerange: 01/01:51:31 to 01/01:54:59

Plot file version 503 created 25-SEP-2023 15:06:38

J1419+5256 EM169.UVDATA.1

Freq = 1.5950 GHz, Bw = 32.000 MH No calibration applied and no bandpass applied

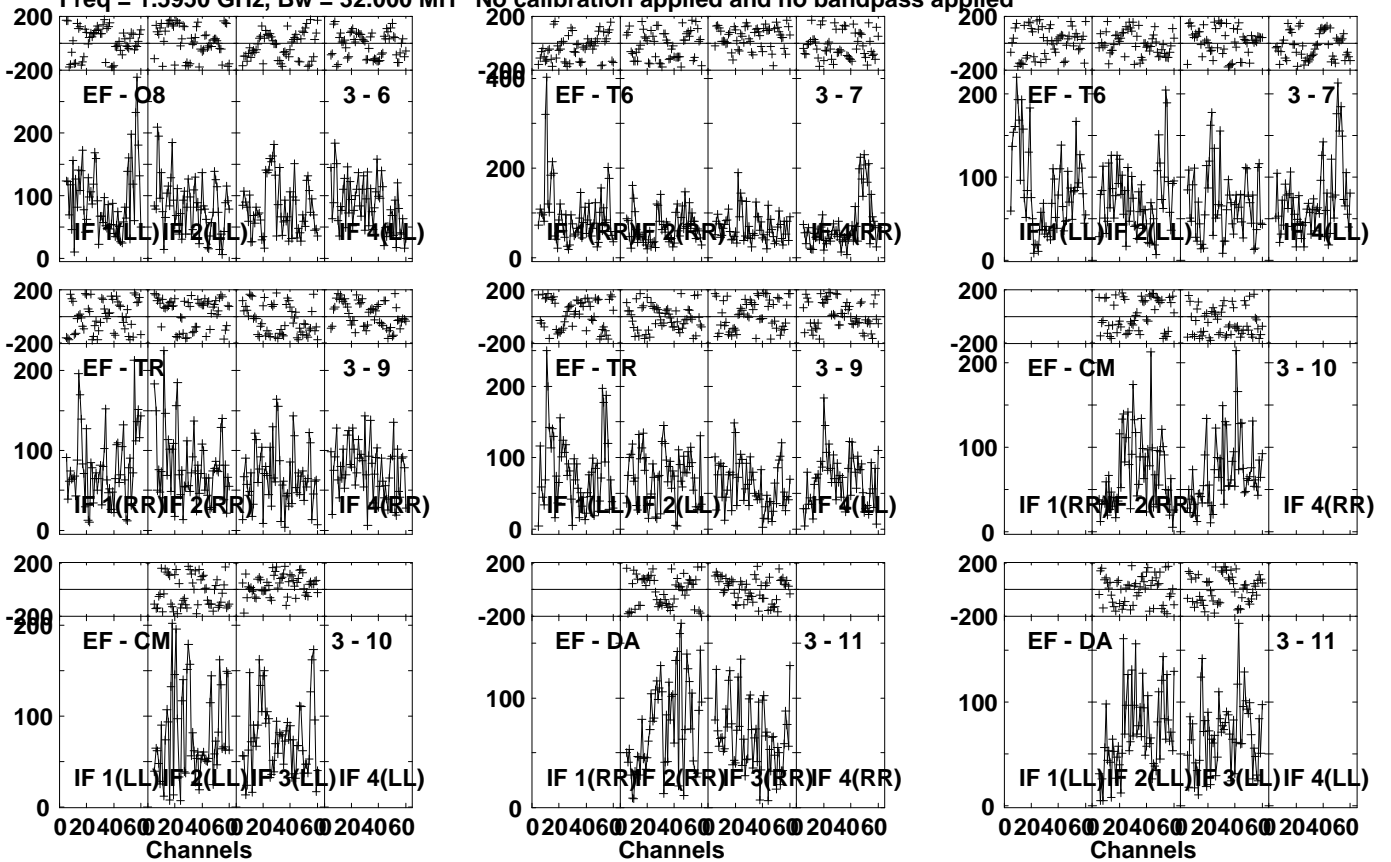


Lower frame: Micro Ampl Jy Top frame: Phas deg  
Vector averaged cross-power spectrum Several baselines displayed  
Timerange: 01/01:56:31 to 01/01:59:59

Plot file version 504 created 25-SEP-2023 15:06:38

J1419+5256 EM169.UVDATA.1

Freq = 1.5950 GHz, Bw = 32.000 MH No calibration applied and no bandpass applied



Lower frame: Micro Ampl Jy Top frame: Phas deg  
Vector averaged cross-power spectrum Several baselines displayed  
Timerange: 01/01:56:31 to 01/01:59:59

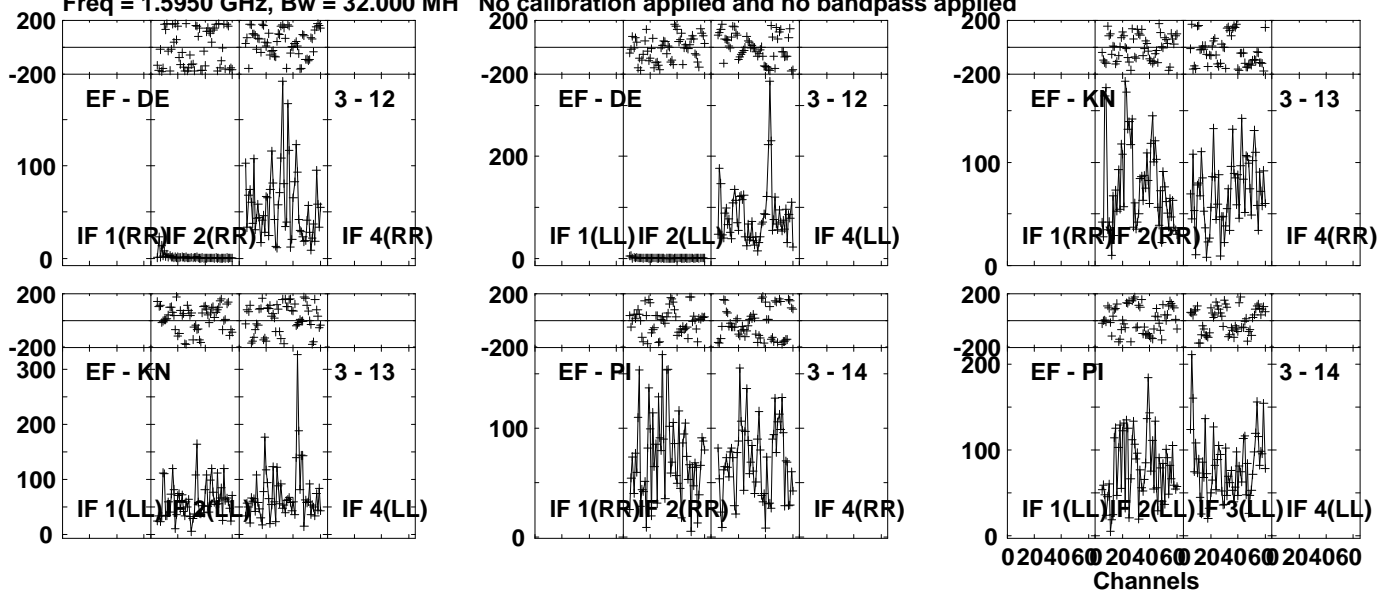


Plot file version 505 created 25-SEP-2023 15:06:38

J1419+5256 EM169.UVDATA.1

Freq = 1.5950 GHz, Bw = 32.000 MH

No calibration applied and no bandpass applied



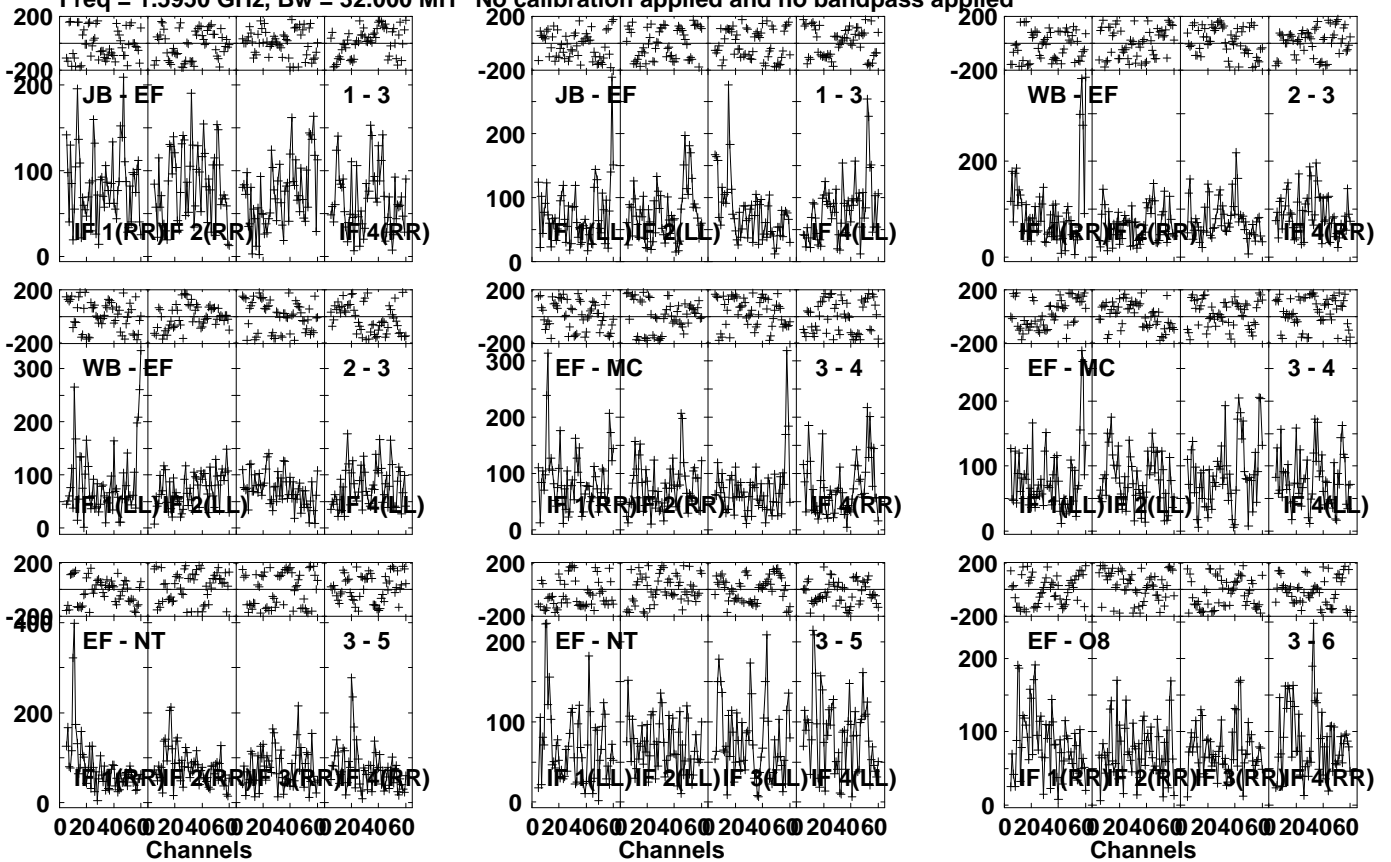
Lower frame: Micro Ampl Jy Top frame: Phas deg  
Vector averaged cross-power spectrum Several baselines displayed  
Timerange: 01/01:56:31 to 01/01:59:59

Plot file version 506 created 25-SEP-2023 15:06:38

J1419+5256 EM169.UVDATA.1

Freq = 1.5950 GHz, Bw = 32.000 MH

No calibration applied and no bandpass applied



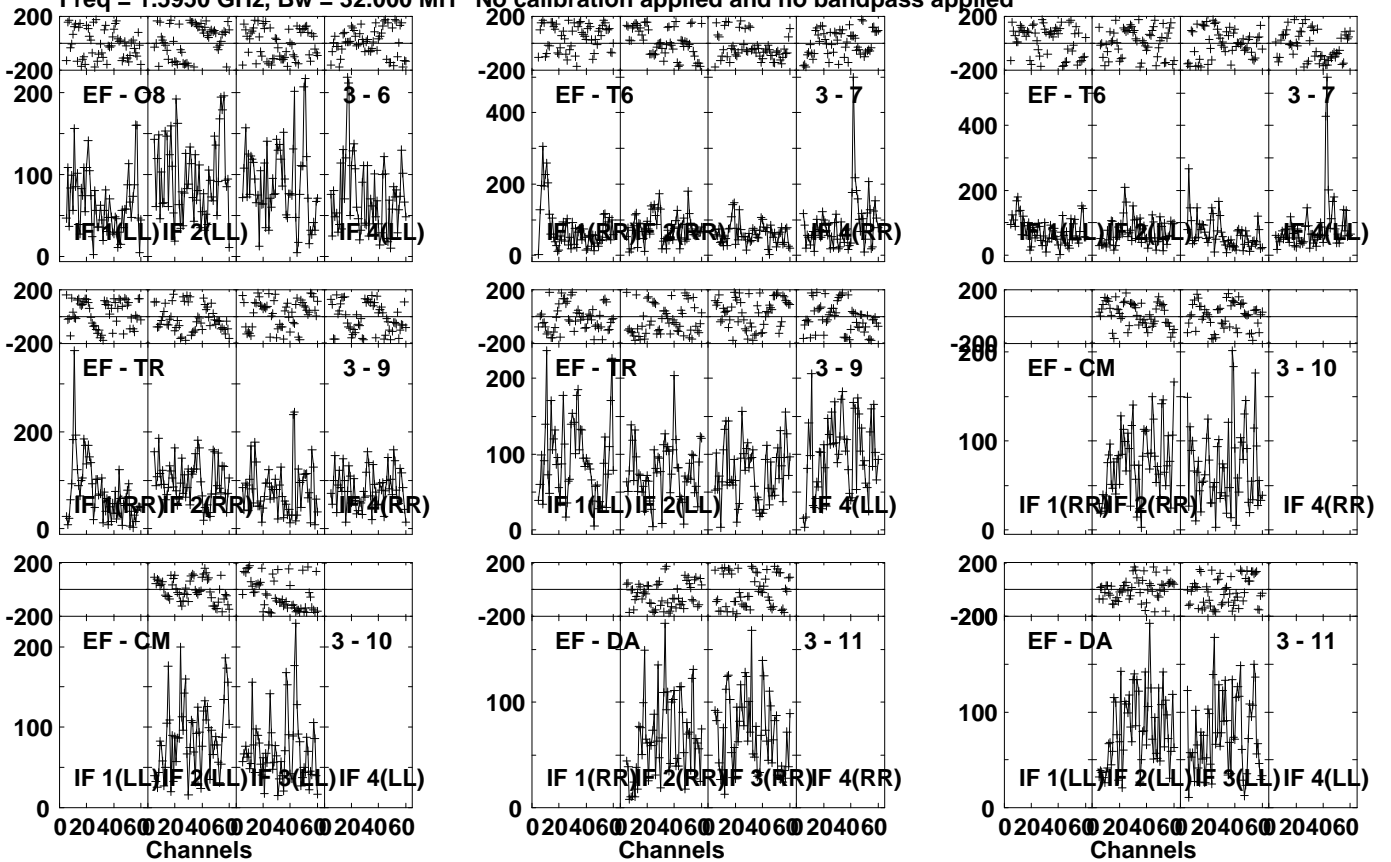
Lower frame: Micro Ampl Jy Top frame: Phas deg  
Vector averaged cross-power spectrum Several baselines displayed  
Timerange: 01/02:01:31 to 01/02:04:59

Plot file version 507 created 25-SEP-2023 15:06:38

J1419+5256 EM169.UVDATA.1

Freq = 1.5950 GHz, Bw = 32.000 MH

No calibration applied and no bandpass applied



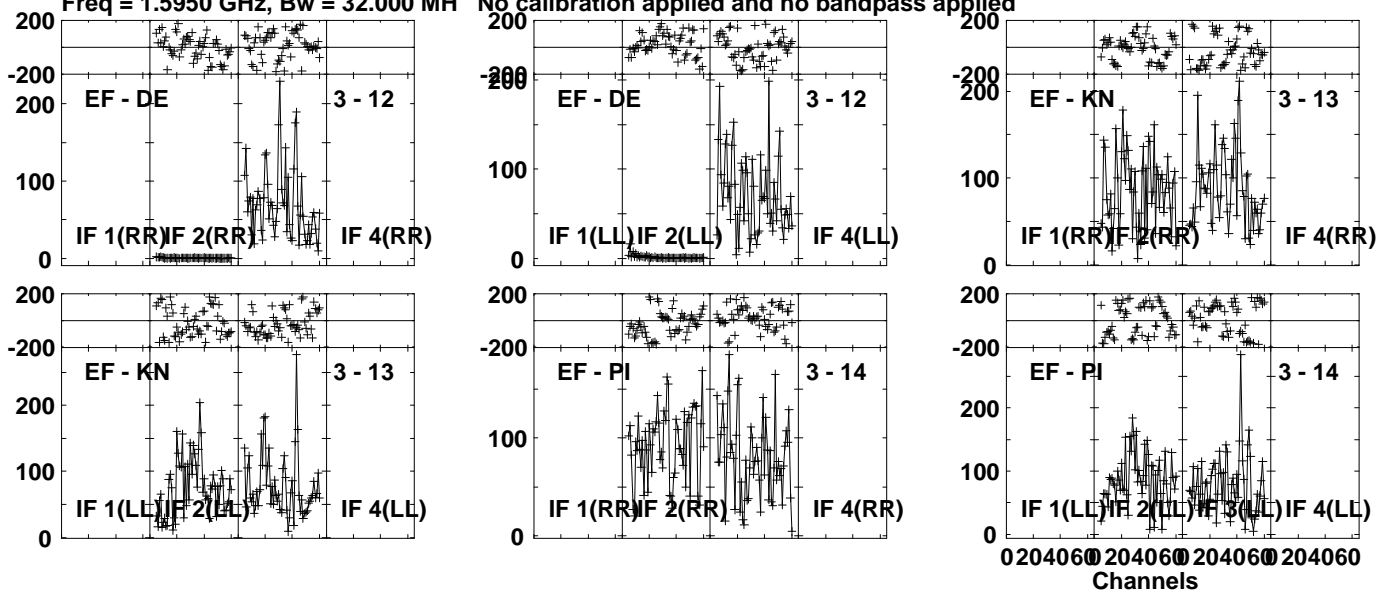
Lower frame: Micro Ampl Jy Top frame: Phas deg  
Vector averaged cross-power spectrum Several baselines displayed  
Timerange: 01/02:01:31 to 01/02:04:59

Plot file version 508 created 25-SEP-2023 15:06:38

J1419+5256 EM169.UVDATA.1

Freq = 1.5950 GHz, Bw = 32.000 MH

No calibration applied and no bandpass applied



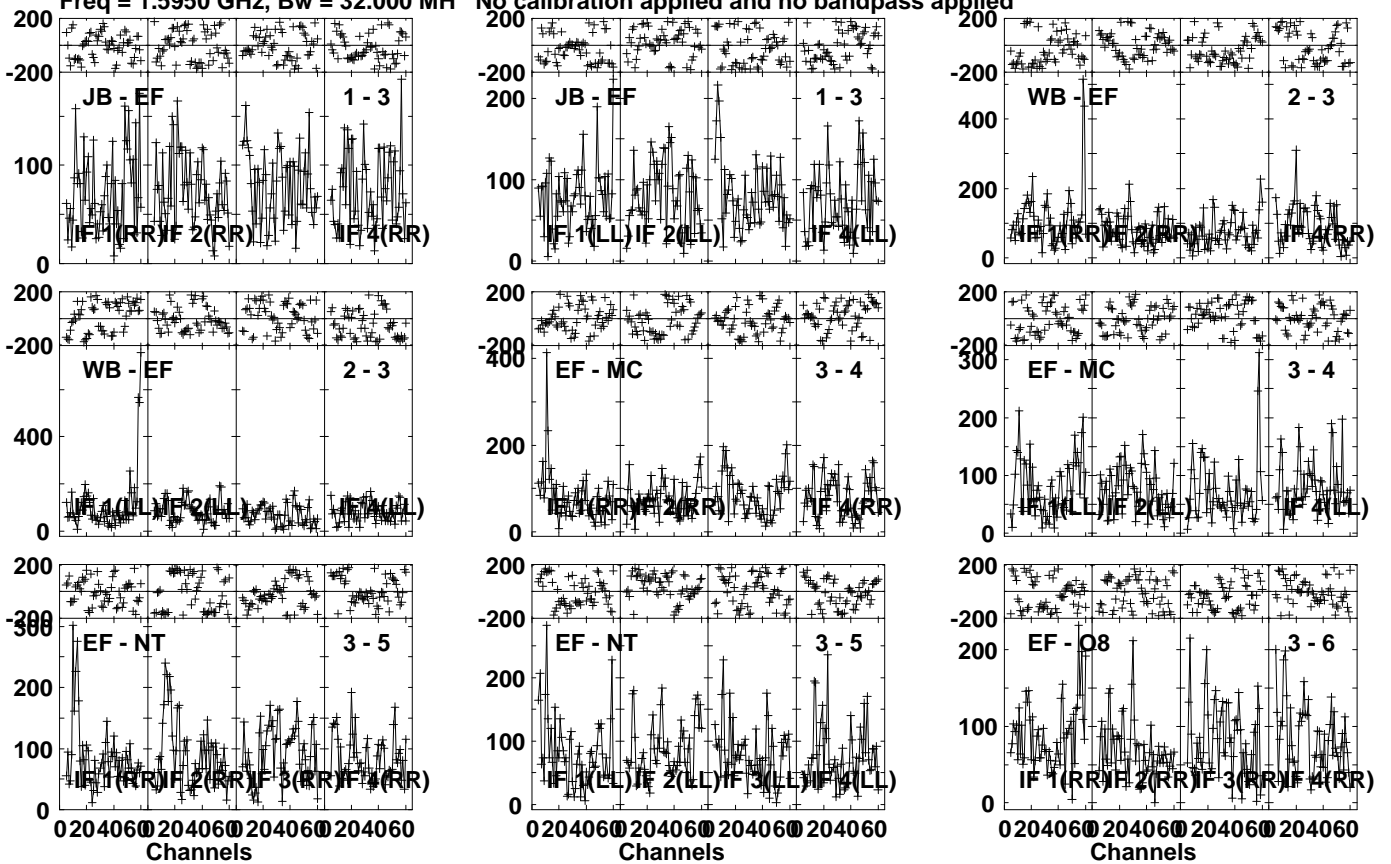
Lower frame: Micro Ampl Jy Top frame: Phas deg  
Vector averaged cross-power spectrum Several baselines displayed  
Timerange: 01/02:01:31 to 01/02:04:59

Plot file version 509 created 25-SEP-2023 15:06:38

J1419+5256 EM169.UVDATA.1

Freq = 1.5950 GHz, Bw = 32.000 MH

No calibration applied and no bandpass applied



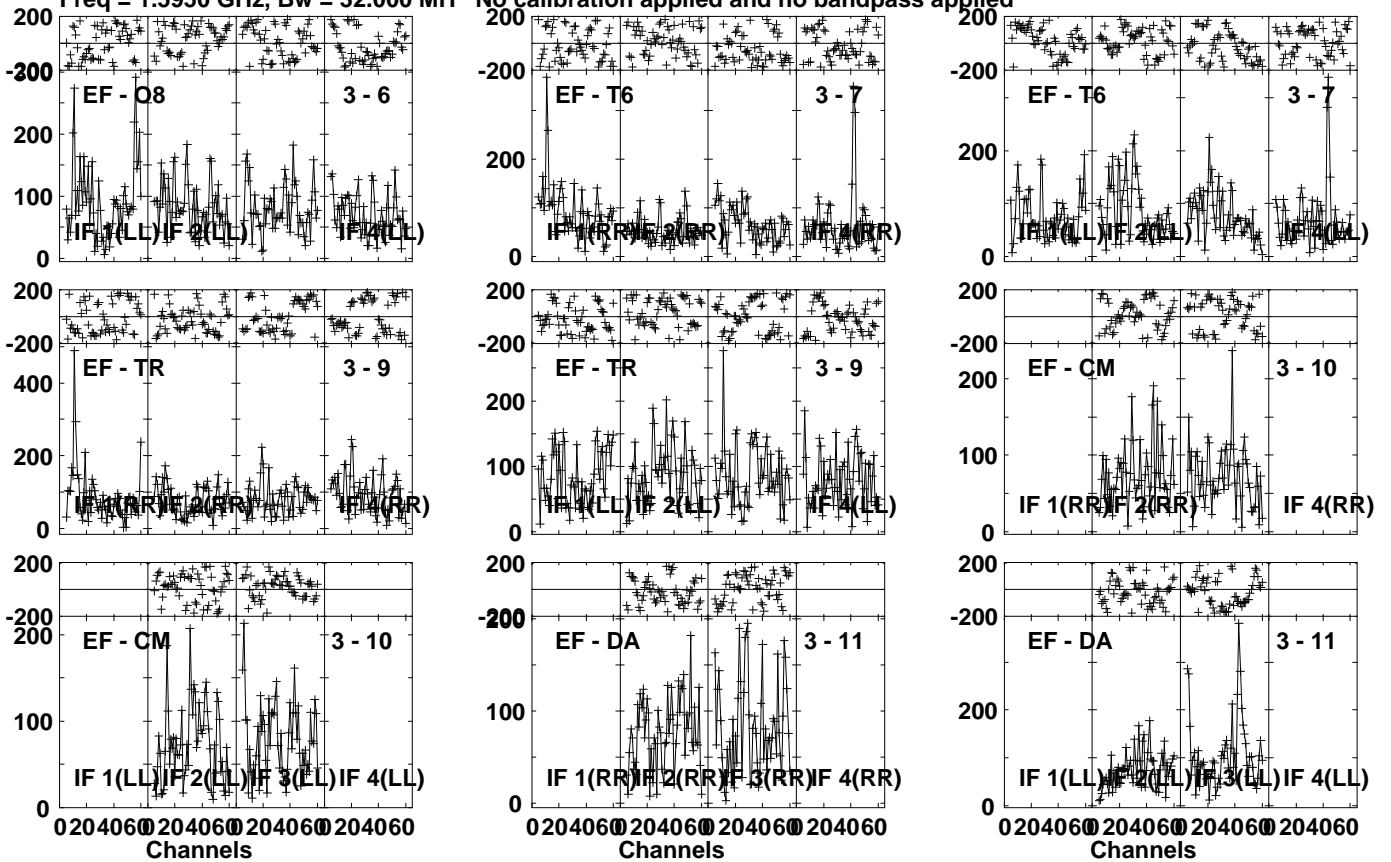
Lower frame: Micro Ampl Jy Top frame: Phas deg  
Vector averaged cross-power spectrum Several baselines displayed  
Timerange: 01/02:06:31 to 01/02:09:59

Plot file version 510 created 25-SEP-2023 15:06:39

J1419+5256 EM169.UVDATA.1

Freq = 1.5950 GHz, Bw = 32.000 MH

No calibration applied and no bandpass applied



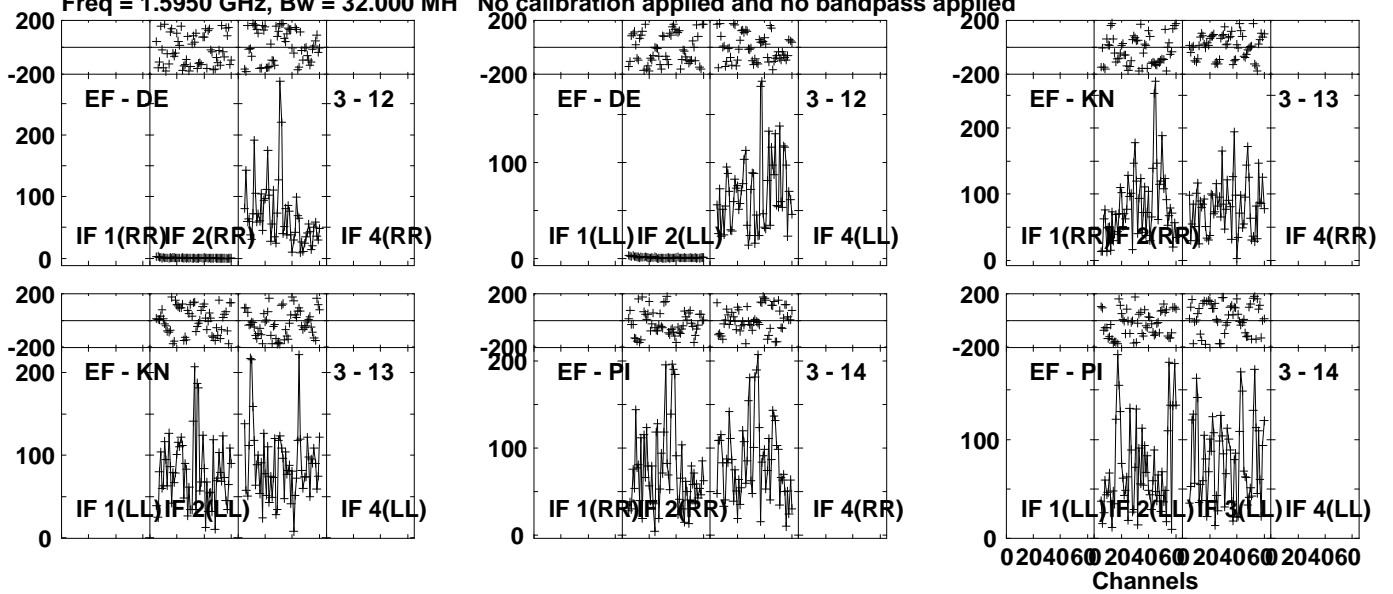
Lower frame: Micro Ampl Jy Top frame: Phas deg  
Vector averaged cross-power spectrum Several baselines displayed  
Timerange: 01/02:06:31 to 01/02:09:59

Plot file version 511 created 25-SEP-2023 15:06:39

J1419+5256 EM169.UVDATA.1

Freq = 1.5950 GHz, Bw = 32.000 MH

No calibration applied and no bandpass applied



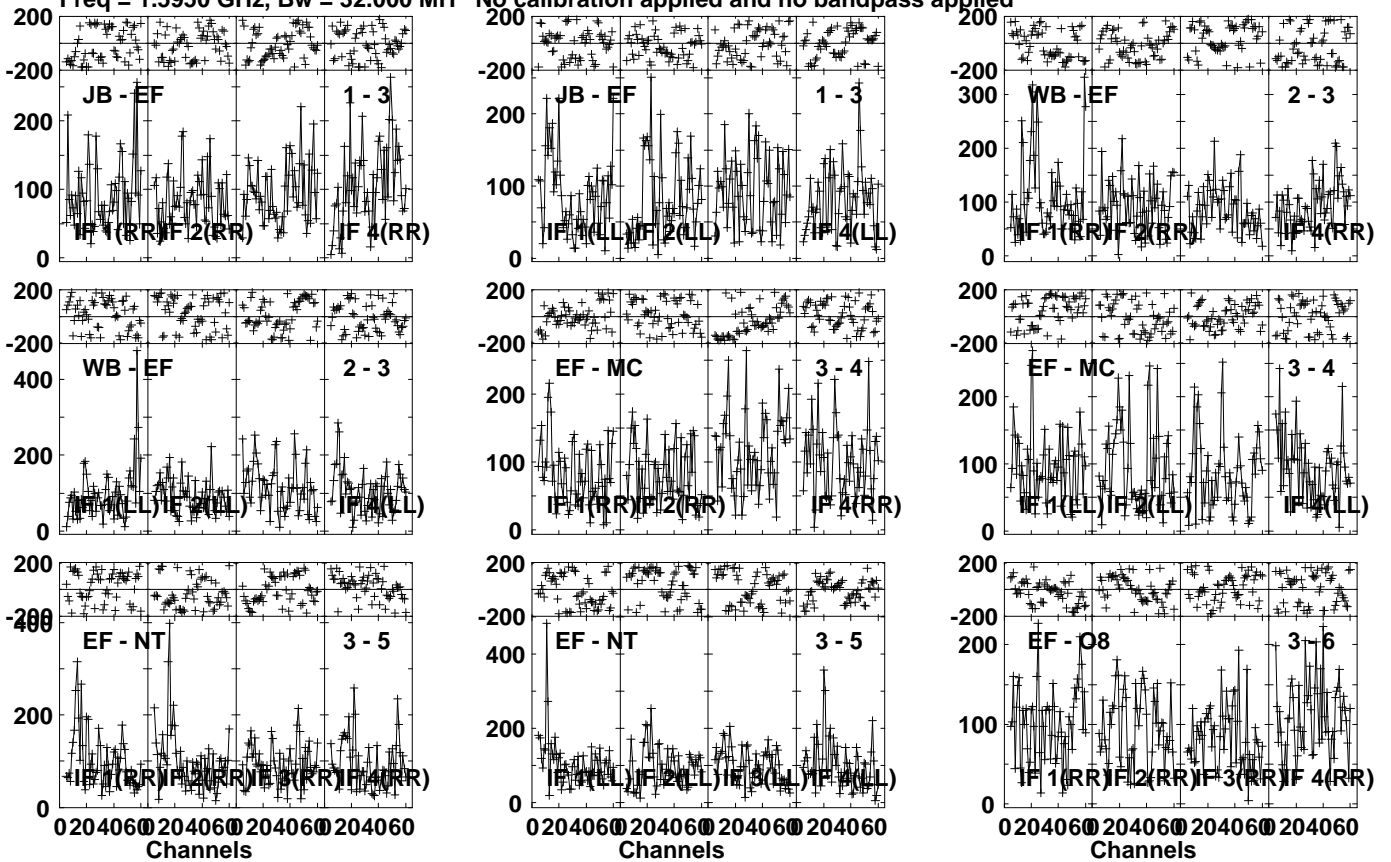
Lower frame: Micro Ampl Jy Top frame: Phas deg  
Vector averaged cross-power spectrum Several baselines displayed  
Timerange: 01/02:06:31 to 01/02:09:59

Plot file version 512 created 25-SEP-2023 15:06:39

J1419+5256 EM169.UVDATA.1

Freq = 1.5950 GHz, Bw = 32.000 MH

No calibration applied and no bandpass applied



Lower frame: Micro Ampl Jy Top frame: Phas deg  
Vector averaged cross-power spectrum Several baselines displayed  
Timerange: 01/02:11:31 to 01/02:14:59

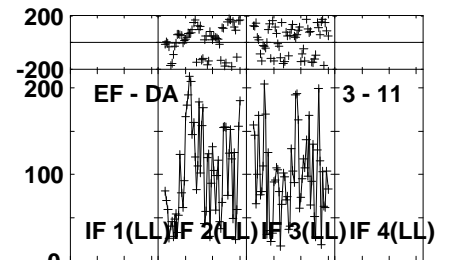
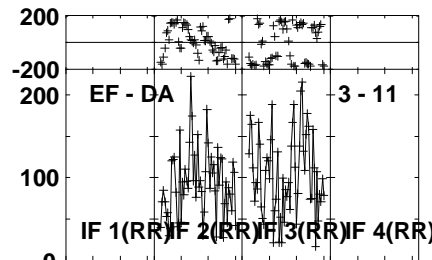
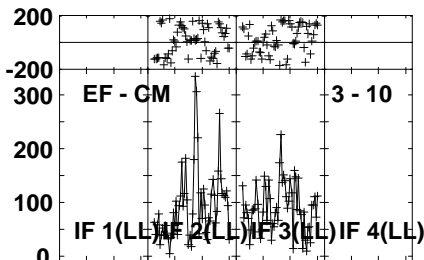
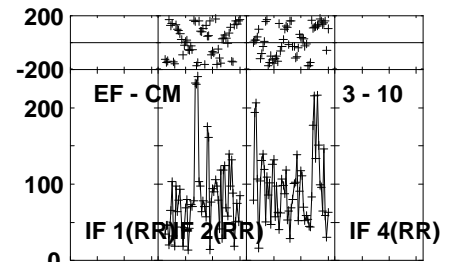
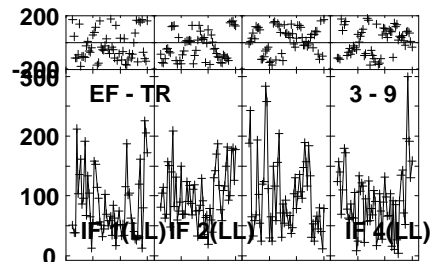
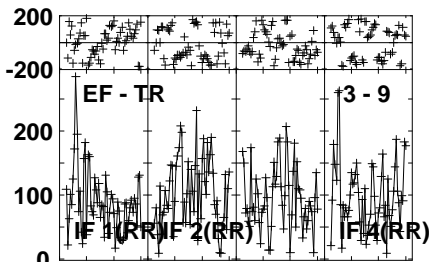
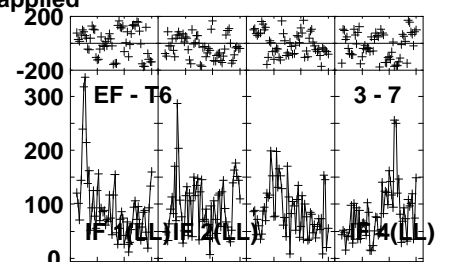
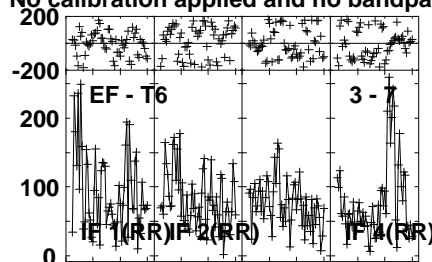
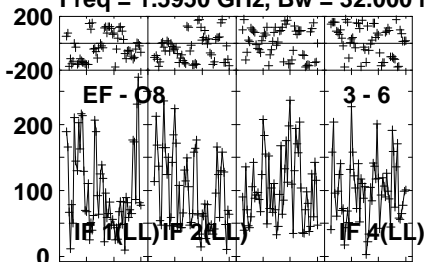


Plot file version 513 created 25-SEP-2023 15:06:39

J1419+5256 EM169.UVDATA.1

Freq = 1.5950 GHz, Bw = 32.000 MH

No calibration applied and no bandpass applied



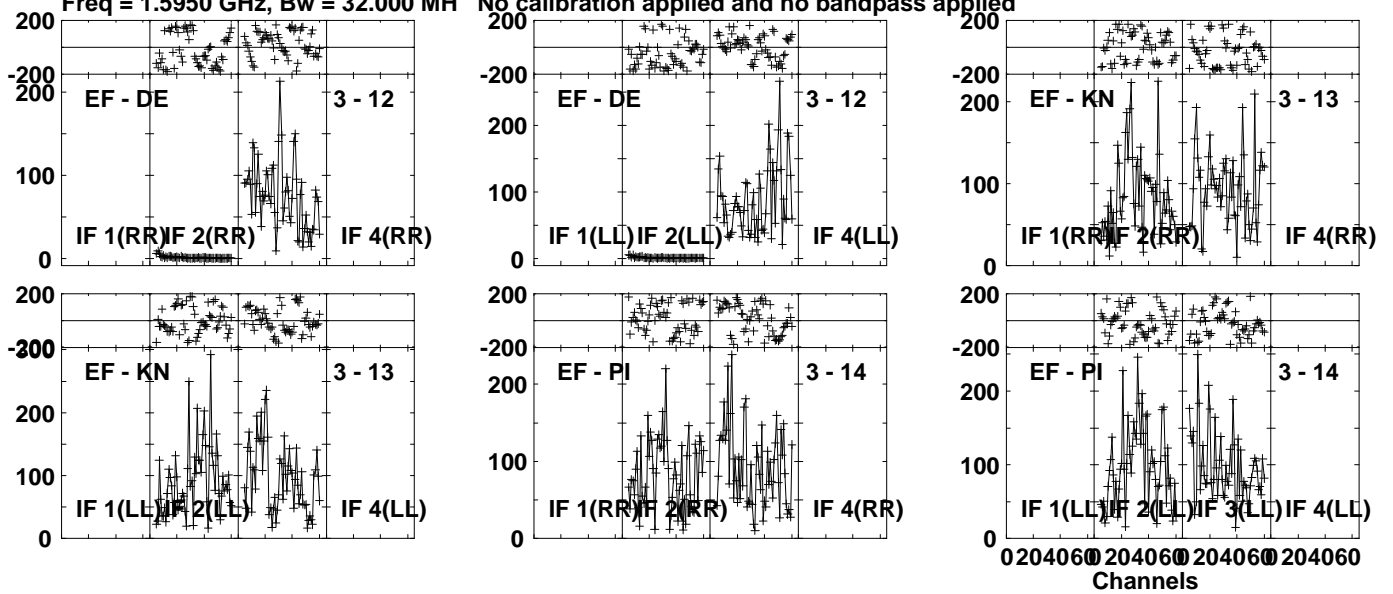
Lower frame: Micro Ampl Jy Top frame: Phas deg  
Vector averaged cross-power spectrum Several baselines displayed  
Timerange: 01/02:11:31 to 01/02:14:59

Plot file version 514 created 25-SEP-2023 15:06:39

J1419+5256 EM169.UVDATA.1

Freq = 1.5950 GHz, Bw = 32.000 MH

No calibration applied and no bandpass applied

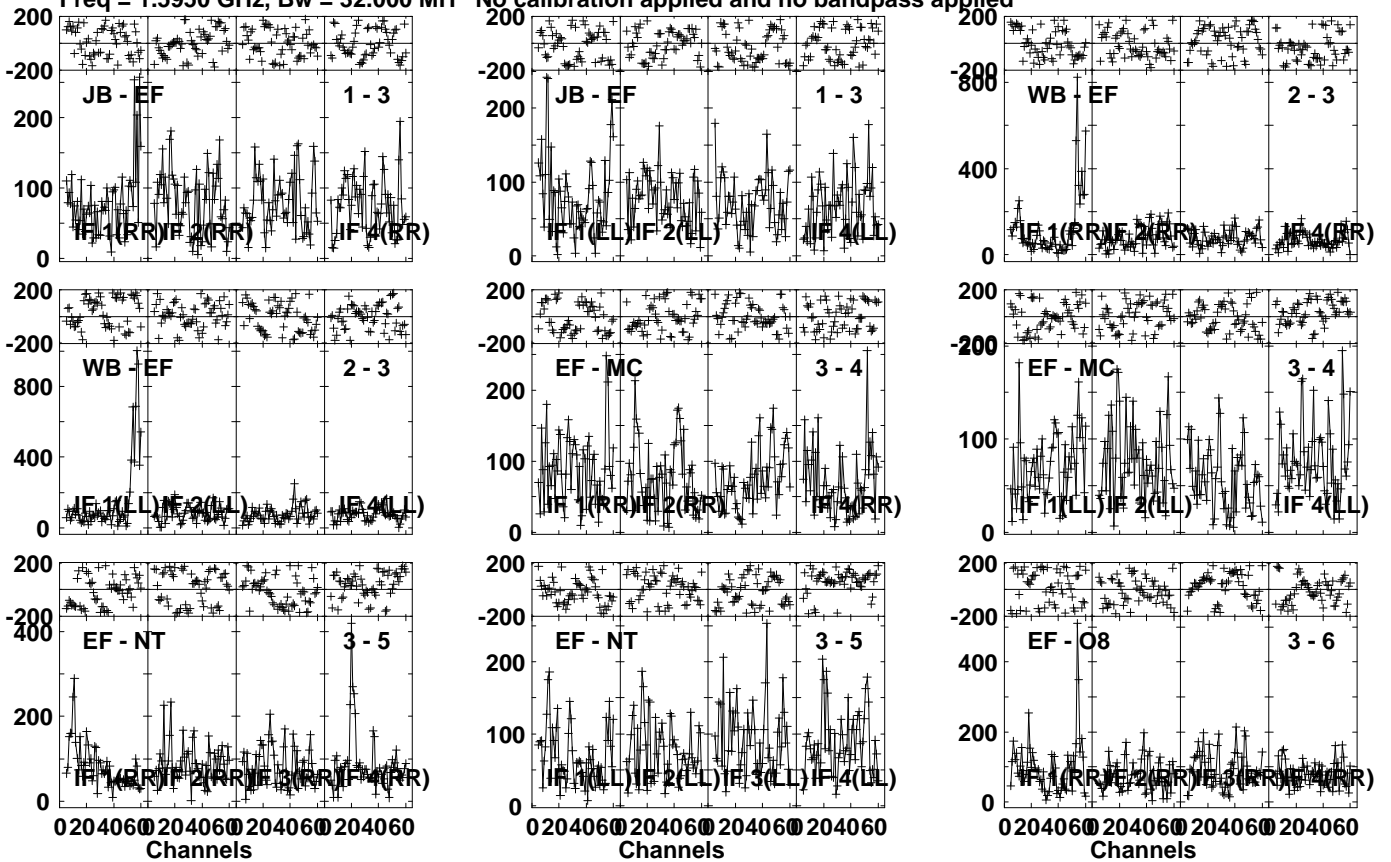


Lower frame: Micro Ampl Jy Top frame: Phas deg  
Vector averaged cross-power spectrum Several baselines displayed  
Timerange: 01/02:11:31 to 01/02:14:59

Plot file version 515 created 25-SEP-2023 15:06:39

J1419+5256 EM169.UVDATA.1

Freq = 1.5950 GHz, Bw = 32.000 MH No calibration applied and no bandpass applied



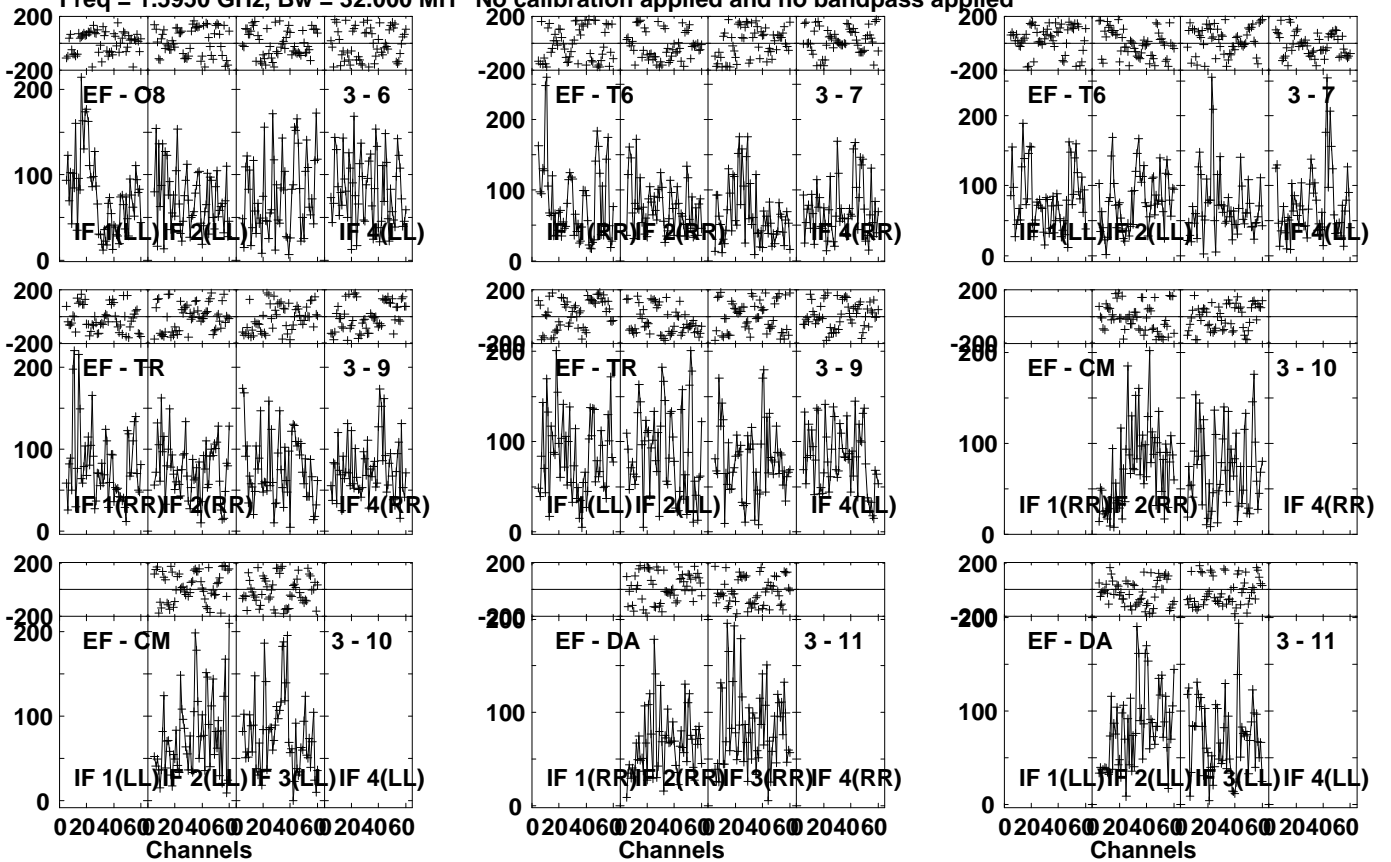
Lower frame: Micro Ampl Jy Top frame: Phas deg  
 Vector averaged cross-power spectrum Several baselines displayed  
 Timerange: 01/02:16:31 to 01/02:19:59

Plot file version 516 created 25-SEP-2023 15:06:40

J1419+5256 EM169.UVDATA.1

Freq = 1.5950 GHz, Bw = 32.000 MH

No calibration applied and no bandpass applied



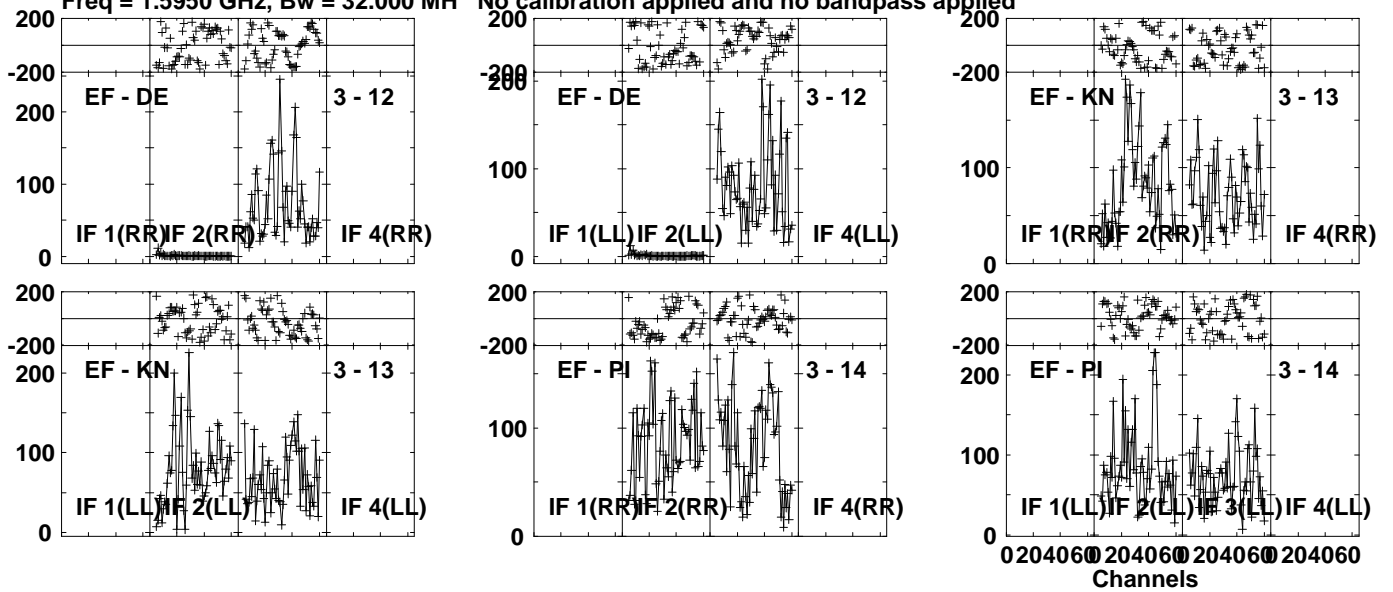
Lower frame: Micro Ampl Jy Top frame: Phas deg  
Vector averaged cross-power spectrum Several baselines displayed  
Timerange: 01/02:16:31 to 01/02:19:59

Plot file version 517 created 25-SEP-2023 15:06:40

J1419+5256 EM169.UVDATA.1

Freq = 1.5950 GHz, Bw = 32.000 MH

No calibration applied and no bandpass applied

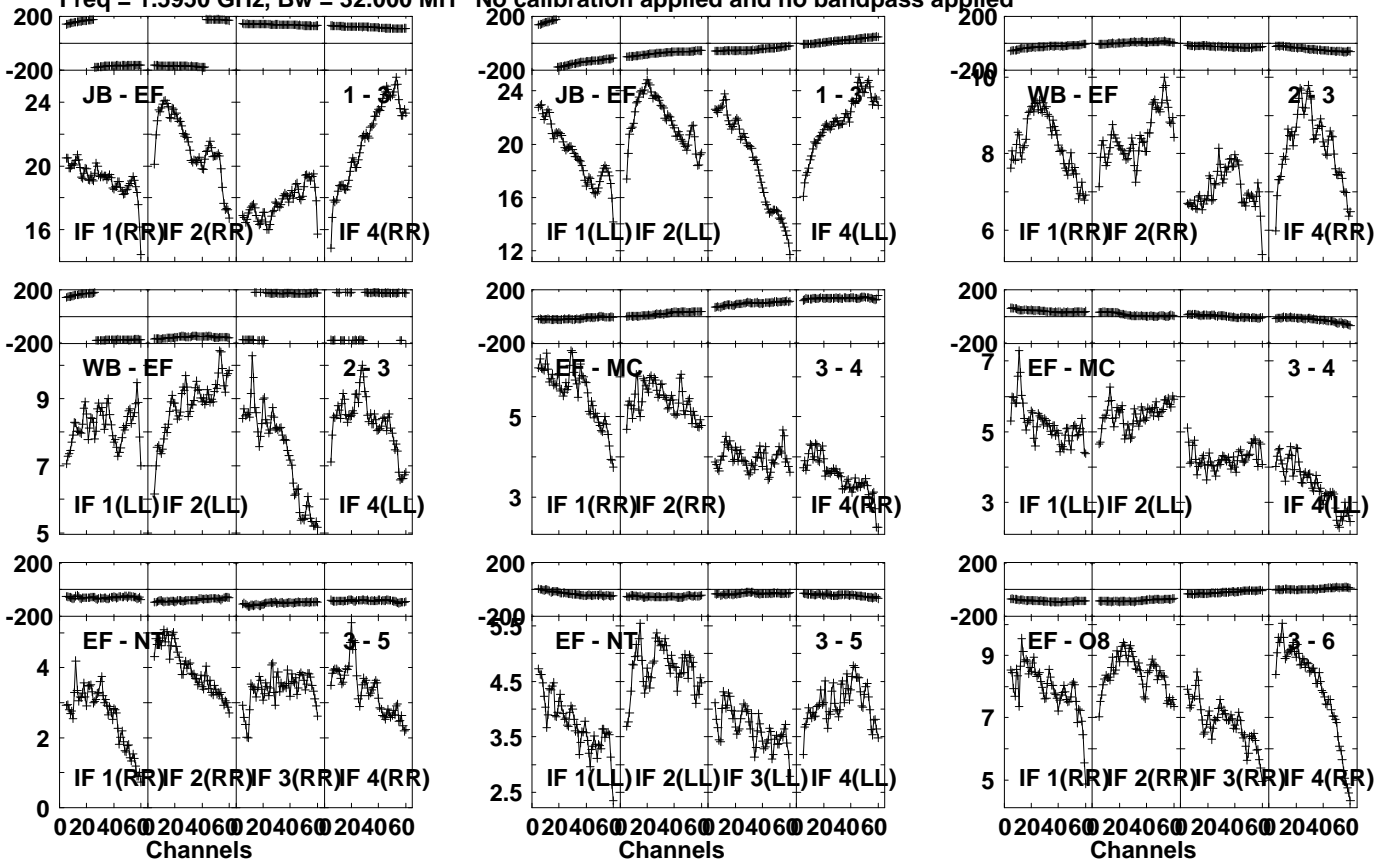


Lower frame: Micro Ampl Jy Top frame: Phas deg  
Vector averaged cross-power spectrum Several baselines displayed  
Timerange: 01/02:16:31 to 01/02:19:59

Plot file version 518 created 25-SEP-2023 15:06:40

1418+546 EM169.UVDATA.1

Freq = 1.5950 GHz, Bw = 32.000 MH No calibration applied and no bandpass applied



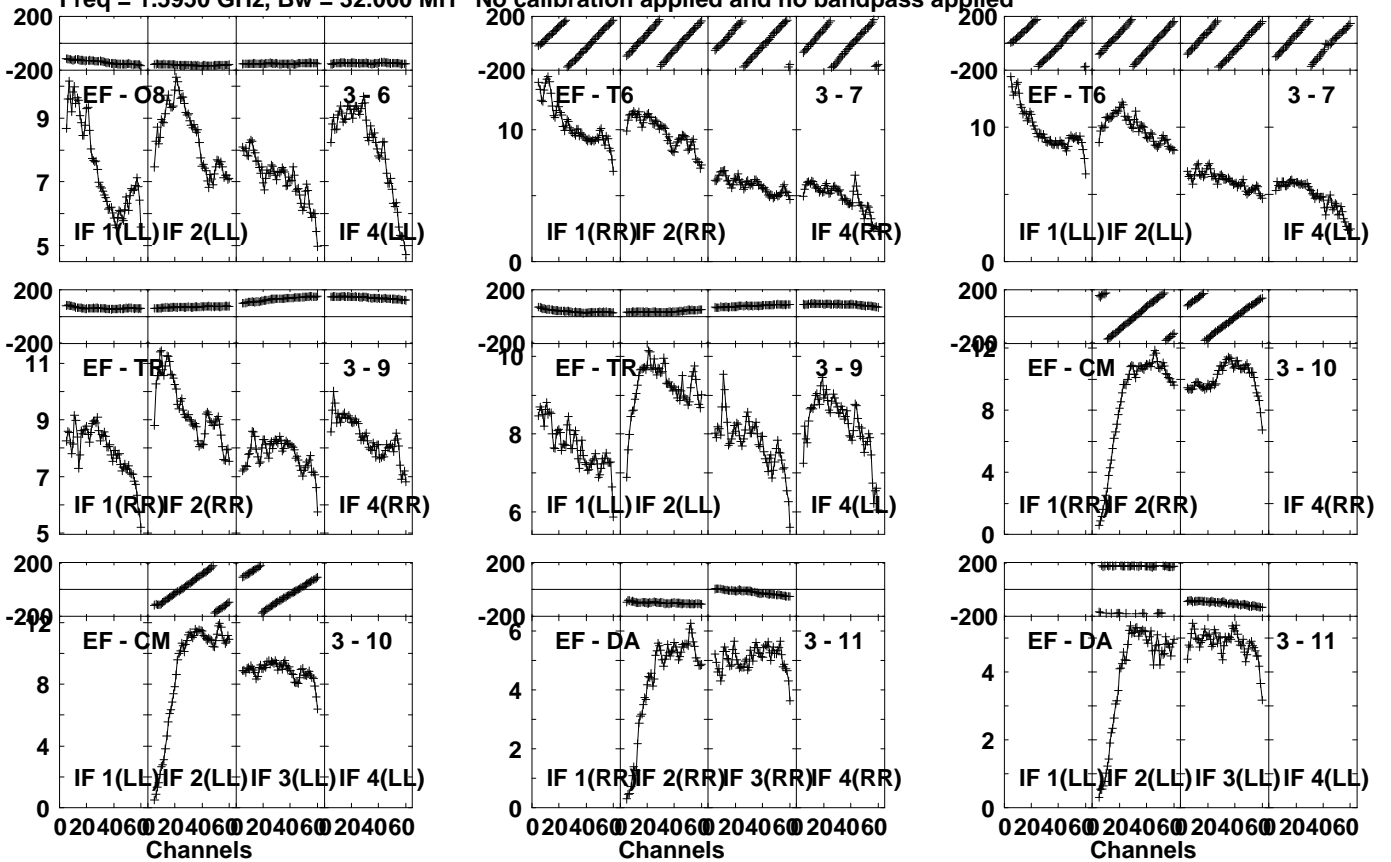
Lower frame: Milli Ampl Jy Top frame: Phas deg  
Vector averaged cross-power spectrum Several baselines displayed  
Timerange: 01/02:20:31 to 01/02:21:29

Plot file version 519 created 25-SEP-2023 15:06:40

1418+546 EM169.UVDATA.1

Freq = 1.5950 GHz, Bw = 32.000 MH

No calibration applied and no bandpass applied

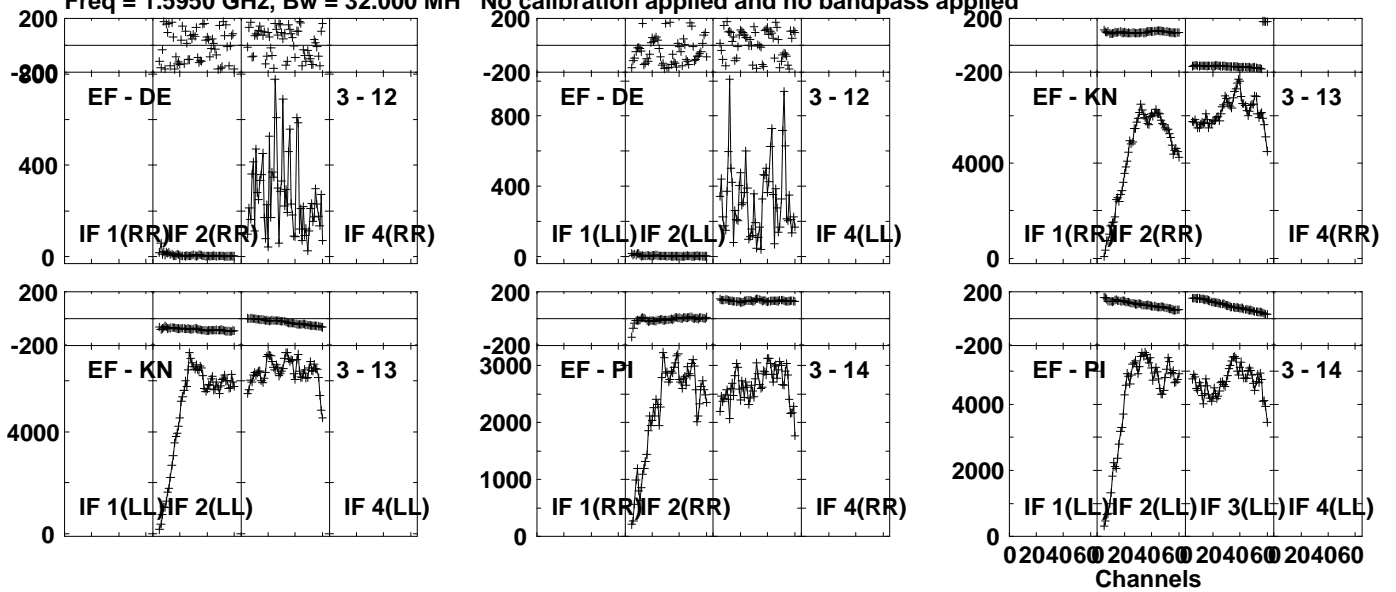


Lower frame: Milli Ampl Jy Top frame: Phas deg  
Vector averaged cross-power spectrum Several baselines displayed  
Timerange: 01/02:20:31 to 01/02:21:29

Plot file version 520 created 25-SEP-2023 15:06:40

1418+546 EM169.UVDATA.1

Freq = 1.5950 GHz, Bw = 32.000 MH No calibration applied and no bandpass applied



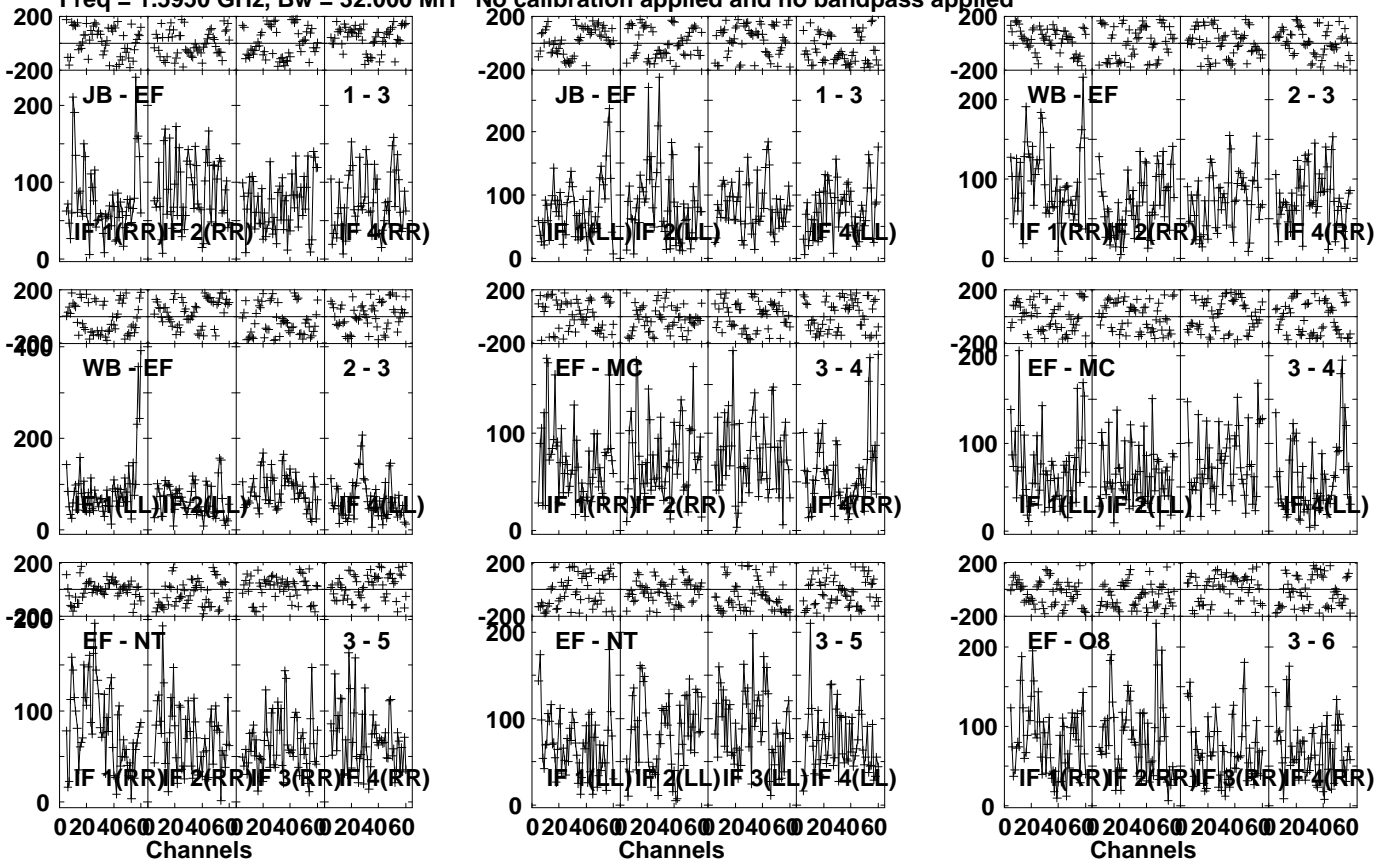
Lower frame: Micro Ampl Jy Top frame: Phas deg  
Vector averaged cross-power spectrum Several baselines displayed  
Timerange: 01/02:20:31 to 01/02:21:29



Plot file version 521 created 25-SEP-2023 15:06:40

J1419+5256 EM169.UVDATA.1

Freq = 1.5950 GHz, Bw = 32.000 MH No calibration applied and no bandpass applied

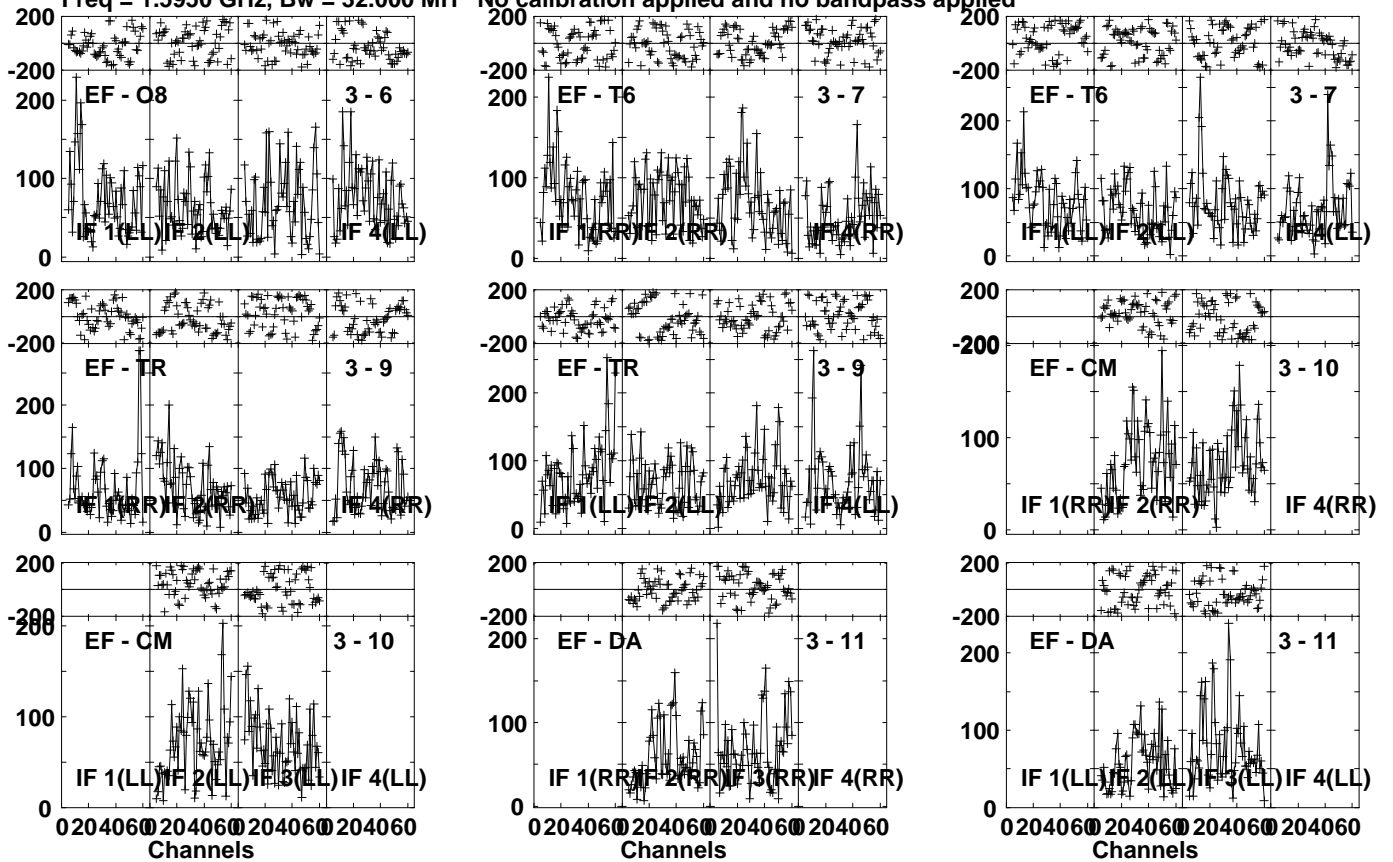


Lower frame: Micro Ampl Jy Top frame: Phas deg  
Vector averaged cross-power spectrum Several baselines displayed  
Timerange: 01/02:21:31 to 01/02:24:59

Plot file version 522 created 25-SEP-2023 15:06:40

J1419+5256 EM169.UVDATA.1

Freq = 1.5950 GHz, Bw = 32.000 MH No calibration applied and no bandpass applied



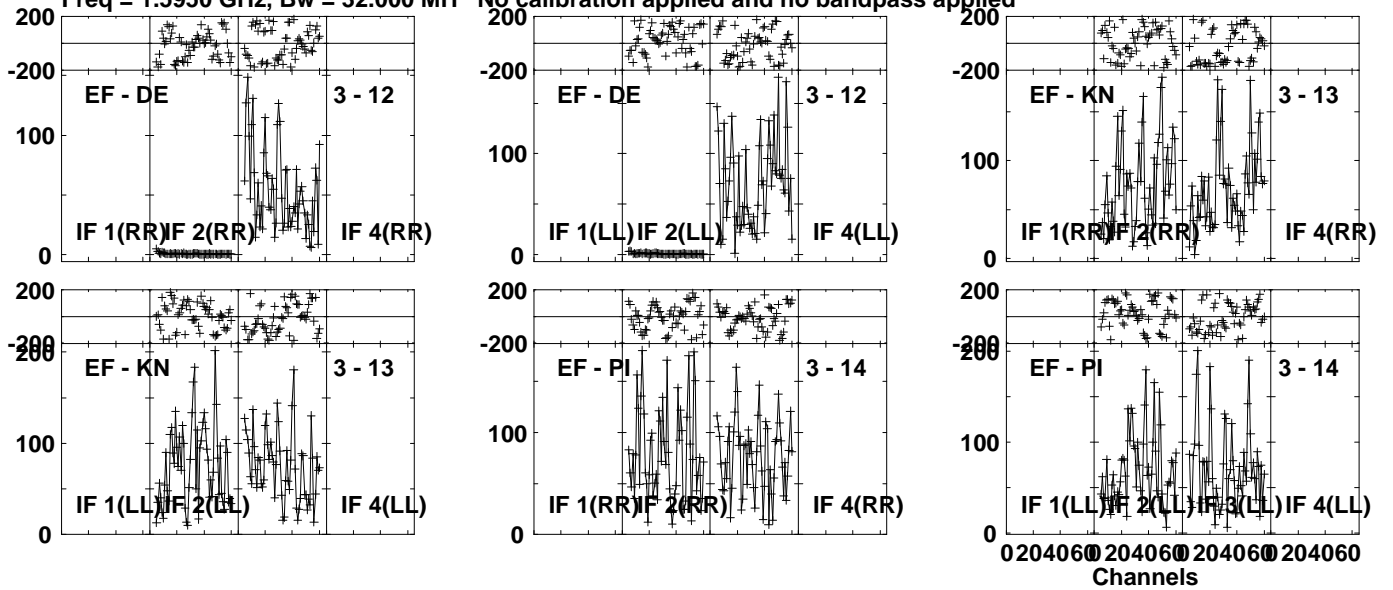
Lower frame: Micro Ampl Jy Top frame: Phas deg  
Vector averaged cross-power spectrum Several baselines displayed  
Timerange: 01/02:21:31 to 01/02:24:59

Plot file version 523 created 25-SEP-2023 15:06:40

J1419+5256 EM169.UVDATA.1

Freq = 1.5950 GHz, Bw = 32.000 MH

No calibration applied and no bandpass applied

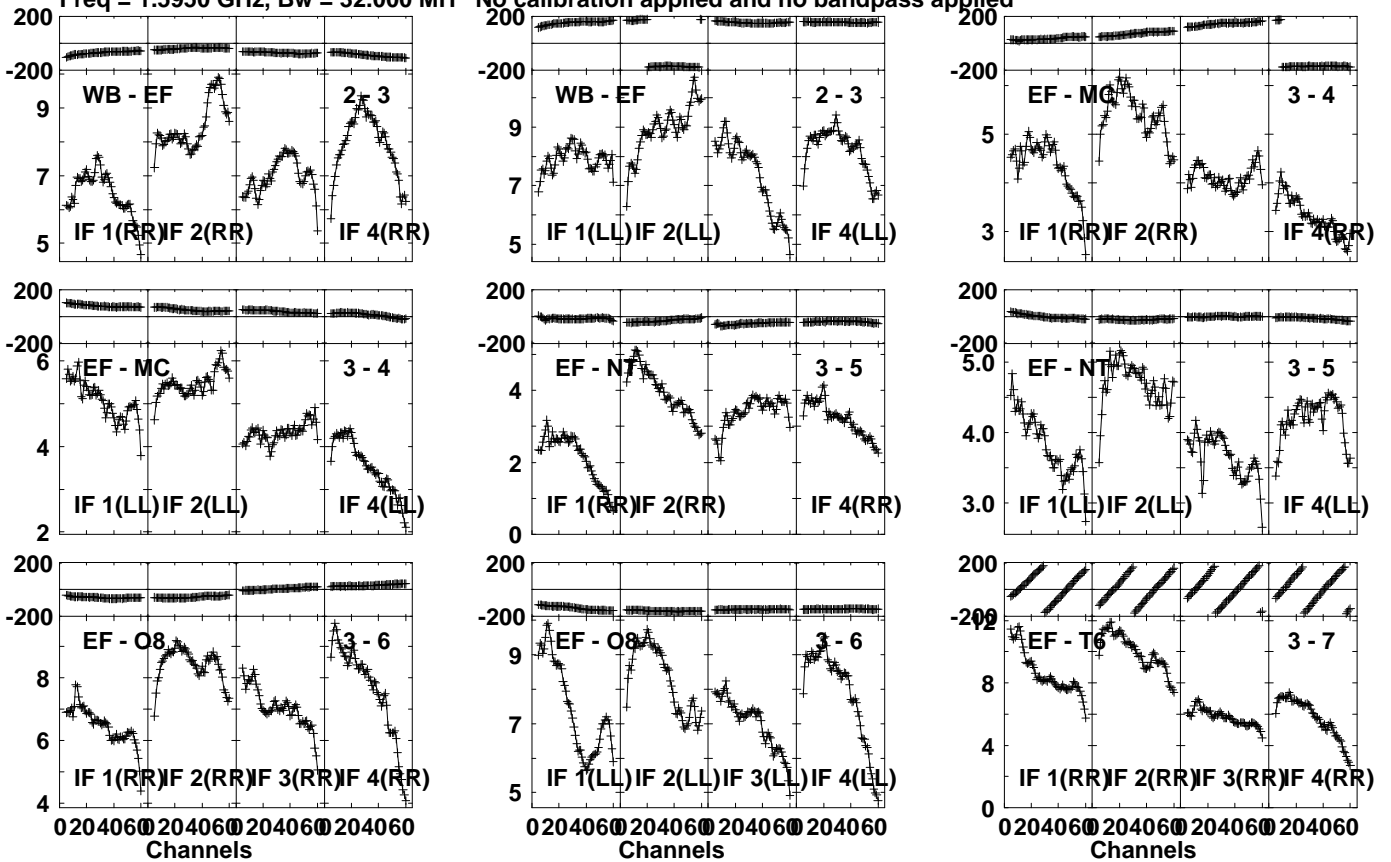


Lower frame: Micro Ampl Jy Top frame: Phas deg  
Vector averaged cross-power spectrum Several baselines displayed  
Timerange: 01/02:21:31 to 01/02:24:59

Plot file version 524 created 25-SEP-2023 15:06:40

1418+546 EM169.UVDATA.1

Freq = 1.5950 GHz, Bw = 32.000 MH No calibration applied and no bandpass applied



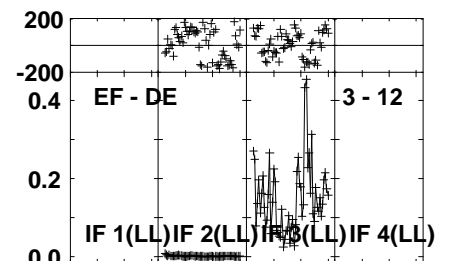
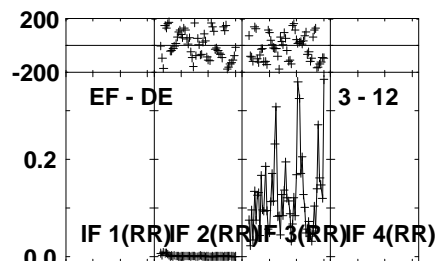
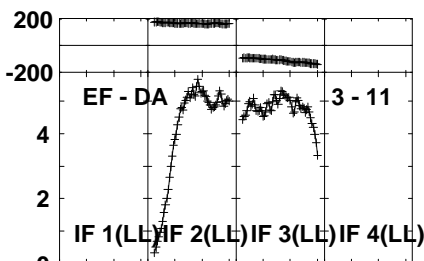
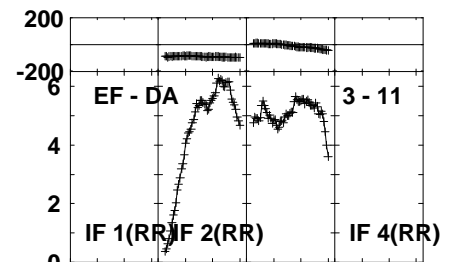
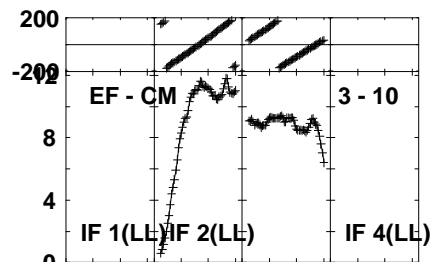
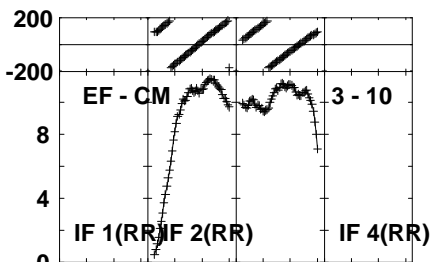
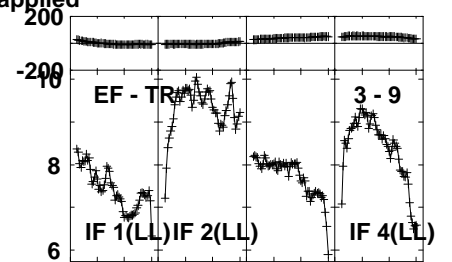
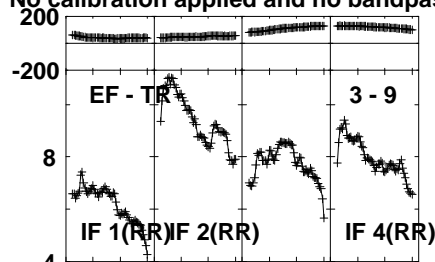
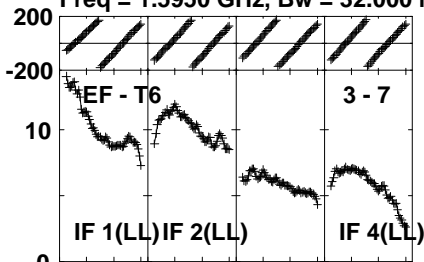
Lower frame: Milli Ampl Jy Top frame: Phas deg  
Vector averaged cross-power spectrum Several baselines displayed  
Timerange: 01/02:25:01 to 01/02:26:29

Plot file version 525 created 25-SEP-2023 15:06:40

1418+546 EM169.UVDATA.1

Freq = 1.5950 GHz, Bw = 32.000 MH

No calibration applied and no bandpass applied



Lower frame: Milli Ampl Jy Top frame: Phas deg

Vector averaged cross-power spectrum Several baselines displayed

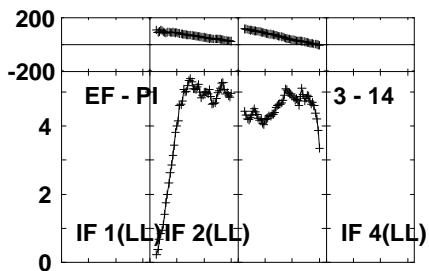
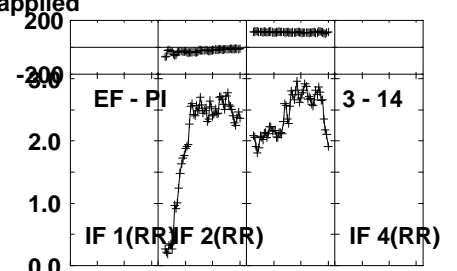
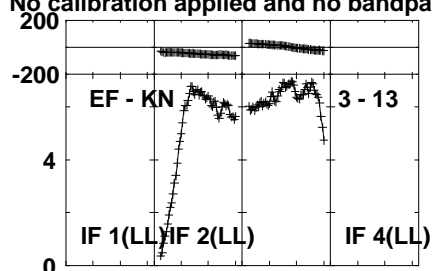
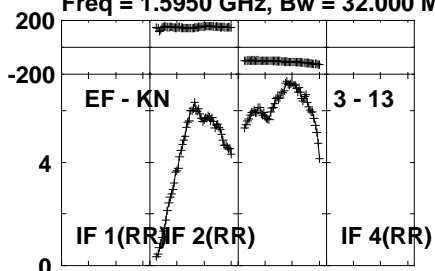
Timerange: 01/02:25:01 to 01/02:26:29

Plot file version 526 created 25-SEP-2023 15:06:40

1418+546 EM169.UVDATA.1

Freq = 1.5950 GHz, Bw = 32.000 MH

No calibration applied and no bandpass applied

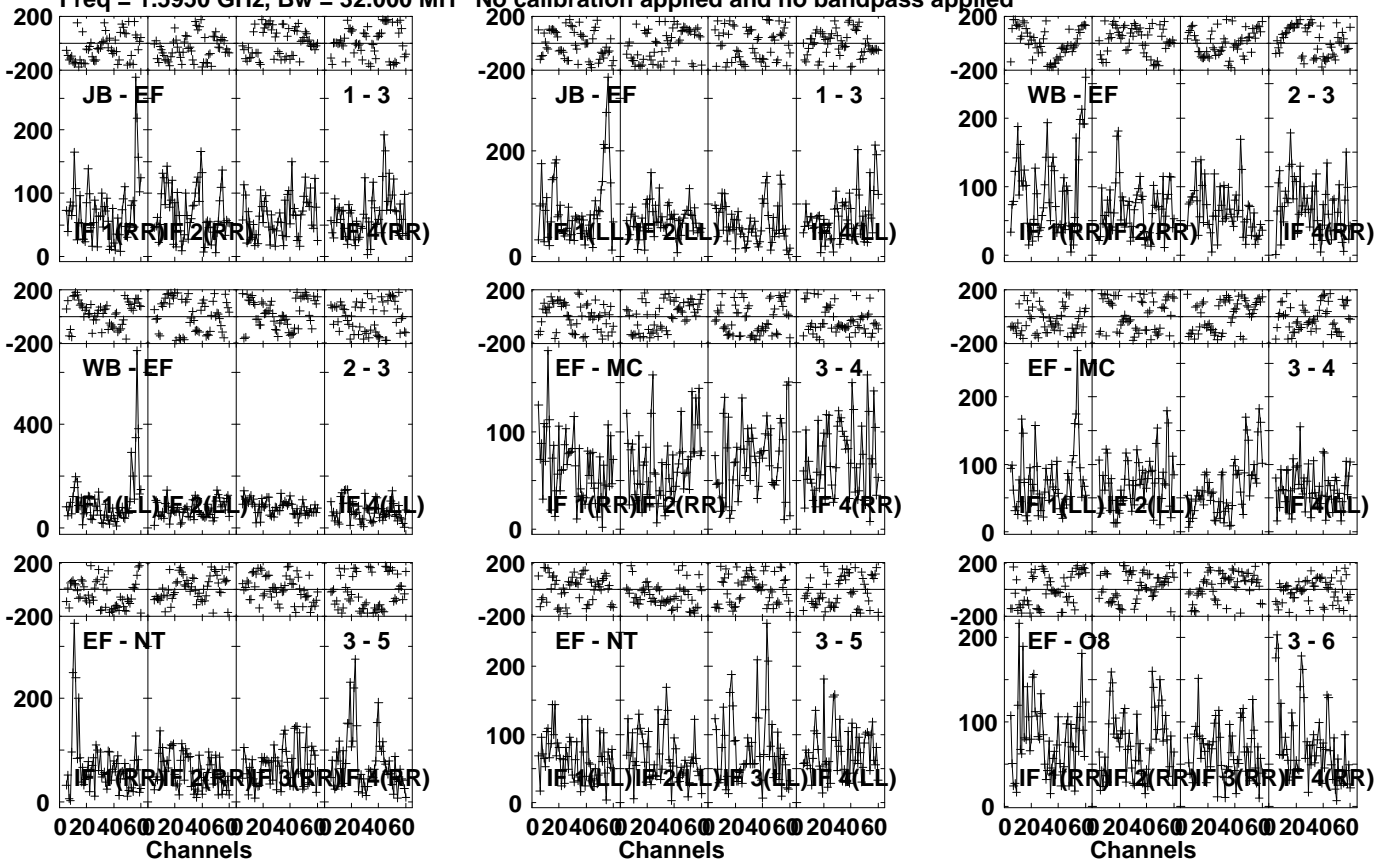


Lower frame: Milli Ampl Jy Top frame: Phas deg  
Vector averaged cross-power spectrum Several baselines displayed  
Timerange: 01/02:25:01 to 01/02:26:29

Plot file version 527 created 25-SEP-2023 15:06:40

J1419+5256 EM169.UVDATA.1

Freq = 1.5950 GHz, Bw = 32.000 MH No calibration applied and no bandpass applied

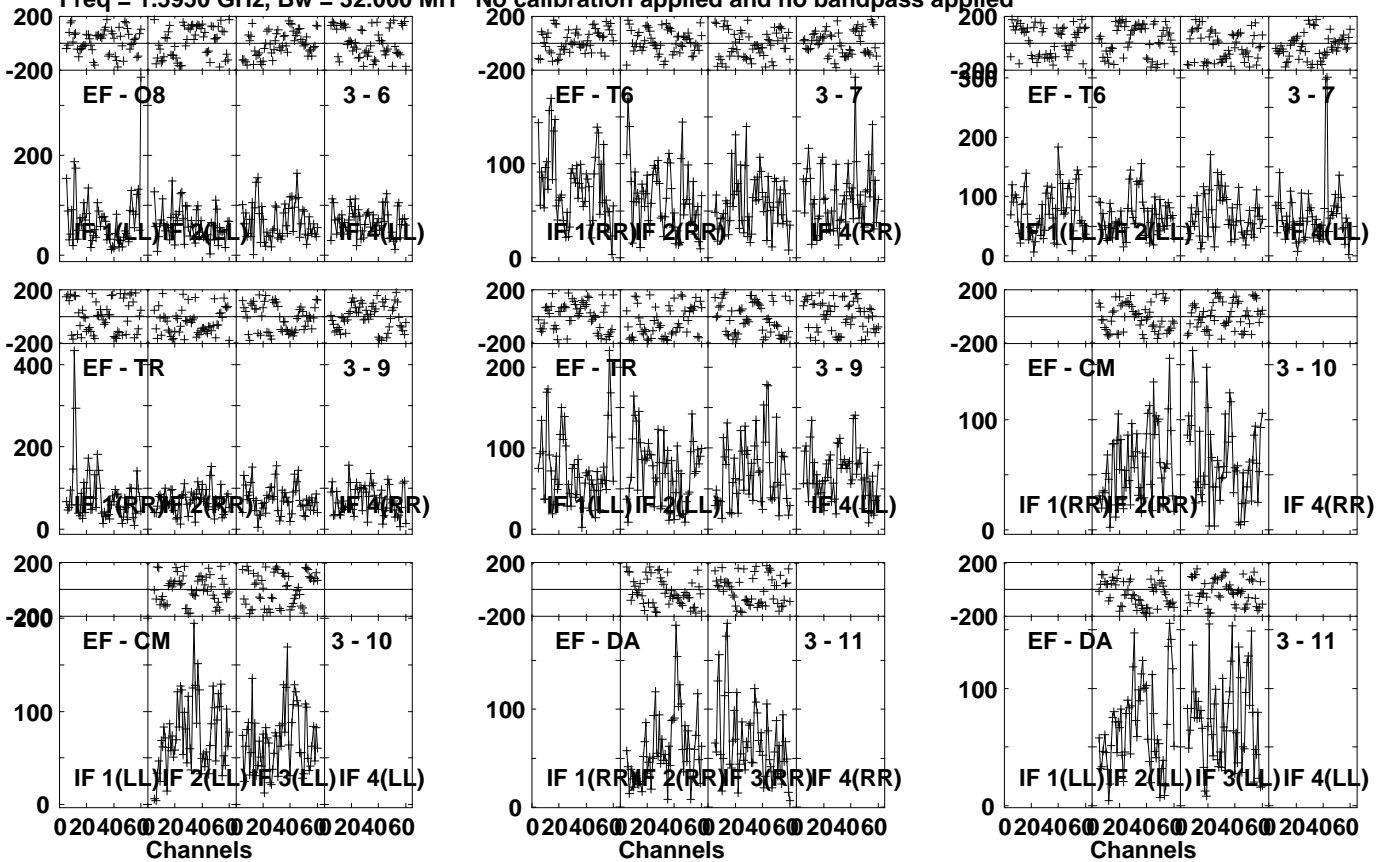


Lower frame: Micro Ampl Jy Top frame: Phas deg  
Vector averaged cross-power spectrum Several baselines displayed  
Timerange: 01/02:26:31 to 01/02:29:59

Plot file version 528 created 25-SEP-2023 15:06:40

J1419+5256 EM169.UVDATA.1

Freq = 1.5950 GHz, Bw = 32.000 MH No calibration applied and no bandpass applied



Lower frame: Micro Ampl Jy Top frame: Phas deg  
Vector averaged cross-power spectrum Several baselines displayed  
Timerange: 01/02:26:31 to 01/02:29:59

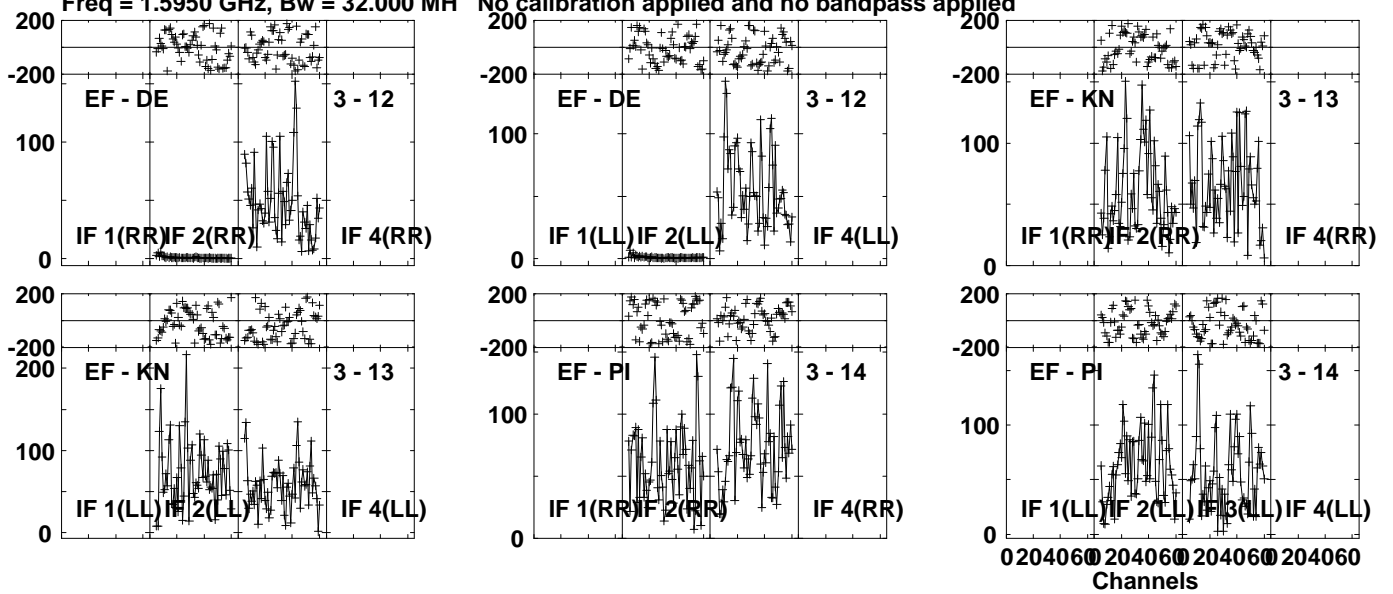


Plot file version 529 created 25-SEP-2023 15:06:41

J1419+5256 EM169.UVDATA.1

Freq = 1.5950 GHz, Bw = 32.000 MH

No calibration applied and no bandpass applied

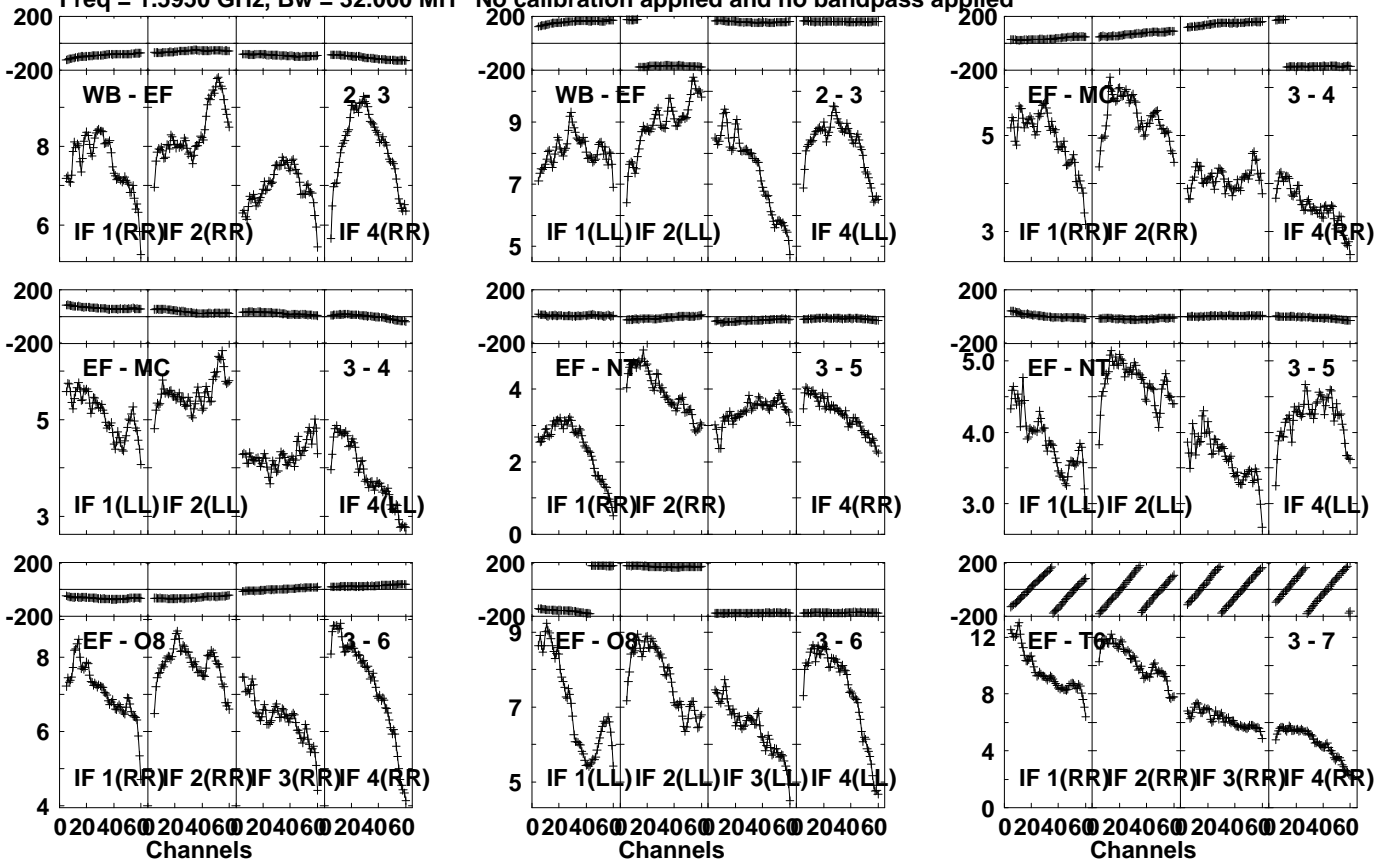


Lower frame: Micro Ampl Jy Top frame: Phas deg  
Vector averaged cross-power spectrum Several baselines displayed  
Timerange: 01/02:26:31 to 01/02:29:59

Plot file version 530 created 25-SEP-2023 15:06:41

1418+546 EM169.UVDATA.1

Freq = 1.5950 GHz, Bw = 32.000 MH No calibration applied and no bandpass applied



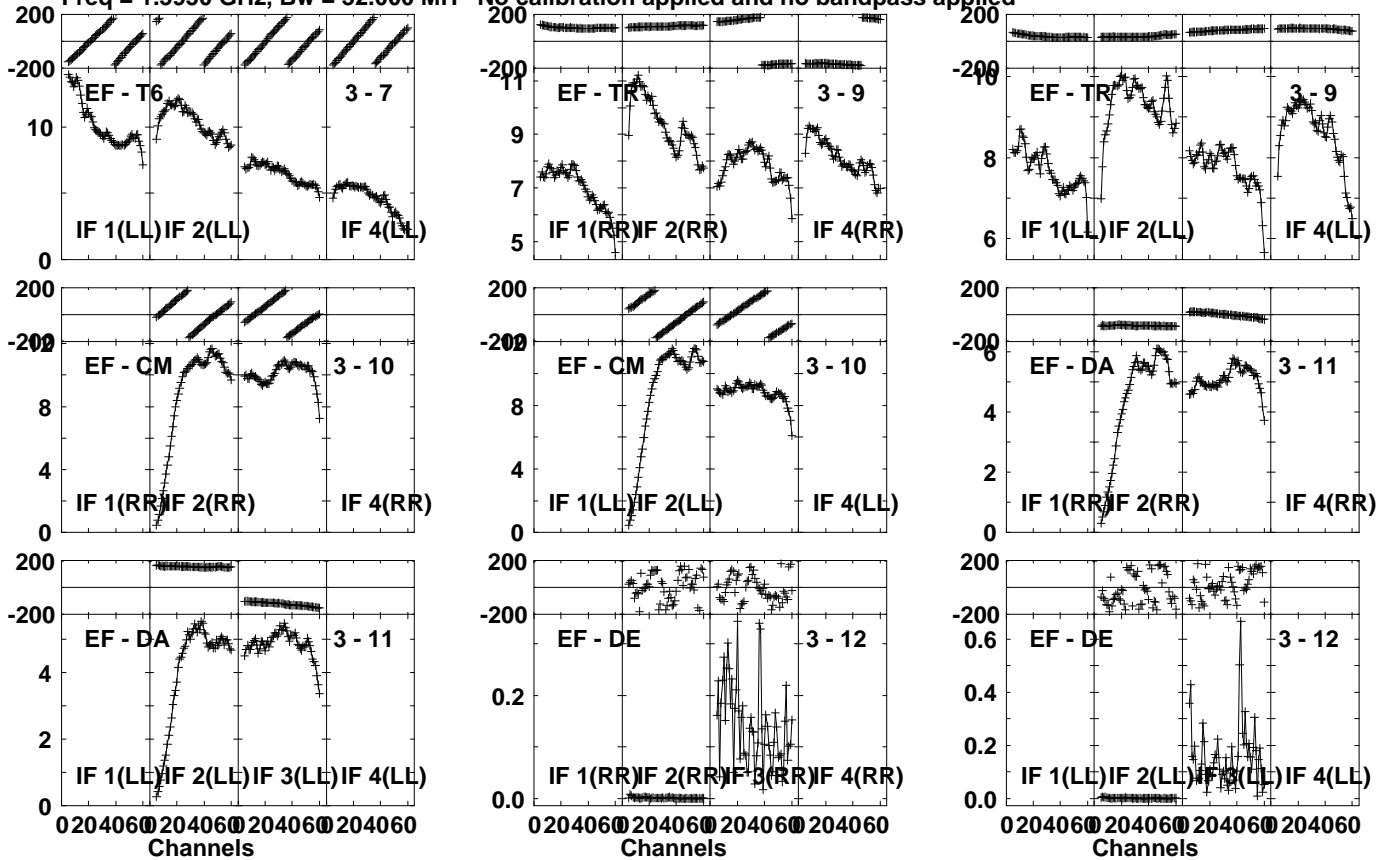
Lower frame: Milli Ampl Jy Top frame: Phas deg  
Vector averaged cross-power spectrum Several baselines displayed  
Timerange: 01/02:30:31 to 01/02:31:29

Plot file version 531 created 25-SEP-2023 15:06:41

1418+546 EM169.UVDATA.1

Freq = 1.5950 GHz, Bw = 32.000 MH

No calibration applied and no bandpass applied

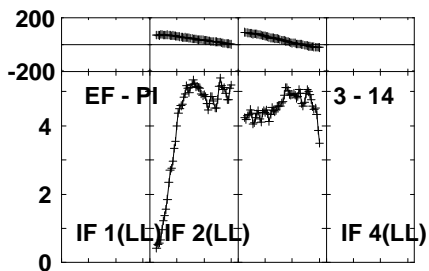
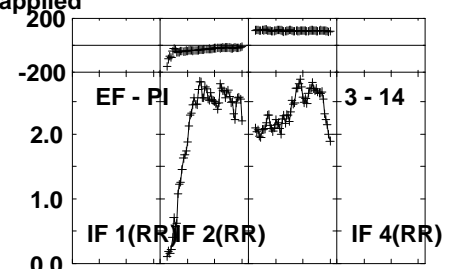
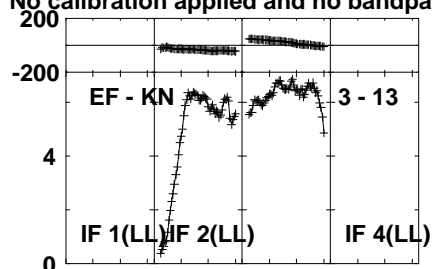
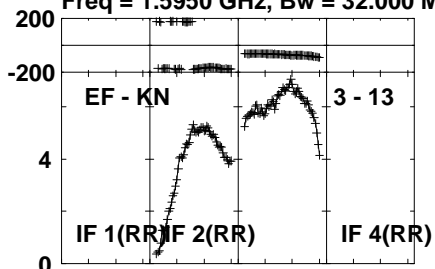


Lower frame: Milli Ampl Jy Top frame: Phas deg  
Vector averaged cross-power spectrum Several baselines displayed  
Timerange: 01/02:30:31 to 01/02:31:29

Plot file version 532 created 25-SEP-2023 15:06:41

1418+546 EM169.UVDATA.1

Freq = 1.5950 GHz, Bw = 32.000 MH No calibration applied and no bandpass applied

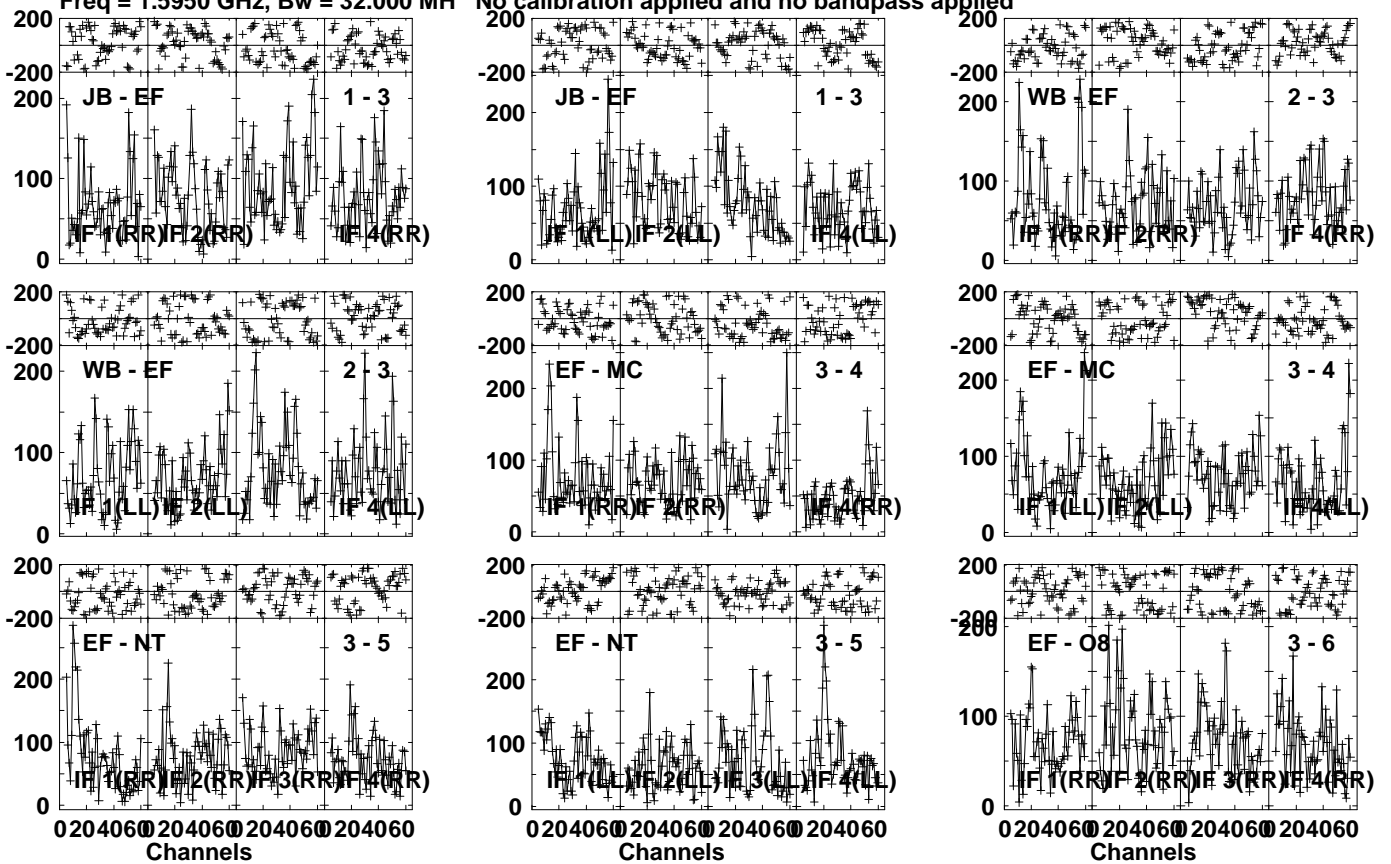


Lower frame: Milli Ampl Jy Top frame: Phas deg  
Vector averaged cross-power spectrum Several baselines displayed  
Timerange: 01/02:30:31 to 01/02:31:29

Plot file version 533 created 25-SEP-2023 15:06:41

J1419+5256 EM169.UVDATA.1

Freq = 1.5950 GHz, Bw = 32.000 MH No calibration applied and no bandpass applied

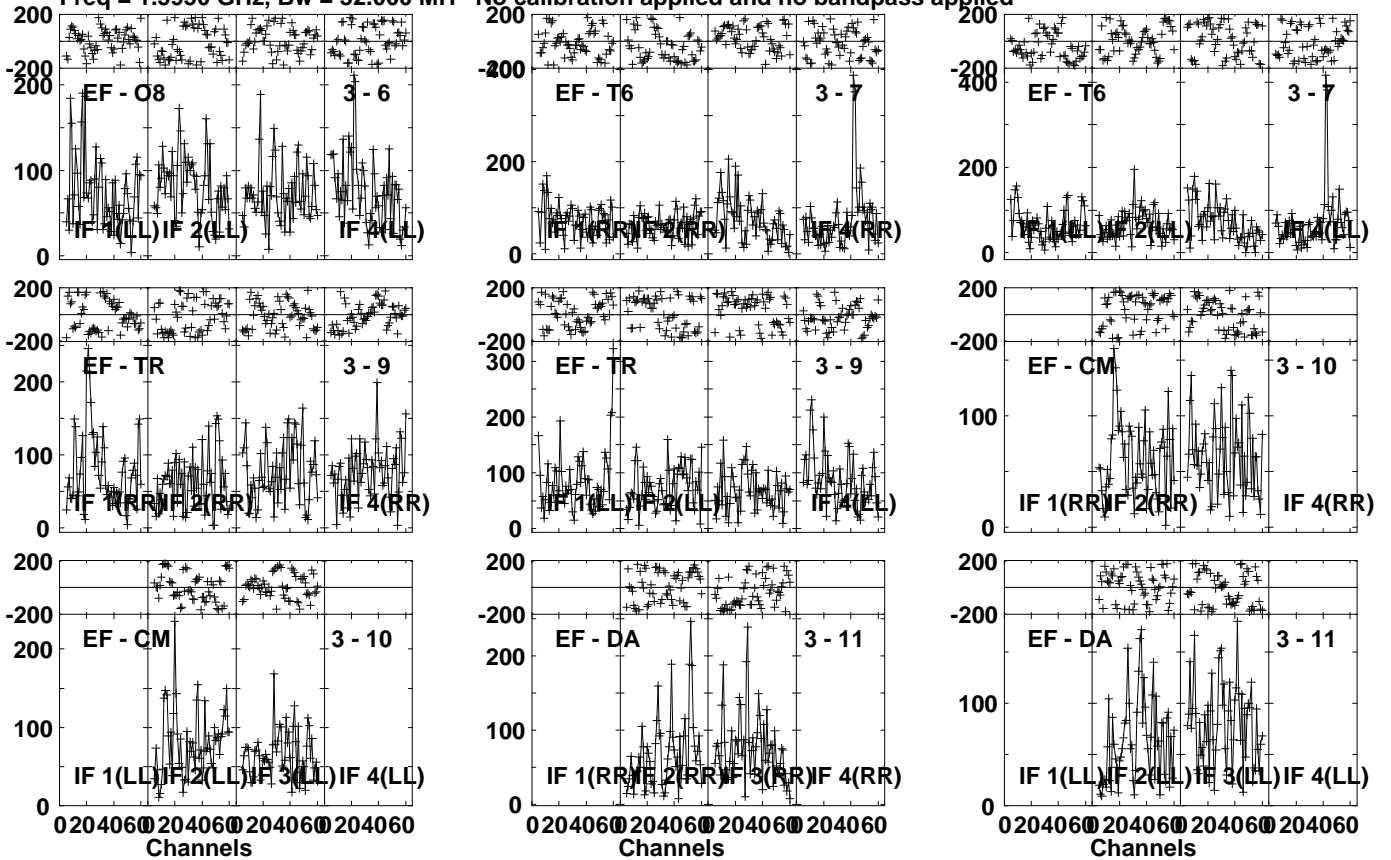


Lower frame: Micro Ampl Jy Top frame: Phas deg  
Vector averaged cross-power spectrum Several baselines displayed  
Timerange: 01/02:31:31 to 01/02:34:59

Plot file version 534 created 25-SEP-2023 15:06:41

J1419+5256 EM169.UVDATA.1

Freq = 1.5950 GHz, Bw = 32.000 MH No calibration applied and no bandpass applied

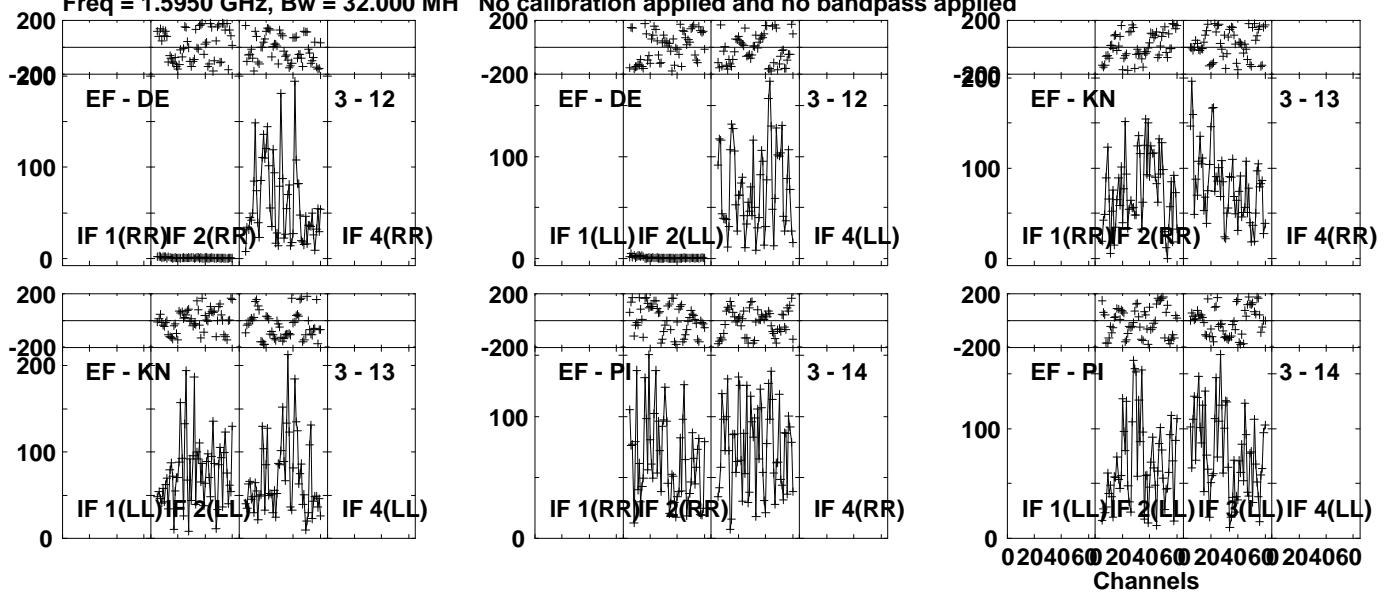


Lower frame: Micro Ampl Jy Top frame: Phas deg  
Vector averaged cross-power spectrum Several baselines displayed  
Timerange: 01/02:31:31 to 01/02:34:59

Plot file version 535 created 25-SEP-2023 15:06:41

J1419+5256 EM169.UVDATA.1

Freq = 1.5950 GHz, Bw = 32.000 MH No calibration applied and no bandpass applied

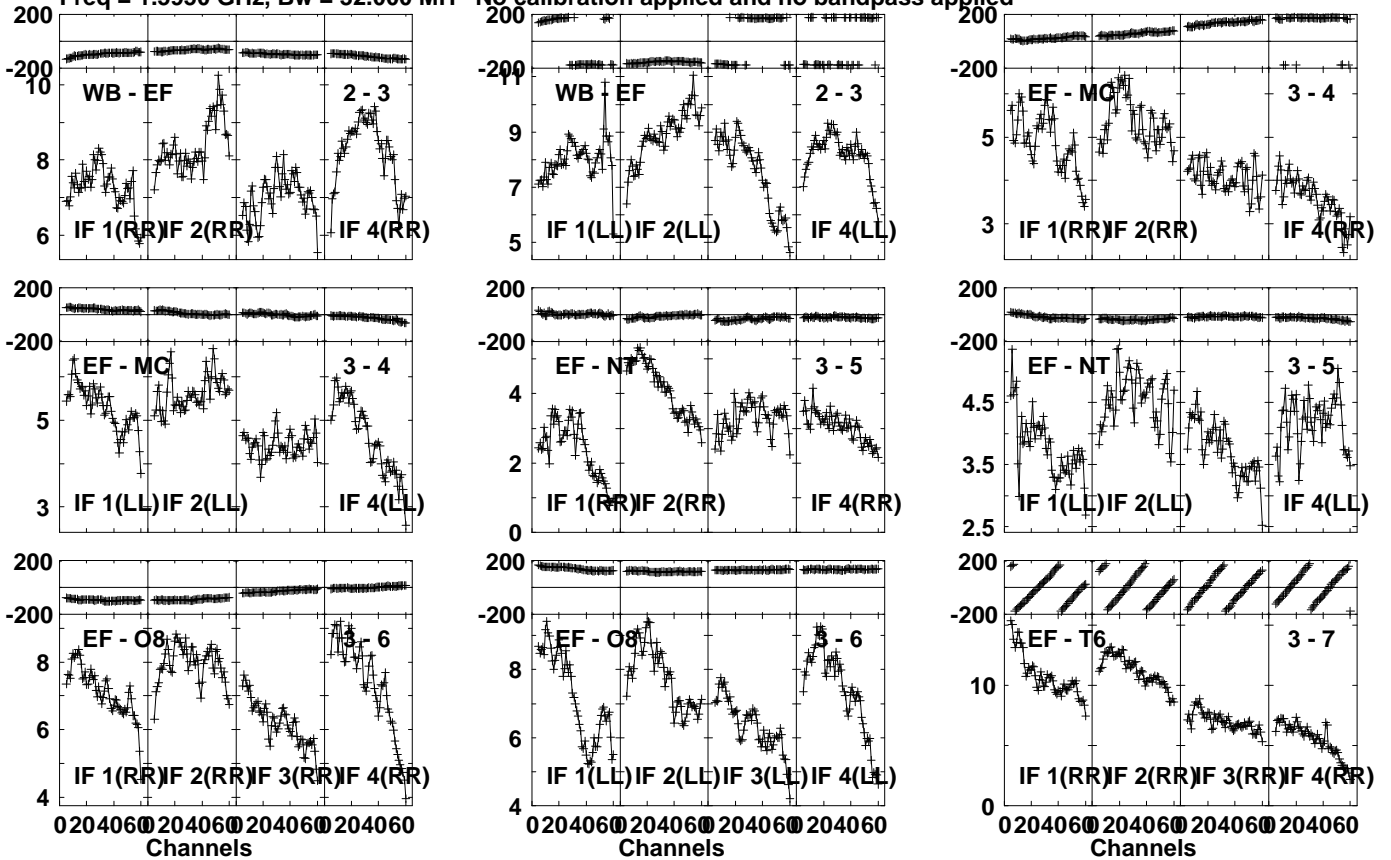


Lower frame: Micro Ampl Jy Top frame: Phas deg  
Vector averaged cross-power spectrum Several baselines displayed  
Timerange: 01/02:31:31 to 01/02:34:59

Plot file version 536 created 25-SEP-2023 15:06:41

1418+546 EM169.UVDATA.1

Freq = 1.5950 GHz, Bw = 32.000 MH No calibration applied and no bandpass applied



Lower frame: Milli Ampl Jy Top frame: Phas deg  
Vector averaged cross-power spectrum Several baselines displayed  
Timerange: 01/02:35:01 to 01/02:36:29

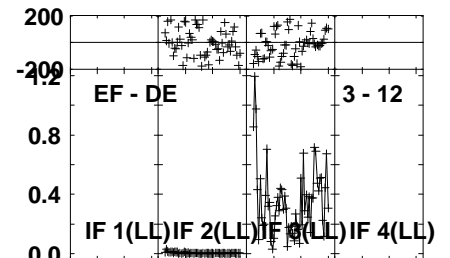
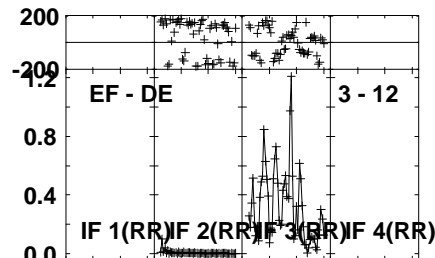
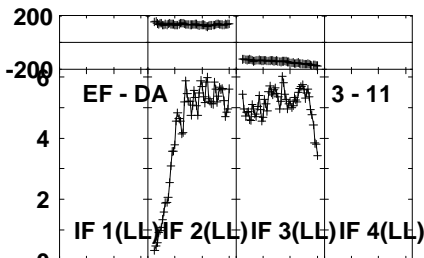
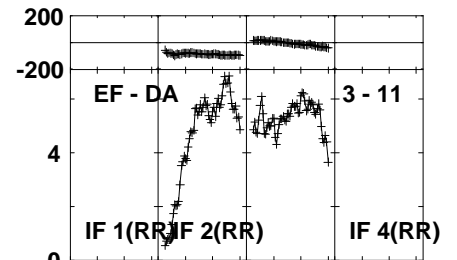
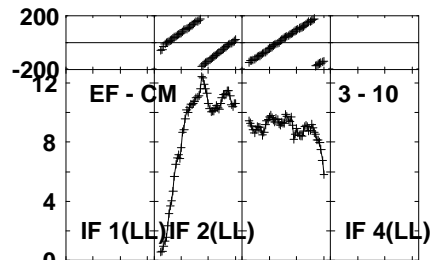
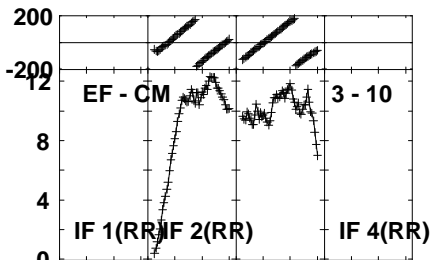
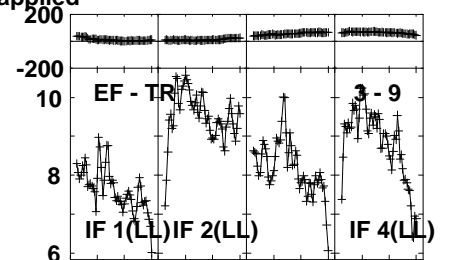
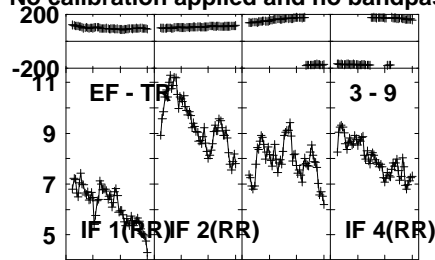
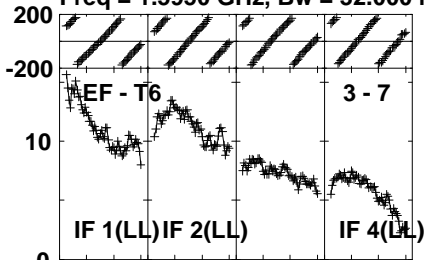


Plot file version 537 created 25-SEP-2023 15:06:41

1418+546 EM169.UVDATA.1

Freq = 1.5950 GHz, Bw = 32.000 MH

No calibration applied and no bandpass applied



Lower frame: Milli Ampl Jy Top frame: Phas deg

Vector averaged cross-power spectrum Several baselines displayed

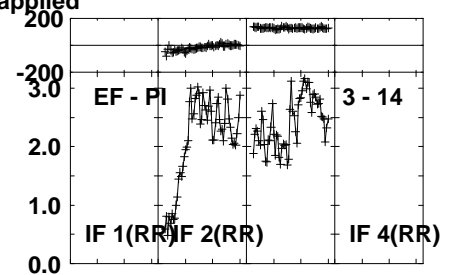
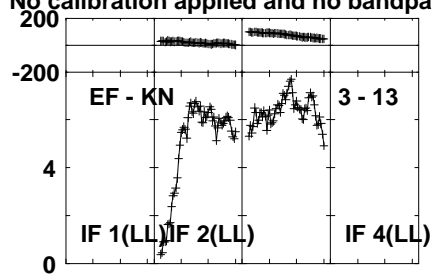
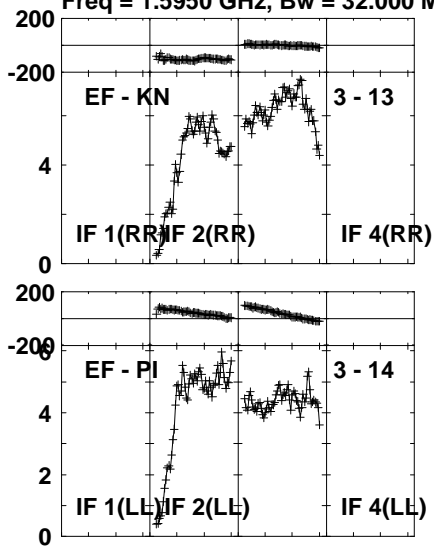
Timerange: 01/02:35:01 to 01/02:36:29

Plot file version 538 created 25-SEP-2023 15:06:41

1418+546 EM169.UVDATA.1

Freq = 1.5950 GHz, Bw = 32.000 MH

No calibration applied and no bandpass applied

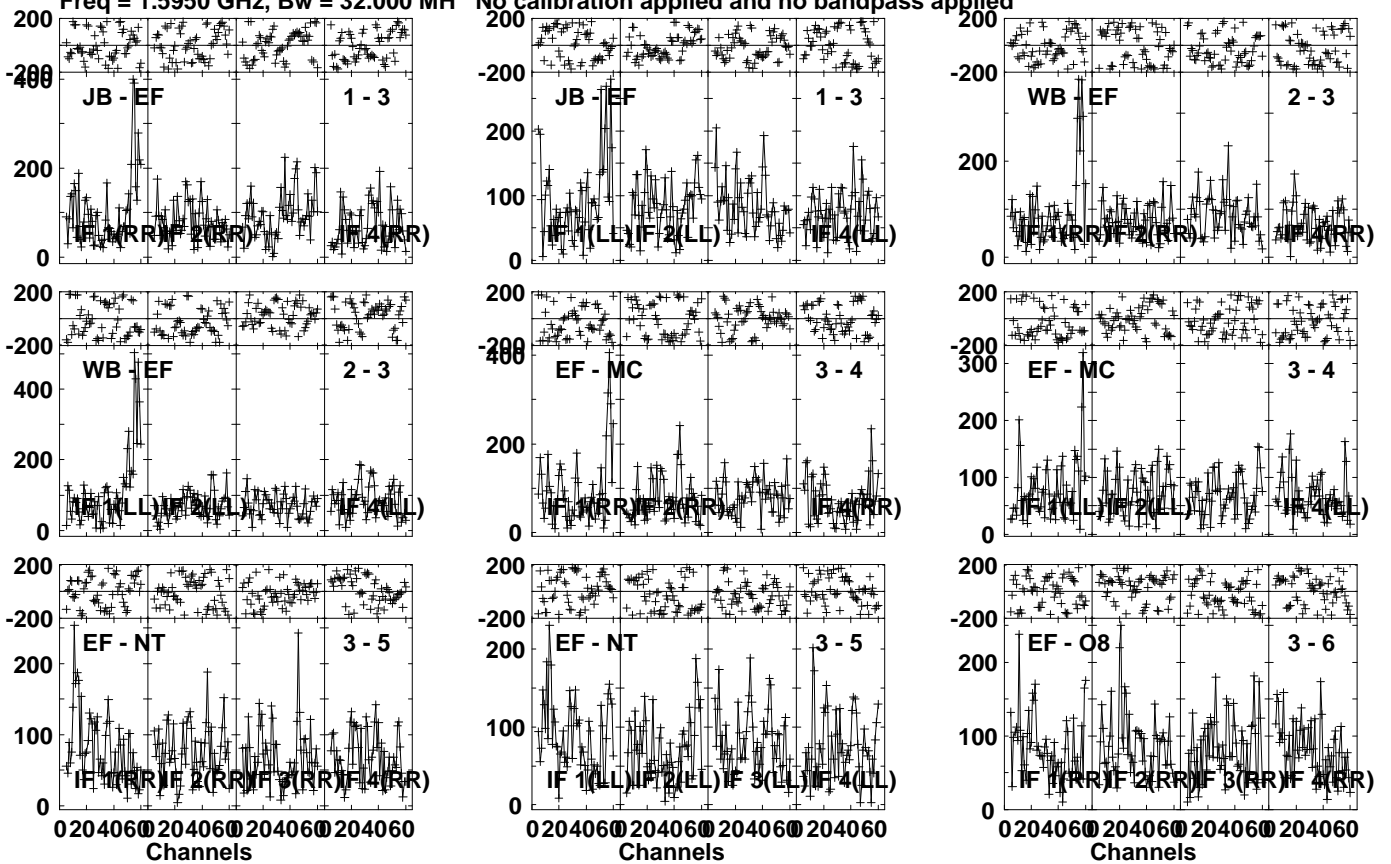


Lower frame: Milli Ampl Jy Top frame: Phas deg  
Vector averaged cross-power spectrum Several baselines displayed  
Timerange: 01/02:35:01 to 01/02:36:29

Plot file version 539 created 25-SEP-2023 15:06:41

J1419+5256 EM169.UVDATA.1

Freq = 1.5950 GHz, Bw = 32.000 MH No calibration applied and no bandpass applied

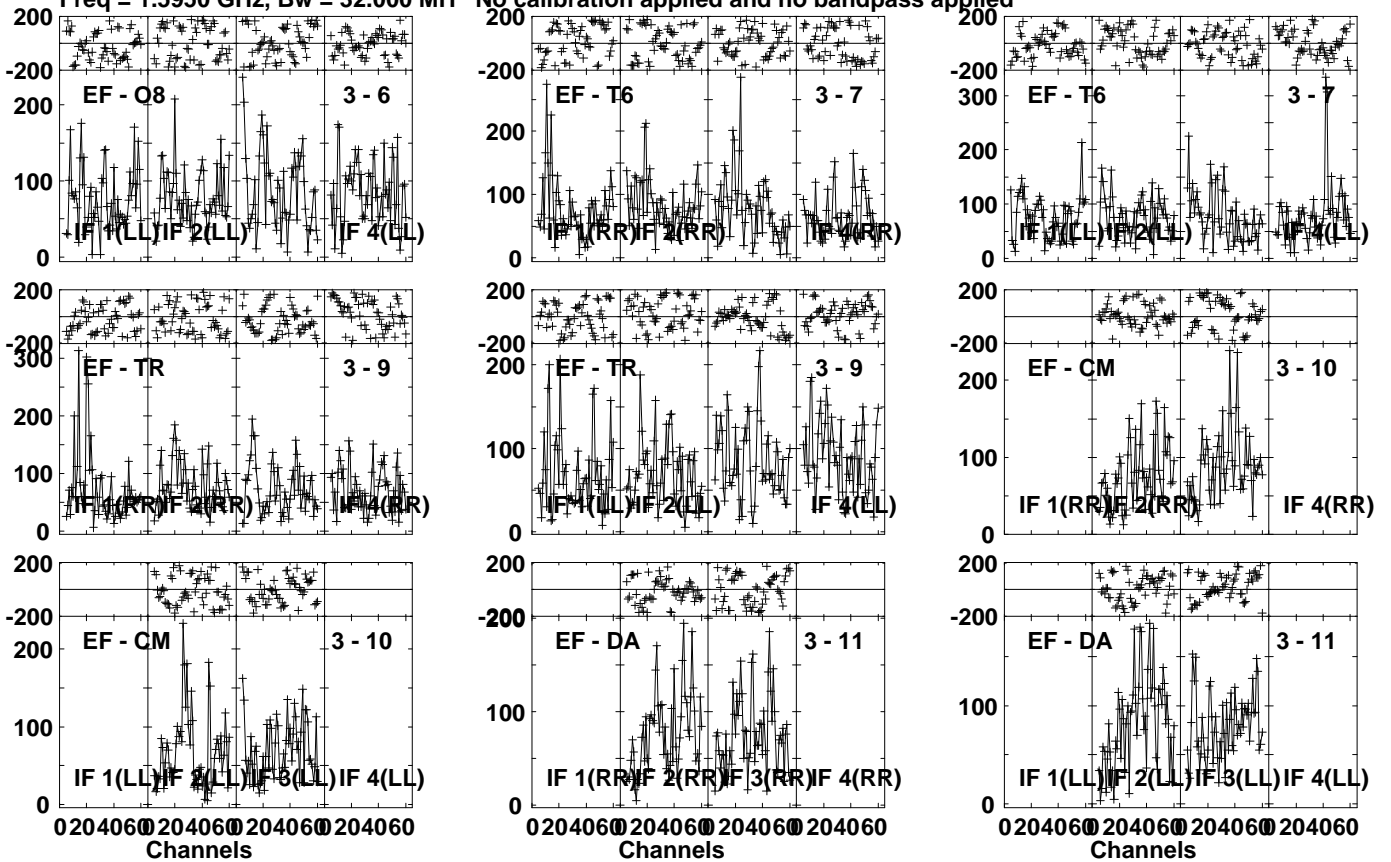


Lower frame: Micro Ampl Jy Top frame: Phas deg  
Vector averaged cross-power spectrum Several baselines displayed  
Timerange: 01/02:36:31 to 01/02:39:59

Plot file version 540 created 25-SEP-2023 15:06:41

J1419+5256 EM169.UVDATA.1

Freq = 1.5950 GHz, Bw = 32.000 MH No calibration applied and no bandpass applied

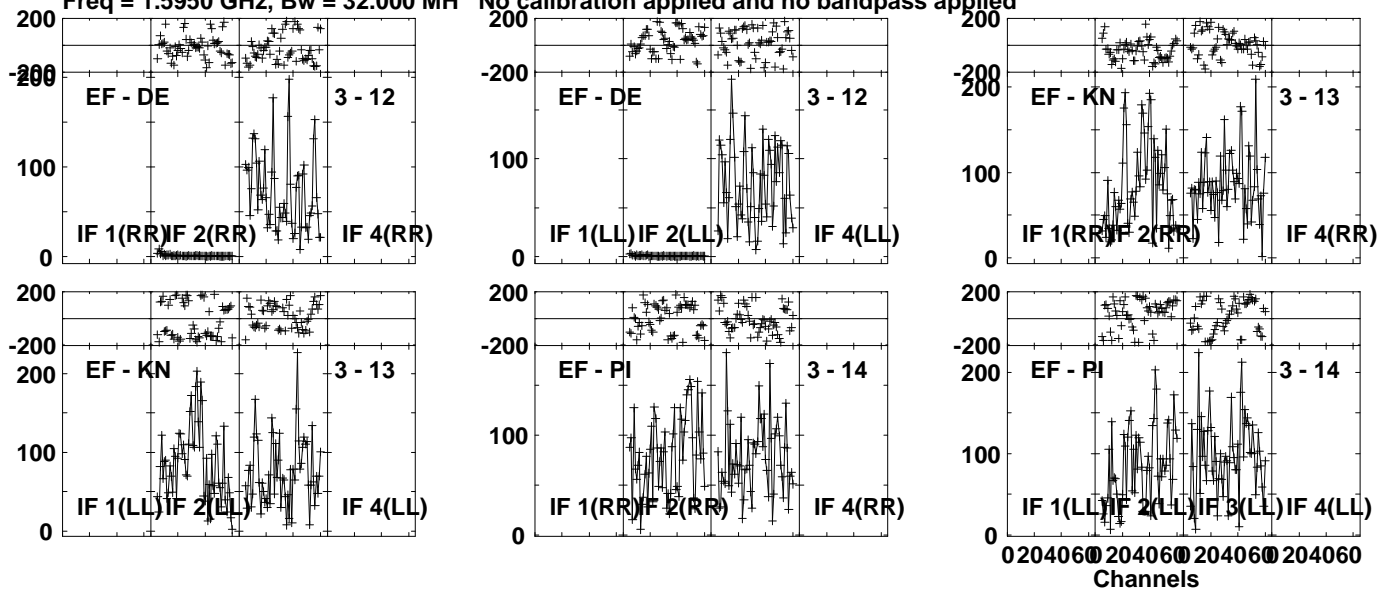


Lower frame: Micro Ampl Jy Top frame: Phas deg  
Vector averaged cross-power spectrum Several baselines displayed  
Timerange: 01/02:36:31 to 01/02:39:59

Plot file version 541 created 25-SEP-2023 15:06:42

J1419+5256 EM169.UVDATA.1

Freq = 1.5950 GHz, Bw = 32.000 MH No calibration applied and no bandpass applied

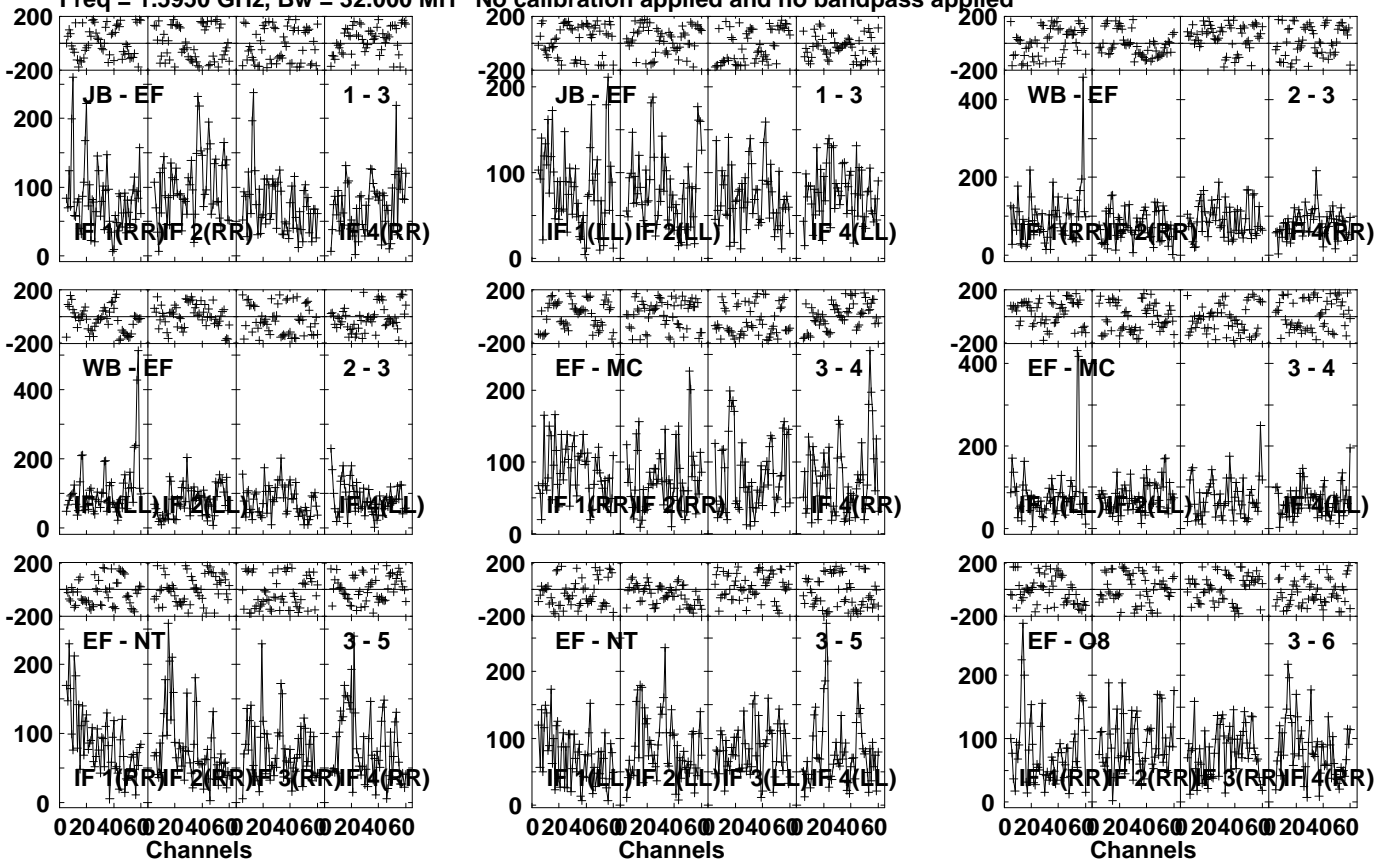


Lower frame: Micro Ampl Jy Top frame: Phas deg  
Vector averaged cross-power spectrum Several baselines displayed  
Timerange: 01/02:36:31 to 01/02:39:59

Plot file version 542 created 25-SEP-2023 15:06:42

J1419+5256 EM169.UVDATA.1

Freq = 1.5950 GHz, Bw = 32.000 MH No calibration applied and no bandpass applied



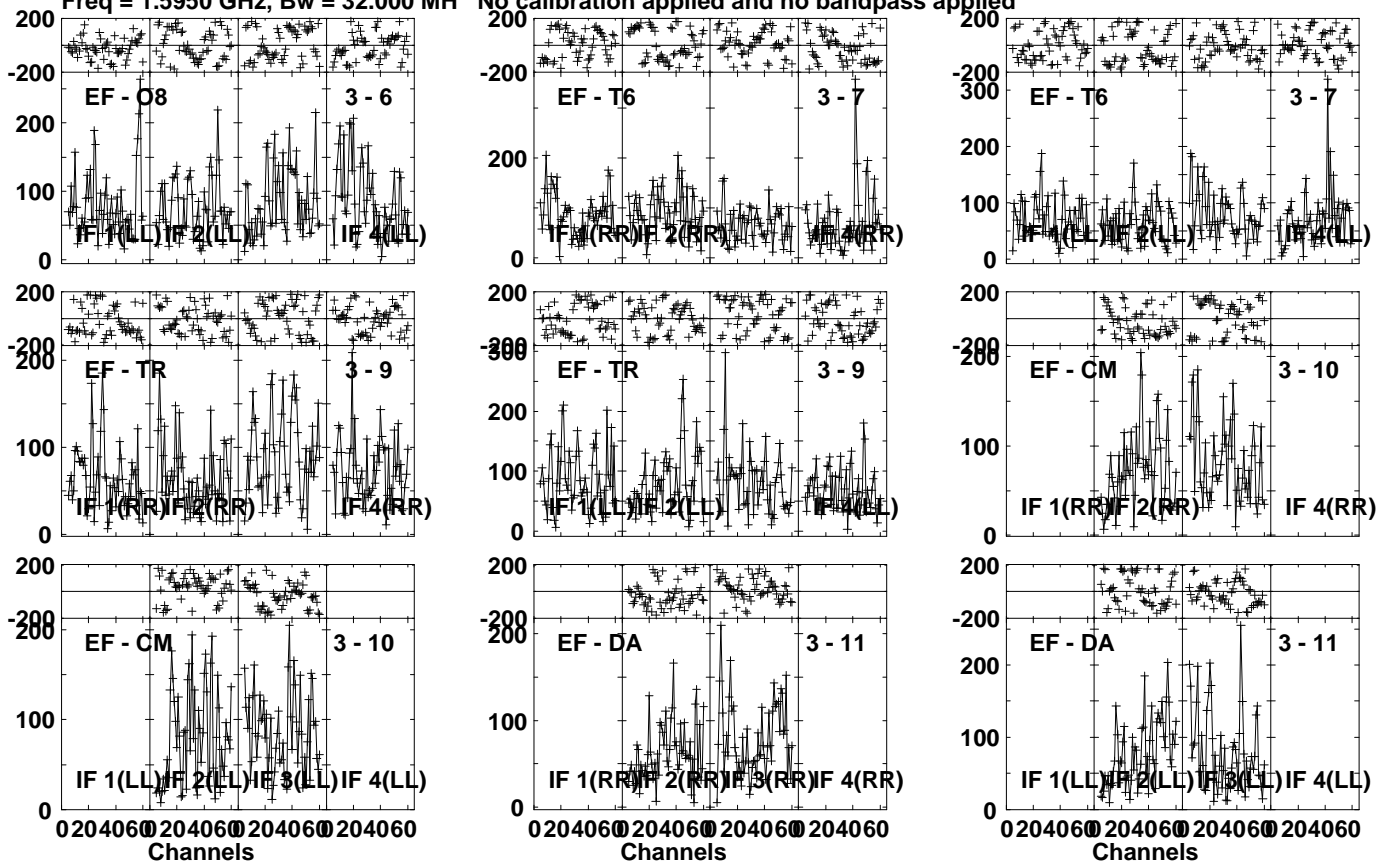
Lower frame: Micro Ampl Jy Top frame: Phas deg  
Vector averaged cross-power spectrum Several baselines displayed  
Timerange: 01/02:41:31 to 01/02:44:59

Plot file version 543 created 25-SEP-2023 15:06:42

J1419+5256 EM169.UVDATA.1

Freq = 1.5950 GHz, Bw = 32.000 MH

No calibration applied and no bandpass applied

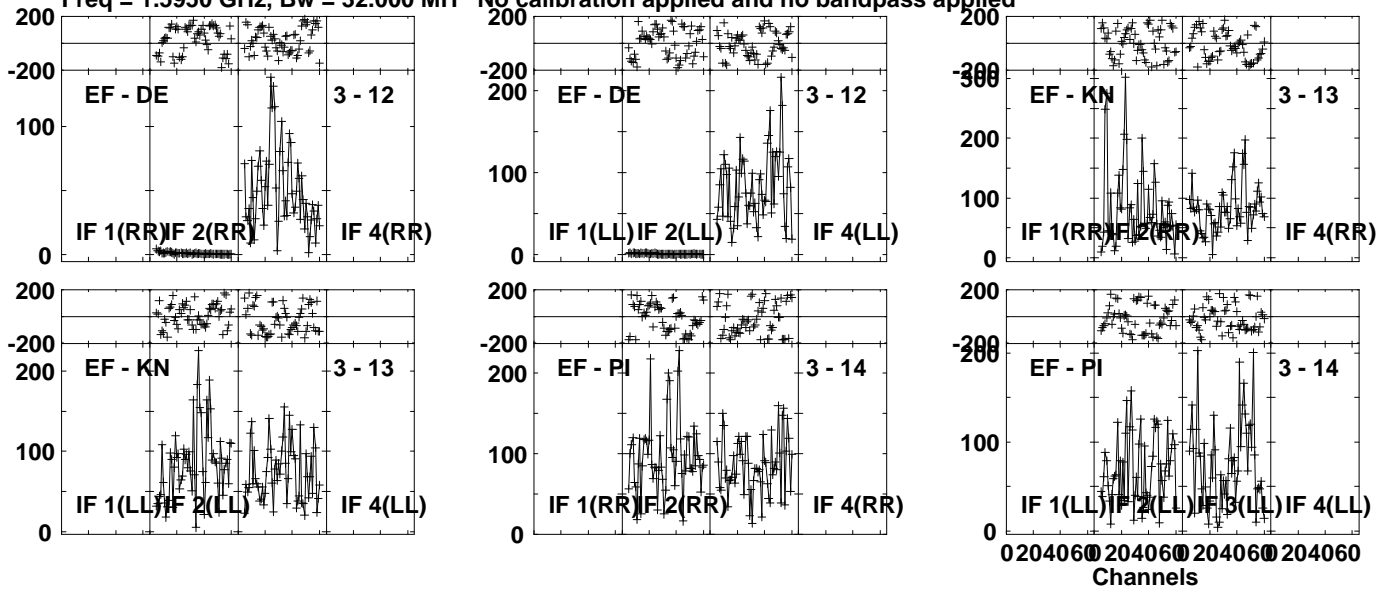


Lower frame: Micro Ampl Jy Top frame: Phas deg  
Vector averaged cross-power spectrum Several baselines displayed  
Timerange: 01/02:41:31 to 01/02:44:59

Plot file version 544 created 25-SEP-2023 15:06:42

J1419+5256 EM169.UVDATA.1

Freq = 1.5950 GHz, Bw = 32.000 MH No calibration applied and no bandpass applied



Lower frame: Micro Ampl Jy Top frame: Phas deg  
Vector averaged cross-power spectrum Several baselines displayed  
Timerange: 01/02:41:31 to 01/02:44:59

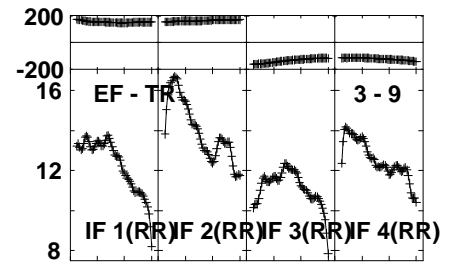
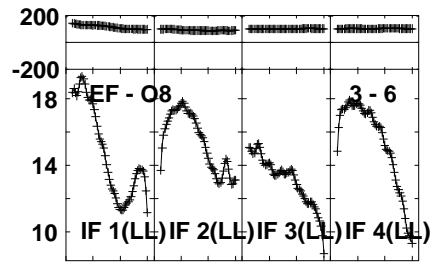
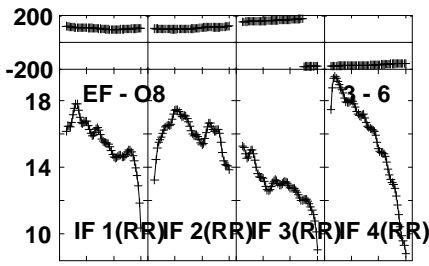
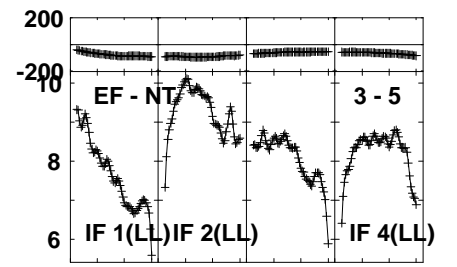
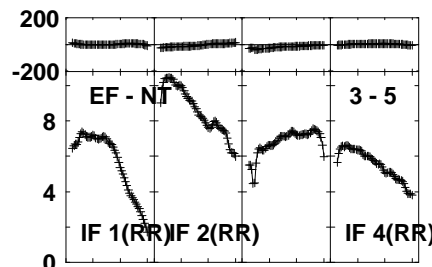
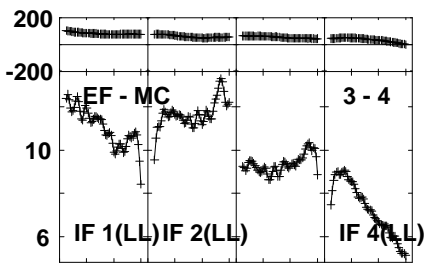
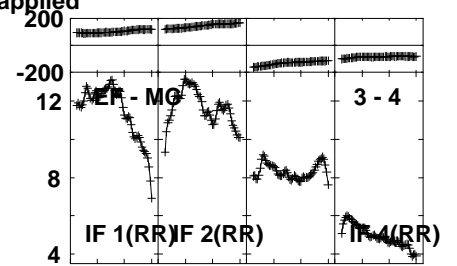
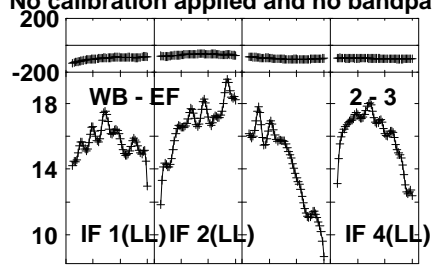
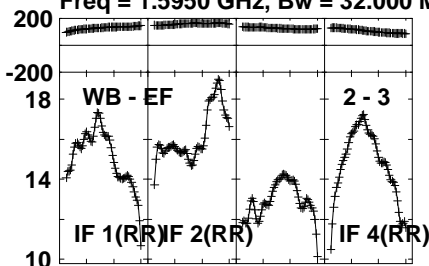


Plot file version 545 created 25-SEP-2023 15:06:42

J1215+3448 EM169.UVDATA.1

Freq = 1.5950 GHz, Bw = 32.000 MH

No calibration applied and no bandpass applied



Lower frame: Milli Ampl Jy Top frame: Phas deg

Vector averaged cross-power spectrum Several baselines displayed

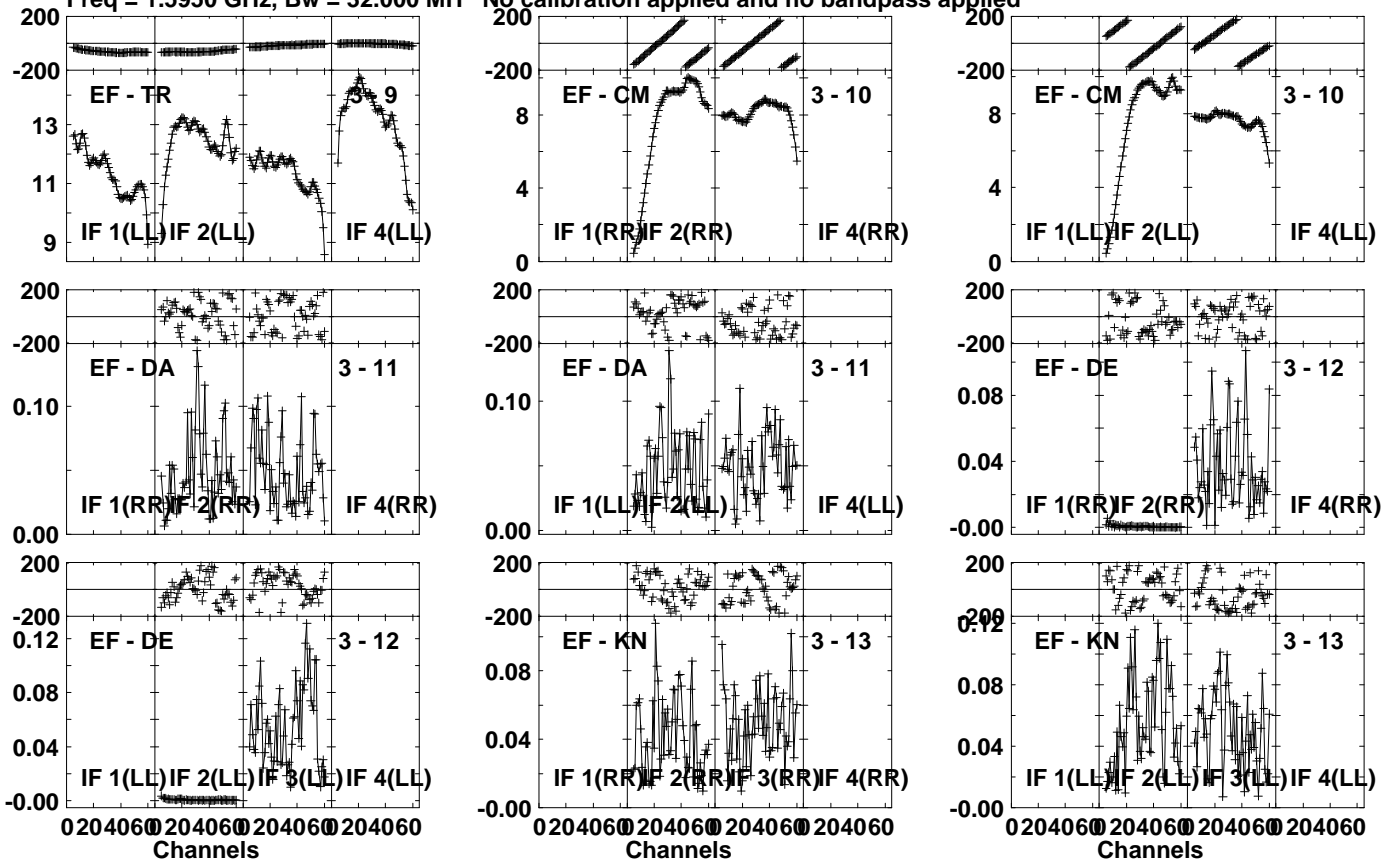
Timerange: 01/02:50:31 to 01/02:55:29

Plot file version 546 created 25-SEP-2023 15:06:42

J1215+3448 EM169.UVDATA.1

Freq = 1.5950 GHz, Bw = 32.000 MH

No calibration applied and no bandpass applied



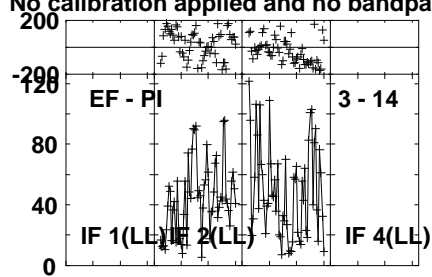
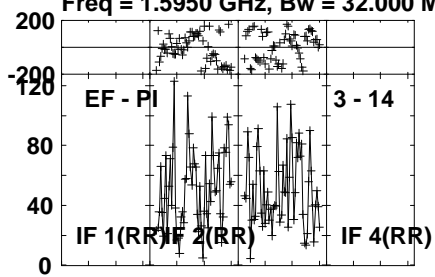
Lower frame: Milli Ampl Jy Top frame: Phas deg  
Vector averaged cross-power spectrum Several baselines displayed  
Timerange: 01/02:50:31 to 01/02:55:29

Plot file version 547 created 25-SEP-2023 15:06:42

J1215+3448 EM169.UVDATA.1

Freq = 1.5950 GHz, Bw = 32.000 MH

No calibration applied and no bandpass applied



Lower frame: Micro Ampl Jy Top frame: Phas deg

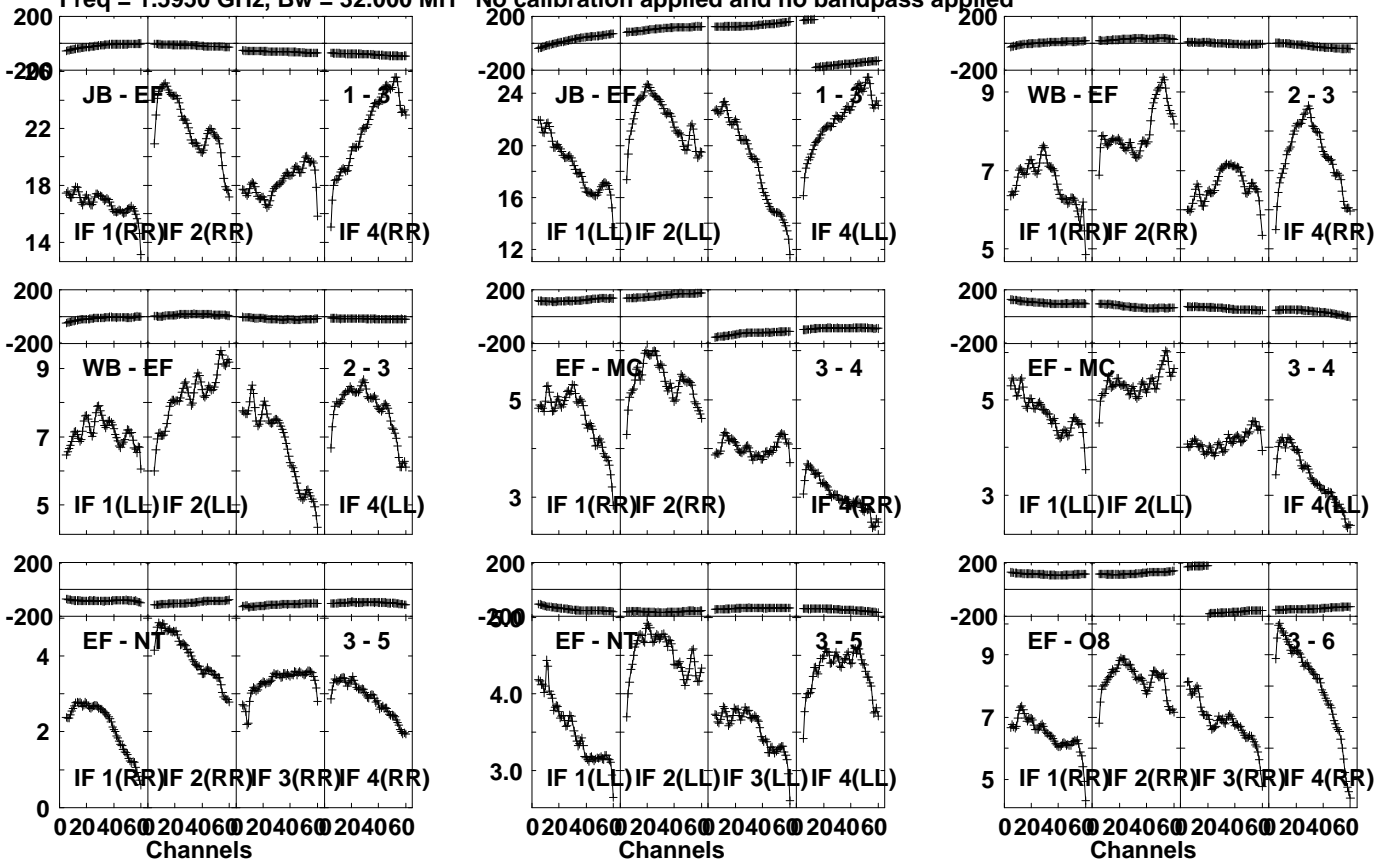
Vector averaged cross-power spectrum Several baselines displayed

Timerange: 01/02:50:31 to 01/02:55:29

Plot file version 548 created 25-SEP-2023 15:06:42

1418+546 EM169.UVDATA.1

Freq = 1.5950 GHz, Bw = 32.000 MH No calibration applied and no bandpass applied

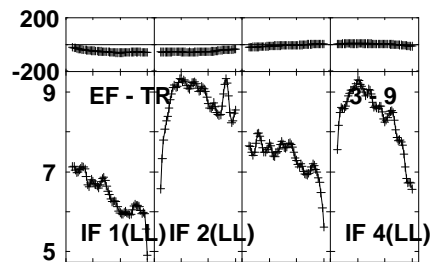
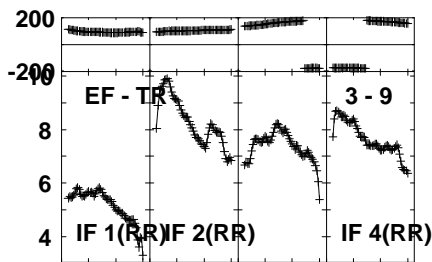
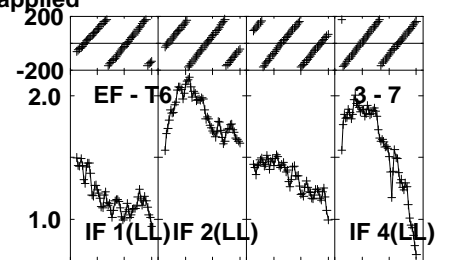
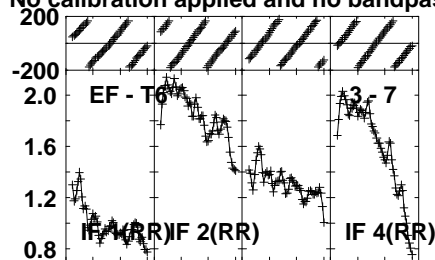
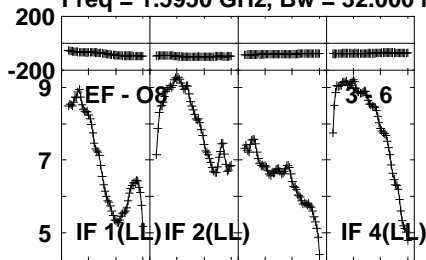


Lower frame: Milli Ampl Jy Top frame: Phas deg  
Vector averaged cross-power spectrum Several baselines displayed  
Timerange: 01/02:59:01 to 01/03:01:59

Plot file version 549 created 25-SEP-2023 15:06:43

1418+546 EM169.UVDATA.1

Freq = 1.5950 GHz, Bw = 32.000 MH No calibration applied and no bandpass applied



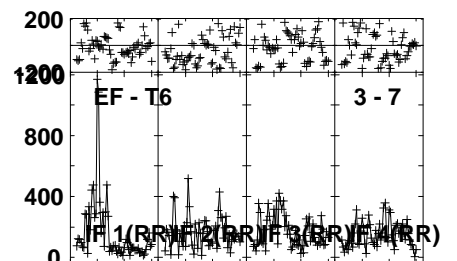
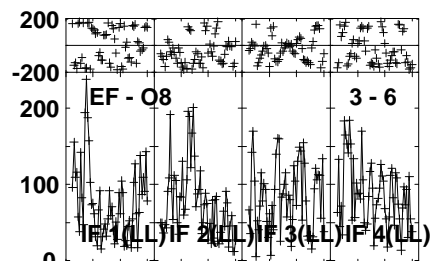
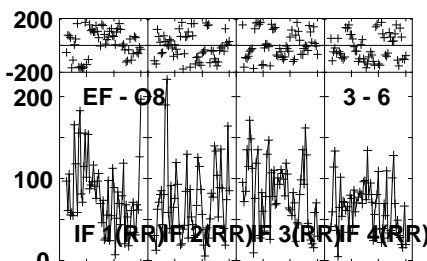
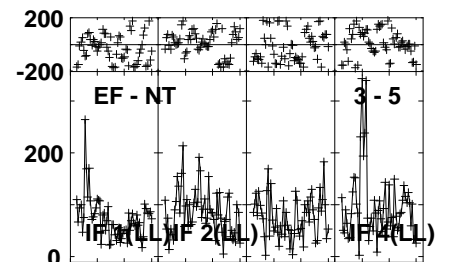
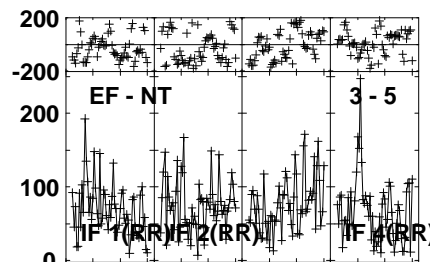
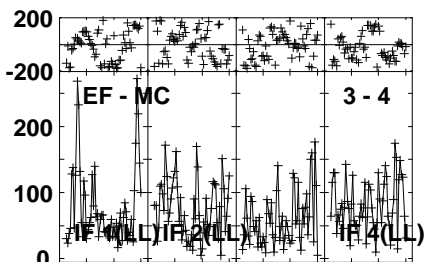
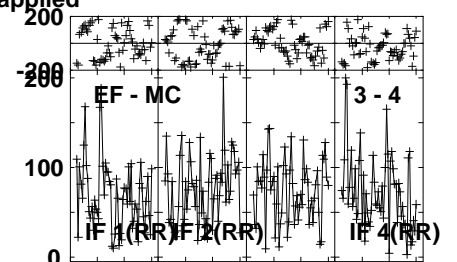
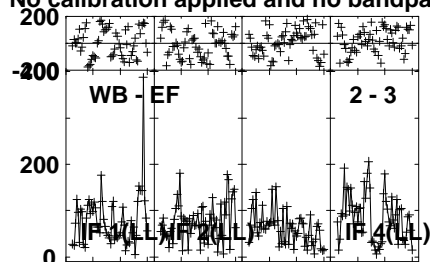
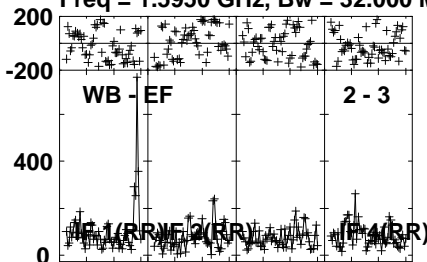
Lower frame: Milli Ampl Jy Top frame: Phas deg  
Vector averaged cross-power spectrum Several baselines displayed  
Timerange: 01/02:59:01 to 01/03:01:59

Plot file version 550 created 25-SEP-2023 15:06:43

J1419+5256 EM169.UVDATA.1

Freq = 1.5950 GHz, Bw = 32.000 MH

No calibration applied and no bandpass applied



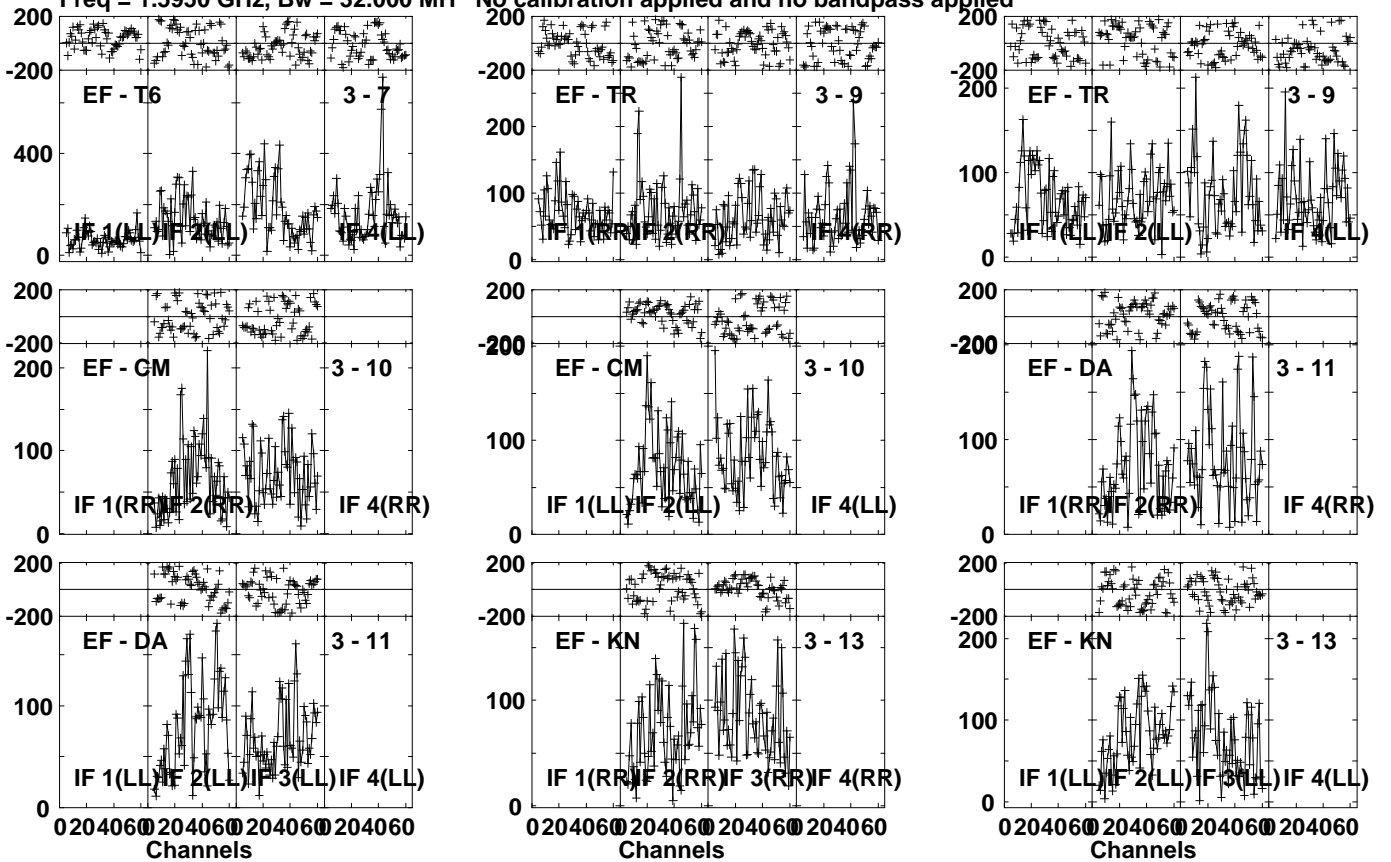
Lower frame: Micro Ampl Jy Top frame: Phas deg  
Vector averaged cross-power spectrum Several baselines displayed  
Timerange: 01/03:02:01 to 01/03:05:29

Plot file version 551 created 25-SEP-2023 15:06:43

J1419+5256 EM169.UVDATA.1

Freq = 1.5950 GHz, Bw = 32.000 MH

No calibration applied and no bandpass applied

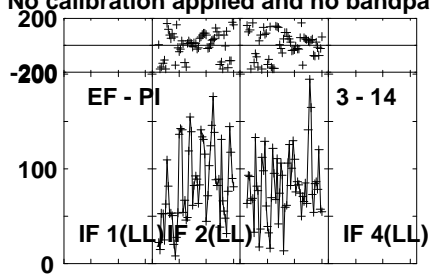
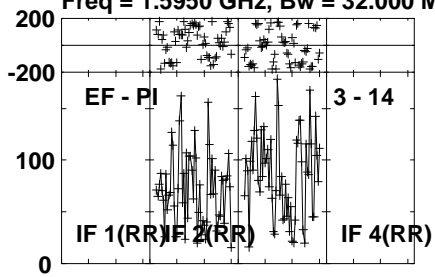


Lower frame: Micro Ampl Jy Top frame: Phas deg  
Vector averaged cross-power spectrum Several baselines displayed  
Timerange: 01/03:02:01 to 01/03:05:29

Plot file version 552 created 25-SEP-2023 15:06:43

J1419+5256 EM169.UVDATA.1

Freq = 1.5950 GHz, Bw = 32.000 MH No calibration applied and no bandpass applied



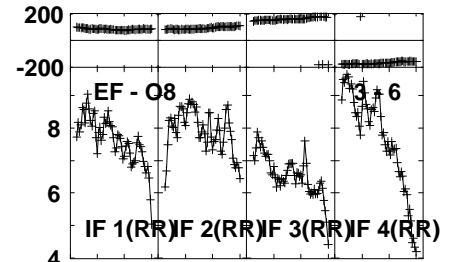
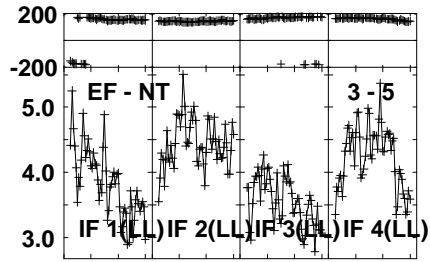
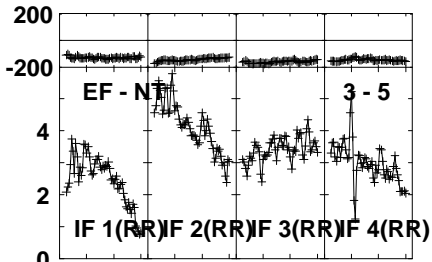
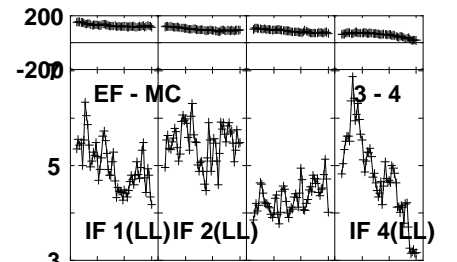
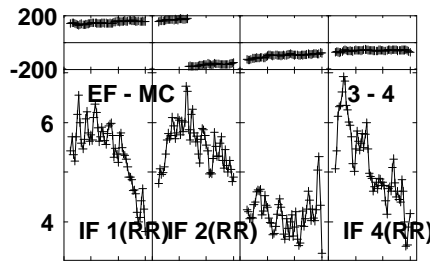
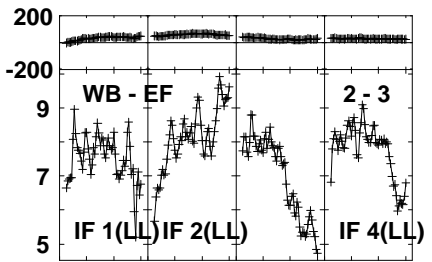
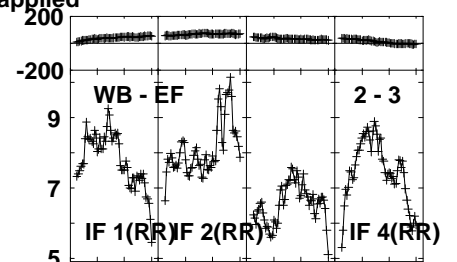
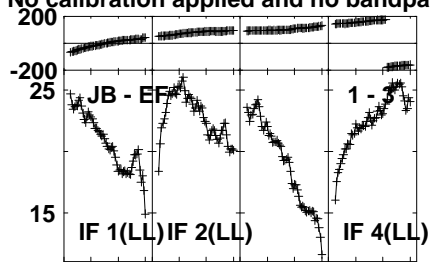
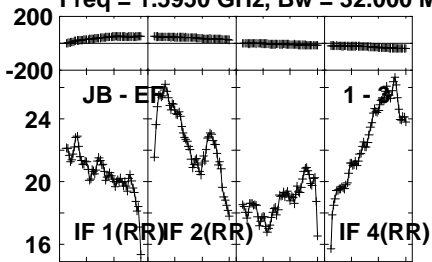
Lower frame: Micro Ampl Jy Top frame: Phas deg  
Vector averaged cross-power spectrum Several baselines displayed  
Timerange: 01/03:02:01 to 01/03:05:29



Plot file version 553 created 25-SEP-2023 15:06:43

1418+546 EM169.UVDATA.1

Freq = 1.5950 GHz, Bw = 32.000 MH No calibration applied and no bandpass applied



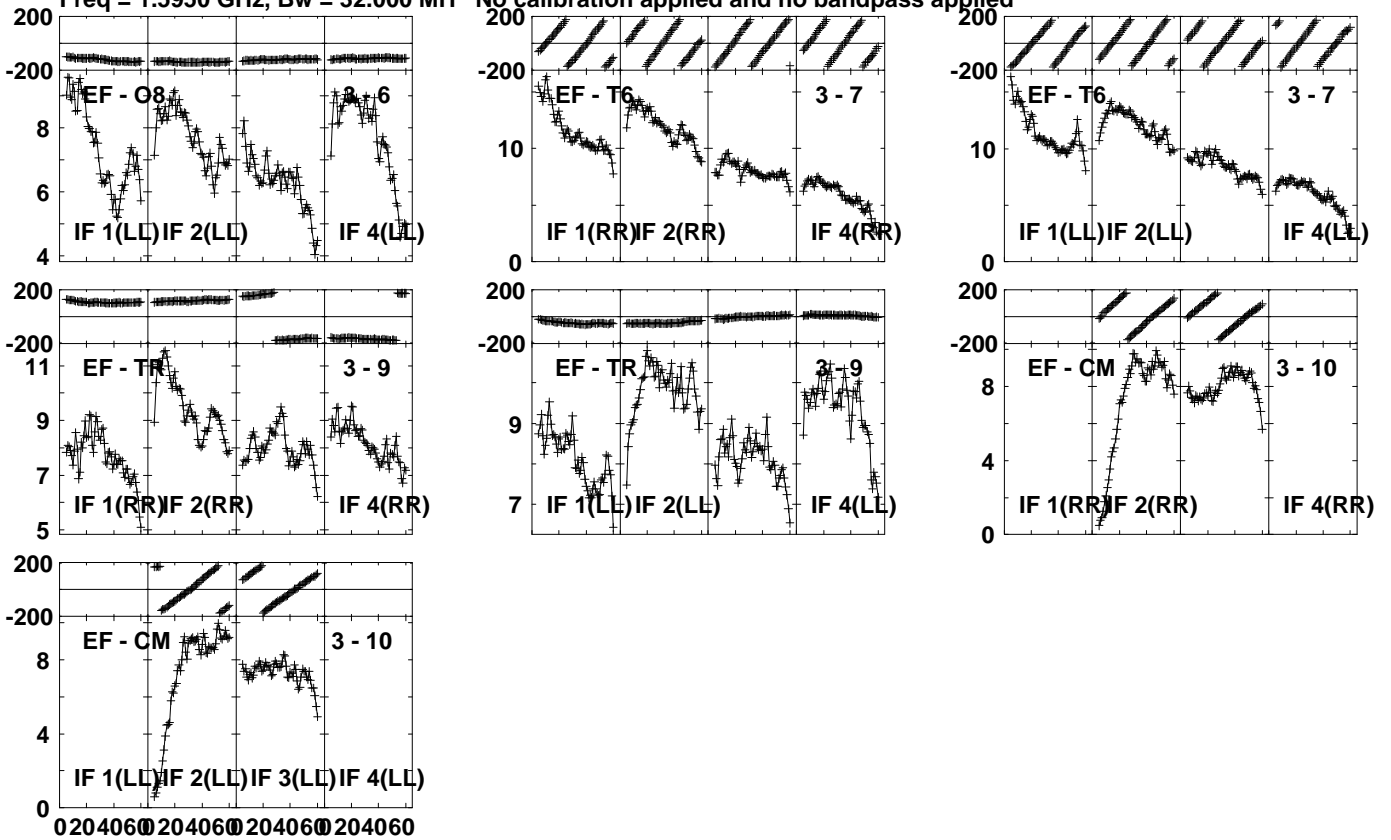
Lower frame: Milli Ampl Jy Top frame: Phas deg  
Vector averaged cross-power spectrum Several baselines displayed  
Timerange: 01/03:06:01 to 01/03:06:59

Plot file version 554 created 25-SEP-2023 15:06:43

1418+546 EM169.UVDATA.1

Freq = 1.5950 GHz, Bw = 32.000 MH

No calibration applied and no bandpass applied



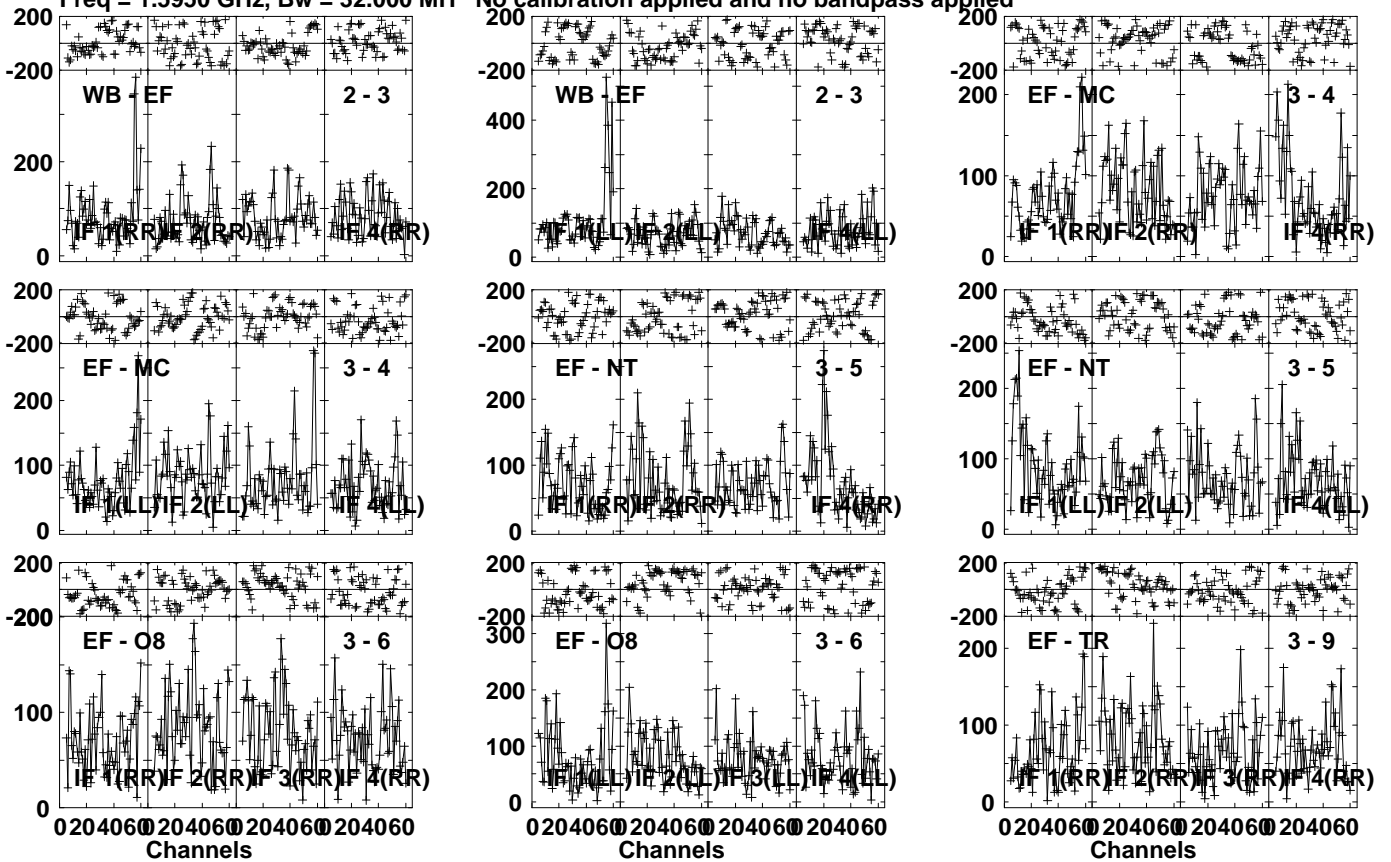
Lower frame: Milli Ampl Jy Top frame: Phas deg  
Vector averaged cross-power spectrum Several baselines displayed  
Timerange: 01/03:06:01 to 01/03:06:59

Plot file version 555 created 25-SEP-2023 15:06:43

J1419+5256 EM169.UVDATA.1

Freq = 1.5950 GHz, Bw = 32.000 MH

No calibration applied and no bandpass applied

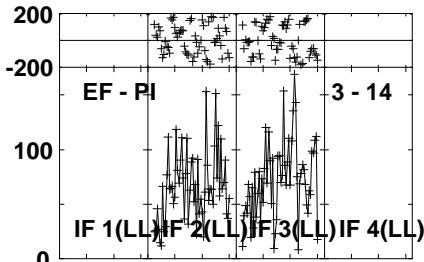
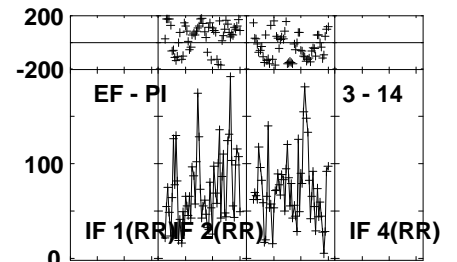
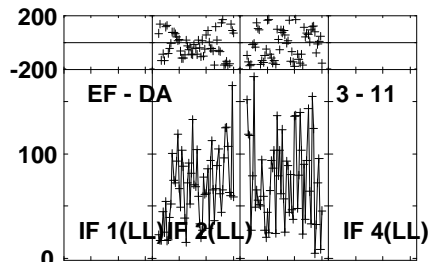
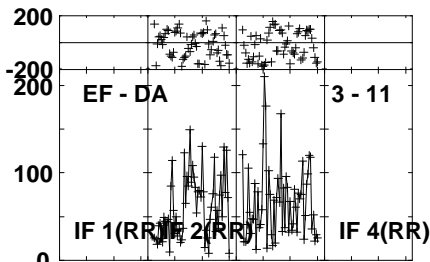
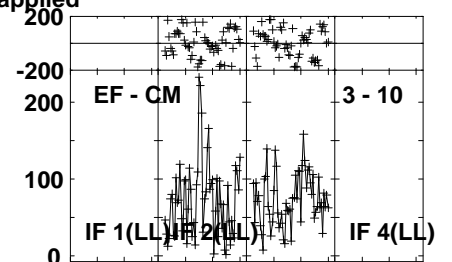
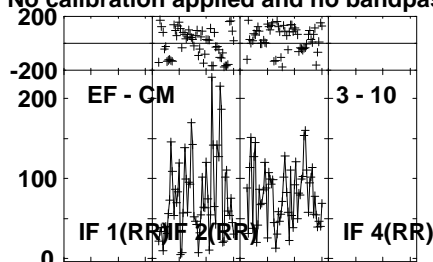
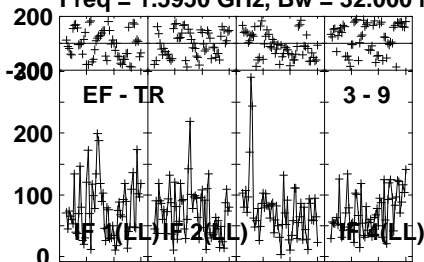


Lower frame: Micro Ampl Jy Top frame: Phas deg  
Vector averaged cross-power spectrum Several baselines displayed  
Timerange: 01/03:07:01 to 01/03:10:29

Plot file version 556 created 25-SEP-2023 15:06:43

J1419+5256 EM169.UVDATA.1

Freq = 1.5950 GHz, Bw = 32.000 MH No calibration applied and no bandpass applied



0204060 204060 204060 204060

Channels

Lower frame: Micro Ampl Jy Top frame: Phas deg

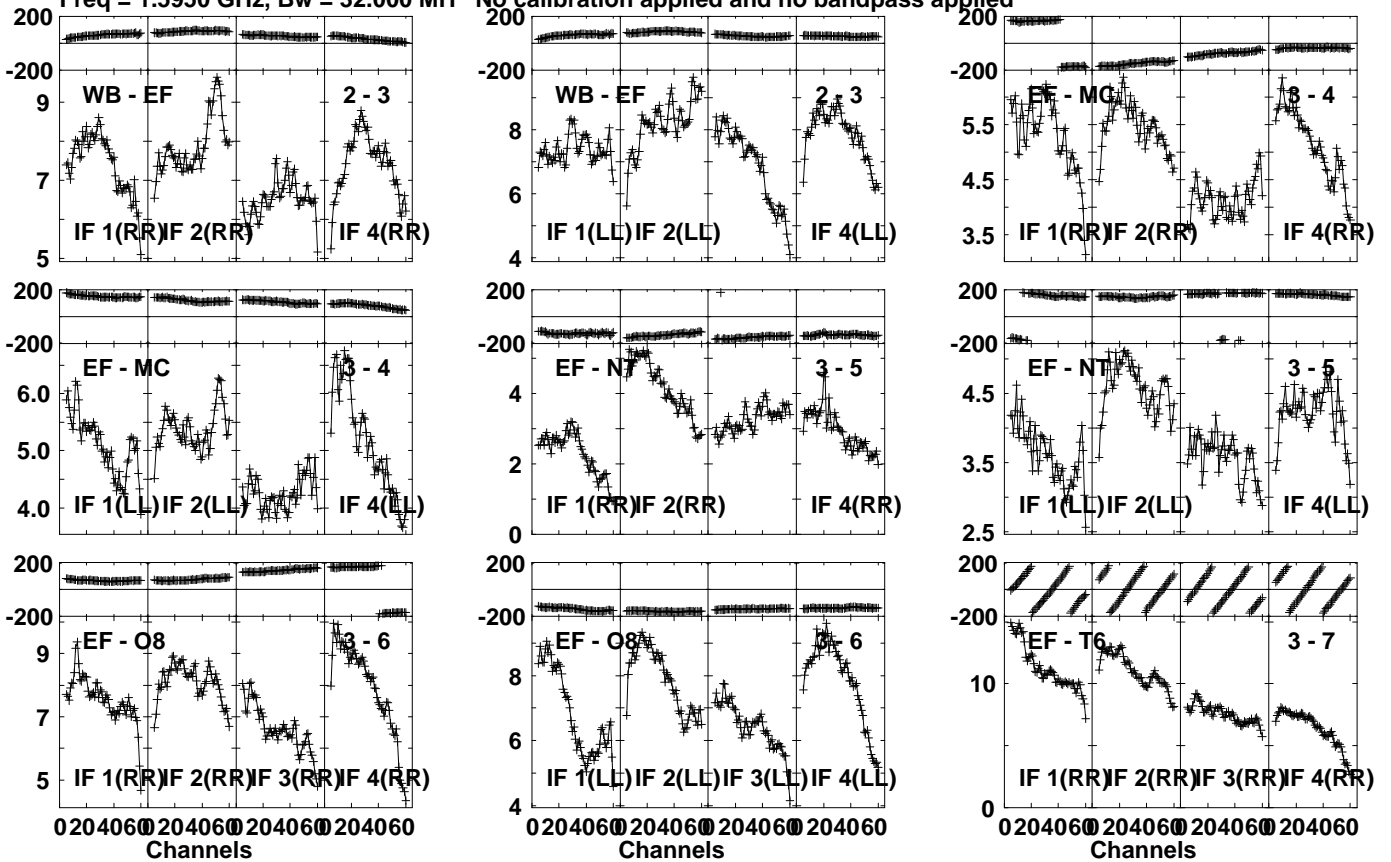
Vector averaged cross-power spectrum Several baselines displayed

Timerange: 01/03:07:01 to 01/03:10:29

Plot file version 557 created 25-SEP-2023 15:06:43

1418+546 EM169.UVDATA.1

Freq = 1.5950 GHz, Bw = 32.000 MH No calibration applied and no bandpass applied



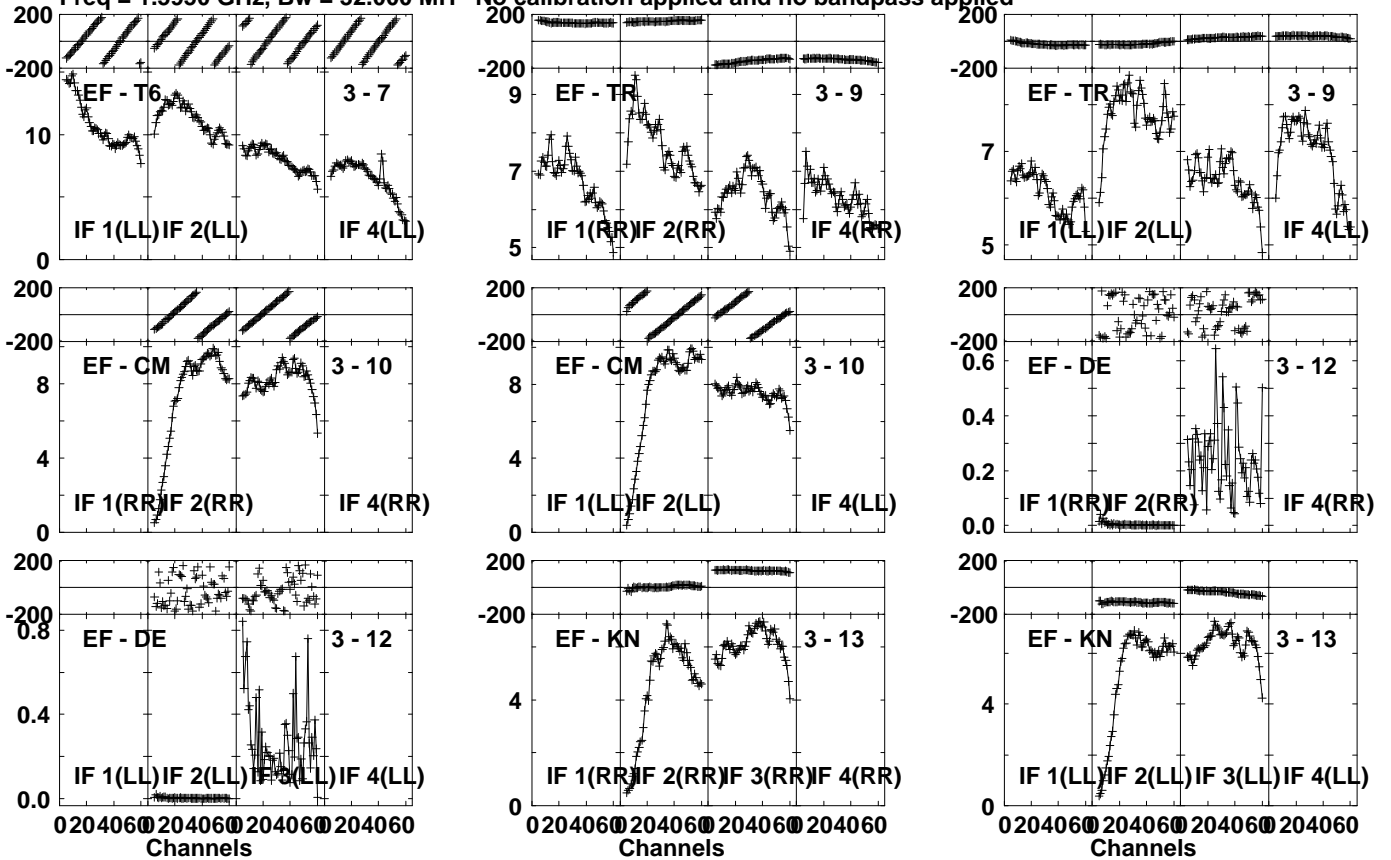
Lower frame: Milli Ampl Jy Top frame: Phas deg  
Vector averaged cross-power spectrum Several baselines displayed  
Timerange: 01/03:10:31 to 01/03:11:59

Plot file version 558 created 25-SEP-2023 15:06:43

1418+546 EM169.UVDATA.1

Freq = 1.5950 GHz, Bw = 32.000 MH

No calibration applied and no bandpass applied

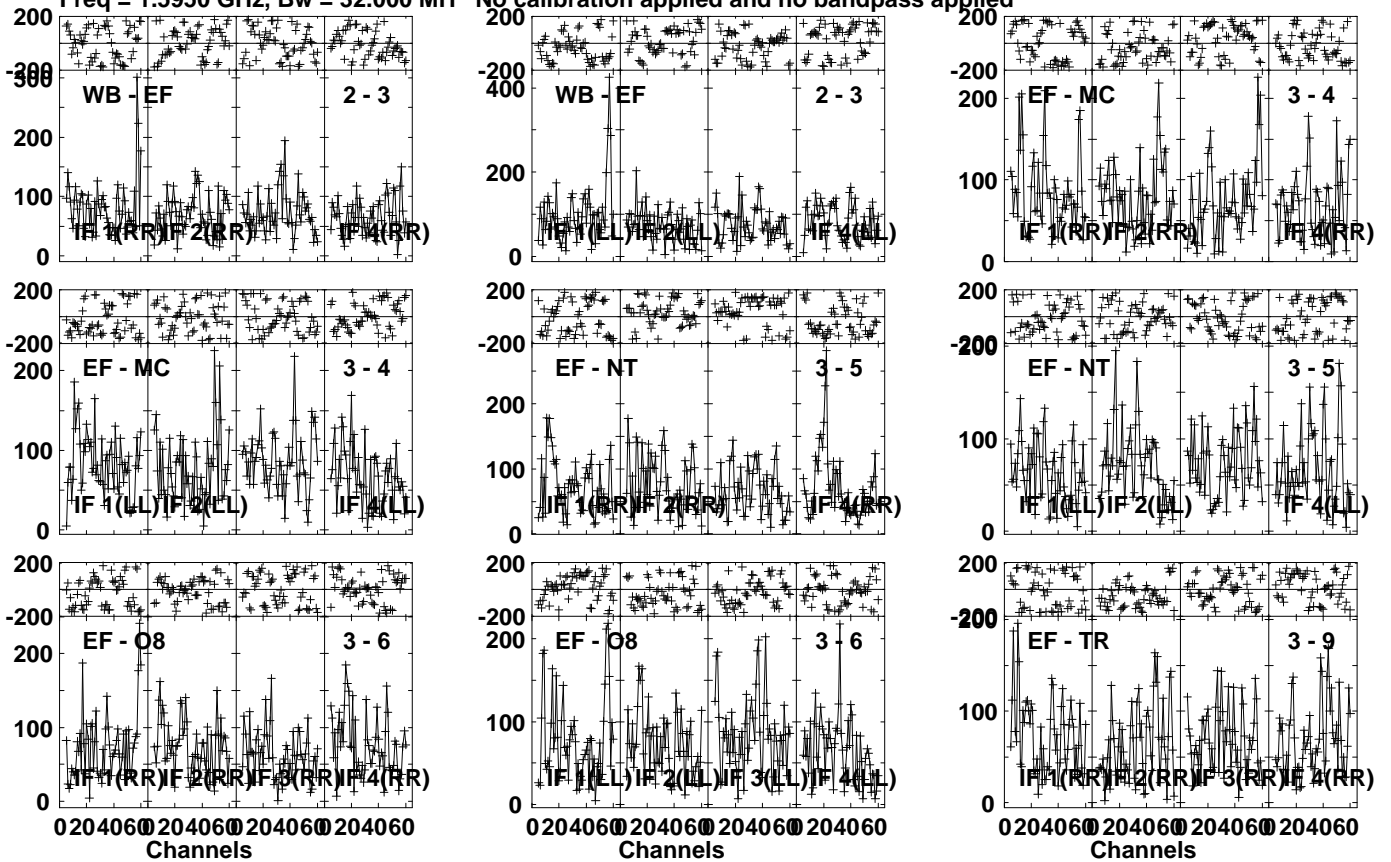


Lower frame: Milli Ampl Jy Top frame: Phas deg  
Vector averaged cross-power spectrum Several baselines displayed  
Timerange: 01/03:10:31 to 01/03:11:59

Plot file version 559 created 25-SEP-2023 15:06:43

J1419+5256 EM169.UVDATA.1

Freq = 1.5950 GHz, Bw = 32.000 MH No calibration applied and no bandpass applied

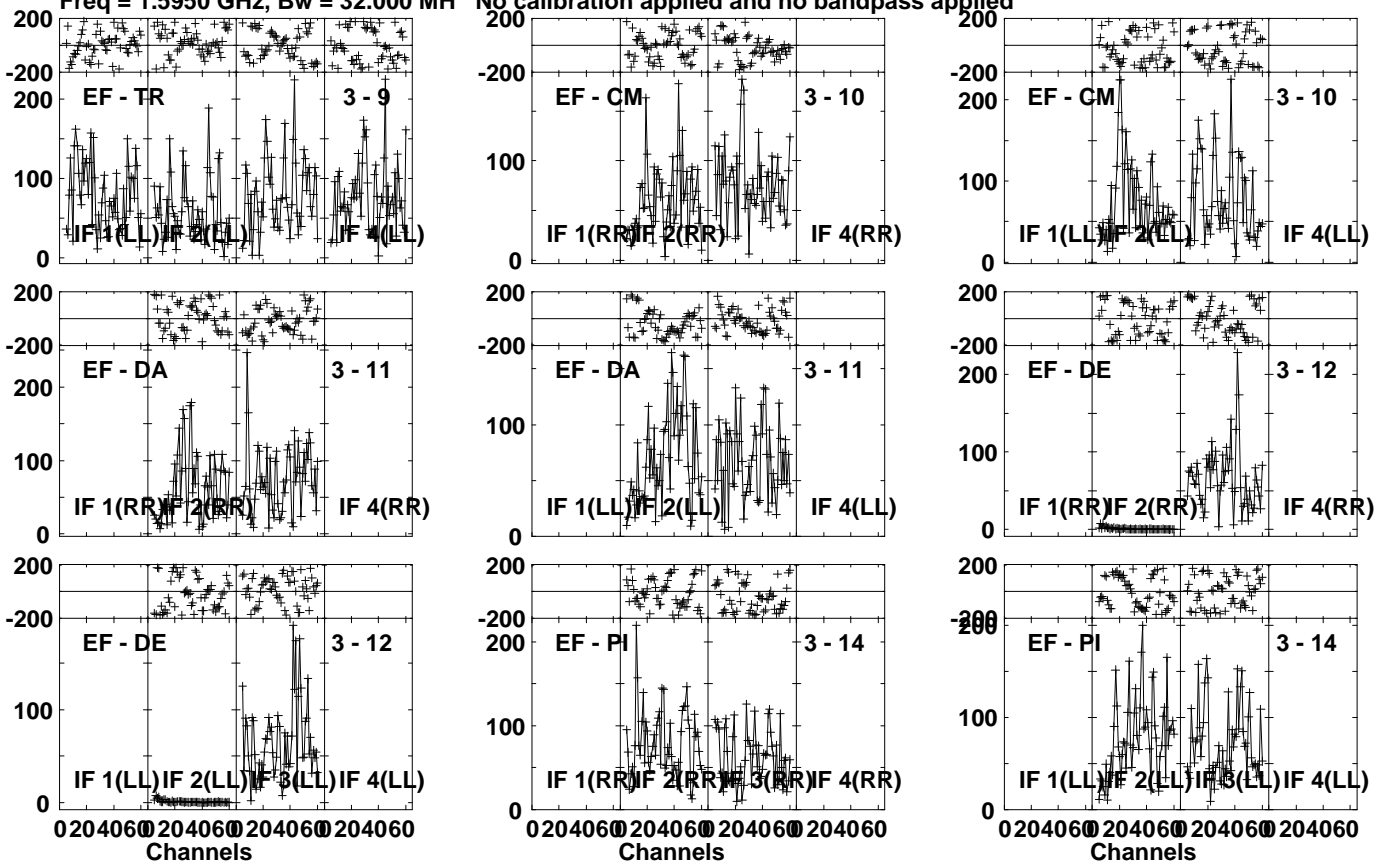


Lower frame: Micro Ampl Jy Top frame: Phas deg  
Vector averaged cross-power spectrum Several baselines displayed  
Timerange: 01/03:12:01 to 01/03:15:29

Plot file version 560 created 25-SEP-2023 15:06:43

J1419+5256 EM169.UVDATA.1

Freq = 1.5950 GHz, Bw = 32.000 MH No calibration applied and no bandpass applied



Lower frame: Micro Ampl Jy Top frame: Phas deg  
Vector averaged cross-power spectrum Several baselines displayed  
Timerange: 01/03:12:01 to 01/03:15:29

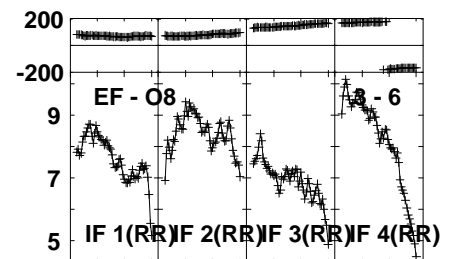
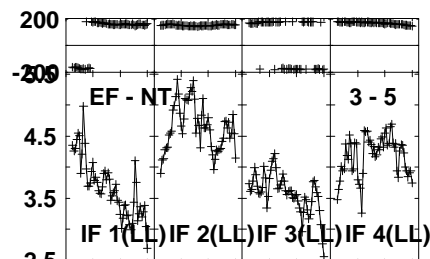
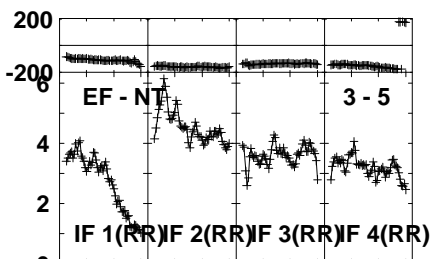
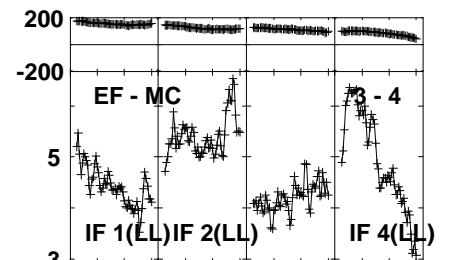
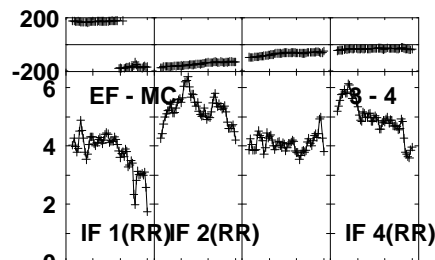
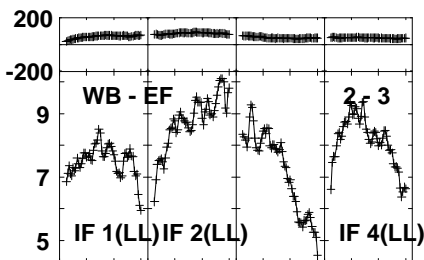
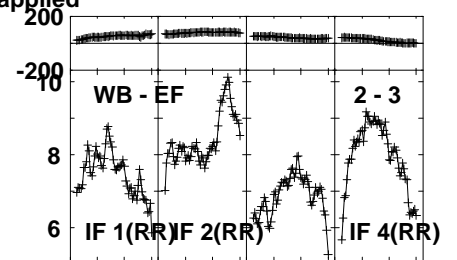
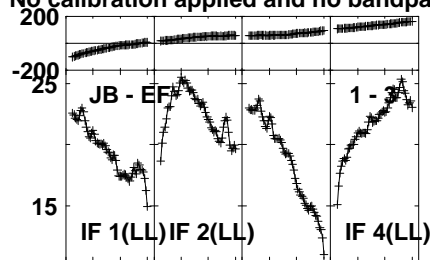
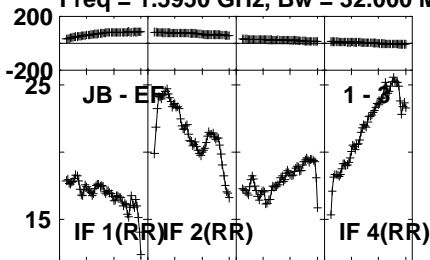


Plot file version 561 created 25-SEP-2023 15:06:44

1418+546 EM169.UVDATA.1

Freq = 1.5950 GHz, Bw = 32.000 MH

No calibration applied and no bandpass applied

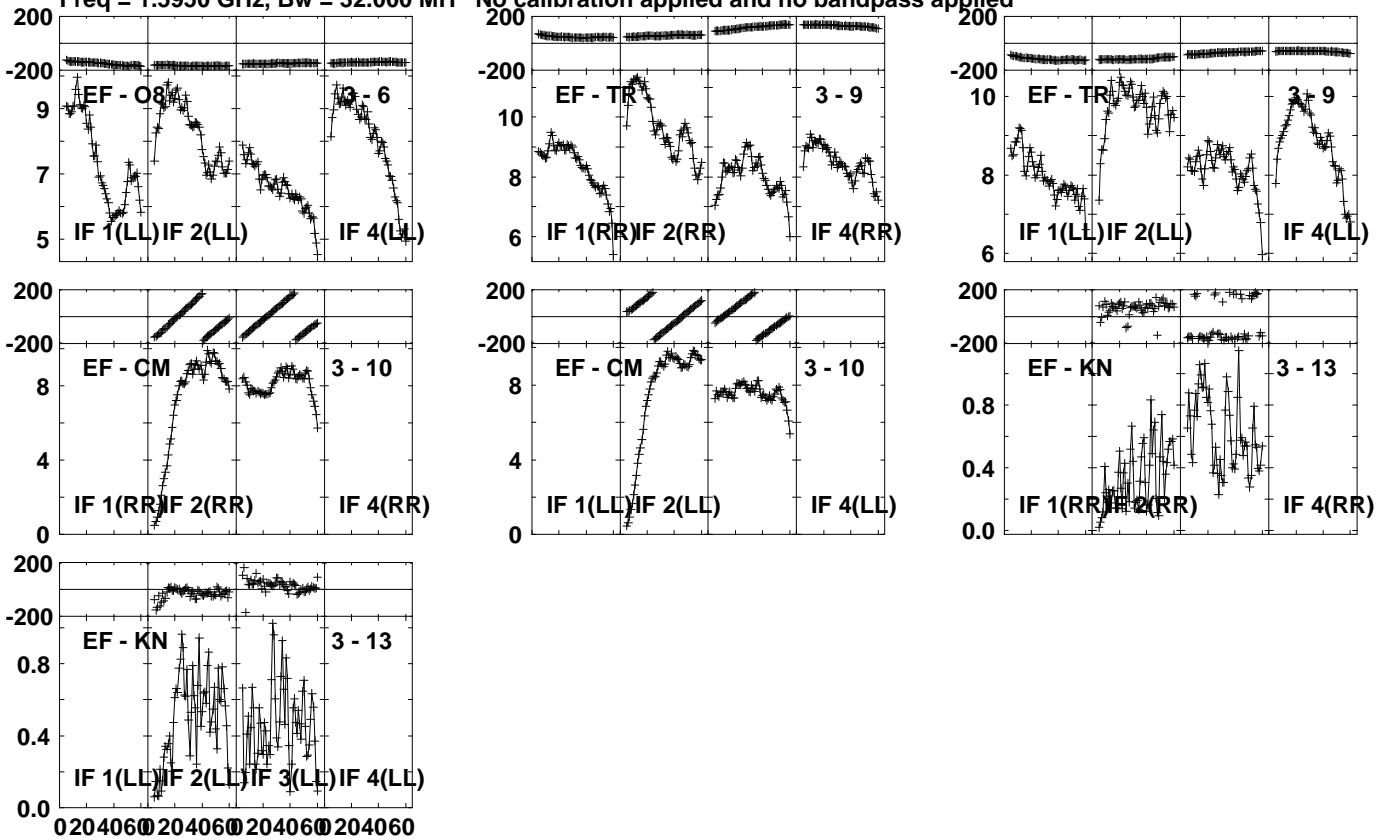


Lower frame: Milli Ampl Jy Top frame: Phas deg  
Vector averaged cross-power spectrum Several baselines displayed  
Timerange: 01/03:16:01 to 01/03:16:59

Plot file version 562 created 25-SEP-2023 15:06:44

1418+546 EM169.UVDATA.1

Freq = 1.5950 GHz, Bw = 32.000 MH No calibration applied and no bandpass applied



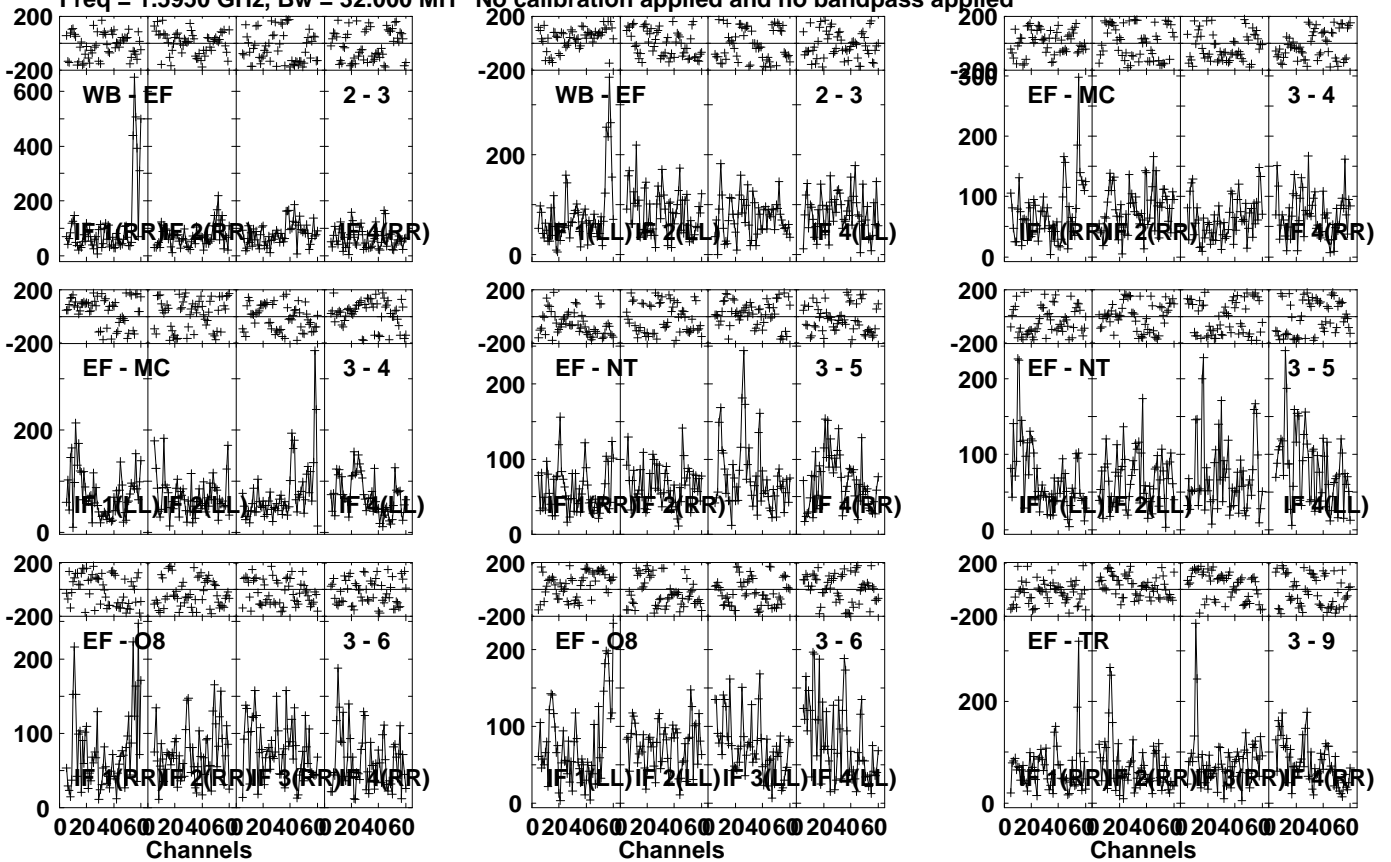
Lower frame: Milli Ampl Jy Top frame: Phas deg  
Vector averaged cross-power spectrum Several baselines displayed  
Timerange: 01/03:16:01 to 01/03:16:59

Plot file version 563 created 25-SEP-2023 15:06:44

J1419+5256 EM169.UVDATA.1

Freq = 1.5950 GHz, Bw = 32.000 MH

No calibration applied and no bandpass applied

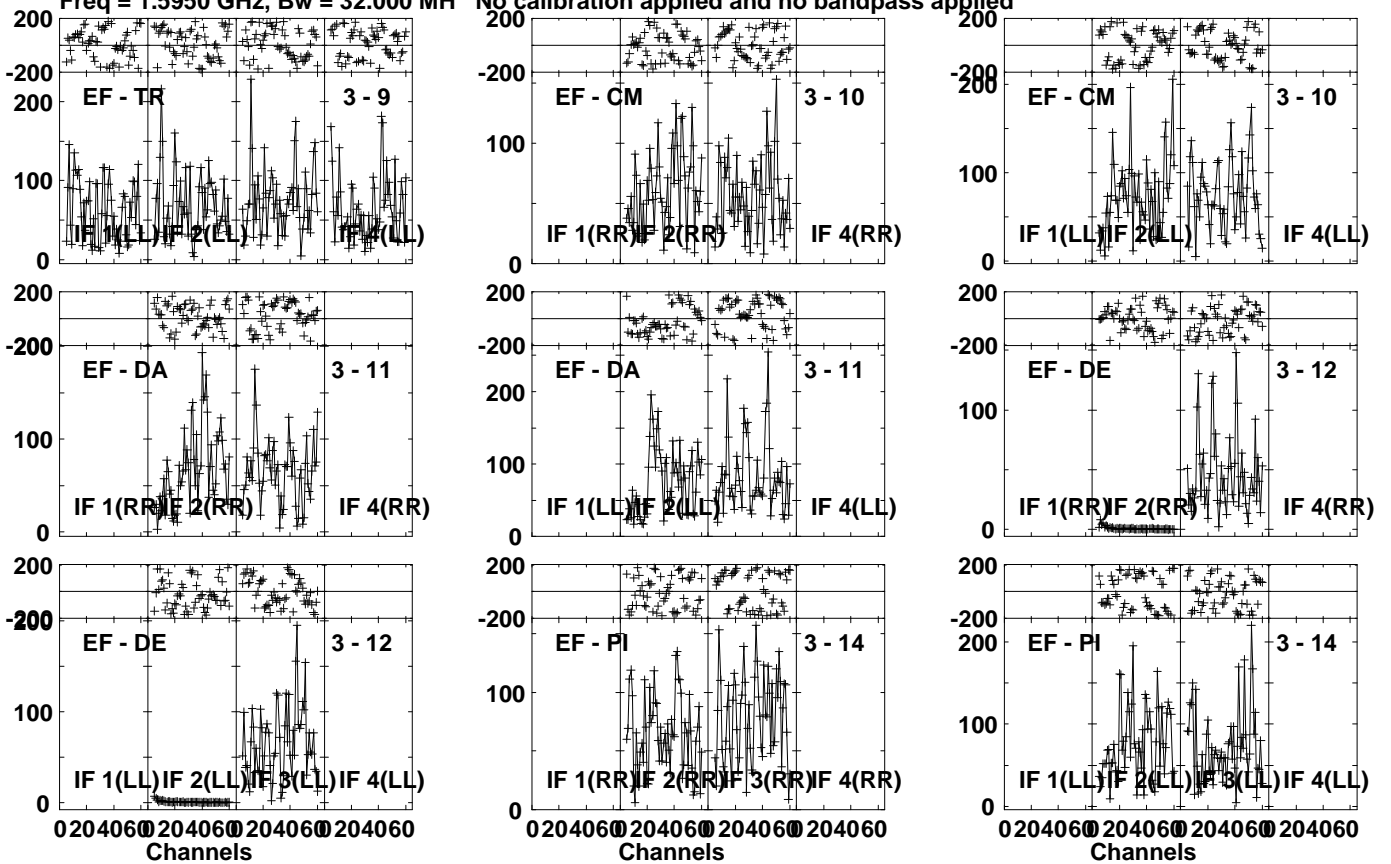


Lower frame: Micro Ampl Jy Top frame: Phas deg  
Vector averaged cross-power spectrum Several baselines displayed  
Timerange: 01/03:17:01 to 01/03:20:29

Plot file version 564 created 25-SEP-2023 15:06:44

J1419+5256 EM169.UVDATA.1

Freq = 1.5950 GHz, Bw = 32.000 MH No calibration applied and no bandpass applied

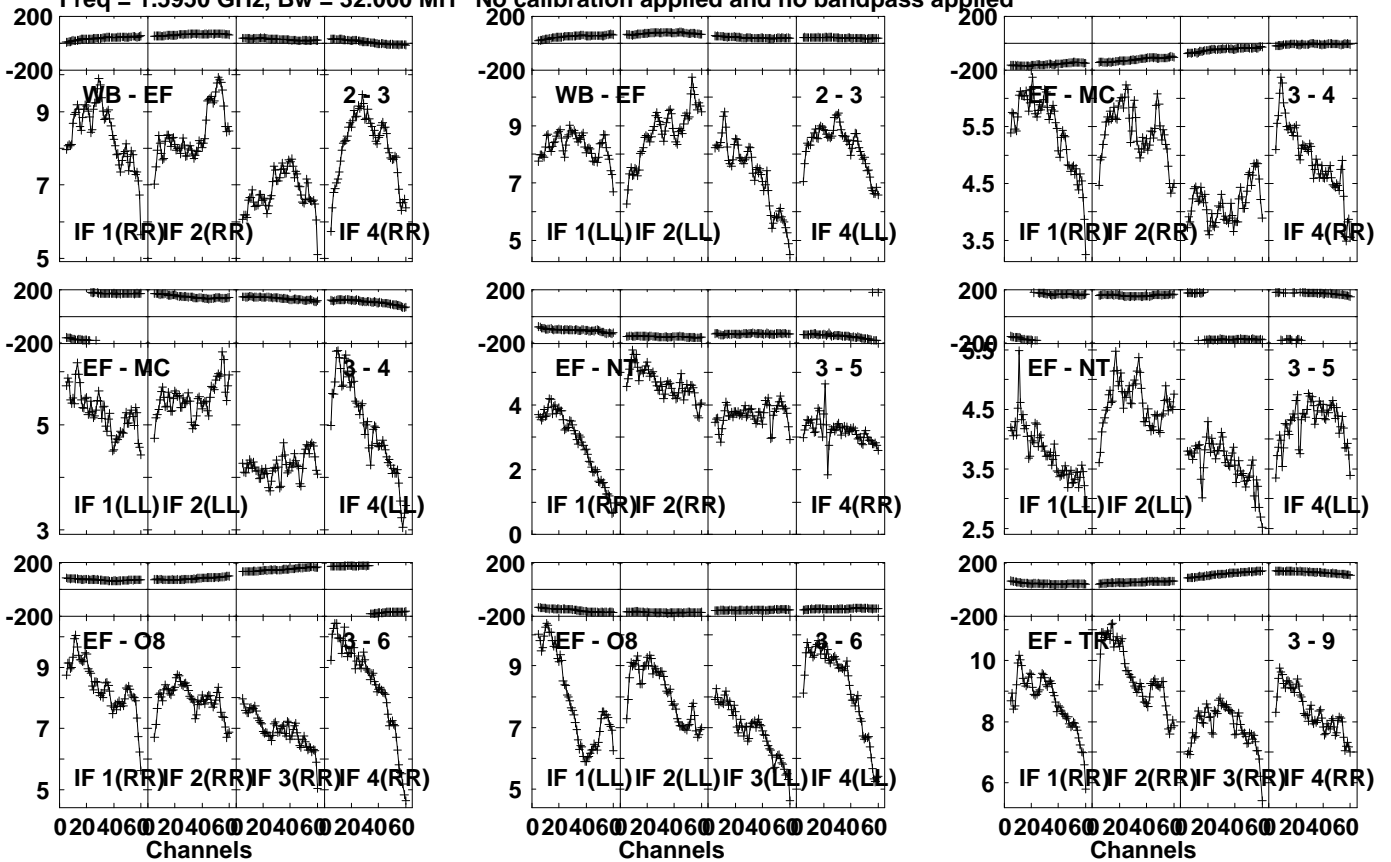


Lower frame: Micro Ampl Jy Top frame: Phas deg  
Vector averaged cross-power spectrum Several baselines displayed  
Timerange: 01/03:17:01 to 01/03:20:29

Plot file version 565 created 25-SEP-2023 15:06:44

1418+546 EM169.UVDATA.1

Freq = 1.5950 GHz, Bw = 32.000 MH No calibration applied and no bandpass applied

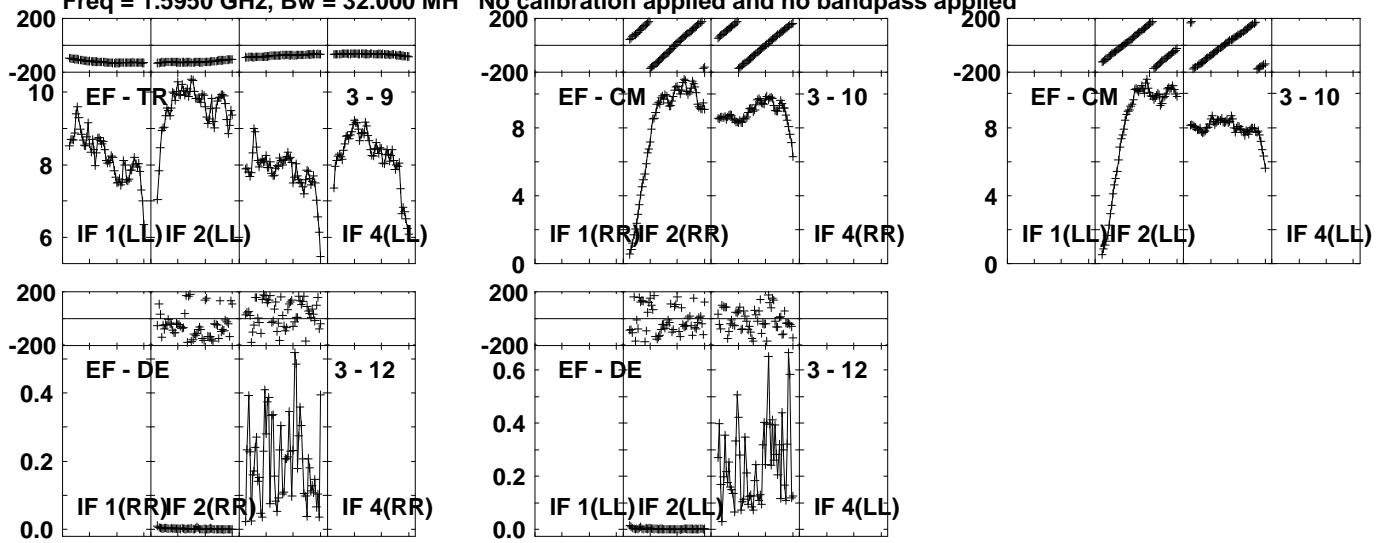


Lower frame: Milli Ampl Jy Top frame: Phas deg  
Vector averaged cross-power spectrum Several baselines displayed  
Timerange: 01/03:20:31 to 01/03:21:59

Plot file version 566 created 25-SEP-2023 15:06:44

1418+546 EM169.UVDATA.1

Freq = 1.5950 GHz, Bw = 32.000 MH No calibration applied and no bandpass applied

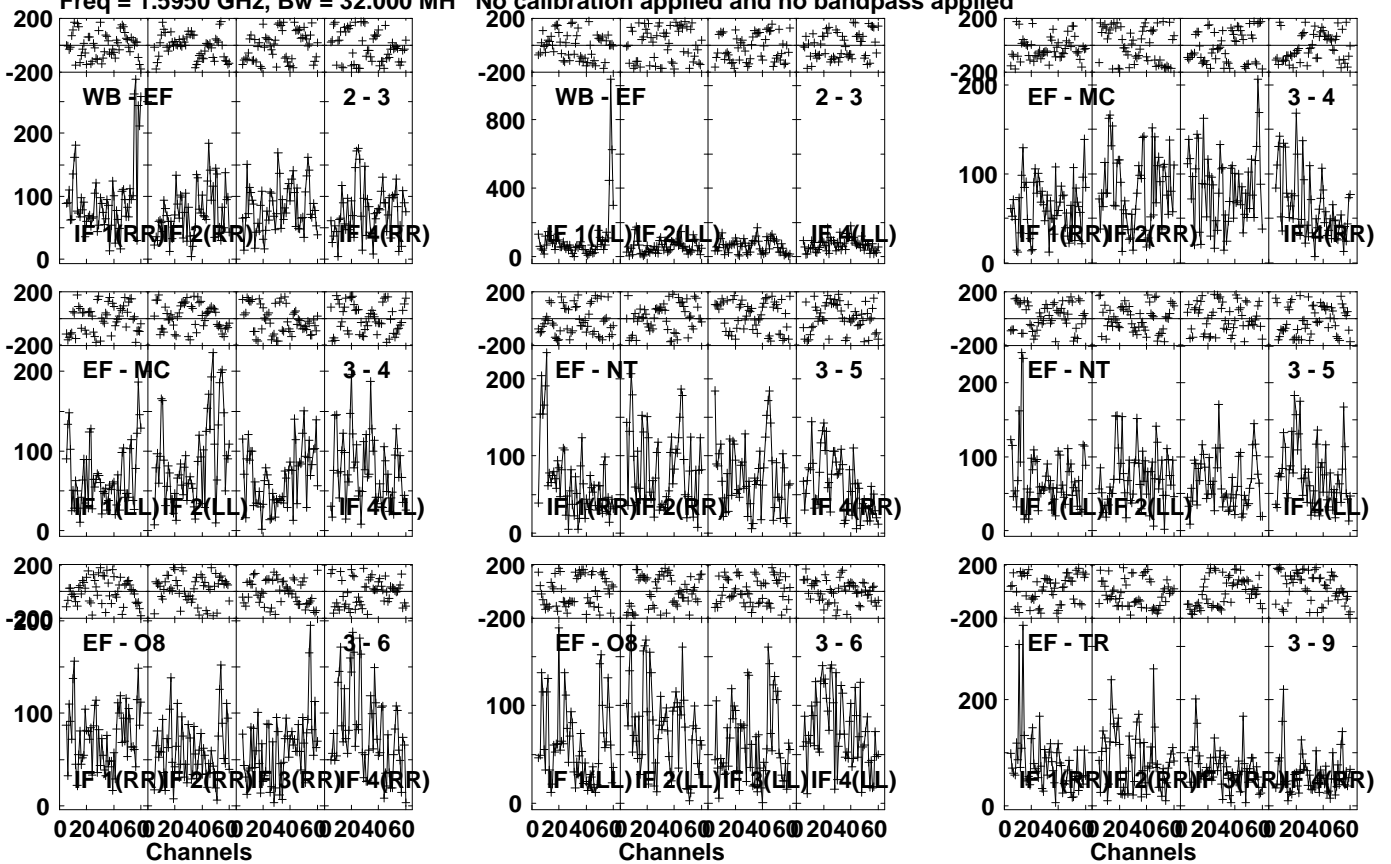


Lower frame: Milli Ampl Jy Top frame: Phas deg  
Vector averaged cross-power spectrum Several baselines displayed  
Timerange: 01/03:20:31 to 01/03:21:59

Plot file version 567 created 25-SEP-2023 15:06:44

J1419+5256 EM169.UVDATA.1

Freq = 1.5950 GHz, Bw = 32.000 MH No calibration applied and no bandpass applied

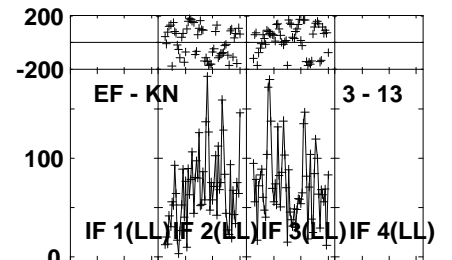
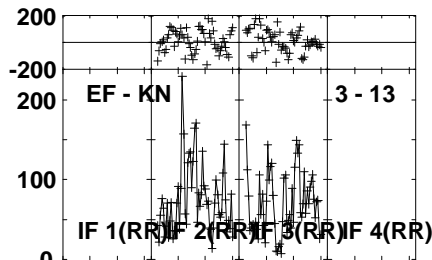
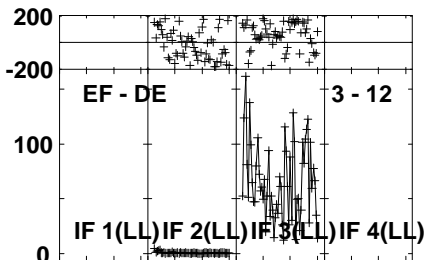
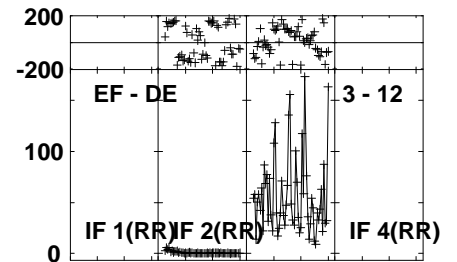
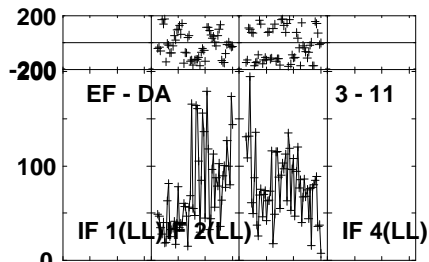
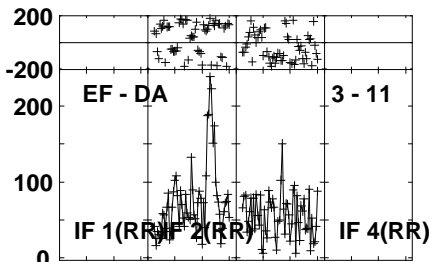
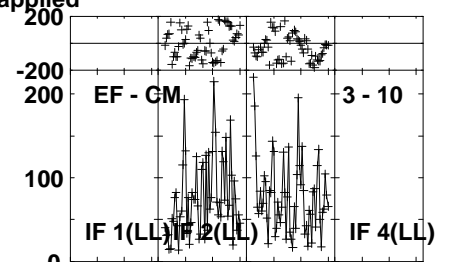
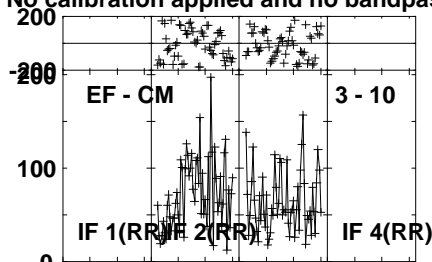
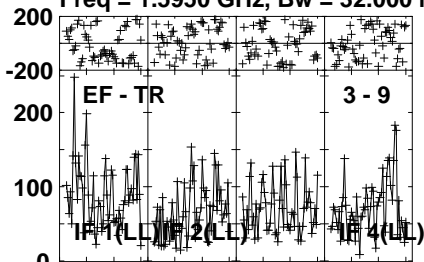


Lower frame: Micro Ampl Jy Top frame: Phas deg  
Vector averaged cross-power spectrum Several baselines displayed  
Timerange: 01/03:22:01 to 01/03:25:29

Plot file version 568 created 25-SEP-2023 15:06:44

J1419+5256 EM169.UVDATA.1

Freq = 1.5950 GHz, Bw = 32.000 MH No calibration applied and no bandpass applied



0204060 0204060 0204060 0204060  
Channels

0204060 0204060 0204060 0204060  
Channels

0204060 0204060 0204060 0204060  
Channels

Lower frame: Micro Ampl Jy Top frame: Phas deg  
Vector averaged cross-power spectrum Several baselines displayed  
Timerange: 01/03:22:01 to 01/03:25:29

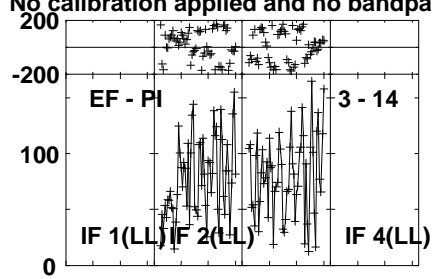
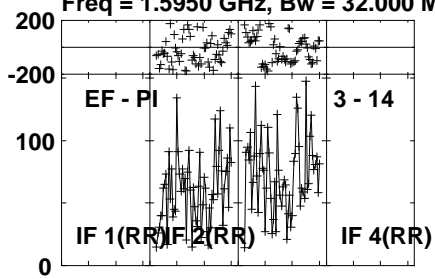


Plot file version 569 created 25-SEP-2023 15:06:44

J1419+5256 EM169.UVDATA.1

Freq = 1.5950 GHz, Bw = 32.000 MH

No calibration applied and no bandpass applied



Lower frame: Micro Ampl Jy Top frame: Phas deg

Vector averaged cross-power spectrum Several baselines displayed

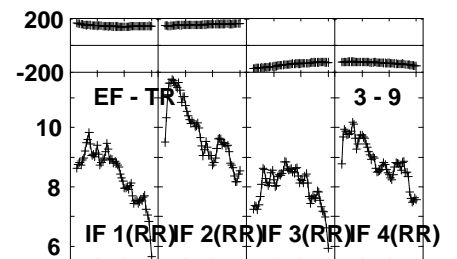
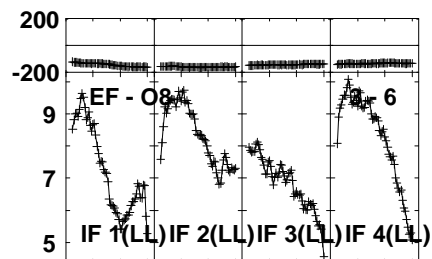
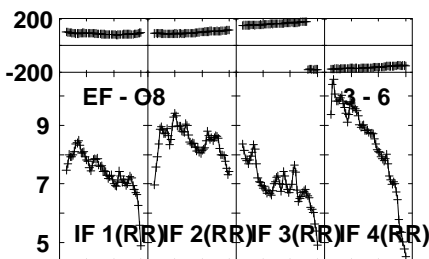
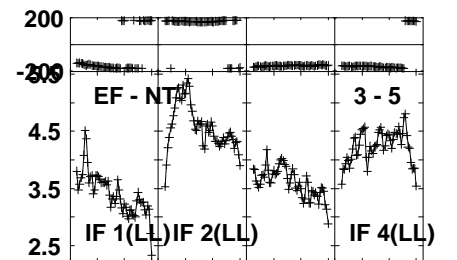
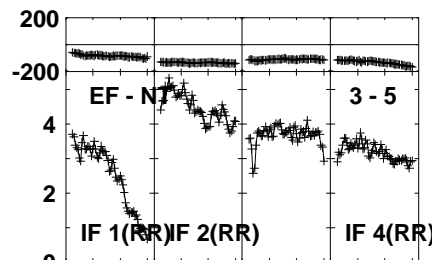
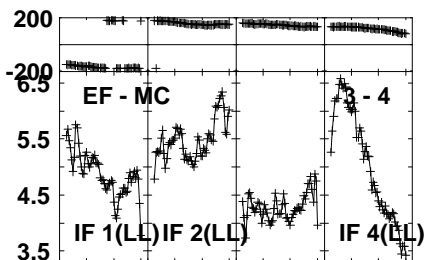
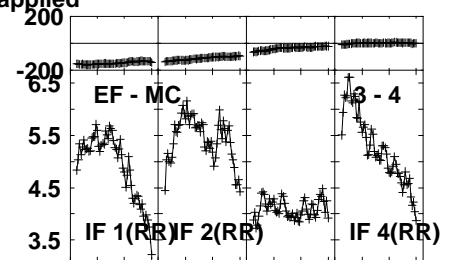
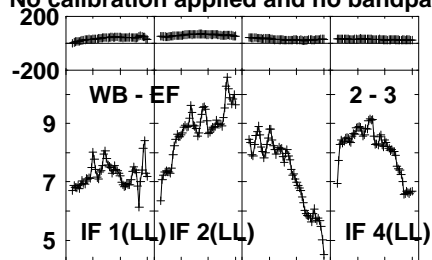
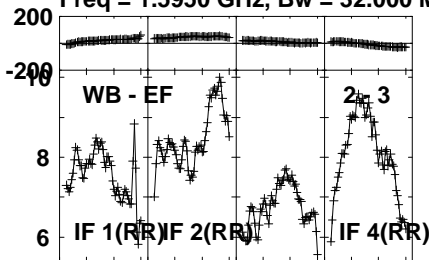
Timerange: 01/03:22:01 to 01/03:25:29

Plot file version 570 created 25-SEP-2023 15:06:44

1418+546 EM169.UVDATA.1

Freq = 1.5950 GHz, Bw = 32.000 MH

No calibration applied and no bandpass applied



0204060 204060 204060 204060  
Channels

0204060 204060 204060 204060  
Channels

0204060 204060 204060 204060  
Channels

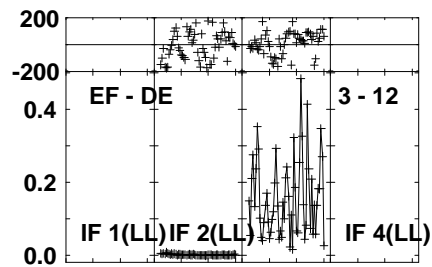
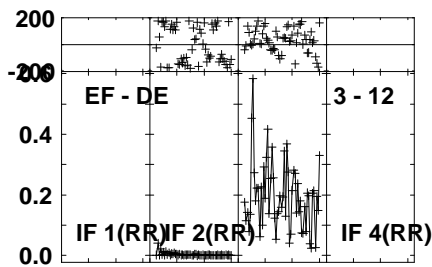
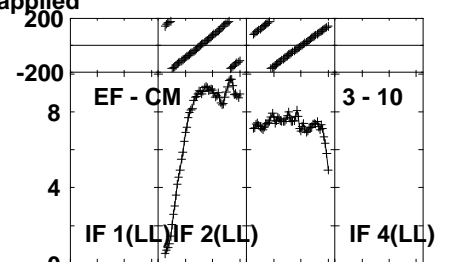
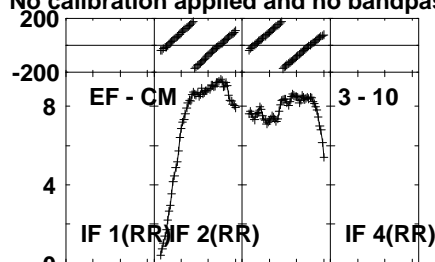
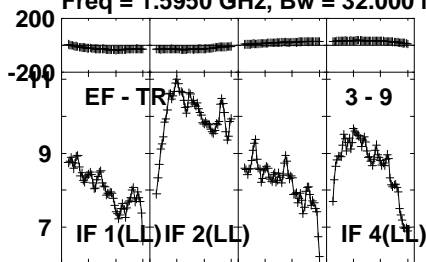
Lower frame: Milli Ampl Jy Top frame: Phas deg  
Vector averaged cross-power spectrum Several baselines displayed  
Timerange: 01/03:26:01 to 01/03:26:59

Plot file version 571 created 25-SEP-2023 15:06:44

1418+546 EM169.UVDATA.1

Freq = 1.5950 GHz, Bw = 32.000 MH

No calibration applied and no bandpass applied

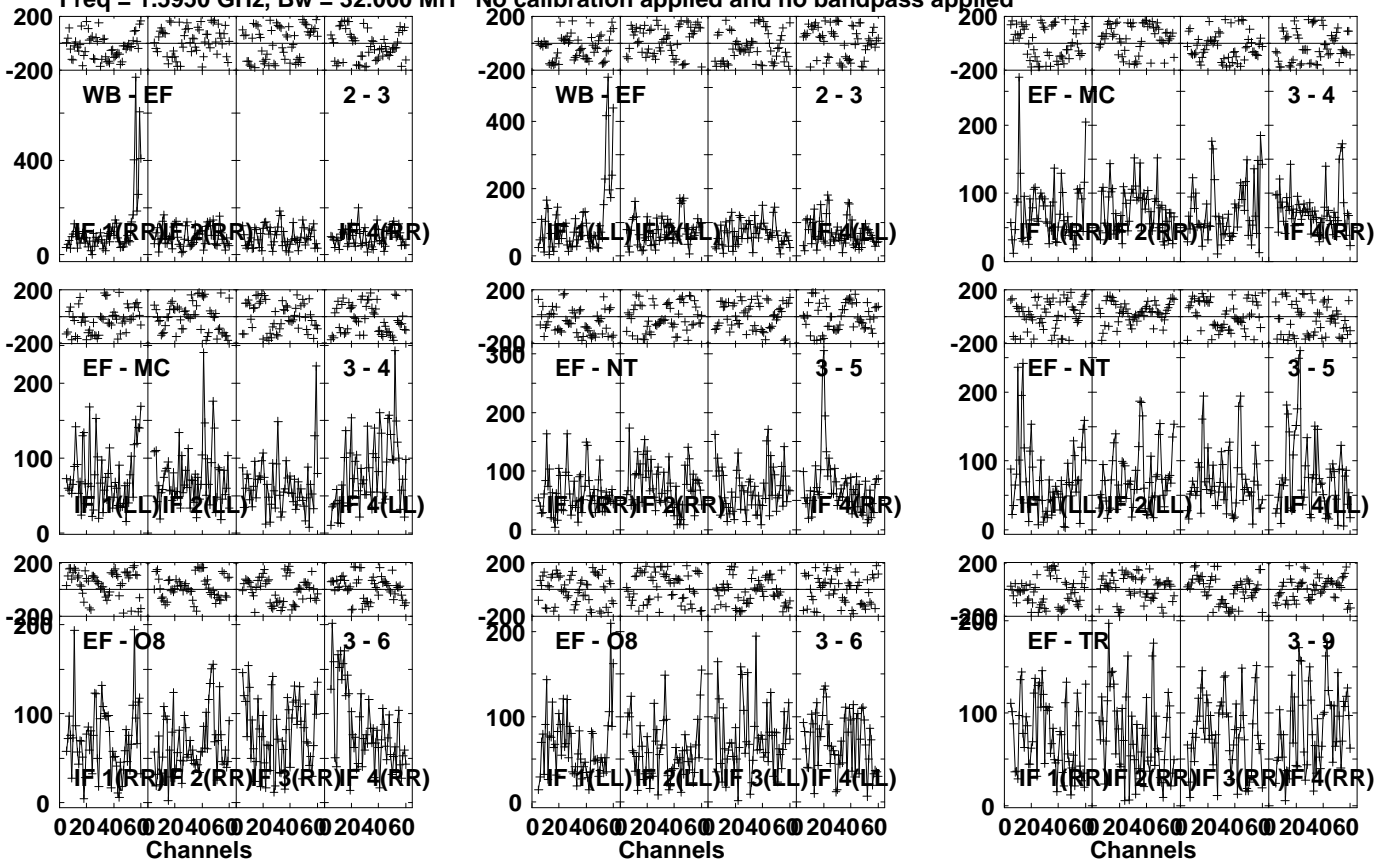


Lower frame: Milli Ampl Jy Top frame: Phas deg  
Vector averaged cross-power spectrum Several baselines displayed  
Timerange: 01/03:26:01 to 01/03:26:59

Plot file version 572 created 25-SEP-2023 15:06:45

J1419+5256 EM169.UVDATA.1

Freq = 1.5950 GHz, Bw = 32.000 MH No calibration applied and no bandpass applied

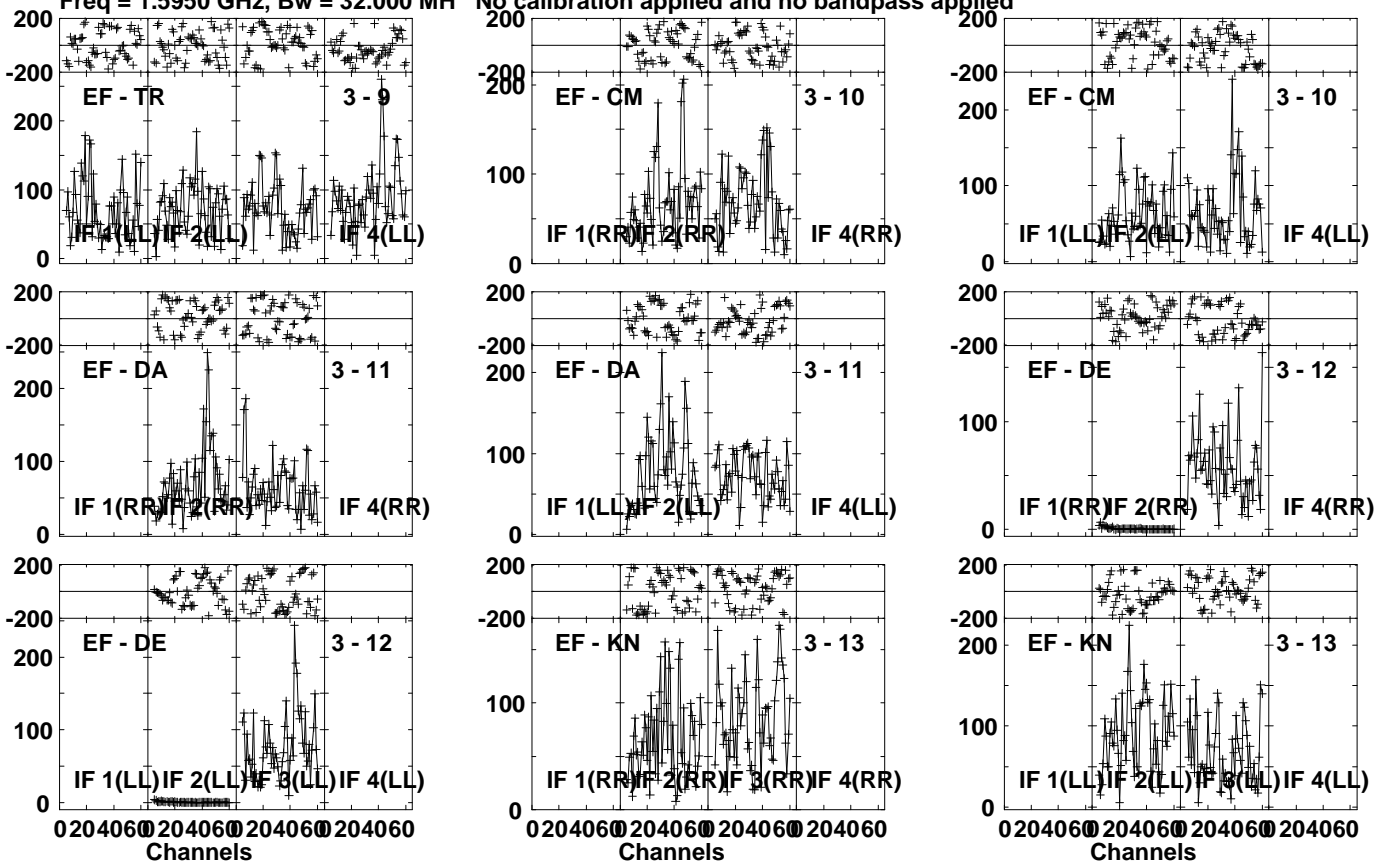


Lower frame: Micro Ampl Jy Top frame: Phas deg  
 Vector averaged cross-power spectrum Several baselines displayed  
 Timerange: 01/03:27:01 to 01/03:30:29

Plot file version 573 created 25-SEP-2023 15:06:45

J1419+5256 EM169.UVDATA.1

Freq = 1.5950 GHz, Bw = 32.000 MH No calibration applied and no bandpass applied



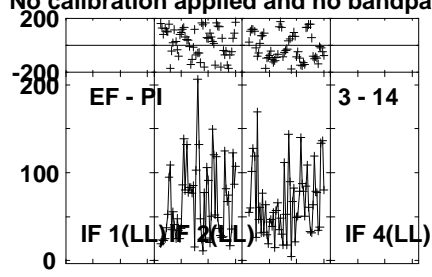
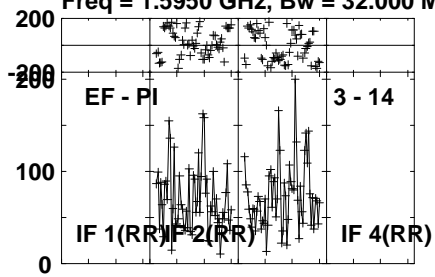
Lower frame: Micro Ampl Jy Top frame: Phas deg  
Vector averaged cross-power spectrum Several baselines displayed  
Timerange: 01/03:27:01 to 01/03:30:29

Plot file version 574 created 25-SEP-2023 15:06:45

J1419+5256 EM169.UVDATA.1

Freq = 1.5950 GHz, Bw = 32.000 MH

No calibration applied and no bandpass applied



Lower frame: Micro Ampl Jy Top frame: Phas deg

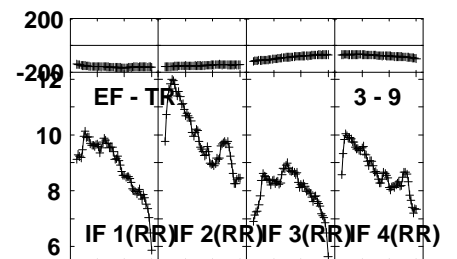
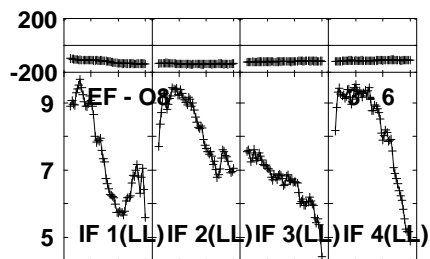
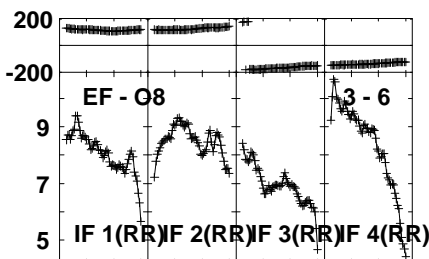
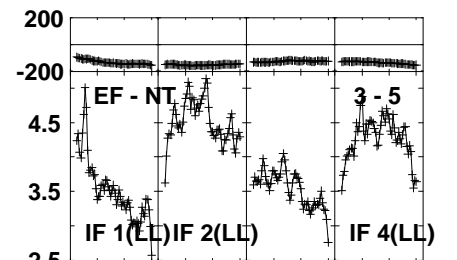
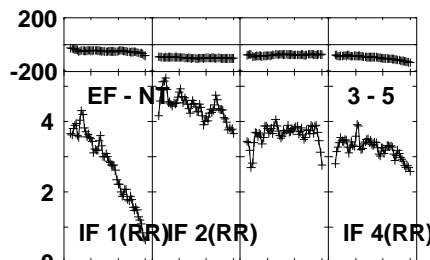
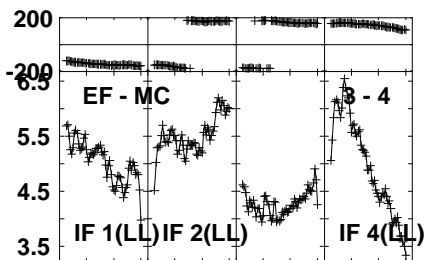
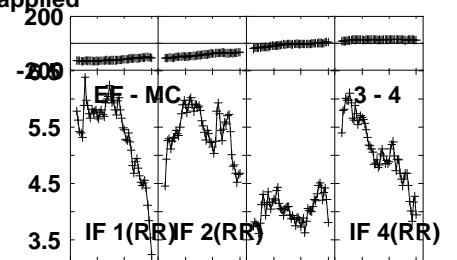
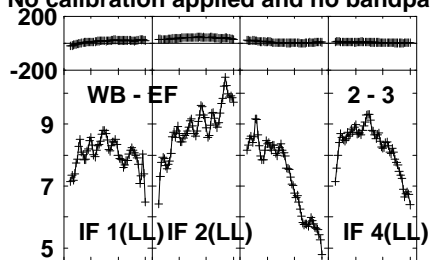
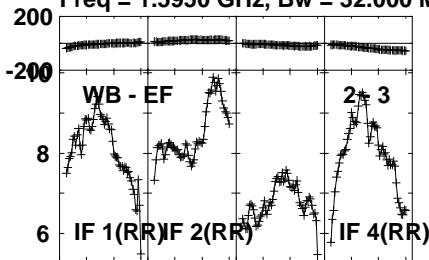
Vector averaged cross-power spectrum Several baselines displayed

Timerange: 01/03:27:01 to 01/03:30:29

Plot file version 575 created 25-SEP-2023 15:06:45

1418+546 EM169.UVDATA.1

Freq = 1.5950 GHz, Bw = 32.000 MH No calibration applied and no bandpass applied



0204060 204060 204060 204060  
Channels

0204060 204060 204060 204060  
Channels

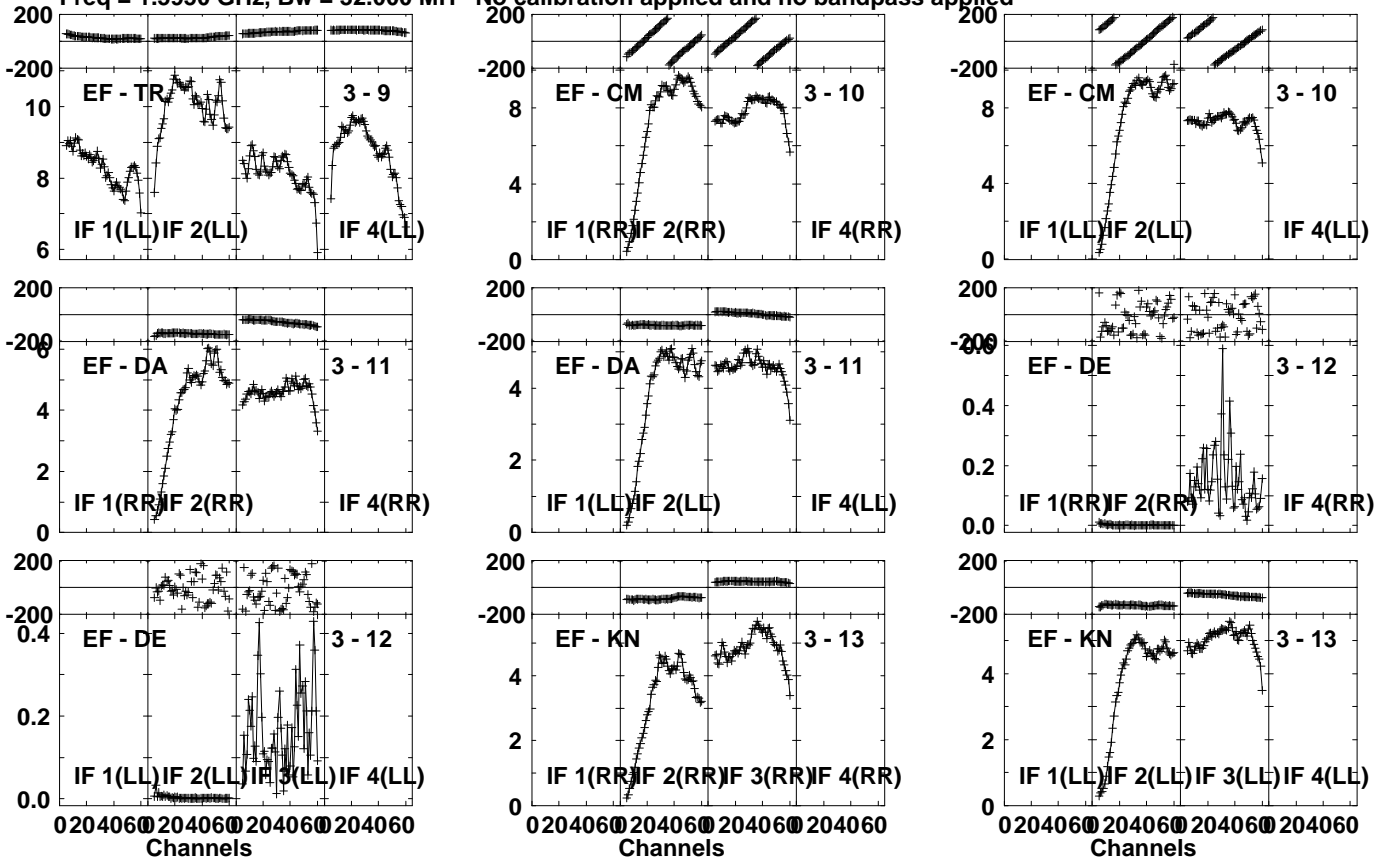
0204060 204060 204060 204060  
Channels

Lower frame: Milli Ampl Jy Top frame: Phas deg  
Vector averaged cross-power spectrum Several baselines displayed  
Timerange: 01/03:30:31 to 01/03:31:59

Plot file version 576 created 25-SEP-2023 15:06:45

1418+546 EM169.UVDATA.1

Freq = 1.5950 GHz, Bw = 32.000 MH No calibration applied and no bandpass applied



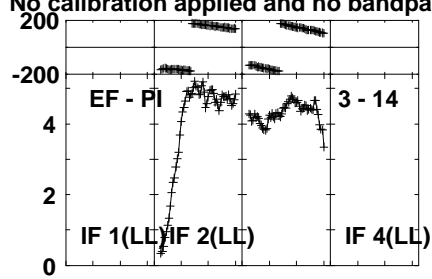
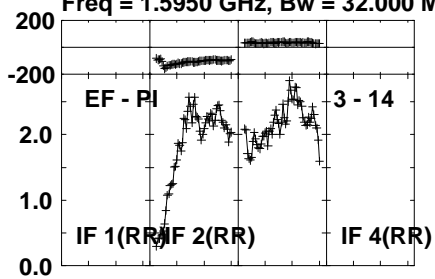
Lower frame: Milli Ampl Jy Top frame: Phas deg  
Vector averaged cross-power spectrum Several baselines displayed  
Timerange: 01/03:30:31 to 01/03:31:59



Plot file version 577 created 25-SEP-2023 15:06:45

1418+546 EM169.UVDATA.1

Freq = 1.5950 GHz, Bw = 32.000 MH No calibration applied and no bandpass applied



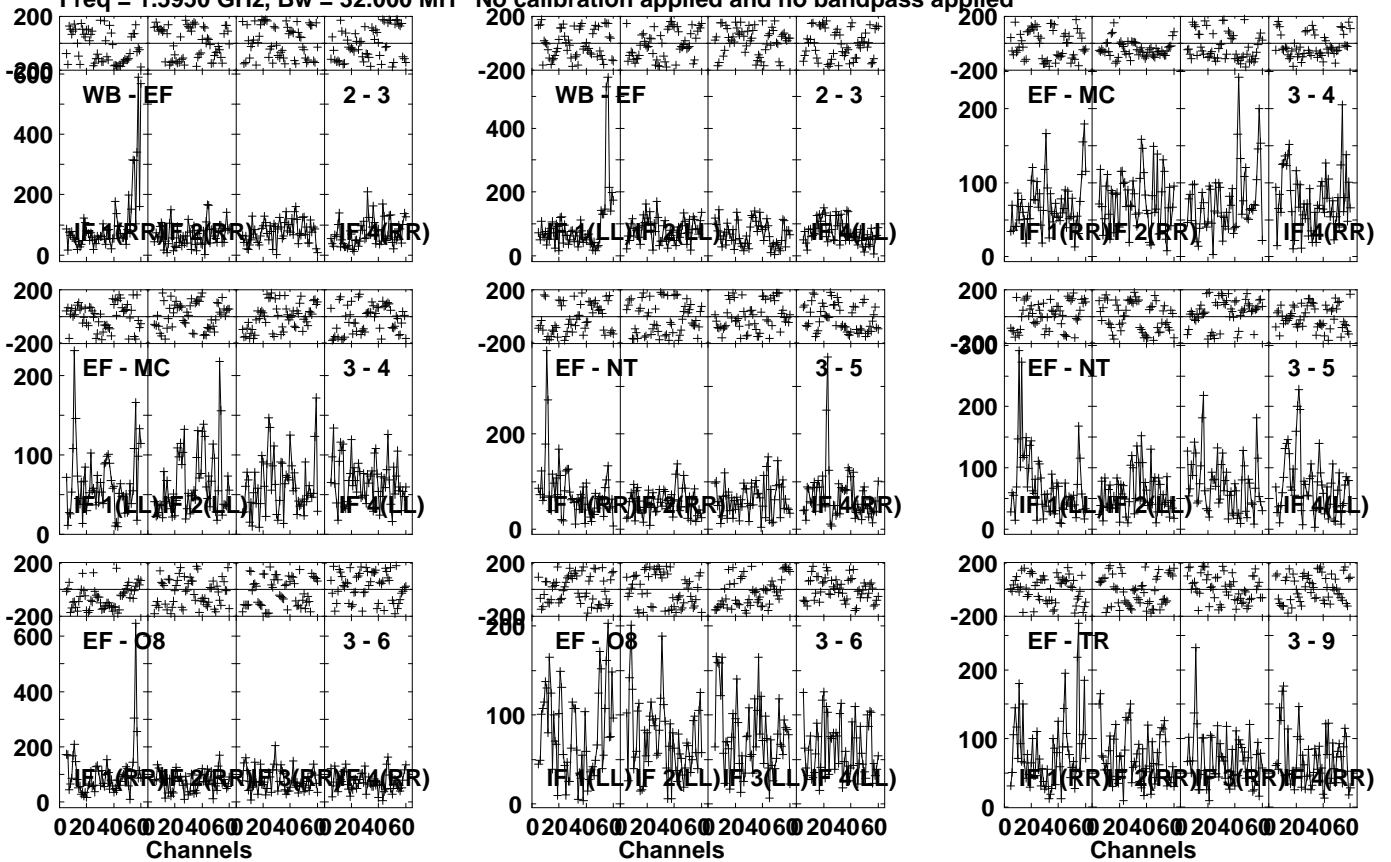
Lower frame: Milli Ampl Jy Top frame: Phas deg  
Vector averaged cross-power spectrum Several baselines displayed  
Timerange: 01/03:30:31 to 01/03:31:59

Plot file version 578 created 25-SEP-2023 15:06:45

J1419+5256 EM169.UVDATA.1

Freq = 1.5950 GHz, Bw = 32.000 MH

No calibration applied and no bandpass applied



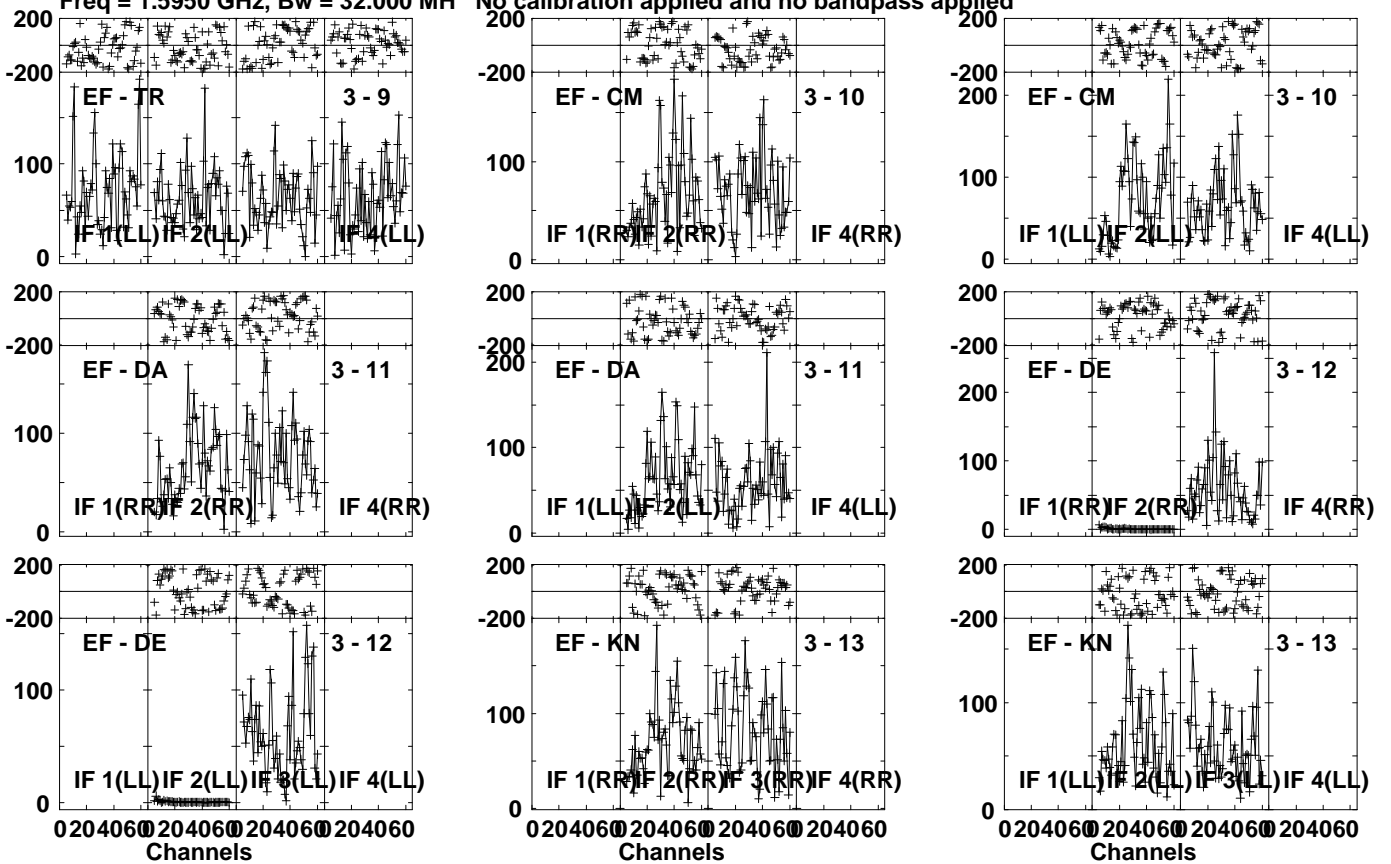
Lower frame: Micro Ampl Jy Top frame: Phas deg  
Vector averaged cross-power spectrum Several baselines displayed  
Timerange: 01/03:32:01 to 01/03:35:29

Plot file version 579 created 25-SEP-2023 15:06:45

J1419+5256 EM169.UVDATA.1

Freq = 1.5950 GHz, Bw = 32.000 MH

No calibration applied and no bandpass applied

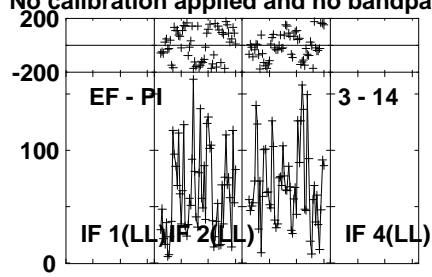
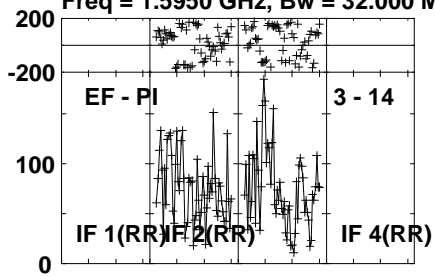


Lower frame: Micro Ampl Jy Top frame: Phas deg  
Vector averaged cross-power spectrum Several baselines displayed  
Timerange: 01/03:32:01 to 01/03:35:29

Plot file version 580 created 25-SEP-2023 15:06:45

J1419+5256 EM169.UVDATA.1

Freq = 1.5950 GHz, Bw = 32.000 MH No calibration applied and no bandpass applied

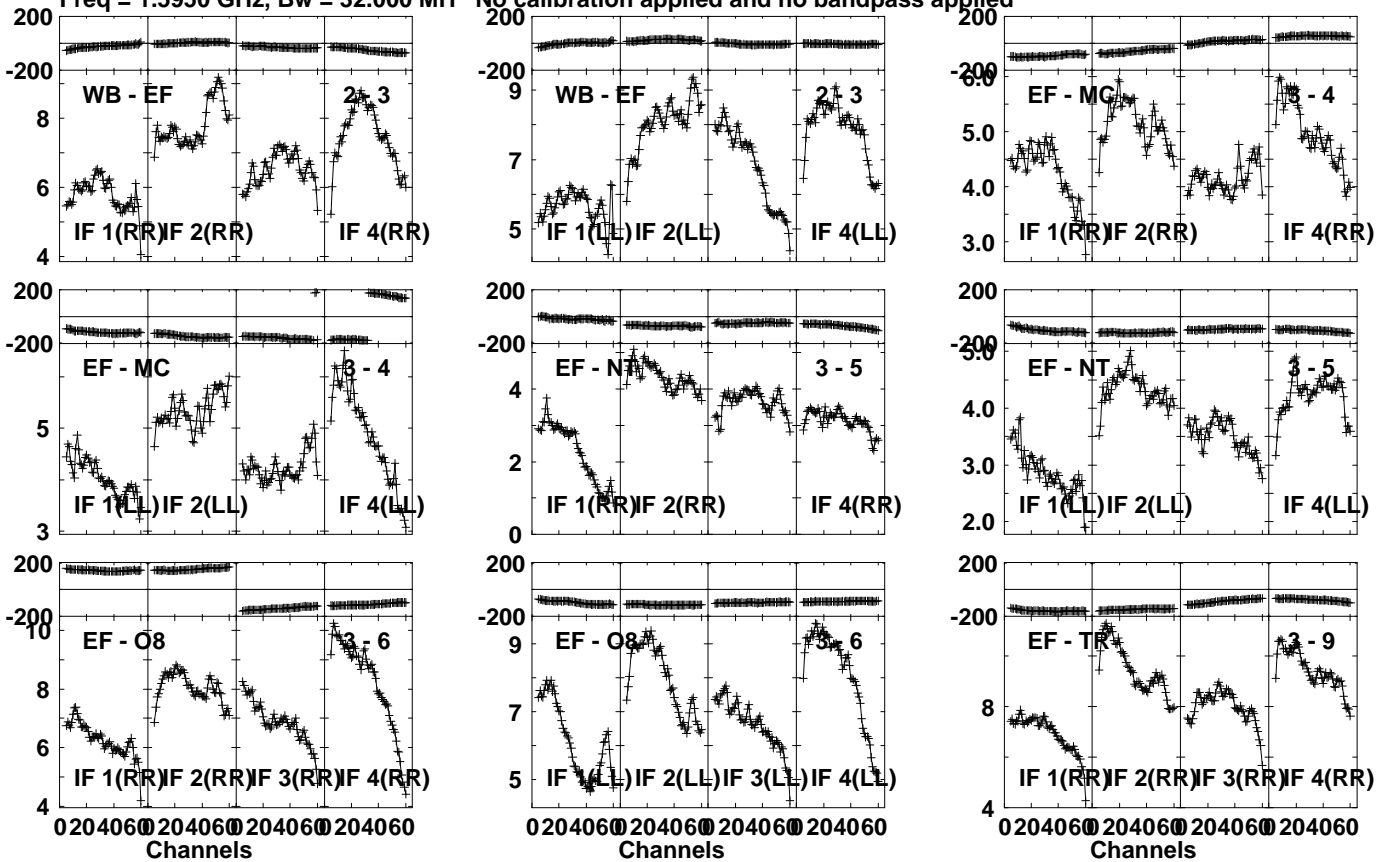


Lower frame: Micro Ampl Jy Top frame: Phas deg  
Vector averaged cross-power spectrum Several baselines displayed  
Timerange: 01/03:32:01 to 01/03:35:29

Plot file version 581 created 25-SEP-2023 15:06:45

1418+546 EM169.UVDATA.1

Freq = 1.5950 GHz, Bw = 32.000 MH No calibration applied and no bandpass applied

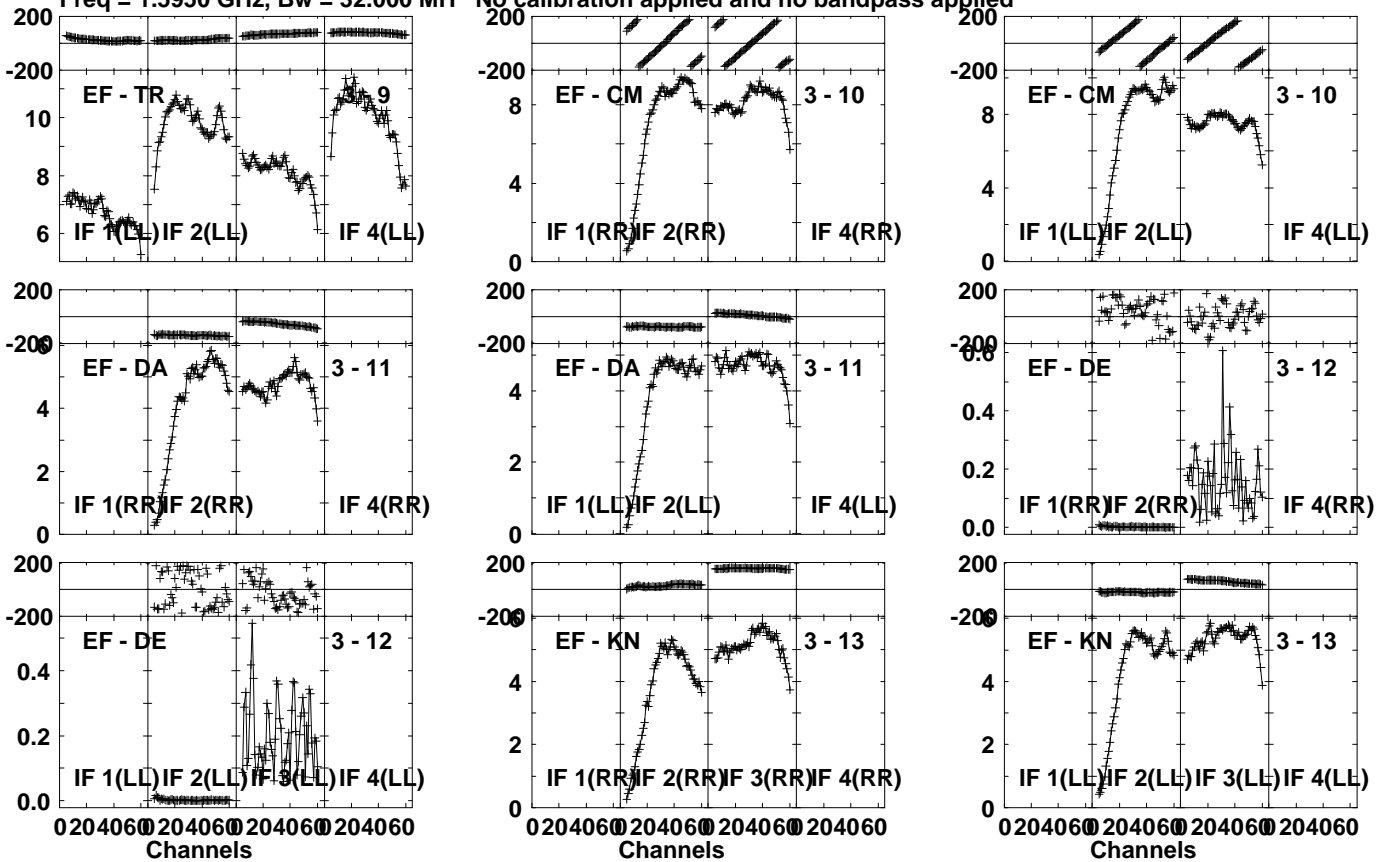


Lower frame: Milli Ampl Jy Top frame: Phas deg  
Vector averaged cross-power spectrum Several baselines displayed  
Timerange: 01/03:36:01 to 01/03:36:59

Plot file version 582 created 25-SEP-2023 15:06:45

1418+546 EM169.UVDATA.1

Freq = 1.5950 GHz, Bw = 32.000 MH No calibration applied and no bandpass applied

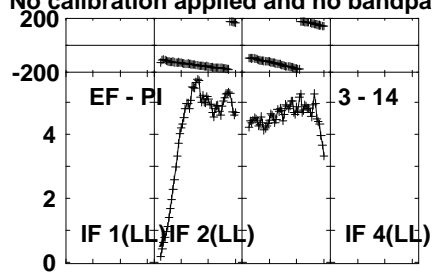
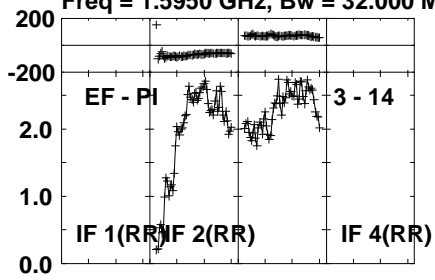


Lower frame: Milli Ampl Jy Top frame: Phas deg  
Vector averaged cross-power spectrum Several baselines displayed  
Timerange: 01/03:36:01 to 01/03:36:59

Plot file version 583 created 25-SEP-2023 15:06:45

1418+546 EM169.UVDATA.1

Freq = 1.5950 GHz, Bw = 32.000 MH No calibration applied and no bandpass applied



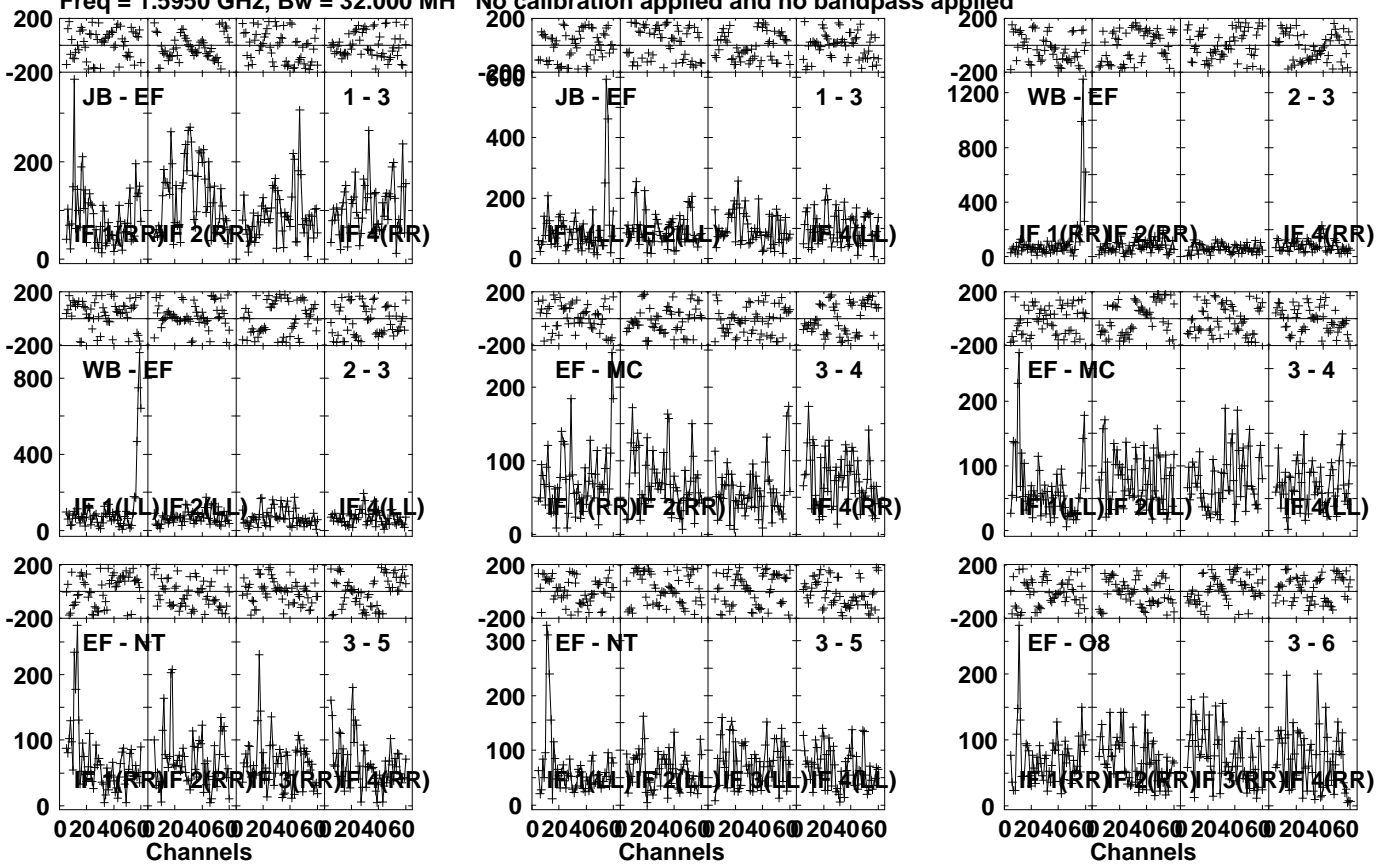
Lower frame: Milli Ampl Jy Top frame: Phas deg  
Vector averaged cross-power spectrum Several baselines displayed  
Timerange: 01/03:36:01 to 01/03:36:59

Plot file version 584 created 25-SEP-2023 15:06:45

J1419+5256 EM169.UVDATA.1

Freq = 1.5950 GHz, Bw = 32.000 MH

No calibration applied and no bandpass applied



Lower frame: Micro Ampl Jy Top frame: Phas deg  
Vector averaged cross-power spectrum Several baselines displayed  
Timerange: 01/03:37:01 to 01/03:40:29

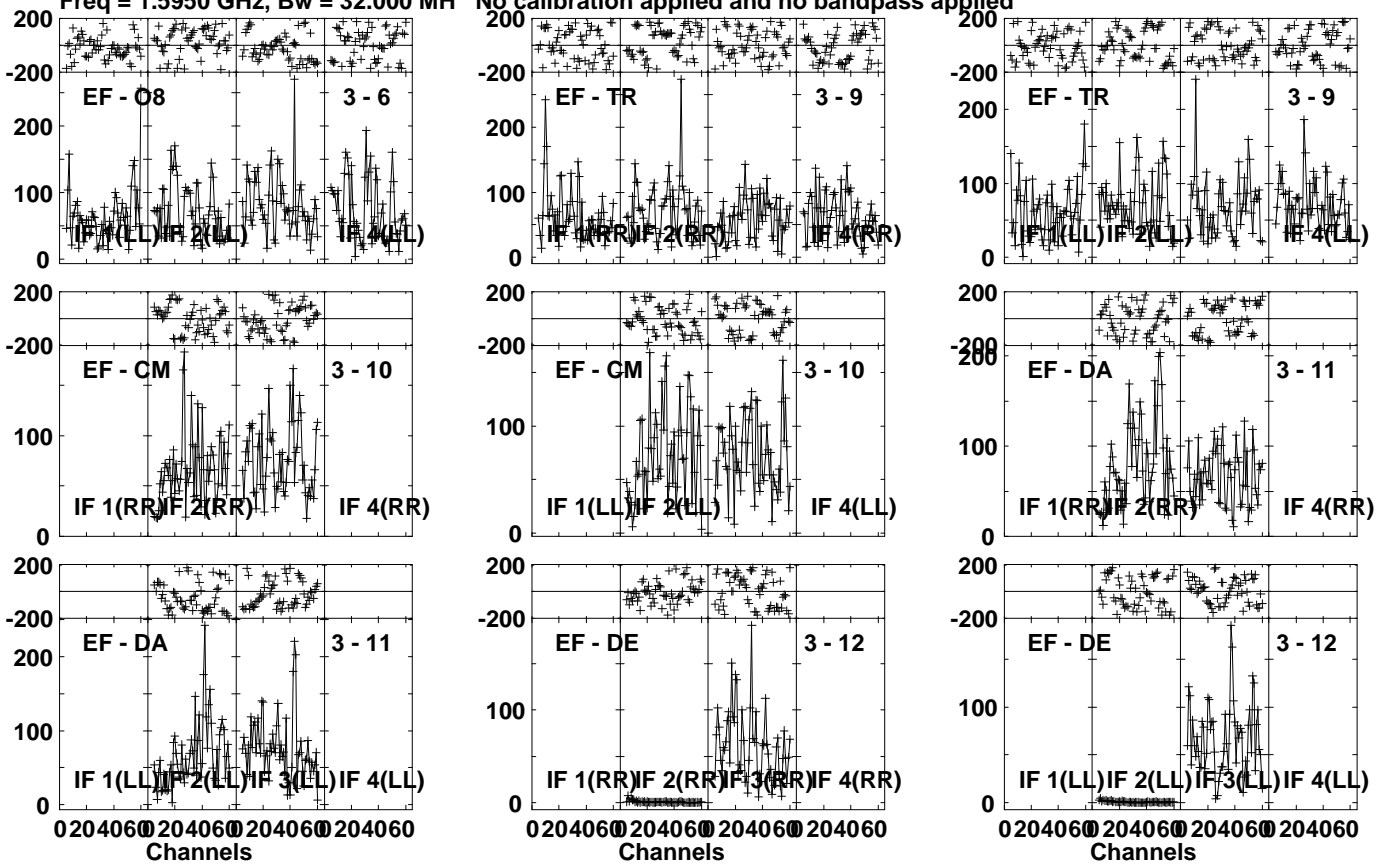


Plot file version 585 created 25-SEP-2023 15:06:45

J1419+5256 EM169.UVDATA.1

Freq = 1.5950 GHz, Bw = 32.000 MH

No calibration applied and no bandpass applied



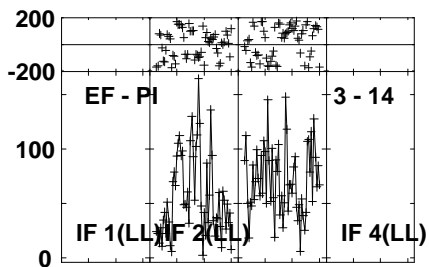
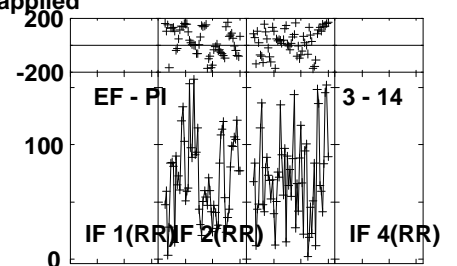
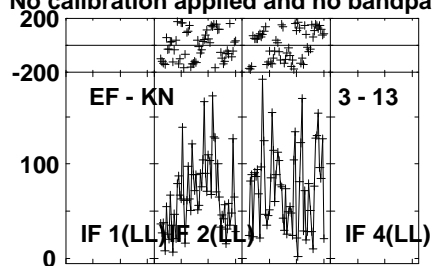
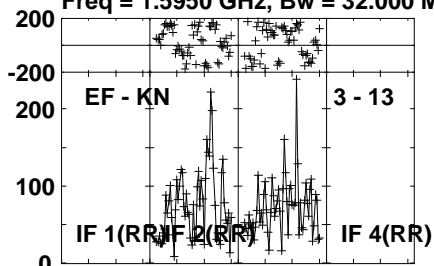
Lower frame: Micro Ampl Jy Top frame: Phas deg  
Vector averaged cross-power spectrum Several baselines displayed  
Timerange: 01/03:37:01 to 01/03:40:29

Plot file version 586 created 25-SEP-2023 15:06:46

J1419+5256 EM169.UVDATA.1

Freq = 1.5950 GHz, Bw = 32.000 MH

No calibration applied and no bandpass applied

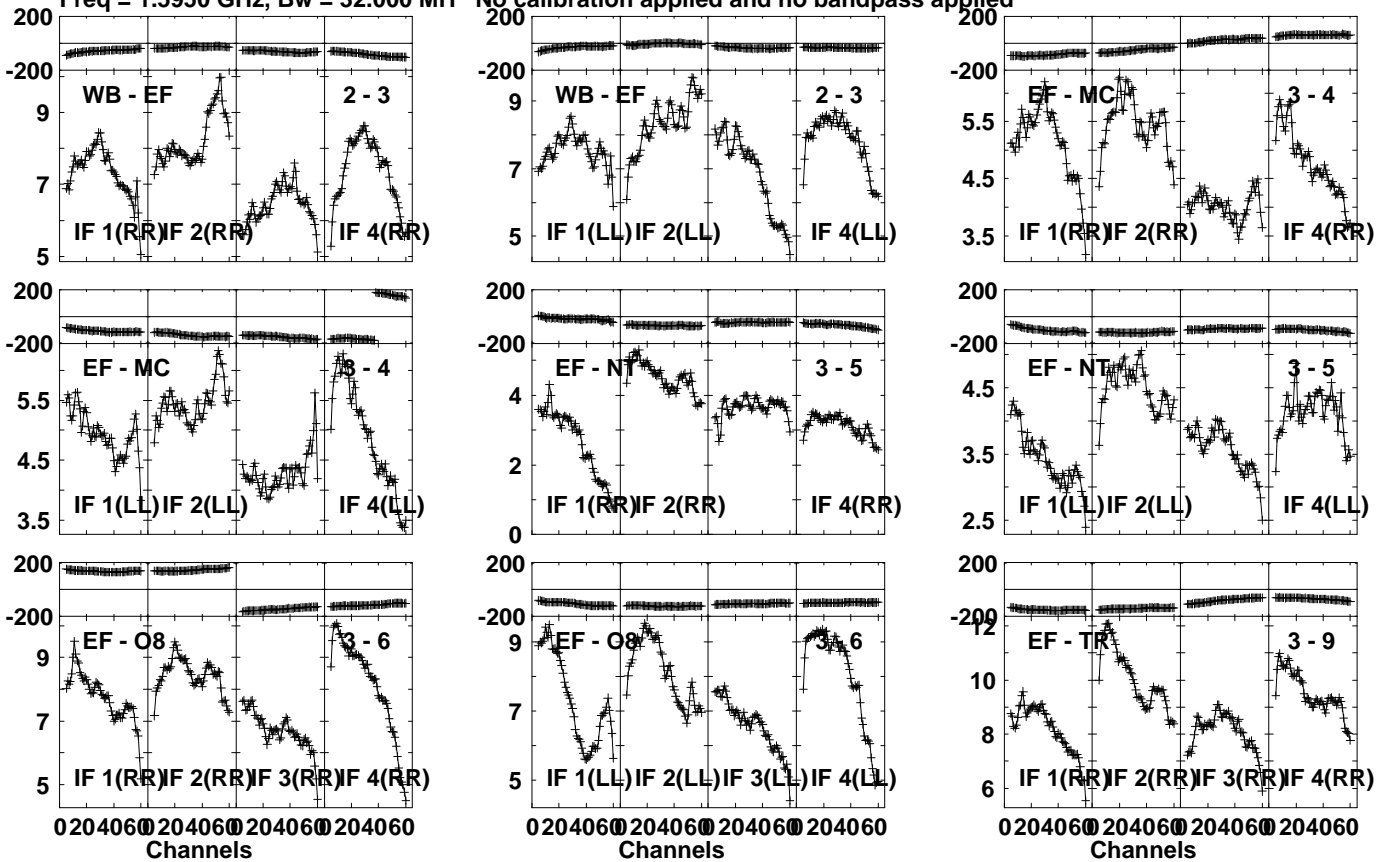


Lower frame: Micro Ampl Jy Top frame: Phas deg  
Vector averaged cross-power spectrum Several baselines displayed  
Timerange: 01/03:37:01 to 01/03:40:29

Plot file version 587 created 25-SEP-2023 15:06:46

1418+546 EM169.UVDATA.1

Freq = 1.5950 GHz, Bw = 32.000 MH No calibration applied and no bandpass applied

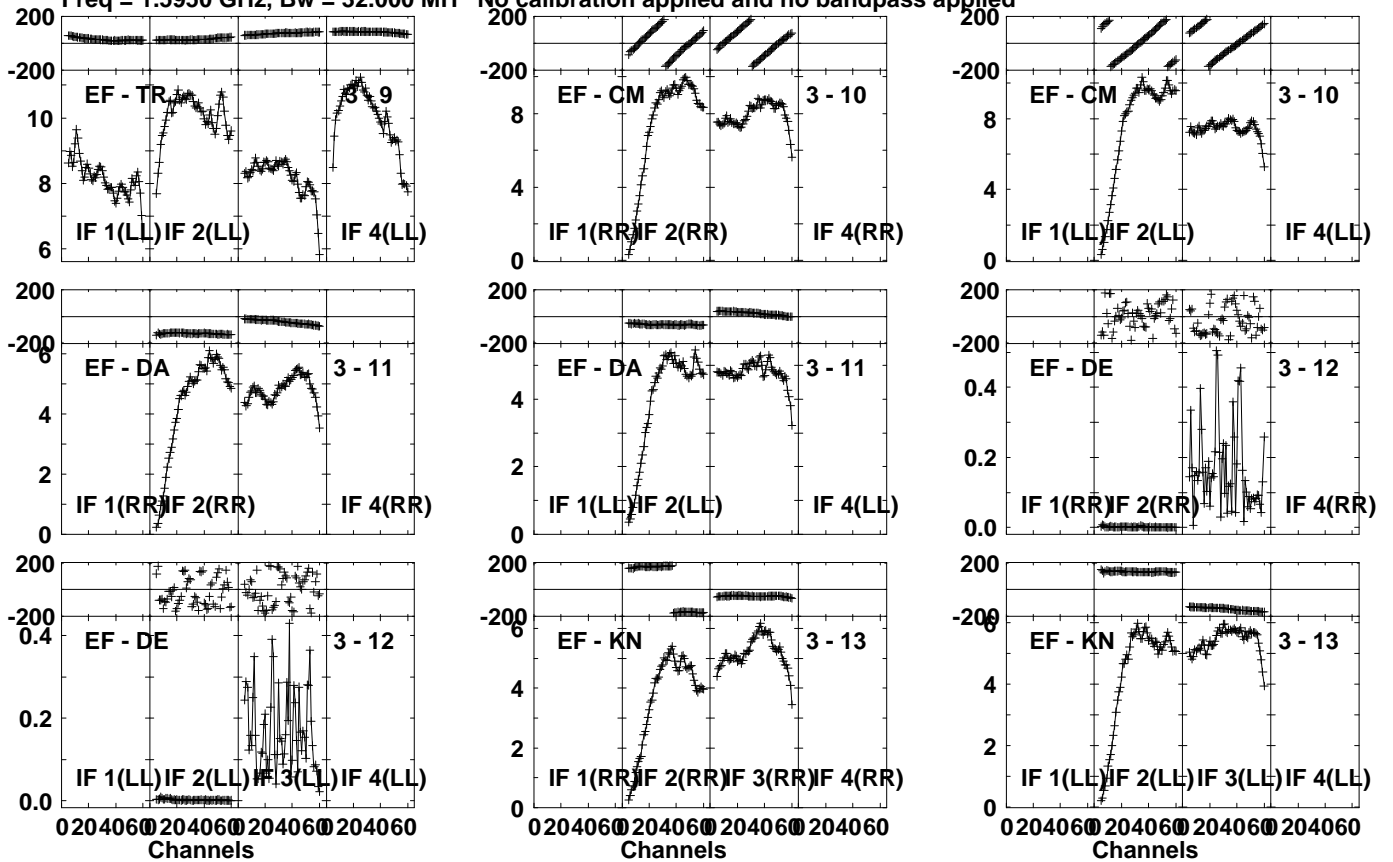


Lower frame: Milli Ampl Jy Top frame: Phas deg  
Vector averaged cross-power spectrum Several baselines displayed  
Timerange: 01/03:40:31 to 01/03:41:59

Plot file version 588 created 25-SEP-2023 15:06:46

1418+546 EM169.UVDATA.1

Freq = 1.5950 GHz, Bw = 32.000 MH No calibration applied and no bandpass applied

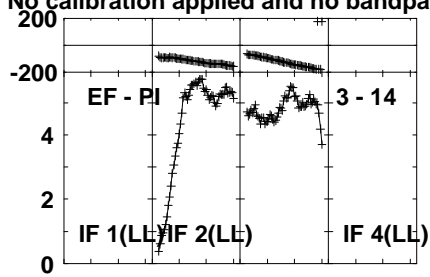
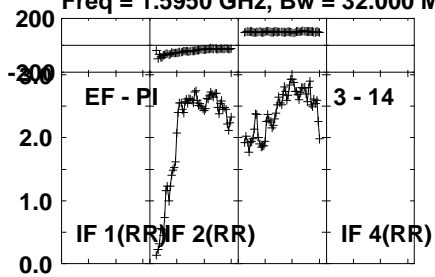


Lower frame: Milli Ampl Jy Top frame: Phas deg  
Vector averaged cross-power spectrum Several baselines displayed  
Timerange: 01/03:40:31 to 01/03:41:59

Plot file version 589 created 25-SEP-2023 15:06:46

1418+546 EM169.UVDATA.1

Freq = 1.5950 GHz, Bw = 32.000 MH No calibration applied and no bandpass applied



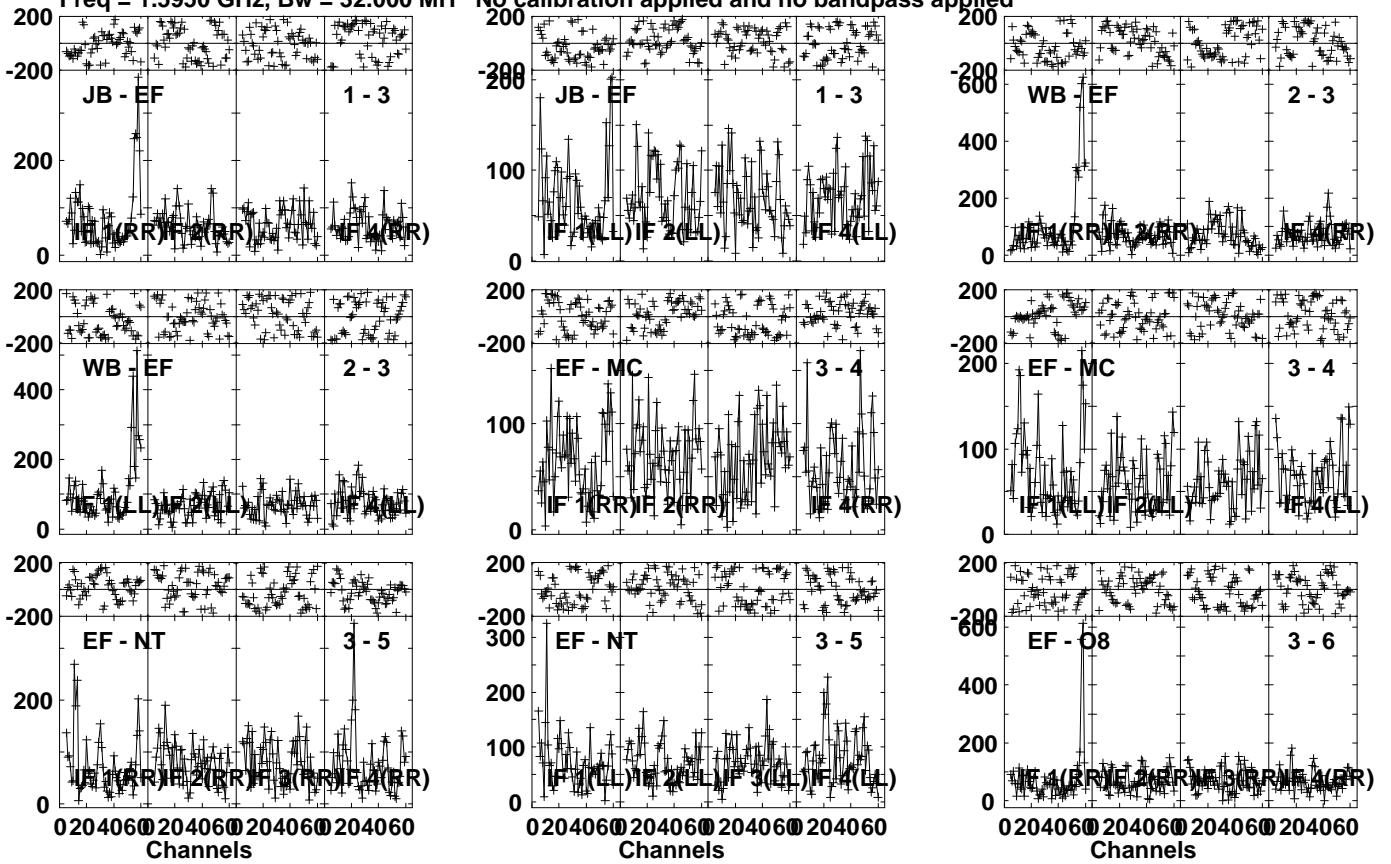
Lower frame: Milli Ampl Jy Top frame: Phas deg  
Vector averaged cross-power spectrum Several baselines displayed  
Timerange: 01/03:40:31 to 01/03:41:59

Plot file version 590 created 25-SEP-2023 15:06:46

J1419+5256 EM169.UVDATA.1

Freq = 1.5950 GHz, Bw = 32.000 MH

No calibration applied and no bandpass applied

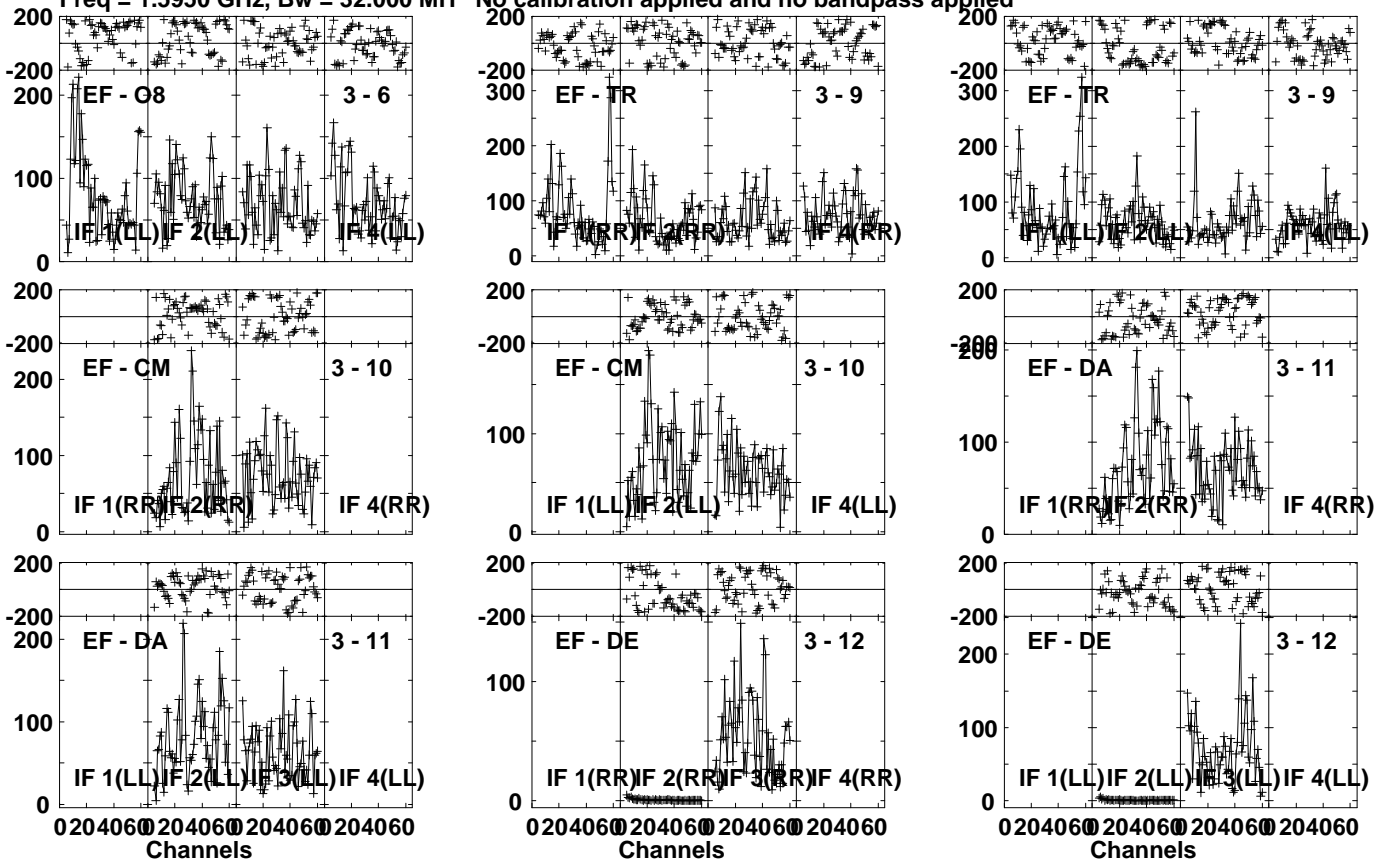


Lower frame: Micro Ampl Jy Top frame: Phas deg  
Vector averaged cross-power spectrum Several baselines displayed  
Timerange: 01/03:42:01 to 01/03:45:29

Plot file version 591 created 25-SEP-2023 15:06:46

J1419+5256 EM169.UVDATA.1

Freq = 1.5950 GHz, Bw = 32.000 MH No calibration applied and no bandpass applied



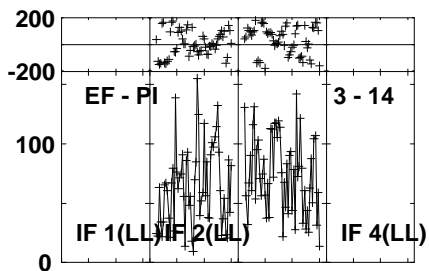
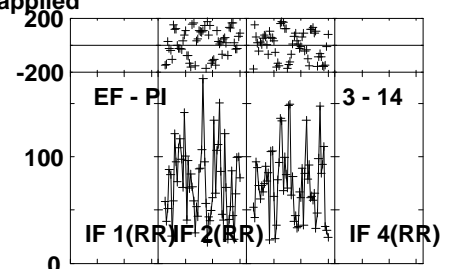
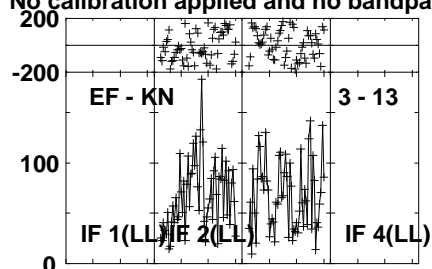
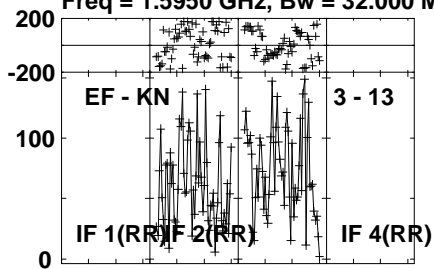
Lower frame: Micro Ampl Jy Top frame: Phas deg  
Vector averaged cross-power spectrum Several baselines displayed  
Timerange: 01/03:42:01 to 01/03:45:29

Plot file version 592 created 25-SEP-2023 15:06:46

J1419+5256 EM169.UVDATA.1

Freq = 1.5950 GHz, Bw = 32.000 MH

No calibration applied and no bandpass applied



Lower frame: Micro Ampl Jy Top frame: Phas deg  
Vector averaged cross-power spectrum Several baselines displayed  
Timerange: 01/03:42:01 to 01/03:45:29

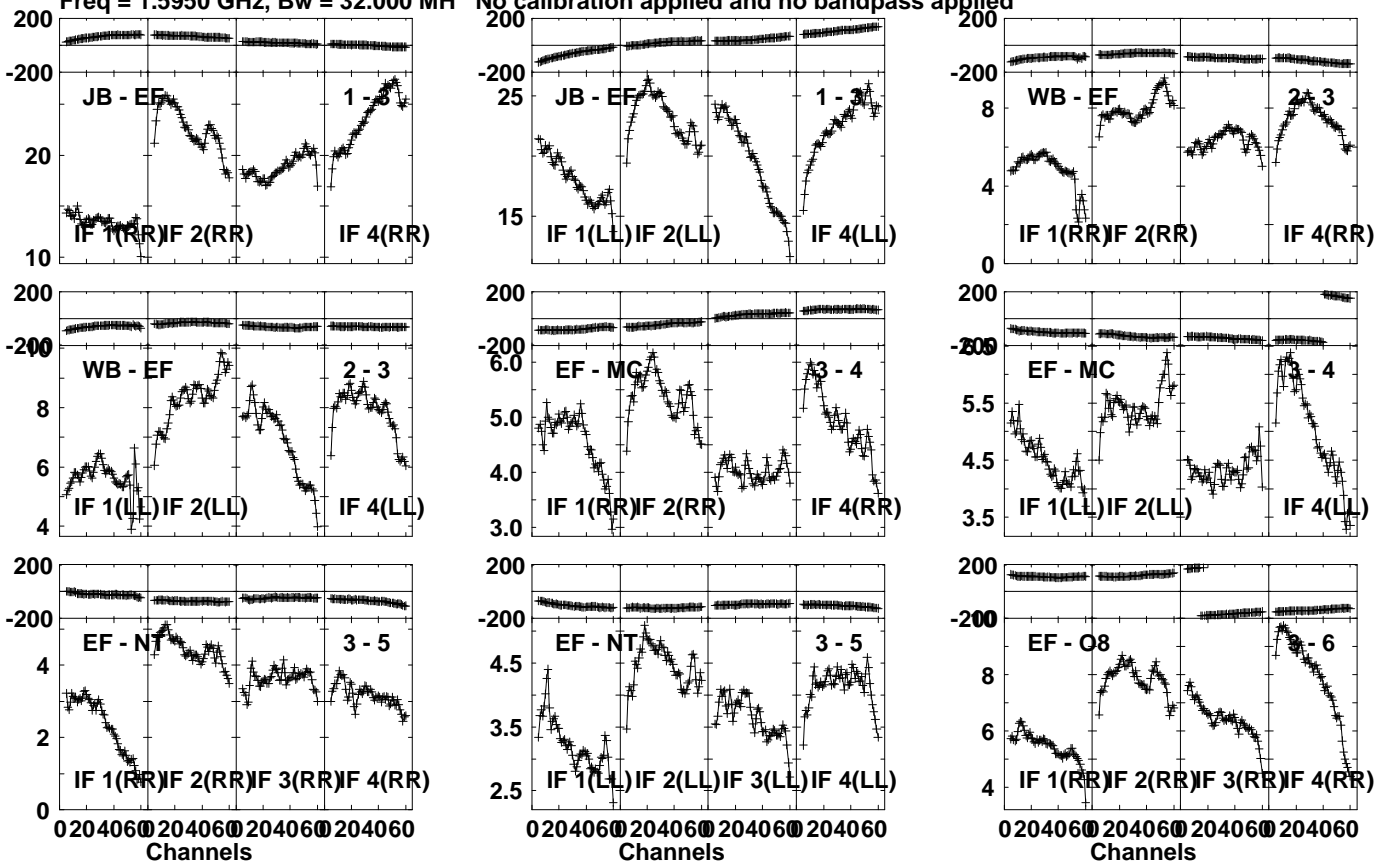


Plot file version 593 created 25-SEP-2023 15:06:46

1418+546 EM169.UVDATA.1

Freq = 1.5950 GHz, Bw = 32.000 MH

No calibration applied and no bandpass applied

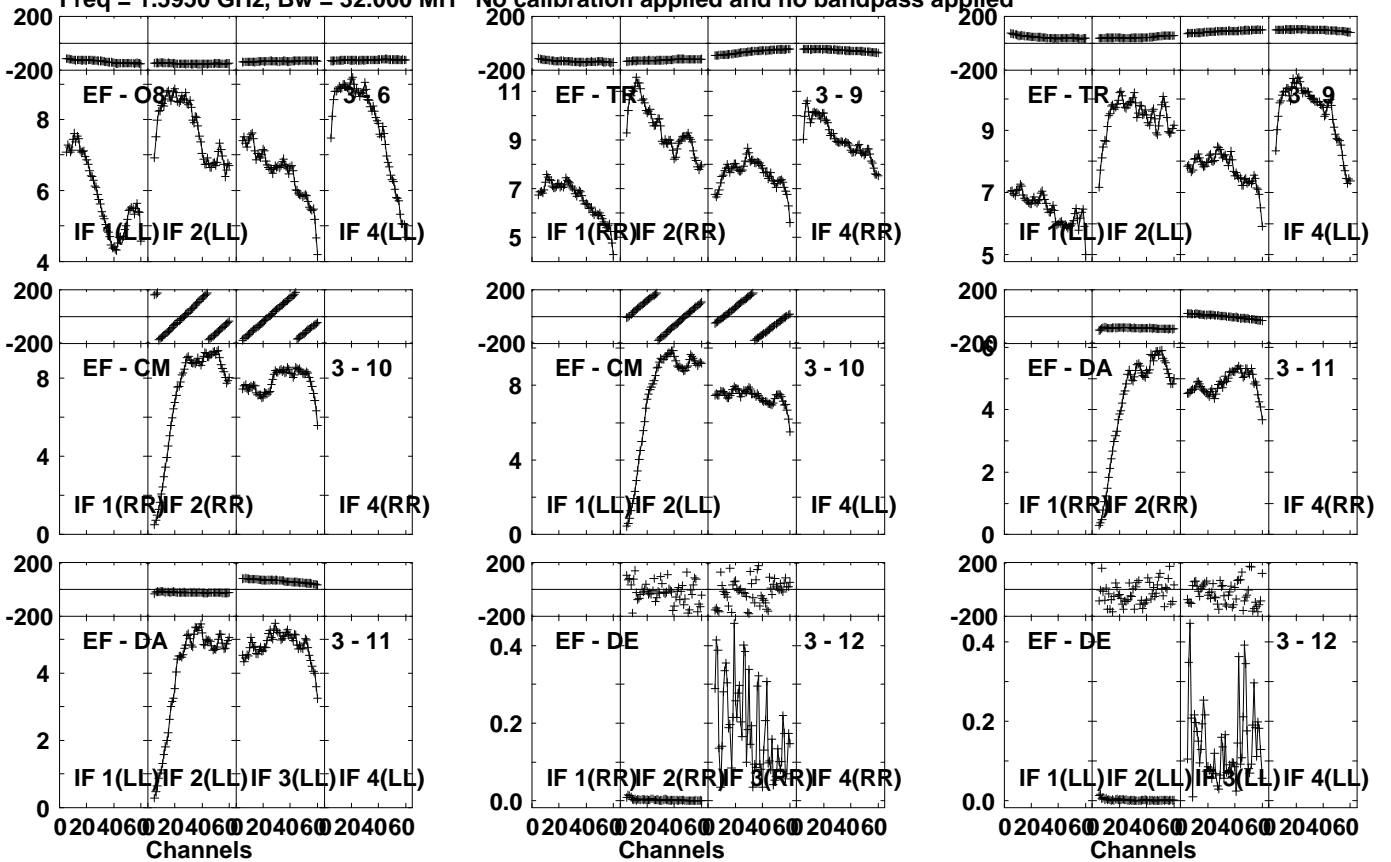


Lower frame: Milli Ampl Jy Top frame: Phas deg  
Vector averaged cross-power spectrum Several baselines displayed  
Timerange: 01/03:46:01 to 01/03:46:59

Plot file version 594 created 25-SEP-2023 15:06:46

1418+546 EM169.UVDATA.1

Freq = 1.5950 GHz, Bw = 32.000 MH No calibration applied and no bandpass applied

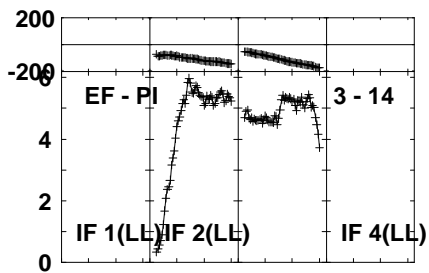
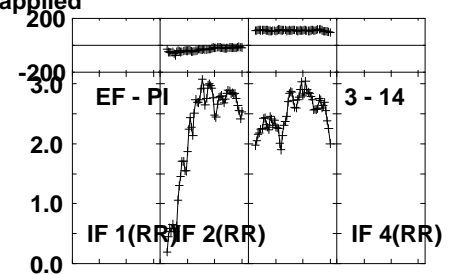
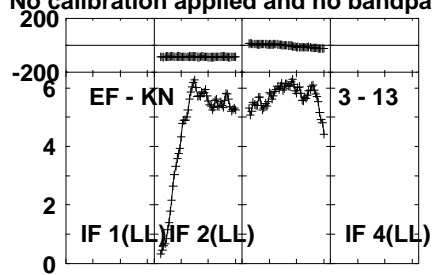
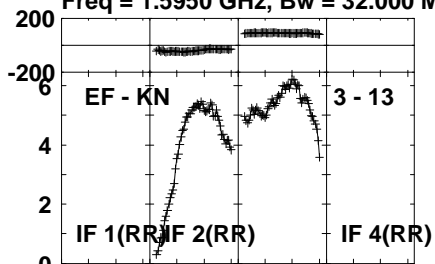


Lower frame: Milli Ampl Jy Top frame: Phas deg  
Vector averaged cross-power spectrum Several baselines displayed  
Timerange: 01/03:46:01 to 01/03:46:59

Plot file version 595 created 25-SEP-2023 15:06:46

1418+546 EM169.UVDATA.1

Freq = 1.5950 GHz, Bw = 32.000 MH No calibration applied and no bandpass applied

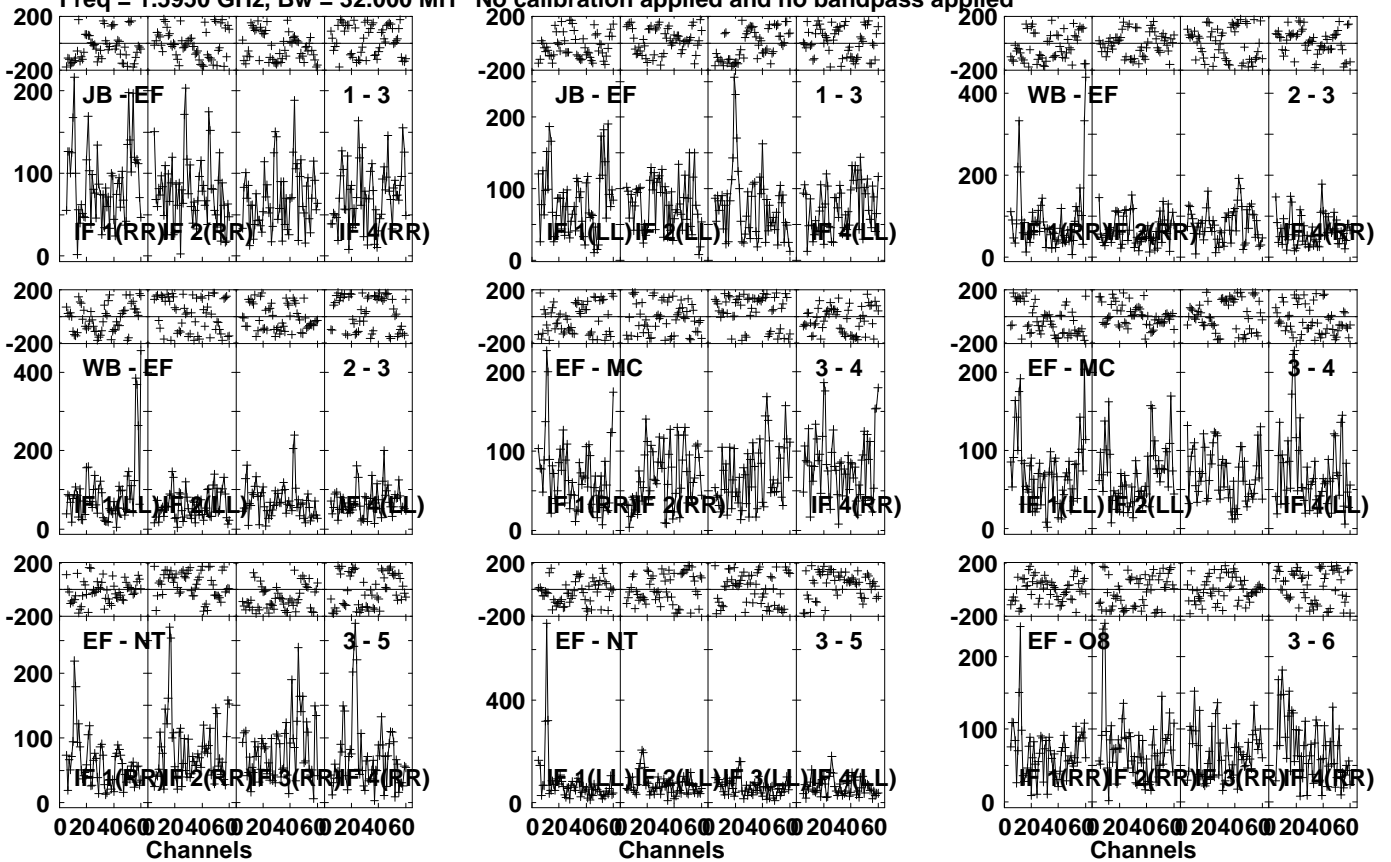


Lower frame: Milli Ampl Jy Top frame: Phas deg  
Vector averaged cross-power spectrum Several baselines displayed  
Timerange: 01/03:46:01 to 01/03:46:59

Plot file version 596 created 25-SEP-2023 15:06:46

J1419+5256 EM169.UVDATA.1

Freq = 1.5950 GHz, Bw = 32.000 MH No calibration applied and no bandpass applied



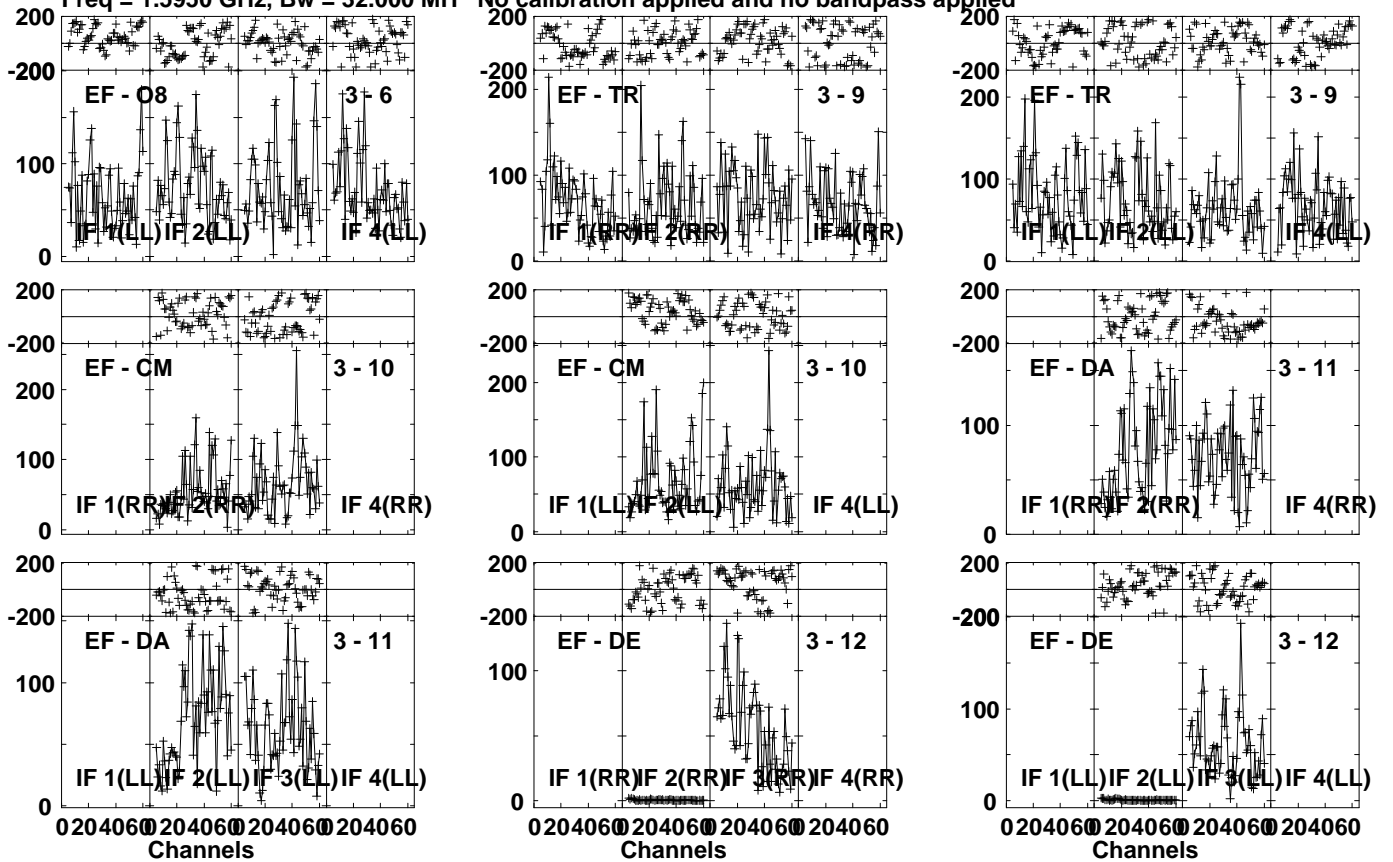
Lower frame: Micro Ampl Jy Top frame: Phas deg  
Vector averaged cross-power spectrum Several baselines displayed  
Timerange: 01/03:47:01 to 01/03:50:29

Plot file version 597 created 25-SEP-2023 15:06:46

J1419+5256 EM169.UVDATA.1

Freq = 1.5950 GHz, Bw = 32.000 MH

No calibration applied and no bandpass applied



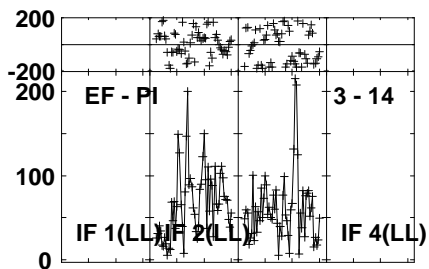
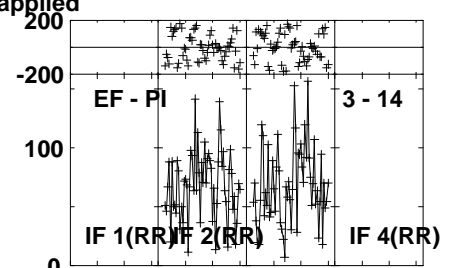
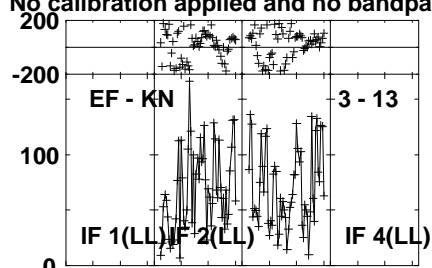
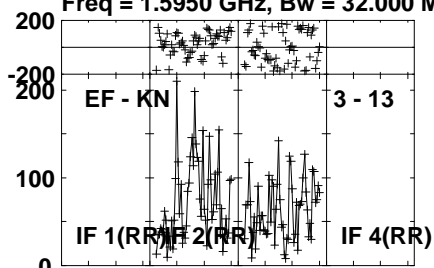
Lower frame: Micro Ampl Jy Top frame: Phas deg  
Vector averaged cross-power spectrum Several baselines displayed  
Timerange: 01/03:47:01 to 01/03:50:29

Plot file version 598 created 25-SEP-2023 15:06:46

J1419+5256 EM169.UVDATA.1

Freq = 1.5950 GHz, Bw = 32.000 MH

No calibration applied and no bandpass applied

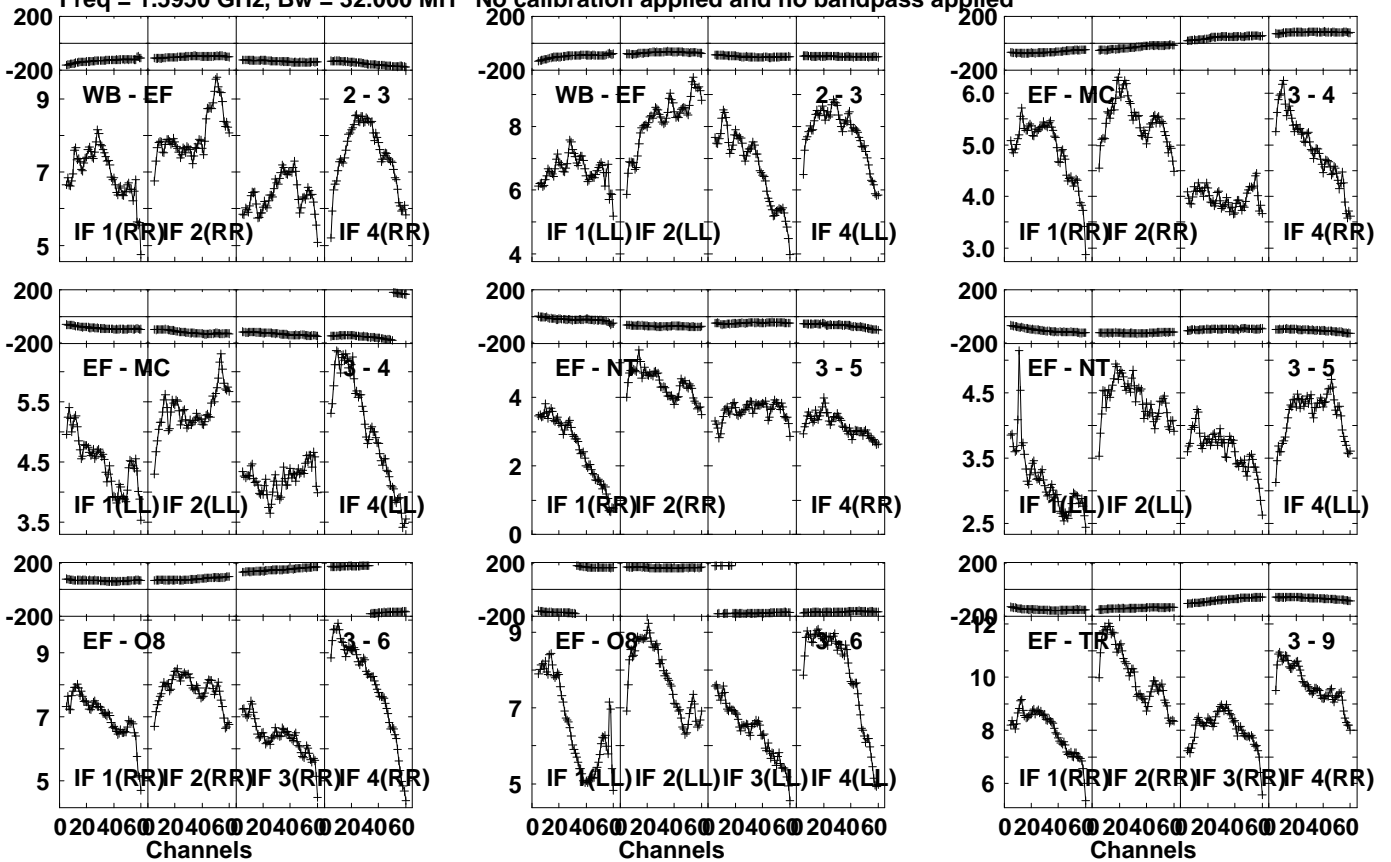


Lower frame: Micro Ampl Jy Top frame: Phas deg  
Vector averaged cross-power spectrum Several baselines displayed  
Timerange: 01/03:47:01 to 01/03:50:29

Plot file version 599 created 25-SEP-2023 15:06:47

1418+546 EM169.UVDATA.1

Freq = 1.5950 GHz, Bw = 32.000 MH No calibration applied and no bandpass applied



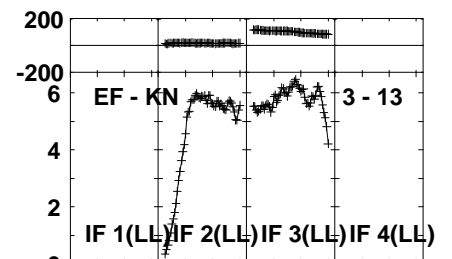
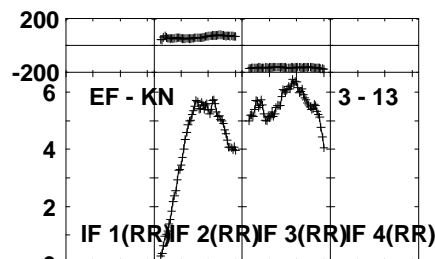
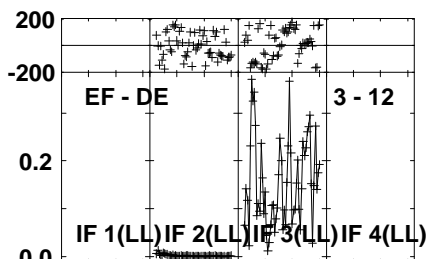
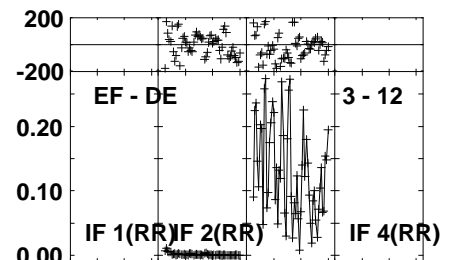
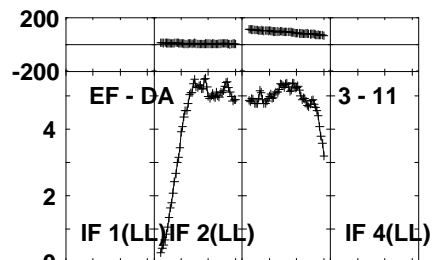
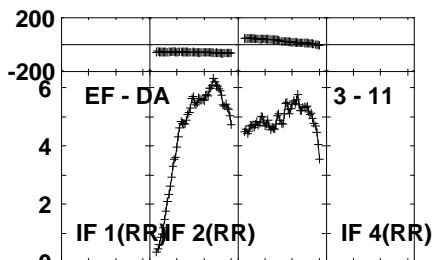
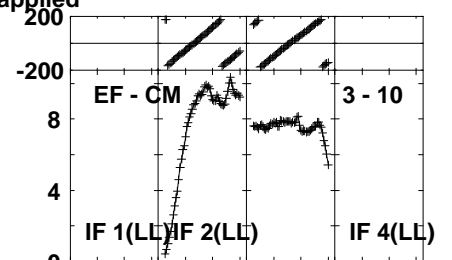
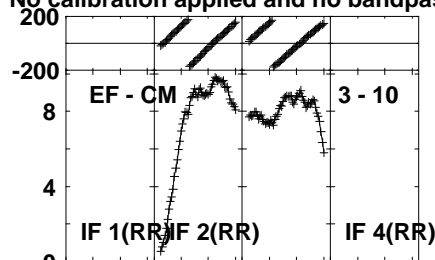
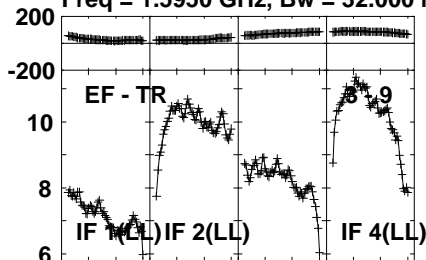
Lower frame: Milli Ampl Jy Top frame: Phas deg  
Vector averaged cross-power spectrum Several baselines displayed  
Timerange: 01/03:50:31 to 01/03:51:59

Plot file version 600 created 25-SEP-2023 15:06:47

1418+546 EM169.UVDATA.1

Freq = 1.5950 GHz, Bw = 32.000 MH

No calibration applied and no bandpass applied



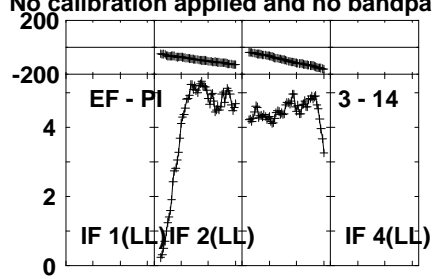
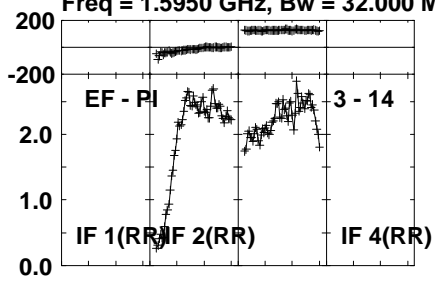
Lower frame: Milli Ampl Jy Top frame: Phas deg  
Vector averaged cross-power spectrum Several baselines displayed  
Timerange: 01/03:50:31 to 01/03:51:59



Plot file version 601 created 25-SEP-2023 15:06:47

1418+546 EM169.UVDATA.1

Freq = 1.5950 GHz, Bw = 32.000 MH No calibration applied and no bandpass applied



Lower frame: Milli Ampl Jy Top frame: Phas deg

Vector averaged cross-power spectrum Several baselines displayed

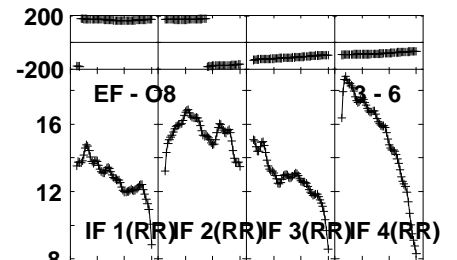
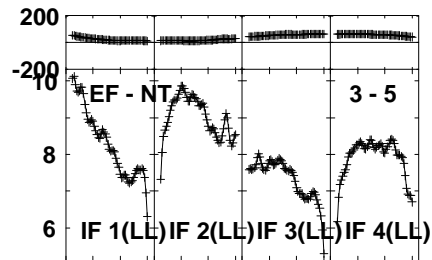
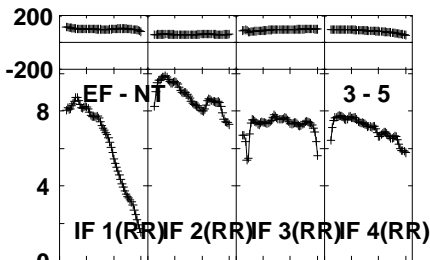
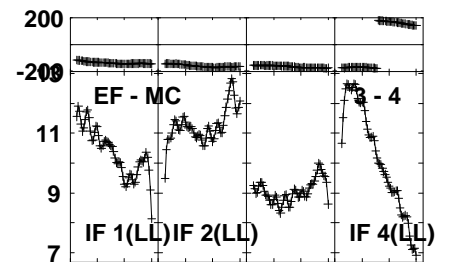
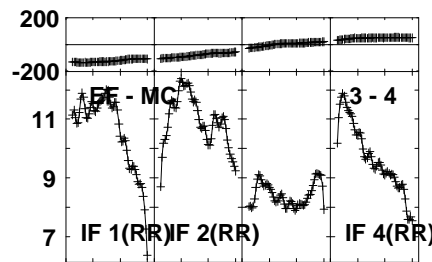
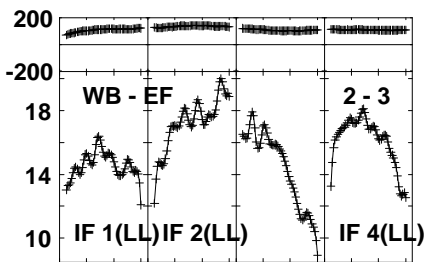
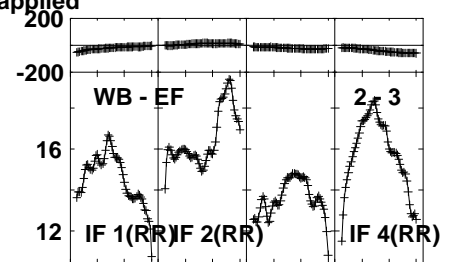
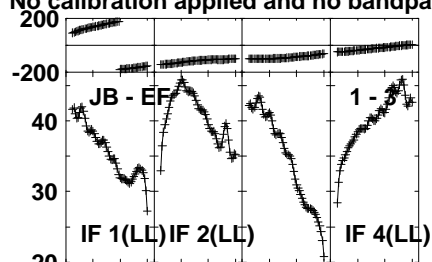
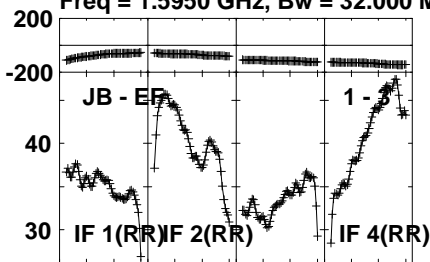
Timerange: 01/03:50:31 to 01/03:51:59

Plot file version 602 created 25-SEP-2023 15:06:47

J1215+3448 EM169.UVDATA.1

Freq = 1.5950 GHz, Bw = 32.000 MH

No calibration applied and no bandpass applied



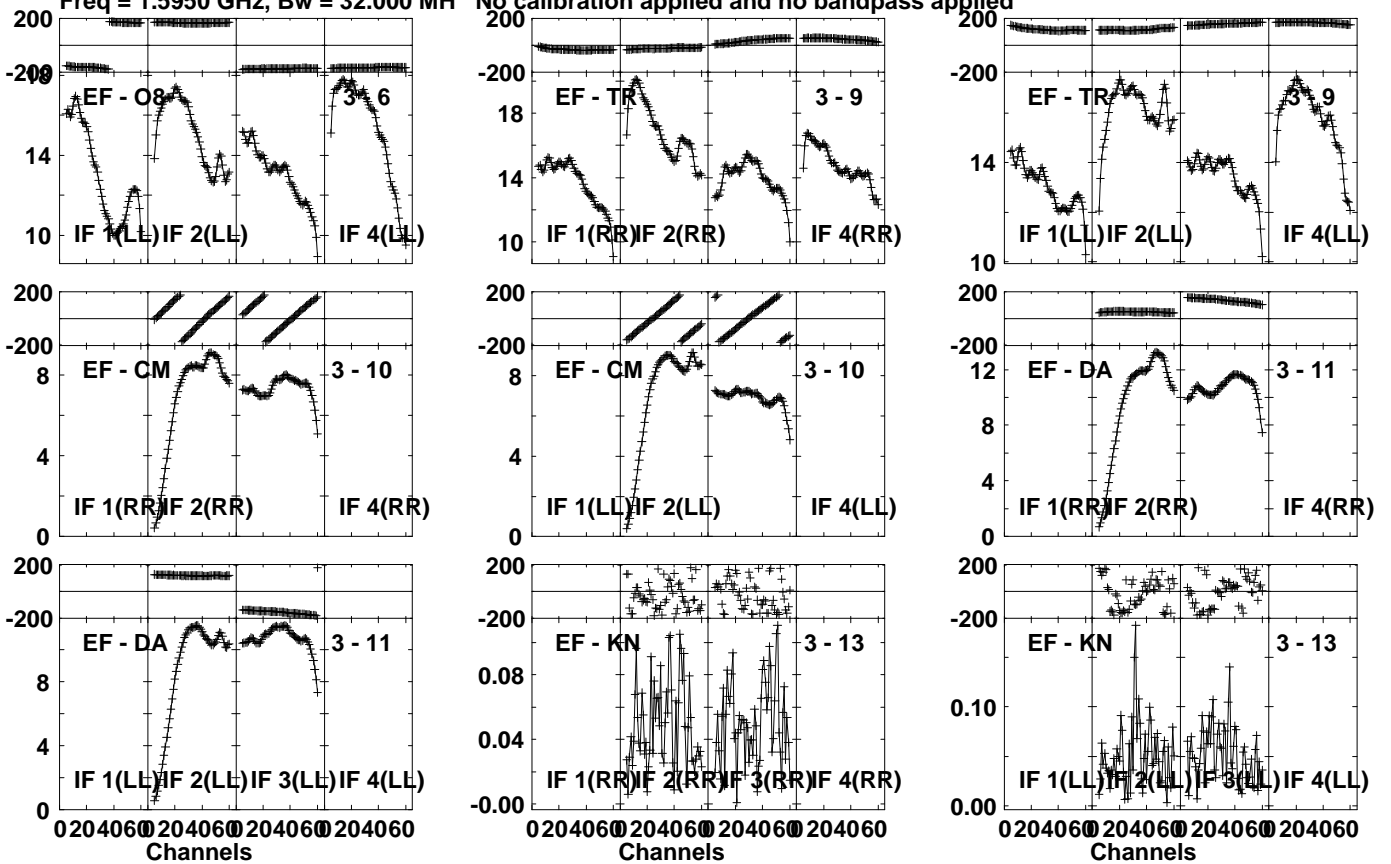
Lower frame: Milli Ampl Jy Top frame: Phas deg  
Vector averaged cross-power spectrum Several baselines displayed  
Timerange: 01/03:55:01 to 01/03:59:59

Plot file version 603 created 25-SEP-2023 15:06:47

J1215+3448 EM169.UVDATA.1

Freq = 1.5950 GHz, Bw = 32.000 MH

No calibration applied and no bandpass applied



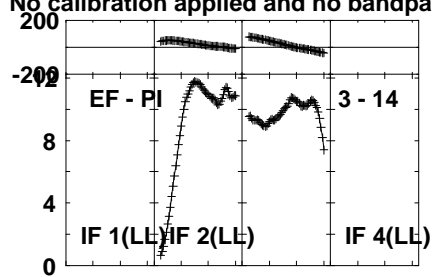
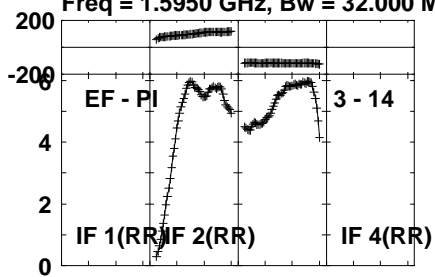
Lower frame: Milli Ampl Jy Top frame: Phas deg  
Vector averaged cross-power spectrum Several baselines displayed  
Timerange: 01/03:55:01 to 01/03:59:59

Plot file version 604 created 25-SEP-2023 15:06:47

J1215+3448 EM169.UVDATA.1

Freq = 1.5950 GHz, Bw = 32.000 MH

No calibration applied and no bandpass applied



Lower frame: Milli Ampl Jy Top frame: Phas deg

Vector averaged cross-power spectrum Several baselines displayed

Timerange: 01/03:55:01 to 01/03:59:59