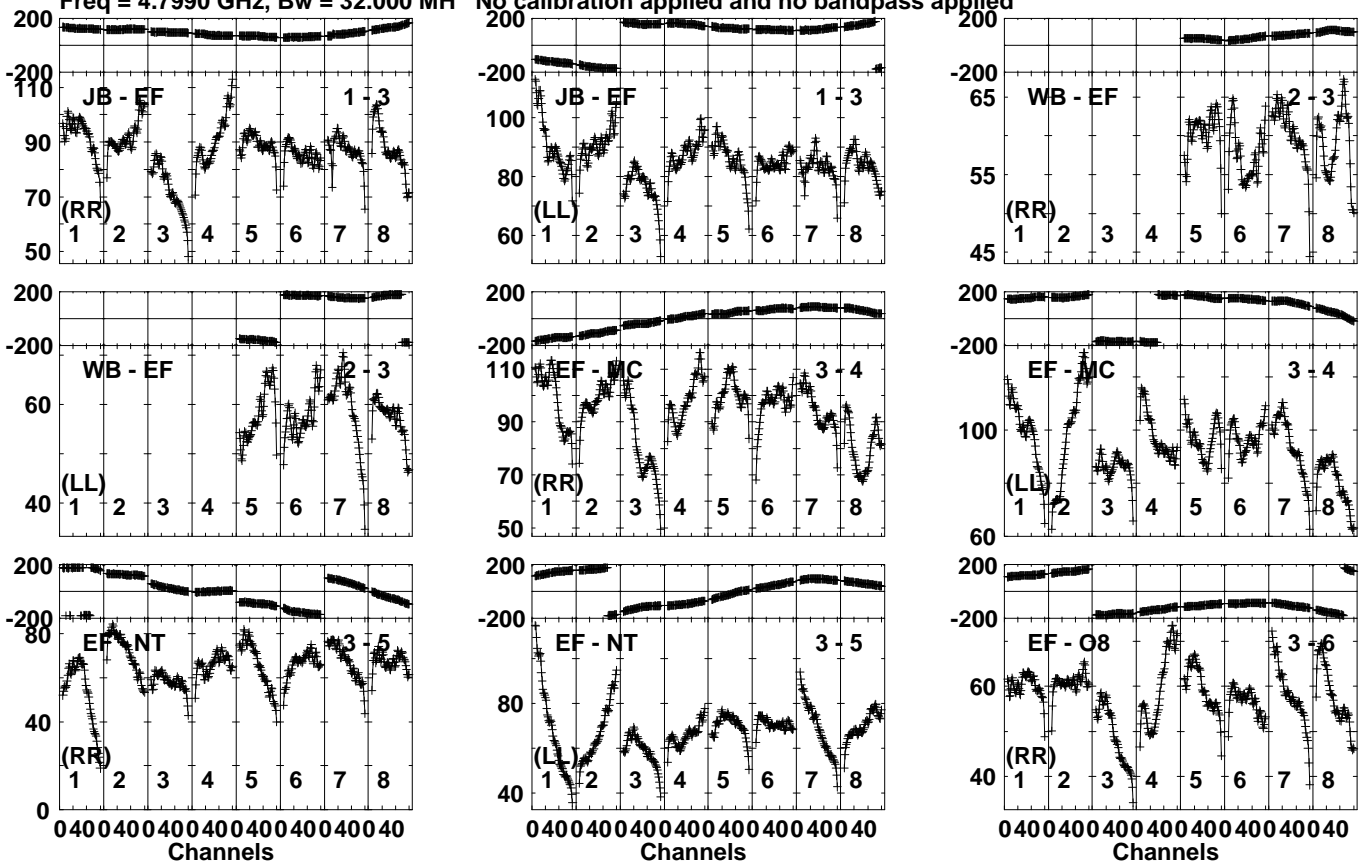


Plot file version 1 created 06-JUN-2023 11:26:43

J0927+3902 EM170A.UVDATA.1

Freq = 4.7990 GHz, Bw = 32.000 MH

No calibration applied and no bandpass applied



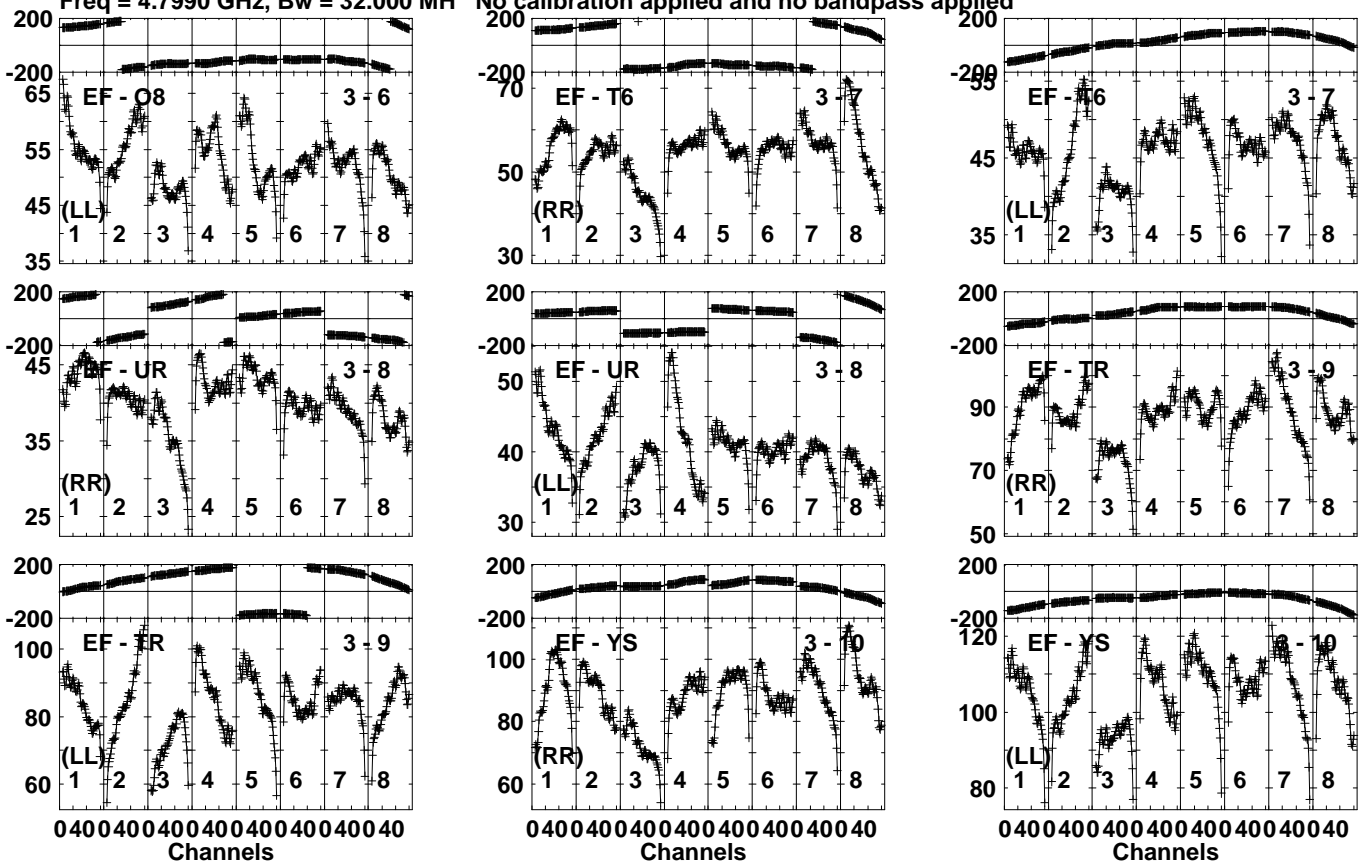
Lower frame: Milli Ampl Jy Top frame: Phas deg  
Vector averaged cross-power spectrum Several baselines displayed  
Timerange: 00/19:00:01 to 00/19:02:59

Plot file version 2 created 06-JUN-2023 11:26:43

J0927+3902 EM170A.UVDATA.1

Freq = 4.7990 GHz, Bw = 32.000 MH

No calibration applied and no bandpass applied



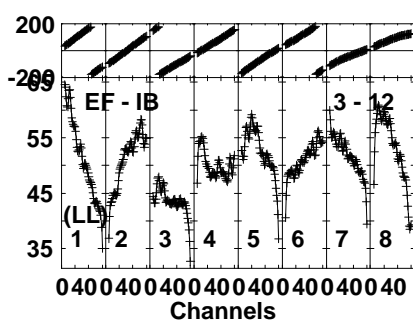
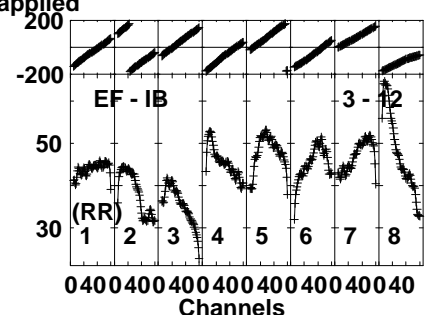
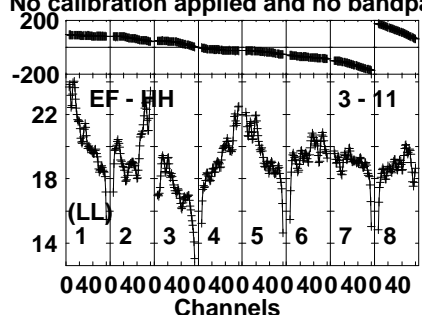
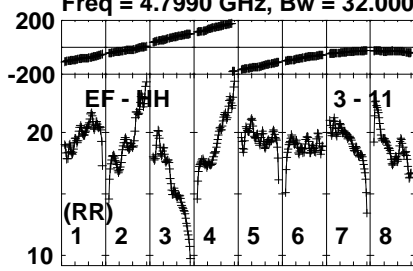
Lower frame: Milli Ampl Jy Top frame: Phas deg  
Vector averaged cross-power spectrum Several baselines displayed  
Timerange: 00/19:00:01 to 00/19:02:59

Plot file version 3 created 06-JUN-2023 11:26:43

J0927+3902 EM170A.UVDATA.1

Freq = 4.7990 GHz, Bw = 32.000 MH

No calibration applied and no bandpass applied



Lower frame: Milli Ampl Jy Top frame: Phas deg  
Vector averaged cross-power spectrum Several baselines displayed  
Timerange: 00/19:00:01 to 00/19:02:59

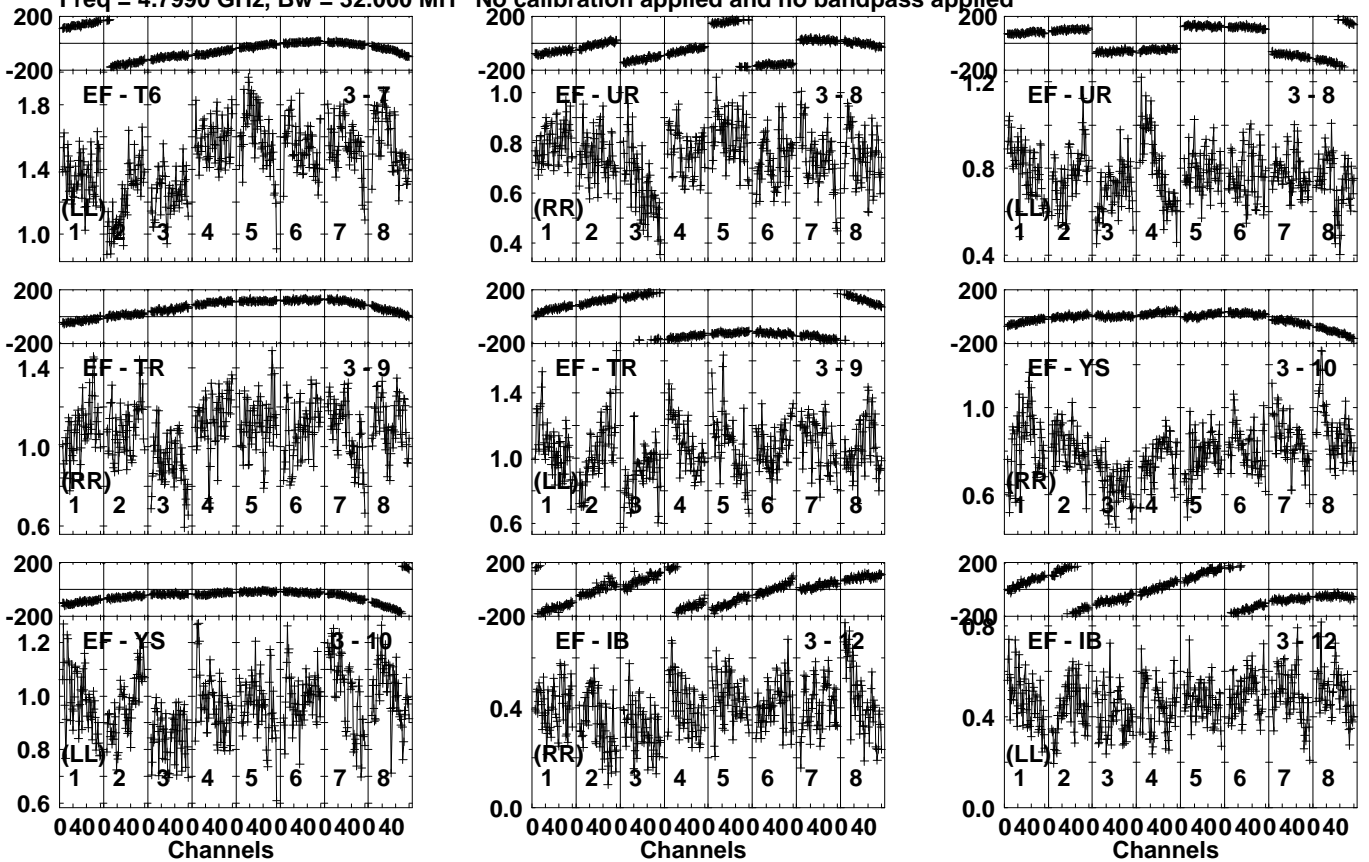


Plot file version 5 created 06-JUN-2023 11:26:47

J1342+3507 EM170A.UVDATA.1

Freq = 4.7990 GHz, Bw = 32.000 MH

No calibration applied and no bandpass applied



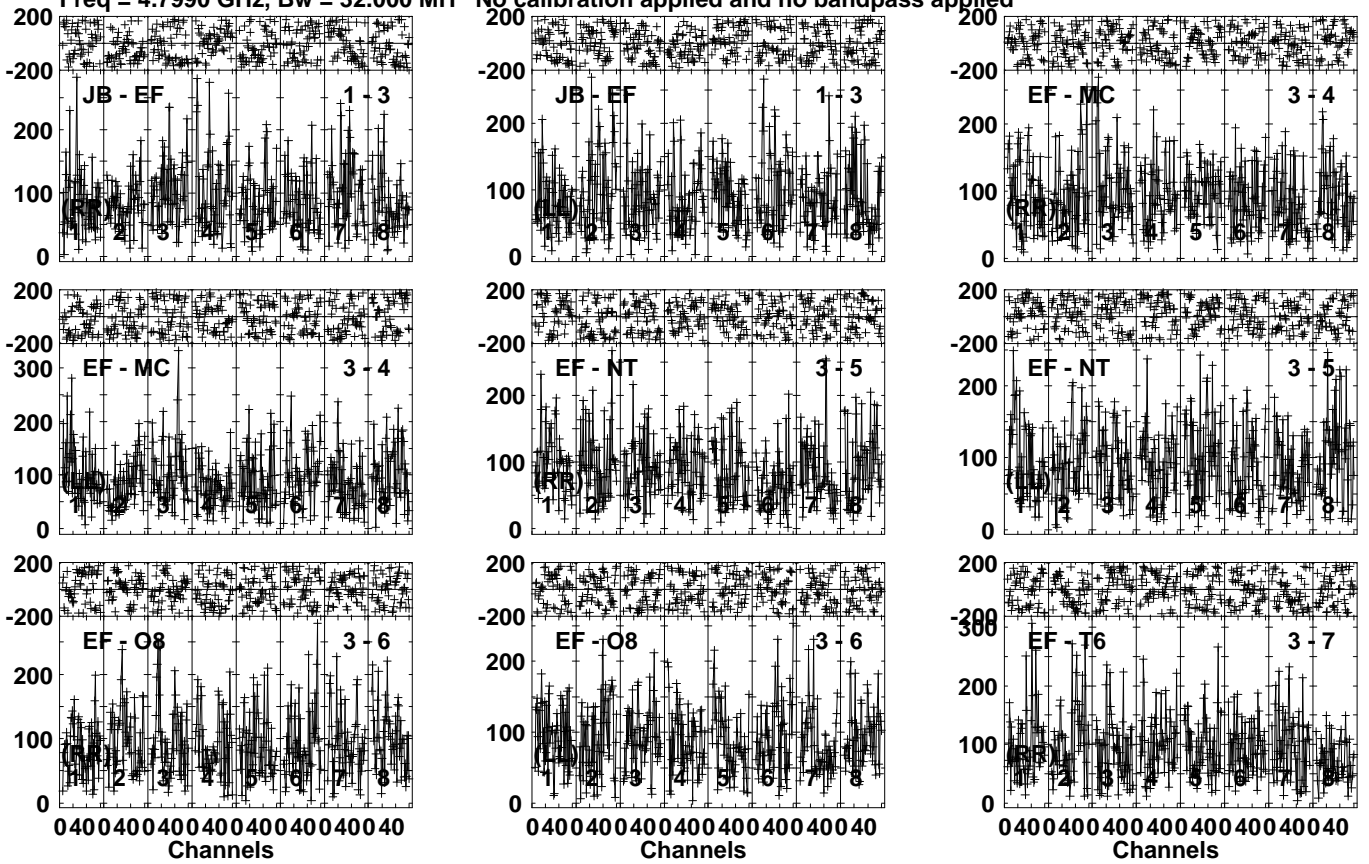
Lower frame: Milli Ampl Jy Top frame: Phas deg  
Vector averaged cross-power spectrum Several baselines displayed  
Timerange: 00/20:10:21 to 00/20:11:59

Plot file version 6 created 06-JUN-2023 11:26:47

AT2022CMC EM170A.UVDATA.1

Freq = 4.7990 GHz, Bw = 32.000 MH

No calibration applied and no bandpass applied

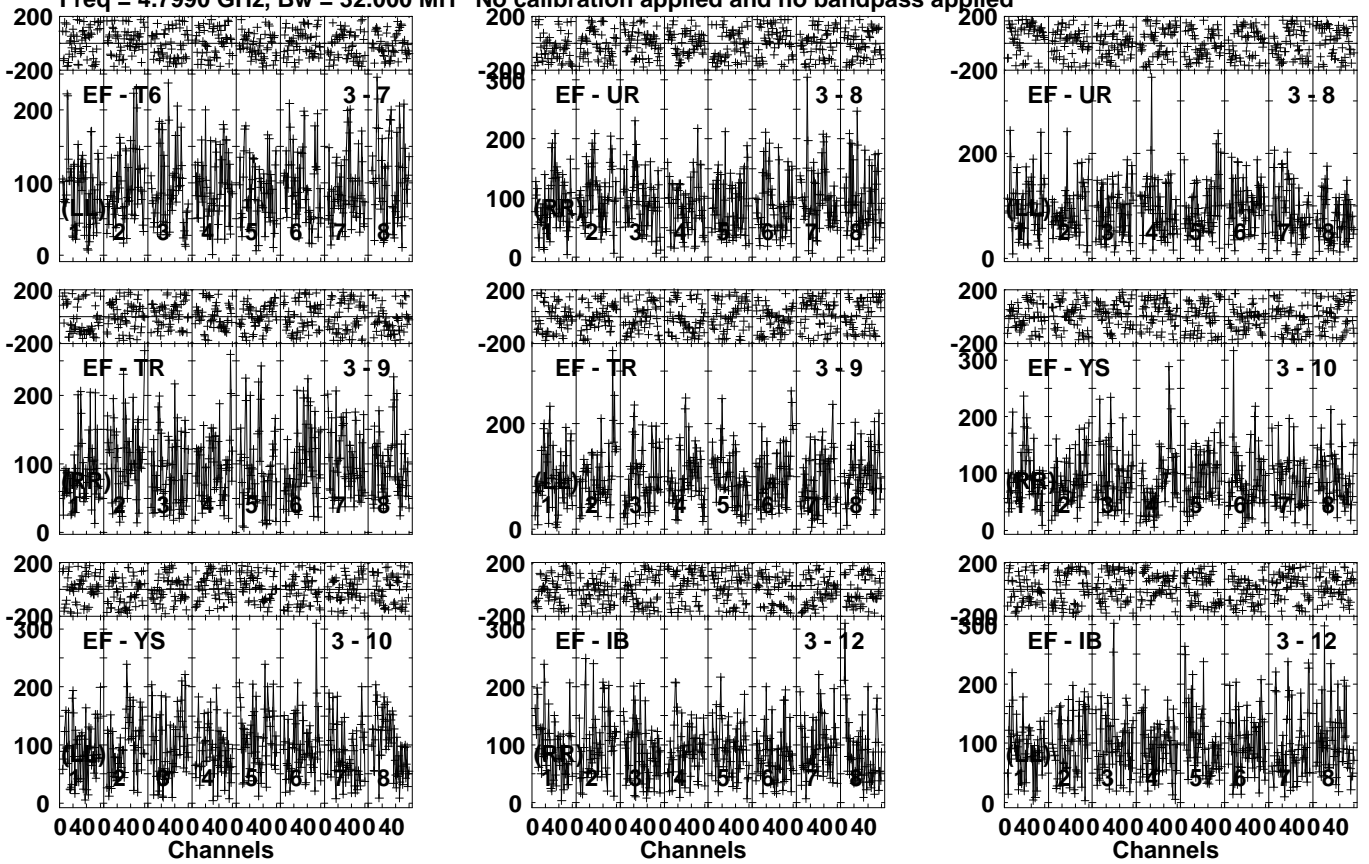


Lower frame: Micro Ampl Jy Top frame: Phas deg  
Vector averaged cross-power spectrum Several baselines displayed  
Timerange: 00/20:12:31 to 00/20:14:59

Plot file version 7 created 06-JUN-2023 11:26:47

AT2022CMC EM170A.UVDATA.1

Freq = 4.7990 GHz, Bw = 32.000 MH No calibration applied and no bandpass applied



Lower frame: Micro Ampl Jy Top frame: Phas deg  
Vector averaged cross-power spectrum Several baselines displayed  
Timerange: 00/20:12:31 to 00/20:14:59



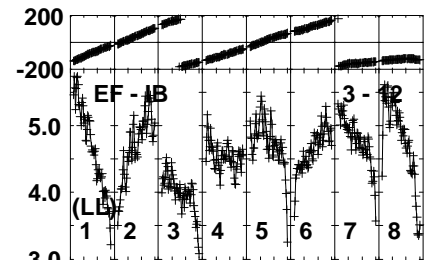
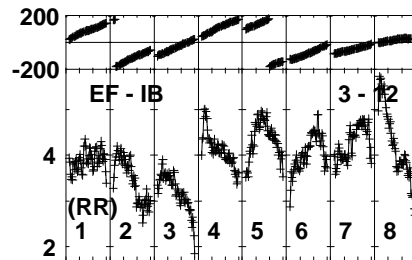
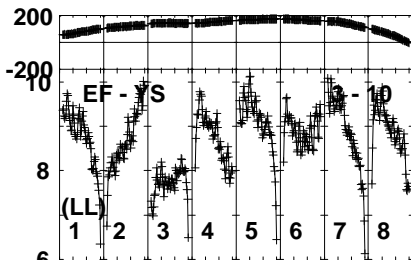
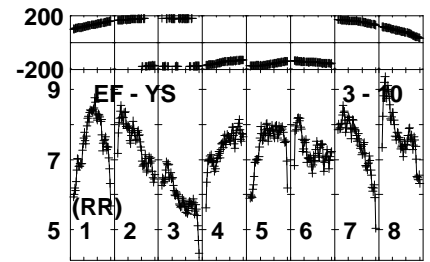
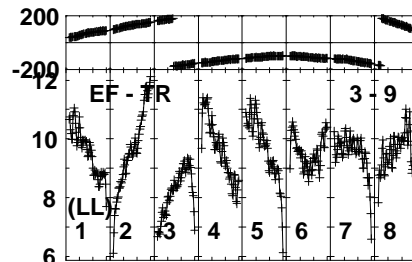
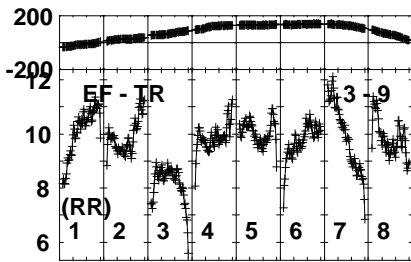
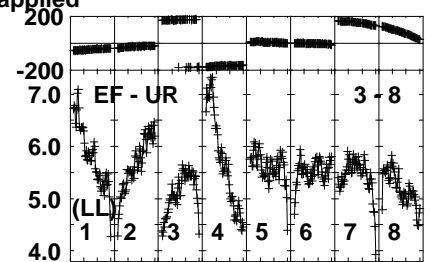
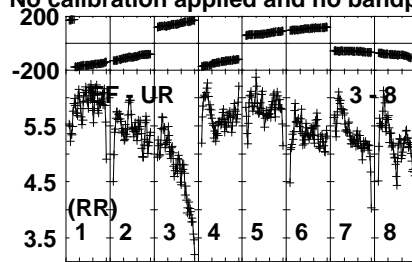
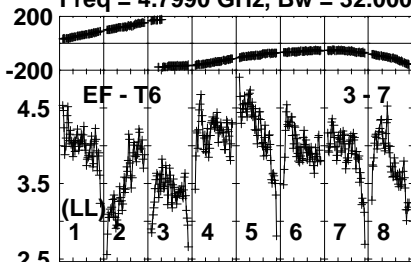


Plot file version 9 created 06-JUN-2023 11:26:47

J1329+3154 EM170A.UVDATA.1

Freq = 4.7990 GHz, Bw = 32.000 MH

No calibration applied and no bandpass applied



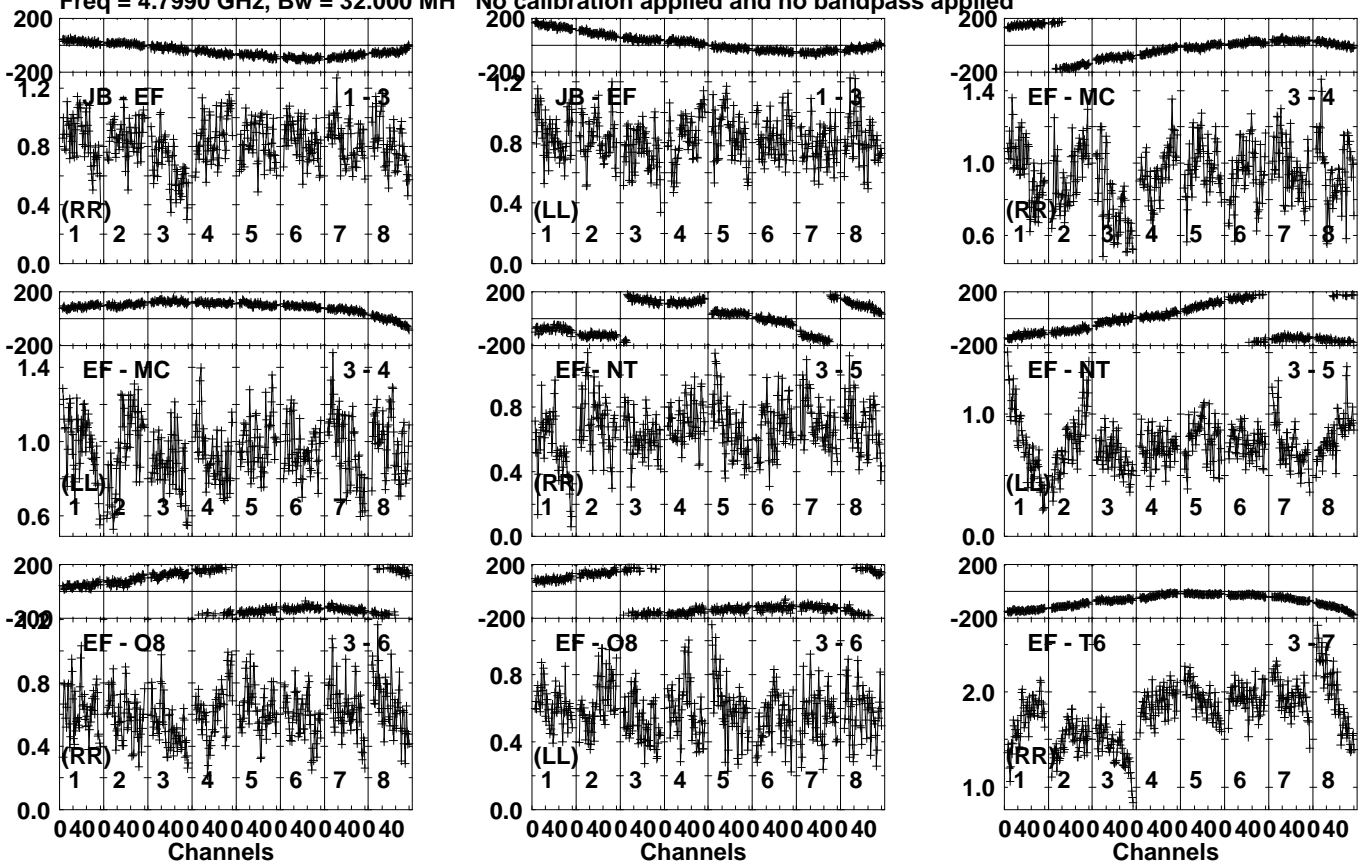
Lower frame: Milli Ampl Jy Top frame: Phas deg  
Vector averaged cross-power spectrum Several baselines displayed  
Timerange: 00/20:15:01 to 00/20:16:19

Plot file version 10 created 06-JUN-2023 11:26:47

J1342+3507 EM170A.UVDATA.1

Freq = 4.7990 GHz, Bw = 32.000 MH

No calibration applied and no bandpass applied



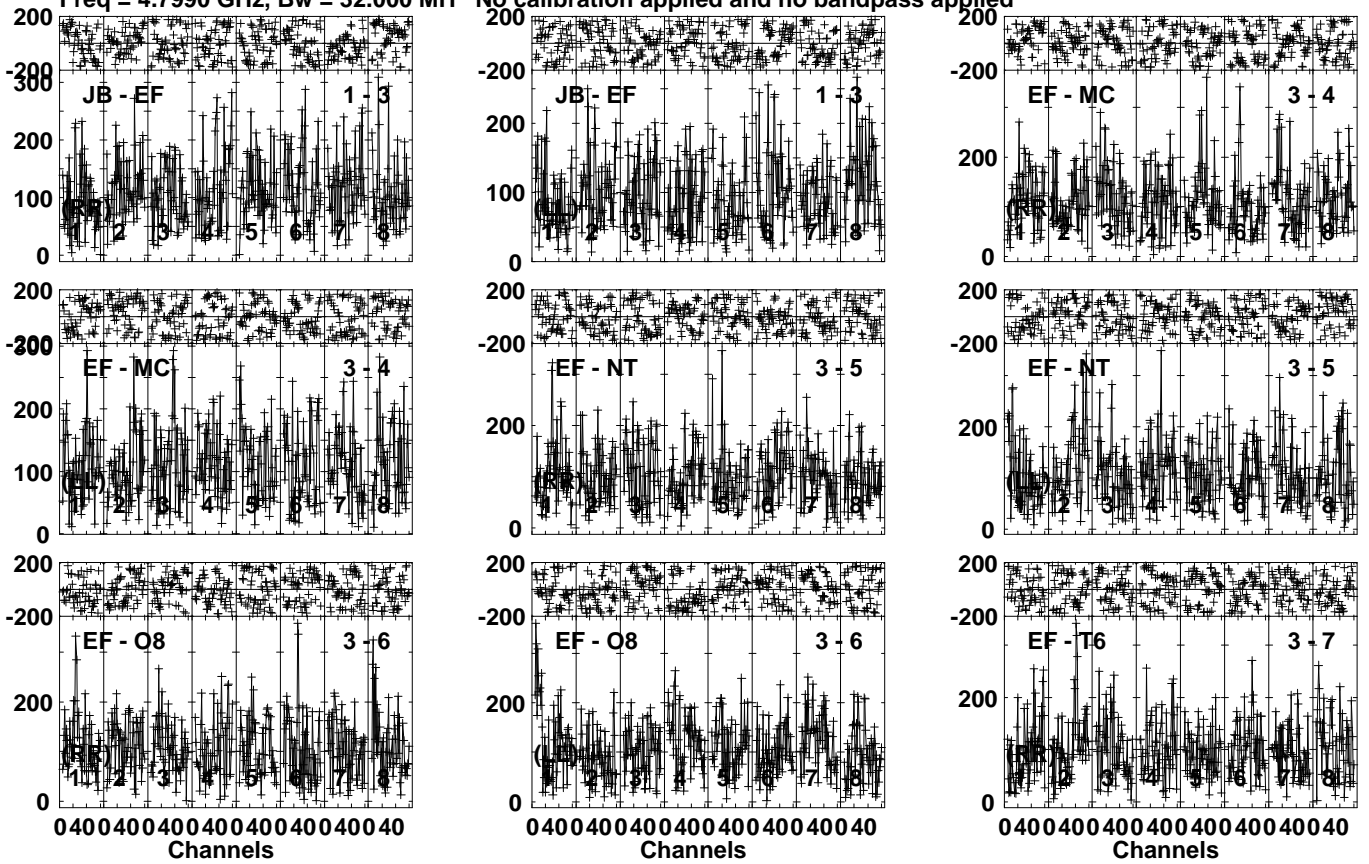
Lower frame: Milli Ampl Jy Top frame: Phas deg  
Vector averaged cross-power spectrum Several baselines displayed  
Timerange: 00/20:16:21 to 00/20:17:59



Plot file version 12 created 06-JUN-2023 11:26:48

AT2022CMC EM170A.UVDATA.1

Freq = 4.7990 GHz, Bw = 32.000 MH No calibration applied and no bandpass applied



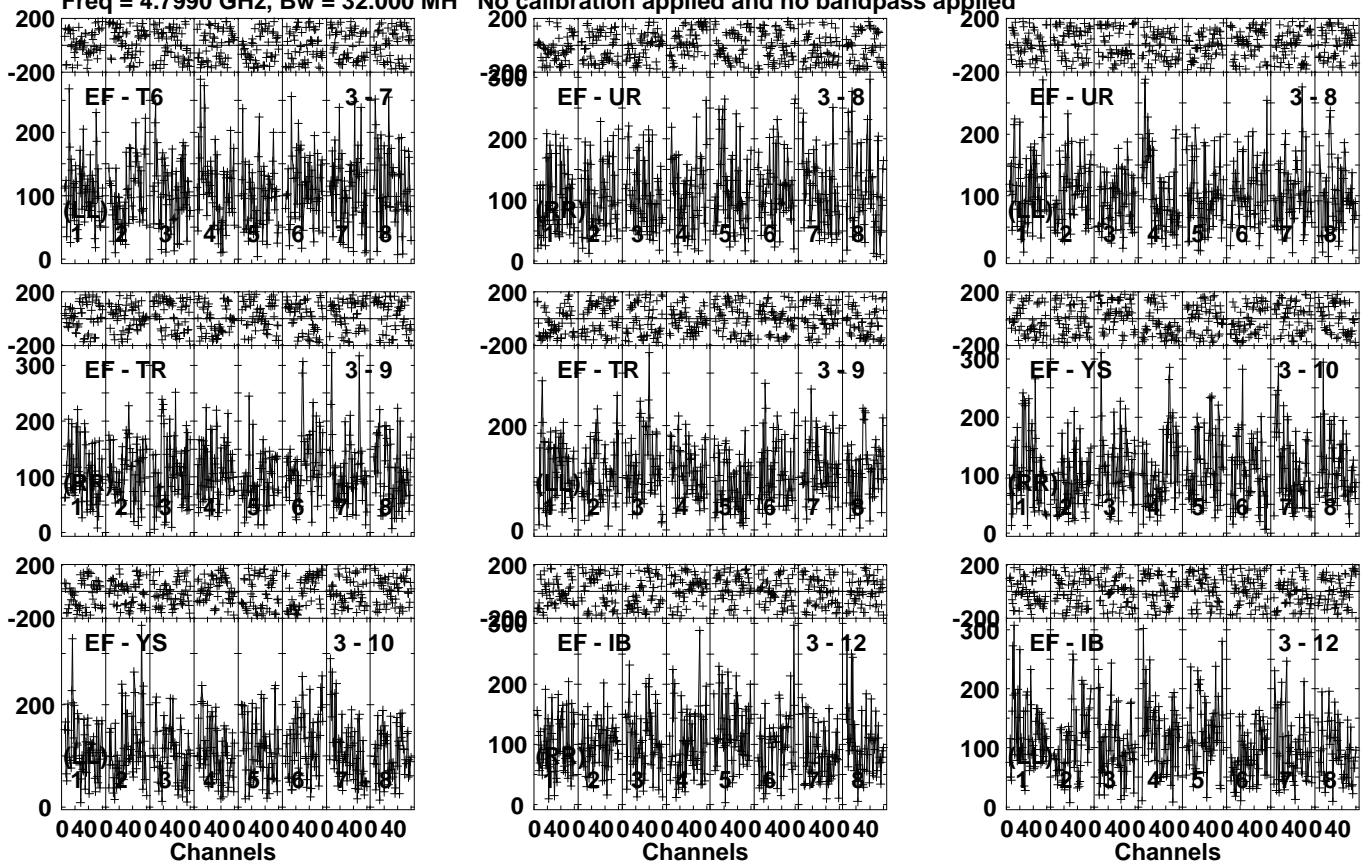
Lower frame: Micro Ampl Jy Top frame: Phas deg  
Vector averaged cross-power spectrum Several baselines displayed  
Timerange: 00/20:18:03 to 00/20:20:29

Plot file version 13 created 06-JUN-2023 11:26:48

AT2022CMC EM170A.UVDATA.1

Freq = 4.7990 GHz, Bw = 32.000 MH

No calibration applied and no bandpass applied

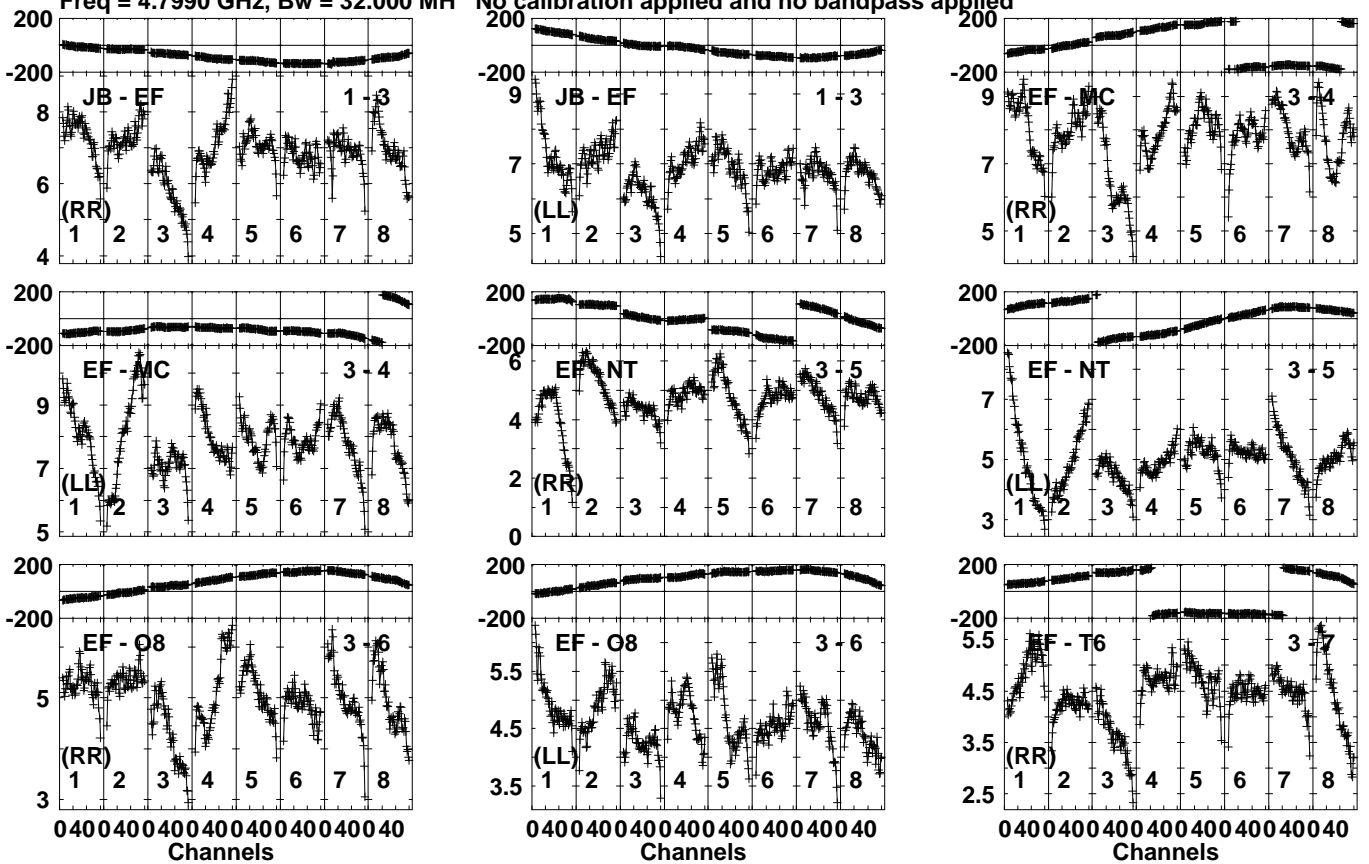


Lower frame: Micro Ampl Jy Top frame: Phas deg  
Vector averaged cross-power spectrum Several baselines displayed  
Timerange: 00/20:18:03 to 00/20:20:29

Plot file version 14 created 06-JUN-2023 11:26:48

J1329+3154 EM170A.UVDATA.1

Freq = 4.7990 GHz, Bw = 32.000 MH No calibration applied and no bandpass applied



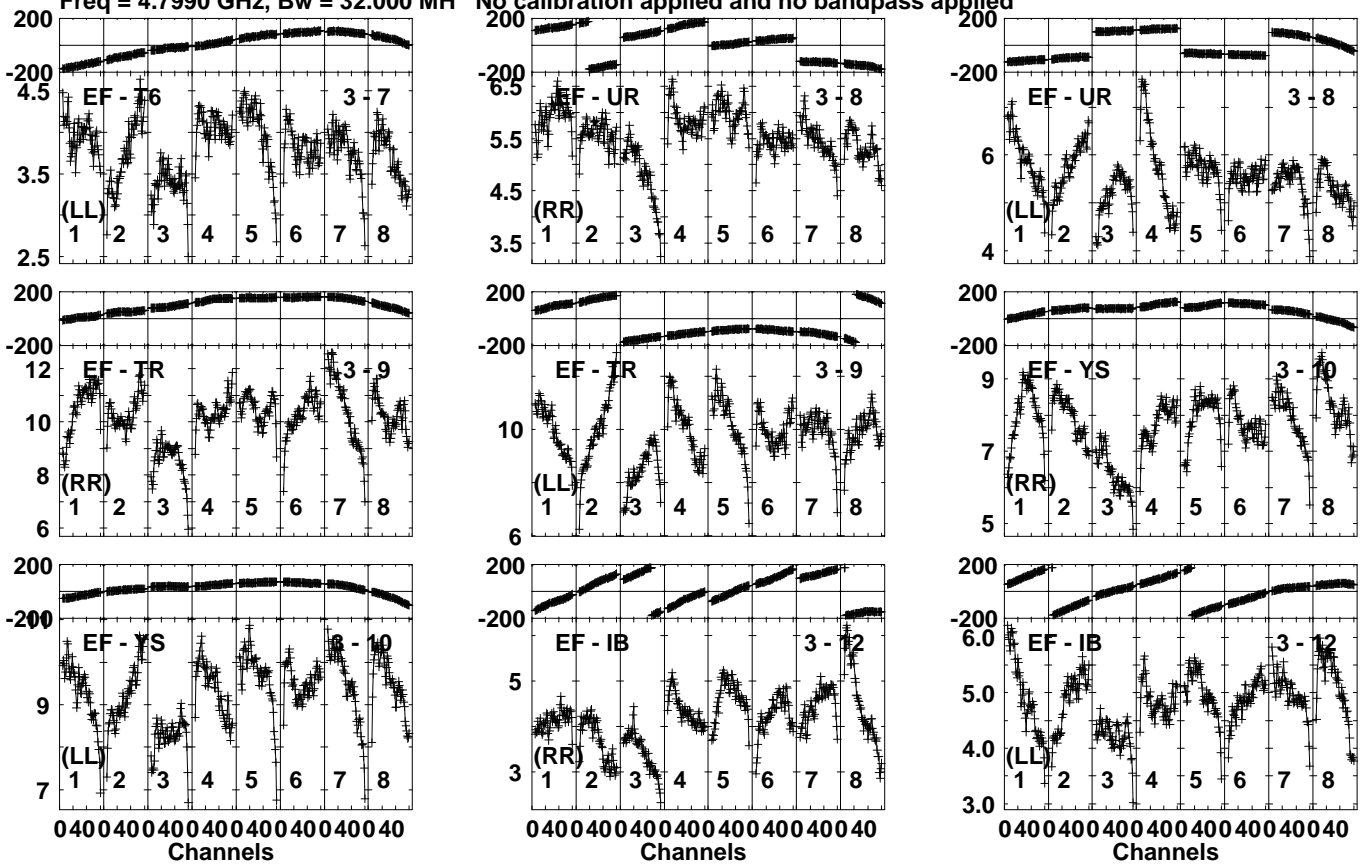
Lower frame: Milli Ampl Jy Top frame: Phas deg  
Vector averaged cross-power spectrum Several baselines displayed  
Timerange: 00/20:20:31 to 00/20:21:49

Plot file version 15 created 06-JUN-2023 11:26:48

J1329+3154 EM170A.UVDATA.1

Freq = 4.7990 GHz, Bw = 32.000 MH

No calibration applied and no bandpass applied



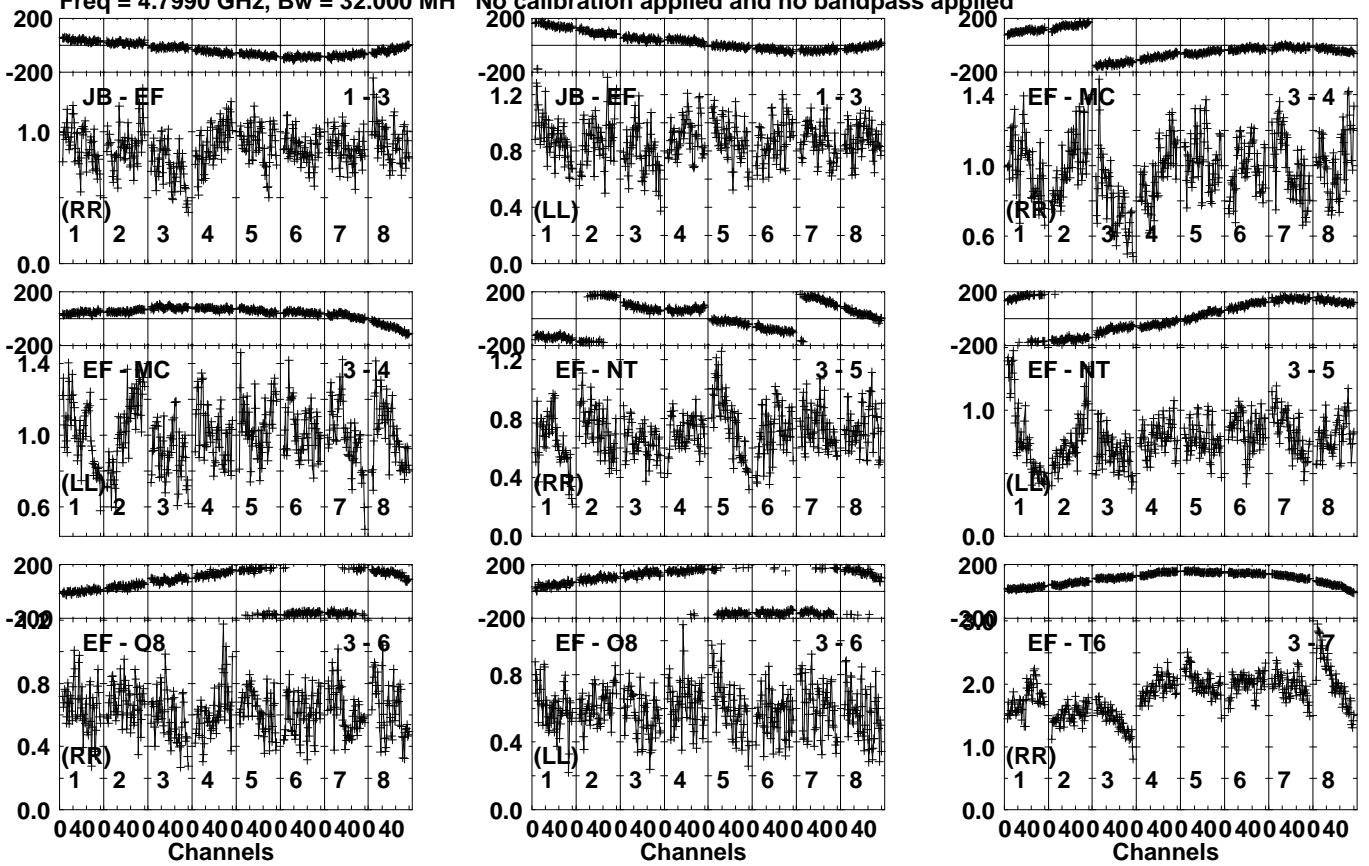
Lower frame: Milli Ampl Jy Top frame: Phas deg  
Vector averaged cross-power spectrum Several baselines displayed  
Timerange: 00/20:20:31 to 00/20:21:49

Plot file version 16 created 06-JUN-2023 11:26:48

J1342+3507 EM170A.UVDATA.1

Freq = 4.7990 GHz, Bw = 32.000 MH

No calibration applied and no bandpass applied



Lower frame: Milli Ampl Jy Top frame: Phas deg  
Vector averaged cross-power spectrum Several baselines displayed  
Timerange: 00/20:21:53 to 00/20:23:29

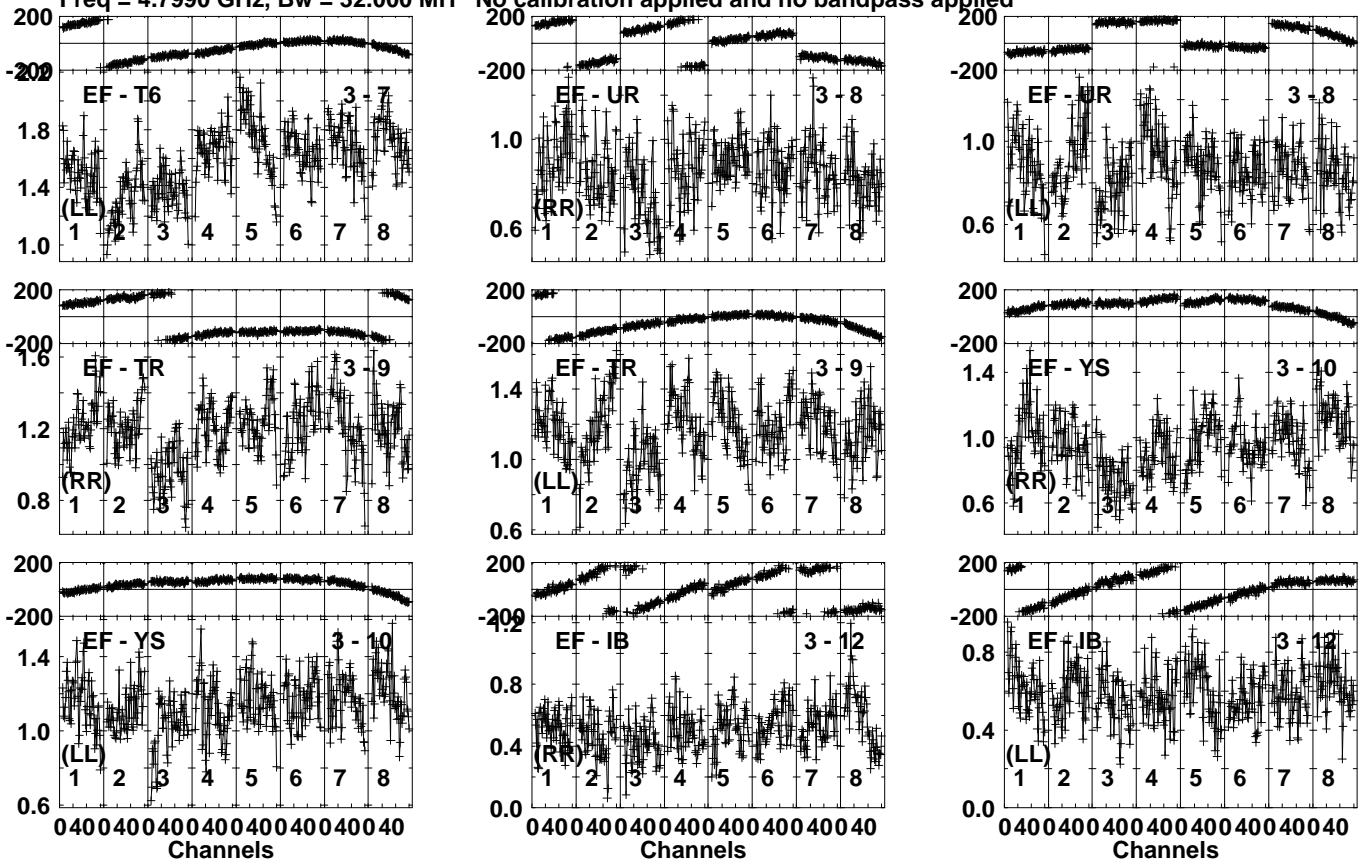


Plot file version 17 created 06-JUN-2023 11:26:48

J1342+3507 EM170A.UVDATA.1

Freq = 4.7990 GHz, Bw = 32.000 MH

No calibration applied and no bandpass applied

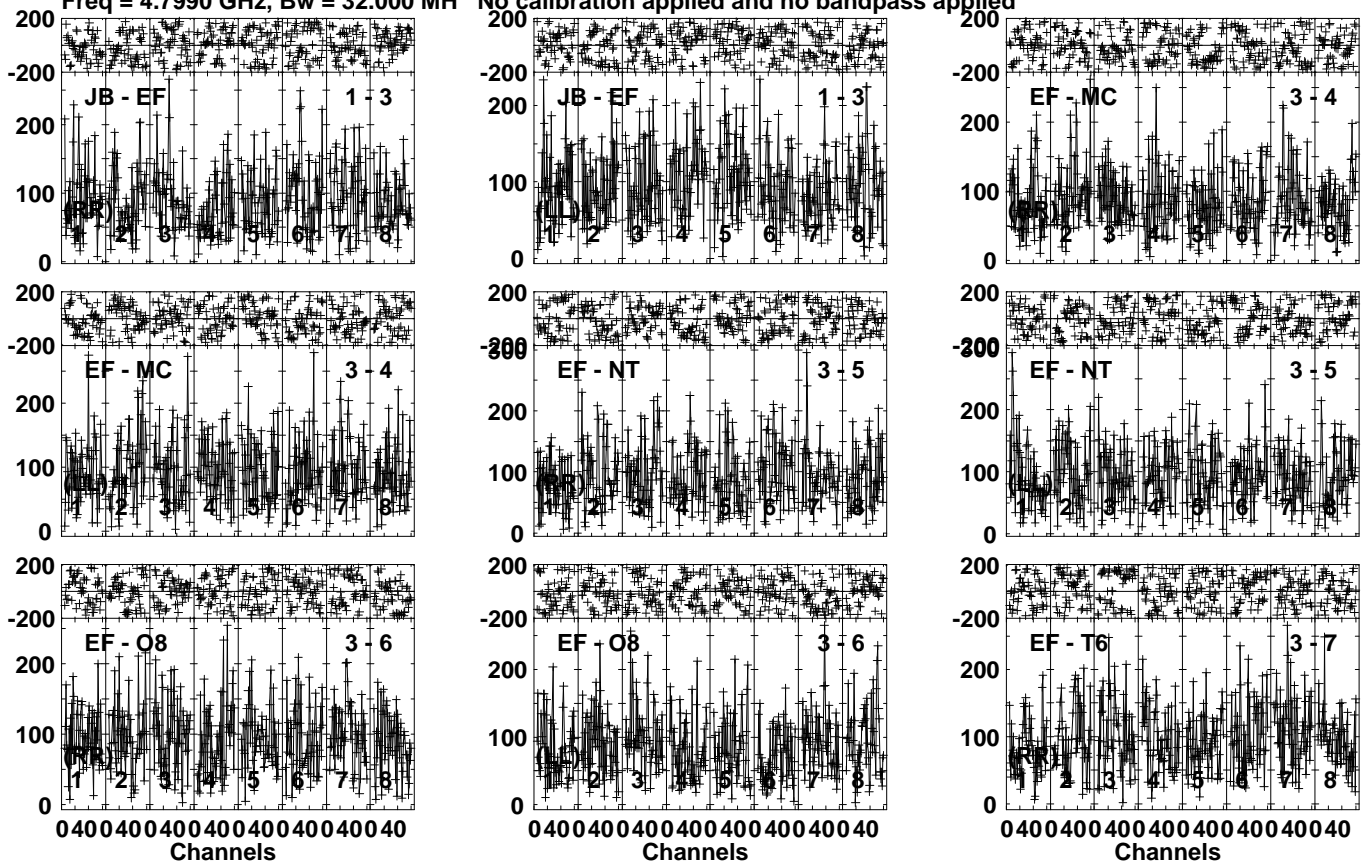


Lower frame: Milli Ampl Jy Top frame: Phas deg  
Vector averaged cross-power spectrum Several baselines displayed  
Timerange: 00/20:21:53 to 00/20:23:29

Plot file version 18 created 06-JUN-2023 11:26:48

AT2022CMC EM170A.UVDATA.1

Freq = 4.7990 GHz, Bw = 32.000 MH No calibration applied and no bandpass applied



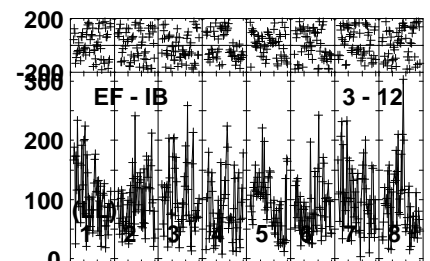
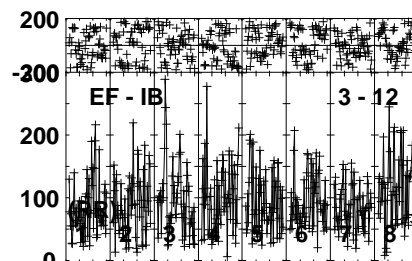
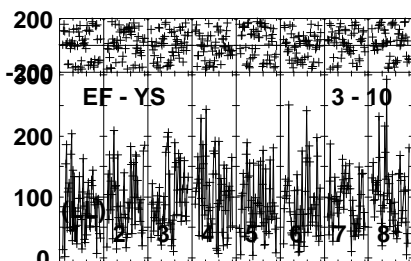
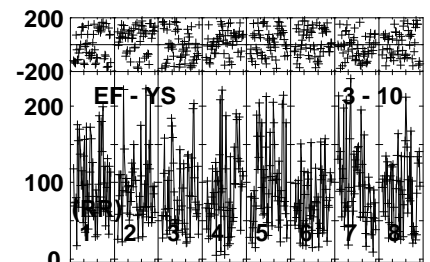
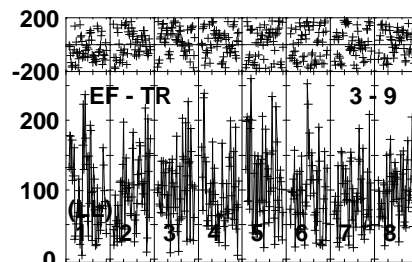
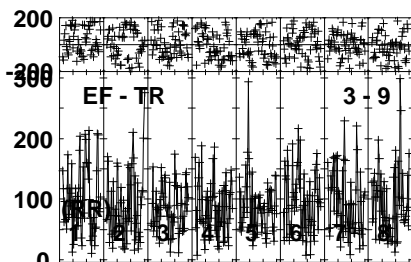
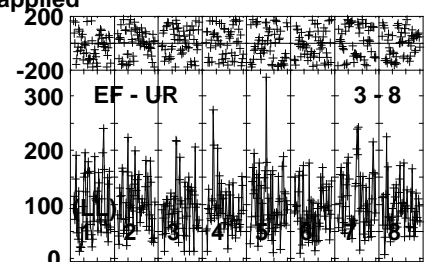
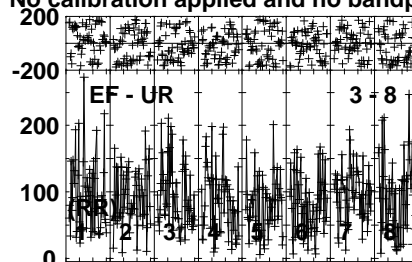
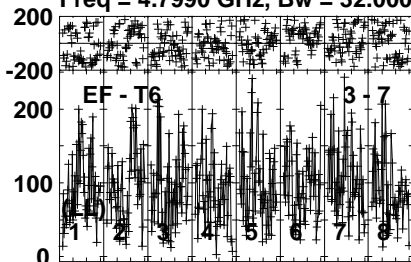
Lower frame: Micro Ampl Jy Top frame: Phas deg  
Vector averaged cross-power spectrum Several baselines displayed  
Timerange: 00/20:24:01 to 00/20:26:29

Plot file version 19 created 06-JUN-2023 11:26:48

AT2022CMC EM170A.UVDATA.1

Freq = 4.7990 GHz, Bw = 32.000 MH

No calibration applied and no bandpass applied



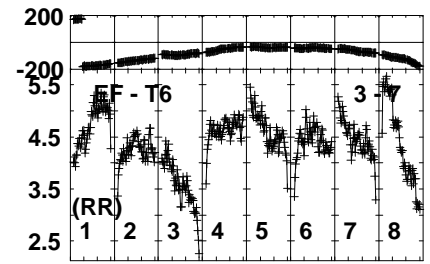
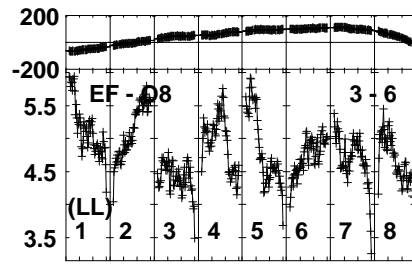
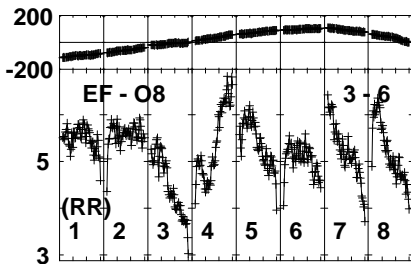
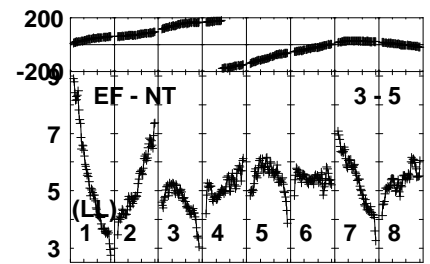
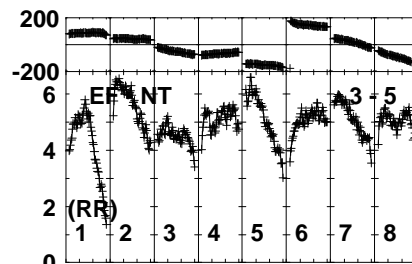
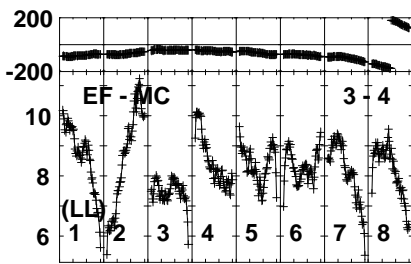
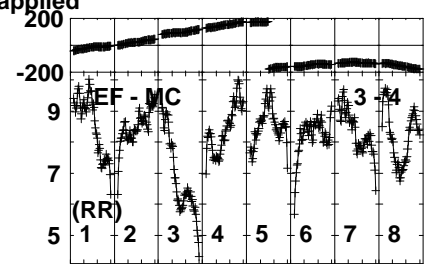
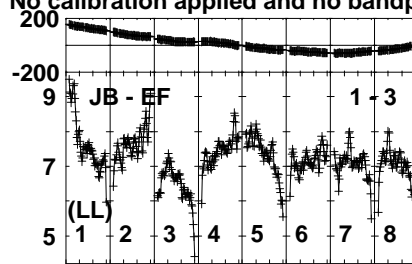
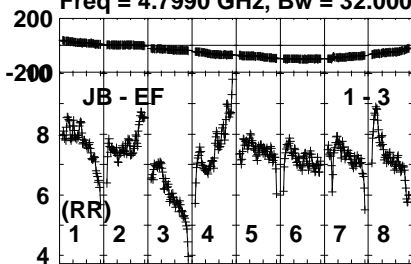
Lower frame: Micro Ampl Jy Top frame: Phas deg  
Vector averaged cross-power spectrum Several baselines displayed  
Timerange: 00/20:24:01 to 00/20:26:29

Plot file version 20 created 06-JUN-2023 11:26:48

J1329+3154 EM170A.UVDATA.1

Freq = 4.7990 GHz, Bw = 32.000 MH

No calibration applied and no bandpass applied



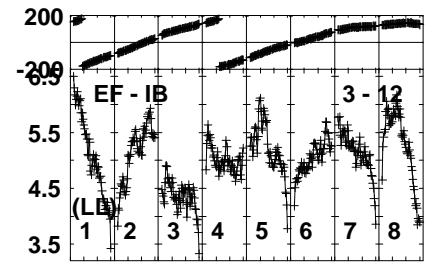
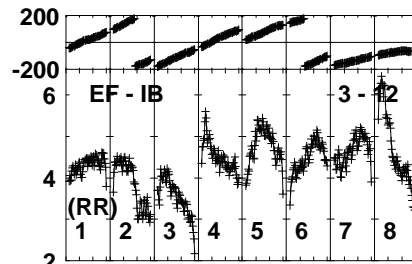
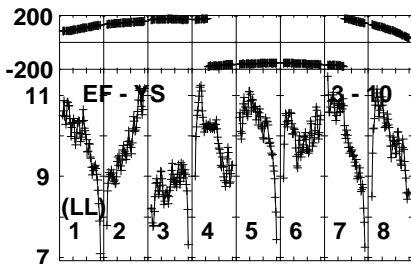
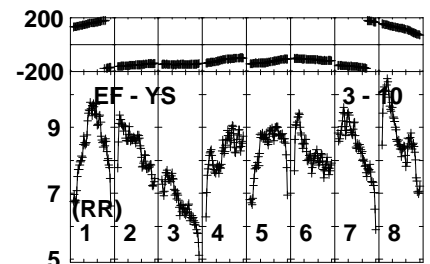
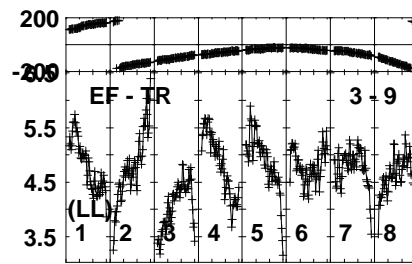
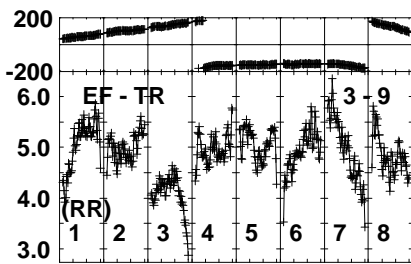
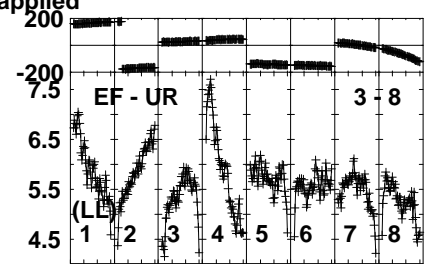
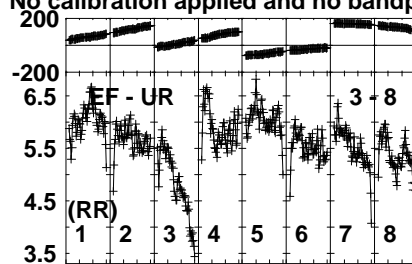
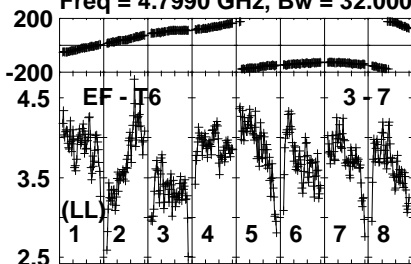
Lower frame: Milli Ampl Jy Top frame: Phas deg  
Vector averaged cross-power spectrum Several baselines displayed  
Timerange: 00/20:26:31 to 00/20:27:49

Plot file version 21 created 06-JUN-2023 11:26:49

J1329+3154 EM170A.UVDATA.1

Freq = 4.7990 GHz, Bw = 32.000 MH

No calibration applied and no bandpass applied



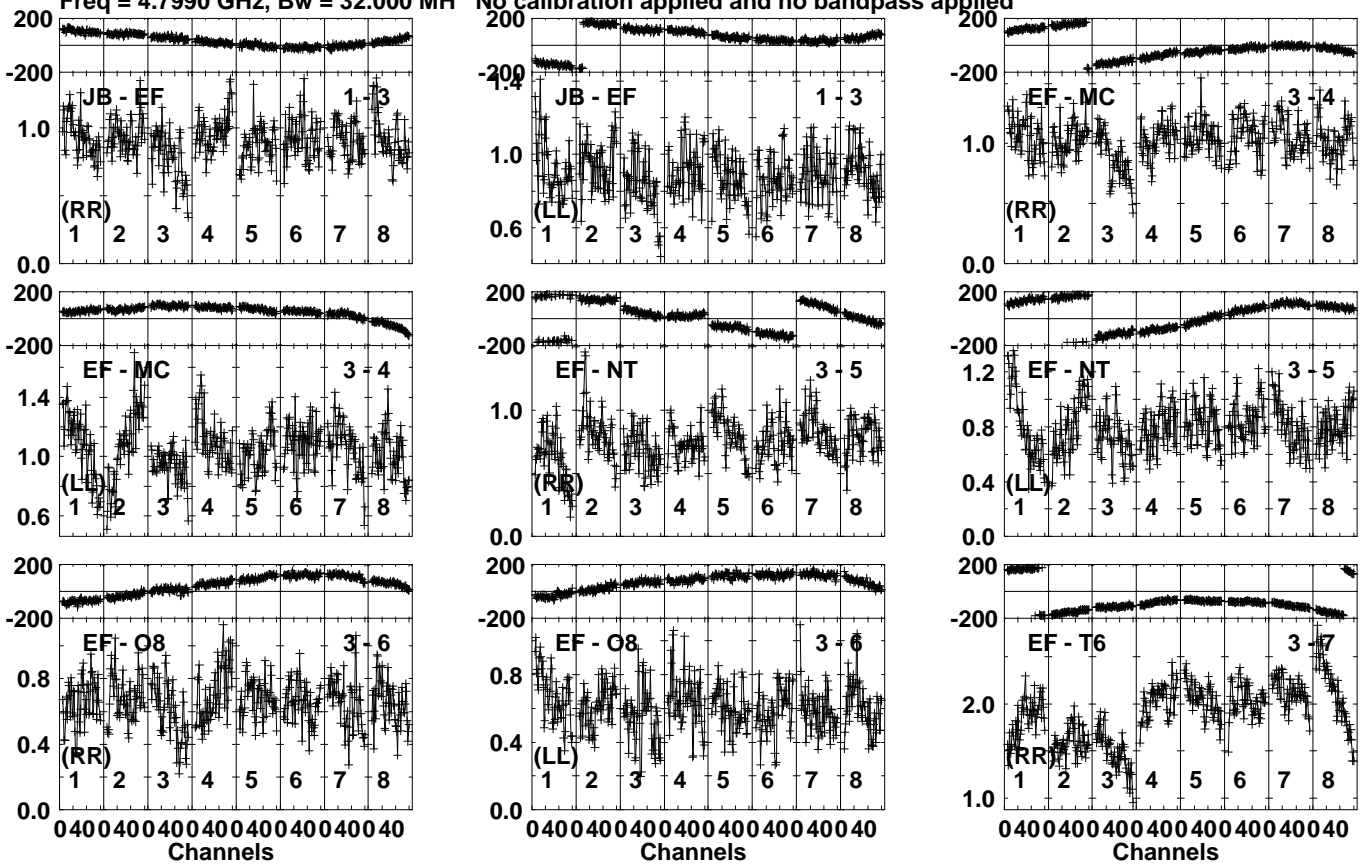
Lower frame: Milli Ampl Jy Top frame: Phas deg  
Vector averaged cross-power spectrum Several baselines displayed  
Timerange: 00/20:26:31 to 00/20:27:49

Plot file version 22 created 06-JUN-2023 11:26:49

J1342+3507 EM170A.UVDATA.1

Freq = 4.7990 GHz, Bw = 32.000 MH

No calibration applied and no bandpass applied



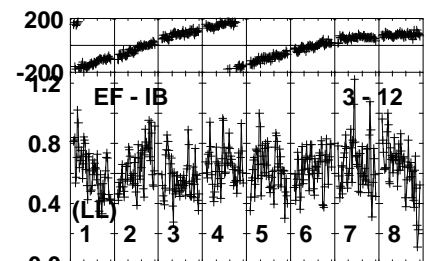
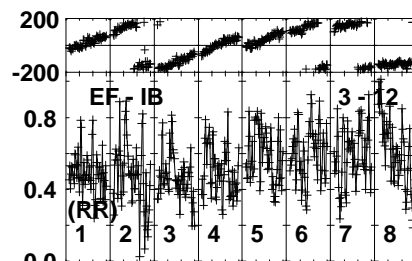
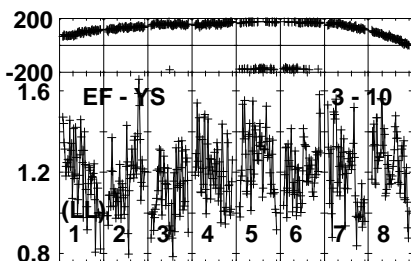
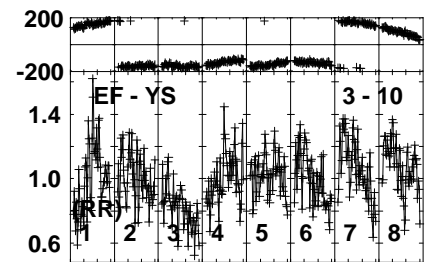
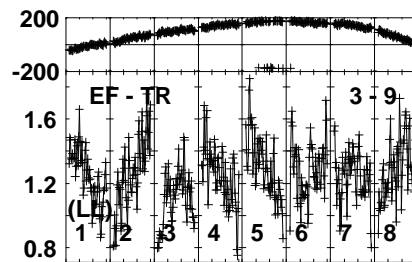
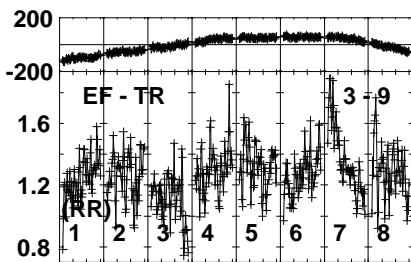
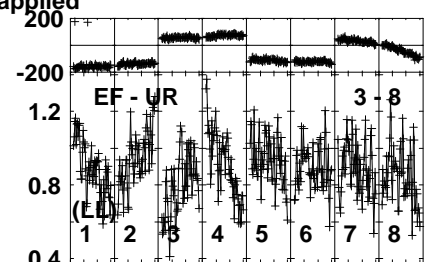
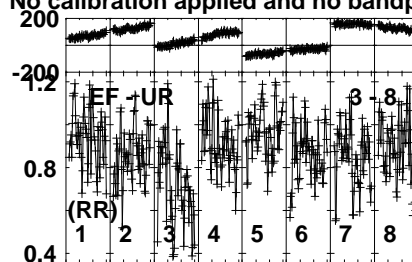
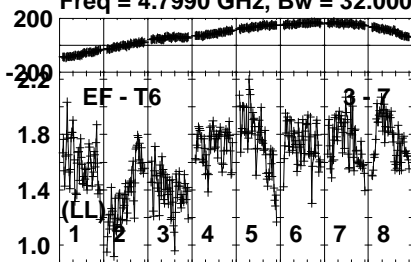
Lower frame: Milli Ampl Jy Top frame: Phas deg  
Vector averaged cross-power spectrum Several baselines displayed  
Timerange: 00/20:27:51 to 00/20:29:29

Plot file version 23 created 06-JUN-2023 11:26:49

J1342+3507 EM170A.UVDATA.1

Freq = 4.7990 GHz, Bw = 32.000 MH

No calibration applied and no bandpass applied



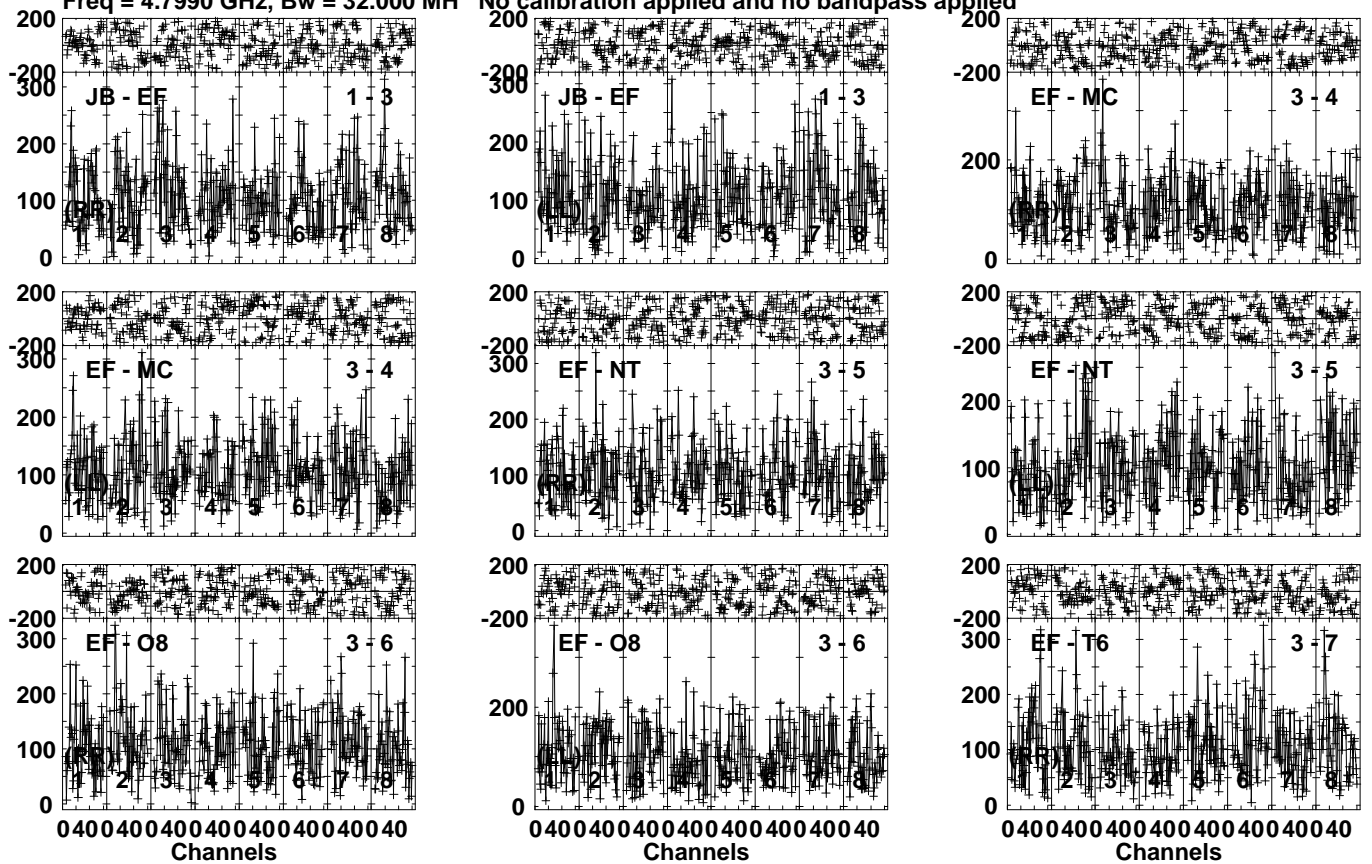
Lower frame: Milli Ampl Jy Top frame: Phas deg  
Vector averaged cross-power spectrum Several baselines displayed  
Timerange: 00/20:27:51 to 00/20:29:29

Plot file version 24 created 06-JUN-2023 11:26:49

AT2022CMC EM170A.UVDATA.1

Freq = 4.7990 GHz, Bw = 32.000 MH

No calibration applied and no bandpass applied



Lower frame: Micro Ampl Jy Top frame: Phas deg  
Vector averaged cross-power spectrum Several baselines displayed  
Timerange: 00/20:29:33 to 00/20:31:59

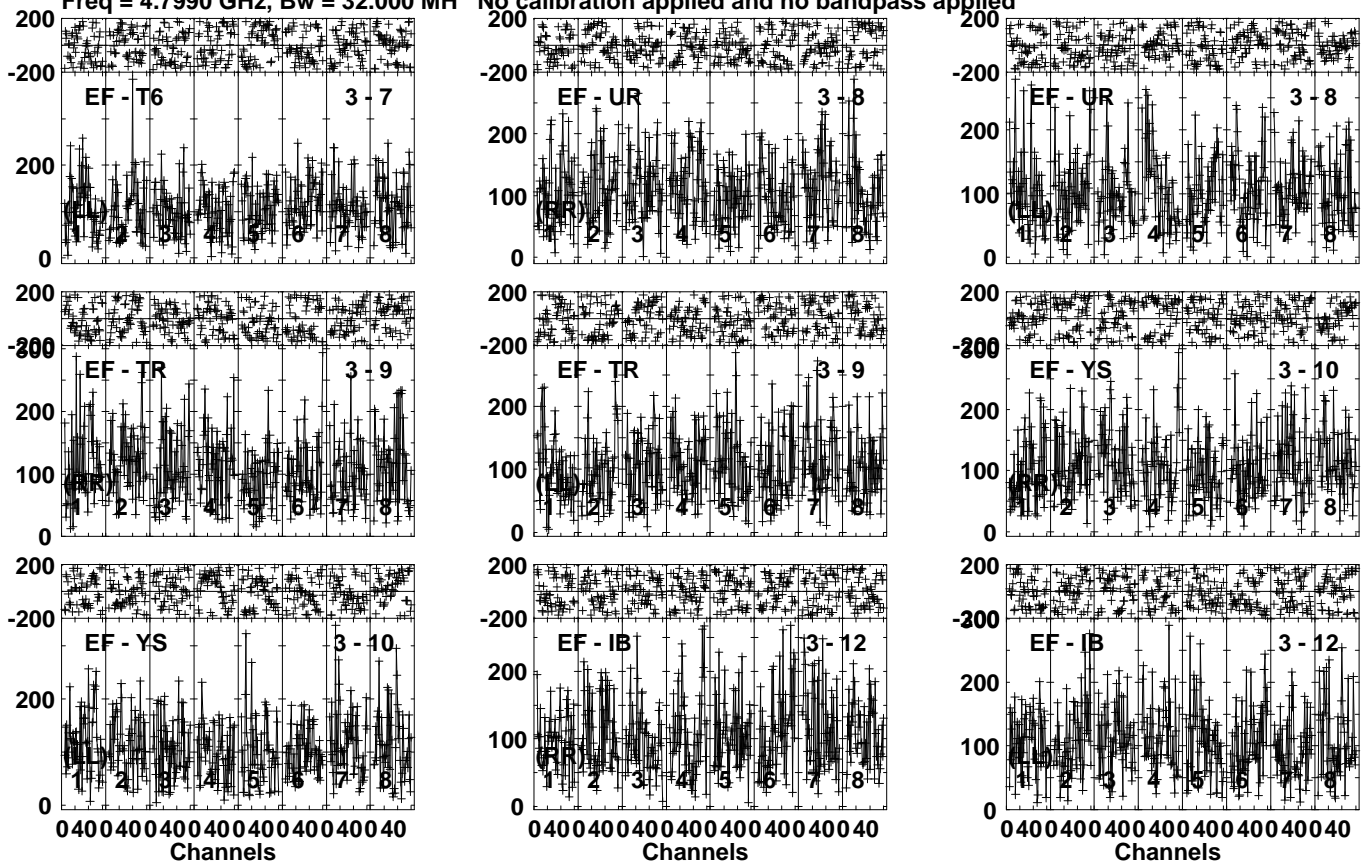


Plot file version 25 created 06-JUN-2023 11:26:49

AT2022CMC EM170A.UVDATA.1

Freq = 4.7990 GHz, Bw = 32.000 MH

No calibration applied and no bandpass applied



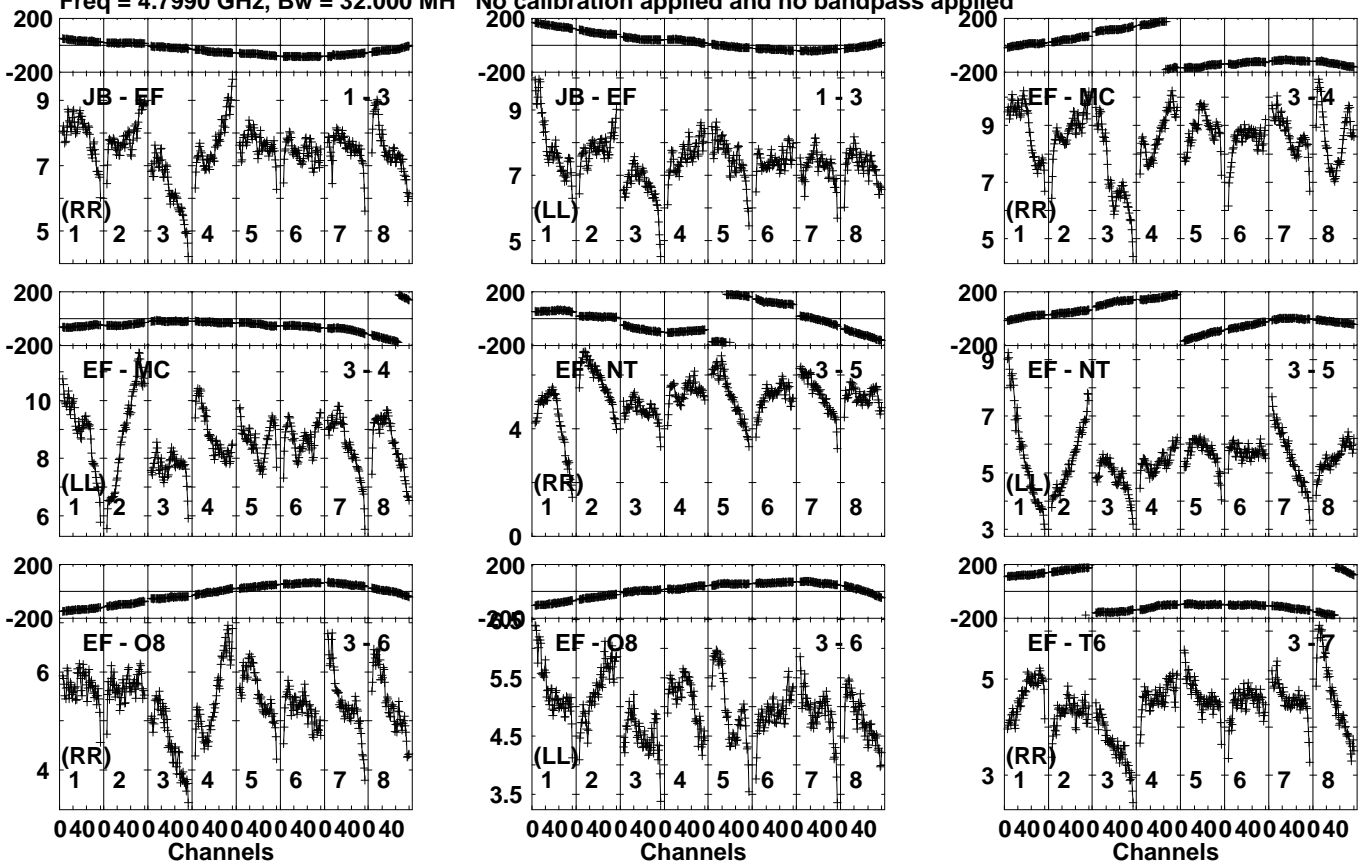
Lower frame: Micro Ampl Jy Top frame: Phas deg  
Vector averaged cross-power spectrum Several baselines displayed  
Timerange: 00/20:29:33 to 00/20:31:59

Plot file version 26 created 06-JUN-2023 11:26:49

J1329+3154 EM170A.UVDATA.1

Freq = 4.7990 GHz, Bw = 32.000 MH

No calibration applied and no bandpass applied



Lower frame: Milli Ampl Jy Top frame: Phas deg  
Vector averaged cross-power spectrum Several baselines displayed  
Timerange: 00/20:32:01 to 00/20:33:19

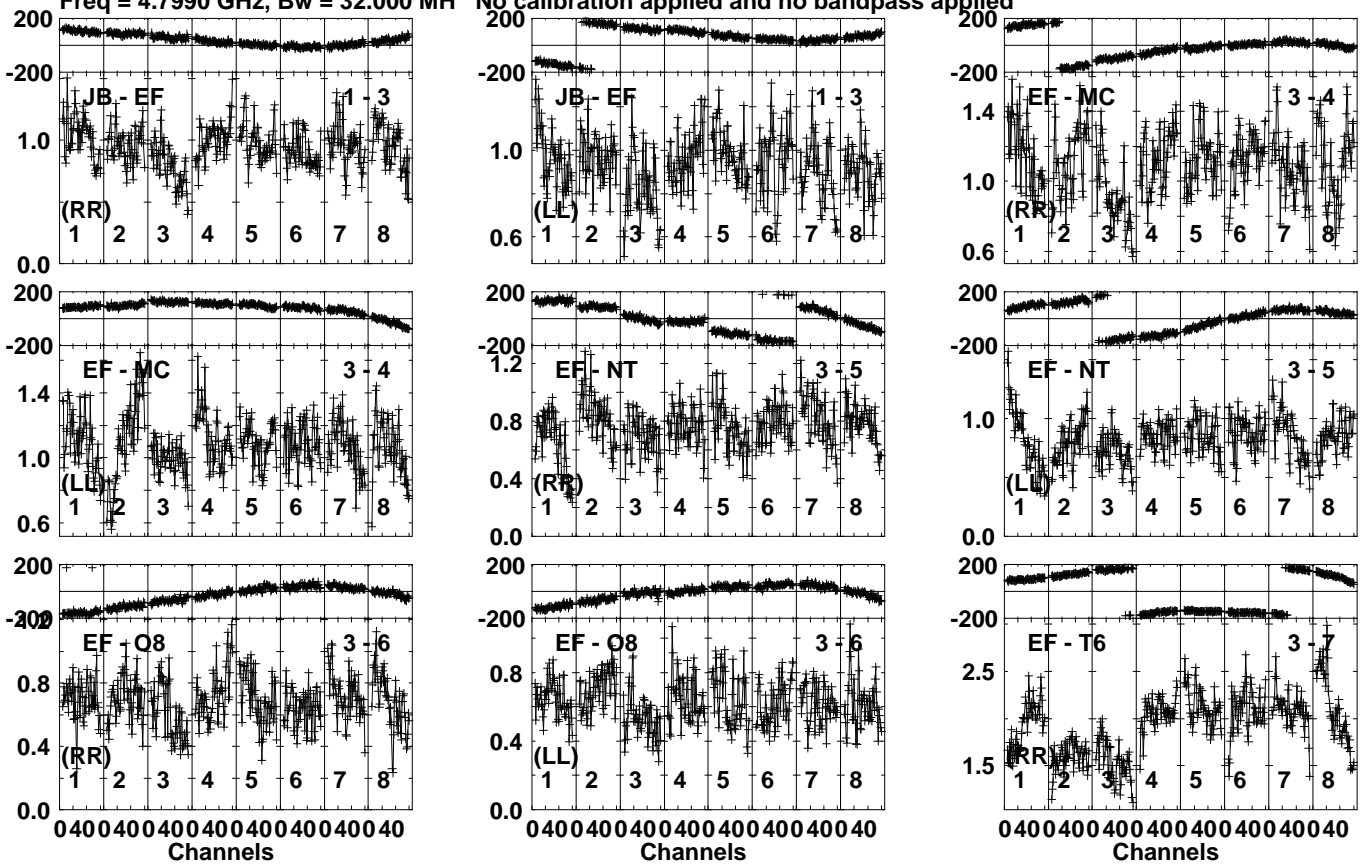


Plot file version 28 created 06-JUN-2023 11:26:49

J1342+3507 EM170A.UVDATA.1

Freq = 4.7990 GHz, Bw = 32.000 MH

No calibration applied and no bandpass applied



Lower frame: Milli Ampl Jy Top frame: Phas deg

Vector averaged cross-power spectrum Several baselines displayed

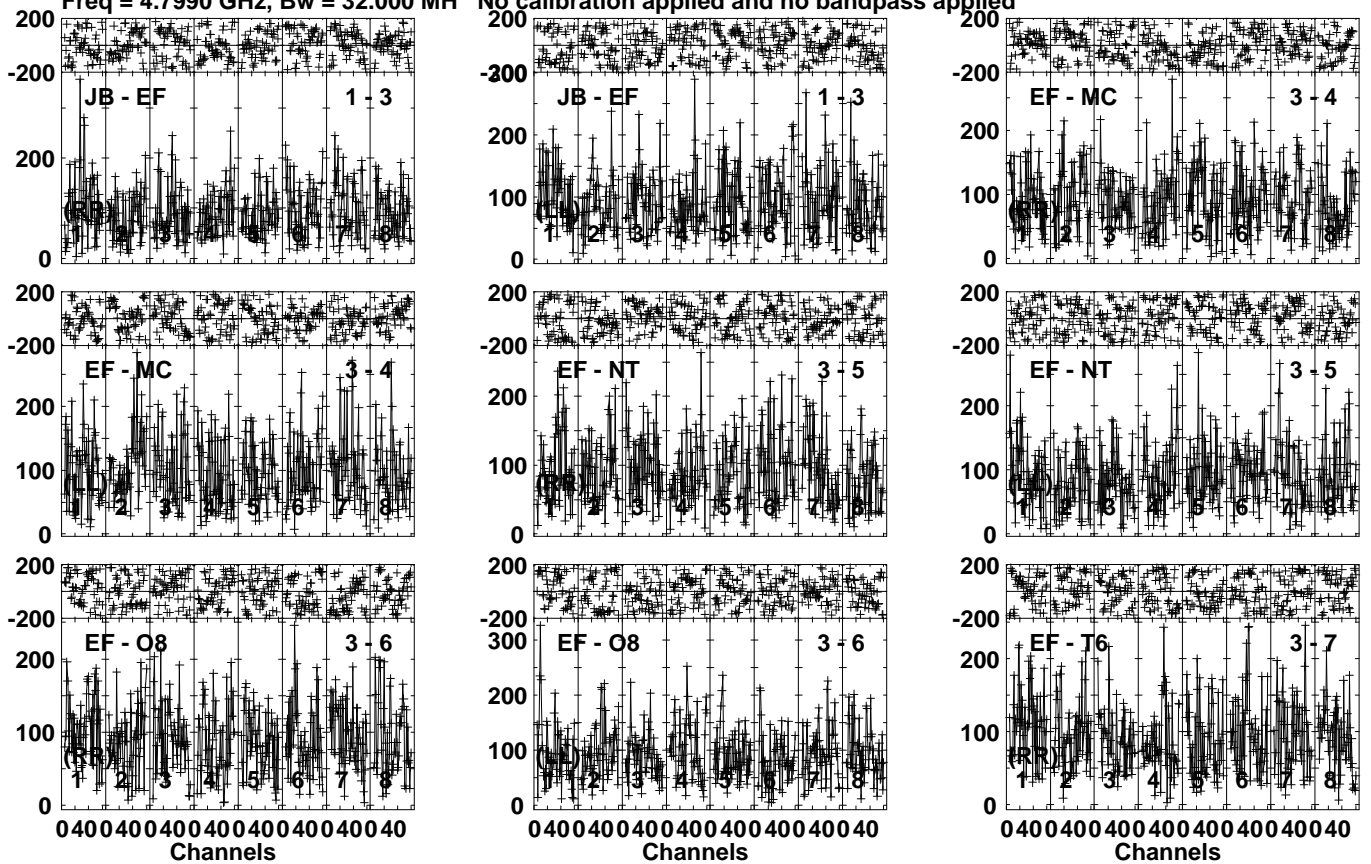
Timerange: 00/20:33:23 to 00/20:34:59



Plot file version 30 created 06-JUN-2023 11:26:49

AT2022CMC EM170A.UVDATA.1

Freq = 4.7990 GHz, Bw = 32.000 MH No calibration applied and no bandpass applied

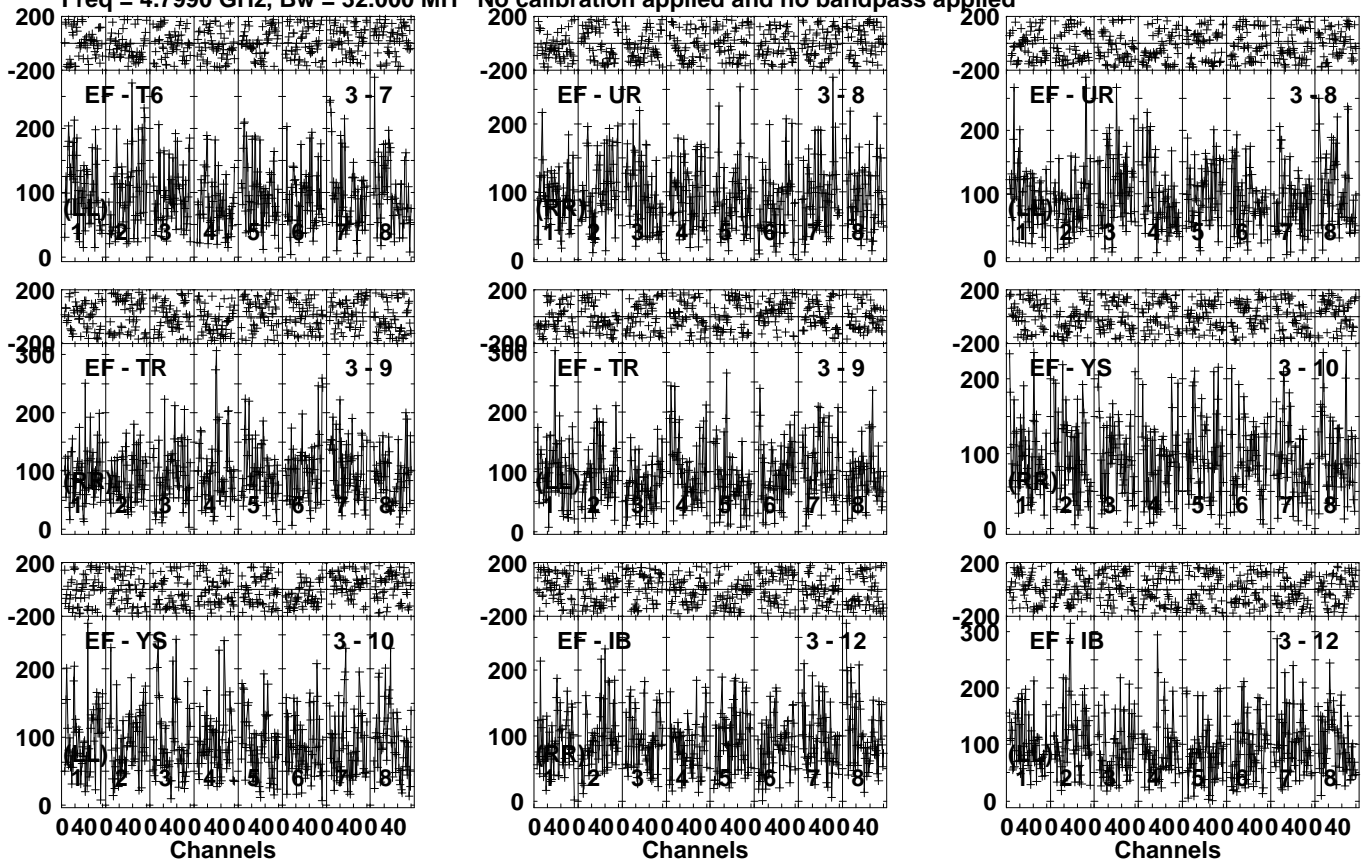


Lower frame: Micro Ampl Jy Top frame: Phas deg  
Vector averaged cross-power spectrum Several baselines displayed  
Timerange: 00/20:35:31 to 00/20:37:59

Plot file version 31 created 06-JUN-2023 11:26:50

AT2022CMC EM170A.UVDATA.1

Freq = 4.7990 GHz, Bw = 32.000 MH No calibration applied and no bandpass applied



Lower frame: Micro Ampl Jy Top frame: Phas deg  
Vector averaged cross-power spectrum Several baselines displayed  
Timerange: 00/20:35:31 to 00/20:37:59



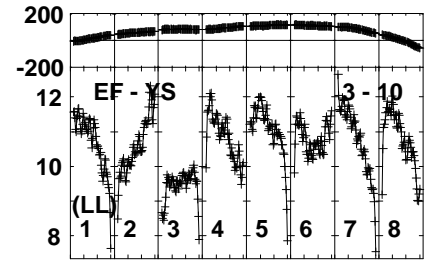
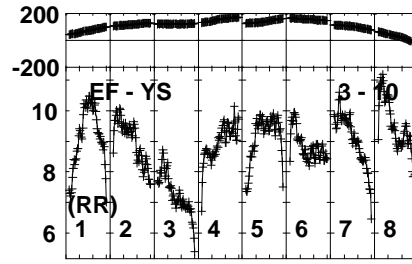
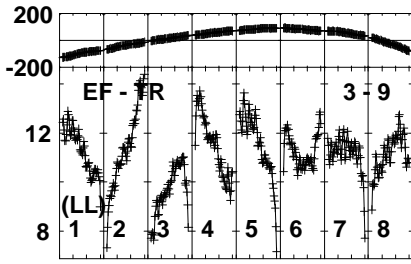
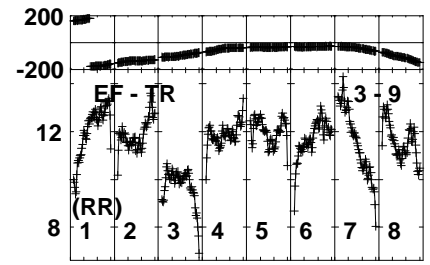
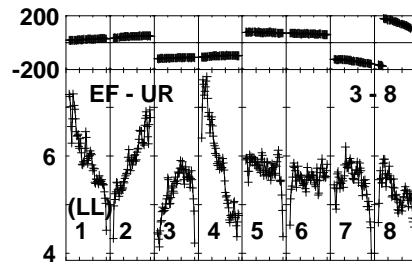
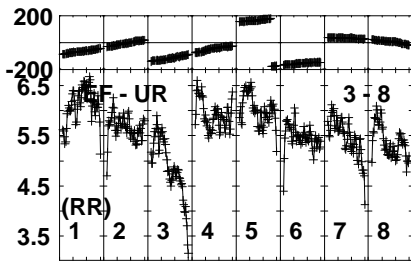
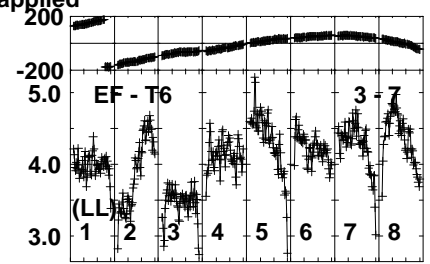
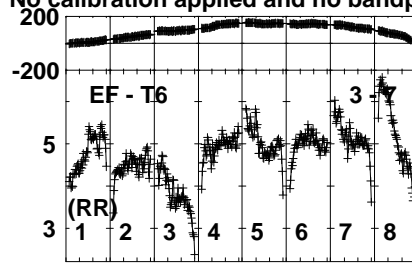
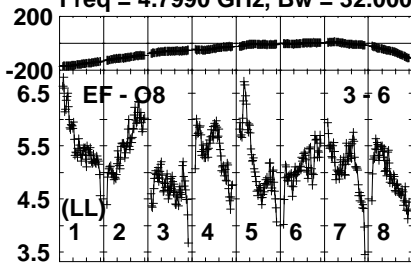


Plot file version 33 created 06-JUN-2023 11:26:50

J1329+3154 EM170A.UVDATA.1

Freq = 4.7990 GHz, Bw = 32.000 MH

No calibration applied and no bandpass applied



040040040040040040040040  
Channels

040040040040040040040040  
Channels

040040040040040040040040  
Channels

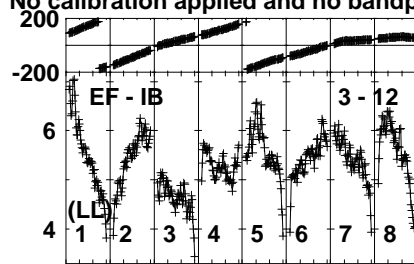
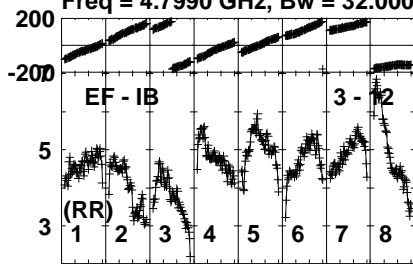
Lower frame: Milli Ampl Jy Top frame: Phas deg  
Vector averaged cross-power spectrum Several baselines displayed  
Timerange: 00/20:38:01 to 00/20:39:19

Plot file version 34 created 06-JUN-2023 11:26:50

J1329+3154 EM170A.UVDATA.1

Freq = 4.7990 GHz, Bw = 32.000 MH

No calibration applied and no bandpass applied



0400400400400400400400400400  
Channels

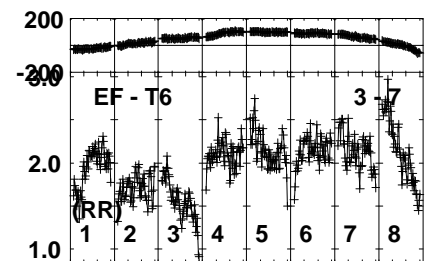
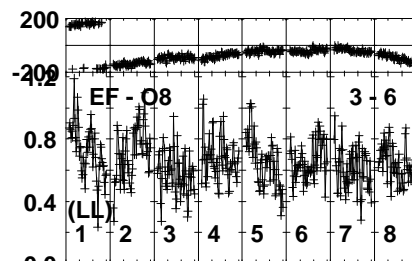
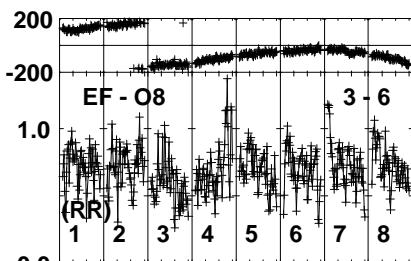
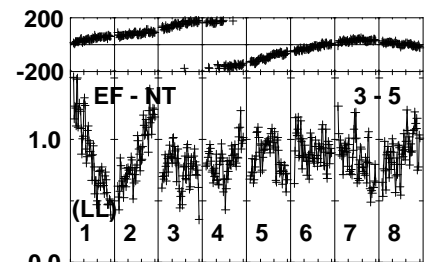
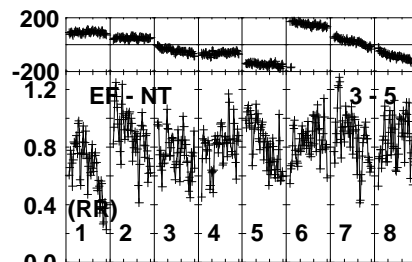
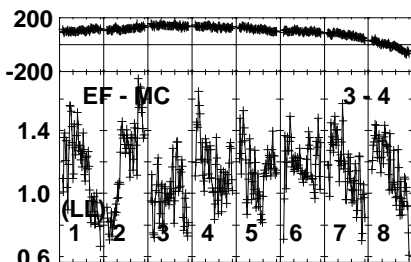
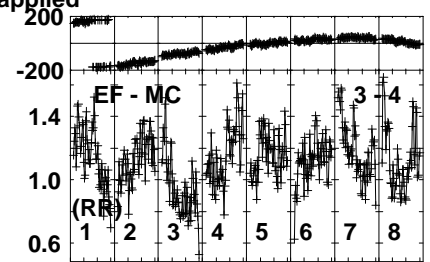
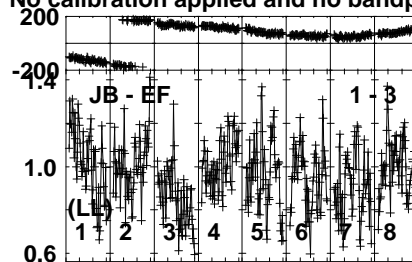
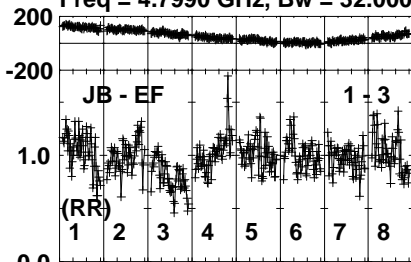
Lower frame: Milli Ampl Jy Top frame: Phas deg  
Vector averaged cross-power spectrum Several baselines displayed  
Timerange: 00/20:38:01 to 00/20:39:19

Plot file version 35 created 06-JUN-2023 11:26:50

J1342+3507 EM170A.UVDATA.1

Freq = 4.7990 GHz, Bw = 32.000 MH

No calibration applied and no bandpass applied



040040040040040040040040040040  
Channels

040040040040040040040040040040  
Channels

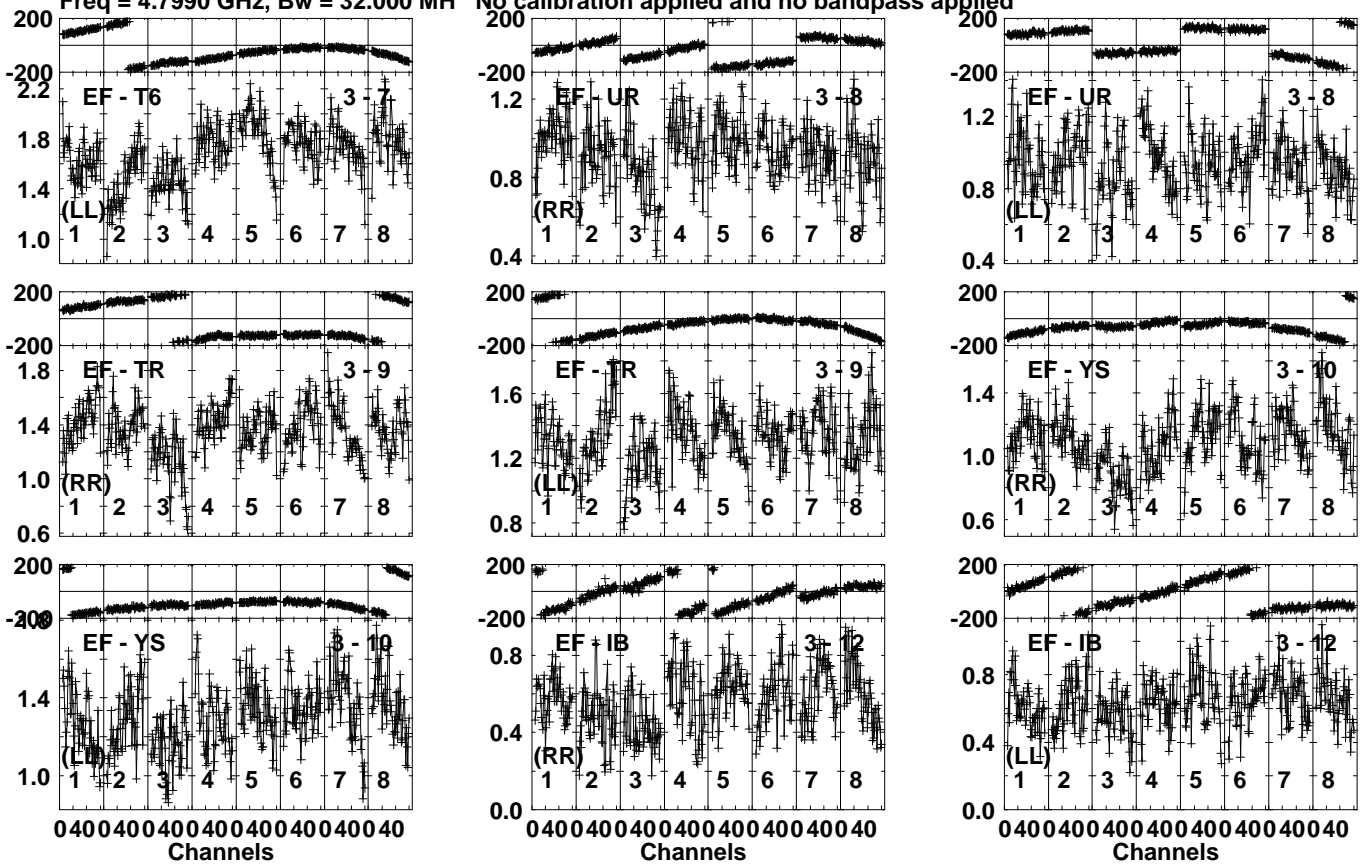
040040040040040040040040040040  
Channels

Lower frame: Milli Ampl Jy Top frame: Phas deg  
Vector averaged cross-power spectrum Several baselines displayed  
Timerange: 00/20:39:21 to 00/20:40:59

Plot file version 36 created 06-JUN-2023 11:26:50

J1342+3507 EM170A.UVDATA.1

Freq = 4.7990 GHz, Bw = 32.000 MH No calibration applied and no bandpass applied



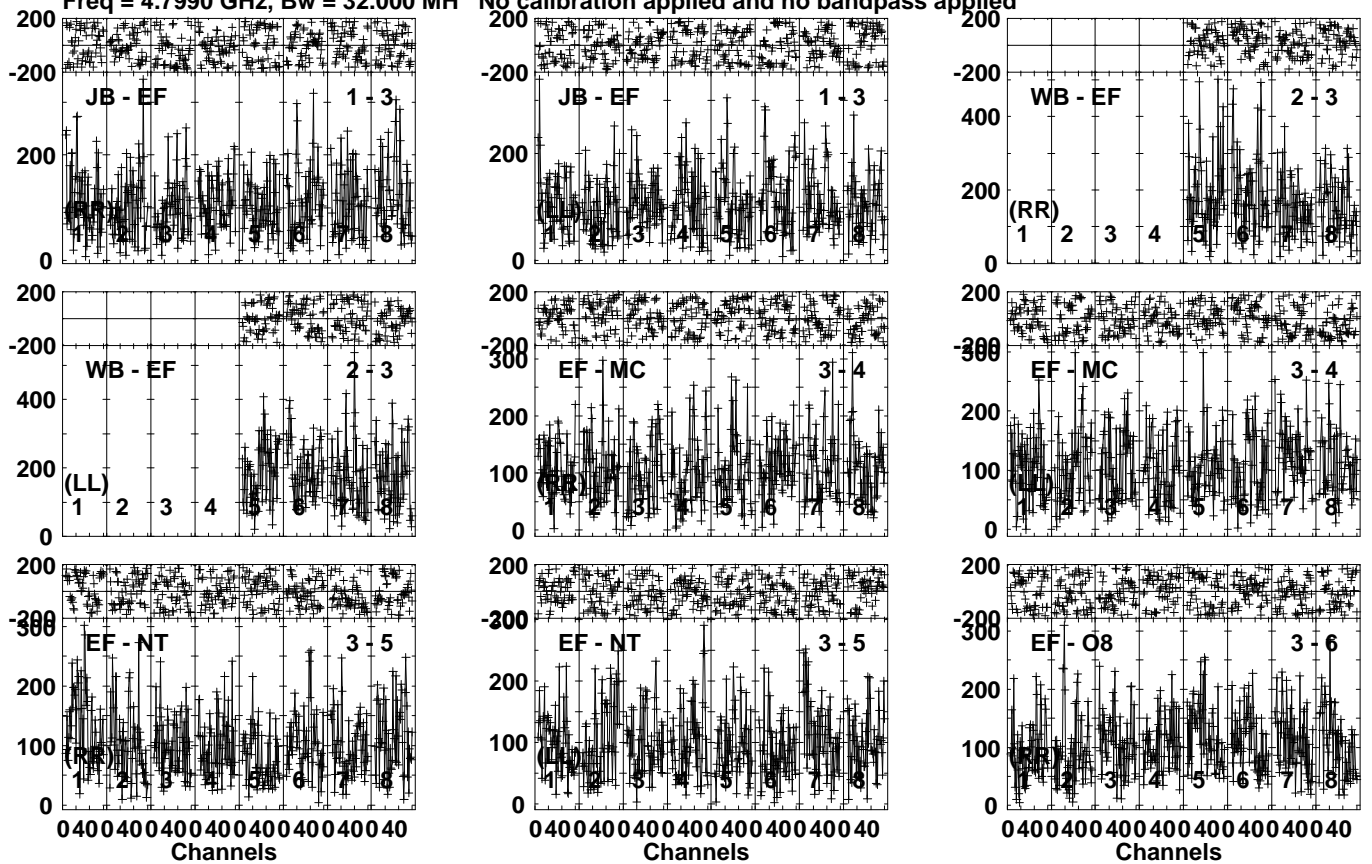
Lower frame: Milli Ampl Jy Top frame: Phas deg  
Vector averaged cross-power spectrum Several baselines displayed  
Timerange: 00/20:39:21 to 00/20:40:59

Plot file version 37 created 06-JUN-2023 11:26:50

AT2022CMC EM170A.UVDATA.1

Freq = 4.7990 GHz, Bw = 32.000 MH

No calibration applied and no bandpass applied



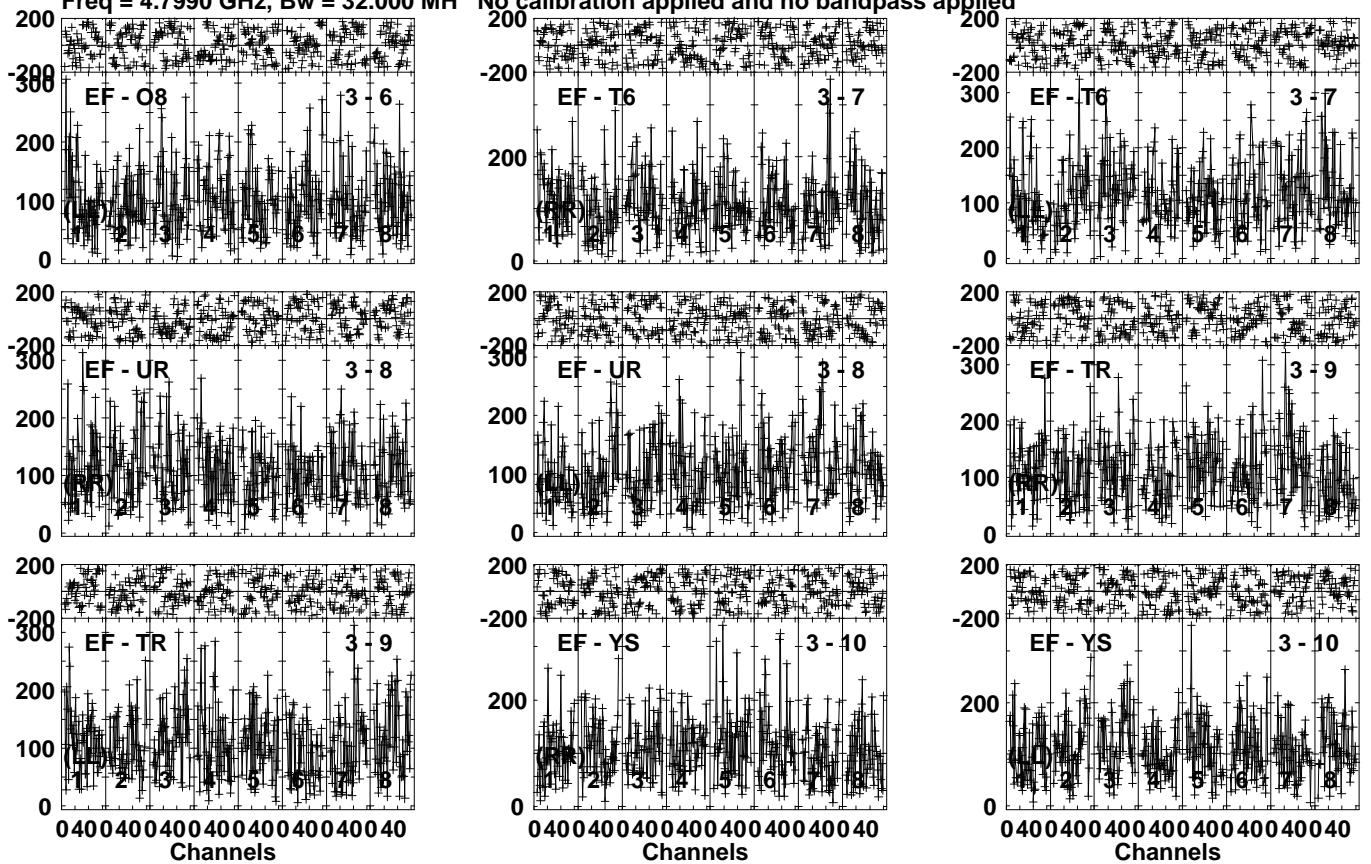
Lower frame: Micro Ampl Jy Top frame: Phas deg  
Vector averaged cross-power spectrum Several baselines displayed  
Timerange: 00/20:41:03 to 00/20:43:29

Plot file version 38 created 06-JUN-2023 11:26:50

AT2022CMC EM170A.UVDATA.1

Freq = 4.7990 GHz, Bw = 32.000 MH

No calibration applied and no bandpass applied



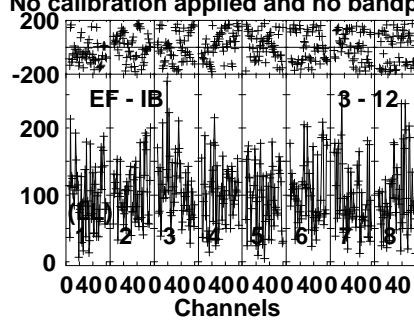
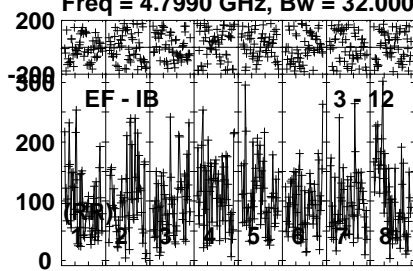
Lower frame: Micro Ampl Jy Top frame: Phas deg  
Vector averaged cross-power spectrum Several baselines displayed  
Timerange: 00/20:41:03 to 00/20:43:29

Plot file version 39 created 06-JUN-2023 11:26:50

AT2022CMC EM170A.UVDATA.1

Freq = 4.7990 GHz, Bw = 32.000 MH

No calibration applied and no bandpass applied



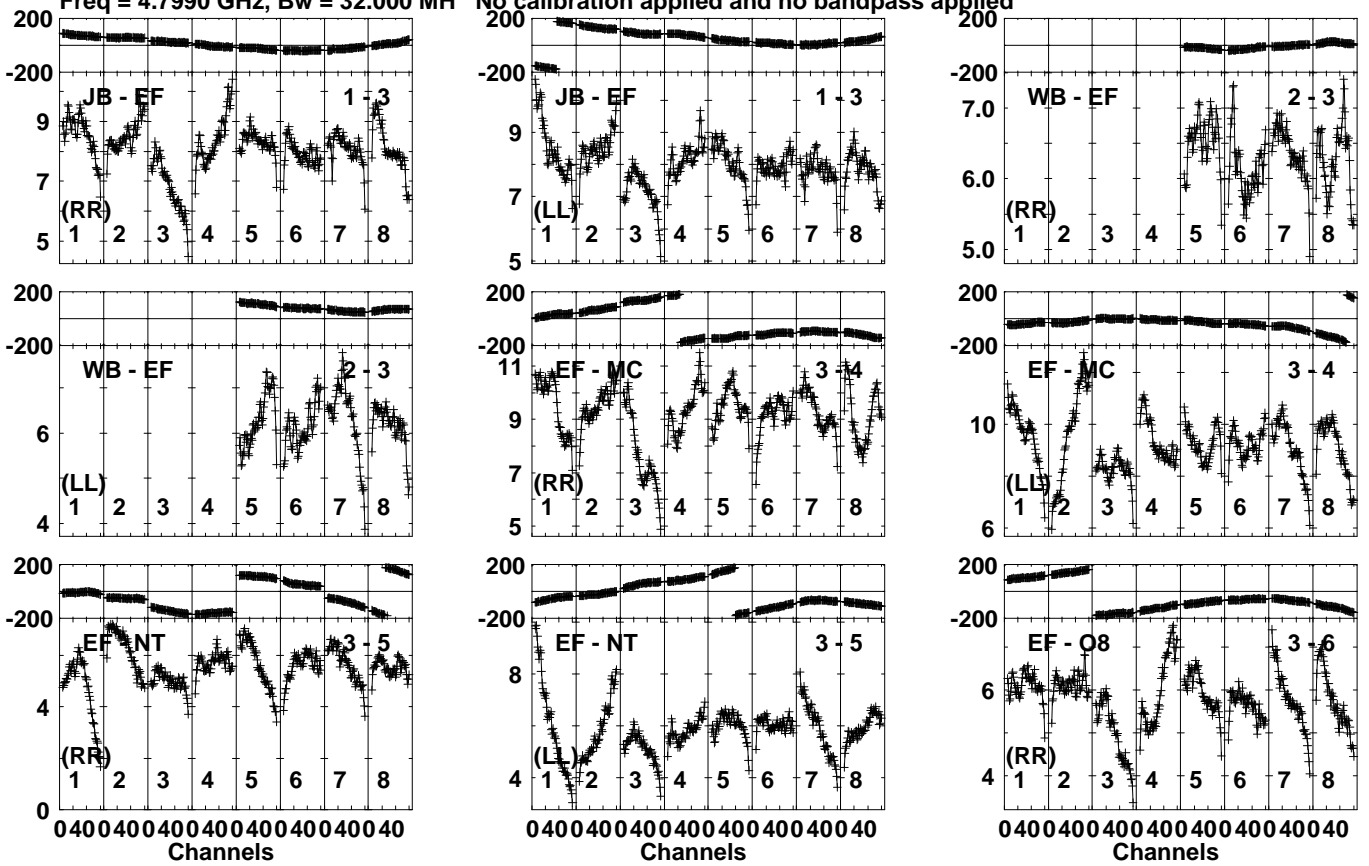
Lower frame: Micro Ampl Jy Top frame: Phas deg  
Vector averaged cross-power spectrum Several baselines displayed  
Timerange: 00/20:41:03 to 00/20:43:29

Plot file version 40 created 06-JUN-2023 11:26:51

J1329+3154 EM170A.UVDATA.1

Freq = 4.7990 GHz, Bw = 32.000 MH

No calibration applied and no bandpass applied



Lower frame: Milli Ampl Jy Top frame: Phas deg  
Vector averaged cross-power spectrum Several baselines displayed  
Timerange: 00/20:43:31 to 00/20:44:49

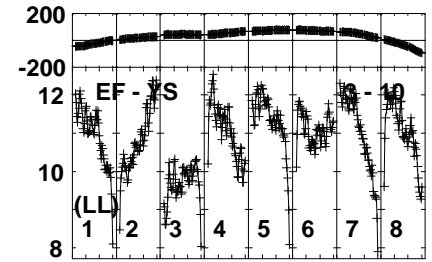
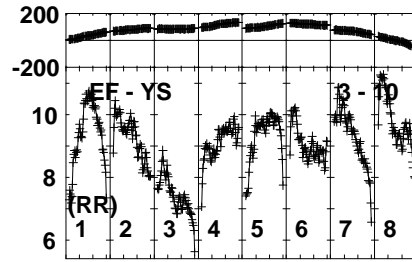
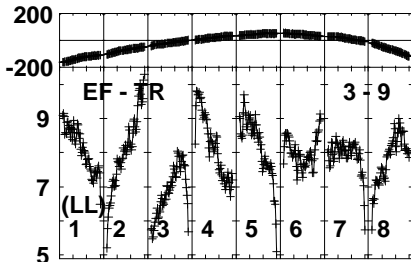
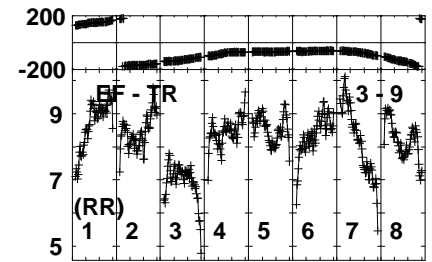
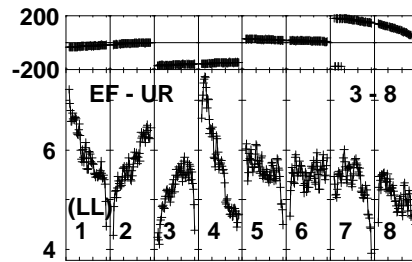
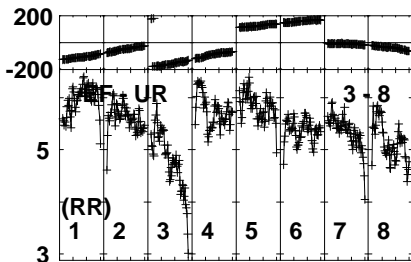
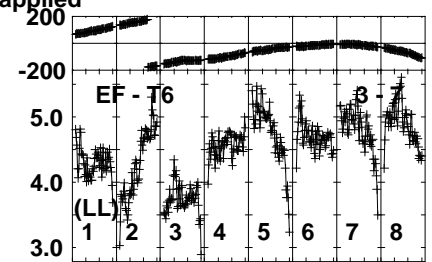
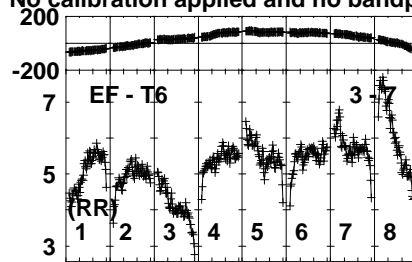
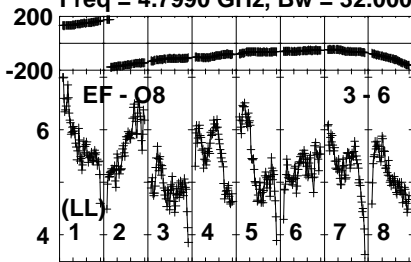


Plot file version 41 created 06-JUN-2023 11:26:51

J1329+3154 EM170A.UVDATA.1

Freq = 4.7990 GHz, Bw = 32.000 MH

No calibration applied and no bandpass applied



Lower frame: Milli Ampl Jy Top frame: Phas deg  
Vector averaged cross-power spectrum Several baselines displayed  
Timerange: 00/20:43:31 to 00/20:44:49

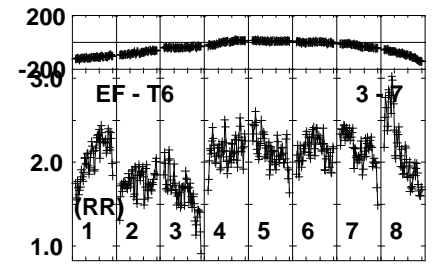
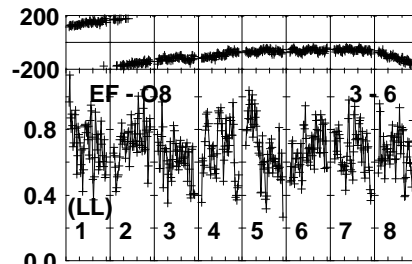
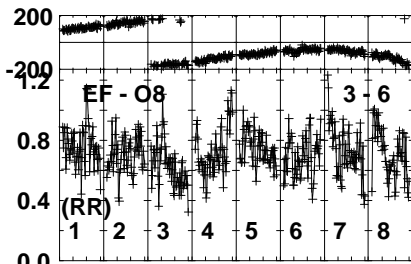
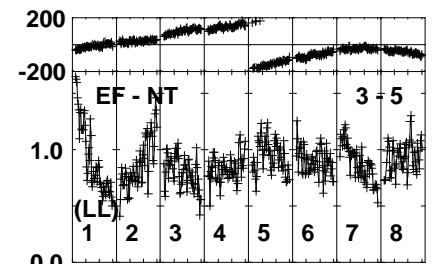
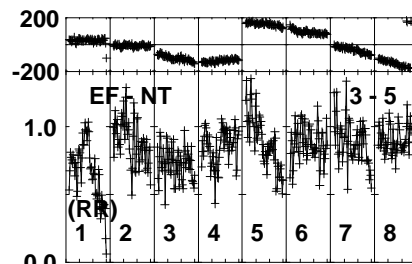
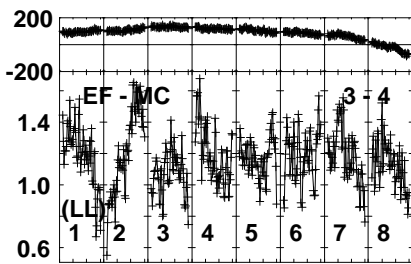
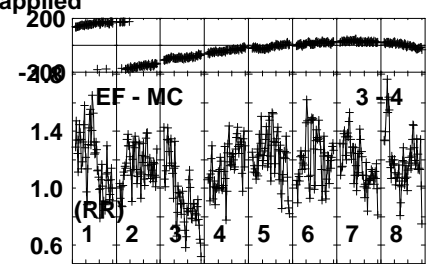
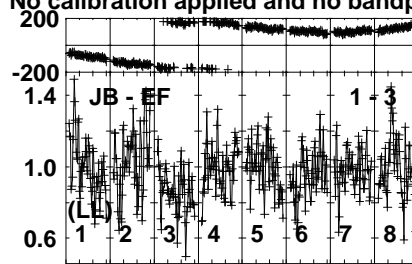
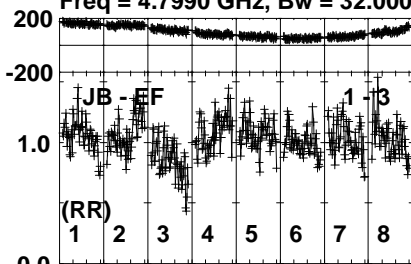


Plot file version 43 created 06-JUN-2023 11:26:51

J1342+3507 EM170A.UVDATA.1

Freq = 4.7990 GHz, Bw = 32.000 MH

No calibration applied and no bandpass applied



Lower frame: Milli Ampl Jy Top frame: Phas deg

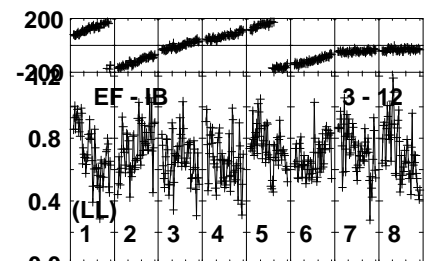
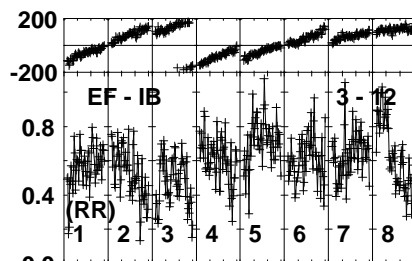
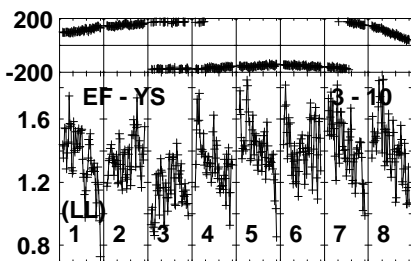
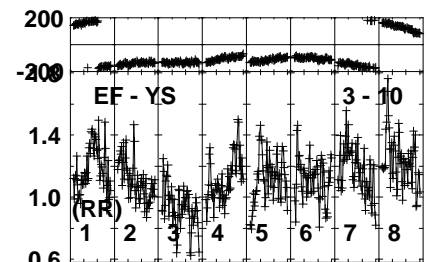
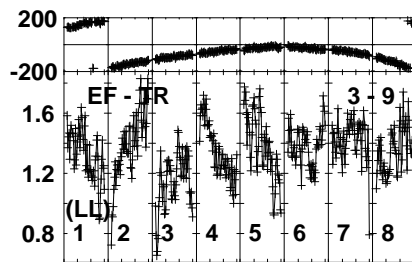
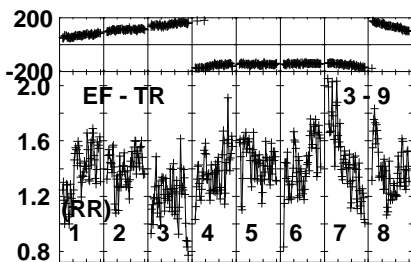
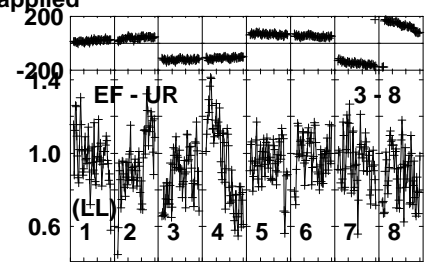
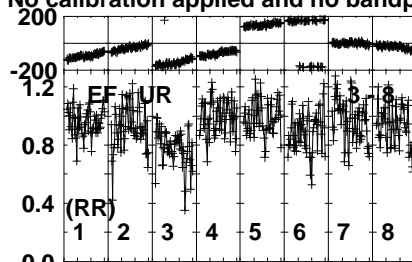
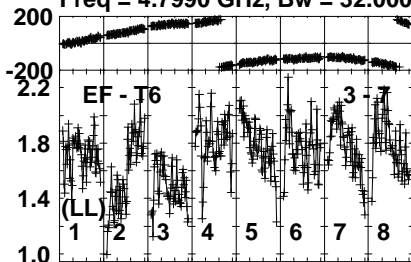
Vector averaged cross-power spectrum Several baselines displayed

Timerange: 00/20:44:53 to 00/20:46:29

Plot file version 44 created 06-JUN-2023 11:26:51

J1342+3507 EM170A.UVDATA.1

Freq = 4.7990 GHz, Bw = 32.000 MH No calibration applied and no bandpass applied



040040040040040040040040040040  
Channels

040040040040040040040040040040  
Channels

040040040040040040040040040040  
Channels

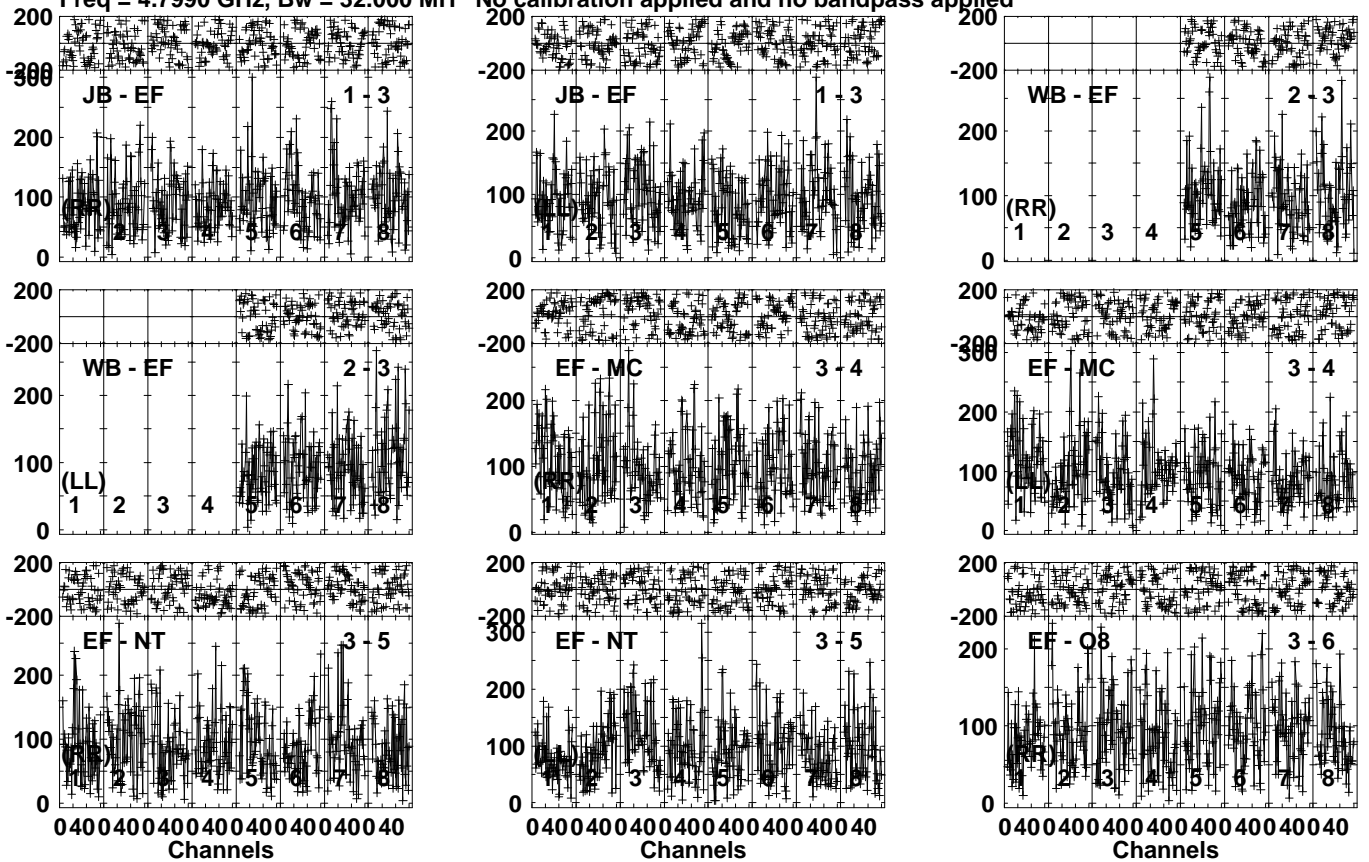
Lower frame: Milli Ampl Jy Top frame: Phas deg  
Vector averaged cross-power spectrum Several baselines displayed  
Timerange: 00/20:44:53 to 00/20:46:29

Plot file version 45 created 06-JUN-2023 11:26:51

AT2022CMC EM170A.UVDATA.1

Freq = 4.7990 GHz, Bw = 32.000 MH

No calibration applied and no bandpass applied



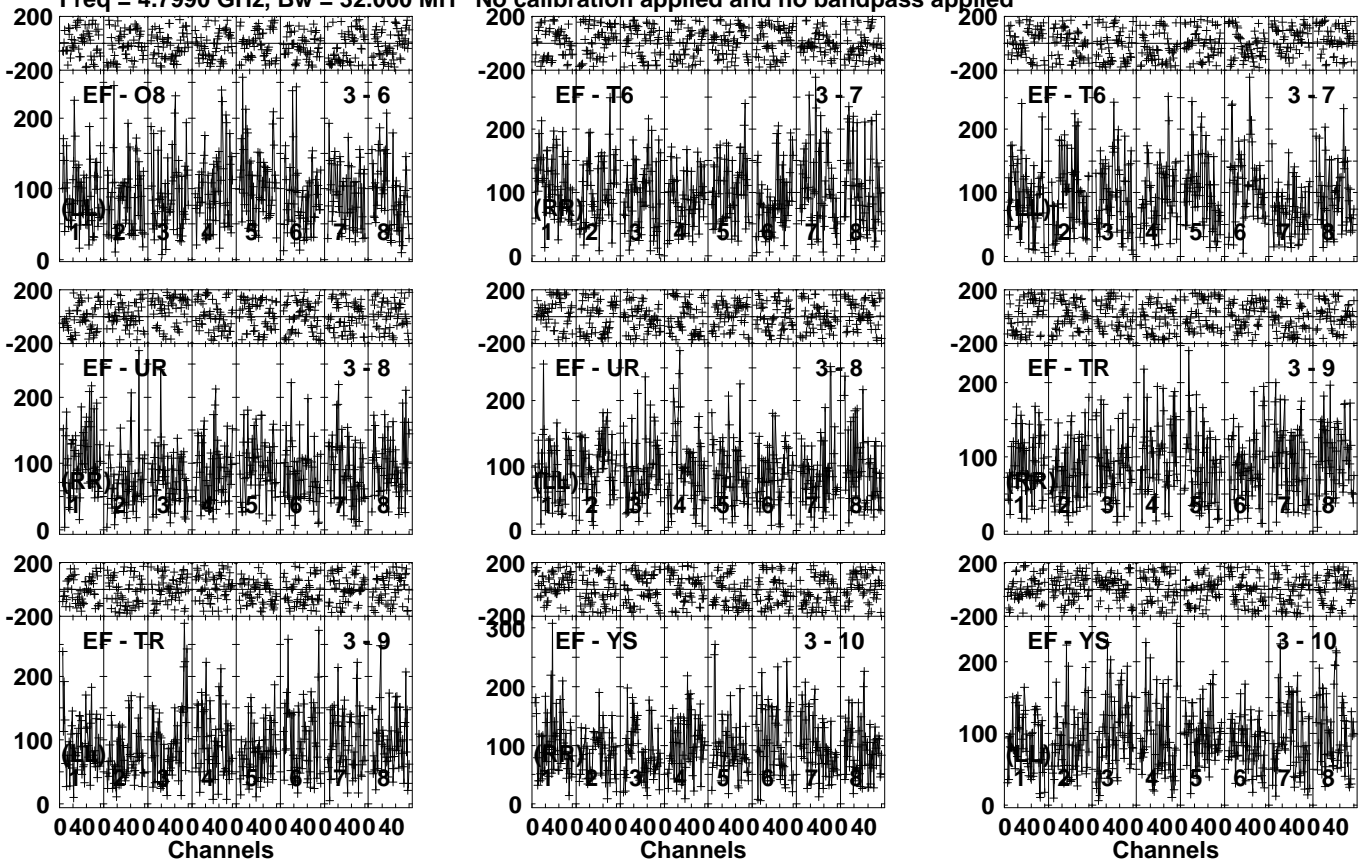
Lower frame: Micro Ampl Jy Top frame: Phas deg  
Vector averaged cross-power spectrum Several baselines displayed  
Timerange: 00/20:47:01 to 00/20:49:29

Plot file version 46 created 06-JUN-2023 11:26:51

AT2022CMC EM170A.UVDATA.1

Freq = 4.7990 GHz, Bw = 32.000 MH

No calibration applied and no bandpass applied



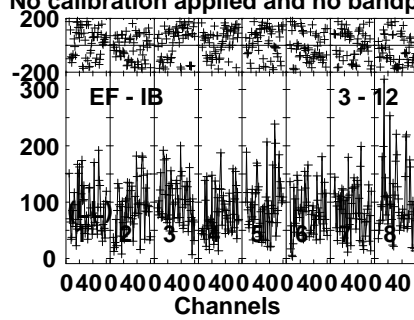
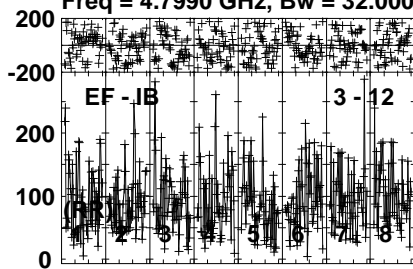
Lower frame: Micro Ampl Jy Top frame: Phas deg  
Vector averaged cross-power spectrum Several baselines displayed  
Timerange: 00/20:47:01 to 00/20:49:29

Plot file version 47 created 06-JUN-2023 11:26:51

AT2022CMC EM170A.UVDATA.1

Freq = 4.7990 GHz, Bw = 32.000 MH

No calibration applied and no bandpass applied



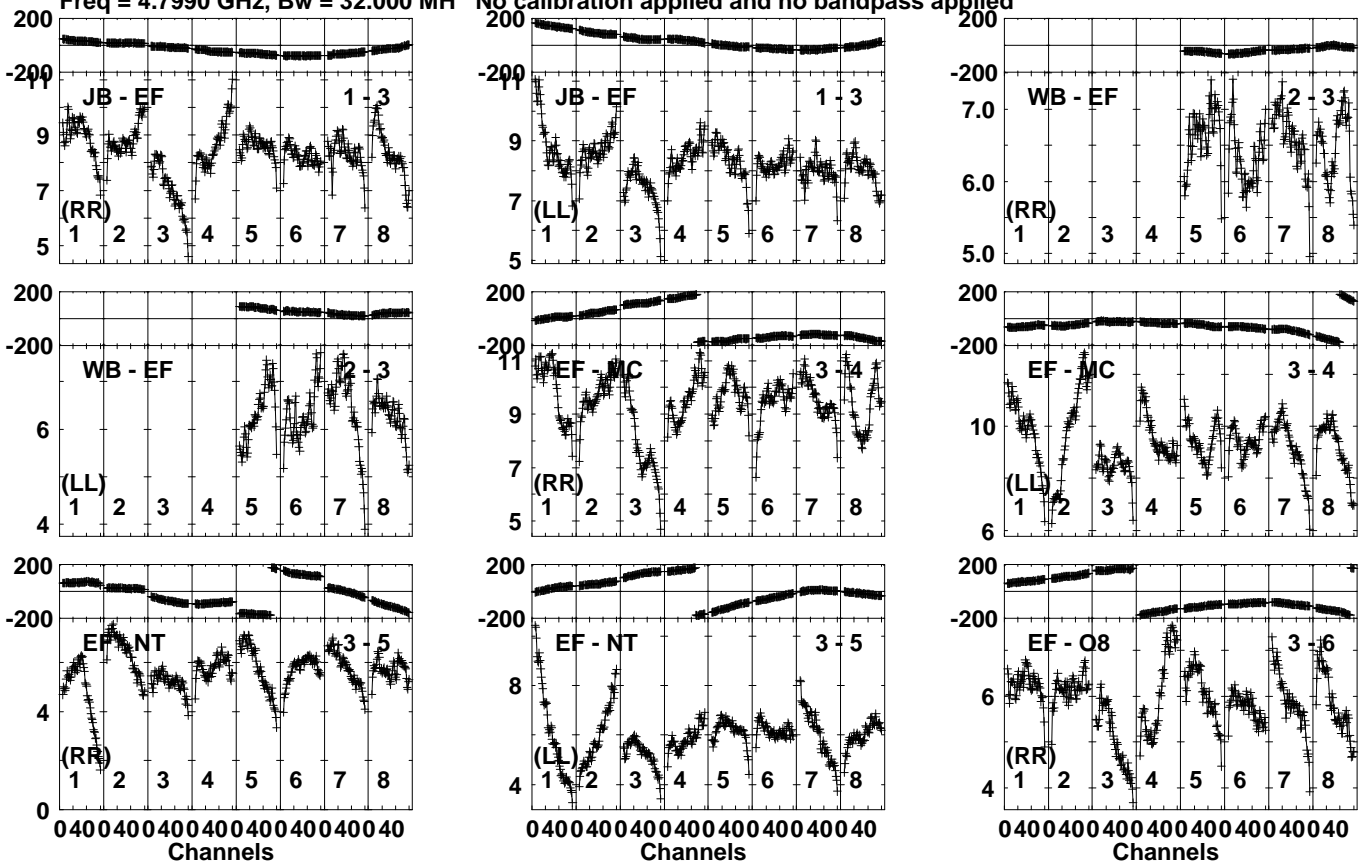
Lower frame: Micro Ampl Jy Top frame: Phas deg  
Vector averaged cross-power spectrum Several baselines displayed  
Timerange: 00/20:47:01 to 00/20:49:29

Plot file version 48 created 06-JUN-2023 11:26:51

J1329+3154 EM170A.UVDATA.1

Freq = 4.7990 GHz, Bw = 32.000 MH

No calibration applied and no bandpass applied



Lower frame: Milli Ampl Jy Top frame: Phas deg  
Vector averaged cross-power spectrum Several baselines displayed  
Timerange: 00/20:49:33 to 00/20:50:49



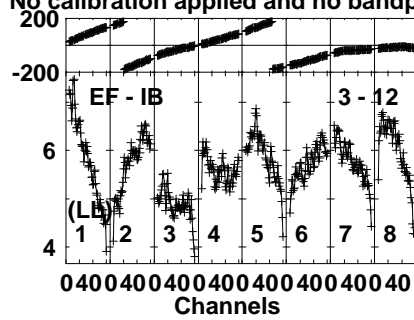
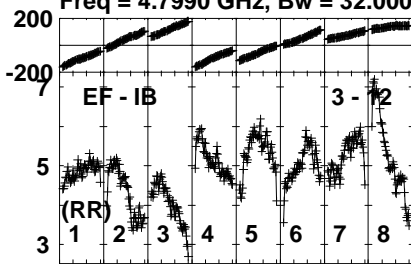


Plot file version 50 created 06-JUN-2023 11:26:52

J1329+3154 EM170A.UVDATA.1

Freq = 4.7990 GHz, Bw = 32.000 MH

No calibration applied and no bandpass applied



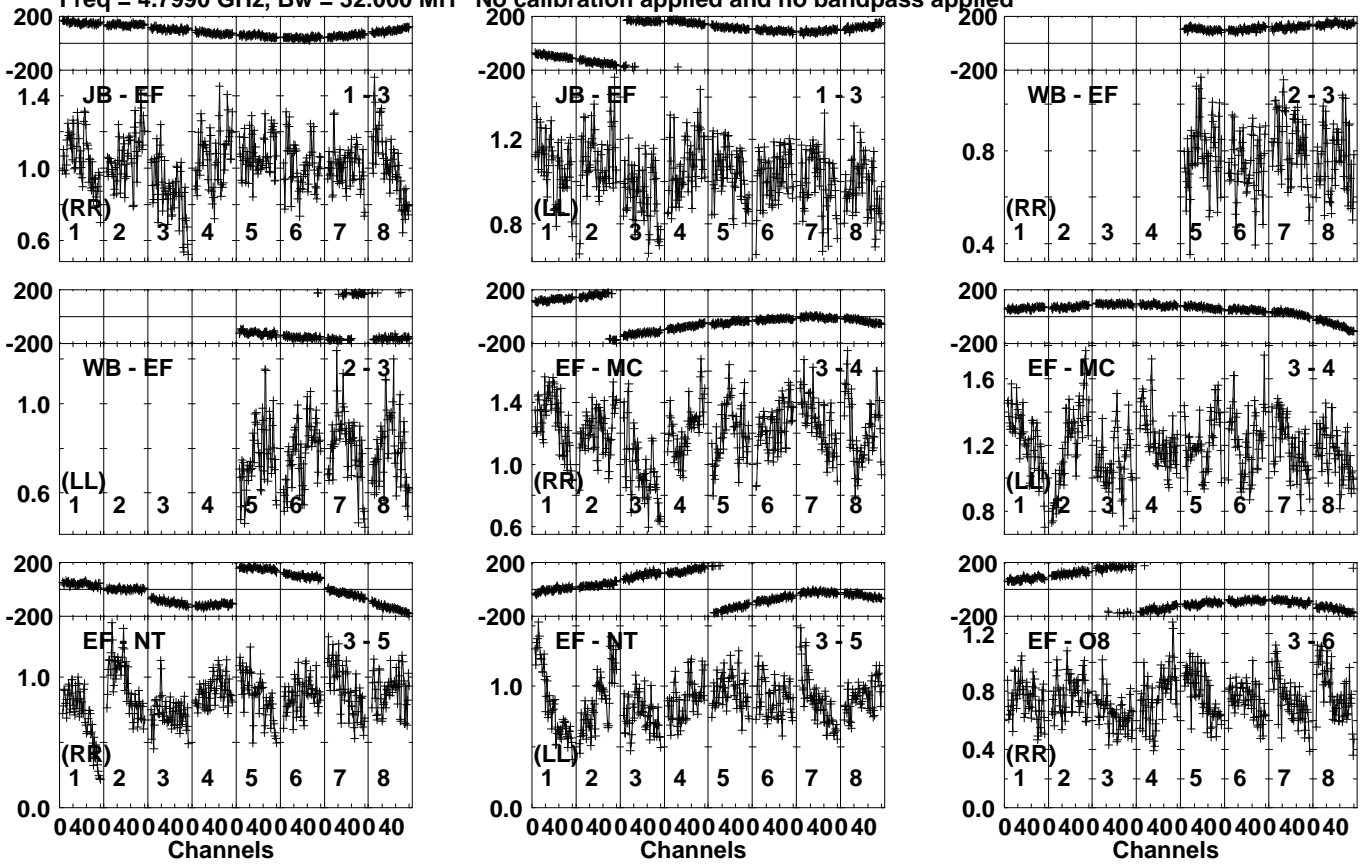
Lower frame: Milli Ampl Jy Top frame: Phas deg  
Vector averaged cross-power spectrum Several baselines displayed  
Timerange: 00/20:49:33 to 00/20:50:49

Plot file version 51 created 06-JUN-2023 11:26:52

J1342+3507 EM170A.UVDATA.1

Freq = 4.7990 GHz, Bw = 32.000 MH

No calibration applied and no bandpass applied



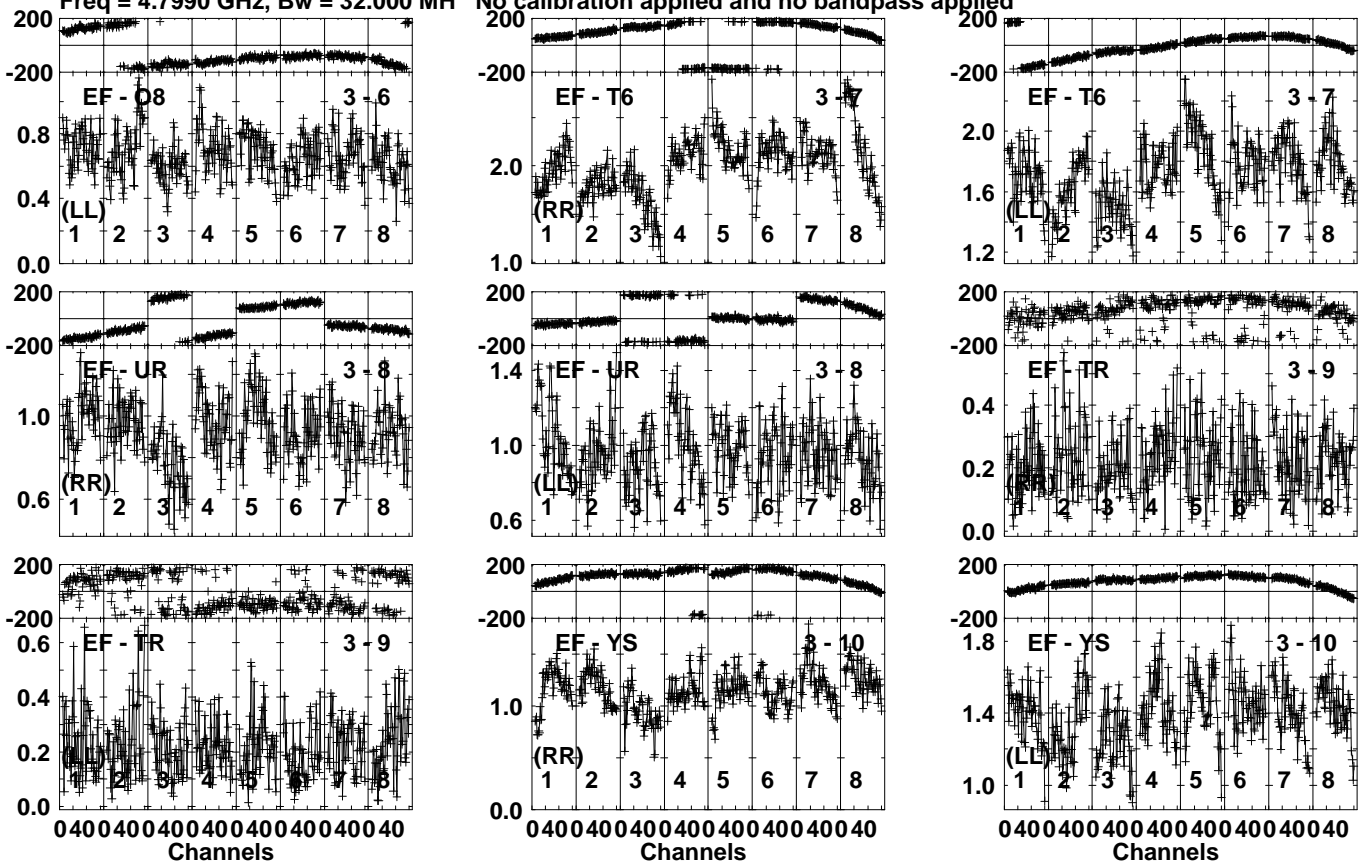
Lower frame: Milli Ampl Jy Top frame: Phas deg  
Vector averaged cross-power spectrum Several baselines displayed  
Timerange: 00/20:50:51 to 00/20:52:29

Plot file version 52 created 06-JUN-2023 11:26:52

J1342+3507 EM170A.UVDATA.1

Freq = 4.7990 GHz, Bw = 32.000 MH

No calibration applied and no bandpass applied



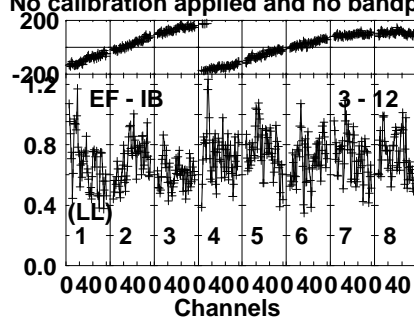
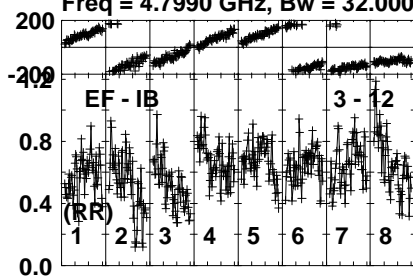
Lower frame: Milli Ampl Jy Top frame: Phas deg  
Vector averaged cross-power spectrum Several baselines displayed  
Timerange: 00/20:50:51 to 00/20:52:29

Plot file version 53 created 06-JUN-2023 11:26:52

J1342+3507 EM170A.UVDATA.1

Freq = 4.7990 GHz, Bw = 32.000 MH

No calibration applied and no bandpass applied



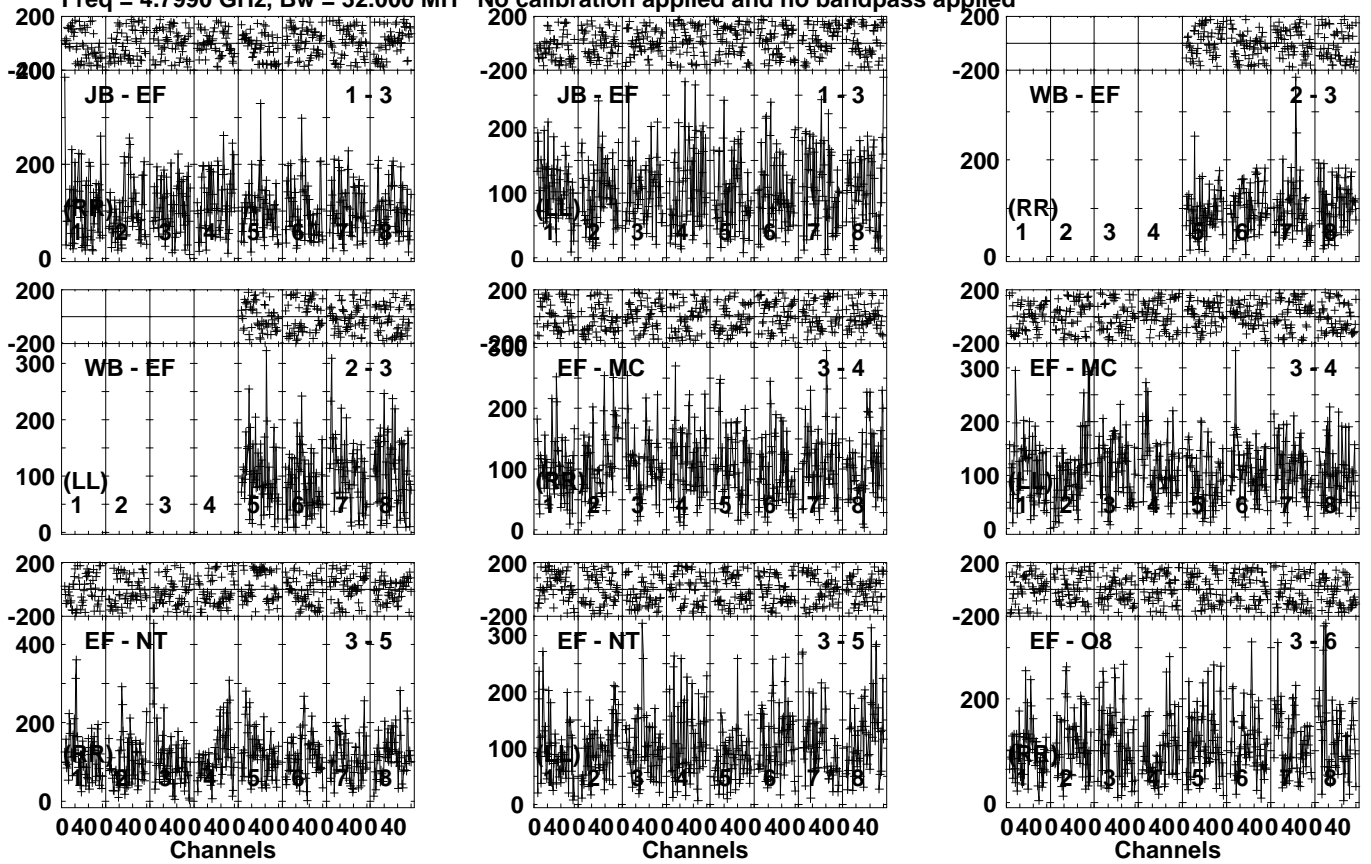
Lower frame: Milli Ampl Jy Top frame: Phas deg  
Vector averaged cross-power spectrum Several baselines displayed  
Timerange: 00/20:50:51 to 00/20:52:29

Plot file version 54 created 06-JUN-2023 11:26:52

AT2022CMC EM170A.UVDATA.1

Freq = 4.7990 GHz, Bw = 32.000 MH

No calibration applied and no bandpass applied



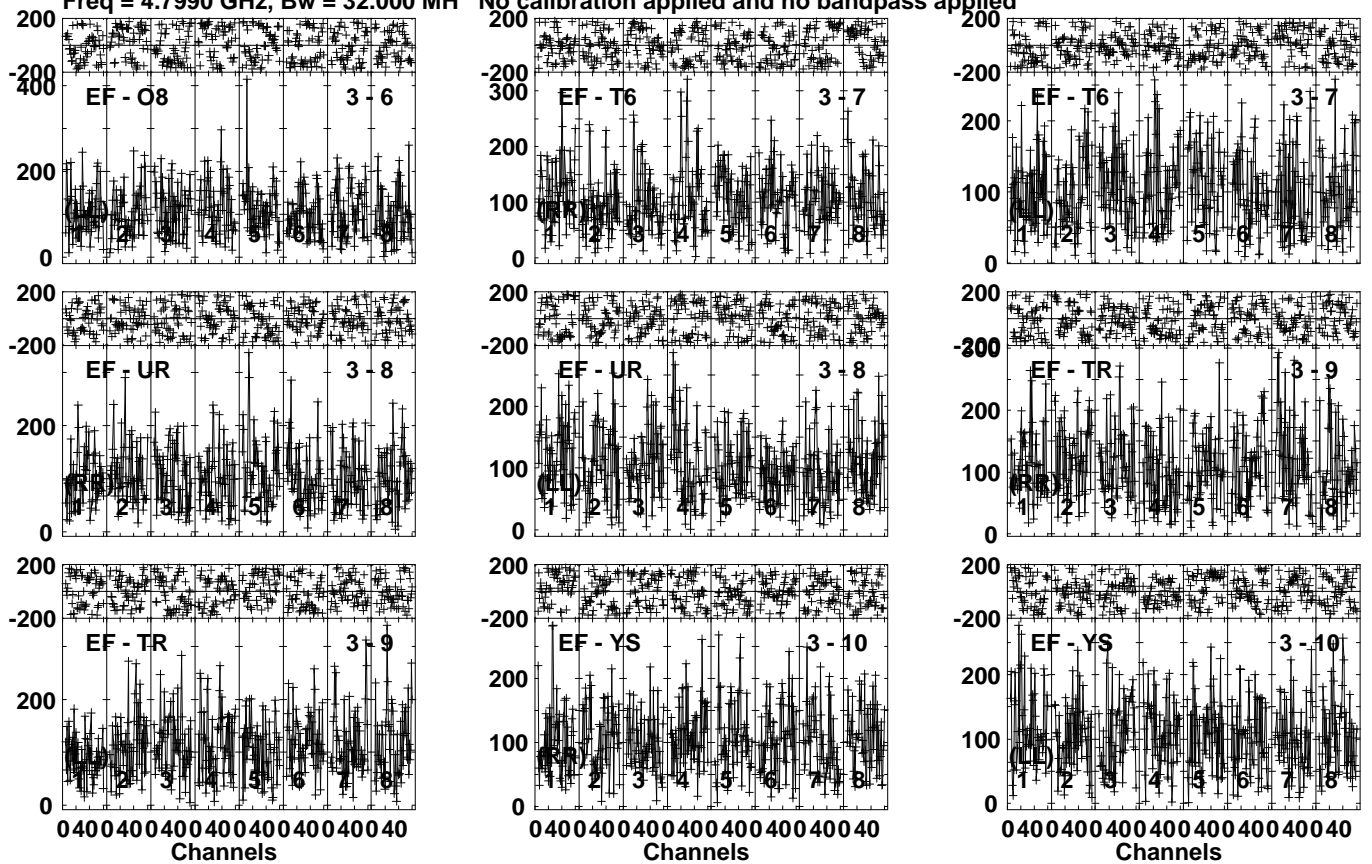
Lower frame: Micro Ampl Jy Top frame: Phas deg  
Vector averaged cross-power spectrum Several baselines displayed  
Timerange: 00/20:52:31 to 00/20:54:59

Plot file version 55 created 06-JUN-2023 11:26:52

AT2022CMC EM170A.UVDATA.1

Freq = 4.7990 GHz, Bw = 32.000 MH

No calibration applied and no bandpass applied



Lower frame: Micro Ampl Jy Top frame: Phas deg  
Vector averaged cross-power spectrum Several baselines displayed  
Timerange: 00/20:52:31 to 00/20:54:59



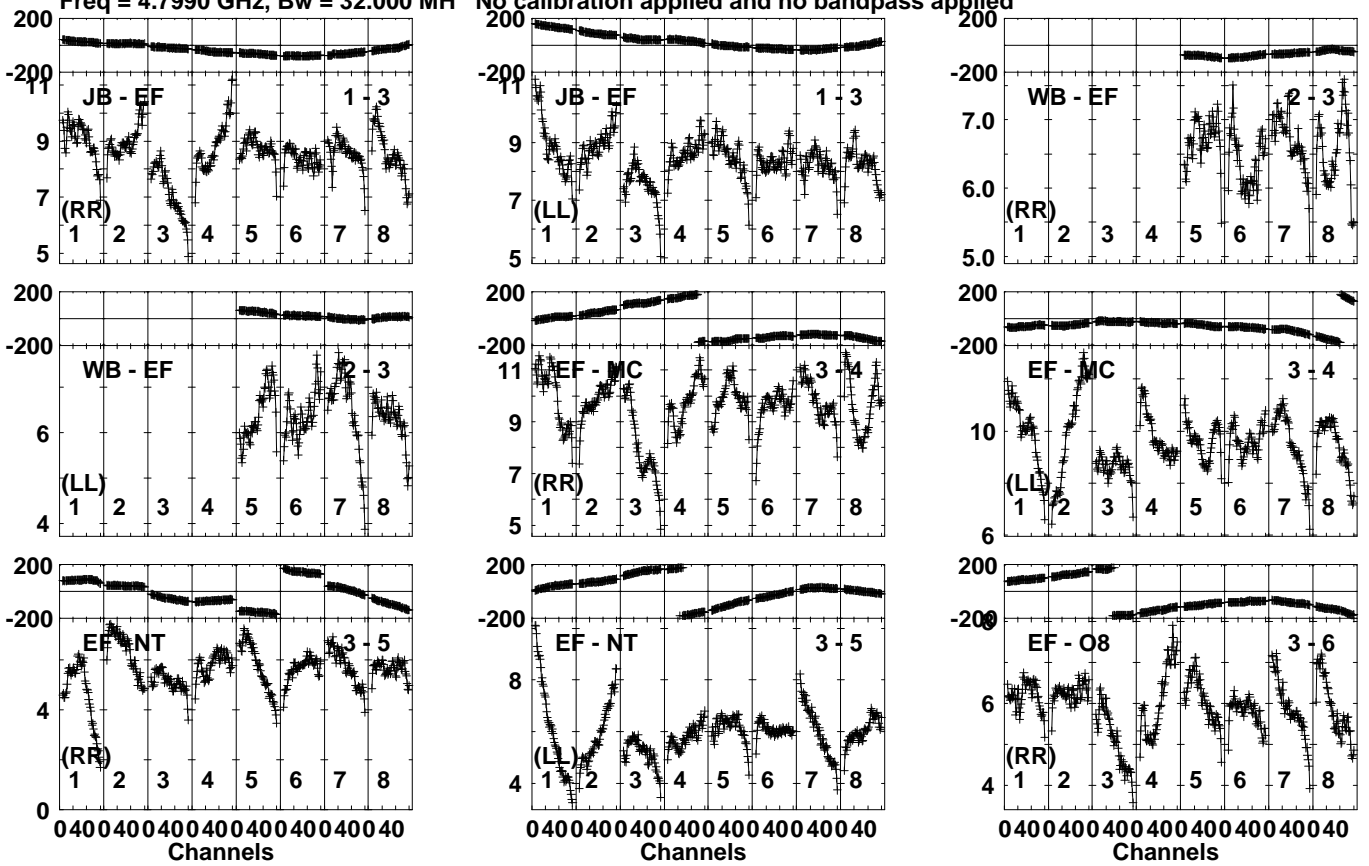


Plot file version 57 created 06-JUN-2023 11:26:52

J1329+3154 EM170A.UVDATA.1

Freq = 4.7990 GHz, Bw = 32.000 MH

No calibration applied and no bandpass applied



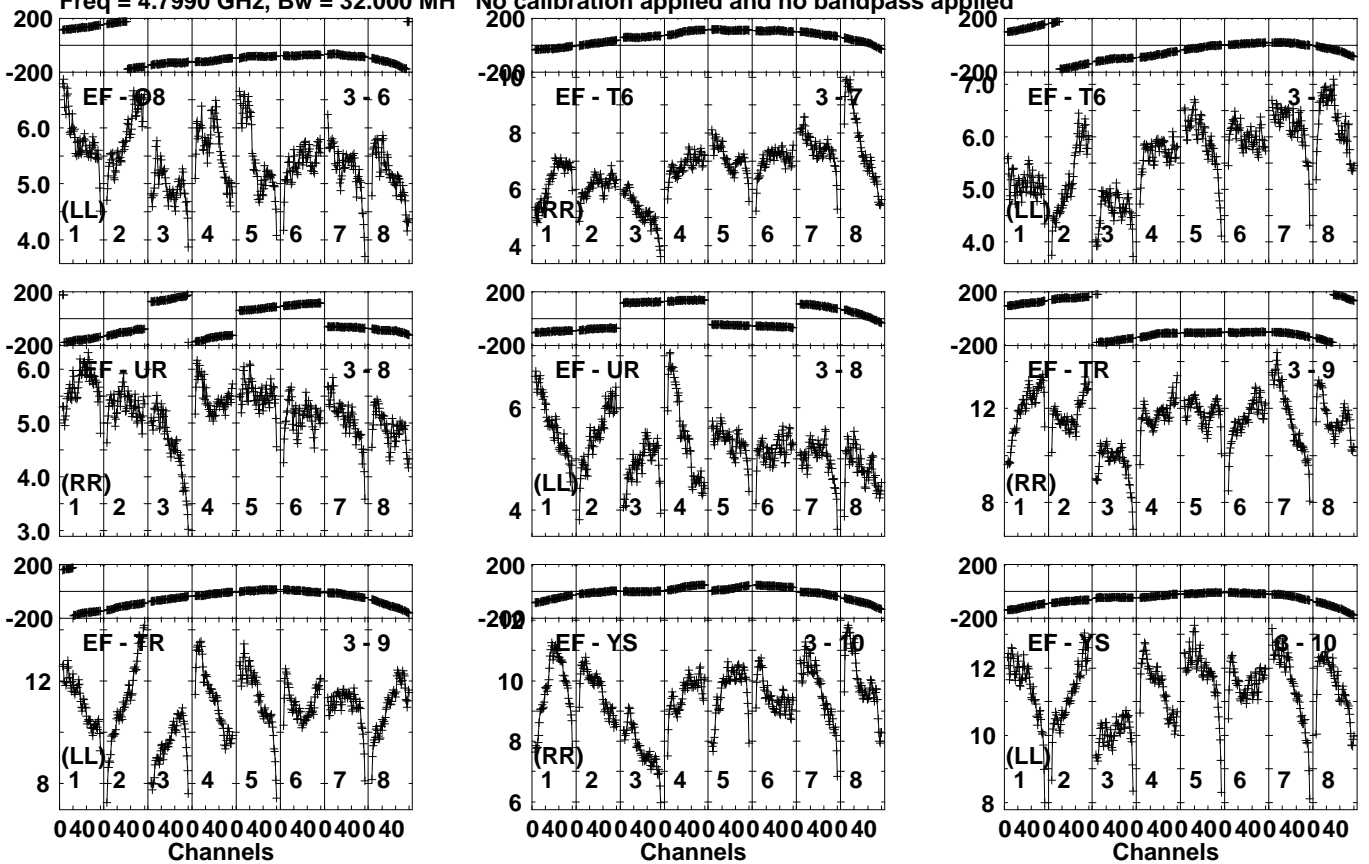
Lower frame: Milli Ampl Jy Top frame: Phas deg  
Vector averaged cross-power spectrum Several baselines displayed  
Timerange: 00/20:55:01 to 00/20:56:19

Plot file version 58 created 06-JUN-2023 11:26:52

J1329+3154 EM170A.UVDATA.1

Freq = 4.7990 GHz, Bw = 32.000 MH

No calibration applied and no bandpass applied



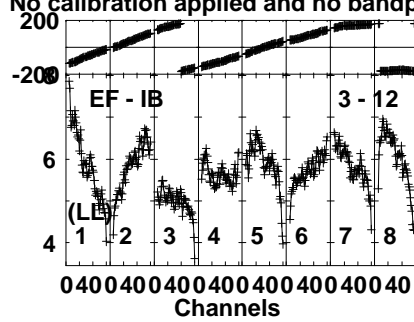
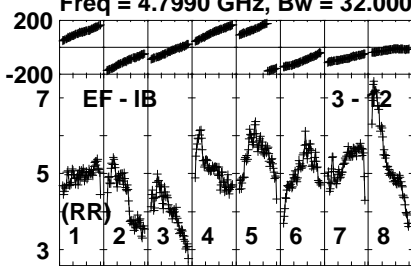
Lower frame: Milli Ampl Jy Top frame: Phas deg  
Vector averaged cross-power spectrum Several baselines displayed  
Timerange: 00/20:55:01 to 00/20:56:19

Plot file version 59 created 06-JUN-2023 11:26:52

J1329+3154 EM170A.UVDATA.1

Freq = 4.7990 GHz, Bw = 32.000 MH

No calibration applied and no bandpass applied



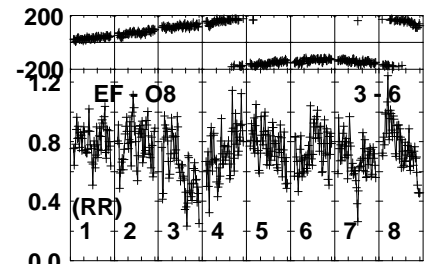
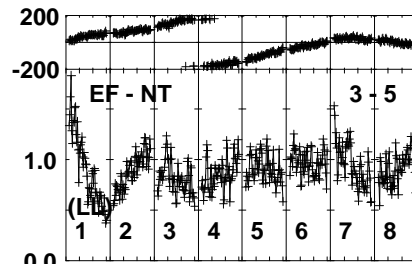
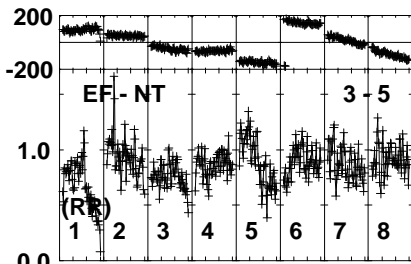
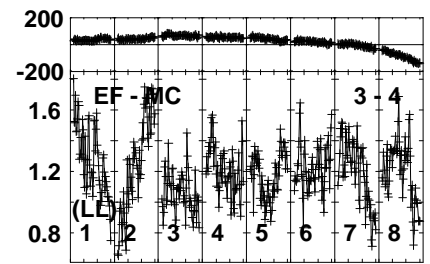
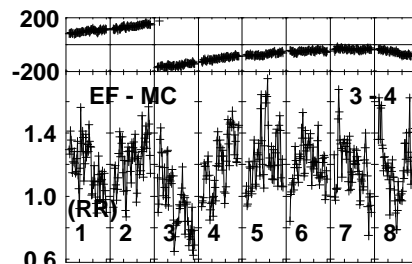
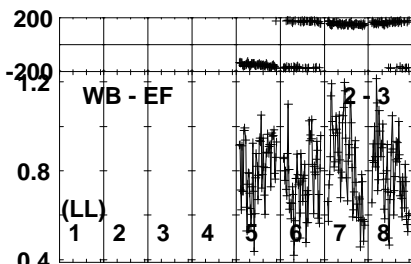
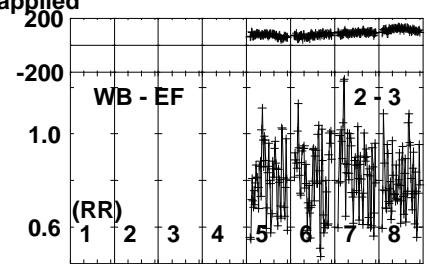
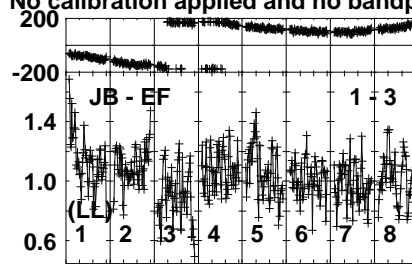
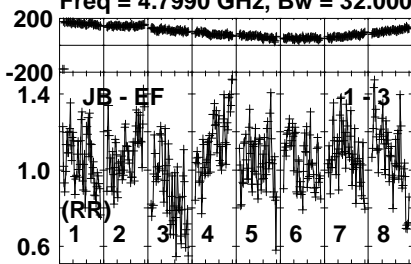
Lower frame: Milli Ampl Jy Top frame: Phas deg  
Vector averaged cross-power spectrum Several baselines displayed  
Timerange: 00/20:55:01 to 00/20:56:19

Plot file version 60 created 06-JUN-2023 11:26:52

J1342+3507 EM170A.UVDATA.1

Freq = 4.7990 GHz, Bw = 32.000 MH

No calibration applied and no bandpass applied

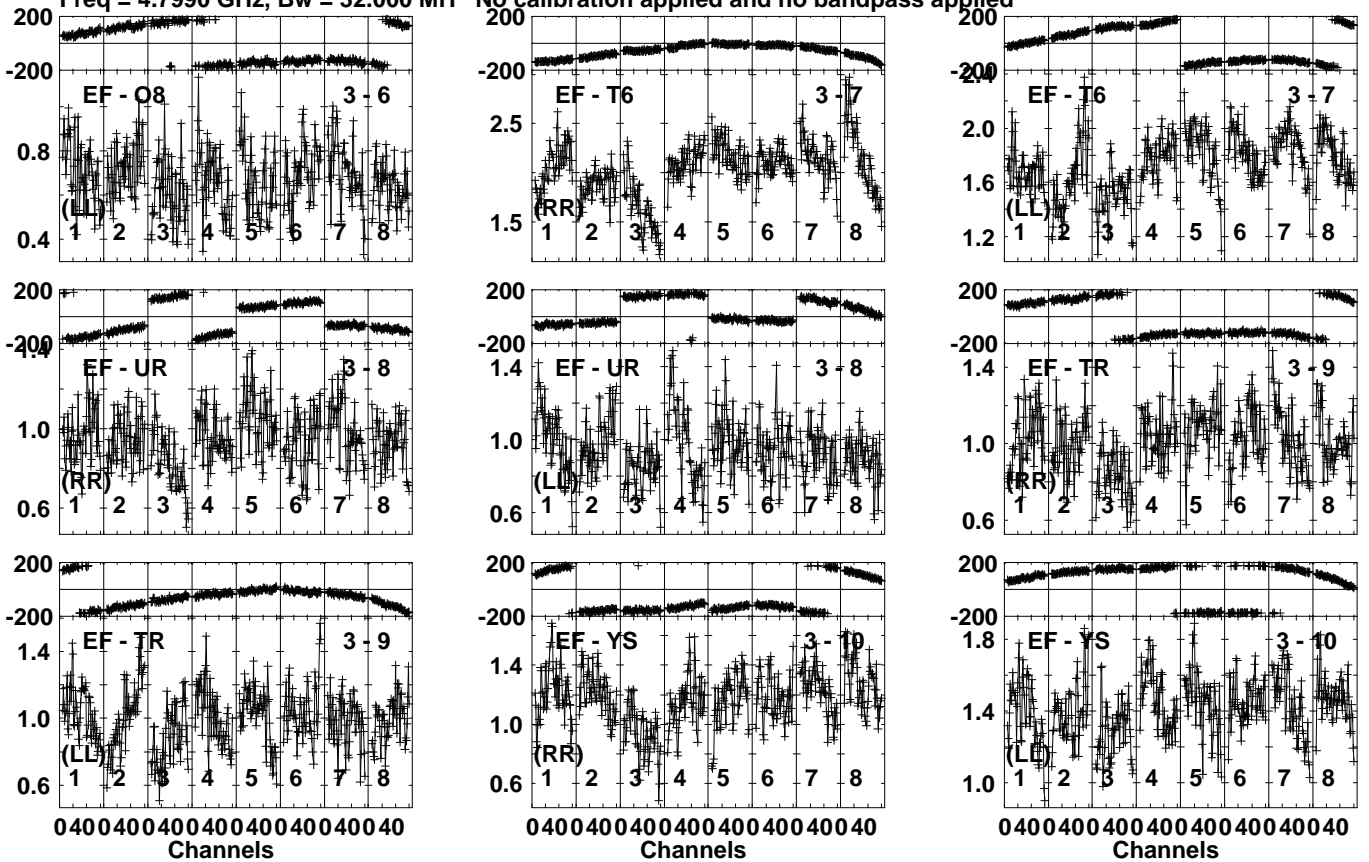


Lower frame: Milli Ampl Jy Top frame: Phas deg  
Vector averaged cross-power spectrum Several baselines displayed  
Timerange: 00/20:56:23 to 00/20:57:59

Plot file version 61 created 06-JUN-2023 11:26:53

J1342+3507 EM170A.UVDATA.1

Freq = 4.7990 GHz, Bw = 32.000 MH No calibration applied and no bandpass applied



Lower frame: Milli Ampl Jy Top frame: Phas deg  
Vector averaged cross-power spectrum Several baselines displayed  
Timerange: 00/20:56:23 to 00/20:57:59

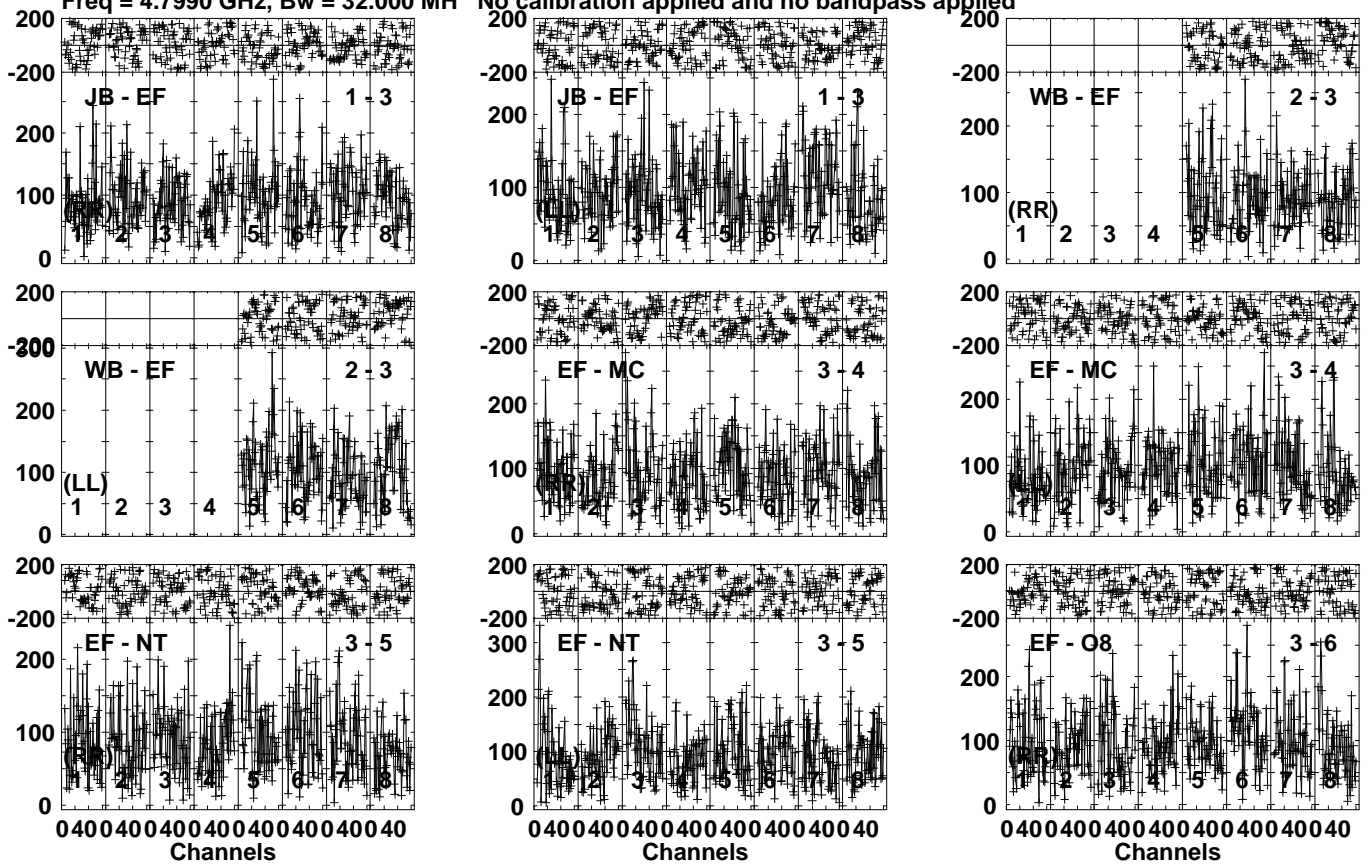


Plot file version 63 created 06-JUN-2023 11:26:53

AT2022CMC EM170A.UVDATA.1

Freq = 4.7990 GHz, Bw = 32.000 MH

No calibration applied and no bandpass applied



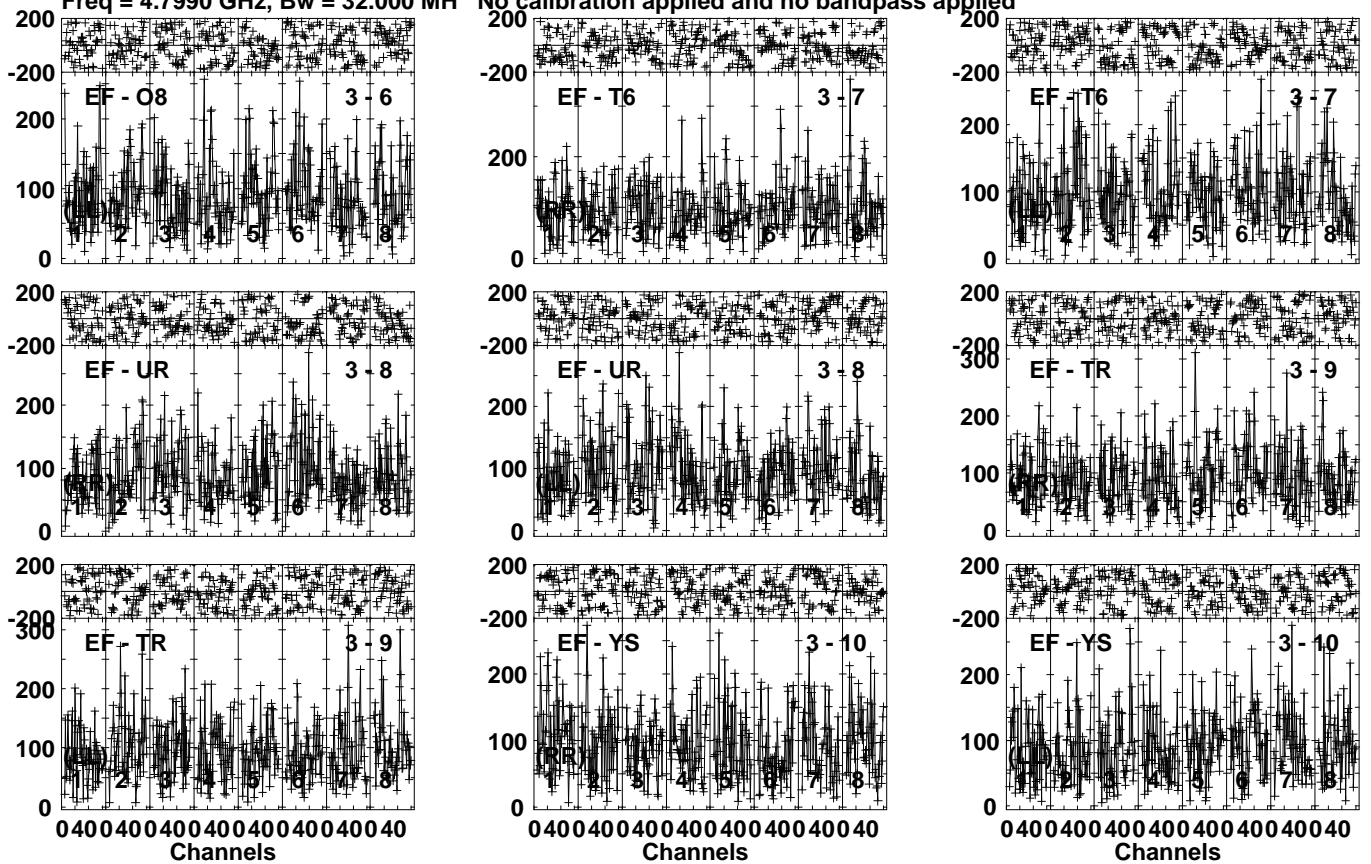
Lower frame: Micro Ampl Jy Top frame: Phas deg  
Vector averaged cross-power spectrum Several baselines displayed  
Timerange: 00/20:58:31 to 00/21:00:59

Plot file version 64 created 06-JUN-2023 11:26:53

AT2022CMC EM170A.UVDATA.1

Freq = 4.7990 GHz, Bw = 32.000 MH

No calibration applied and no bandpass applied



Lower frame: Micro Ampl Jy Top frame: Phas deg  
Vector averaged cross-power spectrum Several baselines displayed  
Timerange: 00/20:58:31 to 00/21:00:59

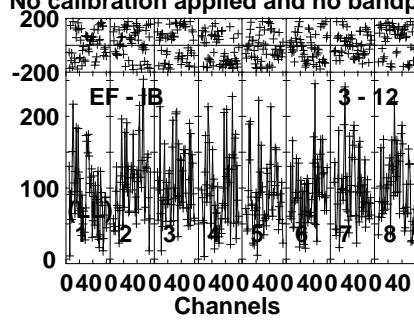
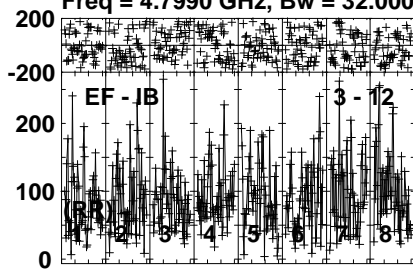


Plot file version 65 created 06-JUN-2023 11:26:53

AT2022CMC EM170A.UVDATA.1

Freq = 4.7990 GHz, Bw = 32.000 MH

No calibration applied and no bandpass applied



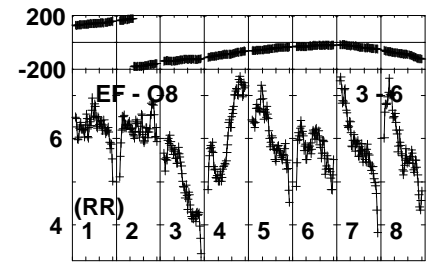
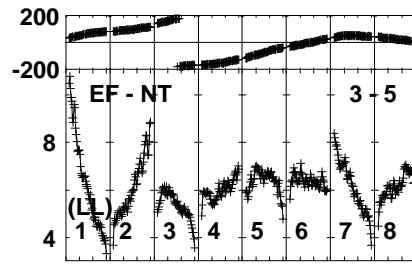
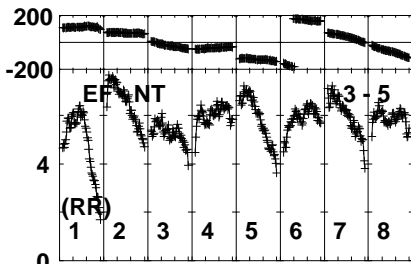
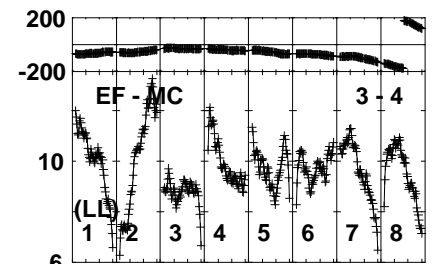
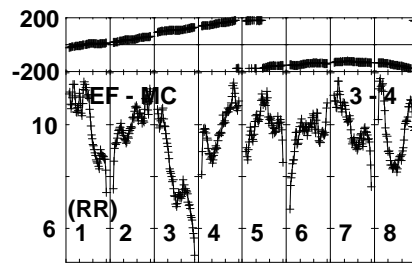
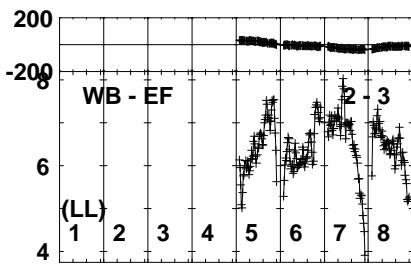
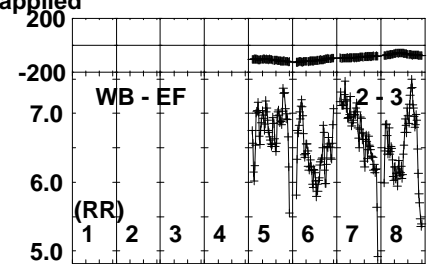
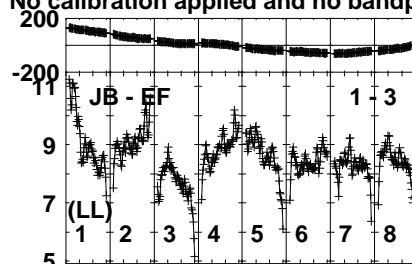
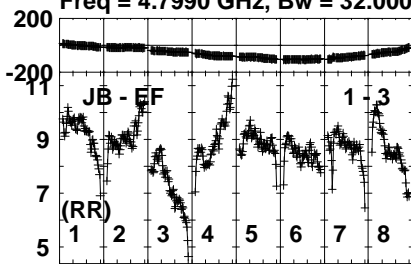
Lower frame: Micro Ampl Jy Top frame: Phas deg  
Vector averaged cross-power spectrum Several baselines displayed  
Timerange: 00/20:58:31 to 00/21:00:59

Plot file version 66 created 06-JUN-2023 11:26:53

J1329+3154 EM170A.UVDATA.1

Freq = 4.7990 GHz, Bw = 32.000 MH

No calibration applied and no bandpass applied



Lower frame: Milli Ampl Jy Top frame: Phas deg

Vector averaged cross-power spectrum Several baselines displayed

Timerange: 00/21:01:01 to 00/21:02:19

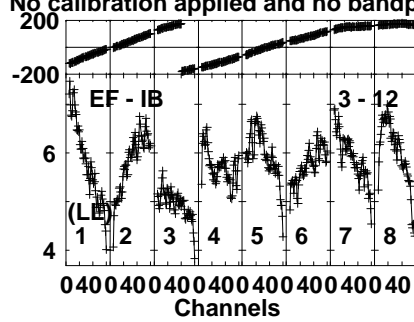
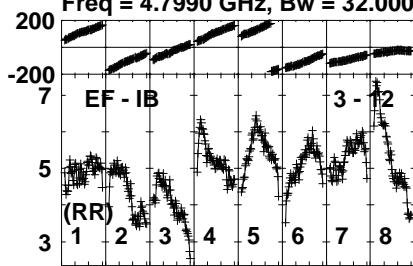


Plot file version 68 created 06-JUN-2023 11:26:53

J1329+3154 EM170A.UVDATA.1

Freq = 4.7990 GHz, Bw = 32.000 MH

No calibration applied and no bandpass applied



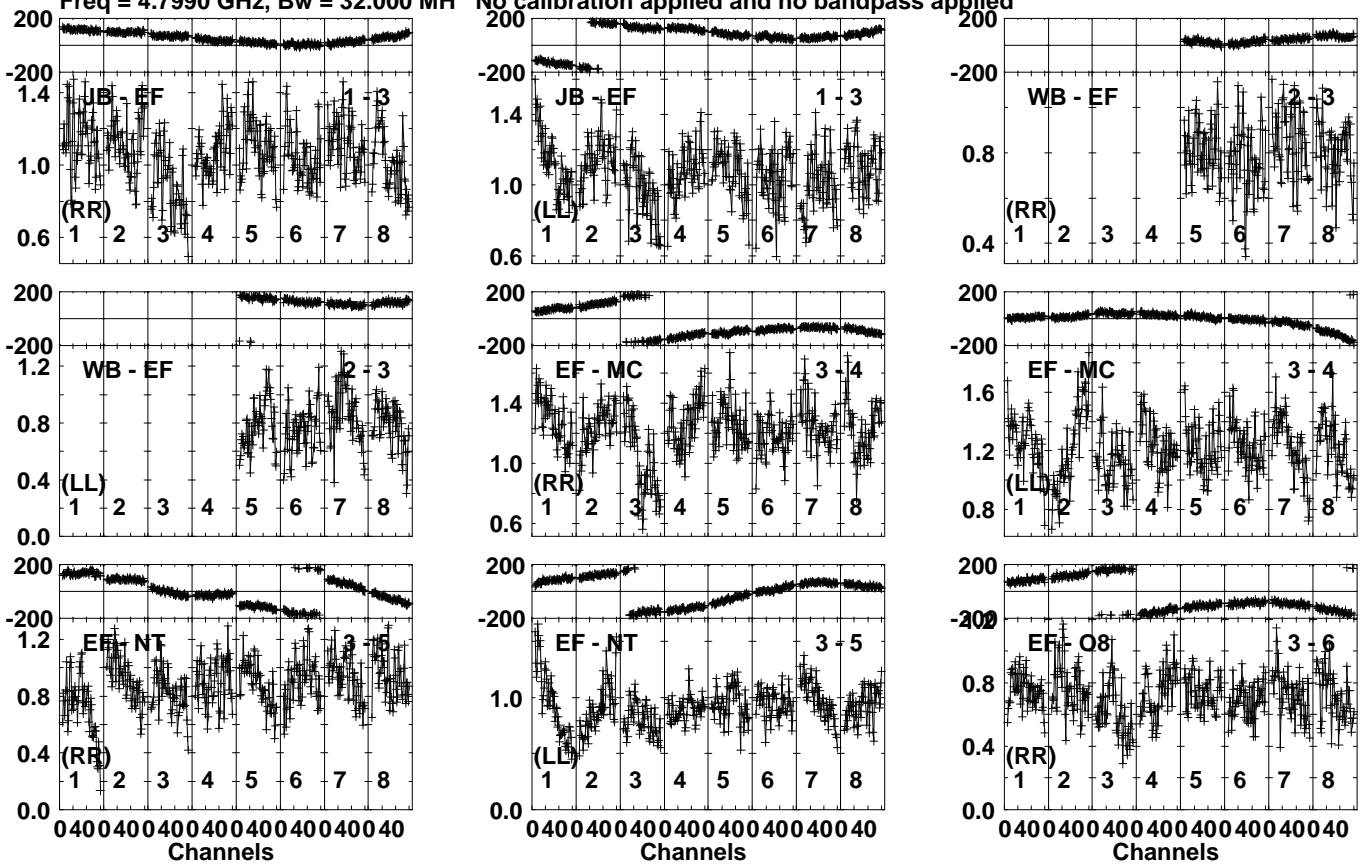
Lower frame: Milli Ampl Jy Top frame: Phas deg  
Vector averaged cross-power spectrum Several baselines displayed  
Timerange: 00/21:01:01 to 00/21:02:19

Plot file version 69 created 06-JUN-2023 11:26:53

J1342+3507 EM170A.UVDATA.1

Freq = 4.7990 GHz, Bw = 32.000 MH

No calibration applied and no bandpass applied

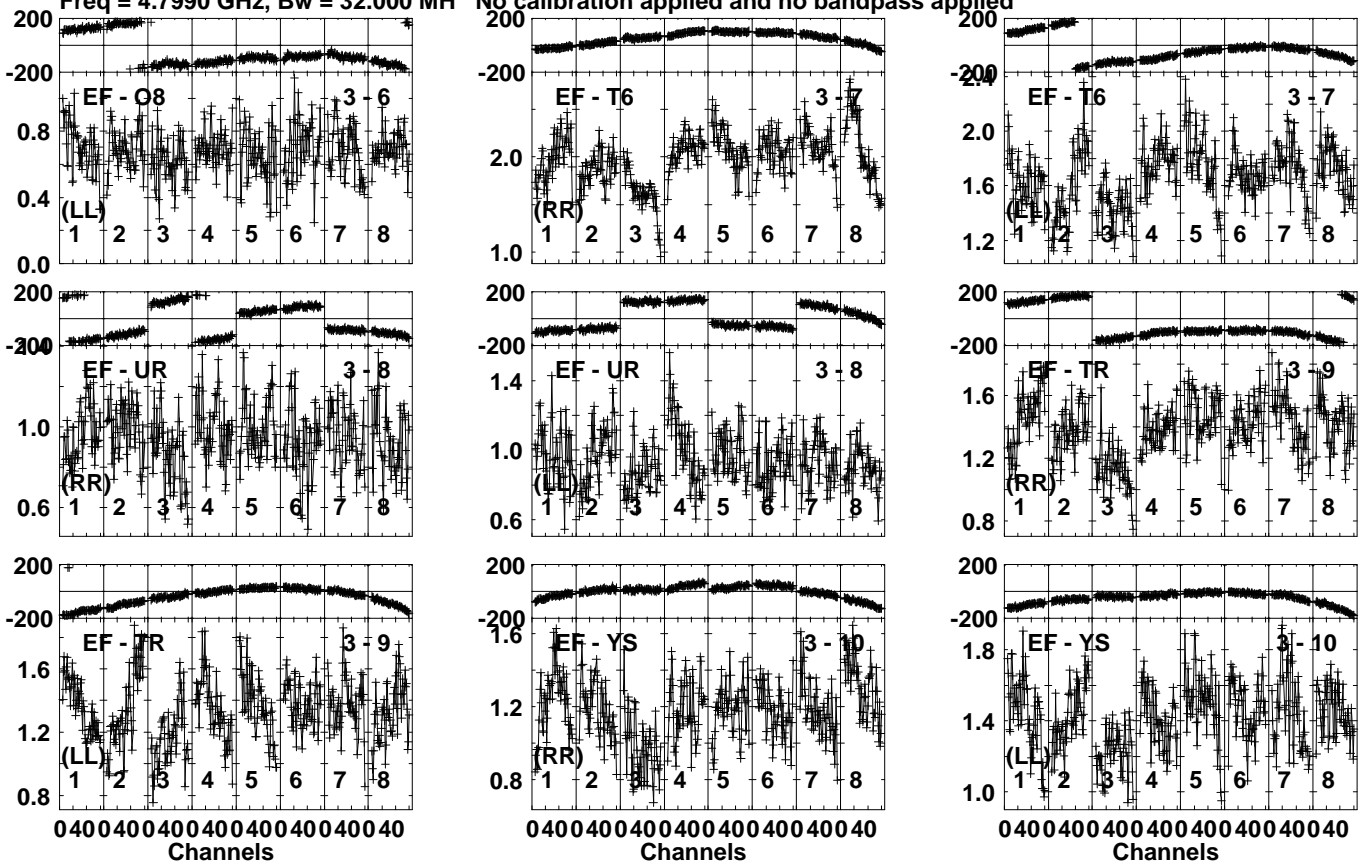


Lower frame: Milli Ampl Jy Top frame: Phas deg  
Vector averaged cross-power spectrum Several baselines displayed  
Timerange: 00/21:02:21 to 00/21:03:59

Plot file version 70 created 06-JUN-2023 11:26:53

J1342+3507 EM170A.UVDATA.1

Freq = 4.7990 GHz, Bw = 32.000 MH No calibration applied and no bandpass applied



Lower frame: Milli Ampl Jy Top frame: Phas deg  
Vector averaged cross-power spectrum Several baselines displayed  
Timerange: 00/21:02:21 to 00/21:03:59

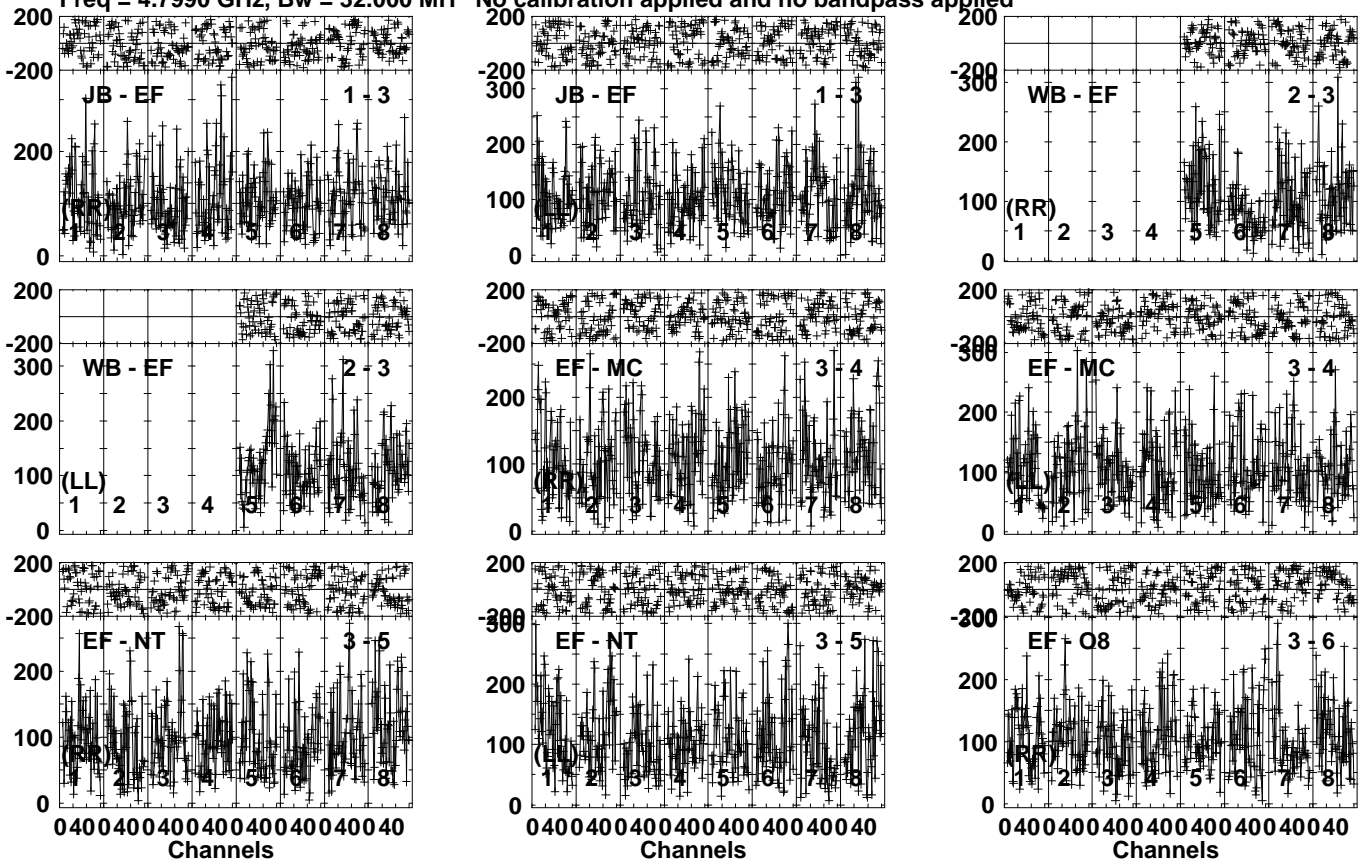


Plot file version 72 created 06-JUN-2023 11:26:54

AT2022CMC EM170A.UVDATA.1

Freq = 4.7990 GHz, Bw = 32.000 MH

No calibration applied and no bandpass applied



Lower frame: Micro Ampl Jy Top frame: Phas deg  
Vector averaged cross-power spectrum Several baselines displayed  
Timerange: 00/21:04:01 to 00/21:06:29

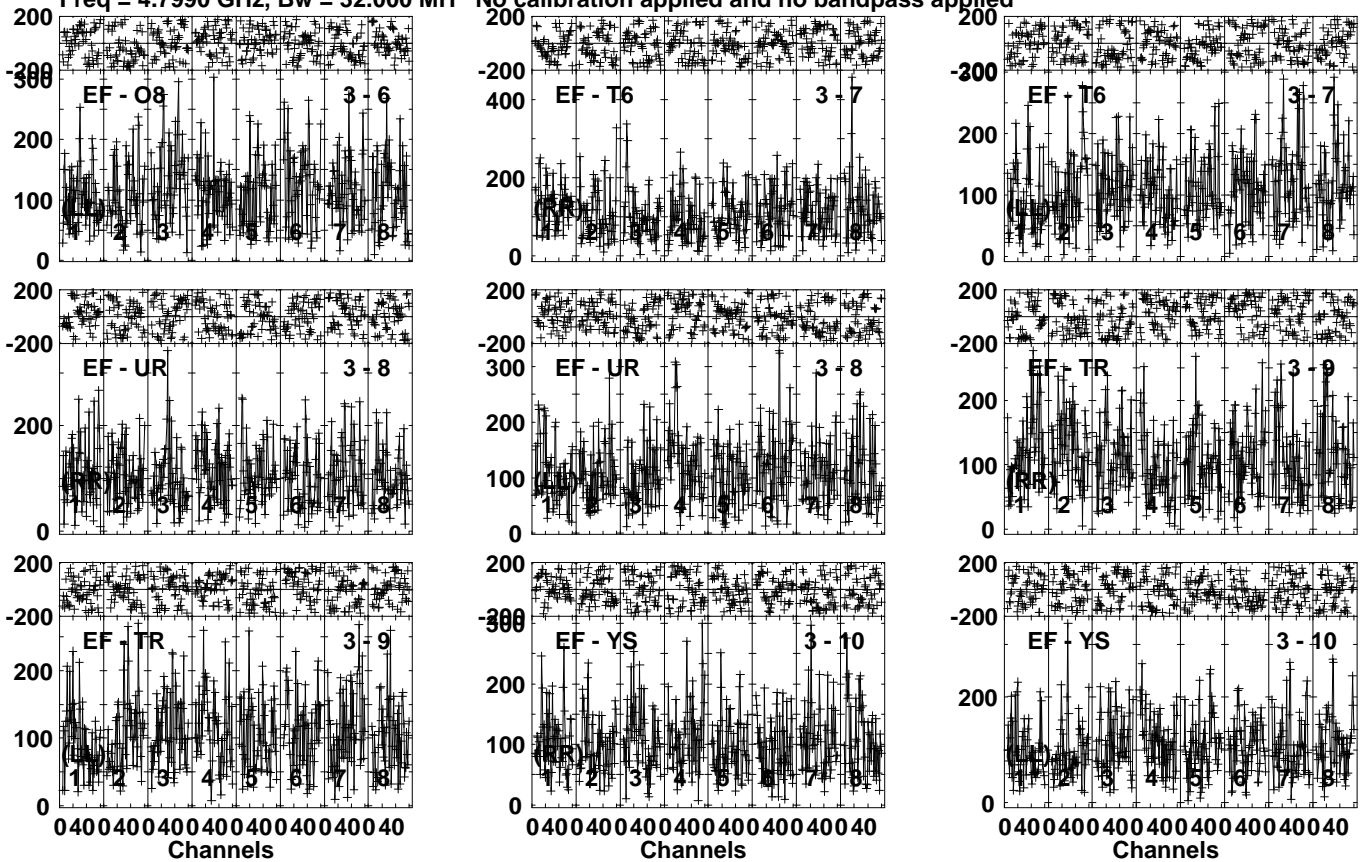


Plot file version 73 created 06-JUN-2023 11:26:54

AT2022CMC EM170A.UVDATA.1

Freq = 4.7990 GHz, Bw = 32.000 MH

No calibration applied and no bandpass applied



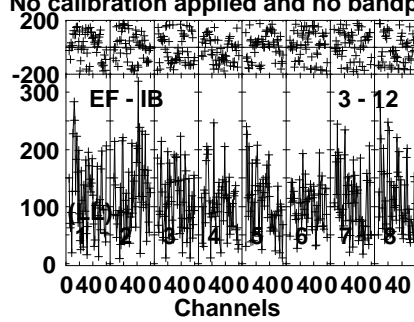
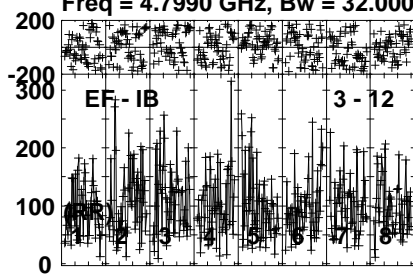
Lower frame: Micro Ampl Jy Top frame: Phas deg  
Vector averaged cross-power spectrum Several baselines displayed  
Timerange: 00/21:04:01 to 00/21:06:29

Plot file version 74 created 06-JUN-2023 11:26:54

AT2022CMC EM170A.UVDATA.1

Freq = 4.7990 GHz, Bw = 32.000 MH

No calibration applied and no bandpass applied



Lower frame: Micro Ampl Jy Top frame: Phas deg  
Vector averaged cross-power spectrum Several baselines displayed  
Timerange: 00/21:04:01 to 00/21:06:29



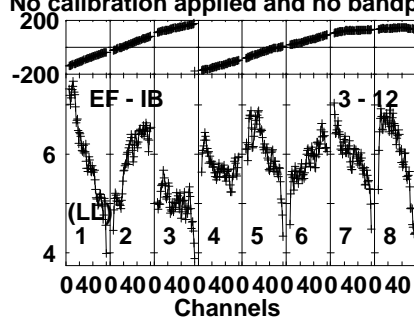
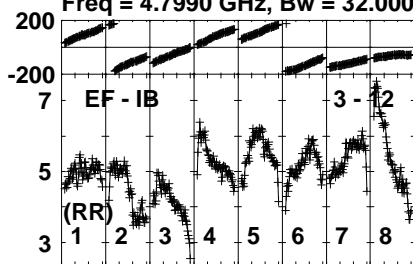


Plot file version 77 created 06-JUN-2023 11:26:54

J1329+3154 EM170A.UVDATA.1

Freq = 4.7990 GHz, Bw = 32.000 MH

No calibration applied and no bandpass applied

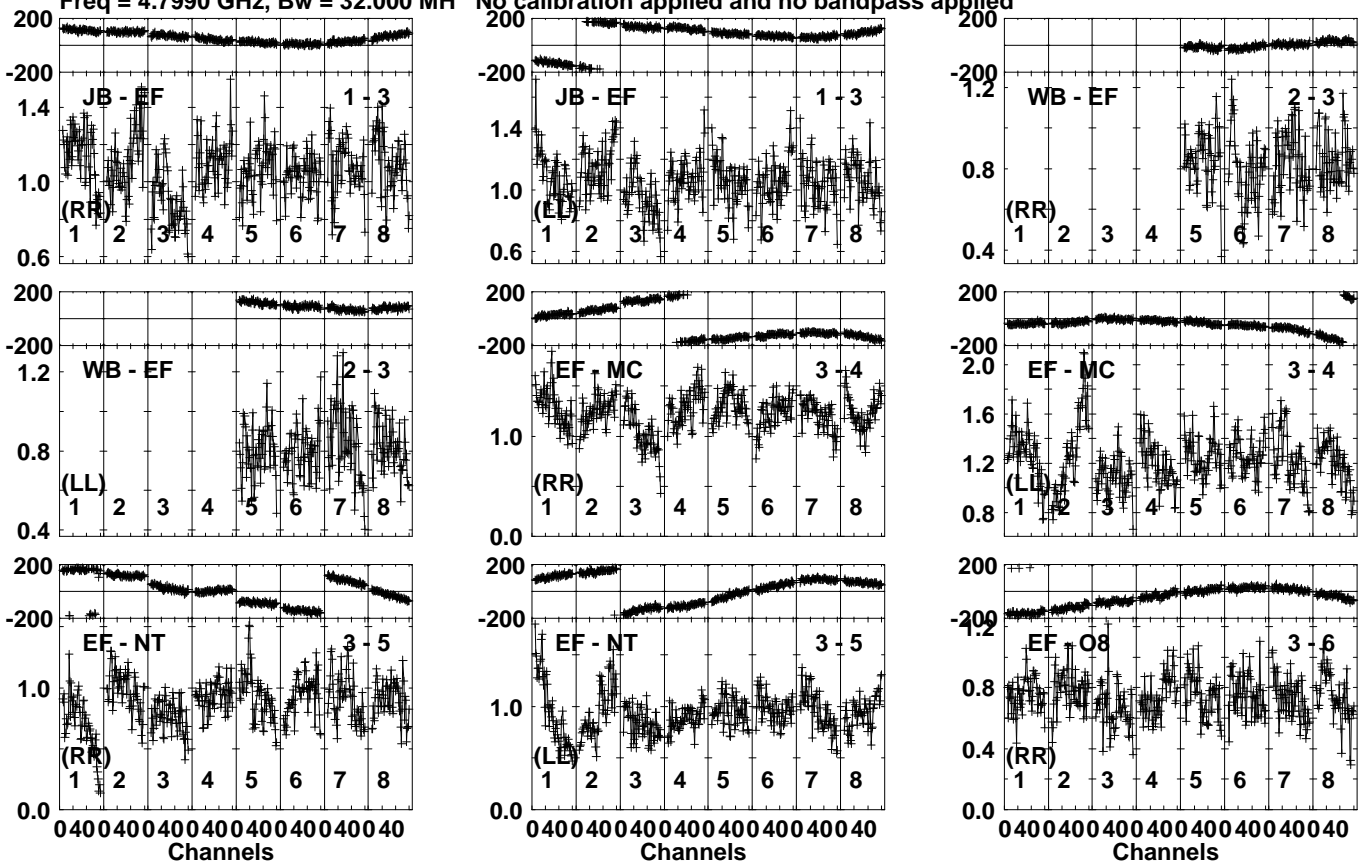


Lower frame: Milli Ampl Jy Top frame: Phas deg  
Vector averaged cross-power spectrum Several baselines displayed  
Timerange: 00/21:06:31 to 00/21:07:49

Plot file version 78 created 06-JUN-2023 11:26:54

J1342+3507 EM170A.UVDATA.1

Freq = 4.7990 GHz, Bw = 32.000 MH No calibration applied and no bandpass applied

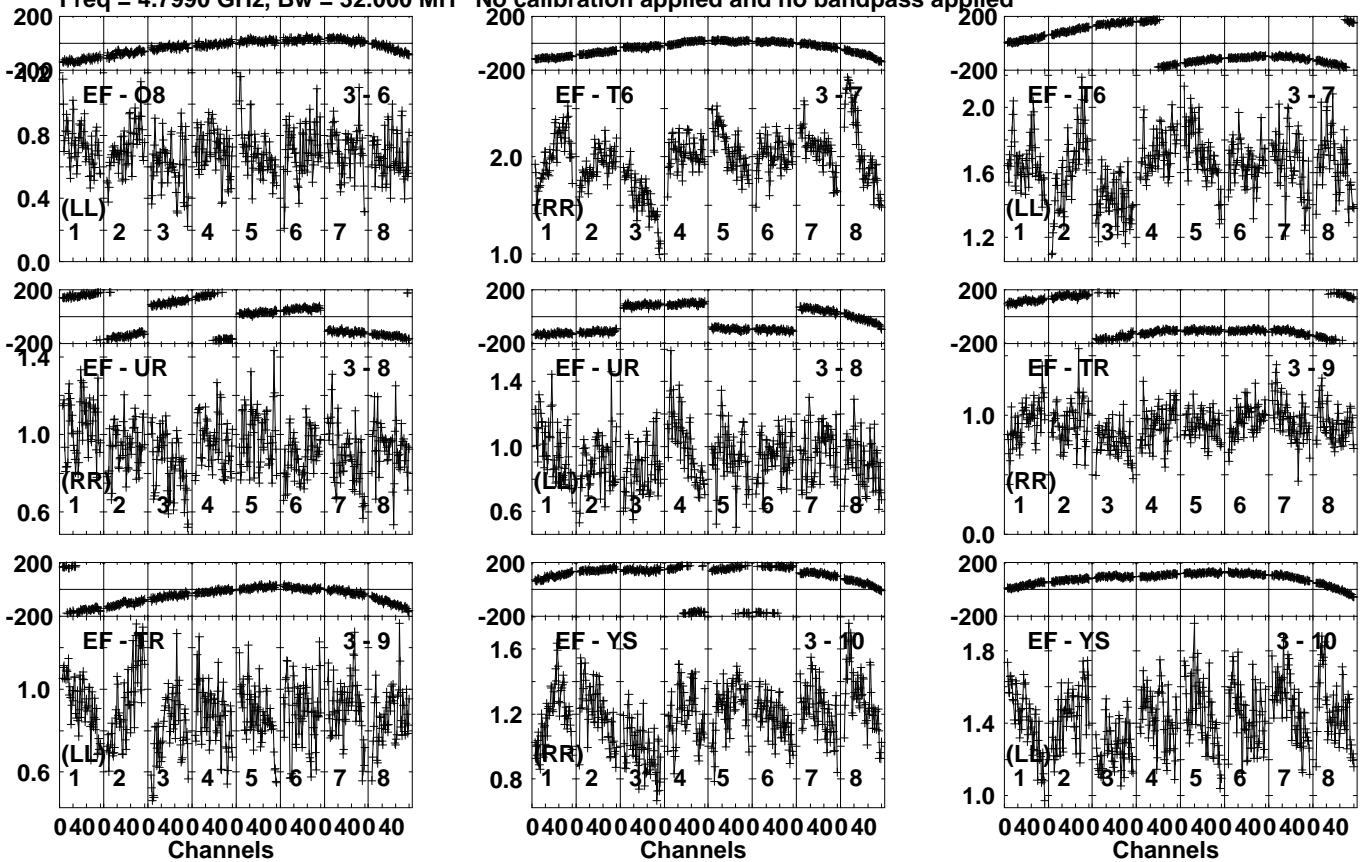


Lower frame: Milli Ampl Jy Top frame: Phas deg  
Vector averaged cross-power spectrum Several baselines displayed  
Timerange: 00/21:07:53 to 00/21:09:29

Plot file version 79 created 06-JUN-2023 11:26:54

J1342+3507 EM170A.UVDATA.1

Freq = 4.7990 GHz, Bw = 32.000 MH No calibration applied and no bandpass applied



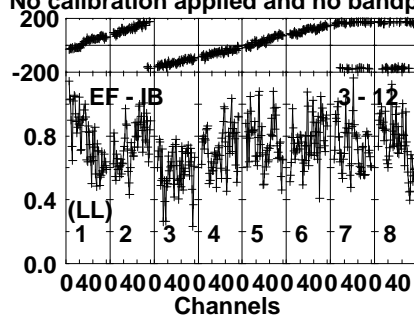
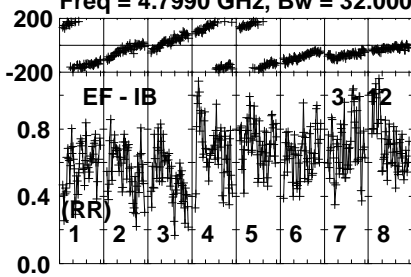
Lower frame: Milli Ampl Jy Top frame: Phas deg  
Vector averaged cross-power spectrum Several baselines displayed  
Timerange: 00/21:07:53 to 00/21:09:29

Plot file version 80 created 06-JUN-2023 11:26:54

J1342+3507 EM170A.UVDATA.1

Freq = 4.7990 GHz, Bw = 32.000 MH

No calibration applied and no bandpass applied



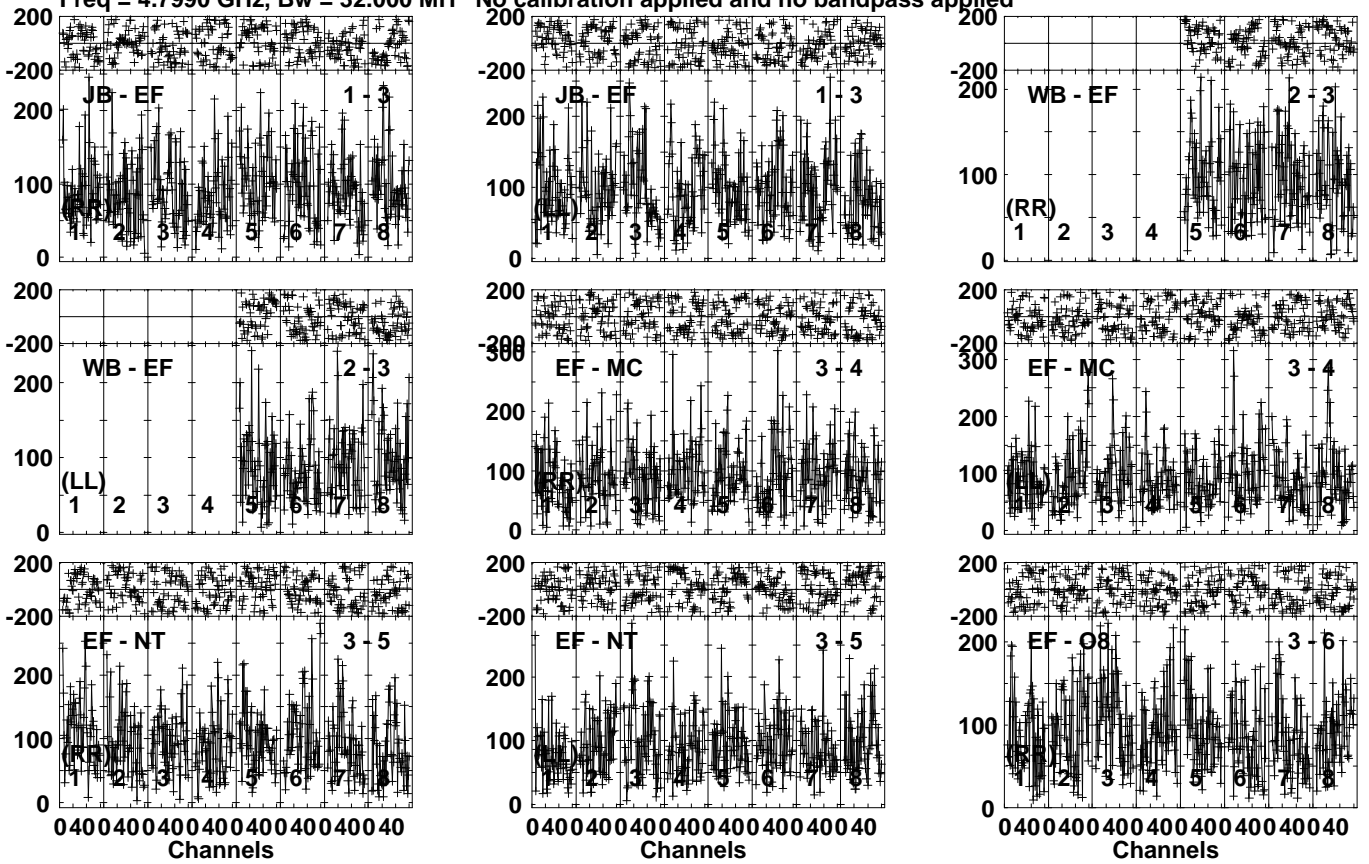
Lower frame: Milli Ampl Jy Top frame: Phas deg  
Vector averaged cross-power spectrum Several baselines displayed  
Timerange: 00/21:07:53 to 00/21:09:29



Plot file version 81 created 06-JUN-2023 11:26:54

AT2022CMC EM170A.UVDATA.1

Freq = 4.7990 GHz, Bw = 32.000 MH No calibration applied and no bandpass applied

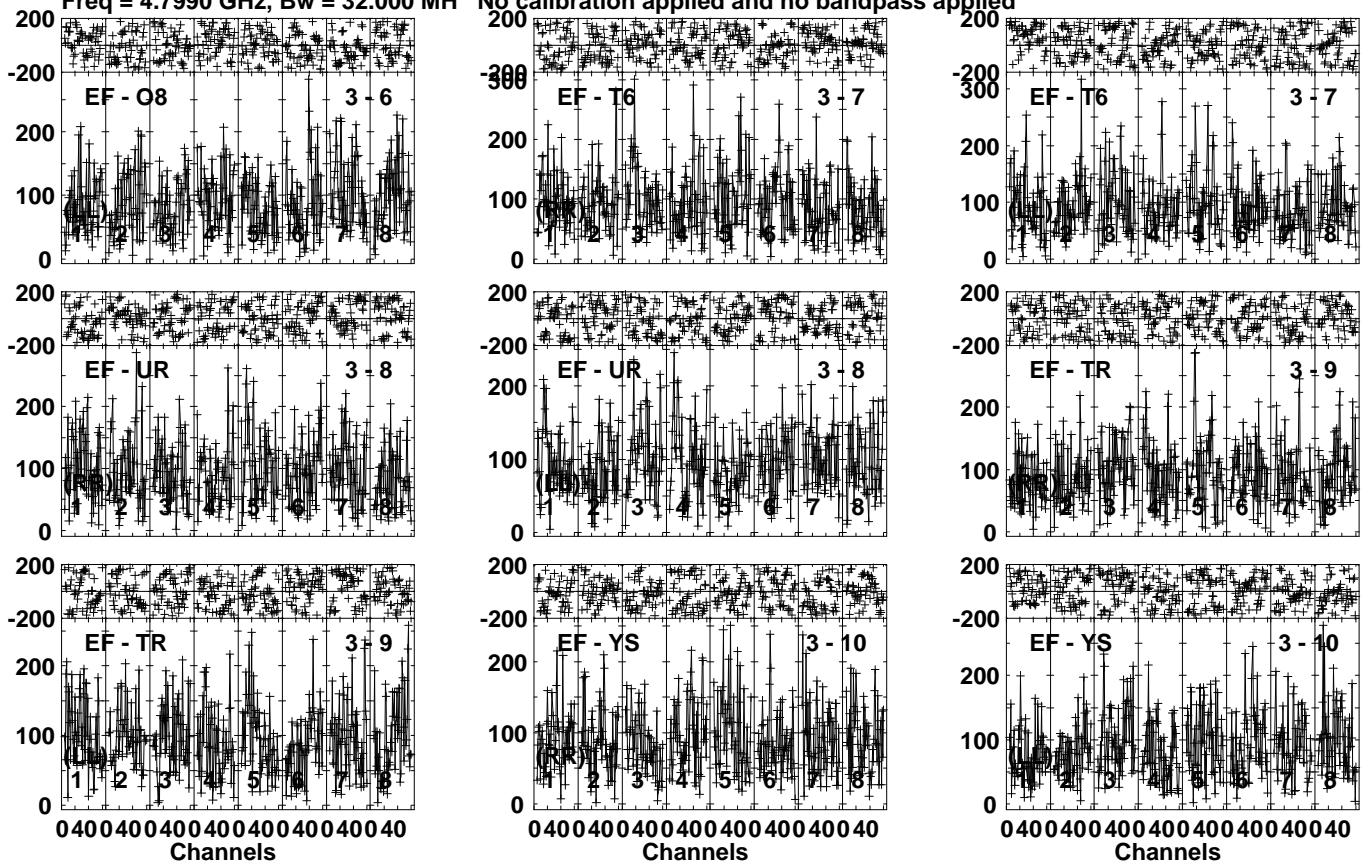


Lower frame: Micro Ampl Jy Top frame: Phas deg  
Vector averaged cross-power spectrum Several baselines displayed  
Timerange: 00/21:10:01 to 00/21:12:29

Plot file version 82 created 06-JUN-2023 11:26:54

AT2022CMC EM170A.UVDATA.1

Freq = 4.7990 GHz, Bw = 32.000 MH No calibration applied and no bandpass applied



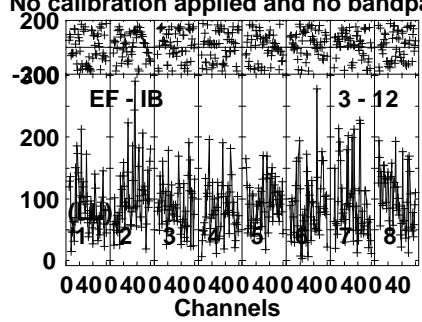
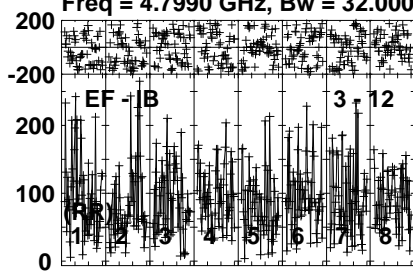
Lower frame: Micro Ampl Jy Top frame: Phas deg  
Vector averaged cross-power spectrum Several baselines displayed  
Timerange: 00/21:10:01 to 00/21:12:29

Plot file version 83 created 06-JUN-2023 11:26:55

AT2022CMC EM170A.UVDATA.1

Freq = 4.7990 GHz, Bw = 32.000 MH

No calibration applied and no bandpass applied



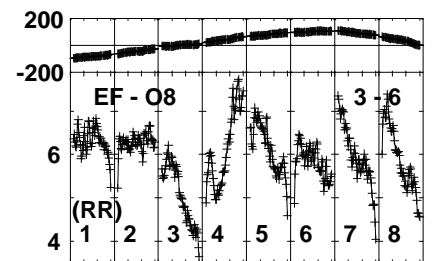
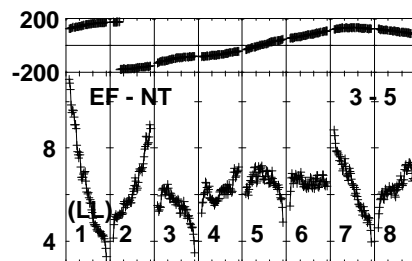
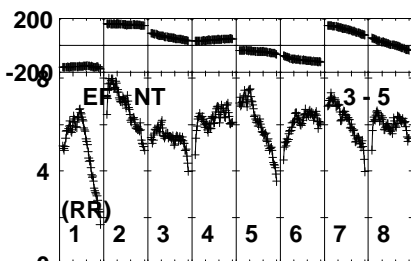
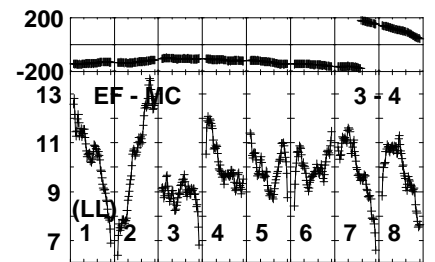
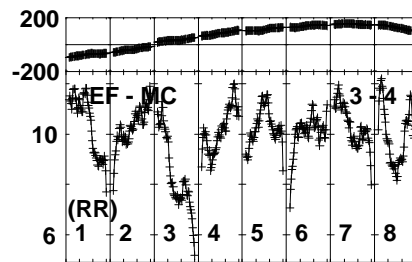
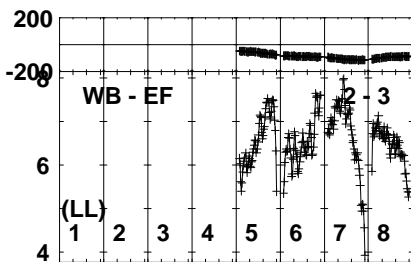
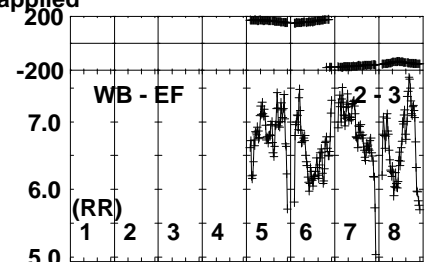
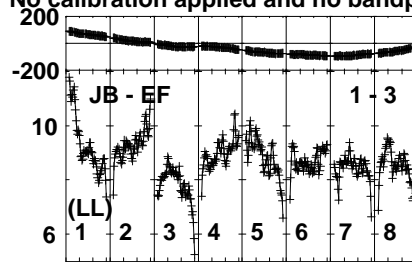
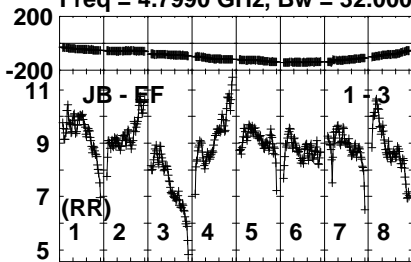
Lower frame: Micro Ampl Jy Top frame: Phas deg  
Vector averaged cross-power spectrum Several baselines displayed  
Timerange: 00/21:10:01 to 00/21:12:29

Plot file version 84 created 06-JUN-2023 11:26:55

J1329+3154 EM170A.UVDATA.1

Freq = 4.7990 GHz, Bw = 32.000 MH

No calibration applied and no bandpass applied



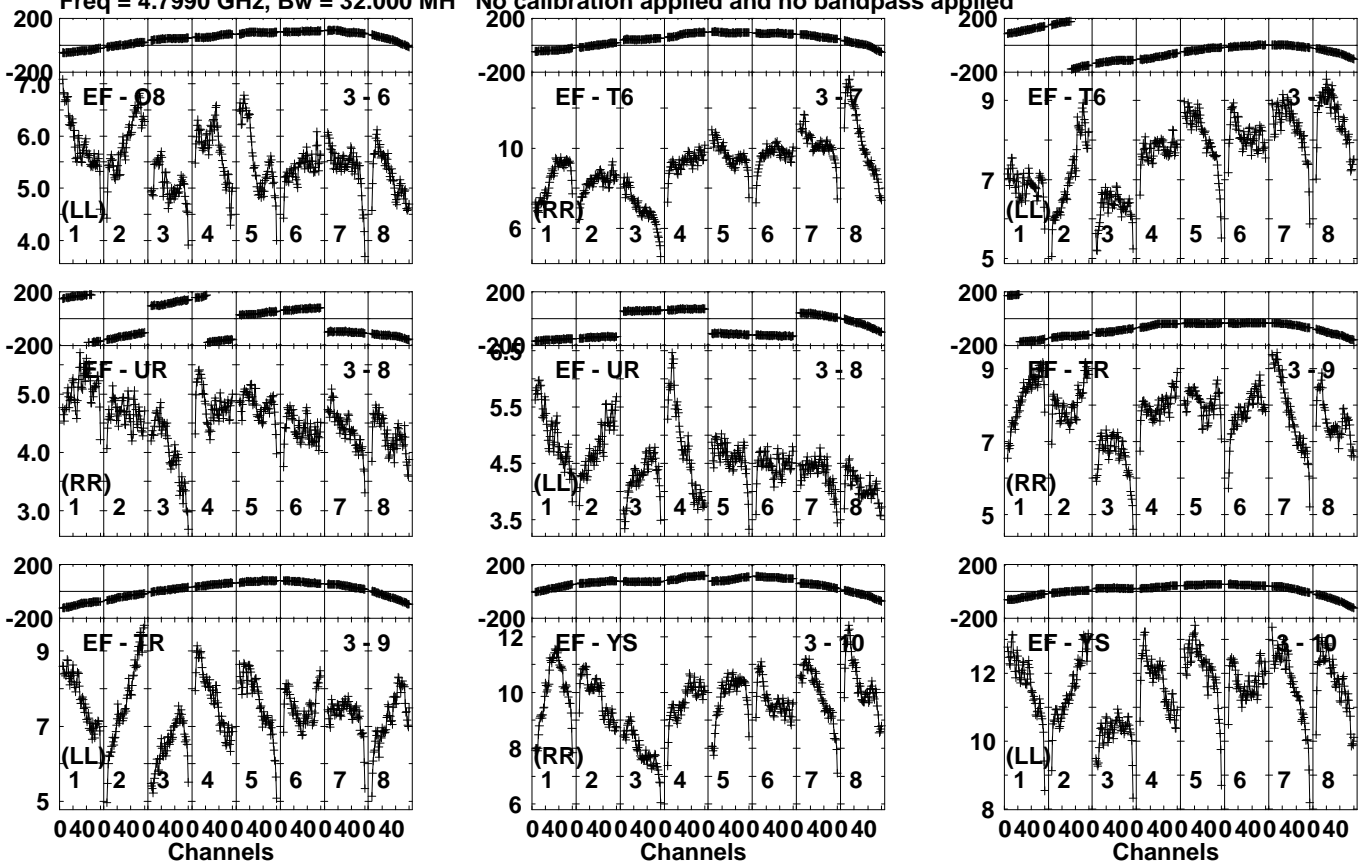
Lower frame: Milli Ampl Jy Top frame: Phas deg  
Vector averaged cross-power spectrum Several baselines displayed  
Timerange: 00/21:12:31 to 00/21:13:49

Plot file version 85 created 06-JUN-2023 11:26:55

J1329+3154 EM170A.UVDATA.1

Freq = 4.7990 GHz, Bw = 32.000 MH

No calibration applied and no bandpass applied



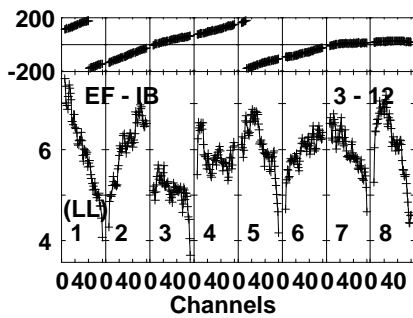
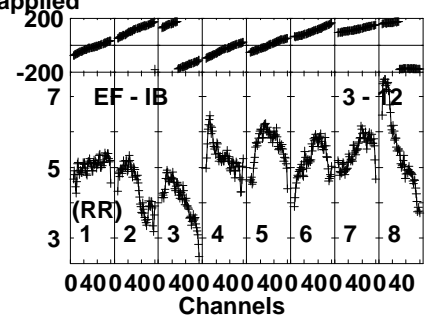
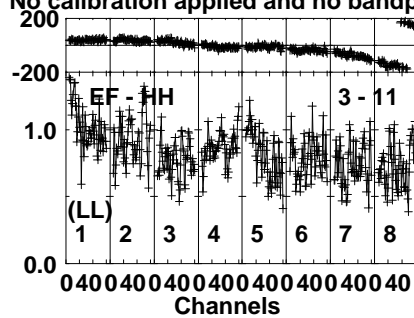
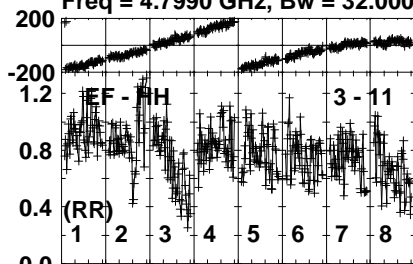
Lower frame: Milli Ampl Jy Top frame: Phas deg  
Vector averaged cross-power spectrum Several baselines displayed  
Timerange: 00/21:12:31 to 00/21:13:49

Plot file version 86 created 06-JUN-2023 11:26:55

J1329+3154 EM170A.UVDATA.1

Freq = 4.7990 GHz, Bw = 32.000 MH

No calibration applied and no bandpass applied



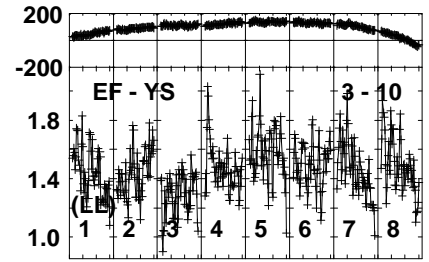
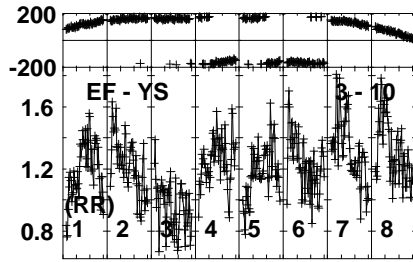
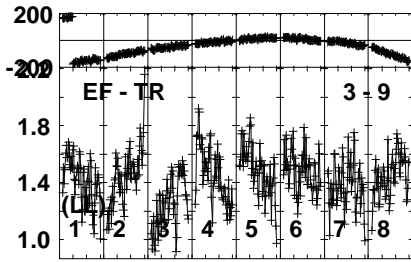
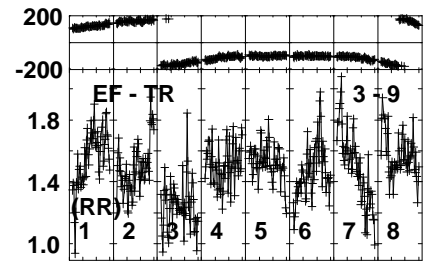
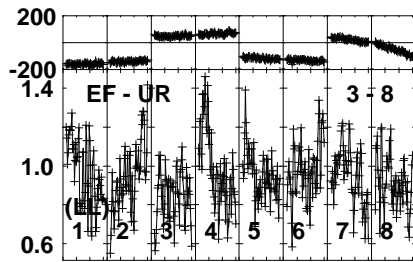
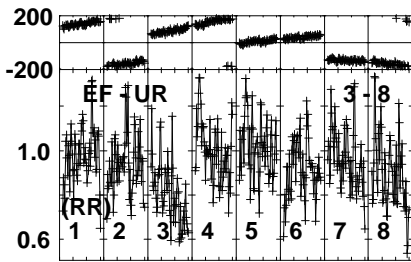
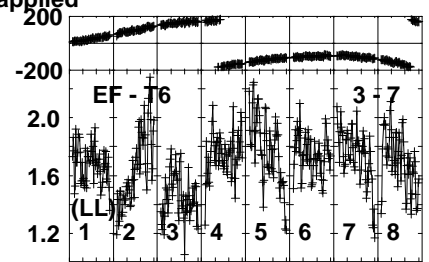
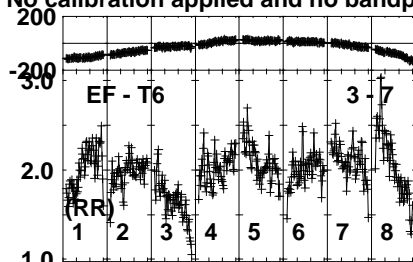
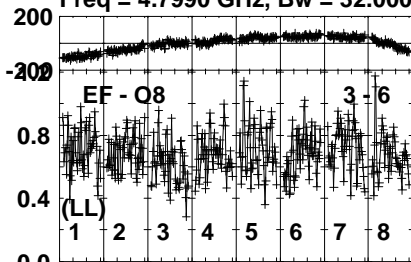
Lower frame: Milli Ampl Jy Top frame: Phas deg  
Vector averaged cross-power spectrum Several baselines displayed  
Timerange: 00/21:12:31 to 00/21:13:49



Plot file version 88 created 06-JUN-2023 11:26:55

J1342+3507 EM170A.UVDATA.1

Freq = 4.7990 GHz, Bw = 32.000 MH No calibration applied and no bandpass applied



040040040040040040040040  
Channels

040040040040040040040040  
Channels

040040040040040040040040  
Channels

Lower frame: Milli Ampl Jy Top frame: Phas deg  
Vector averaged cross-power spectrum Several baselines displayed  
Timerange: 00/21:13:51 to 00/21:15:29

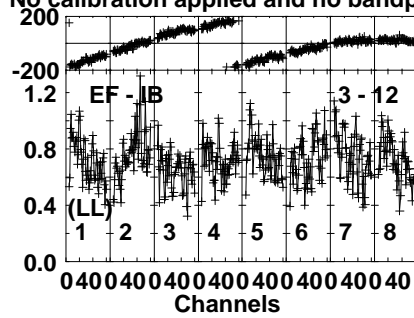
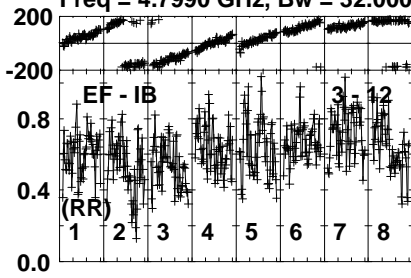


Plot file version 89 created 06-JUN-2023 11:26:55

J1342+3507 EM170A.UVDATA.1

Freq = 4.7990 GHz, Bw = 32.000 MH

No calibration applied and no bandpass applied



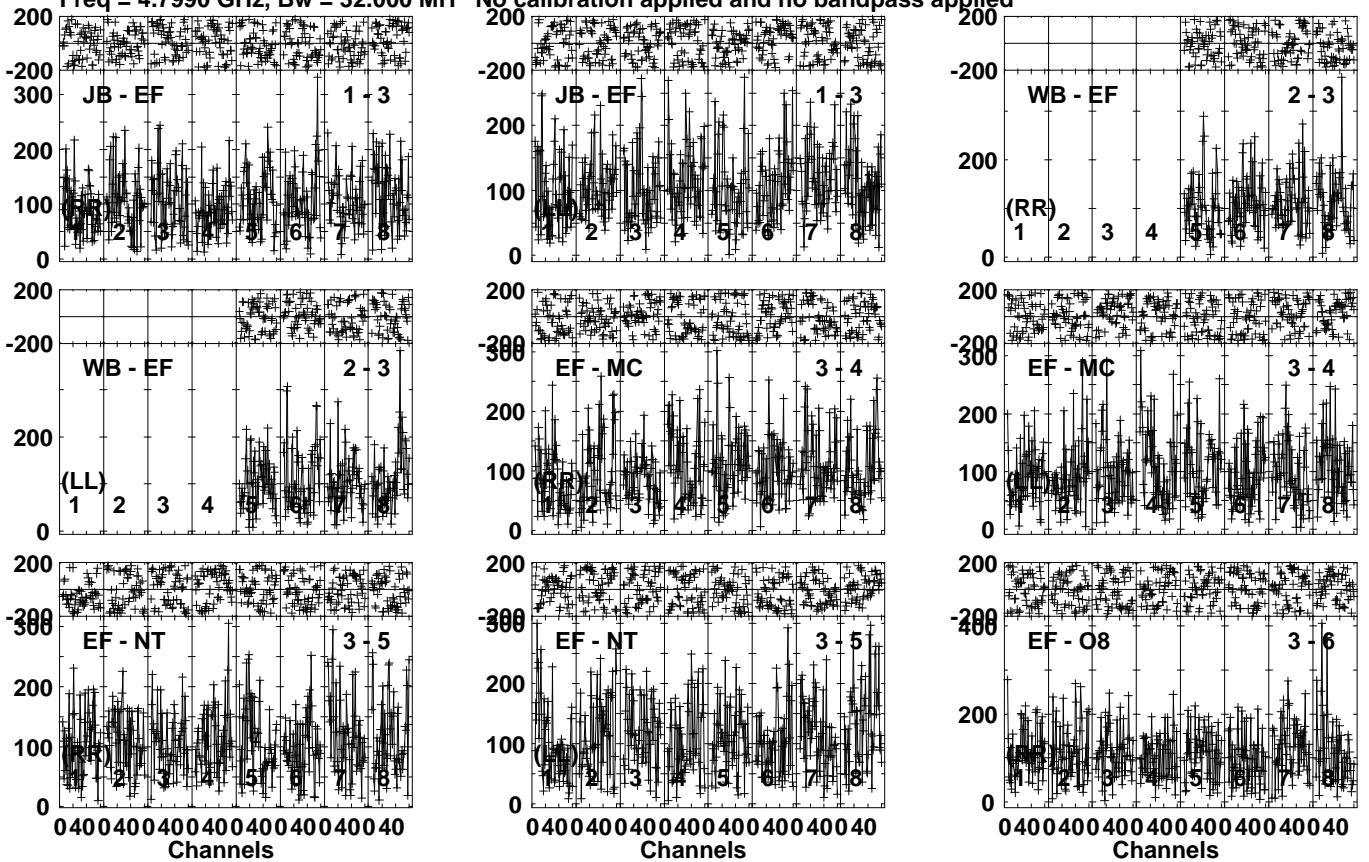
Lower frame: Milli Ampl Jy Top frame: Phas deg  
Vector averaged cross-power spectrum Several baselines displayed  
Timerange: 00/21:13:51 to 00/21:15:29

Plot file version 90 created 06-JUN-2023 11:26:55

AT2022CMC EM170A.UVDATA.1

Freq = 4.7990 GHz, Bw = 32.000 MH

No calibration applied and no bandpass applied



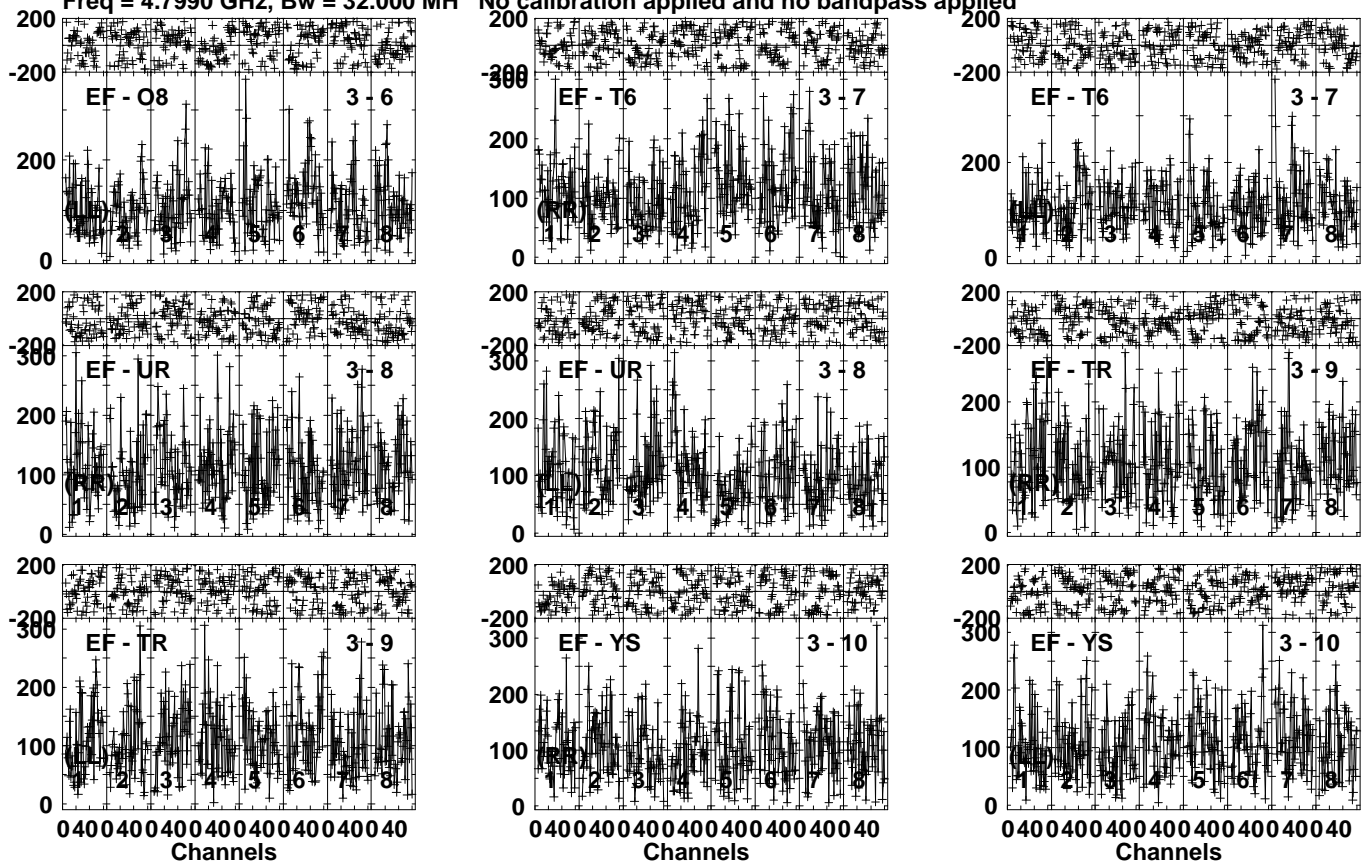
Lower frame: Micro Ampl Jy Top frame: Phas deg  
Vector averaged cross-power spectrum Several baselines displayed  
Timerange: 00/21:15:31 to 00/21:17:59

Plot file version 91 created 06-JUN-2023 11:26:55

AT2022CMC EM170A.UVDATA.1

Freq = 4.7990 GHz, Bw = 32.000 MH

No calibration applied and no bandpass applied

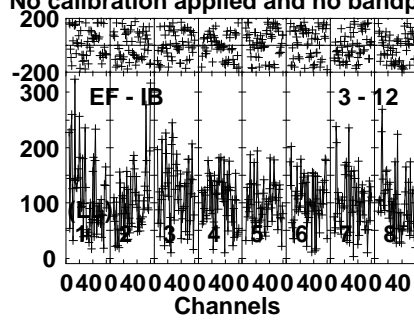
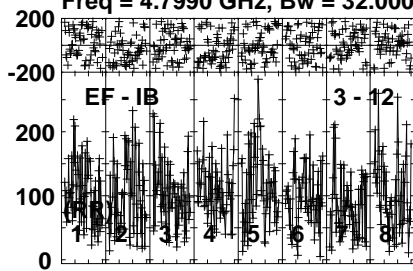


Lower frame: Micro Ampl Jy Top frame: Phas deg  
Vector averaged cross-power spectrum Several baselines displayed  
Timerange: 00/21:15:31 to 00/21:17:59

Plot file version 92 created 06-JUN-2023 11:26:55

AT2022CMC EM170A.UVDATA.1

Freq = 4.7990 GHz, Bw = 32.000 MH No calibration applied and no bandpass applied



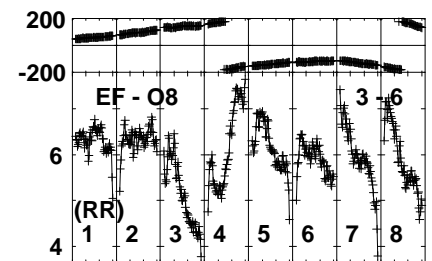
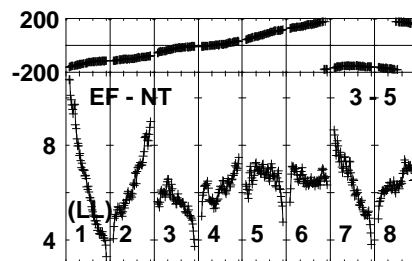
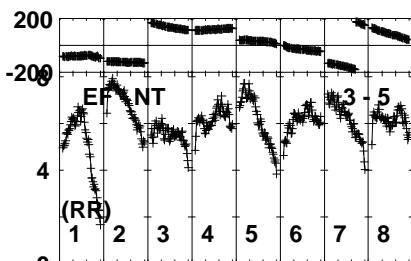
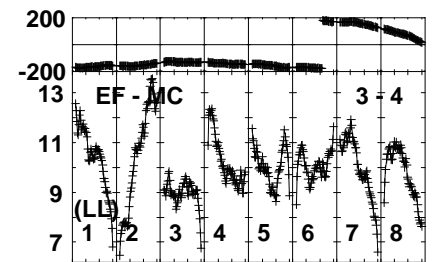
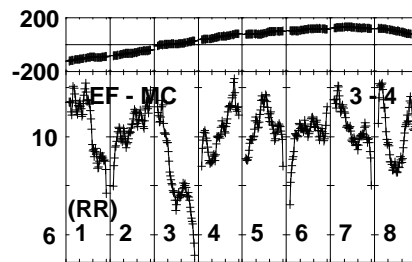
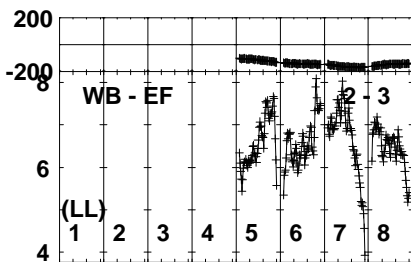
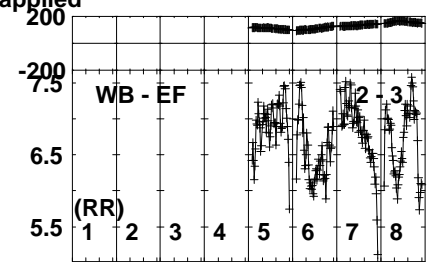
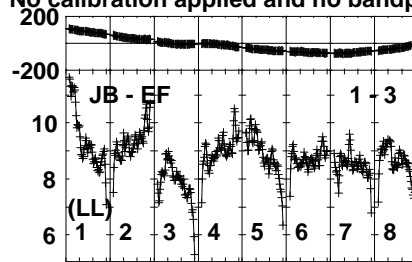
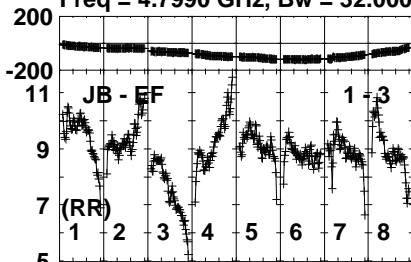
Lower frame: Micro Ampl Jy Top frame: Phas deg  
Vector averaged cross-power spectrum Several baselines displayed  
Timerange: 00/21:15:31 to 00/21:17:59

Plot file version 93 created 06-JUN-2023 11:26:55

J1329+3154 EM170A.UVDATA.1

Freq = 4.7990 GHz, Bw = 32.000 MH

No calibration applied and no bandpass applied



Lower frame: Milli Ampl Jy Top frame: Phas deg  
Vector averaged cross-power spectrum Several baselines displayed  
Timerange: 00/21:18:01 to 00/21:19:19

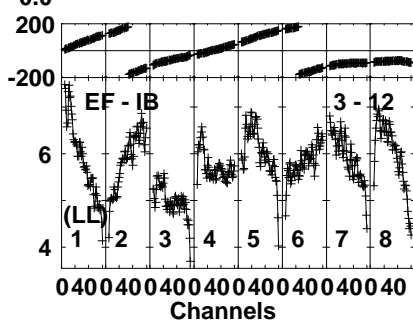
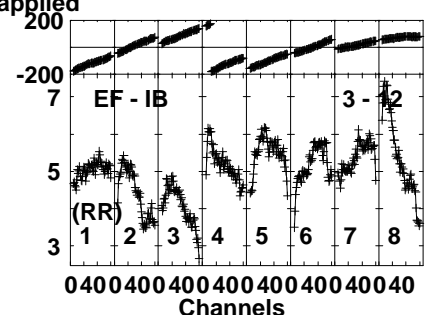
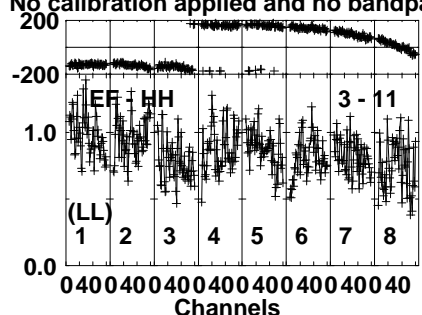
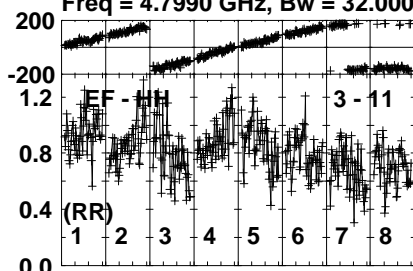


Plot file version 95 created 06-JUN-2023 11:26:56

J1329+3154 EM170A.UVDATA.1

Freq = 4.7990 GHz, Bw = 32.000 MH

No calibration applied and no bandpass applied



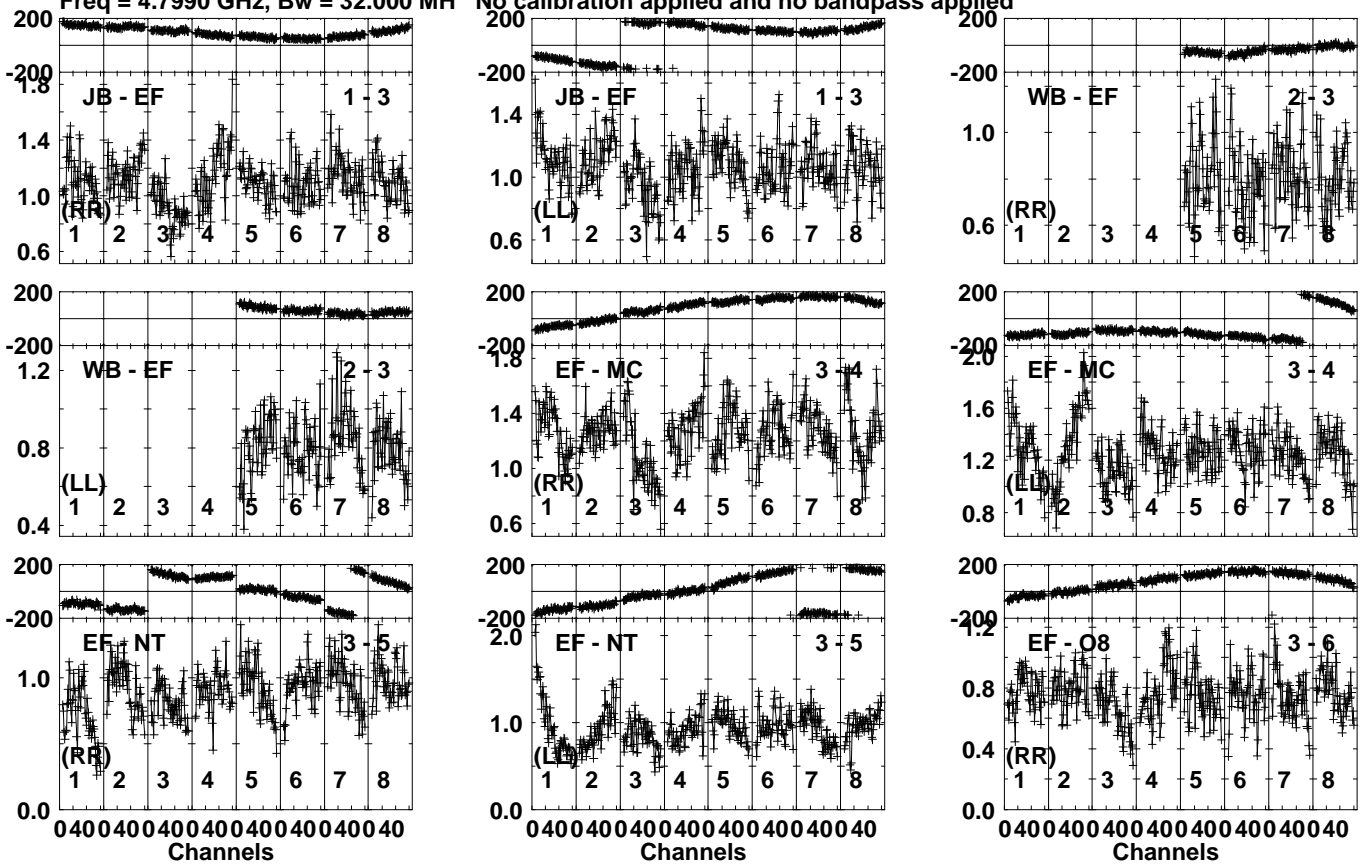
Lower frame: Milli Ampl Jy Top frame: Phas deg  
Vector averaged cross-power spectrum Several baselines displayed  
Timerange: 00/21:18:01 to 00/21:19:19

Plot file version 96 created 06-JUN-2023 11:26:56

J1342+3507 EM170A.UVDATA.1

Freq = 4.7990 GHz, Bw = 32.000 MH

No calibration applied and no bandpass applied



Lower frame: Milli Ampl Jy Top frame: Phas deg  
Vector averaged cross-power spectrum Several baselines displayed  
Timerange: 00/21:19:23 to 00/21:20:59



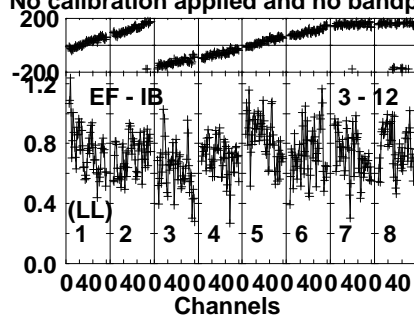
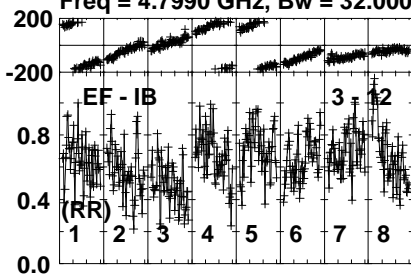


Plot file version 98 created 06-JUN-2023 11:26:56

J1342+3507 EM170A.UVDATA.1

Freq = 4.7990 GHz, Bw = 32.000 MH

No calibration applied and no bandpass applied



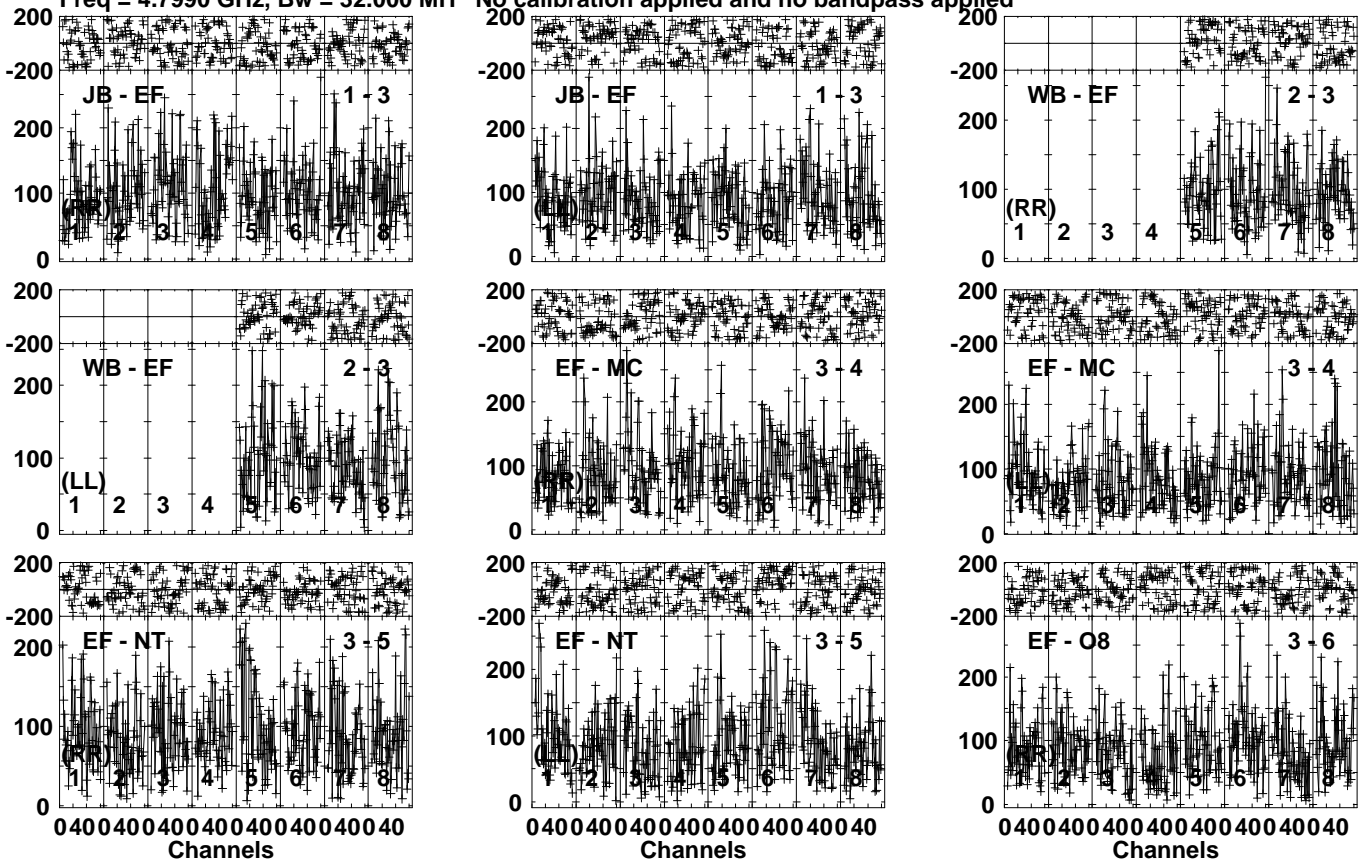
Lower frame: Milli Ampl Jy Top frame: Phas deg  
Vector averaged cross-power spectrum Several baselines displayed  
Timerange: 00/21:19:23 to 00/21:20:59

Plot file version 99 created 06-JUN-2023 11:26:56

AT2022CMC EM170A.UVDATA.1

Freq = 4.7990 GHz, Bw = 32.000 MH

No calibration applied and no bandpass applied

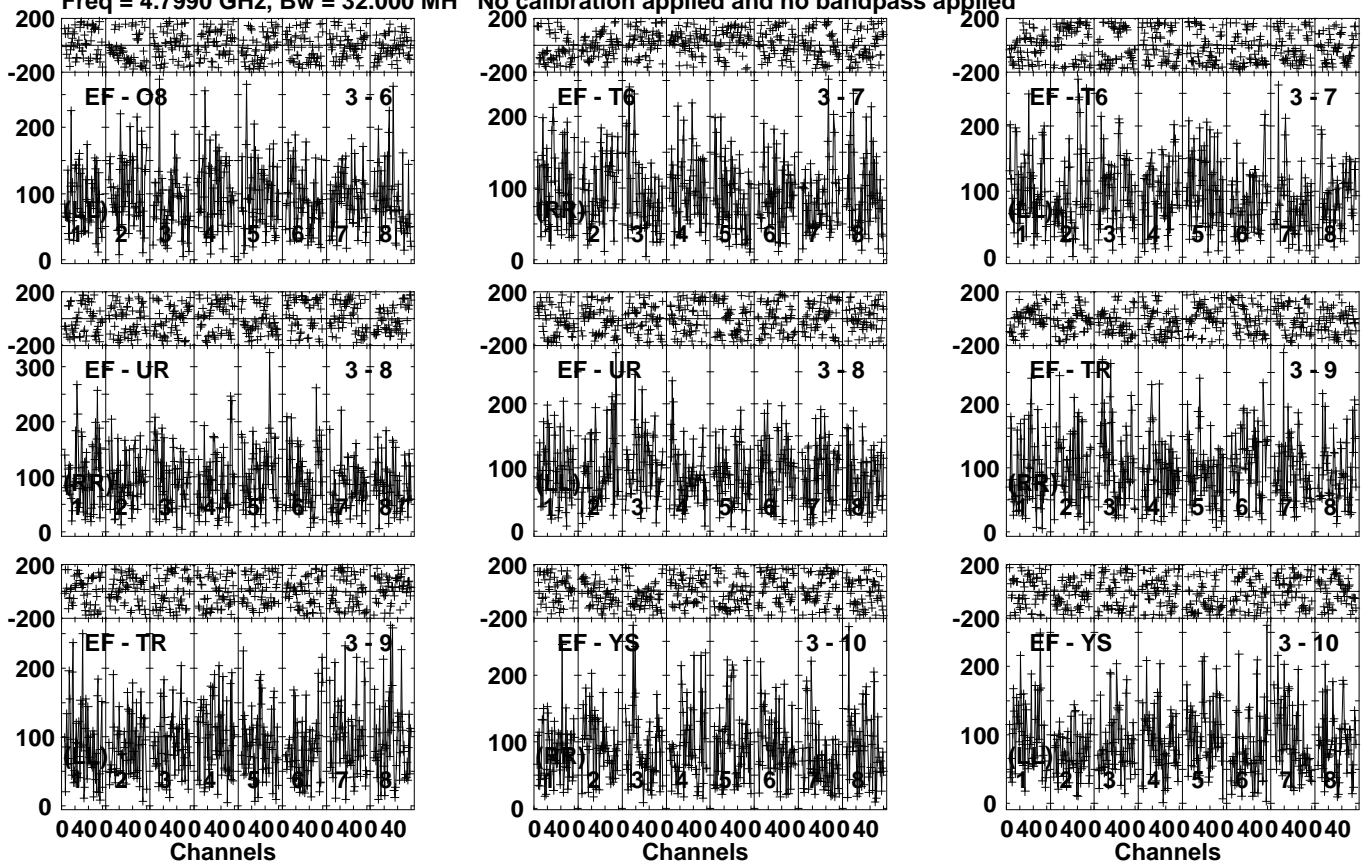


Lower frame: Micro Ampl Jy Top frame: Phas deg  
Vector averaged cross-power spectrum Several baselines displayed  
Timerange: 00/21:21:31 to 00/21:23:59

Plot file version 100 created 06-JUN-2023 11:26:56

AT2022CMC EM170A.UVDATA.1

Freq = 4.7990 GHz, Bw = 32.000 MH No calibration applied and no bandpass applied



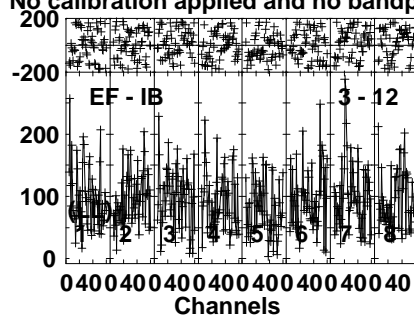
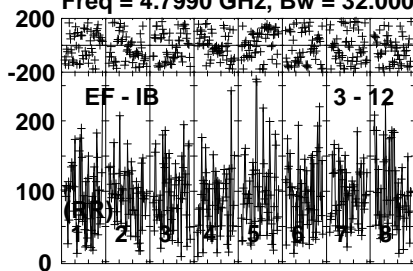
Lower frame: Micro Ampl Jy Top frame: Phas deg  
Vector averaged cross-power spectrum Several baselines displayed  
Timerange: 00/21:21:31 to 00/21:23:59

Plot file version 101 created 06-JUN-2023 11:26:56

AT2022CMC EM170A.UVDATA.1

Freq = 4.7990 GHz, Bw = 32.000 MH

No calibration applied and no bandpass applied



Lower frame: Micro Ampl Jy Top frame: Phas deg  
Vector averaged cross-power spectrum Several baselines displayed  
Timerange: 00/21:21:31 to 00/21:23:59

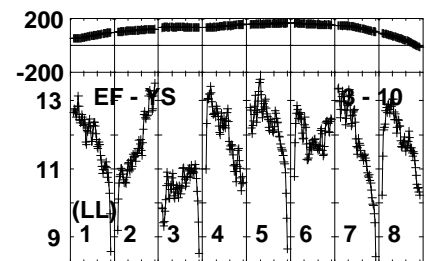
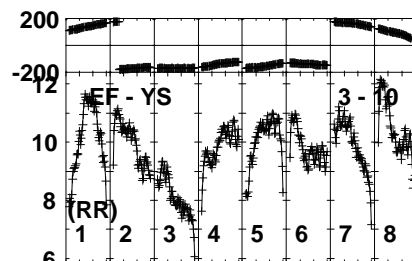
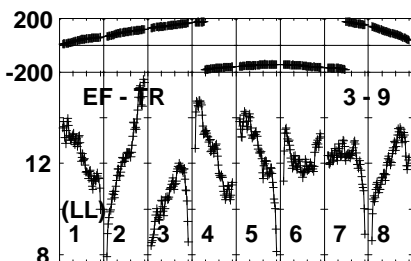
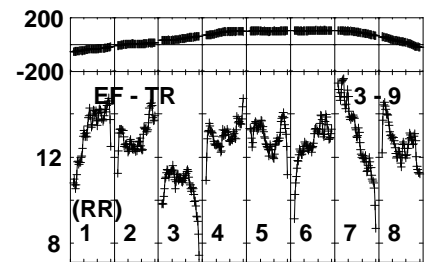
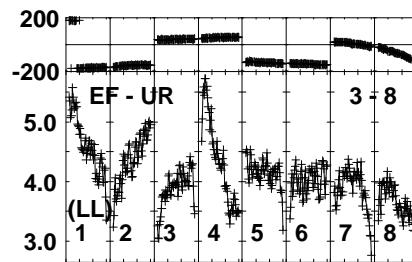
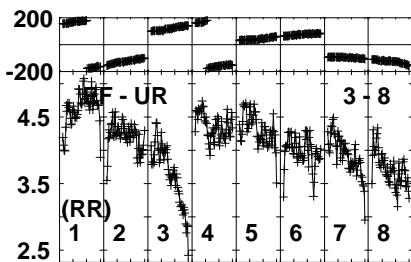
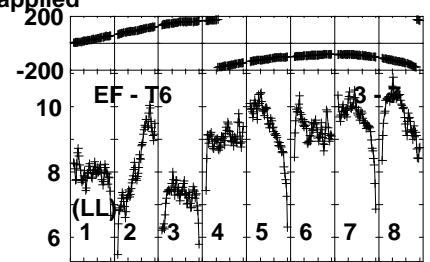
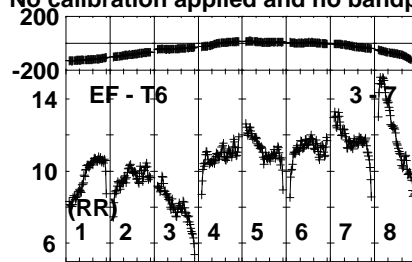
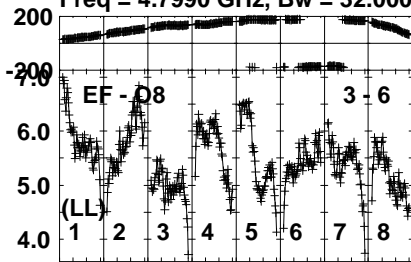


Plot file version 103 created 06-JUN-2023 11:26:56

J1329+3154 EM170A.UVDATA.1

Freq = 4.7990 GHz, Bw = 32.000 MH

No calibration applied and no bandpass applied



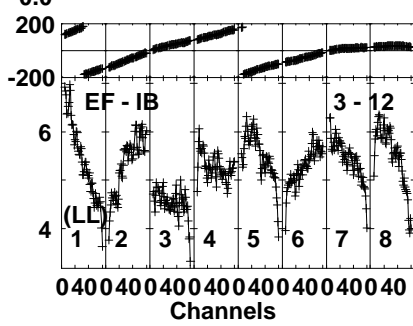
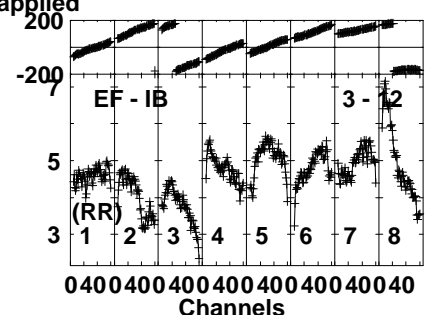
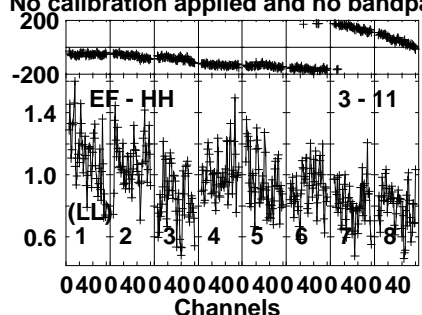
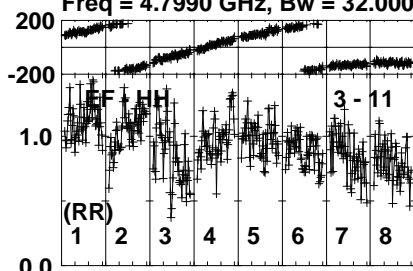
Lower frame: Milli Ampl Jy Top frame: Phas deg  
Vector averaged cross-power spectrum Several baselines displayed  
Timerange: 00/21:24:03 to 00/21:25:19

Plot file version 104 created 06-JUN-2023 11:26:56

J1329+3154 EM170A.UVDATA.1

Freq = 4.7990 GHz, Bw = 32.000 MH

No calibration applied and no bandpass applied



Lower frame: Milli Ampl Jy Top frame: Phas deg  
Vector averaged cross-power spectrum Several baselines displayed  
Timerange: 00/21:24:03 to 00/21:25:19

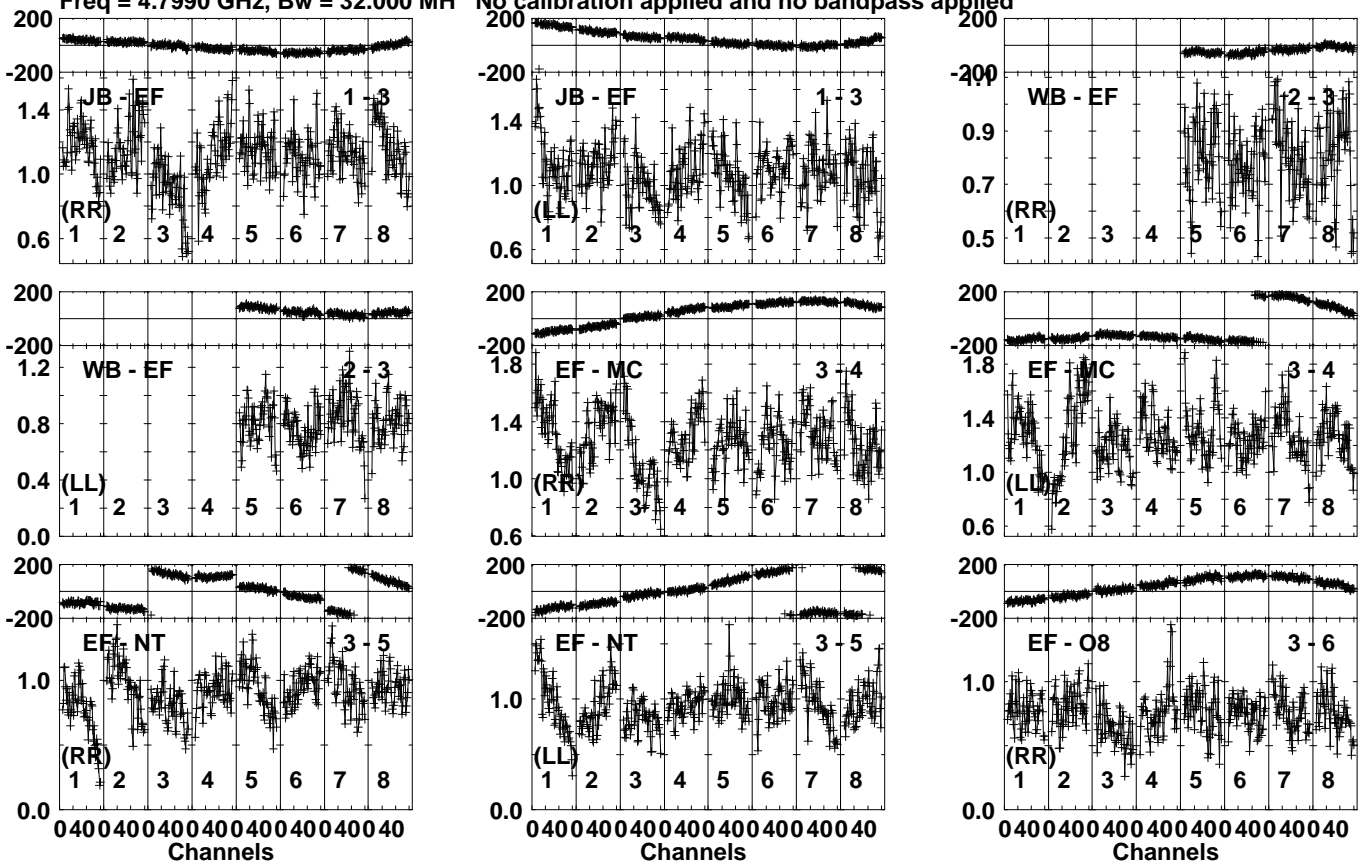


Plot file version 105 created 06-JUN-2023 11:26:56

J1342+3507 EM170A.UVDATA.1

Freq = 4.7990 GHz, Bw = 32.000 MH

No calibration applied and no bandpass applied



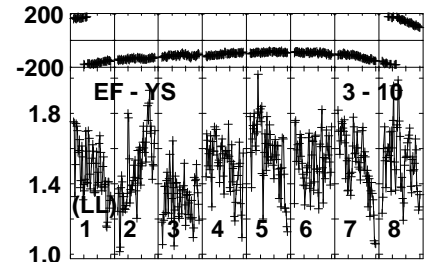
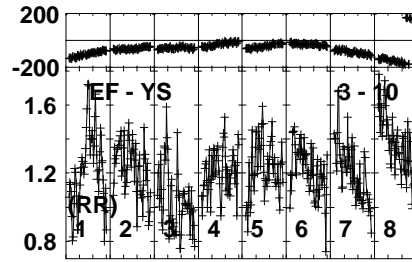
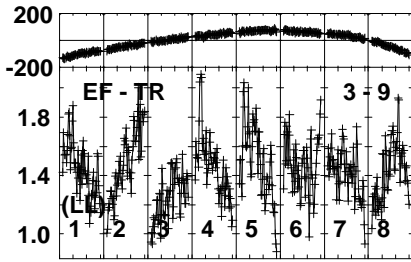
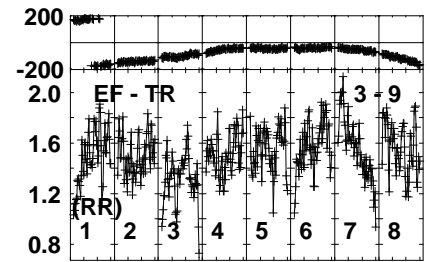
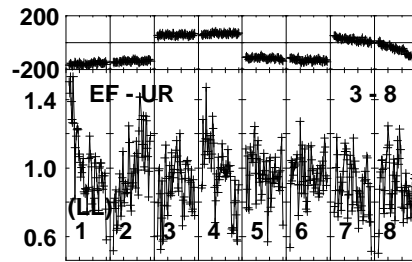
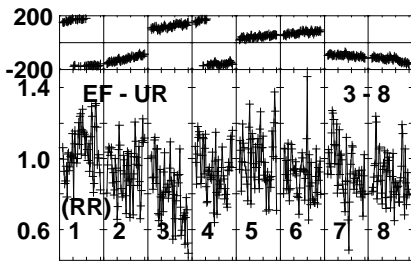
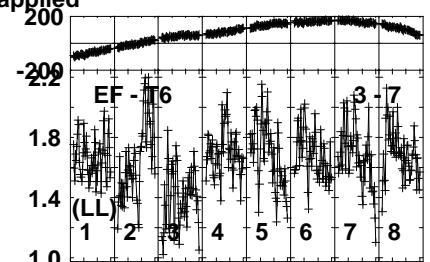
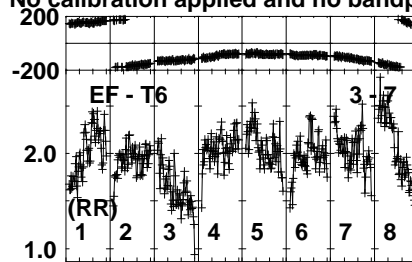
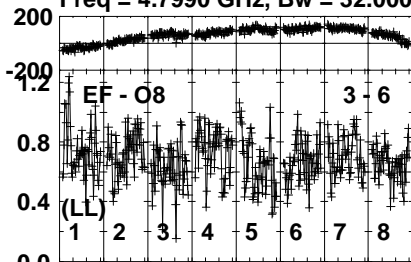
Lower frame: Milli Ampl Jy Top frame: Phas deg  
Vector averaged cross-power spectrum Several baselines displayed  
Timerange: 00/21:25:21 to 00/21:26:59

Plot file version 106 created 06-JUN-2023 11:26:57

J1342+3507 EM170A.UVDATA.1

Freq = 4.7990 GHz, Bw = 32.000 MH

No calibration applied and no bandpass applied



040040040040040040040040  
Channels

040040040040040040040040  
Channels

040040040040040040040040  
Channels

Lower frame: Milli Ampl Jy Top frame: Phas deg  
Vector averaged cross-power spectrum Several baselines displayed  
Timerange: 00/21:25:21 to 00/21:26:59

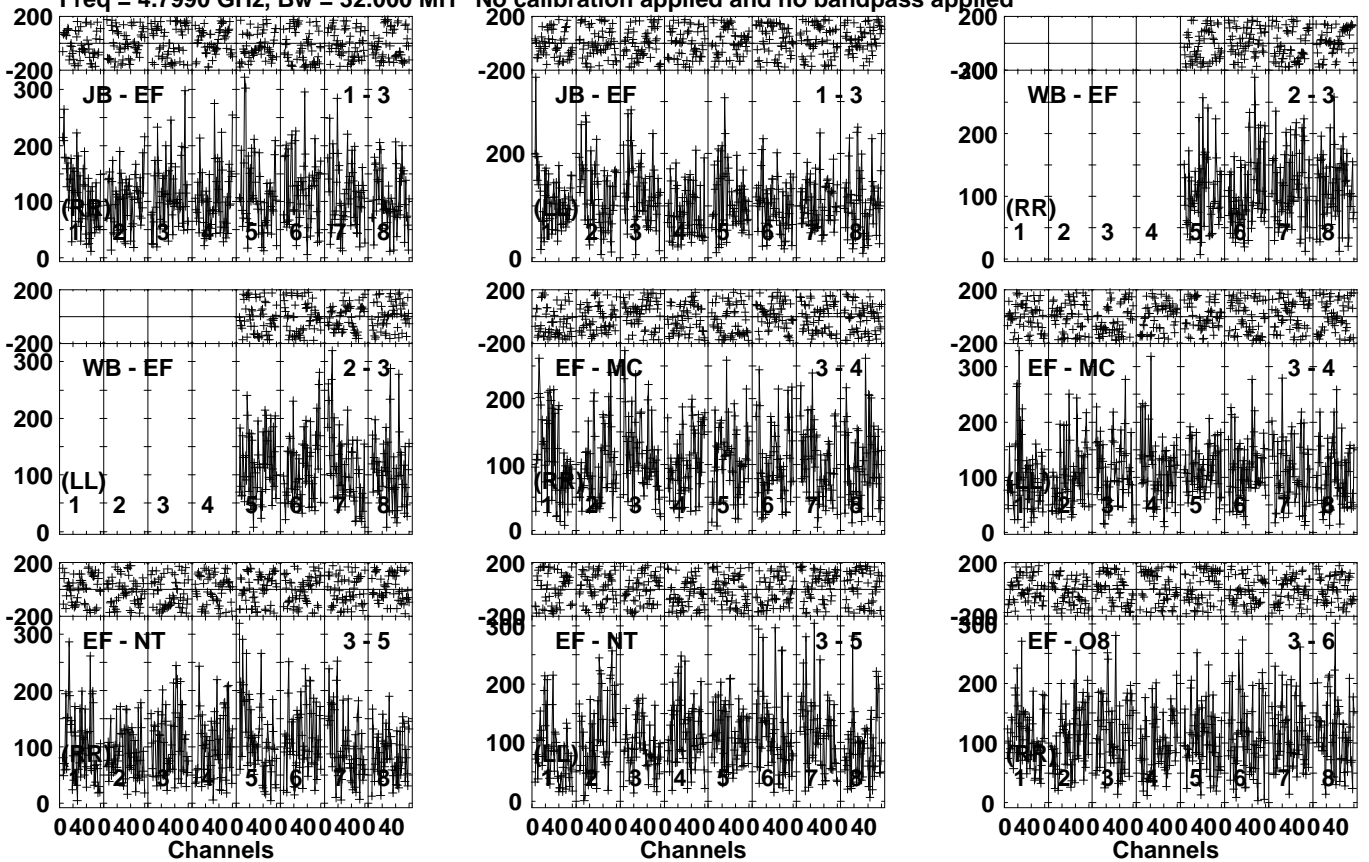


Plot file version 108 created 06-JUN-2023 11:26:57

AT2022CMC EM170A.UVDATA.1

Freq = 4.7990 GHz, Bw = 32.000 MH

No calibration applied and no bandpass applied



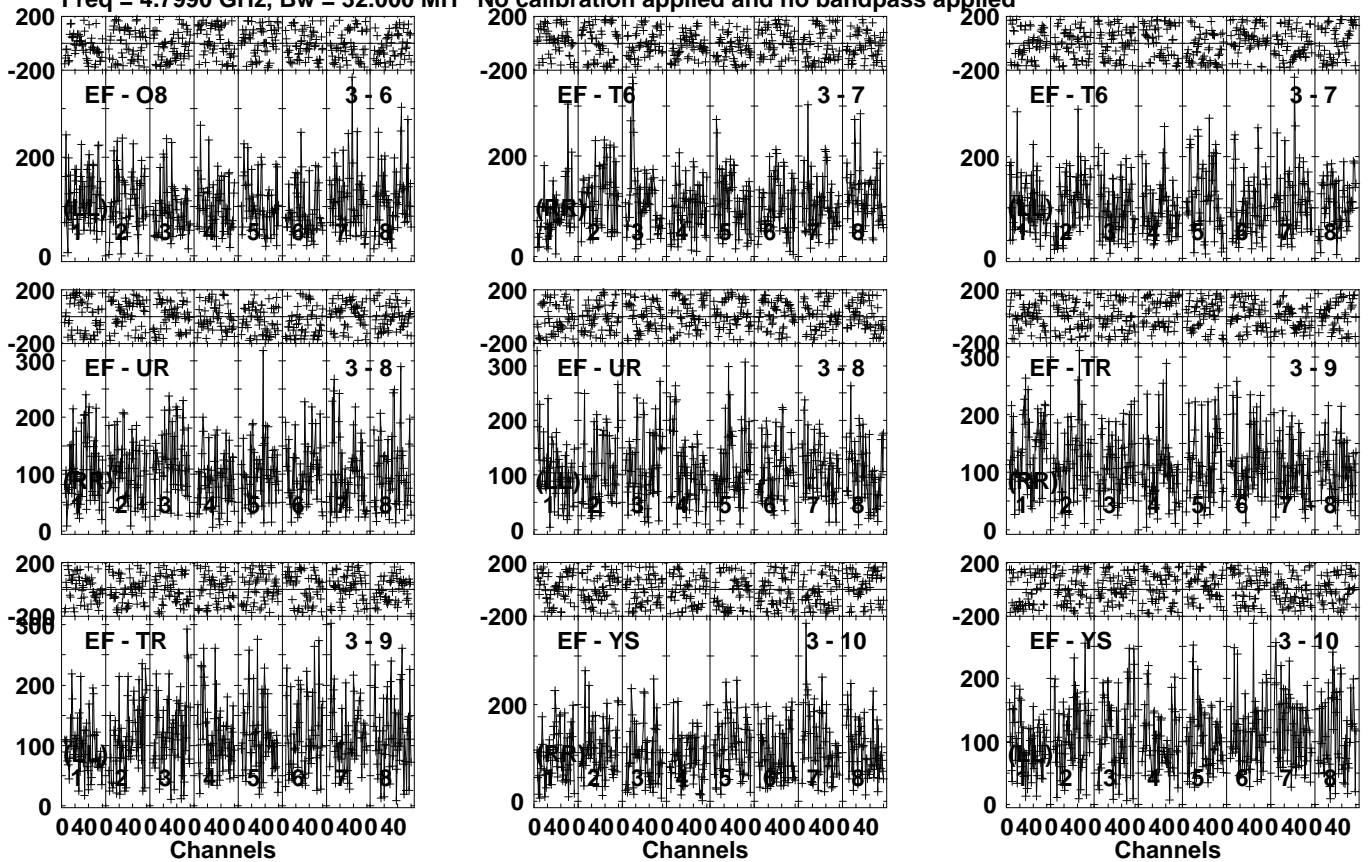
Lower frame: Micro Ampl Jy Top frame: Phas deg  
Vector averaged cross-power spectrum Several baselines displayed  
Timerange: 00/21:27:01 to 00/21:29:29

Plot file version 109 created 06-JUN-2023 11:26:57

AT2022CMC EM170A.UVDATA.1

Freq = 4.7990 GHz, Bw = 32.000 MH

No calibration applied and no bandpass applied



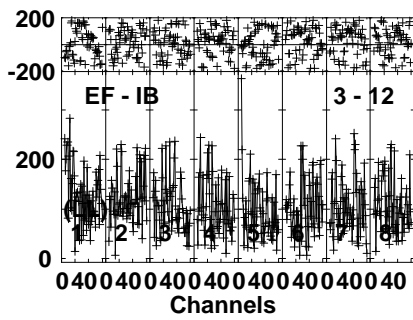
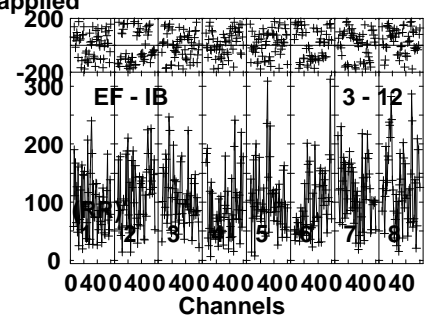
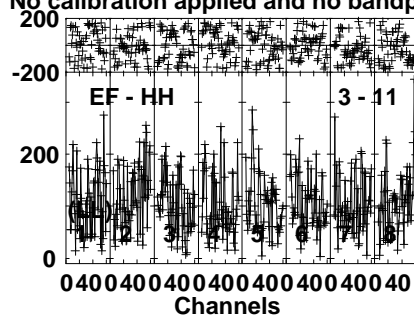
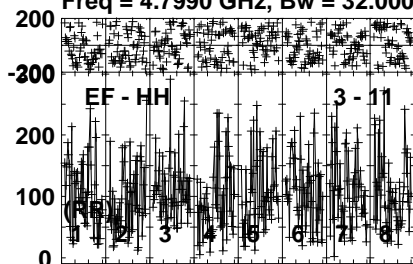
Lower frame: Micro Ampl Jy Top frame: Phas deg  
Vector averaged cross-power spectrum Several baselines displayed  
Timerange: 00/21:27:01 to 00/21:29:29

Plot file version 110 created 06-JUN-2023 11:26:57

AT2022CMC EM170A.UVDATA.1

Freq = 4.7990 GHz, Bw = 32.000 MH

No calibration applied and no bandpass applied



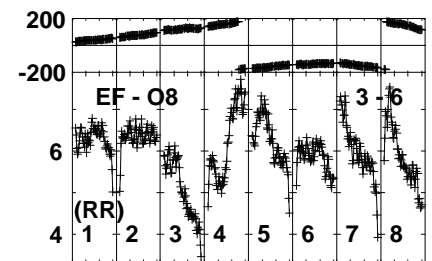
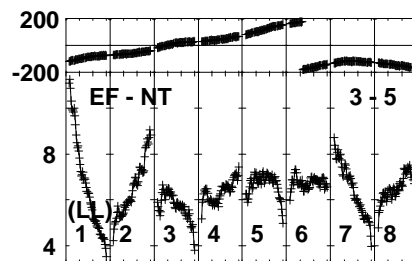
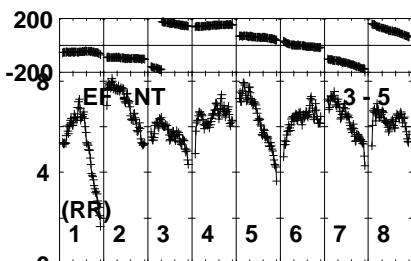
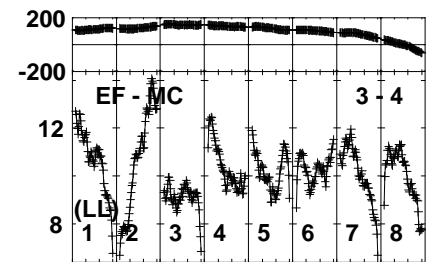
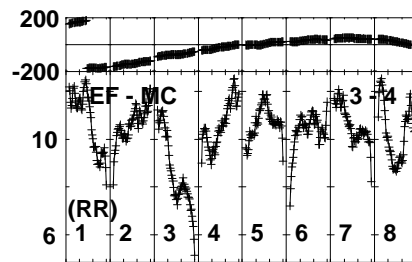
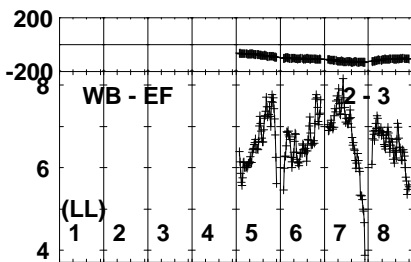
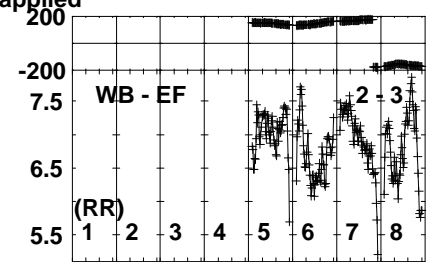
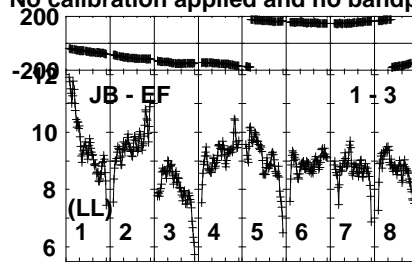
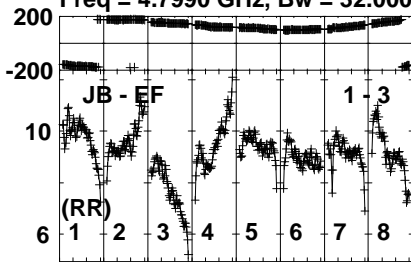
Lower frame: Micro Ampl Jy Top frame: Phas deg  
Vector averaged cross-power spectrum Several baselines displayed  
Timerange: 00/21:27:01 to 00/21:29:29

Plot file version 111 created 06-JUN-2023 11:26:57

J1329+3154 EM170A.UVDATA.1

Freq = 4.7990 GHz, Bw = 32.000 MH

No calibration applied and no bandpass applied



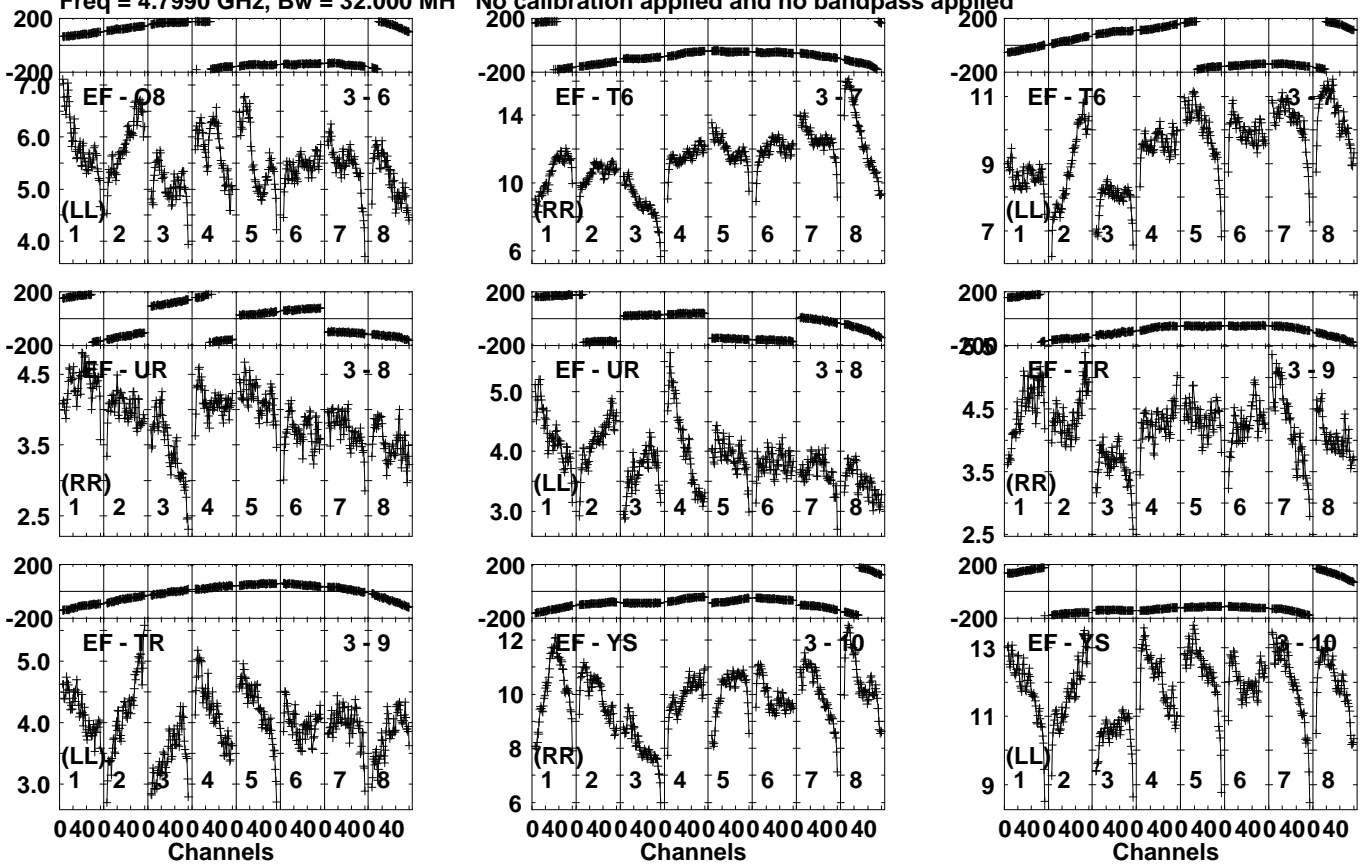
Lower frame: Milli Ampl Jy Top frame: Phas deg  
Vector averaged cross-power spectrum Several baselines displayed  
Timerange: 00/21:29:31 to 00/21:30:49

Plot file version 112 created 06-JUN-2023 11:26:57

J1329+3154 EM170A.UVDATA.1

Freq = 4.7990 GHz, Bw = 32.000 MH

No calibration applied and no bandpass applied



Lower frame: Milli Ampl Jy Top frame: Phas deg  
Vector averaged cross-power spectrum Several baselines displayed  
Timerange: 00/21:29:31 to 00/21:30:49

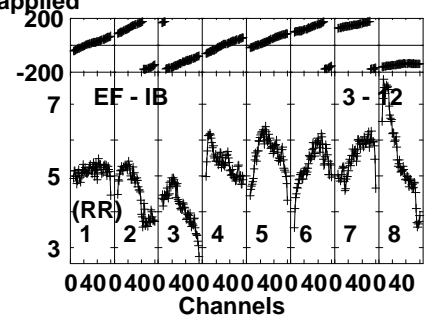
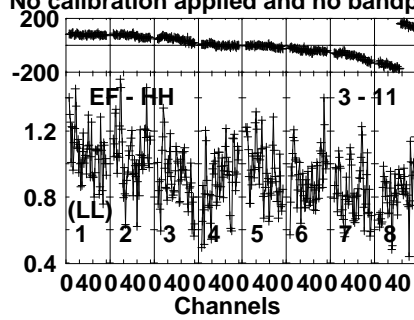
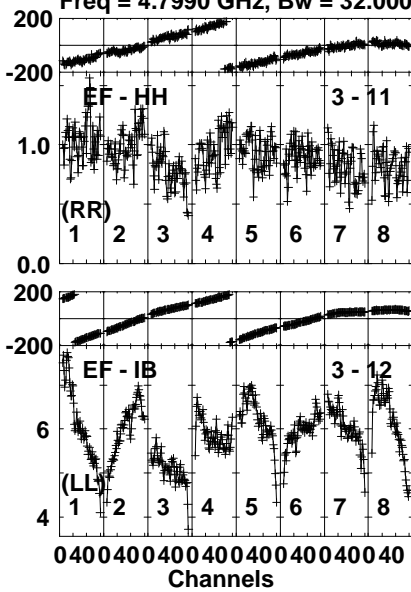


Plot file version 113 created 06-JUN-2023 11:26:57

J1329+3154 EM170A.UVDATA.1

Freq = 4.7990 GHz, Bw = 32.000 MH

No calibration applied and no bandpass applied



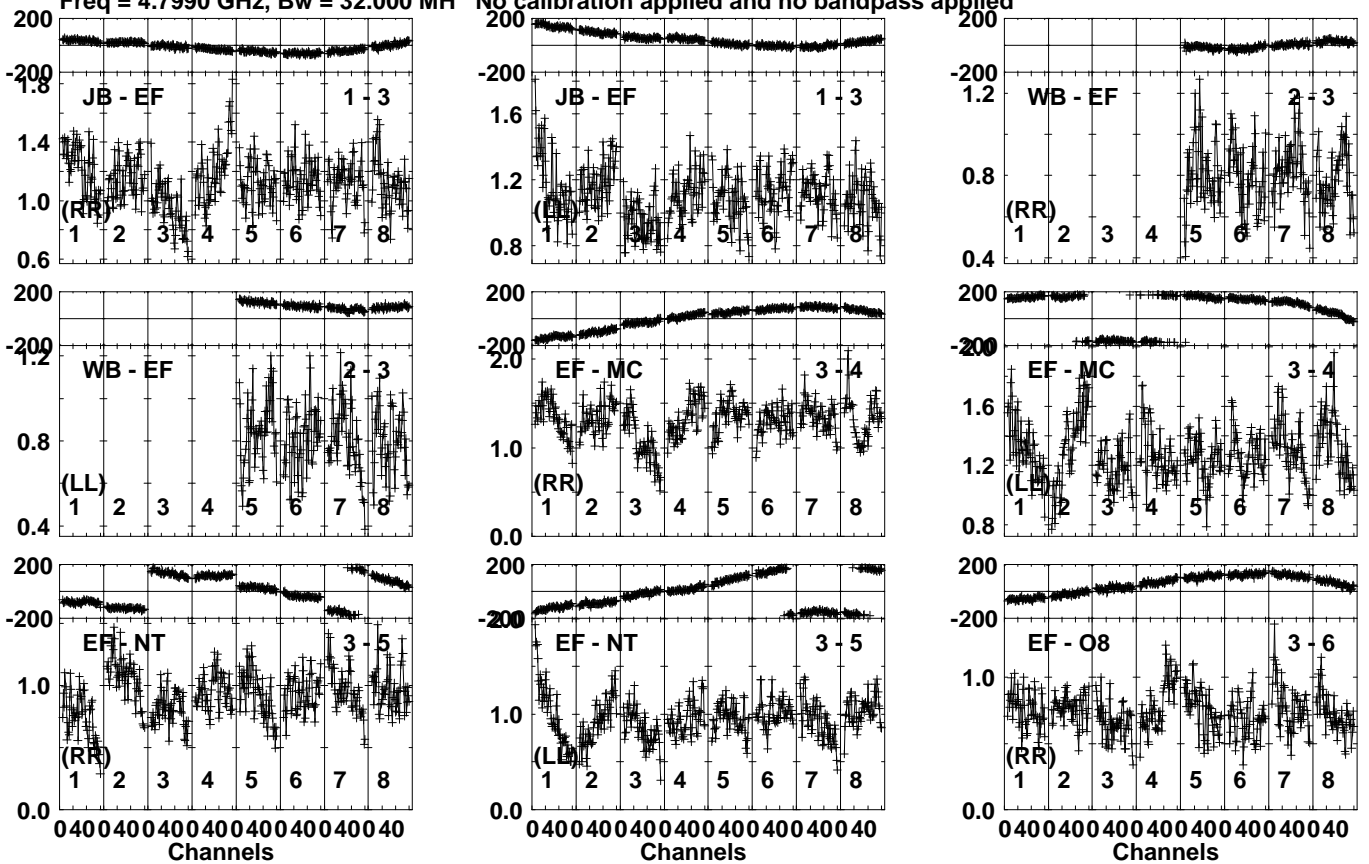
Lower frame: Milli Ampl Jy Top frame: Phas deg  
Vector averaged cross-power spectrum Several baselines displayed  
Timerange: 00/21:29:31 to 00/21:30:49

Plot file version 114 created 06-JUN-2023 11:26:57

J1342+3507 EM170A.UVDATA.1

Freq = 4.7990 GHz, Bw = 32.000 MH

No calibration applied and no bandpass applied



Lower frame: Milli Ampl Jy Top frame: Phas deg  
Vector averaged cross-power spectrum Several baselines displayed  
Timerange: 00/21:30:53 to 00/21:32:29



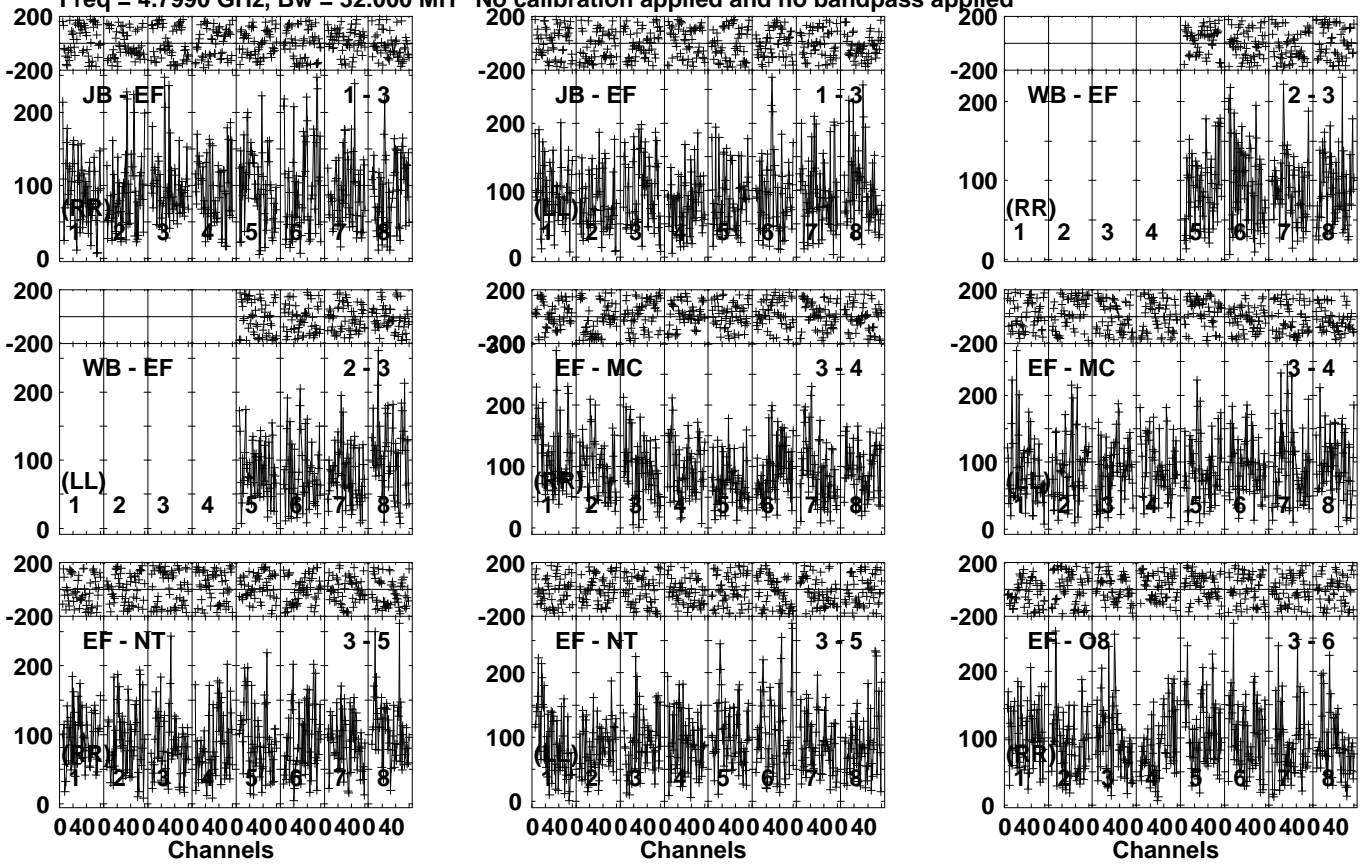


Plot file version 117 created 06-JUN-2023 11:26:58

AT2022CMC EM170A.UVDATA.1

Freq = 4.7990 GHz, Bw = 32.000 MH

No calibration applied and no bandpass applied



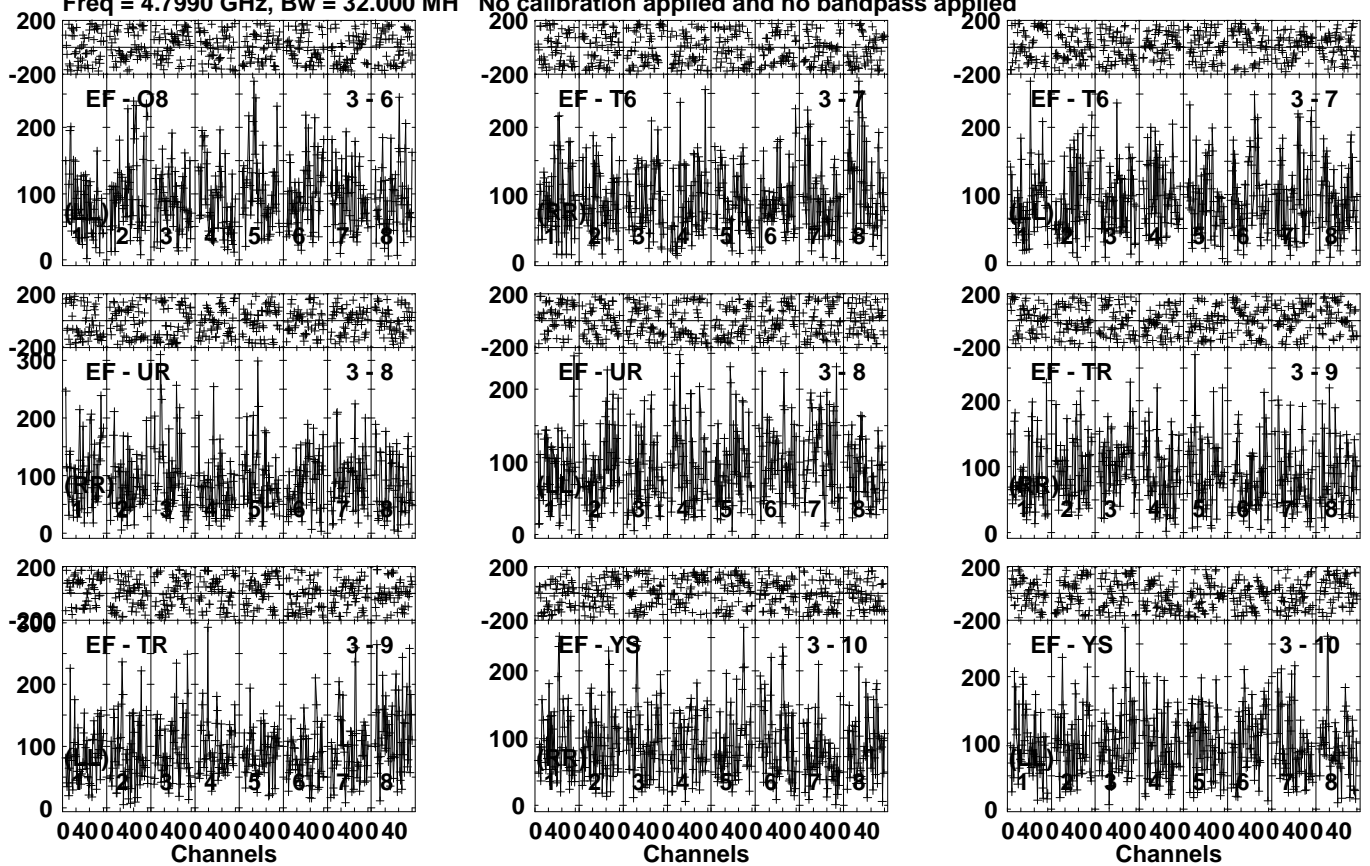
Lower frame: Micro Ampl Jy Top frame: Phas deg  
Vector averaged cross-power spectrum Several baselines displayed  
Timerange: 00/21:33:01 to 00/21:35:29

Plot file version 118 created 06-JUN-2023 11:26:58

AT2022CMC EM170A.UVDATA.1

Freq = 4.7990 GHz, Bw = 32.000 MH

No calibration applied and no bandpass applied



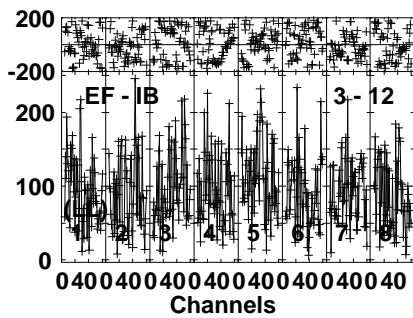
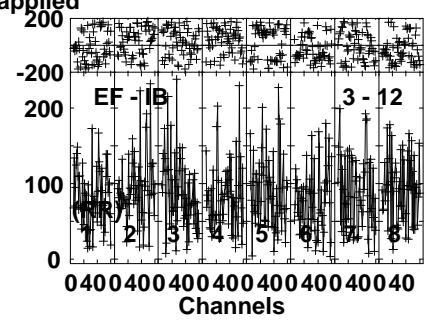
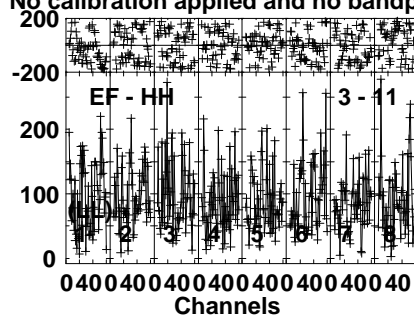
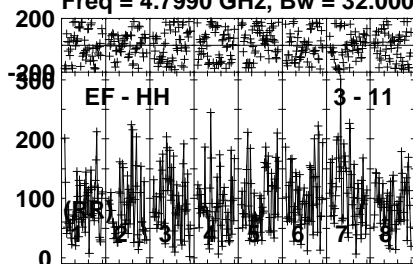
Lower frame: Micro Ampl Jy Top frame: Phas deg  
Vector averaged cross-power spectrum Several baselines displayed  
Timerange: 00/21:33:01 to 00/21:35:29

Plot file version 119 created 06-JUN-2023 11:26:58

AT2022CMC EM170A.UVDATA.1

Freq = 4.7990 GHz, Bw = 32.000 MH

No calibration applied and no bandpass applied



Lower frame: Micro Ampl Jy Top frame: Phas deg  
Vector averaged cross-power spectrum Several baselines displayed  
Timerange: 00/21:33:01 to 00/21:35:29





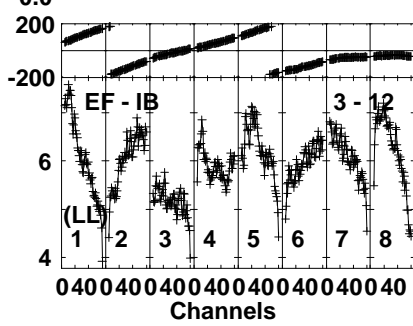
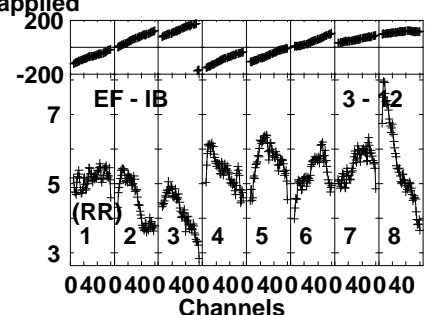
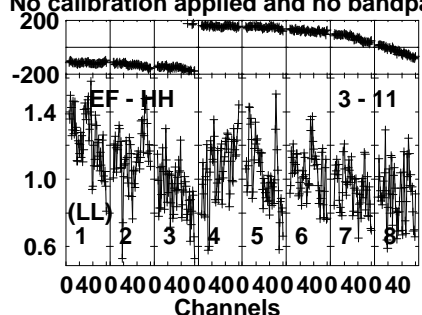
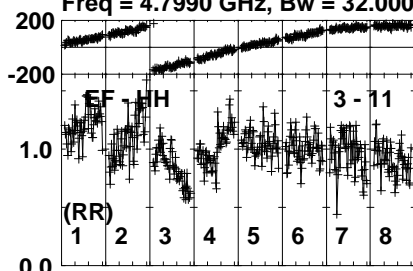


Plot file version 122 created 06-JUN-2023 11:26:58

J1329+3154 EM170A.UVDATA.1

Freq = 4.7990 GHz, Bw = 32.000 MH

No calibration applied and no bandpass applied



Lower frame: Milli Ampl Jy Top frame: Phas deg  
Vector averaged cross-power spectrum Several baselines displayed  
Timerange: 00/21:35:31 to 00/21:36:49



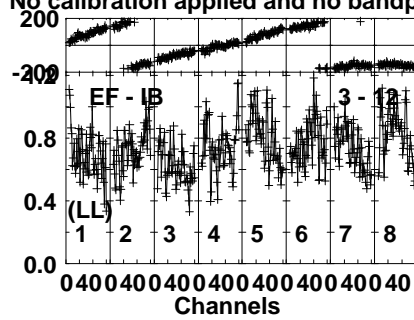
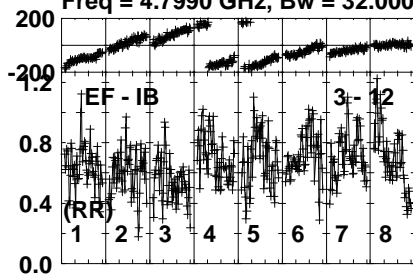


Plot file version 125 created 06-JUN-2023 11:26:58

J1342+3507 EM170A.UVDATA.1

Freq = 4.7990 GHz, Bw = 32.000 MH

No calibration applied and no bandpass applied



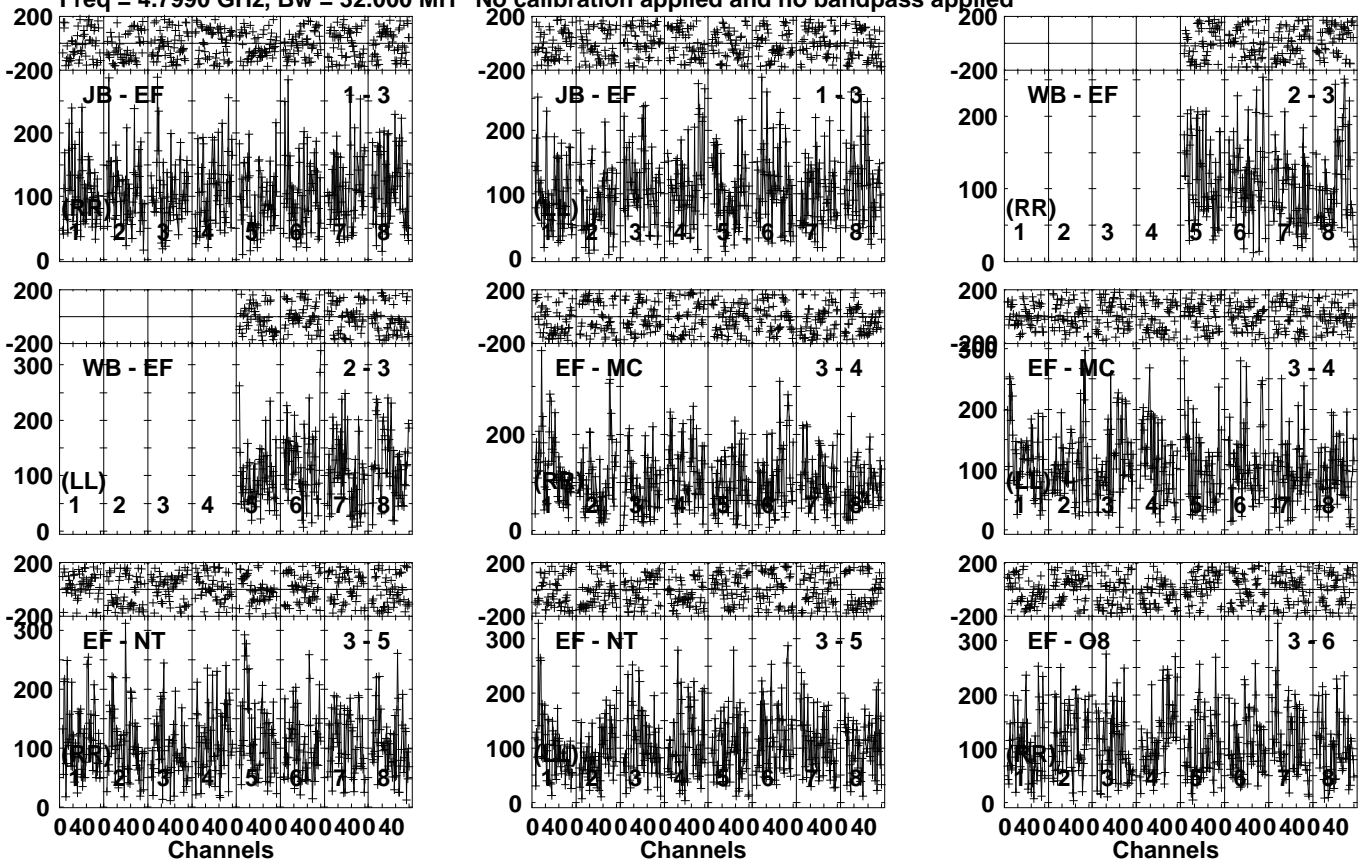
Lower frame: Milli Ampl Jy Top frame: Phas deg  
Vector averaged cross-power spectrum Several baselines displayed  
Timerange: 00/21:36:51 to 00/21:38:29

Plot file version 126 created 06-JUN-2023 11:26:58

AT2022CMC EM170A.UVDATA.1

Freq = 4.7990 GHz, Bw = 32.000 MH

No calibration applied and no bandpass applied

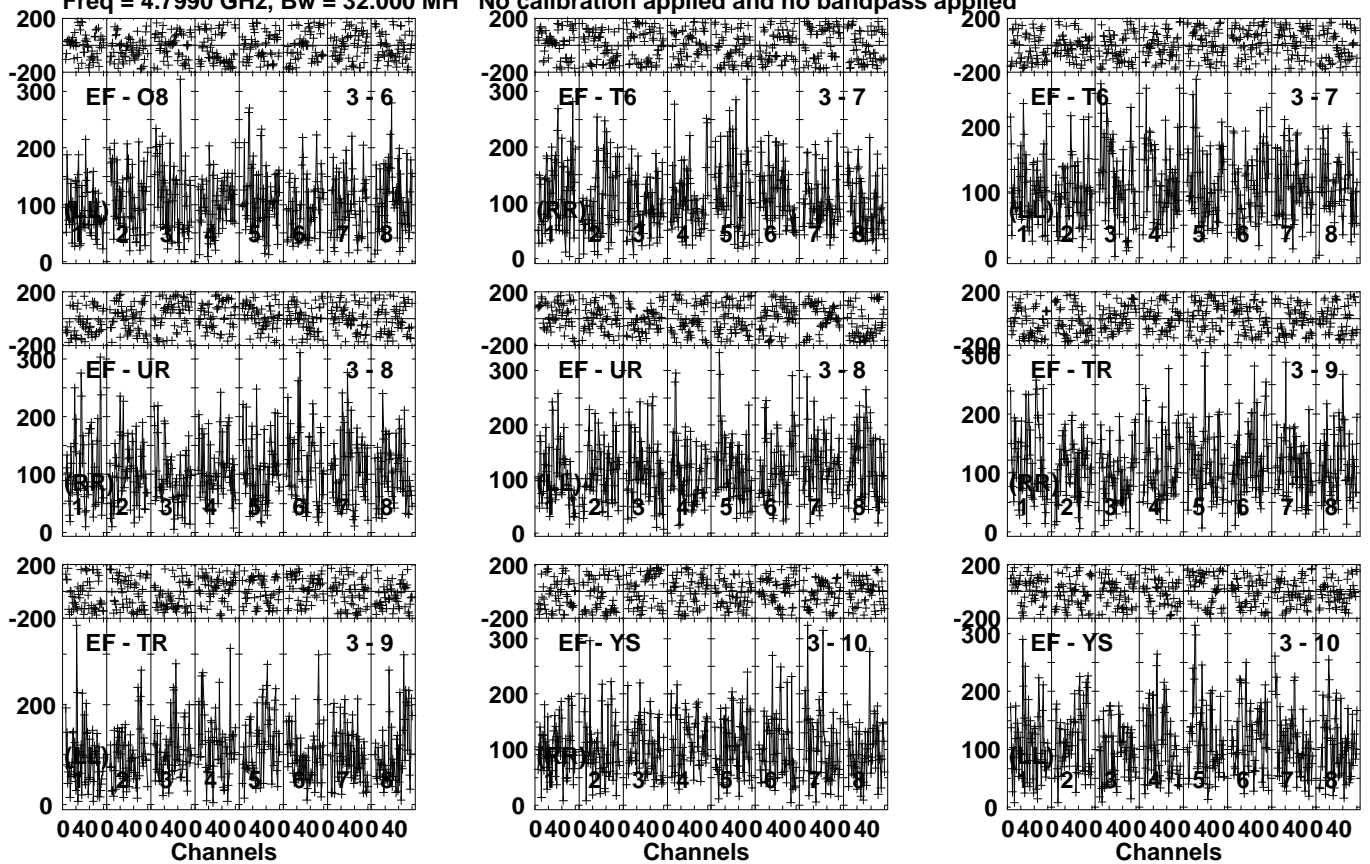


Lower frame: Micro Ampl Jy Top frame: Phas deg  
Vector averaged cross-power spectrum Several baselines displayed  
Timerange: 00/21:38:31 to 00/21:40:59

Plot file version 127 created 06-JUN-2023 11:26:59

AT2022CMC EM170A.UVDATA.1

Freq = 4.7990 GHz, Bw = 32.000 MH No calibration applied and no bandpass applied



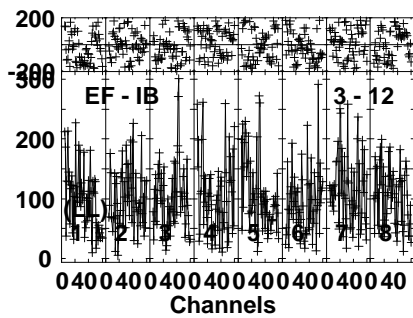
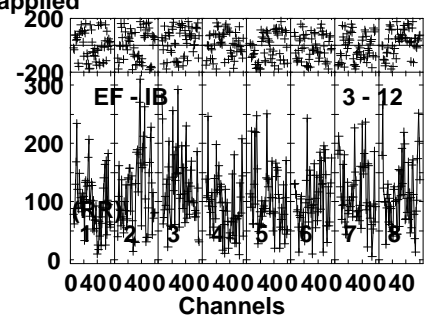
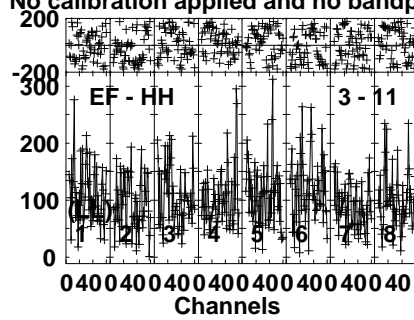
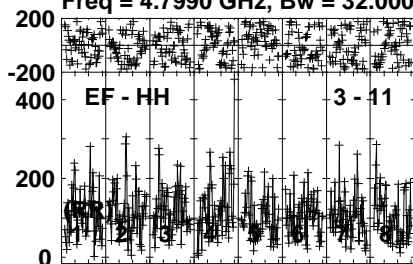
Lower frame: Micro Ampl Jy Top frame: Phas deg  
Vector averaged cross-power spectrum Several baselines displayed  
Timerange: 00/21:38:31 to 00/21:40:59

Plot file version 128 created 06-JUN-2023 11:26:59

AT2022CMC EM170A.UVDATA.1

Freq = 4.7990 GHz, Bw = 32.000 MH

No calibration applied and no bandpass applied



Lower frame: Micro Ampl Jy Top frame: Phas deg  
Vector averaged cross-power spectrum Several baselines displayed  
Timerange: 00/21:38:31 to 00/21:40:59

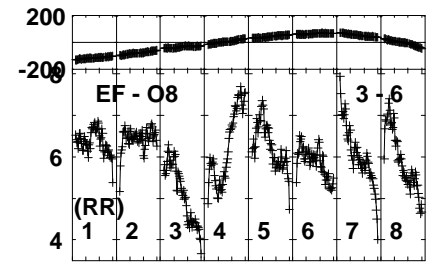
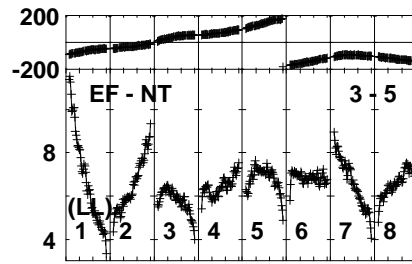
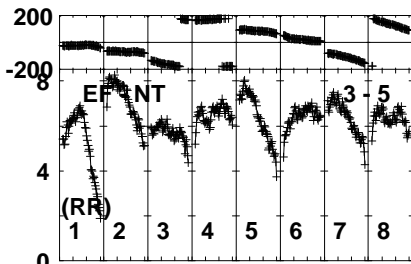
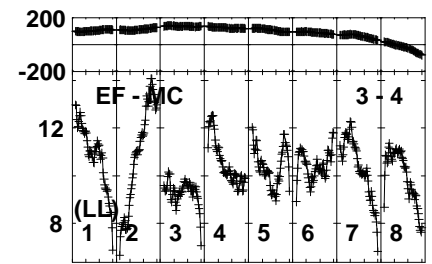
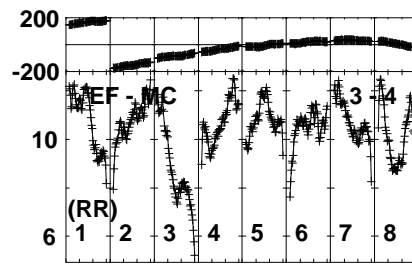
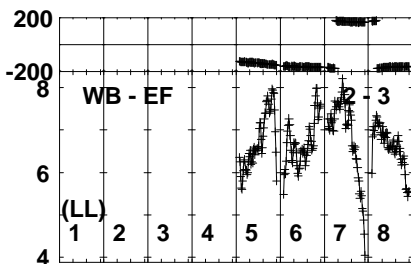
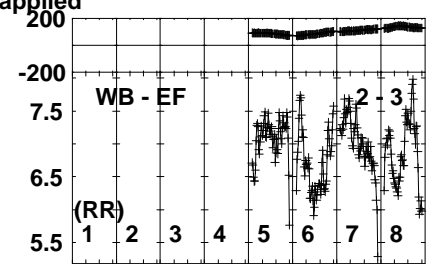
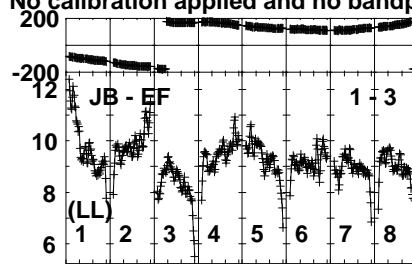
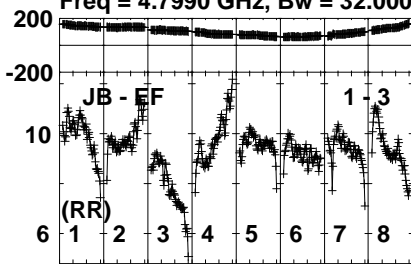


Plot file version 129 created 06-JUN-2023 11:26:59

J1329+3154 EM170A.UVDATA.1

Freq = 4.7990 GHz, Bw = 32.000 MH

No calibration applied and no bandpass applied



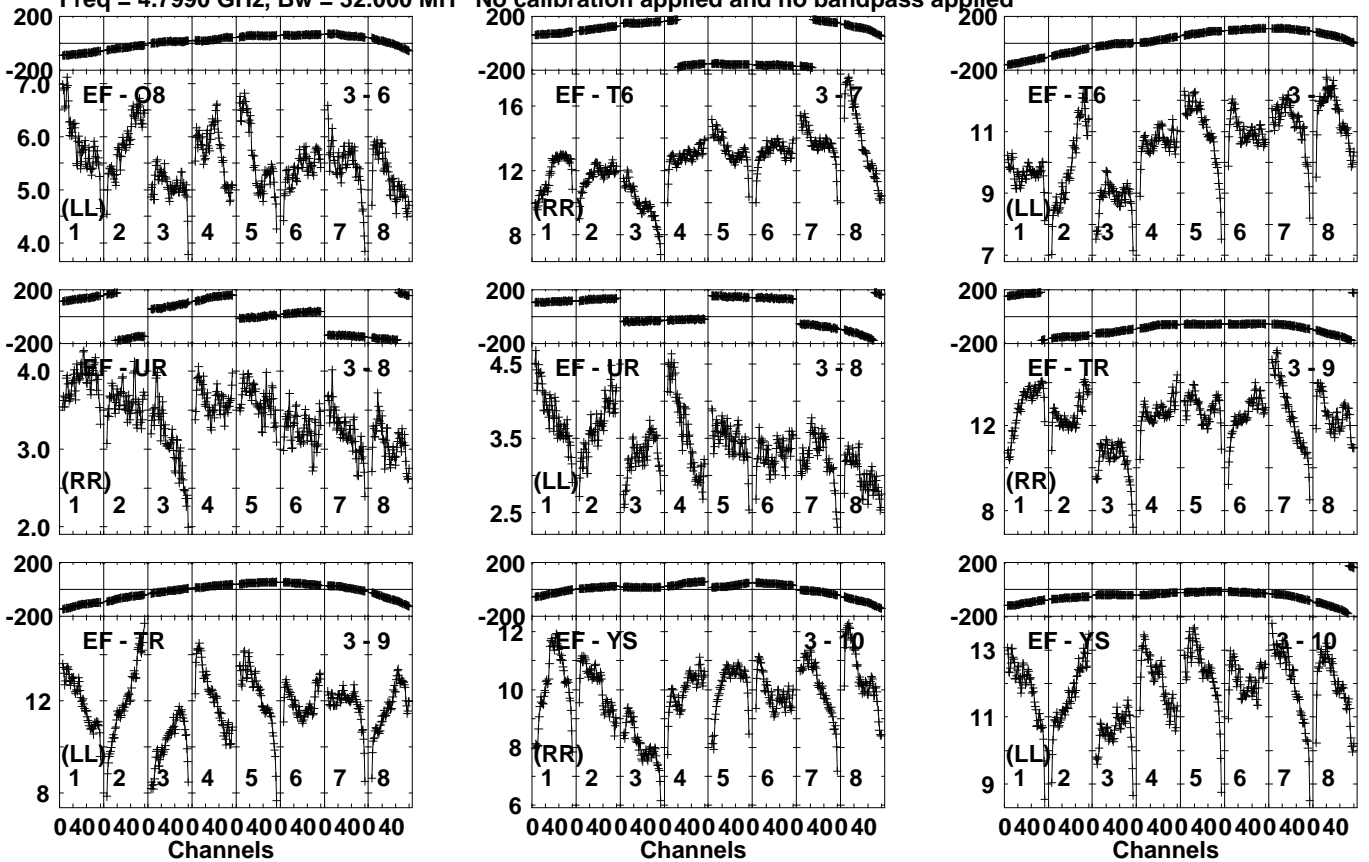
Lower frame: Milli Ampl Jy Top frame: Phas deg  
Vector averaged cross-power spectrum Several baselines displayed  
Timerange: 00/21:41:01 to 00/21:42:19

Plot file version 130 created 06-JUN-2023 11:26:59

J1329+3154 EM170A.UVDATA.1

Freq = 4.7990 GHz, Bw = 32.000 MH

No calibration applied and no bandpass applied



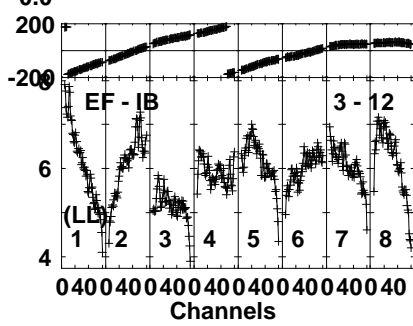
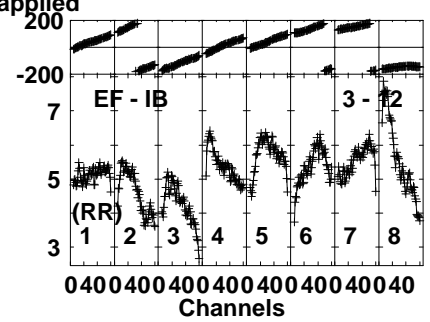
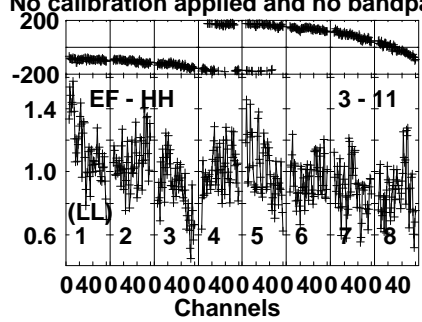
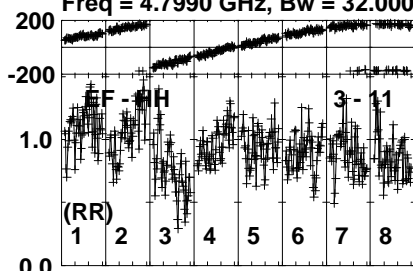
Lower frame: Milli Ampl Jy Top frame: Phas deg  
Vector averaged cross-power spectrum Several baselines displayed  
Timerange: 00/21:41:01 to 00/21:42:19

Plot file version 131 created 06-JUN-2023 11:26:59

J1329+3154 EM170A.UVDATA.1

Freq = 4.7990 GHz, Bw = 32.000 MH

No calibration applied and no bandpass applied



Lower frame: Milli Ampl Jy Top frame: Phas deg  
Vector averaged cross-power spectrum Several baselines displayed  
Timerange: 00/21:41:01 to 00/21:42:19

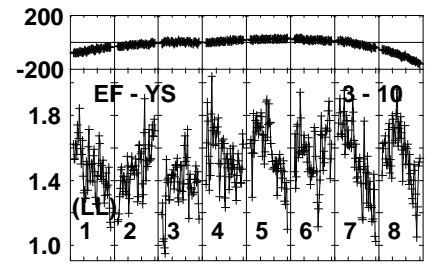
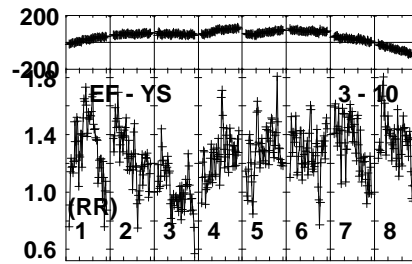
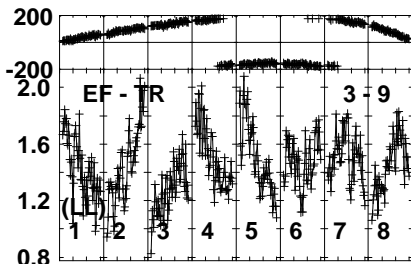
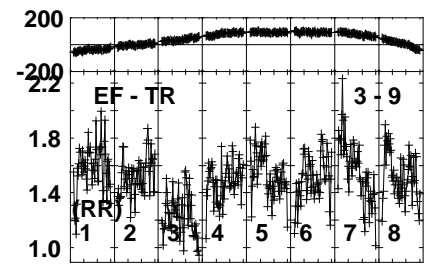
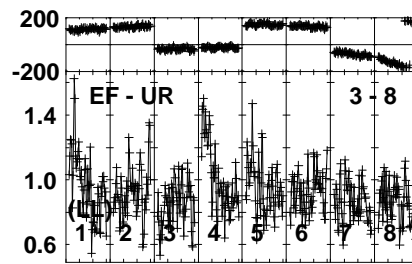
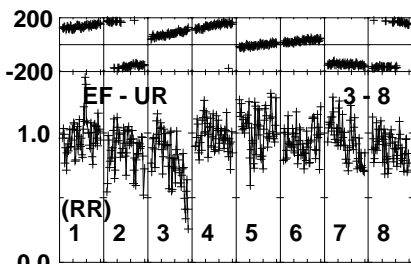
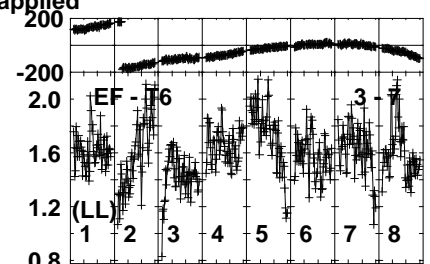
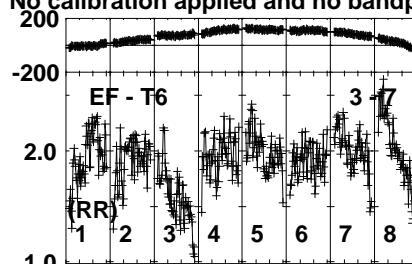
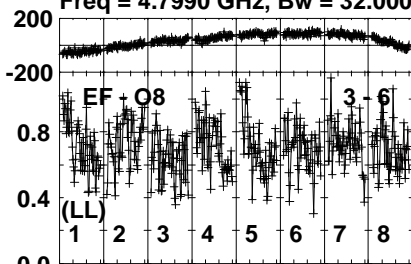


Plot file version 133 created 06-JUN-2023 11:26:59

J1342+3507 EM170A.UVDATA.1

Freq = 4.7990 GHz, Bw = 32.000 MH

No calibration applied and no bandpass applied



040040040040040040040040040040  
Channels

040040040040040040040040040040  
Channels

040040040040040040040040040040  
Channels

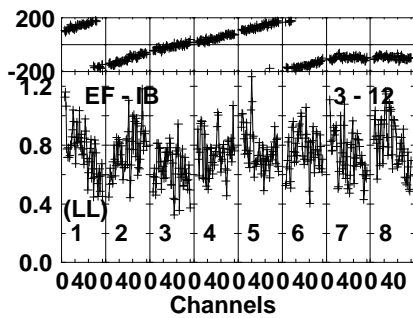
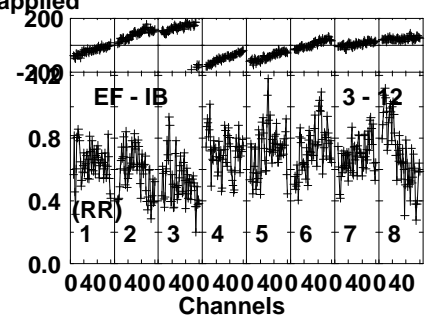
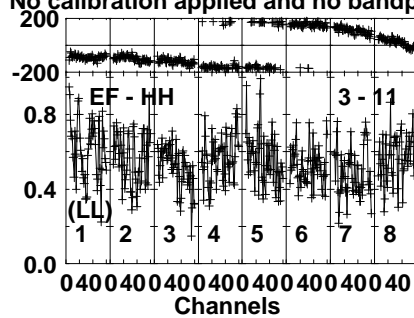
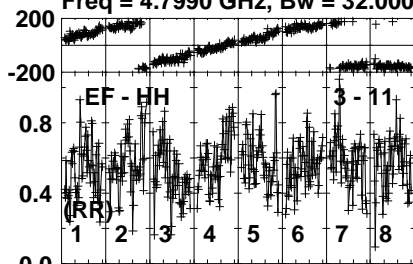
Lower frame: Milli Ampl Jy Top frame: Phas deg  
Vector averaged cross-power spectrum Several baselines displayed  
Timerange: 00/21:42:21 to 00/21:43:59

Plot file version 134 created 06-JUN-2023 11:26:59

J1342+3507 EM170A.UVDATA.1

Freq = 4.7990 GHz, Bw = 32.000 MH

No calibration applied and no bandpass applied



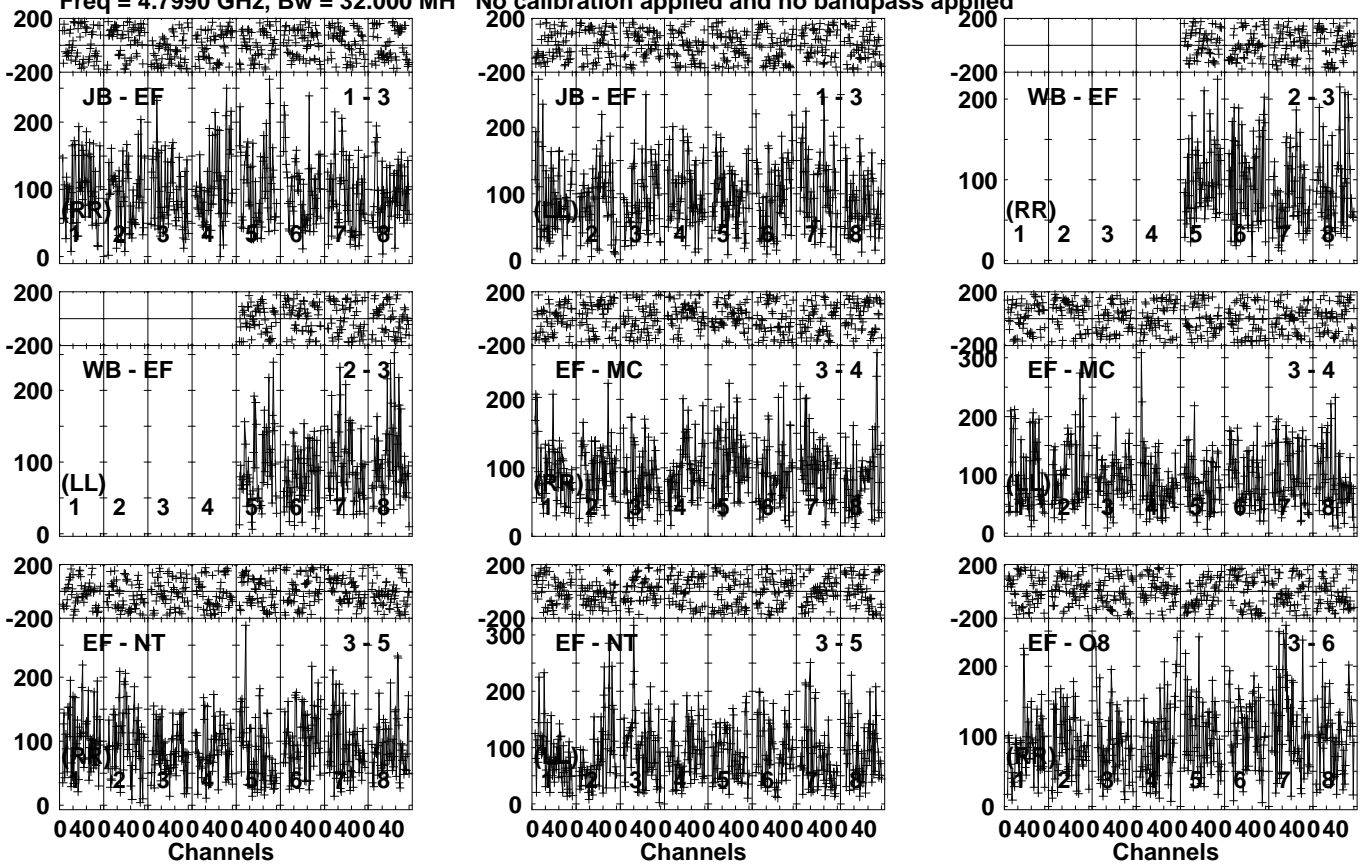
Lower frame: Milli Ampl Jy Top frame: Phas deg  
Vector averaged cross-power spectrum Several baselines displayed  
Timerange: 00/21:42:21 to 00/21:43:59

Plot file version 135 created 06-JUN-2023 11:26:59

AT2022CMC EM170A.UVDATA.1

Freq = 4.7990 GHz, Bw = 32.000 MH

No calibration applied and no bandpass applied



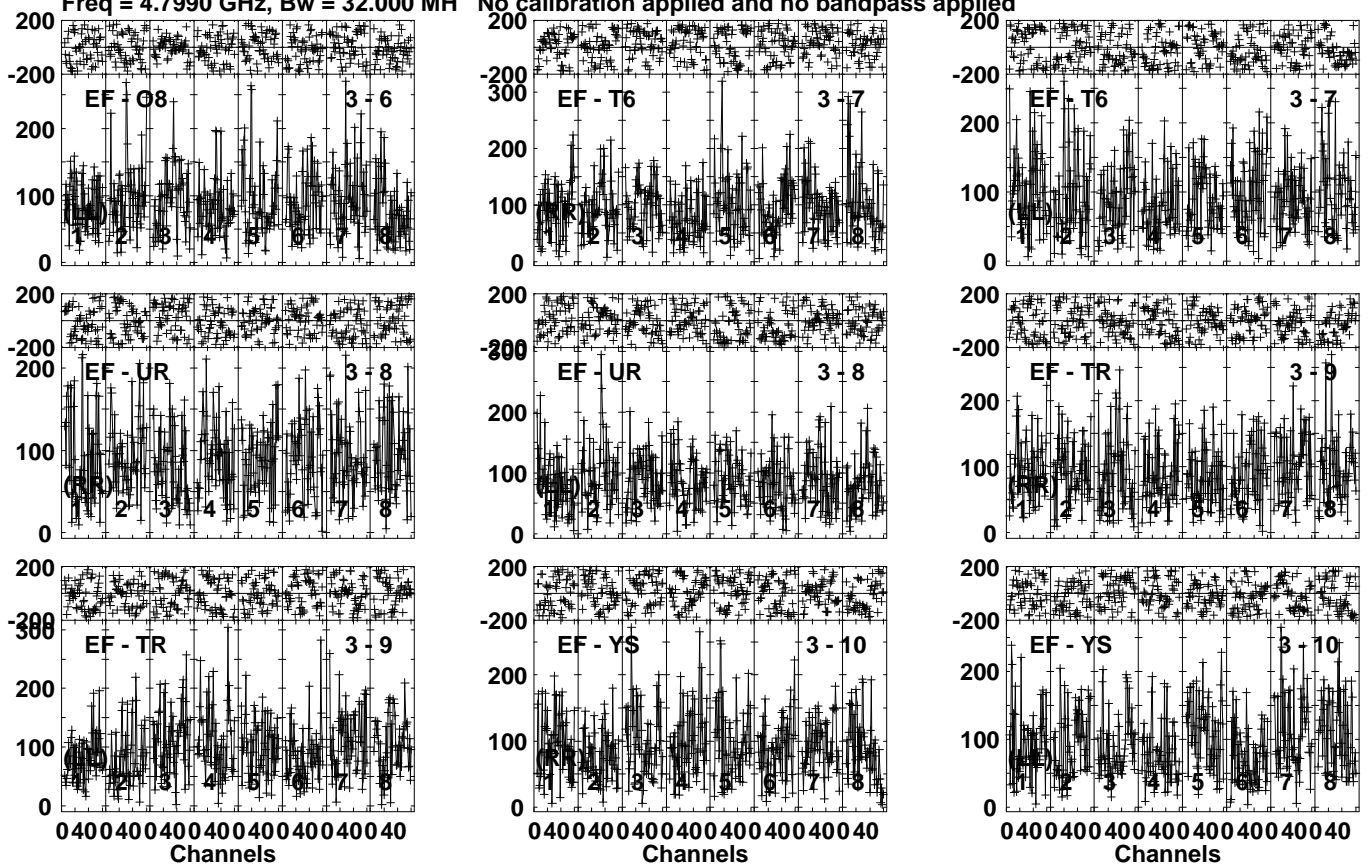
Lower frame: Micro Ampl Jy Top frame: Phas deg  
Vector averaged cross-power spectrum Several baselines displayed  
Timerange: 00/21:44:31 to 00/21:46:59

Plot file version 136 created 06-JUN-2023 11:26:59

AT2022CMC EM170A.UVDATA.1

Freq = 4.7990 GHz, Bw = 32.000 MH

No calibration applied and no bandpass applied



Lower frame: Micro Ampl Jy Top frame: Phas deg  
Vector averaged cross-power spectrum Several baselines displayed  
Timerange: 00/21:44:31 to 00/21:46:59

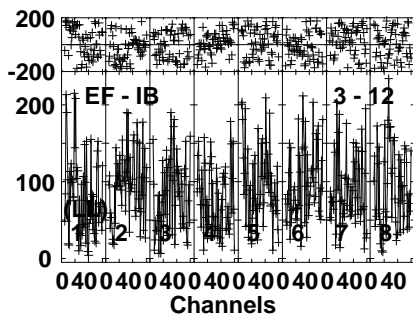
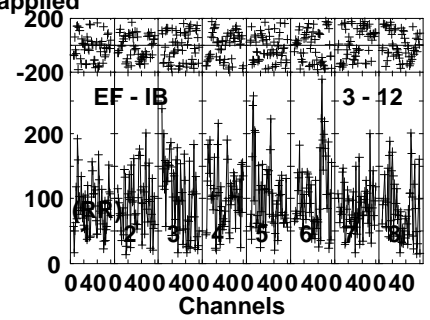
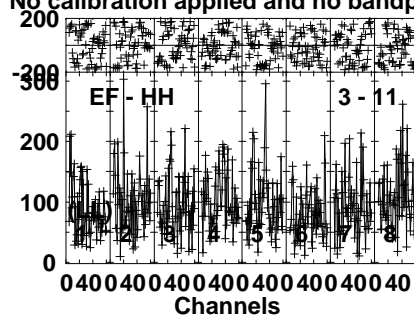
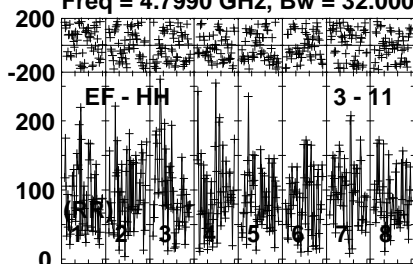


Plot file version 137 created 06-JUN-2023 11:27:00

AT2022CMC EM170A.UVDATA.1

Freq = 4.7990 GHz, Bw = 32.000 MH

No calibration applied and no bandpass applied



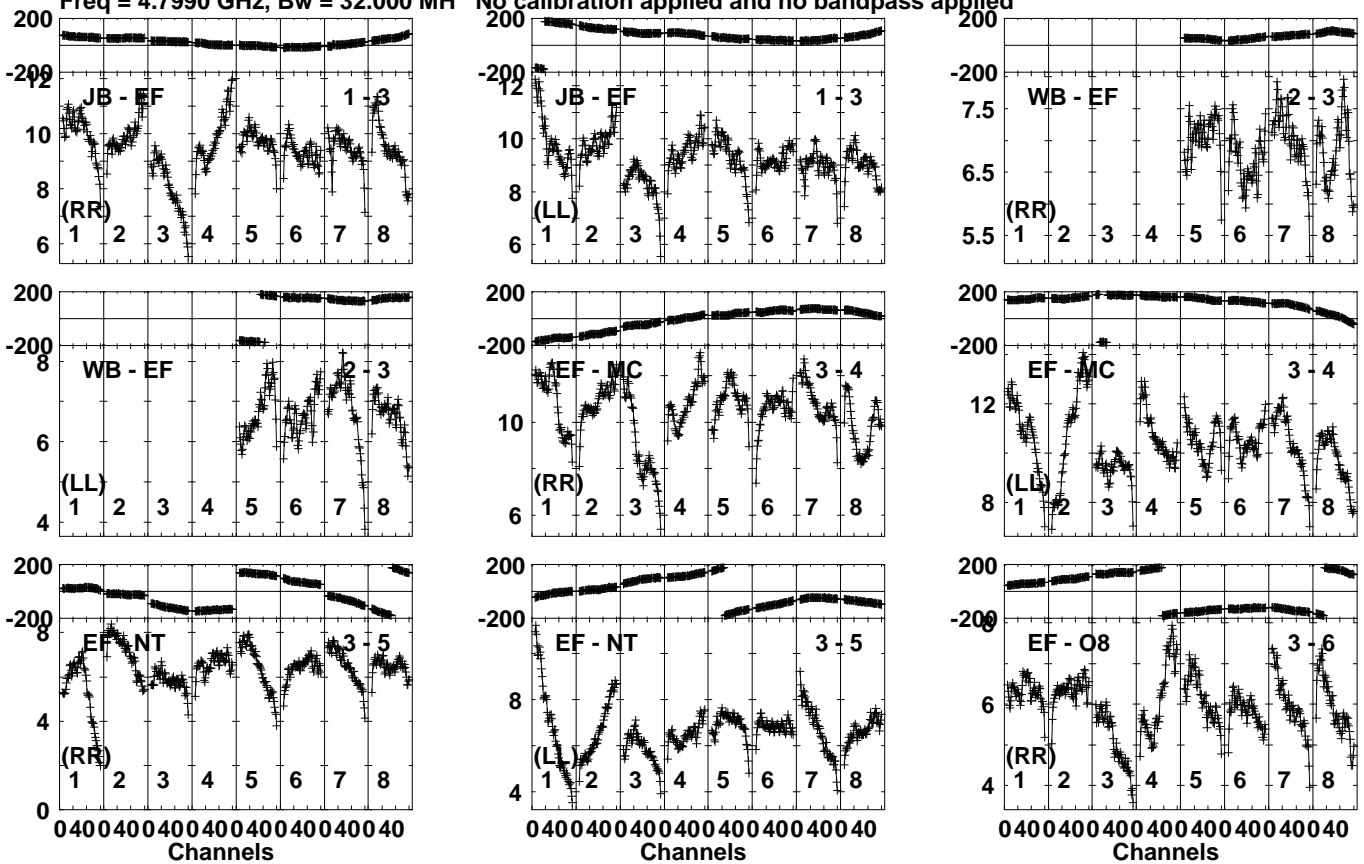
Lower frame: Micro Ampl Jy Top frame: Phas deg  
Vector averaged cross-power spectrum Several baselines displayed  
Timerange: 00/21:44:31 to 00/21:46:59

Plot file version 138 created 06-JUN-2023 11:27:00

J1329+3154 EM170A.UVDATA.1

Freq = 4.7990 GHz, Bw = 32.000 MH

No calibration applied and no bandpass applied



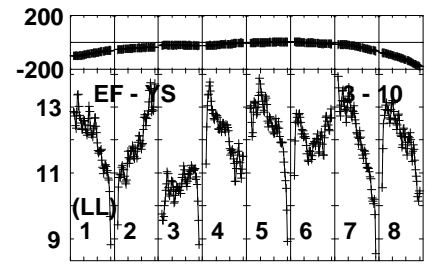
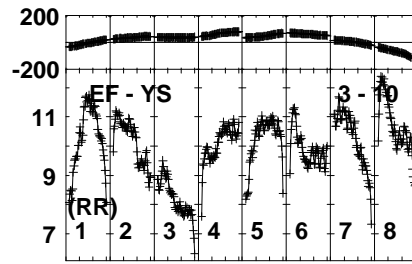
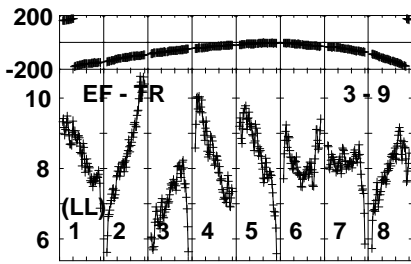
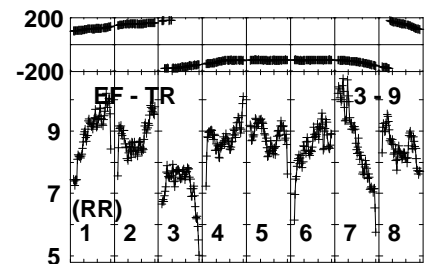
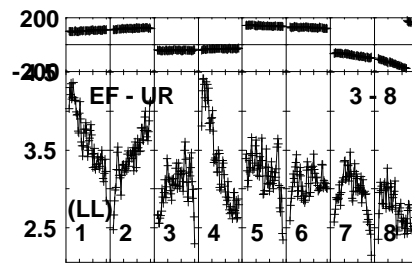
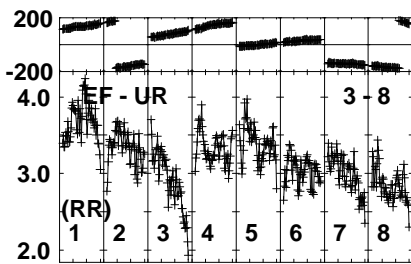
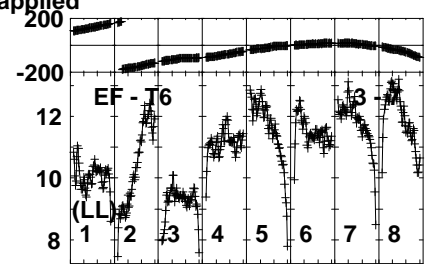
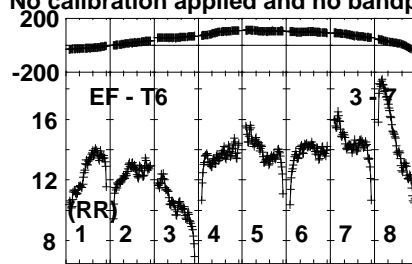
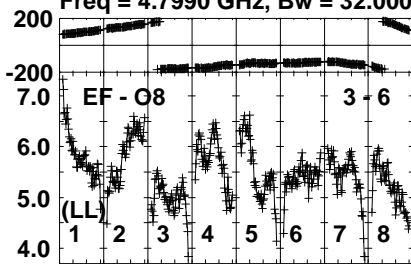
Lower frame: Milli Ampl Jy Top frame: Phas deg  
Vector averaged cross-power spectrum Several baselines displayed  
Timerange: 00/21:47:03 to 00/21:48:19

Plot file version 139 created 06-JUN-2023 11:27:00

J1329+3154 EM170A.UVDATA.1

Freq = 4.7990 GHz, Bw = 32.000 MH

No calibration applied and no bandpass applied



040040040040040040040040040040  
Channels

040040040040040040040040040040  
Channels

040040040040040040040040040040  
Channels

Lower frame: Milli Ampl Jy Top frame: Phas deg  
Vector averaged cross-power spectrum Several baselines displayed  
Timerange: 00/21:47:03 to 00/21:48:19

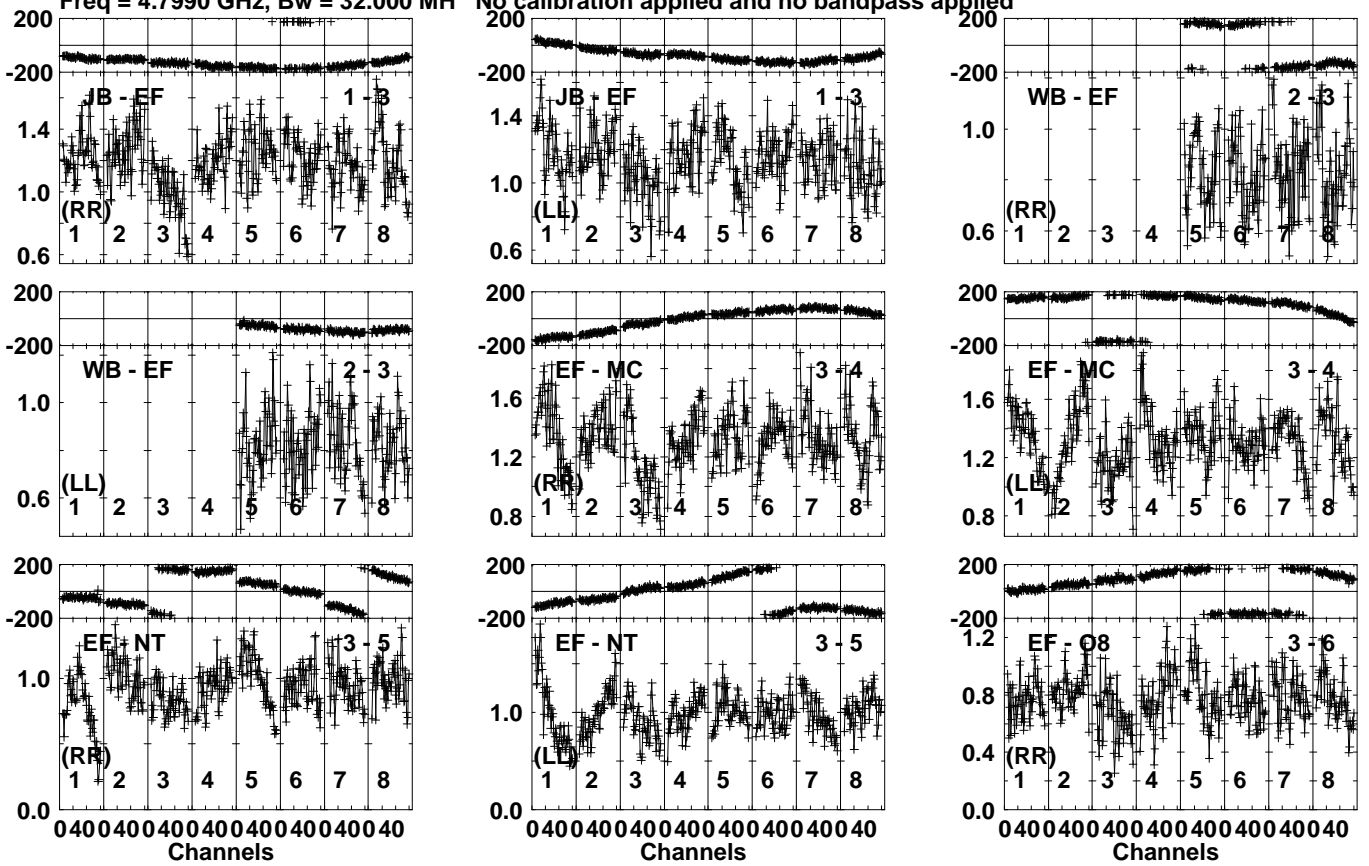


Plot file version 141 created 06-JUN-2023 11:27:00

J1342+3507 EM170A.UVDATA.1

Freq = 4.7990 GHz, Bw = 32.000 MH

No calibration applied and no bandpass applied



Lower frame: Milli Ampl Jy Top frame: Phas deg  
Vector averaged cross-power spectrum Several baselines displayed  
Timerange: 00/21:48:21 to 00/21:49:59

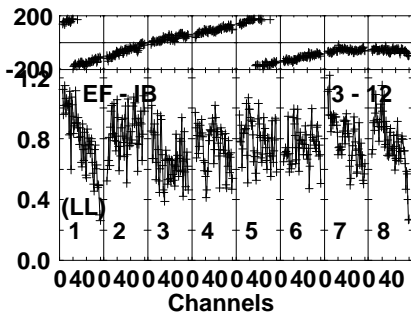
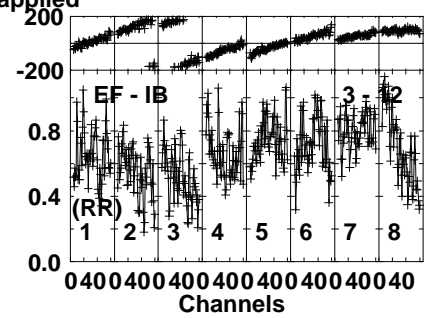
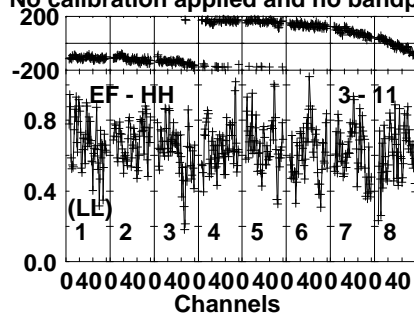
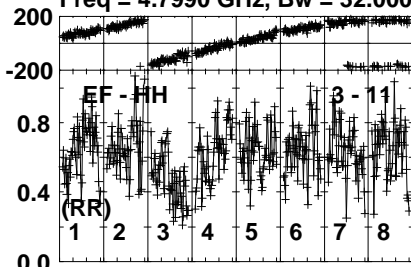


Plot file version 143 created 06-JUN-2023 11:27:00

J1342+3507 EM170A.UVDATA.1

Freq = 4.7990 GHz, Bw = 32.000 MH

No calibration applied and no bandpass applied



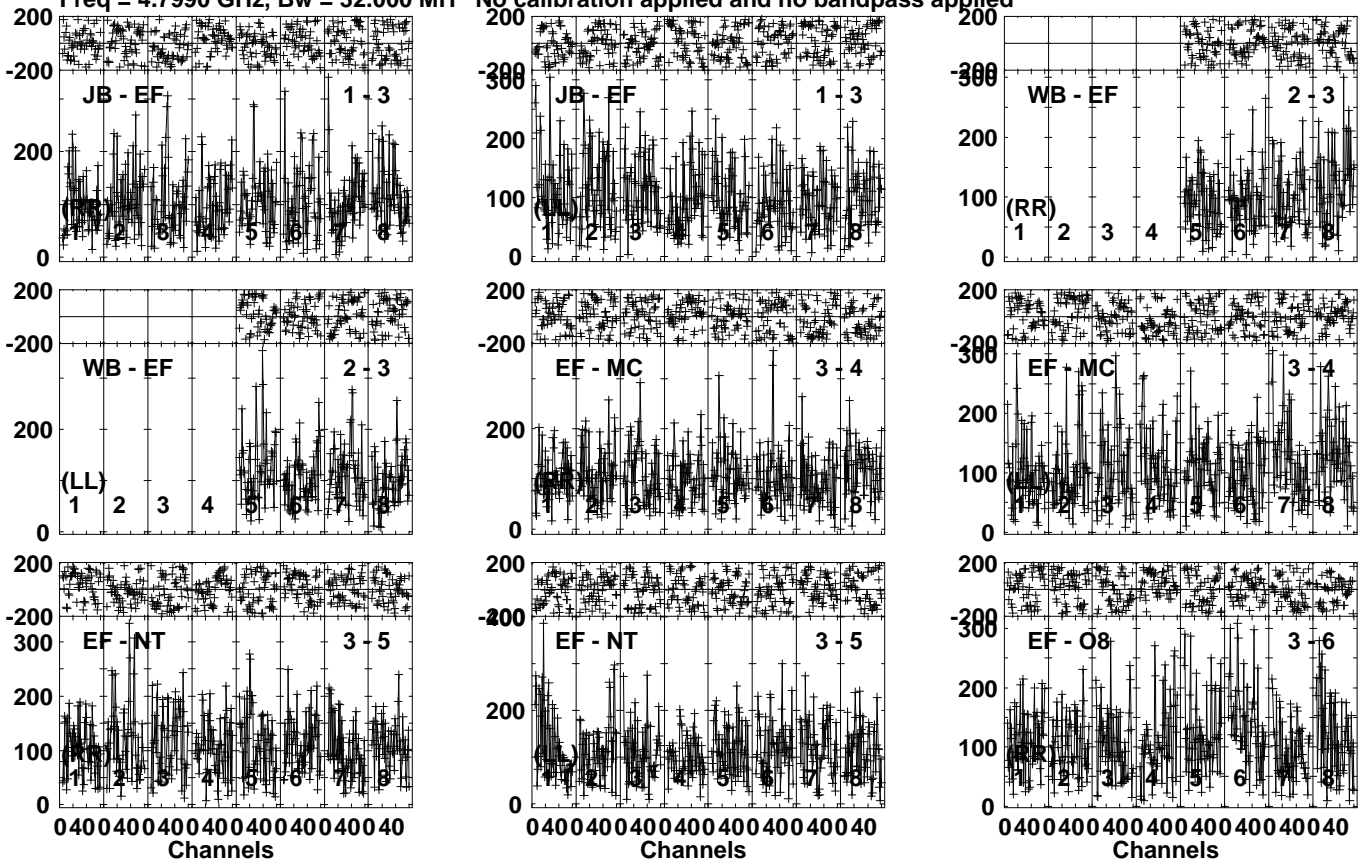
Lower frame: Milli Ampl Jy Top frame: Phas deg  
Vector averaged cross-power spectrum Several baselines displayed  
Timerange: 00/21:48:21 to 00/21:49:59

Plot file version 144 created 06-JUN-2023 11:27:00

AT2022CMC EM170A.UVDATA.1

Freq = 4.7990 GHz, Bw = 32.000 MH

No calibration applied and no bandpass applied



Lower frame: Micro Ampl Jy Top frame: Phas deg  
Vector averaged cross-power spectrum Several baselines displayed  
Timerange: 00/21:50:01 to 00/21:52:29

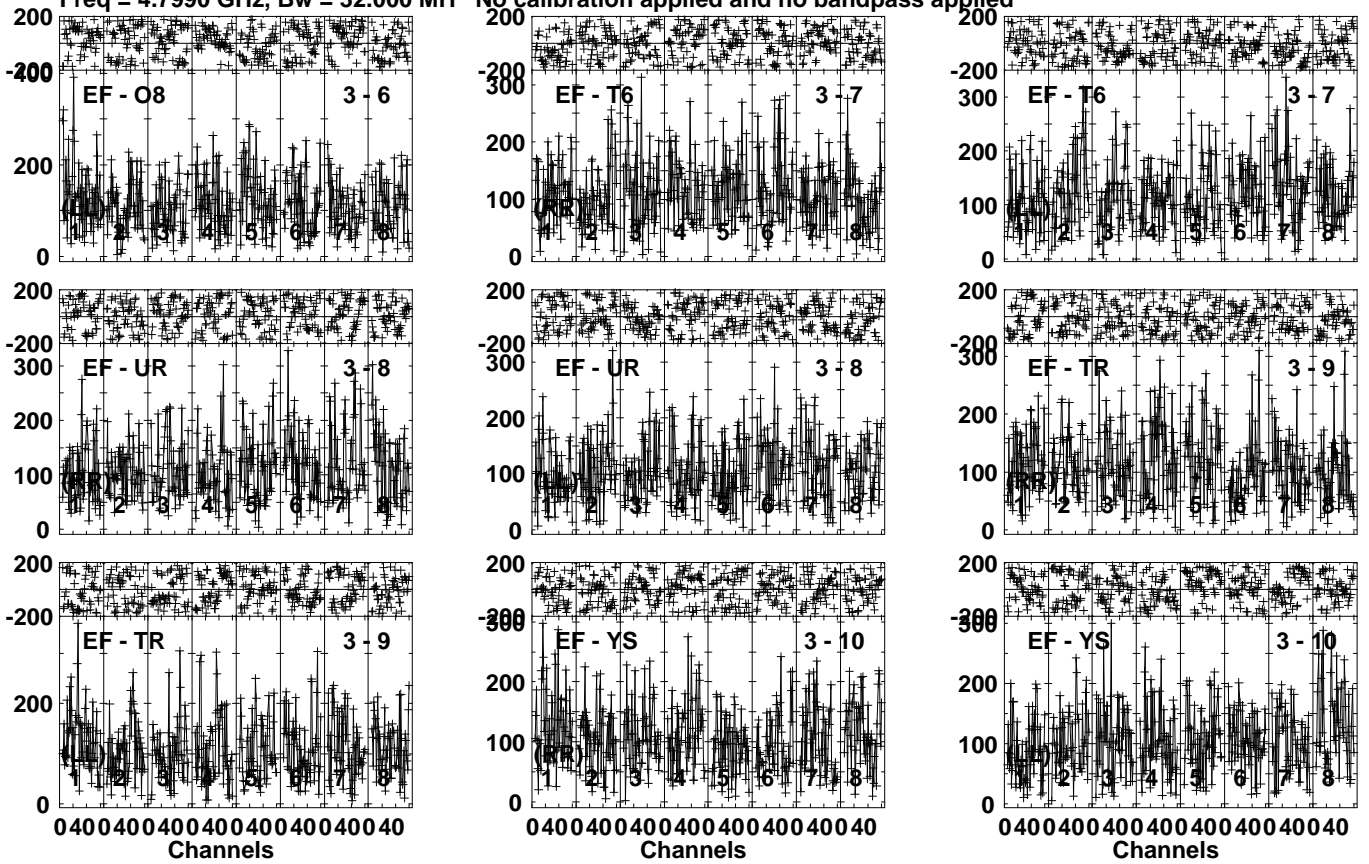


Plot file version 145 created 06-JUN-2023 11:27:00

AT2022CMC EM170A.UVDATA.1

Freq = 4.7990 GHz, Bw = 32.000 MH

No calibration applied and no bandpass applied



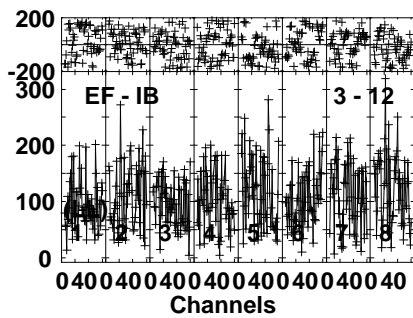
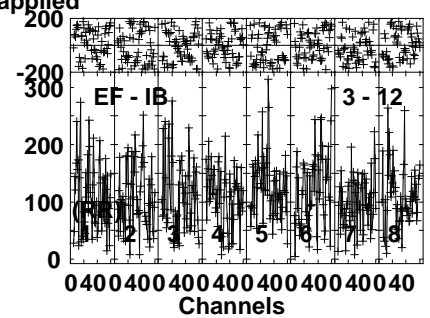
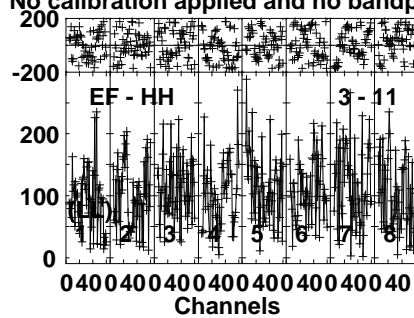
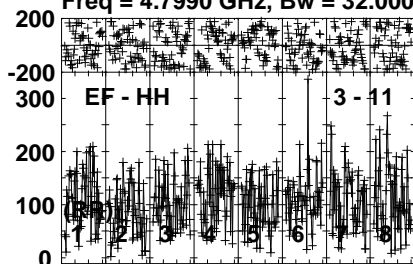
Lower frame: Micro Ampl Jy Top frame: Phas deg  
Vector averaged cross-power spectrum Several baselines displayed  
Timerange: 00/21:50:01 to 00/21:52:29

Plot file version 146 created 06-JUN-2023 11:27:00

AT2022CMC EM170A.UVDATA.1

Freq = 4.7990 GHz, Bw = 32.000 MH

No calibration applied and no bandpass applied



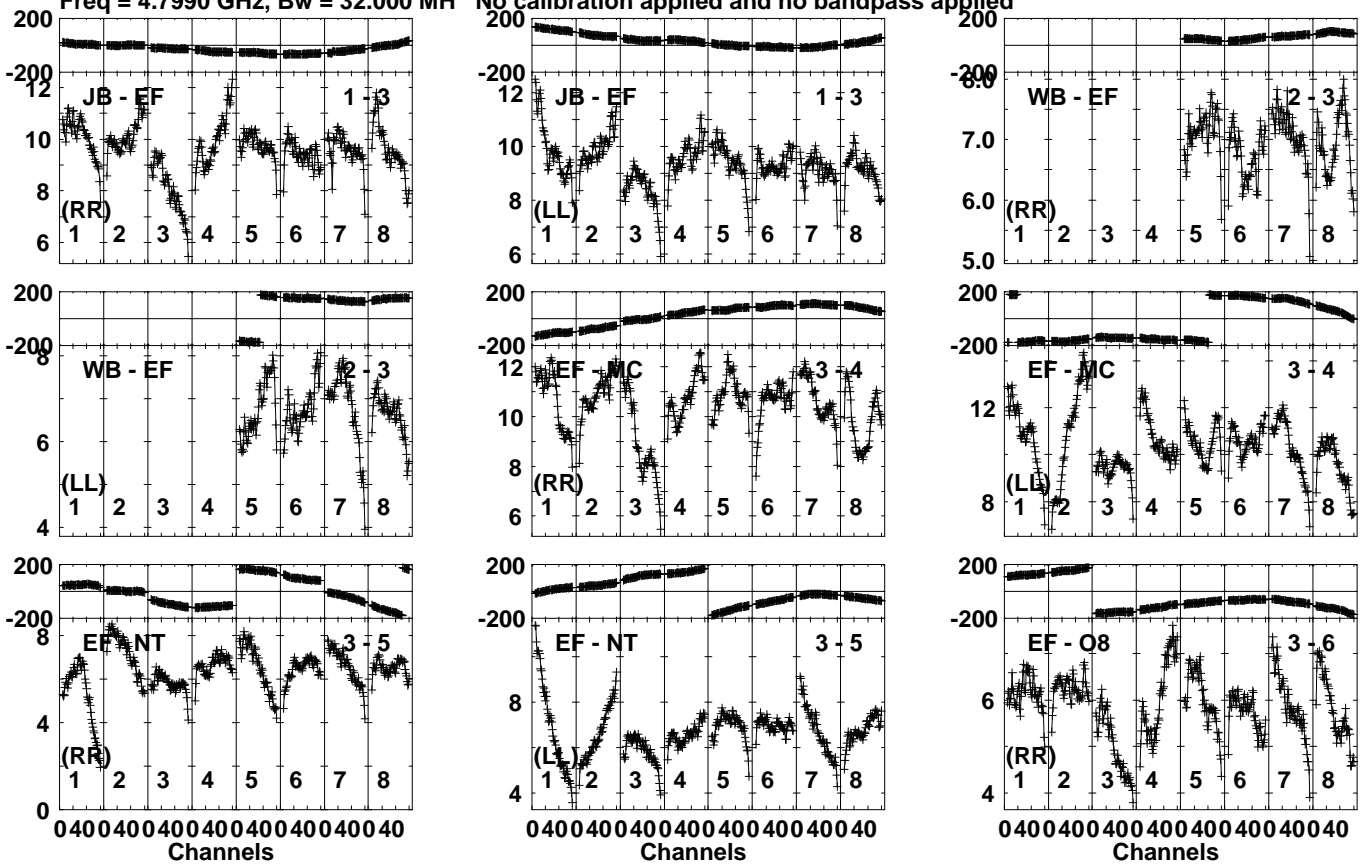
Lower frame: Micro Ampl Jy Top frame: Phas deg  
Vector averaged cross-power spectrum Several baselines displayed  
Timerange: 00/21:50:01 to 00/21:52:29

Plot file version 147 created 06-JUN-2023 11:27:00

J1329+3154 EM170A.UVDATA.1

Freq = 4.7990 GHz, Bw = 32.000 MH

No calibration applied and no bandpass applied

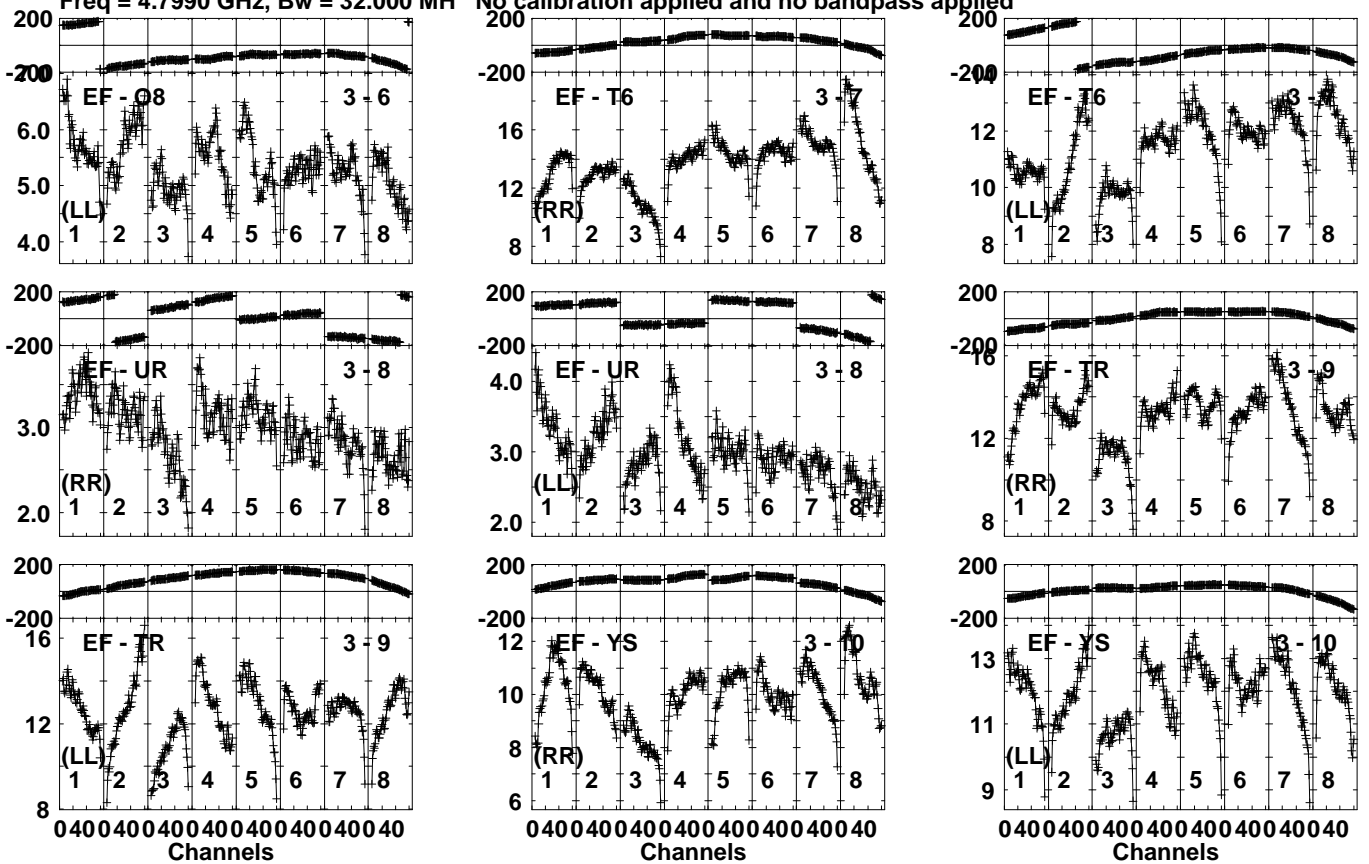


Lower frame: Milli Ampl Jy Top frame: Phas deg  
Vector averaged cross-power spectrum Several baselines displayed  
Timerange: 00/21:52:31 to 00/21:53:49

Plot file version 148 created 06-JUN-2023 11:27:01

J1329+3154 EM170A.UVDATA.1

Freq = 4.7990 GHz, Bw = 32.000 MH No calibration applied and no bandpass applied



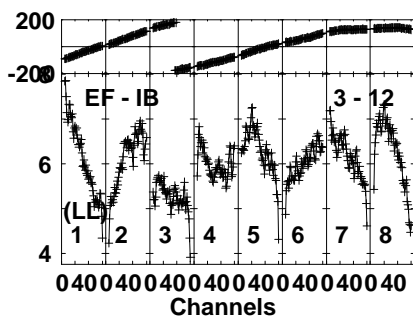
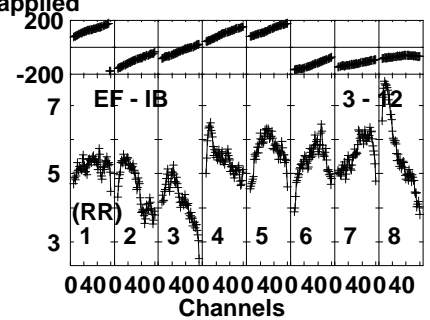
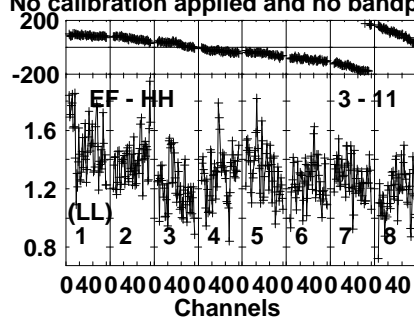
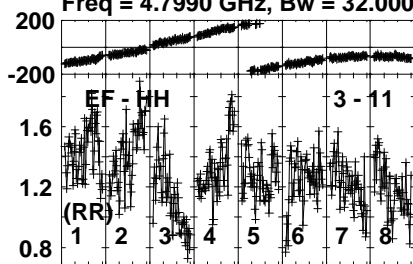
Lower frame: Milli Ampl Jy Top frame: Phas deg  
Vector averaged cross-power spectrum Several baselines displayed  
Timerange: 00/21:52:31 to 00/21:53:49

Plot file version 149 created 06-JUN-2023 11:27:01

J1329+3154 EM170A.UVDATA.1

Freq = 4.7990 GHz, Bw = 32.000 MH

No calibration applied and no bandpass applied



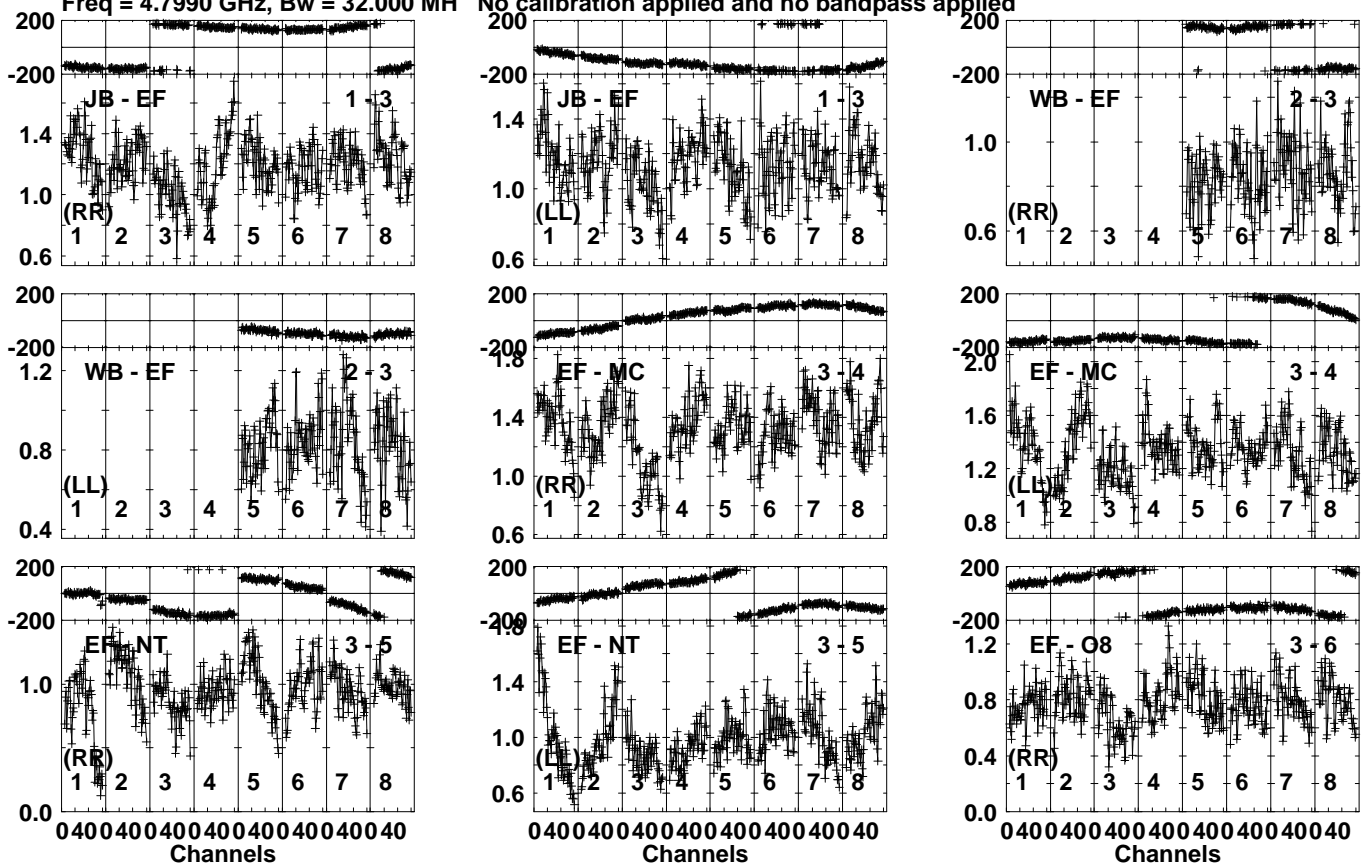
Lower frame: Milli Ampl Jy Top frame: Phas deg  
Vector averaged cross-power spectrum Several baselines displayed  
Timerange: 00/21:52:31 to 00/21:53:49

Plot file version 150 created 06-JUN-2023 11:27:01

J1342+3507 EM170A.UVDATA.1

Freq = 4.7990 GHz, Bw = 32.000 MH

No calibration applied and no bandpass applied



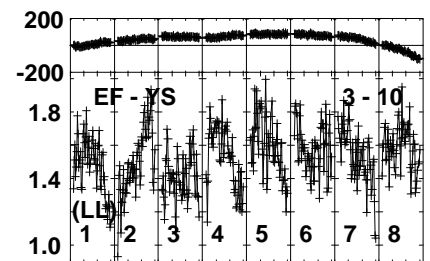
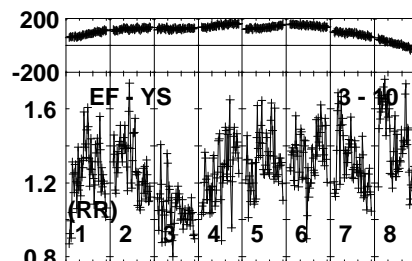
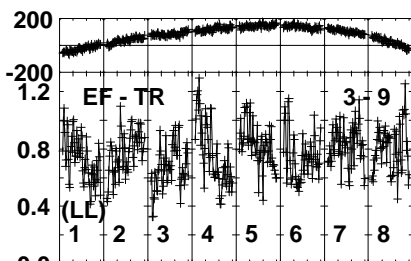
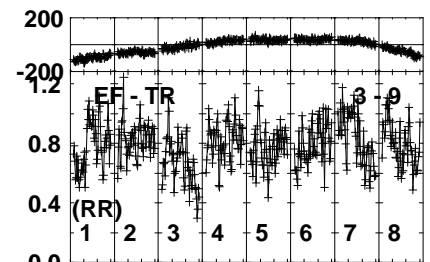
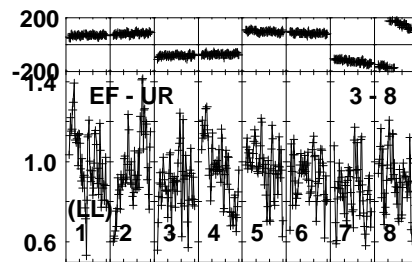
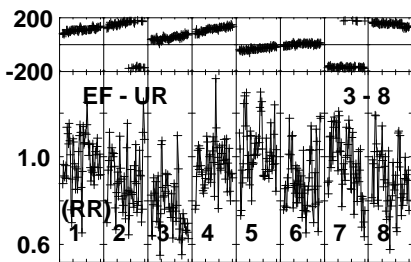
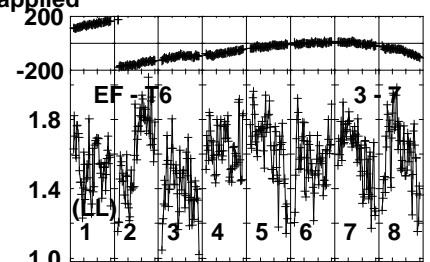
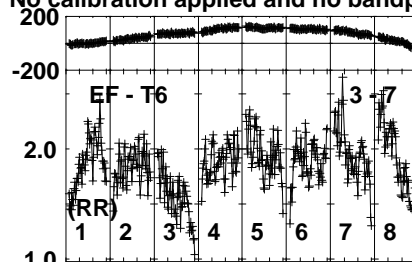
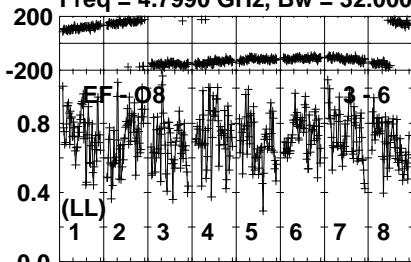
Lower frame: Milli Ampl Jy Top frame: Phas deg  
Vector averaged cross-power spectrum Several baselines displayed  
Timerange: 00/21:53:53 to 00/21:55:29

Plot file version 151 created 06-JUN-2023 11:27:01

J1342+3507 EM170A.UVDATA.1

Freq = 4.7990 GHz, Bw = 32.000 MH

No calibration applied and no bandpass applied



040040040040040040040040040040  
Channels

040040040040040040040040040040  
Channels

040040040040040040040040040040  
Channels

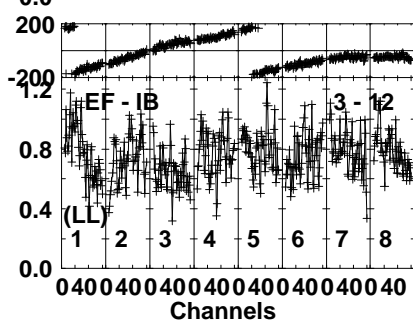
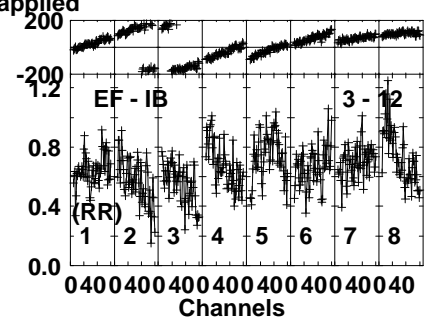
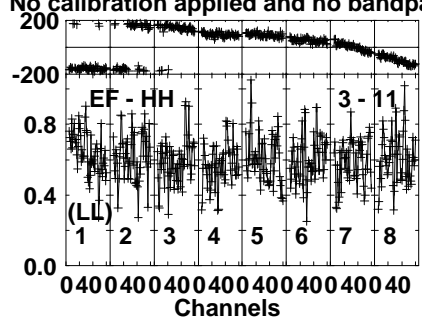
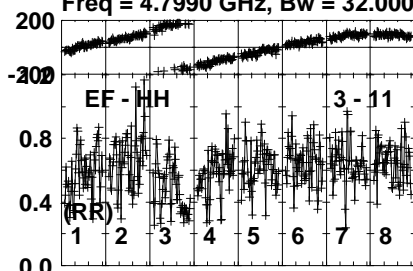
Lower frame: Milli Ampl Jy Top frame: Phas deg  
Vector averaged cross-power spectrum Several baselines displayed  
Timerange: 00/21:53:53 to 00/21:55:29

Plot file version 152 created 06-JUN-2023 11:27:01

J1342+3507 EM170A.UVDATA.1

Freq = 4.7990 GHz, Bw = 32.000 MH

No calibration applied and no bandpass applied



Lower frame: Milli Ampl Jy Top frame: Phas deg  
Vector averaged cross-power spectrum Several baselines displayed  
Timerange: 00/21:53:53 to 00/21:55:29

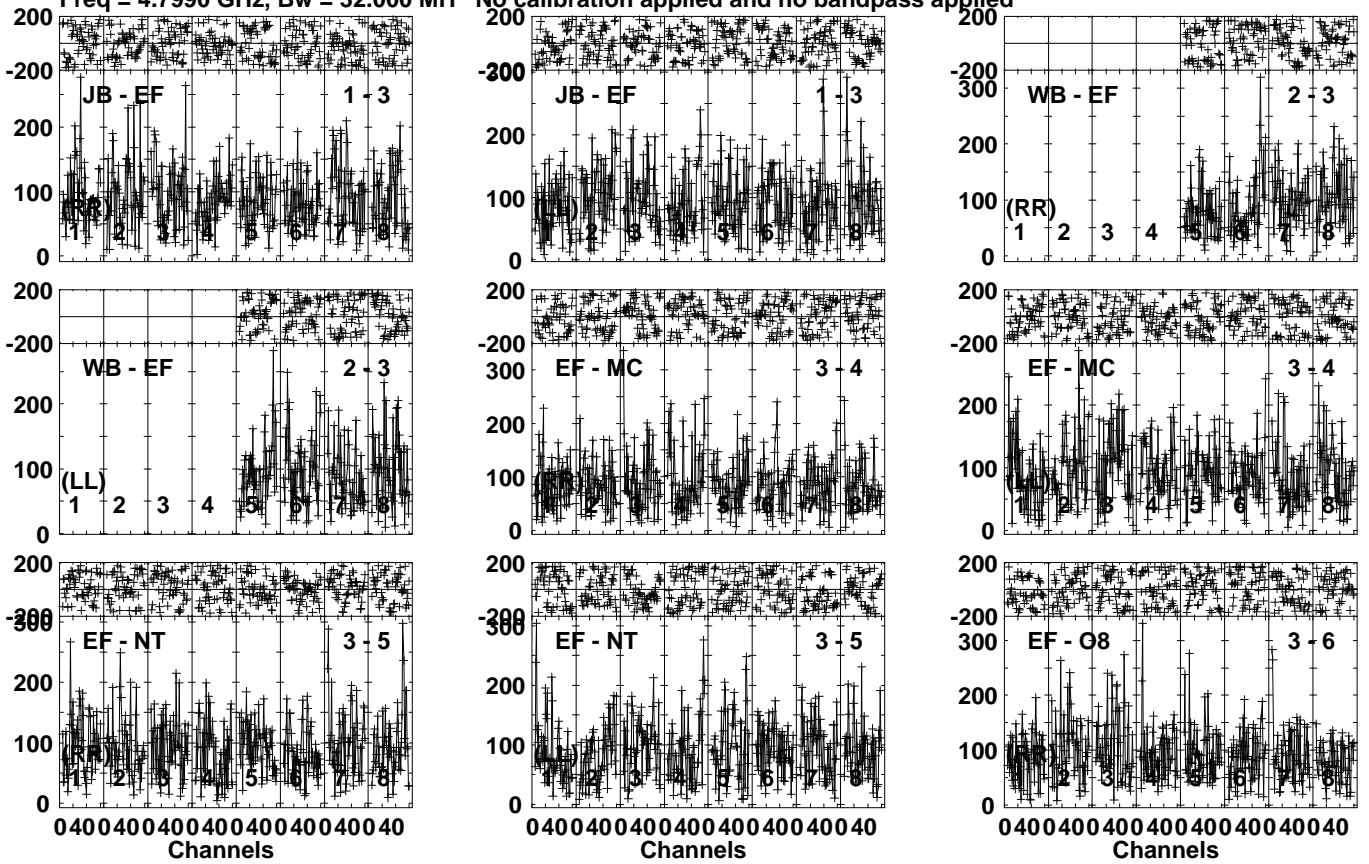


Plot file version 153 created 06-JUN-2023 11:27:01

AT2022CMC EM170A.UVDATA.1

Freq = 4.7990 GHz, Bw = 32.000 MH

No calibration applied and no bandpass applied



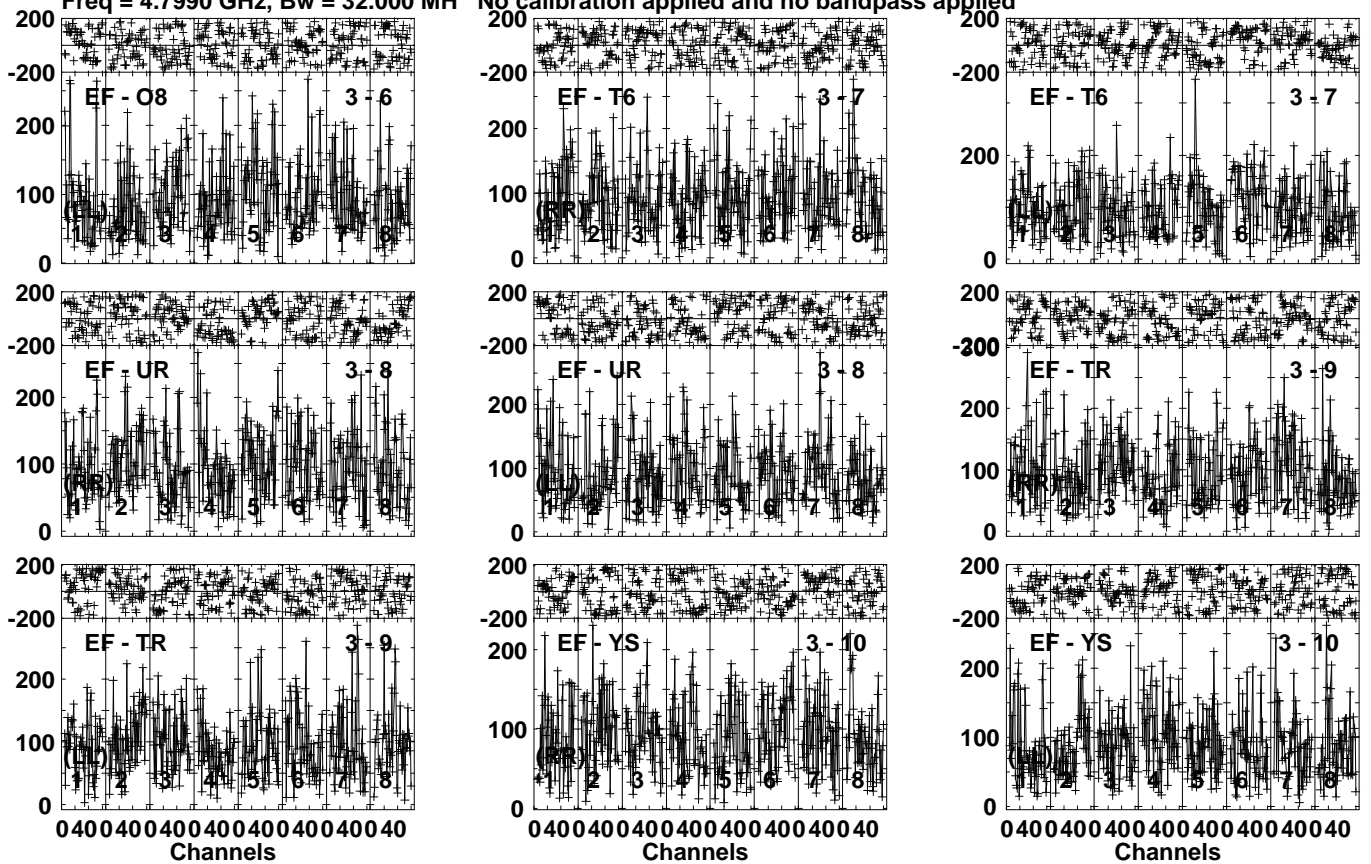
Lower frame: Micro Ampl Jy Top frame: Phas deg  
Vector averaged cross-power spectrum Several baselines displayed  
Timerange: 00/21:56:01 to 00/21:58:29

Plot file version 154 created 06-JUN-2023 11:27:01

AT2022CMC EM170A.UVDATA.1

Freq = 4.7990 GHz, Bw = 32.000 MH

No calibration applied and no bandpass applied



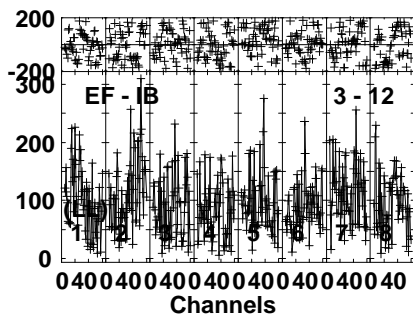
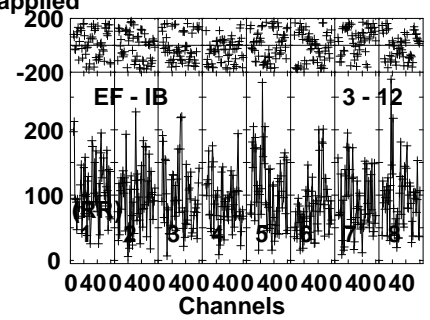
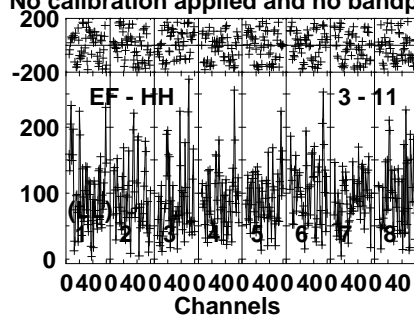
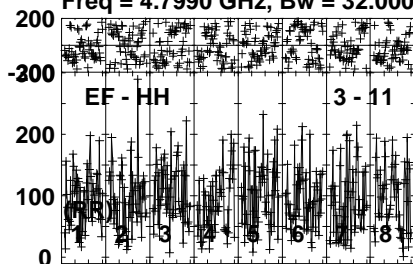
Lower frame: Micro Ampl Jy Top frame: Phas deg  
Vector averaged cross-power spectrum Several baselines displayed  
Timerange: 00/21:56:01 to 00/21:58:29

Plot file version 155 created 06-JUN-2023 11:27:01

AT2022CMC EM170A.UVDATA.1

Freq = 4.7990 GHz, Bw = 32.000 MH

No calibration applied and no bandpass applied



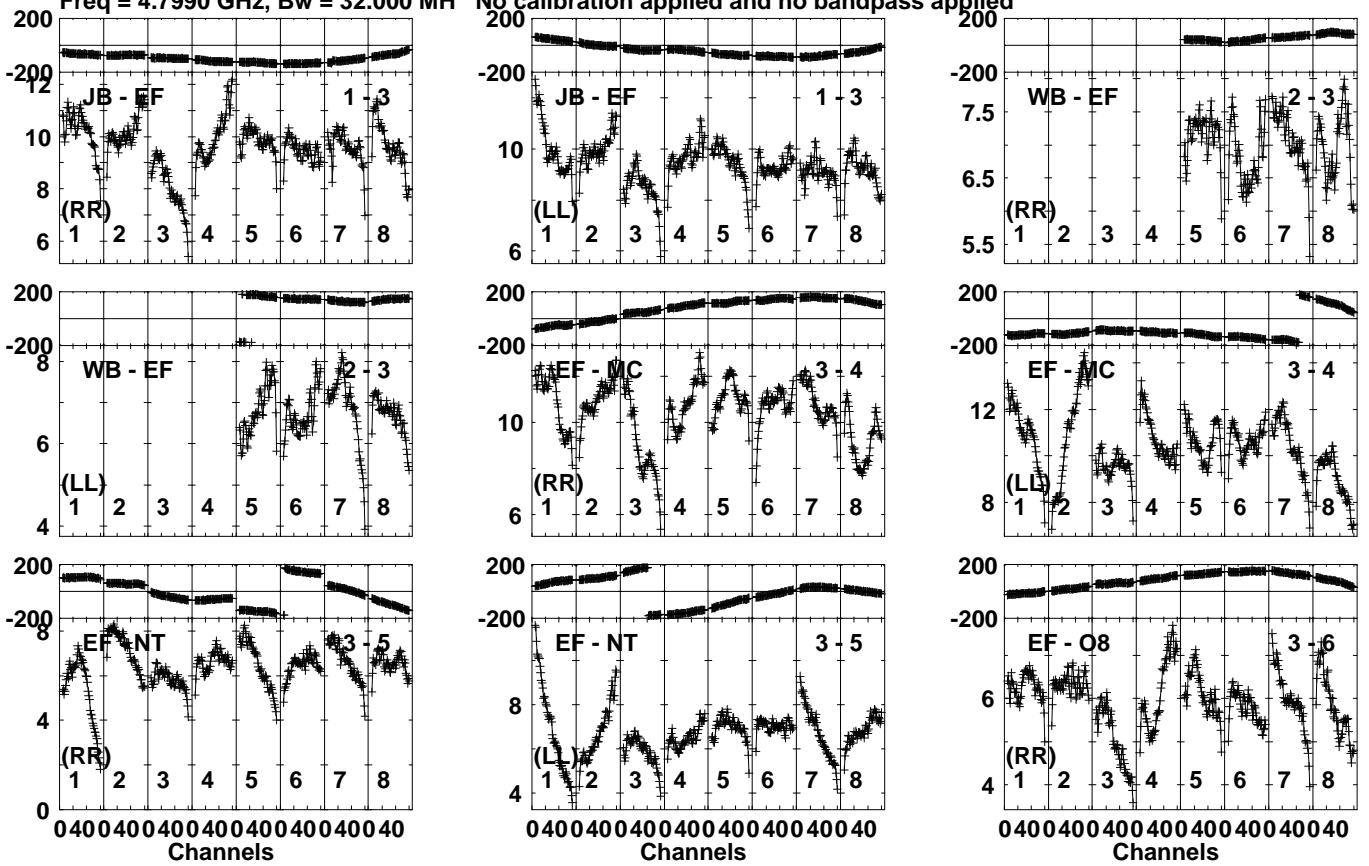
Lower frame: Micro Ampl Jy Top frame: Phas deg  
Vector averaged cross-power spectrum Several baselines displayed  
Timerange: 00/21:56:01 to 00/21:58:29

Plot file version 156 created 06-JUN-2023 11:27:01

J1329+3154 EM170A.UVDATA.1

Freq = 4.7990 GHz, Bw = 32.000 MH

No calibration applied and no bandpass applied



Lower frame: Milli Ampl Jy Top frame: Phas deg  
Vector averaged cross-power spectrum Several baselines displayed  
Timerange: 00/21:58:31 to 00/21:59:49

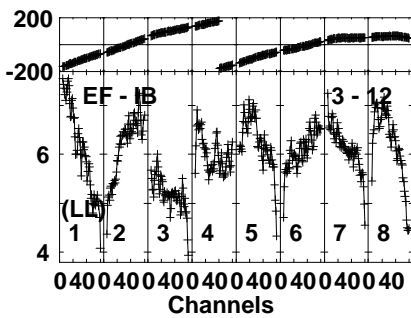
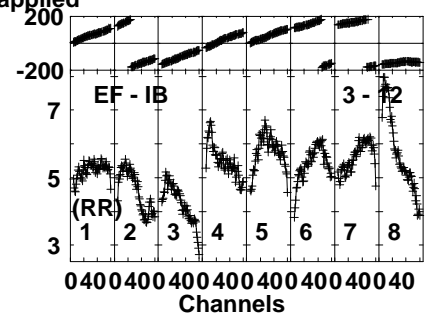
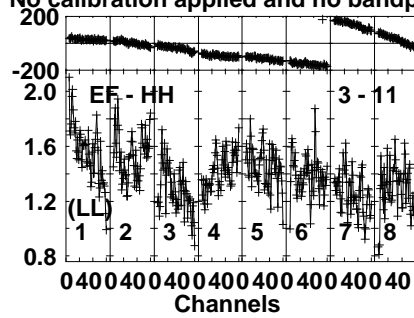
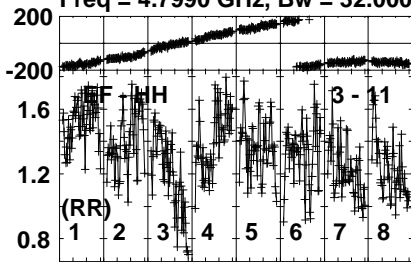


Plot file version 158 created 06-JUN-2023 11:27:02

J1329+3154 EM170A.UVDATA.1

Freq = 4.7990 GHz, Bw = 32.000 MH

No calibration applied and no bandpass applied



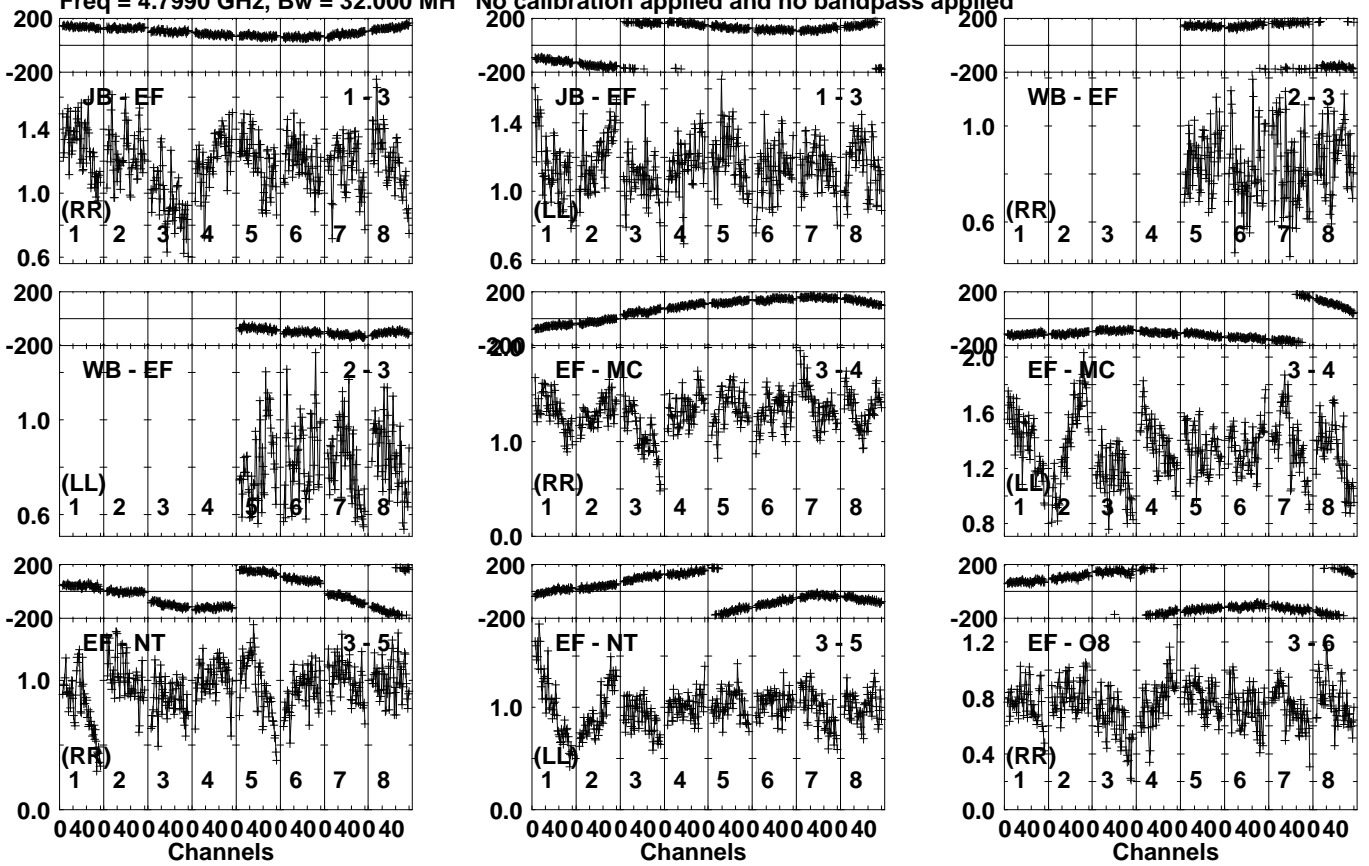
Lower frame: Milli Ampl Jy Top frame: Phas deg  
Vector averaged cross-power spectrum Several baselines displayed  
Timerange: 00/21:58:31 to 00/21:59:49

Plot file version 159 created 06-JUN-2023 11:27:02

J1342+3507 EM170A.UVDATA.1

Freq = 4.7990 GHz, Bw = 32.000 MH

No calibration applied and no bandpass applied

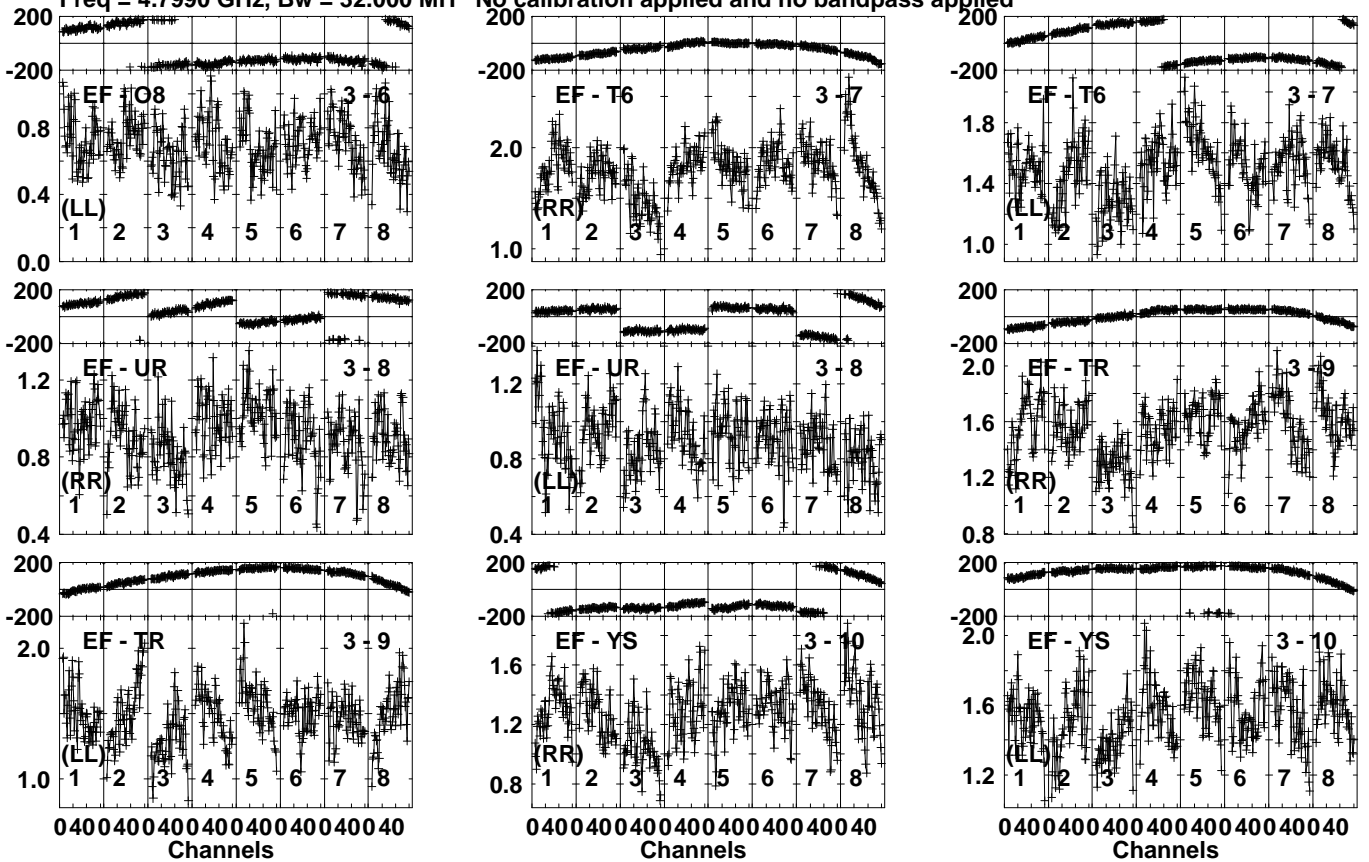


Lower frame: Milli Ampl Jy Top frame: Phas deg  
Vector averaged cross-power spectrum Several baselines displayed  
Timerange: 00/21:59:51 to 00/22:01:29

Plot file version 160 created 06-JUN-2023 11:27:02

J1342+3507 EM170A.UVDATA.1

Freq = 4.7990 GHz, Bw = 32.000 MH No calibration applied and no bandpass applied



Lower frame: Milli Ampl Jy Top frame: Phas deg  
Vector averaged cross-power spectrum Several baselines displayed  
Timerange: 00/21:59:51 to 00/22:01:29

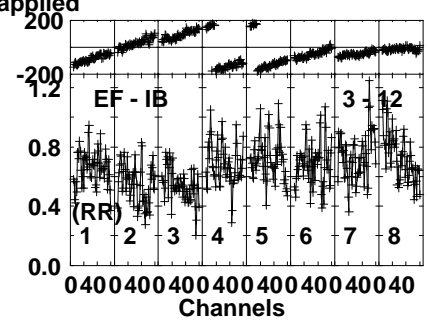
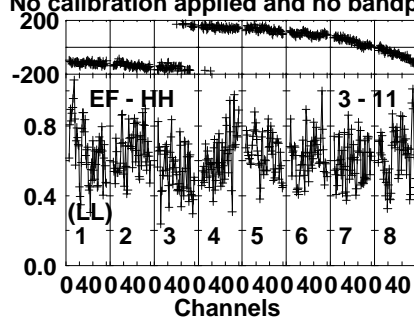
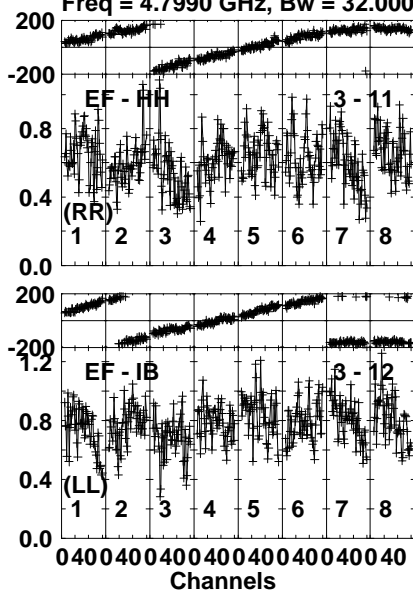


Plot file version 161 created 06-JUN-2023 11:27:02

J1342+3507 EM170A.UVDATA.1

Freq = 4.7990 GHz, Bw = 32.000 MH

No calibration applied and no bandpass applied



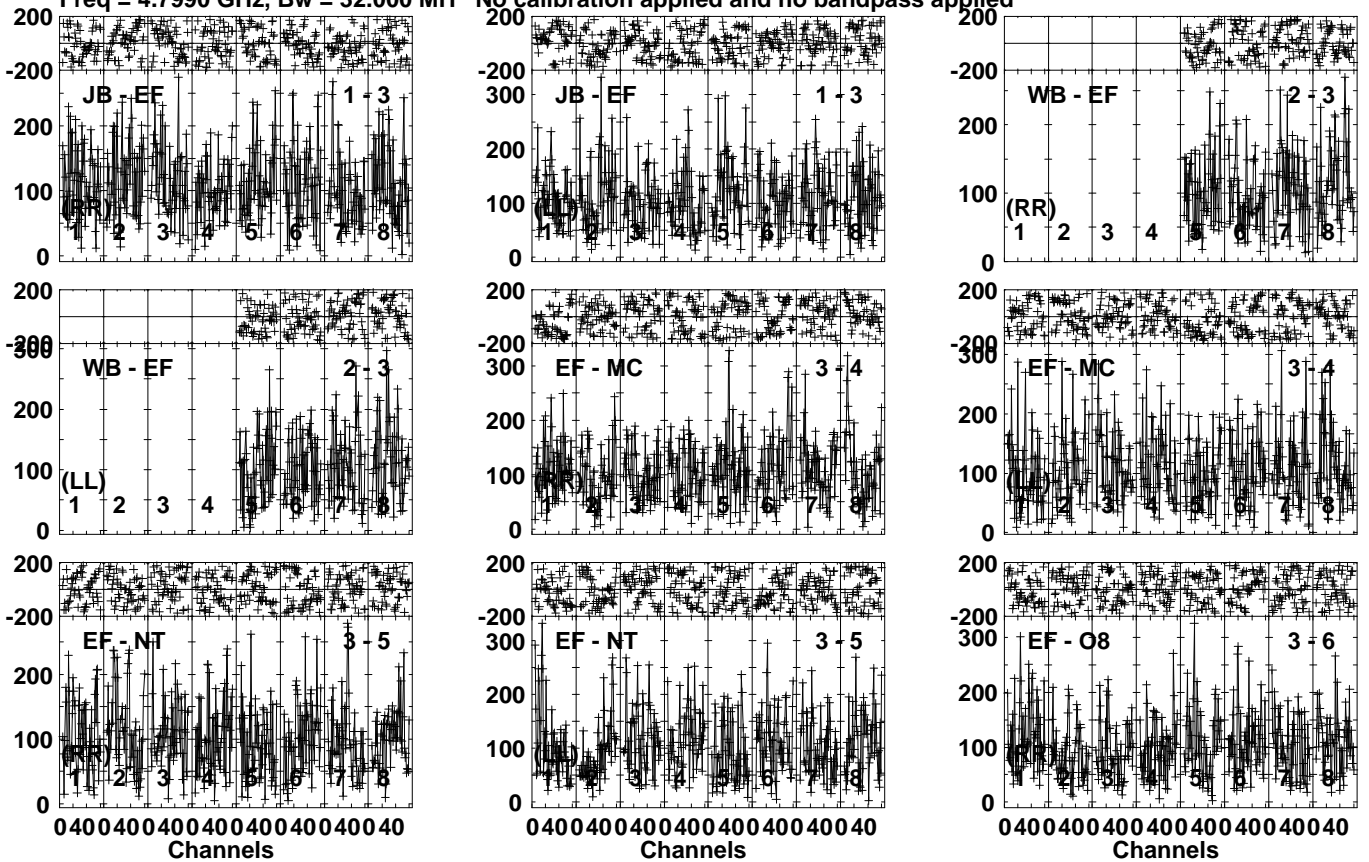
Lower frame: Milli Ampl Jy Top frame: Phas deg  
Vector averaged cross-power spectrum Several baselines displayed  
Timerange: 00/21:59:51 to 00/22:01:29

Plot file version 162 created 06-JUN-2023 11:27:02

AT2022CMC EM170A.UVDATA.1

Freq = 4.7990 GHz, Bw = 32.000 MH

No calibration applied and no bandpass applied



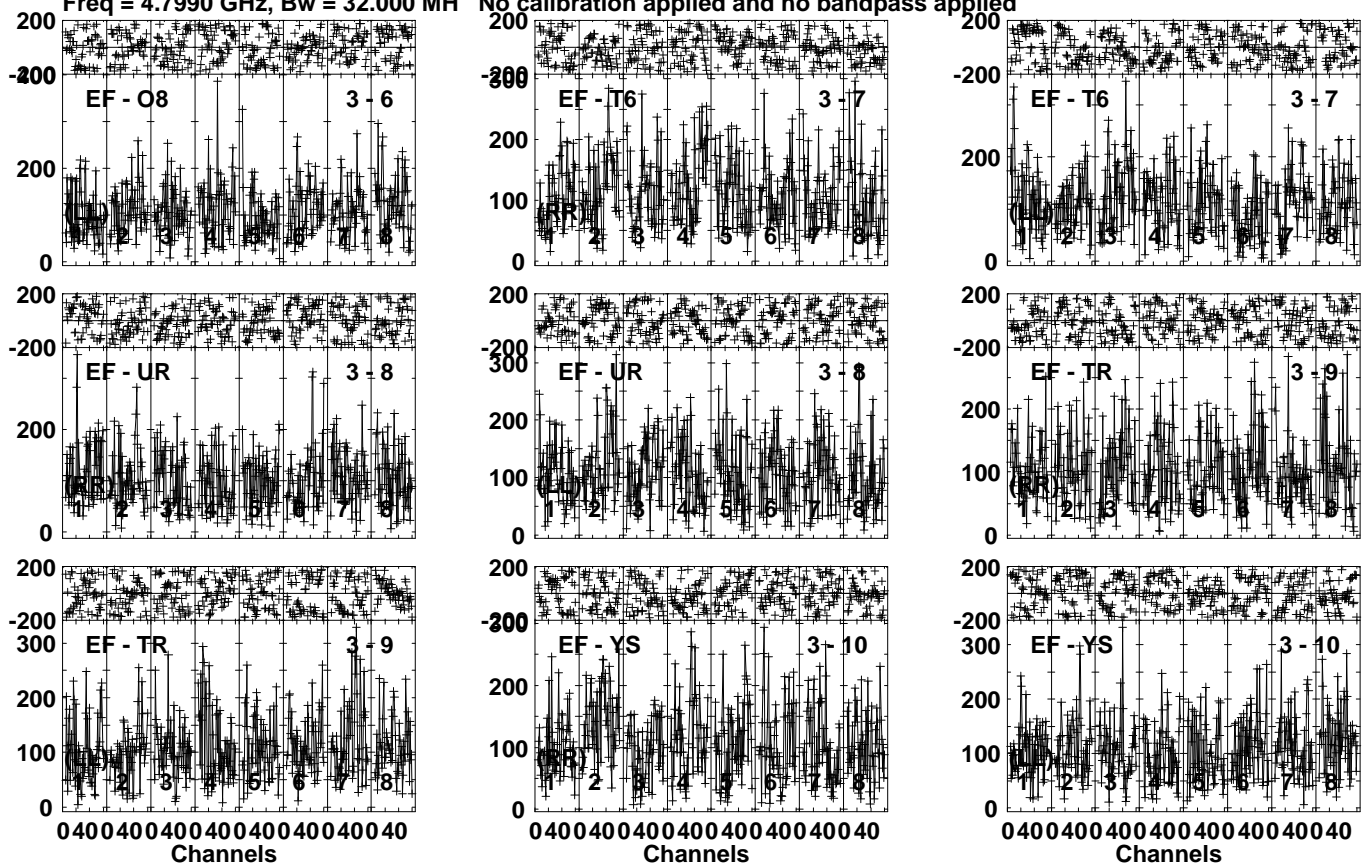
Lower frame: Micro Ampl Jy Top frame: Phas deg  
Vector averaged cross-power spectrum Several baselines displayed  
Timerange: 00/22:01:31 to 00/22:03:59

Plot file version 163 created 06-JUN-2023 11:27:02

AT2022CMC EM170A.UVDATA.1

Freq = 4.7990 GHz, Bw = 32.000 MH

No calibration applied and no bandpass applied



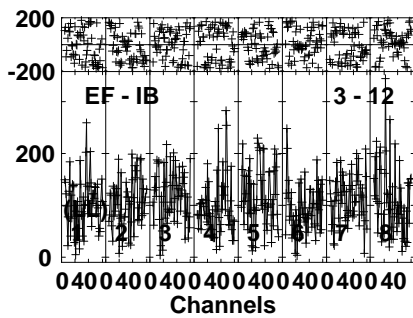
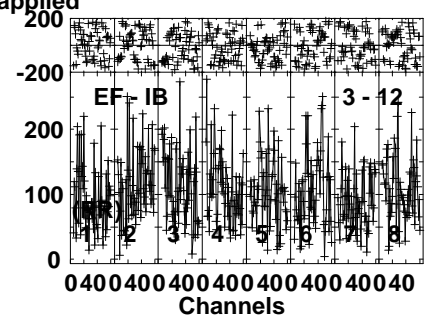
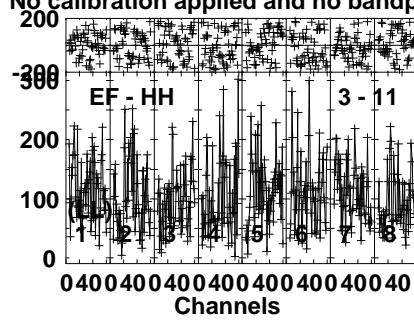
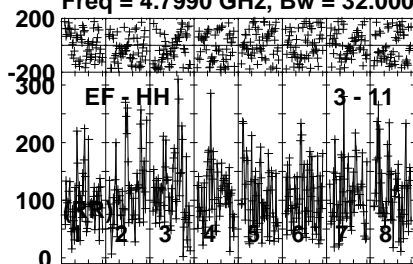
Lower frame: Micro Ampl Jy Top frame: Phas deg  
Vector averaged cross-power spectrum Several baselines displayed  
Timerange: 00/22:01:31 to 00/22:03:59

Plot file version 164 created 06-JUN-2023 11:27:02

AT2022CMC EM170A.UVDATA.1

Freq = 4.7990 GHz, Bw = 32.000 MH

No calibration applied and no bandpass applied



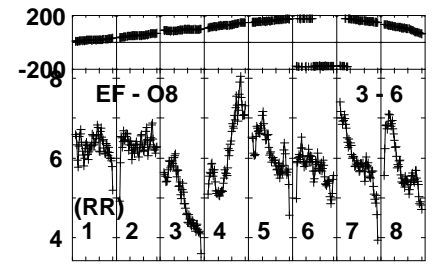
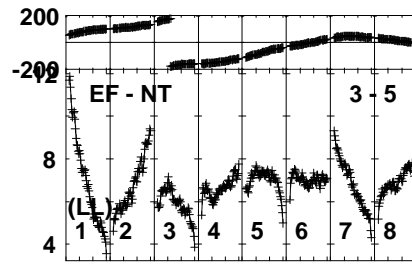
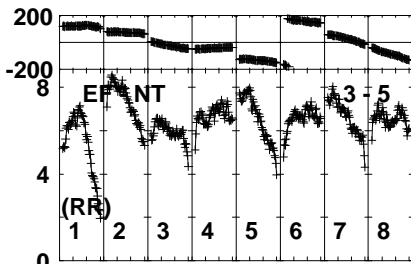
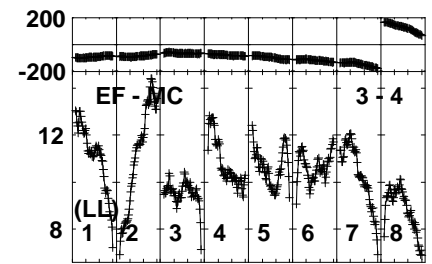
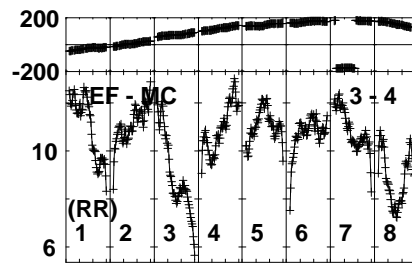
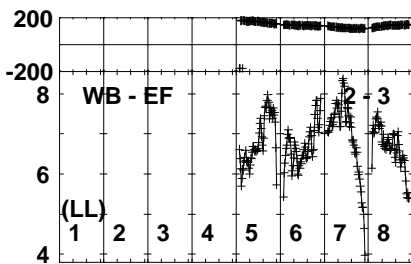
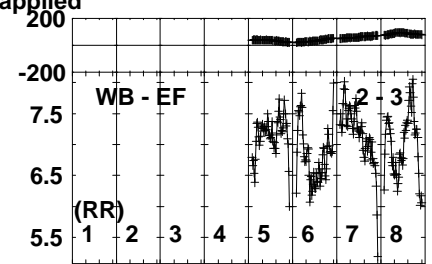
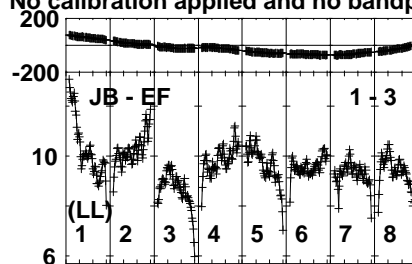
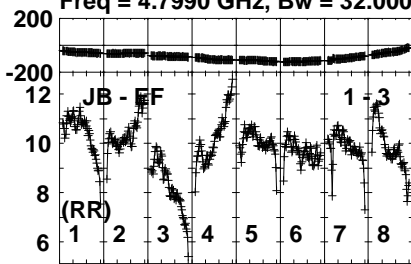
Lower frame: Micro Ampl Jy Top frame: Phas deg  
Vector averaged cross-power spectrum Several baselines displayed  
Timerange: 00/22:01:31 to 00/22:03:59

Plot file version 165 created 06-JUN-2023 11:27:02

J1329+3154 EM170A.UVDATA.1

Freq = 4.7990 GHz, Bw = 32.000 MH

No calibration applied and no bandpass applied



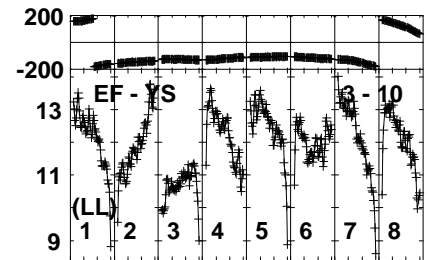
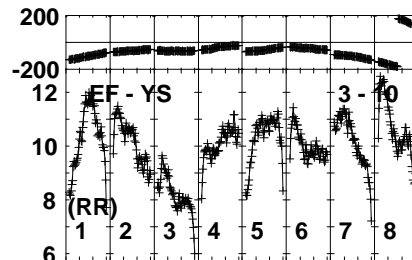
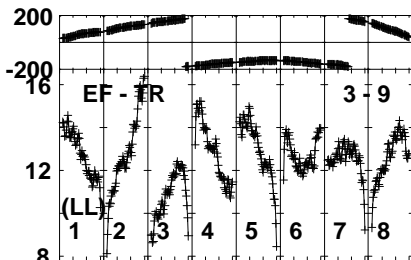
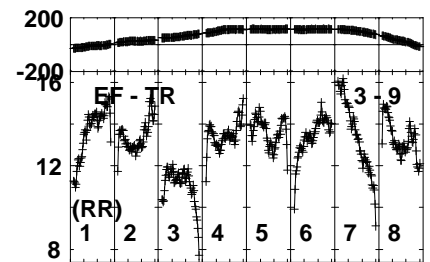
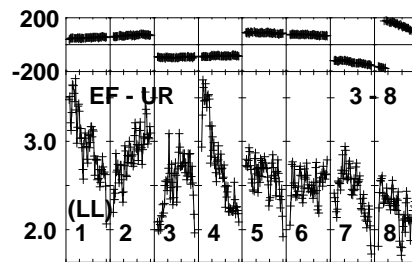
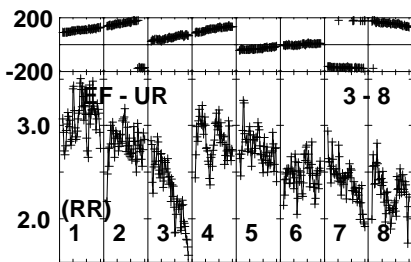
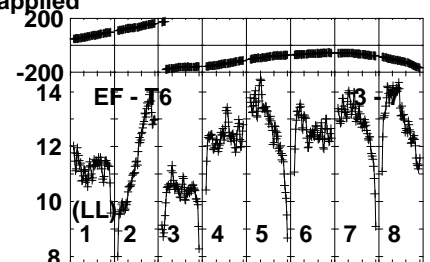
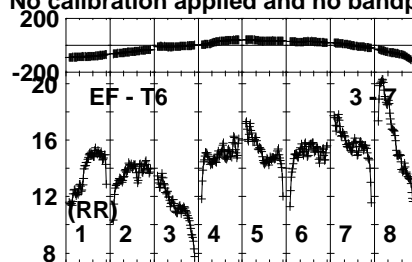
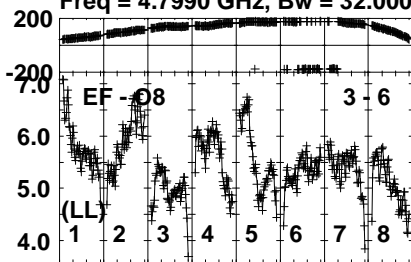
Lower frame: Milli Ampl Jy Top frame: Phas deg  
Vector averaged cross-power spectrum Several baselines displayed  
Timerange: 00/22:04:01 to 00/22:05:19

Plot file version 166 created 06-JUN-2023 11:27:02

J1329+3154 EM170A.UVDATA.1

Freq = 4.7990 GHz, Bw = 32.000 MH

No calibration applied and no bandpass applied



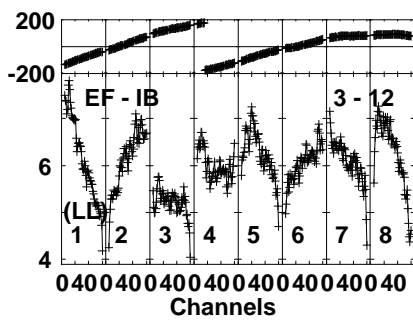
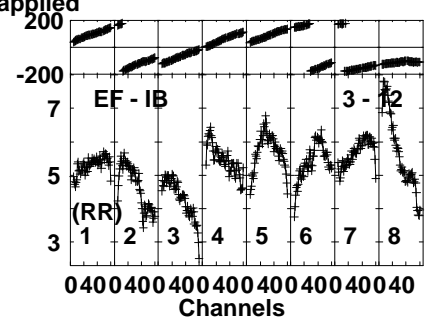
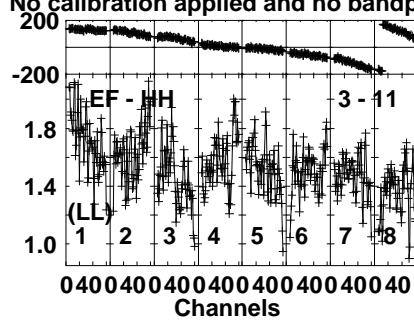
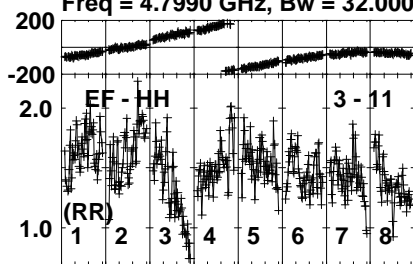
Lower frame: Milli Ampl Jy Top frame: Phas deg  
Vector averaged cross-power spectrum Several baselines displayed  
Timerange: 00/22:04:01 to 00/22:05:19

Plot file version 167 created 06-JUN-2023 11:27:02

J1329+3154 EM170A.UVDATA.1

Freq = 4.7990 GHz, Bw = 32.000 MH

No calibration applied and no bandpass applied



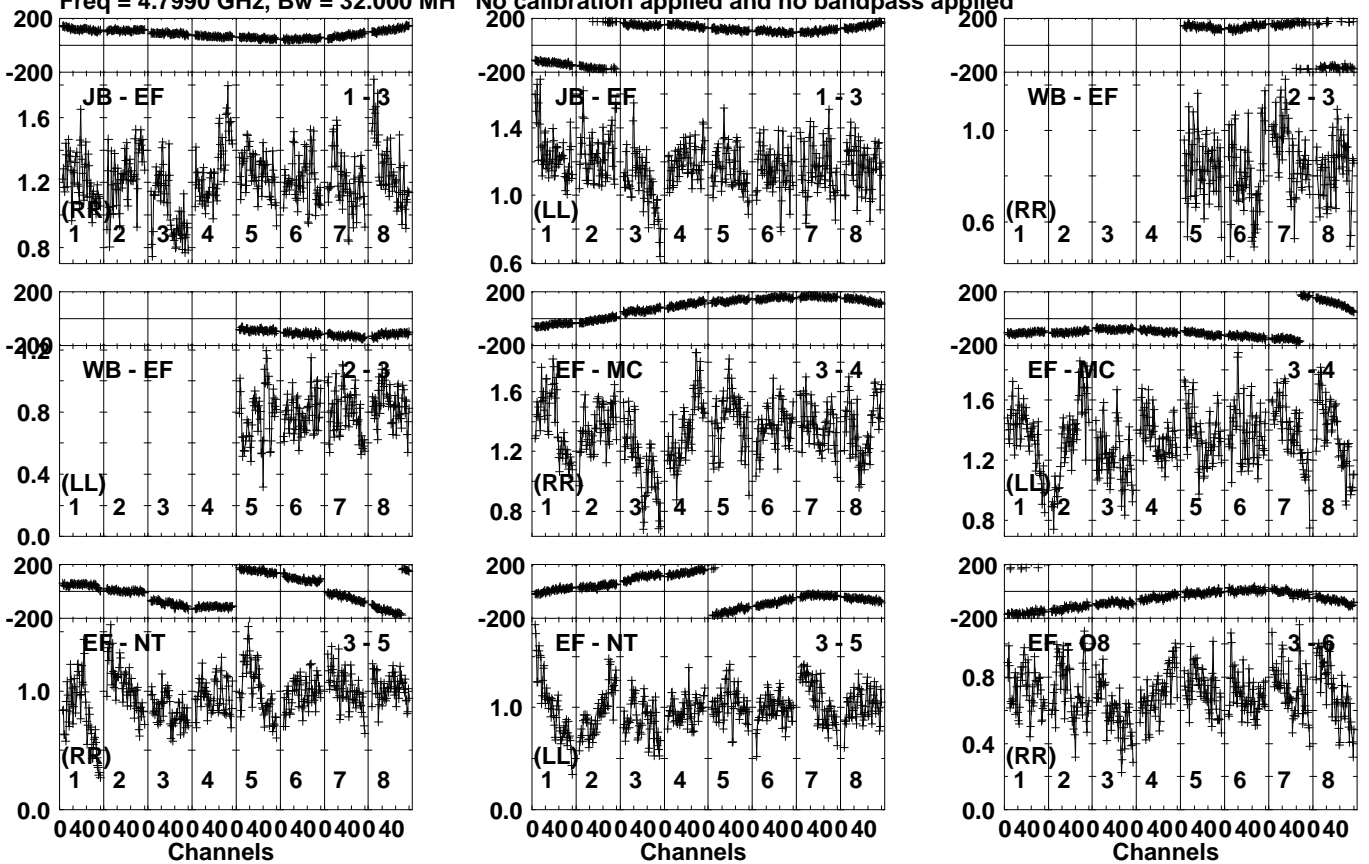
Lower frame: Milli Ampl Jy Top frame: Phas deg  
Vector averaged cross-power spectrum Several baselines displayed  
Timerange: 00/22:04:01 to 00/22:05:19

Plot file version 168 created 06-JUN-2023 11:27:03

J1342+3507 EM170A.UVDATA.1

Freq = 4.7990 GHz, Bw = 32.000 MH

No calibration applied and no bandpass applied



Lower frame: Milli Ampl Jy Top frame: Phas deg  
Vector averaged cross-power spectrum Several baselines displayed  
Timerange: 00/22:05:23 to 00/22:06:59

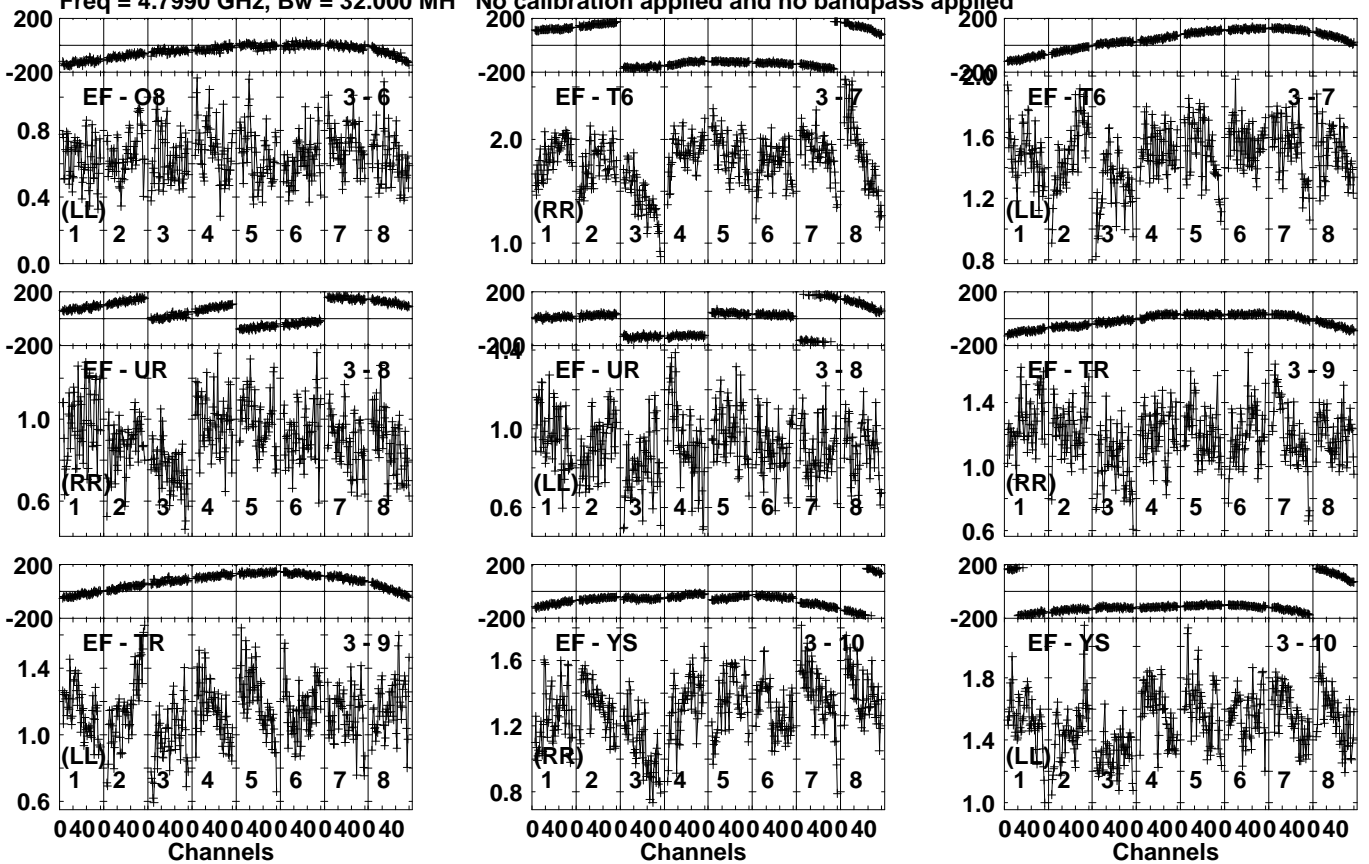


Plot file version 169 created 06-JUN-2023 11:27:03

J1342+3507 EM170A.UVDATA.1

Freq = 4.7990 GHz, Bw = 32.000 MH

No calibration applied and no bandpass applied



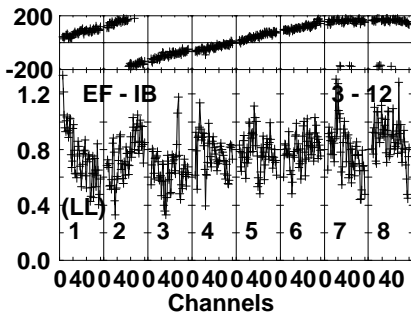
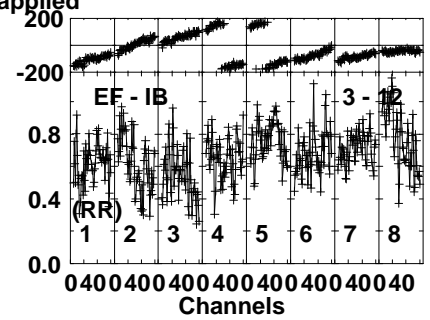
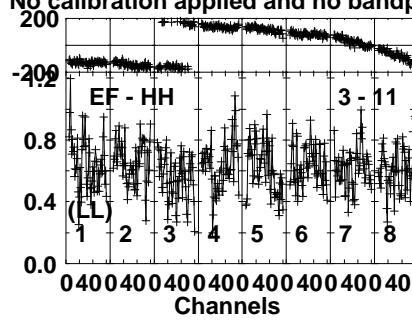
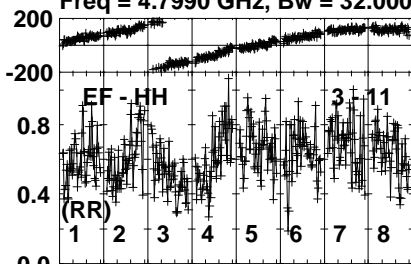
Lower frame: Milli Ampl Jy Top frame: Phas deg  
Vector averaged cross-power spectrum Several baselines displayed  
Timerange: 00/22:05:23 to 00/22:06:59

Plot file version 170 created 06-JUN-2023 11:27:03

J1342+3507 EM170A.UVDATA.1

Freq = 4.7990 GHz, Bw = 32.000 MH

No calibration applied and no bandpass applied



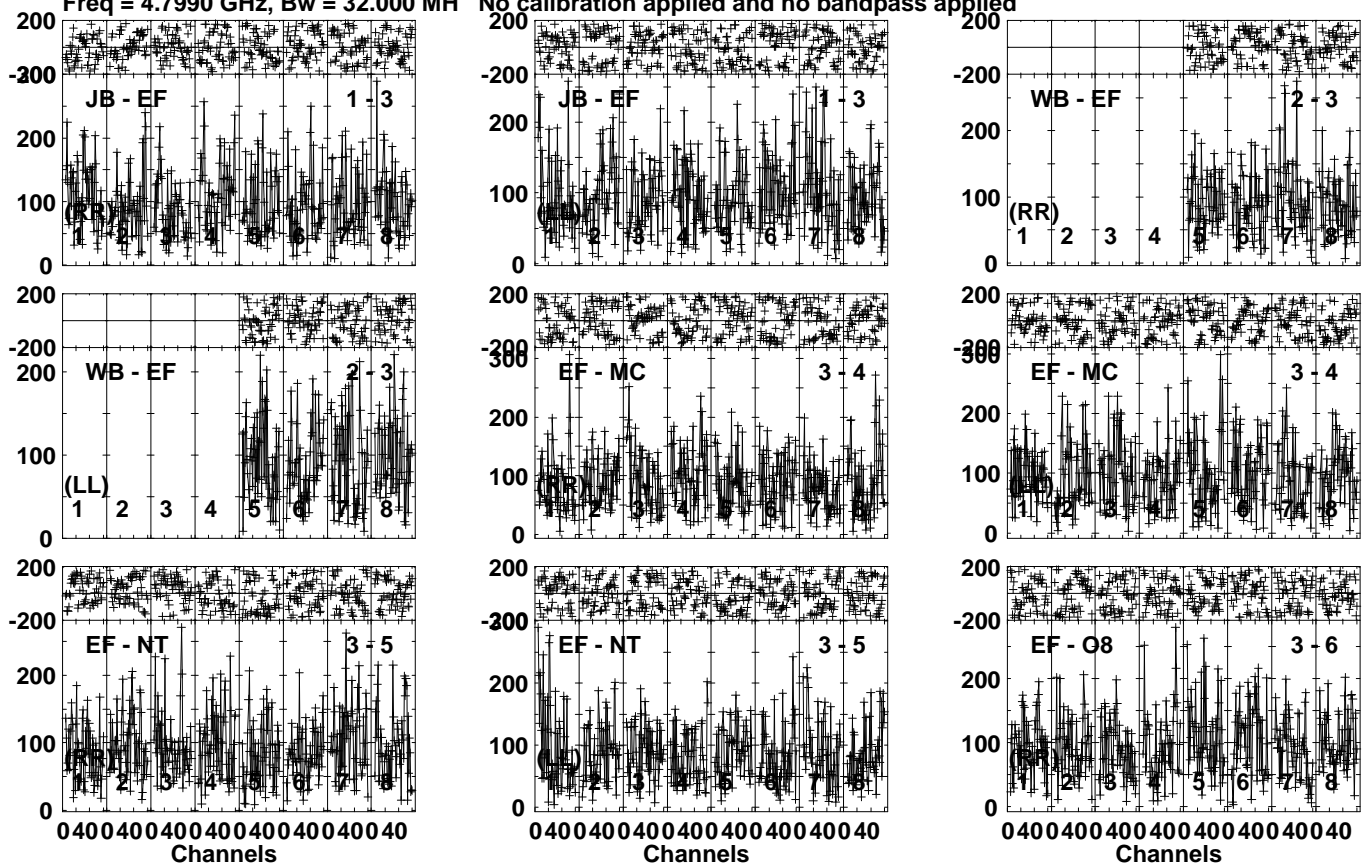
Lower frame: Milli Ampl Jy Top frame: Phas deg  
Vector averaged cross-power spectrum Several baselines displayed  
Timerange: 00/22:05:23 to 00/22:06:59

Plot file version 171 created 06-JUN-2023 11:27:03

AT2022CMC EM170A.UVDATA.1

Freq = 4.7990 GHz, Bw = 32.000 MH

No calibration applied and no bandpass applied



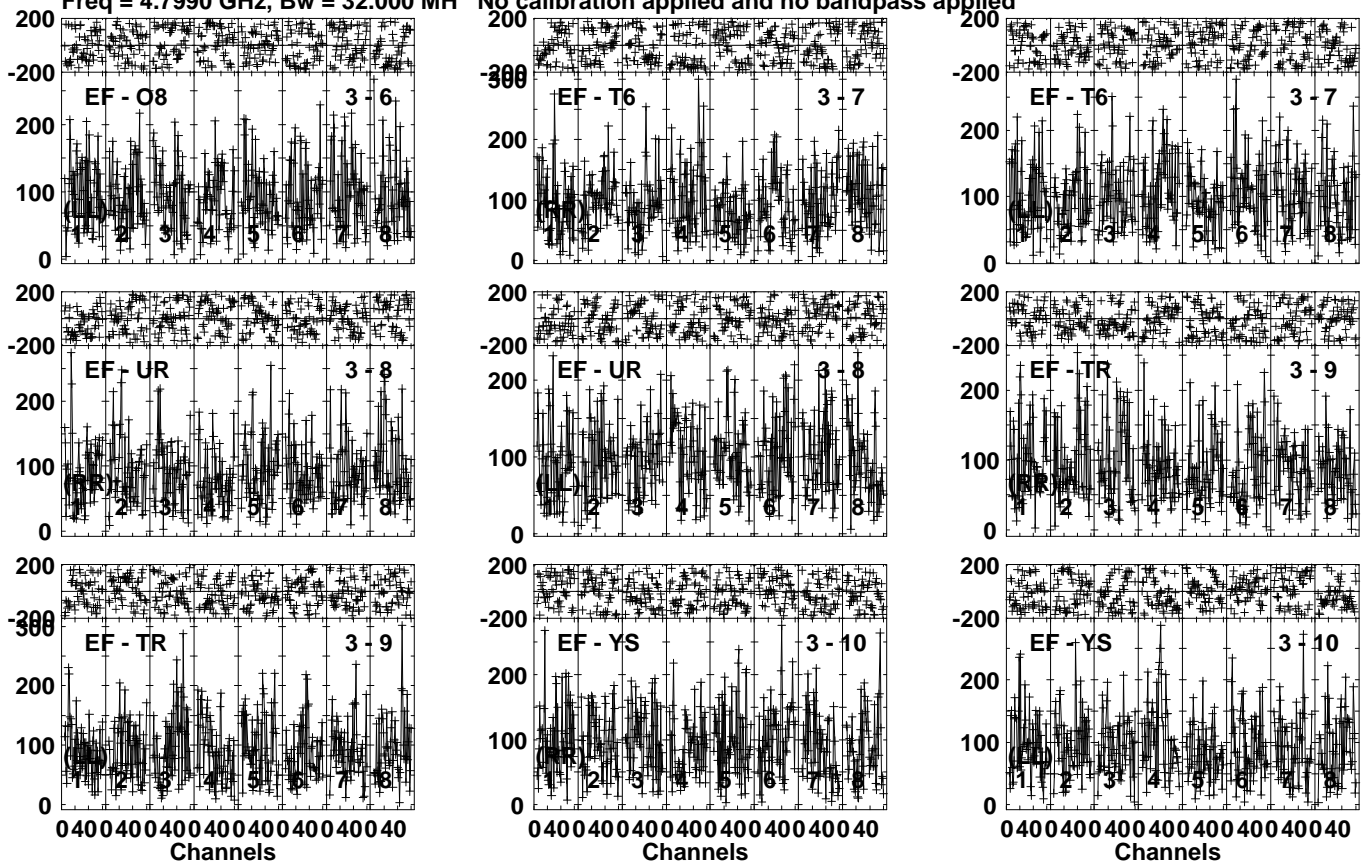
Lower frame: Micro Ampl Jy Top frame: Phas deg  
Vector averaged cross-power spectrum Several baselines displayed  
Timerange: 00/22:07:31 to 00/22:09:59

Plot file version 172 created 06-JUN-2023 11:27:03

AT2022CMC EM170A.UVDATA.1

Freq = 4.7990 GHz, Bw = 32.000 MH

No calibration applied and no bandpass applied



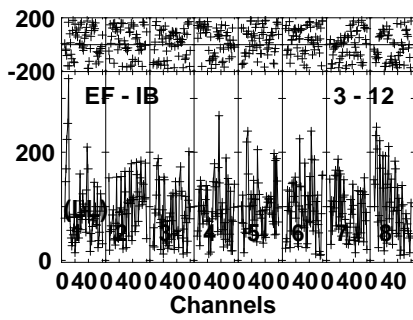
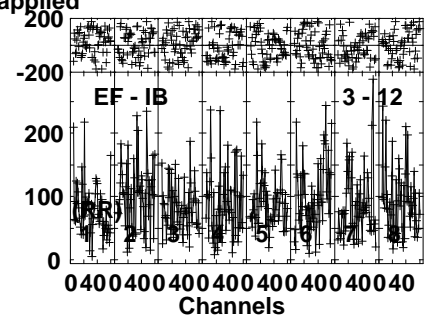
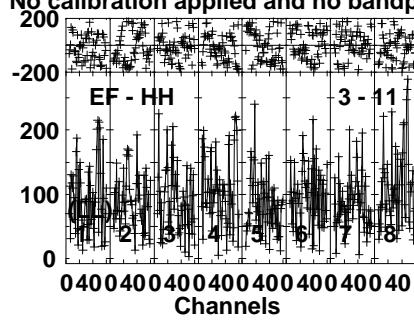
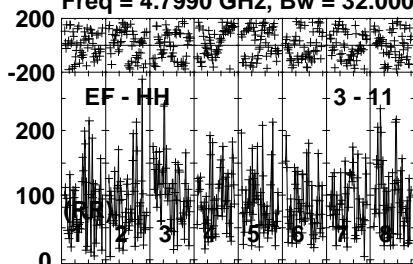
Lower frame: Micro Ampl Jy Top frame: Phas deg  
Vector averaged cross-power spectrum Several baselines displayed  
Timerange: 00/22:07:31 to 00/22:09:59

Plot file version 173 created 06-JUN-2023 11:27:03

AT2022CMC EM170A.UVDATA.1

Freq = 4.7990 GHz, Bw = 32.000 MH

No calibration applied and no bandpass applied



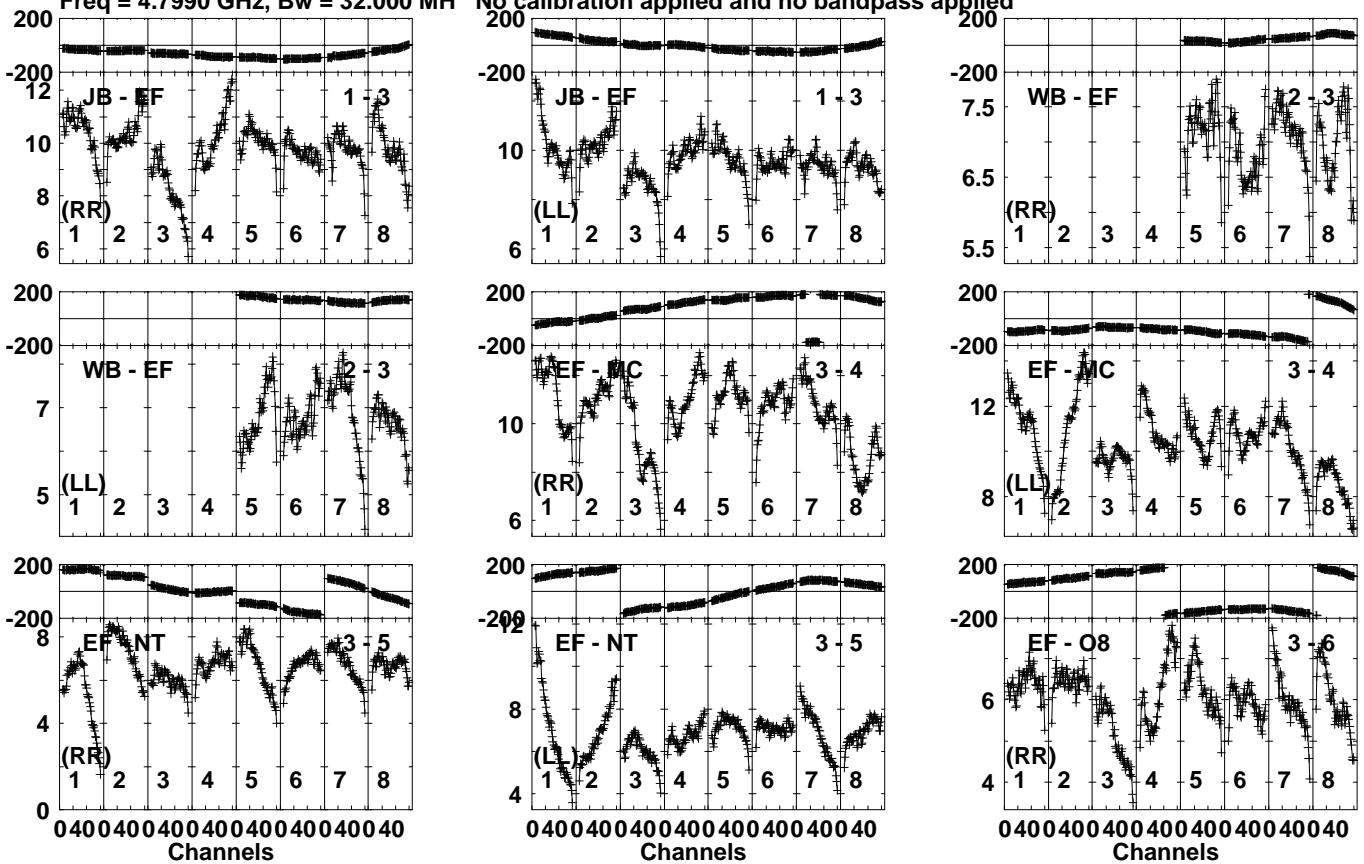
Lower frame: Micro Ampl Jy Top frame: Phas deg  
Vector averaged cross-power spectrum Several baselines displayed  
Timerange: 00/22:07:31 to 00/22:09:59

Plot file version 174 created 06-JUN-2023 11:27:03

J1329+3154 EM170A.UVDATA.1

Freq = 4.7990 GHz, Bw = 32.000 MH

No calibration applied and no bandpass applied



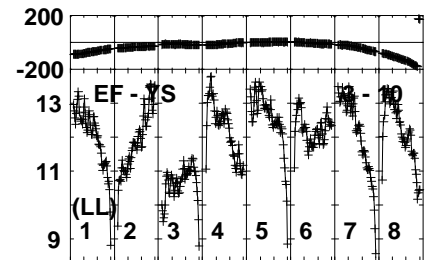
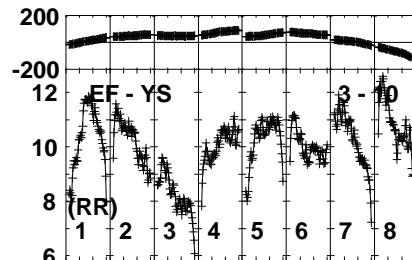
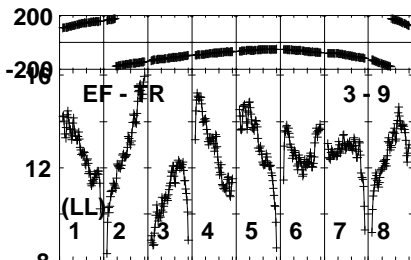
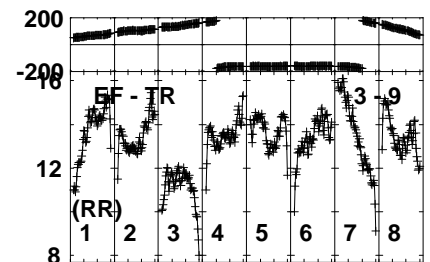
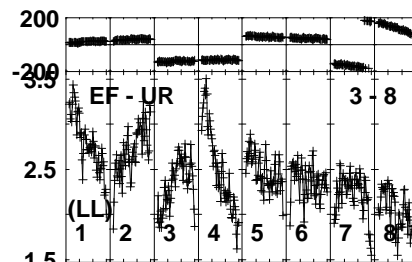
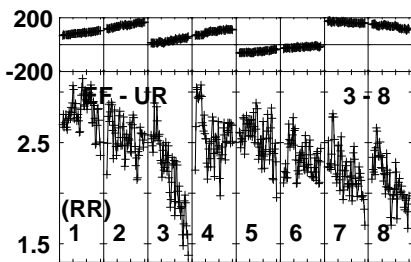
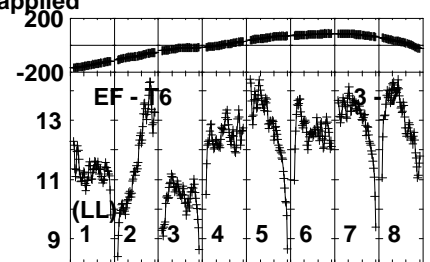
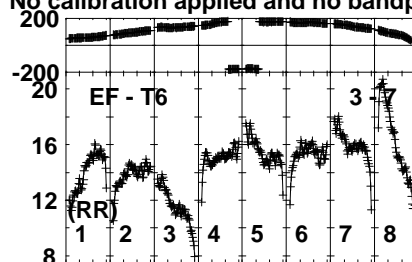
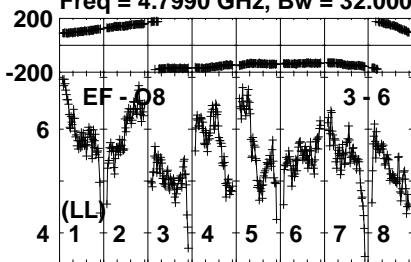
Lower frame: Milli Ampl Jy Top frame: Phas deg  
Vector averaged cross-power spectrum Several baselines displayed  
Timerange: 00/22:10:03 to 00/22:11:19

Plot file version 175 created 06-JUN-2023 11:27:03

J1329+3154 EM170A.UVDATA.1

Freq = 4.7990 GHz, Bw = 32.000 MH

No calibration applied and no bandpass applied



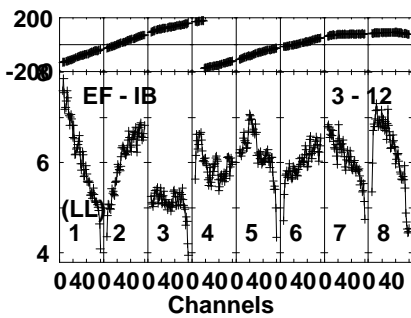
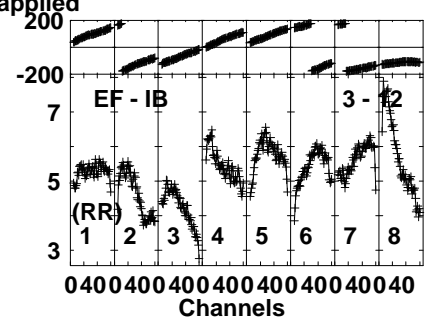
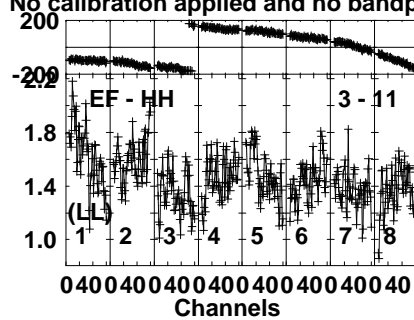
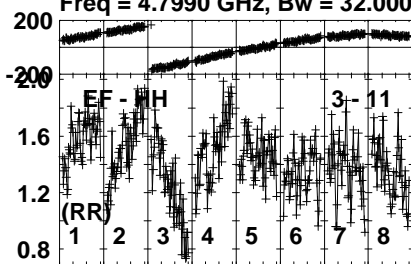
Lower frame: Milli Ampl Jy Top frame: Phas deg  
Vector averaged cross-power spectrum Several baselines displayed  
Timerange: 00/22:10:03 to 00/22:11:19

Plot file version 176 created 06-JUN-2023 11:27:03

J1329+3154 EM170A.UVDATA.1

Freq = 4.7990 GHz, Bw = 32.000 MH

No calibration applied and no bandpass applied



Lower frame: Milli Ampl Jy Top frame: Phas deg  
Vector averaged cross-power spectrum Several baselines displayed  
Timerange: 00/22:10:03 to 00/22:11:19

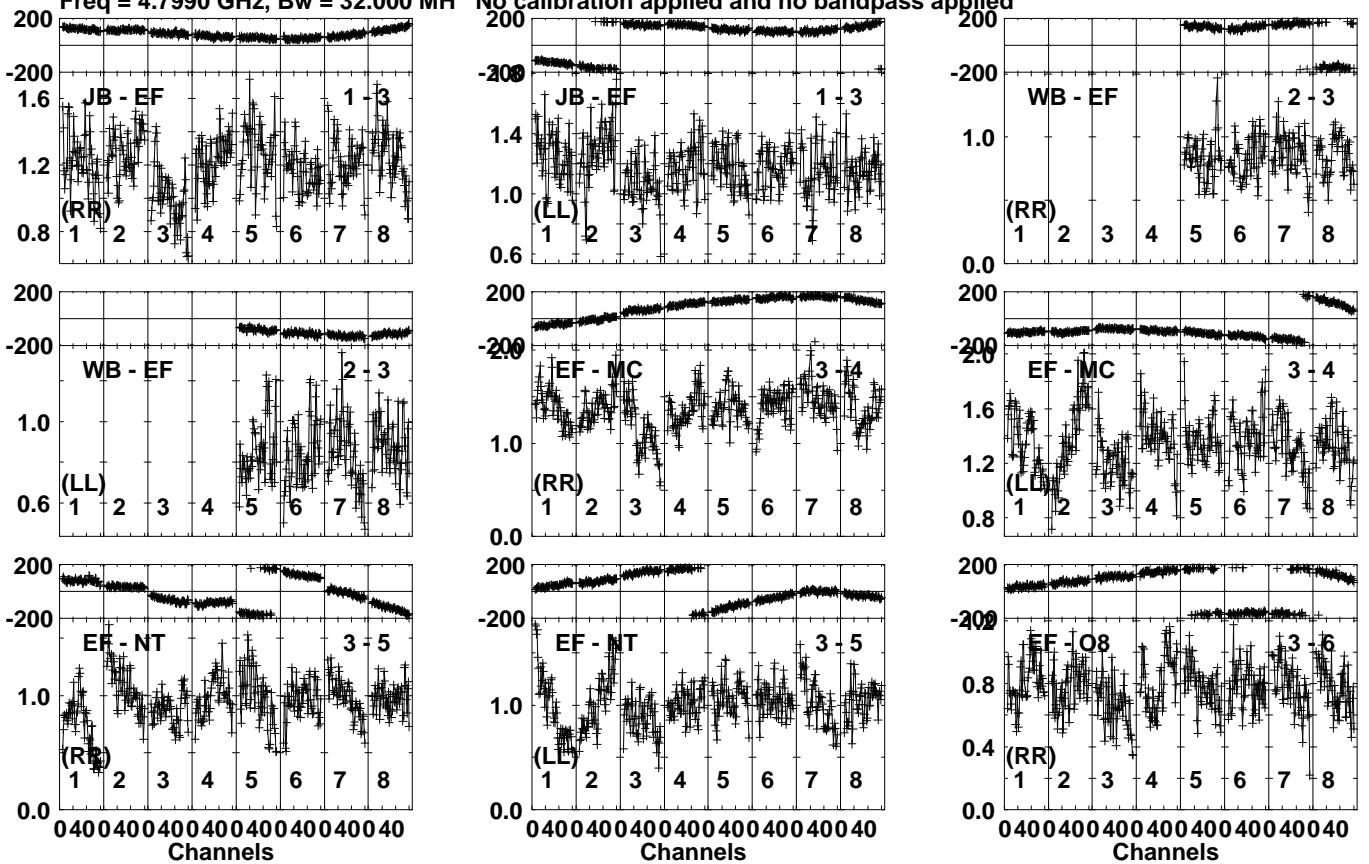


Plot file version 177 created 06-JUN-2023 11:27:03

J1342+3507 EM170A.UVDATA.1

Freq = 4.7990 GHz, Bw = 32.000 MH

No calibration applied and no bandpass applied



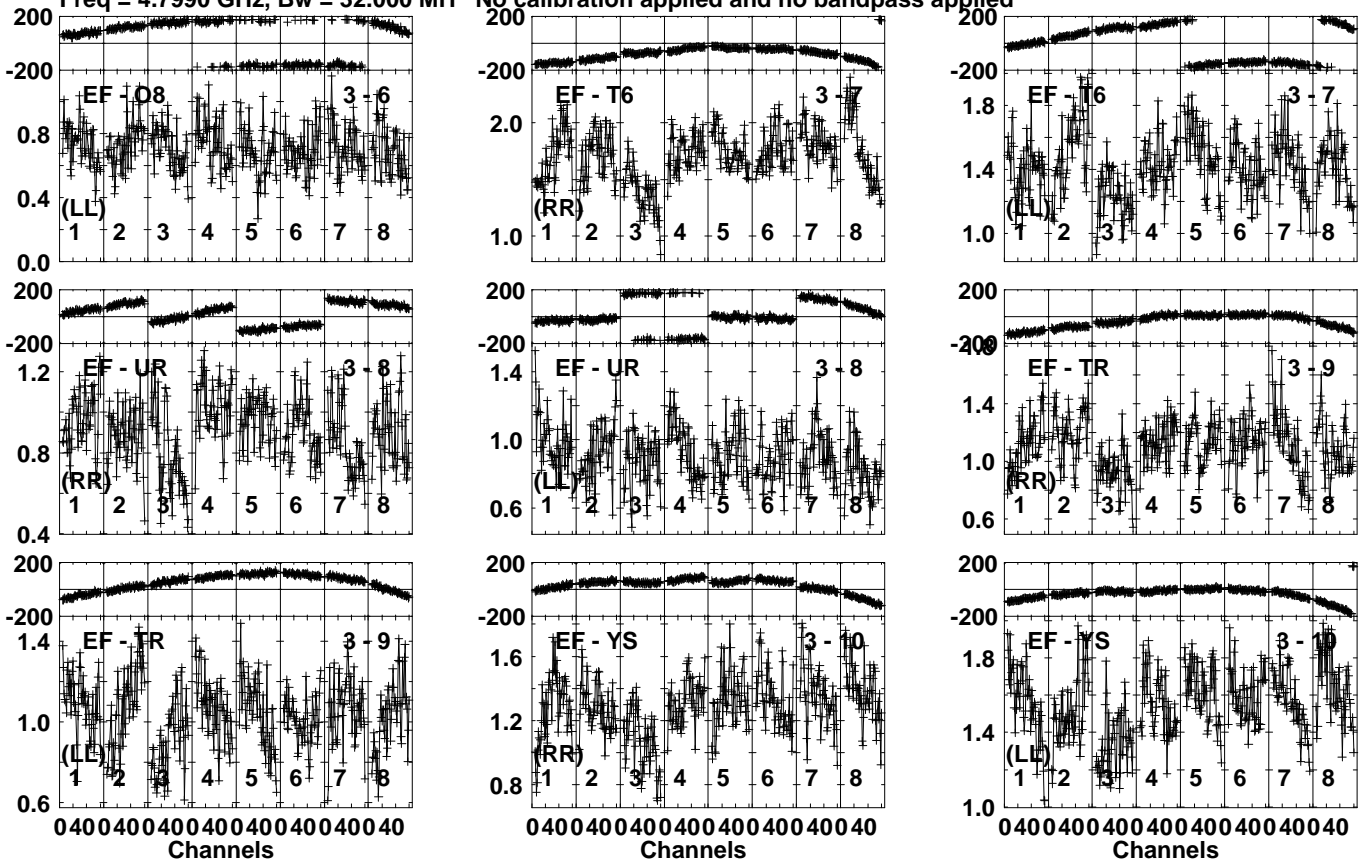
Lower frame: Milli Ampl Jy Top frame: Phas deg  
Vector averaged cross-power spectrum Several baselines displayed  
Timerange: 00/22:11:21 to 00/22:12:59

Plot file version 178 created 06-JUN-2023 11:27:04

J1342+3507 EM170A.UVDATA.1

Freq = 4.7990 GHz, Bw = 32.000 MH

No calibration applied and no bandpass applied



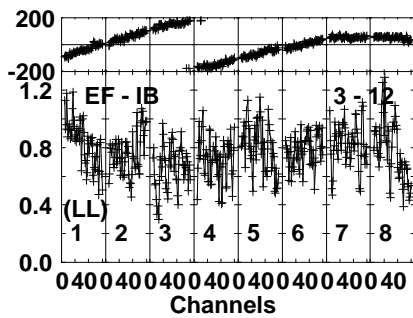
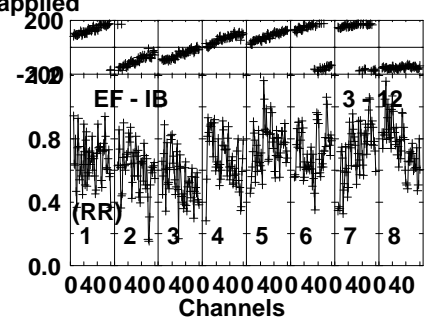
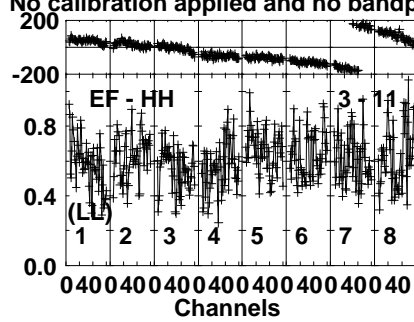
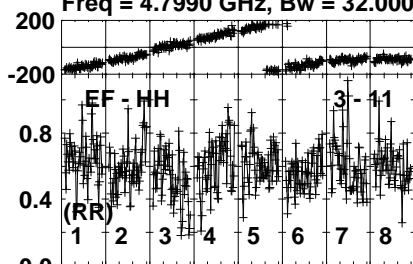
Lower frame: Milli Ampl Jy Top frame: Phas deg  
Vector averaged cross-power spectrum Several baselines displayed  
Timerange: 00/22:11:21 to 00/22:12:59

Plot file version 179 created 06-JUN-2023 11:27:04

J1342+3507 EM170A.UVDATA.1

Freq = 4.7990 GHz, Bw = 32.000 MH

No calibration applied and no bandpass applied



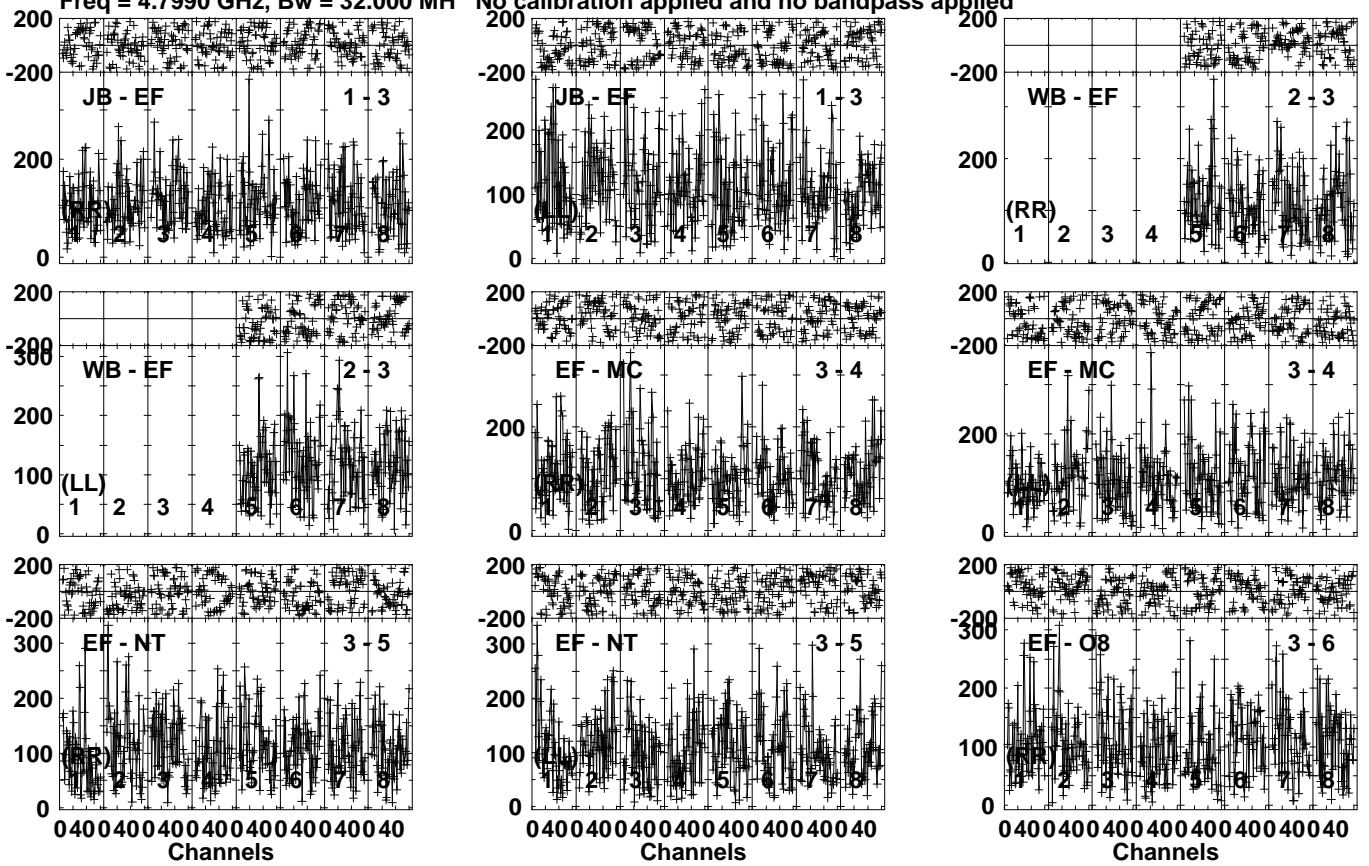
Lower frame: Milli Ampl Jy Top frame: Phas deg  
Vector averaged cross-power spectrum Several baselines displayed  
Timerange: 00/22:11:21 to 00/22:12:59

Plot file version 180 created 06-JUN-2023 11:27:04

AT2022CMC EM170A.UVDATA.1

Freq = 4.7990 GHz, Bw = 32.000 MH

No calibration applied and no bandpass applied



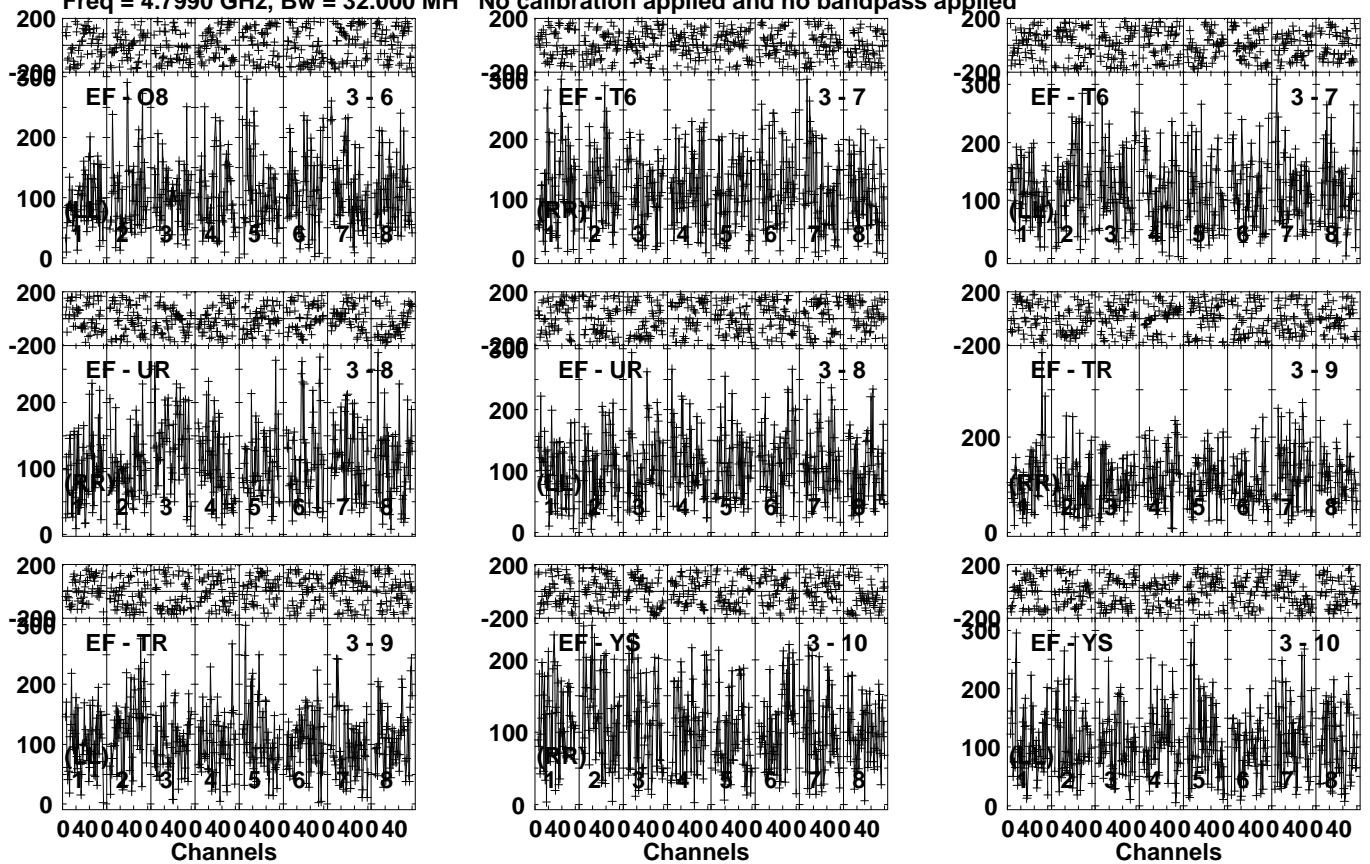
Lower frame: Micro Ampl Jy Top frame: Phas deg  
Vector averaged cross-power spectrum Several baselines displayed  
Timerange: 00/22:13:01 to 00/22:15:29

Plot file version 181 created 06-JUN-2023 11:27:04

AT2022CMC EM170A.UVDATA.1

Freq = 4.7990 GHz, Bw = 32.000 MH

No calibration applied and no bandpass applied



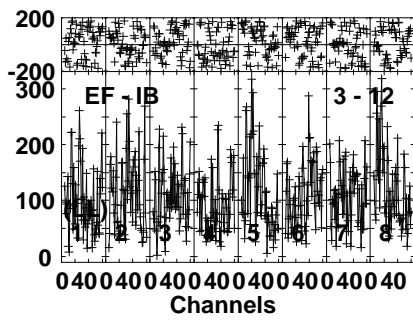
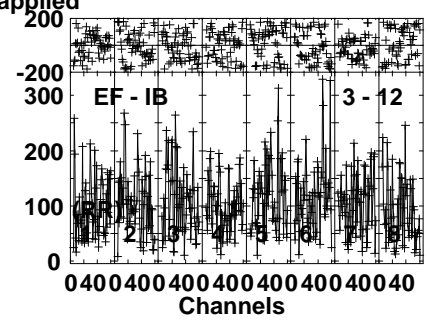
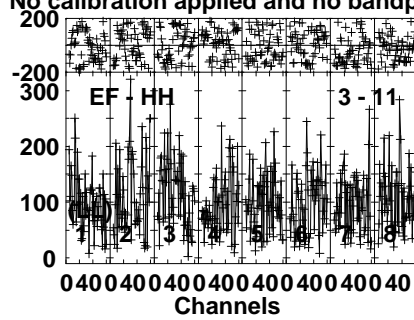
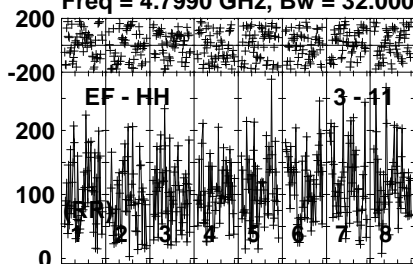
Lower frame: Micro Ampl Jy Top frame: Phas deg  
Vector averaged cross-power spectrum Several baselines displayed  
Timerange: 00/22:13:01 to 00/22:15:29

Plot file version 182 created 06-JUN-2023 11:27:04

AT2022CMC EM170A.UVDATA.1

Freq = 4.7990 GHz, Bw = 32.000 MH

No calibration applied and no bandpass applied



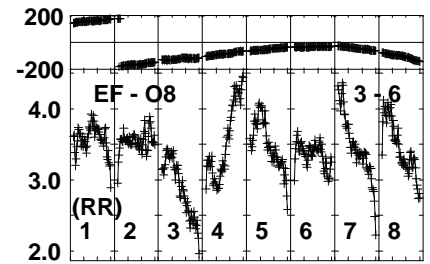
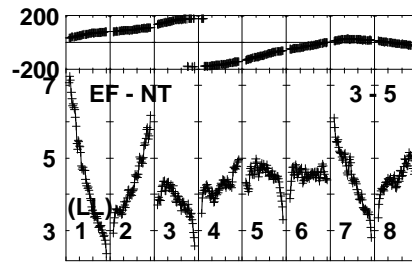
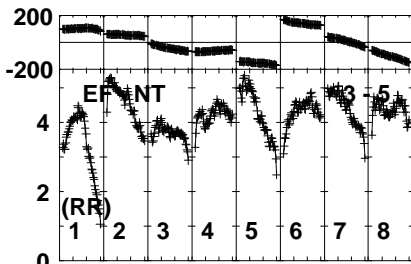
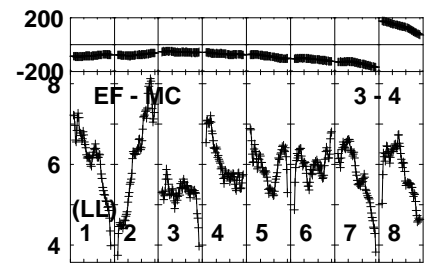
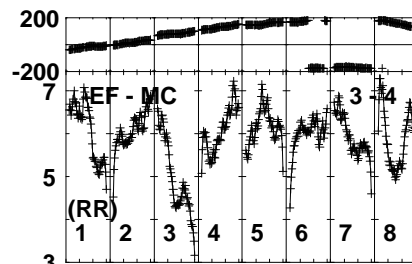
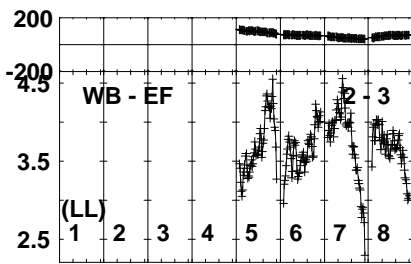
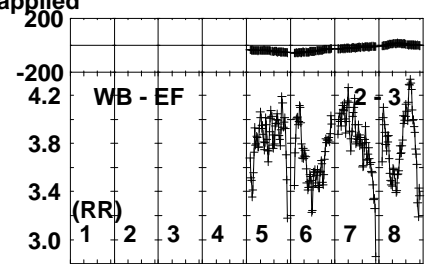
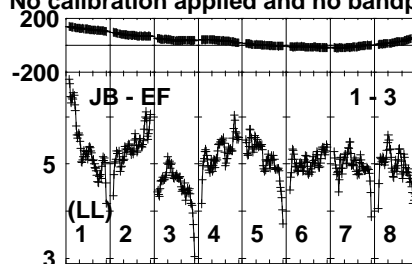
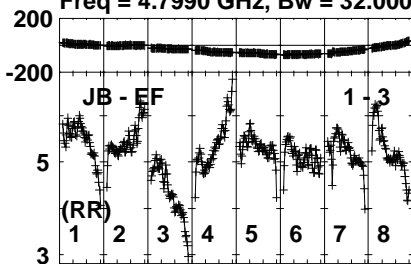
Lower frame: Micro Ampl Jy Top frame: Phas deg  
Vector averaged cross-power spectrum Several baselines displayed  
Timerange: 00/22:13:01 to 00/22:15:29

Plot file version 183 created 06-JUN-2023 11:27:04

J1419+3821 EM170A.UVDATA.1

Freq = 4.7990 GHz, Bw = 32.000 MH

No calibration applied and no bandpass applied



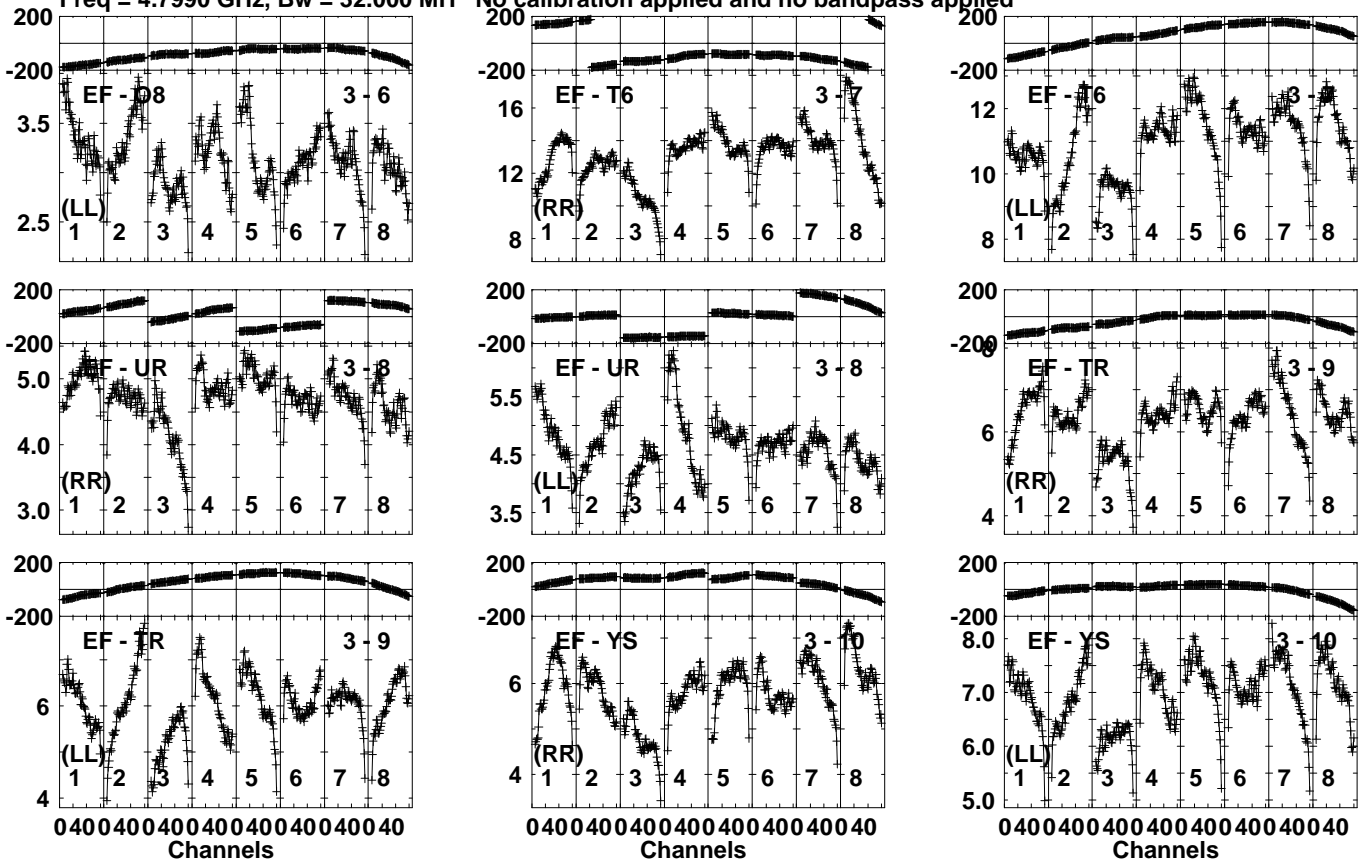
Lower frame: Milli Ampl Jy Top frame: Phas deg  
Vector averaged cross-power spectrum Several baselines displayed  
Timerange: 00/22:16:31 to 00/22:18:29

Plot file version 184 created 06-JUN-2023 11:27:04

J1419+3821 EM170A.UVDATA.1

Freq = 4.7990 GHz, Bw = 32.000 MH

No calibration applied and no bandpass applied



Lower frame: Milli Ampl Jy Top frame: Phas deg  
Vector averaged cross-power spectrum Several baselines displayed  
Timerange: 00/22:16:31 to 00/22:18:29

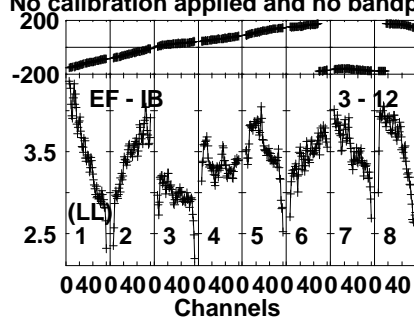
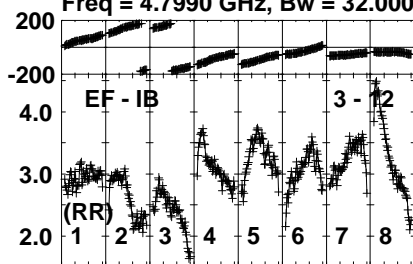


Plot file version 185 created 06-JUN-2023 11:27:04

J1419+3821 EM170A.UVDATA.1

Freq = 4.7990 GHz, Bw = 32.000 MH

No calibration applied and no bandpass applied



Lower frame: Milli Ampl Jy Top frame: Phas deg

Vector averaged cross-power spectrum Several baselines displayed

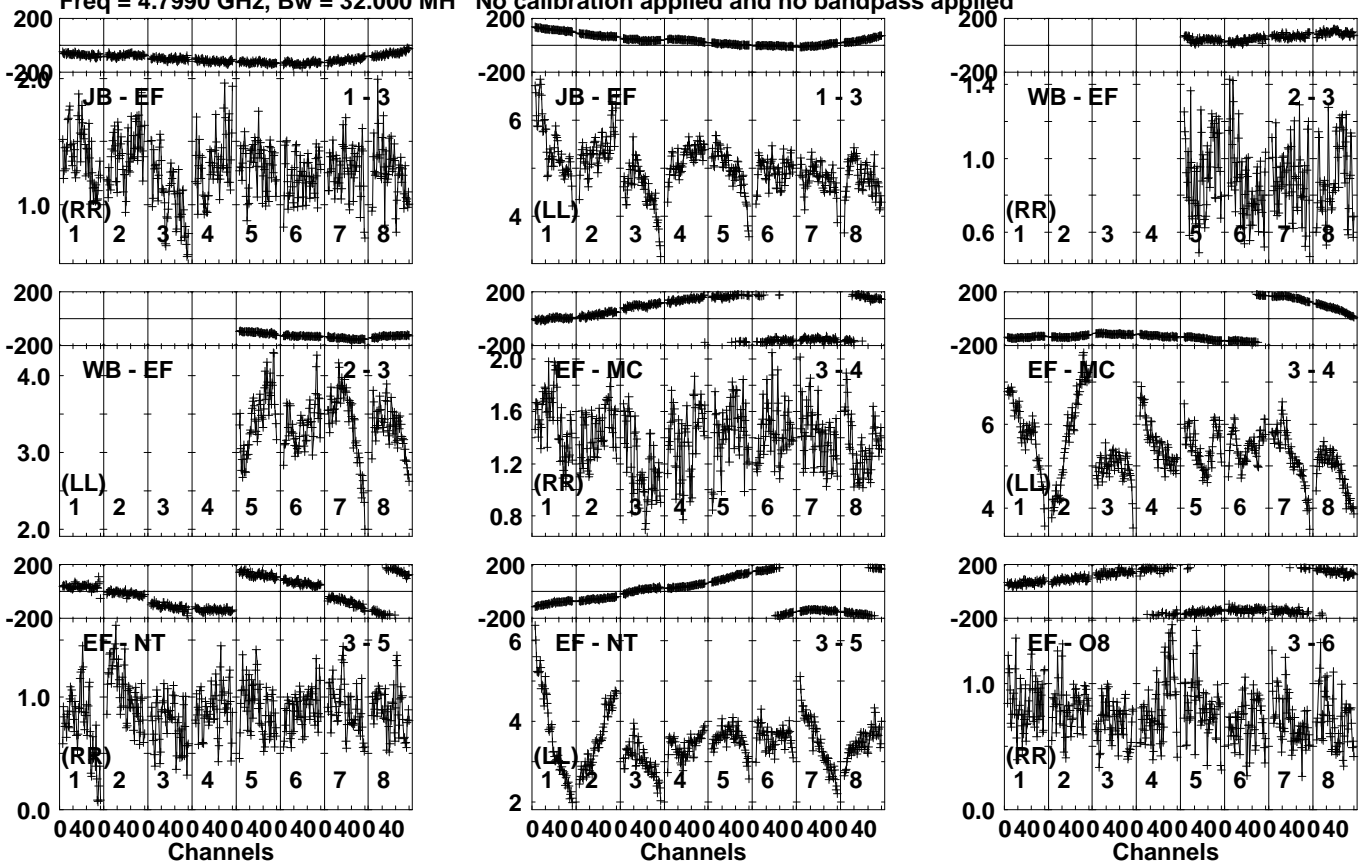
Timerange: 00/22:16:31 to 00/22:18:29

Plot file version 186 created 06-JUN-2023 11:27:05

J1329+3154 EM170A.UVDATA.1

Freq = 4.7990 GHz, Bw = 32.000 MH

No calibration applied and no bandpass applied

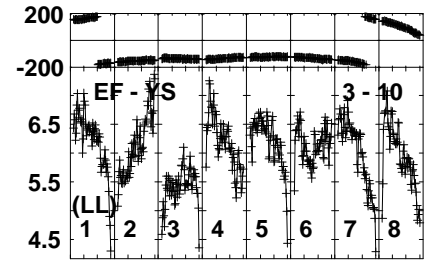
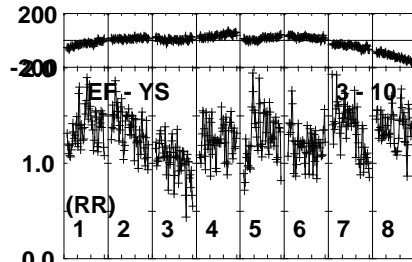
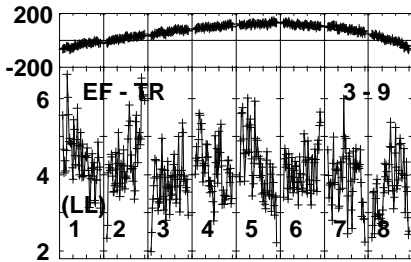
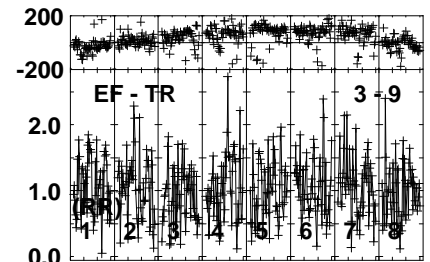
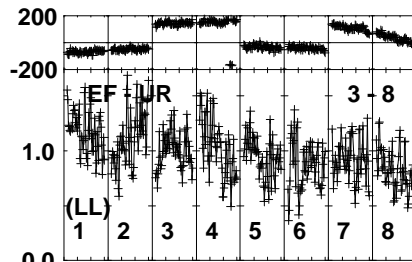
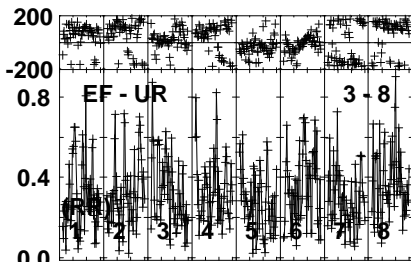
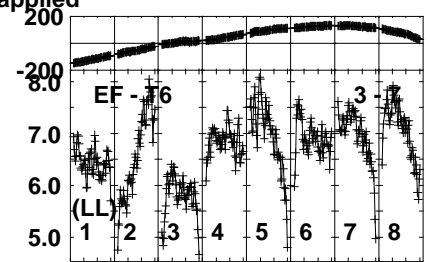
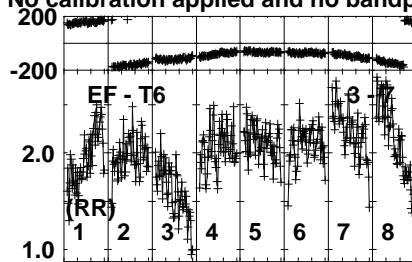
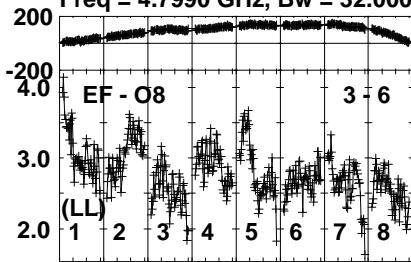


Lower frame: Milli Ampl Jy Top frame: Phas deg  
Vector averaged cross-power spectrum Several baselines displayed  
Timerange: 00/22:31:31 to 00/22:32:49

Plot file version 187 created 06-JUN-2023 11:27:05

J1329+3154 EM170A.UVDATA.1

Freq = 4.7990 GHz, Bw = 32.000 MH No calibration applied and no bandpass applied



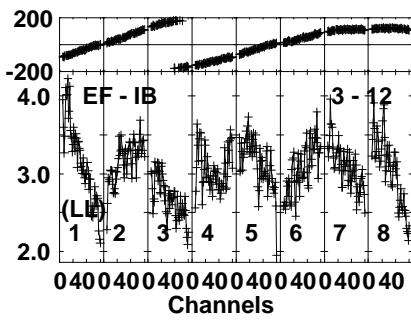
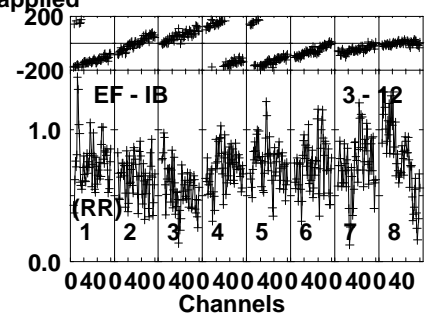
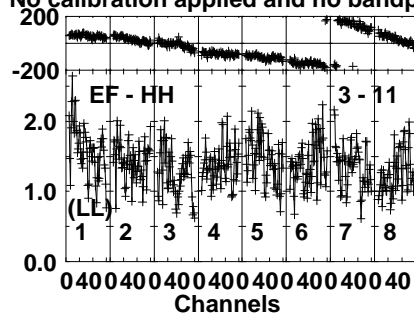
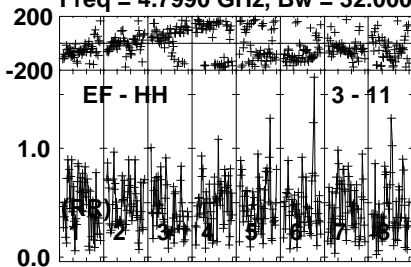
Lower frame: Milli Ampl Jy Top frame: Phas deg  
Vector averaged cross-power spectrum Several baselines displayed  
Timerange: 00/22:31:31 to 00/22:32:49

Plot file version 188 created 06-JUN-2023 11:27:06

J1329+3154 EM170A.UVDATA.1

Freq = 4.7990 GHz, Bw = 32.000 MH

No calibration applied and no bandpass applied



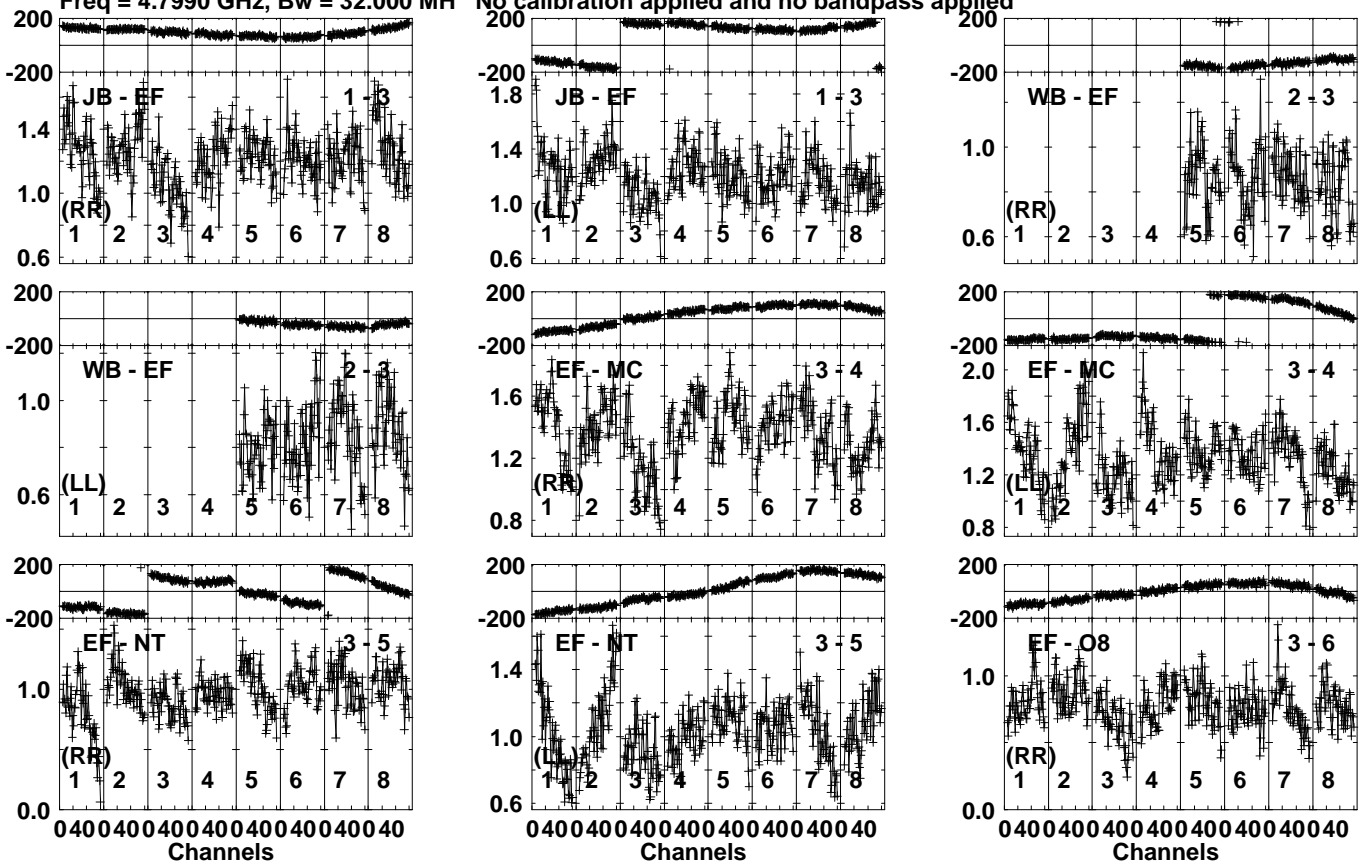
Lower frame: Milli Ampl Jy Top frame: Phas deg  
Vector averaged cross-power spectrum Several baselines displayed  
Timerange: 00/22:31:31 to 00/22:32:49

Plot file version 189 created 06-JUN-2023 11:27:06

J1342+3507 EM170A.UVDATA.1

Freq = 4.7990 GHz, Bw = 32.000 MH

No calibration applied and no bandpass applied



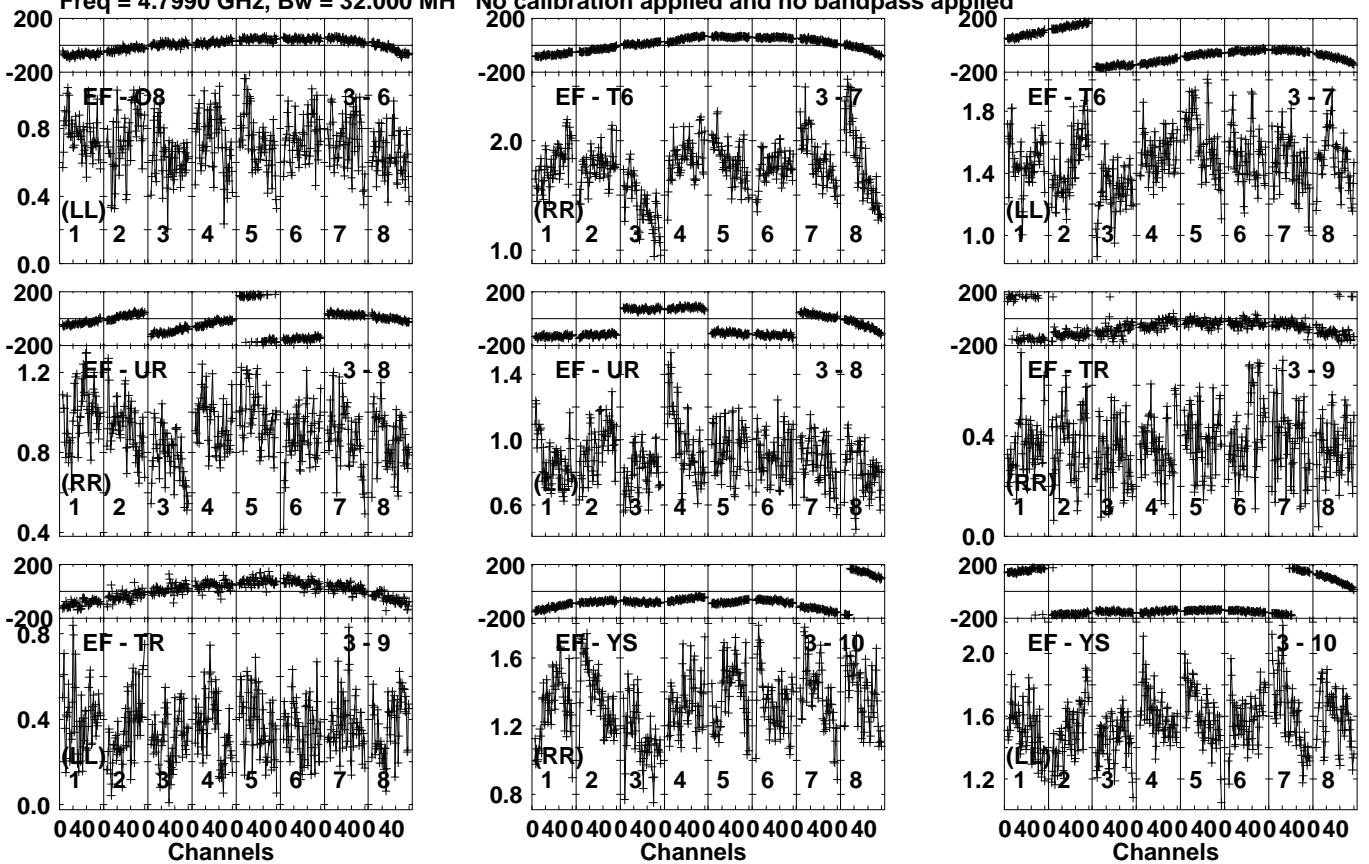
Lower frame: Milli Ampl Jy Top frame: Phas deg  
Vector averaged cross-power spectrum Several baselines displayed  
Timerange: 00/22:32:51 to 00/22:34:29

Plot file version 190 created 06-JUN-2023 11:27:06

J1342+3507 EM170A.UVDATA.1

Freq = 4.7990 GHz, Bw = 32.000 MH

No calibration applied and no bandpass applied



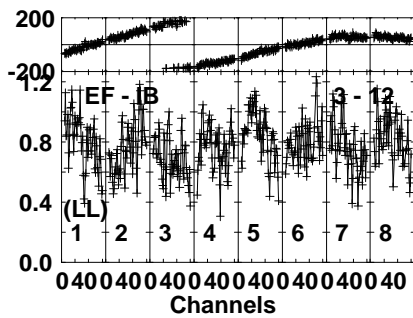
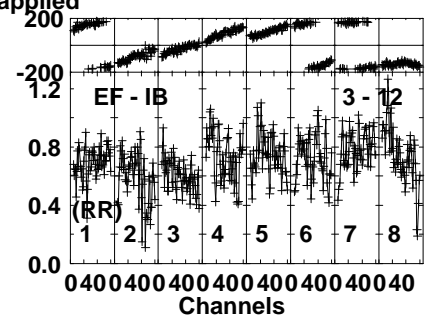
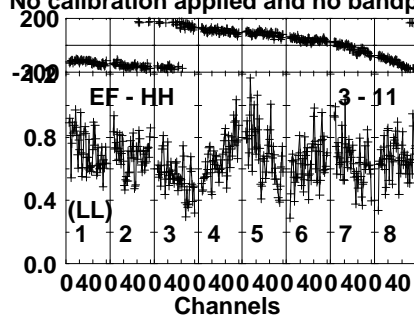
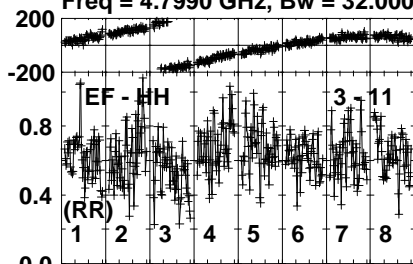
Lower frame: Milli Ampl Jy Top frame: Phas deg  
Vector averaged cross-power spectrum Several baselines displayed  
Timerange: 00/22:32:51 to 00/22:34:29

Plot file version 191 created 06-JUN-2023 11:27:06

J1342+3507 EM170A.UVDATA.1

Freq = 4.7990 GHz, Bw = 32.000 MH

No calibration applied and no bandpass applied

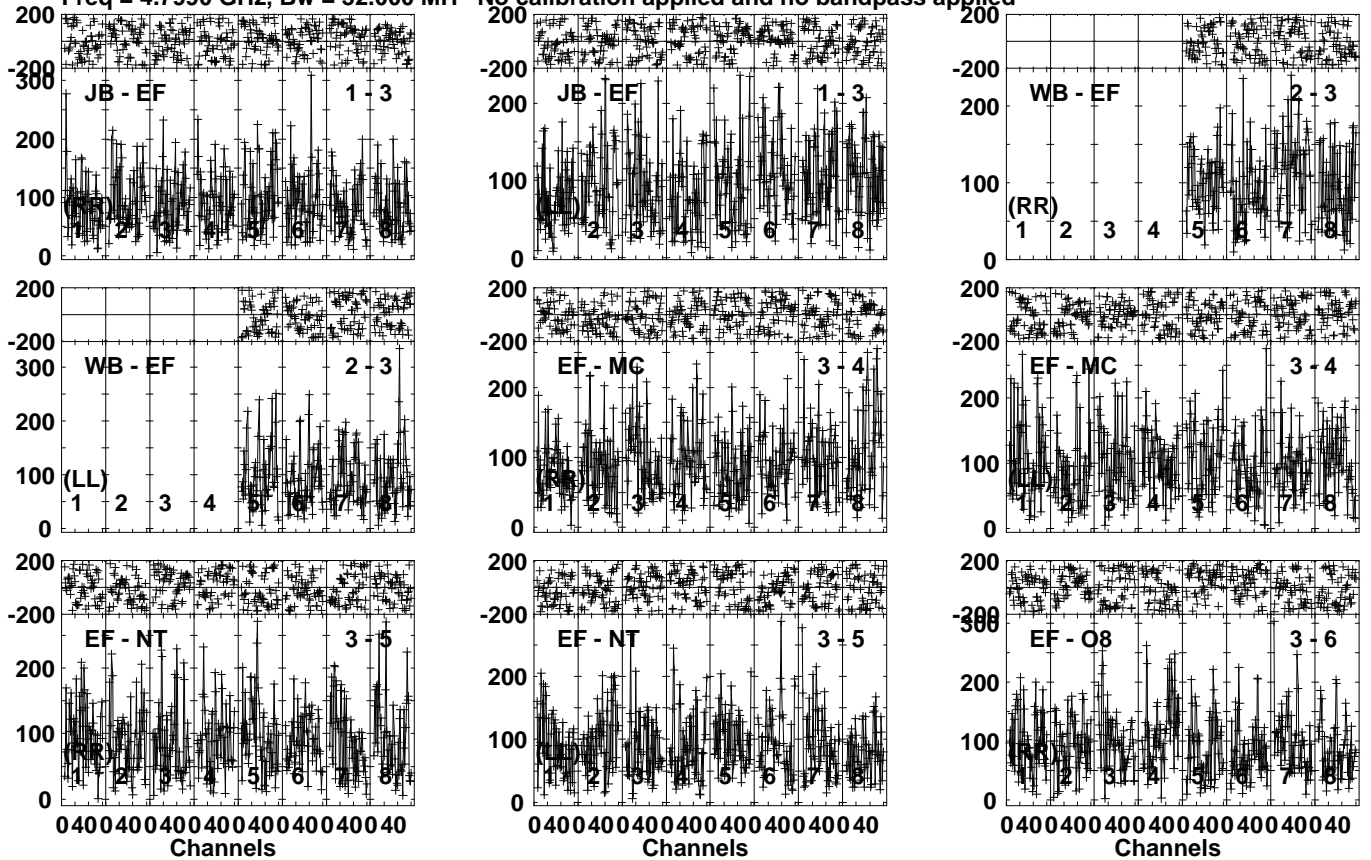


Lower frame: Milli Ampl Jy Top frame: Phas deg  
Vector averaged cross-power spectrum Several baselines displayed  
Timerange: 00/22:32:51 to 00/22:34:29

Plot file version 192 created 06-JUN-2023 11:27:06

AT2022CMC EM170A.UVDATA.1

Freq = 4.7990 GHz, Bw = 32.000 MH No calibration applied and no bandpass applied



Lower frame: Micro Ampl Jy Top frame: Phas deg  
Vector averaged cross-power spectrum Several baselines displayed  
Timerange: 00/22:35:01 to 00/22:37:29

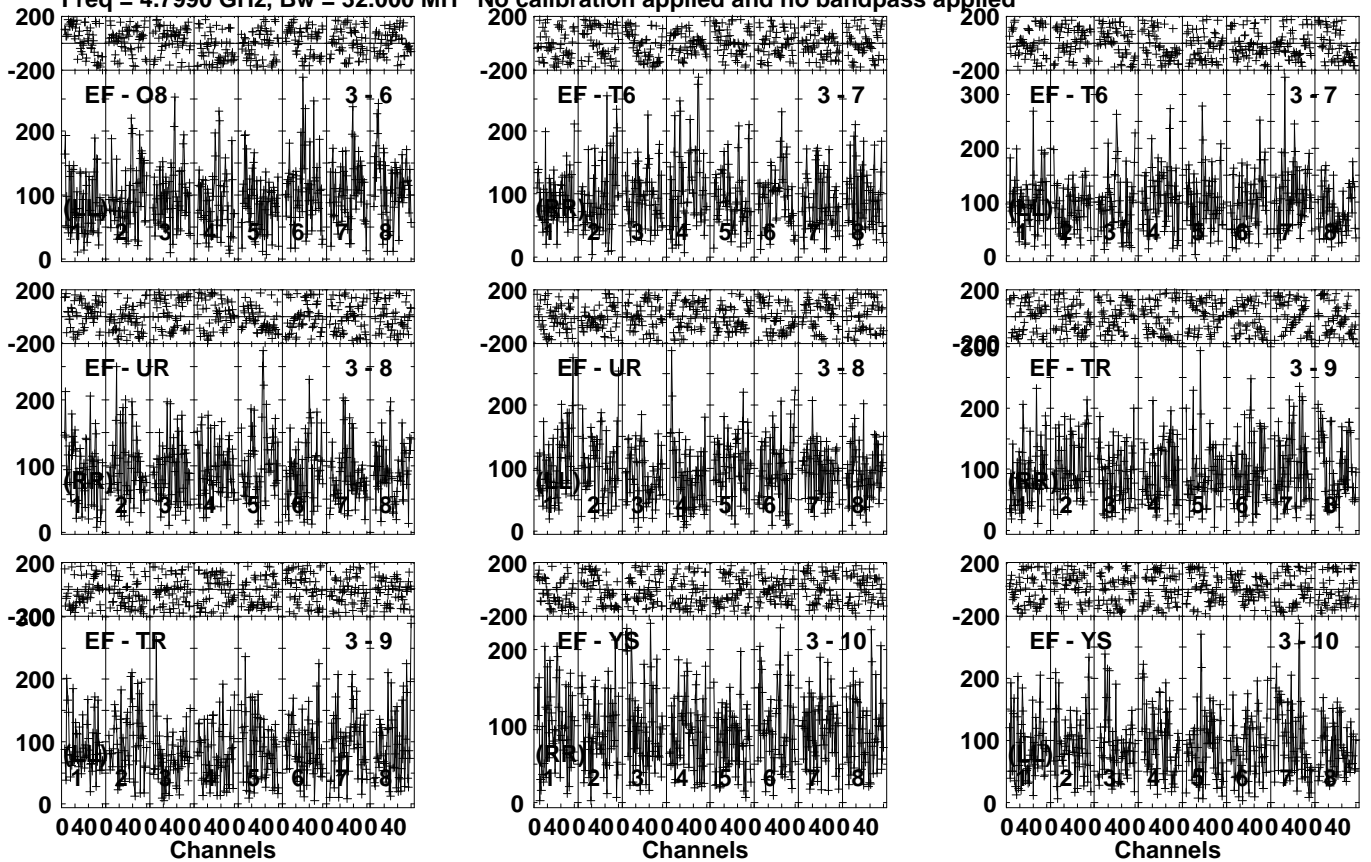


Plot file version 193 created 06-JUN-2023 11:27:06

AT2022CMC EM170A.UVDATA.1

Freq = 4.7990 GHz, Bw = 32.000 MH

No calibration applied and no bandpass applied



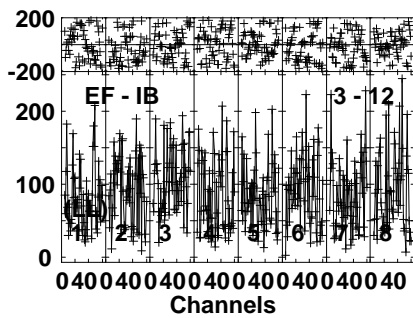
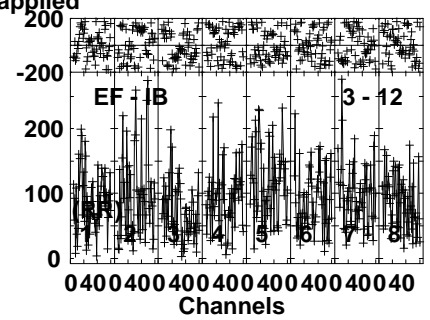
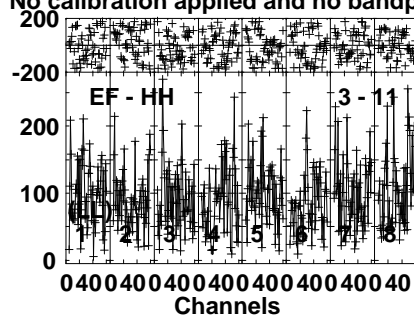
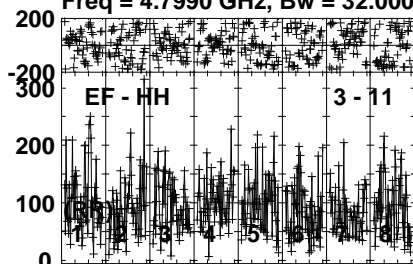
Lower frame: Micro Ampl Jy Top frame: Phas deg  
Vector averaged cross-power spectrum Several baselines displayed  
Timerange: 00/22:35:01 to 00/22:37:29

Plot file version 194 created 06-JUN-2023 11:27:06

AT2022CMC EM170A.UVDATA.1

Freq = 4.7990 GHz, Bw = 32.000 MH

No calibration applied and no bandpass applied



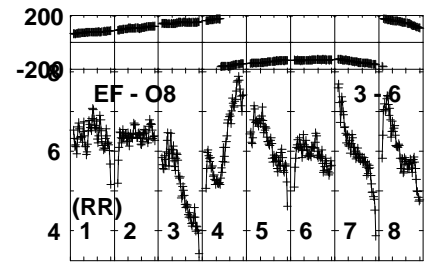
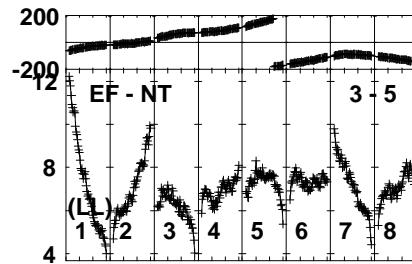
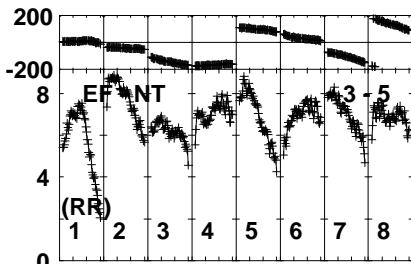
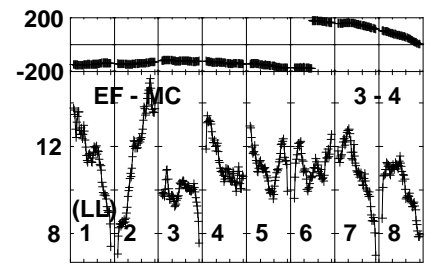
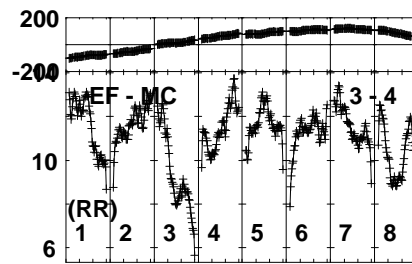
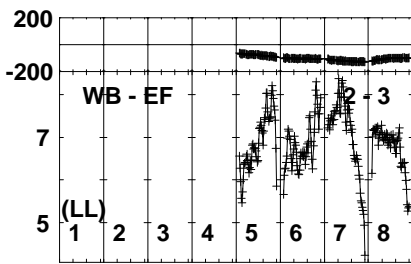
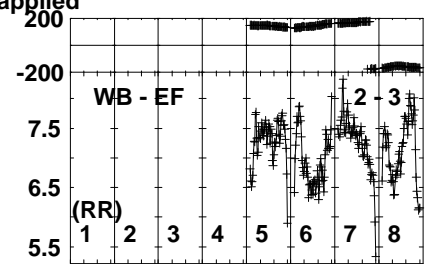
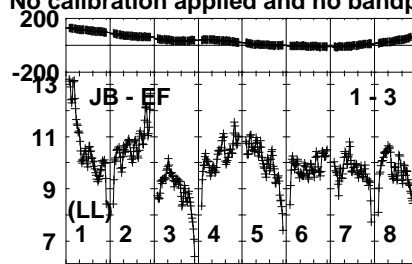
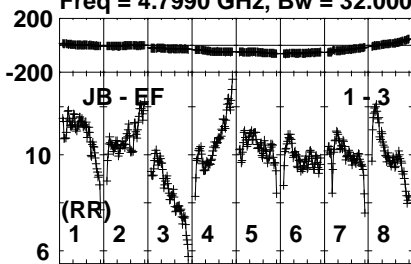
Lower frame: Micro Ampl Jy Top frame: Phas deg  
Vector averaged cross-power spectrum Several baselines displayed  
Timerange: 00/22:35:01 to 00/22:37:29

Plot file version 195 created 06-JUN-2023 11:27:06

J1329+3154 EM170A.UVDATA.1

Freq = 4.7990 GHz, Bw = 32.000 MH

No calibration applied and no bandpass applied



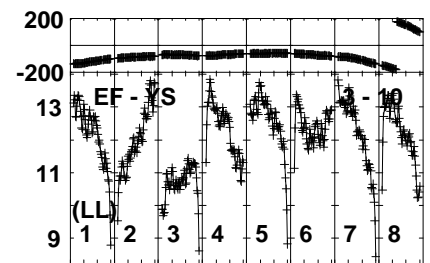
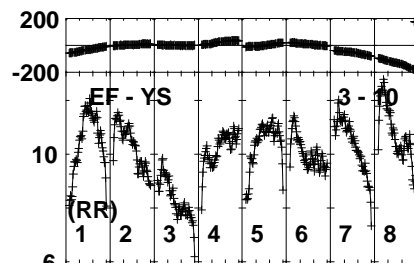
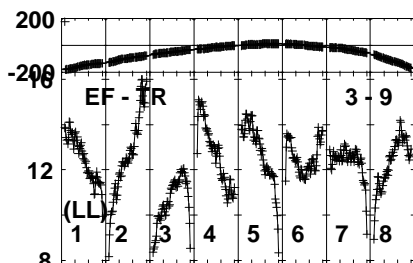
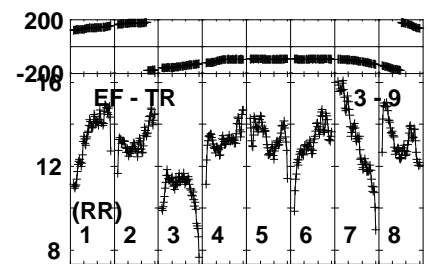
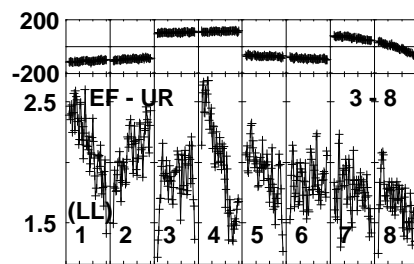
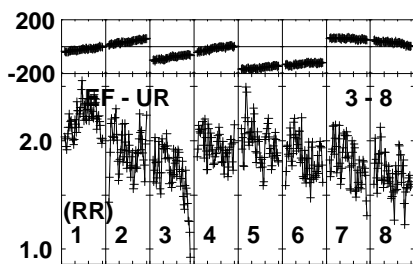
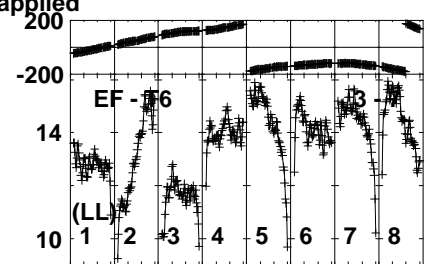
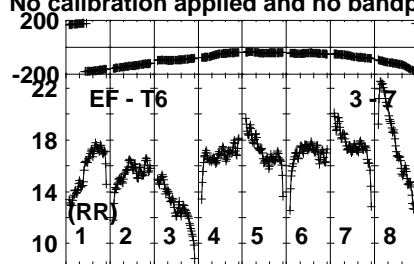
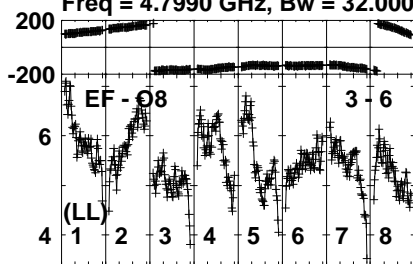
Lower frame: Milli Ampl Jy Top frame: Phas deg  
Vector averaged cross-power spectrum Several baselines displayed  
Timerange: 00/22:37:31 to 00/22:38:49

Plot file version 196 created 06-JUN-2023 11:27:06

J1329+3154 EM170A.UVDATA.1

Freq = 4.7990 GHz, Bw = 32.000 MH

No calibration applied and no bandpass applied



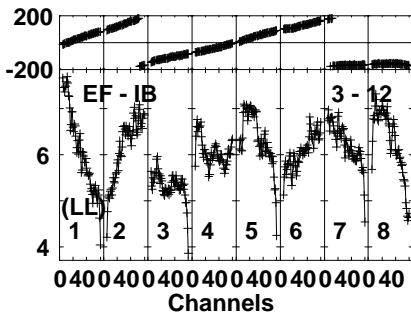
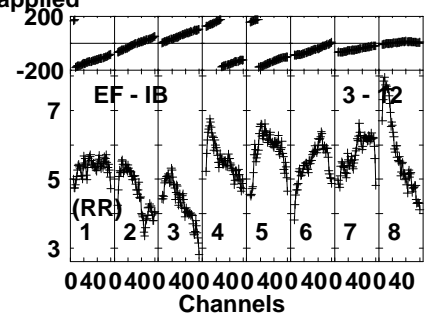
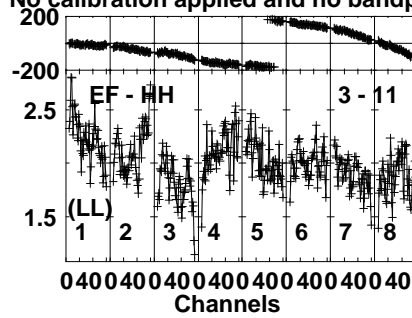
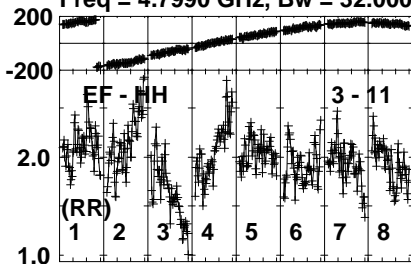
Lower frame: Milli Ampl Jy Top frame: Phas deg  
Vector averaged cross-power spectrum Several baselines displayed  
Timerange: 00/22:37:31 to 00/22:38:49

Plot file version 197 created 06-JUN-2023 11:27:06

J1329+3154 EM170A.UVDATA.1

Freq = 4.7990 GHz, Bw = 32.000 MH

No calibration applied and no bandpass applied



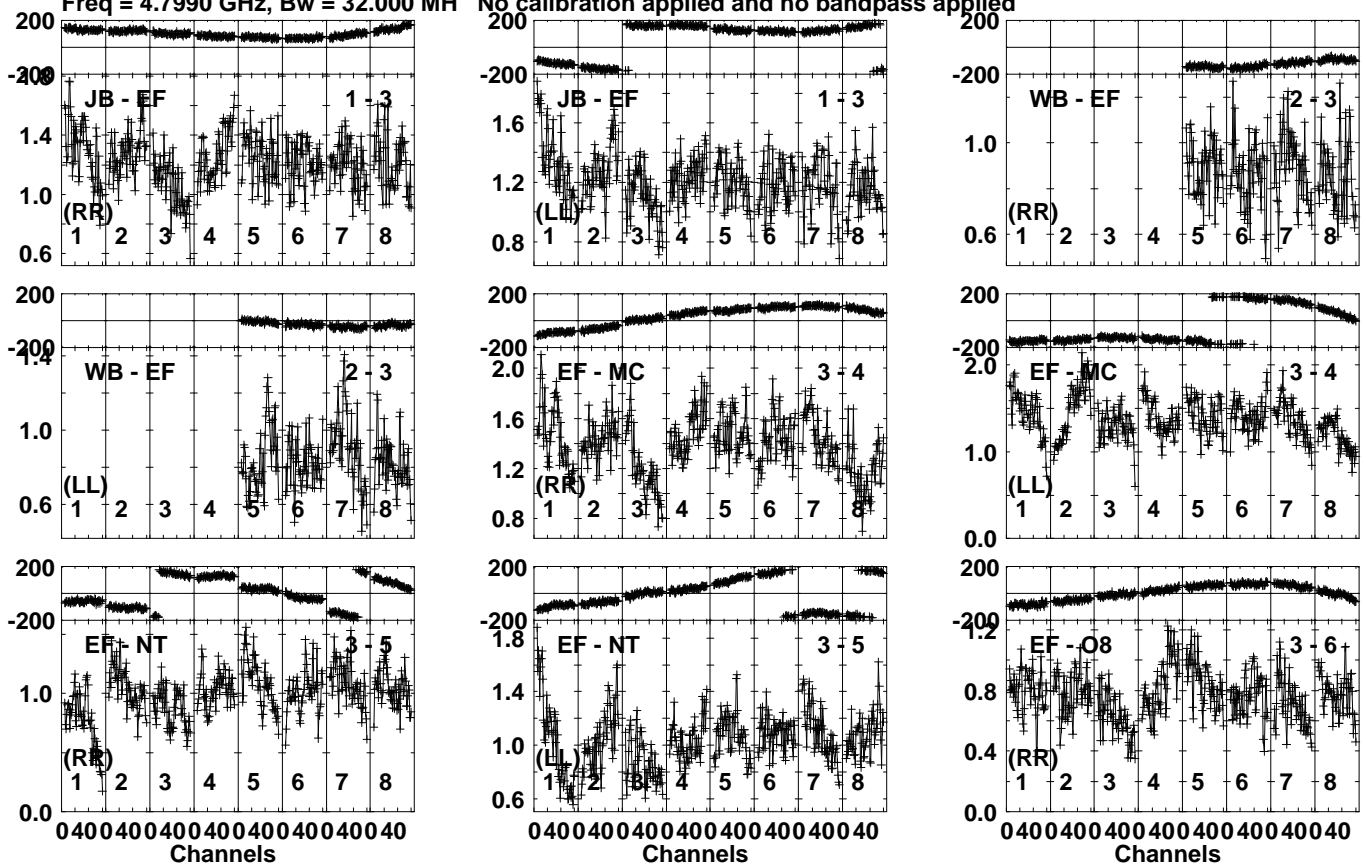
Lower frame: Milli Ampl Jy Top frame: Phas deg  
Vector averaged cross-power spectrum Several baselines displayed  
Timerange: 00/22:37:31 to 00/22:38:49

Plot file version 198 created 06-JUN-2023 11:27:06

J1342+3507 EM170A.UVDATA.1

Freq = 4.7990 GHz, Bw = 32.000 MH

No calibration applied and no bandpass applied



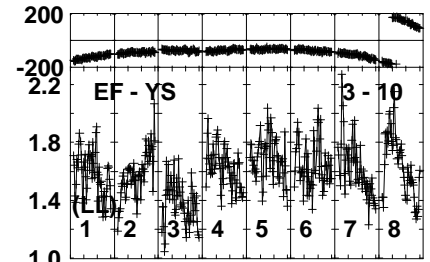
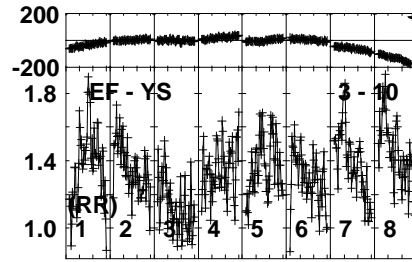
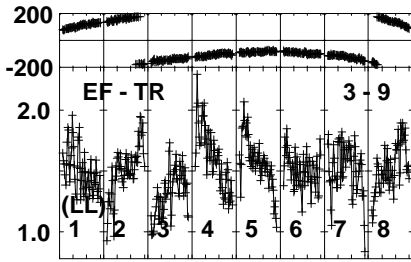
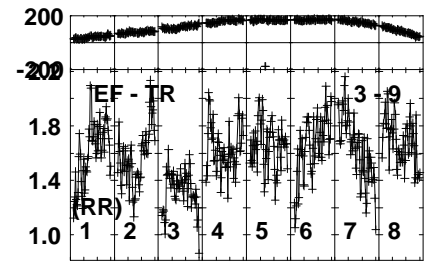
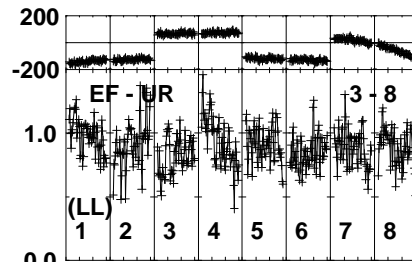
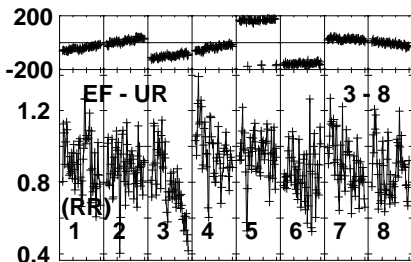
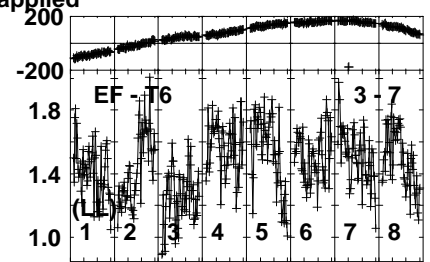
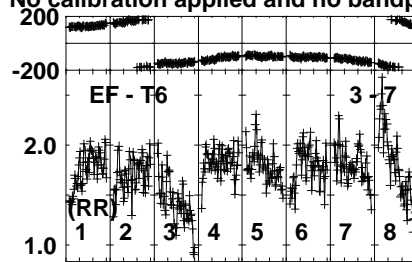
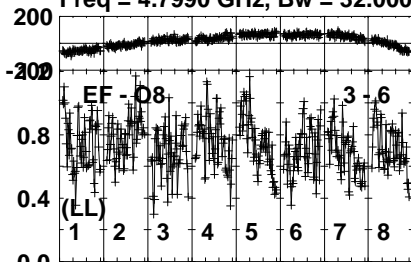
Lower frame: Milli Ampl Jy Top frame: Phas deg  
Vector averaged cross-power spectrum Several baselines displayed  
Timerange: 00/22:38:51 to 00/22:40:29

Plot file version 199 created 06-JUN-2023 11:27:07

J1342+3507 EM170A.UVDATA.1

Freq = 4.7990 GHz, Bw = 32.000 MH

No calibration applied and no bandpass applied



040040040040040040040040040040  
Channels

040040040040040040040040040040  
Channels

040040040040040040040040040040  
Channels

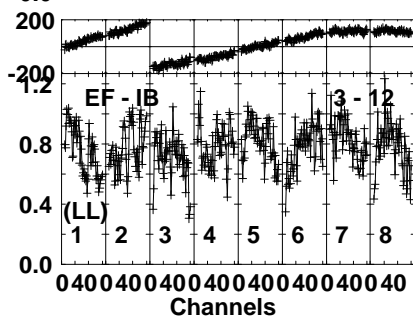
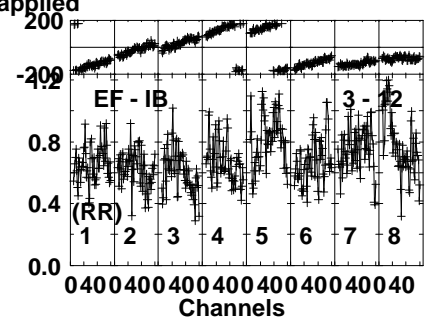
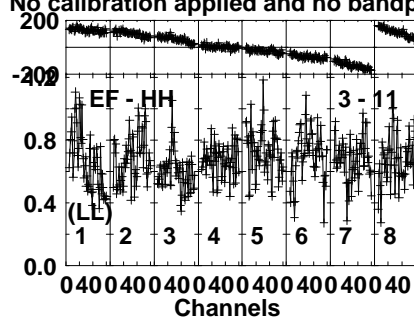
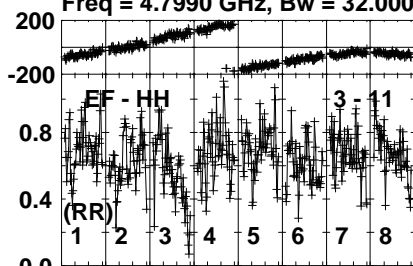
Lower frame: Milli Ampl Jy Top frame: Phas deg  
Vector averaged cross-power spectrum Several baselines displayed  
Timerange: 00/22:38:51 to 00/22:40:29

Plot file version 200 created 06-JUN-2023 11:27:07

J1342+3507 EM170A.UVDATA.1

Freq = 4.7990 GHz, Bw = 32.000 MH

No calibration applied and no bandpass applied



Lower frame: Milli Ampl Jy Top frame: Phas deg  
Vector averaged cross-power spectrum Several baselines displayed  
Timerange: 00/22:38:51 to 00/22:40:29

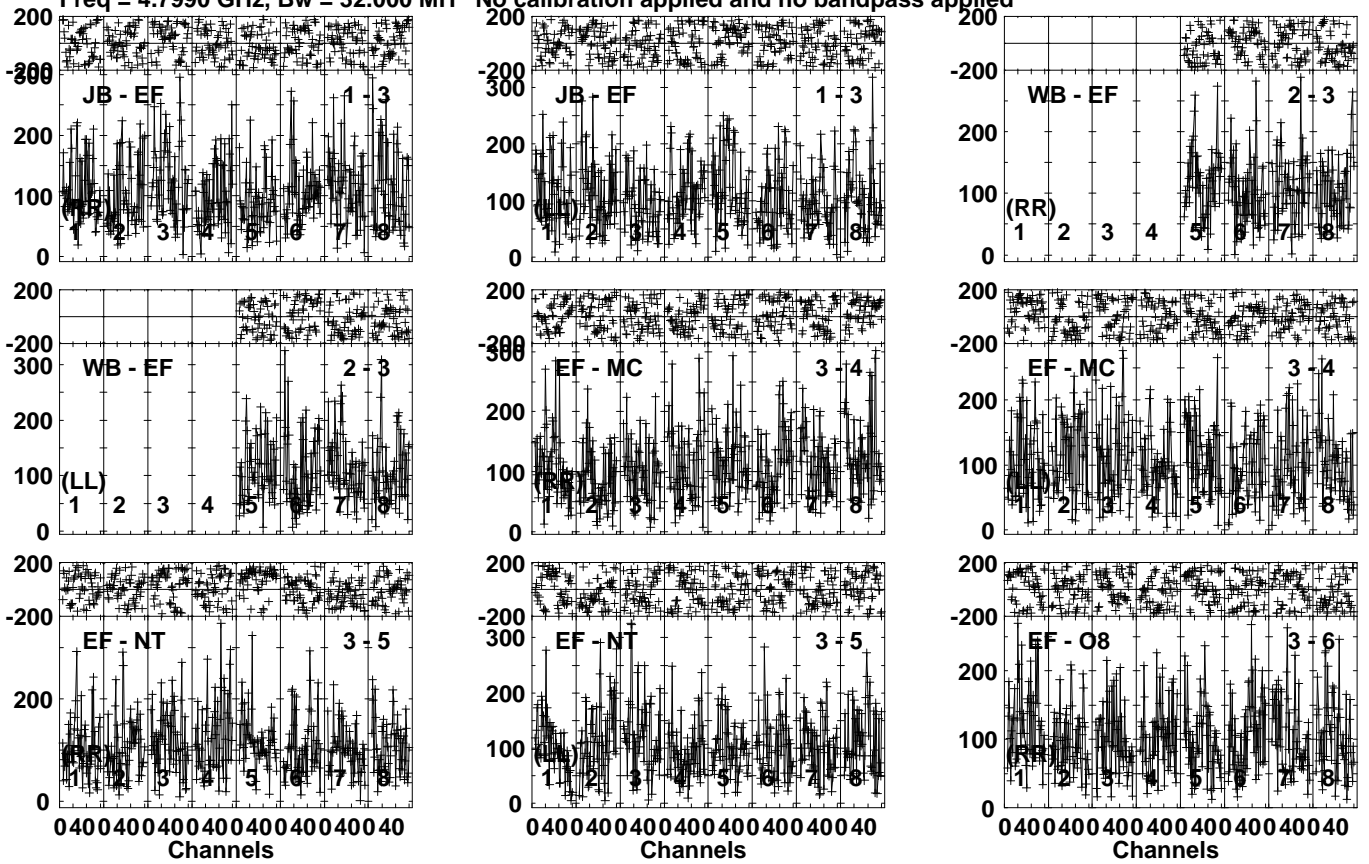


Plot file version 201 created 06-JUN-2023 11:27:07

AT2022CMC EM170A.UVDATA.1

Freq = 4.7990 GHz, Bw = 32.000 MH

No calibration applied and no bandpass applied



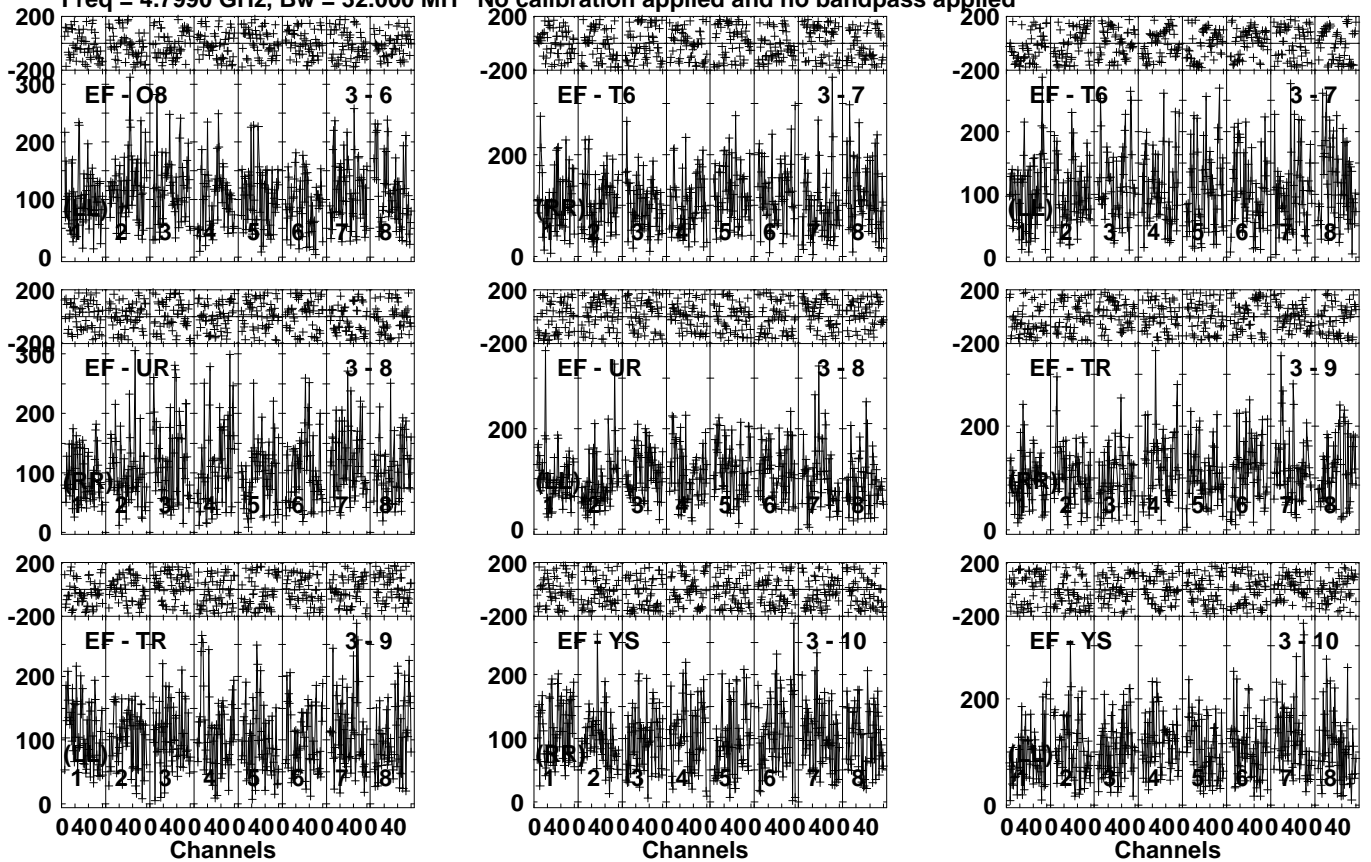
Lower frame: Micro Ampl Jy Top frame: Phas deg  
Vector averaged cross-power spectrum Several baselines displayed  
Timerange: 00/22:40:31 to 00/22:42:59

Plot file version 202 created 06-JUN-2023 11:27:07

AT2022CMC EM170A.UVDATA.1

Freq = 4.7990 GHz, Bw = 32.000 MH

No calibration applied and no bandpass applied



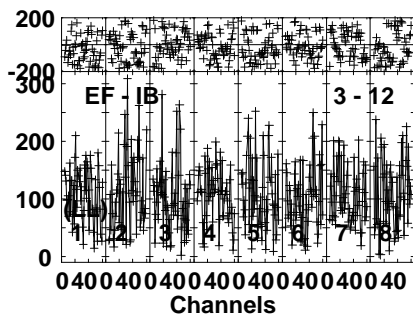
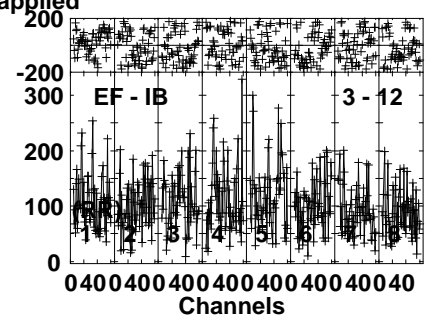
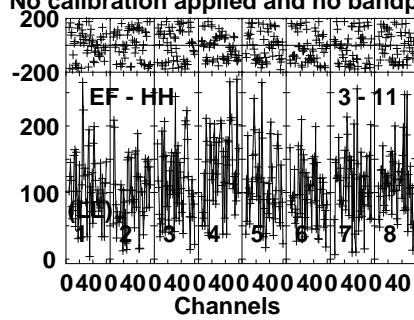
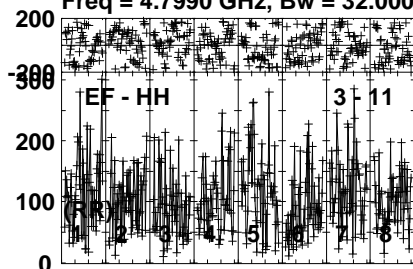
Lower frame: Micro Ampl Jy Top frame: Phas deg  
Vector averaged cross-power spectrum Several baselines displayed  
Timerange: 00/22:40:31 to 00/22:42:59

Plot file version 203 created 06-JUN-2023 11:27:07

AT2022CMC EM170A.UVDATA.1

Freq = 4.7990 GHz, Bw = 32.000 MH

No calibration applied and no bandpass applied



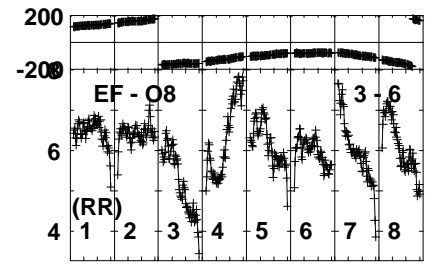
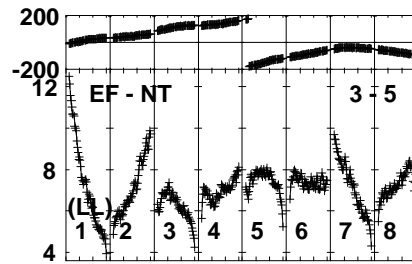
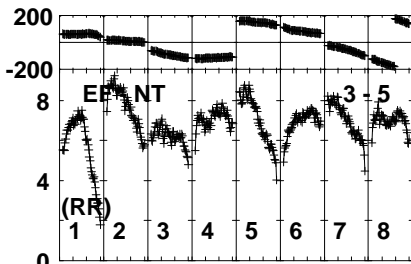
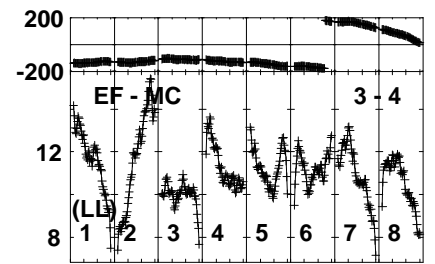
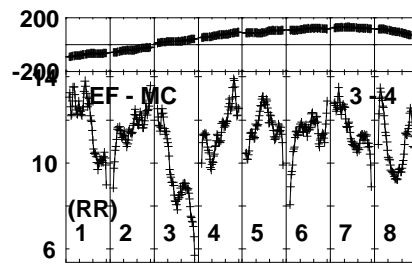
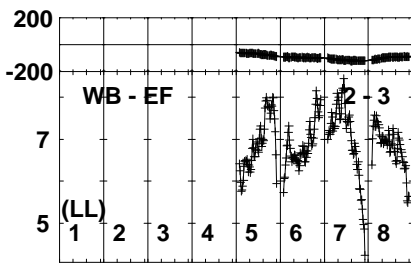
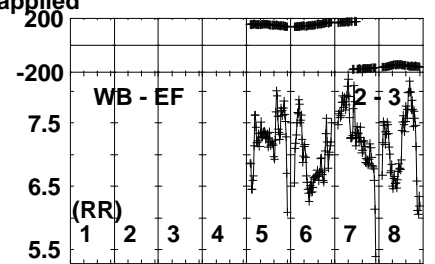
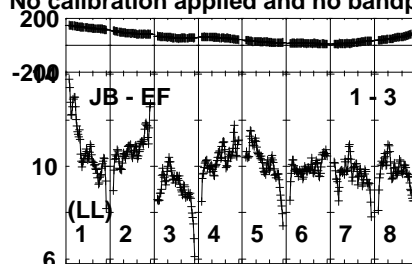
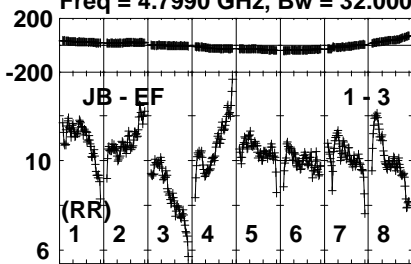
Lower frame: Micro Ampl Jy Top frame: Phas deg  
Vector averaged cross-power spectrum Several baselines displayed  
Timerange: 00/22:40:31 to 00/22:42:59

Plot file version 204 created 06-JUN-2023 11:27:07

J1329+3154 EM170A.UVDATA.1

Freq = 4.7990 GHz, Bw = 32.000 MH

No calibration applied and no bandpass applied



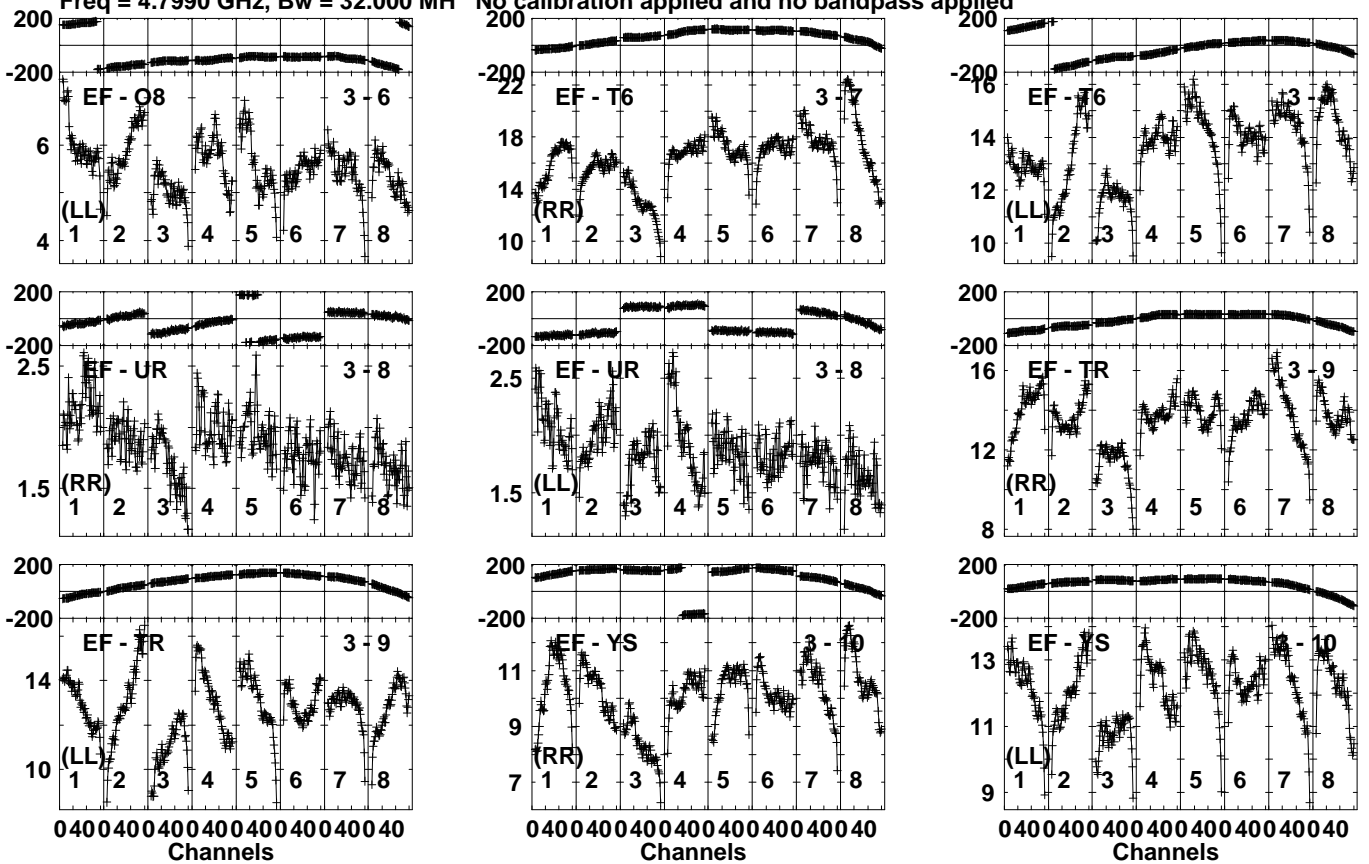
Lower frame: Milli Ampl Jy Top frame: Phas deg  
Vector averaged cross-power spectrum Several baselines displayed  
Timerange: 00/22:43:01 to 00/22:44:19

Plot file version 205 created 06-JUN-2023 11:27:07

J1329+3154 EM170A.UVDATA.1

Freq = 4.7990 GHz, Bw = 32.000 MH

No calibration applied and no bandpass applied



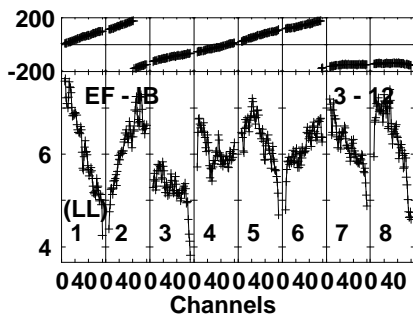
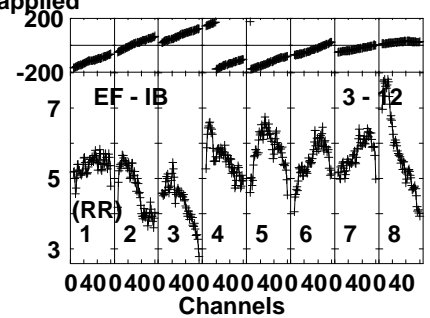
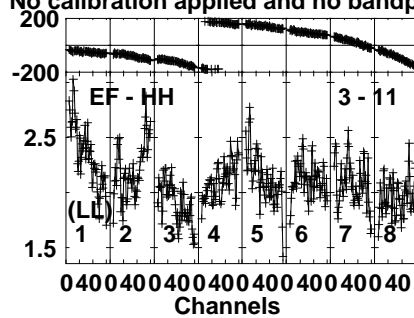
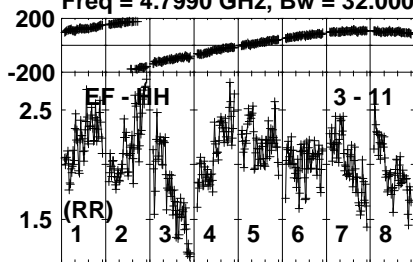
Lower frame: Milli Ampl Jy Top frame: Phas deg  
Vector averaged cross-power spectrum Several baselines displayed  
Timerange: 00/22:43:01 to 00/22:44:19

Plot file version 206 created 06-JUN-2023 11:27:07

J1329+3154 EM170A.UVDATA.1

Freq = 4.7990 GHz, Bw = 32.000 MH

No calibration applied and no bandpass applied



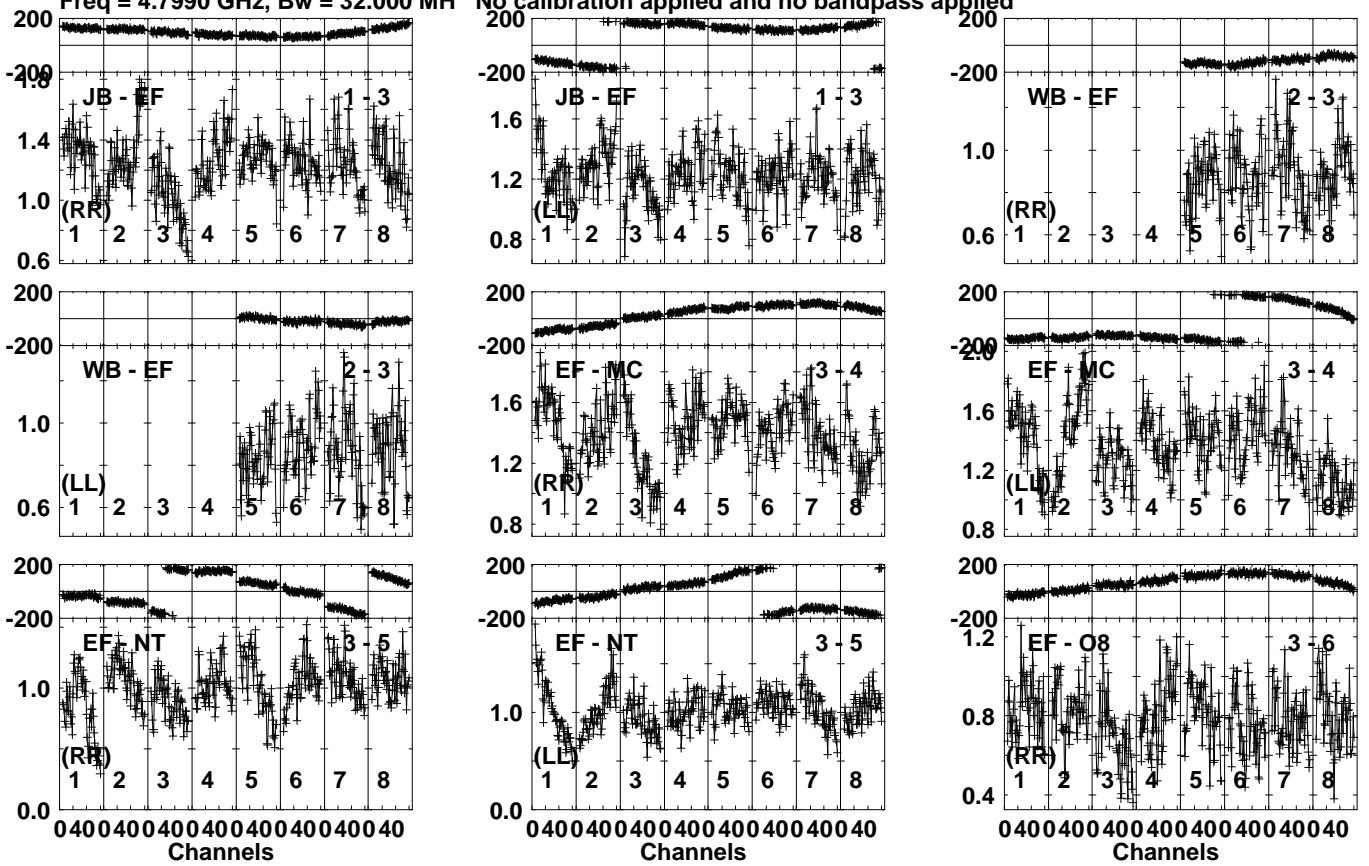
Lower frame: Milli Ampl Jy Top frame: Phas deg  
Vector averaged cross-power spectrum Several baselines displayed  
Timerange: 00/22:43:01 to 00/22:44:19

Plot file version 207 created 06-JUN-2023 11:27:07

J1342+3507 EM170A.UVDATA.1

Freq = 4.7990 GHz, Bw = 32.000 MH

No calibration applied and no bandpass applied



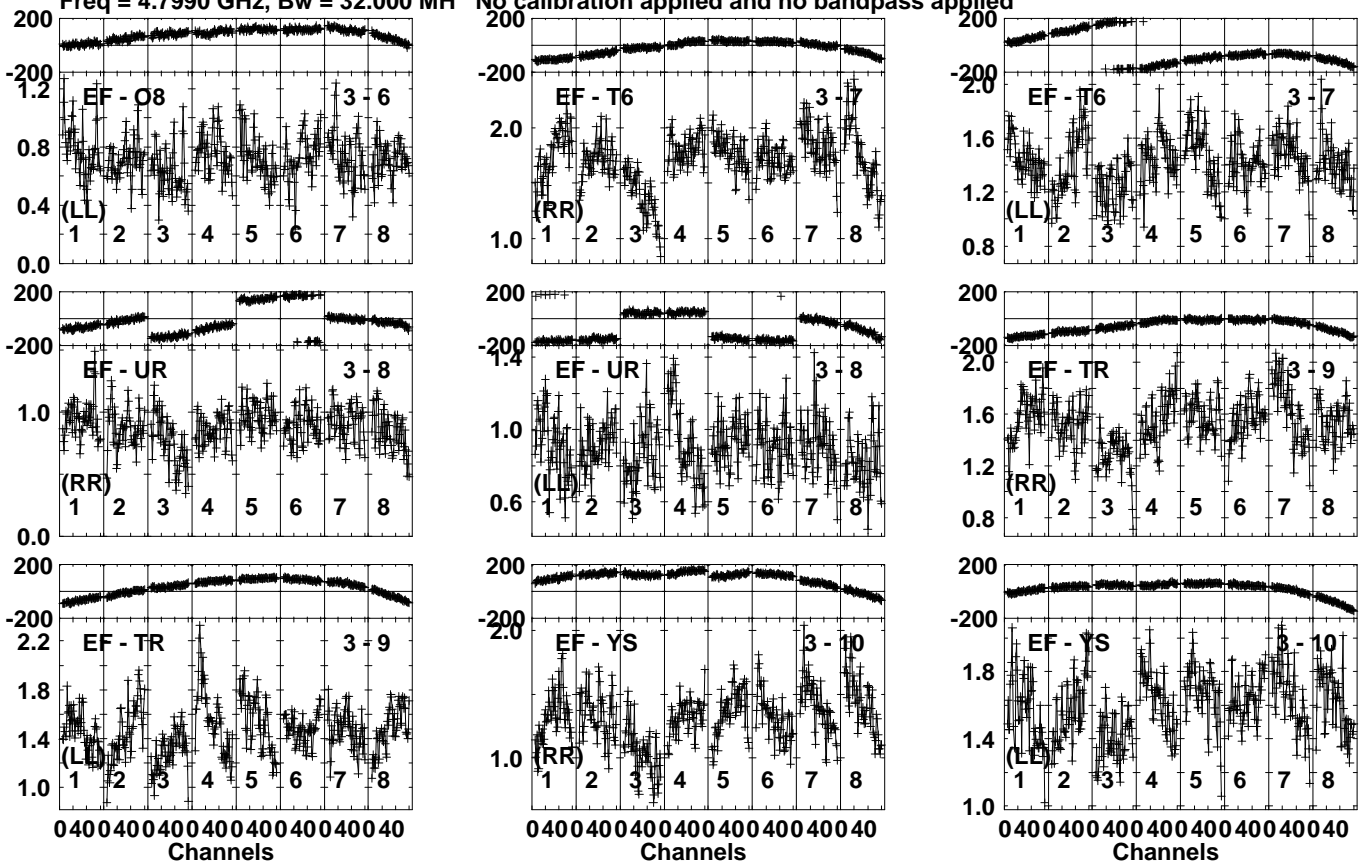
Lower frame: Milli Ampl Jy Top frame: Phas deg  
Vector averaged cross-power spectrum Several baselines displayed  
Timerange: 00/22:44:23 to 00/22:45:59

Plot file version 208 created 06-JUN-2023 11:27:07

J1342+3507 EM170A.UVDATA.1

Freq = 4.7990 GHz, Bw = 32.000 MH

No calibration applied and no bandpass applied



Lower frame: Milli Ampl Jy Top frame: Phas deg  
Vector averaged cross-power spectrum Several baselines displayed  
Timerange: 00/22:44:23 to 00/22:45:59

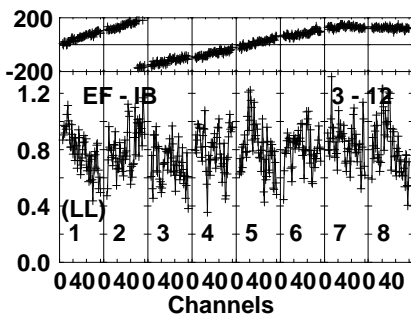
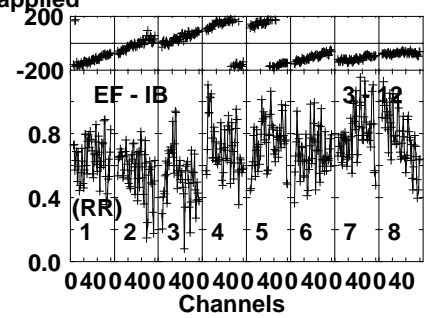
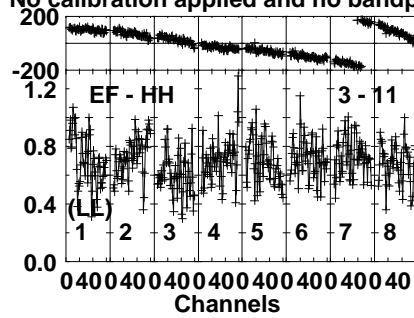
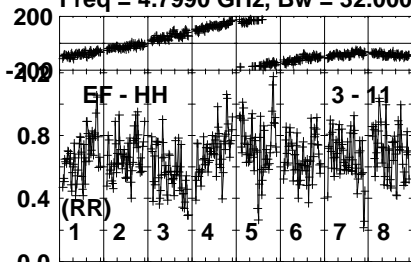


Plot file version 209 created 06-JUN-2023 11:27:08

J1342+3507 EM170A.UVDATA.1

Freq = 4.7990 GHz, Bw = 32.000 MH

No calibration applied and no bandpass applied



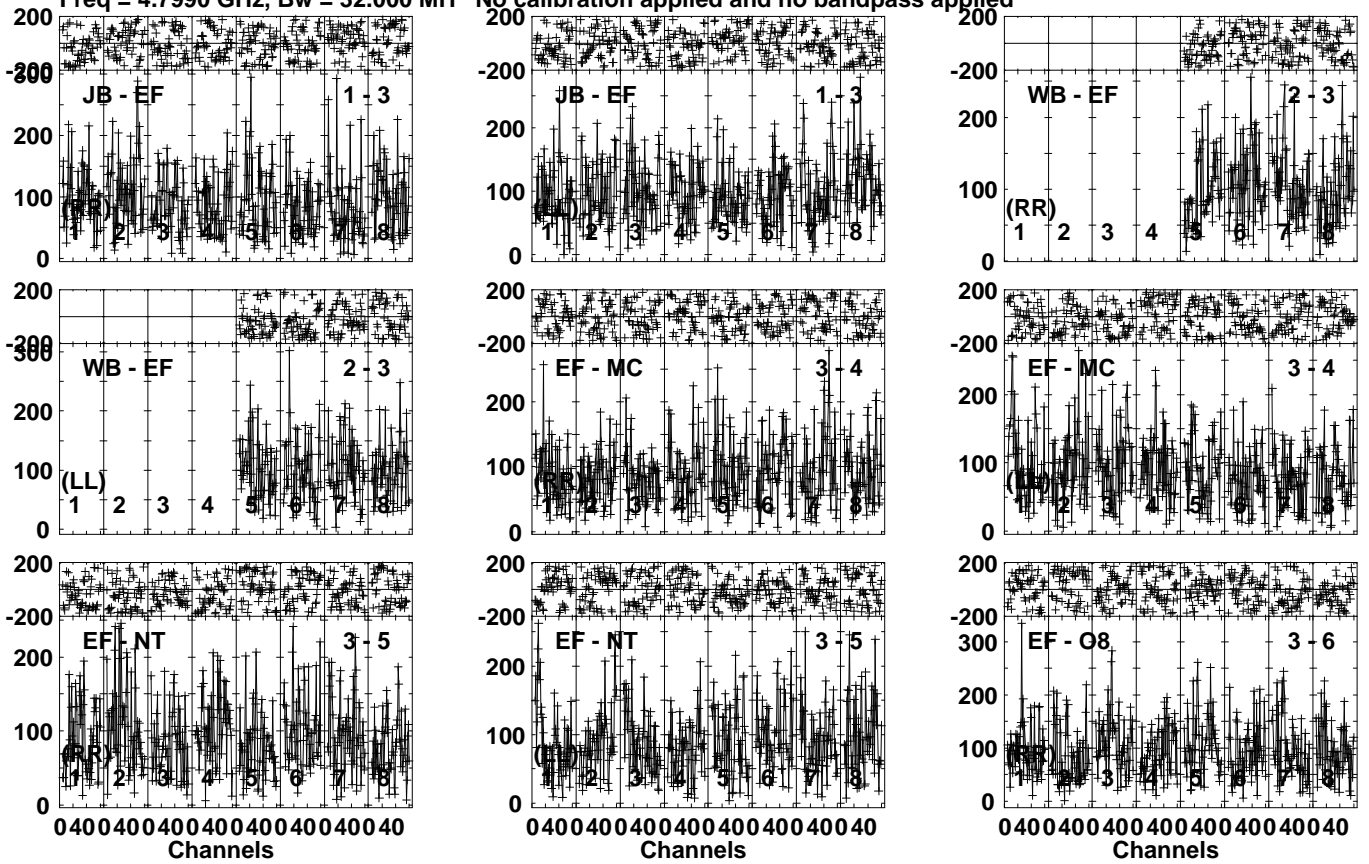
Lower frame: Milli Ampl Jy Top frame: Phas deg  
Vector averaged cross-power spectrum Several baselines displayed  
Timerange: 00/22:44:23 to 00/22:45:59

Plot file version 210 created 06-JUN-2023 11:27:08

AT2022CMC EM170A.UVDATA.1

Freq = 4.7990 GHz, Bw = 32.000 MH

No calibration applied and no bandpass applied



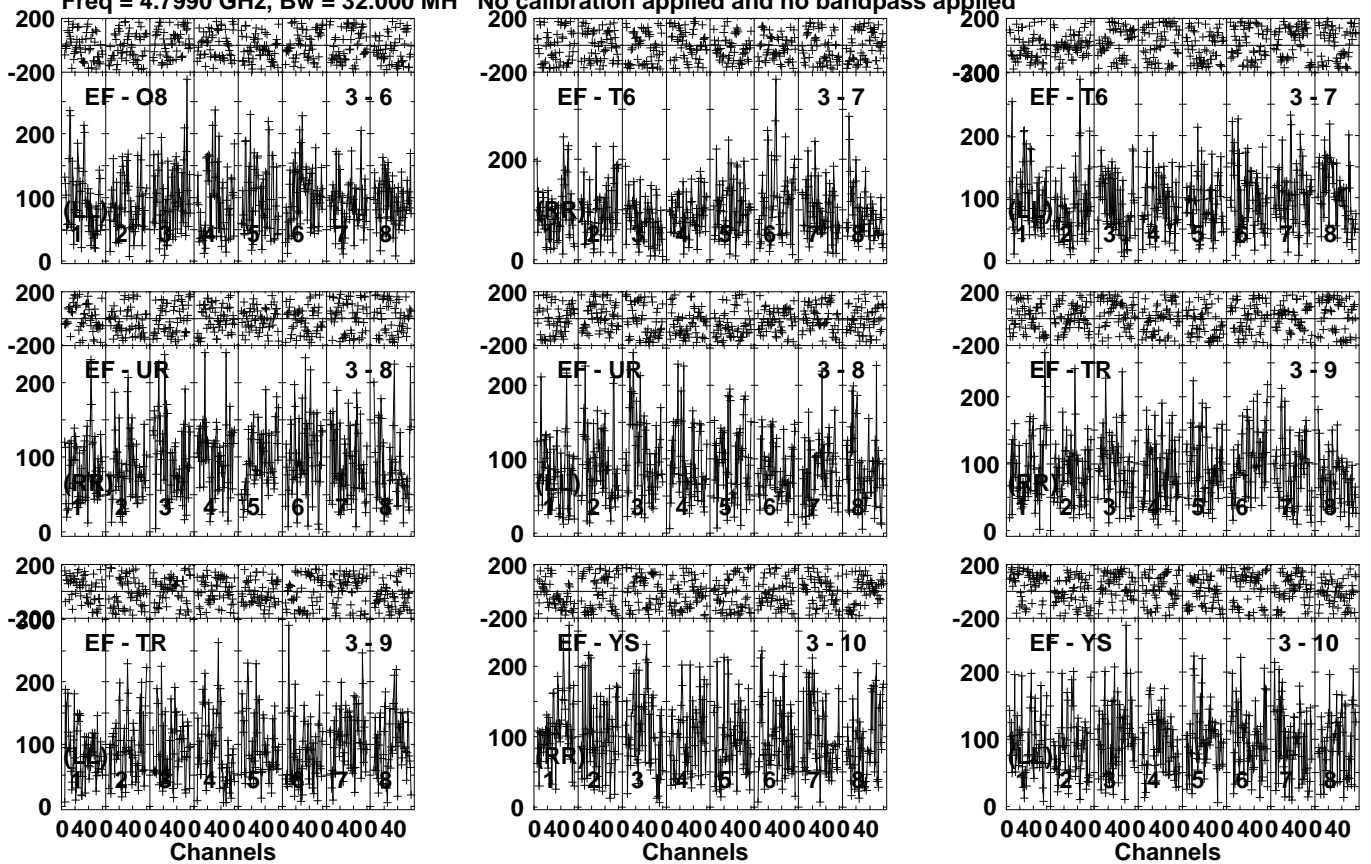
Lower frame: Micro Ampl Jy Top frame: Phas deg  
Vector averaged cross-power spectrum Several baselines displayed  
Timerange: 00/22:46:31 to 00/22:48:59

Plot file version 211 created 06-JUN-2023 11:27:08

AT2022CMC EM170A.UVDATA.1

Freq = 4.7990 GHz, Bw = 32.000 MH

No calibration applied and no bandpass applied



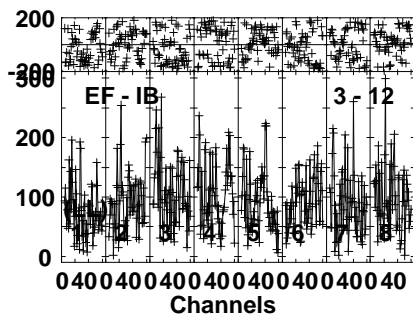
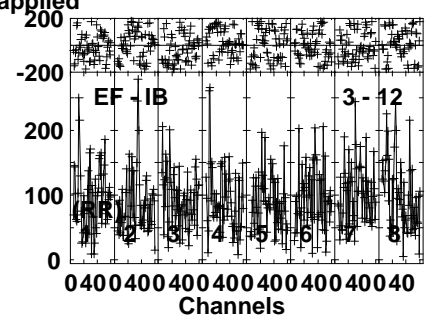
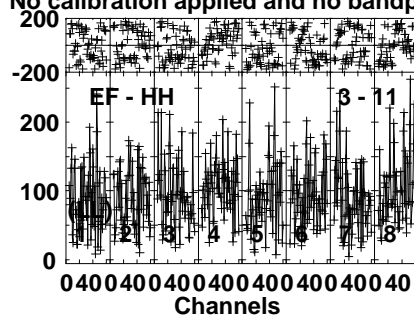
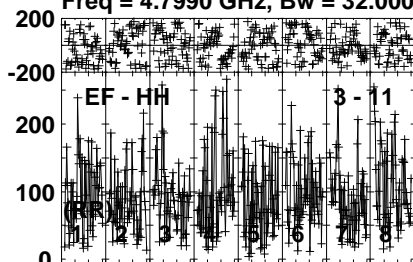
Lower frame: Micro Ampl Jy Top frame: Phas deg  
Vector averaged cross-power spectrum Several baselines displayed  
Timerange: 00/22:46:31 to 00/22:48:59

Plot file version 212 created 06-JUN-2023 11:27:08

AT2022CMC EM170A.UVDATA.1

Freq = 4.7990 GHz, Bw = 32.000 MH

No calibration applied and no bandpass applied



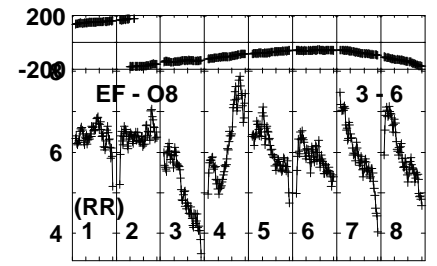
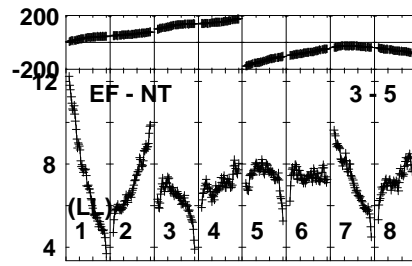
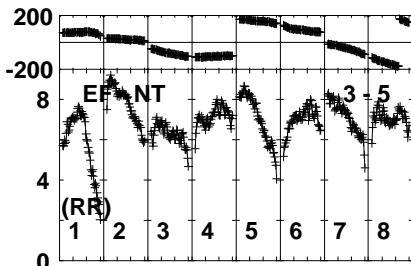
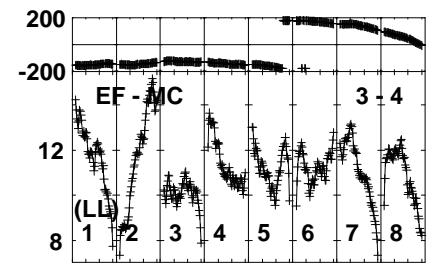
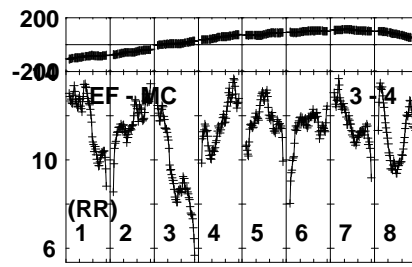
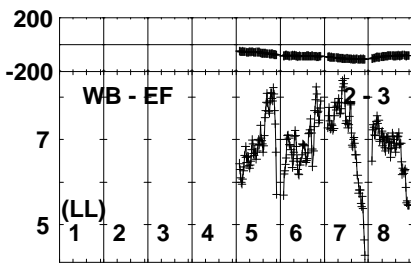
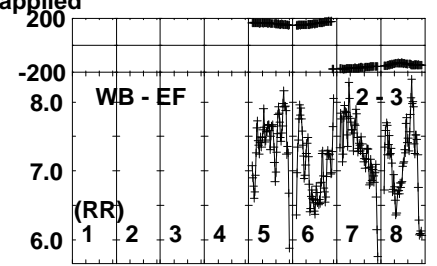
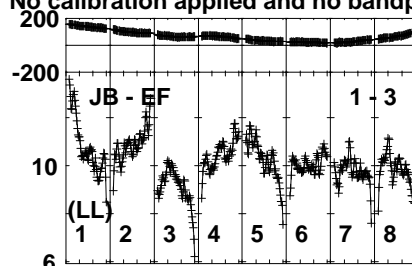
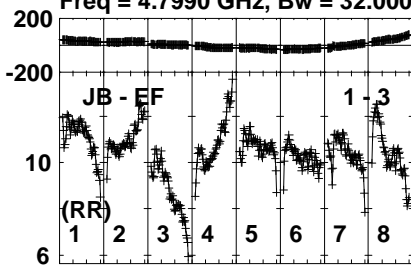
Lower frame: Micro Ampl Jy Top frame: Phas deg  
Vector averaged cross-power spectrum Several baselines displayed  
Timerange: 00/22:46:31 to 00/22:48:59

Plot file version 213 created 06-JUN-2023 11:27:08

J1329+3154 EM170A.UVDATA.1

Freq = 4.7990 GHz, Bw = 32.000 MH

No calibration applied and no bandpass applied



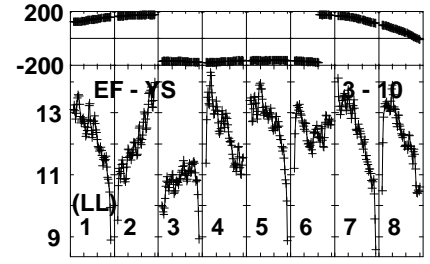
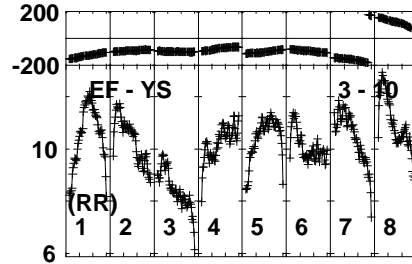
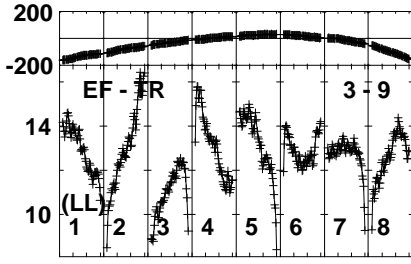
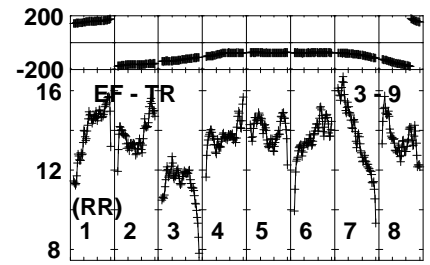
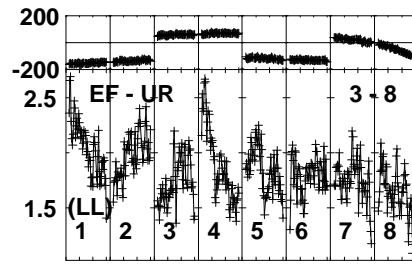
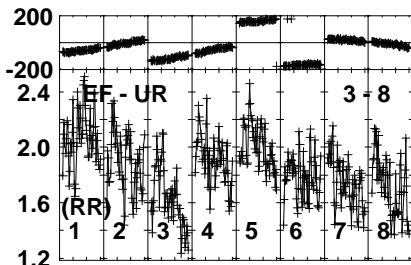
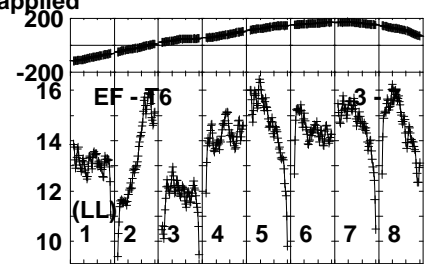
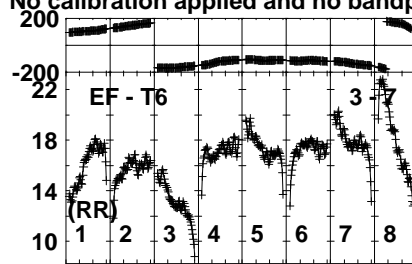
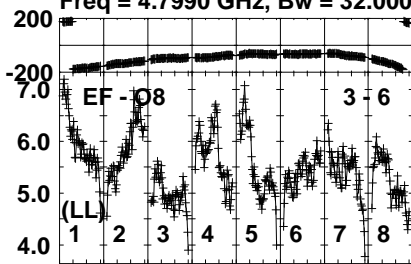
Lower frame: Milli Ampl Jy Top frame: Phas deg  
Vector averaged cross-power spectrum Several baselines displayed  
Timerange: 00/22:49:01 to 00/22:50:19

Plot file version 214 created 06-JUN-2023 11:27:08

J1329+3154 EM170A.UVDATA.1

Freq = 4.7990 GHz, Bw = 32.000 MH

No calibration applied and no bandpass applied



040040040040040040040040040040  
Channels

040040040040040040040040040040  
Channels

040040040040040040040040040040  
Channels

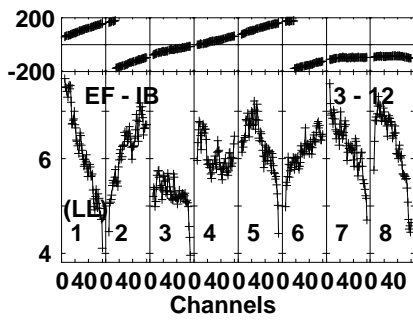
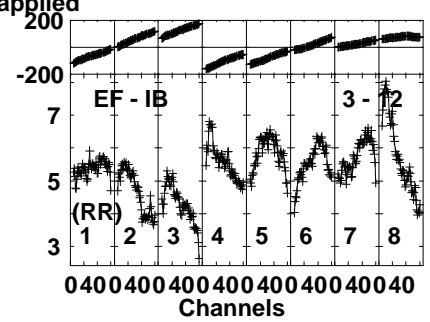
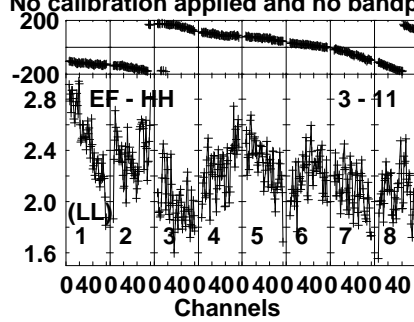
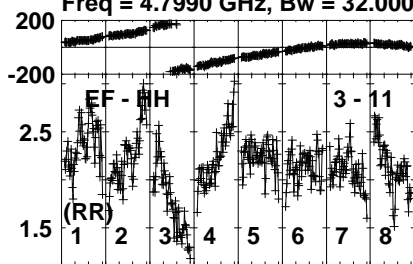
Lower frame: Milli Ampl Jy Top frame: Phas deg  
Vector averaged cross-power spectrum Several baselines displayed  
Timerange: 00/22:49:01 to 00/22:50:19

Plot file version 215 created 06-JUN-2023 11:27:08

J1329+3154 EM170A.UVDATA.1

Freq = 4.7990 GHz, Bw = 32.000 MH

No calibration applied and no bandpass applied



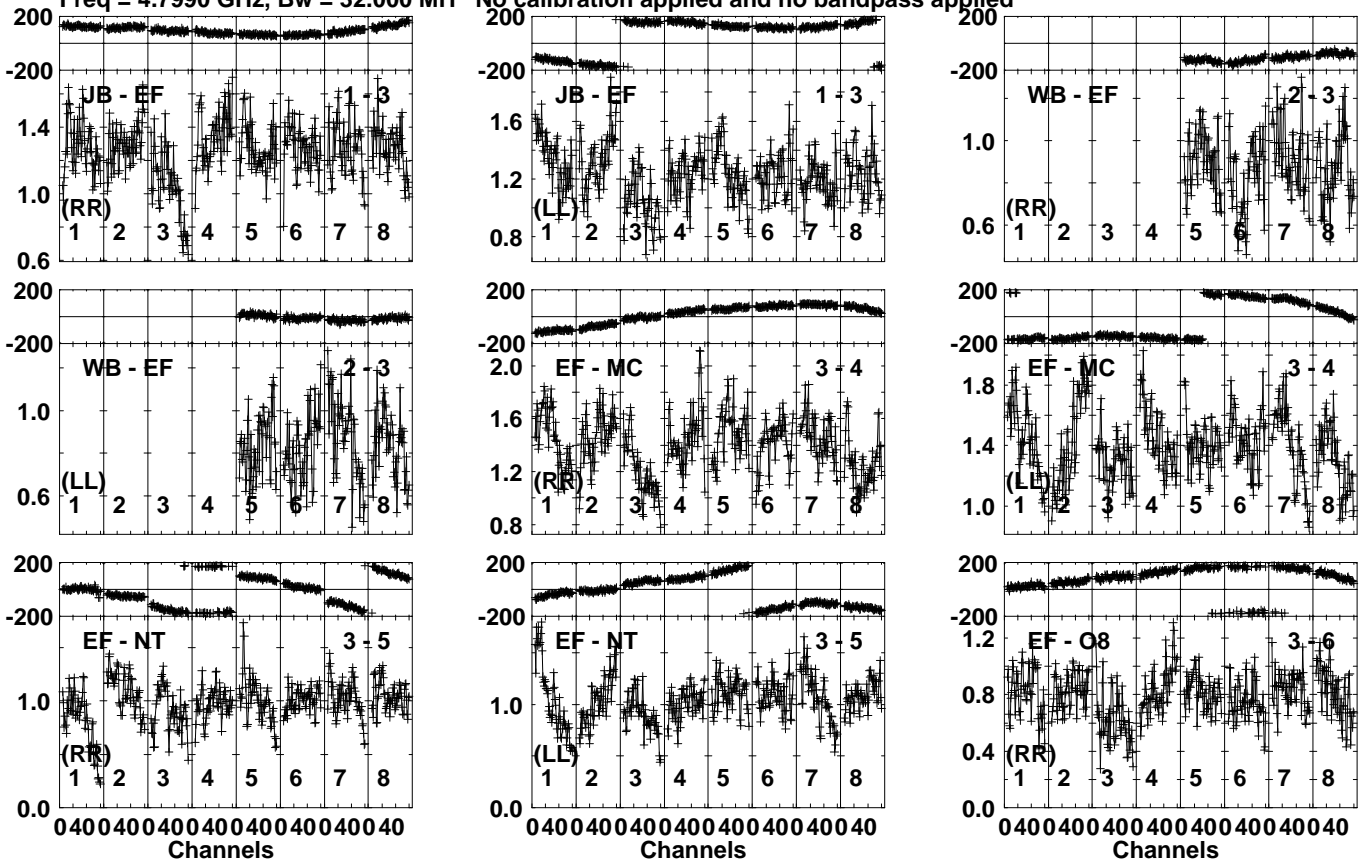
Lower frame: Milli Ampl Jy Top frame: Phas deg  
Vector averaged cross-power spectrum Several baselines displayed  
Timerange: 00/22:49:01 to 00/22:50:19

Plot file version 216 created 06-JUN-2023 11:27:08

J1342+3507 EM170A.UVDATA.1

Freq = 4.7990 GHz, Bw = 32.000 MH

No calibration applied and no bandpass applied



Lower frame: Milli Ampl Jy Top frame: Phas deg  
Vector averaged cross-power spectrum Several baselines displayed  
Timerange: 00/22:50:21 to 00/22:51:59

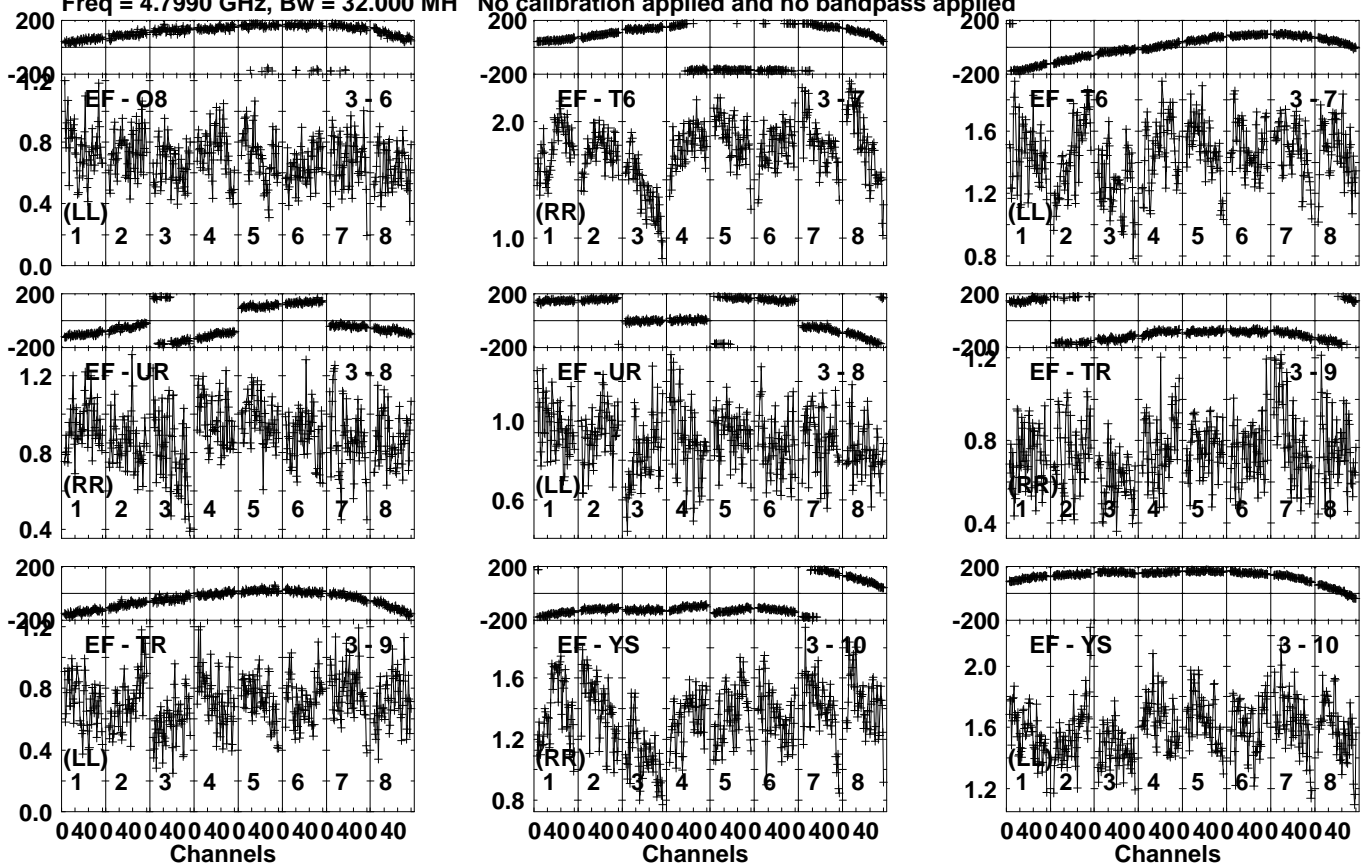


Plot file version 217 created 06-JUN-2023 11:27:08

J1342+3507 EM170A.UVDATA.1

Freq = 4.7990 GHz, Bw = 32.000 MH

No calibration applied and no bandpass applied



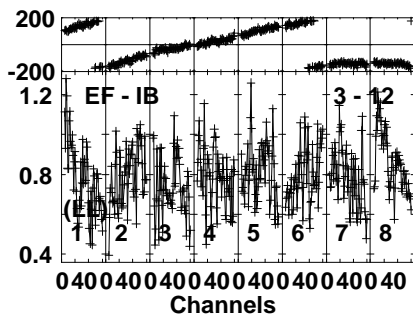
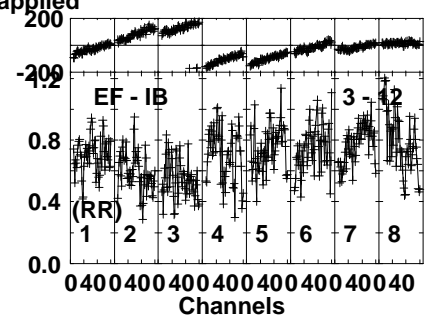
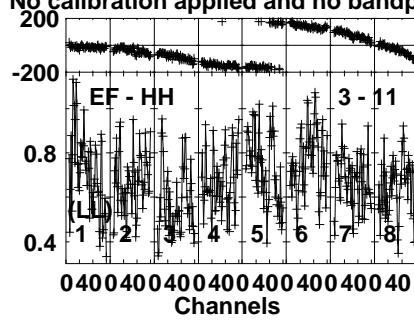
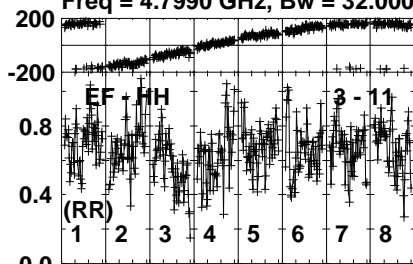
Lower frame: Milli Ampl Jy Top frame: Phas deg  
Vector averaged cross-power spectrum Several baselines displayed  
Timerange: 00/22:50:21 to 00/22:51:59

Plot file version 218 created 06-JUN-2023 11:27:08

J1342+3507 EM170A.UVDATA.1

Freq = 4.7990 GHz, Bw = 32.000 MH

No calibration applied and no bandpass applied

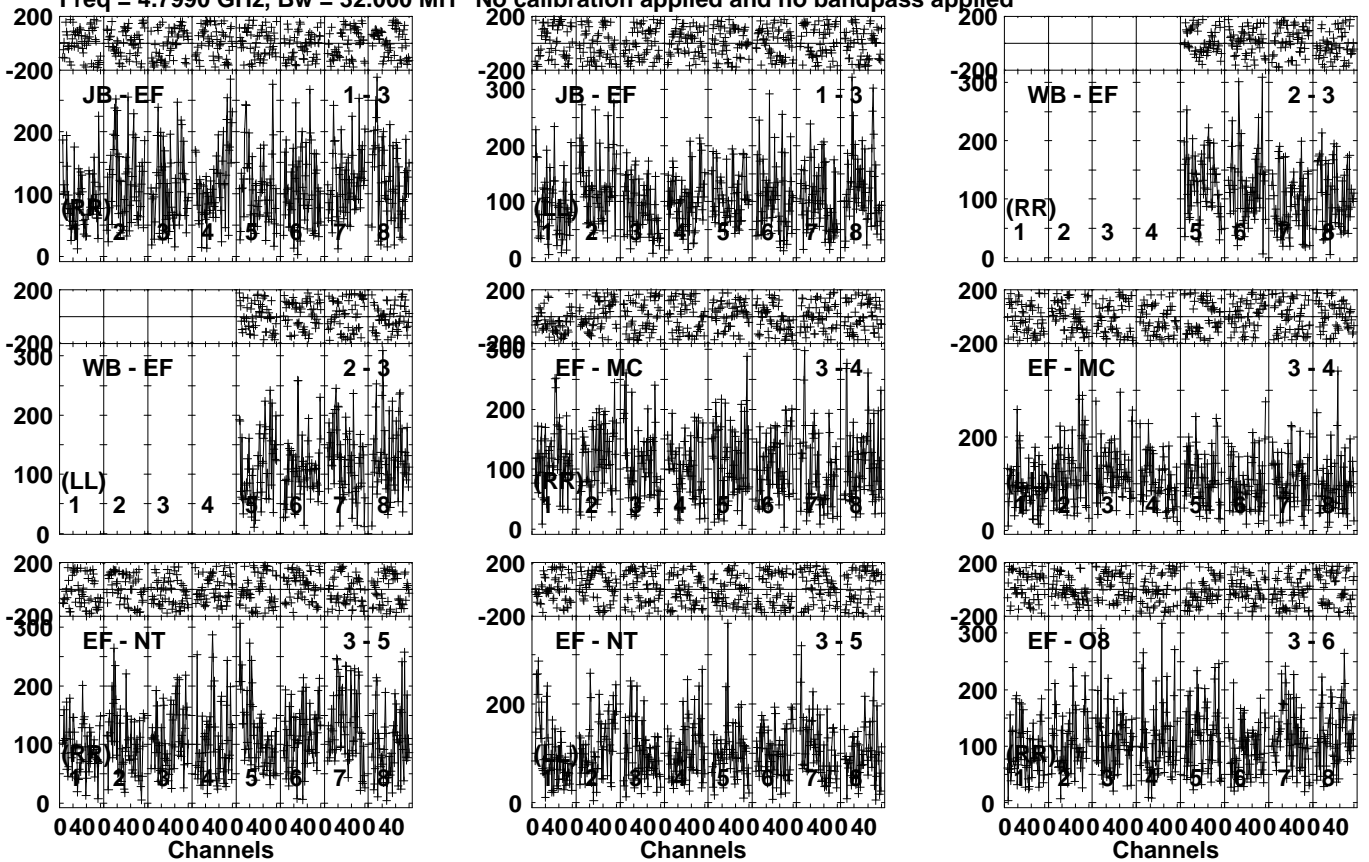


Lower frame: Milli Ampl Jy Top frame: Phas deg  
Vector averaged cross-power spectrum Several baselines displayed  
Timerange: 00/22:50:21 to 00/22:51:59

Plot file version 219 created 06-JUN-2023 11:27:09

AT2022CMC EM170A.UVDATA.1

Freq = 4.7990 GHz, Bw = 32.000 MH No calibration applied and no bandpass applied



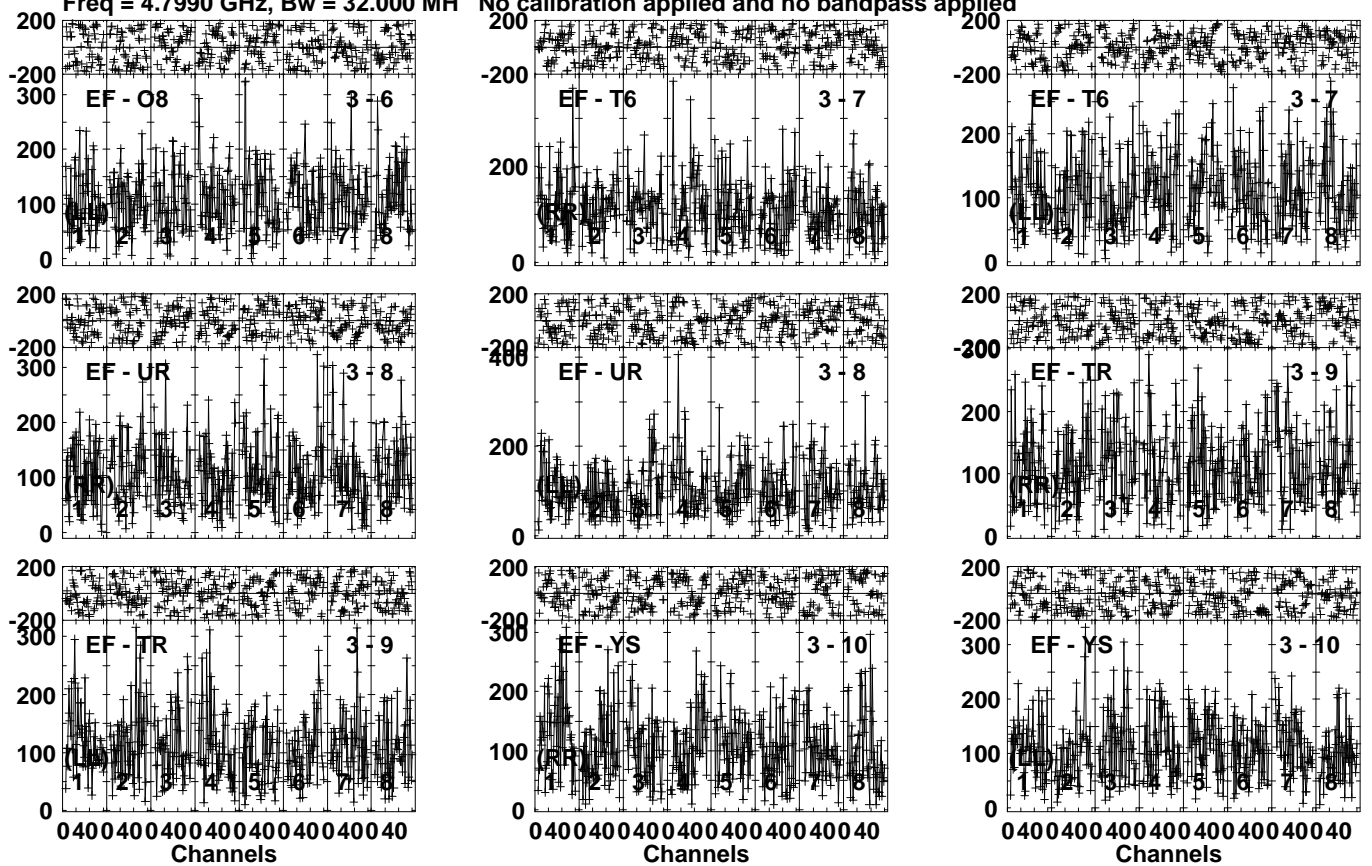
Lower frame: Micro Ampl Jy Top frame: Phas deg  
Vector averaged cross-power spectrum Several baselines displayed  
Timerange: 00/22:52:01 to 00/22:54:29

Plot file version 220 created 06-JUN-2023 11:27:09

AT2022CMC EM170A.UVDATA.1

Freq = 4.7990 GHz, Bw = 32.000 MH

No calibration applied and no bandpass applied



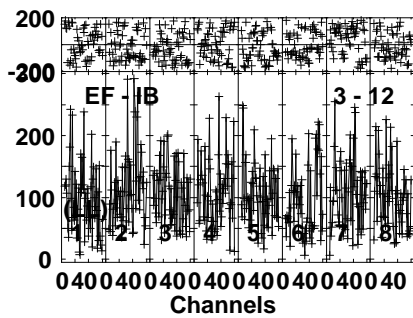
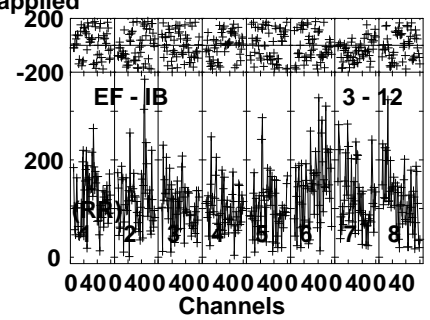
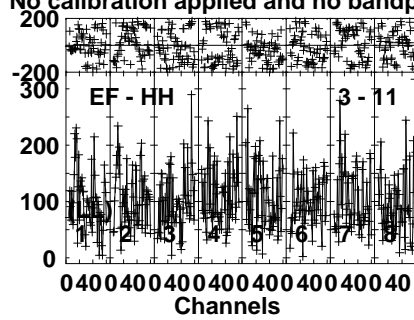
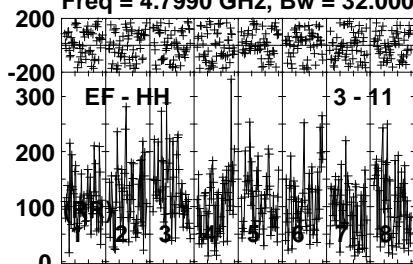
Lower frame: Micro Ampl Jy Top frame: Phas deg  
Vector averaged cross-power spectrum Several baselines displayed  
Timerange: 00/22:52:01 to 00/22:54:29

Plot file version 221 created 06-JUN-2023 11:27:09

AT2022CMC EM170A.UVDATA.1

Freq = 4.7990 GHz, Bw = 32.000 MH

No calibration applied and no bandpass applied



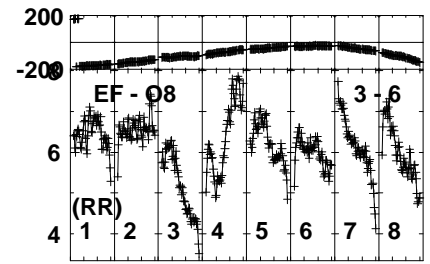
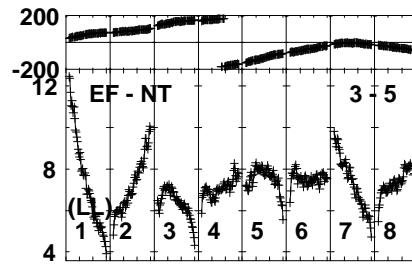
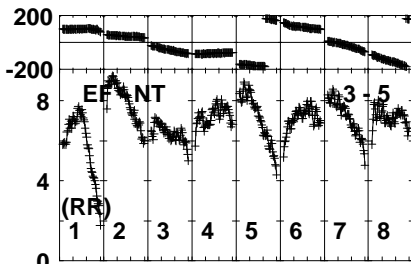
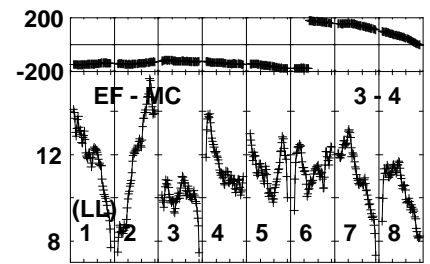
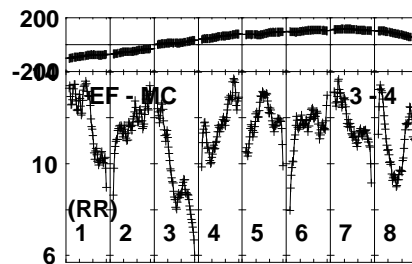
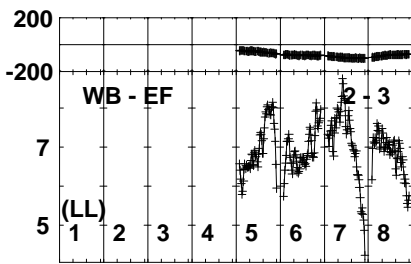
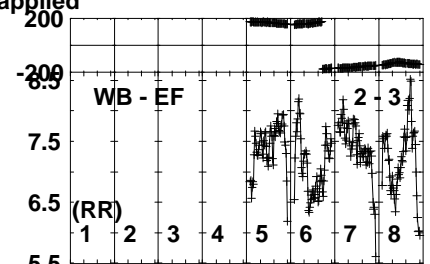
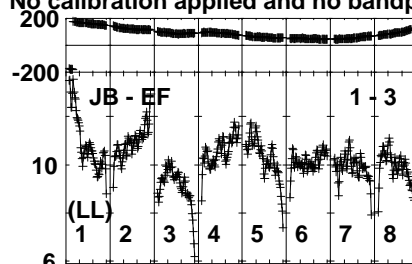
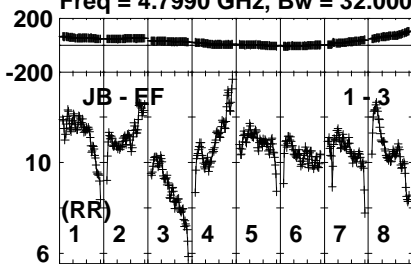
Lower frame: Micro Ampl Jy Top frame: Phas deg  
Vector averaged cross-power spectrum Several baselines displayed  
Timerange: 00/22:52:01 to 00/22:54:29

Plot file version 222 created 06-JUN-2023 11:27:09

J1329+3154 EM170A.UVDATA.1

Freq = 4.7990 GHz, Bw = 32.000 MH

No calibration applied and no bandpass applied



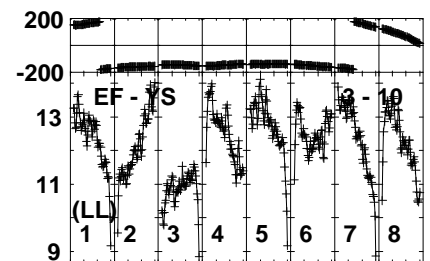
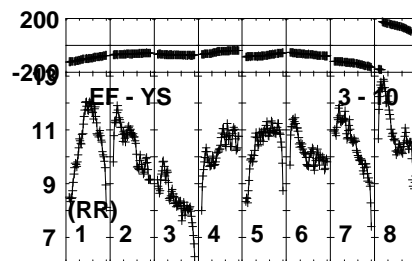
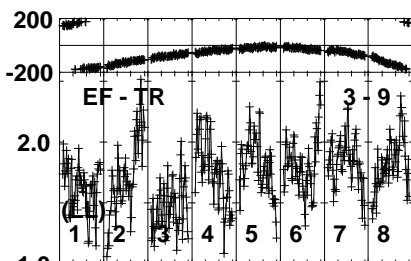
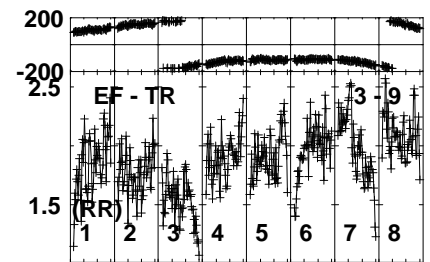
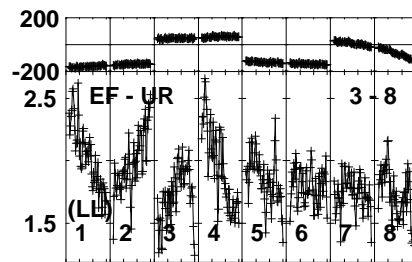
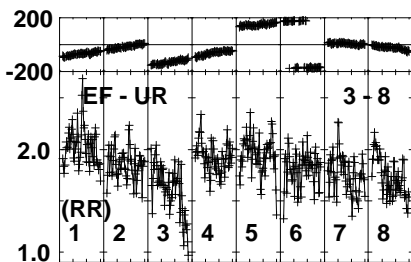
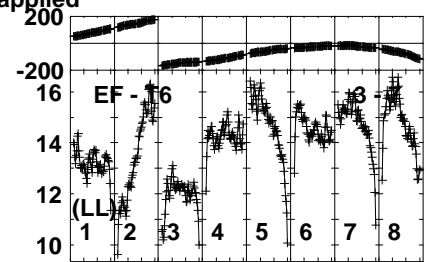
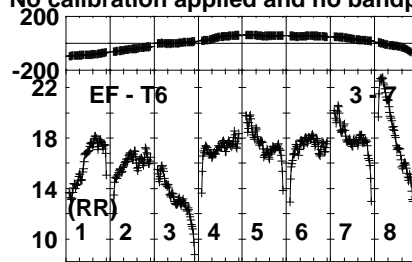
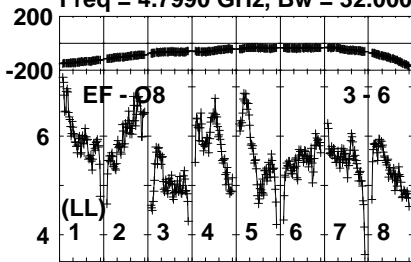
Lower frame: Milli Ampl Jy Top frame: Phas deg  
Vector averaged cross-power spectrum Several baselines displayed  
Timerange: 00/22:54:31 to 00/22:55:49

Plot file version 223 created 06-JUN-2023 11:27:09

J1329+3154 EM170A.UVDATA.1

Freq = 4.7990 GHz, Bw = 32.000 MH

No calibration applied and no bandpass applied



0400400400400400400400400400  
Channels

0400400400400400400400400400  
Channels

0400400400400400400400400400  
Channels

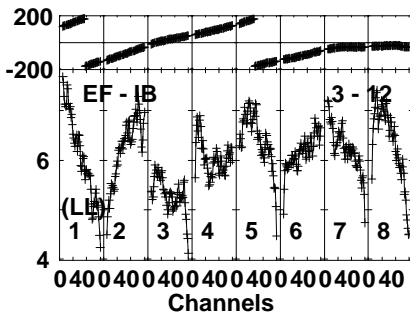
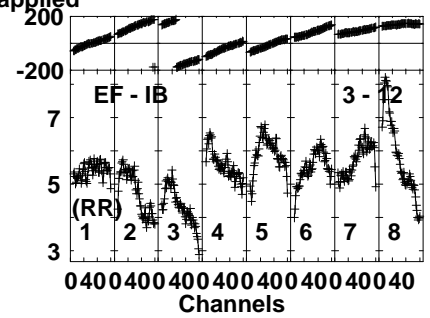
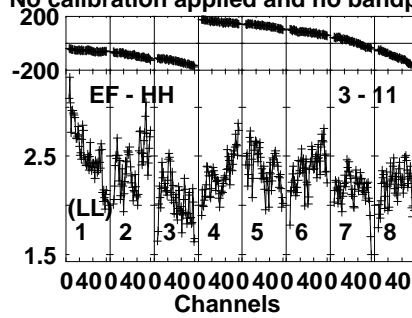
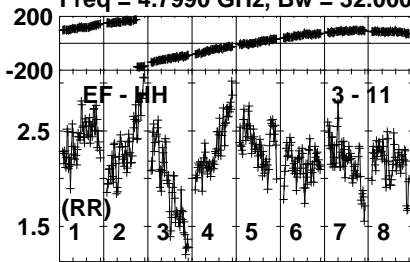
Lower frame: Milli Ampl Jy Top frame: Phas deg  
Vector averaged cross-power spectrum Several baselines displayed  
Timerange: 00/22:54:31 to 00/22:55:49

Plot file version 224 created 06-JUN-2023 11:27:09

J1329+3154 EM170A.UVDATA.1

Freq = 4.7990 GHz, Bw = 32.000 MH

No calibration applied and no bandpass applied



Lower frame: Milli Ampl Jy Top frame: Phas deg  
Vector averaged cross-power spectrum Several baselines displayed  
Timerange: 00/22:54:31 to 00/22:55:49

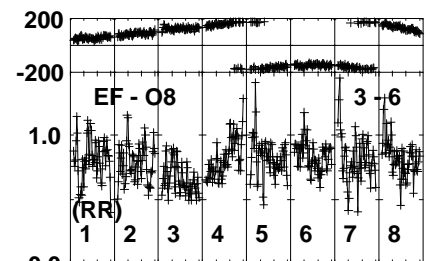
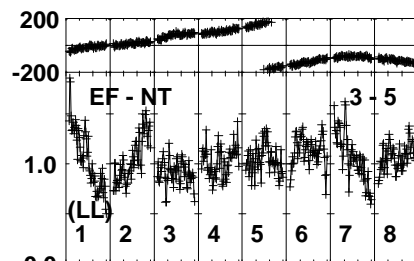
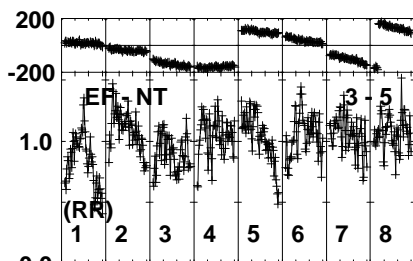
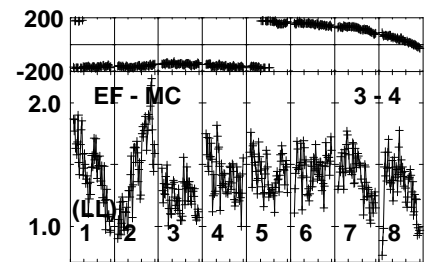
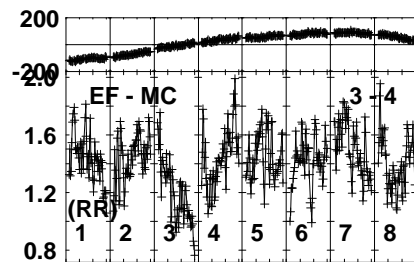
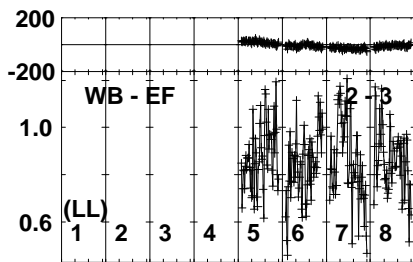
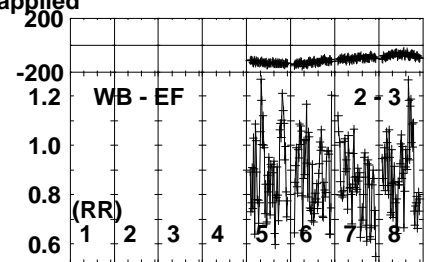
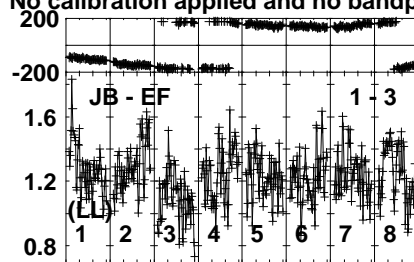
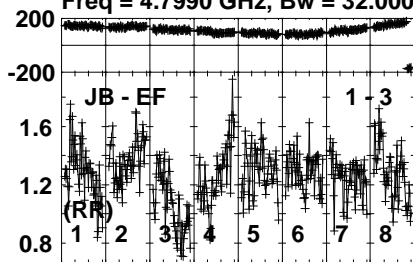


Plot file version 225 created 06-JUN-2023 11:27:09

J1342+3507 EM170A.UVDATA.1

Freq = 4.7990 GHz, Bw = 32.000 MH

No calibration applied and no bandpass applied



Lower frame: Milli Ampl Jy Top frame: Phas deg  
Vector averaged cross-power spectrum Several baselines displayed  
Timerange: 00/22:55:53 to 00/22:57:29

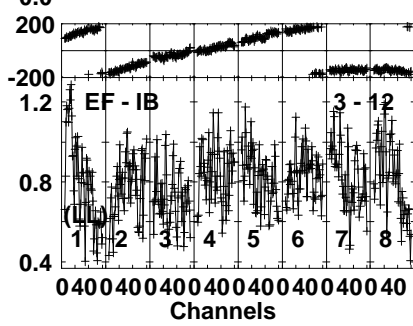
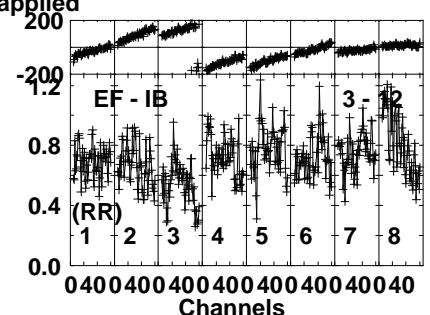
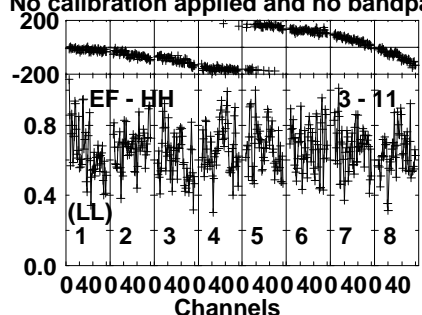
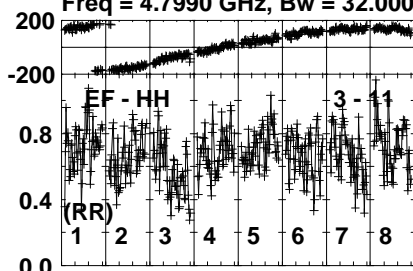


Plot file version 227 created 06-JUN-2023 11:27:09

J1342+3507 EM170A.UVDATA.1

Freq = 4.7990 GHz, Bw = 32.000 MH

No calibration applied and no bandpass applied



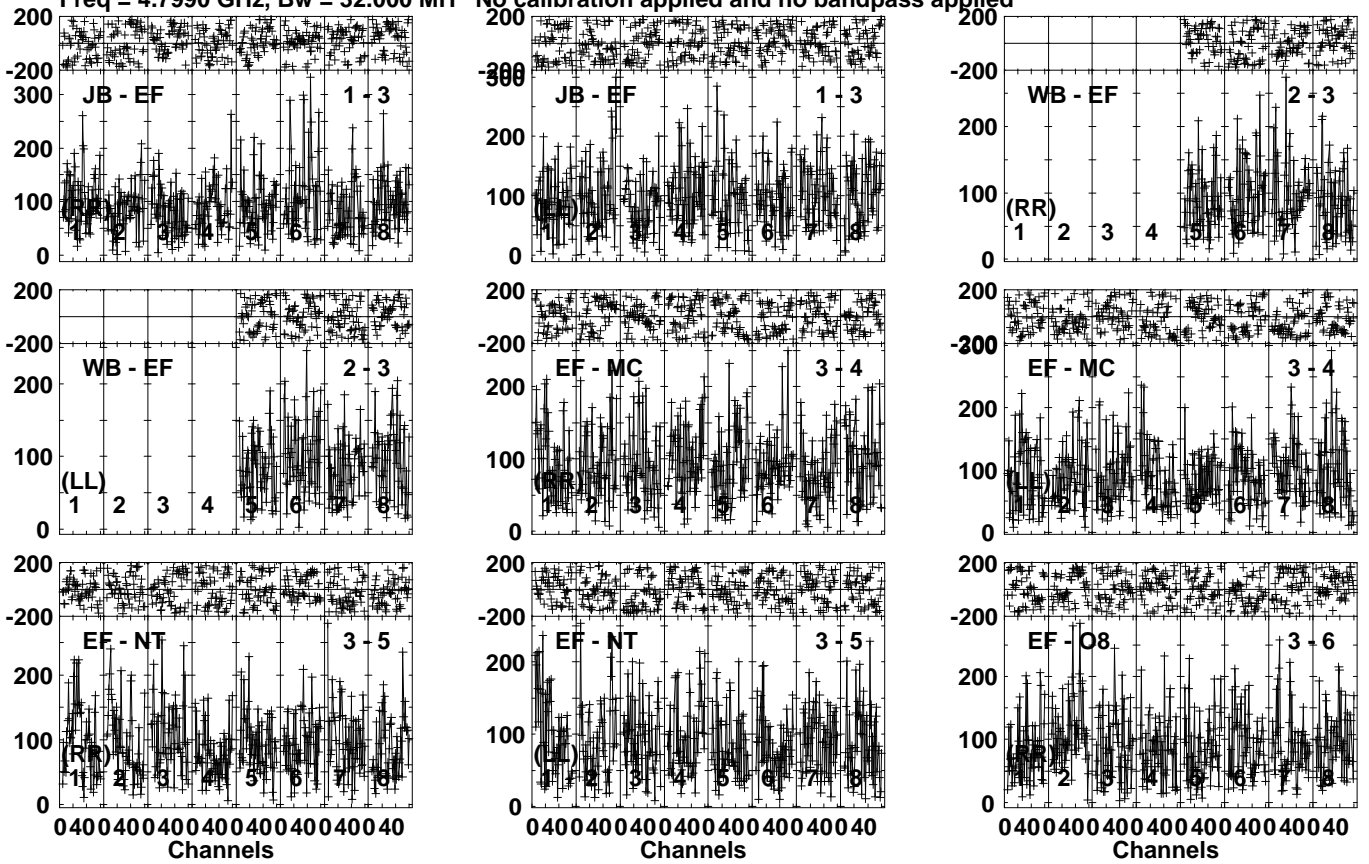
Lower frame: Milli Ampl Jy Top frame: Phas deg  
Vector averaged cross-power spectrum Several baselines displayed  
Timerange: 00/22:55:53 to 00/22:57:29

Plot file version 228 created 06-JUN-2023 11:27:09

AT2022CMC EM170A.UVDATA.1

Freq = 4.7990 GHz, Bw = 32.000 MH

No calibration applied and no bandpass applied



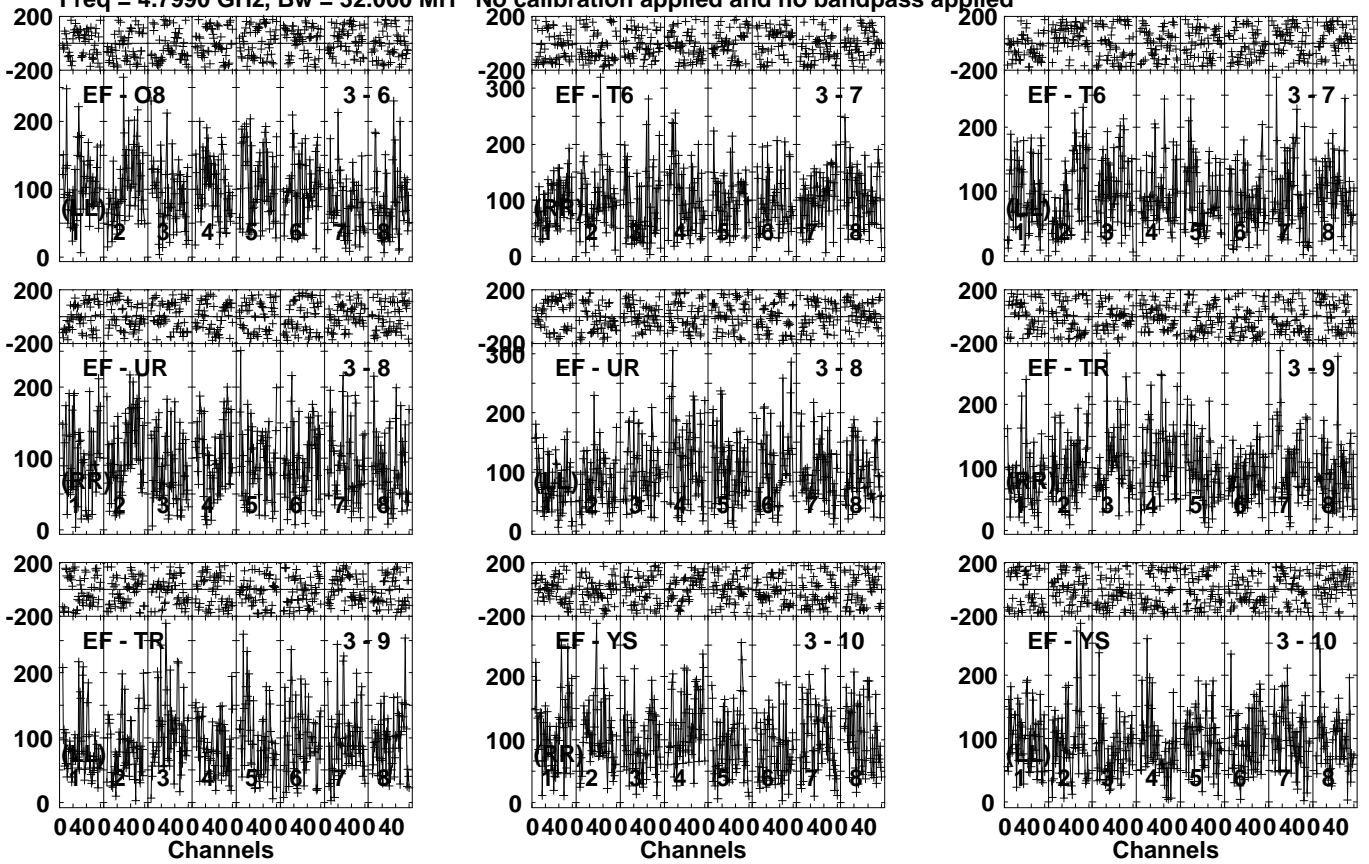
Lower frame: Micro Ampl Jy Top frame: Phas deg  
Vector averaged cross-power spectrum Several baselines displayed  
Timerange: 00/22:58:01 to 00/23:00:29

Plot file version 229 created 06-JUN-2023 11:27:10

AT2022CMC EM170A.UVDATA.1

Freq = 4.7990 GHz, Bw = 32.000 MH

No calibration applied and no bandpass applied



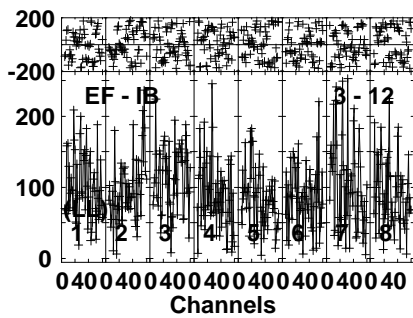
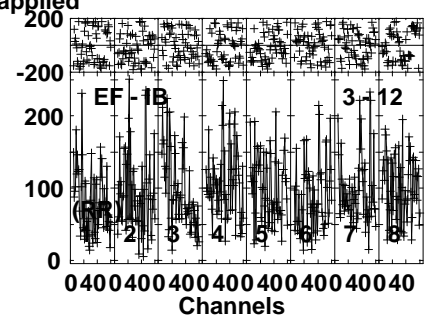
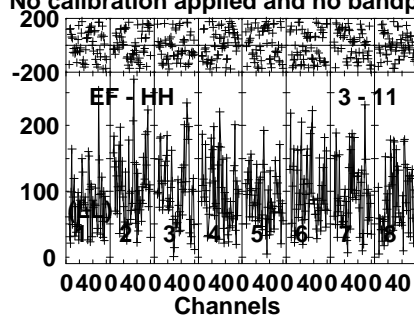
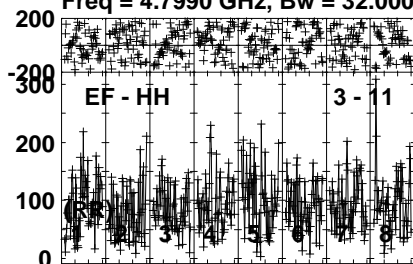
Lower frame: Micro Ampl Jy Top frame: Phas deg  
Vector averaged cross-power spectrum Several baselines displayed  
Timerange: 00/22:58:01 to 00/23:00:29

Plot file version 230 created 06-JUN-2023 11:27:10

AT2022CMC EM170A.UVDATA.1

Freq = 4.7990 GHz, Bw = 32.000 MH

No calibration applied and no bandpass applied



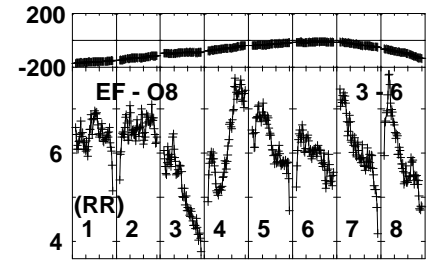
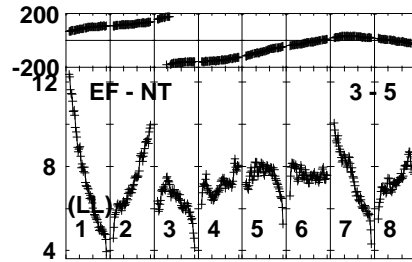
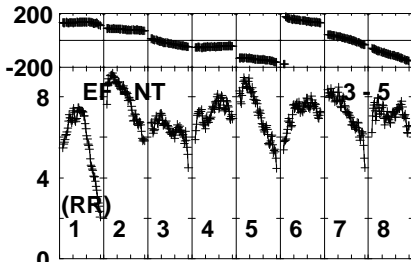
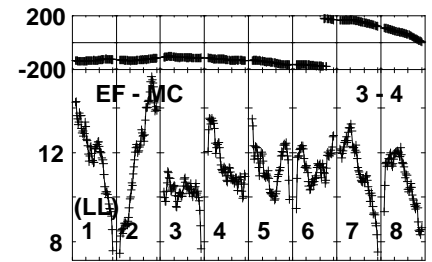
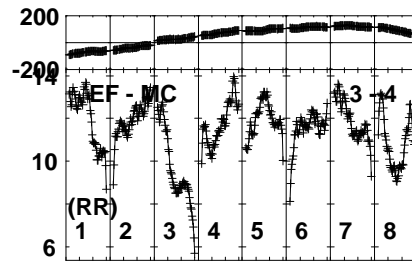
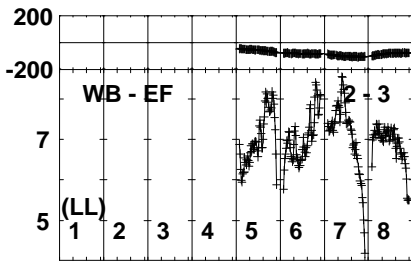
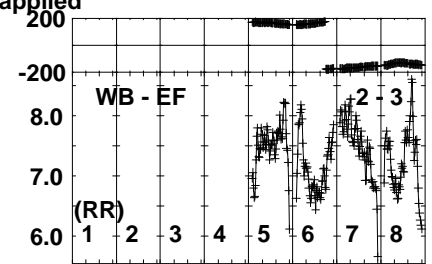
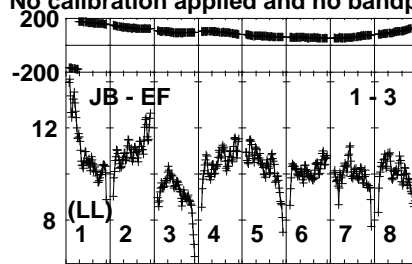
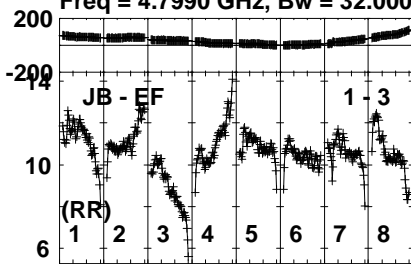
Lower frame: Micro Ampl Jy Top frame: Phas deg  
Vector averaged cross-power spectrum Several baselines displayed  
Timerange: 00/22:58:01 to 00/23:00:29

Plot file version 231 created 06-JUN-2023 11:27:10

J1329+3154 EM170A.UVDATA.1

Freq = 4.7990 GHz, Bw = 32.000 MH

No calibration applied and no bandpass applied



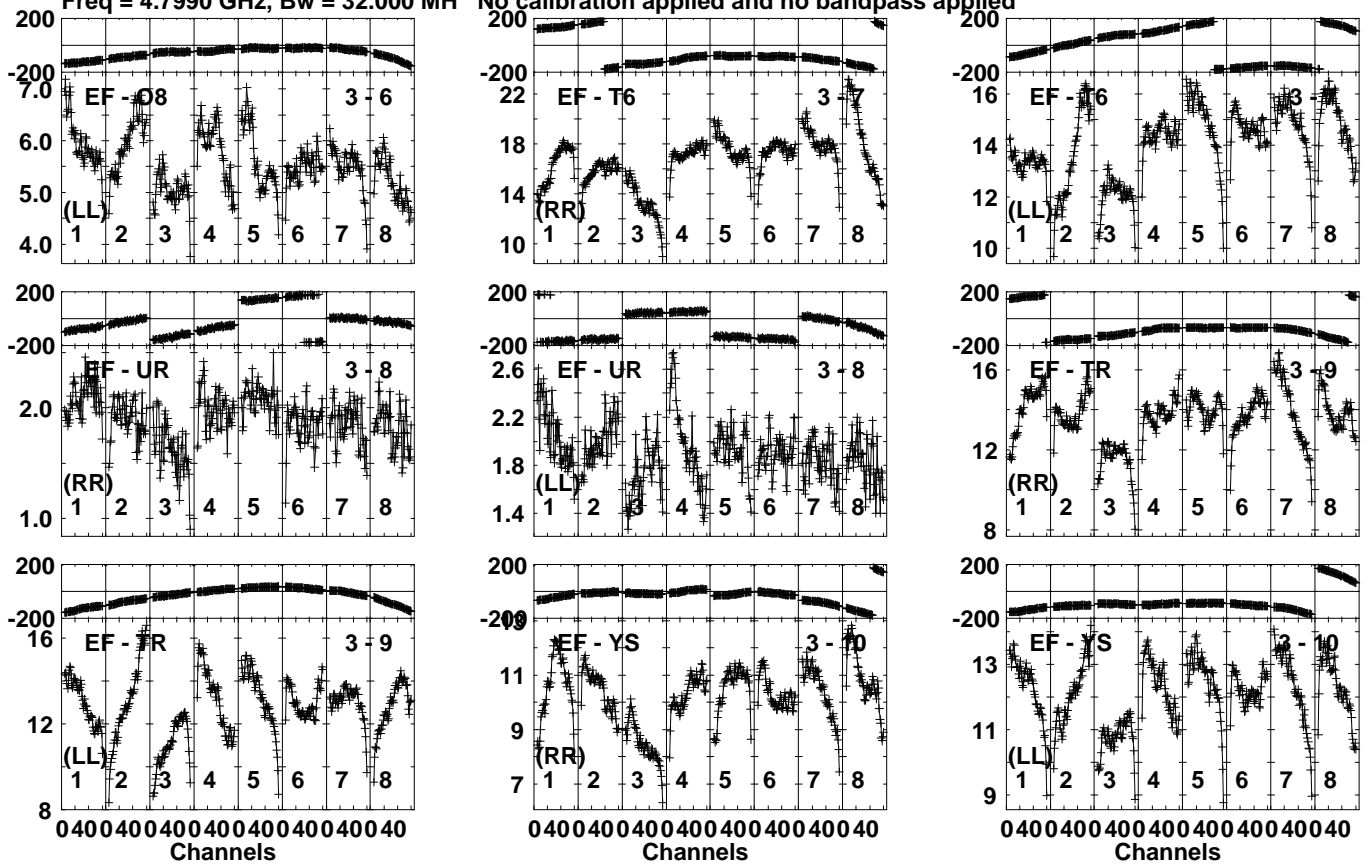
Lower frame: Milli Ampl Jy Top frame: Phas deg  
Vector averaged cross-power spectrum Several baselines displayed  
Timerange: 00/23:00:31 to 00/23:01:49

Plot file version 232 created 06-JUN-2023 11:27:10

J1329+3154 EM170A.UVDATA.1

Freq = 4.7990 GHz, Bw = 32.000 MH

No calibration applied and no bandpass applied



Lower frame: Milli Ampl Jy Top frame: Phas deg  
Vector averaged cross-power spectrum Several baselines displayed  
Timerange: 00/23:00:31 to 00/23:01:49

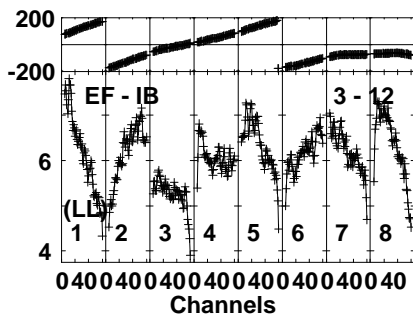
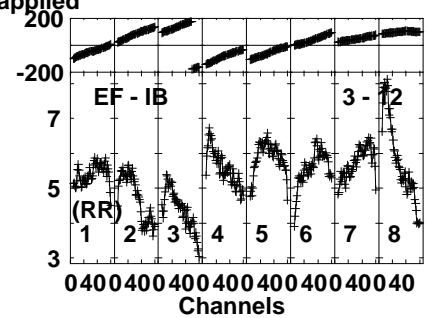
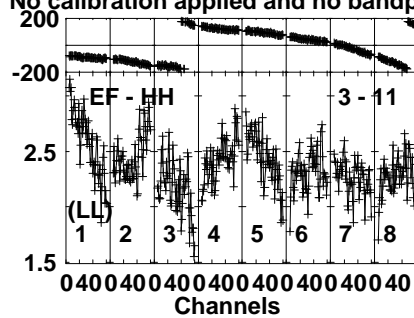
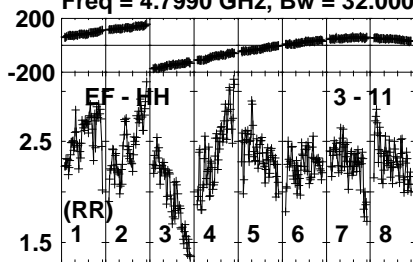


Plot file version 233 created 06-JUN-2023 11:27:10

J1329+3154 EM170A.UVDATA.1

Freq = 4.7990 GHz, Bw = 32.000 MH

No calibration applied and no bandpass applied



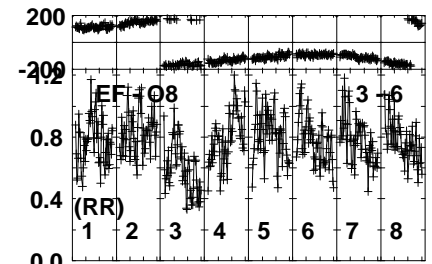
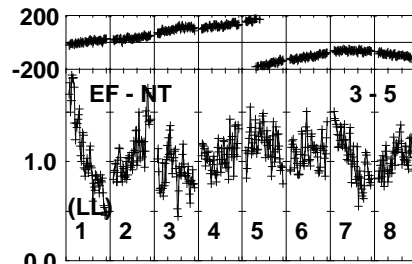
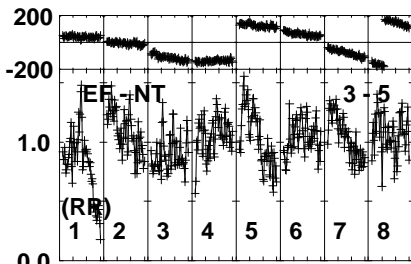
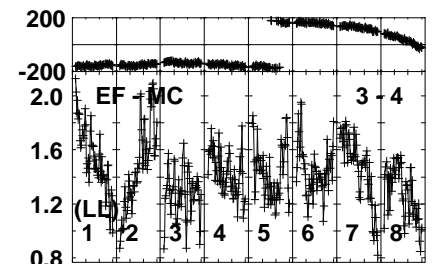
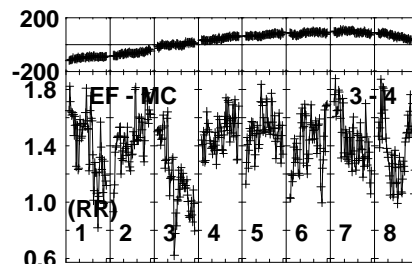
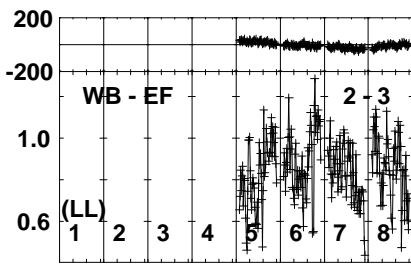
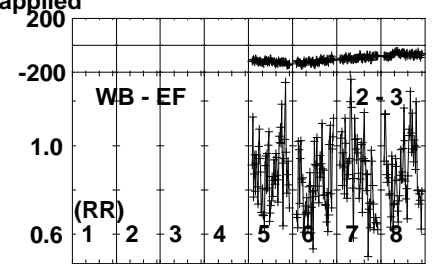
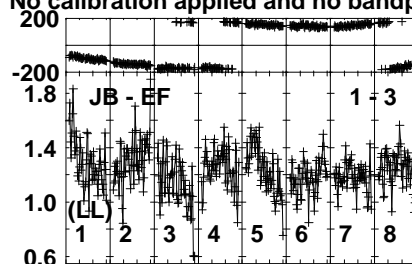
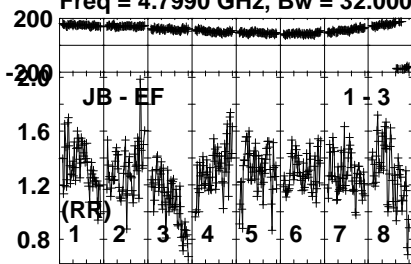
Lower frame: Milli Ampl Jy Top frame: Phas deg  
Vector averaged cross-power spectrum Several baselines displayed  
Timerange: 00/23:00:31 to 00/23:01:49

Plot file version 234 created 06-JUN-2023 11:27:10

J1342+3507 EM170A.UVDATA.1

Freq = 4.7990 GHz, Bw = 32.000 MH

No calibration applied and no bandpass applied



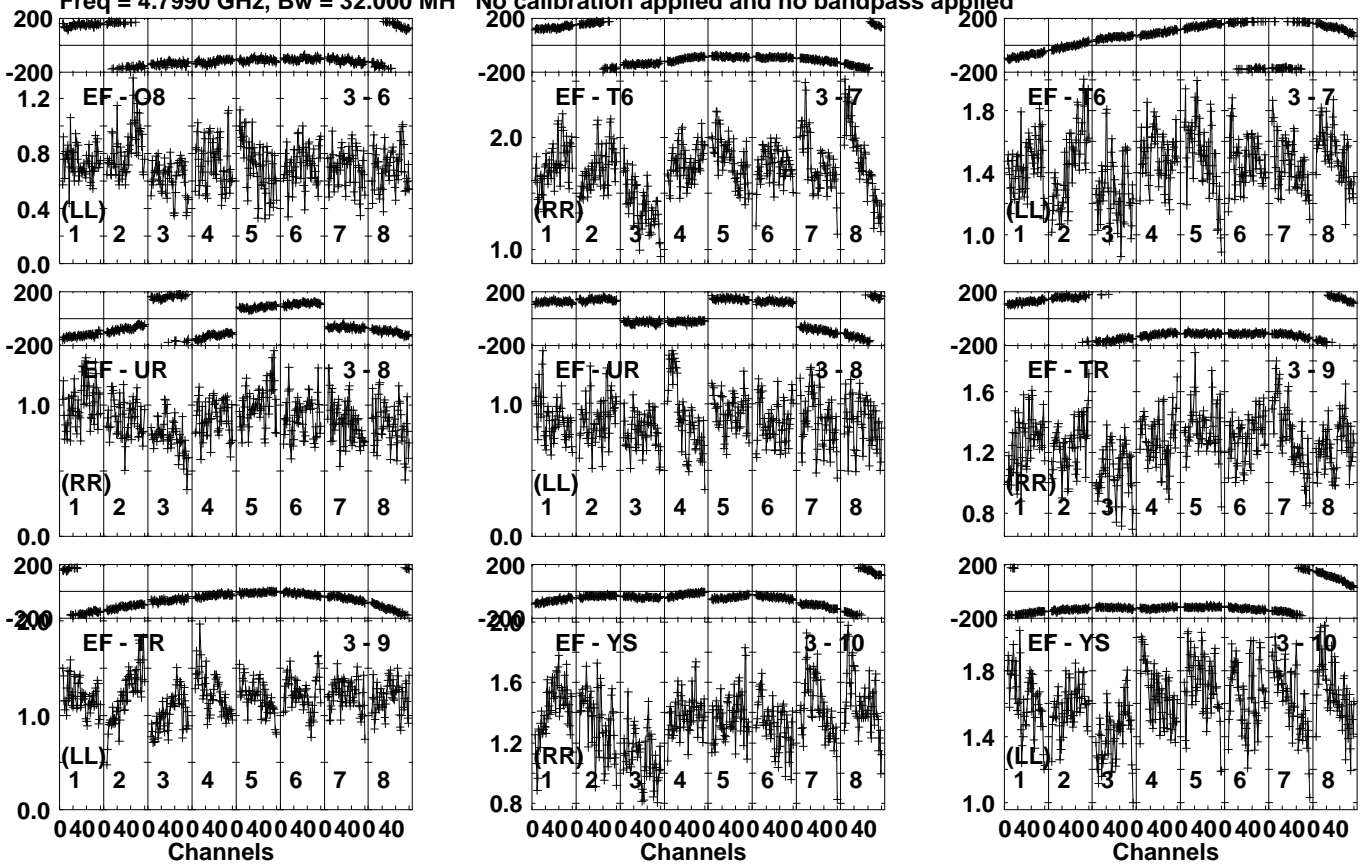
Lower frame: Milli Ampl Jy Top frame: Phas deg  
Vector averaged cross-power spectrum Several baselines displayed  
Timerange: 00/23:01:51 to 00/23:03:29

Plot file version 235 created 06-JUN-2023 11:27:10

J1342+3507 EM170A.UVDATA.1

Freq = 4.7990 GHz, Bw = 32.000 MH

No calibration applied and no bandpass applied



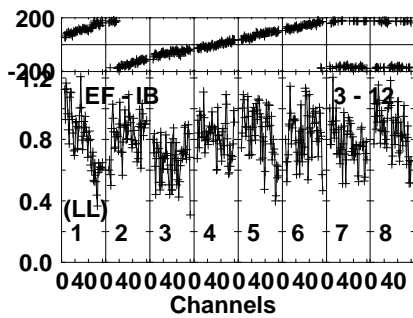
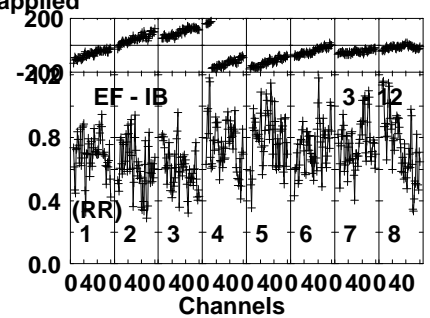
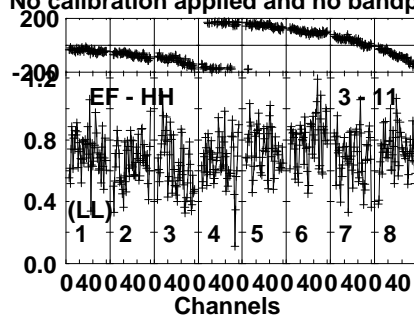
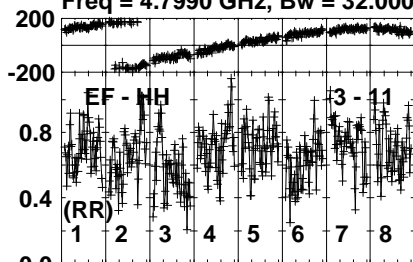
Lower frame: Milli Ampl Jy Top frame: Phas deg  
Vector averaged cross-power spectrum Several baselines displayed  
Timerange: 00/23:01:51 to 00/23:03:29

Plot file version 236 created 06-JUN-2023 11:27:10

J1342+3507 EM170A.UVDATA.1

Freq = 4.7990 GHz, Bw = 32.000 MH

No calibration applied and no bandpass applied



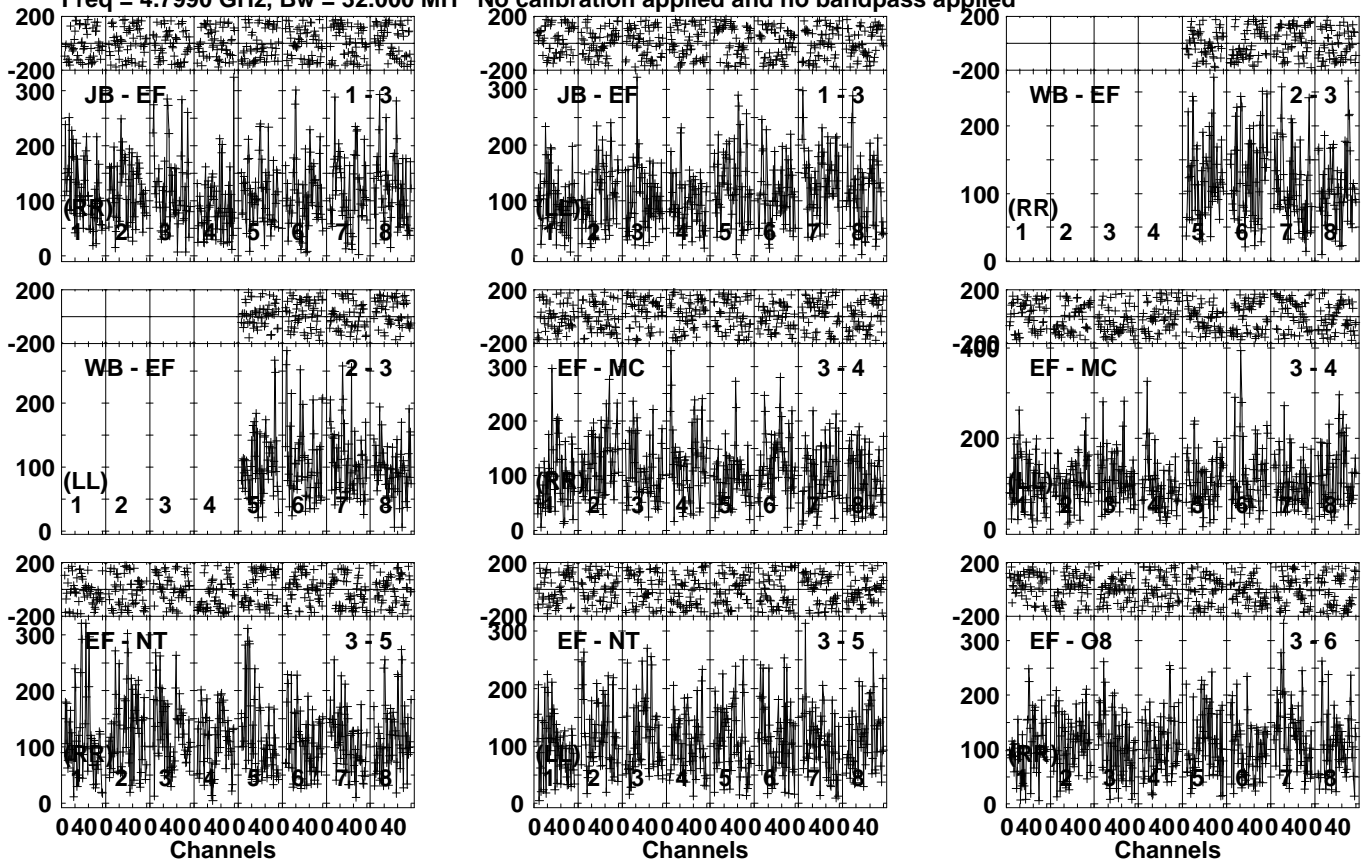
Lower frame: Milli Ampl Jy Top frame: Phas deg  
Vector averaged cross-power spectrum Several baselines displayed  
Timerange: 00/23:01:51 to 00/23:03:29

Plot file version 237 created 06-JUN-2023 11:27:10

AT2022CMC EM170A.UVDATA.1

Freq = 4.7990 GHz, Bw = 32.000 MH

No calibration applied and no bandpass applied



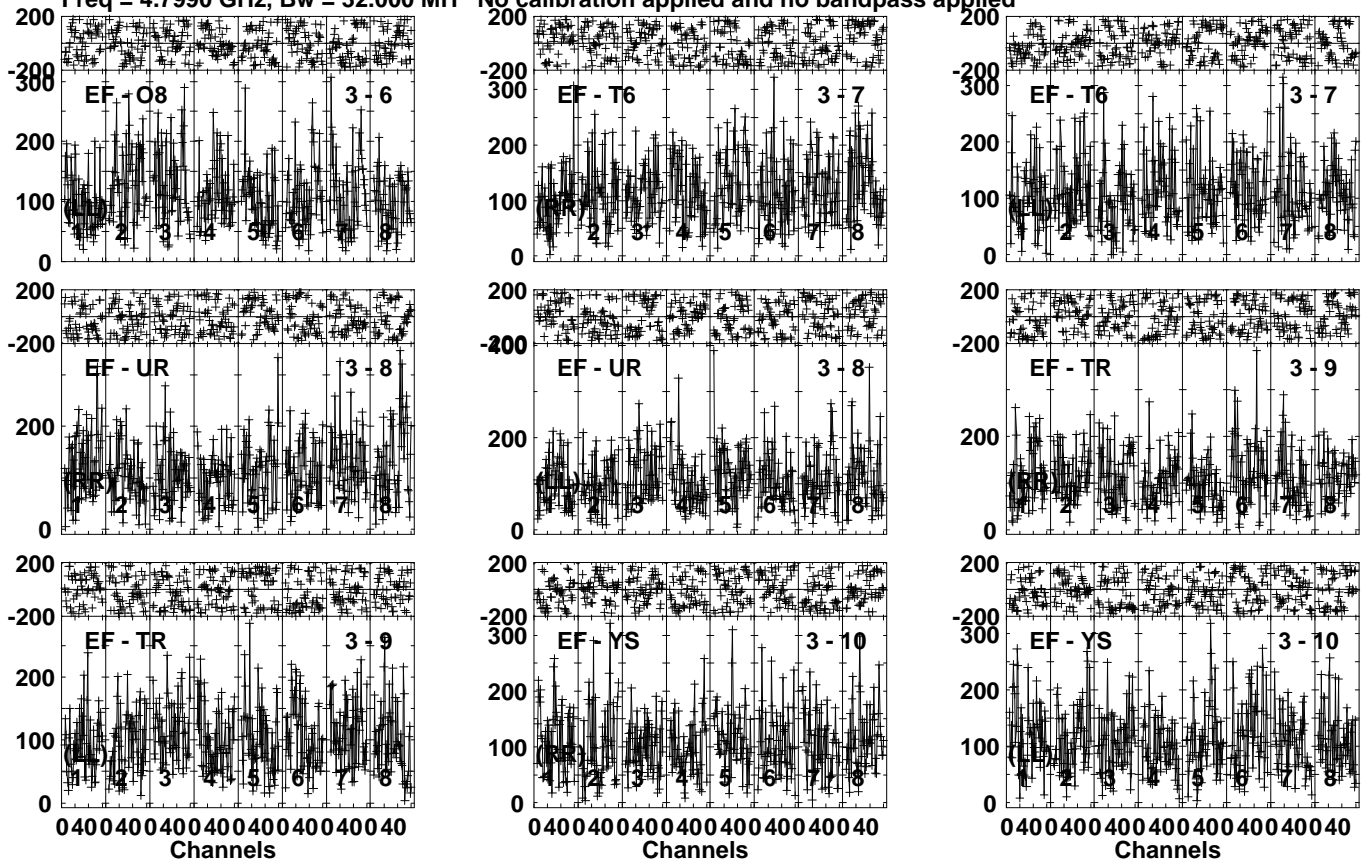
Lower frame: Micro Ampl Jy Top frame: Phas deg  
Vector averaged cross-power spectrum Several baselines displayed  
Timerange: 00/23:03:31 to 00/23:05:59

Plot file version 238 created 06-JUN-2023 11:27:11

AT2022CMC EM170A.UVDATA.1

Freq = 4.7990 GHz, Bw = 32.000 MH

No calibration applied and no bandpass applied



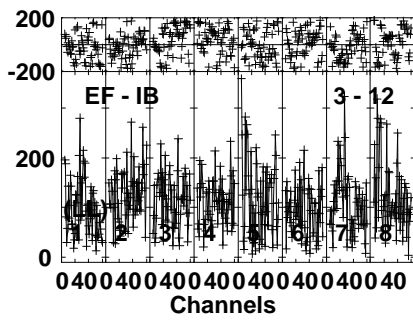
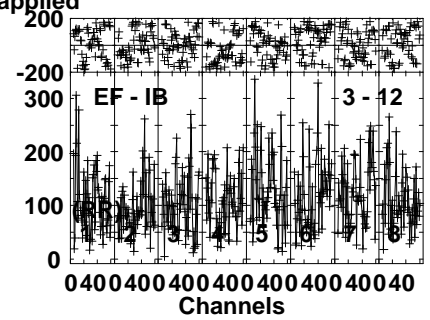
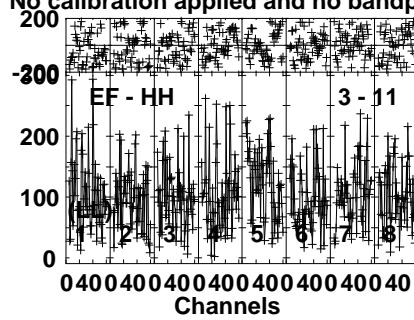
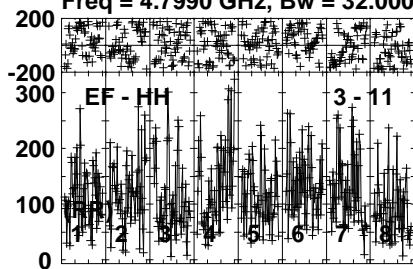
Lower frame: Micro Ampl Jy Top frame: Phas deg  
Vector averaged cross-power spectrum Several baselines displayed  
Timerange: 00/23:03:31 to 00/23:05:59

Plot file version 239 created 06-JUN-2023 11:27:11

AT2022CMC EM170A.UVDATA.1

Freq = 4.7990 GHz, Bw = 32.000 MH

No calibration applied and no bandpass applied



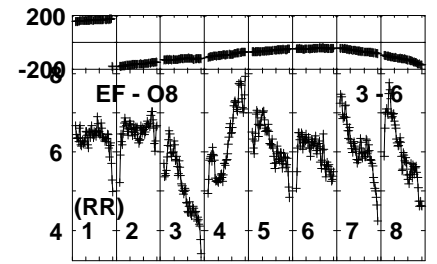
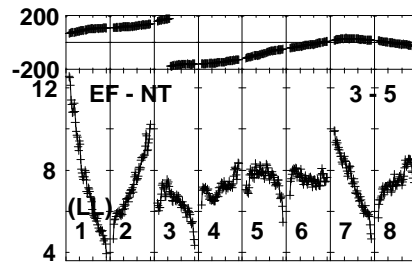
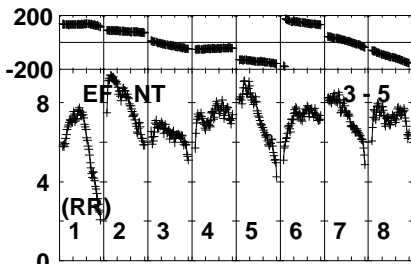
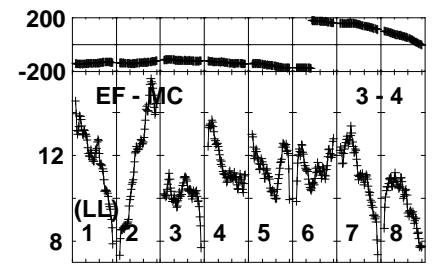
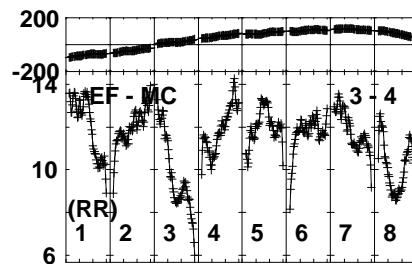
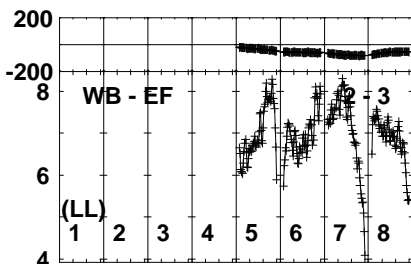
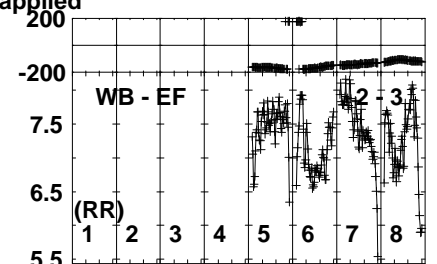
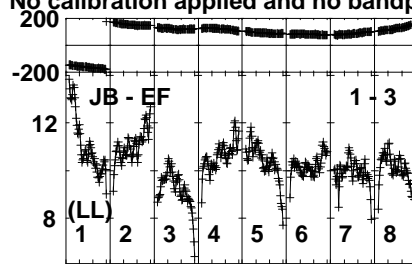
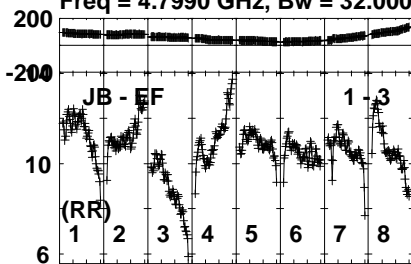
Lower frame: Micro Ampl Jy Top frame: Phas deg  
Vector averaged cross-power spectrum Several baselines displayed  
Timerange: 00/23:03:31 to 00/23:05:59

Plot file version 240 created 06-JUN-2023 11:27:11

J1329+3154 EM170A.UVDATA.1

Freq = 4.7990 GHz, Bw = 32.000 MH

No calibration applied and no bandpass applied



Lower frame: Milli Ampl Jy Top frame: Phas deg  
Vector averaged cross-power spectrum Several baselines displayed  
Timerange: 00/23:06:01 to 00/23:07:19

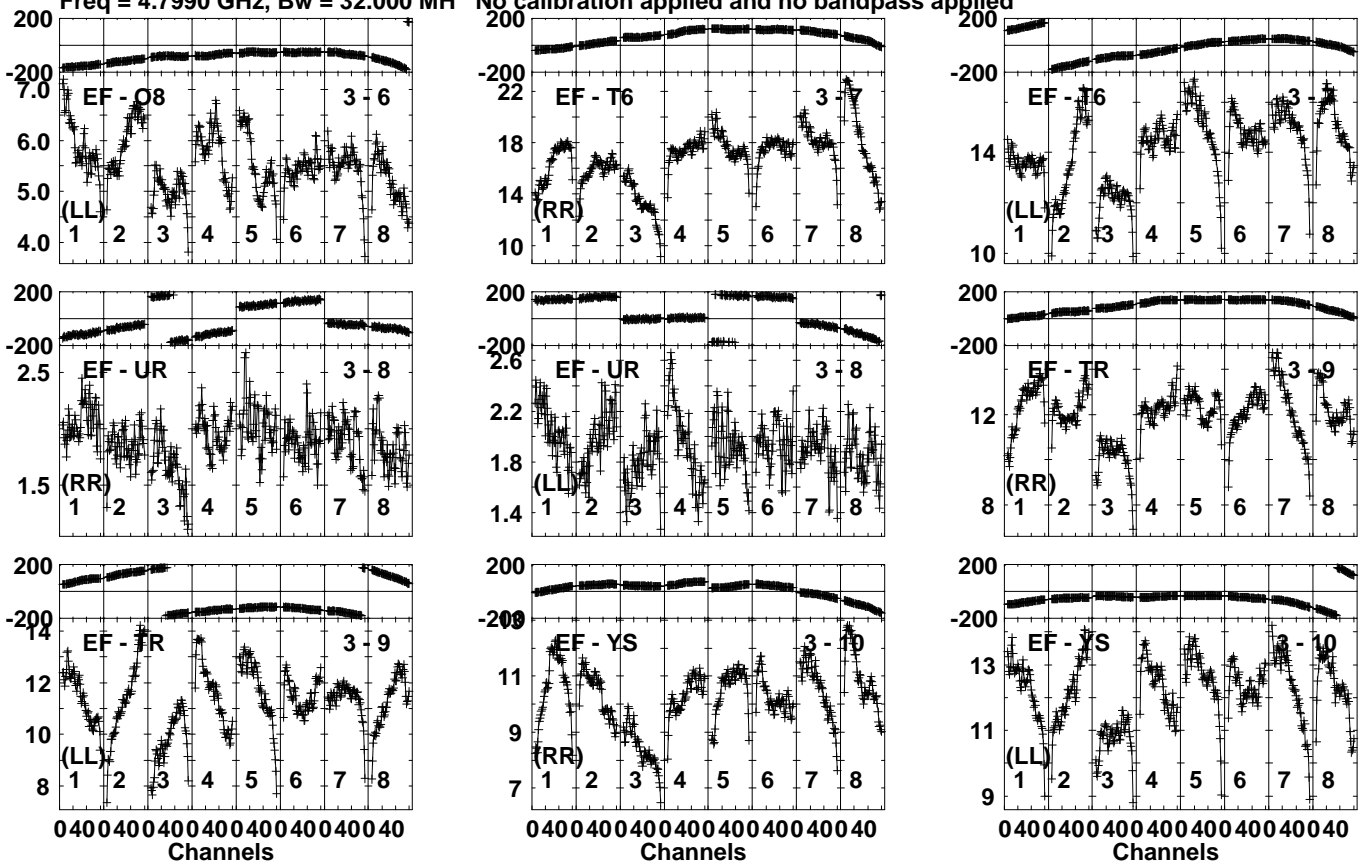


Plot file version 241 created 06-JUN-2023 11:27:11

J1329+3154 EM170A.UVDATA.1

Freq = 4.7990 GHz, Bw = 32.000 MH

No calibration applied and no bandpass applied



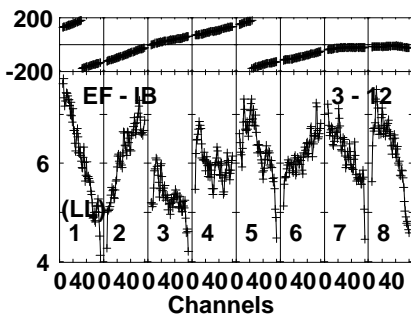
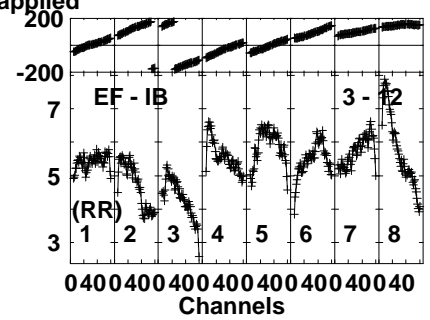
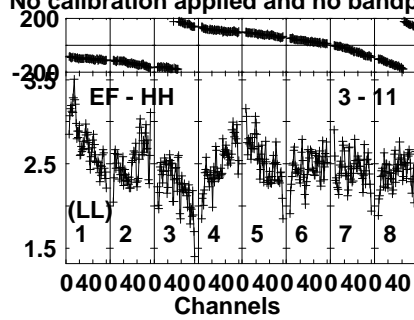
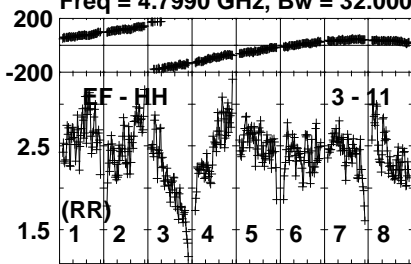
Lower frame: Milli Ampl Jy Top frame: Phas deg  
Vector averaged cross-power spectrum Several baselines displayed  
Timerange: 00/23:06:01 to 00/23:07:19

Plot file version 242 created 06-JUN-2023 11:27:11

J1329+3154 EM170A.UVDATA.1

Freq = 4.7990 GHz, Bw = 32.000 MH

No calibration applied and no bandpass applied

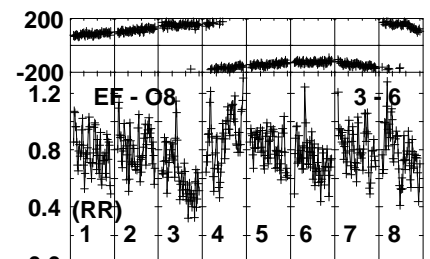
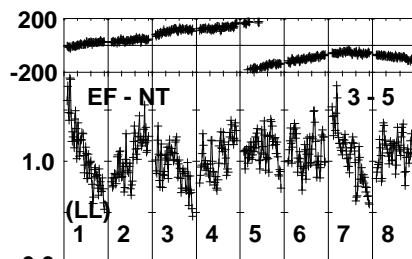
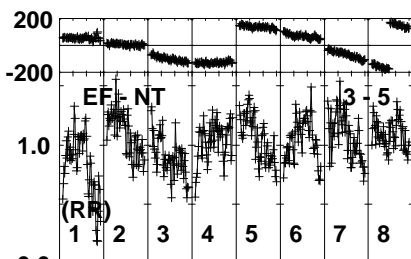
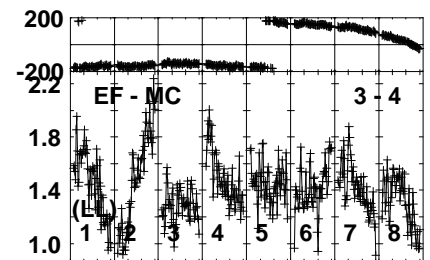
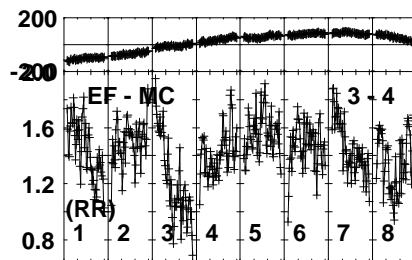
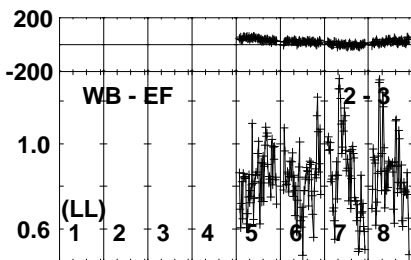
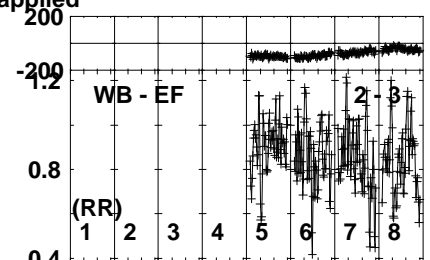
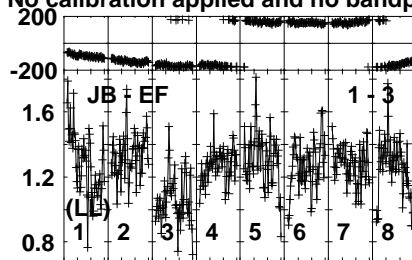
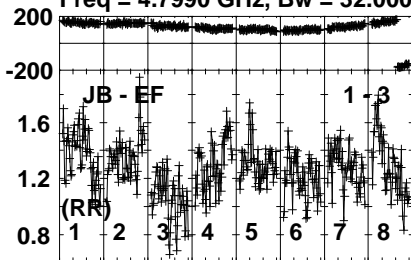


Lower frame: Milli Ampl Jy Top frame: Phas deg  
Vector averaged cross-power spectrum Several baselines displayed  
Timerange: 00/23:06:01 to 00/23:07:19

Plot file version 243 created 06-JUN-2023 11:27:11

J1342+3507 EM170A.UVDATA.1

Freq = 4.7990 GHz, Bw = 32.000 MH No calibration applied and no bandpass applied



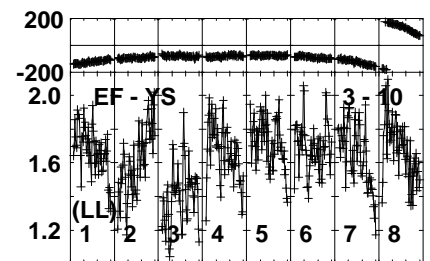
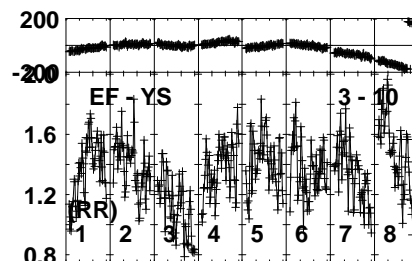
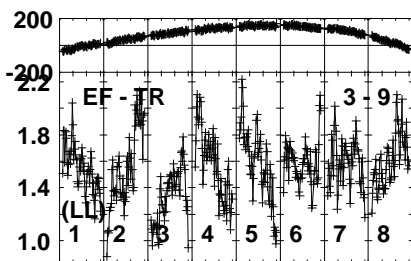
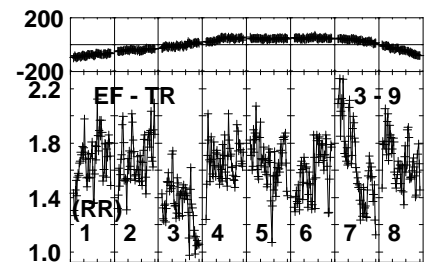
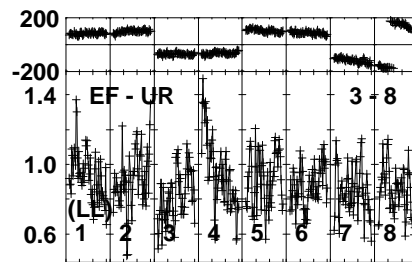
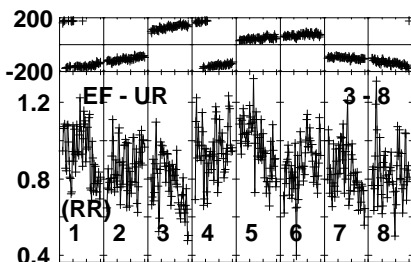
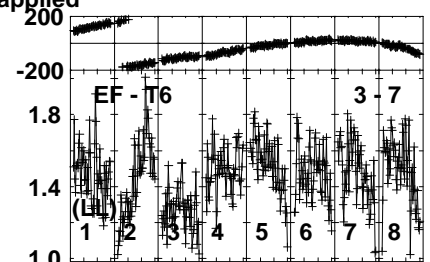
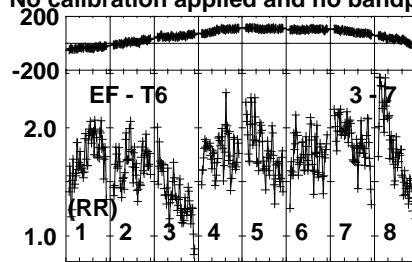
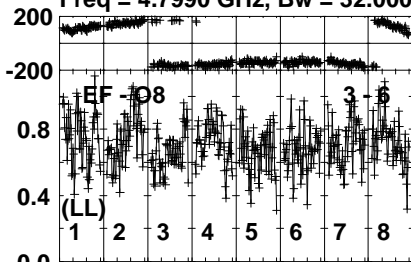
Lower frame: Milli Ampl Jy Top frame: Phas deg  
Vector averaged cross-power spectrum Several baselines displayed  
Timerange: 00/23:07:23 to 00/23:08:59

Plot file version 244 created 06-JUN-2023 11:27:11

J1342+3507 EM170A.UVDATA.1

Freq = 4.7990 GHz, Bw = 32.000 MH

No calibration applied and no bandpass applied



040040040040040040040040040040  
Channels

040040040040040040040040040040  
Channels

040040040040040040040040040040  
Channels

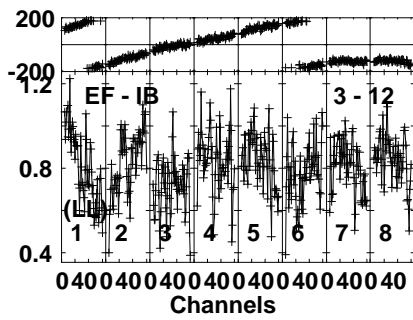
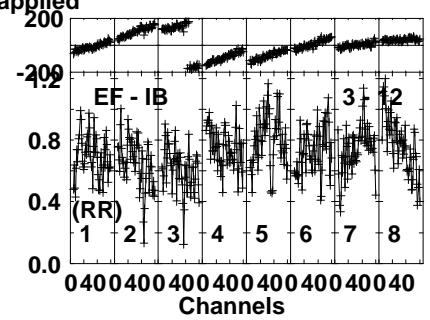
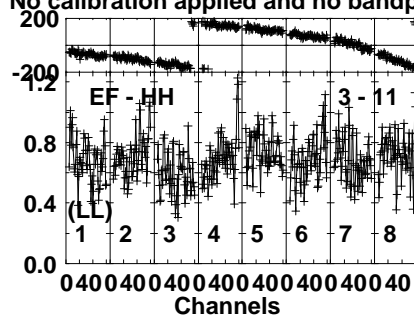
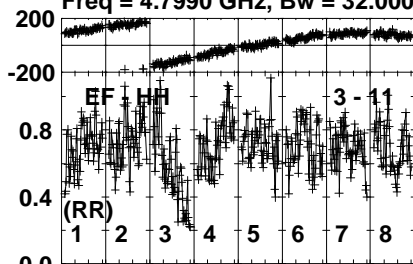
Lower frame: Milli Ampl Jy Top frame: Phas deg  
Vector averaged cross-power spectrum Several baselines displayed  
Timerange: 00/23:07:23 to 00/23:08:59

Plot file version 245 created 06-JUN-2023 11:27:11

J1342+3507 EM170A.UVDATA.1

Freq = 4.7990 GHz, Bw = 32.000 MH

No calibration applied and no bandpass applied



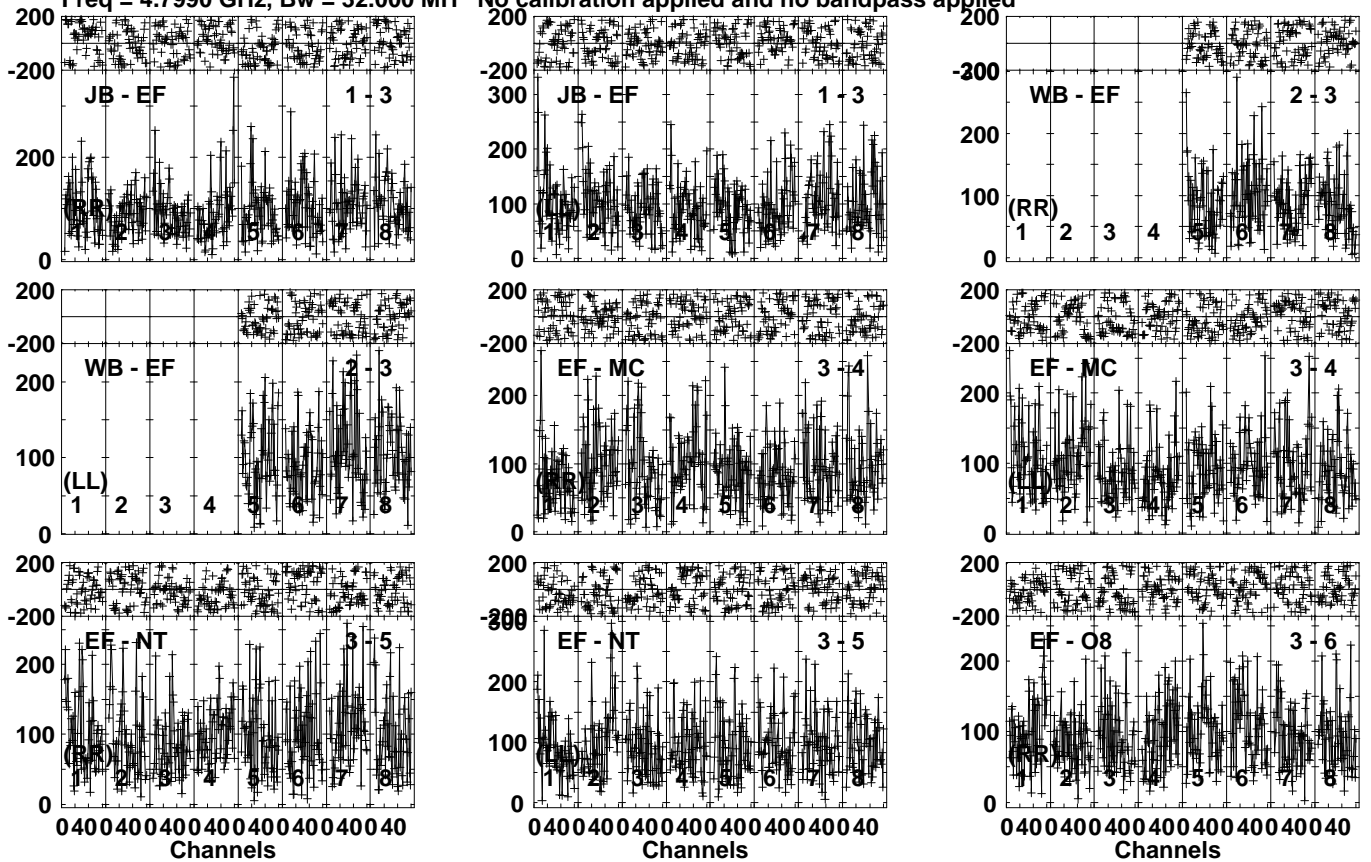
Lower frame: Milli Ampl Jy Top frame: Phas deg  
Vector averaged cross-power spectrum Several baselines displayed  
Timerange: 00/23:07:23 to 00/23:08:59

Plot file version 246 created 06-JUN-2023 11:27:11

AT2022CMC EM170A.UVDATA.1

Freq = 4.7990 GHz, Bw = 32.000 MH

No calibration applied and no bandpass applied



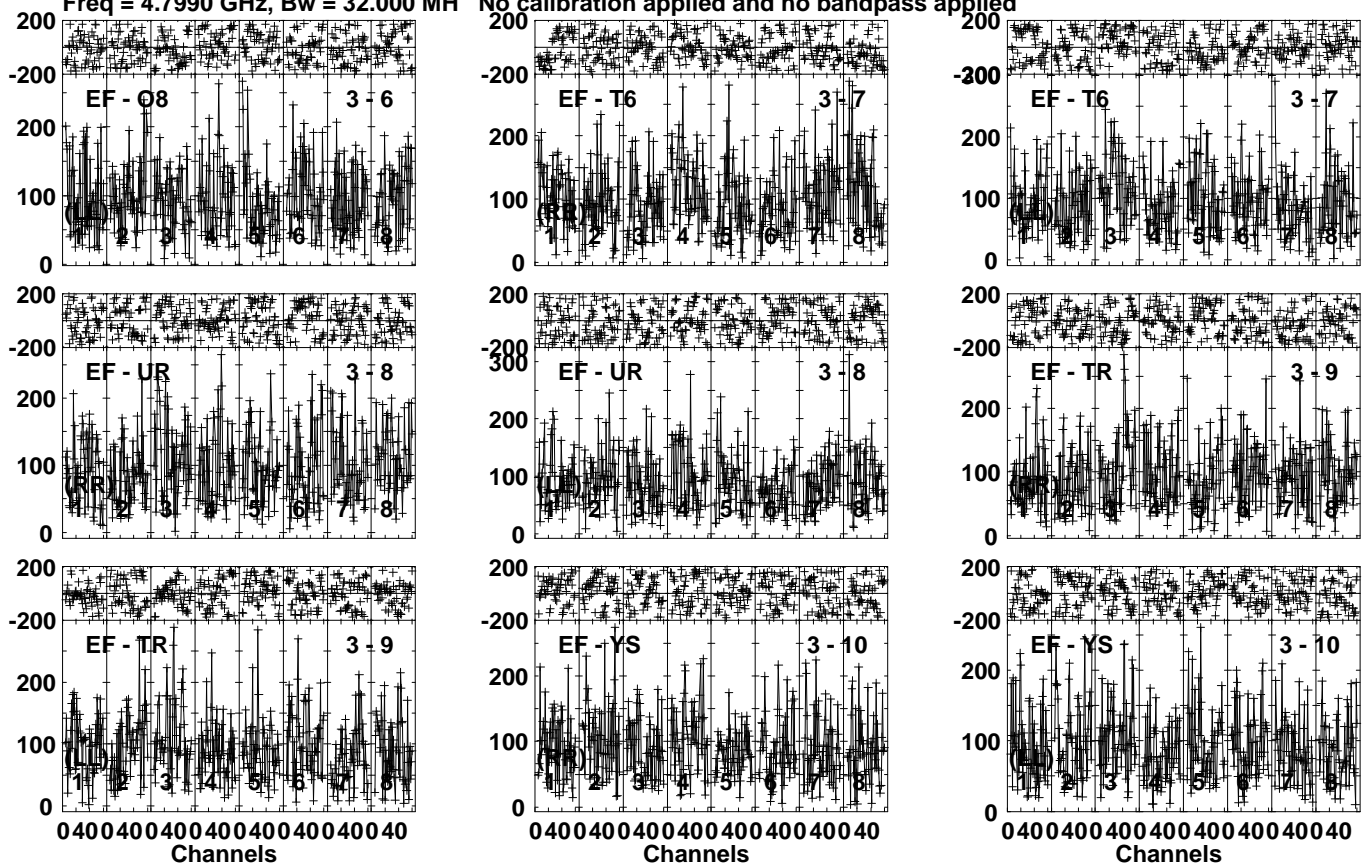
Lower frame: Micro Ampl Jy Top frame: Phas deg  
Vector averaged cross-power spectrum Several baselines displayed  
Timerange: 00/23:09:31 to 00/23:11:59

Plot file version 247 created 06-JUN-2023 11:27:11

AT2022CMC EM170A.UVDATA.1

Freq = 4.7990 GHz, Bw = 32.000 MH

No calibration applied and no bandpass applied



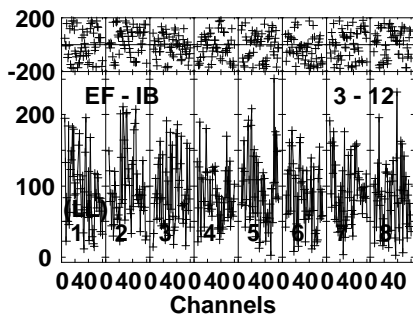
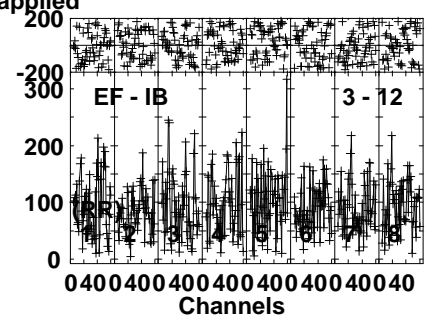
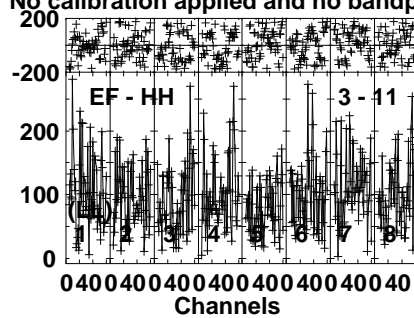
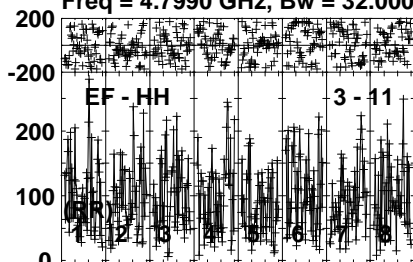
Lower frame: Micro Ampl Jy Top frame: Phas deg  
Vector averaged cross-power spectrum Several baselines displayed  
Timerange: 00/23:09:31 to 00/23:11:59

Plot file version 248 created 06-JUN-2023 11:27:12

AT2022CMC EM170A.UVDATA.1

Freq = 4.7990 GHz, Bw = 32.000 MH

No calibration applied and no bandpass applied



Lower frame: Micro Ampl Jy Top frame: Phas deg  
Vector averaged cross-power spectrum Several baselines displayed  
Timerange: 00/23:09:31 to 00/23:11:59

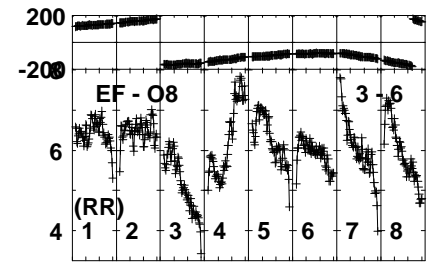
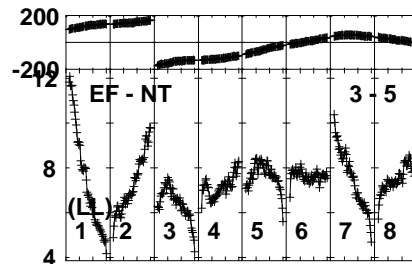
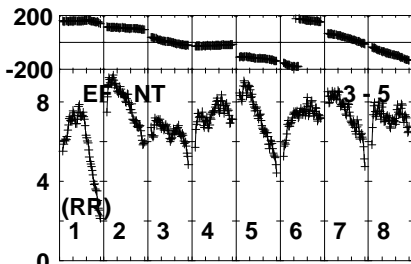
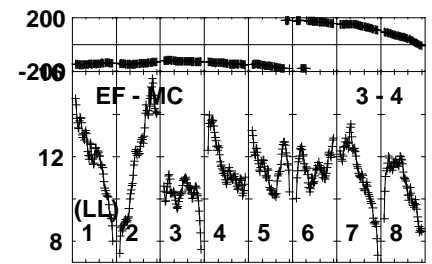
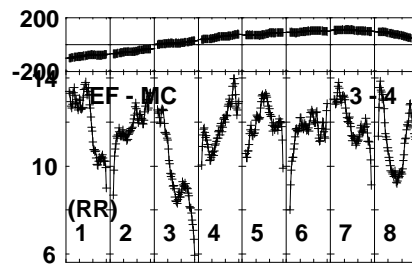
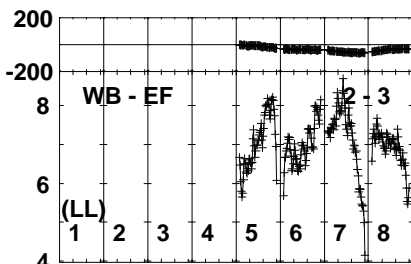
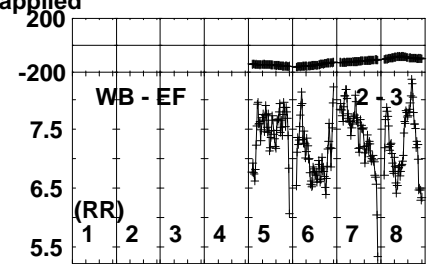
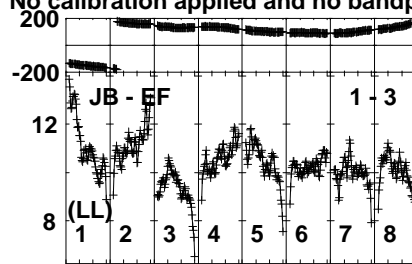
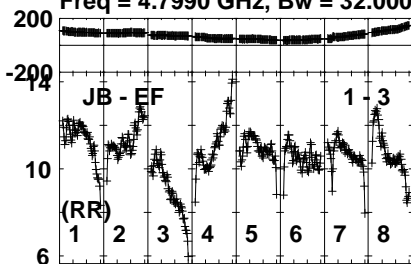


Plot file version 249 created 06-JUN-2023 11:27:12

J1329+3154 EM170A.UVDATA.1

Freq = 4.7990 GHz, Bw = 32.000 MH

No calibration applied and no bandpass applied



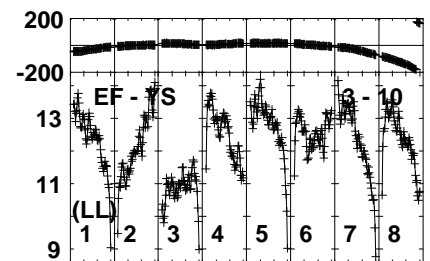
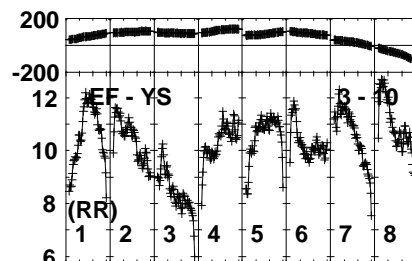
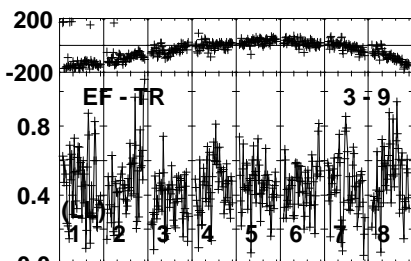
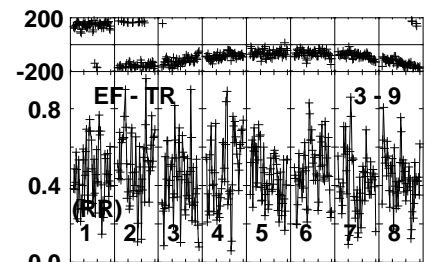
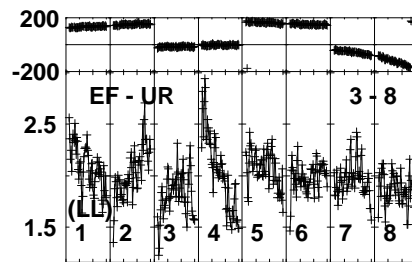
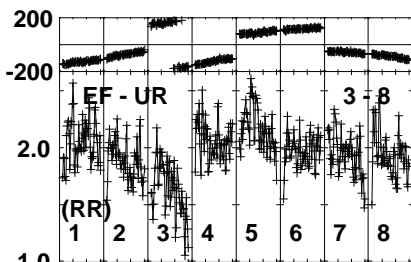
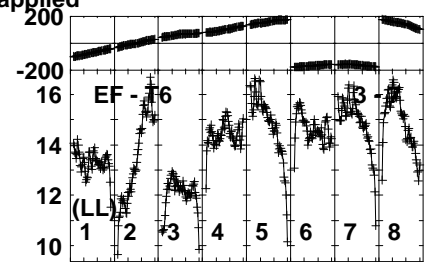
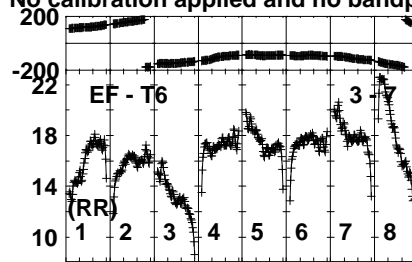
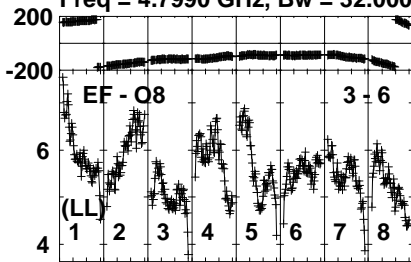
Lower frame: Milli Ampl Jy Top frame: Phas deg  
Vector averaged cross-power spectrum Several baselines displayed  
Timerange: 00/23:12:03 to 00/23:13:19

Plot file version 250 created 06-JUN-2023 11:27:12

J1329+3154 EM170A.UVDATA.1

Freq = 4.7990 GHz, Bw = 32.000 MH

No calibration applied and no bandpass applied



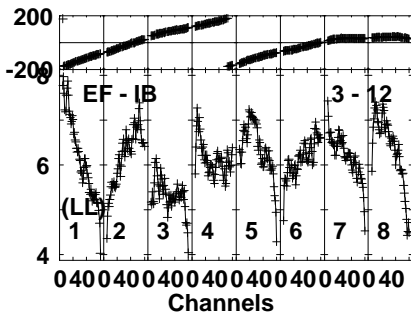
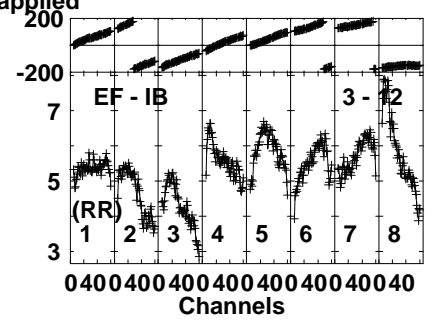
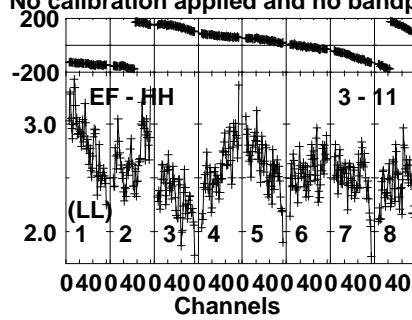
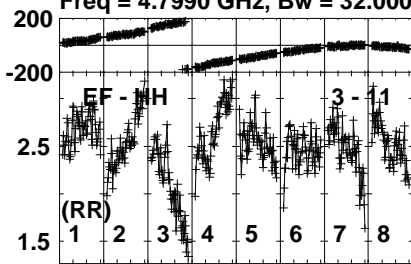
Lower frame: Milli Ampl Jy Top frame: Phas deg  
Vector averaged cross-power spectrum Several baselines displayed  
Timerange: 00/23:12:03 to 00/23:13:19

Plot file version 251 created 06-JUN-2023 11:27:12

J1329+3154 EM170A.UVDATA.1

Freq = 4.7990 GHz, Bw = 32.000 MH

No calibration applied and no bandpass applied



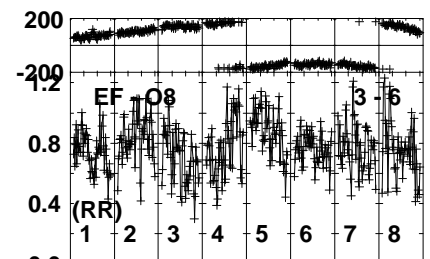
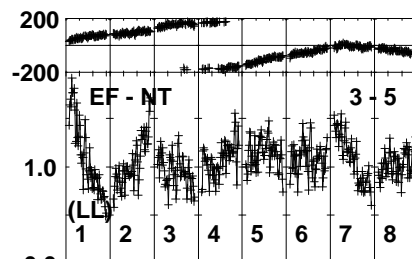
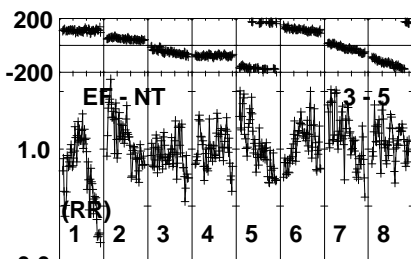
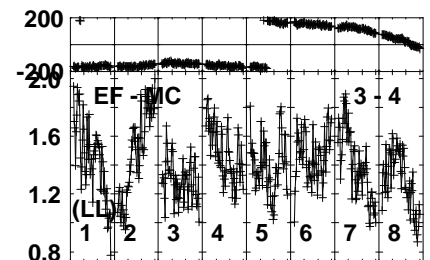
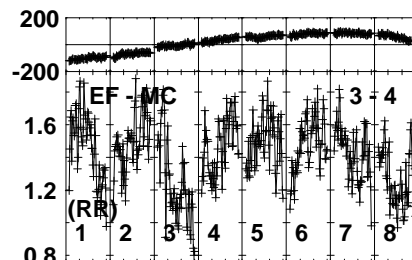
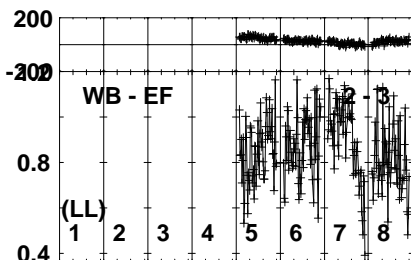
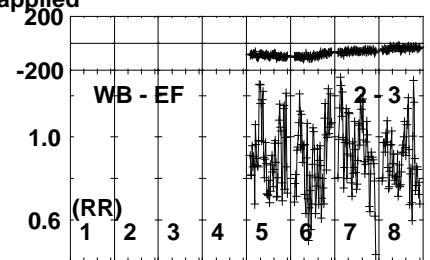
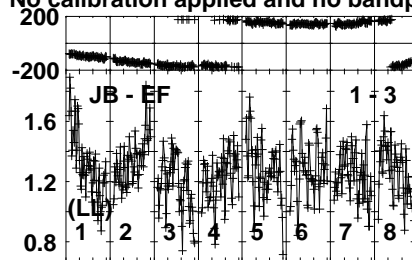
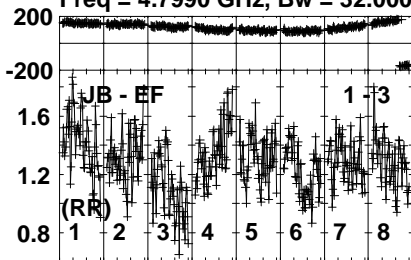
Lower frame: Milli Ampl Jy Top frame: Phas deg  
Vector averaged cross-power spectrum Several baselines displayed  
Timerange: 00/23:12:03 to 00/23:13:19

Plot file version 252 created 06-JUN-2023 11:27:12

J1342+3507 EM170A.UVDATA.1

Freq = 4.7990 GHz, Bw = 32.000 MH

No calibration applied and no bandpass applied



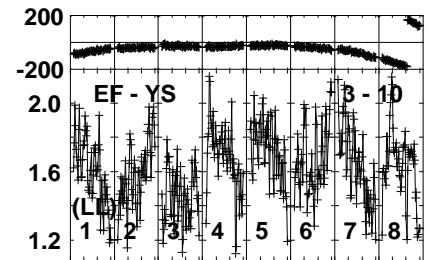
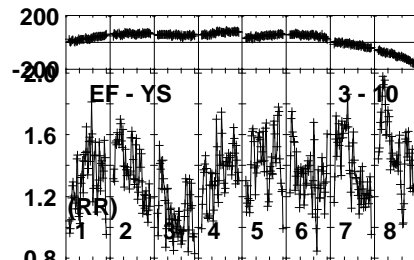
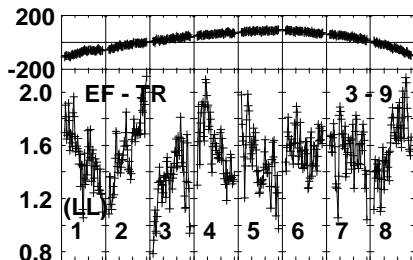
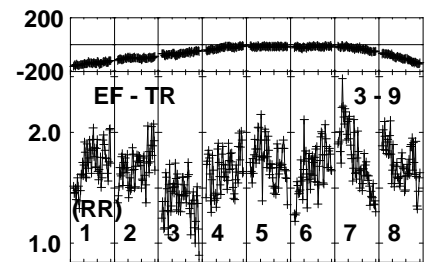
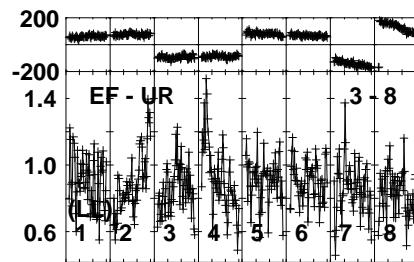
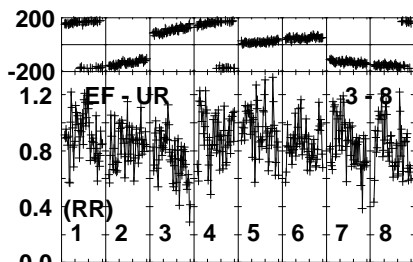
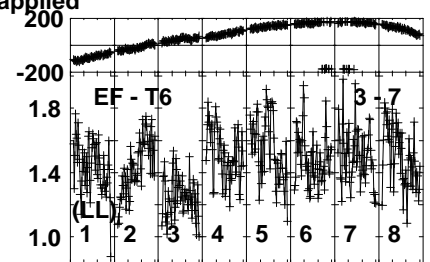
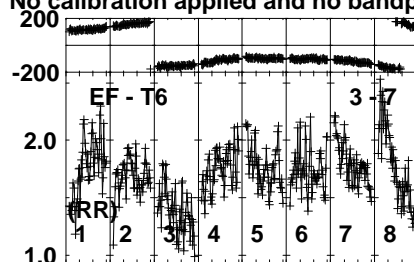
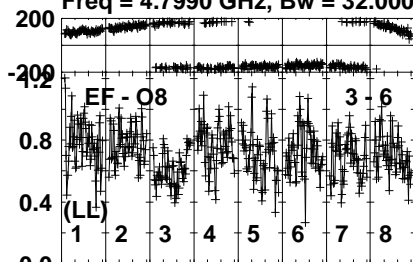
Lower frame: Milli Ampl Jy Top frame: Phas deg  
Vector averaged cross-power spectrum Several baselines displayed  
Timerange: 00/23:13:21 to 00/23:14:59

Plot file version 253 created 06-JUN-2023 11:27:12

J1342+3507 EM170A.UVDATA.1

Freq = 4.7990 GHz, Bw = 32.000 MH

No calibration applied and no bandpass applied



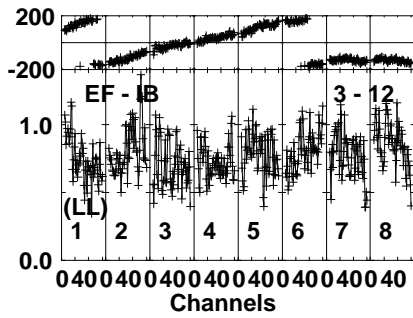
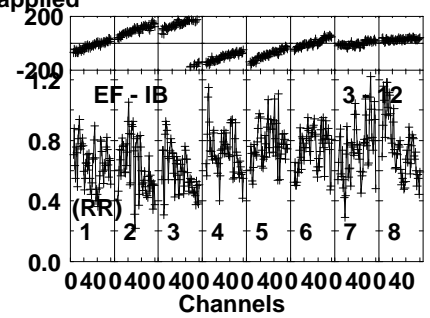
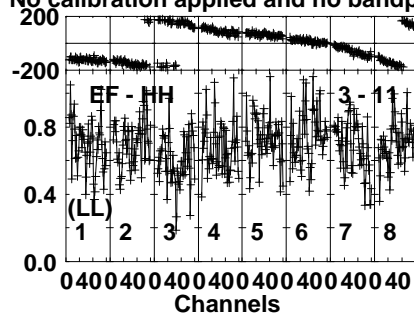
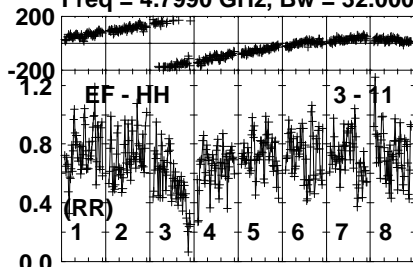
Lower frame: Milli Ampl Jy Top frame: Phas deg  
Vector averaged cross-power spectrum Several baselines displayed  
Timerange: 00/23:13:21 to 00/23:14:59

Plot file version 254 created 06-JUN-2023 11:27:12

J1342+3507 EM170A.UVDATA.1

Freq = 4.7990 GHz, Bw = 32.000 MH

No calibration applied and no bandpass applied



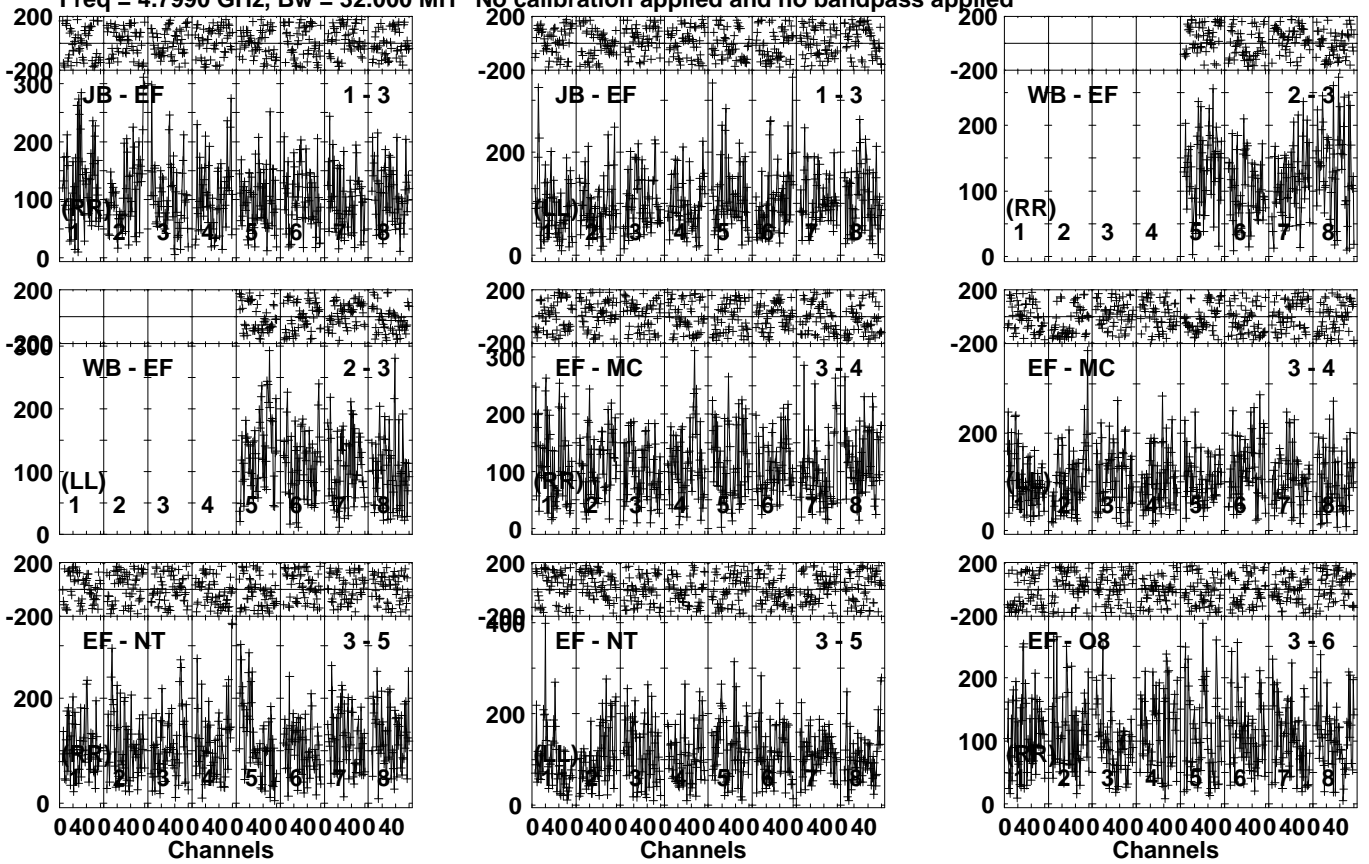
Lower frame: Milli Ampl Jy Top frame: Phas deg  
Vector averaged cross-power spectrum Several baselines displayed  
Timerange: 00/23:13:21 to 00/23:14:59

Plot file version 255 created 06-JUN-2023 11:27:12

AT2022CMC EM170A.UVDATA.1

Freq = 4.7990 GHz, Bw = 32.000 MH

No calibration applied and no bandpass applied



Lower frame: Micro Ampl Jy Top frame: Phas deg  
Vector averaged cross-power spectrum Several baselines displayed  
Timerange: 00/23:15:01 to 00/23:17:29



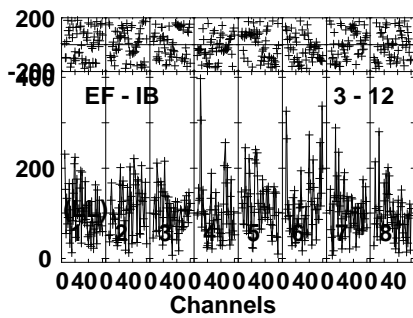
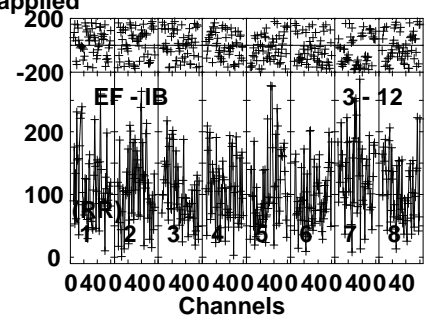
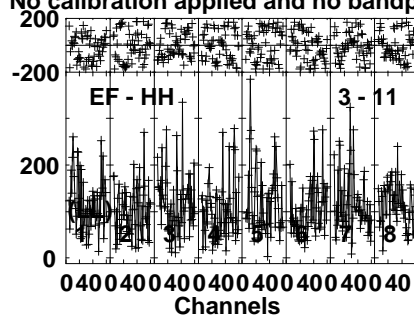
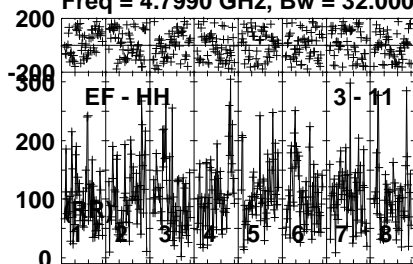


Plot file version 257 created 06-JUN-2023 11:27:13

AT2022CMC EM170A.UVDATA.1

Freq = 4.7990 GHz, Bw = 32.000 MH

No calibration applied and no bandpass applied



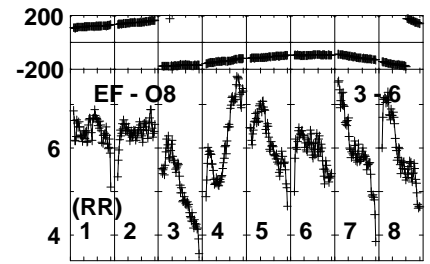
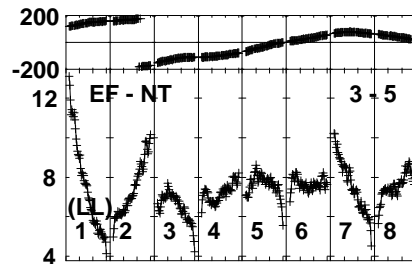
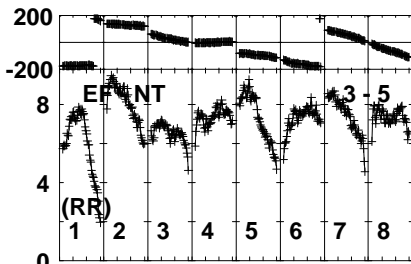
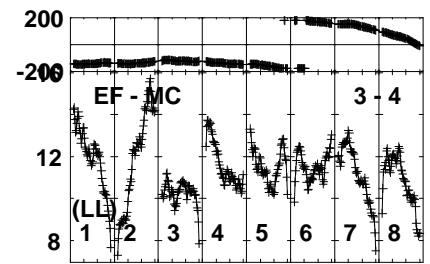
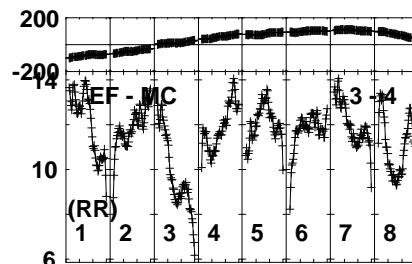
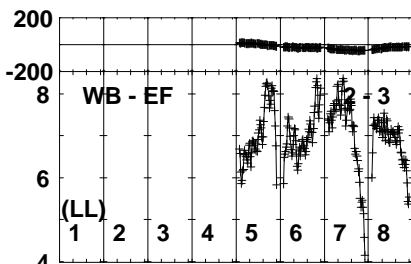
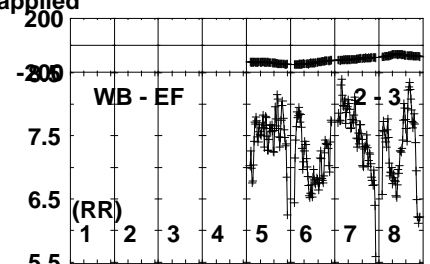
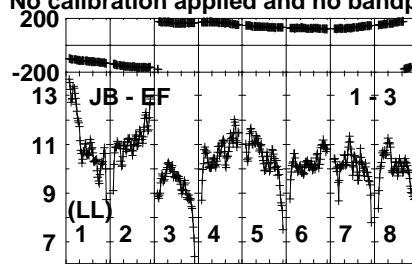
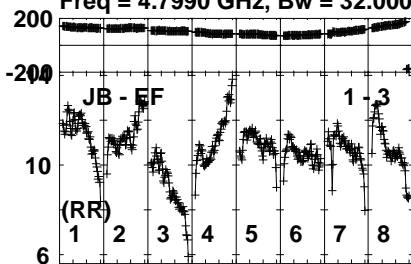
Lower frame: Micro Ampl Jy Top frame: Phas deg  
Vector averaged cross-power spectrum Several baselines displayed  
Timerange: 00/23:15:01 to 00/23:17:29

Plot file version 258 created 06-JUN-2023 11:27:13

J1329+3154 EM170A.UVDATA.1

Freq = 4.7990 GHz, Bw = 32.000 MH

No calibration applied and no bandpass applied



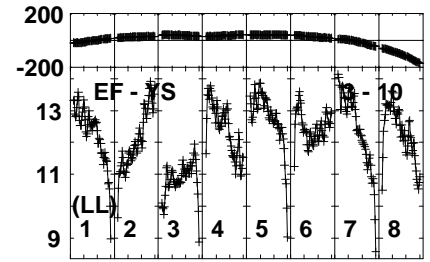
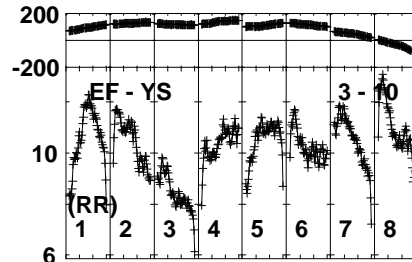
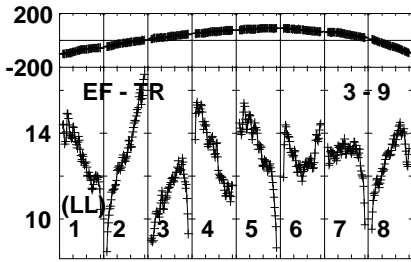
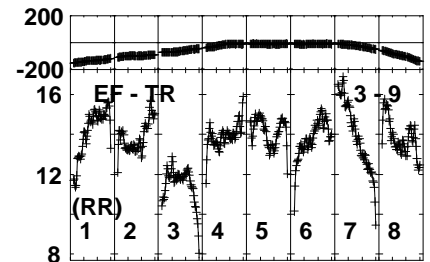
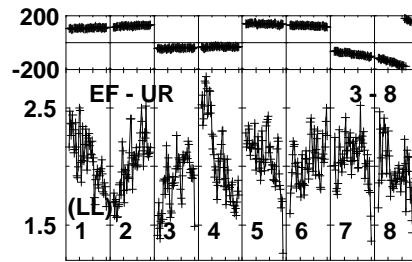
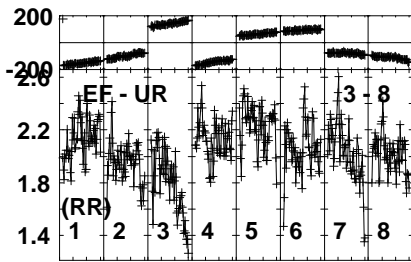
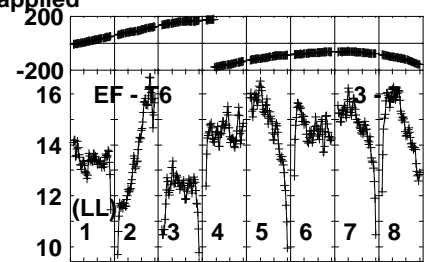
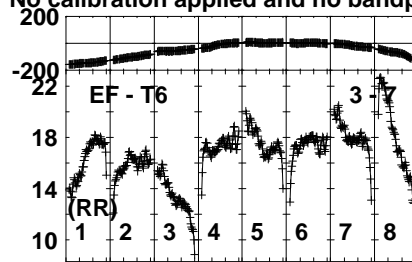
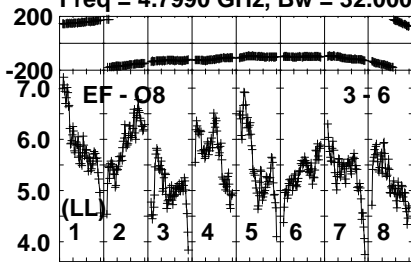
Lower frame: Milli Ampl Jy Top frame: Phas deg  
Vector averaged cross-power spectrum Several baselines displayed  
Timerange: 00/23:17:31 to 00/23:18:49

Plot file version 259 created 06-JUN-2023 11:27:13

J1329+3154 EM170A.UVDATA.1

Freq = 4.7990 GHz, Bw = 32.000 MH

No calibration applied and no bandpass applied



040040040040040040040040  
Channels

040040040040040040040040  
Channels

040040040040040040040040  
Channels

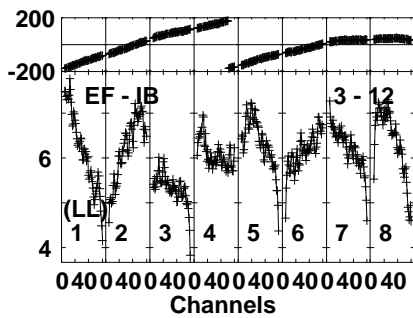
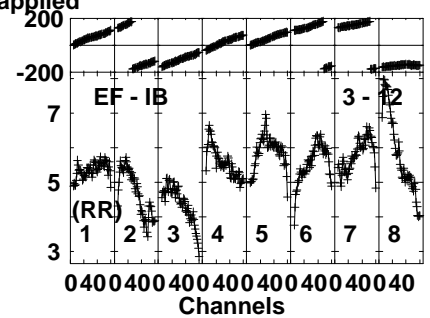
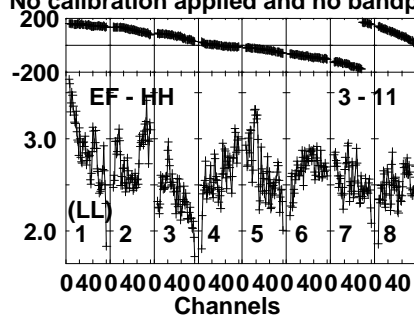
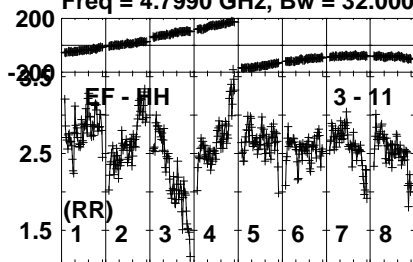
Lower frame: Milli Ampl Jy Top frame: Phas deg  
Vector averaged cross-power spectrum Several baselines displayed  
Timerange: 00/23:17:31 to 00/23:18:49

Plot file version 260 created 06-JUN-2023 11:27:13

J1329+3154 EM170A.UVDATA.1

Freq = 4.7990 GHz, Bw = 32.000 MH

No calibration applied and no bandpass applied



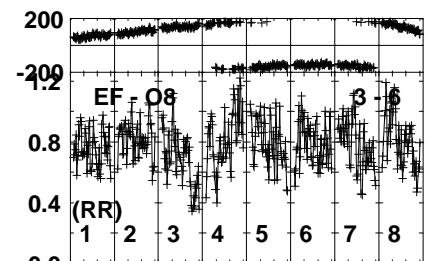
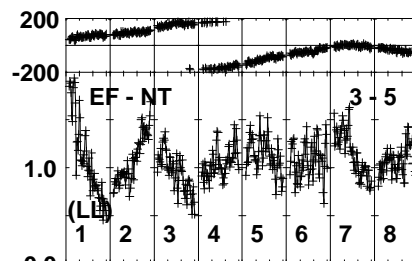
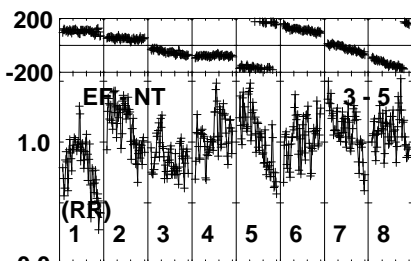
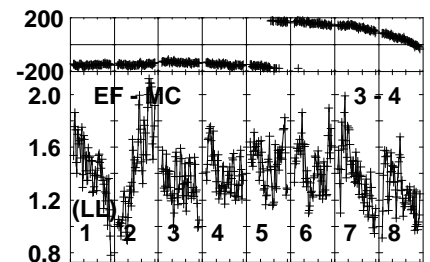
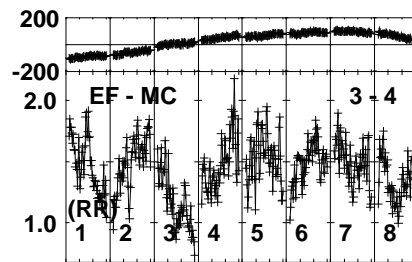
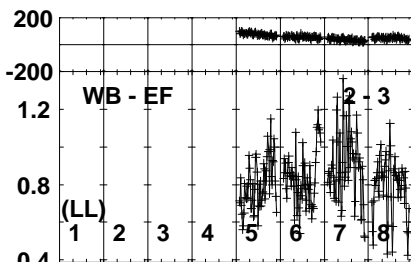
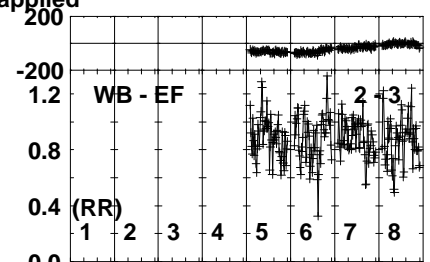
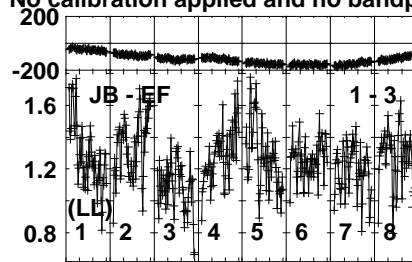
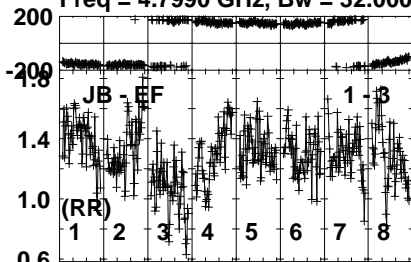
Lower frame: Milli Ampl Jy Top frame: Phas deg  
Vector averaged cross-power spectrum Several baselines displayed  
Timerange: 00/23:17:31 to 00/23:18:49

Plot file version 261 created 06-JUN-2023 11:27:13

J1342+3507 EM170A.UVDATA.1

Freq = 4.7990 GHz, Bw = 32.000 MH

No calibration applied and no bandpass applied



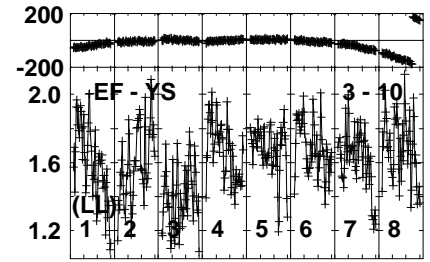
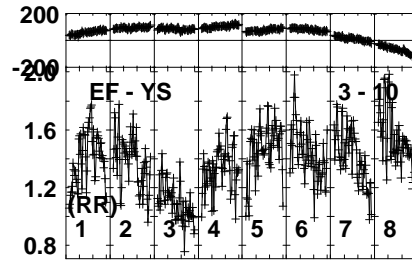
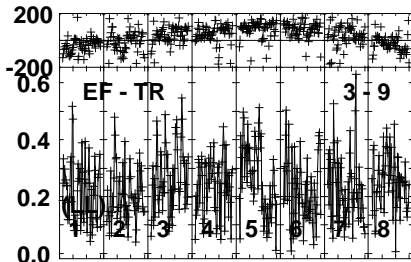
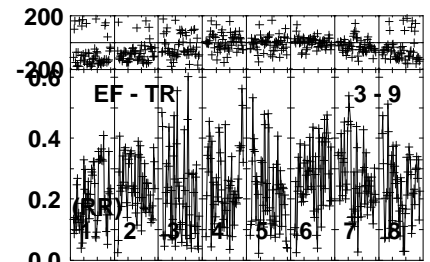
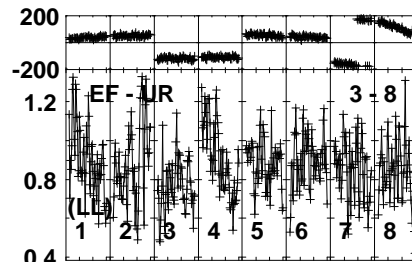
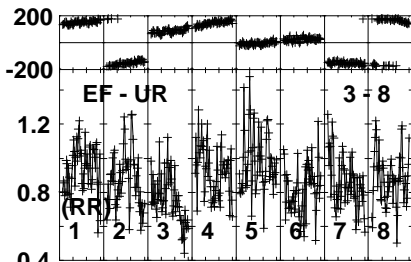
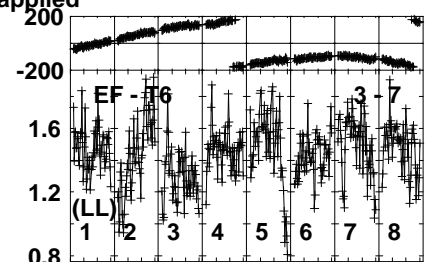
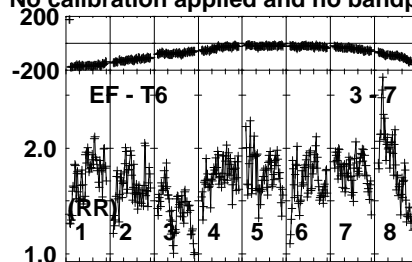
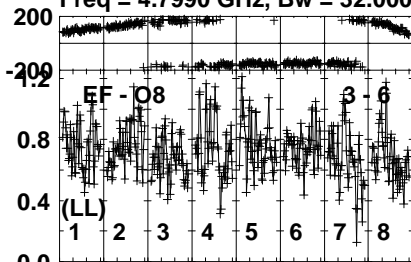
Lower frame: Milli Ampl Jy Top frame: Phas deg  
Vector averaged cross-power spectrum Several baselines displayed  
Timerange: 00/23:18:51 to 00/23:20:29

Plot file version 262 created 06-JUN-2023 11:27:13

J1342+3507 EM170A.UVDATA.1

Freq = 4.7990 GHz, Bw = 32.000 MH

No calibration applied and no bandpass applied



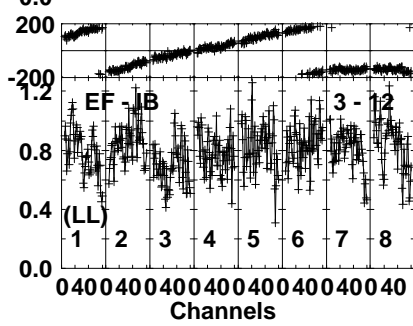
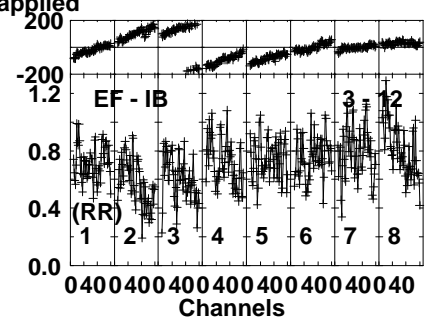
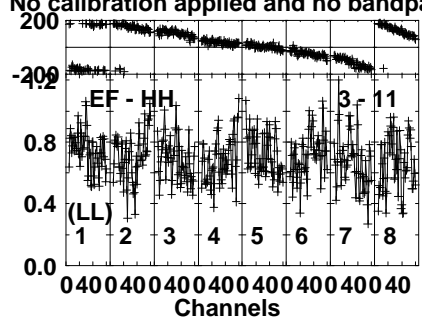
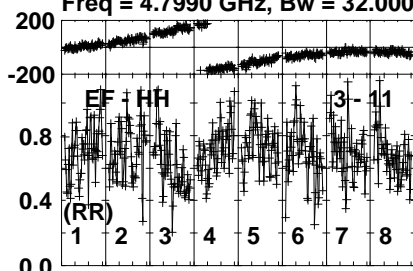
Lower frame: Milli Ampl Jy Top frame: Phas deg  
Vector averaged cross-power spectrum Several baselines displayed  
Timerange: 00/23:18:51 to 00/23:20:29

Plot file version 263 created 06-JUN-2023 11:27:13

J1342+3507 EM170A.UVDATA.1

Freq = 4.7990 GHz, Bw = 32.000 MH

No calibration applied and no bandpass applied

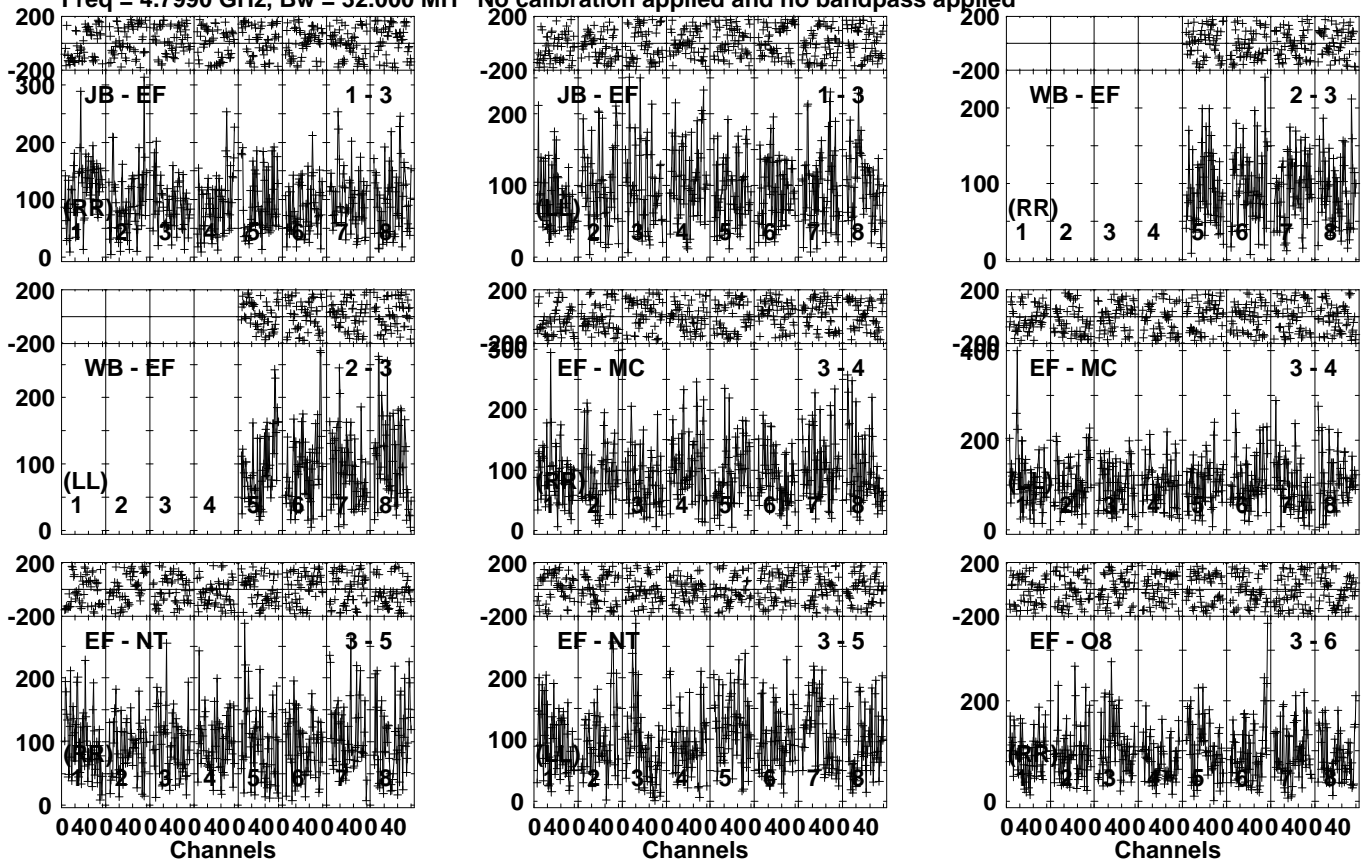


Lower frame: Milli Ampl Jy Top frame: Phas deg  
Vector averaged cross-power spectrum Several baselines displayed  
Timerange: 00/23:18:51 to 00/23:20:29

Plot file version 264 created 06-JUN-2023 11:27:13

AT2022CMC EM170A.UVDATA.1

Freq = 4.7990 GHz, Bw = 32.000 MH No calibration applied and no bandpass applied



Lower frame: Micro Ampl Jy Top frame: Phas deg  
Vector averaged cross-power spectrum Several baselines displayed  
Timerange: 00/23:21:01 to 00/23:23:29

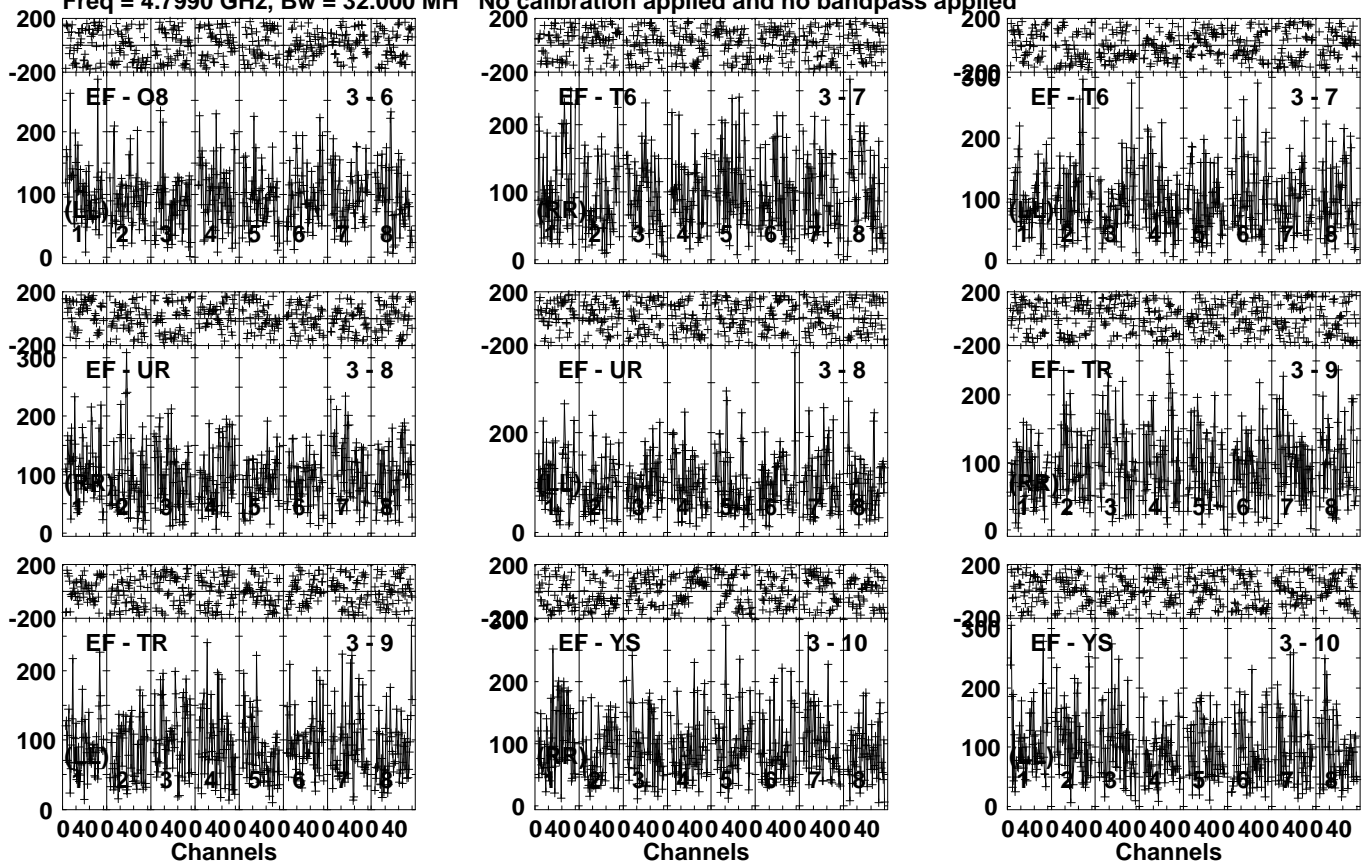


Plot file version 265 created 06-JUN-2023 11:27:13

AT2022CMC EM170A.UVDATA.1

Freq = 4.7990 GHz, Bw = 32.000 MH

No calibration applied and no bandpass applied



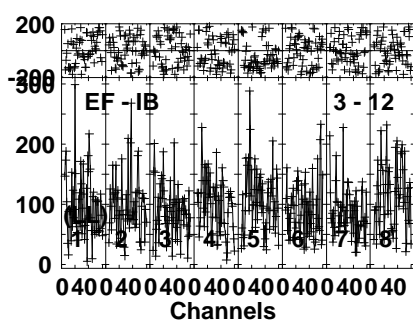
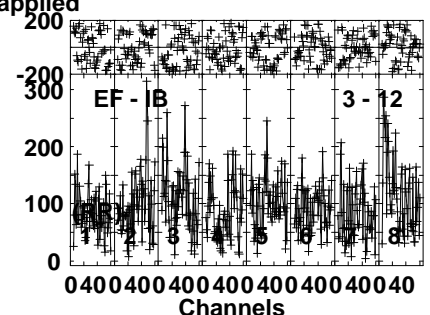
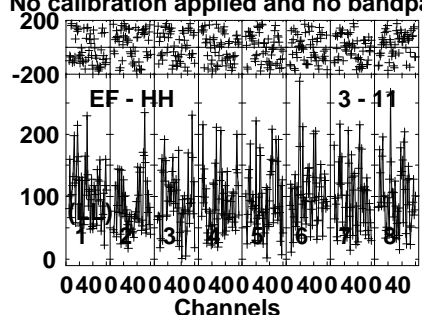
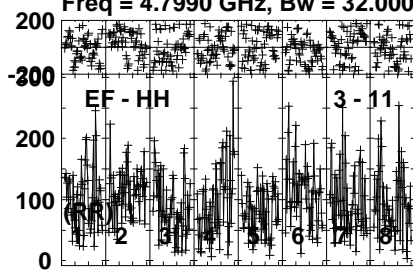
Lower frame: Micro Ampl Jy Top frame: Phas deg  
Vector averaged cross-power spectrum Several baselines displayed  
Timerange: 00/23:21:01 to 00/23:23:29

Plot file version 266 created 06-JUN-2023 11:27:14

AT2022CMC EM170A.UVDATA.1

Freq = 4.7990 GHz, Bw = 32.000 MH

No calibration applied and no bandpass applied



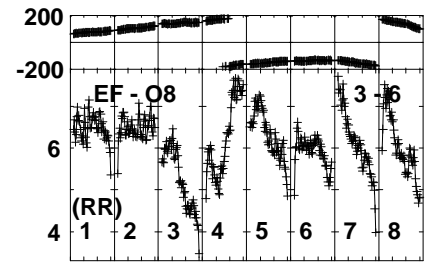
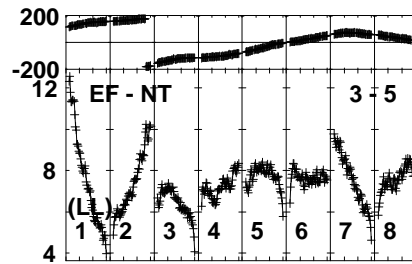
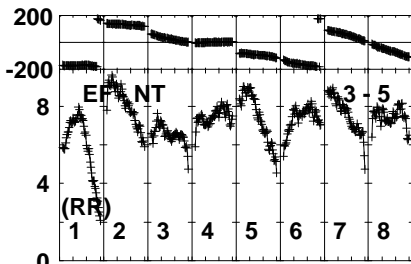
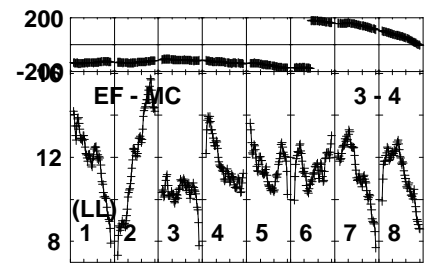
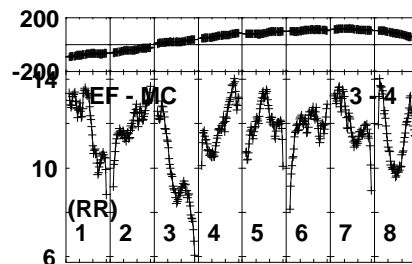
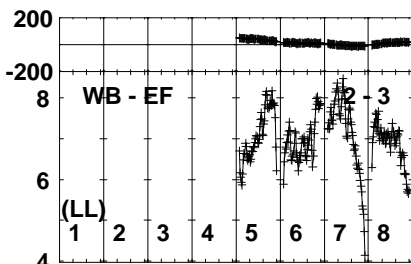
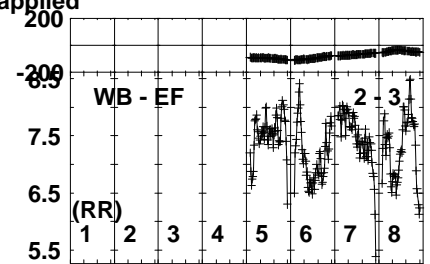
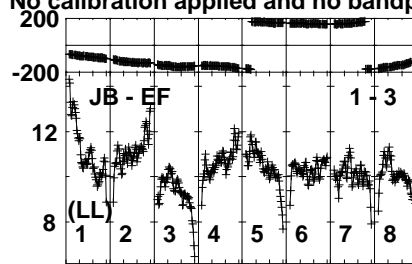
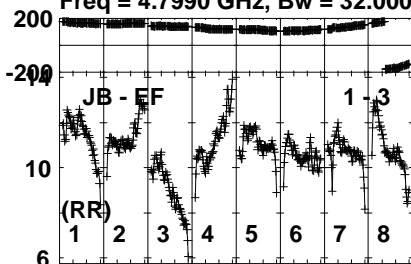
Lower frame: Micro Ampl Jy Top frame: Phas deg  
Vector averaged cross-power spectrum Several baselines displayed  
Timerange: 00/23:21:01 to 00/23:23:29

Plot file version 267 created 06-JUN-2023 11:27:14

J1329+3154 EM170A.UVDATA.1

Freq = 4.7990 GHz, Bw = 32.000 MH

No calibration applied and no bandpass applied



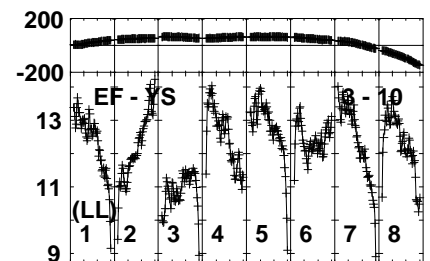
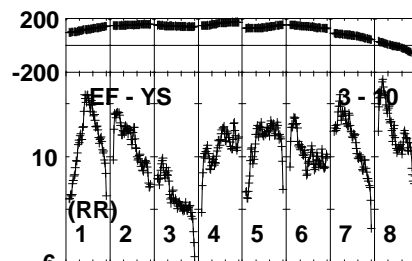
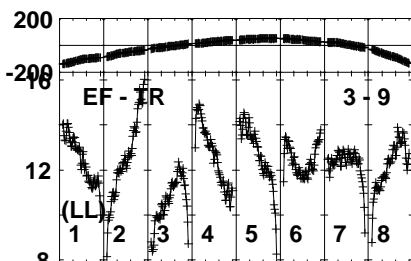
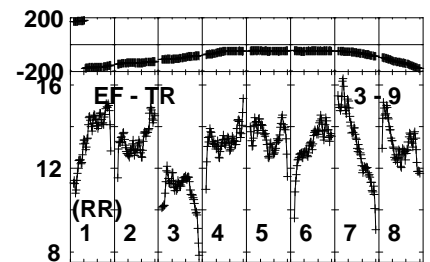
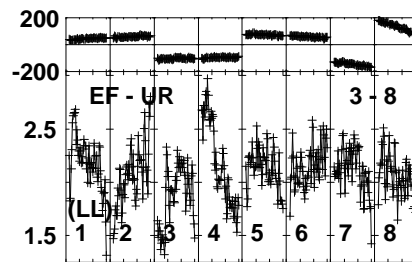
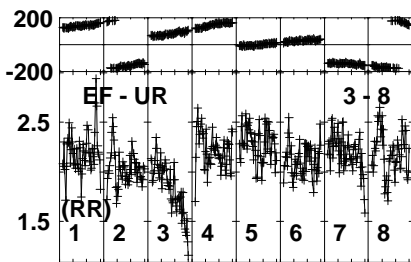
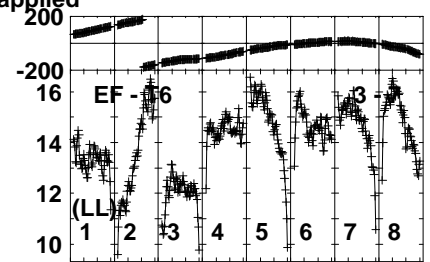
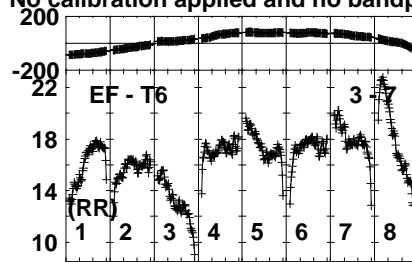
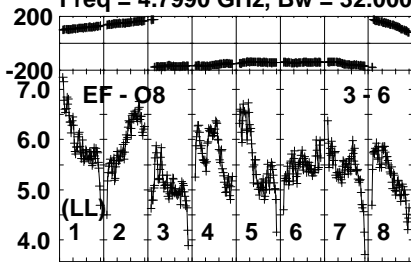
Lower frame: Milli Ampl Jy Top frame: Phas deg  
Vector averaged cross-power spectrum Several baselines displayed  
Timerange: 00/23:23:33 to 00/23:24:49

Plot file version 268 created 06-JUN-2023 11:27:14

J1329+3154 EM170A.UVDATA.1

Freq = 4.7990 GHz, Bw = 32.000 MH

No calibration applied and no bandpass applied



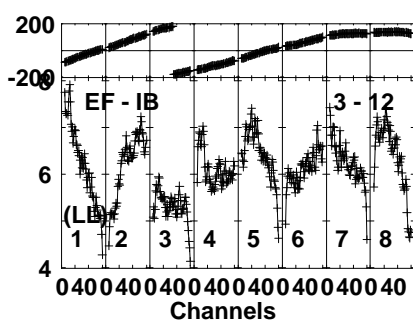
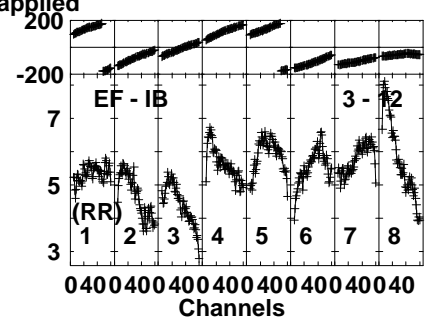
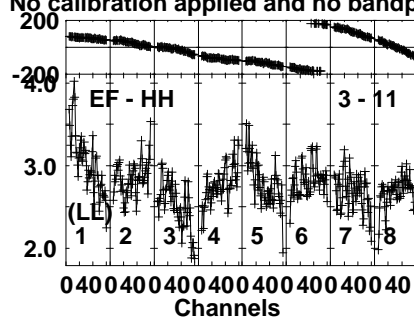
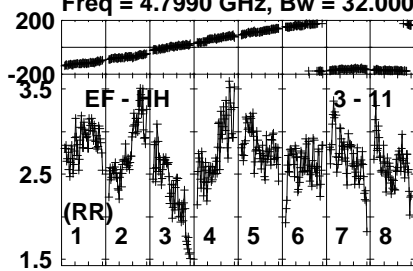
Lower frame: Milli Ampl Jy Top frame: Phas deg  
Vector averaged cross-power spectrum Several baselines displayed  
Timerange: 00/23:23:33 to 00/23:24:49

Plot file version 269 created 06-JUN-2023 11:27:14

J1329+3154 EM170A.UVDATA.1

Freq = 4.7990 GHz, Bw = 32.000 MH

No calibration applied and no bandpass applied



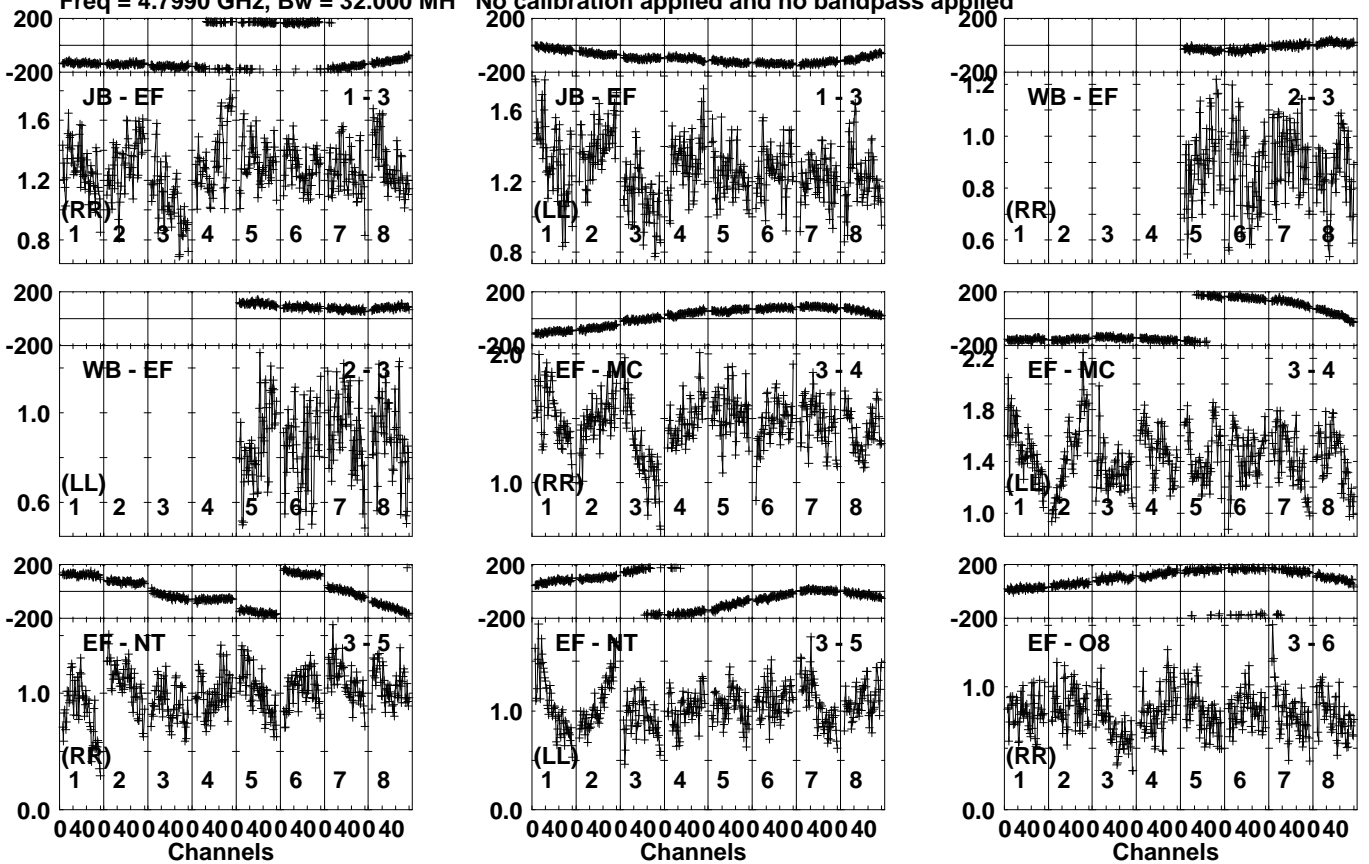
Lower frame: Milli Ampl Jy Top frame: Phas deg  
Vector averaged cross-power spectrum Several baselines displayed  
Timerange: 00/23:23:33 to 00/23:24:49

Plot file version 270 created 06-JUN-2023 11:27:14

J1342+3507 EM170A.UVDATA.1

Freq = 4.7990 GHz, Bw = 32.000 MH

No calibration applied and no bandpass applied



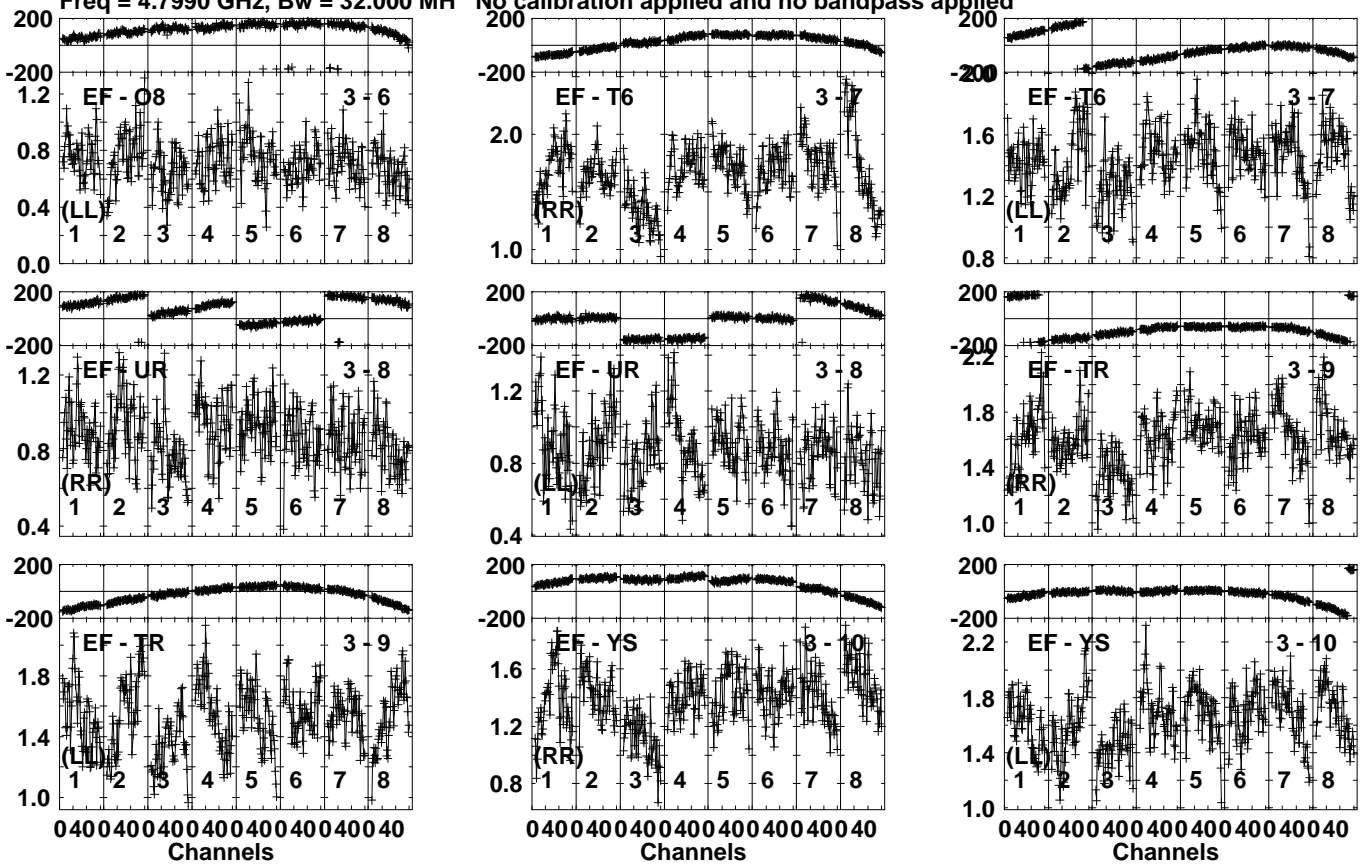
Lower frame: Milli Ampl Jy Top frame: Phas deg  
Vector averaged cross-power spectrum Several baselines displayed  
Timerange: 00/23:24:51 to 00/23:26:29

Plot file version 271 created 06-JUN-2023 11:27:14

J1342+3507 EM170A.UVDATA.1

Freq = 4.7990 GHz, Bw = 32.000 MH

No calibration applied and no bandpass applied



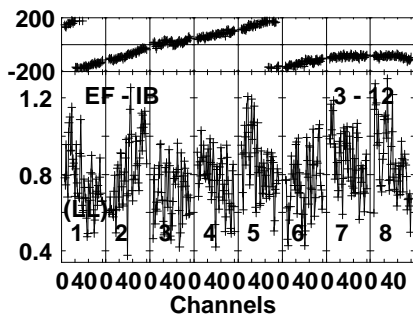
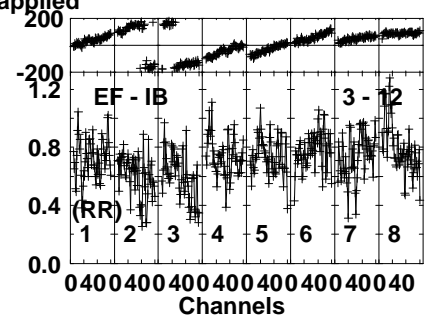
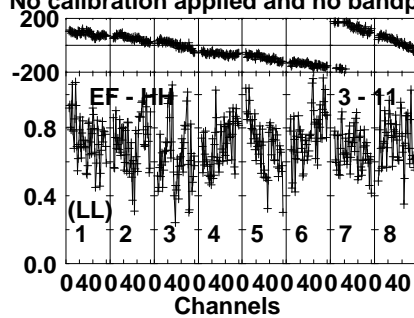
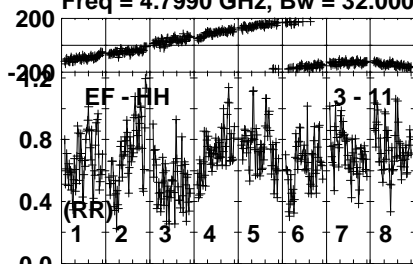
Lower frame: Milli Ampl Jy Top frame: Phas deg  
Vector averaged cross-power spectrum Several baselines displayed  
Timerange: 00/23:24:51 to 00/23:26:29

Plot file version 272 created 06-JUN-2023 11:27:14

J1342+3507 EM170A.UVDATA.1

Freq = 4.7990 GHz, Bw = 32.000 MH

No calibration applied and no bandpass applied



Lower frame: Milli Ampl Jy Top frame: Phas deg  
Vector averaged cross-power spectrum Several baselines displayed  
Timerange: 00/23:24:51 to 00/23:26:29

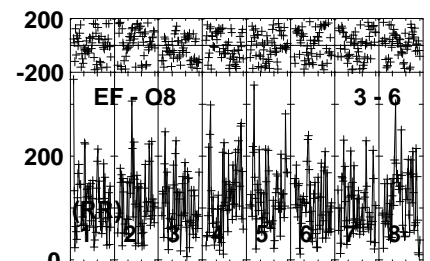
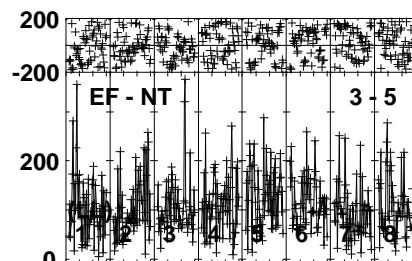
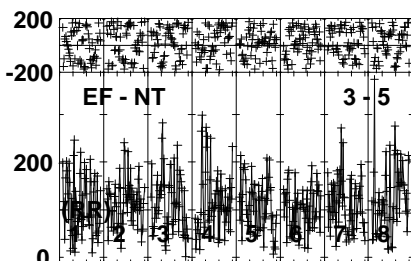
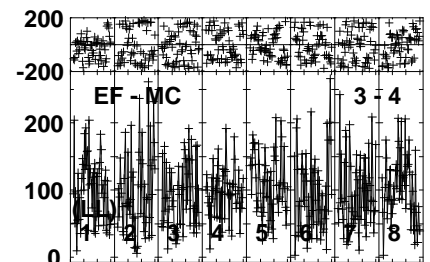
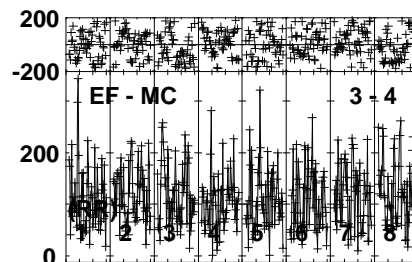
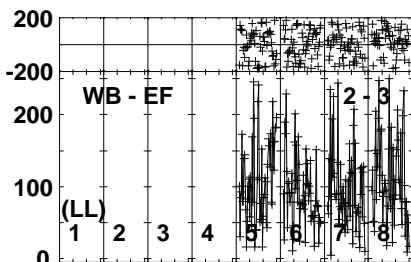
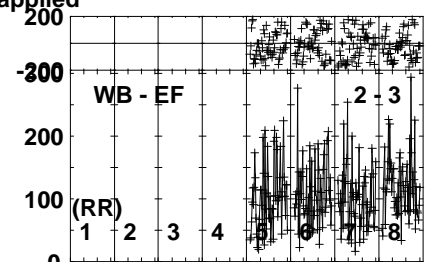
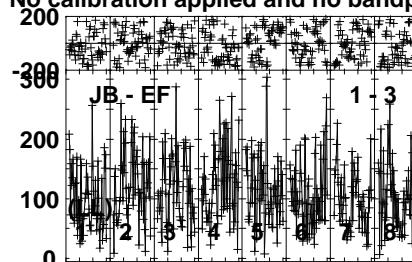
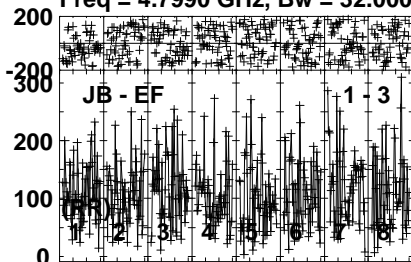


Plot file version 273 created 06-JUN-2023 11:27:14

AT2022CMC EM170A.UVDATA.1

Freq = 4.7990 GHz, Bw = 32.000 MH

No calibration applied and no bandpass applied



040040040040040040040040  
Channels

040040040040040040040040  
Channels

040040040040040040040040  
Channels

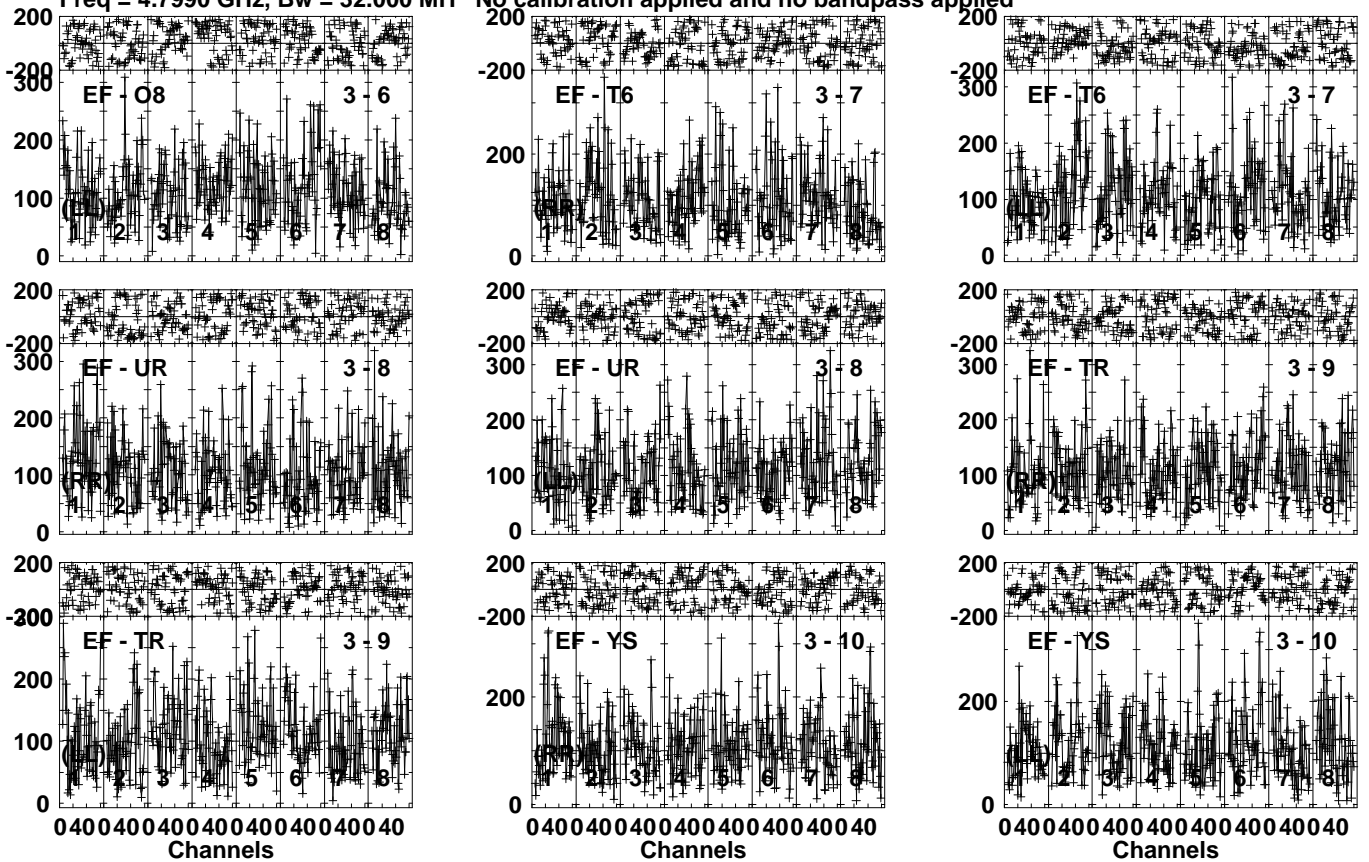
Lower frame: Micro Ampl Jy Top frame: Phas deg  
Vector averaged cross-power spectrum Several baselines displayed  
Timerange: 00/23:26:31 to 00/23:28:59

Plot file version 274 created 06-JUN-2023 11:27:14

AT2022CMC EM170A.UVDATA.1

Freq = 4.7990 GHz, Bw = 32.000 MH

No calibration applied and no bandpass applied



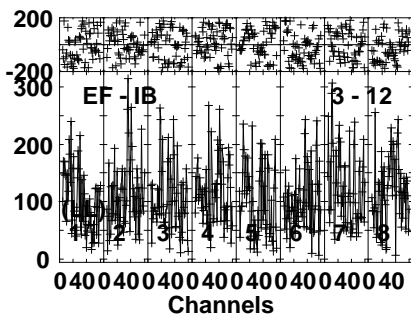
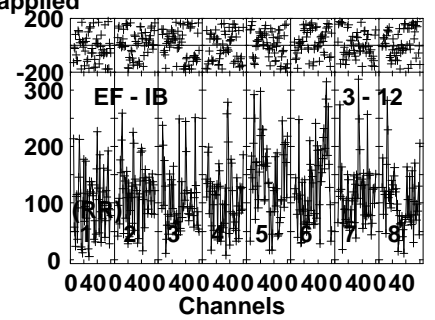
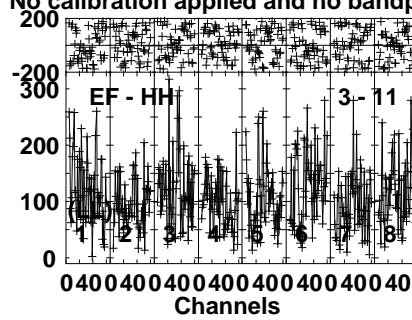
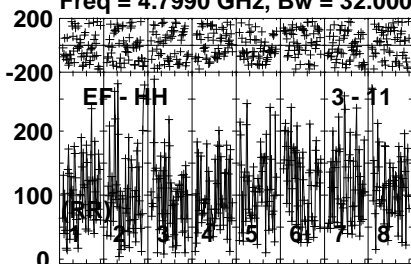
Lower frame: Micro Ampl Jy Top frame: Phas deg  
Vector averaged cross-power spectrum Several baselines displayed  
Timerange: 00/23:26:31 to 00/23:28:59

Plot file version 275 created 06-JUN-2023 11:27:14

AT2022CMC EM170A.UVDATA.1

Freq = 4.7990 GHz, Bw = 32.000 MH

No calibration applied and no bandpass applied



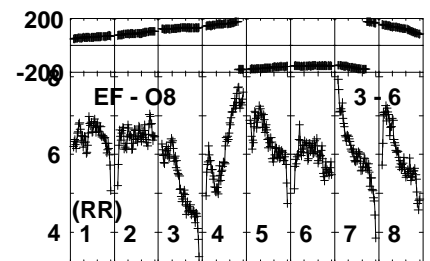
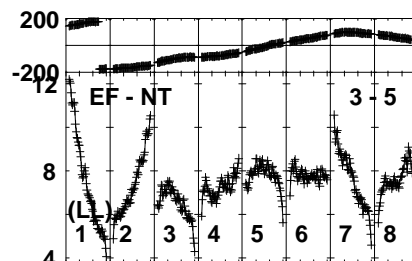
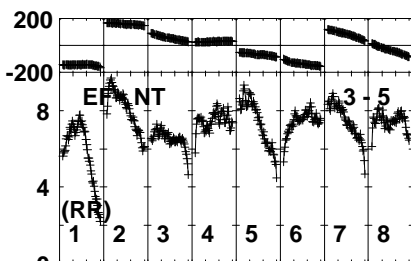
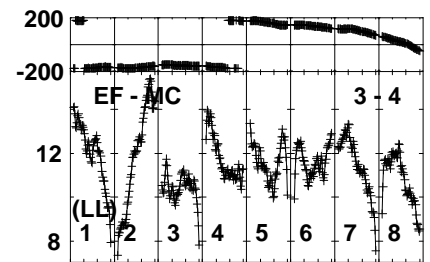
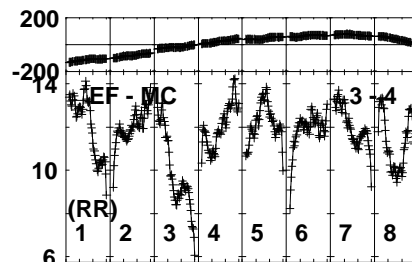
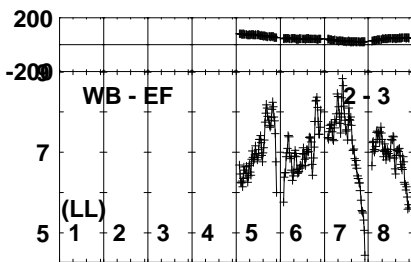
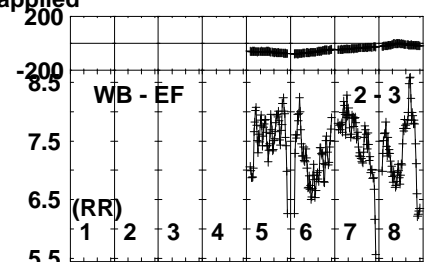
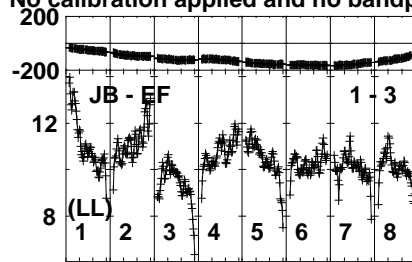
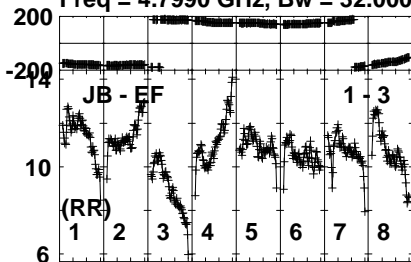
Lower frame: Micro Ampl Jy Top frame: Phas deg  
Vector averaged cross-power spectrum Several baselines displayed  
Timerange: 00/23:26:31 to 00/23:28:59

Plot file version 276 created 06-JUN-2023 11:27:14

J1329+3154 EM170A.UVDATA.1

Freq = 4.7990 GHz, Bw = 32.000 MH

No calibration applied and no bandpass applied



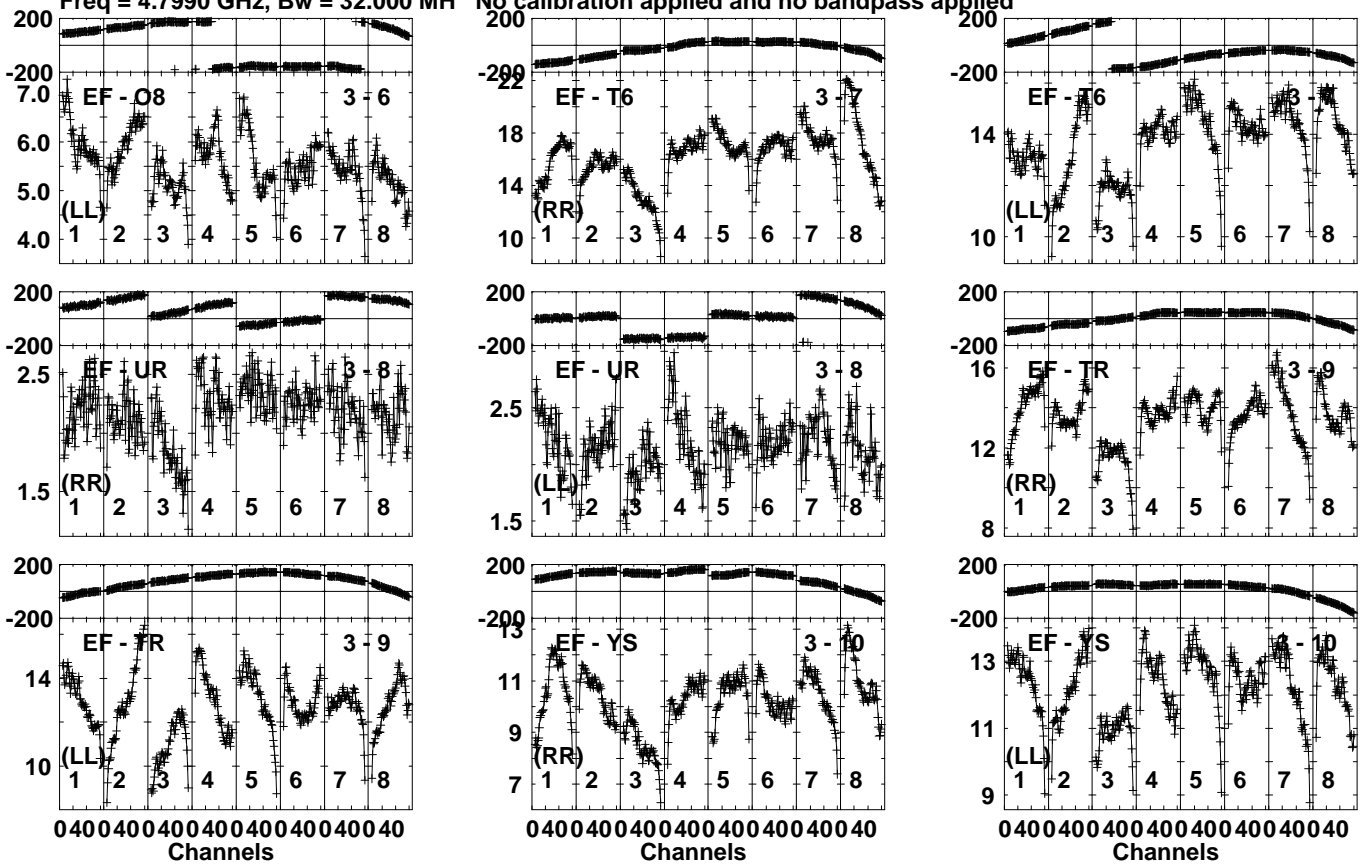
Lower frame: Milli Ampl Jy Top frame: Phas deg  
Vector averaged cross-power spectrum Several baselines displayed  
Timerange: 00/23:29:01 to 00/23:30:19

Plot file version 277 created 06-JUN-2023 11:27:15

J1329+3154 EM170A.UVDATA.1

Freq = 4.7990 GHz, Bw = 32.000 MH

No calibration applied and no bandpass applied



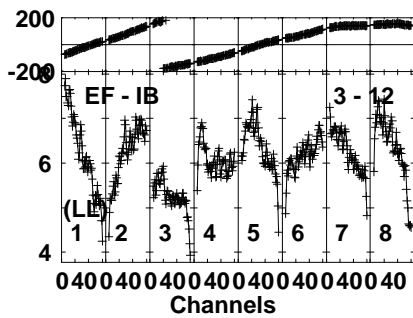
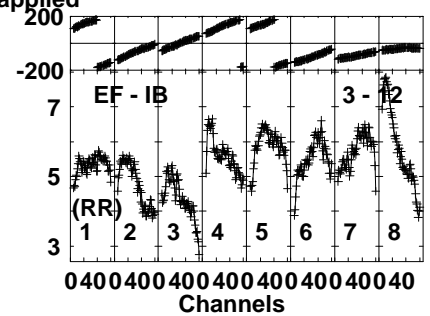
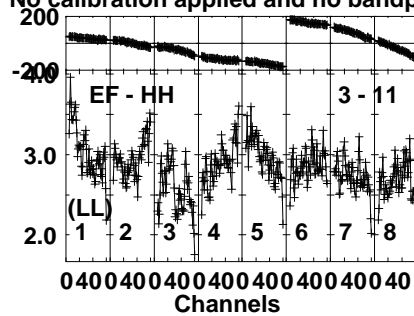
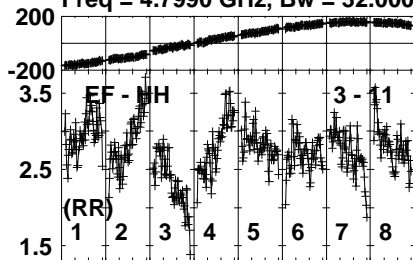
Lower frame: Milli Ampl Jy Top frame: Phas deg  
Vector averaged cross-power spectrum Several baselines displayed  
Timerange: 00/23:29:01 to 00/23:30:19

Plot file version 278 created 06-JUN-2023 11:27:15

J1329+3154 EM170A.UVDATA.1

Freq = 4.7990 GHz, Bw = 32.000 MH

No calibration applied and no bandpass applied



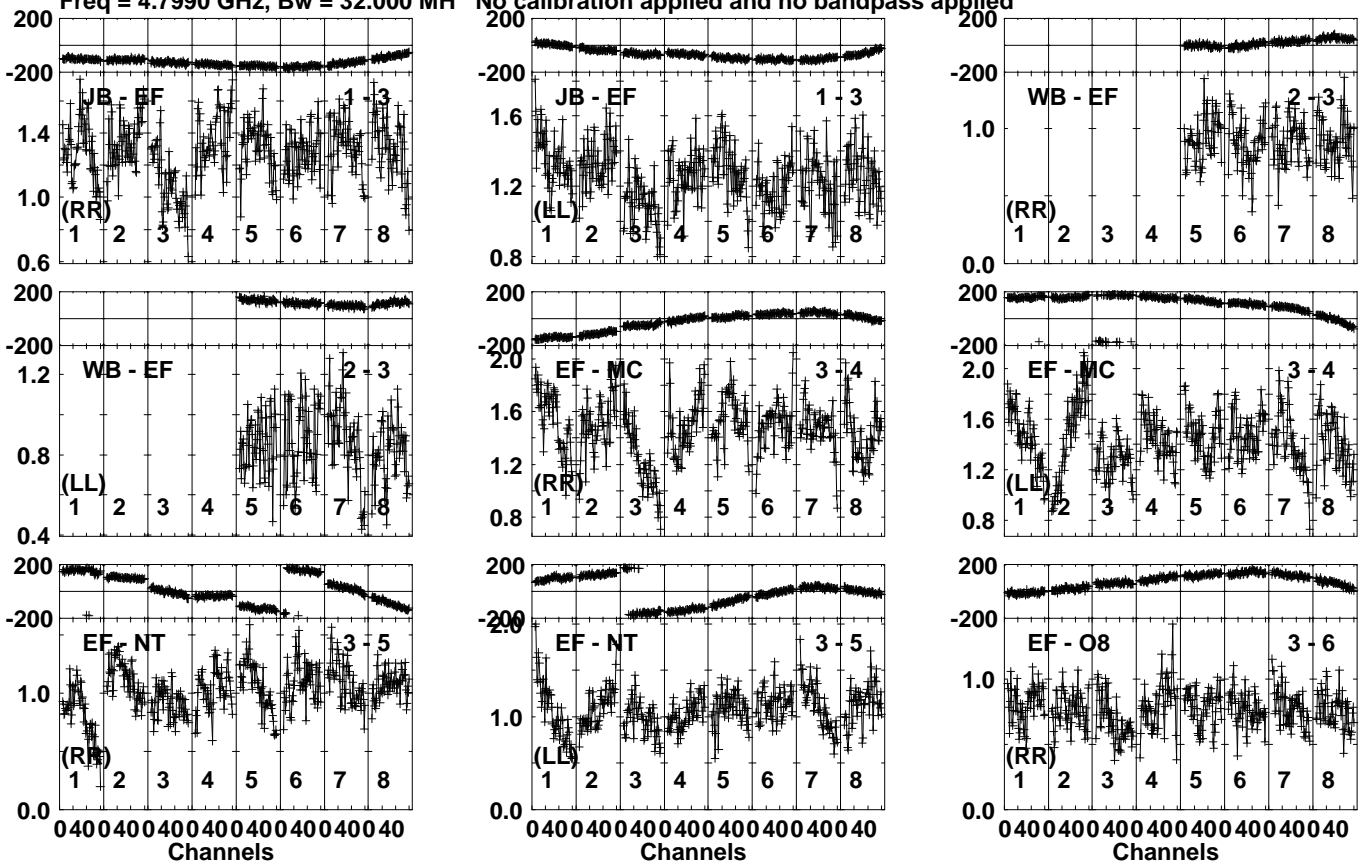
Lower frame: Milli Ampl Jy Top frame: Phas deg  
Vector averaged cross-power spectrum Several baselines displayed  
Timerange: 00/23:29:01 to 00/23:30:19

Plot file version 279 created 06-JUN-2023 11:27:15

J1342+3507 EM170A.UVDATA.1

Freq = 4.7990 GHz, Bw = 32.000 MH

No calibration applied and no bandpass applied



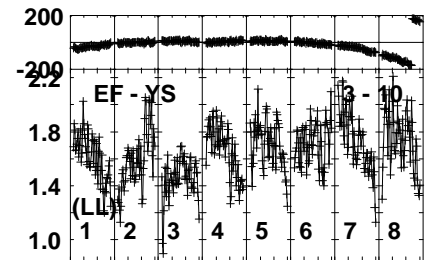
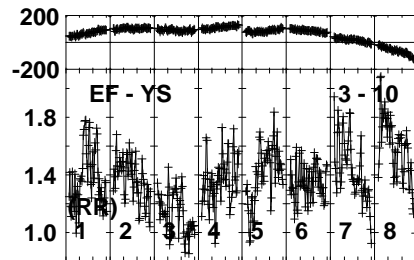
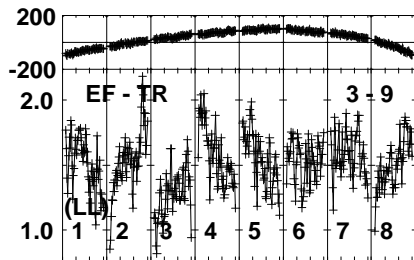
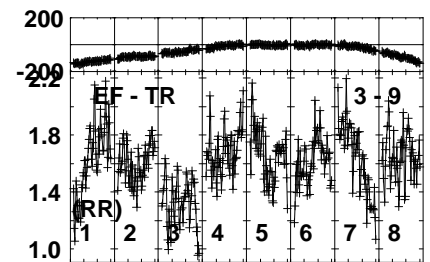
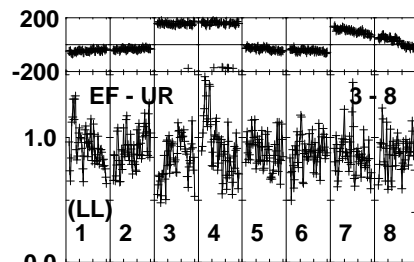
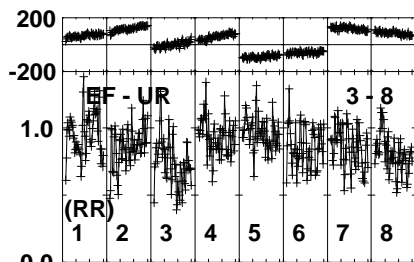
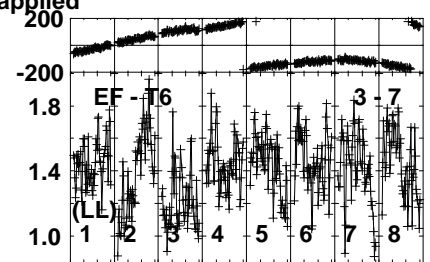
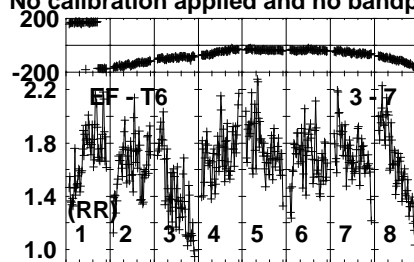
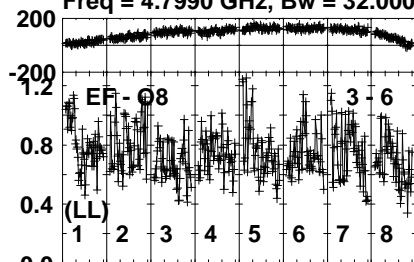
Lower frame: Milli Ampl Jy Top frame: Phas deg  
Vector averaged cross-power spectrum Several baselines displayed  
Timerange: 00/23:30:23 to 00/23:31:59

Plot file version 280 created 06-JUN-2023 11:27:15

J1342+3507 EM170A.UVDATA.1

Freq = 4.7990 GHz, Bw = 32.000 MH

No calibration applied and no bandpass applied



040040040040040040040040040  
Channels

040040040040040040040040040  
Channels

040040040040040040040040040  
Channels

Lower frame: Milli Ampl Jy Top frame: Phas deg  
Vector averaged cross-power spectrum Several baselines displayed  
Timerange: 00/23:30:23 to 00/23:31:59

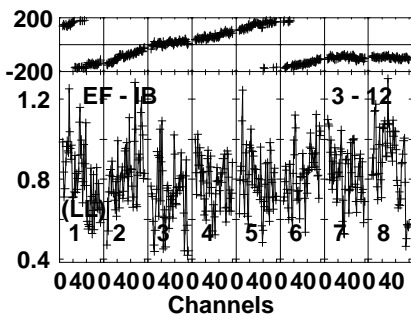
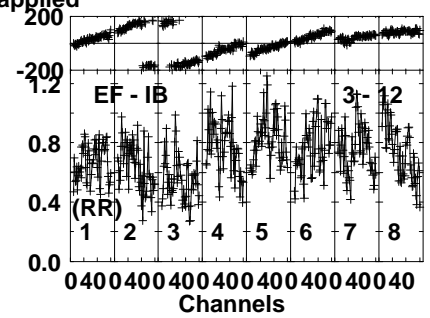
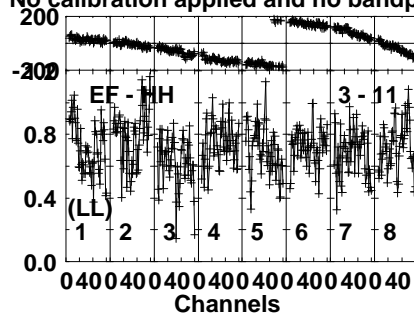
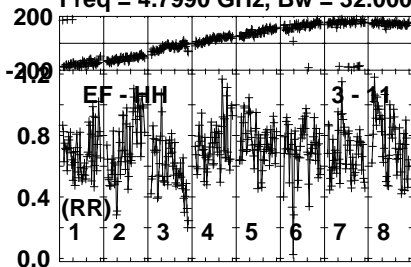


Plot file version 281 created 06-JUN-2023 11:27:15

J1342+3507 EM170A.UVDATA.1

Freq = 4.7990 GHz, Bw = 32.000 MH

No calibration applied and no bandpass applied



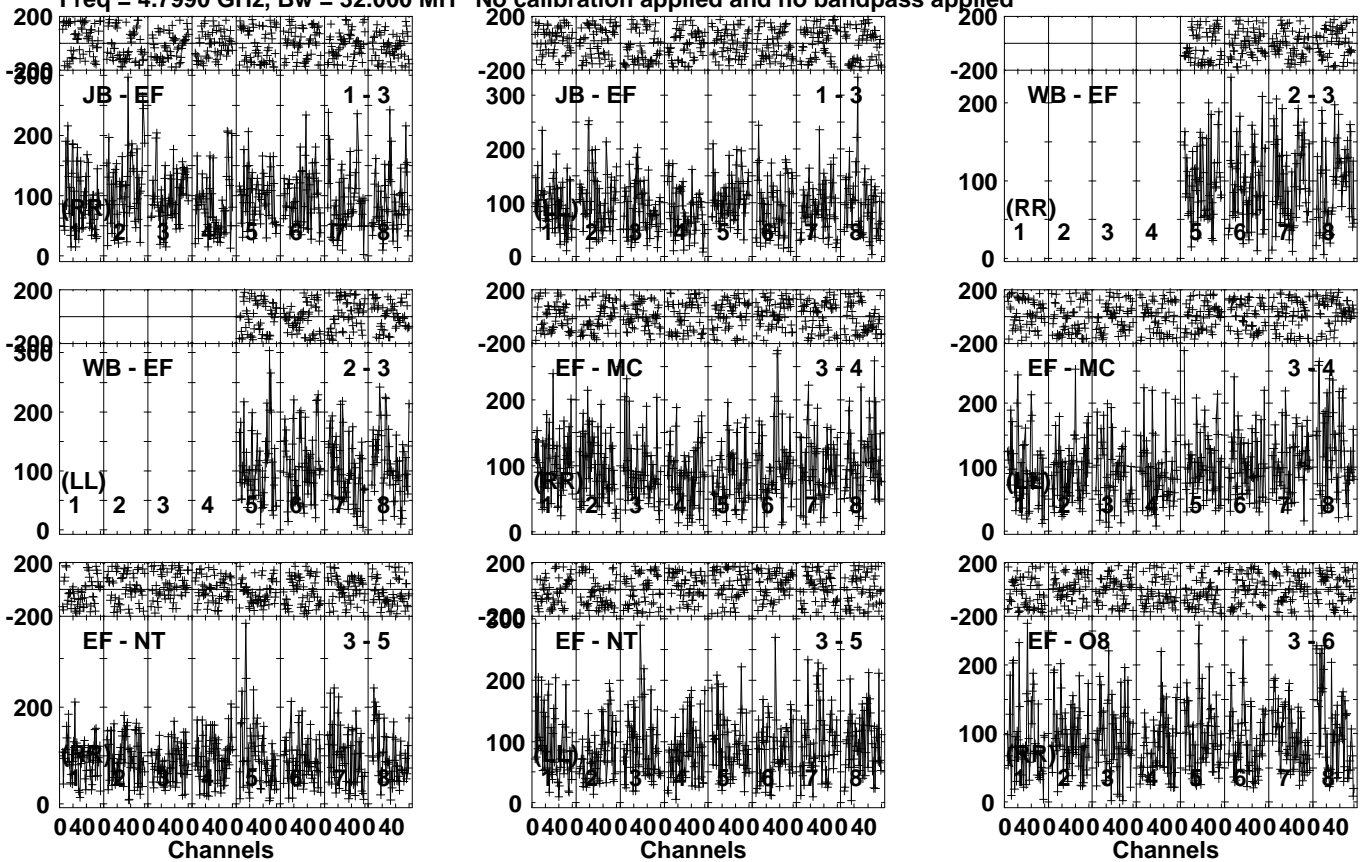
Lower frame: Milli Ampl Jy Top frame: Phas deg  
Vector averaged cross-power spectrum Several baselines displayed  
Timerange: 00/23:30:23 to 00/23:31:59

Plot file version 282 created 06-JUN-2023 11:27:15

AT2022CMC EM170A.UVDATA.1

Freq = 4.7990 GHz, Bw = 32.000 MH

No calibration applied and no bandpass applied



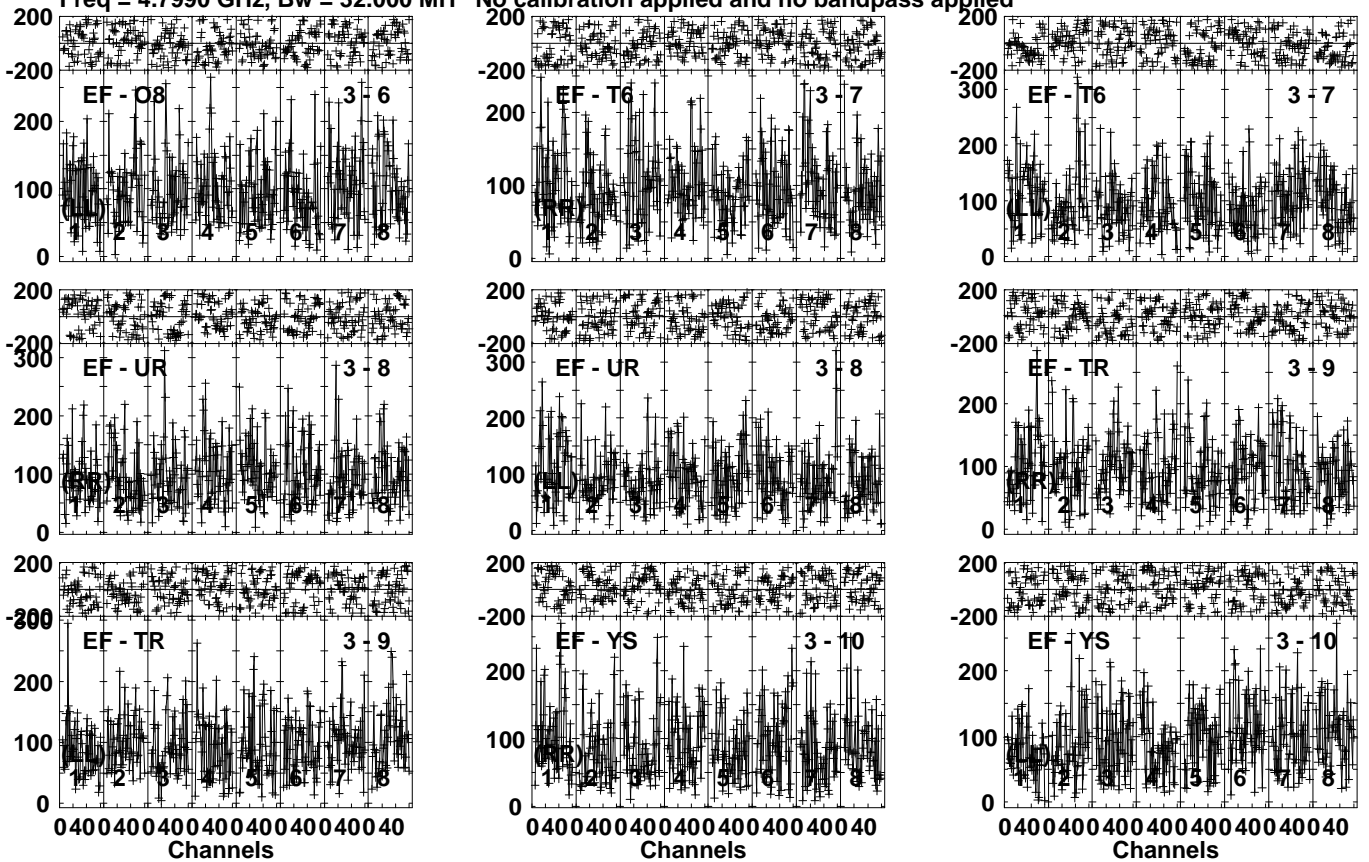
Lower frame: Micro Ampl Jy Top frame: Phas deg  
Vector averaged cross-power spectrum Several baselines displayed  
Timerange: 00/23:32:31 to 00/23:34:59

Plot file version 283 created 06-JUN-2023 11:27:15

AT2022CMC EM170A.UVDATA.1

Freq = 4.7990 GHz, Bw = 32.000 MH

No calibration applied and no bandpass applied



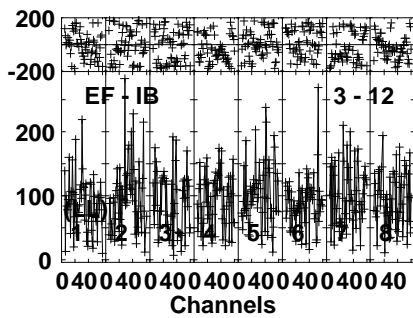
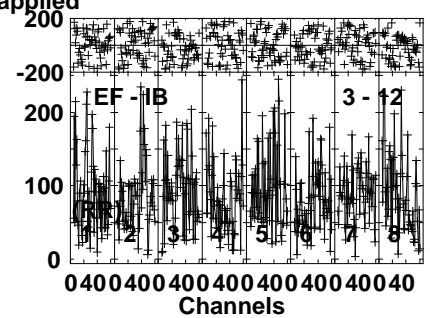
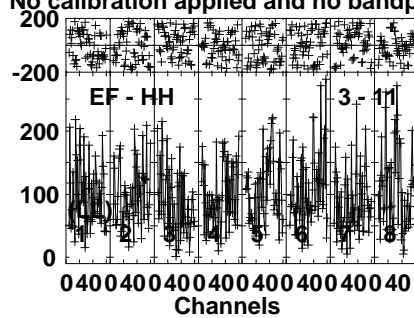
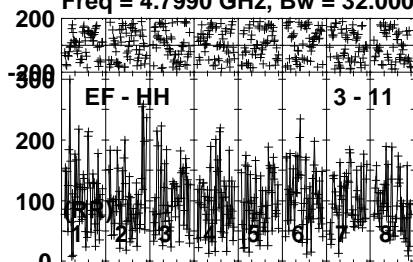
Lower frame: Micro Ampl Jy Top frame: Phas deg  
Vector averaged cross-power spectrum Several baselines displayed  
Timerange: 00/23:32:31 to 00/23:34:59

Plot file version 284 created 06-JUN-2023 11:27:15

AT2022CMC EM170A.UVDATA.1

Freq = 4.7990 GHz, Bw = 32.000 MH

No calibration applied and no bandpass applied



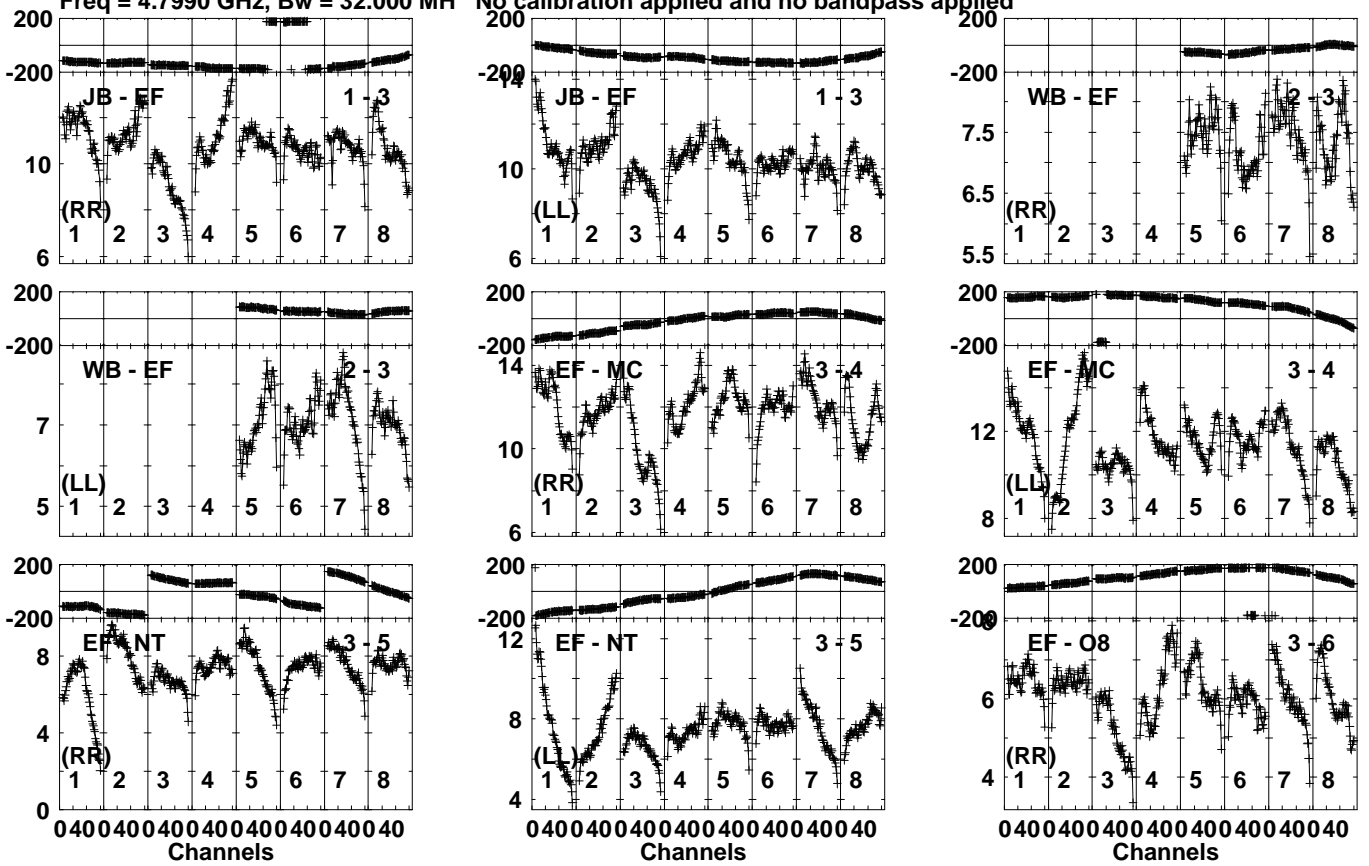
Lower frame: Micro Ampl Jy Top frame: Phas deg  
Vector averaged cross-power spectrum Several baselines displayed  
Timerange: 00/23:32:31 to 00/23:34:59

Plot file version 285 created 06-JUN-2023 11:27:15

J1329+3154 EM170A.UVDATA.1

Freq = 4.7990 GHz, Bw = 32.000 MH

No calibration applied and no bandpass applied



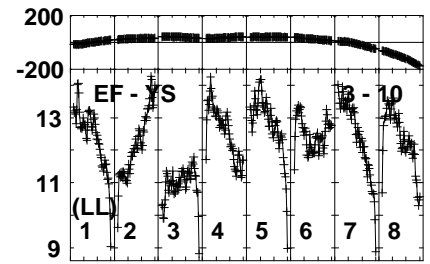
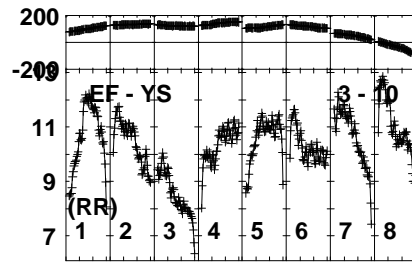
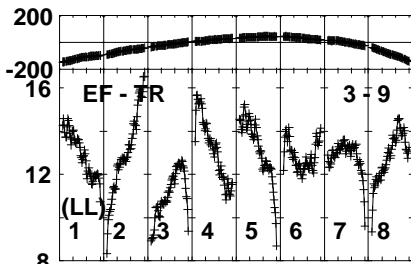
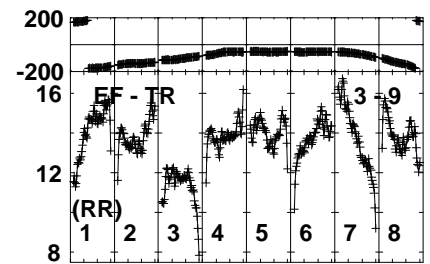
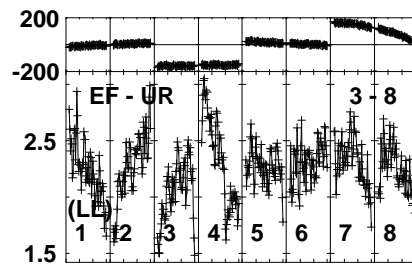
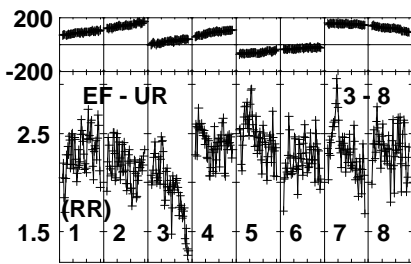
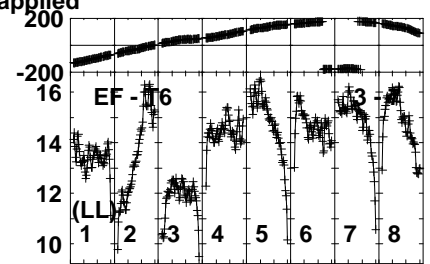
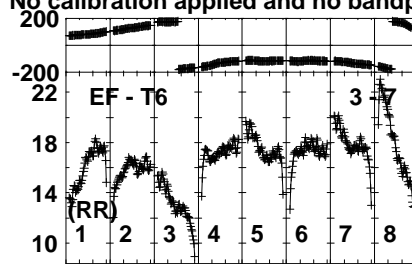
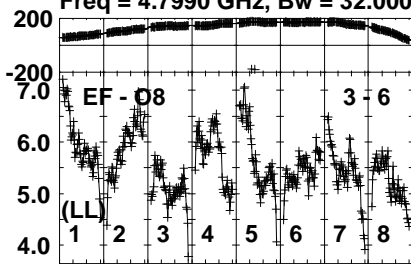
Lower frame: Milli Ampl Jy Top frame: Phas deg  
Vector averaged cross-power spectrum Several baselines displayed  
Timerange: 00/23:35:01 to 00/23:36:19

Plot file version 286 created 06-JUN-2023 11:27:15

J1329+3154 EM170A.UVDATA.1

Freq = 4.7990 GHz, Bw = 32.000 MH

No calibration applied and no bandpass applied

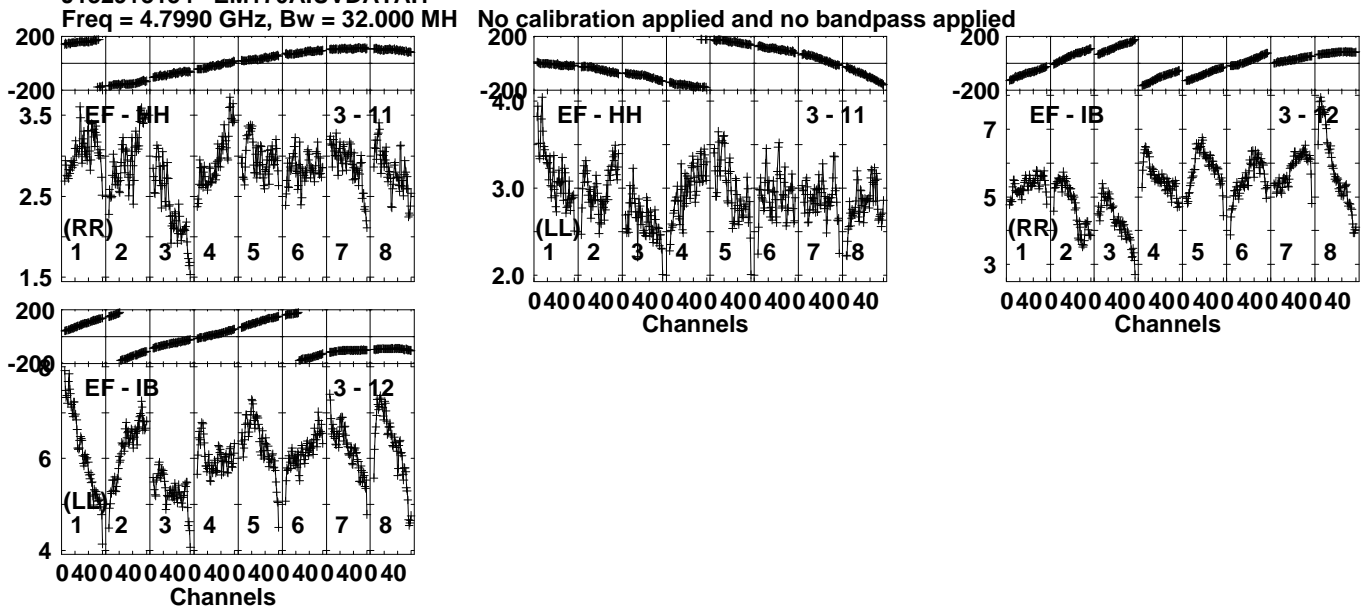


Lower frame: Milli Ampl Jy Top frame: Phas deg

Vector averaged cross-power spectrum Several baselines displayed

Timerange: 00/23:35:01 to 00/23:36:19

Plot file version 287 created 06-JUN-2023 11:27:16  
 J1329+3154 EM170A.UVDATA.1  
 Freq = 4.7990 GHz, Bw = 32.000 MH

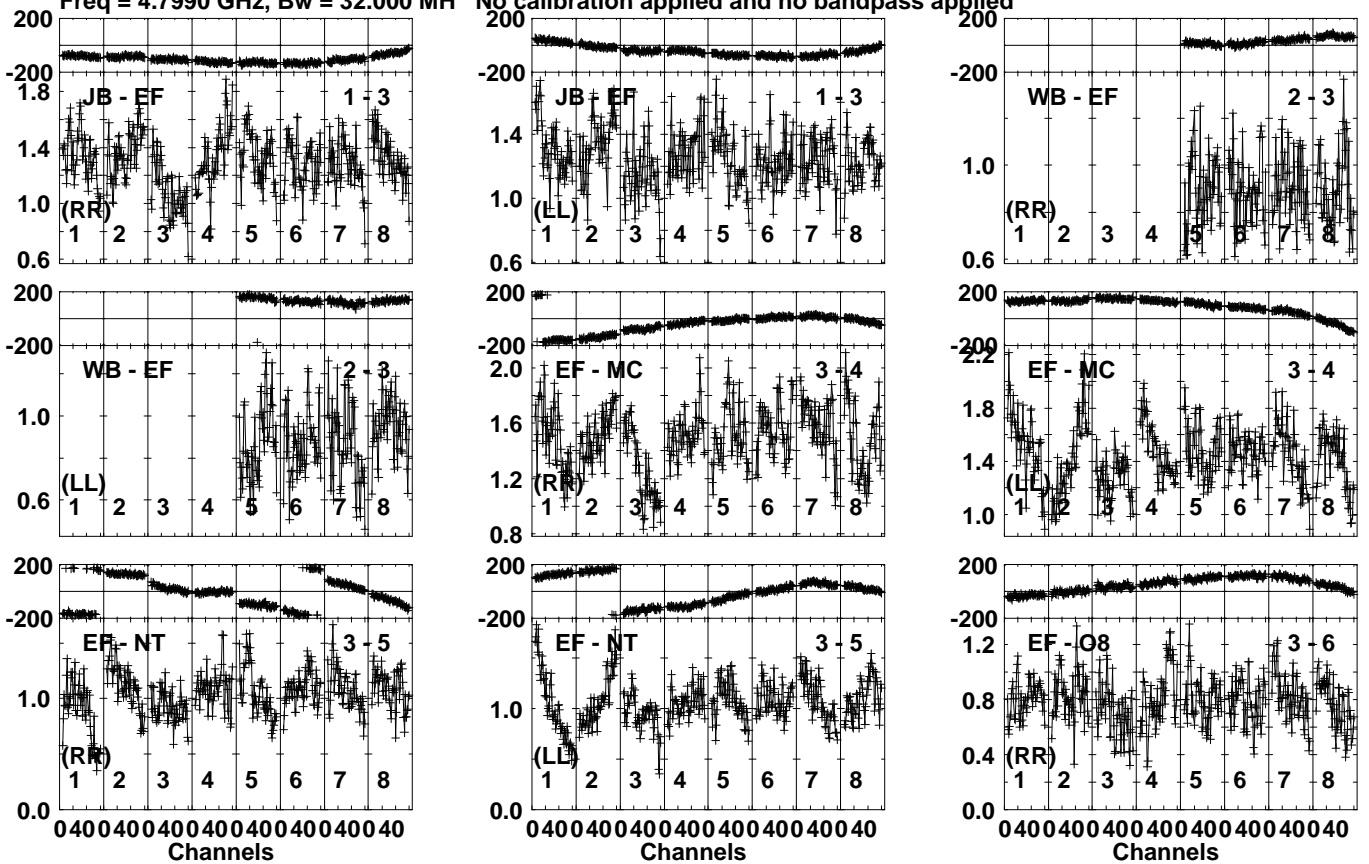


Lower frame: Milli Ampl Jy Top frame: Phas deg  
 Vector averaged cross-power spectrum Several baselines displayed  
 Timerange: 00/23:35:01 to 00/23:36:19

Plot file version 288 created 06-JUN-2023 11:27:16

J1342+3507 EM170A.UVDATA.1

Freq = 4.7990 GHz, Bw = 32.000 MH No calibration applied and no bandpass applied



Lower frame: Milli Ampl Jy Top frame: Phas deg  
Vector averaged cross-power spectrum Several baselines displayed  
Timerange: 00/23:36:21 to 00/23:37:59

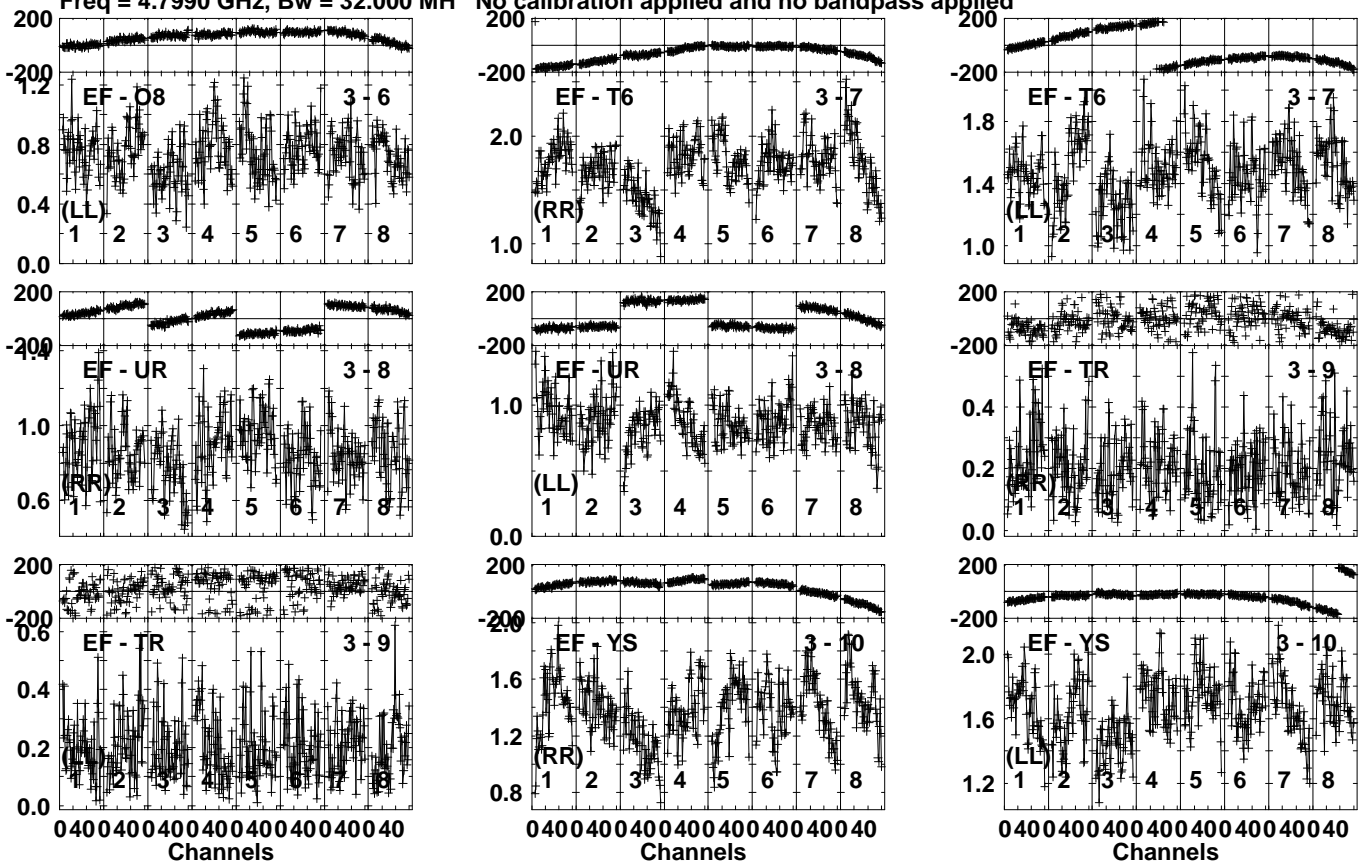


Plot file version 289 created 06-JUN-2023 11:27:16

J1342+3507 EM170A.UVDATA.1

Freq = 4.7990 GHz, Bw = 32.000 MH

No calibration applied and no bandpass applied



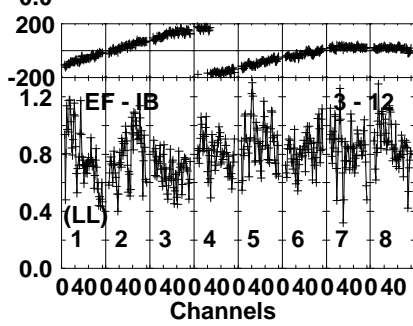
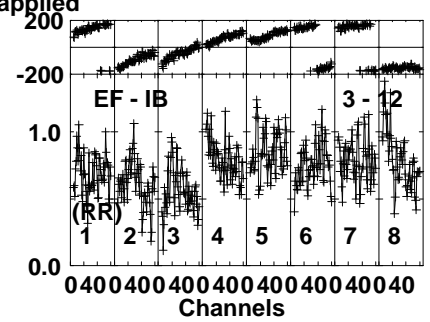
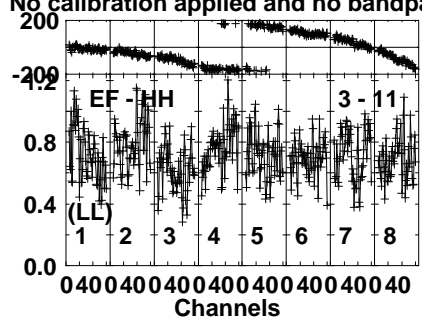
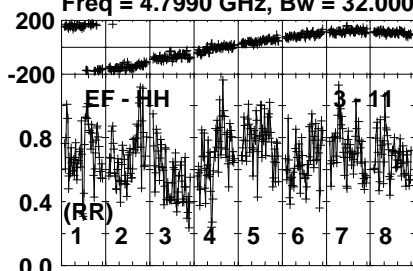
Lower frame: Milli Ampl Jy Top frame: Phas deg  
Vector averaged cross-power spectrum Several baselines displayed  
Timerange: 00/23:36:21 to 00/23:37:59

Plot file version 290 created 06-JUN-2023 11:27:16

J1342+3507 EM170A.UVDATA.1

Freq = 4.7990 GHz, Bw = 32.000 MH

No calibration applied and no bandpass applied



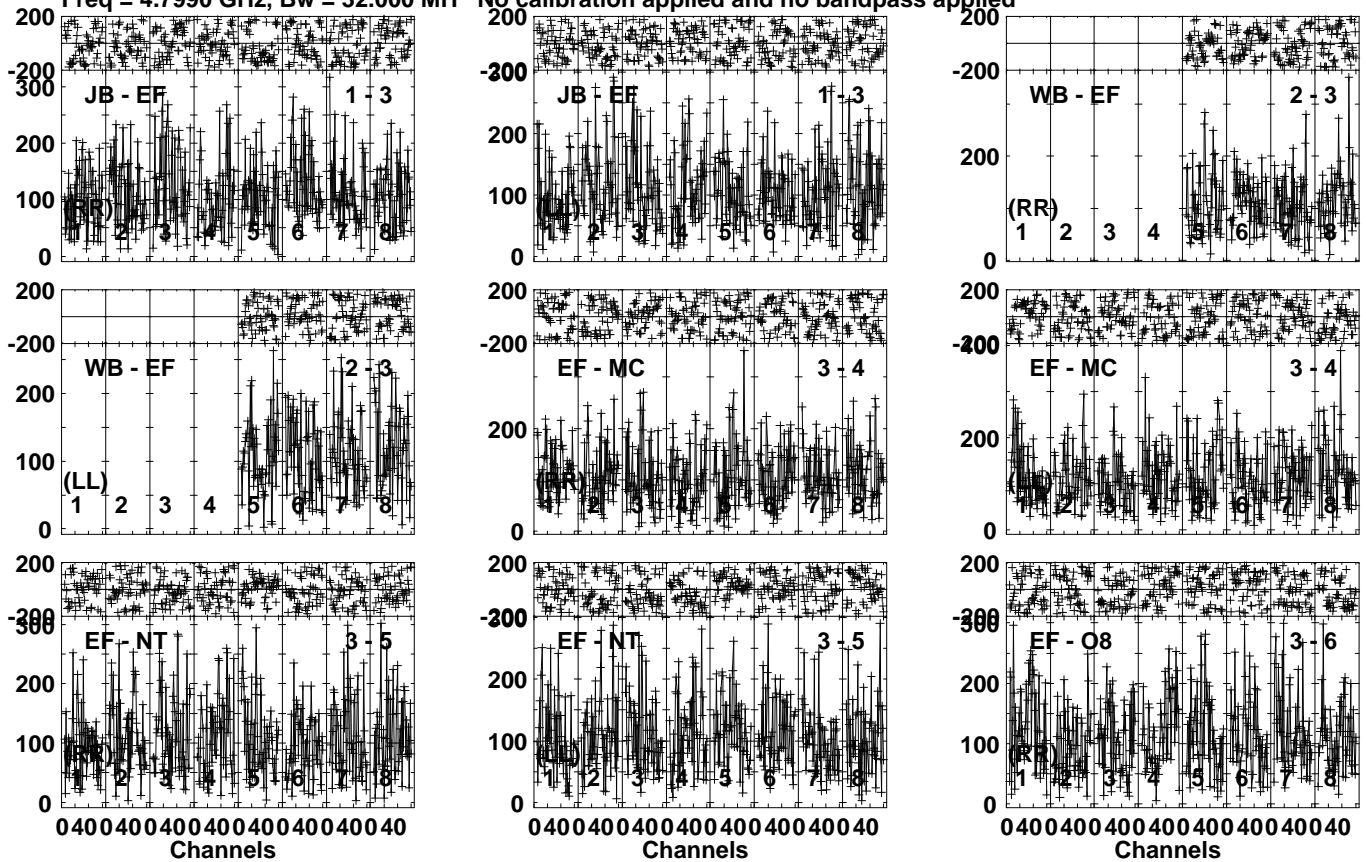
Lower frame: Milli Ampl Jy Top frame: Phas deg  
Vector averaged cross-power spectrum Several baselines displayed  
Timerange: 00/23:36:21 to 00/23:37:59

Plot file version 291 created 06-JUN-2023 11:27:16

AT2022CMC EM170A.UVDATA.1

Freq = 4.7990 GHz, Bw = 32.000 MH

No calibration applied and no bandpass applied



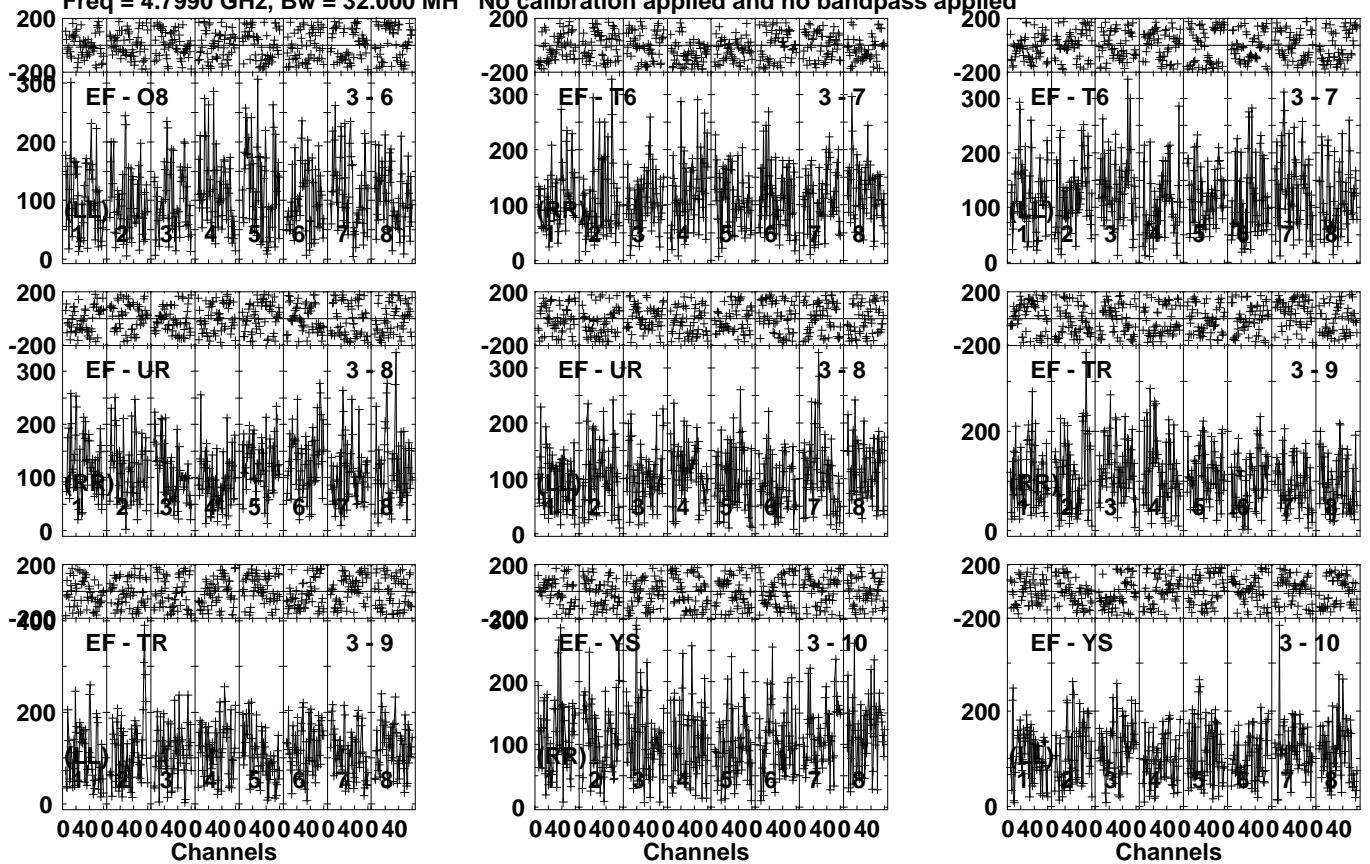
Lower frame: Micro Ampl Jy Top frame: Phas deg  
Vector averaged cross-power spectrum Several baselines displayed  
Timerange: 00/23:38:01 to 00/23:40:29

Plot file version 292 created 06-JUN-2023 11:27:16

AT2022CMC EM170A.UVDATA.1

Freq = 4.7990 GHz, Bw = 32.000 MH

No calibration applied and no bandpass applied



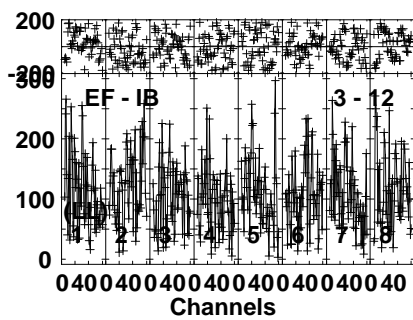
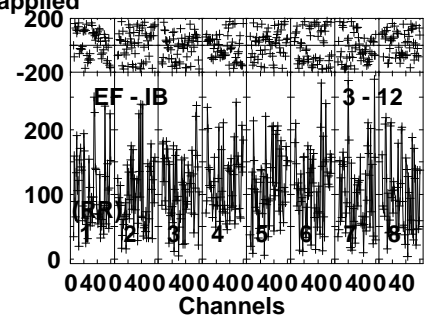
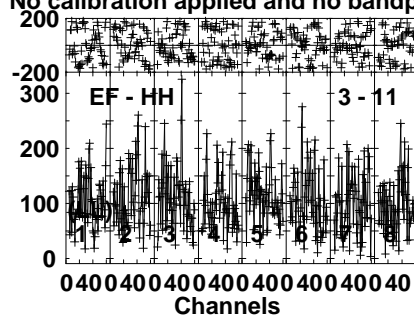
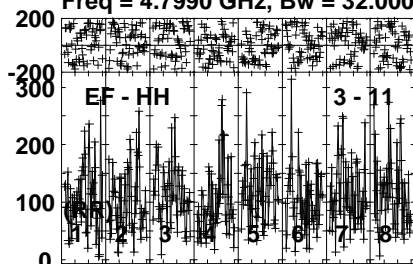
Lower frame: Micro Ampl Jy Top frame: Phas deg  
Vector averaged cross-power spectrum Several baselines displayed  
Timerange: 00/23:38:01 to 00/23:40:29

Plot file version 293 created 06-JUN-2023 11:27:16

AT2022CMC EM170A.UVDATA.1

Freq = 4.7990 GHz, Bw = 32.000 MH

No calibration applied and no bandpass applied



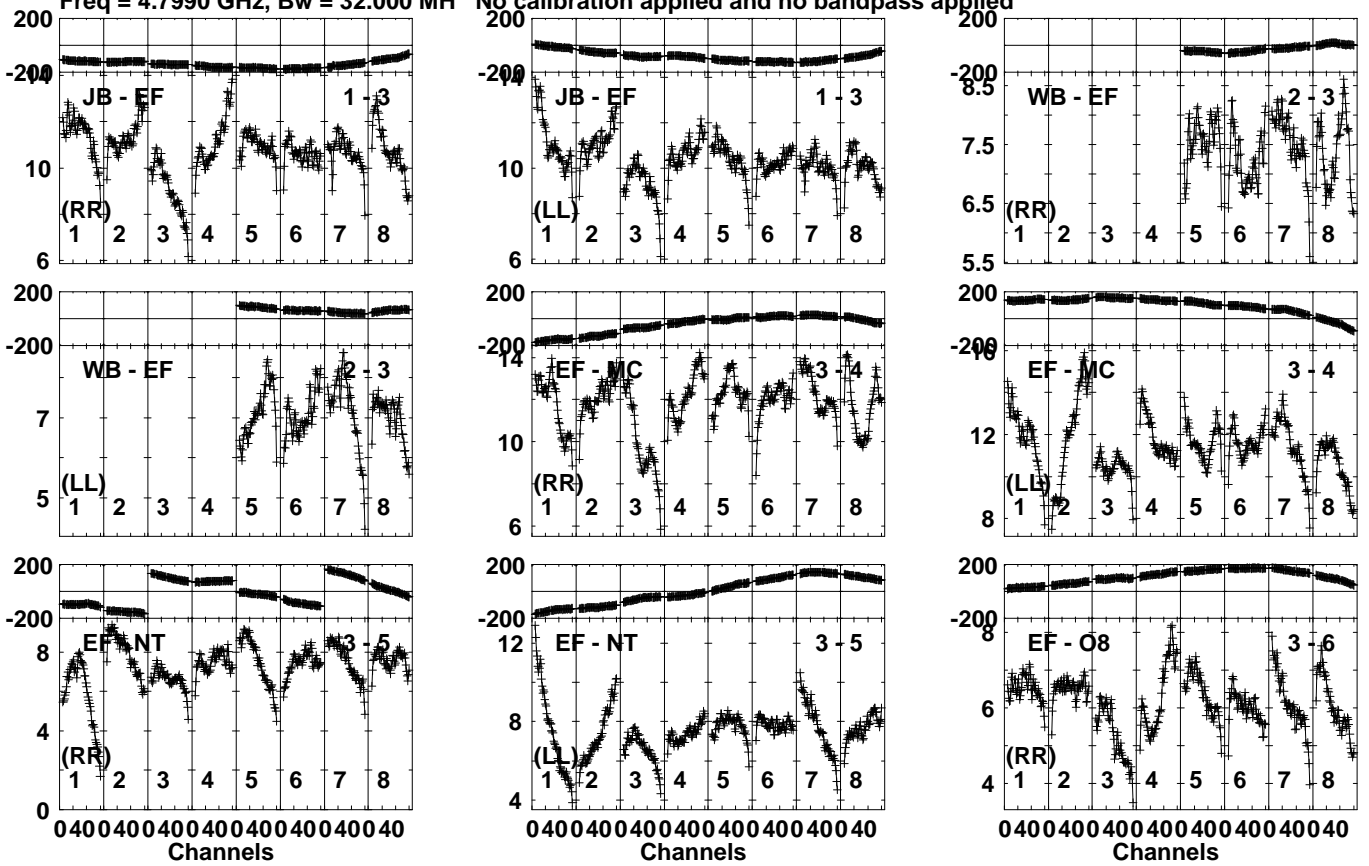
Lower frame: Micro Ampl Jy Top frame: Phas deg  
Vector averaged cross-power spectrum Several baselines displayed  
Timerange: 00/23:38:01 to 00/23:40:29

Plot file version 294 created 06-JUN-2023 11:27:16

J1329+3154 EM170A.UVDATA.1

Freq = 4.7990 GHz, Bw = 32.000 MH

No calibration applied and no bandpass applied



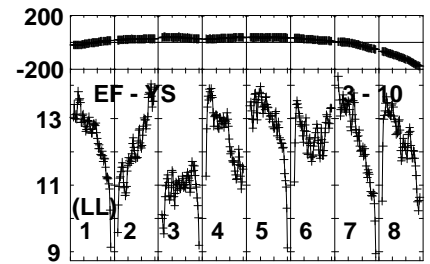
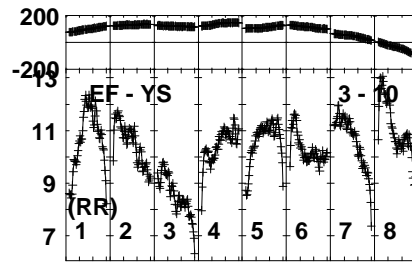
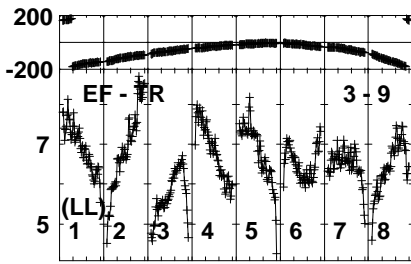
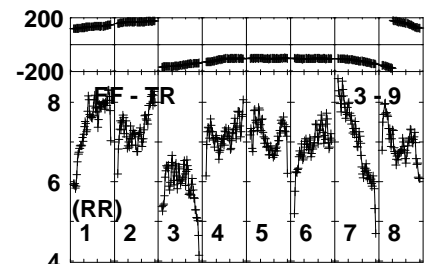
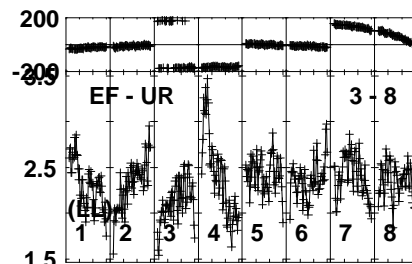
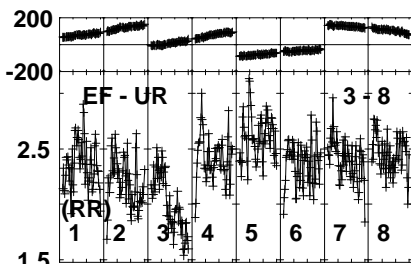
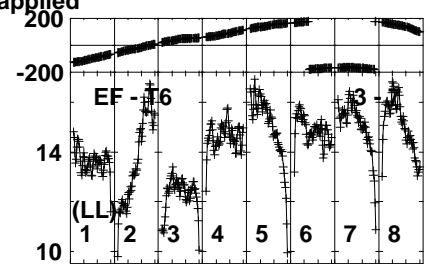
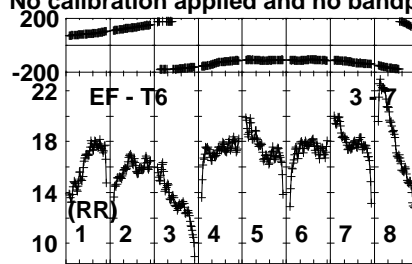
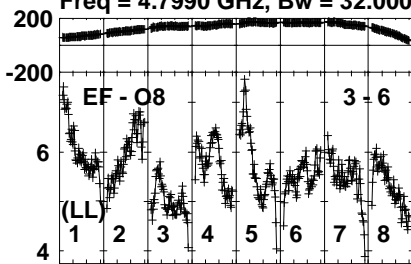
Lower frame: Milli Ampl Jy Top frame: Phas deg  
Vector averaged cross-power spectrum Several baselines displayed  
Timerange: 00/23:40:31 to 00/23:41:49

Plot file version 295 created 06-JUN-2023 11:27:16

J1329+3154 EM170A.UVDATA.1

Freq = 4.7990 GHz, Bw = 32.000 MH

No calibration applied and no bandpass applied



0400400400400400400400400400400400  
Channels

0400400400400400400400400400400400  
Channels

0400400400400400400400400400400400  
Channels

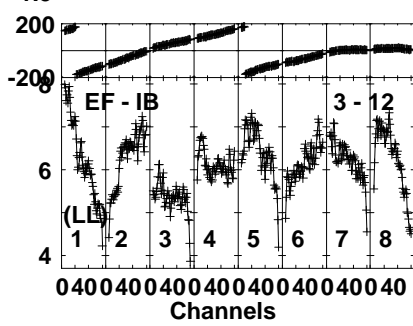
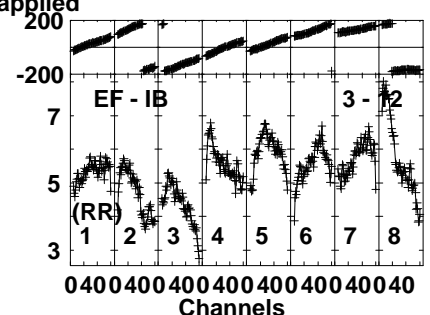
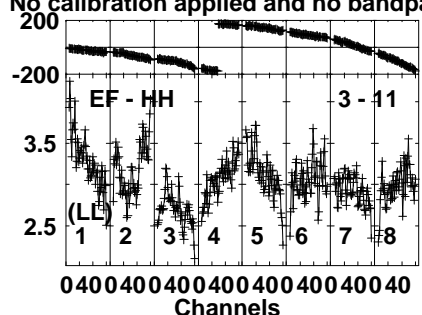
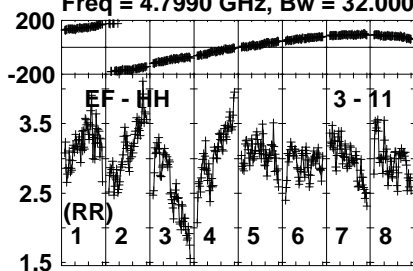
Lower frame: Milli Ampl Jy Top frame: Phas deg  
Vector averaged cross-power spectrum Several baselines displayed  
Timerange: 00/23:40:31 to 00/23:41:49

Plot file version 296 created 06-JUN-2023 11:27:17

J1329+3154 EM170A.UVDATA.1

Freq = 4.7990 GHz, Bw = 32.000 MH

No calibration applied and no bandpass applied



Lower frame: Milli Ampl Jy Top frame: Phas deg  
Vector averaged cross-power spectrum Several baselines displayed  
Timerange: 00/23:40:31 to 00/23:41:49

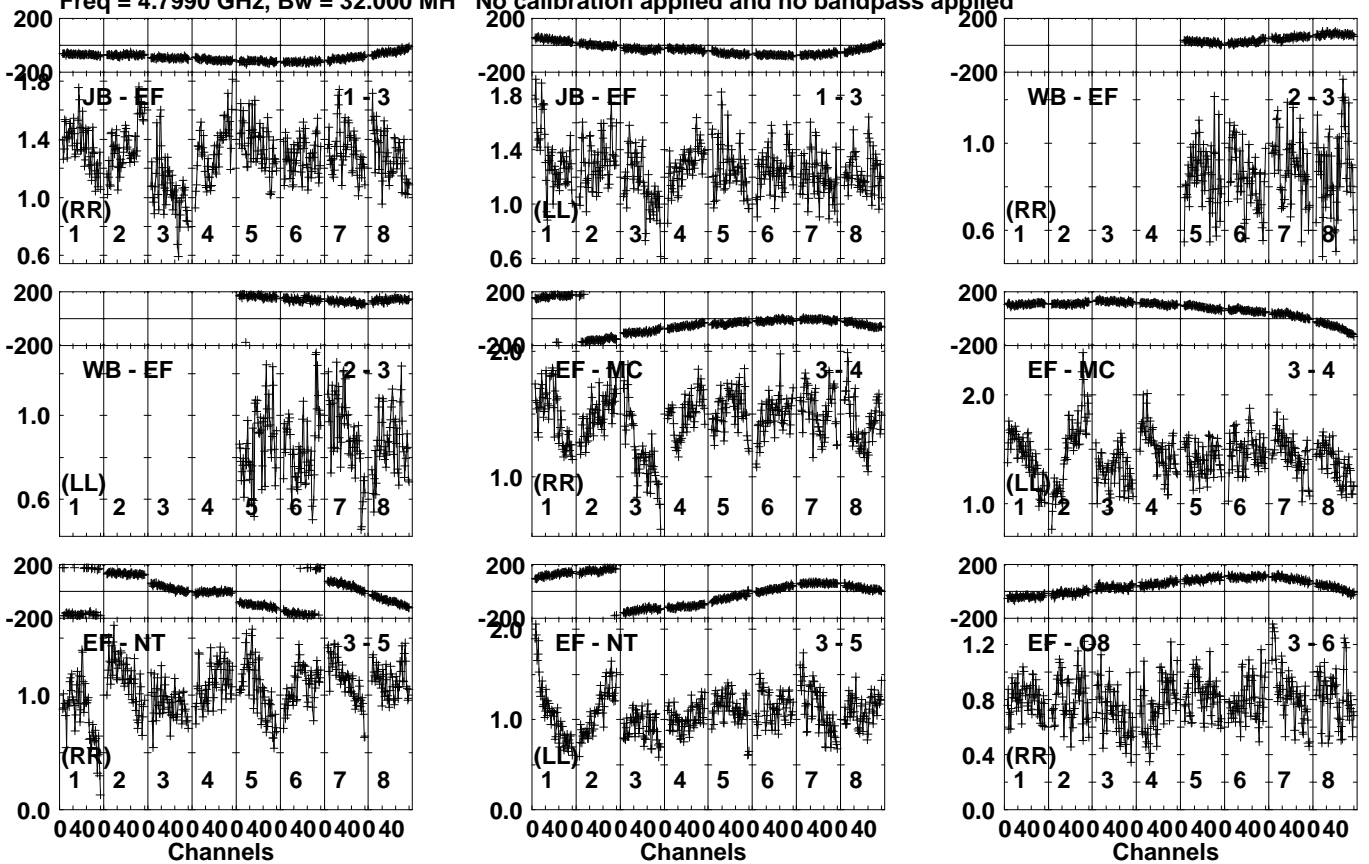


Plot file version 297 created 06-JUN-2023 11:27:17

J1342+3507 EM170A.UVDATA.1

Freq = 4.7990 GHz, Bw = 32.000 MH

No calibration applied and no bandpass applied



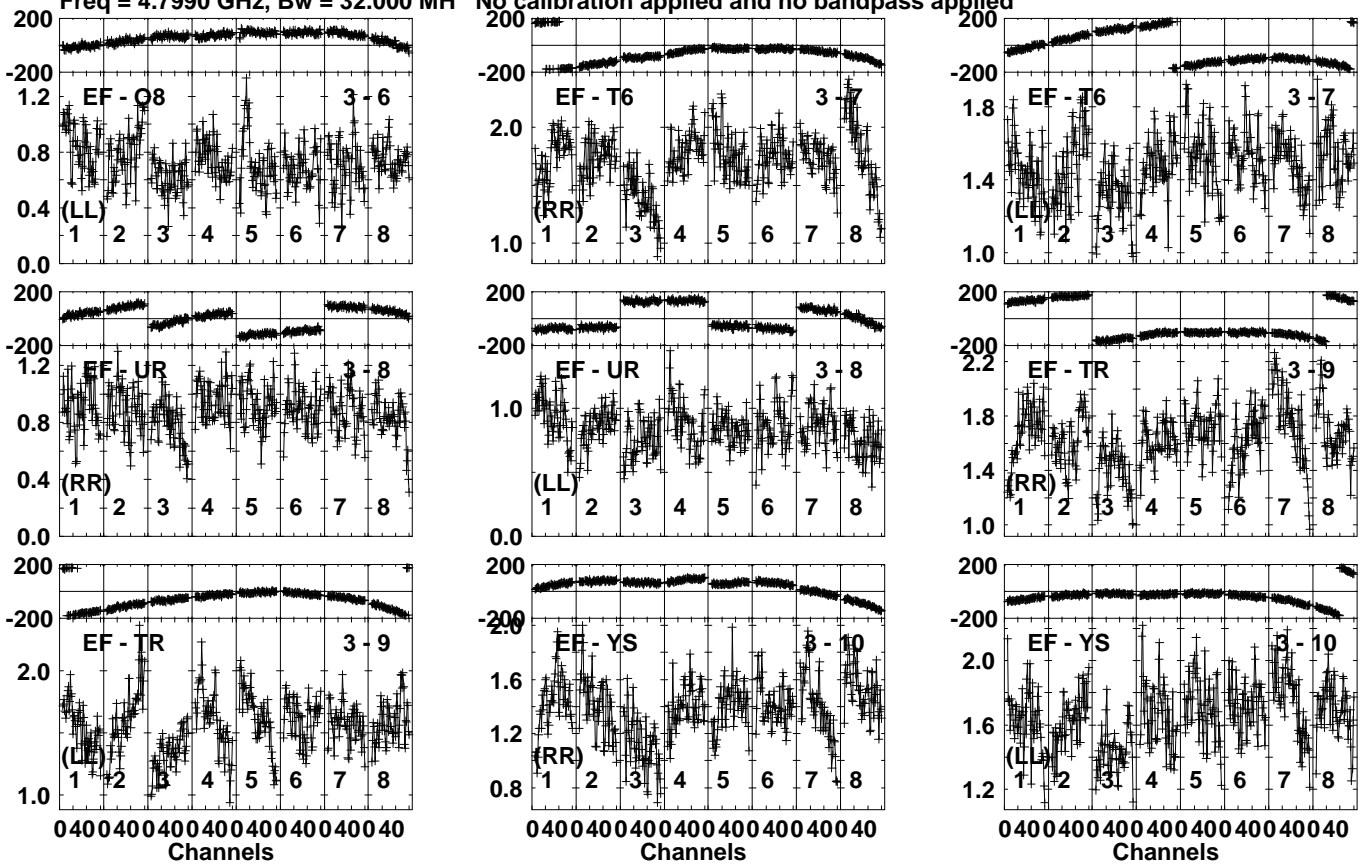
Lower frame: Milli Ampl Jy Top frame: Phas deg  
Vector averaged cross-power spectrum Several baselines displayed  
Timerange: 00/23:41:53 to 00/23:43:29

Plot file version 298 created 06-JUN-2023 11:27:17

J1342+3507 EM170A.UVDATA.1

Freq = 4.7990 GHz, Bw = 32.000 MH

No calibration applied and no bandpass applied



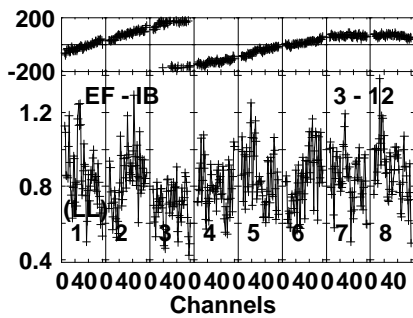
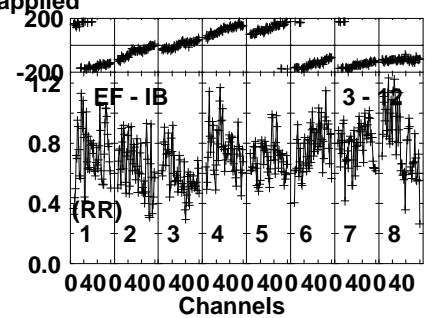
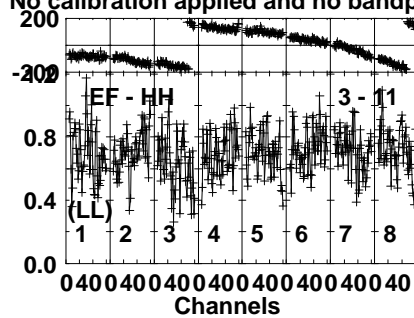
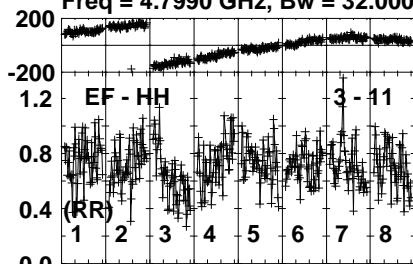
Lower frame: Milli Ampl Jy Top frame: Phas deg  
Vector averaged cross-power spectrum Several baselines displayed  
Timerange: 00/23:41:53 to 00/23:43:29

Plot file version 299 created 06-JUN-2023 11:27:17

J1342+3507 EM170A.UVDATA.1

Freq = 4.7990 GHz, Bw = 32.000 MH

No calibration applied and no bandpass applied



Lower frame: Milli Ampl Jy Top frame: Phas deg

Vector averaged cross-power spectrum Several baselines displayed

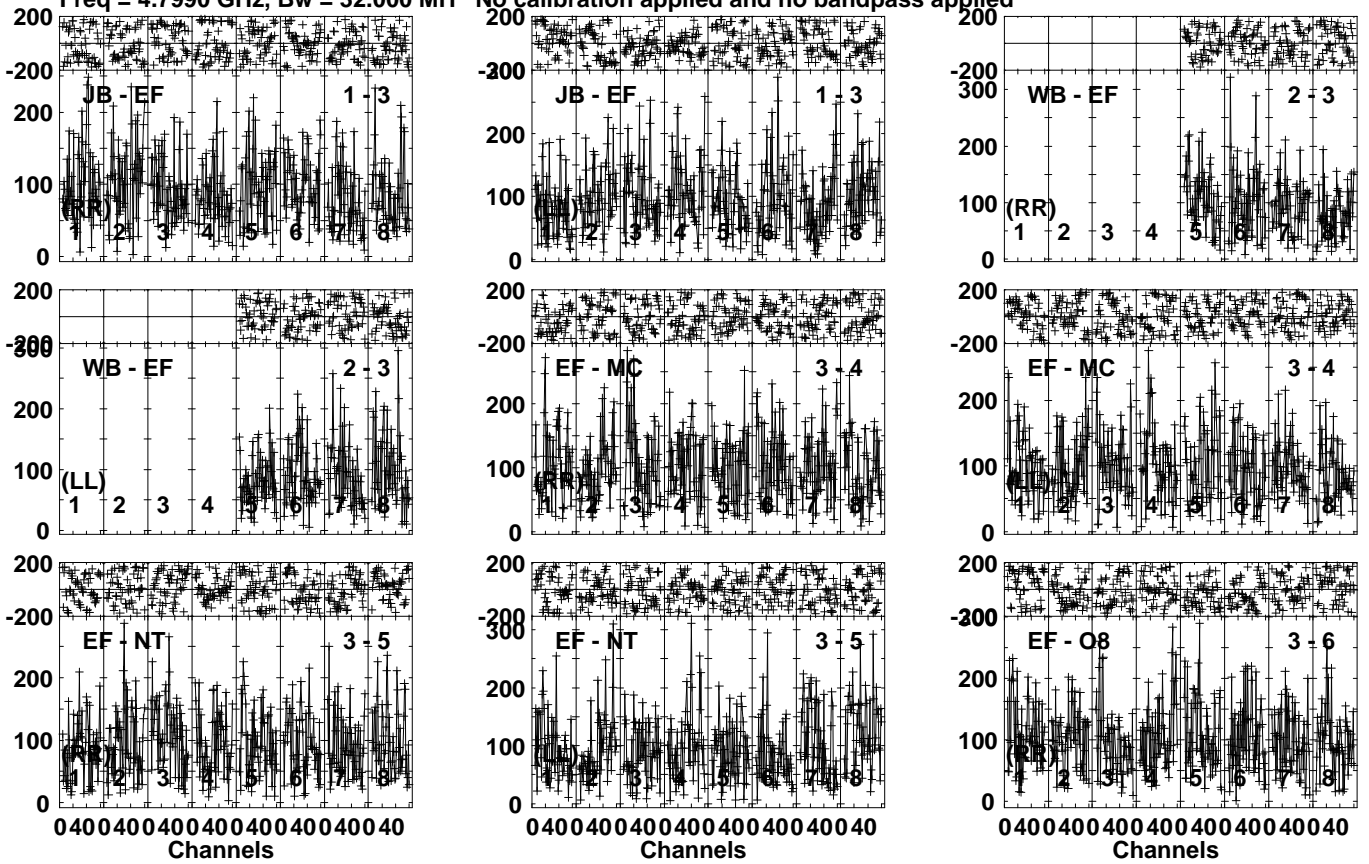
Timerange: 00/23:41:53 to 00/23:43:29

Plot file version 300 created 06-JUN-2023 11:27:17

AT2022CMC EM170A.UVDATA.1

Freq = 4.7990 GHz, Bw = 32.000 MH

No calibration applied and no bandpass applied



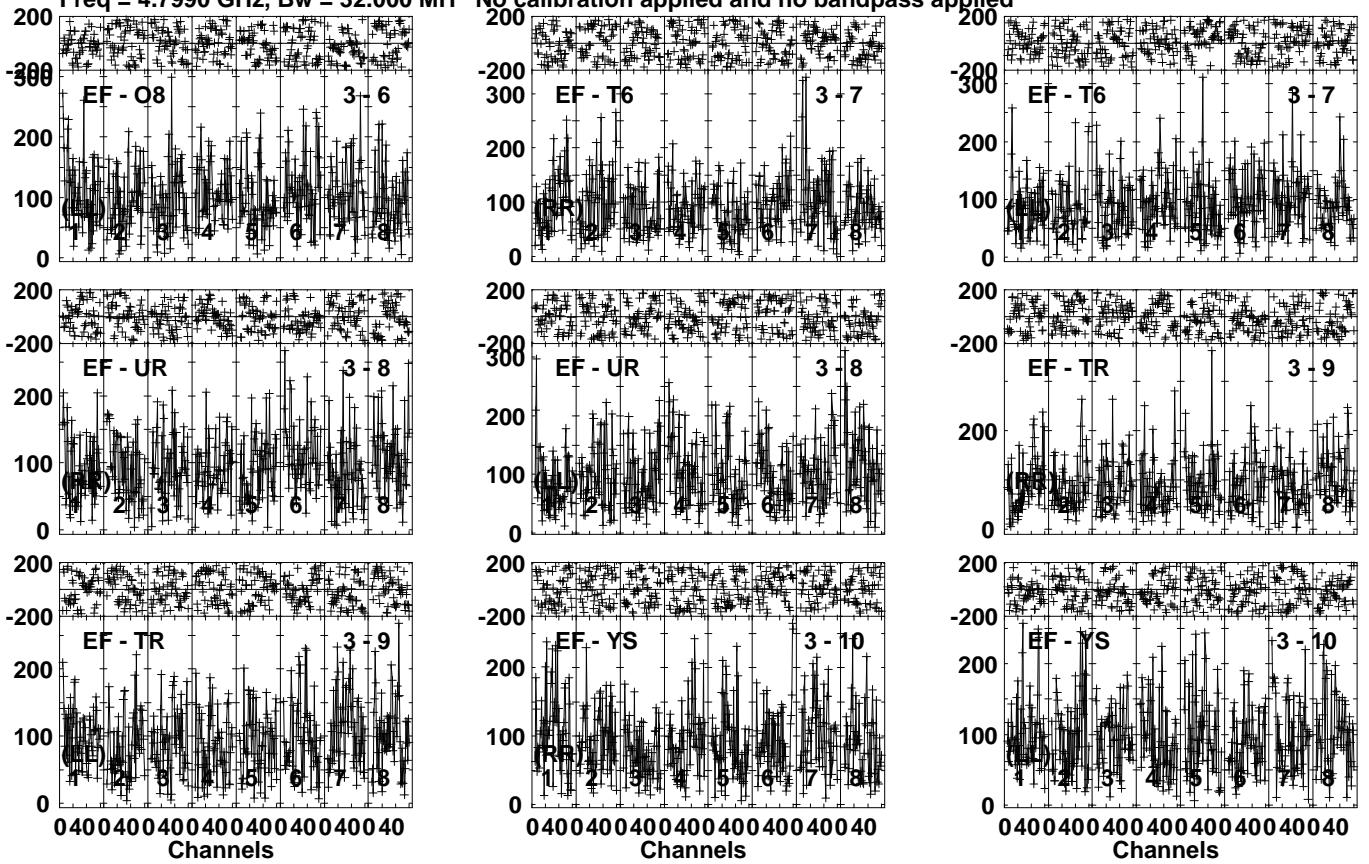
Lower frame: Micro Ampl Jy Top frame: Phas deg  
Vector averaged cross-power spectrum Several baselines displayed  
Timerange: 00/23:44:01 to 00/23:46:29

Plot file version 301 created 06-JUN-2023 11:27:17

AT2022CMC EM170A.UVDATA.1

Freq = 4.7990 GHz, Bw = 32.000 MH

No calibration applied and no bandpass applied



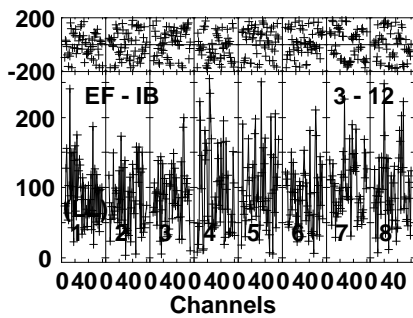
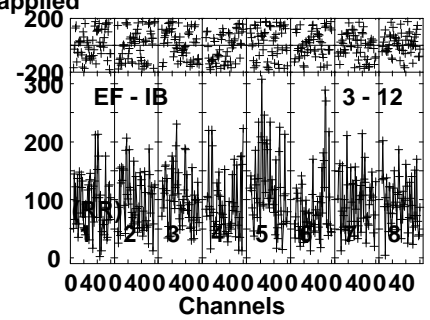
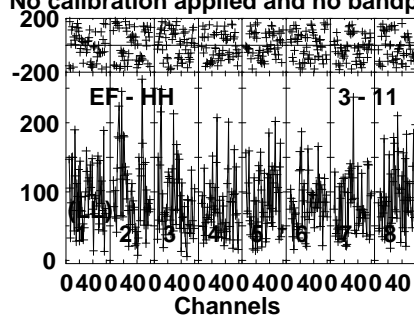
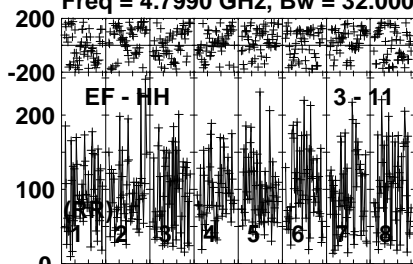
Lower frame: Micro Ampl Jy Top frame: Phas deg  
Vector averaged cross-power spectrum Several baselines displayed  
Timerange: 00/23:44:01 to 00/23:46:29

Plot file version 302 created 06-JUN-2023 11:27:17

AT2022CMC EM170A.UVDATA.1

Freq = 4.7990 GHz, Bw = 32.000 MH

No calibration applied and no bandpass applied

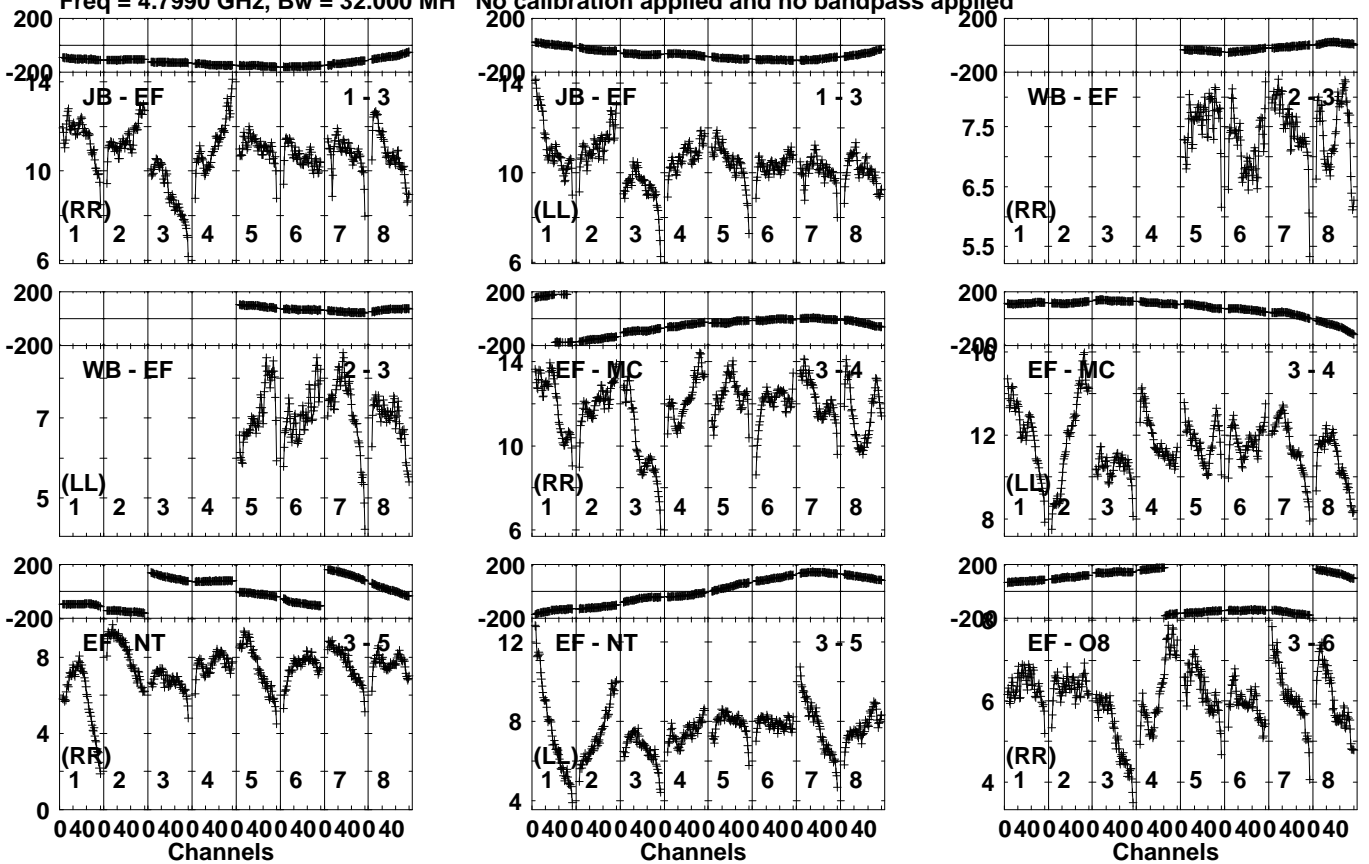


Lower frame: Micro Ampl Jy Top frame: Phas deg  
Vector averaged cross-power spectrum Several baselines displayed  
Timerange: 00/23:44:01 to 00/23:46:29

Plot file version 303 created 06-JUN-2023 11:27:17

J1329+3154 EM170A.UVDATA.1

Freq = 4.7990 GHz, Bw = 32.000 MH No calibration applied and no bandpass applied



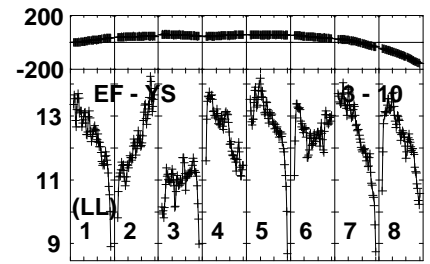
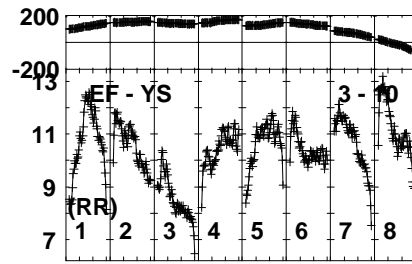
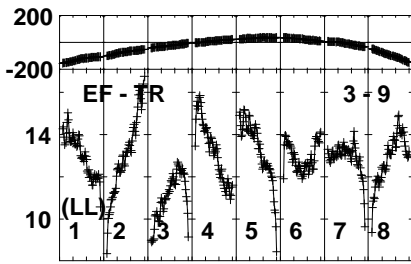
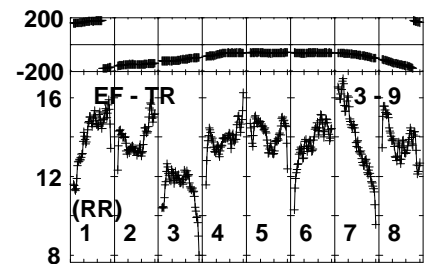
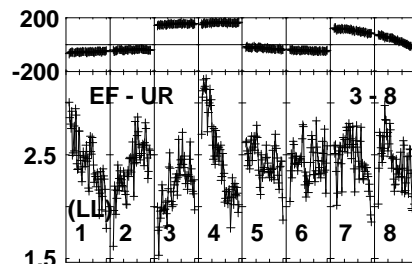
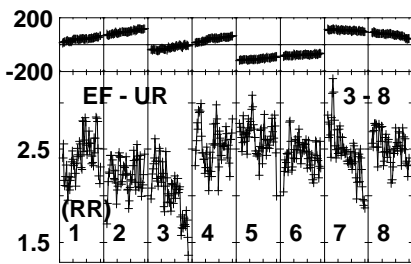
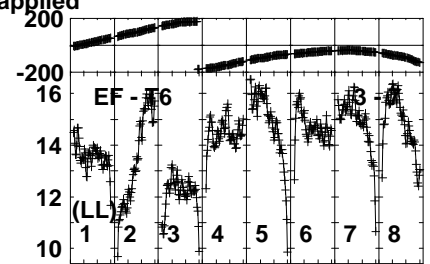
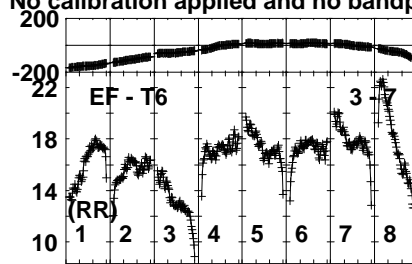
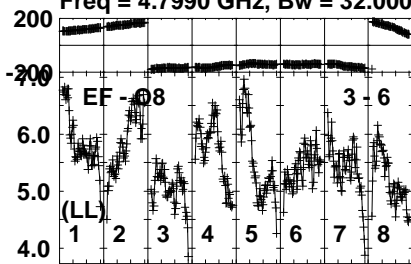
Lower frame: Milli Ampl Jy Top frame: Phas deg  
Vector averaged cross-power spectrum Several baselines displayed  
Timerange: 00/23:46:33 to 00/23:47:49

Plot file version 304 created 06-JUN-2023 11:27:17

J1329+3154 EM170A.UVDATA.1

Freq = 4.7990 GHz, Bw = 32.000 MH

No calibration applied and no bandpass applied



040040040040040040040040040040  
Channels

040040040040040040040040040040  
Channels

040040040040040040040040040040  
Channels

Lower frame: Milli Ampl Jy Top frame: Phas deg  
Vector averaged cross-power spectrum Several baselines displayed  
Timerange: 00/23:46:33 to 00/23:47:49

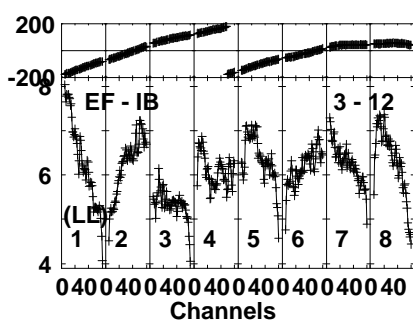
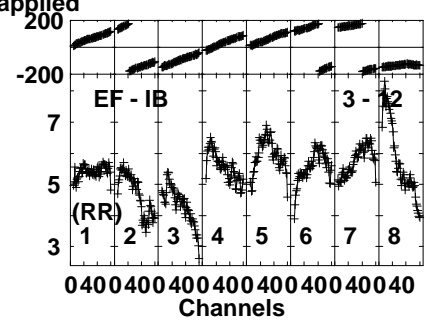
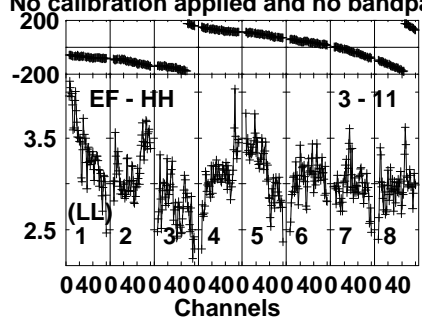
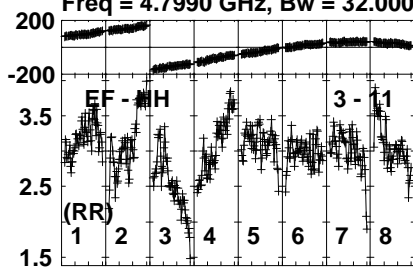


Plot file version 305 created 06-JUN-2023 11:27:18

J1329+3154 EM170A.UVDATA.1

Freq = 4.7990 GHz, Bw = 32.000 MH

No calibration applied and no bandpass applied



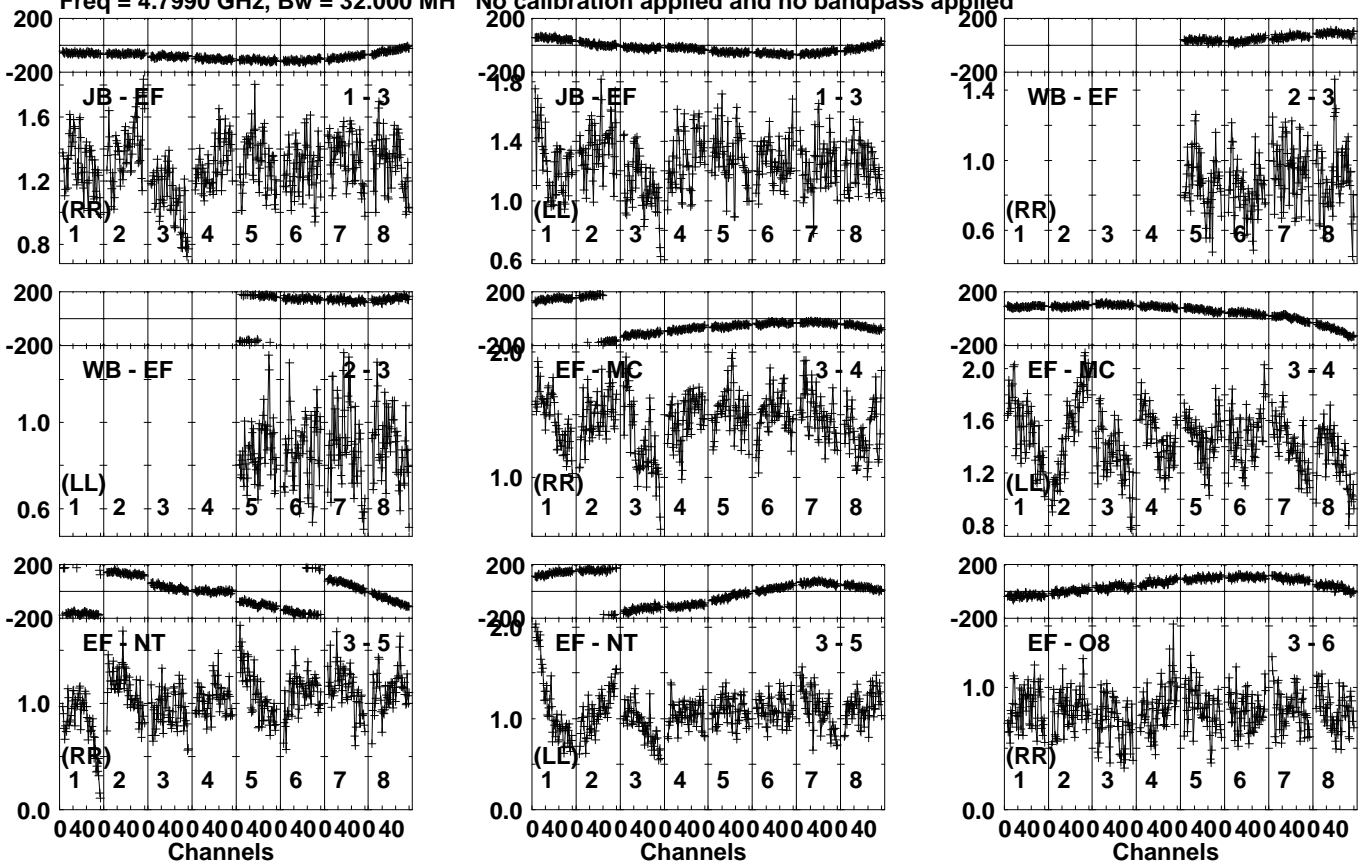
Lower frame: Milli Ampl Jy Top frame: Phas deg  
Vector averaged cross-power spectrum Several baselines displayed  
Timerange: 00/23:46:33 to 00/23:47:49

Plot file version 306 created 06-JUN-2023 11:27:18

J1342+3507 EM170A.UVDATA.1

Freq = 4.7990 GHz, Bw = 32.000 MH

No calibration applied and no bandpass applied



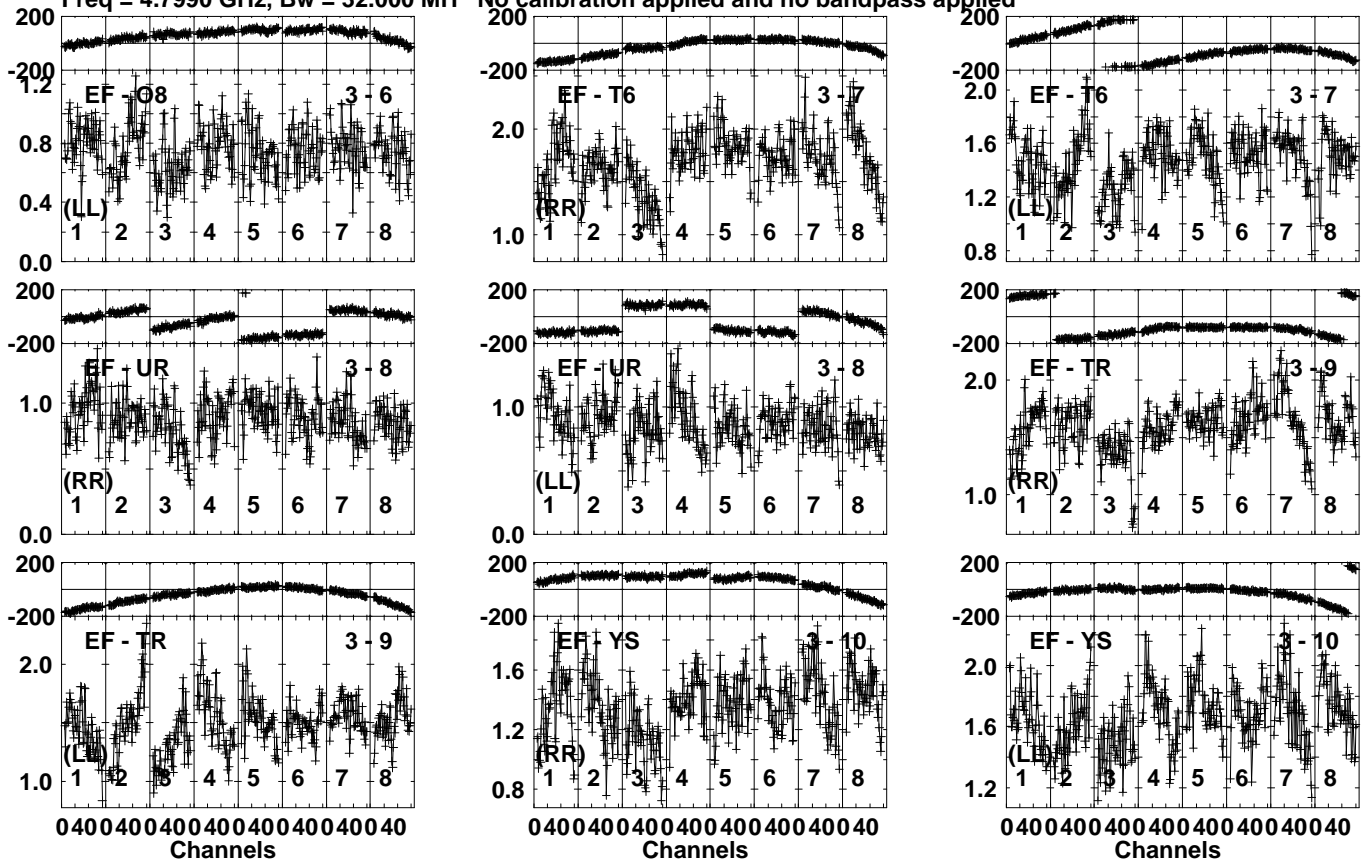
Lower frame: Milli Ampl Jy Top frame: Phas deg  
Vector averaged cross-power spectrum Several baselines displayed  
Timerange: 00/23:47:51 to 00/23:49:29

Plot file version 307 created 06-JUN-2023 11:27:18

J1342+3507 EM170A.UVDATA.1

Freq = 4.7990 GHz, Bw = 32.000 MH

No calibration applied and no bandpass applied



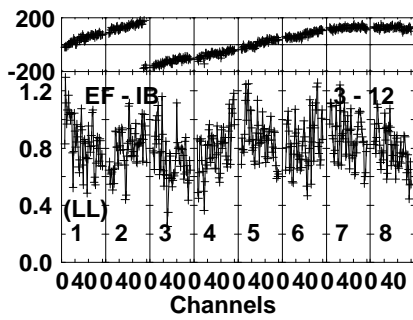
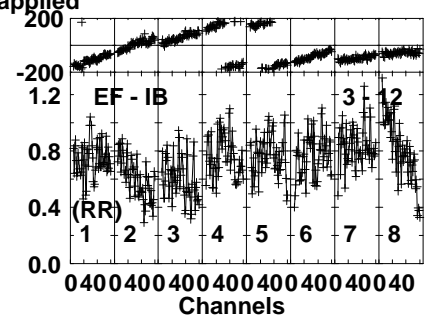
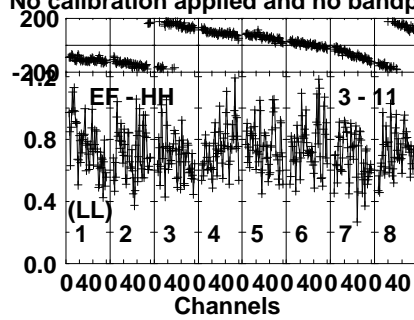
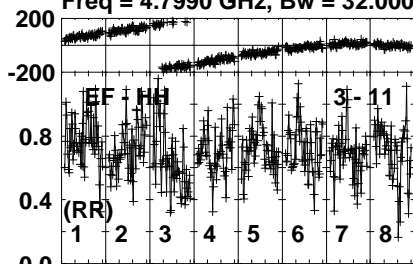
Lower frame: Milli Ampl Jy Top frame: Phas deg  
Vector averaged cross-power spectrum Several baselines displayed  
Timerange: 00/23:47:51 to 00/23:49:29

Plot file version 308 created 06-JUN-2023 11:27:18

J1342+3507 EM170A.UVDATA.1

Freq = 4.7990 GHz, Bw = 32.000 MH

No calibration applied and no bandpass applied



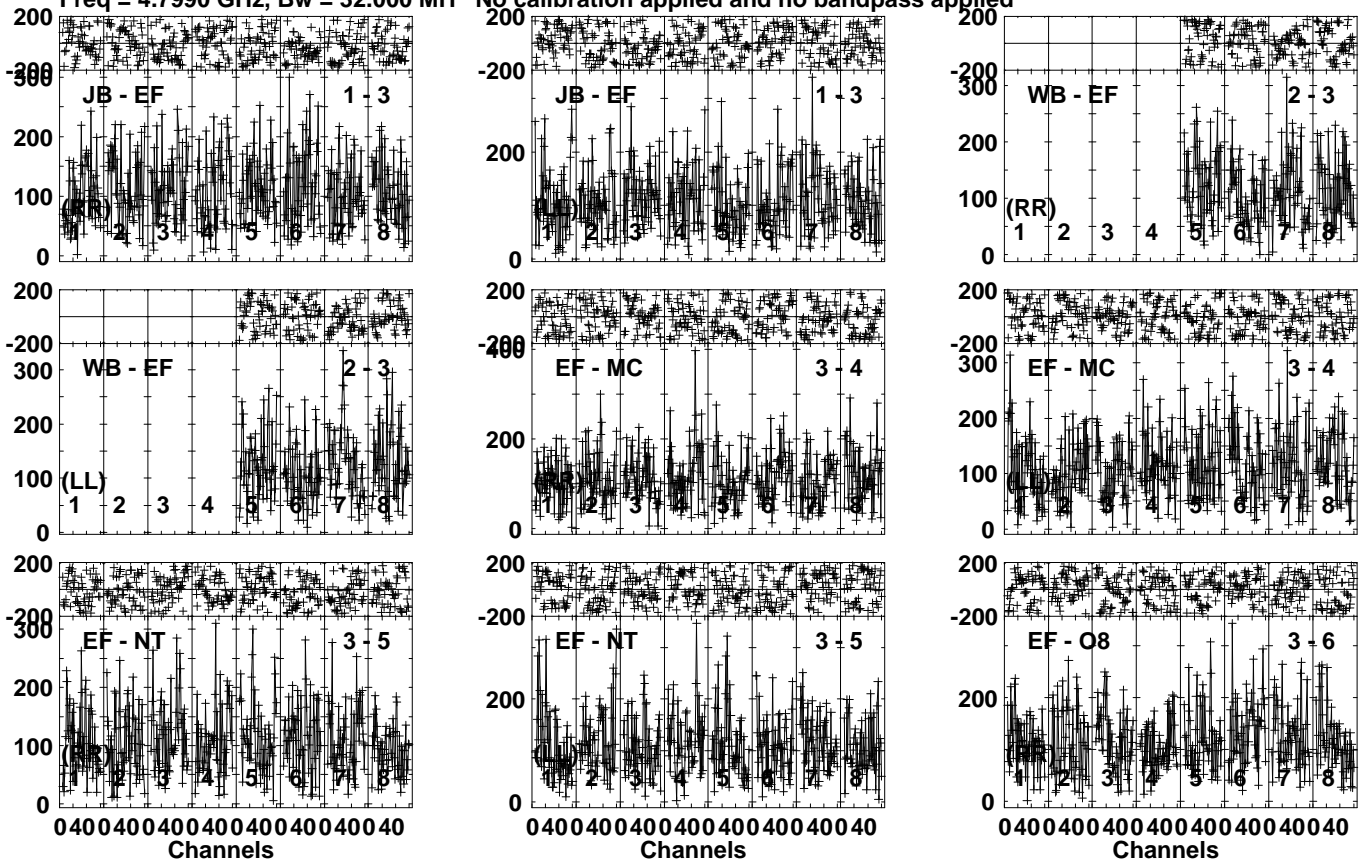
Lower frame: Milli Ampl Jy Top frame: Phas deg  
Vector averaged cross-power spectrum Several baselines displayed  
Timerange: 00/23:47:51 to 00/23:49:29

Plot file version 309 created 06-JUN-2023 11:27:18

AT2022CMC EM170A.UVDATA.1

Freq = 4.7990 GHz, Bw = 32.000 MH

No calibration applied and no bandpass applied



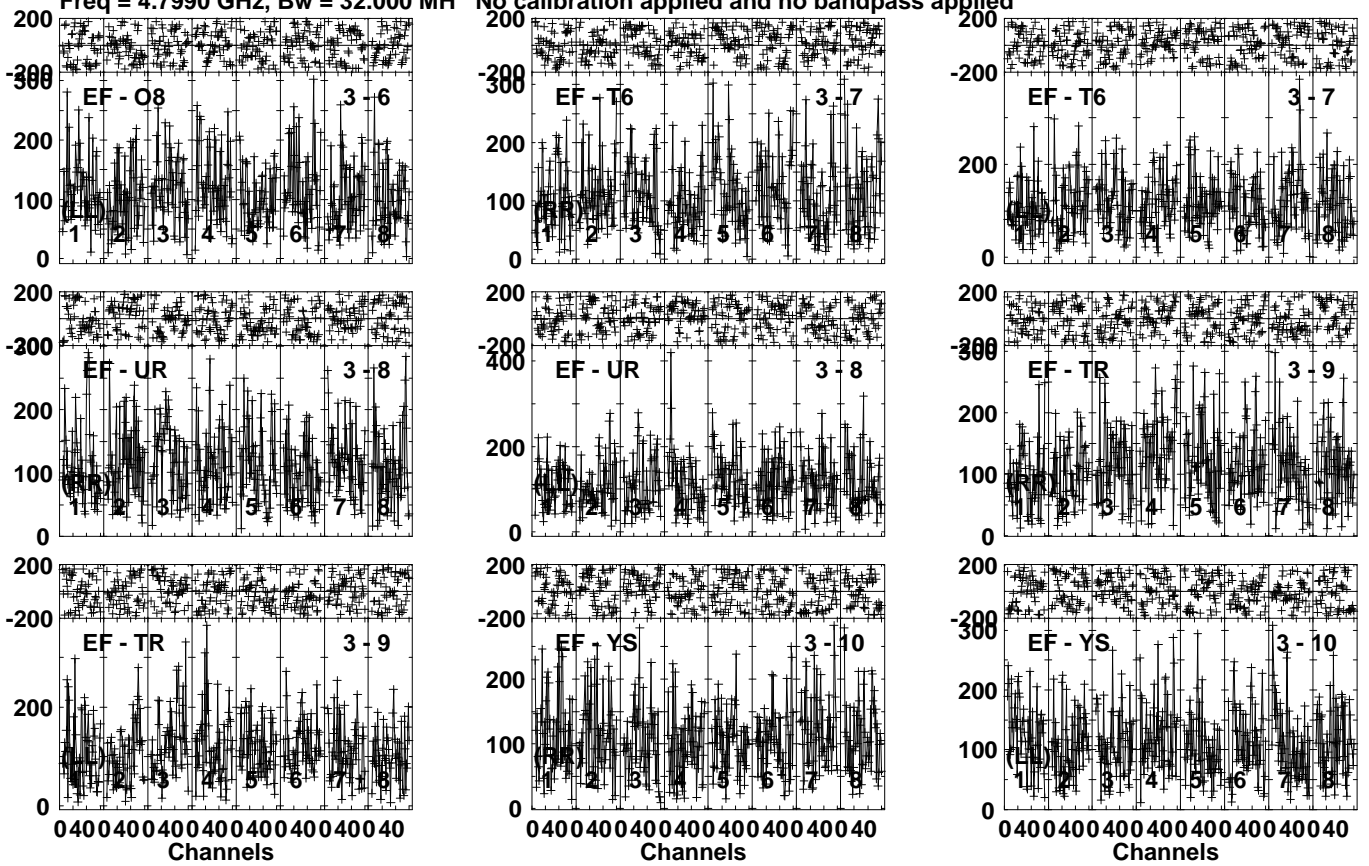
Lower frame: Micro Ampl Jy Top frame: Phas deg  
Vector averaged cross-power spectrum Several baselines displayed  
Timerange: 00/23:49:31 to 00/23:51:59

Plot file version 310 created 06-JUN-2023 11:27:18

AT2022CMC EM170A.UVDATA.1

Freq = 4.7990 GHz, Bw = 32.000 MH

No calibration applied and no bandpass applied



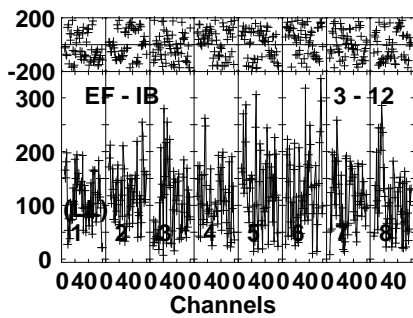
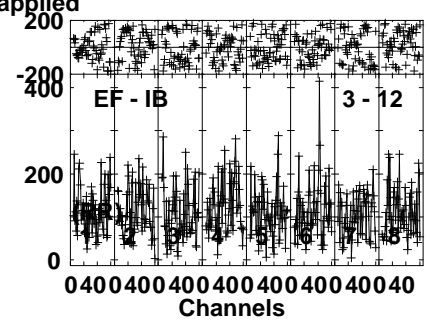
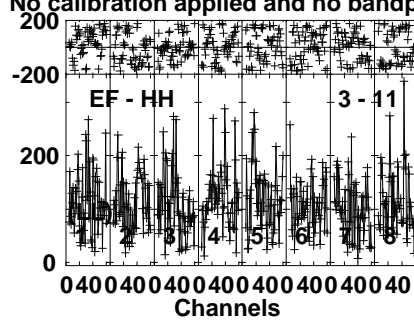
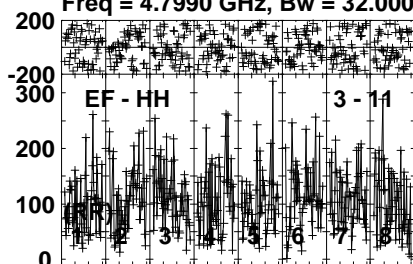
Lower frame: Micro Ampl Jy Top frame: Phas deg  
Vector averaged cross-power spectrum Several baselines displayed  
Timerange: 00/23:49:31 to 00/23:51:59

Plot file version 311 created 06-JUN-2023 11:27:18

AT2022CMC EM170A.UVDATA.1

Freq = 4.7990 GHz, Bw = 32.000 MH

No calibration applied and no bandpass applied



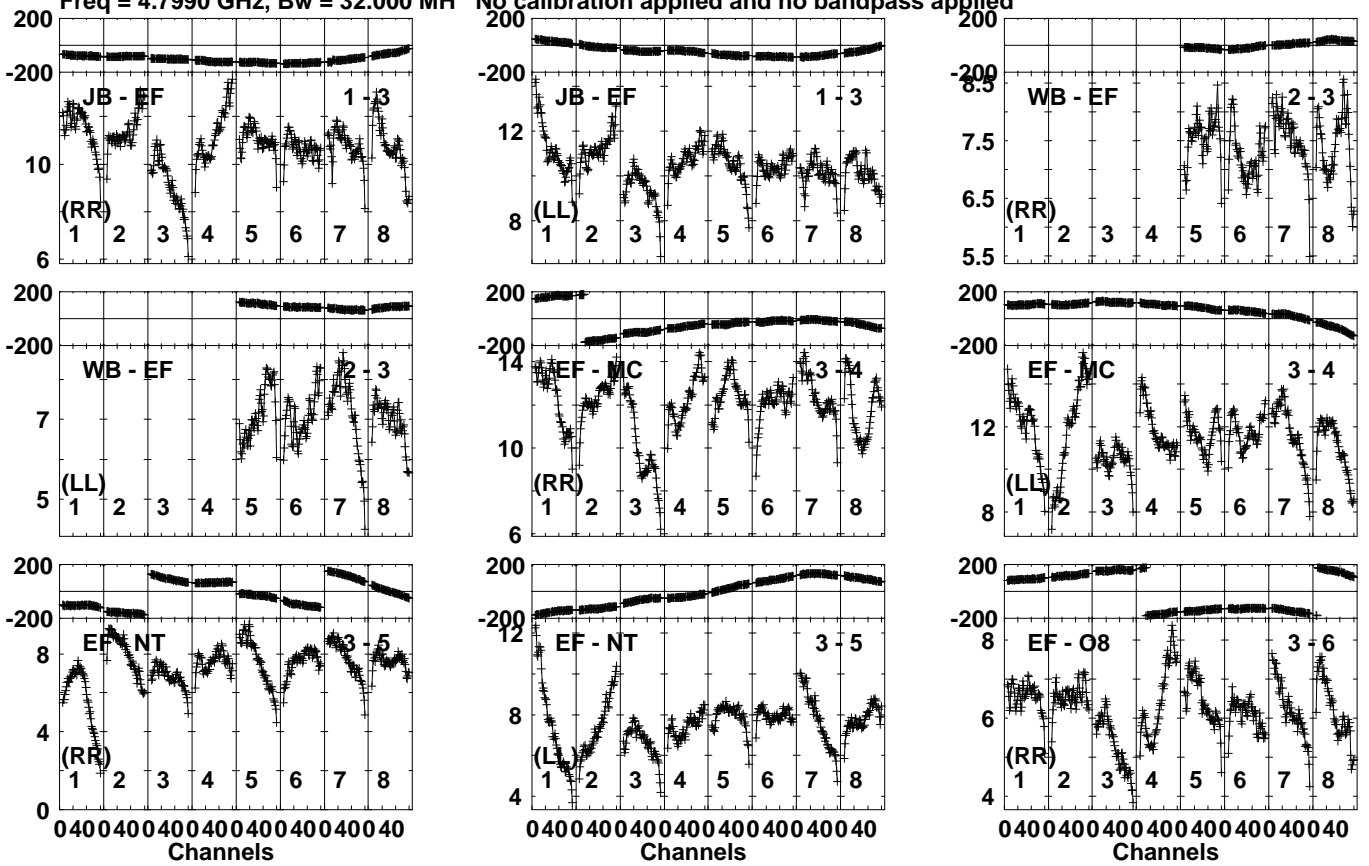
Lower frame: Micro Ampl Jy Top frame: Phas deg  
Vector averaged cross-power spectrum Several baselines displayed  
Timerange: 00/23:49:31 to 00/23:51:59

Plot file version 312 created 06-JUN-2023 11:27:18

J1329+3154 EM170A.UVDATA.1

Freq = 4.7990 GHz, Bw = 32.000 MH

No calibration applied and no bandpass applied



Lower frame: Milli Ampl Jy Top frame: Phas deg  
Vector averaged cross-power spectrum Several baselines displayed  
Timerange: 00/23:52:01 to 00/23:53:19

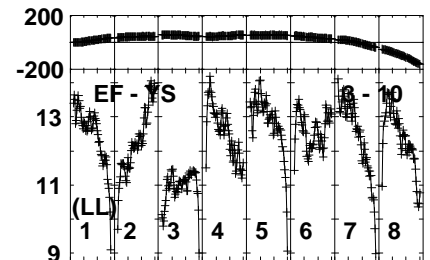
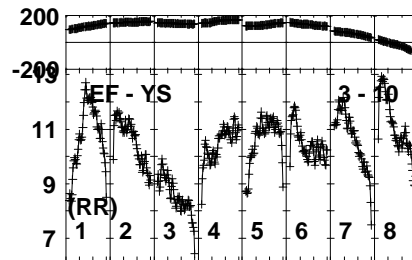
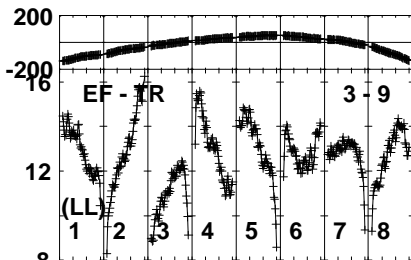
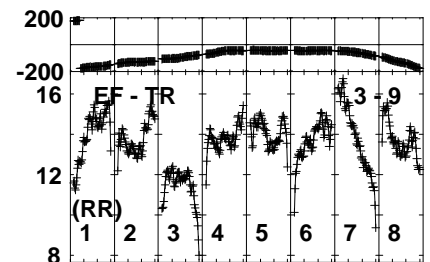
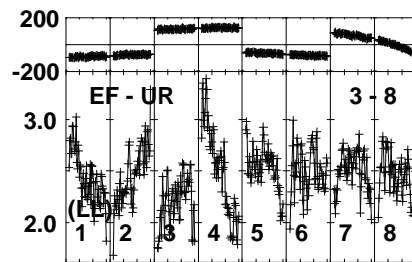
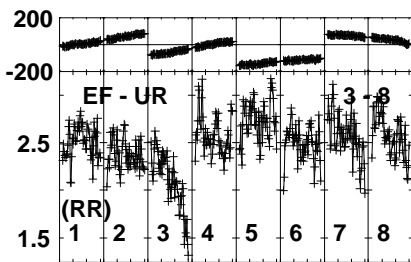
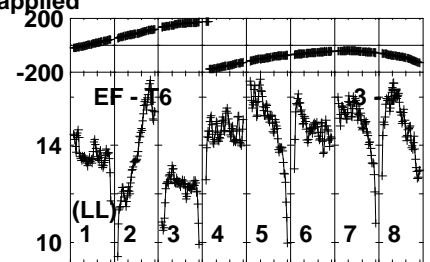
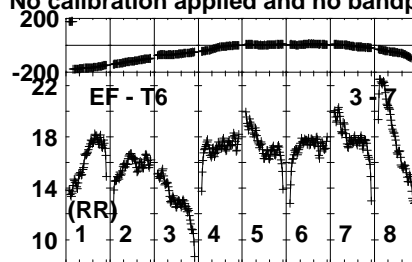
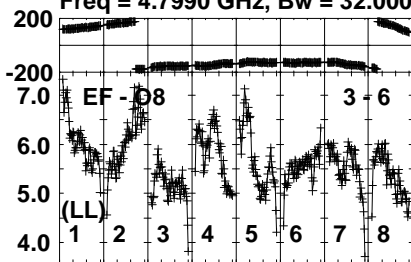


Plot file version 313 created 06-JUN-2023 11:27:18

J1329+3154 EM170A.UVDATA.1

Freq = 4.7990 GHz, Bw = 32.000 MH

No calibration applied and no bandpass applied



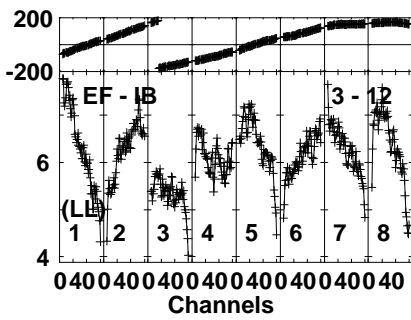
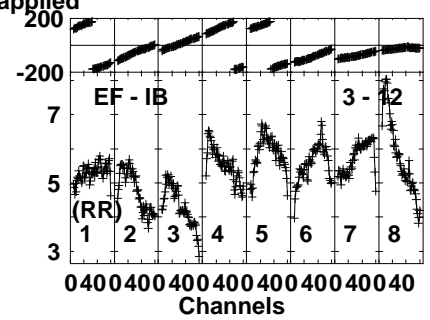
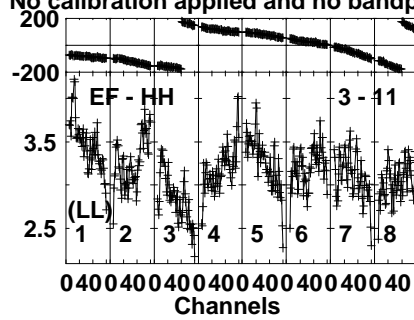
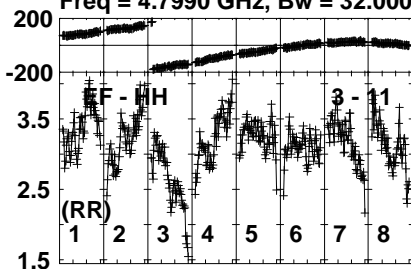
Lower frame: Milli Ampl Jy Top frame: Phas deg  
Vector averaged cross-power spectrum Several baselines displayed  
Timerange: 00/23:52:01 to 00/23:53:19

Plot file version 314 created 06-JUN-2023 11:27:18

J1329+3154 EM170A.UVDATA.1

Freq = 4.7990 GHz, Bw = 32.000 MH

No calibration applied and no bandpass applied



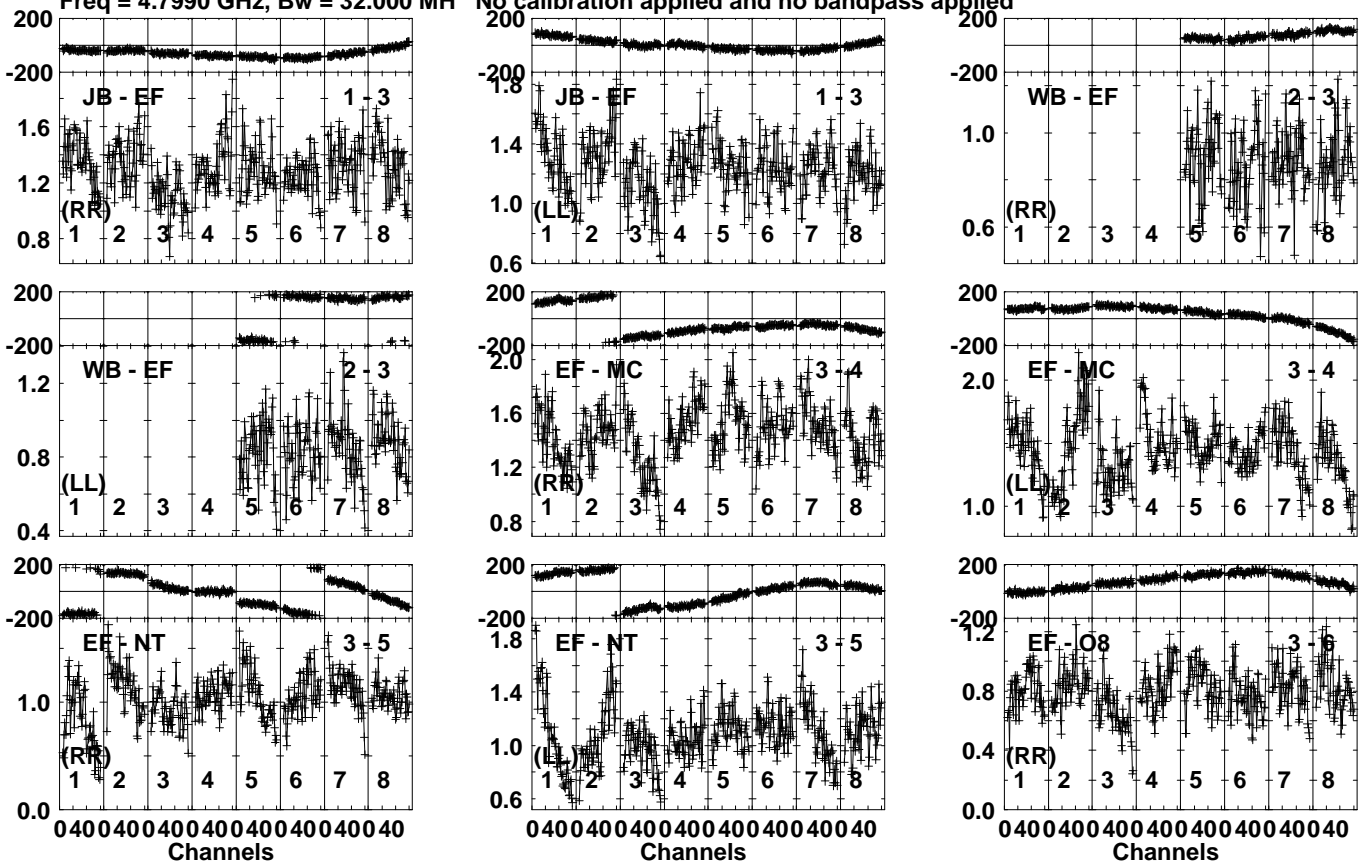
Lower frame: Milli Ampl Jy Top frame: Phas deg  
Vector averaged cross-power spectrum Several baselines displayed  
Timerange: 00/23:52:01 to 00/23:53:19

Plot file version 315 created 06-JUN-2023 11:27:19

J1342+3507 EM170A.UVDATA.1

Freq = 4.7990 GHz, Bw = 32.000 MH

No calibration applied and no bandpass applied



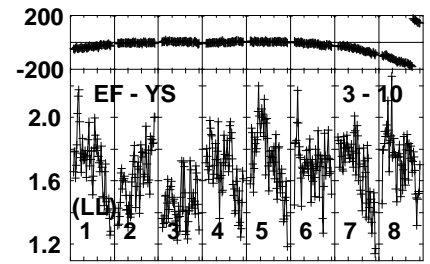
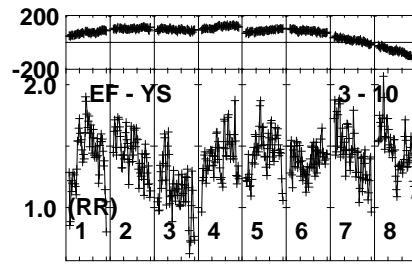
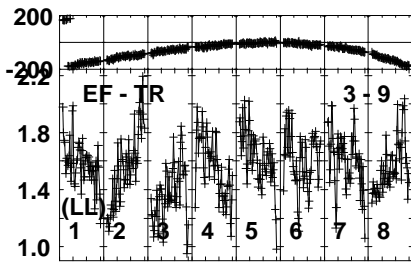
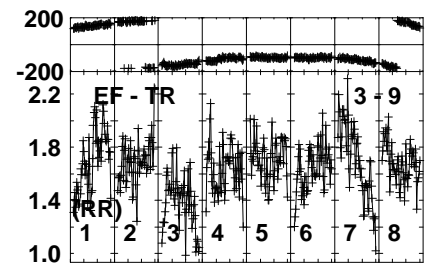
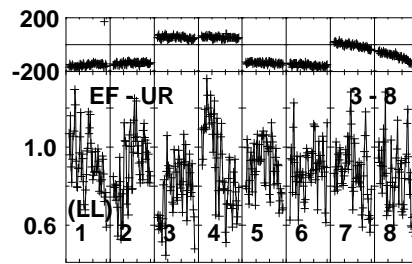
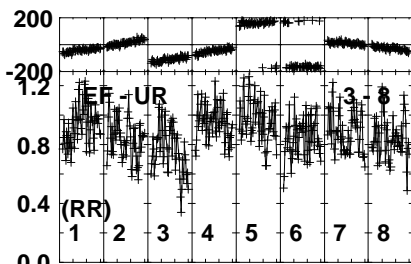
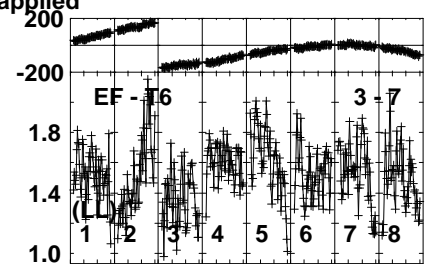
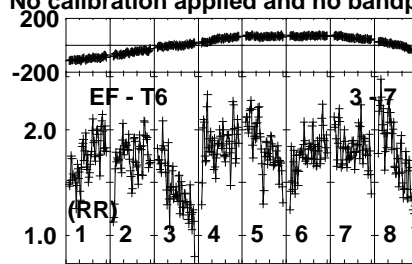
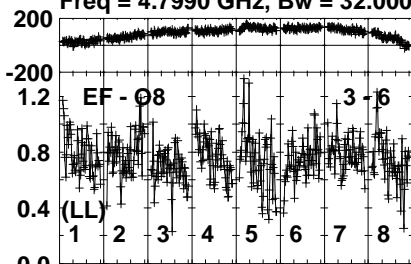
Lower frame: Milli Ampl Jy Top frame: Phas deg  
Vector averaged cross-power spectrum Several baselines displayed  
Timerange: 00/23:53:23 to 00/23:54:59

Plot file version 316 created 06-JUN-2023 11:27:19

J1342+3507 EM170A.UVDATA.1

Freq = 4.7990 GHz, Bw = 32.000 MH

No calibration applied and no bandpass applied



040040040040040040040040040040  
Channels

040040040040040040040040040040  
Channels

040040040040040040040040040040  
Channels

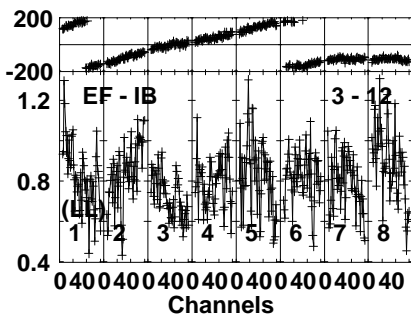
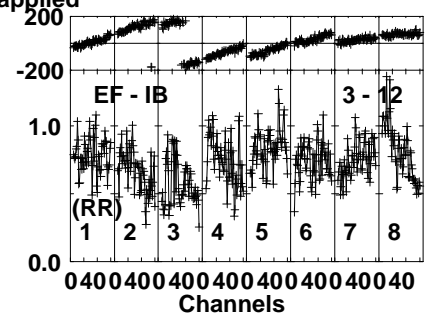
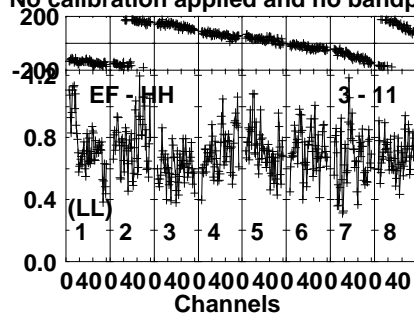
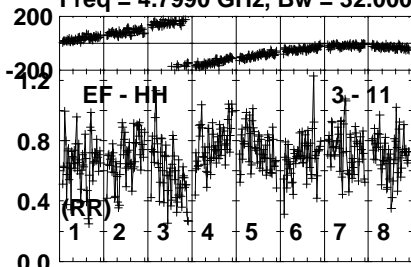
Lower frame: Milli Ampl Jy Top frame: Phas deg  
Vector averaged cross-power spectrum Several baselines displayed  
Timerange: 00/23:53:23 to 00/23:54:59

Plot file version 317 created 06-JUN-2023 11:27:19

J1342+3507 EM170A.UVDATA.1

Freq = 4.7990 GHz, Bw = 32.000 MH

No calibration applied and no bandpass applied

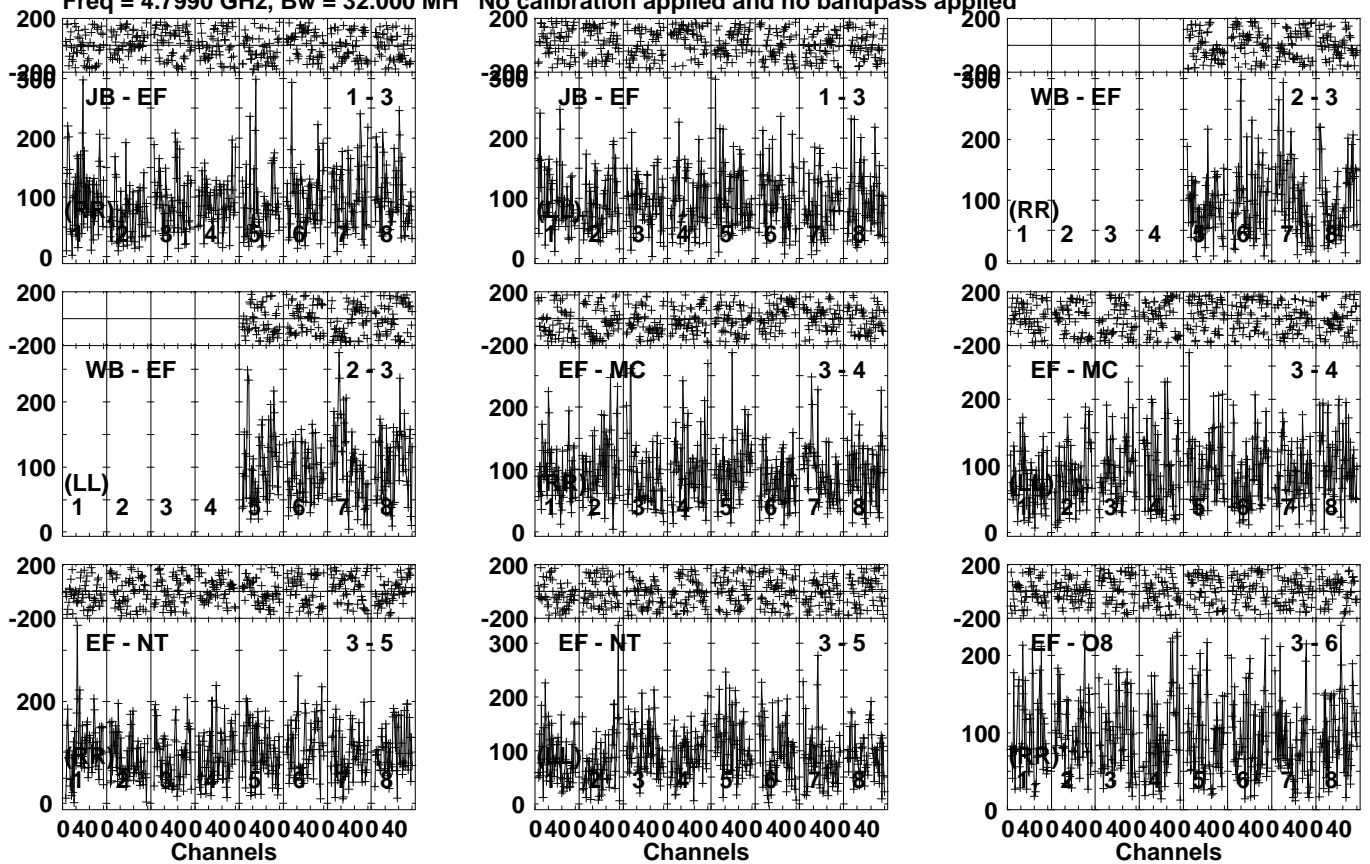


Lower frame: Milli Ampl Jy Top frame: Phas deg  
Vector averaged cross-power spectrum Several baselines displayed  
Timerange: 00/23:53:23 to 00/23:54:59

Plot file version 318 created 06-JUN-2023 11:27:19

AT2022CMC EM170A.UVDATA.1

Freq = 4.7990 GHz, Bw = 32.000 MH No calibration applied and no bandpass applied



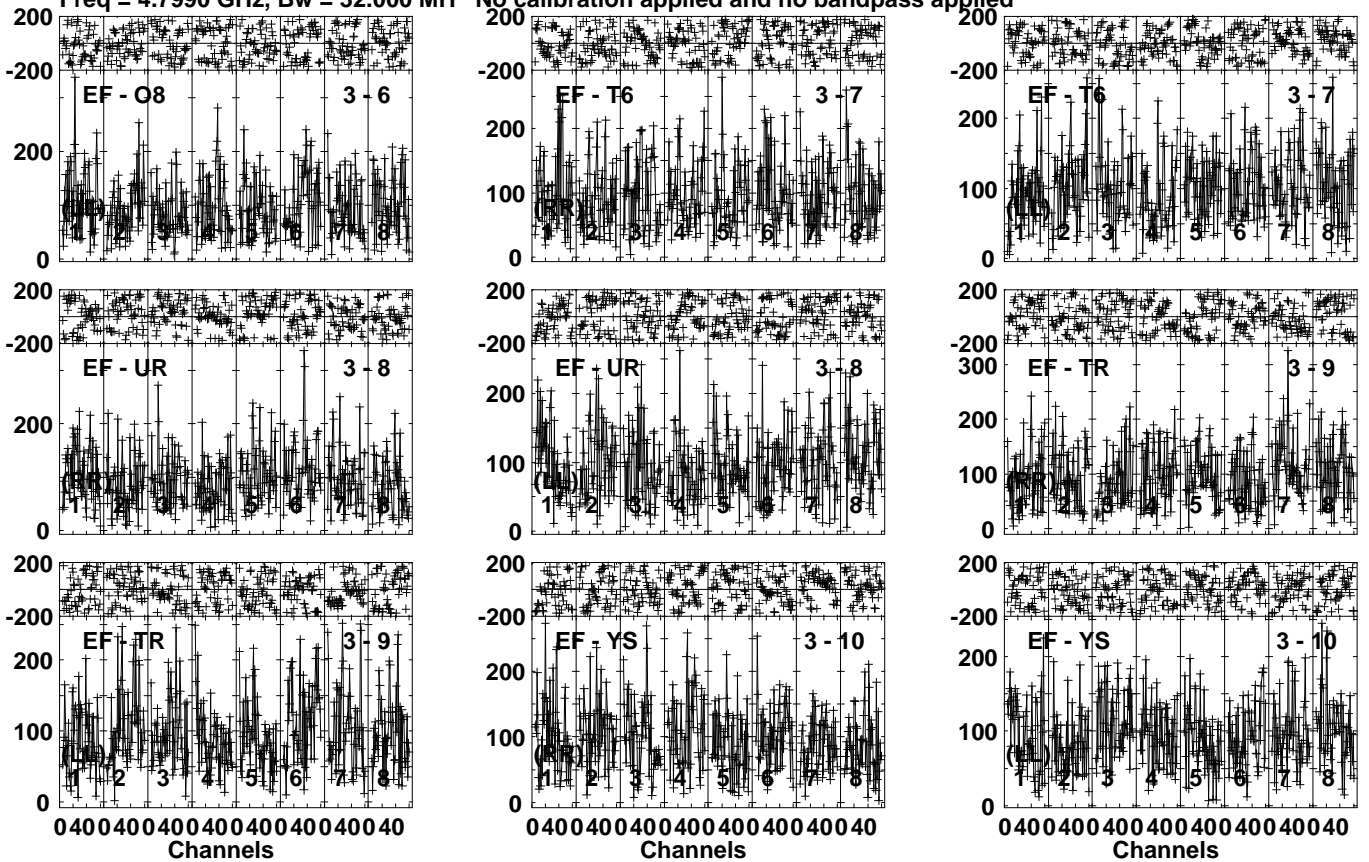
Lower frame: Micro Ampl Jy Top frame: Phas deg  
Vector averaged cross-power spectrum Several baselines displayed  
Timerange: 00/23:55:31 to 00/23:57:59

Plot file version 319 created 06-JUN-2023 11:27:19

AT2022CMC EM170A.UVDATA.1

Freq = 4.7990 GHz, Bw = 32.000 MH

No calibration applied and no bandpass applied



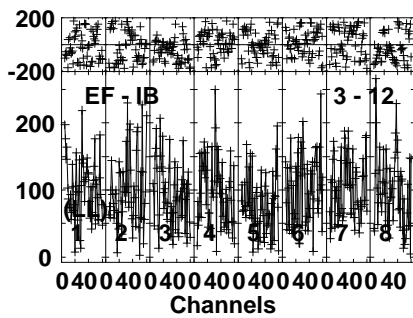
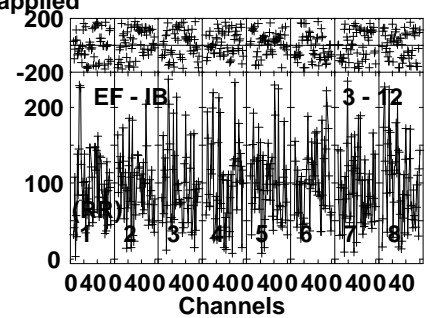
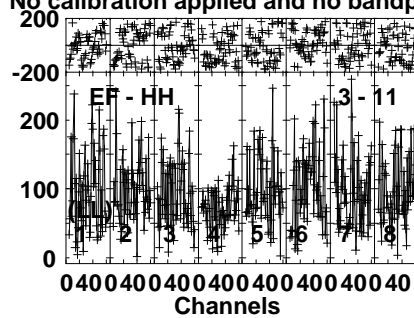
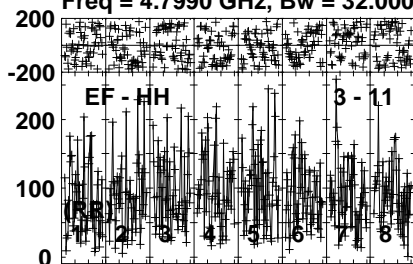
Lower frame: Micro Ampl Jy Top frame: Phas deg  
Vector averaged cross-power spectrum Several baselines displayed  
Timerange: 00/23:55:31 to 00/23:57:59

Plot file version 320 created 06-JUN-2023 11:27:19

AT2022CMC EM170A.UVDATA.1

Freq = 4.7990 GHz, Bw = 32.000 MH

No calibration applied and no bandpass applied



Lower frame: Micro Ampl Jy Top frame: Phas deg  
Vector averaged cross-power spectrum Several baselines displayed  
Timerange: 00/23:55:31 to 00/23:57:59

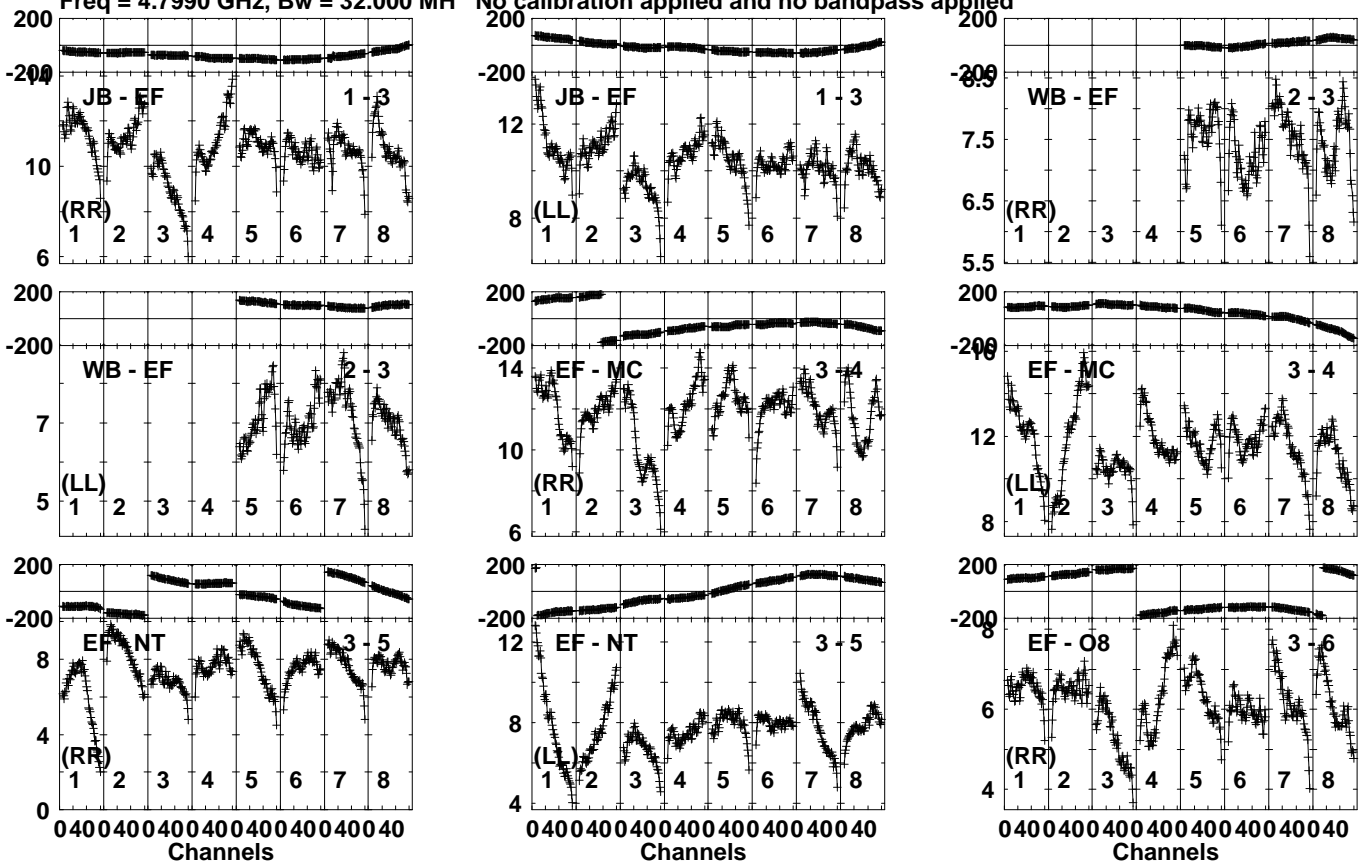


Plot file version 321 created 06-JUN-2023 11:27:19

J1329+3154 EM170A.UVDATA.1

Freq = 4.7990 GHz, Bw = 32.000 MH

No calibration applied and no bandpass applied



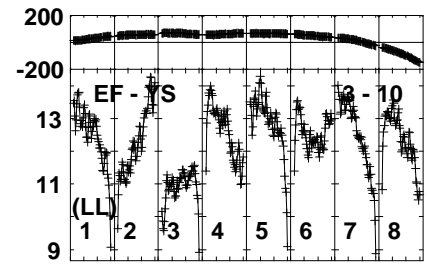
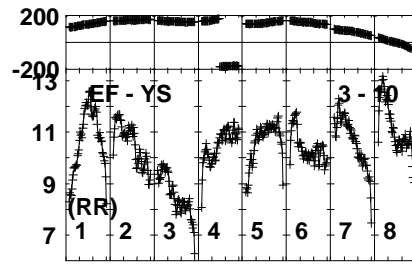
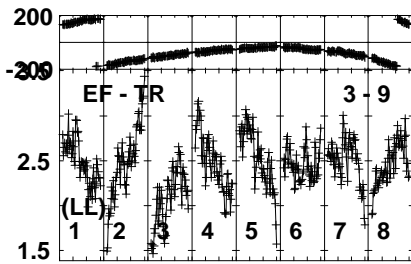
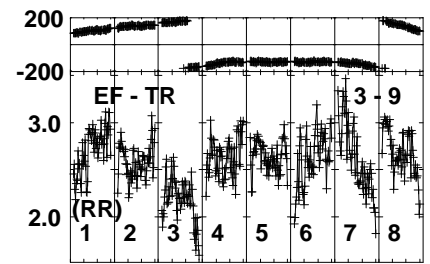
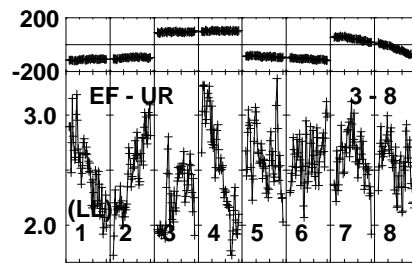
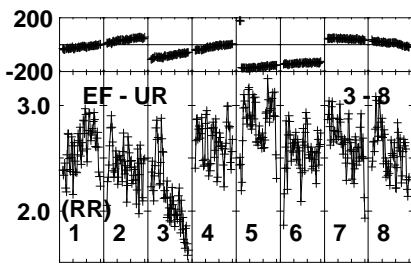
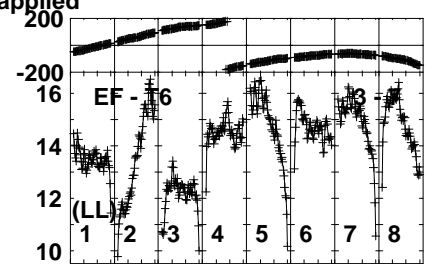
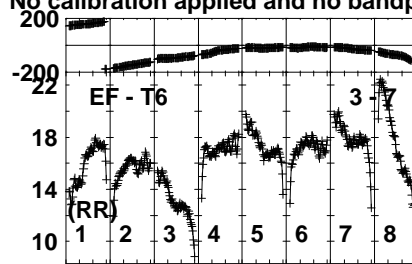
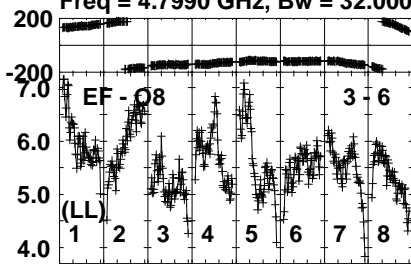
Lower frame: Milli Ampl Jy Top frame: Phas deg  
Vector averaged cross-power spectrum Several baselines displayed  
Timerange: 00/23:58:01 to 00/23:59:19

Plot file version 322 created 06-JUN-2023 11:27:19

J1329+3154 EM170A.UVDATA.1

Freq = 4.7990 GHz, Bw = 32.000 MH

No calibration applied and no bandpass applied



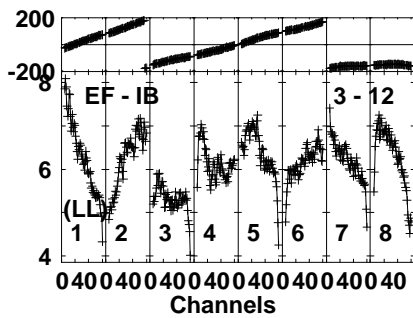
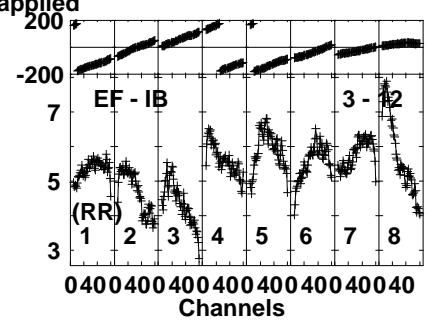
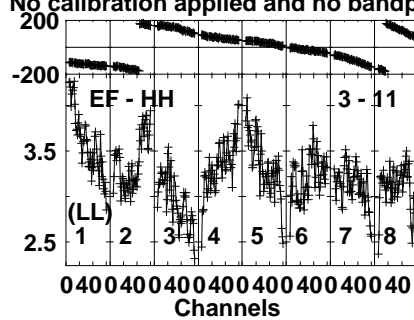
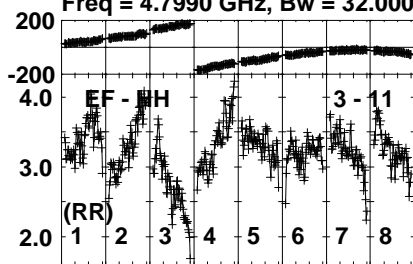
Lower frame: Milli Ampl Jy Top frame: Phas deg  
Vector averaged cross-power spectrum Several baselines displayed  
Timerange: 00/23:58:01 to 00/23:59:19

Plot file version 323 created 06-JUN-2023 11:27:19

J1329+3154 EM170A.UVDATA.1

Freq = 4.7990 GHz, Bw = 32.000 MH

No calibration applied and no bandpass applied



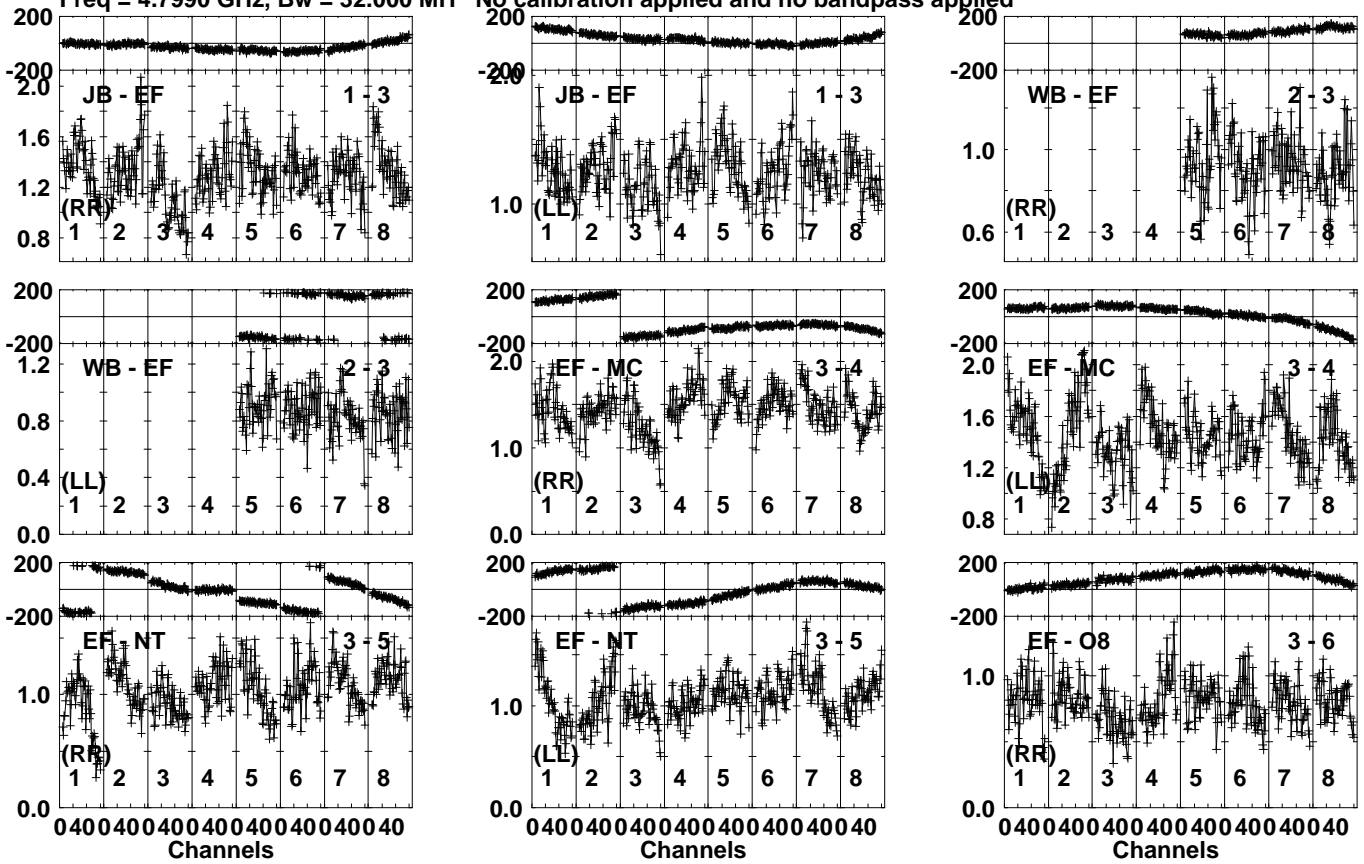
Lower frame: Milli Ampl Jy Top frame: Phas deg  
Vector averaged cross-power spectrum Several baselines displayed  
Timerange: 00/23:58:01 to 00/23:59:19

Plot file version 324 created 06-JUN-2023 11:27:19

J1342+3507 EM170A.UVDATA.1

Freq = 4.7990 GHz, Bw = 32.000 MH

No calibration applied and no bandpass applied



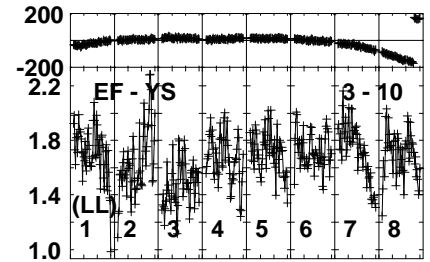
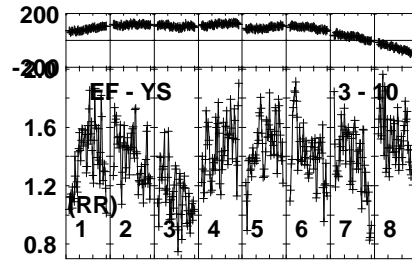
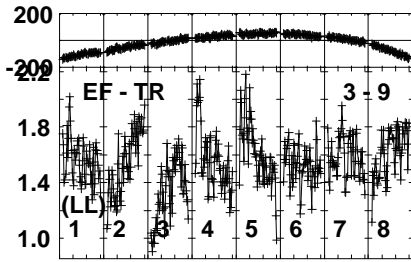
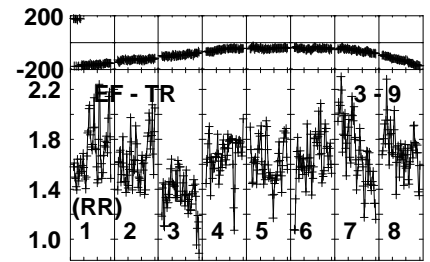
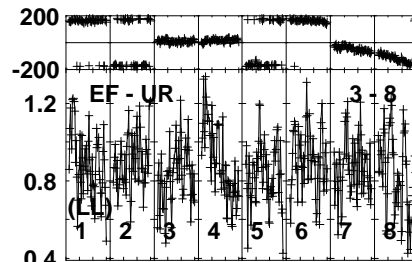
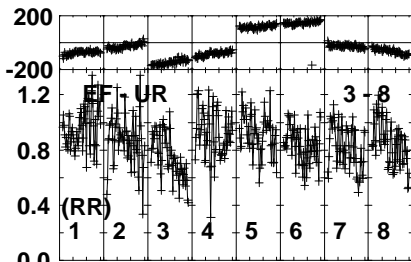
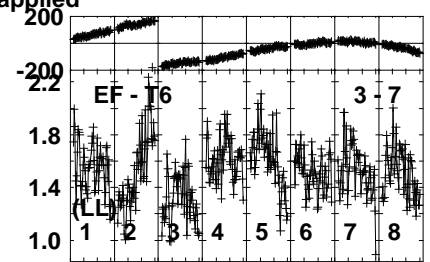
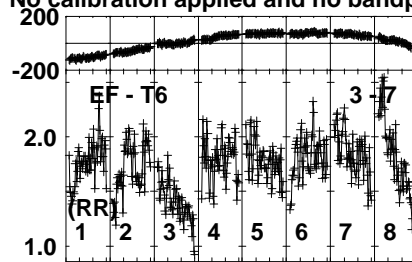
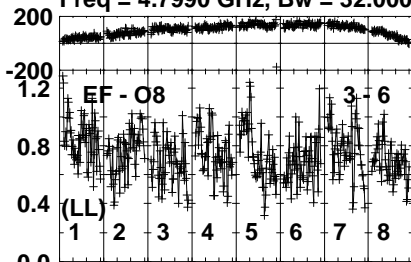
Lower frame: Milli Ampl Jy Top frame: Phas deg  
Vector averaged cross-power spectrum Several baselines displayed  
Timerange: 00/23:59:21 to 01/00:00:59

Plot file version 325 created 06-JUN-2023 11:27:20

J1342+3507 EM170A.UVDATA.1

Freq = 4.7990 GHz, Bw = 32.000 MH

No calibration applied and no bandpass applied



040040040040040040040040040040  
Channels

040040040040040040040040040040  
Channels

040040040040040040040040040040  
Channels

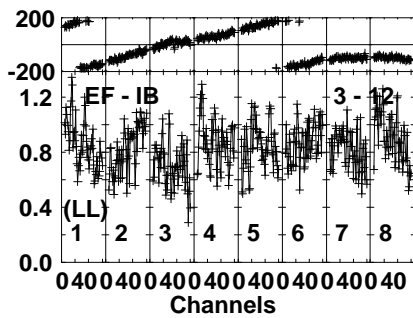
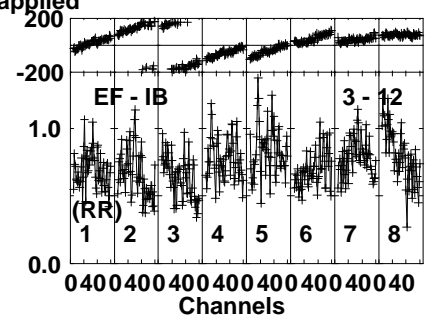
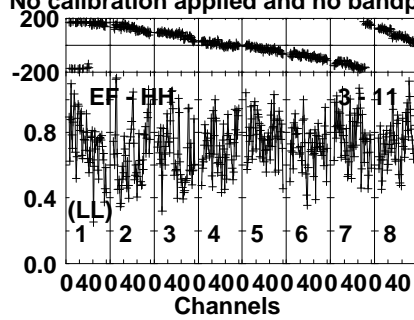
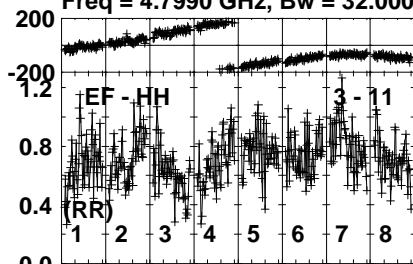
Lower frame: Milli Ampl Jy Top frame: Phas deg  
Vector averaged cross-power spectrum Several baselines displayed  
Timerange: 00/23:59:21 to 01/00:00:59

Plot file version 326 created 06-JUN-2023 11:27:20

J1342+3507 EM170A.UVDATA.1

Freq = 4.7990 GHz, Bw = 32.000 MH

No calibration applied and no bandpass applied



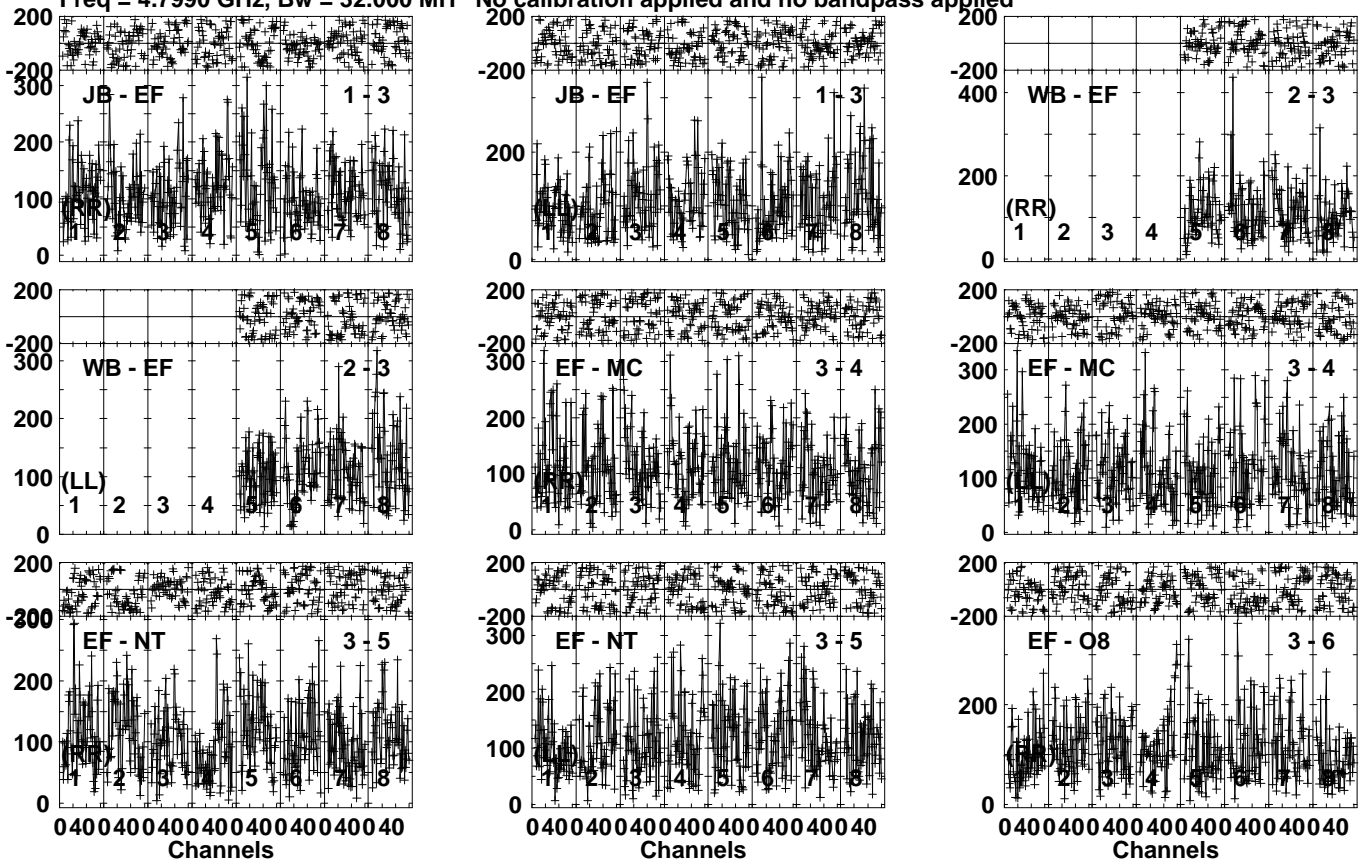
Lower frame: Milli Ampl Jy Top frame: Phas deg  
Vector averaged cross-power spectrum Several baselines displayed  
Timerange: 00/23:59:21 to 01/00:00:59

Plot file version 327 created 06-JUN-2023 11:27:20

AT2022CMC EM170A.UVDATA.1

Freq = 4.7990 GHz, Bw = 32.000 MH

No calibration applied and no bandpass applied

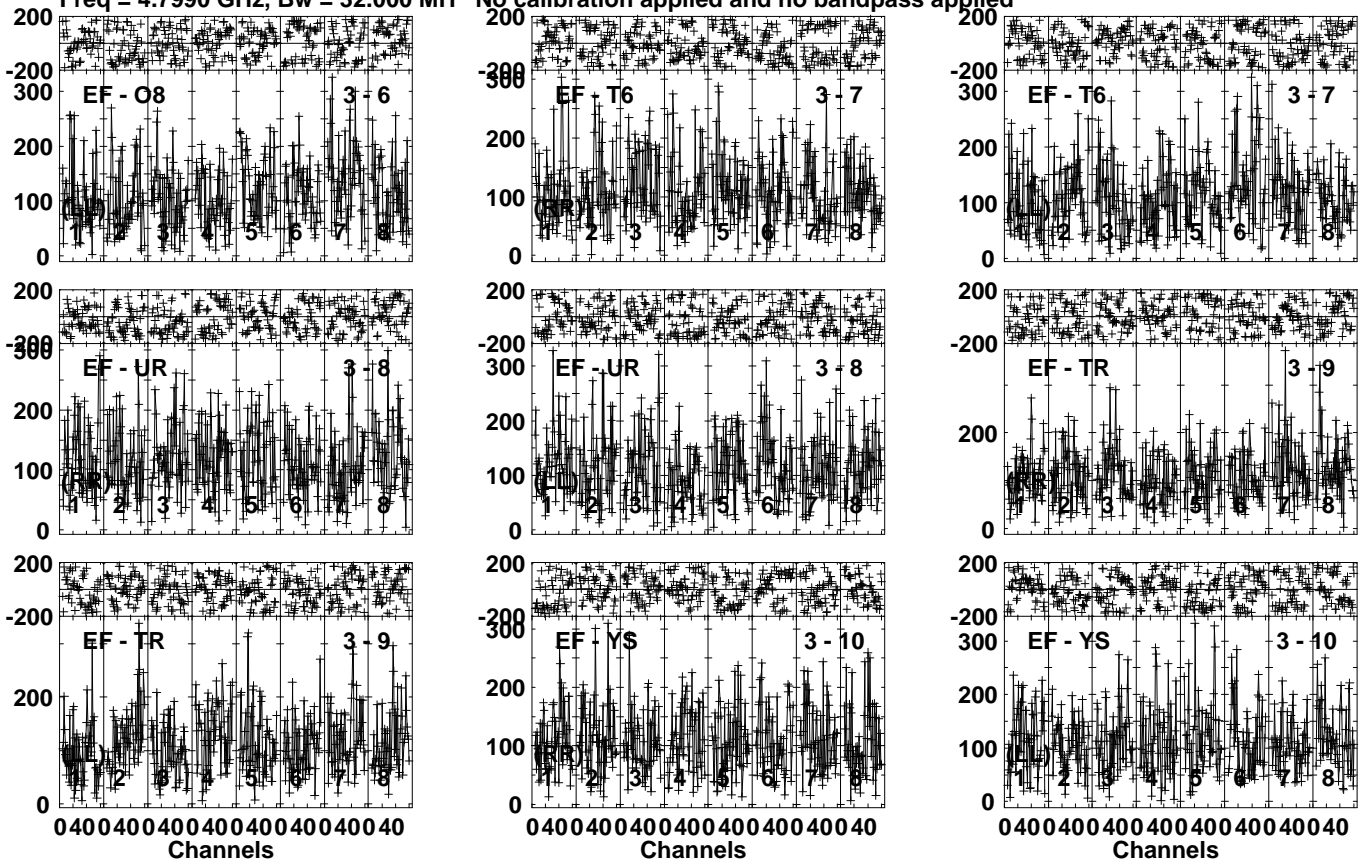


Lower frame: Micro Ampl Jy Top frame: Phas deg  
Vector averaged cross-power spectrum Several baselines displayed  
Timerange: 01/00:01:01 to 01/00:03:29

Plot file version 328 created 06-JUN-2023 11:27:20

AT2022CMC EM170A.UVDATA.1

Freq = 4.7990 GHz, Bw = 32.000 MH No calibration applied and no bandpass applied



Lower frame: Micro Ampl Jy Top frame: Phas deg  
Vector averaged cross-power spectrum Several baselines displayed  
Timerange: 01/00:01:01 to 01/00:03:29

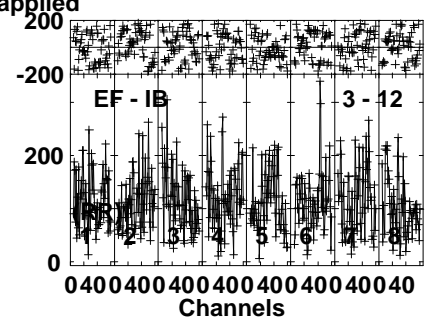
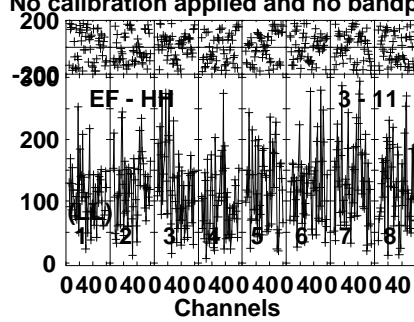
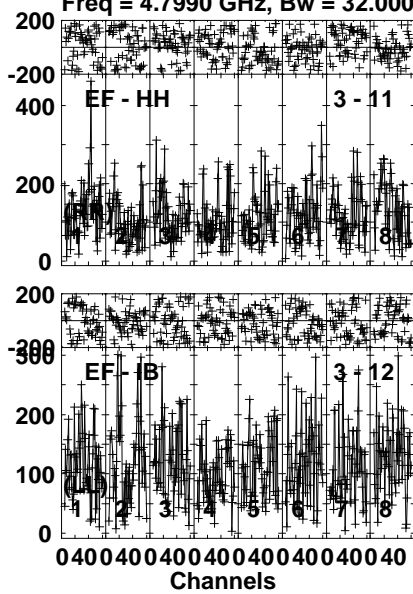


Plot file version 329 created 06-JUN-2023 11:27:20

AT2022CMC EM170A.UVDATA.1

Freq = 4.7990 GHz, Bw = 32.000 MH

No calibration applied and no bandpass applied



Lower frame: Micro Ampl Jy Top frame: Phas deg  
Vector averaged cross-power spectrum Several baselines displayed  
Timerange: 01/00:01:01 to 01/00:03:29



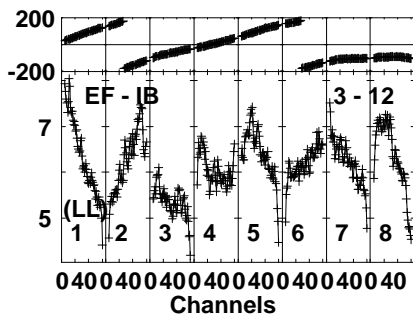
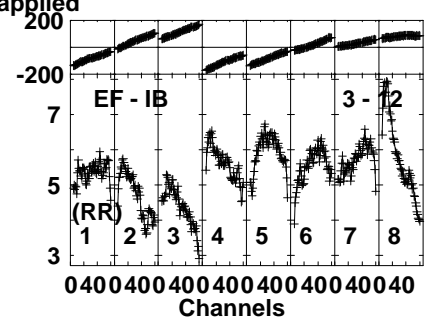
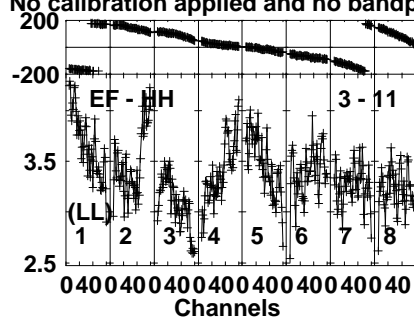
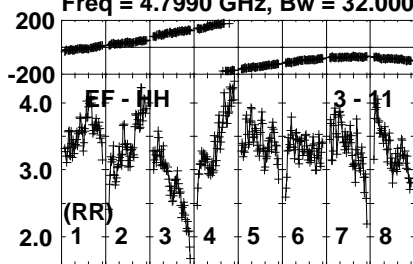


Plot file version 332 created 06-JUN-2023 11:27:20

J1329+3154 EM170A.UVDATA.1

Freq = 4.7990 GHz, Bw = 32.000 MH

No calibration applied and no bandpass applied



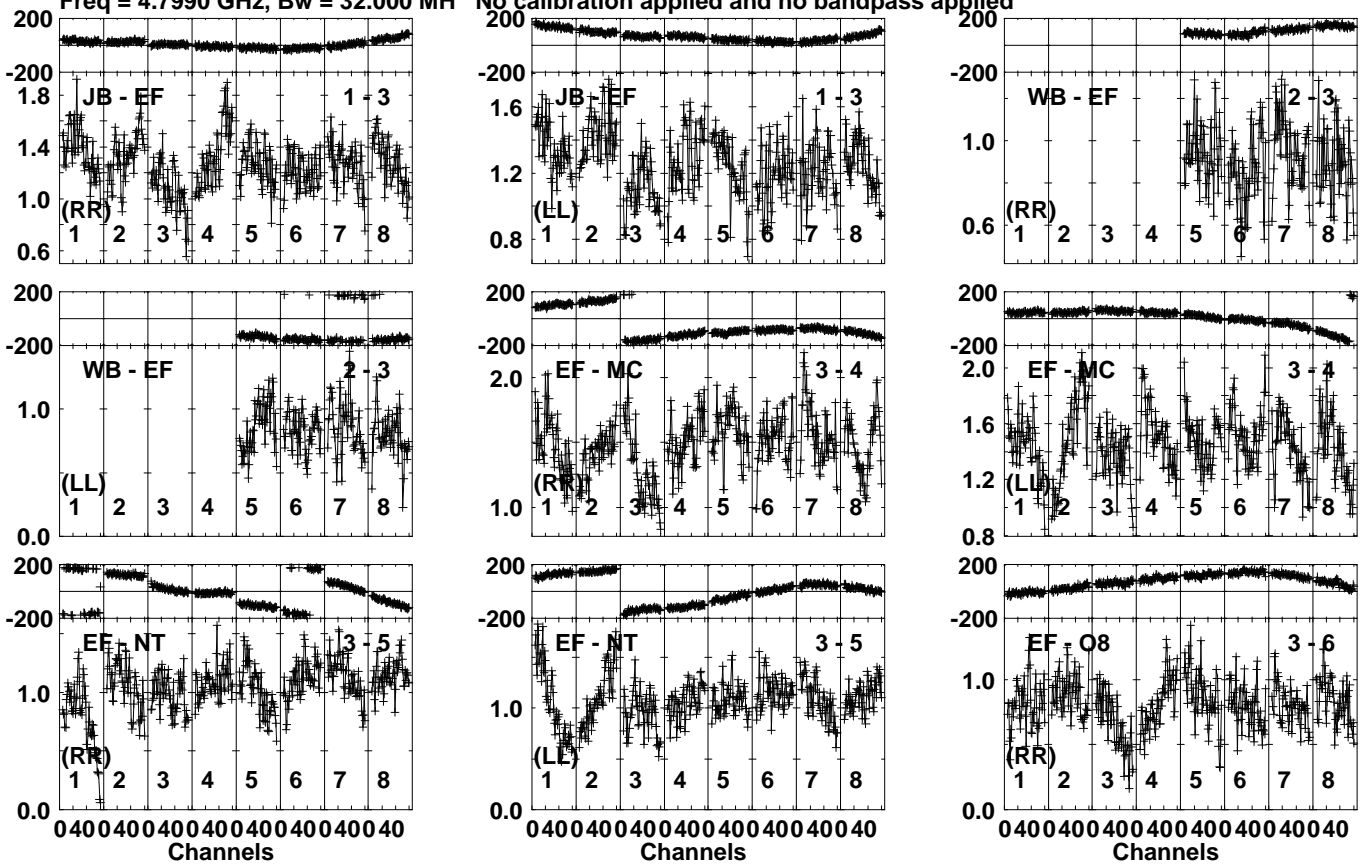
Lower frame: Milli Ampl Jy Top frame: Phas deg  
Vector averaged cross-power spectrum Several baselines displayed  
Timerange: 01/00:03:31 to 01/00:04:49

Plot file version 333 created 06-JUN-2023 11:27:20

J1342+3507 EM170A.UVDATA.1

Freq = 4.7990 GHz, Bw = 32.000 MH

No calibration applied and no bandpass applied



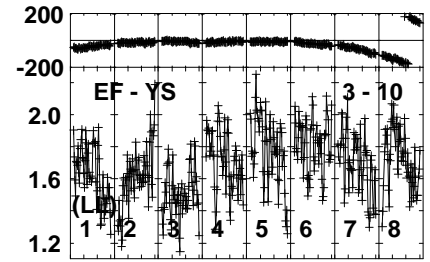
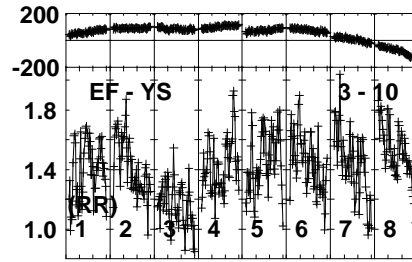
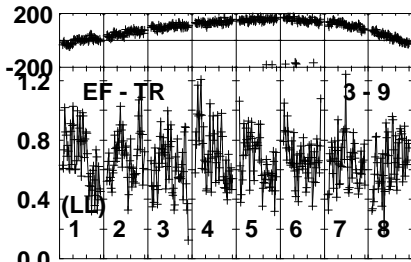
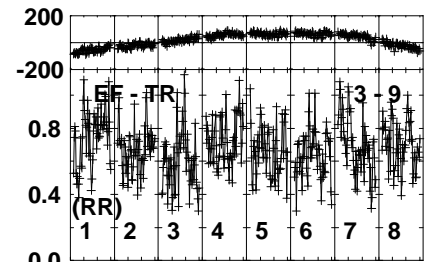
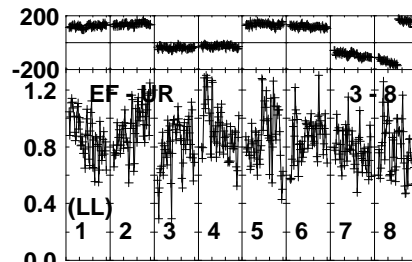
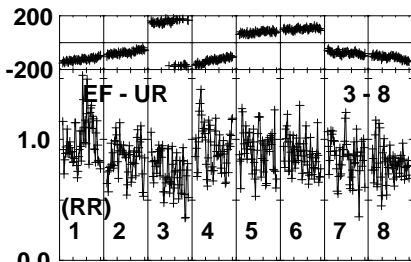
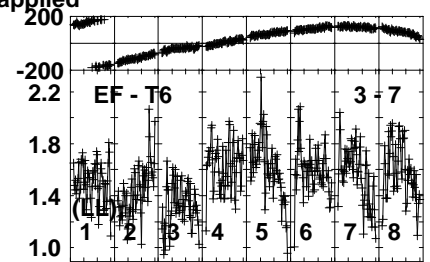
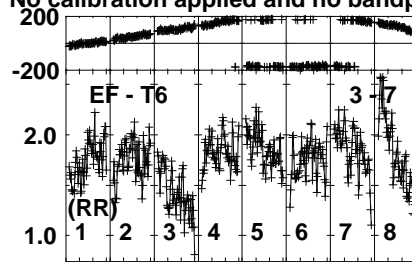
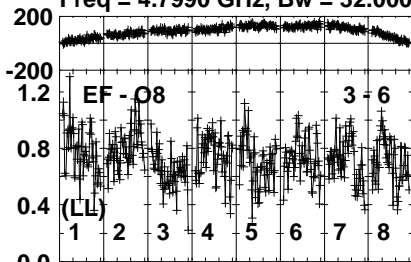
Lower frame: Milli Ampl Jy Top frame: Phas deg  
Vector averaged cross-power spectrum Several baselines displayed  
Timerange: 01/00:04:51 to 01/00:06:29

Plot file version 334 created 06-JUN-2023 11:27:21

J1342+3507 EM170A.UVDATA.1

Freq = 4.7990 GHz, Bw = 32.000 MH

No calibration applied and no bandpass applied



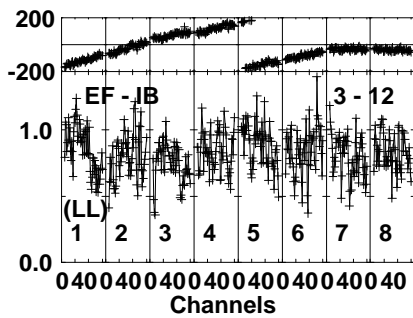
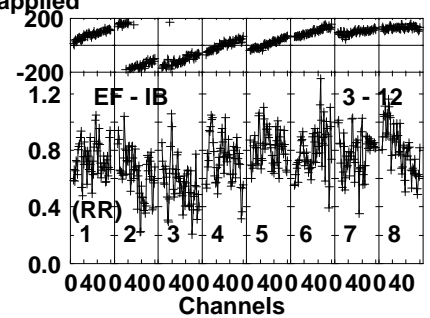
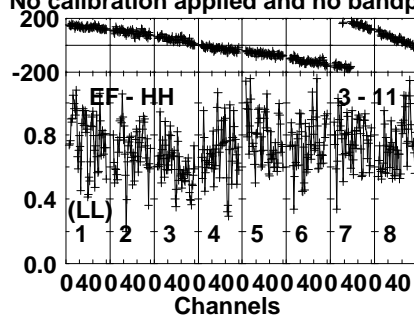
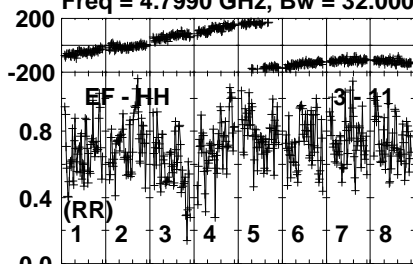
Lower frame: Milli Ampl Jy Top frame: Phas deg  
Vector averaged cross-power spectrum Several baselines displayed  
Timerange: 01/00:04:51 to 01/00:06:29

Plot file version 335 created 06-JUN-2023 11:27:21

J1342+3507 EM170A.UVDATA.1

Freq = 4.7990 GHz, Bw = 32.000 MH

No calibration applied and no bandpass applied



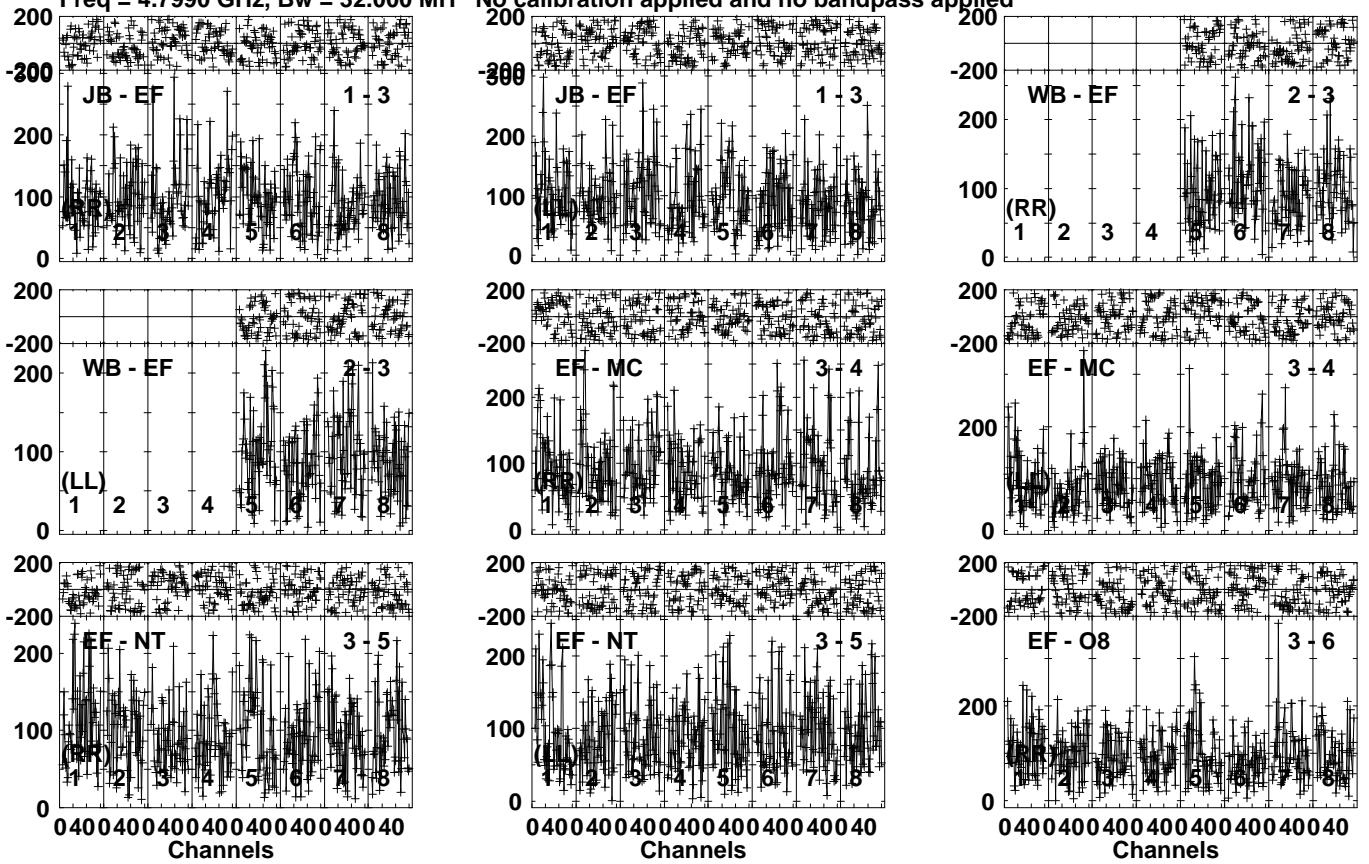
Lower frame: Milli Ampl Jy Top frame: Phas deg  
Vector averaged cross-power spectrum Several baselines displayed  
Timerange: 01/00:04:51 to 01/00:06:29

Plot file version 336 created 06-JUN-2023 11:27:21

AT2022CMC EM170A.UVDATA.1

Freq = 4.7990 GHz, Bw = 32.000 MH

No calibration applied and no bandpass applied



Lower frame: Micro Ampl Jy Top frame: Phas deg  
Vector averaged cross-power spectrum Several baselines displayed  
Timerange: 01/00:07:01 to 01/00:09:29

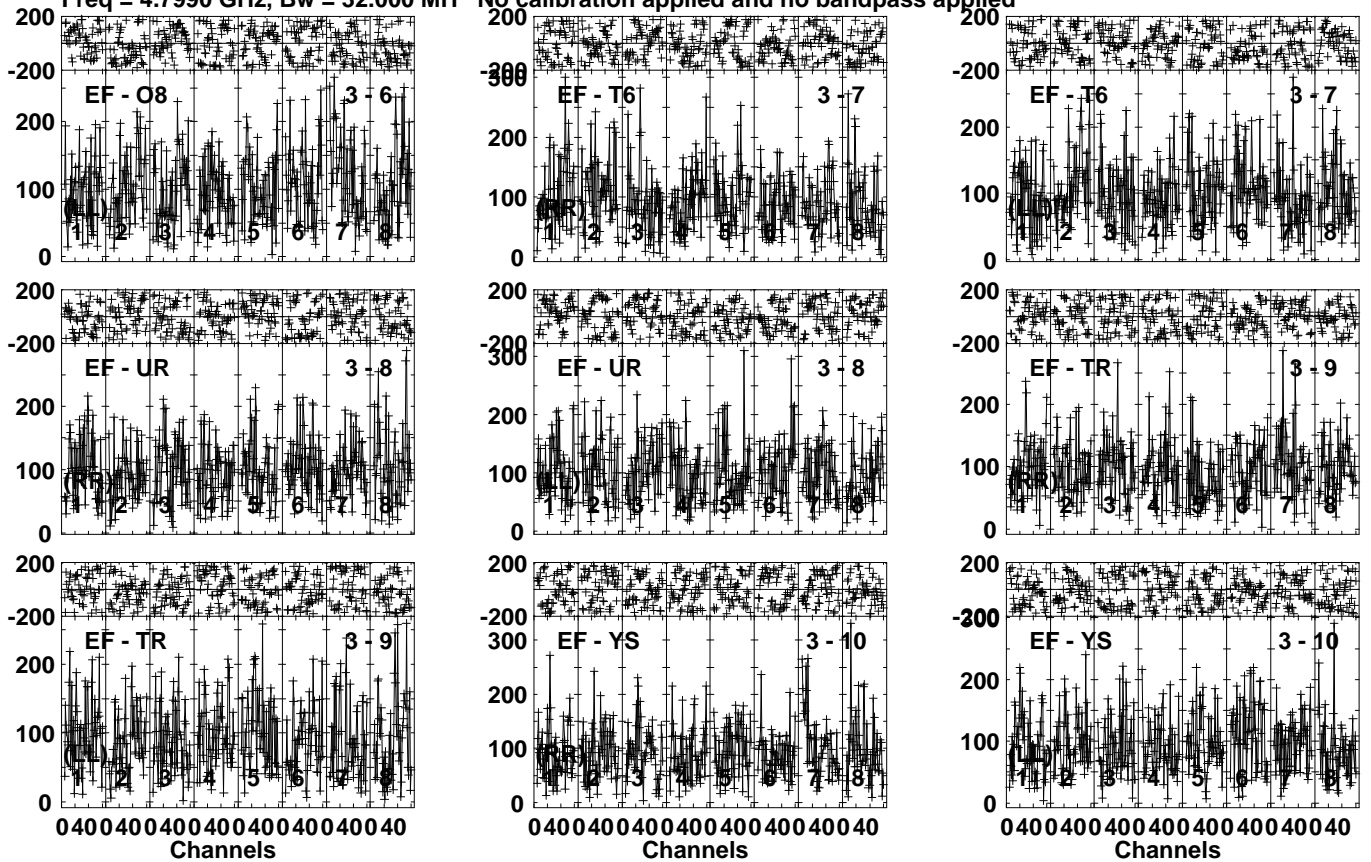


Plot file version 337 created 06-JUN-2023 11:27:21

AT2022CMC EM170A.UVDATA.1

Freq = 4.7990 GHz, Bw = 32.000 MH

No calibration applied and no bandpass applied



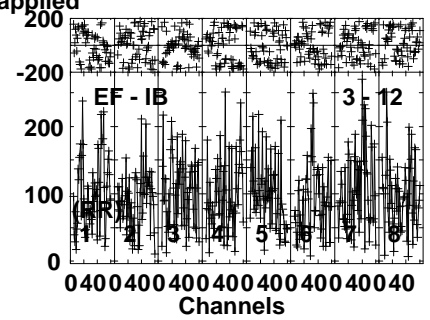
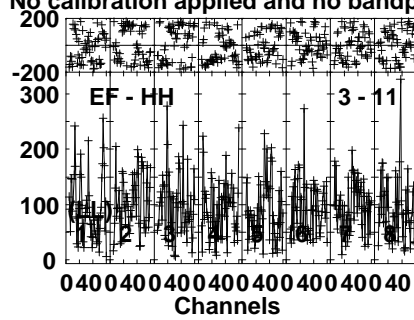
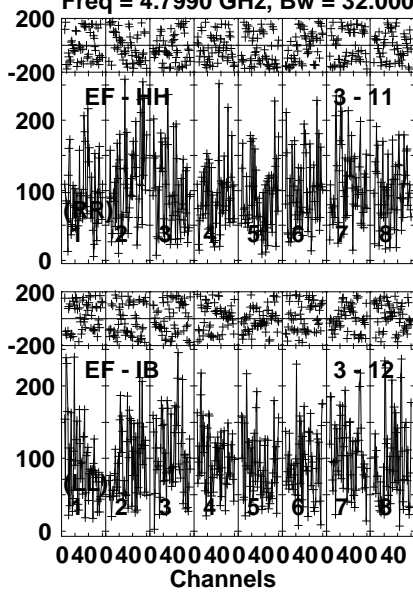
Lower frame: Micro Ampl Jy Top frame: Phas deg  
Vector averaged cross-power spectrum Several baselines displayed  
Timerange: 01/00:07:01 to 01/00:09:29

Plot file version 338 created 06-JUN-2023 11:27:21

AT2022CMC EM170A.UVDATA.1

Freq = 4.7990 GHz, Bw = 32.000 MH

No calibration applied and no bandpass applied



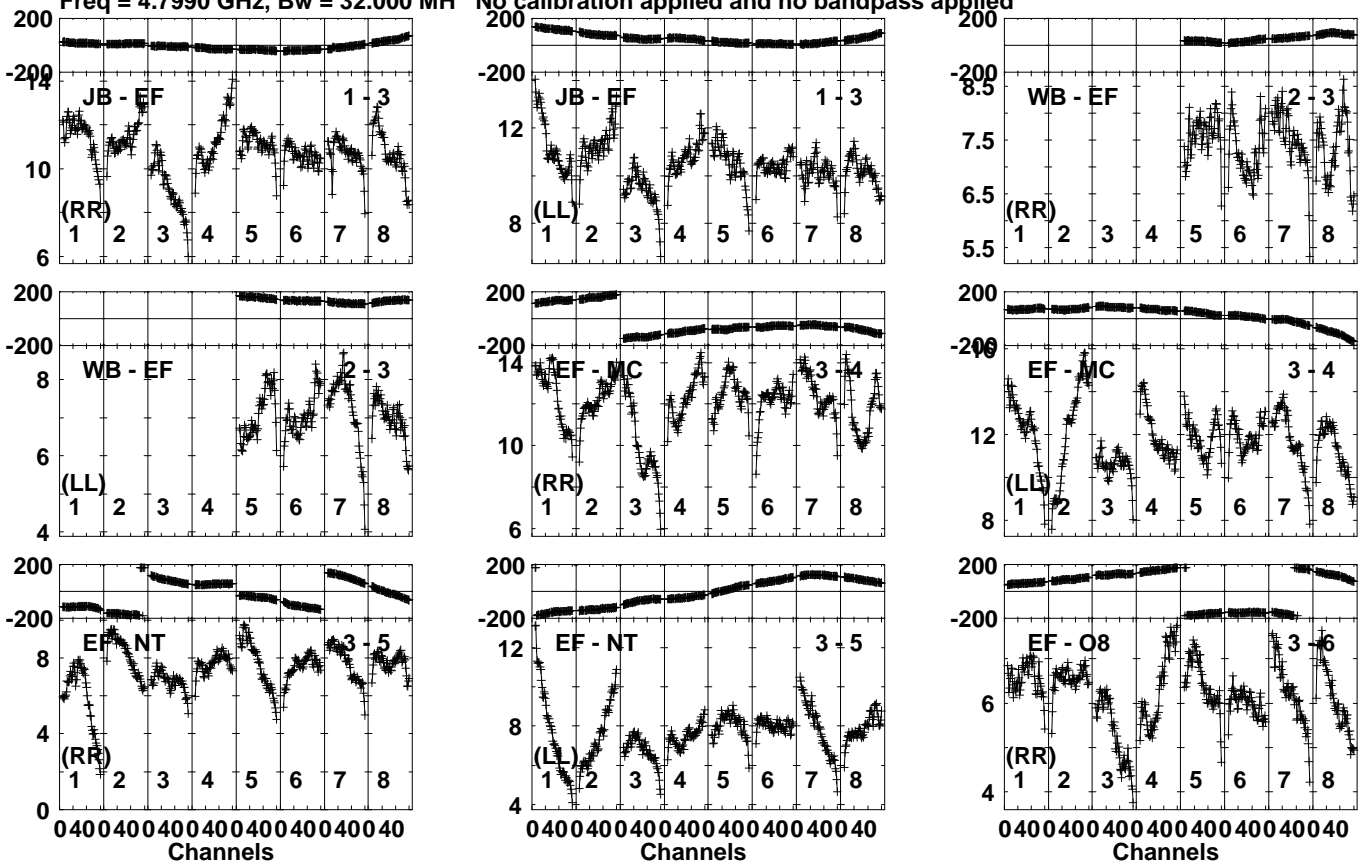
Lower frame: Micro Ampl Jy Top frame: Phas deg  
Vector averaged cross-power spectrum Several baselines displayed  
Timerange: 01/00:07:01 to 01/00:09:29

Plot file version 339 created 06-JUN-2023 11:27:21

J1329+3154 EM170A.UVDATA.1

Freq = 4.7990 GHz, Bw = 32.000 MH

No calibration applied and no bandpass applied



Lower frame: Milli Ampl Jy Top frame: Phas deg  
Vector averaged cross-power spectrum Several baselines displayed  
Timerange: 01/00:09:33 to 01/00:10:49

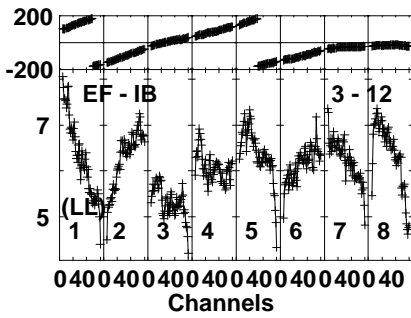
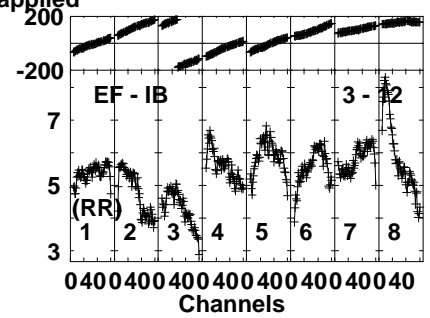
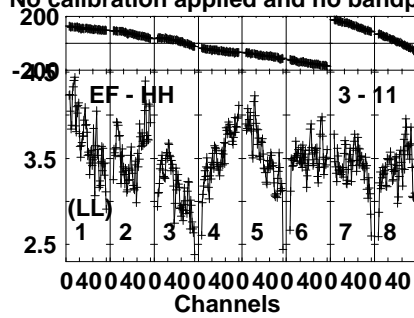
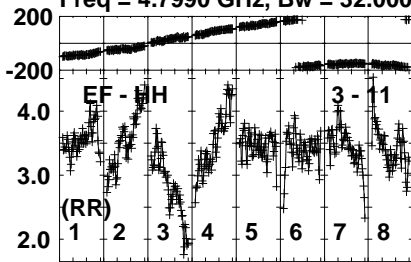


Plot file version 341 created 06-JUN-2023 11:27:21

J1329+3154 EM170A.UVDATA.1

Freq = 4.7990 GHz, Bw = 32.000 MH

No calibration applied and no bandpass applied



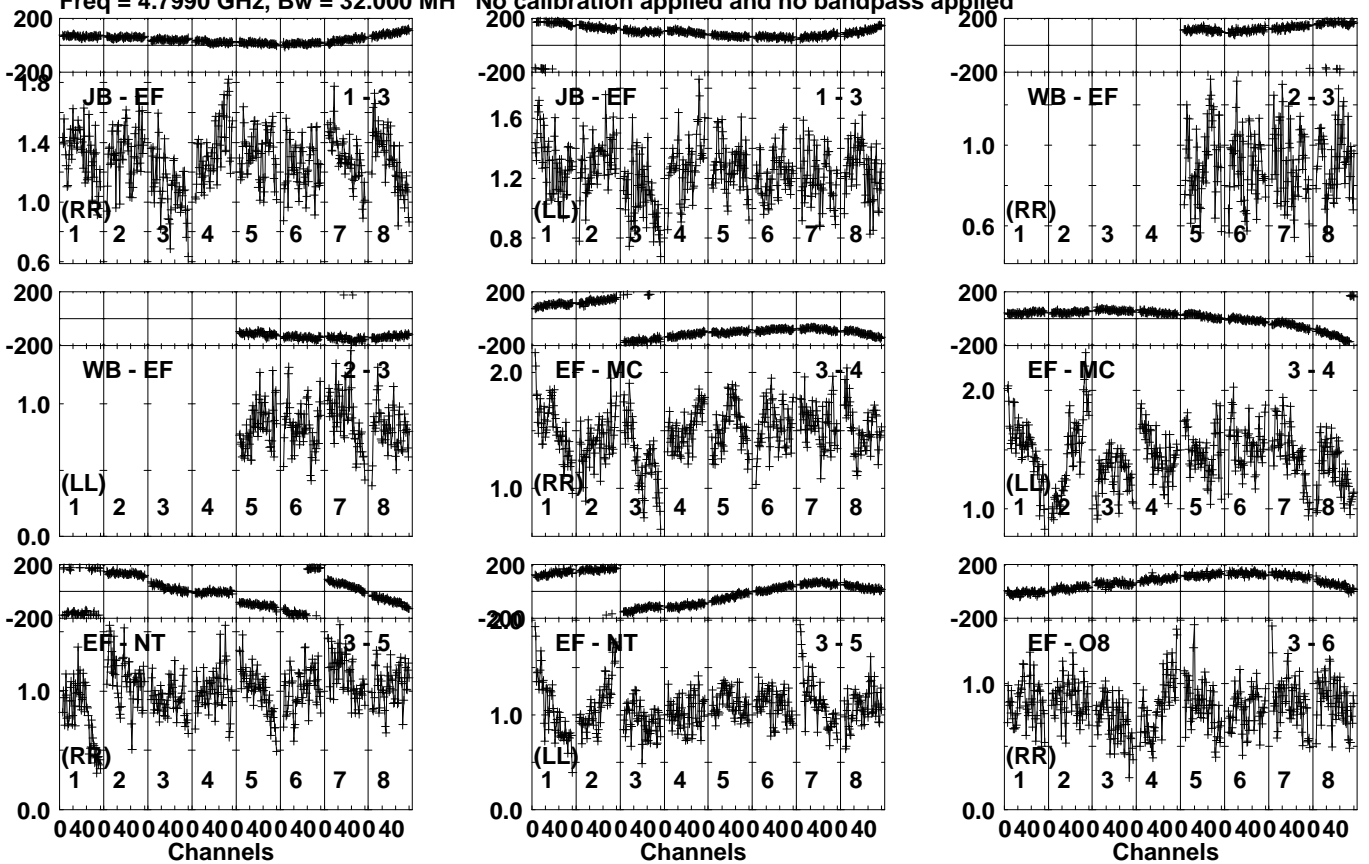
Lower frame: Milli Ampl Jy Top frame: Phas deg  
Vector averaged cross-power spectrum Several baselines displayed  
Timerange: 01/00:09:33 to 01/00:10:49

Plot file version 342 created 06-JUN-2023 11:27:21

J1342+3507 EM170A.UVDATA.1

Freq = 4.7990 GHz, Bw = 32.000 MH

No calibration applied and no bandpass applied



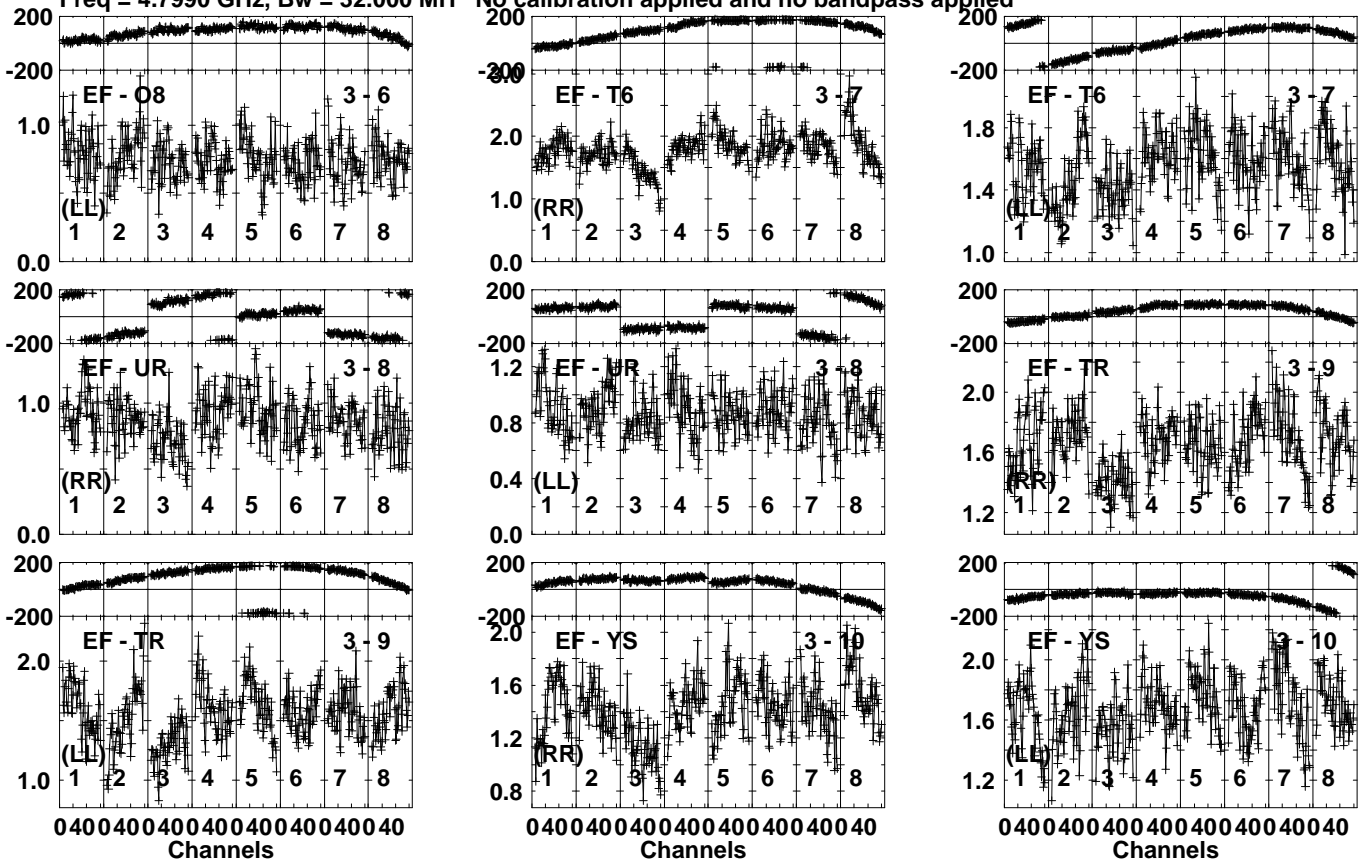
Lower frame: Milli Ampl Jy Top frame: Phas deg  
Vector averaged cross-power spectrum Several baselines displayed  
Timerange: 01/00:10:51 to 01/00:12:29

Plot file version 343 created 06-JUN-2023 11:27:21

J1342+3507 EM170A.UVDATA.1

Freq = 4.7990 GHz, Bw = 32.000 MH

No calibration applied and no bandpass applied



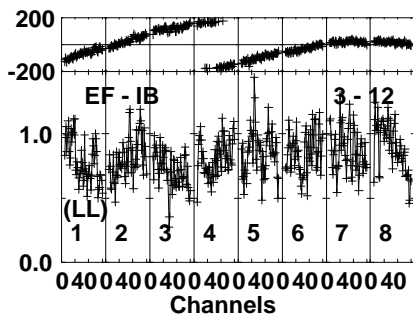
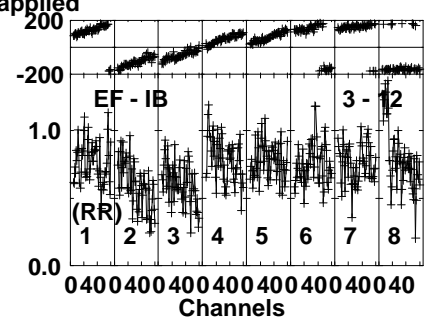
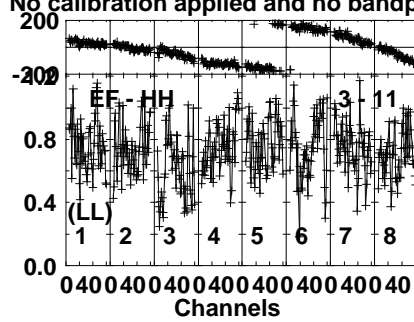
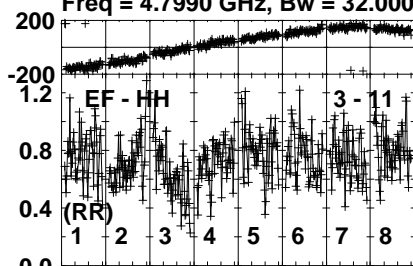
Lower frame: Milli Ampl Jy Top frame: Phas deg  
Vector averaged cross-power spectrum Several baselines displayed  
Timerange: 01/00:10:51 to 01/00:12:29

Plot file version 344 created 06-JUN-2023 11:27:22

J1342+3507 EM170A.UVDATA.1

Freq = 4.7990 GHz, Bw = 32.000 MH

No calibration applied and no bandpass applied



Lower frame: Milli Ampl Jy Top frame: Phas deg  
Vector averaged cross-power spectrum Several baselines displayed  
Timerange: 01/00:10:51 to 01/00:12:29

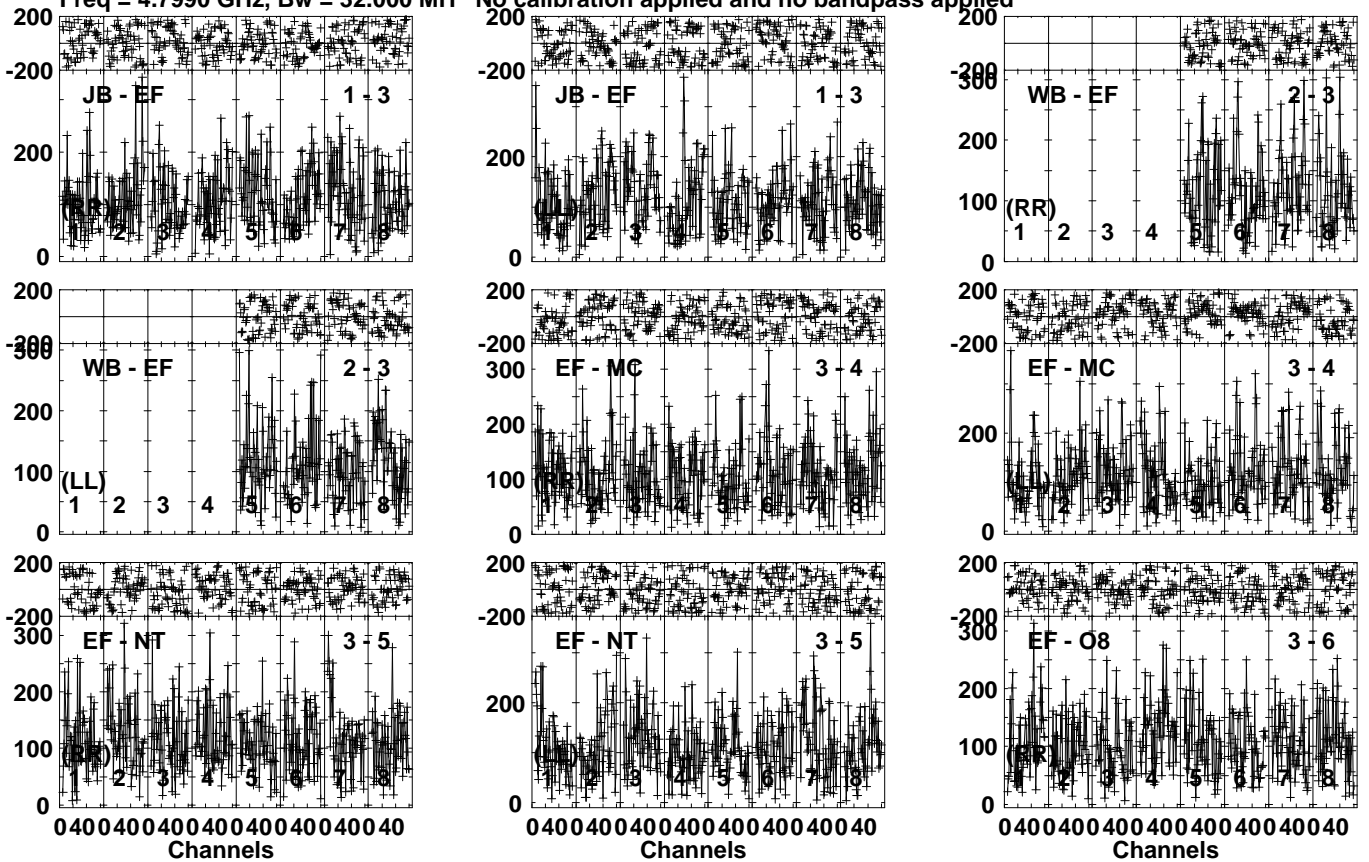


Plot file version 345 created 06-JUN-2023 11:27:22

AT2022CMC EM170A.UVDATA.1

Freq = 4.7990 GHz, Bw = 32.000 MH

No calibration applied and no bandpass applied



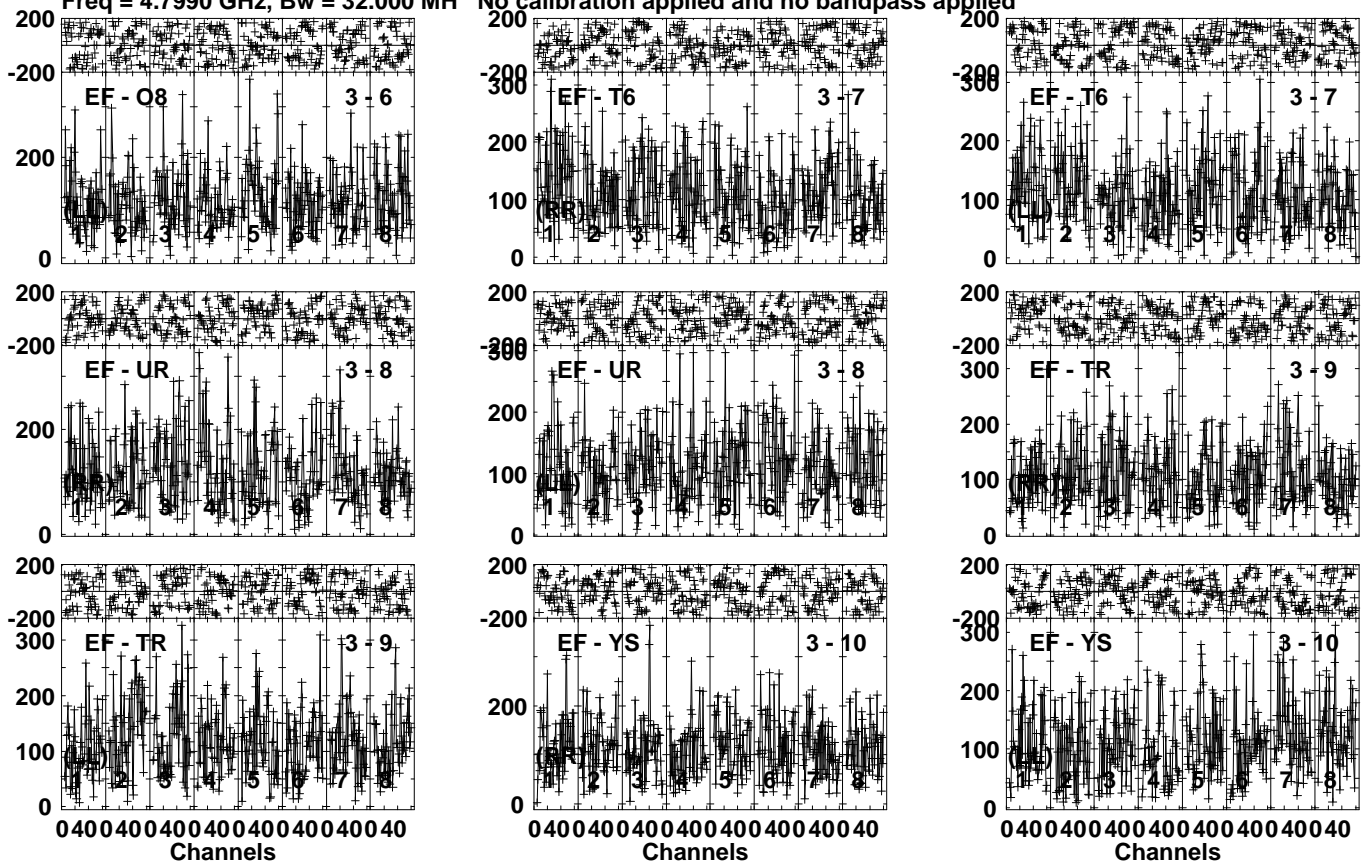
Lower frame: Micro Ampl Jy Top frame: Phas deg  
Vector averaged cross-power spectrum Several baselines displayed  
Timerange: 01/00:12:31 to 01/00:14:59

Plot file version 346 created 06-JUN-2023 11:27:22

AT2022CMC EM170A.UVDATA.1

Freq = 4.7990 GHz, Bw = 32.000 MH

No calibration applied and no bandpass applied



Lower frame: Micro Ampl Jy Top frame: Phas deg  
Vector averaged cross-power spectrum Several baselines displayed  
Timerange: 01/00:12:31 to 01/00:14:59

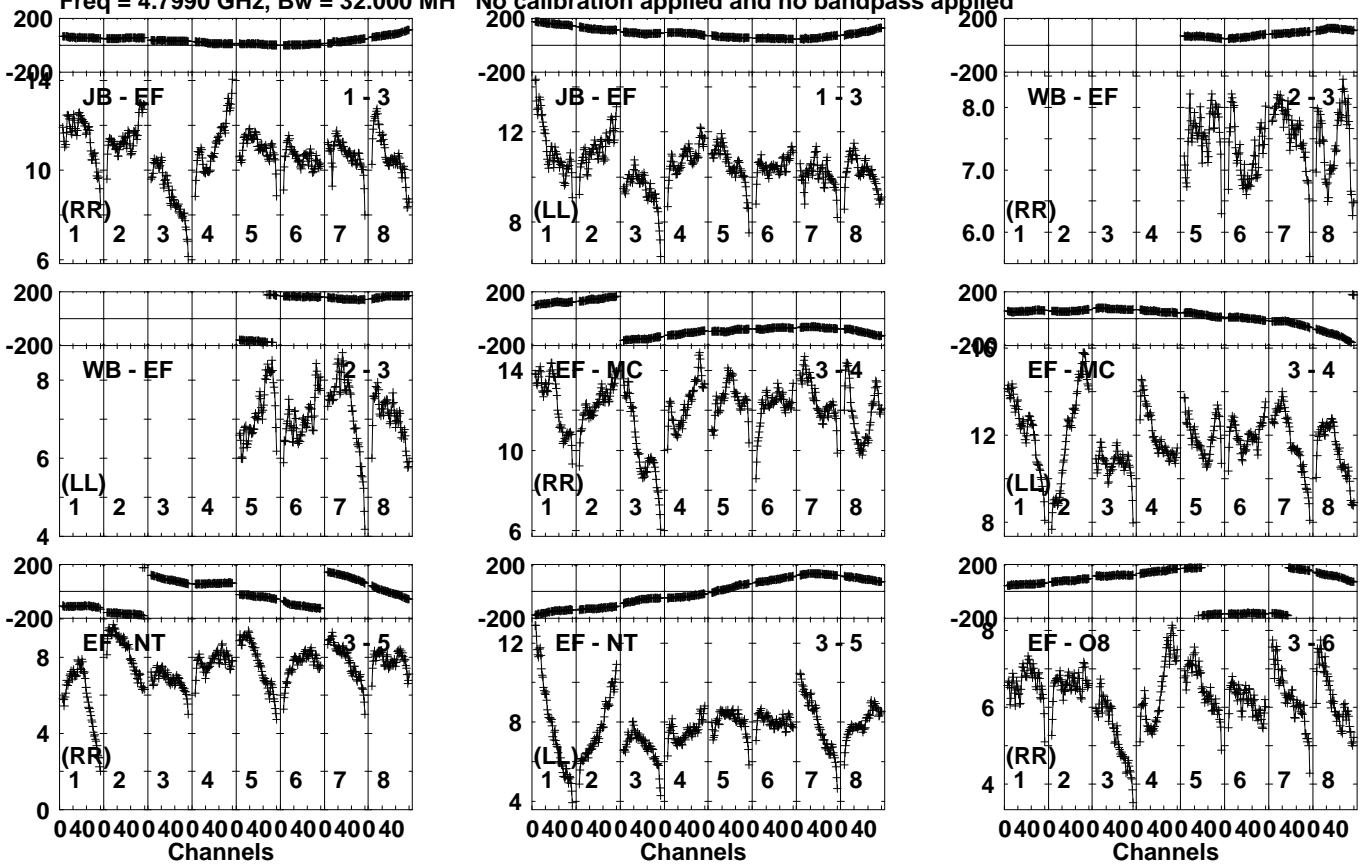


Plot file version 348 created 06-JUN-2023 11:27:22

J1329+3154 EM170A.UVDATA.1

Freq = 4.7990 GHz, Bw = 32.000 MH

No calibration applied and no bandpass applied



Lower frame: Milli Ampl Jy Top frame: Phas deg  
Vector averaged cross-power spectrum Several baselines displayed  
Timerange: 01/00:15:01 to 01/00:16:19

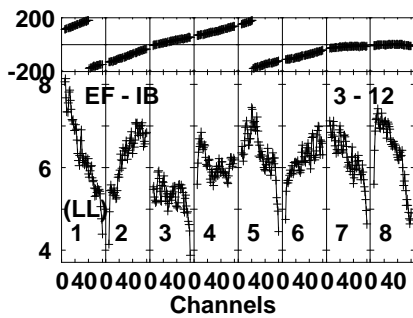
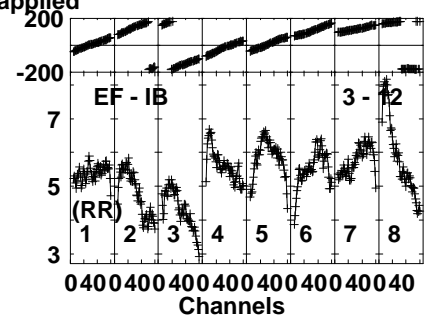
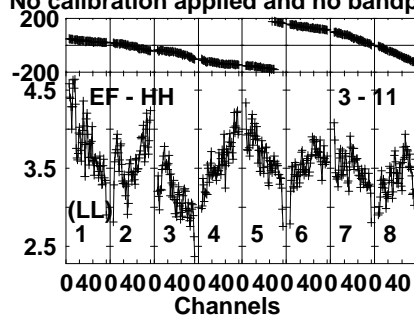
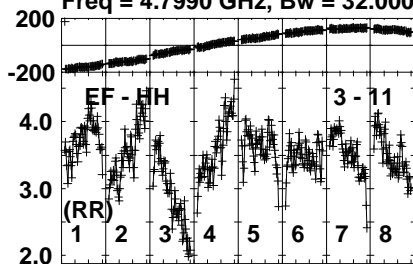


Plot file version 350 created 06-JUN-2023 11:27:22

J1329+3154 EM170A.UVDATA.1

Freq = 4.7990 GHz, Bw = 32.000 MH

No calibration applied and no bandpass applied



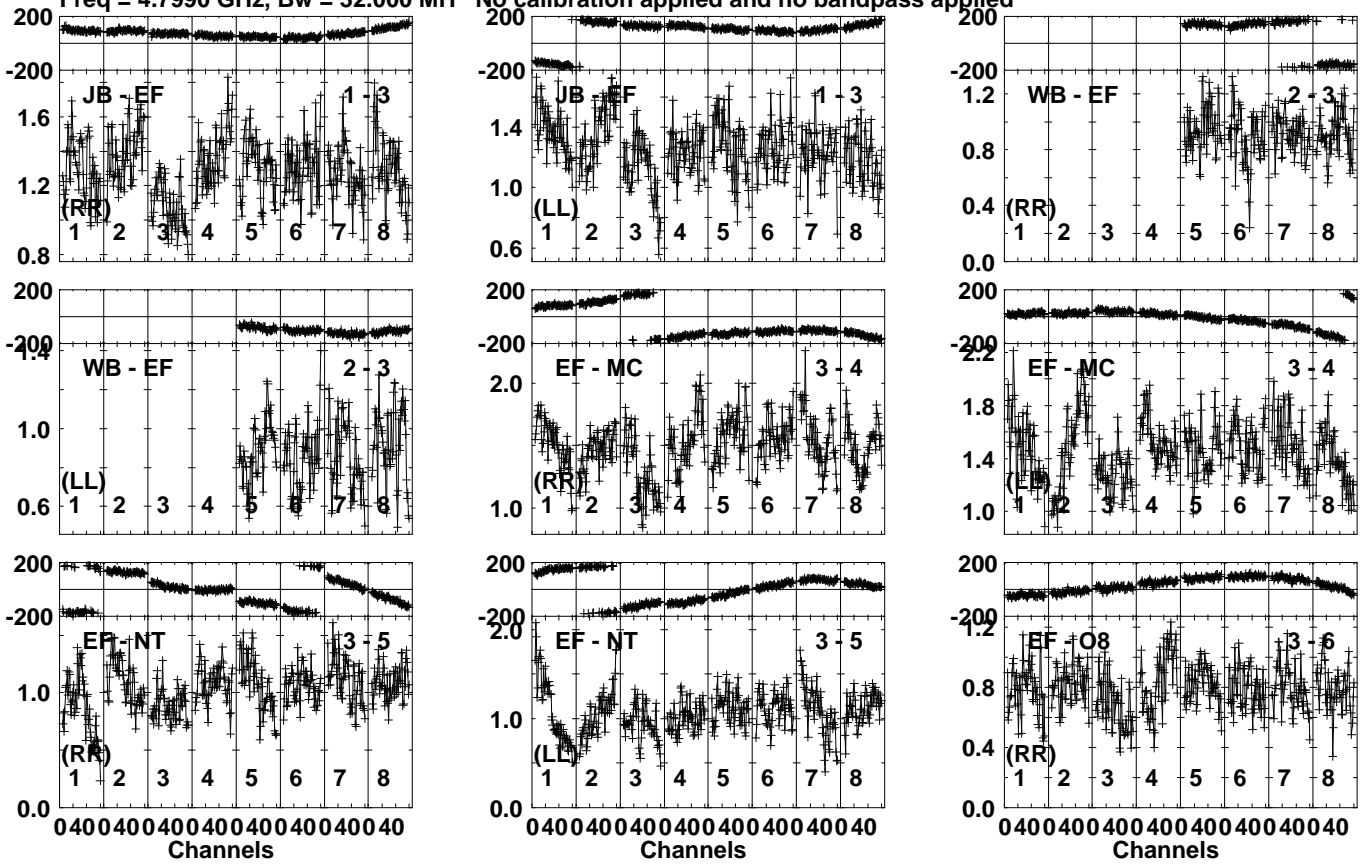
Lower frame: Milli Ampl Jy Top frame: Phas deg  
Vector averaged cross-power spectrum Several baselines displayed  
Timerange: 01/00:15:01 to 01/00:16:19

Plot file version 351 created 06-JUN-2023 11:27:22

J1342+3507 EM170A.UVDATA.1

Freq = 4.7990 GHz, Bw = 32.000 MH

No calibration applied and no bandpass applied



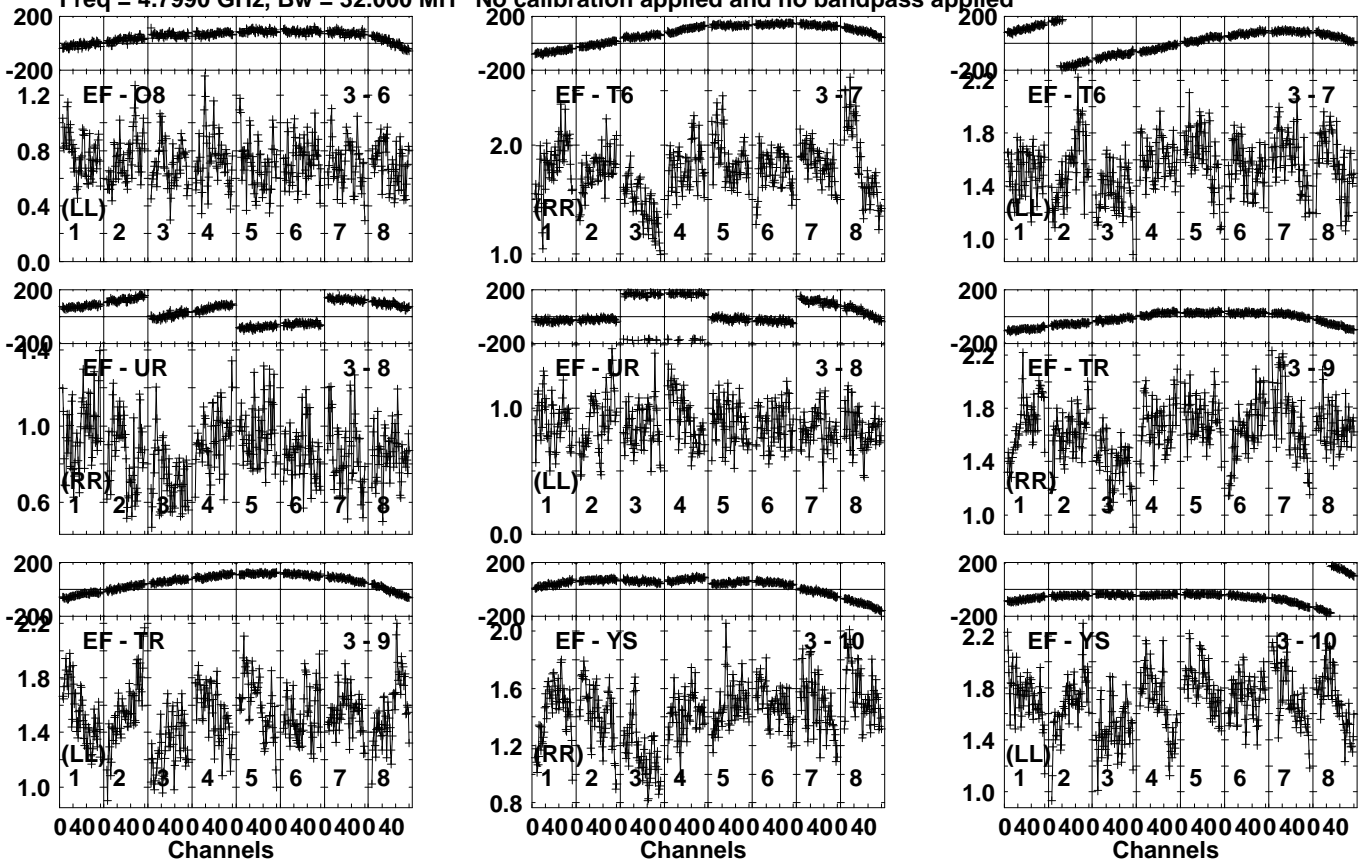
Lower frame: Milli Ampl Jy Top frame: Phas deg  
Vector averaged cross-power spectrum Several baselines displayed  
Timerange: 01/00:16:23 to 01/00:17:59

Plot file version 352 created 06-JUN-2023 11:27:22

J1342+3507 EM170A.UVDATA.1

Freq = 4.7990 GHz, Bw = 32.000 MH

No calibration applied and no bandpass applied



Lower frame: Milli Ampl Jy Top frame: Phas deg  
Vector averaged cross-power spectrum Several baselines displayed  
Timerange: 01/00:16:23 to 01/00:17:59

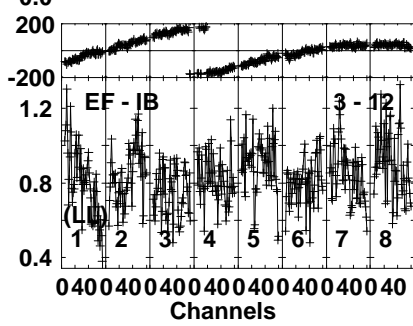
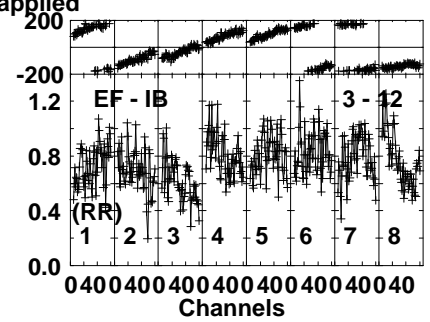
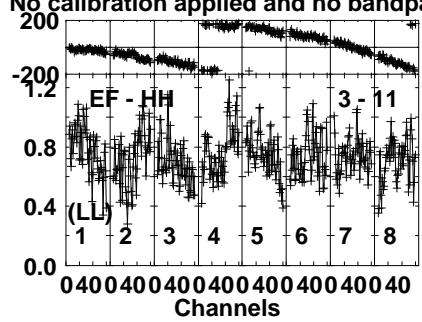
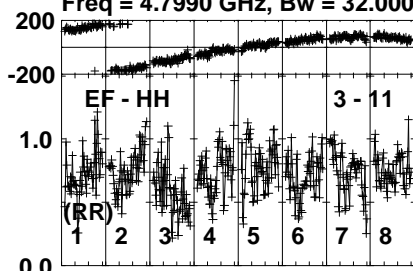


Plot file version 353 created 06-JUN-2023 11:27:23

J1342+3507 EM170A.UVDATA.1

Freq = 4.7990 GHz, Bw = 32.000 MH

No calibration applied and no bandpass applied



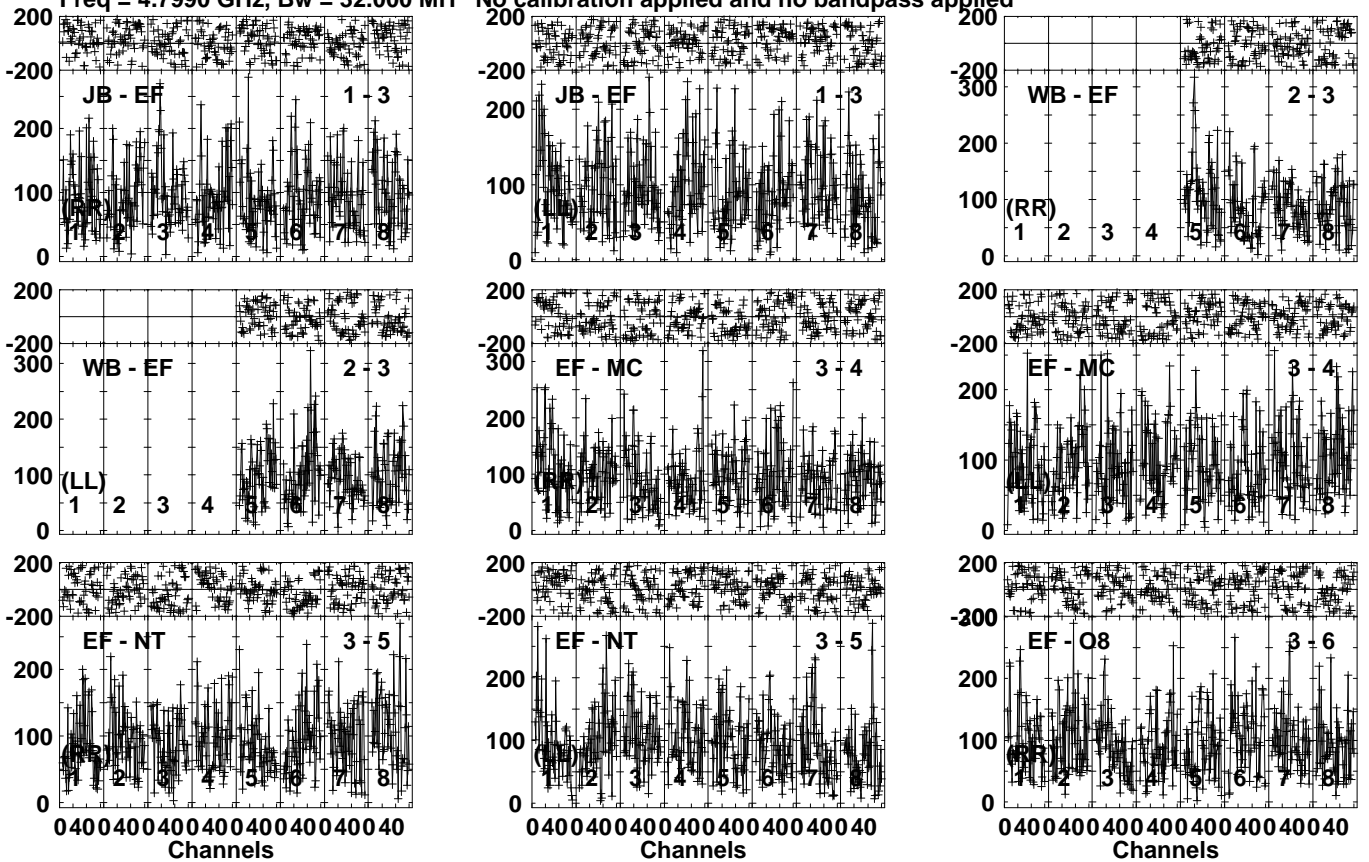
Lower frame: Milli Ampl Jy Top frame: Phas deg  
Vector averaged cross-power spectrum Several baselines displayed  
Timerange: 01/00:16:23 to 01/00:17:59

Plot file version 354 created 06-JUN-2023 11:27:23

AT2022CMC EM170A.UVDATA.1

Freq = 4.7990 GHz, Bw = 32.000 MH

No calibration applied and no bandpass applied



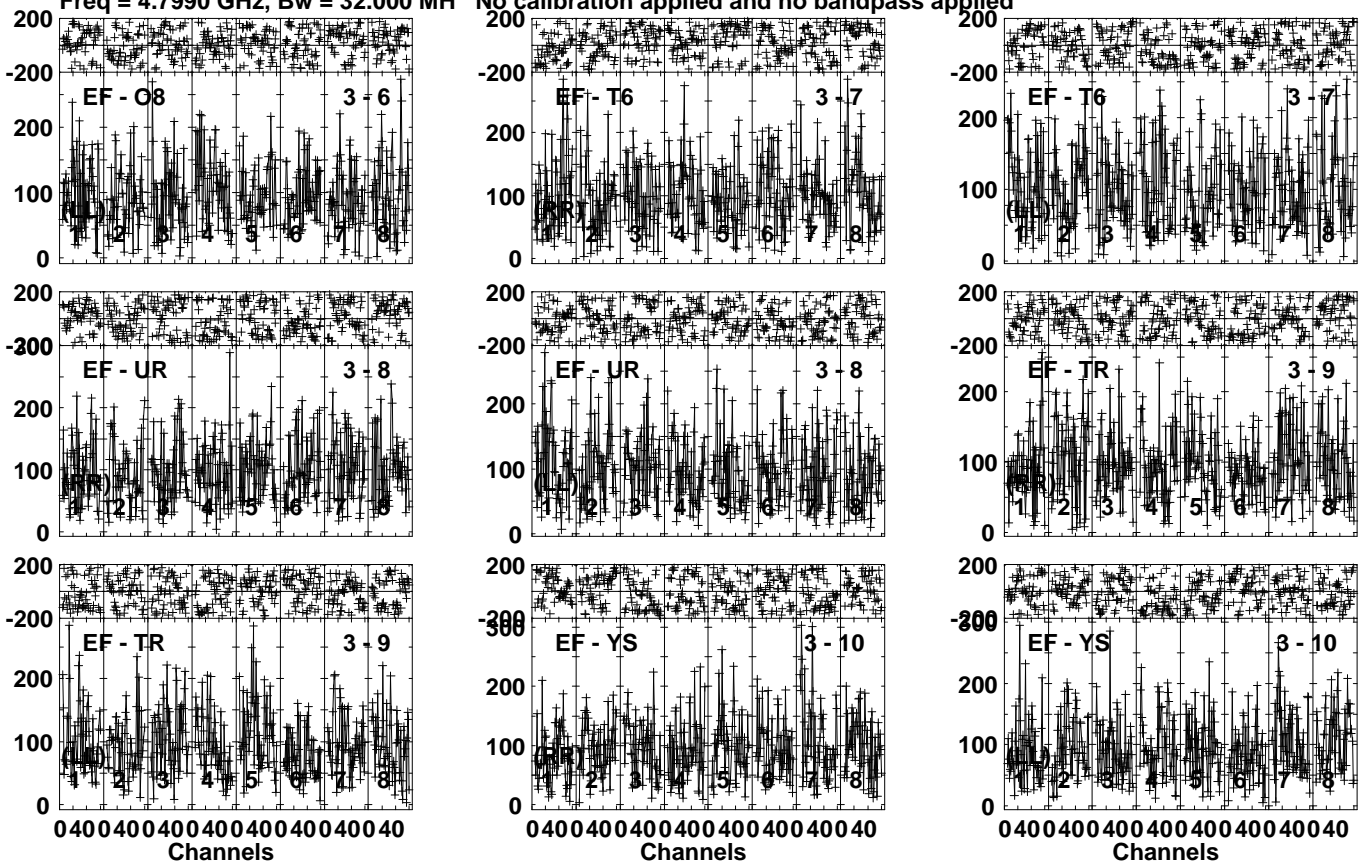
Lower frame: Micro Ampl Jy Top frame: Phas deg  
Vector averaged cross-power spectrum Several baselines displayed  
Timerange: 01/00:18:31 to 01/00:20:59

Plot file version 355 created 06-JUN-2023 11:27:23

AT2022CMC EM170A.UVDATA.1

Freq = 4.7990 GHz, Bw = 32.000 MH

No calibration applied and no bandpass applied



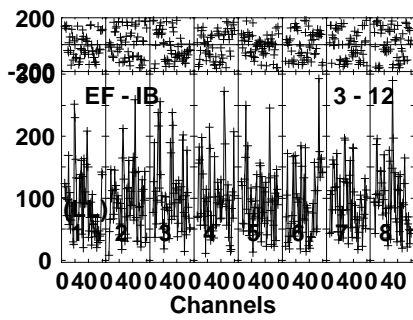
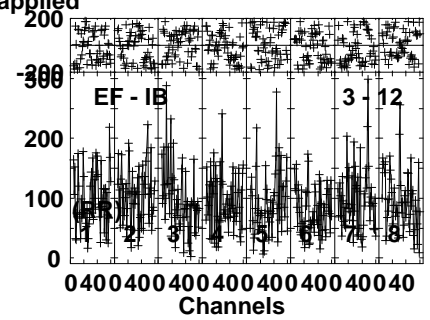
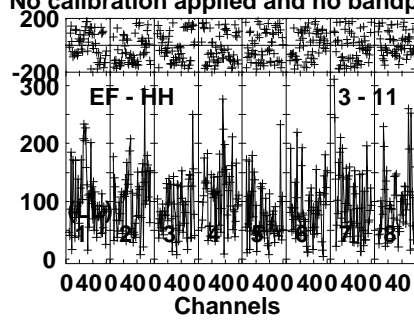
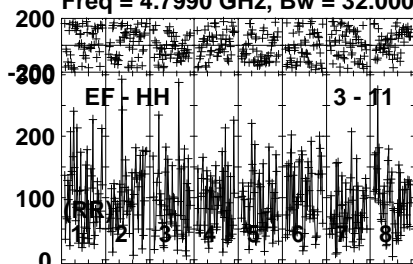
Lower frame: Micro Ampl Jy Top frame: Phas deg  
Vector averaged cross-power spectrum Several baselines displayed  
Timerange: 01/00:18:31 to 01/00:20:59

Plot file version 356 created 06-JUN-2023 11:27:23

AT2022CMC EM170A.UVDATA.1

Freq = 4.7990 GHz, Bw = 32.000 MH

No calibration applied and no bandpass applied



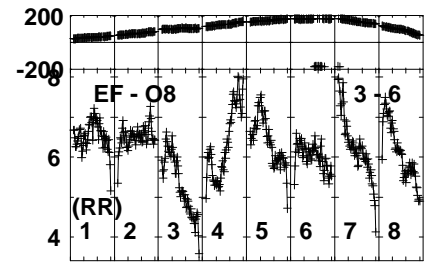
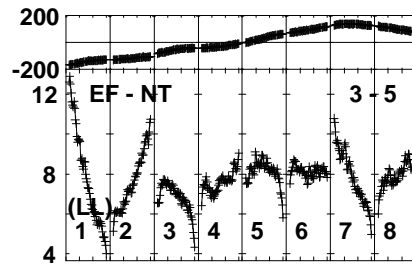
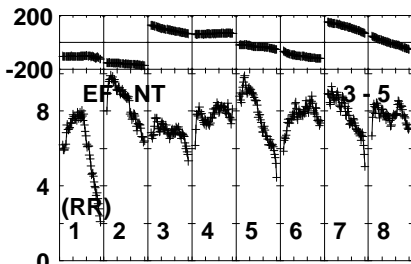
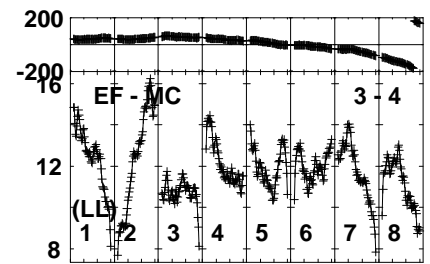
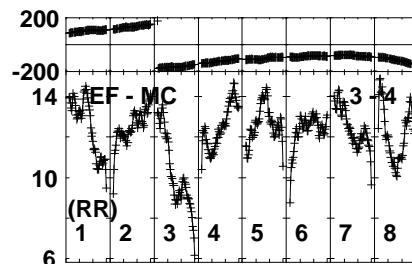
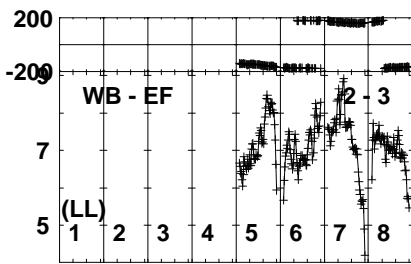
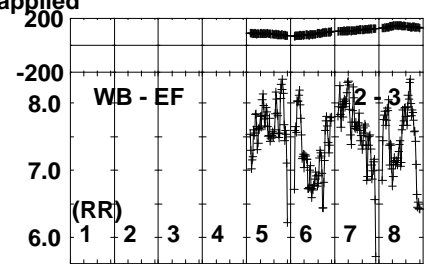
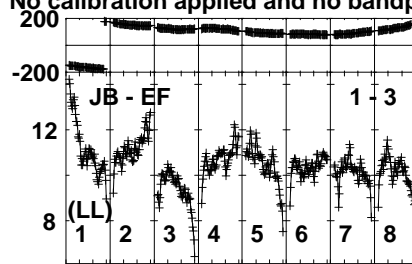
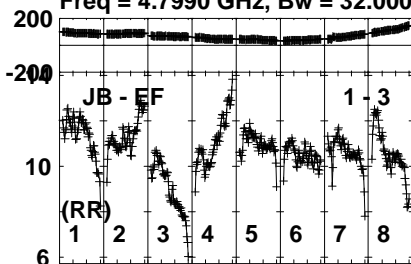
Lower frame: Micro Ampl Jy Top frame: Phas deg  
Vector averaged cross-power spectrum Several baselines displayed  
Timerange: 01/00:18:31 to 01/00:20:59

Plot file version 357 created 06-JUN-2023 11:27:23

J1329+3154 EM170A.UVDATA.1

Freq = 4.7990 GHz, Bw = 32.000 MH

No calibration applied and no bandpass applied



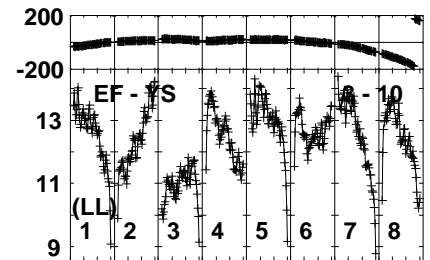
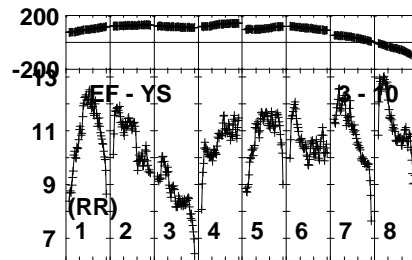
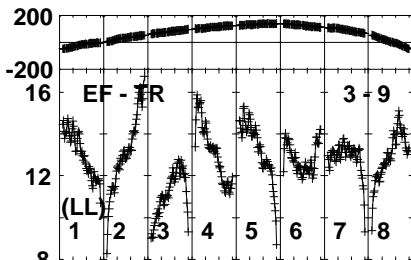
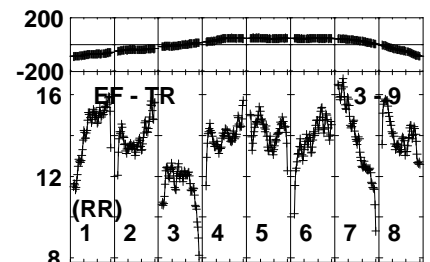
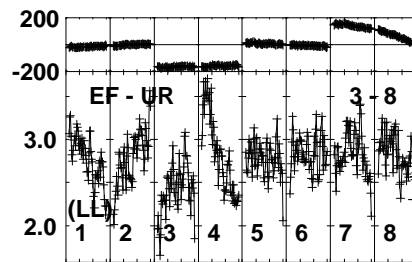
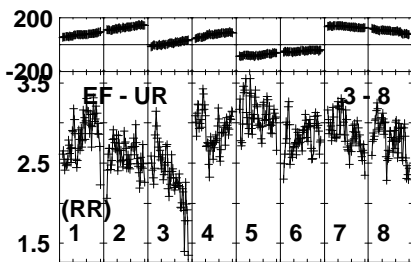
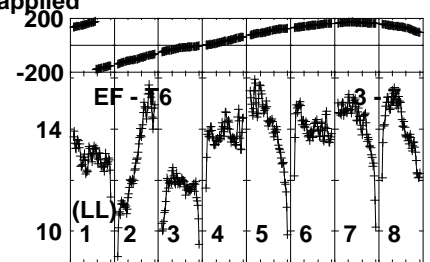
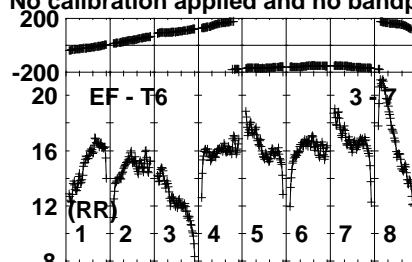
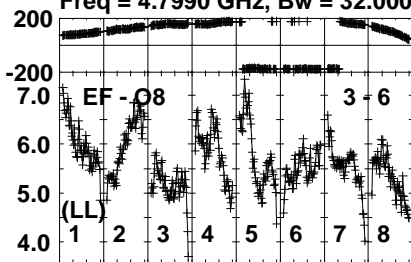
Lower frame: Milli Ampl Jy Top frame: Phas deg  
Vector averaged cross-power spectrum Several baselines displayed  
Timerange: 01/00:21:01 to 01/00:22:19

Plot file version 358 created 06-JUN-2023 11:27:23

J1329+3154 EM170A.UVDATA.1

Freq = 4.7990 GHz, Bw = 32.000 MH

No calibration applied and no bandpass applied



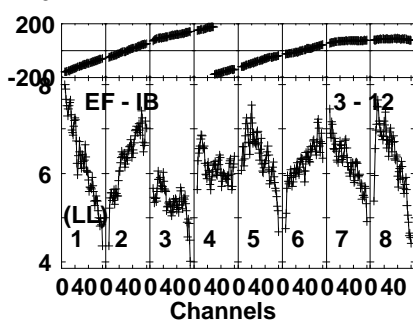
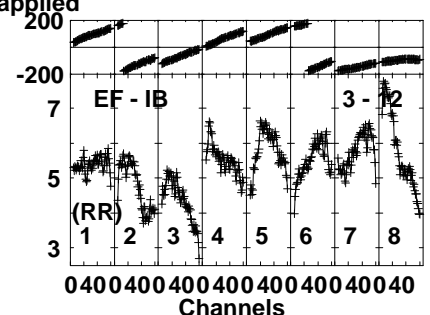
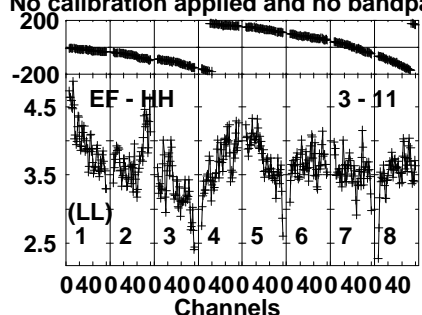
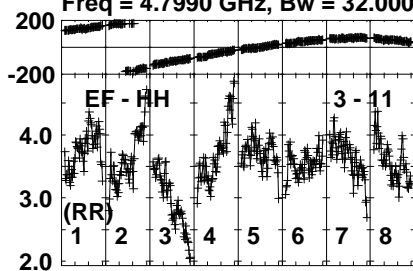
Lower frame: Milli Ampl Jy Top frame: Phas deg  
Vector averaged cross-power spectrum Several baselines displayed  
Timerange: 01/00:21:01 to 01/00:22:19

Plot file version 359 created 06-JUN-2023 11:27:23

J1329+3154 EM170A.UVDATA.1

Freq = 4.7990 GHz, Bw = 32.000 MH

No calibration applied and no bandpass applied



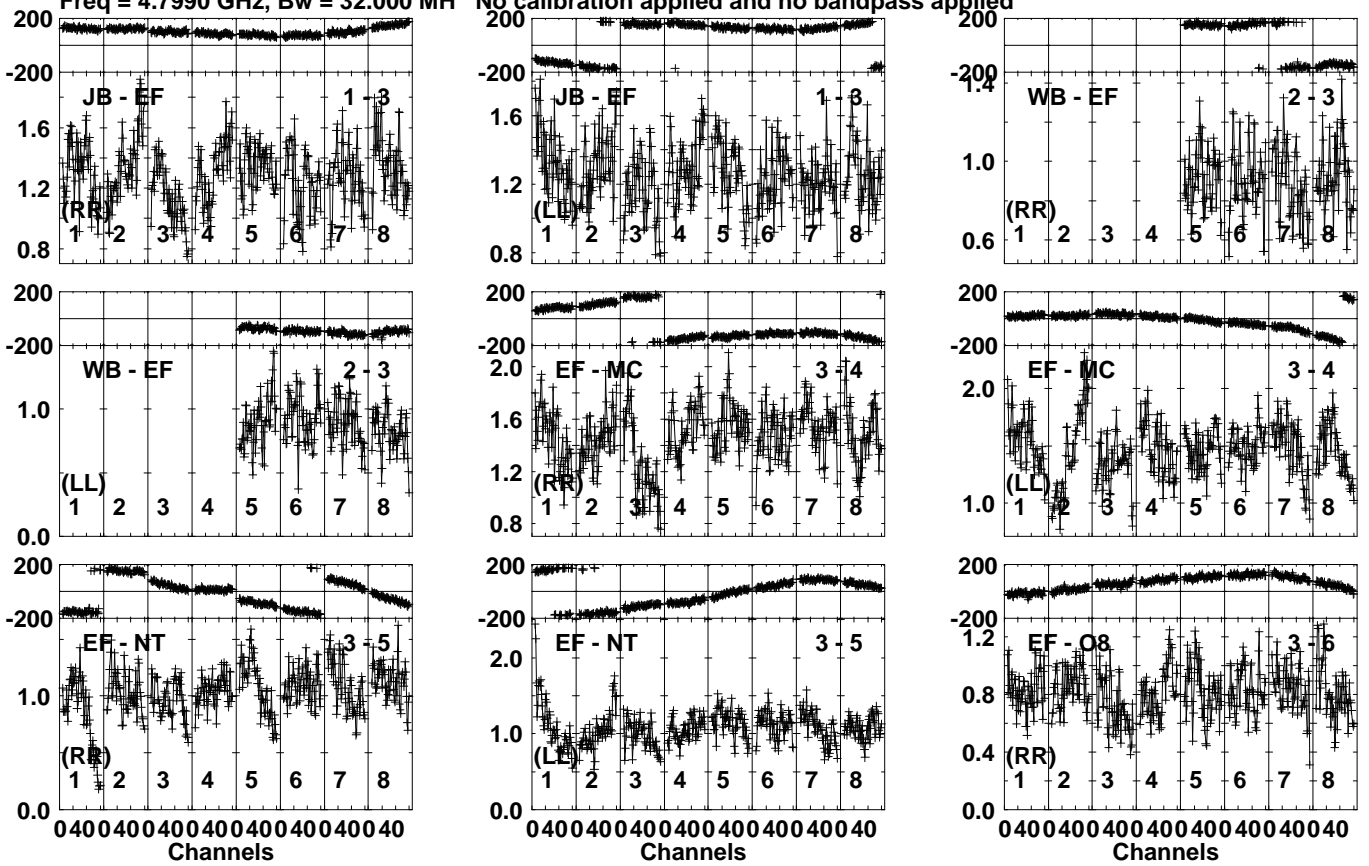
Lower frame: Milli Ampl Jy Top frame: Phas deg  
Vector averaged cross-power spectrum Several baselines displayed  
Timerange: 01/00:21:01 to 01/00:22:19

Plot file version 360 created 06-JUN-2023 11:27:23

J1342+3507 EM170A.UVDATA.1

Freq = 4.7990 GHz, Bw = 32.000 MH

No calibration applied and no bandpass applied



Lower frame: Milli Ampl Jy Top frame: Phas deg  
Vector averaged cross-power spectrum Several baselines displayed  
Timerange: 01/00:22:21 to 01/00:23:59

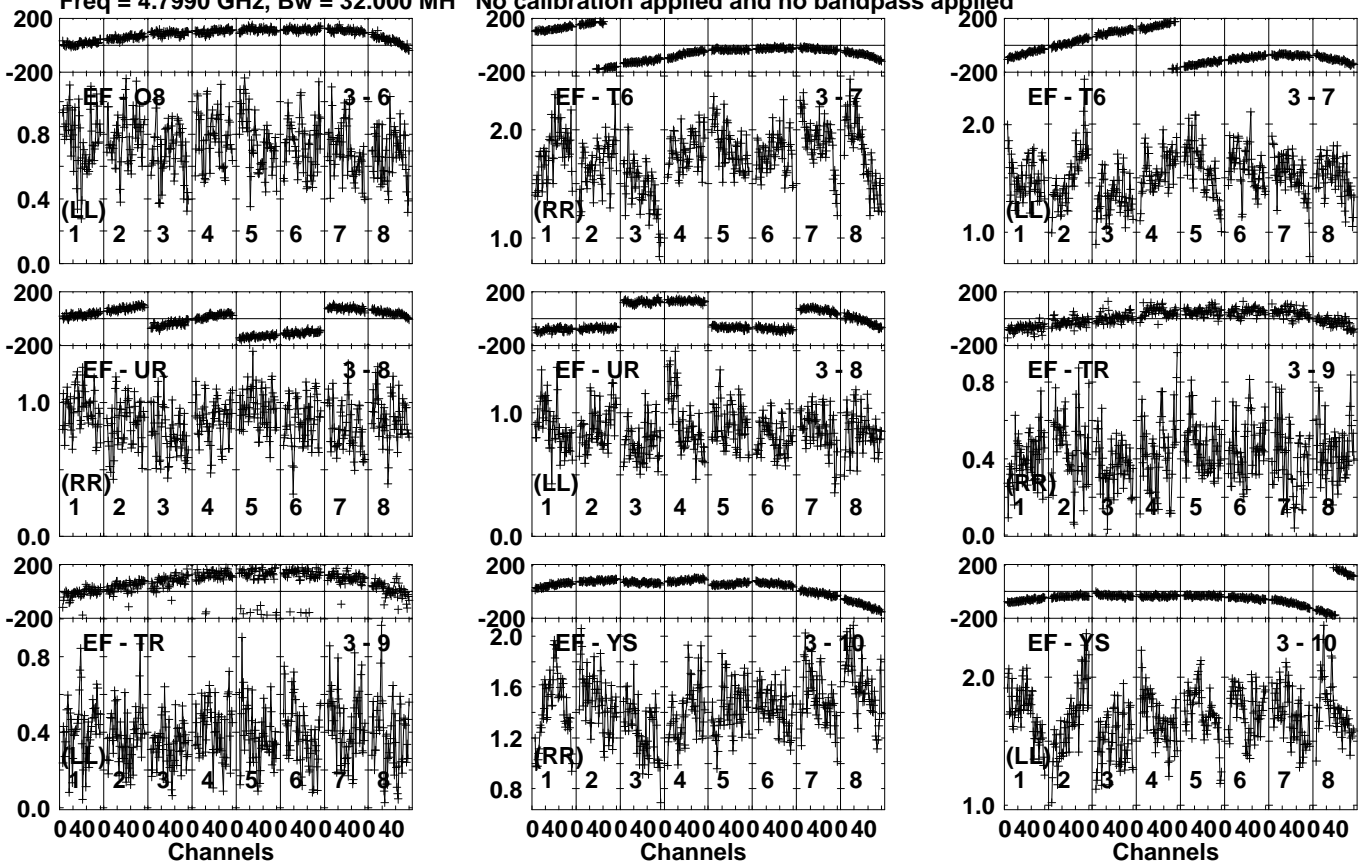


Plot file version 361 created 06-JUN-2023 11:27:23

J1342+3507 EM170A.UVDATA.1

Freq = 4.7990 GHz, Bw = 32.000 MH

No calibration applied and no bandpass applied



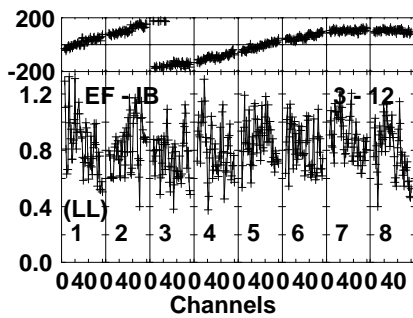
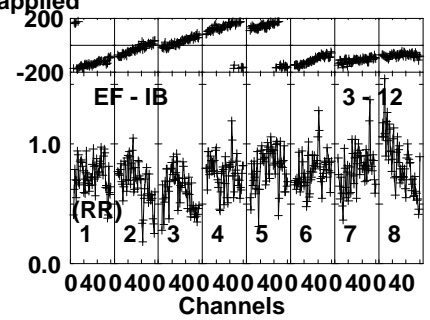
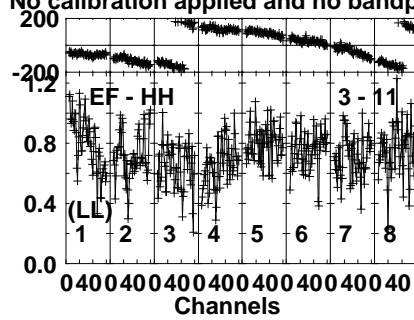
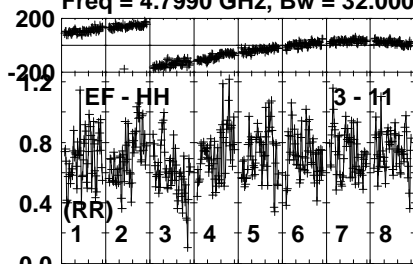
Lower frame: Milli Ampl Jy Top frame: Phas deg  
Vector averaged cross-power spectrum Several baselines displayed  
Timerange: 01/00:22:21 to 01/00:23:59

Plot file version 362 created 06-JUN-2023 11:27:23

J1342+3507 EM170A.UVDATA.1

Freq = 4.7990 GHz, Bw = 32.000 MH

No calibration applied and no bandpass applied



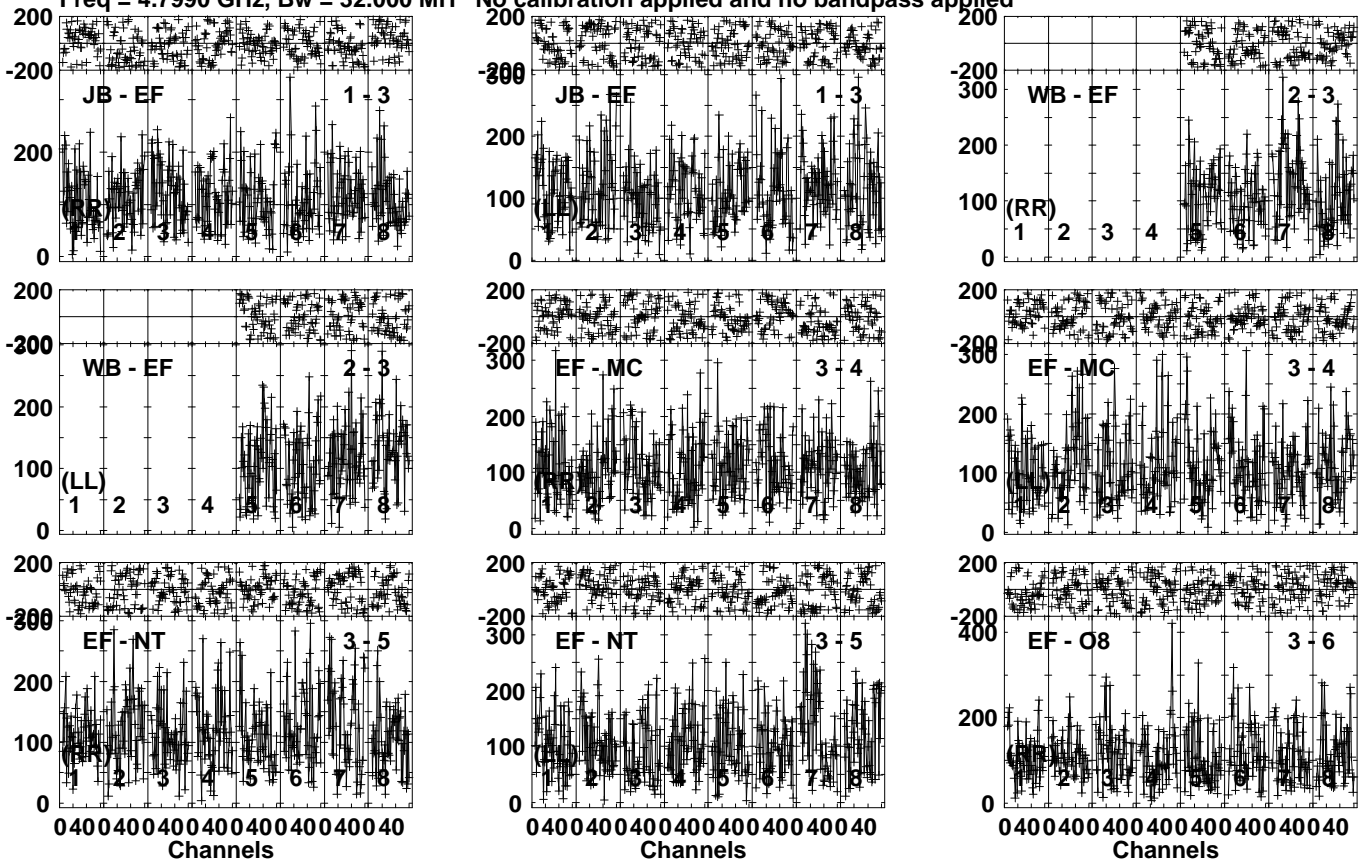
Lower frame: Milli Ampl Jy Top frame: Phas deg  
Vector averaged cross-power spectrum Several baselines displayed  
Timerange: 01/00:22:21 to 01/00:23:59

Plot file version 363 created 06-JUN-2023 11:27:23

AT2022CMC EM170A.UVDATA.1

Freq = 4.7990 GHz, Bw = 32.000 MH

No calibration applied and no bandpass applied



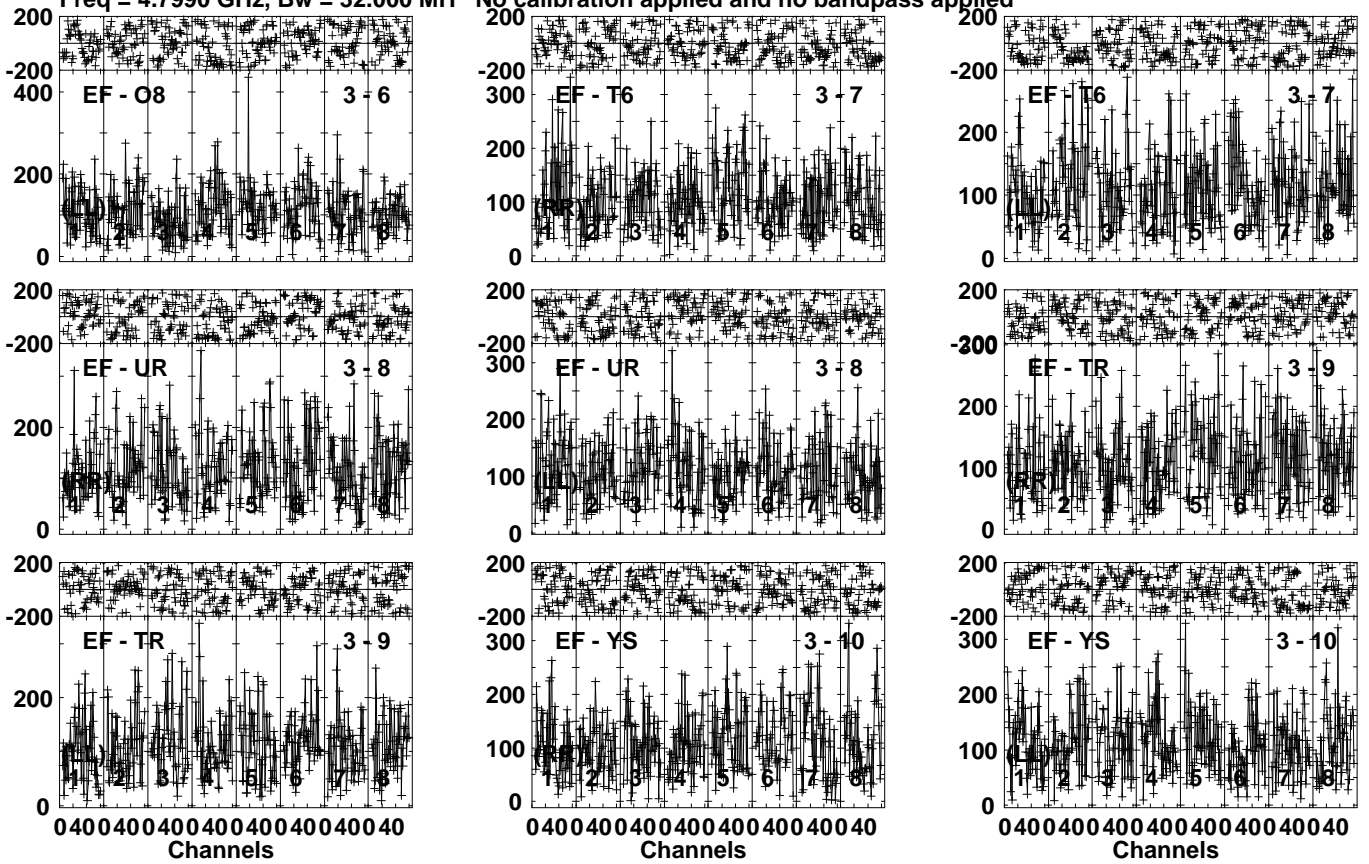
Lower frame: Micro Ampl Jy Top frame: Phas deg  
Vector averaged cross-power spectrum Several baselines displayed  
Timerange: 01/00:24:01 to 01/00:26:29

Plot file version 364 created 06-JUN-2023 11:27:24

AT2022CMC EM170A.UVDATA.1

Freq = 4.7990 GHz, Bw = 32.000 MH

No calibration applied and no bandpass applied



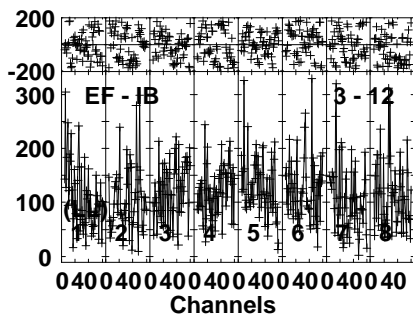
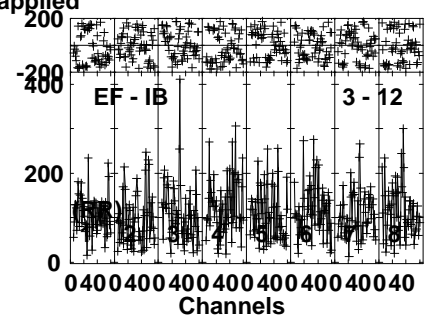
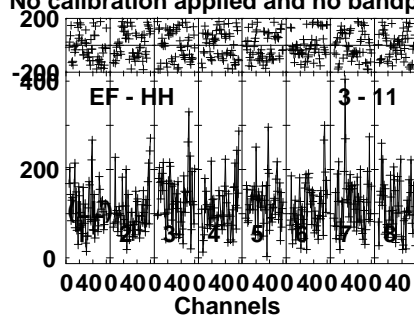
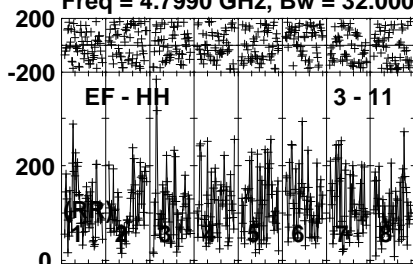
Lower frame: Micro Ampl Jy Top frame: Phas deg  
Vector averaged cross-power spectrum Several baselines displayed  
Timerange: 01/00:24:01 to 01/00:26:29

Plot file version 365 created 06-JUN-2023 11:27:24

AT2022CMC EM170A.UVDATA.1

Freq = 4.7990 GHz, Bw = 32.000 MH

No calibration applied and no bandpass applied



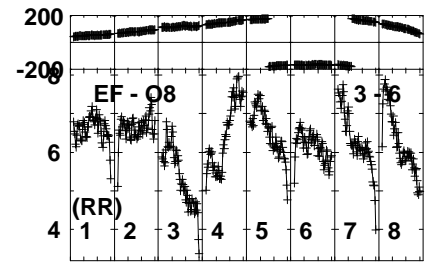
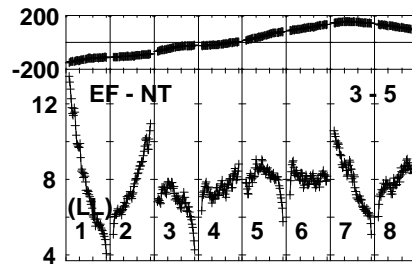
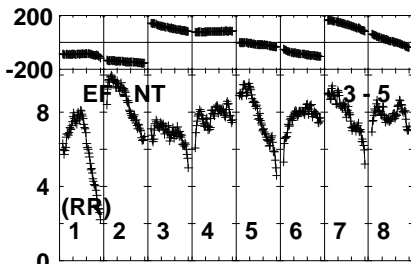
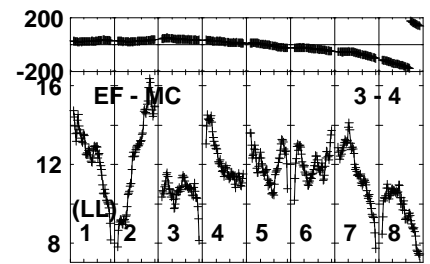
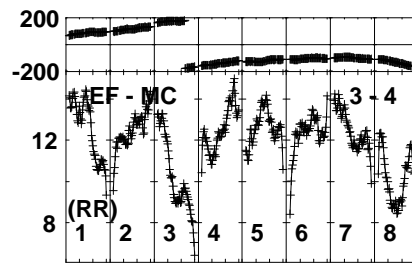
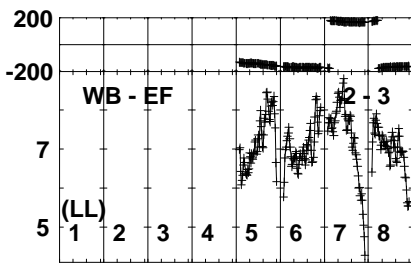
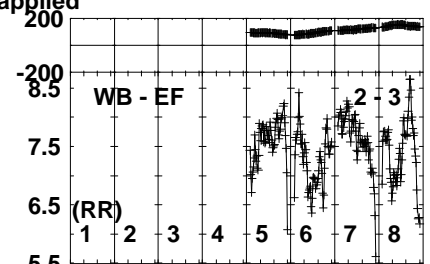
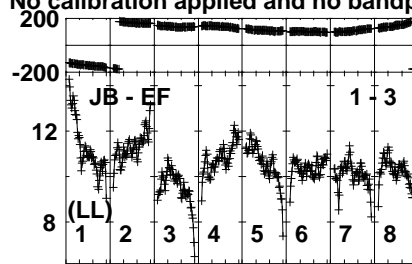
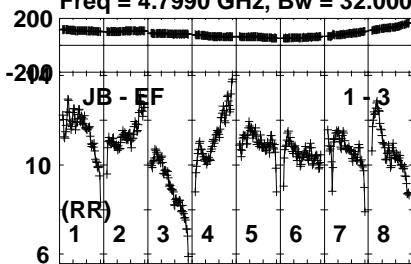
Lower frame: Micro Ampl Jy Top frame: Phas deg  
Vector averaged cross-power spectrum Several baselines displayed  
Timerange: 01/00:24:01 to 01/00:26:29

Plot file version 366 created 06-JUN-2023 11:27:24

J1329+3154 EM170A.UVDATA.1

Freq = 4.7990 GHz, Bw = 32.000 MH

No calibration applied and no bandpass applied



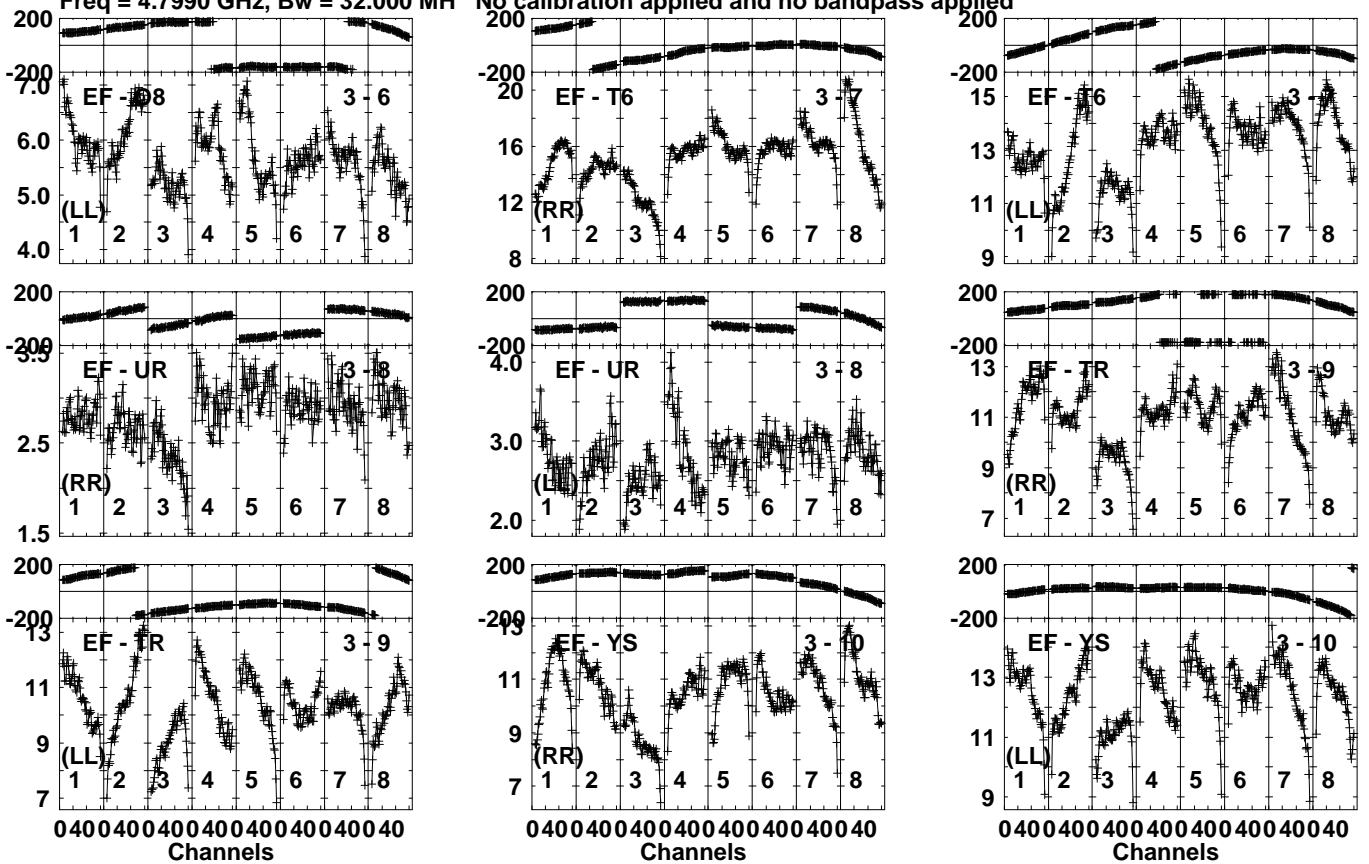
Lower frame: Milli Ampl Jy Top frame: Phas deg  
Vector averaged cross-power spectrum Several baselines displayed  
Timerange: 01/00:26:31 to 01/00:27:49

Plot file version 367 created 06-JUN-2023 11:27:24

J1329+3154 EM170A.UVDATA.1

Freq = 4.7990 GHz, Bw = 32.000 MH

No calibration applied and no bandpass applied



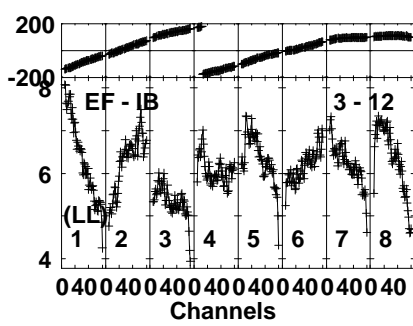
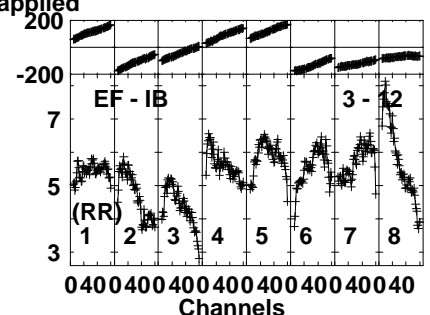
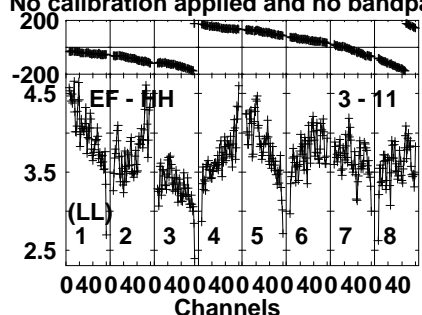
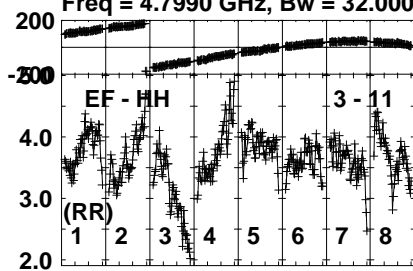
Lower frame: Milli Ampl Jy Top frame: Phas deg  
Vector averaged cross-power spectrum Several baselines displayed  
Timerange: 01/00:26:31 to 01/00:27:49

Plot file version 368 created 06-JUN-2023 11:27:24

J1329+3154 EM170A.UVDATA.1

Freq = 4.7990 GHz, Bw = 32.000 MH

No calibration applied and no bandpass applied



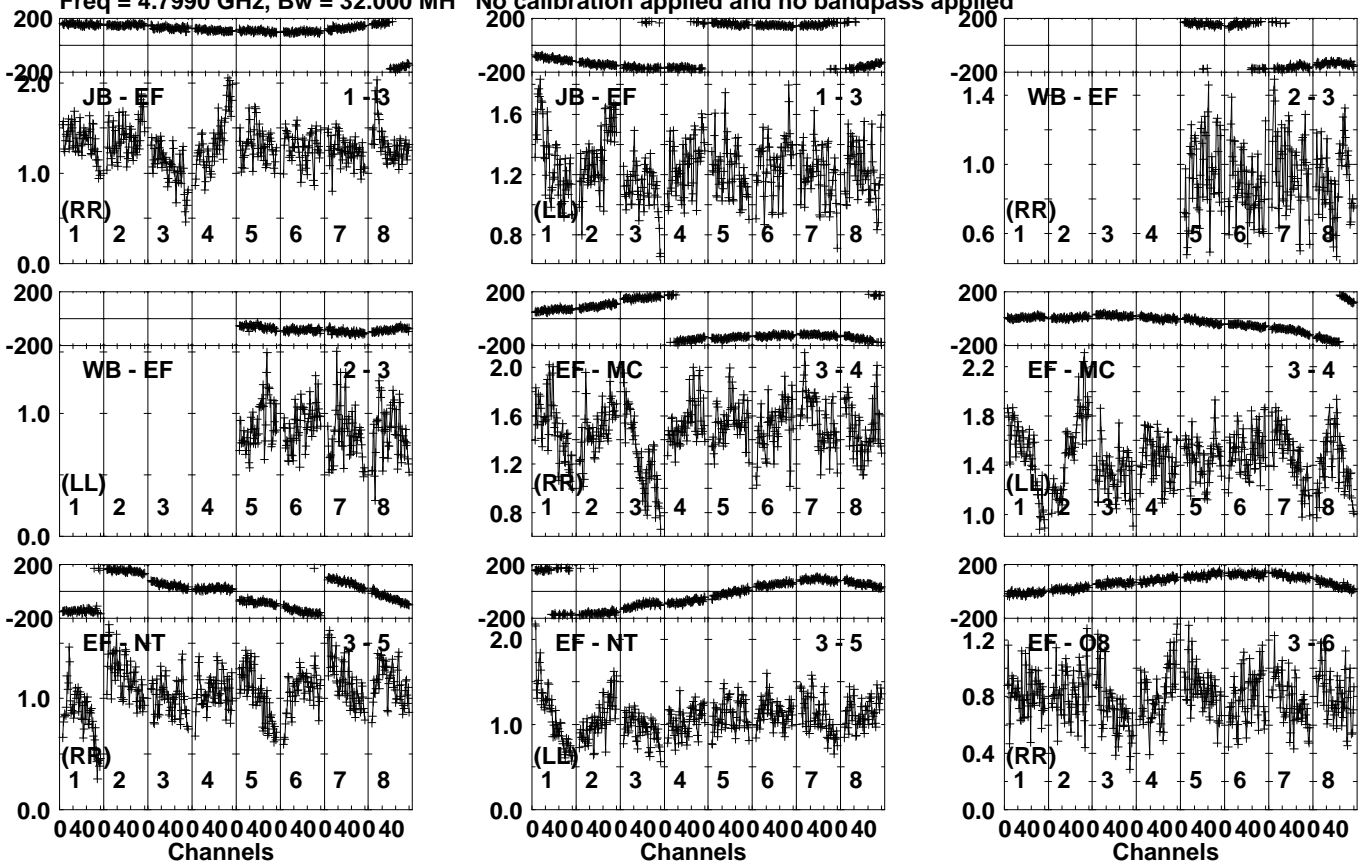
Lower frame: Milli Ampl Jy Top frame: Phas deg  
Vector averaged cross-power spectrum Several baselines displayed  
Timerange: 01/00:26:31 to 01/00:27:49



Plot file version 369 created 06-JUN-2023 11:27:24

J1342+3507 EM170A.UVDATA.1

Freq = 4.7990 GHz, Bw = 32.000 MH No calibration applied and no bandpass applied



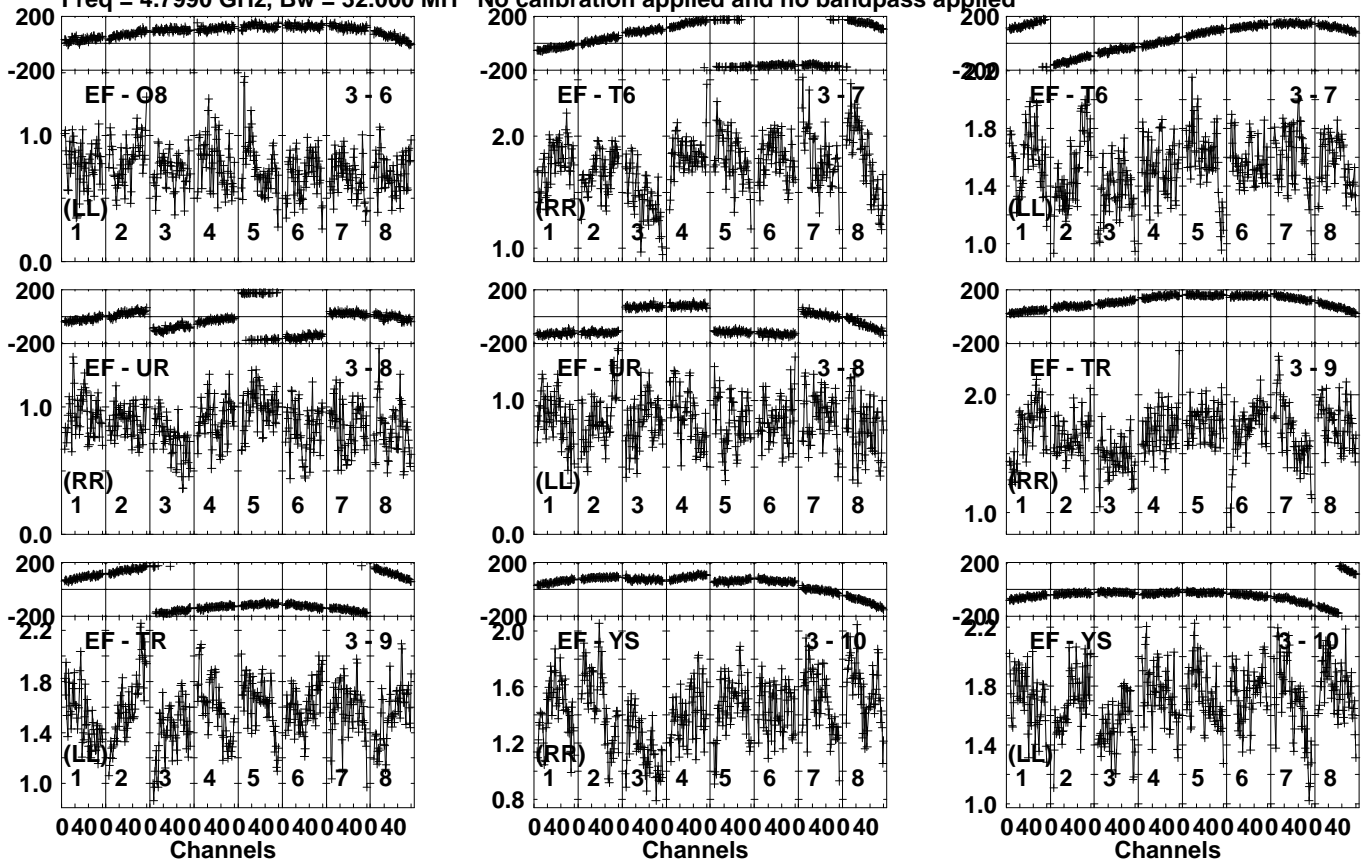
Lower frame: Milli Ampl Jy Top frame: Phas deg  
Vector averaged cross-power spectrum Several baselines displayed  
Timerange: 01/00:27:53 to 01/00:29:29

Plot file version 370 created 06-JUN-2023 11:27:24

J1342+3507 EM170A.UVDATA.1

Freq = 4.7990 GHz, Bw = 32.000 MH

No calibration applied and no bandpass applied



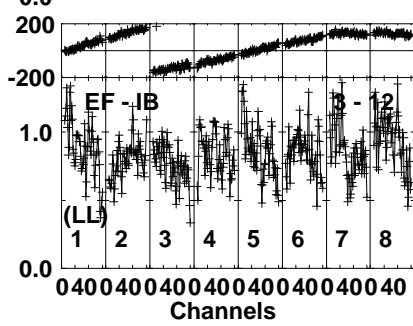
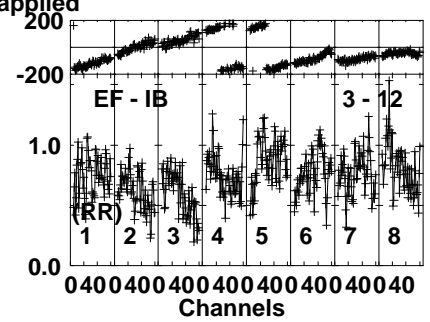
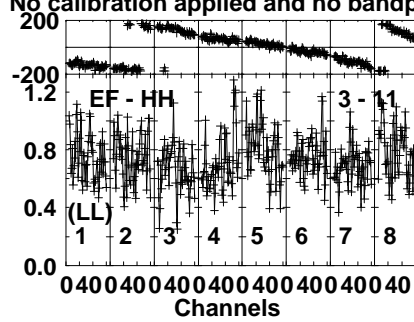
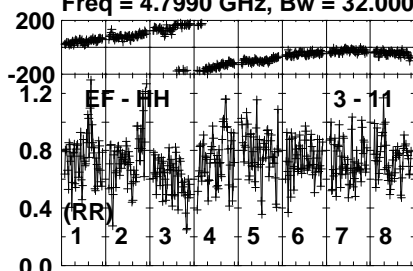
Lower frame: Milli Ampl Jy Top frame: Phas deg  
 Vector averaged cross-power spectrum Several baselines displayed  
 Timerange: 01/00:27:53 to 01/00:29:29

Plot file version 371 created 06-JUN-2023 11:27:24

J1342+3507 EM170A.UVDATA.1

Freq = 4.7990 GHz, Bw = 32.000 MH

No calibration applied and no bandpass applied



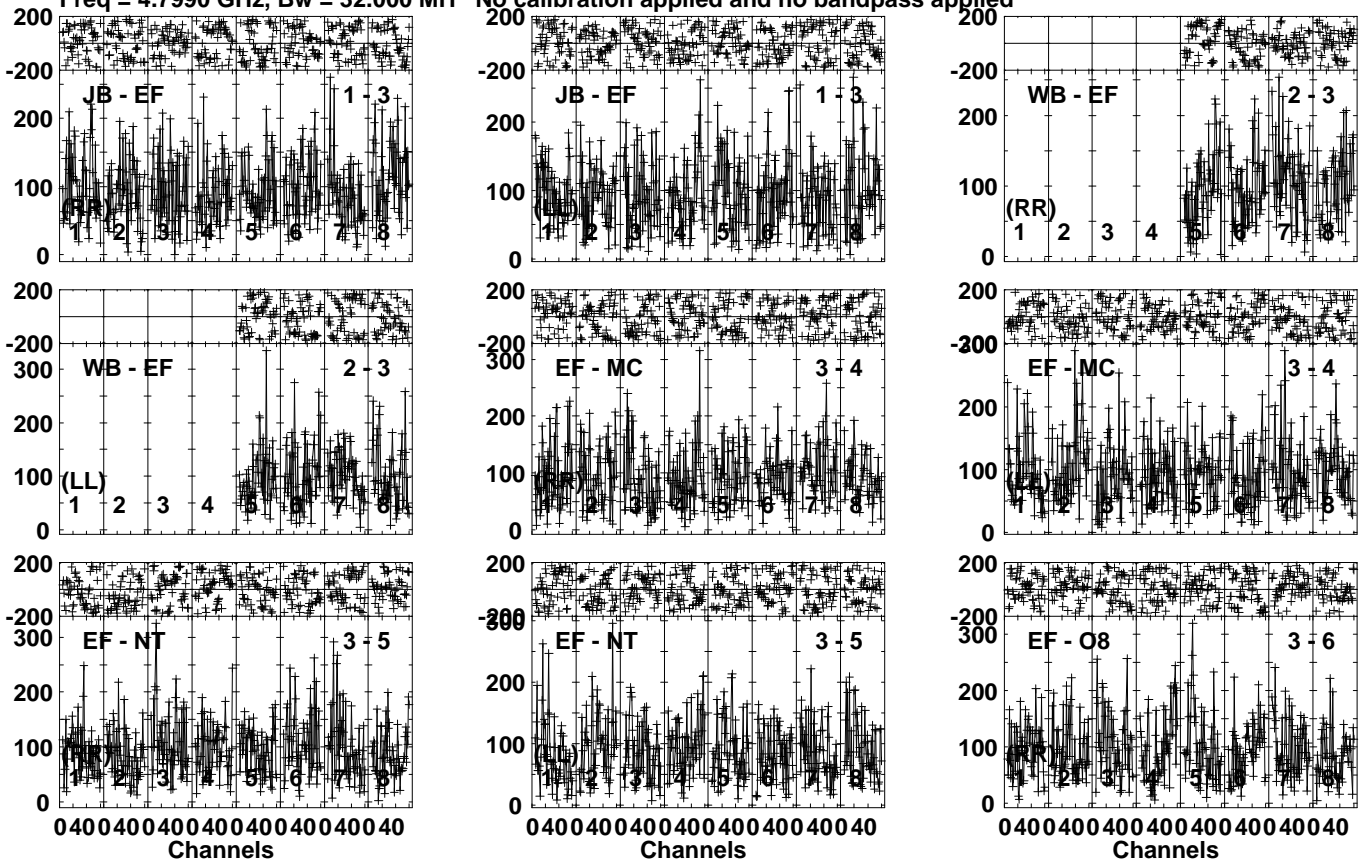
Lower frame: Milli Ampl Jy Top frame: Phas deg  
Vector averaged cross-power spectrum Several baselines displayed  
Timerange: 01/00:27:53 to 01/00:29:29

Plot file version 372 created 06-JUN-2023 11:27:24

AT2022CMC EM170A.UVDATA.1

Freq = 4.7990 GHz, Bw = 32.000 MH

No calibration applied and no bandpass applied



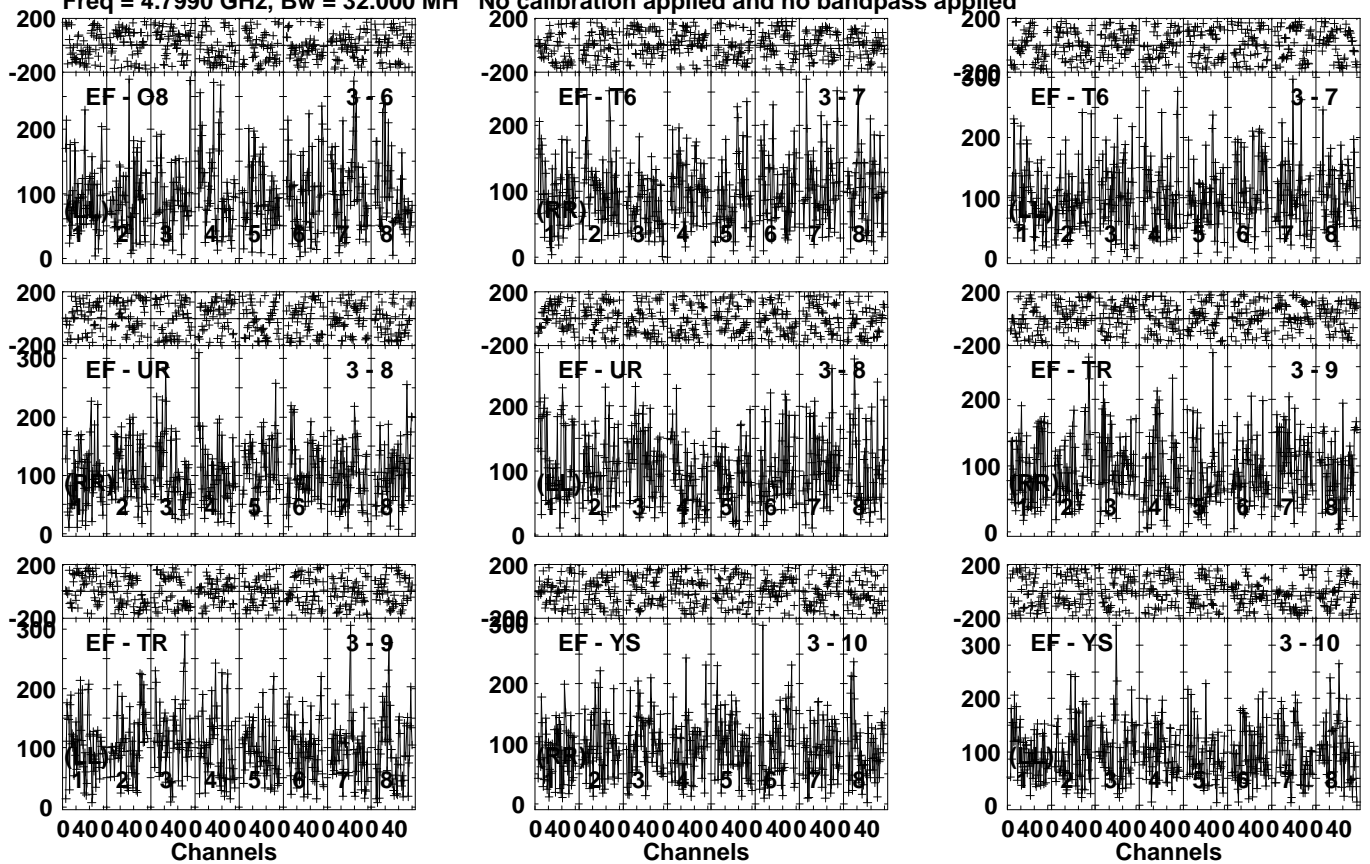
Lower frame: Micro Ampl Jy Top frame: Phas deg  
Vector averaged cross-power spectrum Several baselines displayed  
Timerange: 01/00:30:01 to 01/00:32:29

Plot file version 373 created 06-JUN-2023 11:27:24

AT2022CMC EM170A.UVDATA.1

Freq = 4.7990 GHz, Bw = 32.000 MH

No calibration applied and no bandpass applied



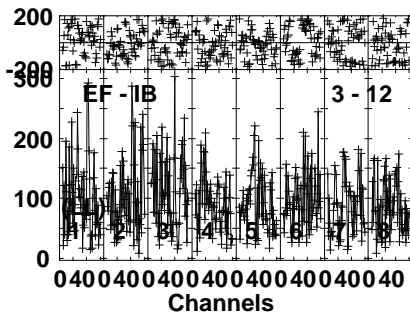
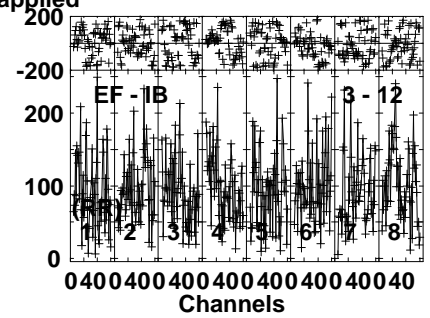
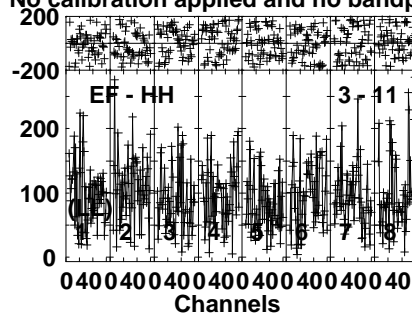
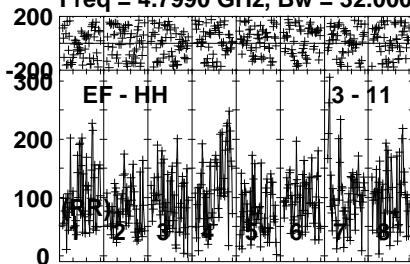
Lower frame: Micro Ampl Jy Top frame: Phas deg  
Vector averaged cross-power spectrum Several baselines displayed  
Timerange: 01/00:30:01 to 01/00:32:29

Plot file version 374 created 06-JUN-2023 11:27:25

AT2022CMC EM170A.UVDATA.1

Freq = 4.7990 GHz, Bw = 32.000 MH

No calibration applied and no bandpass applied



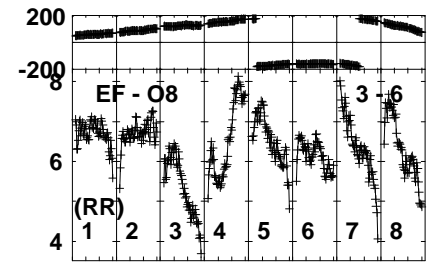
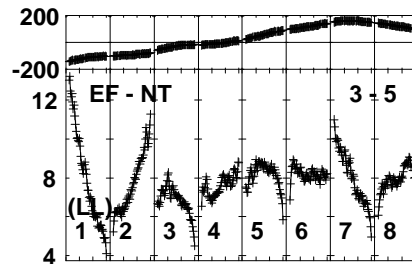
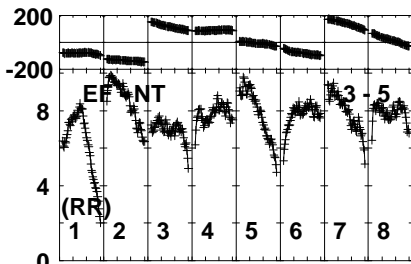
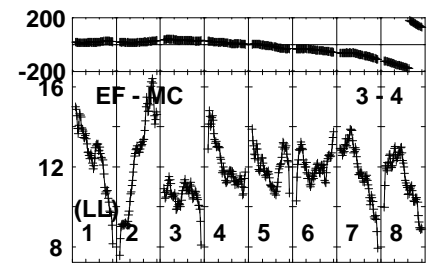
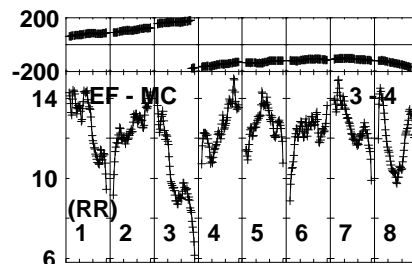
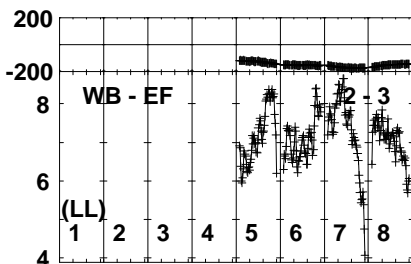
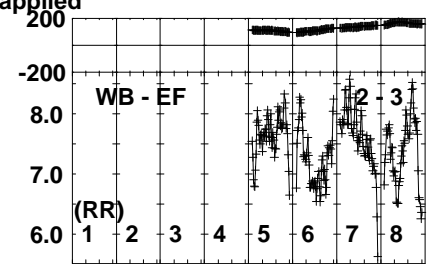
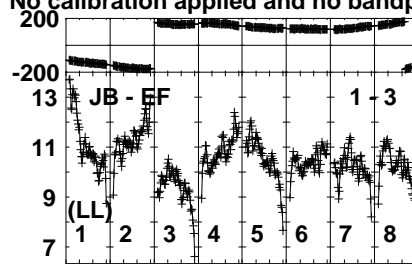
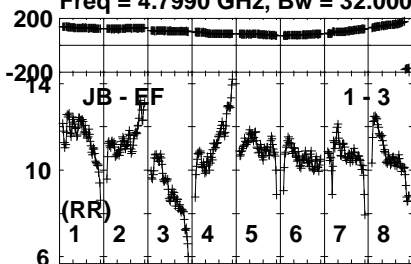
Lower frame: Micro Ampl Jy Top frame: Phas deg  
Vector averaged cross-power spectrum Several baselines displayed  
Timerange: 01/00:30:01 to 01/00:32:29

Plot file version 375 created 06-JUN-2023 11:27:25

J1329+3154 EM170A.UVDATA.1

Freq = 4.7990 GHz, Bw = 32.000 MH

No calibration applied and no bandpass applied



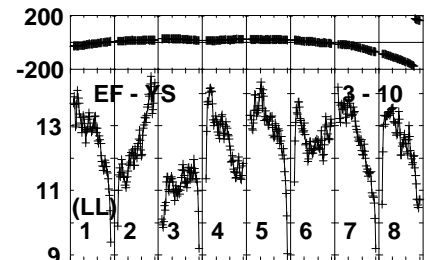
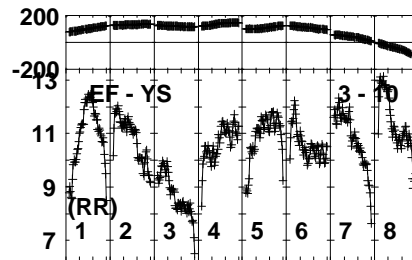
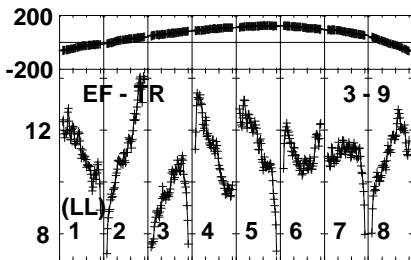
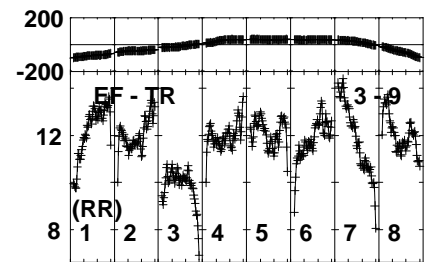
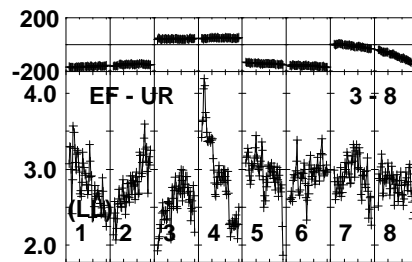
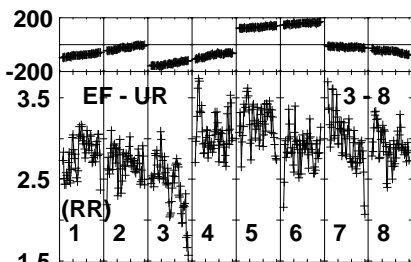
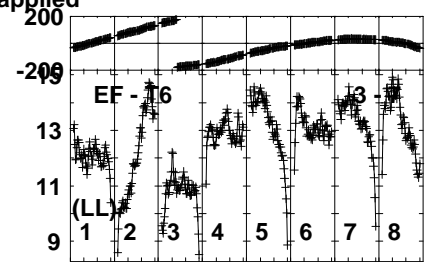
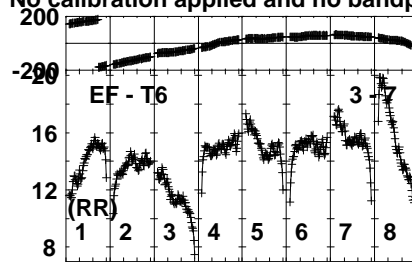
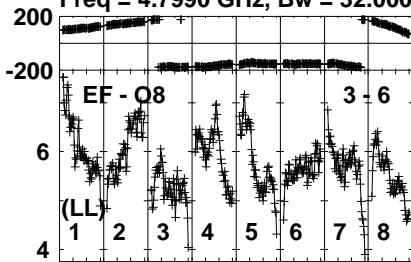
Lower frame: Milli Ampl Jy Top frame: Phas deg  
Vector averaged cross-power spectrum Several baselines displayed  
Timerange: 01/00:32:33 to 01/00:33:49

Plot file version 376 created 06-JUN-2023 11:27:25

J1329+3154 EM170A.UVDATA.1

Freq = 4.7990 GHz, Bw = 32.000 MH

No calibration applied and no bandpass applied



0400400400400400400400400400  
Channels

0400400400400400400400400400  
Channels

0400400400400400400400400400  
Channels

Lower frame: Milli Ampl Jy Top frame: Phas deg  
Vector averaged cross-power spectrum Several baselines displayed  
Timerange: 01/00:32:33 to 01/00:33:49

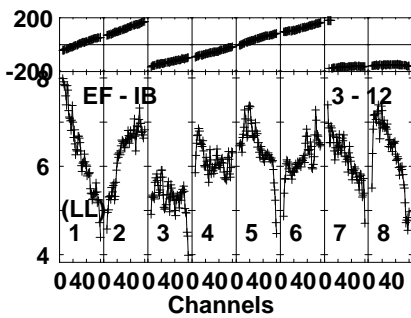
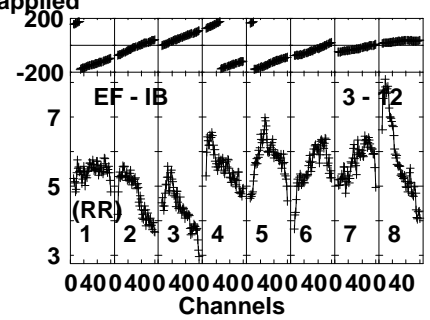
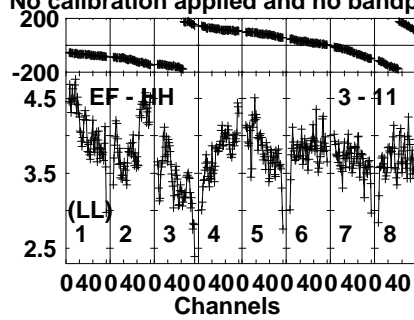
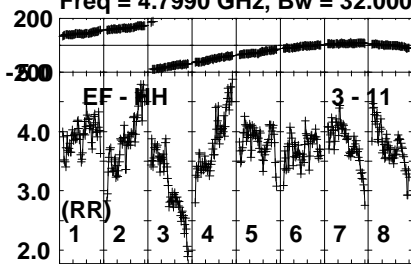


Plot file version 377 created 06-JUN-2023 11:27:25

J1329+3154 EM170A.UVDATA.1

Freq = 4.7990 GHz, Bw = 32.000 MH

No calibration applied and no bandpass applied



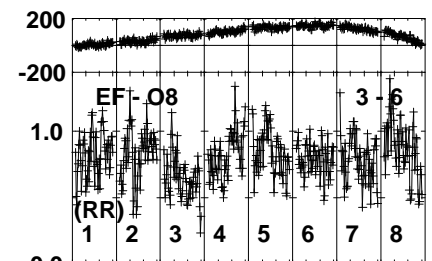
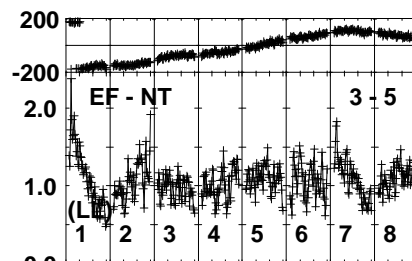
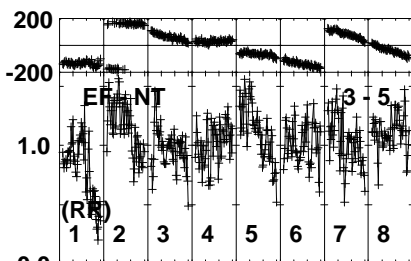
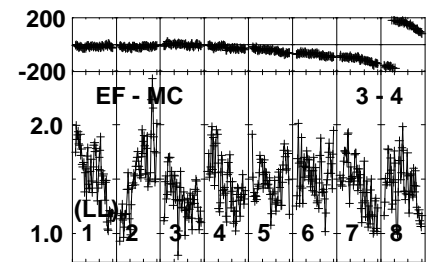
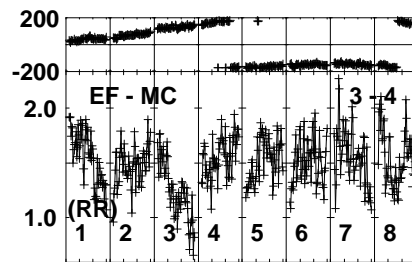
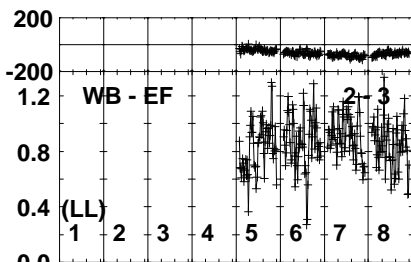
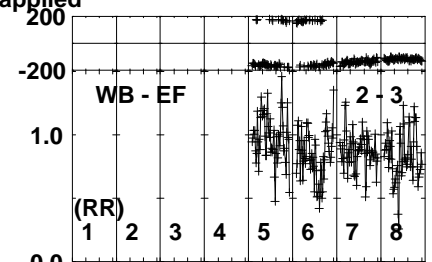
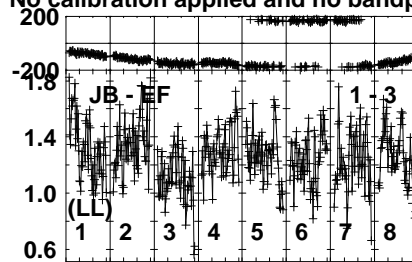
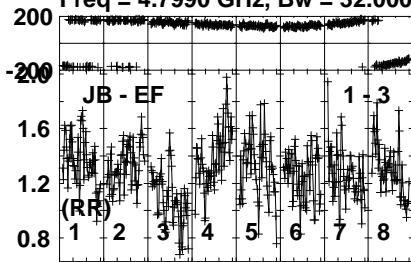
Lower frame: Milli Ampl Jy Top frame: Phas deg  
Vector averaged cross-power spectrum Several baselines displayed  
Timerange: 01/00:32:33 to 01/00:33:49

Plot file version 378 created 06-JUN-2023 11:27:25

J1342+3507 EM170A.UVDATA.1

Freq = 4.7990 GHz, Bw = 32.000 MH

No calibration applied and no bandpass applied



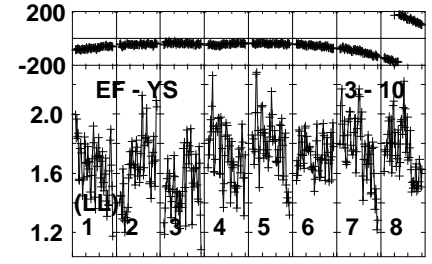
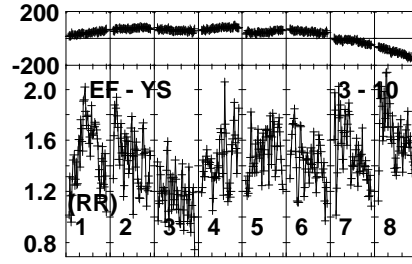
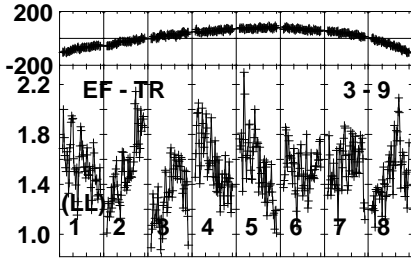
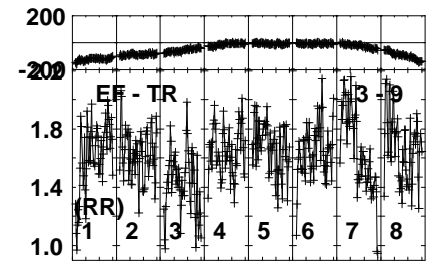
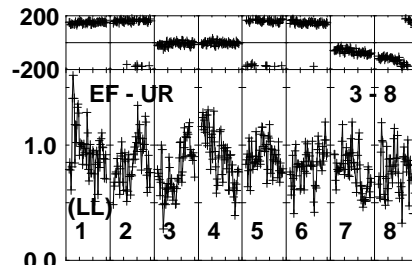
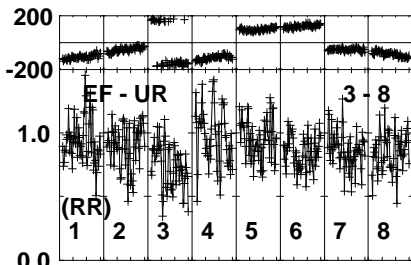
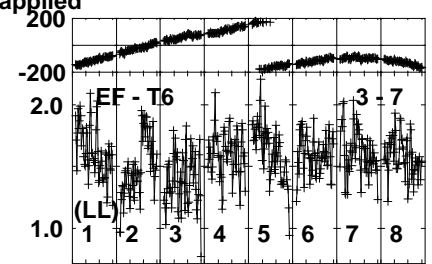
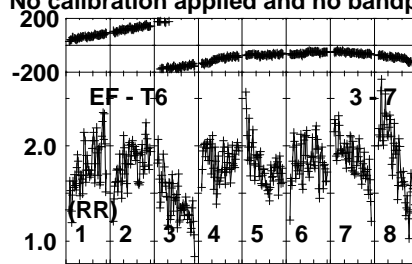
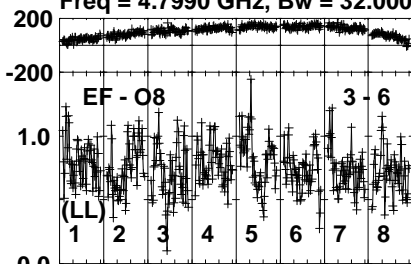
Lower frame: Milli Ampl Jy Top frame: Phas deg  
Vector averaged cross-power spectrum Several baselines displayed  
Timerange: 01/00:33:51 to 01/00:35:29

Plot file version 379 created 06-JUN-2023 11:27:25

J1342+3507 EM170A.UVDATA.1

Freq = 4.7990 GHz, Bw = 32.000 MH

No calibration applied and no bandpass applied



040040040040040040040040  
Channels

040040040040040040040040  
Channels

040040040040040040040040  
Channels

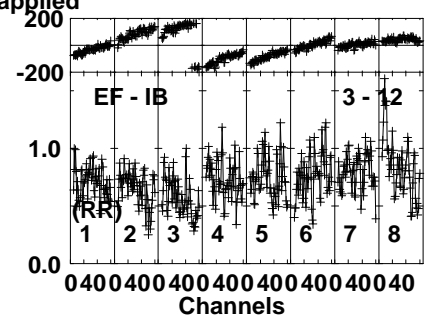
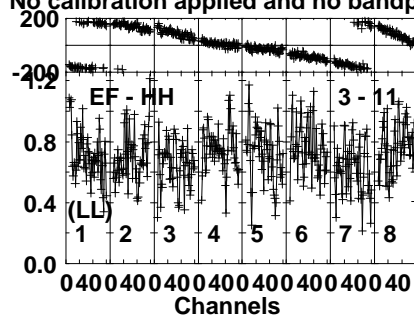
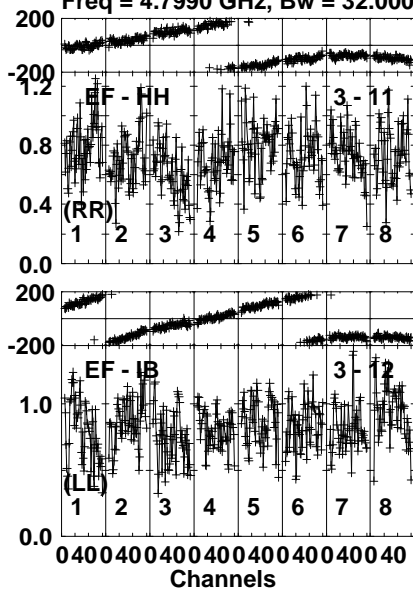
Lower frame: Milli Ampl Jy Top frame: Phas deg  
Vector averaged cross-power spectrum Several baselines displayed  
Timerange: 01/00:33:51 to 01/00:35:29

Plot file version 380 created 06-JUN-2023 11:27:25

J1342+3507 EM170A.UVDATA.1

Freq = 4.7990 GHz, Bw = 32.000 MH

No calibration applied and no bandpass applied



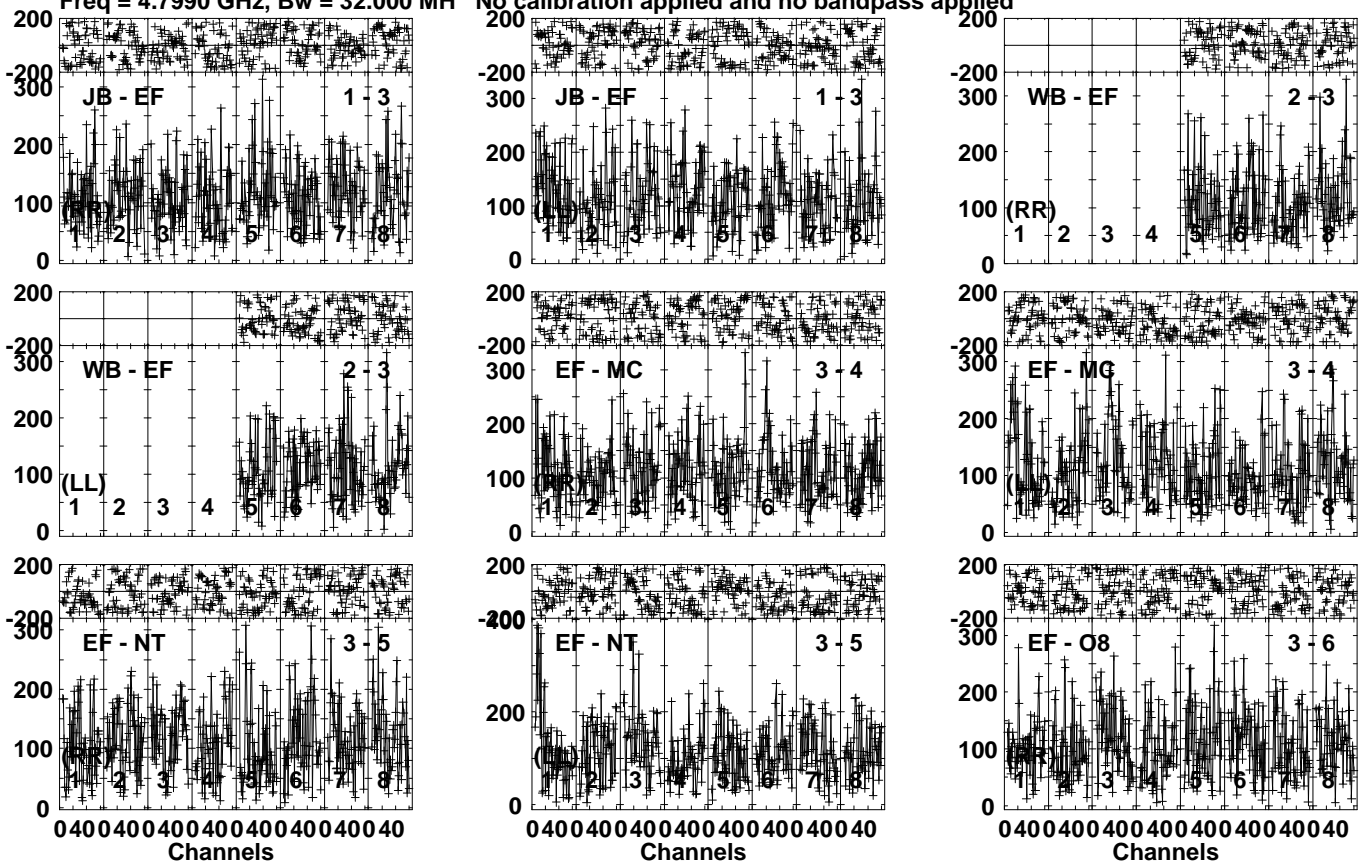
Lower frame: Milli Ampl Jy Top frame: Phas deg  
Vector averaged cross-power spectrum Several baselines displayed  
Timerange: 01/00:33:51 to 01/00:35:29

Plot file version 381 created 06-JUN-2023 11:27:25

AT2022CMC EM170A.UVDATA.1

Freq = 4.7990 GHz, Bw = 32.000 MH

No calibration applied and no bandpass applied



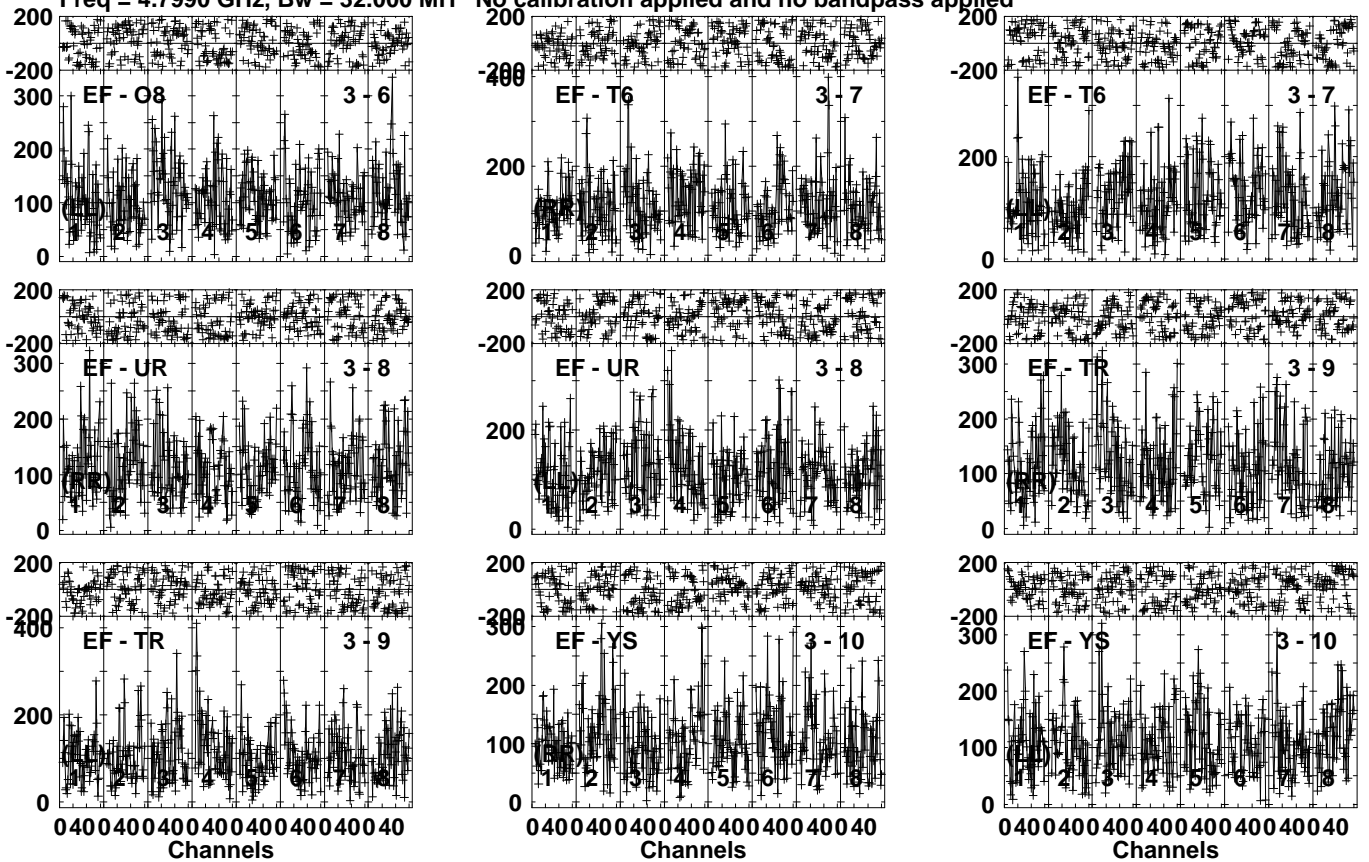
Lower frame: Micro Ampl Jy Top frame: Phas deg  
Vector averaged cross-power spectrum Several baselines displayed  
Timerange: 01/00:35:31 to 01/00:37:59

Plot file version 382 created 06-JUN-2023 11:27:25

AT2022CMC EM170A.UVDATA.1

Freq = 4.7990 GHz, Bw = 32.000 MH

No calibration applied and no bandpass applied

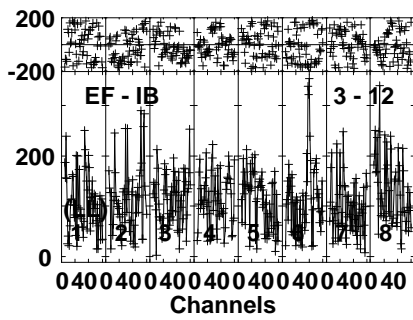
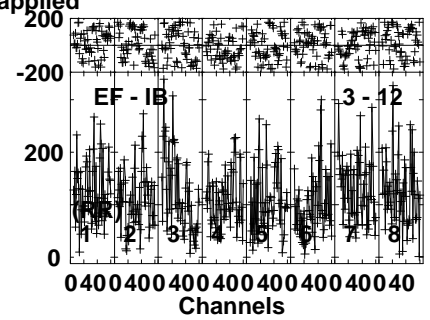
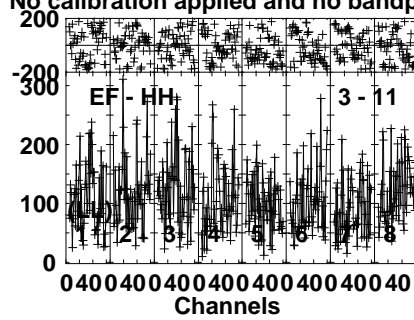
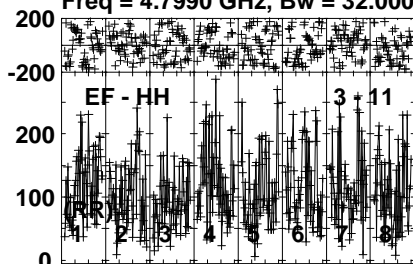


Lower frame: Micro Ampl Jy Top frame: Phas deg  
Vector averaged cross-power spectrum Several baselines displayed  
Timerange: 01/00:35:31 to 01/00:37:59

Plot file version 383 created 06-JUN-2023 11:27:25

AT2022CMC EM170A.UVDATA.1

Freq = 4.7990 GHz, Bw = 32.000 MH No calibration applied and no bandpass applied



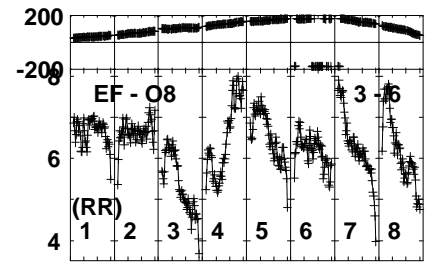
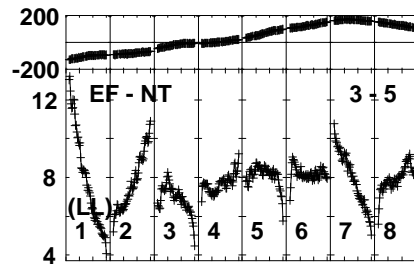
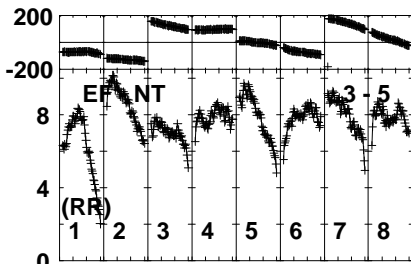
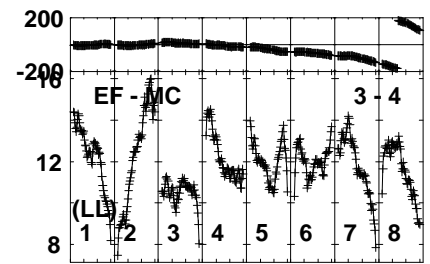
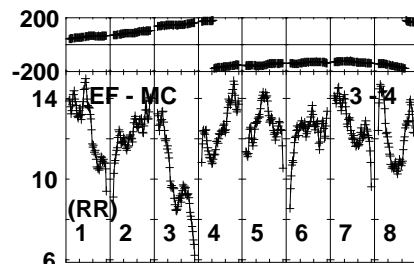
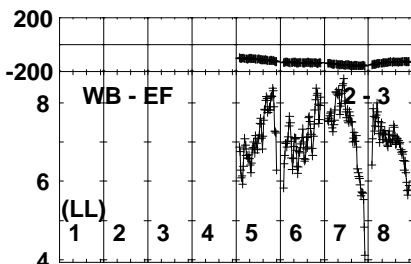
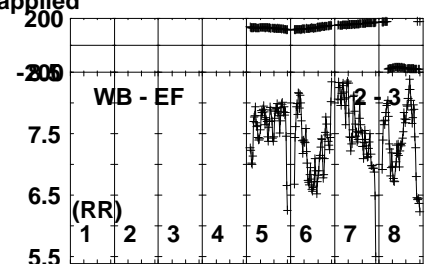
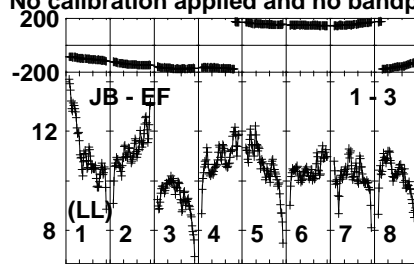
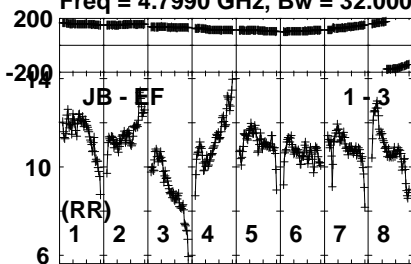
Lower frame: Micro Ampl Jy Top frame: Phas deg  
Vector averaged cross-power spectrum Several baselines displayed  
Timerange: 01/00:35:31 to 01/00:37:59

Plot file version 384 created 06-JUN-2023 11:27:25

J1329+3154 EM170A.UVDATA.1

Freq = 4.7990 GHz, Bw = 32.000 MH

No calibration applied and no bandpass applied



Lower frame: Milli Ampl Jy Top frame: Phas deg  
Vector averaged cross-power spectrum Several baselines displayed  
Timerange: 01/00:38:01 to 01/00:39:19

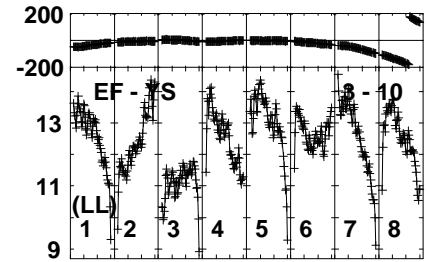
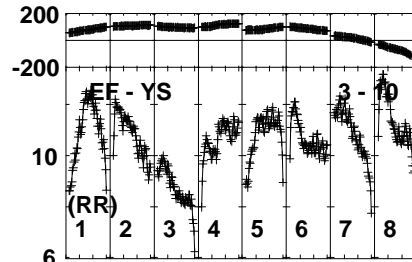
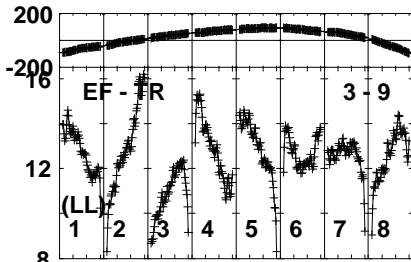
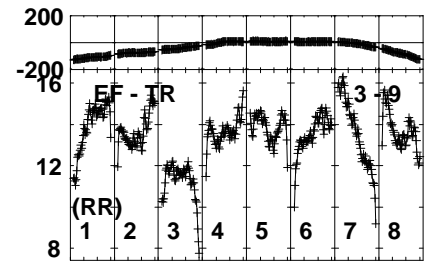
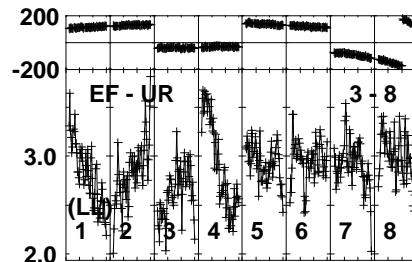
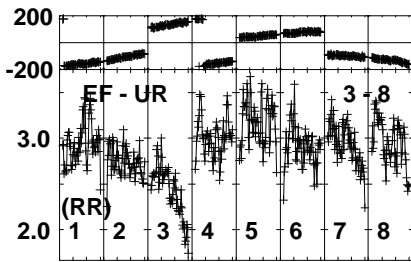
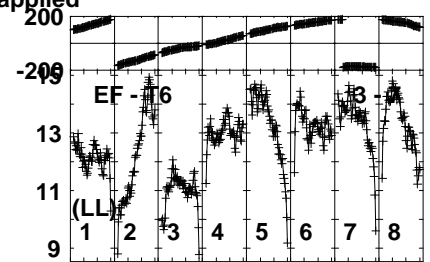
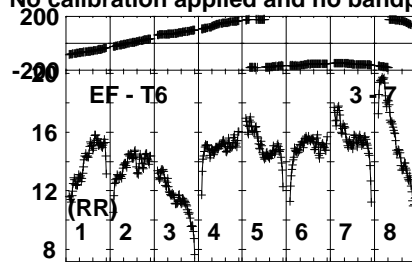
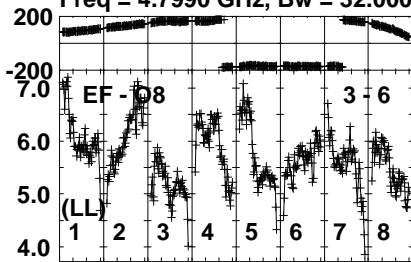


Plot file version 385 created 06-JUN-2023 11:27:26

J1329+3154 EM170A.UVDATA.1

Freq = 4.7990 GHz, Bw = 32.000 MH

No calibration applied and no bandpass applied



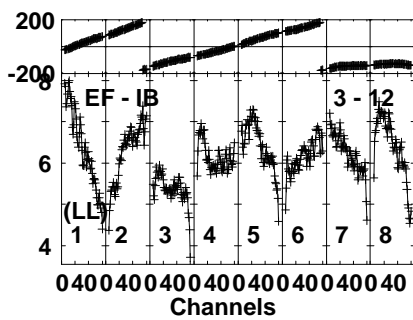
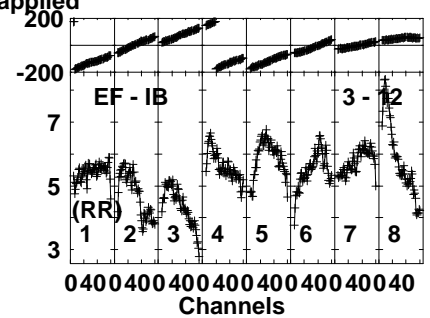
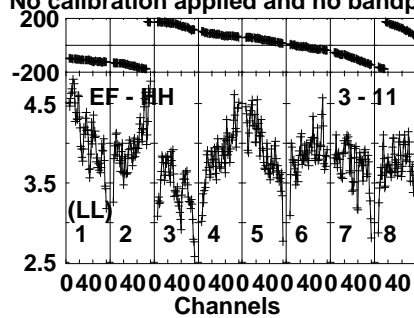
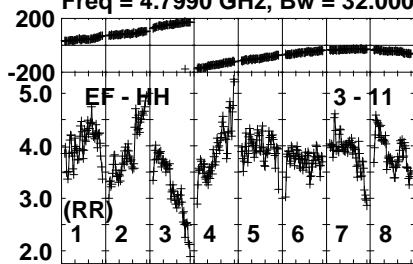
Lower frame: Milli Ampl Jy Top frame: Phas deg  
Vector averaged cross-power spectrum Several baselines displayed  
Timerange: 01/00:38:01 to 01/00:39:19

Plot file version 386 created 06-JUN-2023 11:27:26

J1329+3154 EM170A.UVDATA.1

Freq = 4.7990 GHz, Bw = 32.000 MH

No calibration applied and no bandpass applied



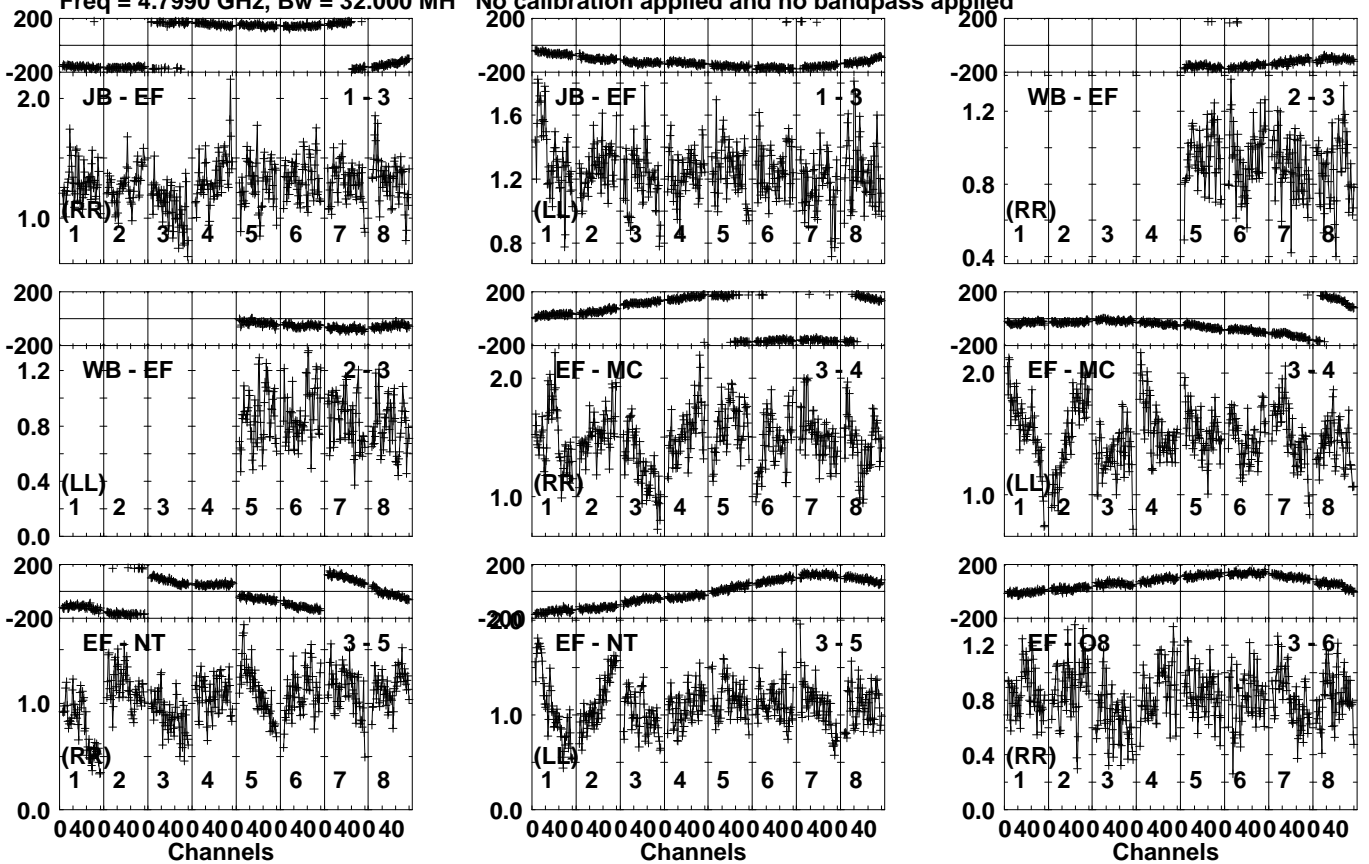
Lower frame: Milli Ampl Jy Top frame: Phas deg  
Vector averaged cross-power spectrum Several baselines displayed  
Timerange: 01/00:38:01 to 01/00:39:19

Plot file version 387 created 06-JUN-2023 11:27:26

J1342+3507 EM170A.UVDATA.1

Freq = 4.7990 GHz, Bw = 32.000 MH

No calibration applied and no bandpass applied



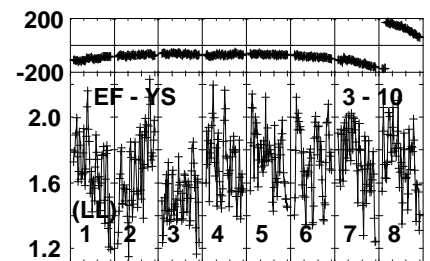
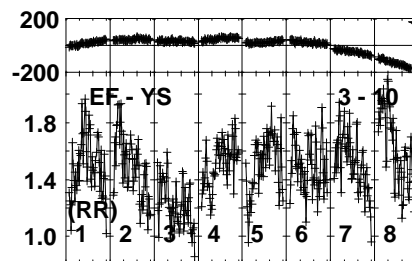
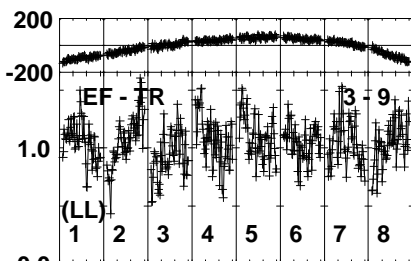
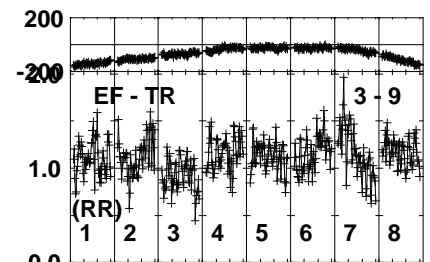
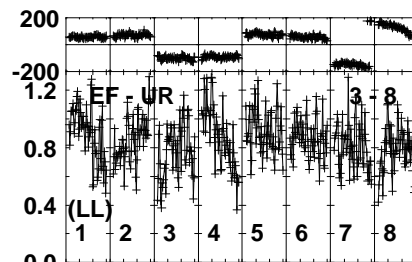
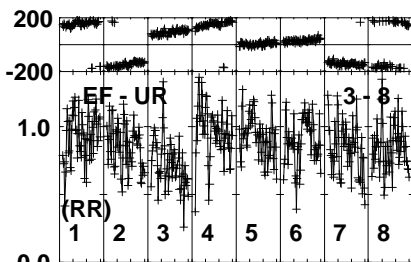
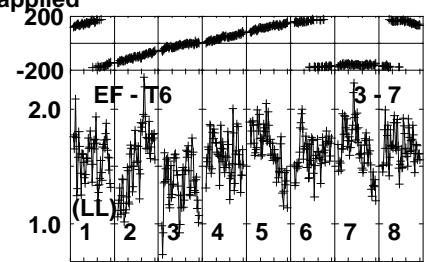
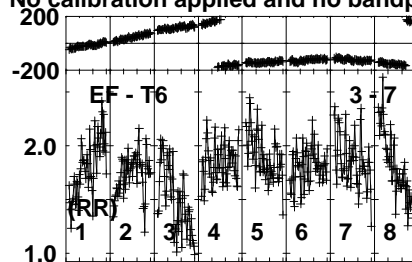
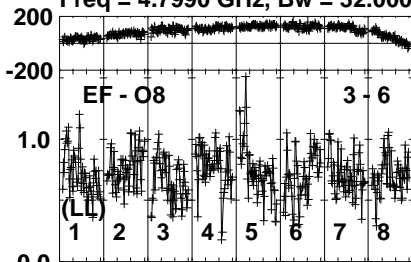
Lower frame: Milli Ampl Jy Top frame: Phas deg  
Vector averaged cross-power spectrum Several baselines displayed  
Timerange: 01/00:39:21 to 01/00:40:59

Plot file version 388 created 06-JUN-2023 11:27:26

J1342+3507 EM170A.UVDATA.1

Freq = 4.7990 GHz, Bw = 32.000 MH

No calibration applied and no bandpass applied



040040040040040040040040  
Channels

040040040040040040040040  
Channels

040040040040040040040040  
Channels

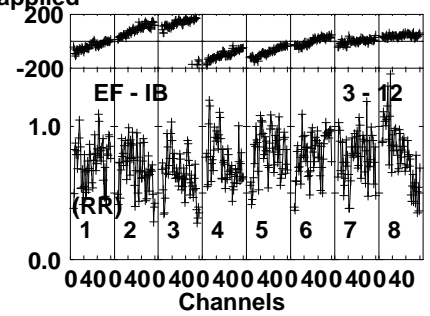
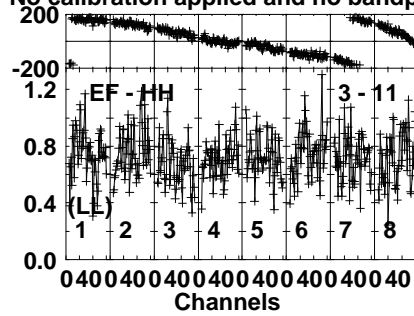
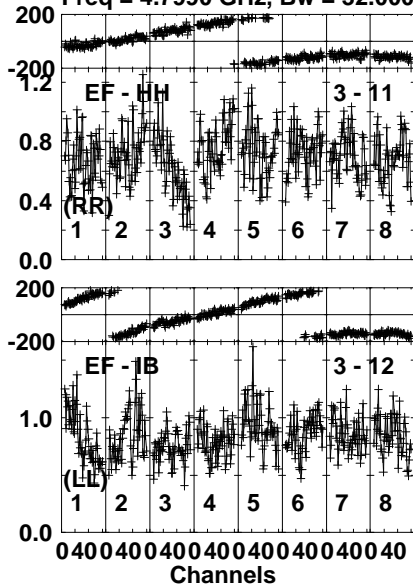
Lower frame: Milli Ampl Jy Top frame: Phas deg  
Vector averaged cross-power spectrum Several baselines displayed  
Timerange: 01/00:39:21 to 01/00:40:59

Plot file version 389 created 06-JUN-2023 11:27:26

J1342+3507 EM170A.UVDATA.1

Freq = 4.7990 GHz, Bw = 32.000 MH

No calibration applied and no bandpass applied

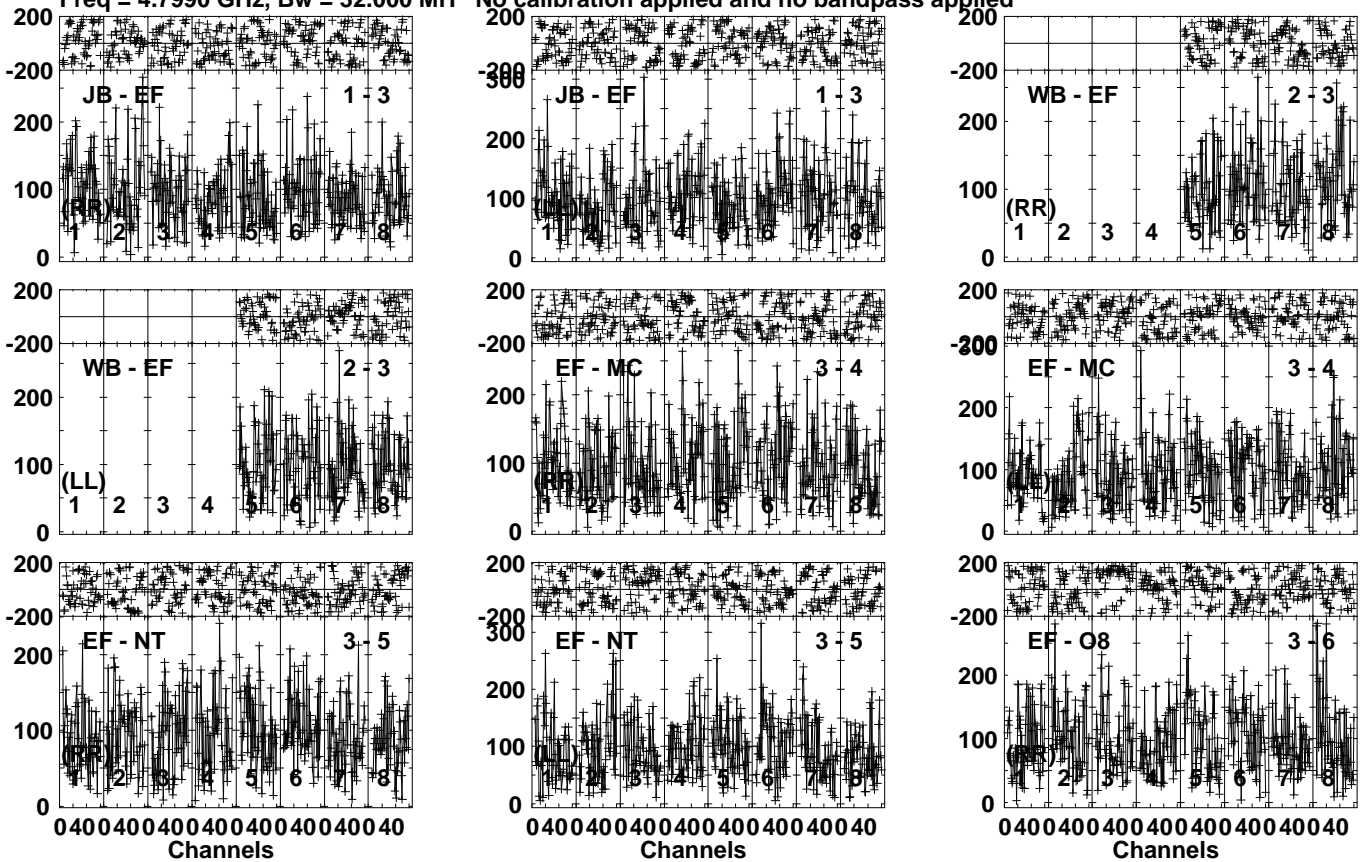


Lower frame: Milli Ampl Jy Top frame: Phas deg  
Vector averaged cross-power spectrum Several baselines displayed  
Timerange: 01/00:39:21 to 01/00:40:59

Plot file version 390 created 06-JUN-2023 11:27:26

AT2022CMC EM170A.UVDATA.1

Freq = 4.7990 GHz, Bw = 32.000 MH No calibration applied and no bandpass applied



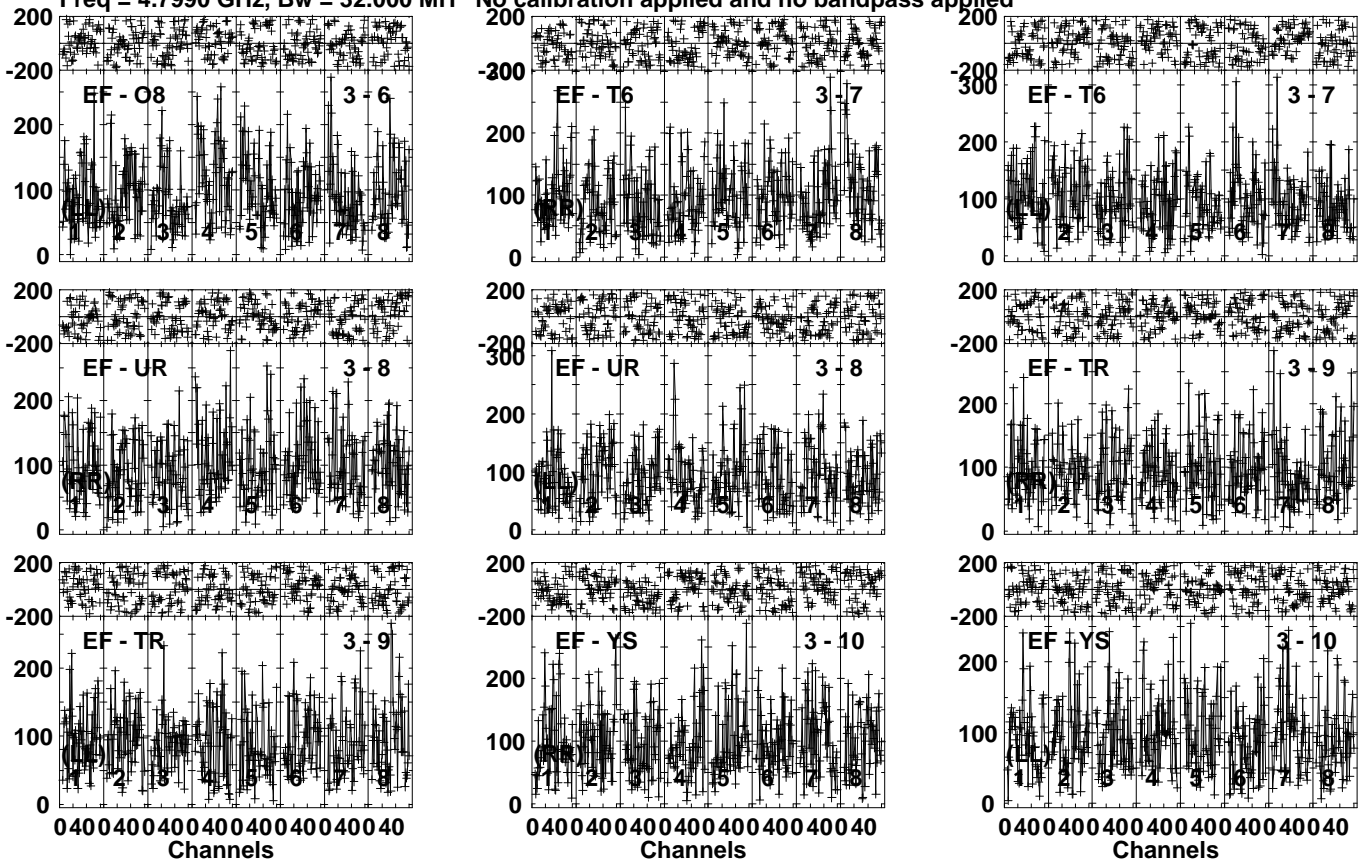
Lower frame: Micro Ampl Jy Top frame: Phas deg  
Vector averaged cross-power spectrum Several baselines displayed  
Timerange: 01/00:41:31 to 01/00:43:59

Plot file version 391 created 06-JUN-2023 11:27:26

AT2022CMC EM170A.UVDATA.1

Freq = 4.7990 GHz, Bw = 32.000 MH

No calibration applied and no bandpass applied



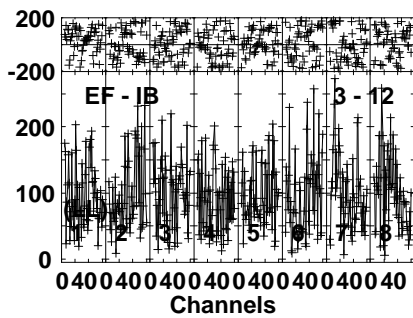
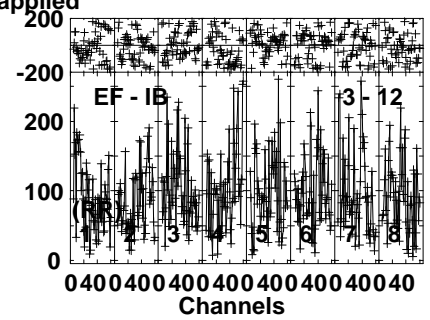
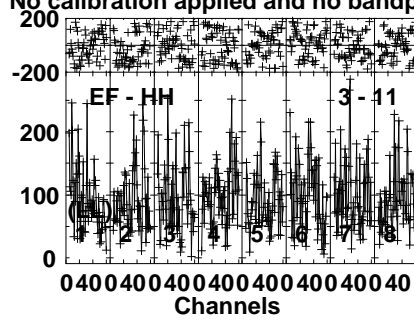
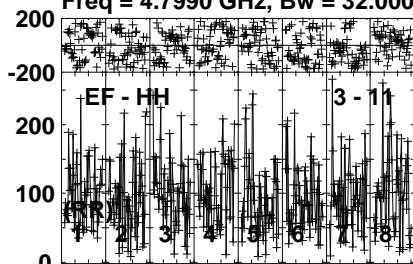
Lower frame: Micro Ampl Jy Top frame: Phas deg  
Vector averaged cross-power spectrum Several baselines displayed  
Timerange: 01/00:41:31 to 01/00:43:59

Plot file version 392 created 06-JUN-2023 11:27:26

AT2022CMC EM170A.UVDATA.1

Freq = 4.7990 GHz, Bw = 32.000 MH

No calibration applied and no bandpass applied



Lower frame: Micro Ampl Jy Top frame: Phas deg  
Vector averaged cross-power spectrum Several baselines displayed  
Timerange: 01/00:41:31 to 01/00:43:59

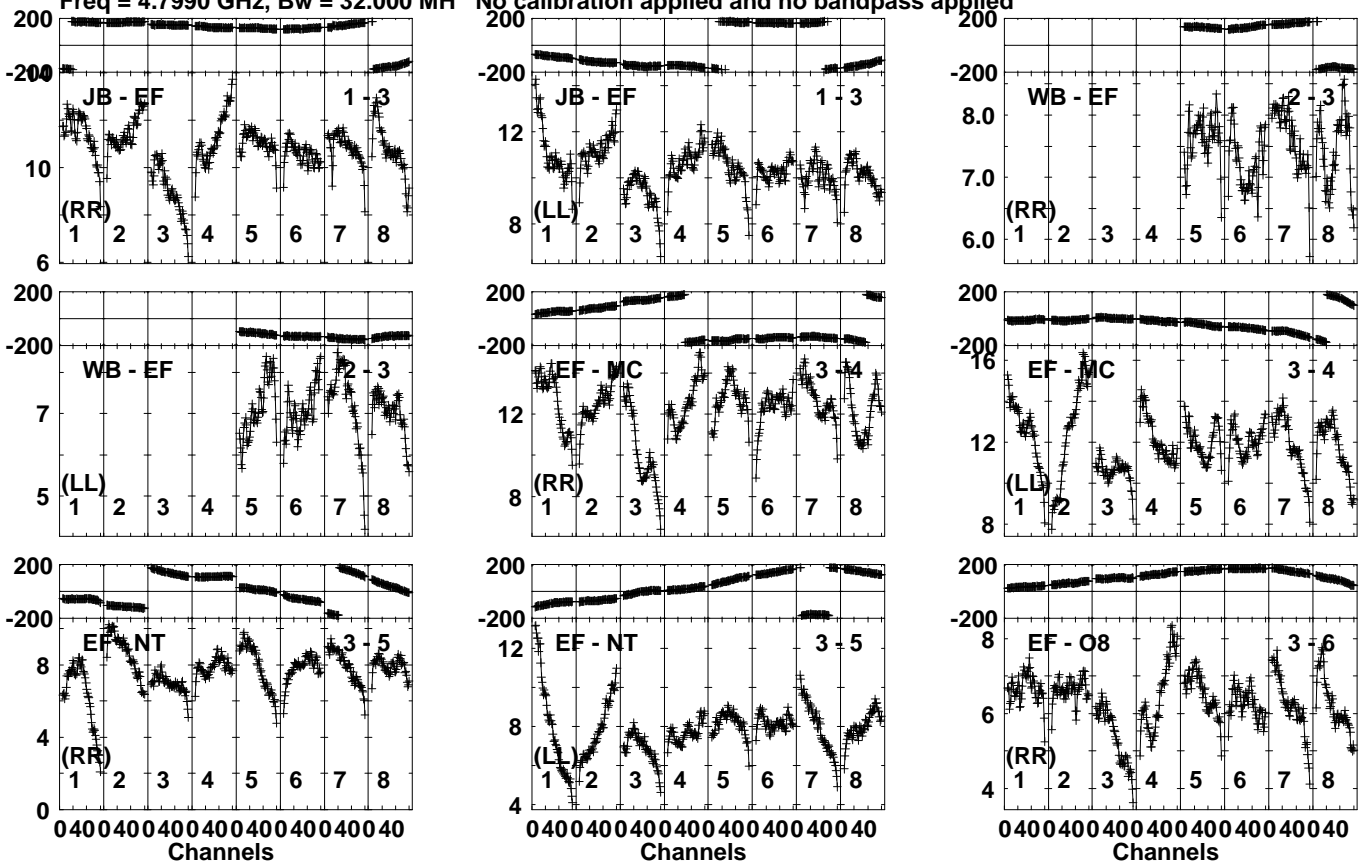


Plot file version 393 created 06-JUN-2023 11:27:26

J1329+3154 EM170A.UVDATA.1

Freq = 4.7990 GHz, Bw = 32.000 MH

No calibration applied and no bandpass applied



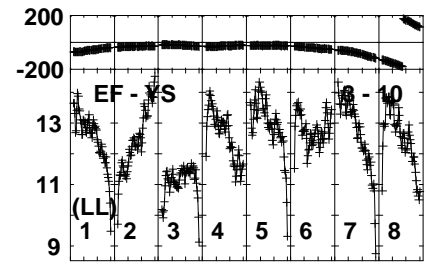
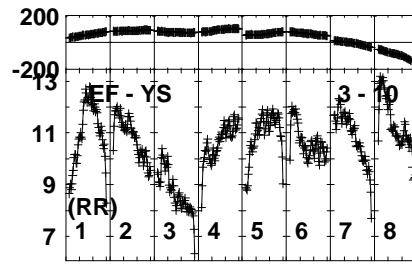
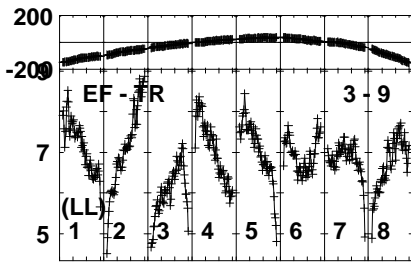
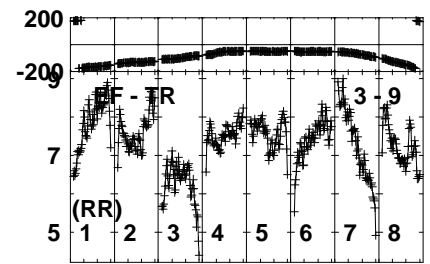
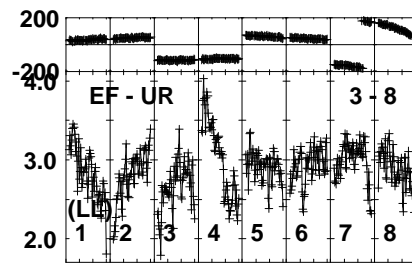
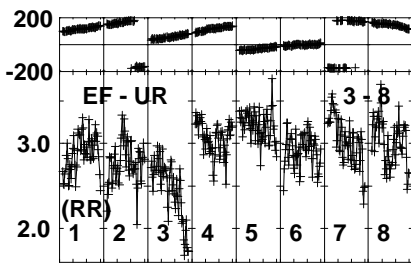
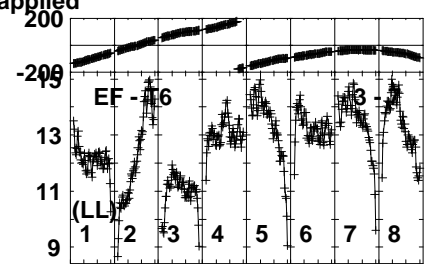
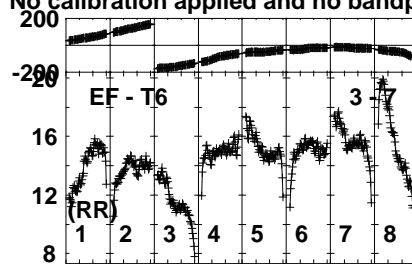
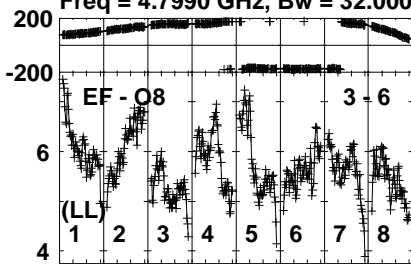
Lower frame: Milli Ampl Jy Top frame: Phas deg  
Vector averaged cross-power spectrum Several baselines displayed  
Timerange: 01/00:44:01 to 01/00:45:19

Plot file version 394 created 06-JUN-2023 11:27:27

J1329+3154 EM170A.UVDATA.1

Freq = 4.7990 GHz, Bw = 32.000 MH

No calibration applied and no bandpass applied



040040040040040040040040  
Channels

040040040040040040040040  
Channels

040040040040040040040040  
Channels

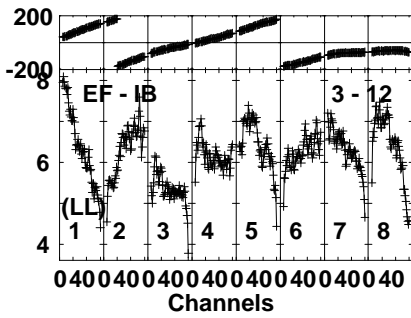
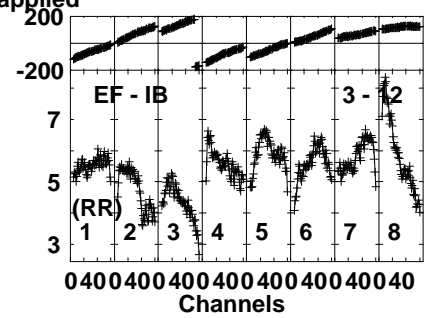
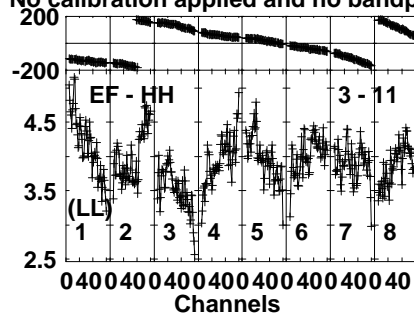
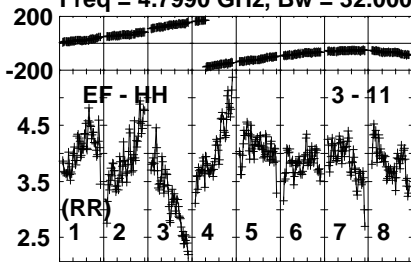
Lower frame: Milli Ampl Jy Top frame: Phas deg  
Vector averaged cross-power spectrum Several baselines displayed  
Timerange: 01/00:44:01 to 01/00:45:19

Plot file version 395 created 06-JUN-2023 11:27:27

J1329+3154 EM170A.UVDATA.1

Freq = 4.7990 GHz, Bw = 32.000 MH

No calibration applied and no bandpass applied



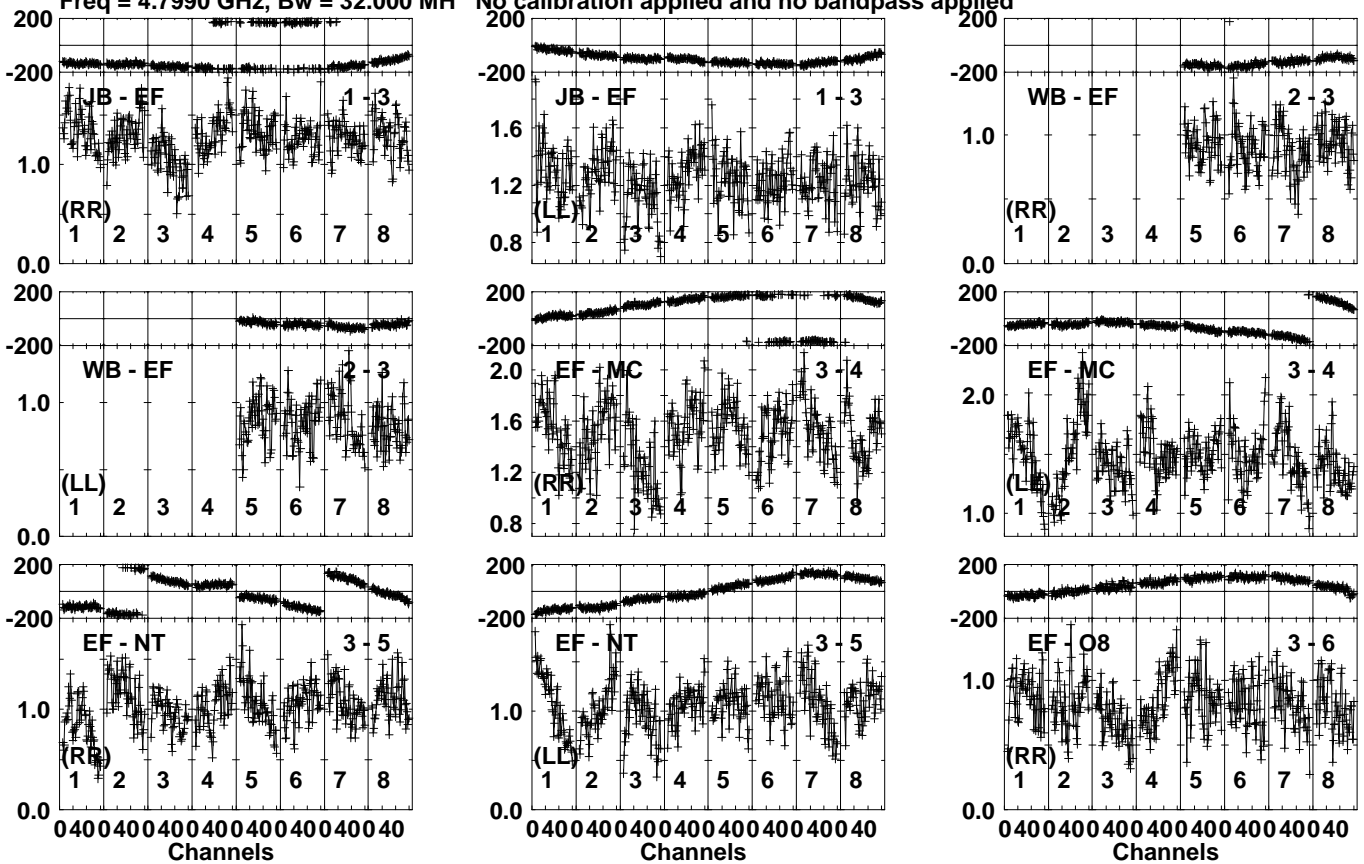
Lower frame: Milli Ampl Jy Top frame: Phas deg  
Vector averaged cross-power spectrum Several baselines displayed  
Timerange: 01/00:44:01 to 01/00:45:19

Plot file version 396 created 06-JUN-2023 11:27:27

J1342+3507 EM170A.UVDATA.1

Freq = 4.7990 GHz, Bw = 32.000 MH

No calibration applied and no bandpass applied



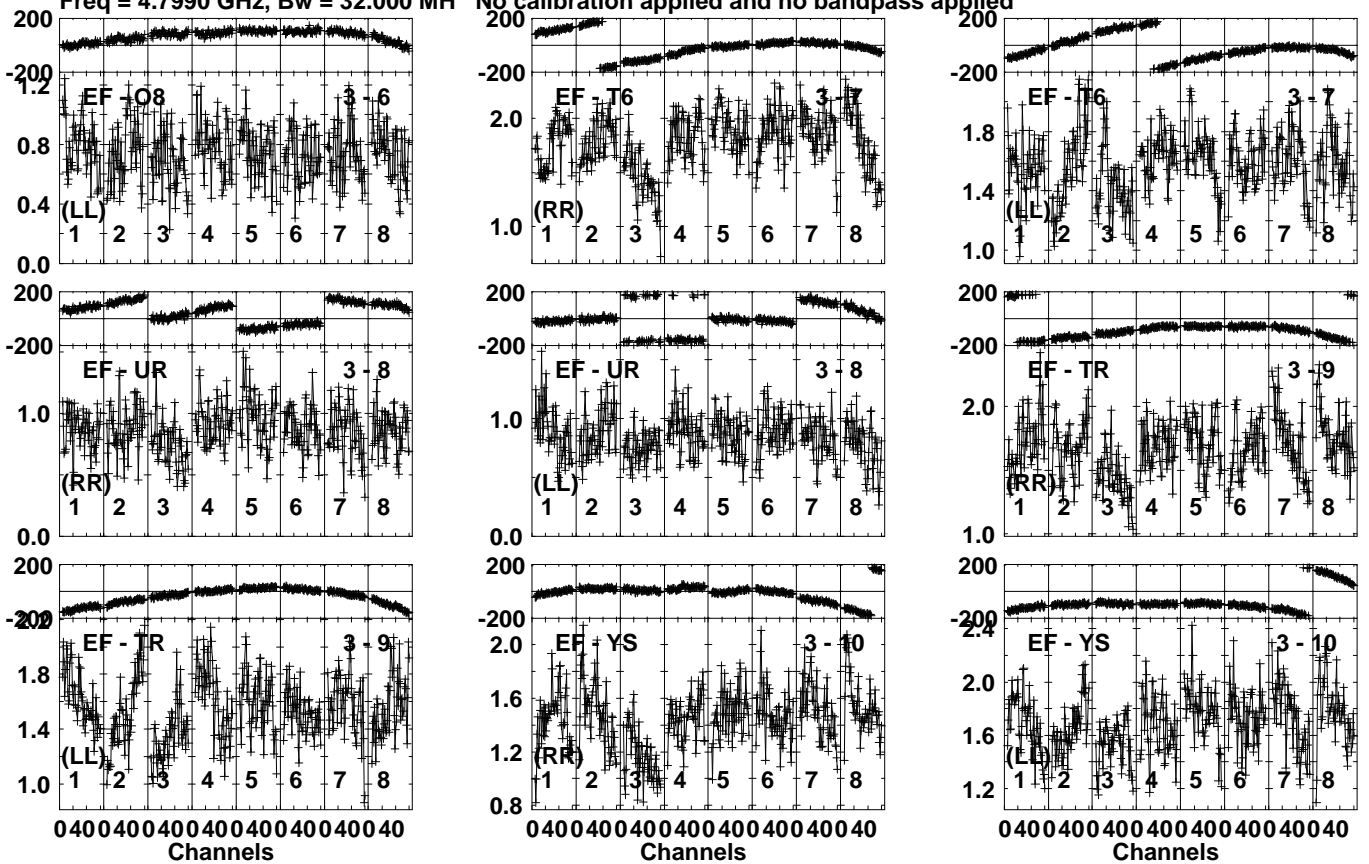
Lower frame: Milli Ampl Jy Top frame: Phas deg  
Vector averaged cross-power spectrum Several baselines displayed  
Timerange: 01/00:45:21 to 01/00:46:59

Plot file version 397 created 06-JUN-2023 11:27:27

J1342+3507 EM170A.UVDATA.1

Freq = 4.7990 GHz, Bw = 32.000 MH

No calibration applied and no bandpass applied



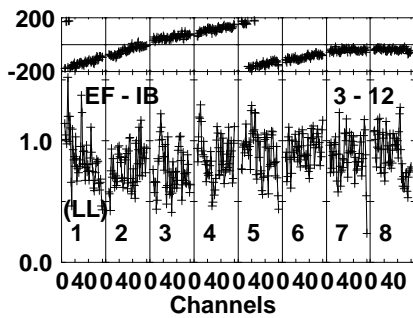
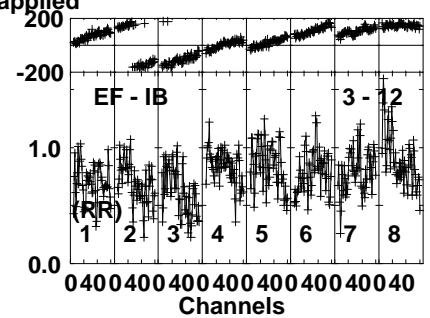
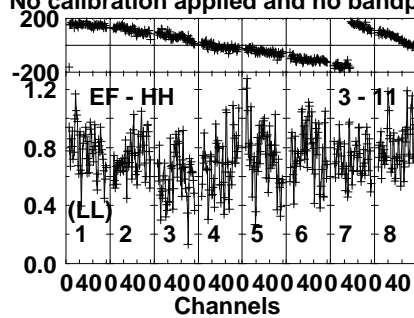
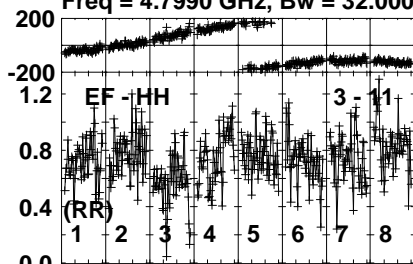
Lower frame: Milli Ampl Jy Top frame: Phas deg  
Vector averaged cross-power spectrum Several baselines displayed  
Timerange: 01/00:45:21 to 01/00:46:59

Plot file version 398 created 06-JUN-2023 11:27:27

J1342+3507 EM170A.UVDATA.1

Freq = 4.7990 GHz, Bw = 32.000 MH

No calibration applied and no bandpass applied



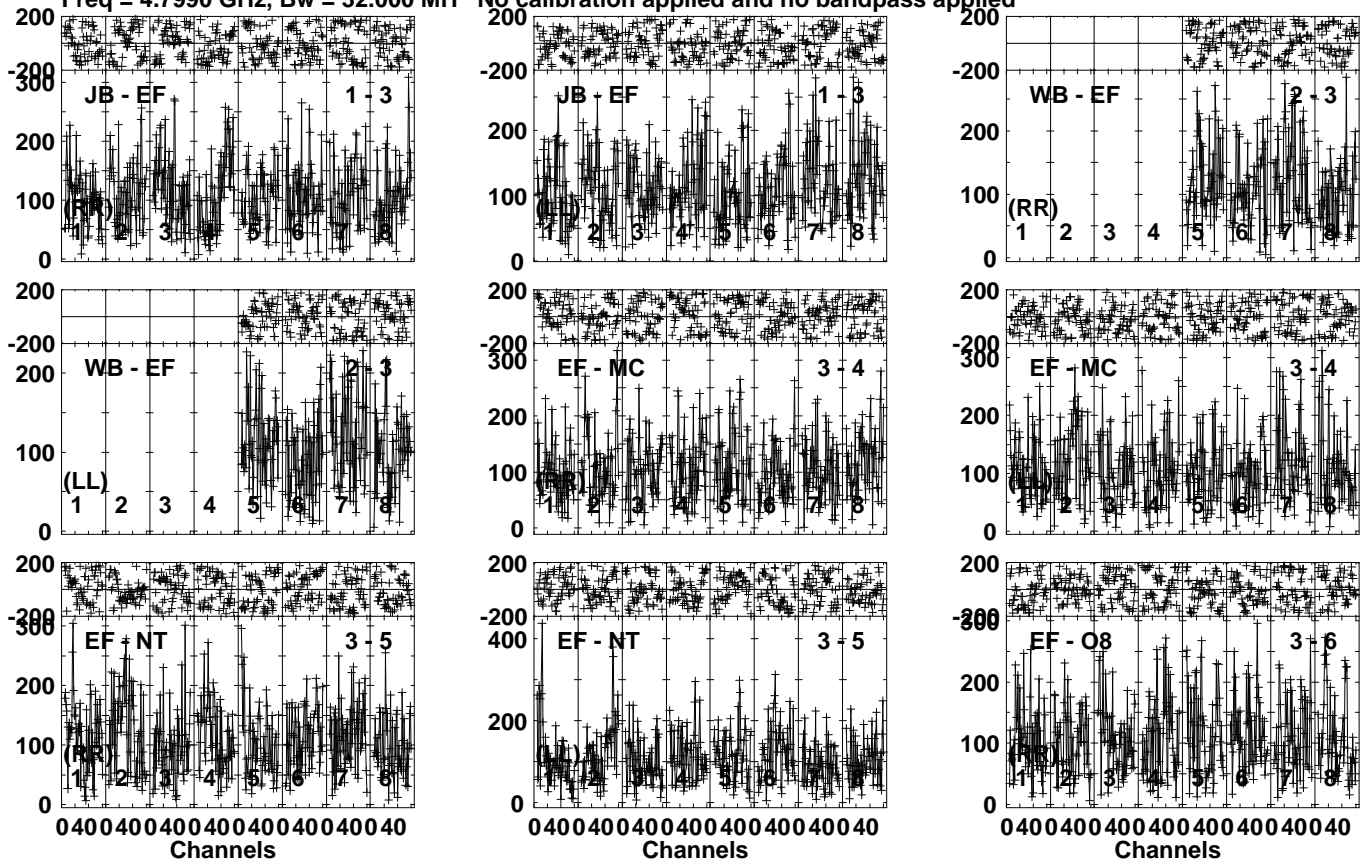
Lower frame: Milli Ampl Jy Top frame: Phas deg  
Vector averaged cross-power spectrum Several baselines displayed  
Timerange: 01/00:45:21 to 01/00:46:59

Plot file version 399 created 06-JUN-2023 11:27:27

AT2022CMC EM170A.UVDATA.1

Freq = 4.7990 GHz, Bw = 32.000 MH

No calibration applied and no bandpass applied



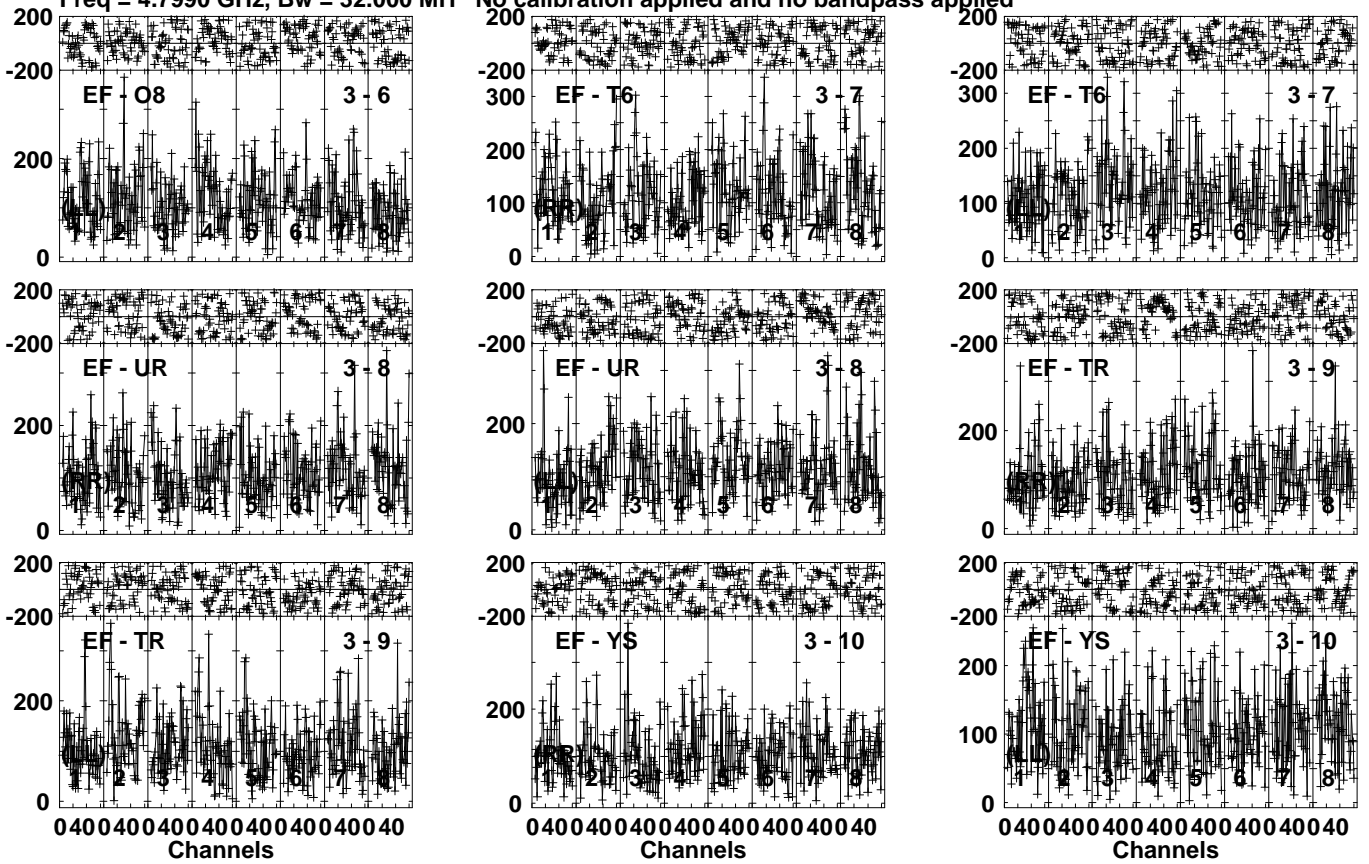
Lower frame: Micro Ampl Jy Top frame: Phas deg  
Vector averaged cross-power spectrum Several baselines displayed  
Timerange: 01/00:47:01 to 01/00:49:29

Plot file version 400 created 06-JUN-2023 11:27:27

AT2022CMC EM170A.UVDATA.1

Freq = 4.7990 GHz, Bw = 32.000 MH

No calibration applied and no bandpass applied



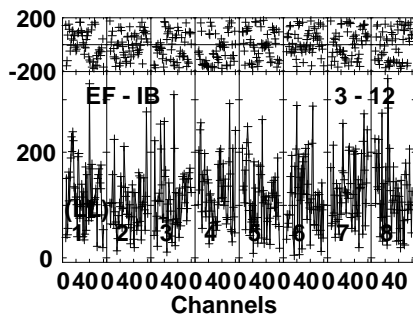
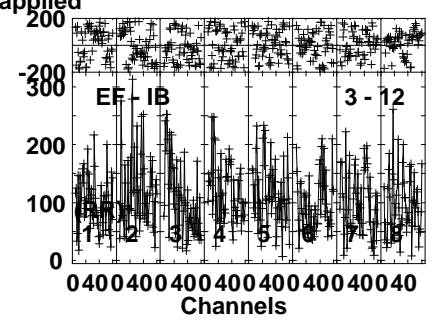
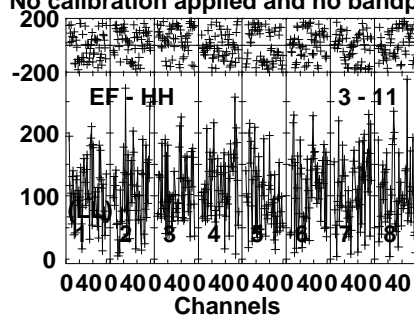
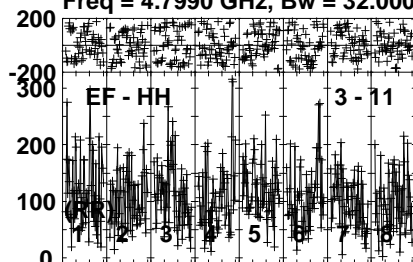
Lower frame: Micro Ampl Jy Top frame: Phas deg  
Vector averaged cross-power spectrum Several baselines displayed  
Timerange: 01/00:47:01 to 01/00:49:29



Plot file version 401 created 06-JUN-2023 11:27:27

AT2022CMC EM170A.UVDATA.1

Freq = 4.7990 GHz, Bw = 32.000 MH No calibration applied and no bandpass applied



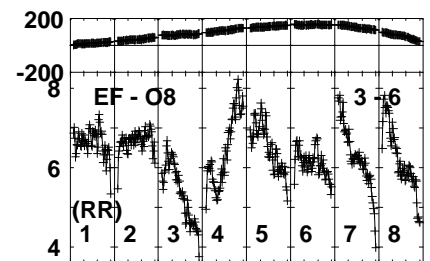
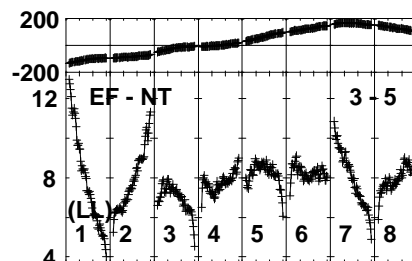
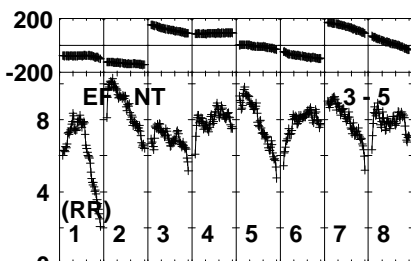
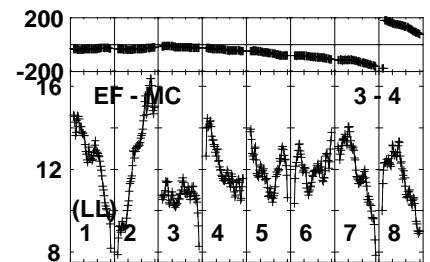
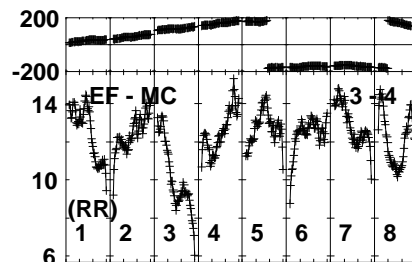
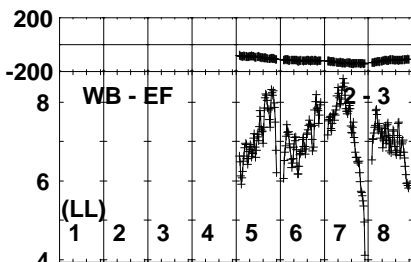
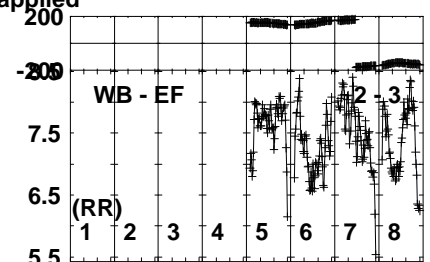
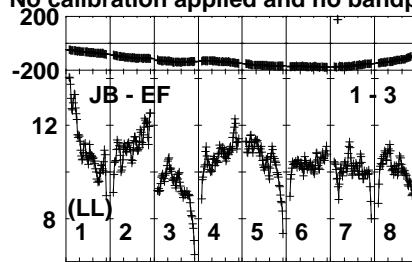
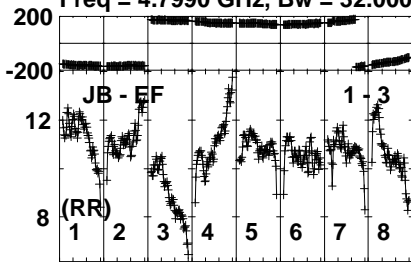
Lower frame: Micro Ampl Jy Top frame: Phas deg  
Vector averaged cross-power spectrum Several baselines displayed  
Timerange: 01/00:47:01 to 01/00:49:29

Plot file version 402 created 06-JUN-2023 11:27:27

J1329+3154 EM170A.UVDATA.1

Freq = 4.7990 GHz, Bw = 32.000 MH

No calibration applied and no bandpass applied



Lower frame: Milli Ampl Jy Top frame: Phas deg  
Vector averaged cross-power spectrum Several baselines displayed  
Timerange: 01/00:49:31 to 01/00:50:49

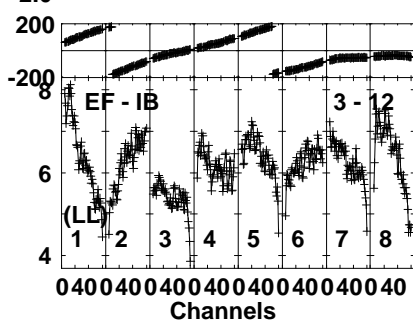
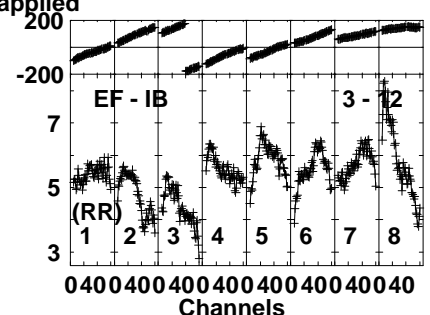
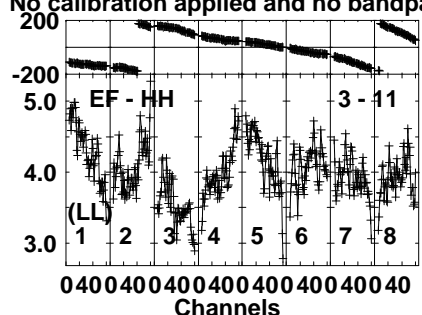
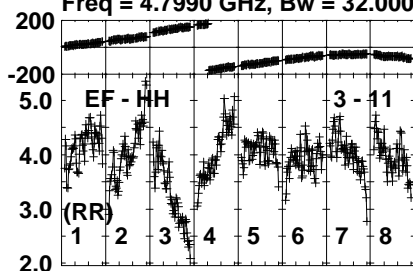


Plot file version 404 created 06-JUN-2023 11:27:28

J1329+3154 EM170A.UVDATA.1

Freq = 4.7990 GHz, Bw = 32.000 MH

No calibration applied and no bandpass applied



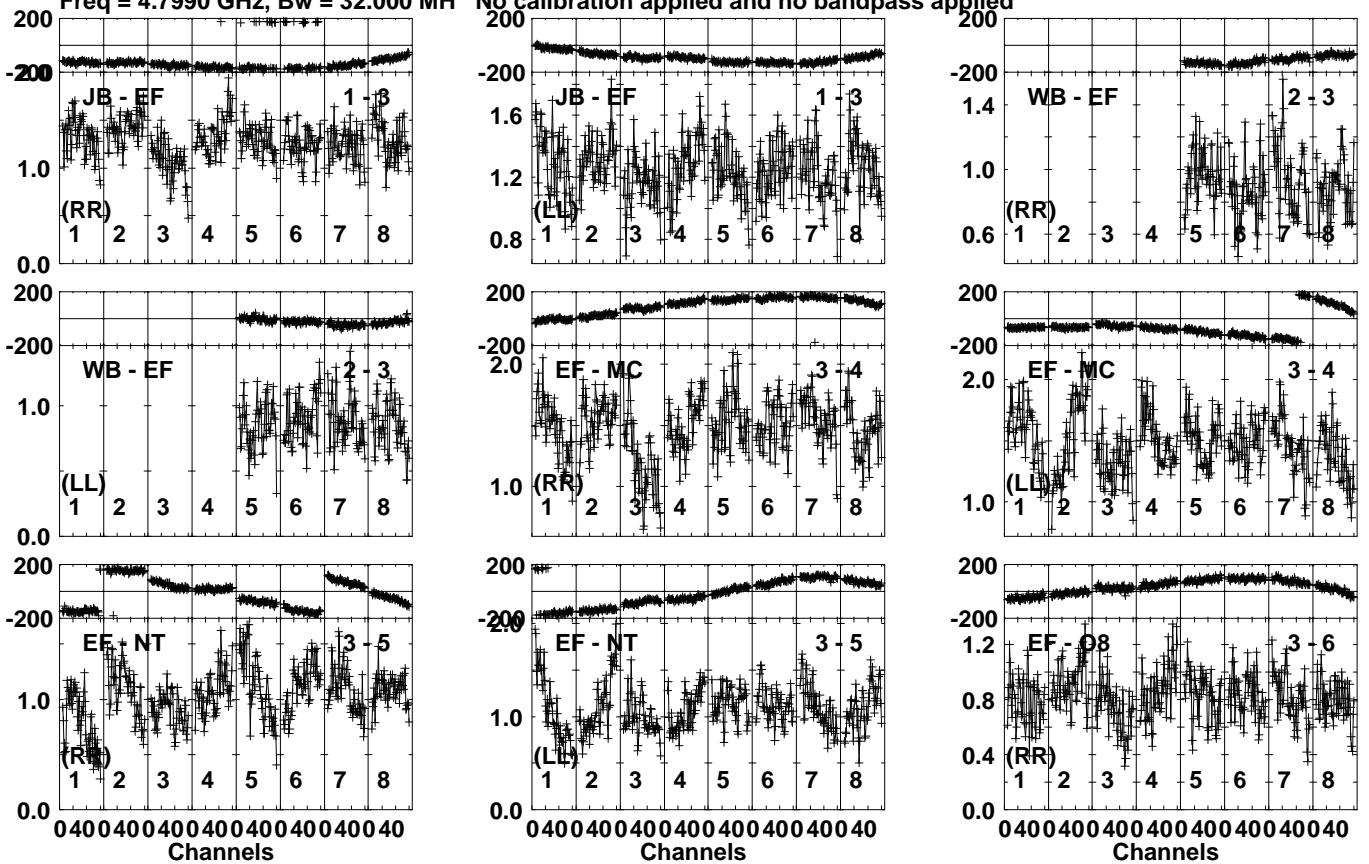
Lower frame: Milli Ampl Jy Top frame: Phas deg  
Vector averaged cross-power spectrum Several baselines displayed  
Timerange: 01/00:49:31 to 01/00:50:49

Plot file version 405 created 06-JUN-2023 11:27:28

J1342+3507 EM170A.UVDATA.1

Freq = 4.7990 GHz, Bw = 32.000 MH

No calibration applied and no bandpass applied



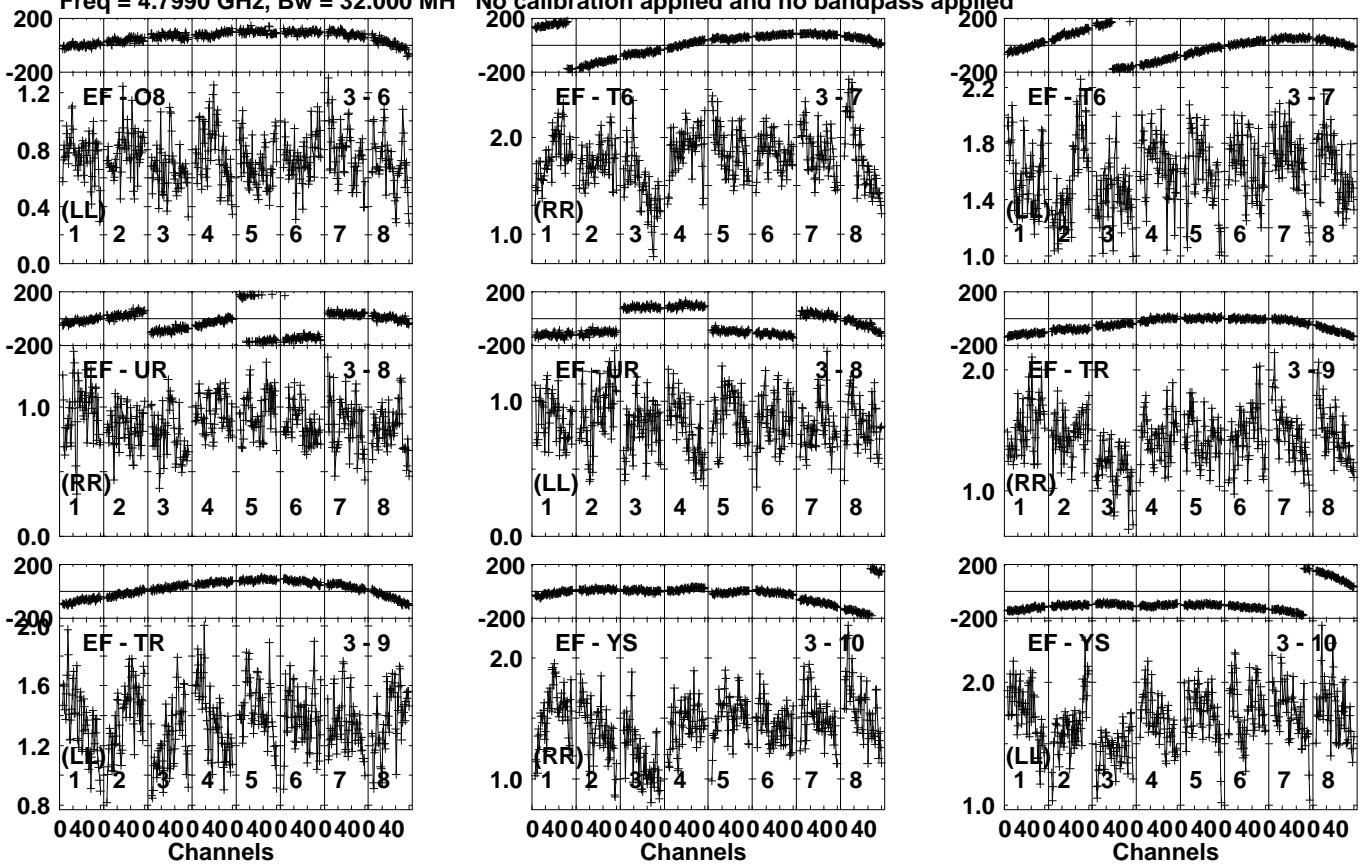
Lower frame: Milli Ampl Jy Top frame: Phas deg  
Vector averaged cross-power spectrum Several baselines displayed  
Timerange: 01/00:50:53 to 01/00:52:29

Plot file version 406 created 06-JUN-2023 11:27:28

J1342+3507 EM170A.UVDATA.1

Freq = 4.7990 GHz, Bw = 32.000 MH

No calibration applied and no bandpass applied



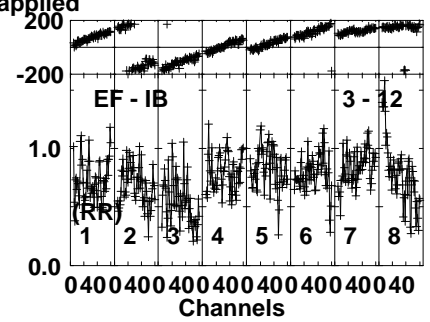
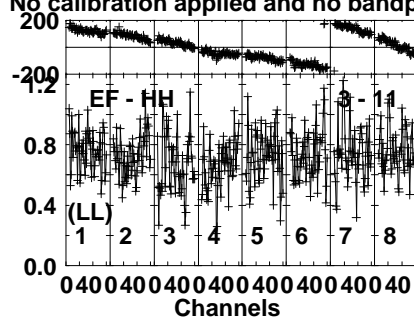
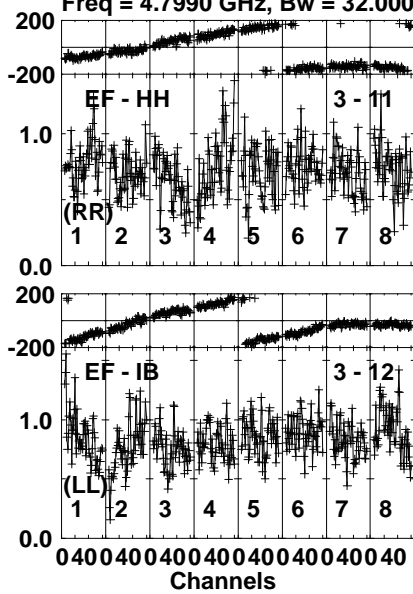
Lower frame: Milli Ampl Jy Top frame: Phas deg  
Vector averaged cross-power spectrum Several baselines displayed  
Timerange: 01/00:50:53 to 01/00:52:29

Plot file version 407 created 06-JUN-2023 11:27:28

J1342+3507 EM170A.UVDATA.1

Freq = 4.7990 GHz, Bw = 32.000 MH

No calibration applied and no bandpass applied



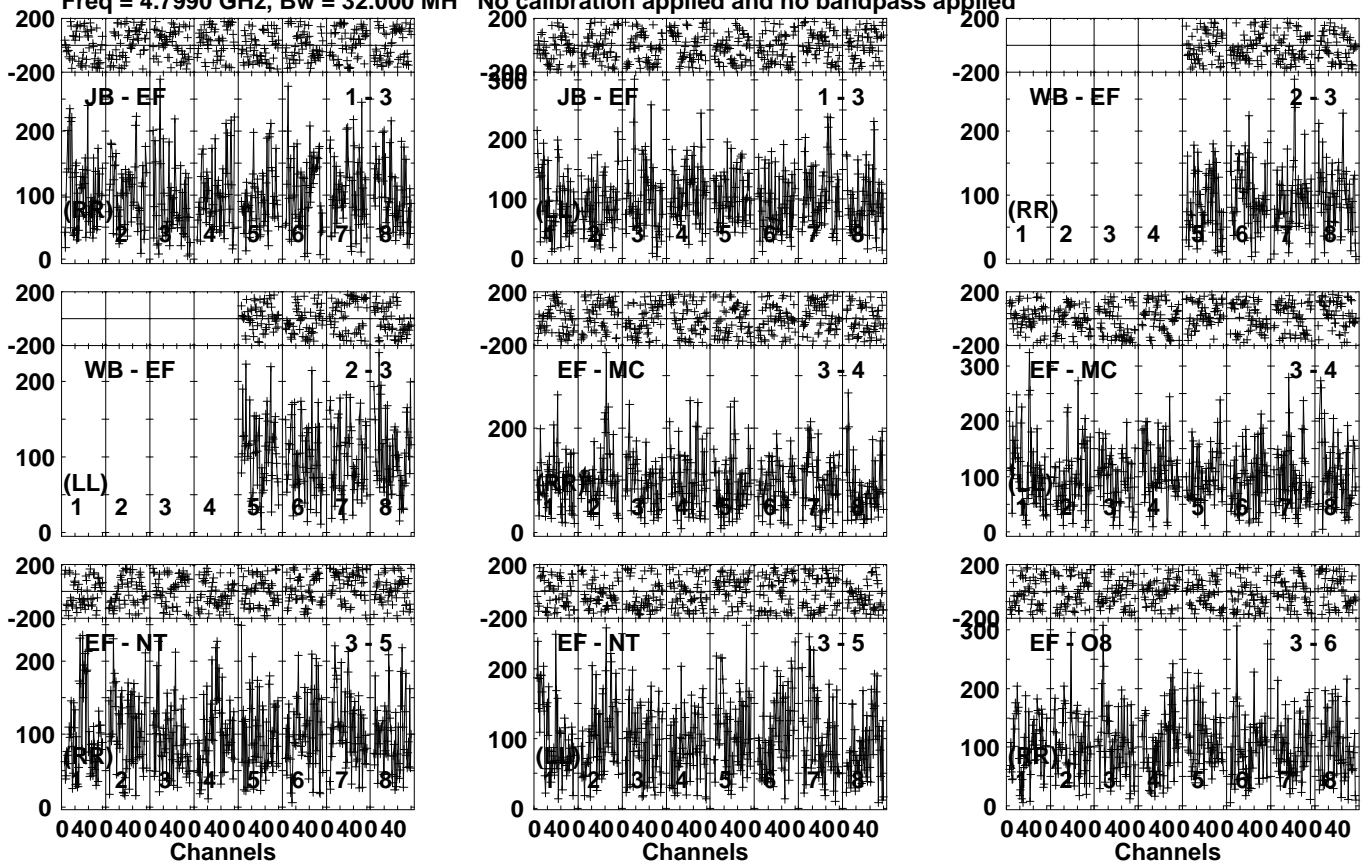
Lower frame: Milli Ampl Jy Top frame: Phas deg  
Vector averaged cross-power spectrum Several baselines displayed  
Timerange: 01/00:50:53 to 01/00:52:29

Plot file version 408 created 06-JUN-2023 11:27:28

AT2022CMC EM170A.UVDATA.1

Freq = 4.7990 GHz, Bw = 32.000 MH

No calibration applied and no bandpass applied



Lower frame: Micro Ampl Jy Top frame: Phas deg  
Vector averaged cross-power spectrum Several baselines displayed  
Timerange: 01/00:53:01 to 01/00:55:29

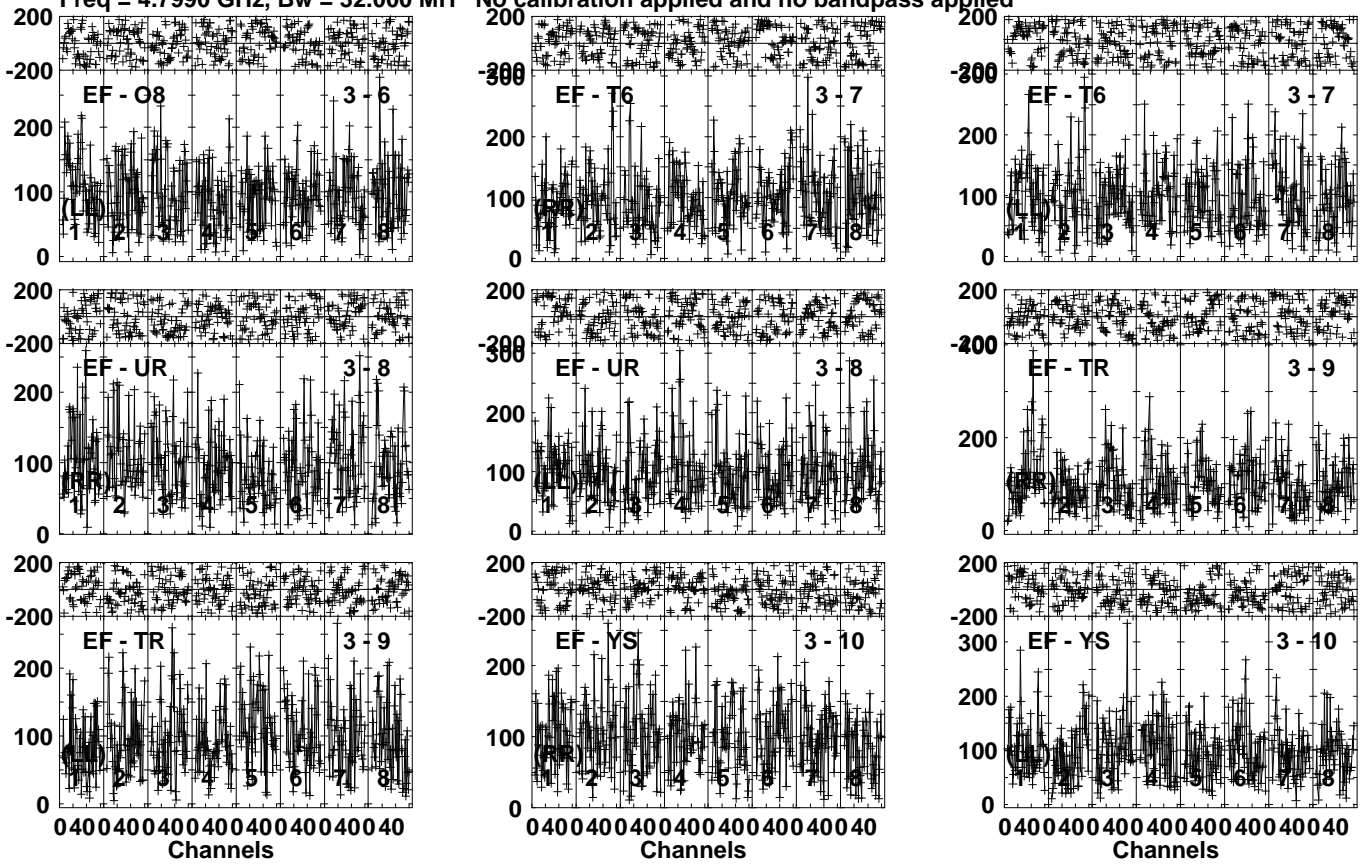


Plot file version 409 created 06-JUN-2023 11:27:28

AT2022CMC EM170A.UVDATA.1

Freq = 4.7990 GHz, Bw = 32.000 MH

No calibration applied and no bandpass applied



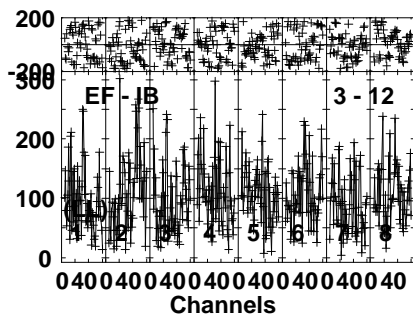
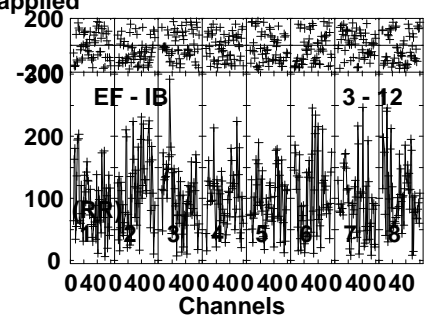
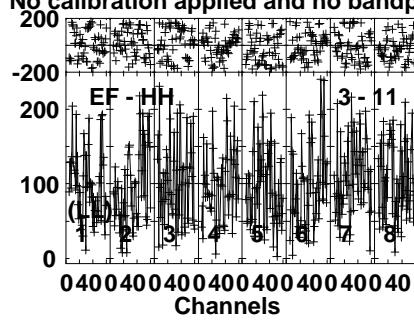
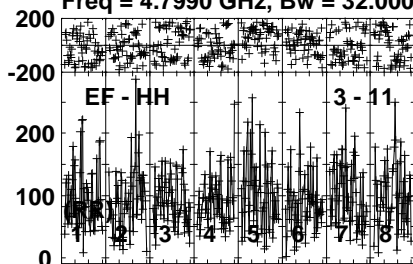
Lower frame: Micro Ampl Jy Top frame: Phas deg  
Vector averaged cross-power spectrum Several baselines displayed  
Timerange: 01/00:53:01 to 01/00:55:29

Plot file version 410 created 06-JUN-2023 11:27:28

AT2022CMC EM170A.UVDATA.1

Freq = 4.7990 GHz, Bw = 32.000 MH

No calibration applied and no bandpass applied

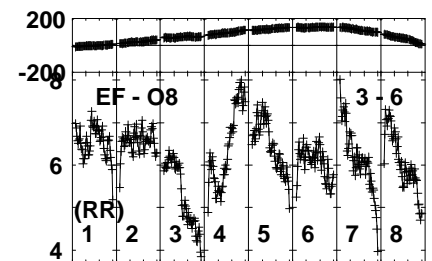
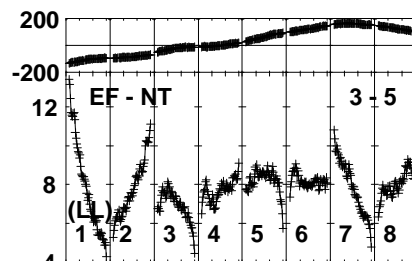
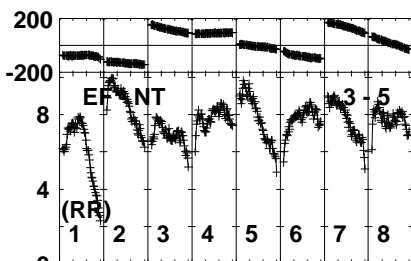
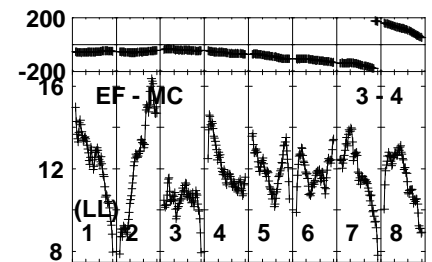
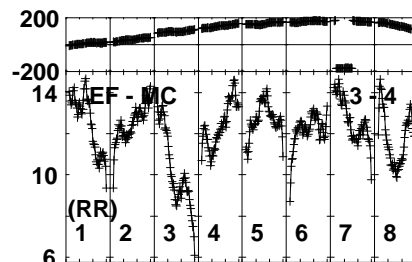
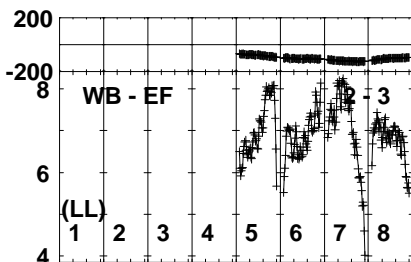
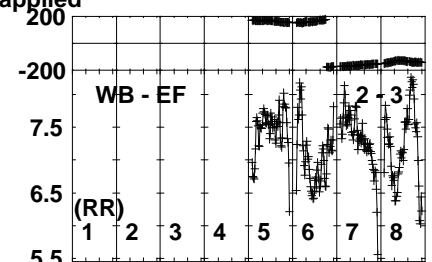
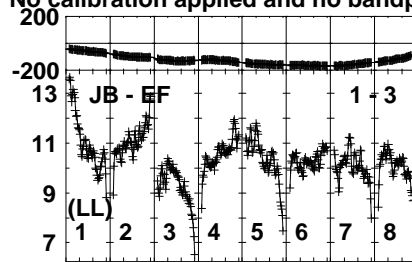
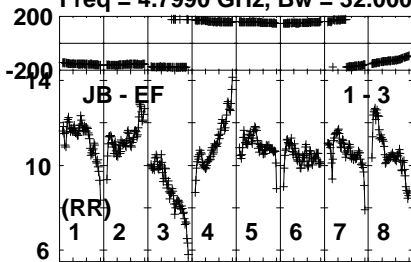


Lower frame: Micro Ampl Jy Top frame: Phas deg  
Vector averaged cross-power spectrum Several baselines displayed  
Timerange: 01/00:53:01 to 01/00:55:29

Plot file version 411 created 06-JUN-2023 11:27:28

J1329+3154 EM170A.UVDATA.1

Freq = 4.7990 GHz, Bw = 32.000 MH No calibration applied and no bandpass applied



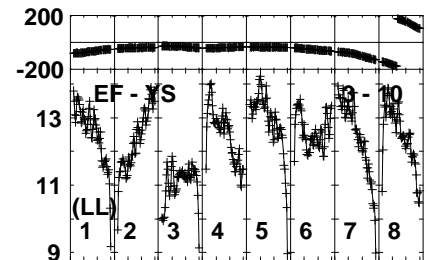
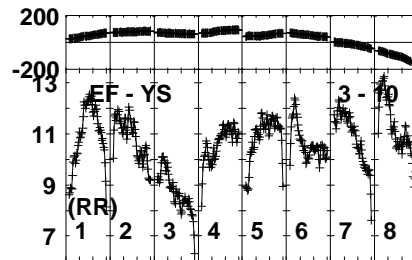
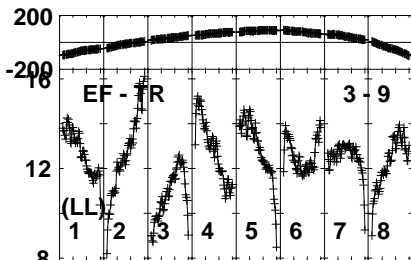
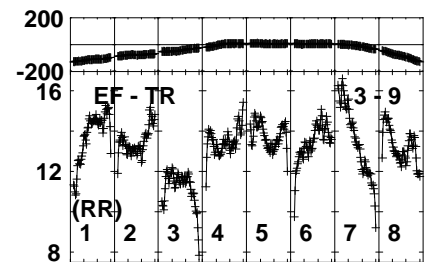
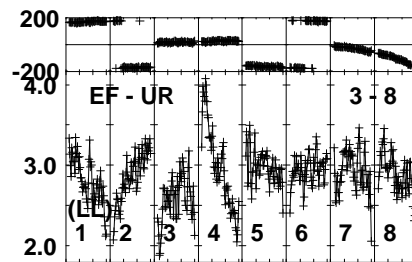
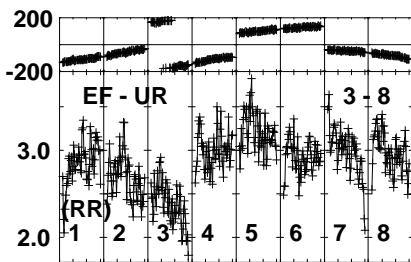
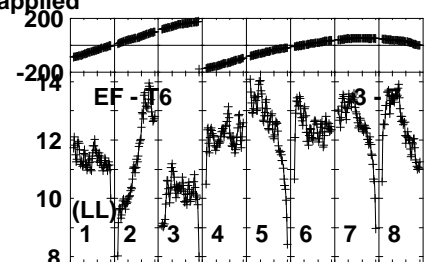
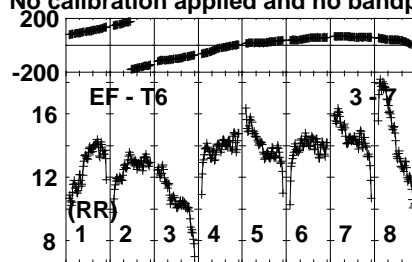
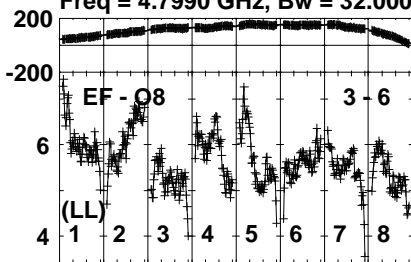
Lower frame: Milli Ampl Jy Top frame: Phas deg  
Vector averaged cross-power spectrum Several baselines displayed  
Timerange: 01/00:55:31 to 01/00:56:49

Plot file version 412 created 06-JUN-2023 11:27:28

J1329+3154 EM170A.UVDATA.1

Freq = 4.7990 GHz, Bw = 32.000 MH

No calibration applied and no bandpass applied



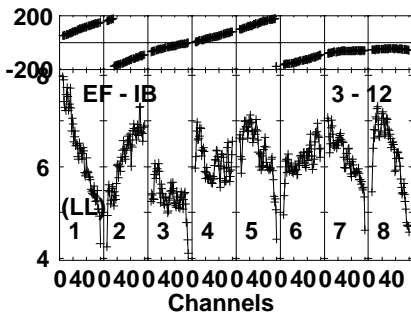
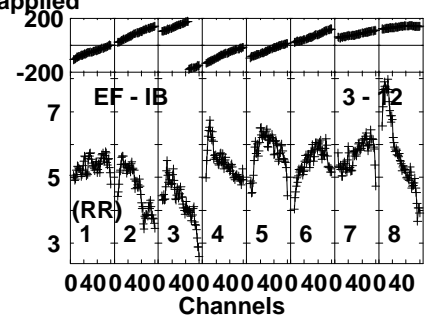
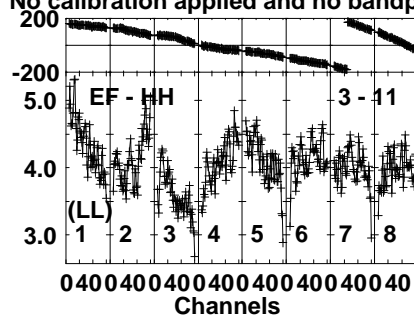
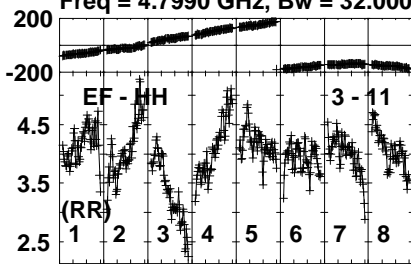
Lower frame: Milli Ampl Jy Top frame: Phas deg  
Vector averaged cross-power spectrum Several baselines displayed  
Timerange: 01/00:55:31 to 01/00:56:49

Plot file version 413 created 06-JUN-2023 11:27:28

J1329+3154 EM170A.UVDATA.1

Freq = 4.7990 GHz, Bw = 32.000 MH

No calibration applied and no bandpass applied



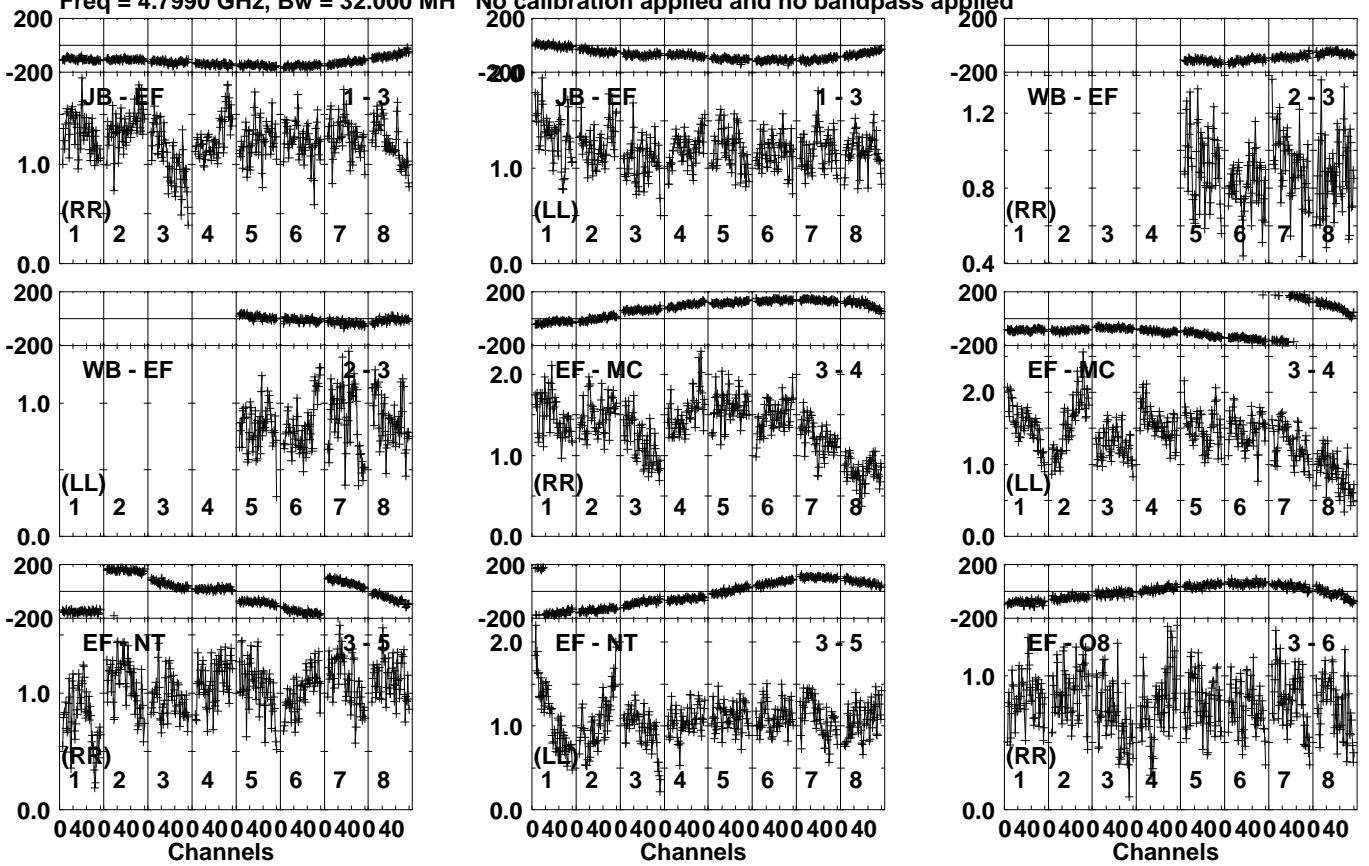
Lower frame: Milli Ampl Jy Top frame: Phas deg  
Vector averaged cross-power spectrum Several baselines displayed  
Timerange: 01/00:55:31 to 01/00:56:49

Plot file version 414 created 06-JUN-2023 11:27:29

J1342+3507 EM170A.UVDATA.1

Freq = 4.7990 GHz, Bw = 32.000 MH

No calibration applied and no bandpass applied



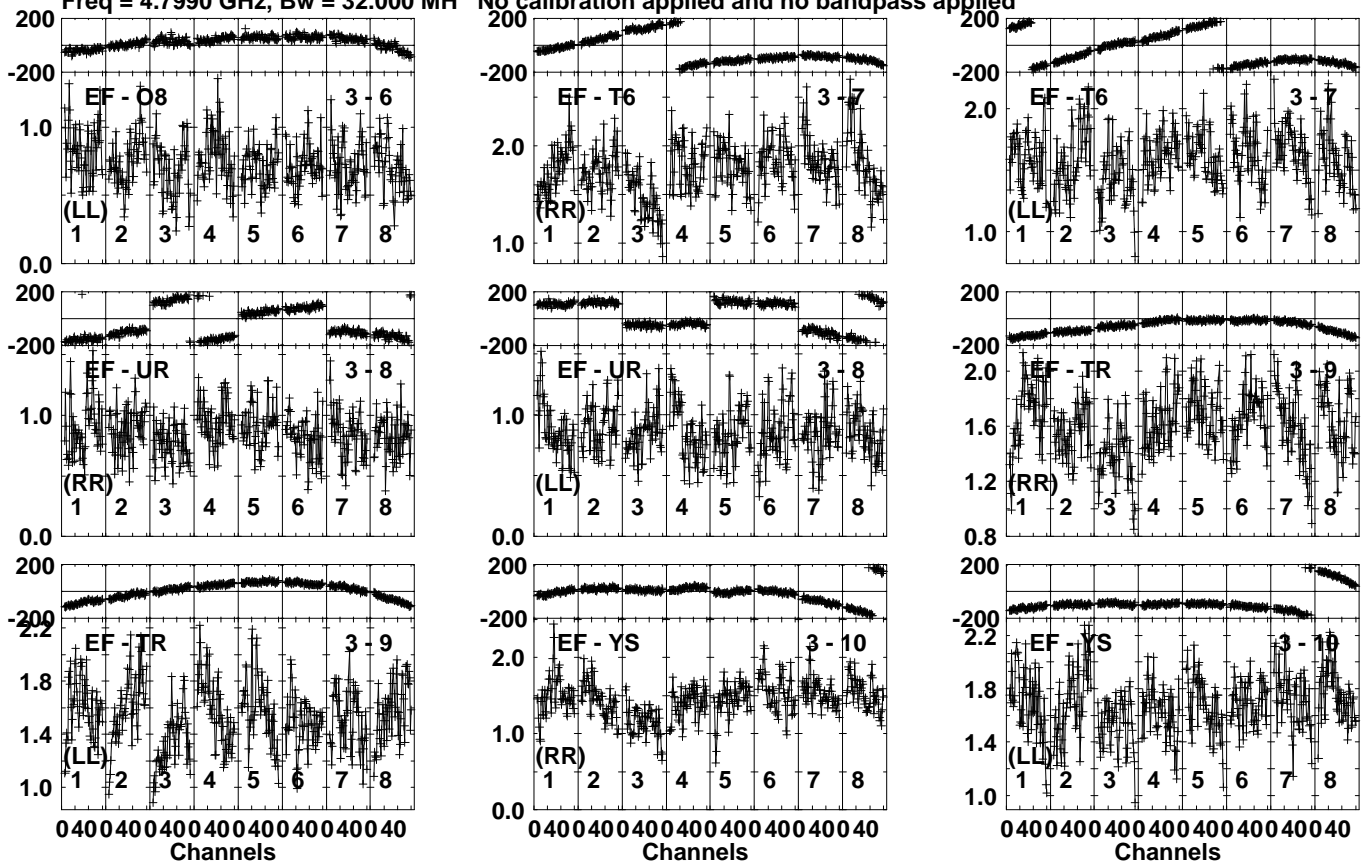
Lower frame: Milli Ampl Jy Top frame: Phas deg  
Vector averaged cross-power spectrum Several baselines displayed  
Timerange: 01/00:56:51 to 01/00:58:29

Plot file version 415 created 06-JUN-2023 11:27:29

J1342+3507 EM170A.UVDATA.1

Freq = 4.7990 GHz, Bw = 32.000 MH

No calibration applied and no bandpass applied



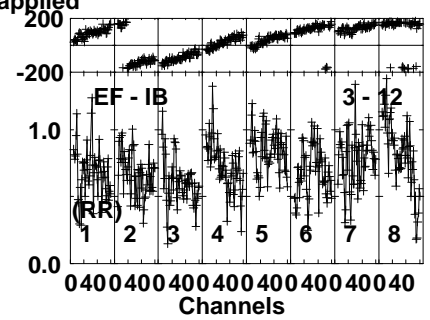
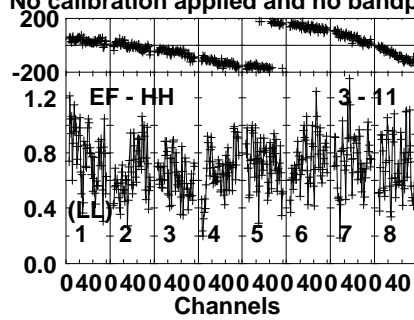
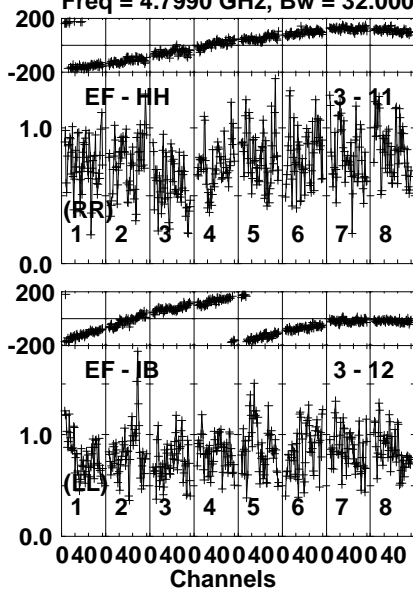
Lower frame: Milli Ampl Jy Top frame: Phas deg  
Vector averaged cross-power spectrum Several baselines displayed  
Timerange: 01/00:56:51 to 01/00:58:29

Plot file version 416 created 06-JUN-2023 11:27:29

J1342+3507 EM170A.UVDATA.1

Freq = 4.7990 GHz, Bw = 32.000 MH

No calibration applied and no bandpass applied



Lower frame: Milli Ampl Jy Top frame: Phas deg  
Vector averaged cross-power spectrum Several baselines displayed  
Timerange: 01/00:56:51 to 01/00:58:29

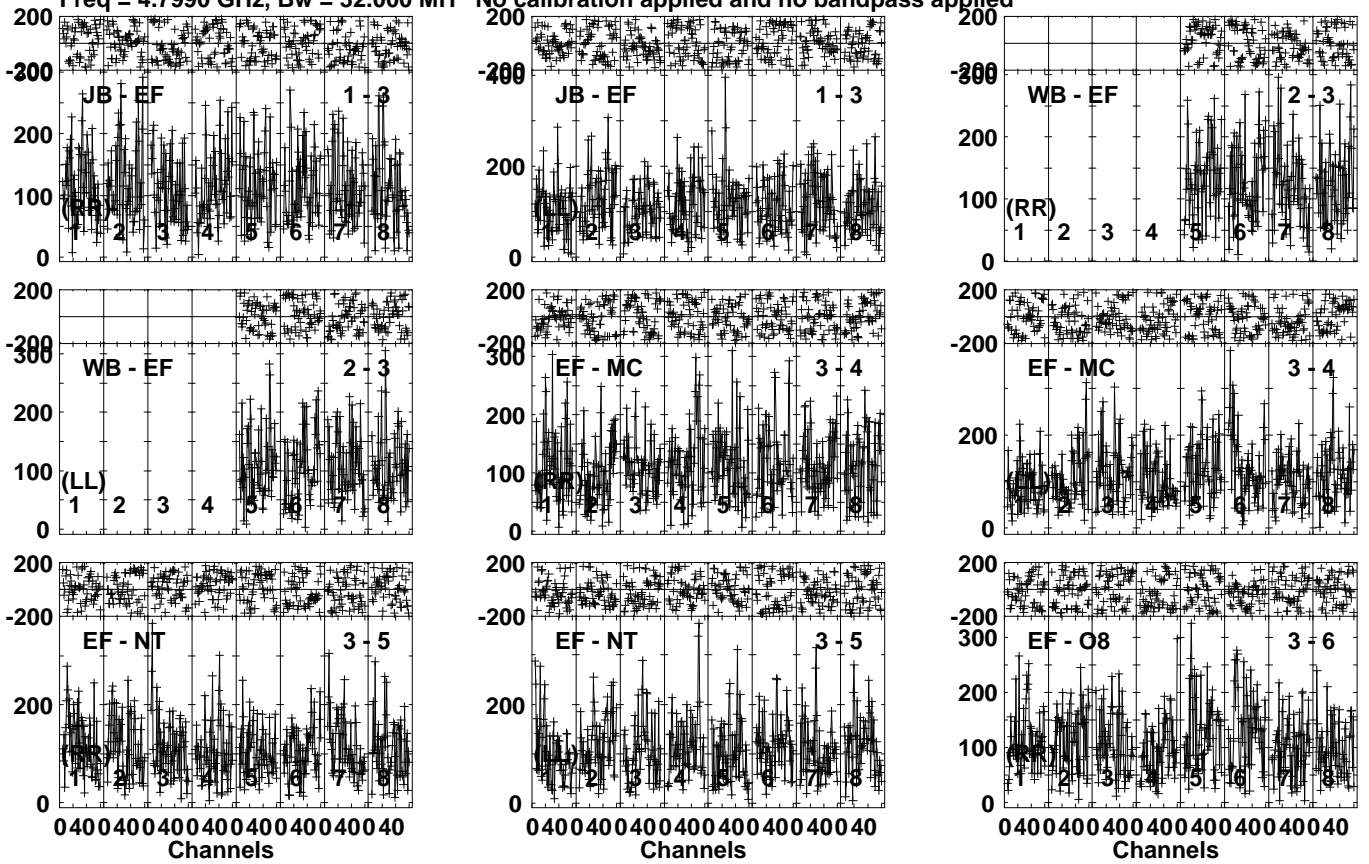


Plot file version 417 created 06-JUN-2023 11:27:29

AT2022CMC EM170A.UVDATA.1

Freq = 4.7990 GHz, Bw = 32.000 MH

No calibration applied and no bandpass applied

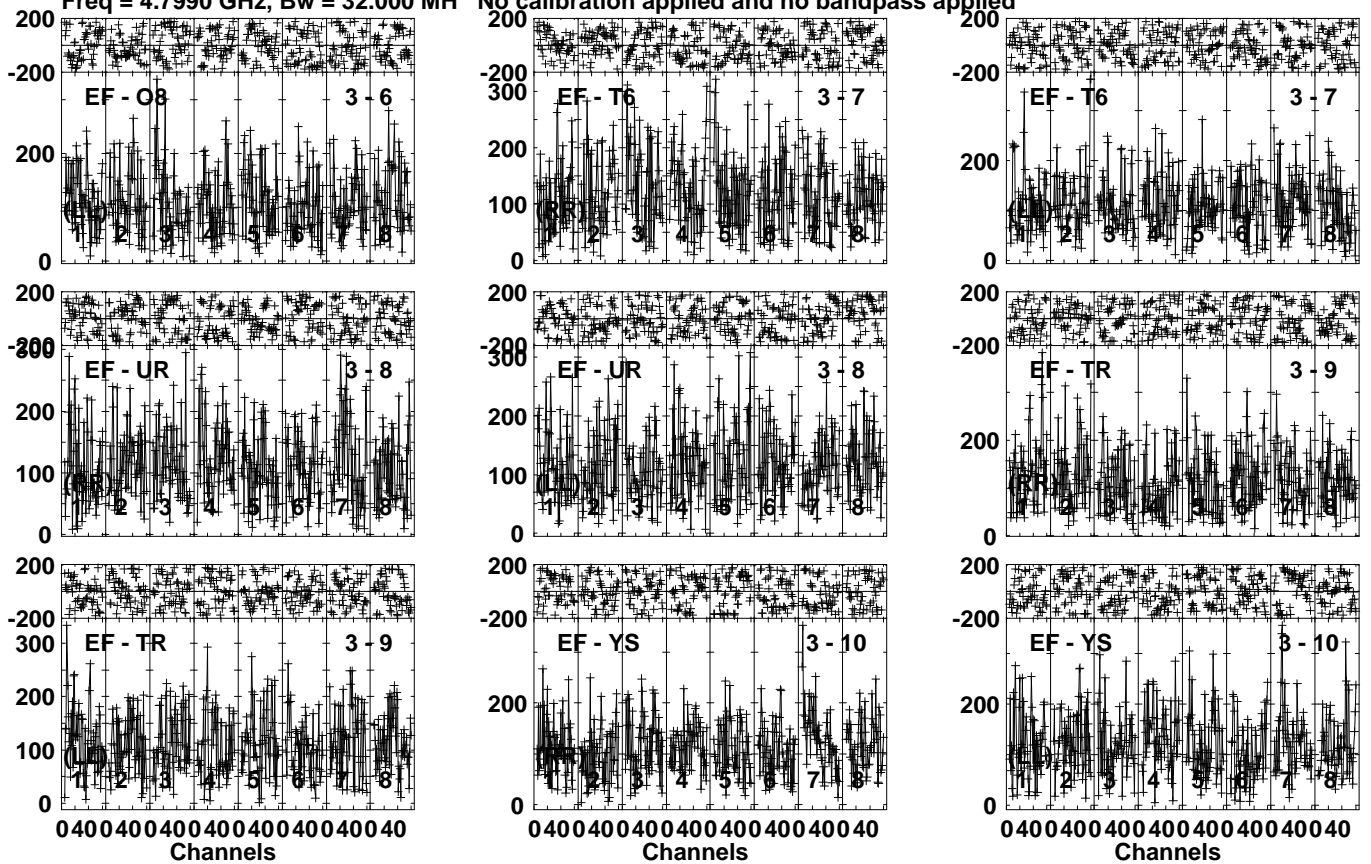


Lower frame: Micro Ampl Jy Top frame: Phas deg  
Vector averaged cross-power spectrum Several baselines displayed  
Timerange: 01/00:58:31 to 01/01:00:59

Plot file version 418 created 06-JUN-2023 11:27:29

AT2022CMC EM170A.UVDATA.1

Freq = 4.7990 GHz, Bw = 32.000 MH No calibration applied and no bandpass applied



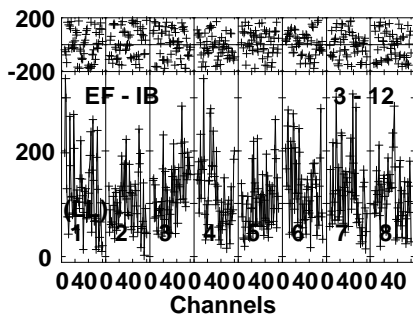
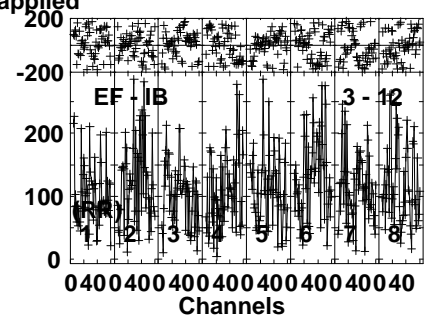
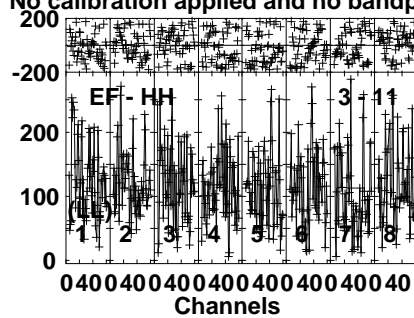
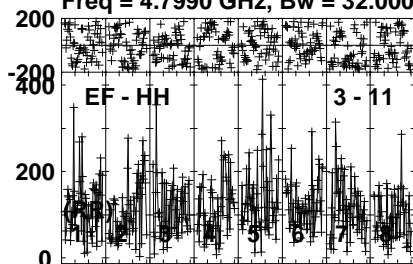
Lower frame: Micro Ampl Jy Top frame: Phas deg  
Vector averaged cross-power spectrum Several baselines displayed  
Timerange: 01/00:58:31 to 01/01:00:59

Plot file version 419 created 06-JUN-2023 11:27:29

AT2022CMC EM170A.UVDATA.1

Freq = 4.7990 GHz, Bw = 32.000 MH

No calibration applied and no bandpass applied



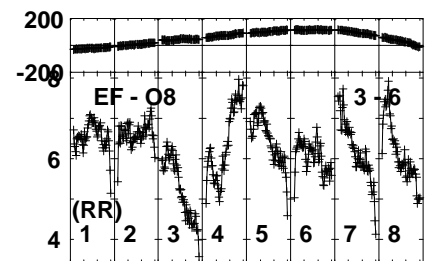
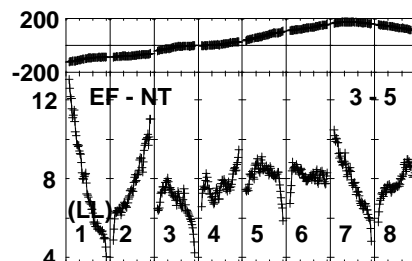
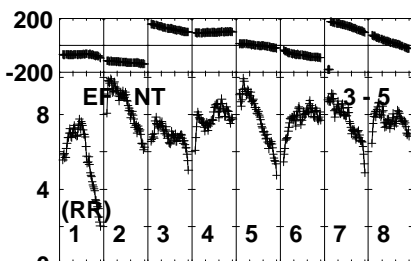
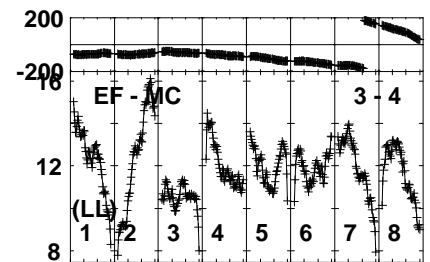
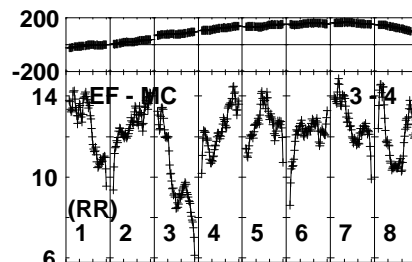
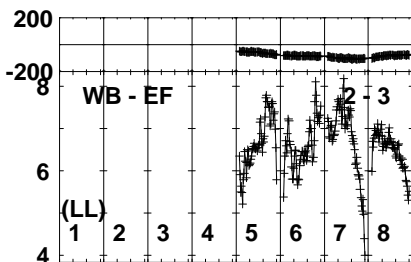
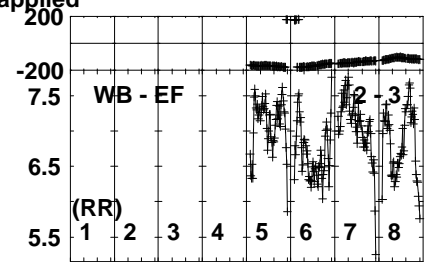
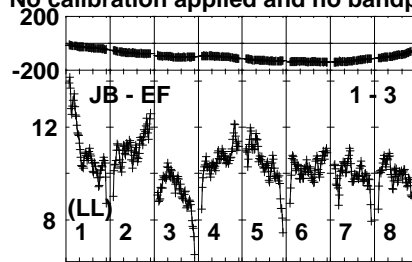
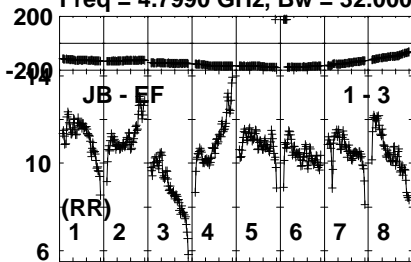
Lower frame: Micro Ampl Jy Top frame: Phas deg  
Vector averaged cross-power spectrum Several baselines displayed  
Timerange: 01/00:58:31 to 01/01:00:59

Plot file version 420 created 06-JUN-2023 11:27:29

J1329+3154 EM170A.UVDATA.1

Freq = 4.7990 GHz, Bw = 32.000 MH

No calibration applied and no bandpass applied



Lower frame: Milli Ampl Jy Top frame: Phas deg  
Vector averaged cross-power spectrum Several baselines displayed  
Timerange: 01/01:01:01 to 01/01:02:19

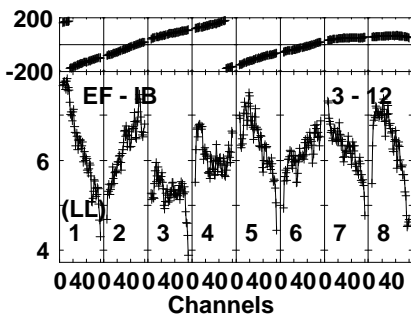
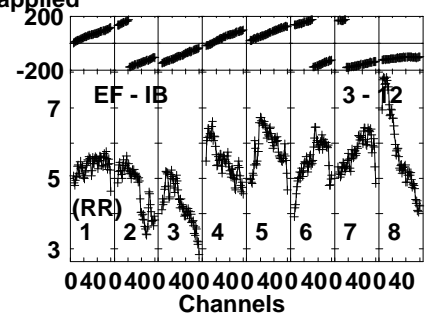
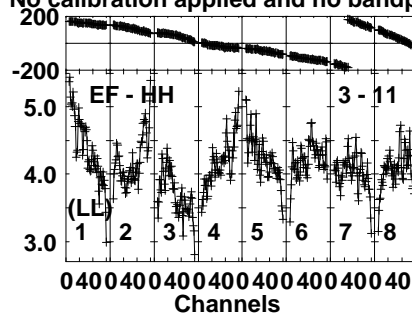
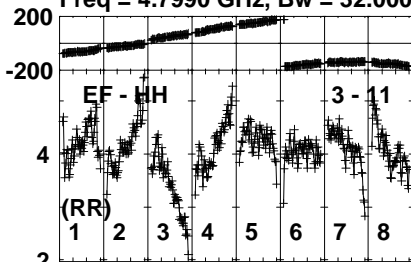


Plot file version 422 created 06-JUN-2023 11:27:29

J1329+3154 EM170A.UVDATA.1

Freq = 4.7990 GHz, Bw = 32.000 MH

No calibration applied and no bandpass applied



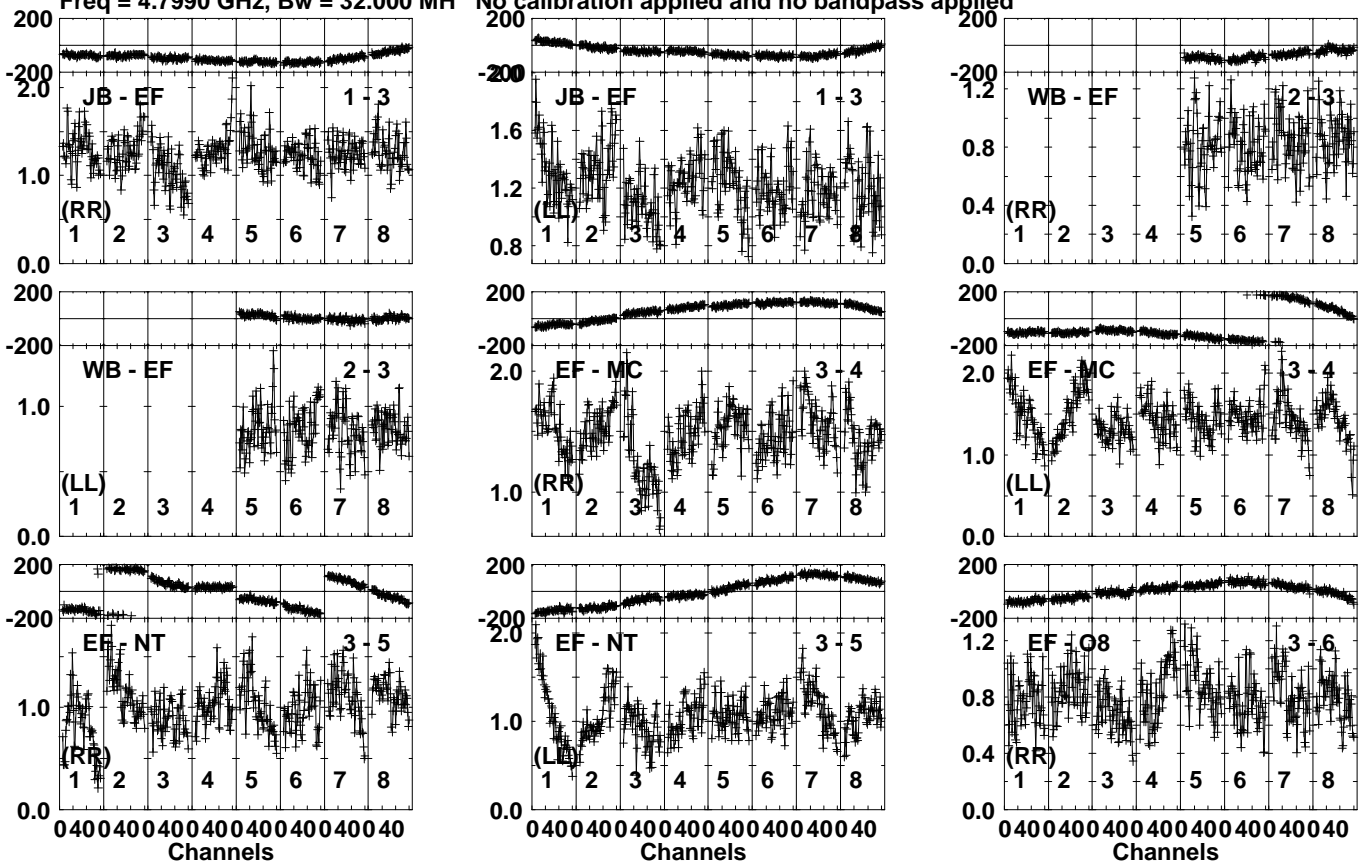
Lower frame: Milli Ampl Jy Top frame: Phas deg  
Vector averaged cross-power spectrum Several baselines displayed  
Timerange: 01/01:01:01 to 01/01:02:19

Plot file version 423 created 06-JUN-2023 11:27:29

J1342+3507 EM170A.UVDATA.1

Freq = 4.7990 GHz, Bw = 32.000 MH

No calibration applied and no bandpass applied



Lower frame: Milli Ampl Jy Top frame: Phas deg  
Vector averaged cross-power spectrum Several baselines displayed  
Timerange: 01/01:02:23 to 01/01:03:59



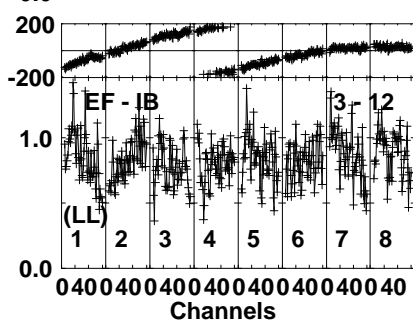
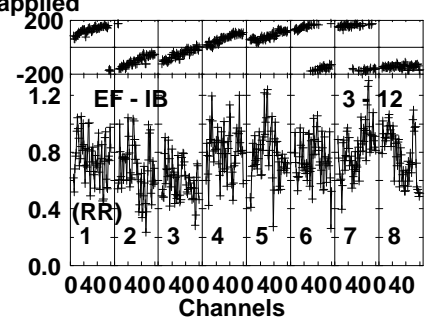
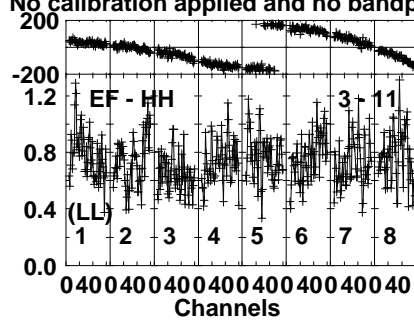
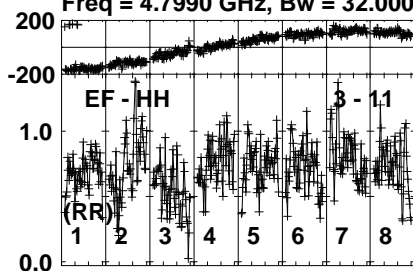


Plot file version 425 created 06-JUN-2023 11:27:30

J1342+3507 EM170A.UVDATA.1

Freq = 4.7990 GHz, Bw = 32.000 MH

No calibration applied and no bandpass applied



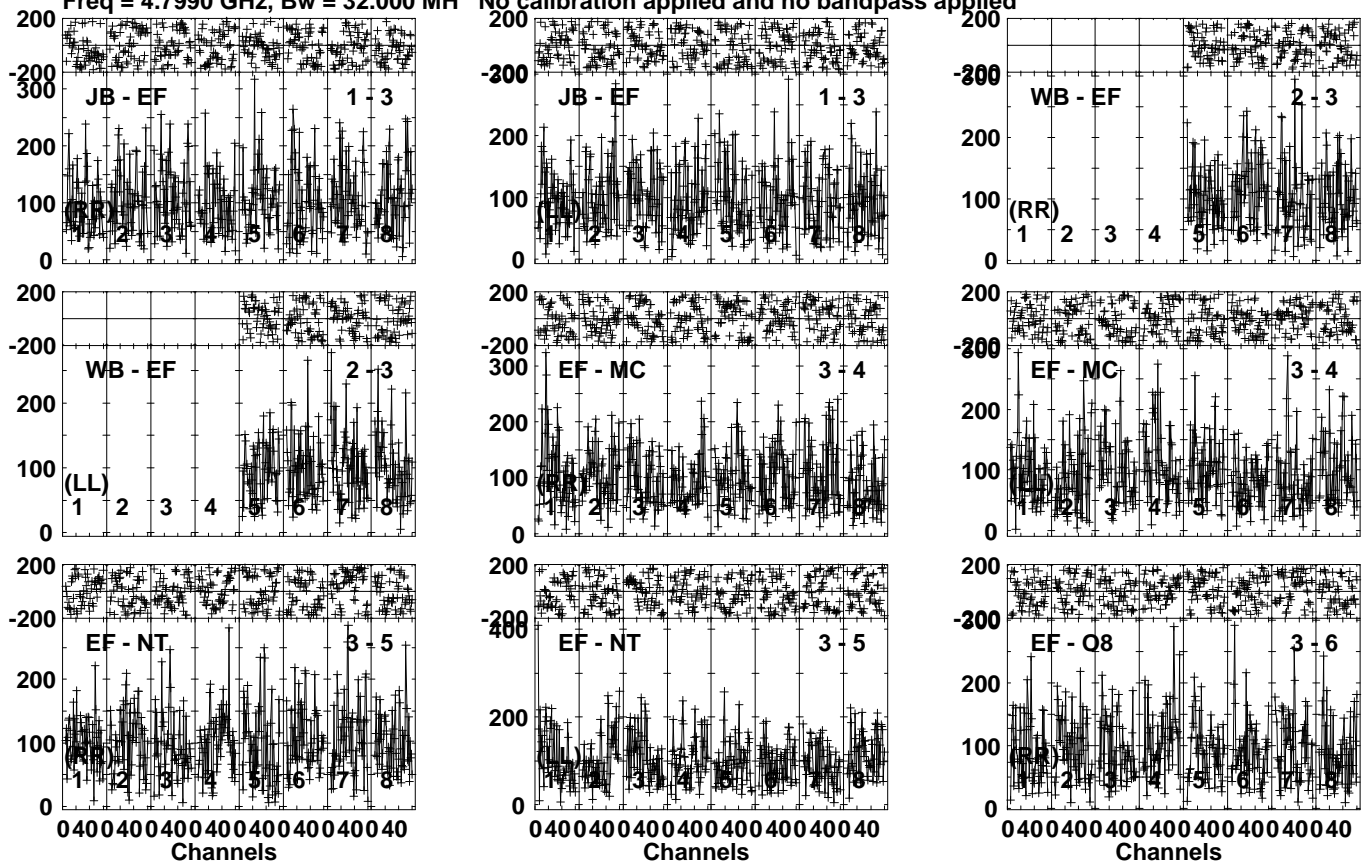
Lower frame: Milli Ampl Jy Top frame: Phas deg  
Vector averaged cross-power spectrum Several baselines displayed  
Timerange: 01/01:02:23 to 01/01:03:59

Plot file version 426 created 06-JUN-2023 11:27:30

AT2022CMC EM170A.UVDATA.1

Freq = 4.7990 GHz, Bw = 32.000 MH

No calibration applied and no bandpass applied



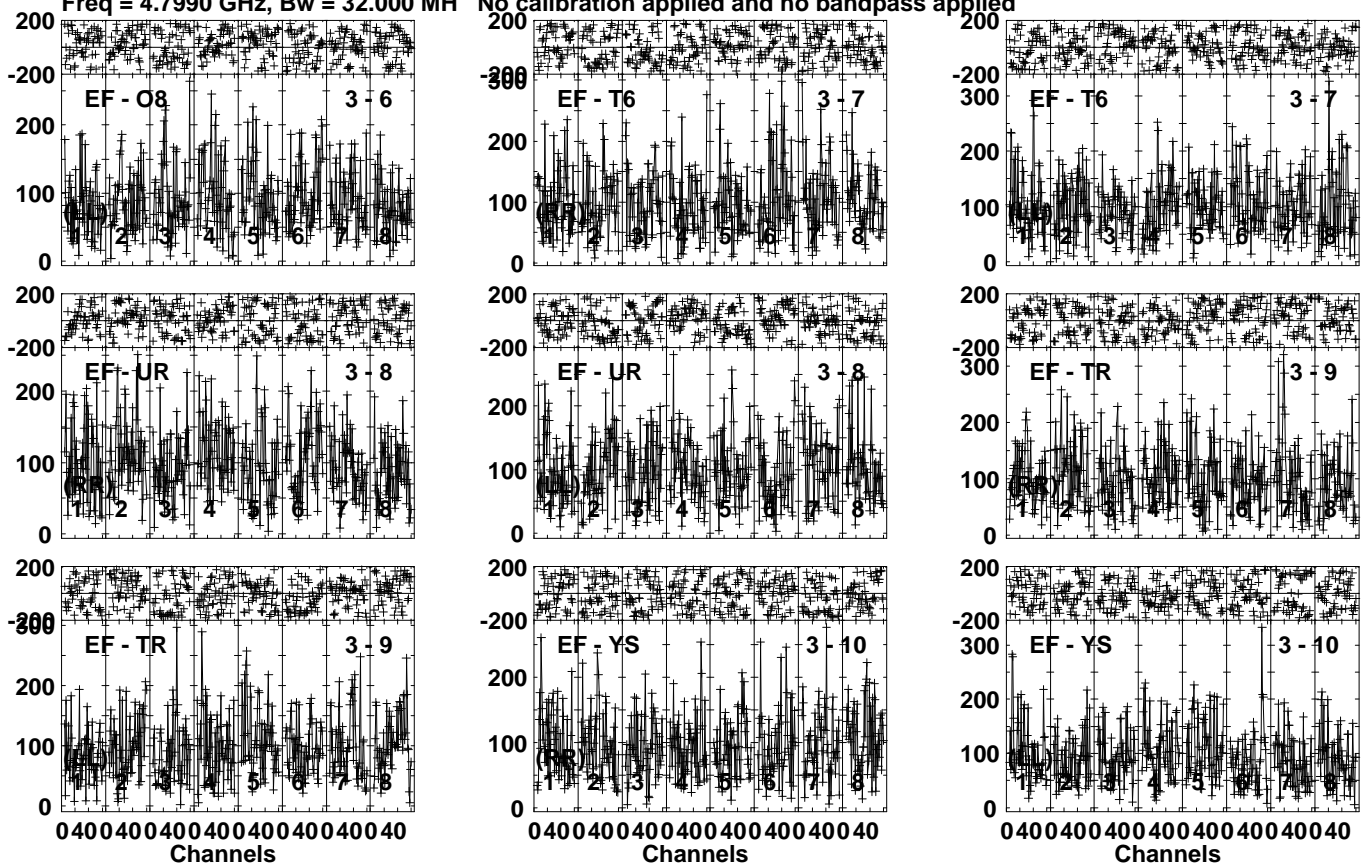
Lower frame: Micro Ampl Jy Top frame: Phas deg  
Vector averaged cross-power spectrum Several baselines displayed  
Timerange: 01/01:04:31 to 01/01:06:59

Plot file version 427 created 06-JUN-2023 11:27:30

AT2022CMC EM170A.UVDATA.1

Freq = 4.7990 GHz, Bw = 32.000 MH

No calibration applied and no bandpass applied



Lower frame: Micro Ampl Jy Top frame: Phas deg  
Vector averaged cross-power spectrum Several baselines displayed  
Timerange: 01/01:04:31 to 01/01:06:59

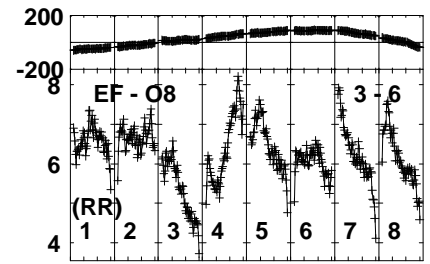
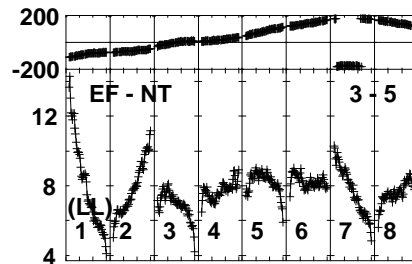
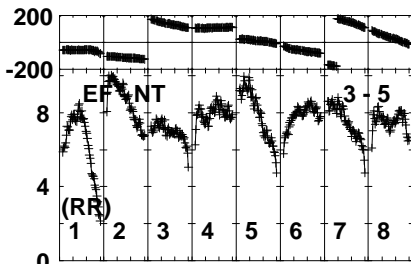
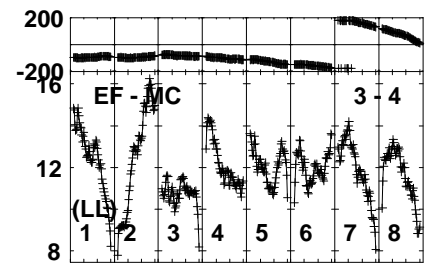
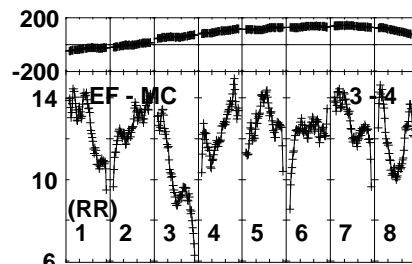
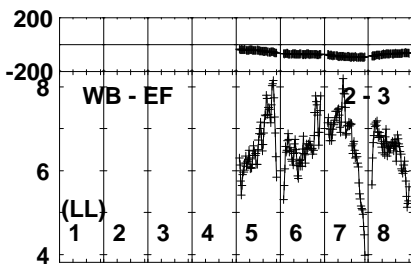
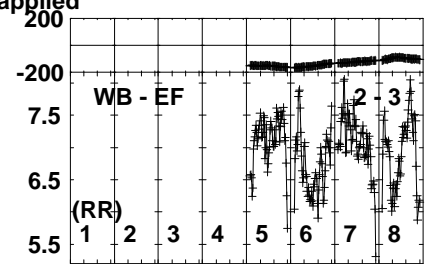
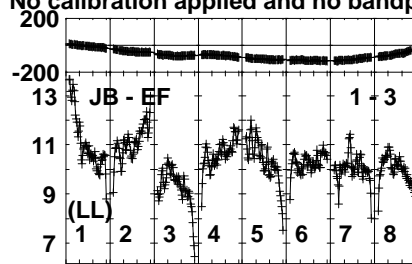
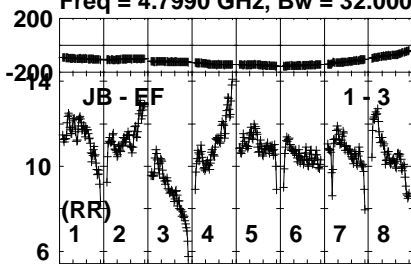


Plot file version 429 created 06-JUN-2023 11:27:30

J1329+3154 EM170A.UVDATA.1

Freq = 4.7990 GHz, Bw = 32.000 MH

No calibration applied and no bandpass applied



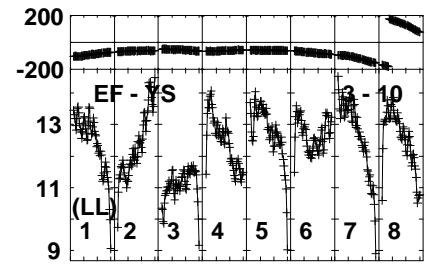
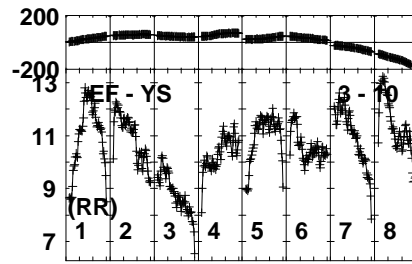
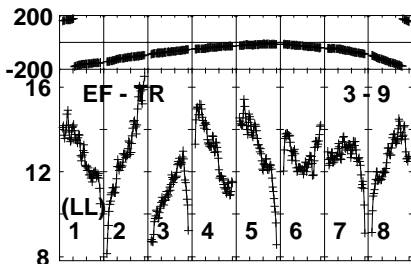
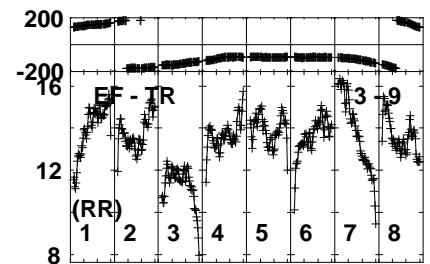
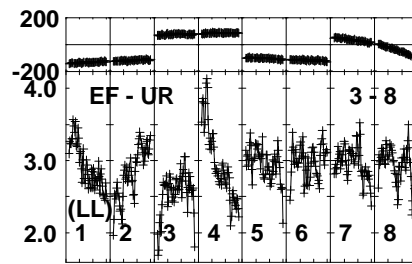
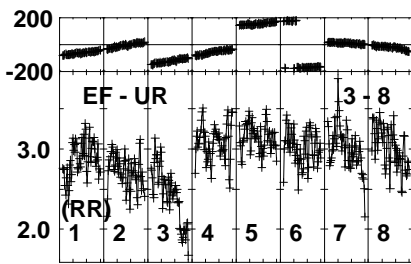
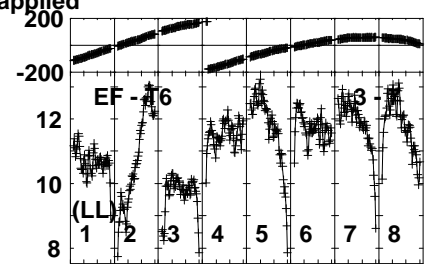
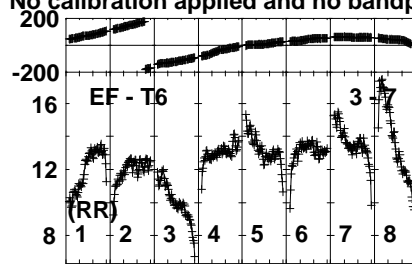
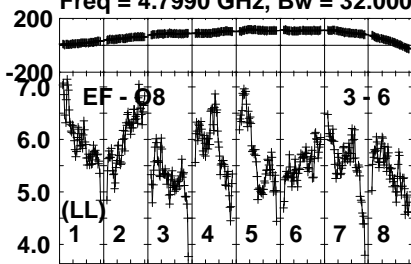
Lower frame: Milli Ampl Jy Top frame: Phas deg  
Vector averaged cross-power spectrum Several baselines displayed  
Timerange: 01/01:07:03 to 01/01:08:19

Plot file version 430 created 06-JUN-2023 11:27:30

J1329+3154 EM170A.UVDATA.1

Freq = 4.7990 GHz, Bw = 32.000 MH

No calibration applied and no bandpass applied



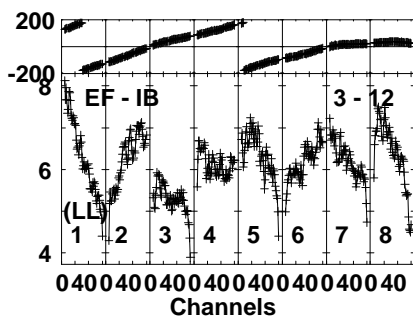
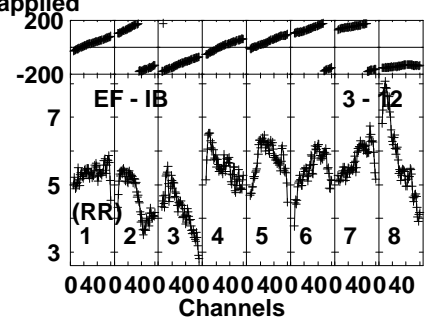
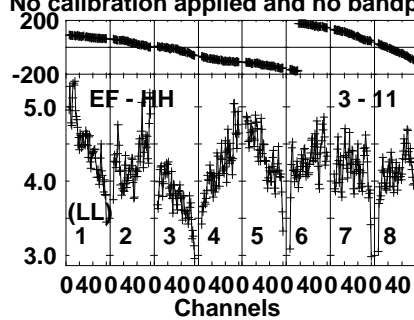
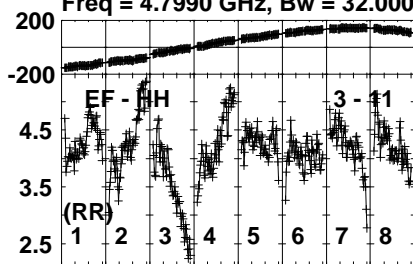
Lower frame: Milli Ampl Jy Top frame: Phas deg  
Vector averaged cross-power spectrum Several baselines displayed  
Timerange: 01/01:07:03 to 01/01:08:19

Plot file version 431 created 06-JUN-2023 11:27:30

J1329+3154 EM170A.UVDATA.1

Freq = 4.7990 GHz, Bw = 32.000 MH

No calibration applied and no bandpass applied



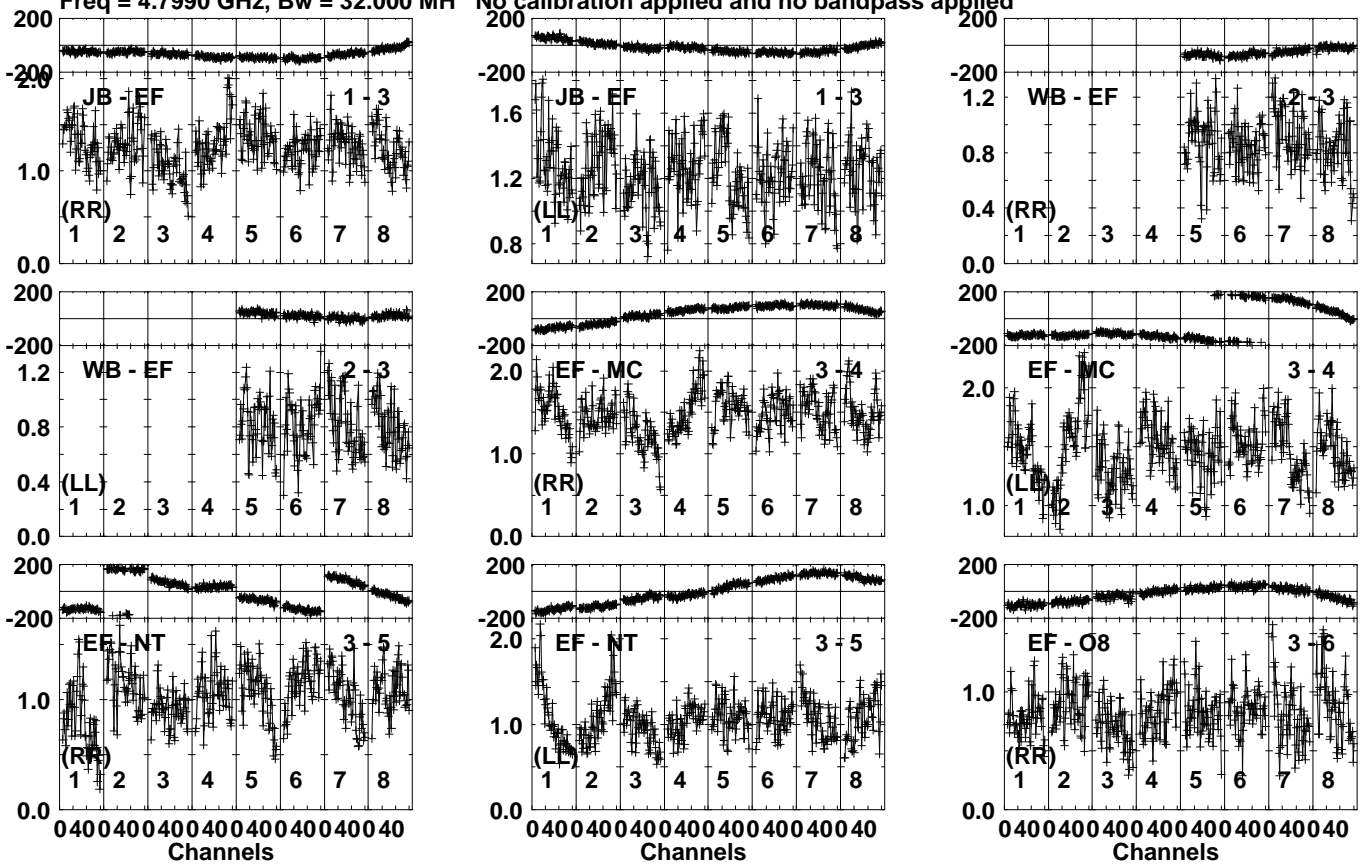
Lower frame: Milli Ampl Jy Top frame: Phas deg  
Vector averaged cross-power spectrum Several baselines displayed  
Timerange: 01/01:07:03 to 01/01:08:19

Plot file version 432 created 06-JUN-2023 11:27:30

J1342+3507 EM170A.UVDATA.1

Freq = 4.7990 GHz, Bw = 32.000 MH

No calibration applied and no bandpass applied



Lower frame: Milli Ampl Jy Top frame: Phas deg  
Vector averaged cross-power spectrum Several baselines displayed  
Timerange: 01/01:08:21 to 01/01:09:59

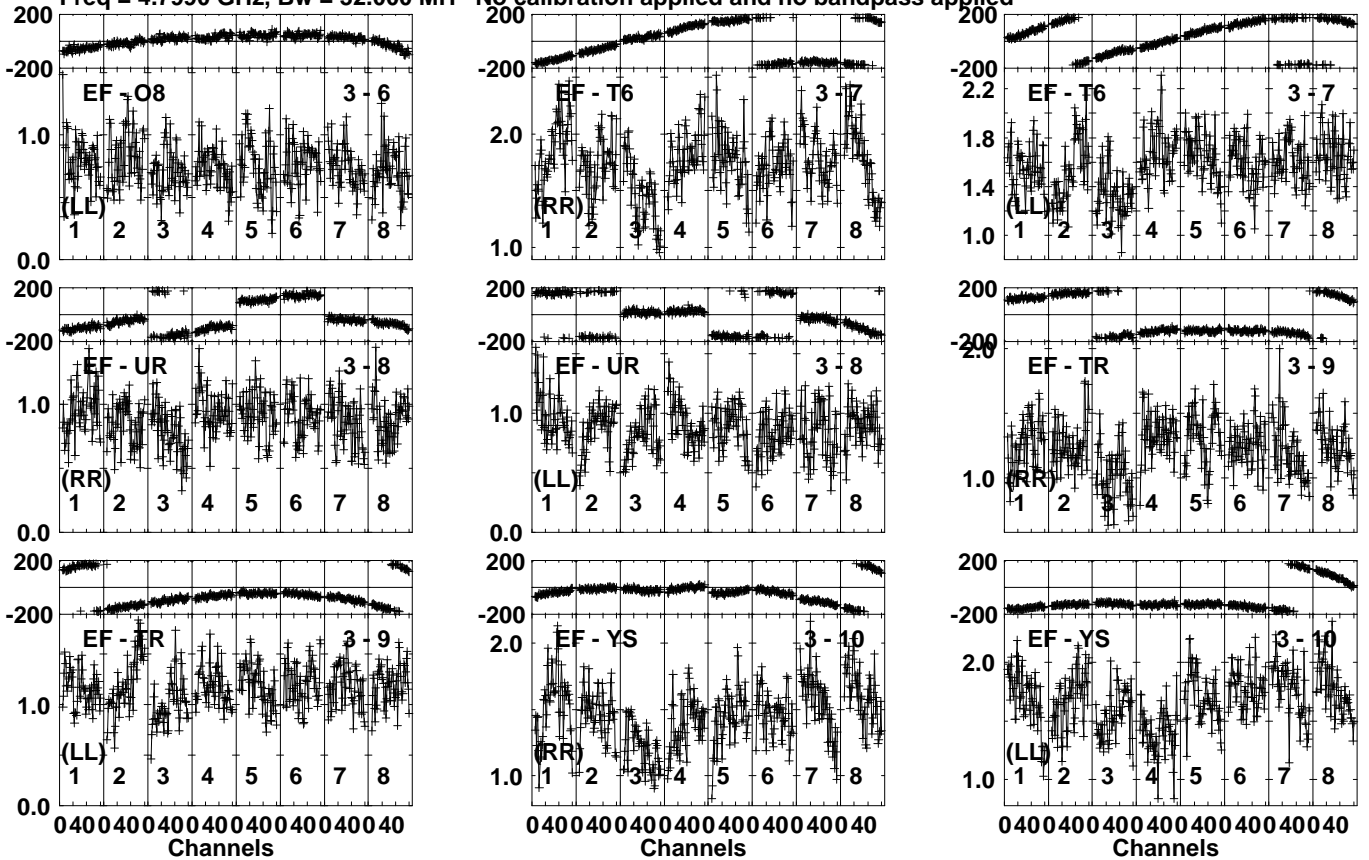


Plot file version 433 created 06-JUN-2023 11:27:30

J1342+3507 EM170A.UVDATA.1

Freq = 4.7990 GHz, Bw = 32.000 MH

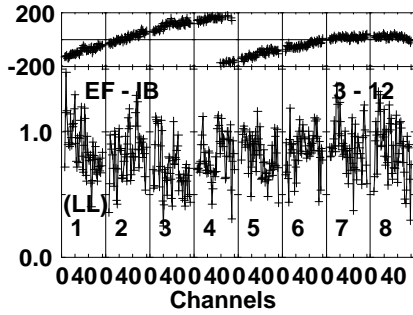
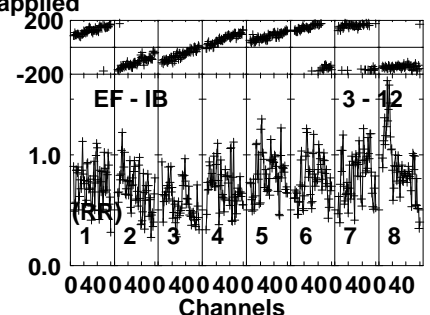
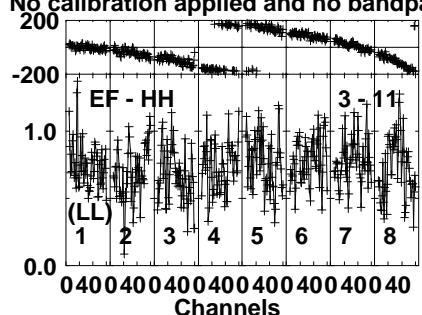
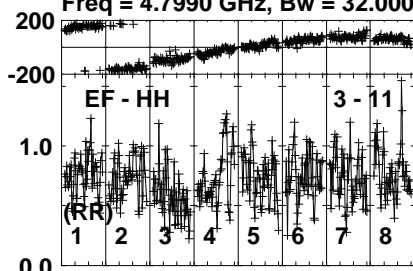
No calibration applied and no bandpass applied



Lower frame: Milli Ampl Jy Top frame: Phas deg  
Vector averaged cross-power spectrum Several baselines displayed  
Timerange: 01/01:08:21 to 01/01:09:59

Plot file version 434 created 06-JUN-2023 11:27:30  
 J1342+3507 EM170A.UVDATA.1  
 Freq = 4.7990 GHz, Bw = 32.000 MH

No calibration applied and no bandpass applied

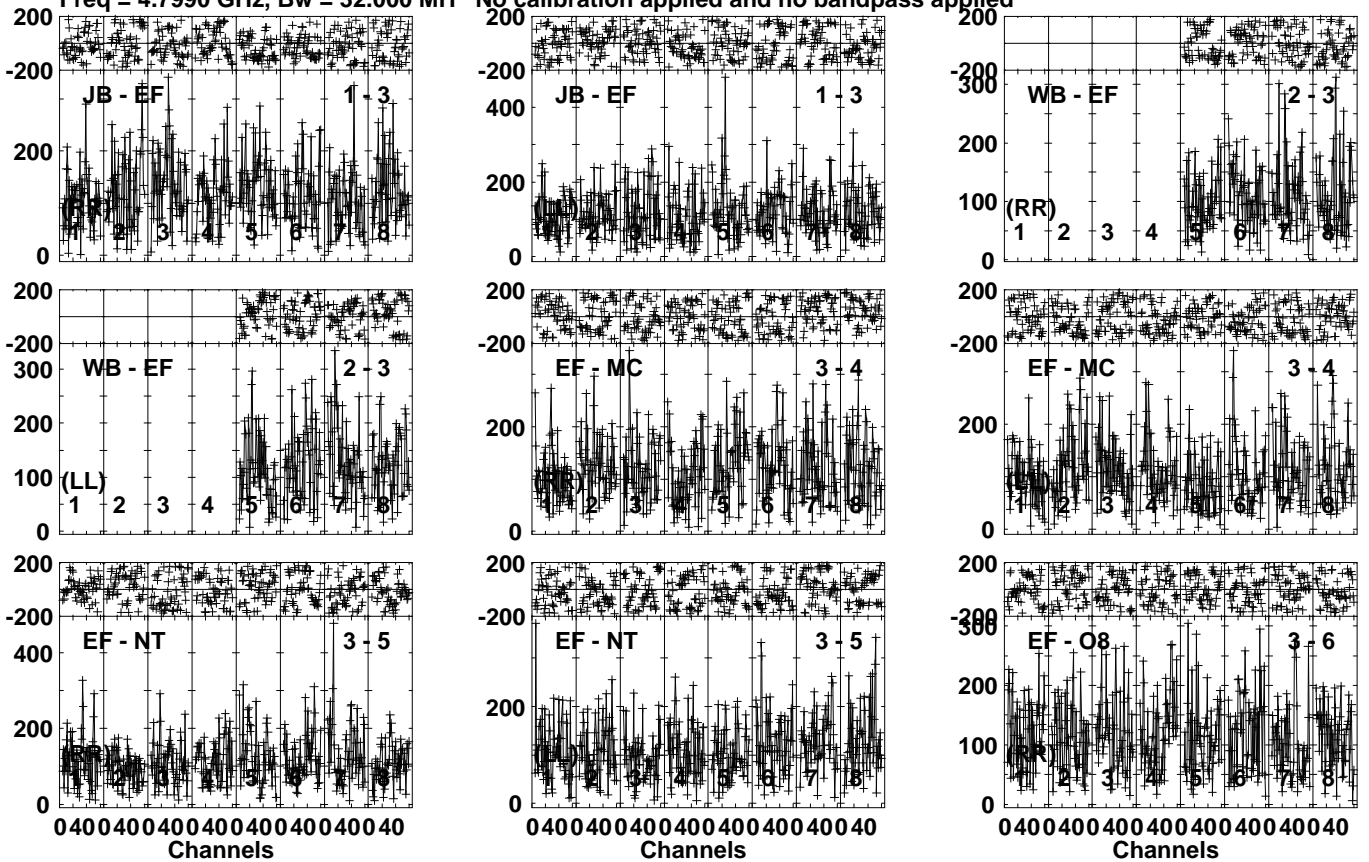


Lower frame: Milli Ampl Jy Top frame: Phas deg  
 Vector averaged cross-power spectrum Several baselines displayed  
 Timerange: 01/01:08:21 to 01/01:09:59

Plot file version 435 created 06-JUN-2023 11:27:31

AT2022CMC EM170A.UVDATA.1

Freq = 4.7990 GHz, Bw = 32.000 MH No calibration applied and no bandpass applied



Lower frame: Micro Ampl Jy Top frame: Phas deg  
Vector averaged cross-power spectrum Several baselines displayed  
Timerange: 01/01:10:01 to 01/01:12:29

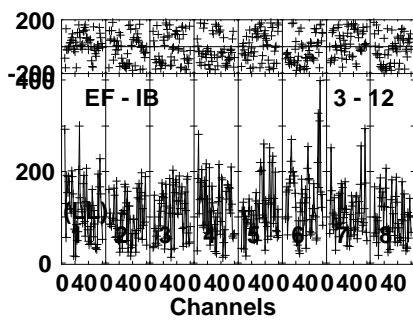
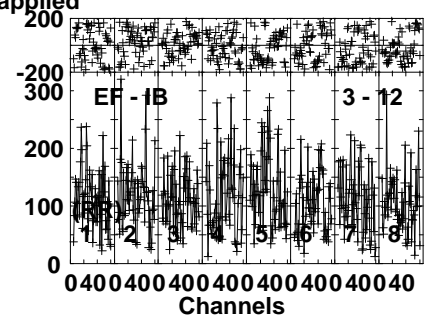
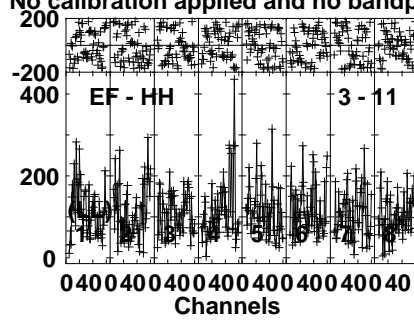
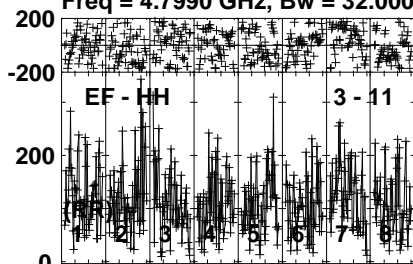


Plot file version 437 created 06-JUN-2023 11:27:31

AT2022CMC EM170A.UVDATA.1

Freq = 4.7990 GHz, Bw = 32.000 MH

No calibration applied and no bandpass applied



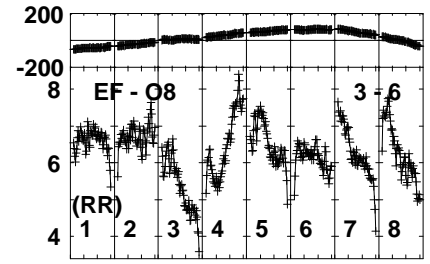
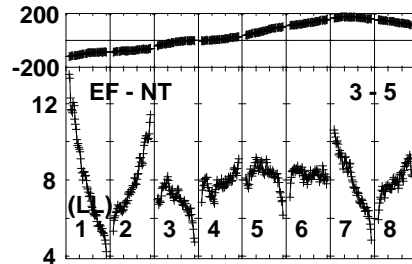
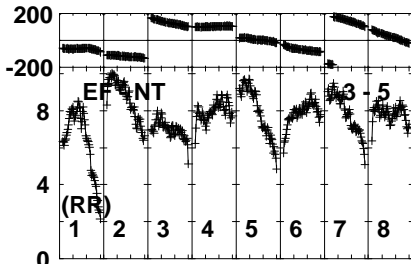
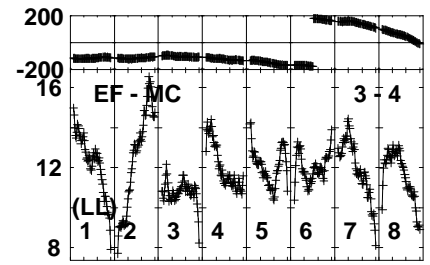
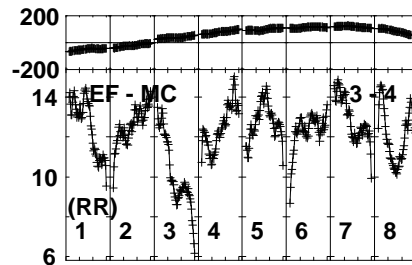
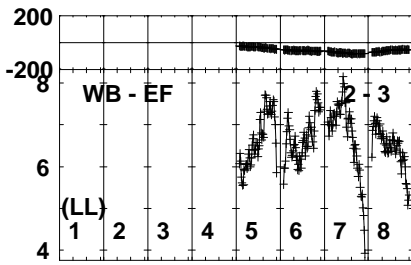
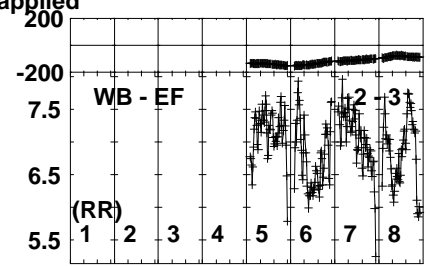
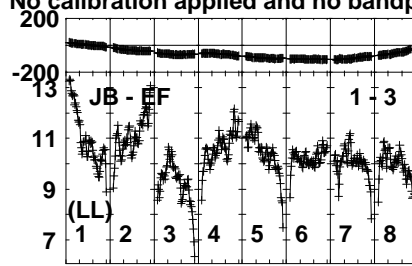
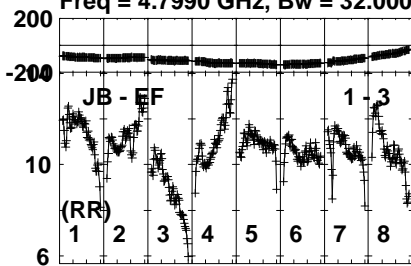
Lower frame: Micro Ampl Jy Top frame: Phas deg  
Vector averaged cross-power spectrum Several baselines displayed  
Timerange: 01/01:10:01 to 01/01:12:29

Plot file version 438 created 06-JUN-2023 11:27:31

J1329+3154 EM170A.UVDATA.1

Freq = 4.7990 GHz, Bw = 32.000 MH

No calibration applied and no bandpass applied



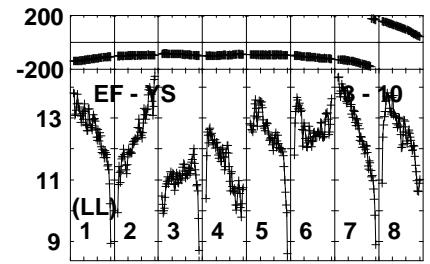
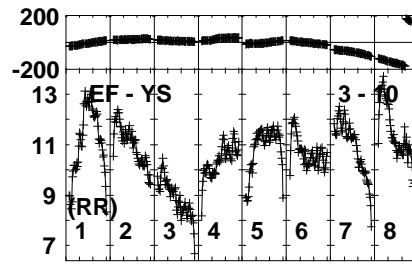
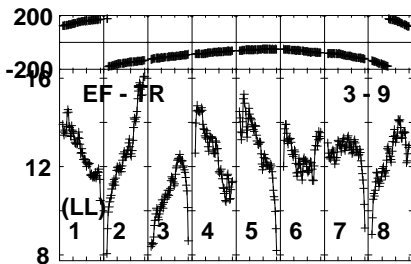
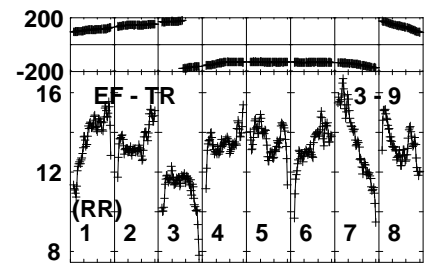
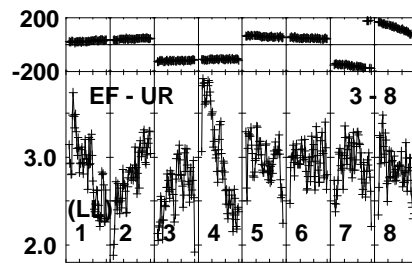
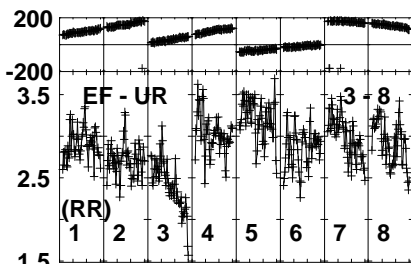
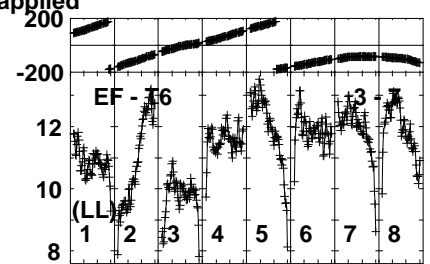
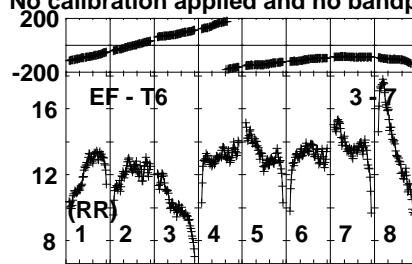
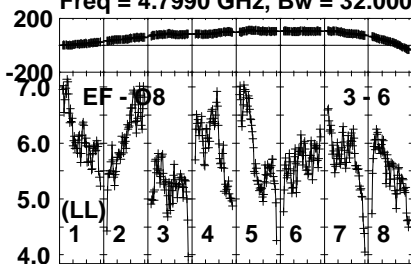
Lower frame: Milli Ampl Jy Top frame: Phas deg  
Vector averaged cross-power spectrum Several baselines displayed  
Timerange: 01/01:12:31 to 01/01:13:49

Plot file version 439 created 06-JUN-2023 11:27:31

J1329+3154 EM170A.UVDATA.1

Freq = 4.7990 GHz, Bw = 32.000 MH

No calibration applied and no bandpass applied



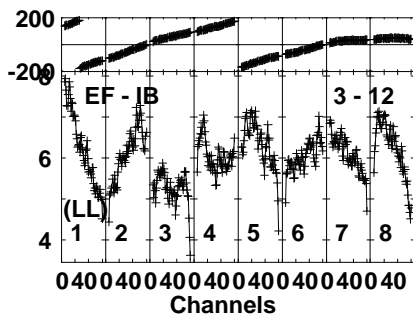
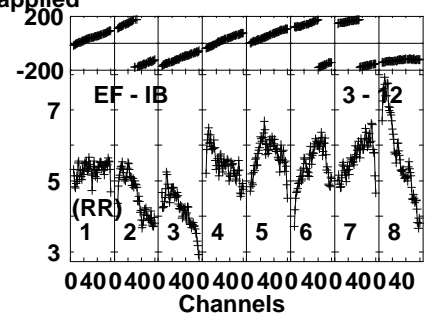
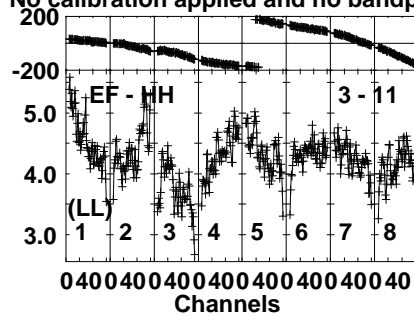
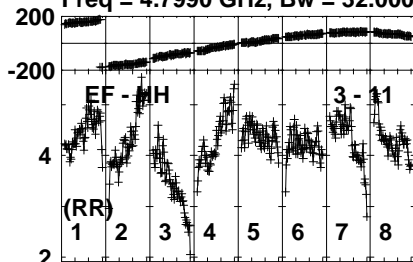
Lower frame: Milli Ampl Jy Top frame: Phas deg  
Vector averaged cross-power spectrum Several baselines displayed  
Timerange: 01/01:12:31 to 01/01:13:49

Plot file version 440 created 06-JUN-2023 11:27:31

J1329+3154 EM170A.UVDATA.1

Freq = 4.7990 GHz, Bw = 32.000 MH

No calibration applied and no bandpass applied



Lower frame: Milli Ampl Jy Top frame: Phas deg  
Vector averaged cross-power spectrum Several baselines displayed  
Timerange: 01/01:12:31 to 01/01:13:49

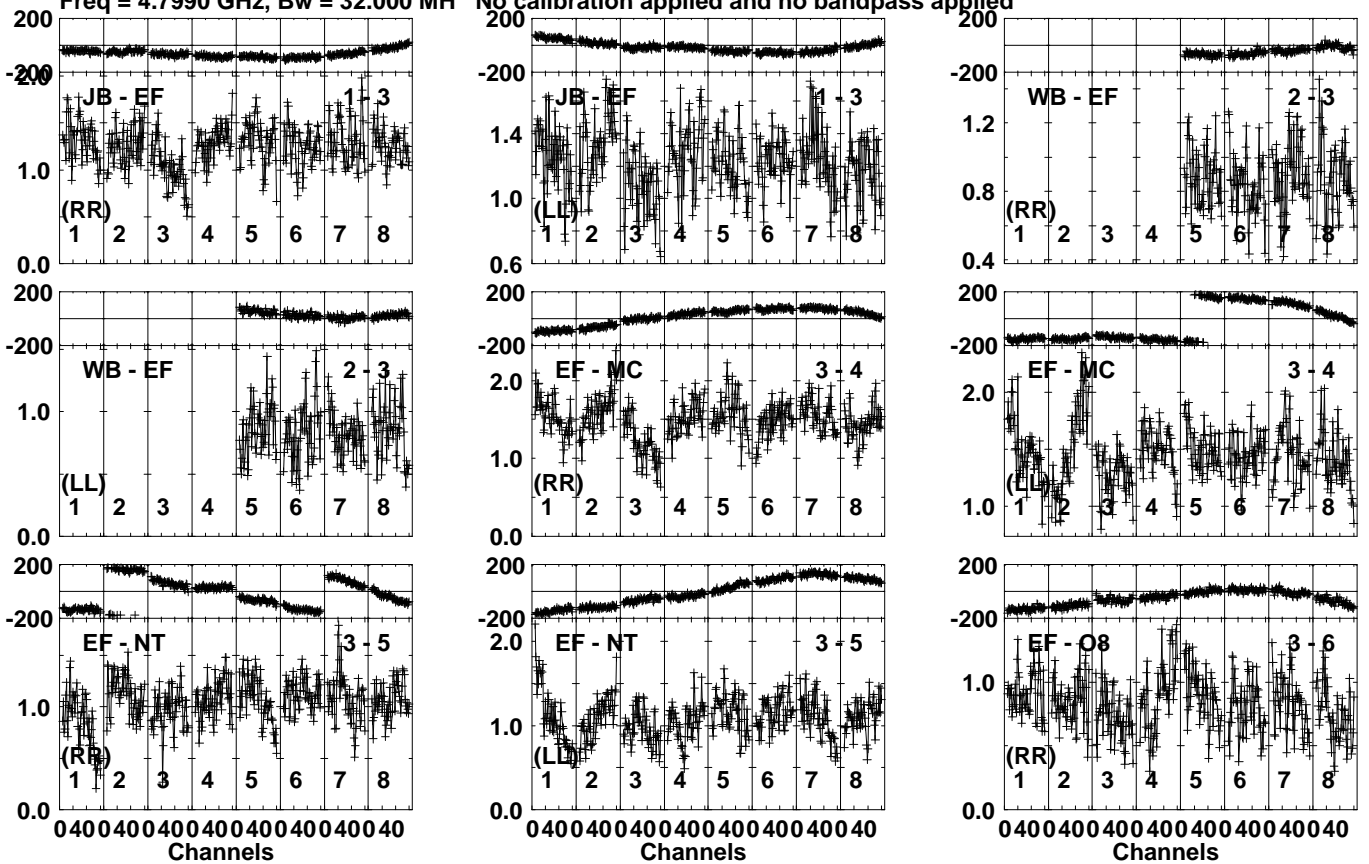


Plot file version 441 created 06-JUN-2023 11:27:31

J1342+3507 EM170A.UVDATA.1

Freq = 4.7990 GHz, Bw = 32.000 MH

No calibration applied and no bandpass applied



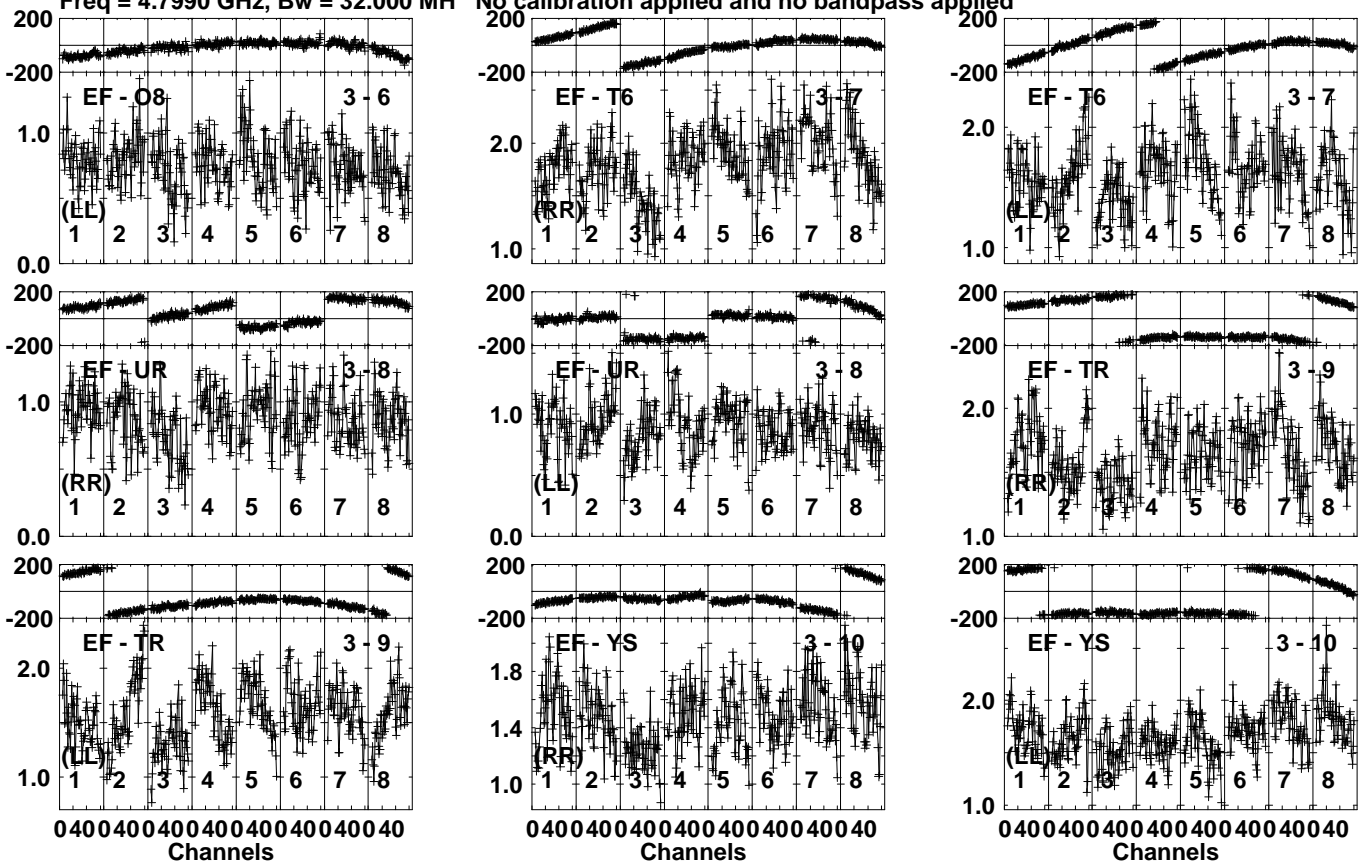
Lower frame: Milli Ampl Jy Top frame: Phas deg  
Vector averaged cross-power spectrum Several baselines displayed  
Timerange: 01/01:13:53 to 01/01:15:29

Plot file version 442 created 06-JUN-2023 11:27:31

J1342+3507 EM170A.UVDATA.1

Freq = 4.7990 GHz, Bw = 32.000 MH

No calibration applied and no bandpass applied



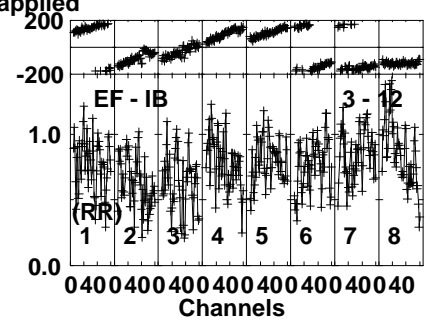
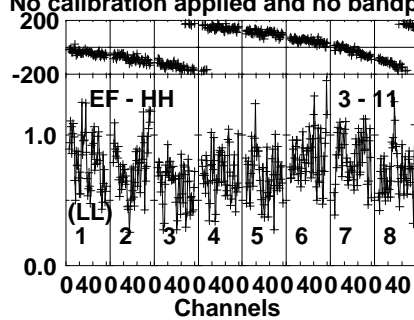
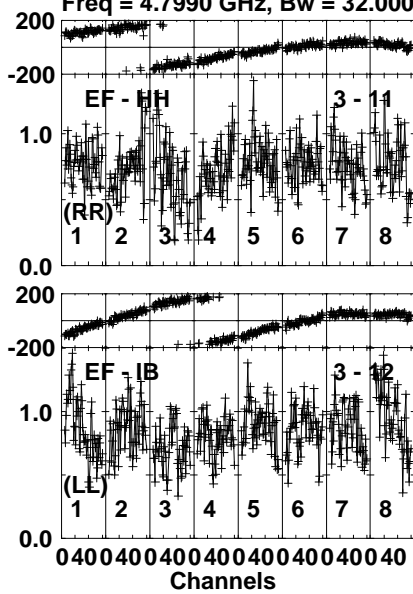
Lower frame: Milli Ampl Jy Top frame: Phas deg  
Vector averaged cross-power spectrum Several baselines displayed  
Timerange: 01/01:13:53 to 01/01:15:29

Plot file version 443 created 06-JUN-2023 11:27:31

J1342+3507 EM170A.UVDATA.1

Freq = 4.7990 GHz, Bw = 32.000 MH

No calibration applied and no bandpass applied



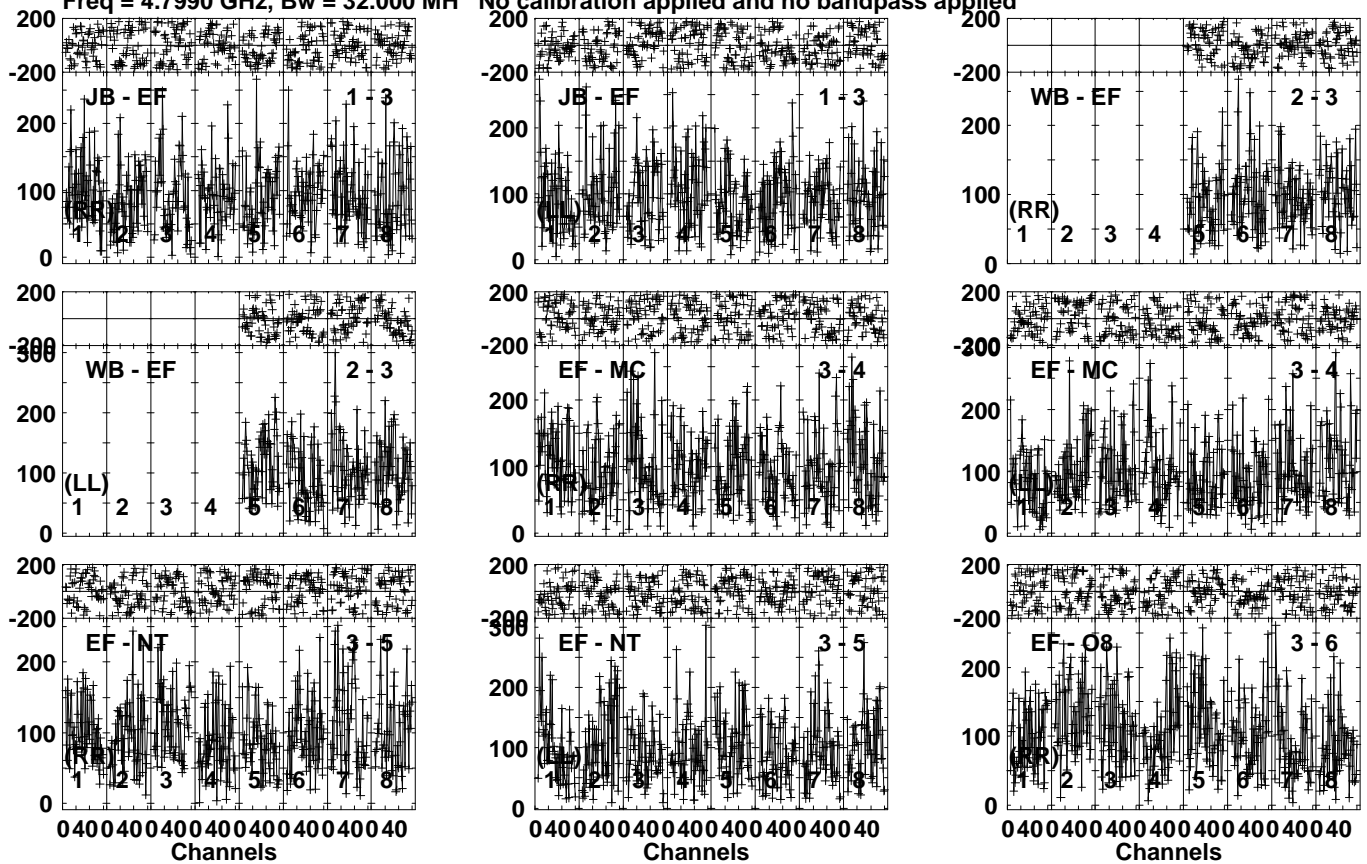
Lower frame: Milli Ampl Jy Top frame: Phas deg  
Vector averaged cross-power spectrum Several baselines displayed  
Timerange: 01/01:13:53 to 01/01:15:29

Plot file version 444 created 06-JUN-2023 11:27:31

AT2022CMC EM170A.UVDATA.1

Freq = 4.7990 GHz, Bw = 32.000 MH

No calibration applied and no bandpass applied



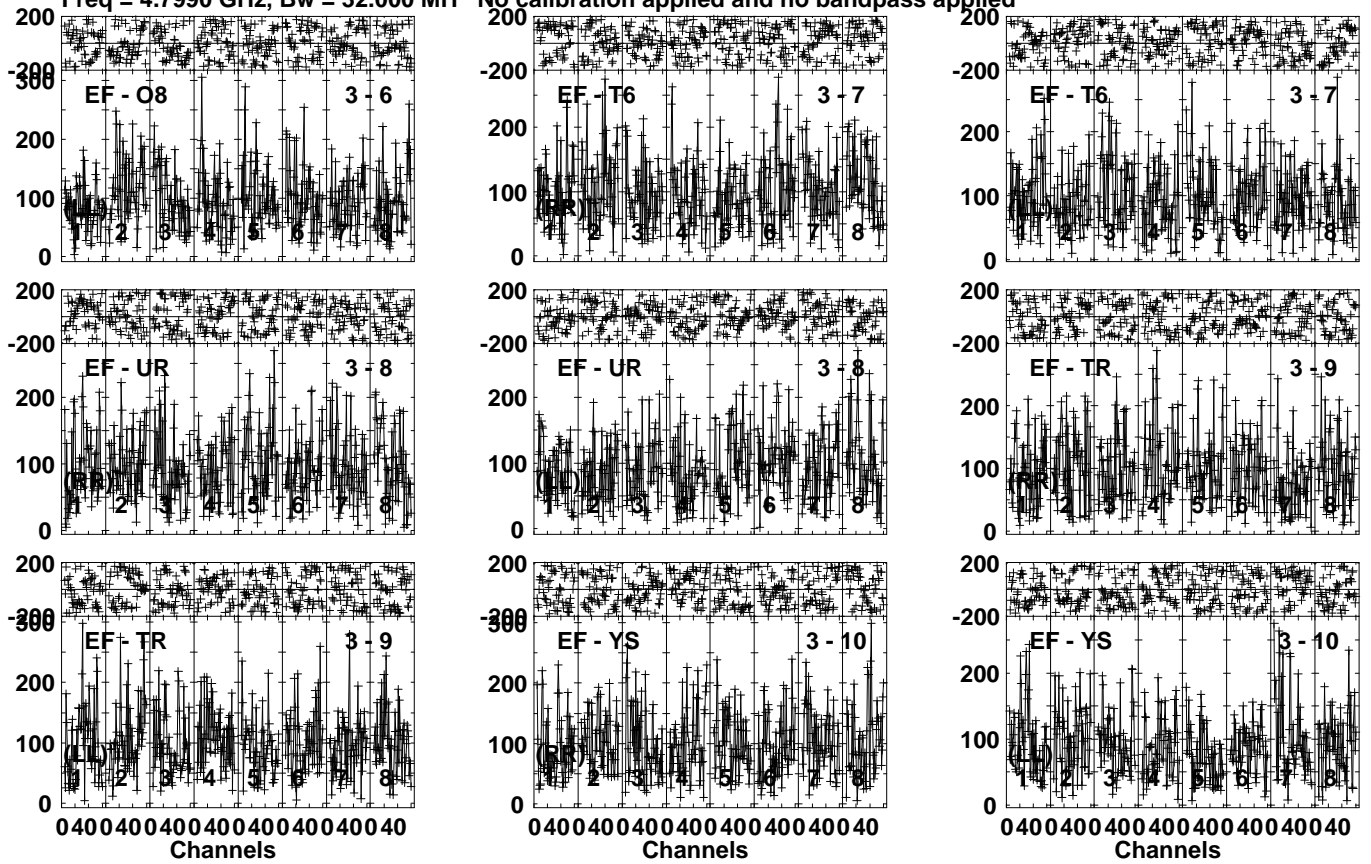
Lower frame: Micro Ampl Jy Top frame: Phas deg  
Vector averaged cross-power spectrum Several baselines displayed  
Timerange: 01/01:16:01 to 01/01:18:29

Plot file version 445 created 06-JUN-2023 11:27:32

AT2022CMC EM170A.UVDATA.1

Freq = 4.7990 GHz, Bw = 32.000 MH

No calibration applied and no bandpass applied

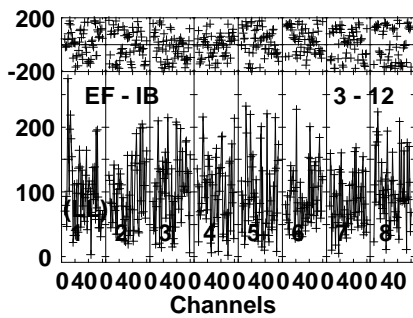
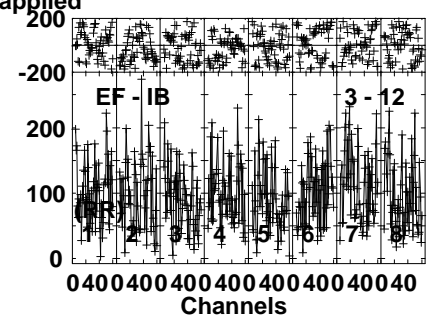
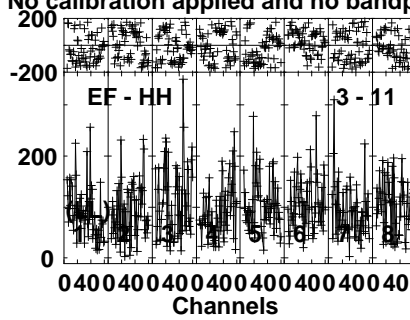
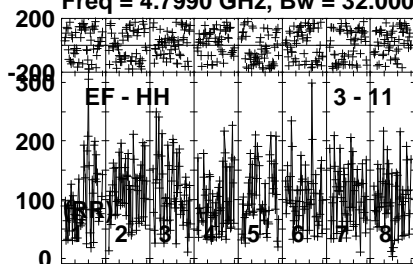


Lower frame: Micro Ampl Jy Top frame: Phas deg  
Vector averaged cross-power spectrum Several baselines displayed  
Timerange: 01/01:16:01 to 01/01:18:29

Plot file version 446 created 06-JUN-2023 11:27:32

AT2022CMC EM170A.UVDATA.1

Freq = 4.7990 GHz, Bw = 32.000 MH No calibration applied and no bandpass applied



Lower frame: Micro Ampl Jy Top frame: Phas deg  
Vector averaged cross-power spectrum Several baselines displayed  
Timerange: 01/01:16:01 to 01/01:18:29

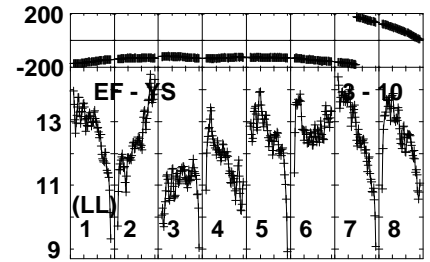
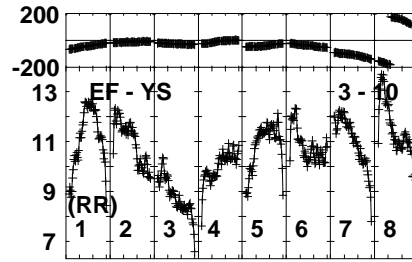
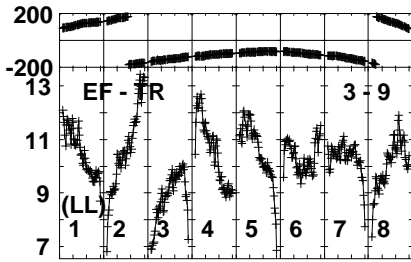
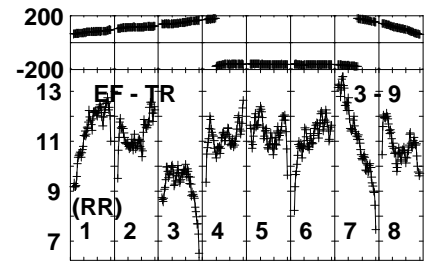
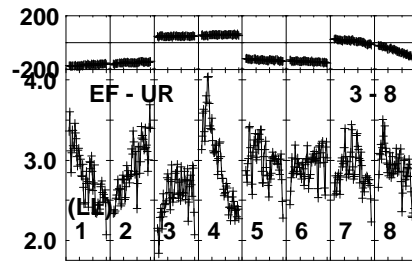
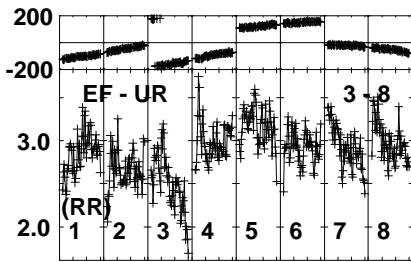
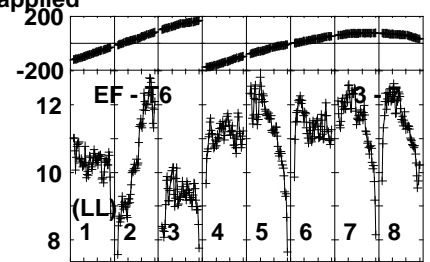
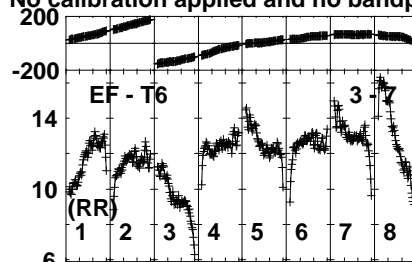
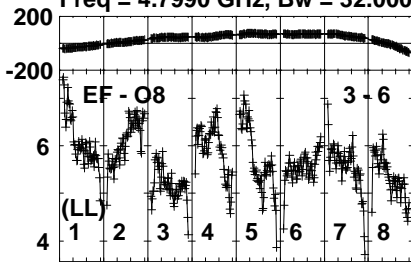


Plot file version 448 created 06-JUN-2023 11:27:32

J1329+3154 EM170A.UVDATA.1

Freq = 4.7990 GHz, Bw = 32.000 MH

No calibration applied and no bandpass applied



040040040040040040040040  
Channels

040040040040040040040040  
Channels

040040040040040040040040  
Channels

Lower frame: Milli Ampl Jy Top frame: Phas deg  
Vector averaged cross-power spectrum Several baselines displayed  
Timerange: 01/01:18:31 to 01/01:19:49

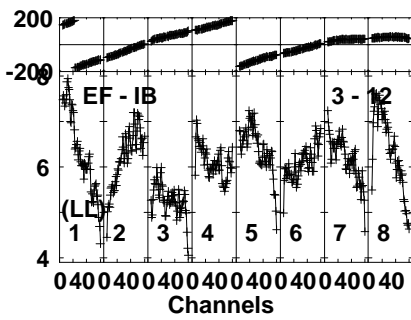
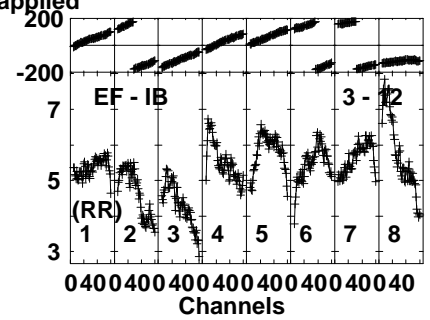
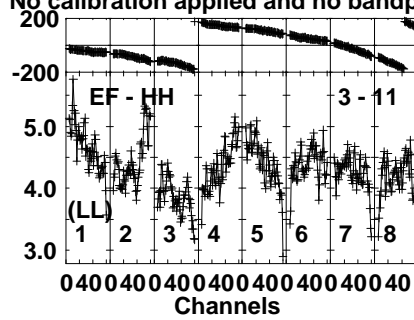
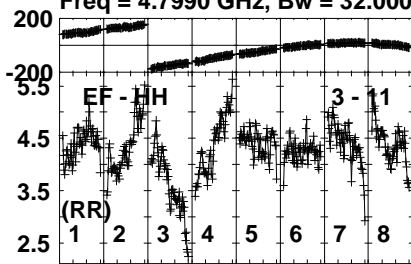


Plot file version 449 created 06-JUN-2023 11:27:32

J1329+3154 EM170A.UVDATA.1

Freq = 4.7990 GHz, Bw = 32.000 MH

No calibration applied and no bandpass applied



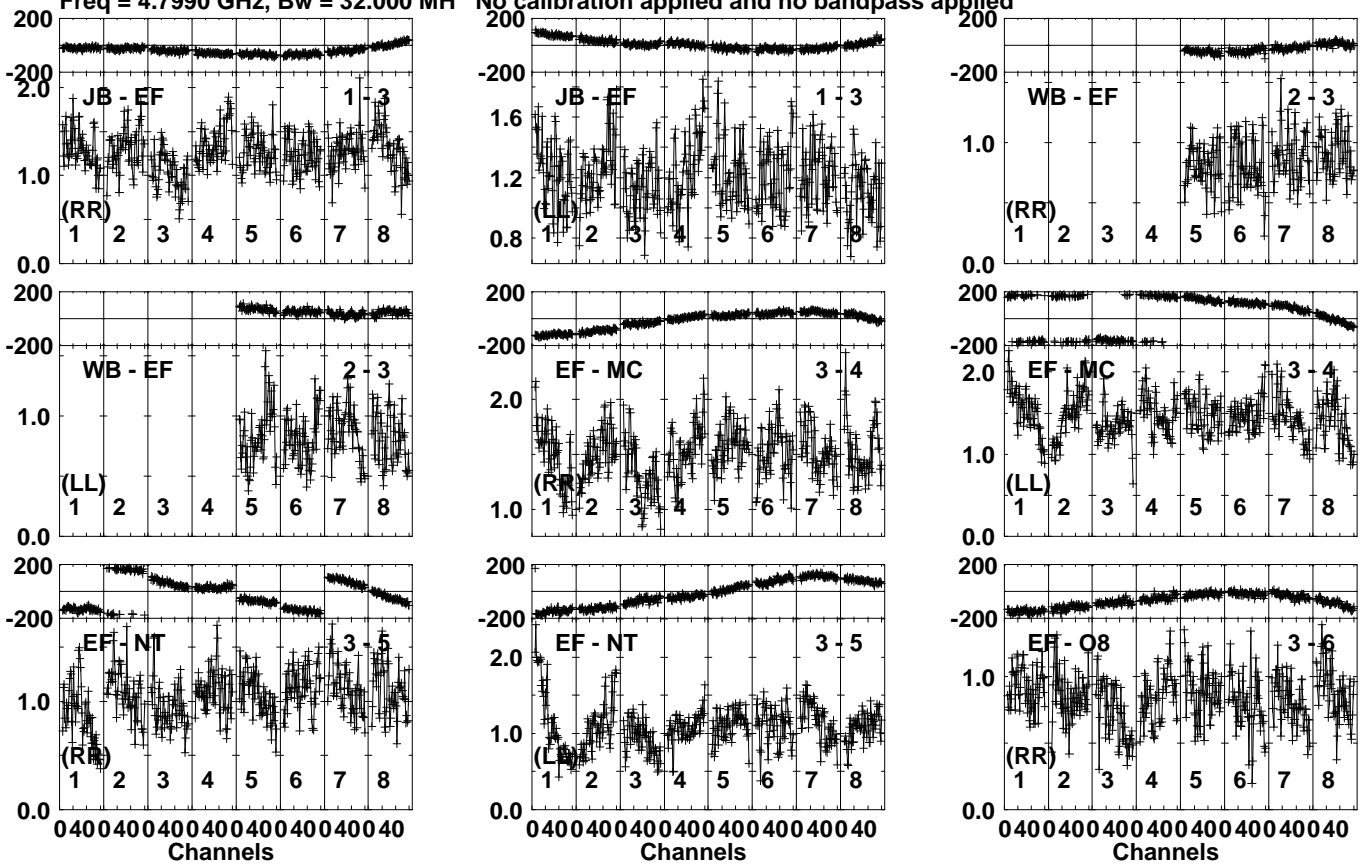
Lower frame: Milli Ampl Jy Top frame: Phas deg  
Vector averaged cross-power spectrum Several baselines displayed  
Timerange: 01/01:18:31 to 01/01:19:49

Plot file version 450 created 06-JUN-2023 11:27:32

J1342+3507 EM170A.UVDATA.1

Freq = 4.7990 GHz, Bw = 32.000 MH

No calibration applied and no bandpass applied

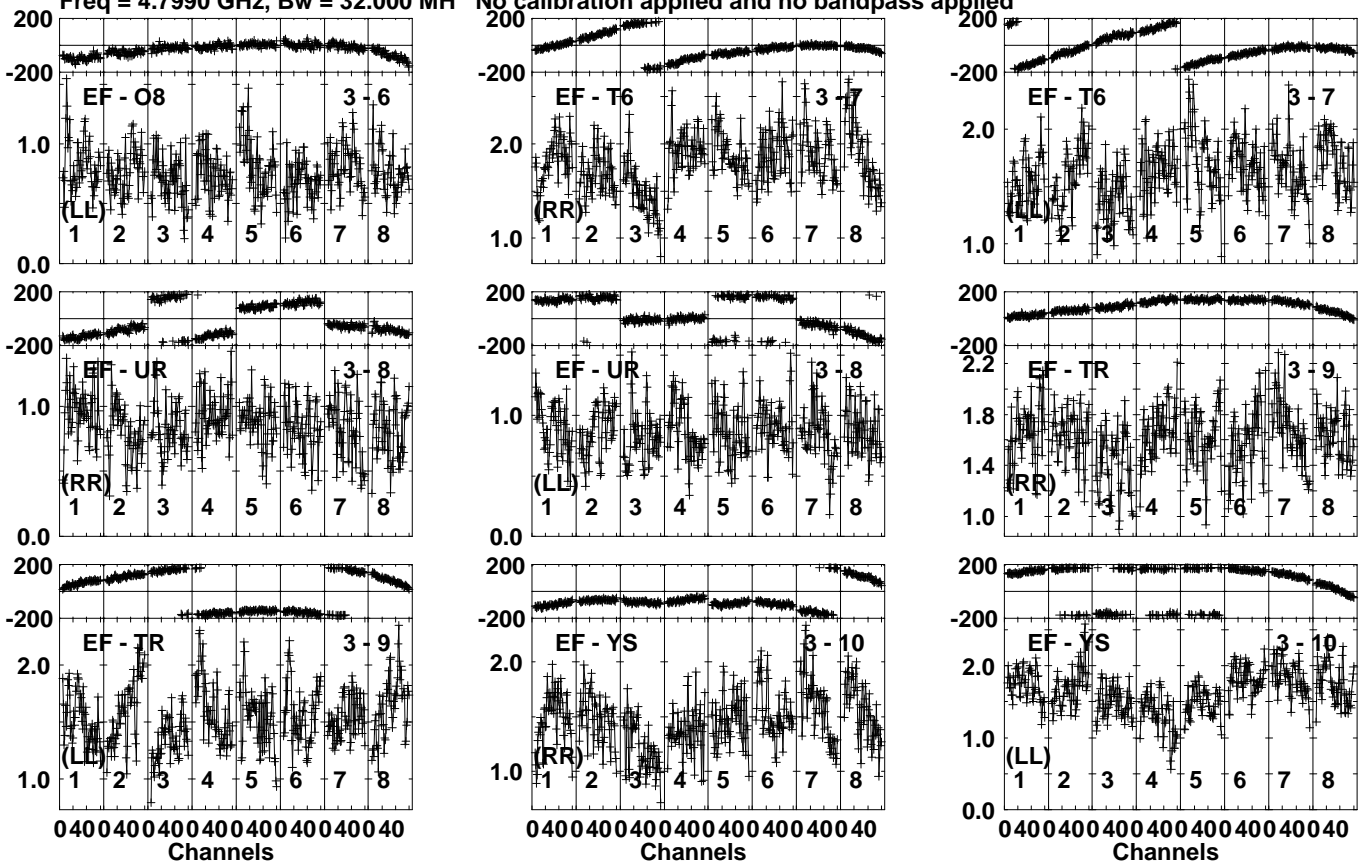


Lower frame: Milli Ampl Jy Top frame: Phas deg  
Vector averaged cross-power spectrum Several baselines displayed  
Timerange: 01/01:19:51 to 01/01:21:29

Plot file version 451 created 06-JUN-2023 11:27:32

J1342+3507 EM170A.UVDATA.1

Freq = 4.7990 GHz, Bw = 32.000 MH No calibration applied and no bandpass applied



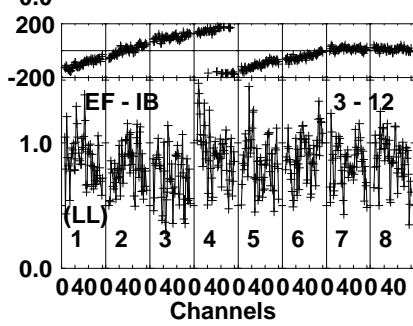
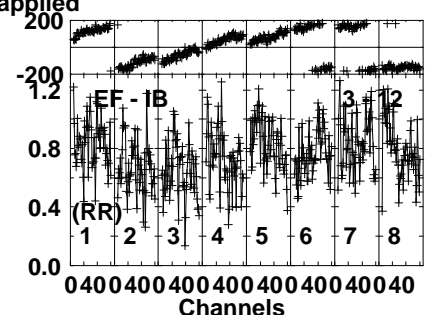
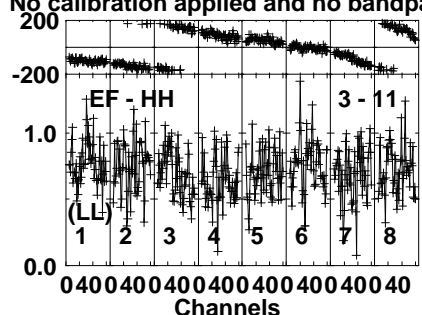
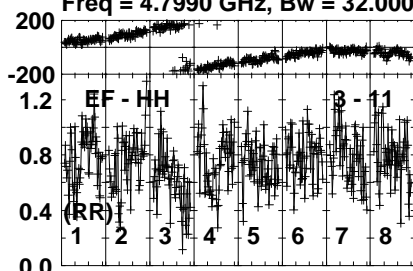
Lower frame: Milli Ampl Jy Top frame: Phas deg  
Vector averaged cross-power spectrum Several baselines displayed  
Timerange: 01/01:19:51 to 01/01:21:29

Plot file version 452 created 06-JUN-2023 11:27:32

J1342+3507 EM170A.UVDATA.1

Freq = 4.7990 GHz, Bw = 32.000 MH

No calibration applied and no bandpass applied



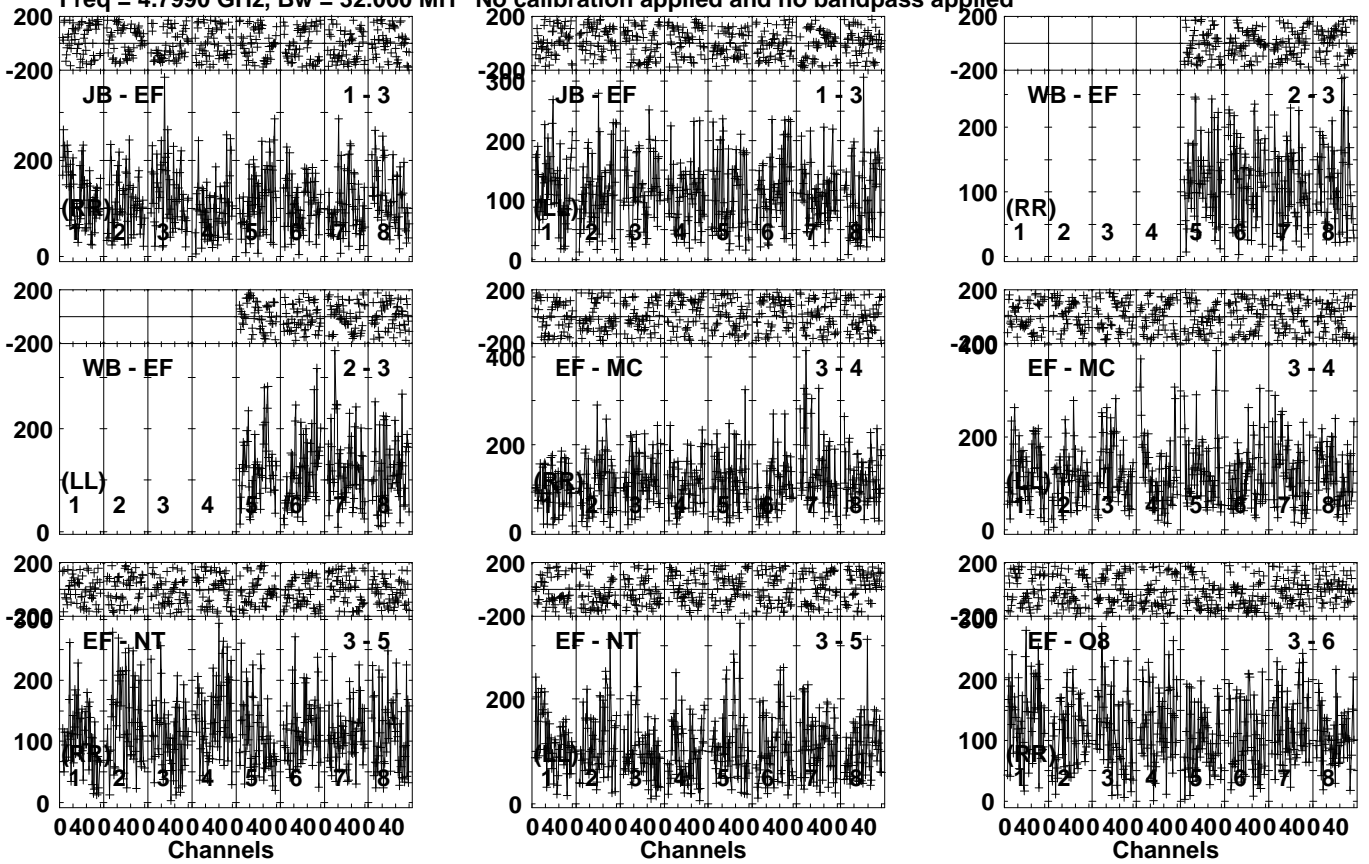
Lower frame: Milli Ampl Jy Top frame: Phas deg  
Vector averaged cross-power spectrum Several baselines displayed  
Timerange: 01/01:19:51 to 01/01:21:29

Plot file version 453 created 06-JUN-2023 11:27:32

AT2022CMC EM170A.UVDATA.1

Freq = 4.7990 GHz, Bw = 32.000 MH

No calibration applied and no bandpass applied



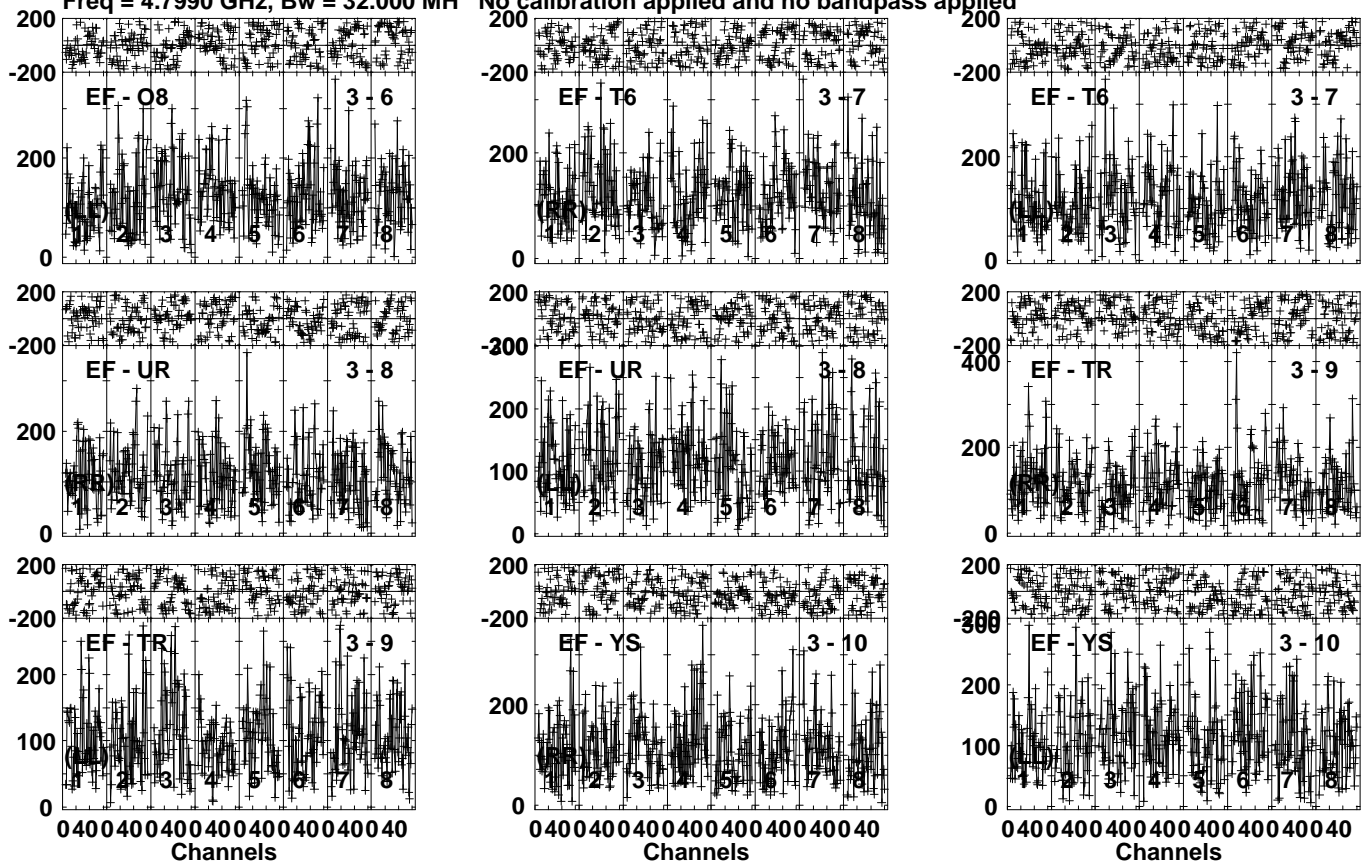
Lower frame: Micro Ampl Jy Top frame: Phas deg  
Vector averaged cross-power spectrum Several baselines displayed  
Timerange: 01/01:21:31 to 01/01:23:59

Plot file version 454 created 06-JUN-2023 11:27:32

AT2022CMC EM170A.UVDATA.1

Freq = 4.7990 GHz, Bw = 32.000 MH

No calibration applied and no bandpass applied



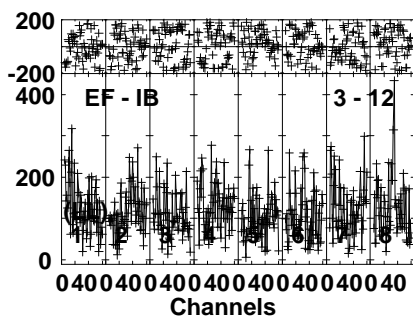
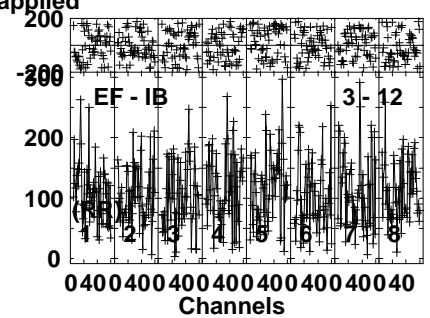
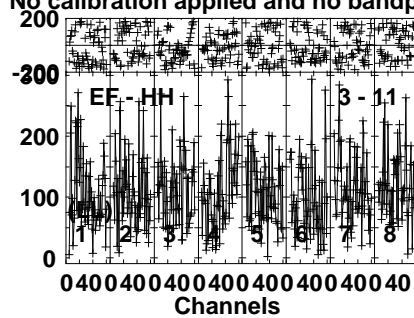
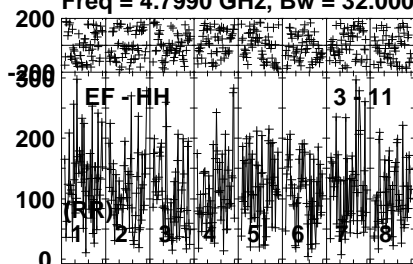
Lower frame: Micro Ampl Jy Top frame: Phas deg  
Vector averaged cross-power spectrum Several baselines displayed  
Timerange: 01/01:21:31 to 01/01:23:59

Plot file version 455 created 06-JUN-2023 11:27:33

AT2022CMC EM170A.UVDATA.1

Freq = 4.7990 GHz, Bw = 32.000 MH

No calibration applied and no bandpass applied



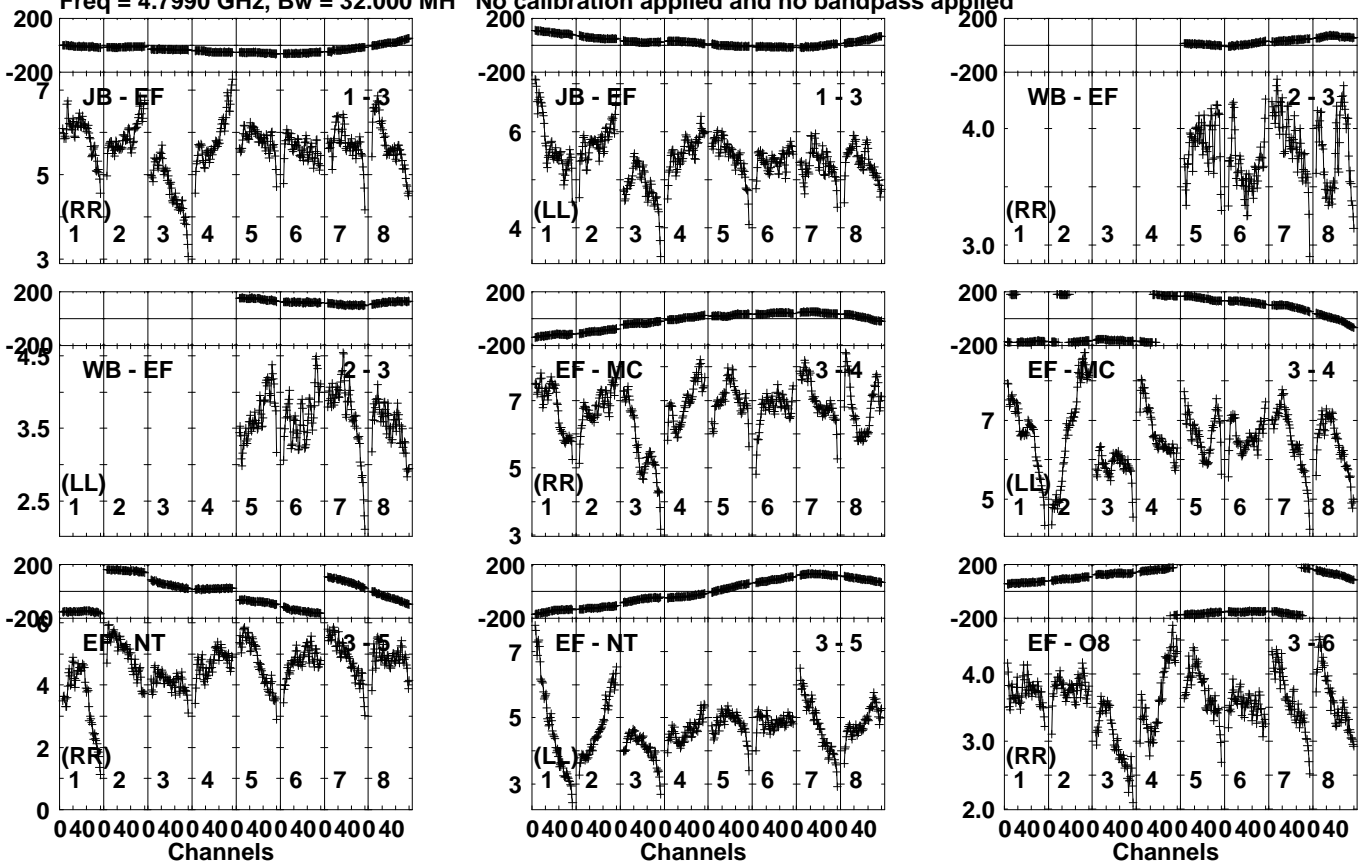
Lower frame: Micro Ampl Jy Top frame: Phas deg  
Vector averaged cross-power spectrum Several baselines displayed  
Timerange: 01/01:21:31 to 01/01:23:59

Plot file version 456 created 06-JUN-2023 11:27:33

J1419+3821 EM170A.UVDATA.1

Freq = 4.7990 GHz, Bw = 32.000 MH

No calibration applied and no bandpass applied



Lower frame: Milli Ampl Jy Top frame: Phas deg  
Vector averaged cross-power spectrum Several baselines displayed  
Timerange: 01/01:25:01 to 01/01:26:59

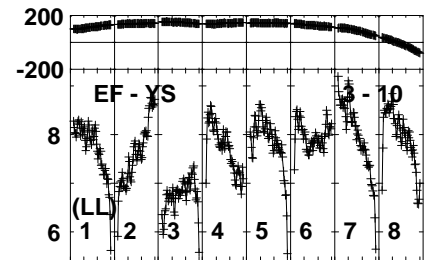
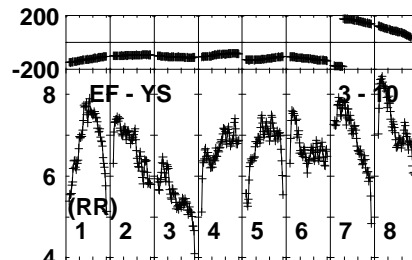
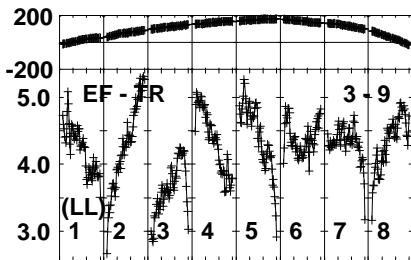
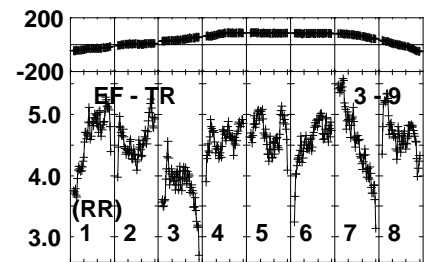
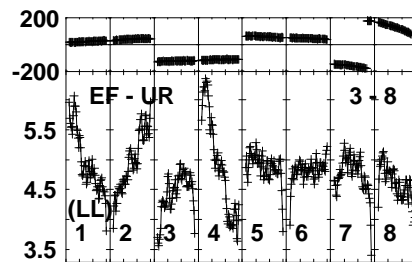
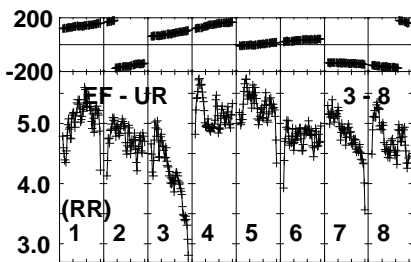
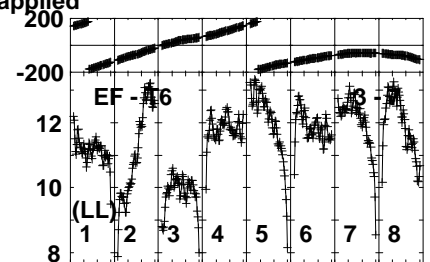
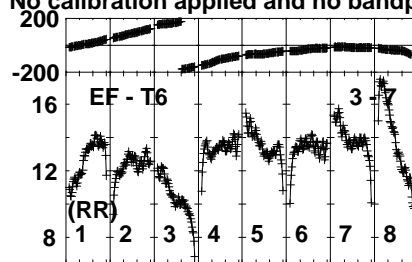
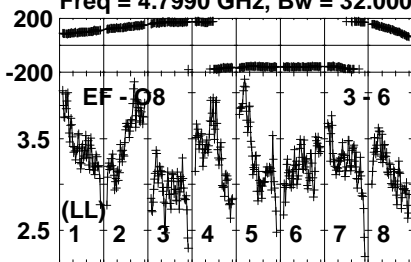


Plot file version 457 created 06-JUN-2023 11:27:33

J1419+3821 EM170A.UVDATA.1

Freq = 4.7990 GHz, Bw = 32.000 MH

No calibration applied and no bandpass applied



040040040040040040040040  
Channels

040040040040040040040040  
Channels

040040040040040040040040  
Channels

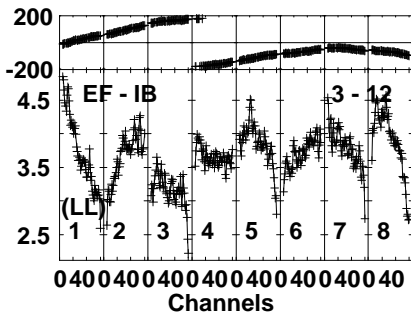
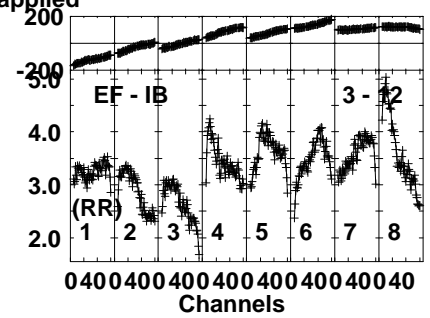
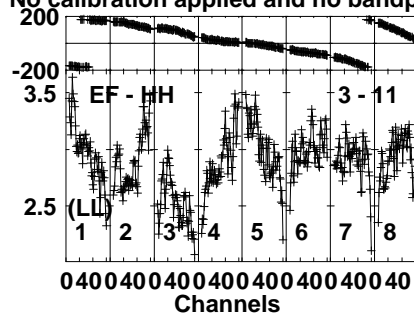
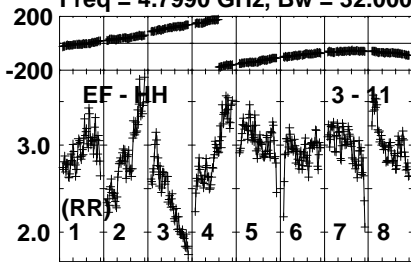
Lower frame: Milli Ampl Jy Top frame: Phas deg  
Vector averaged cross-power spectrum Several baselines displayed  
Timerange: 01/01:25:01 to 01/01:26:59

Plot file version 458 created 06-JUN-2023 11:27:33

J1419+3821 EM170A.UVDATA.1

Freq = 4.7990 GHz, Bw = 32.000 MH

No calibration applied and no bandpass applied



Lower frame: Milli Ampl Jy Top frame: Phas deg  
Vector averaged cross-power spectrum Several baselines displayed  
Timerange: 01/01:25:01 to 01/01:26:59

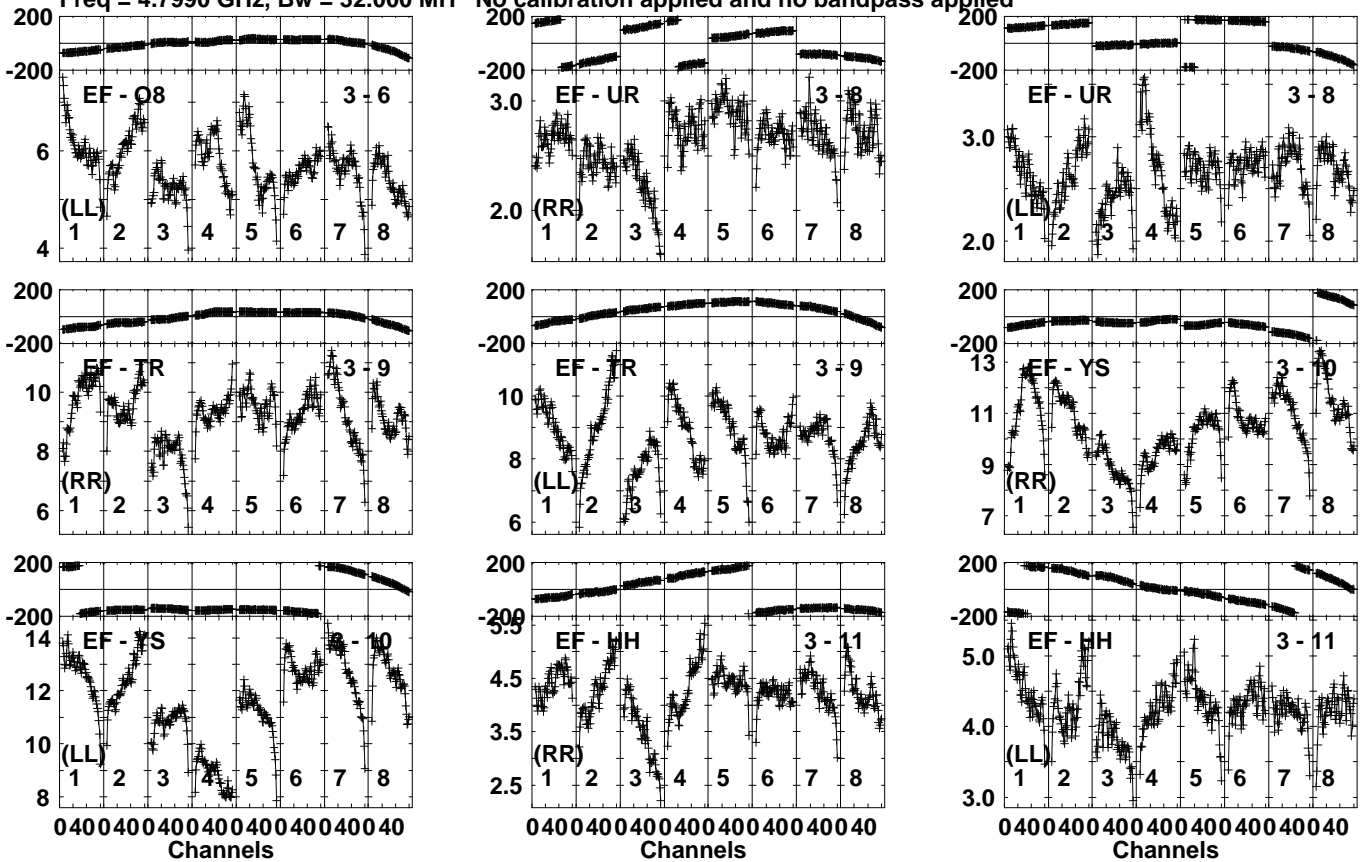


Plot file version 460 created 06-JUN-2023 11:27:34

J1329+3154 EM170A.UVDATA.1

Freq = 4.7990 GHz, Bw = 32.000 MH

No calibration applied and no bandpass applied



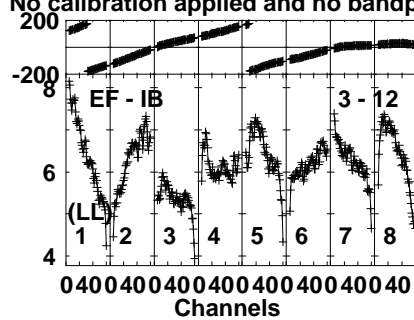
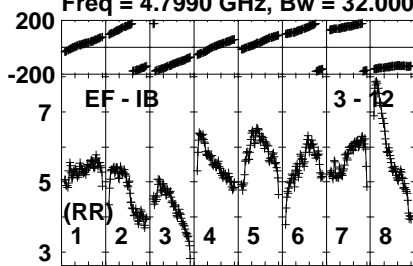
Lower frame: Milli Ampl Jy Top frame: Phas deg  
Vector averaged cross-power spectrum Several baselines displayed  
Timerange: 01/01:40:21 to 01/01:41:39

Plot file version 461 created 06-JUN-2023 11:27:34

J1329+3154 EM170A.UVDATA.1

Freq = 4.7990 GHz, Bw = 32.000 MH

No calibration applied and no bandpass applied



Lower frame: Milli Ampl Jy Top frame: Phas deg

Vector averaged cross-power spectrum Several baselines displayed

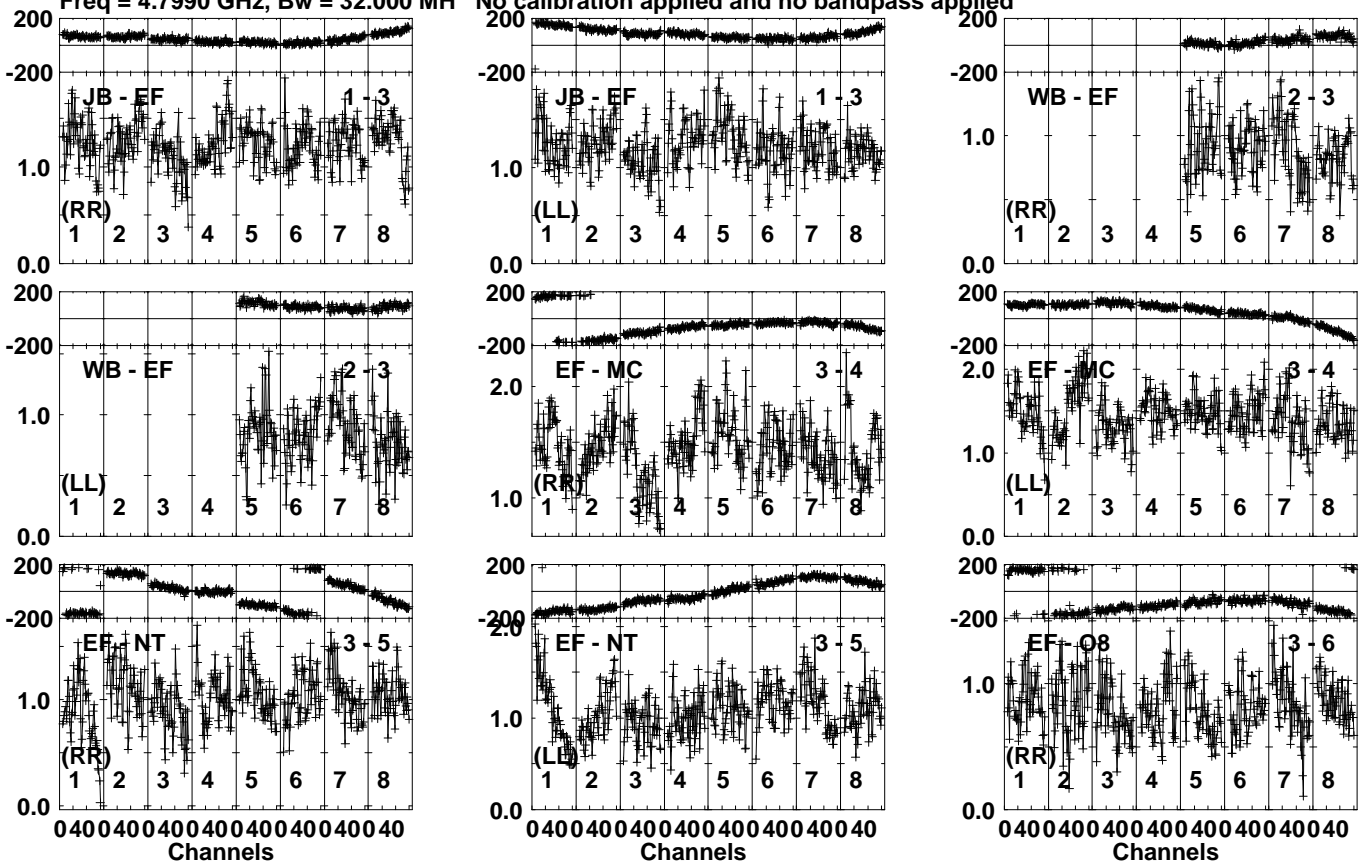
Timerange: 01/01:40:21 to 01/01:41:39

Plot file version 462 created 06-JUN-2023 11:27:34

J1342+3507 EM170A.UVDATA.1

Freq = 4.7990 GHz, Bw = 32.000 MH

No calibration applied and no bandpass applied



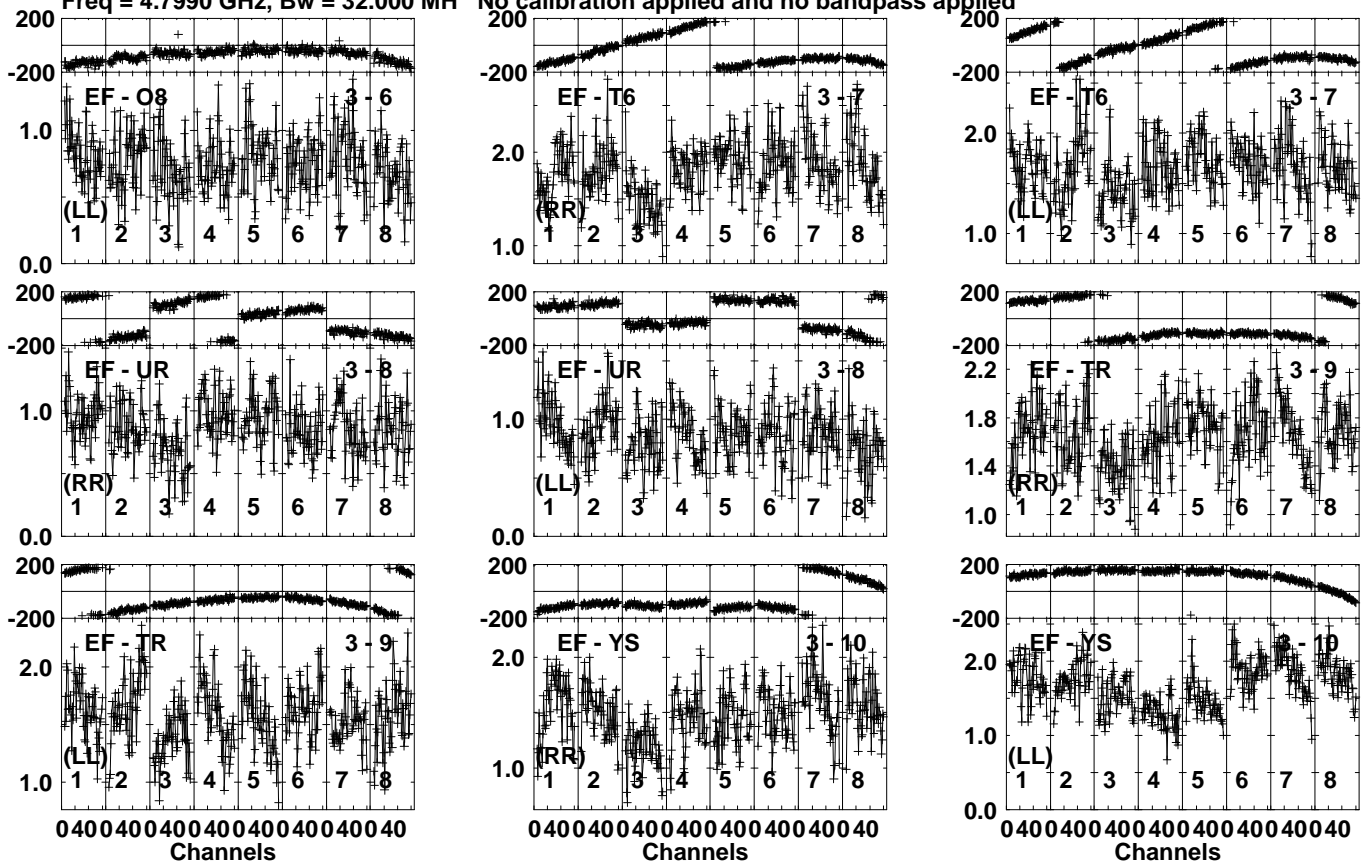
Lower frame: Milli Ampl Jy Top frame: Phas deg  
Vector averaged cross-power spectrum Several baselines displayed  
Timerange: 01/01:41:41 to 01/01:43:19

Plot file version 463 created 06-JUN-2023 11:27:34

J1342+3507 EM170A.UVDATA.1

Freq = 4.7990 GHz, Bw = 32.000 MH

No calibration applied and no bandpass applied



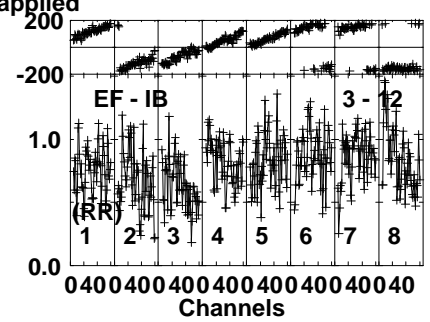
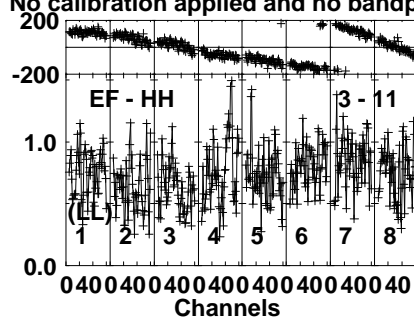
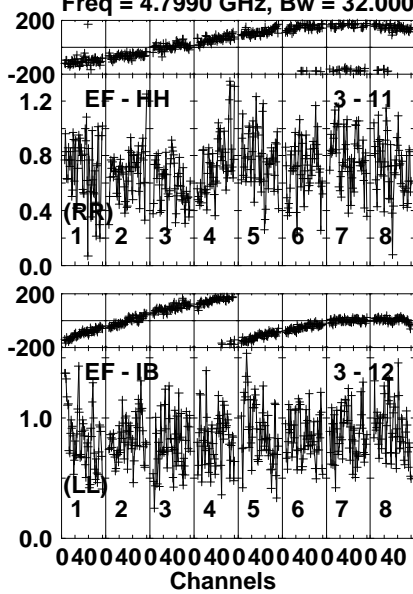
Lower frame: Milli Ampl Jy Top frame: Phas deg  
Vector averaged cross-power spectrum Several baselines displayed  
Timerange: 01/01:41:41 to 01/01:43:19

Plot file version 464 created 06-JUN-2023 11:27:34

J1342+3507 EM170A.UVDATA.1

Freq = 4.7990 GHz, Bw = 32.000 MH

No calibration applied and no bandpass applied



Lower frame: Milli Ampl Jy Top frame: Phas deg  
Vector averaged cross-power spectrum Several baselines displayed  
Timerange: 01/01:41:41 to 01/01:43:19

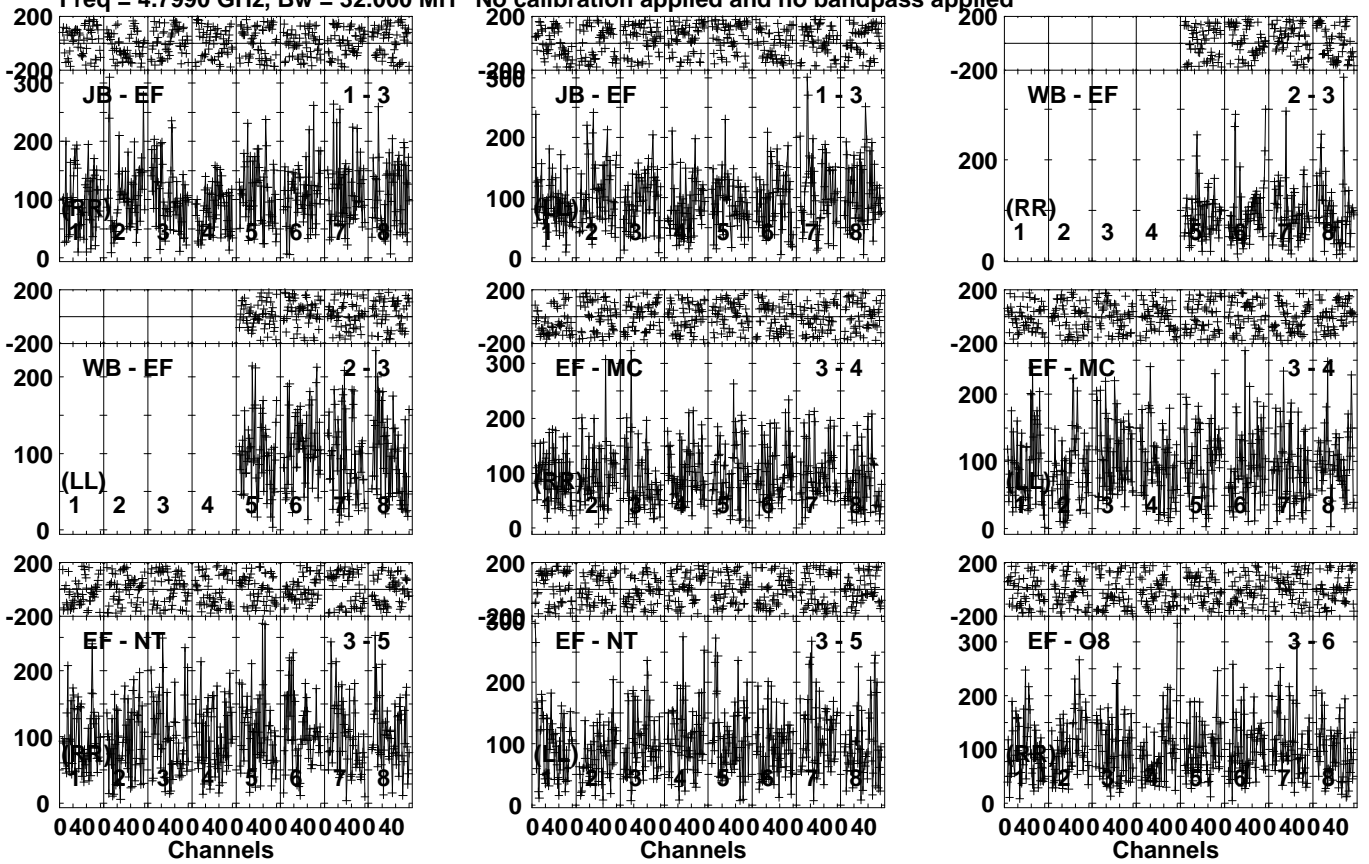


Plot file version 465 created 06-JUN-2023 11:27:34

AT2022CMC EM170A.UVDATA.1

Freq = 4.7990 GHz, Bw = 32.000 MH

No calibration applied and no bandpass applied



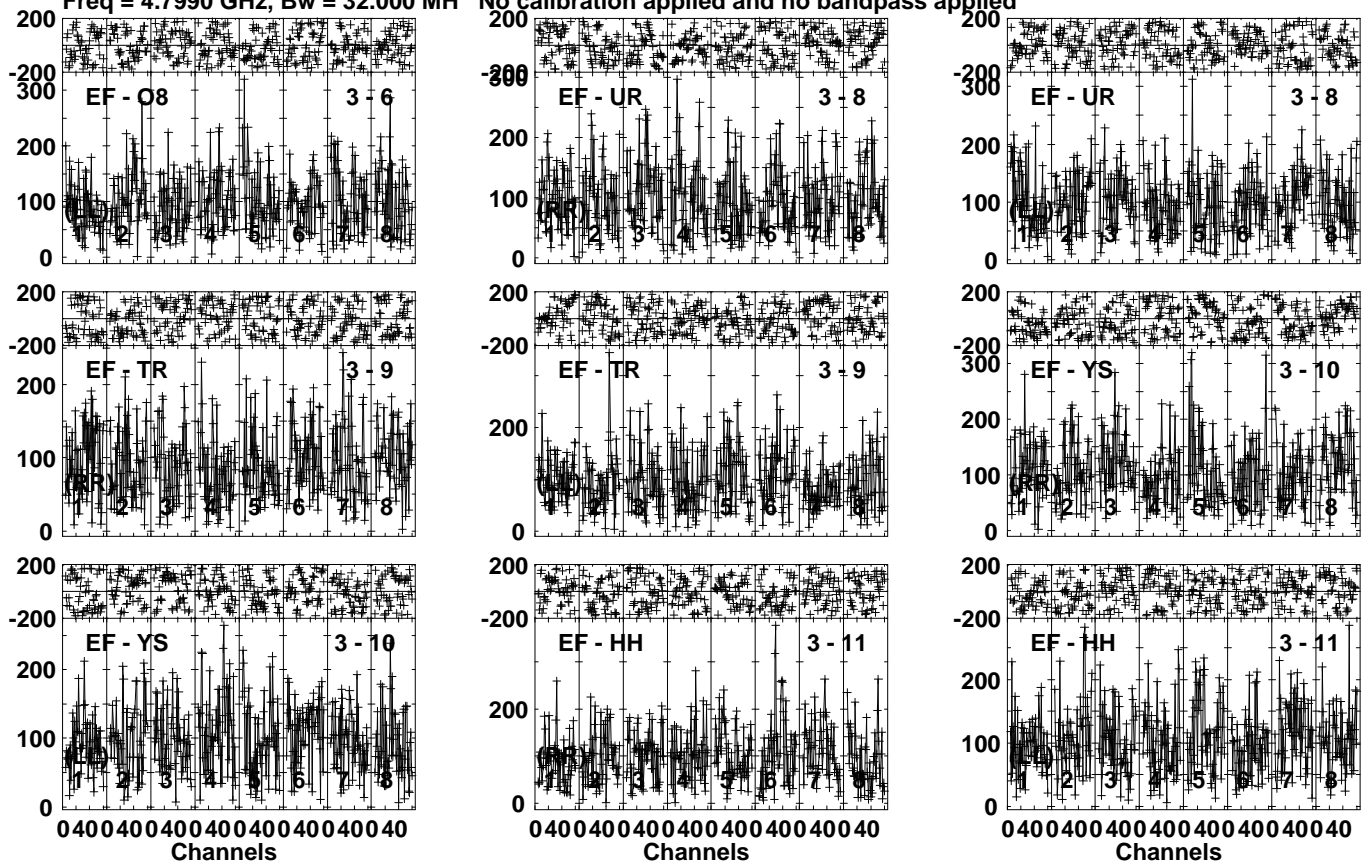
Lower frame: Micro Ampl Jy Top frame: Phas deg  
Vector averaged cross-power spectrum Several baselines displayed  
Timerange: 01/01:43:51 to 01/01:46:19

Plot file version 466 created 06-JUN-2023 11:27:34

AT2022CMC EM170A.UVDATA.1

Freq = 4.7990 GHz, Bw = 32.000 MH

No calibration applied and no bandpass applied



Lower frame: Micro Ampl Jy Top frame: Phas deg  
Vector averaged cross-power spectrum Several baselines displayed  
Timerange: 01/01:43:51 to 01/01:46:19

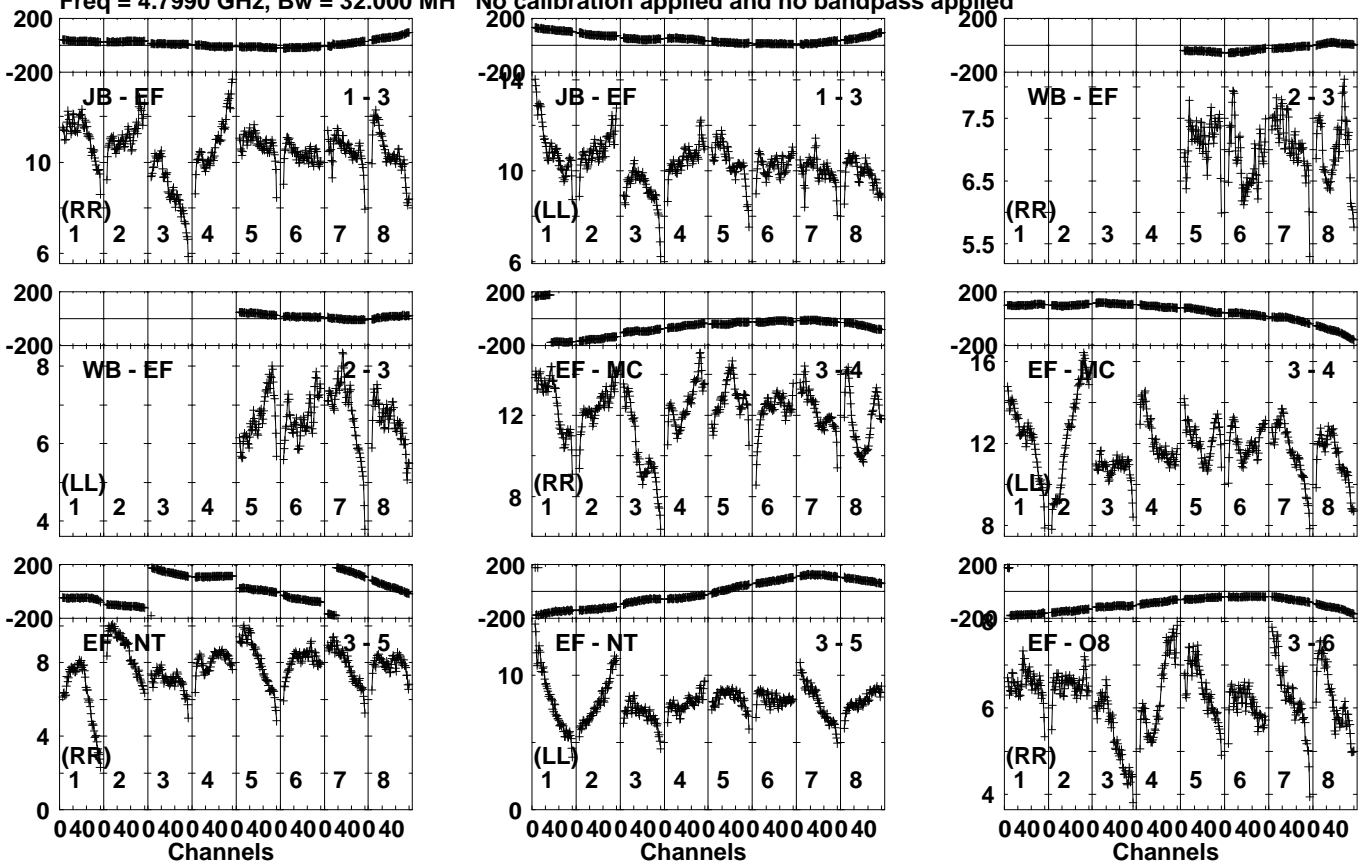


Plot file version 468 created 06-JUN-2023 11:27:35

J1329+3154 EM170A.UVDATA.1

Freq = 4.7990 GHz, Bw = 32.000 MH

No calibration applied and no bandpass applied



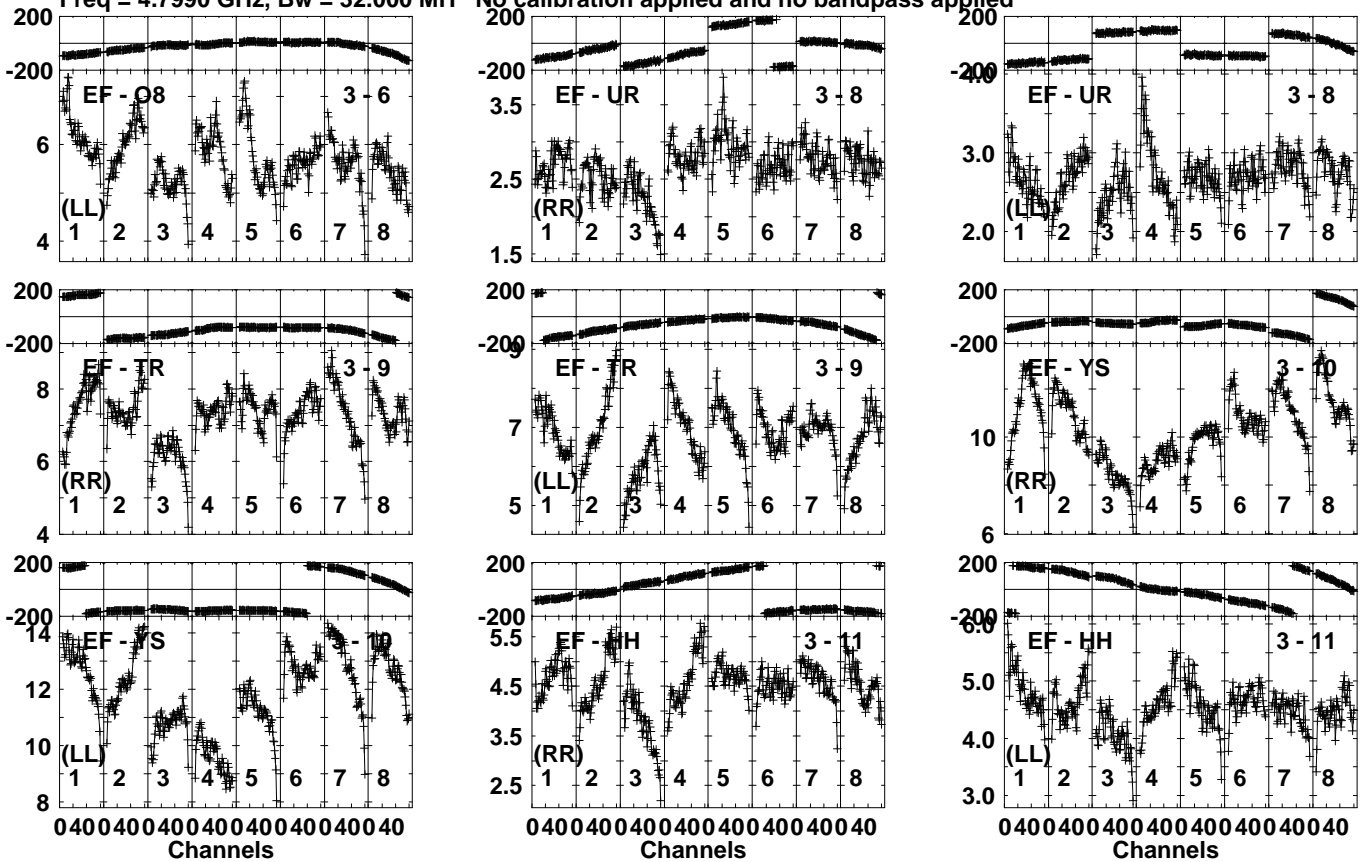
Lower frame: Milli Ampl Jy Top frame: Phas deg  
Vector averaged cross-power spectrum Several baselines displayed  
Timerange: 01/01:46:23 to 01/01:47:39

Plot file version 469 created 06-JUN-2023 11:27:35

J1329+3154 EM170A.UVDATA.1

Freq = 4.7990 GHz, Bw = 32.000 MH

No calibration applied and no bandpass applied



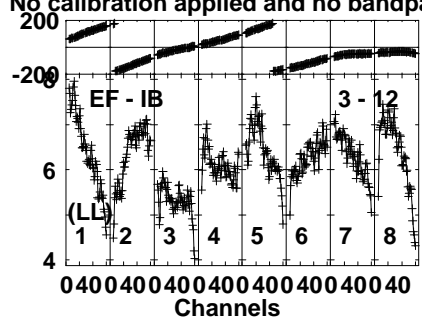
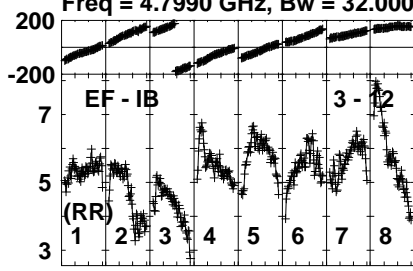
Lower frame: Milli Ampl Jy Top frame: Phas deg  
Vector averaged cross-power spectrum Several baselines displayed  
Timerange: 01/01:46:23 to 01/01:47:39

Plot file version 470 created 06-JUN-2023 11:27:35

J1329+3154 EM170A.UVDATA.1

Freq = 4.7990 GHz, Bw = 32.000 MH

No calibration applied and no bandpass applied



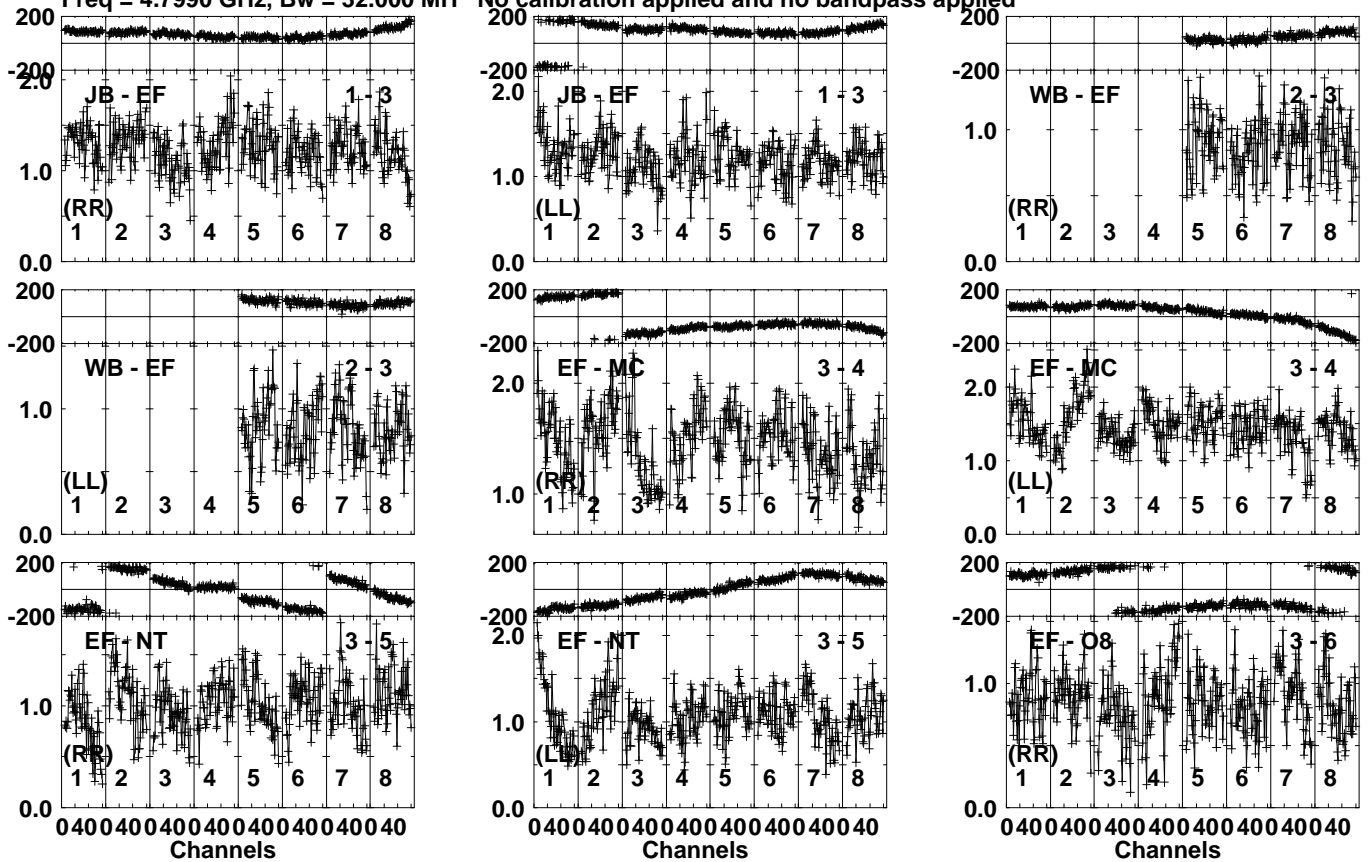
Lower frame: Milli Ampl Jy Top frame: Phas deg  
Vector averaged cross-power spectrum Several baselines displayed  
Timerange: 01/01:46:23 to 01/01:47:39

Plot file version 471 created 06-JUN-2023 11:27:35

J1342+3507 EM170A.UVDATA.1

Freq = 4.7990 GHz, Bw = 32.000 MH

No calibration applied and no bandpass applied



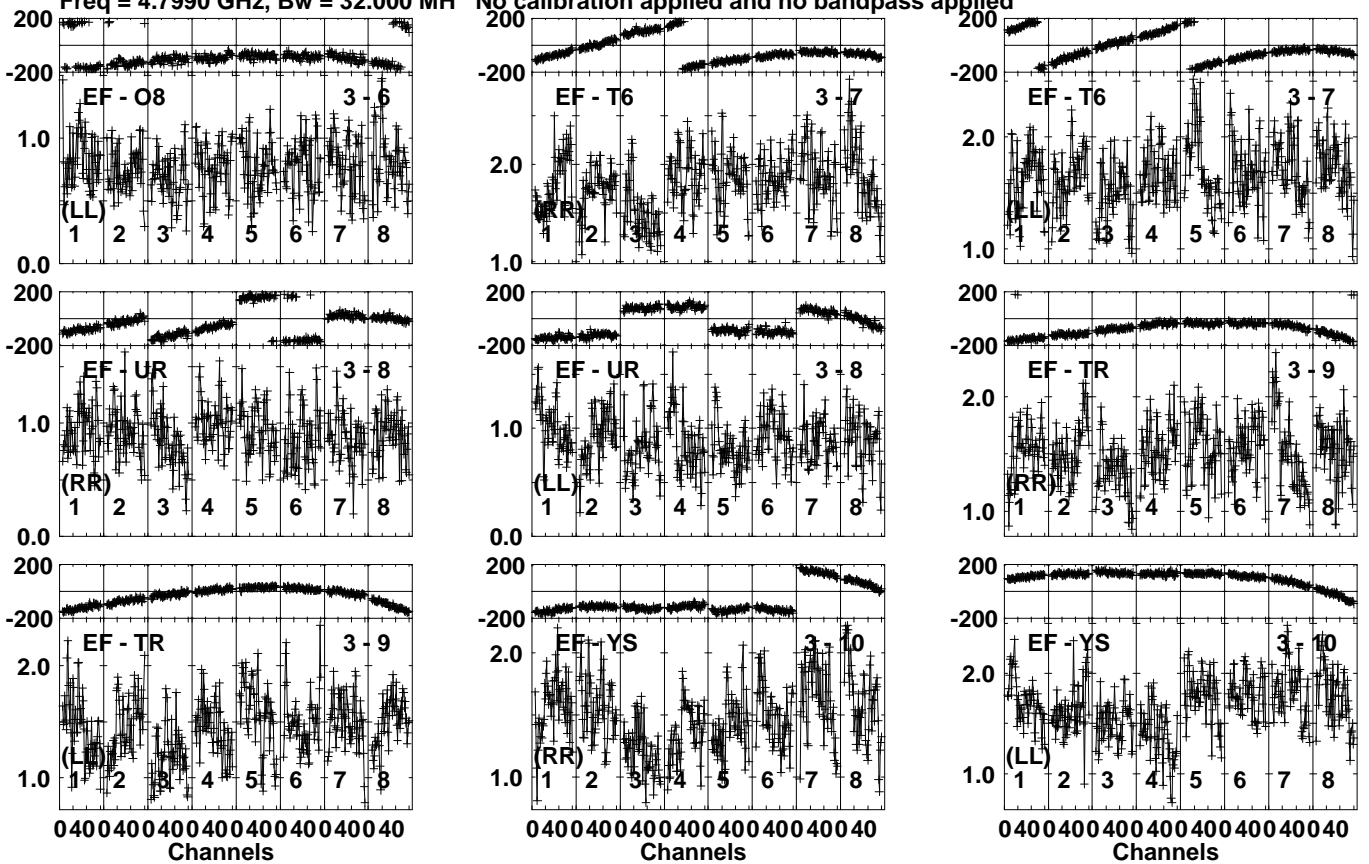
Lower frame: Milli Ampl Jy Top frame: Phas deg  
Vector averaged cross-power spectrum Several baselines displayed  
Timerange: 01/01:47:41 to 01/01:49:19

Plot file version 472 created 06-JUN-2023 11:27:35

J1342+3507 EM170A.UVDATA.1

Freq = 4.7990 GHz, Bw = 32.000 MH

No calibration applied and no bandpass applied



Lower frame: Milli Ampl Jy Top frame: Phas deg  
Vector averaged cross-power spectrum Several baselines displayed  
Timerange: 01/01:47:41 to 01/01:49:19

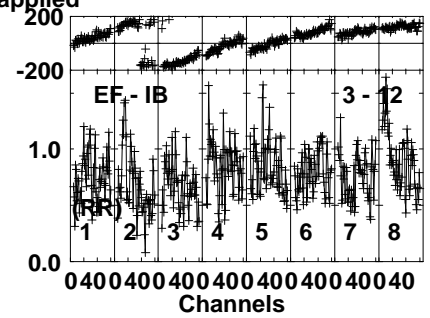
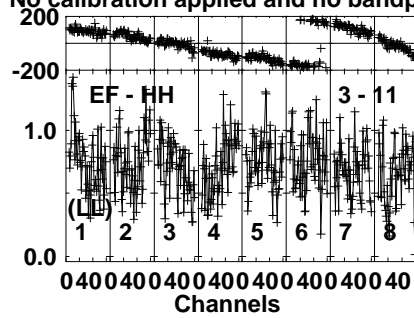
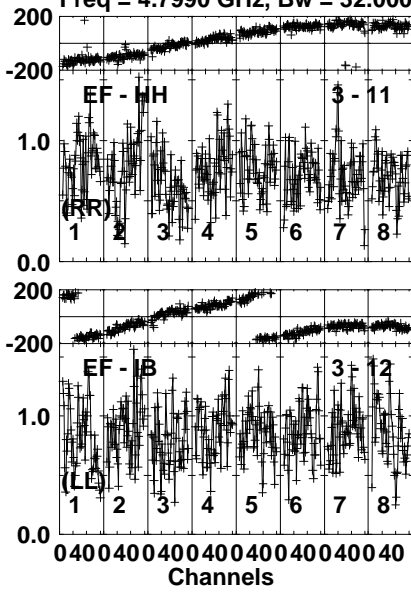


Plot file version 473 created 06-JUN-2023 11:27:35

J1342+3507 EM170A.UVDATA.1

Freq = 4.7990 GHz, Bw = 32.000 MH

No calibration applied and no bandpass applied



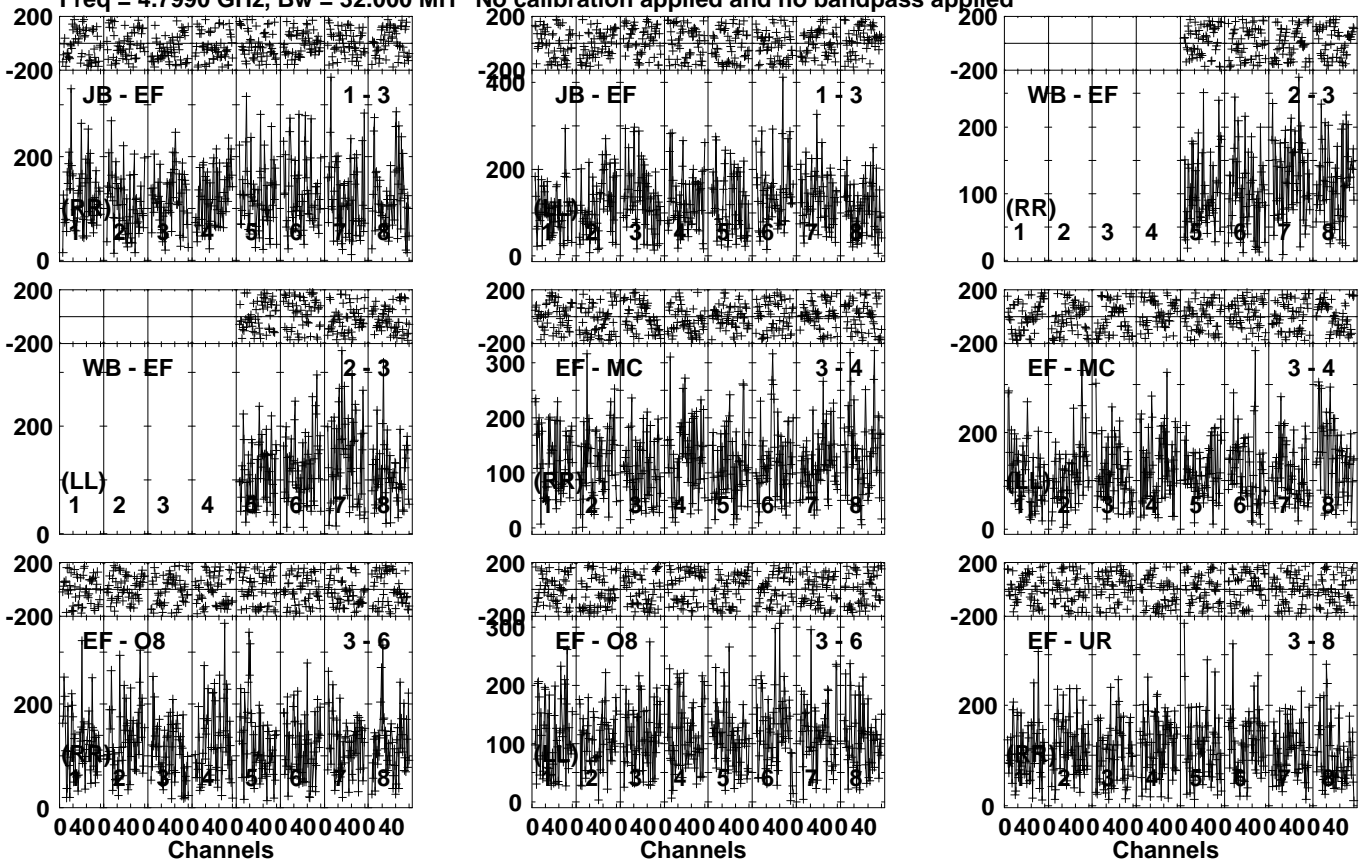
Lower frame: Milli Ampl Jy Top frame: Phas deg  
Vector averaged cross-power spectrum Several baselines displayed  
Timerange: 01/01:47:41 to 01/01:49:19

Plot file version 474 created 06-JUN-2023 11:27:35

AT2022CMC EM170A.UVDATA.1

Freq = 4.7990 GHz, Bw = 32.000 MH

No calibration applied and no bandpass applied



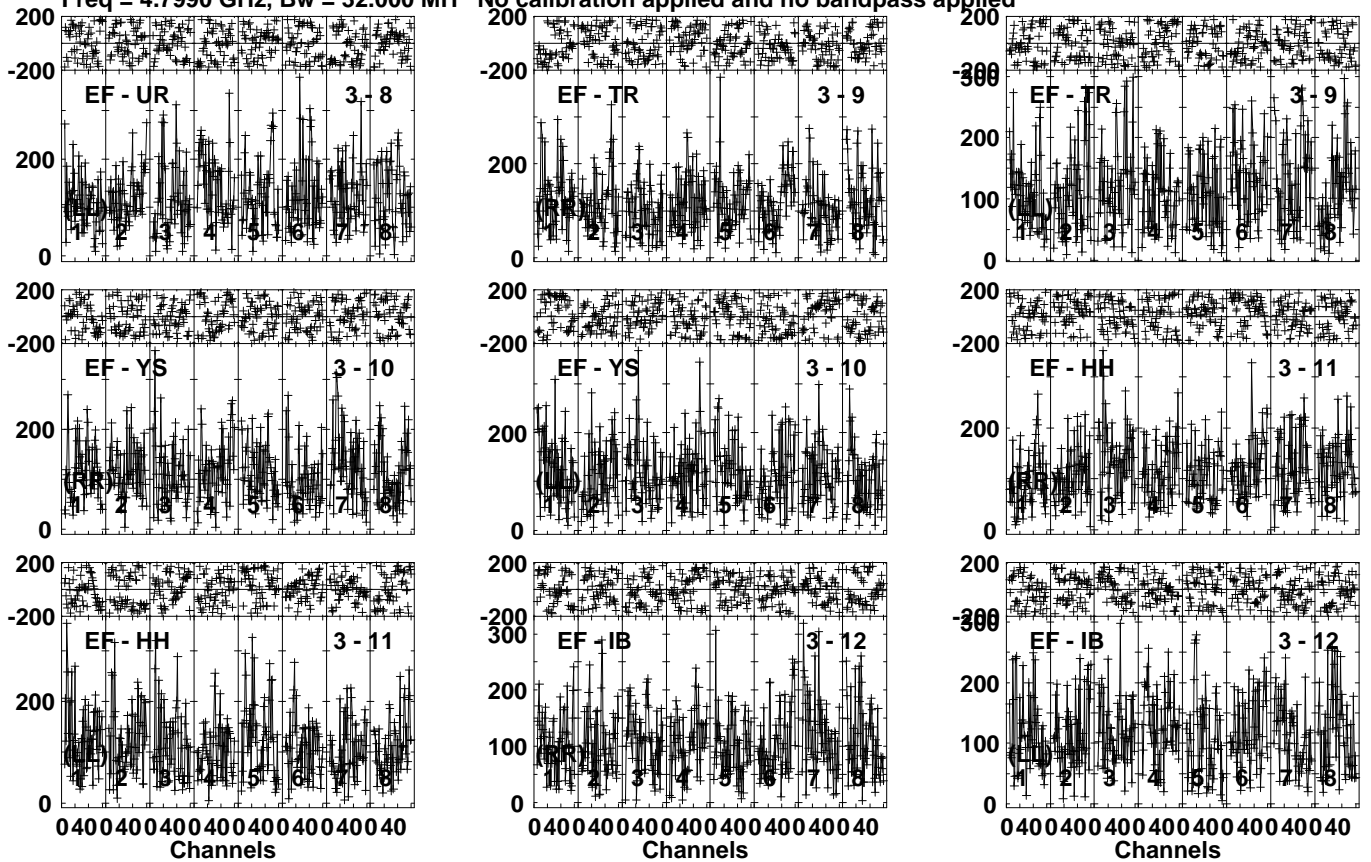
Lower frame: Micro Ampl Jy Top frame: Phas deg  
Vector averaged cross-power spectrum Several baselines displayed  
Timerange: 01/01:49:21 to 01/01:51:49

Plot file version 475 created 06-JUN-2023 11:27:35

AT2022CMC EM170A.UVDATA.1

Freq = 4.7990 GHz, Bw = 32.000 MH

No calibration applied and no bandpass applied



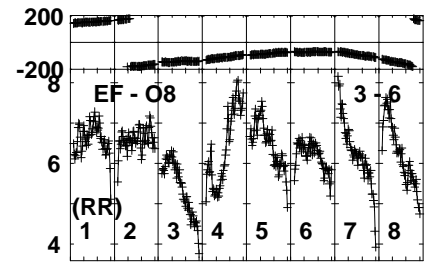
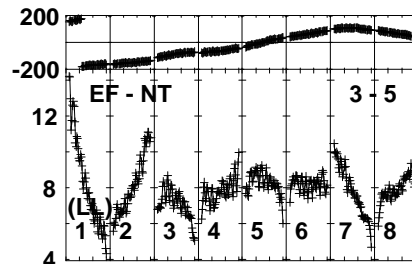
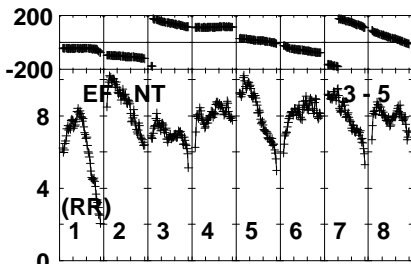
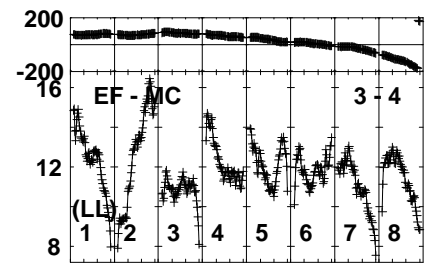
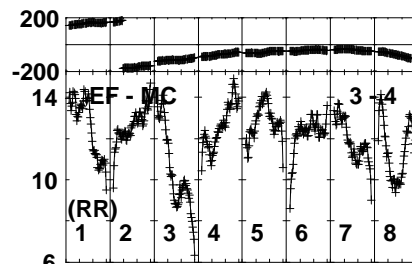
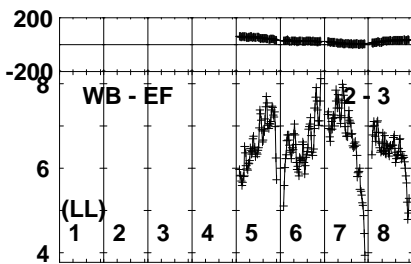
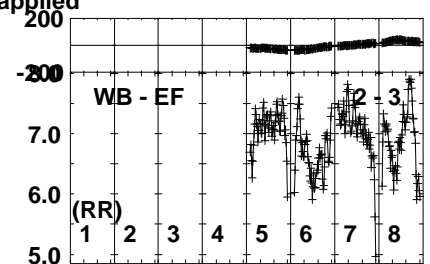
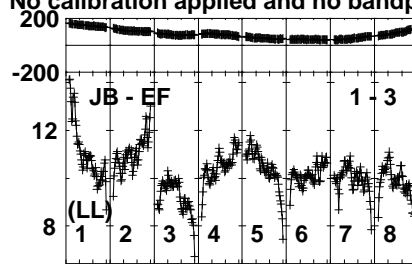
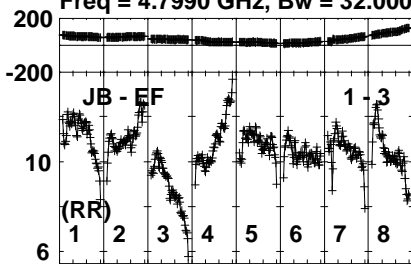
Lower frame: Micro Ampl Jy Top frame: Phas deg  
Vector averaged cross-power spectrum Several baselines displayed  
Timerange: 01/01:49:21 to 01/01:51:49

Plot file version 476 created 06-JUN-2023 11:27:35

J1329+3154 EM170A.UVDATA.1

Freq = 4.7990 GHz, Bw = 32.000 MH

No calibration applied and no bandpass applied



Lower frame: Milli Ampl Jy Top frame: Phas deg  
Vector averaged cross-power spectrum Several baselines displayed  
Timerange: 01/01:51:51 to 01/01:53:09

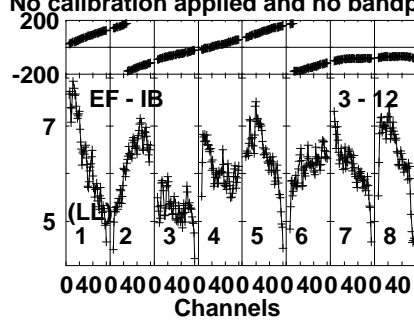
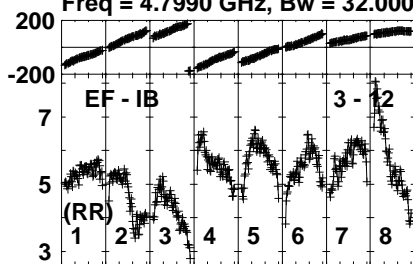


Plot file version 478 created 06-JUN-2023 11:27:36

J1329+3154 EM170A.UVDATA.1

Freq = 4.7990 GHz, Bw = 32.000 MH

No calibration applied and no bandpass applied



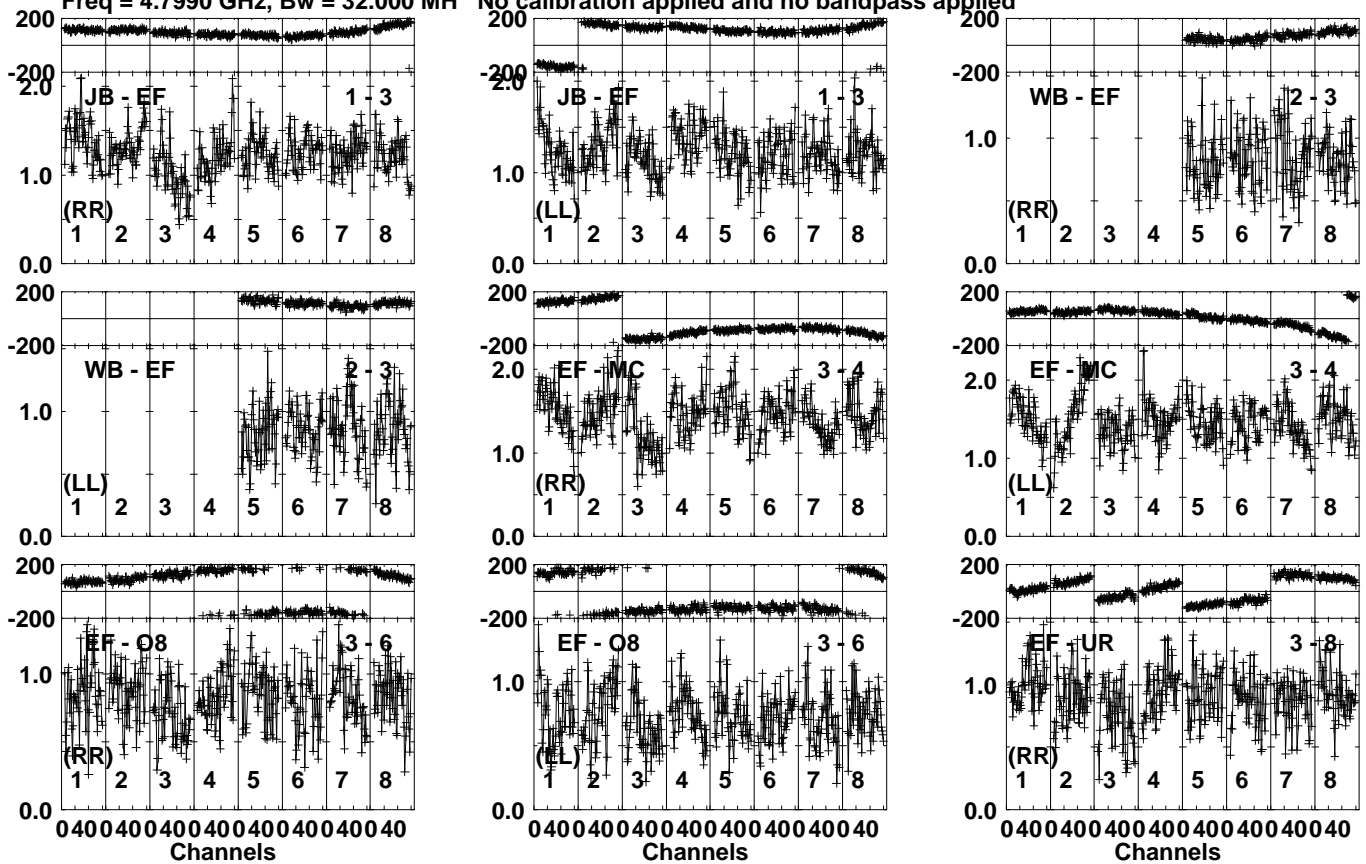
Lower frame: Milli Ampl Jy Top frame: Phas deg  
Vector averaged cross-power spectrum Several baselines displayed  
Timerange: 01/01:51:51 to 01/01:53:09

Plot file version 479 created 06-JUN-2023 11:27:36

J1342+3507 EM170A.UVDATA.1

Freq = 4.7990 GHz, Bw = 32.000 MH

No calibration applied and no bandpass applied



Lower frame: Milli Ampl Jy Top frame: Phas deg  
Vector averaged cross-power spectrum Several baselines displayed  
Timerange: 01/01:53:13 to 01/01:54:49



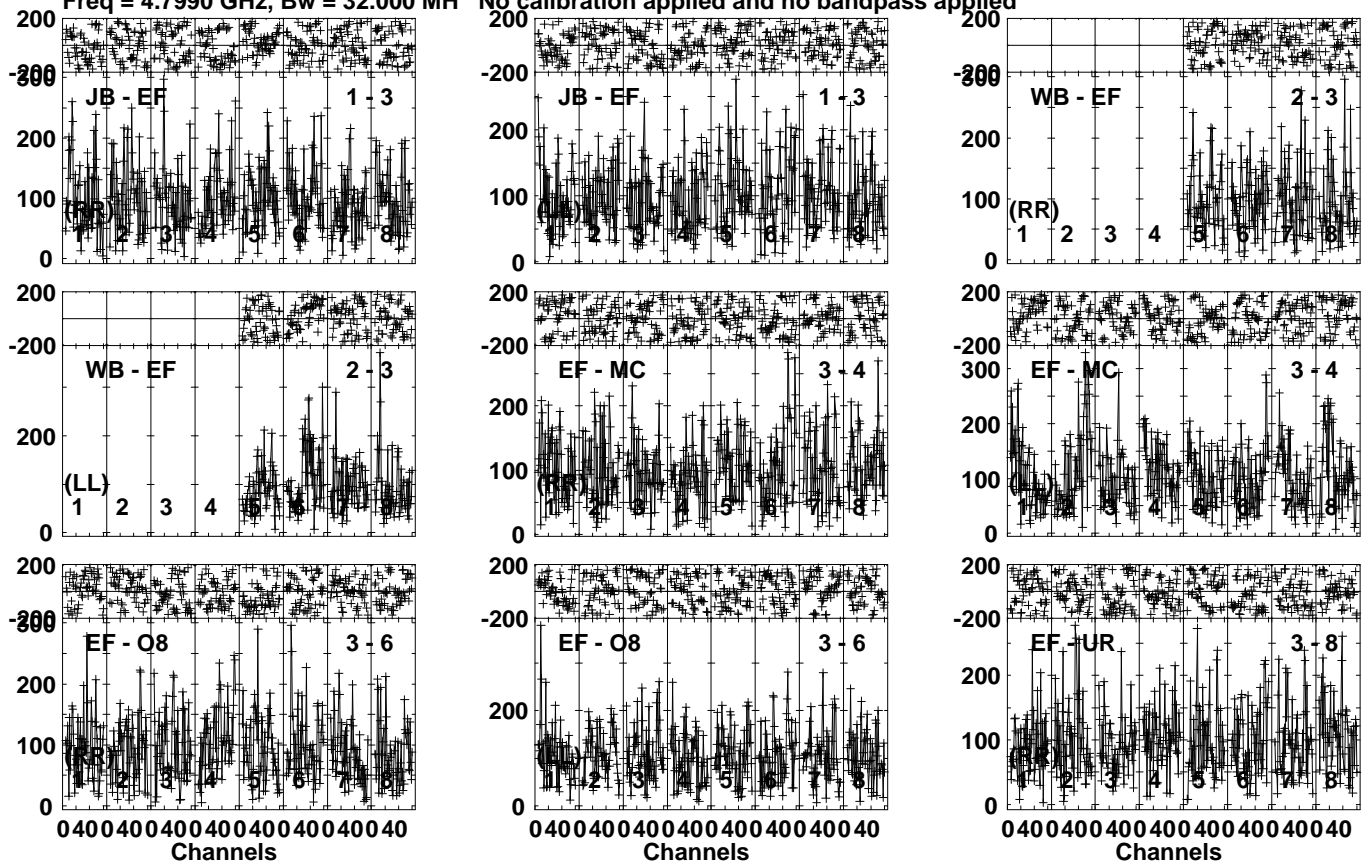


Plot file version 481 created 06-JUN-2023 11:27:36

AT2022CMC EM170A.UVDATA.1

Freq = 4.7990 GHz, Bw = 32.000 MH

No calibration applied and no bandpass applied



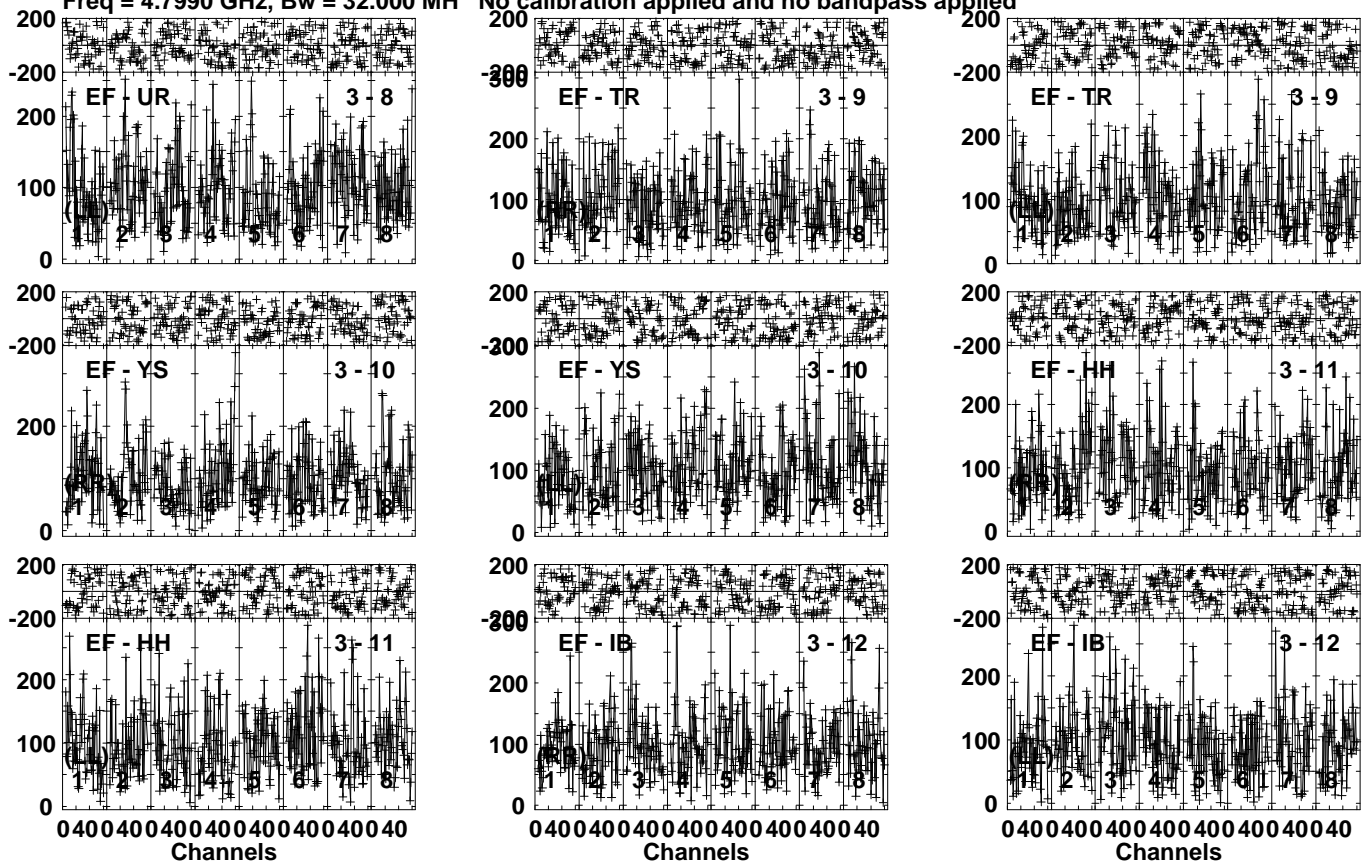
Lower frame: Micro Ampl Jy Top frame: Phas deg  
Vector averaged cross-power spectrum Several baselines displayed  
Timerange: 01/01:55:21 to 01/01:57:49

Plot file version 482 created 06-JUN-2023 11:27:36

AT2022CMC EM170A.UVDATA.1

Freq = 4.7990 GHz, Bw = 32.000 MH

No calibration applied and no bandpass applied



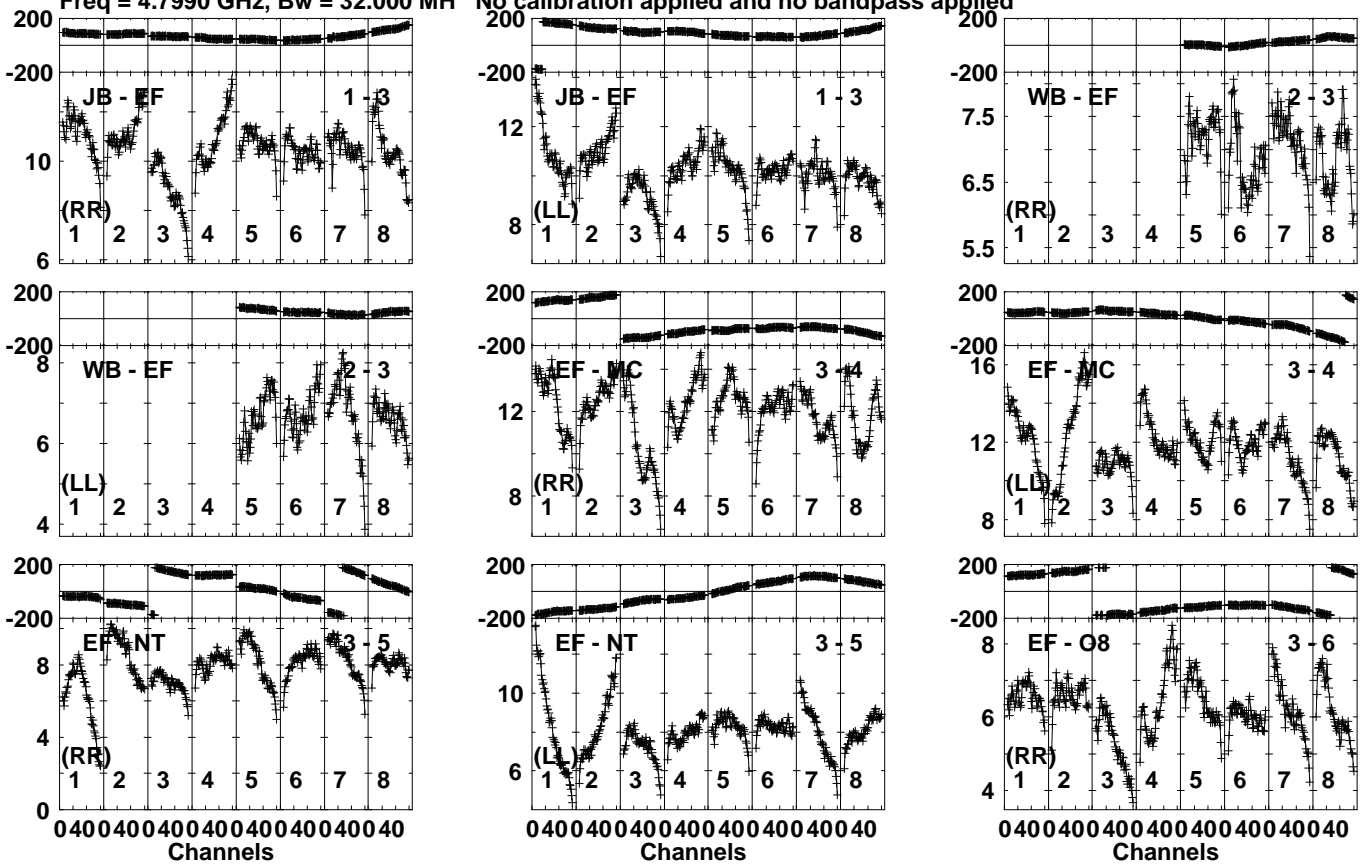
Lower frame: Micro Ampl Jy Top frame: Phas deg  
Vector averaged cross-power spectrum Several baselines displayed  
Timerange: 01/01:55:21 to 01/01:57:49

Plot file version 483 created 06-JUN-2023 11:27:36

J1329+3154 EM170A.UVDATA.1

Freq = 4.7990 GHz, Bw = 32.000 MH

No calibration applied and no bandpass applied



Lower frame: Milli Ampl Jy Top frame: Phas deg  
Vector averaged cross-power spectrum Several baselines displayed  
Timerange: 01/01:57:51 to 01/01:59:09

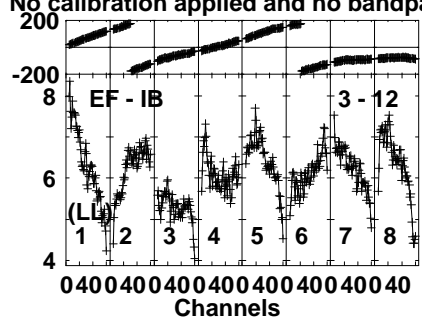
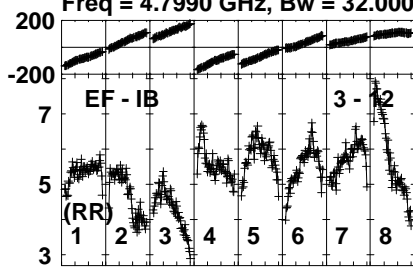


Plot file version 485 created 06-JUN-2023 11:27:36

J1329+3154 EM170A.UVDATA.1

Freq = 4.7990 GHz, Bw = 32.000 MH

No calibration applied and no bandpass applied



Lower frame: Milli Ampl Jy Top frame: Phas deg  
Vector averaged cross-power spectrum Several baselines displayed  
Timerange: 01/01:57:51 to 01/01:59:09

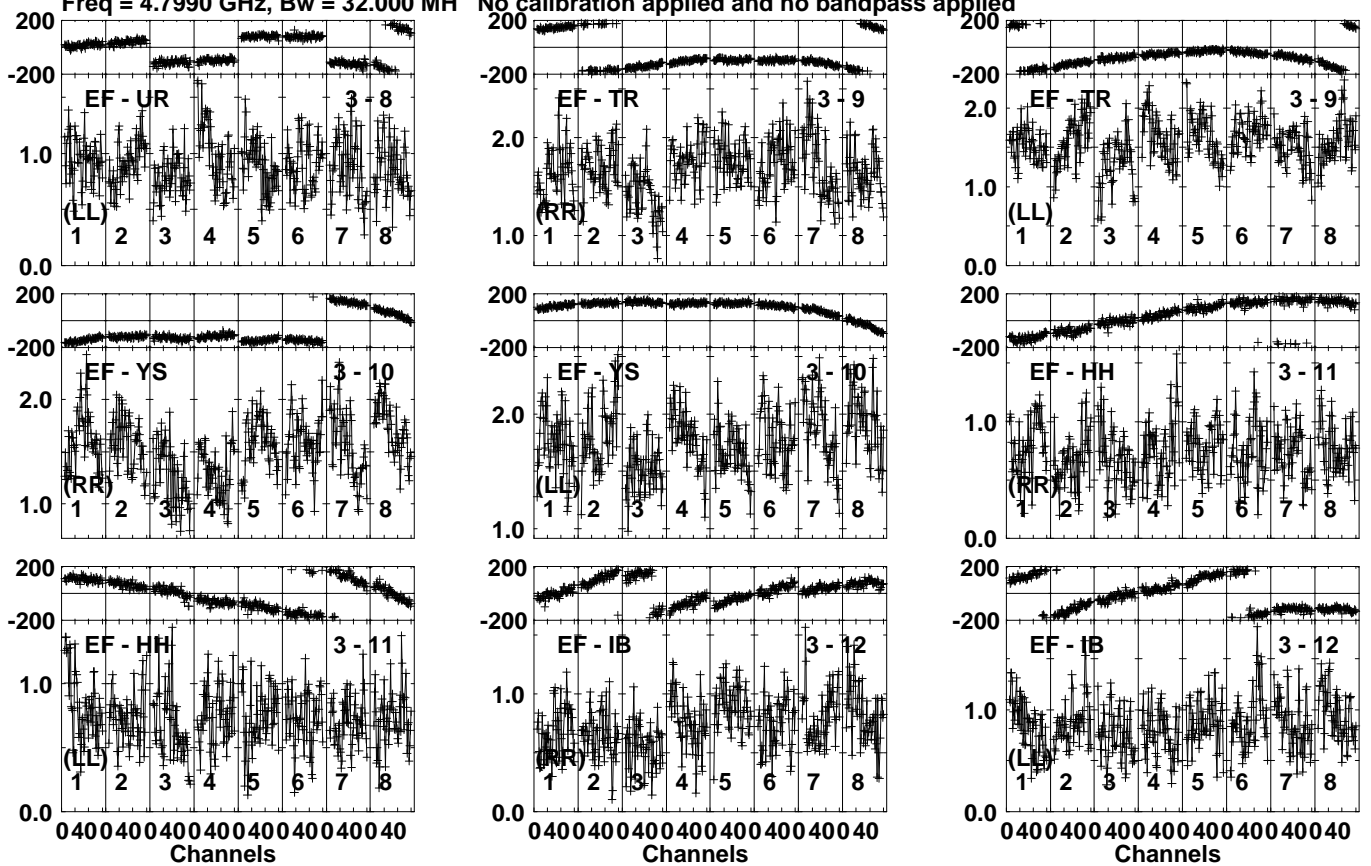


Plot file version 487 created 06-JUN-2023 11:27:36

J1342+3507 EM170A.UVDATA.1

Freq = 4.7990 GHz, Bw = 32.000 MH

No calibration applied and no bandpass applied



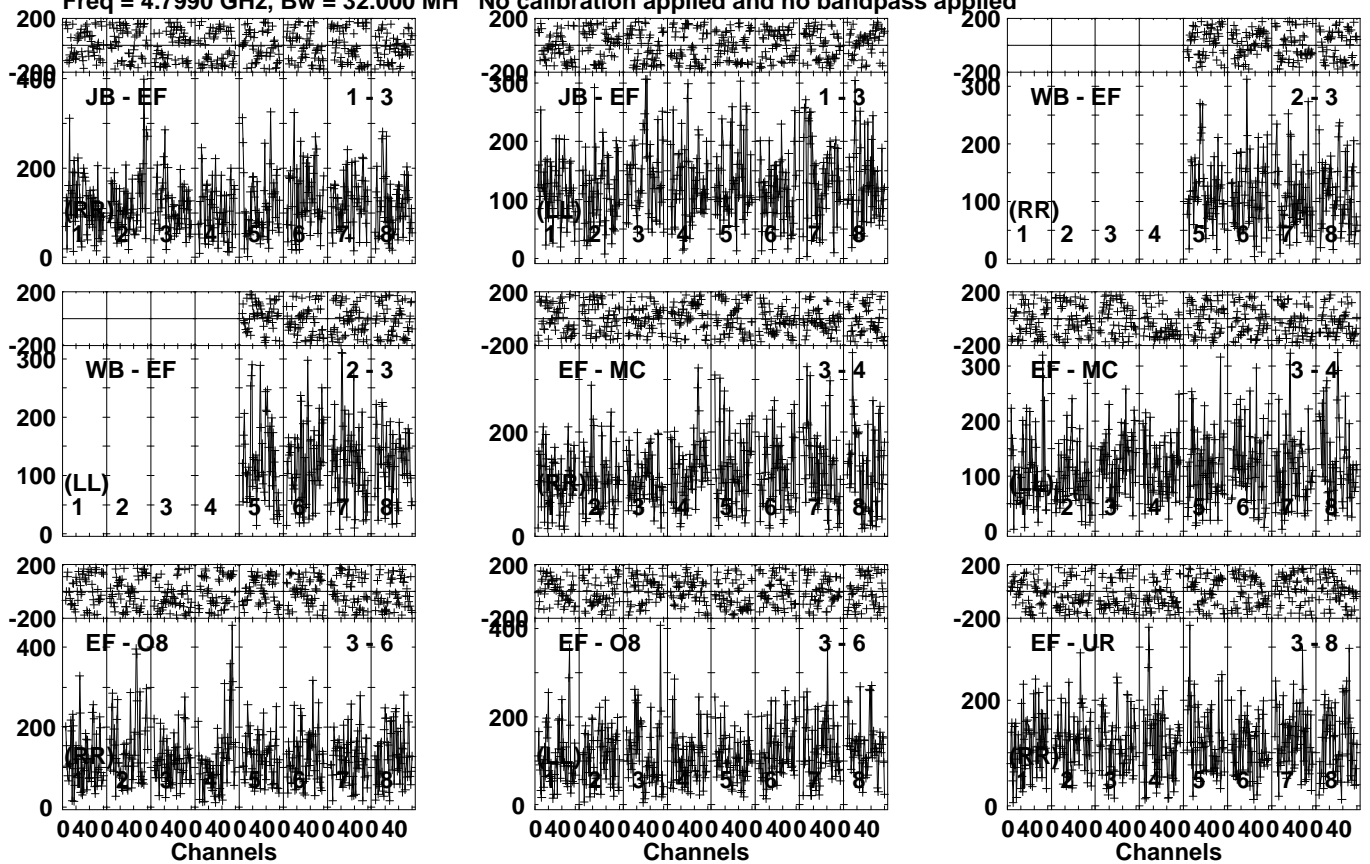
Lower frame: Milli Ampl Jy Top frame: Phas deg  
Vector averaged cross-power spectrum Several baselines displayed  
Timerange: 01/01:59:11 to 01/02:00:49

Plot file version 488 created 06-JUN-2023 11:27:37

AT2022CMC EM170A.UVDATA.1

Freq = 4.7990 GHz, Bw = 32.000 MH

No calibration applied and no bandpass applied



Lower frame: Micro Ampl Jy Top frame: Phas deg  
Vector averaged cross-power spectrum Several baselines displayed  
Timerange: 01/02:00:51 to 01/02:03:19

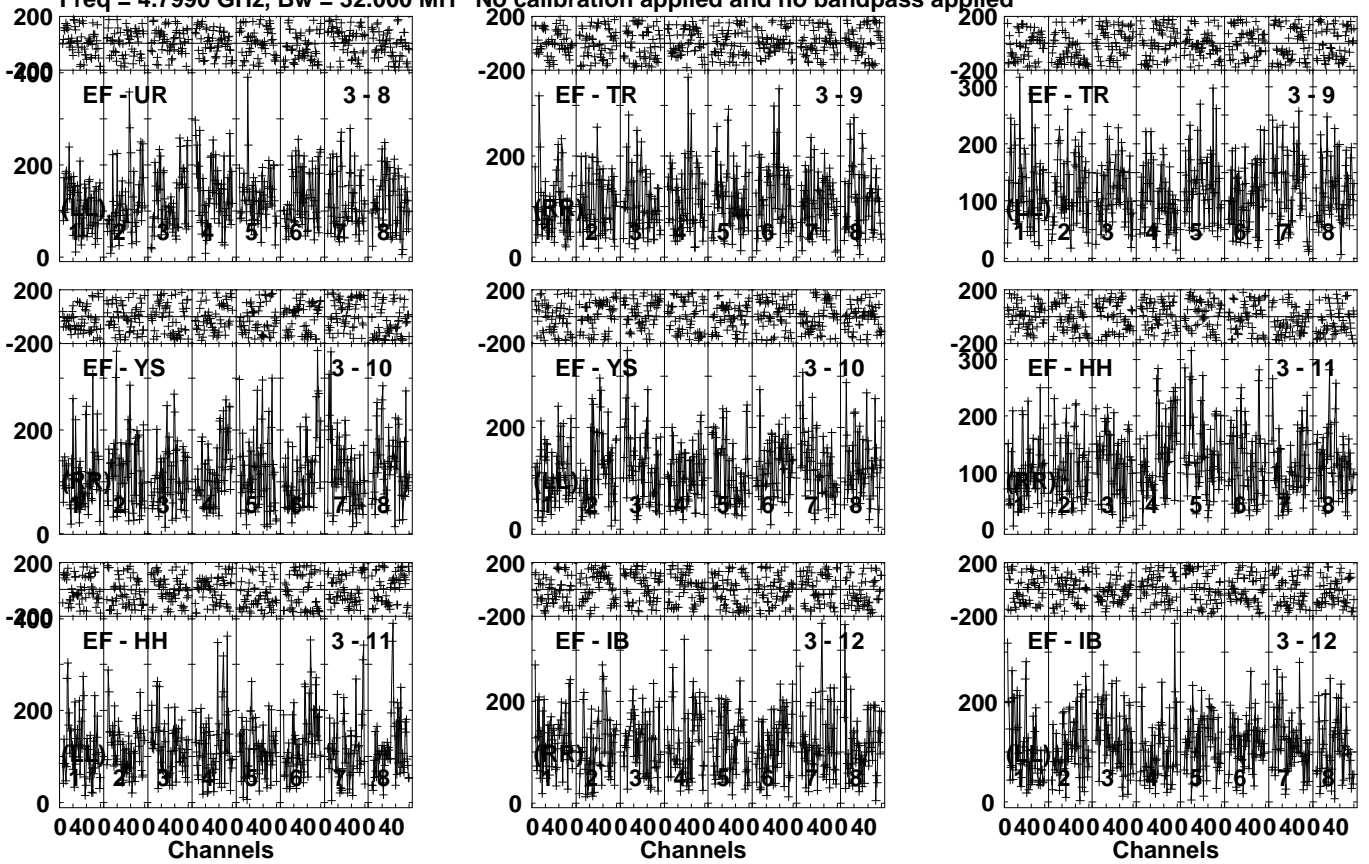


Plot file version 489 created 06-JUN-2023 11:27:37

AT2022CMC EM170A.UVDATA.1

Freq = 4.7990 GHz, Bw = 32.000 MH

No calibration applied and no bandpass applied



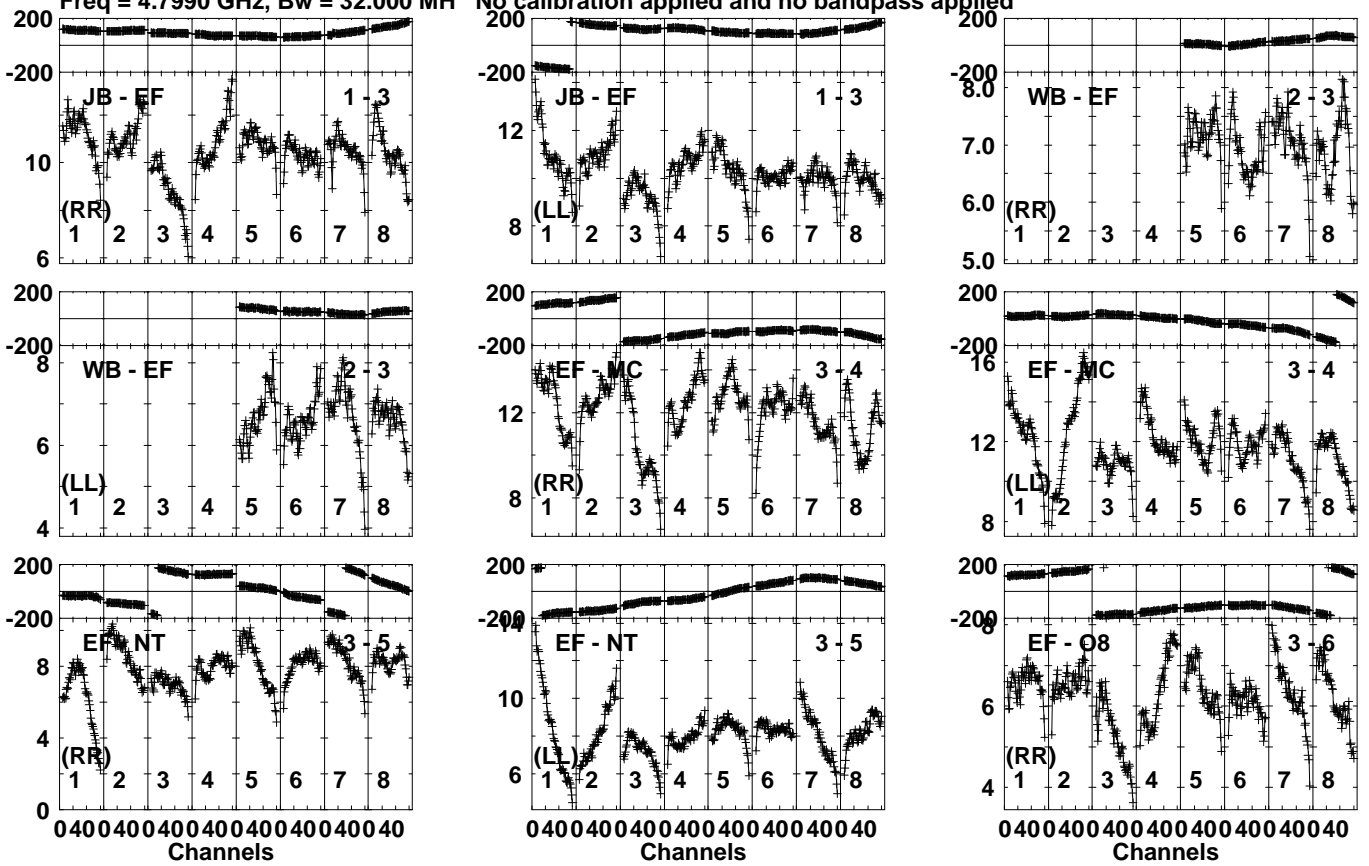
Lower frame: Micro Ampl Jy Top frame: Phas deg  
Vector averaged cross-power spectrum Several baselines displayed  
Timerange: 01/02:00:51 to 01/02:03:19

Plot file version 490 created 06-JUN-2023 11:27:37

J1329+3154 EM170A.UVDATA.1

Freq = 4.7990 GHz, Bw = 32.000 MH

No calibration applied and no bandpass applied



Lower frame: Milli Ampl Jy Top frame: Phas deg  
Vector averaged cross-power spectrum Several baselines displayed  
Timerange: 01/02:03:21 to 01/02:04:39

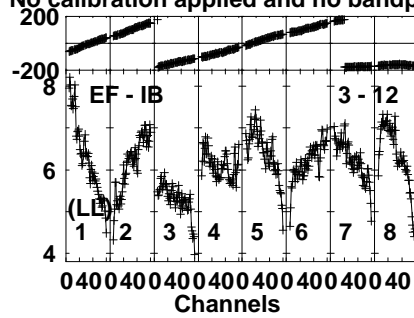
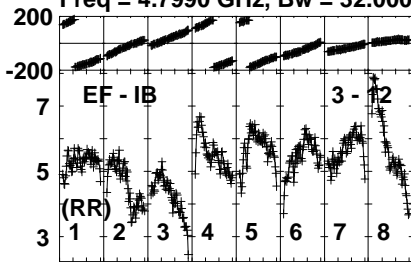


Plot file version 492 created 06-JUN-2023 11:27:37

J1329+3154 EM170A.UVDATA.1

Freq = 4.7990 GHz, Bw = 32.000 MH

No calibration applied and no bandpass applied



Lower frame: Milli Ampl Jy Top frame: Phas deg  
Vector averaged cross-power spectrum Several baselines displayed  
Timerange: 01/02:03:21 to 01/02:04:39

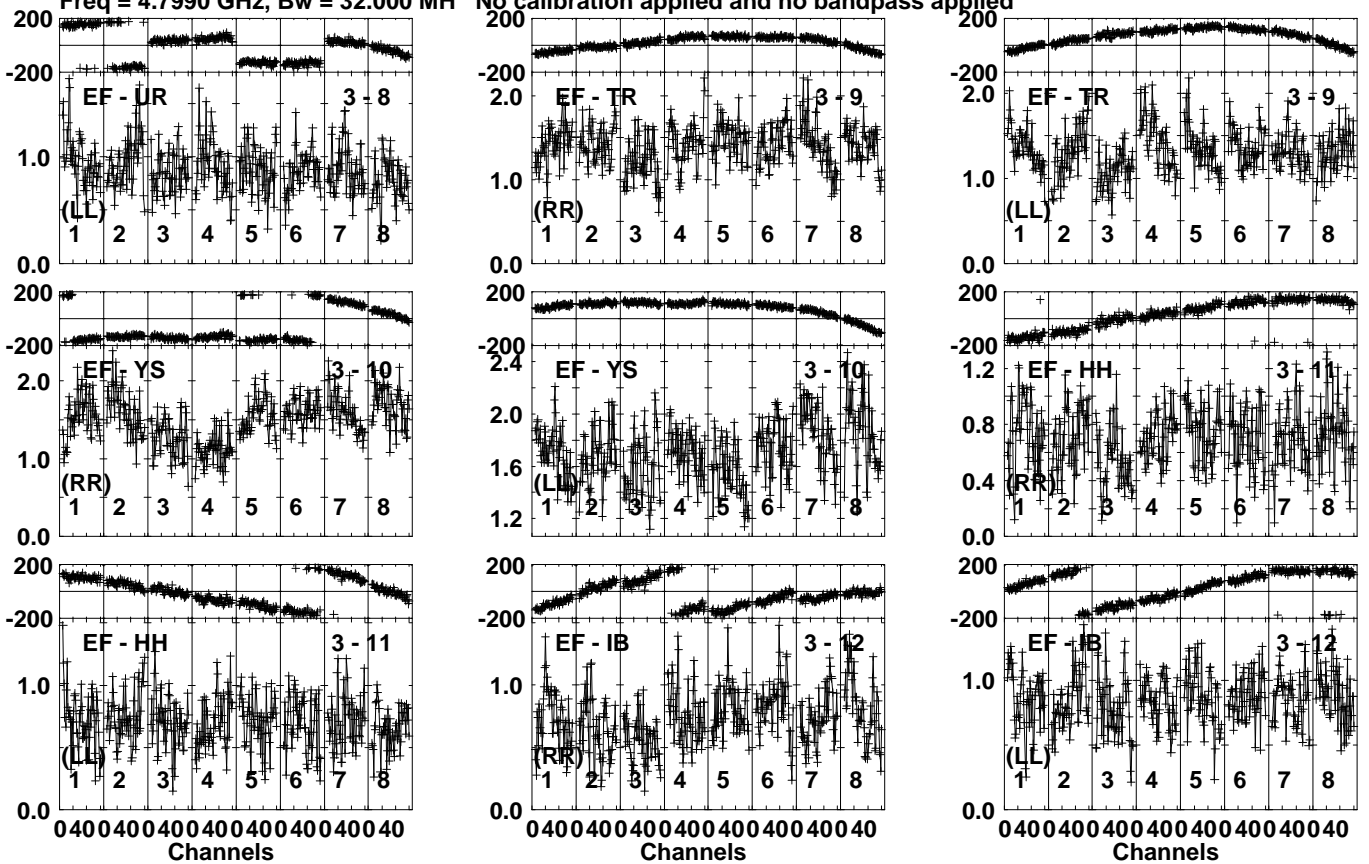


Plot file version 494 created 06-JUN-2023 11:27:37

J1342+3507 EM170A.UVDATA.1

Freq = 4.7990 GHz, Bw = 32.000 MH

No calibration applied and no bandpass applied



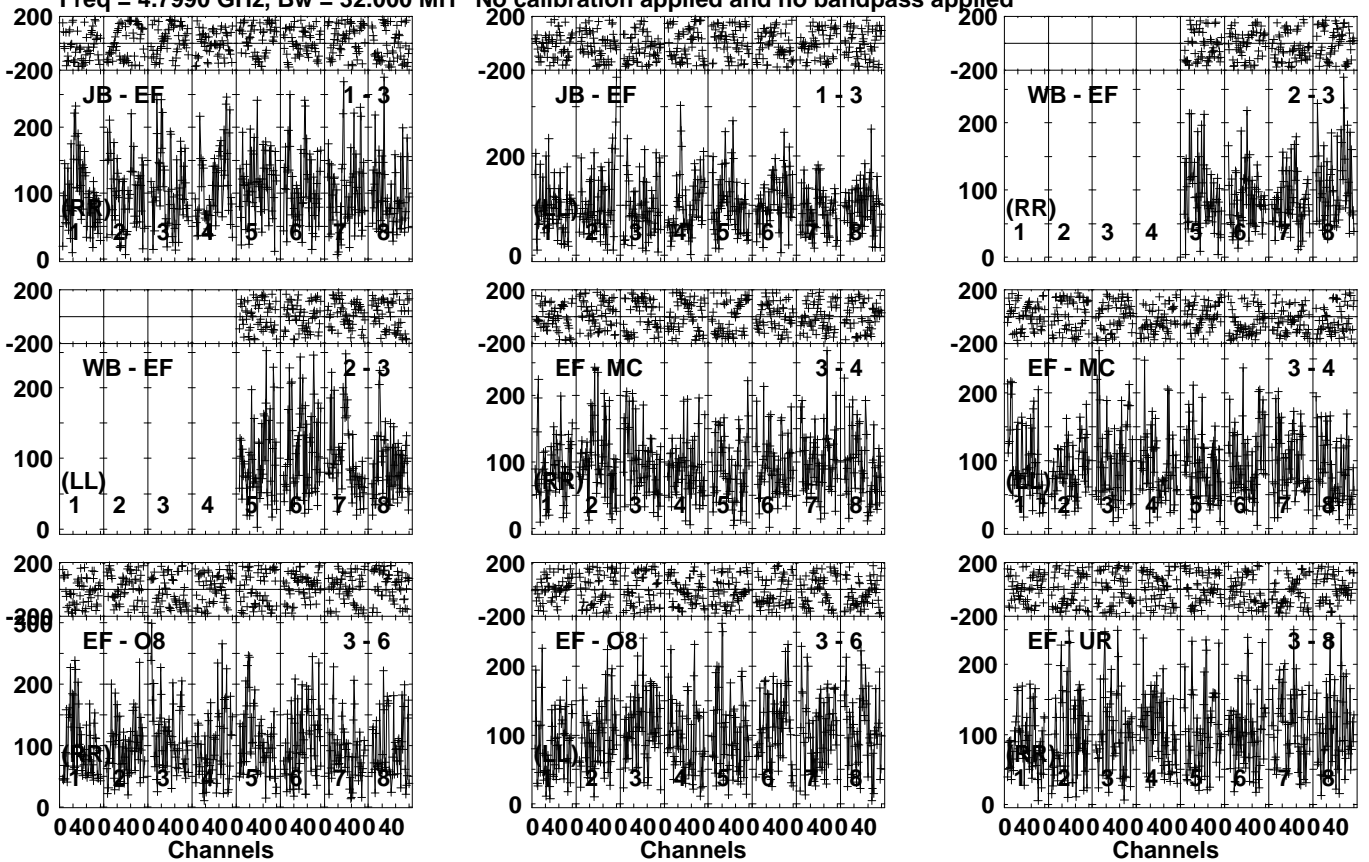
Lower frame: Milli Ampl Jy Top frame: Phas deg  
Vector averaged cross-power spectrum Several baselines displayed  
Timerange: 01/02:04:41 to 01/02:06:19

Plot file version 495 created 06-JUN-2023 11:27:37

AT2022CMC EM170A.UVDATA.1

Freq = 4.7990 GHz, Bw = 32.000 MH

No calibration applied and no bandpass applied



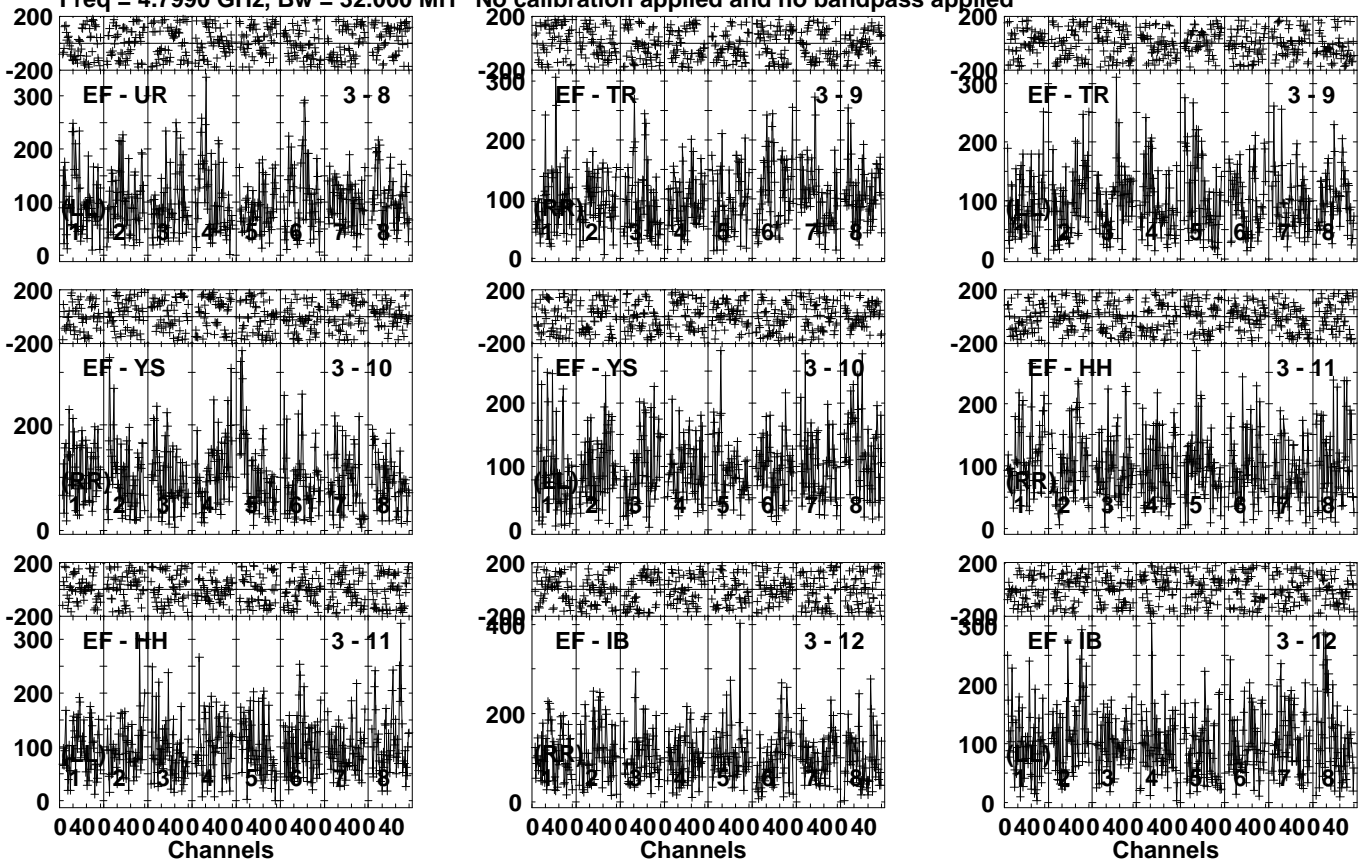
Lower frame: Micro Ampl Jy Top frame: Phas deg  
Vector averaged cross-power spectrum Several baselines displayed  
Timerange: 01/02:06:51 to 01/02:09:19

Plot file version 496 created 06-JUN-2023 11:27:37

AT2022CMC EM170A.UVDATA.1

Freq = 4.7990 GHz, Bw = 32.000 MH

No calibration applied and no bandpass applied



Lower frame: Micro Ampl Jy Top frame: Phas deg  
Vector averaged cross-power spectrum Several baselines displayed  
Timerange: 01/02:06:51 to 01/02:09:19

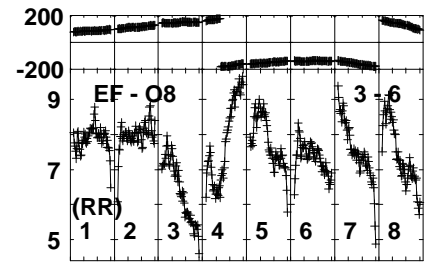
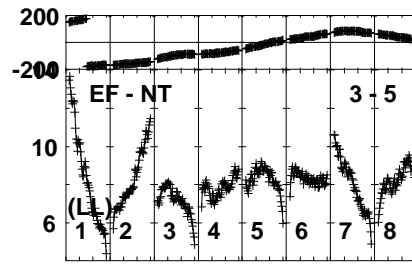
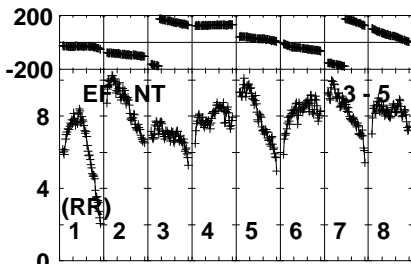
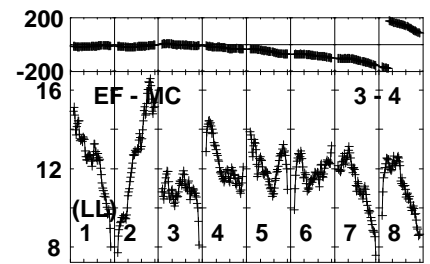
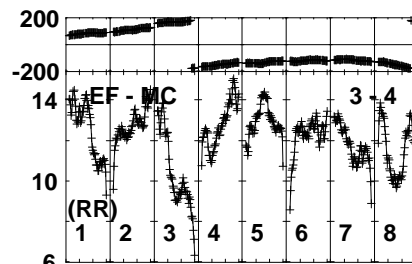
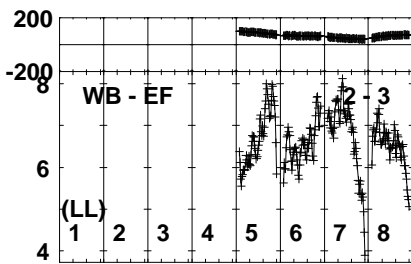
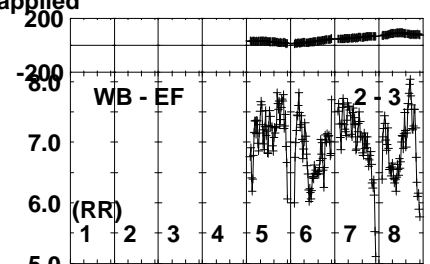
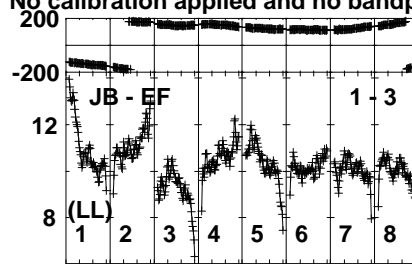
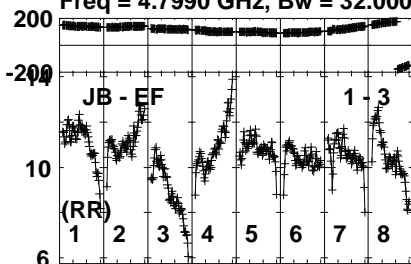


Plot file version 497 created 06-JUN-2023 11:27:37

J1329+3154 EM170A.UVDATA.1

Freq = 4.7990 GHz, Bw = 32.000 MH

No calibration applied and no bandpass applied



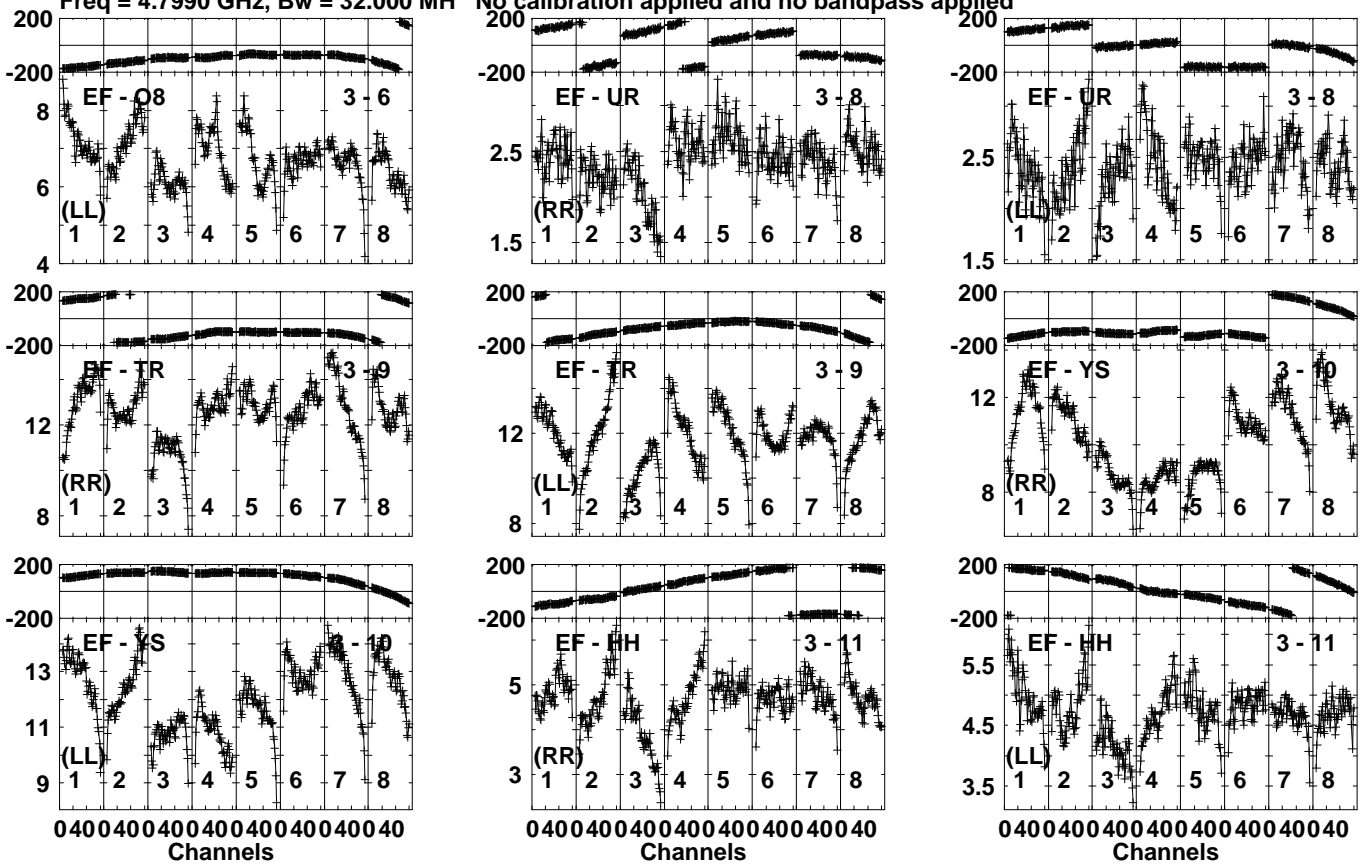
Lower frame: Milli Ampl Jy Top frame: Phas deg  
Vector averaged cross-power spectrum Several baselines displayed  
Timerange: 01/02:09:21 to 01/02:10:39

Plot file version 498 created 06-JUN-2023 11:27:38

J1329+3154 EM170A.UVDATA.1

Freq = 4.7990 GHz, Bw = 32.000 MH

No calibration applied and no bandpass applied



Lower frame: Milli Ampl Jy Top frame: Phas deg  
Vector averaged cross-power spectrum Several baselines displayed  
Timerange: 01/02:09:21 to 01/02:10:39

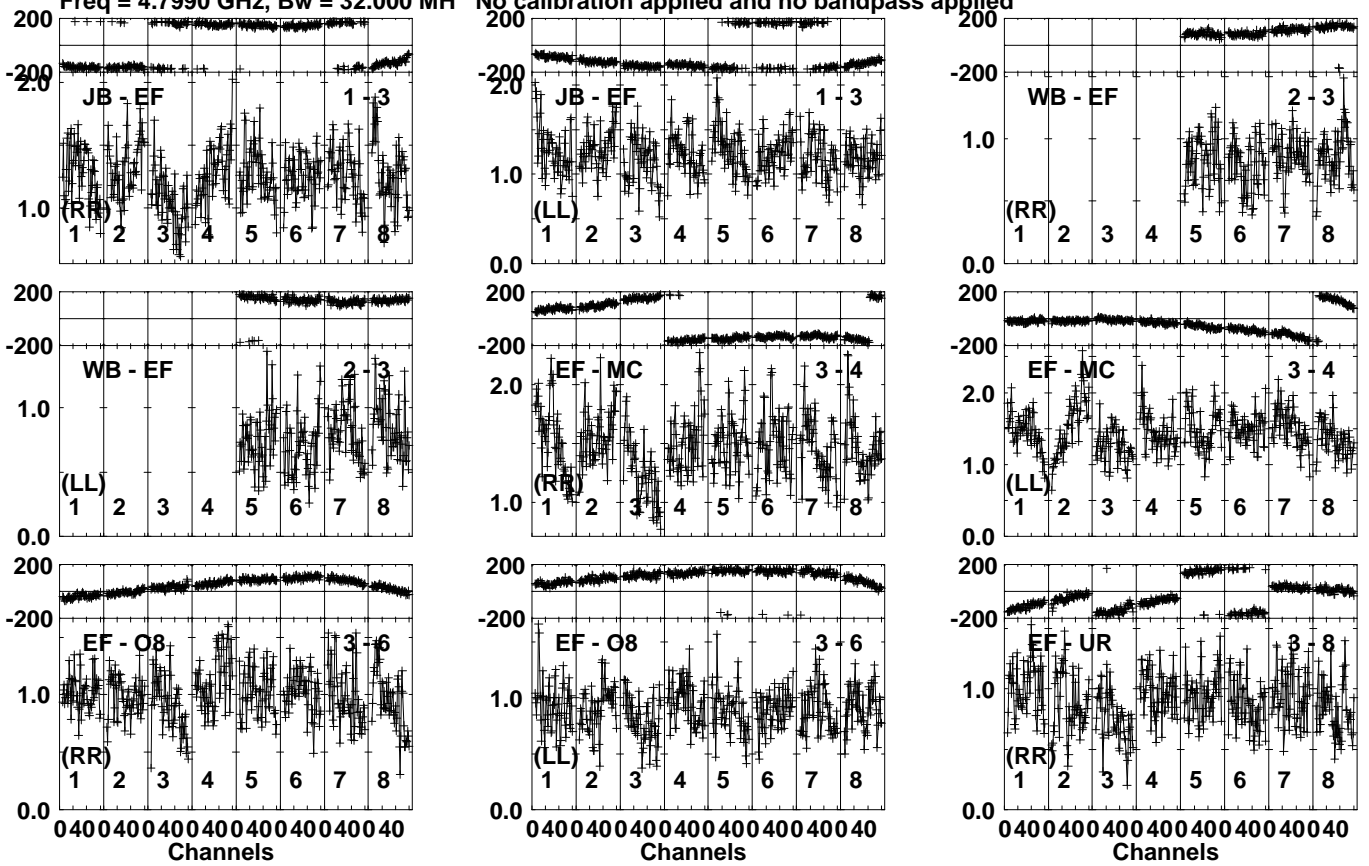


Plot file version 500 created 06-JUN-2023 11:27:38

J1342+3507 EM170A.UVDATA.1

Freq = 4.7990 GHz, Bw = 32.000 MH

No calibration applied and no bandpass applied



Lower frame: Milli Ampl Jy Top frame: Phas deg  
Vector averaged cross-power spectrum Several baselines displayed  
Timerange: 01/02:10:41 to 01/02:12:19

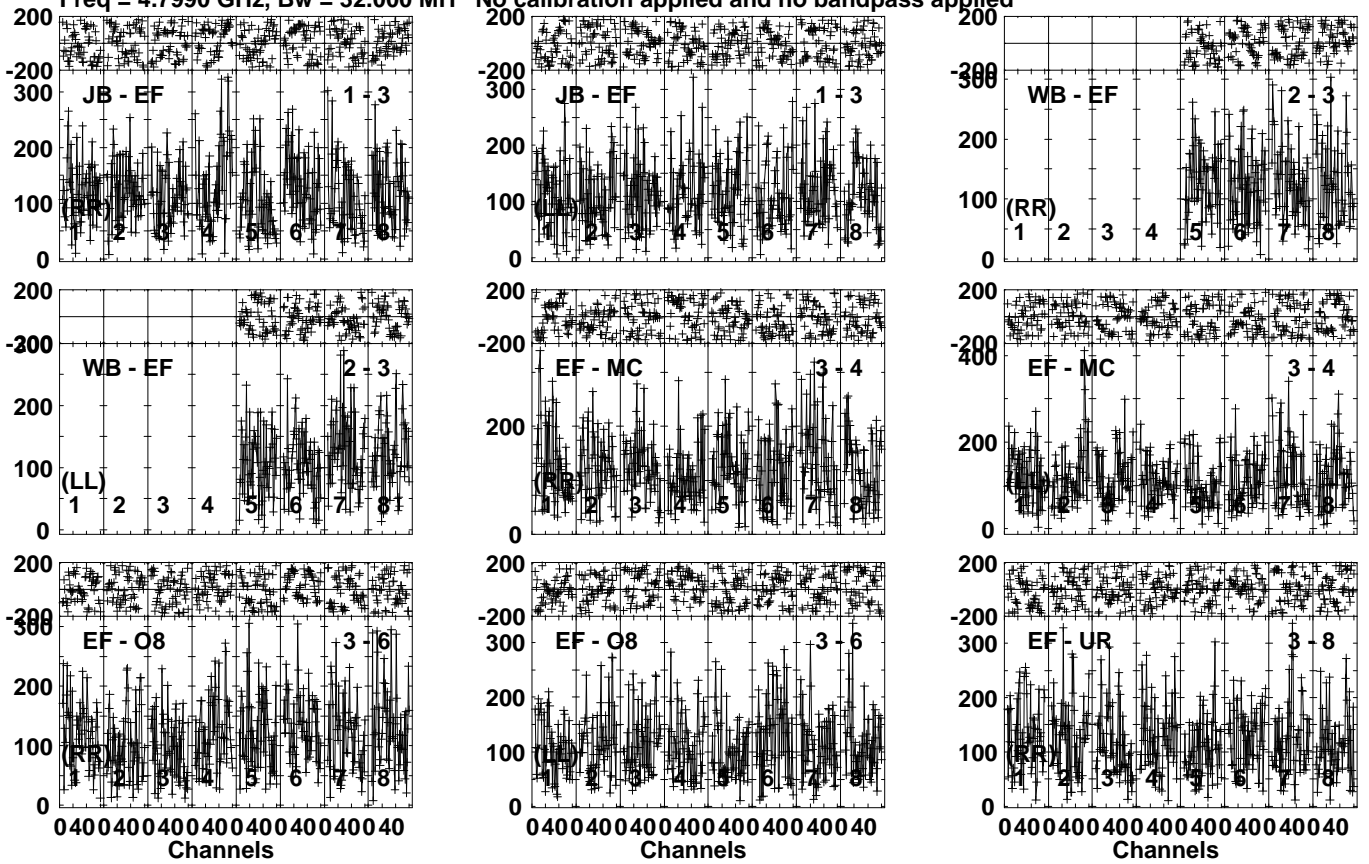


Plot file version 502 created 06-JUN-2023 11:27:38

AT2022CMC EM170A.UVDATA.1

Freq = 4.7990 GHz, Bw = 32.000 MH

No calibration applied and no bandpass applied



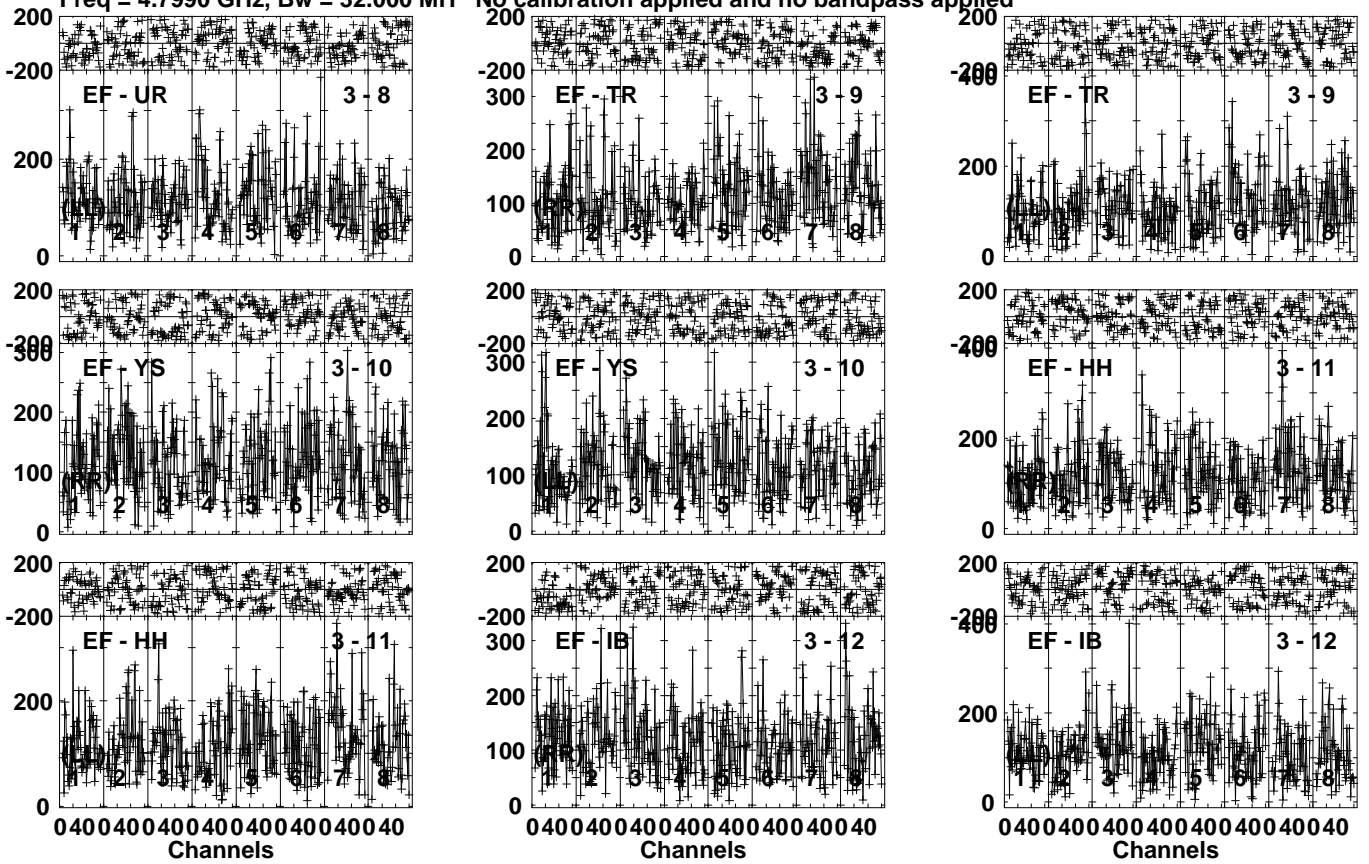
Lower frame: Micro Ampl Jy Top frame: Phas deg  
Vector averaged cross-power spectrum Several baselines displayed  
Timerange: 01/02:12:21 to 01/02:14:49

Plot file version 503 created 06-JUN-2023 11:27:38

AT2022CMC EM170A.UVDATA.1

Freq = 4.7990 GHz, Bw = 32.000 MH

No calibration applied and no bandpass applied



Lower frame: Micro Ampl Jy Top frame: Phas deg  
Vector averaged cross-power spectrum Several baselines displayed  
Timerange: 01/02:12:21 to 01/02:14:49



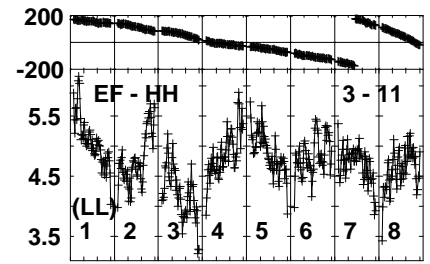
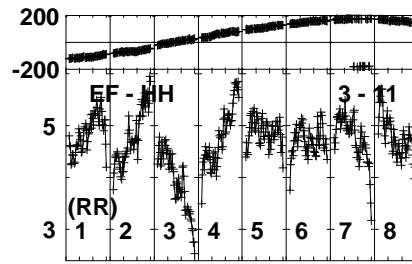
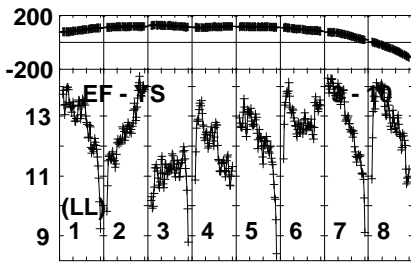
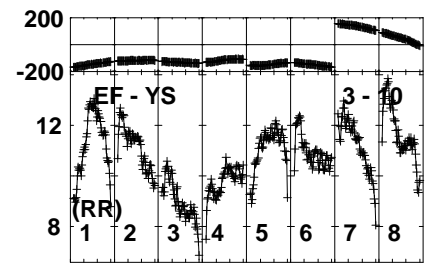
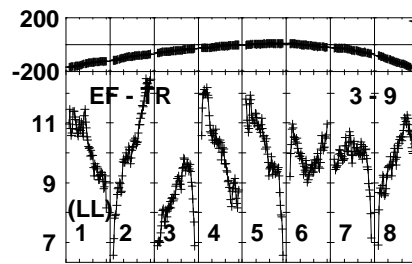
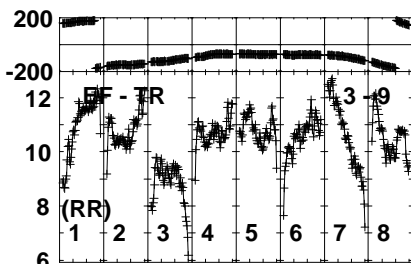
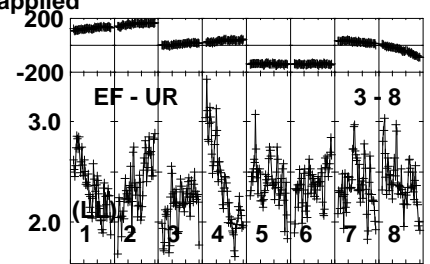
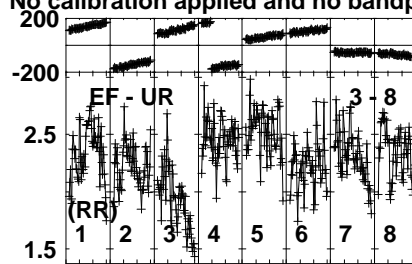
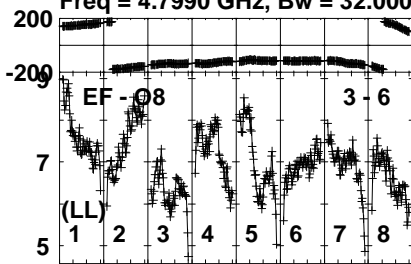


Plot file version 505 created 06-JUN-2023 11:27:38

J1329+3154 EM170A.UVDATA.1

Freq = 4.7990 GHz, Bw = 32.000 MH

No calibration applied and no bandpass applied



040040040040040040040040040040  
Channels

040040040040040040040040040040  
Channels

040040040040040040040040040040  
Channels

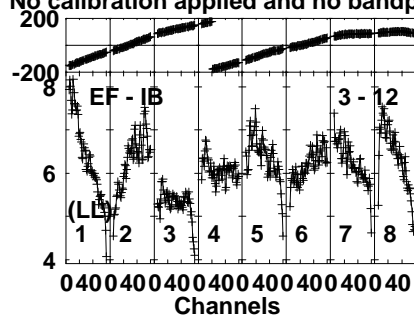
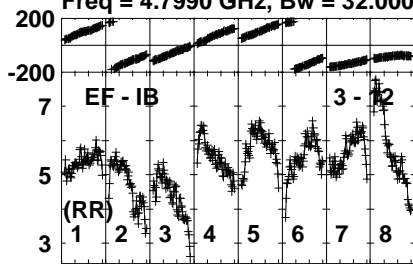
Lower frame: Milli Ampl Jy Top frame: Phas deg  
Vector averaged cross-power spectrum Several baselines displayed  
Timerange: 01/02:14:51 to 01/02:16:09

Plot file version 506 created 06-JUN-2023 11:27:38

J1329+3154 EM170A.UVDATA.1

Freq = 4.7990 GHz, Bw = 32.000 MH

No calibration applied and no bandpass applied



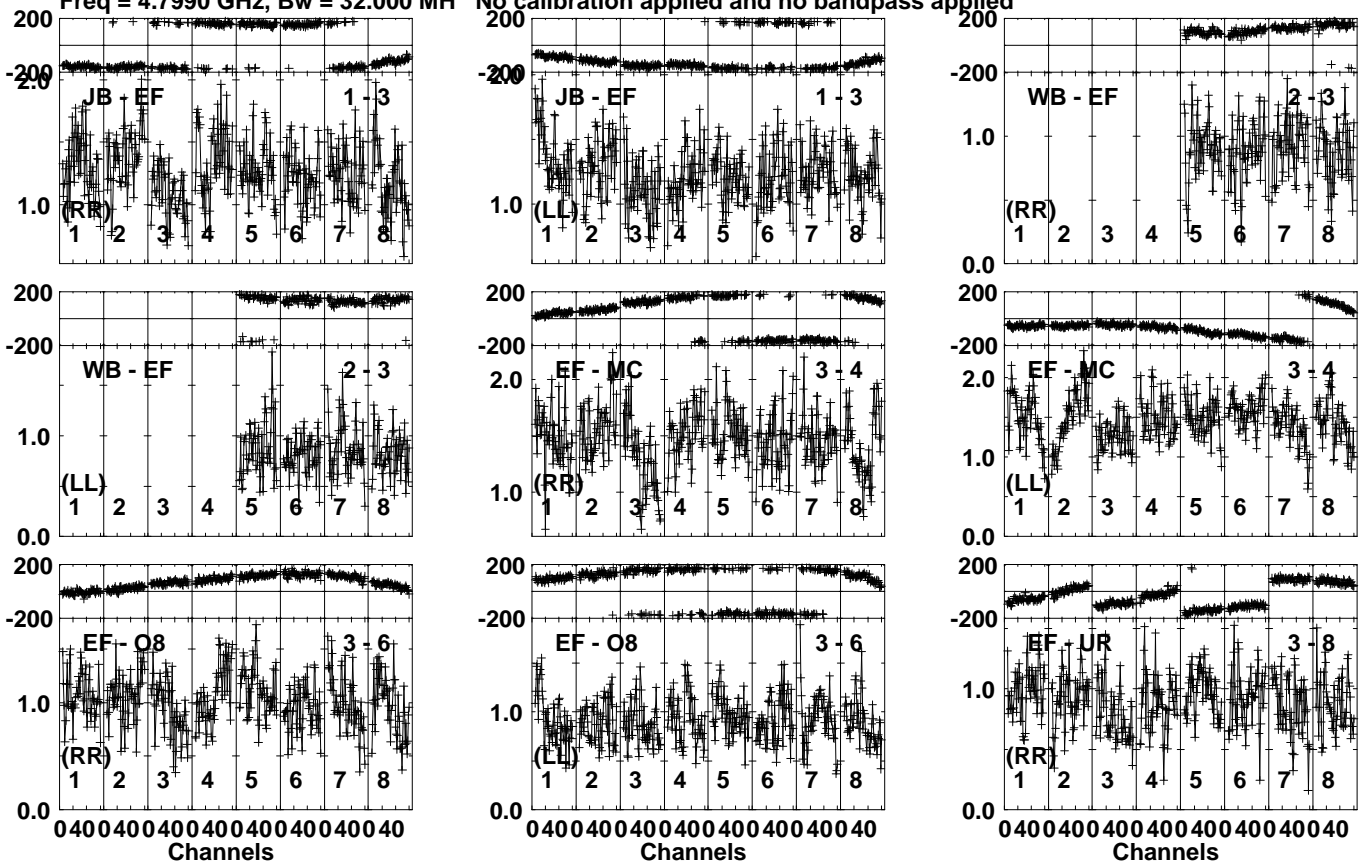
Lower frame: Milli Ampl Jy Top frame: Phas deg  
Vector averaged cross-power spectrum Several baselines displayed  
Timerange: 01/02:14:51 to 01/02:16:09

Plot file version 507 created 06-JUN-2023 11:27:38

J1342+3507 EM170A.UVDATA.1

Freq = 4.7990 GHz, Bw = 32.000 MH

No calibration applied and no bandpass applied



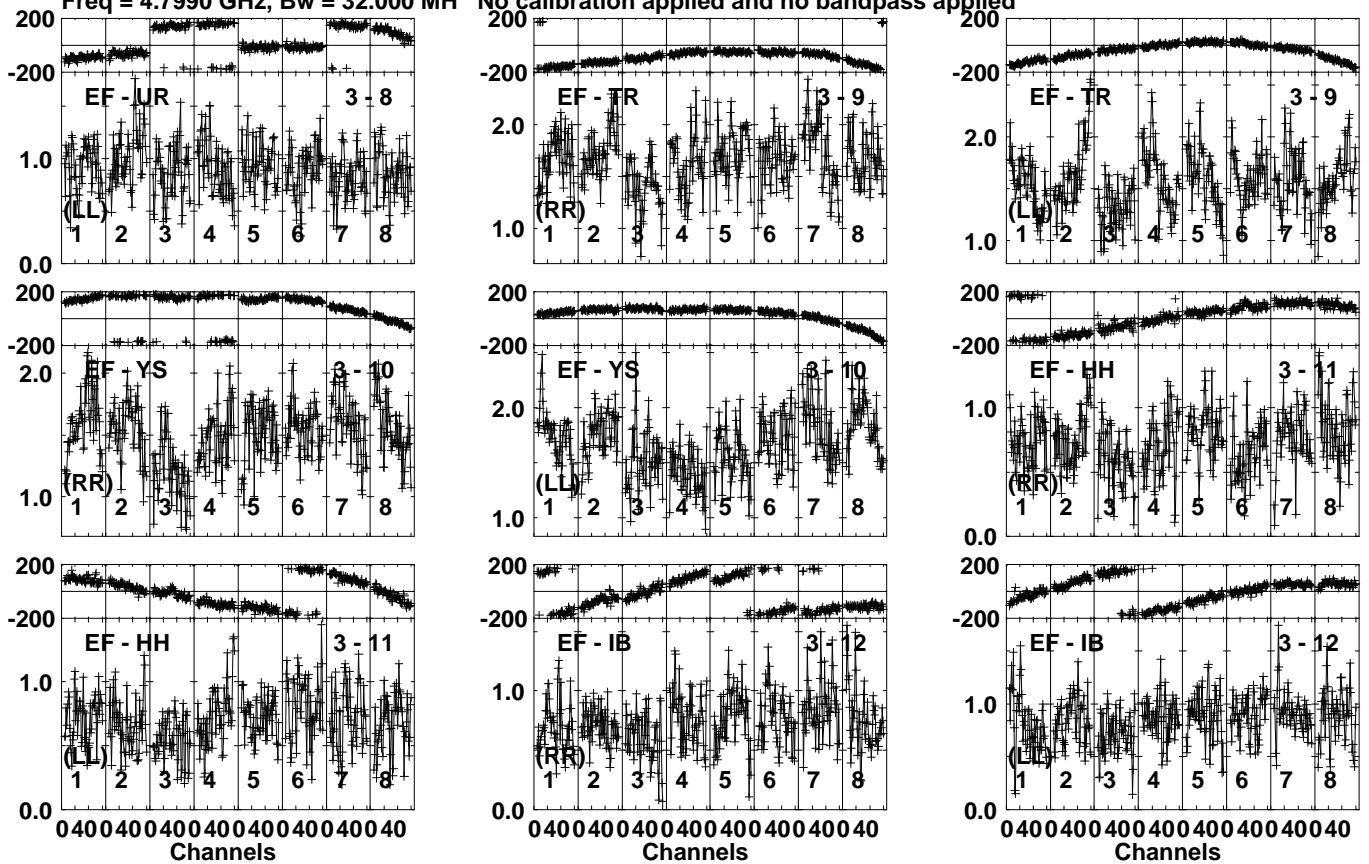
Lower frame: Milli Ampl Jy Top frame: Phas deg  
Vector averaged cross-power spectrum Several baselines displayed  
Timerange: 01/02:16:11 to 01/02:17:49

Plot file version 508 created 06-JUN-2023 11:27:38

J1342+3507 EM170A.UVDATA.1

Freq = 4.7990 GHz, Bw = 32.000 MH

No calibration applied and no bandpass applied



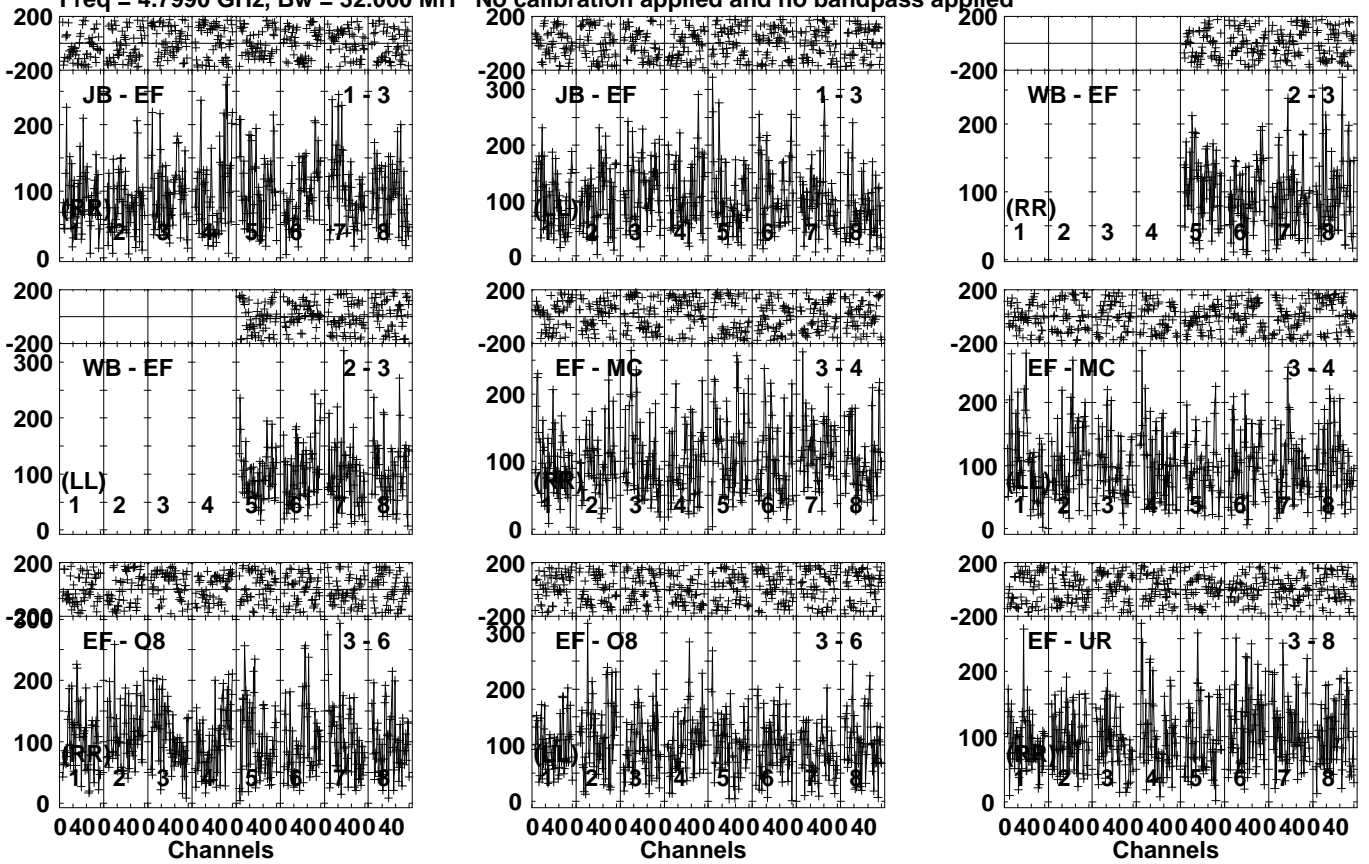
Lower frame: Milli Ampl Jy Top frame: Phas deg  
Vector averaged cross-power spectrum Several baselines displayed  
Timerange: 01/02:16:11 to 01/02:17:49

Plot file version 509 created 06-JUN-2023 11:27:39

AT2022CMC EM170A.UVDATA.1

Freq = 4.7990 GHz, Bw = 32.000 MH

No calibration applied and no bandpass applied

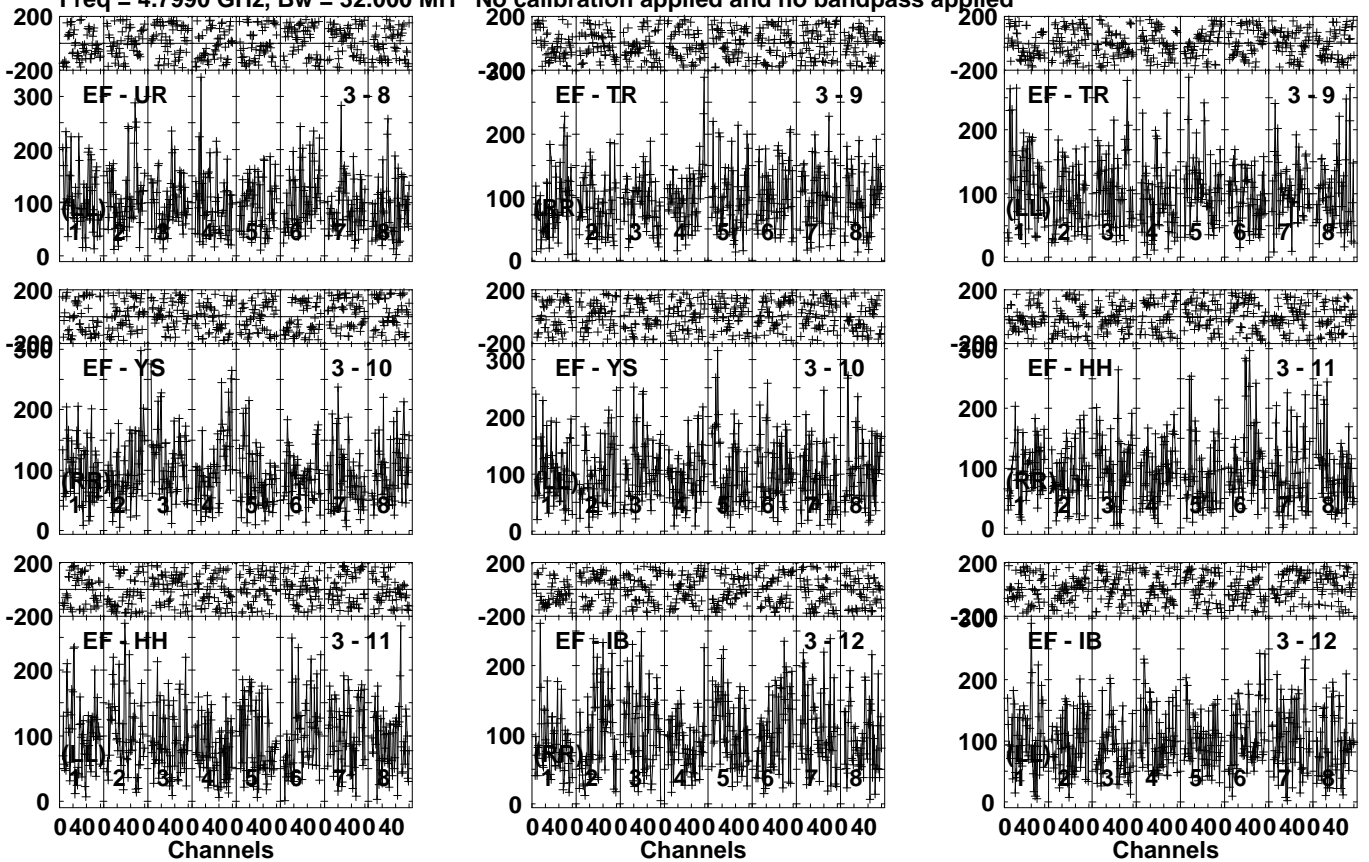


Lower frame: Micro Ampl Jy Top frame: Phas deg  
Vector averaged cross-power spectrum Several baselines displayed  
Timerange: 01/02:18:21 to 01/02:20:49

Plot file version 510 created 06-JUN-2023 11:27:39

AT2022CMC EM170A.UVDATA.1

Freq = 4.7990 GHz, Bw = 32.000 MH No calibration applied and no bandpass applied



Lower frame: Micro Ampl Jy Top frame: Phas deg  
Vector averaged cross-power spectrum Several baselines displayed  
Timerange: 01/02:18:21 to 01/02:20:49

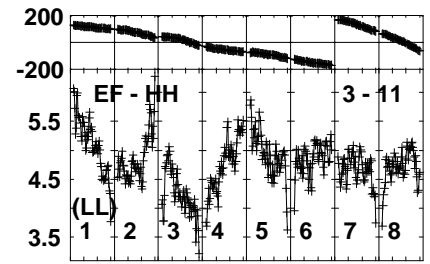
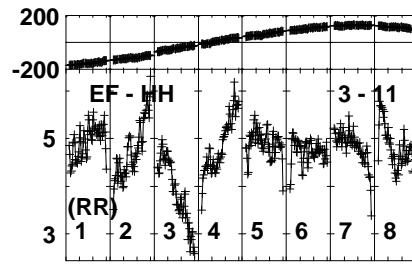
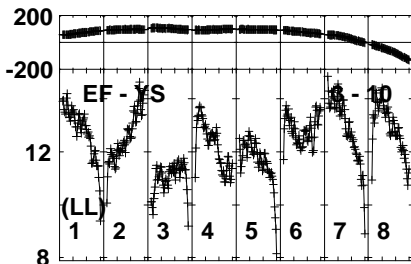
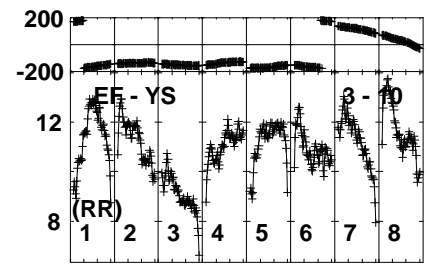
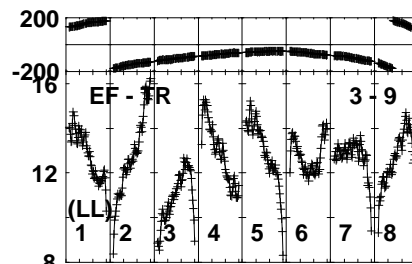
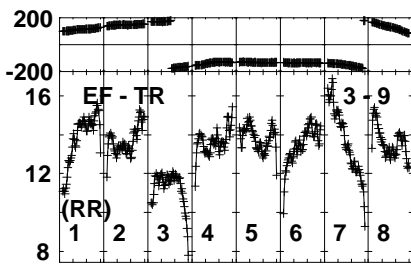
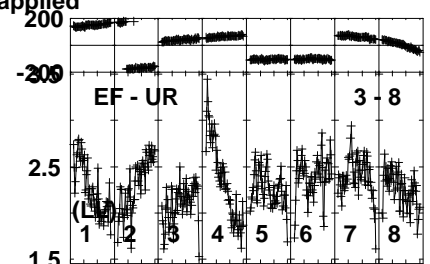
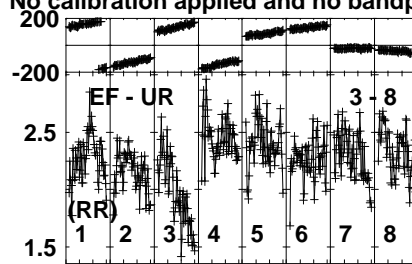
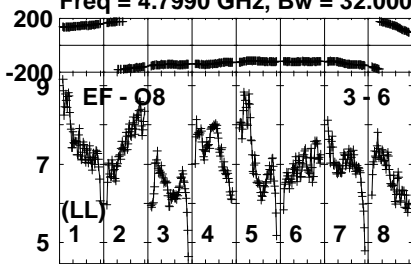


Plot file version 512 created 06-JUN-2023 11:27:39

J1329+3154 EM170A.UVDATA.1

Freq = 4.7990 GHz, Bw = 32.000 MH

No calibration applied and no bandpass applied



Lower frame: Milli Ampl Jy Top frame: Phas deg  
Vector averaged cross-power spectrum Several baselines displayed  
Timerange: 01/02:20:51 to 01/02:22:09

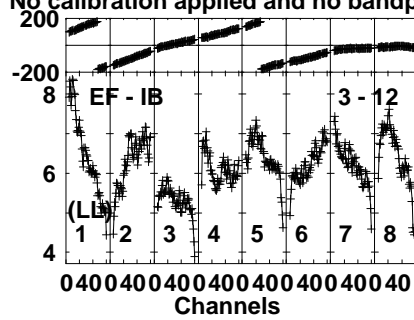
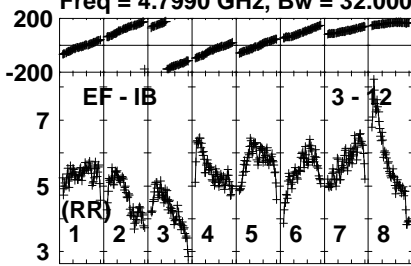


Plot file version 513 created 06-JUN-2023 11:27:39

J1329+3154 EM170A.UVDATA.1

Freq = 4.7990 GHz, Bw = 32.000 MH

No calibration applied and no bandpass applied

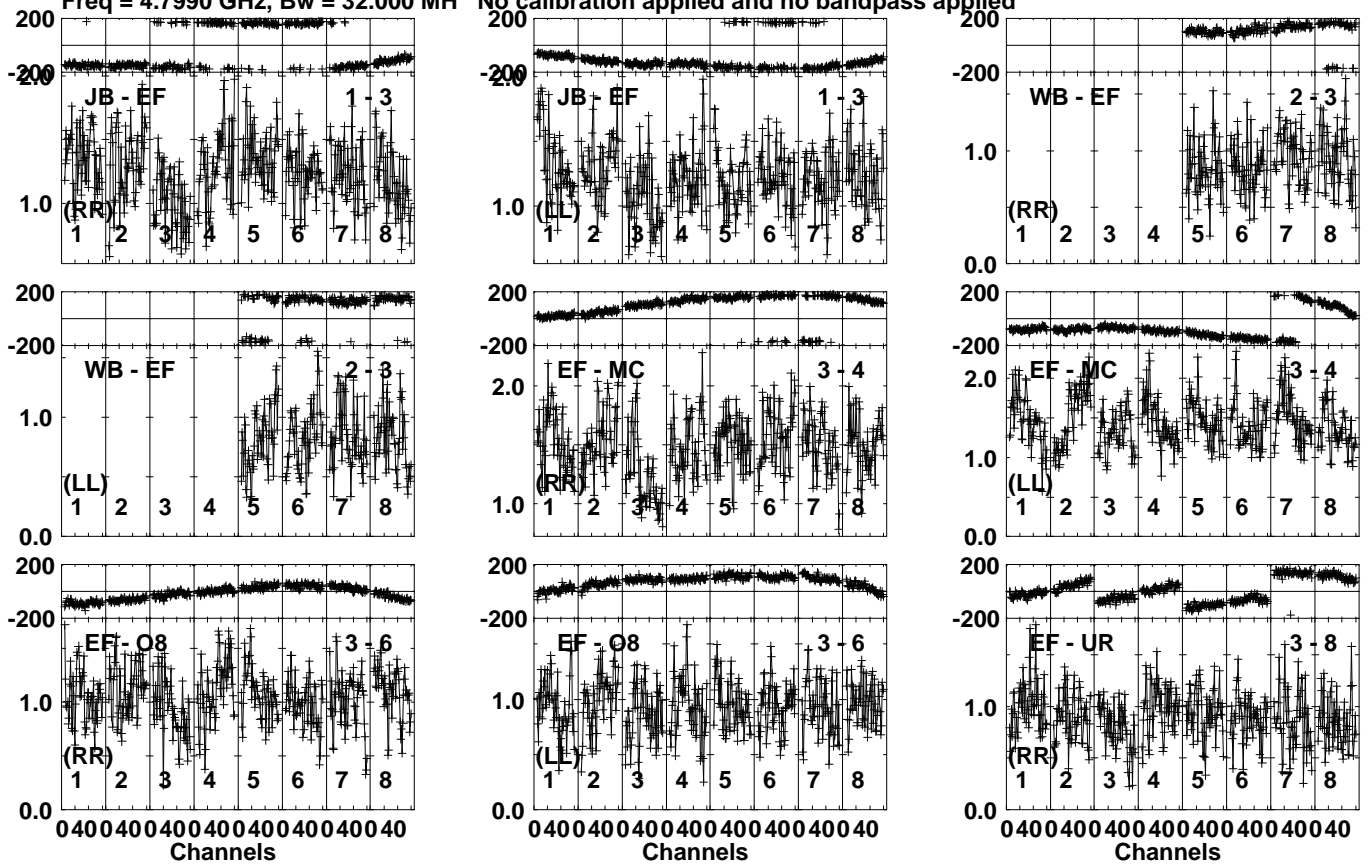


Lower frame: Milli Ampl Jy Top frame: Phas deg  
Vector averaged cross-power spectrum Several baselines displayed  
Timerange: 01/02:20:51 to 01/02:22:09

Plot file version 514 created 06-JUN-2023 11:27:39

J1342+3507 EM170A.UVDATA.1

Freq = 4.7990 GHz, Bw = 32.000 MH No calibration applied and no bandpass applied



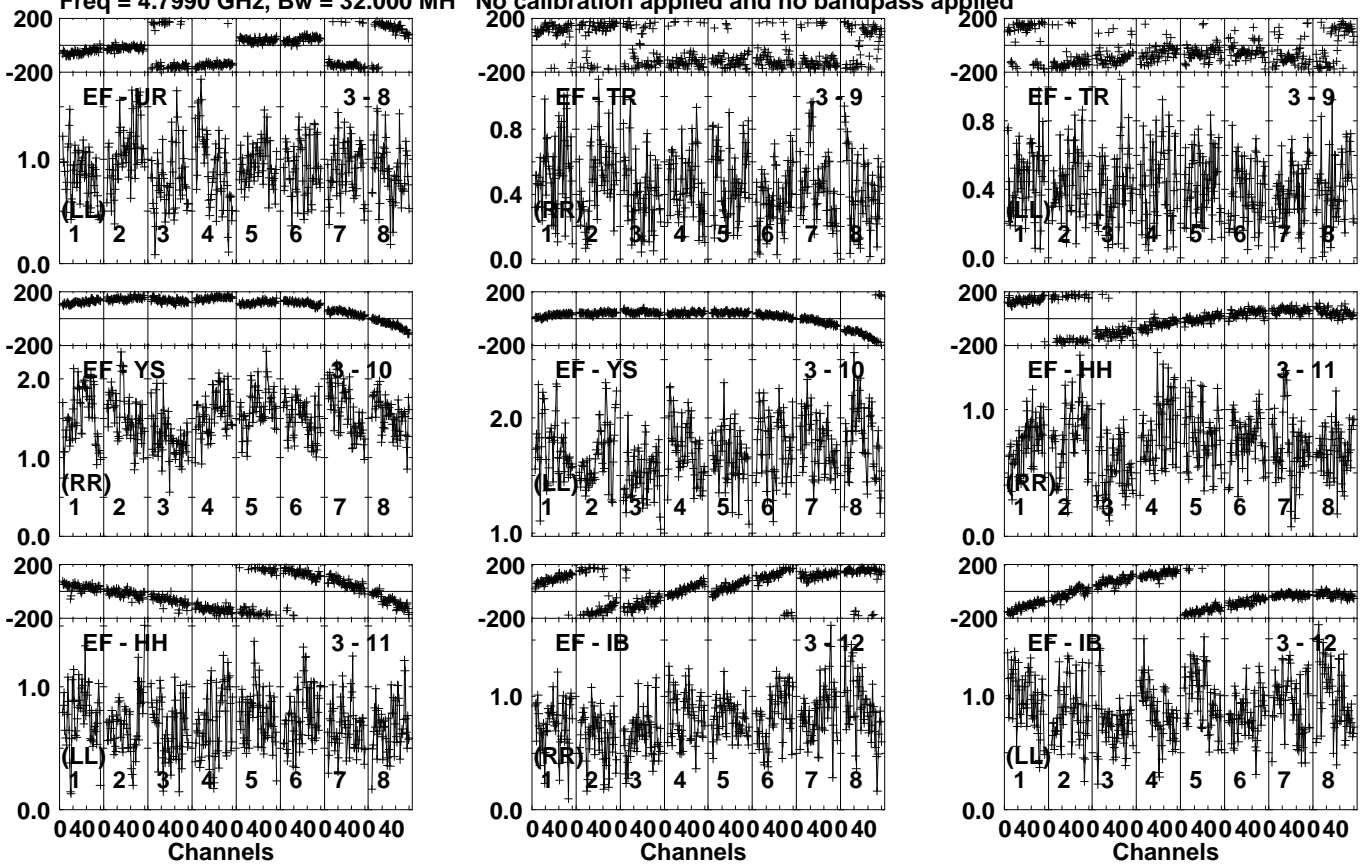
Lower frame: Milli Ampl Jy Top frame: Phas deg  
Vector averaged cross-power spectrum Several baselines displayed  
Timerange: 01/02:22:11 to 01/02:23:49

Plot file version 515 created 06-JUN-2023 11:27:39

J1342+3507 EM170A.UVDATA.1

Freq = 4.7990 GHz, Bw = 32.000 MH

No calibration applied and no bandpass applied



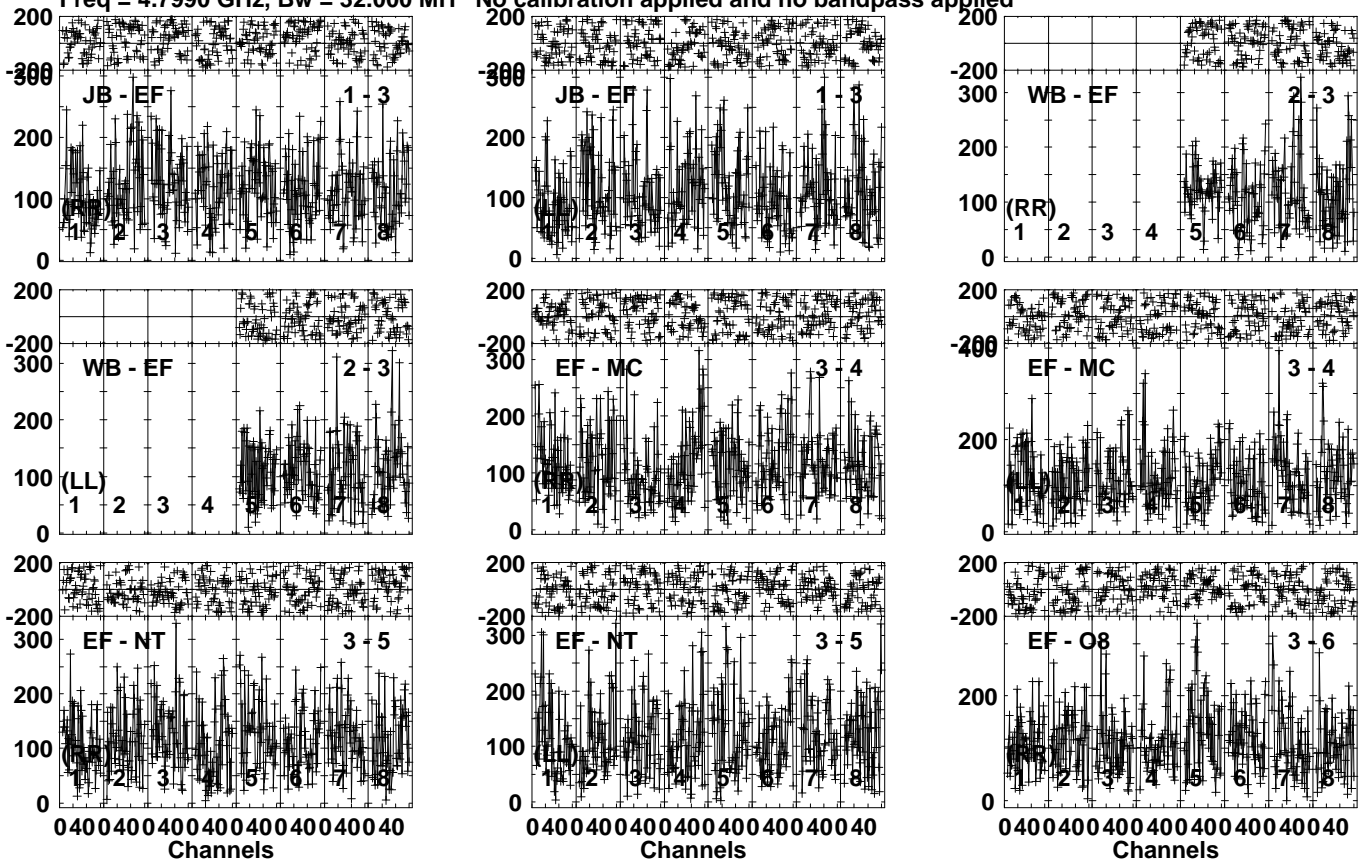
Lower frame: Milli Ampl Jy Top frame: Phas deg  
Vector averaged cross-power spectrum Several baselines displayed  
Timerange: 01/02:22:11 to 01/02:23:49

Plot file version 516 created 06-JUN-2023 11:27:39

AT2022CMC EM170A.UVDATA.1

Freq = 4.7990 GHz, Bw = 32.000 MH

No calibration applied and no bandpass applied



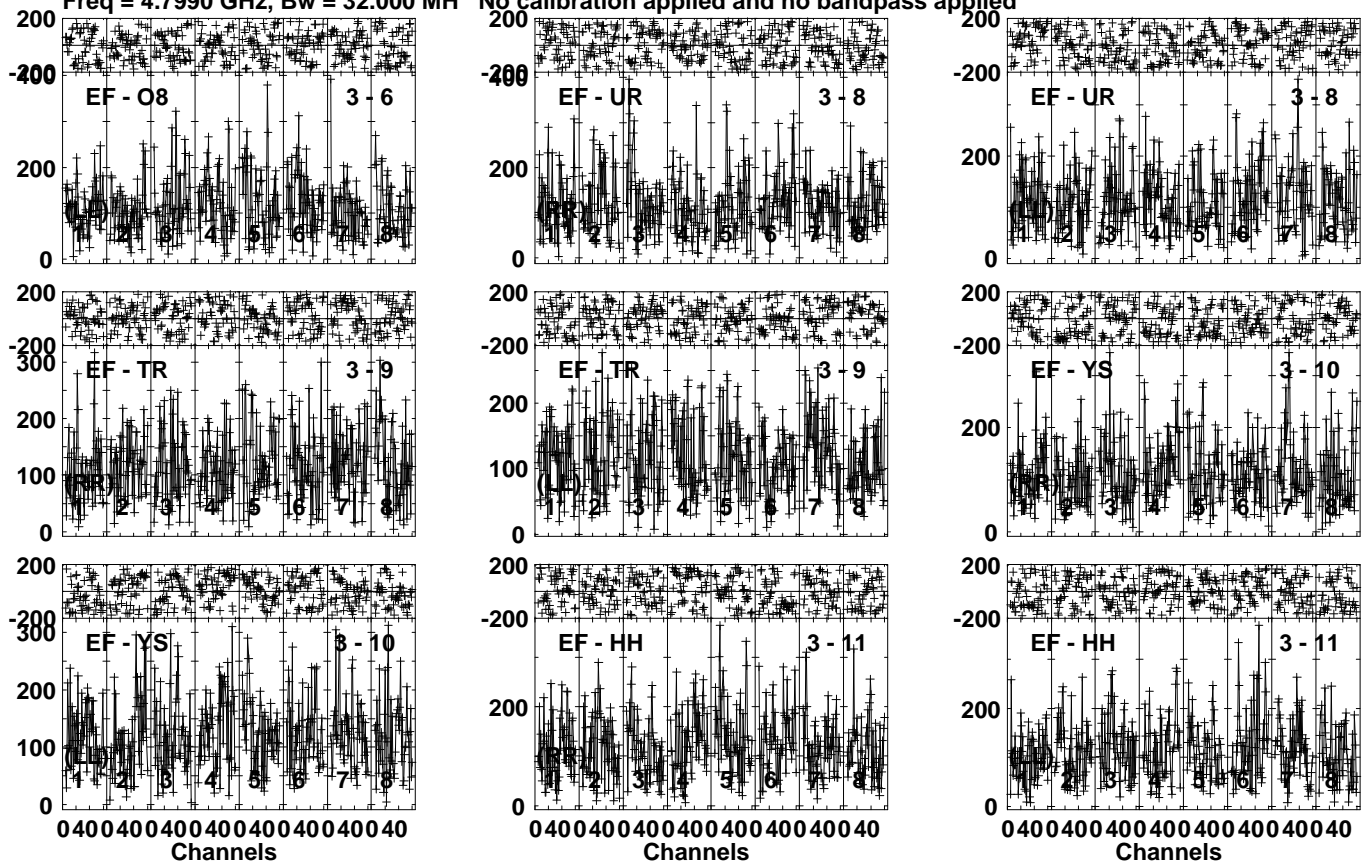
Lower frame: Micro Ampl Jy Top frame: Phas deg  
Vector averaged cross-power spectrum Several baselines displayed  
Timerange: 01/02:23:51 to 01/02:26:19

Plot file version 517 created 06-JUN-2023 11:27:39

AT2022CMC EM170A.UVDATA.1

Freq = 4.7990 GHz, Bw = 32.000 MH

No calibration applied and no bandpass applied



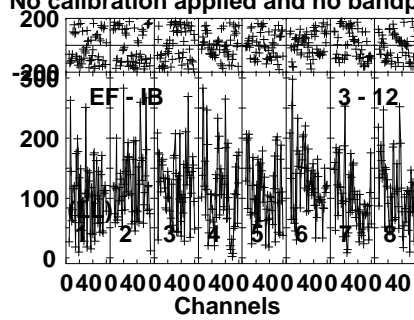
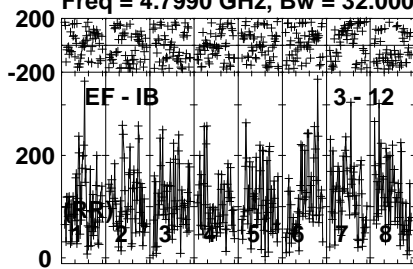
Lower frame: Micro Ampl Jy Top frame: Phas deg  
Vector averaged cross-power spectrum Several baselines displayed  
Timerange: 01/02:23:51 to 01/02:26:19

Plot file version 518 created 06-JUN-2023 11:27:40

AT2022CMC EM170A.UVDATA.1

Freq = 4.7990 GHz, Bw = 32.000 MH

No calibration applied and no bandpass applied



Lower frame: Micro Ampl Jy Top frame: Phas deg  
Vector averaged cross-power spectrum Several baselines displayed  
Timerange: 01/02:23:51 to 01/02:26:19

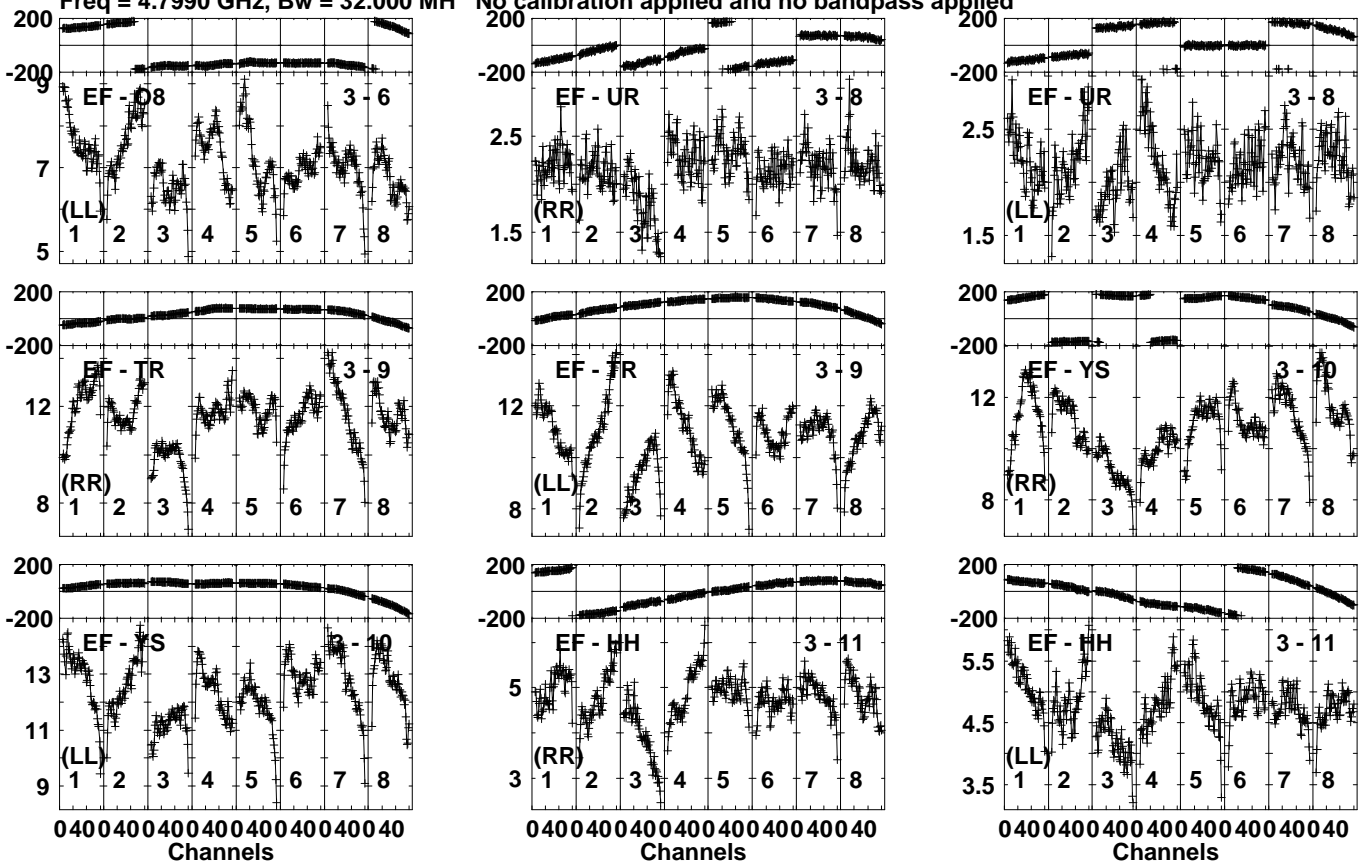


Plot file version 520 created 06-JUN-2023 11:27:40

J1329+3154 EM170A.UVDATA.1

Freq = 4.7990 GHz, Bw = 32.000 MH

No calibration applied and no bandpass applied



Lower frame: Milli Ampl Jy Top frame: Phas deg  
Vector averaged cross-power spectrum Several baselines displayed  
Timerange: 01/02:26:21 to 01/02:27:39

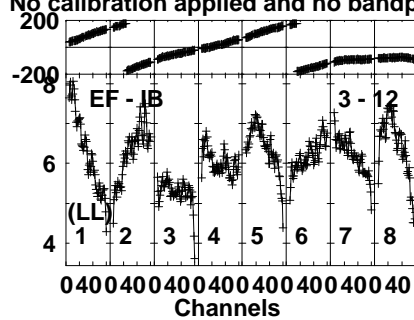
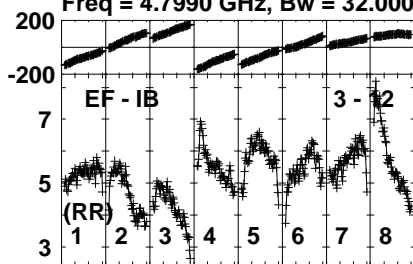


Plot file version 521 created 06-JUN-2023 11:27:40

J1329+3154 EM170A.UVDATA.1

Freq = 4.7990 GHz, Bw = 32.000 MH

No calibration applied and no bandpass applied



Lower frame: Milli Ampl Jy Top frame: Phas deg  
Vector averaged cross-power spectrum Several baselines displayed  
Timerange: 01/02:26:21 to 01/02:27:39

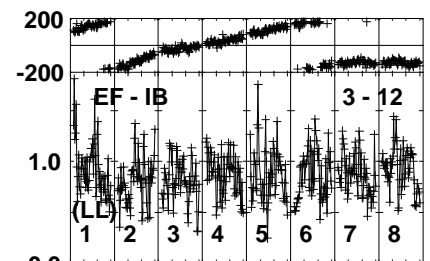
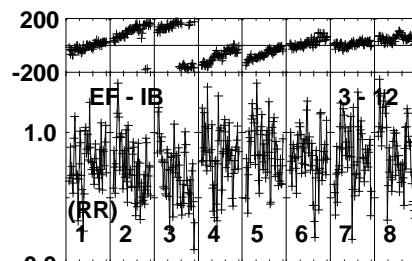
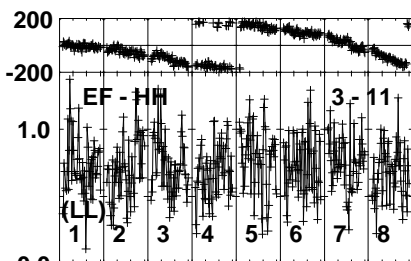
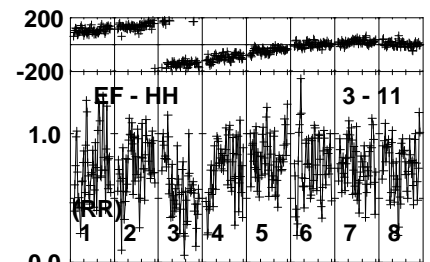
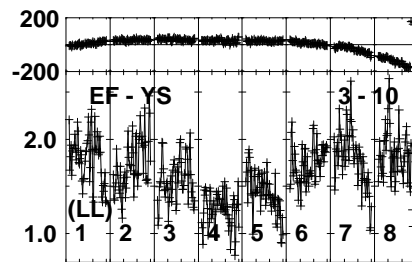
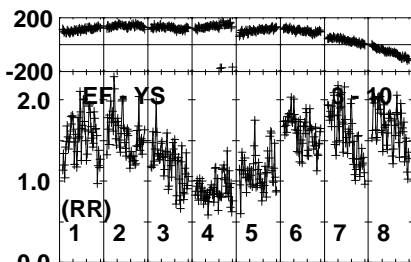
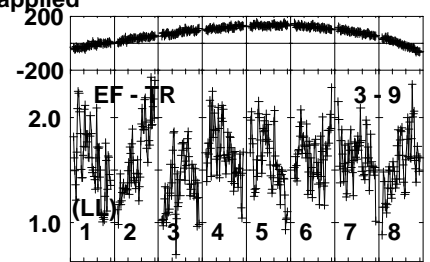
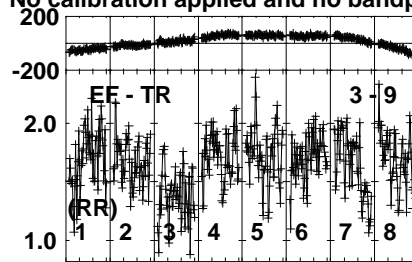
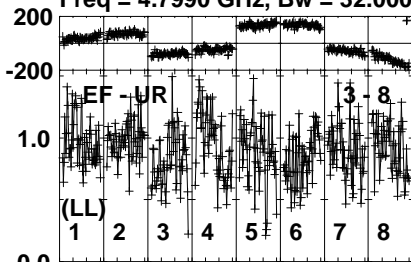


Plot file version 523 created 06-JUN-2023 11:27:40

J1342+3507 EM170A.UVDATA.1

Freq = 4.7990 GHz, Bw = 32.000 MH

No calibration applied and no bandpass applied



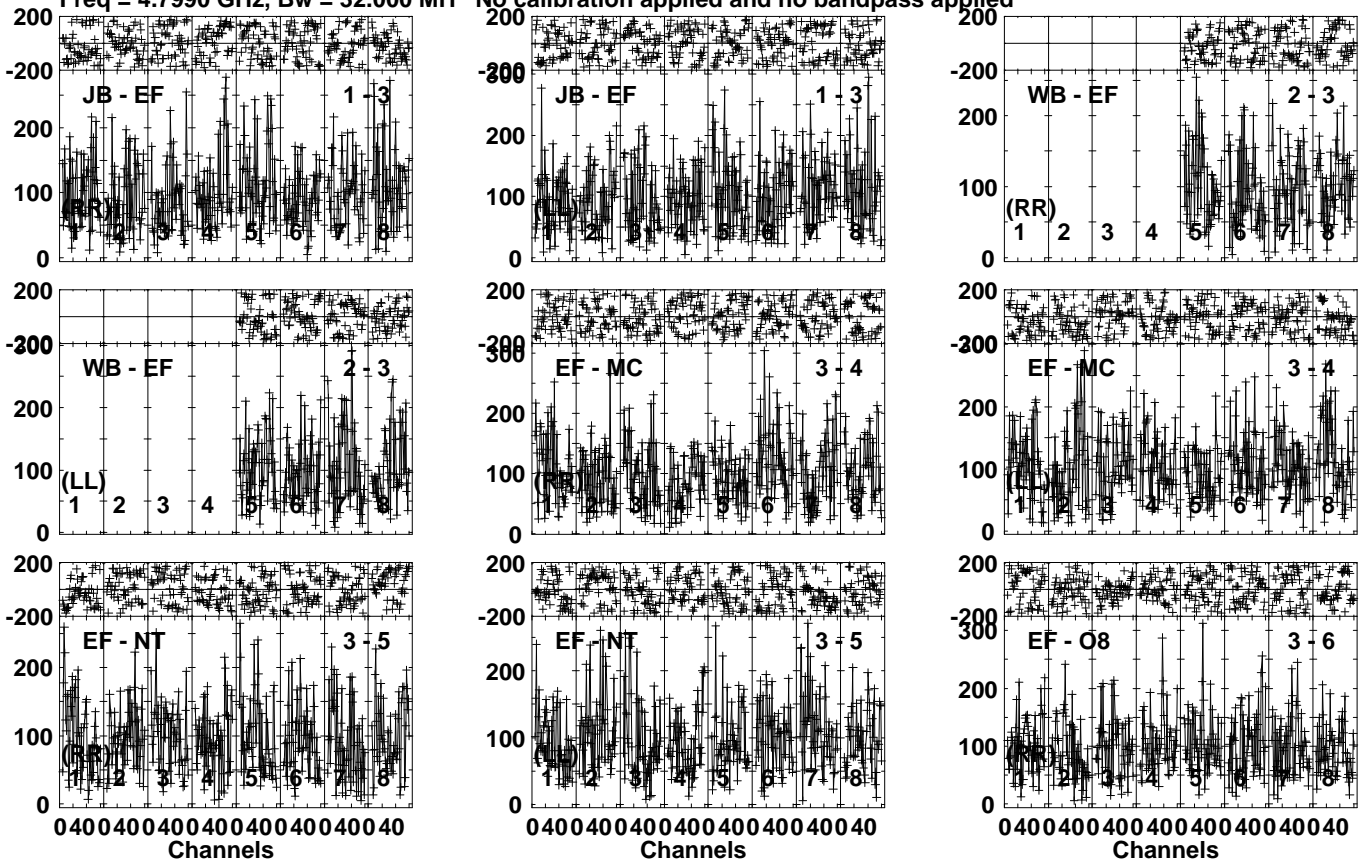
Lower frame: Milli Ampl Jy Top frame: Phas deg  
Vector averaged cross-power spectrum Several baselines displayed  
Timerange: 01/02:27:41 to 01/02:29:19

Plot file version 524 created 06-JUN-2023 11:27:40

AT2022CMC EM170A.UVDATA.1

Freq = 4.7990 GHz, Bw = 32.000 MH

No calibration applied and no bandpass applied



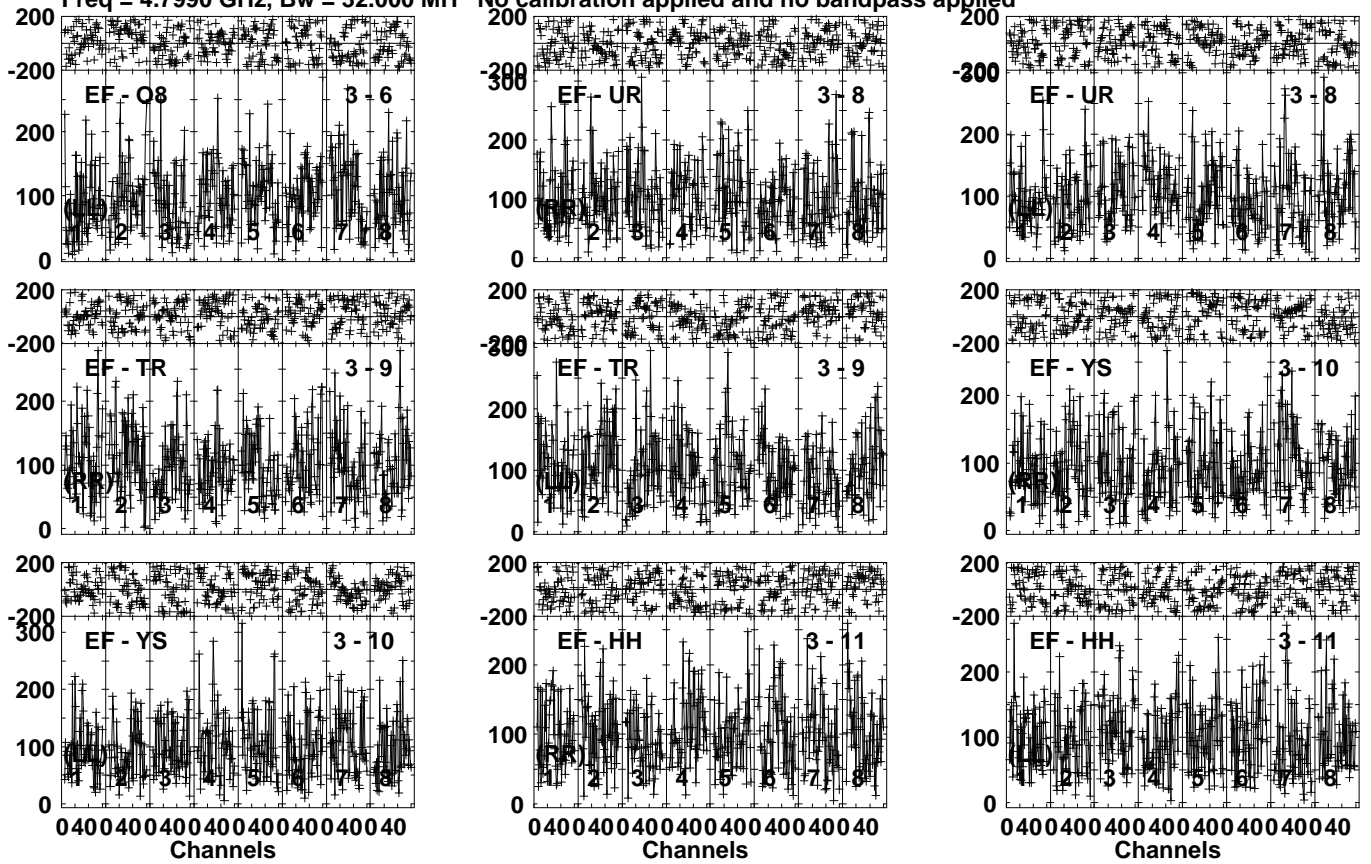
Lower frame: Micro Ampl Jy Top frame: Phas deg  
Vector averaged cross-power spectrum Several baselines displayed  
Timerange: 01/02:29:51 to 01/02:32:19

Plot file version 525 created 06-JUN-2023 11:27:40

AT2022CMC EM170A.UVDATA.1

Freq = 4.7990 GHz, Bw = 32.000 MH

No calibration applied and no bandpass applied



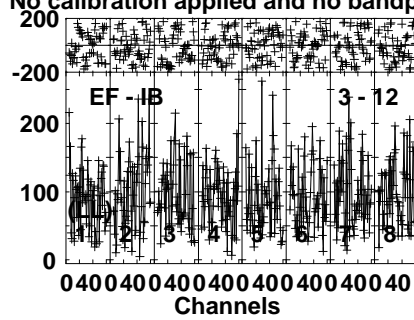
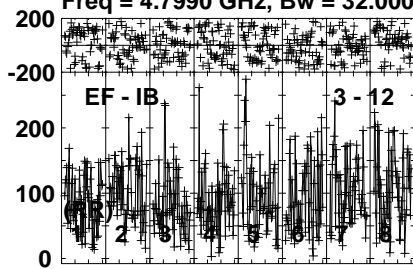
Lower frame: Micro Ampl Jy Top frame: Phas deg  
Vector averaged cross-power spectrum Several baselines displayed  
Timerange: 01/02:29:51 to 01/02:32:19

Plot file version 526 created 06-JUN-2023 11:27:40

AT2022CMC EM170A.UVDATA.1

Freq = 4.7990 GHz, Bw = 32.000 MH

No calibration applied and no bandpass applied



Lower frame: Micro Ampl Jy Top frame: Phas deg

Vector averaged cross-power spectrum Several baselines displayed

Timerange: 01/02:29:51 to 01/02:32:19

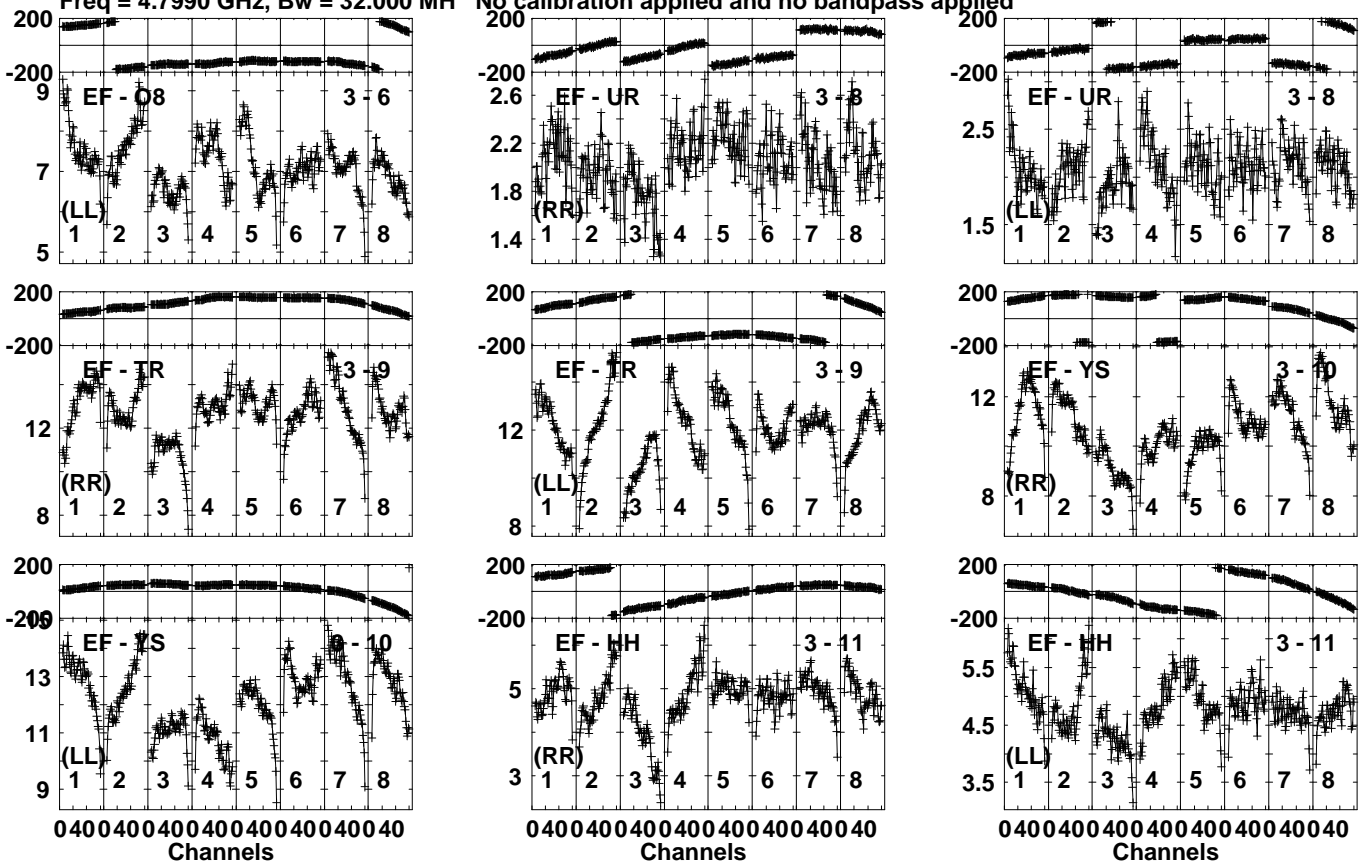


Plot file version 528 created 06-JUN-2023 11:27:40

J1329+3154 EM170A.UVDATA.1

Freq = 4.7990 GHz, Bw = 32.000 MH

No calibration applied and no bandpass applied



Lower frame: Milli Ampl Jy Top frame: Phas deg  
Vector averaged cross-power spectrum Several baselines displayed  
Timerange: 01/02:32:23 to 01/02:33:39

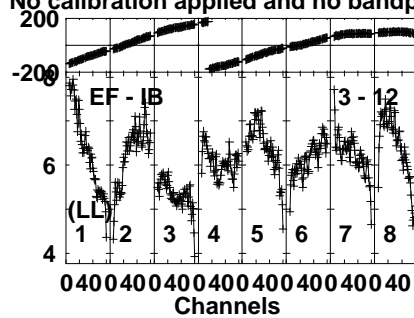
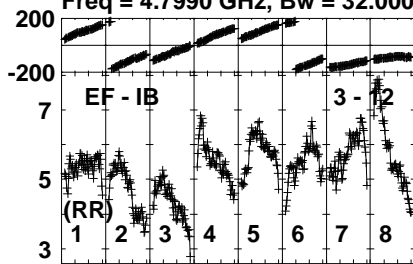


Plot file version 529 created 06-JUN-2023 11:27:40

J1329+3154 EM170A.UVDATA.1

Freq = 4.7990 GHz, Bw = 32.000 MH

No calibration applied and no bandpass applied



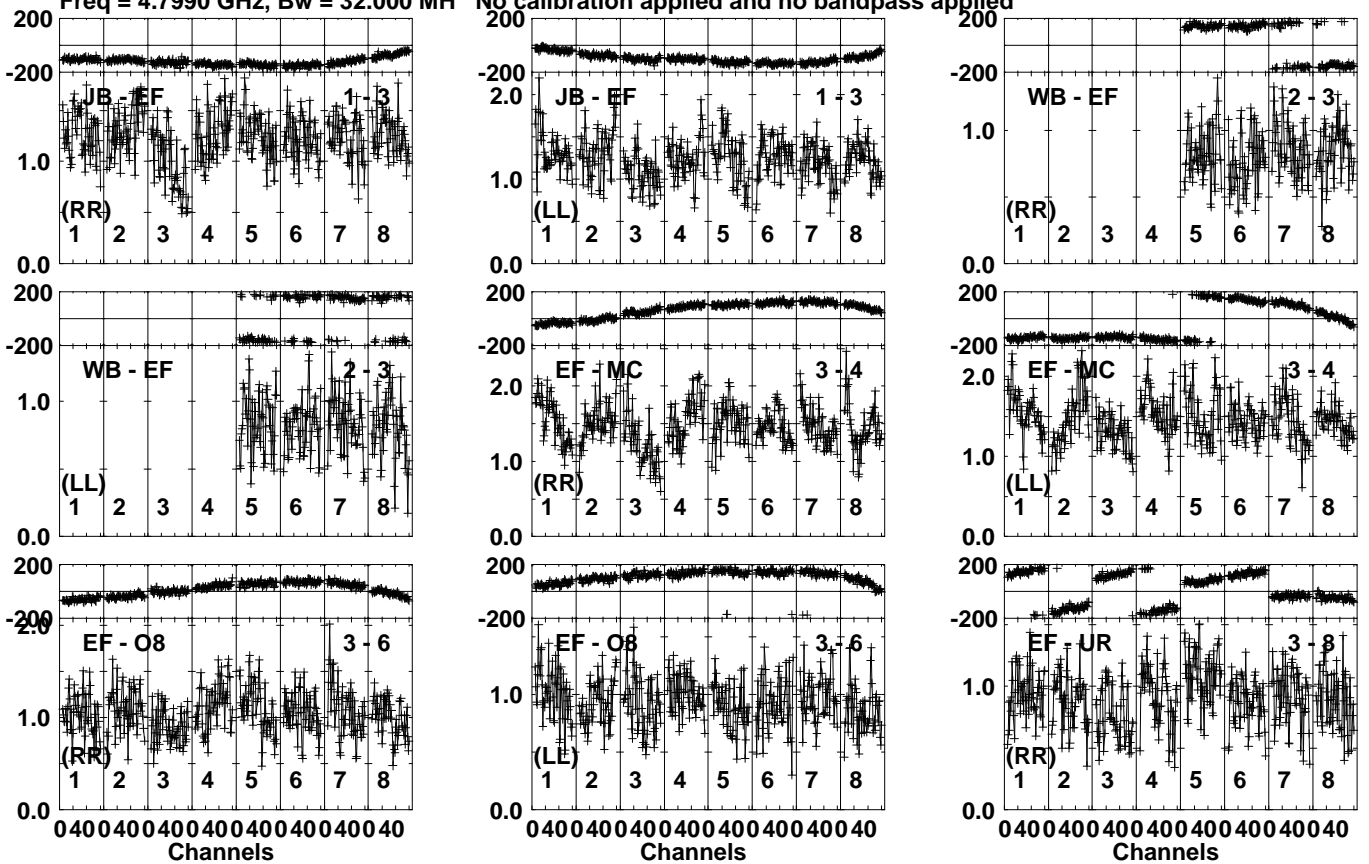
Lower frame: Milli Ampl Jy Top frame: Phas deg  
Vector averaged cross-power spectrum Several baselines displayed  
Timerange: 01/02:32:23 to 01/02:33:39

Plot file version 530 created 06-JUN-2023 11:27:40

J1342+3507 EM170A.UVDATA.1

Freq = 4.7990 GHz, Bw = 32.000 MH

No calibration applied and no bandpass applied



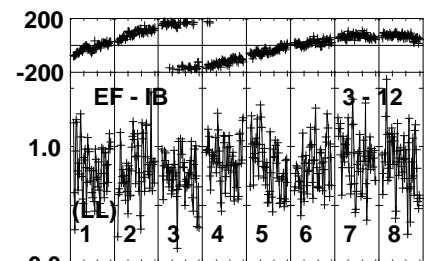
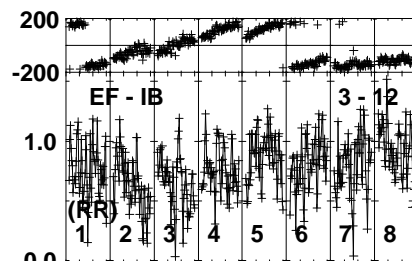
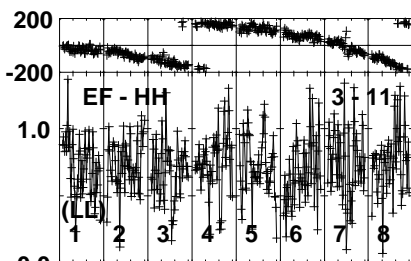
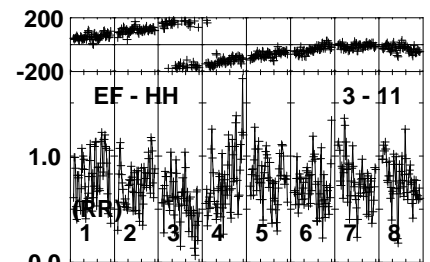
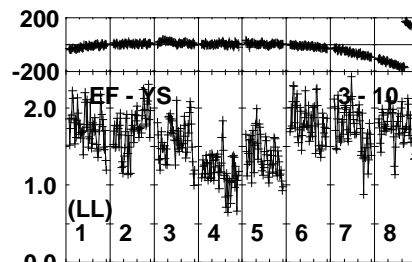
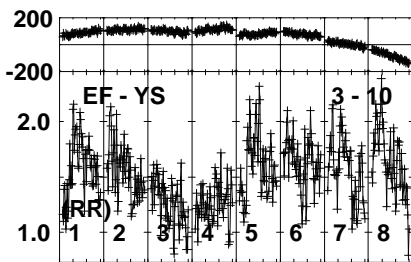
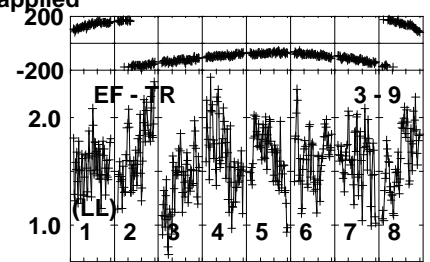
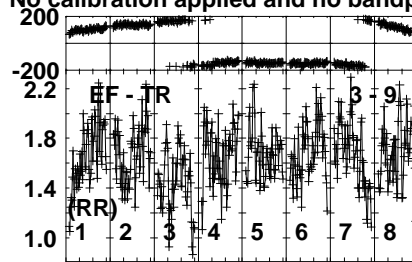
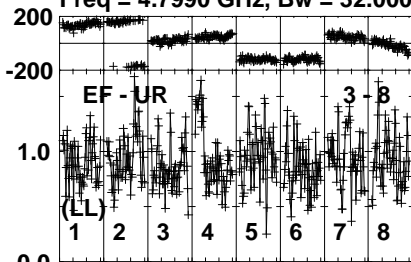
Lower frame: Milli Ampl Jy Top frame: Phas deg  
Vector averaged cross-power spectrum Several baselines displayed  
Timerange: 01/02:33:41 to 01/02:35:19

Plot file version 531 created 06-JUN-2023 11:27:41

J1342+3507 EM170A.UVDATA.1

Freq = 4.7990 GHz, Bw = 32.000 MH

No calibration applied and no bandpass applied



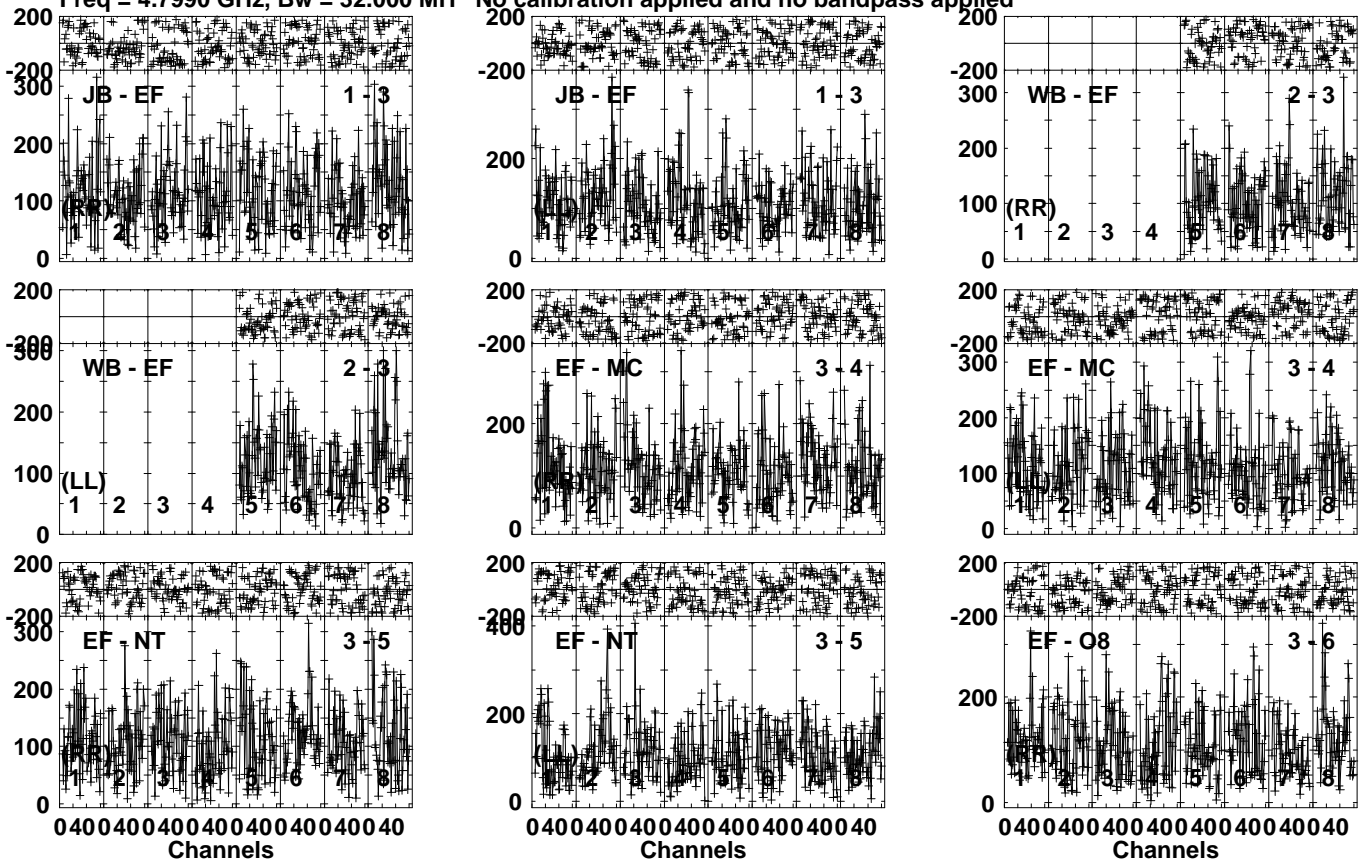
Lower frame: Milli Ampl Jy Top frame: Phas deg  
Vector averaged cross-power spectrum Several baselines displayed  
Timerange: 01/02:33:41 to 01/02:35:19

Plot file version 532 created 06-JUN-2023 11:27:41

AT2022CMC EM170A.UVDATA.1

Freq = 4.7990 GHz, Bw = 32.000 MH

No calibration applied and no bandpass applied



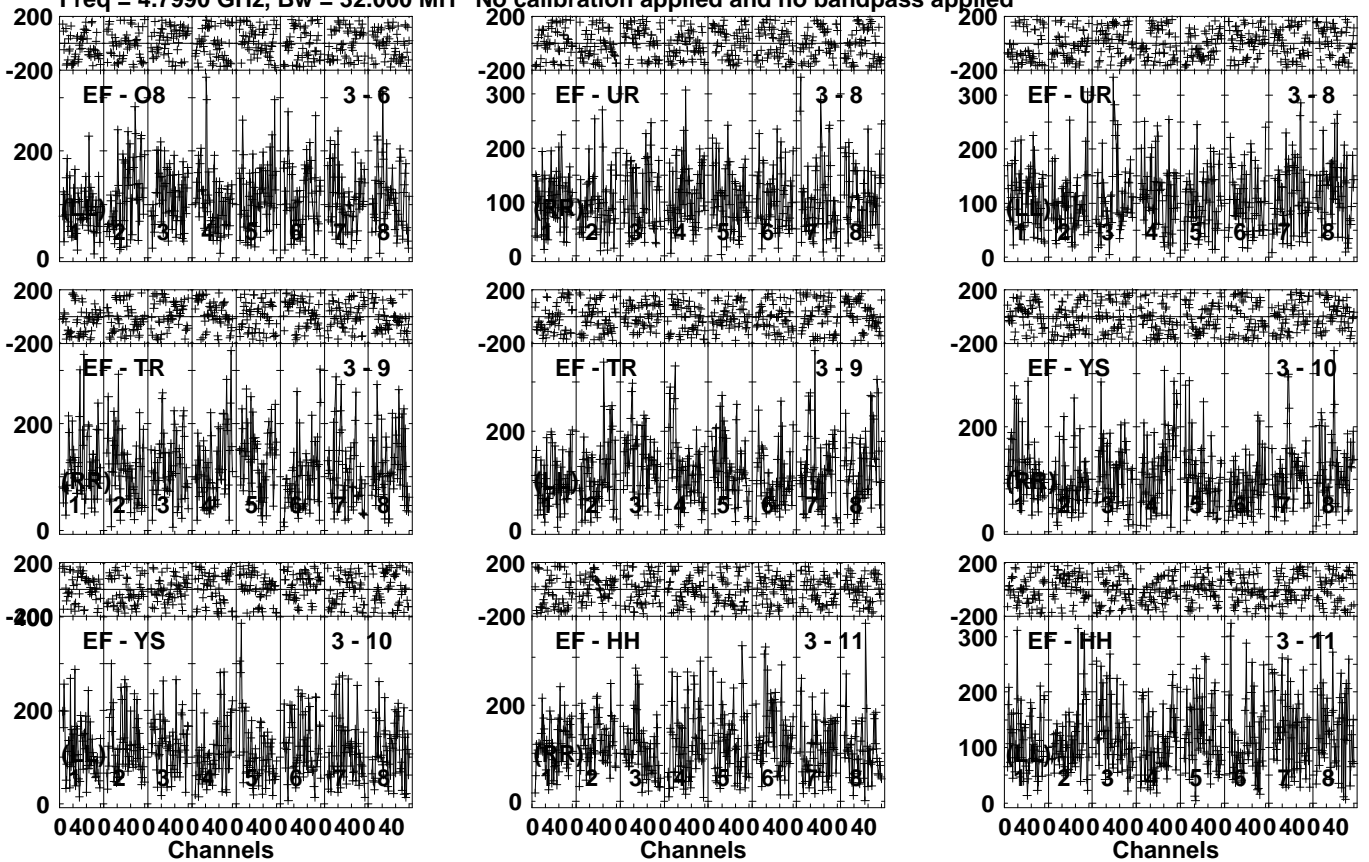
Lower frame: Micro Ampl Jy Top frame: Phas deg  
Vector averaged cross-power spectrum Several baselines displayed  
Timerange: 01/02:35:21 to 01/02:37:49

Plot file version 533 created 06-JUN-2023 11:27:41

AT2022CMC EM170A.UVDATA.1

Freq = 4.7990 GHz, Bw = 32.000 MH

No calibration applied and no bandpass applied



Lower frame: Micro Ampl Jy Top frame: Phas deg  
Vector averaged cross-power spectrum Several baselines displayed  
Timerange: 01/02:35:21 to 01/02:37:49

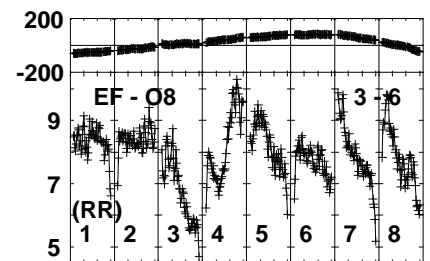
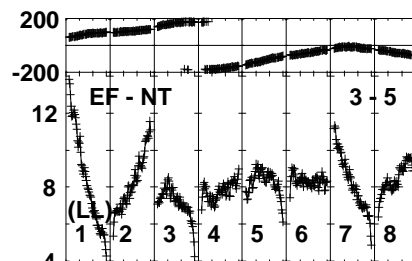
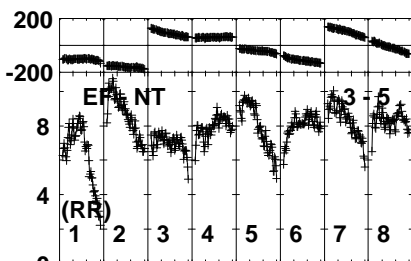
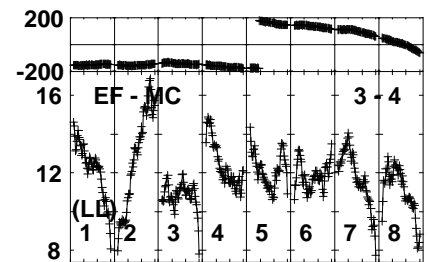
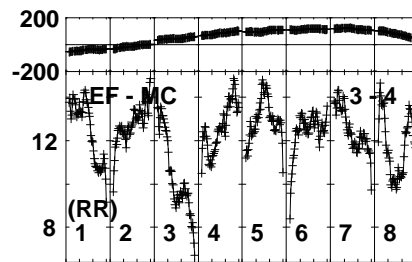
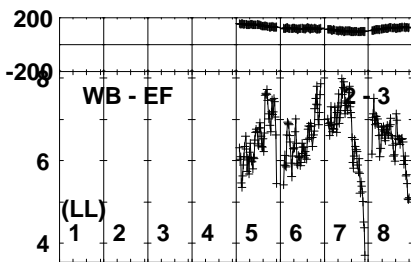
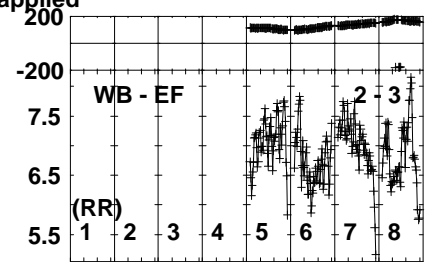
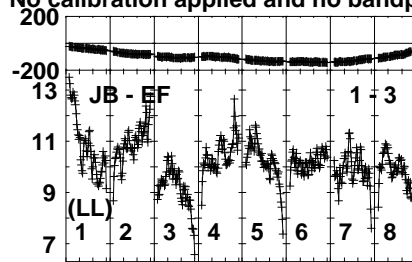
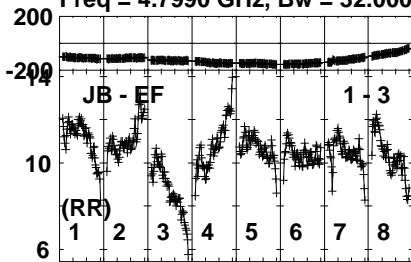


Plot file version 535 created 06-JUN-2023 11:27:41

J1329+3154 EM170A.UVDATA.1

Freq = 4.7990 GHz, Bw = 32.000 MH

No calibration applied and no bandpass applied



Lower frame: Milli Ampl Jy Top frame: Phas deg  
Vector averaged cross-power spectrum Several baselines displayed  
Timerange: 01/02:37:51 to 01/02:39:09



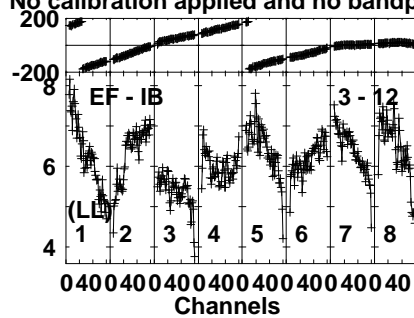
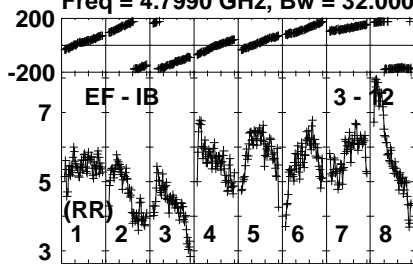


Plot file version 537 created 06-JUN-2023 11:27:41

J1329+3154 EM170A.UVDATA.1

Freq = 4.7990 GHz, Bw = 32.000 MH

No calibration applied and no bandpass applied



Lower frame: Milli Ampl Jy Top frame: Phas deg

Vector averaged cross-power spectrum Several baselines displayed

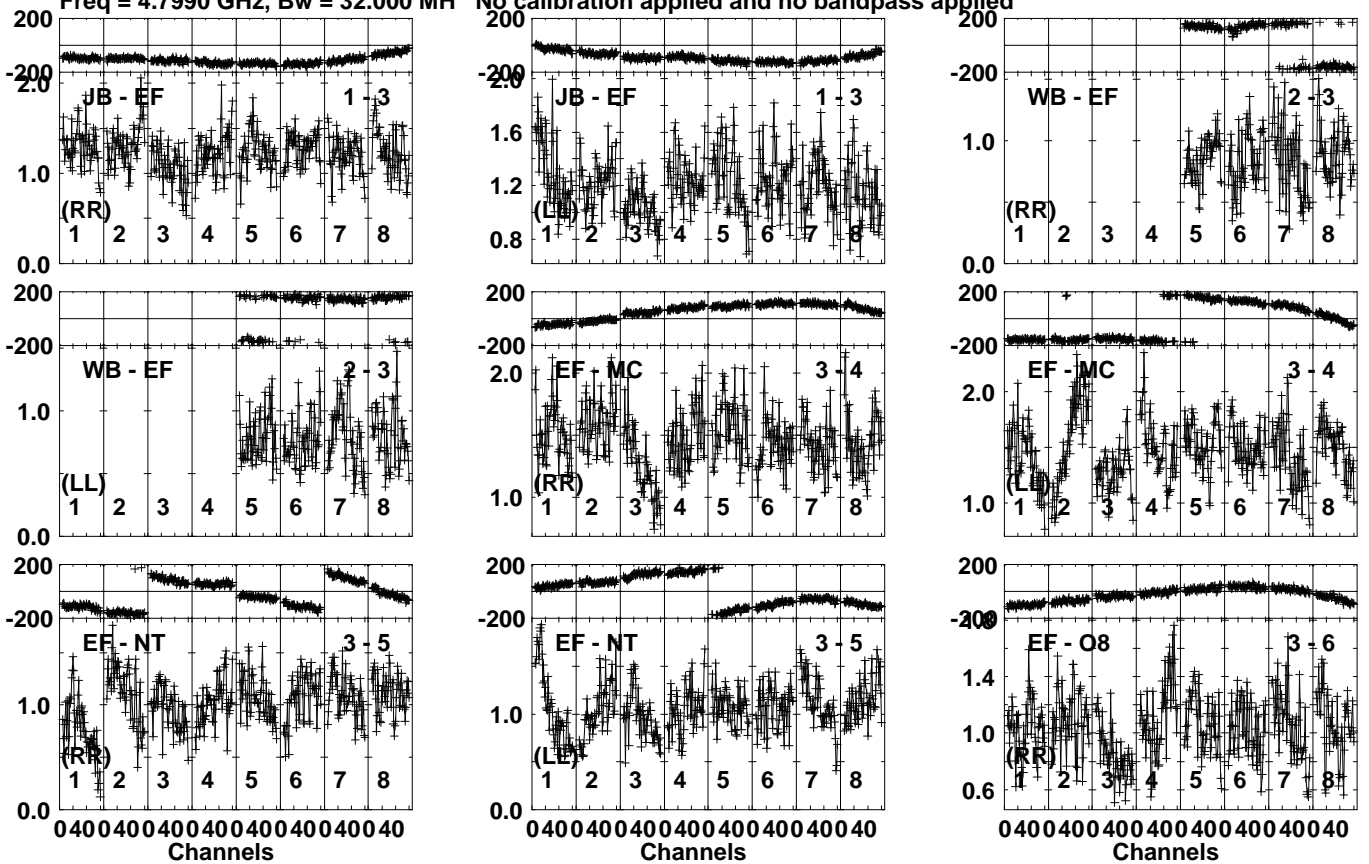
Timerange: 01/02:37:51 to 01/02:39:09

Plot file version 538 created 06-JUN-2023 11:27:41

J1342+3507 EM170A.UVDATA.1

Freq = 4.7990 GHz, Bw = 32.000 MH

No calibration applied and no bandpass applied



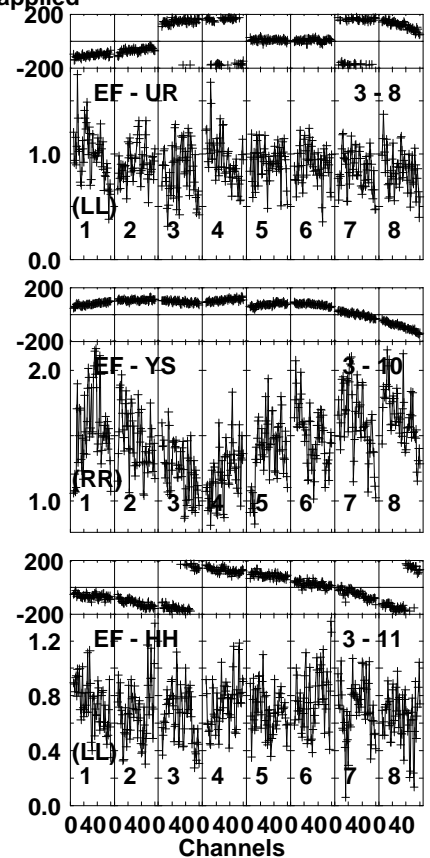
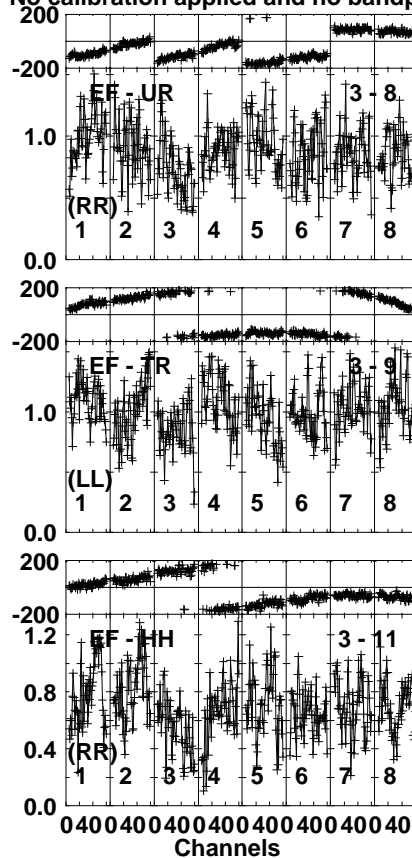
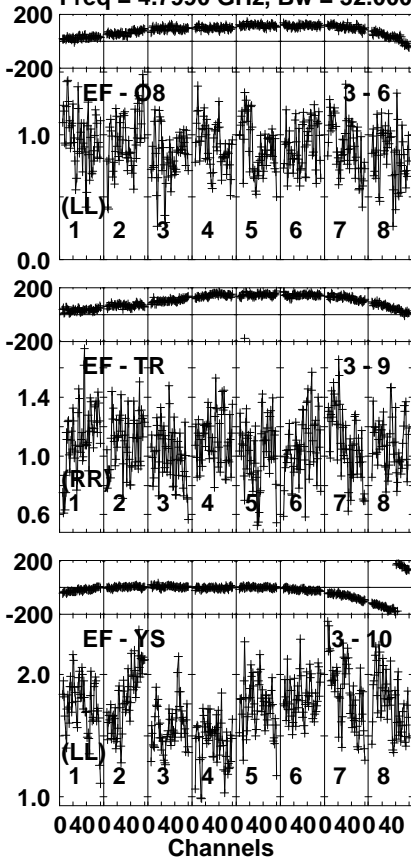
Lower frame: Milli Ampl Jy Top frame: Phas deg  
Vector averaged cross-power spectrum Several baselines displayed  
Timerange: 01/02:39:11 to 01/02:40:49

Plot file version 539 created 06-JUN-2023 11:27:41

J1342+3507 EM170A.UVDATA.1

Freq = 4.7990 GHz, Bw = 32.000 MH

No calibration applied and no bandpass applied



Lower frame: Milli Ampl Jy Top frame: Phas deg  
Vector averaged cross-power spectrum Several baselines displayed  
Timerange: 01/02:39:11 to 01/02:40:49

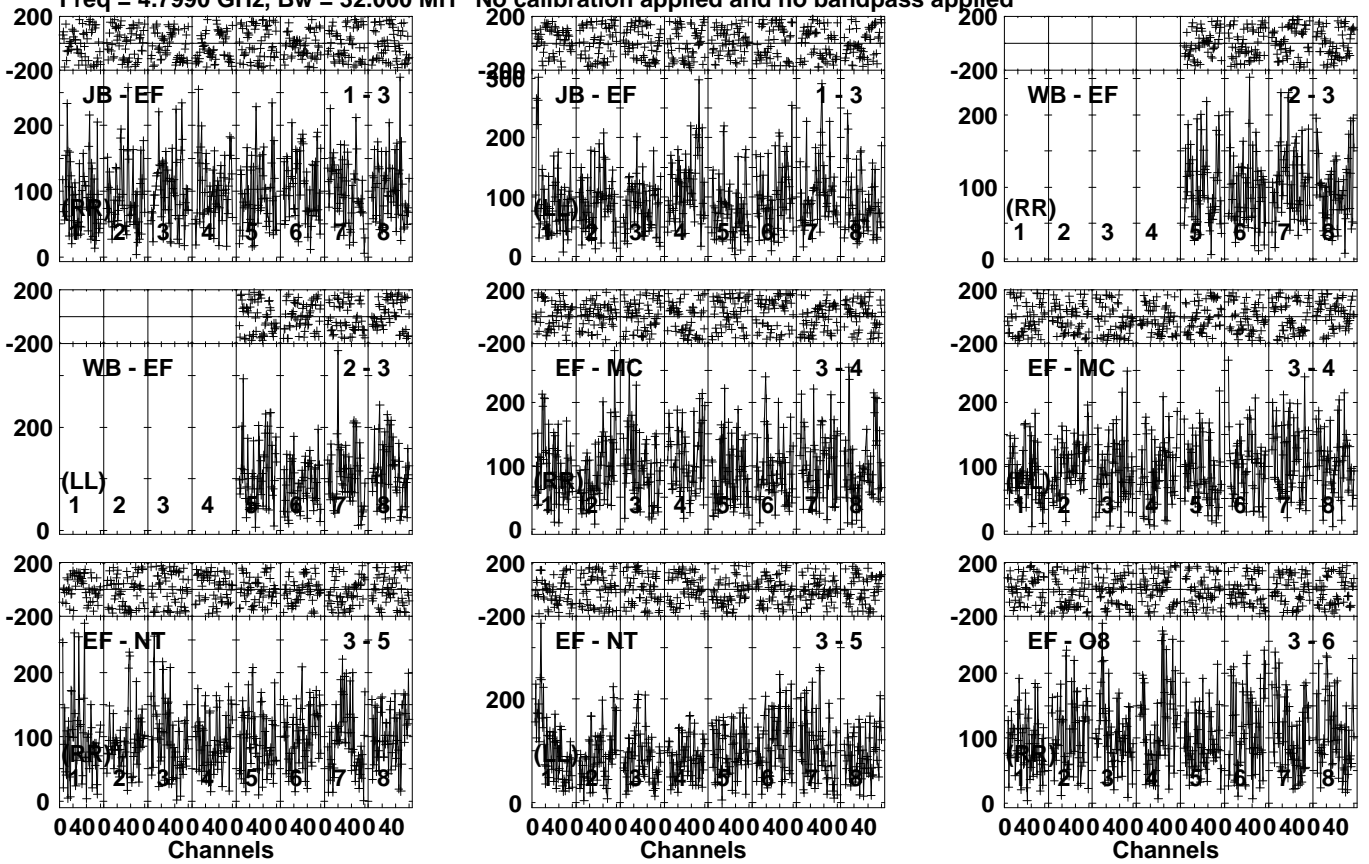


Plot file version 541 created 06-JUN-2023 11:27:41

AT2022CMC EM170A.UVDATA.1

Freq = 4.7990 GHz, Bw = 32.000 MH

No calibration applied and no bandpass applied



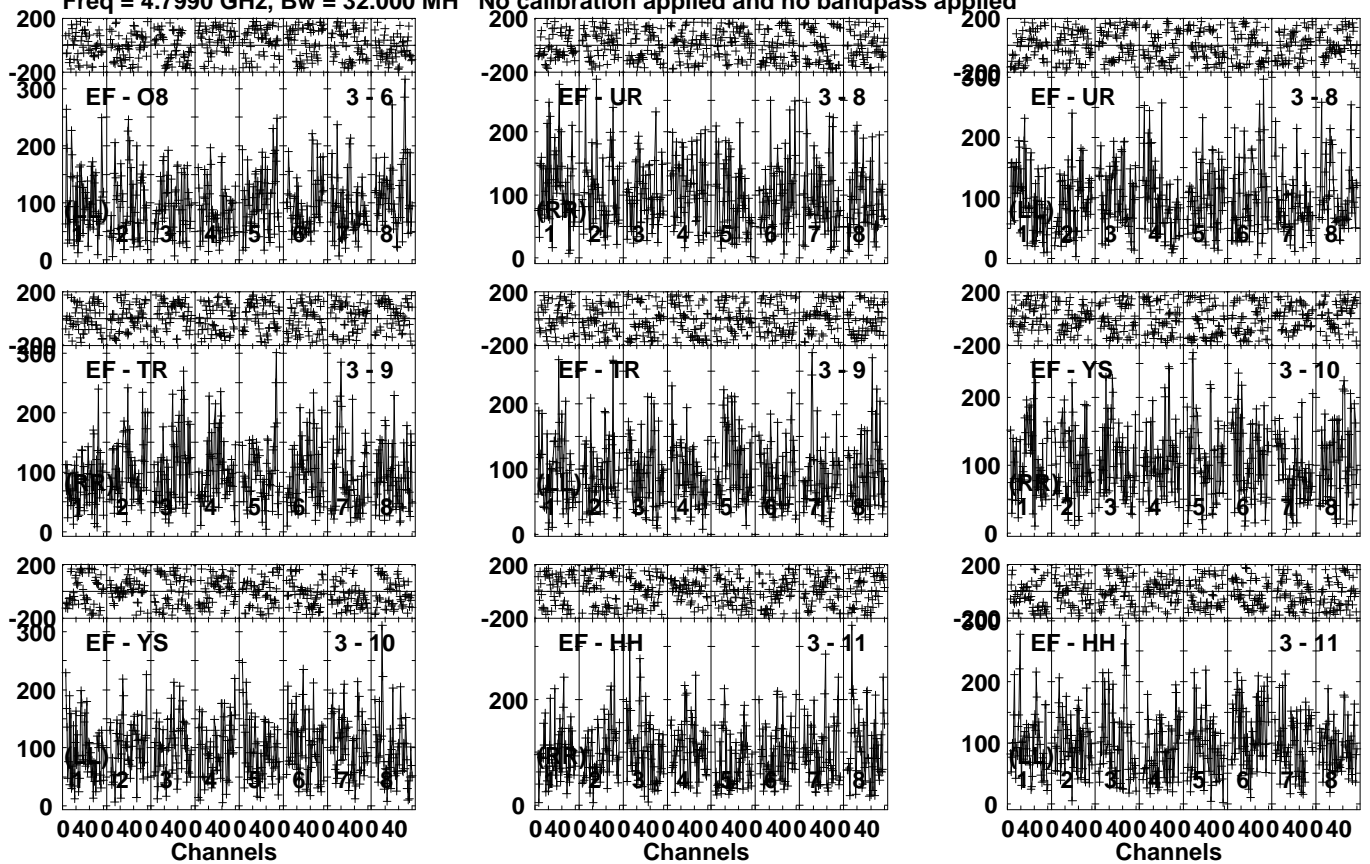
Lower frame: Micro Ampl Jy Top frame: Phas deg  
Vector averaged cross-power spectrum Several baselines displayed  
Timerange: 01/02:41:21 to 01/02:43:49

Plot file version 542 created 06-JUN-2023 11:27:42

AT2022CMC EM170A.UVDATA.1

Freq = 4.7990 GHz, Bw = 32.000 MH

No calibration applied and no bandpass applied



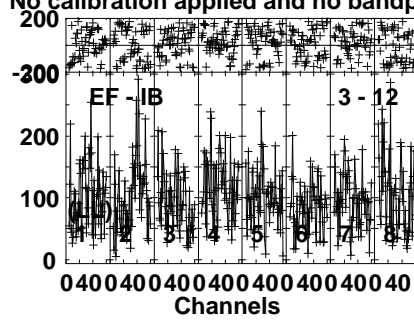
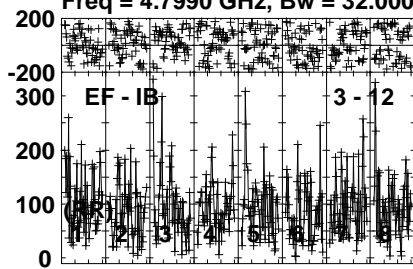
Lower frame: Micro Ampl Jy Top frame: Phas deg  
Vector averaged cross-power spectrum Several baselines displayed  
Timerange: 01/02:41:21 to 01/02:43:49

Plot file version 543 created 06-JUN-2023 11:27:42

AT2022CMC EM170A.UVDATA.1

Freq = 4.7990 GHz, Bw = 32.000 MH

No calibration applied and no bandpass applied



Lower frame: Micro Ampl Jy Top frame: Phas deg  
Vector averaged cross-power spectrum Several baselines displayed  
Timerange: 01/02:41:21 to 01/02:43:49



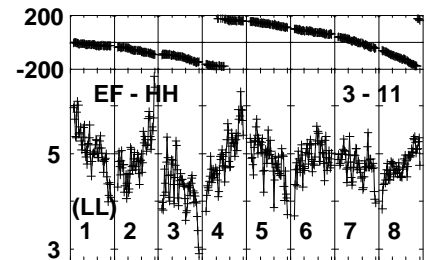
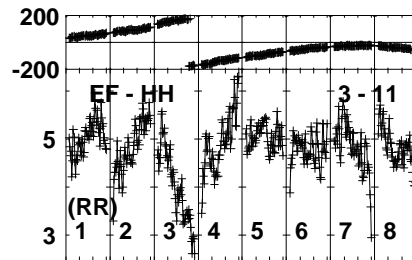
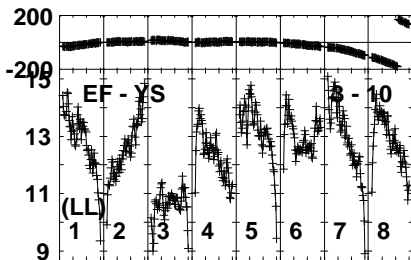
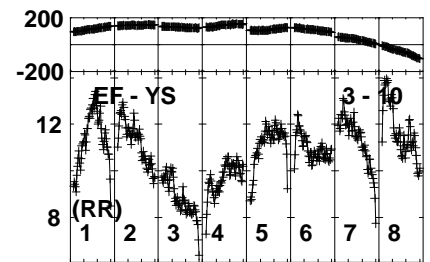
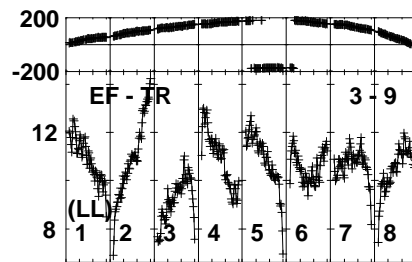
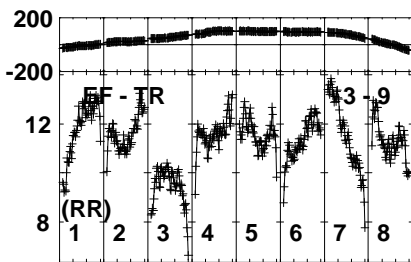
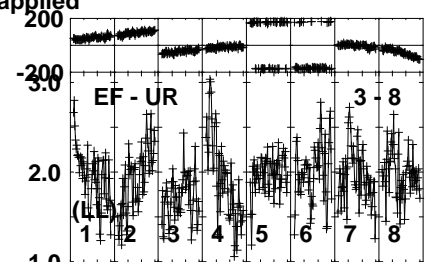
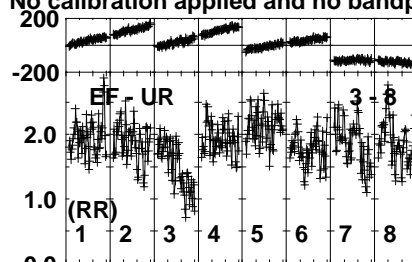
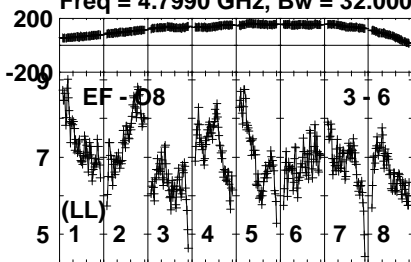


Plot file version 545 created 06-JUN-2023 11:27:42

J1329+3154 EM170A.UVDATA.1

Freq = 4.7990 GHz, Bw = 32.000 MH

No calibration applied and no bandpass applied



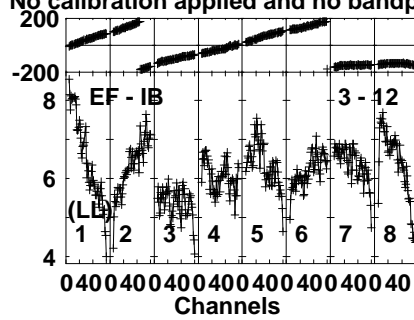
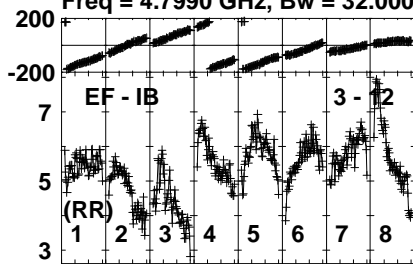
Lower frame: Milli Ampl Jy Top frame: Phas deg  
Vector averaged cross-power spectrum Several baselines displayed  
Timerange: 01/02:43:53 to 01/02:45:09

Plot file version 546 created 06-JUN-2023 11:27:42

J1329+3154 EM170A.UVDATA.1

Freq = 4.7990 GHz, Bw = 32.000 MH

No calibration applied and no bandpass applied



Lower frame: Milli Ampl Jy Top frame: Phas deg

Vector averaged cross-power spectrum Several baselines displayed

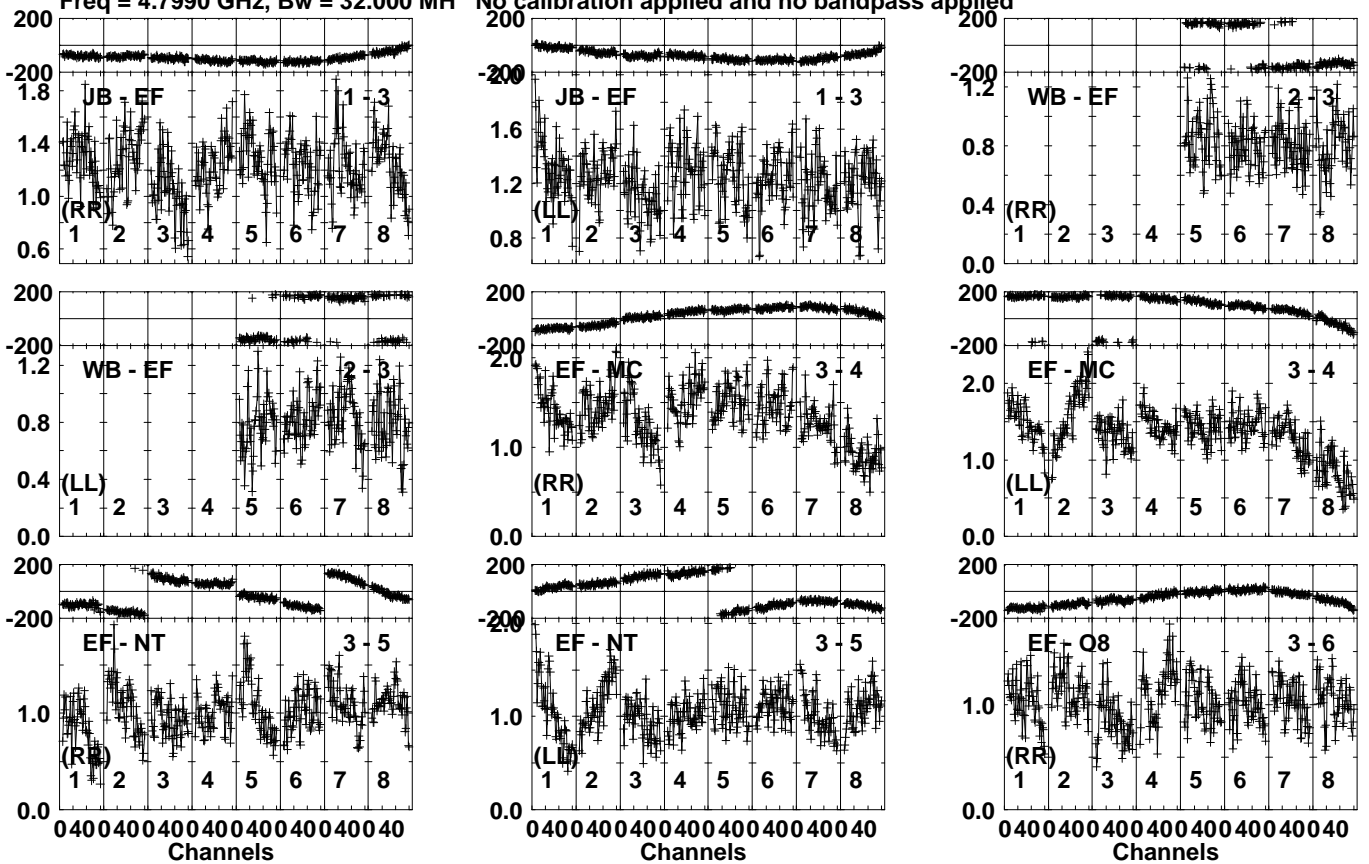
Timerange: 01/02:43:53 to 01/02:45:09

Plot file version 547 created 06-JUN-2023 11:27:42

J1342+3507 EM170A.UVDATA.1

Freq = 4.7990 GHz, Bw = 32.000 MH

No calibration applied and no bandpass applied



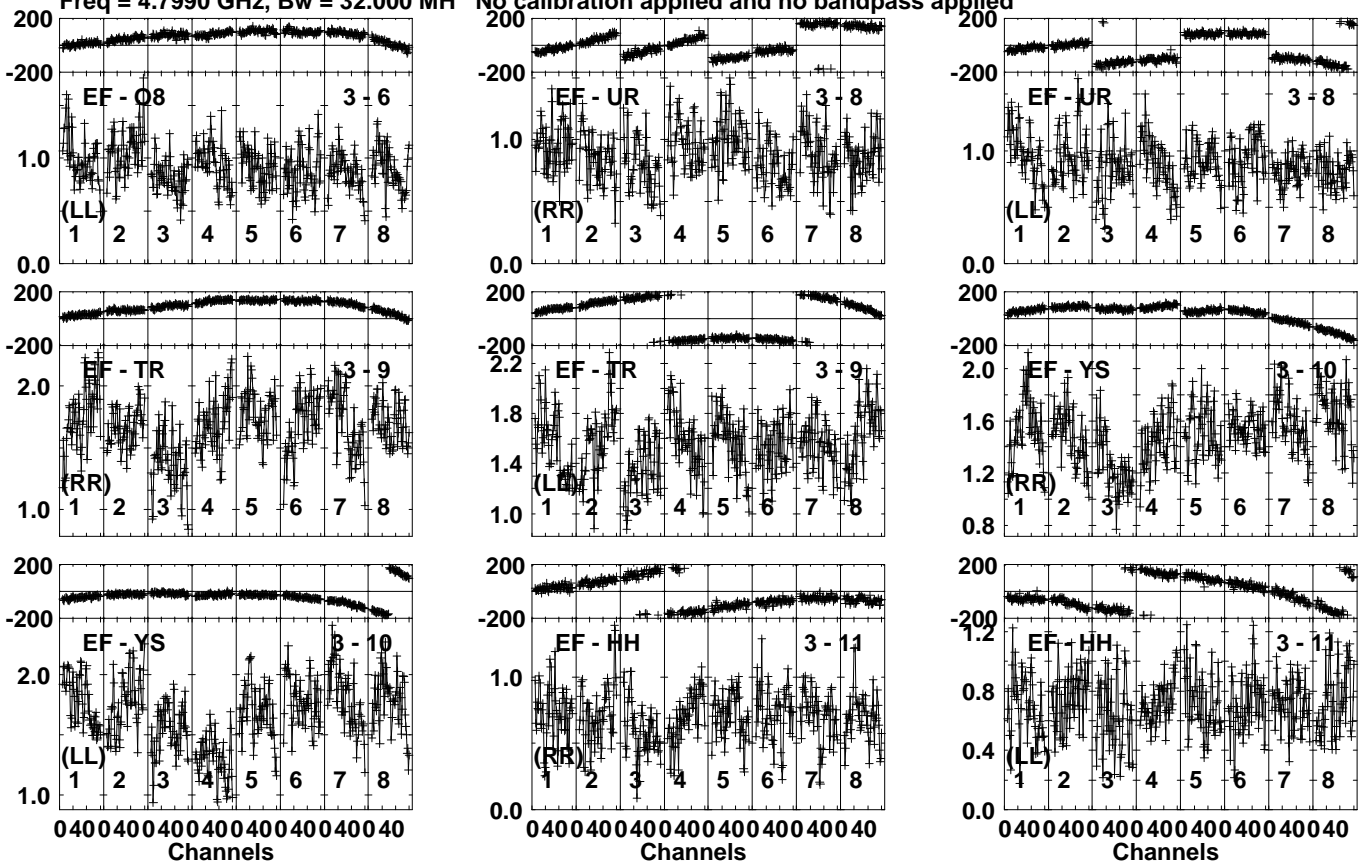
Lower frame: Milli Ampl Jy Top frame: Phas deg  
Vector averaged cross-power spectrum Several baselines displayed  
Timerange: 01/02:45:11 to 01/02:46:49

Plot file version 548 created 06-JUN-2023 11:27:42

J1342+3507 EM170A.UVDATA.1

Freq = 4.7990 GHz, Bw = 32.000 MH

No calibration applied and no bandpass applied



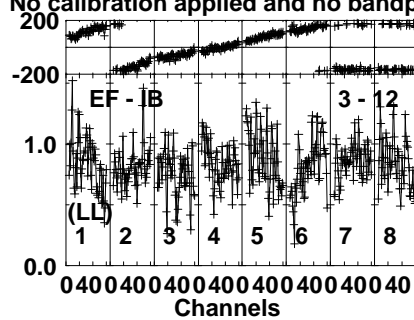
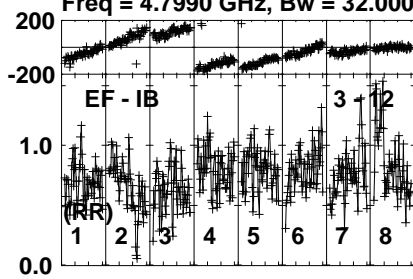
Lower frame: Milli Ampl Jy Top frame: Phas deg  
Vector averaged cross-power spectrum Several baselines displayed  
Timerange: 01/02:45:11 to 01/02:46:49

Plot file version 549 created 06-JUN-2023 11:27:42

J1342+3507 EM170A.UVDATA.1

Freq = 4.7990 GHz, Bw = 32.000 MH

No calibration applied and no bandpass applied



Lower frame: Milli Ampl Jy Top frame: Phas deg  
Vector averaged cross-power spectrum Several baselines displayed  
Timerange: 01/02:45:11 to 01/02:46:49

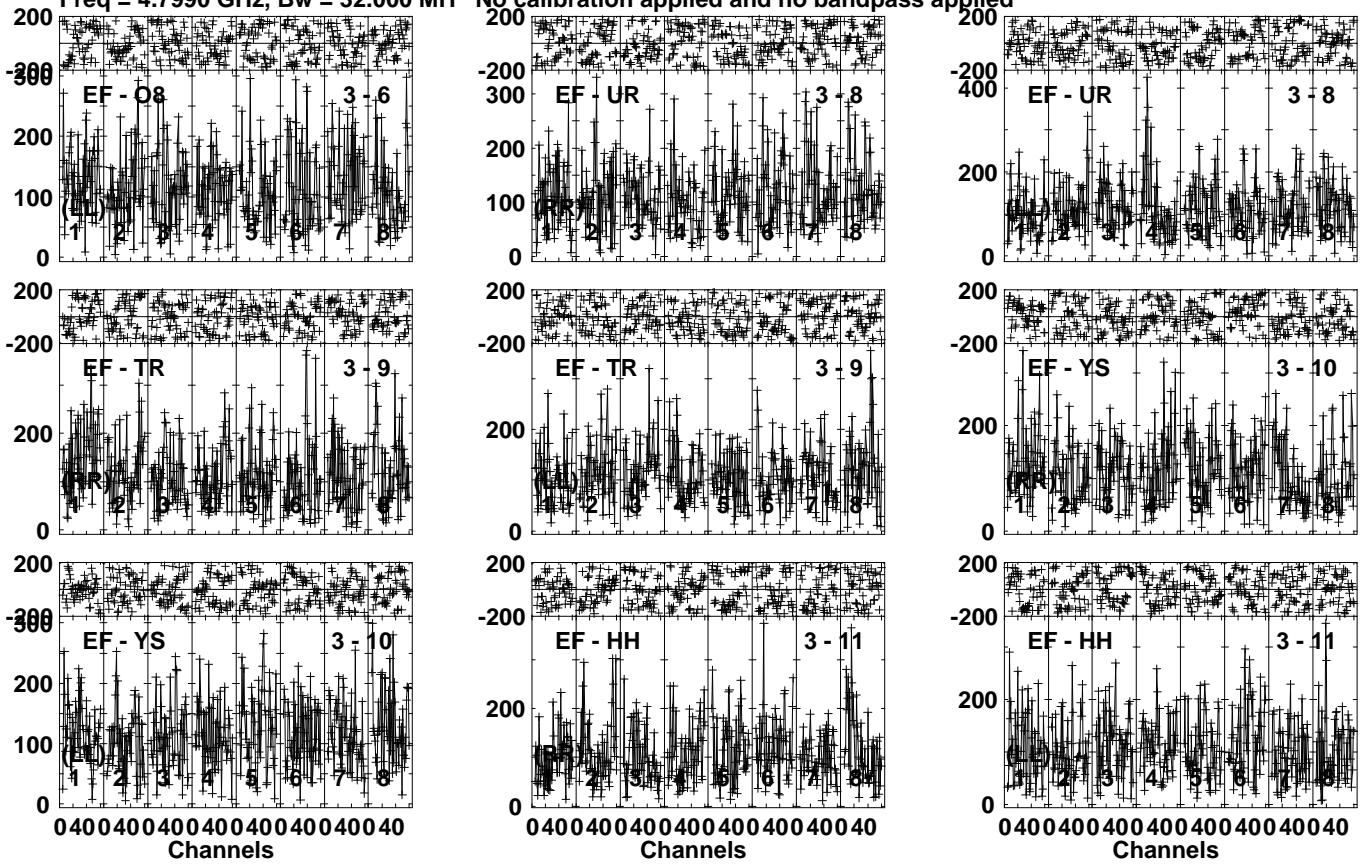


Plot file version 551 created 06-JUN-2023 11:27:42

AT2022CMC EM170A.UVDATA.1

Freq = 4.7990 GHz, Bw = 32.000 MH

No calibration applied and no bandpass applied



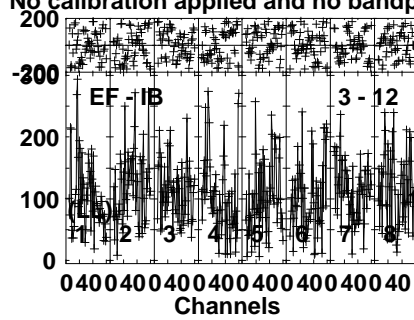
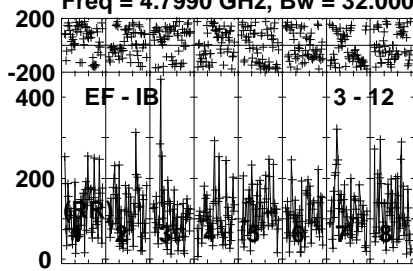
Lower frame: Micro Ampl Jy Top frame: Phas deg  
Vector averaged cross-power spectrum Several baselines displayed  
Timerange: 01/02:46:51 to 01/02:49:19

Plot file version 552 created 06-JUN-2023 11:27:43

AT2022CMC EM170A.UVDATA.1

Freq = 4.7990 GHz, Bw = 32.000 MH

No calibration applied and no bandpass applied



Lower frame: Micro Ampl Jy Top frame: Phas deg  
Vector averaged cross-power spectrum Several baselines displayed  
Timerange: 01/02:46:51 to 01/02:49:19

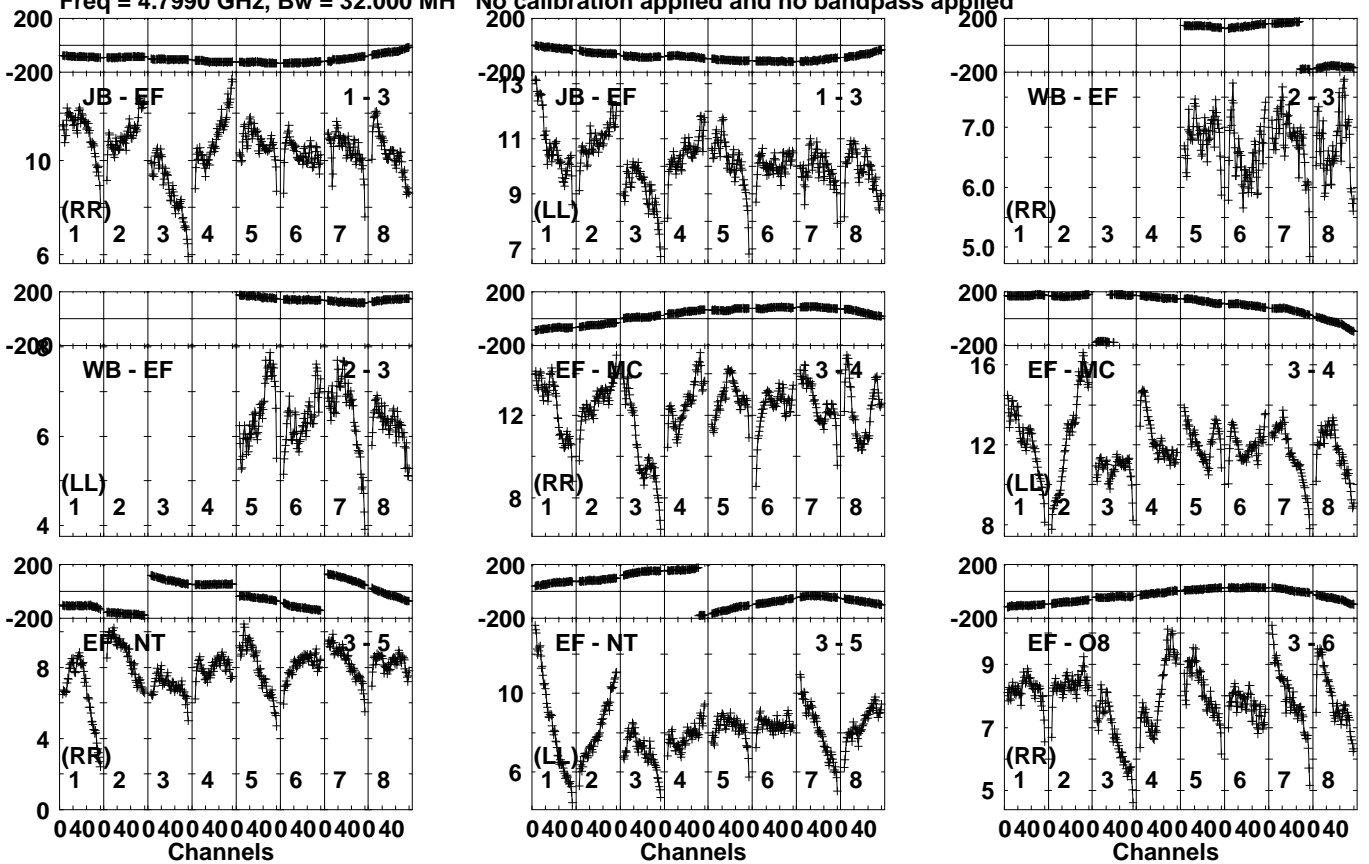


Plot file version 553 created 06-JUN-2023 11:27:43

J1329+3154 EM170A.UVDATA.1

Freq = 4.7990 GHz, Bw = 32.000 MH

No calibration applied and no bandpass applied



Lower frame: Milli Ampl Jy Top frame: Phas deg  
Vector averaged cross-power spectrum Several baselines displayed  
Timerange: 01/02:49:21 to 01/02:50:39

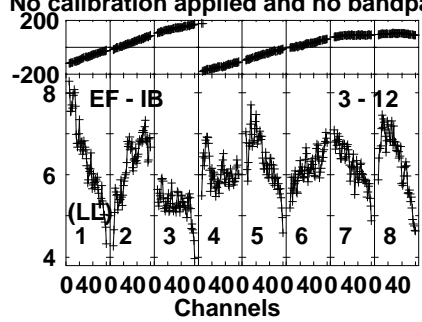
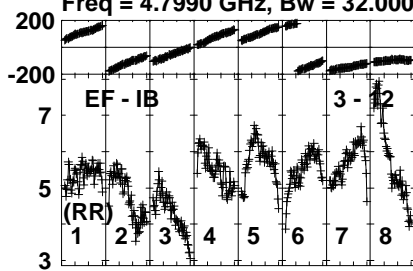


Plot file version 555 created 06-JUN-2023 11:27:43

J1329+3154 EM170A.UVDATA.1

Freq = 4.7990 GHz, Bw = 32.000 MH

No calibration applied and no bandpass applied



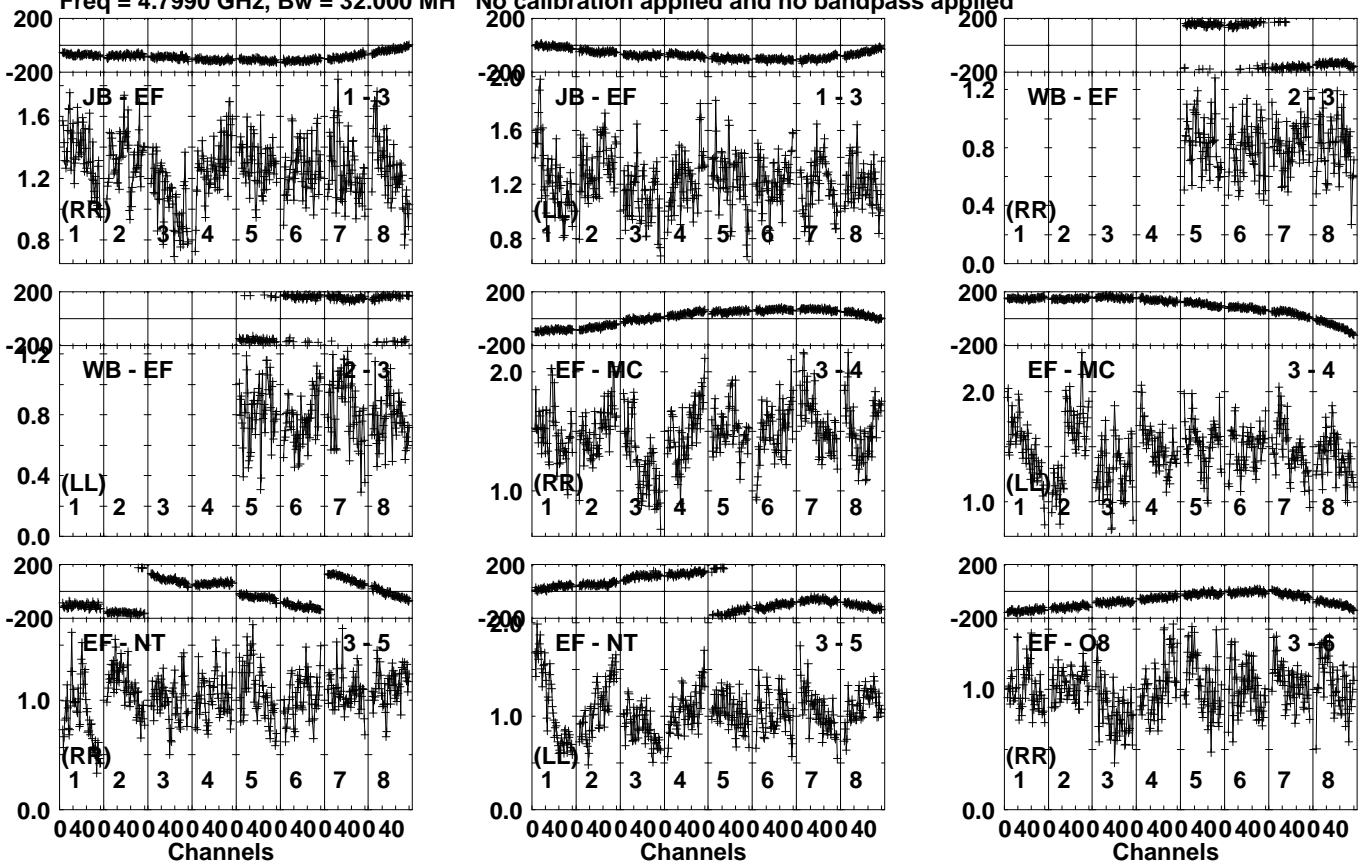
Lower frame: Milli Ampl Jy Top frame: Phas deg  
Vector averaged cross-power spectrum Several baselines displayed  
Timerange: 01/02:49:21 to 01/02:50:39

Plot file version 556 created 06-JUN-2023 11:27:43

J1342+3507 EM170A.UVDATA.1

Freq = 4.7990 GHz, Bw = 32.000 MH

No calibration applied and no bandpass applied



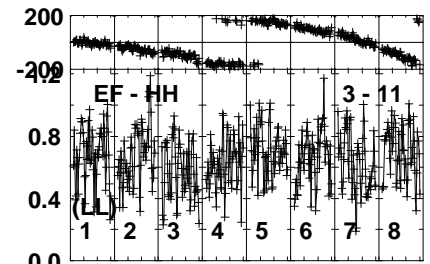
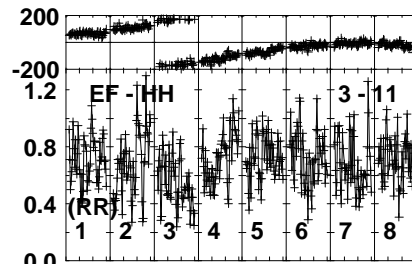
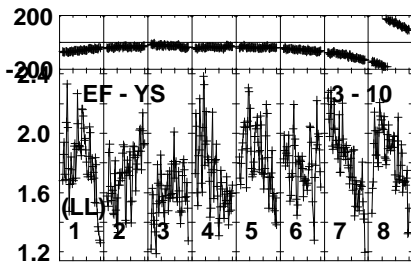
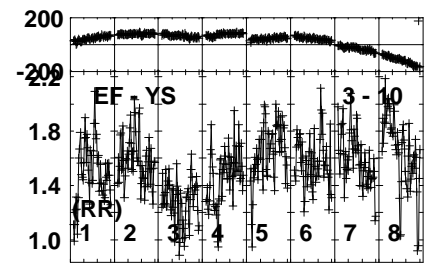
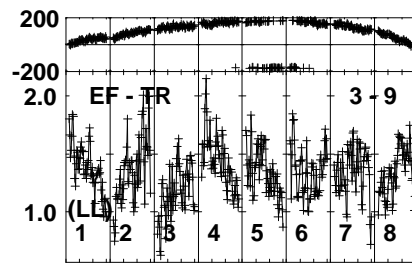
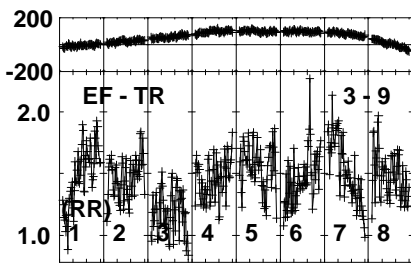
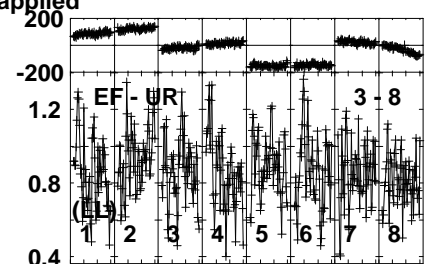
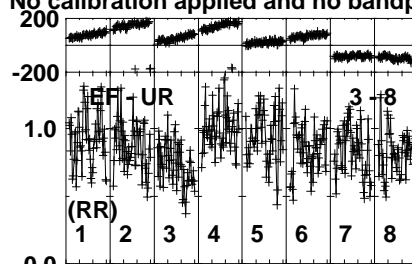
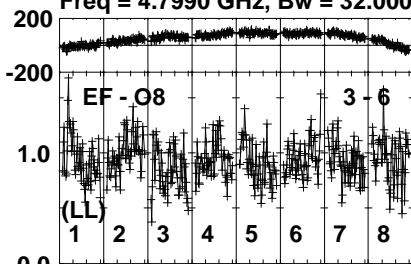
Lower frame: Milli Ampl Jy Top frame: Phas deg  
Vector averaged cross-power spectrum Several baselines displayed  
Timerange: 01/02:50:41 to 01/02:52:19

Plot file version 557 created 06-JUN-2023 11:27:43

J1342+3507 EM170A.UVDATA.1

Freq = 4.7990 GHz, Bw = 32.000 MH

No calibration applied and no bandpass applied



Lower frame: Milli Ampl Jy Top frame: Phas deg  
Vector averaged cross-power spectrum Several baselines displayed  
Timerange: 01/02:50:41 to 01/02:52:19

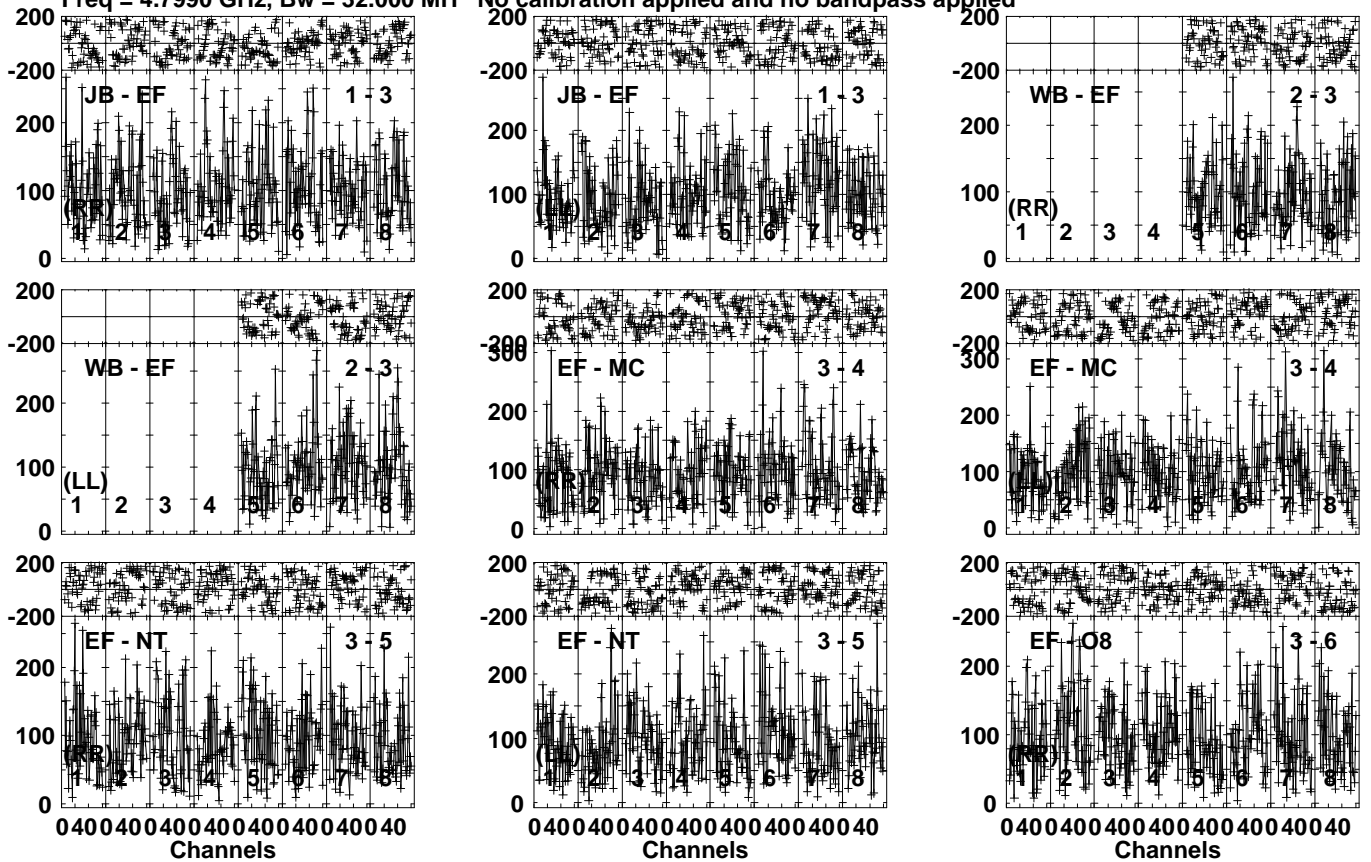


Plot file version 559 created 06-JUN-2023 11:27:43

AT2022CMC EM170A.UVDATA.1

Freq = 4.7990 GHz, Bw = 32.000 MH

No calibration applied and no bandpass applied



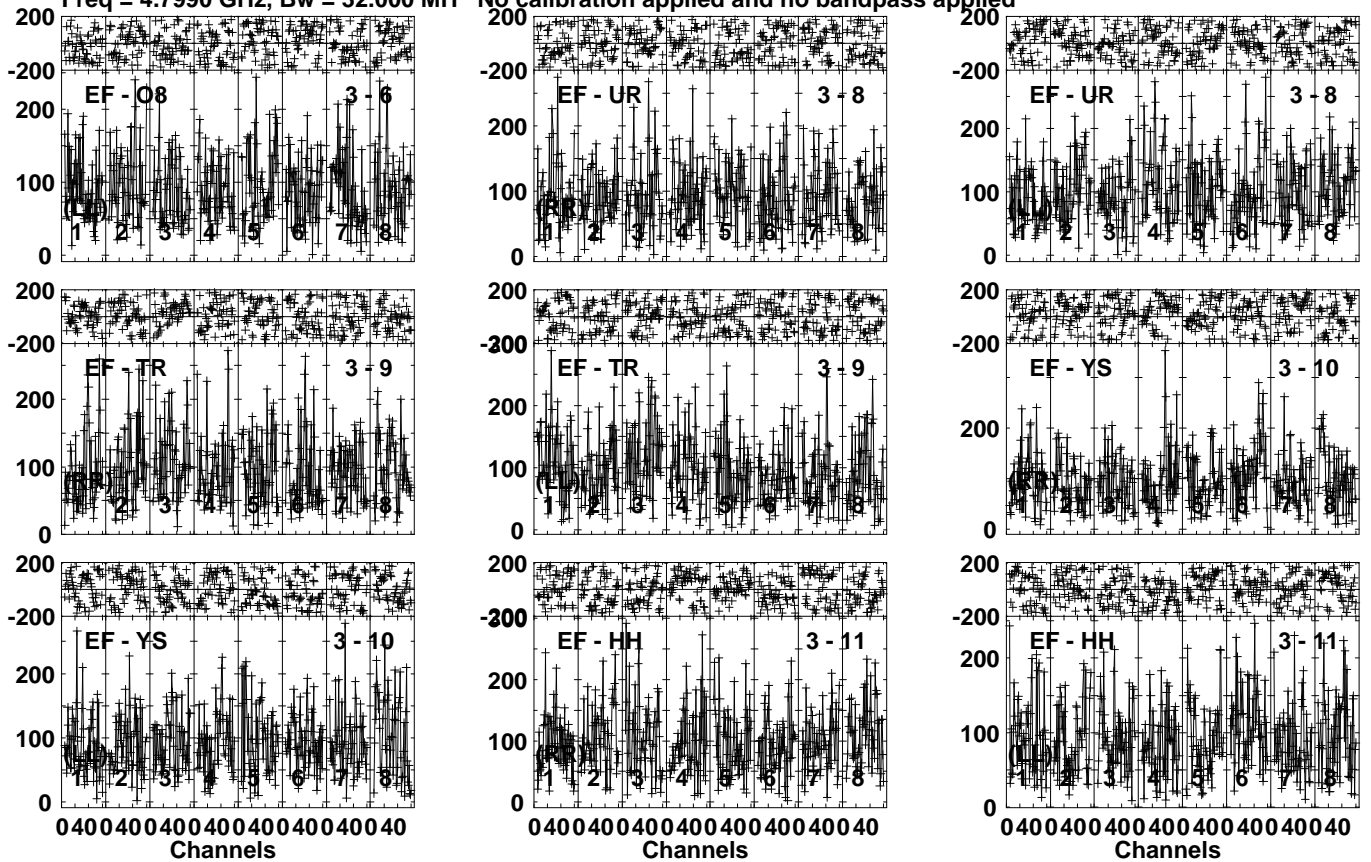
Lower frame: Micro Ampl Jy Top frame: Phas deg  
Vector averaged cross-power spectrum Several baselines displayed  
Timerange: 01/02:52:51 to 01/02:55:19

Plot file version 560 created 06-JUN-2023 11:27:43

AT2022CMC EM170A.UVDATA.1

Freq = 4.7990 GHz, Bw = 32.000 MH

No calibration applied and no bandpass applied



Lower frame: Micro Ampl Jy Top frame: Phas deg  
Vector averaged cross-power spectrum Several baselines displayed  
Timerange: 01/02:52:51 to 01/02:55:19

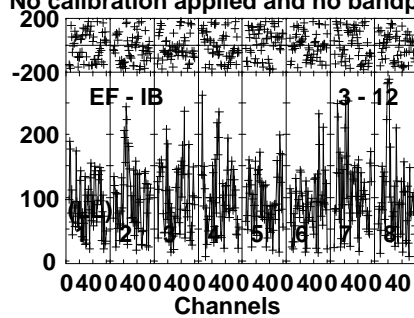
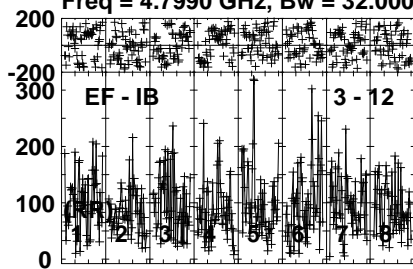


Plot file version 561 created 06-JUN-2023 11:27:43

AT2022CMC EM170A.UVDATA.1

Freq = 4.7990 GHz, Bw = 32.000 MH

No calibration applied and no bandpass applied



Lower frame: Micro Ampl Jy Top frame: Phas deg

Vector averaged cross-power spectrum Several baselines displayed

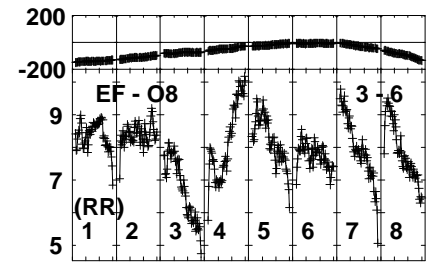
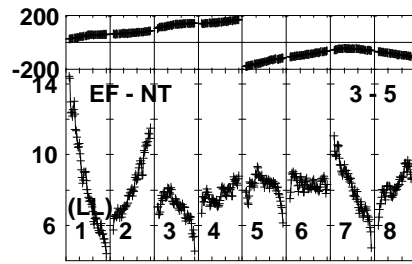
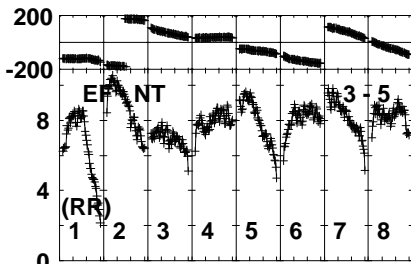
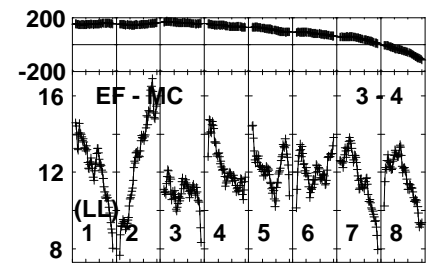
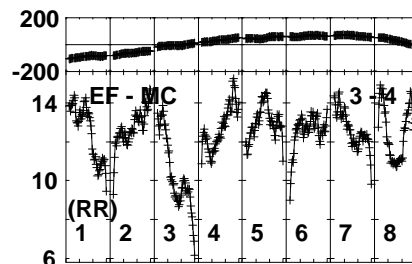
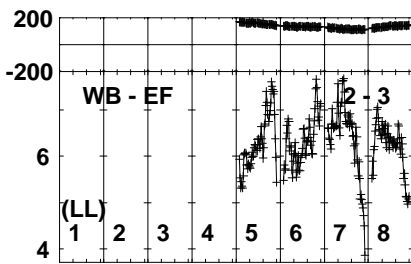
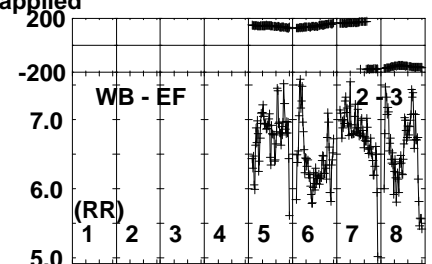
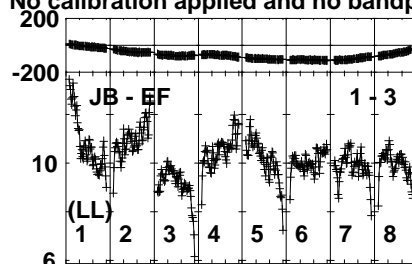
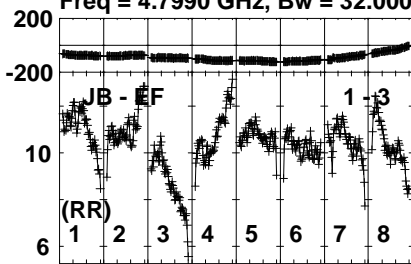
Timerange: 01/02:52:51 to 01/02:55:19

Plot file version 562 created 06-JUN-2023 11:27:43

J1329+3154 EM170A.UVDATA.1

Freq = 4.7990 GHz, Bw = 32.000 MH

No calibration applied and no bandpass applied



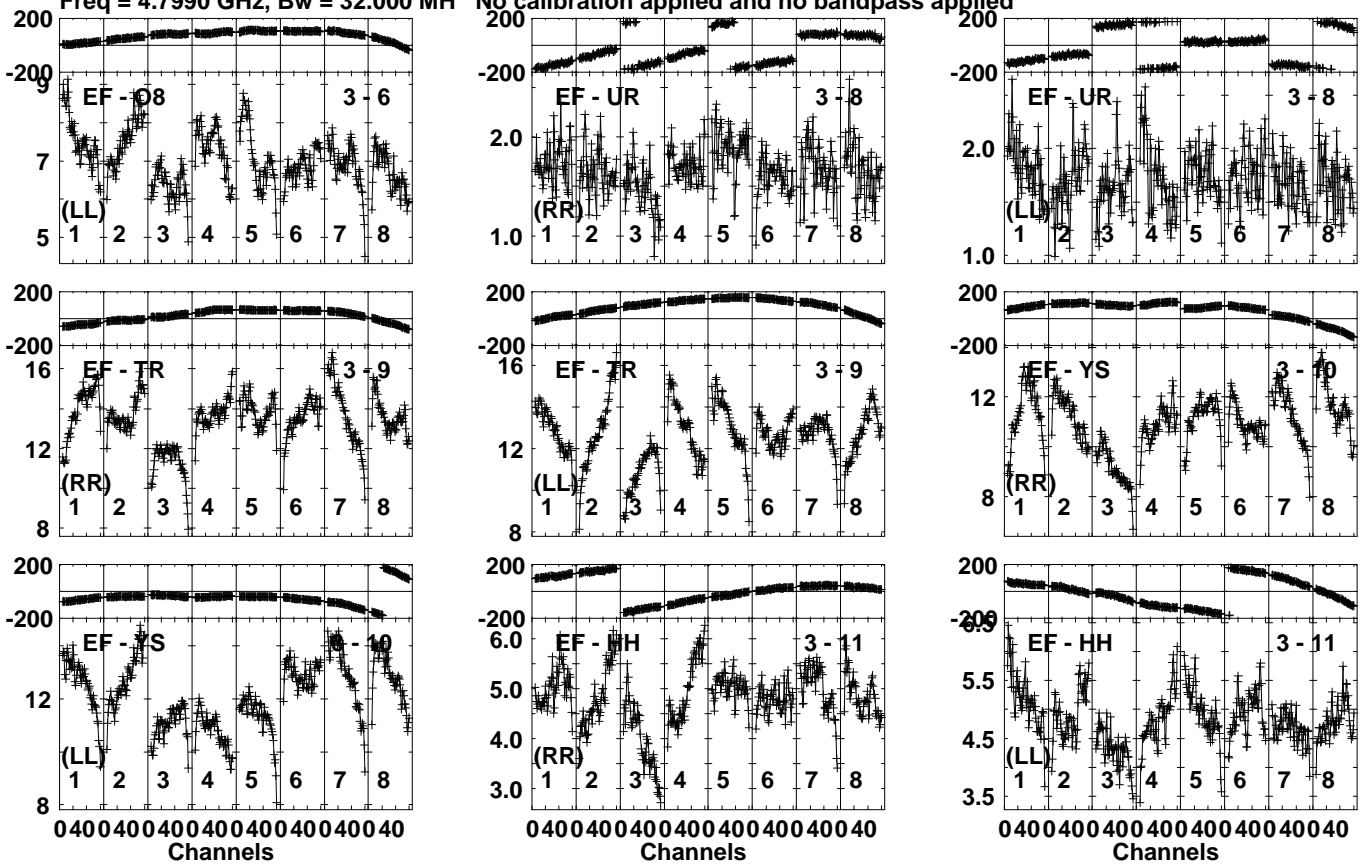
Lower frame: Milli Ampl Jy Top frame: Phas deg  
Vector averaged cross-power spectrum Several baselines displayed  
Timerange: 01/02:55:21 to 01/02:56:39

Plot file version 563 created 06-JUN-2023 11:27:43

J1329+3154 EM170A.UVDATA.1

Freq = 4.7990 GHz, Bw = 32.000 MH

No calibration applied and no bandpass applied



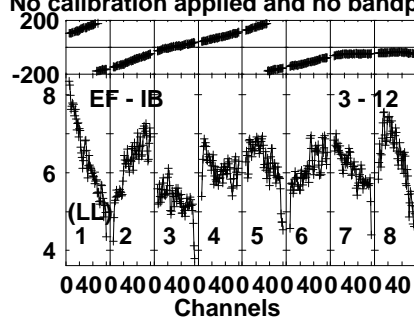
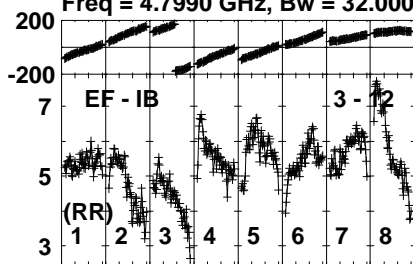
Lower frame: Milli Ampl Jy Top frame: Phas deg  
Vector averaged cross-power spectrum Several baselines displayed  
Timerange: 01/02:55:21 to 01/02:56:39

Plot file version 564 created 06-JUN-2023 11:27:43

J1329+3154 EM170A.UVDATA.1

Freq = 4.7990 GHz, Bw = 32.000 MH

No calibration applied and no bandpass applied



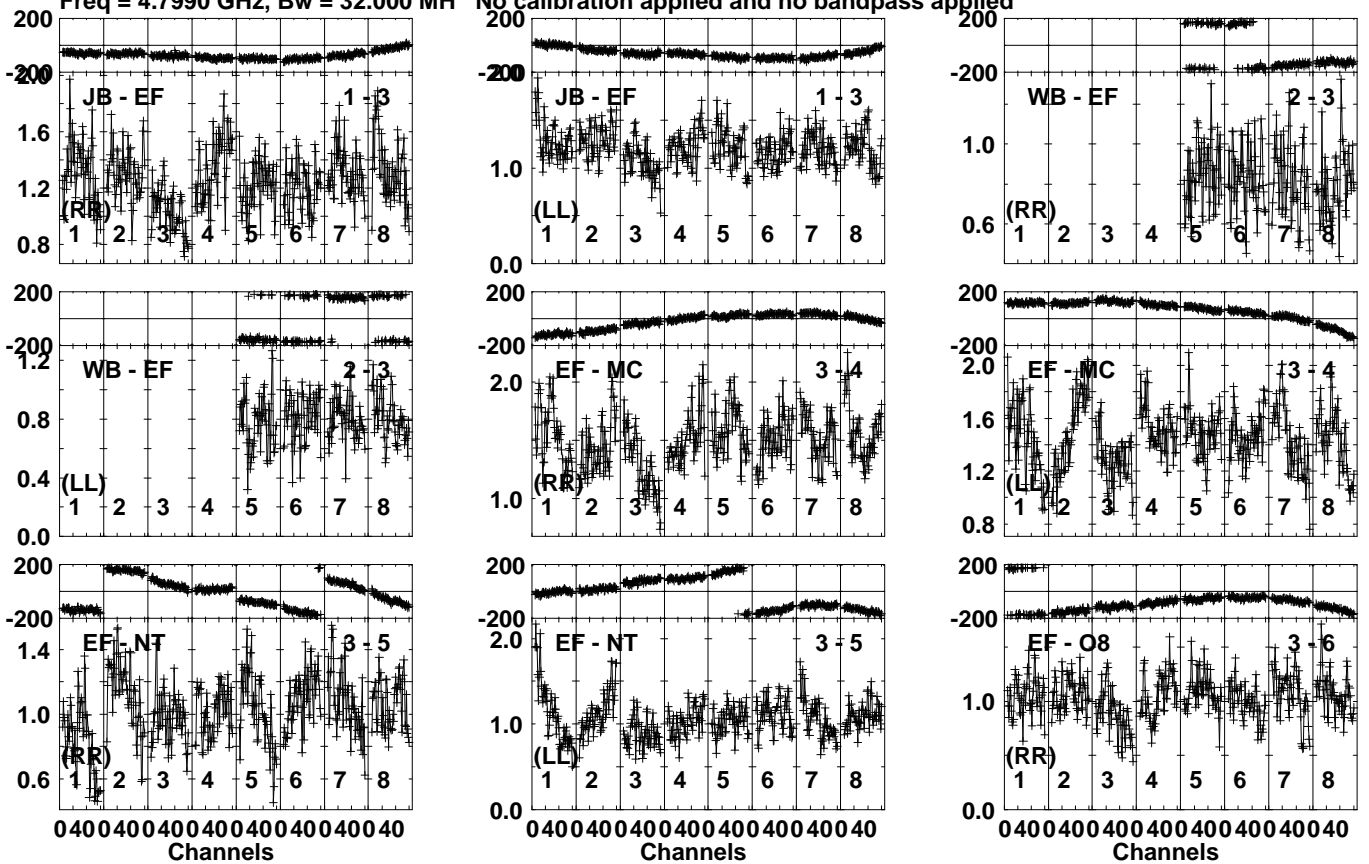
Lower frame: Milli Ampl Jy Top frame: Phas deg  
Vector averaged cross-power spectrum Several baselines displayed  
Timerange: 01/02:55:21 to 01/02:56:39

Plot file version 565 created 06-JUN-2023 11:27:44

J1342+3507 EM170A.UVDATA.1

Freq = 4.7990 GHz, Bw = 32.000 MH

No calibration applied and no bandpass applied



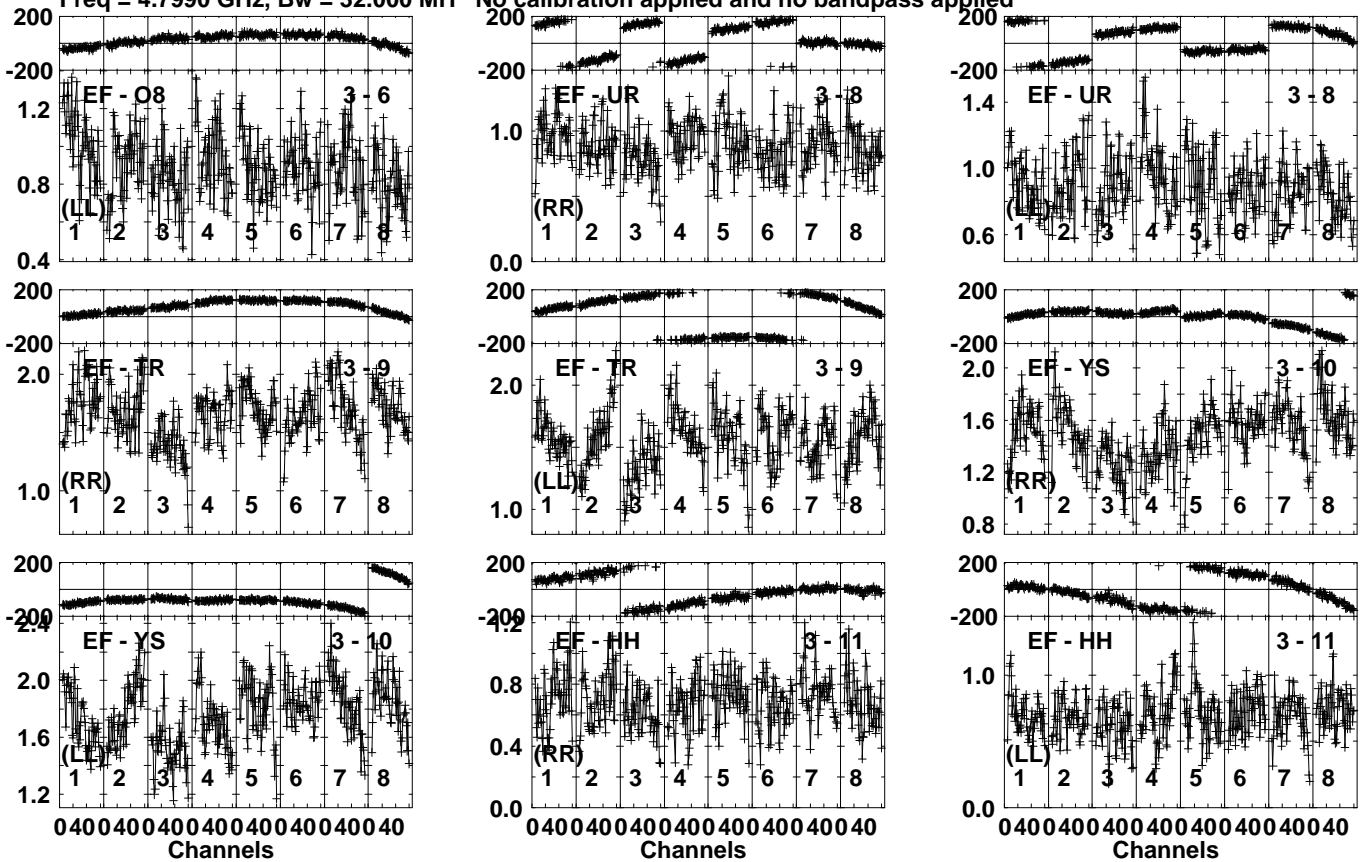
Lower frame: Milli Ampl Jy Top frame: Phas deg  
Vector averaged cross-power spectrum Several baselines displayed  
Timerange: 01/02:56:41 to 01/02:58:19

Plot file version 566 created 06-JUN-2023 11:27:44

J1342+3507 EM170A.UVDATA.1

Freq = 4.7990 GHz, Bw = 32.000 MH

No calibration applied and no bandpass applied



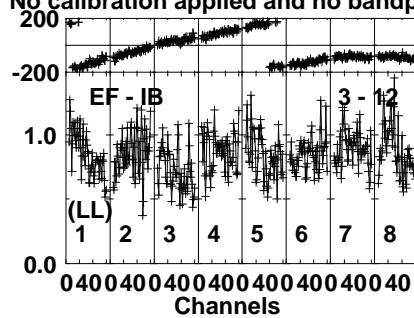
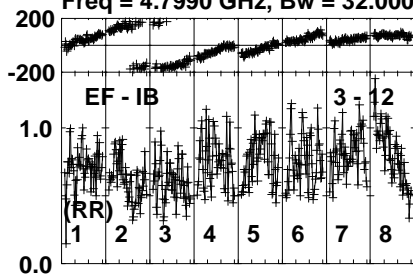
Lower frame: Milli Ampl Jy Top frame: Phas deg  
Vector averaged cross-power spectrum Several baselines displayed  
Timerange: 01/02:56:41 to 01/02:58:19

Plot file version 567 created 06-JUN-2023 11:27:44

J1342+3507 EM170A.UVDATA.1

Freq = 4.7990 GHz, Bw = 32.000 MH

No calibration applied and no bandpass applied



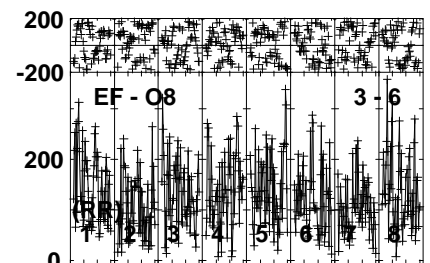
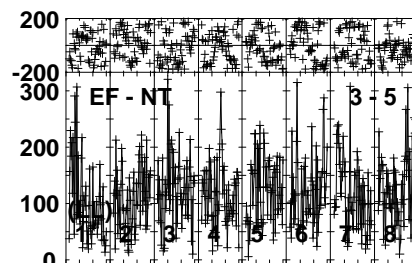
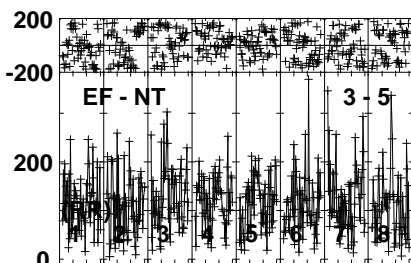
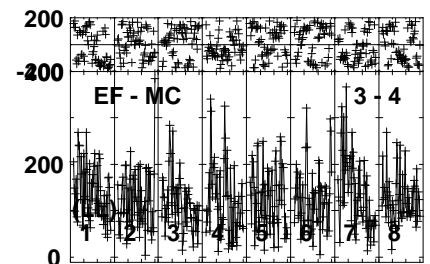
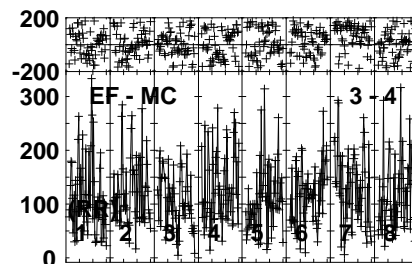
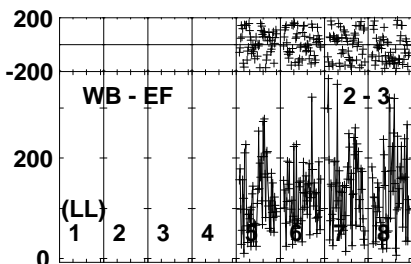
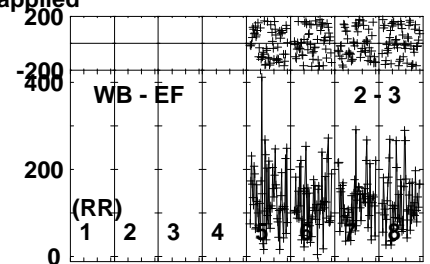
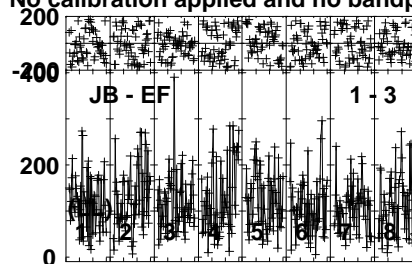
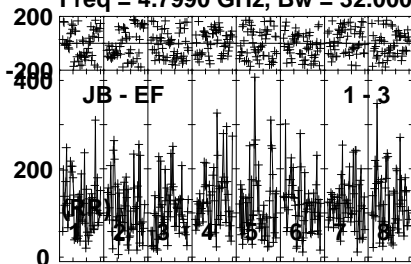
Lower frame: Milli Ampl Jy Top frame: Phas deg  
Vector averaged cross-power spectrum Several baselines displayed  
Timerange: 01/02:56:41 to 01/02:58:19

Plot file version 568 created 06-JUN-2023 11:27:44

AT2022CMC EM170A.UVDATA.1

Freq = 4.7990 GHz, Bw = 32.000 MH

No calibration applied and no bandpass applied



Lower frame: Micro Ampl Jy Top frame: Phas deg  
Vector averaged cross-power spectrum Several baselines displayed  
Timerange: 01/02:58:21 to 01/03:00:49

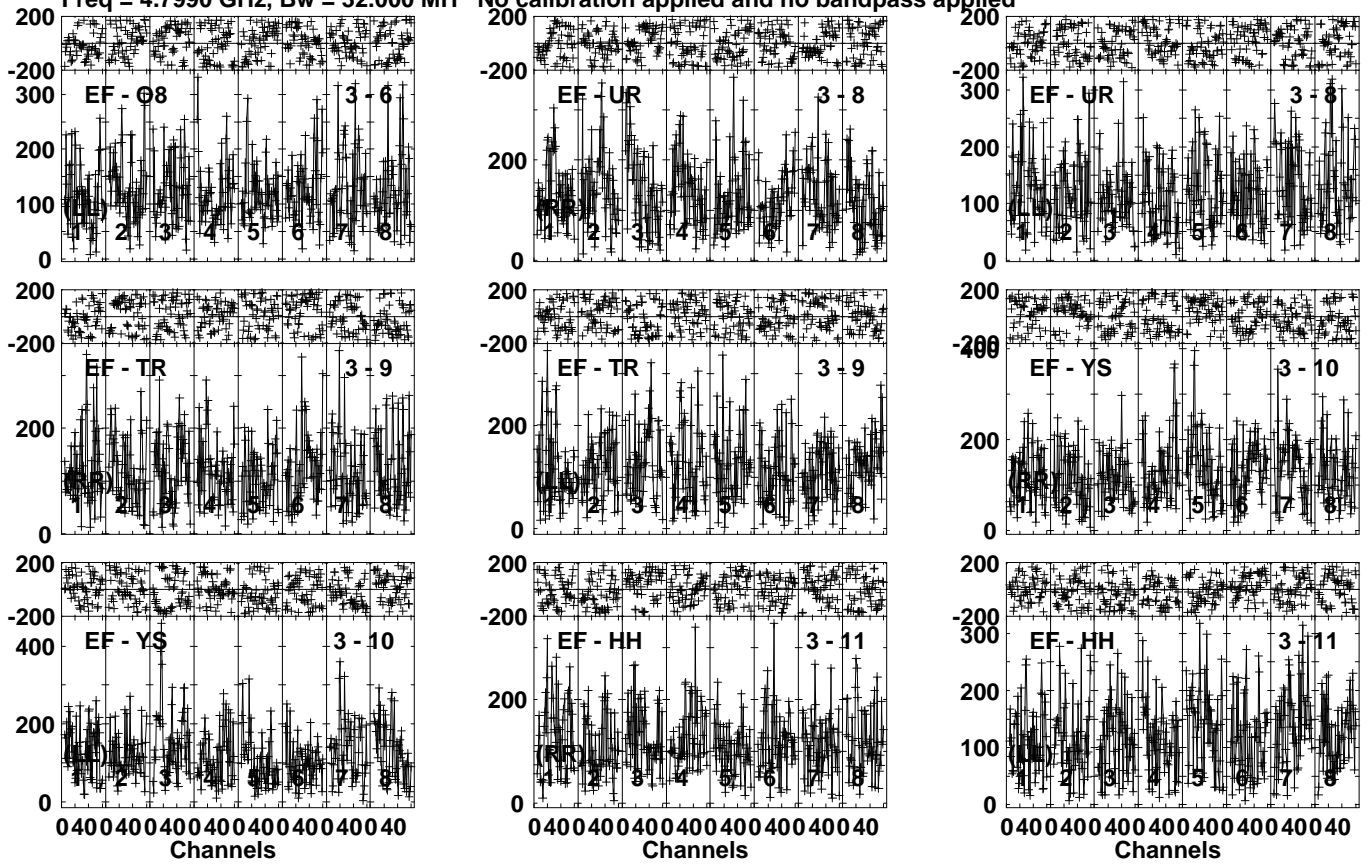


Plot file version 569 created 06-JUN-2023 11:27:44

AT2022CMC EM170A.UVDATA.1

Freq = 4.7990 GHz, Bw = 32.000 MH

No calibration applied and no bandpass applied



Lower frame: Micro Ampl Jy Top frame: Phas deg  
Vector averaged cross-power spectrum Several baselines displayed  
Timerange: 01/02:58:21 to 01/03:00:49



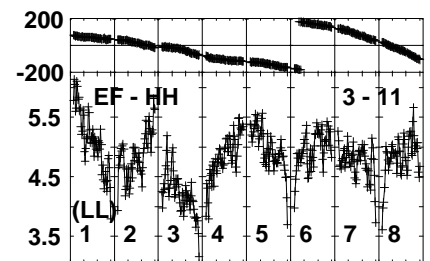
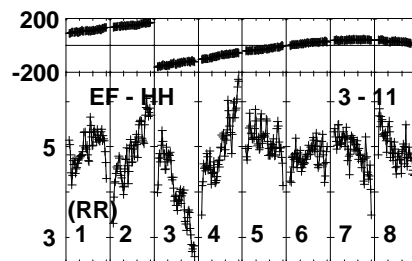
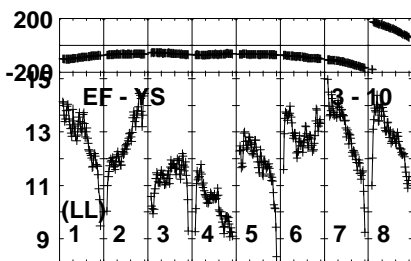
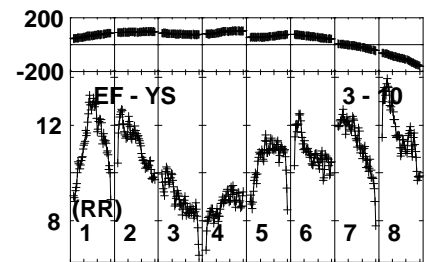
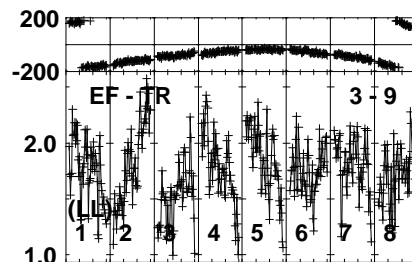
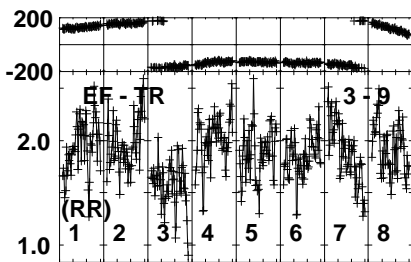
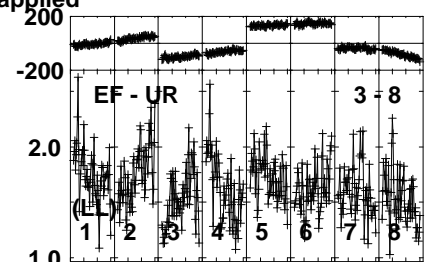
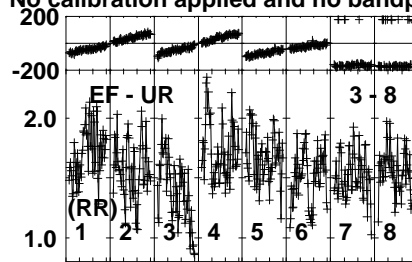
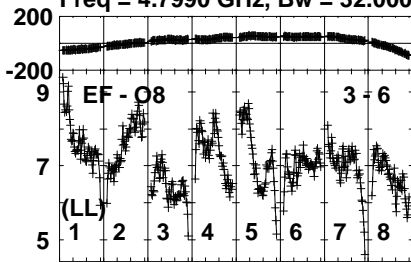


Plot file version 572 created 06-JUN-2023 11:27:44

J1329+3154 EM170A.UVDATA.1

Freq = 4.7990 GHz, Bw = 32.000 MH

No calibration applied and no bandpass applied



0400400400400400400400400400  
Channels

0400400400400400400400400400  
Channels

0400400400400400400400400400  
Channels

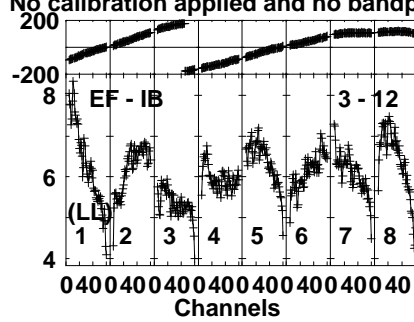
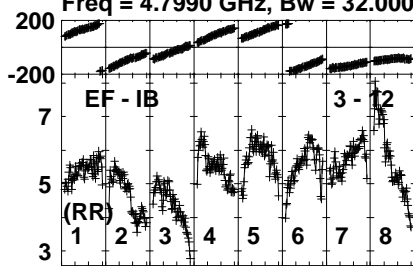
Lower frame: Milli Ampl Jy Top frame: Phas deg  
Vector averaged cross-power spectrum Several baselines displayed  
Timerange: 01/03:00:51 to 01/03:02:09

Plot file version 573 created 06-JUN-2023 11:27:44

J1329+3154 EM170A.UVDATA.1

Freq = 4.7990 GHz, Bw = 32.000 MH

No calibration applied and no bandpass applied



Lower frame: Milli Ampl Jy Top frame: Phas deg

Vector averaged cross-power spectrum Several baselines displayed

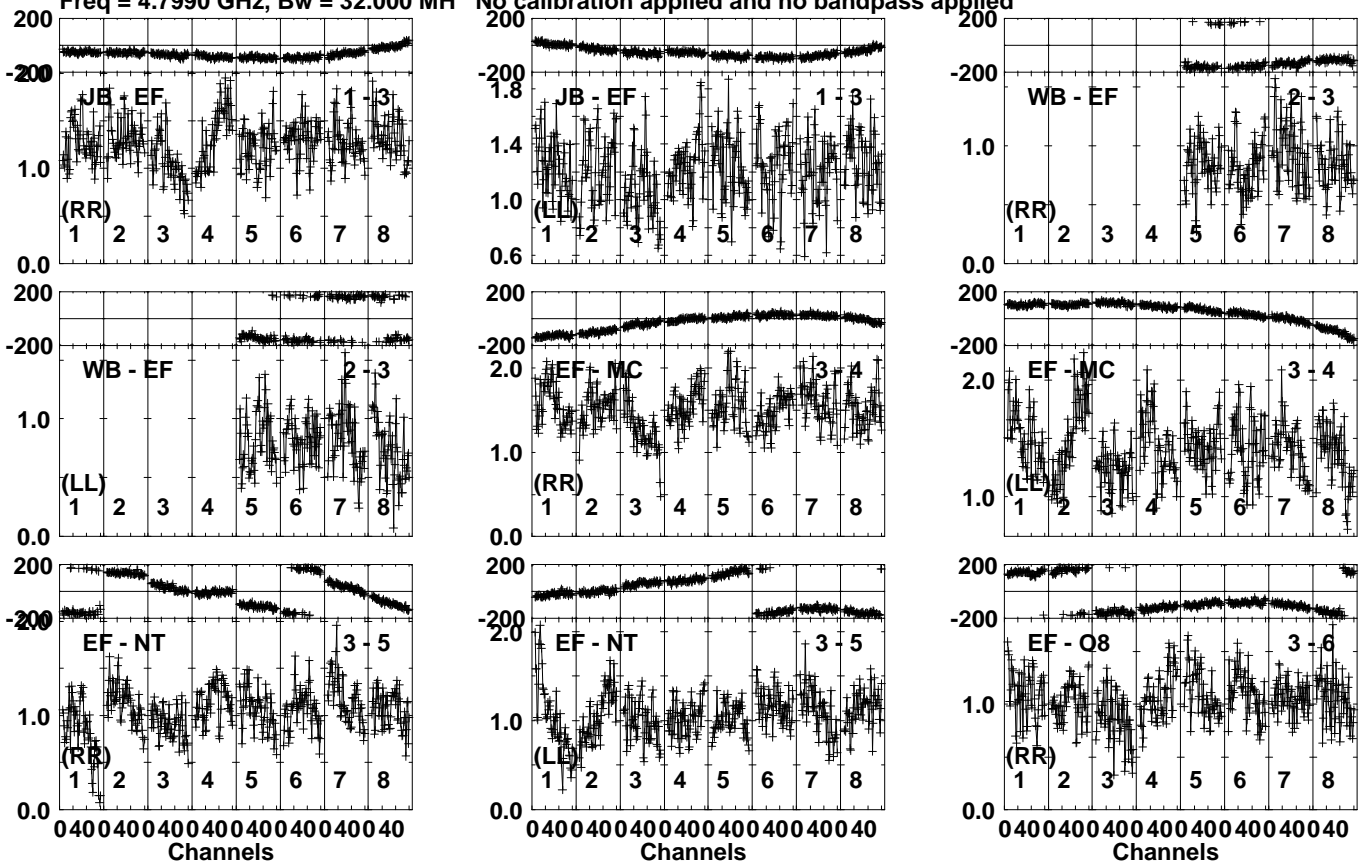
Timerange: 01/03:00:51 to 01/03:02:09

Plot file version 574 created 06-JUN-2023 11:27:44

J1342+3507 EM170A.UVDATA.1

Freq = 4.7990 GHz, Bw = 32.000 MH

No calibration applied and no bandpass applied



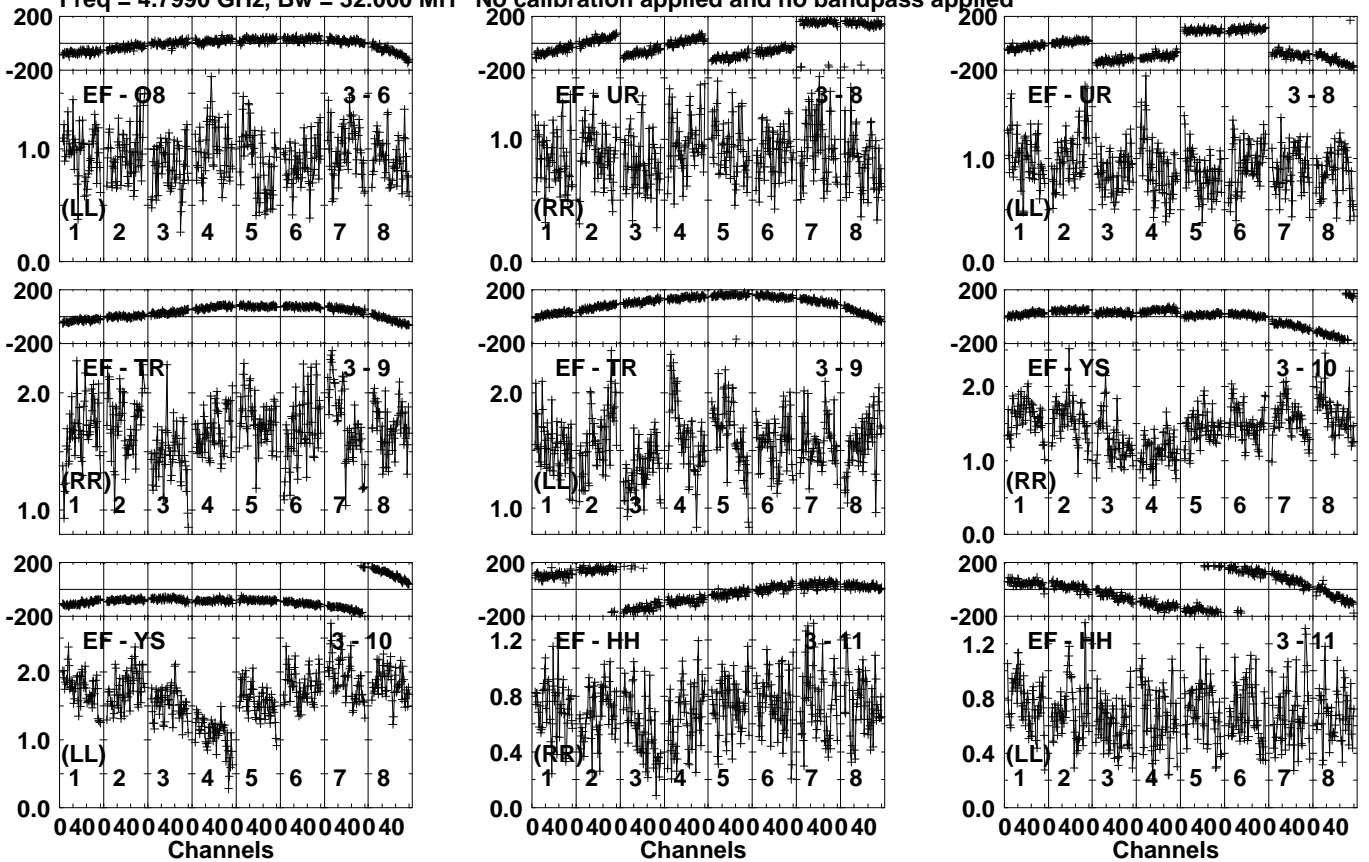
Lower frame: Milli Ampl Jy Top frame: Phas deg  
Vector averaged cross-power spectrum Several baselines displayed  
Timerange: 01/03:02:13 to 01/03:03:49

Plot file version 575 created 06-JUN-2023 11:27:44

J1342+3507 EM170A.UVDATA.1

Freq = 4.7990 GHz, Bw = 32.000 MH

No calibration applied and no bandpass applied



Lower frame: Milli Ampl Jy Top frame: Phas deg  
Vector averaged cross-power spectrum Several baselines displayed  
Timerange: 01/03:02:13 to 01/03:03:49



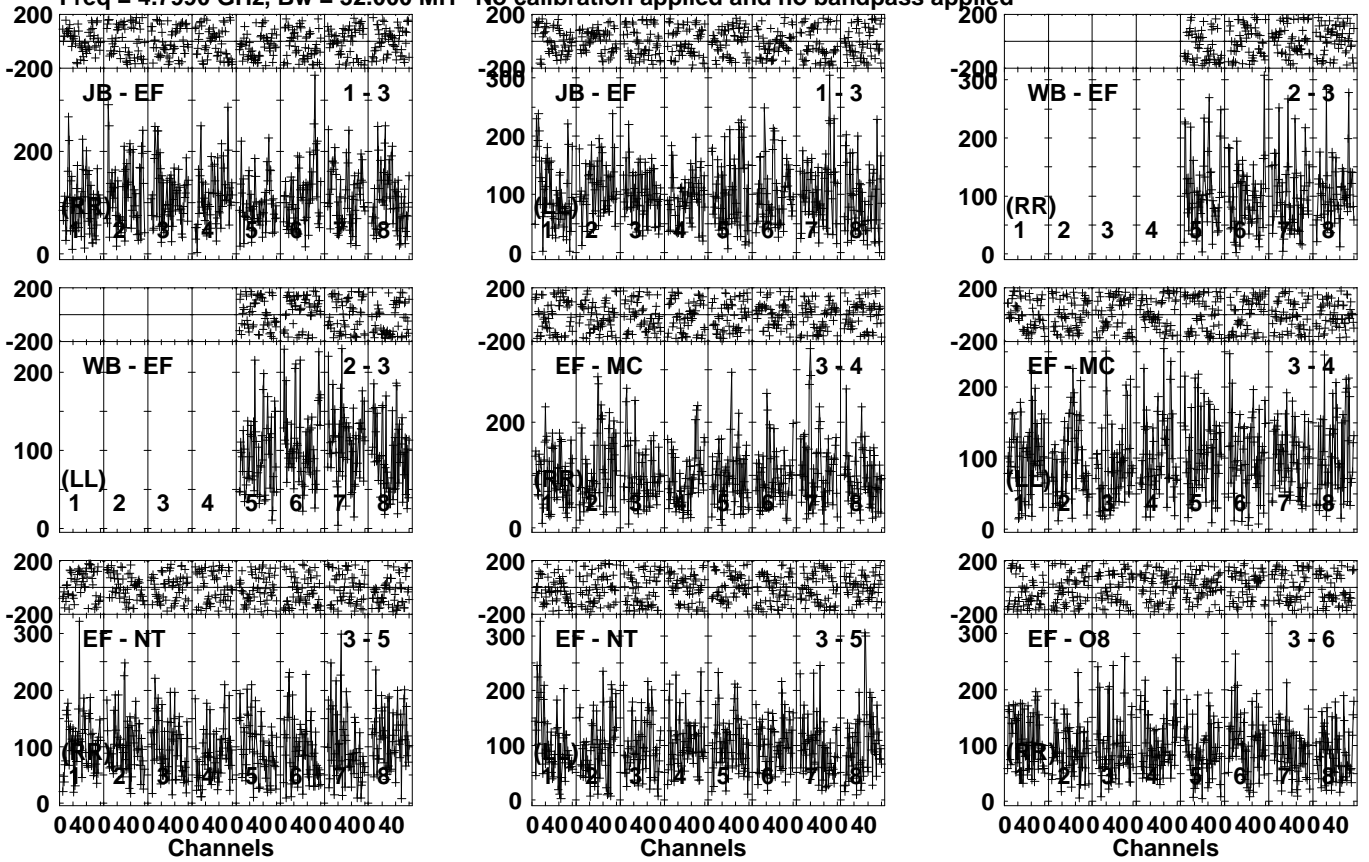


Plot file version 577 created 06-JUN-2023 11:27:45

AT2022CMC EM170A.UVDATA.1

Freq = 4.7990 GHz, Bw = 32.000 MH

No calibration applied and no bandpass applied

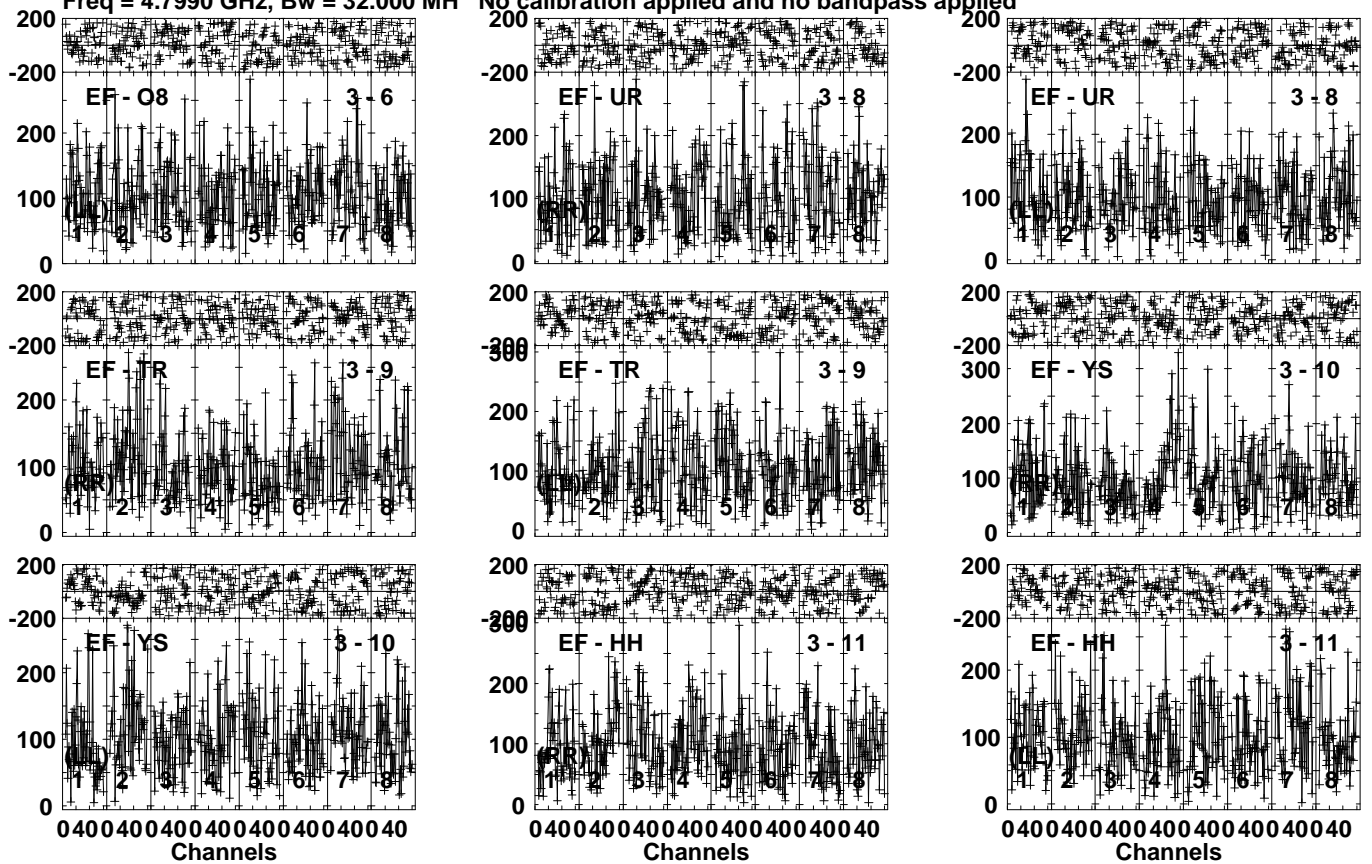


Lower frame: Micro Ampl Jy Top frame: Phas deg  
Vector averaged cross-power spectrum Several baselines displayed  
Timerange: 01/03:04:21 to 01/03:06:49

Plot file version 578 created 06-JUN-2023 11:27:45

AT2022CMC EM170A.UVDATA.1

Freq = 4.7990 GHz, Bw = 32.000 MH No calibration applied and no bandpass applied



Lower frame: Micro Ampl Jy Top frame: Phas deg  
Vector averaged cross-power spectrum Several baselines displayed  
Timerange: 01/03:04:21 to 01/03:06:49



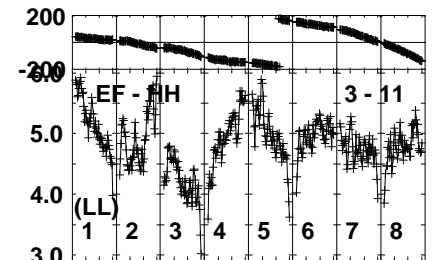
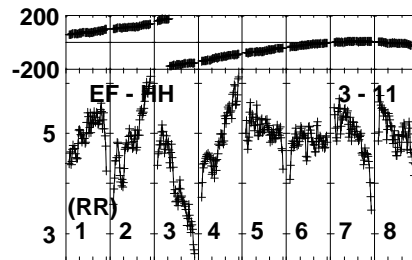
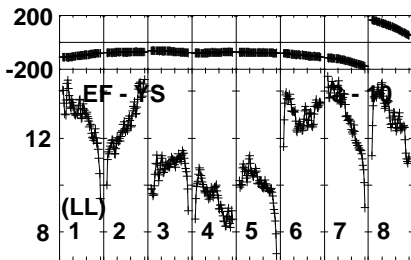
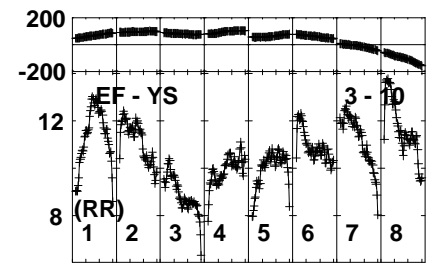
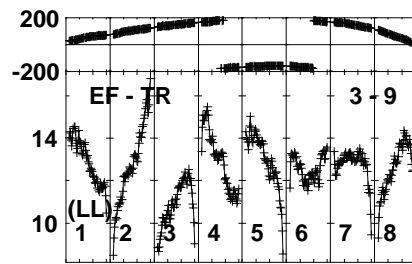
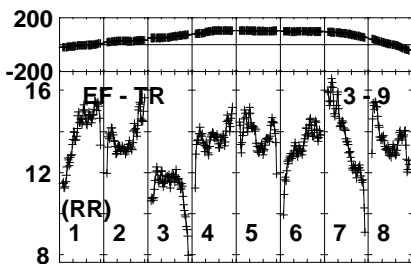
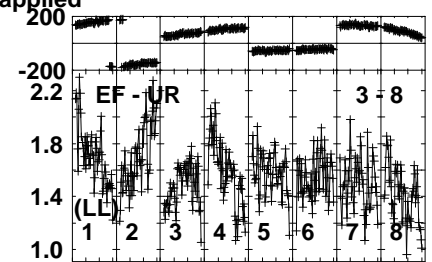
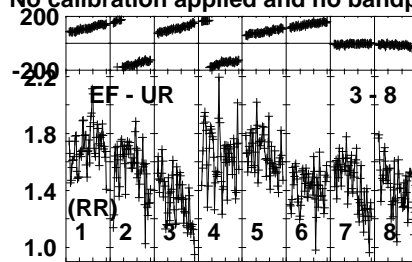
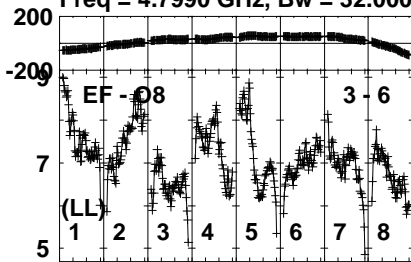


Plot file version 581 created 06-JUN-2023 11:27:45

J1329+3154 EM170A.UVDATA.1

Freq = 4.7990 GHz, Bw = 32.000 MH

No calibration applied and no bandpass applied



040040040040040040040040  
Channels

040040040040040040040040  
Channels

040040040040040040040040  
Channels

Lower frame: Milli Ampl Jy Top frame: Phas deg  
Vector averaged cross-power spectrum Several baselines displayed  
Timerange: 01/03:06:51 to 01/03:08:09

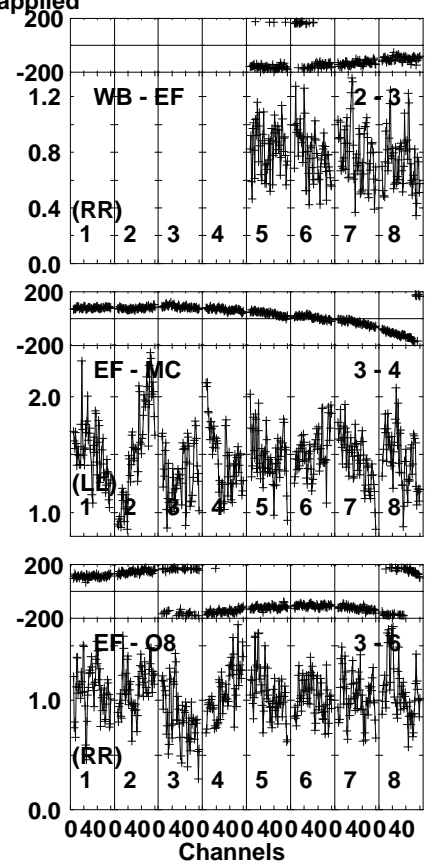
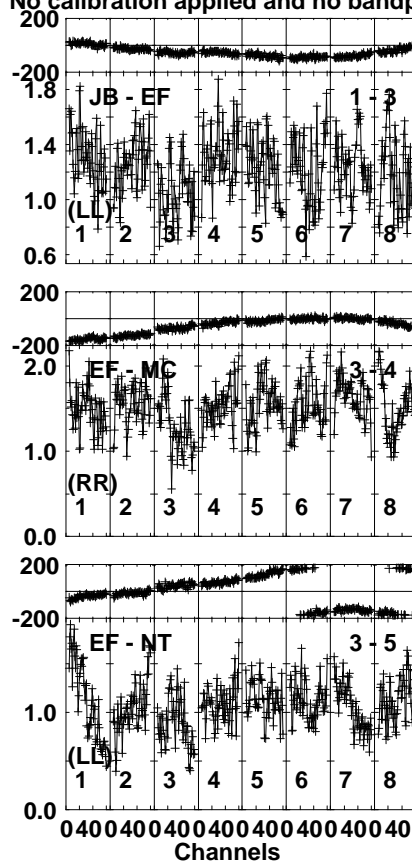
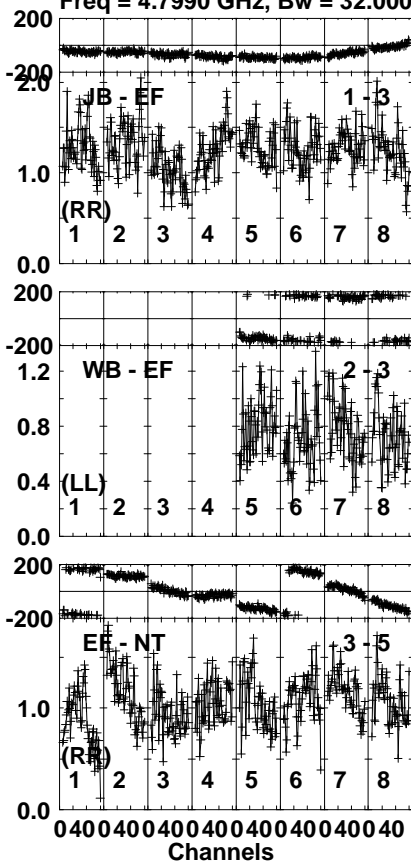


Plot file version 583 created 06-JUN-2023 11:27:45

J1342+3507 EM170A.UVDATA.1

Freq = 4.7990 GHz, Bw = 32.000 MH

No calibration applied and no bandpass applied



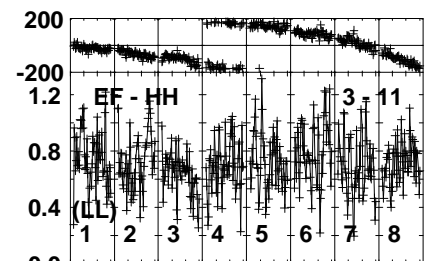
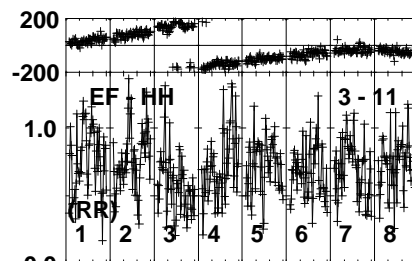
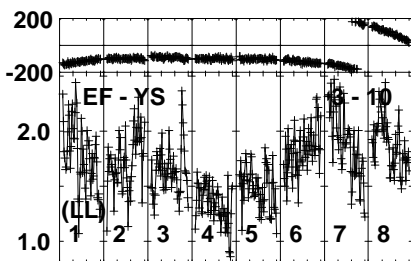
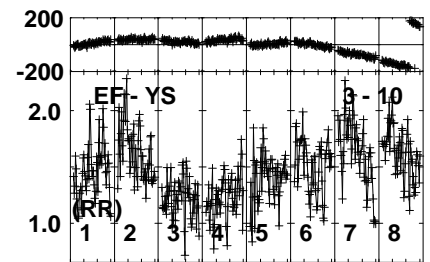
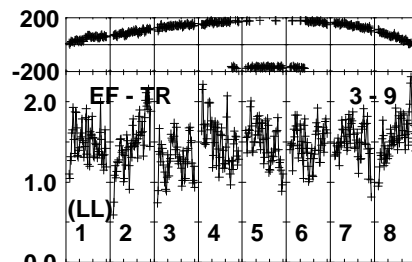
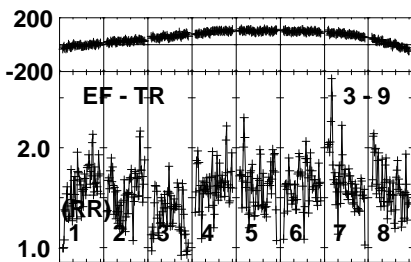
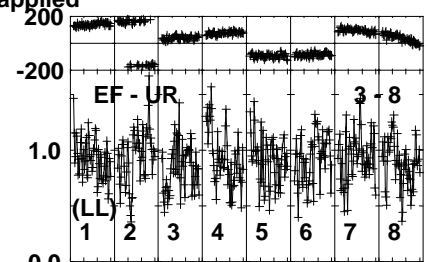
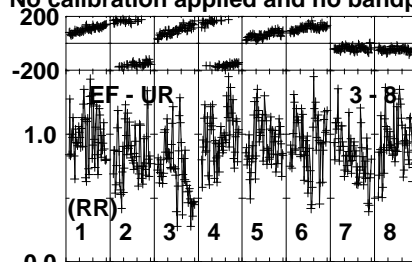
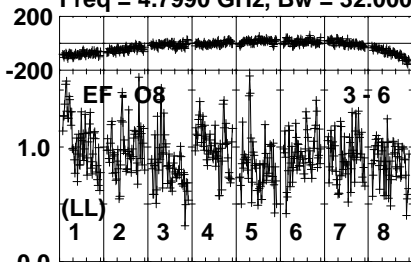
Lower frame: Milli Ampl Jy Top frame: Phas deg  
Vector averaged cross-power spectrum Several baselines displayed  
Timerange: 01/03:08:11 to 01/03:09:49

Plot file version 584 created 06-JUN-2023 11:27:45

J1342+3507 EM170A.UVDATA.1

Freq = 4.7990 GHz, Bw = 32.000 MH

No calibration applied and no bandpass applied



040040040040040040040040040040  
Channels

040040040040040040040040040040  
Channels

040040040040040040040040040040  
Channels

Lower frame: Milli Ampl Jy Top frame: Phas deg  
Vector averaged cross-power spectrum Several baselines displayed  
Timerange: 01/03:08:11 to 01/03:09:49



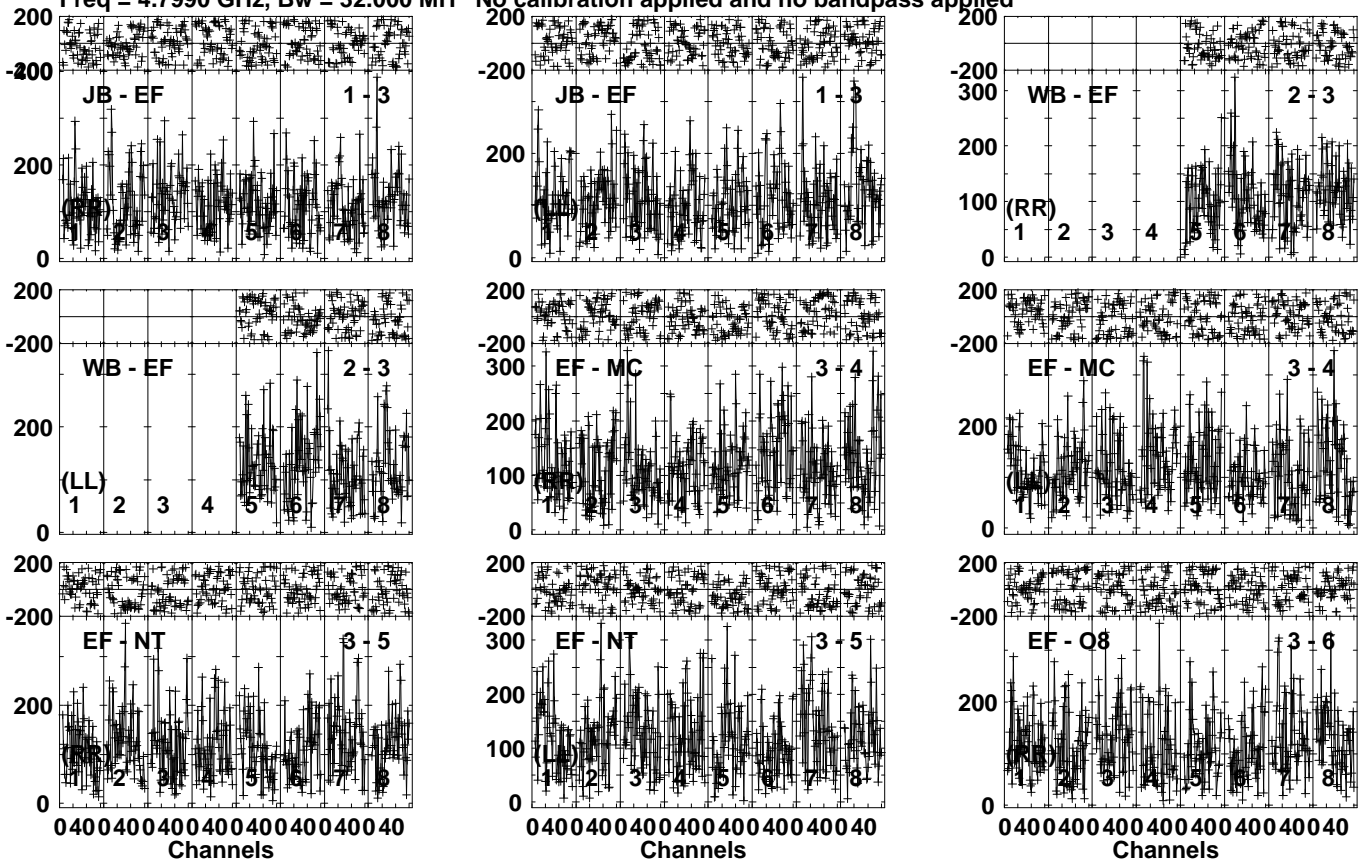


Plot file version 586 created 06-JUN-2023 11:27:45

AT2022CMC EM170A.UVDATA.1

Freq = 4.7990 GHz, Bw = 32.000 MH

No calibration applied and no bandpass applied



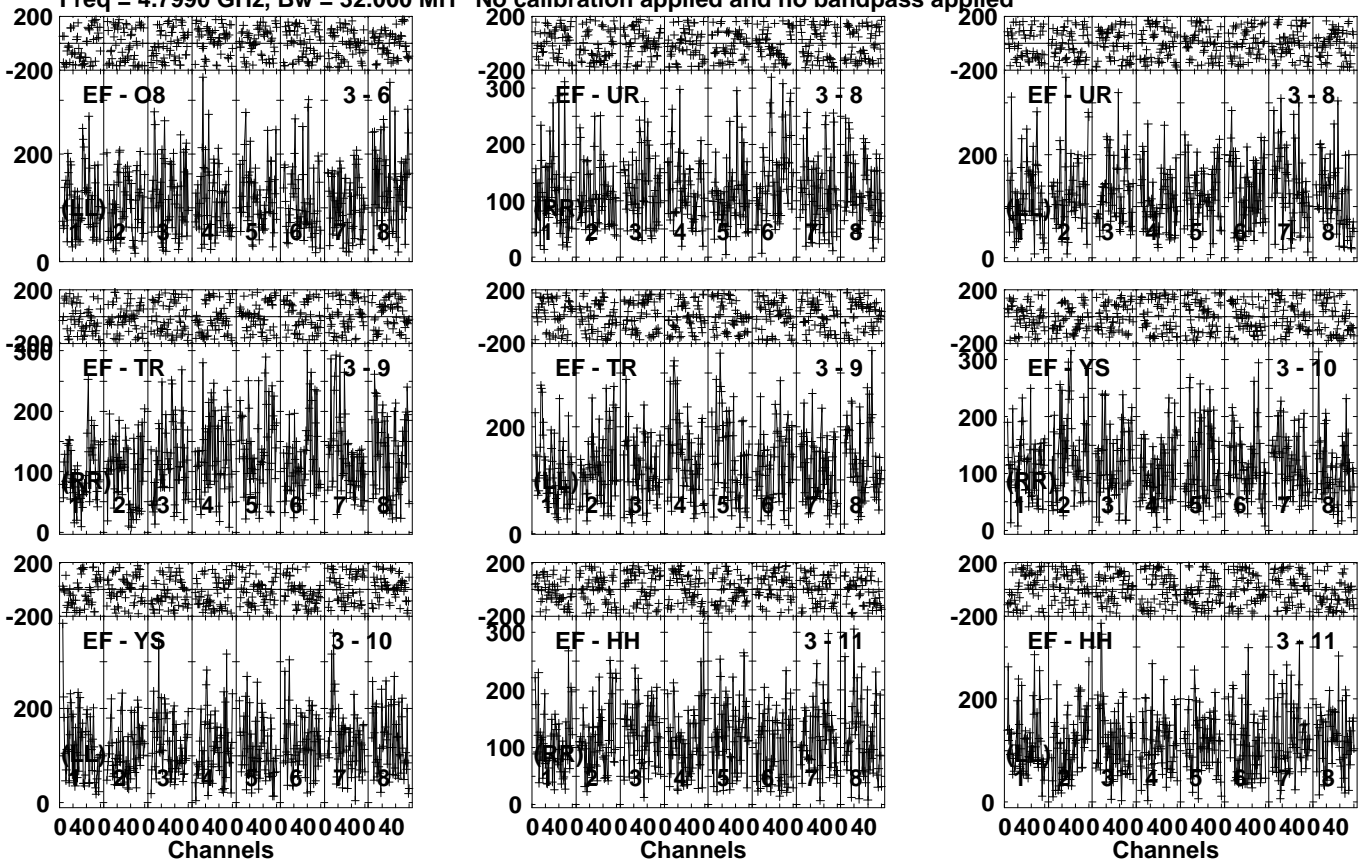
Lower frame: Micro Ampl Jy Top frame: Phas deg  
Vector averaged cross-power spectrum Several baselines displayed  
Timerange: 01/03:09:51 to 01/03:12:19

Plot file version 587 created 06-JUN-2023 11:27:45

AT2022CMC EM170A.UVDATA.1

Freq = 4.7990 GHz, Bw = 32.000 MH

No calibration applied and no bandpass applied



Lower frame: Micro Ampl Jy Top frame: Phas deg  
Vector averaged cross-power spectrum Several baselines displayed  
Timerange: 01/03:09:51 to 01/03:12:19

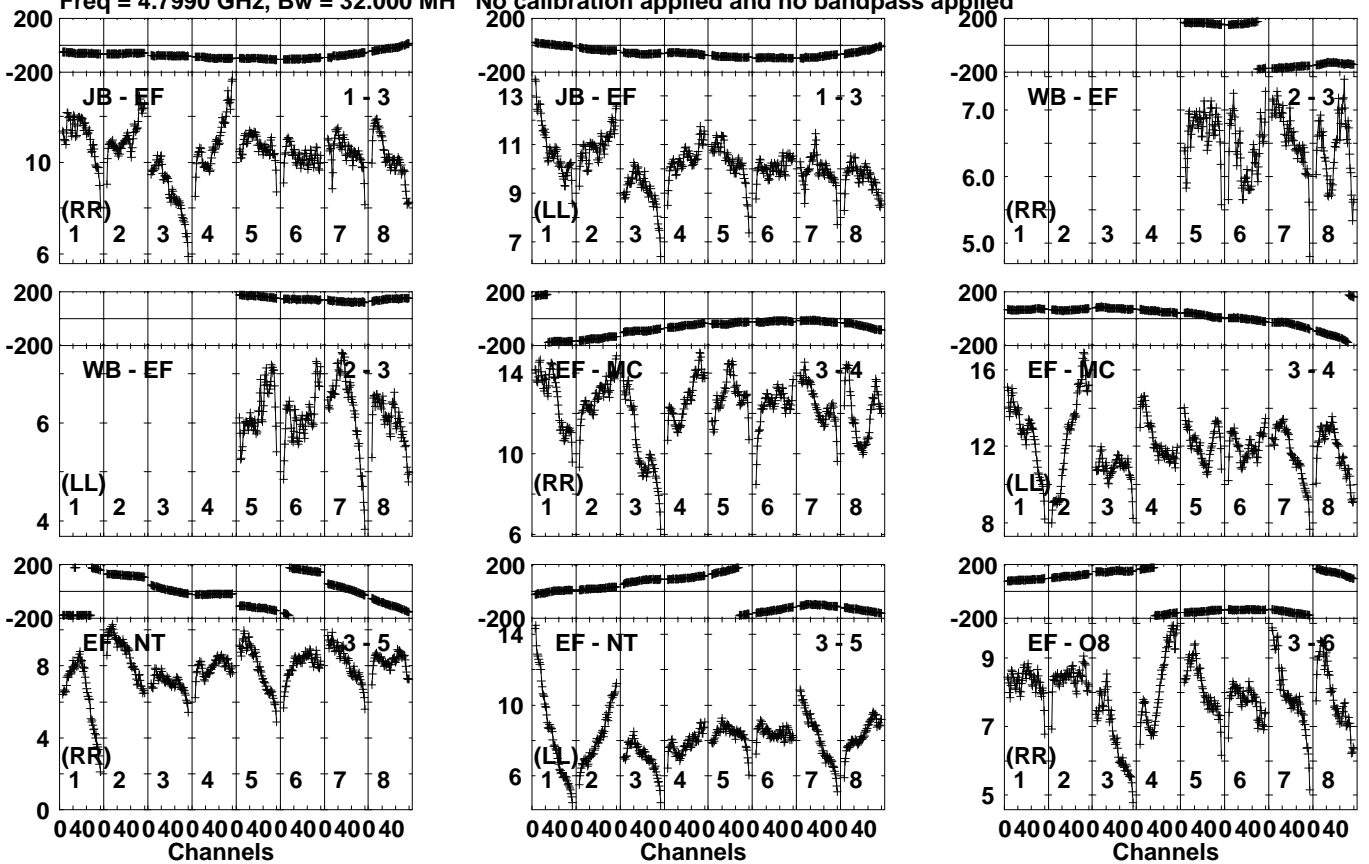


Plot file version 589 created 06-JUN-2023 11:27:46

J1329+3154 EM170A.UVDATA.1

Freq = 4.7990 GHz, Bw = 32.000 MH

No calibration applied and no bandpass applied



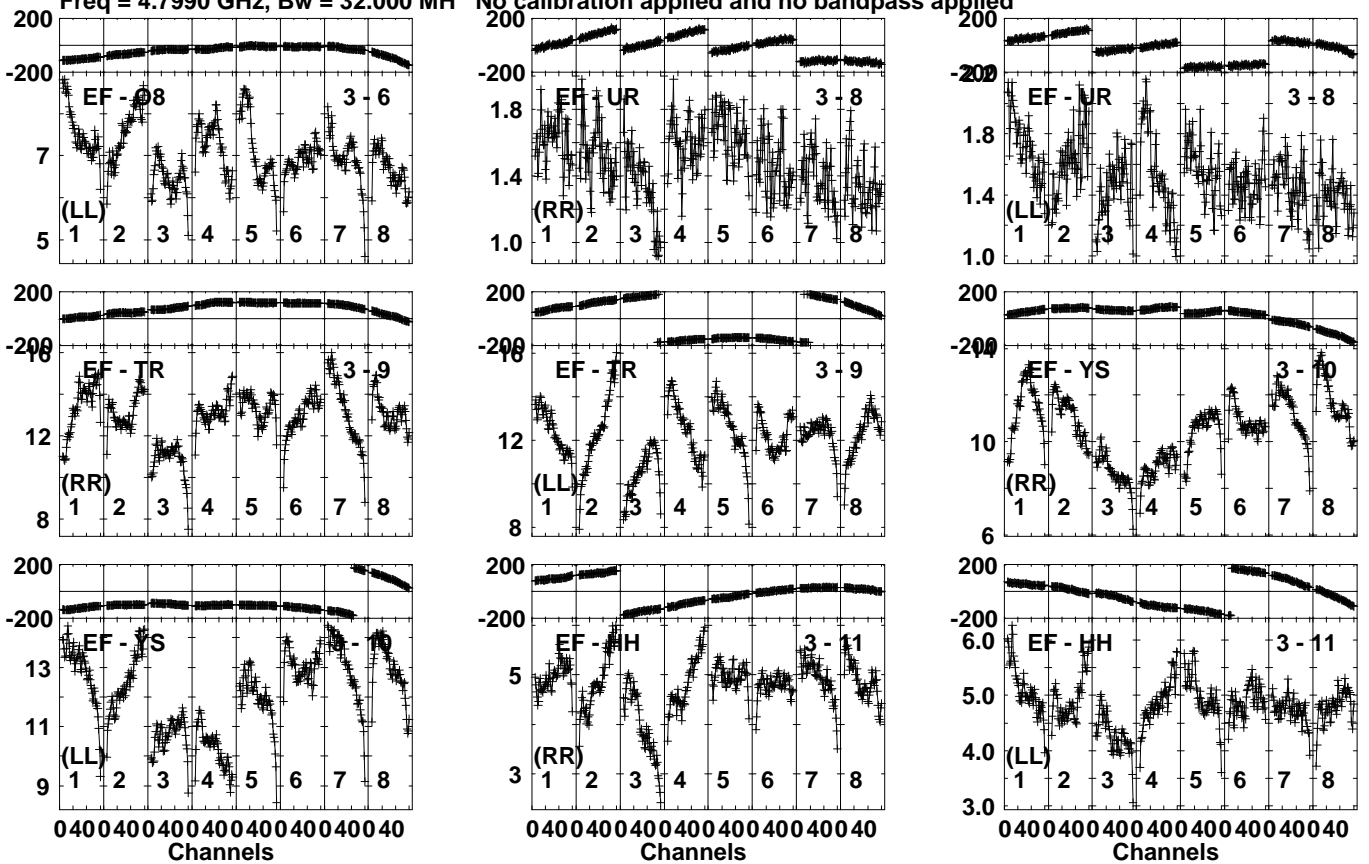
Lower frame: Milli Ampl Jy Top frame: Phas deg  
Vector averaged cross-power spectrum Several baselines displayed  
Timerange: 01/03:12:21 to 01/03:13:39

Plot file version 590 created 06-JUN-2023 11:27:46

J1329+3154 EM170A.UVDATA.1

Freq = 4.7990 GHz, Bw = 32.000 MH

No calibration applied and no bandpass applied



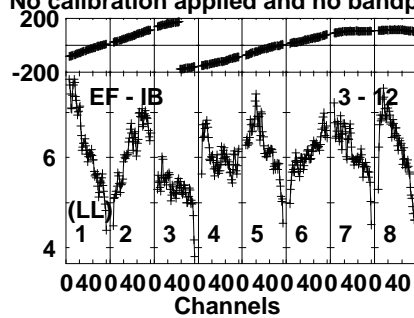
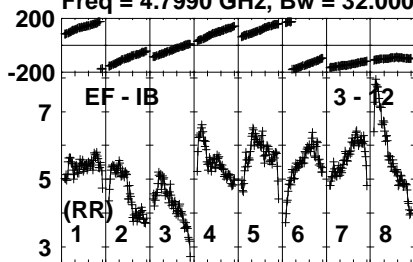
Lower frame: Milli Ampl Jy Top frame: Phas deg  
Vector averaged cross-power spectrum Several baselines displayed  
Timerange: 01/03:12:21 to 01/03:13:39

Plot file version 591 created 06-JUN-2023 11:27:46

J1329+3154 EM170A.UVDATA.1

Freq = 4.7990 GHz, Bw = 32.000 MH

No calibration applied and no bandpass applied



Lower frame: Milli Ampl Jy Top frame: Phas deg

Vector averaged cross-power spectrum Several baselines displayed

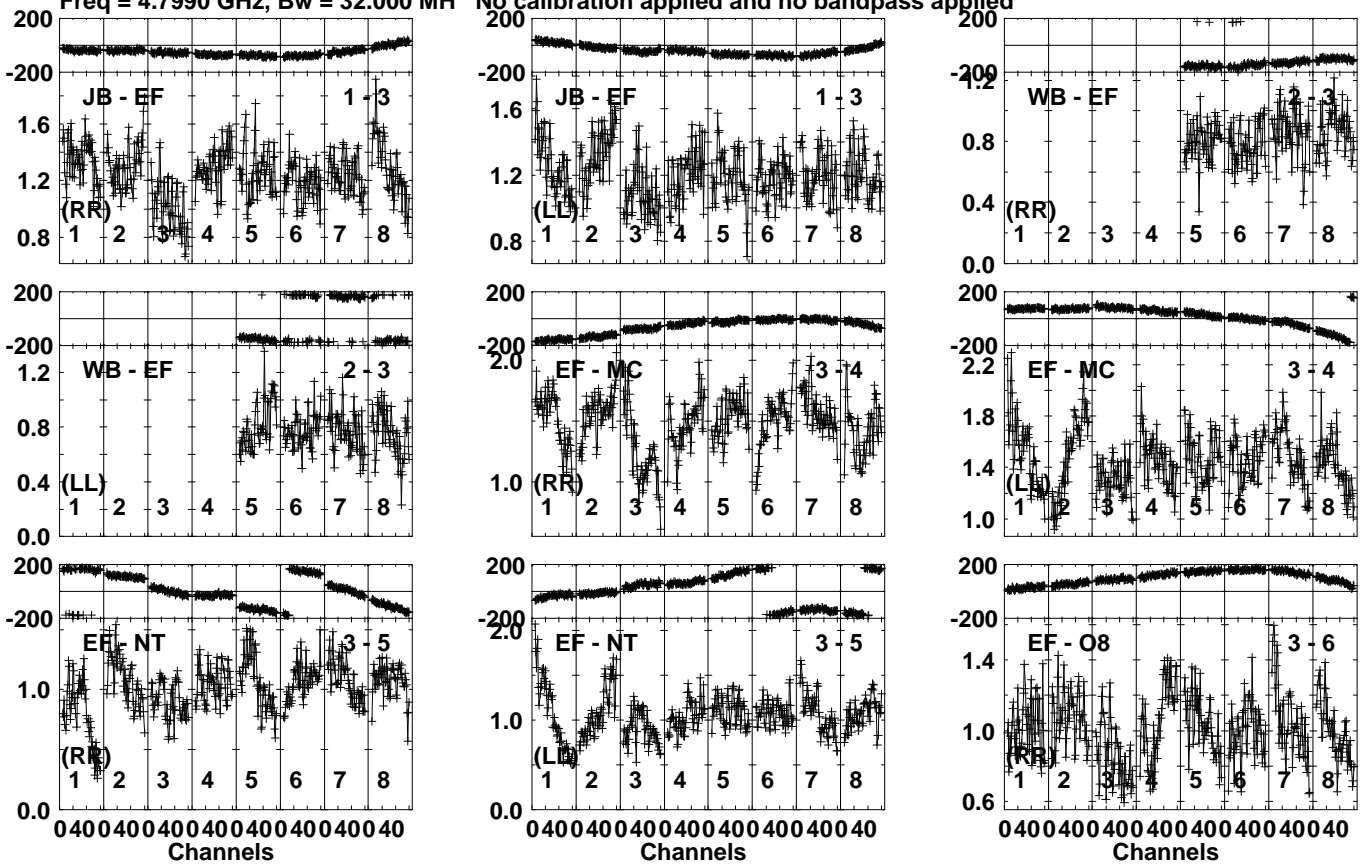
Timerange: 01/03:12:21 to 01/03:13:39

Plot file version 592 created 06-JUN-2023 11:27:46

J1342+3507 EM170A.UVDATA.1

Freq = 4.7990 GHz, Bw = 32.000 MH

No calibration applied and no bandpass applied



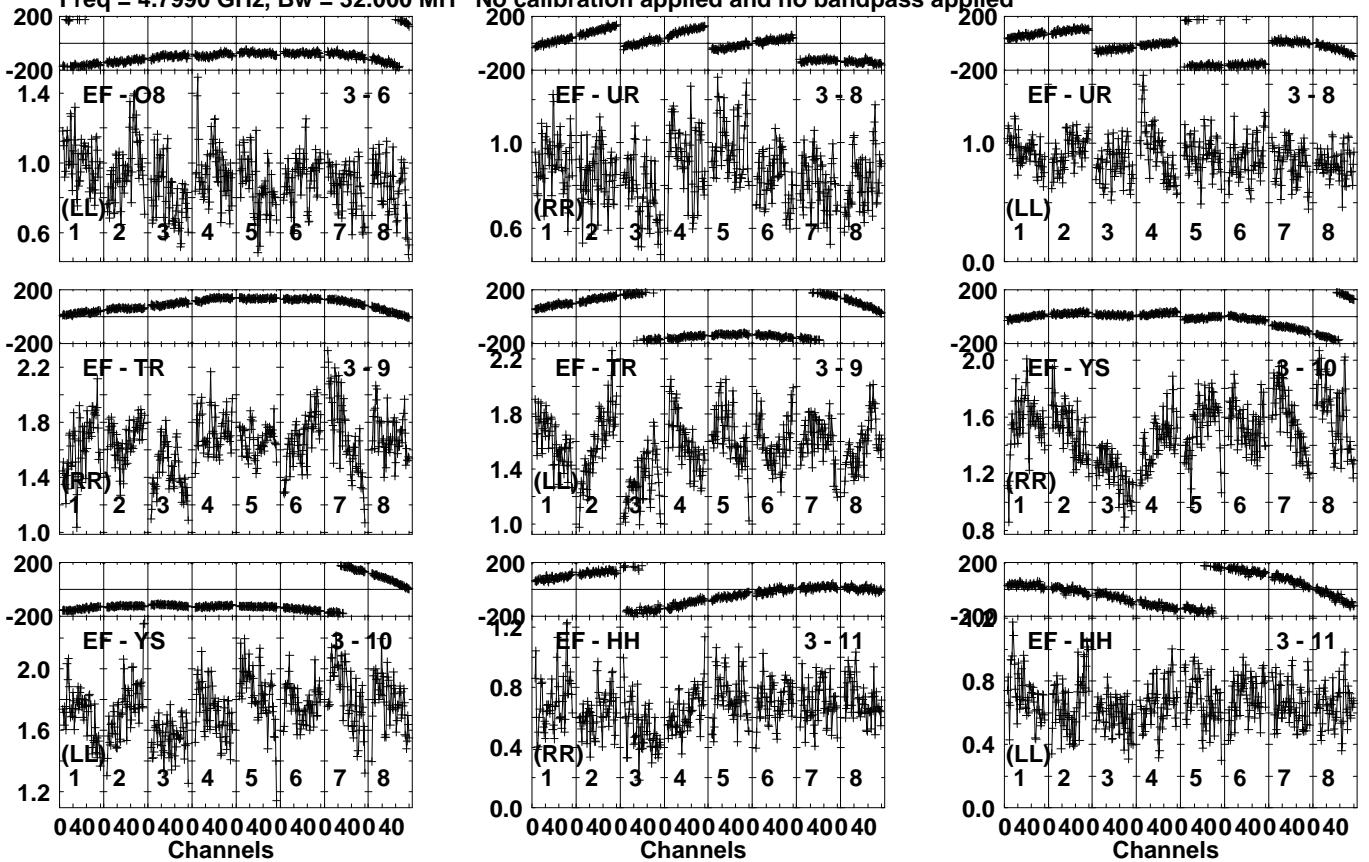
Lower frame: Milli Ampl Jy Top frame: Phas deg  
Vector averaged cross-power spectrum Several baselines displayed  
Timerange: 01/03:13:43 to 01/03:15:19



Plot file version 593 created 06-JUN-2023 11:27:46

J1342+3507 EM170A.UVDATA.1

Freq = 4.7990 GHz, Bw = 32.000 MH No calibration applied and no bandpass applied



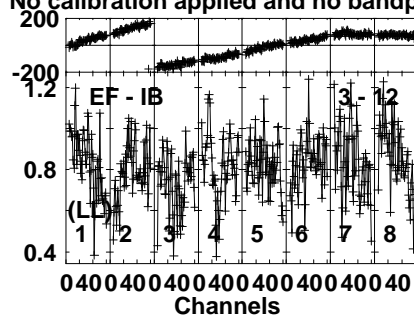
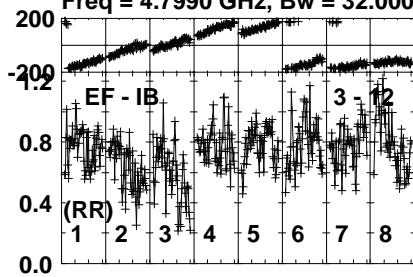
Lower frame: Milli Ampl Jy Top frame: Phas deg  
Vector averaged cross-power spectrum Several baselines displayed  
Timerange: 01/03:13:43 to 01/03:15:19

Plot file version 594 created 06-JUN-2023 11:27:46

J1342+3507 EM170A.UVDATA.1

Freq = 4.7990 GHz, Bw = 32.000 MH

No calibration applied and no bandpass applied



Lower frame: Milli Ampl Jy Top frame: Phas deg

Vector averaged cross-power spectrum Several baselines displayed

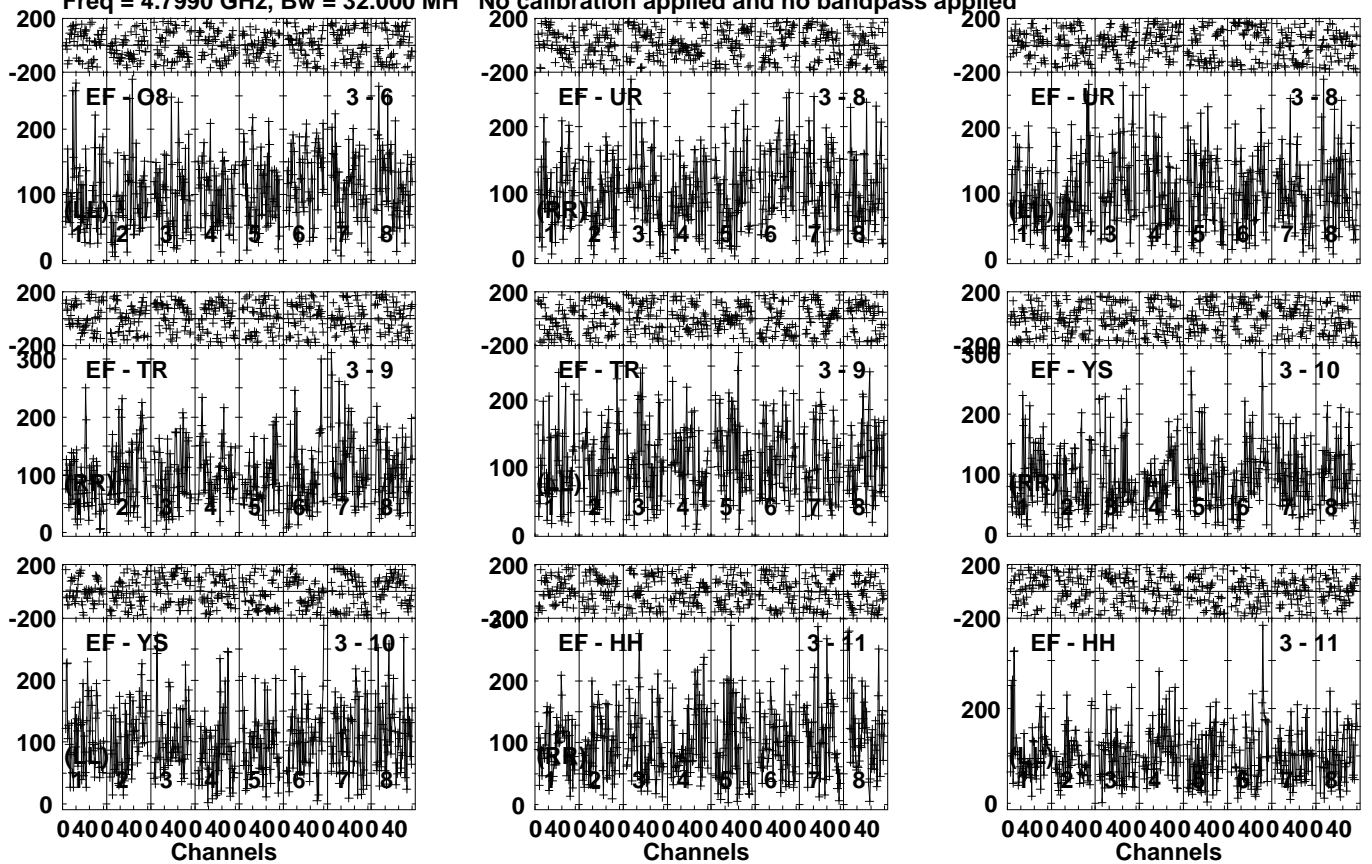
Timerange: 01/03:13:43 to 01/03:15:19



Plot file version 596 created 06-JUN-2023 11:27:46

AT2022CMC EM170A.UVDATA.1

Freq = 4.7990 GHz, Bw = 32.000 MH No calibration applied and no bandpass applied



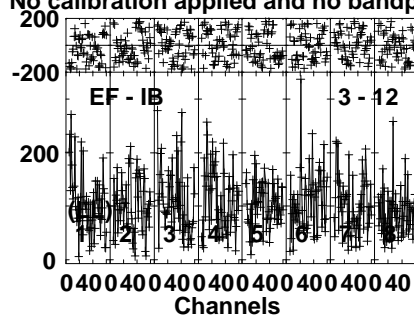
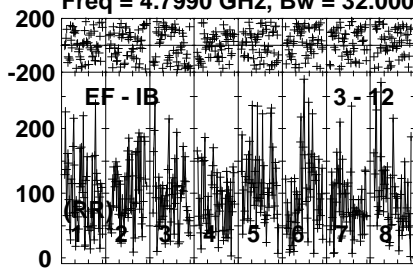
Lower frame: Micro Ampl Jy Top frame: Phas deg  
Vector averaged cross-power spectrum Several baselines displayed  
Timerange: 01/03:15:51 to 01/03:18:19

Plot file version 597 created 06-JUN-2023 11:27:46

AT2022CMC EM170A.UVDATA.1

Freq = 4.7990 GHz, Bw = 32.000 MH

No calibration applied and no bandpass applied



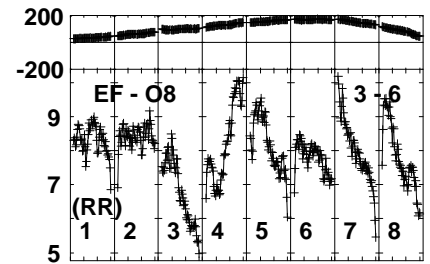
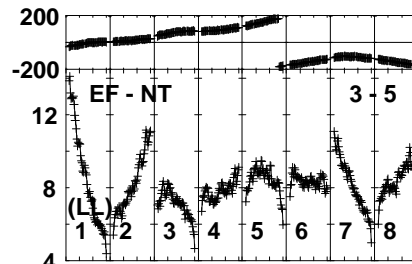
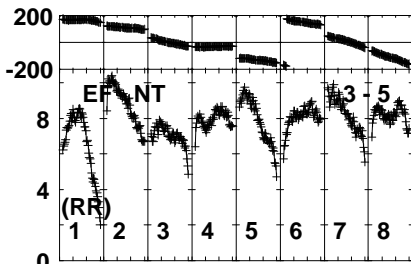
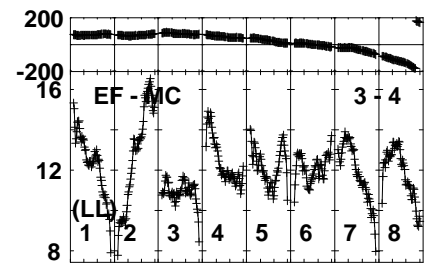
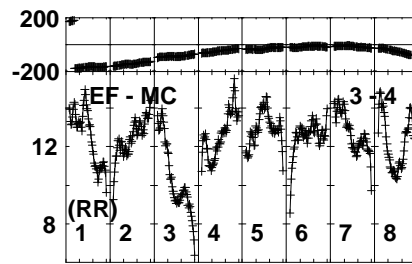
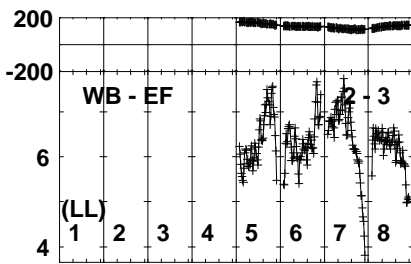
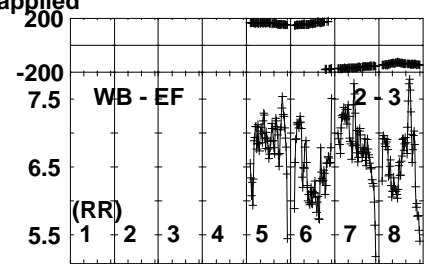
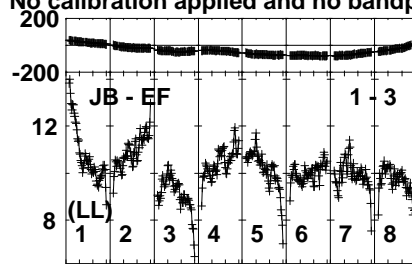
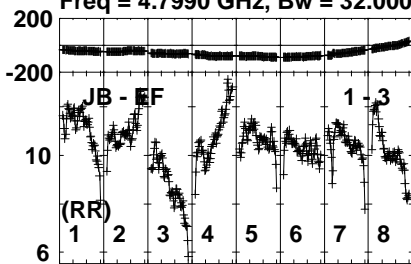
Lower frame: Micro Ampl Jy Top frame: Phas deg  
Vector averaged cross-power spectrum Several baselines displayed  
Timerange: 01/03:15:51 to 01/03:18:19

Plot file version 598 created 06-JUN-2023 11:27:46

J1329+3154 EM170A.UVDATA.1

Freq = 4.7990 GHz, Bw = 32.000 MH

No calibration applied and no bandpass applied



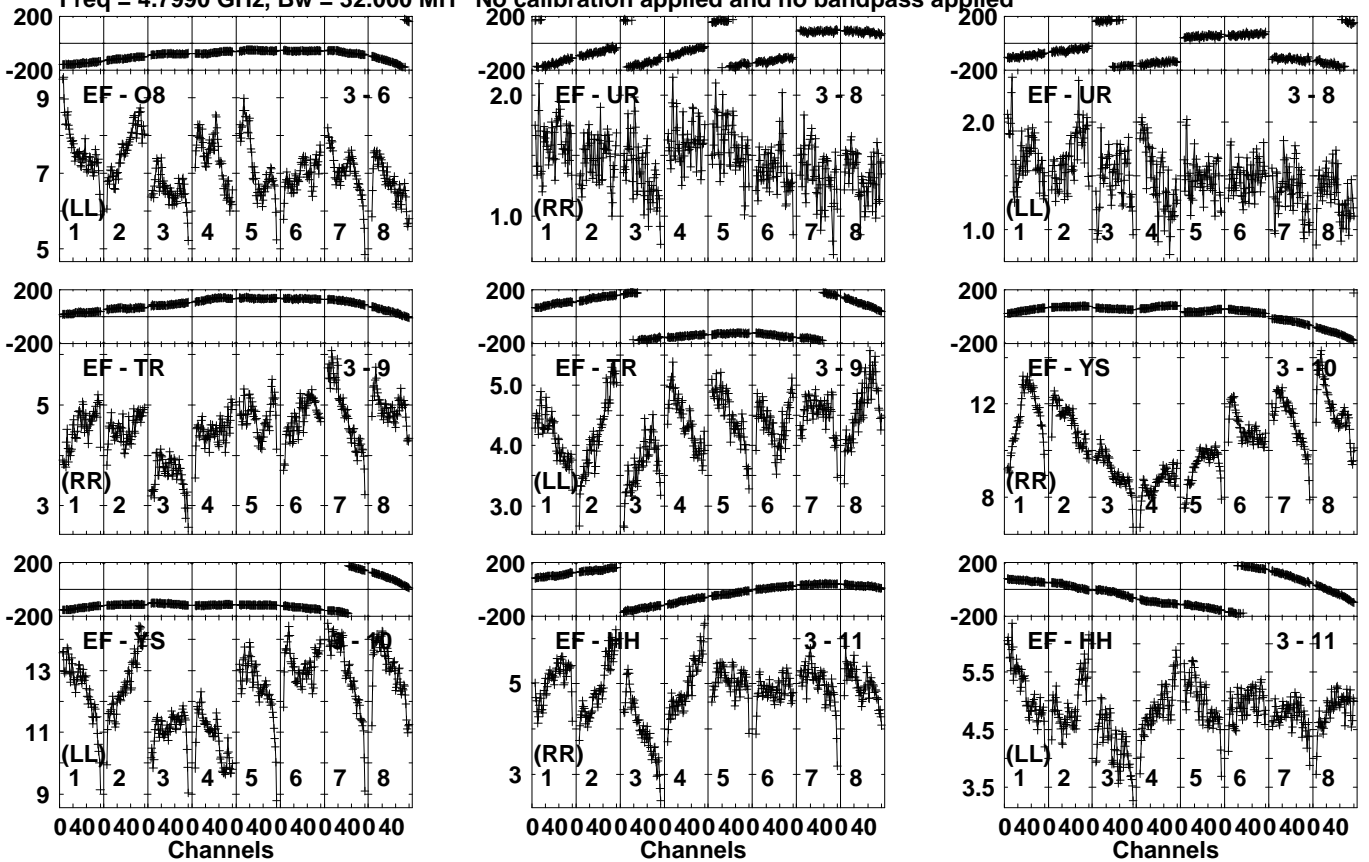
Lower frame: Milli Ampl Jy Top frame: Phas deg  
Vector averaged cross-power spectrum Several baselines displayed  
Timerange: 01/03:18:23 to 01/03:19:39

Plot file version 599 created 06-JUN-2023 11:27:46

J1329+3154 EM170A.UVDATA.1

Freq = 4.7990 GHz, Bw = 32.000 MH

No calibration applied and no bandpass applied



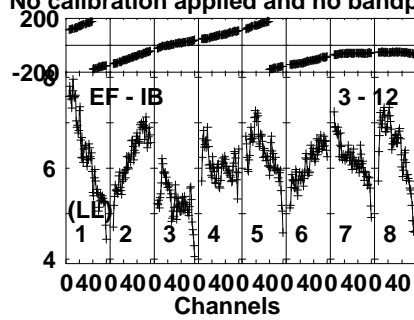
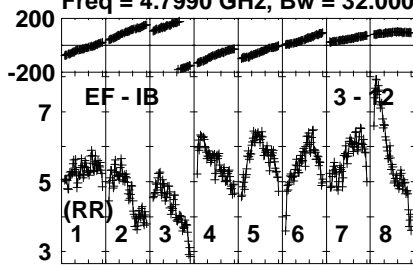
Lower frame: Milli Ampl Jy Top frame: Phas deg  
Vector averaged cross-power spectrum Several baselines displayed  
Timerange: 01/03:18:23 to 01/03:19:39

Plot file version 600 created 06-JUN-2023 11:27:47

J1329+3154 EM170A.UVDATA.1

Freq = 4.7990 GHz, Bw = 32.000 MH

No calibration applied and no bandpass applied



Lower frame: Milli Ampl Jy Top frame: Phas deg

Vector averaged cross-power spectrum Several baselines displayed

Timerange: 01/03:18:23 to 01/03:19:39

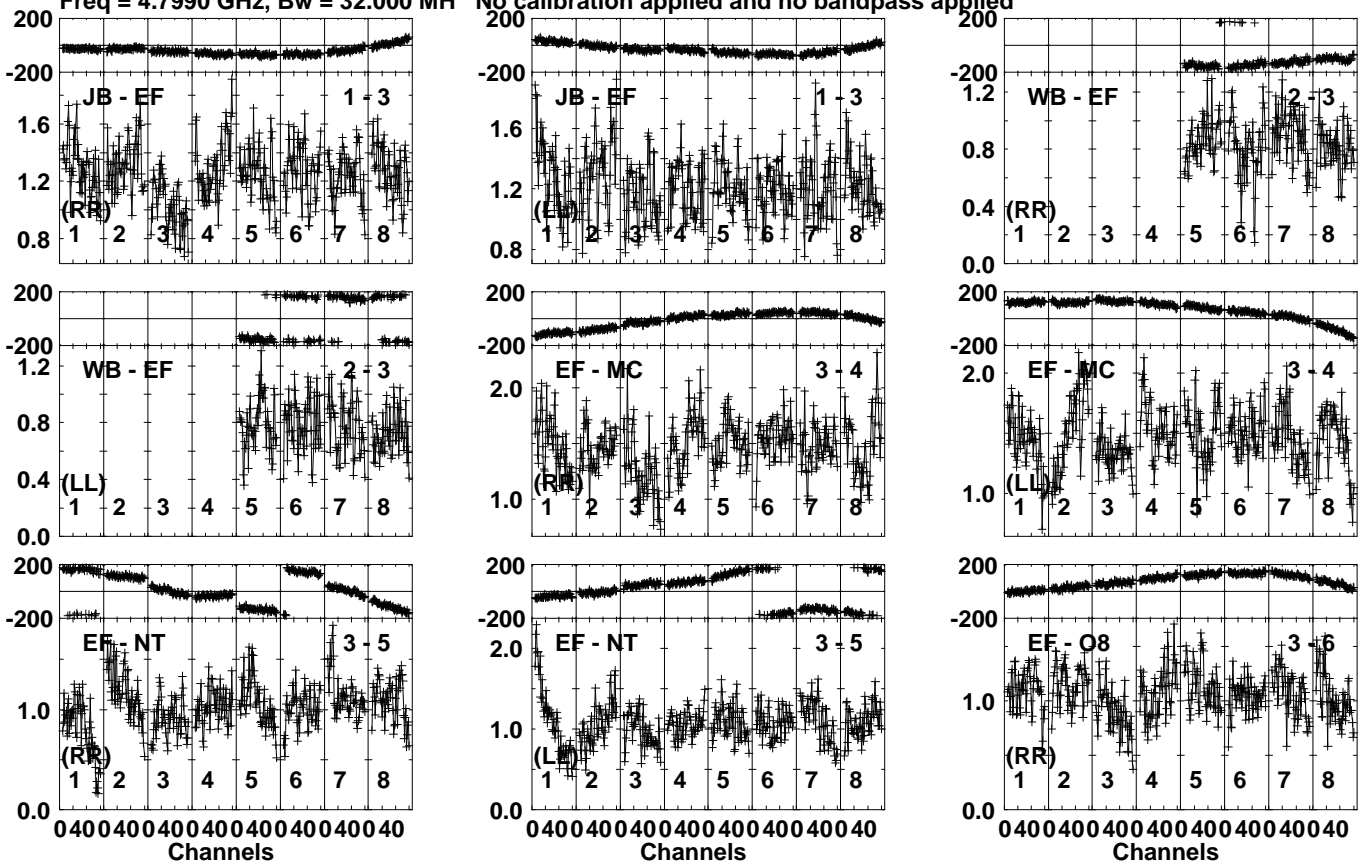


Plot file version 601 created 06-JUN-2023 11:27:47

J1342+3507 EM170A.UVDATA.1

Freq = 4.7990 GHz, Bw = 32.000 MH

No calibration applied and no bandpass applied



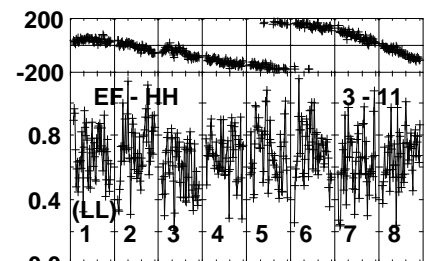
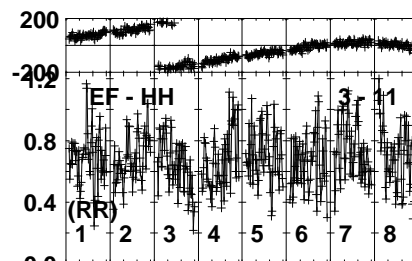
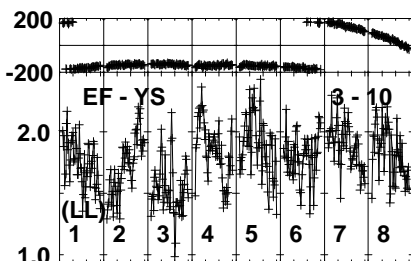
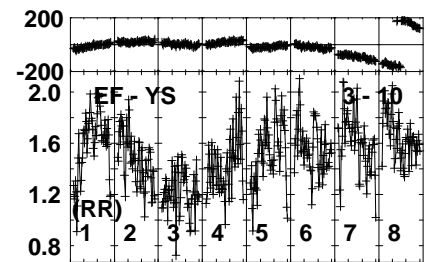
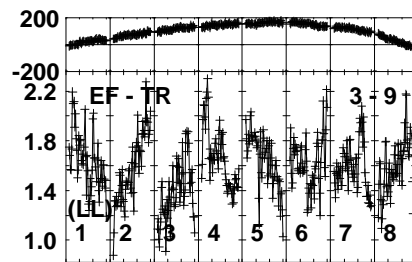
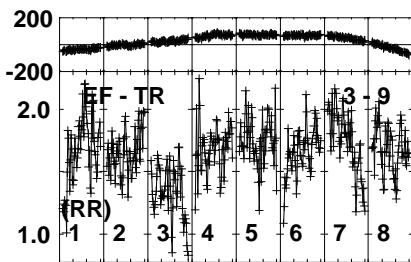
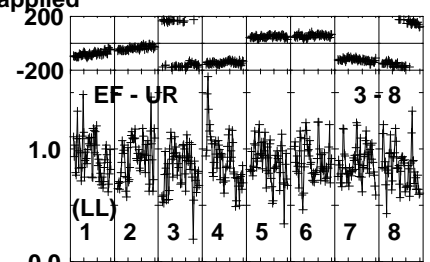
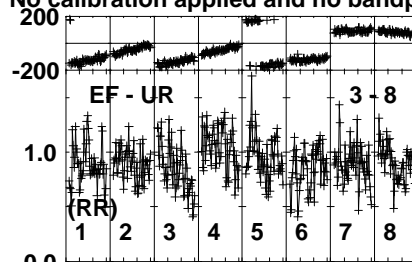
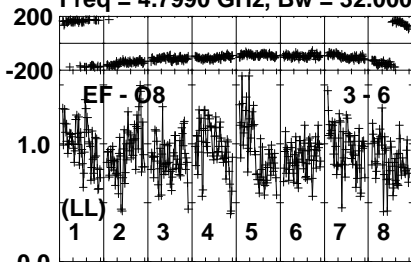
Lower frame: Milli Ampl Jy Top frame: Phas deg  
Vector averaged cross-power spectrum Several baselines displayed  
Timerange: 01/03:19:41 to 01/03:21:19

Plot file version 602 created 06-JUN-2023 11:27:47

J1342+3507 EM170A.UVDATA.1

Freq = 4.7990 GHz, Bw = 32.000 MH

No calibration applied and no bandpass applied



040040040040040040040040  
Channels

040040040040040040040040  
Channels

040040040040040040040040  
Channels

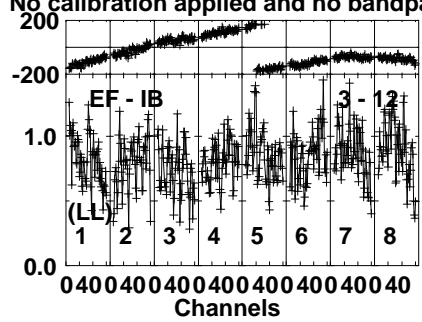
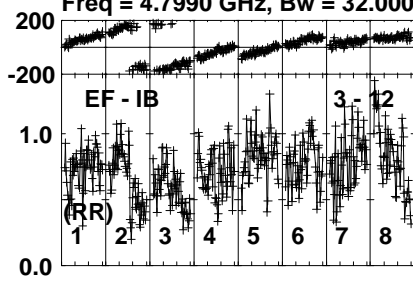
Lower frame: Milli Ampl Jy Top frame: Phas deg  
Vector averaged cross-power spectrum Several baselines displayed  
Timerange: 01/03:19:41 to 01/03:21:19

Plot file version 603 created 06-JUN-2023 11:27:47

J1342+3507 EM170A.UVDATA.1

Freq = 4.7990 GHz, Bw = 32.000 MH

No calibration applied and no bandpass applied



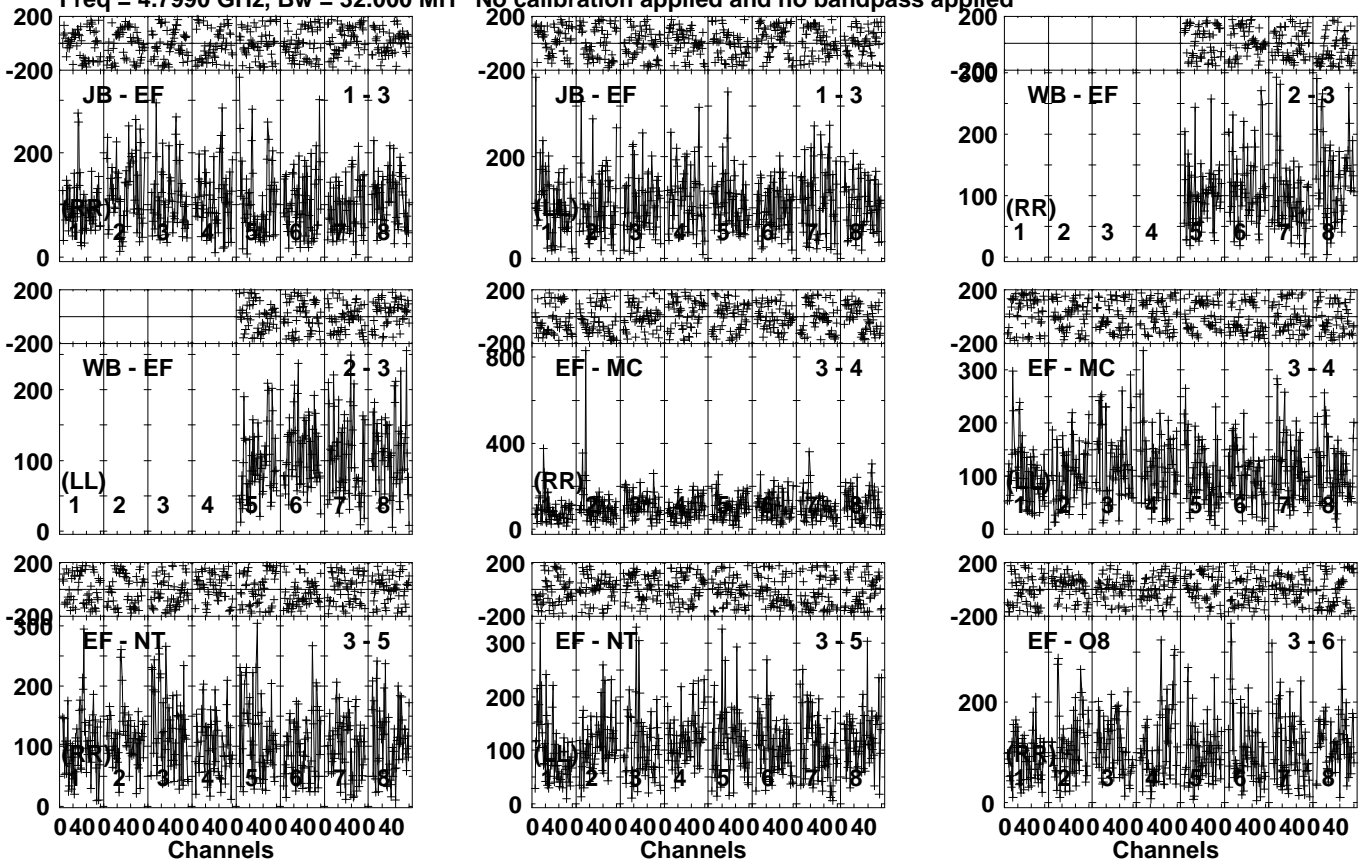
Lower frame: Milli Ampl Jy Top frame: Phas deg  
Vector averaged cross-power spectrum Several baselines displayed  
Timerange: 01/03:19:41 to 01/03:21:19

Plot file version 604 created 06-JUN-2023 11:27:47

AT2022CMC EM170A.UVDATA.1

Freq = 4.7990 GHz, Bw = 32.000 MH

No calibration applied and no bandpass applied



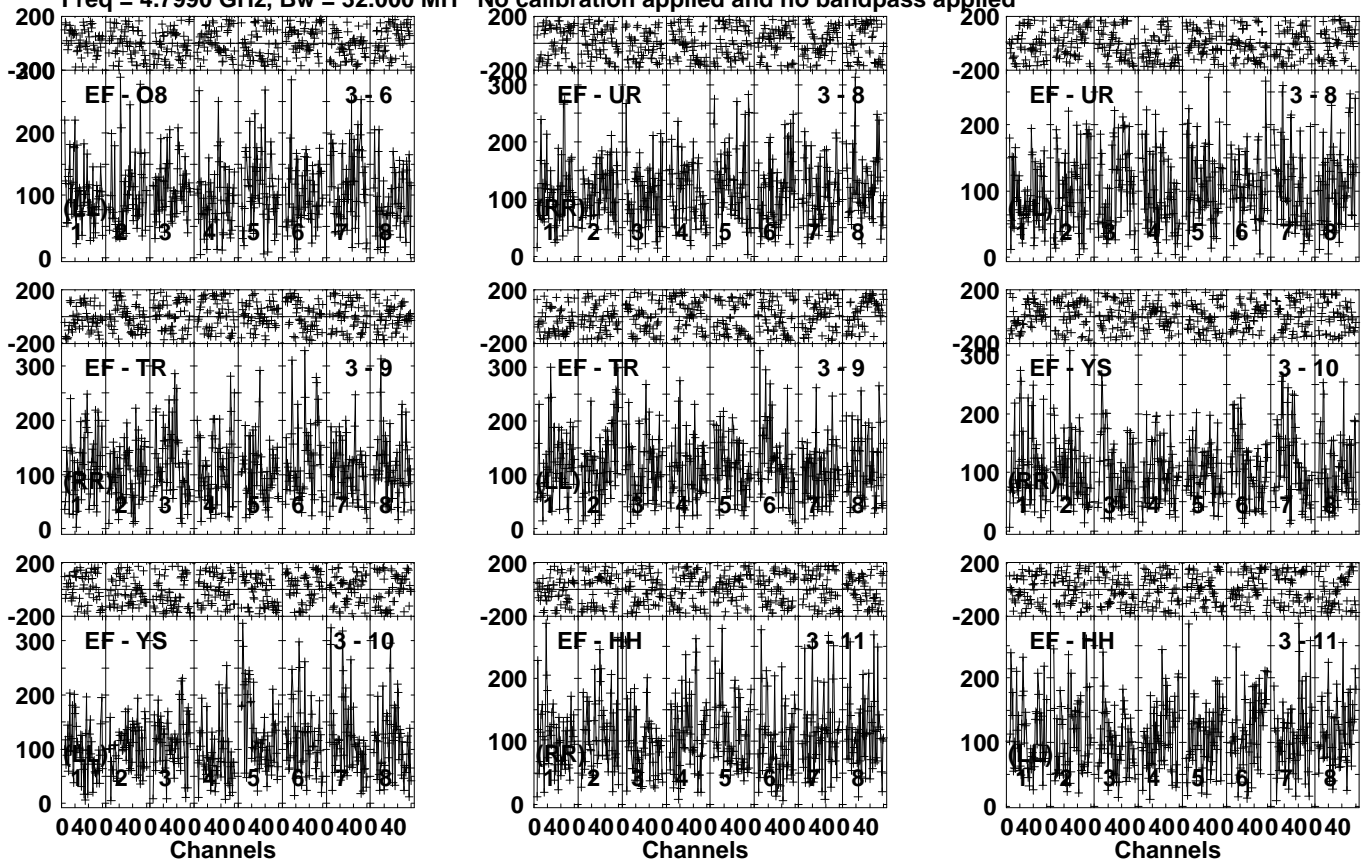
Lower frame: Micro Ampl Jy Top frame: Phas deg  
Vector averaged cross-power spectrum Several baselines displayed  
Timerange: 01/03:21:21 to 01/03:23:49

Plot file version 605 created 06-JUN-2023 11:27:47

AT2022CMC EM170A.UVDATA.1

Freq = 4.7990 GHz, Bw = 32.000 MH

No calibration applied and no bandpass applied



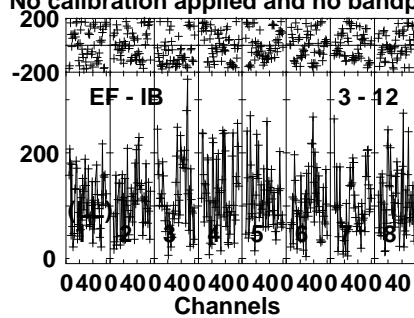
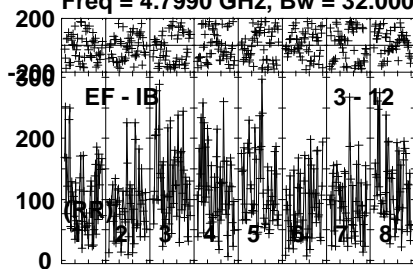
Lower frame: Micro Ampl Jy Top frame: Phas deg  
Vector averaged cross-power spectrum Several baselines displayed  
Timerange: 01/03:21:21 to 01/03:23:49

Plot file version 606 created 06-JUN-2023 11:27:47

AT2022CMC EM170A.UVDATA.1

Freq = 4.7990 GHz, Bw = 32.000 MH

No calibration applied and no bandpass applied



Lower frame: Micro Ampl Jy Top frame: Phas deg

Vector averaged cross-power spectrum Several baselines displayed

Timerange: 01/03:21:21 to 01/03:23:49

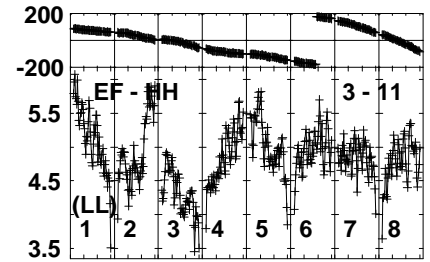
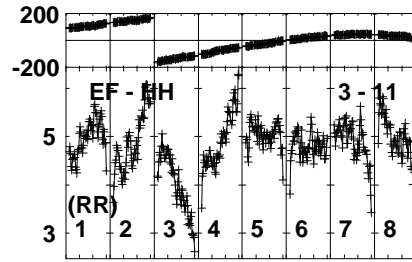
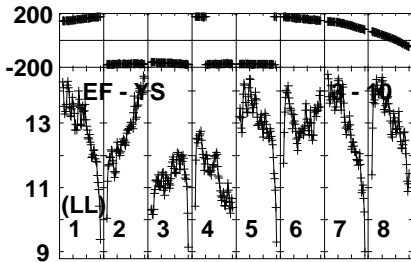
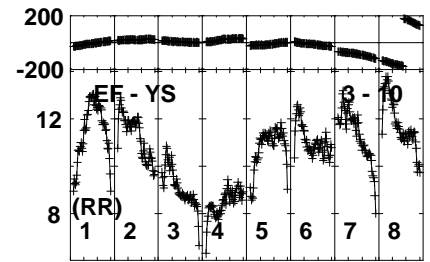
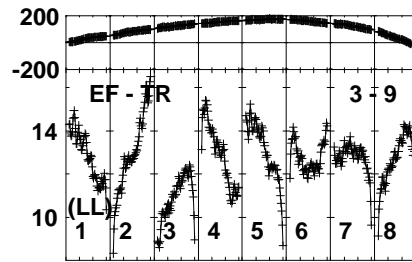
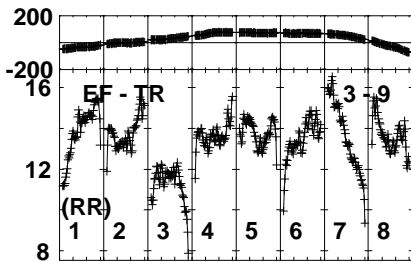
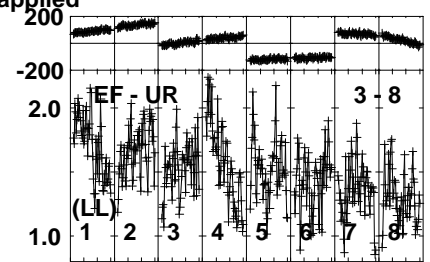
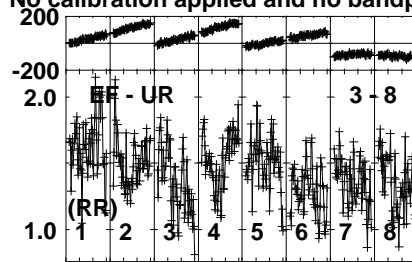
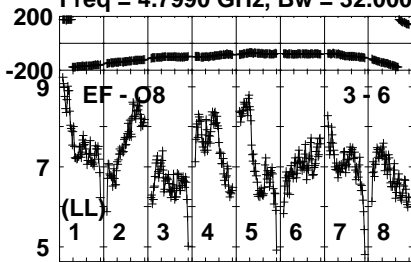


Plot file version 608 created 06-JUN-2023 11:27:47

J1329+3154 EM170A.UVDATA.1

Freq = 4.7990 GHz, Bw = 32.000 MH

No calibration applied and no bandpass applied



Lower frame: Milli Ampl Jy Top frame: Phas deg  
Vector averaged cross-power spectrum Several baselines displayed  
Timerange: 01/03:23:51 to 01/03:25:09

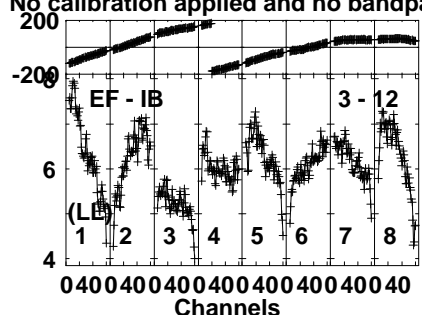
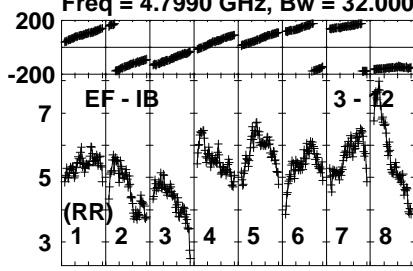


Plot file version 609 created 06-JUN-2023 11:27:47

J1329+3154 EM170A.UVDATA.1

Freq = 4.7990 GHz, Bw = 32.000 MH

No calibration applied and no bandpass applied



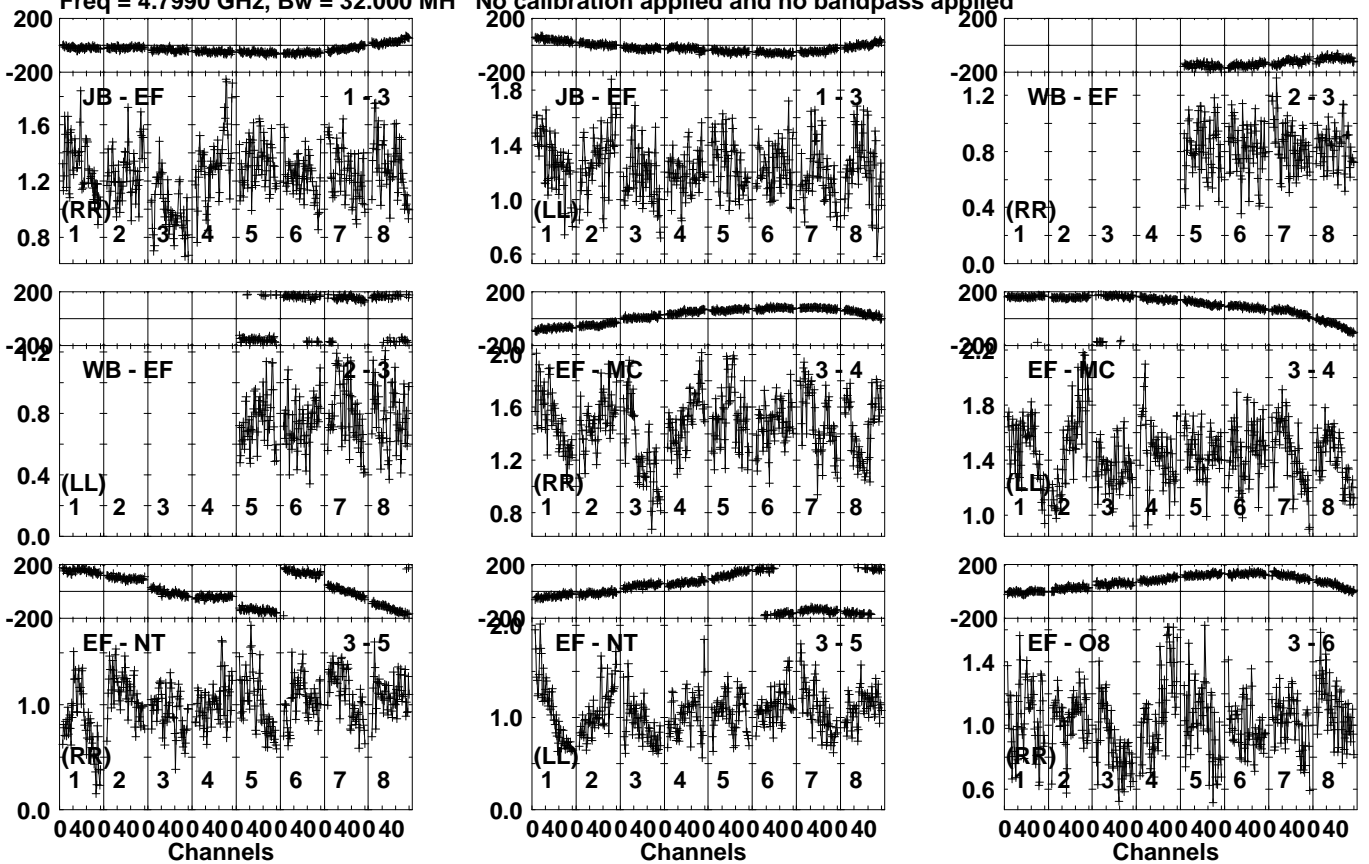
Lower frame: Milli Ampl Jy Top frame: Phas deg  
Vector averaged cross-power spectrum Several baselines displayed  
Timerange: 01/03:23:51 to 01/03:25:09

Plot file version 610 created 06-JUN-2023 11:27:47

J1342+3507 EM170A.UVDATA.1

Freq = 4.7990 GHz, Bw = 32.000 MH

No calibration applied and no bandpass applied



Lower frame: Milli Ampl Jy Top frame: Phas deg  
Vector averaged cross-power spectrum Several baselines displayed  
Timerange: 01/03:25:11 to 01/03:26:49

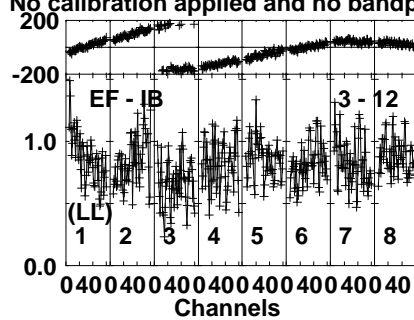
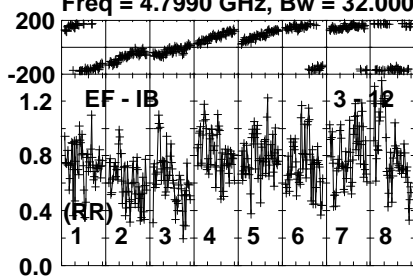


Plot file version 612 created 06-JUN-2023 11:27:48

J1342+3507 EM170A.UVDATA.1

Freq = 4.7990 GHz, Bw = 32.000 MH

No calibration applied and no bandpass applied



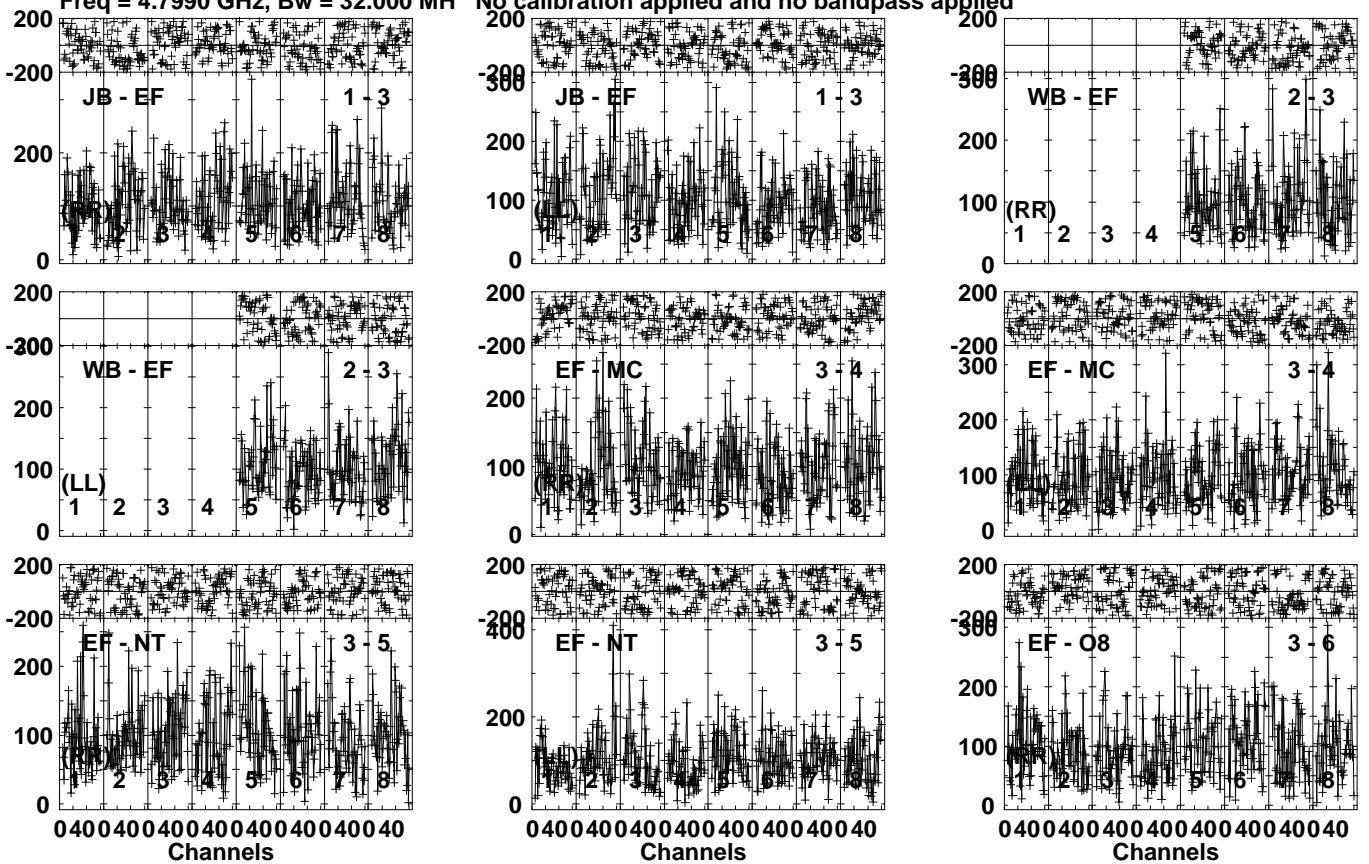
Lower frame: Milli Ampl Jy Top frame: Phas deg  
Vector averaged cross-power spectrum Several baselines displayed  
Timerange: 01/03:25:11 to 01/03:26:49

Plot file version 613 created 06-JUN-2023 11:27:48

AT2022CMC EM170A.UVDATA.1

Freq = 4.7990 GHz, Bw = 32.000 MH

No calibration applied and no bandpass applied



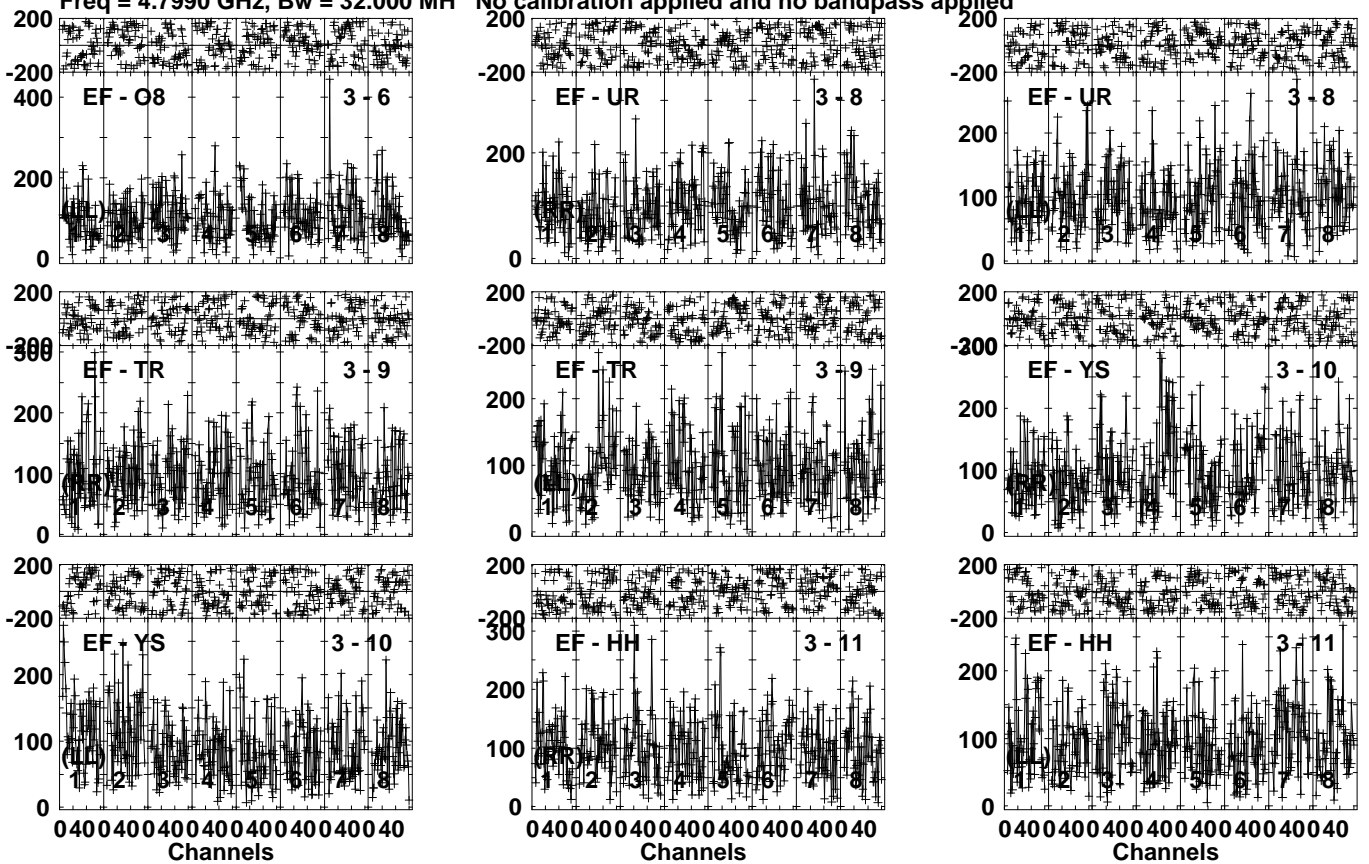
Lower frame: Micro Ampl Jy Top frame: Phas deg  
Vector averaged cross-power spectrum Several baselines displayed  
Timerange: 01/03:27:21 to 01/03:29:49

Plot file version 614 created 06-JUN-2023 11:27:48

AT2022CMC EM170A.UVDATA.1

Freq = 4.7990 GHz, Bw = 32.000 MH

No calibration applied and no bandpass applied



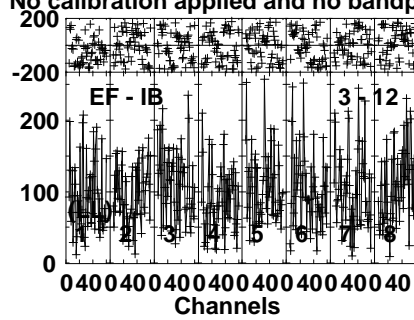
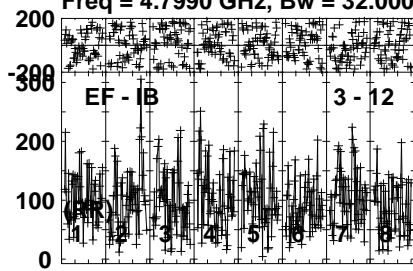
Lower frame: Micro Ampl Jy Top frame: Phas deg  
Vector averaged cross-power spectrum Several baselines displayed  
Timerange: 01/03:27:21 to 01/03:29:49

Plot file version 615 created 06-JUN-2023 11:27:48

AT2022CMC EM170A.UVDATA.1

Freq = 4.7990 GHz, Bw = 32.000 MH

No calibration applied and no bandpass applied



Lower frame: Micro Ampl Jy Top frame: Phas deg

Vector averaged cross-power spectrum Several baselines displayed

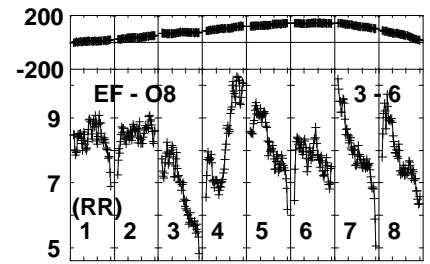
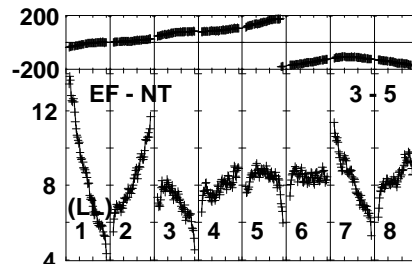
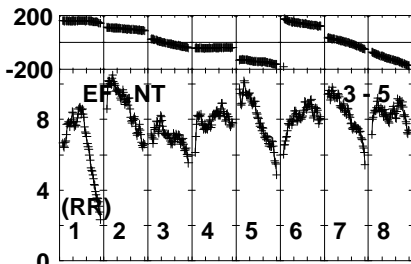
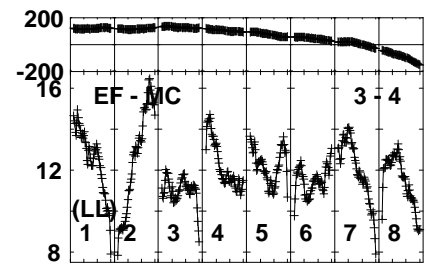
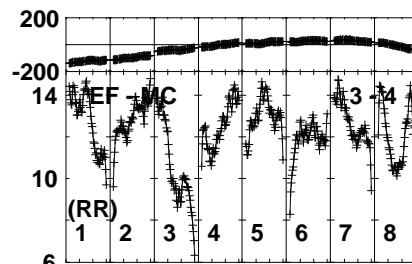
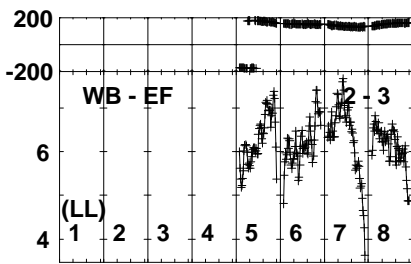
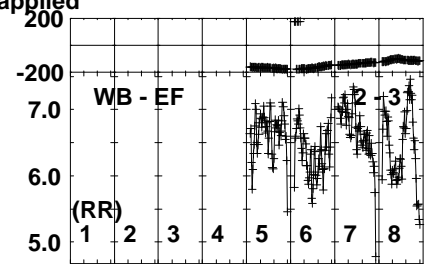
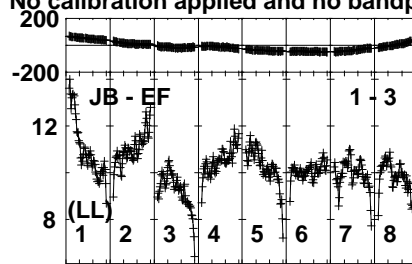
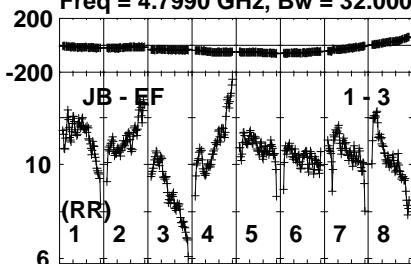
Timerange: 01/03:27:21 to 01/03:29:49

Plot file version 616 created 06-JUN-2023 11:27:48

J1329+3154 EM170A.UVDATA.1

Freq = 4.7990 GHz, Bw = 32.000 MH

No calibration applied and no bandpass applied



Lower frame: Milli Ampl Jy Top frame: Phas deg  
Vector averaged cross-power spectrum Several baselines displayed  
Timerange: 01/03:29:51 to 01/03:31:09

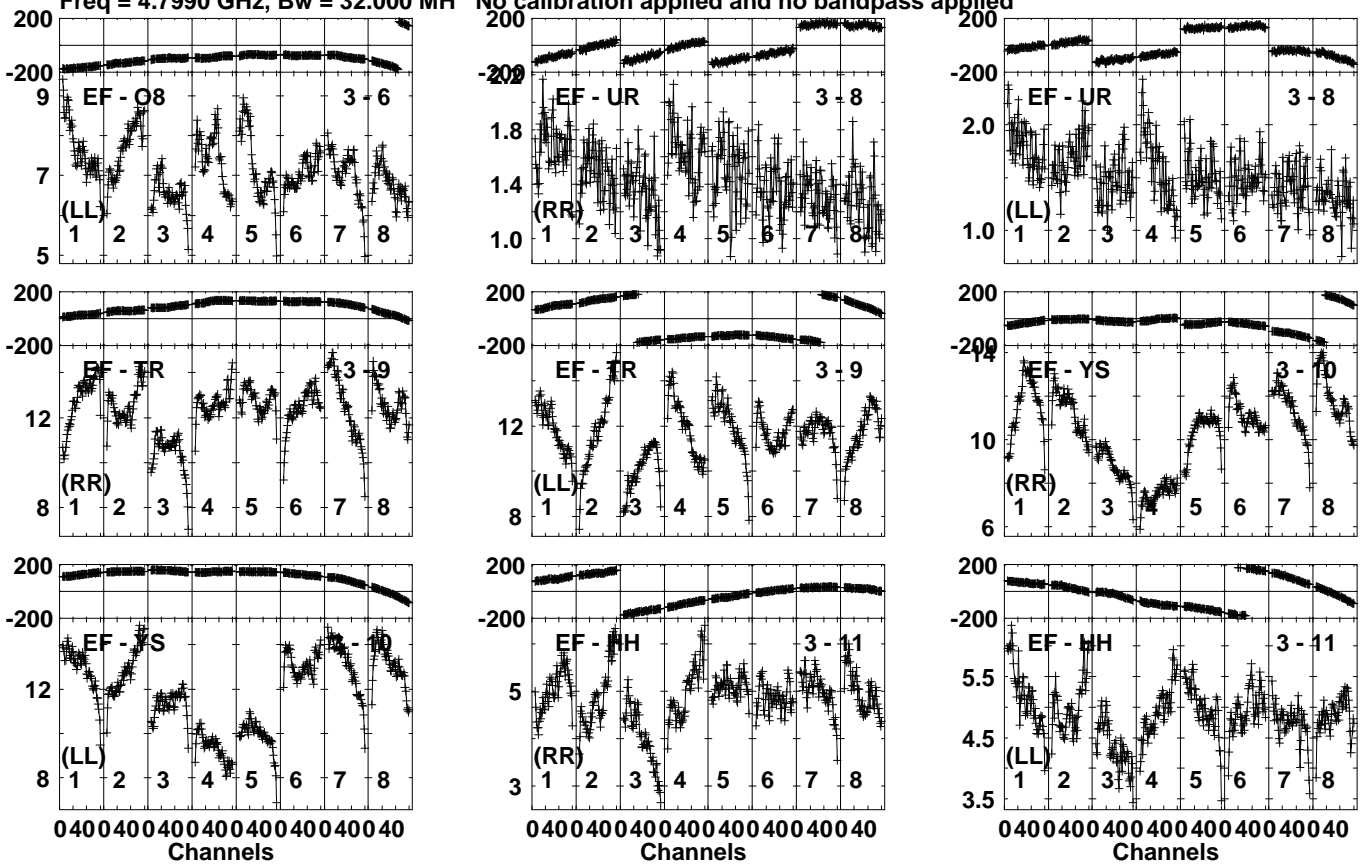


Plot file version 617 created 06-JUN-2023 11:27:48

J1329+3154 EM170A.UVDATA.1

Freq = 4.7990 GHz, Bw = 32.000 MH

No calibration applied and no bandpass applied



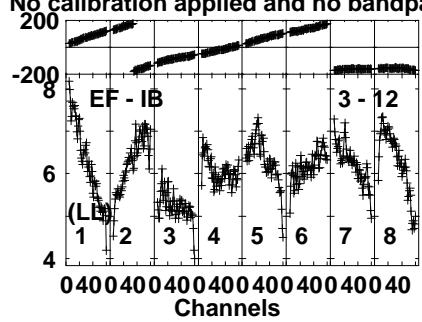
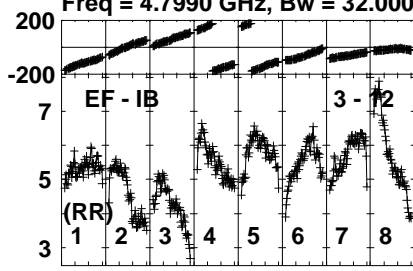
Lower frame: Milli Ampl Jy Top frame: Phas deg  
Vector averaged cross-power spectrum Several baselines displayed  
Timerange: 01/03:29:51 to 01/03:31:09

Plot file version 618 created 06-JUN-2023 11:27:48

J1329+3154 EM170A.UVDATA.1

Freq = 4.7990 GHz, Bw = 32.000 MH

No calibration applied and no bandpass applied



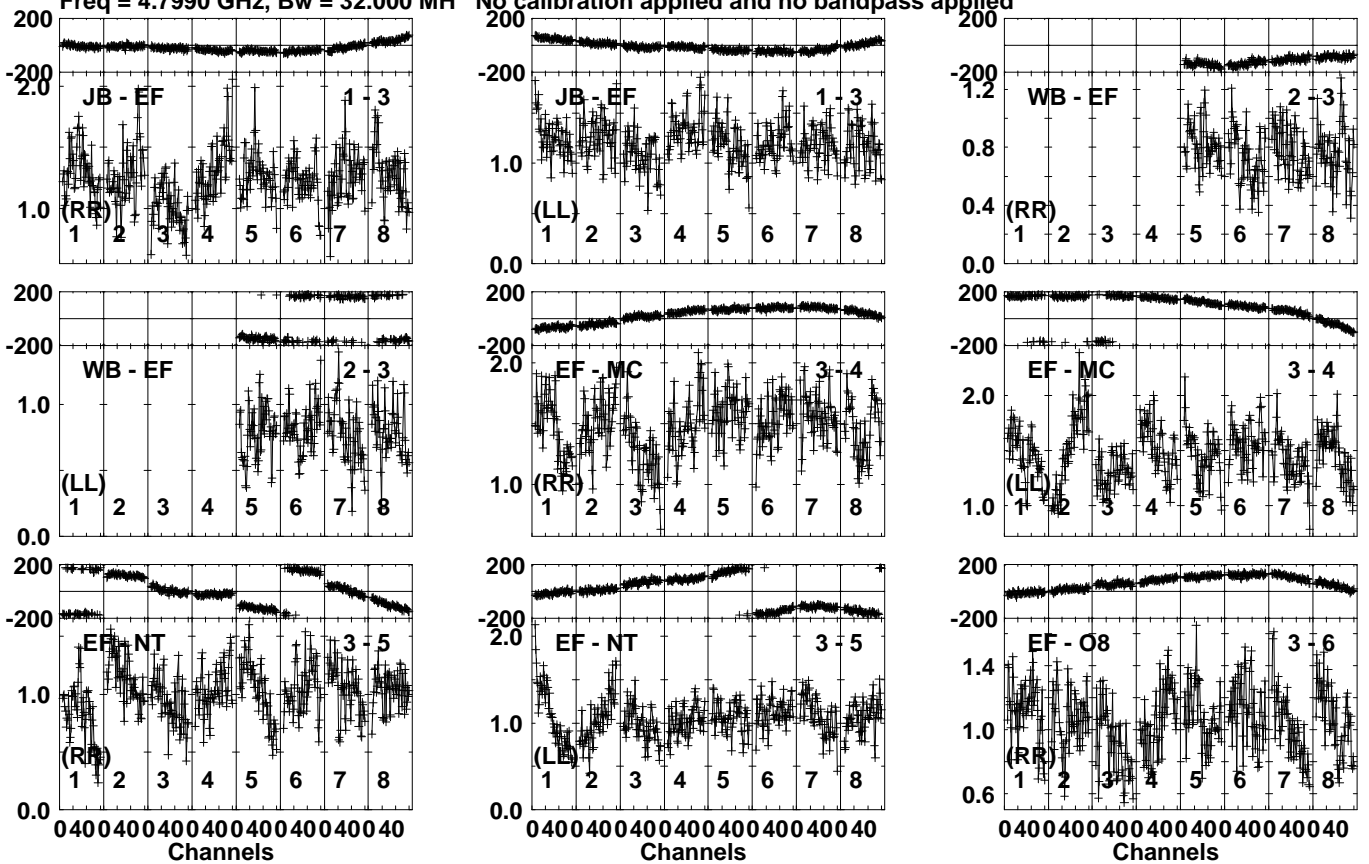
Lower frame: Milli Ampl Jy Top frame: Phas deg  
Vector averaged cross-power spectrum Several baselines displayed  
Timerange: 01/03:29:51 to 01/03:31:09

Plot file version 619 created 06-JUN-2023 11:27:48

J1342+3507 EM170A.UVDATA.1

Freq = 4.7990 GHz, Bw = 32.000 MH

No calibration applied and no bandpass applied



Lower frame: Milli Ampl Jy Top frame: Phas deg  
Vector averaged cross-power spectrum Several baselines displayed  
Timerange: 01/03:31:11 to 01/03:32:49



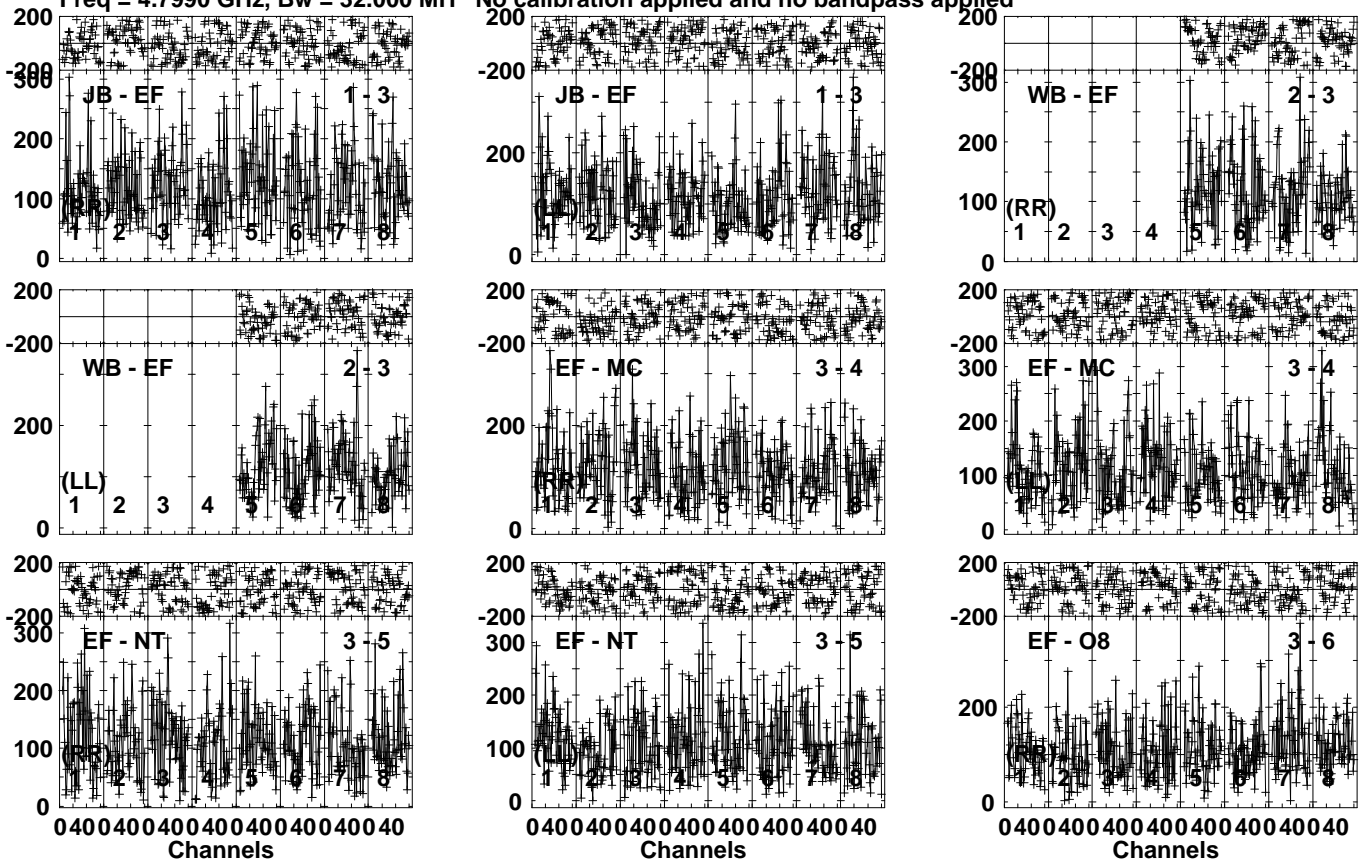


Plot file version 622 created 06-JUN-2023 11:27:48

AT2022CMC EM170A.UVDATA.1

Freq = 4.7990 GHz, Bw = 32.000 MH

No calibration applied and no bandpass applied



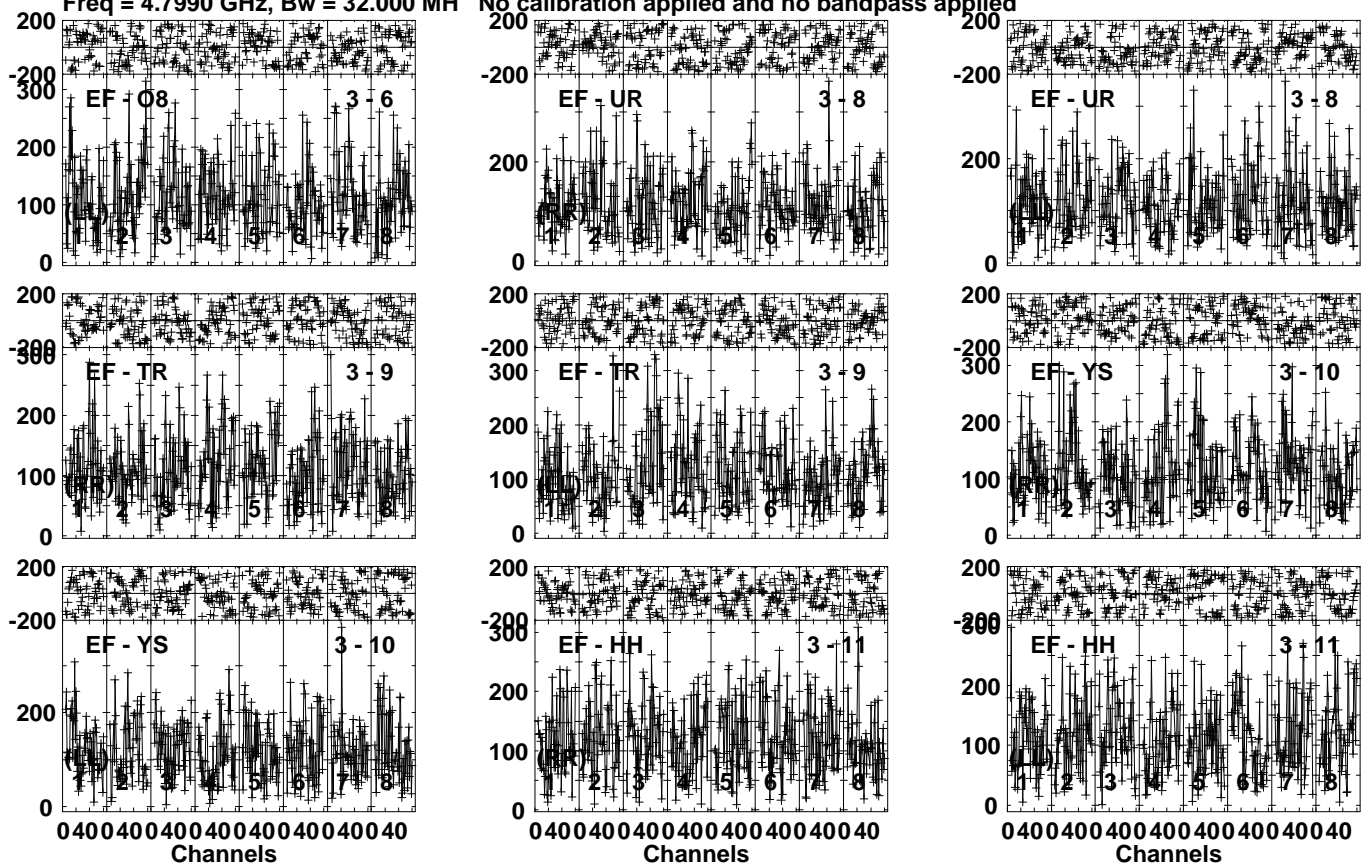
Lower frame: Micro Ampl Jy Top frame: Phas deg  
Vector averaged cross-power spectrum Several baselines displayed  
Timerange: 01/03:32:51 to 01/03:35:19

Plot file version 623 created 06-JUN-2023 11:27:49

AT2022CMC EM170A.UVDATA.1

Freq = 4.7990 GHz, Bw = 32.000 MH

No calibration applied and no bandpass applied



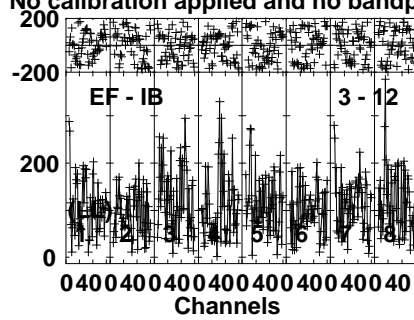
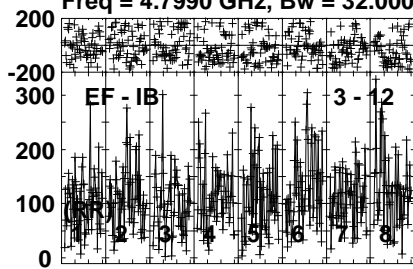
Lower frame: Micro Ampl Jy Top frame: Phas deg  
Vector averaged cross-power spectrum Several baselines displayed  
Timerange: 01/03:32:51 to 01/03:35:19

Plot file version 624 created 06-JUN-2023 11:27:49

AT2022CMC EM170A.UVDATA.1

Freq = 4.7990 GHz, Bw = 32.000 MH

No calibration applied and no bandpass applied



Lower frame: Micro Ampl Jy Top frame: Phas deg  
Vector averaged cross-power spectrum Several baselines displayed  
Timerange: 01/03:32:51 to 01/03:35:19

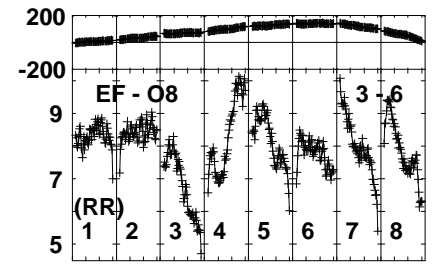
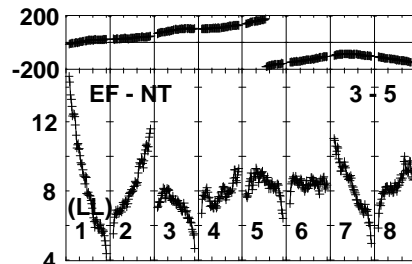
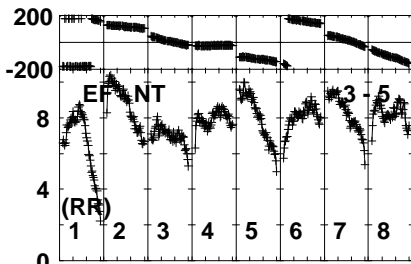
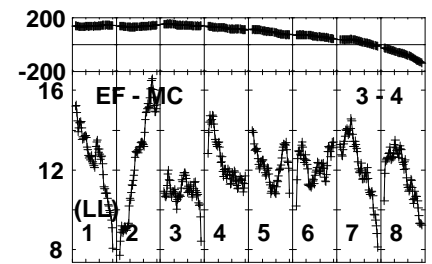
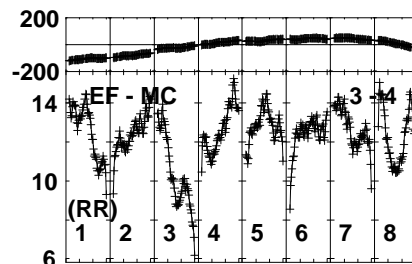
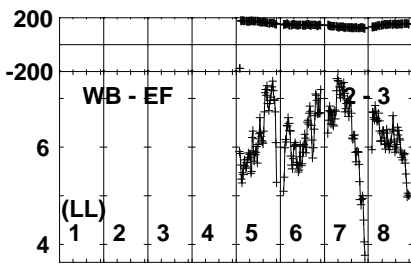
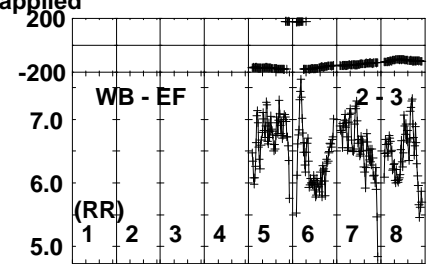
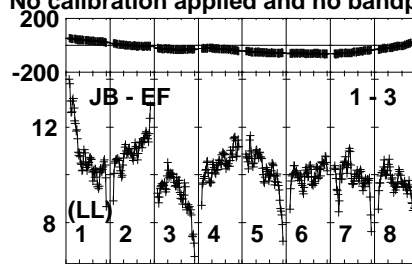
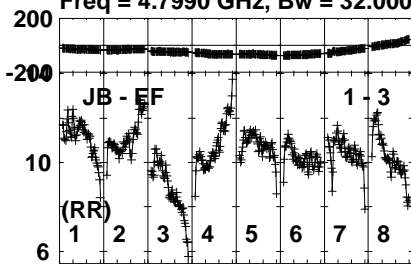


Plot file version 625 created 06-JUN-2023 11:27:49

J1329+3154 EM170A.UVDATA.1

Freq = 4.7990 GHz, Bw = 32.000 MH

No calibration applied and no bandpass applied



Lower frame: Milli Ampl Jy Top frame: Phas deg  
Vector averaged cross-power spectrum Several baselines displayed  
Timerange: 01/03:35:21 to 01/03:36:39

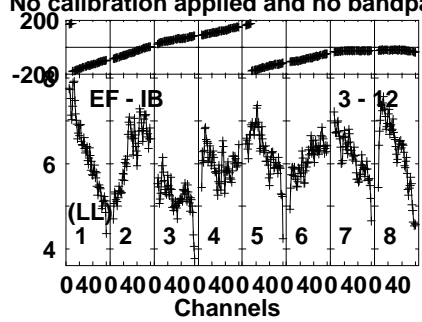
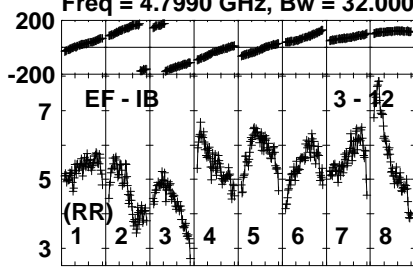


Plot file version 627 created 06-JUN-2023 11:27:49

J1329+3154 EM170A.UVDATA.1

Freq = 4.7990 GHz, Bw = 32.000 MH

No calibration applied and no bandpass applied



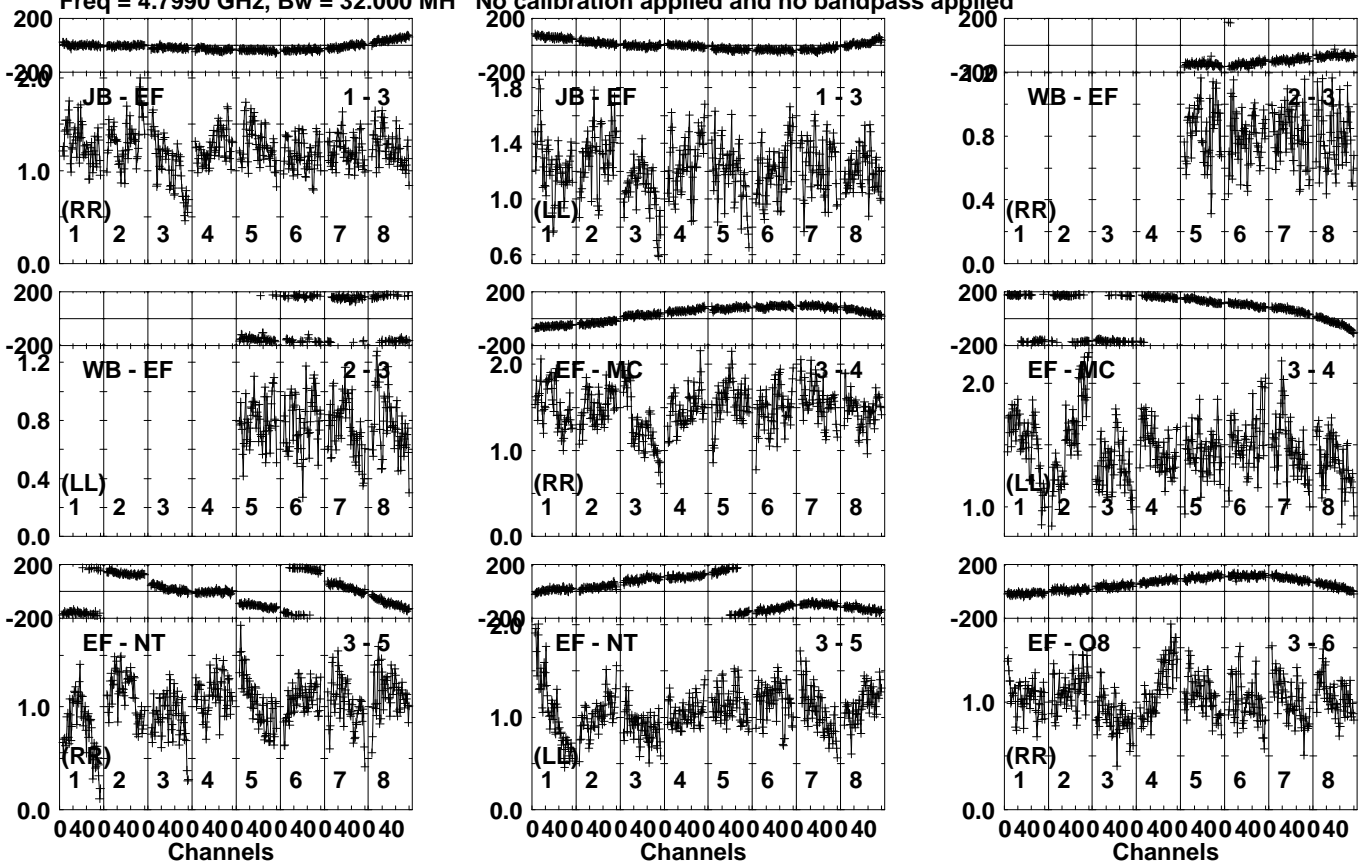
Lower frame: Milli Ampl Jy Top frame: Phas deg  
Vector averaged cross-power spectrum Several baselines displayed  
Timerange: 01/03:35:21 to 01/03:36:39

Plot file version 628 created 06-JUN-2023 11:27:49

J1342+3507 EM170A.UVDATA.1

Freq = 4.7990 GHz, Bw = 32.000 MH

No calibration applied and no bandpass applied



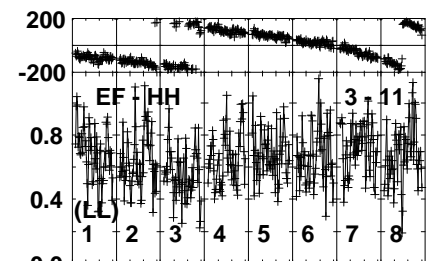
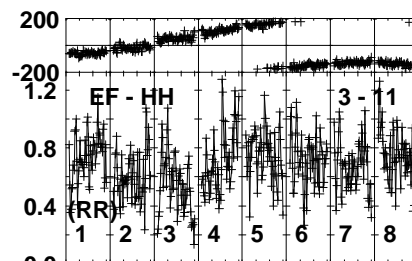
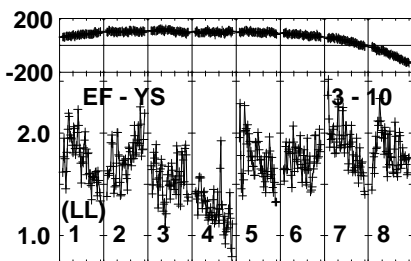
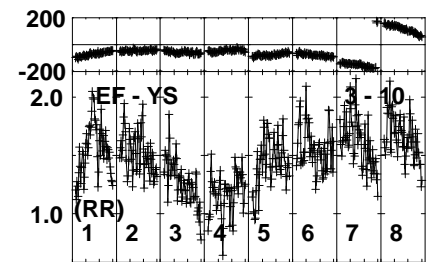
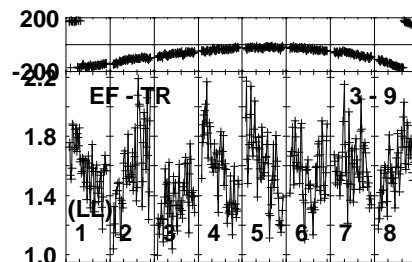
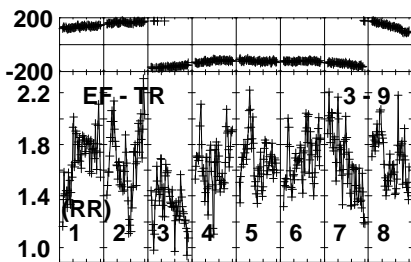
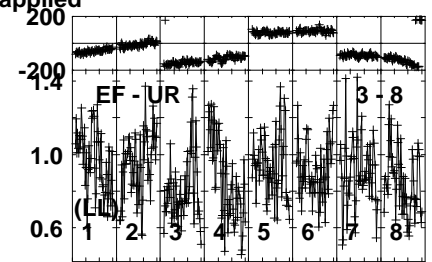
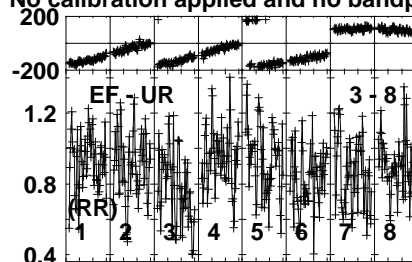
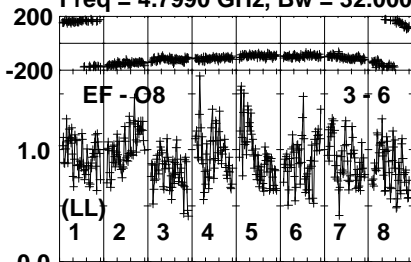
Lower frame: Milli Ampl Jy Top frame: Phas deg  
Vector averaged cross-power spectrum Several baselines displayed  
Timerange: 01/03:36:41 to 01/03:38:19

Plot file version 629 created 06-JUN-2023 11:27:49

J1342+3507 EM170A.UVDATA.1

Freq = 4.7990 GHz, Bw = 32.000 MH

No calibration applied and no bandpass applied



040040040040040040040040  
Channels

040040040040040040040040  
Channels

040040040040040040040040  
Channels

Lower frame: Milli Ampl Jy Top frame: Phas deg  
Vector averaged cross-power spectrum Several baselines displayed  
Timerange: 01/03:36:41 to 01/03:38:19

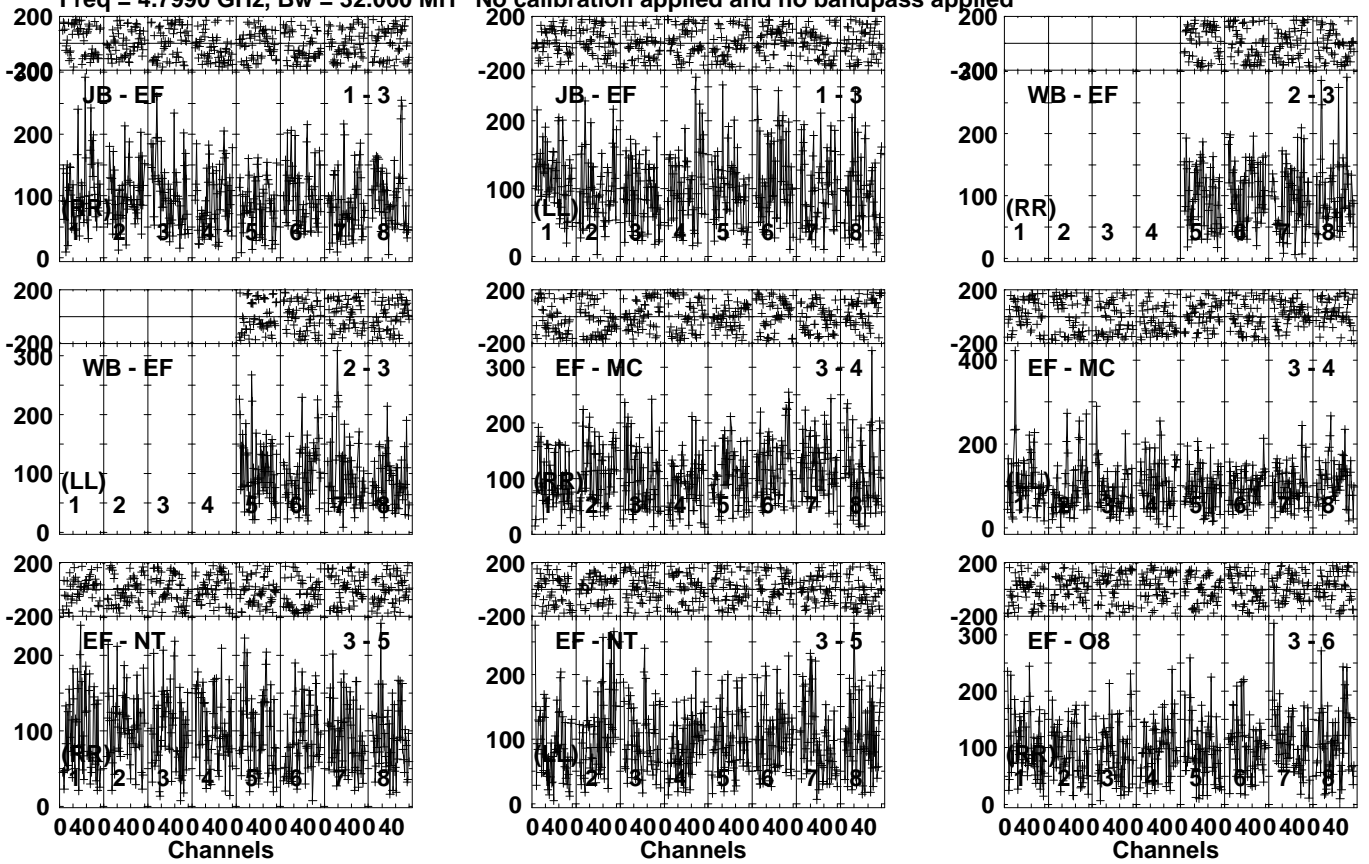


Plot file version 631 created 06-JUN-2023 11:27:49

AT2022CMC EM170A.UVDATA.1

Freq = 4.7990 GHz, Bw = 32.000 MH

No calibration applied and no bandpass applied



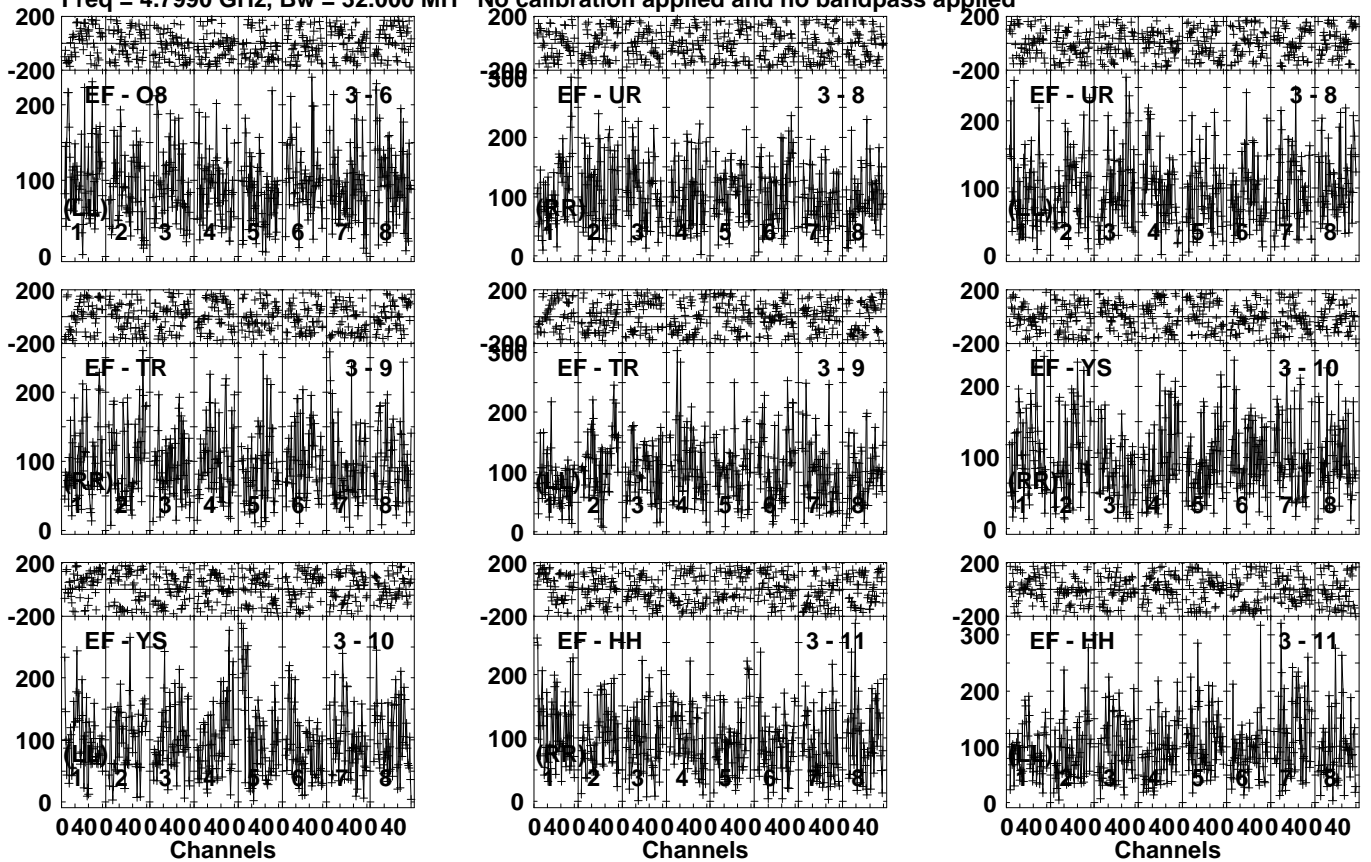
Lower frame: Micro Ampl Jy Top frame: Phas deg  
Vector averaged cross-power spectrum Several baselines displayed  
Timerange: 01/03:38:51 to 01/03:41:19

Plot file version 632 created 06-JUN-2023 11:27:49

AT2022CMC EM170A.UVDATA.1

Freq = 4.7990 GHz, Bw = 32.000 MH

No calibration applied and no bandpass applied



Lower frame: Micro Ampl Jy Top frame: Phas deg  
Vector averaged cross-power spectrum Several baselines displayed  
Timerange: 01/03:38:51 to 01/03:41:19

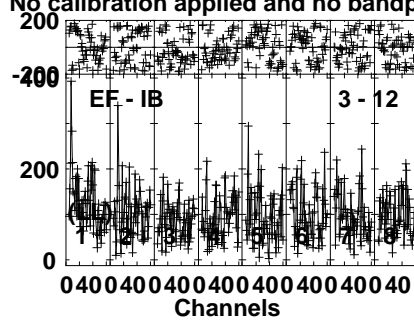
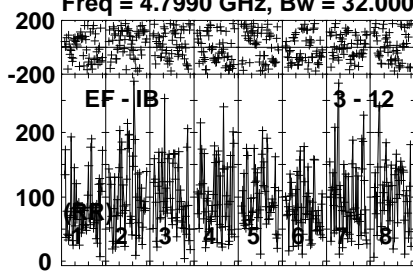


Plot file version 633 created 06-JUN-2023 11:27:49

AT2022CMC EM170A.UVDATA.1

Freq = 4.7990 GHz, Bw = 32.000 MH

No calibration applied and no bandpass applied



Lower frame: Micro Ampl Jy Top frame: Phas deg  
Vector averaged cross-power spectrum Several baselines displayed  
Timerange: 01/03:38:51 to 01/03:41:19

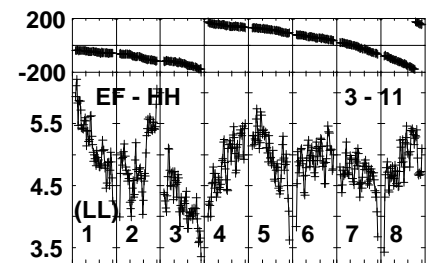
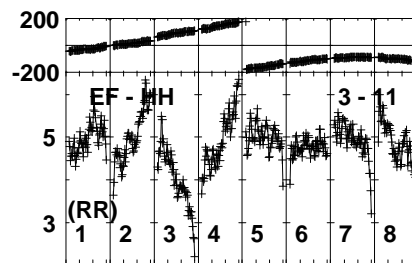
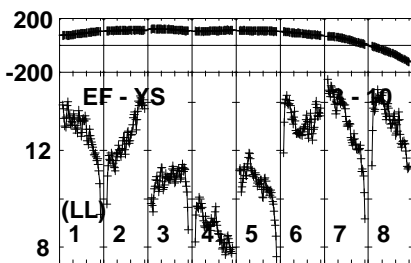
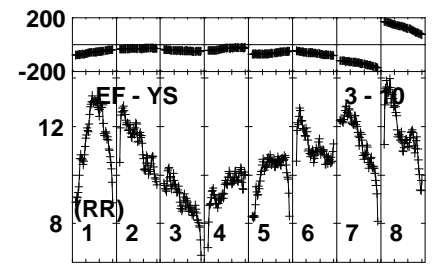
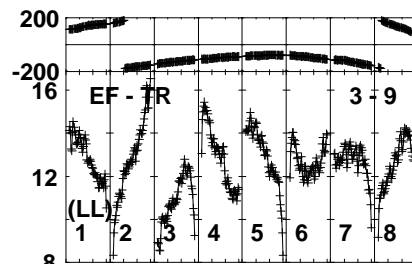
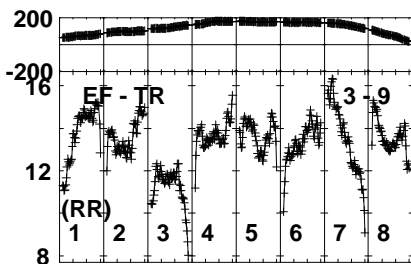
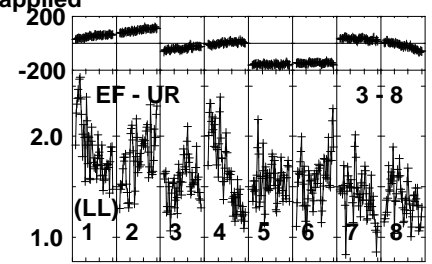
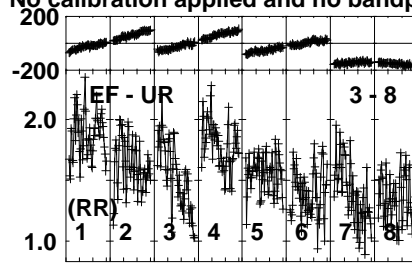
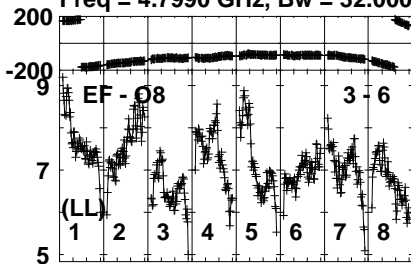


Plot file version 635 created 06-JUN-2023 11:27:50

J1329+3154 EM170A.UVDATA.1

Freq = 4.7990 GHz, Bw = 32.000 MH

No calibration applied and no bandpass applied



040040040040040040040040  
Channels

040040040040040040040040  
Channels

040040040040040040040040  
Channels

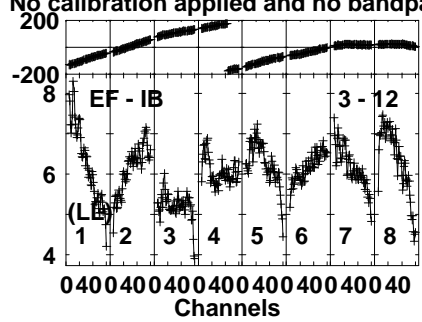
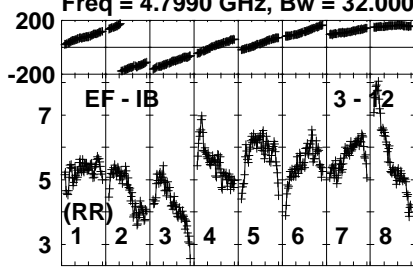
Lower frame: Milli Ampl Jy Top frame: Phas deg  
Vector averaged cross-power spectrum Several baselines displayed  
Timerange: 01/03:41:21 to 01/03:42:39

Plot file version 636 created 06-JUN-2023 11:27:50

J1329+3154 EM170A.UVDATA.1

Freq = 4.7990 GHz, Bw = 32.000 MH

No calibration applied and no bandpass applied



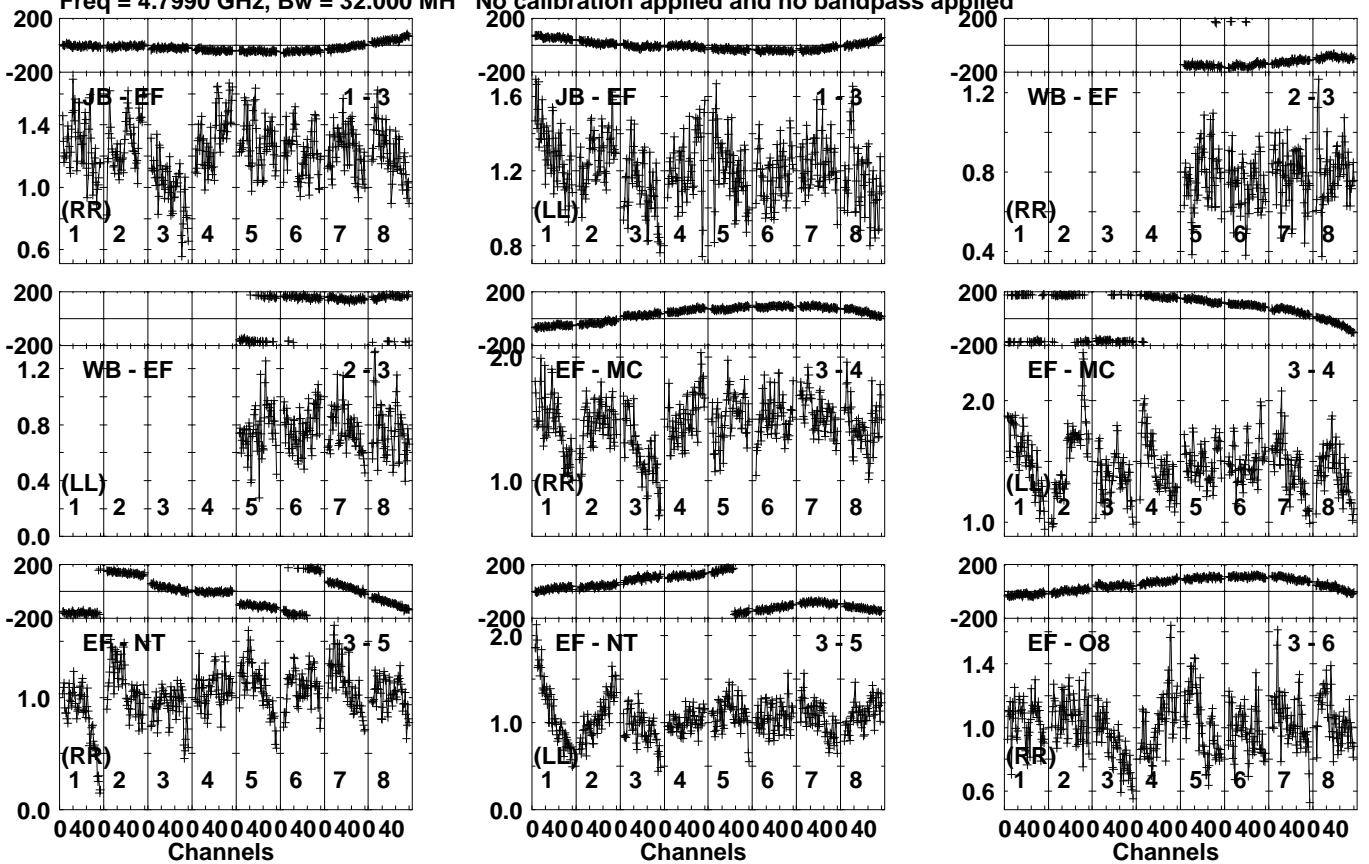
Lower frame: Milli Ampl Jy Top frame: Phas deg  
Vector averaged cross-power spectrum Several baselines displayed  
Timerange: 01/03:41:21 to 01/03:42:39

Plot file version 637 created 06-JUN-2023 11:27:50

J1342+3507 EM170A.UVDATA.1

Freq = 4.7990 GHz, Bw = 32.000 MH

No calibration applied and no bandpass applied



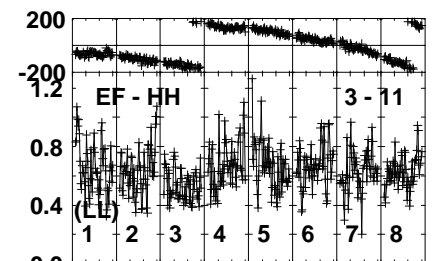
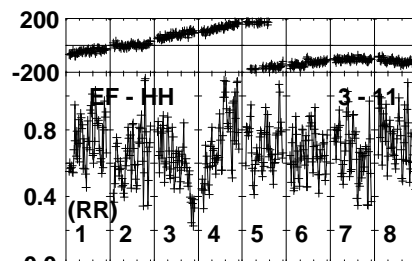
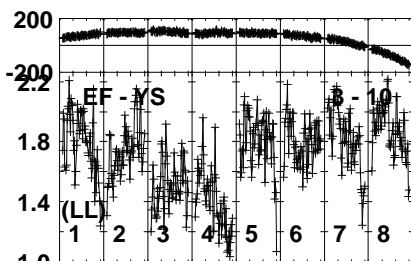
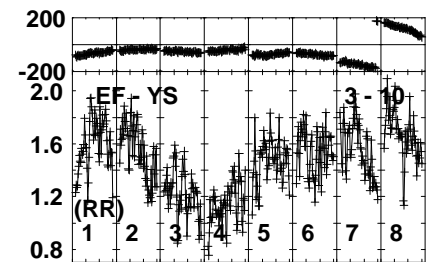
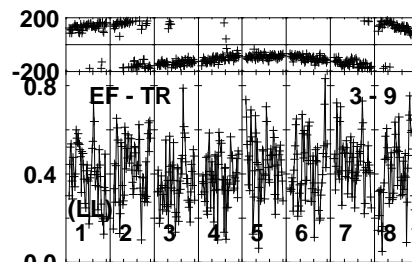
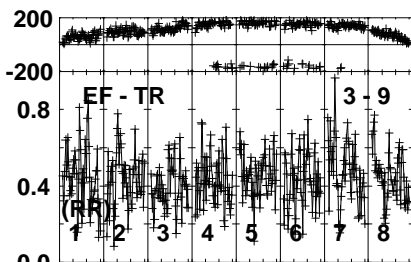
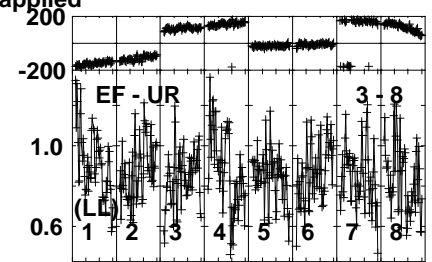
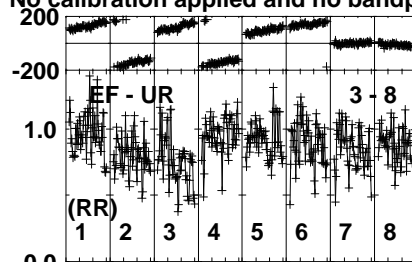
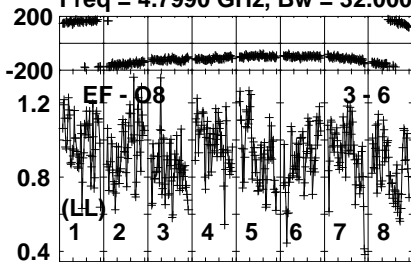
Lower frame: Milli Ampl Jy Top frame: Phas deg  
Vector averaged cross-power spectrum Several baselines displayed  
Timerange: 01/03:42:41 to 01/03:44:19

Plot file version 638 created 06-JUN-2023 11:27:50

J1342+3507 EM170A.UVDATA.1

Freq = 4.7990 GHz, Bw = 32.000 MH

No calibration applied and no bandpass applied



040040040040040040040040040040  
Channels

040040040040040040040040040040  
Channels

040040040040040040040040040040  
Channels

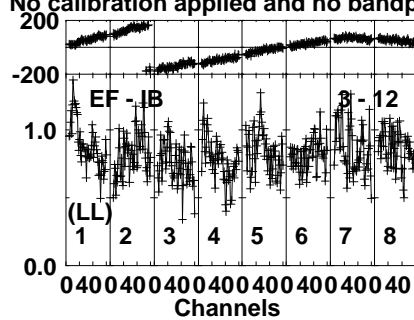
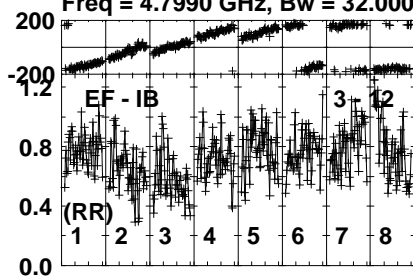
Lower frame: Milli Ampl Jy Top frame: Phas deg  
Vector averaged cross-power spectrum Several baselines displayed  
Timerange: 01/03:42:41 to 01/03:44:19

Plot file version 639 created 06-JUN-2023 11:27:50

J1342+3507 EM170A.UVDATA.1

Freq = 4.7990 GHz, Bw = 32.000 MH

No calibration applied and no bandpass applied



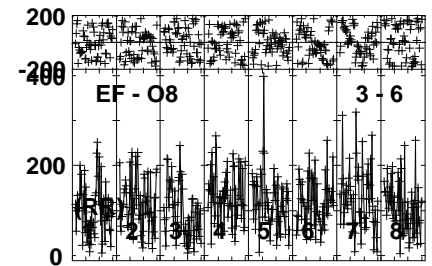
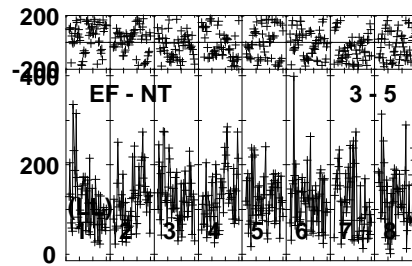
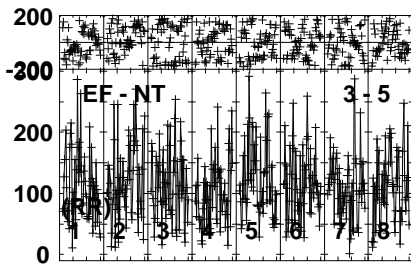
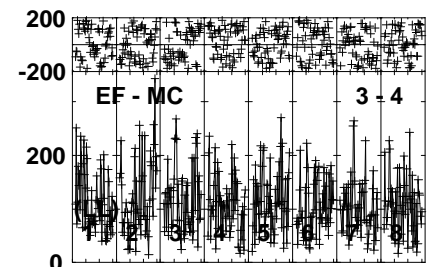
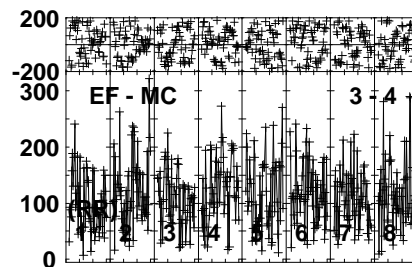
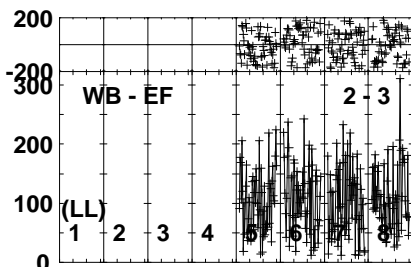
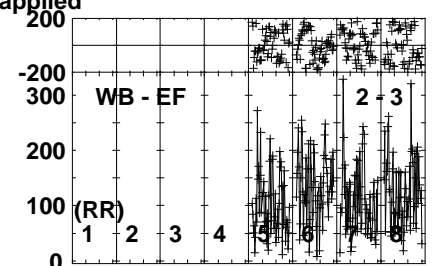
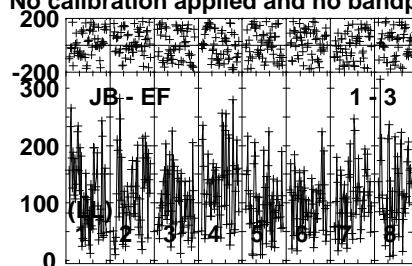
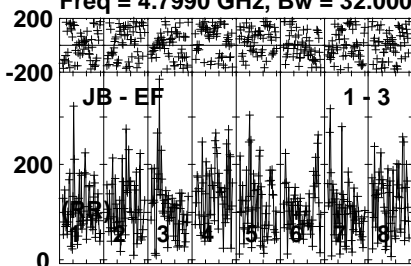
Lower frame: Milli Ampl Jy Top frame: Phas deg  
Vector averaged cross-power spectrum Several baselines displayed  
Timerange: 01/03:42:41 to 01/03:44:19

Plot file version 640 created 06-JUN-2023 11:27:50

AT2022CMC EM170A.UVDATA.1

Freq = 4.7990 GHz, Bw = 32.000 MH

No calibration applied and no bandpass applied



Lower frame: Micro Ampl Jy Top frame: Phas deg  
Vector averaged cross-power spectrum Several baselines displayed  
Timerange: 01/03:44:21 to 01/03:46:49

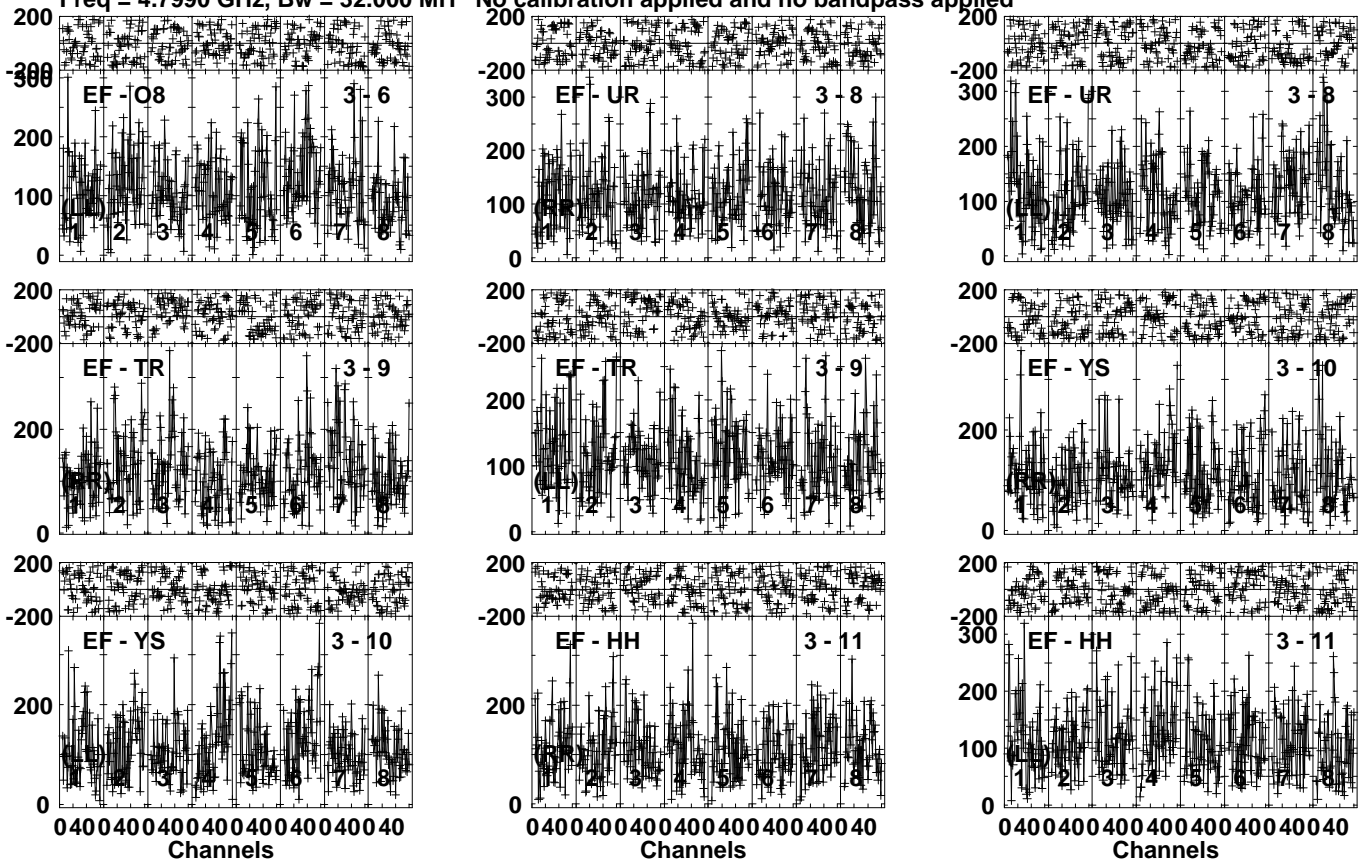


Plot file version 641 created 06-JUN-2023 11:27:50

AT2022CMC EM170A.UVDATA.1

Freq = 4.7990 GHz, Bw = 32.000 MH

No calibration applied and no bandpass applied



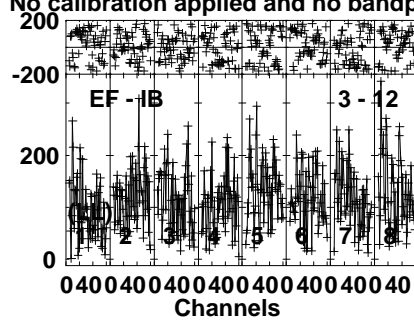
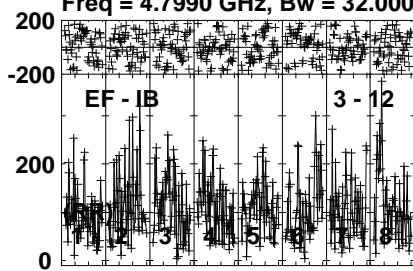
Lower frame: Micro Ampl Jy Top frame: Phas deg  
Vector averaged cross-power spectrum Several baselines displayed  
Timerange: 01/03:44:21 to 01/03:46:49

Plot file version 642 created 06-JUN-2023 11:27:50

AT2022CMC EM170A.UVDATA.1

Freq = 4.7990 GHz, Bw = 32.000 MH

No calibration applied and no bandpass applied



Lower frame: Micro Ampl Jy Top frame: Phas deg

Vector averaged cross-power spectrum Several baselines displayed

Timerange: 01/03:44:21 to 01/03:46:49

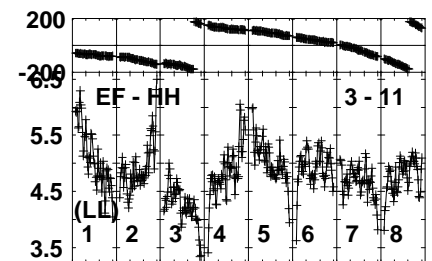
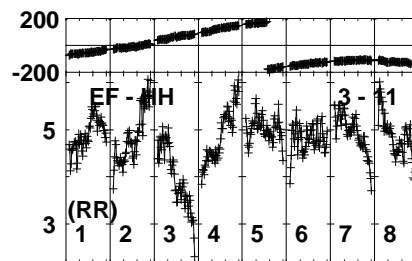
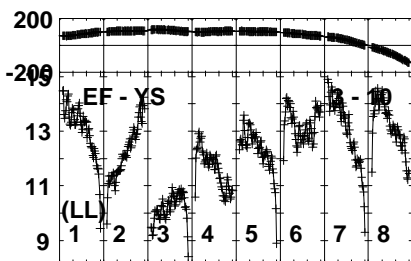
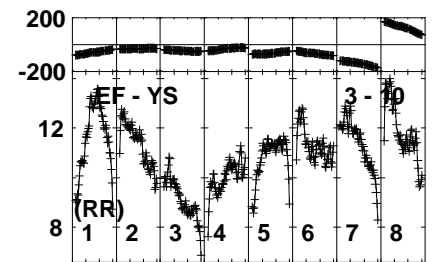
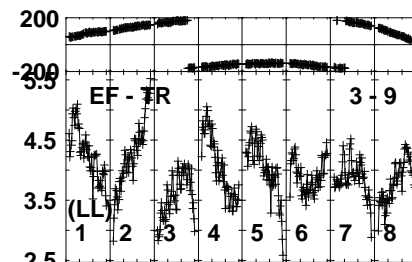
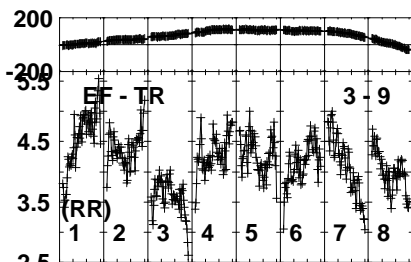
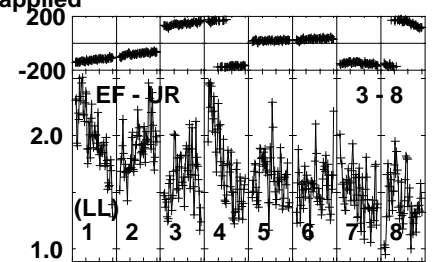
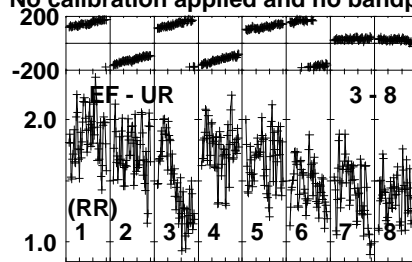
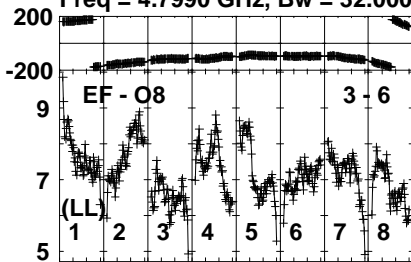


Plot file version 644 created 06-JUN-2023 11:27:50

J1329+3154 EM170A.UVDATA.1

Freq = 4.7990 GHz, Bw = 32.000 MH

No calibration applied and no bandpass applied



040040040040040040040040  
Channels

040040040040040040040040  
Channels

040040040040040040040040  
Channels

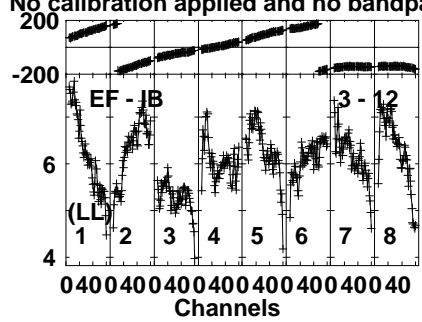
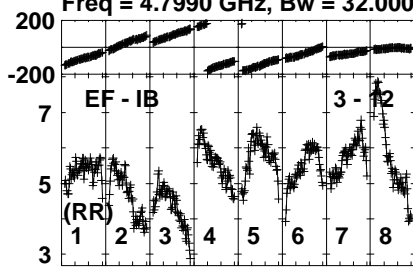
Lower frame: Milli Ampl Jy Top frame: Phas deg  
Vector averaged cross-power spectrum Several baselines displayed  
Timerange: 01/03:46:51 to 01/03:48:09

Plot file version 645 created 06-JUN-2023 11:27:50

J1329+3154 EM170A.UVDATA.1

Freq = 4.7990 GHz, Bw = 32.000 MH

No calibration applied and no bandpass applied



Lower frame: Milli Ampl Jy Top frame: Phas deg

Vector averaged cross-power spectrum Several baselines displayed

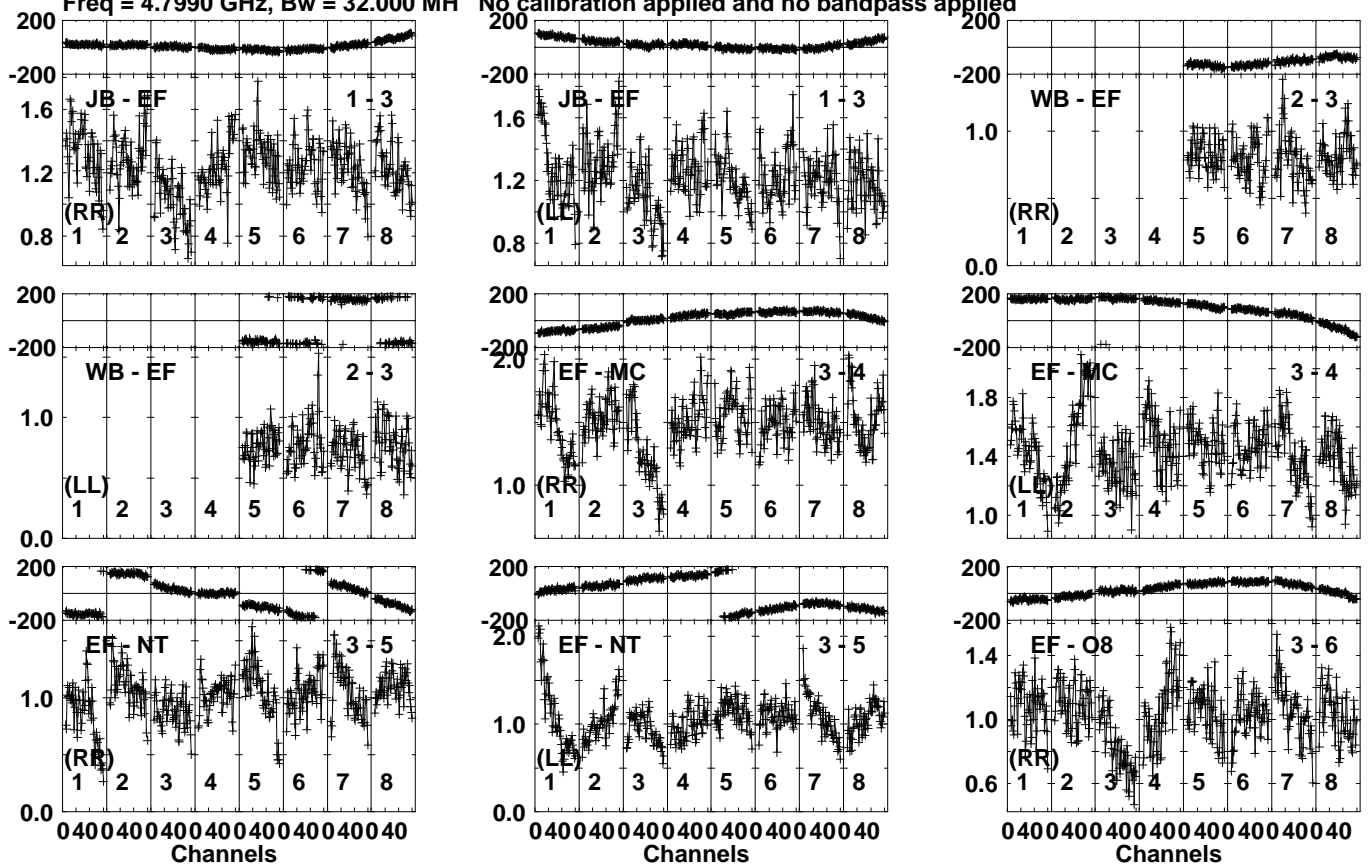
Timerange: 01/03:46:51 to 01/03:48:09

Plot file version 646 created 06-JUN-2023 11:27:50

J1342+3507 EM170A.UVDATA.1

Freq = 4.7990 GHz, Bw = 32.000 MH

No calibration applied and no bandpass applied



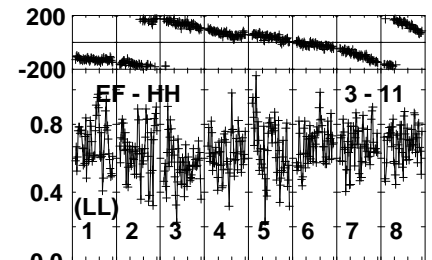
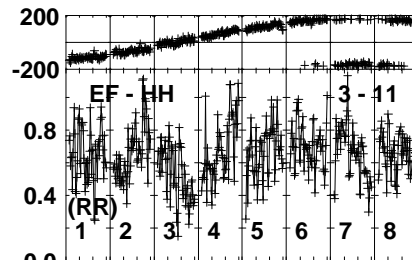
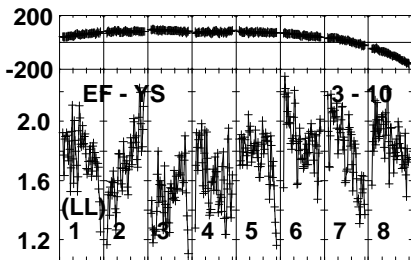
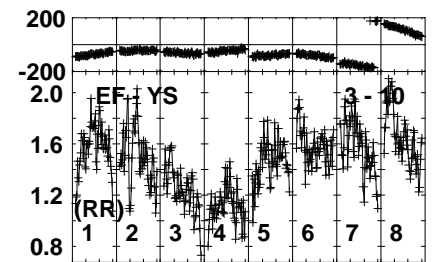
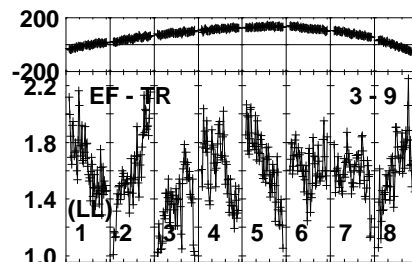
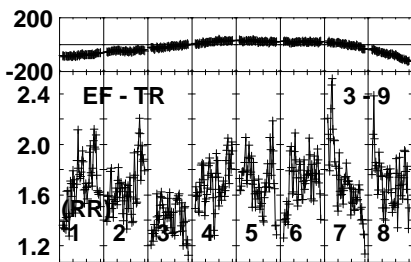
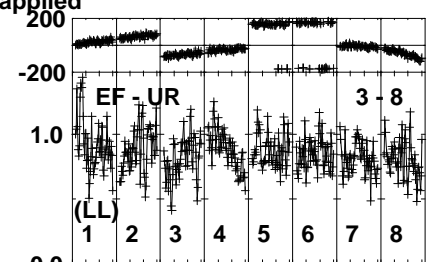
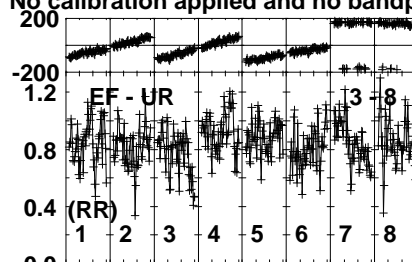
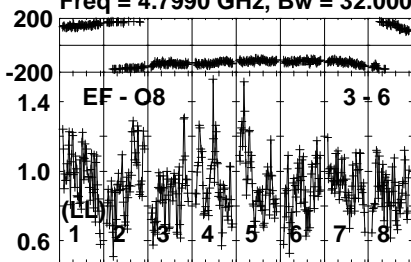
Lower frame: Milli Ampl Jy Top frame: Phas deg  
Vector averaged cross-power spectrum Several baselines displayed  
Timerange: 01/03:48:13 to 01/03:49:49

Plot file version 647 created 06-JUN-2023 11:27:51

J1342+3507 EM170A.UVDATA.1

Freq = 4.7990 GHz, Bw = 32.000 MH

No calibration applied and no bandpass applied



040040040040040040040040  
Channels

040040040040040040040040  
Channels

040040040040040040040040  
Channels

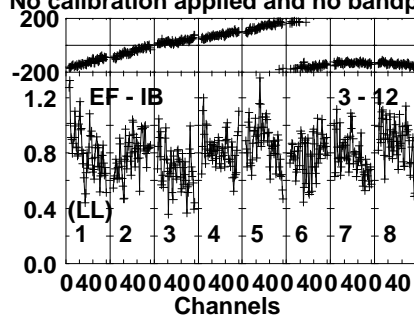
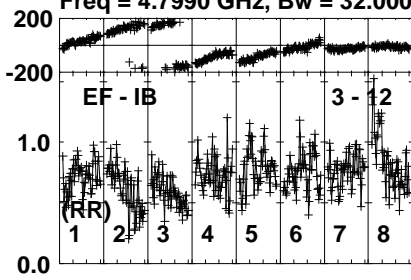
Lower frame: Milli Ampl Jy Top frame: Phas deg  
Vector averaged cross-power spectrum Several baselines displayed  
Timerange: 01/03:48:13 to 01/03:49:49

Plot file version 648 created 06-JUN-2023 11:27:51

J1342+3507 EM170A.UVDATA.1

Freq = 4.7990 GHz, Bw = 32.000 MH

No calibration applied and no bandpass applied



Lower frame: Milli Ampl Jy Top frame: Phas deg  
Vector averaged cross-power spectrum Several baselines displayed  
Timerange: 01/03:48:13 to 01/03:49:49



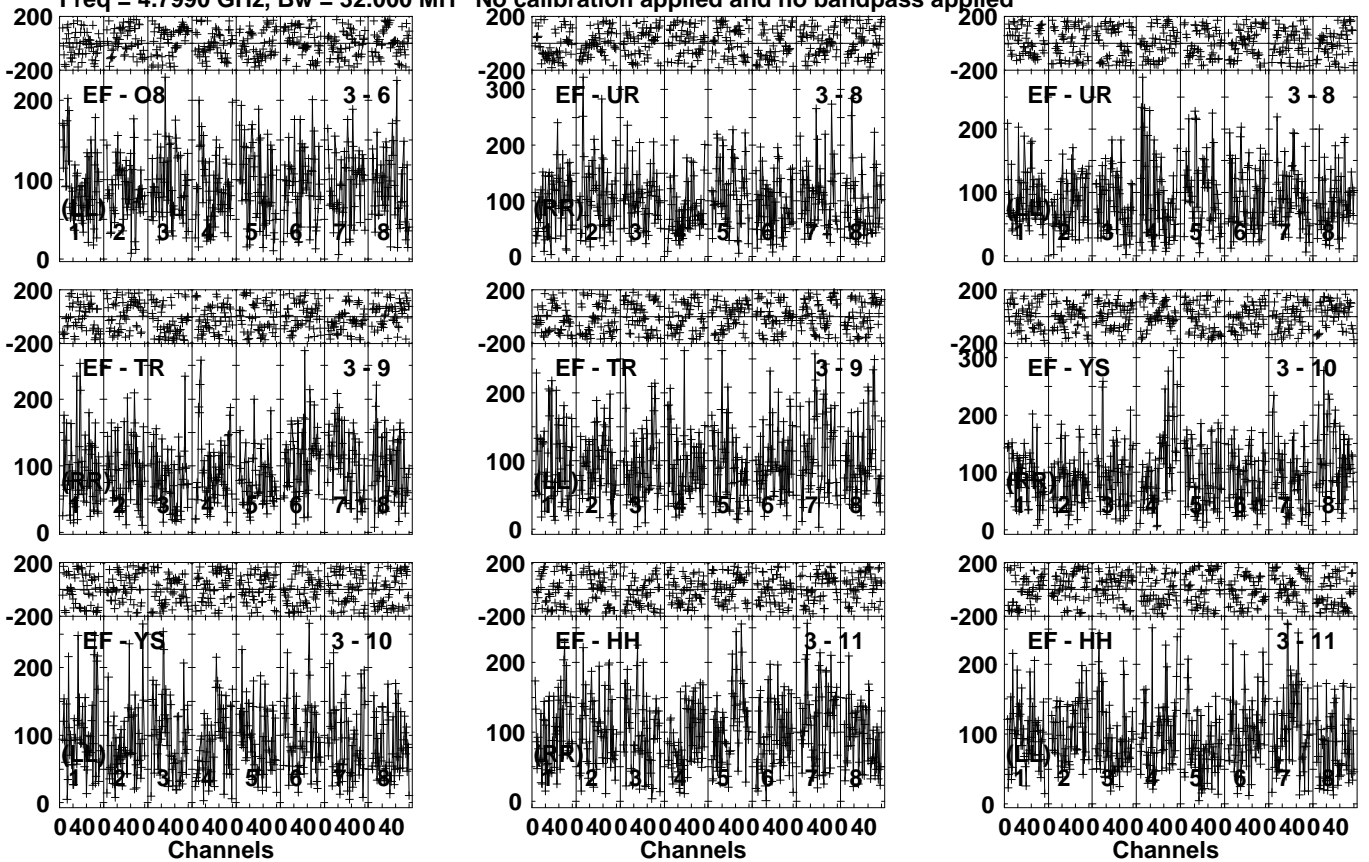


Plot file version 650 created 06-JUN-2023 11:27:51

AT2022CMC EM170A.UVDATA.1

Freq = 4.7990 GHz, Bw = 32.000 MH

No calibration applied and no bandpass applied



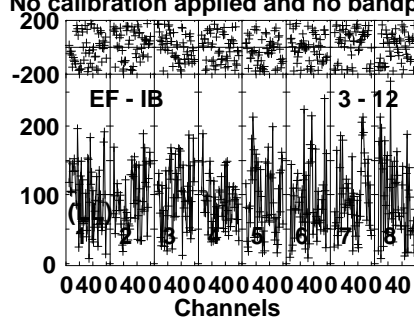
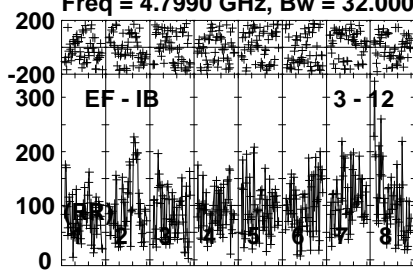
Lower frame: Micro Ampl Jy Top frame: Phas deg  
Vector averaged cross-power spectrum Several baselines displayed  
Timerange: 01/03:50:21 to 01/03:52:49

Plot file version 651 created 06-JUN-2023 11:27:51

AT2022CMC EM170A.UVDATA.1

Freq = 4.7990 GHz, Bw = 32.000 MH

No calibration applied and no bandpass applied



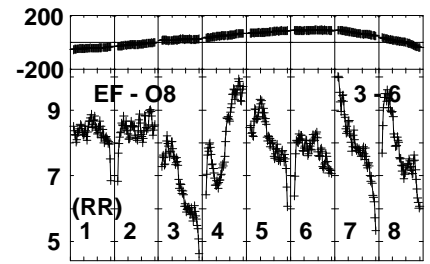
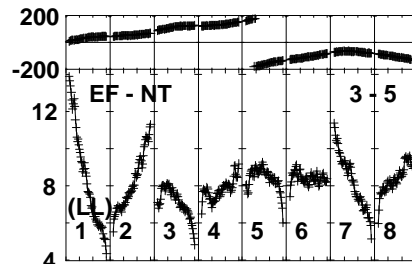
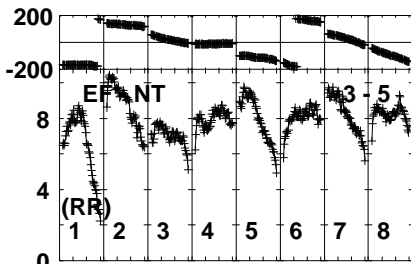
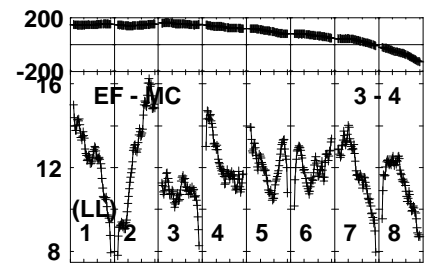
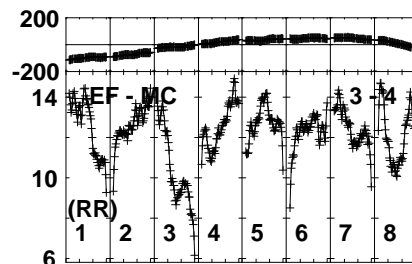
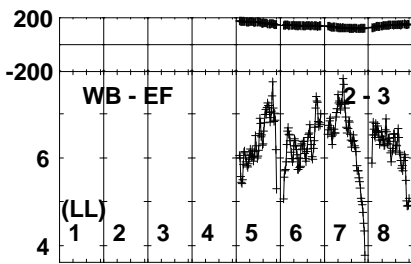
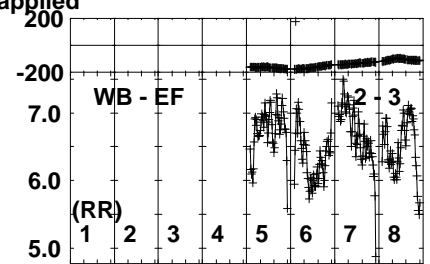
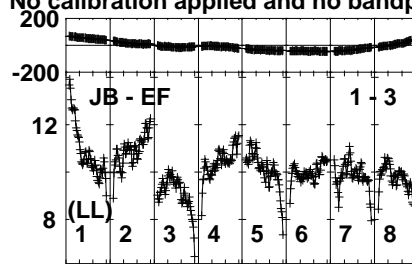
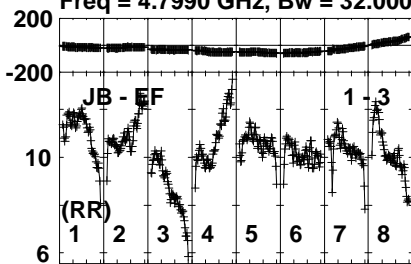
Lower frame: Micro Ampl Jy Top frame: Phas deg  
Vector averaged cross-power spectrum Several baselines displayed  
Timerange: 01/03:50:21 to 01/03:52:49

Plot file version 652 created 06-JUN-2023 11:27:51

J1329+3154 EM170A.UVDATA.1

Freq = 4.7990 GHz, Bw = 32.000 MH

No calibration applied and no bandpass applied



Lower frame: Milli Ampl Jy Top frame: Phas deg  
Vector averaged cross-power spectrum Several baselines displayed  
Timerange: 01/03:52:51 to 01/03:54:09

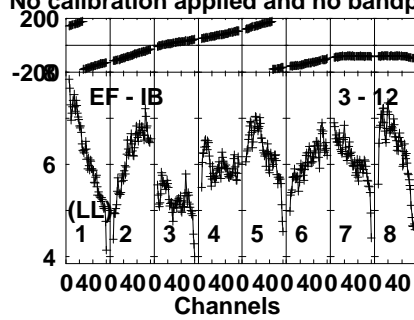
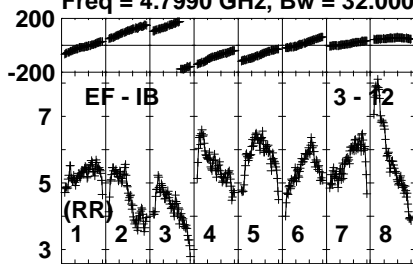


Plot file version 654 created 06-JUN-2023 11:27:51

J1329+3154 EM170A.UVDATA.1

Freq = 4.7990 GHz, Bw = 32.000 MH

No calibration applied and no bandpass applied



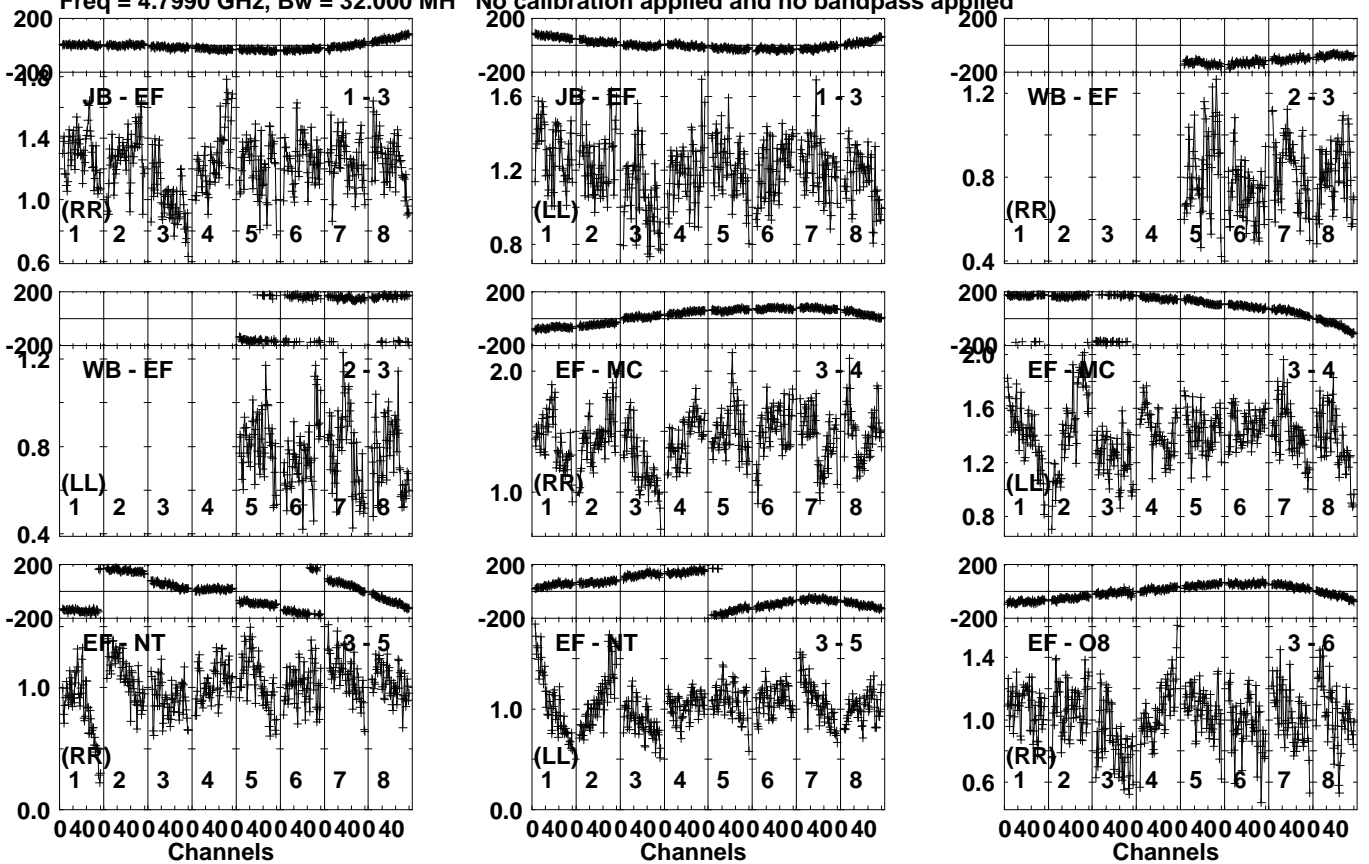
Lower frame: Milli Ampl Jy Top frame: Phas deg  
Vector averaged cross-power spectrum Several baselines displayed  
Timerange: 01/03:52:51 to 01/03:54:09

Plot file version 655 created 06-JUN-2023 11:27:51

J1342+3507 EM170A.UVDATA.1

Freq = 4.7990 GHz, Bw = 32.000 MH

No calibration applied and no bandpass applied



Lower frame: Milli Ampl Jy Top frame: Phas deg  
Vector averaged cross-power spectrum Several baselines displayed  
Timerange: 01/03:54:11 to 01/03:55:49





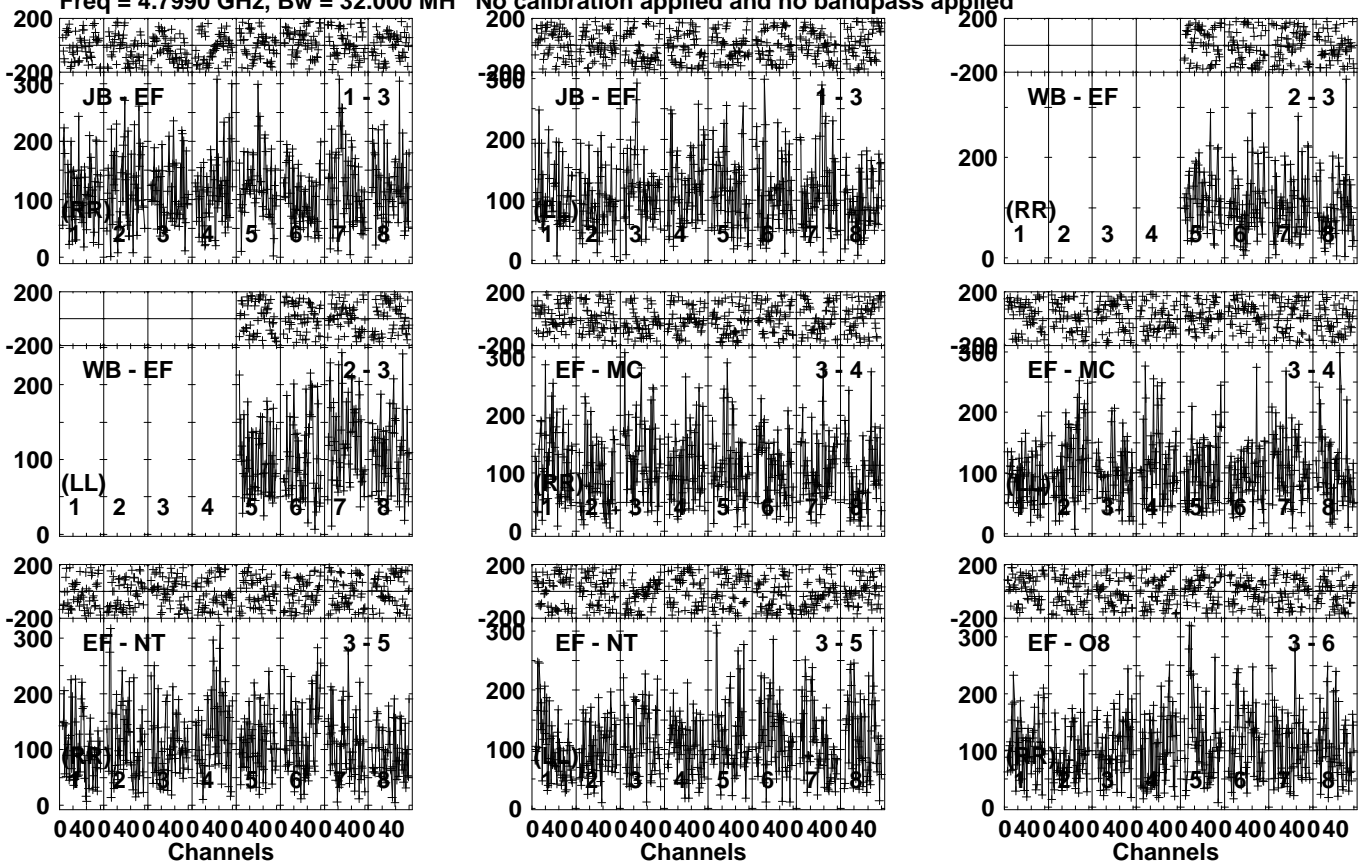


Plot file version 658 created 06-JUN-2023 11:27:52

AT2022CMC EM170A.UVDATA.1

Freq = 4.7990 GHz, Bw = 32.000 MH

No calibration applied and no bandpass applied



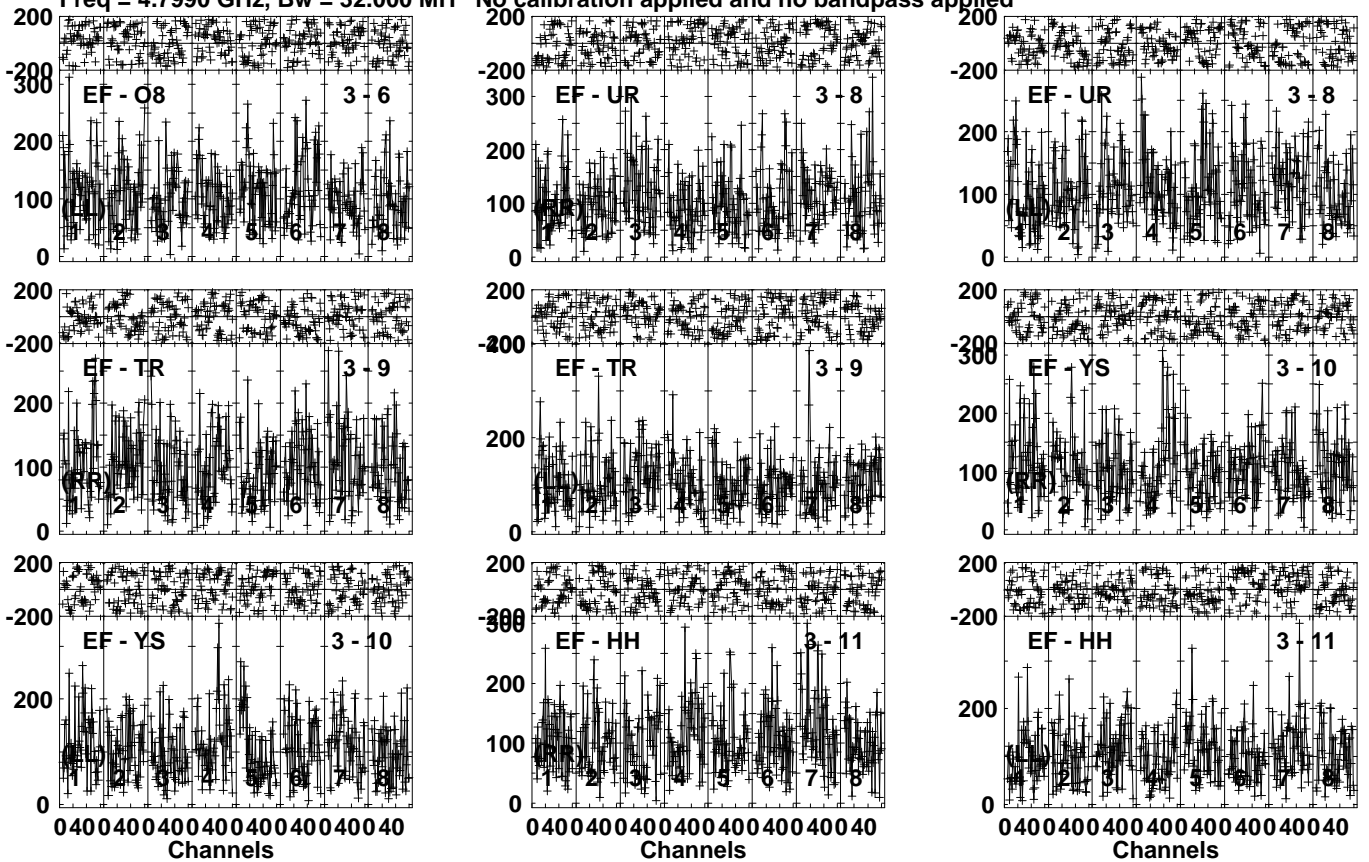
Lower frame: Micro Ampl Jy Top frame: Phas deg  
Vector averaged cross-power spectrum Several baselines displayed  
Timerange: 01/03:55:51 to 01/03:58:19

Plot file version 659 created 06-JUN-2023 11:27:52

AT2022CMC EM170A.UVDATA.1

Freq = 4.7990 GHz, Bw = 32.000 MH

No calibration applied and no bandpass applied



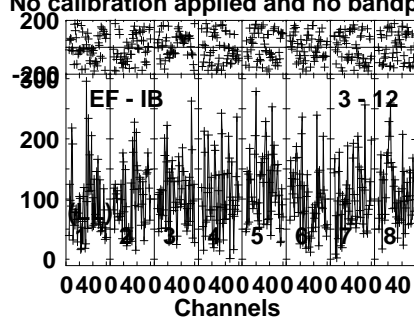
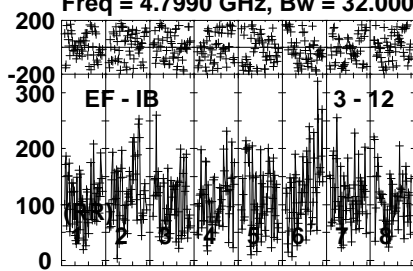
Lower frame: Micro Ampl Jy Top frame: Phas deg  
Vector averaged cross-power spectrum Several baselines displayed  
Timerange: 01/03:55:51 to 01/03:58:19

Plot file version 660 created 06-JUN-2023 11:27:52

AT2022CMC EM170A.UVDATA.1

Freq = 4.7990 GHz, Bw = 32.000 MH

No calibration applied and no bandpass applied



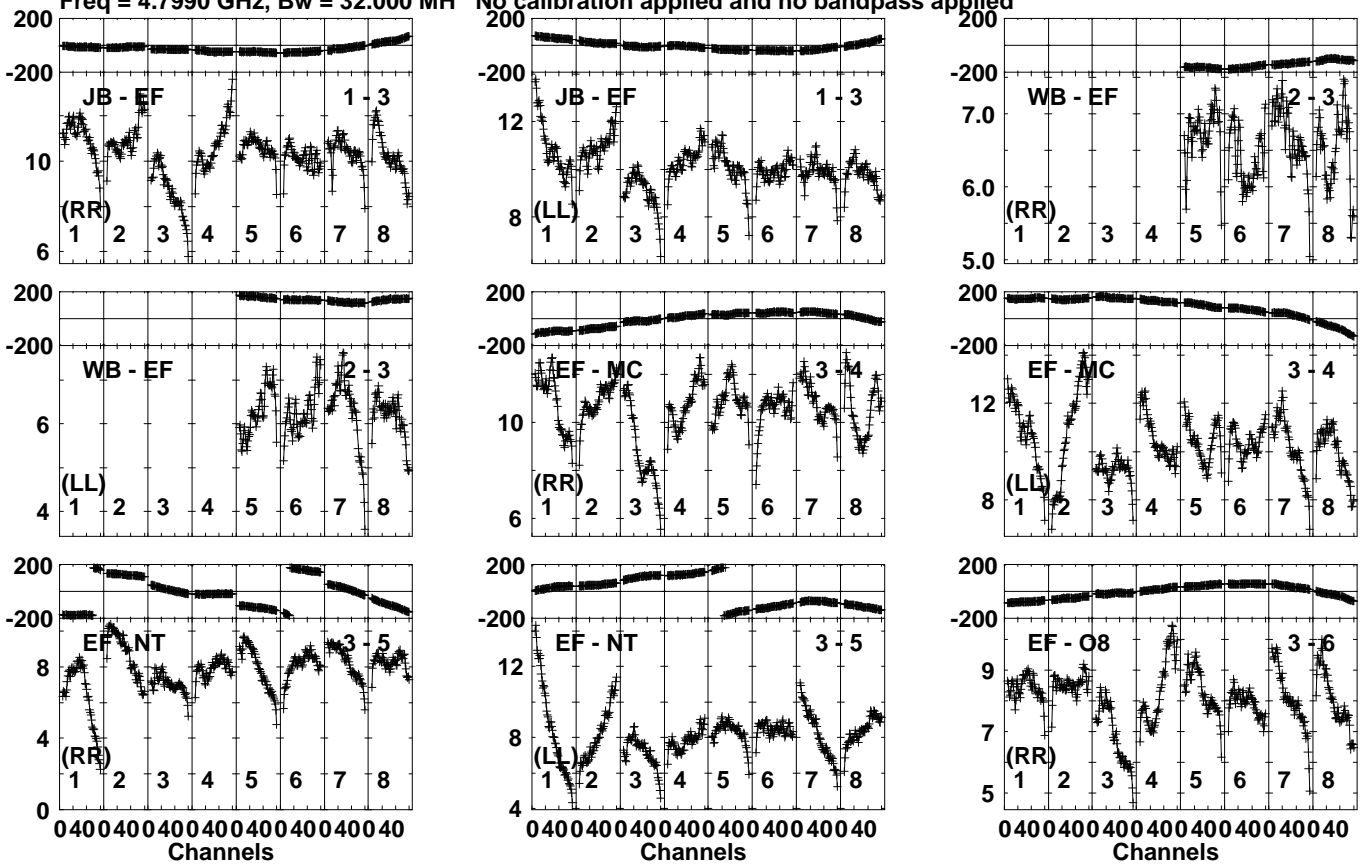
Lower frame: Micro Ampl Jy Top frame: Phas deg  
Vector averaged cross-power spectrum Several baselines displayed  
Timerange: 01/03:55:51 to 01/03:58:19

Plot file version 661 created 06-JUN-2023 11:27:52

J1329+3154 EM170A.UVDATA.1

Freq = 4.7990 GHz, Bw = 32.000 MH

No calibration applied and no bandpass applied



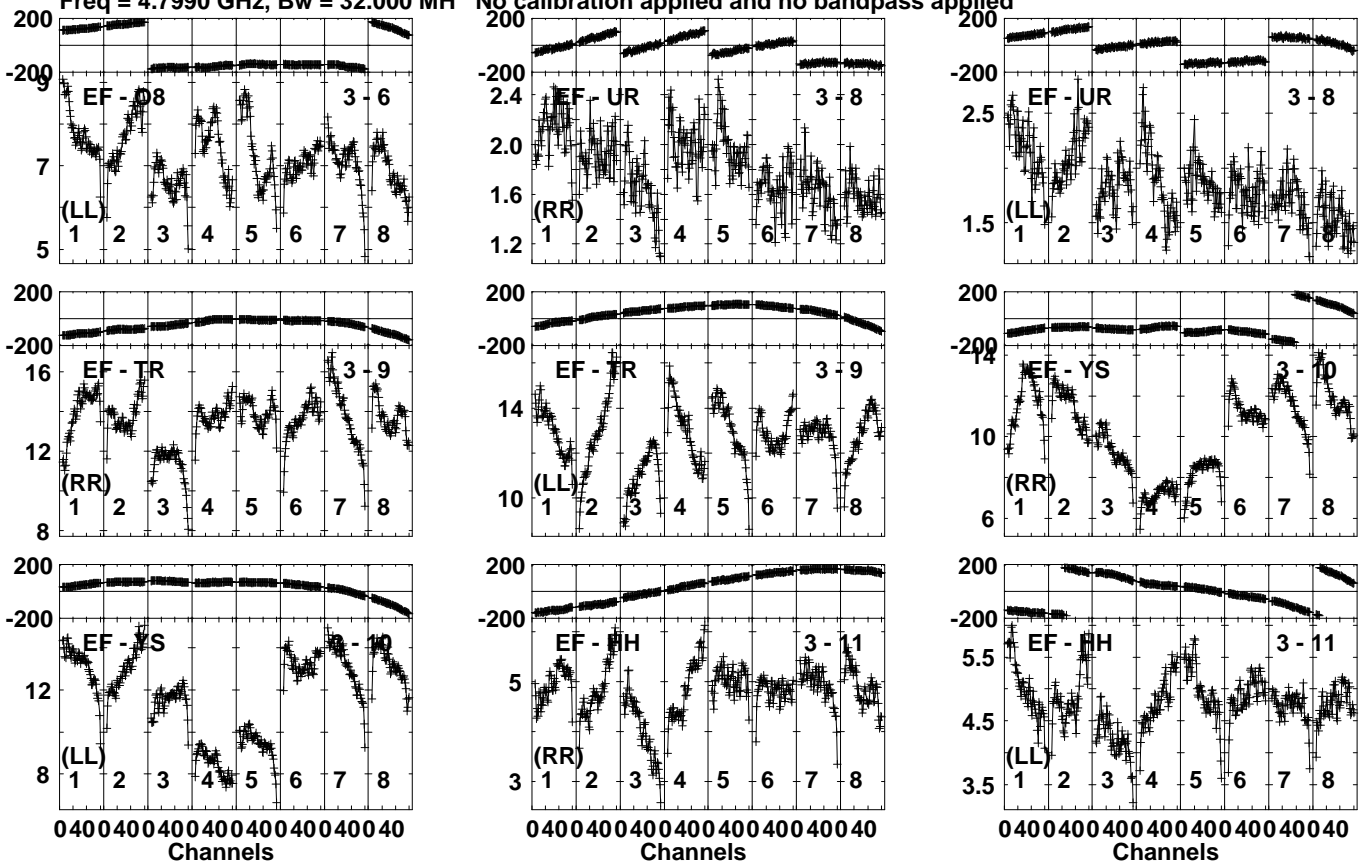
Lower frame: Milli Ampl Jy Top frame: Phas deg  
Vector averaged cross-power spectrum Several baselines displayed  
Timerange: 01/03:58:21 to 01/03:59:39

Plot file version 662 created 06-JUN-2023 11:27:52

J1329+3154 EM170A.UVDATA.1

Freq = 4.7990 GHz, Bw = 32.000 MH

No calibration applied and no bandpass applied



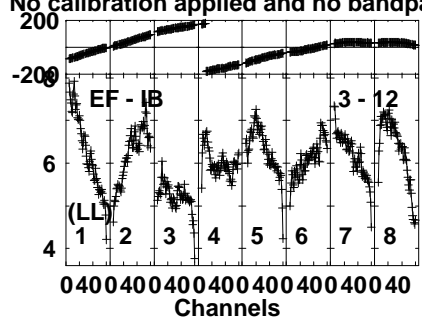
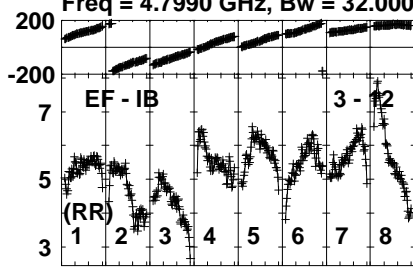
Lower frame: Milli Ampl Jy Top frame: Phas deg  
Vector averaged cross-power spectrum Several baselines displayed  
Timerange: 01/03:58:21 to 01/03:59:39

Plot file version 663 created 06-JUN-2023 11:27:52

J1329+3154 EM170A.UVDATA.1

Freq = 4.7990 GHz, Bw = 32.000 MH

No calibration applied and no bandpass applied



Lower frame: Milli Ampl Jy Top frame: Phas deg  
Vector averaged cross-power spectrum Several baselines displayed  
Timerange: 01/03:58:21 to 01/03:59:39





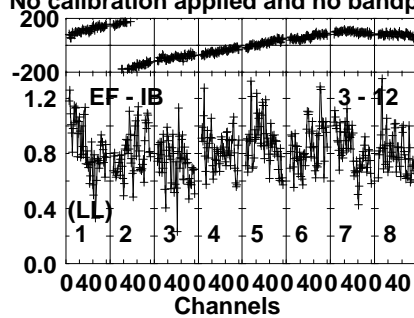
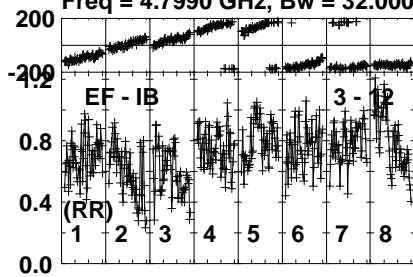


Plot file version 666 created 06-JUN-2023 11:27:52

J1342+3507 EM170A.UVDATA.1

Freq = 4.7990 GHz, Bw = 32.000 MH

No calibration applied and no bandpass applied



Lower frame: Milli Ampl Jy Top frame: Phas deg

Vector averaged cross-power spectrum Several baselines displayed

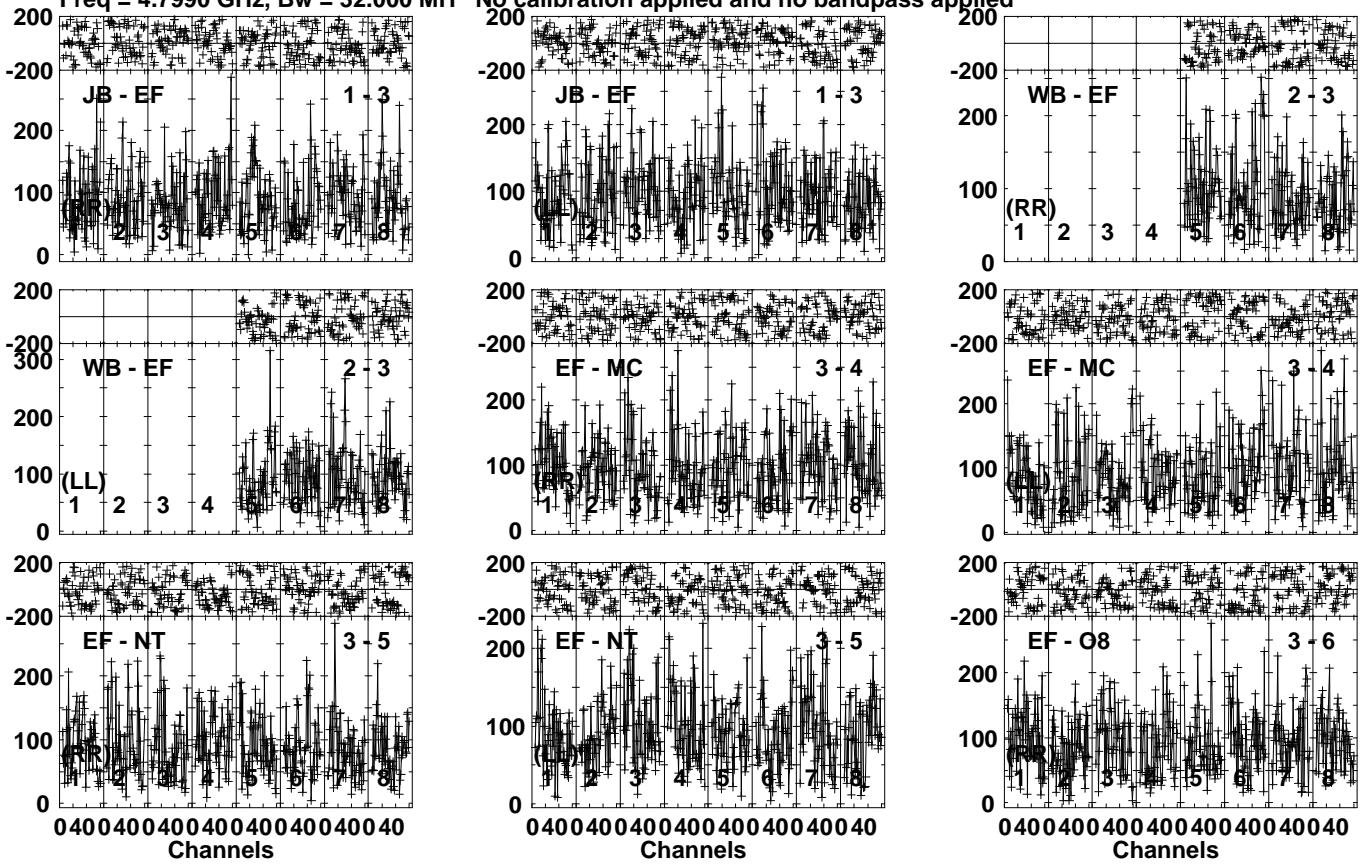
Timerange: 01/03:59:43 to 01/04:01:19

Plot file version 667 created 06-JUN-2023 11:27:52

AT2022CMC EM170A.UVDATA.1

Freq = 4.7990 GHz, Bw = 32.000 MH

No calibration applied and no bandpass applied



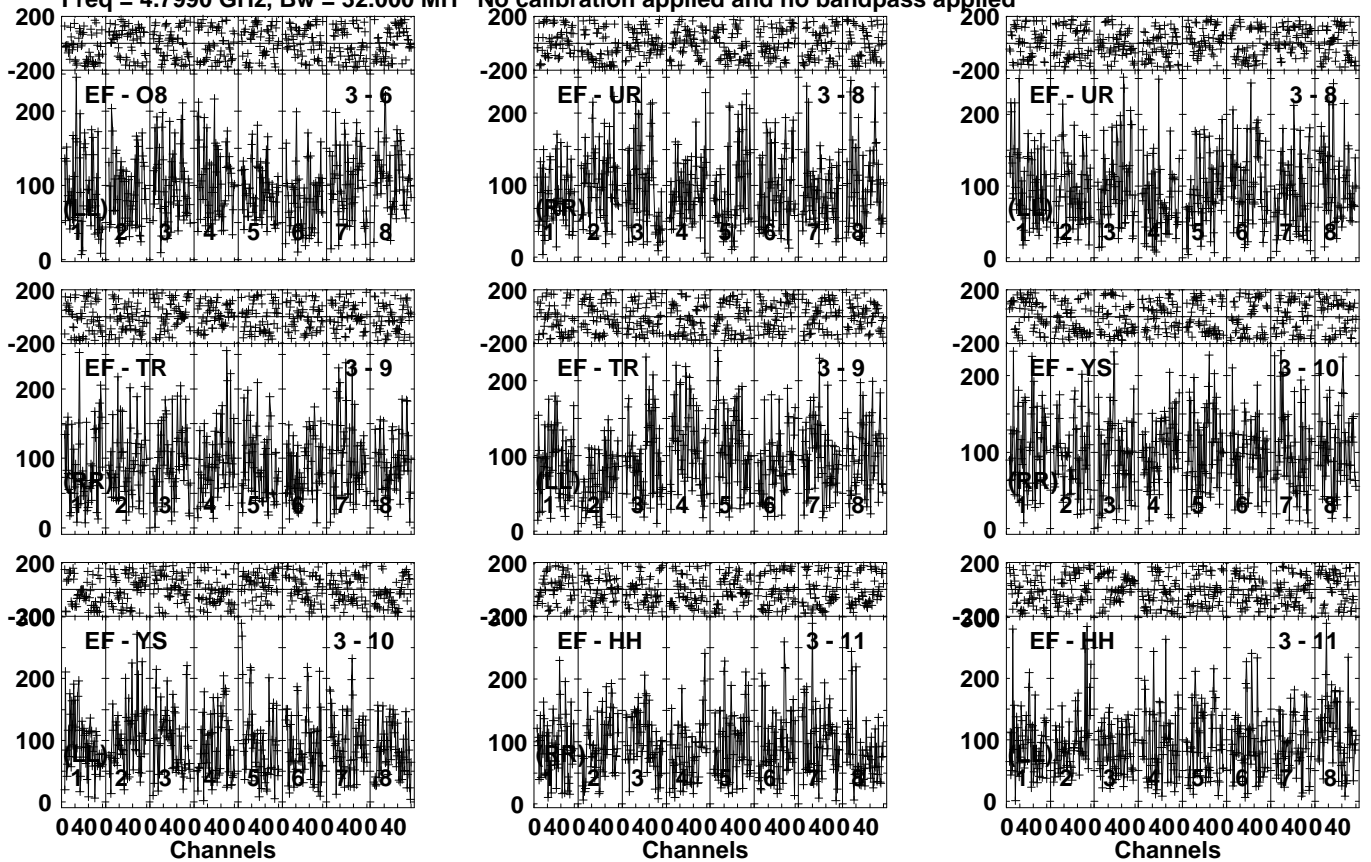
Lower frame: Micro Ampl Jy Top frame: Phas deg  
Vector averaged cross-power spectrum Several baselines displayed  
Timerange: 01/04:01:51 to 01/04:04:19

Plot file version 668 created 06-JUN-2023 11:27:52

AT2022CMC EM170A.UVDATA.1

Freq = 4.7990 GHz, Bw = 32.000 MH

No calibration applied and no bandpass applied



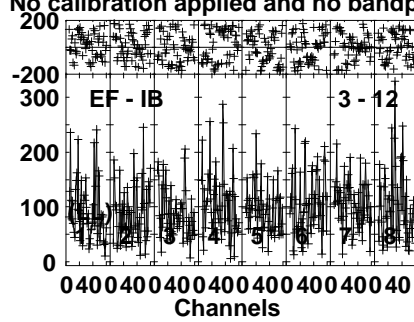
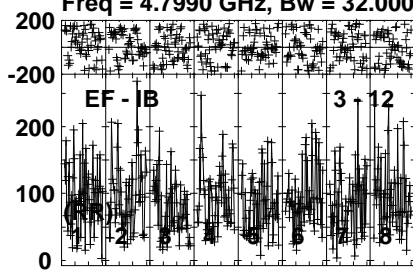
Lower frame: Micro Ampl Jy Top frame: Phas deg  
Vector averaged cross-power spectrum Several baselines displayed  
Timerange: 01/04:01:51 to 01/04:04:19

Plot file version 669 created 06-JUN-2023 11:27:53

AT2022CMC EM170A.UVDATA.1

Freq = 4.7990 GHz, Bw = 32.000 MH

No calibration applied and no bandpass applied



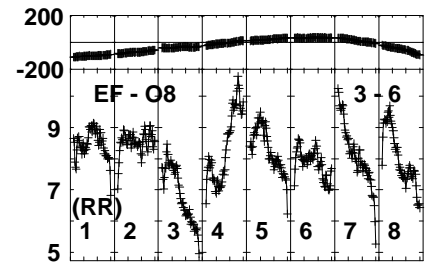
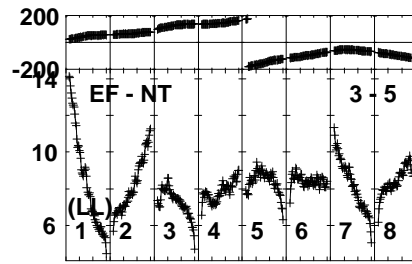
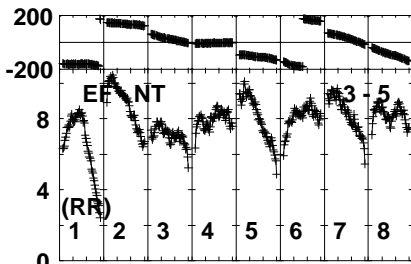
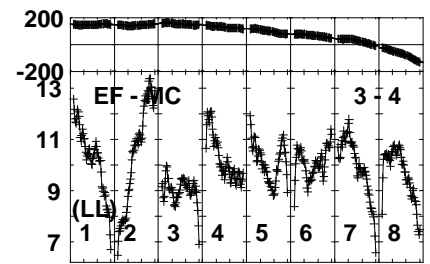
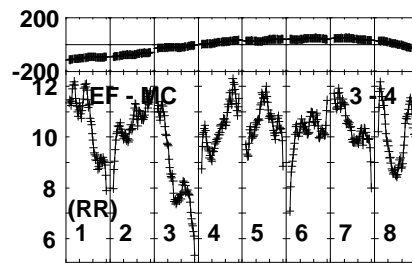
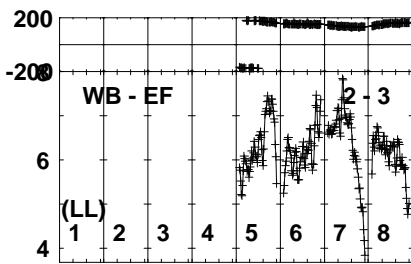
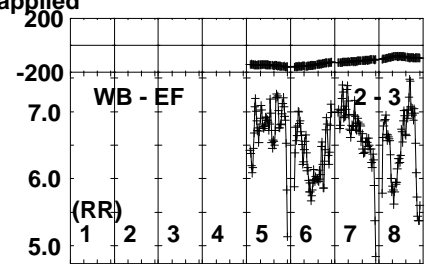
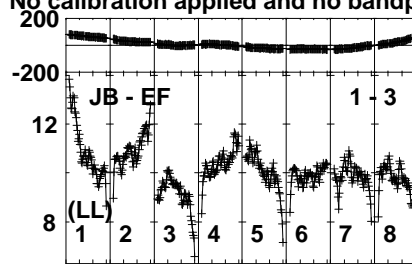
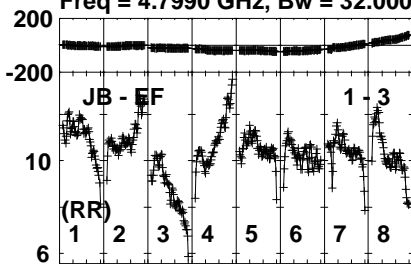
Lower frame: Micro Ampl Jy Top frame: Phas deg  
Vector averaged cross-power spectrum Several baselines displayed  
Timerange: 01/04:01:51 to 01/04:04:19

Plot file version 670 created 06-JUN-2023 11:27:53

J1329+3154 EM170A.UVDATA.1

Freq = 4.7990 GHz, Bw = 32.000 MH

No calibration applied and no bandpass applied



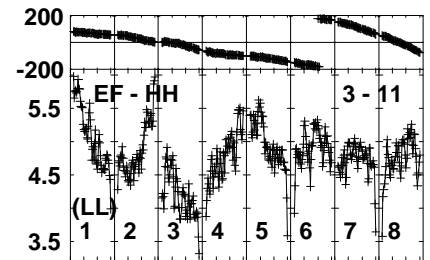
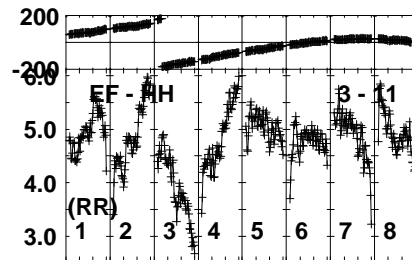
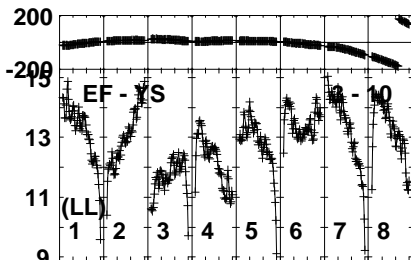
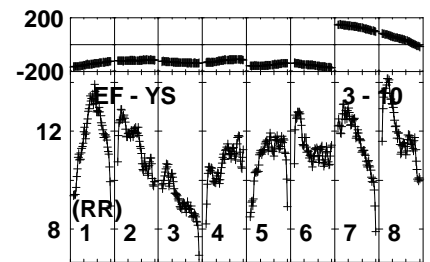
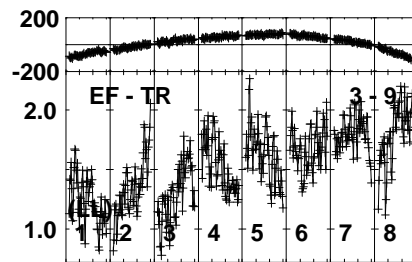
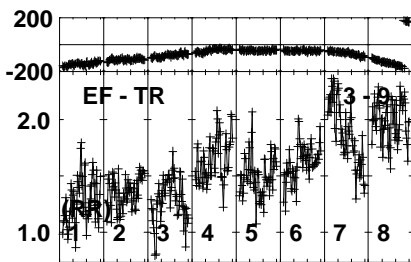
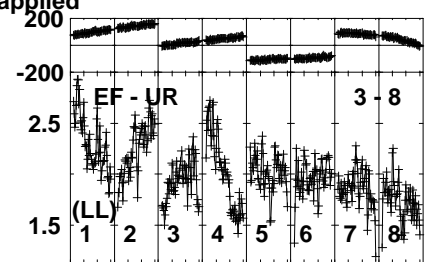
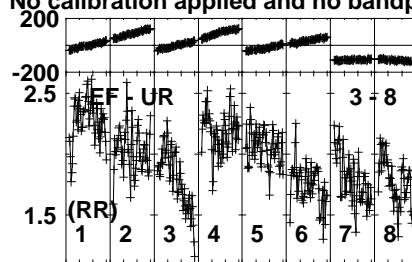
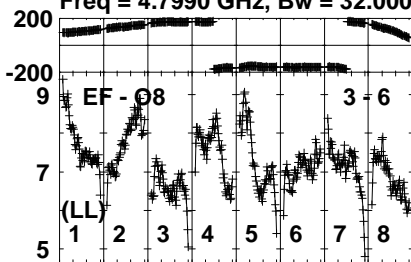
Lower frame: Milli Ampl Jy Top frame: Phas deg  
Vector averaged cross-power spectrum Several baselines displayed  
Timerange: 01/04:04:23 to 01/04:05:39

Plot file version 671 created 06-JUN-2023 11:27:53

J1329+3154 EM170A.UVDATA.1

Freq = 4.7990 GHz, Bw = 32.000 MH

No calibration applied and no bandpass applied



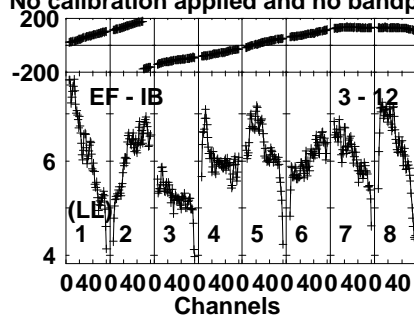
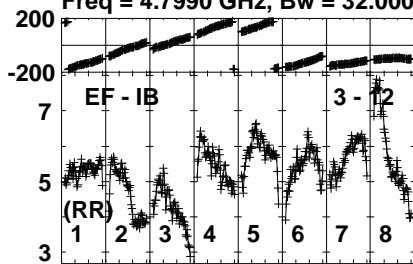
Lower frame: Milli Ampl Jy Top frame: Phas deg  
Vector averaged cross-power spectrum Several baselines displayed  
Timerange: 01/04:04:23 to 01/04:05:39

Plot file version 672 created 06-JUN-2023 11:27:53

J1329+3154 EM170A.UVDATA.1

Freq = 4.7990 GHz, Bw = 32.000 MH

No calibration applied and no bandpass applied



Lower frame: Milli Ampl Jy Top frame: Phas deg

Vector averaged cross-power spectrum Several baselines displayed

Timerange: 01/04:04:23 to 01/04:05:39

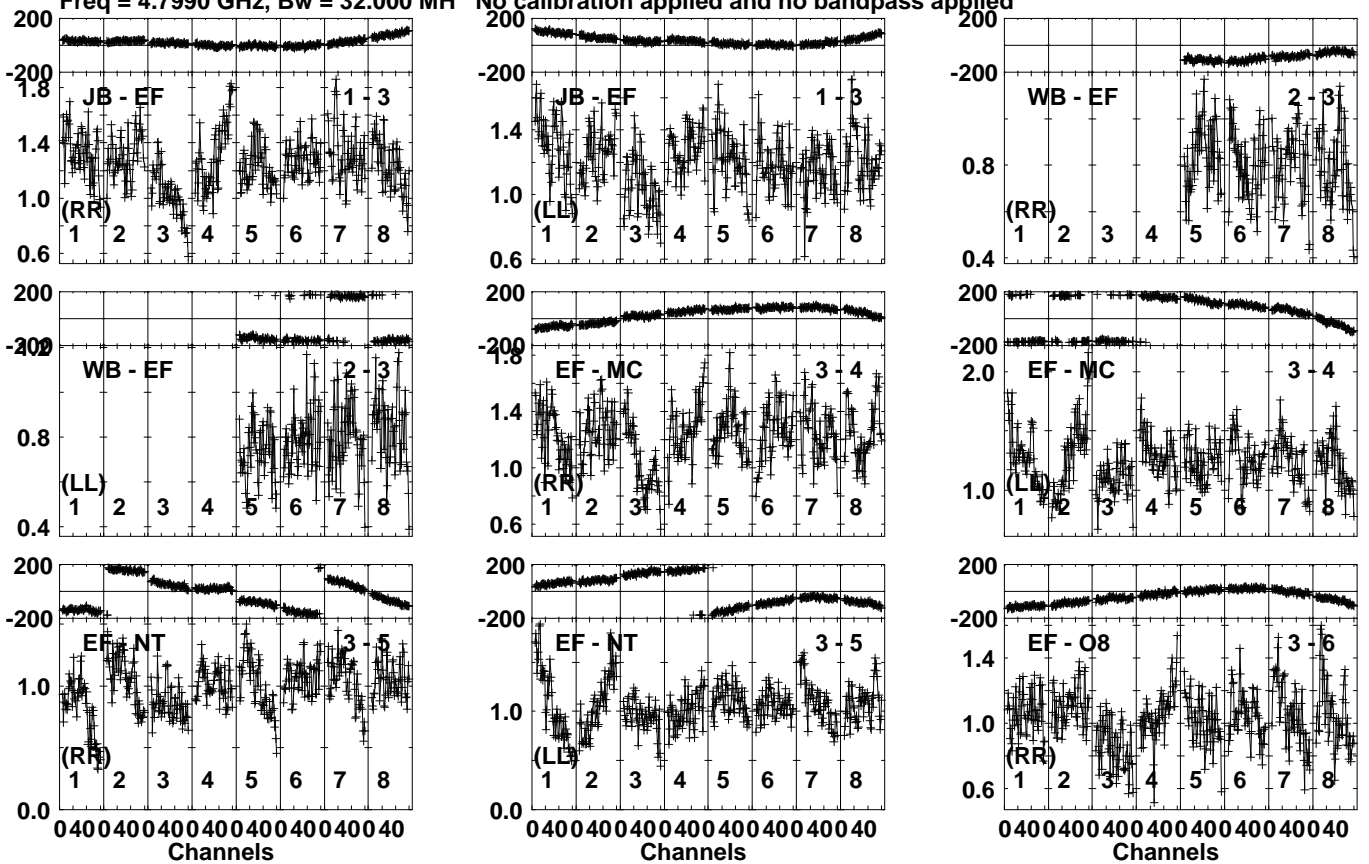


Plot file version 673 created 06-JUN-2023 11:27:53

J1342+3507 EM170A.UVDATA.1

Freq = 4.7990 GHz, Bw = 32.000 MH

No calibration applied and no bandpass applied



Lower frame: Milli Ampl Jy Top frame: Phas deg  
Vector averaged cross-power spectrum Several baselines displayed  
Timerange: 01/04:05:41 to 01/04:07:19



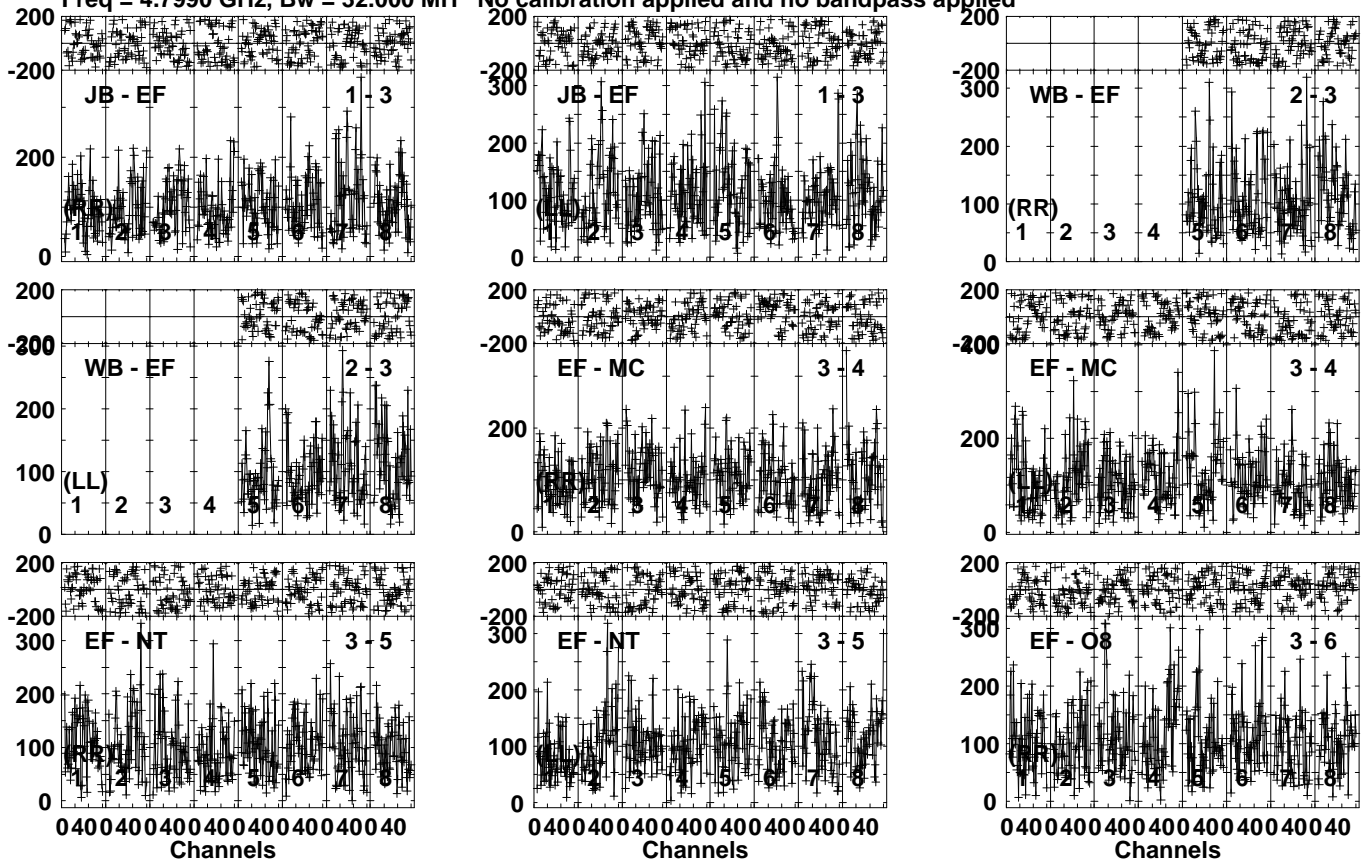


Plot file version 676 created 06-JUN-2023 11:27:53

AT2022CMC EM170A.UVDATA.1

Freq = 4.7990 GHz, Bw = 32.000 MH

No calibration applied and no bandpass applied



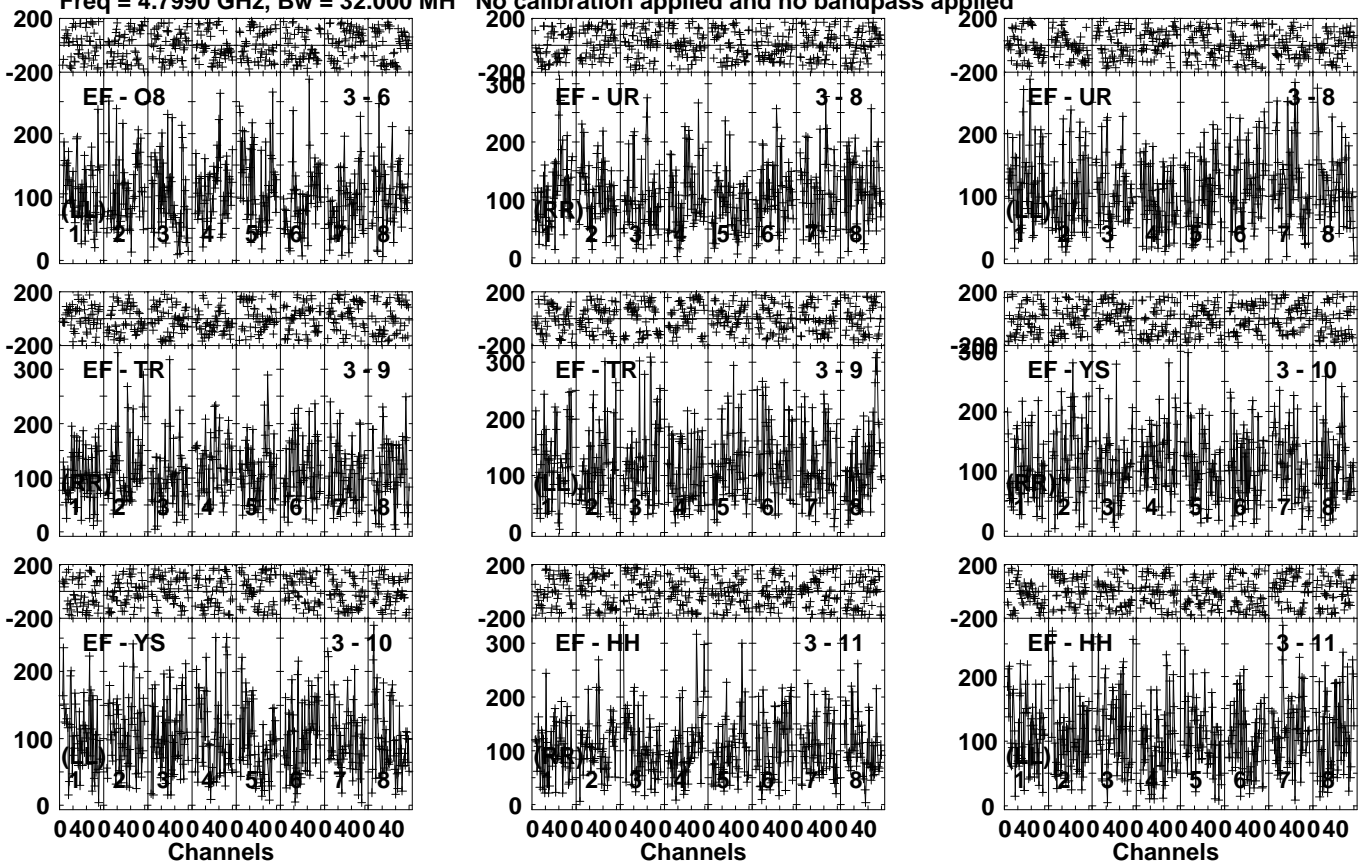
Lower frame: Micro Ampl Jy Top frame: Phas deg  
Vector averaged cross-power spectrum Several baselines displayed  
Timerange: 01/04:07:21 to 01/04:09:49

Plot file version 677 created 06-JUN-2023 11:27:53

AT2022CMC EM170A.UVDATA.1

Freq = 4.7990 GHz, Bw = 32.000 MH

No calibration applied and no bandpass applied

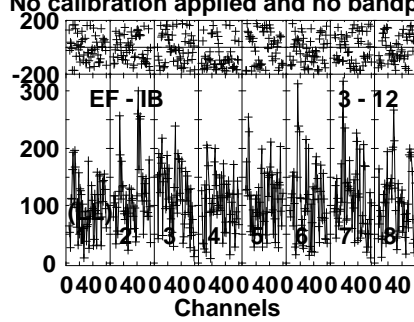
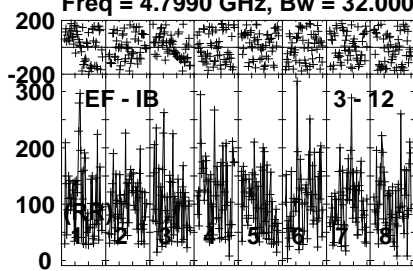


Lower frame: Micro Ampl Jy Top frame: Phas deg  
Vector averaged cross-power spectrum Several baselines displayed  
Timerange: 01/04:07:21 to 01/04:09:49

Plot file version 678 created 06-JUN-2023 11:27:53

AT2022CMC EM170A.UVDATA.1

Freq = 4.7990 GHz, Bw = 32.000 MH No calibration applied and no bandpass applied



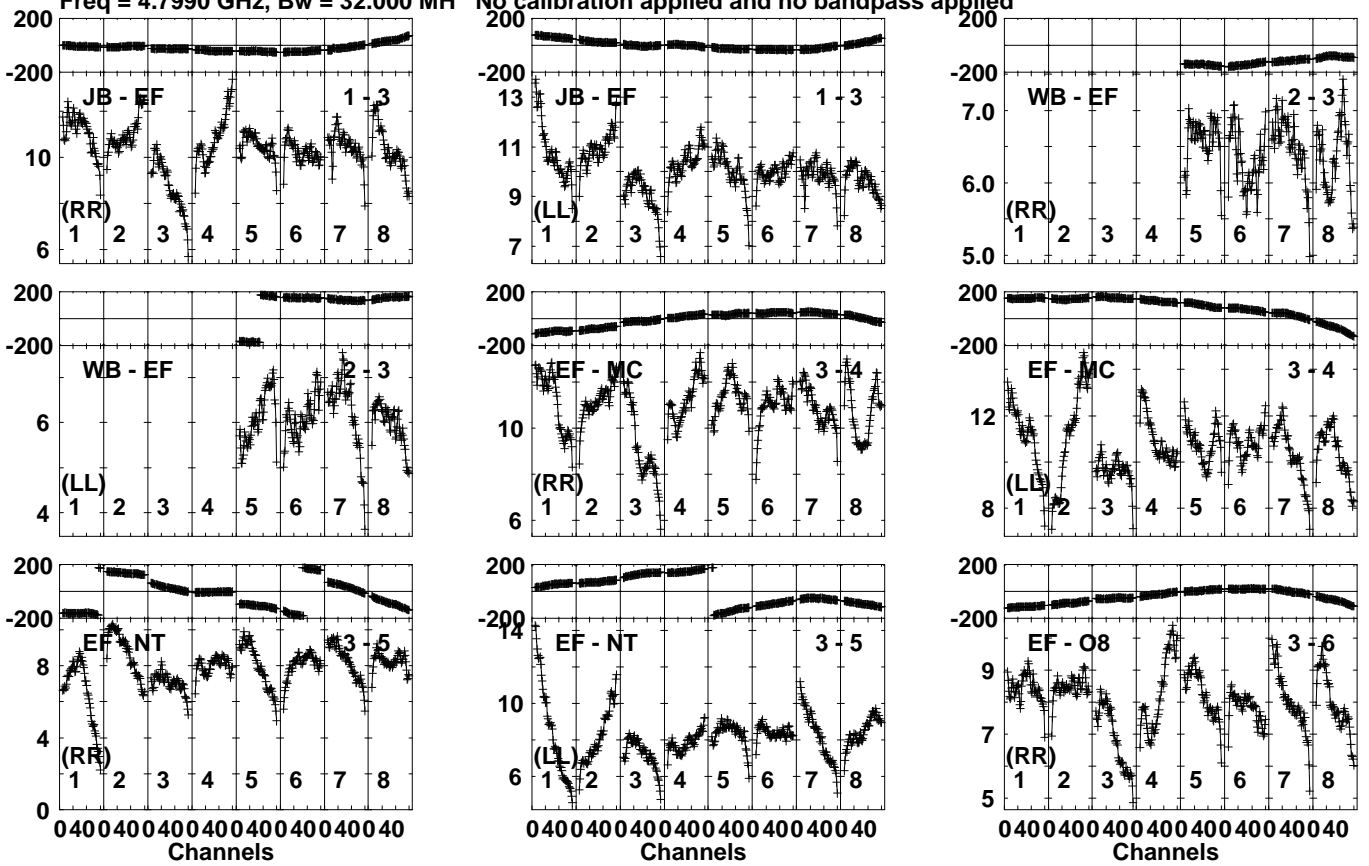
Lower frame: Micro Ampl Jy Top frame: Phas deg  
Vector averaged cross-power spectrum Several baselines displayed  
Timerange: 01/04:07:21 to 01/04:09:49

Plot file version 679 created 06-JUN-2023 11:27:53

J1329+3154 EM170A.UVDATA.1

Freq = 4.7990 GHz, Bw = 32.000 MH

No calibration applied and no bandpass applied



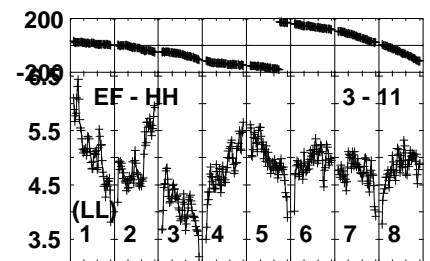
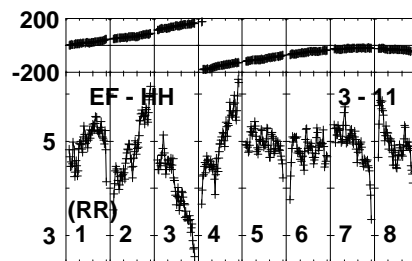
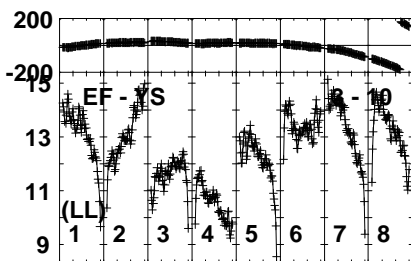
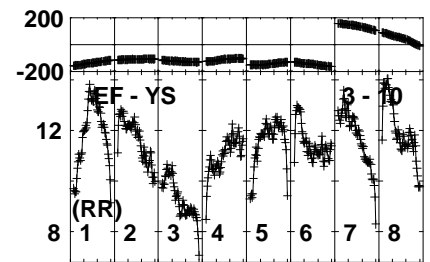
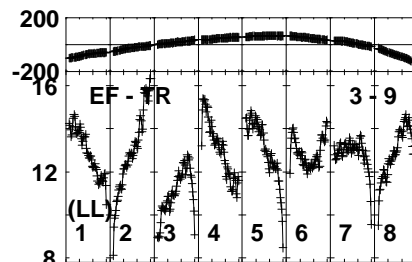
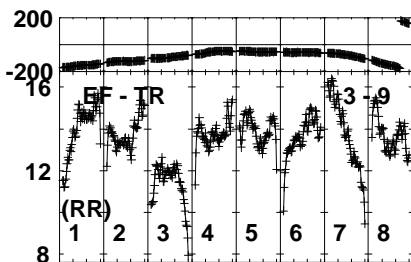
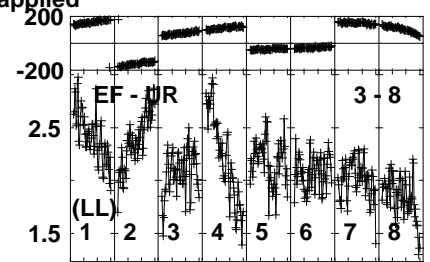
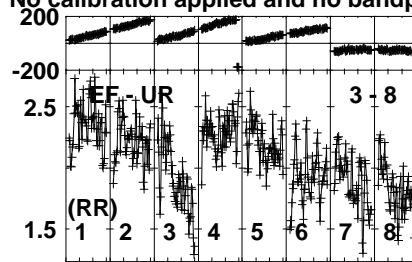
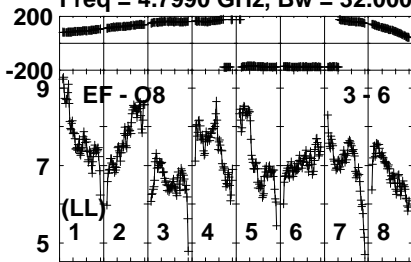
Lower frame: Milli Ampl Jy Top frame: Phas deg  
Vector averaged cross-power spectrum Several baselines displayed  
Timerange: 01/04:09:51 to 01/04:11:09

Plot file version 680 created 06-JUN-2023 11:27:54

J1329+3154 EM170A.UVDATA.1

Freq = 4.7990 GHz, Bw = 32.000 MH

No calibration applied and no bandpass applied



040040040040040040040040040040  
Channels

040040040040040040040040040040  
Channels

040040040040040040040040040040  
Channels

Lower frame: Milli Ampl Jy Top frame: Phas deg  
Vector averaged cross-power spectrum Several baselines displayed  
Timerange: 01/04:09:51 to 01/04:11:09

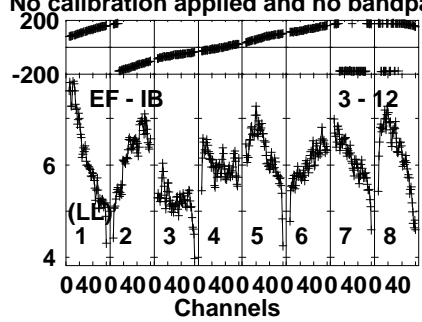
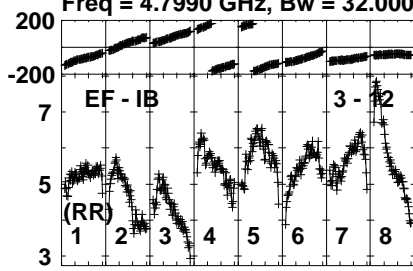


Plot file version 681 created 06-JUN-2023 11:27:54

J1329+3154 EM170A.UVDATA.1

Freq = 4.7990 GHz, Bw = 32.000 MH

No calibration applied and no bandpass applied



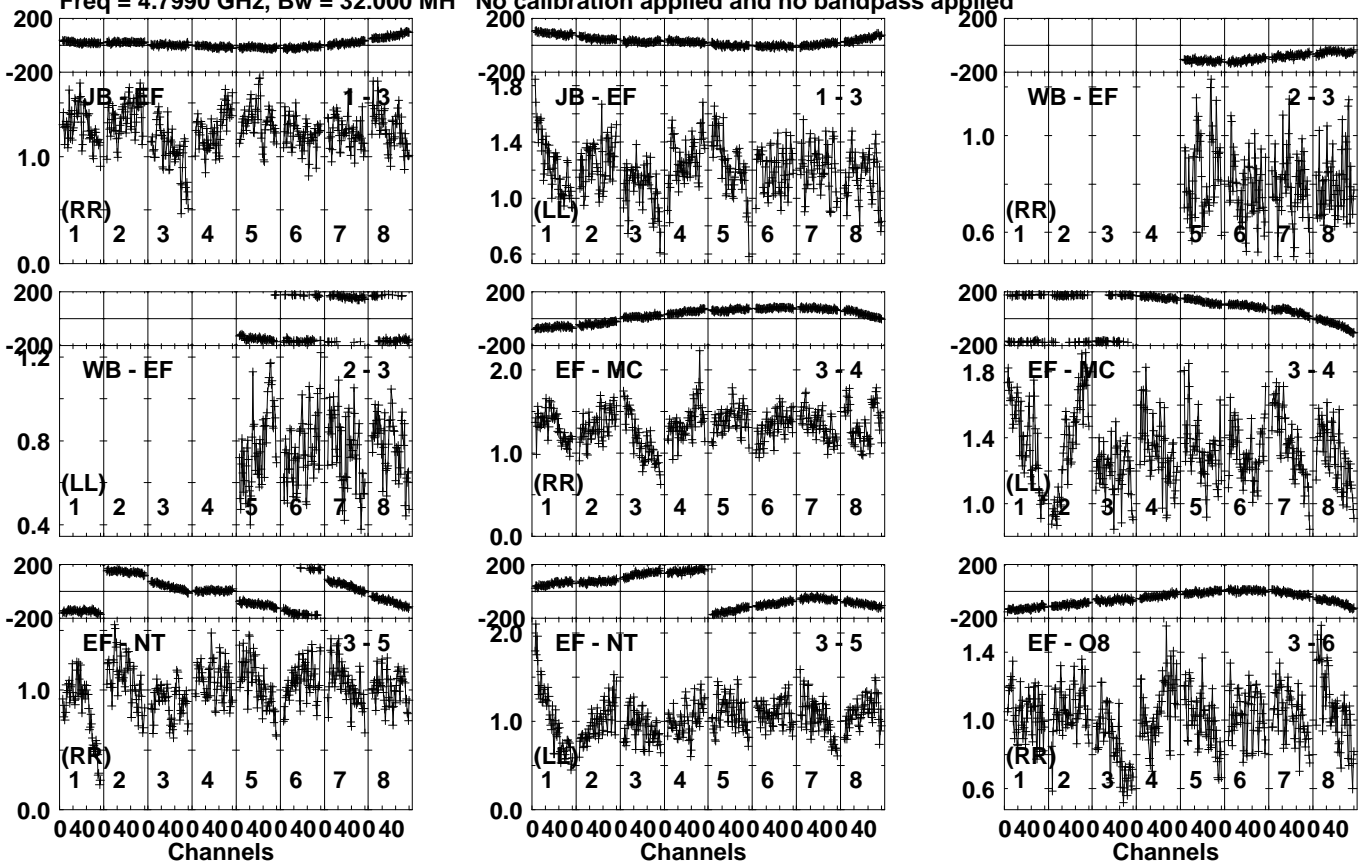
Lower frame: Milli Ampl Jy Top frame: Phas deg  
Vector averaged cross-power spectrum Several baselines displayed  
Timerange: 01/04:09:51 to 01/04:11:09

Plot file version 682 created 06-JUN-2023 11:27:54

J1342+3507 EM170A.UVDATA.1

Freq = 4.7990 GHz, Bw = 32.000 MH

No calibration applied and no bandpass applied



Lower frame: Milli Ampl Jy Top frame: Phas deg  
Vector averaged cross-power spectrum Several baselines displayed  
Timerange: 01/04:11:11 to 01/04:12:49



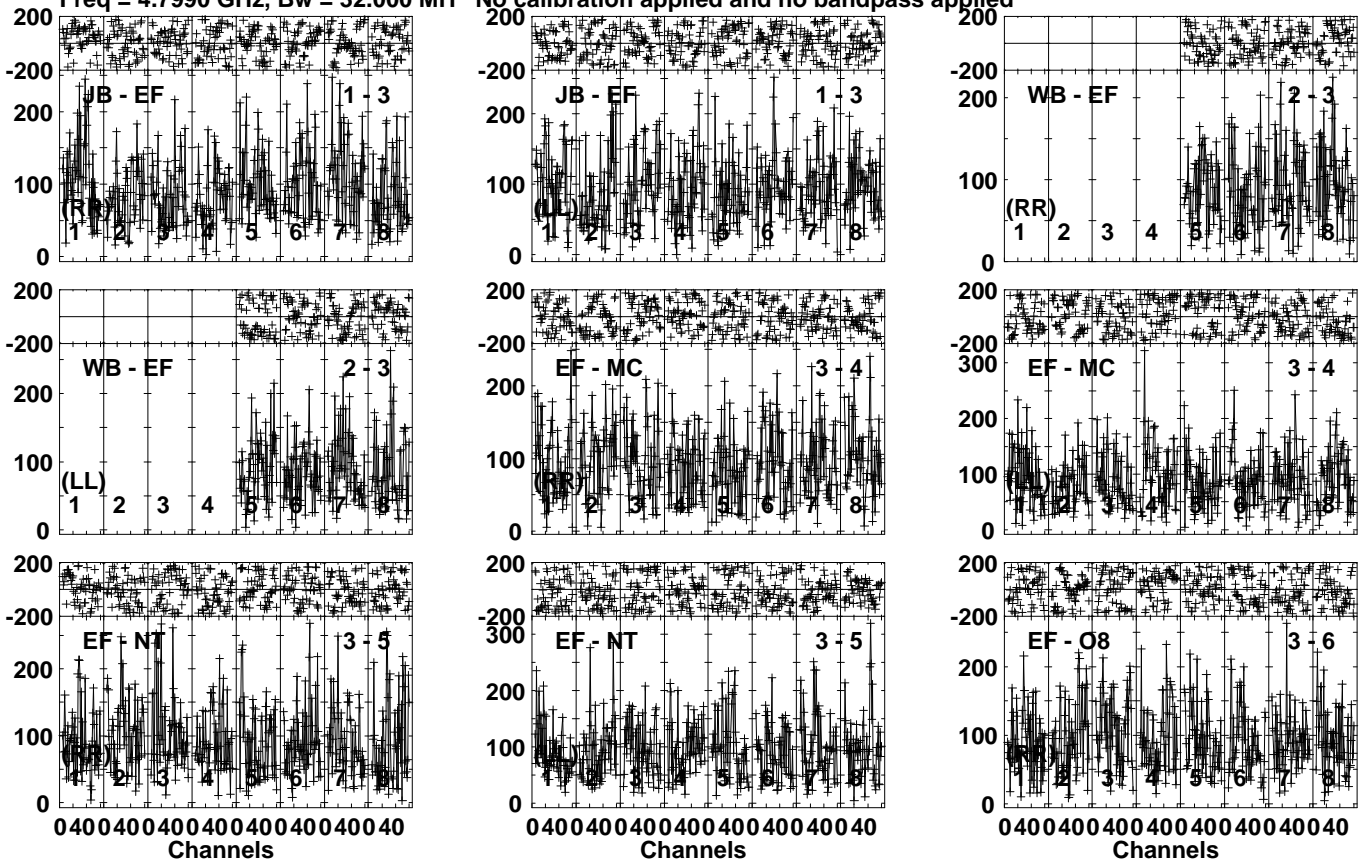


Plot file version 685 created 06-JUN-2023 11:27:54

AT2022CMC EM170A.UVDATA.1

Freq = 4.7990 GHz, Bw = 32.000 MH

No calibration applied and no bandpass applied



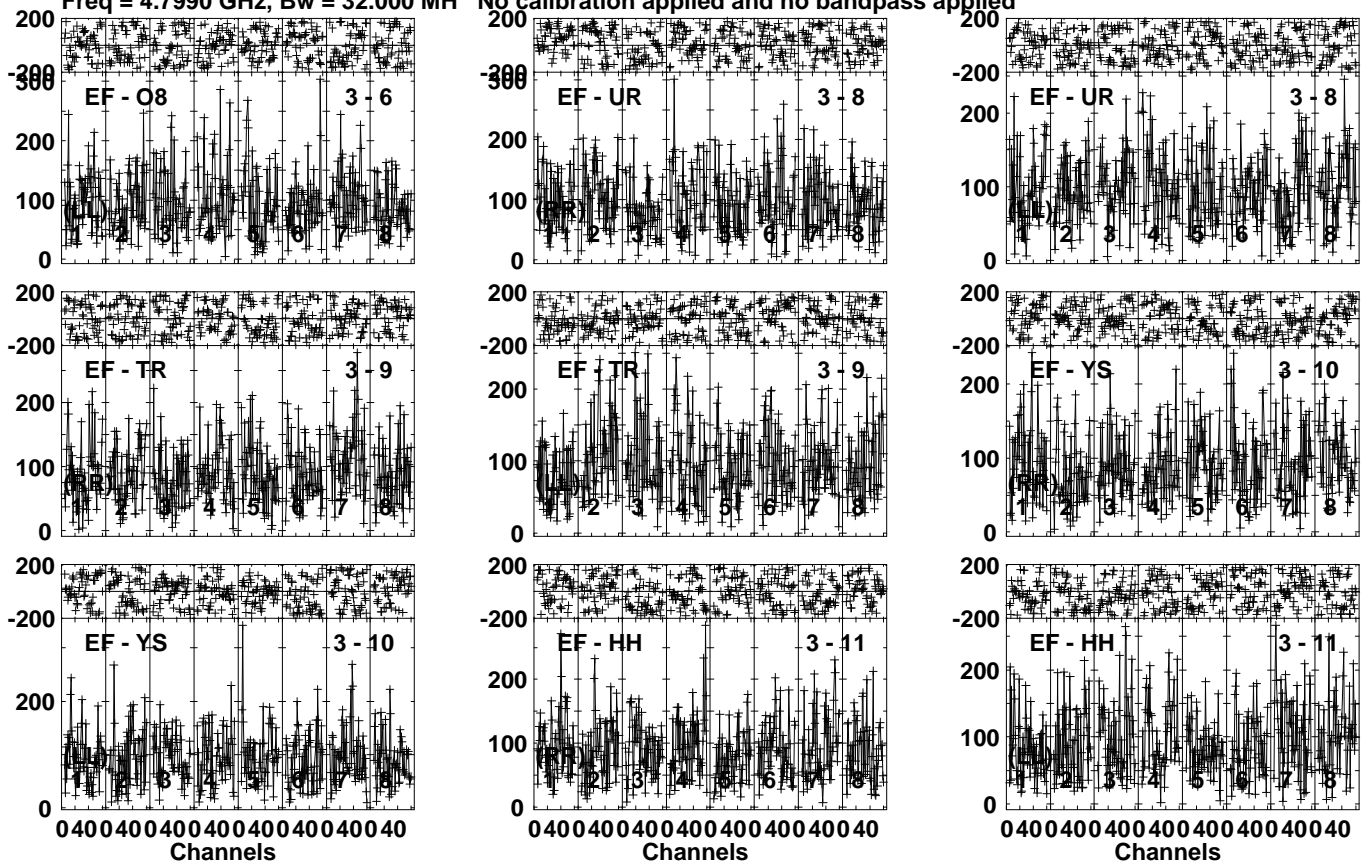
Lower frame: Micro Ampl Jy Top frame: Phas deg  
Vector averaged cross-power spectrum Several baselines displayed  
Timerange: 01/04:13:21 to 01/04:15:49

Plot file version 686 created 06-JUN-2023 11:27:54

AT2022CMC EM170A.UVDATA.1

Freq = 4.7990 GHz, Bw = 32.000 MH

No calibration applied and no bandpass applied



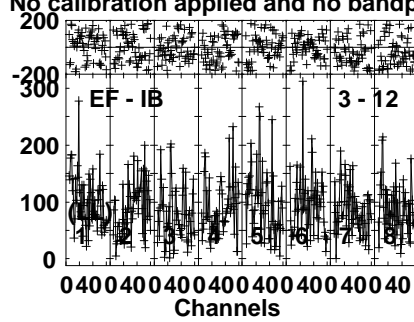
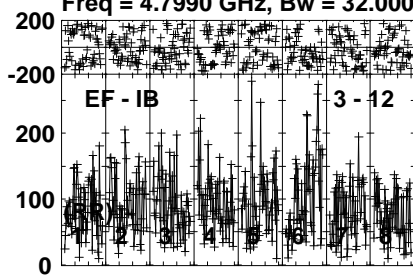
Lower frame: Micro Ampl Jy Top frame: Phas deg  
Vector averaged cross-power spectrum Several baselines displayed  
Timerange: 01/04:13:21 to 01/04:15:49

Plot file version 687 created 06-JUN-2023 11:27:54

AT2022CMC EM170A.UVDATA.1

Freq = 4.7990 GHz, Bw = 32.000 MH

No calibration applied and no bandpass applied



Lower frame: Micro Ampl Jy Top frame: Phas deg  
Vector averaged cross-power spectrum Several baselines displayed  
Timerange: 01/04:13:21 to 01/04:15:49



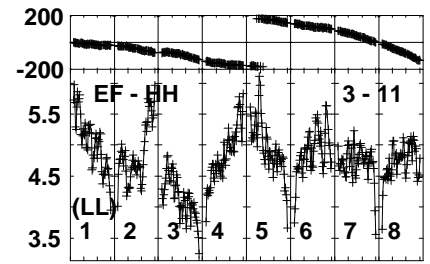
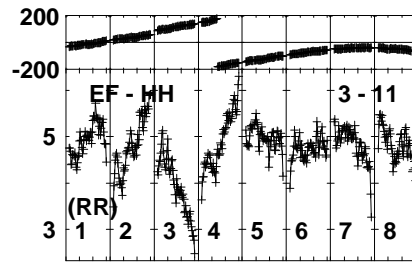
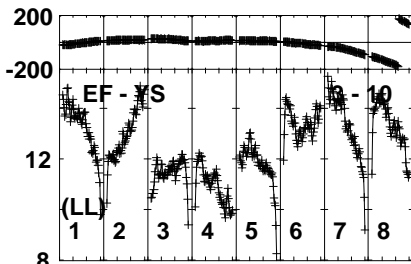
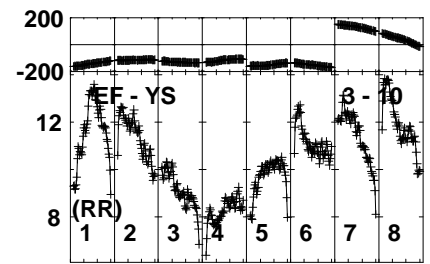
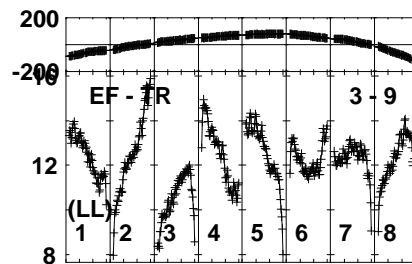
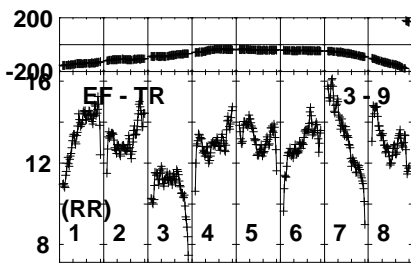
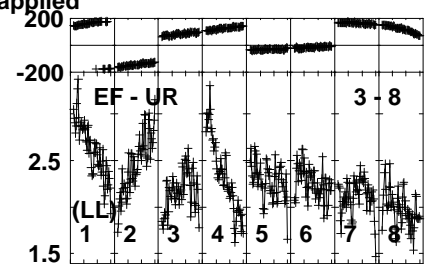
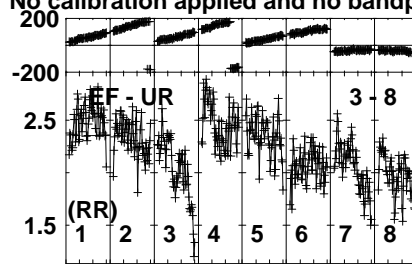
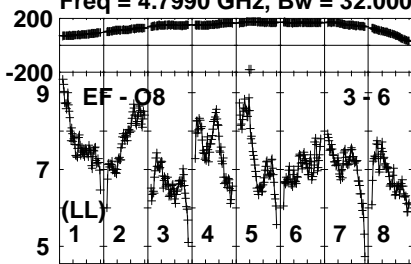


Plot file version 689 created 06-JUN-2023 11:27:54

J1329+3154 EM170A.UVDATA.1

Freq = 4.7990 GHz, Bw = 32.000 MH

No calibration applied and no bandpass applied



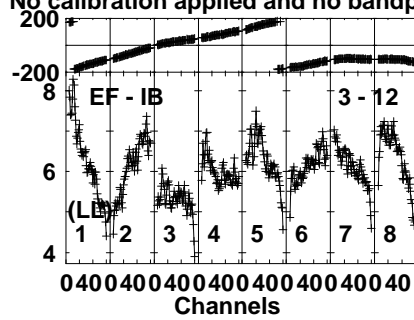
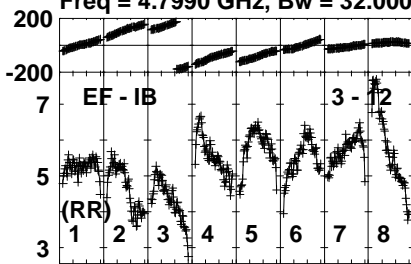
Lower frame: Milli Ampl Jy Top frame: Phas deg  
Vector averaged cross-power spectrum Several baselines displayed  
Timerange: 01/04:15:51 to 01/04:17:09

Plot file version 690 created 06-JUN-2023 11:27:54

J1329+3154 EM170A.UVDATA.1

Freq = 4.7990 GHz, Bw = 32.000 MH

No calibration applied and no bandpass applied



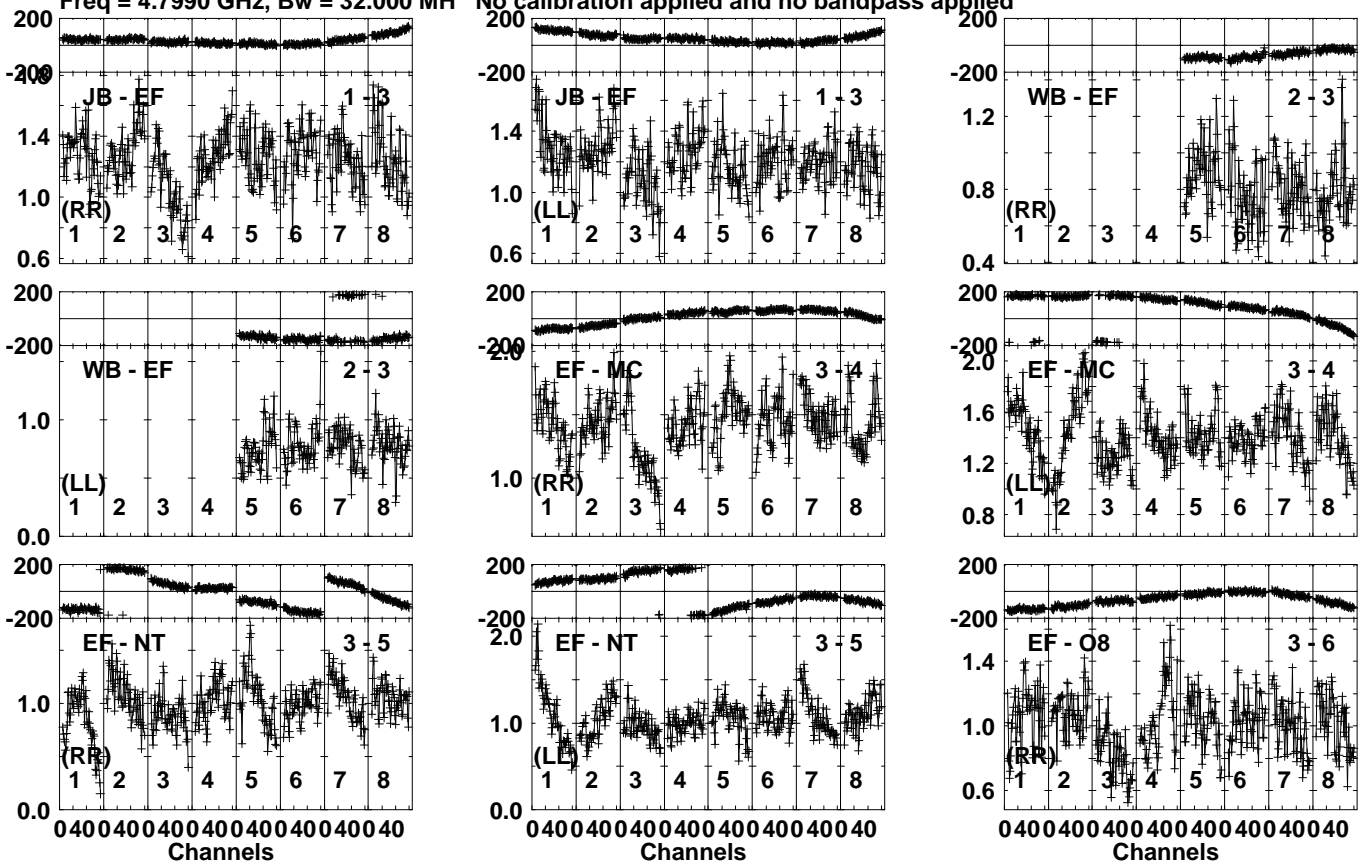
Lower frame: Milli Ampl Jy Top frame: Phas deg  
Vector averaged cross-power spectrum Several baselines displayed  
Timerange: 01/04:15:51 to 01/04:17:09

Plot file version 691 created 06-JUN-2023 11:27:54

J1342+3507 EM170A.UVDATA.1

Freq = 4.7990 GHz, Bw = 32.000 MH

No calibration applied and no bandpass applied



Lower frame: Milli Ampl Jy Top frame: Phas deg  
Vector averaged cross-power spectrum Several baselines displayed  
Timerange: 01/04:17:11 to 01/04:18:49



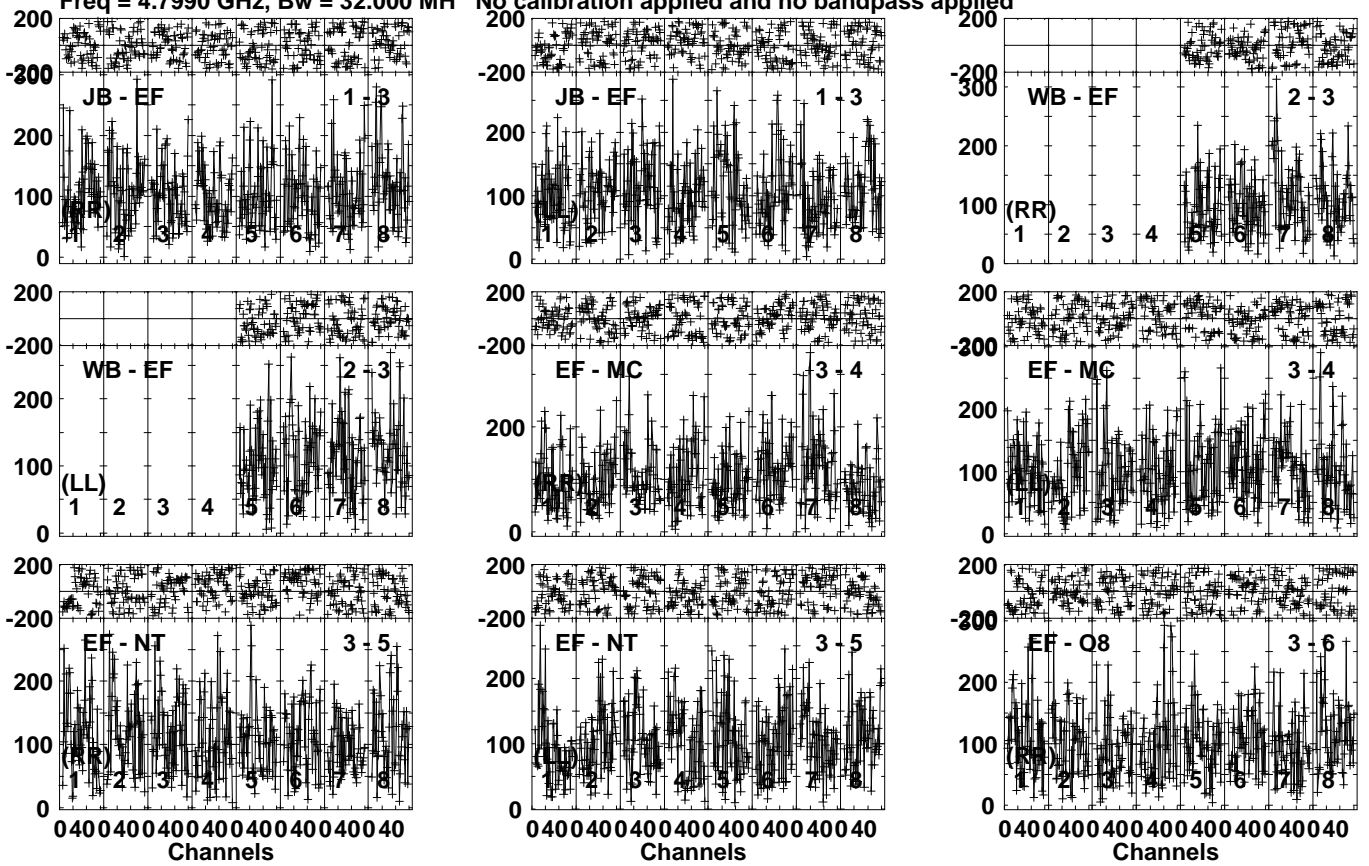


Plot file version 694 created 06-JUN-2023 11:27:55

AT2022CMC EM170A.UVDATA.1

Freq = 4.7990 GHz, Bw = 32.000 MH

No calibration applied and no bandpass applied



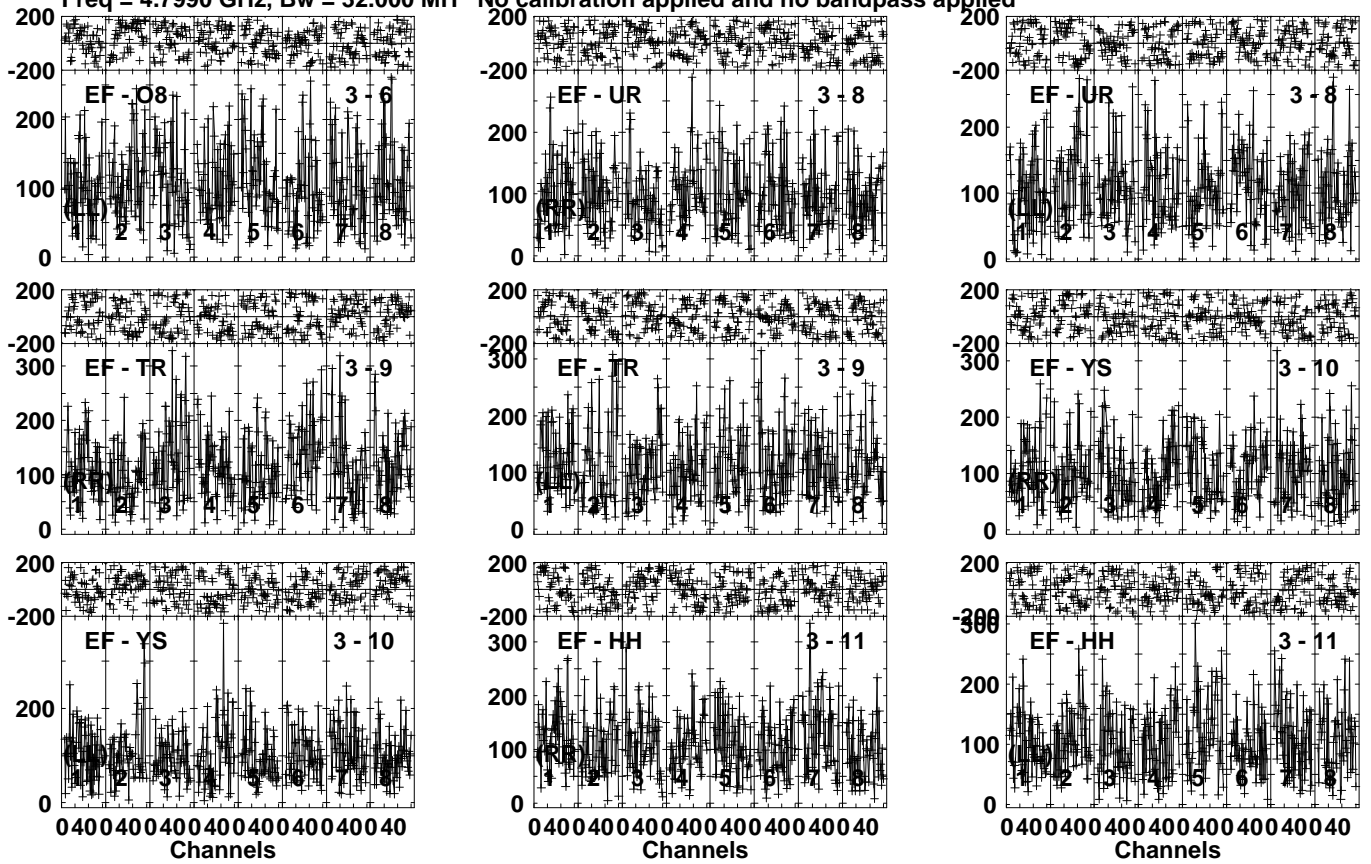
Lower frame: Micro Ampl Jy Top frame: Phas deg  
Vector averaged cross-power spectrum Several baselines displayed  
Timerange: 01/04:18:51 to 01/04:21:19

Plot file version 695 created 06-JUN-2023 11:27:55

AT2022CMC EM170A.UVDATA.1

Freq = 4.7990 GHz, Bw = 32.000 MH

No calibration applied and no bandpass applied



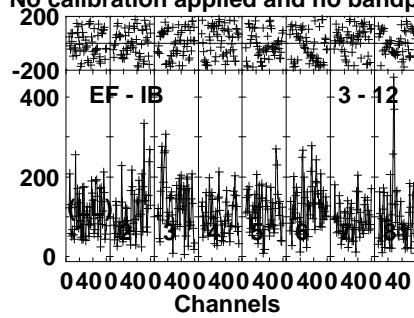
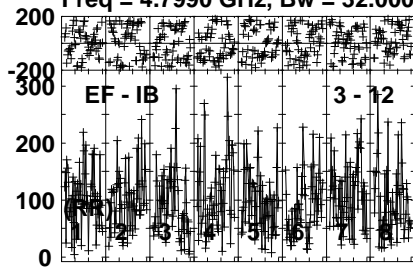
Lower frame: Micro Ampl Jy Top frame: Phas deg  
Vector averaged cross-power spectrum Several baselines displayed  
Timerange: 01/04:18:51 to 01/04:21:19

Plot file version 696 created 06-JUN-2023 11:27:55

AT2022CMC EM170A.UVDATA.1

Freq = 4.7990 GHz, Bw = 32.000 MH

No calibration applied and no bandpass applied



Lower frame: Micro Ampl Jy Top frame: Phas deg  
Vector averaged cross-power spectrum Several baselines displayed  
Timerange: 01/04:18:51 to 01/04:21:19

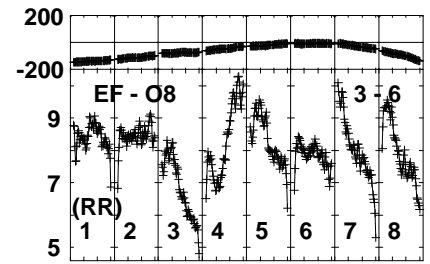
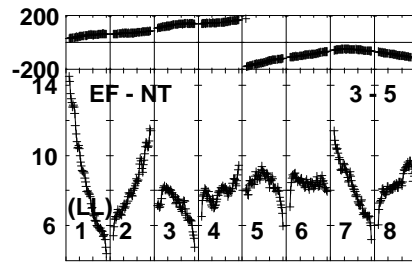
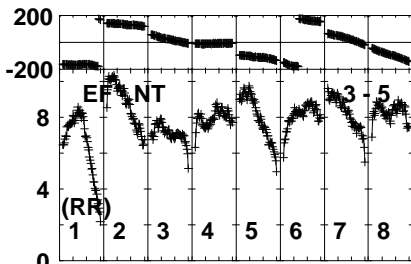
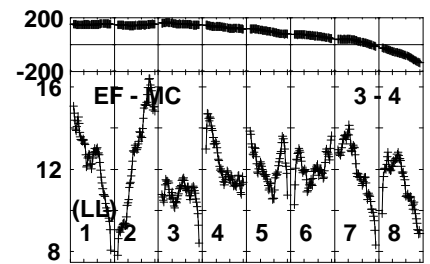
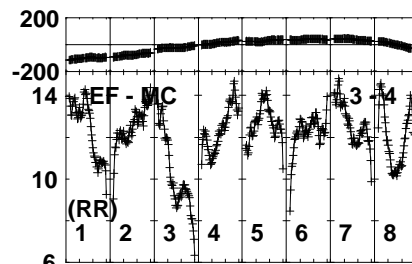
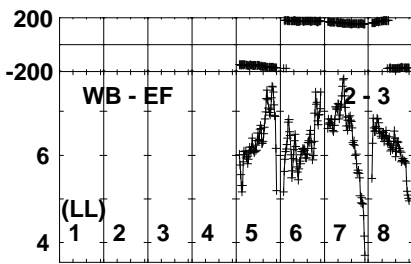
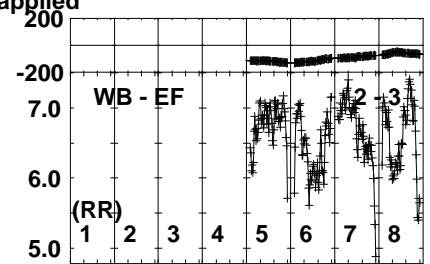
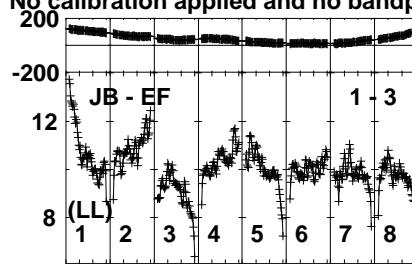
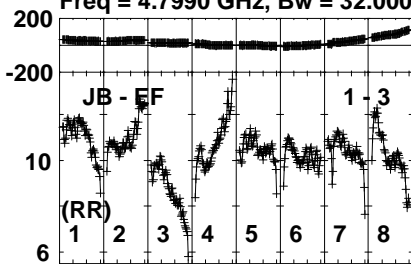


Plot file version 697 created 06-JUN-2023 11:27:55

J1329+3154 EM170A.UVDATA.1

Freq = 4.7990 GHz, Bw = 32.000 MH

No calibration applied and no bandpass applied



Lower frame: Milli Ampl Jy Top frame: Phas deg  
Vector averaged cross-power spectrum Several baselines displayed  
Timerange: 01/04:21:21 to 01/04:22:39

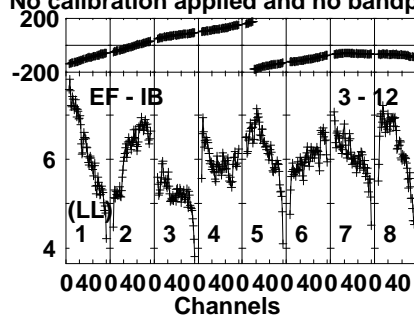
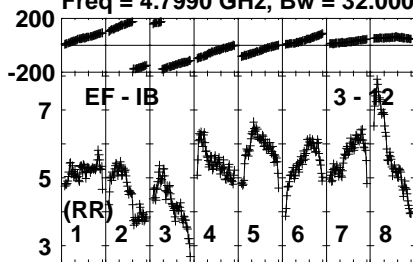


Plot file version 699 created 06-JUN-2023 11:27:55

J1329+3154 EM170A.UVDATA.1

Freq = 4.7990 GHz, Bw = 32.000 MH

No calibration applied and no bandpass applied



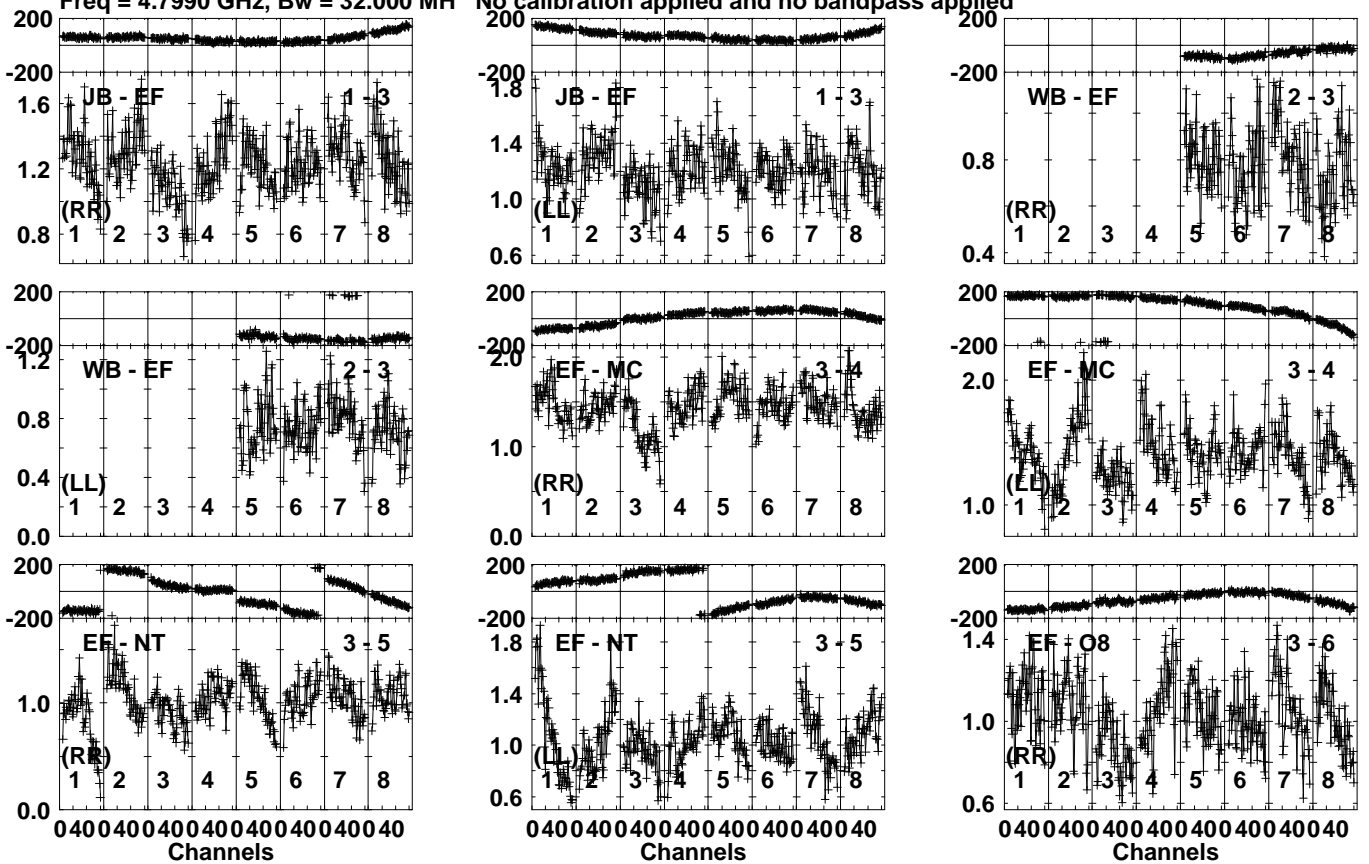
Lower frame: Milli Ampl Jy Top frame: Phas deg  
Vector averaged cross-power spectrum Several baselines displayed  
Timerange: 01/04:21:21 to 01/04:22:39

Plot file version 700 created 06-JUN-2023 11:27:55

J1342+3507 EM170A.UVDATA.1

Freq = 4.7990 GHz, Bw = 32.000 MH

No calibration applied and no bandpass applied



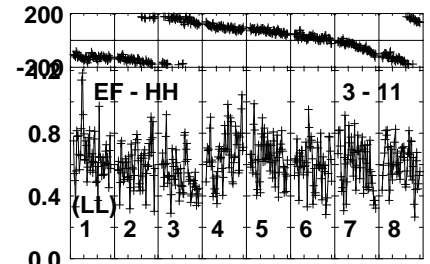
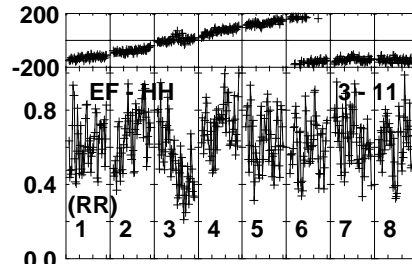
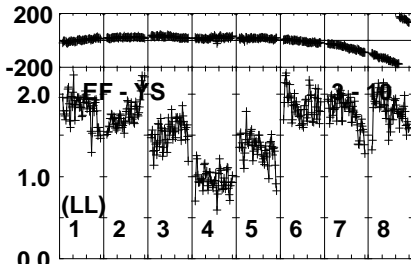
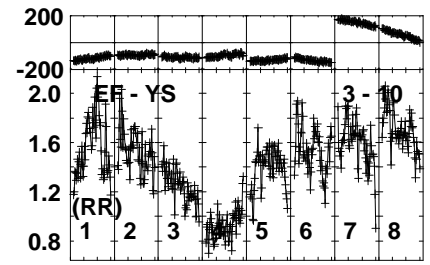
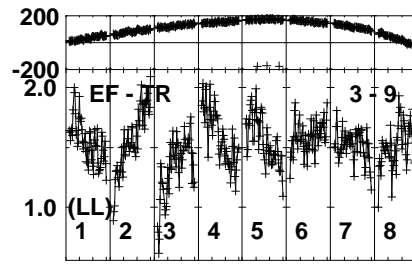
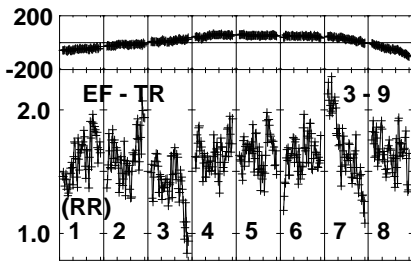
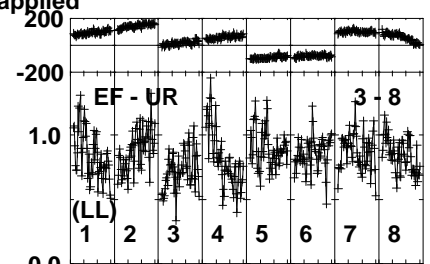
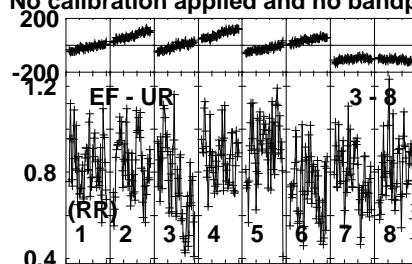
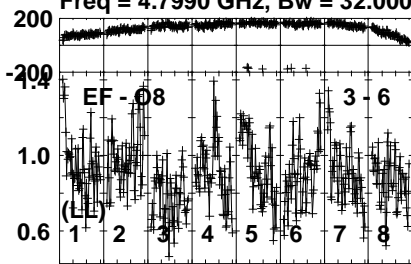
Lower frame: Milli Ampl Jy Top frame: Phas deg  
Vector averaged cross-power spectrum Several baselines displayed  
Timerange: 01/04:22:41 to 01/04:24:19

Plot file version 701 created 06-JUN-2023 11:27:55

J1342+3507 EM170A.UVDATA.1

Freq = 4.7990 GHz, Bw = 32.000 MH

No calibration applied and no bandpass applied



Lower frame: Milli Ampl Jy Top frame: Phas deg  
Vector averaged cross-power spectrum Several baselines displayed  
Timerange: 01/04:22:41 to 01/04:24:19

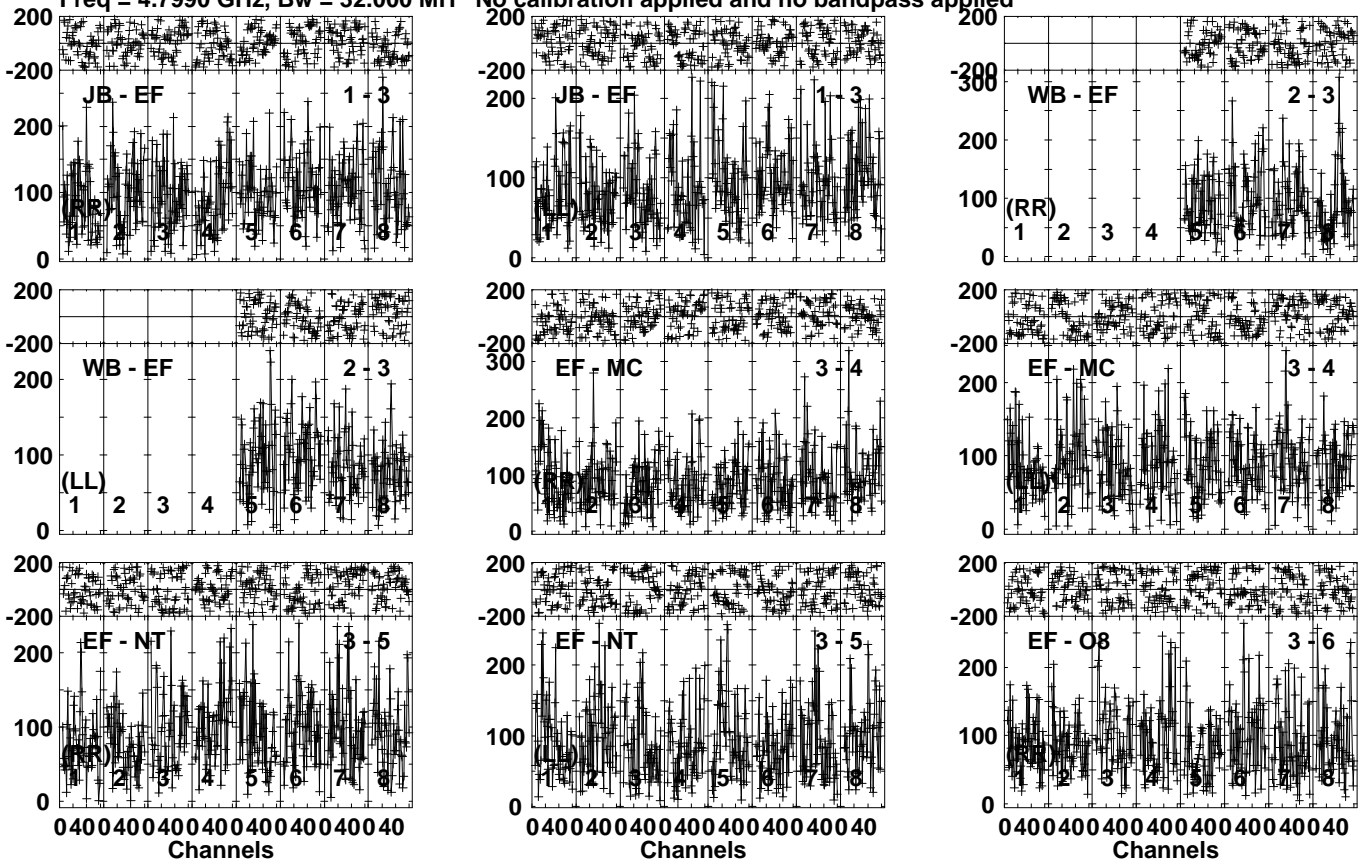


Plot file version 703 created 06-JUN-2023 11:27:56

AT2022CMC EM170A.UVDATA.1

Freq = 4.7990 GHz, Bw = 32.000 MH

No calibration applied and no bandpass applied



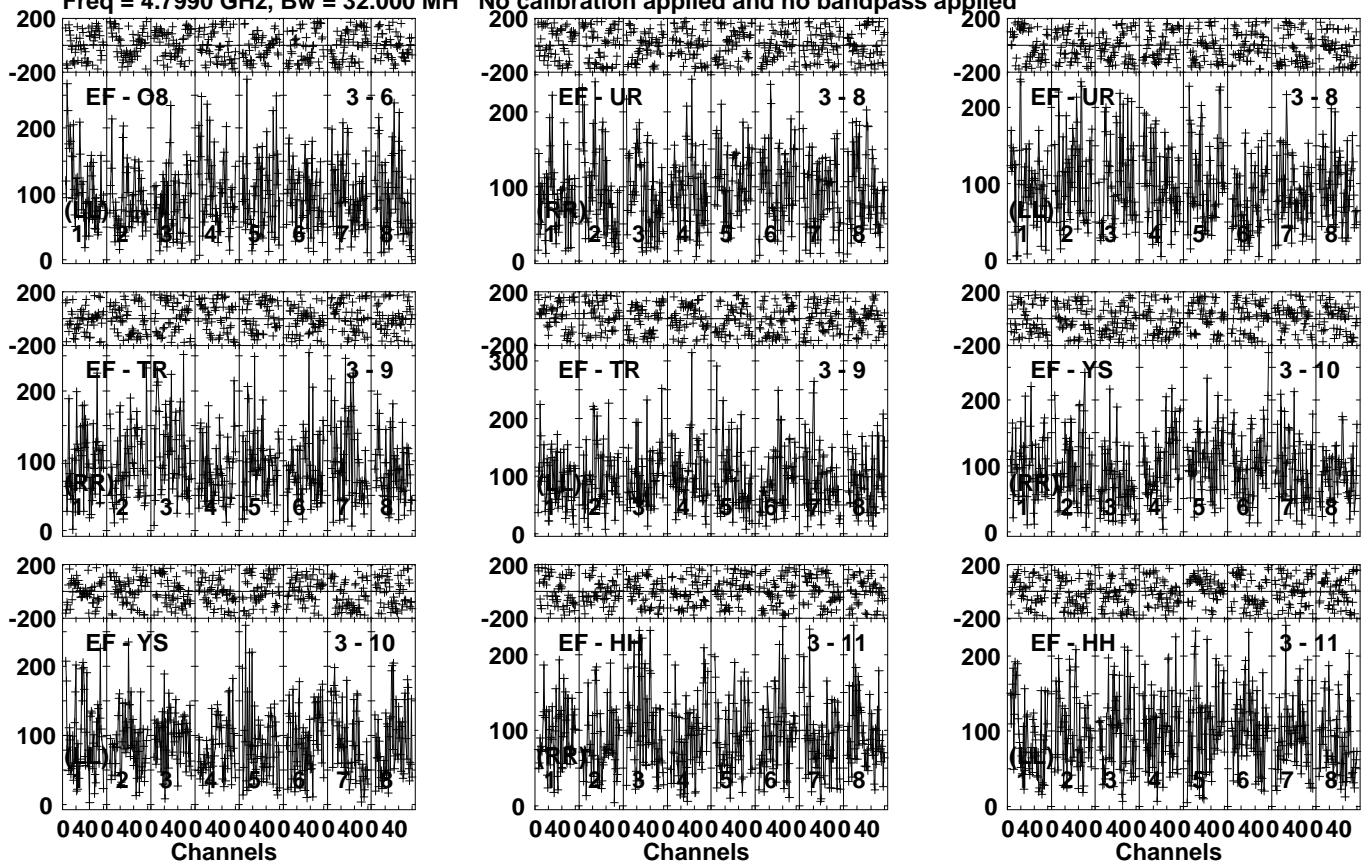
Lower frame: Micro Ampl Jy Top frame: Phas deg  
Vector averaged cross-power spectrum Several baselines displayed  
Timerange: 01/04:24:51 to 01/04:27:19

Plot file version 704 created 06-JUN-2023 11:27:56

AT2022CMC EM170A.UVDATA.1

Freq = 4.7990 GHz, Bw = 32.000 MH

No calibration applied and no bandpass applied



Lower frame: Micro Ampl Jy Top frame: Phas deg  
Vector averaged cross-power spectrum Several baselines displayed  
Timerange: 01/04:24:51 to 01/04:27:19



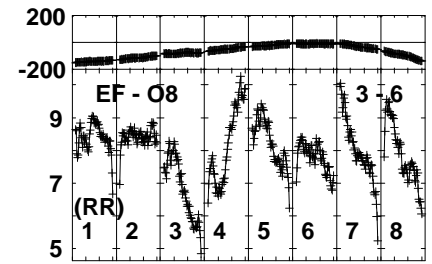
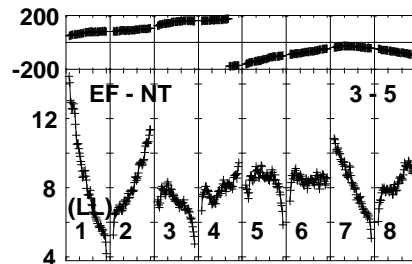
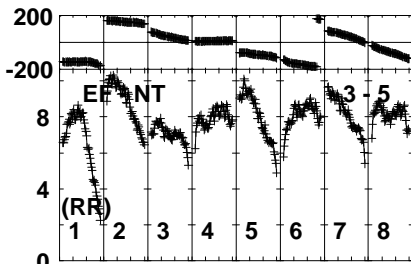
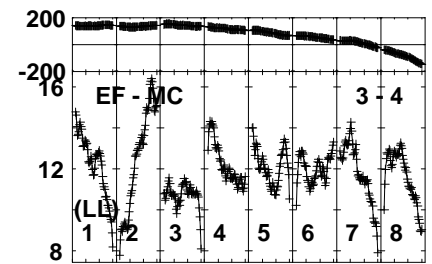
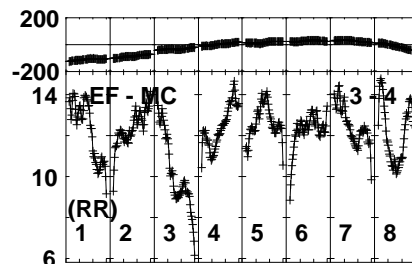
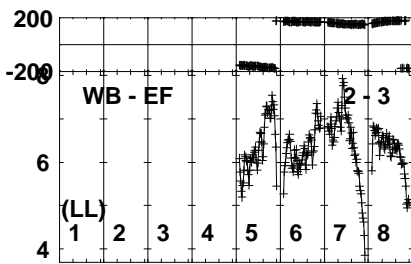
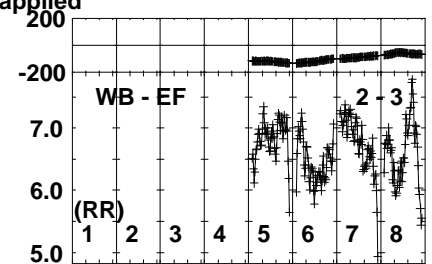
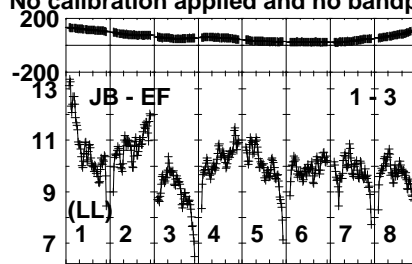
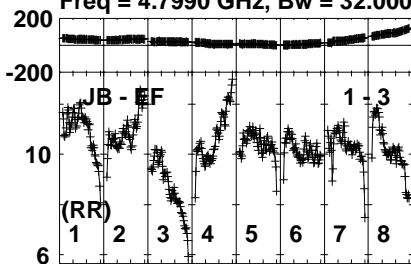


Plot file version 706 created 06-JUN-2023 11:27:56

J1329+3154 EM170A.UVDATA.1

Freq = 4.7990 GHz, Bw = 32.000 MH

No calibration applied and no bandpass applied



Lower frame: Milli Ampl Jy Top frame: Phas deg  
Vector averaged cross-power spectrum Several baselines displayed  
Timerange: 01/04:27:21 to 01/04:28:39

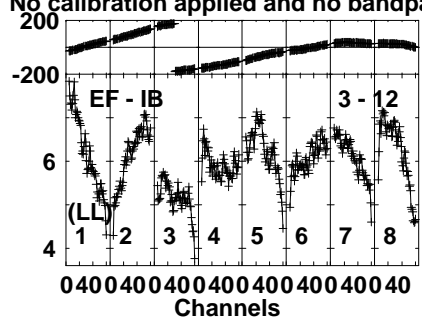
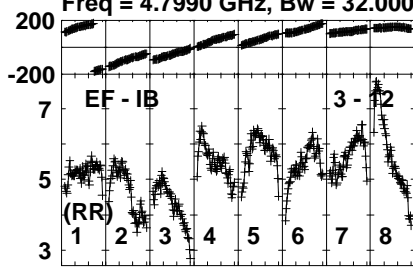


Plot file version 708 created 06-JUN-2023 11:27:56

J1329+3154 EM170A.UVDATA.1

Freq = 4.7990 GHz, Bw = 32.000 MH

No calibration applied and no bandpass applied



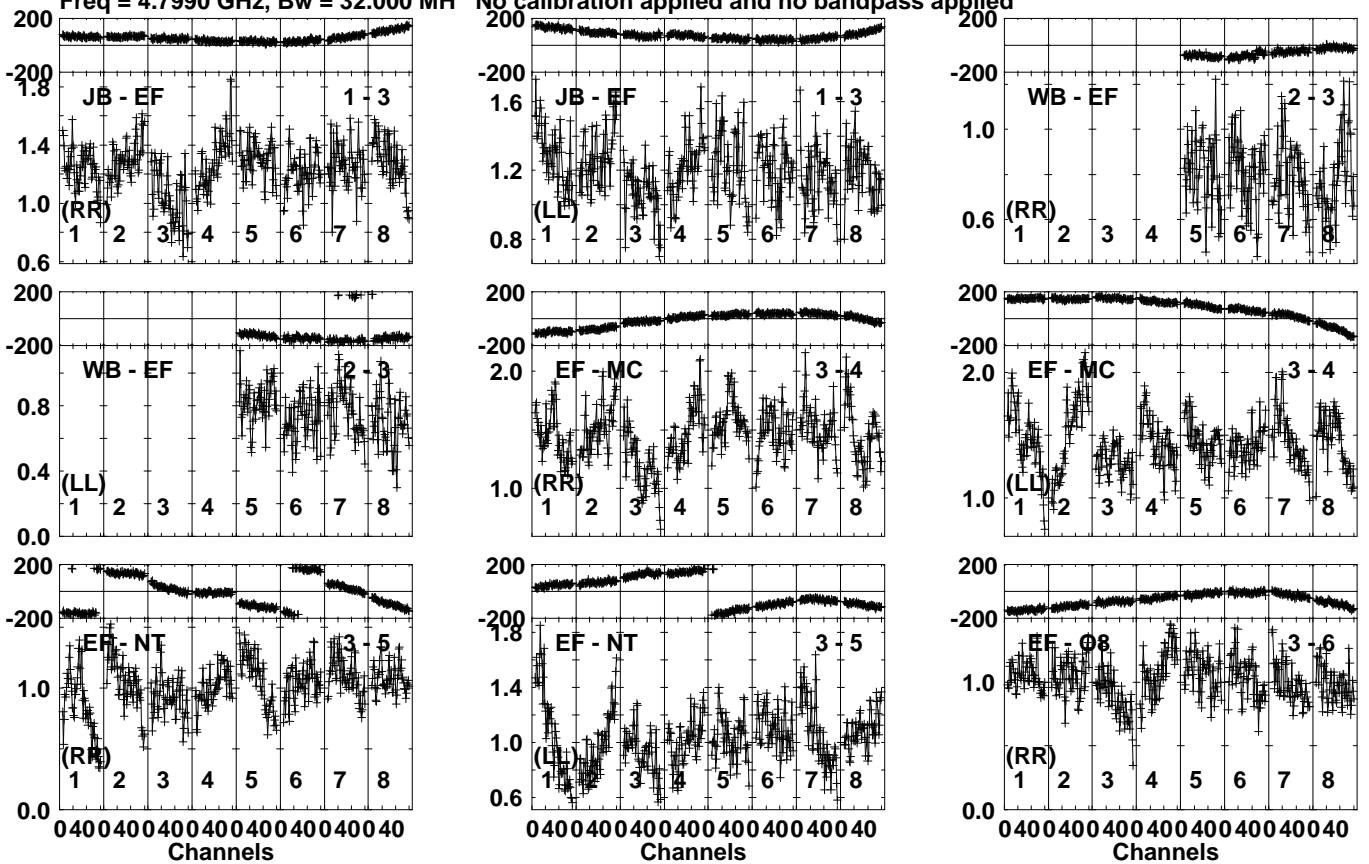
Lower frame: Milli Ampl Jy Top frame: Phas deg  
Vector averaged cross-power spectrum Several baselines displayed  
Timerange: 01/04:27:21 to 01/04:28:39

Plot file version 709 created 06-JUN-2023 11:27:56

J1342+3507 EM170A.UVDATA.1

Freq = 4.7990 GHz, Bw = 32.000 MH

No calibration applied and no bandpass applied



Lower frame: Milli Ampl Jy Top frame: Phas deg  
Vector averaged cross-power spectrum Several baselines displayed  
Timerange: 01/04:28:41 to 01/04:30:19

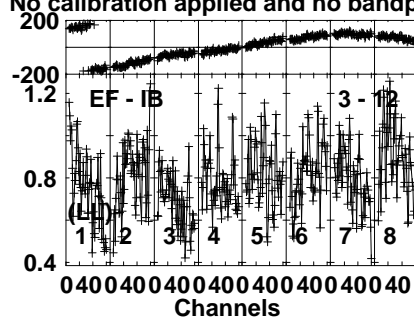
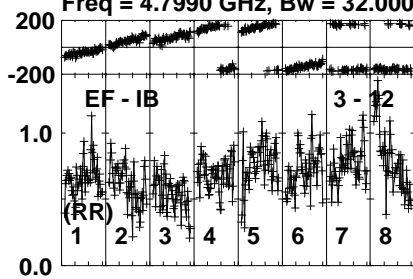


Plot file version 711 created 06-JUN-2023 11:27:56

J1342+3507 EM170A.UVDATA.1

Freq = 4.7990 GHz, Bw = 32.000 MH

No calibration applied and no bandpass applied



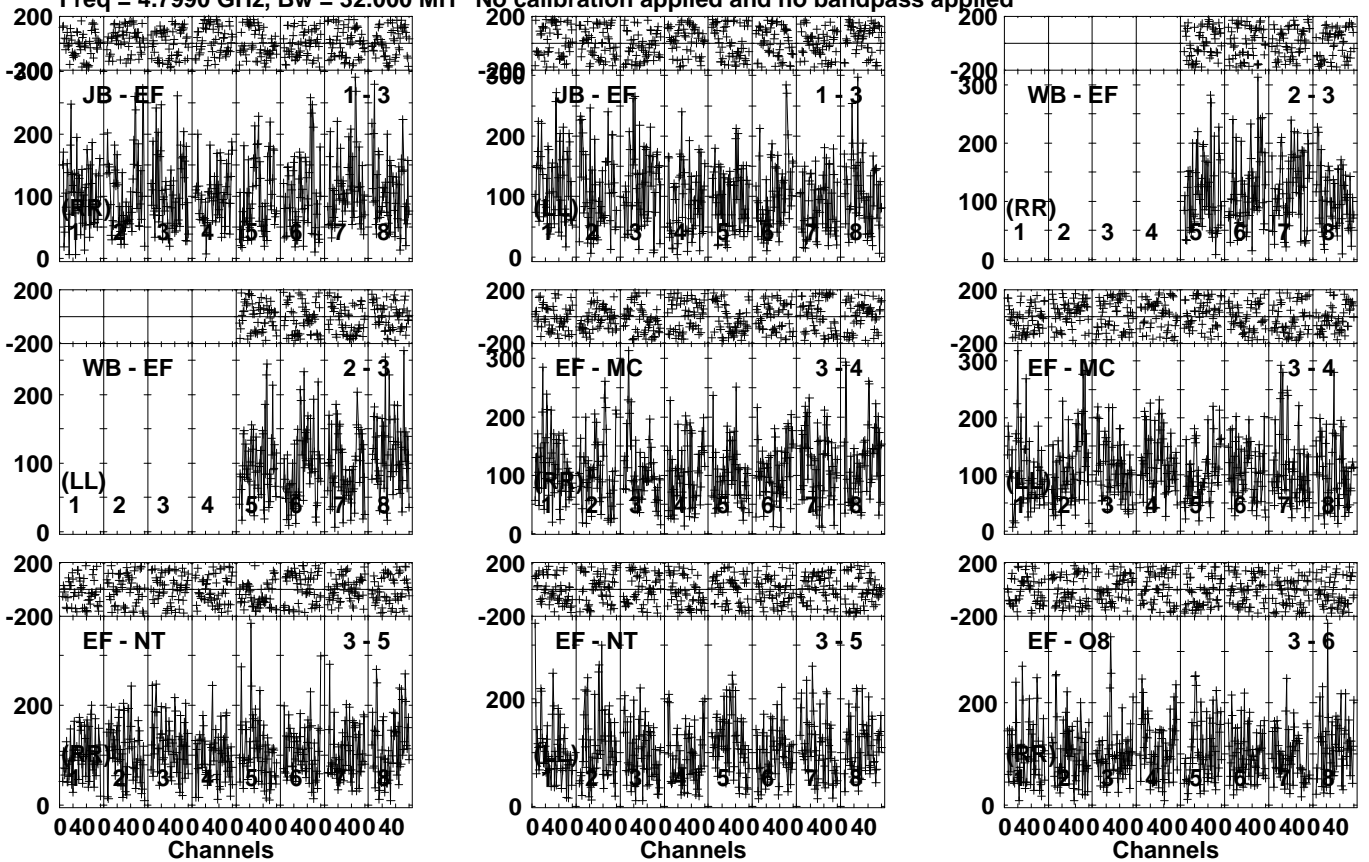
Lower frame: Milli Ampl Jy Top frame: Phas deg  
Vector averaged cross-power spectrum Several baselines displayed  
Timerange: 01/04:28:41 to 01/04:30:19

Plot file version 712 created 06-JUN-2023 11:27:56

AT2022CMC EM170A.UVDATA.1

Freq = 4.7990 GHz, Bw = 32.000 MH

No calibration applied and no bandpass applied



Lower frame: Micro Ampl Jy Top frame: Phas deg  
Vector averaged cross-power spectrum Several baselines displayed  
Timerange: 01/04:30:21 to 01/04:32:49

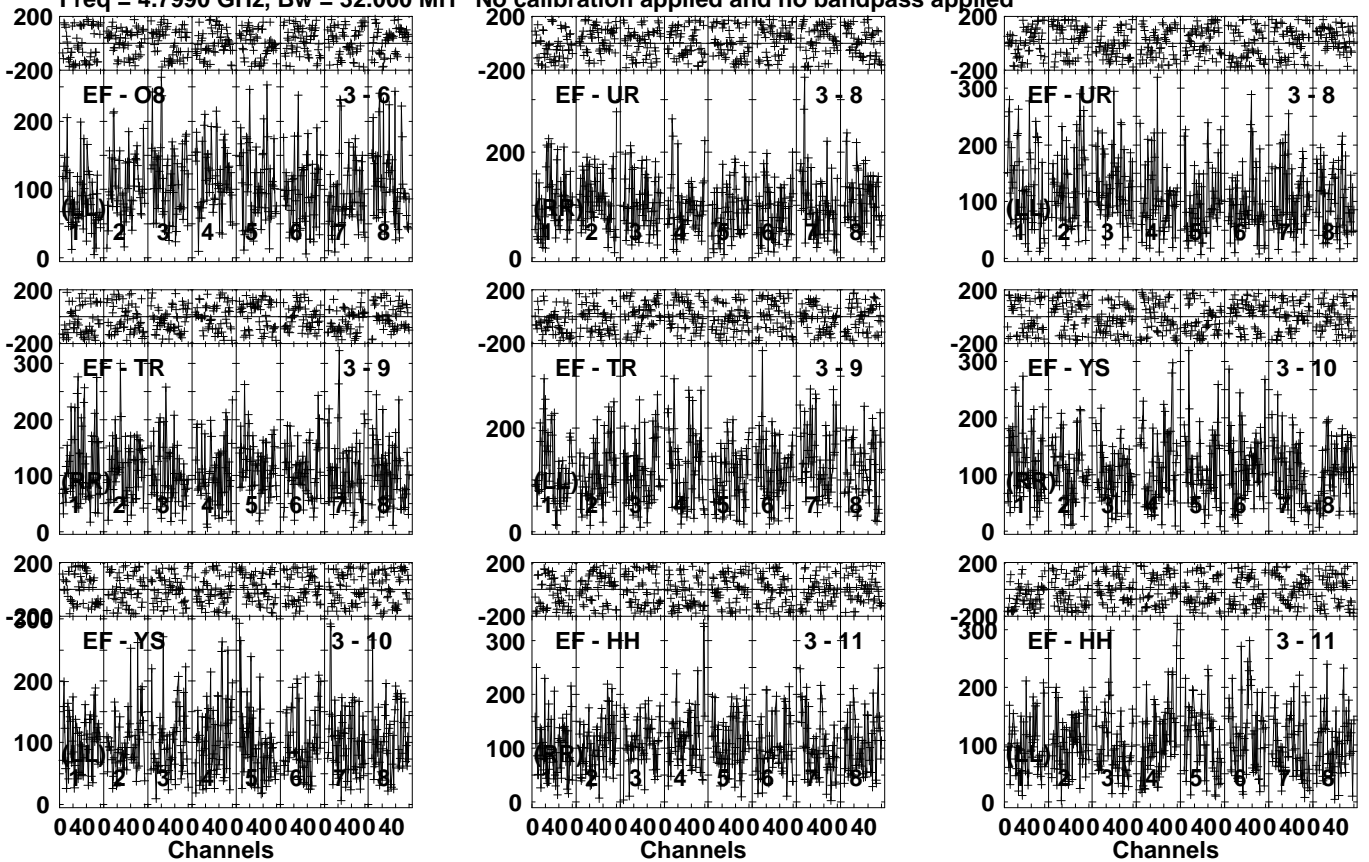


Plot file version 713 created 06-JUN-2023 11:27:56

AT2022CMC EM170A.UVDATA.1

Freq = 4.7990 GHz, Bw = 32.000 MH

No calibration applied and no bandpass applied



Lower frame: Micro Ampl Jy Top frame: Phas deg  
Vector averaged cross-power spectrum Several baselines displayed  
Timerange: 01/04:30:21 to 01/04:32:49

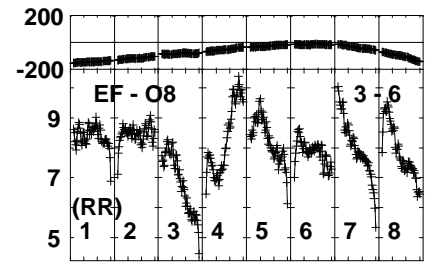
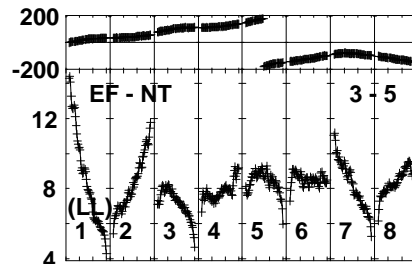
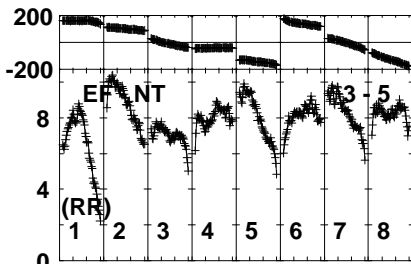
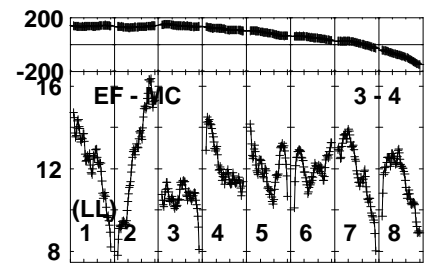
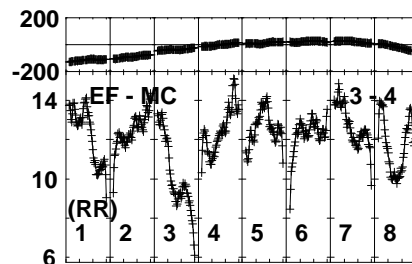
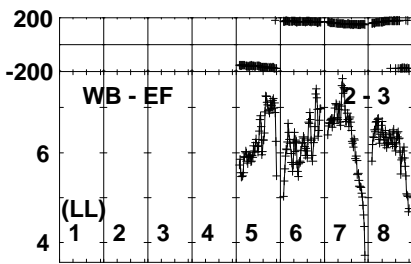
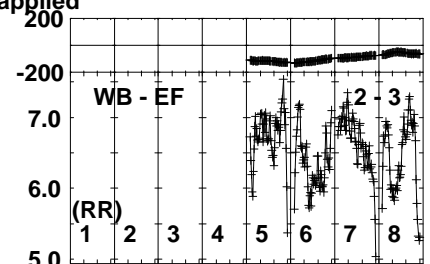
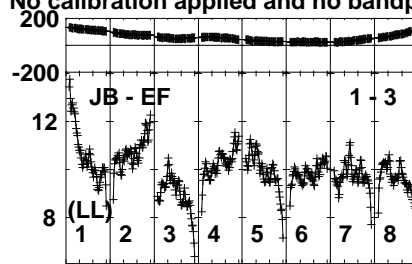
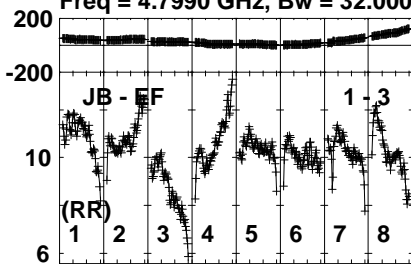


Plot file version 715 created 06-JUN-2023 11:27:57

J1329+3154 EM170A.UVDATA.1

Freq = 4.7990 GHz, Bw = 32.000 MH

No calibration applied and no bandpass applied



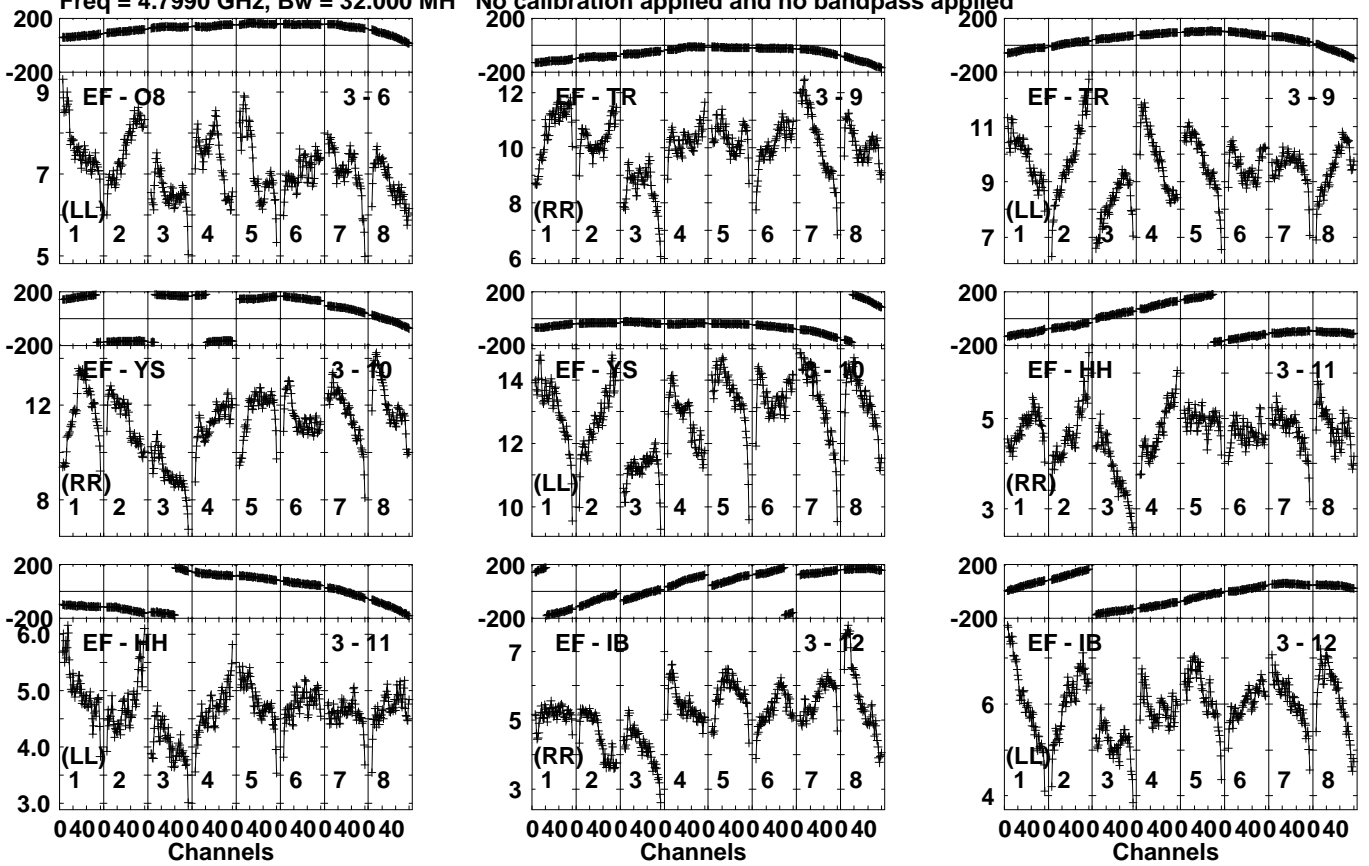
Lower frame: Milli Ampl Jy Top frame: Phas deg  
Vector averaged cross-power spectrum Several baselines displayed  
Timerange: 01/04:32:51 to 01/04:34:09

Plot file version 716 created 06-JUN-2023 11:27:57

J1329+3154 EM170A.UVDATA.1

Freq = 4.7990 GHz, Bw = 32.000 MH

No calibration applied and no bandpass applied



Lower frame: Milli Ampl Jy Top frame: Phas deg  
Vector averaged cross-power spectrum Several baselines displayed  
Timerange: 01/04:32:51 to 01/04:34:09

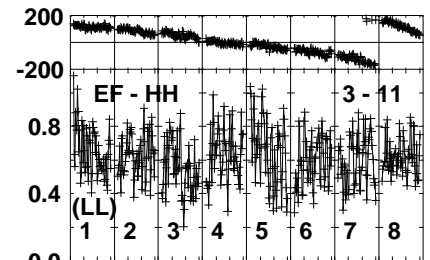
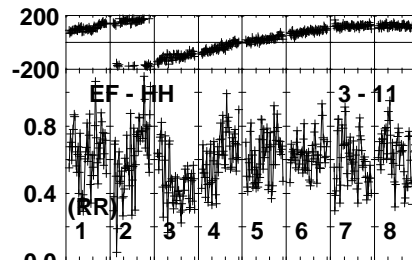
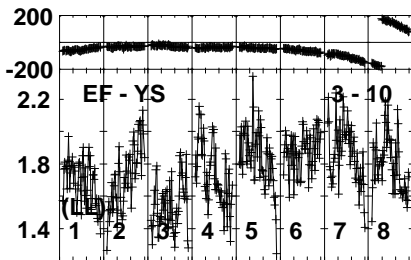
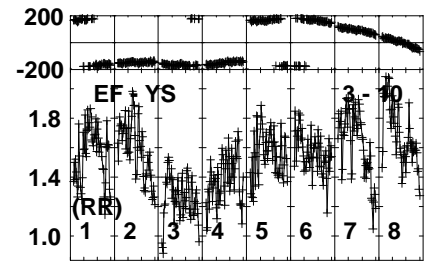
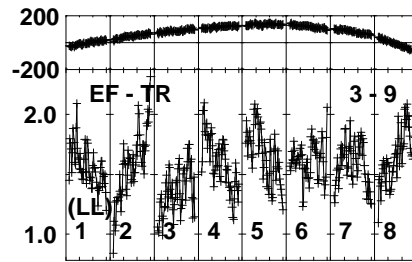
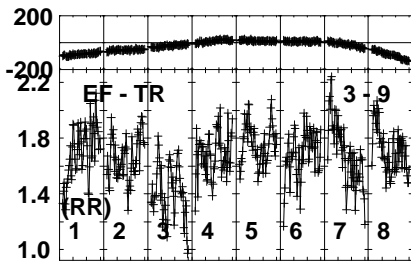
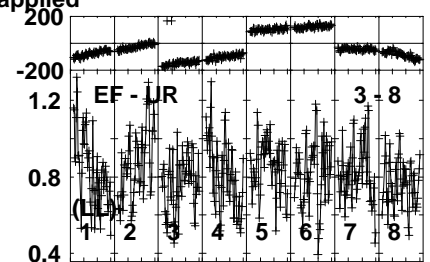
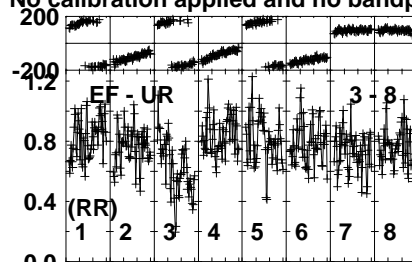
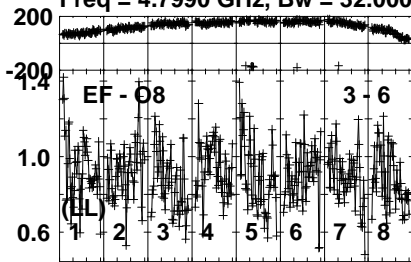


Plot file version 718 created 06-JUN-2023 11:27:57

J1342+3507 EM170A.UVDATA.1

Freq = 4.7990 GHz, Bw = 32.000 MH

No calibration applied and no bandpass applied



040040040040040040040040  
Channels

040040040040040040040040  
Channels

040040040040040040040040  
Channels

Lower frame: Milli Ampl Jy Top frame: Phas deg  
Vector averaged cross-power spectrum Several baselines displayed  
Timerange: 01/04:34:11 to 01/04:35:49

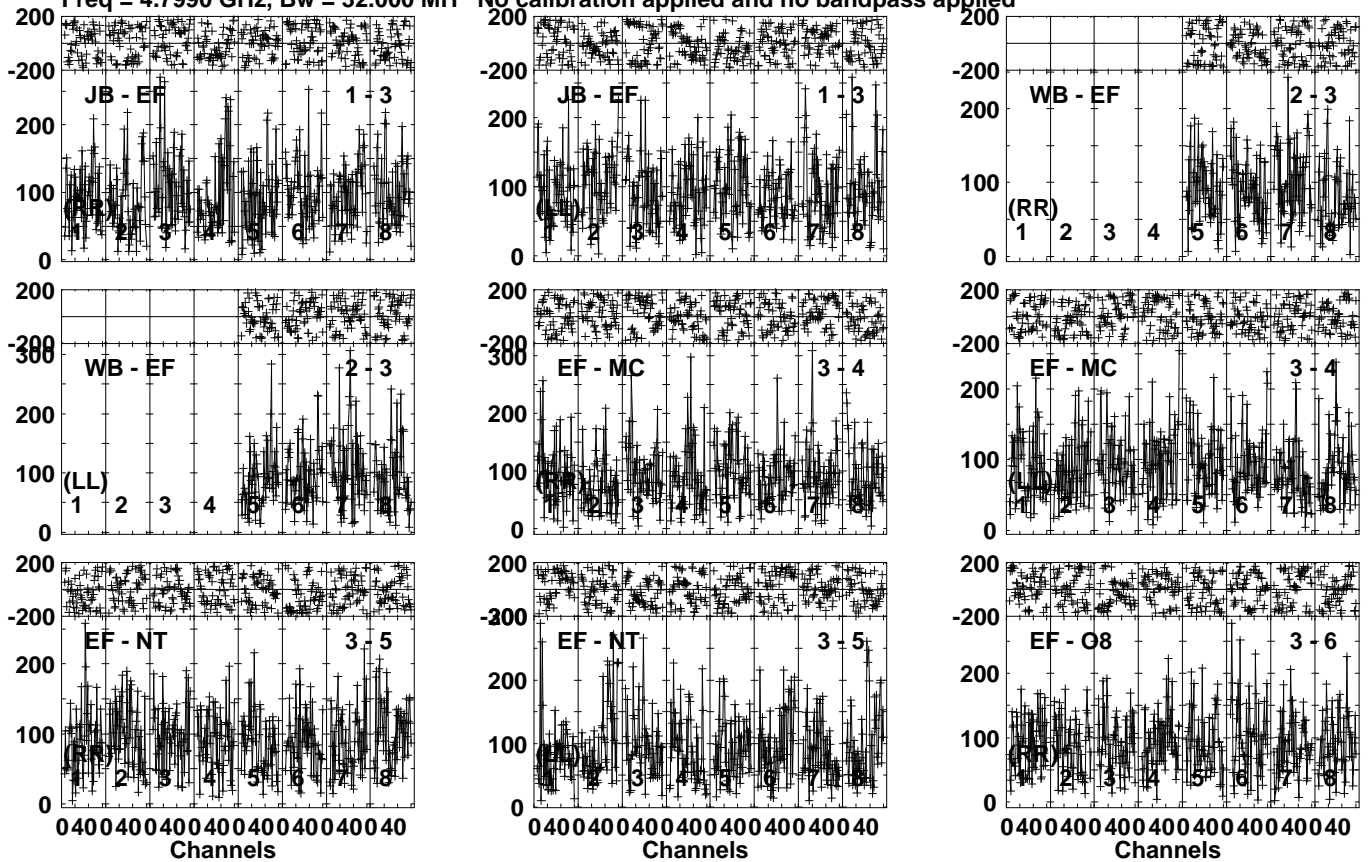


Plot file version 720 created 06-JUN-2023 11:27:57

AT2022CMC EM170A.UVDATA.1

Freq = 4.7990 GHz, Bw = 32.000 MH

No calibration applied and no bandpass applied



Lower frame: Micro Ampl Jy Top frame: Phas deg  
Vector averaged cross-power spectrum Several baselines displayed  
Timerange: 01/04:36:21 to 01/04:38:49

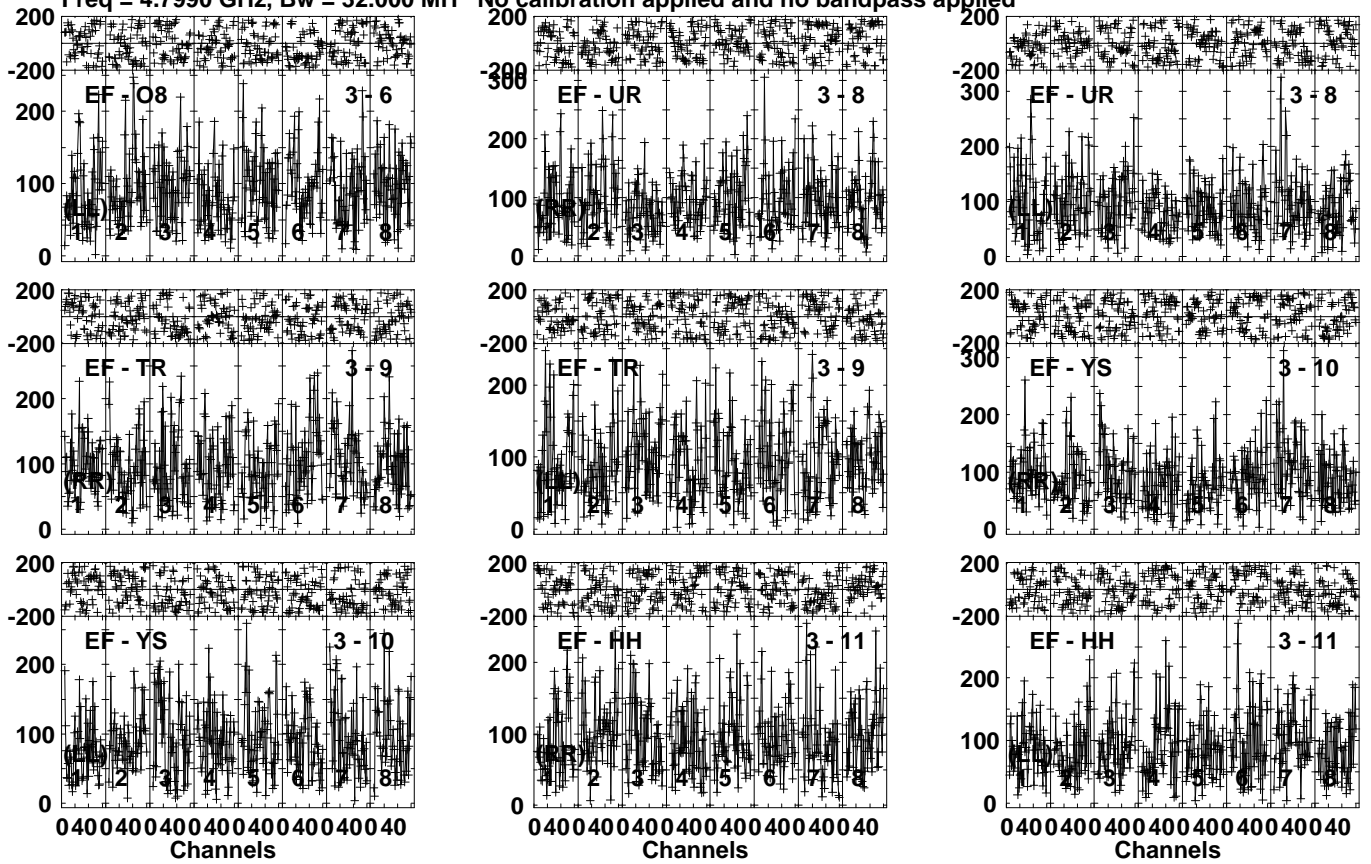


Plot file version 721 created 06-JUN-2023 11:27:57

AT2022CMC EM170A.UVDATA.1

Freq = 4.7990 GHz, Bw = 32.000 MH

No calibration applied and no bandpass applied



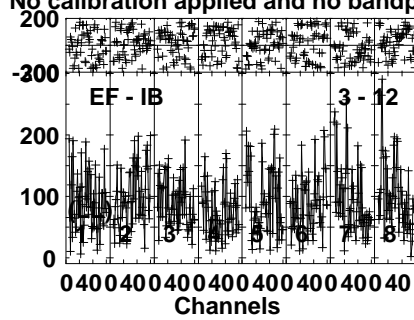
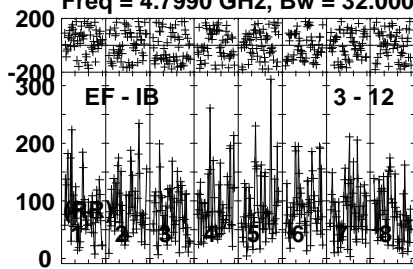
Lower frame: Micro Ampl Jy Top frame: Phas deg  
Vector averaged cross-power spectrum Several baselines displayed  
Timerange: 01/04:36:21 to 01/04:38:49

Plot file version 722 created 06-JUN-2023 11:27:57

AT2022CMC EM170A.UVDATA.1

Freq = 4.7990 GHz, Bw = 32.000 MH

No calibration applied and no bandpass applied



Lower frame: Micro Ampl Jy Top frame: Phas deg

Vector averaged cross-power spectrum Several baselines displayed

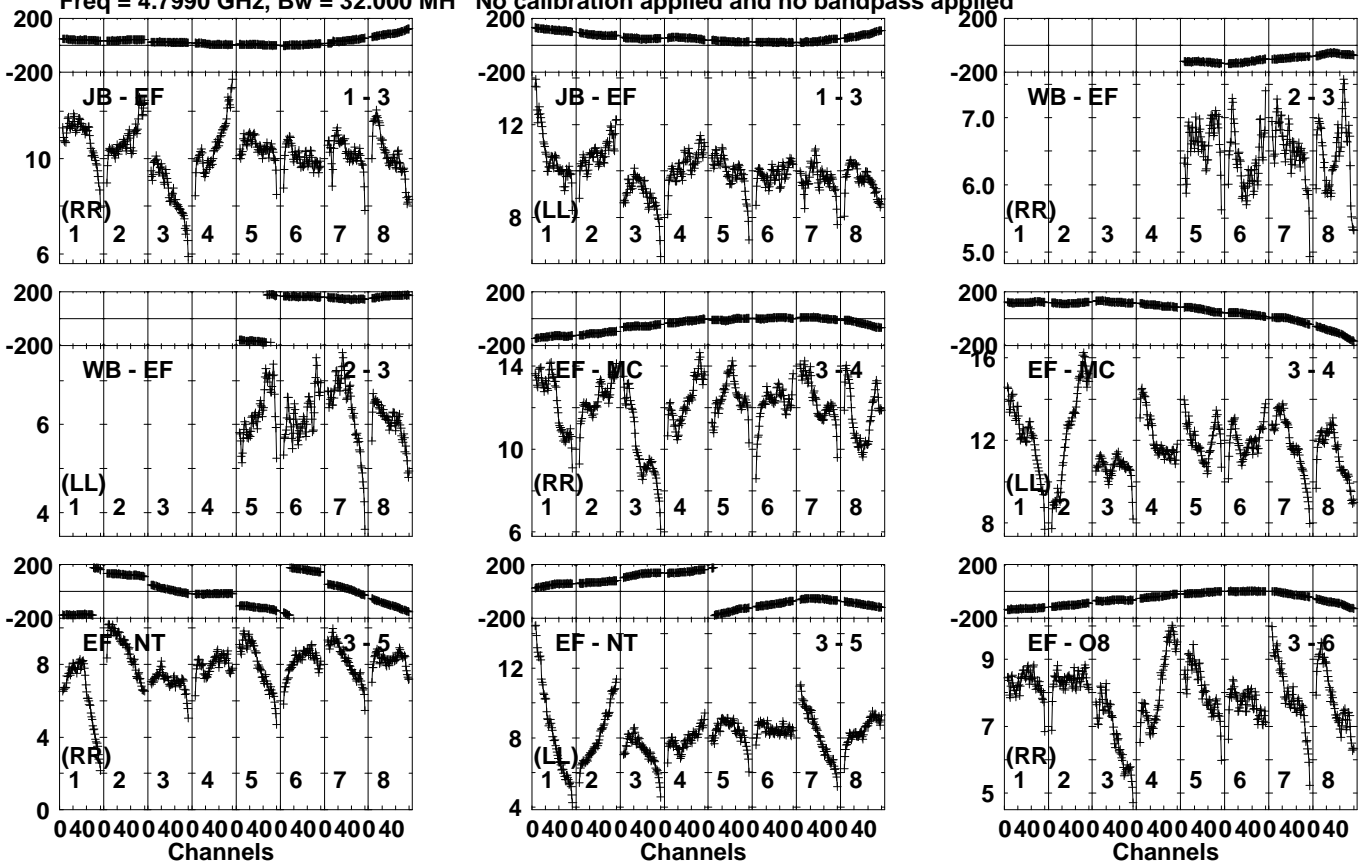
Timerange: 01/04:36:21 to 01/04:38:49

Plot file version 723 created 06-JUN-2023 11:27:57

J1329+3154 EM170A.UVDATA.1

Freq = 4.7990 GHz, Bw = 32.000 MH

No calibration applied and no bandpass applied



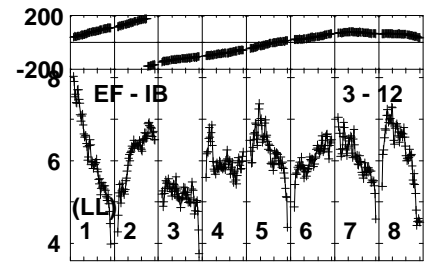
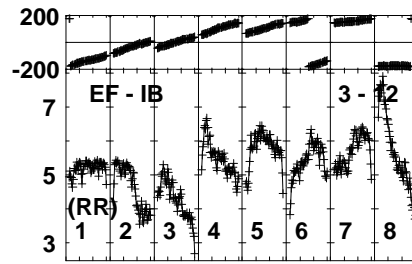
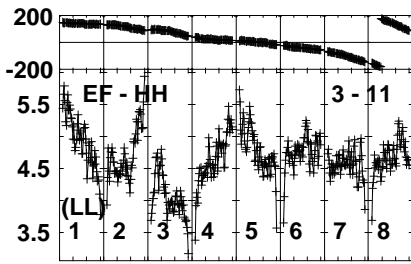
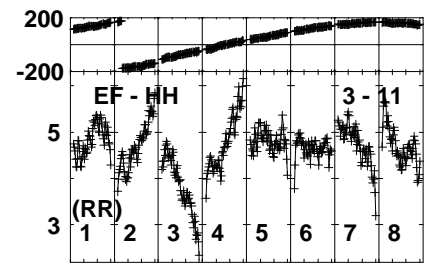
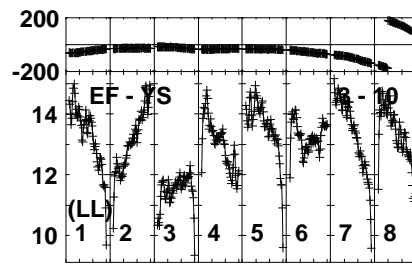
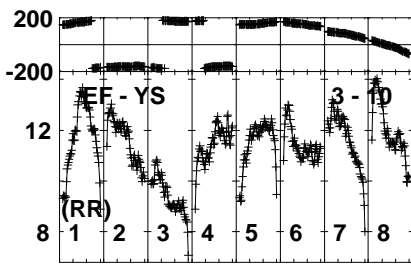
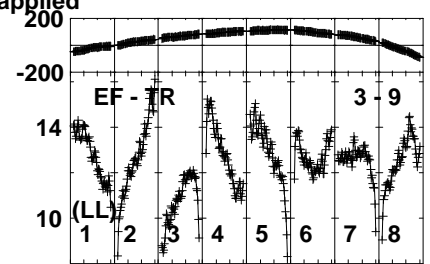
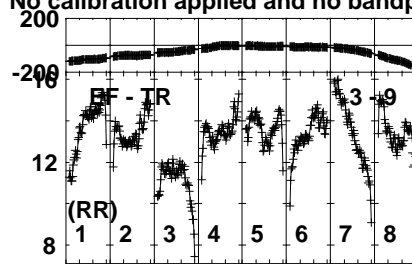
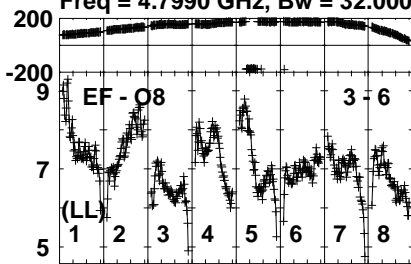
Lower frame: Milli Ampl Jy Top frame: Phas deg  
Vector averaged cross-power spectrum Several baselines displayed  
Timerange: 01/04:38:53 to 01/04:40:09

Plot file version 724 created 06-JUN-2023 11:27:57

J1329+3154 EM170A.UVDATA.1

Freq = 4.7990 GHz, Bw = 32.000 MH

No calibration applied and no bandpass applied



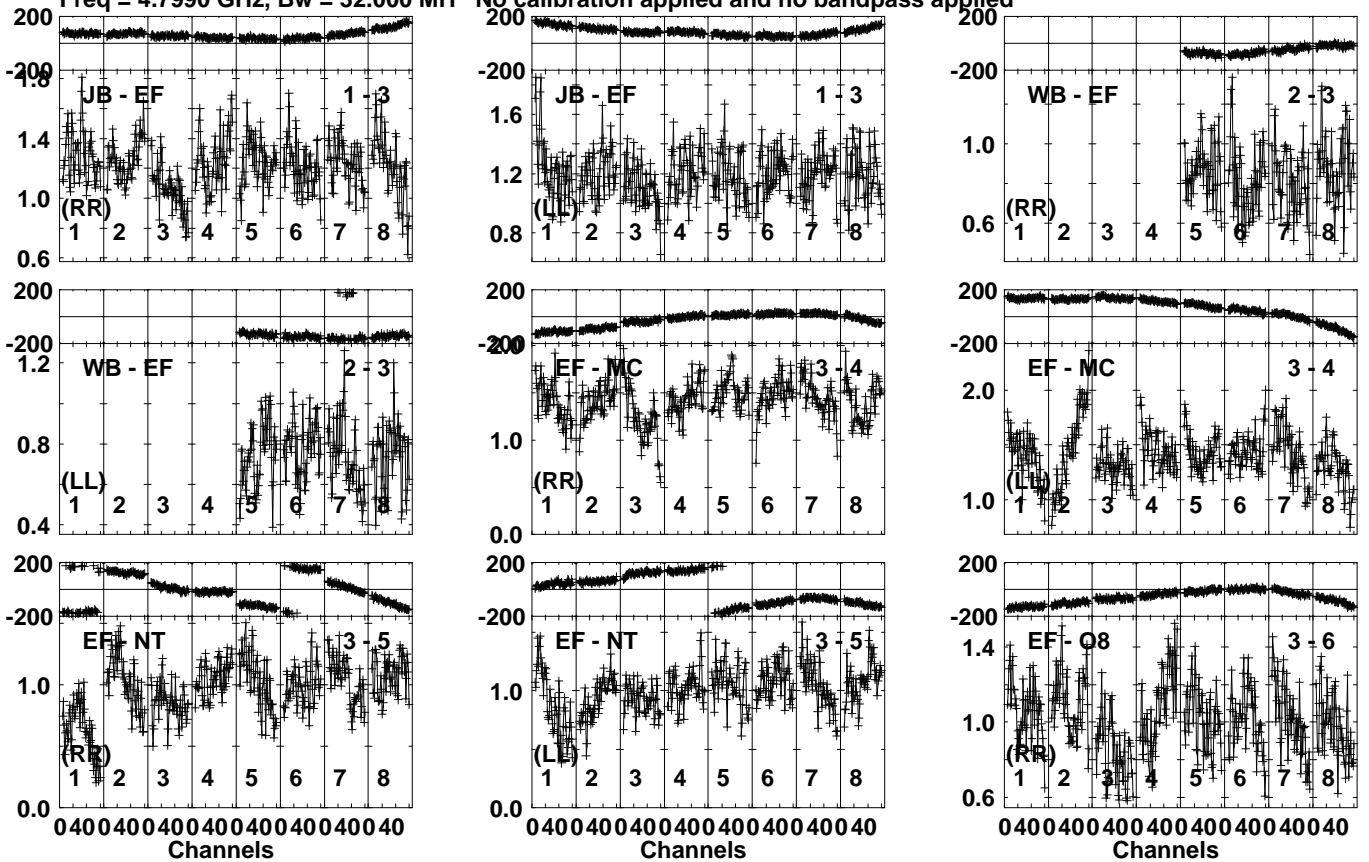
Lower frame: Milli Ampl Jy Top frame: Phas deg  
Vector averaged cross-power spectrum Several baselines displayed  
Timerange: 01/04:38:53 to 01/04:40:09

Plot file version 725 created 06-JUN-2023 11:27:58

J1342+3507 EM170A.UVDATA.1

Freq = 4.7990 GHz, Bw = 32.000 MH

No calibration applied and no bandpass applied



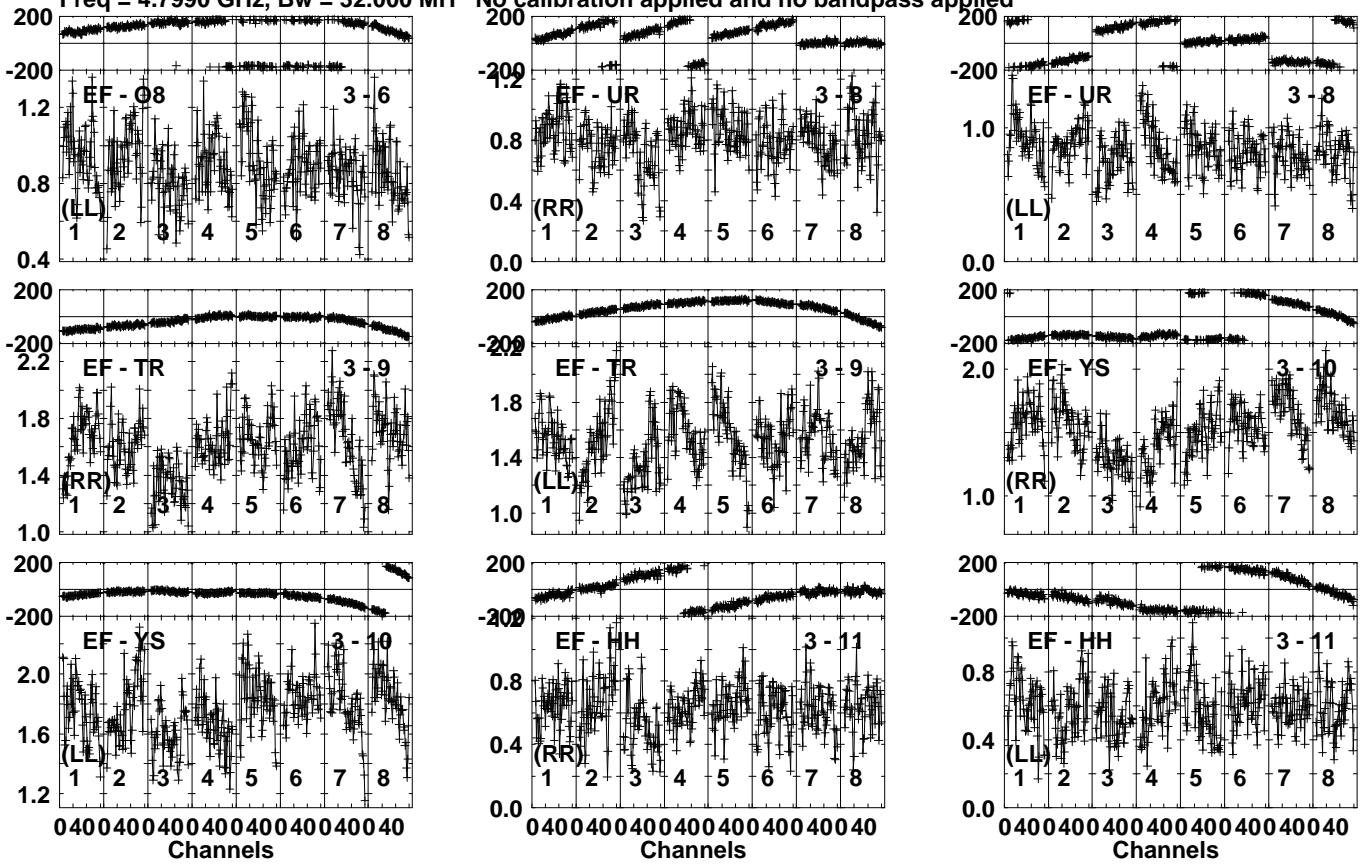
Lower frame: Milli Ampl Jy Top frame: Phas deg  
Vector averaged cross-power spectrum Several baselines displayed  
Timerange: 01/04:40:11 to 01/04:41:49

Plot file version 726 created 06-JUN-2023 11:27:58

J1342+3507 EM170A.UVDATA.1

Freq = 4.7990 GHz, Bw = 32.000 MH

No calibration applied and no bandpass applied



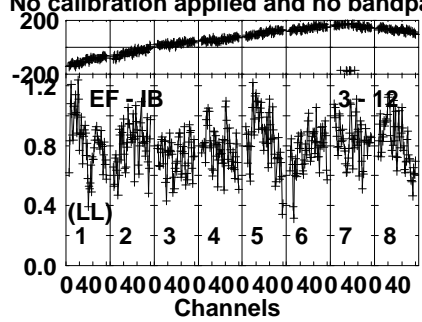
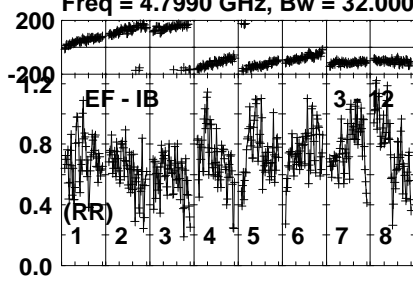
Lower frame: Milli Ampl Jy Top frame: Phas deg  
Vector averaged cross-power spectrum Several baselines displayed  
Timerange: 01/04:40:11 to 01/04:41:49

Plot file version 727 created 06-JUN-2023 11:27:58

J1342+3507 EM170A.UVDATA.1

Freq = 4.7990 GHz, Bw = 32.000 MH

No calibration applied and no bandpass applied



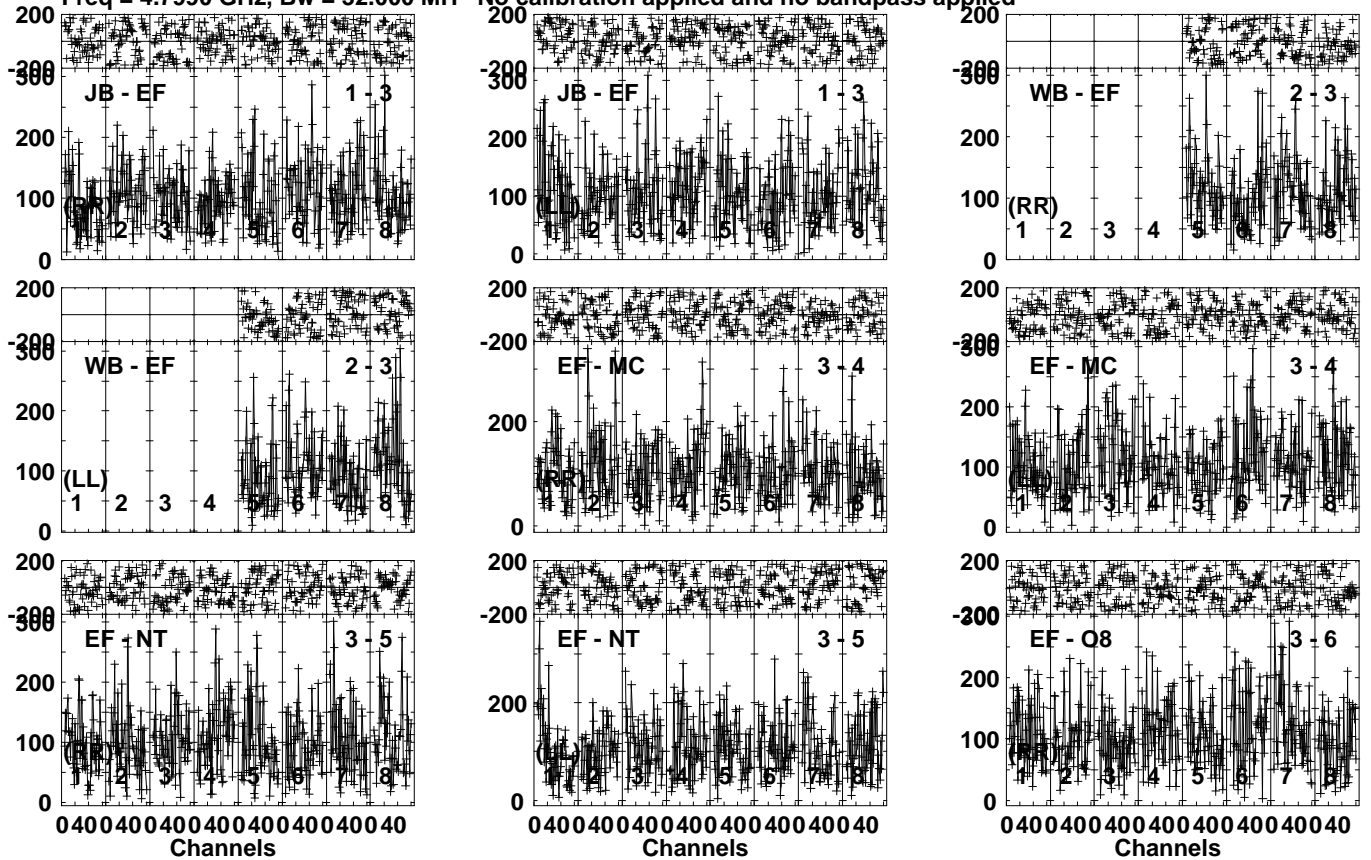
Lower frame: Milli Ampl Jy Top frame: Phas deg  
Vector averaged cross-power spectrum Several baselines displayed  
Timerange: 01/04:40:11 to 01/04:41:49

Plot file version 728 created 06-JUN-2023 11:27:58

AT2022CMC EM170A.UVDATA.1

Freq = 4.7990 GHz, Bw = 32.000 MH

No calibration applied and no bandpass applied



Lower frame: Micro Ampl Jy Top frame: Phas deg  
Vector averaged cross-power spectrum Several baselines displayed  
Timerange: 01/04:41:51 to 01/04:44:19



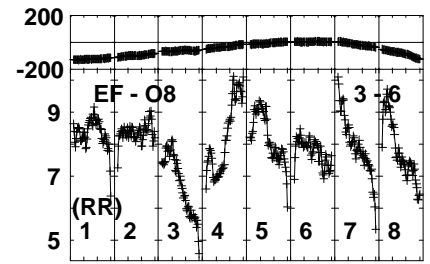
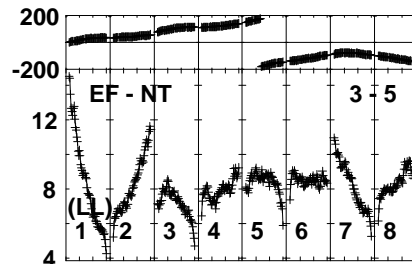
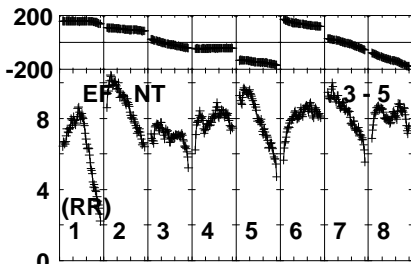
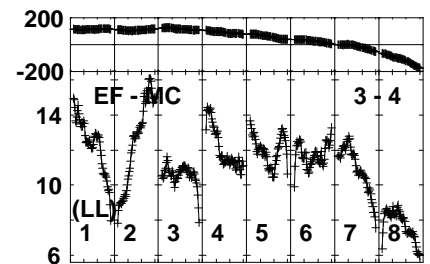
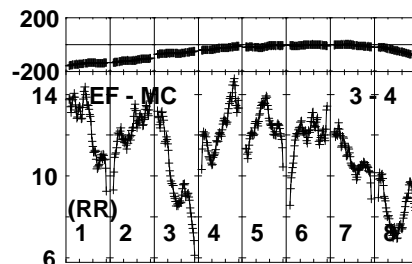
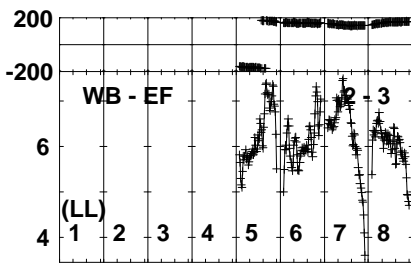
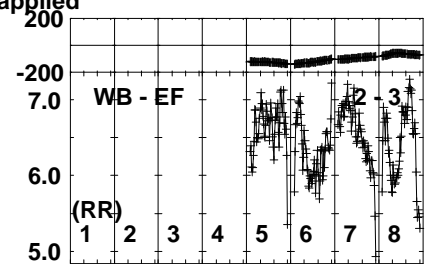
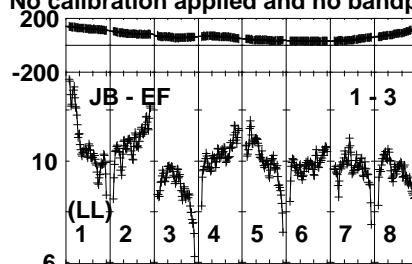
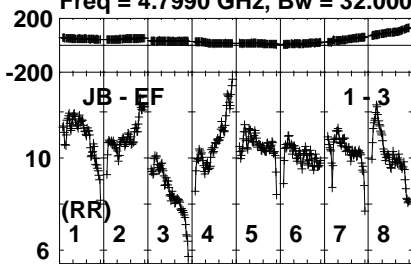


Plot file version 730 created 06-JUN-2023 11:27:58

J1329+3154 EM170A.UVDATA.1

Freq = 4.7990 GHz, Bw = 32.000 MH

No calibration applied and no bandpass applied



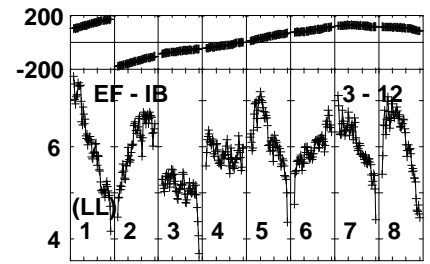
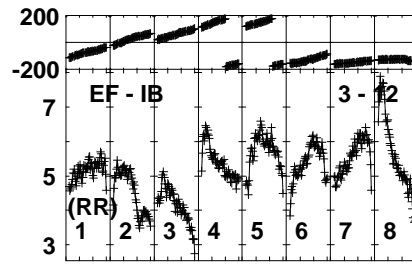
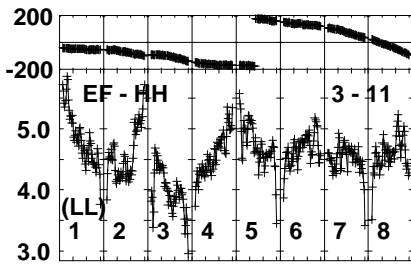
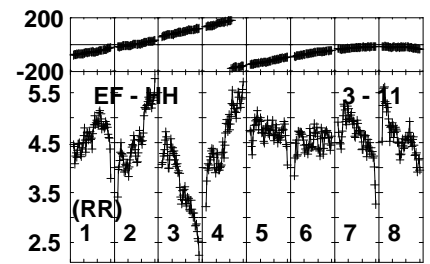
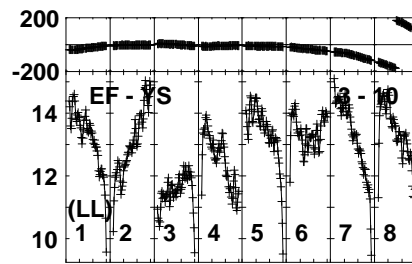
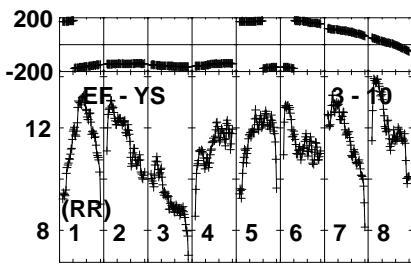
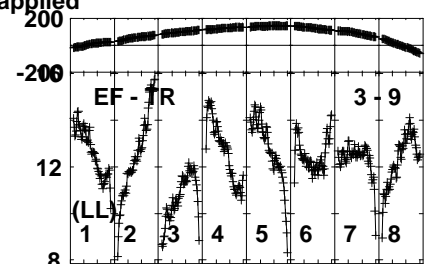
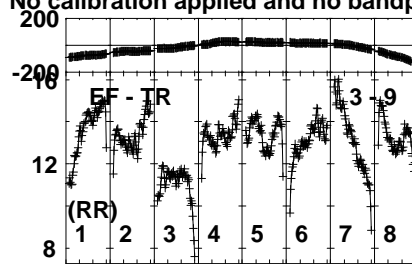
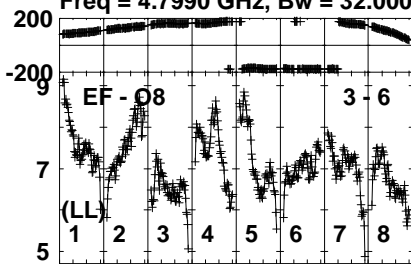
Lower frame: Milli Ampl Jy Top frame: Phas deg  
Vector averaged cross-power spectrum Several baselines displayed  
Timerange: 01/04:44:21 to 01/04:45:39

Plot file version 731 created 06-JUN-2023 11:27:58

J1329+3154 EM170A.UVDATA.1

Freq = 4.7990 GHz, Bw = 32.000 MH

No calibration applied and no bandpass applied



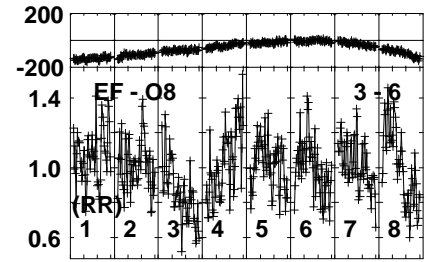
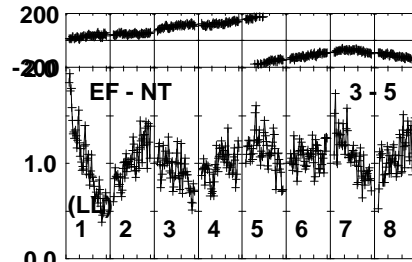
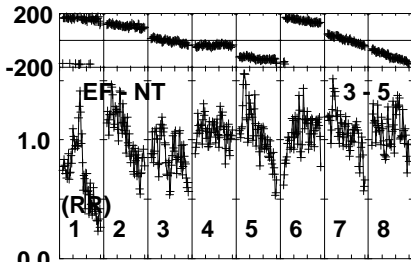
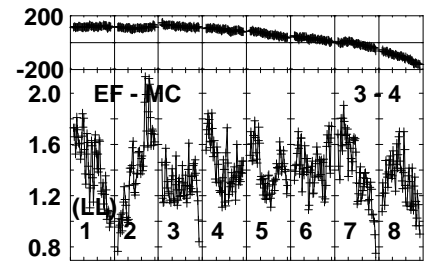
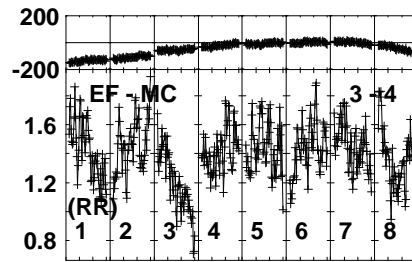
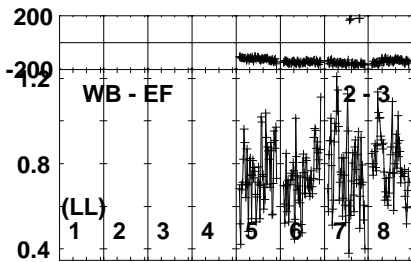
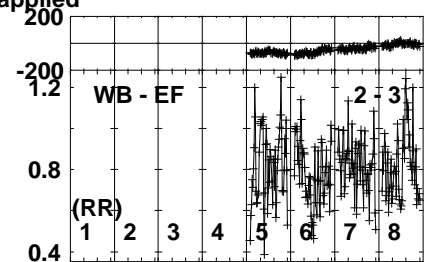
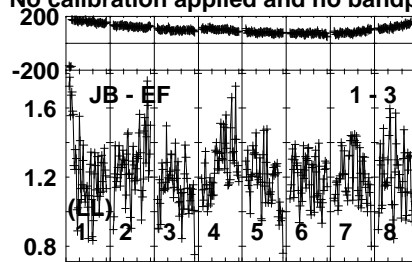
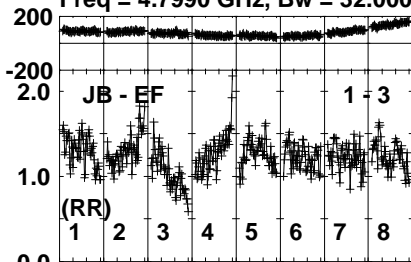
Lower frame: Milli Ampl Jy Top frame: Phas deg  
Vector averaged cross-power spectrum Several baselines displayed  
Timerange: 01/04:44:21 to 01/04:45:39

Plot file version 732 created 06-JUN-2023 11:27:58

J1342+3507 EM170A.UVDATA.1

Freq = 4.7990 GHz, Bw = 32.000 MH

No calibration applied and no bandpass applied



040040040040040040040040040040  
Channels

040040040040040040040040040040  
Channels

040040040040040040040040040040  
Channels

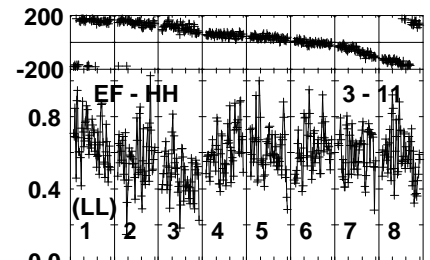
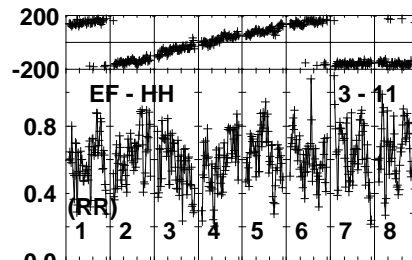
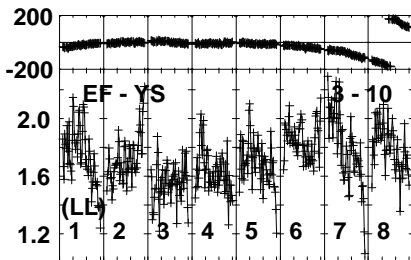
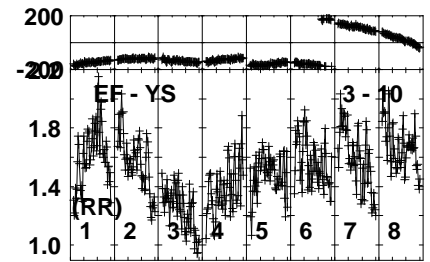
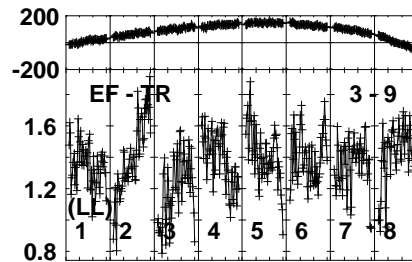
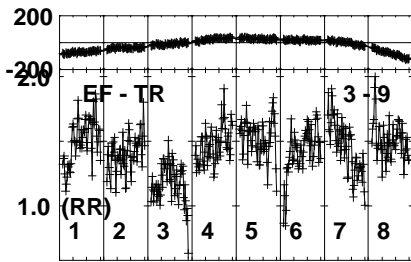
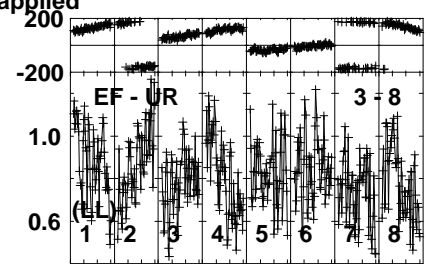
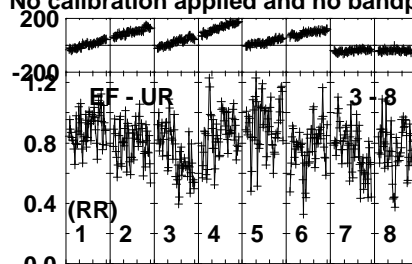
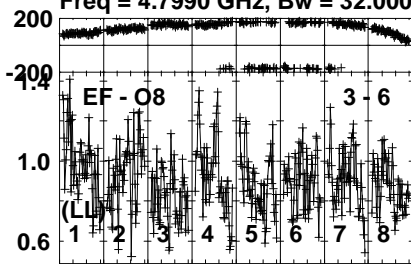
Lower frame: Milli Ampl Jy Top frame: Phas deg  
Vector averaged cross-power spectrum Several baselines displayed  
Timerange: 01/04:45:41 to 01/04:47:19

Plot file version 733 created 06-JUN-2023 11:27:58

J1342+3507 EM170A.UVDATA.1

Freq = 4.7990 GHz, Bw = 32.000 MH

No calibration applied and no bandpass applied



040040040040040040040040  
Channels

040040040040040040040040  
Channels

040040040040040040040040  
Channels

Lower frame: Milli Ampl Jy Top frame: Phas deg  
Vector averaged cross-power spectrum Several baselines displayed  
Timerange: 01/04:45:41 to 01/04:47:19

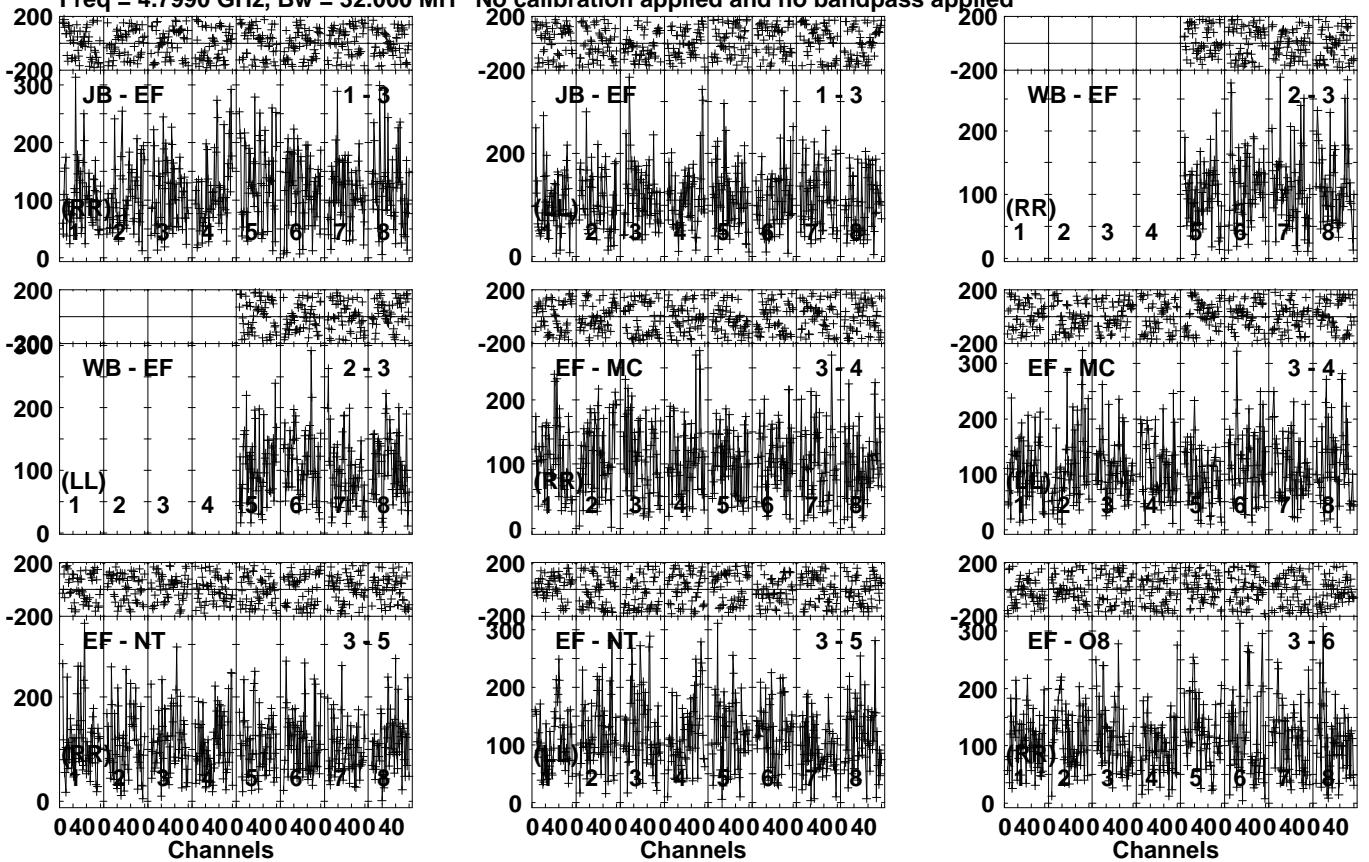


Plot file version 735 created 06-JUN-2023 11:27:59

AT2022CMC EM170A.UVDATA.1

Freq = 4.7990 GHz, Bw = 32.000 MH

No calibration applied and no bandpass applied



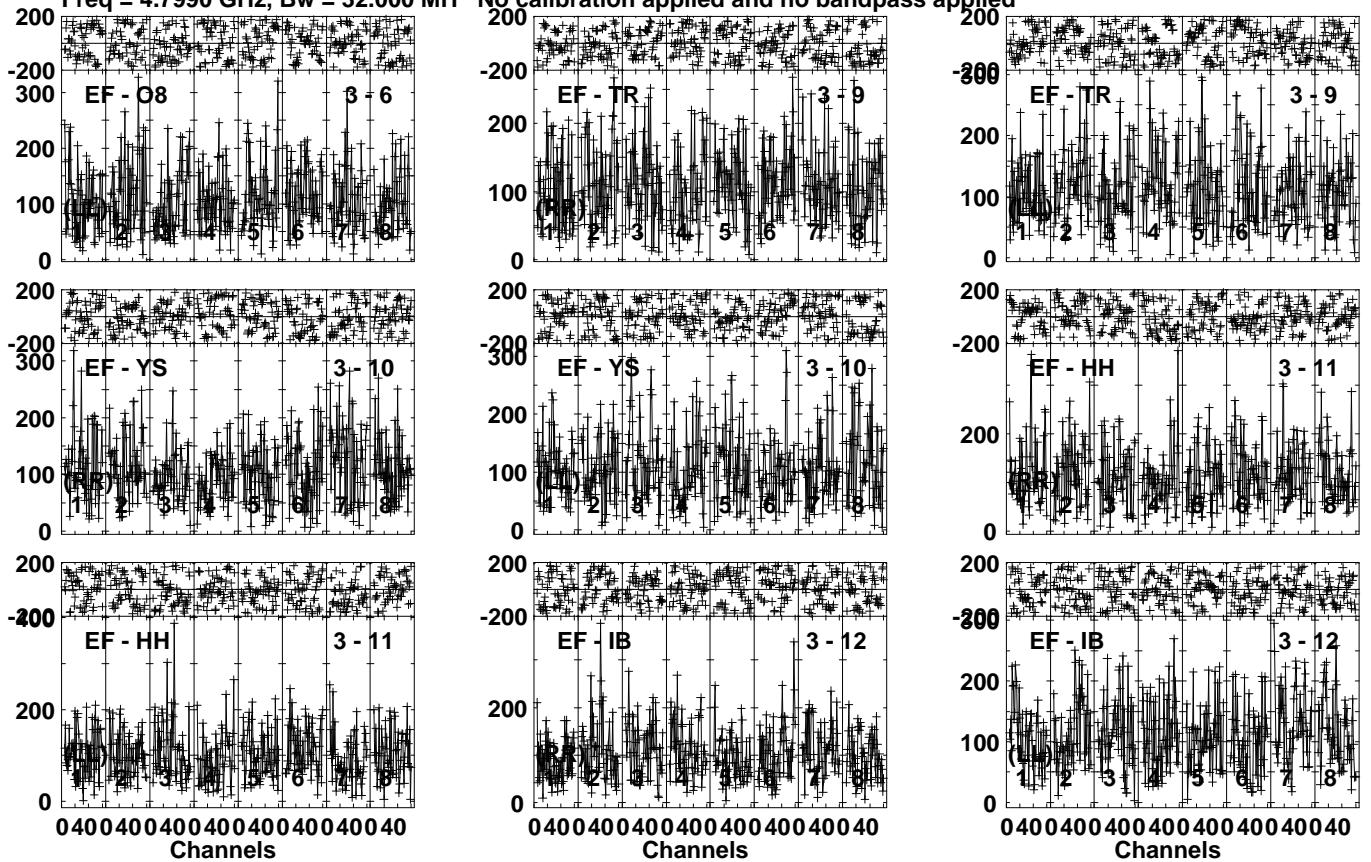
Lower frame: Micro Ampl Jy Top frame: Phas deg  
Vector averaged cross-power spectrum Several baselines displayed  
Timerange: 01/04:47:51 to 01/04:49:49

Plot file version 736 created 06-JUN-2023 11:27:59

AT2022CMC EM170A.UVDATA.1

Freq = 4.7990 GHz, Bw = 32.000 MH

No calibration applied and no bandpass applied



Lower frame: Micro Ampl Jy Top frame: Phas deg  
Vector averaged cross-power spectrum Several baselines displayed  
Timerange: 01/04:47:51 to 01/04:49:49

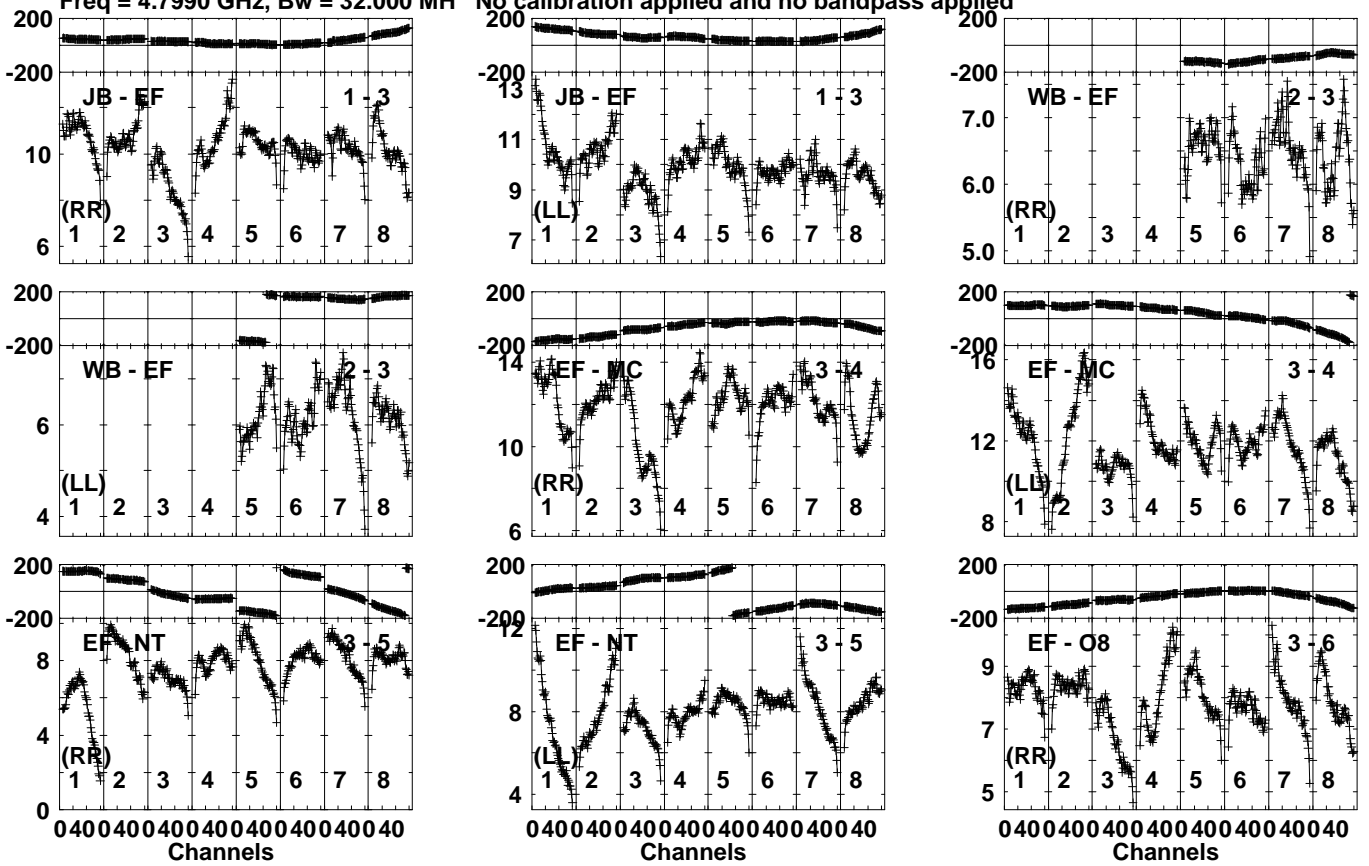


Plot file version 737 created 06-JUN-2023 11:27:59

J1329+3154 EM170A.UVDATA.1

Freq = 4.7990 GHz, Bw = 32.000 MH

No calibration applied and no bandpass applied



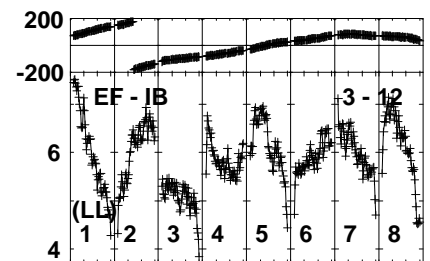
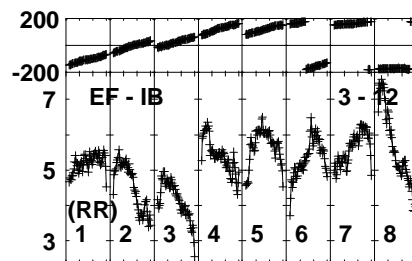
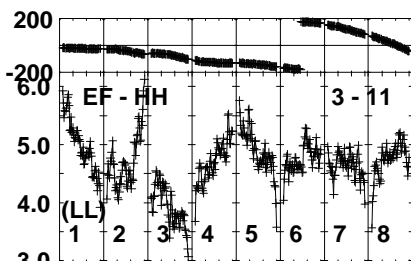
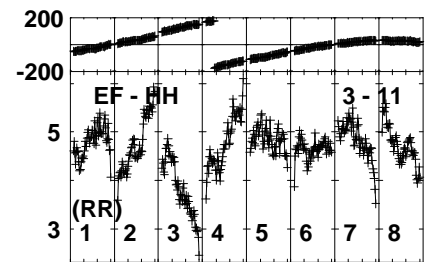
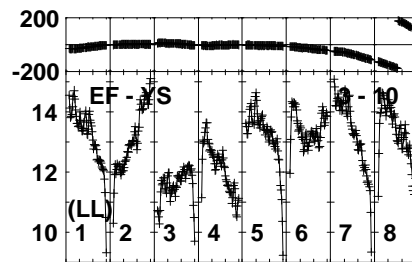
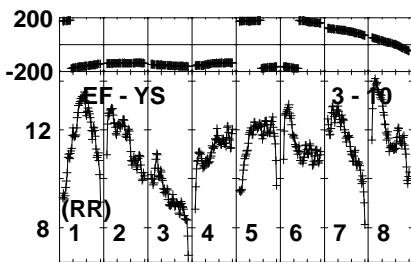
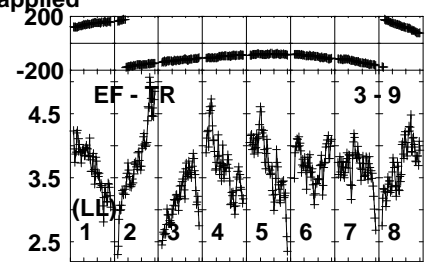
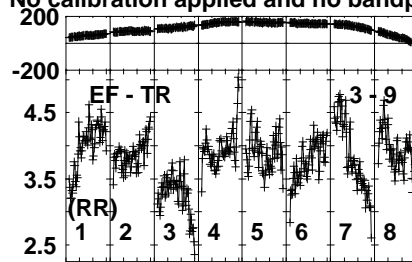
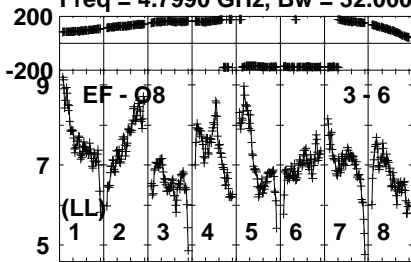
Lower frame: Milli Ampl Jy Top frame: Phas deg  
Vector averaged cross-power spectrum Several baselines displayed  
Timerange: 01/04:49:51 to 01/04:51:09

Plot file version 738 created 06-JUN-2023 11:27:59

J1329+3154 EM170A.UVDATA.1

Freq = 4.7990 GHz, Bw = 32.000 MH

No calibration applied and no bandpass applied



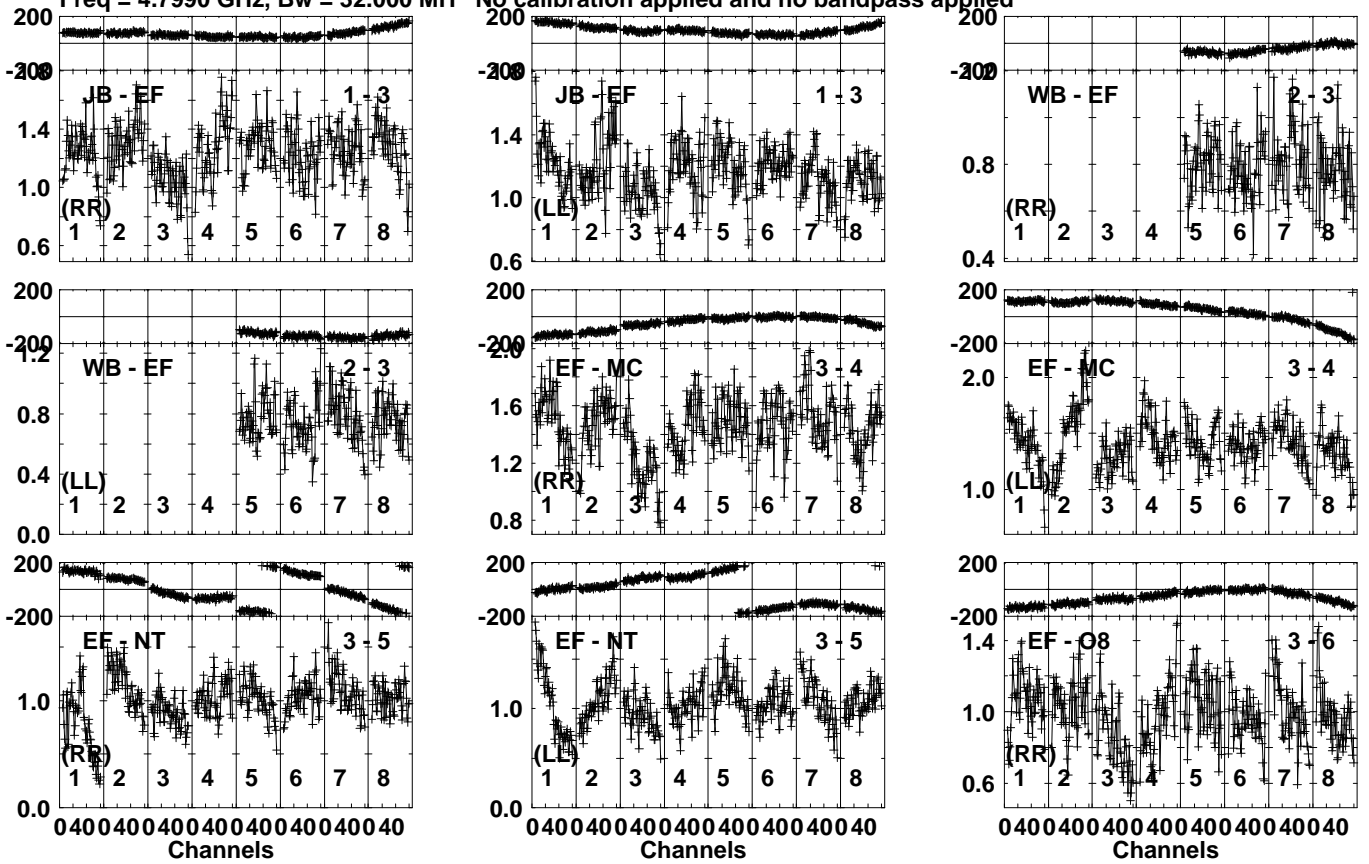
Lower frame: Milli Ampl Jy Top frame: Phas deg  
Vector averaged cross-power spectrum Several baselines displayed  
Timerange: 01/04:49:51 to 01/04:51:09

Plot file version 739 created 06-JUN-2023 11:27:59

J1342+3507 EM170A.UVDATA.1

Freq = 4.7990 GHz, Bw = 32.000 MH

No calibration applied and no bandpass applied



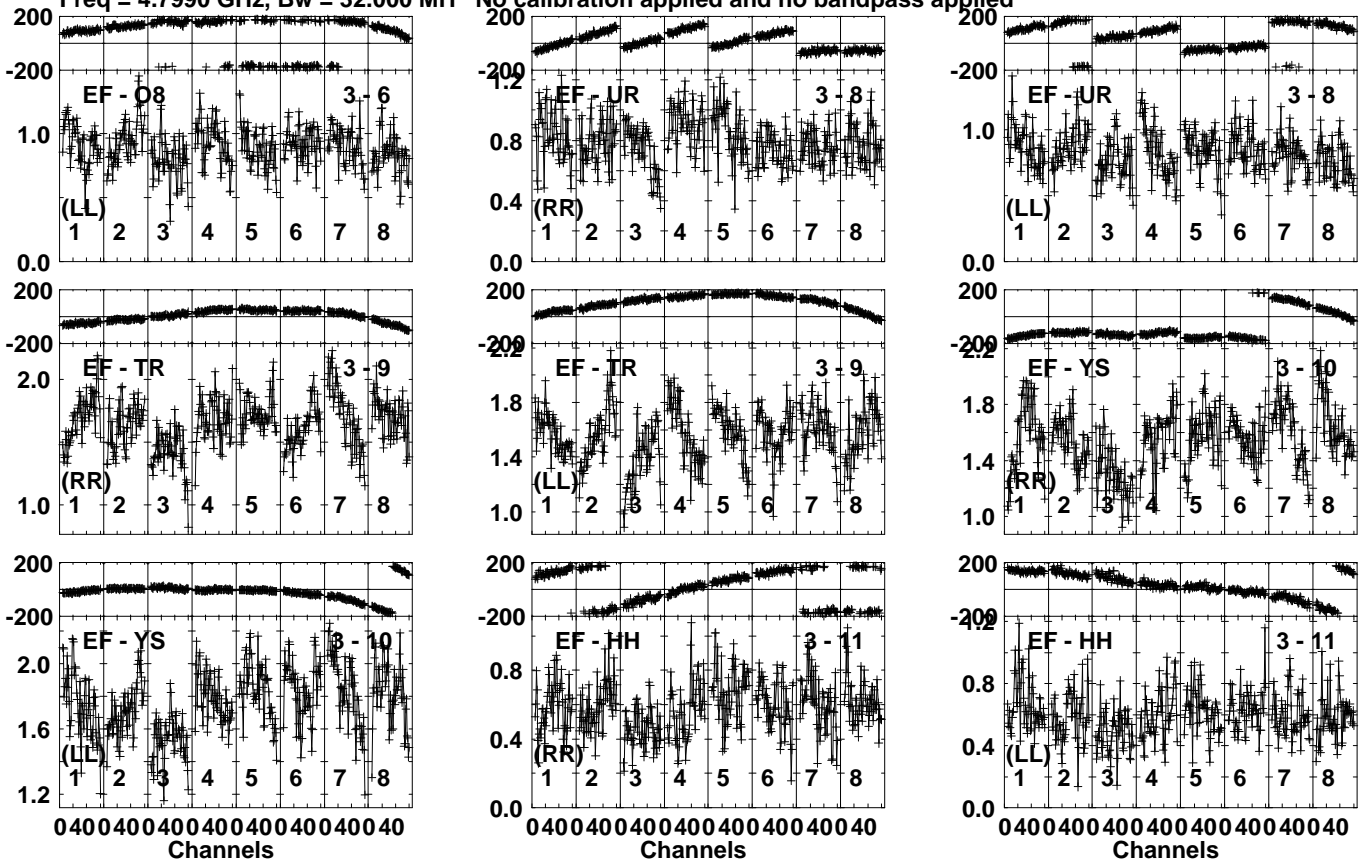
Lower frame: Milli Ampl Jy Top frame: Phas deg  
Vector averaged cross-power spectrum Several baselines displayed  
Timerange: 01/04:51:11 to 01/04:52:49

Plot file version 740 created 06-JUN-2023 11:27:59

J1342+3507 EM170A.UVDATA.1

Freq = 4.7990 GHz, Bw = 32.000 MH

No calibration applied and no bandpass applied



Lower frame: Milli Ampl Jy Top frame: Phas deg  
Vector averaged cross-power spectrum Several baselines displayed  
Timerange: 01/04:51:11 to 01/04:52:49

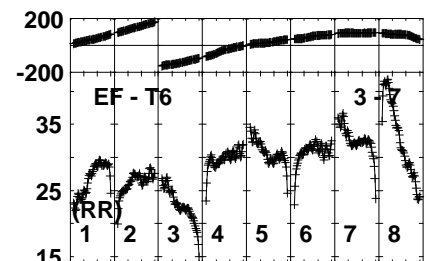
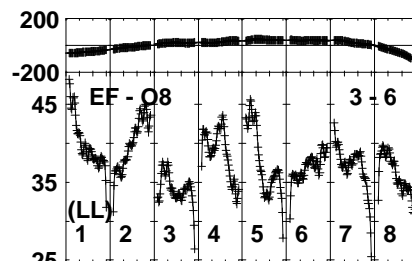
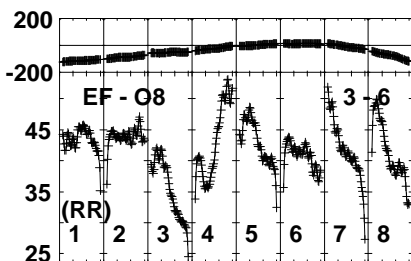
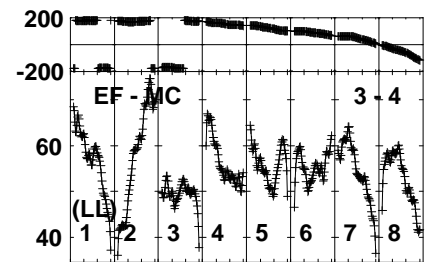
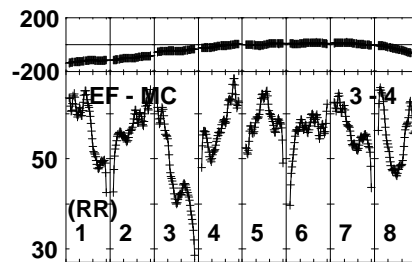
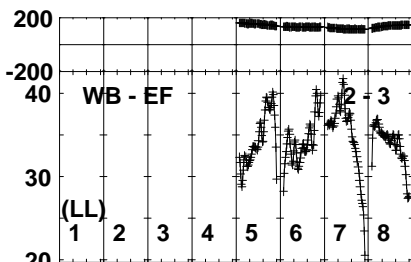
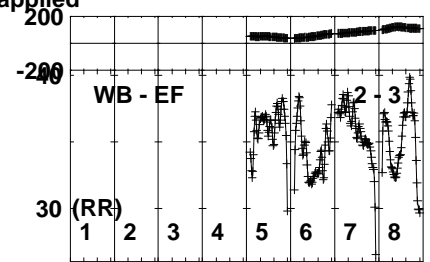
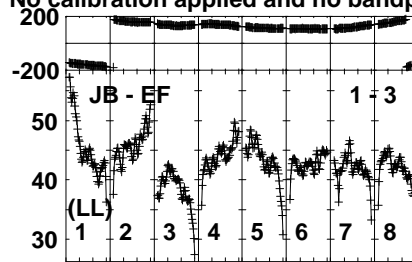
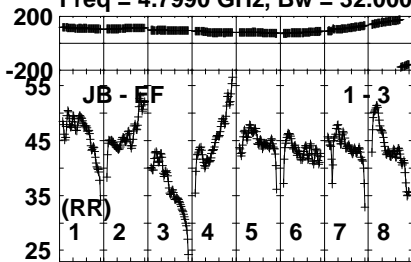


Plot file version 742 created 06-JUN-2023 11:27:59

J1642+3948 EM170A.UVDATA.1

Freq = 4.7990 GHz, Bw = 32.000 MH

No calibration applied and no bandpass applied



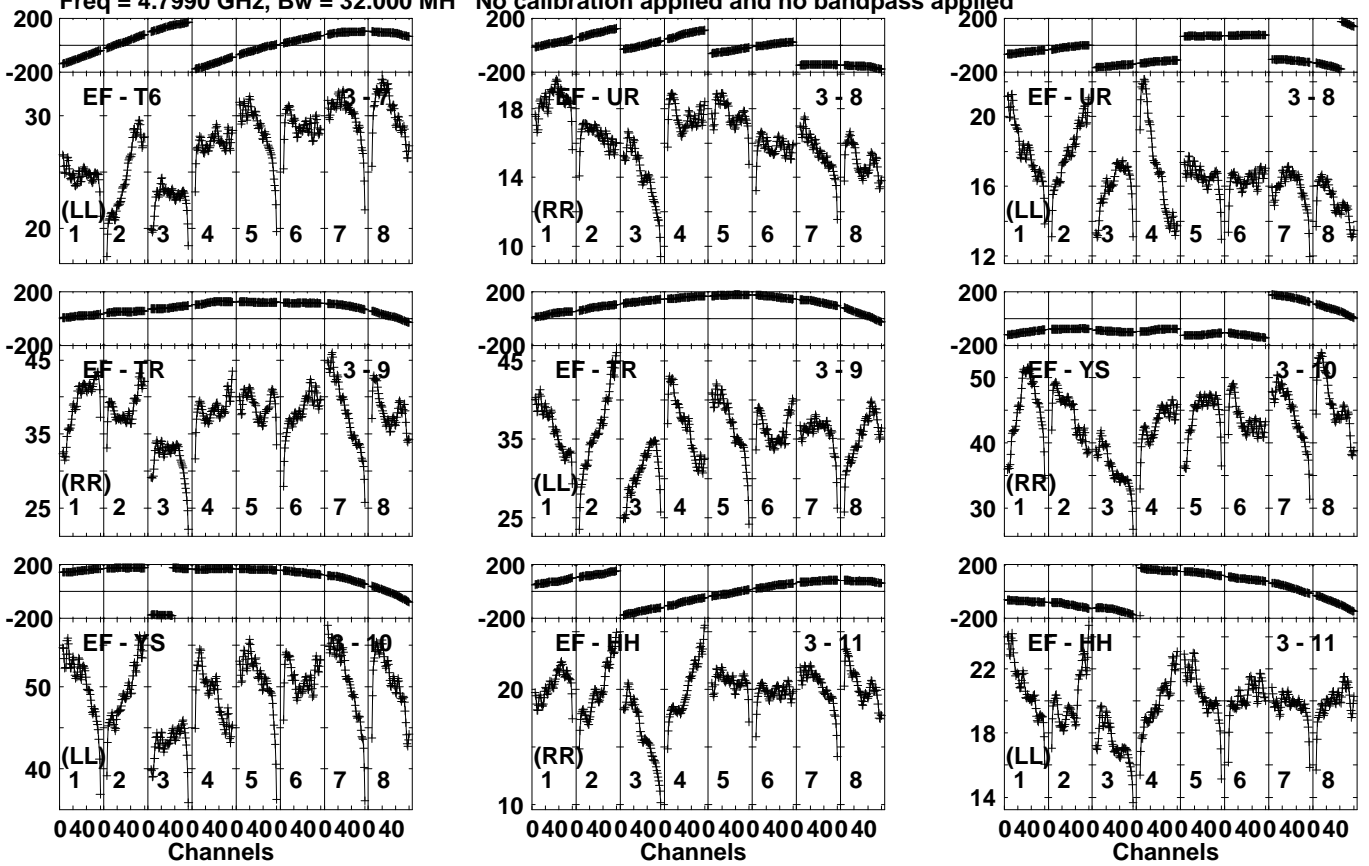
Lower frame: Milli Ampl Jy Top frame: Phas deg  
Vector averaged cross-power spectrum Several baselines displayed  
Timerange: 01/04:53:51 to 01/04:59:59

Plot file version 743 created 06-JUN-2023 11:27:59

J1642+3948 EM170A.UVDATA.1

Freq = 4.7990 GHz, Bw = 32.000 MH

No calibration applied and no bandpass applied



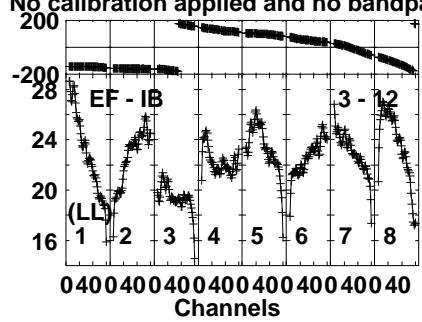
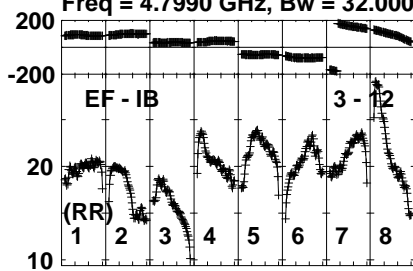
Lower frame: Milli Ampl Jy Top frame: Phas deg  
Vector averaged cross-power spectrum Several baselines displayed  
Timerange: 01/04:53:51 to 01/04:59:59

Plot file version 744 created 06-JUN-2023 11:28:00

J1642+3948 EM170A.UVDATA.1

Freq = 4.7990 GHz, Bw = 32.000 MH

No calibration applied and no bandpass applied



Lower frame: Milli Ampl Jy Top frame: Phas deg

Vector averaged cross-power spectrum Several baselines displayed

Timerange: 01/04:53:51 to 01/04:59:59