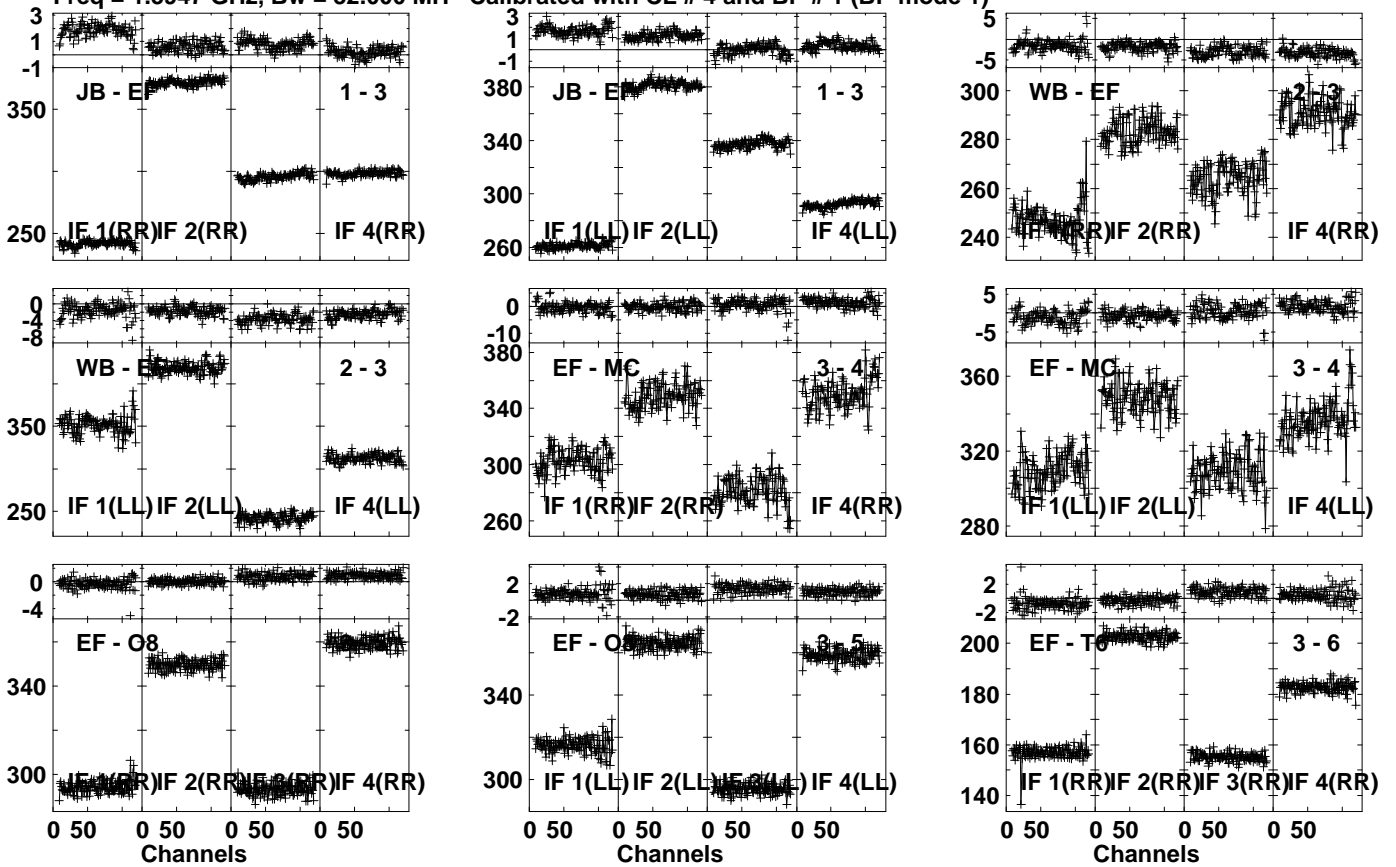


Plot file version 1 created 22-FEB-2024 18:10:11

J1800+3848 EM172B.UVDATA.1

Freq = 1.5947 GHz, Bw = 32.000 MH Calibrated with CL # 4 and BP # 1 (BP mode 1)

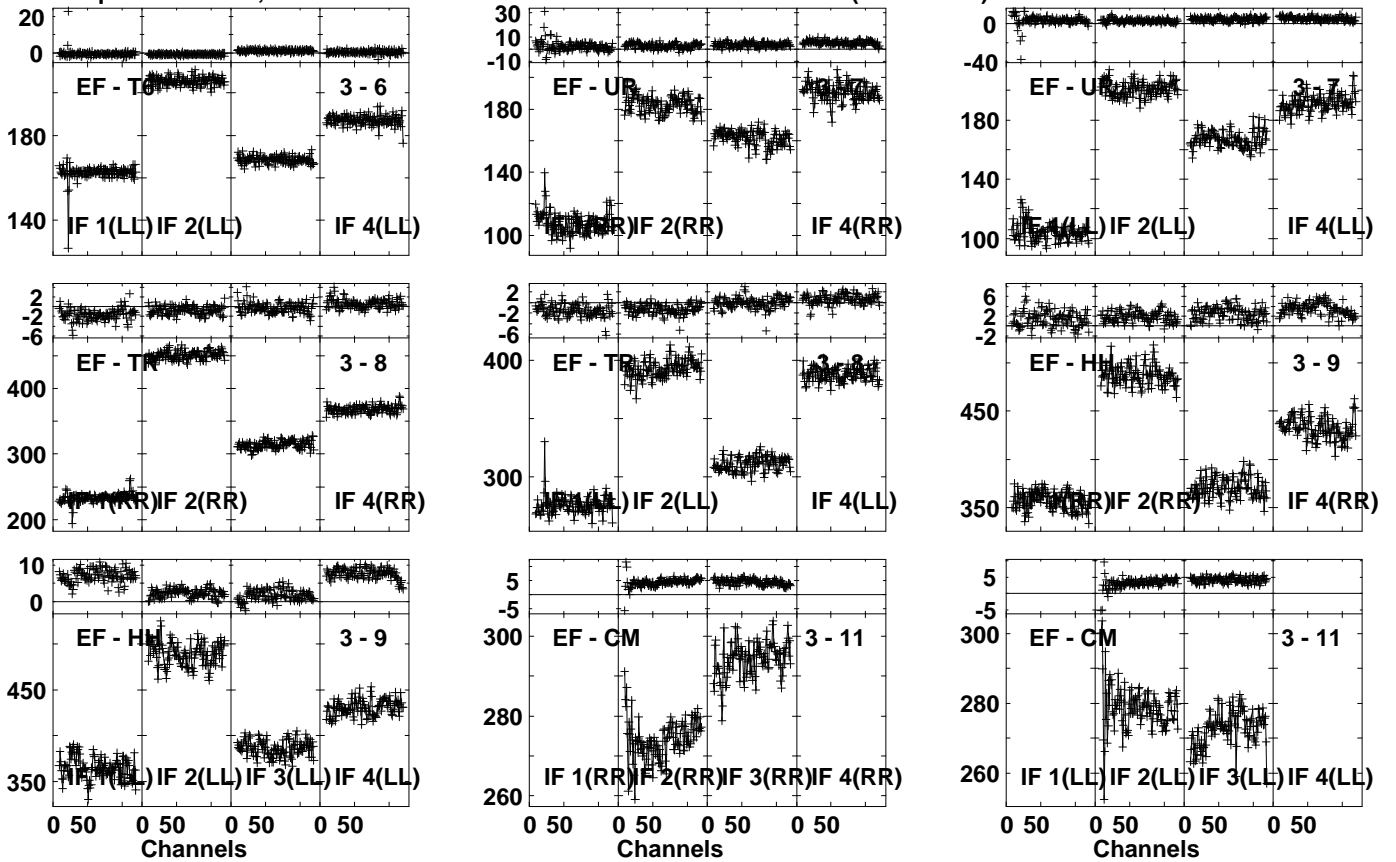


Lower frame: Milli Ampl Jy Top frame: Phas deg
 Vector averaged cross-power spectrum Several baselines displayed
 Timerange: 00/11:30:01 to 00/11:34:59

Plot file version 2 created 22-FEB-2024 18:10:11

J1800+3848 EM172B.UVDATA.1

Freq = 1.5947 GHz, Bw = 32.000 MH Calibrated with CL # 4 and BP # 1 (BP mode 1)

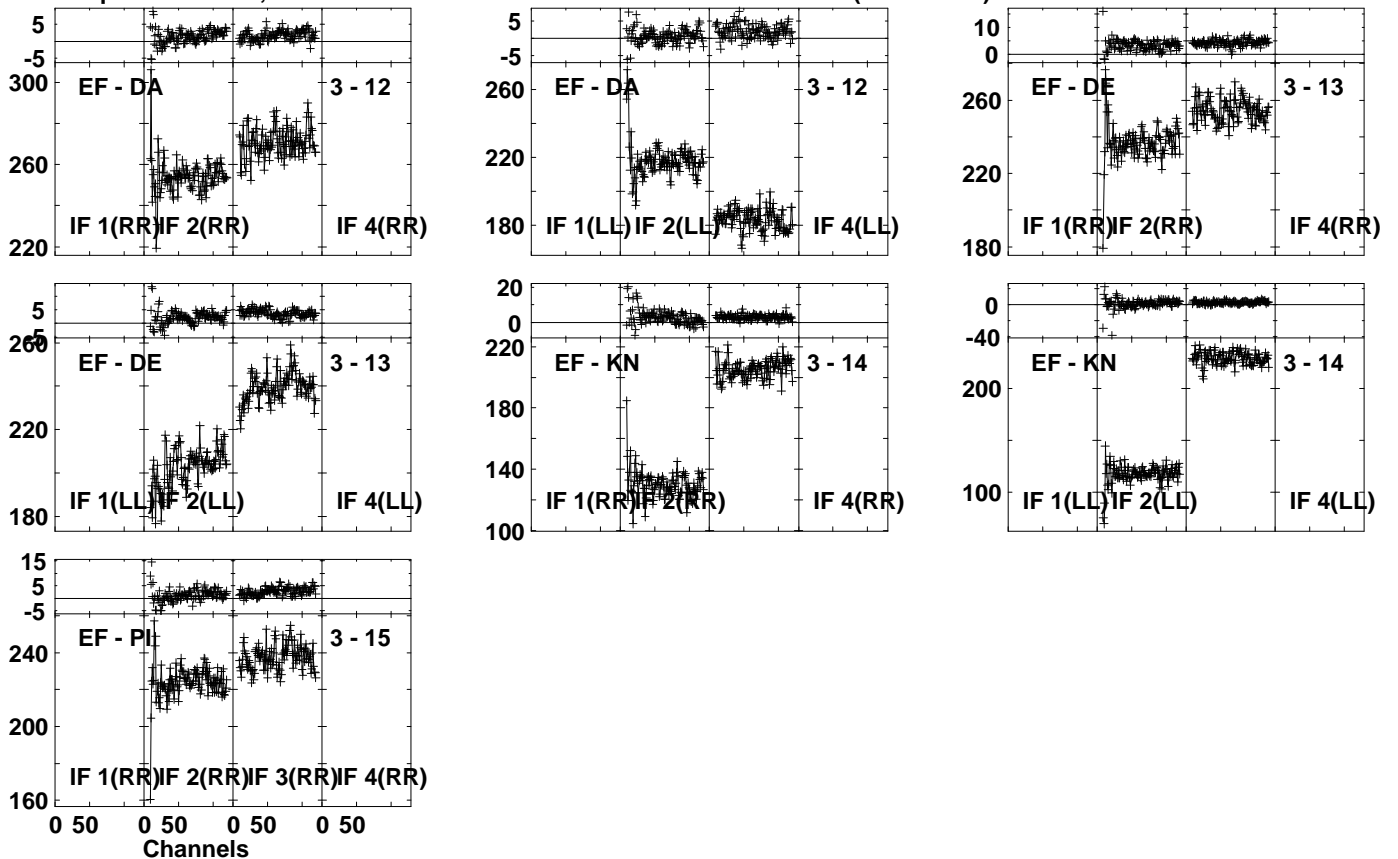


Lower frame: Milli Ampl Jy Top frame: Phas deg
 Vector averaged cross-power spectrum Several baselines displayed
 Timerange: 00/11:30:01 to 00/11:34:59

Plot file version 3 created 22-FEB-2024 18:10:12

J1800+3848 EM172B.UVDATA.1

Freq = 1.5947 GHz, Bw = 32.000 MH Calibrated with CL # 4 and BP # 1 (BP mode 1)

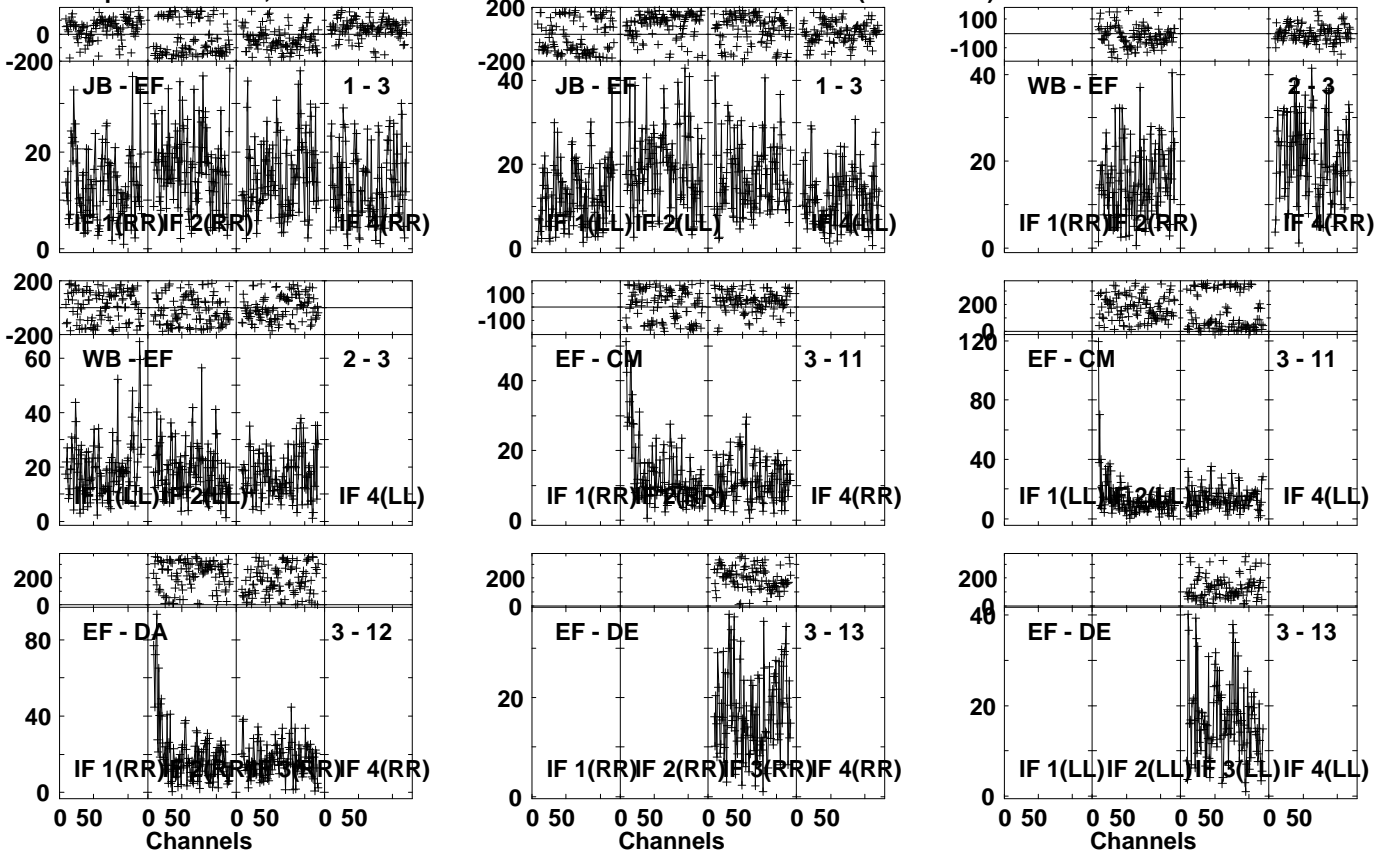


Lower frame: Milli Ampl Jy Top frame: Phas deg
Vector averaged cross-power spectrum Several baselines displayed
Timerange: 00/11:30:01 to 00/11:34:59

Plot file version 4 created 22-FEB-2024 18:10:12

J1915+1142 EM172B.UVDATA.1

Freq = 1.5947 GHz, Bw = 32.000 MH Calibrated with CL # 4 and BP # 1 (BP mode 1)

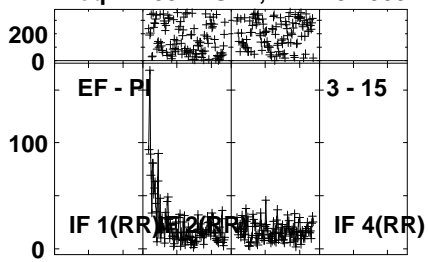


Lower frame: Milli Ampl Jy Top frame: Phas deg
Vector averaged cross-power spectrum Several baselines displayed
Timerange: 00/11:37:01 to 00/11:39:29

Plot file version 5 created 22-FEB-2024 18:10:13

J1915+1142 EM172B.UVDATA.1

Freq = 1.5947 GHz, Bw = 32.000 MH Calibrated with CL # 4 and BP # 1 (BP mode 1)



Lower frame: Milli Ampl Jy Top frame: Phas deg

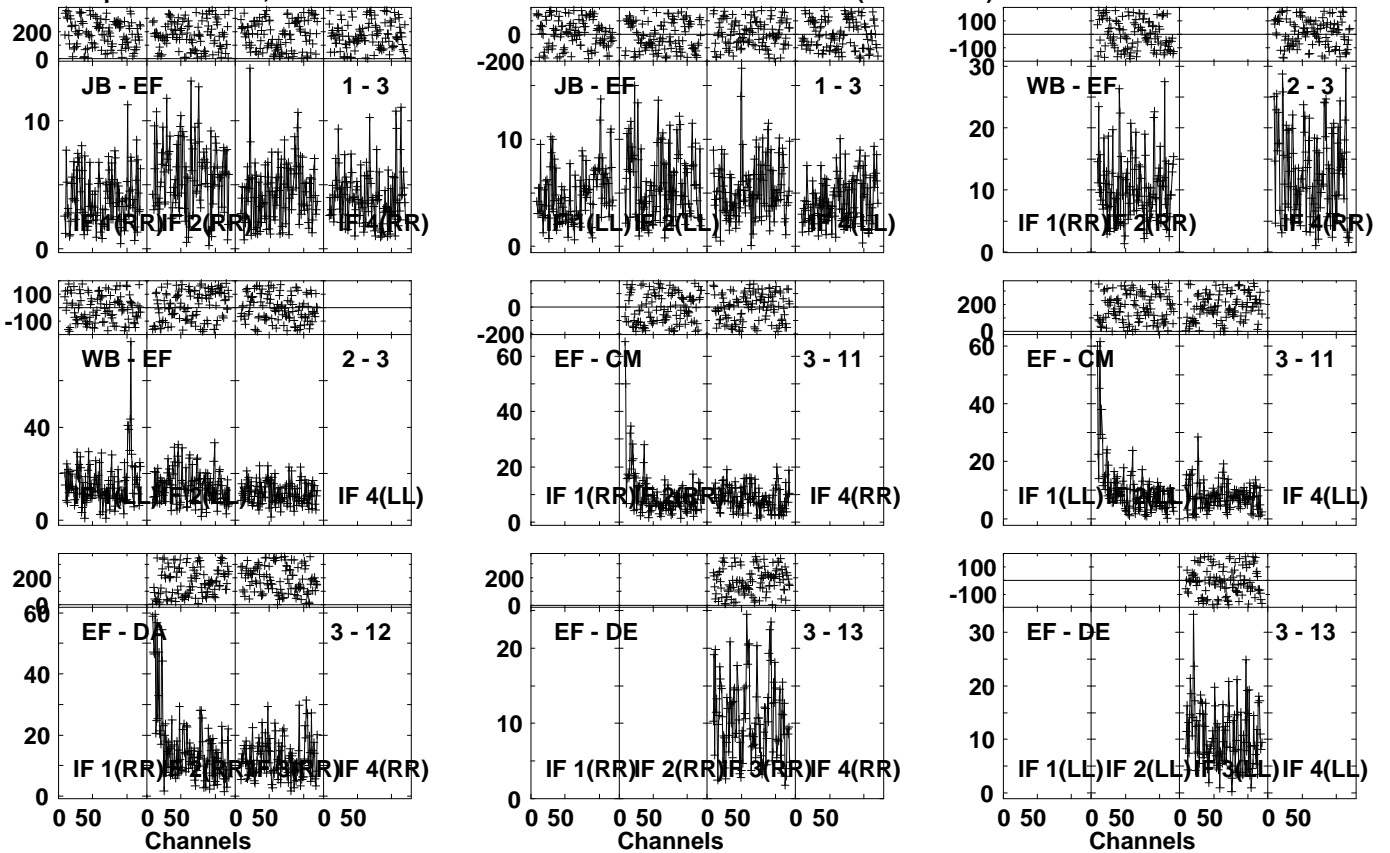
Vector averaged cross-power spectrum Several baselines displayed

Timerange: 00/11:37:01 to 00/11:39:29

Plot file version 6 created 22-FEB-2024 18:10:13

PSRJ1914 EM172B.UVDATA.1

Freq = 1.5947 GHz, Bw = 32.000 MH Calibrated with CL # 4 and BP # 1 (BP mode 1)

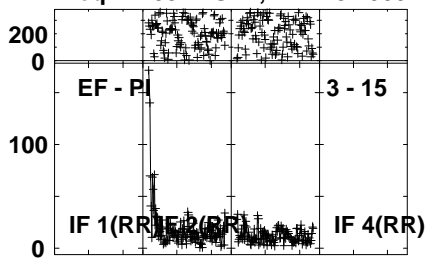


Lower frame: Milli Ampl Jy Top frame: Phas deg
Vector averaged cross-power spectrum Several baselines displayed
Timerange: 00/11:39:31 to 00/11:42:59

Plot file version 7 created 22-FEB-2024 18:10:14

PSRJ1914 EM172B.UVDATA.1

Freq = 1.5947 GHz, Bw = 32.000 MH Calibrated with CL # 4 and BP # 1 (BP mode 1)



Lower frame: Milli Ampl Jy Top frame: Phas deg

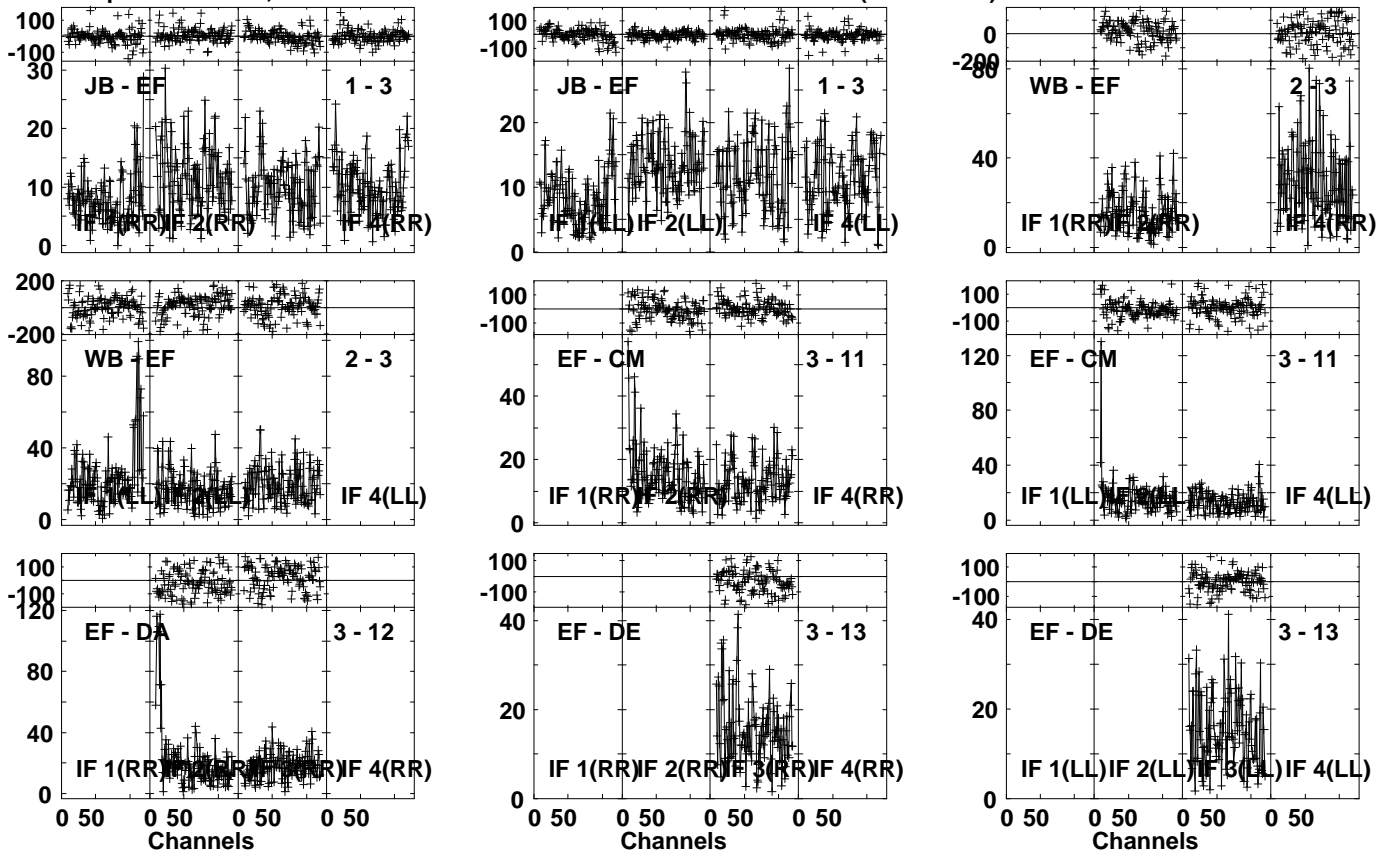
Vector averaged cross-power spectrum Several baselines displayed

Timerange: 00/11:39:31 to 00/11:42:59

Plot file version 8 created 22-FEB-2024 18:10:14

J1915+1142 EM172B.UVDATA.1

Freq = 1.5947 GHz, Bw = 32.000 MH Calibrated with CL # 4 and BP # 1 (BP mode 1)

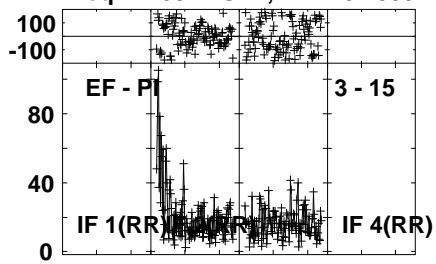


Lower frame: Milli Ampl Jy Top frame: Phas deg
Vector averaged cross-power spectrum Several baselines displayed
Timerange: 00/11:43:31 to 00/11:45:29

Plot file version 9 created 22-FEB-2024 18:10:15

J1915+1142 EM172B.UVDATA.1

Freq = 1.5947 GHz, Bw = 32.000 MH Calibrated with CL # 4 and BP # 1 (BP mode 1)



Lower frame: Milli Ampl Jy Top frame: Phas deg

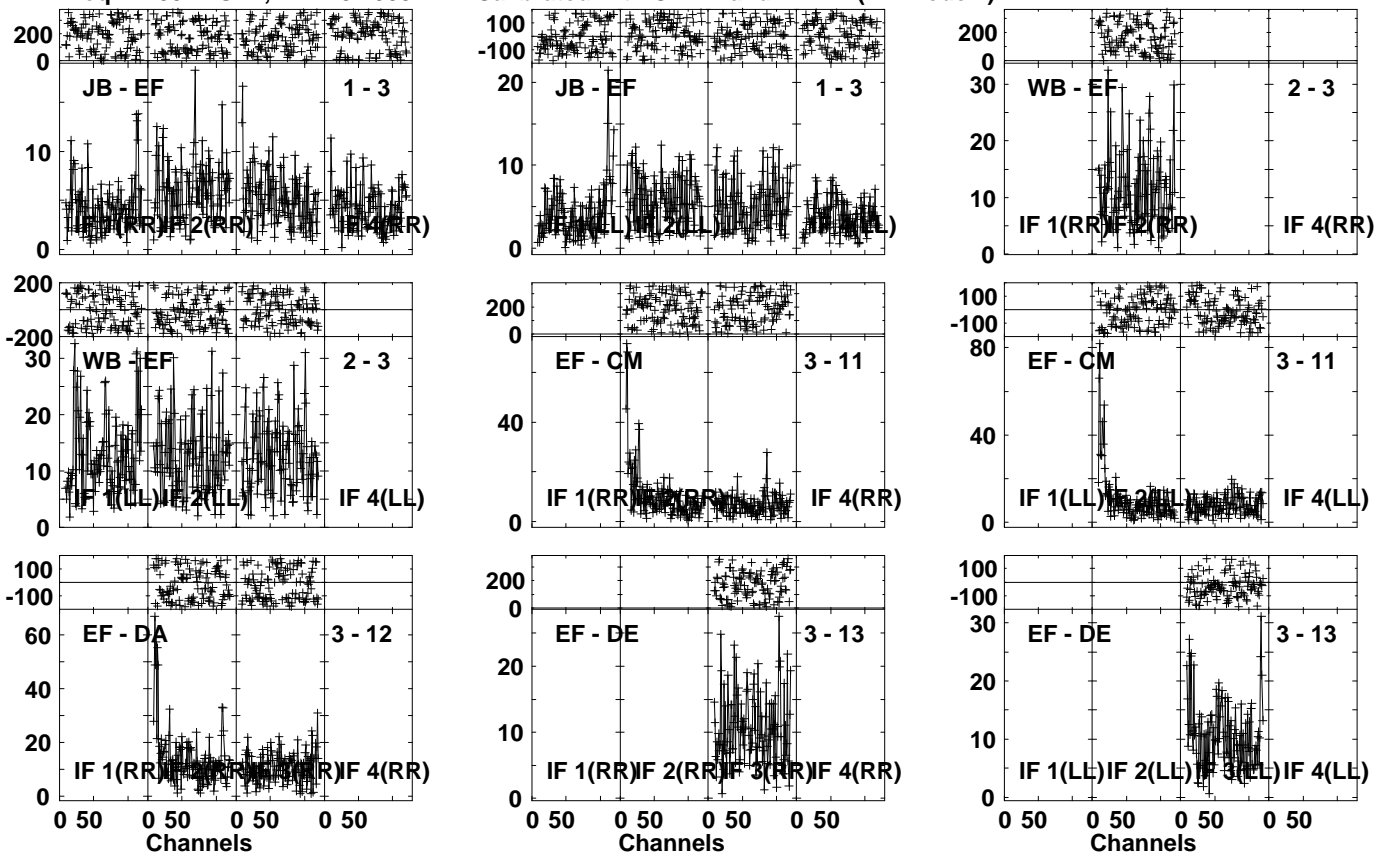
Vector averaged cross-power spectrum Several baselines displayed

Timerange: 00/11:43:31 to 00/11:45:29

Plot file version 10 created 22-FEB-2024 18:10:15

PSRJ1914 EM172B.UVDATA.1

Freq = 1.5947 GHz, Bw = 32.000 MH Calibrated with CL # 4 and BP # 1 (BP mode 1)

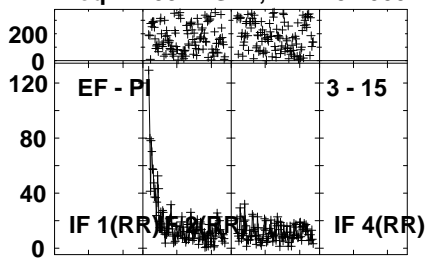


Lower frame: Milli Ampl Jy Top frame: Phas deg
Vector averaged cross-power spectrum Several baselines displayed
Timerange: 00/11:45:31 to 00/11:48:59

Plot file version 11 created 22-FEB-2024 18:10:16

PSRJ1914 EM172B.UVDATA.1

Freq = 1.5947 GHz, Bw = 32.000 MH Calibrated with CL # 4 and BP # 1 (BP mode 1)



Lower frame: Milli Ampl Jy Top frame: Phas deg

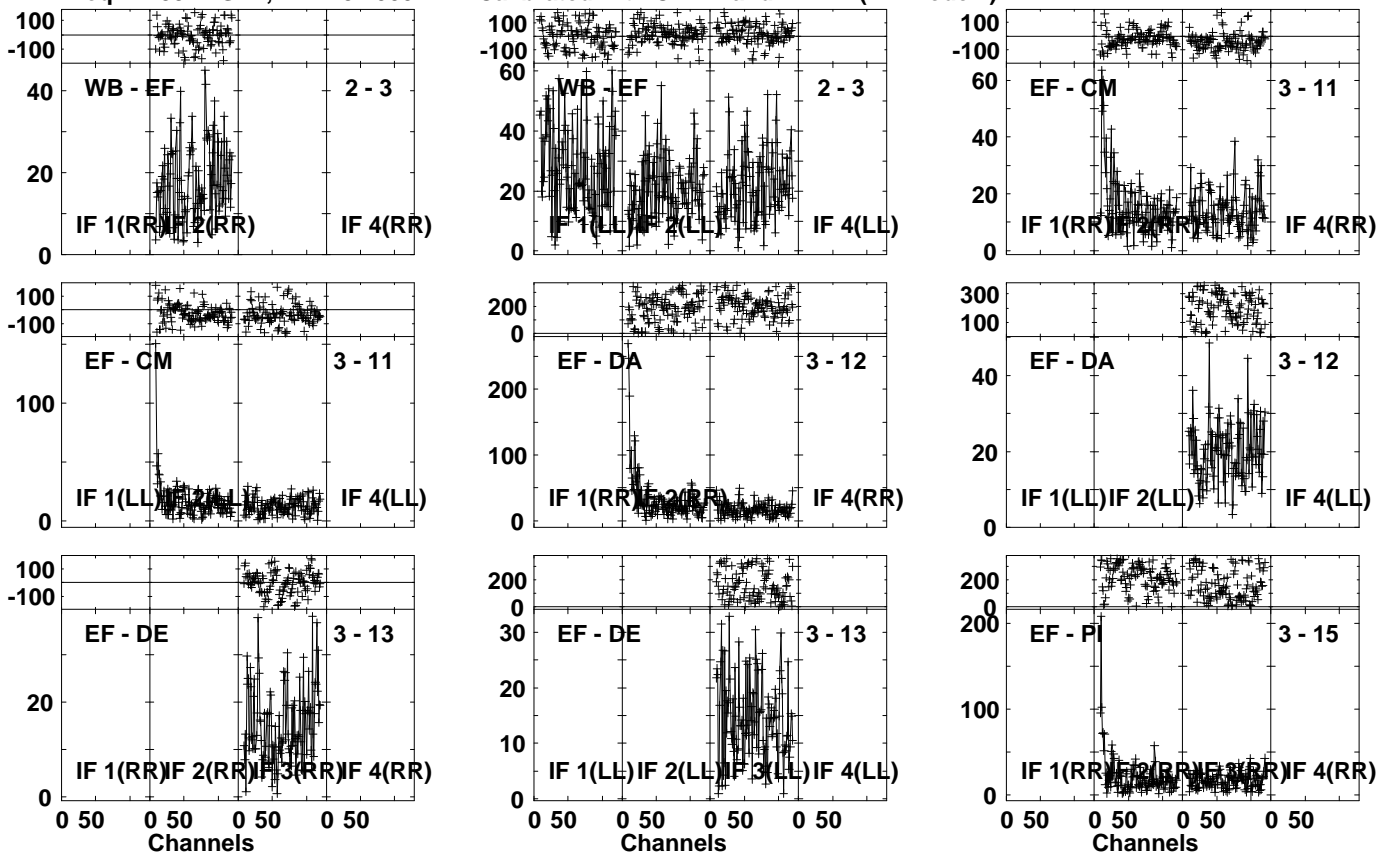
Vector averaged cross-power spectrum Several baselines displayed

Timerange: 00/11:45:31 to 00/11:48:59

Plot file version 12 created 22-FEB-2024 18:10:16

J1915+1142 EM172B.UVDATA.1

Freq = 1.5947 GHz, Bw = 32.000 MH Calibrated with CL # 4 and BP # 1 (BP mode 1)

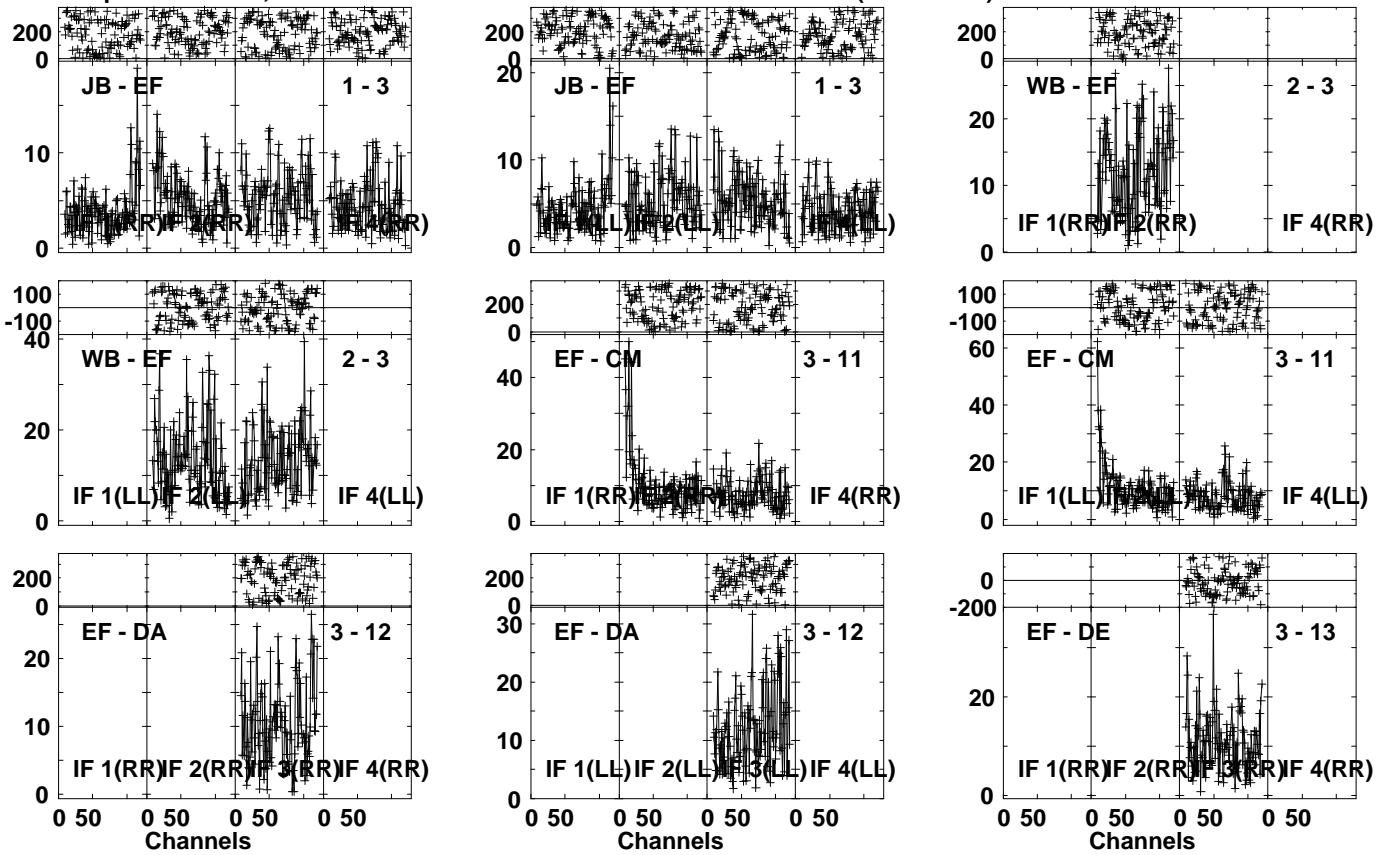


Lower frame: Milli Ampl Jy Top frame: Phas deg
Vector averaged cross-power spectrum Several baselines displayed
Timerange: 00/11:49:31 to 00/11:51:29

Plot file version 13 created 22-FEB-2024 18:10:16

PSRJ1914 EM172B.UVDATA.1

Freq = 1.5947 GHz, Bw = 32.000 MH Calibrated with CL # 4 and BP # 1 (BP mode 1)



Lower frame: Milli Ampl Jy Top frame: Phas deg

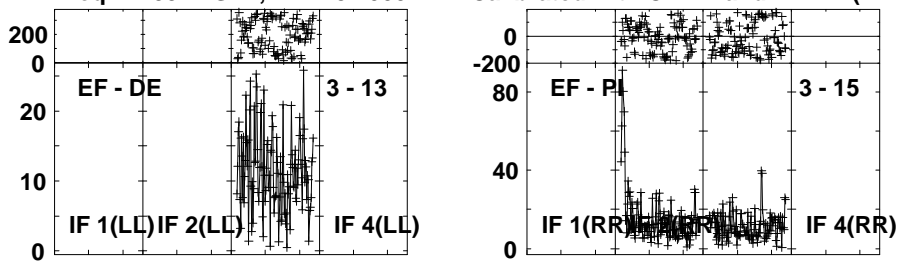
Vector averaged cross-power spectrum Several baselines displayed

Timerange: 00/11:51:31 to 00/11:54:59

Plot file version 14 created 22-FEB-2024 18:10:17

PSRJ1914 EM172B.UVDATA.1

Freq = 1.5947 GHz, Bw = 32.000 MH Calibrated with CL # 4 and BP # 1 (BP mode 1)



Lower frame: Milli Ampl Jy Top frame: Phas deg

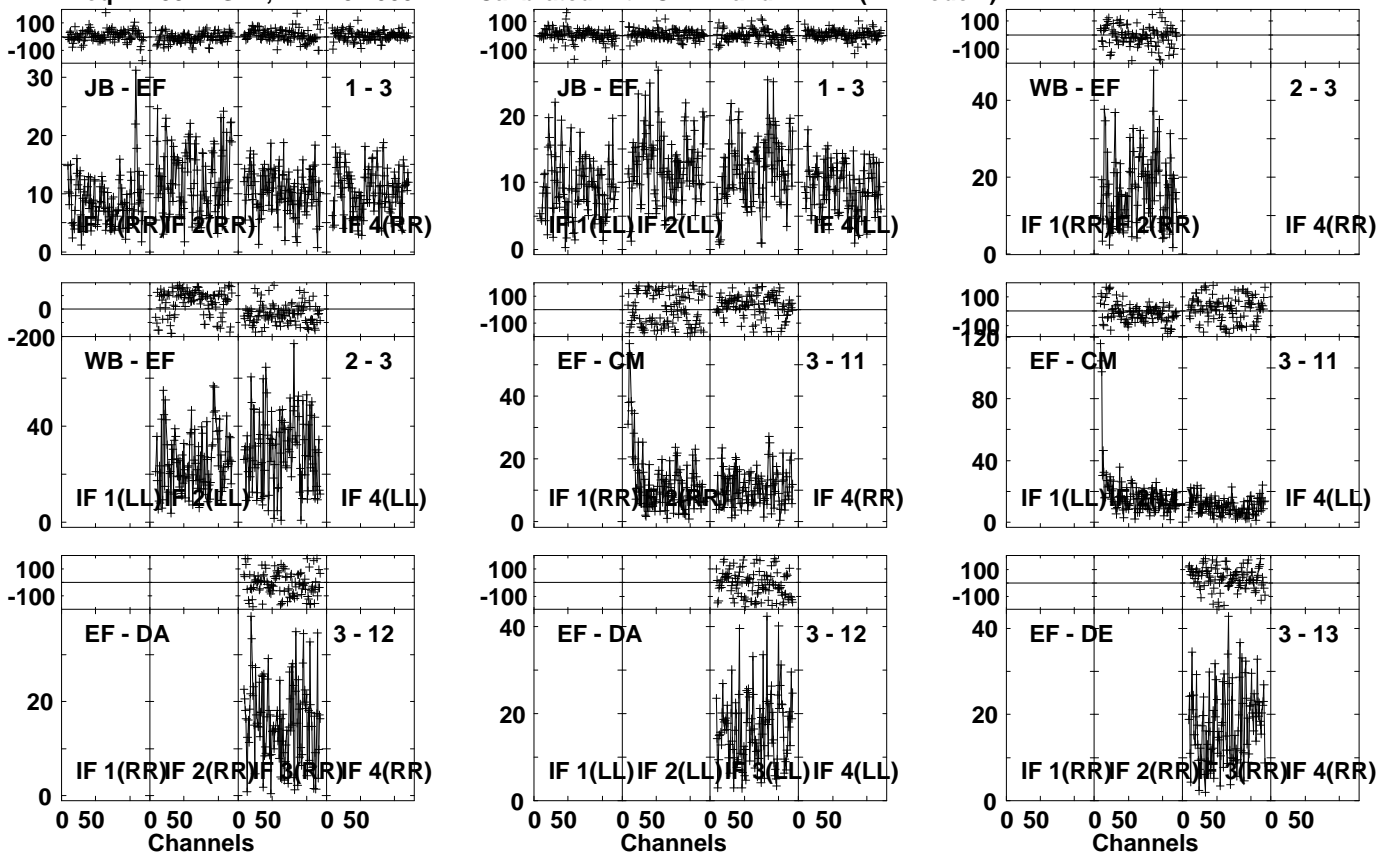
Vector averaged cross-power spectrum Several baselines displayed

Timerange: 00/11:51:31 to 00/11:54:59

Plot file version 15 created 22-FEB-2024 18:10:17

J1915+1142 EM172B.UVDATA.1

Freq = 1.5947 GHz, Bw = 32.000 MH Calibrated with CL # 4 and BP # 1 (BP mode 1)

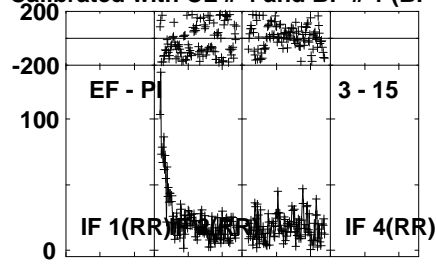
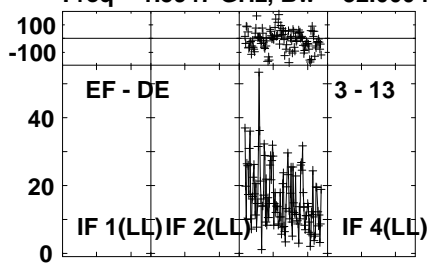


Lower frame: Milli Ampl Jy Top frame: Phas deg
Vector averaged cross-power spectrum Several baselines displayed
Timerange: 00/11:55:31 to 00/11:57:29

Plot file version 16 created 22-FEB-2024 18:10:18

J1915+1142 EM172B.UVDATA.1

Freq = 1.5947 GHz, Bw = 32.000 MH Calibrated with CL # 4 and BP # 1 (BP mode 1)



Lower frame: Milli Ampl Jy Top frame: Phas deg

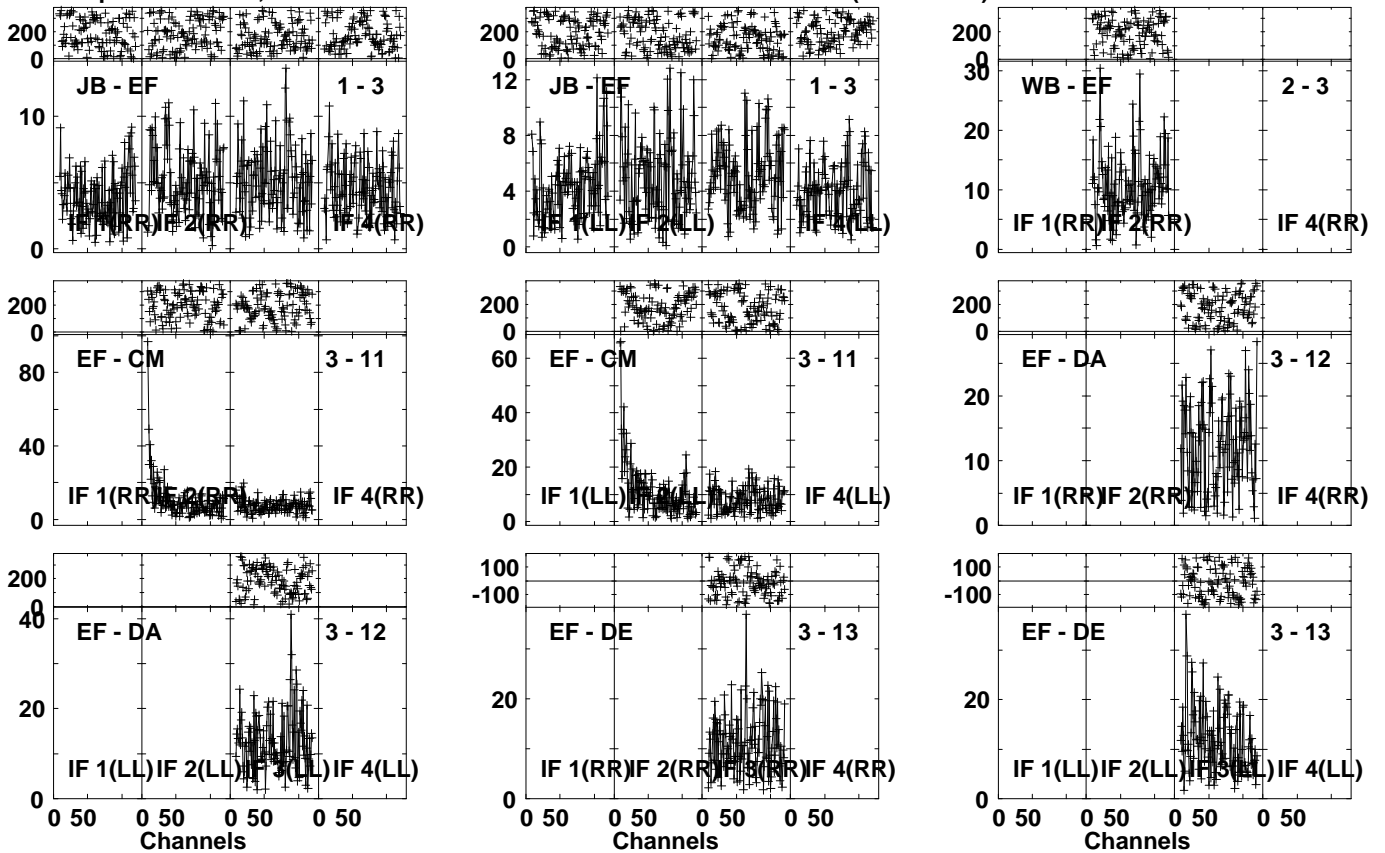
Vector averaged cross-power spectrum Several baselines displayed

Timerange: 00/11:55:31 to 00/11:57:29

Plot file version 17 created 22-FEB-2024 18:10:18

PSRJ1914 EM172B.UVDATA.1

Freq = 1.5947 GHz, Bw = 32.000 MH Calibrated with CL # 4 and BP # 1 (BP mode 1)

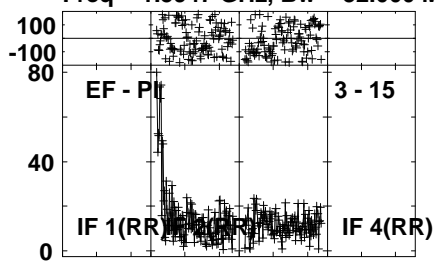


Lower frame: Milli Ampl Jy Top frame: Phas deg
Vector averaged cross-power spectrum Several baselines displayed
Timerange: 00/11:57:31 to 00/12:00:59

Plot file version 18 created 22-FEB-2024 18:10:19

PSRJ1914 EM172B.UVDATA.1

Freq = 1.5947 GHz, Bw = 32.000 MH Calibrated with CL # 4 and BP # 1 (BP mode 1)



Lower frame: Milli Ampl Jy Top frame: Phas deg

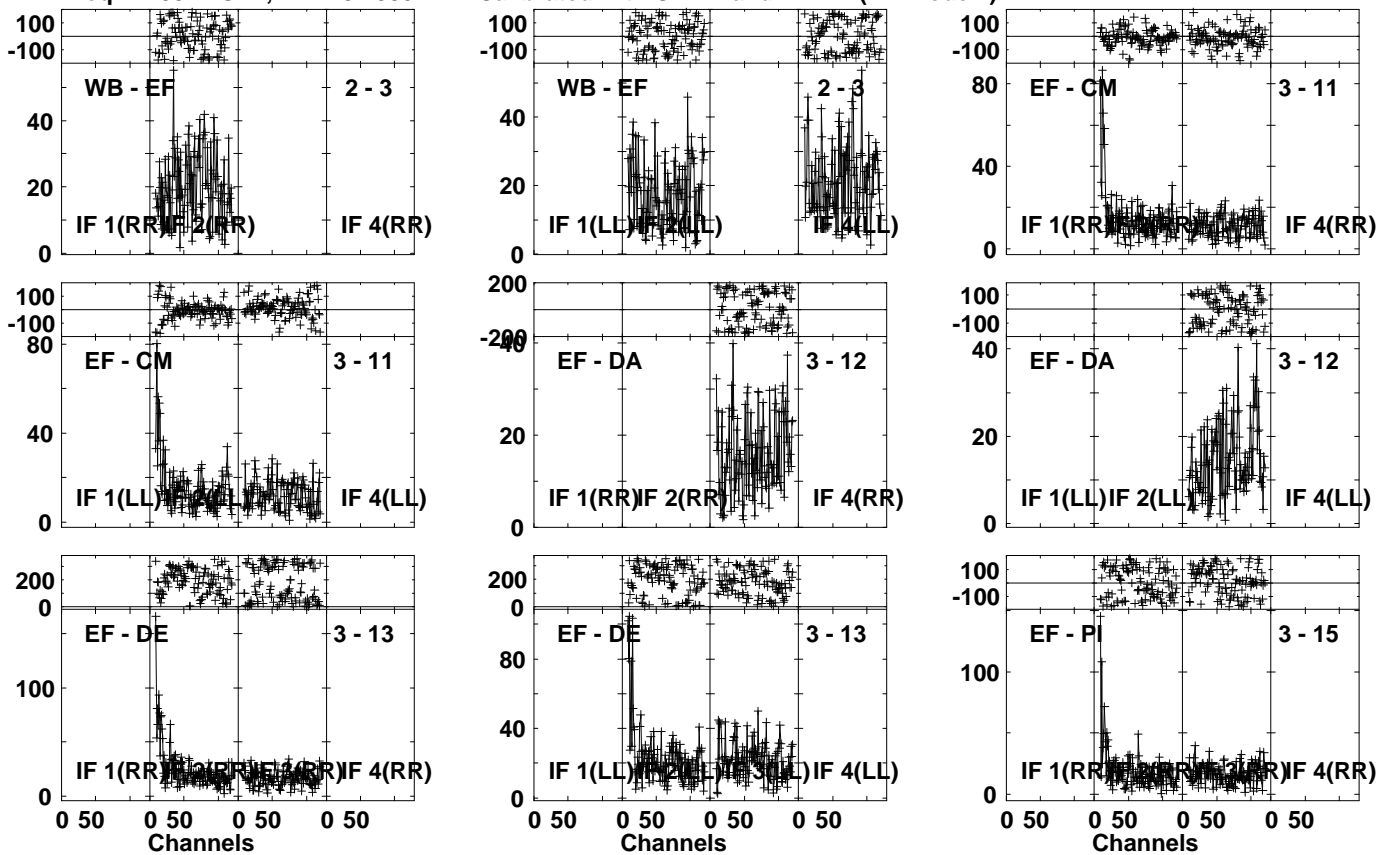
Vector averaged cross-power spectrum Several baselines displayed

Timerange: 00/11:57:31 to 00/12:00:59

Plot file version 19 created 22-FEB-2024 18:10:19

J1915+1142 EM172B.UVDATA.1

Freq = 1.5947 GHz, Bw = 32.000 MH Calibrated with CL # 4 and BP # 1 (BP mode 1)

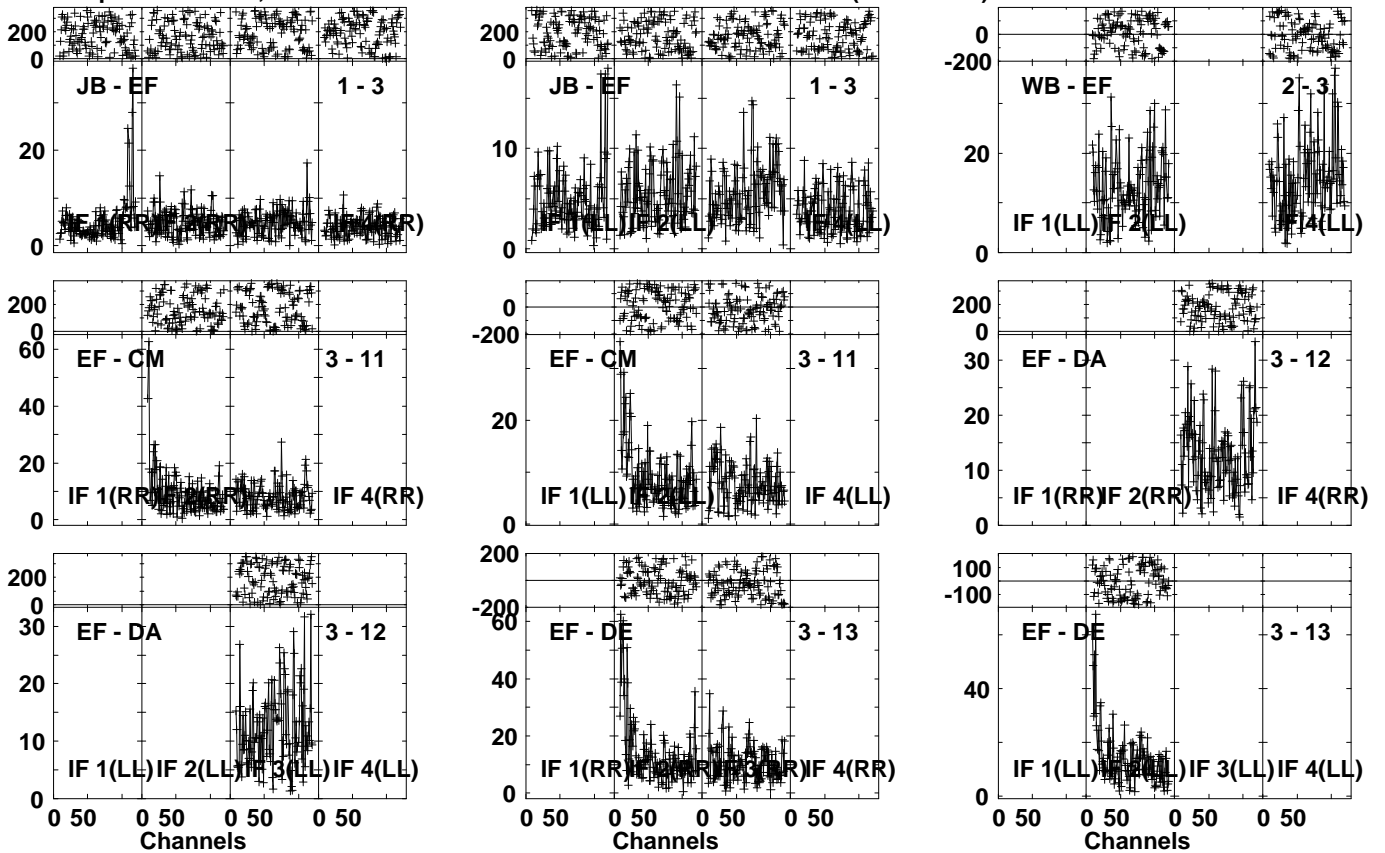


Lower frame: Milli Ampl Jy Top frame: Phas deg
Vector averaged cross-power spectrum Several baselines displayed
Timerange: 00/12:01:31 to 00/12:03:29

Plot file version 20 created 22-FEB-2024 18:10:20

PSRJ1914 EM172B.UVDATA.1

Freq = 1.5947 GHz, Bw = 32.000 MH Calibrated with CL # 4 and BP # 1 (BP mode 1)

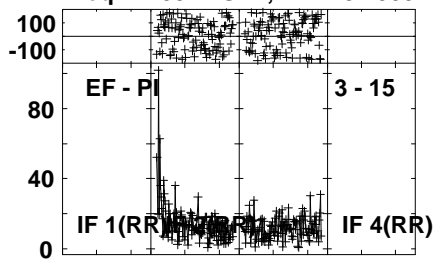


Lower frame: Milli Ampl Jy Top frame: Phas deg
Vector averaged cross-power spectrum Several baselines displayed
Timerange: 00/12:03:31 to 00/12:06:59

Plot file version 21 created 22-FEB-2024 18:10:21

PSRJ1914 EM172B.UVDATA.1

Freq = 1.5947 GHz, Bw = 32.000 MH Calibrated with CL # 4 and BP # 1 (BP mode 1)



Lower frame: Milli Ampl Jy Top frame: Phas deg

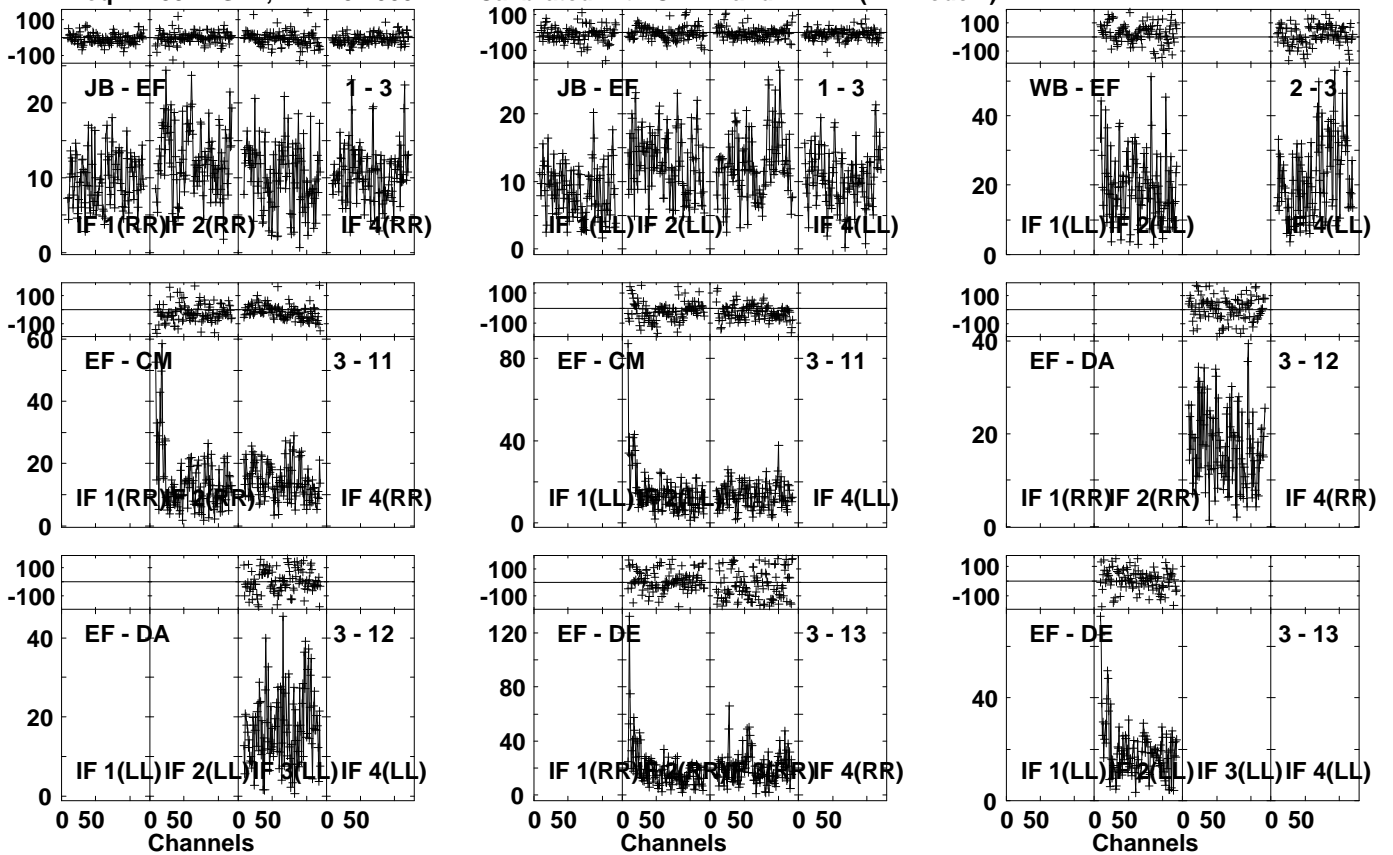
Vector averaged cross-power spectrum Several baselines displayed

Timerange: 00/12:03:31 to 00/12:06:59

Plot file version 22 created 22-FEB-2024 18:10:21

J1915+1142 EM172B.UVDATA.1

Freq = 1.5947 GHz, Bw = 32.000 MH Calibrated with CL # 4 and BP # 1 (BP mode 1)

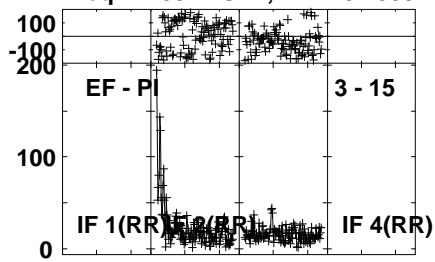


Lower frame: Milli Ampl Jy Top frame: Phas deg
Vector averaged cross-power spectrum Several baselines displayed
Timerange: 00/12:07:31 to 00/12:09:29

Plot file version 23 created 22-FEB-2024 18:10:21

J1915+1142 EM172B.UVDATA.1

Freq = 1.5947 GHz, Bw = 32.000 MH Calibrated with CL # 4 and BP # 1 (BP mode 1)



Lower frame: Milli Ampl Jy Top frame: Phas deg

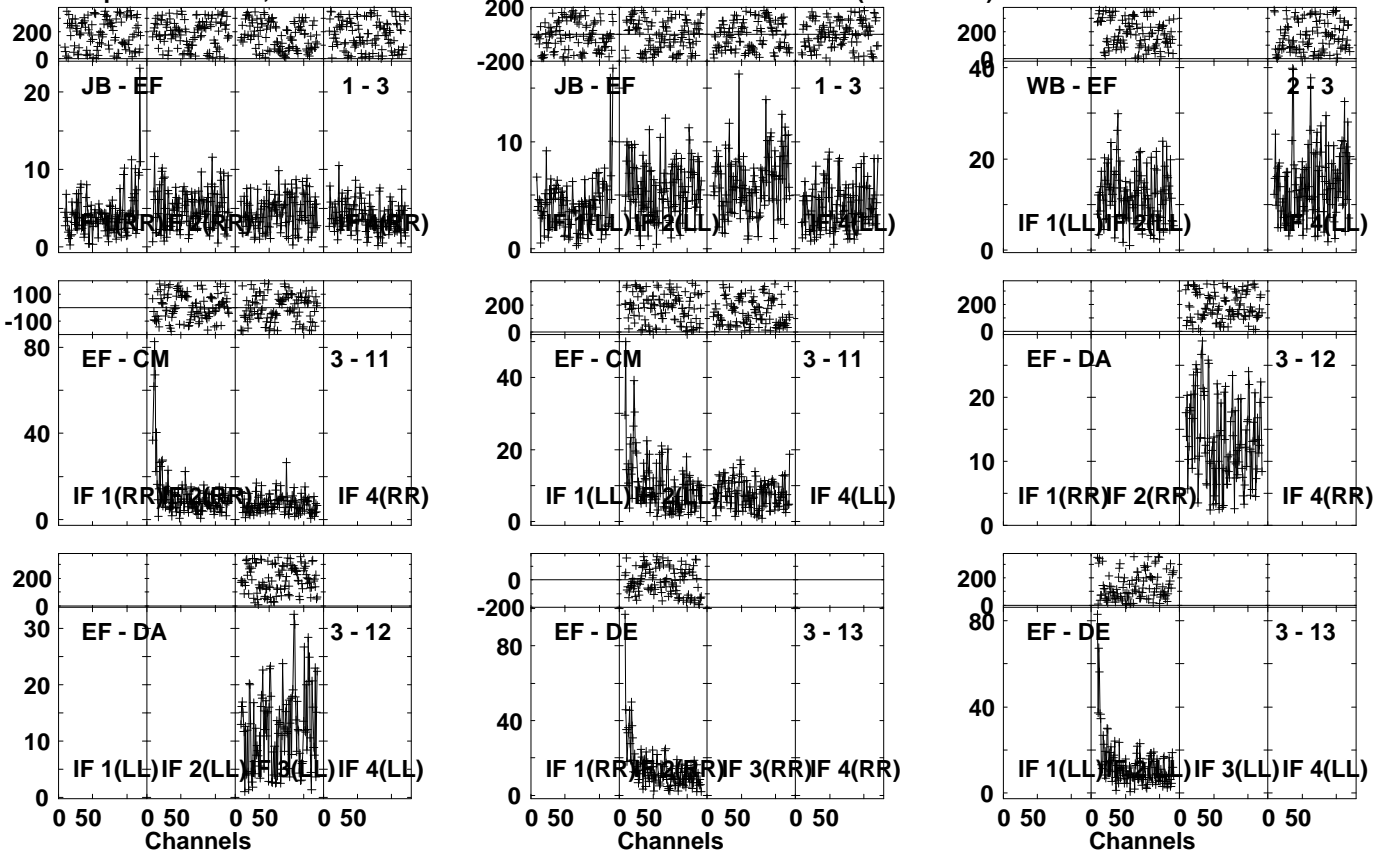
Vector averaged cross-power spectrum Several baselines displayed

Timerange: 00/12:07:31 to 00/12:09:29

Plot file version 24 created 22-FEB-2024 18:10:22

PSRJ1914 EM172B.UVDATA.1

Freq = 1.5947 GHz, Bw = 32.000 MH Calibrated with CL # 4 and BP # 1 (BP mode 1)

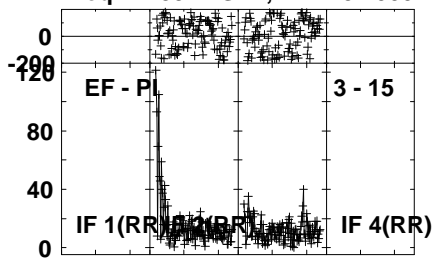


Lower frame: Milli Ampl Jy Top frame: Phas deg
Vector averaged cross-power spectrum Several baselines displayed
Timerange: 00/12:09:31 to 00/12:12:59

Plot file version 25 created 22-FEB-2024 18:10:22

PSRJ1914 EM172B.UVDATA.1

Freq = 1.5947 GHz, Bw = 32.000 MH Calibrated with CL # 4 and BP # 1 (BP mode 1)



Lower frame: Milli Ampl Jy Top frame: Phas deg

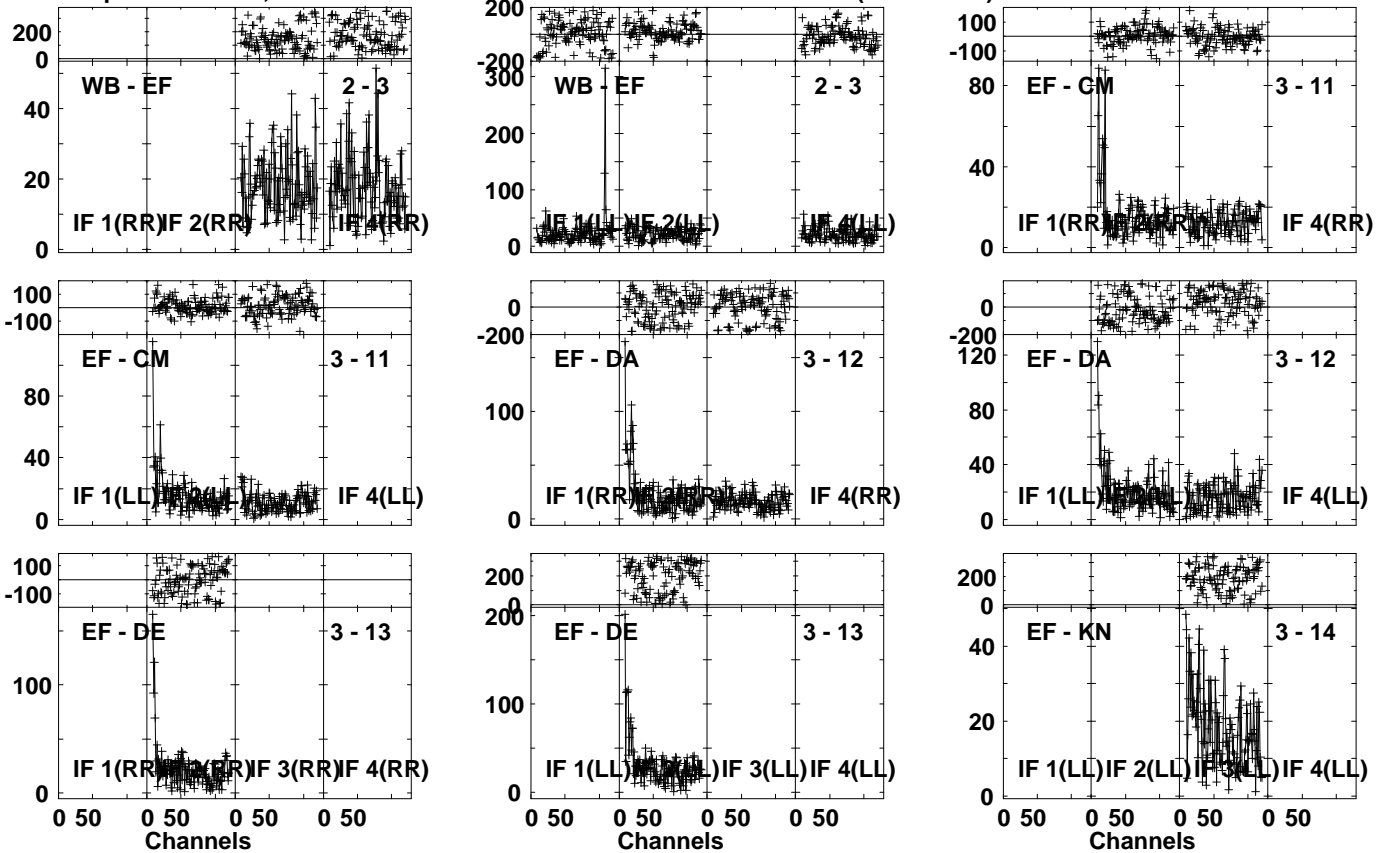
Vector averaged cross-power spectrum Several baselines displayed

Timerange: 00/12:09:31 to 00/12:12:59

Plot file version 26 created 22-FEB-2024 18:10:23

J1915+1142 EM172B.UVDATA.1

Freq = 1.5947 GHz, Bw = 32.000 MH Calibrated with CL # 4 and BP # 1 (BP mode 1)

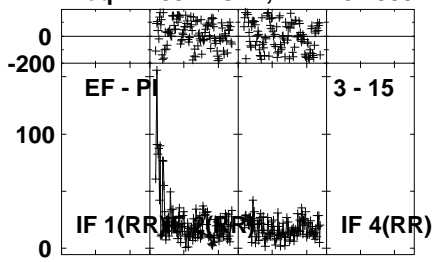


Lower frame: Milli Ampl Jy Top frame: Phas deg
Vector averaged cross-power spectrum Several baselines displayed
Timerange: 00/12:13:31 to 00/12:15:29

Plot file version 27 created 22-FEB-2024 18:10:23

J1915+1142 EM172B.UVDATA.1

Freq = 1.5947 GHz, Bw = 32.000 MH Calibrated with CL # 4 and BP # 1 (BP mode 1)



Lower frame: Milli Ampl Jy Top frame: Phas deg

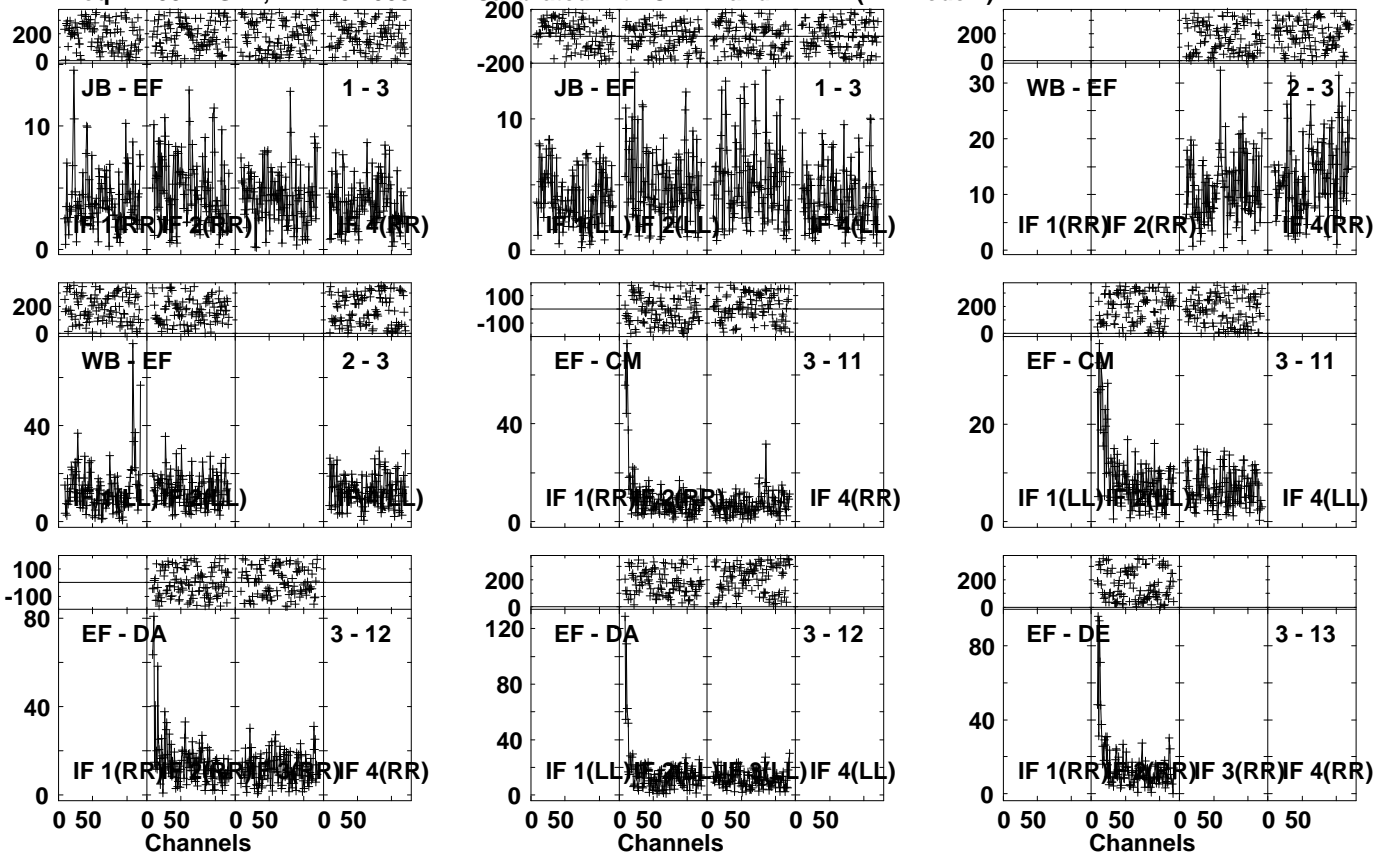
Vector averaged cross-power spectrum Several baselines displayed

Timerange: 00/12:13:31 to 00/12:15:29

Plot file version 28 created 22-FEB-2024 18:10:23

PSRJ1914 EM172B.UVDATA.1

Freq = 1.5947 GHz, Bw = 32.000 MH Calibrated with CL # 4 and BP # 1 (BP mode 1)

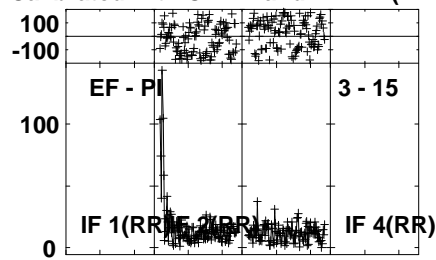
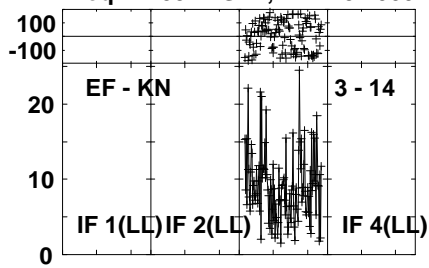


Lower frame: Milli Ampl Jy Top frame: Phas deg
Vector averaged cross-power spectrum Several baselines displayed
Timerange: 00/12:15:31 to 00/12:18:59

Plot file version 29 created 22-FEB-2024 18:10:24

PSRJ1914 EM172B.UVDATA.1

Freq = 1.5947 GHz, Bw = 32.000 MH Calibrated with CL # 4 and BP # 1 (BP mode 1)



Lower frame: Milli Ampl Jy Top frame: Phas deg

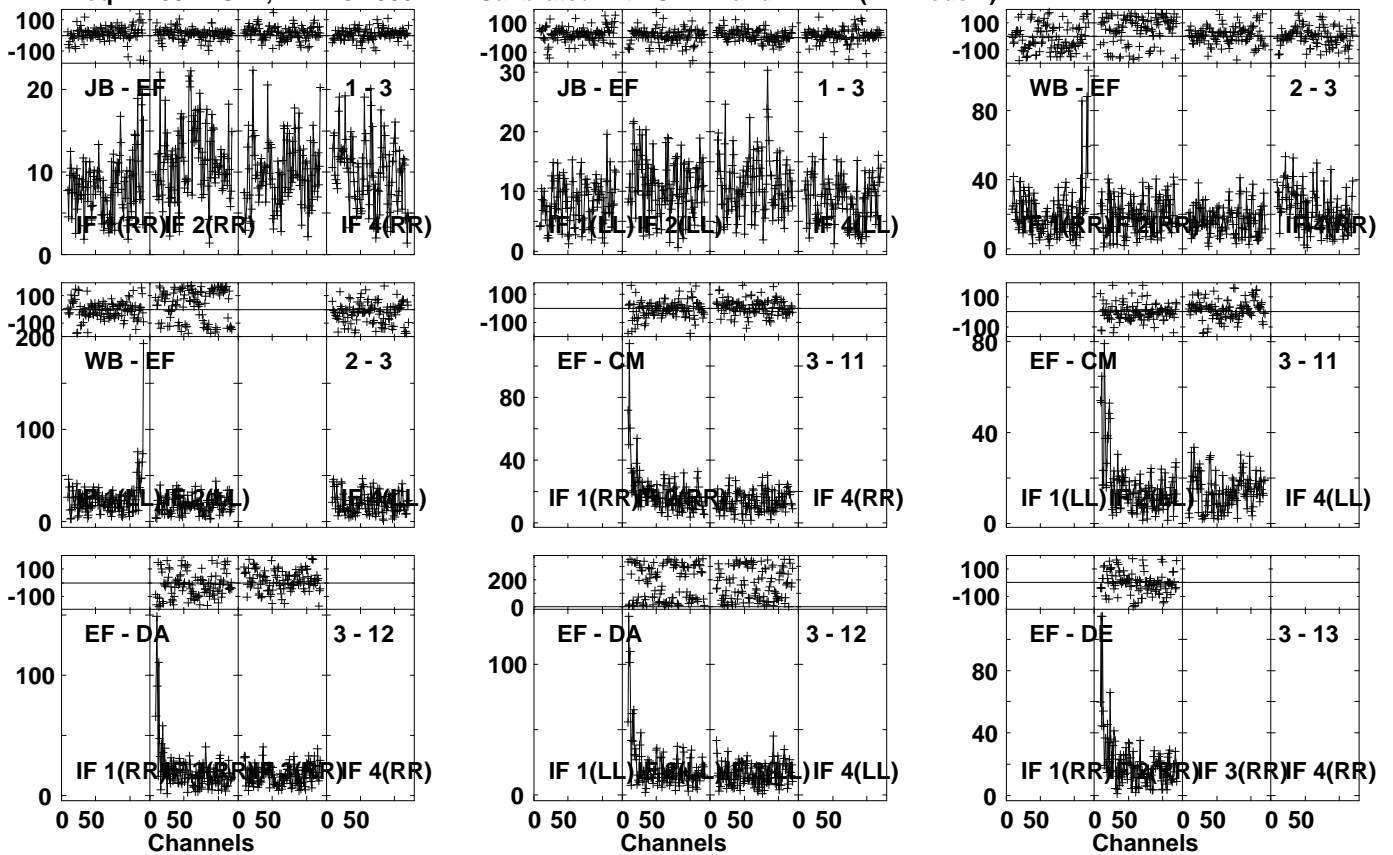
Vector averaged cross-power spectrum Several baselines displayed

Timerange: 00/12:15:31 to 00/12:18:59

Plot file version 30 created 22-FEB-2024 18:10:24

J1915+1142 EM172B.UVDATA.1

Freq = 1.5947 GHz, Bw = 32.000 MH Calibrated with CL # 4 and BP # 1 (BP mode 1)

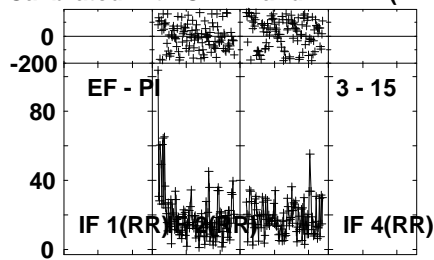
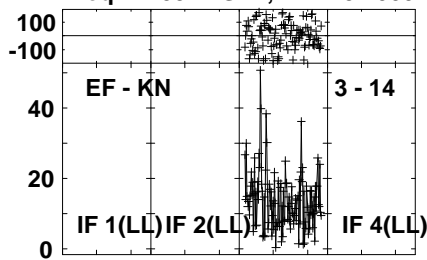


Lower frame: Milli Ampl Jy Top frame: Phas deg
Vector averaged cross-power spectrum Several baselines displayed
Timerange: 00/12:19:31 to 00/12:21:29

Plot file version 31 created 22-FEB-2024 18:10:25

J1915+1142 EM172B.UVDATA.1

Freq = 1.5947 GHz, Bw = 32.000 MH Calibrated with CL # 4 and BP # 1 (BP mode 1)



Lower frame: Milli Ampl Jy Top frame: Phas deg

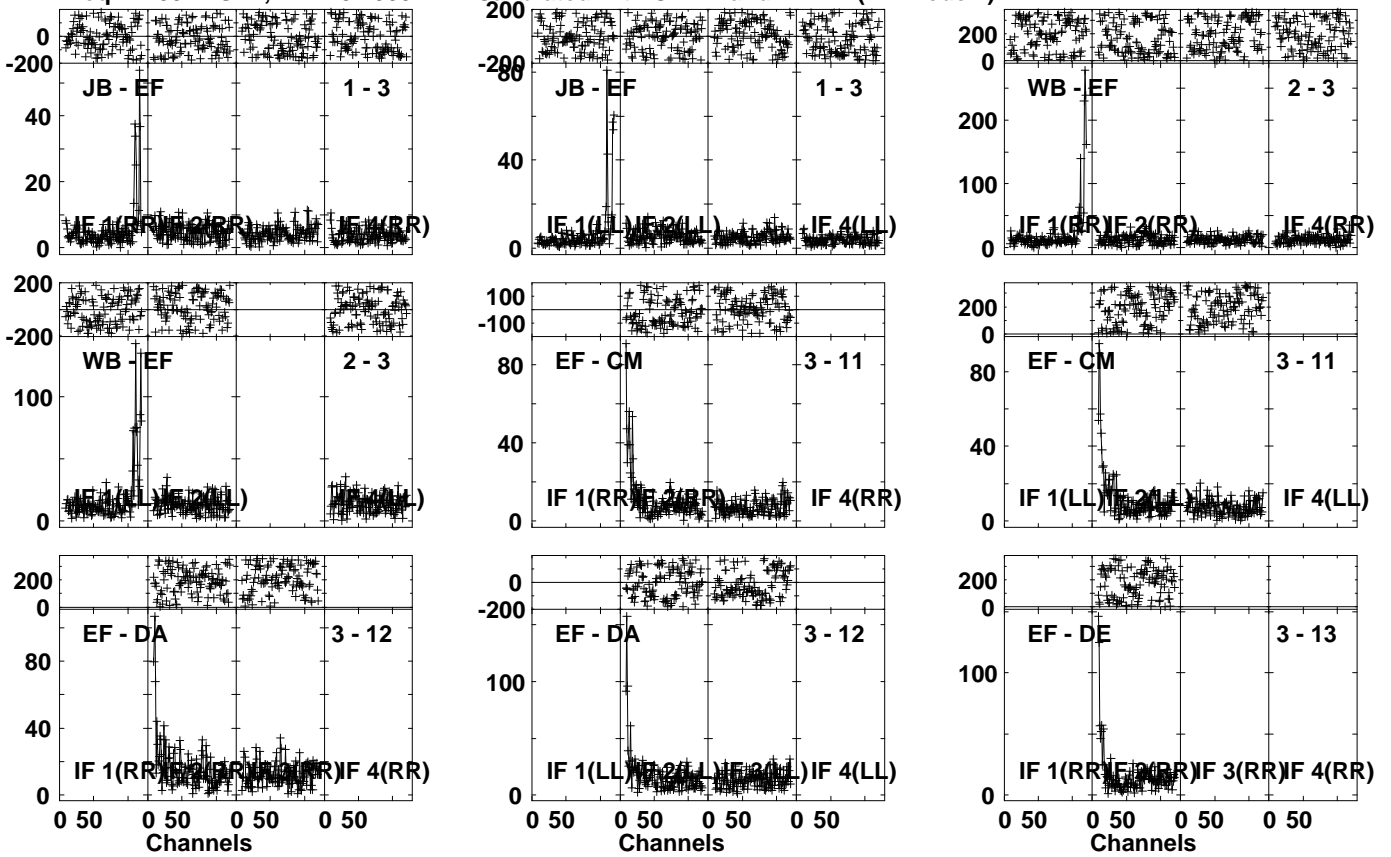
Vector averaged cross-power spectrum Several baselines displayed

Timerange: 00/12:19:31 to 00/12:21:29

Plot file version 32 created 22-FEB-2024 18:10:25

PSRJ1914 EM172B.UVDATA.1

Freq = 1.5947 GHz, Bw = 32.000 MH Calibrated with CL # 4 and BP # 1 (BP mode 1)

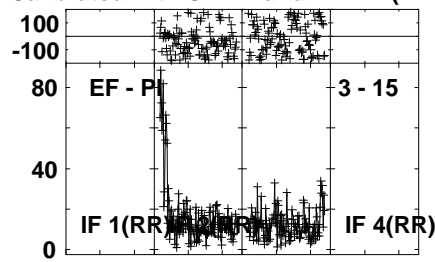
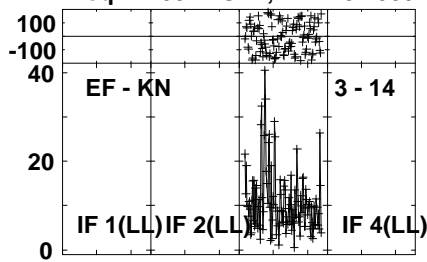


Lower frame: Milli Ampl Jy Top frame: Phas deg
Vector averaged cross-power spectrum Several baselines displayed
Timerange: 00/12:21:31 to 00/12:24:59

Plot file version 33 created 22-FEB-2024 18:10:26

PSRJ1914 EM172B.UVDATA.1

Freq = 1.5947 GHz, Bw = 32.000 MH Calibrated with CL # 4 and BP # 1 (BP mode 1)

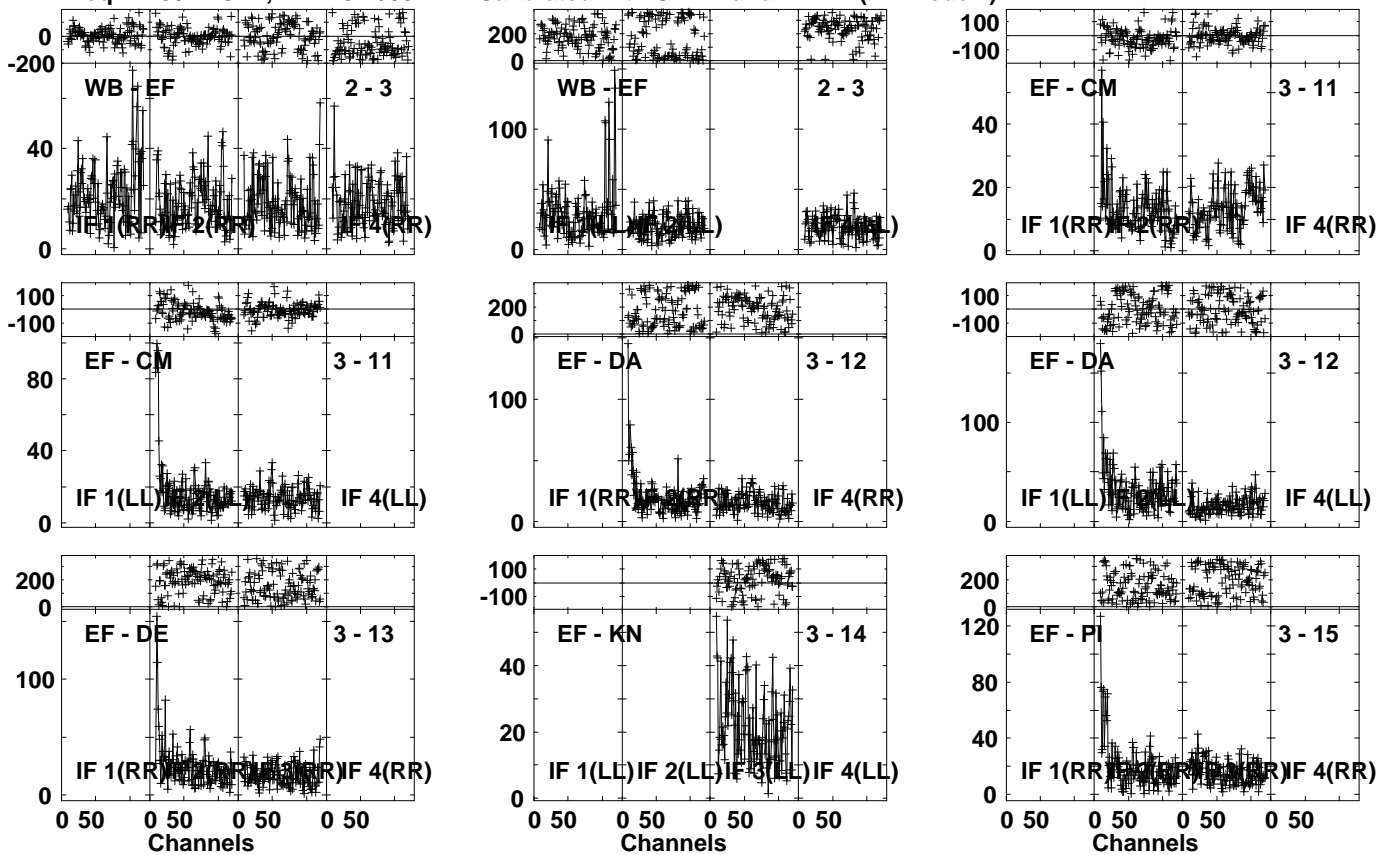


Lower frame: Milli Ampl Jy Top frame: Phas deg
Vector averaged cross-power spectrum Several baselines displayed
Timerange: 00/12:21:31 to 00/12:24:59

Plot file version 34 created 22-FEB-2024 18:10:26

J1915+1142 EM172B.UVDATA.1

Freq = 1.5947 GHz, Bw = 32.000 MH Calibrated with CL # 4 and BP # 1 (BP mode 1)



Lower frame: Milli Ampl Jy Top frame: Phas deg

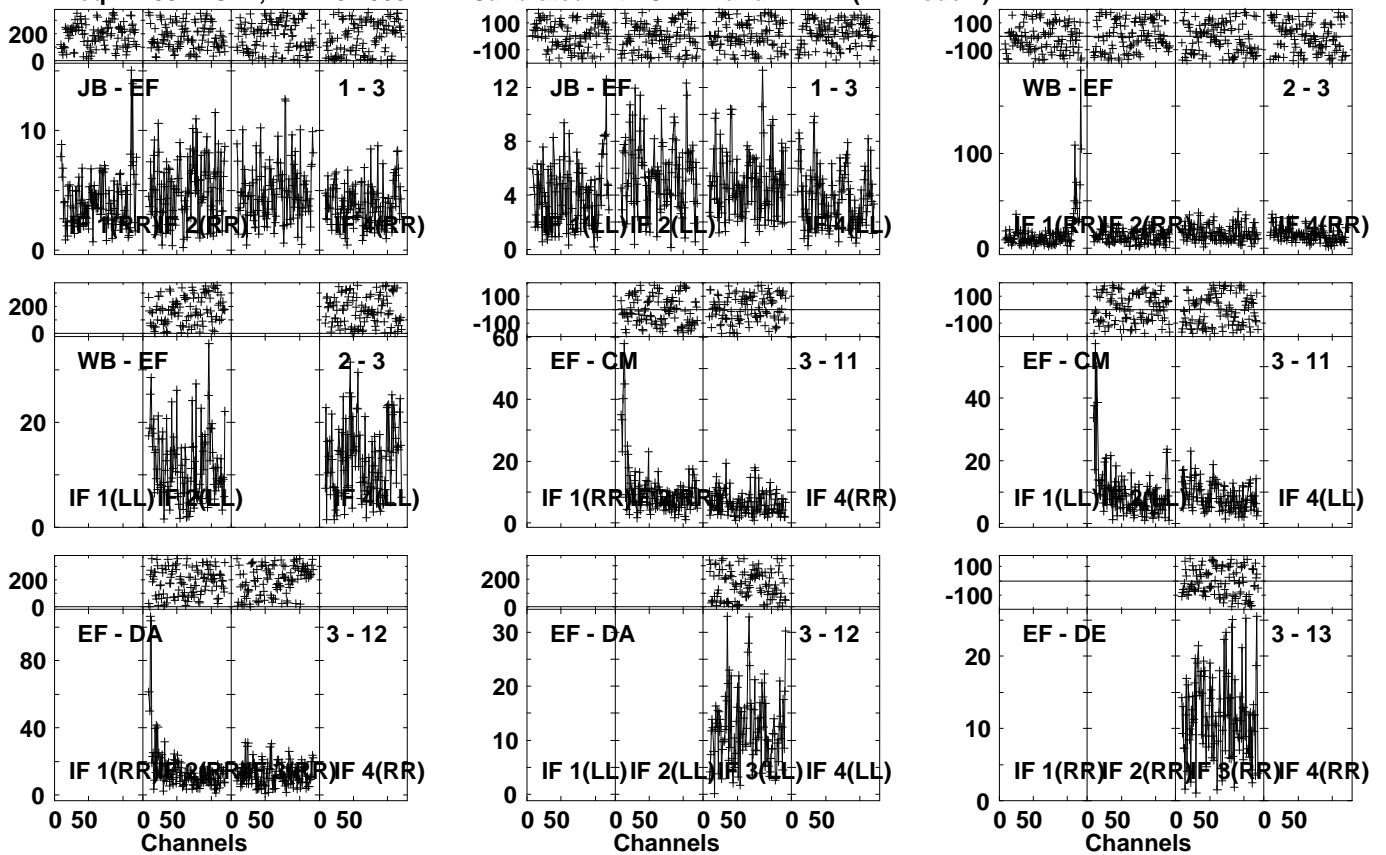
Vector averaged cross-power spectrum Several baselines displayed

Timerange: 00/12:25:31 to 00/12:27:29

Plot file version 35 created 22-FEB-2024 18:10:27

PSRJ1914 EM172B.UVDATA.1

Freq = 1.5947 GHz, Bw = 32.000 MH Calibrated with CL # 4 and BP # 1 (BP mode 1)

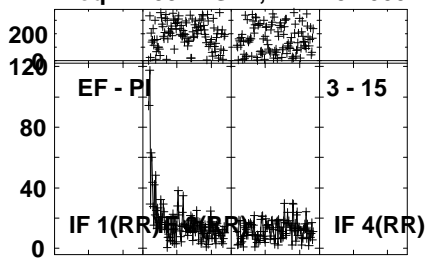


Lower frame: Milli Ampl Jy Top frame: Phas deg
Vector averaged cross-power spectrum Several baselines displayed
Timerange: 00/12:27:31 to 00/12:30:59

Plot file version 36 created 22-FEB-2024 18:10:28

PSRJ1914 EM172B.UVDATA.1

Freq = 1.5947 GHz, Bw = 32.000 MH Calibrated with CL # 4 and BP # 1 (BP mode 1)



Lower frame: Milli Ampl Jy Top frame: Phas deg

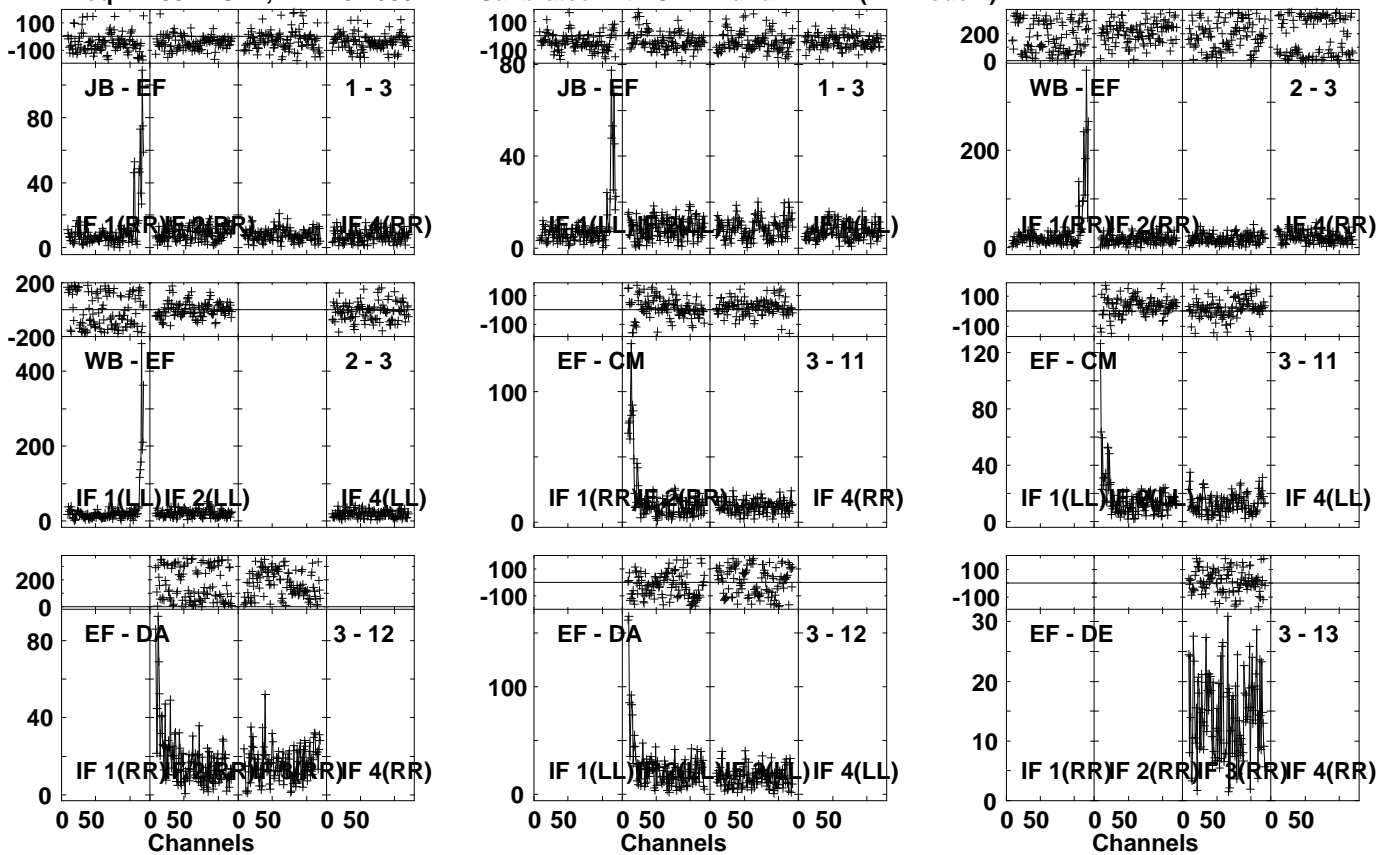
Vector averaged cross-power spectrum Several baselines displayed

Timerange: 00/12:27:31 to 00/12:30:59

Plot file version 37 created 22-FEB-2024 18:10:28

J1915+1142 EM172B.UVDATA.1

Freq = 1.5947 GHz, Bw = 32.000 MH Calibrated with CL # 4 and BP # 1 (BP mode 1)

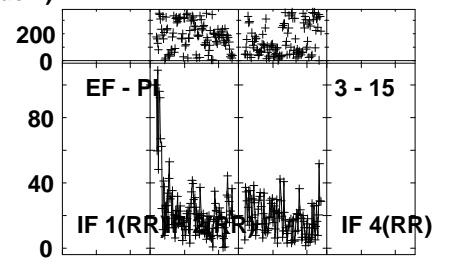
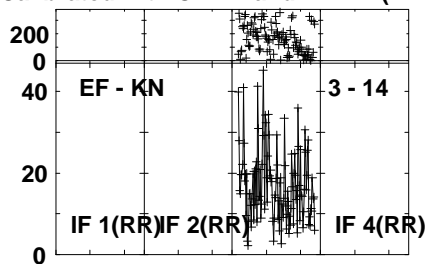
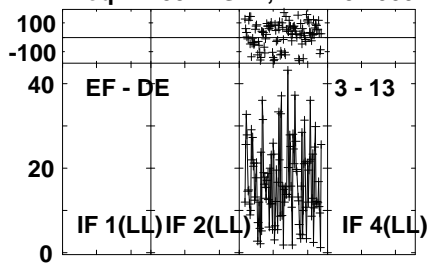


Lower frame: Milli Ampl Jy Top frame: Phas deg
Vector averaged cross-power spectrum Several baselines displayed
Timerange: 00/12:31:01 to 00/12:33:29

Plot file version 38 created 22-FEB-2024 18:10:28

J1915+1142 EM172B.UVDATA.1

Freq = 1.5947 GHz, Bw = 32.000 MH Calibrated with CL # 4 and BP # 1 (BP mode 1)

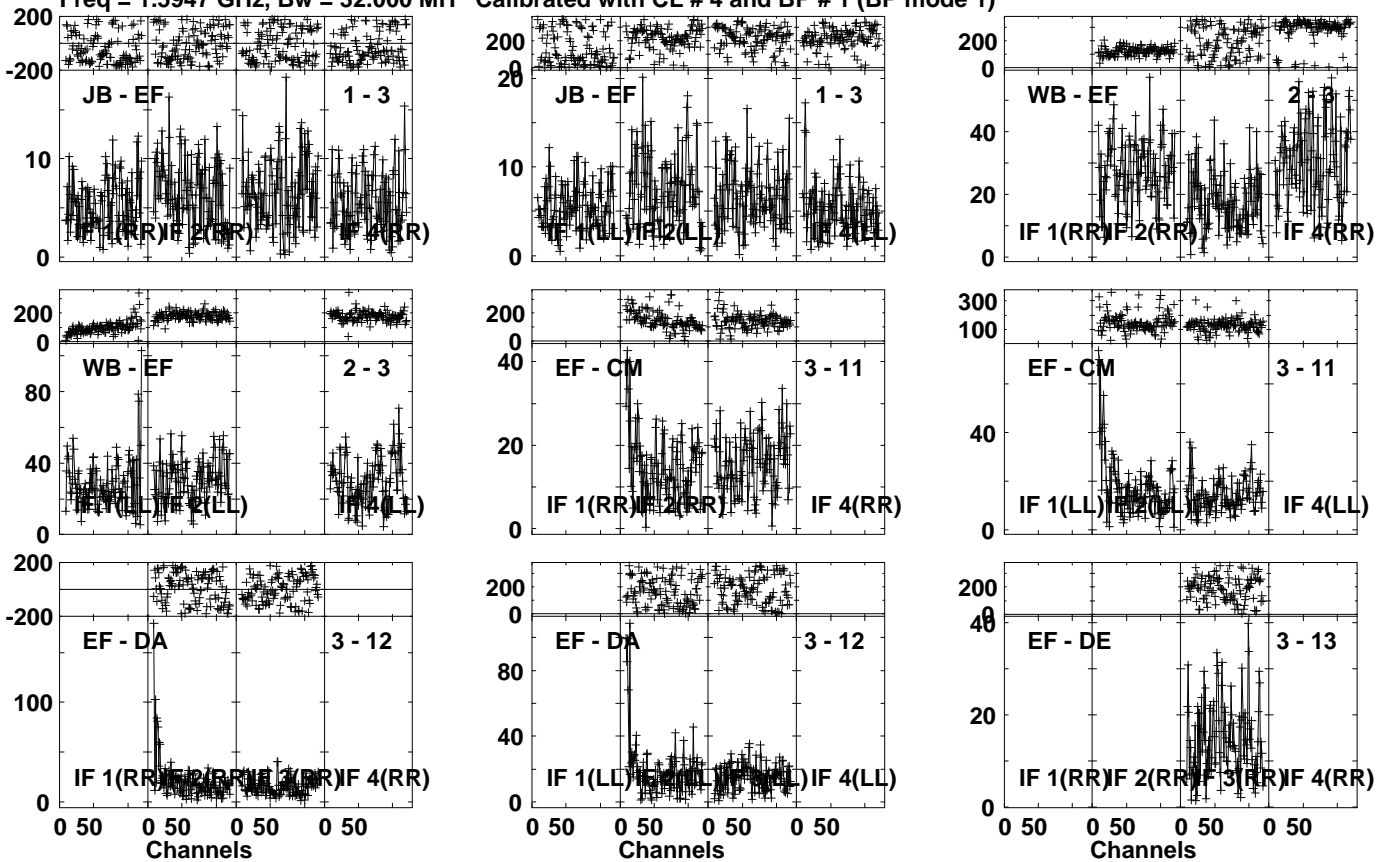


Lower frame: Milli Ampl Jy Top frame: Phas deg
Vector averaged cross-power spectrum Several baselines displayed
Timerange: 00/12:31:01 to 00/12:33:29

Plot file version 39 created 22-FEB-2024 18:10:28

J1913+0932 EM172B.UVDATA.1

Freq = 1.5947 GHz, Bw = 32.000 MH Calibrated with CL # 4 and BP # 1 (BP mode 1)

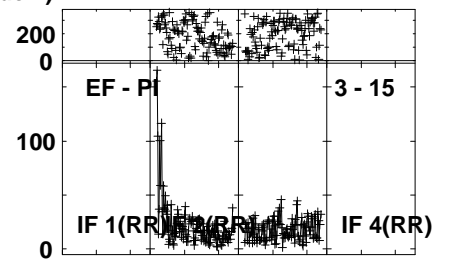
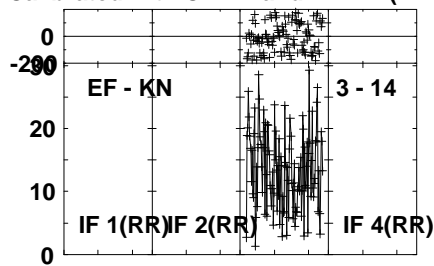
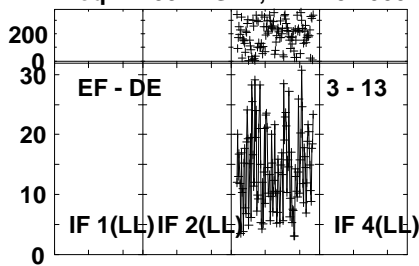


Lower frame: Milli Ampl Jy Top frame: Phas deg
Vector averaged cross-power spectrum Several baselines displayed
Timerange: 00/12:33:31 to 00/12:35:59

Plot file version 40 created 22-FEB-2024 18:10:29

J1913+0932 EM172B.UVDATA.1

Freq = 1.5947 GHz, Bw = 32.000 MH Calibrated with CL # 4 and BP # 1 (BP mode 1)



Lower frame: Milli Ampl Jy Top frame: Phas deg

Vector averaged cross-power spectrum Several baselines displayed

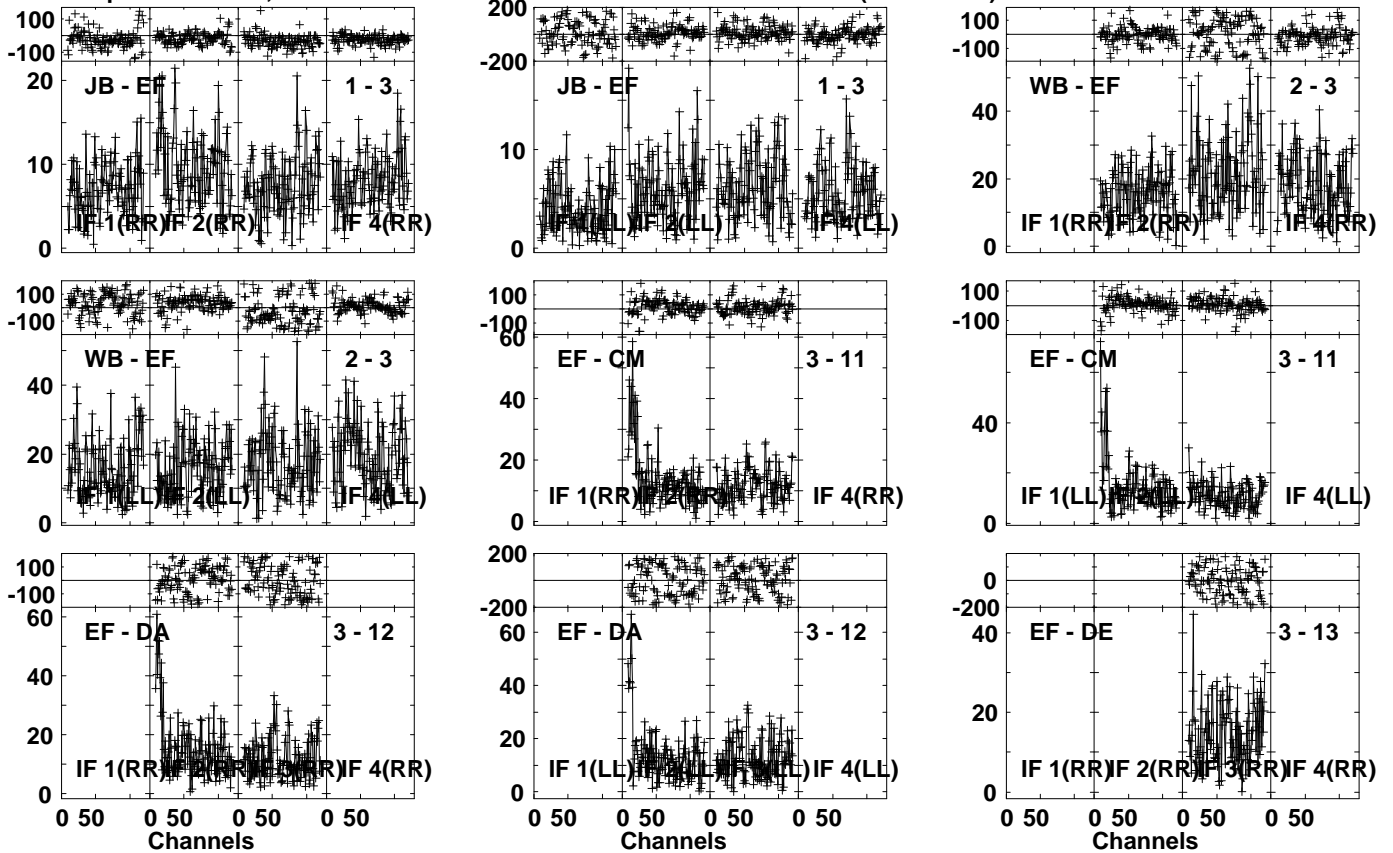
Timerange: 00/12:33:31 to 00/12:35:59

Plot file version 41 created 22-FEB-2024 18:10:29

J1915+1142 EM172B.UVDATA.1

Freq = 1.5947 GHz, Bw = 32.000 MH

Calibrated with CL # 4 and BP # 1 (BP mode 1)



Lower frame: Milli Ampl Jy Top frame: Phas deg

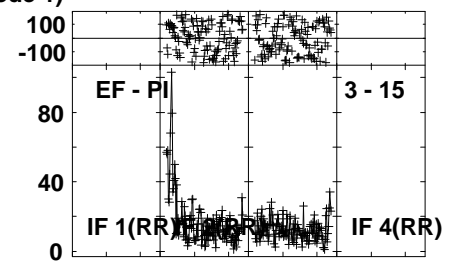
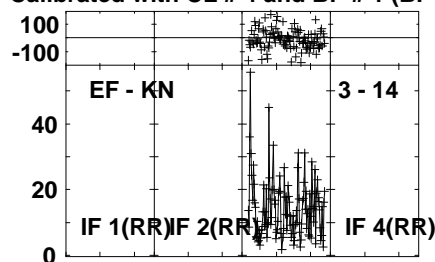
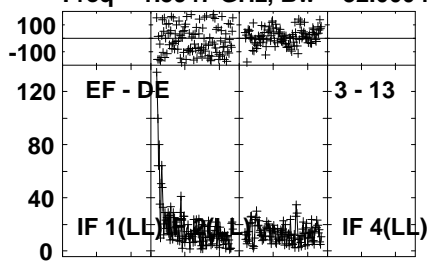
Vector averaged cross-power spectrum Several baselines displayed

Timerange: 00/12:38:01 to 00/12:40:29

Plot file version 42 created 22-FEB-2024 18:10:30

J1915+1142 EM172B.UVDATA.1

Freq = 1.5947 GHz, Bw = 32.000 MH Calibrated with CL # 4 and BP # 1 (BP mode 1)

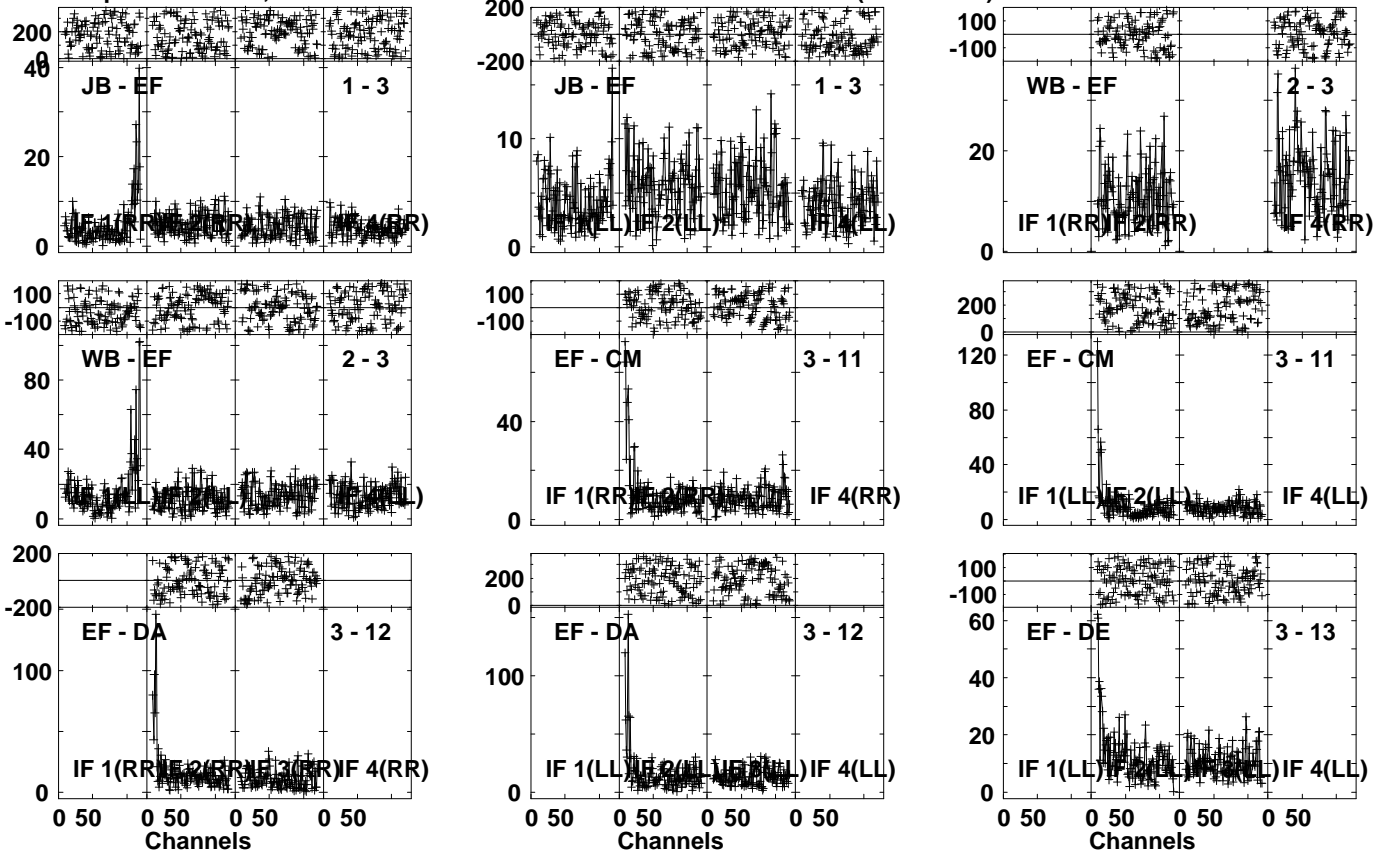


Lower frame: Milli Ampl Jy Top frame: Phas deg
Vector averaged cross-power spectrum Several baselines displayed
Timerange: 00/12:38:01 to 00/12:40:29

Plot file version 43 created 22-FEB-2024 18:10:30

PSRJ1914 EM172B.UVDATA.1

Freq = 1.5947 GHz, Bw = 32.000 MH Calibrated with CL # 4 and BP # 1 (BP mode 1)



Lower frame: Milli Ampl Jy Top frame: Phas deg

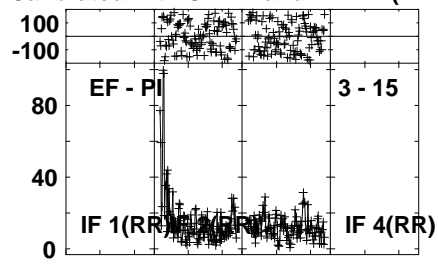
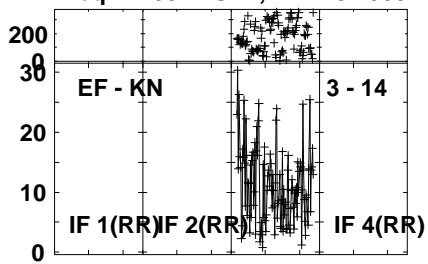
Vector averaged cross-power spectrum Several baselines displayed

Timerange: 00/12:40:31 to 00/12:43:59

Plot file version 44 created 22-FEB-2024 18:10:31

PSRJ1914 EM172B.UVDATA.1

Freq = 1.5947 GHz, Bw = 32.000 MH Calibrated with CL # 4 and BP # 1 (BP mode 1)



Lower frame: Milli Ampl Jy Top frame: Phas deg

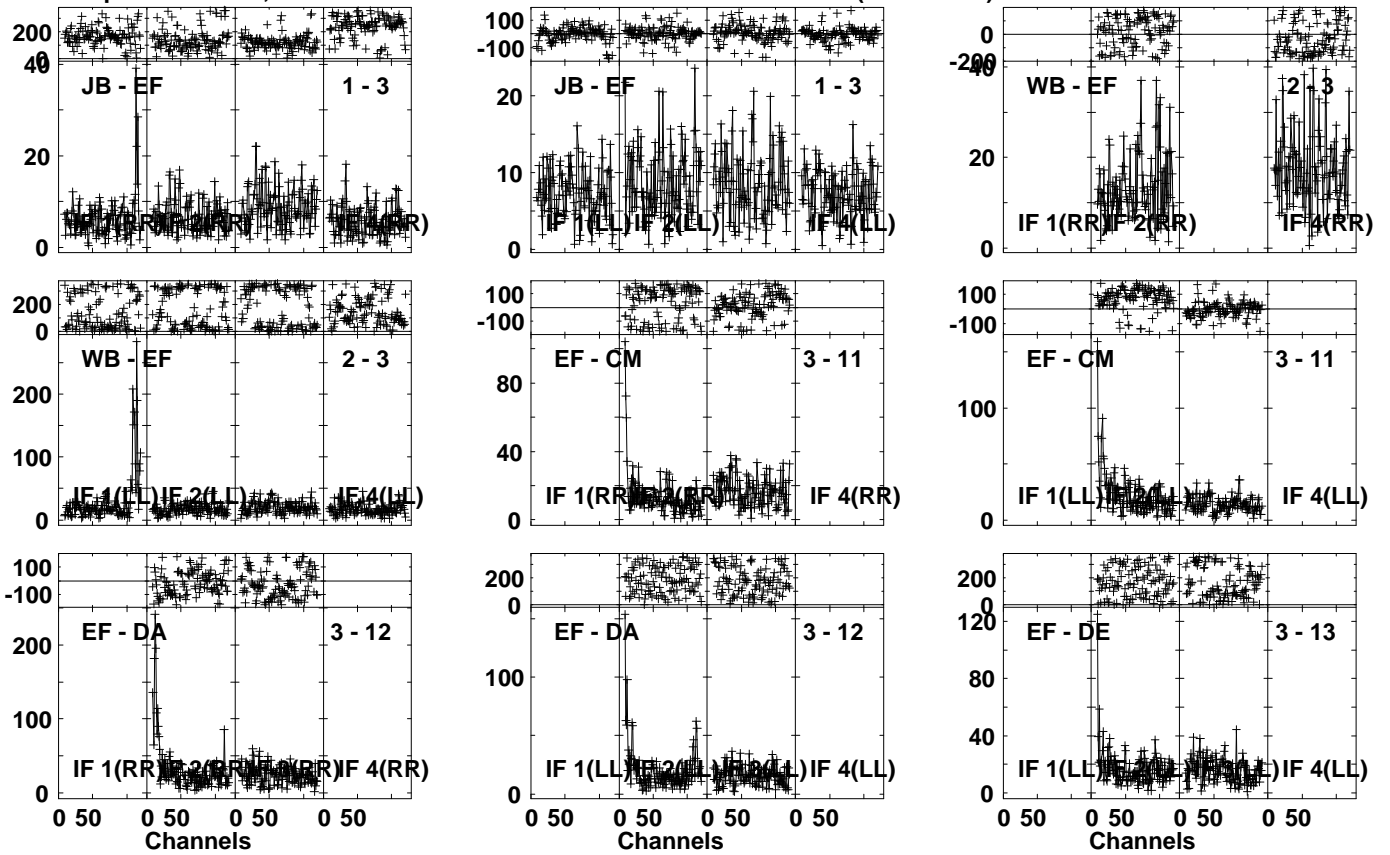
Vector averaged cross-power spectrum Several baselines displayed

Timerange: 00/12:40:31 to 00/12:43:59

Plot file version 45 created 22-FEB-2024 18:10:31

J1915+1142 EM172B.UVDATA.1

Freq = 1.5947 GHz, Bw = 32.000 MH Calibrated with CL # 4 and BP # 1 (BP mode 1)

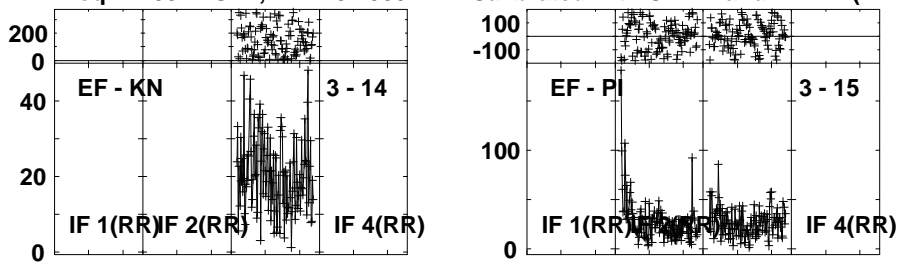


Lower frame: Milli Ampl Jy Top frame: Phas deg
Vector averaged cross-power spectrum Several baselines displayed
Timerange: 00/12:44:31 to 00/12:46:29

Plot file version 46 created 22-FEB-2024 18:10:32

J1915+1142 EM172B.UVDATA.1

Freq = 1.5947 GHz, Bw = 32.000 MH Calibrated with CL # 4 and BP # 1 (BP mode 1)



Lower frame: Milli Ampl Jy Top frame: Phas deg

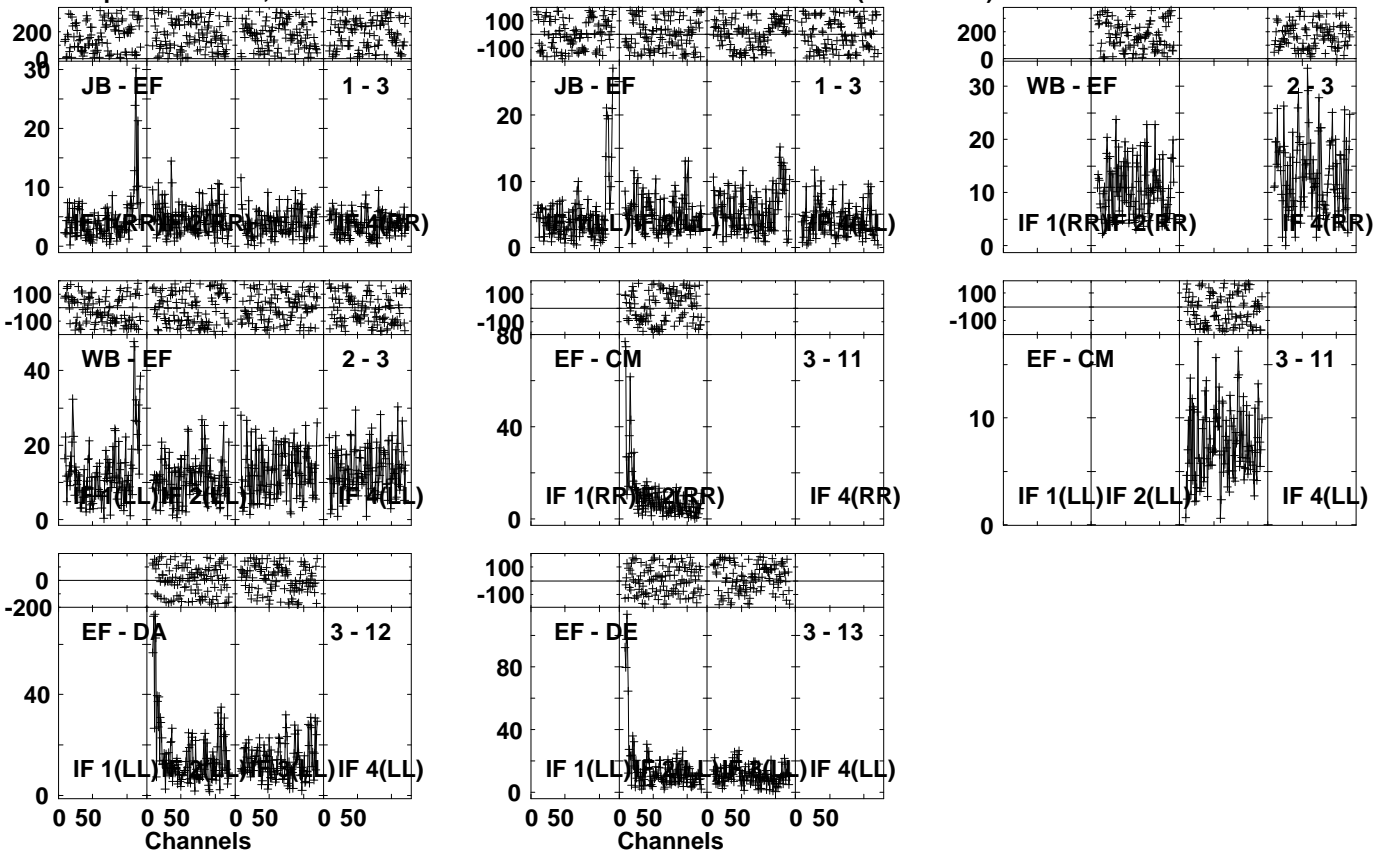
Vector averaged cross-power spectrum Several baselines displayed

Timerange: 00/12:44:31 to 00/12:46:29

Plot file version 47 created 22-FEB-2024 18:10:32

PSRJ1914 EM172B.UVDATA.1

Freq = 1.5947 GHz, Bw = 32.000 MH Calibrated with CL # 4 and BP # 1 (BP mode 1)

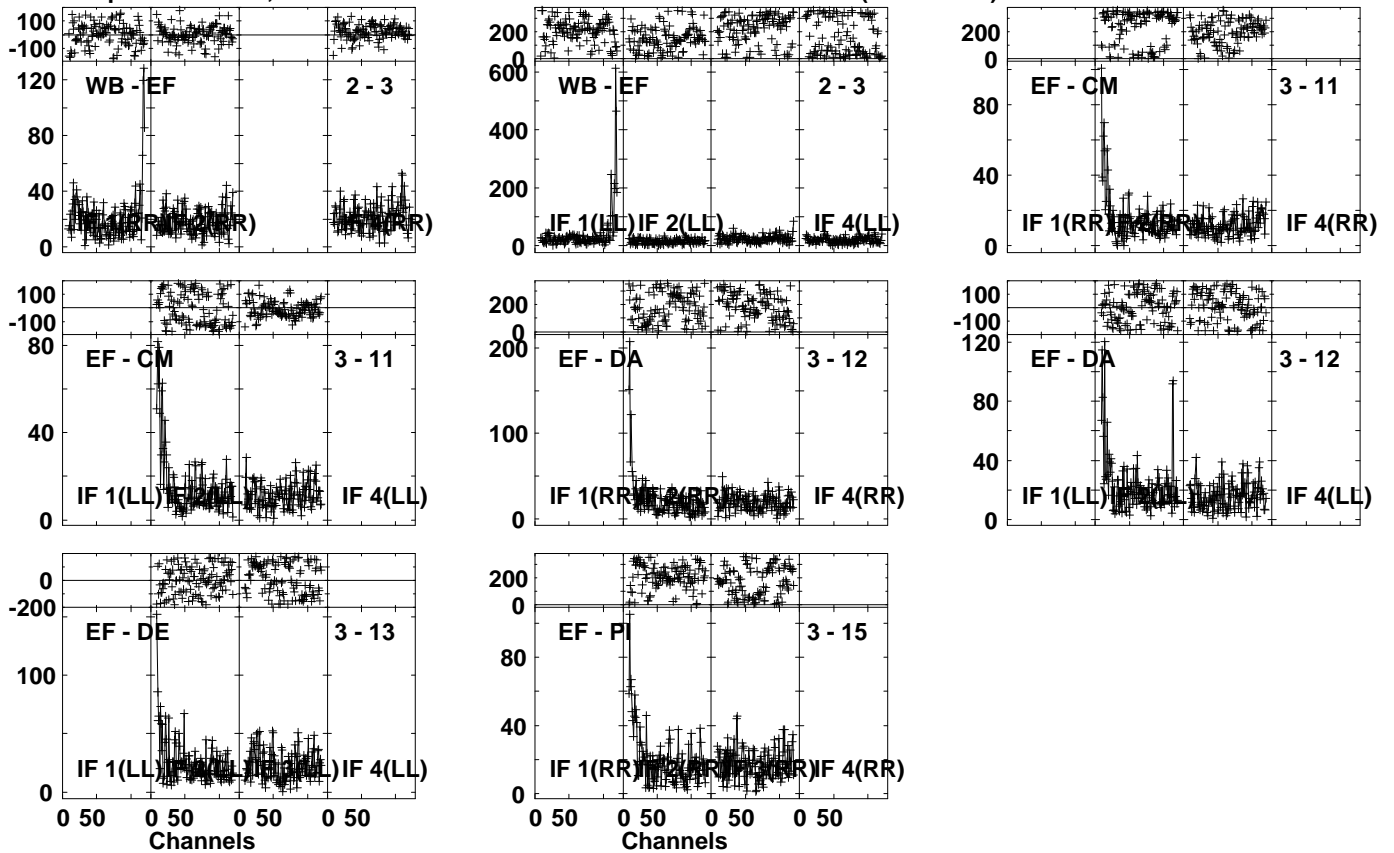


Lower frame: Milli Ampl Jy Top frame: Phas deg
Vector averaged cross-power spectrum Several baselines displayed
Timerange: 00/12:46:31 to 00/12:49:59

Plot file version 48 created 22-FEB-2024 18:10:33

J1915+1142 EM172B.UVDATA.1

Freq = 1.5947 GHz, Bw = 32.000 MH Calibrated with CL # 4 and BP # 1 (BP mode 1)

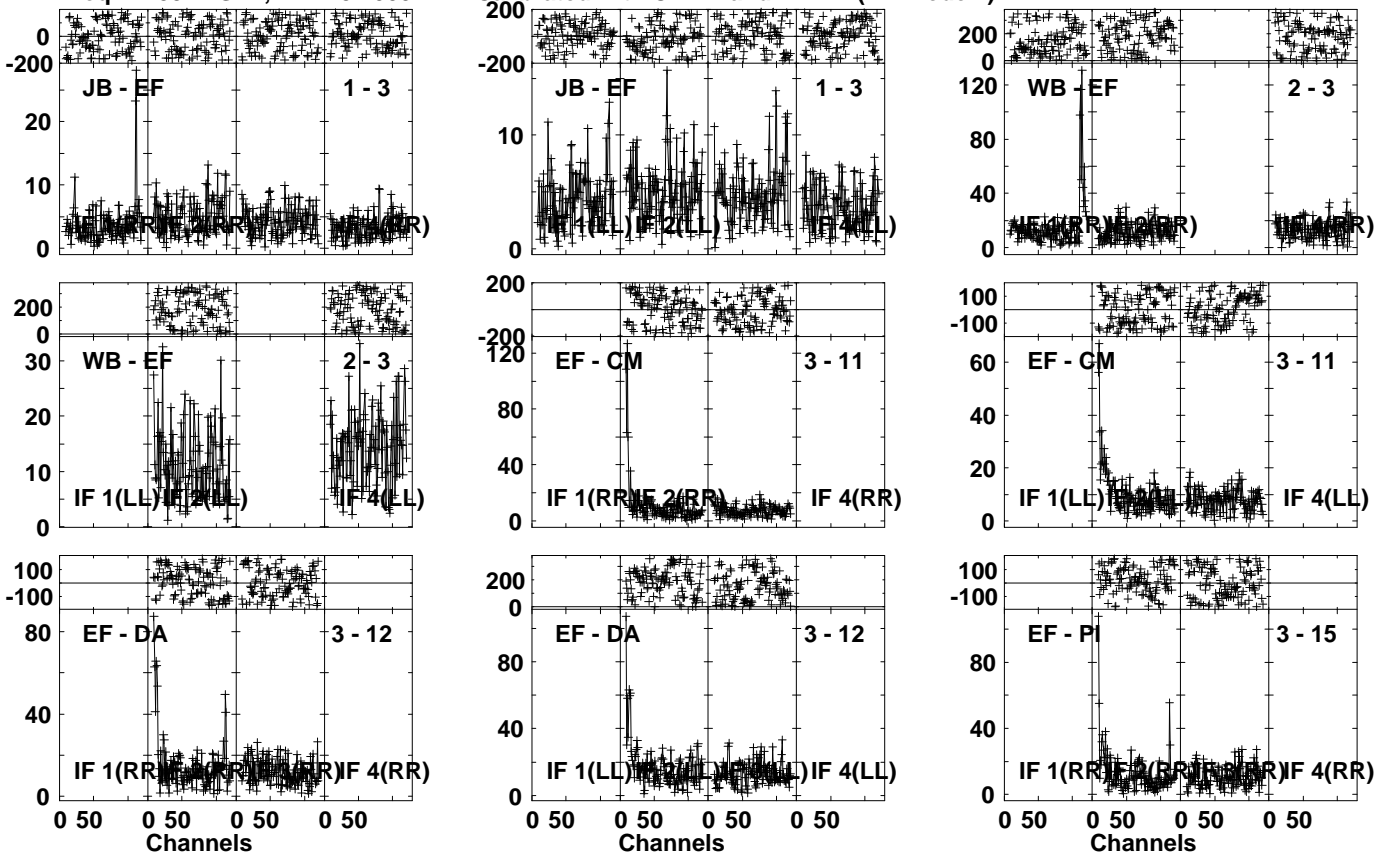


Lower frame: Milli Ampl Jy Top frame: Phas deg
Vector averaged cross-power spectrum Several baselines displayed
Timerange: 00/12:50:31 to 00/12:52:29

Plot file version 49 created 22-FEB-2024 18:10:34

PSRJ1914 EM172B.UVDATA.1

Freq = 1.5947 GHz, Bw = 32.000 MH Calibrated with CL # 4 and BP # 1 (BP mode 1)

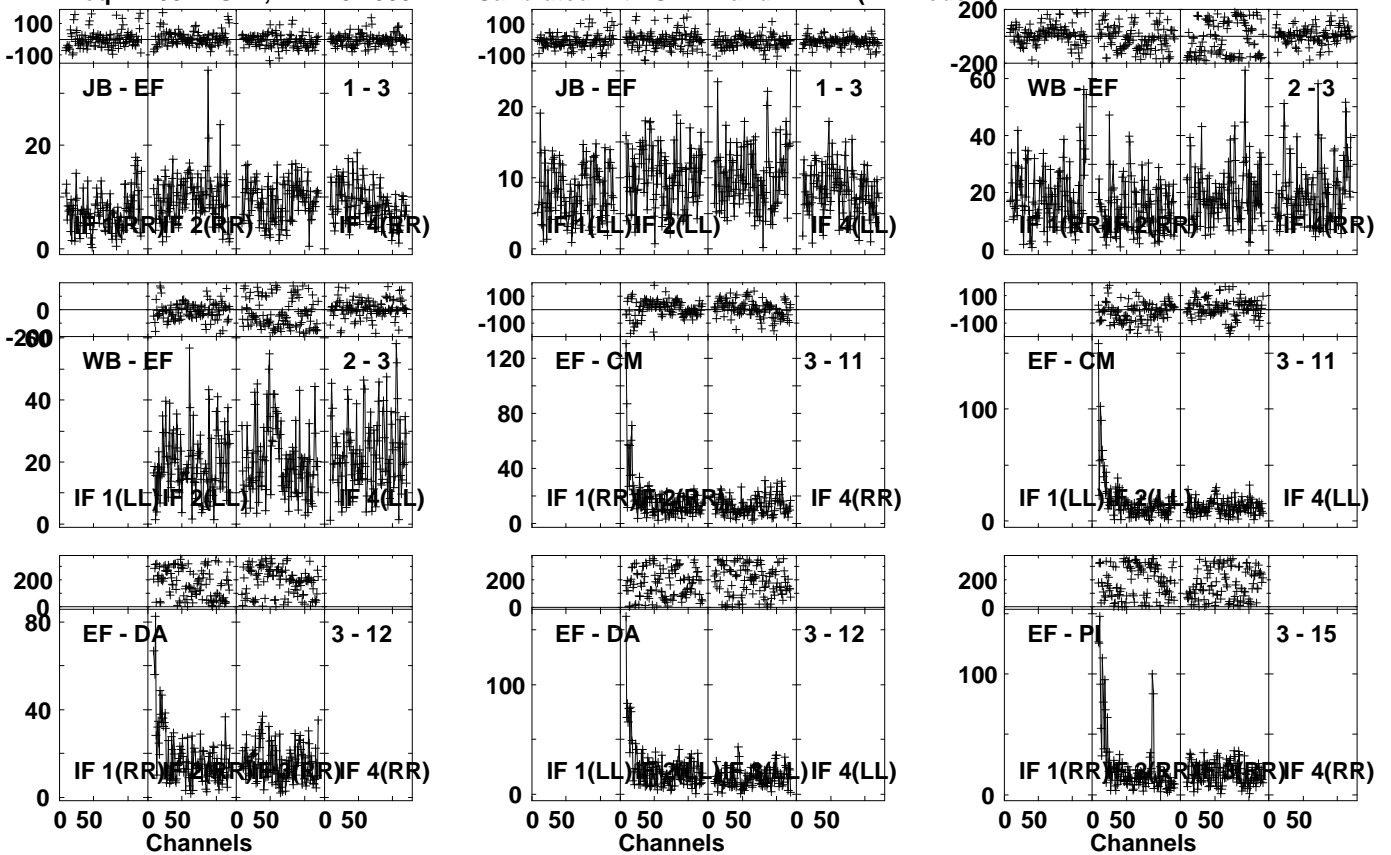


Lower frame: Milli Ampl Jy Top frame: Phas deg
Vector averaged cross-power spectrum Several baselines displayed
Timerange: 00/12:52:31 to 00/12:55:59

Plot file version 50 created 22-FEB-2024 18:10:35

J1915+1142 EM172B.UVDATA.1

Freq = 1.5947 GHz, Bw = 32.000 MH Calibrated with CL # 4 and BP # 1 (BP mode 1)

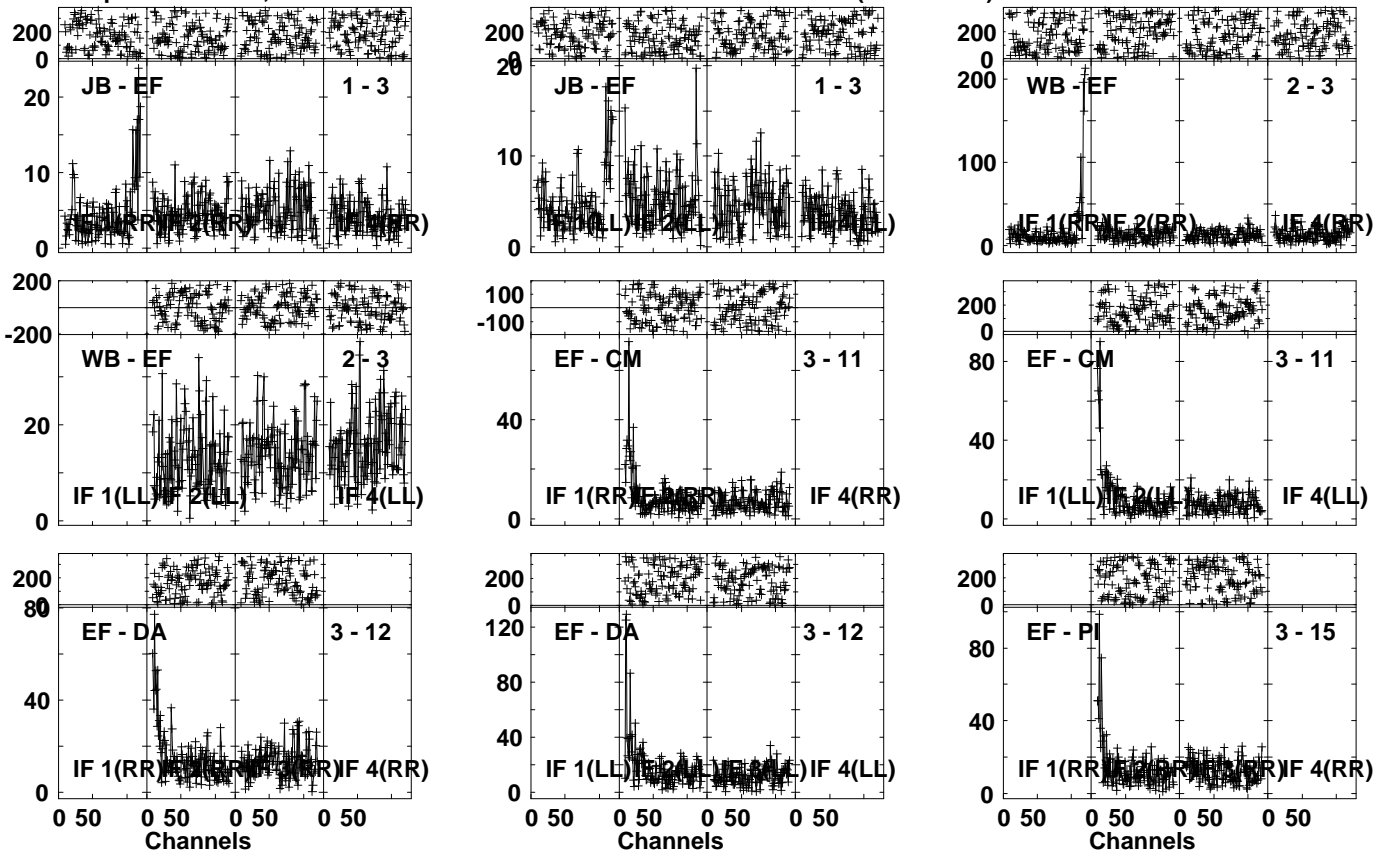


Lower frame: Milli Ampl Jy Top frame: Phas deg
Vector averaged cross-power spectrum Several baselines displayed
Timerange: 00/12:56:31 to 00/12:58:29

Plot file version 51 created 22-FEB-2024 18:10:36

PSRJ1914 EM172B.UVDATA.1

Freq = 1.5947 GHz, Bw = 32.000 MH Calibrated with CL # 4 and BP # 1 (BP mode 1)

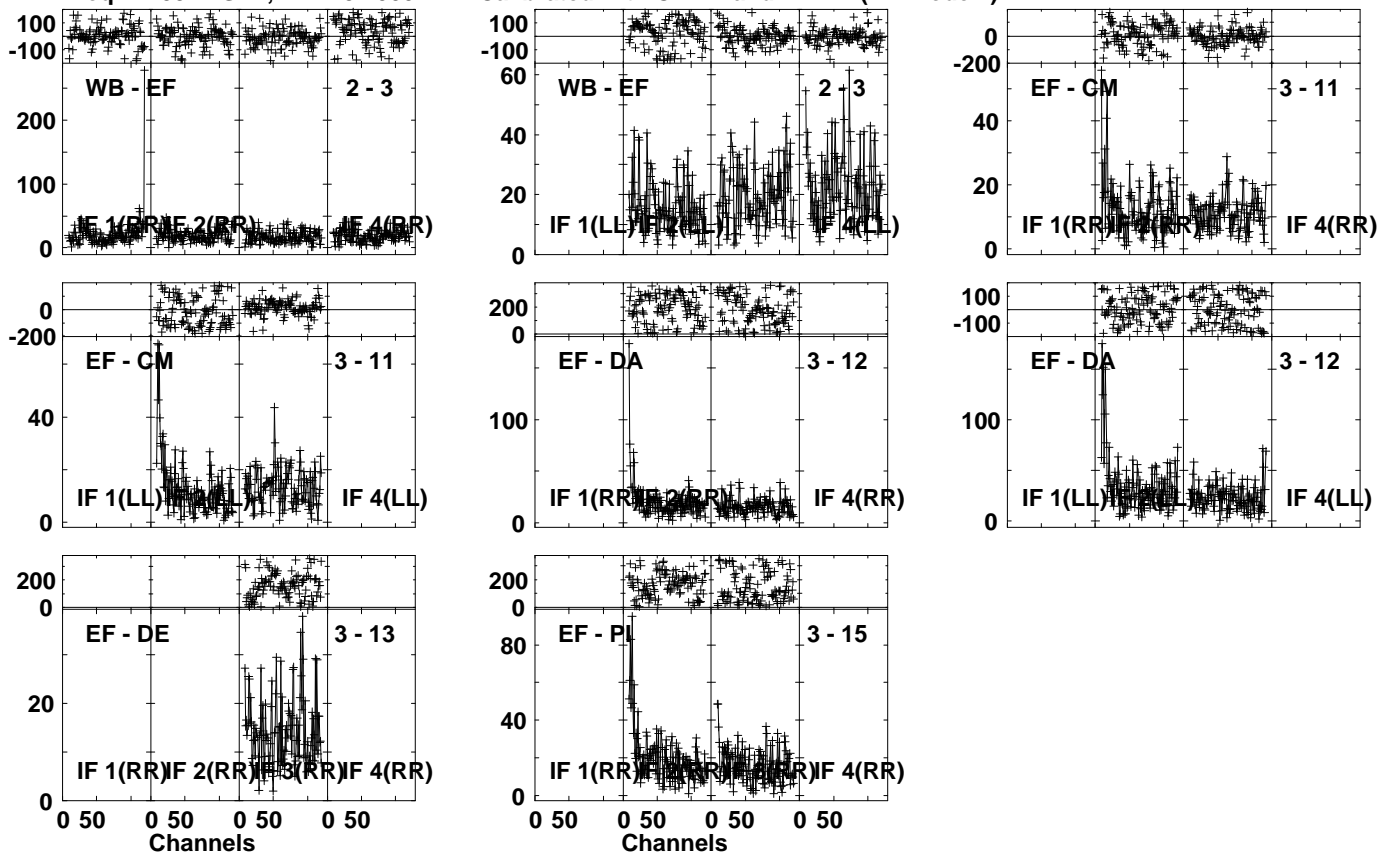


Lower frame: Milli Ampl Jy Top frame: Phas deg
Vector averaged cross-power spectrum Several baselines displayed
Timerange: 00/12:58:31 to 00/13:01:59

Plot file version 52 created 22-FEB-2024 18:10:37

J1915+1142 EM172B.UVDATA.1

Freq = 1.5947 GHz, Bw = 32.000 MH Calibrated with CL # 4 and BP # 1 (BP mode 1)

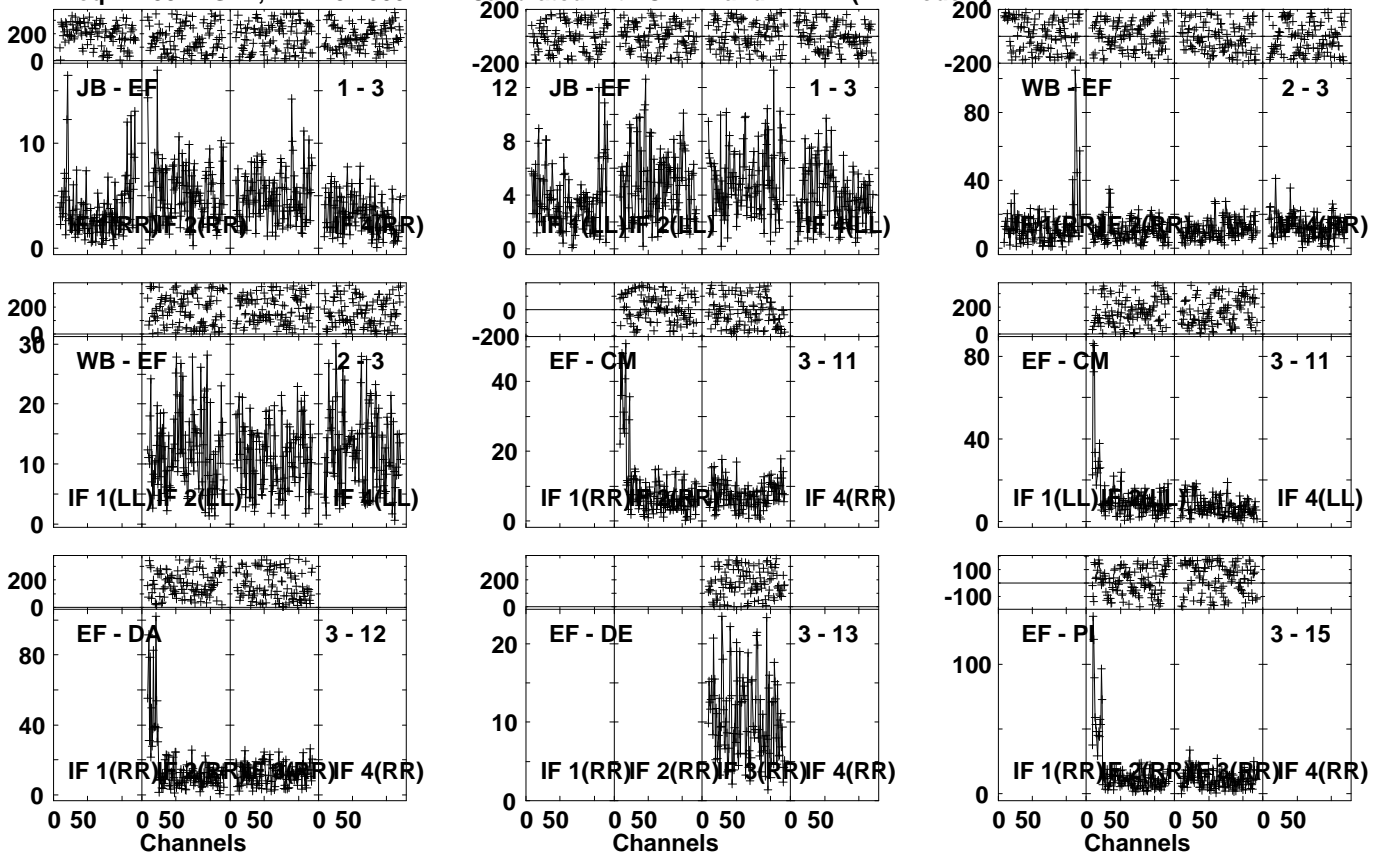


Lower frame: Milli Ampl Jy Top frame: Phas deg
Vector averaged cross-power spectrum Several baselines displayed
Timerange: 00/13:02:31 to 00/13:04:29

Plot file version 53 created 22-FEB-2024 18:10:37

PSRJ1914 EM172B.UVDATA.1

Freq = 1.5947 GHz, Bw = 32.000 MH Calibrated with CL # 4 and BP # 1 (BP mode 1)

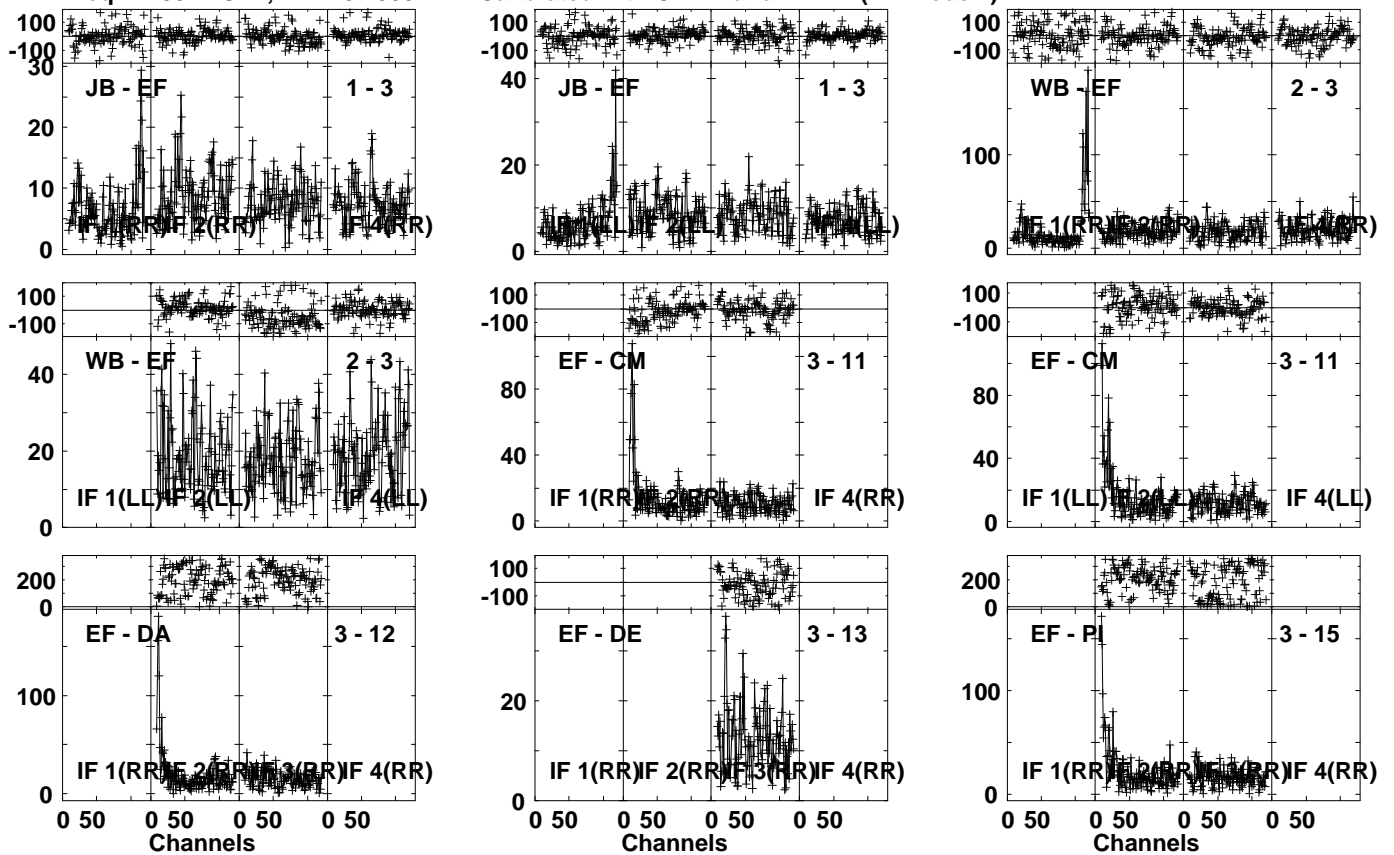


Lower frame: Milli Ampl Jy Top frame: Phas deg
Vector averaged cross-power spectrum Several baselines displayed
Timerange: 00/13:04:31 to 00/13:07:59

Plot file version 54 created 22-FEB-2024 18:10:38

J1915+1142 EM172B.UVDATA.1

Freq = 1.5947 GHz, Bw = 32.000 MH Calibrated with CL # 4 and BP # 1 (BP mode 1)



Lower frame: Milli Ampl Jy Top frame: Phas deg

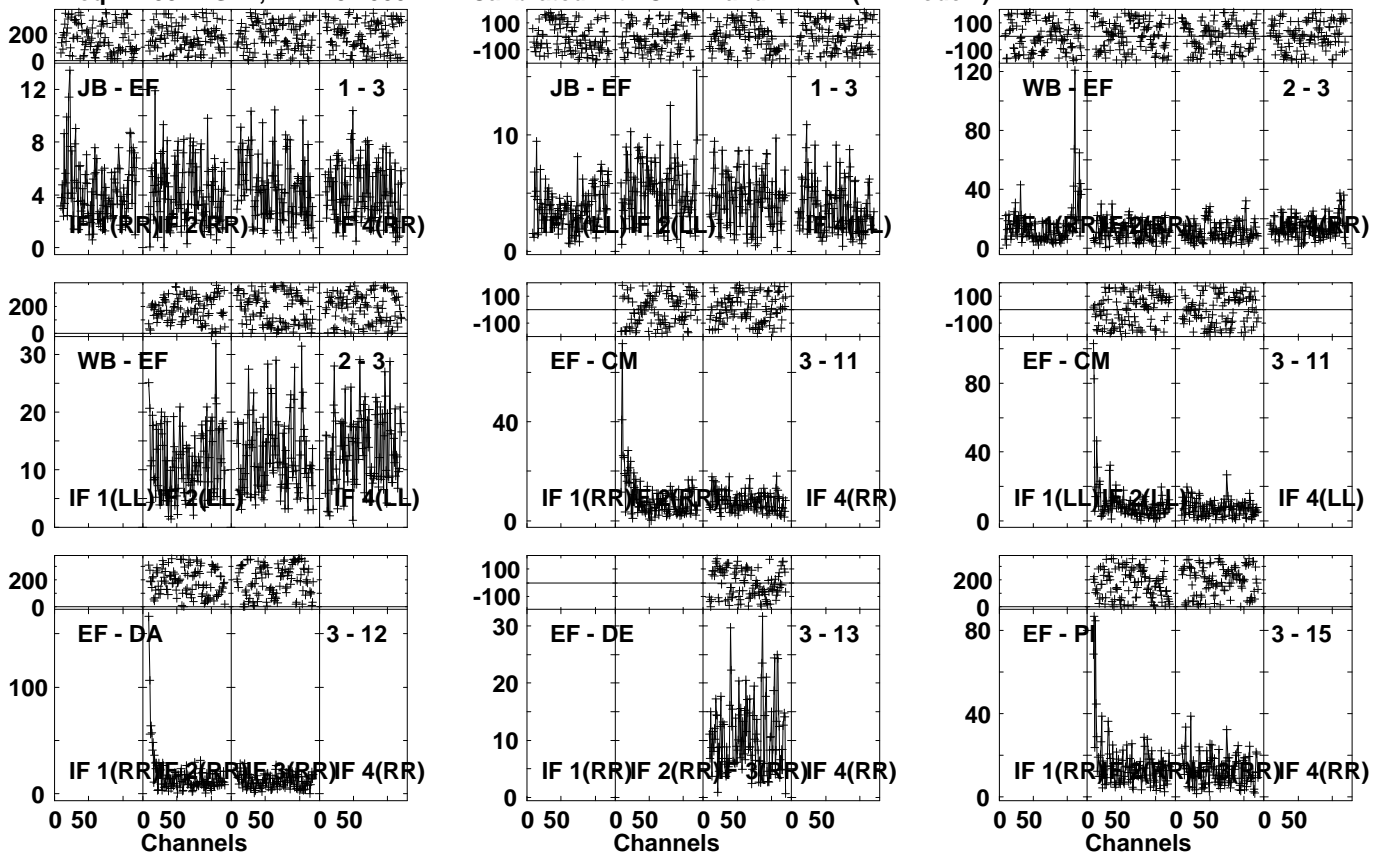
Vector averaged cross-power spectrum Several baselines displayed

Timerange: 00/13:08:31 to 00/13:10:29

Plot file version 55 created 22-FEB-2024 18:10:39

PSRJ1914 EM172B.UVDATA.1

Freq = 1.5947 GHz, Bw = 32.000 MH Calibrated with CL # 4 and BP # 1 (BP mode 1)

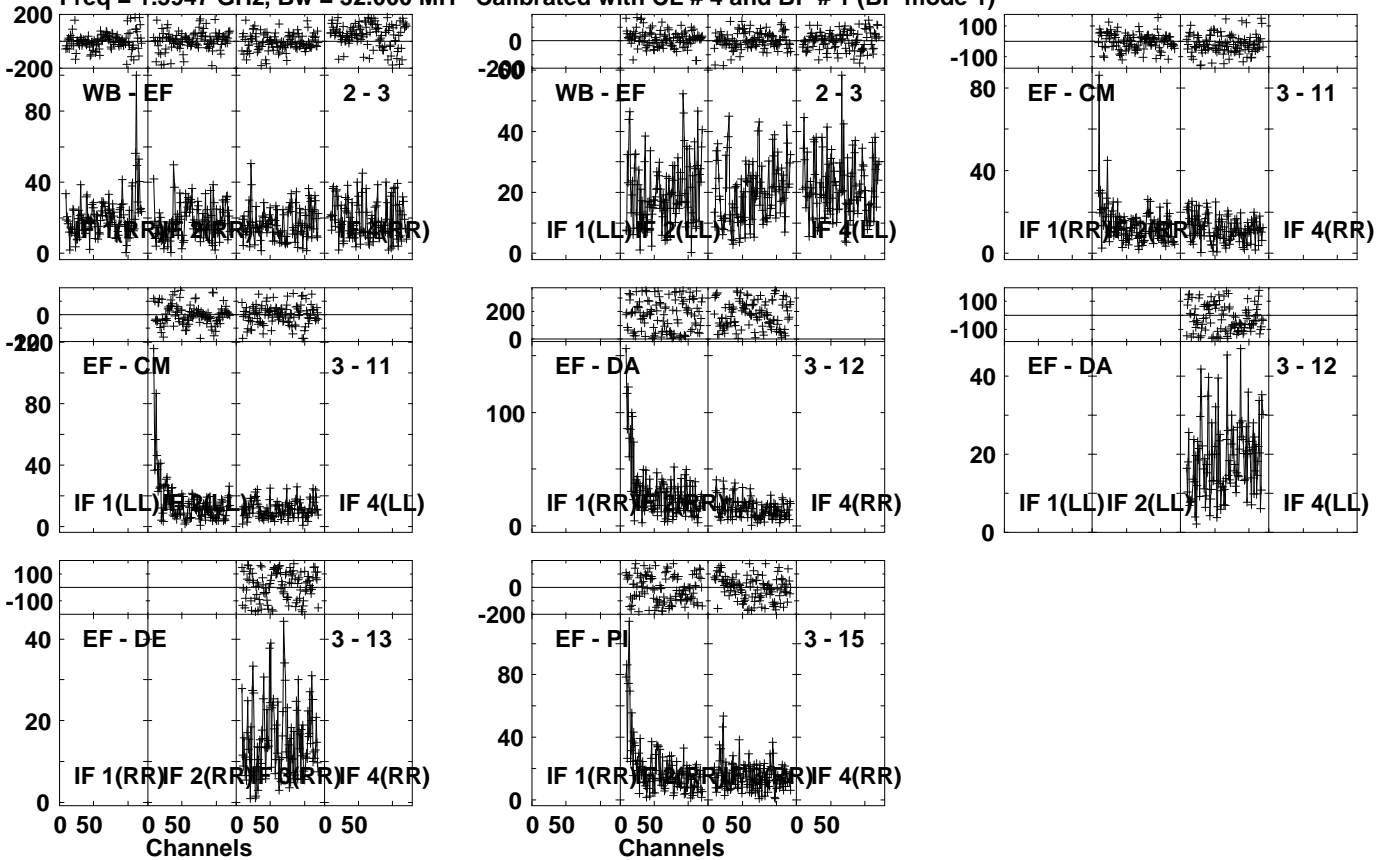


Lower frame: Milli Ampl Jy Top frame: Phas deg
Vector averaged cross-power spectrum Several baselines displayed
Timerange: 00/13:10:31 to 00/13:13:59

Plot file version 56 created 22-FEB-2024 18:10:40

J1915+1142 EM172B.UVDATA.1

Freq = 1.5947 GHz, Bw = 32.000 MH Calibrated with CL # 4 and BP # 1 (BP mode 1)

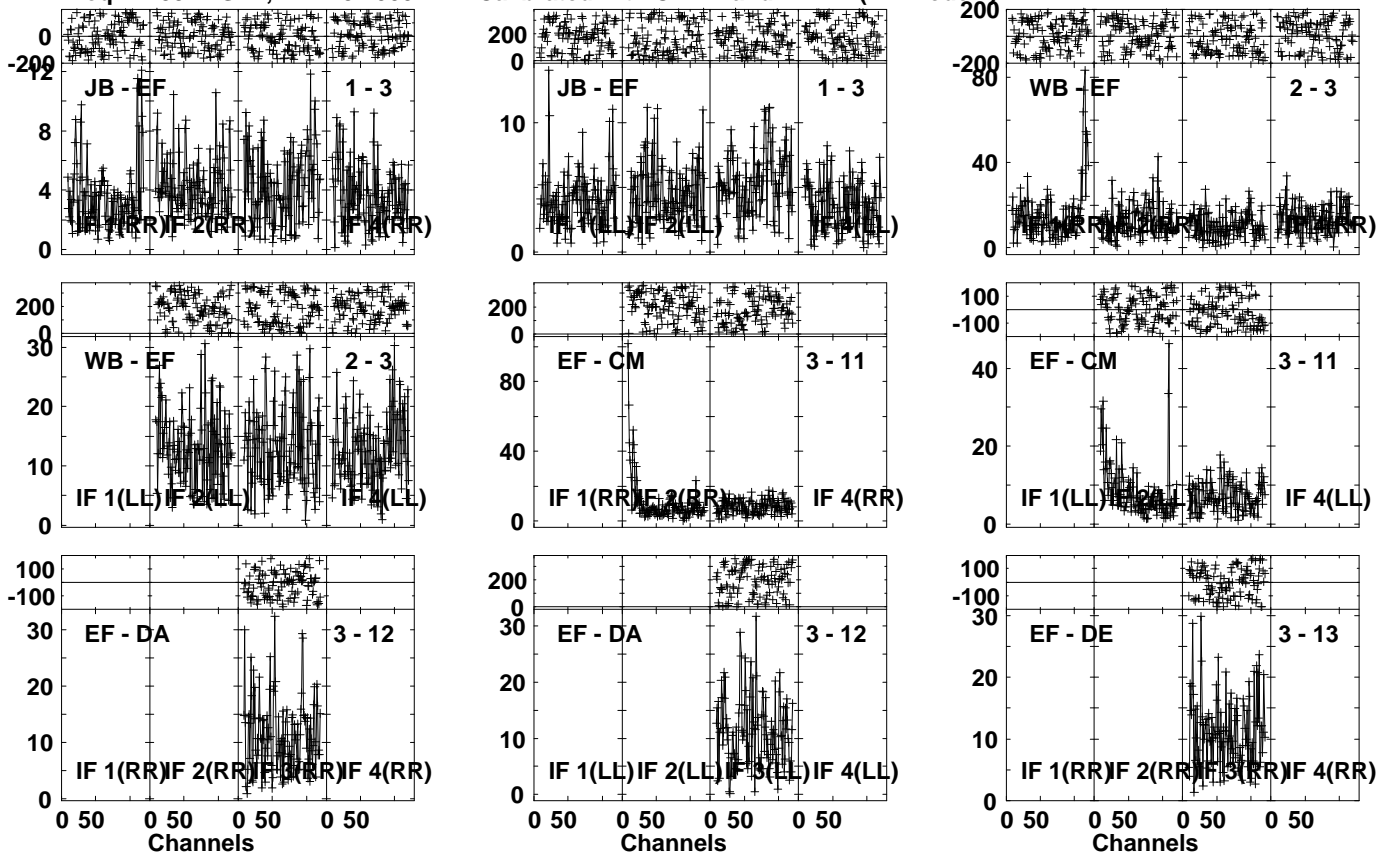


Lower frame: Milli Ampl Jy Top frame: Phas deg
Vector averaged cross-power spectrum Several baselines displayed
Timerange: 00/13:14:31 to 00/13:16:29

Plot file version 57 created 22-FEB-2024 18:10:40

PSRJ1914 EM172B.UVDATA.1

Freq = 1.5947 GHz, Bw = 32.000 MH Calibrated with CL # 4 and BP # 1 (BP mode 1)

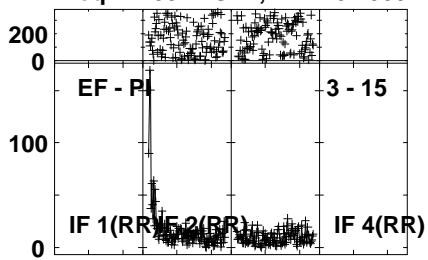


Lower frame: Milli Ampl Jy Top frame: Phas deg
Vector averaged cross-power spectrum Several baselines displayed
Timerange: 00/13:16:31 to 00/13:19:59

Plot file version 58 created 22-FEB-2024 18:10:41

PSRJ1914 EM172B.UVDATA.1

Freq = 1.5947 GHz, Bw = 32.000 MH Calibrated with CL # 4 and BP # 1 (BP mode 1)



Lower frame: Milli Ampl Jy Top frame: Phas deg

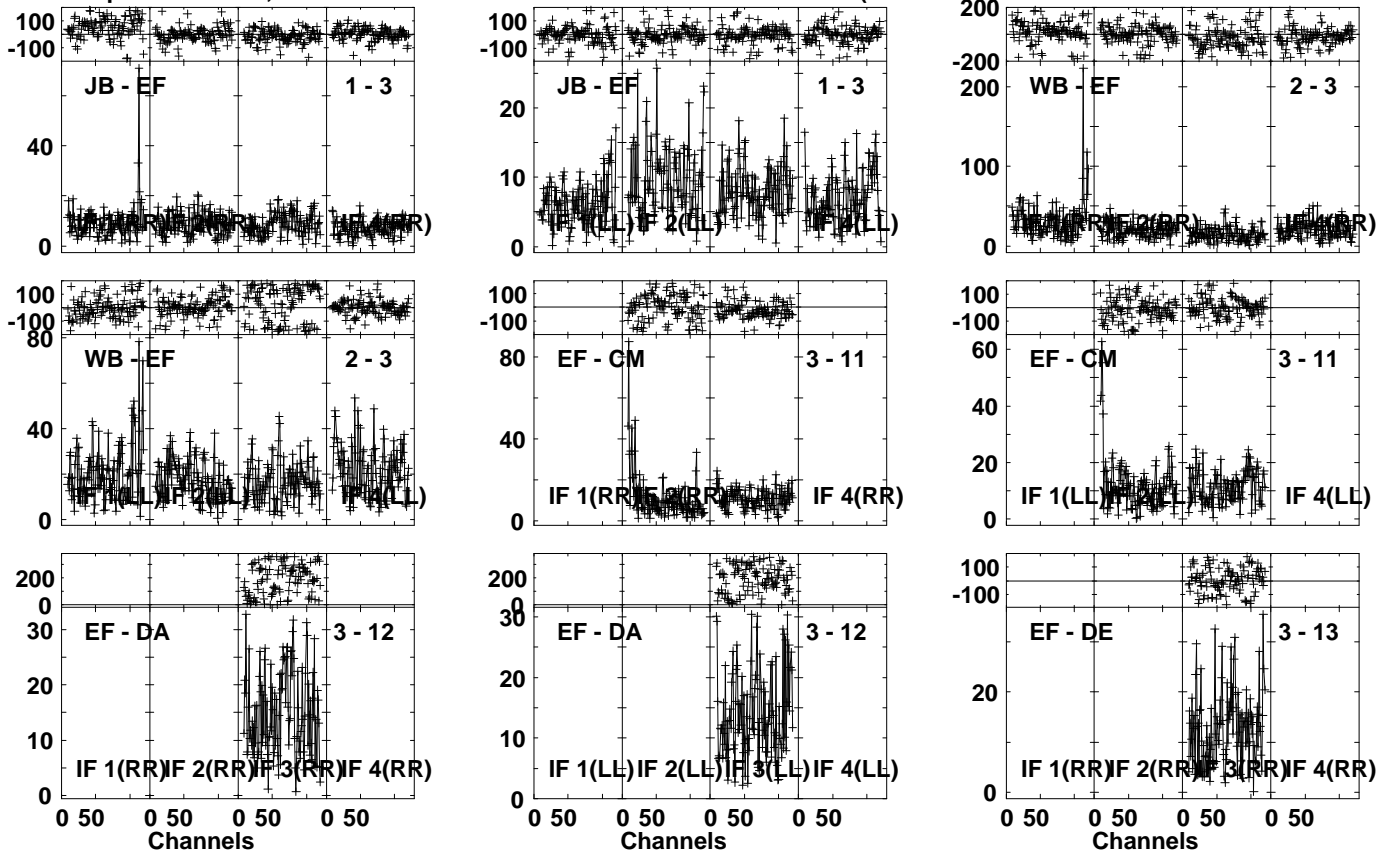
Vector averaged cross-power spectrum Several baselines displayed

Timerange: 00/13:16:31 to 00/13:19:59

Plot file version 59 created 22-FEB-2024 18:10:41

J1915+1142 EM172B.UVDATA.1

Freq = 1.5947 GHz, Bw = 32.000 MH Calibrated with CL # 4 and BP # 1 (BP mode 1)

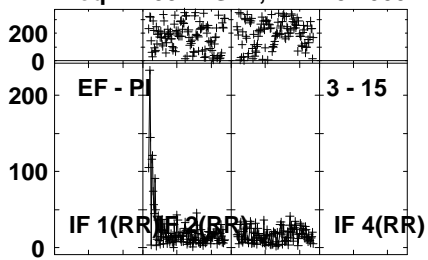


Lower frame: Milli Ampl Jy Top frame: Phas deg
Vector averaged cross-power spectrum Several baselines displayed
Timerange: 00/13:20:31 to 00/13:22:29

Plot file version 60 created 22-FEB-2024 18:10:42

J1915+1142 EM172B.UVDATA.1

Freq = 1.5947 GHz, Bw = 32.000 MH Calibrated with CL # 4 and BP # 1 (BP mode 1)



Lower frame: Milli Ampl Jy Top frame: Phas deg

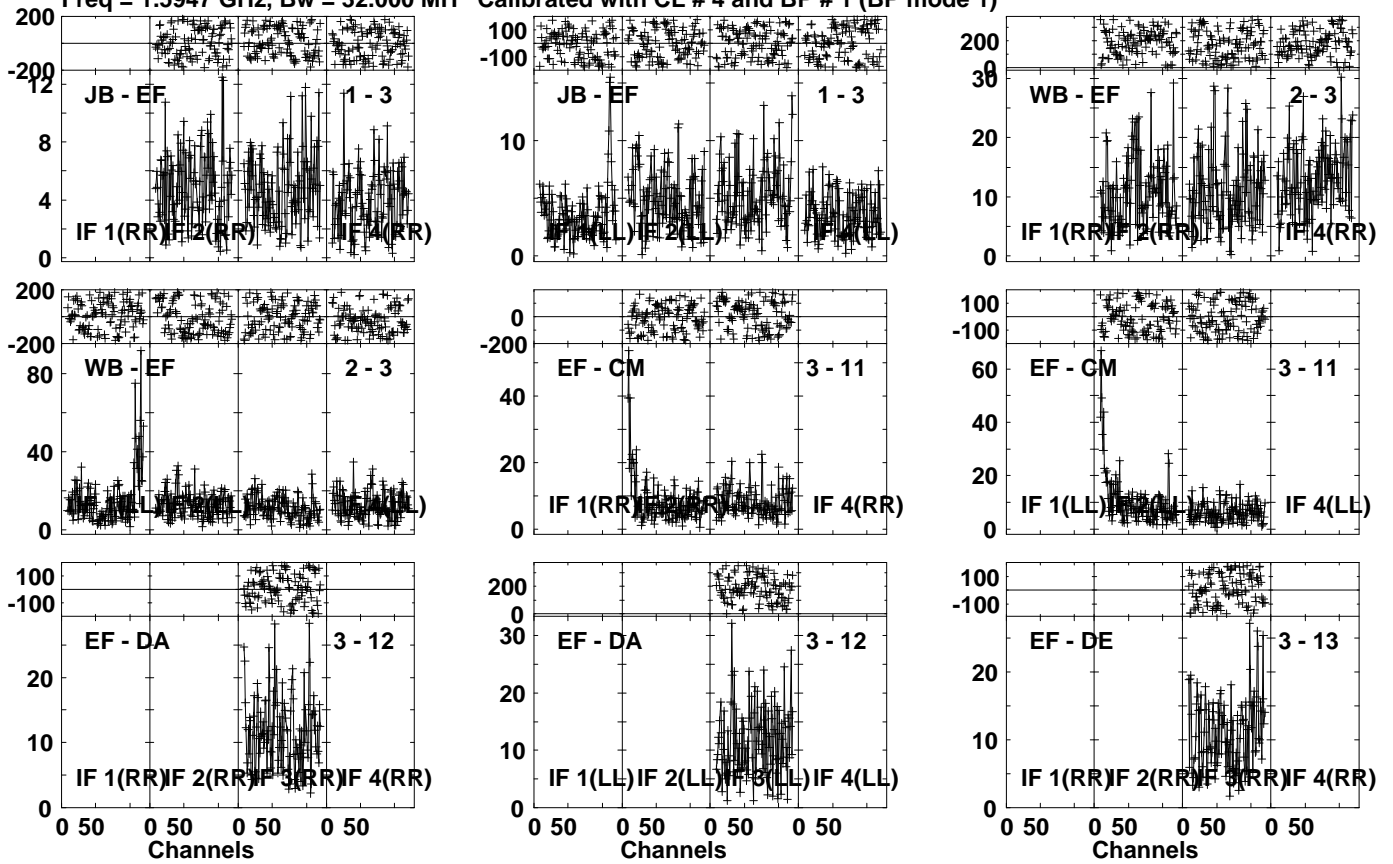
Vector averaged cross-power spectrum Several baselines displayed

Timerange: 00/13:20:31 to 00/13:22:29

Plot file version 61 created 22-FEB-2024 18:10:42

PSRJ1914 EM172B.UVDATA.1

Freq = 1.5947 GHz, Bw = 32.000 MH Calibrated with CL # 4 and BP # 1 (BP mode 1)

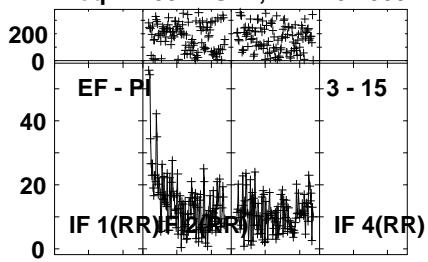


Lower frame: Milli Ampl Jy Top frame: Phas deg
 Vector averaged cross-power spectrum Several baselines displayed
 Timerange: 00/13:22:31 to 00/13:25:59

Plot file version 62 created 22-FEB-2024 18:10:43

PSRJ1914 EM172B.UVDATA.1

Freq = 1.5947 GHz, Bw = 32.000 MH Calibrated with CL # 4 and BP # 1 (BP mode 1)



Lower frame: Milli Ampl Jy Top frame: Phas deg

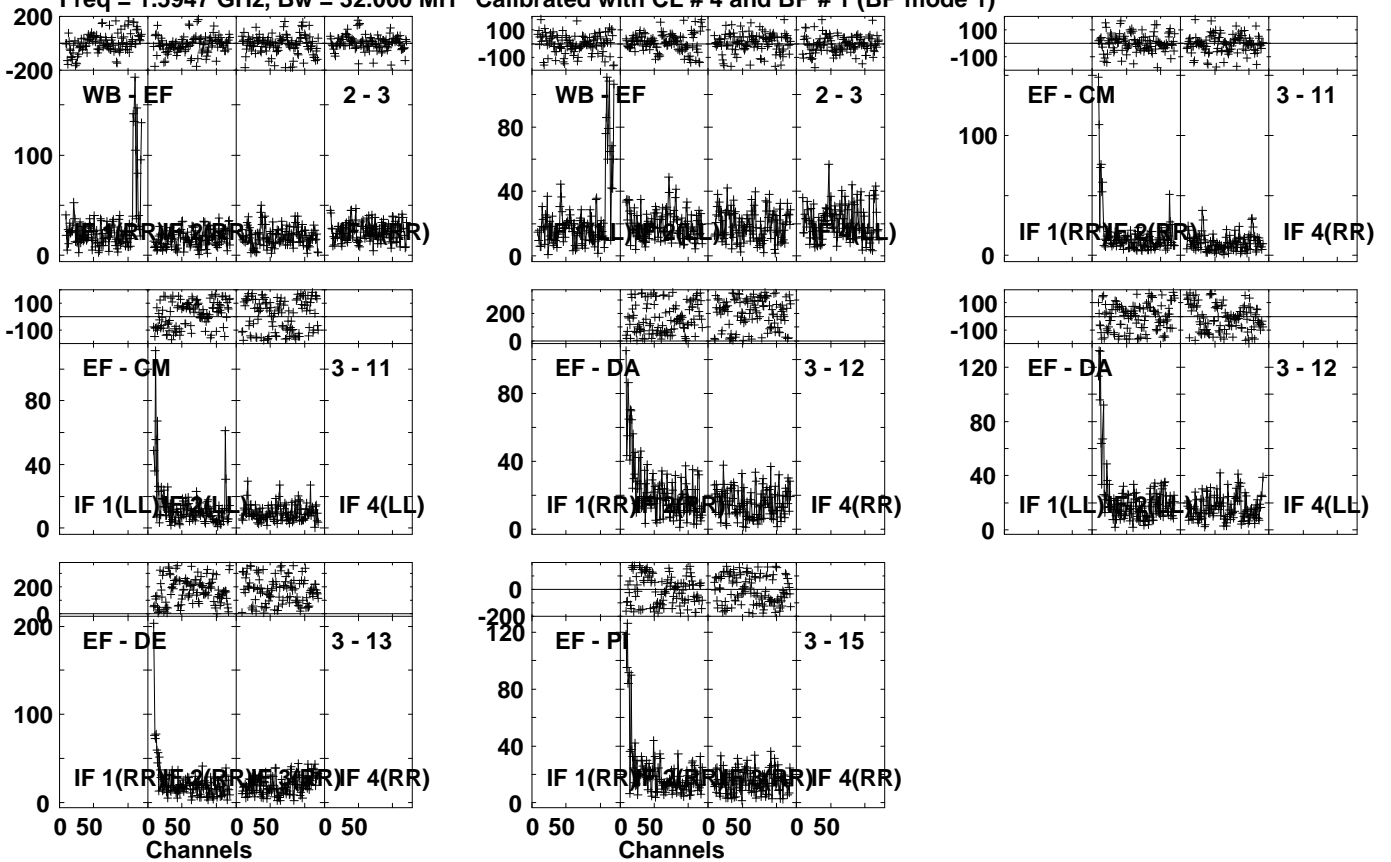
Vector averaged cross-power spectrum Several baselines displayed

Timerange: 00/13:22:31 to 00/13:25:59

Plot file version 63 created 22-FEB-2024 18:10:43

J1915+1142 EM172B.UVDATA.1

Freq = 1.5947 GHz, Bw = 32.000 MH Calibrated with CL # 4 and BP # 1 (BP mode 1)

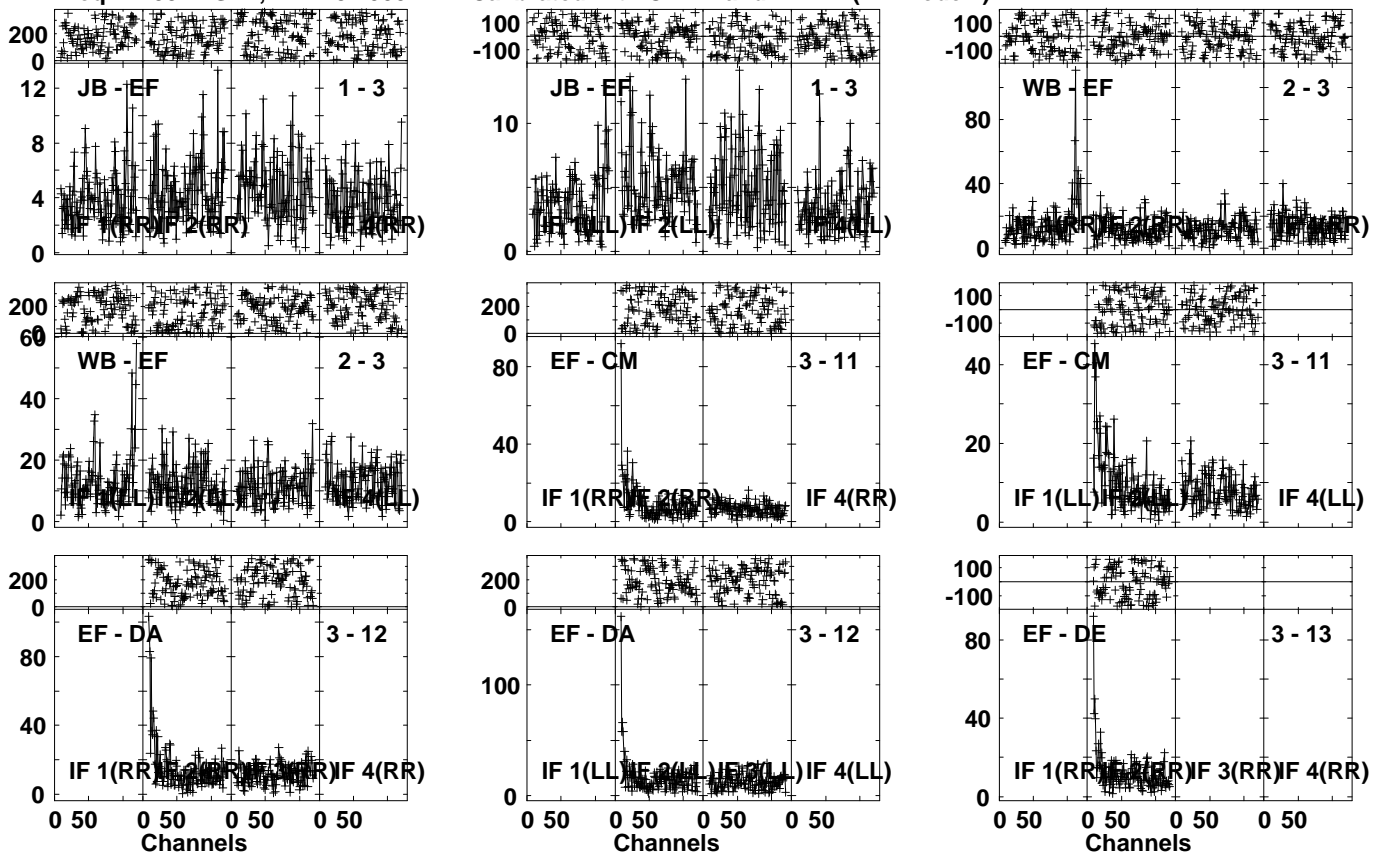


Lower frame: Milli Ampl Jy Top frame: Phas deg
Vector averaged cross-power spectrum Several baselines displayed
Timerange: 00/13:26:31 to 00/13:28:29

Plot file version 64 created 22-FEB-2024 18:10:44

PSRJ1914 EM172B.UVDATA.1

Freq = 1.5947 GHz, Bw = 32.000 MH Calibrated with CL # 4 and BP # 1 (BP mode 1)

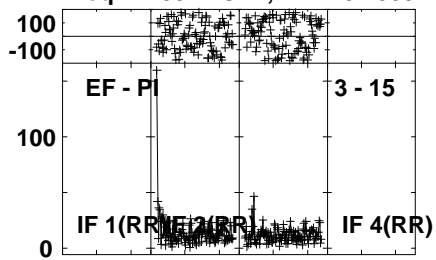


Lower frame: Milli Ampl Jy Top frame: Phas deg
Vector averaged cross-power spectrum Several baselines displayed
Timerange: 00/13:28:31 to 00/13:31:59

Plot file version 65 created 22-FEB-2024 18:10:45

PSRJ1914 EM172B.UVDATA.1

Freq = 1.5947 GHz, Bw = 32.000 MH Calibrated with CL # 4 and BP # 1 (BP mode 1)



Lower frame: Milli Ampl Jy Top frame: Phas deg

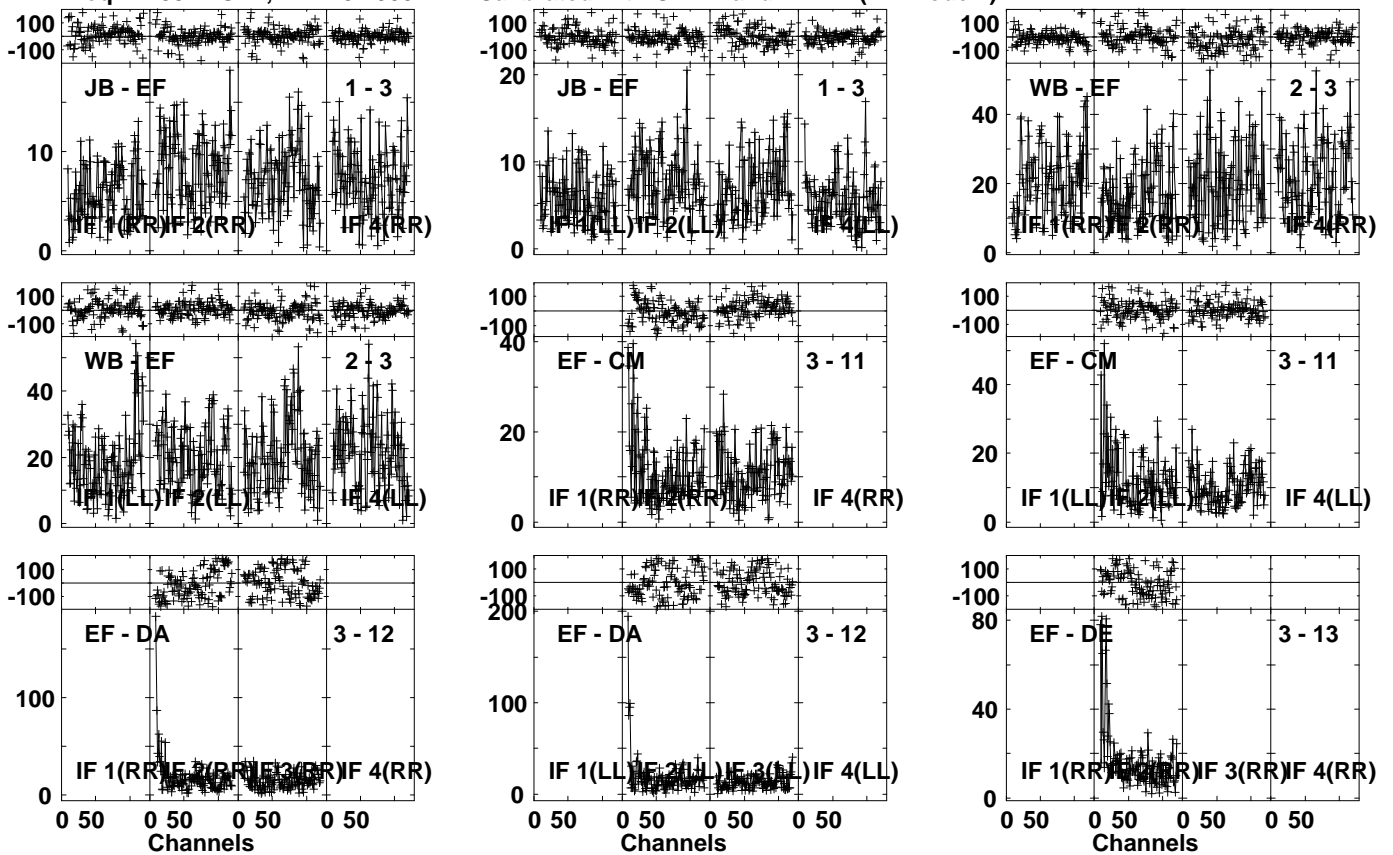
Vector averaged cross-power spectrum Several baselines displayed

Timerange: 00/13:28:31 to 00/13:31:59

Plot file version 66 created 22-FEB-2024 18:10:45

J1915+1142 EM172B.UVDATA.1

Freq = 1.5947 GHz, Bw = 32.000 MH Calibrated with CL # 4 and BP # 1 (BP mode 1)

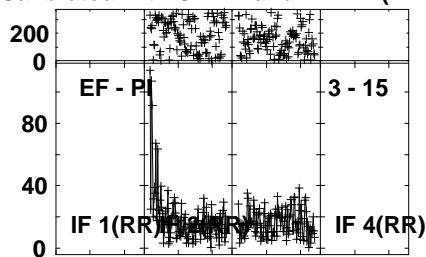
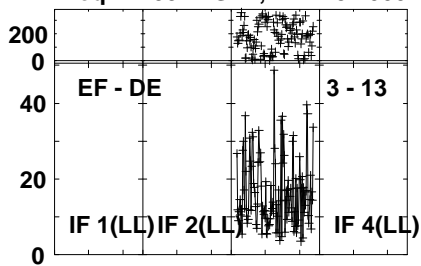


Lower frame: Milli Ampl Jy Top frame: Phas deg
Vector averaged cross-power spectrum Several baselines displayed
Timerange: 00/13:32:31 to 00/13:34:29

Plot file version 67 created 22-FEB-2024 18:10:45

J1915+1142 EM172B.UVDATA.1

Freq = 1.5947 GHz, Bw = 32.000 MH Calibrated with CL # 4 and BP # 1 (BP mode 1)



Lower frame: Milli Ampl Jy Top frame: Phas deg

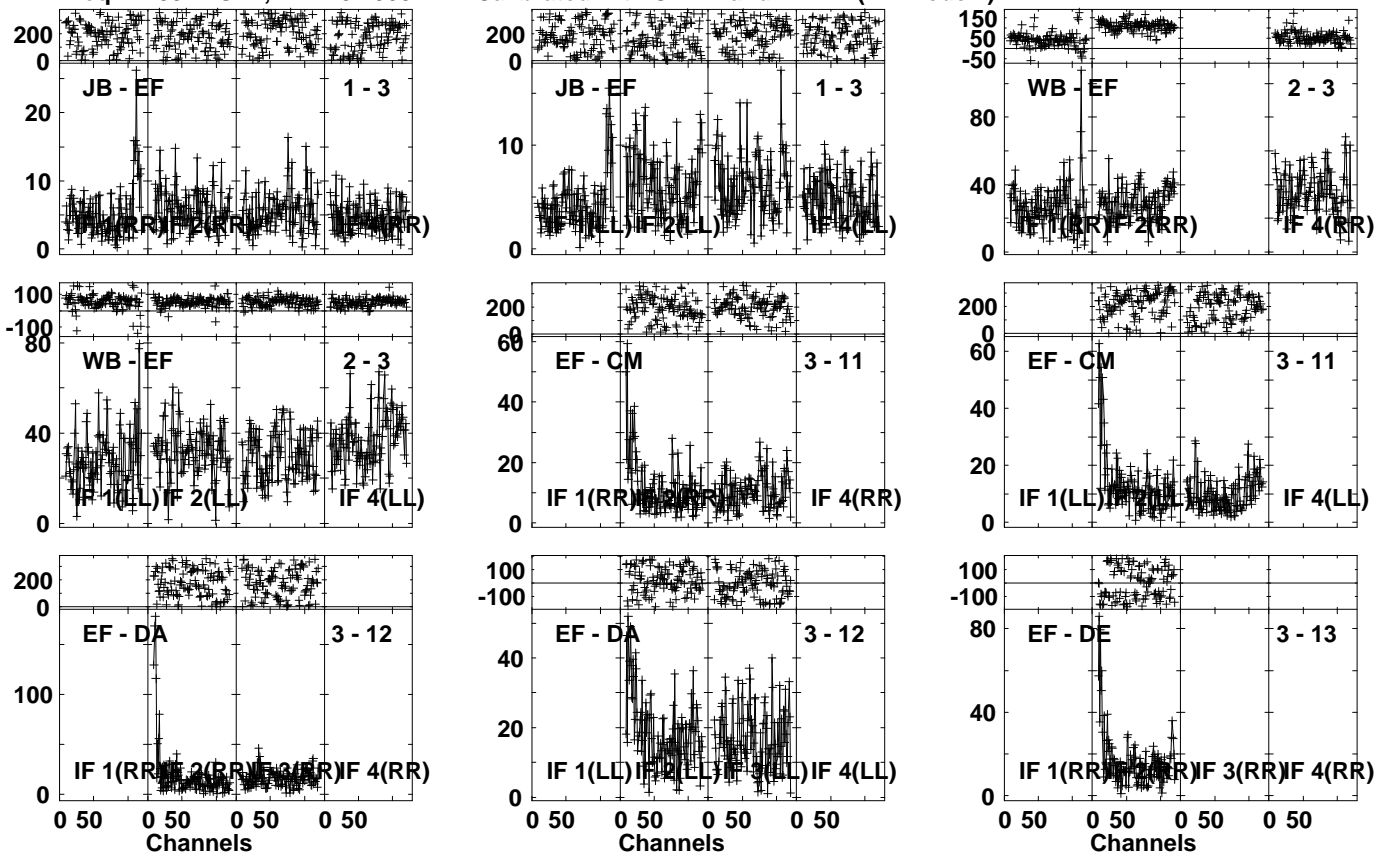
Vector averaged cross-power spectrum Several baselines displayed

Timerange: 00/13:32:31 to 00/13:34:29

Plot file version 68 created 22-FEB-2024 18:10:46

J1913+0932 EM172B.UVDATA.1

Freq = 1.5947 GHz, Bw = 32.000 MH Calibrated with CL # 4 and BP # 1 (BP mode 1)

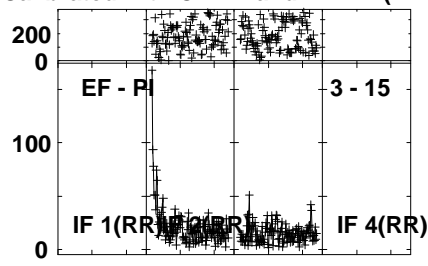
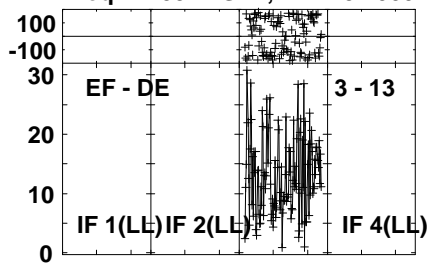


Lower frame: Milli Ampl Jy Top frame: Phas deg
Vector averaged cross-power spectrum Several baselines displayed
Timerange: 00/13:34:31 to 00/13:36:59

Plot file version 69 created 22-FEB-2024 18:10:46

J1913+0932 EM172B.UVDATA.1

Freq = 1.5947 GHz, Bw = 32.000 MH Calibrated with CL # 4 and BP # 1 (BP mode 1)



Lower frame: Milli Ampl Jy Top frame: Phas deg

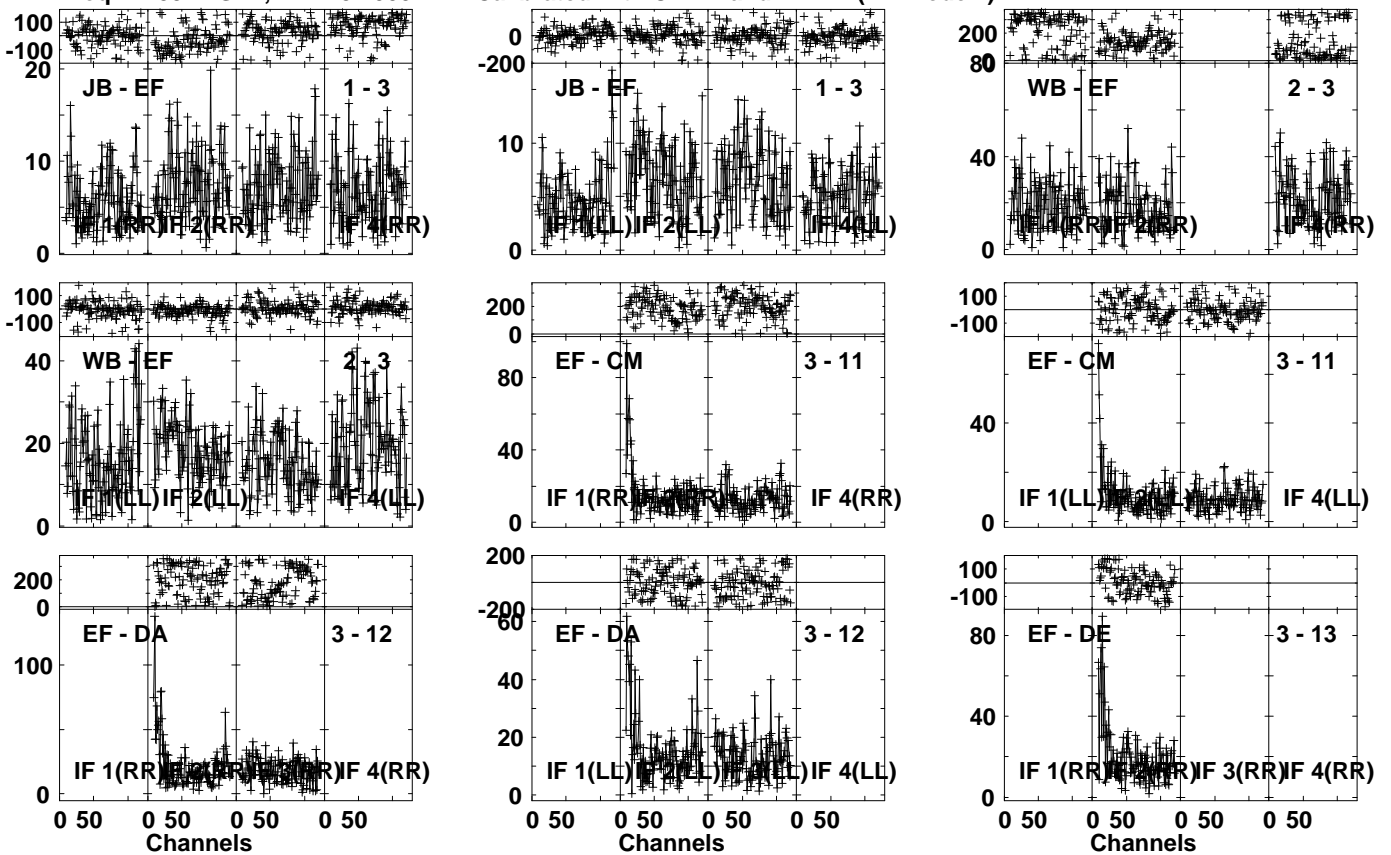
Vector averaged cross-power spectrum Several baselines displayed

Timerange: 00/13:34:31 to 00/13:36:59

Plot file version 70 created 22-FEB-2024 18:10:46

J1915+1142 EM172B.UVDATA.1

Freq = 1.5947 GHz, Bw = 32.000 MH Calibrated with CL # 4 and BP # 1 (BP mode 1)

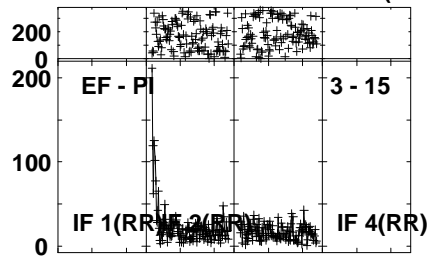
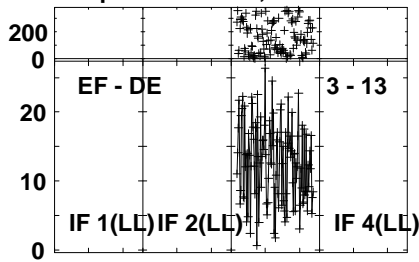


Lower frame: Milli Ampl Jy Top frame: Phas deg
Vector averaged cross-power spectrum Several baselines displayed
Timerange: 00/13:39:01 to 00/13:41:29

Plot file version 71 created 22-FEB-2024 18:10:47

J1915+1142 EM172B.UVDATA.1

Freq = 1.5947 GHz, Bw = 32.000 MH Calibrated with CL # 4 and BP # 1 (BP mode 1)

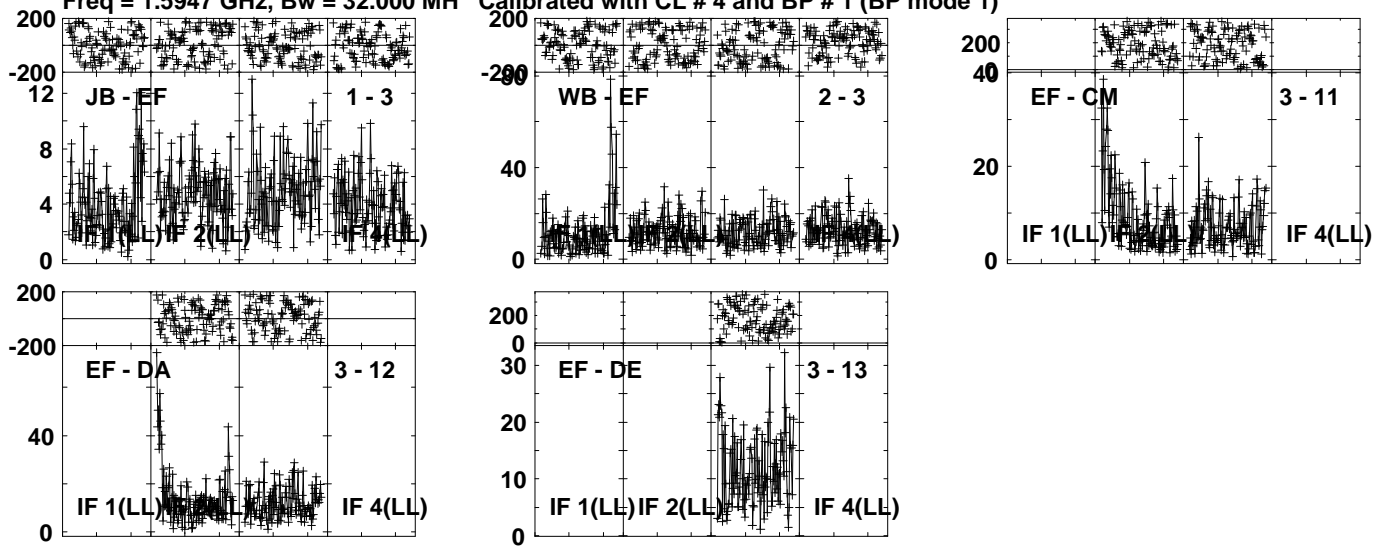


Lower frame: Milli Ampl Jy Top frame: Phas deg
Vector averaged cross-power spectrum Several baselines displayed
Timerange: 00/13:39:01 to 00/13:41:29

Plot file version 72 created 22-FEB-2024 18:10:47

PSRJ1914 EM172B.UVDATA.1

Freq = 1.5947 GHz, Bw = 32.000 MH Calibrated with CL # 4 and BP # 1 (BP mode 1)

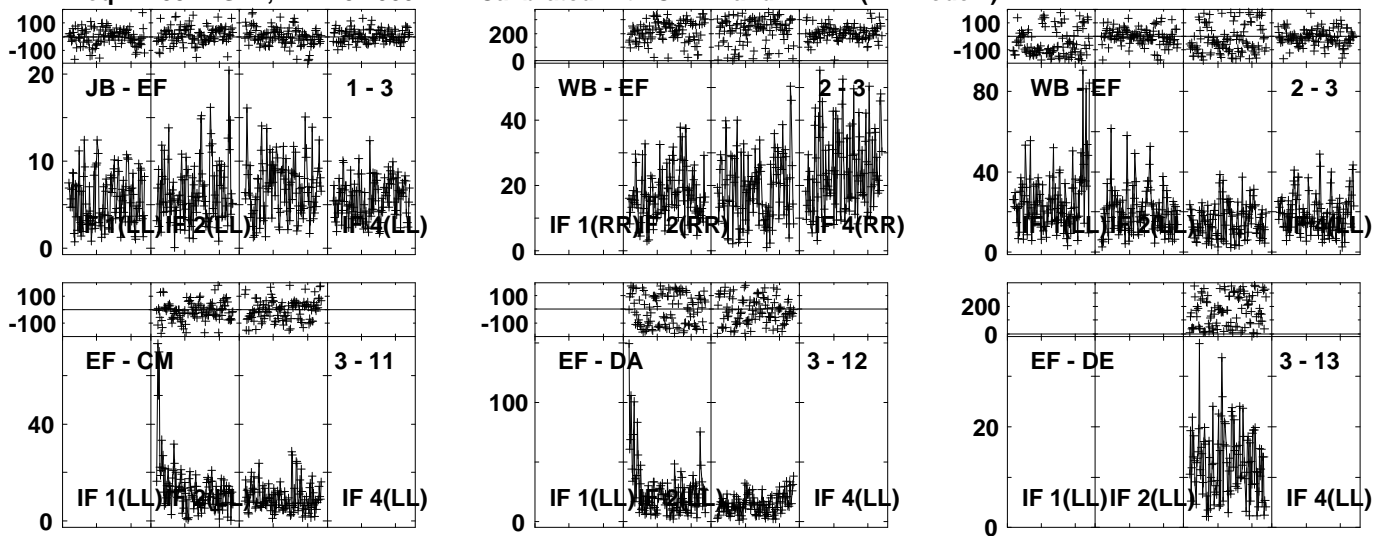


Lower frame: Milli Ampl Jy Top frame: Phas deg
Vector averaged cross-power spectrum Several baselines displayed
Timerange: 00/13:41:31 to 00/13:44:59

Plot file version 73 created 22-FEB-2024 18:10:48

J1915+1142 EM172B.UVDATA.1

Freq = 1.5947 GHz, Bw = 32.000 MH Calibrated with CL # 4 and BP # 1 (BP mode 1)

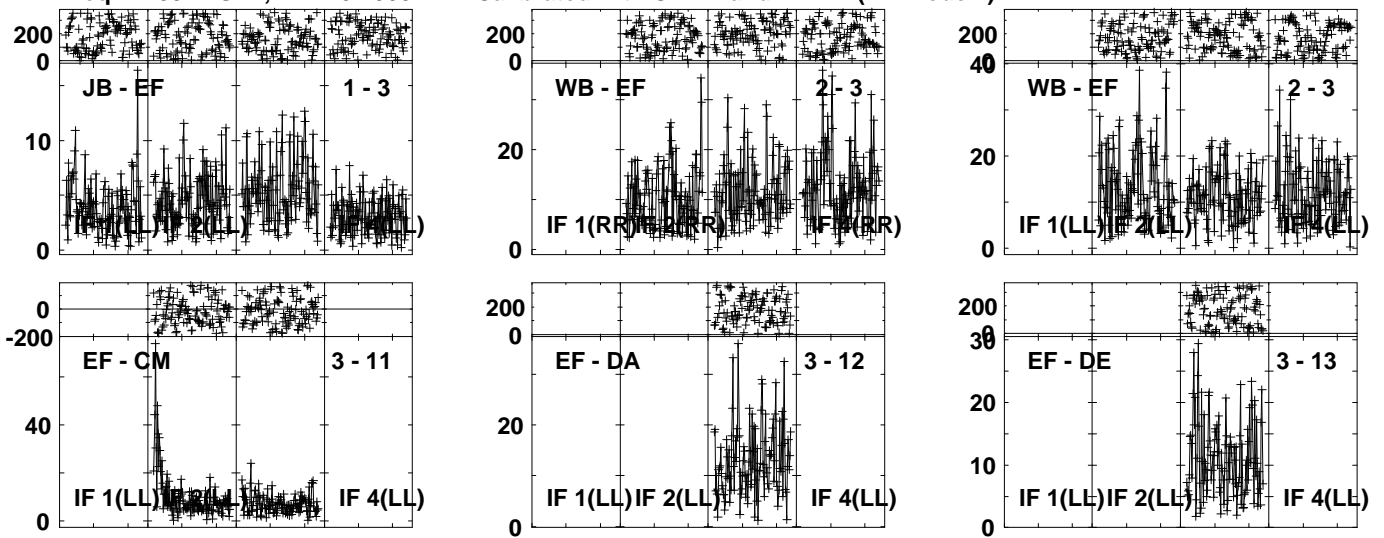


Lower frame: Milli Ampl Jy Top frame: Phas deg
Vector averaged cross-power spectrum Several baselines displayed
Timerange: 00/13:45:31 to 00/13:47:29

Plot file version 74 created 22-FEB-2024 18:10:49

PSRJ1914 EM172B.UVDATA.1

Freq = 1.5947 GHz, Bw = 32.000 MH Calibrated with CL # 4 and BP # 1 (BP mode 1)



Lower frame: Milli Ampl Jy Top frame: Phas deg

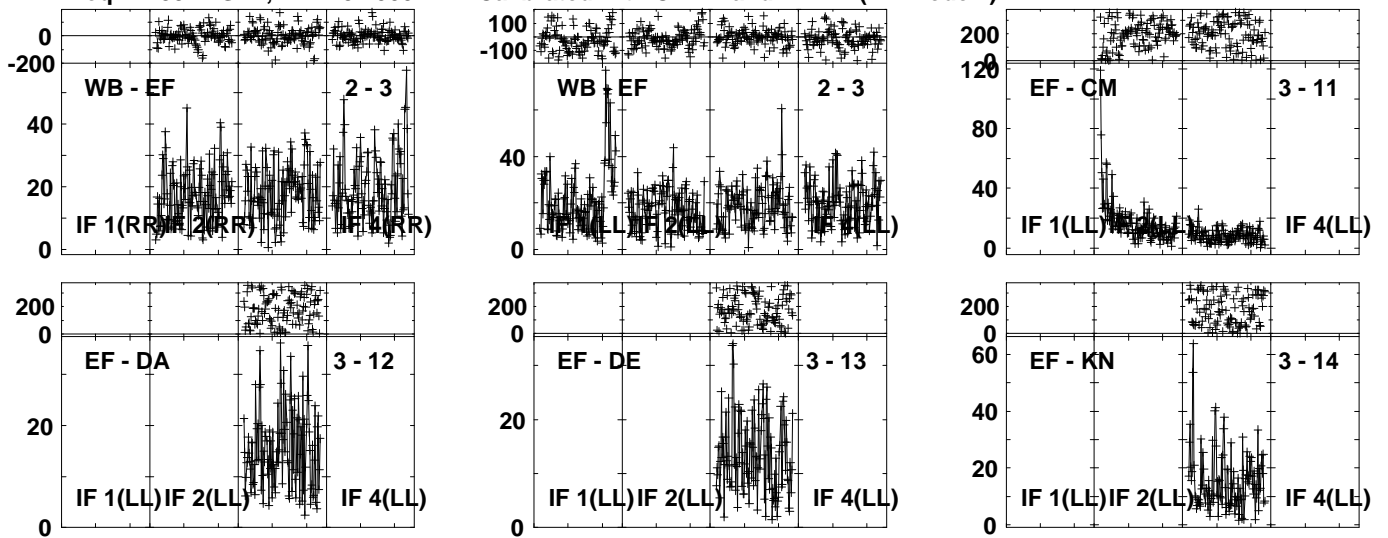
Vector averaged cross-power spectrum Several baselines displayed

Timerange: 00/13:47:31 to 00/13:50:59

Plot file version 75 created 22-FEB-2024 18:10:50

J1915+1142 EM172B.UVDATA.1

Freq = 1.5947 GHz, Bw = 32.000 MH Calibrated with CL # 4 and BP # 1 (BP mode 1)



Lower frame: Milli Ampl Jy Top frame: Phas deg

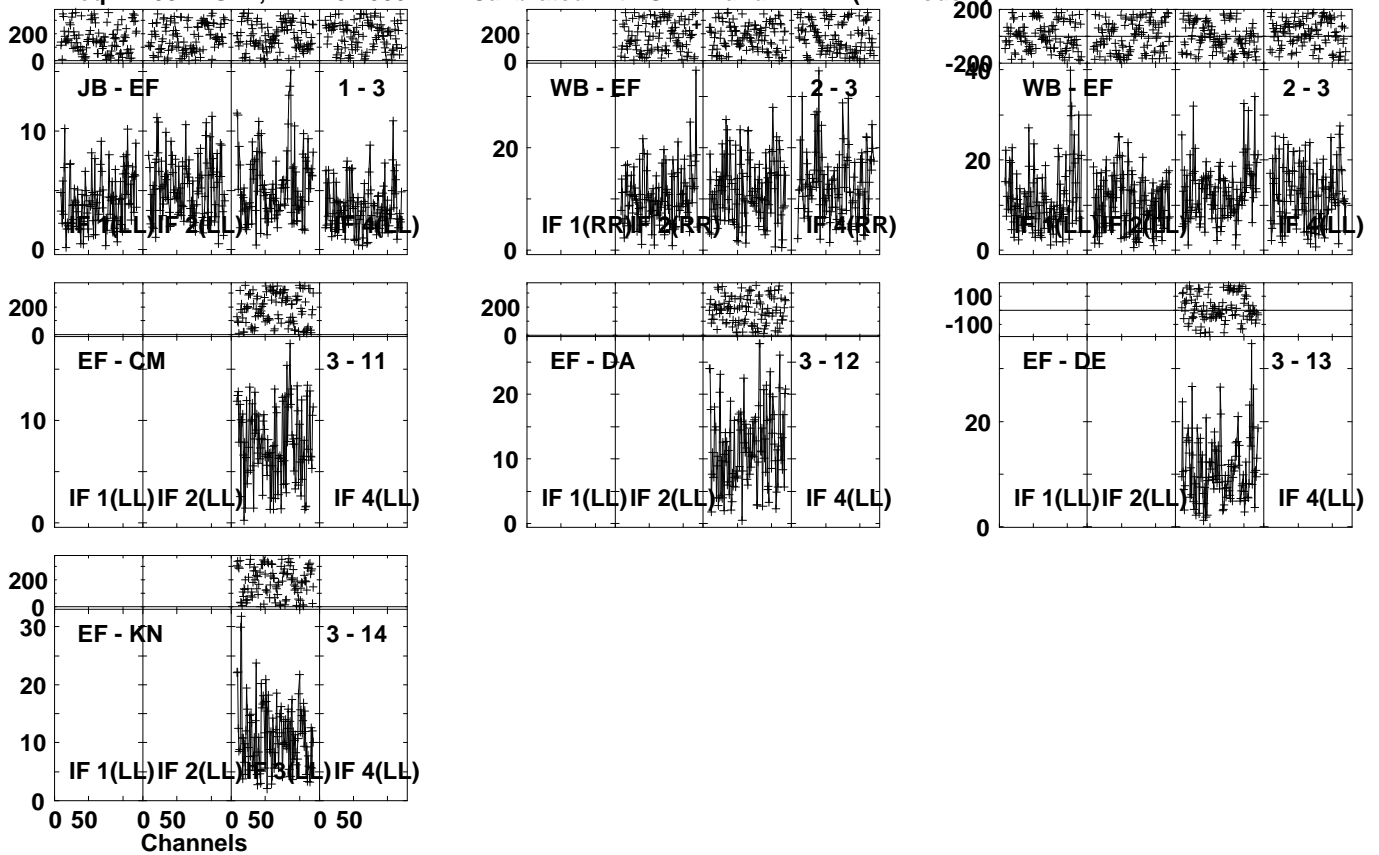
Vector averaged cross-power spectrum Several baselines displayed

Timerange: 00/13:51:31 to 00/13:53:29

Plot file version 76 created 22-FEB-2024 18:10:51

PSRJ1914 EM172B.UVDATA.1

Freq = 1.5947 GHz, Bw = 32.000 MH Calibrated with CL # 4 and BP # 1 (BP mode 1)



Lower frame: Milli Ampl Jy Top frame: Phas deg

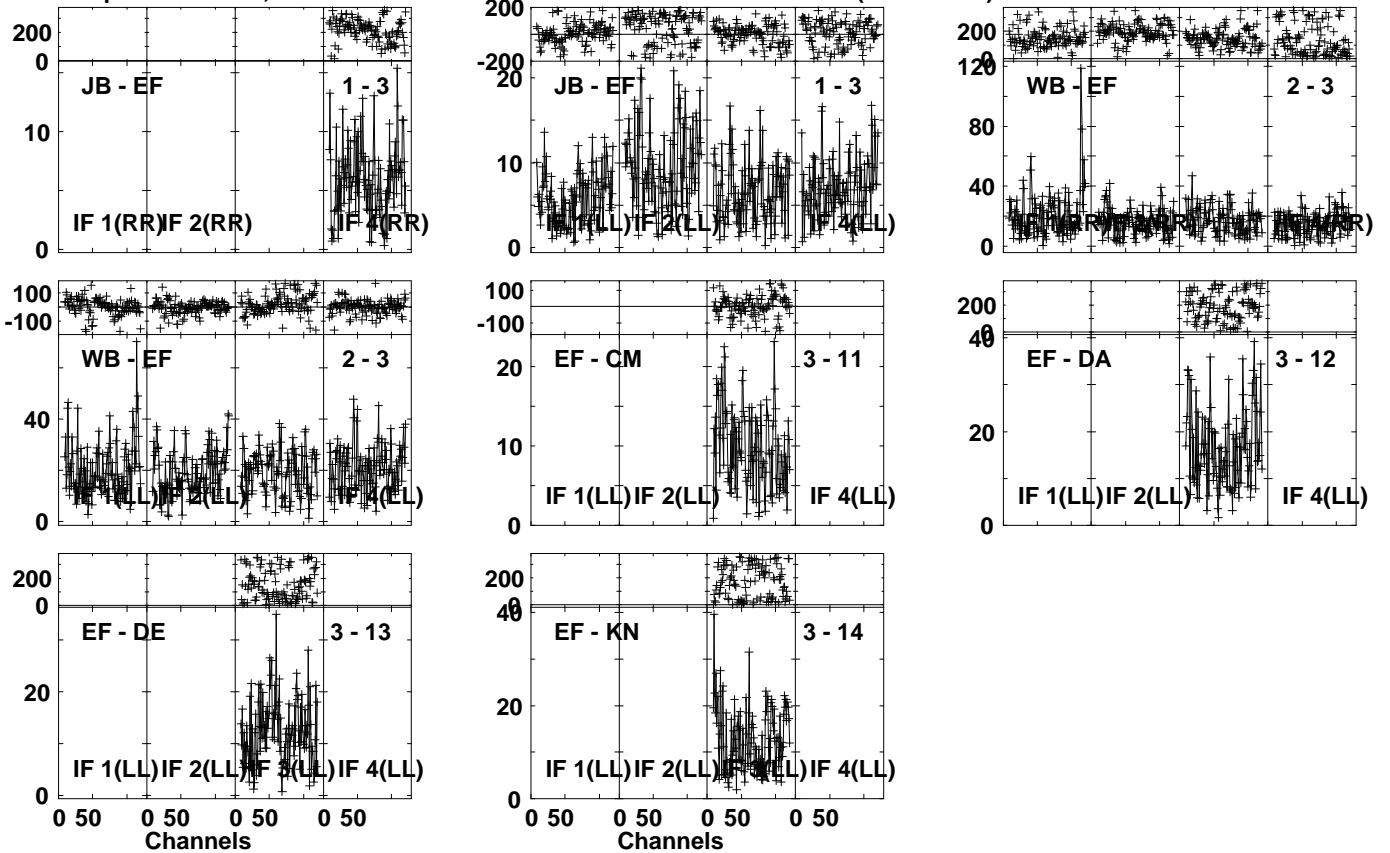
Vector averaged cross-power spectrum Several baselines displayed

Timerange: 00/13:53:31 to 00/13:56:59

Plot file version 77 created 22-FEB-2024 18:10:52

J1915+1142 EM172B.UVDATA.1

Freq = 1.5947 GHz, Bw = 32.000 MH Calibrated with CL # 4 and BP # 1 (BP mode 1)

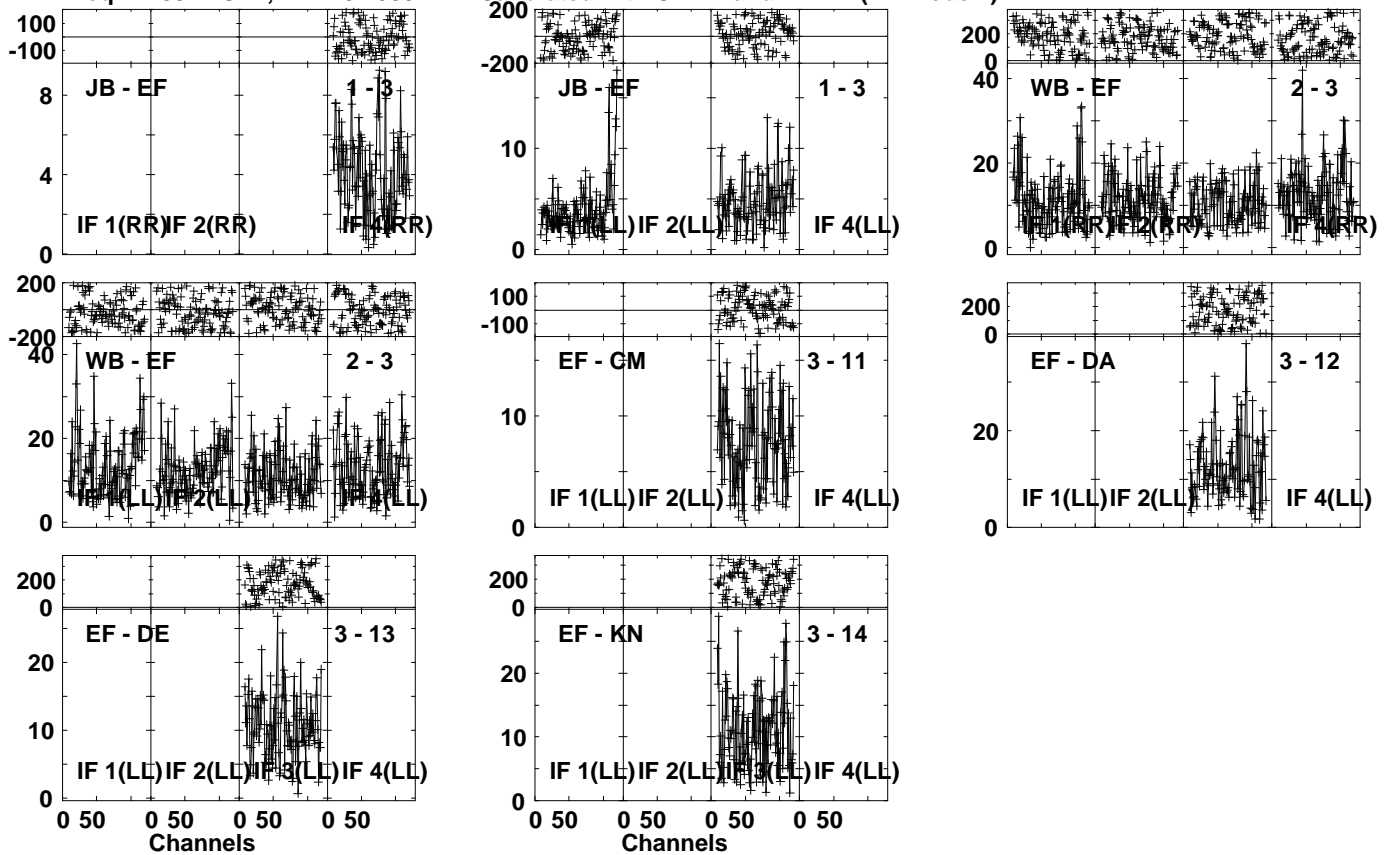


Lower frame: Milli Ampl Jy Top frame: Phas deg
Vector averaged cross-power spectrum Several baselines displayed
Timerange: 00/13:57:31 to 00/13:59:29

Plot file version 78 created 22-FEB-2024 18:10:52

PSRJ1914 EM172B.UVDATA.1

Freq = 1.5947 GHz, Bw = 32.000 MH Calibrated with CL # 4 and BP # 1 (BP mode 1)



Lower frame: Milli Ampl Jy Top frame: Phas deg

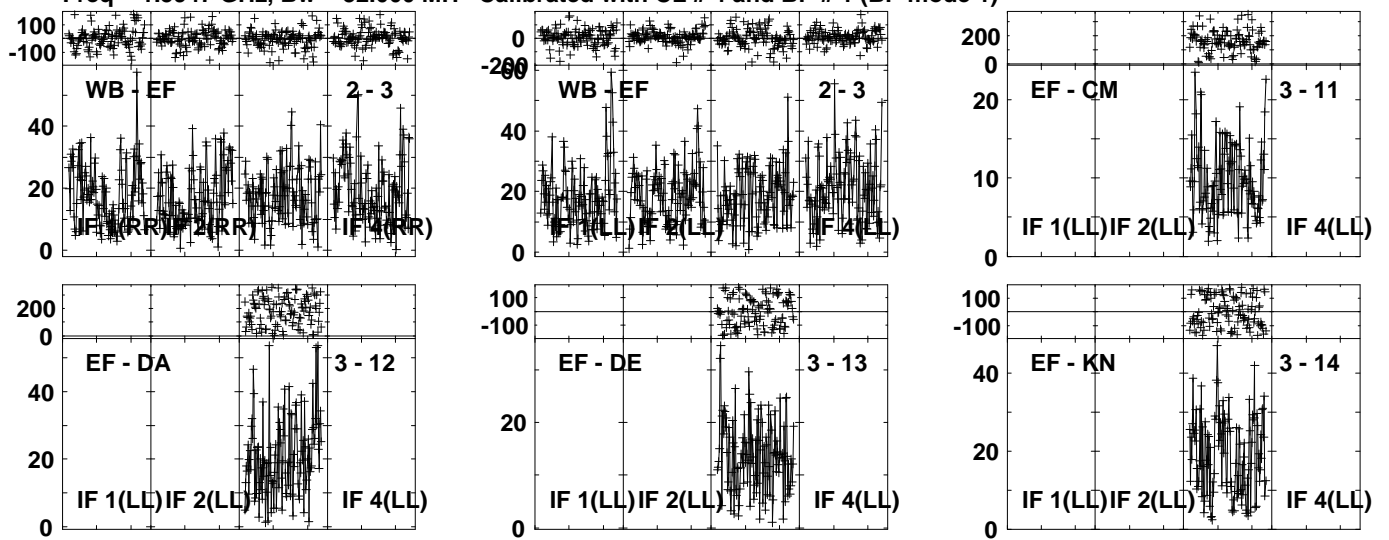
Vector averaged cross-power spectrum Several baselines displayed

Timerange: 00/13:59:31 to 00/14:02:59

Plot file version 79 created 22-FEB-2024 18:10:53

J1915+1142 EM172B.UVDATA.1

Freq = 1.5947 GHz, Bw = 32.000 MH Calibrated with CL # 4 and BP # 1 (BP mode 1)

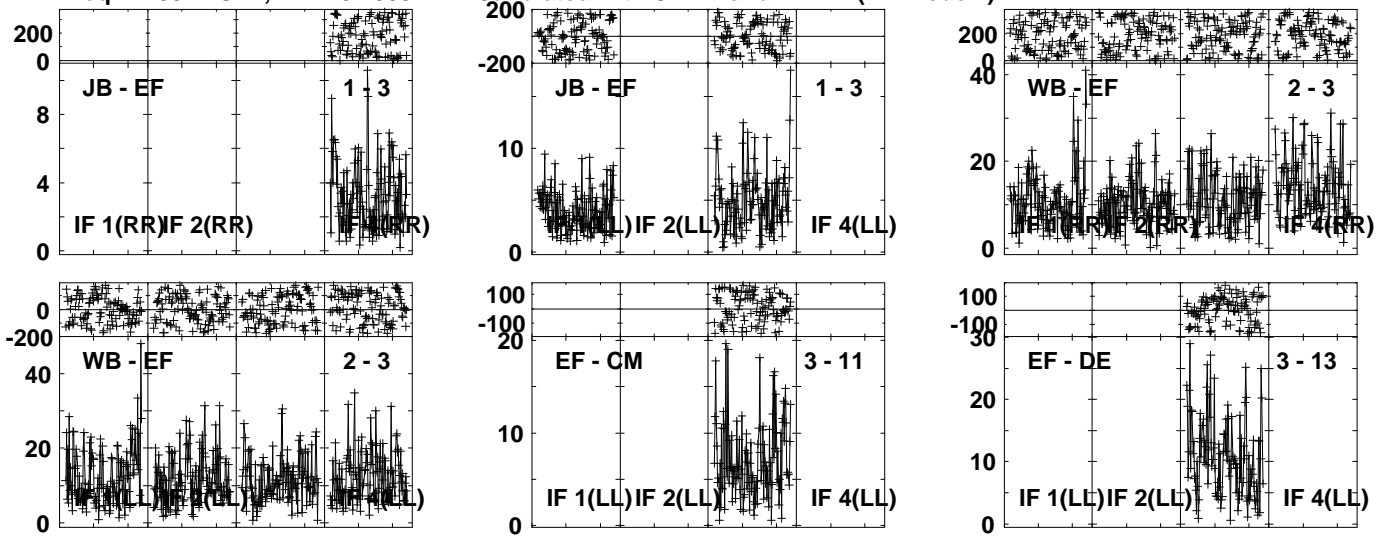


Lower frame: Milli Ampl Jy Top frame: Phas deg
Vector averaged cross-power spectrum Several baselines displayed
Timerange: 00/14:03:31 to 00/14:05:29

Plot file version 80 created 22-FEB-2024 18:10:54

PSRJ1914 EM172B.UVDATA.1

Freq = 1.5947 GHz, Bw = 32.000 MH Calibrated with CL # 4 and BP # 1 (BP mode 1)

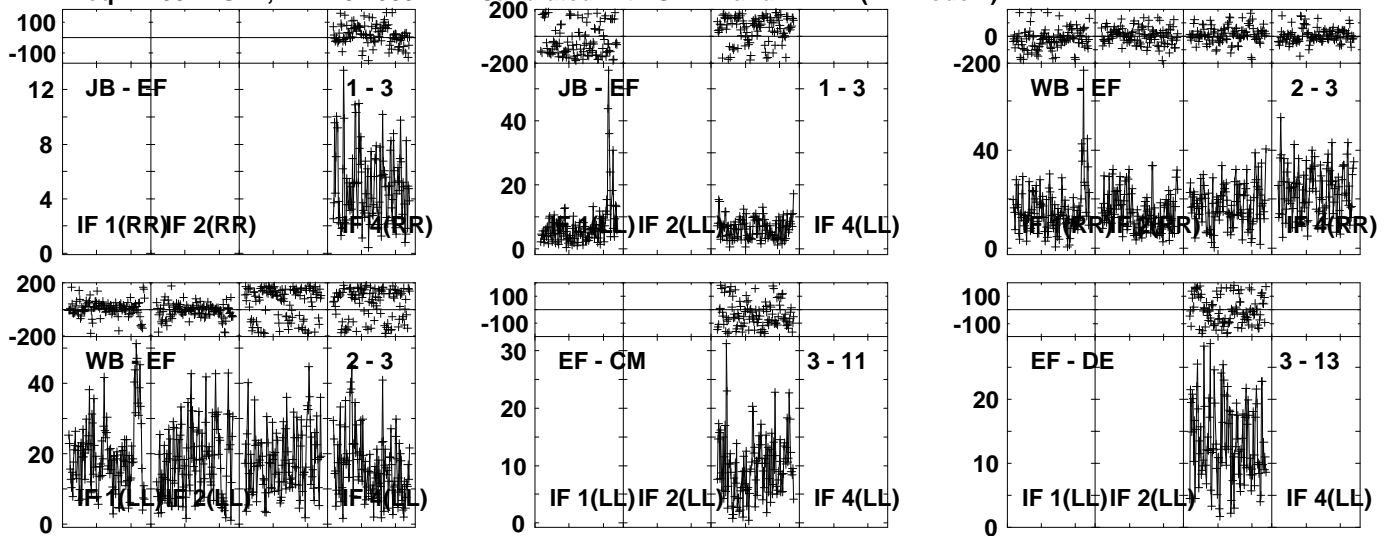


Lower frame: Milli Ampl Jy Top frame: Phas deg
Vector averaged cross-power spectrum Several baselines displayed
Timerange: 00/14:05:31 to 00/14:08:59

Plot file version 81 created 22-FEB-2024 18:10:55

J1915+1142 EM172B.UVDATA.1

Freq = 1.5947 GHz, Bw = 32.000 MH Calibrated with CL # 4 and BP # 1 (BP mode 1)

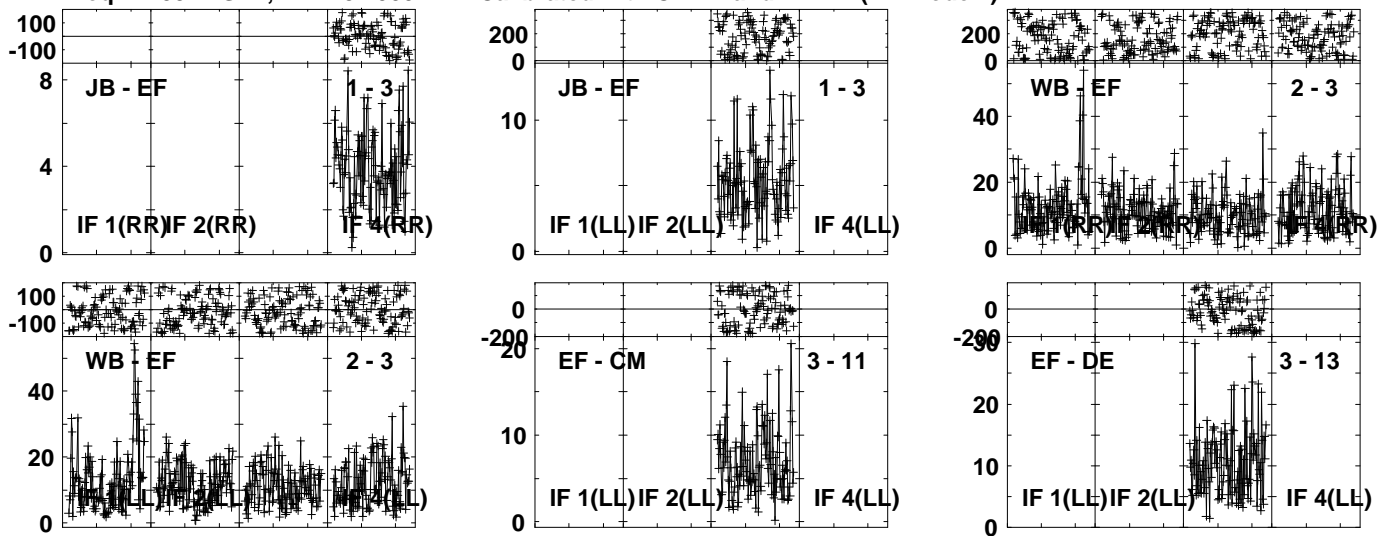


Lower frame: Milli Ampl Jy Top frame: Phas deg
Vector averaged cross-power spectrum Several baselines displayed
Timerange: 00/14:09:31 to 00/14:11:29

Plot file version 82 created 22-FEB-2024 18:10:56

PSRJ1914 EM172B.UVDATA.1

Freq = 1.5947 GHz, Bw = 32.000 MH Calibrated with CL # 4 and BP # 1 (BP mode 1)



Lower frame: Milli Ampl Jy Top frame: Phas deg

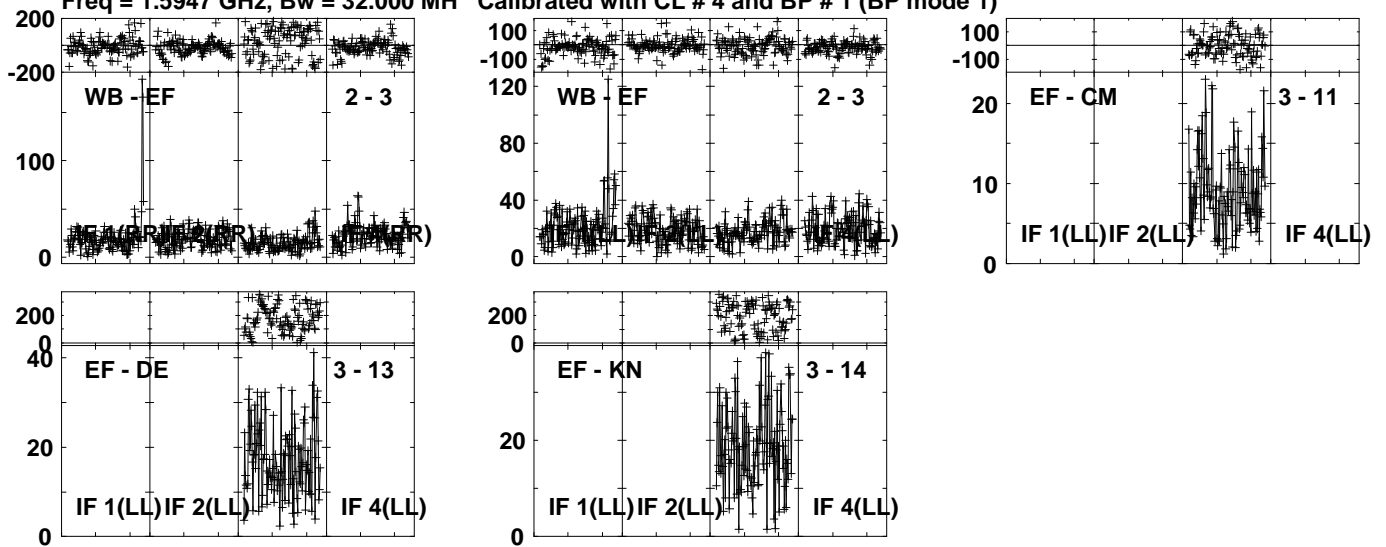
Vector averaged cross-power spectrum Several baselines displayed

Timerange: 00/14:11:31 to 00/14:14:59

Plot file version 83 created 22-FEB-2024 18:10:57

J1915+1142 EM172B.UVDATA.1

Freq = 1.5947 GHz, Bw = 32.000 MH Calibrated with CL # 4 and BP # 1 (BP mode 1)

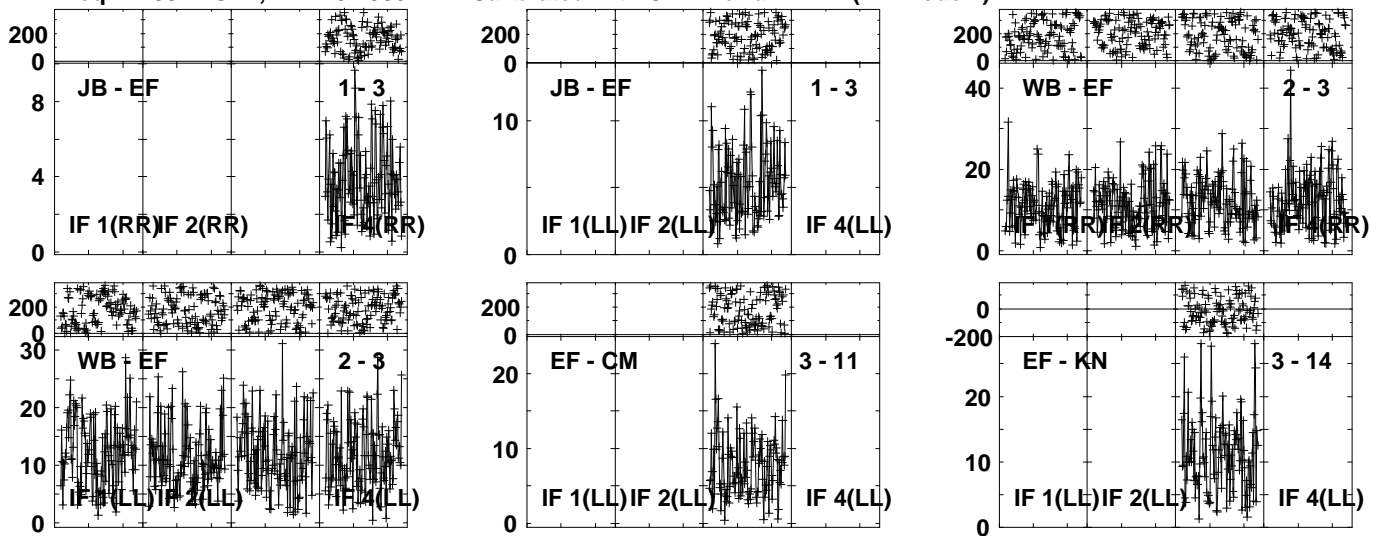


Lower frame: Milli Ampl Jy Top frame: Phas deg
Vector averaged cross-power spectrum Several baselines displayed
Timerange: 00/14:15:31 to 00/14:17:29

Plot file version 84 created 22-FEB-2024 18:10:57

PSRJ1914 EM172B.UVDATA.1

Freq = 1.5947 GHz, Bw = 32.000 MH Calibrated with CL # 4 and BP # 1 (BP mode 1)



Lower frame: Milli Ampl Jy Top frame: Phas deg

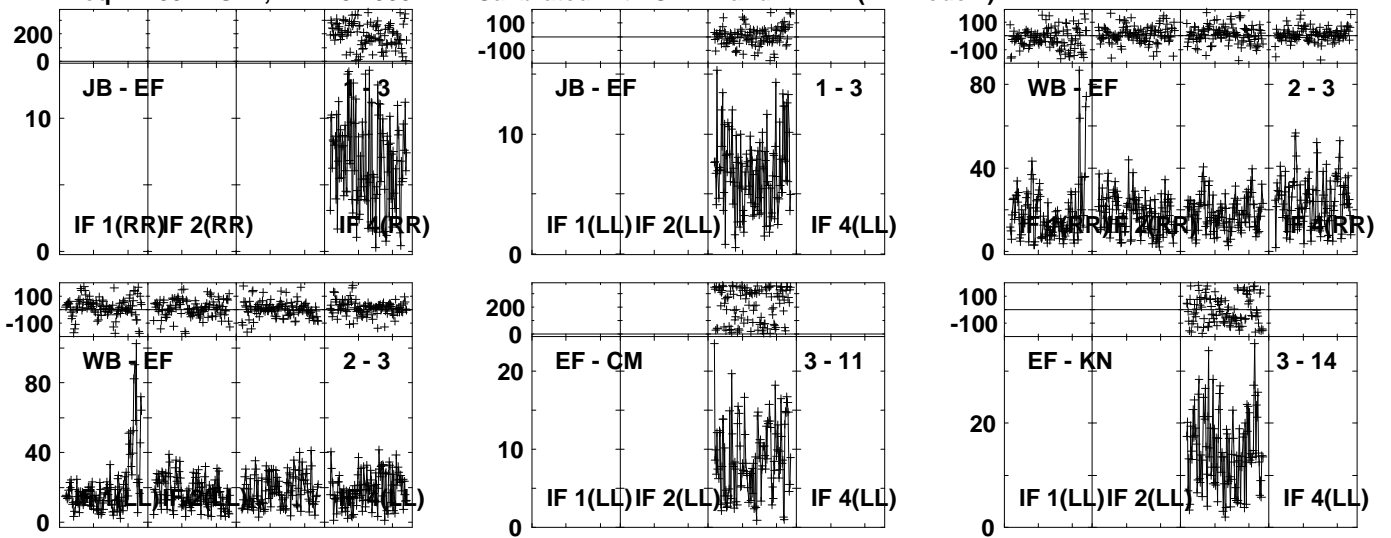
Vector averaged cross-power spectrum Several baselines displayed

Timerange: 00/14:17:31 to 00/14:20:59

Plot file version 85 created 22-FEB-2024 18:10:58

J1915+1142 EM172B.UVDATA.1

Freq = 1.5947 GHz, Bw = 32.000 MH Calibrated with CL # 4 and BP # 1 (BP mode 1)



Lower frame: Milli Ampl Jy Top frame: Phas deg

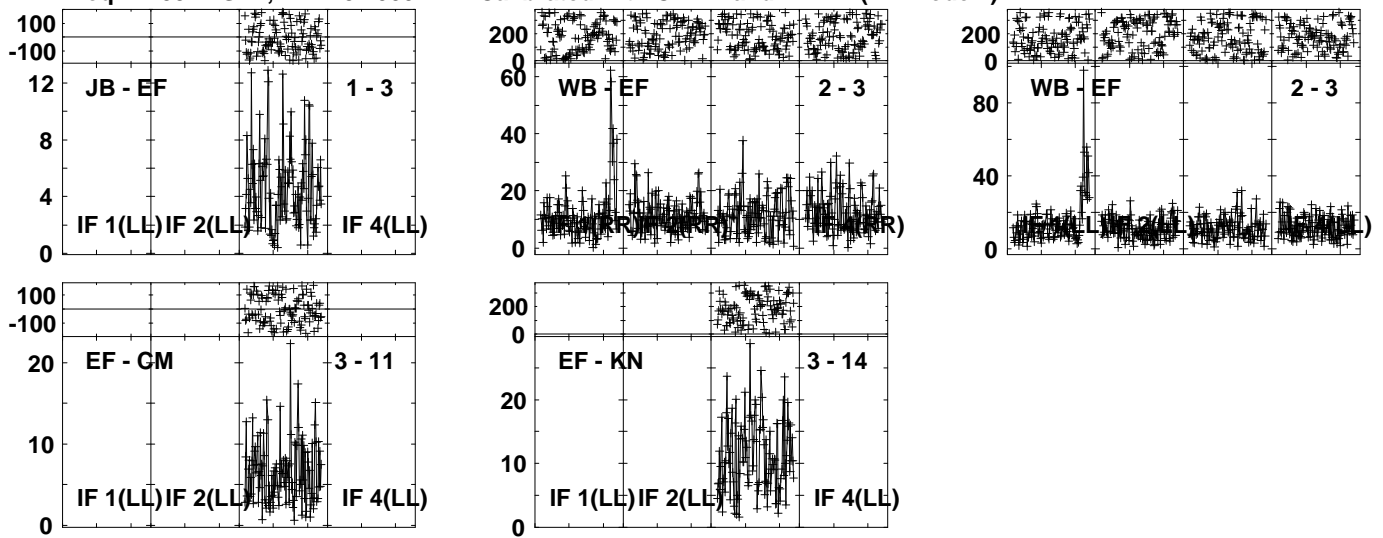
Vector averaged cross-power spectrum Several baselines displayed

Timerange: 00/14:21:31 to 00/14:23:29

Plot file version 86 created 22-FEB-2024 18:10:59

PSRJ1914 EM172B.UVDATA.1

Freq = 1.5947 GHz, Bw = 32.000 MH Calibrated with CL # 4 and BP # 1 (BP mode 1)



Lower frame: Milli Ampl Jy Top frame: Phas deg

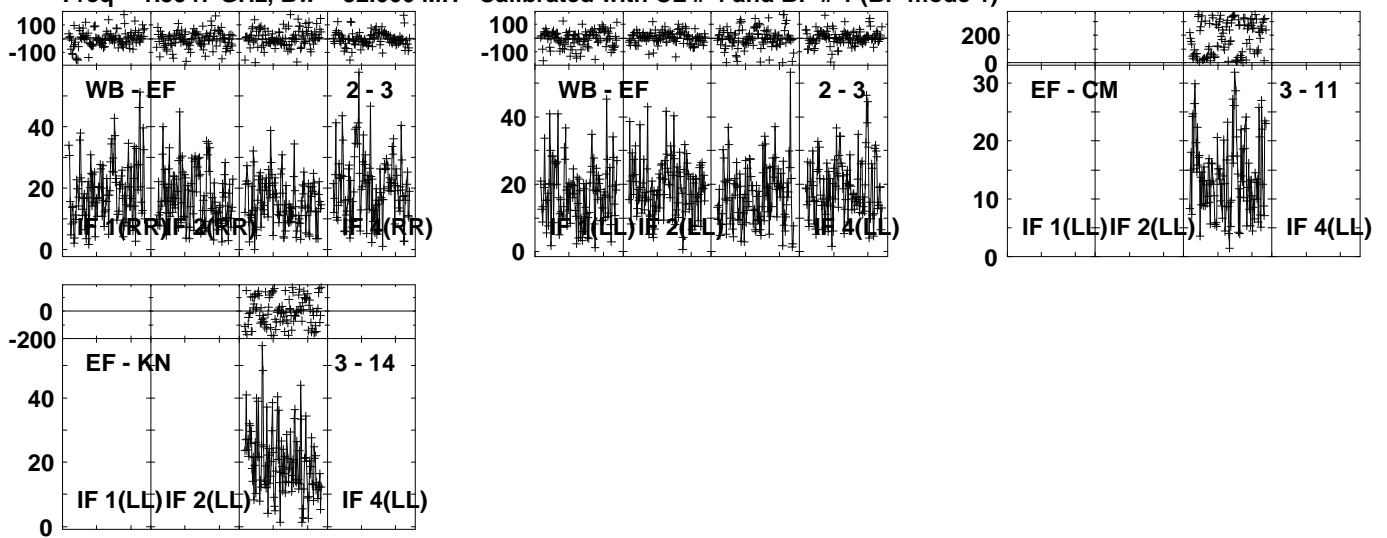
Vector averaged cross-power spectrum Several baselines displayed

Timerange: 00/14:23:31 to 00/14:26:59

Plot file version 87 created 22-FEB-2024 18:11:00

J1915+1142 EM172B.UVDATA.1

Freq = 1.5947 GHz, Bw = 32.000 MH Calibrated with CL # 4 and BP # 1 (BP mode 1)



Lower frame: Milli Ampl Jy Top frame: Phas deg

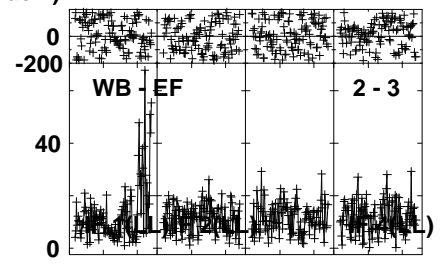
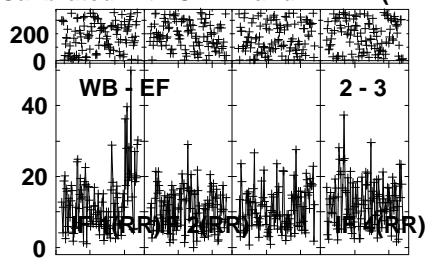
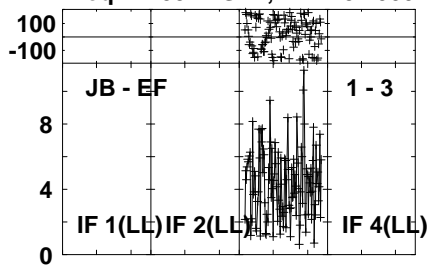
Vector averaged cross-power spectrum Several baselines displayed

Timerange: 00/14:27:31 to 00/14:29:29

Plot file version 88 created 22-FEB-2024 18:11:01

PSRJ1914 EM172B.UVDATA.1

Freq = 1.5947 GHz, Bw = 32.000 MH Calibrated with CL # 4 and BP # 1 (BP mode 1)

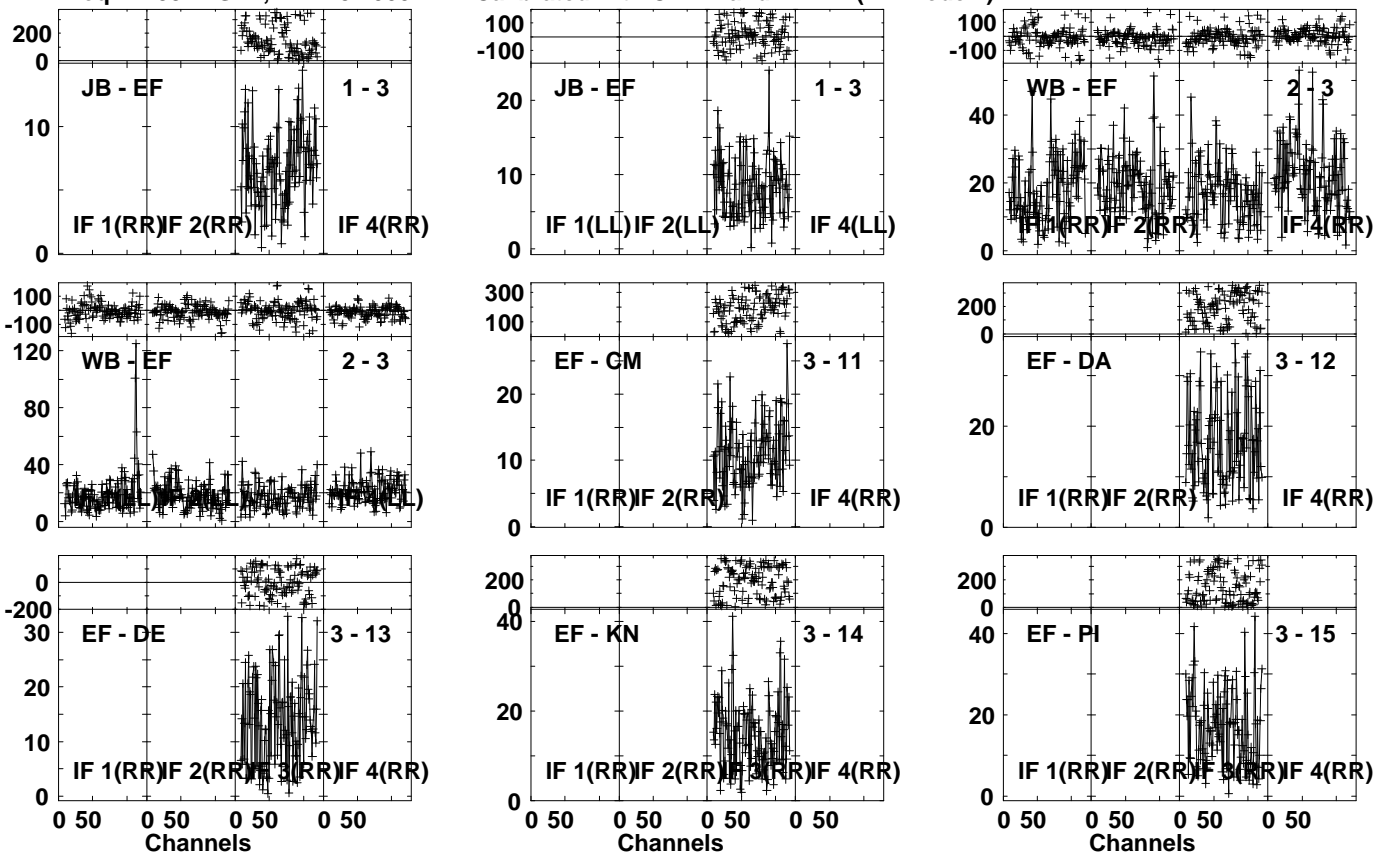


Lower frame: Milli Ampl Jy Top frame: Phas deg
Vector averaged cross-power spectrum Several baselines displayed
Timerange: 00/14:29:31 to 00/14:32:59

Plot file version 89 created 22-FEB-2024 18:11:01

J1915+1142 EM172B.UVDATA.1

Freq = 1.5947 GHz, Bw = 32.000 MH Calibrated with CL # 4 and BP # 1 (BP mode 1)

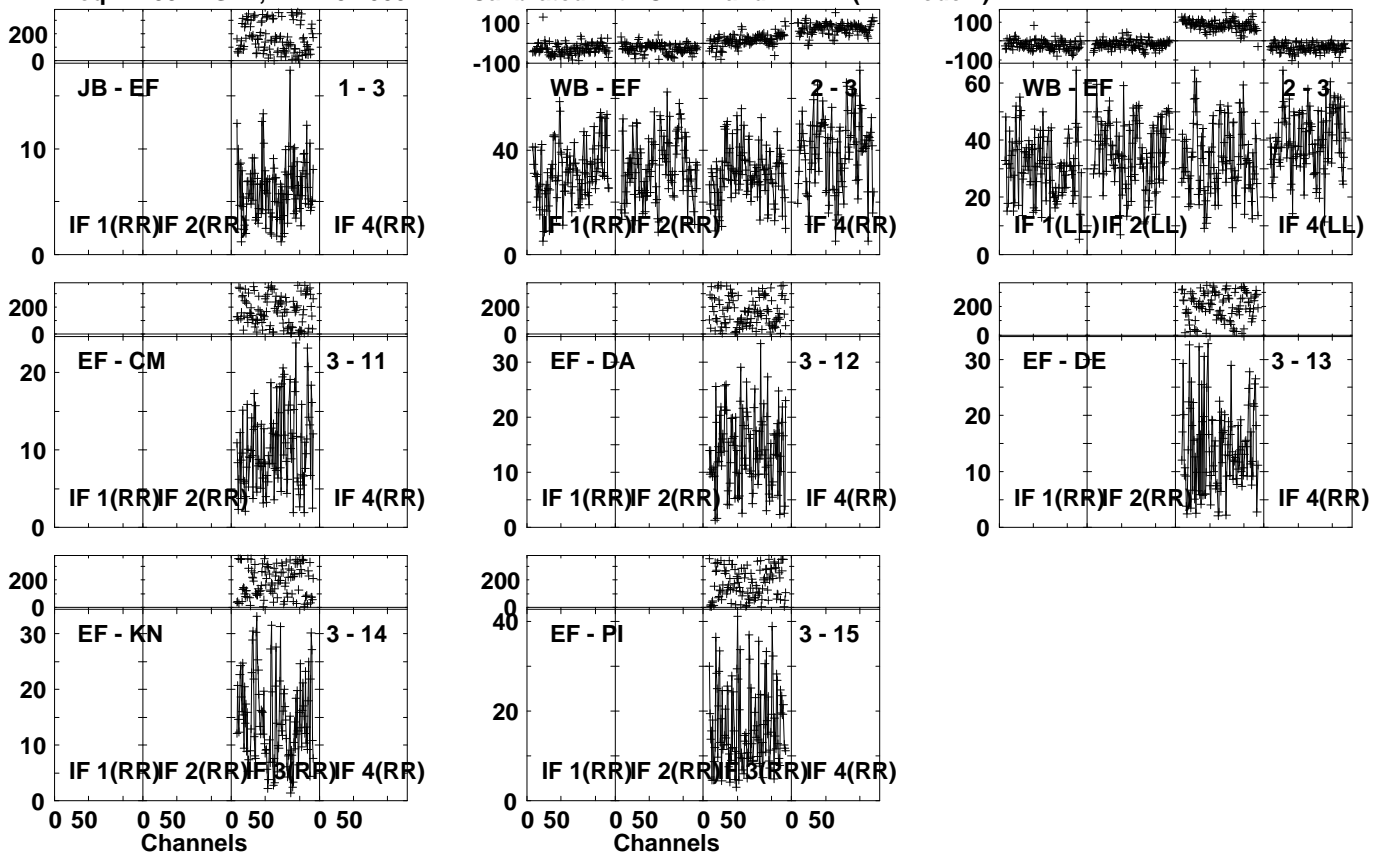


Lower frame: Milli Ampl Jy Top frame: Phas deg
Vector averaged cross-power spectrum Several baselines displayed
Timerange: 00/14:33:31 to 00/14:35:29

Plot file version 90 created 22-FEB-2024 18:11:02

J1913+0932 EM172B.UVDATA.1

Freq = 1.5947 GHz, Bw = 32.000 MH Calibrated with CL # 4 and BP # 1 (BP mode 1)

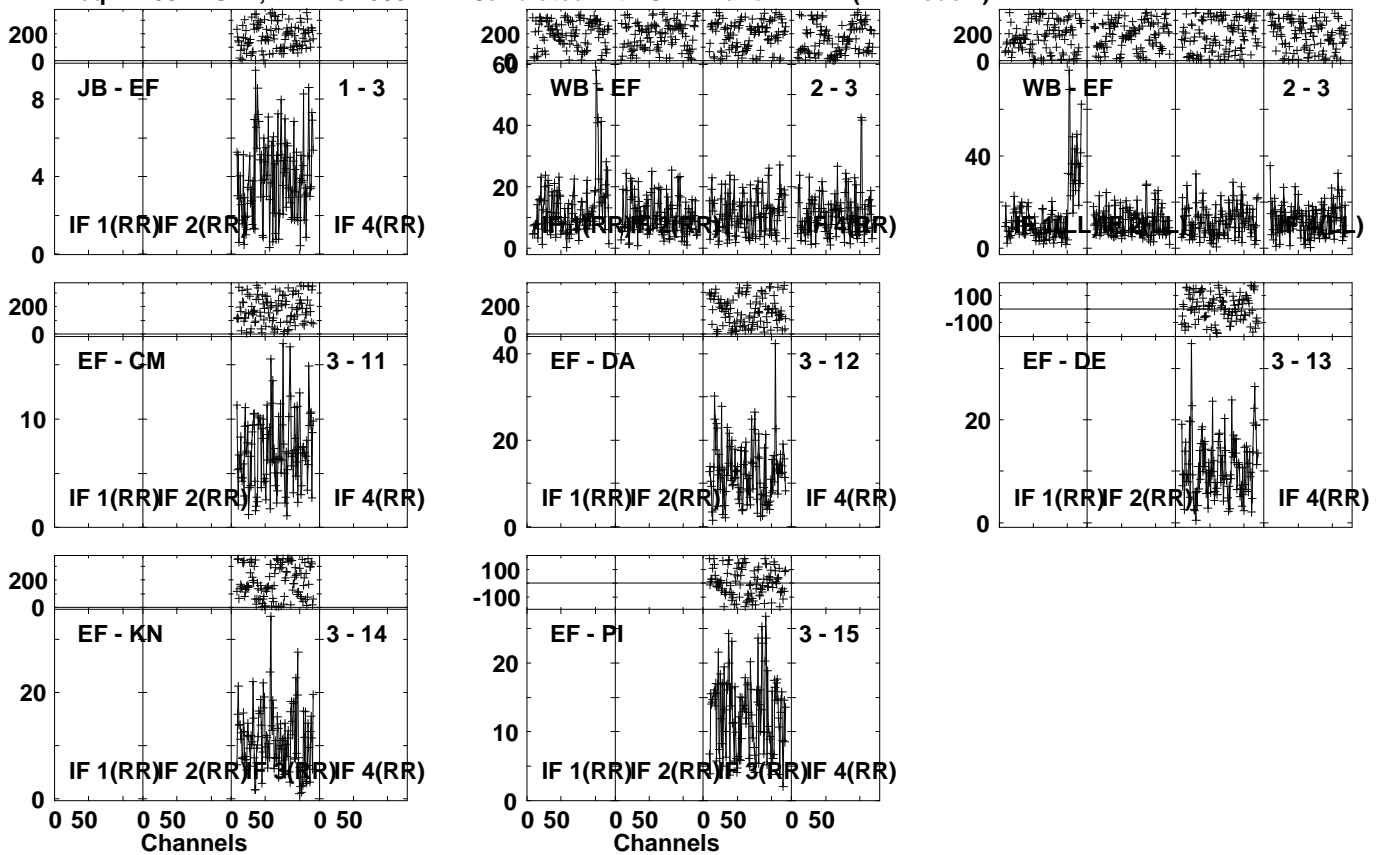


Lower frame: Milli Ampl Jy Top frame: Phas deg
Vector averaged cross-power spectrum Several baselines displayed
Timerange: 00/14:35:31 to 00/14:37:59

Plot file version 91 created 22-FEB-2024 18:11:03

PSRJ1914 EM172B.UVDATA.1

Freq = 1.5947 GHz, Bw = 32.000 MH Calibrated with CL # 4 and BP # 1 (BP mode 1)

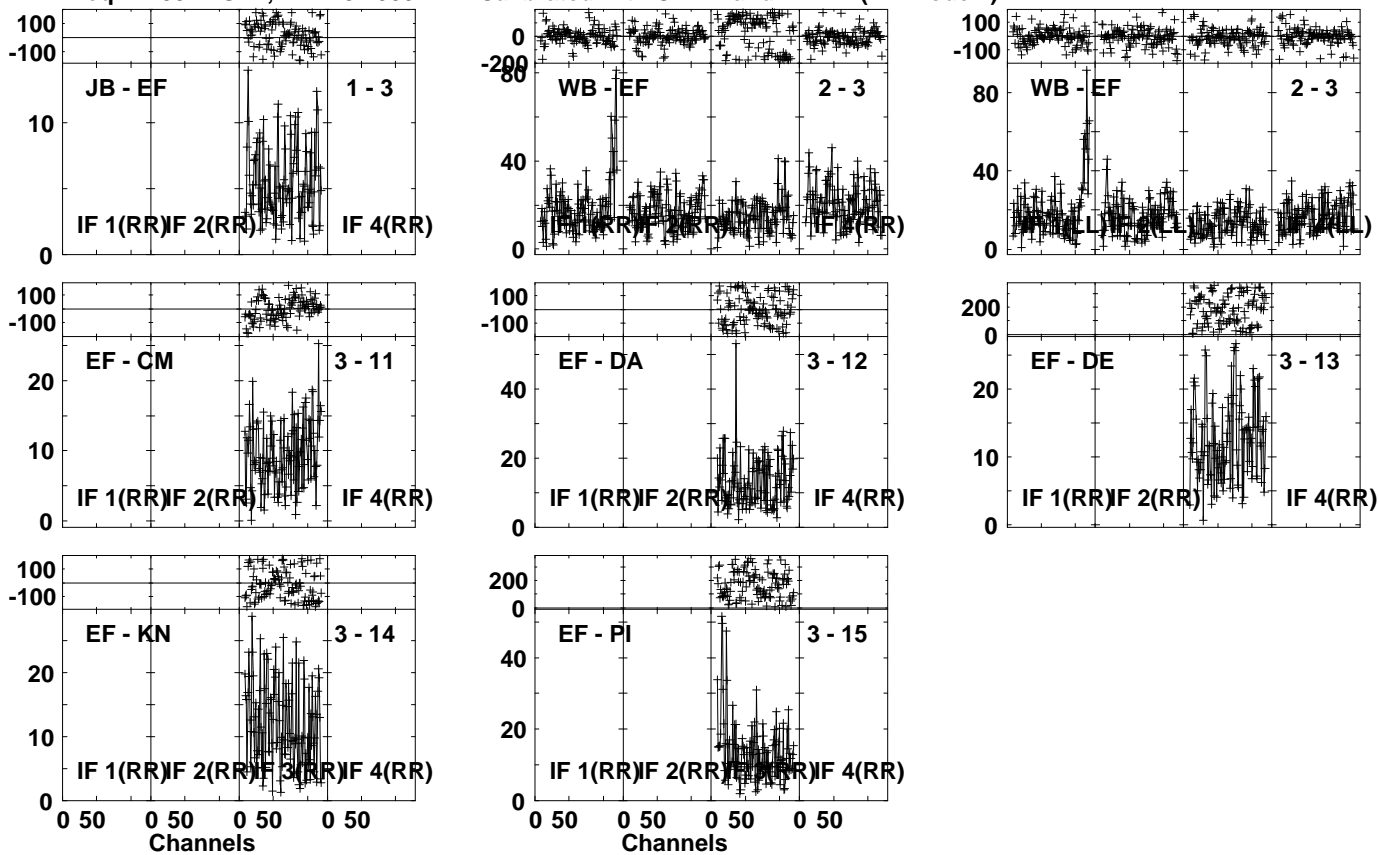


Lower frame: Milli Ampl Jy Top frame: Phas deg
Vector averaged cross-power spectrum Several baselines displayed
Timerange: 00/14:38:01 to 00/14:41:29

Plot file version 92 created 22-FEB-2024 18:11:04

J1915+1142 EM172B.UVDATA.1

Freq = 1.5947 GHz, Bw = 32.000 MH Calibrated with CL # 4 and BP # 1 (BP mode 1)

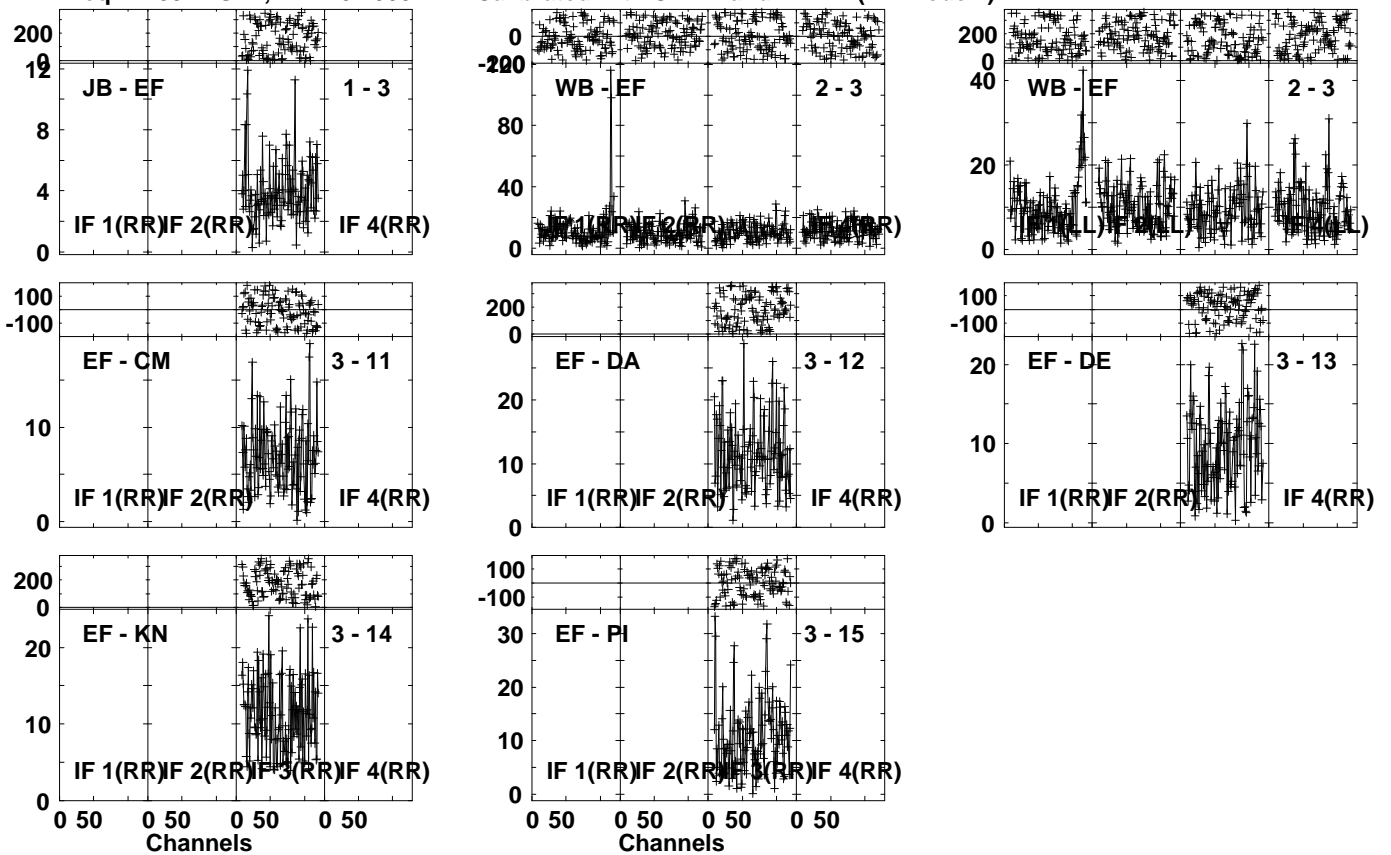


Lower frame: Milli Ampl Jy Top frame: Phas deg
Vector averaged cross-power spectrum Several baselines displayed
Timerange: 00/14:42:01 to 00/14:43:59

Plot file version 93 created 22-FEB-2024 18:11:04

PSRJ1914 EM172B.UVDATA.1

Freq = 1.5947 GHz, Bw = 32.000 MH Calibrated with CL # 4 and BP # 1 (BP mode 1)



Lower frame: Milli Ampl Jy Top frame: Phas deg

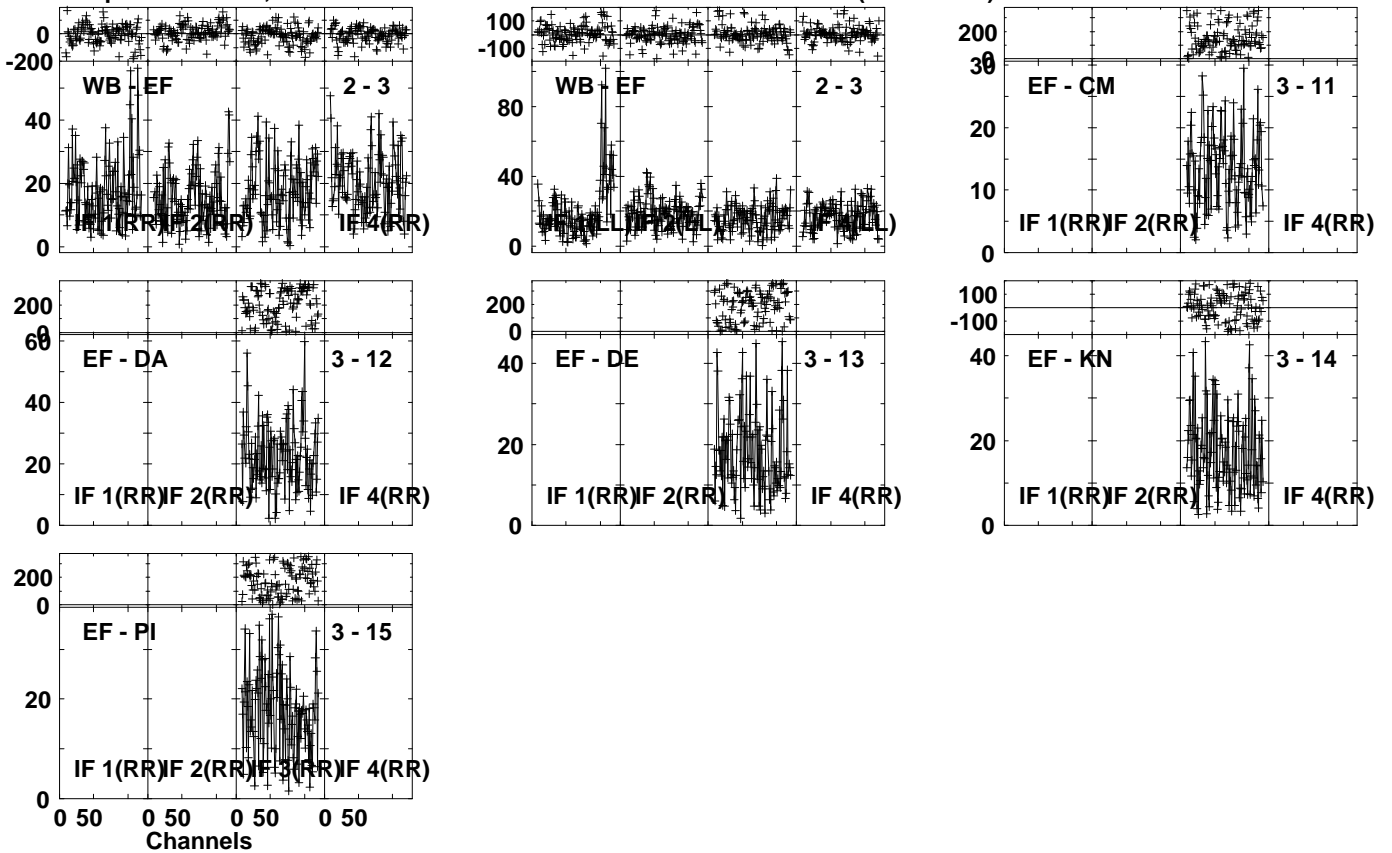
Vector averaged cross-power spectrum Several baselines displayed

Timerange: 00/14:44:01 to 00/14:47:29

Plot file version 94 created 22-FEB-2024 18:11:05

J1915+1142 EM172B.UVDATA.1

Freq = 1.5947 GHz, Bw = 32.000 MH Calibrated with CL # 4 and BP # 1 (BP mode 1)



Lower frame: Milli Ampl Jy Top frame: Phas deg

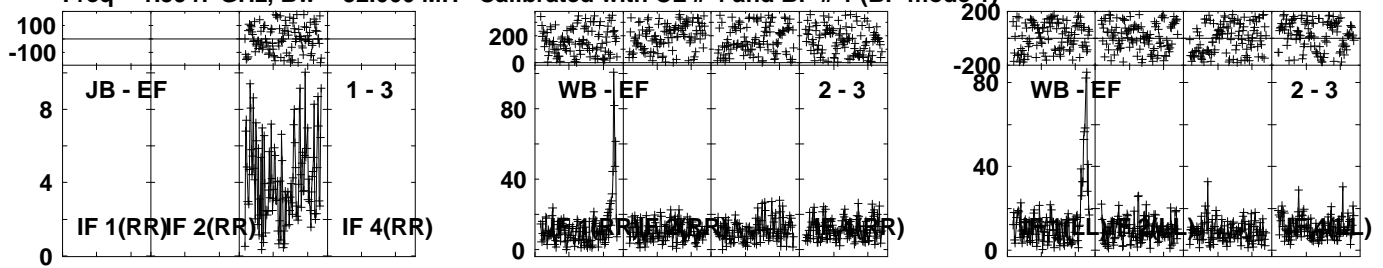
Vector averaged cross-power spectrum Several baselines displayed

Timerange: 00/14:48:01 to 00/14:49:59

Plot file version 95 created 22-FEB-2024 18:11:06

PSRJ1914 EM172B.UVDATA.1

Freq = 1.5947 GHz, Bw = 32.000 MH Calibrated with CL # 4 and BP # 1 (BP mode 1)



Lower frame: Milli Ampl Jy Top frame: Phas deg

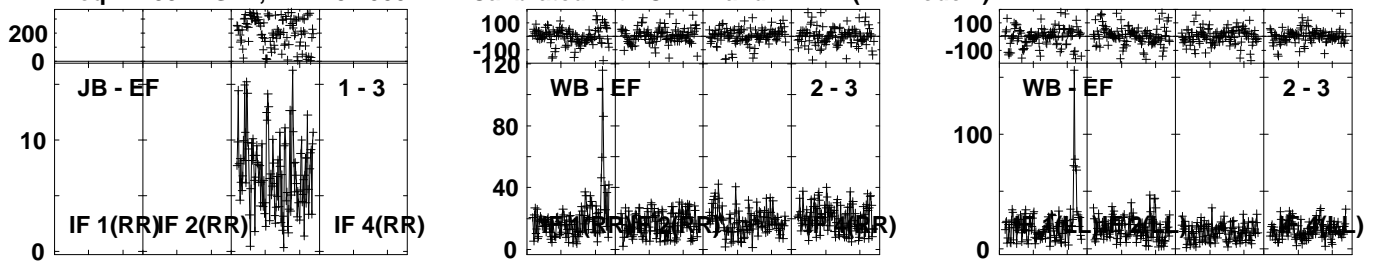
Vector averaged cross-power spectrum Several baselines displayed

Timerange: 00/14:50:01 to 00/14:53:29

Plot file version 96 created 22-FEB-2024 18:11:07

J1915+1142 EM172B.UVDATA.1

Freq = 1.5947 GHz, Bw = 32.000 MH Calibrated with CL # 4 and BP # 1 (BP mode 1)

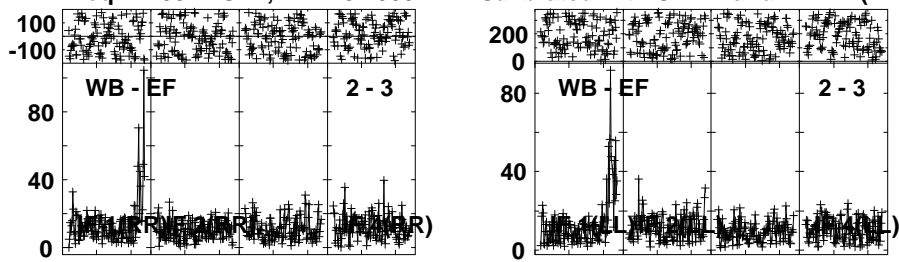


Lower frame: Milli Ampl Jy Top frame: Phas deg
Vector averaged cross-power spectrum Several baselines displayed
Timerange: 00/14:54:01 to 00/14:55:59

Plot file version 97 created 22-FEB-2024 18:11:07

PSRJ1914 EM172B.UVDATA.1

Freq = 1.5947 GHz, Bw = 32.000 MH Calibrated with CL # 4 and BP # 1 (BP mode 1)

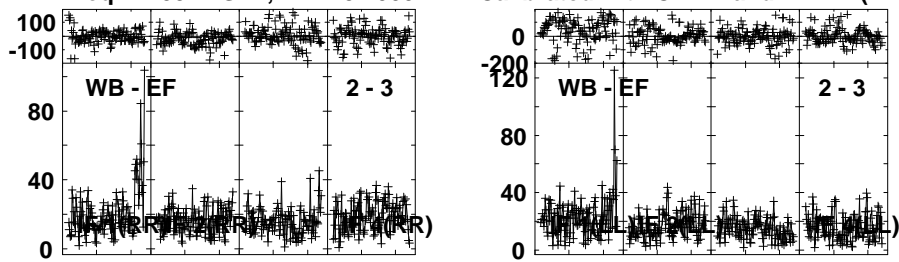


Lower frame: Milli Ampl Jy Top frame: Phas deg
Vector averaged cross-power spectrum Several baselines displayed
Timerange: 00/14:56:01 to 00/14:59:29

Plot file version 98 created 22-FEB-2024 18:11:08

J1915+1142 EM172B.UVDATA.1

Freq = 1.5947 GHz, Bw = 32.000 MH Calibrated with CL # 4 and BP # 1 (BP mode 1)



Lower frame: Milli Ampl Jy Top frame: Phas deg

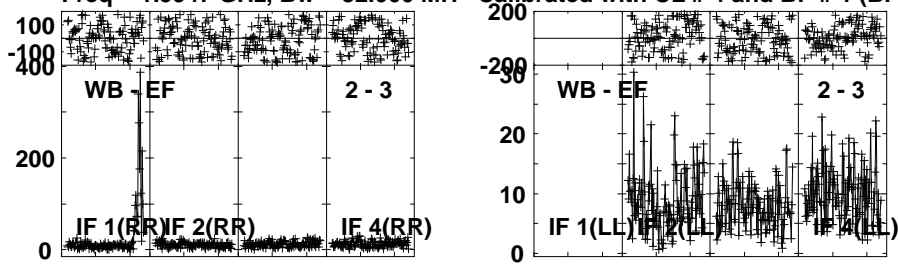
Vector averaged cross-power spectrum Several baselines displayed

Timerange: 00/15:00:01 to 00/15:01:59

Plot file version 99 created 22-FEB-2024 18:11:09

PSRJ1914 EM172B.UVDATA.1

Freq = 1.5947 GHz, Bw = 32.000 MH Calibrated with CL # 4 and BP # 1 (BP mode 1)



Lower frame: Milli Ampl Jy Top frame: Phas deg

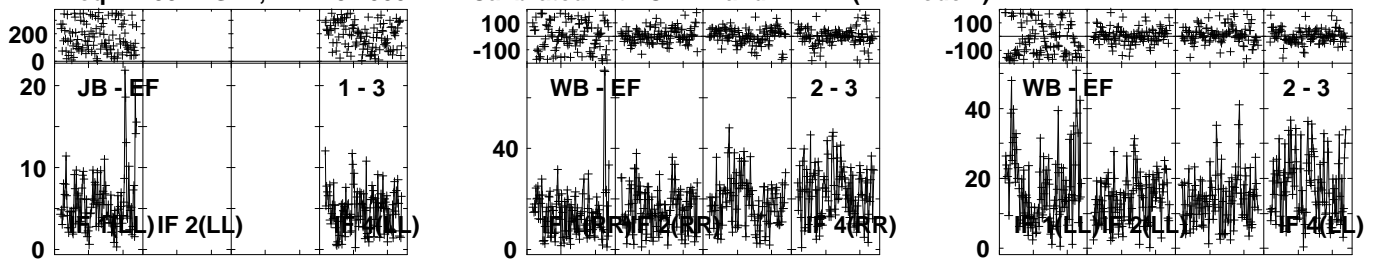
Vector averaged cross-power spectrum Several baselines displayed

Timerange: 00/15:02:01 to 00/15:05:29

Plot file version 100 created 22-FEB-2024 18:11:10

J1915+1142 EM172B.UVDATA.1

Freq = 1.5947 GHz, Bw = 32.000 MH Calibrated with CL # 4 and BP # 1 (BP mode 1)



Lower frame: Milli Ampl Jy Top frame: Phas deg

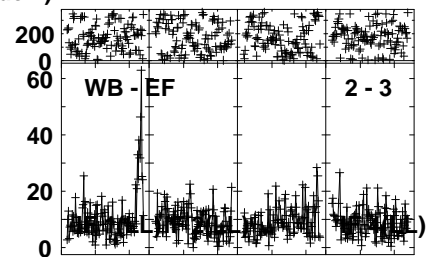
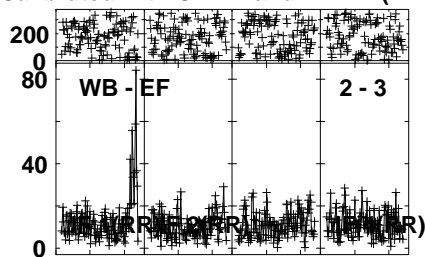
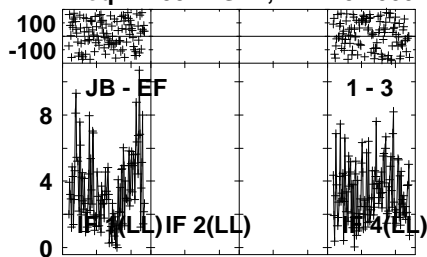
Vector averaged cross-power spectrum Several baselines displayed

Timerange: 00/15:06:01 to 00/15:07:59

Plot file version 101 created 22-FEB-2024 18:11:10

PSRJ1914 EM172B.UVDATA.1

Freq = 1.5947 GHz, Bw = 32.000 MH Calibrated with CL # 4 and BP # 1 (BP mode 1)

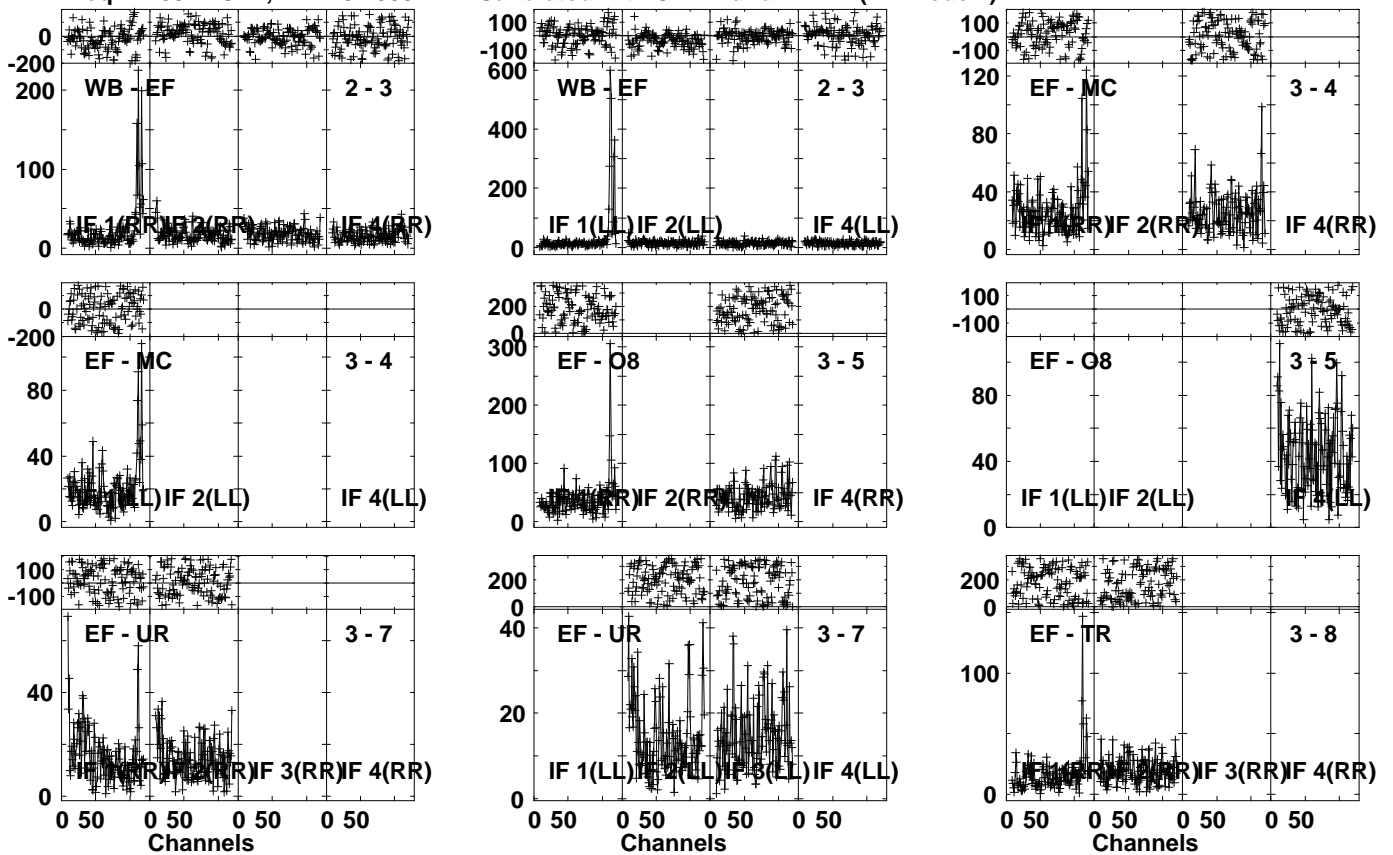


Lower frame: Milli Ampl Jy Top frame: Phas deg
Vector averaged cross-power spectrum Several baselines displayed
Timerange: 00/15:08:01 to 00/15:11:29

Plot file version 102 created 22-FEB-2024 18:11:11

J1915+1142 EM172B.UVDATA.1

Freq = 1.5947 GHz, Bw = 32.000 MH Calibrated with CL # 4 and BP # 1 (BP mode 1)

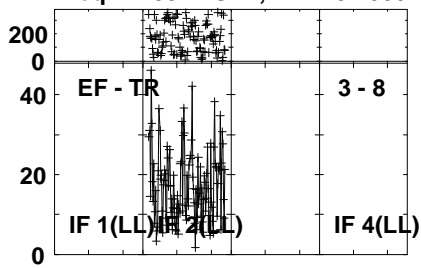


Lower frame: Milli Ampl Jy Top frame: Phas deg
Vector averaged cross-power spectrum Several baselines displayed
Timerange: 00/15:12:01 to 00/15:13:59

Plot file version 103 created 22-FEB-2024 18:11:11

J1915+1142 EM172B.UVDATA.1

Freq = 1.5947 GHz, Bw = 32.000 MH Calibrated with CL # 4 and BP # 1 (BP mode 1)



Lower frame: Milli Ampl Jy Top frame: Phas deg

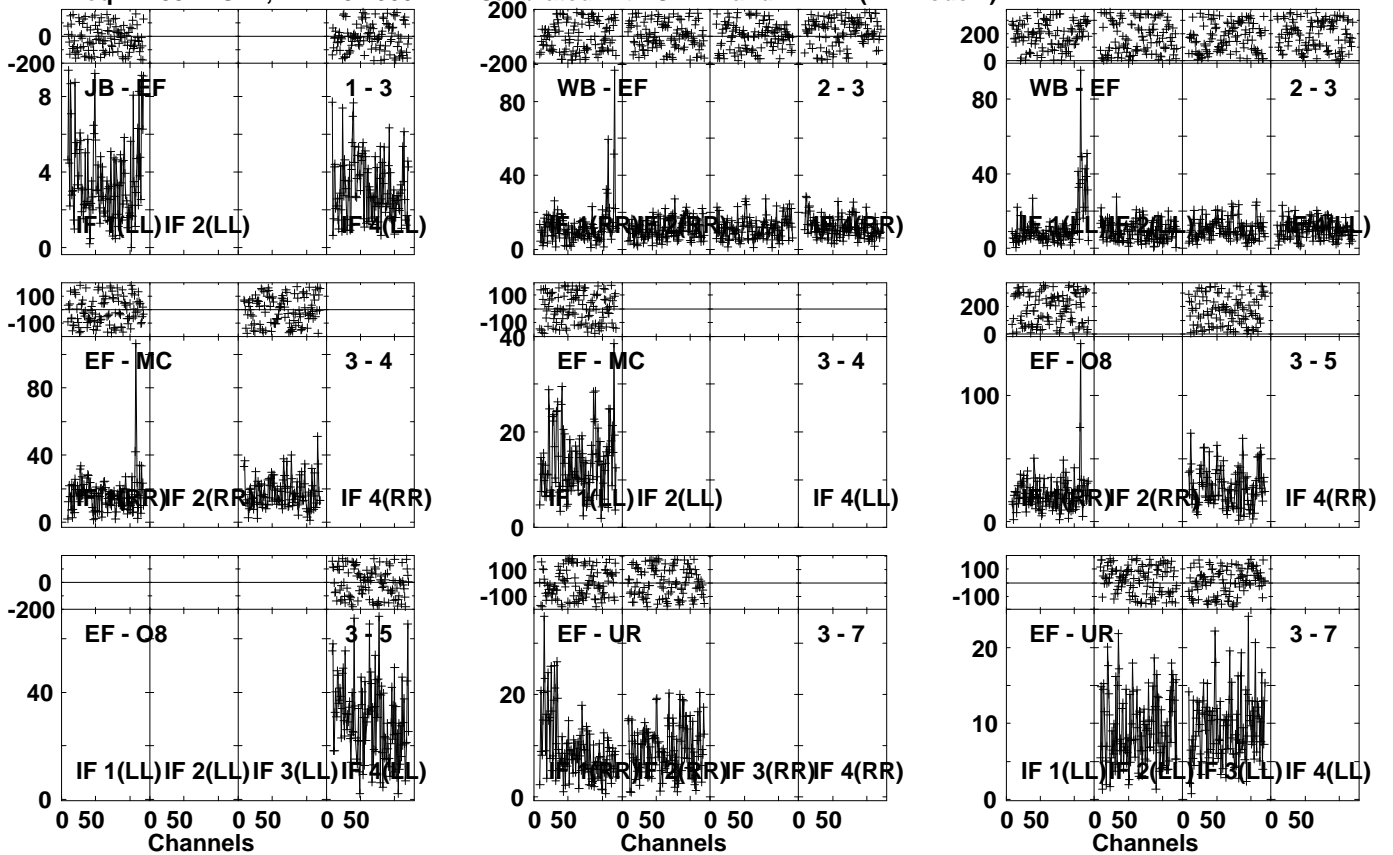
Vector averaged cross-power spectrum Several baselines displayed

Timerange: 00/15:12:01 to 00/15:13:59

Plot file version 104 created 22-FEB-2024 18:11:12

PSRJ1914 EM172B.UVDATA.1

Freq = 1.5947 GHz, Bw = 32.000 MH Calibrated with CL # 4 and BP # 1 (BP mode 1)



Lower frame: Milli Ampl Jy Top frame: Phas deg

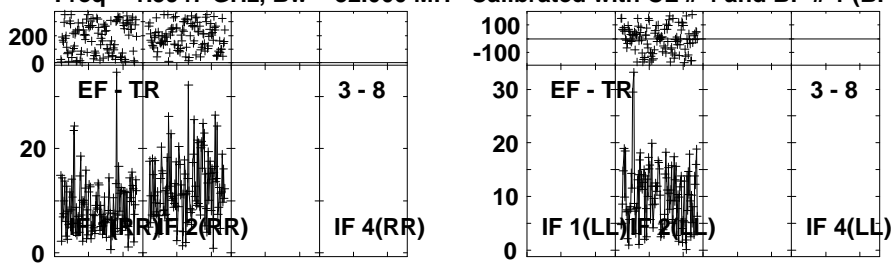
Vector averaged cross-power spectrum Several baselines displayed

Timerange: 00/15:14:01 to 00/15:17:29

Plot file version 105 created 22-FEB-2024 18:11:12

PSRJ1914 EM172B.UVDATA.1

Freq = 1.5947 GHz, Bw = 32.000 MH Calibrated with CL # 4 and BP # 1 (BP mode 1)

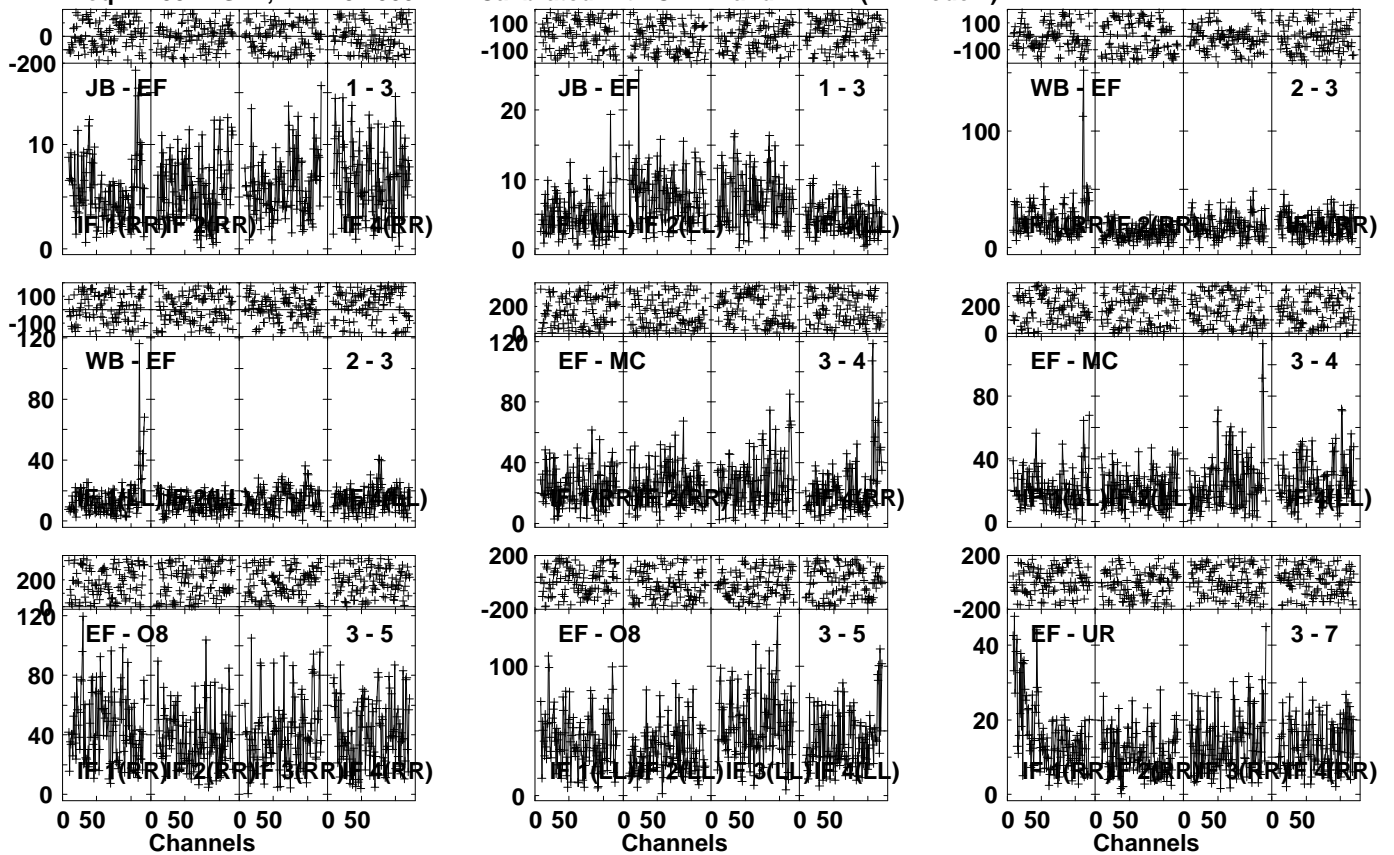


Lower frame: Milli Ampl Jy Top frame: Phas deg
Vector averaged cross-power spectrum Several baselines displayed
Timerange: 00/15:14:01 to 00/15:17:29

Plot file version 106 created 22-FEB-2024 18:11:12

J1915+1142 EM172B.UVDATA.1

Freq = 1.5947 GHz, Bw = 32.000 MH Calibrated with CL # 4 and BP # 1 (BP mode 1)

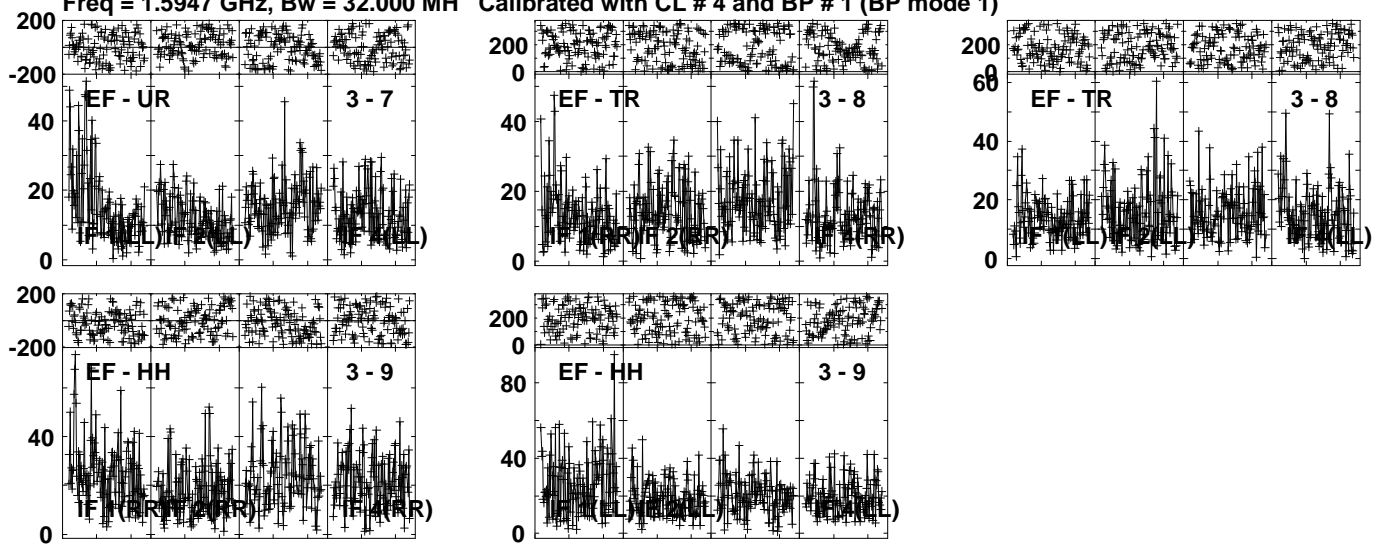


Lower frame: Milli Ampl Jy Top frame: Phas deg
Vector averaged cross-power spectrum Several baselines displayed
Timerange: 00/15:18:01 to 00/15:19:59

Plot file version 107 created 22-FEB-2024 18:11:13

J1915+1142 EM172B.UVDATA.1

Freq = 1.5947 GHz, Bw = 32.000 MH Calibrated with CL # 4 and BP # 1 (BP mode 1)

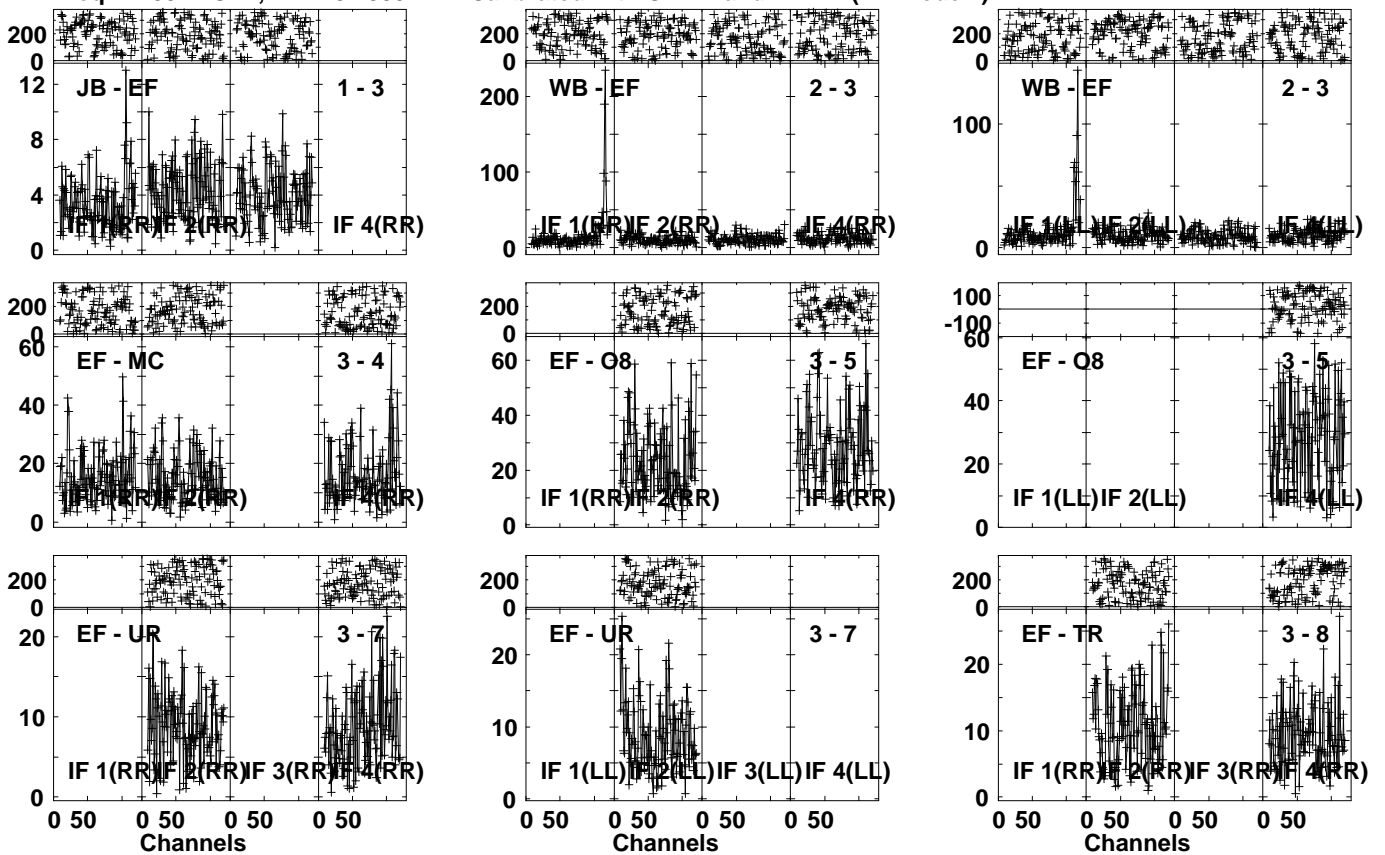


Lower frame: Milli Ampl Jy Top frame: Phas deg
Vector averaged cross-power spectrum Several baselines displayed
Timerange: 00/15:18:01 to 00/15:19:59

Plot file version 108 created 22-FEB-2024 18:11:13

PSRJ1914 EM172B.UVDATA.1

Freq = 1.5947 GHz, Bw = 32.000 MH Calibrated with CL # 4 and BP # 1 (BP mode 1)



Lower frame: Milli Ampl Jy Top frame: Phas deg

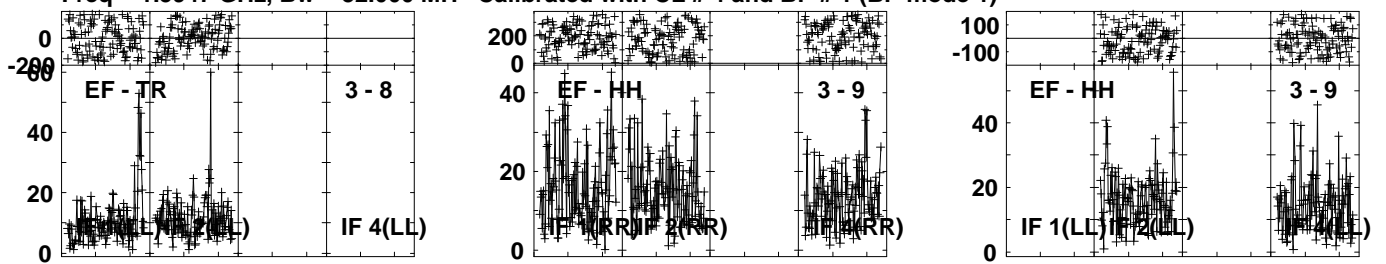
Vector averaged cross-power spectrum Several baselines displayed

Timerange: 00/15:20:01 to 00/15:23:29

Plot file version 109 created 22-FEB-2024 18:11:13

PSRJ1914 EM172B.UVDATA.1

Freq = 1.5947 GHz, Bw = 32.000 MH Calibrated with CL # 4 and BP # 1 (BP mode 1)



Lower frame: Milli Ampl Jy Top frame: Phas deg

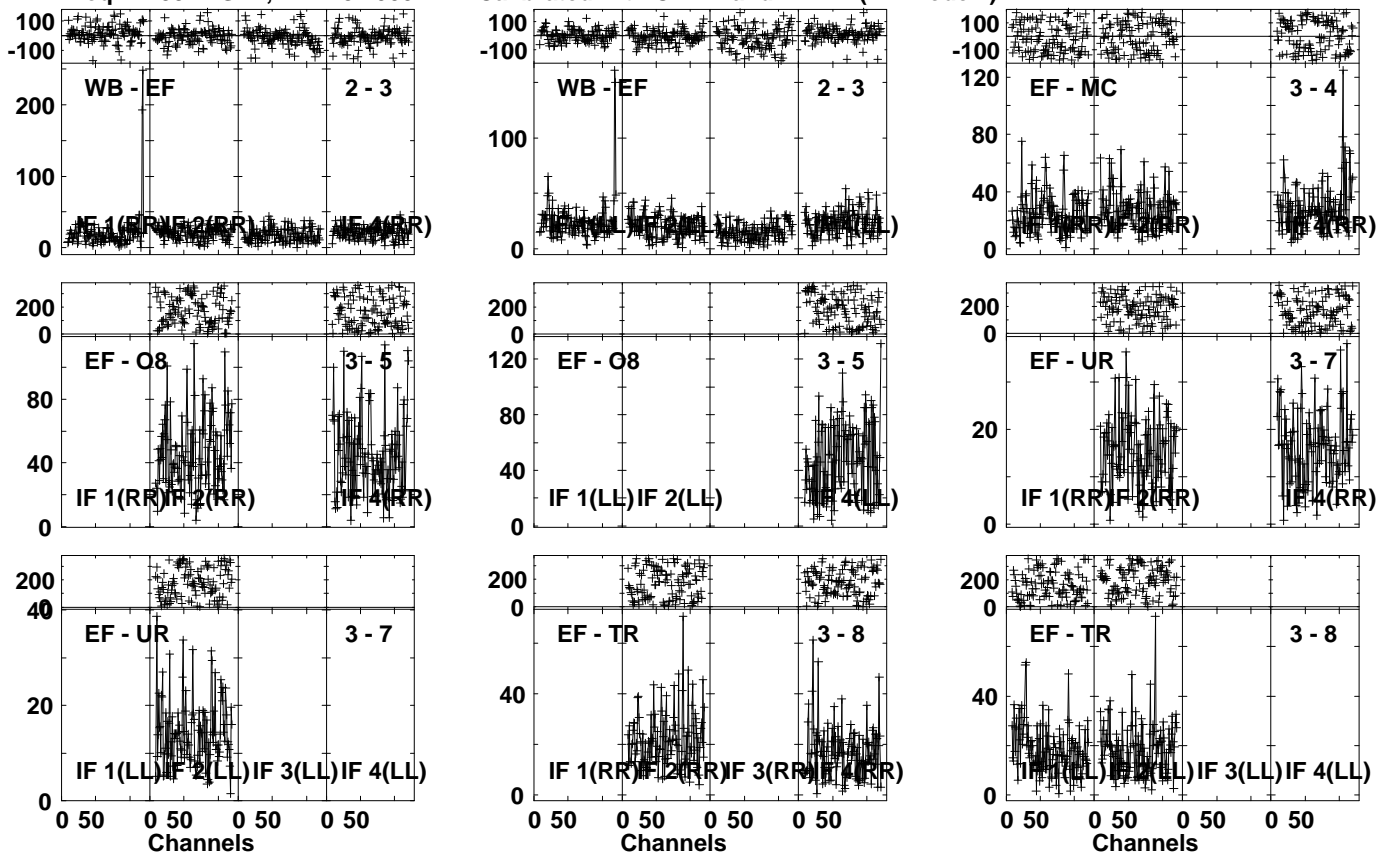
Vector averaged cross-power spectrum Several baselines displayed

Timerange: 00/15:20:01 to 00/15:23:29

Plot file version 110 created 22-FEB-2024 18:11:13

J1915+1142 EM172B.UVDATA.1

Freq = 1.5947 GHz, Bw = 32.000 MH Calibrated with CL # 4 and BP # 1 (BP mode 1)

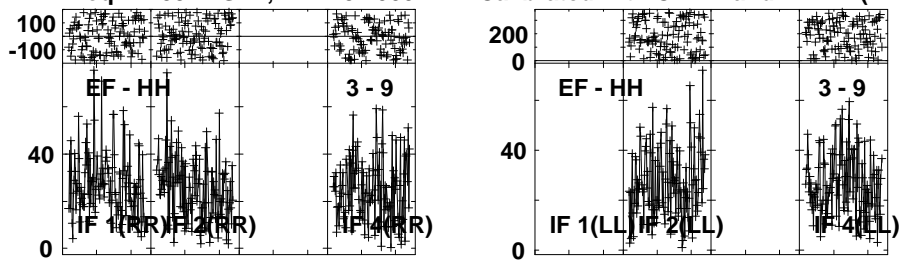


Lower frame: Milli Ampl Jy Top frame: Phas deg
Vector averaged cross-power spectrum Several baselines displayed
Timerange: 00/15:24:11 to 00/15:25:59

Plot file version 111 created 22-FEB-2024 18:11:14

J1915+1142 EM172B.UVDATA.1

Freq = 1.5947 GHz, Bw = 32.000 MH Calibrated with CL # 4 and BP # 1 (BP mode 1)



Lower frame: Milli Ampl Jy Top frame: Phas deg

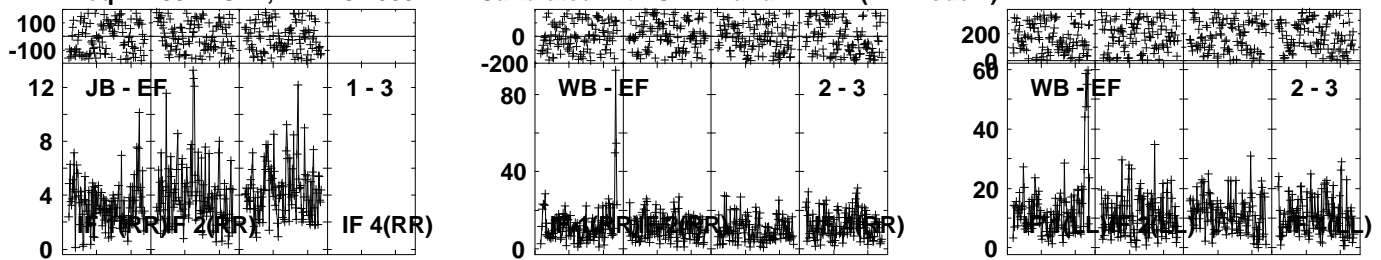
Vector averaged cross-power spectrum Several baselines displayed

Timerange: 00/15:24:11 to 00/15:25:59

Plot file version 112 created 22-FEB-2024 18:11:14

PSRJ1914 EM172B.UVDATA.1

Freq = 1.5947 GHz, Bw = 32.000 MH Calibrated with CL # 4 and BP # 1 (BP mode 1)



Lower frame: Milli Ampl Jy Top frame: Phas deg

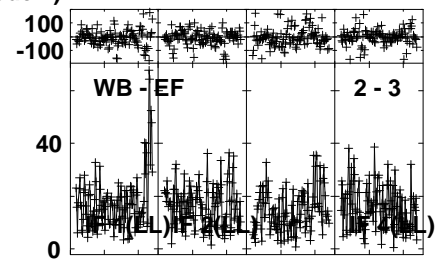
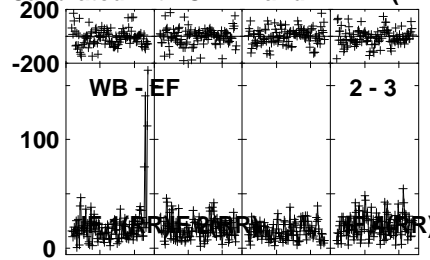
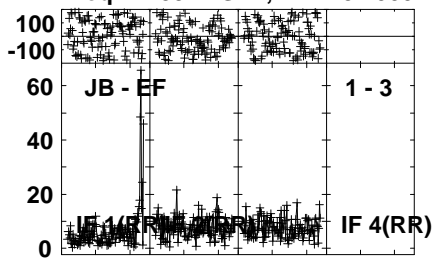
Vector averaged cross-power spectrum Several baselines displayed

Timerange: 00/15:26:01 to 00/15:29:29

Plot file version 113 created 22-FEB-2024 18:11:14

J1915+1142 EM172B.UVDATA.1

Freq = 1.5947 GHz, Bw = 32.000 MH Calibrated with CL # 4 and BP # 1 (BP mode 1)

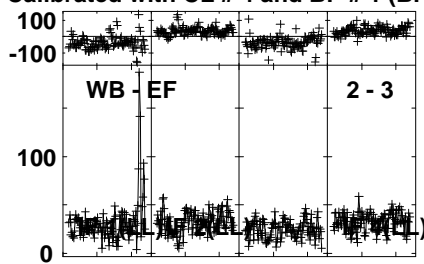
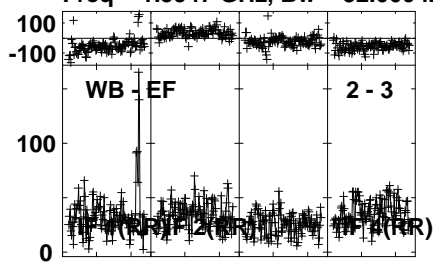


Lower frame: Milli Ampl Jy Top frame: Phas deg
Vector averaged cross-power spectrum Several baselines displayed
Timerange: 00/15:30:01 to 00/15:31:59

Plot file version 114 created 22-FEB-2024 18:11:15

J1913+0932 EM172B.UVDATA.1

Freq = 1.5947 GHz, Bw = 32.000 MH Calibrated with CL # 4 and BP # 1 (BP mode 1)

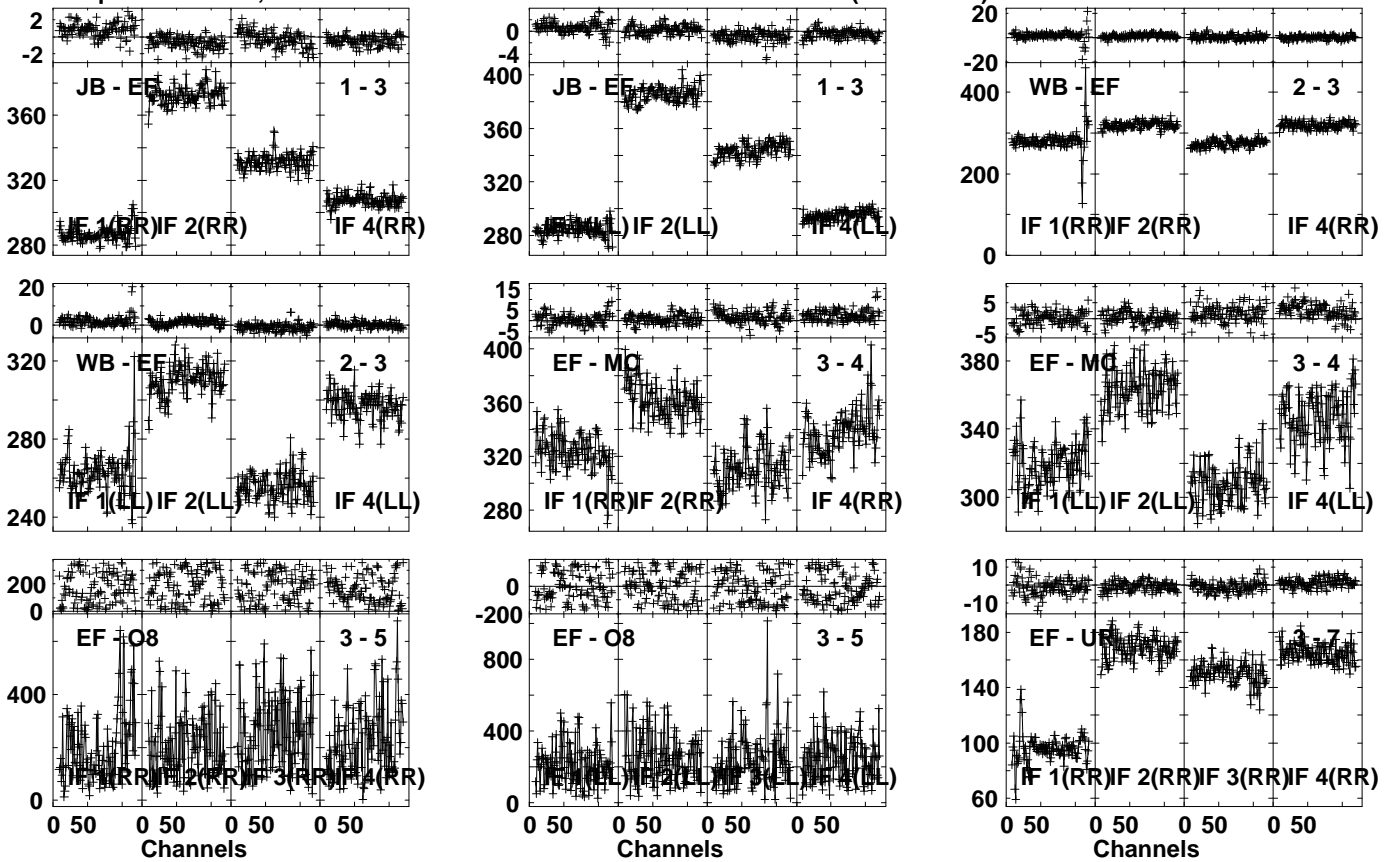


Lower frame: Milli Ampl Jy Top frame: Phas deg
Vector averaged cross-power spectrum Several baselines displayed
Timerange: 00/15:32:01 to 00/15:34:29

Plot file version 115 created 22-FEB-2024 18:11:16

J1800+3848 EM172B.UVDATA.1

Freq = 1.5947 GHz, Bw = 32.000 MH Calibrated with CL # 4 and BP # 1 (BP mode 1)

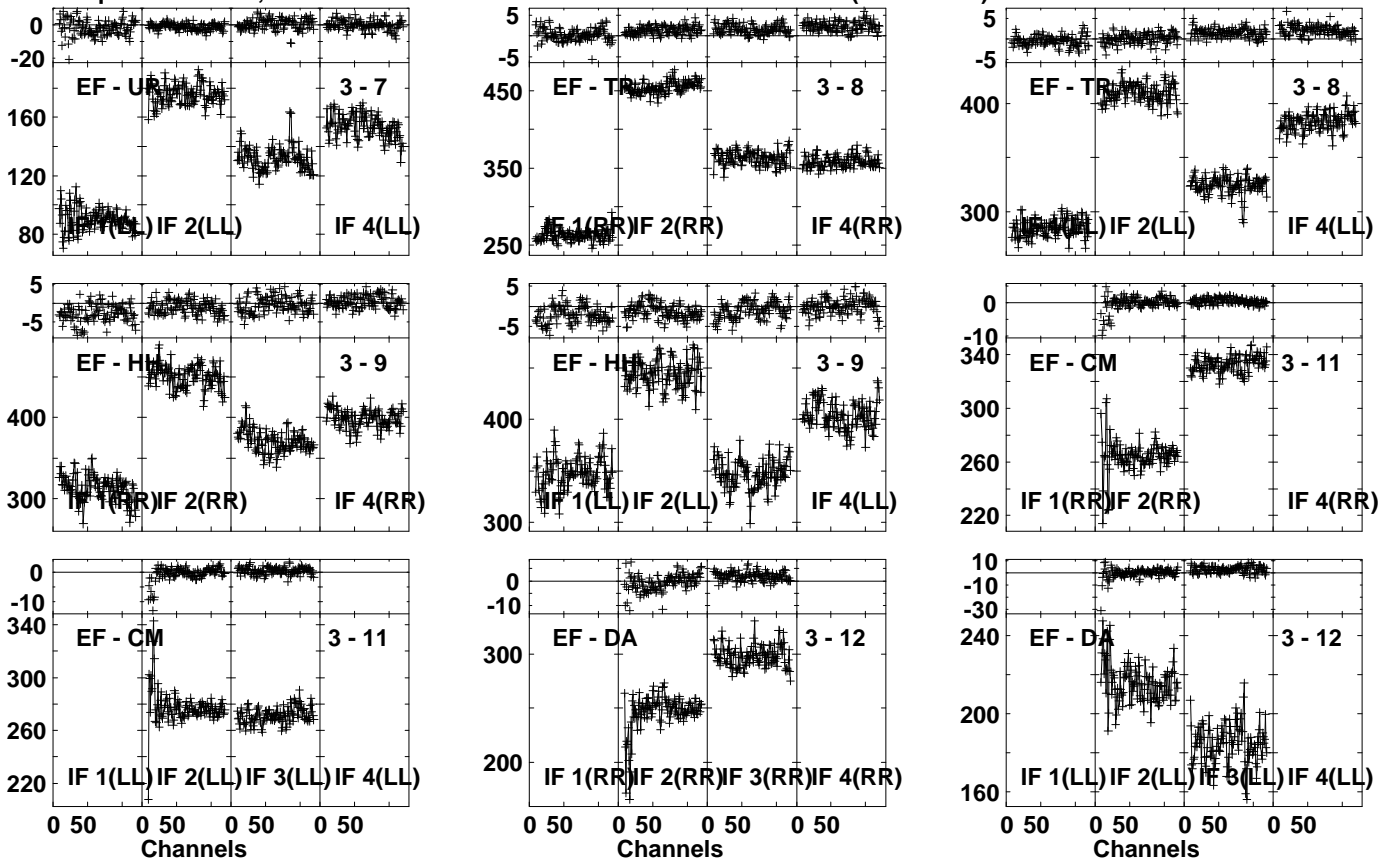


Lower frame: Milli Ampl Jy Top frame: Phas deg
Vector averaged cross-power spectrum Several baselines displayed
Timerange: 00/15:35:01 to 00/15:39:59

Plot file version 116 created 22-FEB-2024 18:11:16

J1800+3848 EM172B.UVDATA.1

Freq = 1.5947 GHz, Bw = 32.000 MH Calibrated with CL # 4 and BP # 1 (BP mode 1)

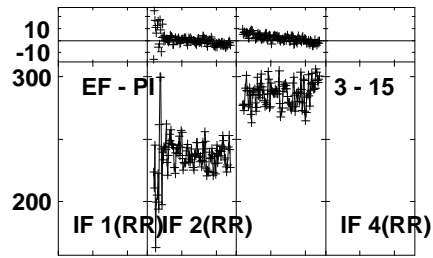
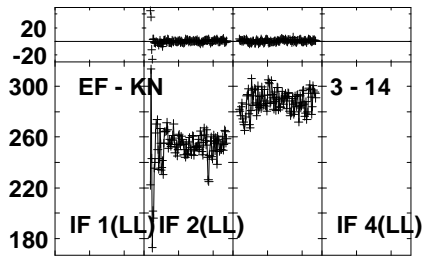
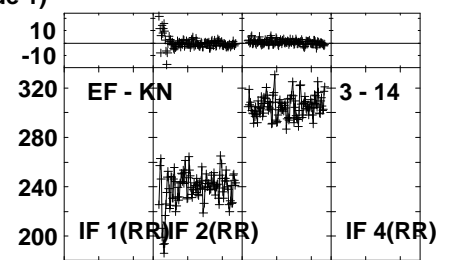
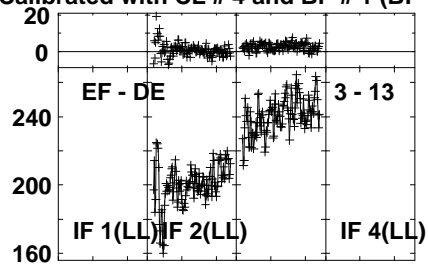
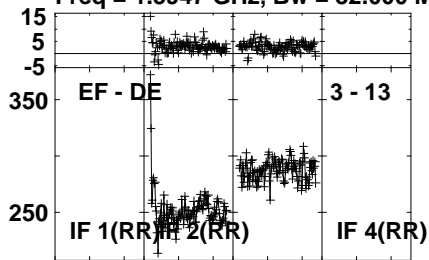


Lower frame: Milli Ampl Jy Top frame: Phas deg
Vector averaged cross-power spectrum Several baselines displayed
Timerange: 00/15:35:01 to 00/15:39:59

Plot file version 117 created 22-FEB-2024 18:11:16

J1800+3848 EM172B.UVDATA.1

Freq = 1.5947 GHz, Bw = 32.000 MH Calibrated with CL # 4 and BP # 1 (BP mode 1)

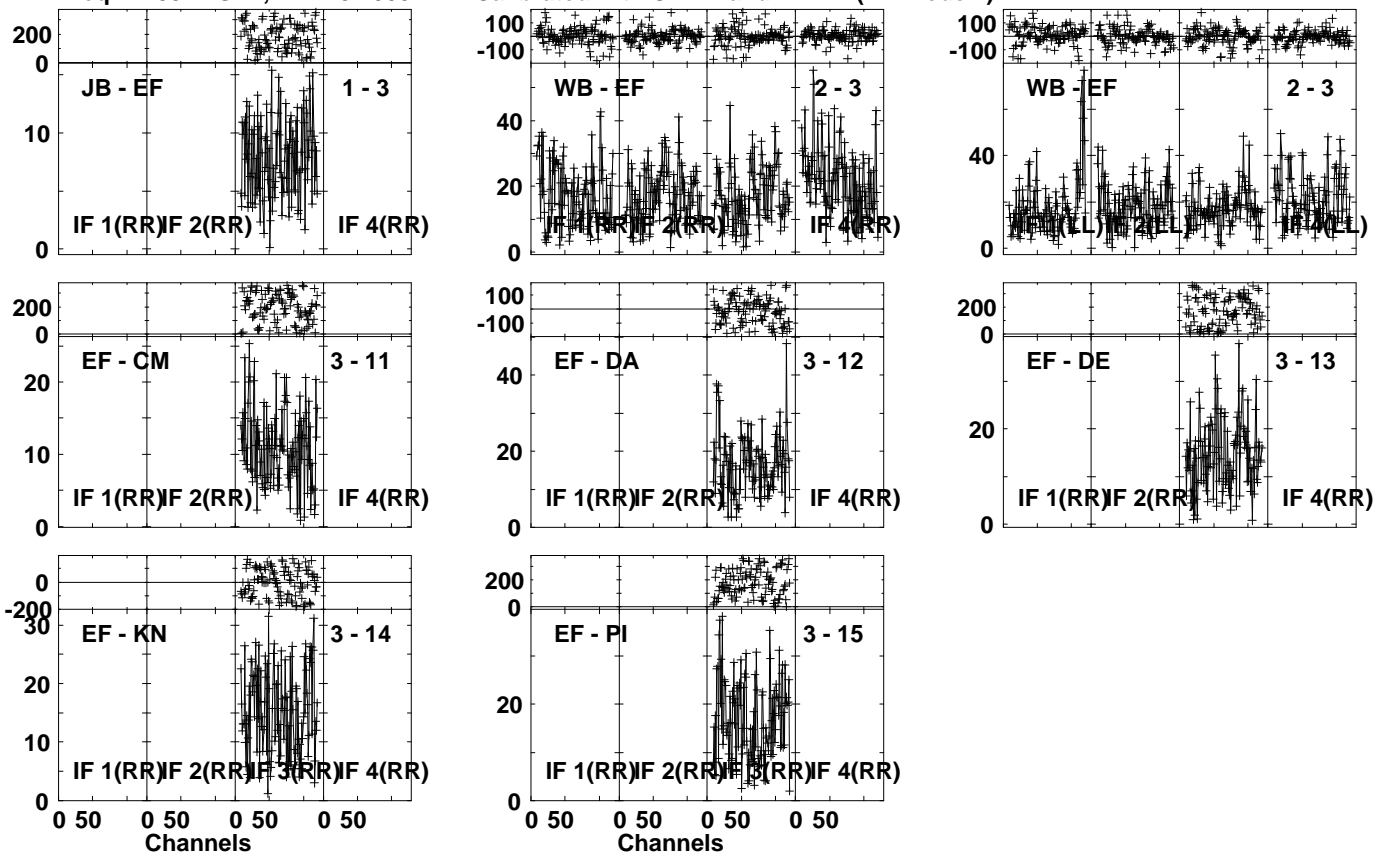


Lower frame: Milli Ampl Jy Top frame: Phas deg
Vector averaged cross-power spectrum Several baselines displayed
Timerange: 00/15:35:01 to 00/15:39:59

Plot file version 118 created 22-FEB-2024 18:11:17

J1915+1142 EM172B.UVDATA.1

Freq = 1.5947 GHz, Bw = 32.000 MH Calibrated with CL # 4 and BP # 1 (BP mode 1)

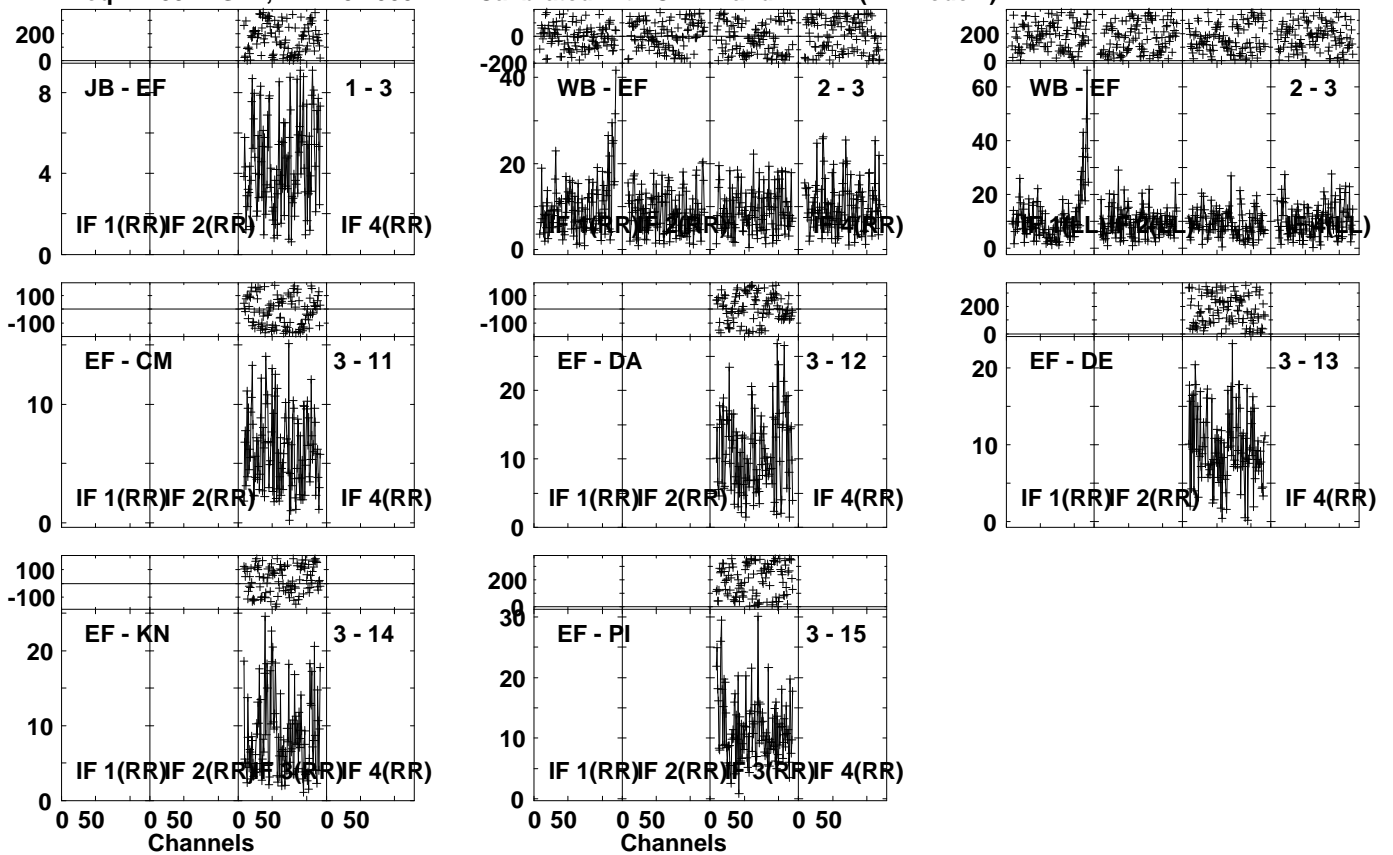


Lower frame: Milli Ampl Jy Top frame: Phas deg
Vector averaged cross-power spectrum Several baselines displayed
Timerange: 00/15:42:01 to 00/15:44:29

Plot file version 119 created 22-FEB-2024 18:11:17

PSRJ1914 EM172B.UVDATA.1

Freq = 1.5947 GHz, Bw = 32.000 MH Calibrated with CL # 4 and BP # 1 (BP mode 1)

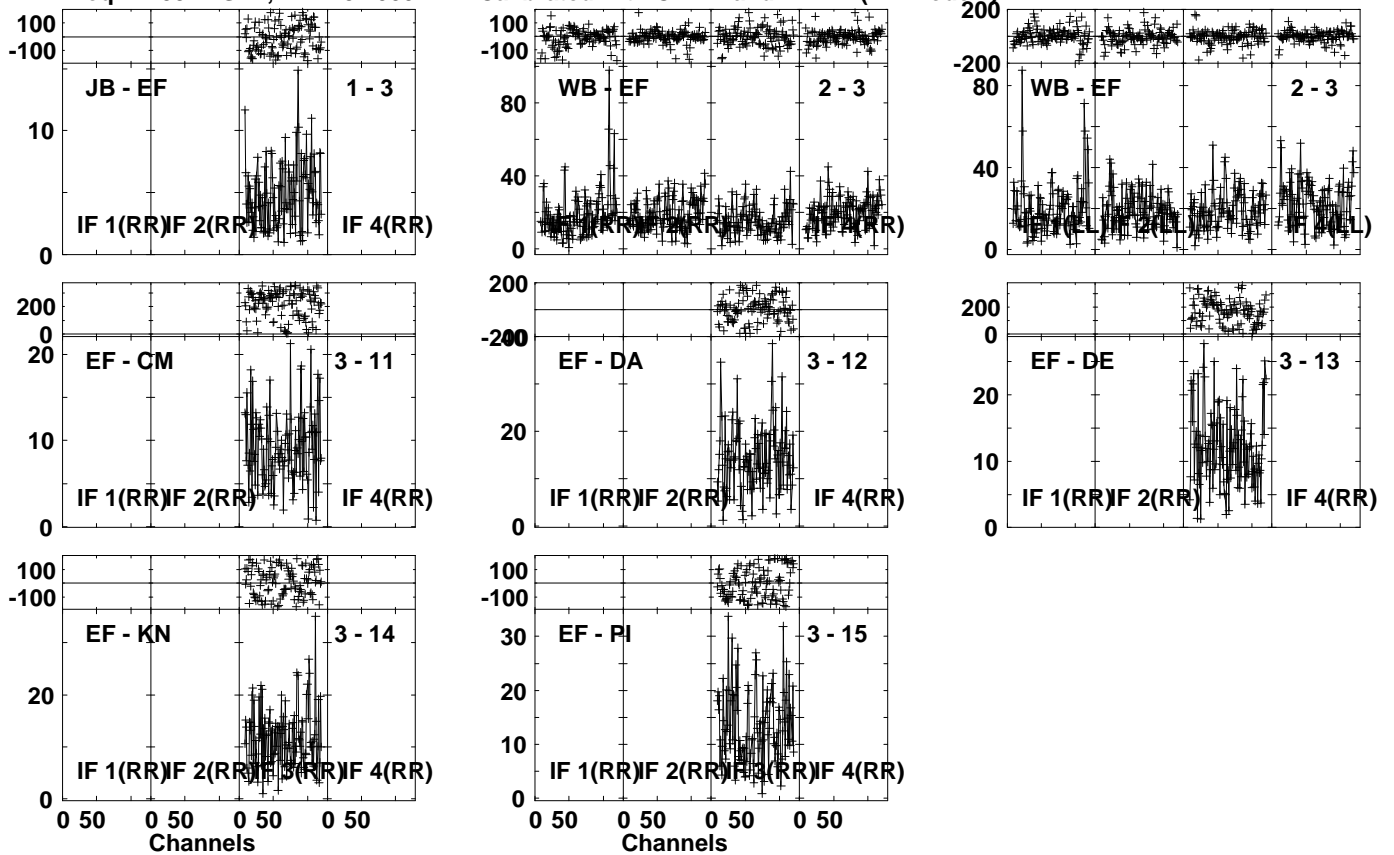


Lower frame: Milli Ampl Jy Top frame: Phas deg
Vector averaged cross-power spectrum Several baselines displayed
Timerange: 00/15:44:31 to 00/15:47:59

Plot file version 120 created 22-FEB-2024 18:11:18

J1915+1142 EM172B.UVDATA.1

Freq = 1.5947 GHz, Bw = 32.000 MH Calibrated with CL # 4 and BP # 1 (BP mode 1)

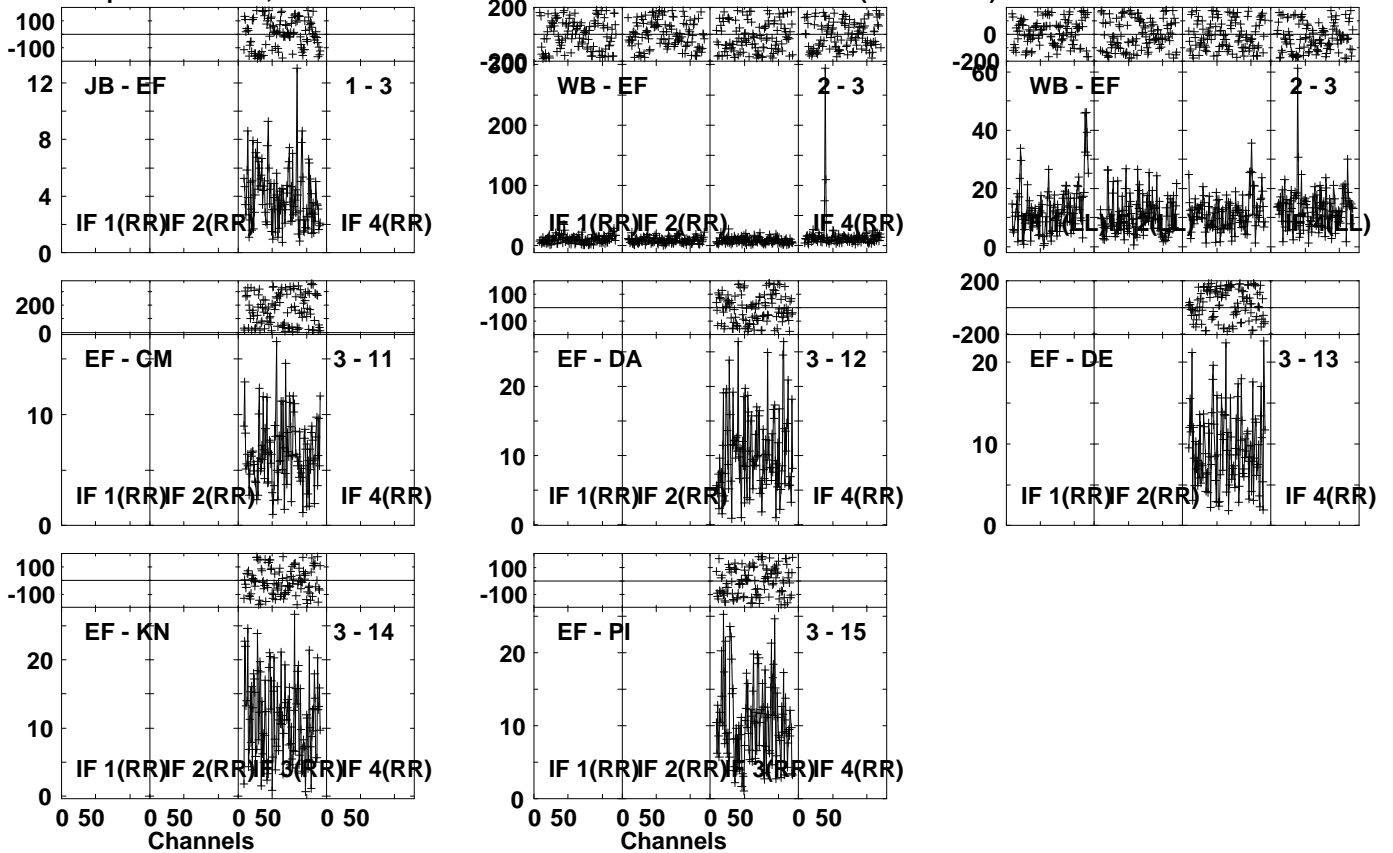


Lower frame: Milli Ampl Jy Top frame: Phas deg
Vector averaged cross-power spectrum Several baselines displayed
Timerange: 00:15:48:31 to 00:15:50:29

Plot file version 121 created 22-FEB-2024 18:11:19

PSRJ1914 EM172B.UVDATA.1

Freq = 1.5947 GHz, Bw = 32.000 MH Calibrated with CL # 4 and BP # 1 (BP mode 1)

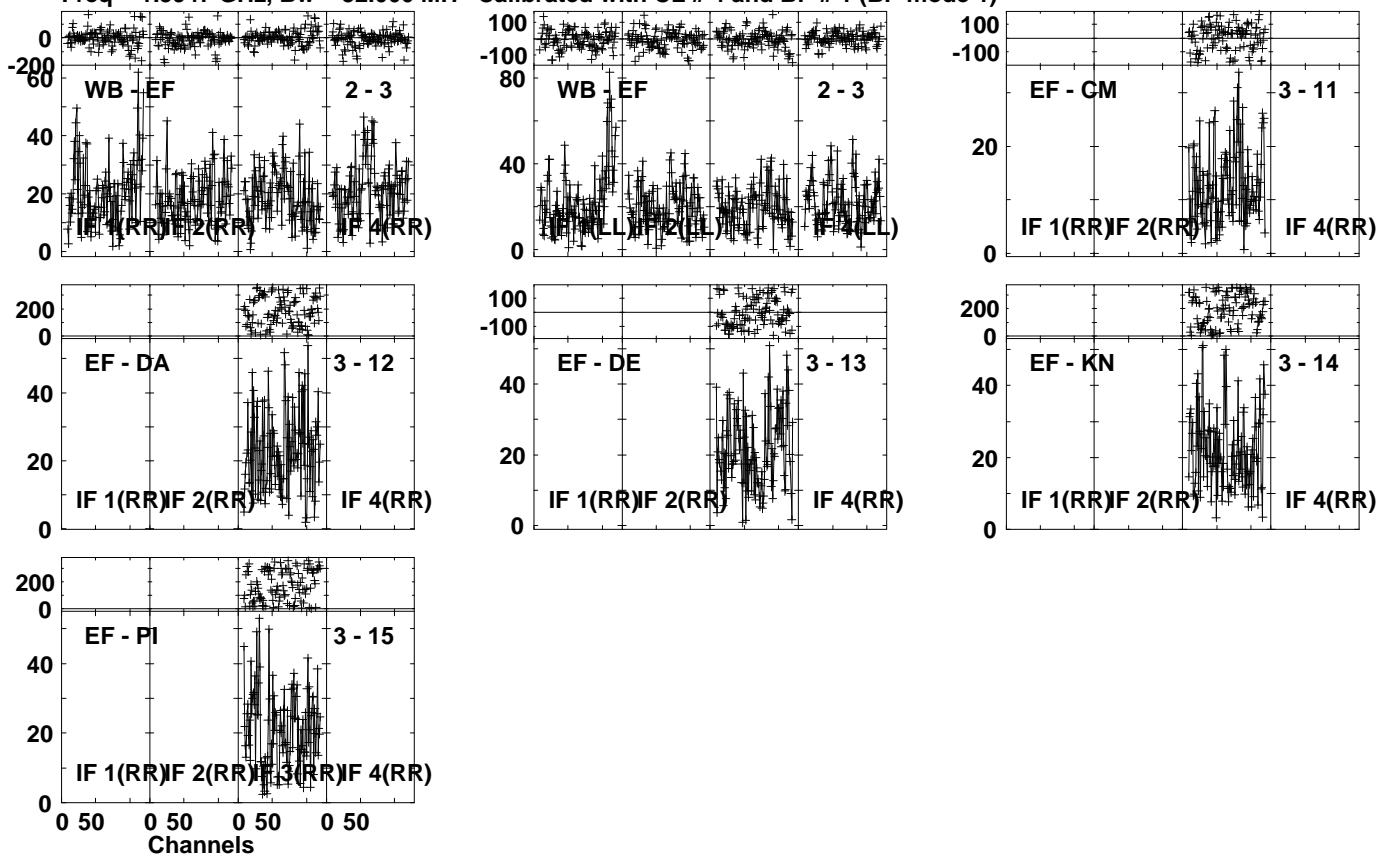


Lower frame: Milli Ampl Jy Top frame: Phas deg
Vector averaged cross-power spectrum Several baselines displayed
Timerange: 00/15:50:31 to 00/15:53:59

Plot file version 122 created 22-FEB-2024 18:11:20

J1915+1142 EM172B.UVDATA.1

Freq = 1.5947 GHz, Bw = 32.000 MH Calibrated with CL # 4 and BP # 1 (BP mode 1)



Lower frame: Milli Ampl Jy Top frame: Phas deg

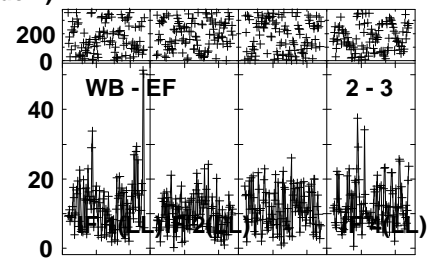
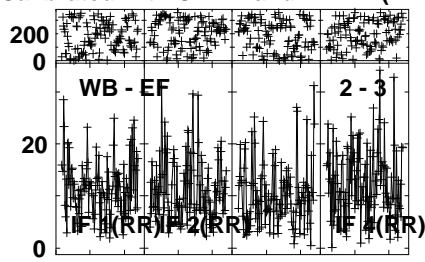
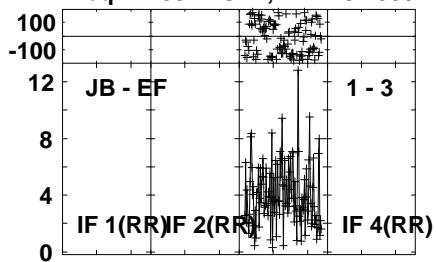
Vector averaged cross-power spectrum Several baselines displayed

Timerange: 00/15:54:31 to 00/15:56:29

Plot file version 123 created 22-FEB-2024 18:11:20

PSRJ1914 EM172B.UVDATA.1

Freq = 1.5947 GHz, Bw = 32.000 MH Calibrated with CL # 4 and BP # 1 (BP mode 1)



Lower frame: Milli Ampl Jy Top frame: Phas deg

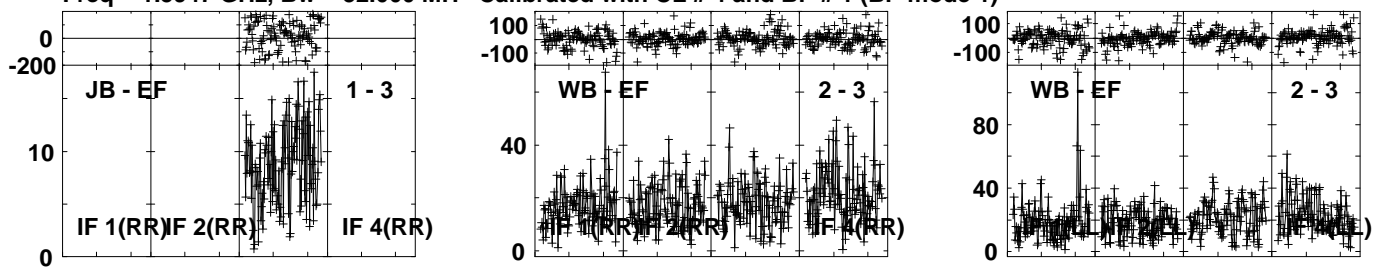
Vector averaged cross-power spectrum Several baselines displayed

Timerange: 00/15:56:31 to 00/15:59:59

Plot file version 124 created 22-FEB-2024 18:11:21

J1915+1142 EM172B.UVDATA.1

Freq = 1.5947 GHz, Bw = 32.000 MH Calibrated with CL # 4 and BP # 1 (BP mode 1)

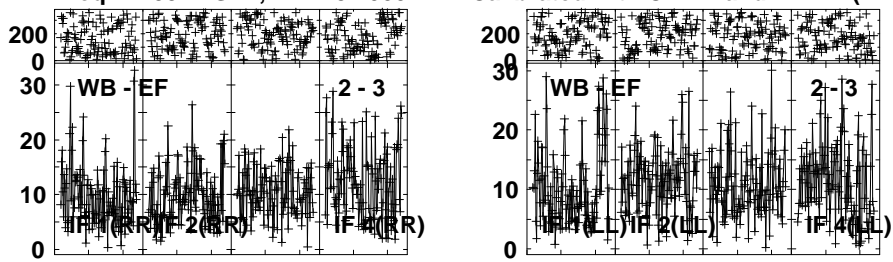


Lower frame: Milli Ampl Jy Top frame: Phas deg
Vector averaged cross-power spectrum Several baselines displayed
Timerange: 00/16:00:31 to 00/16:02:29

Plot file version 125 created 22-FEB-2024 18:11:22

PSRJ1914 EM172B.UVDATA.1

Freq = 1.5947 GHz, Bw = 32.000 MH Calibrated with CL # 4 and BP # 1 (BP mode 1)



Lower frame: Milli Ampl Jy Top frame: Phas deg

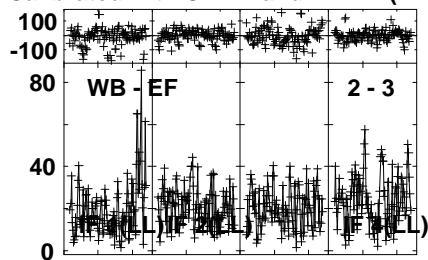
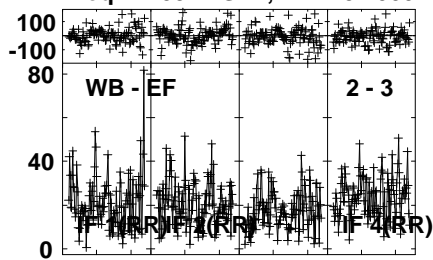
Vector averaged cross-power spectrum Several baselines displayed

Timerange: 00/16:02:31 to 00/16:05:59

Plot file version 126 created 22-FEB-2024 18:11:23

J1915+1142 EM172B.UVDATA.1

Freq = 1.5947 GHz, Bw = 32.000 MH Calibrated with CL # 4 and BP # 1 (BP mode 1)



Lower frame: Milli Ampl Jy Top frame: Phas deg

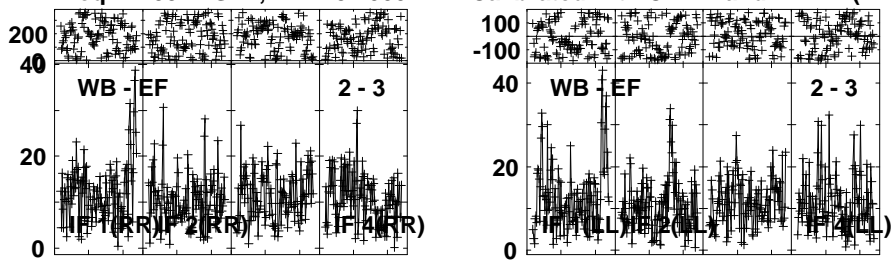
Vector averaged cross-power spectrum Several baselines displayed

Timerange: 00/16:06:31 to 00/16:08:29

Plot file version 127 created 22-FEB-2024 18:11:24

PSRJ1914 EM172B.UVDATA.1

Freq = 1.5947 GHz, Bw = 32.000 MH Calibrated with CL # 4 and BP # 1 (BP mode 1)



Lower frame: Milli Ampl Jy Top frame: Phas deg

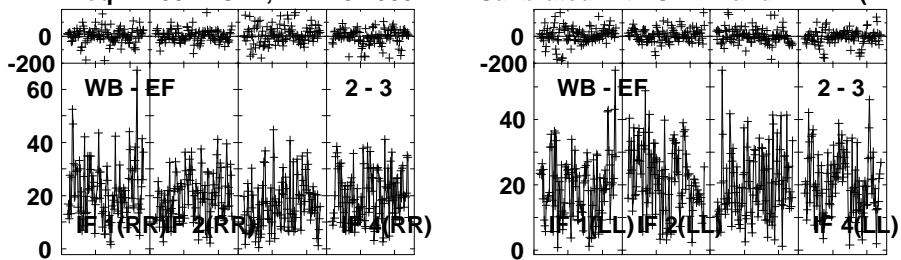
Vector averaged cross-power spectrum Several baselines displayed

Timerange: 00/16:08:31 to 00/16:11:59

Plot file version 128 created 22-FEB-2024 18:11:24

J1915+1142 EM172B.UVDATA.1

Freq = 1.5947 GHz, Bw = 32.000 MH Calibrated with CL # 4 and BP # 1 (BP mode 1)



Lower frame: Milli Ampl Jy Top frame: Phas deg

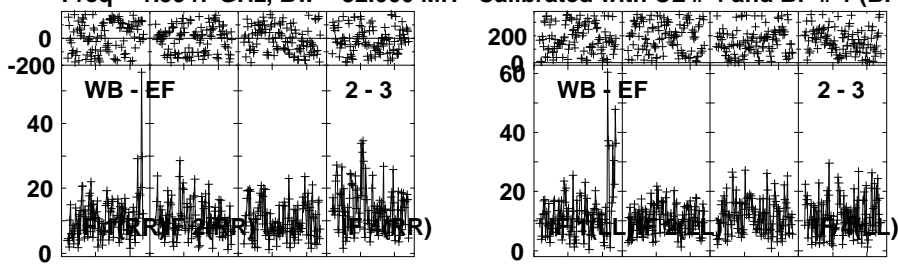
Vector averaged cross-power spectrum Several baselines displayed

Timerange: 00/16:12:31 to 00/16:14:29

Plot file version 129 created 22-FEB-2024 18:11:25

PSRJ1914 EM172B.UVDATA.1

Freq = 1.5947 GHz, Bw = 32.000 MH Calibrated with CL # 4 and BP # 1 (BP mode 1)



Lower frame: Milli Ampl Jy Top frame: Phas deg

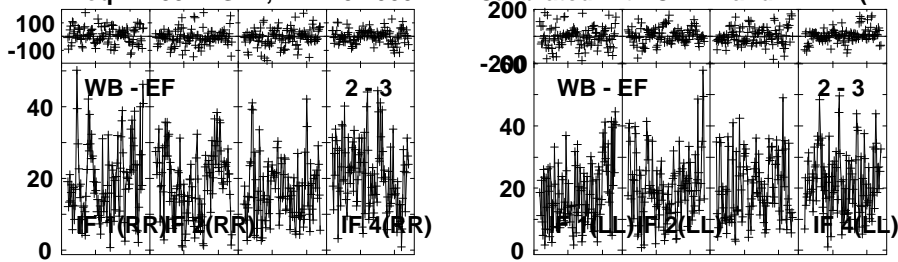
Vector averaged cross-power spectrum Several baselines displayed

Timerange: 00/16:14:31 to 00/16:17:59

Plot file version 130 created 22-FEB-2024 18:11:26

J1915+1142 EM172B.UVDATA.1

Freq = 1.5947 GHz, Bw = 32.000 MH Calibrated with CL # 4 and BP # 1 (BP mode 1)

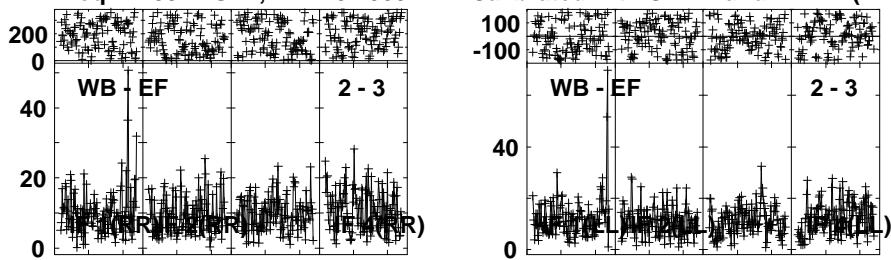


Lower frame: Milli Ampl Jy Top frame: Phas deg
Vector averaged cross-power spectrum Several baselines displayed
Timerange: 00/16:18:31 to 00/16:20:29

Plot file version 131 created 22-FEB-2024 18:11:27

PSRJ1914 EM172B.UVDATA.1

Freq = 1.5947 GHz, Bw = 32.000 MH Calibrated with CL # 4 and BP # 1 (BP mode 1)



Lower frame: Milli Ampl Jy Top frame: Phas deg

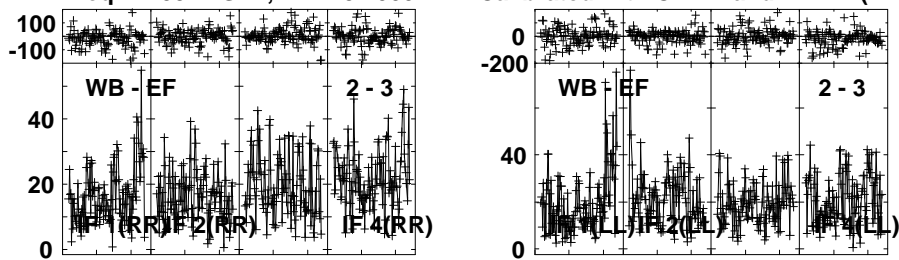
Vector averaged cross-power spectrum Several baselines displayed

Timerange: 00/16:20:31 to 00/16:23:59

Plot file version 132 created 22-FEB-2024 18:11:27

J1915+1142 EM172B.UVDATA.1

Freq = 1.5947 GHz, Bw = 32.000 MH Calibrated with CL # 4 and BP # 1 (BP mode 1)



Lower frame: Milli Ampl Jy Top frame: Phas deg

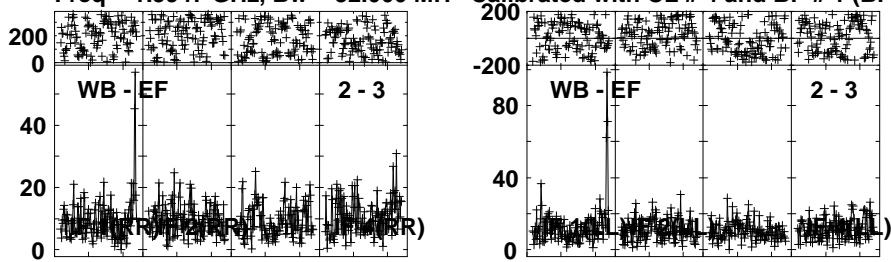
Vector averaged cross-power spectrum Several baselines displayed

Timerange: 00/16:24:31 to 00/16:26:29

Plot file version 133 created 22-FEB-2024 18:11:28

PSRJ1914 EM172B.UVDATA.1

Freq = 1.5947 GHz, Bw = 32.000 MH Calibrated with CL # 4 and BP # 1 (BP mode 1)



Lower frame: Milli Ampl Jy Top frame: Phas deg

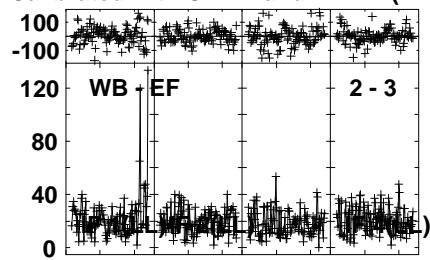
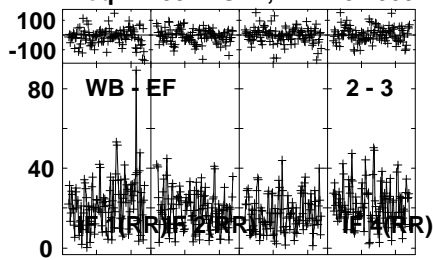
Vector averaged cross-power spectrum Several baselines displayed

Timerange: 00/16:26:31 to 00/16:29:59

Plot file version 134 created 22-FEB-2024 18:11:29

J1915+1142 EM172B.UVDATA.1

Freq = 1.5947 GHz, Bw = 32.000 MH Calibrated with CL # 4 and BP # 1 (BP mode 1)

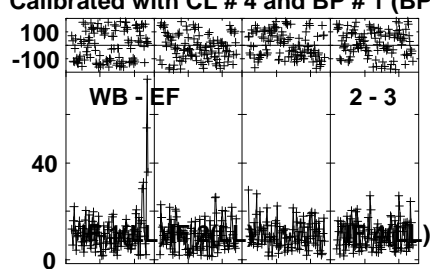
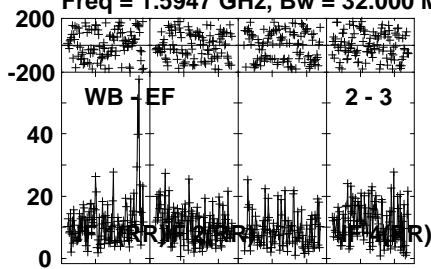


Lower frame: Milli Ampl Jy Top frame: Phas deg
Vector averaged cross-power spectrum Several baselines displayed
Timerange: 00/16:30:31 to 00/16:32:29

Plot file version 135 created 22-FEB-2024 18:11:30

PSRJ1914 EM172B.UVDATA.1

Freq = 1.5947 GHz, Bw = 32.000 MH Calibrated with CL # 4 and BP # 1 (BP mode 1)

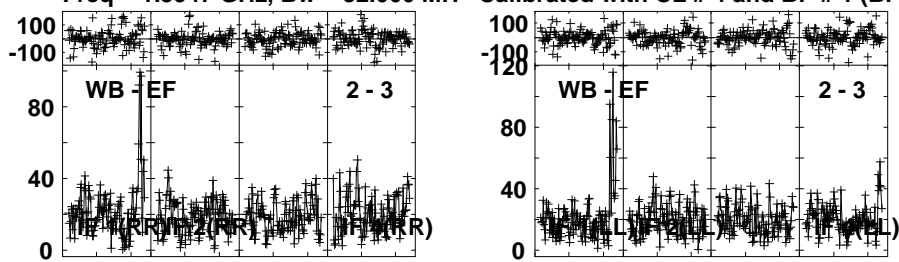


Lower frame: Milli Ampl Jy Top frame: Phas deg
Vector averaged cross-power spectrum Several baselines displayed
Timerange: 00/16:32:31 to 00/16:35:59

Plot file version 136 created 22-FEB-2024 18:11:30

J1915+1142 EM172B.UVDATA.1

Freq = 1.5947 GHz, Bw = 32.000 MH Calibrated with CL # 4 and BP # 1 (BP mode 1)



Lower frame: Milli Ampl Jy Top frame: Phas deg

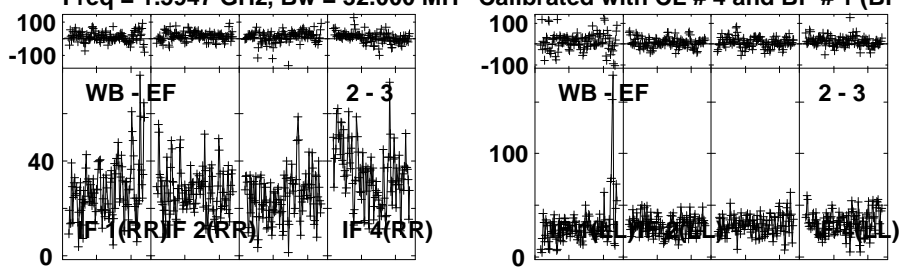
Vector averaged cross-power spectrum Several baselines displayed

Timerange: 00/16:36:31 to 00/16:38:29

Plot file version 137 created 22-FEB-2024 18:11:31

J1913+0932 EM172B.UVDATA.1

Freq = 1.5947 GHz, Bw = 32.000 MH Calibrated with CL # 4 and BP # 1 (BP mode 1)



Lower frame: Milli Ampl Jy Top frame: Phas deg

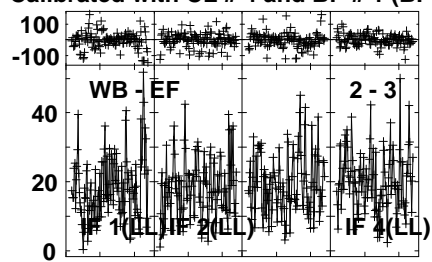
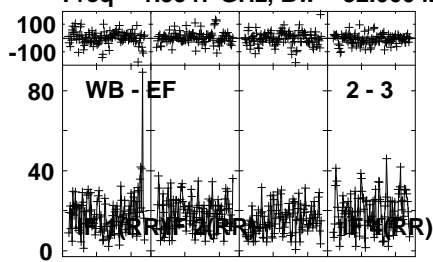
Vector averaged cross-power spectrum Several baselines displayed

Timerange: 00/16:38:31 to 00/16:40:59

Plot file version 138 created 22-FEB-2024 18:11:32

J1915+1142 EM172B.UVDATA.1

Freq = 1.5947 GHz, Bw = 32.000 MH Calibrated with CL # 4 and BP # 1 (BP mode 1)



Lower frame: Milli Ampl Jy Top frame: Phas deg

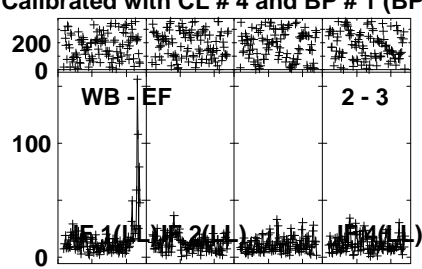
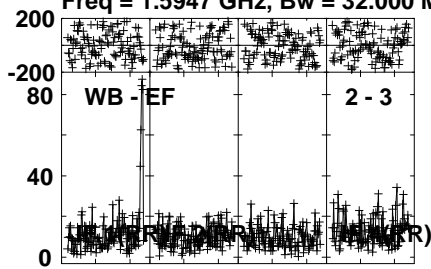
Vector averaged cross-power spectrum Several baselines displayed

Timerange: 00/16:43:01 to 00/16:45:29

Plot file version 139 created 22-FEB-2024 18:11:33

PSRJ1914 EM172B.UVDATA.1

Freq = 1.5947 GHz, Bw = 32.000 MH Calibrated with CL # 4 and BP # 1 (BP mode 1)

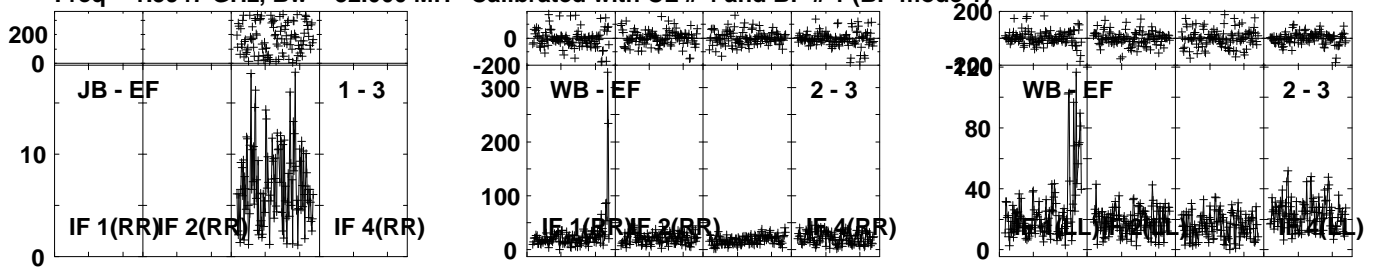


Lower frame: Milli Ampl Jy Top frame: Phas deg
Vector averaged cross-power spectrum Several baselines displayed
Timerange: 00/16:45:31 to 00/16:48:59

Plot file version 140 created 22-FEB-2024 18:11:33

J1915+1142 EM172B.UVDATA.1

Freq = 1.5947 GHz, Bw = 32.000 MH Calibrated with CL # 4 and BP # 1 (BP mode 1)



Lower frame: Milli Ampl Jy Top frame: Phas deg

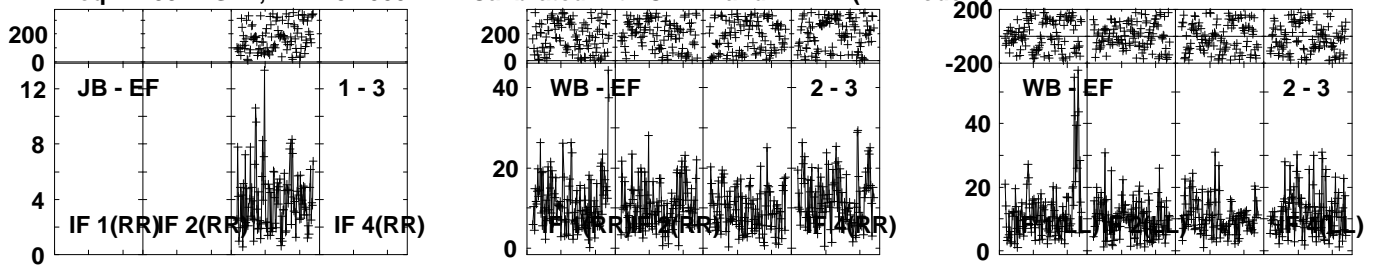
Vector averaged cross-power spectrum Several baselines displayed

Timerange: 00/16:49:31 to 00/16:51:29

Plot file version 141 created 22-FEB-2024 18:11:34

PSRJ1914 EM172B.UVDATA.1

Freq = 1.5947 GHz, Bw = 32.000 MH Calibrated with CL # 4 and BP # 1 (BP mode 1)



Lower frame: Milli Ampl Jy Top frame: Phas deg

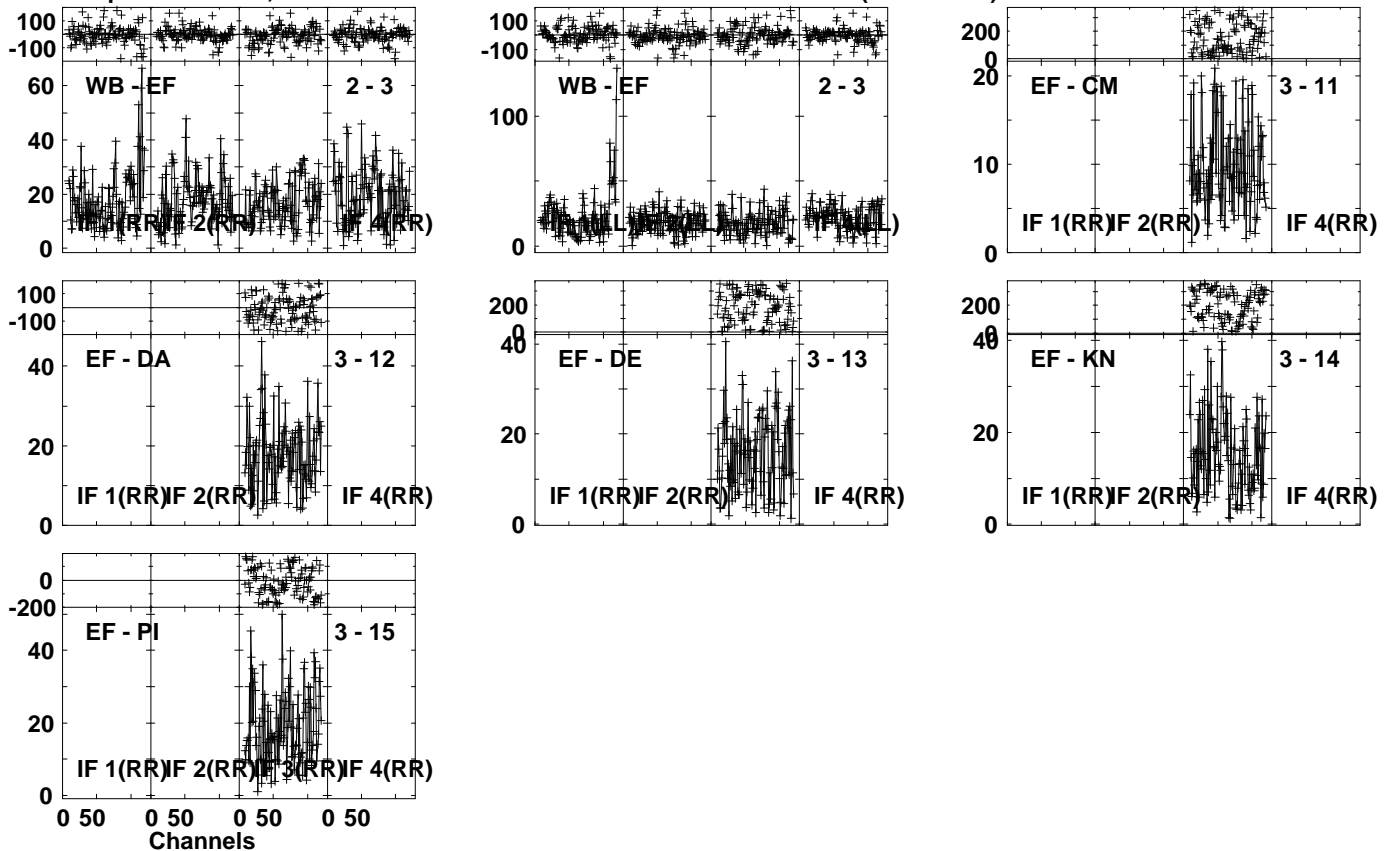
Vector averaged cross-power spectrum Several baselines displayed

Timerange: 00/16:51:31 to 00/16:54:59

Plot file version 142 created 22-FEB-2024 18:11:35

J1915+1142 EM172B.UVDATA.1

Freq = 1.5947 GHz, Bw = 32.000 MH Calibrated with CL # 4 and BP # 1 (BP mode 1)



Lower frame: Milli Ampl Jy Top frame: Phas deg

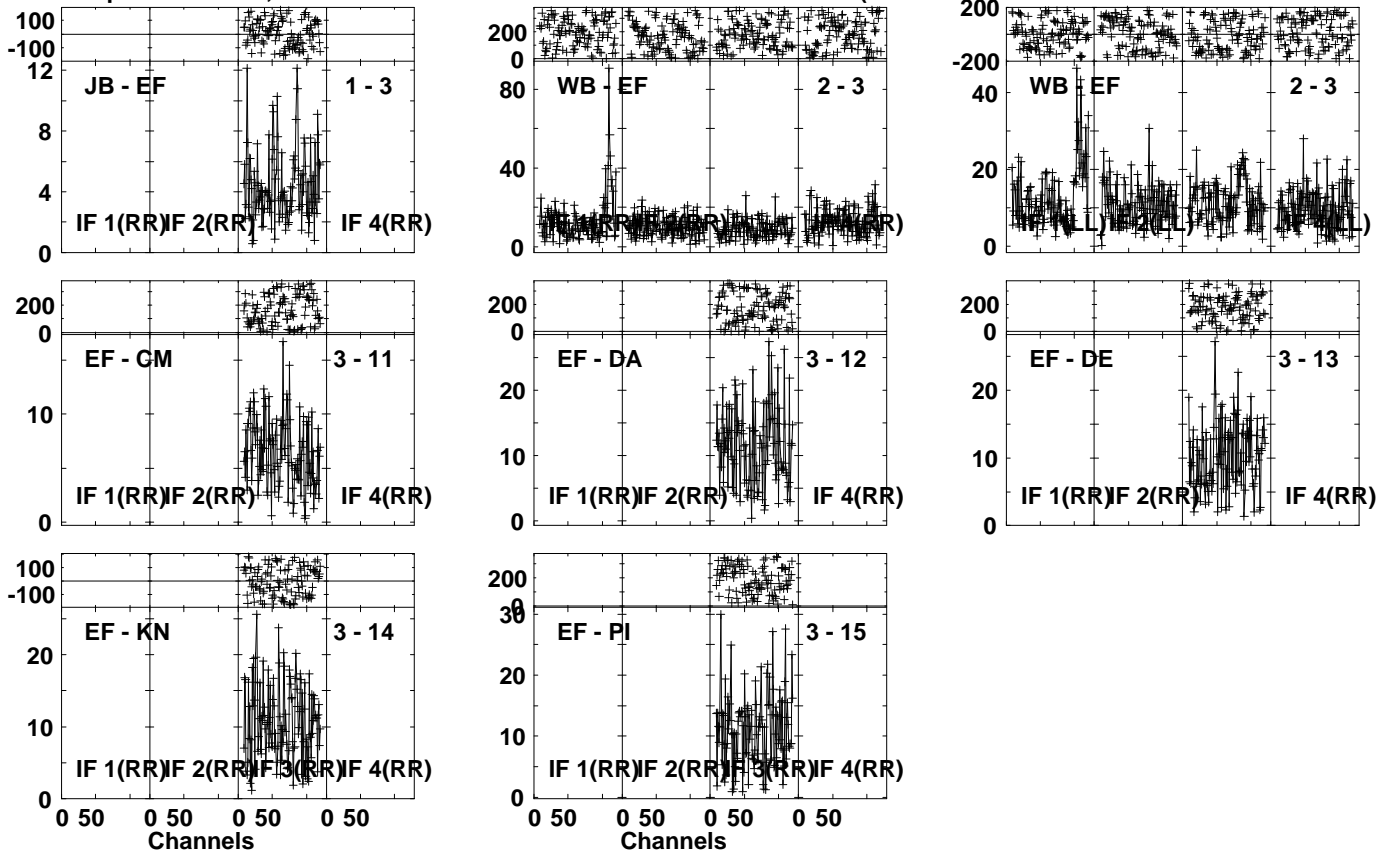
Vector averaged cross-power spectrum Several baselines displayed

Timerange: 00/16:55:31 to 00/16:57:29

Plot file version 143 created 22-FEB-2024 18:11:36

PSRJ1914 EM172B.UVDATA.1

Freq = 1.5947 GHz, Bw = 32.000 MH Calibrated with CL # 4 and BP # 1 (BP mode 1)

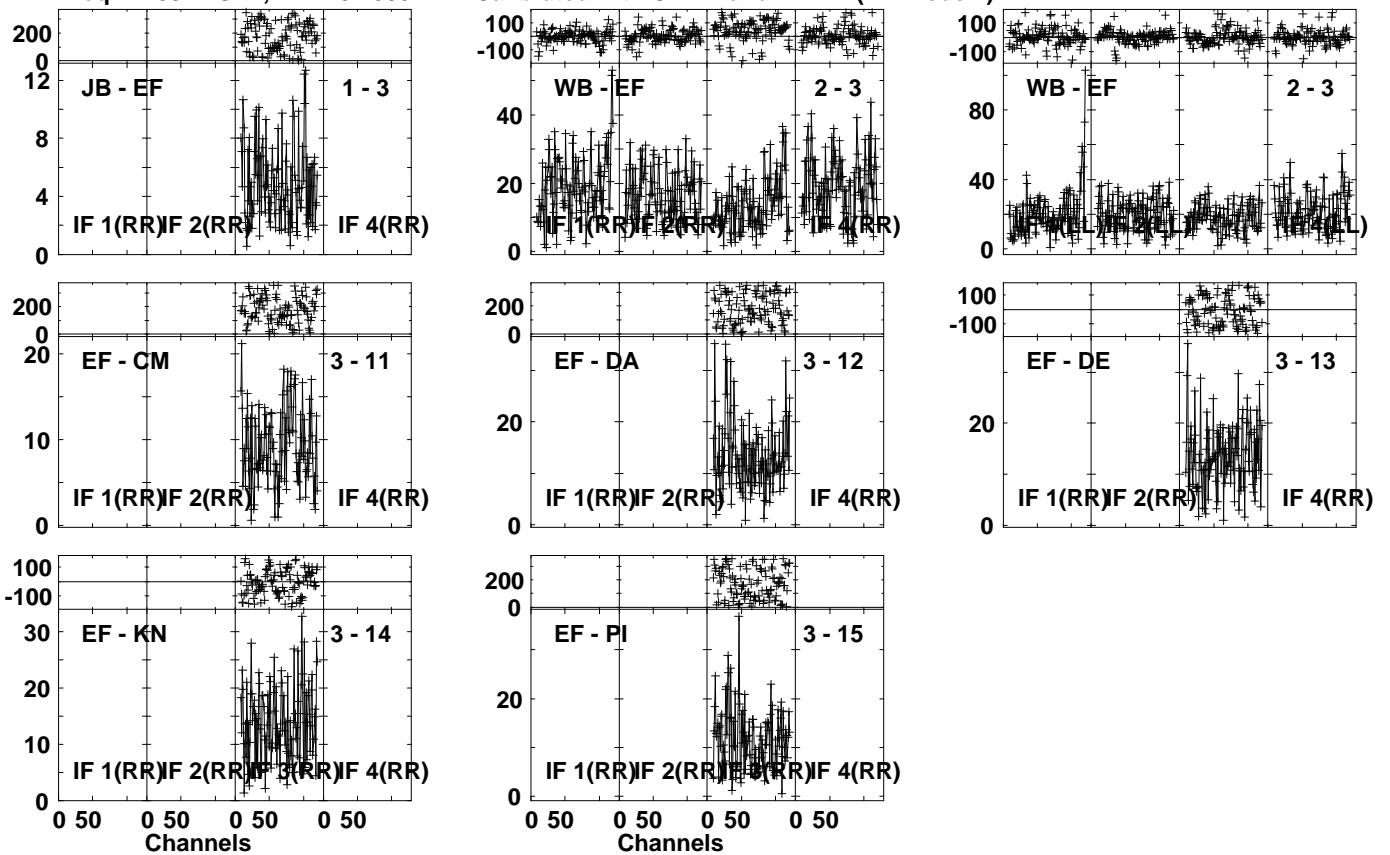


Lower frame: Milli Ampl Jy Top frame: Phas deg
Vector averaged cross-power spectrum Several baselines displayed
Timerange: 00:16:57:31 to 00:17:00:59

Plot file version 144 created 22-FEB-2024 18:11:36

J1915+1142 EM172B.UVDATA.1

Freq = 1.5947 GHz, Bw = 32.000 MH Calibrated with CL # 4 and BP # 1 (BP mode 1)

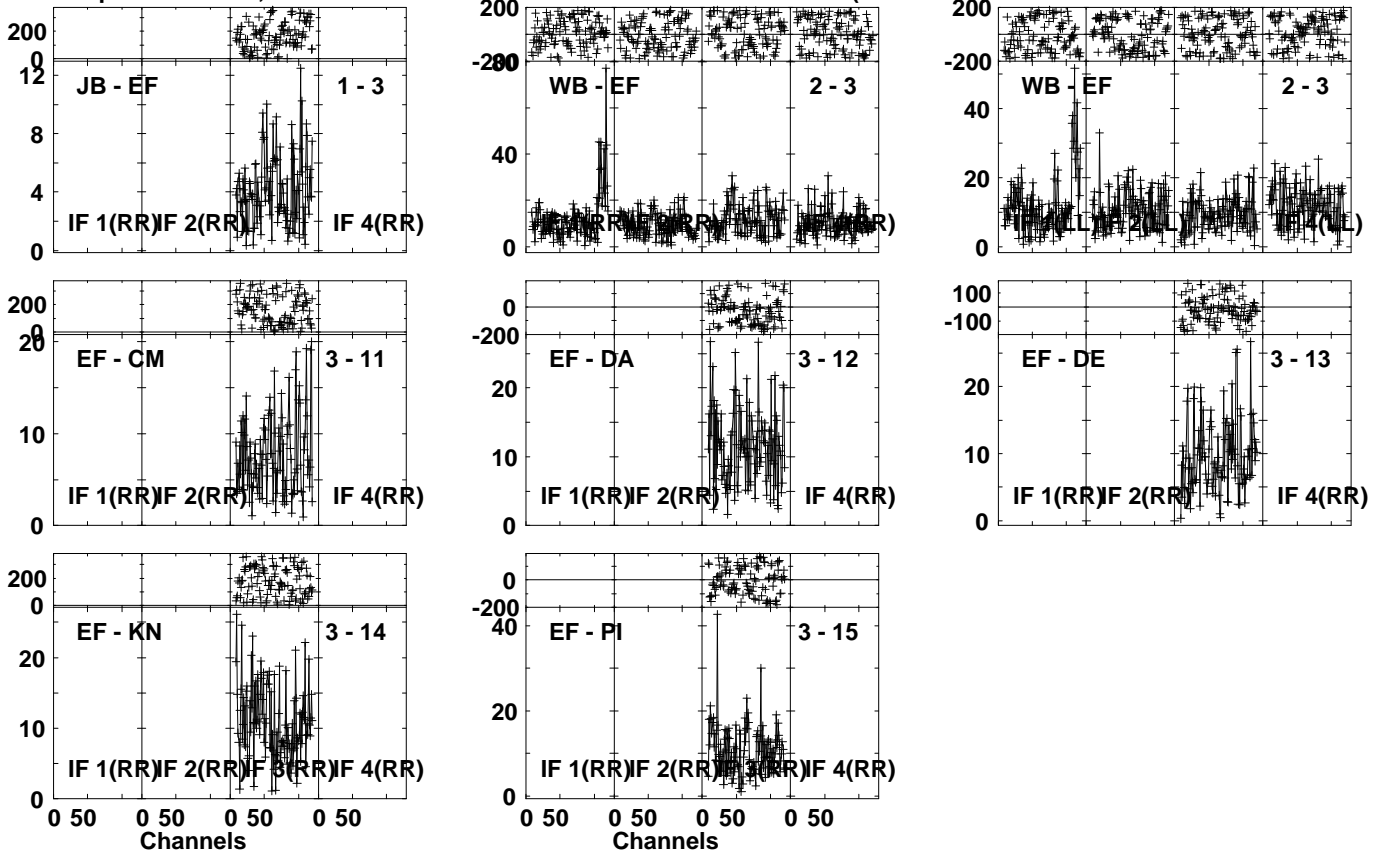


Lower frame: Milli Ampl Jy Top frame: Phas deg
Vector averaged cross-power spectrum Several baselines displayed
Timerange: 00/17:01:31 to 00/17:03:29

Plot file version 145 created 22-FEB-2024 18:11:37

PSRJ1914 EM172B.UVDATA.1

Freq = 1.5947 GHz, Bw = 32.000 MH Calibrated with CL # 4 and BP # 1 (BP mode 1)

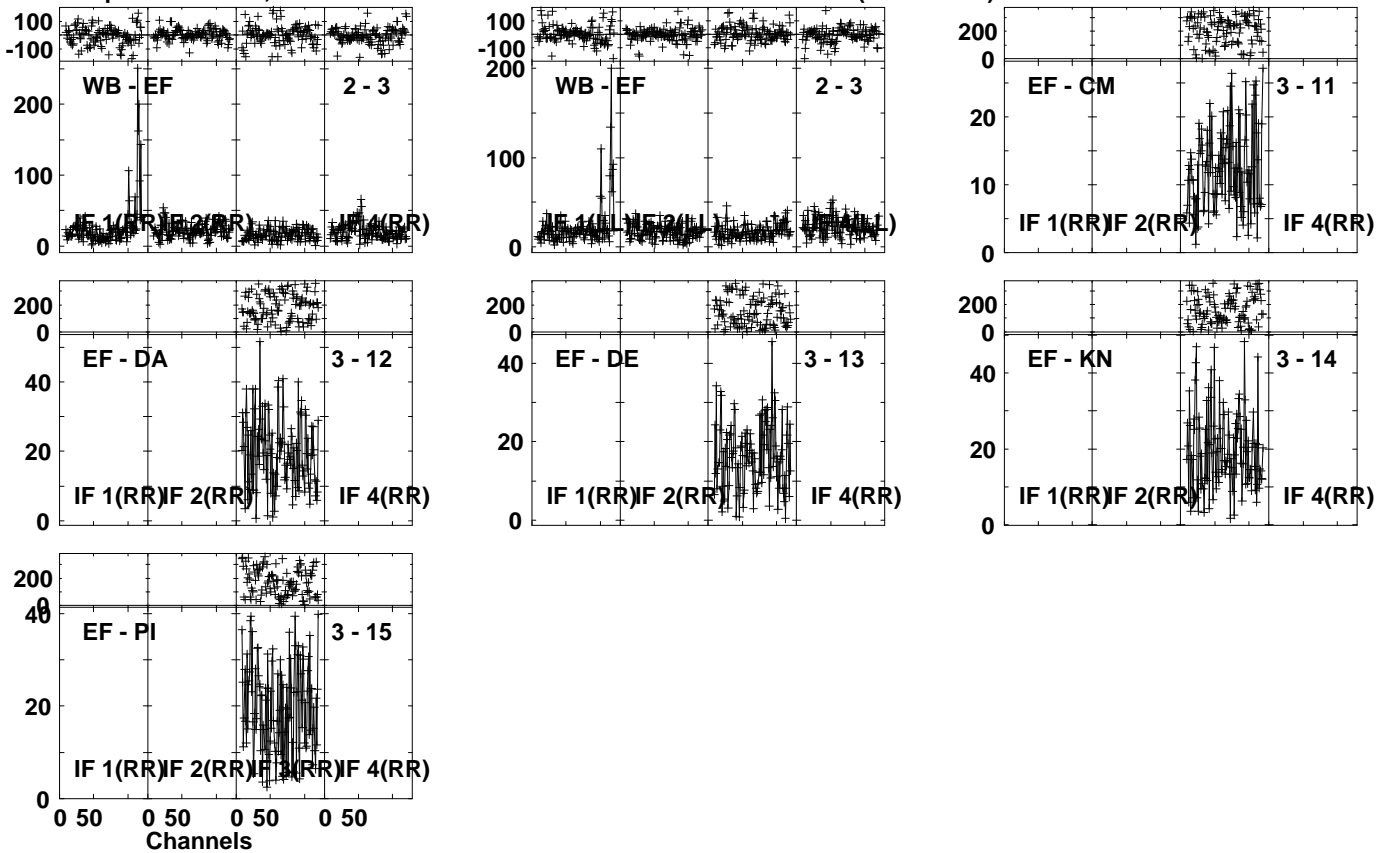


Lower frame: Milli Ampl Jy Top frame: Phas deg
Vector averaged cross-power spectrum Several baselines displayed
Timerange: 00/17:03:31 to 00/17:06:59

Plot file version 146 created 22-FEB-2024 18:11:38

J1915+1142 EM172B.UVDATA.1

Freq = 1.5947 GHz, Bw = 32.000 MH Calibrated with CL # 4 and BP # 1 (BP mode 1)

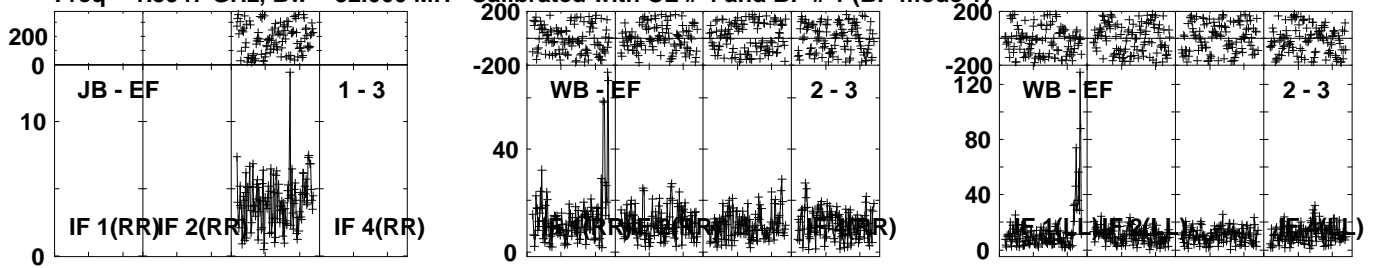


Lower frame: Milli Ampl Jy Top frame: Phas deg
Vector averaged cross-power spectrum Several baselines displayed
Timerange: 00/17:07:31 to 00/17:09:29

Plot file version 147 created 22-FEB-2024 18:11:39

PSRJ1914 EM172B.UVDATA.1

Freq = 1.5947 GHz, Bw = 32.000 MH Calibrated with CL # 4 and BP # 1 (BP mode 1)

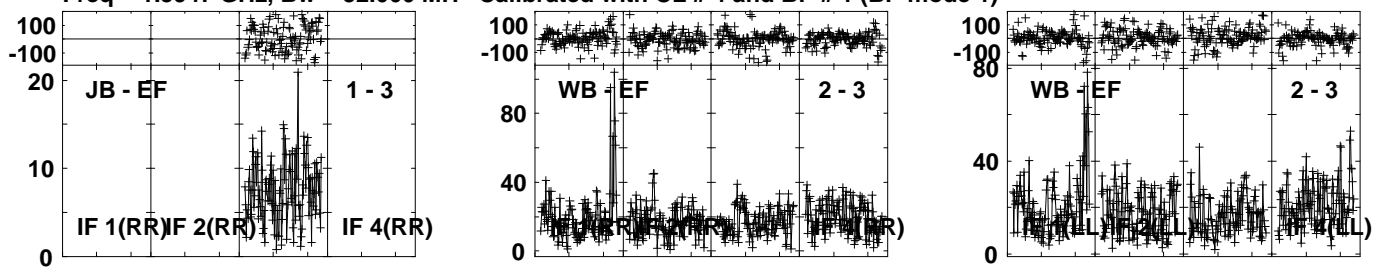


Lower frame: Milli Ampl Jy Top frame: Phas deg
Vector averaged cross-power spectrum Several baselines displayed
Timerange: 00/17:09:31 to 00/17:12:59

Plot file version 148 created 22-FEB-2024 18:11:40

J1915+1142 EM172B.UVDATA.1

Freq = 1.5947 GHz, Bw = 32.000 MH Calibrated with CL # 4 and BP # 1 (BP mode 1)



Lower frame: Milli Ampl Jy Top frame: Phas deg

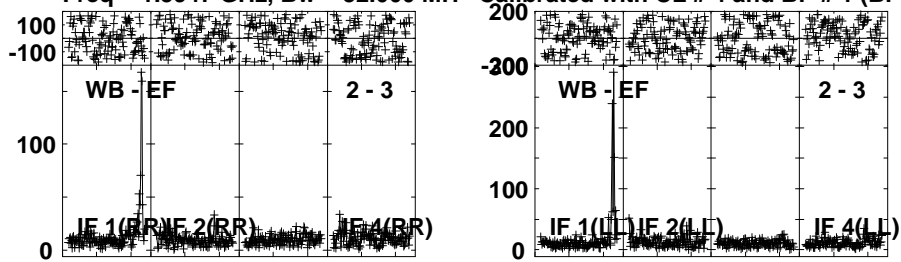
Vector averaged cross-power spectrum Several baselines displayed

Timerange: 00/17:13:31 to 00/17:15:29

Plot file version 149 created 22-FEB-2024 18:11:40

PSRJ1914 EM172B.UVDATA.1

Freq = 1.5947 GHz, Bw = 32.000 MH Calibrated with CL # 4 and BP # 1 (BP mode 1)

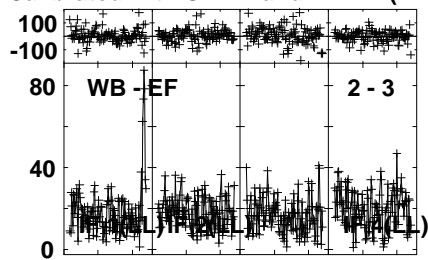
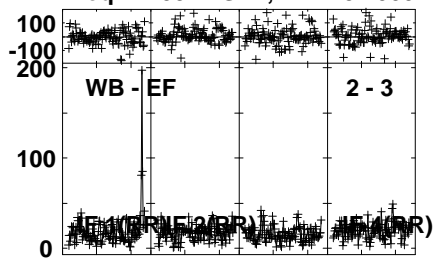


Lower frame: Milli Ampl Jy Top frame: Phas deg
Vector averaged cross-power spectrum Several baselines displayed
Timerange: 00/17:15:31 to 00/17:18:59

Plot file version 150 created 22-FEB-2024 18:11:41

J1915+1142 EM172B.UVDATA.1

Freq = 1.5947 GHz, Bw = 32.000 MH Calibrated with CL # 4 and BP # 1 (BP mode 1)

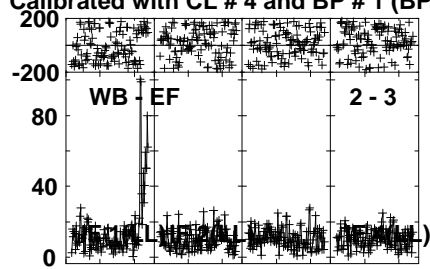
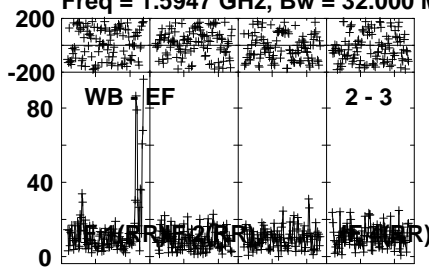


Lower frame: Milli Ampl Jy Top frame: Phas deg
Vector averaged cross-power spectrum Several baselines displayed
Timerange: 00/17:19:31 to 00/17:21:29

Plot file version 151 created 22-FEB-2024 18:11:41

PSRJ1914 EM172B.UVDATA.1

Freq = 1.5947 GHz, Bw = 32.000 MH Calibrated with CL # 4 and BP # 1 (BP mode 1)

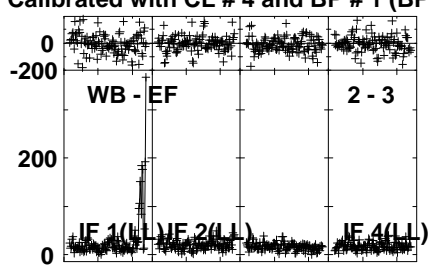
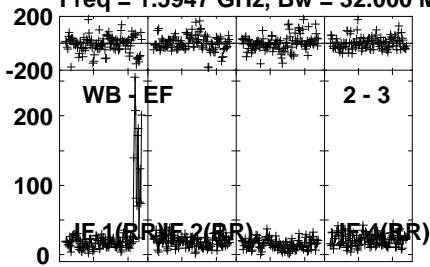


Lower frame: Milli Ampl Jy Top frame: Phas deg
Vector averaged cross-power spectrum Several baselines displayed
Timerange: 00/17:21:31 to 00/17:24:59

Plot file version 152 created 22-FEB-2024 18:11:42

J1915+1142 EM172B.UVDATA.1

Freq = 1.5947 GHz, Bw = 32.000 MH Calibrated with CL # 4 and BP # 1 (BP mode 1)

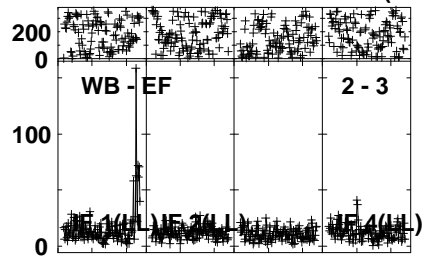
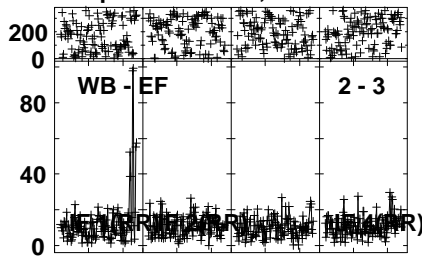


Lower frame: Milli Ampl Jy Top frame: Phas deg
Vector averaged cross-power spectrum Several baselines displayed
Timerange: 00/17:25:31 to 00/17:27:29

Plot file version 153 created 22-FEB-2024 18:11:43

PSRJ1914 EM172B.UVDATA.1

Freq = 1.5947 GHz, Bw = 32.000 MH Calibrated with CL # 4 and BP # 1 (BP mode 1)

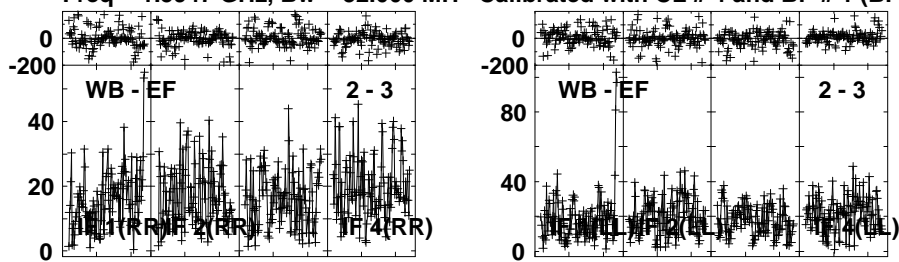


Lower frame: Milli Ampl Jy Top frame: Phas deg
Vector averaged cross-power spectrum Several baselines displayed
Timerange: 00/17:27:31 to 00/17:30:59

Plot file version 154 created 22-FEB-2024 18:11:43

J1915+1142 EM172B.UVDATA.1

Freq = 1.5947 GHz, Bw = 32.000 MH Calibrated with CL # 4 and BP # 1 (BP mode 1)



Lower frame: Milli Ampl Jy Top frame: Phas deg

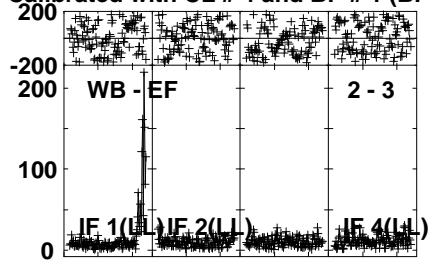
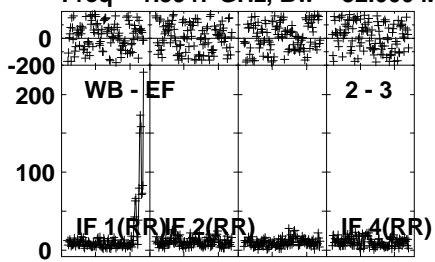
Vector averaged cross-power spectrum Several baselines displayed

Timerange: 00/17:31:31 to 00/17:33:29

Plot file version 155 created 22-FEB-2024 18:11:44

PSRJ1914 EM172B.UVDATA.1

Freq = 1.5947 GHz, Bw = 32.000 MH Calibrated with CL # 4 and BP # 1 (BP mode 1)



Lower frame: Milli Ampl Jy Top frame: Phas deg

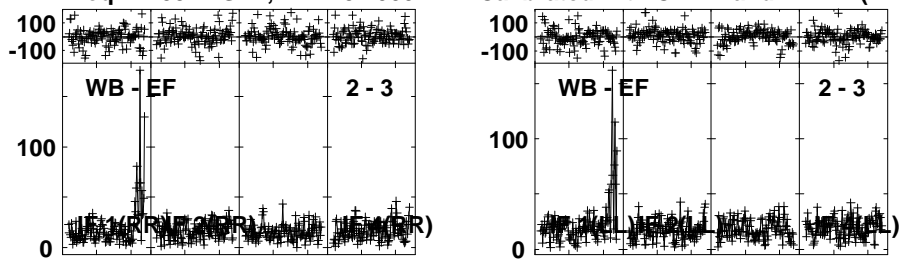
Vector averaged cross-power spectrum Several baselines displayed

Timerange: 00/17:33:31 to 00/17:36:59

Plot file version 156 created 22-FEB-2024 18:11:45

J1915+1142 EM172B.UVDATA.1

Freq = 1.5947 GHz, Bw = 32.000 MH Calibrated with CL # 4 and BP # 1 (BP mode 1)



Lower frame: Milli Ampl Jy Top frame: Phas deg

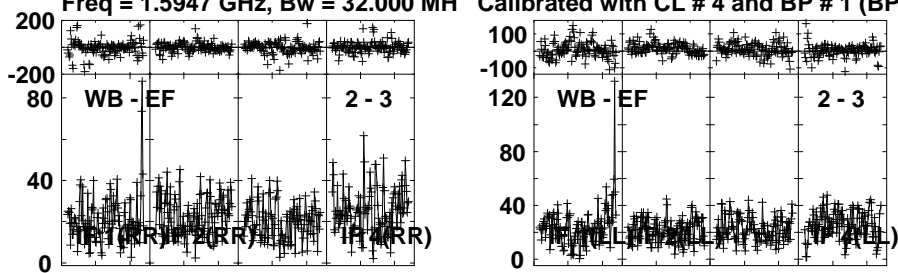
Vector averaged cross-power spectrum Several baselines displayed

Timerange: 00/17:37:31 to 00/17:39:29

Plot file version 157 created 22-FEB-2024 18:11:45

J1913+0932 EM172B.UVDATA.1

Freq = 1.5947 GHz, Bw = 32.000 MH Calibrated with CL # 4 and BP # 1 (BP mode 1)

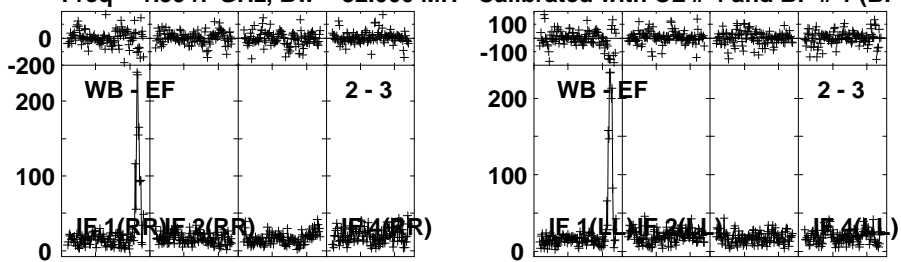


Lower frame: Milli Ampl Jy Top frame: Phas deg
Vector averaged cross-power spectrum Several baselines displayed
Timerange: 00/17:39:31 to 00/17:41:59

Plot file version 158 created 22-FEB-2024 18:11:46

J1915+1142 EM172B.UVDATA.1

Freq = 1.5947 GHz, Bw = 32.000 MH Calibrated with CL # 4 and BP # 1 (BP mode 1)



Lower frame: Milli Ampl Jy Top frame: Phas deg

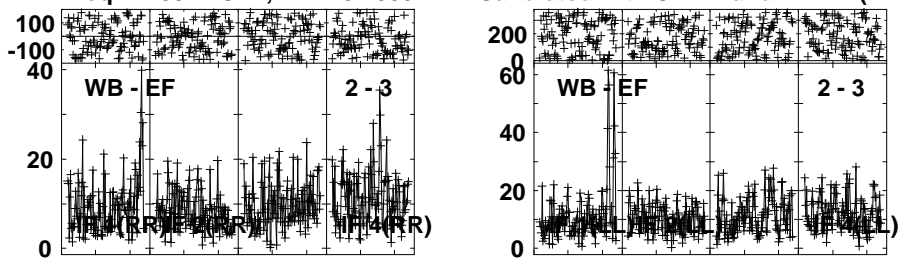
Vector averaged cross-power spectrum Several baselines displayed

Timerange: 00/17:44:01 to 00/17:46:29

Plot file version 159 created 22-FEB-2024 18:11:47

PSRJ1914 EM172B.UVDATA.1

Freq = 1.5947 GHz, Bw = 32.000 MH Calibrated with CL # 4 and BP # 1 (BP mode 1)



Lower frame: Milli Ampl Jy Top frame: Phas deg

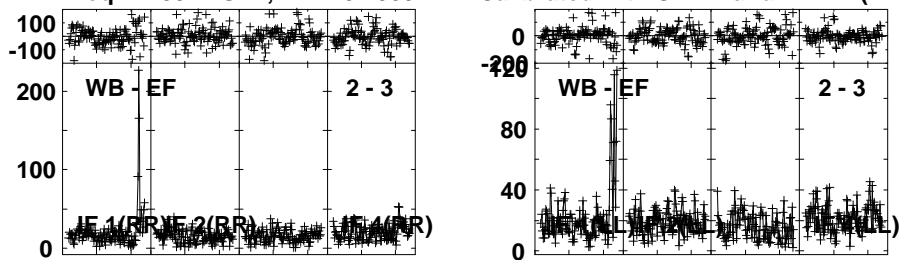
Vector averaged cross-power spectrum Several baselines displayed

Timerange: 00/17:46:31 to 00/17:49:59

Plot file version 160 created 22-FEB-2024 18:11:47

J1915+1142 EM172B.UVDATA.1

Freq = 1.5947 GHz, Bw = 32.000 MH Calibrated with CL # 4 and BP # 1 (BP mode 1)

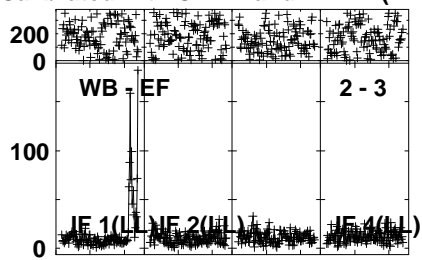
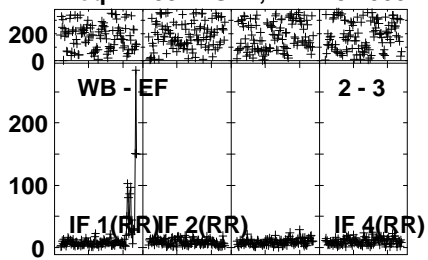


Lower frame: Milli Ampl Jy Top frame: Phas deg
Vector averaged cross-power spectrum Several baselines displayed
Timerange: 00/17:50:31 to 00/17:52:29

Plot file version 161 created 22-FEB-2024 18:11:48

PSRJ1914 EM172B.UVDATA.1

Freq = 1.5947 GHz, Bw = 32.000 MH Calibrated with CL # 4 and BP # 1 (BP mode 1)



Lower frame: Milli Ampl Jy Top frame: Phas deg

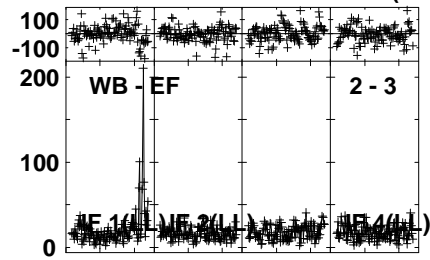
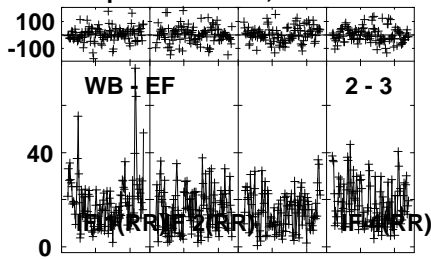
Vector averaged cross-power spectrum Several baselines displayed

Timerange: 00/17:52:31 to 00/17:55:59

Plot file version 162 created 22-FEB-2024 18:11:49

J1915+1142 EM172B.UVDATA.1

Freq = 1.5947 GHz, Bw = 32.000 MH Calibrated with CL # 4 and BP # 1 (BP mode 1)

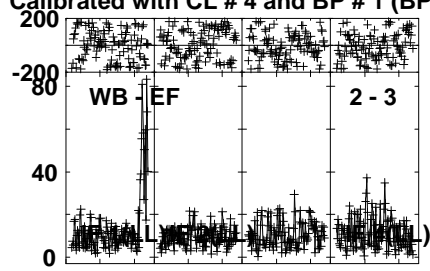
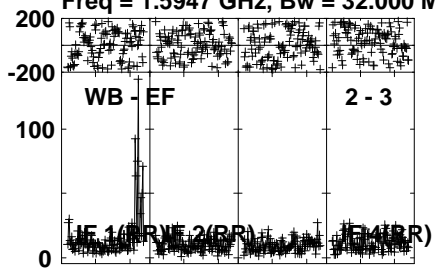


Lower frame: Milli Ampl Jy Top frame: Phas deg
Vector averaged cross-power spectrum Several baselines displayed
Timerange: 00/17:56:31 to 00/17:58:29

Plot file version 163 created 22-FEB-2024 18:11:50

PSRJ1914 EM172B.UVDATA.1

Freq = 1.5947 GHz, Bw = 32.000 MH Calibrated with CL # 4 and BP # 1 (BP mode 1)

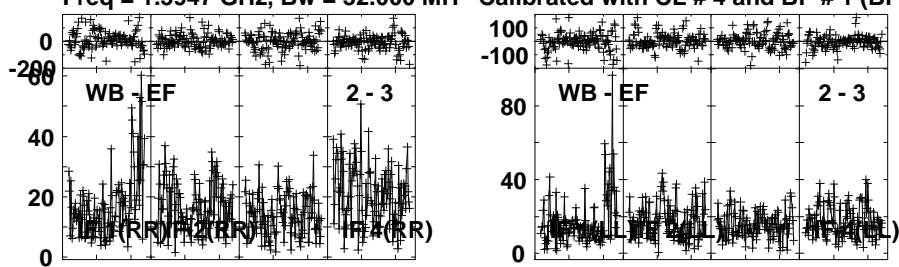


Lower frame: Milli Ampl Jy Top frame: Phas deg
Vector averaged cross-power spectrum Several baselines displayed
Timerange: 00/17:58:31 to 00/18:01:59

Plot file version 164 created 22-FEB-2024 18:11:50

J1915+1142 EM172B.UVDATA.1

Freq = 1.5947 GHz, Bw = 32.000 MH Calibrated with CL # 4 and BP # 1 (BP mode 1)



Lower frame: Milli Ampl Jy Top frame: Phas deg

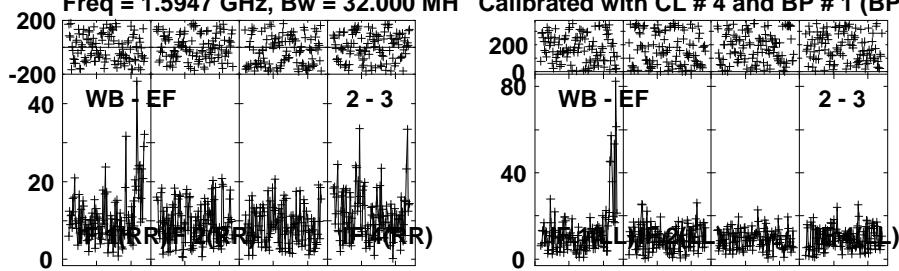
Vector averaged cross-power spectrum Several baselines displayed

Timerange: 00/18:02:31 to 00/18:04:29

Plot file version 165 created 22-FEB-2024 18:11:51

PSRJ1914 EM172B.UVDATA.1

Freq = 1.5947 GHz, Bw = 32.000 MH Calibrated with CL # 4 and BP # 1 (BP mode 1)



Lower frame: Milli Ampl Jy Top frame: Phas deg

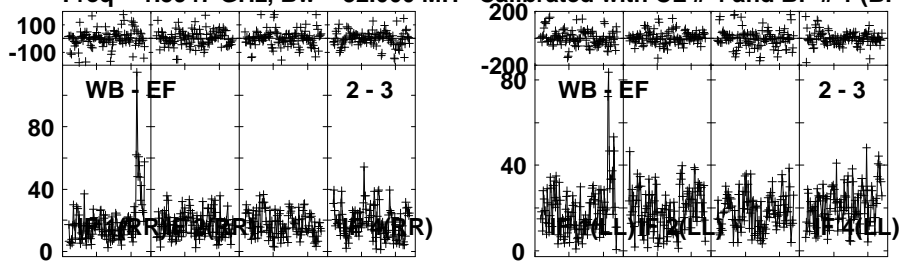
Vector averaged cross-power spectrum Several baselines displayed

Timerange: 00/18:04:31 to 00/18:07:59

Plot file version 166 created 22-FEB-2024 18:11:52

J1915+1142 EM172B.UVDATA.1

Freq = 1.5947 GHz, Bw = 32.000 MH Calibrated with CL # 4 and BP # 1 (BP mode 1)

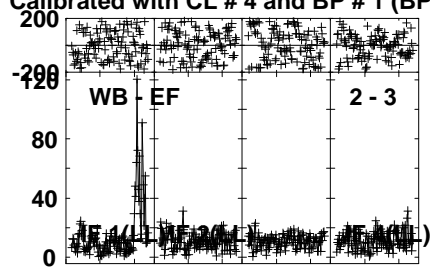
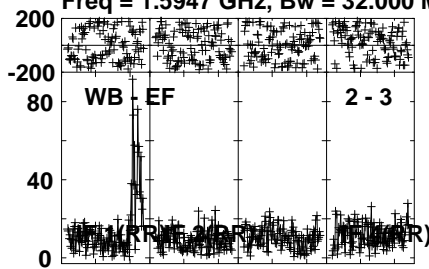


Lower frame: Milli Ampl Jy Top frame: Phas deg
Vector averaged cross-power spectrum Several baselines displayed
Timerange: 00/18:08:31 to 00/18:10:29

Plot file version 167 created 22-FEB-2024 18:11:52

PSRJ1914 EM172B.UVDATA.1

Freq = 1.5947 GHz, Bw = 32.000 MH Calibrated with CL # 4 and BP # 1 (BP mode 1)



Lower frame: Milli Ampl Jy Top frame: Phas deg

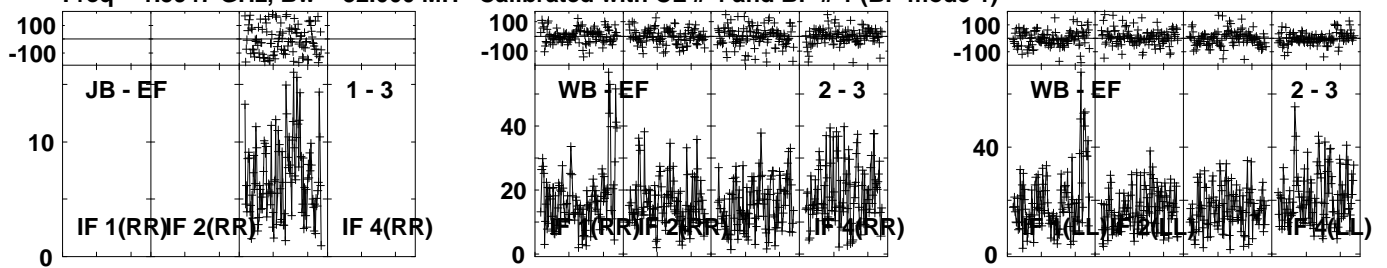
Vector averaged cross-power spectrum Several baselines displayed

Timerange: 00/18:10:31 to 00/18:13:59

Plot file version 168 created 22-FEB-2024 18:11:53

J1915+1142 EM172B.UVDATA.1

Freq = 1.5947 GHz, Bw = 32.000 MH Calibrated with CL # 4 and BP # 1 (BP mode 1)

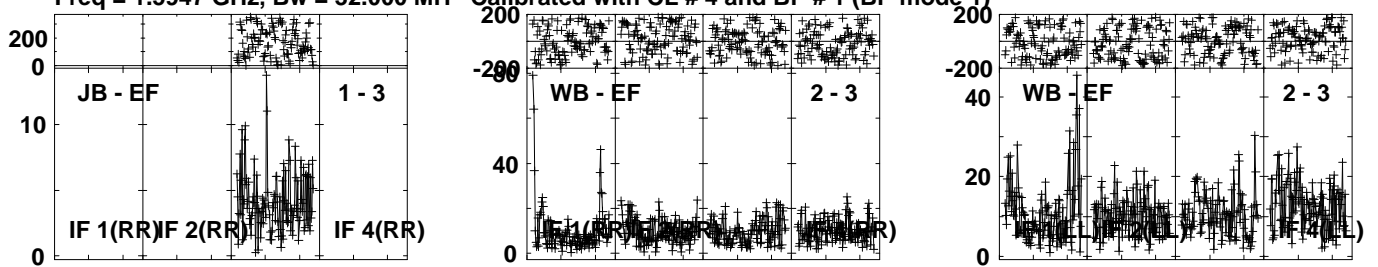


Lower frame: Milli Ampl Jy Top frame: Phas deg
Vector averaged cross-power spectrum Several baselines displayed
Timerange: 00/18:14:31 to 00/18:16:29

Plot file version 169 created 22-FEB-2024 18:11:54

PSRJ1914 EM172B.UVDATA.1

Freq = 1.5947 GHz, Bw = 32.000 MH Calibrated with CL # 4 and BP # 1 (BP mode 1)



Lower frame: Milli Ampl Jy Top frame: Phas deg

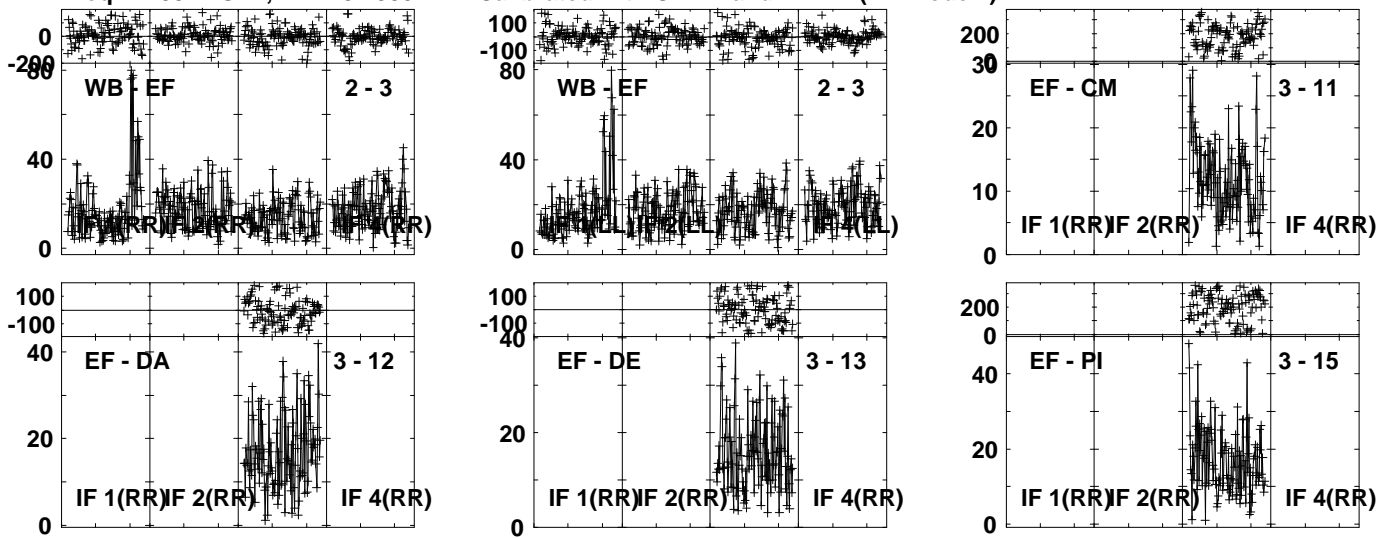
Vector averaged cross-power spectrum Several baselines displayed

Timerange: 00/18:16:31 to 00/18:19:59

Plot file version 170 created 22-FEB-2024 18:11:54

J1915+1142 EM172B.UVDATA.1

Freq = 1.5947 GHz, Bw = 32.000 MH Calibrated with CL # 4 and BP # 1 (BP mode 1)

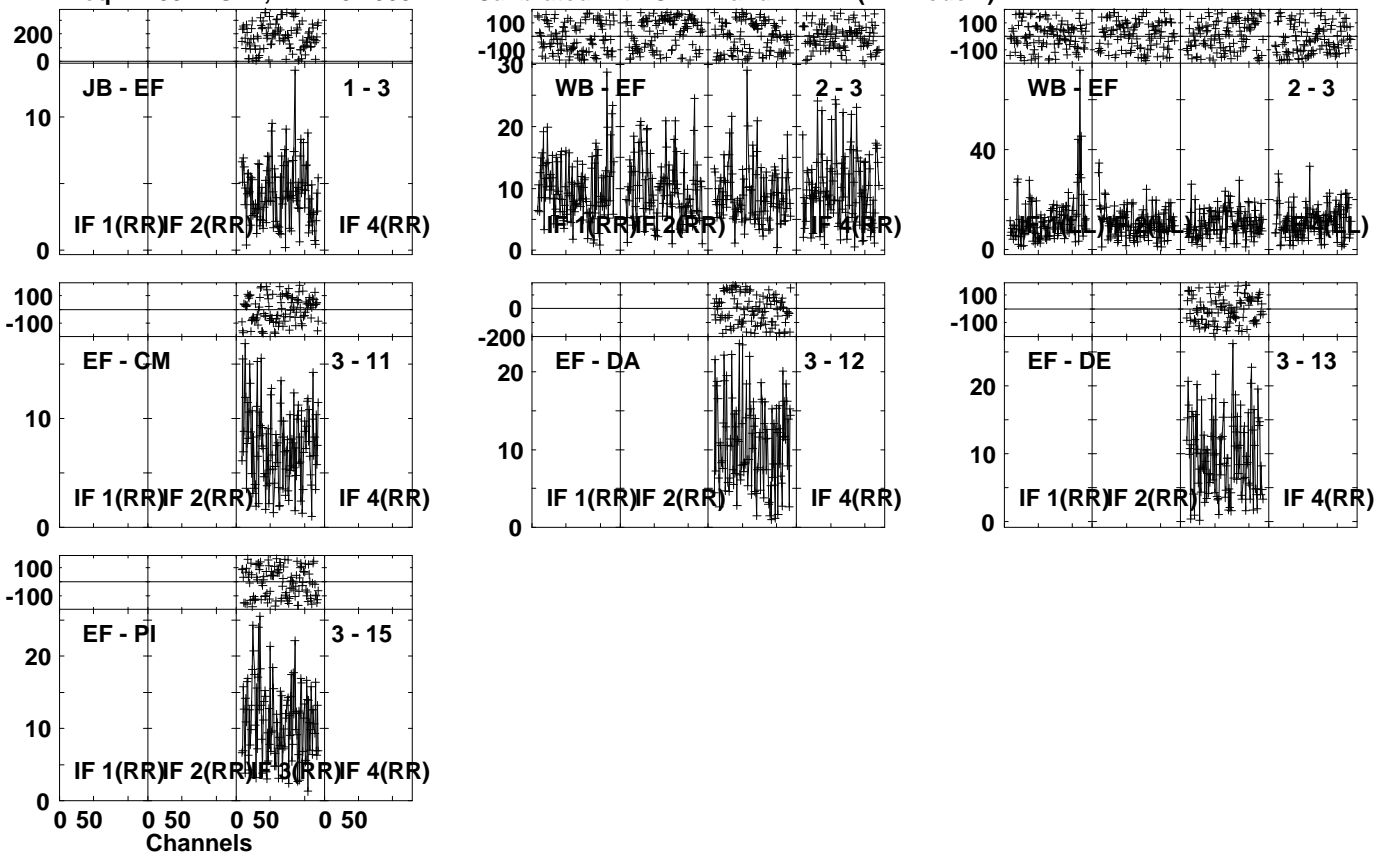


Lower frame: Milli Ampl Jy Top frame: Phas deg
Vector averaged cross-power spectrum Several baselines displayed
Timerange: 00/18:20:31 to 00/18:22:29

Plot file version 171 created 22-FEB-2024 18:11:55

PSRJ1914 EM172B.UVDATA.1

Freq = 1.5947 GHz, Bw = 32.000 MH Calibrated with CL # 4 and BP # 1 (BP mode 1)



Lower frame: Milli Ampl Jy Top frame: Phas deg

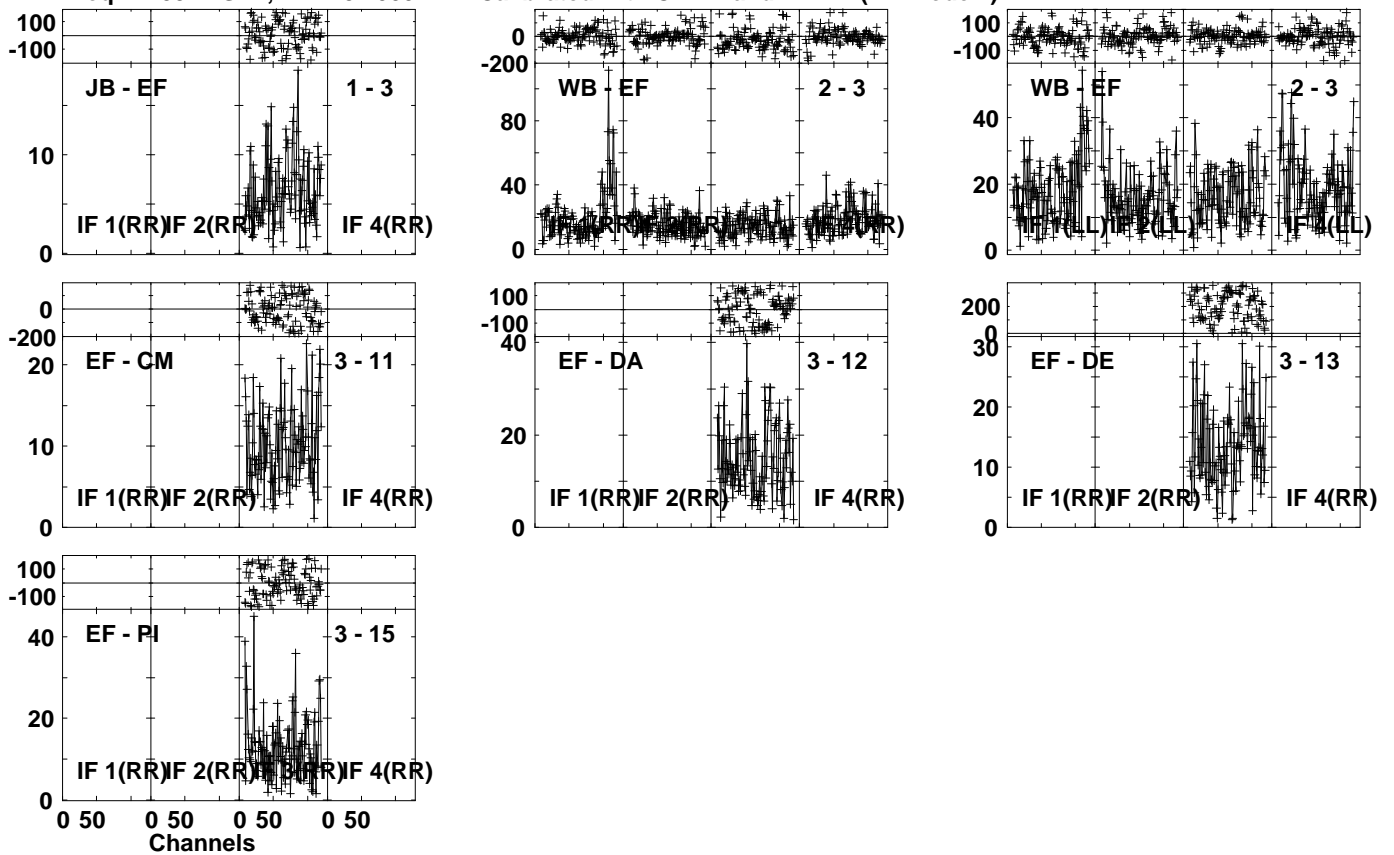
Vector averaged cross-power spectrum Several baselines displayed

Timerange: 00/18:22:31 to 00/18:25:59

Plot file version 172 created 22-FEB-2024 18:11:56

J1915+1142 EM172B.UVDATA.1

Freq = 1.5947 GHz, Bw = 32.000 MH Calibrated with CL # 4 and BP # 1 (BP mode 1)



Lower frame: Milli Ampl Jy Top frame: Phas deg

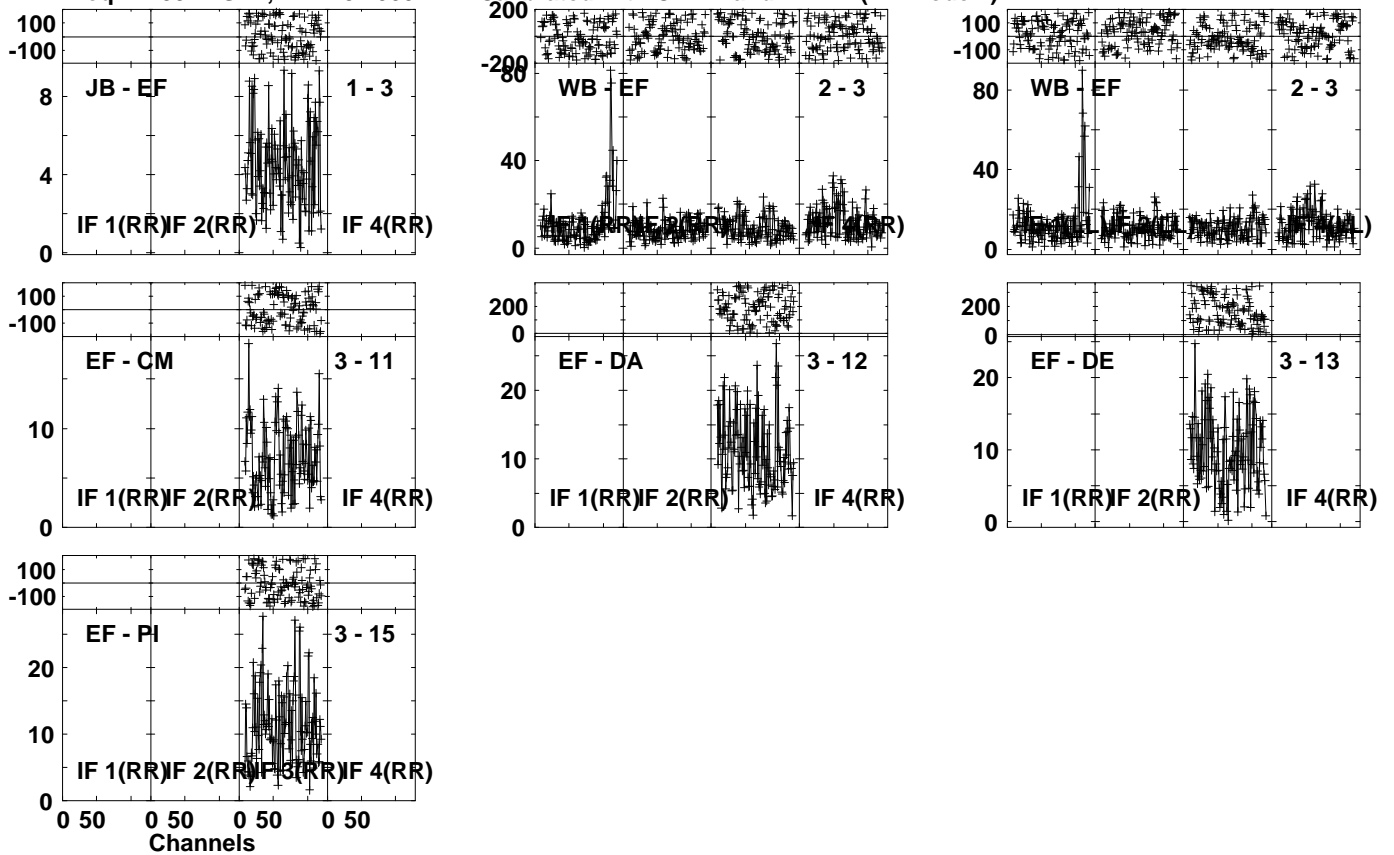
Vector averaged cross-power spectrum Several baselines displayed

Timerange: 00/18:26:31 to 00/18:28:29

Plot file version 173 created 22-FEB-2024 18:11:56

PSRJ1914 EM172B.UVDATA.1

Freq = 1.5947 GHz, Bw = 32.000 MH Calibrated with CL # 4 and BP # 1 (BP mode 1)



Lower frame: Milli Ampl Jy Top frame: Phas deg

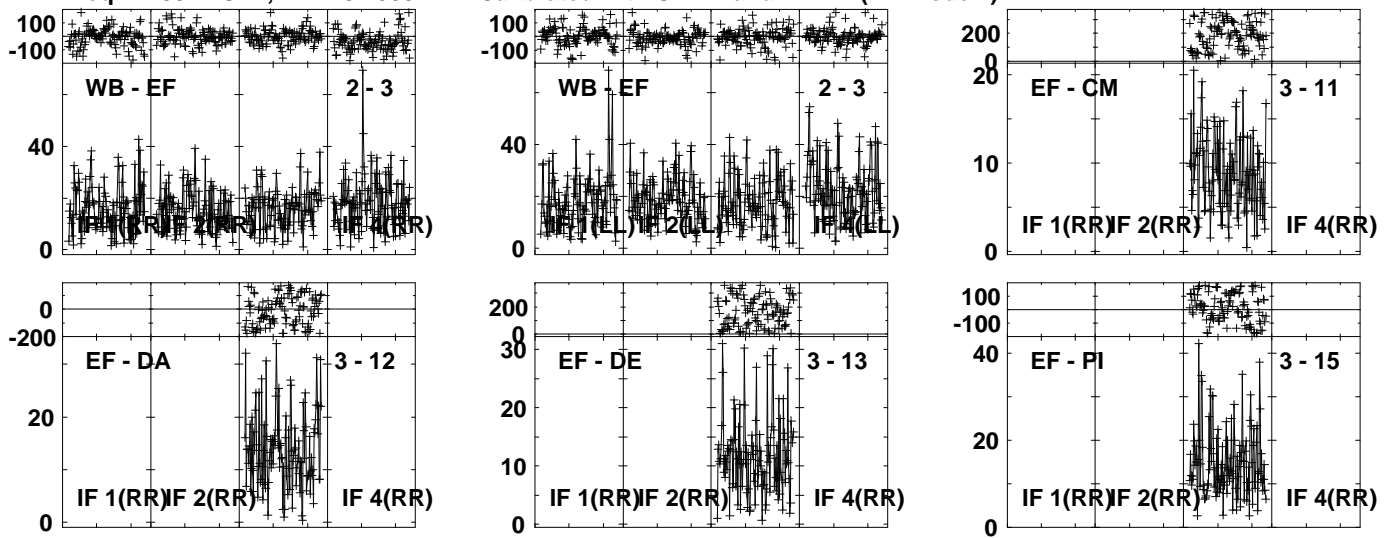
Vector averaged cross-power spectrum Several baselines displayed

Timerange: 00/18:28:31 to 00/18:31:59

Plot file version 174 created 22-FEB-2024 18:11:57

J1915+1142 EM172B.UVDATA.1

Freq = 1.5947 GHz, Bw = 32.000 MH Calibrated with CL # 4 and BP # 1 (BP mode 1)

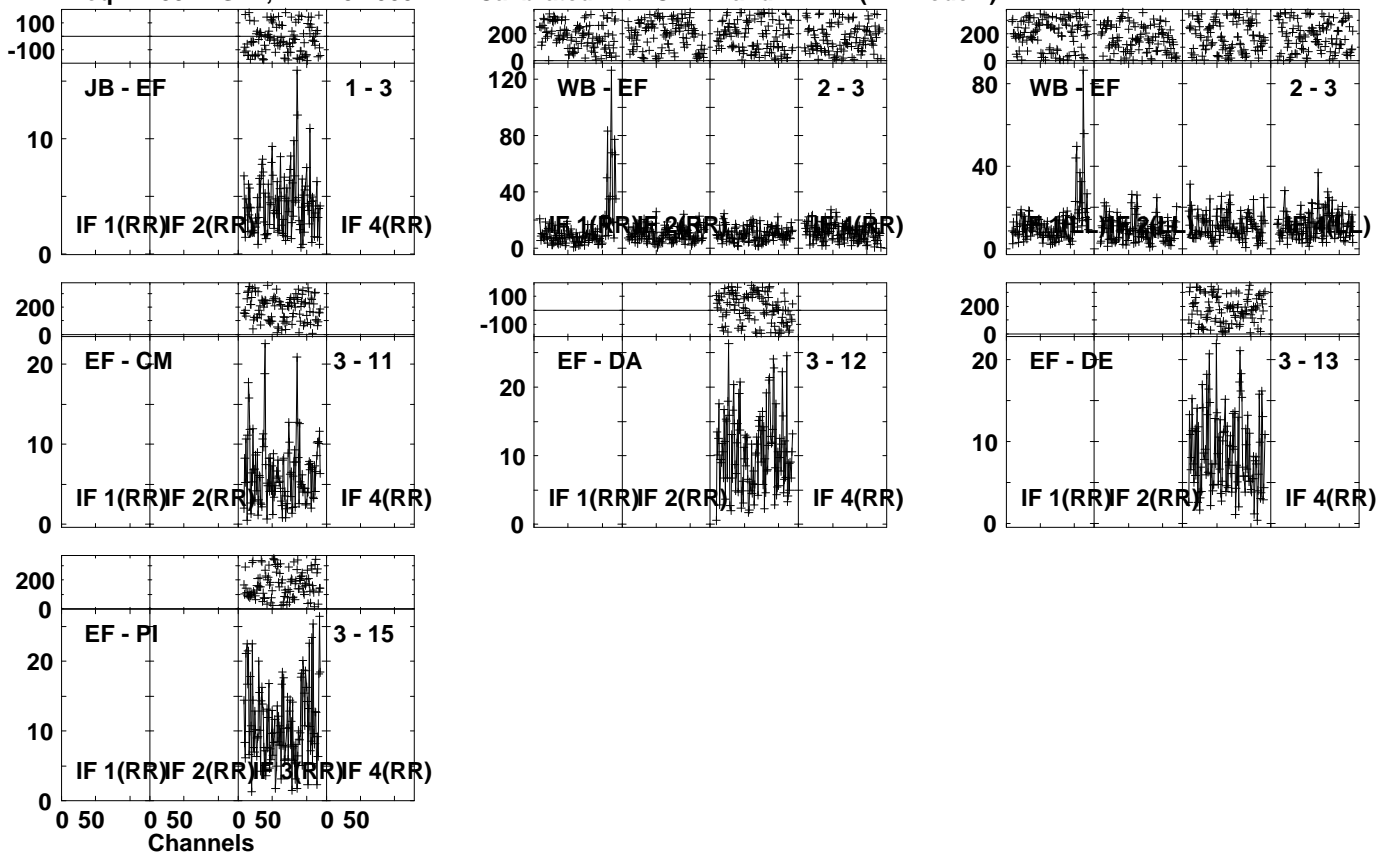


Lower frame: Milli Ampl Jy Top frame: Phas deg
Vector averaged cross-power spectrum Several baselines displayed
Timerange: 00/18:32:31 to 00/18:34:29

Plot file version 175 created 22-FEB-2024 18:11:58

PSRJ1914 EM172B.UVDATA.1

Freq = 1.5947 GHz, Bw = 32.000 MH Calibrated with CL # 4 and BP # 1 (BP mode 1)



Lower frame: Milli Ampl Jy Top frame: Phas deg

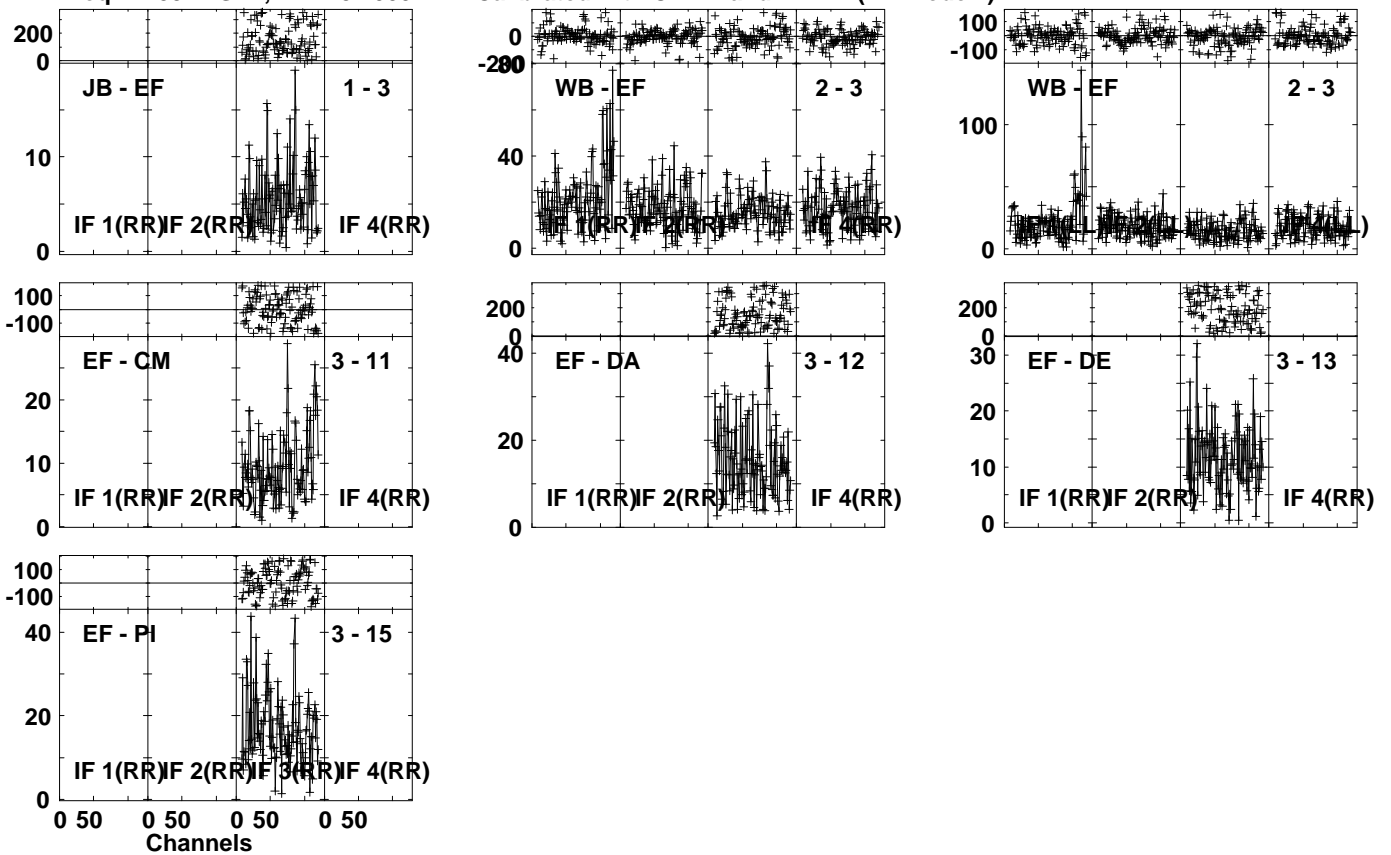
Vector averaged cross-power spectrum Several baselines displayed

Timerange: 00/18:34:31 to 00/18:37:59

Plot file version 176 created 22-FEB-2024 18:11:59

J1915+1142 EM172B.UVDATA.1

Freq = 1.5947 GHz, Bw = 32.000 MH Calibrated with CL # 4 and BP # 1 (BP mode 1)



Lower frame: Milli Ampl Jy Top frame: Phas deg

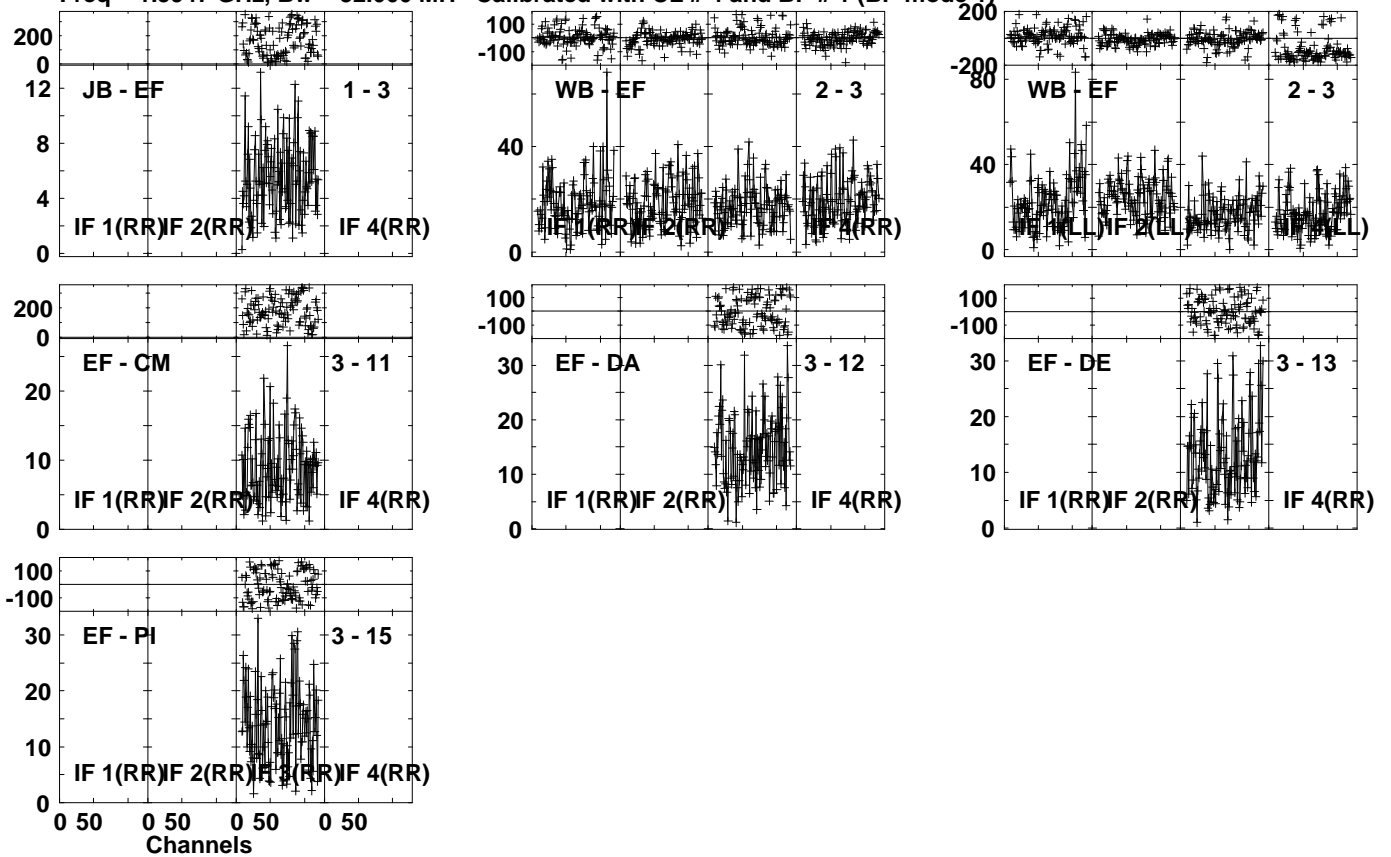
Vector averaged cross-power spectrum Several baselines displayed

Timerange: 00/18:38:31 to 00/18:40:29

Plot file version 177 created 22-FEB-2024 18:11:59

J1913+0932 EM172B.UVDATA.1

Freq = 1.5947 GHz, Bw = 32.000 MH Calibrated with CL # 4 and BP # 1 (BP mode 1)



Lower frame: Milli Ampl Jy Top frame: Phas deg

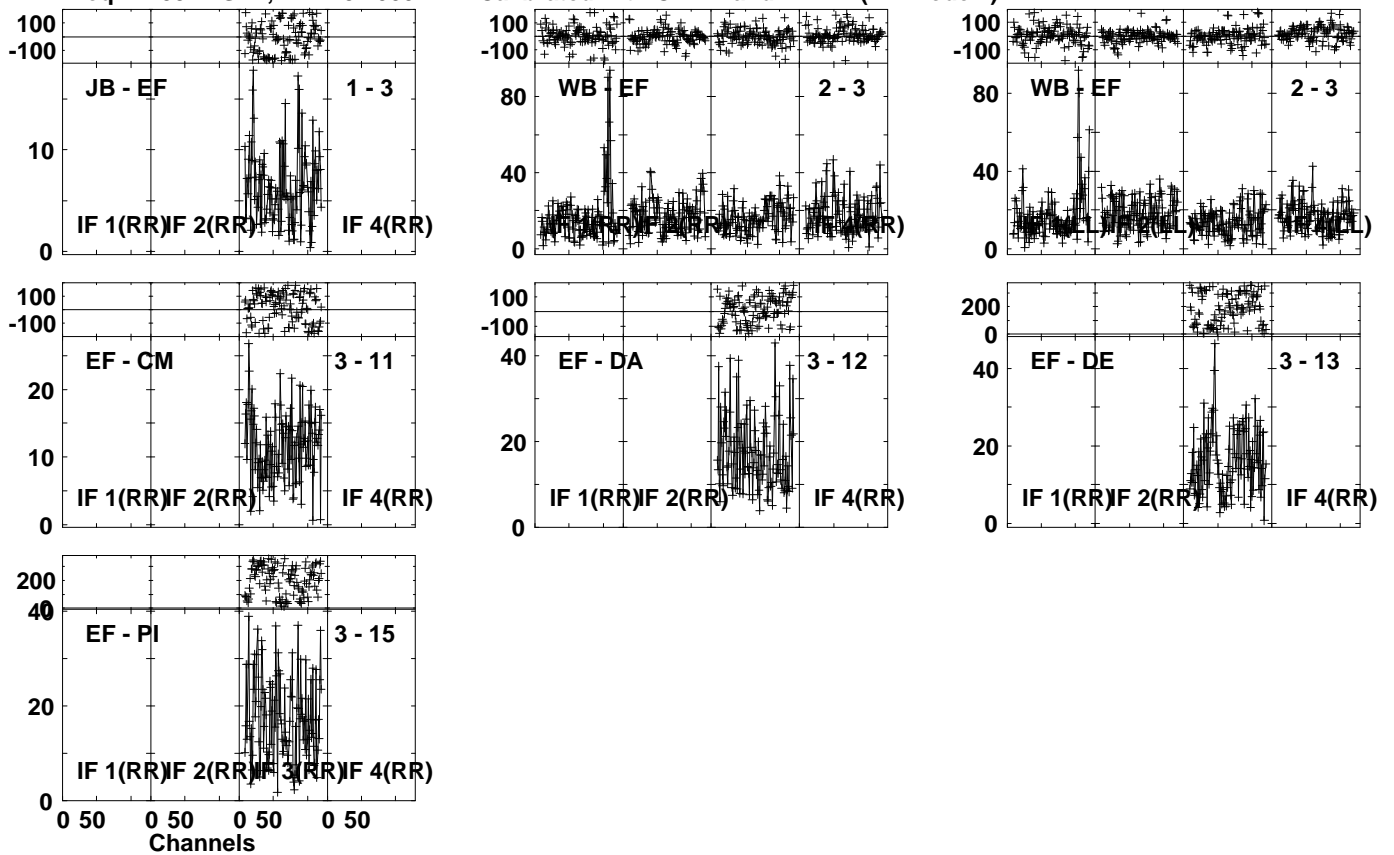
Vector averaged cross-power spectrum Several baselines displayed

Timerange: 00/18:40:31 to 00/18:42:59

Plot file version 178 created 22-FEB-2024 18:12:00

J1915+1142 EM172B.UVDATA.1

Freq = 1.5947 GHz, Bw = 32.000 MH Calibrated with CL # 4 and BP # 1 (BP mode 1)



Lower frame: Milli Ampl Jy Top frame: Phas deg

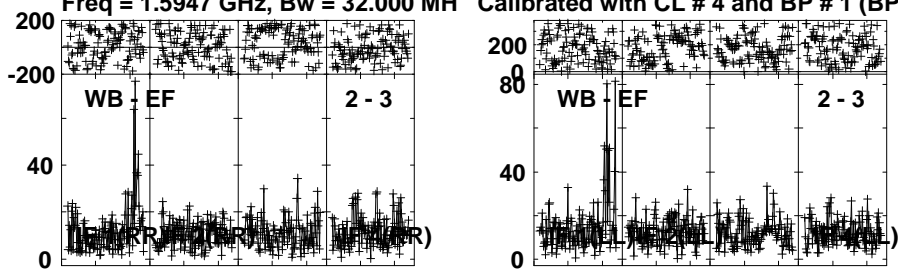
Vector averaged cross-power spectrum Several baselines displayed

Timerange: 00/18:45:01 to 00/18:47:29

Plot file version 179 created 22-FEB-2024 18:12:01

PSRJ1914 EM172B.UVDATA.1

Freq = 1.5947 GHz, Bw = 32.000 MH Calibrated with CL # 4 and BP # 1 (BP mode 1)



Lower frame: Milli Ampl Jy Top frame: Phas deg

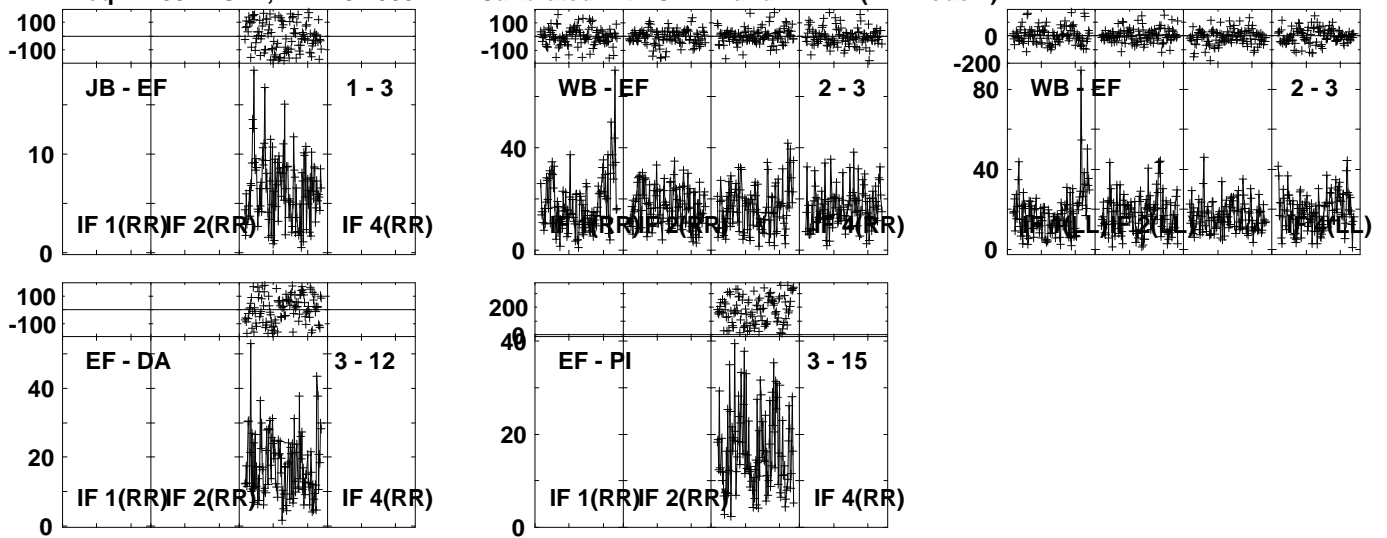
Vector averaged cross-power spectrum Several baselines displayed

Timerange: 00/18:47:31 to 00/18:50:59

Plot file version 180 created 22-FEB-2024 18:12:01

J1915+1142 EM172B.UVDATA.1

Freq = 1.5947 GHz, Bw = 32.000 MH Calibrated with CL # 4 and BP # 1 (BP mode 1)

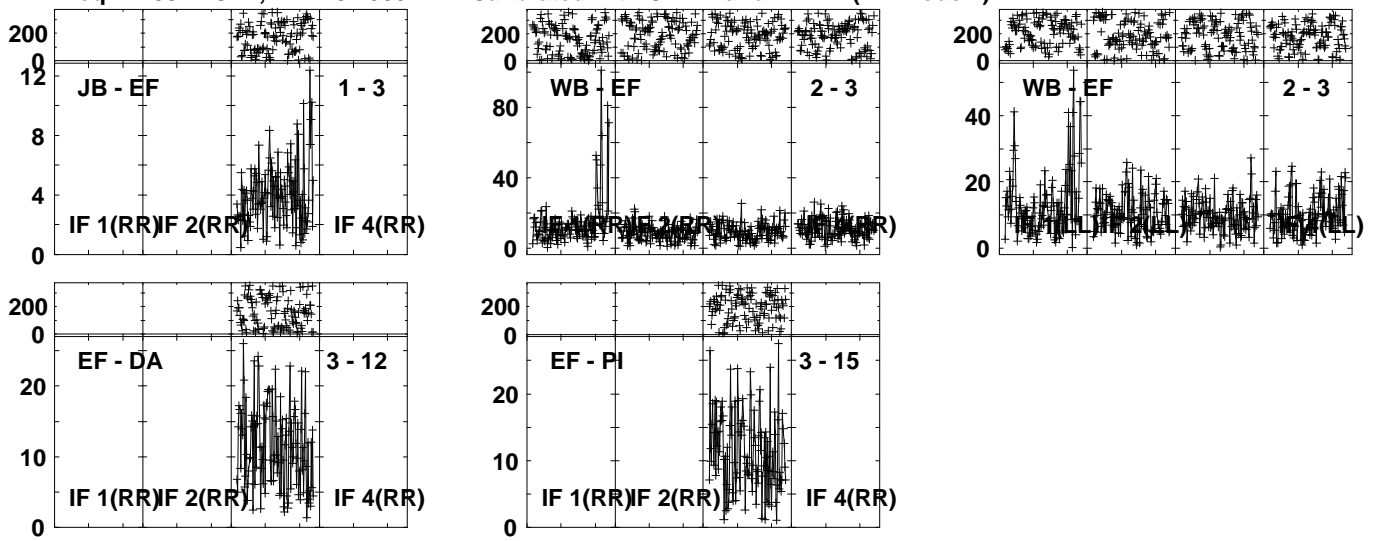


Lower frame: Milli Ampl Jy Top frame: Phas deg
Vector averaged cross-power spectrum Several baselines displayed
Timerange: 00:18:51:31 to 00:18:53:29

Plot file version 181 created 22-FEB-2024 18:12:02

PSRJ1914 EM172B.UVDATA.1

Freq = 1.5947 GHz, Bw = 32.000 MH Calibrated with CL # 4 and BP # 1 (BP mode 1)



Lower frame: Milli Ampl Jy Top frame: Phas deg

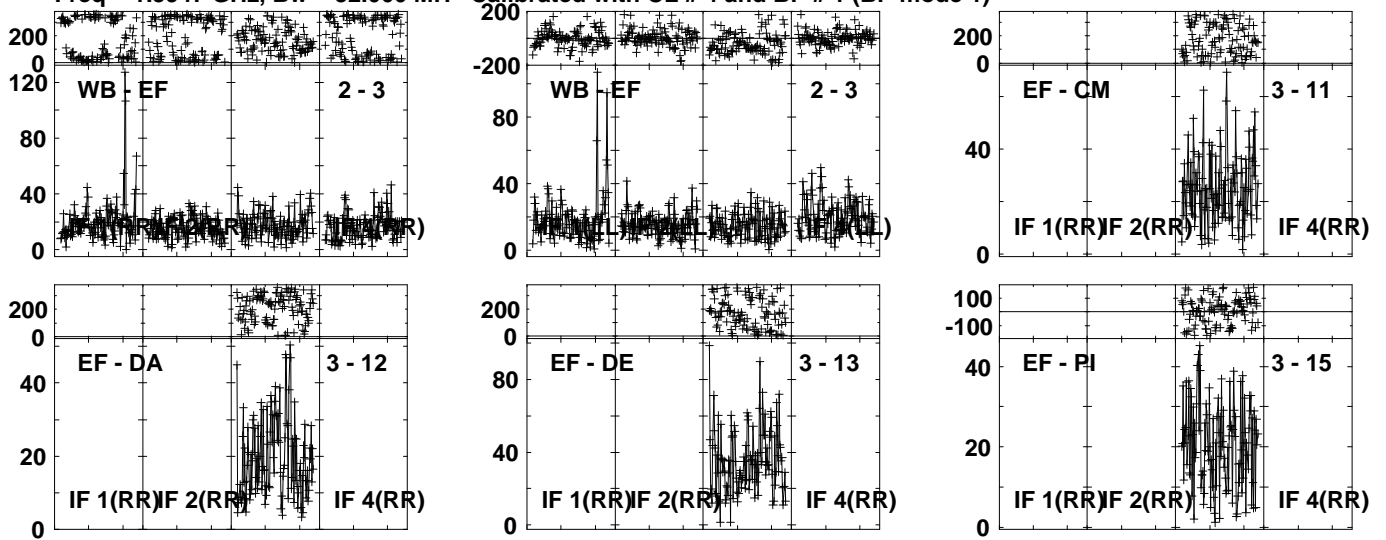
Vector averaged cross-power spectrum Several baselines displayed

Timerange: 00/18:53:31 to 00/18:56:59

Plot file version 182 created 22-FEB-2024 18:12:03

J1915+1142 EM172B.UVDATA.1

Freq = 1.5947 GHz, Bw = 32.000 MH Calibrated with CL # 4 and BP # 1 (BP mode 1)

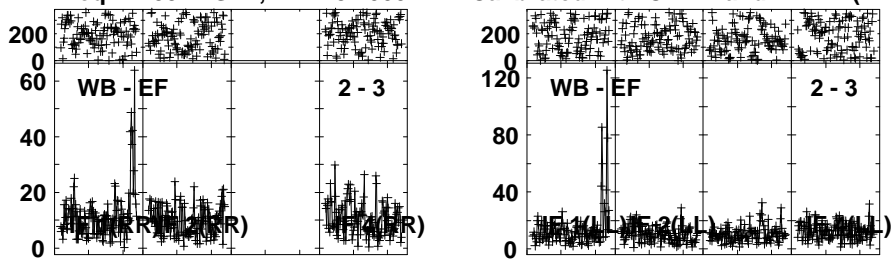


Lower frame: Milli Ampl Jy Top frame: Phas deg
Vector averaged cross-power spectrum Several baselines displayed
Timerange: 00/18:57:31 to 00/18:59:29

Plot file version 183 created 22-FEB-2024 18:12:03

PSRJ1914 EM172B.UVDATA.1

Freq = 1.5947 GHz, Bw = 32.000 MH Calibrated with CL # 4 and BP # 1 (BP mode 1)



Lower frame: Milli Ampl Jy Top frame: Phas deg

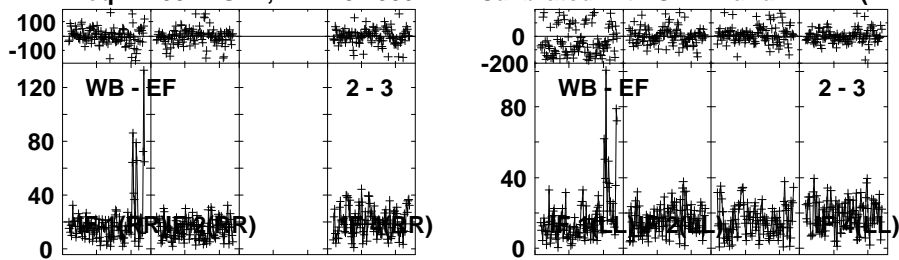
Vector averaged cross-power spectrum Several baselines displayed

Timerange: 00/18:59:31 to 00/19:02:59

Plot file version 184 created 22-FEB-2024 18:12:04

J1915+1142 EM172B.UVDATA.1

Freq = 1.5947 GHz, Bw = 32.000 MH Calibrated with CL # 4 and BP # 1 (BP mode 1)



Lower frame: Milli Ampl Jy Top frame: Phas deg

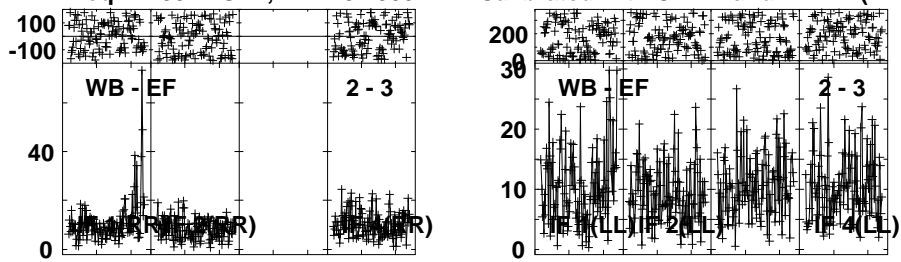
Vector averaged cross-power spectrum Several baselines displayed

Timerange: 00/19:03:31 to 00/19:05:29

Plot file version 185 created 22-FEB-2024 18:12:05

PSRJ1914 EM172B.UVDATA.1

Freq = 1.5947 GHz, Bw = 32.000 MH Calibrated with CL # 4 and BP # 1 (BP mode 1)



Lower frame: Milli Ampl Jy Top frame: Phas deg

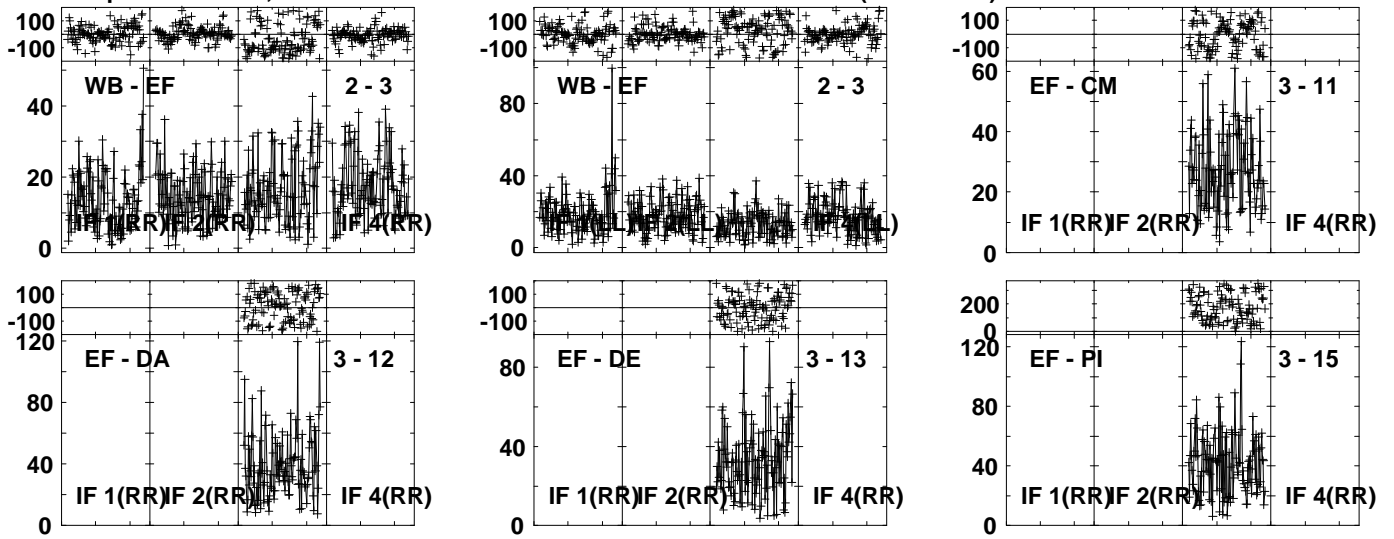
Vector averaged cross-power spectrum Several baselines displayed

Timerange: 00/19:05:31 to 00/19:08:59

Plot file version 186 created 22-FEB-2024 18:12:06

J1915+1142 EM172B.UVDATA.1

Freq = 1.5947 GHz, Bw = 32.000 MH Calibrated with CL # 4 and BP # 1 (BP mode 1)



Lower frame: Milli Ampl Jy Top frame: Phas deg

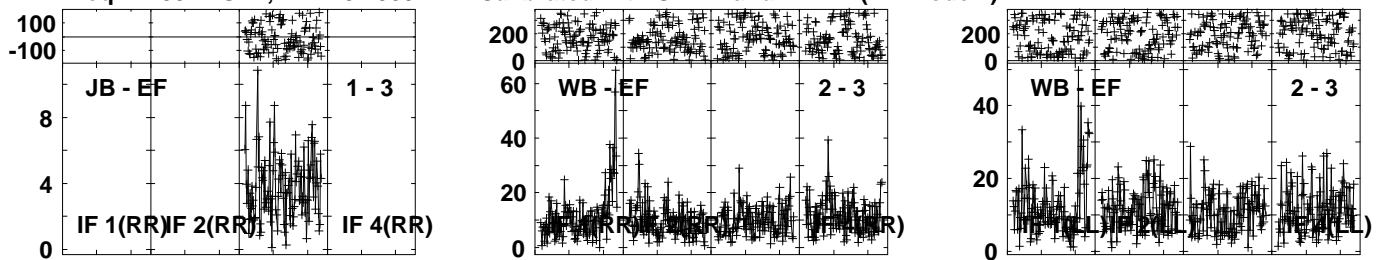
Vector averaged cross-power spectrum Several baselines displayed

Timerange: 00/19:09:31 to 00/19:11:29

Plot file version 187 created 22-FEB-2024 18:12:06

PSRJ1914 EM172B.UVDATA.1

Freq = 1.5947 GHz, Bw = 32.000 MH Calibrated with CL # 4 and BP # 1 (BP mode 1)



Lower frame: Milli Ampl Jy Top frame: Phas deg

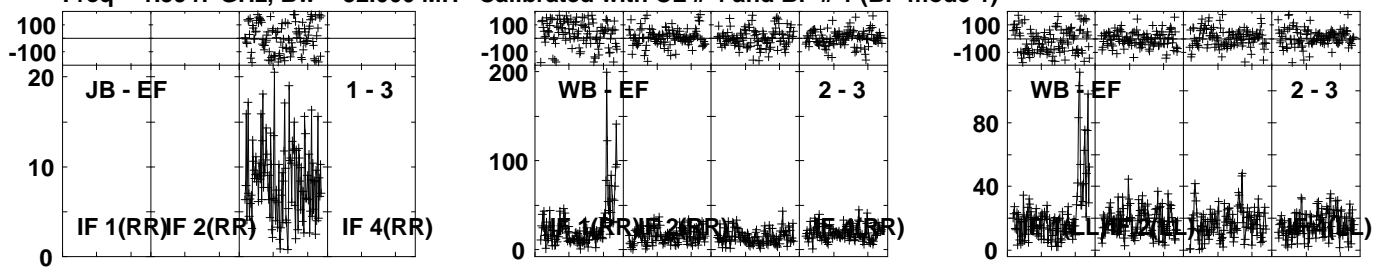
Vector averaged cross-power spectrum Several baselines displayed

Timerange: 00/19:11:31 to 00/19:14:59

Plot file version 188 created 22-FEB-2024 18:12:07

J1915+1142 EM172B.UVDATA.1

Freq = 1.5947 GHz, Bw = 32.000 MH Calibrated with CL # 4 and BP # 1 (BP mode 1)



Lower frame: Milli Ampl Jy Top frame: Phas deg

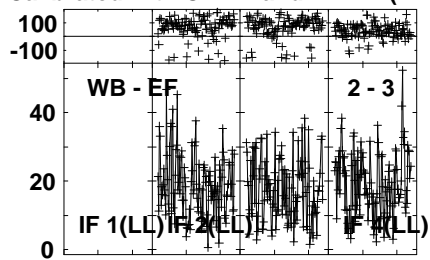
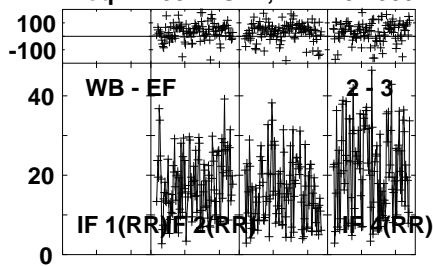
Vector averaged cross-power spectrum Several baselines displayed

Timerange: 00/19:15:31 to 00/19:17:29

Plot file version 189 created 22-FEB-2024 18:12:07

J1913+0932 EM172B.UVDATA.1

Freq = 1.5947 GHz, Bw = 32.000 MH Calibrated with CL # 4 and BP # 1 (BP mode 1)



Lower frame: Milli Ampl Jy Top frame: Phas deg

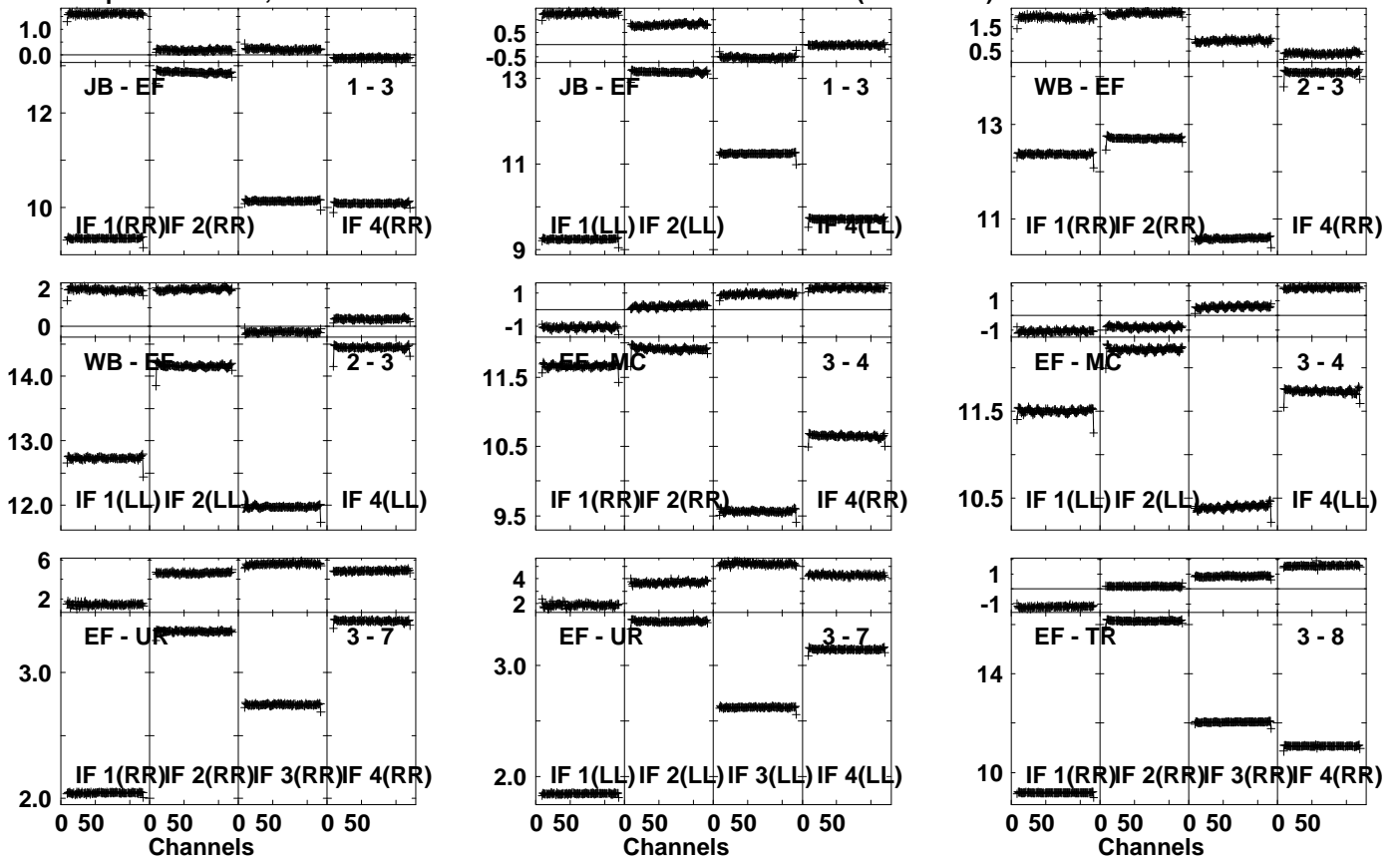
Vector averaged cross-power spectrum Several baselines displayed

Timerange: 00/19:17:31 to 00/19:19:59

Plot file version 190 created 22-FEB-2024 18:12:08

J2253+1608 EM172B.UVDATA.1

Freq = 1.5947 GHz, Bw = 32.000 MH Calibrated with CL # 4 and BP # 1 (BP mode 1)

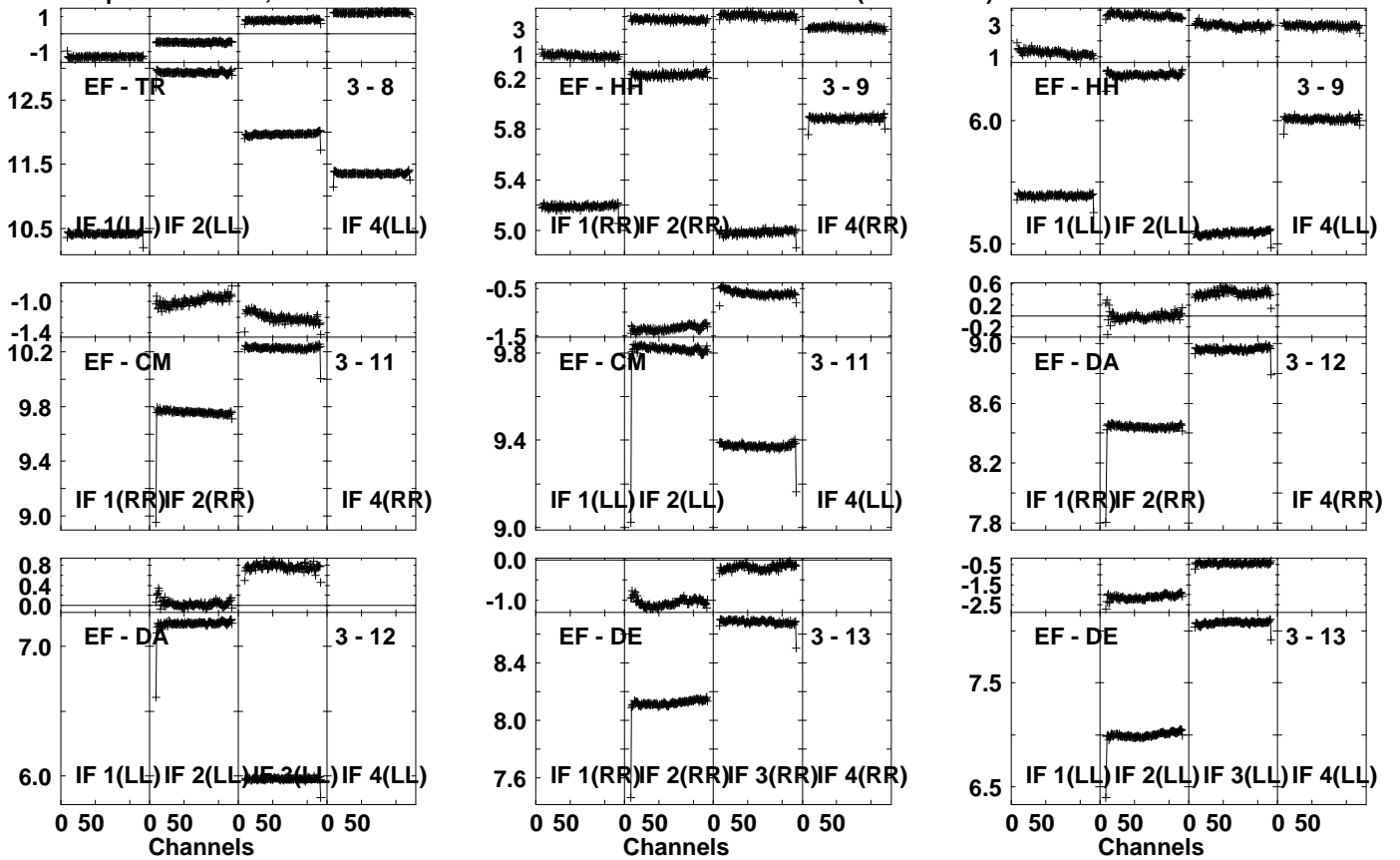


Lower frame: Ampl Jy Top frame: Phas deg
Vector averaged cross-power spectrum Several baselines displayed
Timerange: 00/19:24:31 to 00/19:29:59

Plot file version 191 created 22-FEB-2024 18:12:09

J2253+1608 EM172B.UVDATA.1

Freq = 1.5947 GHz, Bw = 32.000 MH Calibrated with CL # 4 and BP # 1 (BP mode 1)

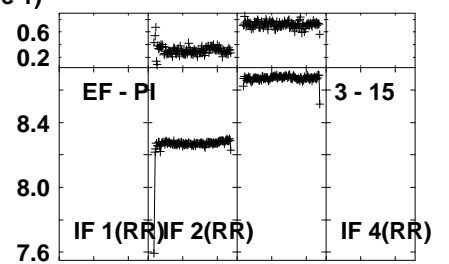
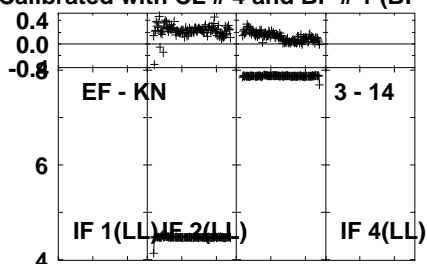
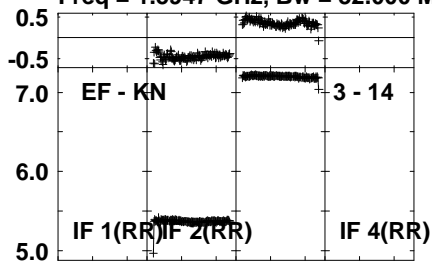


Lower frame: Ampl Jy Top frame: Phas deg
Vector averaged cross-power spectrum Several baselines displayed
Timerange: 00/19:24:31 to 00/19:29:59

Plot file version 192 created 22-FEB-2024 18:12:09

J2253+1608 EM172B.UVDATA.1

Freq = 1.5947 GHz, Bw = 32.000 MH Calibrated with CL # 4 and BP # 1 (BP mode 1)



Lower frame: Ampl Jy Top frame: Phas deg
Vector averaged cross-power spectrum Several baselines displayed
Timerange: 00/19:24:31 to 00/19:29:59