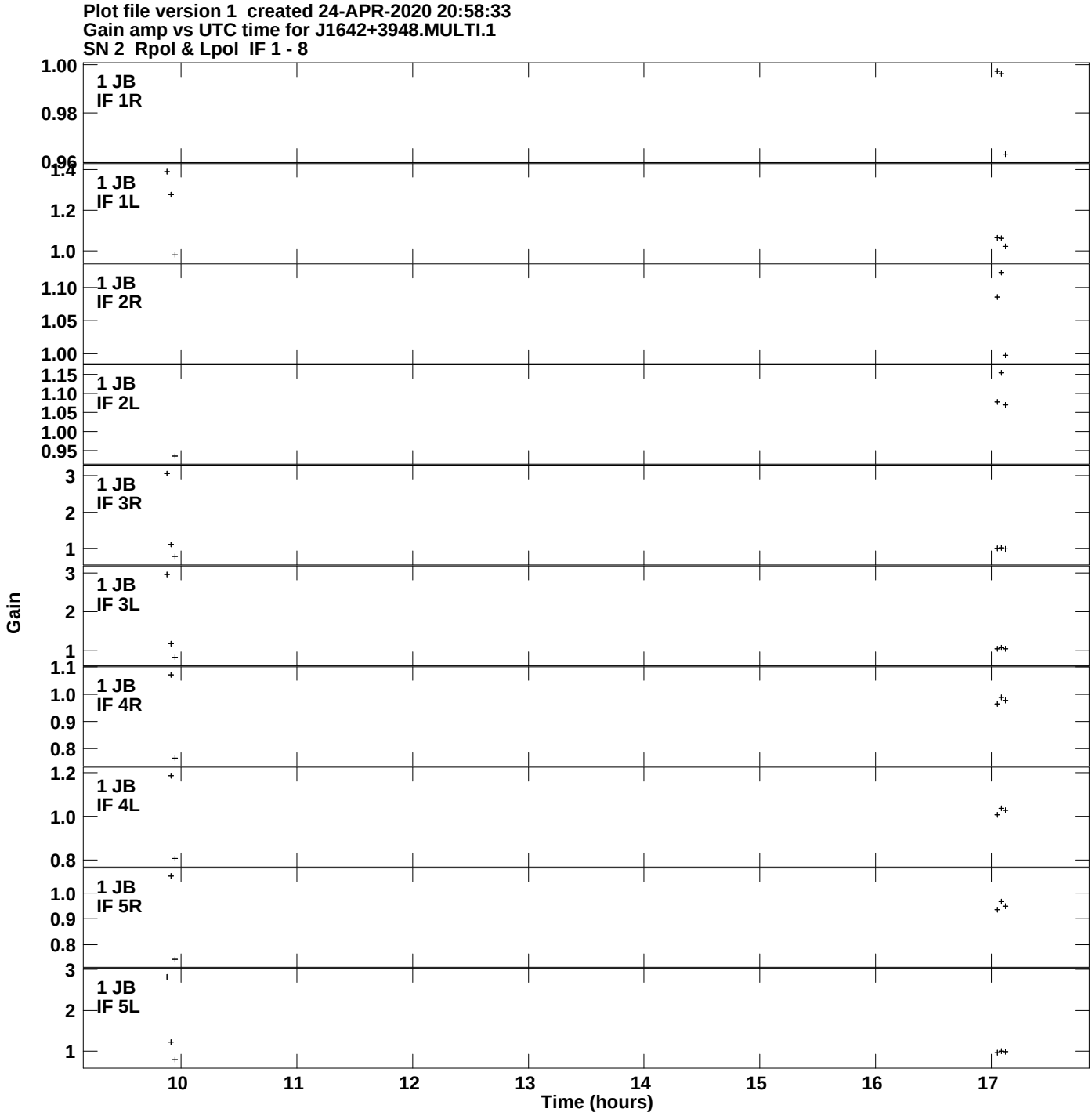
Plot file version 1 created 24-APR-2020 20:58:33
Gain amp vs UTC time for J1642+3948.MULTI.1
SN 2 Rpol & Lpol IF 1 - 8
1 JB
IF 1R
1 JB
IF 1L
1 JB
IF 2R
1 JB
IF 2L
1 JB
IF 3R
1 JB
IF 3L
1 JB
IF 4R
1 JB
IF 4L
1 JB
IF 5R
1 JB
IF 5L
Gain
Time (hours)
10
11
12
13
14
15
16
17

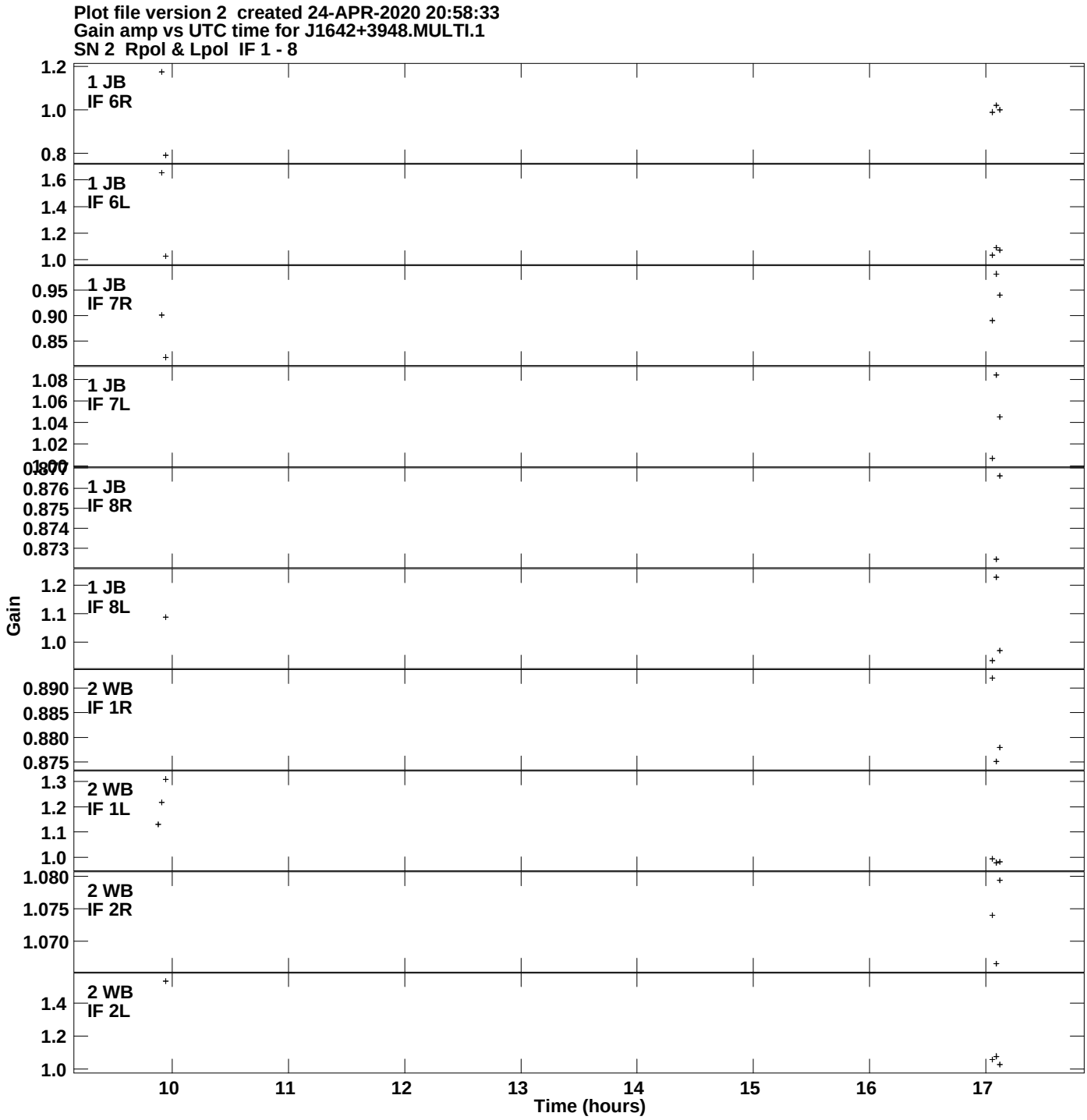
Plot file version 2 created 24-APR-2020 20:58:33
Gain amp vs UTC time for J1642+3948.MULTI.1
SN 2 Rpol & Lpol IF 1 - 8
1 JB IF 6R
1 JB IF 6L
1 JB IF 7R
1 JB IF 7L
1 JB IF 8R
1 JB IF 8L
2 WB IF 1R
2 WB IF 1L
2 WB IF 2R
2 WB IF 2L
Gain
Time (hours)

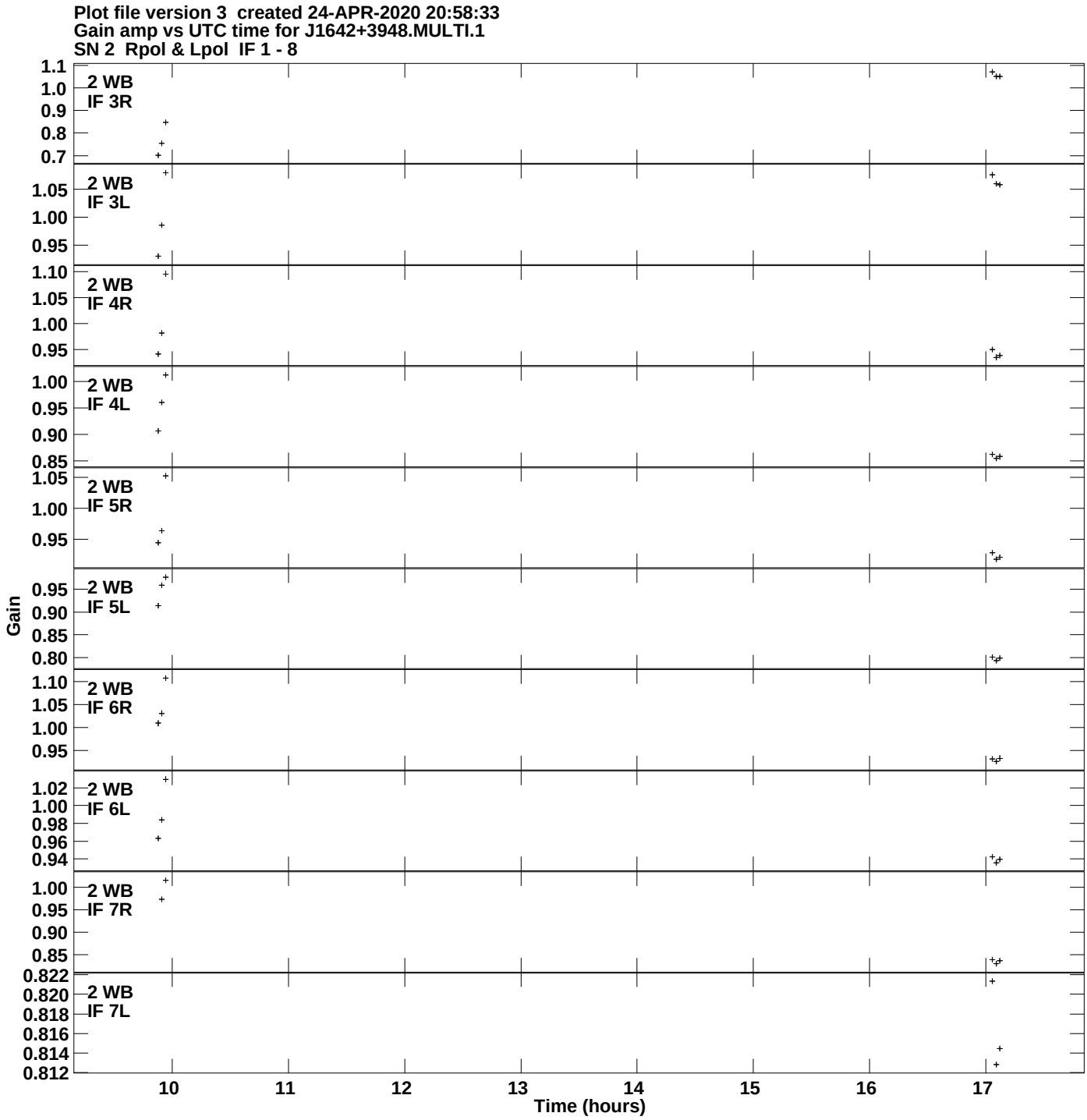
Plot file version 3 created 24-APR-2020 20:58:33
Gain amp vs UTC time for J1642+3948.MULTI.1
SN 2 Rpol & Lpol IF 1 - 8
2 WB IF 3R
2 WB IF 3L
2 WB IF 4R
2 WB IF 4L
2 WB IF 5R
2 WB IF 5L
2 WB IF 6R
2 WB IF 6L
2 WB IF 7R
2 WB IF 7L
Gain
Time (hours)

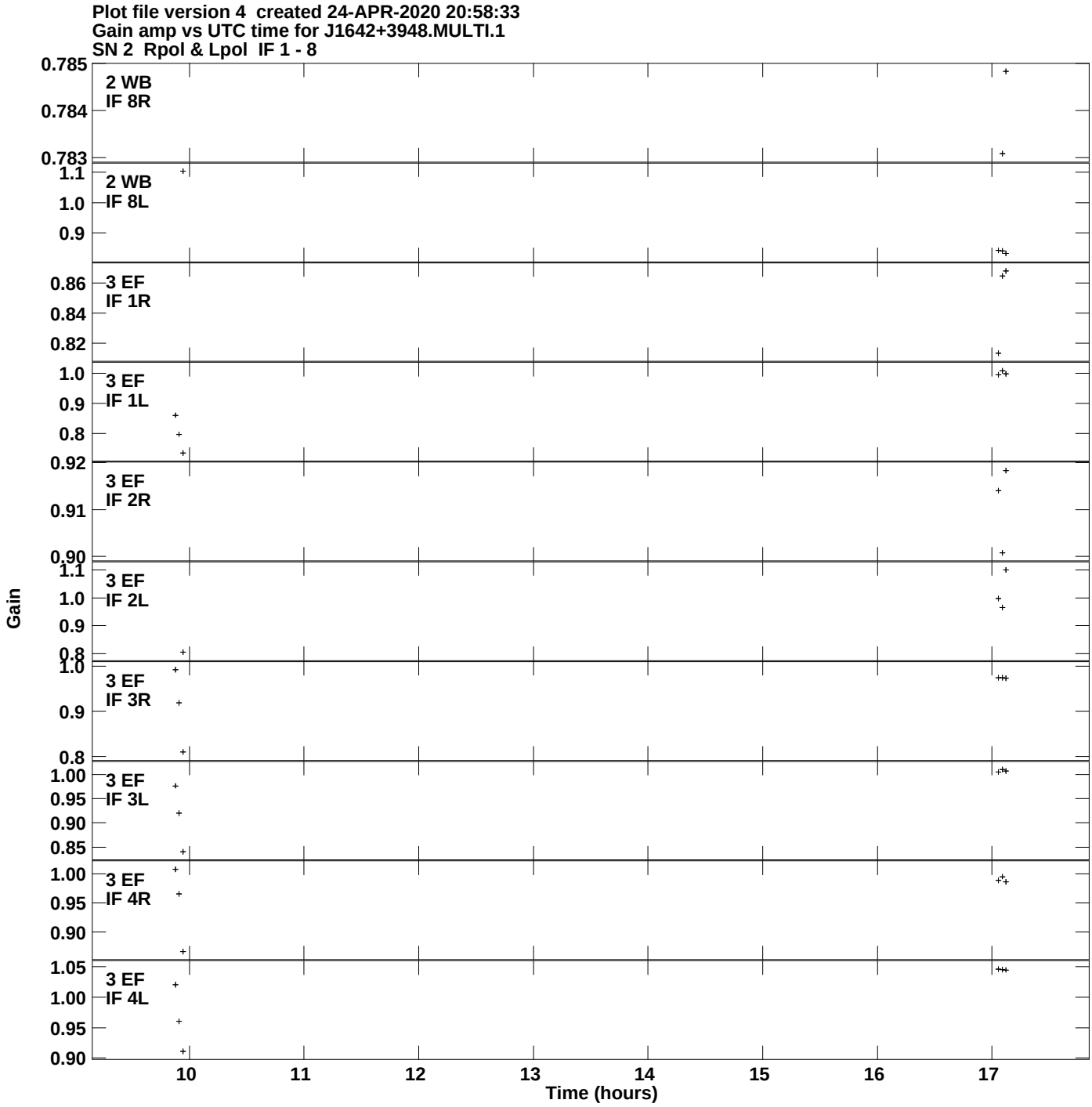
Plot file version 4 created 24-APR-2020 20:58:33
Gain amp vs UTC time for J1642+3948.MULTI.1
SN 2 Rpol & Lpol IF 1 - 8
2 WB
IF 8R
2 WB
IF 8L
3 EF
IF 1R
3 EF
IF 1L
3 EF
IF 2R
3 EF
IF 2L
3 EF
IF 3R
3 EF
IF 3L
3 EF
IF 4R
3 EF
IF 4L
Gain
Time (hours)

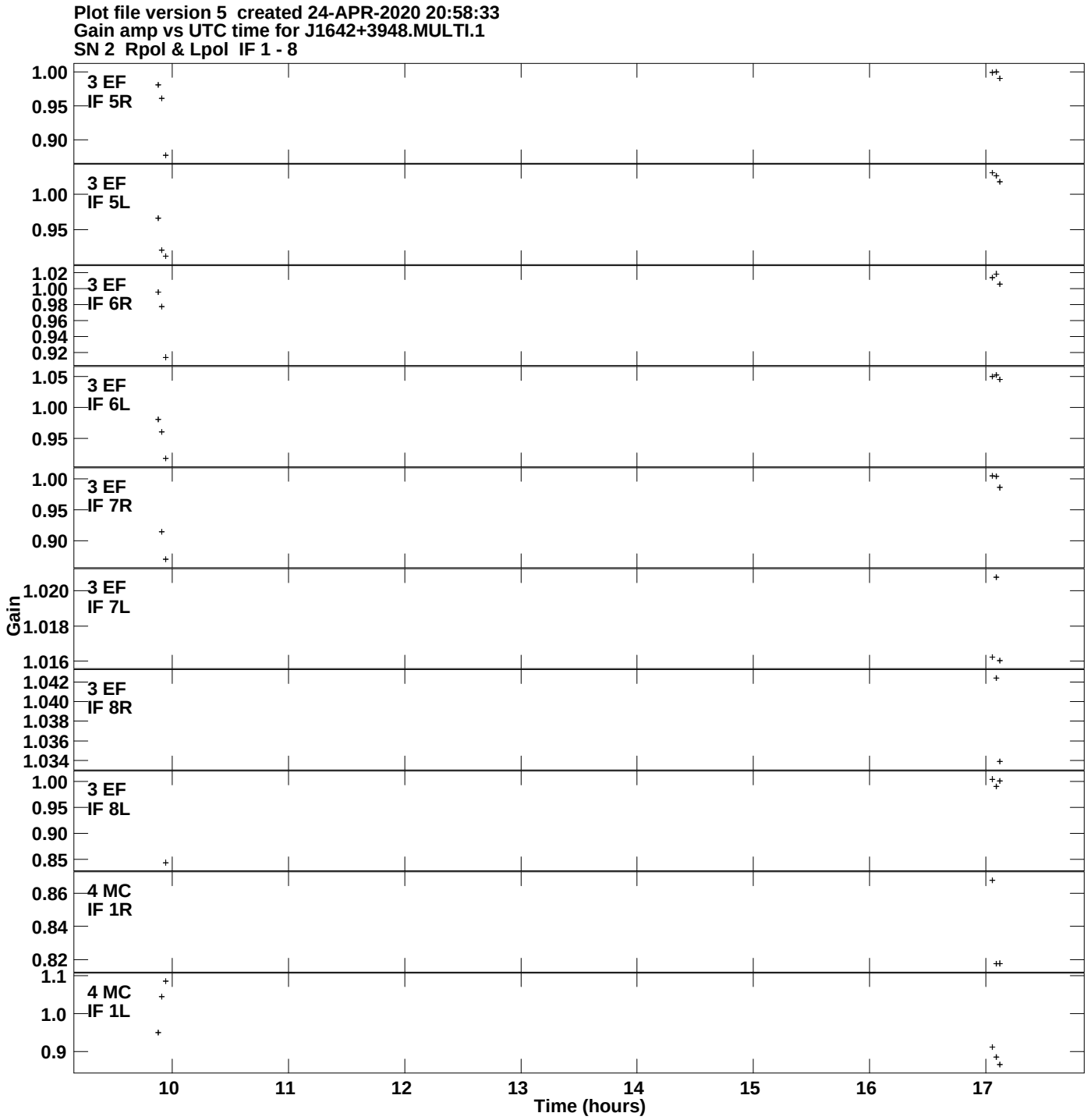
Plot file version 5 created 24-APR-2020 20:58:33
Gain amp vs UTC time for J1642+3948.MULTI.1
SN 2 Rpol & Lpol IF 1 - 8
3 EF
IF 5R
3 EF
IF 5L
3 EF
IF 6R
3 EF
IF 6L
3 EF
IF 7R
3 EF
IF 7L
3 EF
IF 8R
3 EF
IF 8L
4 MC
IF 1R
4 MC
IF 1L
Gain
Time (hours)
10
11
12
13
14
15
16
17

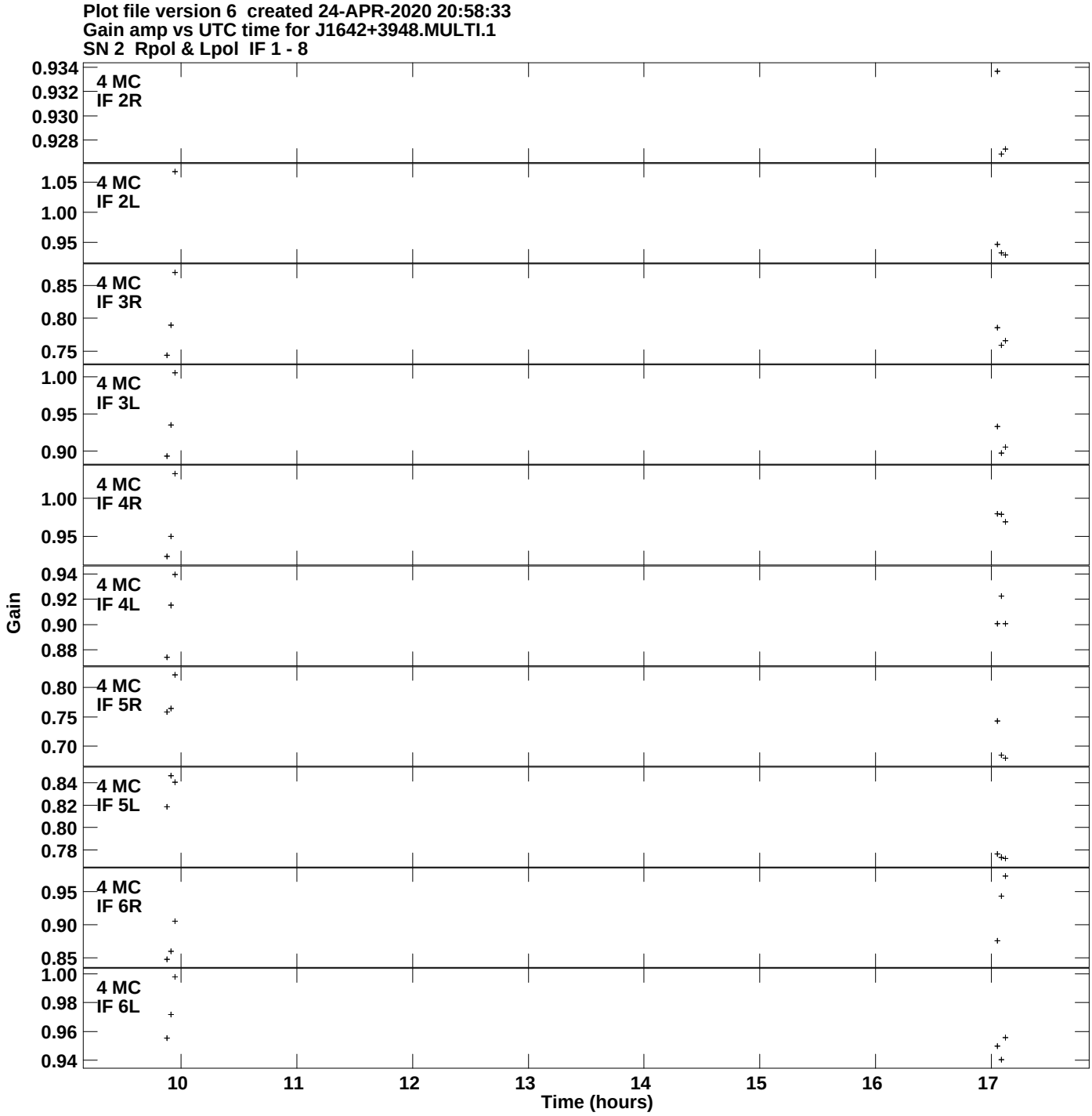
Plot file version 6 created 24-APR-2020 20:58:33
Gain amp vs UTC time for J1642+3948.MULTI.1
SN 2 Rpol & Lpol IF 1 - 8
4 MC
IF 2R
4 MC
IF 2L
4 MC
IF 3R
4 MC
IF 3L
4 MC
IF 4R
4 MC
IF 4L
4 MC
IF 5R
4 MC
IF 5L
4 MC
IF 6R
4 MC
IF 6L
Gain
Time (hours)

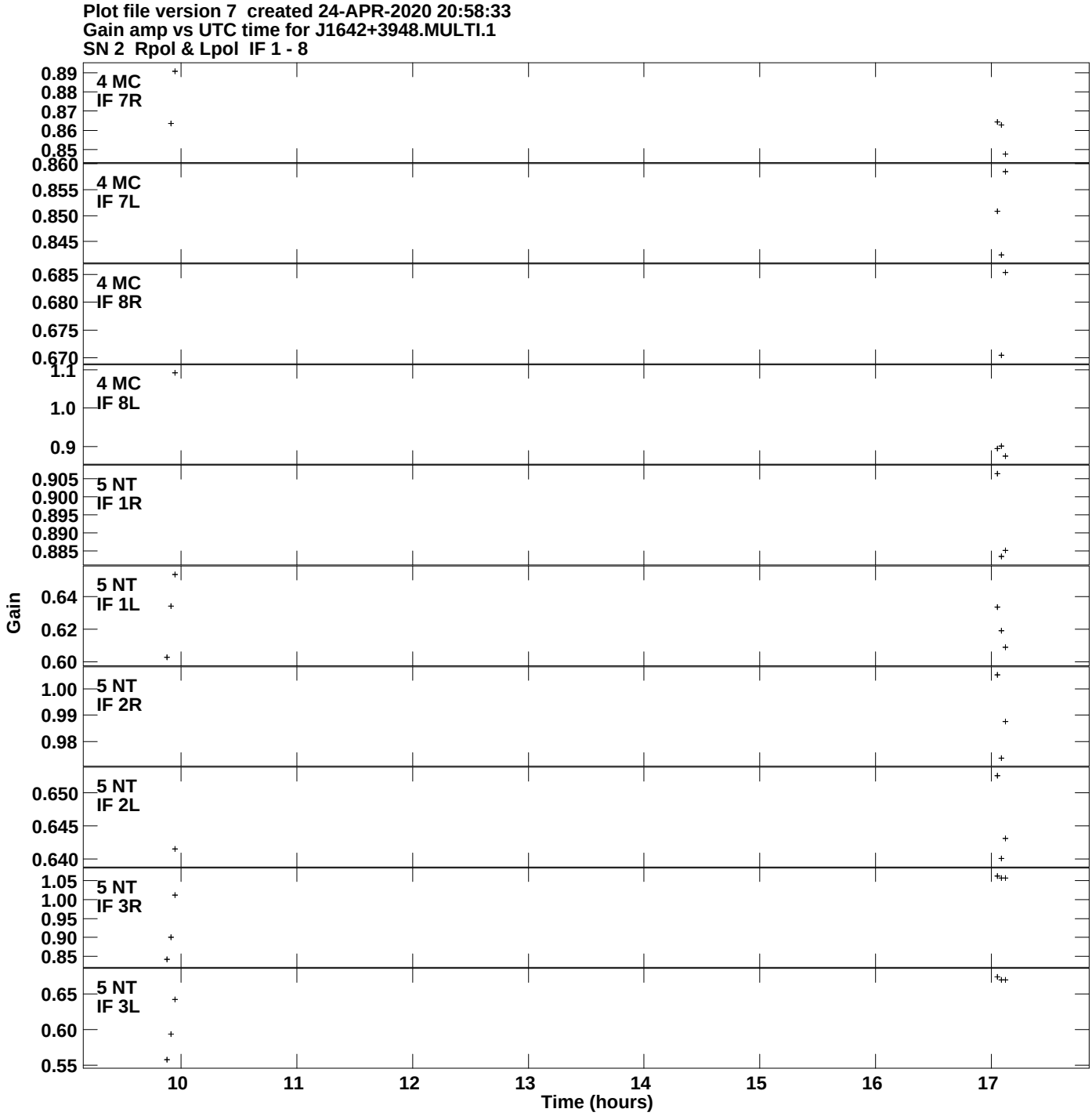
Plot file version 7 created 24-APR-2020 20:58:33
Gain amp vs UTC time for J1642+3948.MULTI.1
SN 2 Rpol & Lpol IF 1 - 8
4 MC
IF 7R
4 MC
IF 7L
4 MC
IF 8R
4 MC
IF 8L
5 NT
IF 1R
5 NT
IF 1L
5 NT
IF 2R
5 NT
IF 2L
5 NT
IF 3R
5 NT
IF 3L
Gain
Time (hours)

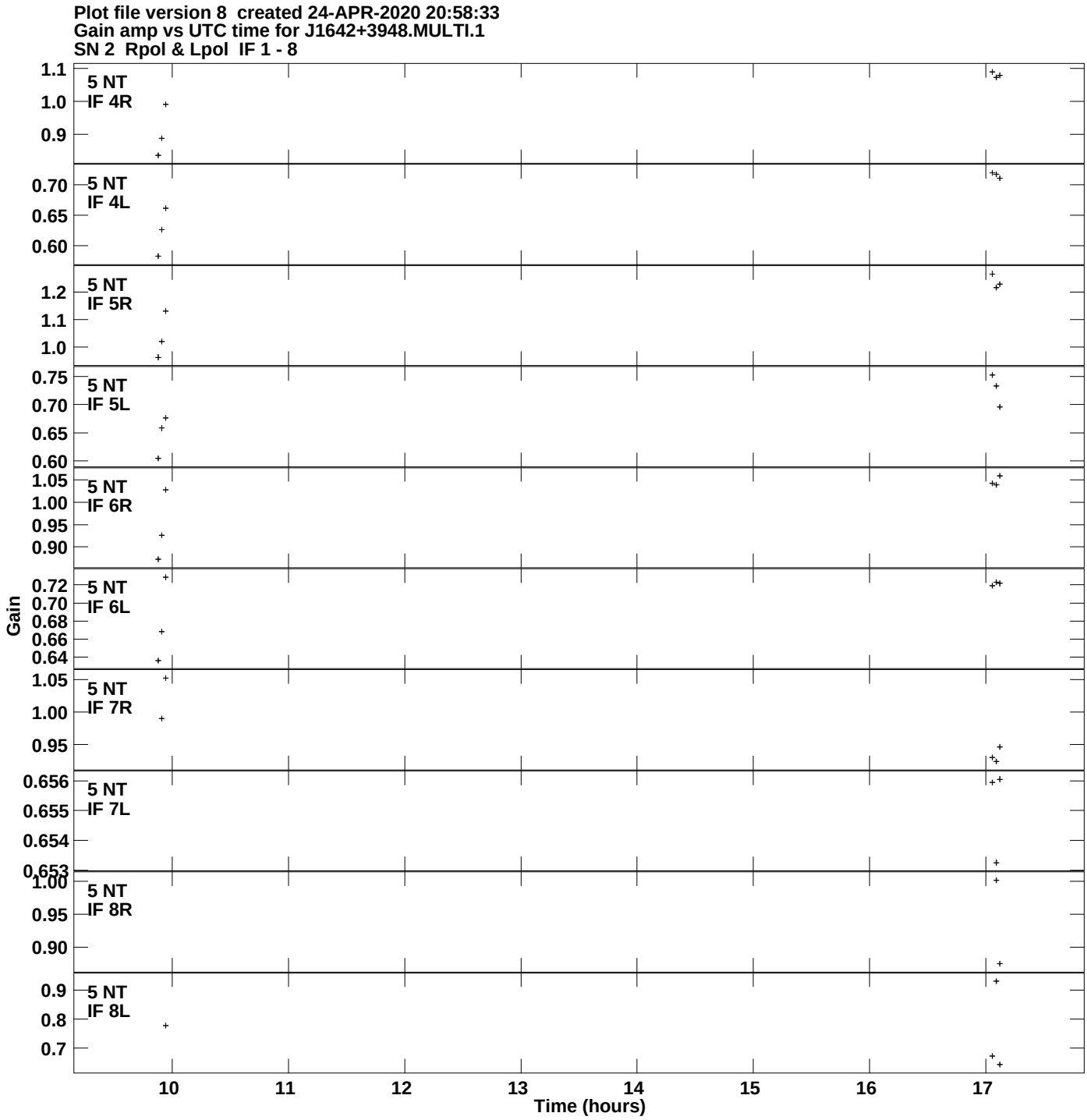
Plot file version 8 created 24-APR-2020 20:58:33
Gain amp vs UTC time for J1642+3948.MULTI.1
SN 2 Rpol & Lpol IF 1 - 8
5 NT
IF 4R
5 NT
IF 4L
5 NT
IF 5R
5 NT
IF 5L
5 NT
IF 6R
5 NT
IF 6L
5 NT
IF 7R
5 NT
IF 7L
5 NT
IF 8R
5 NT
IF 8L
Gain
Time (hours)

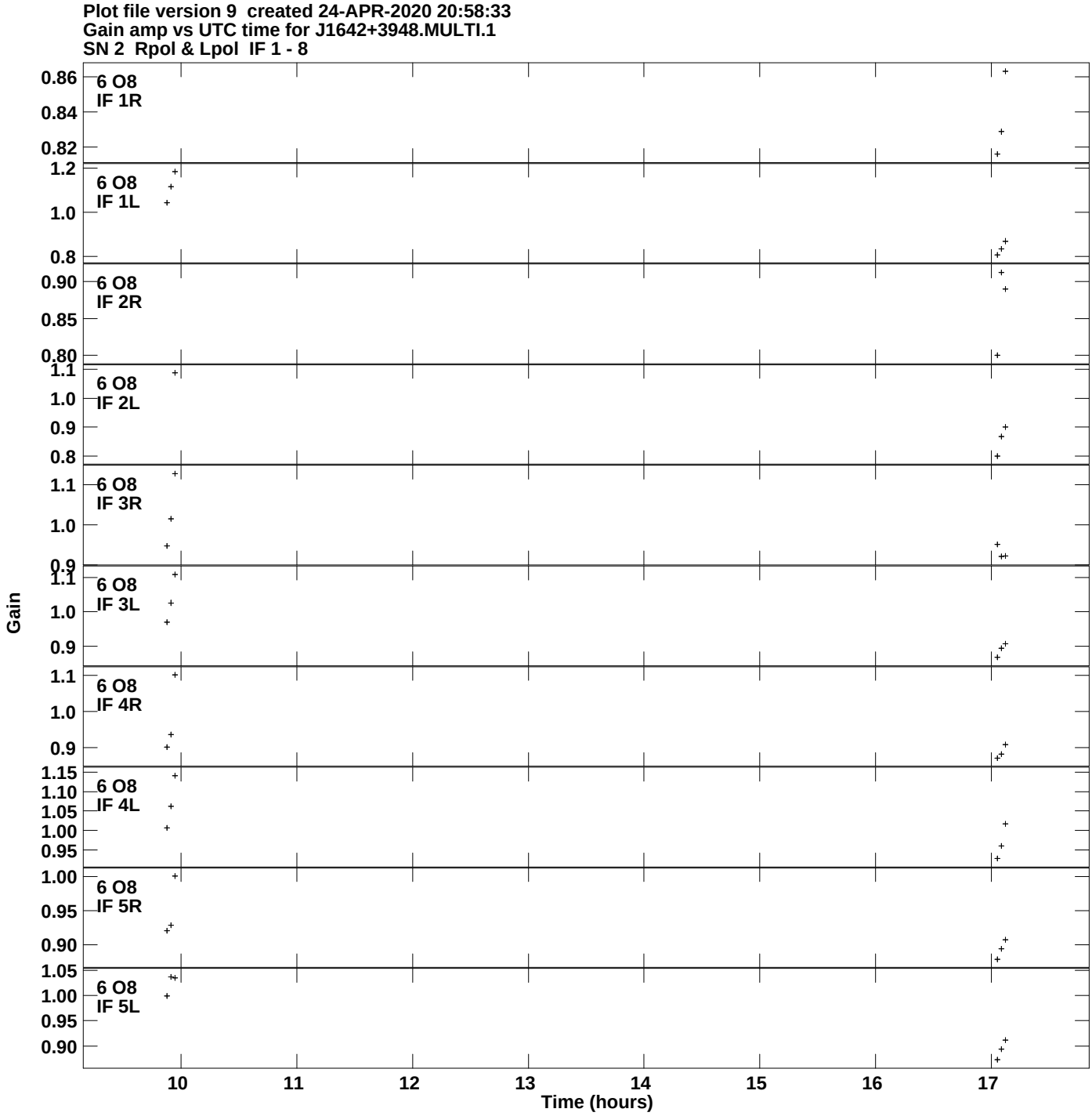
Plot file version 9 created 24-APR-2020 20:58:33
Gain amp vs UTC time for J1642+3948.MULTI.1
SN 2 Rpol & Lpol IF 1 - 8
6 O8
IF 1R
6 O8
IF 1L
6 O8
IF 2R
6 O8
IF 2L
6 O8
IF 3R
6 O8
IF 3L
6 O8
IF 4R
6 O8
IF 4L
6 O8
IF 5R
6 O8
IF 5L
Gain
Time (hours)

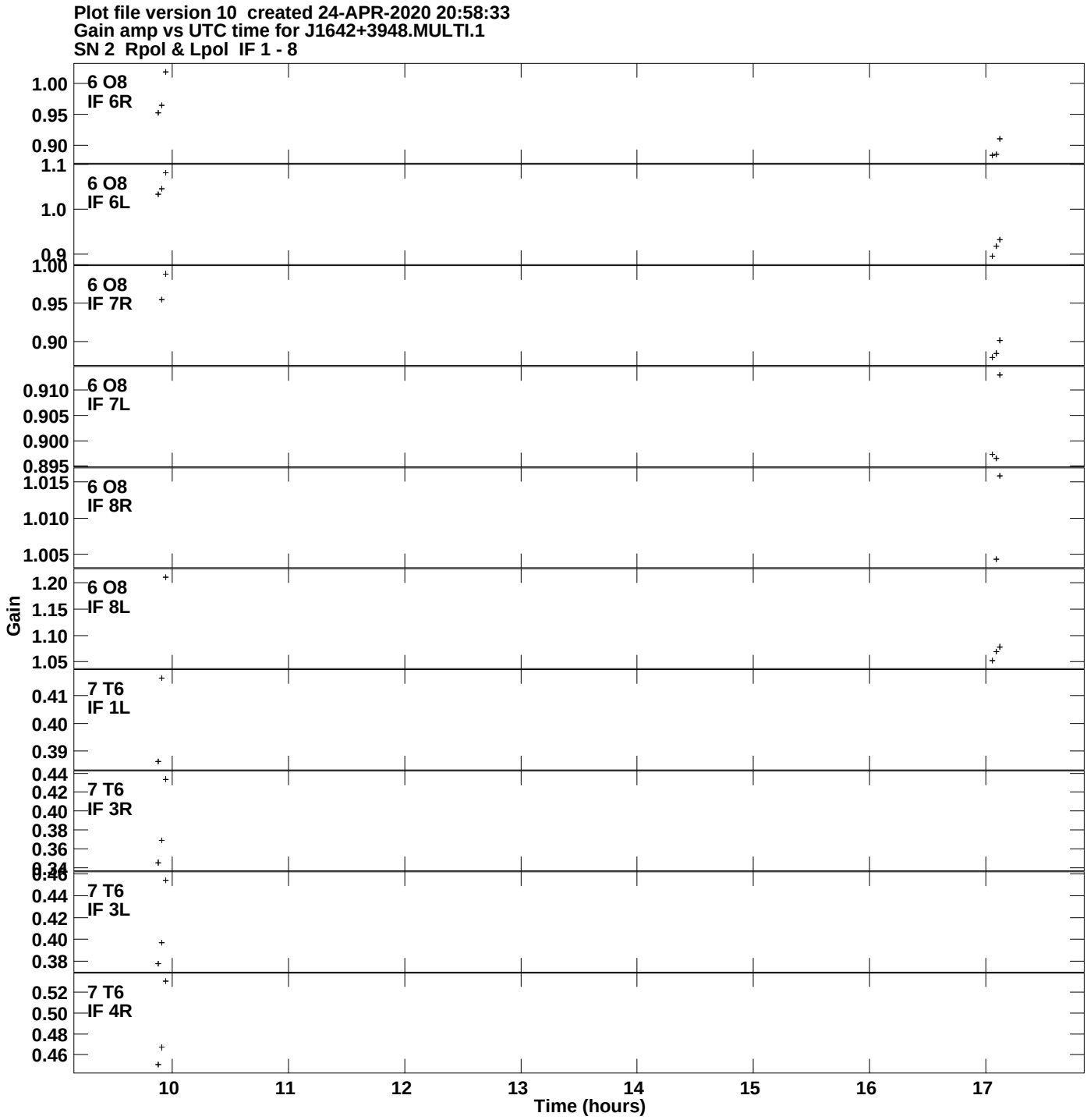
Plot file version 10 created 24-APR-2020 20:58:33
Gain amp vs UTC time for J1642+3948.MULTI.1
SN 2 Rpol & Lpol IF 1 - 8
6 O8
IF 6R
6 O8
IF 6L
6 O8
IF 7R
6 O8
IF 7L
6 O8
IF 8R
6 O8
IF 8L
7 T6
IF 1L
7 T6
IF 3R
7 T6
IF 3L
7 T6
IF 4R
Gain
Time (hours)

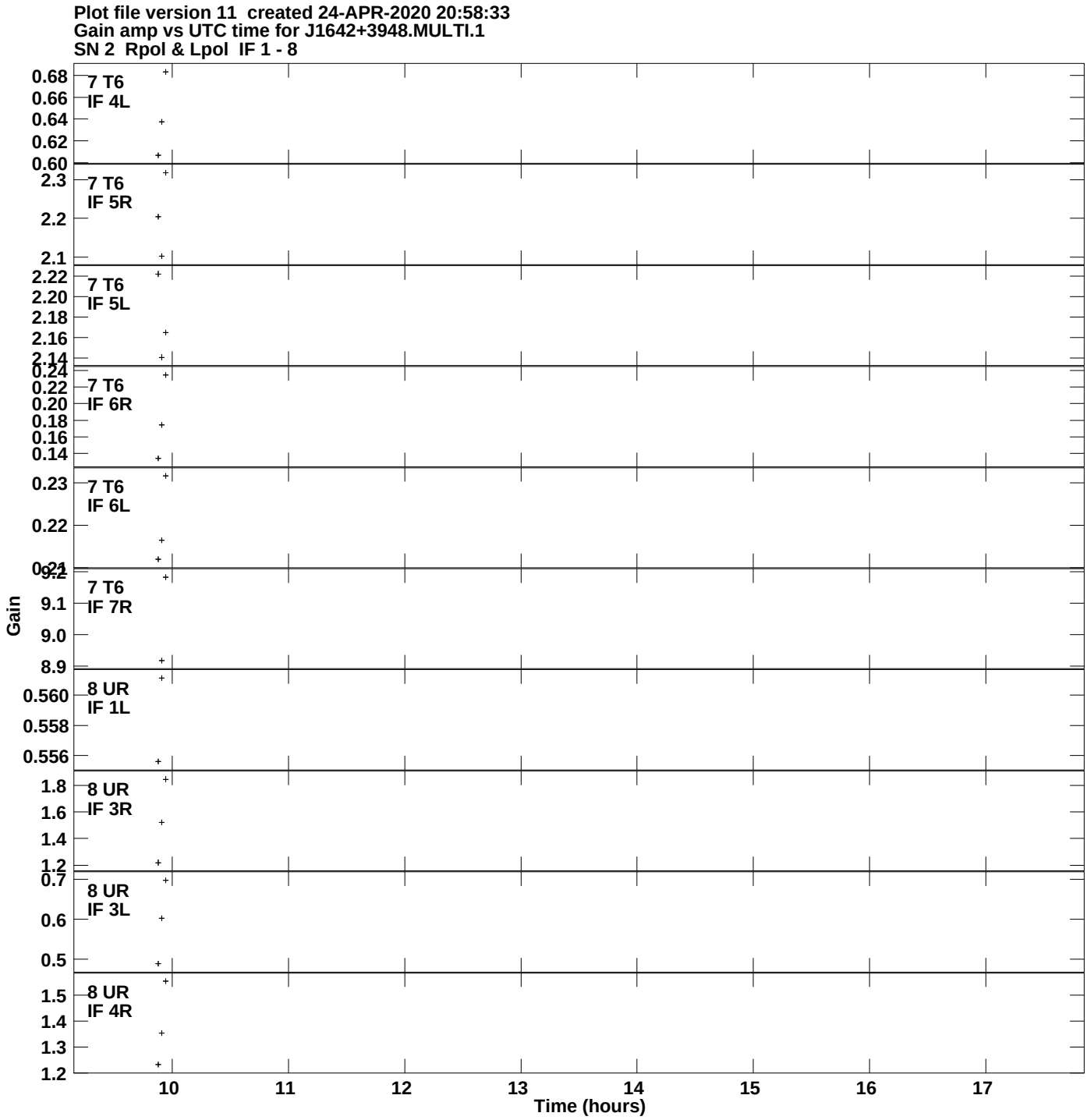
Plot file version 11 created 24-APR-2020 20:58:33
Gain amp vs UTC time for J1642+3948.MULTI.1
SN 2 Rpol & Lpol IF 1 - 8
7 T6
IF 4L
7 T6
IF 5R
7 T6
IF 5L
7 T6
IF 6R
7 T6
IF 6L
7 T6
IF 7R
8 UR
IF 1L
8 UR
IF 3R
8 UR
IF 3L
8 UR
IF 4R
Gain
Time (hours)

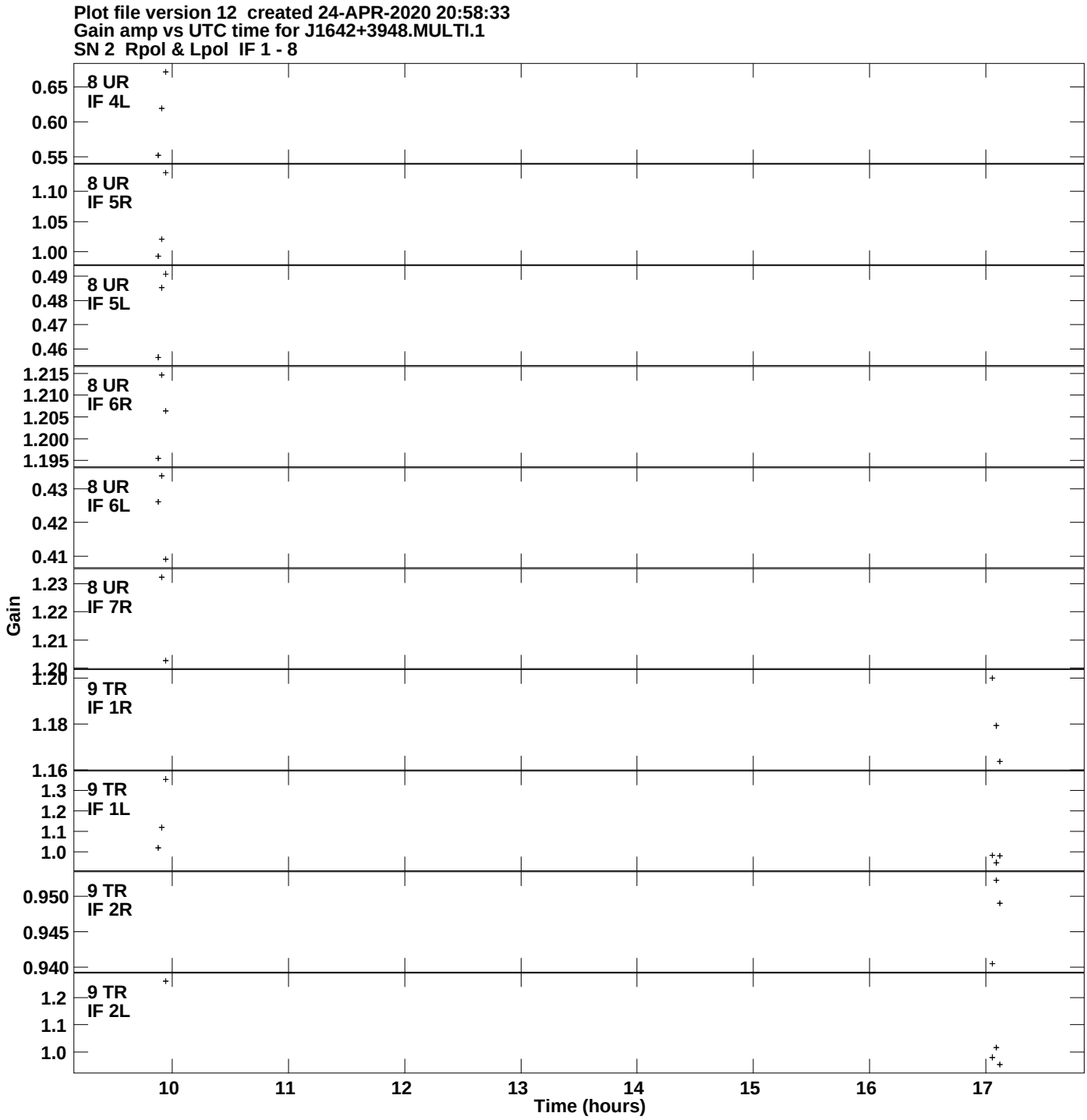
Plot file version 12 created 24-APR-2020 20:58:33
Gain amp vs UTC time for J1642+3948.MULTI.1
SN 2 Rpol & Lpol IF 1 - 8
8 UR
IF 4L
8 UR
IF 5R
8 UR
IF 5L
8 UR
IF 6R
8 UR
IF 6L
8 UR
IF 7R
9 TR
IF 1R
9 TR
IF 1L
9 TR
IF 2R
9 TR
IF 2L
Gain
Time (hours)

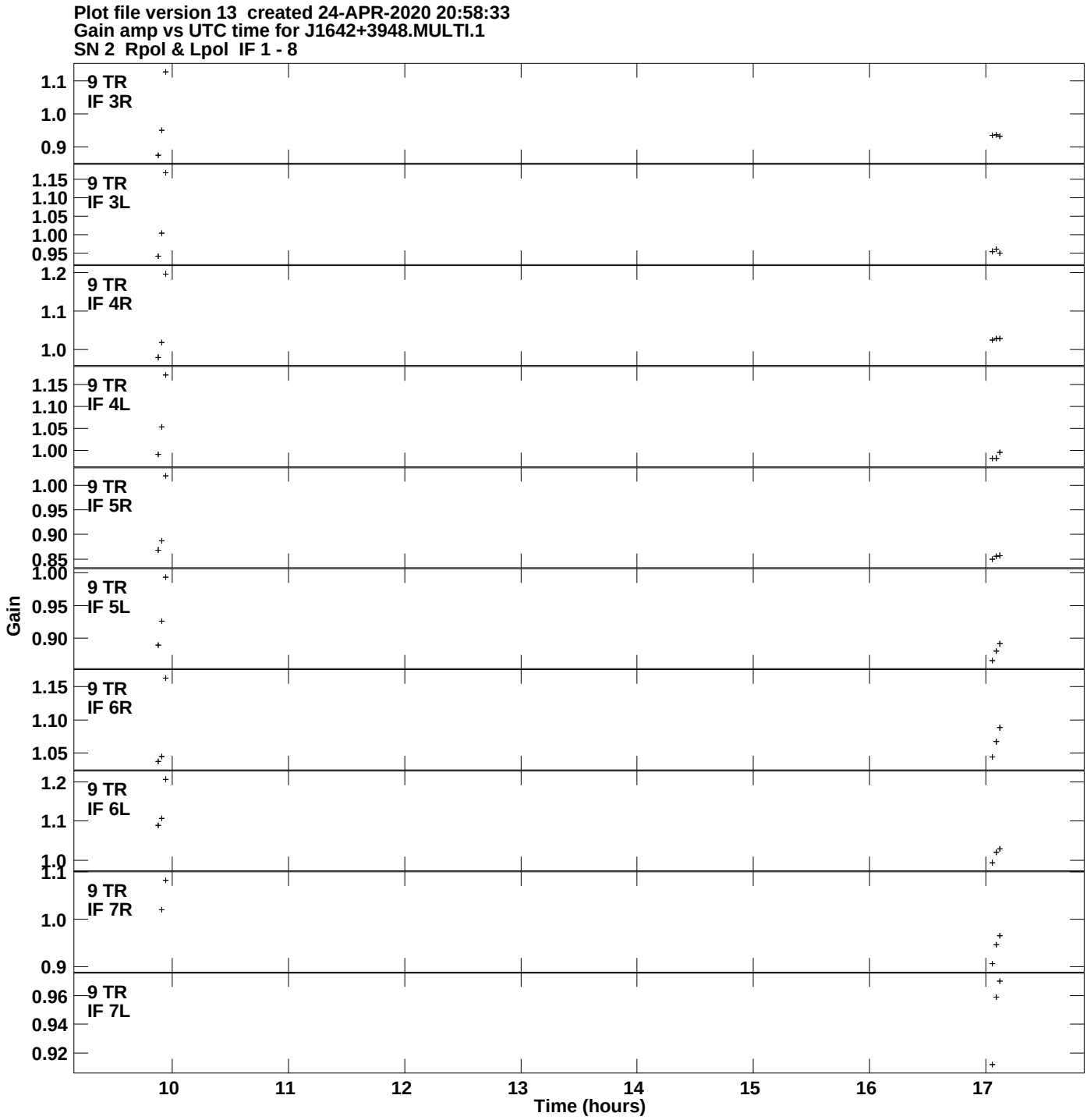
Plot file version 13 created 24-APR-2020 20:58:33
Gain amp vs UTC time for J1642+3948.MULTI.1
SN 2 Rpol & Lpol IF 1 - 8
9 TR
IF 3R
9 TR
IF 3L
9 TR
IF 4R
9 TR
IF 4L
9 TR
IF 5R
9 TR
IF 5L
9 TR
IF 6R
9 TR
IF 6L
9 TR
IF 7R
9 TR
IF 7L
Gain
Time (hours)
10
11
12
13
14
15
16
17

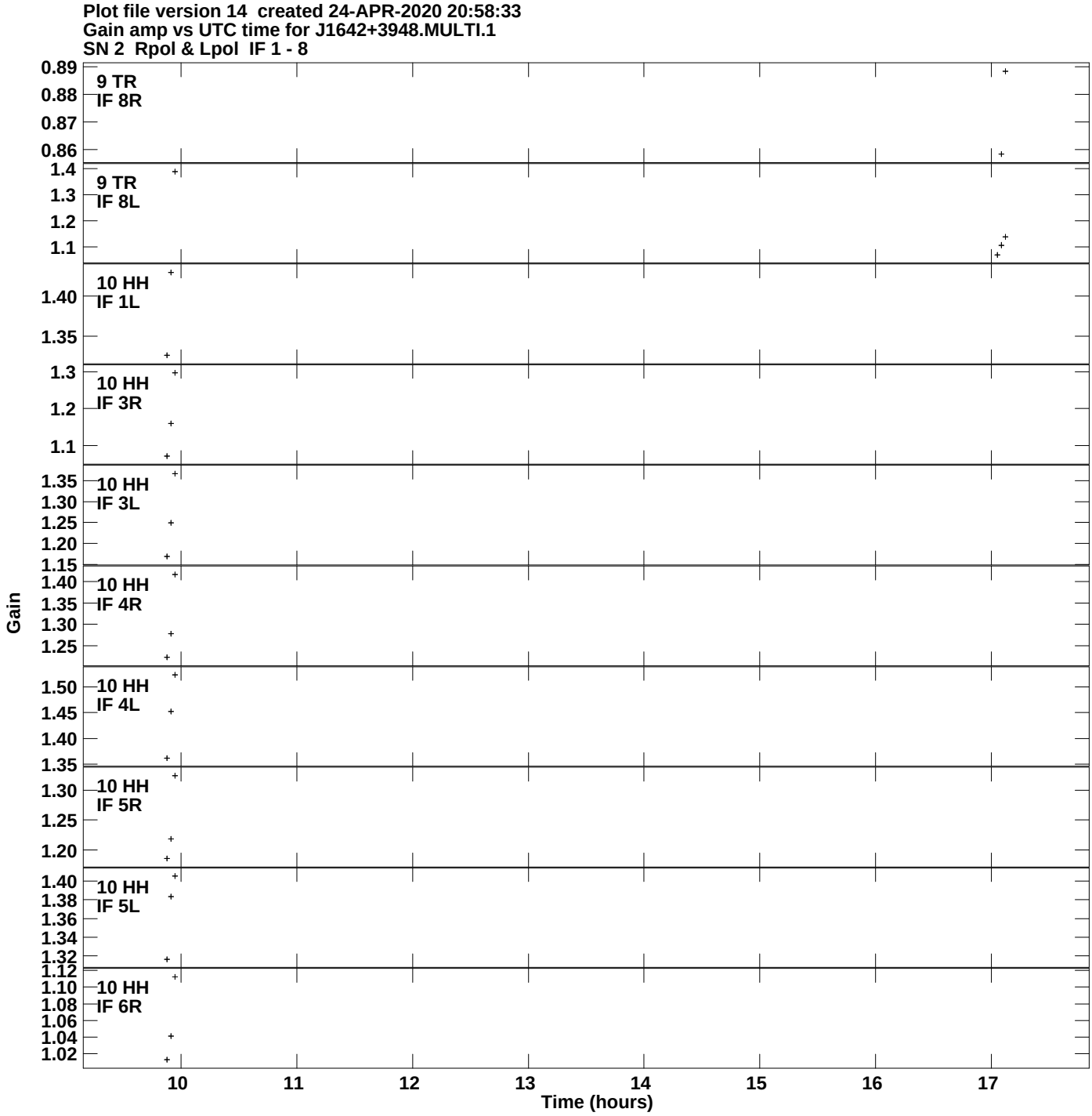
Plot file version 14 created 24-APR-2020 20:58:33
Gain amp vs UTC time for J1642+3948.MULTI.1
SN 2 Rpol & Lpol IF 1 - 8
9 TR
IF 8R
9 TR
IF 8L
10 HH
IF 1L
10 HH
IF 3R
10 HH
IF 3L
10 HH
IF 4R
10 HH
IF 4L
10 HH
IF 5R
10 HH
IF 5L
10 HH
IF 6R
Gain
Time (hours)

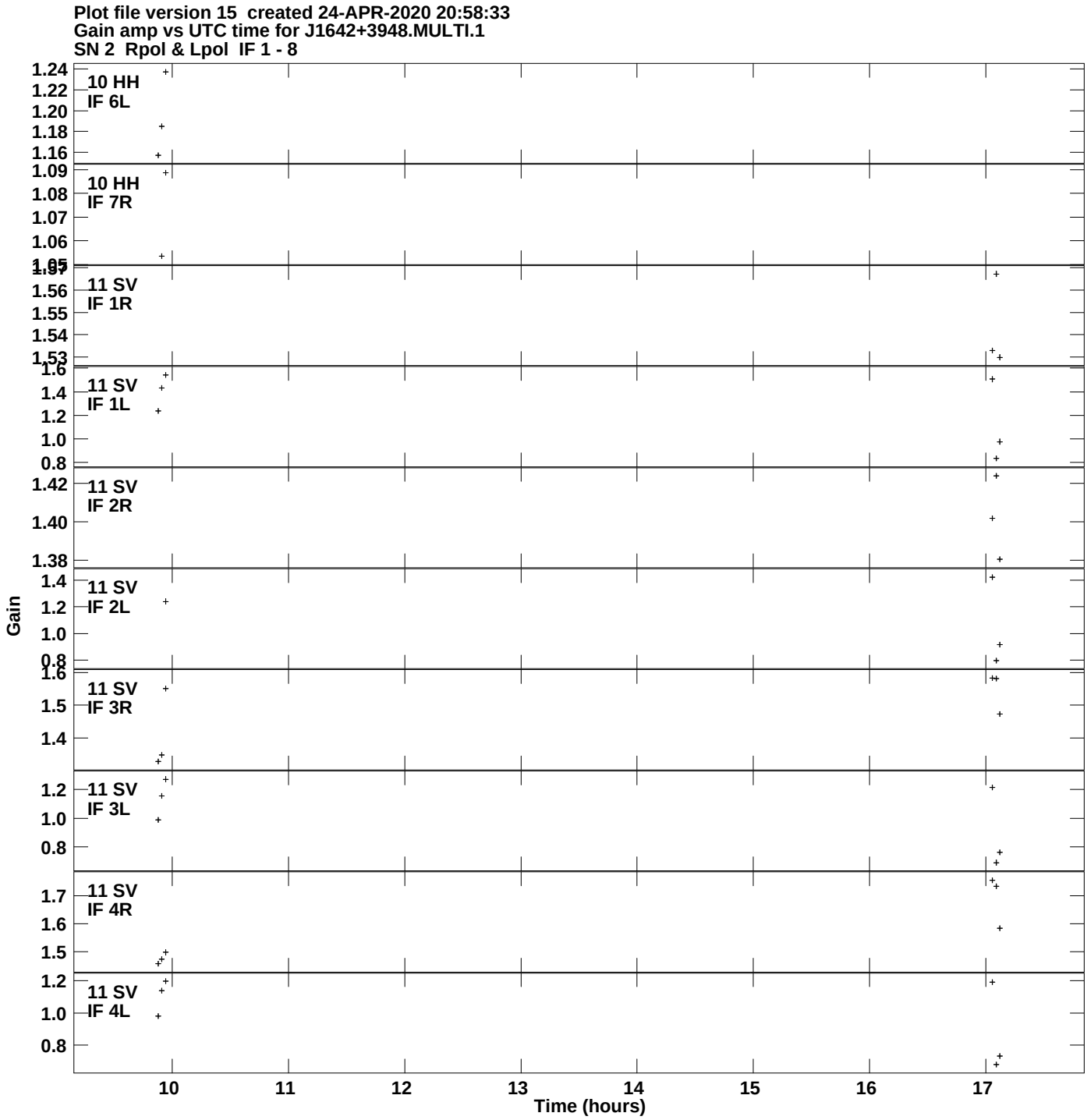
Plot file version 15 created 24-APR-2020 20:58:33
Gain amp vs UTC time for J1642+3948.MULTI.1
SN 2 Rpol & Lpol IF 1 - 8
10 HH
IF 6L
10 HH
IF 7R
11 SV
IF 1R
11 SV
IF 1L
11 SV
IF 2R
11 SV
IF 2L
11 SV
IF 3R
11 SV
IF 3L
11 SV
IF 4R
11 SV
IF 4L
Gain
Time (hours)

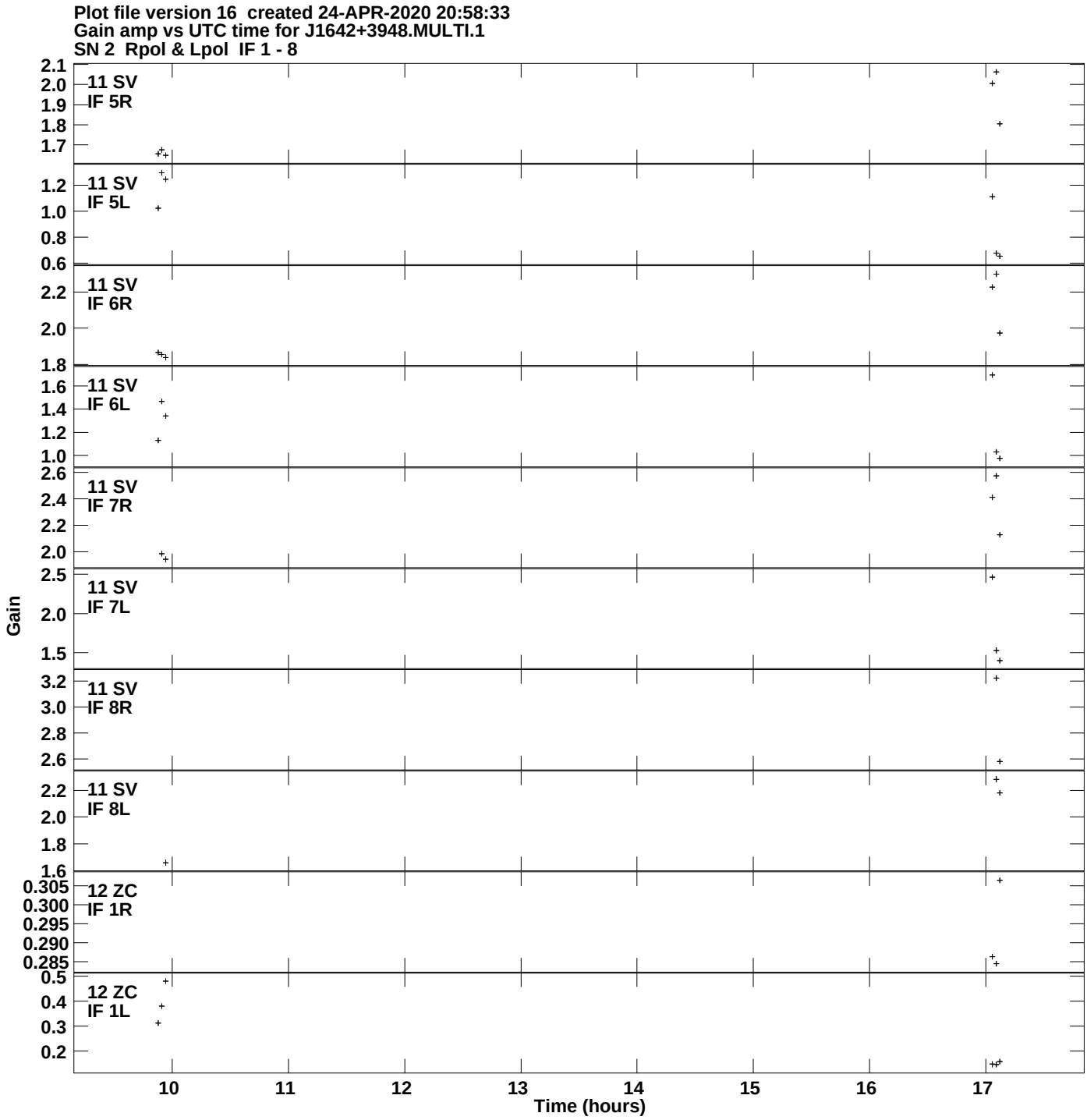
Plot file version 16 created 24-APR-2020 20:58:33
Gain amp vs UTC time for J1642+3948.MULTI.1
SN 2 Rpol & Lpol IF 1 - 8
11 SV
IF 5R
11 SV
IF 5L
11 SV
IF 6R
11 SV
IF 6L
11 SV
IF 7R
11 SV
IF 7L
11 SV
IF 8R
11 SV
IF 8L
12 ZC
IF 1R
12 ZC
IF 1L
Gain
Time (hours)

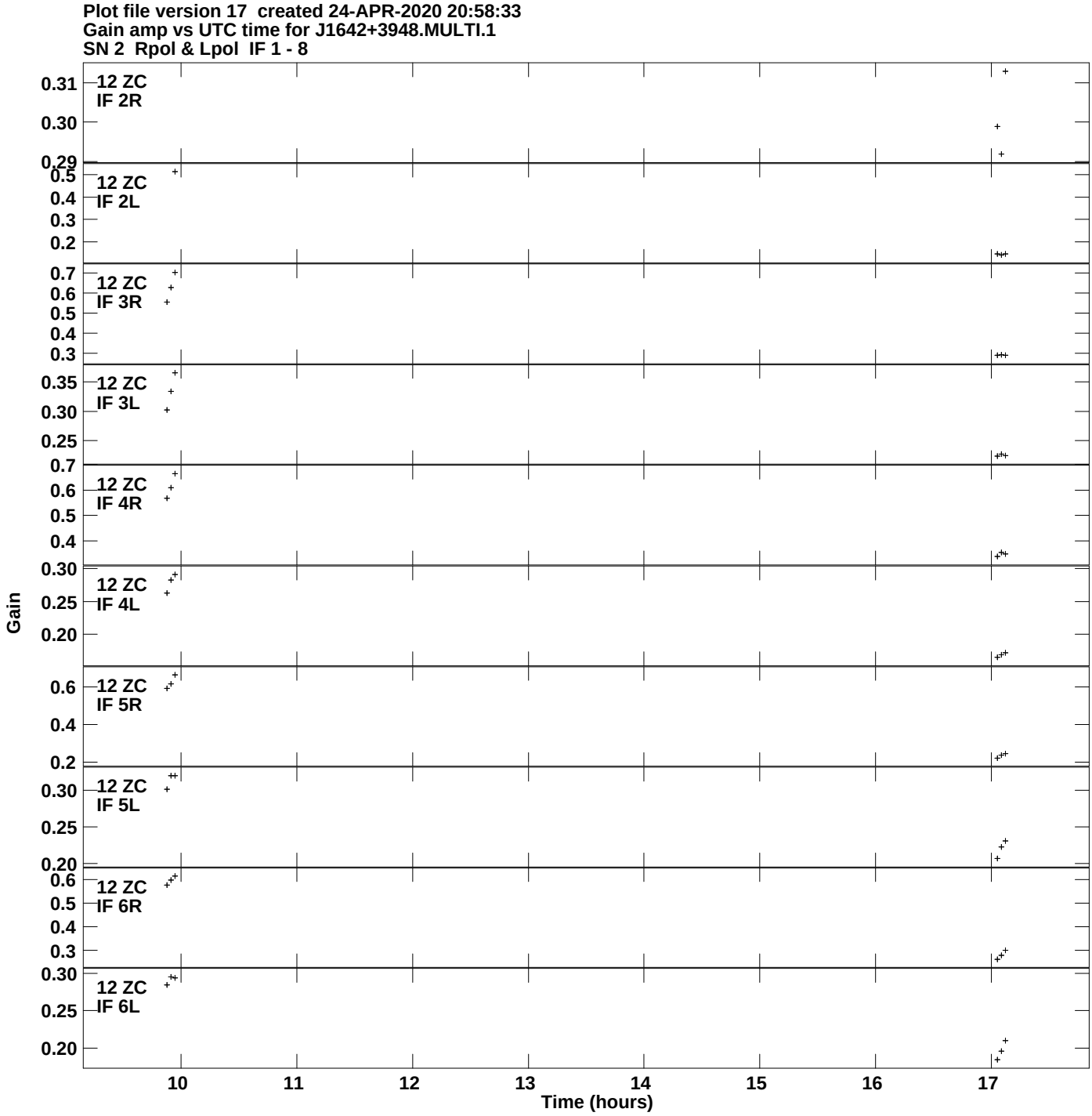
Plot file version 17 created 24-APR-2020 20:58:33
Gain amp vs UTC time for J1642+3948.MULTI.1
SN 2 Rpol & Lpol IF 1 - 8
12 ZC
IF 2R
12 ZC
IF 2L
12 ZC
IF 3R
12 ZC
IF 3L
12 ZC
IF 4R
12 ZC
IF 4L
12 ZC
IF 5R
12 ZC
IF 5L
12 ZC
IF 6R
12 ZC
IF 6L
Gain
Time (hours)
10
11
12
13
14
15
16
17

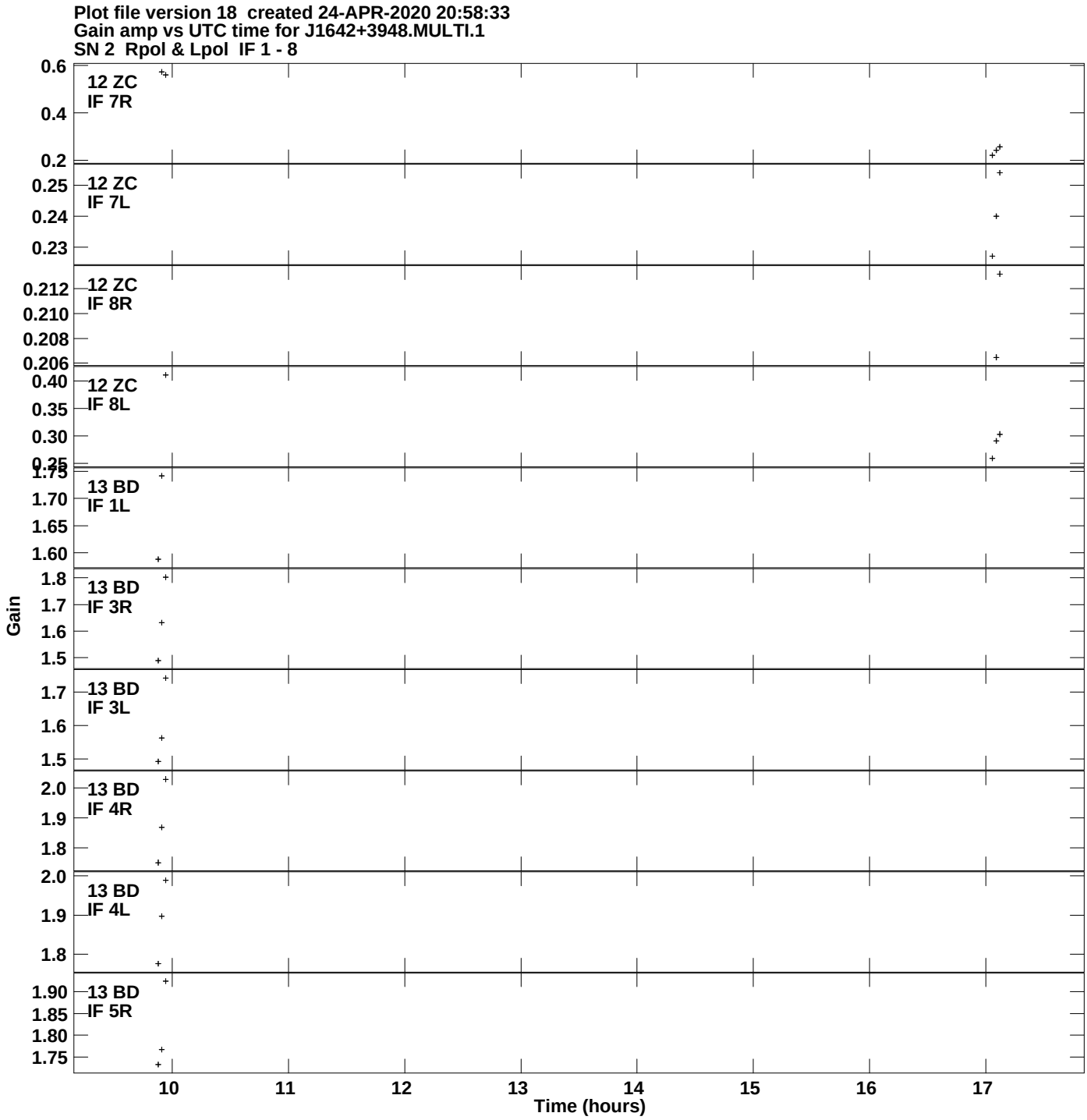
Plot file version 18 created 24-APR-2020 20:58:33
Gain amp vs UTC time for J1642+3948.MULTI.1
SN 2 Rpol & Lpol IF 1 - 8
12 ZC
IF 7R
12 ZC
IF 7L
12 ZC
IF 8R
12 ZC
IF 8L
13 BD
IF 1L
13 BD
IF 3R
13 BD
IF 3L
13 BD
IF 4R
13 BD
IF 4L
13 BD
IF 5R
Gain
Time (hours)

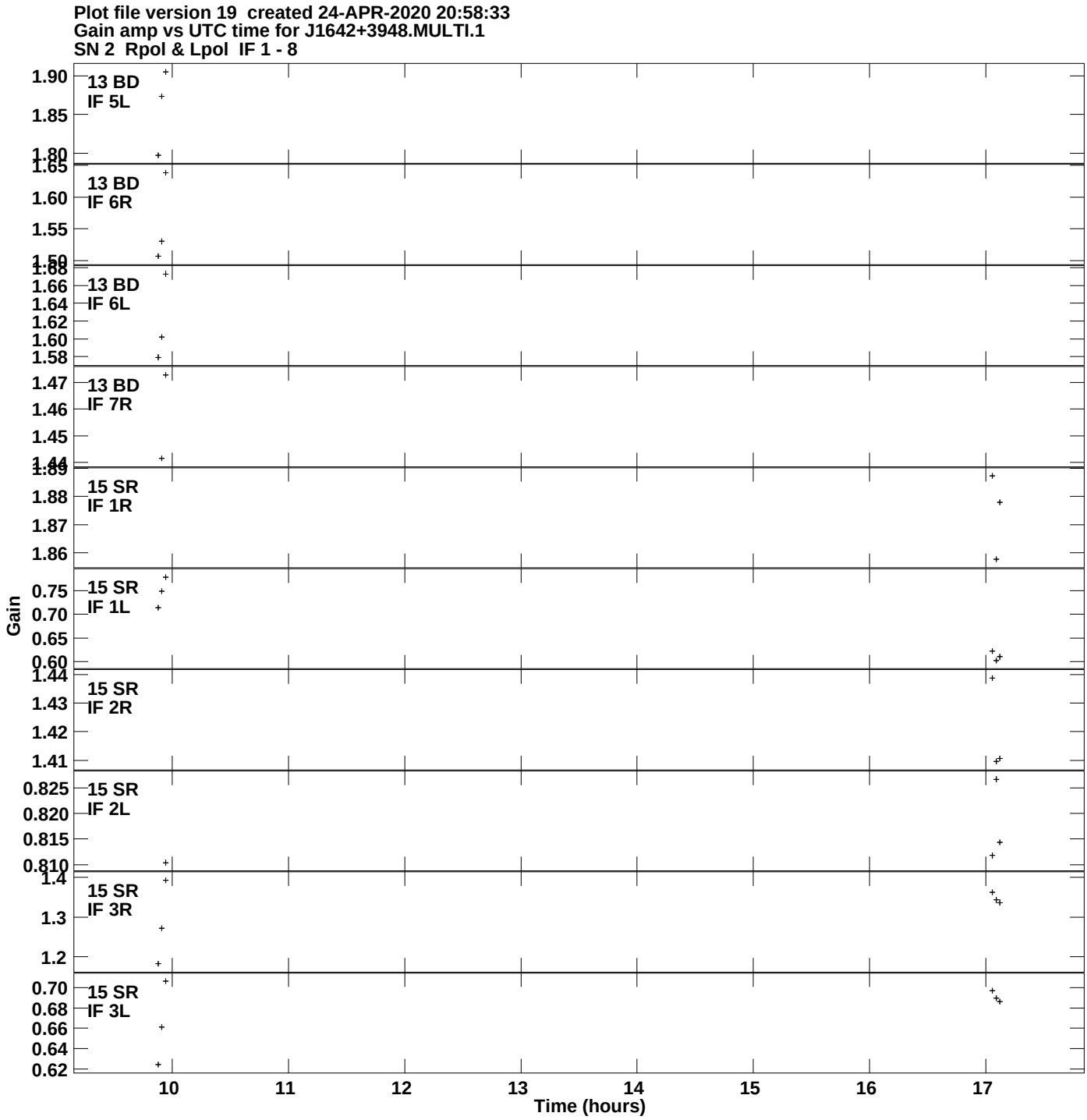
Plot file version 19 created 24-APR-2020 20:58:33
Gain amp vs UTC time for J1642+3948.MULTI.1
SN 2 Rpol & Lpol IF 1 - 8
13 BD
IF 5L
13 BD
IF 6R
13 BD
IF 6L
13 BD
IF 7R
15 SR
IF 1R
15 SR
IF 1L
15 SR
IF 2R
15 SR
IF 2L
15 SR
IF 3R
15 SR
IF 3L
Gain
Time (hours)

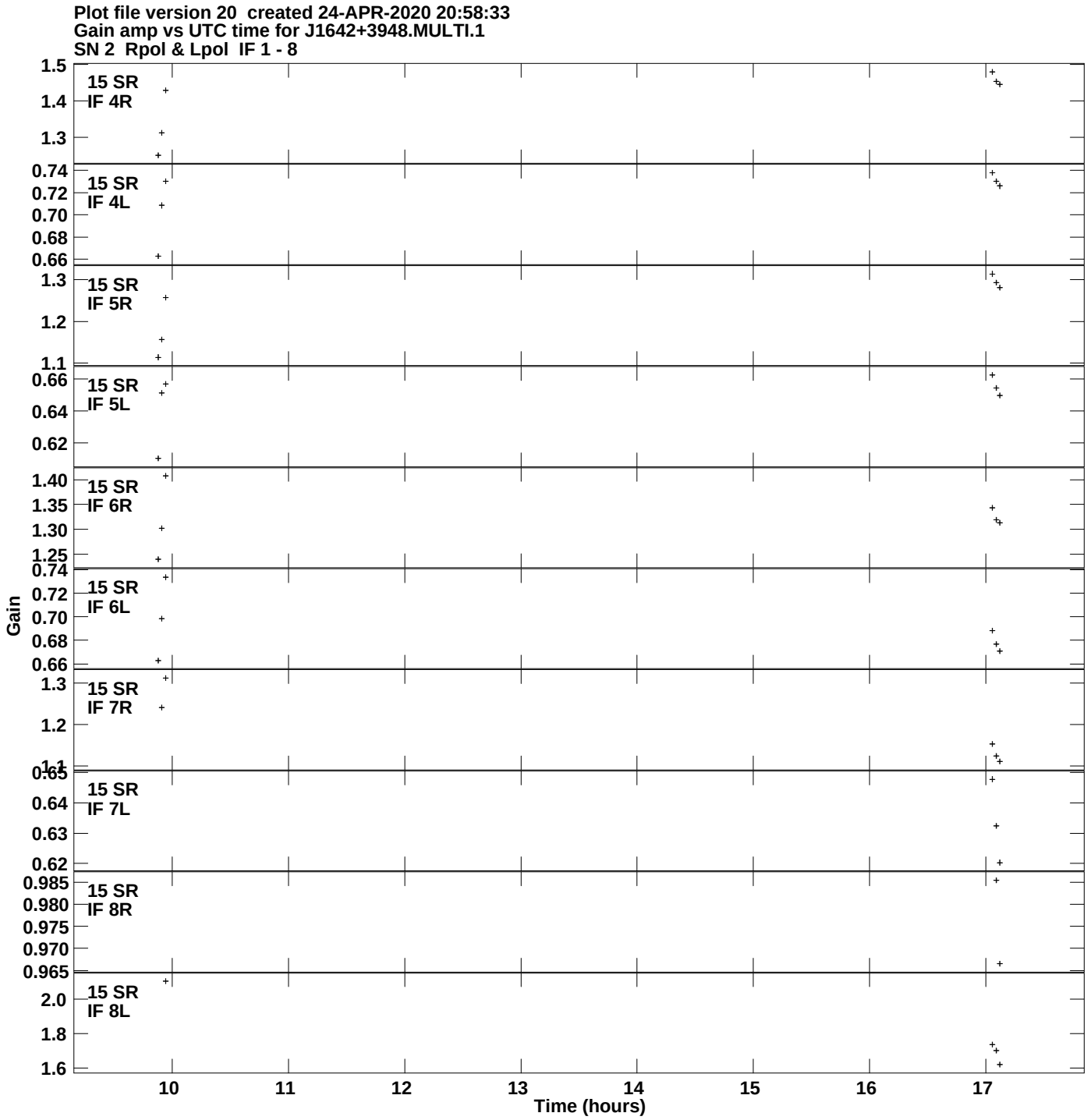
Plot file version 20 created 24-APR-2020 20:58:33
Gain amp vs UTC time for J1642+3948.MULTI.1
SN 2 Rpol & Lpol IF 1 - 8
15 SR IF 4R
15 SR IF 4L
15 SR IF 5R
15 SR IF 5L
15 SR IF 6R
15 SR IF 6L
15 SR IF 7R
15 SR IF 7L
15 SR IF 8R
15 SR IF 8L
Gain
Time (hours)

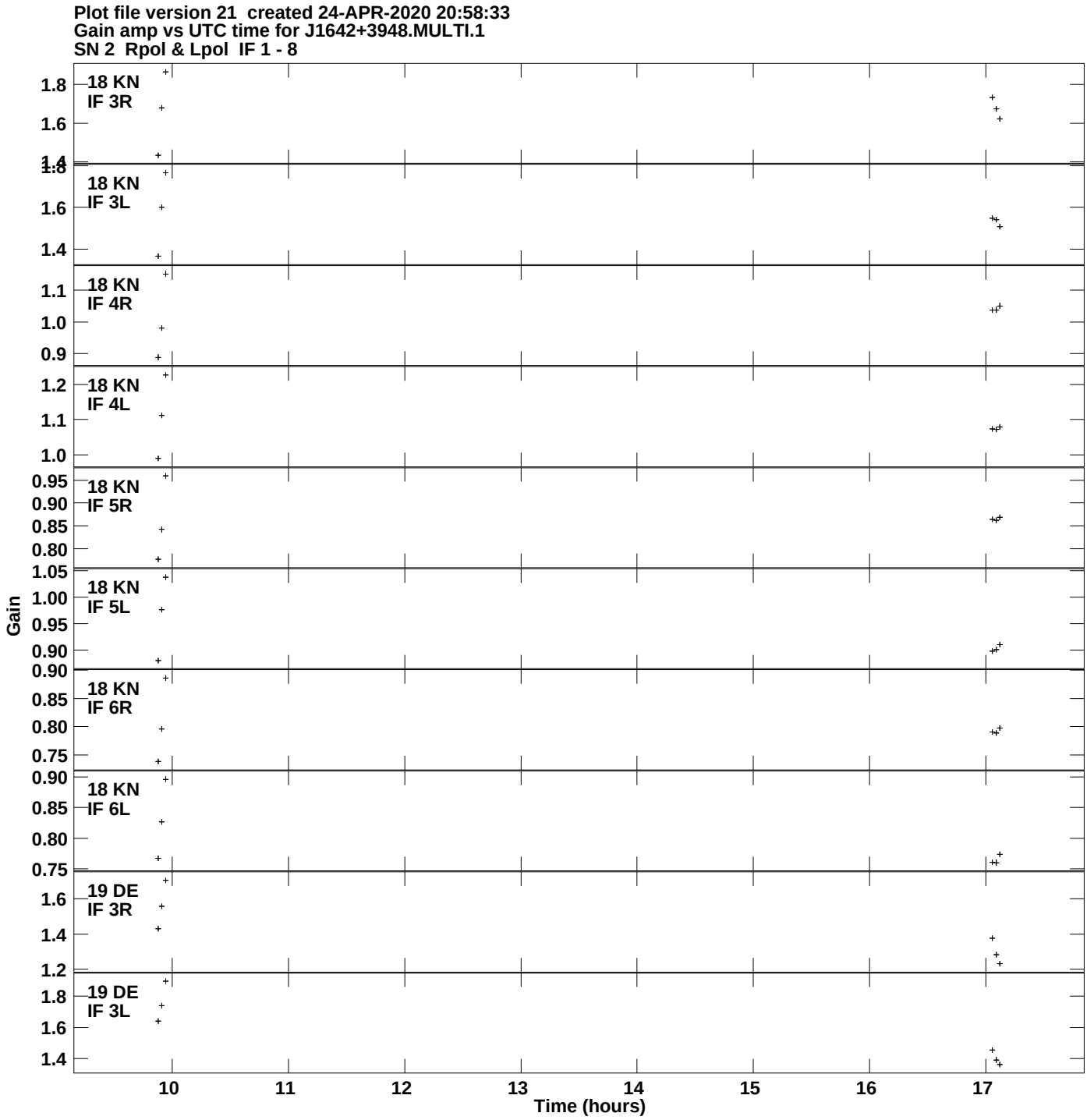
Plot file version 21 created 24-APR-2020 20:58:33
Gain amp vs UTC time for J1642+3948.MULTI.1
SN 2 Rpol & Lpol IF 1 - 8
18 KN IF 3R
18 KN IF 3L
18 KN IF 4R
18 KN IF 4L
18 KN IF 5R
18 KN IF 5L
18 KN IF 6R
18 KN IF 6L
19 DE IF 3R
19 DE IF 3L
Gain
Time (hours)

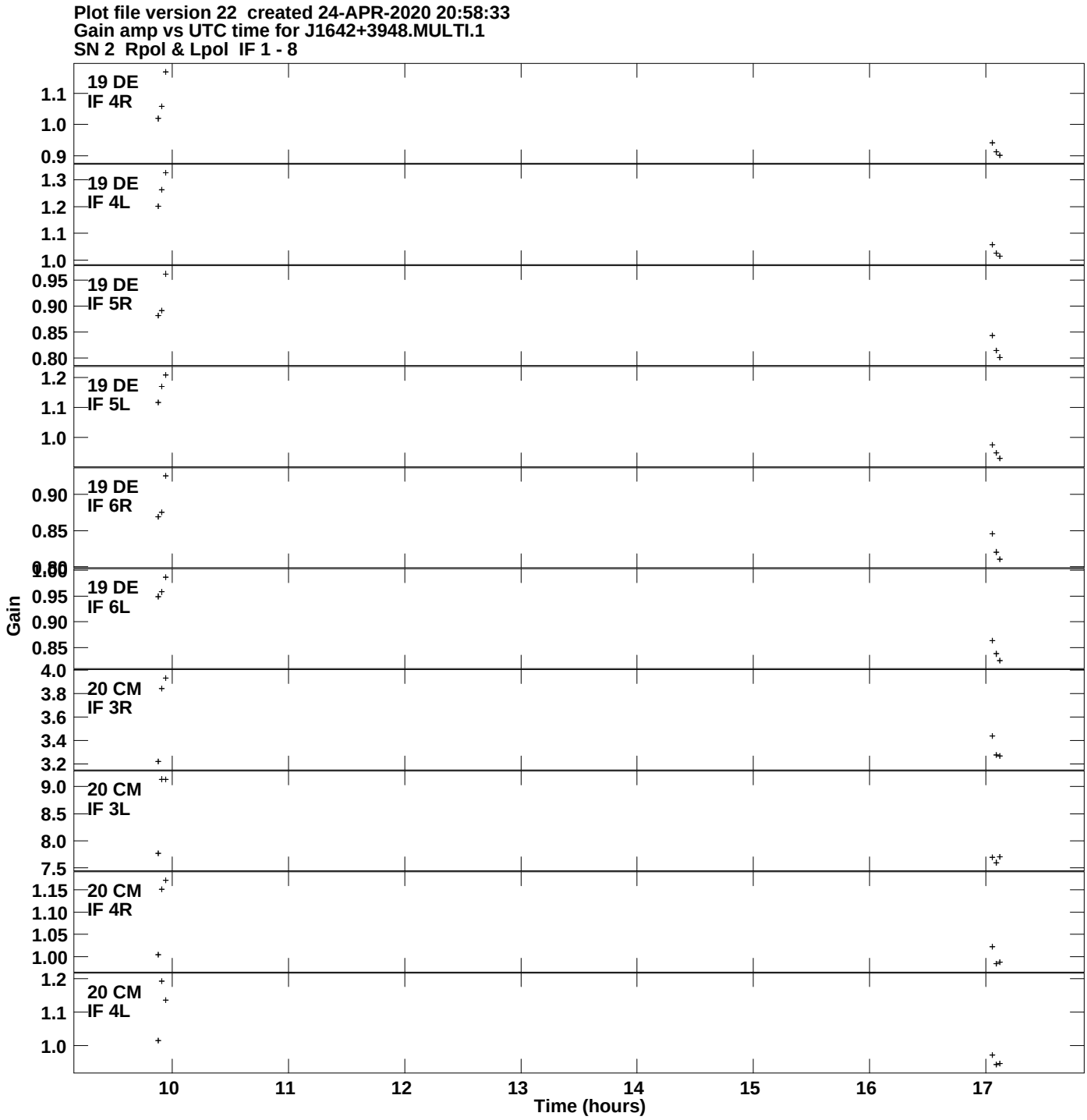
Plot file version 22 created 24-APR-2020 20:58:33
Gain amp vs UTC time for J1642+3948.MULTI.1
SN 2 Rpol & Lpol IF 1 - 8
19 DE IF 4R
19 DE IF 4L
19 DE IF 5R
19 DE IF 5L
19 DE IF 6R
19 DE IF 6L
20 CM IF 3R
20 CM IF 3L
20 CM IF 4R
20 CM IF 4L
Gain
Time (hours)

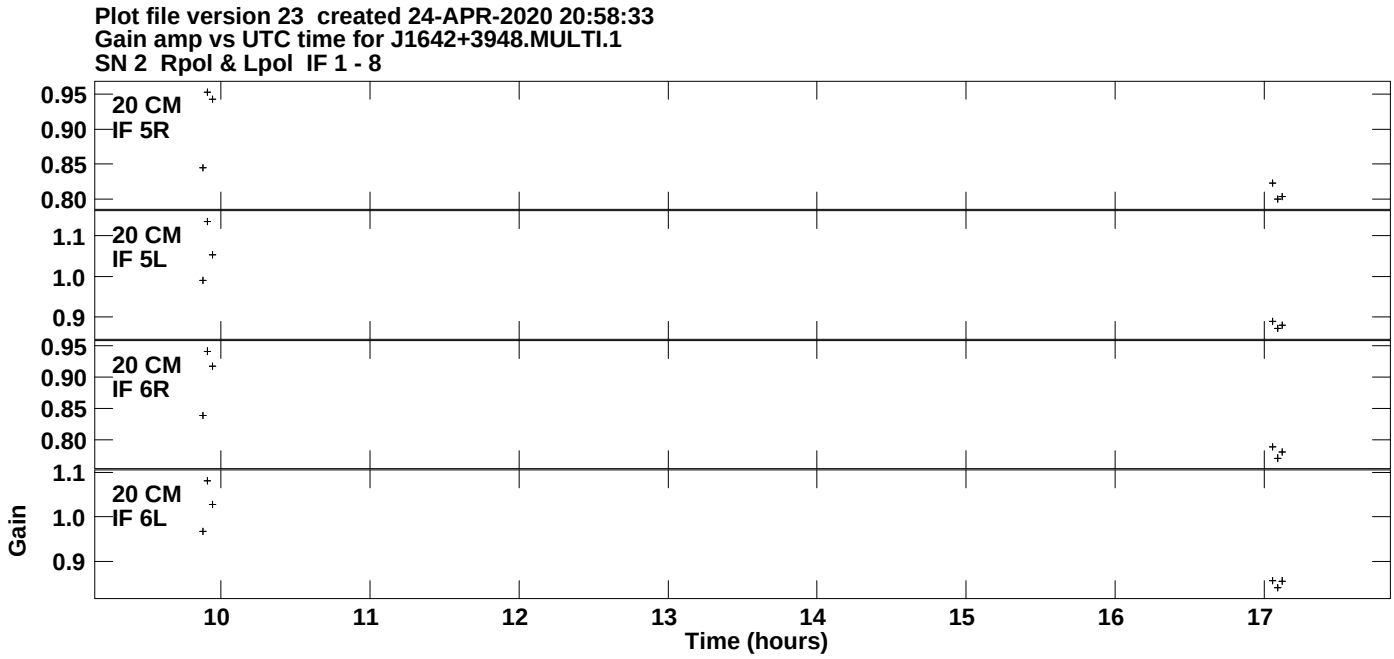
Plot file version 23 created 24-APR-2020 20:58:33
Gain amp vs UTC time for J1642+3948.MULTI.1
SN 2 Rpol & Lpol IF 1 - 8
20 CM
IF 5R
20 CM
IF 5L
20 CM
IF 6R
20 CM
IF 6L
Gain
0.95
0.90
0.85
0.80
1.1
1.0
0.9
10
11
12
13
14
15
16
17
Time (hours)