
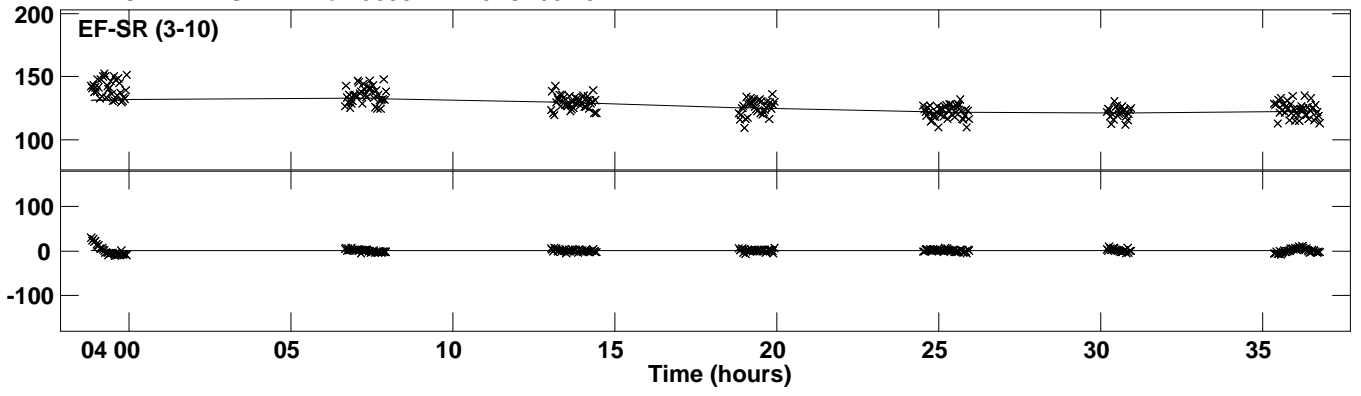



Plot file version 1 created 18-MAR-2020 18:13:04
Amplitude and Phase vs Time for J0501+7128.MULTI.1 CL # 3
IF 1 CHAN 1 STK LL of J0501+7128.ICL001.3



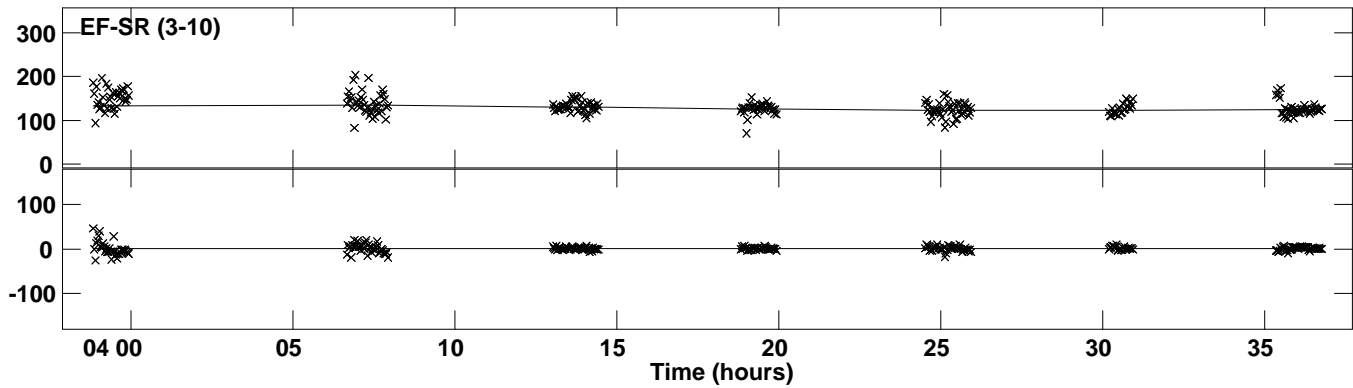
Plot file version 2 created 18-MAR-2020 18:13:04
Amplitude and Phase vs Time for J0501+7128.MULTI.1 CL # 3
IF 1 CHAN 1 STK LL of J0501+7128.ICL001.3




Plot file version 3 created 18-MAR-2020 18:13:05
Amplitude andPhase vs Time for J0501+7128.MULTI.1 CL # 3
IF 2 CHAN 1 STK LL of J0501+7128.ICL001.3



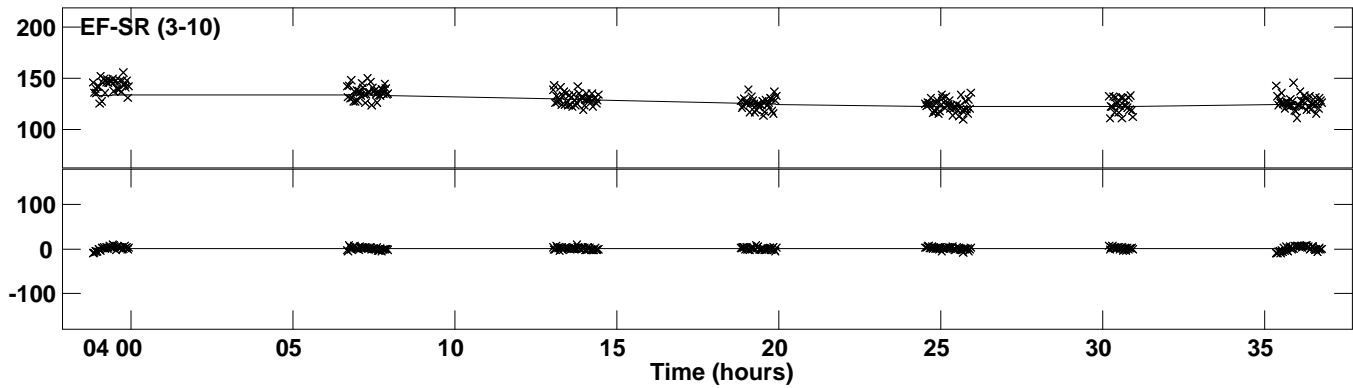
PLot file version 4 created 18-MAR-2020 18:13:05
Amplitude andPhase vs Time for J0501+7128.MULTI.1 CL # 3
IF 2 CHAN 1 STK LL of J0501+7128.ICL001.3




Plot file version 5 created 18-MAR-2020 18:13:06
Amplitude andPhase vs Time for J0501+7128.MULTI.1 CL # 3
IF 3 CHAN 1 STK LL of J0501+7128.ICL001.3



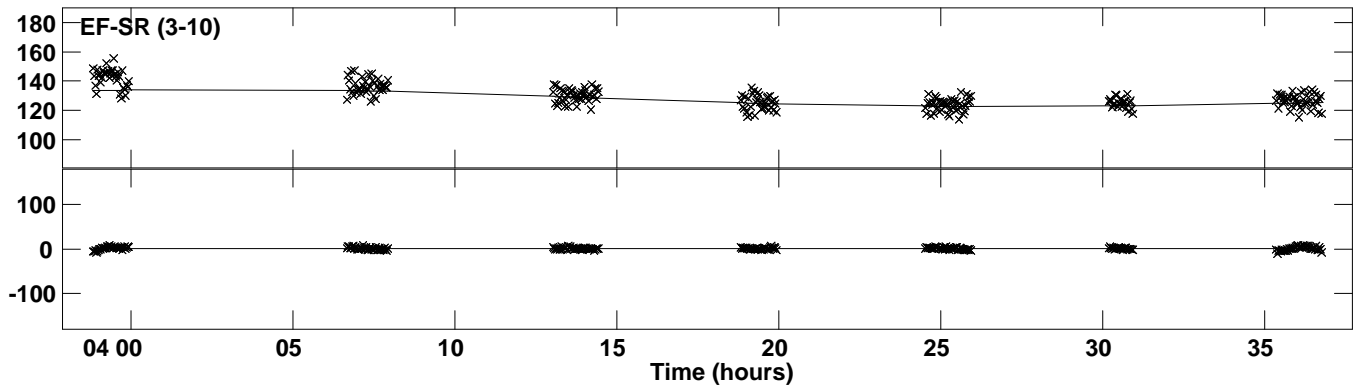
PLot file version 6 created 18-MAR-2020 18:13:06
Amplitude andPhase vs Time for J0501+7128.MULTI.1 CL # 3
IF 3 CHAN 1 STK LL of J0501+7128.ICL001.3




Plot file version 7 created 18-MAR-2020 18:13:07
Amplitude andPhase vs Time for J0501+7128.MULTI.1 CL # 3
IF 4 CHAN 1 STK LL of J0501+7128.ICL001.3



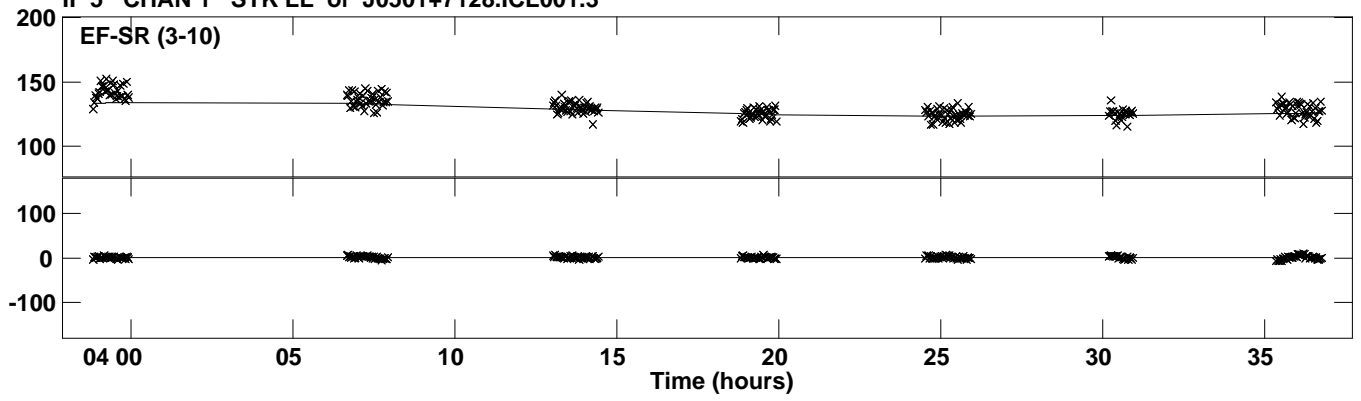
Plot file version 8 created 18-MAR-2020 18:13:07
Amplitude and Phase vs Time for J0501+7128.MULTI.1 CL # 3
IF 4 CHAN 1 STK LL of J0501+7128.ICL001.3




PLot file version 9 created 18-MAR-2020 18:13:08
Amplitude andPhase vs Time for J0501+7128.MULTI.1 CL # 3
IF 5 CHAN 1 STK LL of J0501+7128.ICL001.3



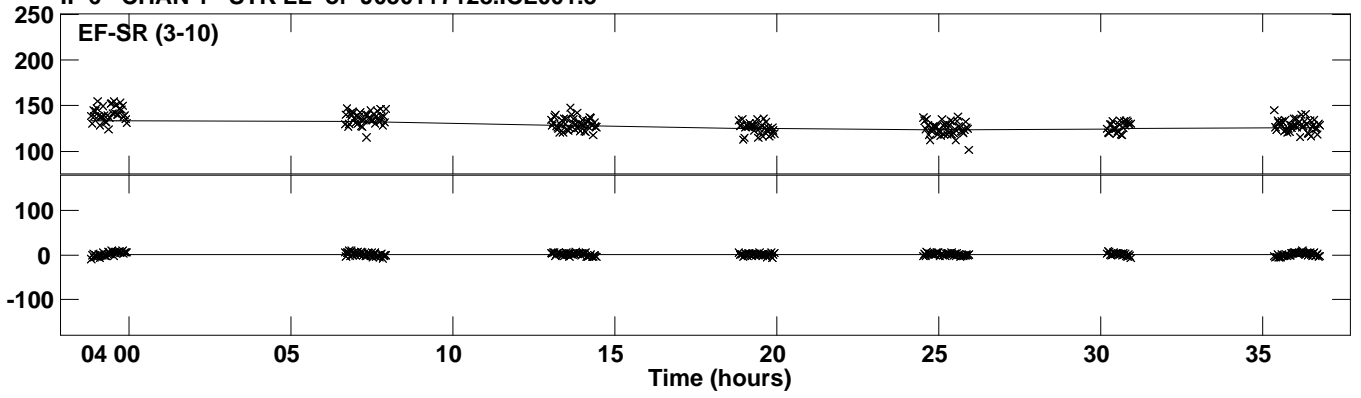
Plot file version 10 created 18-MAR-2020 18:13:08
Amplitude and Phase vs Time for J0501+7128.MULTI.1 CL # 3
IF 5 CHAN 1 STK LL of J0501+7128.ICL001.3



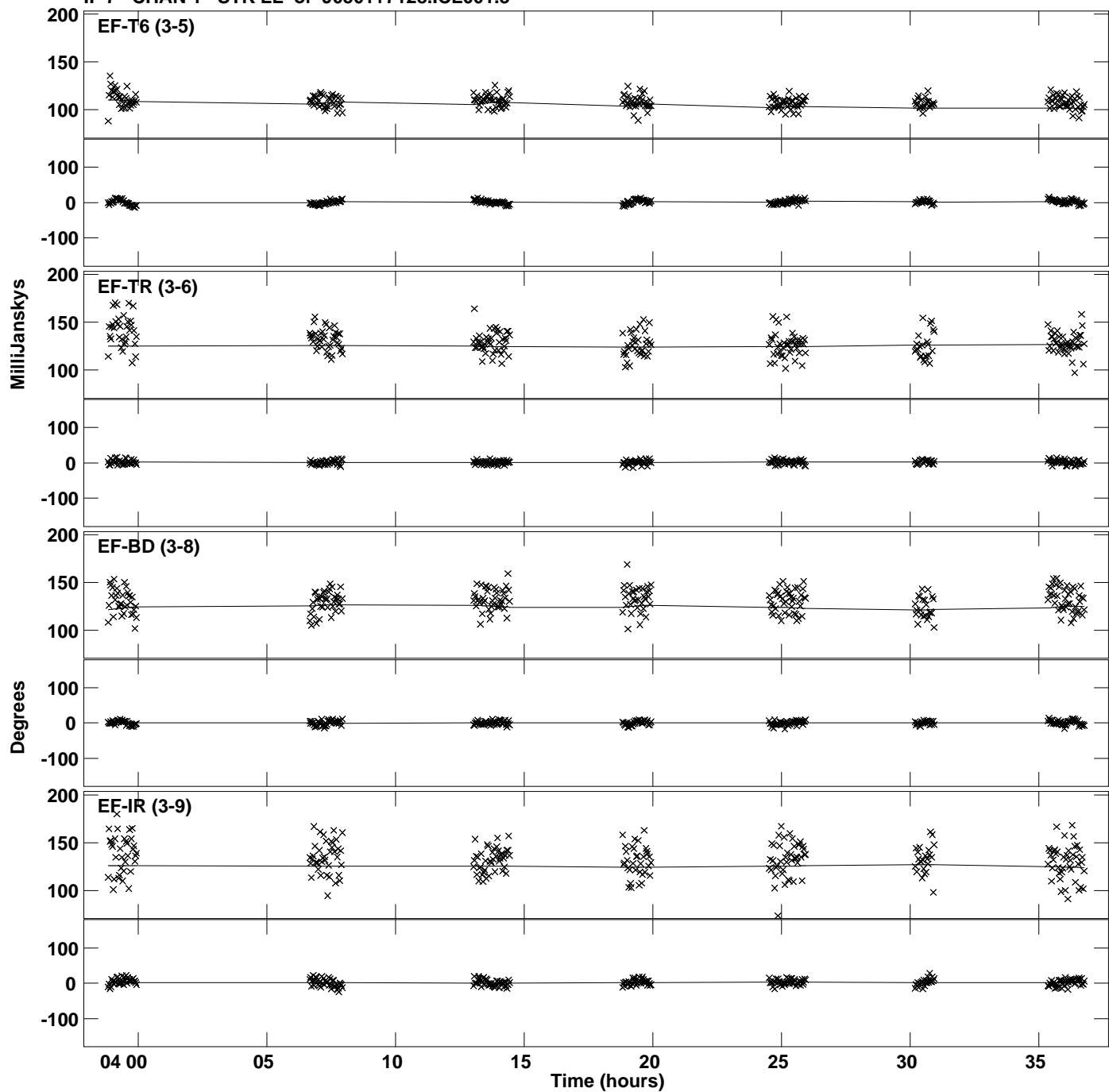
Plot file version 11 created 18-MAR-2020 18:13:08
Amplitude and Phase vs Time for J0501+7128.MULTI.1 CL # 3
IF 6 CHAN 1 STK LL of J0501+7128.ICL001.3



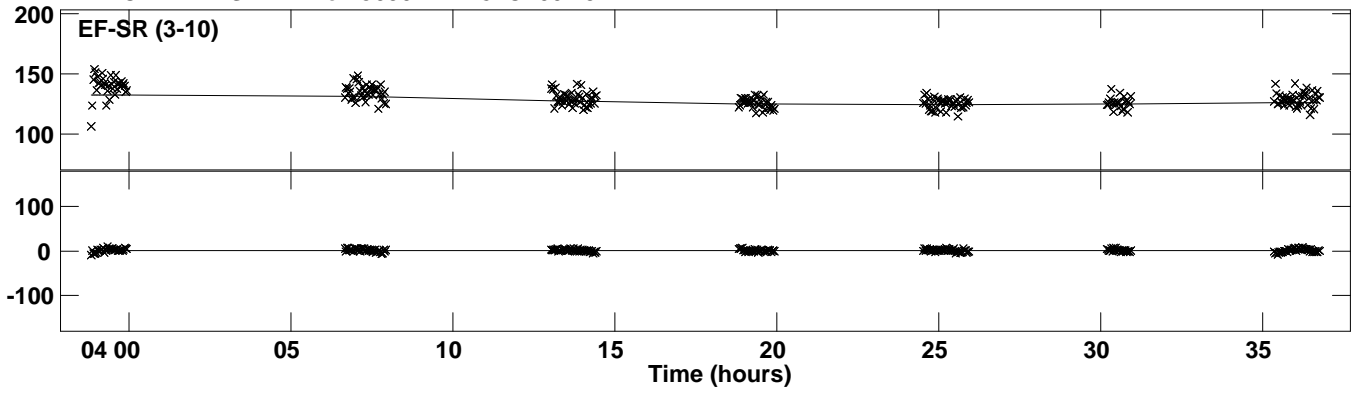
PLot file version 12 created 18-MAR-2020 18:13:08
Amplitude andPhase vs Time for J0501+7128.MULTI.1 CL # 3
IF 6 CHAN 1 STK LL of J0501+7128.ICL001.3




Plot file version 13 created 18-MAR-2020 18:13:09
Amplitude andPhase vs Time for J0501+7128.MULTI.1 CL # 3
IF 7 CHAN 1 STK LL of J0501+7128.ICL001.3



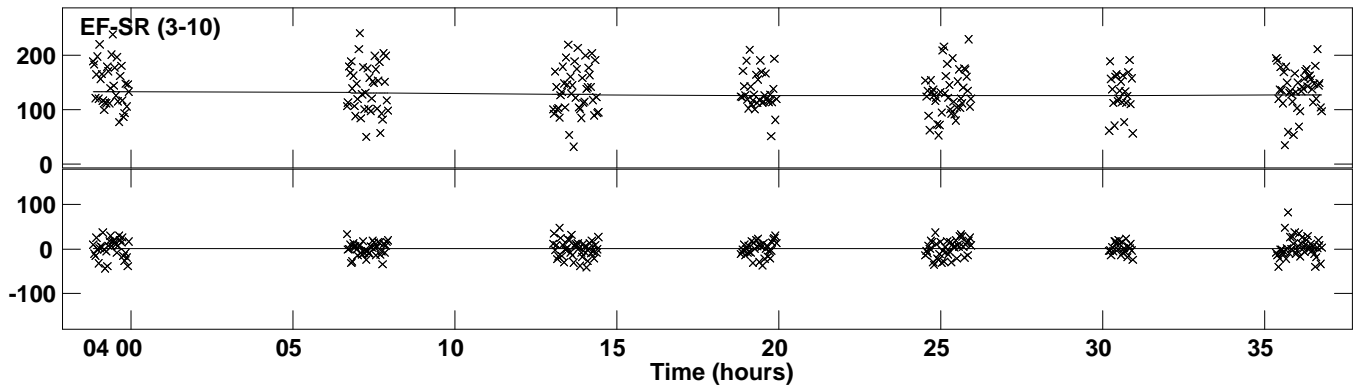
PLot file version 14 created 18-MAR-2020 18:13:09
Amplitude andPhase vs Time for J0501+7128.MULTI.1 CL # 3
IF 7 CHAN 1 STK LL of J0501+7128.ICL001.3




PLot file version 15 created 18-MAR-2020 18:13:10
Amplitude andPhase vs Time for J0501+7128.MULTI.1 CL # 3
IF 8 CHAN 1 STK LL of J0501+7128.ICL001.3



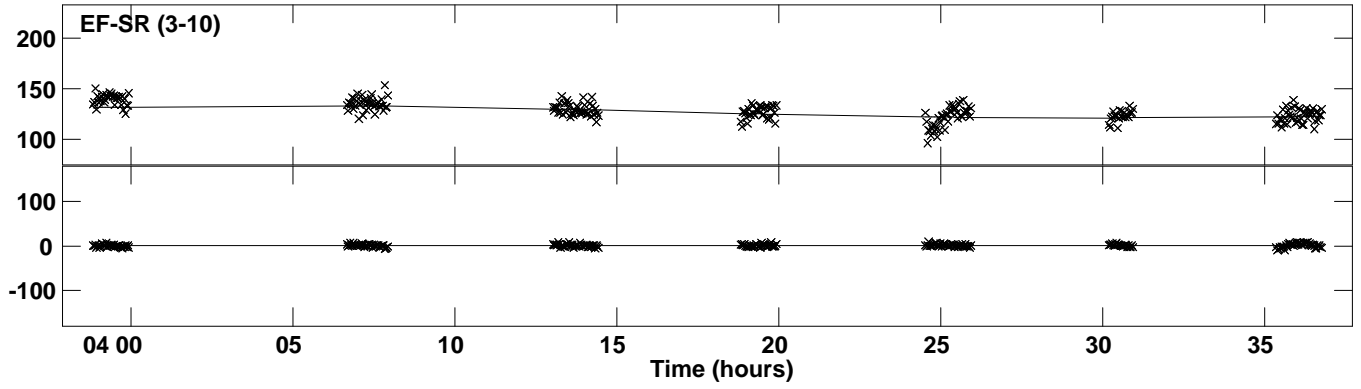
Plot file version 16 created 18-MAR-2020 18:13:10
Amplitude and Phase vs Time for J0501+7128.MULTI.1 CL # 3
IF 8 CHAN 1 STK LL of J0501+7128.ICL001.3




Plot file version 17 created 18-MAR-2020 18:13:11
Amplitude andPhase vs Time for J0501+7128.MULTI.1 CL # 3
IF 1 CHAN 1 STK RR of J0501+7128.ICL001.3



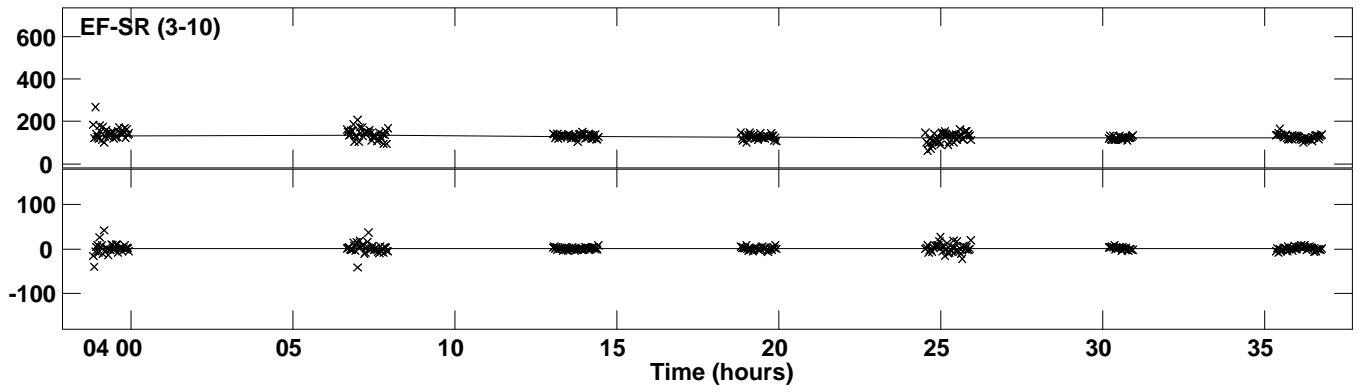
PLot file version 18 created 18-MAR-2020 18:13:11
Amplitude andPhase vs Time for J0501+7128.MULTI.1 CL # 3
IF 1 CHAN 1 STK RR of J0501+7128.ICL001.3




Plot file version 19 created 18-MAR-2020 18:13:12
Amplitude andPhase vs Time for J0501+7128.MULTI.1 CL # 3
IF 2 CHAN 1 STK RR of J0501+7128.ICL001.3



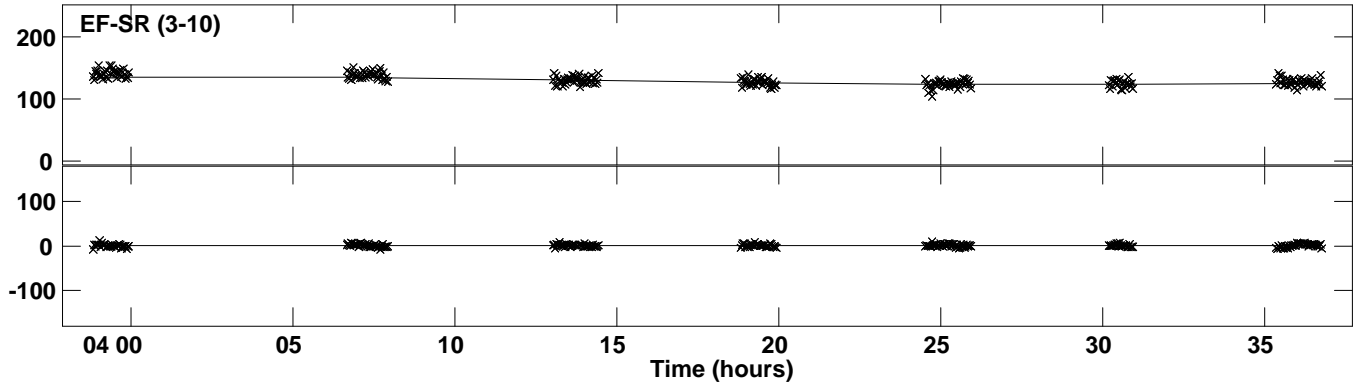
Plot file version 20 created 18-MAR-2020 18:13:12
Amplitude and Phase vs Time for J0501+7128.MULTI.1 CL # 3
IF 2 CHAN 1 STK RR of J0501+7128.ICL001.3




Plot file version 21 created 18-MAR-2020 18:13:13
Amplitude andPhase vs Time for J0501+7128.MULTI.1 CL # 3
IF 3 CHAN 1 STK RR of J0501+7128.ICL001.3



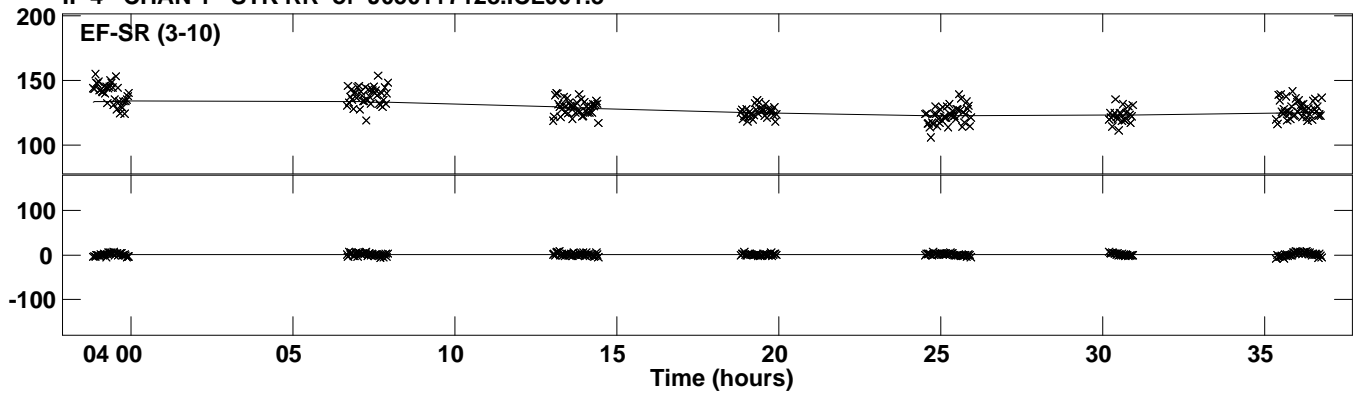
PLot file version 22 created 18-MAR-2020 18:13:13
Amplitude andPhase vs Time for J0501+7128.MULTI.1 CL # 3
IF 3 CHAN 1 STK RR of J0501+7128.ICL001.3



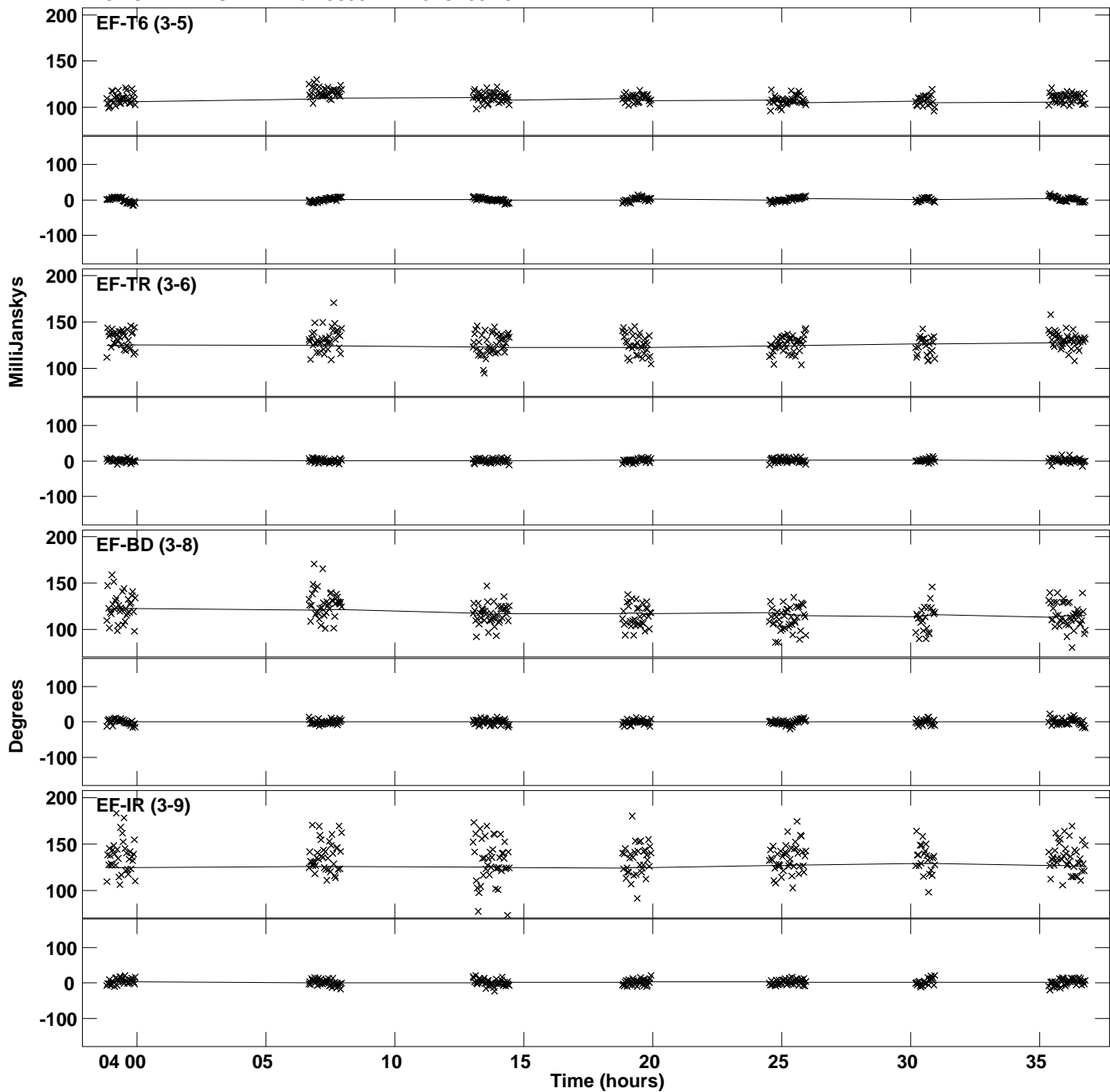
Plot file version 23 created 18-MAR-2020 18:13:14
Amplitude andPhase vs Time for J0501+7128.MULTI.1 CL # 3
IF 4 CHAN 1 STK RR of J0501+7128.ICL001.3



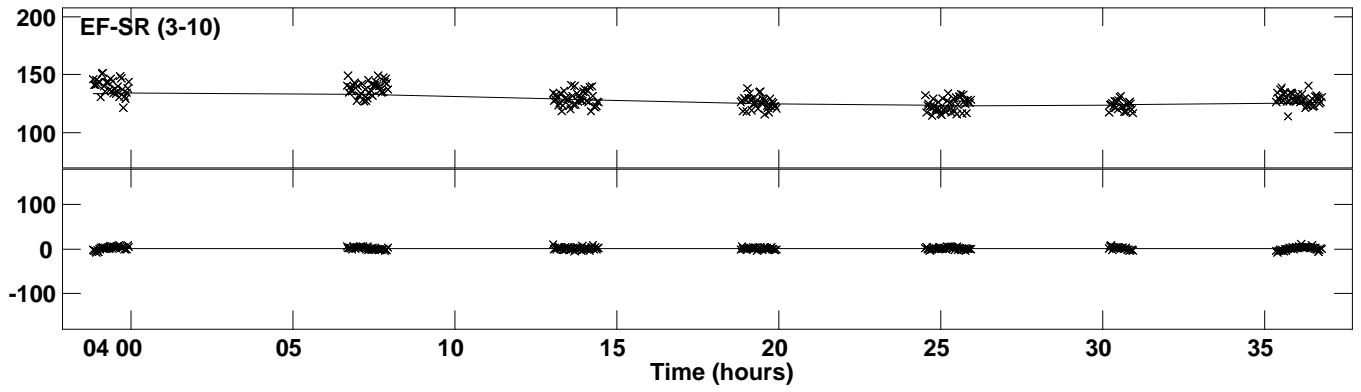
PLot file version 24 created 18-MAR-2020 18:13:14
Amplitude andPhase vs Time for J0501+7128.MULTI.1 CL # 3
IF 4 CHAN 1 STK RR of J0501+7128.ICL001.3




Plot file version 25 created 18-MAR-2020 18:13:15
Amplitude andPhase vs Time for J0501+7128.MULTI.1 CL # 3
IF 5 CHAN 1 STK RR of J0501+7128.ICL001.3



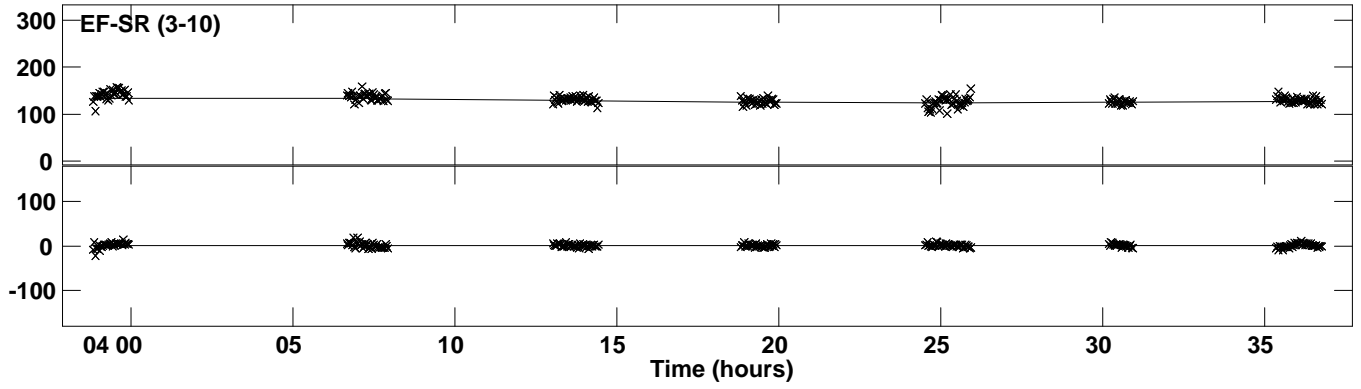
Plot file version 26 created 18-MAR-2020 18:13:15
Amplitude and Phase vs Time for J0501+7128.MULTI.1 CL # 3
IF 5 CHAN 1 STK RR of J0501+7128.ICL001.3




Plot file version 27 created 18-MAR-2020 18:13:16
Amplitude andPhase vs Time for J0501+7128.MULTI.1 CL # 3
IF 6 CHAN 1 STK RR of J0501+7128.ICL001.3



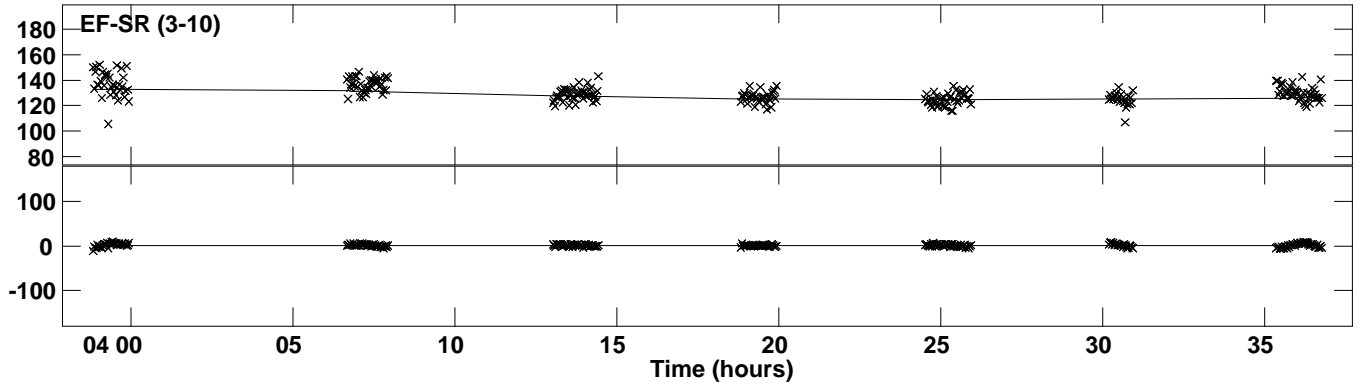
PLot file version 28 created 18-MAR-2020 18:13:16
Amplitude andPhase vs Time for J0501+7128.MULTI.1 CL # 3
IF 6 CHAN 1 STK RR of J0501+7128.ICL001.3



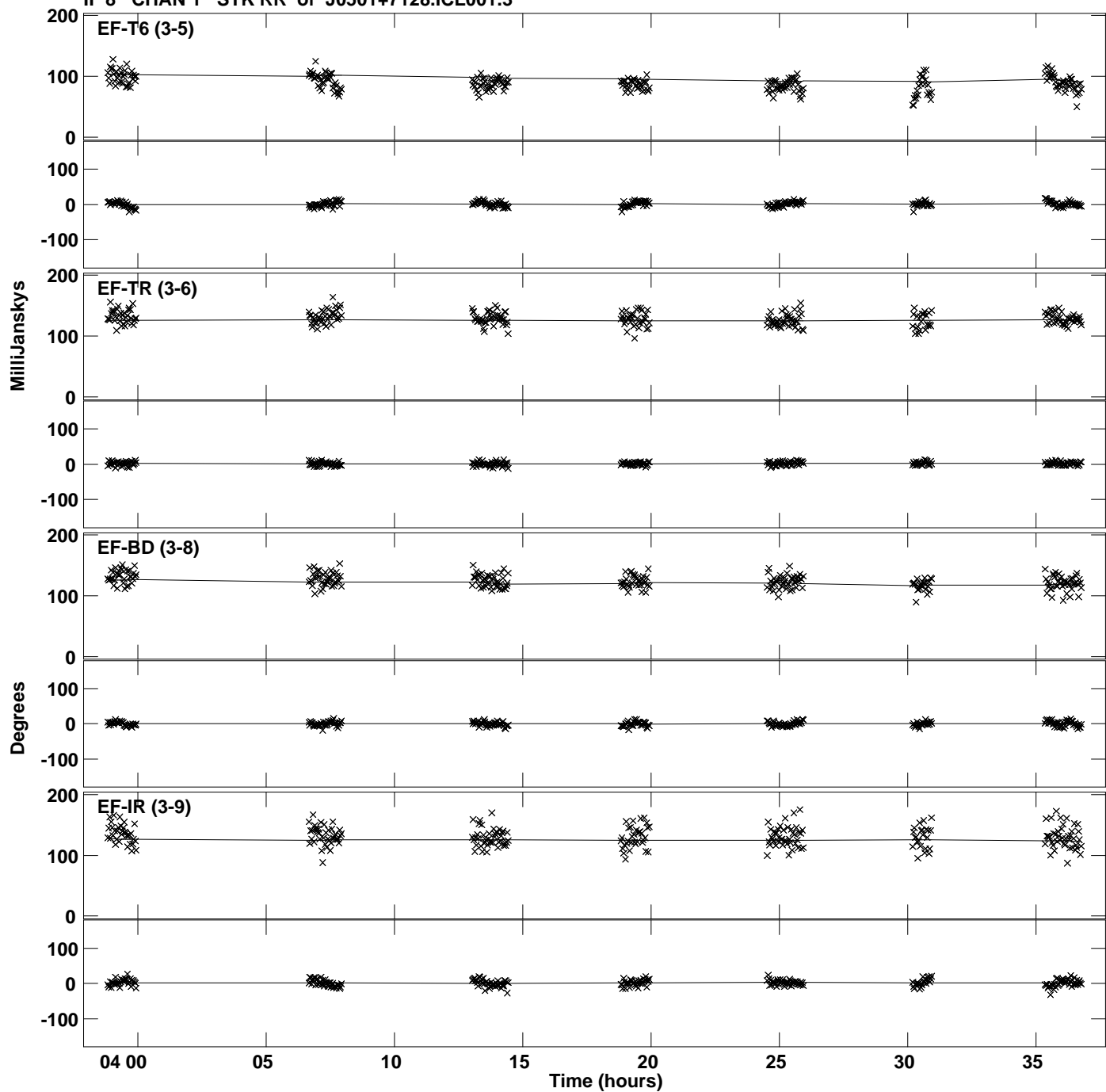
Plot file version 29 created 18-MAR-2020 18:13:17
Amplitude andPhase vs Time for J0501+7128.MULTI.1 CL # 3
IF 7 CHAN 1 STK RR of J0501+7128.ICL001.3



Plot file version 30 created 18-MAR-2020 18:13:17
Amplitude and Phase vs Time for J0501+7128.MULTI.1 CL # 3
IF 7 CHAN 1 STK RR of J0501+7128.ICL001.3



PLot file version 31 created 18-MAR-2020 18:13:17
Amplitude andPhase vs Time for J0501+7128.MULTI.1 CL # 3
IF 8 CHAN 1 STK RR of J0501+7128.ICL001.3



Plot file version 32 created 18-MAR-2020 18:13:17
Amplitude and Phase vs Time for J0501+7128.MULTI.1 CL # 3
IF 8 CHAN 1 STK RR of J0501+7128.ICL001.3

