
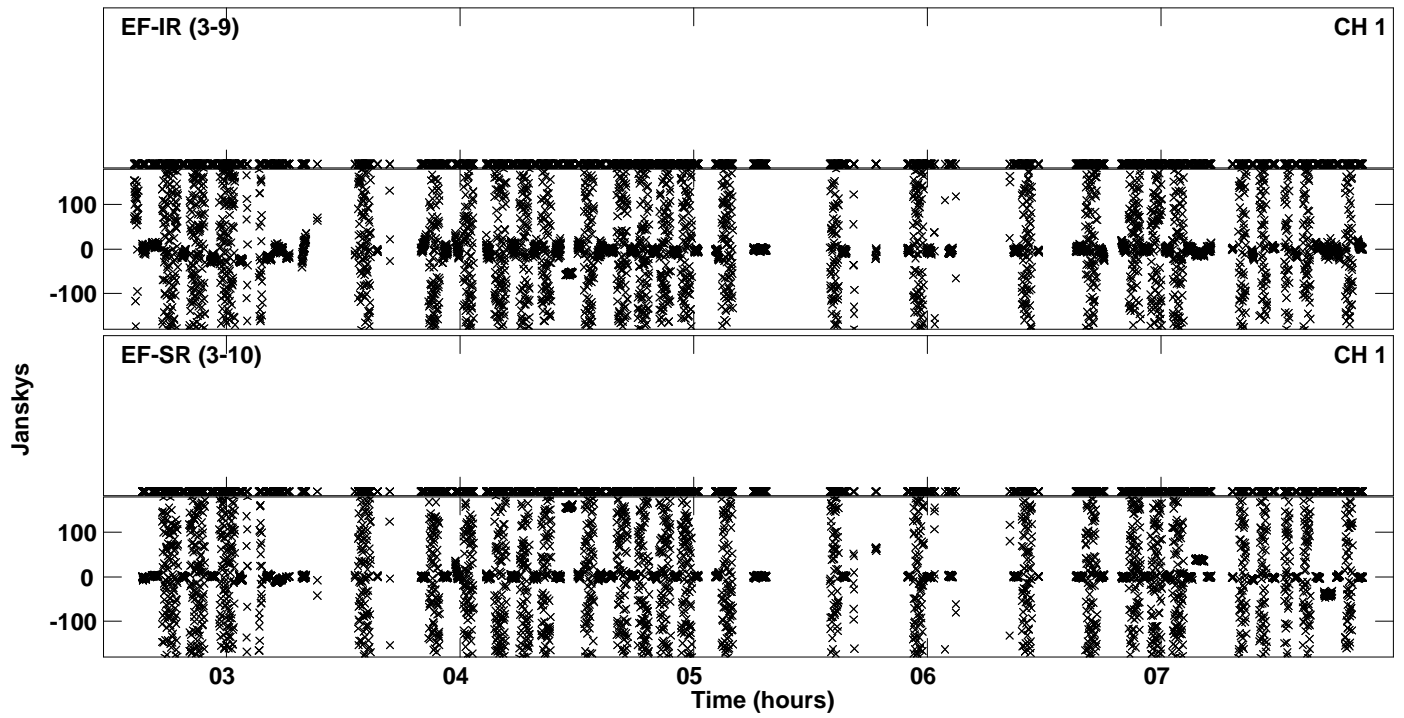



PLot file version 1 created 18-MAR-2020 17:47:10  
Amplitude andPhase vs Time for EN005C.UVDATA.1 Vect aver. CL # 3  
IF 1 CHAN 1 - 1024 STK LL



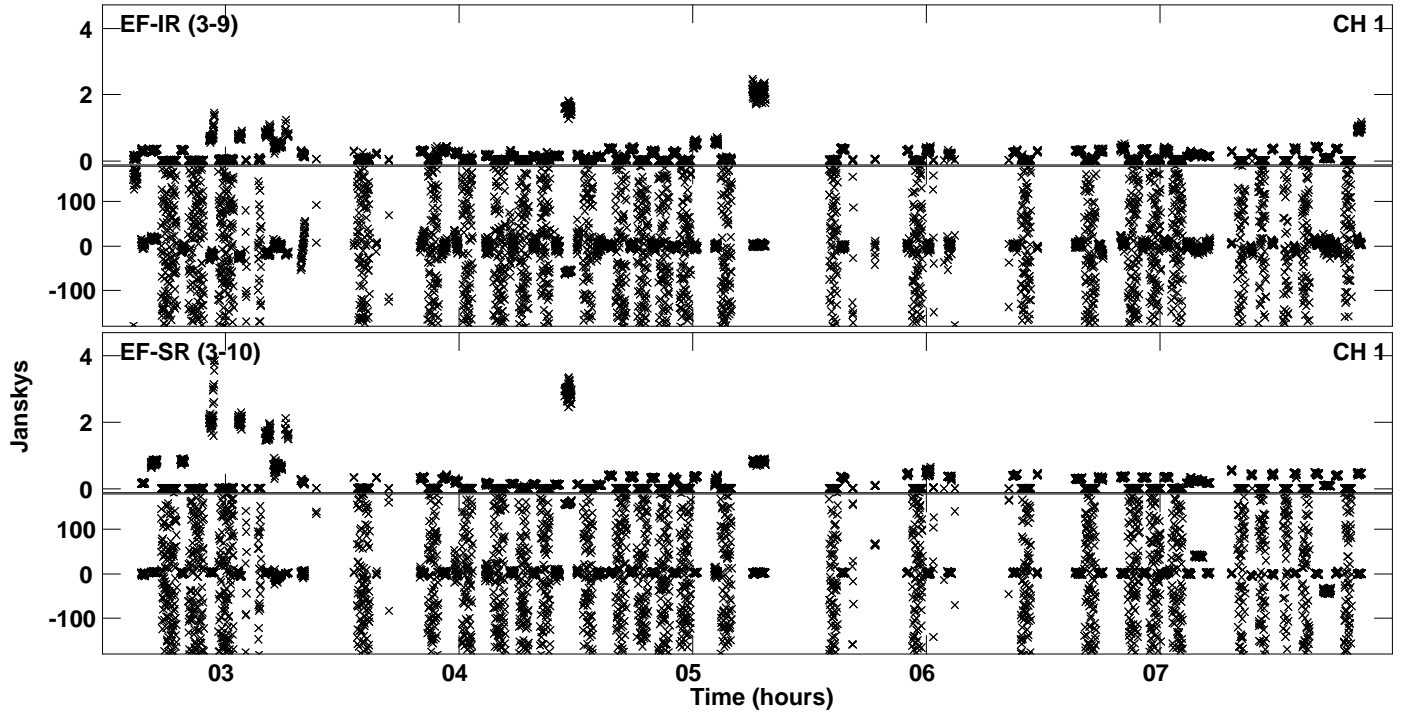
PLot file version 2 created 18-MAR-2020 17:47:10  
Amplitude andPhase vs Time for EN005C.UVDATA.1 Vect aver. CL # 3  
IF 1 CHAN 1 - 1024 STK LL




Plot file version 3 created 18-MAR-2020 17:48:03  
Amplitude andPhase vs Time for EN005C.UVDATA.1 Vect aver. CL # 3  
IF 2 CHAN 1 - 1024 STK LL



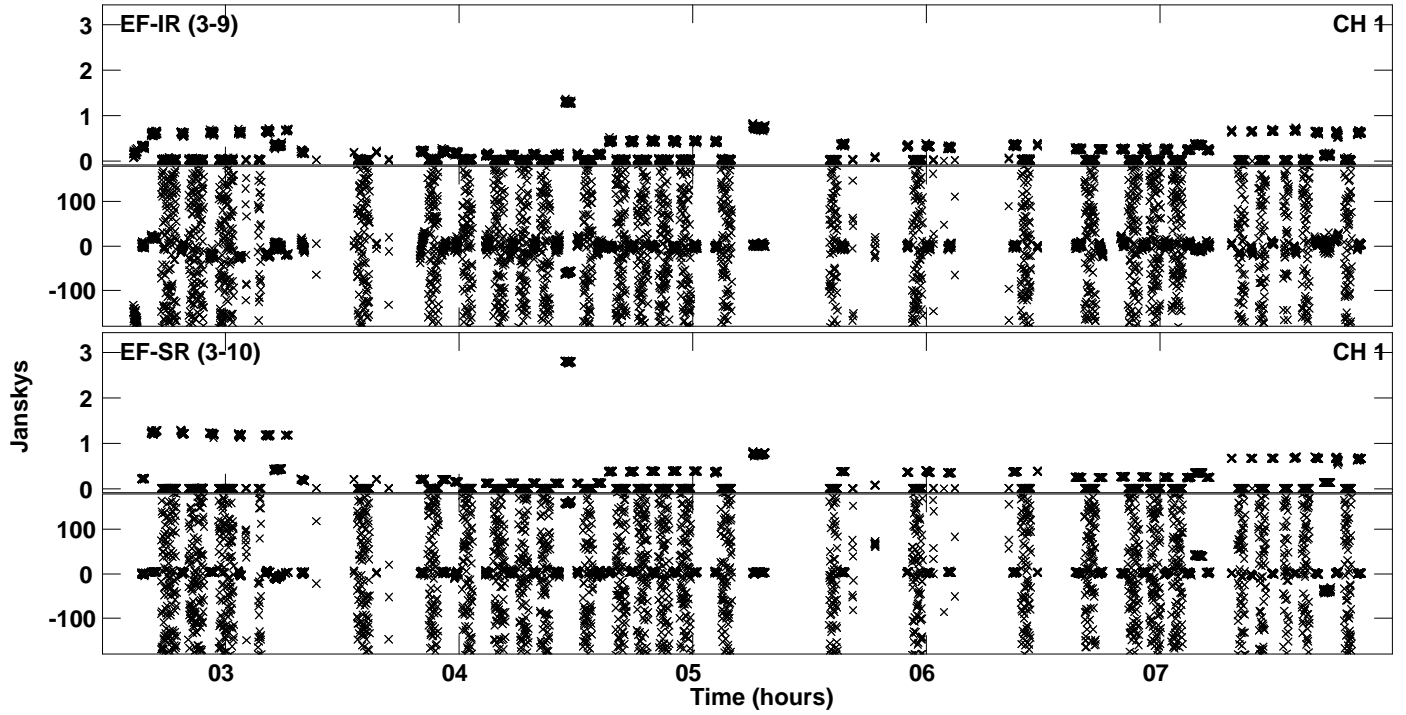
Plot file version 4 created 18-MAR-2020 17:48:03  
Amplitude andPhase vs Time for EN005C.UVDATA.1 Vect aver. CL # 3  
IF 2 CHAN 1 - 1024 STK LL




Plot file version 5 created 18-MAR-2020 17:48:55  
Amplitude andPhase vs Time for EN005C.UVDATA.1 Vect aver. CL # 3  
IF 3 CHAN 1 - 1024 STK LL



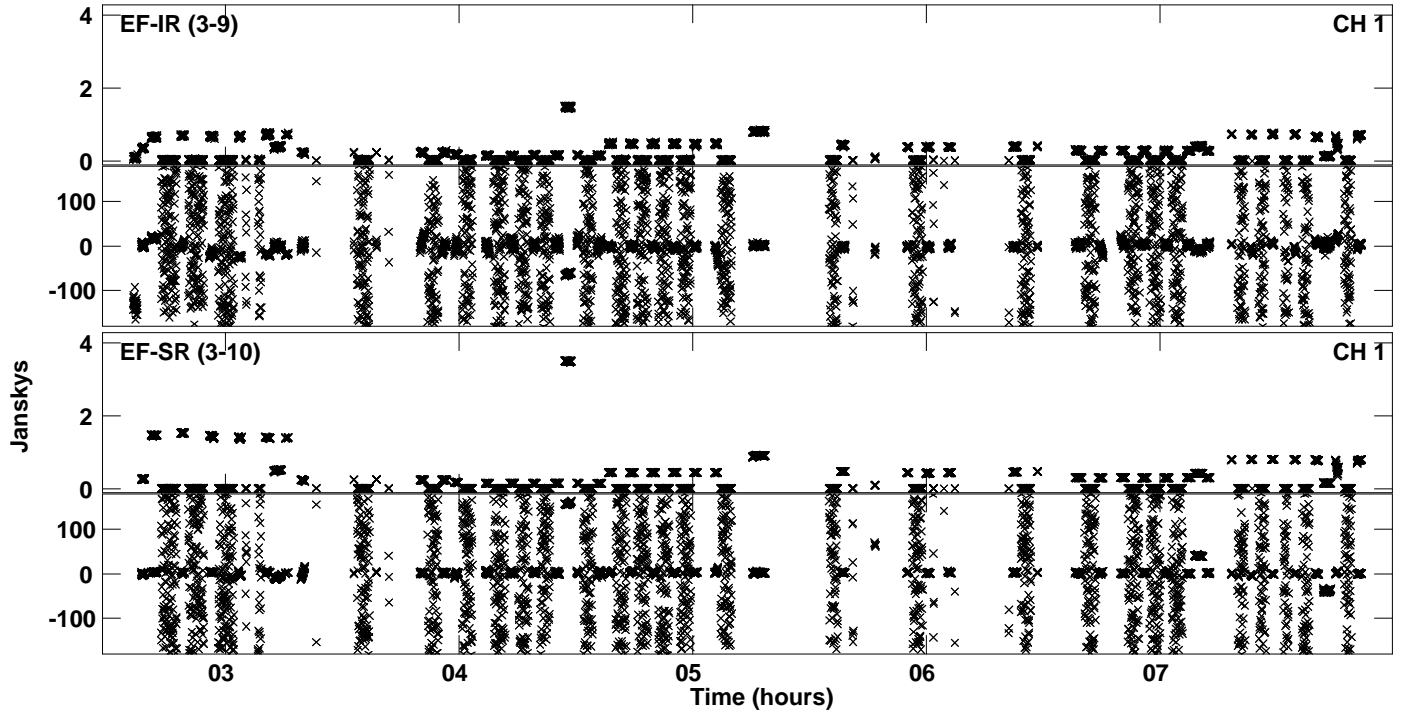
Plot file version 6 created 18-MAR-2020 17:48:55  
Amplitude andPhase vs Time for EN005C.UVDATA.1 Vect aver. CL # 3  
IF 3 CHAN 1 - 1024 STK LL



Plot file version 7 created 18-MAR-2020 17:49:47  
Amplitude andPhase vs Time for EN005C.UVDATA.1 Vect aver. CL # 3  
IF 4 CHAN 1 - 1024 STK LL




Plot file version 8 created 18-MAR-2020 17:49:47  
Amplitude andPhase vs Time for EN005C.UVDATA.1 Vect aver. CL # 3  
IF 4 CHAN 1 - 1024 STK LL

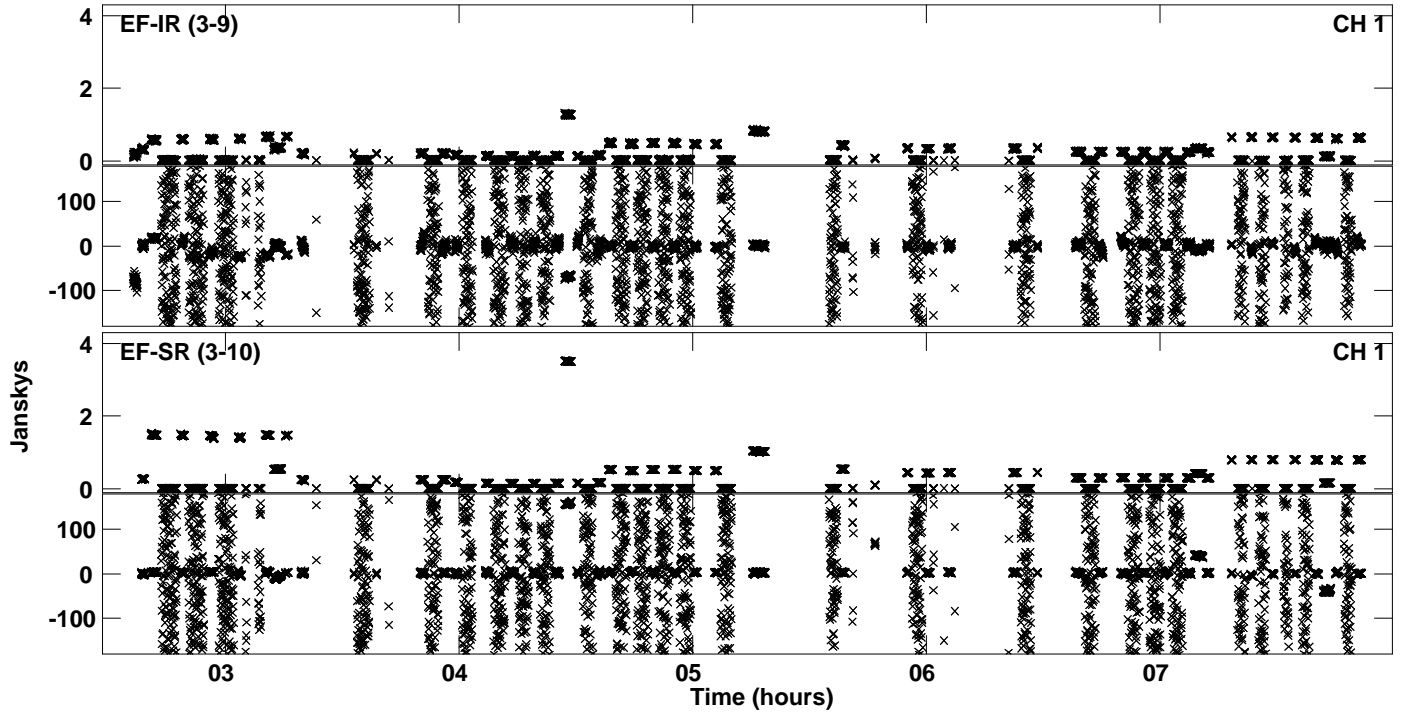





Plot file version 9 created 18-MAR-2020 17:50:40  
Amplitude andPhase vs Time for EN005C.UVDATA.1 Vect aver. CL # 3  
IF 5 CHAN 1 - 1024 STK LL



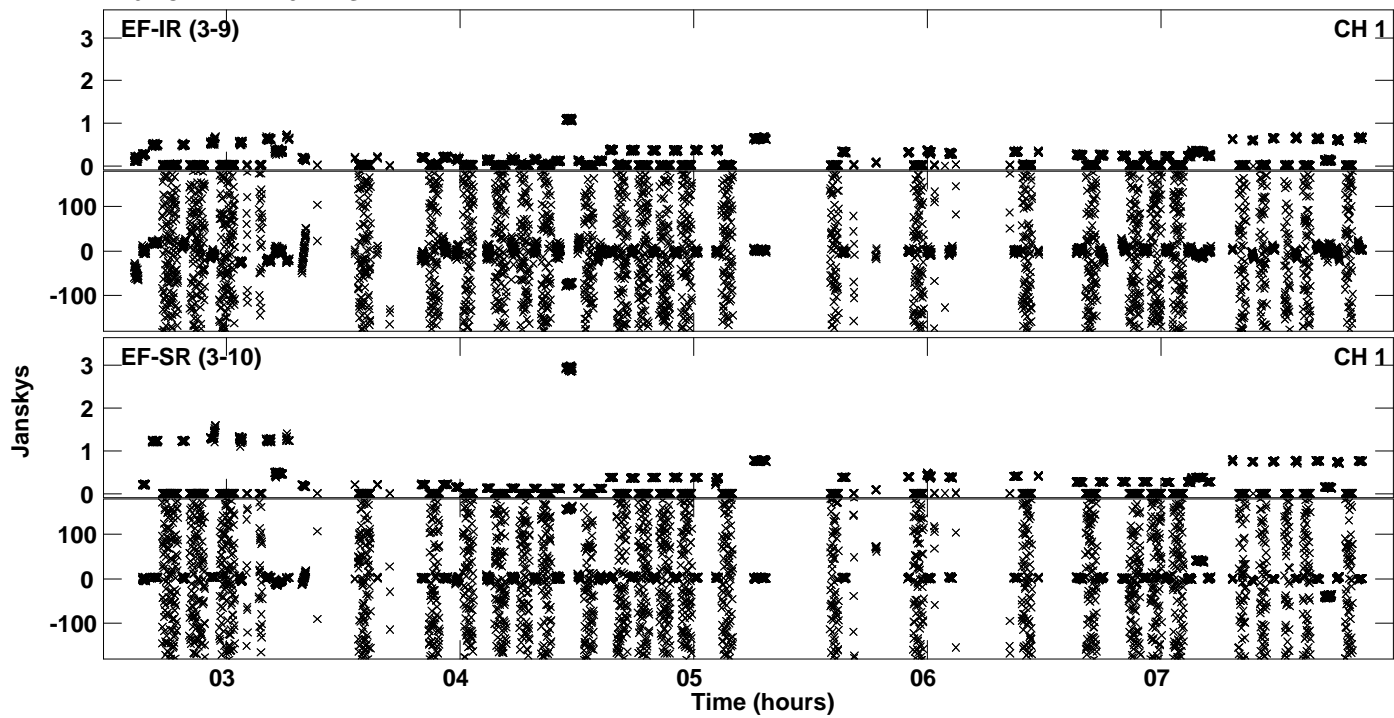
Plot file version 10 created 18-MAR-2020 17:50:40  
Amplitude andPhase vs Time for EN005C.UVDATA.1 Vect aver. CL # 3  
IF 5 CHAN 1 - 1024 STK LL




Plot file version 11 created 18-MAR-2020 17:51:32  
Amplitude andPhase vs Time for EN005C.UVDATA.1 Vect aver. CL # 3  
IF 6 CHAN 1 - 1024 STK LL



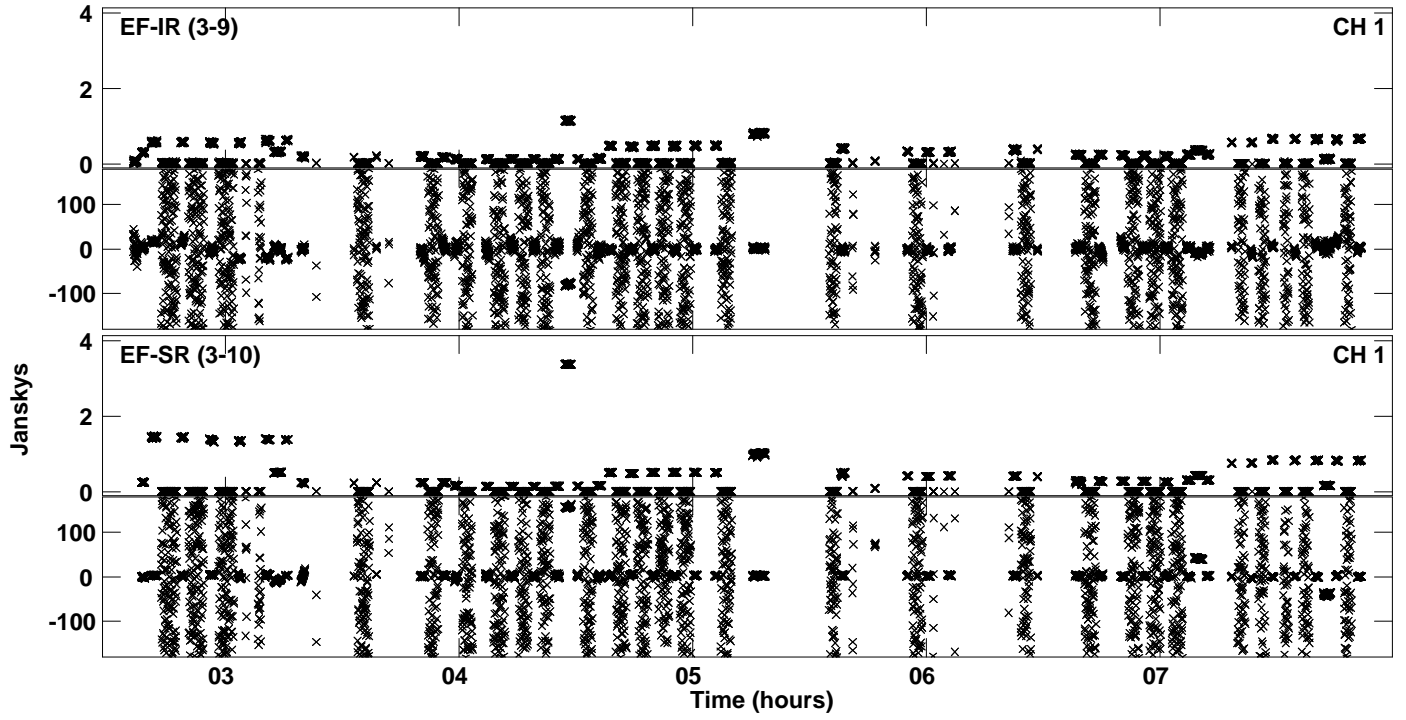
Plot file version 12 created 18-MAR-2020 17:51:32  
Amplitude andPhase vs Time for EN005C.UVDATA.1 Vect aver. CL # 3  
IF 6 CHAN 1 - 1024 STK LL




Plot file version 13 created 18-MAR-2020 17:52:24  
Amplitude andPhase vs Time for EN005C.UVDATA.1 Vect aver. CL # 3  
IF 7 CHAN 1 - 1024 STK LL



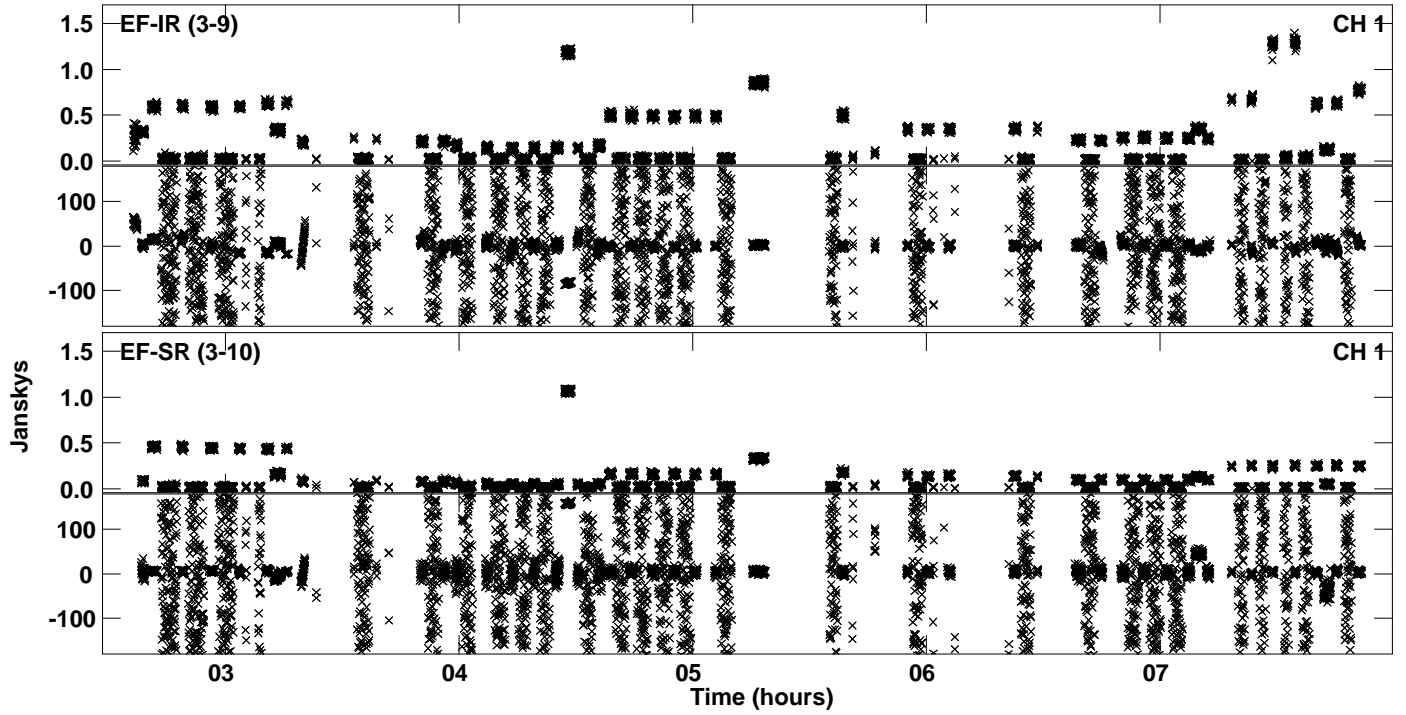
Plot file version 14 created 18-MAR-2020 17:52:24  
Amplitude andPhase vs Time for EN005C.UVDATA.1 Vect aver. CL # 3  
IF 7 CHAN 1 - 1024 STK LL



Plot file version 15 created 18-MAR-2020 17:53:17  
Amplitude andPhase vs Time for EN005C.UVDATA.1 Vect aver. CL # 3  
IF 8 CHAN 1 - 1024 STK LL




PLot file version 16 created 18-MAR-2020 17:53:17  
Amplitude andPhase vs Time for EN005C.UVDATA.1 Vect aver. CL # 3  
IF 8 CHAN 1 - 1024 STK LL

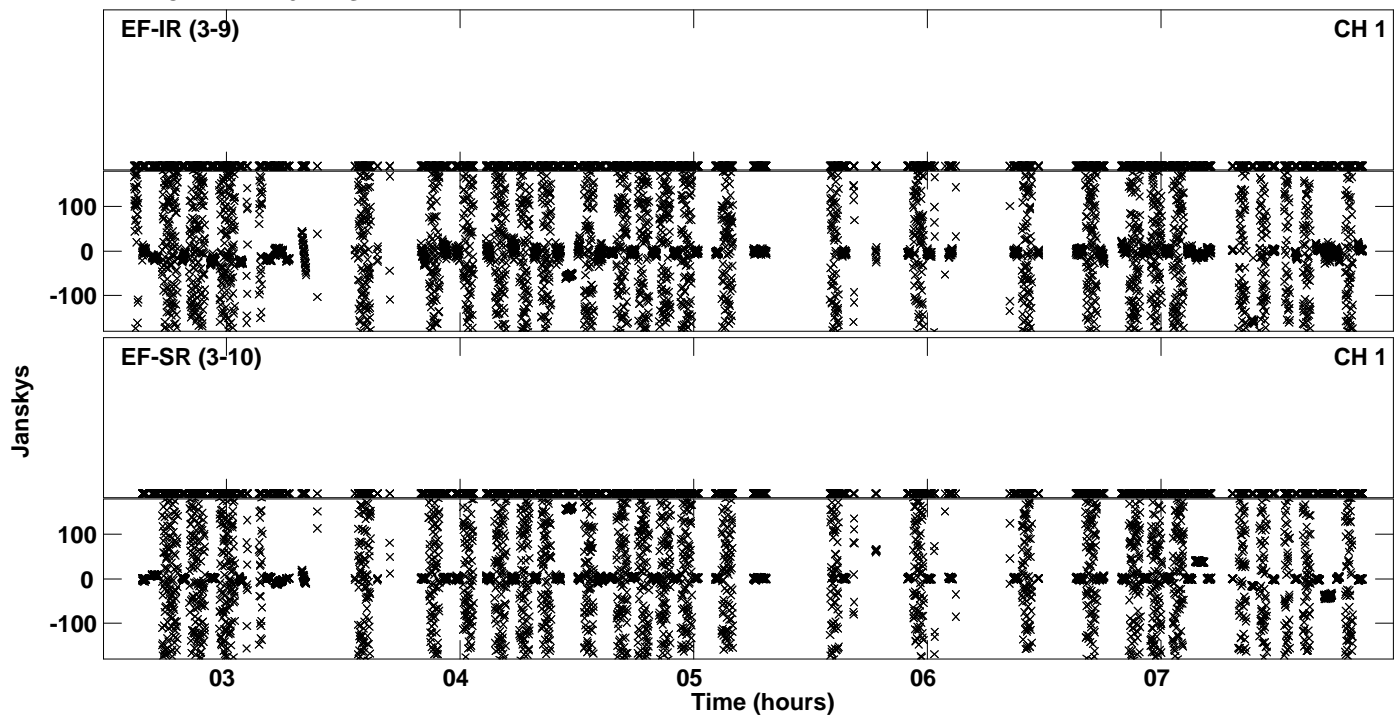





PLot file version 17 created 18-MAR-2020 17:54:04  
Amplitude andPhase vs Time for EN005C.UVDATA.1 Vect aver. CL # 3  
IF 1 CHAN 1 - 1024 STK RR



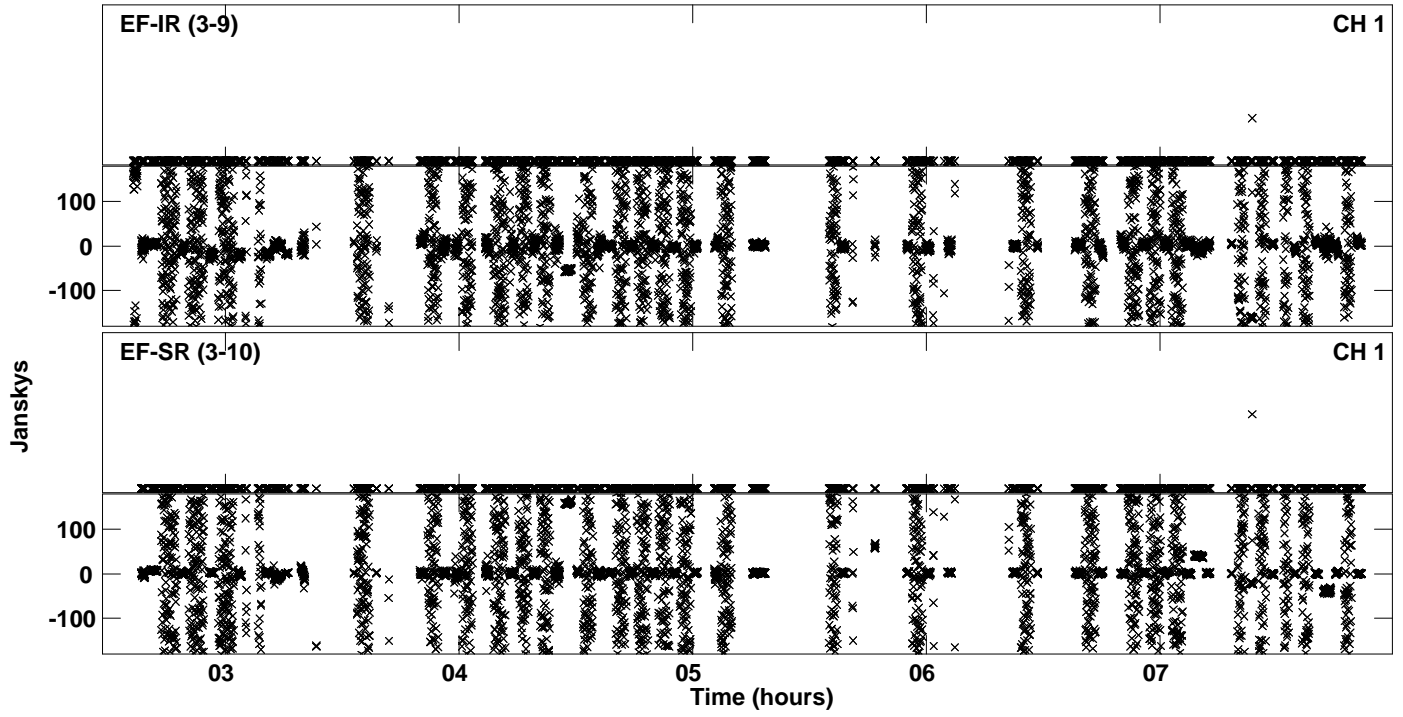
PLot file version 18 created 18-MAR-2020 17:54:04  
Amplitude andPhase vs Time for EN005C.UVDATA.1 Vect aver. CL # 3  
IF 1 CHAN 1 - 1024 STK RR




PLot file version 19 created 18-MAR-2020 17:54:51  
Amplitude andPhase vs Time for EN005C.UVDATA.1 Vect aver. CL # 3  
IF 2 CHAN 1 - 1024 STK RR



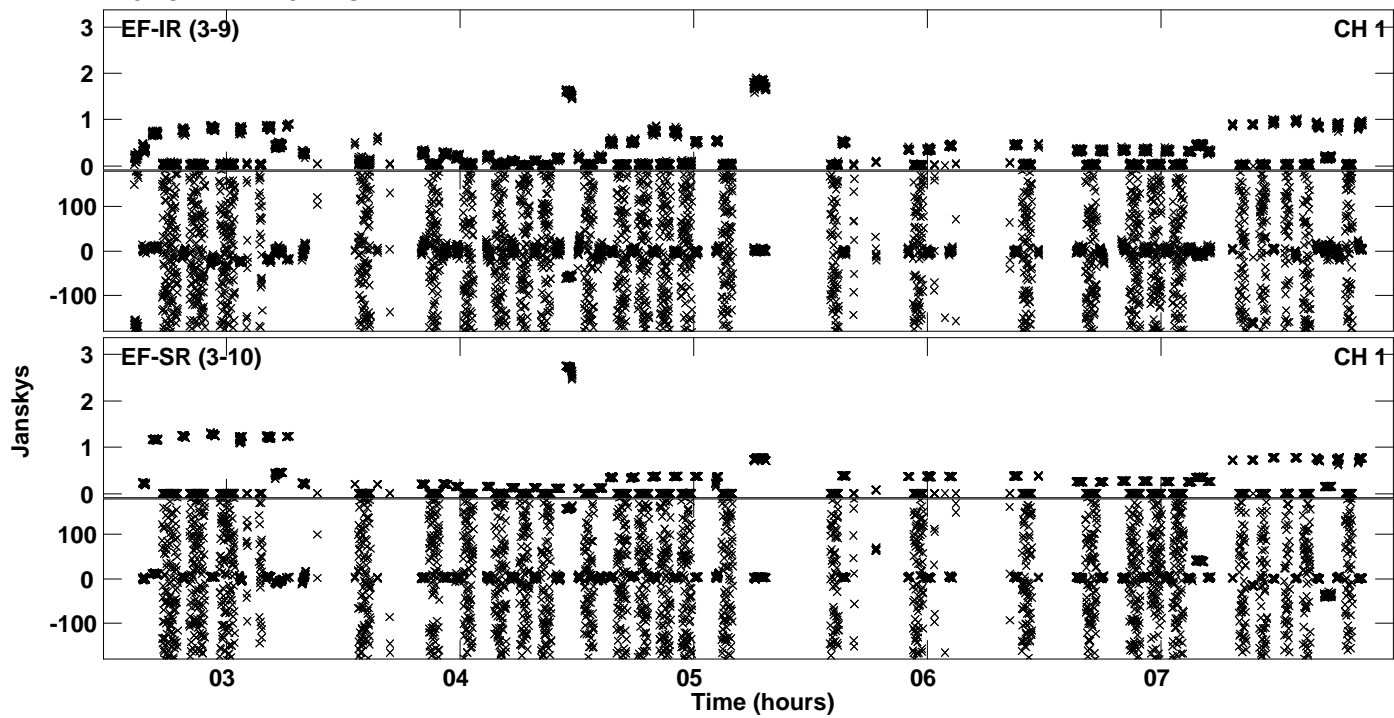
PLot file version 20 created 18-MAR-2020 17:54:51  
Amplitude andPhase vs Time for EN005C.UVDATA.1 Vect aver. CL # 3  
IF 2 CHAN 1 - 1024 STK RR




Plot file version 21 created 18-MAR-2020 17:55:38  
Amplitude andPhase vs Time for EN005C.UVDATA.1 Vect aver. CL # 3  
IF 3 CHAN 1 - 1024 STK RR



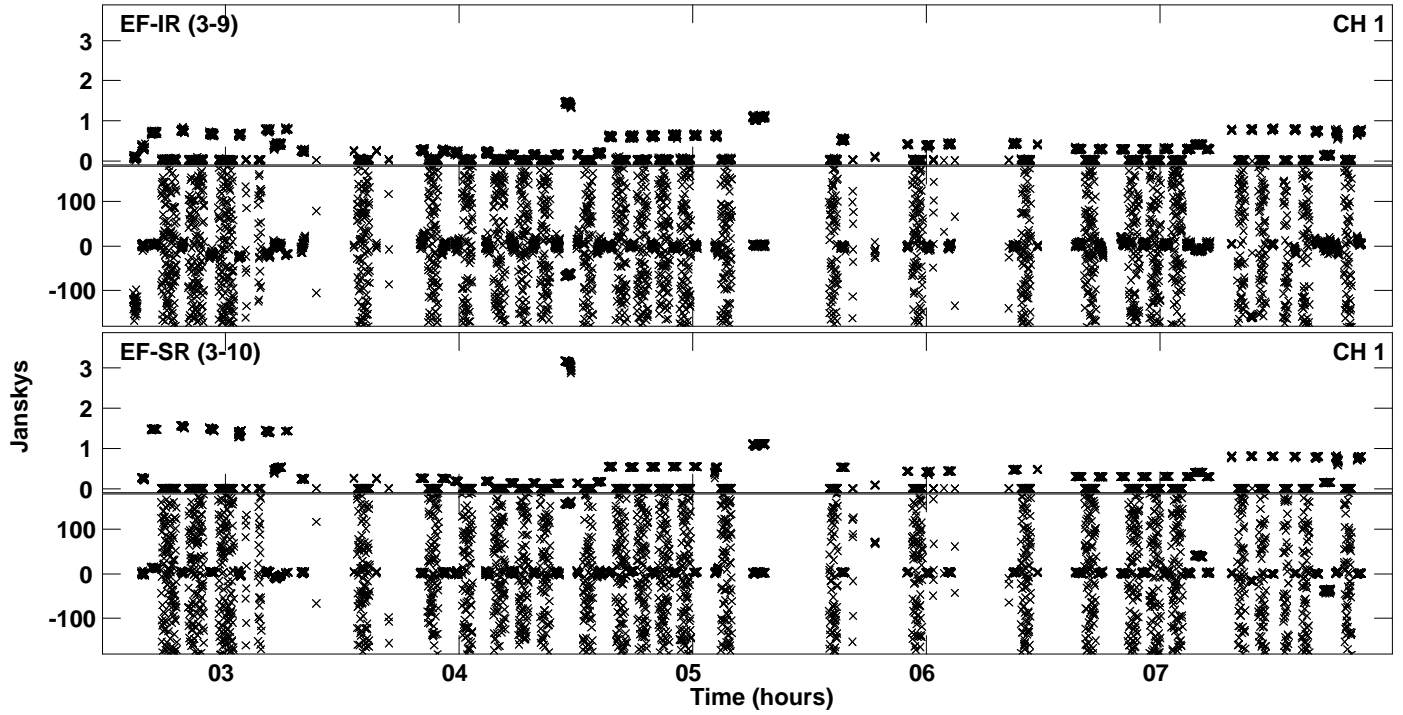
PLot file version 22 created 18-MAR-2020 17:55:38  
Amplitude andPhase vs Time for EN005C.UVDATA.1 Vect aver. CL # 3  
IF 3 CHAN 1 - 1024 STK RR



Plot file version 23 created 18-MAR-2020 17:56:24  
Amplitude andPhase vs Time for EN005C.UVDATA.1 Vect aver. CL # 3  
IF 4 CHAN 1 - 1024 STK RR




Plot file version 24 created 18-MAR-2020 17:56:24  
Amplitude andPhase vs Time for EN005C.UVDATA.1 Vect aver. CL # 3  
IF 4 CHAN 1 - 1024 STK RR

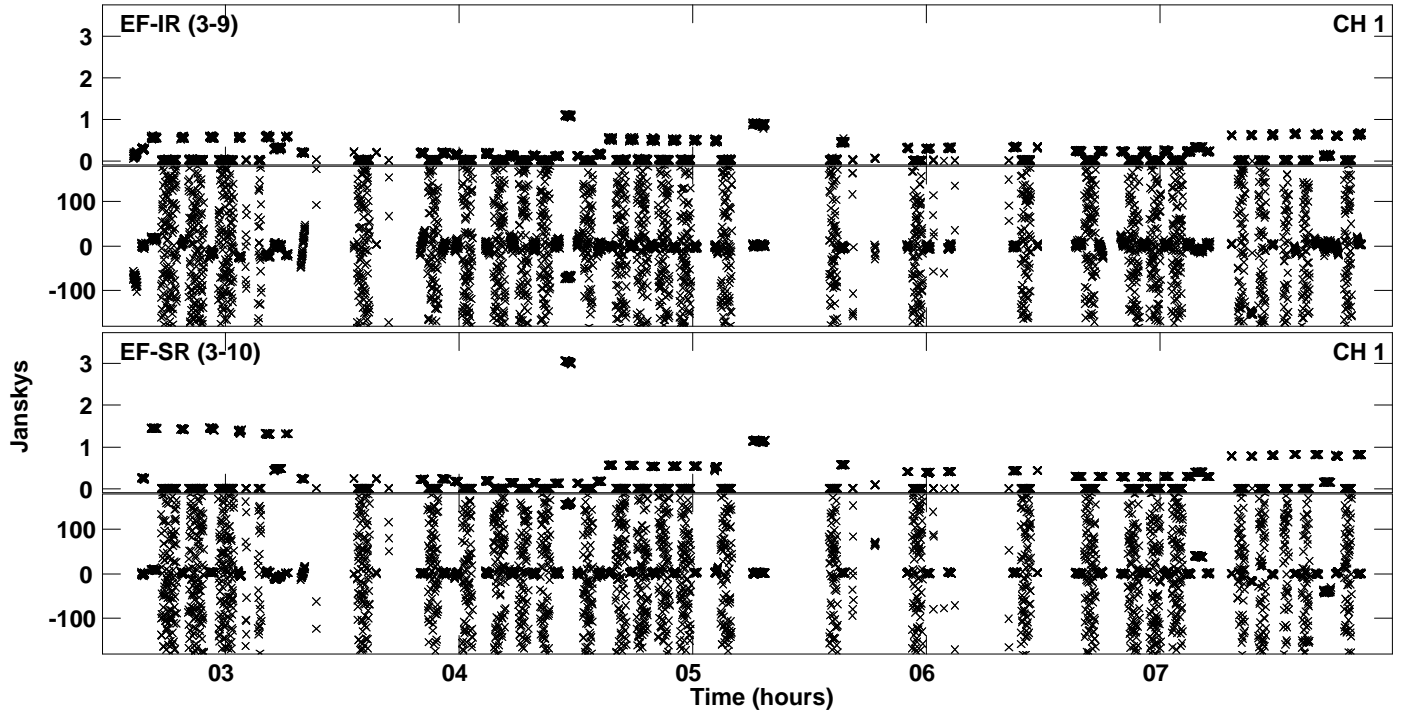





Plot file version 25 created 18-MAR-2020 17:57:12  
Amplitude andPhase vs Time for EN005C.UVDATA.1 Vect aver. CL # 3  
IF 5 CHAN 1 - 1024 STK RR



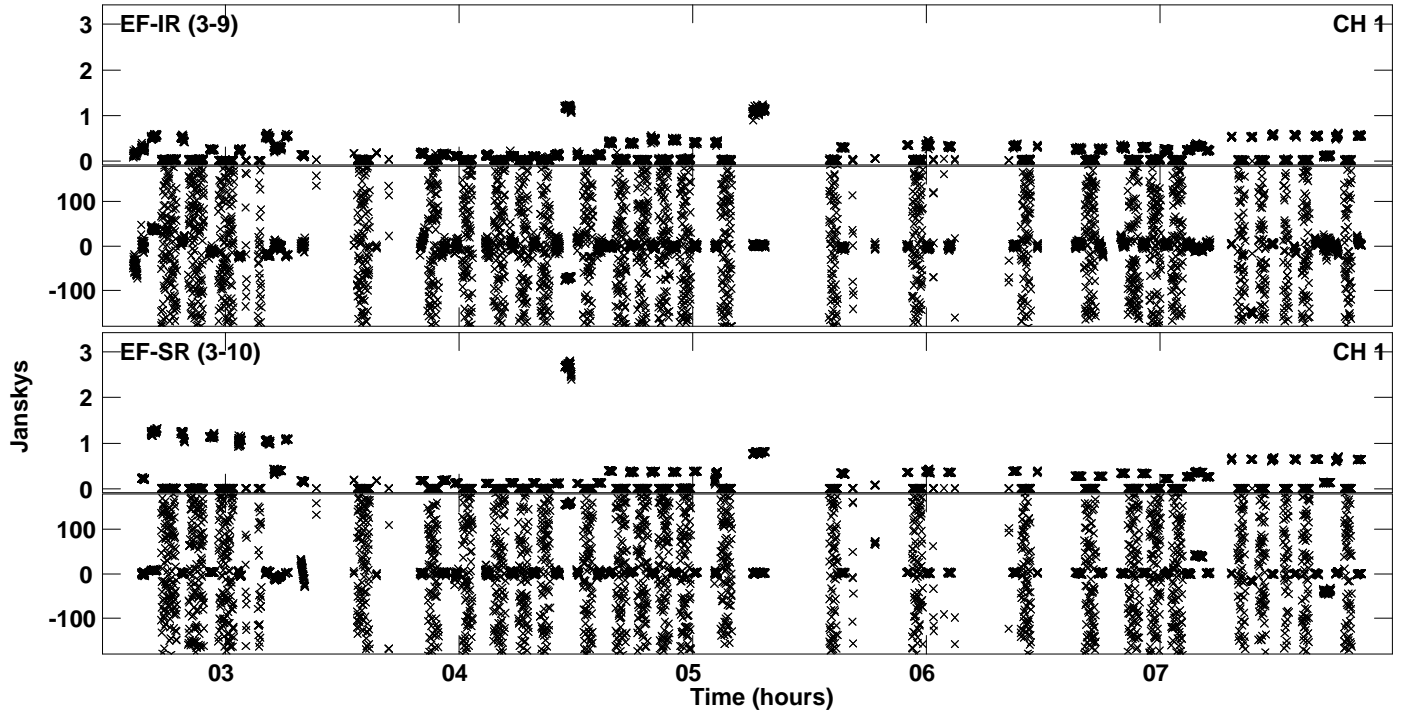
Plot file version 26 created 18-MAR-2020 17:57:12  
Amplitude andPhase vs Time for EN005C.UVDATA.1 Vect aver. CL # 3  
IF 5 CHAN 1 - 1024 STK RR




Plot file version 27 created 18-MAR-2020 17:57:59  
Amplitude andPhase vs Time for EN005C.UVDATA.1 Vect aver. CL # 3  
IF 6 CHAN 1 - 1024 STK RR



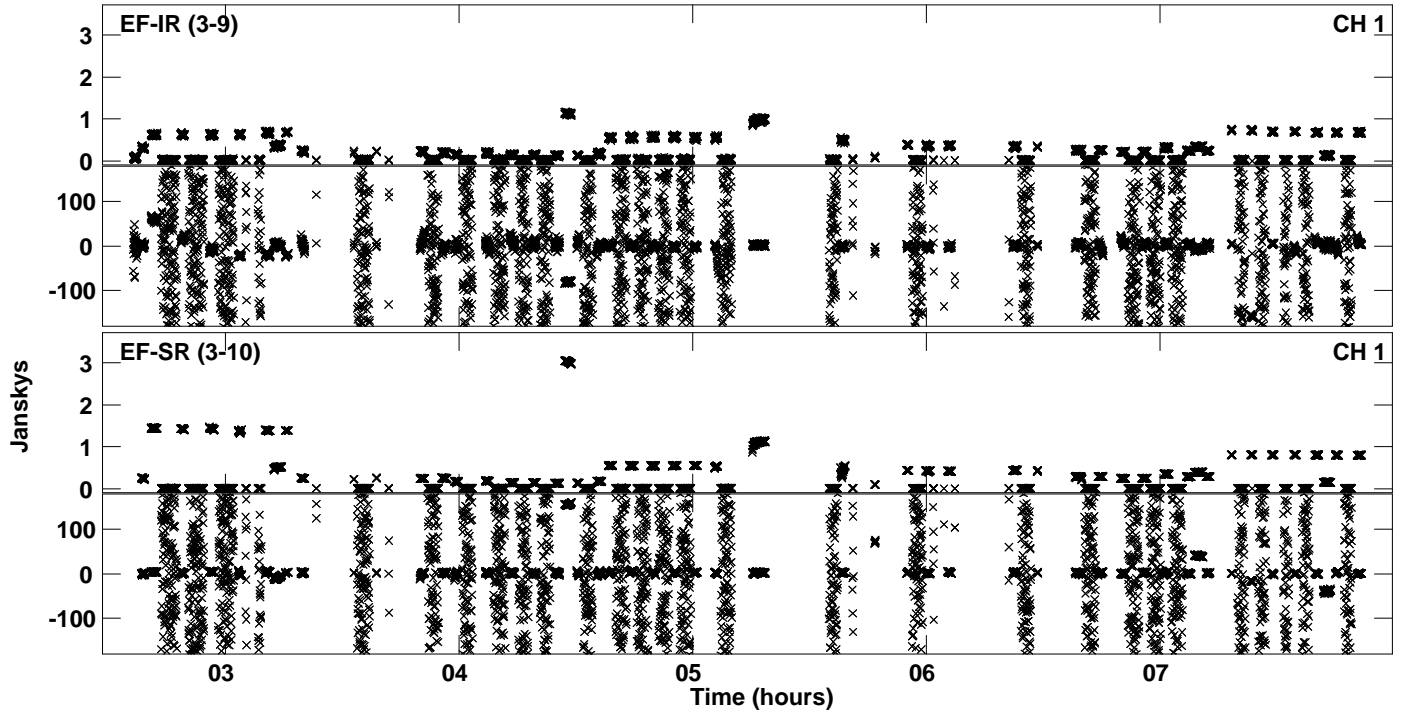
Plot file version 28 created 18-MAR-2020 17:57:59  
Amplitude andPhase vs Time for EN005C.UVDATA.1 Vect aver. CL # 3  
IF 6 CHAN 1 - 1024 STK RR




Plot file version 29 created 18-MAR-2020 17:58:47  
Amplitude andPhase vs Time for EN005C.UVDATA.1 Vect aver. CL # 3  
IF 7 CHAN 1 - 1024 STK RR



PLot file version 30 created 18-MAR-2020 17:58:48  
Amplitude andPhase vs Time for EN005C.UVDATA.1 Vect aver. CL # 3  
IF 7 CHAN 1 - 1024 STK RR



Plot file version 31 created 18-MAR-2020 17:59:33  
Amplitude andPhase vs Time for EN005C.UVDATA.1 Vect aver. CL # 3  
IF 8 CHAN 1 - 1024 STK RR



Plot file version 32 created 18-MAR-2020 17:59:33  
Amplitude andPhase vs Time for EN005C.UVDATA.1 Vect aver. CL # 3  
IF 8 CHAN 1 - 1024 STK RR

