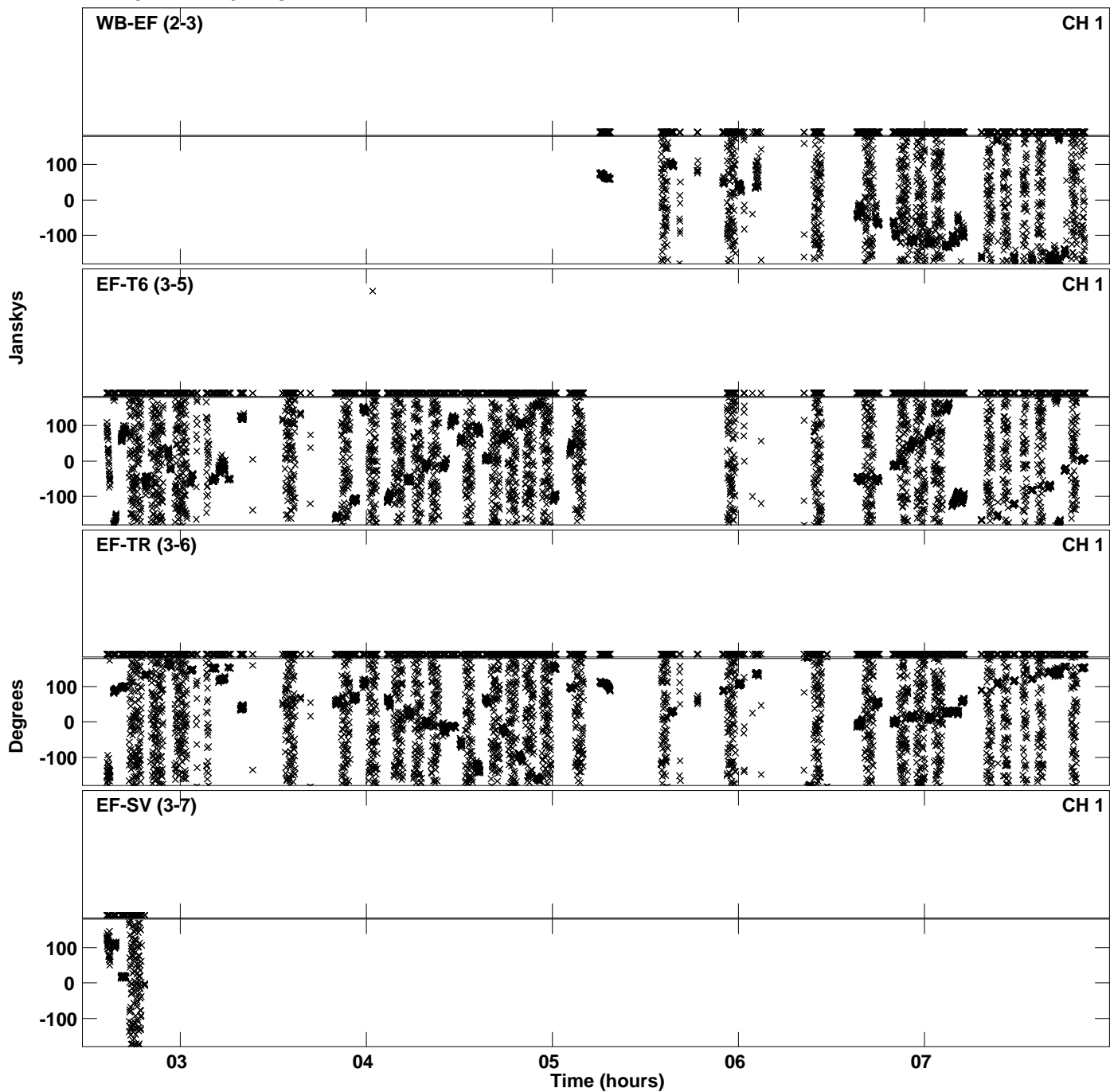



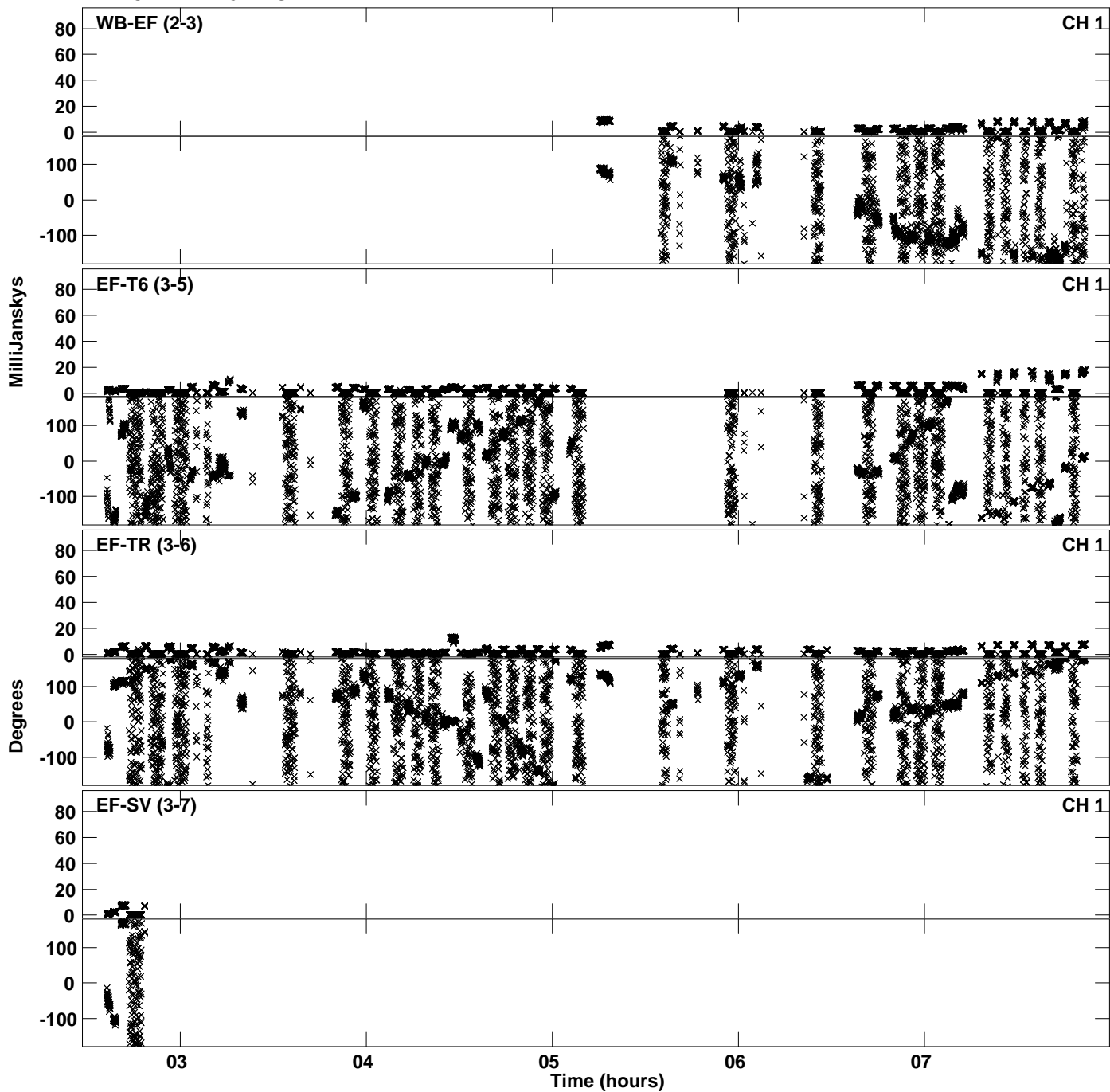
Plot file version 1 created 18-MAR-2020 16:05:35
Amplitude andPhase vs Time for EN005C.UVDATA.1 Vect aver.
IF 1 CHAN 1 - 1024 STK LL




PLot file version 2 created 18-MAR-2020 16:05:35
Amplitude andPhase vs Time for EN005C.UVDATA.1 Vect aver.
IF 1 CHAN 1 - 1024 STK LL



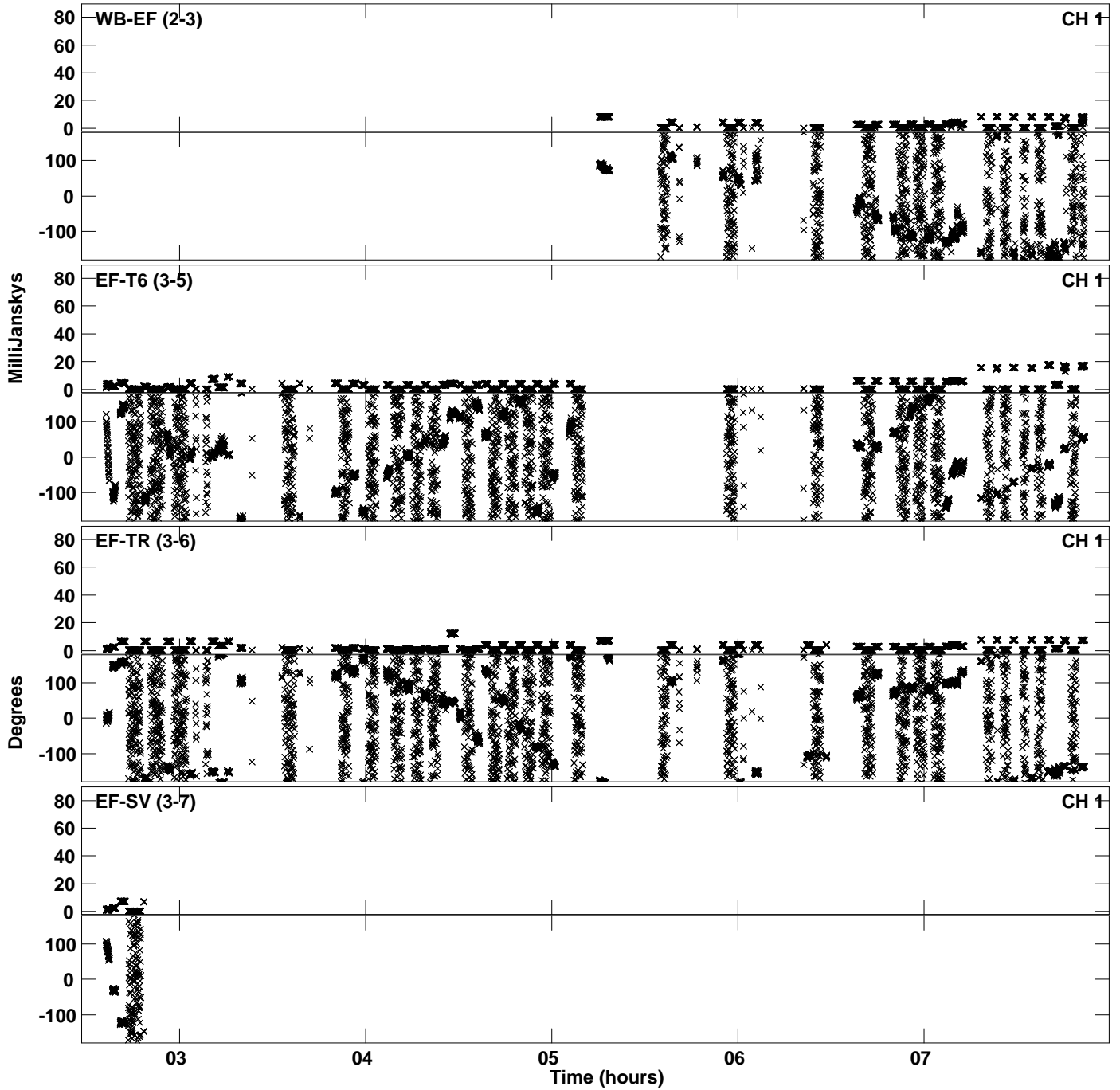
Plot file version 3 created 18-MAR-2020 16:06:15
Amplitude andPhase vs Time for EN005C.UVDATA.1 Vect aver.
IF 2 CHAN 1 - 1024 STK LL




Plot file version 4 created 18-MAR-2020 16:06:15
Amplitude andPhase vs Time for EN005C.UVDATA.1 Vect aver.
IF 2 CHAN 1 - 1024 STK LL



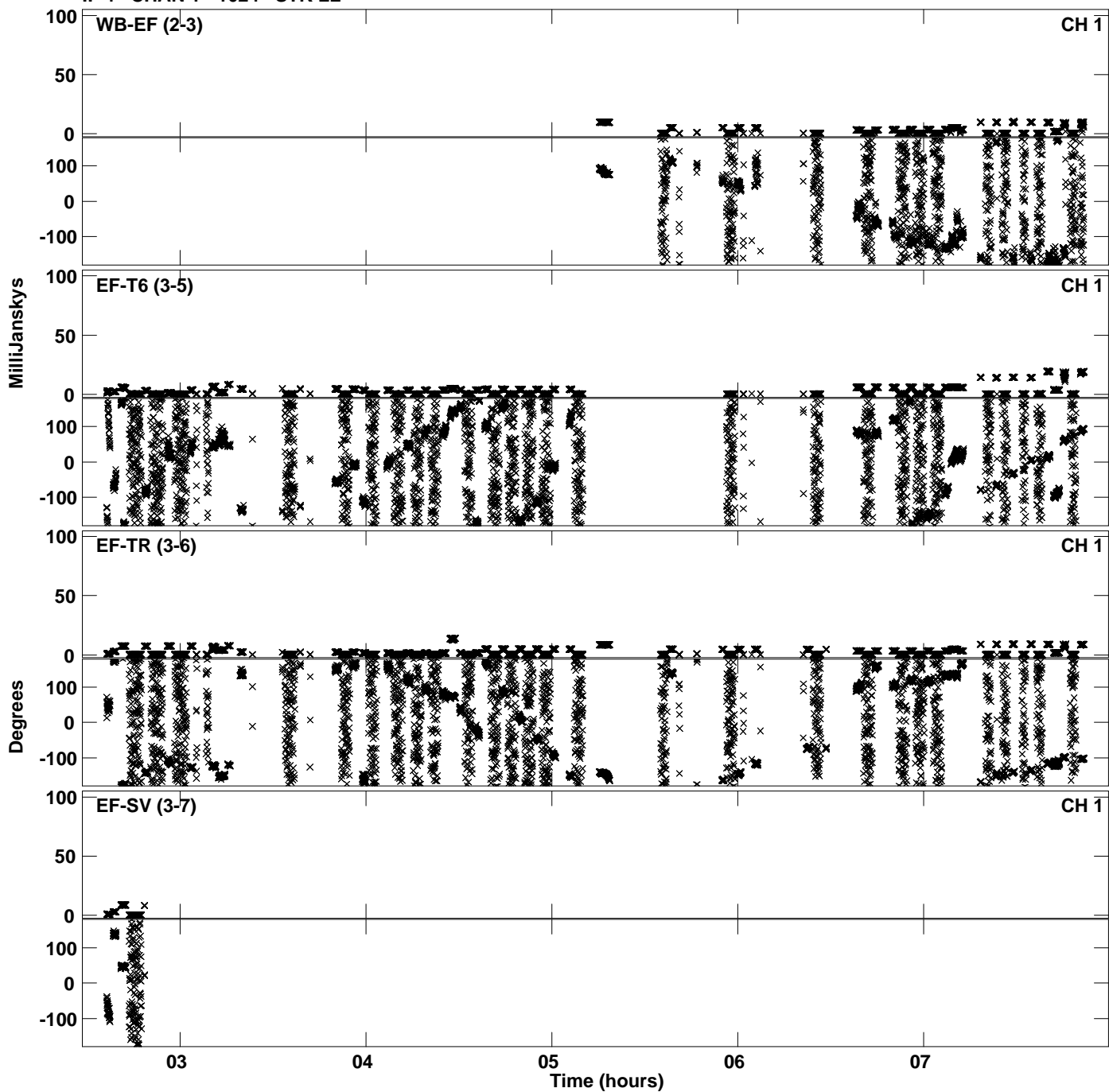
Plot file version 5 created 18-MAR-2020 16:06:57
Amplitude andPhase vs Time for EN005C.UVDATA.1 Vect aver.
IF 3 CHAN 1 - 1024 STK LL




Plot file version 6 created 18-MAR-2020 16:06:57
Amplitude andPhase vs Time for EN005C.UVDATA.1 Vect aver.
IF 3 CHAN 1 - 1024 STK LL




Plot file version 7 created 18-MAR-2020 16:07:40
Amplitude andPhase vs Time for EN005C.UVDATA.1 Vect aver.
IF 4 CHAN 1 - 1024 STK LL




Plot file version 8 created 18-MAR-2020 16:07:40
Amplitude andPhase vs Time for EN005C.UVDATA.1 Vect aver.
IF 4 CHAN 1 - 1024 STK LL



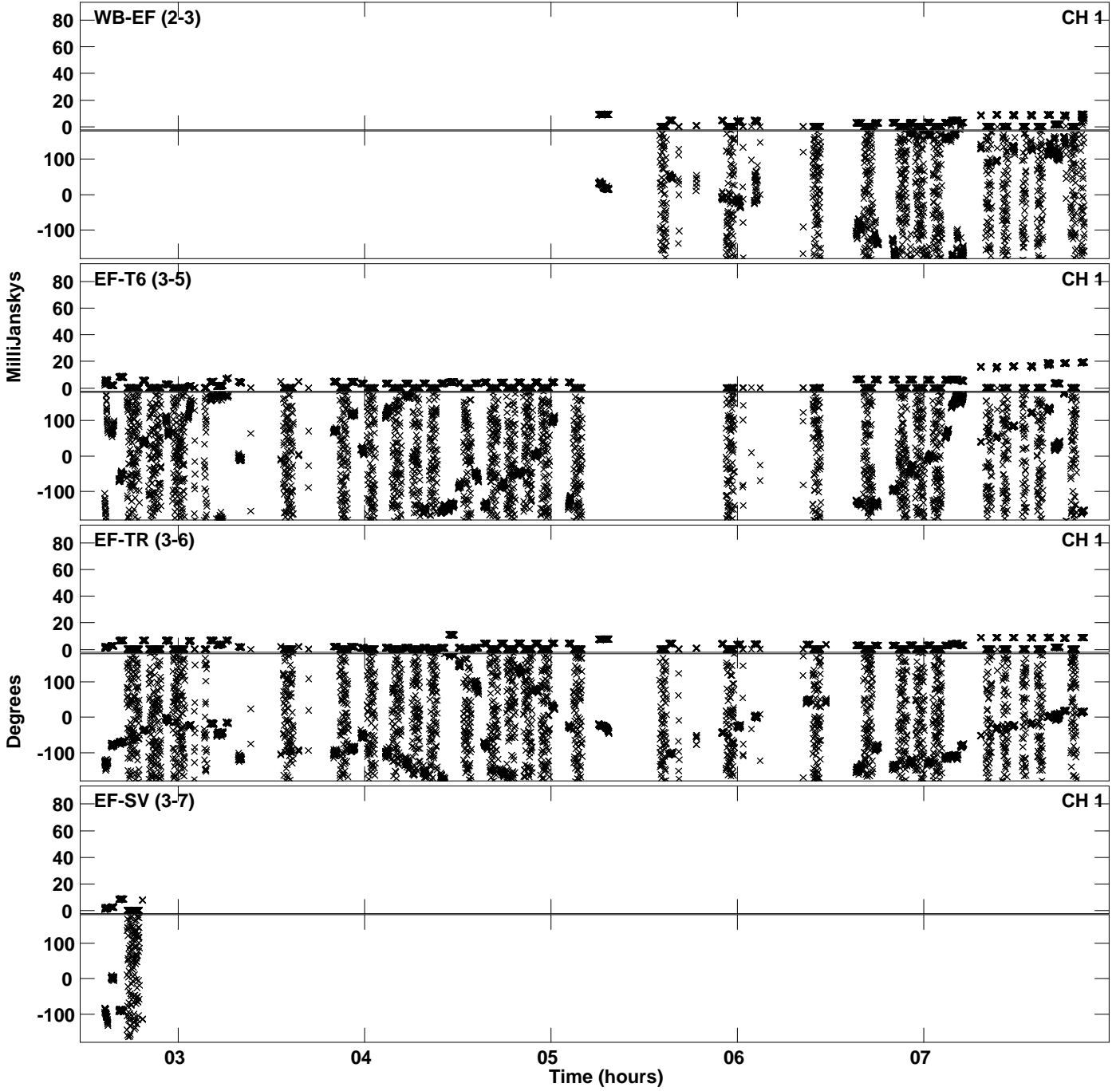
Plot file version 9 created 18-MAR-2020 16:08:22
Amplitude andPhase vs Time for EN005C.UVDATA.1 Vect aver.
IF 5 CHAN 1 - 1024 STK LL




PLot file version 10 created 18-MAR-2020 16:08:22
Amplitude andPhase vs Time for EN005C.UVDATA.1 Vect aver.
IF 5 CHAN 1 - 1024 STK LL



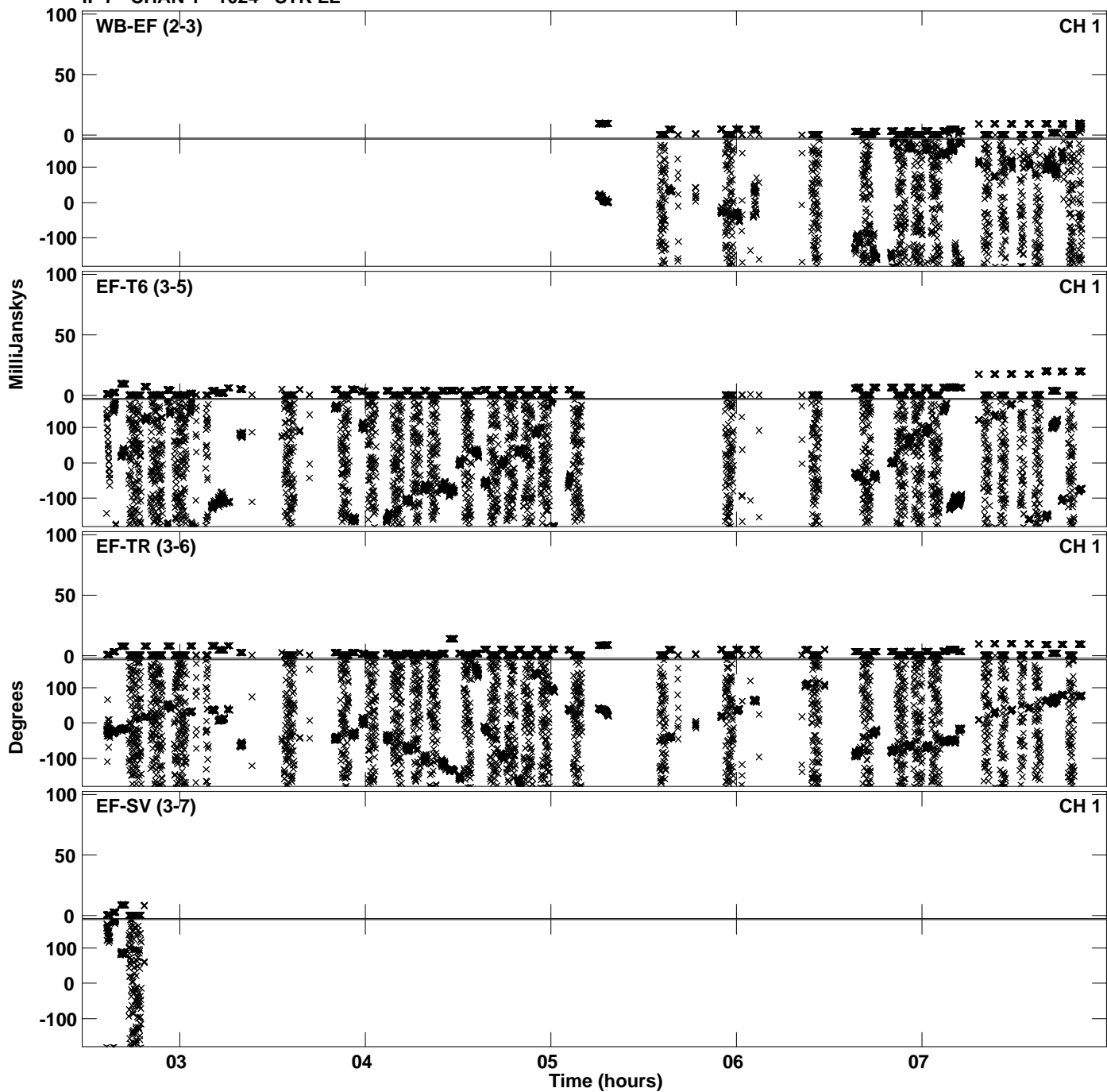
Plot file version 11 created 18-MAR-2020 16:09:04
Amplitude andPhase vs Time for EN005C.UVDATA.1 Vect aver.
IF 6 CHAN 1 - 1024 STK LL




Plot file version 12 created 18-MAR-2020 16:09:04
Amplitude andPhase vs Time for EN005C.UVDATA.1 Vect aver.
IF 6 CHAN 1 - 1024 STK LL



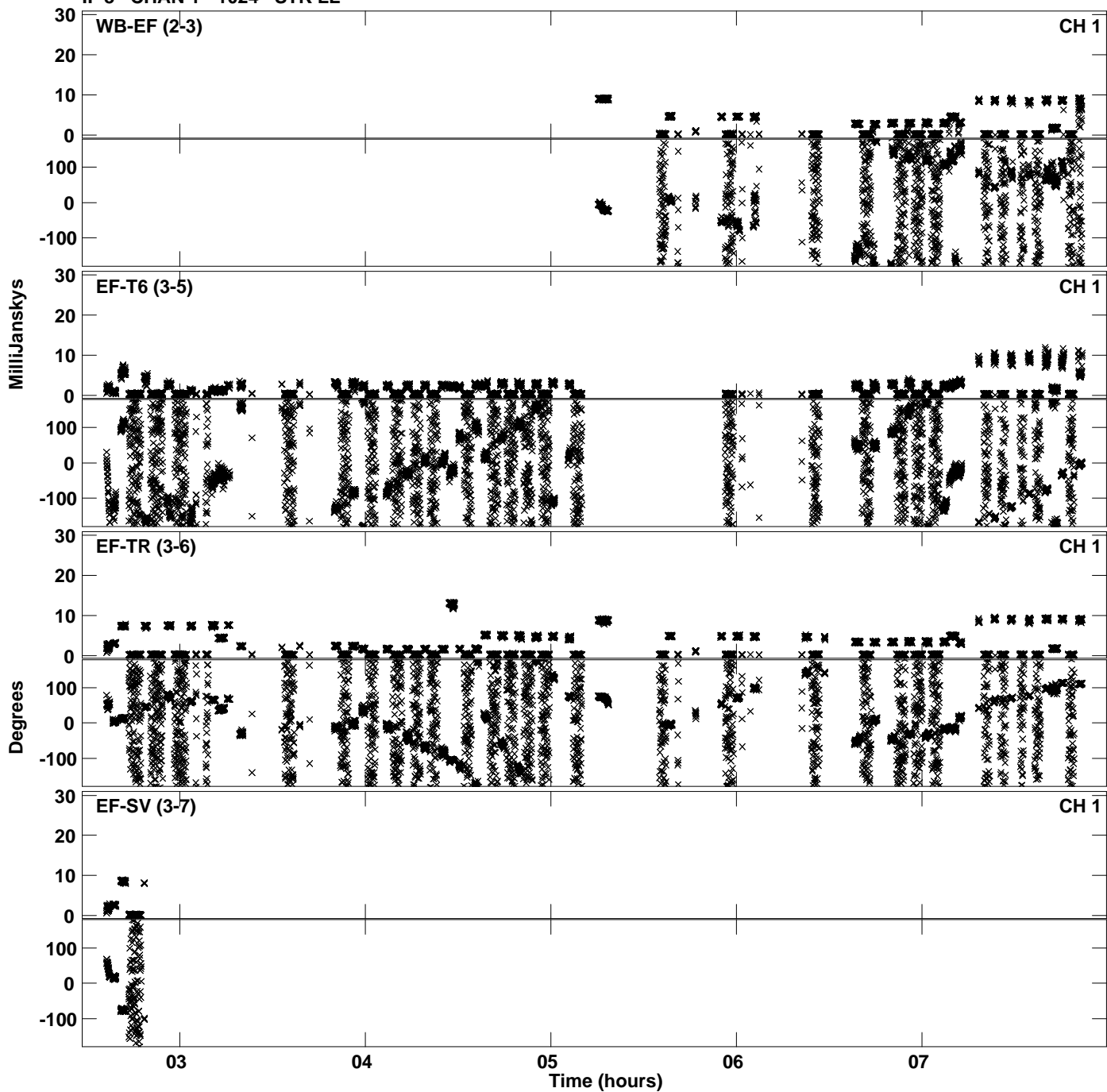
Plot file version 13 created 18-MAR-2020 16:09:46
Amplitude andPhase vs Time for EN005C.UVDATA.1 Vect aver.
IF 7 CHAN 1 - 1024 STK LL




Plot file version 14 created 18-MAR-2020 16:09:46
Amplitude andPhase vs Time for EN005C.UVDATA.1 Vect aver.
IF 7 CHAN 1 - 1024 STK LL



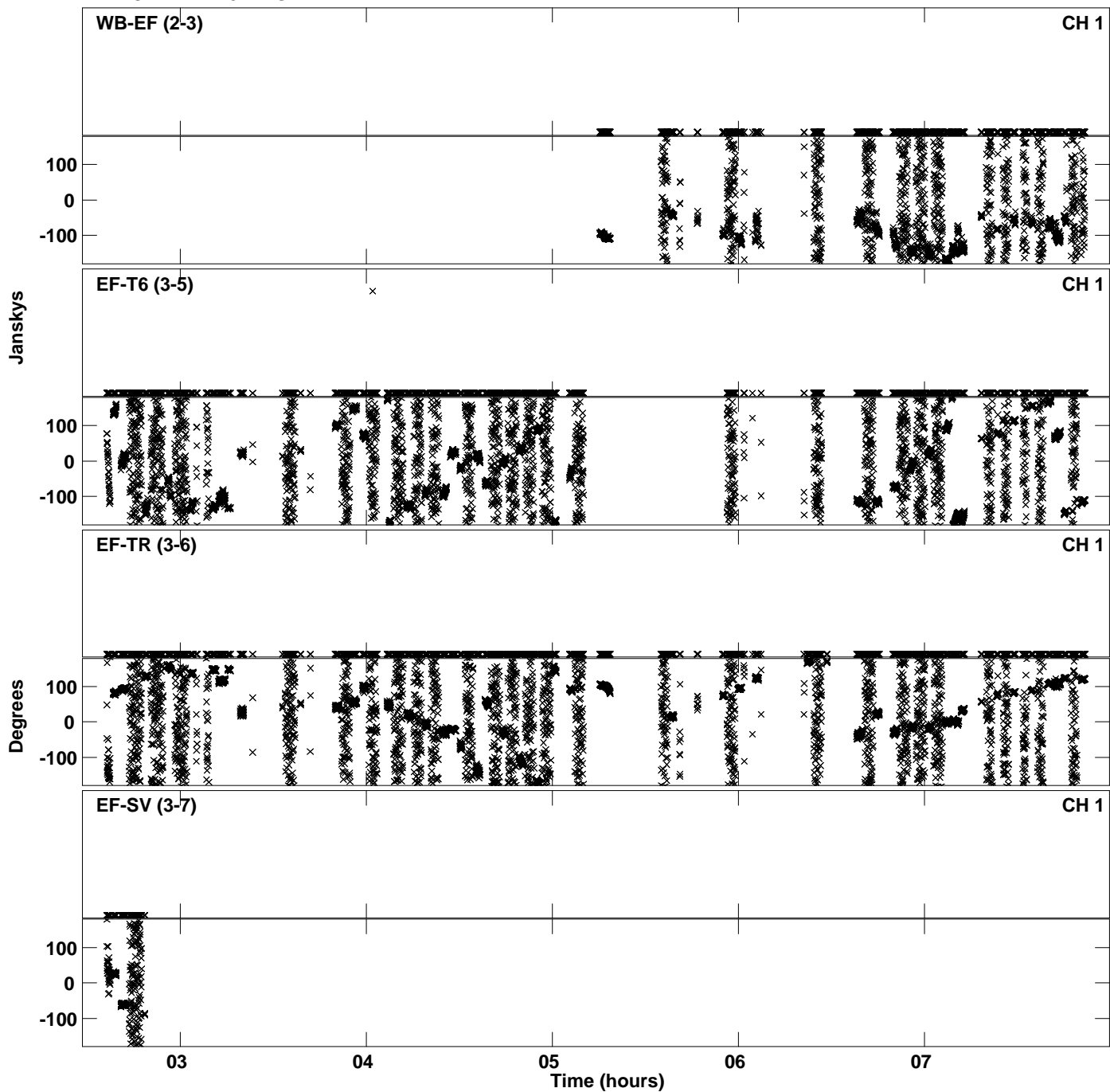
Plot file version 15 created 18-MAR-2020 16:10:26
Amplitude andPhase vs Time for EN005C.UVDATA.1 Vect aver.
IF 8 CHAN 1 - 1024 STK LL




Plot file version 16 created 18-MAR-2020 16:10:26
Amplitude andPhase vs Time for EN005C.UVDATA.1 Vect aver.
IF 8 CHAN 1 - 1024 STK LL



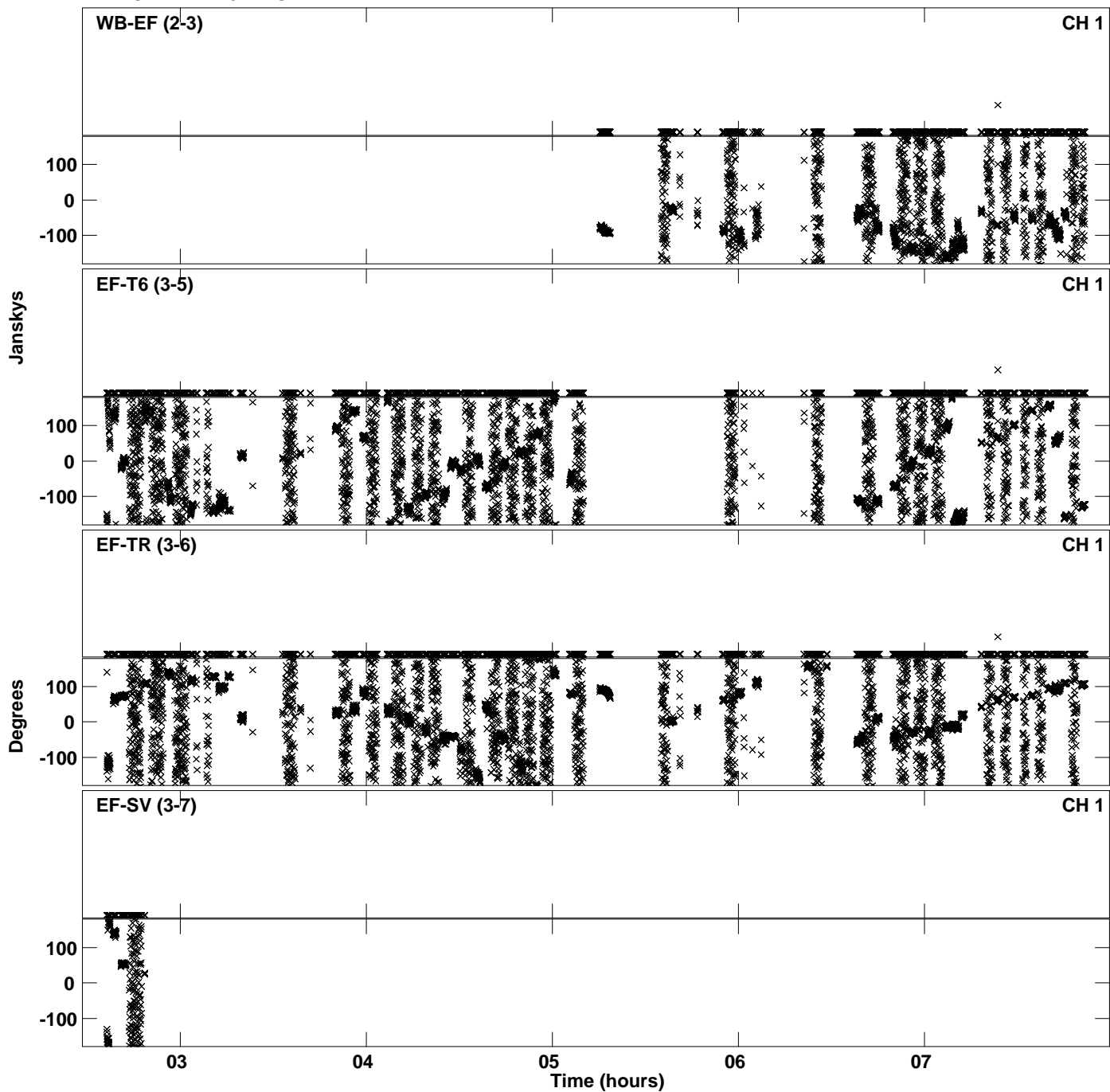
Plot file version 17 created 18-MAR-2020 16:11:05
Amplitude andPhase vs Time for EN005C.UVDATA.1 Vect aver.
IF 1 CHAN 1 - 1024 STK RR




Plot file version 18 created 18-MAR-2020 16:11:05
Amplitude andPhase vs Time for EN005C.UVDATA.1 Vect aver.
IF 1 CHAN 1 - 1024 STK RR




Plot file version 19 created 18-MAR-2020 16:11:45
Amplitude andPhase vs Time for EN005C.UVDATA.1 Vect aver.
IF 2 CHAN 1 - 1024 STK RR




Plot file version 20 created 18-MAR-2020 16:11:45
Amplitude andPhase vs Time for EN005C.UVDATA.1 Vect aver.
IF 2 CHAN 1 - 1024 STK RR



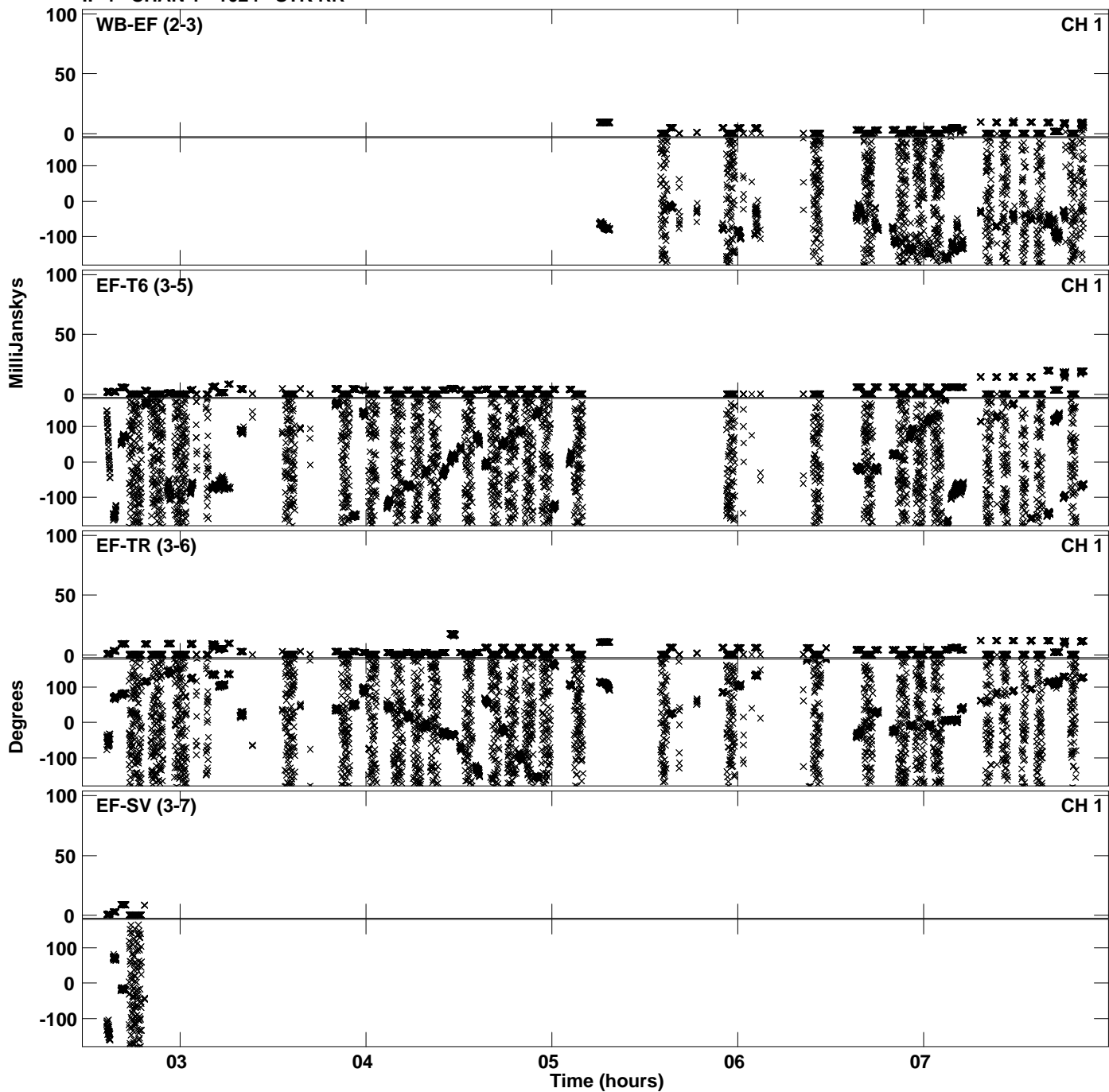
Plot file version 21 created 18-MAR-2020 16:12:25
Amplitude andPhase vs Time for EN005C.UVDATA.1 Vect aver.
IF 3 CHAN 1 - 1024 STK RR




Plot file version 22 created 18-MAR-2020 16:12:25
Amplitude andPhase vs Time for EN005C.UVDATA.1 Vect aver.
IF 3 CHAN 1 - 1024 STK RR



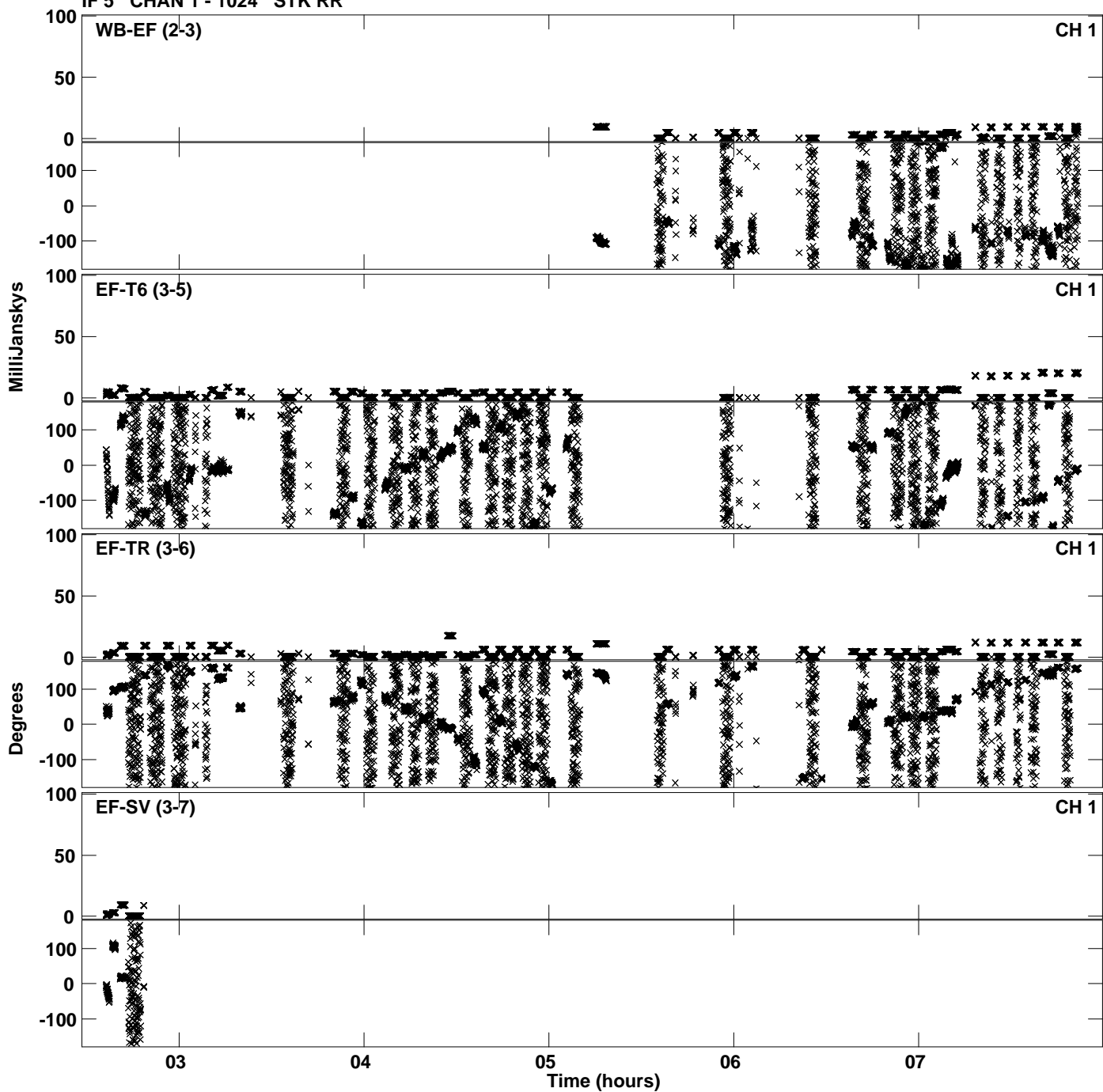
Plot file version 23 created 18-MAR-2020 16:13:04
Amplitude andPhase vs Time for EN005C.UVDATA.1 Vect aver.
IF 4 CHAN 1 - 1024 STK RR




PLot file version 24 created 18-MAR-2020 16:13:04
Amplitude andPhase vs Time for EN005C.UVDATA.1 Vect aver.
IF 4 CHAN 1 - 1024 STK RR




Plot file version 25 created 18-MAR-2020 16:13:42
Amplitude andPhase vs Time for EN005C.UVDATA.1 Vect aver.
IF 5 CHAN 1 - 1024 STK RR




Plot file version 26 created 18-MAR-2020 16:13:42
Amplitude andPhase vs Time for EN005C.UVDATA.1 Vect aver.
IF 5 CHAN 1 - 1024 STK RR



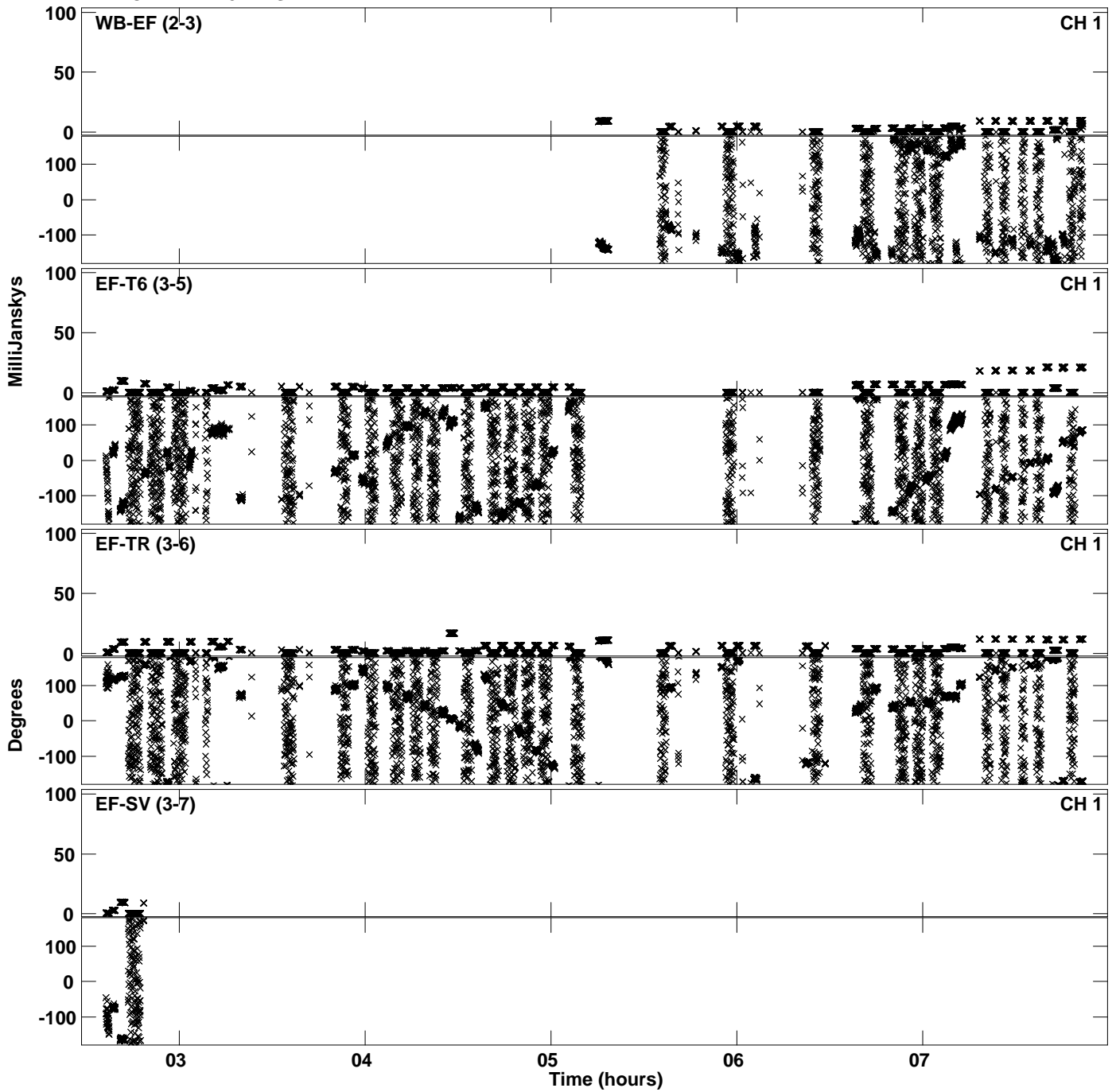
Plot file version 27 created 18-MAR-2020 16:14:21
Amplitude andPhase vs Time for EN005C.UVDATA.1 Vect aver.
IF 6 CHAN 1 - 1024 STK RR




Plot file version 28 created 18-MAR-2020 16:14:21
Amplitude andPhase vs Time for EN005C.UVDATA.1 Vect aver.
IF 6 CHAN 1 - 1024 STK RR



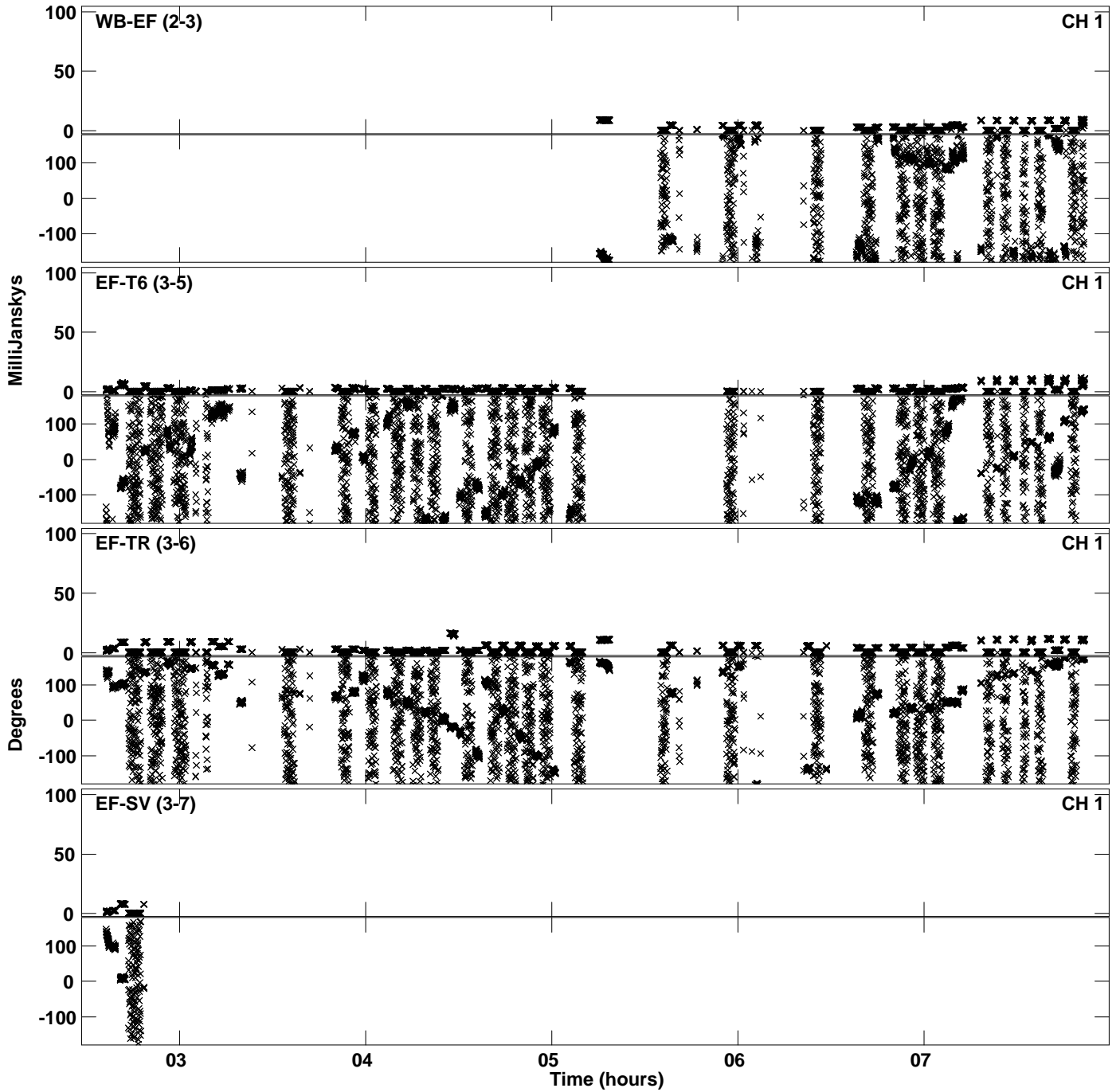
Plot file version 29 created 18-MAR-2020 16:15:00
Amplitude andPhase vs Time for EN005C.UVDATA.1 Vect aver.
IF 7 CHAN 1 - 1024 STK RR



PLot file version 30 created 18-MAR-2020 16:15:00
Amplitude andPhase vs Time for EN005C.UVDATA.1 Vect aver.
IF 7 CHAN 1 - 1024 STK RR



Plot file version 31 created 18-MAR-2020 16:15:39
Amplitude andPhase vs Time for EN005C.UVDATA.1 Vect aver.
IF 8 CHAN 1 - 1024 STK RR



Plot file version 32 created 18-MAR-2020 16:15:39
Amplitude andPhase vs Time for EN005C.UVDATA.1 Vect aver.
IF 8 CHAN 1 - 1024 STK RR

