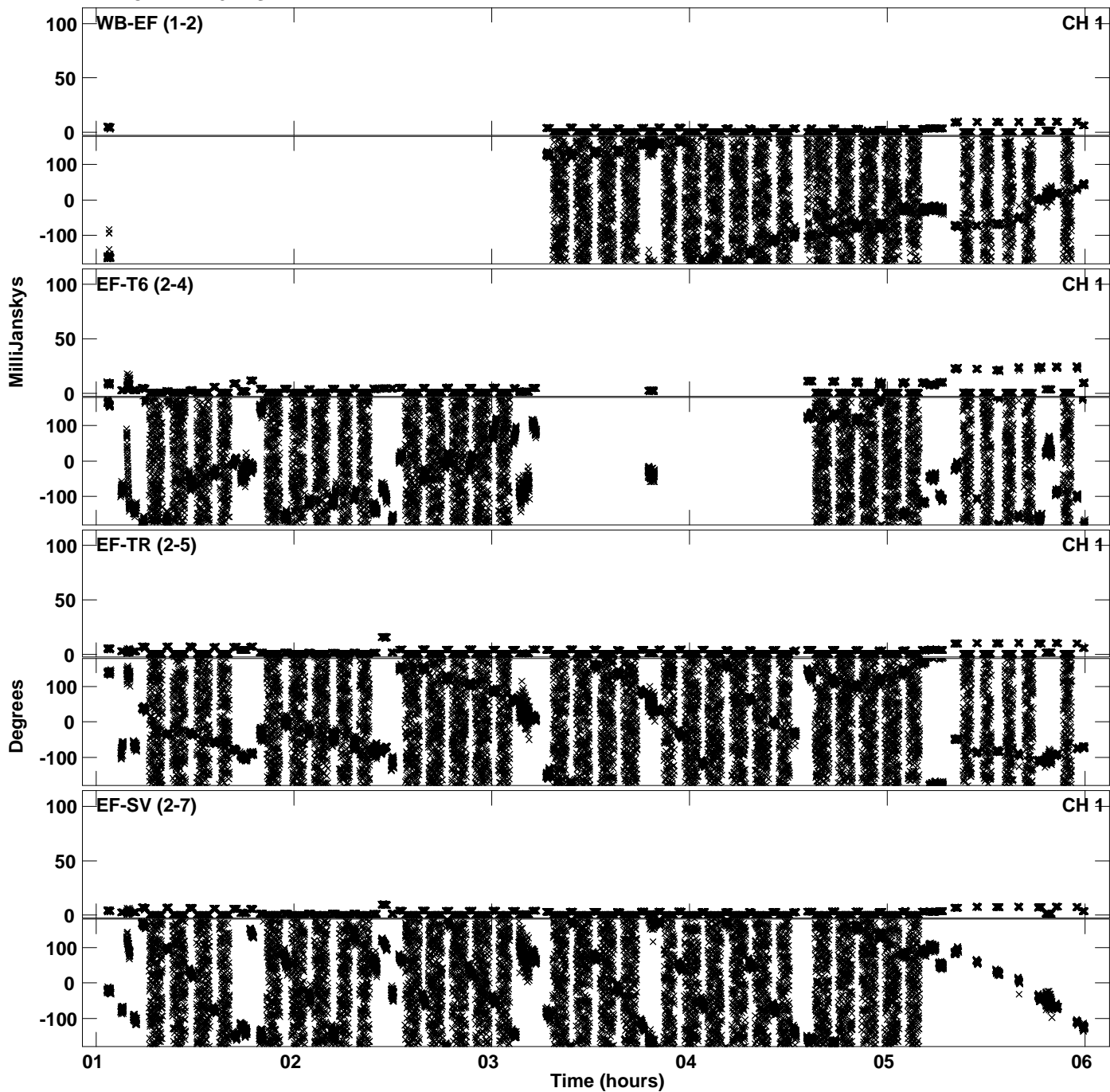



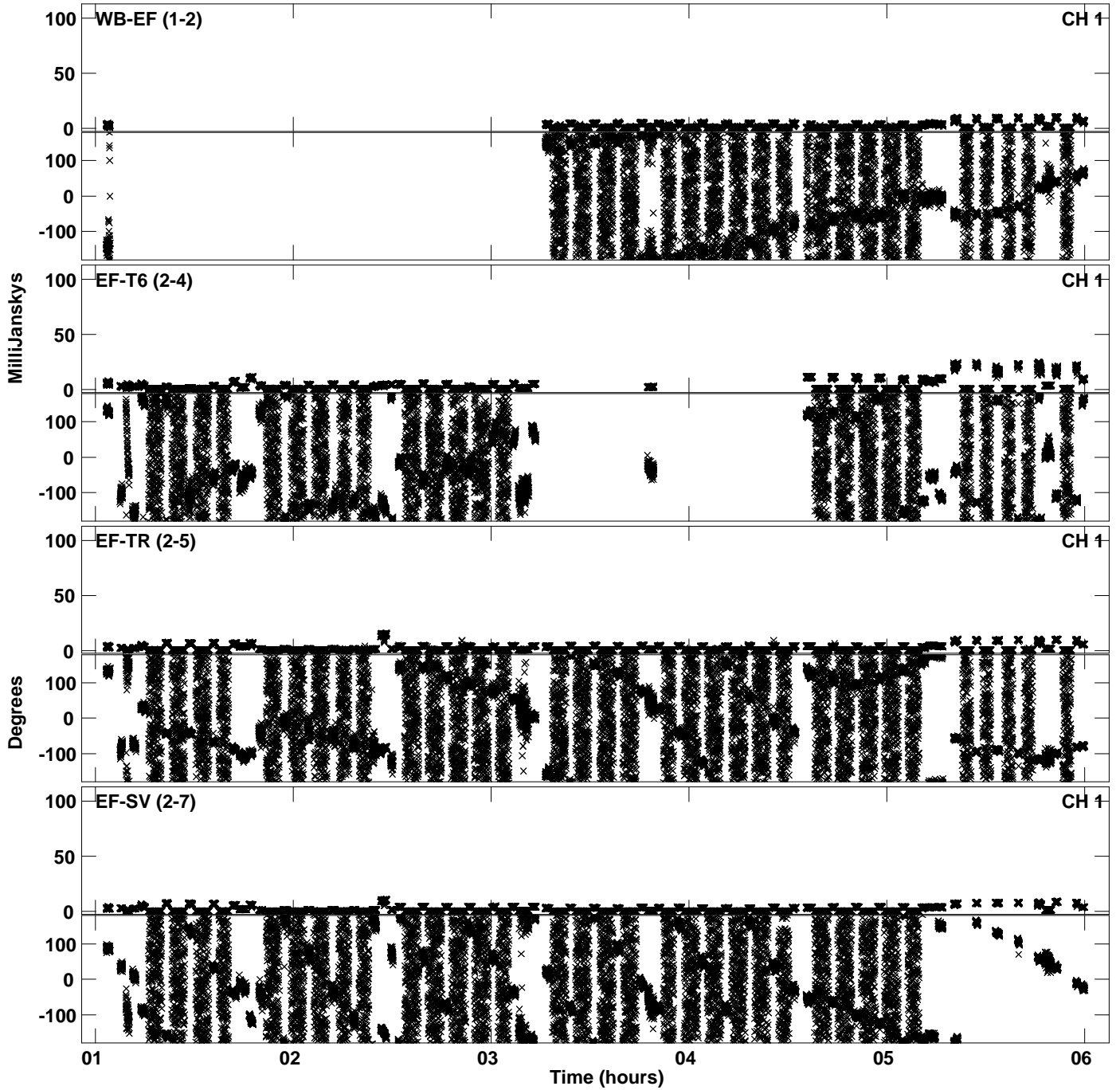
Plot file version 1 created 10-APR-2020 09:46:25
Amplitude andPhase vs Time for EN005D.UVDATA.1 Vect aver.
IF 1 CHAN 1 - 32 STK LL




Plot file version 2 created 10-APR-2020 09:46:25
Amplitude andPhase vs Time for EN005D.UVDATA.1 Vect aver.
IF 1 CHAN 1 - 32 STK LL



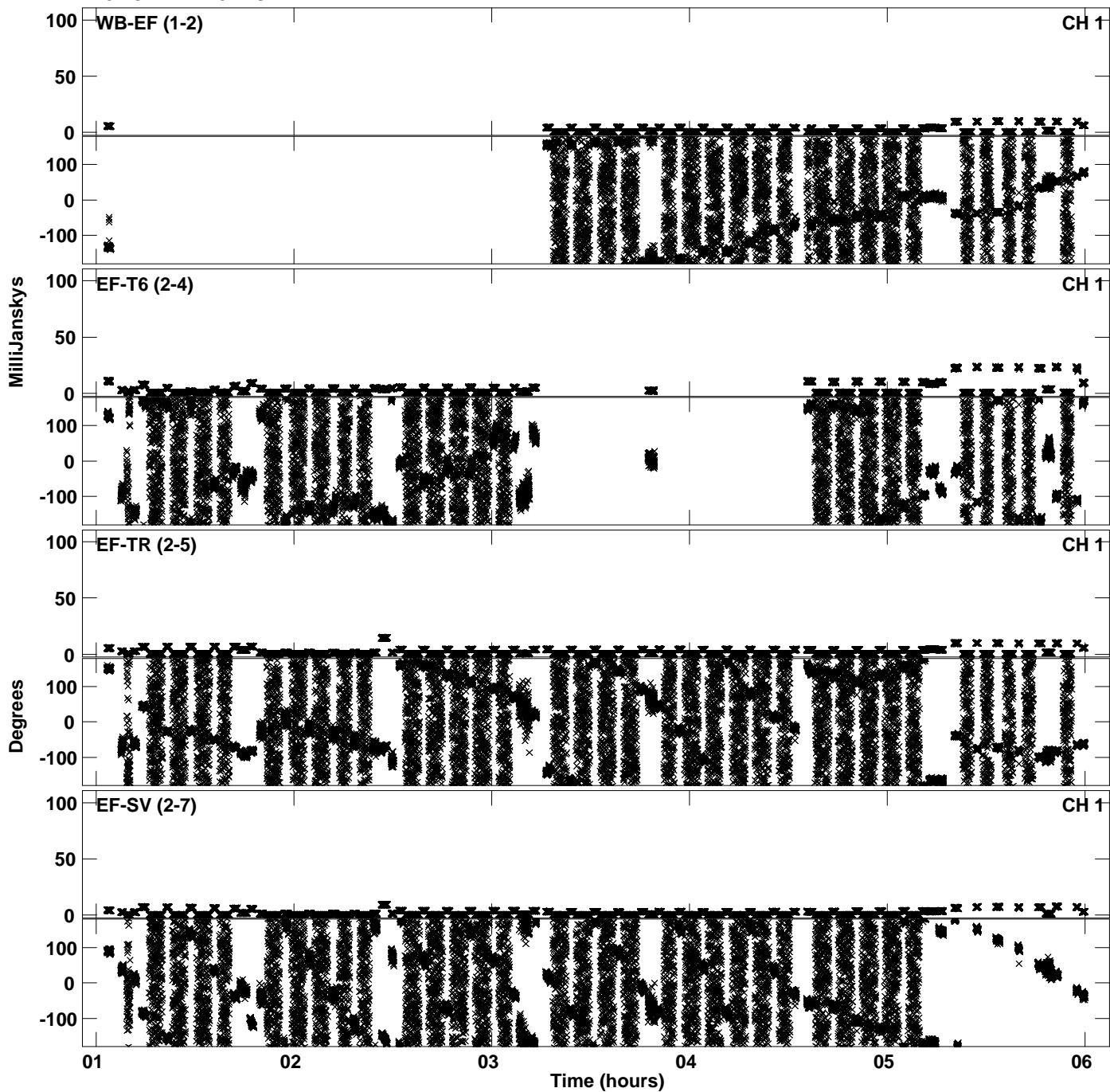
Plot file version 3 created 10-APR-2020 09:46:33
Amplitude andPhase vs Time for EN005D.UVDATA.1 Vect aver.
IF 2 CHAN 1 - 32 STK LL




Plot file version 4 created 10-APR-2020 09:46:34
Amplitude andPhase vs Time for EN005D.UVDATA.1 Vect aver.
IF 2 CHAN 1 - 32 STK LL



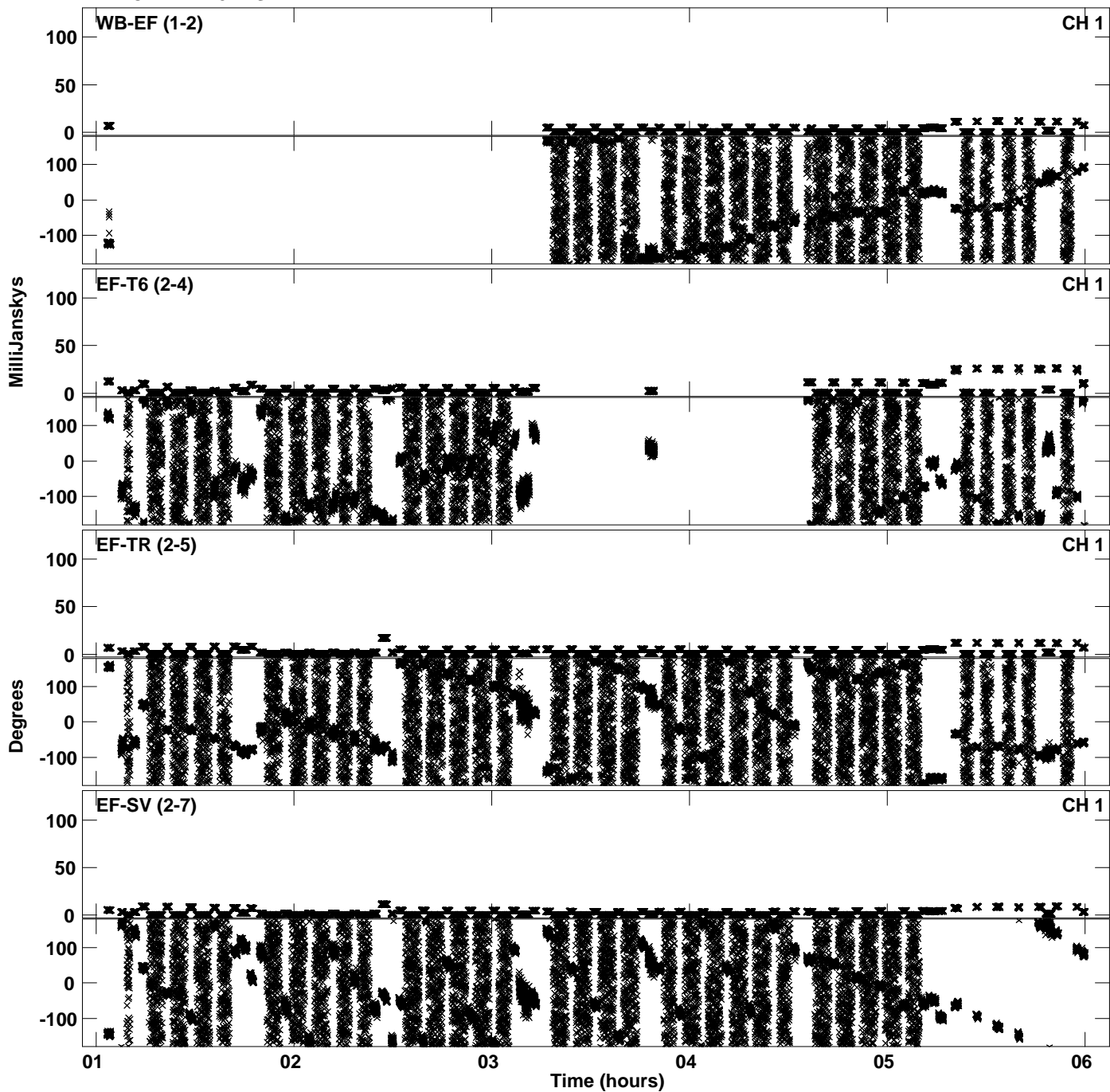
Plot file version 5 created 10-APR-2020 09:46:41
Amplitude andPhase vs Time for EN005D.UVDATA.1 Vect aver.
IF 3 CHAN 1 - 32 STK LL




Plot file version 6 created 10-APR-2020 09:46:41
Amplitude andPhase vs Time for EN005D.UVDATA.1 Vect aver.
IF 3 CHAN 1 - 32 STK LL



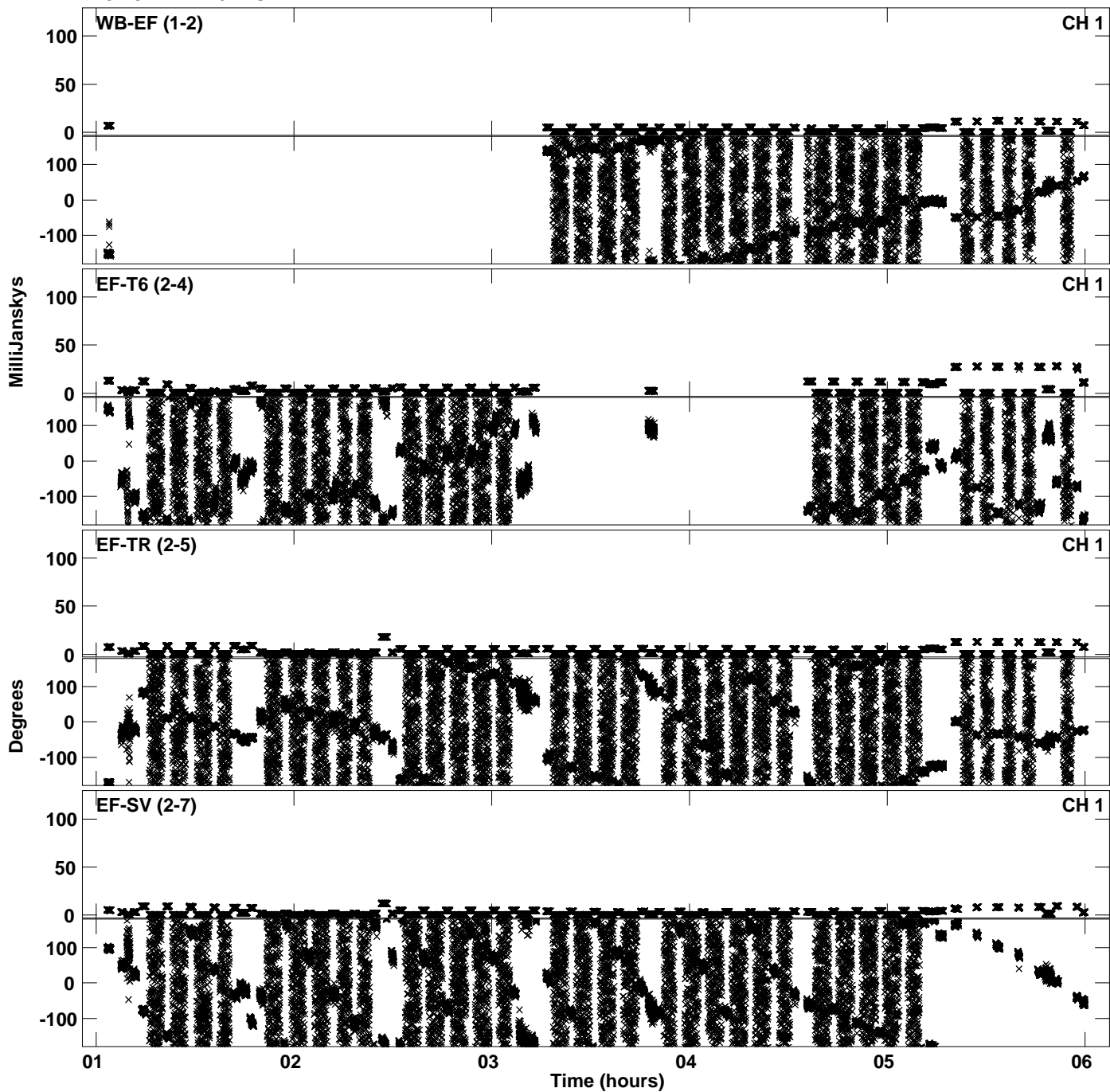
Plot file version 7 created 10-APR-2020 09:46:49
Amplitude andPhase vs Time for EN005D.UVDATA.1 Vect aver.
IF 4 CHAN 1 - 32 STK LL




PLot file version 8 created 10-APR-2020 09:46:49
Amplitude andPhase vs Time for EN005D.UVDATA.1 Vect aver.
IF 4 CHAN 1 - 32 STK LL




Plot file version 9 created 10-APR-2020 09:46:57
Amplitude andPhase vs Time for EN005D.UVDATA.1 Vect aver.
IF 5 CHAN 1 - 32 STK LL




Plot file version 10 created 10-APR-2020 09:46:57
Amplitude andPhase vs Time for EN005D.UVDATA.1 Vect aver.
IF 5 CHAN 1 - 32 STK LL




Plot file version 11 created 10-APR-2020 09:47:05
Amplitude andPhase vs Time for EN005D.UVDATA.1 Vect aver.
IF 6 CHAN 1 - 32 STK LL




Plot file version 12 created 10-APR-2020 09:47:05
Amplitude andPhase vs Time for EN005D.UVDATA.1 Vect aver.
IF 6 CHAN 1 - 32 STK LL




Plot file version 13 created 10-APR-2020 09:47:13
Amplitude andPhase vs Time for EN005D.UVDATA.1 Vect aver.
IF 7 CHAN 1 - 32 STK LL




PLot file version 14 created 10-APR-2020 09:47:13
Amplitude andPhase vs Time for EN005D.UVDATA.1 Vect aver.
IF 7 CHAN 1 - 32 STK LL




Plot file version 15 created 10-APR-2020 09:47:21
Amplitude andPhase vs Time for EN005D.UVDATA.1 Vect aver.
IF 8 CHAN 1 - 32 STK LL




PLot file version 16 created 10-APR-2020 09:47:21
Amplitude andPhase vs Time for EN005D.UVDATA.1 Vect aver.
IF 8 CHAN 1 - 32 STK LL




PLot file version 17 created 10-APR-2020 09:47:28
Amplitude andPhase vs Time for EN005D.UVDATA.1 Vect aver.
IF 1 CHAN 1 - 32 STK RR




PLot file version 18 created 10-APR-2020 09:47:28
Amplitude andPhase vs Time for EN005D.UVDATA.1 Vect aver.
IF 1 CHAN 1 - 32 STK RR




Plot file version 19 created 10-APR-2020 09:47:36
Amplitude andPhase vs Time for EN005D.UVDATA.1 Vect aver.
IF 2 CHAN 1 - 32 STK RR




Plot file version 20 created 10-APR-2020 09:47:36
Amplitude andPhase vs Time for EN005D.UVDATA.1 Vect aver.
IF 2 CHAN 1 - 32 STK RR




Plot file version 21 created 10-APR-2020 09:47:49
Amplitude andPhase vs Time for EN005D.UVDATA.1 Vect aver.
IF 3 CHAN 1 - 32 STK RR




Plot file version 22 created 10-APR-2020 09:47:49
Amplitude andPhase vs Time for EN005D.UVDATA.1 Vect aver.
IF 3 CHAN 1 - 32 STK RR




Plot file version 23 created 10-APR-2020 09:48:03
Amplitude andPhase vs Time for EN005D.UVDATA.1 Vect aver.
IF 4 CHAN 1 - 32 STK RR




PLot file version 24 created 10-APR-2020 09:48:05
Amplitude andPhase vs Time for EN005D.UVDATA.1 Vect aver.
IF 4 CHAN 1 - 32 STK RR




Plot file version 25 created 10-APR-2020 09:48:19
Amplitude andPhase vs Time for EN005D.UVDATA.1 Vect aver.
IF 5 CHAN 1 - 32 STK RR




PLot file version 26 created 10-APR-2020 09:48:19
Amplitude andPhase vs Time for EN005D.UVDATA.1 Vect aver.
IF 5 CHAN 1 - 32 STK RR




Plot file version 27 created 10-APR-2020 09:48:29
Amplitude and Phase vs Time for EN005D.UVDATA.1 Vect aver.
IF 6 CHAN 1 - 32 STK RR




Plot file version 28 created 10-APR-2020 09:48:29
Amplitude andPhase vs Time for EN005D.UVDATA.1 Vect aver.
IF 6 CHAN 1 - 32 STK RR




Plot file version 29 created 10-APR-2020 09:48:38
Amplitude andPhase vs Time for EN005D.UVDATA.1 Vect aver.
IF 7 CHAN 1 - 32 STK RR



PLot file version 30 created 10-APR-2020 09:48:38
Amplitude andPhase vs Time for EN005D.UVDATA.1 Vect aver.
IF 7 CHAN 1 - 32 STK RR



Plot file version 31 created 10-APR-2020 09:48:45
Amplitude andPhase vs Time for EN005D.UVDATA.1 Vect aver.
IF 8 CHAN 1 - 32 STK RR



PLot file version 32 created 10-APR-2020 09:48:45
Amplitude andPhase vs Time for EN005D.UVDATA.1 Vect aver.
IF 8 CHAN 1 - 32 STK RR

