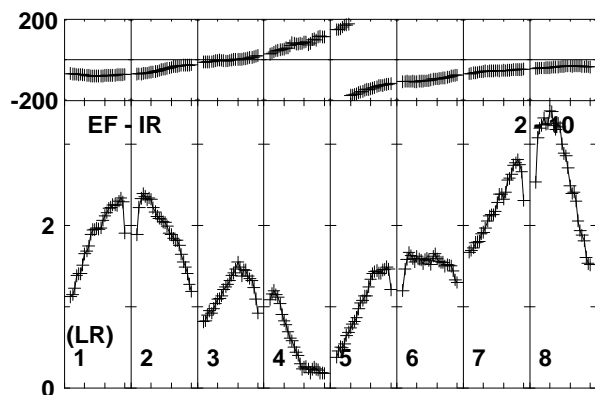
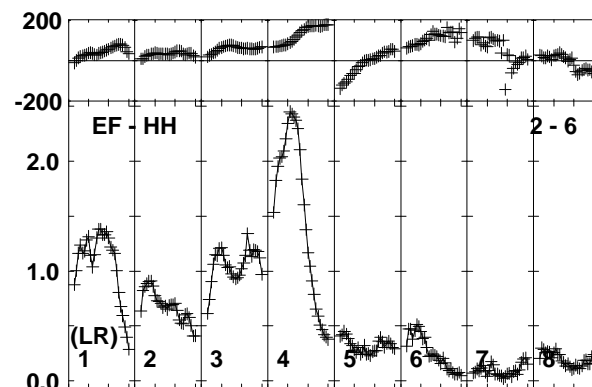
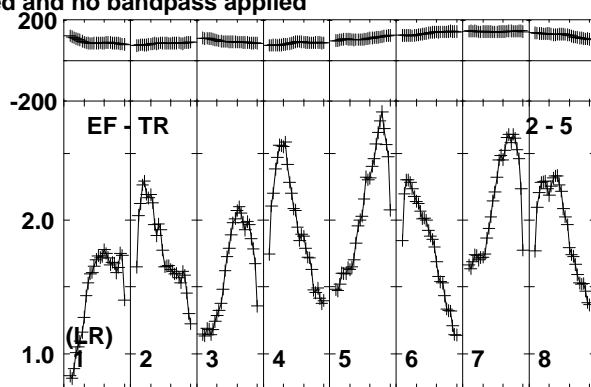
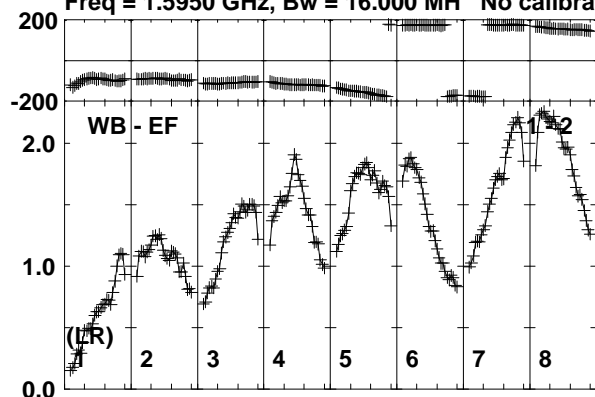


Plot file version 1 created 14-MAY-2020 16:24:17

J0750+1231 EN005E.UVDATA.1

Freq = 1.5950 GHz, Bw = 16.000 MH No calibration applied and no bandpass applied

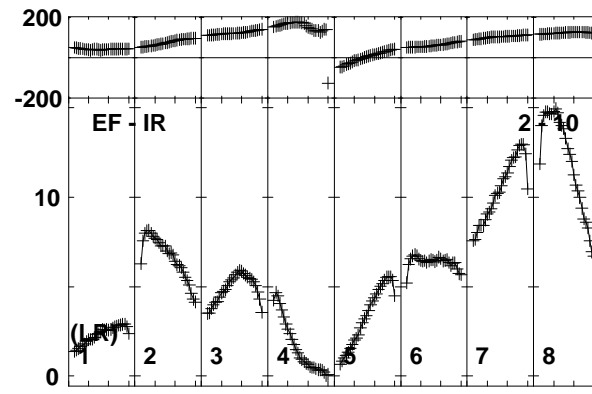
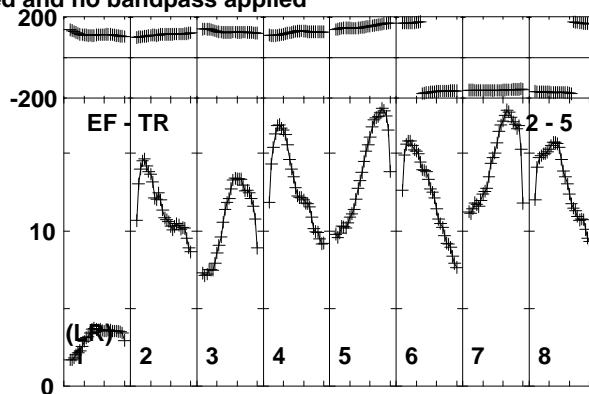
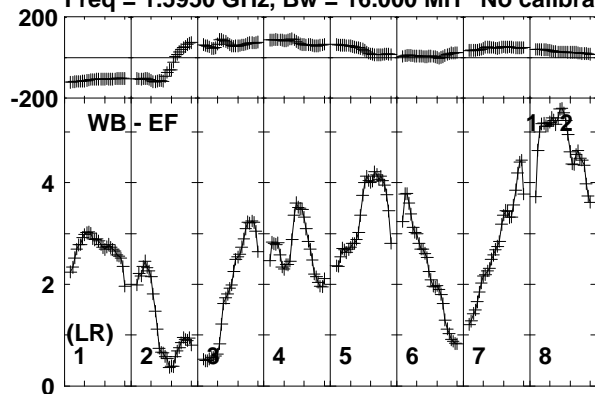


Lower frame: Milli Ampl Jy Top frame: Phas deg
Vector averaged cross-power spectrum Baseline: WB (01) - EF (02)
Timerange: 00/12:35:41 to 00/12:45:00

Plot file version 2 created 14-MAY-2020 16:24:17

3C84 EN005E.UVDATA.1

Freq = 1.5950 GHz, Bw = 16.000 MH No calibration applied and no bandpass applied

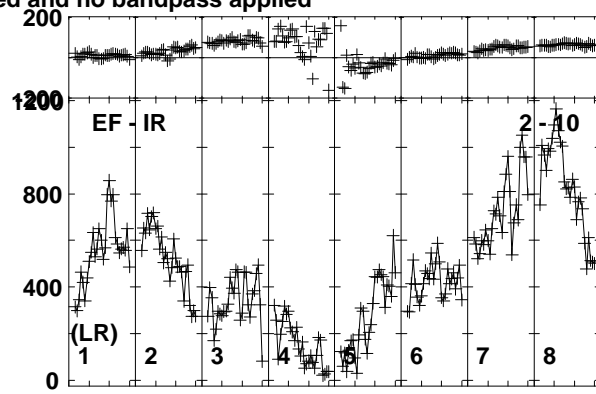
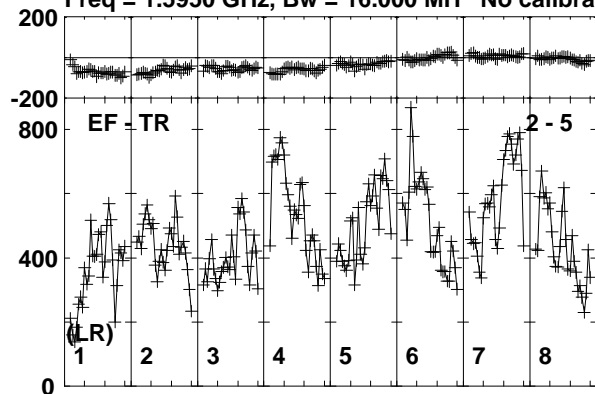


Lower frame: Milli Ampl Jy Top frame: Phas deg
Vector averaged cross-power spectrum Baseline: WB (01) - EF (02)
Timerange: 00/12:55:01 to 00/13:00:00

Plot file version 3 created 14-MAY-2020 16:24:17

J1700+6830 EN005E.UVDATA.1

Freq = 1.5950 GHz, Bw = 16.000 MH No calibration applied and no bandpass applied

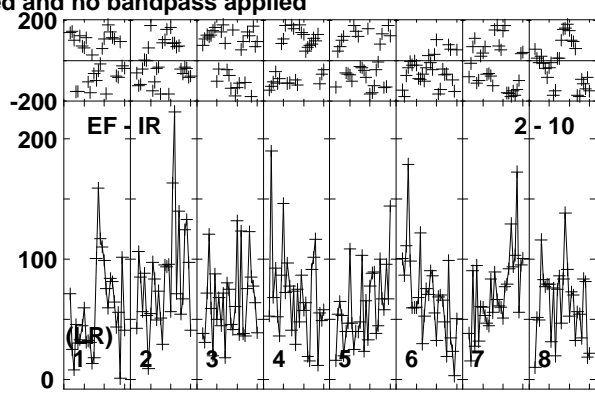
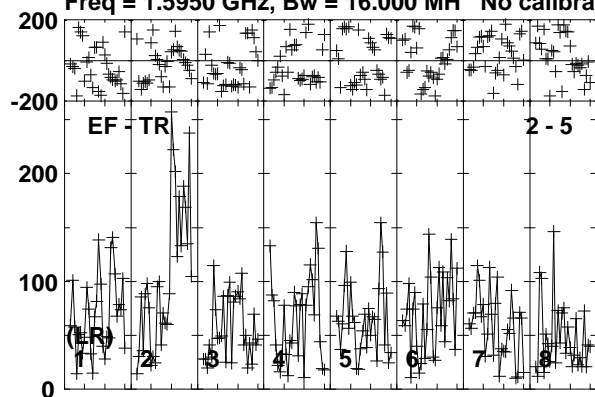


Lower frame: Micro Ampl Jy Top frame: Phas deg
Vector averaged cross-power spectrum Baseline: EF (02) - TR (05)
Timerange: 00/13:05:01 to 00/13:07:00

Plot file version 4 created 14-MAY-2020 16:24:17

R9 EN005E.UVDATA.1

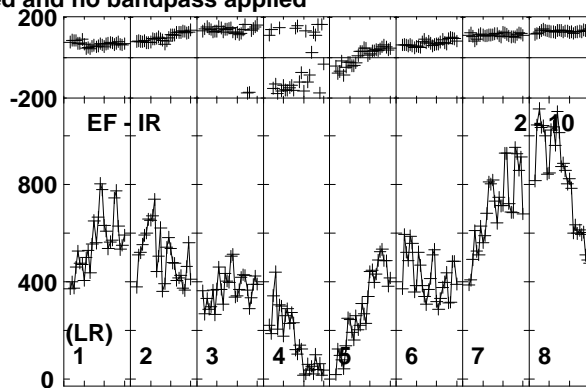
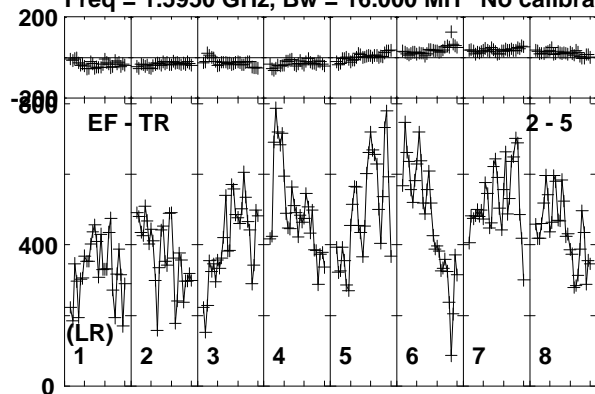
Freq = 1.5950 GHz, Bw = 16.000 MH No calibration applied and no bandpass applied



Lower frame: Micro Ampl Jy Top frame: Phas deg
Vector averaged cross-power spectrum Baseline: EF (02) - TR (05)
Timerange: 00/13:07:01 to 00/13:12:00

Plot file version 5 created 14-MAY-2020 16:24:18
J1700+6830 EN005E.UVDATA.1

Freq = 1.5950 GHz, Bw = 16.000 MH No calibration applied and no bandpass applied

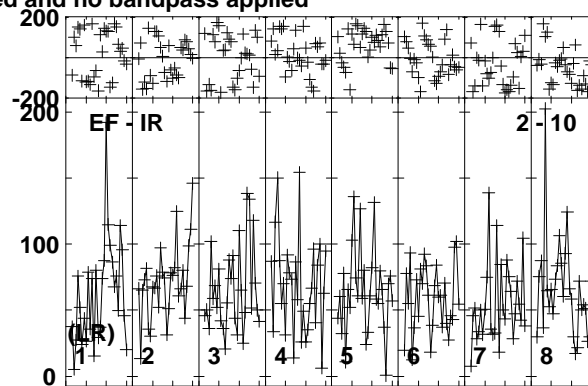
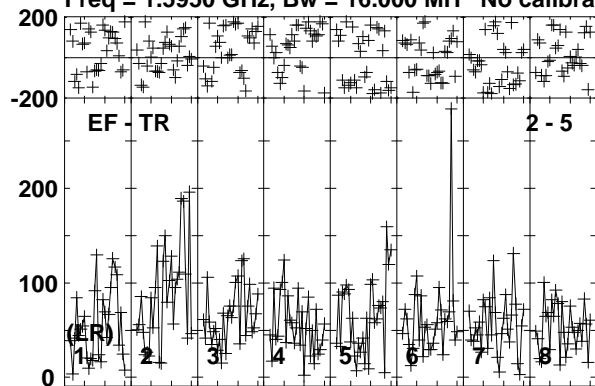


Lower frame: Micro Ampl Jy Top frame: Phas deg
Vector averaged cross-power spectrum Baseline: EF (02) - TR (05)
Timerange: 00/13:12:01 to 00/13:14:00

Plot file version 6 created 14-MAY-2020 16:24:18

R9 EN005E.UVDATA.1

Freq = 1.5950 GHz, Bw = 16.000 MH No calibration applied and no bandpass applied

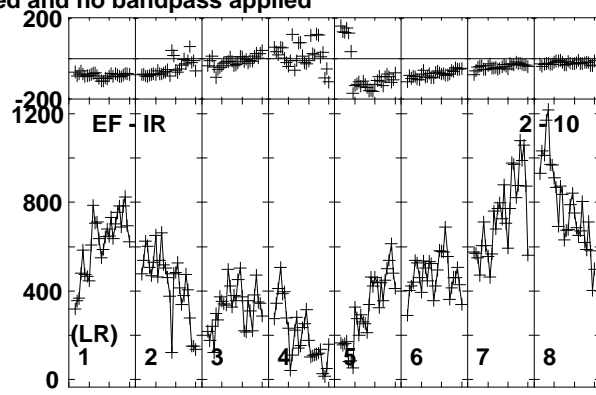
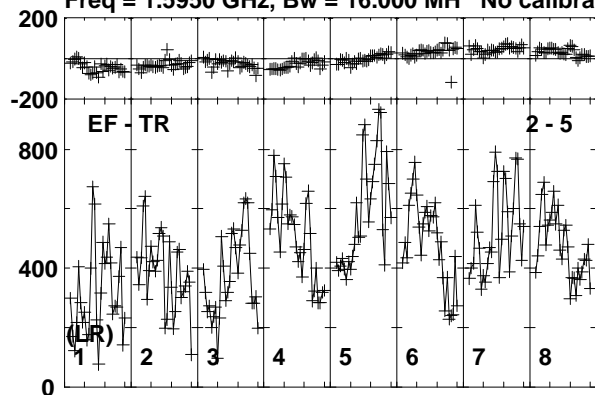


Lower frame: Micro Ampl Jy Top frame: Phas deg
Vector averaged cross-power spectrum Baseline: EF (02) - TR (05)
Timerange: 00/13:14:01 to 00/13:19:00

Plot file version 7 created 14-MAY-2020 16:24:18

J1700+6830 EN005E.UVDATA.1

Freq = 1.5950 GHz, Bw = 16.000 MH No calibration applied and no bandpass applied

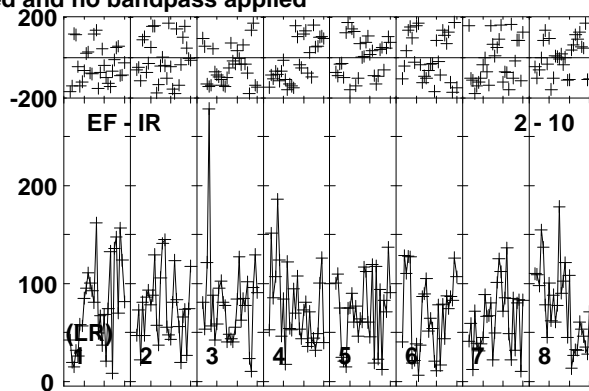
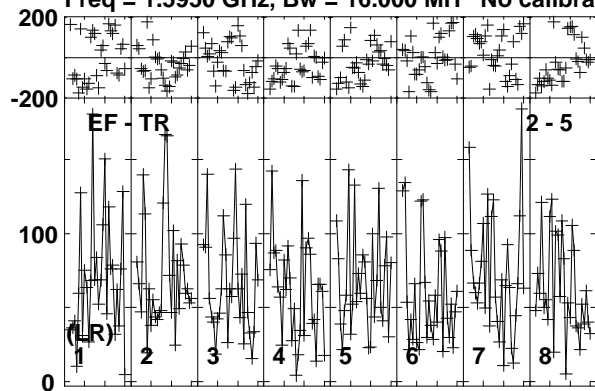


Lower frame: Micro Ampl Jy Top frame: Phas deg
Vector averaged cross-power spectrum Baseline: EF (02) - TR (05)
Timerange: 00/13:19:41 to 00/13:20:40

Plot file version 8 created 14-MAY-2020 16:24:18

R9 EN005E.UVDATA.1

Freq = 1.5950 GHz, Bw = 16.000 MH No calibration applied and no bandpass applied

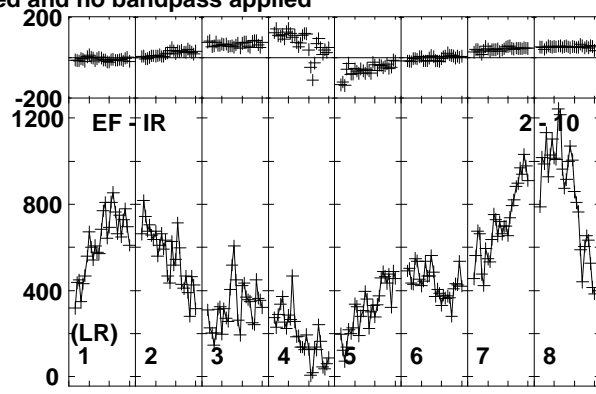
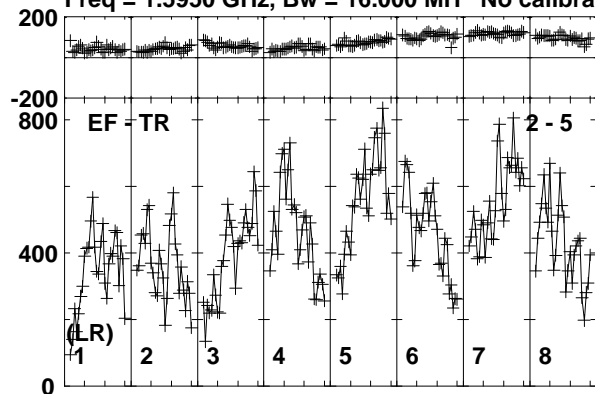


Lower frame: Micro Ampl Jy Top frame: Phas deg
Vector averaged cross-power spectrum Baseline: EF (02) - TR (05)
Timerange: 00/13:20:41 to 00/13:24:39

Plot file version 9 created 14-MAY-2020 16:24:18

J1700+6830 EN005E.UVDATA.1

Freq = 1.5950 GHz, Bw = 16.000 MH No calibration applied and no bandpass applied

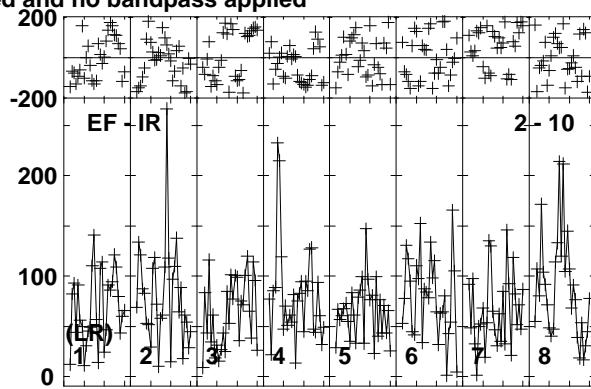
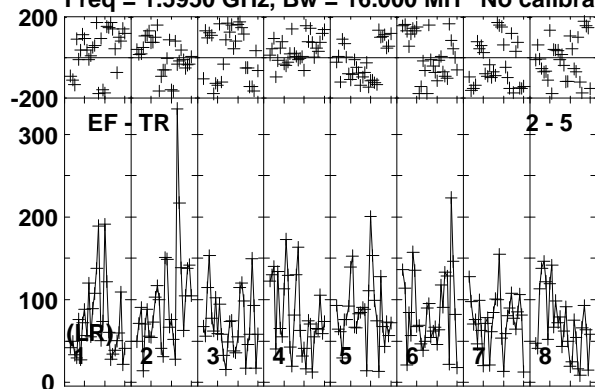


Lower frame: Micro Ampl Jy Top frame: Phas deg
Vector averaged cross-power spectrum Baseline: EF (02) - TR (05)
Timerange: 00/13:24:40 to 00/13:26:39

Plot file version 10 created 14-MAY-2020 16:24:18

R9 EN005E.UVDATA.1

Freq = 1.5950 GHz, Bw = 16.000 MH No calibration applied and no bandpass applied

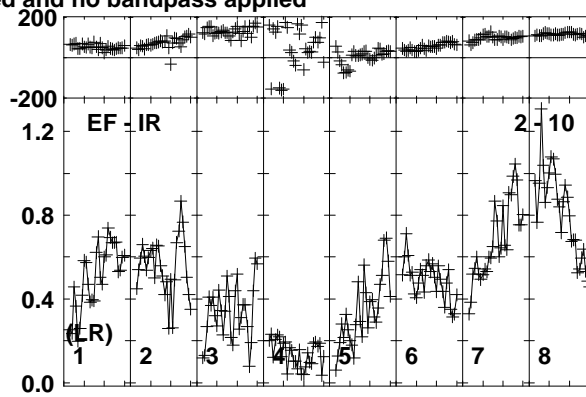
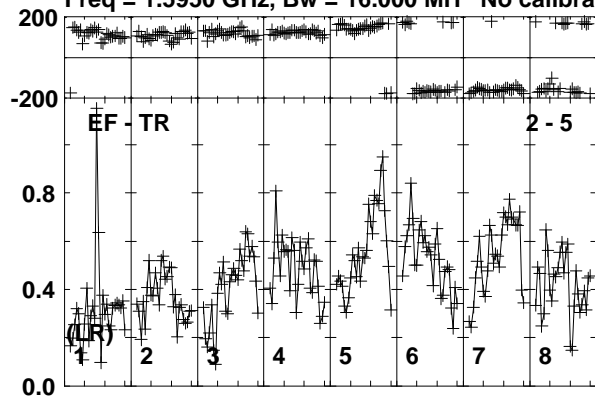


Lower frame: Micro Ampl Jy Top frame: Phas deg
Vector averaged cross-power spectrum Baseline: EF (02) - TR (05)
Timerange: 00/13:26:41 to 00/13:30:39

Plot file version 11 created 14-MAY-2020 16:24:18

J1700+6830 EN005E.UVDATA.1

Freq = 1.5950 GHz, Bw = 16.000 MH No calibration applied and no bandpass applied

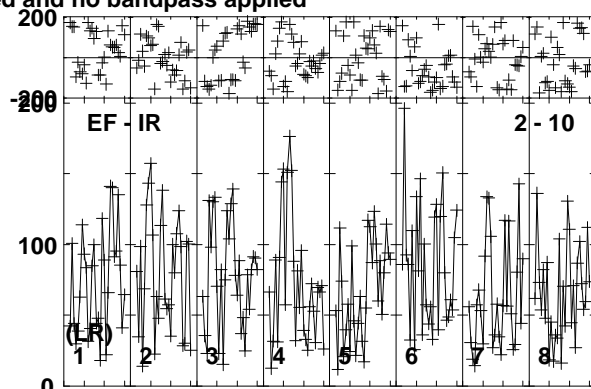
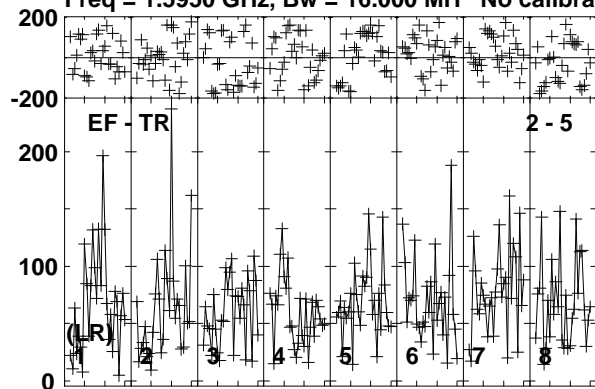


Lower frame: Milli Ampl Jy Top frame: Phas deg
Vector averaged cross-power spectrum Baseline: EF (02) - TR (05)
Timerange: 00/13:31:21 to 00/13:32:19

Plot file version 12 created 14-MAY-2020 16:24:18

R9 EN005E.UVDATA.1

Freq = 1.5950 GHz, Bw = 16.000 MH No calibration applied and no bandpass applied

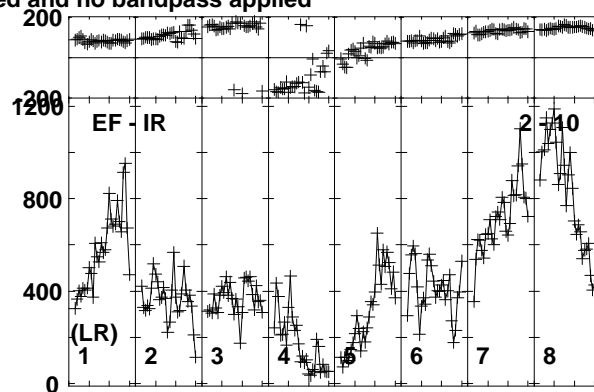
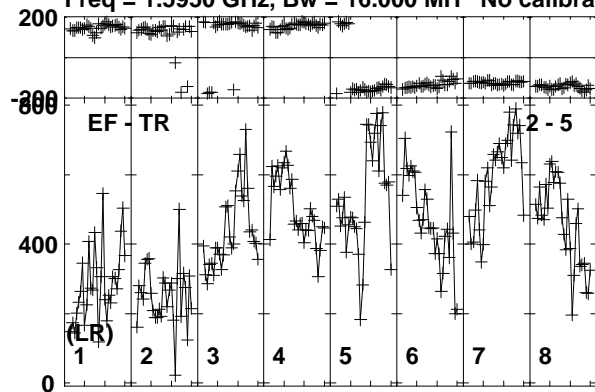


Lower frame: Micro Ampl Jy Top frame: Phas deg
Vector averaged cross-power spectrum Baseline: EF (02) - TR (05)
Timerange: 00/13:32:20 to 00/13:36:20

Plot file version 13 created 14-MAY-2020 16:24:18

J1700+6830 EN005E.UVDATA.1

Freq = 1.5950 GHz, Bw = 16.000 MH No calibration applied and no bandpass applied

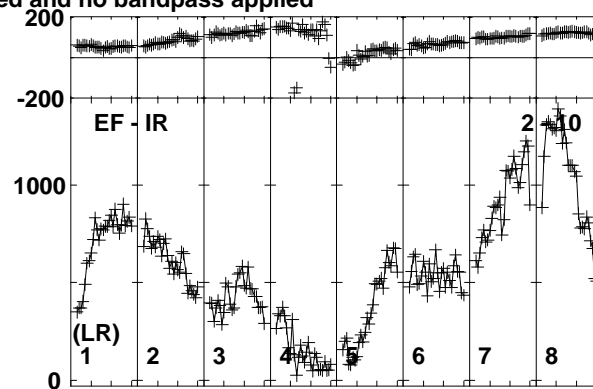
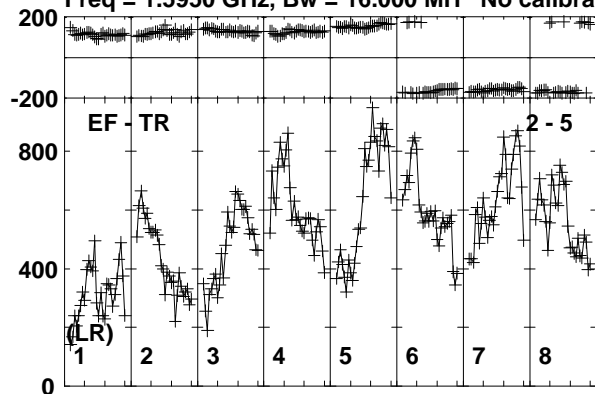


Lower frame: Micro Ampl Jy Top frame: Phas deg
Vector averaged cross-power spectrum Baseline: EF (02) - TR (05)
Timerange: 00/13:36:21 to 00/13:38:20

Plot file version 14 created 14-MAY-2020 16:24:18

J1716+6836 EN005E.UVDATA.1

Freq = 1.5950 GHz, Bw = 16.000 MH No calibration applied and no bandpass applied

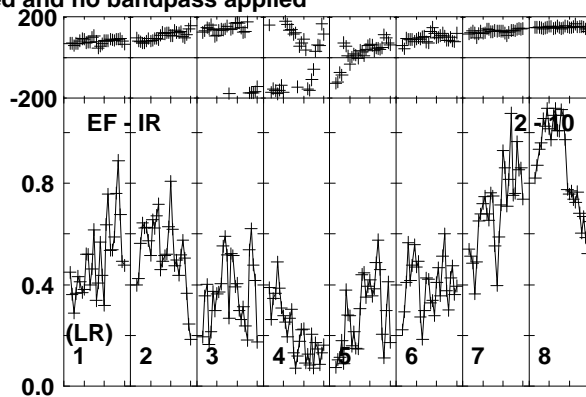
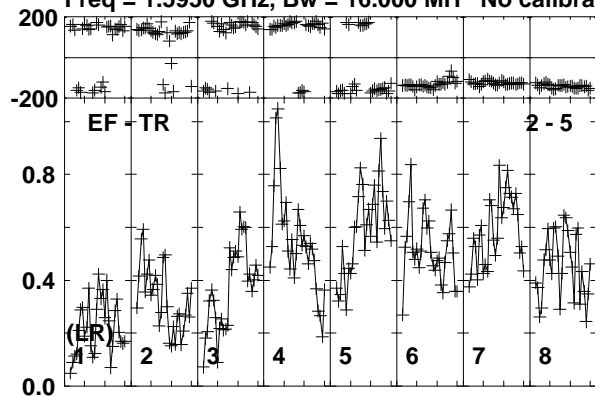


Lower frame: Micro Ampl Jy Top frame: Phas deg
Vector averaged cross-power spectrum Baseline: EF (02) - TR (05)
Timerange: 00/13:38:20 to 00/13:41:20

Plot file version 15 created 14-MAY-2020 16:24:18

J1700+6830 EN005E.UVDATA.1

Freq = 1.5950 GHz, Bw = 16.000 MH No calibration applied and no bandpass applied

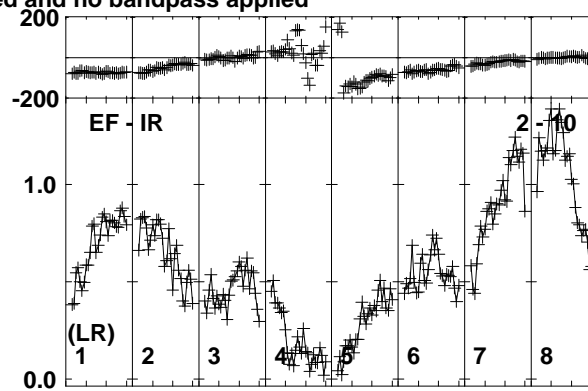
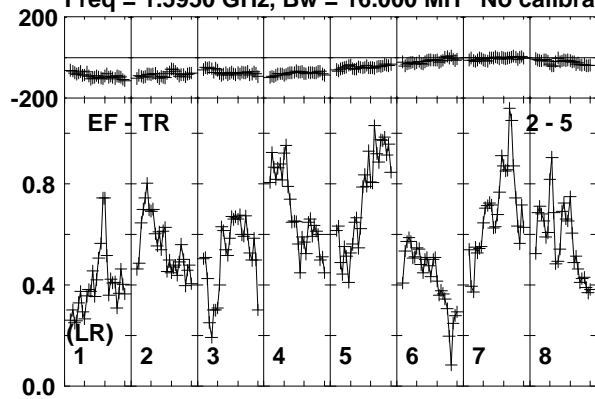


Lower frame: Milli Ampl Jy Top frame: Phas deg
Vector averaged cross-power spectrum Baseline: EF (02) - TR (05)
Timerange: 00/13:42:01 to 00/13:43:00

Plot file version 16 created 14-MAY-2020 16:24:18

J1229+6335 EN005E.UVDATA.1

Freq = 1.5950 GHz, Bw = 16.000 MH No calibration applied and no bandpass applied

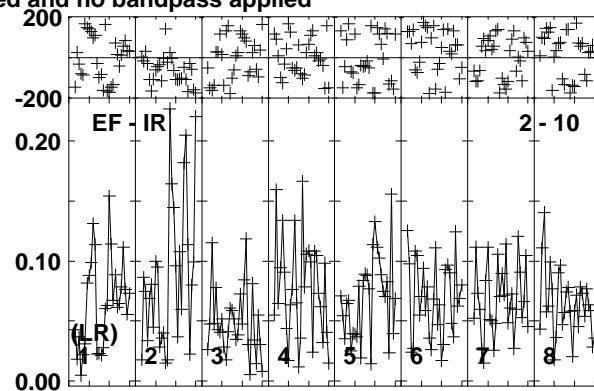
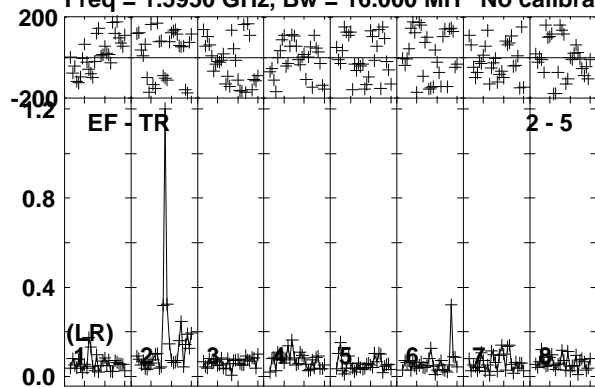


Lower frame: Milli Ampl Jy Top frame: Phas deg
Vector averaged cross-power spectrum Baseline: EF (02) - TR (05)
Timerange: 00/13:45:40 to 00/13:47:39

Plot file version 17 created 14-MAY-2020 16:24:18

R6POS2 EN005E.UVDATA.1

Freq = 1.5950 GHz, Bw = 16.000 MH No calibration applied and no bandpass applied

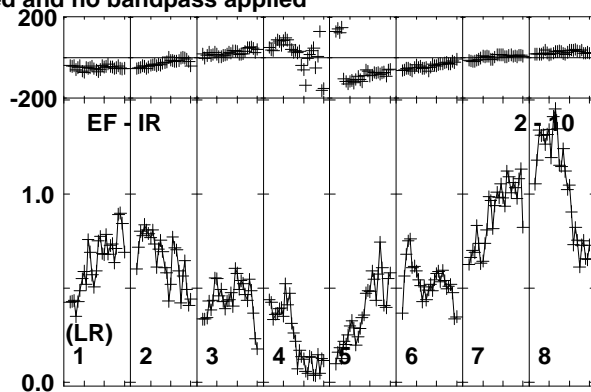
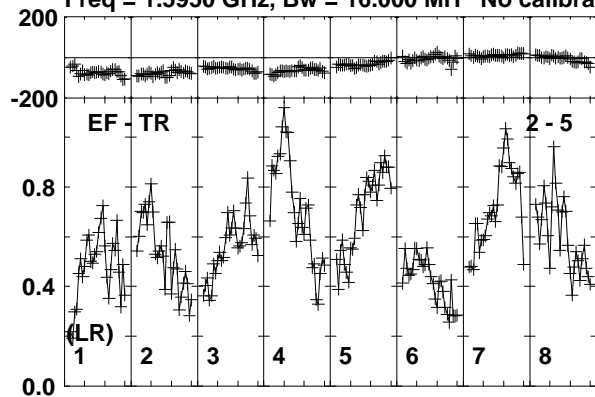


Lower frame: Milli Ampl Jy Top frame: Phas deg
Vector averaged cross-power spectrum Baseline: EF (02) - TR (05)
Timerange: 00/13:47:41 to 00/13:52:40

Plot file version 18 created 14-MAY-2020 16:24:18

J1229+6335 EN005E.UVDATA.1

Freq = 1.5950 GHz, Bw = 16.000 MH No calibration applied and no bandpass applied

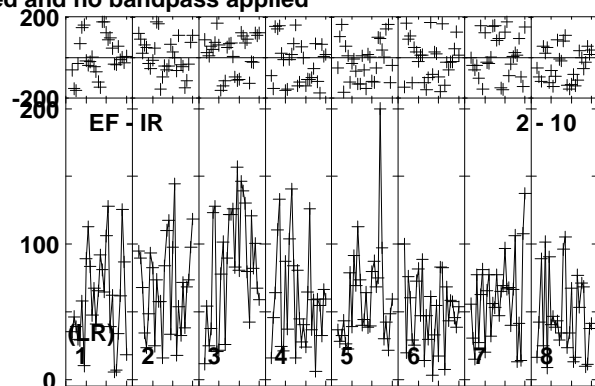
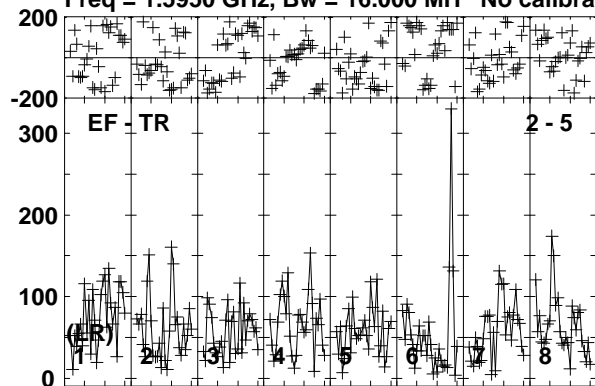


Lower frame: Milli Ampl Jy Top frame: Phas deg
Vector averaged cross-power spectrum Baseline: EF (02) - TR (05)
Timerange: 00/13:52:40 to 00/13:54:39

Plot file version 19 created 14-MAY-2020 16:24:19

R6POS2 EN005E.UVDATA.1

Freq = 1.5950 GHz, Bw = 16.000 MH No calibration applied and no bandpass applied

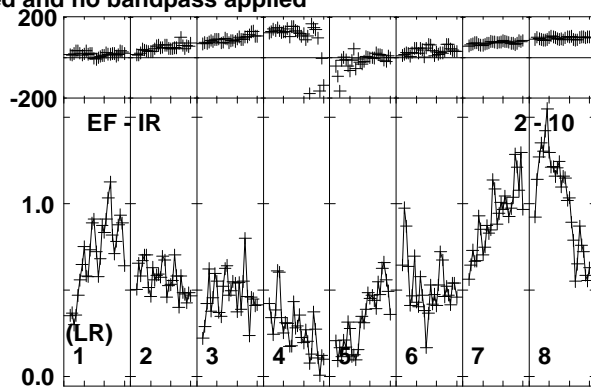
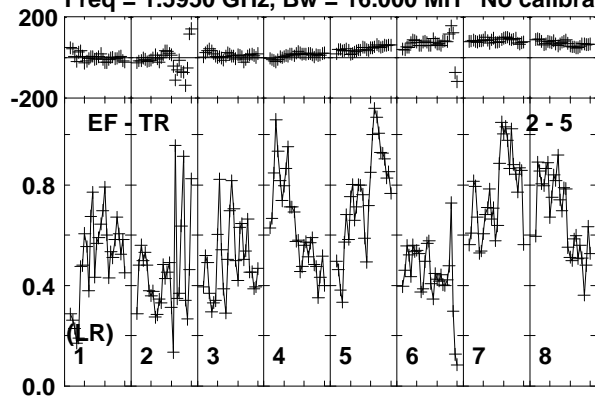


Lower frame: Micro Ampl Jy Top frame: Phas deg
Vector averaged cross-power spectrum Baseline: EF (02) - TR (05)
Timerange: 00/13:54:41 to 00/13:59:40

Plot file version 20 created 14-MAY-2020 16:24:19

J1229+6335 EN005E.UVDATA.1

Freq = 1.5950 GHz, Bw = 16.000 MH No calibration applied and no bandpass applied

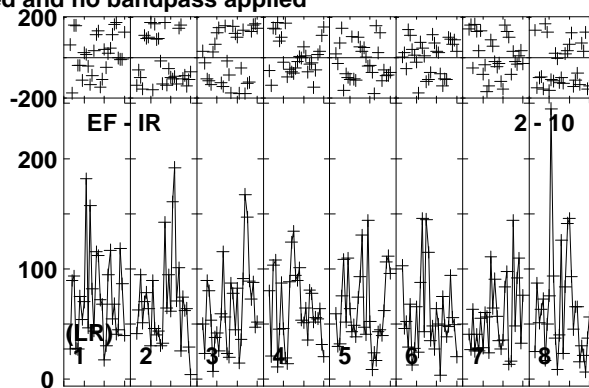
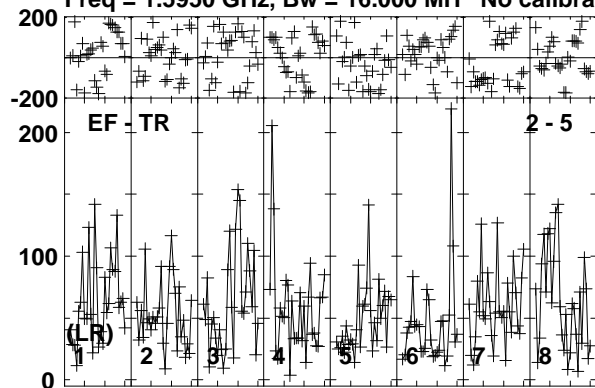


Lower frame: Milli Ampl Jy Top frame: Phas deg
Vector averaged cross-power spectrum Baseline: EF (02) - TR (05)
Timerange: 00/14:00:31 to 00/14:01:29

Plot file version 21 created 14-MAY-2020 16:24:19

R6POS2 EN005E.UVDATA.1

Freq = 1.5950 GHz, Bw = 16.000 MH No calibration applied and no bandpass applied

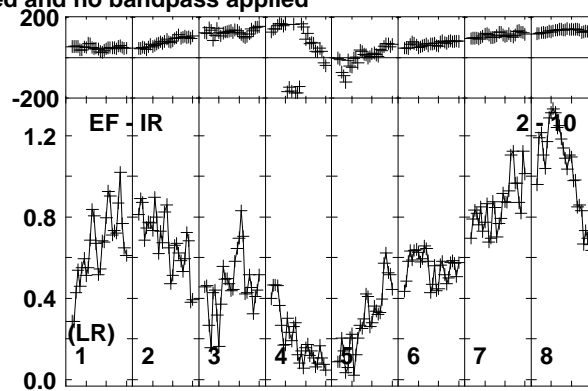
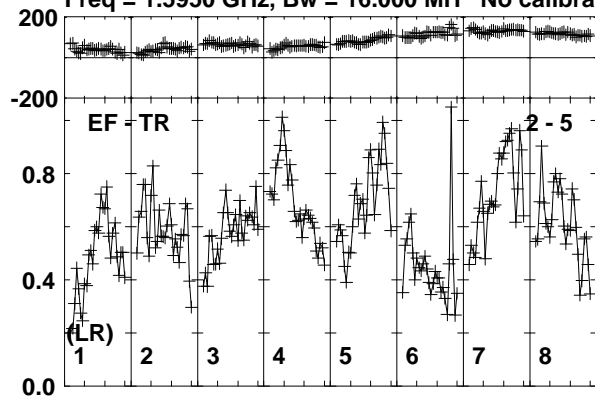


Lower frame: Micro Ampl Jy Top frame: Phas deg
Vector averaged cross-power spectrum Baseline: EF (02) - TR (05)
Timerange: 00/14:01:30 to 00/14:06:29

Plot file version 22 created 14-MAY-2020 16:24:19

J1229+6335 EN005E.UVDATA.1

Freq = 1.5950 GHz, Bw = 16.000 MH No calibration applied and no bandpass applied

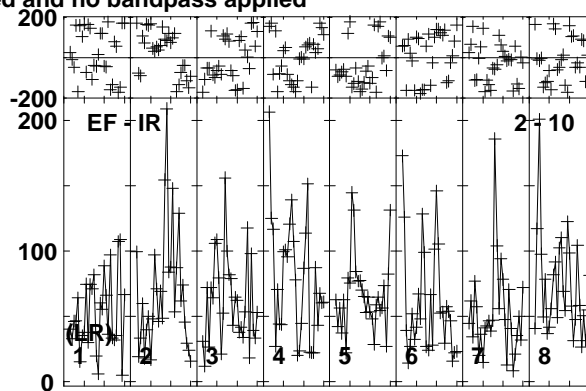
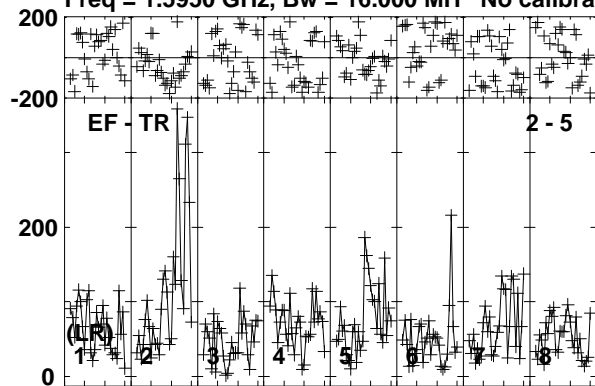


Lower frame: Milli Ampl Jy Top frame: Phas deg
Vector averaged cross-power spectrum Baseline: EF (02) - TR (05)
Timerange: 00/14:06:30 to 00/14:08:29

Plot file version 23 created 14-MAY-2020 16:24:19

R6POS2 EN005E.UVDATA.1

Freq = 1.5950 GHz, Bw = 16.000 MH No calibration applied and no bandpass applied

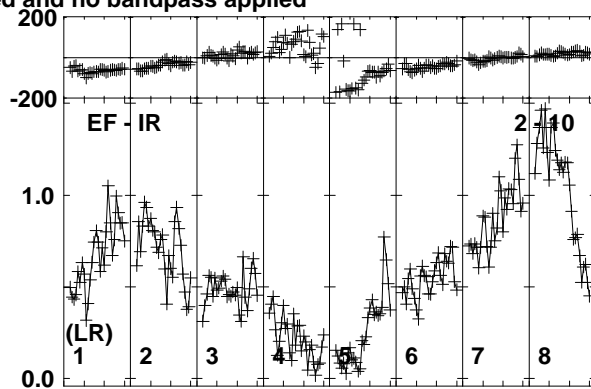
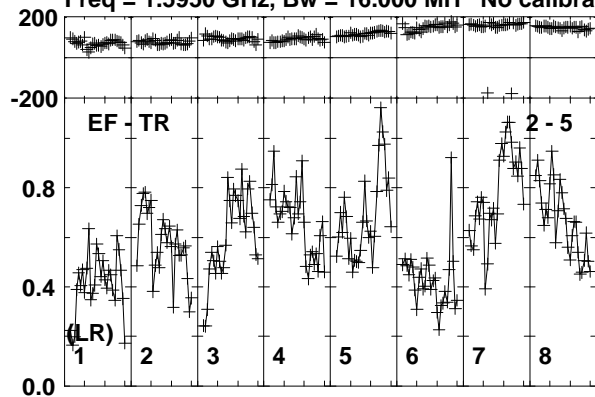


Lower frame: Micro Ampl Jy Top frame: Phas deg
Vector averaged cross-power spectrum Baseline: EF (02) - TR (05)
Timerange: 00/14:08:31 to 00/14:13:30

Plot file version 24 created 14-MAY-2020 16:24:19

J1229+6335 EN005E.UVDATA.1

Freq = 1.5950 GHz, Bw = 16.000 MH No calibration applied and no bandpass applied

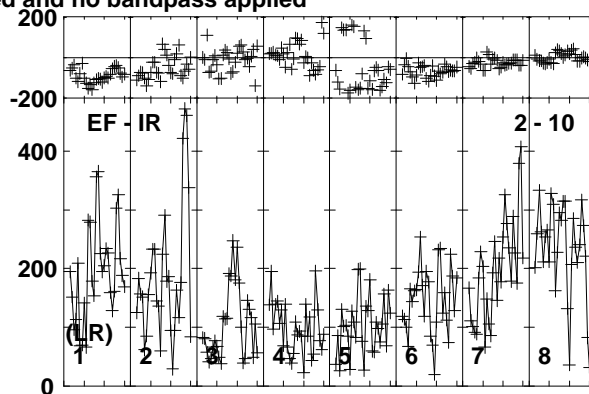
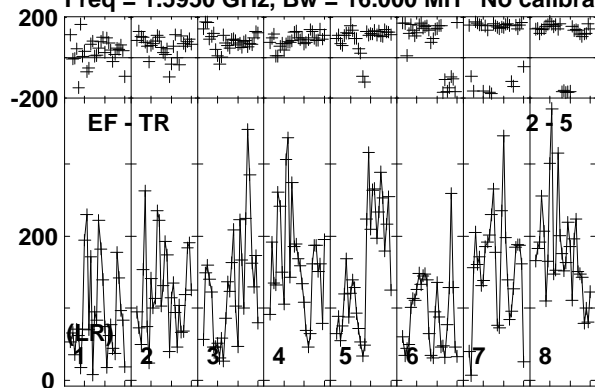


Lower frame: Milli Ampl Jy Top frame: Phas deg
Vector averaged cross-power spectrum Baseline: EF (02) - TR (05)
Timerange: 00/14:14:21 to 00/14:15:19

Plot file version 25 created 14-MAY-2020 16:24:19

J1219+6600 EN005E.UVDATA.1

Freq = 1.5950 GHz, Bw = 16.000 MH No calibration applied and no bandpass applied

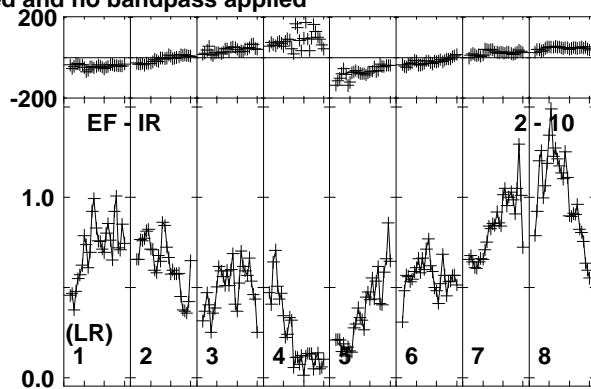
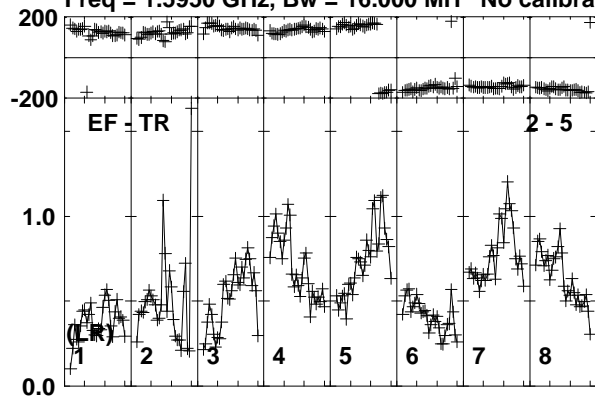


Lower frame: Micro Ampl Jy Top frame: Phas deg
Vector averaged cross-power spectrum Baseline: EF (02) - TR (05)
Timerange: 00/14:15:21 to 00/14:18:19

Plot file version 26 created 14-MAY-2020 16:24:19

J1229+6335 EN005E.UVDATA.1

Freq = 1.5950 GHz, Bw = 16.000 MH No calibration applied and no bandpass applied

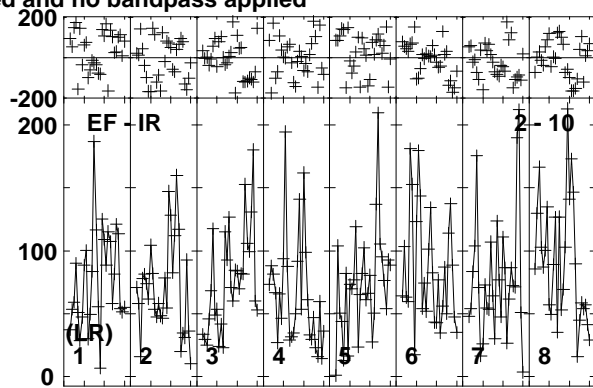
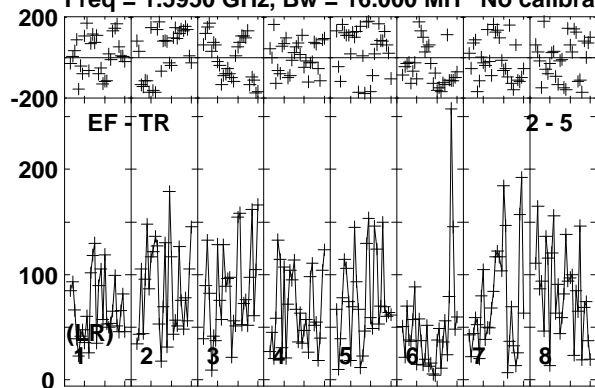


Lower frame: Milli Ampl Jy Top frame: Phas deg
Vector averaged cross-power spectrum Baseline: EF (02) - TR (05)
Timerange: 00/14:18:21 to 00/14:20:20

Plot file version 27 created 14-MAY-2020 16:24:19

R6POS2 EN005E.UVDATA.1

Freq = 1.5950 GHz, Bw = 16.000 MH No calibration applied and no bandpass applied

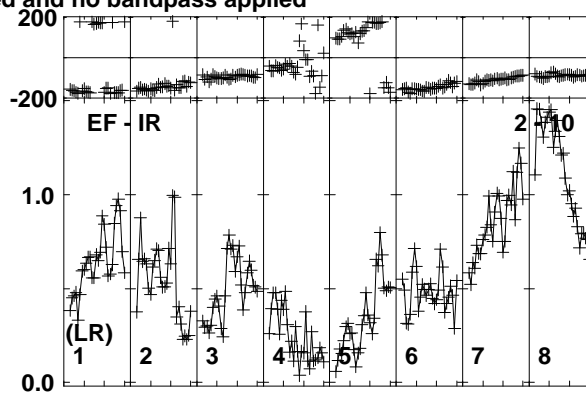
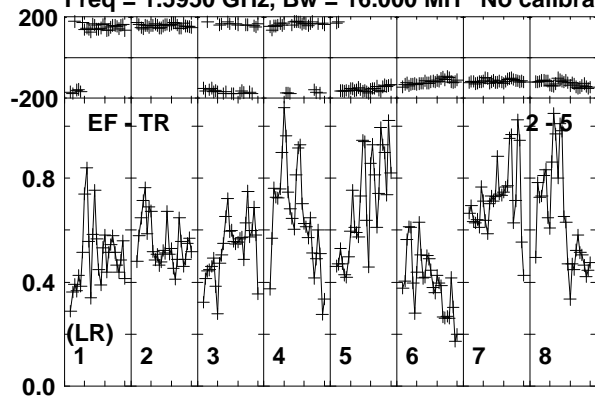


Lower frame: Micro Ampl Jy Top frame: Phas deg
Vector averaged cross-power spectrum Baseline: EF (02) - TR (05)
Timerange: 00/14:20:21 to 00/14:24:19

Plot file version 28 created 14-MAY-2020 16:24:19

J1229+6335 EN005E.UVDATA.1

Freq = 1.5950 GHz, Bw = 16.000 MH No calibration applied and no bandpass applied

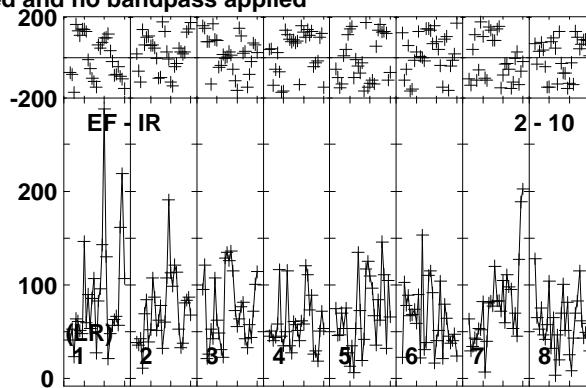
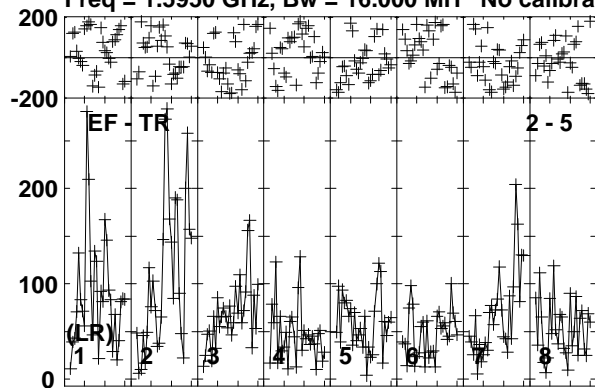


Lower frame: Milli Ampl Jy Top frame: Phas deg
Vector averaged cross-power spectrum Baseline: EF (02) - TR (05)
Timerange: 00/14:25:11 to 00/14:26:09

Plot file version 29 created 14-MAY-2020 16:24:19

R6POS1 EN005E.UVDATA.1

Freq = 1.5950 GHz, Bw = 16.000 MH No calibration applied and no bandpass applied

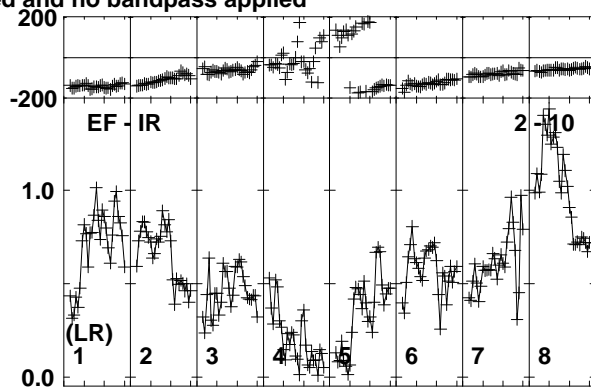
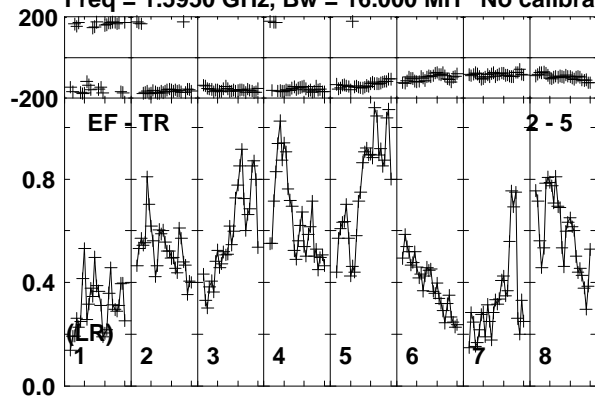


Lower frame: Micro Ampl Jy Top frame: Phas deg
Vector averaged cross-power spectrum Baseline: EF (02) - TR (05)
Timerange: 00/14:26:10 to 00/14:31:09

Plot file version 30 created 14-MAY-2020 16:24:19

J1229+6335 EN005E.UVDATA.1

Freq = 1.5950 GHz, Bw = 16.000 MH No calibration applied and no bandpass applied

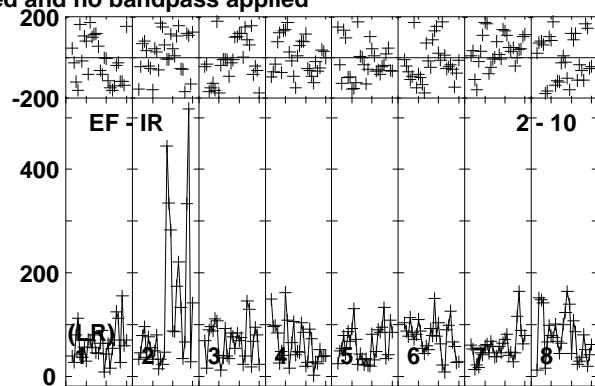
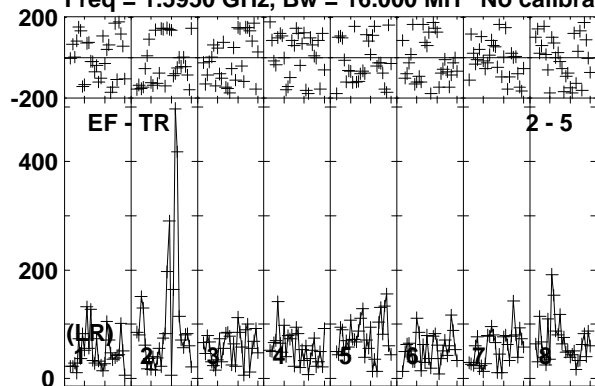


Lower frame: Milli Ampl Jy Top frame: Phas deg
Vector averaged cross-power spectrum Baseline: EF (02) - TR (05)
Timerange: 00/14:31:10 to 00/14:33:10

Plot file version 31 created 14-MAY-2020 16:24:20

R6POS1 EN005E.UVDATA.1

Freq = 1.5950 GHz, Bw = 16.000 MH No calibration applied and no bandpass applied

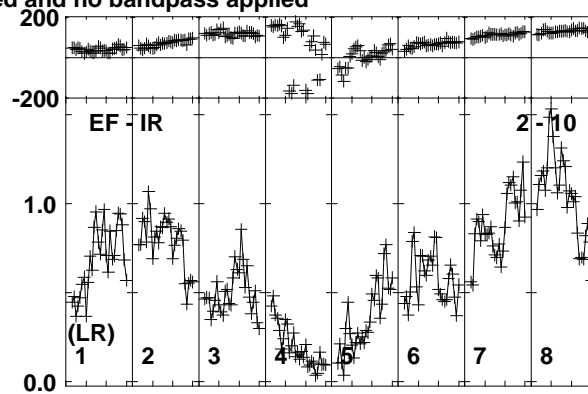
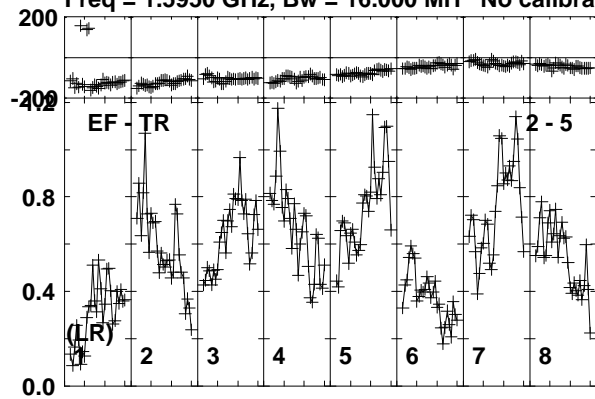


Lower frame: Micro Ampl Jy Top frame: Phas deg
Vector averaged cross-power spectrum Baseline: EF (02) - TR (05)
Timerange: 00/14:33:10 to 00/14:38:09

Plot file version 32 created 14-MAY-2020 16:24:20

J1229+6335 EN005E.UVDATA.1

Freq = 1.5950 GHz, Bw = 16.000 MH No calibration applied and no bandpass applied

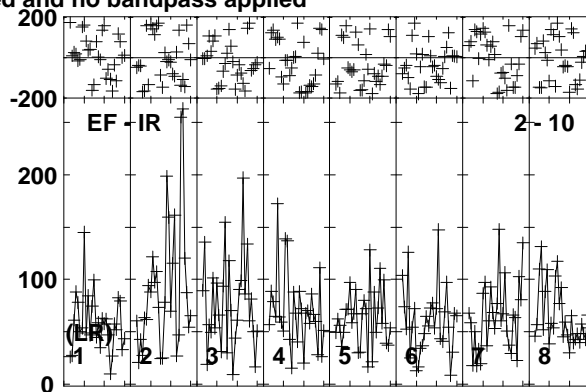
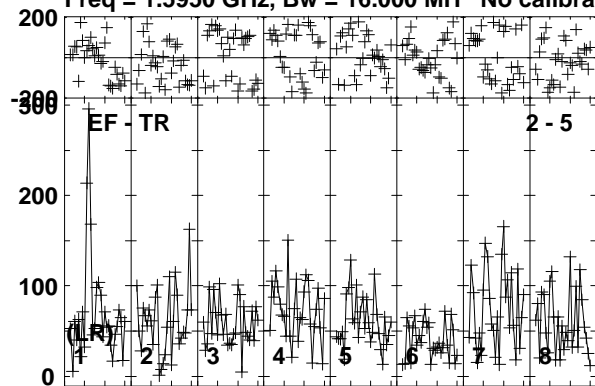


Lower frame: Milli Ampl Jy Top frame: Phas deg
Vector averaged cross-power spectrum Baseline: EF (02) - TR (05)
Timerange: 00/14:39:01 to 00/14:39:59

Plot file version 33 created 14-MAY-2020 16:24:20

R6POS1 EN005E.UVDATA.1

Freq = 1.5950 GHz, Bw = 16.000 MH No calibration applied and no bandpass applied

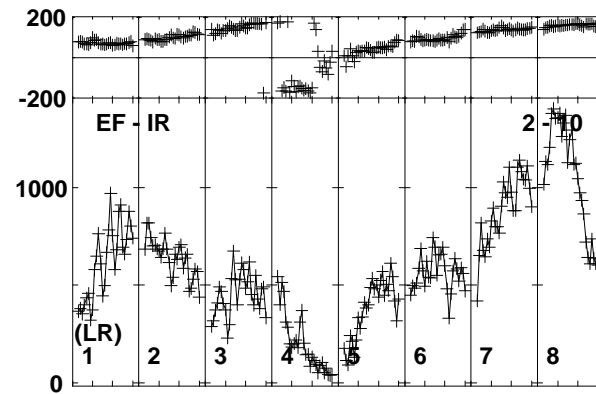
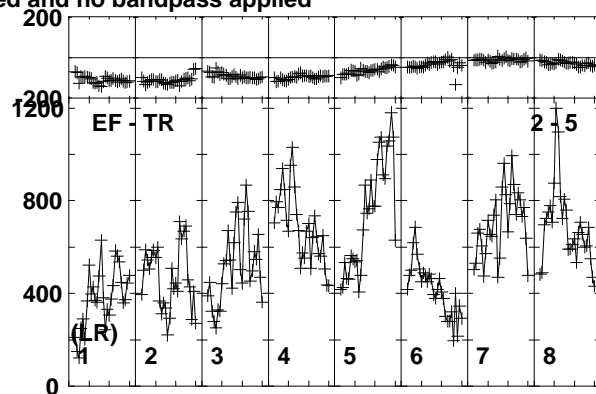
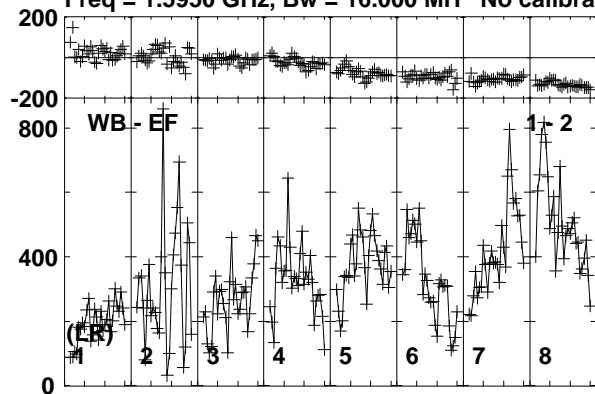


Lower frame: Micro Ampl Jy Top frame: Phas deg
Vector averaged cross-power spectrum Baseline: EF (02) - TR (05)
Timerange: 00/14:40:00 to 00/14:44:59

Plot file version 34 created 14-MAY-2020 16:24:20

J1229+6335 EN005E.UVDATA.1

Freq = 1.5950 GHz, Bw = 16.000 MH No calibration applied and no bandpass applied

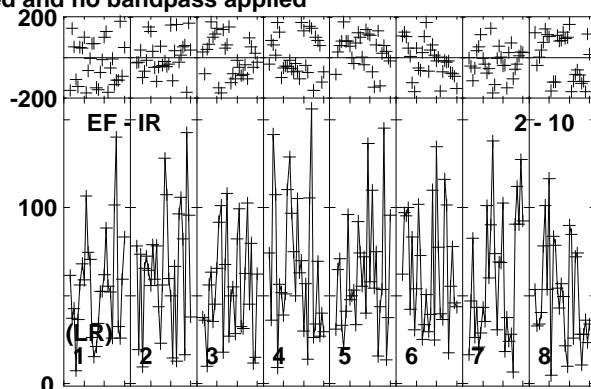
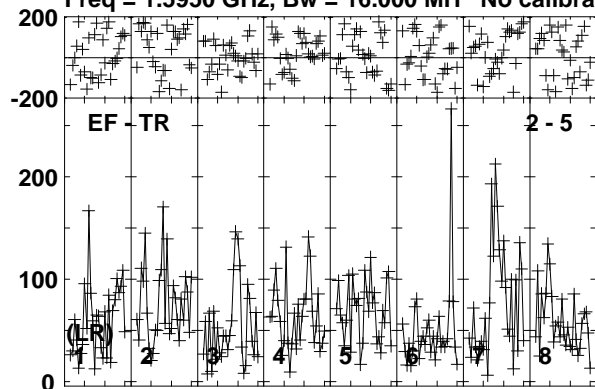


Lower frame: Micro Ampl Jy Top frame: Phas deg
Vector averaged cross-power spectrum Baseline: WB (01) - EF (02)
Timerange: 00/14:45:00 to 00/14:47:00

Plot file version 35 created 14-MAY-2020 16:24:20

R6POS1 EN005E.UVDATA.1

Freq = 1.5950 GHz, Bw = 16.000 MH No calibration applied and no bandpass applied

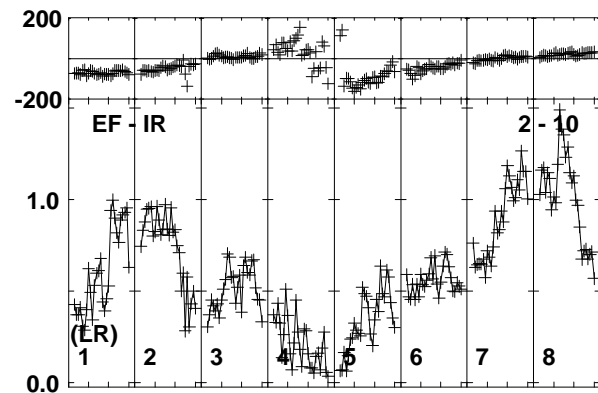
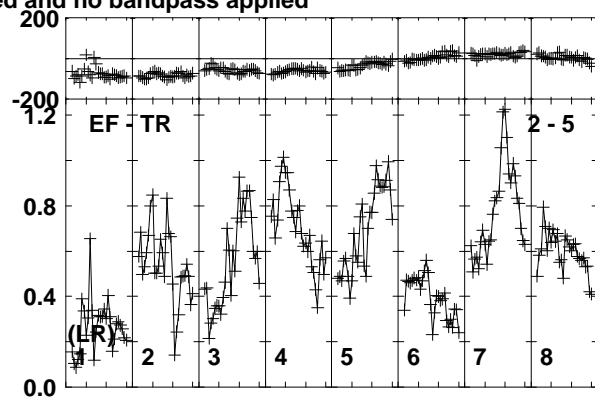
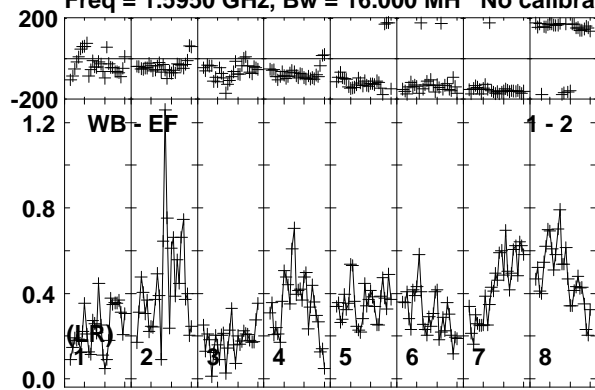


Lower frame: Micro Ampl Jy Top frame: Phas deg
Vector averaged cross-power spectrum Baseline: EF (02) - TR (05)
Timerange: 00/14:47:00 to 00/14:51:59

Plot file version 36 created 14-MAY-2020 16:24:20

J1229+6335 EN005E.UVDATA.1

Freq = 1.5950 GHz, Bw = 16.000 MH No calibration applied and no bandpass applied

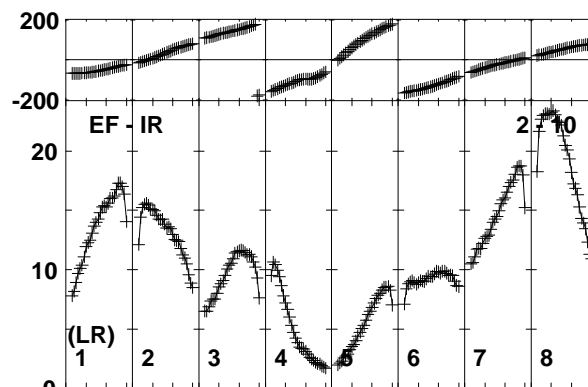
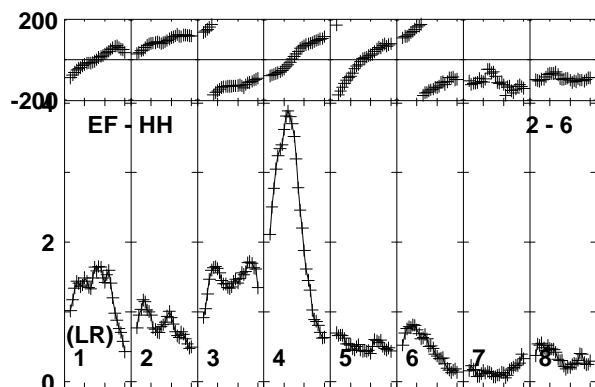
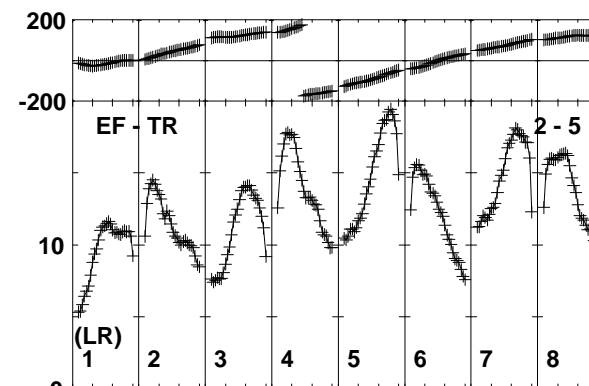
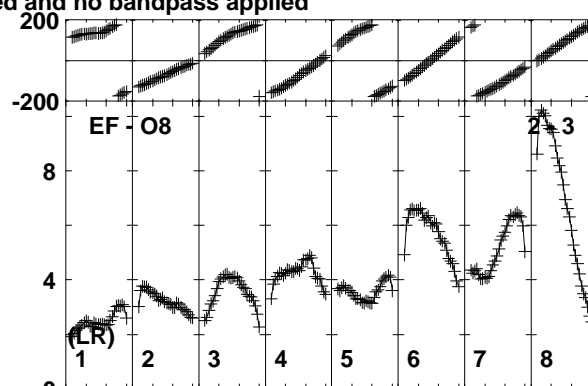
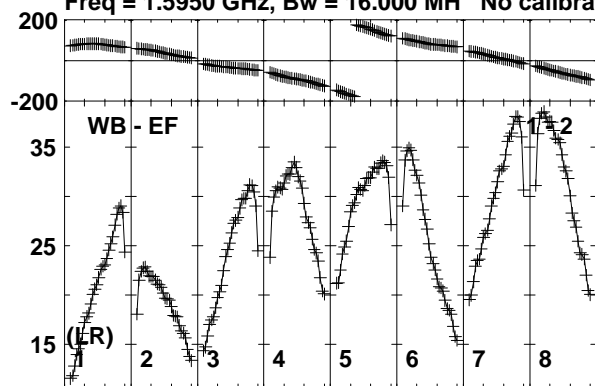


Lower frame: Milli Ampl Jy Top frame: Phas deg
Vector averaged cross-power spectrum Baseline: WB (01) - EF (02)
Timerange: 00/14:52:51 to 00/14:53:49

Plot file version 37 created 14-MAY-2020 16:24:20

3C84 EN005E.UVDATA.1

Freq = 1.5950 GHz, Bw = 16.000 MH No calibration applied and no bandpass applied

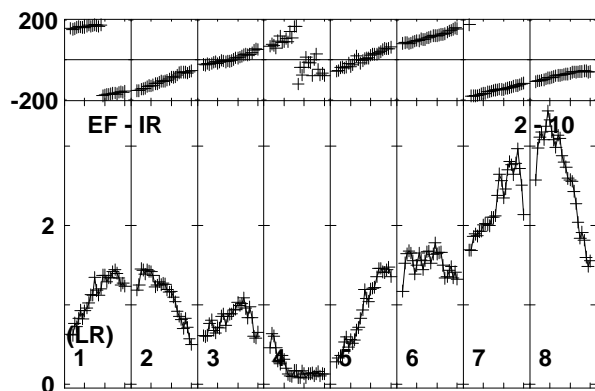
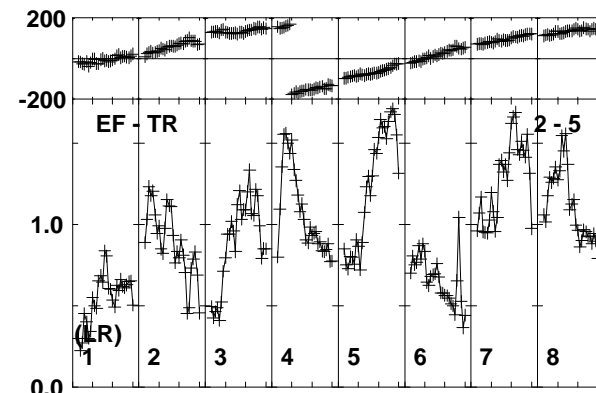
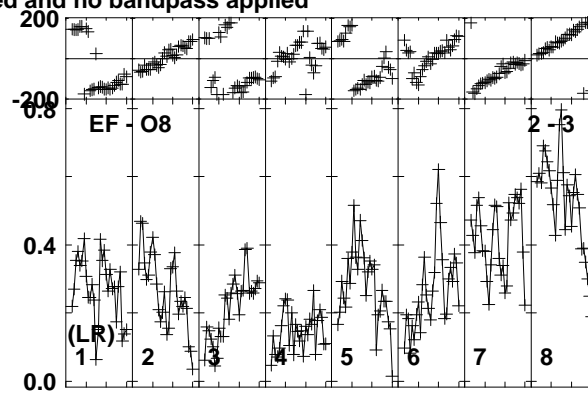
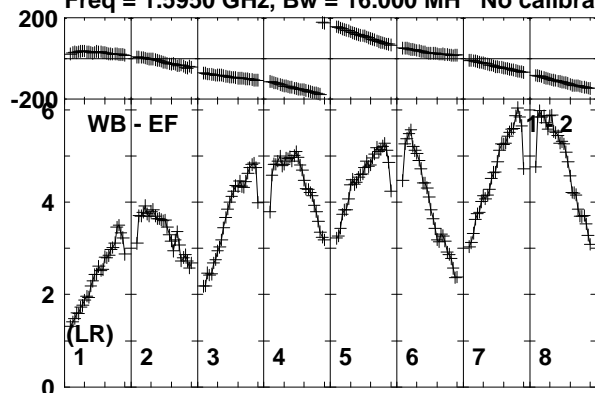


Lower frame: Milli Ampl Jy Top frame: Phas deg
Vector averaged cross-power spectrum Baseline: WB (01) - EF (02)
Timerange: 01/09:02:40 to 01/09:07:39

Plot file version 38 created 14-MAY-2020 16:24:20

J0207+6246 EN005E.UVDATA.1

Freq = 1.5950 GHz, Bw = 16.000 MH No calibration applied and no bandpass applied

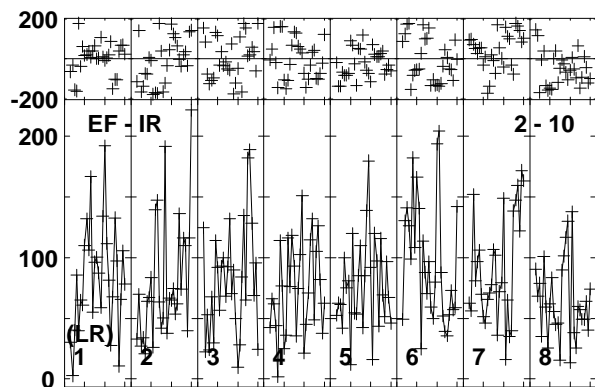
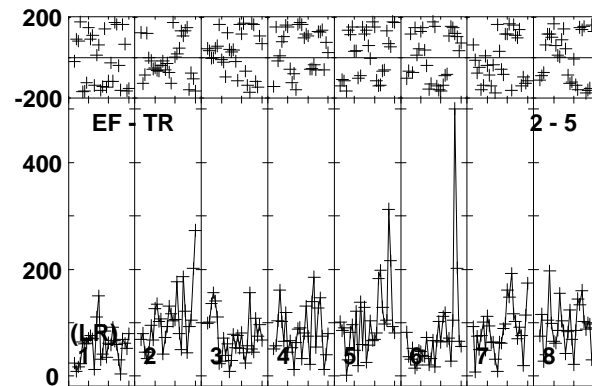
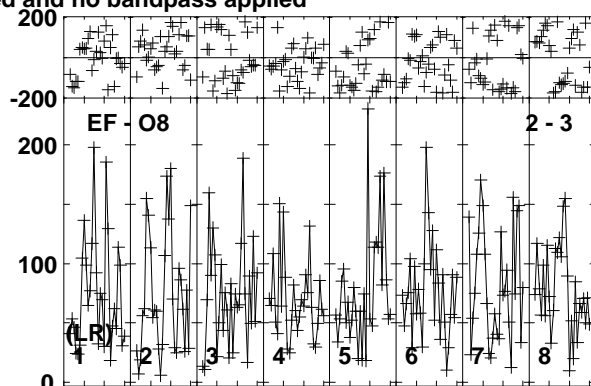
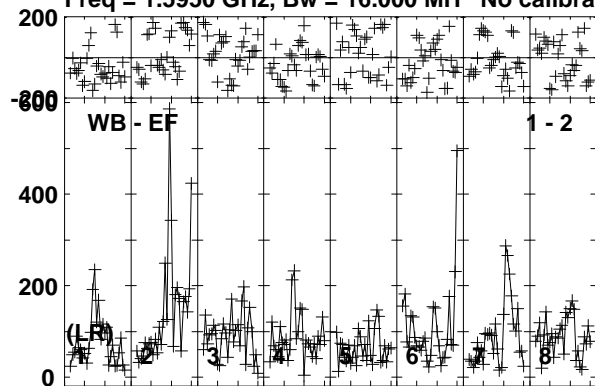


Lower frame: Milli Ampl Jy Top frame: Phas deg
Vector averaged cross-power spectrum Baseline: WB (01) - EF (02)
Timerange: 01/09:11:11 to 01/09:12:39

Plot file version 39 created 14-MAY-2020 16:24:21

R3 EN005E.UVDATA.1

Freq = 1.5950 GHz, Bw = 16.000 MH No calibration applied and no bandpass applied

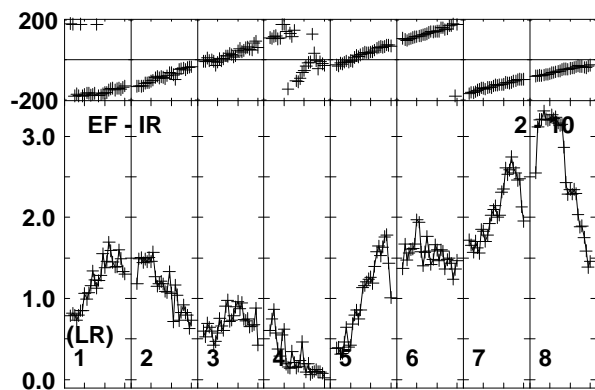
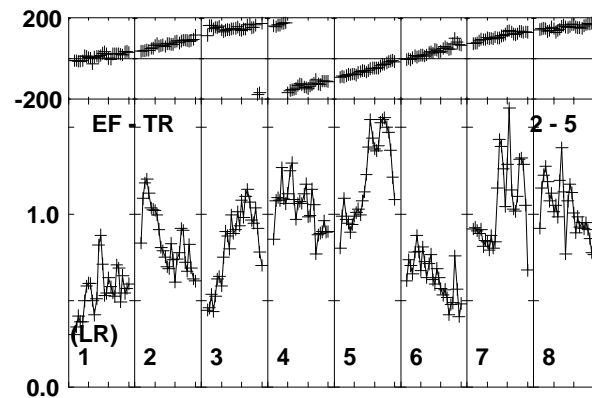
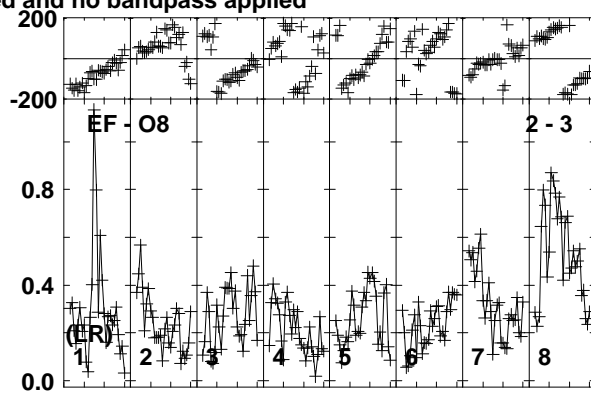
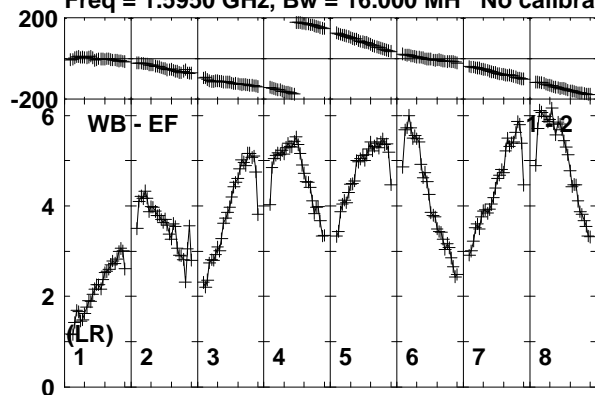


Lower frame: Micro Ampl Jy Top frame: Phas deg
Vector averaged cross-power spectrum Baseline: WB (01) - EF (02)
Timerange: 01/09:12:41 to 01/09:16:40

Plot file version 40 created 14-MAY-2020 16:24:21

J0207+6246 EN005E.UVDATA.1

Freq = 1.5950 GHz, Bw = 16.000 MH No calibration applied and no bandpass applied

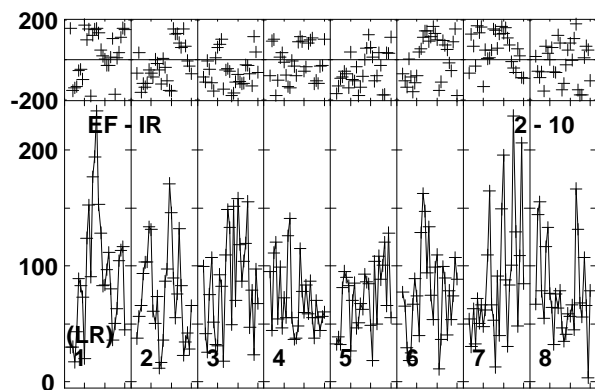
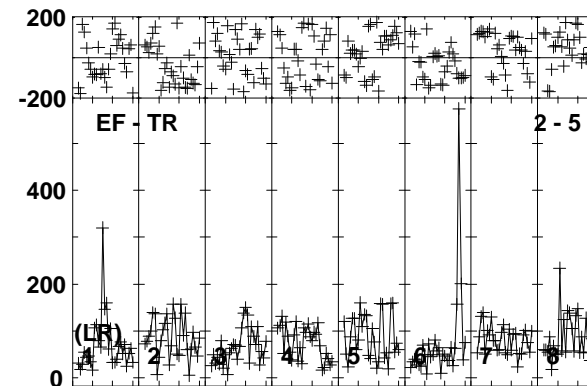
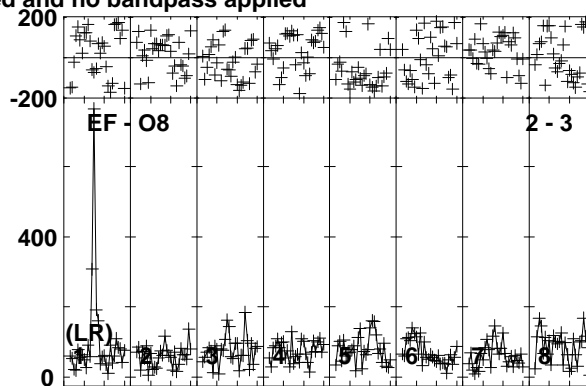
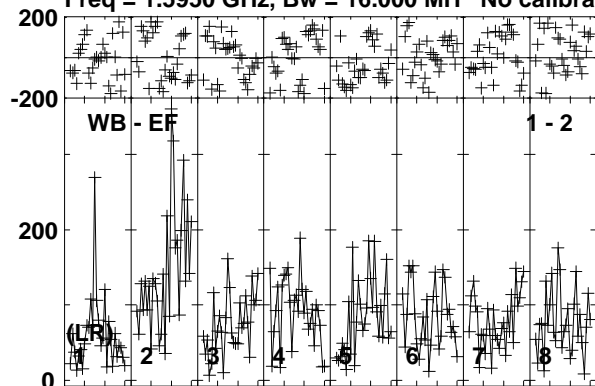


Lower frame: Milli Ampl Jy Top frame: Phas deg
Vector averaged cross-power spectrum Baseline: WB (01) - EF (02)
Timerange: 01/09:16:41 to 01/09:18:40

Plot file version 41 created 14-MAY-2020 16:24:21

R3 EN005E.UVDATA.1

Freq = 1.5950 GHz, Bw = 16.000 MH No calibration applied and no bandpass applied

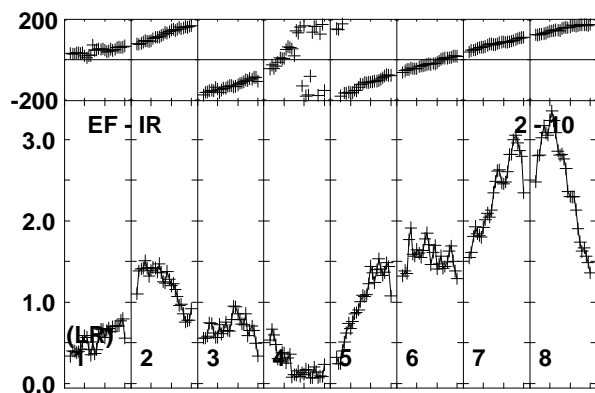
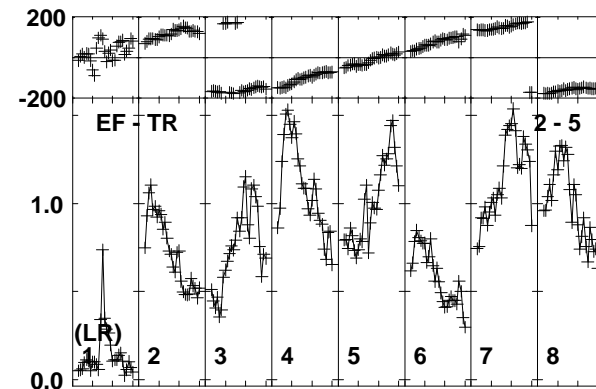
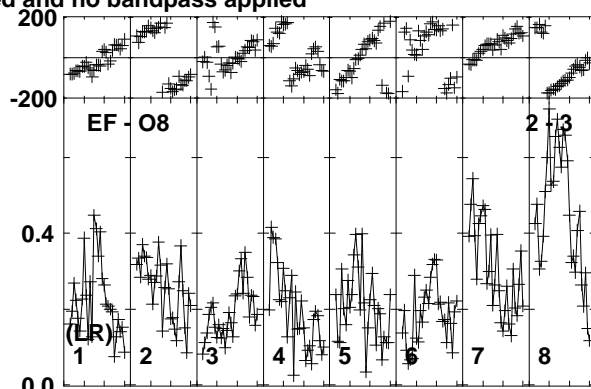
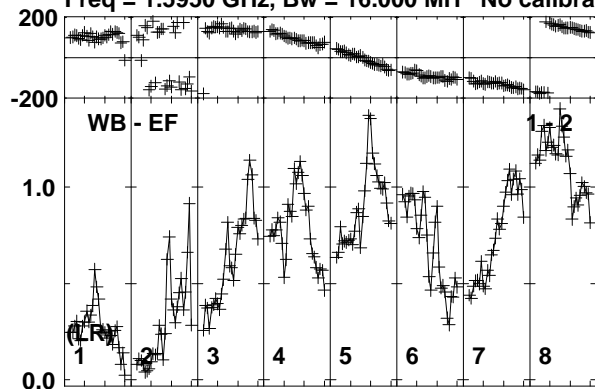


Lower frame: Micro Ampl Jy Top frame: Phas deg
Vector averaged cross-power spectrum Baseline: WB (01) - EF (02)
Timerange: 01/09:18:41 to 01/09:22:39

Plot file version 42 created 14-MAY-2020 16:24:21

J0207+6246 EN005E.UVDATA.1

Freq = 1.5950 GHz, Bw = 16.000 MH No calibration applied and no bandpass applied

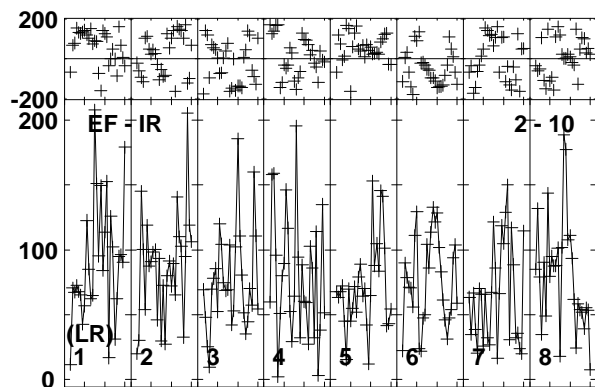
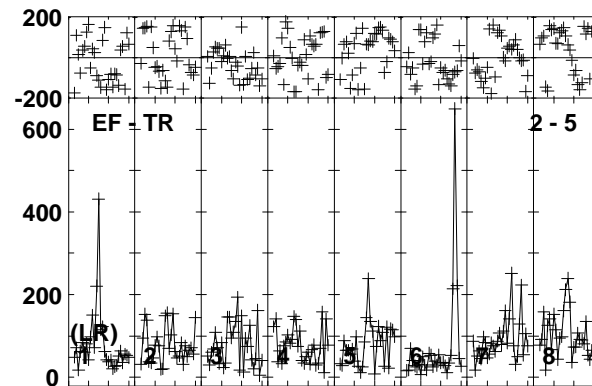
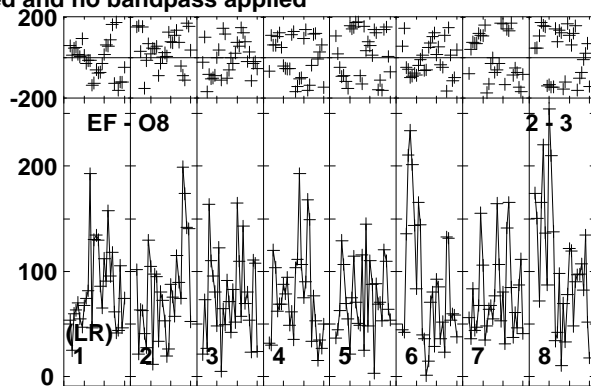
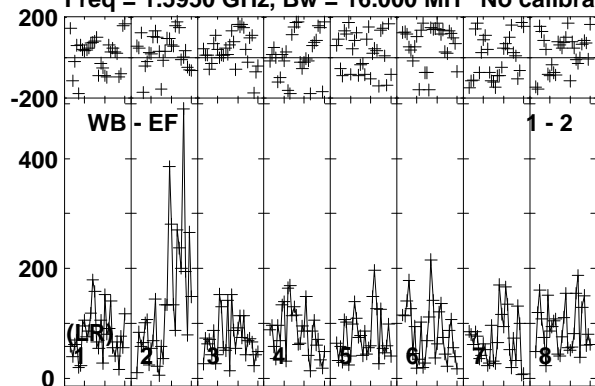


Lower frame: Milli Ampl Jy Top frame: Phas deg
Vector averaged cross-power spectrum Baseline: WB (01) - EF (02)
Timerange: 01/09:23:31 to 01/09:24:59

Plot file version 43 created 14-MAY-2020 16:24:21

R3 EN005E.UVDATA.1

Freq = 1.5950 GHz, Bw = 16.000 MH No calibration applied and no bandpass applied

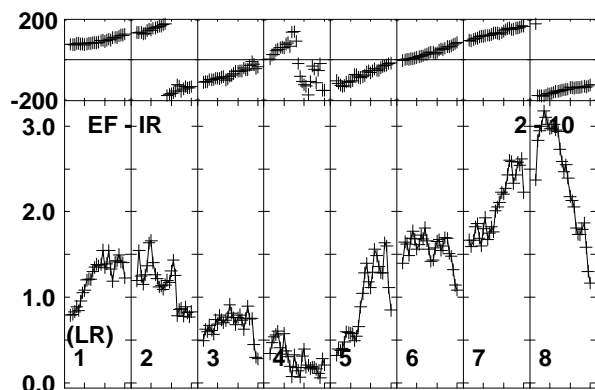
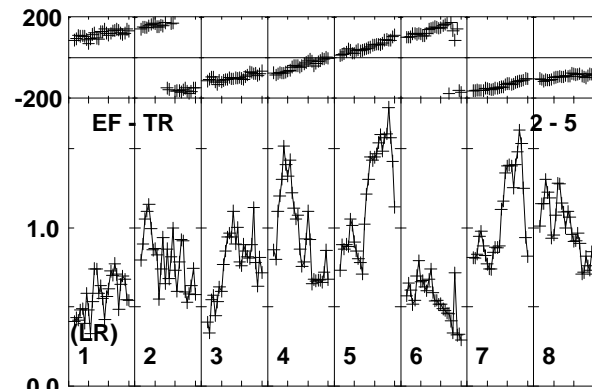
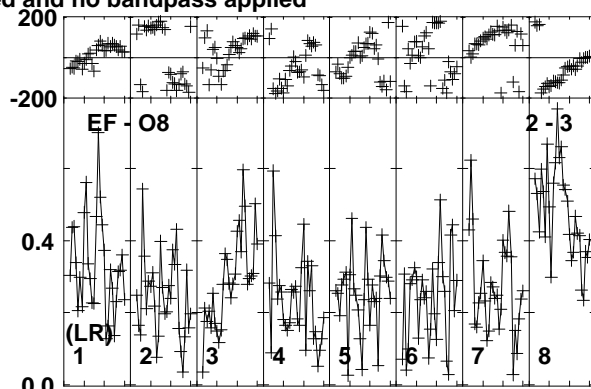
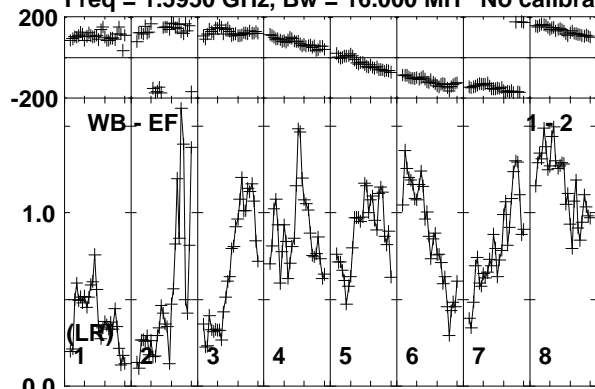


Lower frame: Micro Ampl Jy Top frame: Phas deg
Vector averaged cross-power spectrum Baseline: WB (01) - EF (02)
Timerange: 01/09:25:00 to 01/09:28:59

Plot file version 44 created 14-MAY-2020 16:24:21

J0207+6246 EN005E.UVDATA.1

Freq = 1.5950 GHz, Bw = 16.000 MH No calibration applied and no bandpass applied

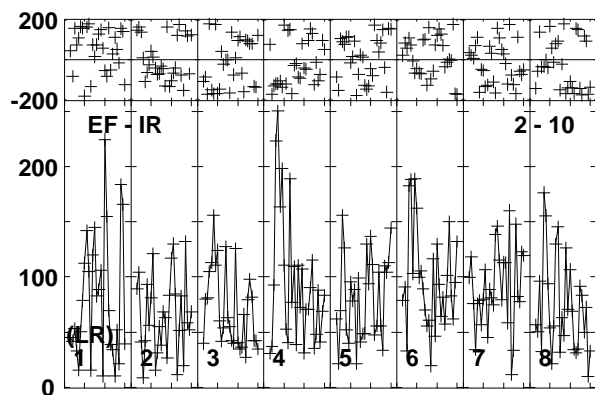
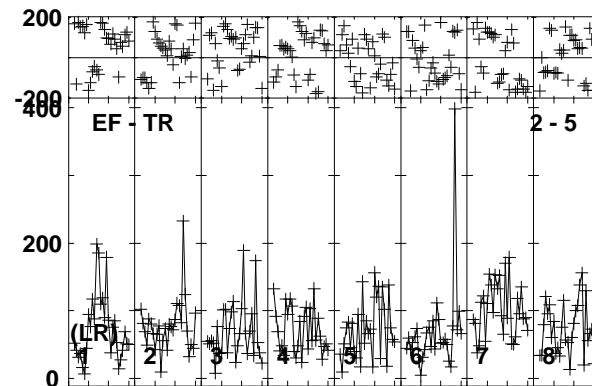
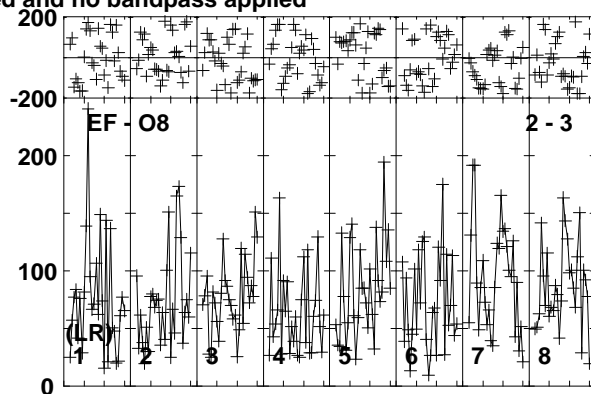
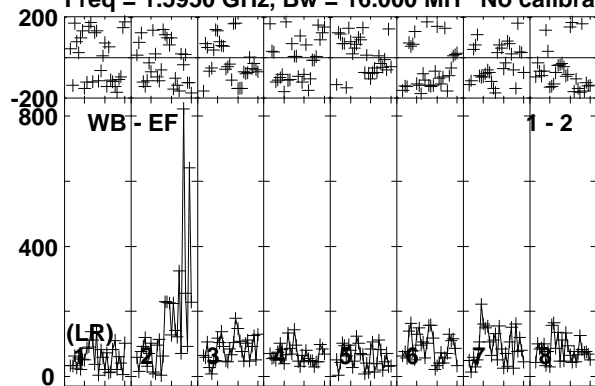


Lower frame: Milli Ampl Jy Top frame: Phas deg
Vector averaged cross-power spectrum Baseline: WB (01) - EF (02)
Timerange: 01/09:29:01 to 01/09:31:00

Plot file version 45 created 14-MAY-2020 16:24:21

R3 EN005E.UVDATA.1

Freq = 1.5950 GHz, Bw = 16.000 MH No calibration applied and no bandpass applied

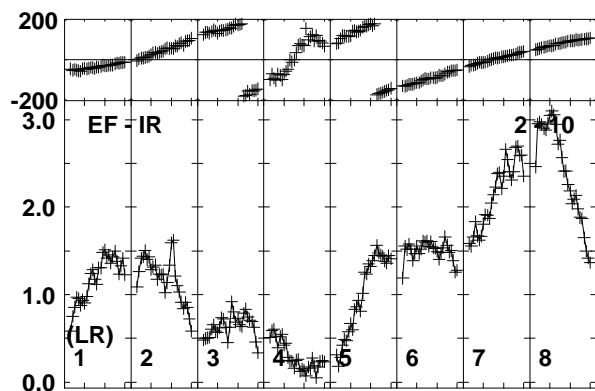
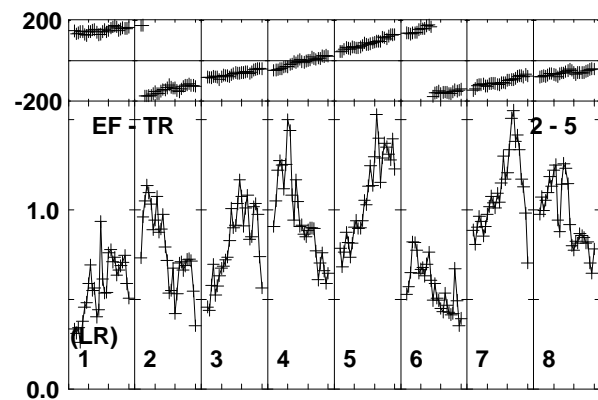
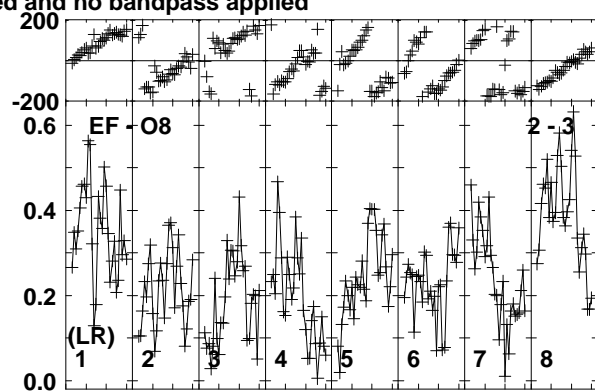
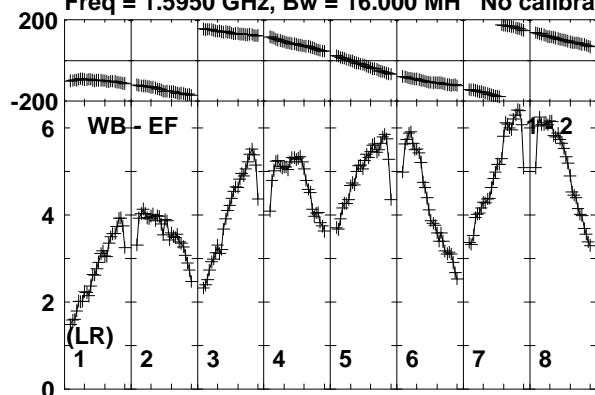


Lower frame: Micro Ampl Jy Top frame: Phas deg
Vector averaged cross-power spectrum Baseline: WB (01) - EF (02)
Timerange: 01/09:31:01 to 01/09:34:59

Plot file version 46 created 14-MAY-2020 16:24:22

J0207+6246 EN005E.UVDATA.1

Freq = 1.5950 GHz, Bw = 16.000 MH No calibration applied and no bandpass applied

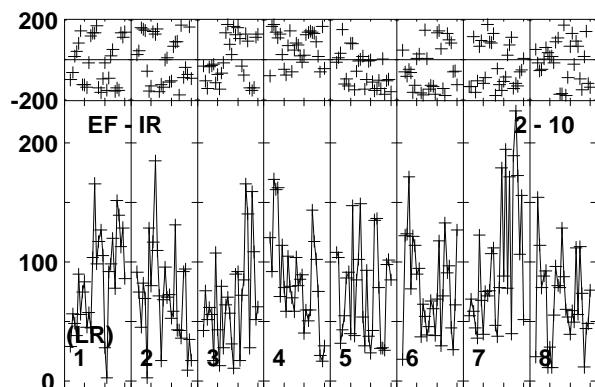
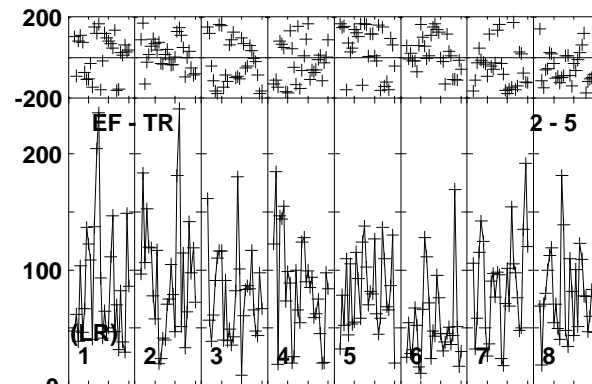
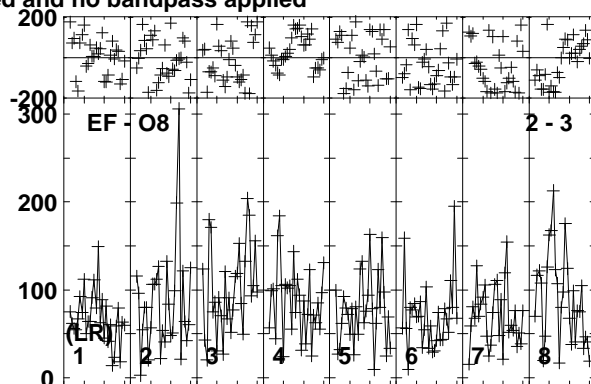
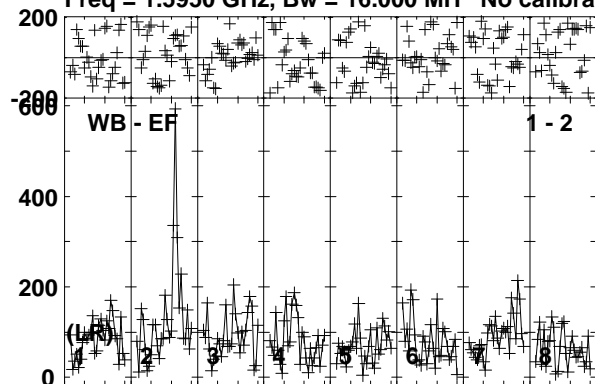


Lower frame: Milli Ampl Jy Top frame: Phas deg
Vector averaged cross-power spectrum Baseline: WB (01) - EF (02)
Timerange: 01/09:35:51 to 01/09:37:20

Plot file version 47 created 14-MAY-2020 16:24:22

R3 EN005E.UVDATA.1

Freq = 1.5950 GHz, Bw = 16.000 MH No calibration applied and no bandpass applied

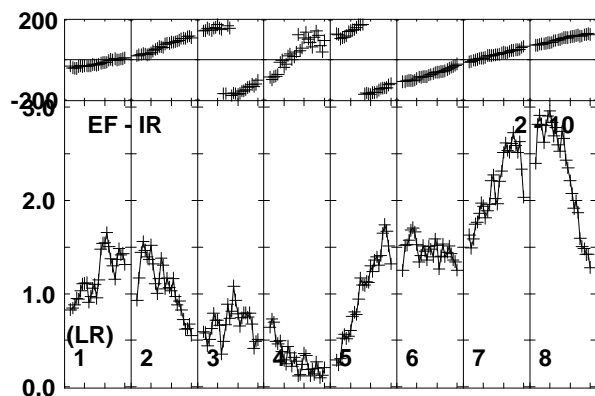
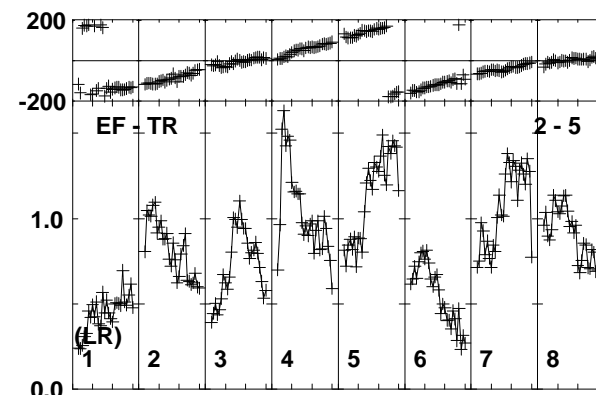
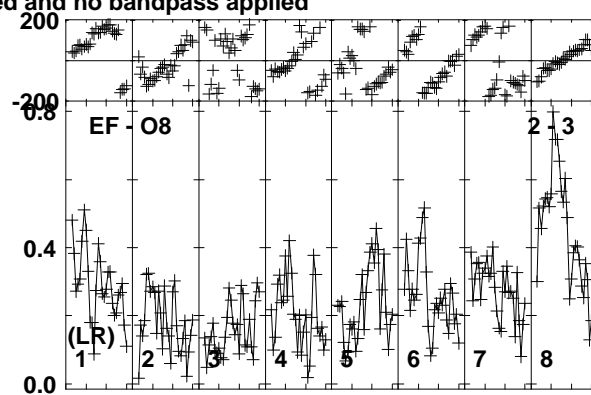
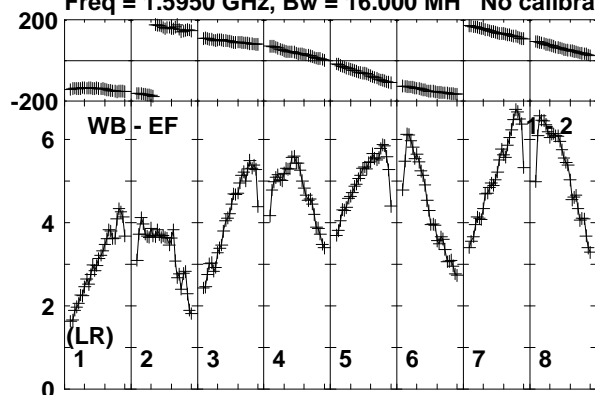


Lower frame: Micro Ampl Jy Top frame: Phas deg
Vector averaged cross-power spectrum Baseline: WB (01) - EF (02)
Timerange: 01/09:37:21 to 01/09:41:20

Plot file version 48 created 14-MAY-2020 16:24:22

J0207+6246 EN005E.UVDATA.1

Freq = 1.5950 GHz, Bw = 16.000 MH No calibration applied and no bandpass applied

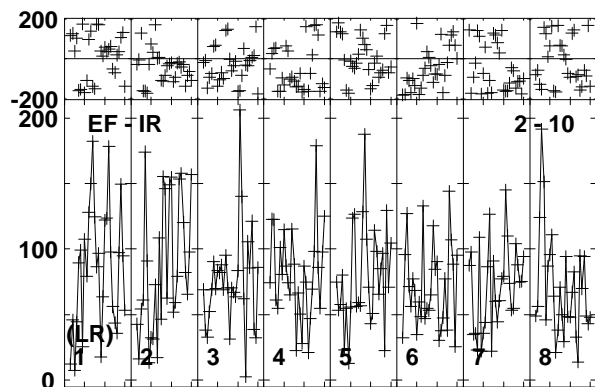
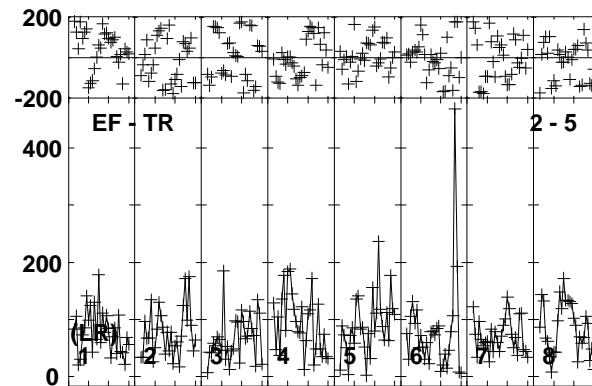
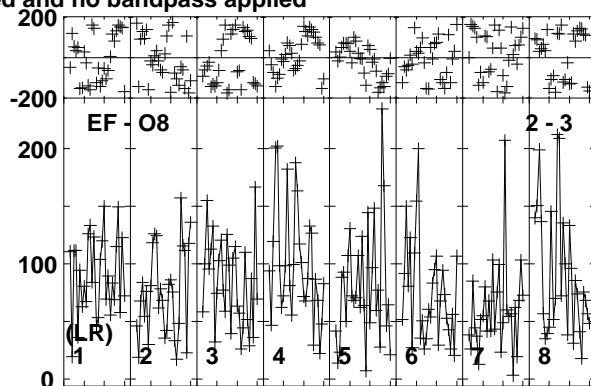
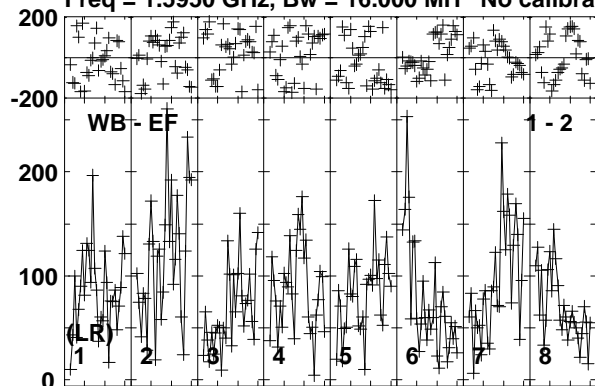


Lower frame: Milli Ampl Jy Top frame: Phas deg
Vector averaged cross-power spectrum Baseline: WB (01) - EF (02)
Timerange: 01/09:41:21 to 01/09:43:19

Plot file version 49 created 14-MAY-2020 16:24:22

R3 EN005E.UVDATA.1

Freq = 1.5950 GHz, Bw = 16.000 MH No calibration applied and no bandpass applied

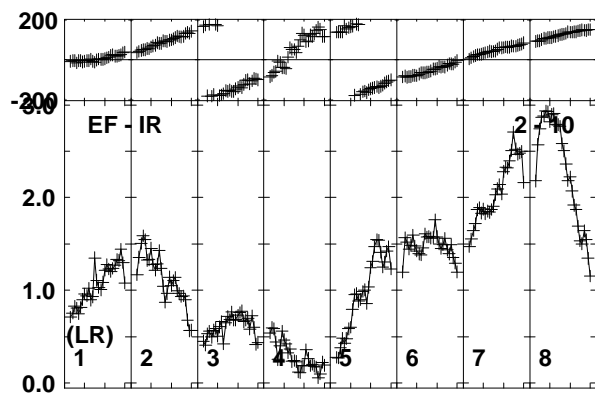
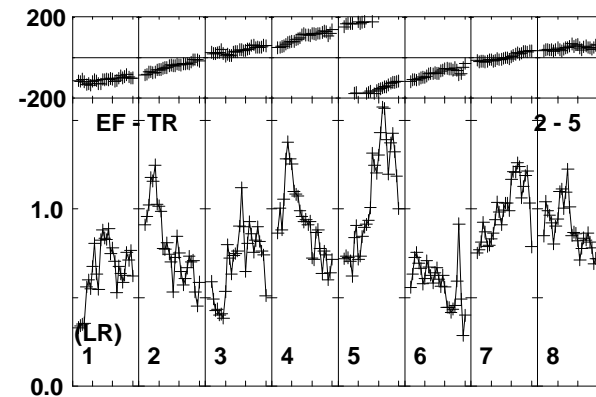
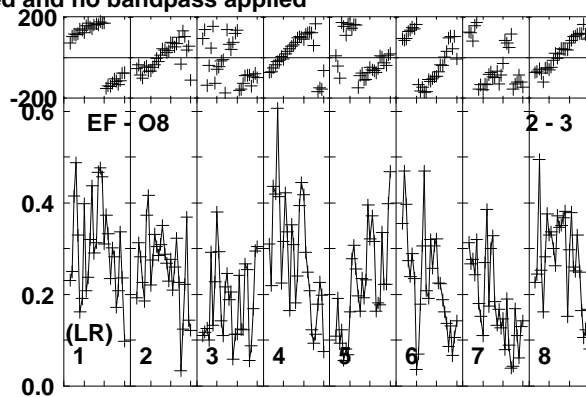
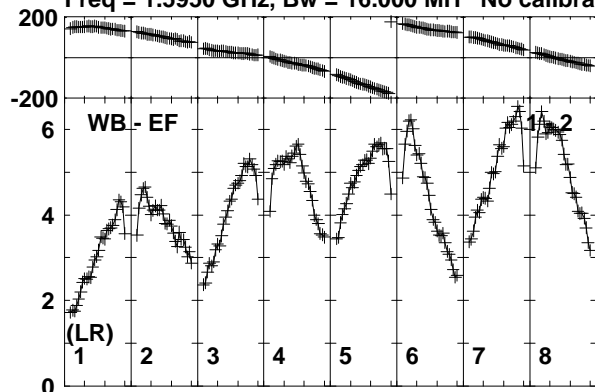


Lower frame: Micro Ampl Jy Top frame: Phas deg
Vector averaged cross-power spectrum Baseline: WB (01) - EF (02)
Timerange: 01/09:43:21 to 01/09:47:19

Plot file version 50 created 14-MAY-2020 16:24:22

J0207+6246 EN005E.UVDATA.1

Freq = 1.5950 GHz, Bw = 16.000 MH No calibration applied and no bandpass applied

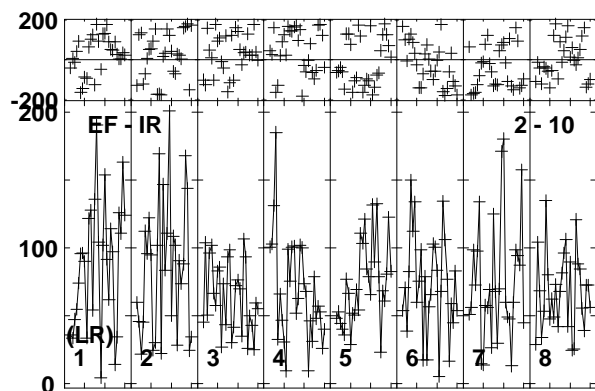
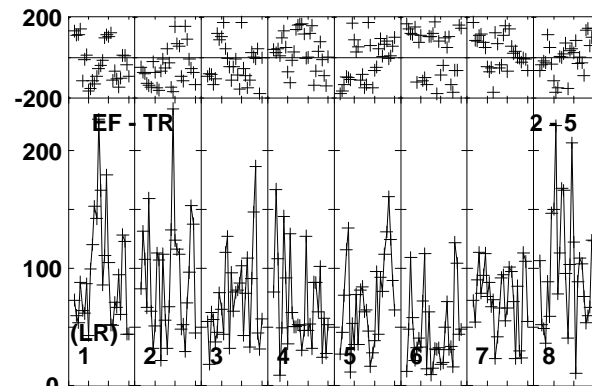
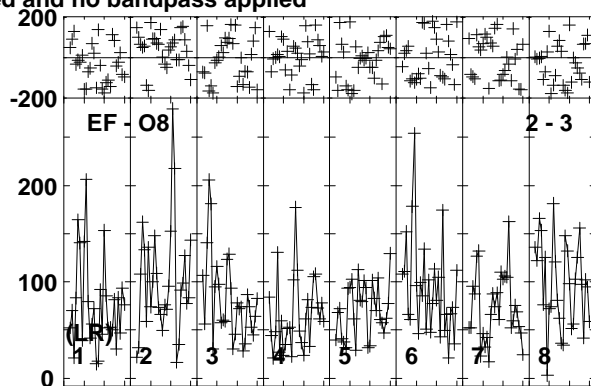
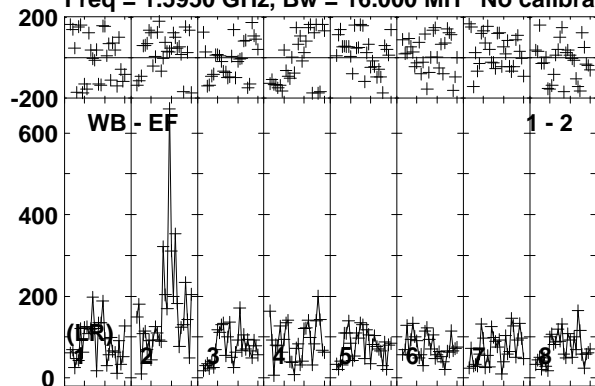


Lower frame: Milli Ampl Jy Top frame: Phas deg
Vector averaged cross-power spectrum Baseline: WB (01) - EF (02)
Timerange: 01/09:48:11 to 01/09:49:39

Plot file version 51 created 14-MAY-2020 16:24:22

R3 EN005E.UVDATA.1

Freq = 1.5950 GHz, Bw = 16.000 MH No calibration applied and no bandpass applied

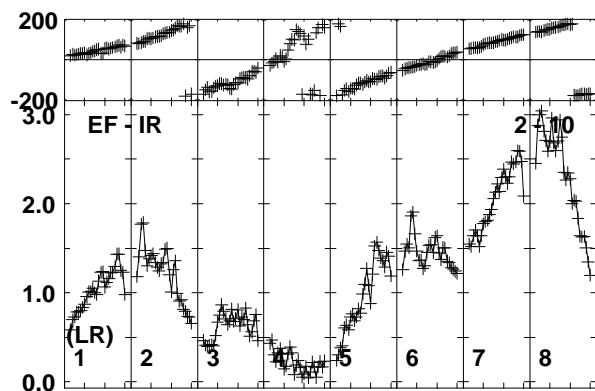
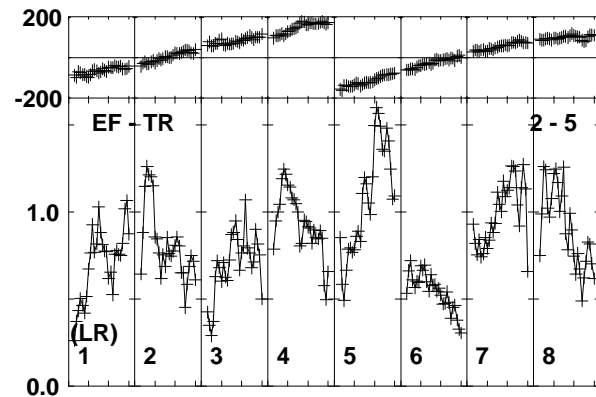
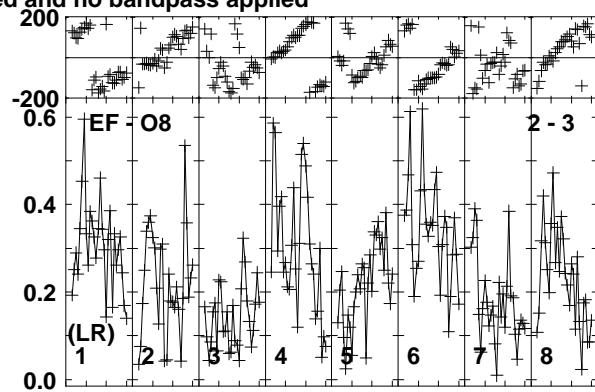
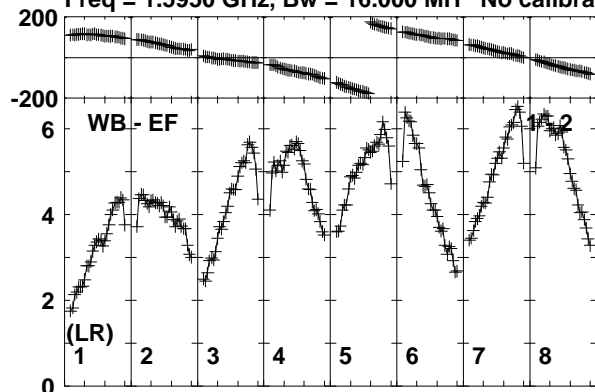


Lower frame: Micro Ampl Jy Top frame: Phas deg
Vector averaged cross-power spectrum Baseline: WB (01) - EF (02)
Timerange: 01/09:49:41 to 01/09:53:39

Plot file version 52 created 14-MAY-2020 16:24:22

J0207+6246 EN005E.UVDATA.1

Freq = 1.5950 GHz, Bw = 16.000 MH No calibration applied and no bandpass applied

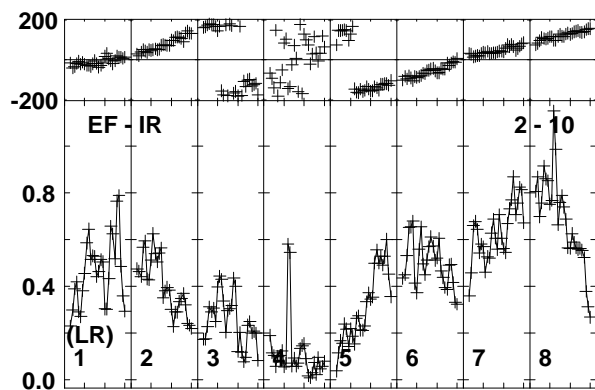
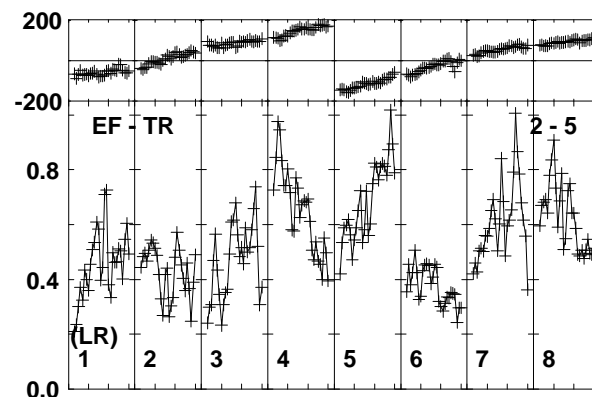
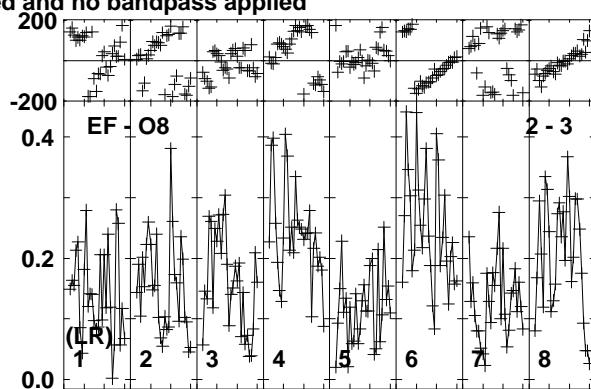
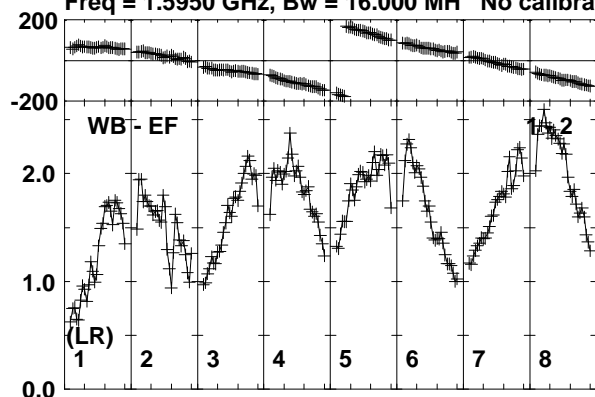


Lower frame: Milli Ampl Jy Top frame: Phas deg
Vector averaged cross-power spectrum Baseline: WB (01) - EF (02)
Timerange: 01/09:53:41 to 01/09:55:39

Plot file version 53 created 14-MAY-2020 16:24:22

J0140+6346 EN005E.UVDATA.1

Freq = 1.5950 GHz, Bw = 16.000 MH No calibration applied and no bandpass applied

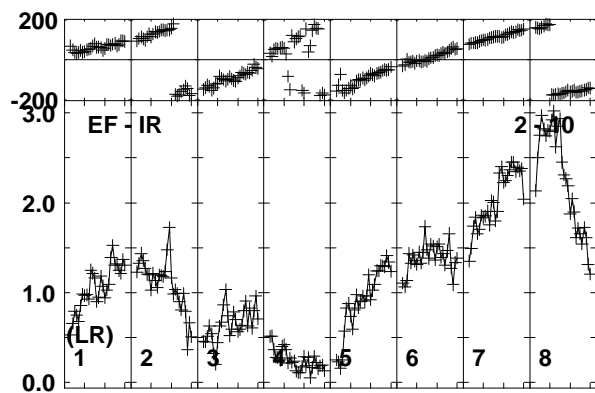
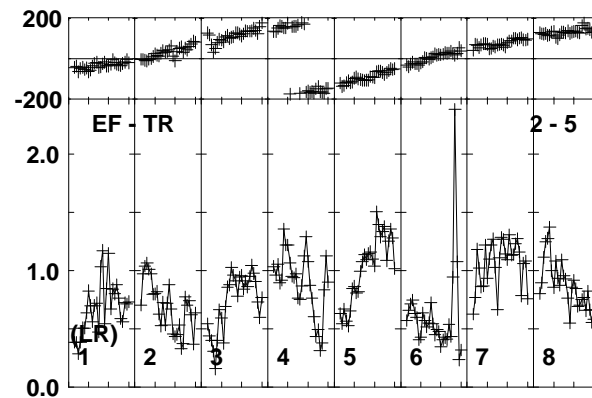
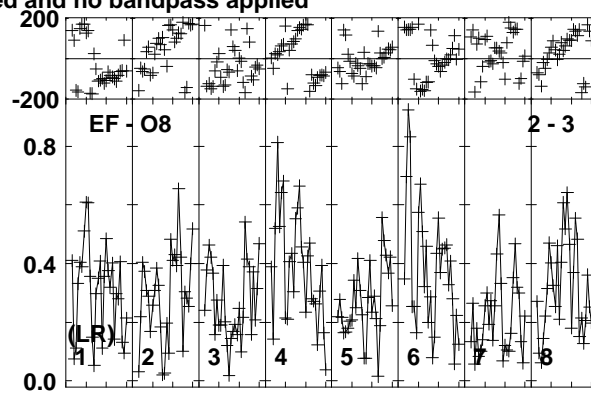
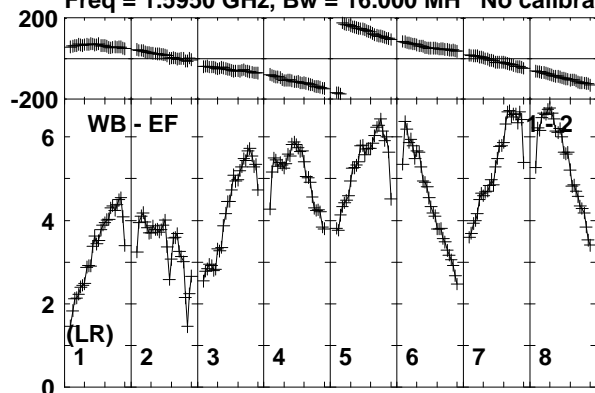


Lower frame: Milli Ampl Jy Top frame: Phas deg
Vector averaged cross-power spectrum Baseline: WB (01) - EF (02)
Timerange: 01/09:55:40 to 01/09:58:40

Plot file version 54 created 14-MAY-2020 16:24:23

J0207+6246 EN005E.UVDATA.1

Freq = 1.5950 GHz, Bw = 16.000 MH No calibration applied and no bandpass applied

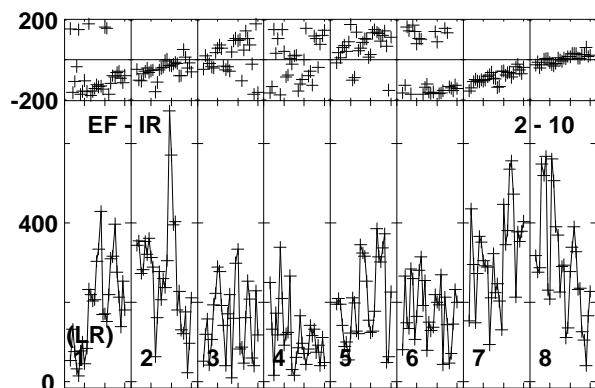
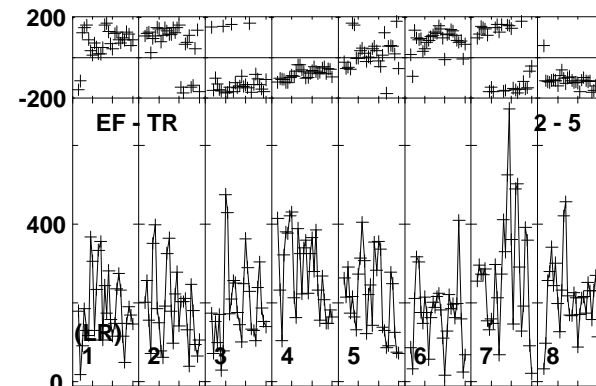
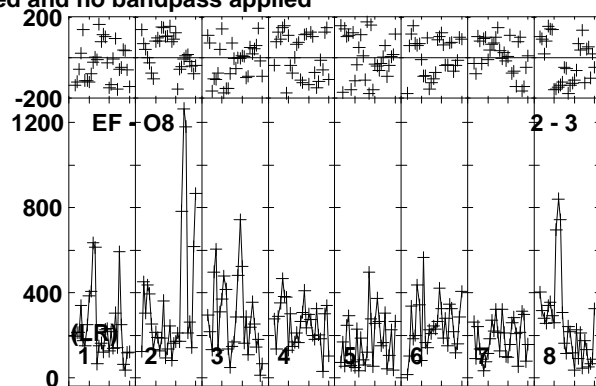
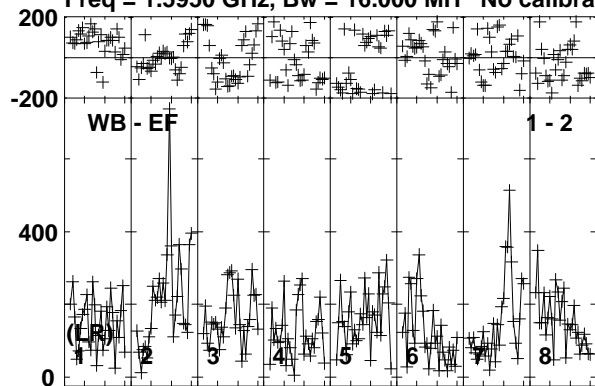


Lower frame: Milli Ampl Jy Top frame: Phas deg
Vector averaged cross-power spectrum Baseline: WB (01) - EF (02)
Timerange: 01/09:59:31 to 01/10:00:30

Plot file version 55 created 14-MAY-2020 16:24:23

J0501+7128 EN005E.UVDATA.1

Freq = 1.5950 GHz, Bw = 16.000 MH No calibration applied and no bandpass applied

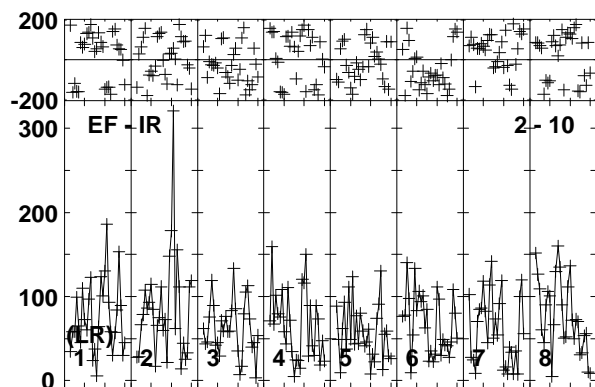
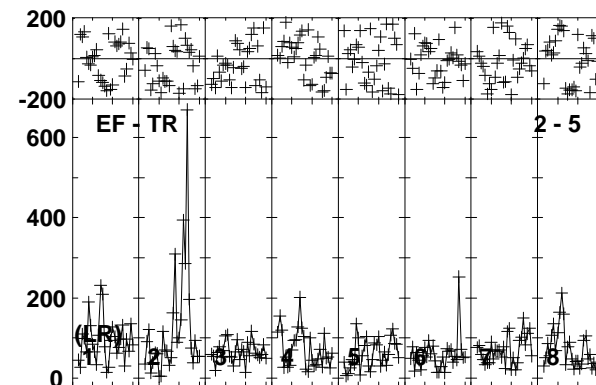
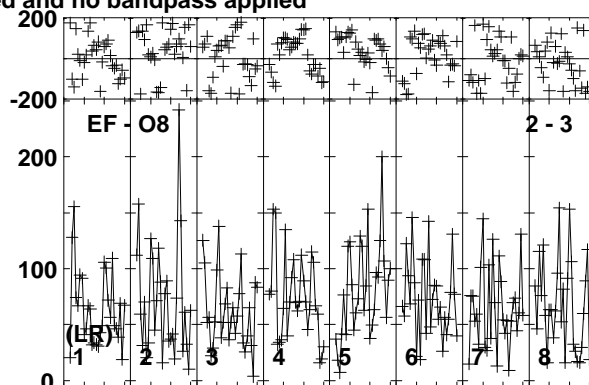
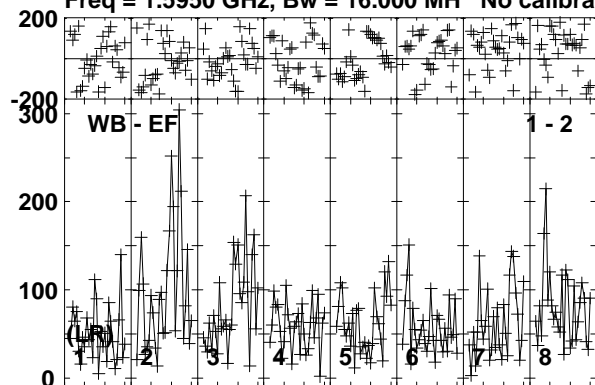


Lower frame: Micro Ampl Jy Top frame: Phas deg
Vector averaged cross-power spectrum Baseline: WB (01) - EF (02)
Timerange: 01/10:00:30 to 01/10:03:30

Plot file version 56 created 14-MAY-2020 16:24:23

R2 EN005E.UVDATA.1

Freq = 1.5950 GHz, Bw = 16.000 MH No calibration applied and no bandpass applied

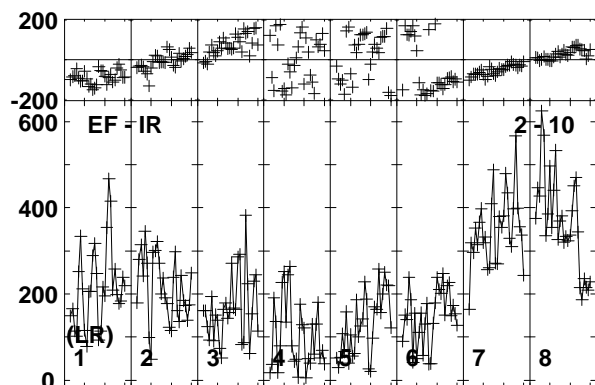
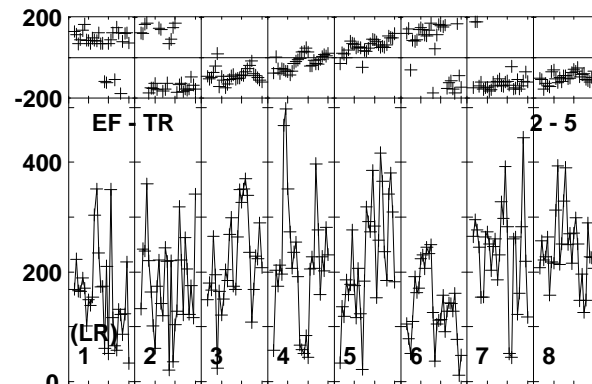
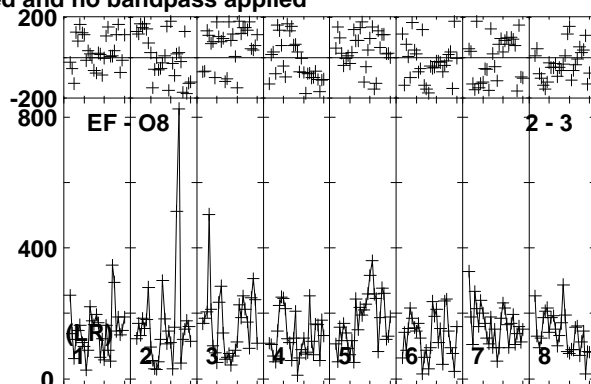
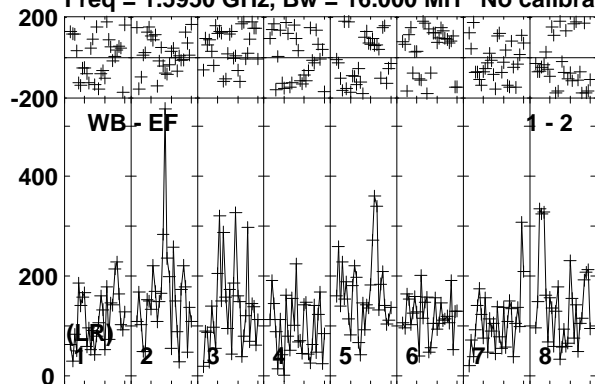


Lower frame: Micro Ampl Jy Top frame: Phas deg
Vector averaged cross-power spectrum Baseline: WB (01) - EF (02)
Timerange: 01/10:03:31 to 01/10:08:30

Plot file version 57 created 14-MAY-2020 16:24:23

J0501+7128 EN005E.UVDATA.1

Freq = 1.5950 GHz, Bw = 16.000 MH No calibration applied and no bandpass applied

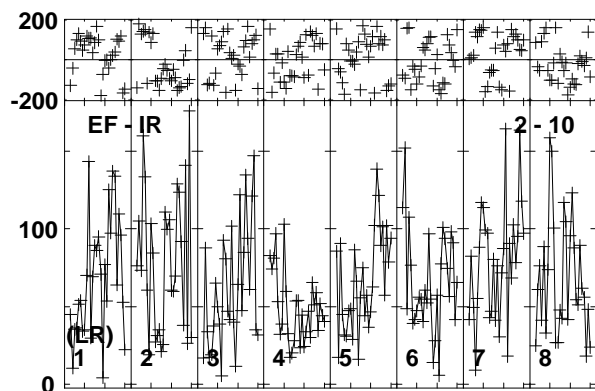
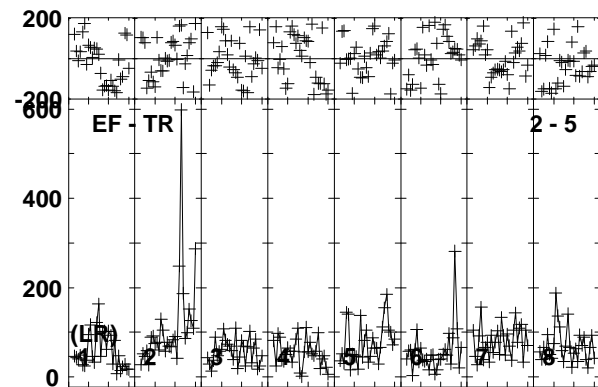
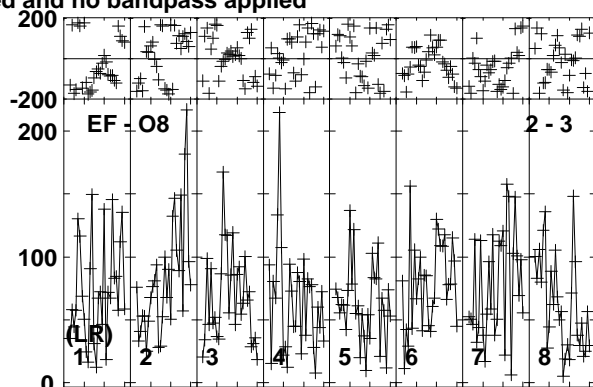
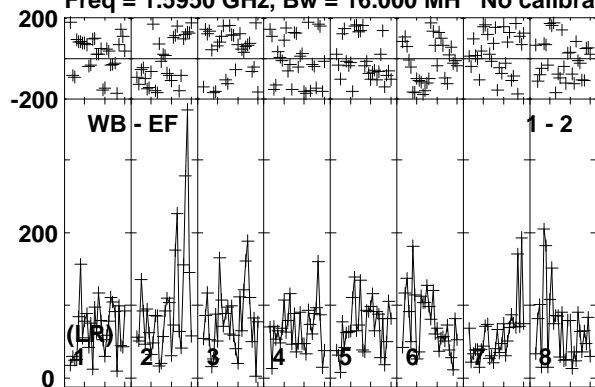


Lower frame: Micro Ampl Jy Top frame: Phas deg
Vector averaged cross-power spectrum Baseline: WB (01) - EF (02)
Timerange: 01/10:09:31 to 01/10:10:59

Plot file version 58 created 14-MAY-2020 16:24:23

R2 EN005E.UVDATA.1

Freq = 1.5950 GHz, Bw = 16.000 MH No calibration applied and no bandpass applied

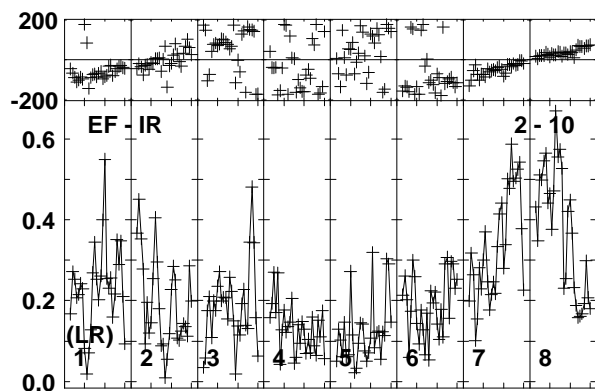
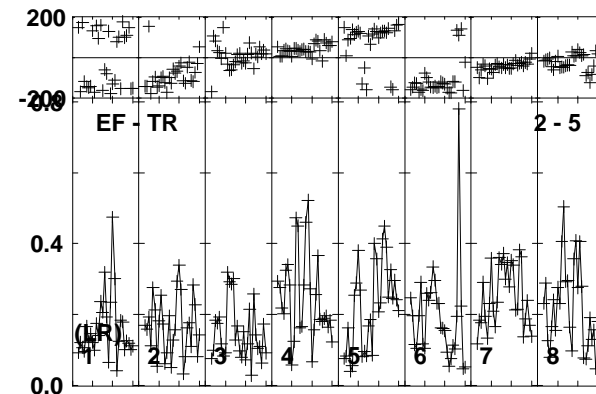
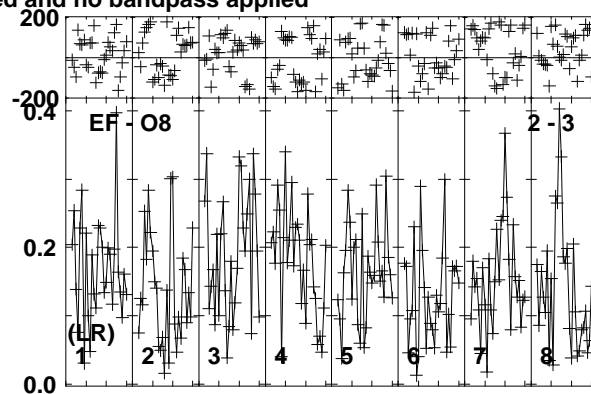
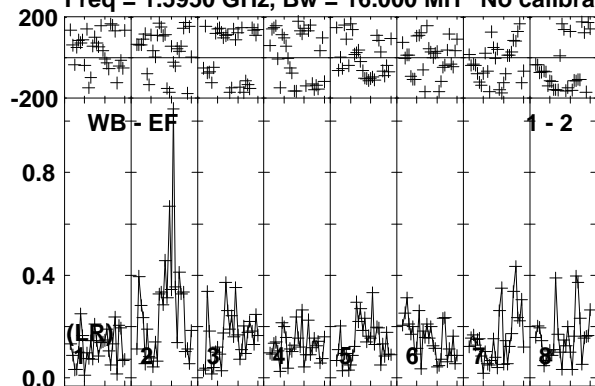


Lower frame: Micro Ampl Jy Top frame: Phas deg
Vector averaged cross-power spectrum Baseline: WB (01) - EF (02)
Timerange: 01/10:11:01 to 01/10:16:00

Plot file version 59 created 14-MAY-2020 16:24:23

J0501+7128 EN005E.UVDATA.1

Freq = 1.5950 GHz, Bw = 16.000 MH No calibration applied and no bandpass applied

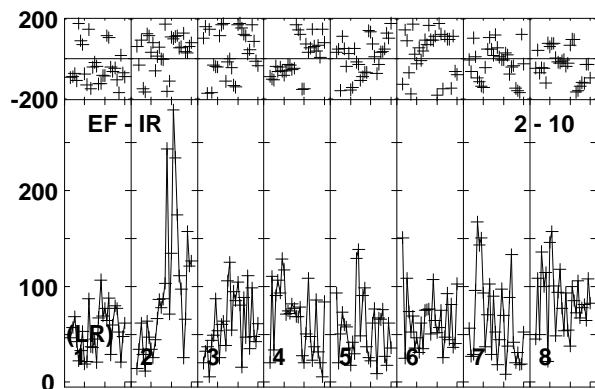
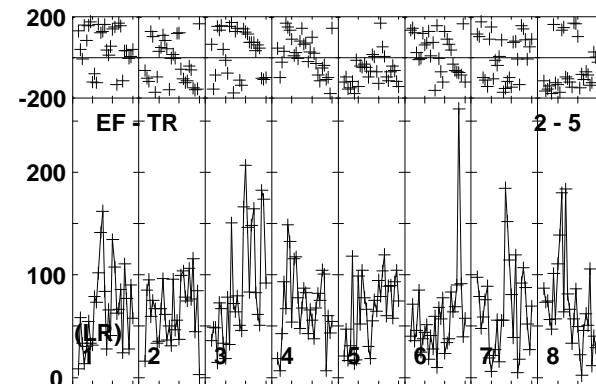
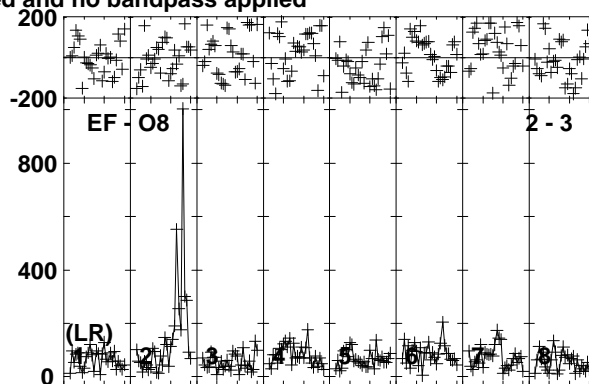
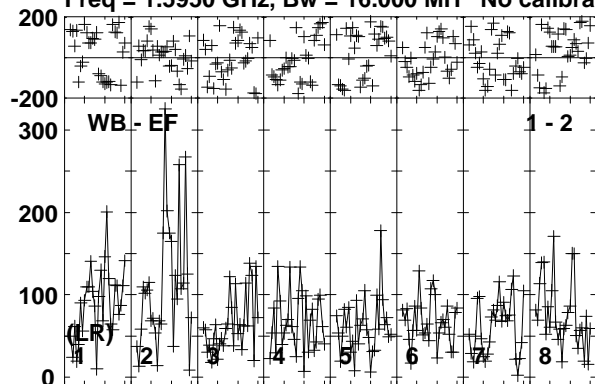


Lower frame: Milli Ampl Jy Top frame: Phas deg
Vector averaged cross-power spectrum Baseline: WB (01) - EF (02)
Timerange: 01/10:16:01 to 01/10:17:59

Plot file version 60 created 14-MAY-2020 16:24:23

R2 EN005E.UVDATA.1

Freq = 1.5950 GHz, Bw = 16.000 MH No calibration applied and no bandpass applied

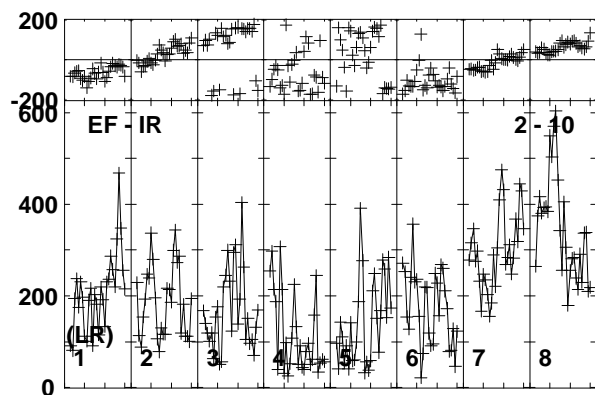
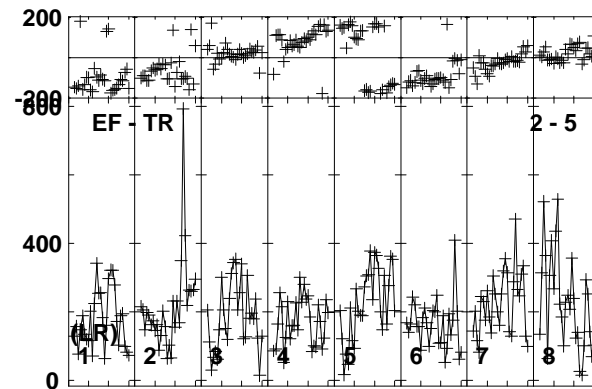
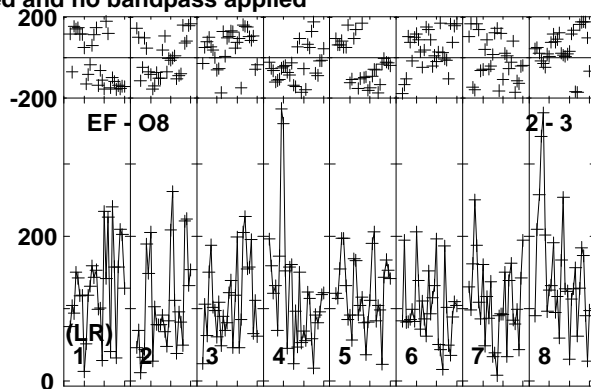
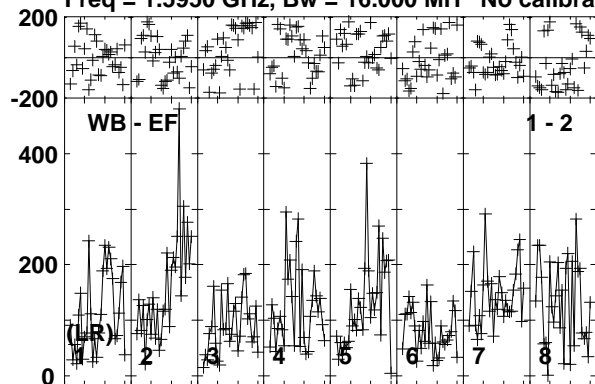


Lower frame: Micro Ampl Jy Top frame: Phas deg
Vector averaged cross-power spectrum Baseline: WB (01) - EF (02)
Timerange: 01/10:18:01 to 01/10:23:00

Plot file version 61 created 14-MAY-2020 16:24:24

J0501+7128 EN005E.UVDATA.1

Freq = 1.5950 GHz, Bw = 16.000 MH No calibration applied and no bandpass applied

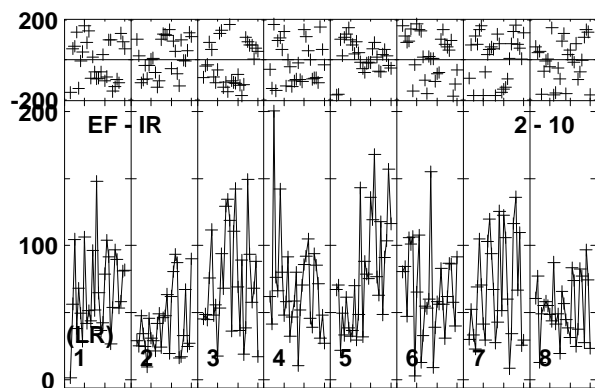
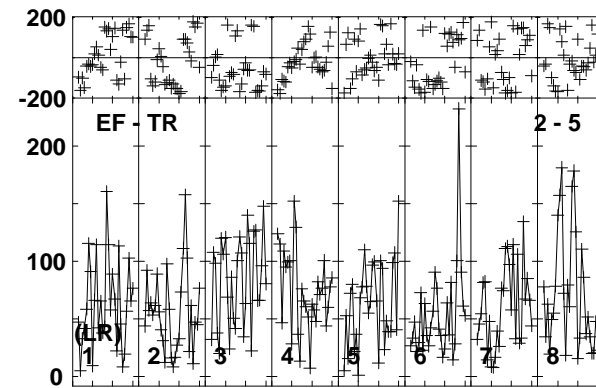
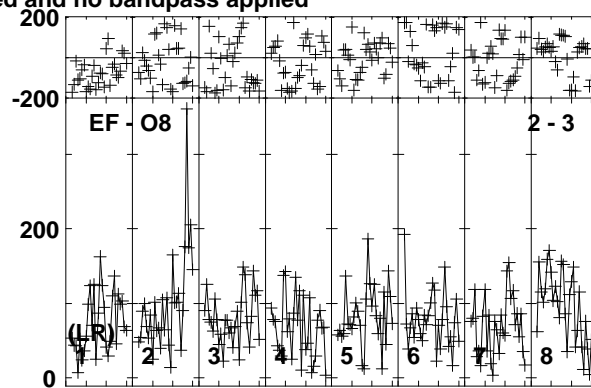
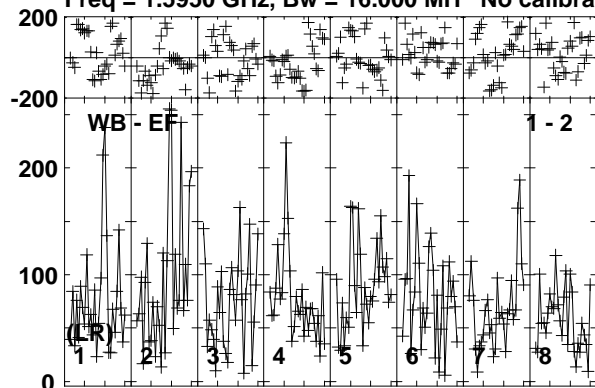


Lower frame: Micro Ampl Jy Top frame: Phas deg
Vector averaged cross-power spectrum Baseline: WB (01) - EF (02)
Timerange: 01/10:24:00 to 01/10:25:29

Plot file version 62 created 14-MAY-2020 16:24:24

R2 EN005E.UVDATA.1

Freq = 1.5950 GHz, Bw = 16.000 MH No calibration applied and no bandpass applied

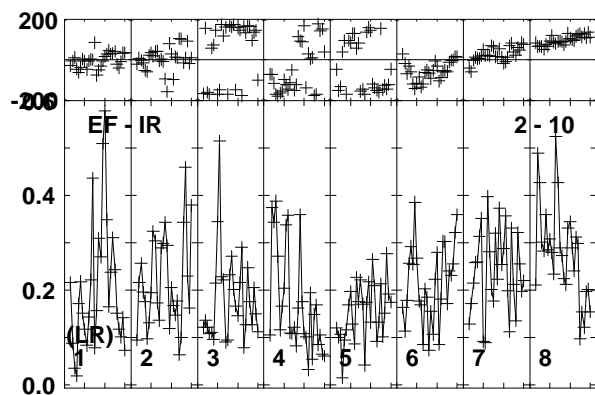
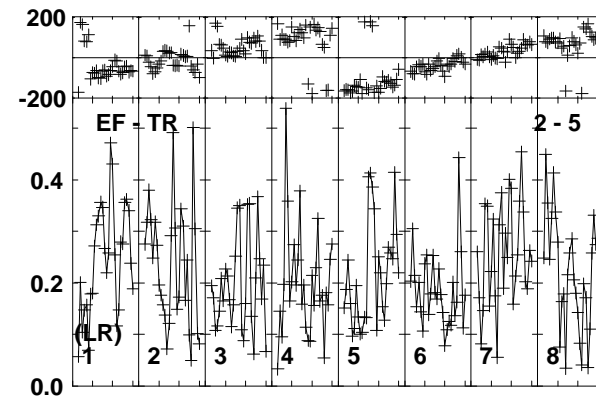
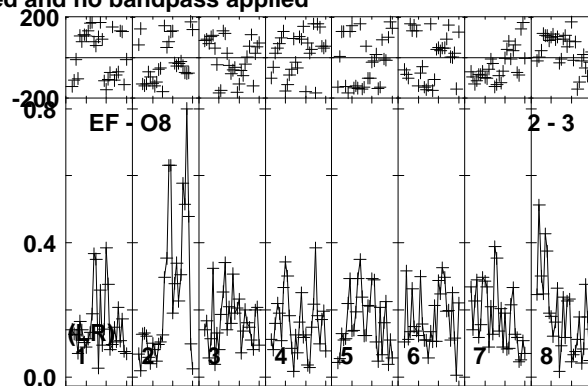
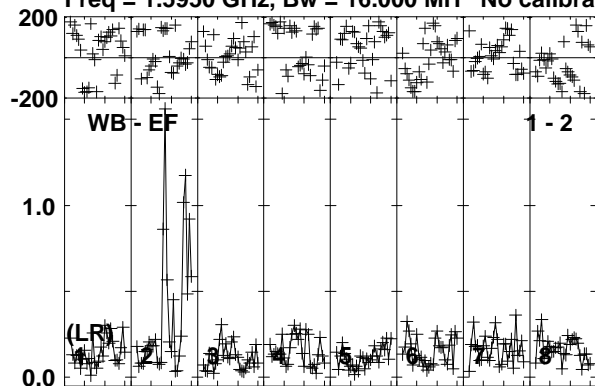


Lower frame: Micro Ampl Jy Top frame: Phas deg
Vector averaged cross-power spectrum Baseline: WB (01) - EF (02)
Timerange: 01/10:25:30 to 01/10:30:29

Plot file version 63 created 14-MAY-2020 16:24:24

J0501+7128 EN005E.UVDATA.1

Freq = 1.5950 GHz, Bw = 16.000 MH No calibration applied and no bandpass applied

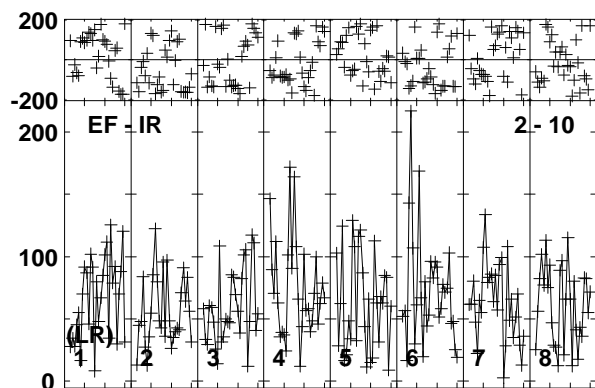
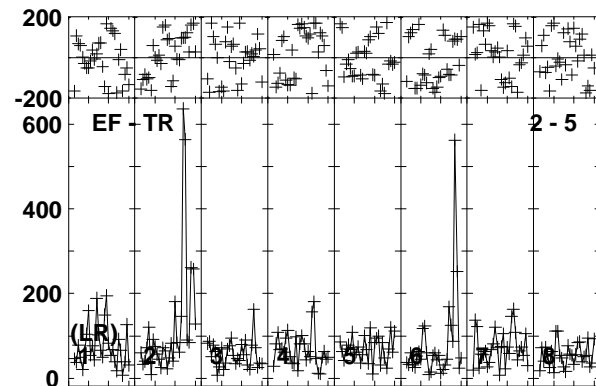
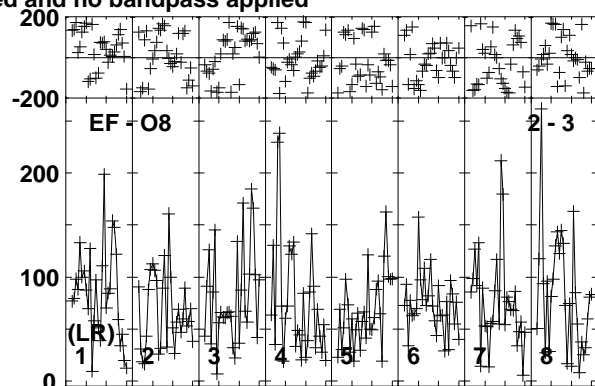
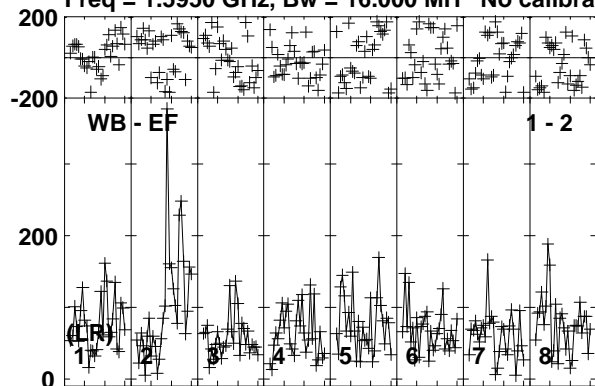


Lower frame: Milli Ampl Jy Top frame: Phas deg
Vector averaged cross-power spectrum Baseline: WB (01) - EF (02)
Timerange: 01/10:30:30 to 01/10:32:29

Plot file version 64 created 14-MAY-2020 16:24:24

R2 EN005E.UVDATA.1

Freq = 1.5950 GHz, Bw = 16.000 MH No calibration applied and no bandpass applied

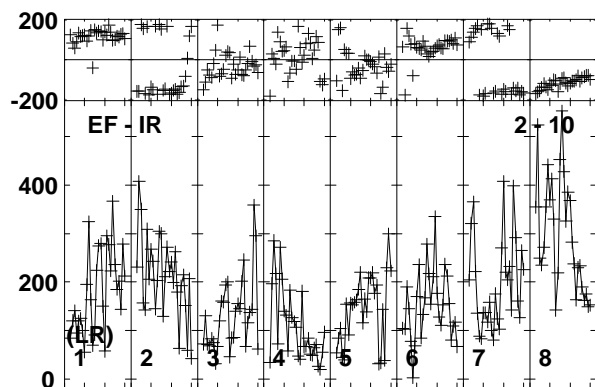
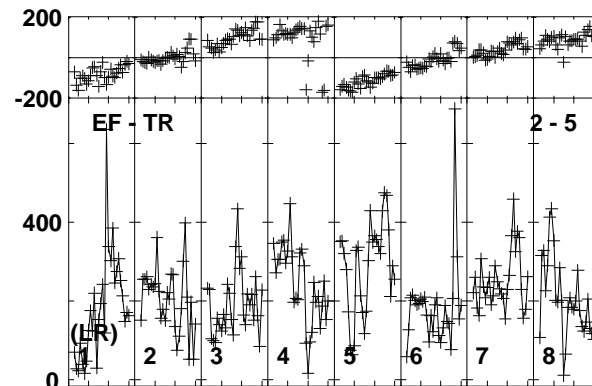
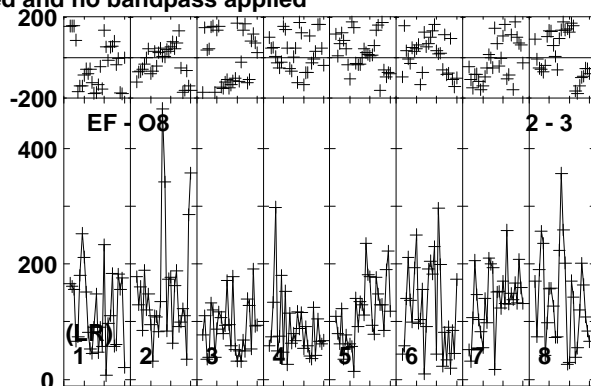
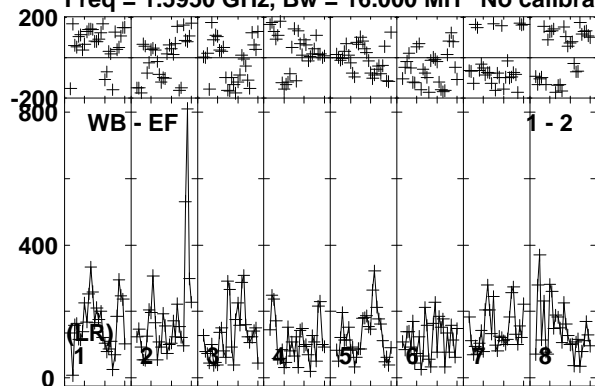


Lower frame: Micro Ampl Jy Top frame: Phas deg
Vector averaged cross-power spectrum Baseline: WB (01) - EF (02)
Timerange: 01/10:32:30 to 01/10:37:29

Plot file version 65 created 14-MAY-2020 16:24:24

J0501+7128 EN005E.UVDATA.1

Freq = 1.5950 GHz, Bw = 16.000 MH No calibration applied and no bandpass applied

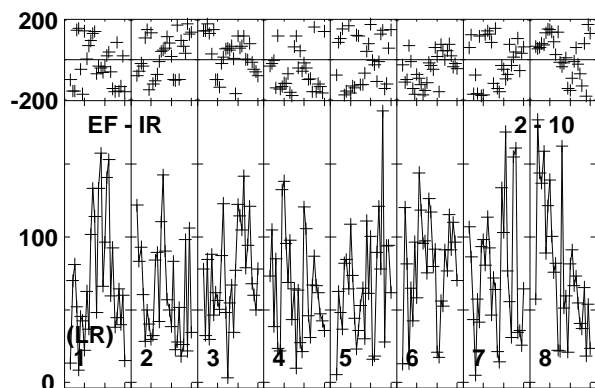
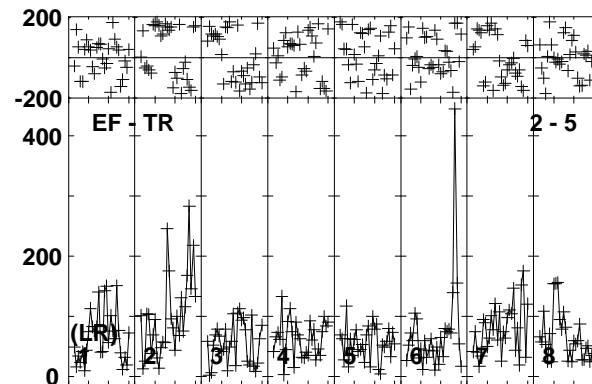
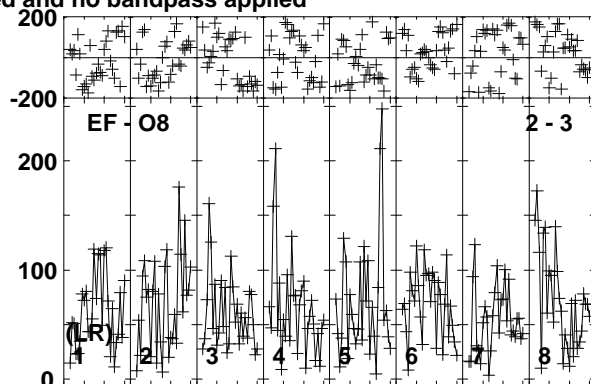
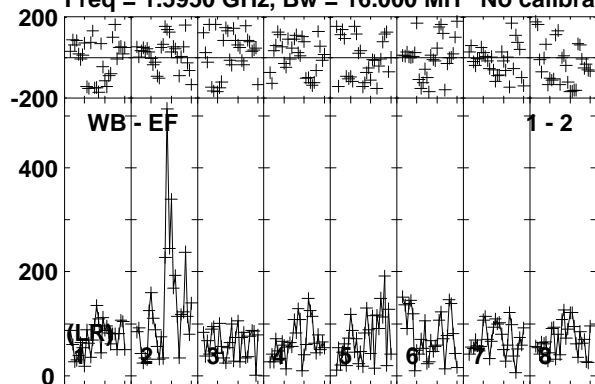


Lower frame: Micro Ampl Jy Top frame: Phas deg
Vector averaged cross-power spectrum Baseline: WB (01) - EF (02)
Timerange: 01/10:38:31 to 01/10:40:00

Plot file version 66 created 14-MAY-2020 16:24:24

R2 EN005E.UVDATA.1

Freq = 1.5950 GHz, Bw = 16.000 MH No calibration applied and no bandpass applied

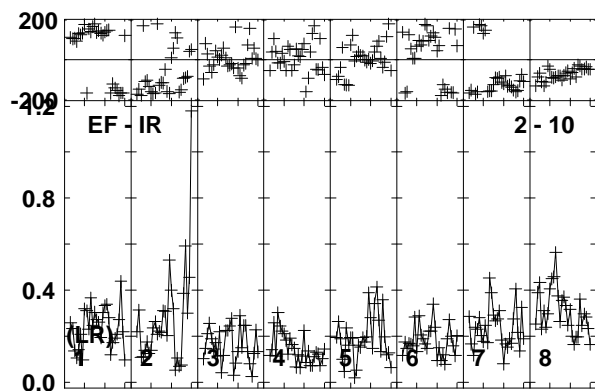
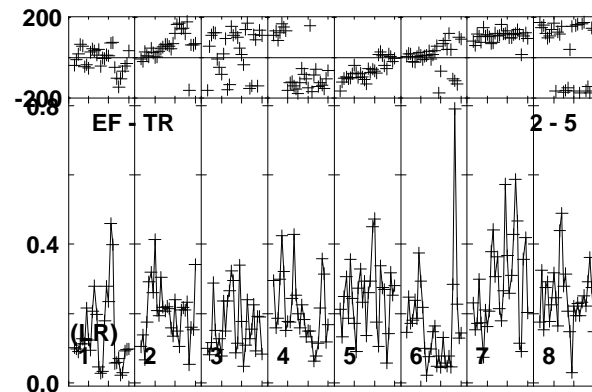
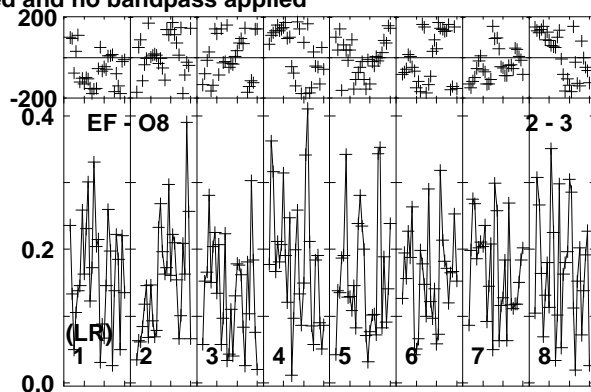
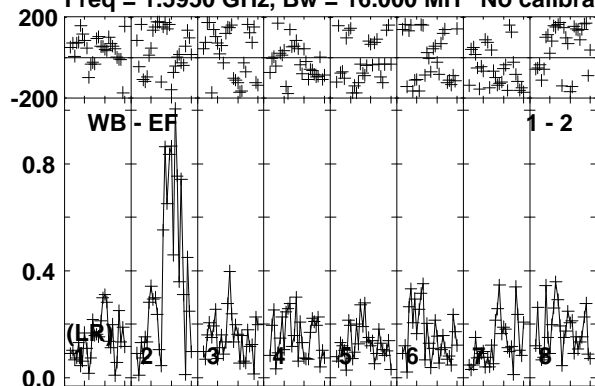


Lower frame: Micro Ampl Jy Top frame: Phas deg
Vector averaged cross-power spectrum Baseline: WB (01) - EF (02)
Timerange: 01/10:40:01 to 01/10:45:00

Plot file version 67 created 14-MAY-2020 16:24:25

J0501+7128 EN005E.UVDATA.1

Freq = 1.5950 GHz, Bw = 16.000 MH No calibration applied and no bandpass applied

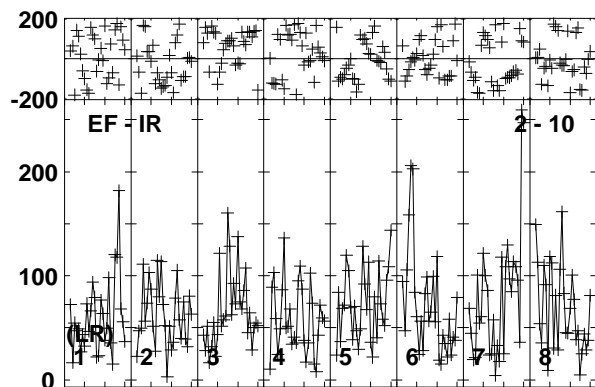
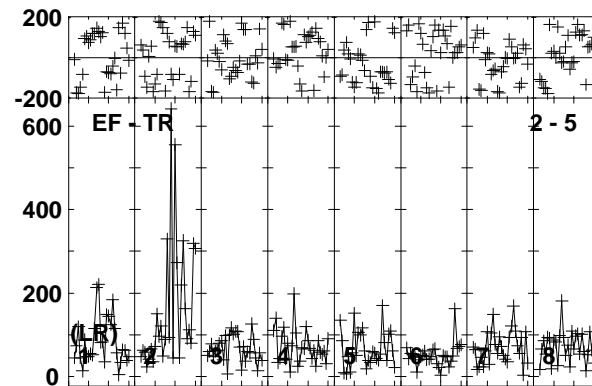
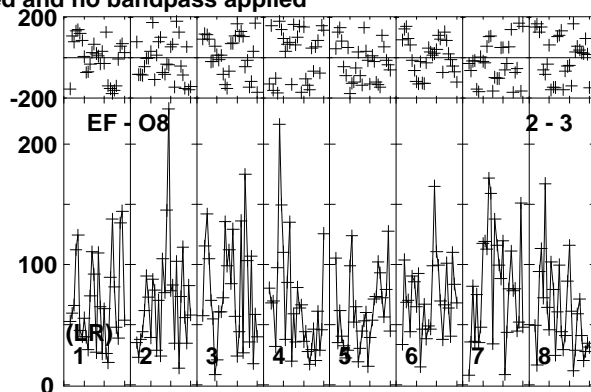
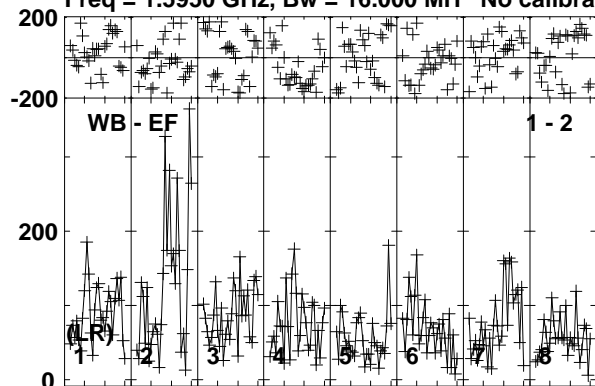


Lower frame: Milli Ampl Jy Top frame: Phas deg
Vector averaged cross-power spectrum Baseline: WB (01) - EF (02)
Timerange: 01/10:45:01 to 01/10:47:00

Plot file version 68 created 14-MAY-2020 16:24:25

R2 EN005E.UVDATA.1

Freq = 1.5950 GHz, Bw = 16.000 MH No calibration applied and no bandpass applied

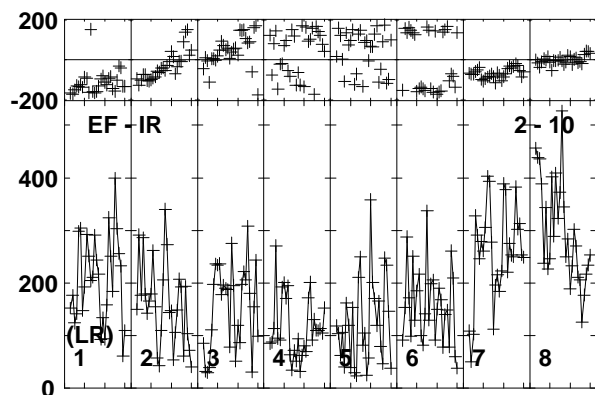
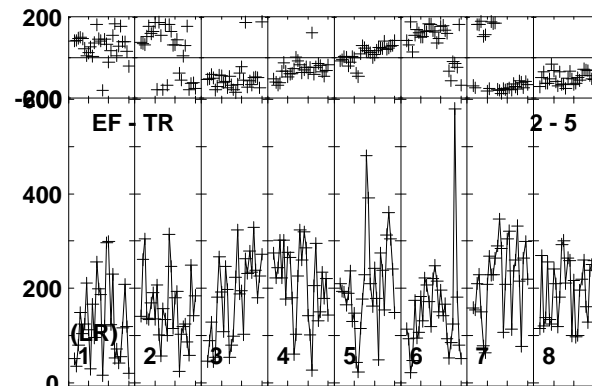
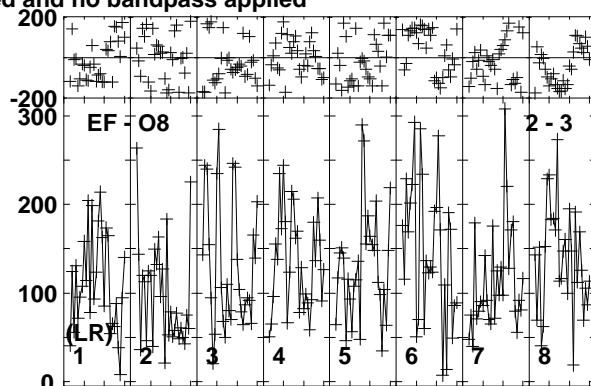
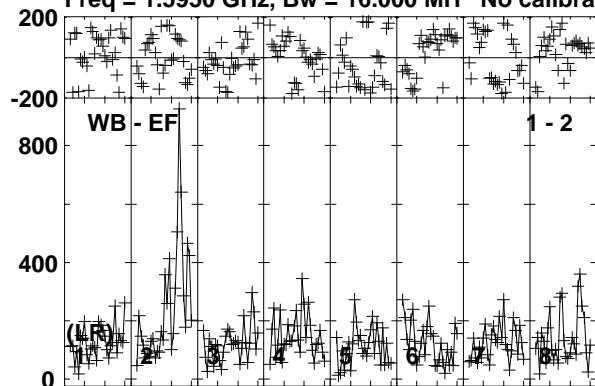


Lower frame: Micro Ampl Jy Top frame: Phas deg
Vector averaged cross-power spectrum Baseline: WB (01) - EF (02)
Timerange: 01/10:47:01 to 01/10:52:00

Plot file version 69 created 14-MAY-2020 16:24:25

J0501+7128 EN005E.UVDATA.1

Freq = 1.5950 GHz, Bw = 16.000 MH No calibration applied and no bandpass applied

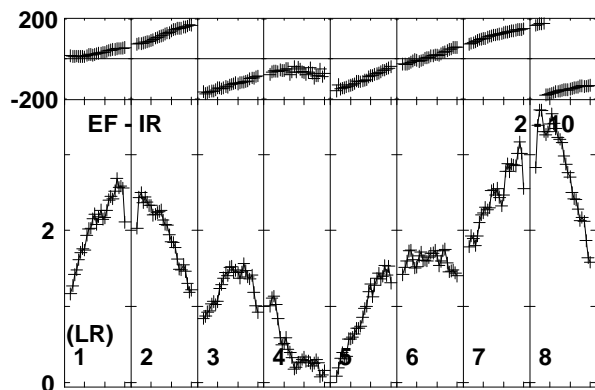
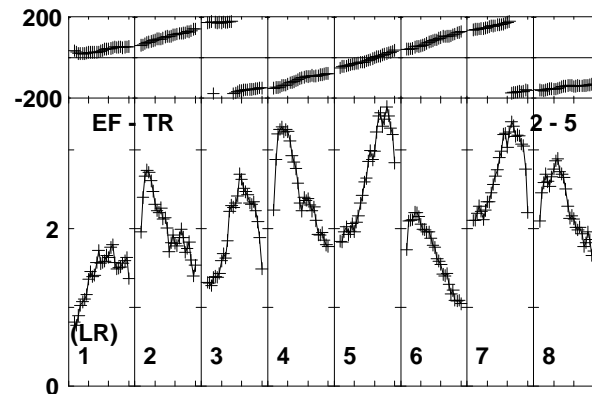
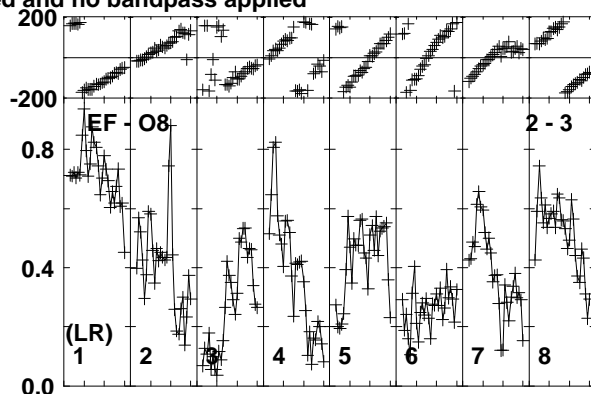
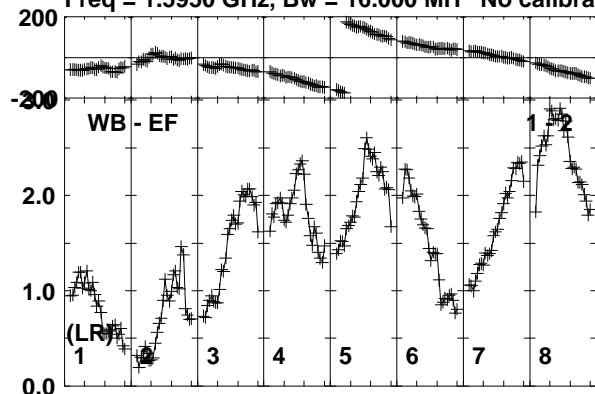


Lower frame: Micro Ampl Jy Top frame: Phas deg
Vector averaged cross-power spectrum Baseline: WB (01) - EF (02)
Timerange: 01/10:52:50 to 01/10:54:20

Plot file version 70 created 14-MAY-2020 16:24:25

J0410+7656 EN005E.UVDATA.1

Freq = 1.5950 GHz, Bw = 16.000 MH No calibration applied and no bandpass applied

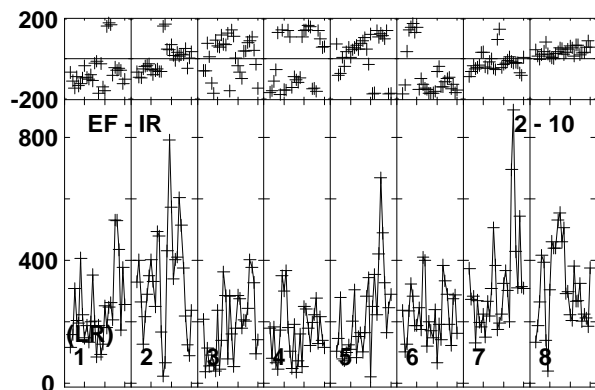
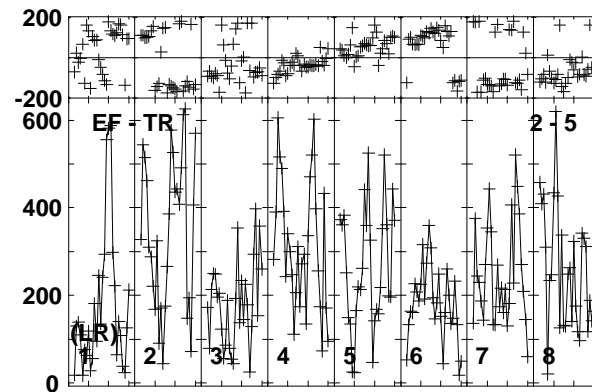
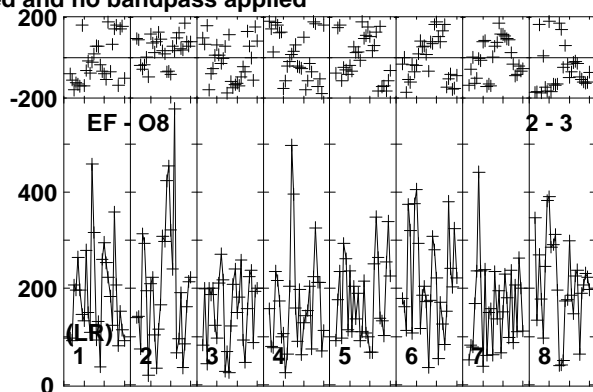
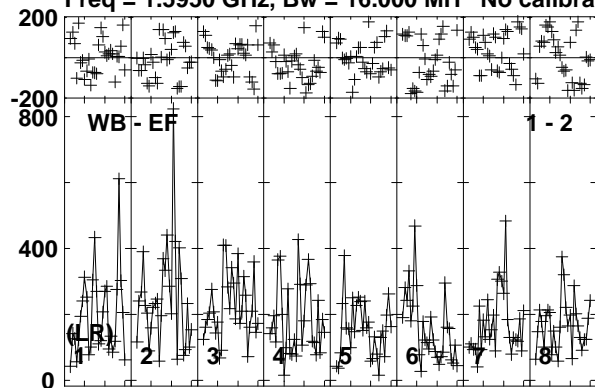


Lower frame: Milli Ampl Jy Top frame: Phas deg
Vector averaged cross-power spectrum Baseline: WB (01) - EF (02)
Timerange: 01/10:54:20 to 01/10:57:20

Plot file version 71 created 14-MAY-2020 16:24:25

J0501+7128 EN005E.UVDATA.1

Freq = 1.5950 GHz, Bw = 16.000 MH No calibration applied and no bandpass applied

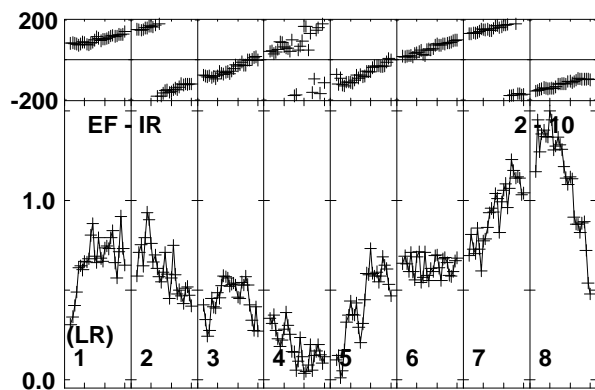
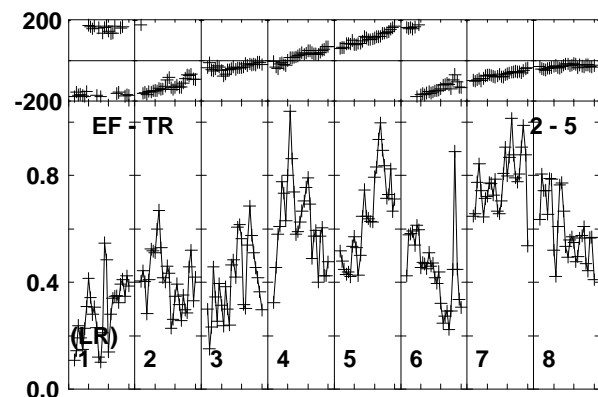
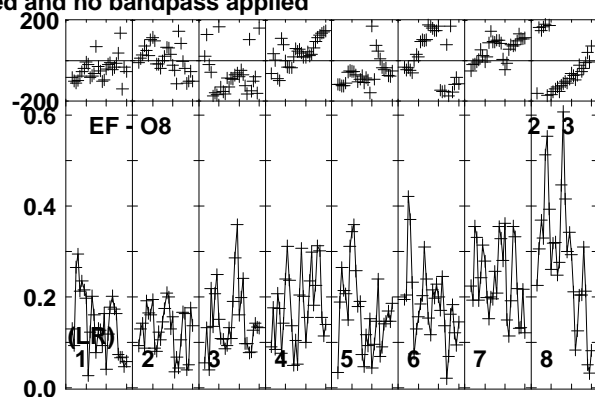
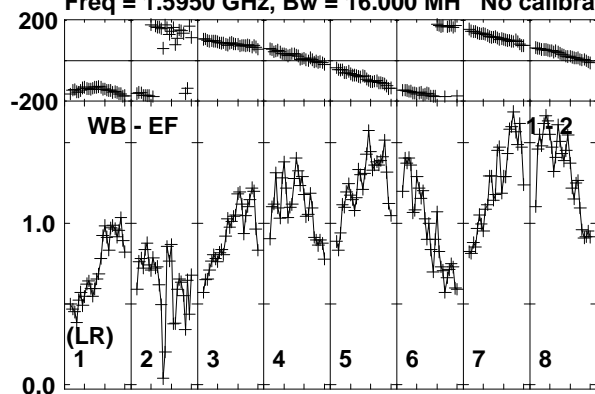


Lower frame: Micro Ampl Jy Top frame: Phas deg
Vector averaged cross-power spectrum Baseline: WB (01) - EF (02)
Timerange: 01/10:57:21 to 01/10:59:19

Plot file version 72 created 14-MAY-2020 16:24:25

J0449+6332 EN005E.UVDATA.1

Freq = 1.5950 GHz, Bw = 16.000 MH No calibration applied and no bandpass applied

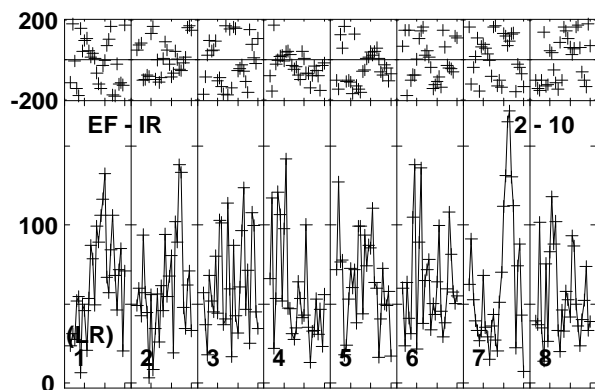
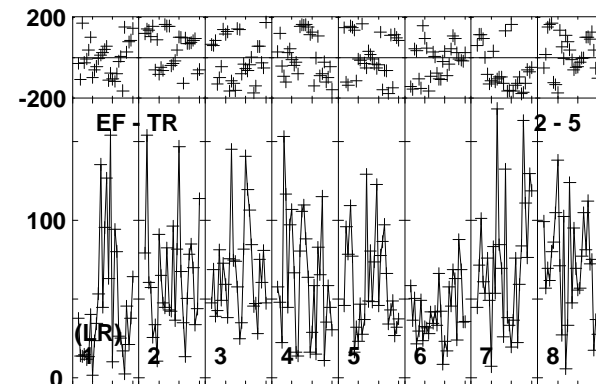
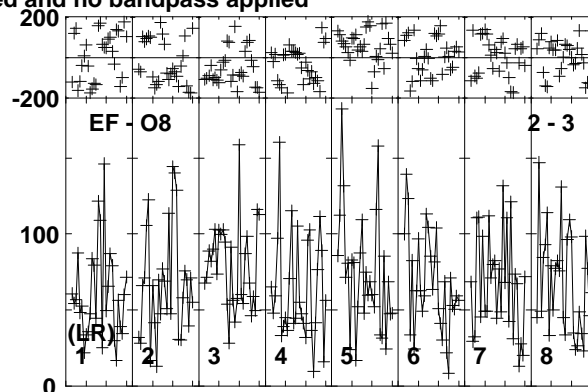
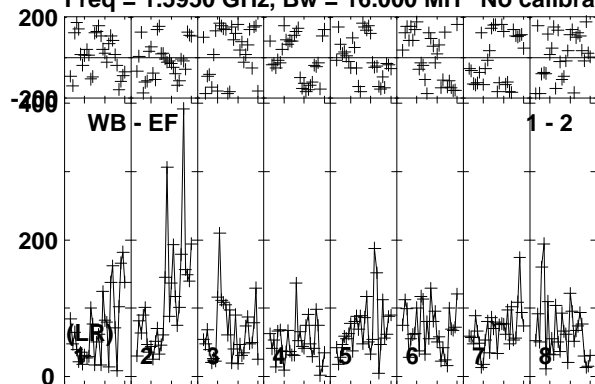


Lower frame: Milli Ampl Jy Top frame: Phas deg
Vector averaged cross-power spectrum Baseline: WB (01) - EF (02)
Timerange: 01/11:00:10 to 01/11:02:10

Plot file version 73 created 14-MAY-2020 16:24:25

R5 EN005E.UVDATA.1

Freq = 1.5950 GHz, Bw = 16.000 MH No calibration applied and no bandpass applied

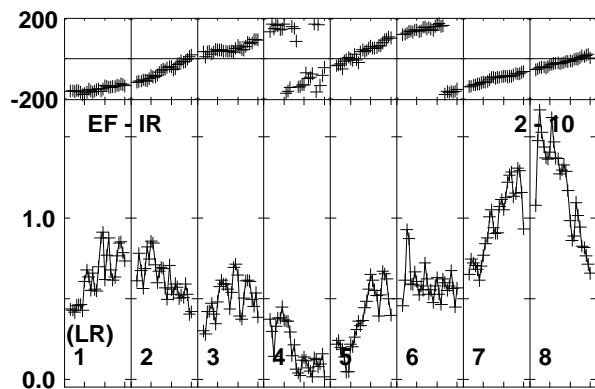
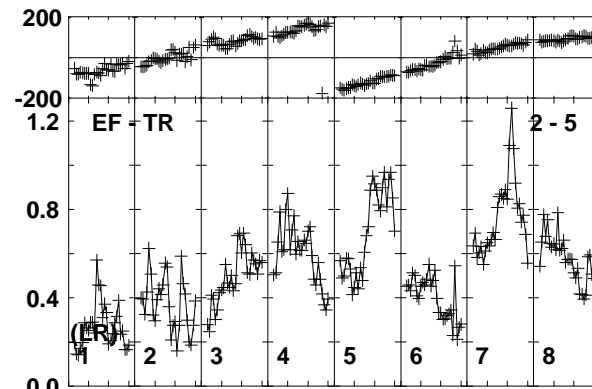
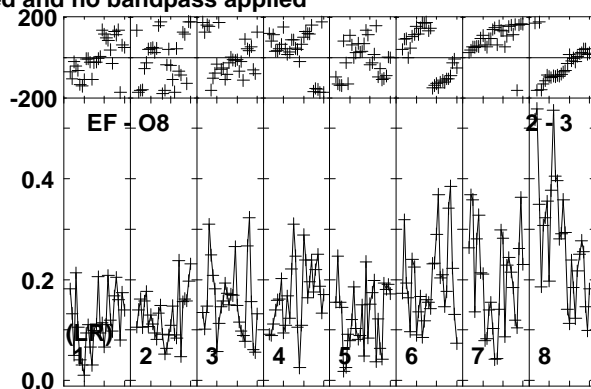
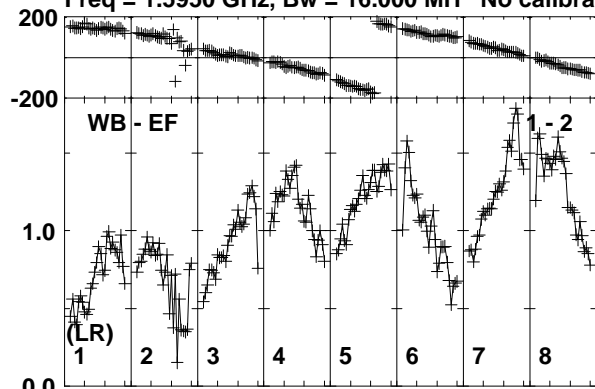


Lower frame: Micro Ampl Jy Top frame: Phas deg
Vector averaged cross-power spectrum Baseline: WB (01) - EF (02)
Timerange: 01/11:02:11 to 01/11:07:10

Plot file version 74 created 14-MAY-2020 16:24:26

J0449+6332 EN005E.UVDATA.1

Freq = 1.5950 GHz, Bw = 16.000 MH No calibration applied and no bandpass applied

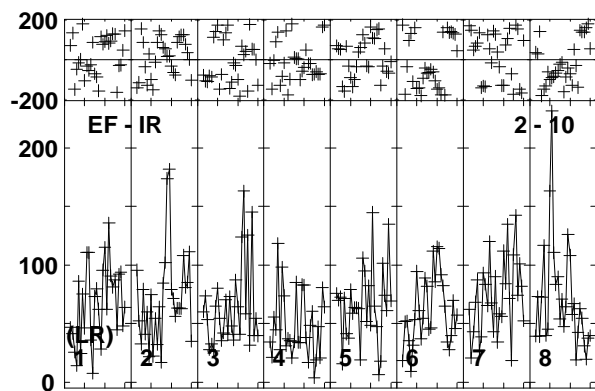
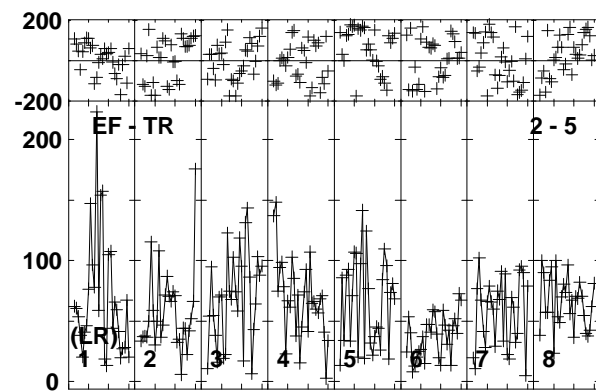
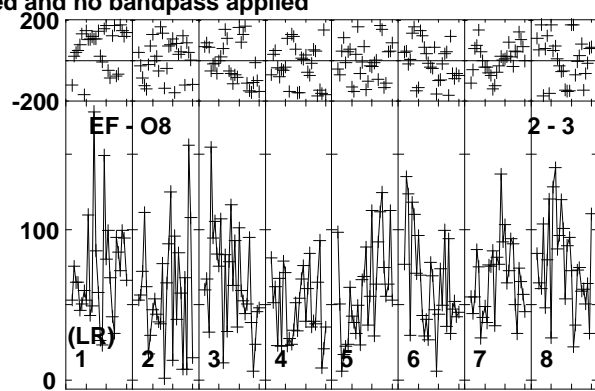
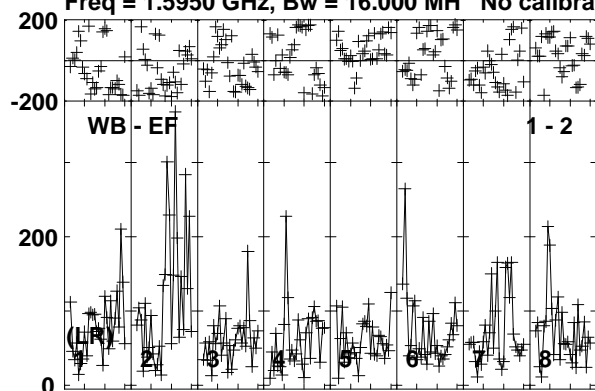


Lower frame: Milli Ampl Jy Top frame: Phas deg
Vector averaged cross-power spectrum Baseline: WB (01) - EF (02)
Timerange: 01/11:07:10 to 01/11:09:10

Plot file version 75 created 14-MAY-2020 16:24:26

R5 EN005E.UVDATA.1

Freq = 1.5950 GHz, Bw = 16.000 MH No calibration applied and no bandpass applied

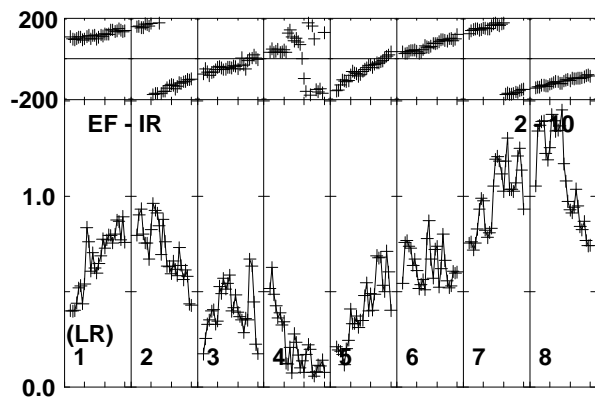
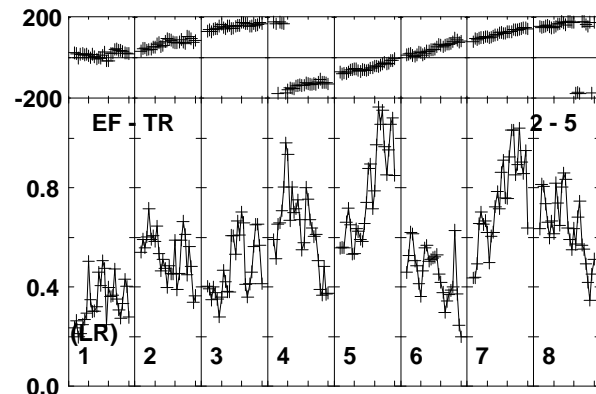
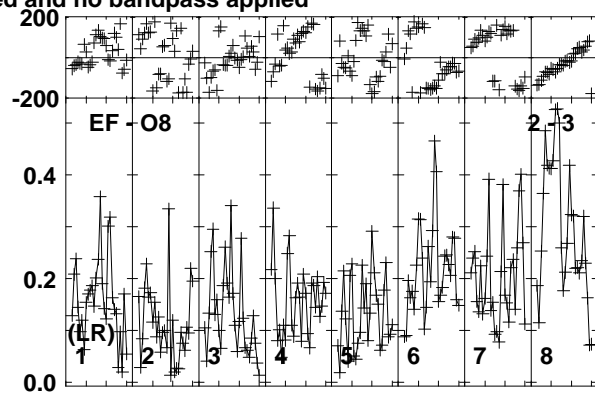
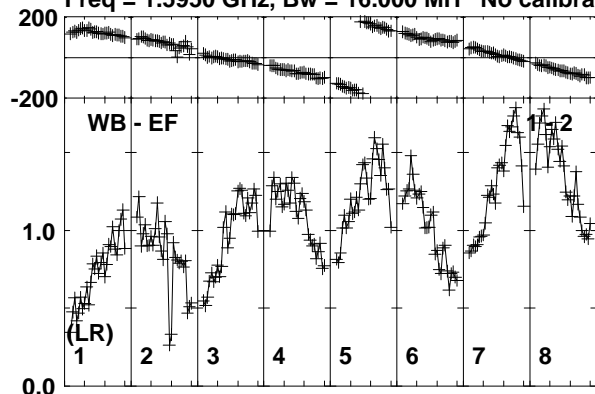


Lower frame: Micro Ampl Jy Top frame: Phas deg
Vector averaged cross-power spectrum Baseline: WB (01) - EF (02)
Timerange: 01/11:09:11 to 01/11:14:10

Plot file version 76 created 14-MAY-2020 16:24:26

J0449+6332 EN005E.UVDATA.1

Freq = 1.5950 GHz, Bw = 16.000 MH No calibration applied and no bandpass applied

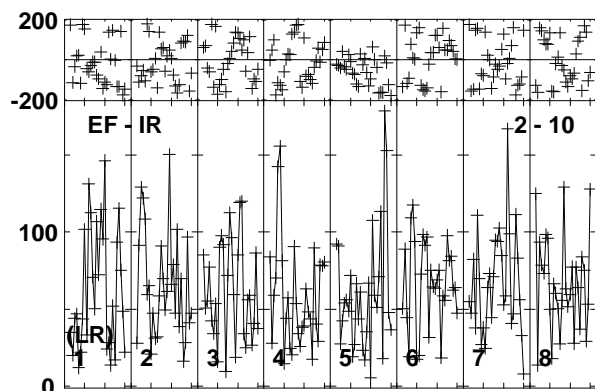
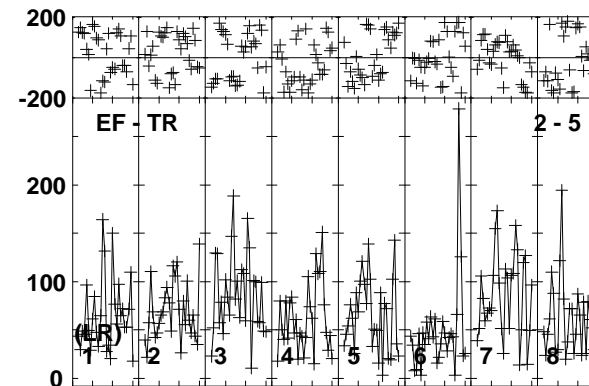
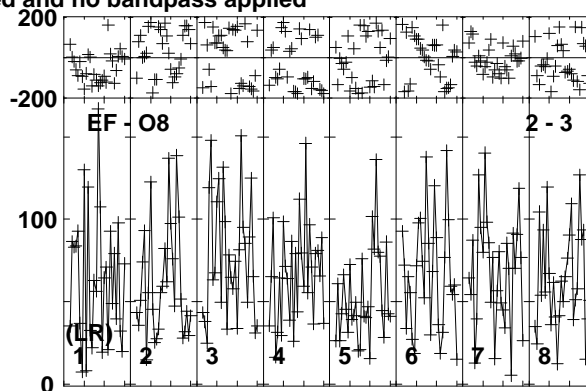
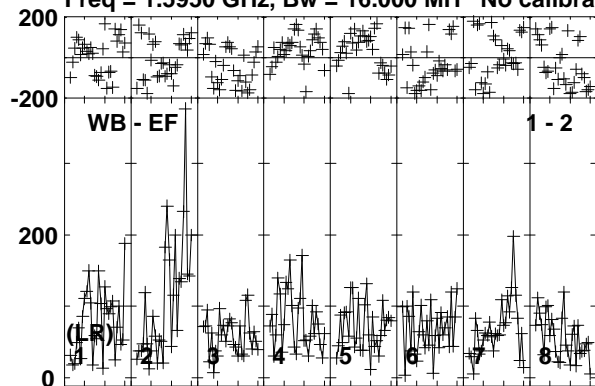


Lower frame: Milli Ampl Jy Top frame: Phas deg
Vector averaged cross-power spectrum Baseline: WB (01) - EF (02)
Timerange: 01/11:14:51 to 01/11:16:19

Plot file version 77 created 14-MAY-2020 16:24:26

R5 EN005E.UVDATA.1

Freq = 1.5950 GHz, Bw = 16.000 MH No calibration applied and no bandpass applied

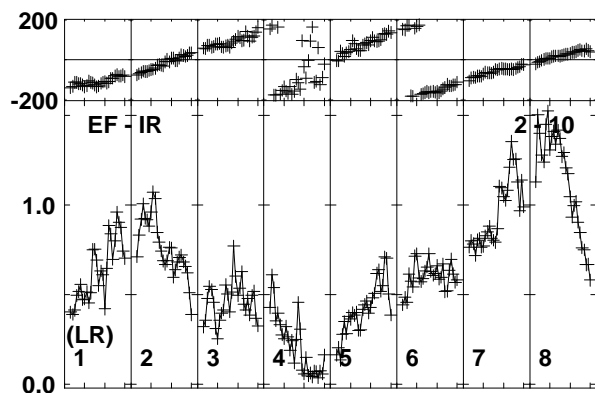
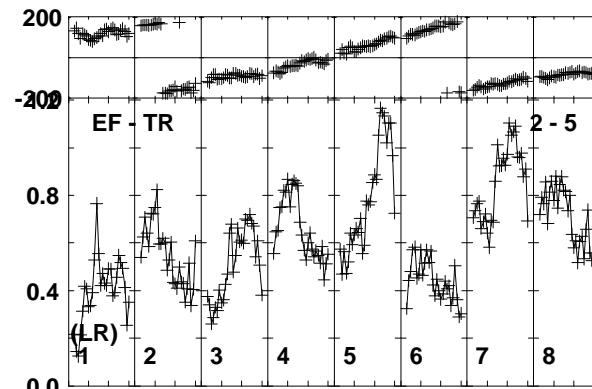
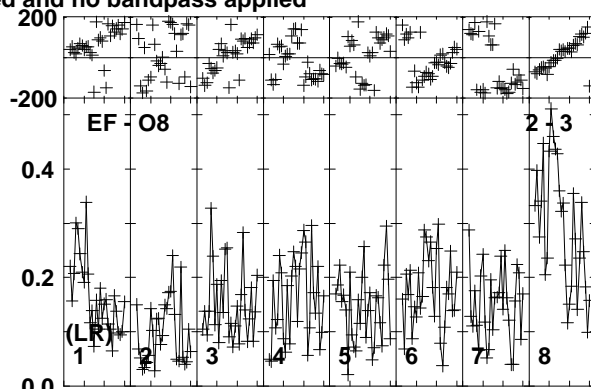
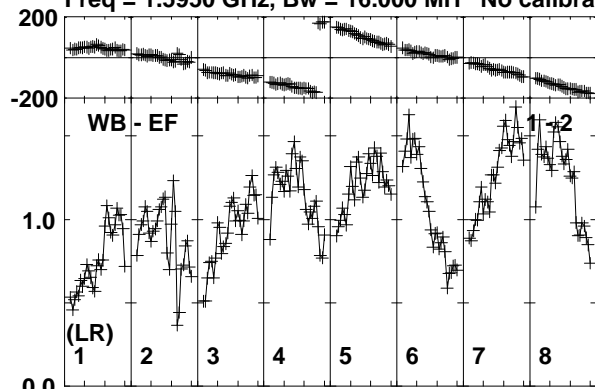


Lower frame: Micro Ampl Jy Top frame: Phas deg
Vector averaged cross-power spectrum Baseline: WB (01) - EF (02)
Timerange: 01/11:16:21 to 01/11:21:20

Plot file version 78 created 14-MAY-2020 16:24:26

J0449+6332 EN005E.UVDATA.1

Freq = 1.5950 GHz, Bw = 16.000 MH No calibration applied and no bandpass applied

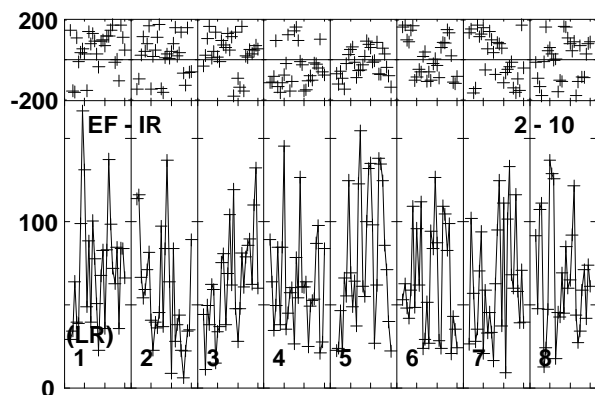
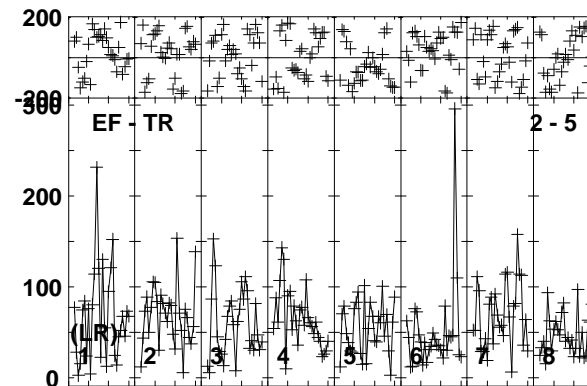
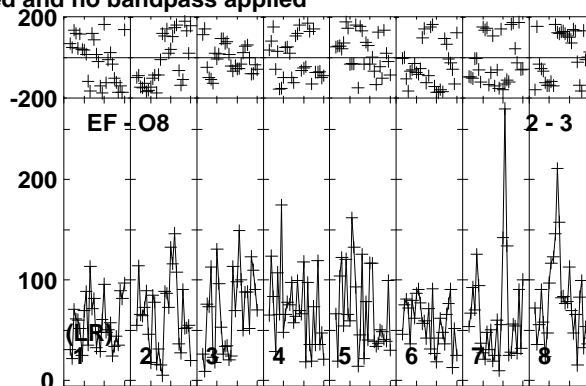
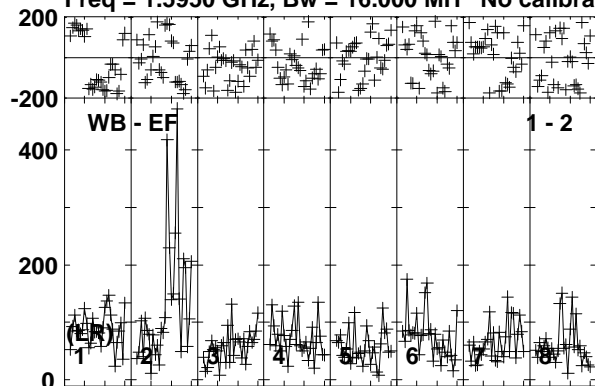


Lower frame: Milli Ampl Jy Top frame: Phas deg
Vector averaged cross-power spectrum Baseline: WB (01) - EF (02)
Timerange: 01/11:21:21 to 01/11:23:20

Plot file version 79 created 14-MAY-2020 16:24:26

R5 EN005E.UVDATA.1

Freq = 1.5950 GHz, Bw = 16.000 MH No calibration applied and no bandpass applied

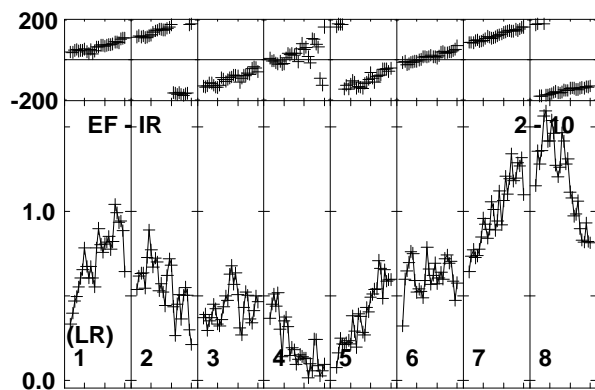
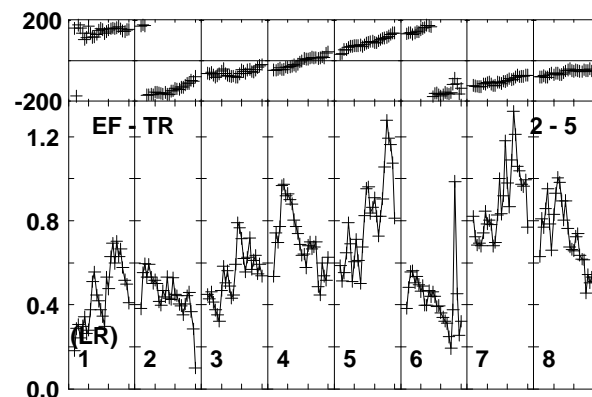
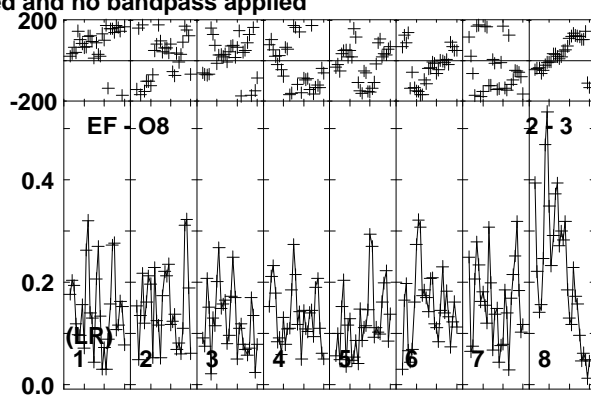
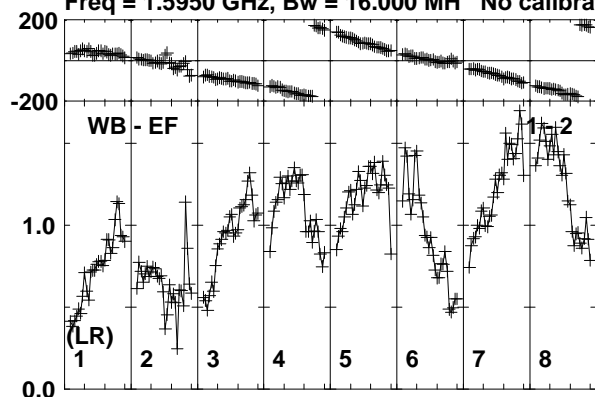


Lower frame: Micro Ampl Jy Top frame: Phas deg
Vector averaged cross-power spectrum Baseline: WB (01) - EF (02)
Timerange: 01/11:23:21 to 01/11:28:20

Plot file version 80 created 14-MAY-2020 16:24:26

J0449+6332 EN005E.UVDATA.1

Freq = 1.5950 GHz, Bw = 16.000 MH No calibration applied and no bandpass applied

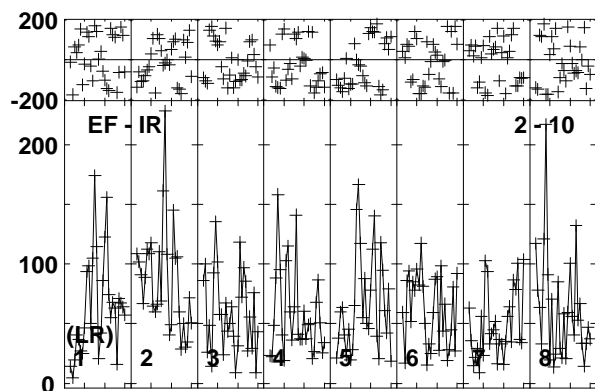
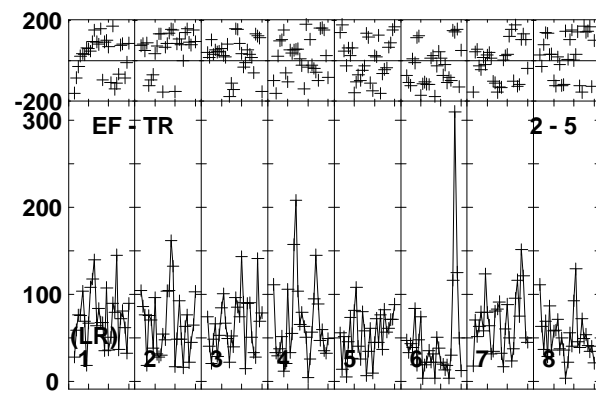
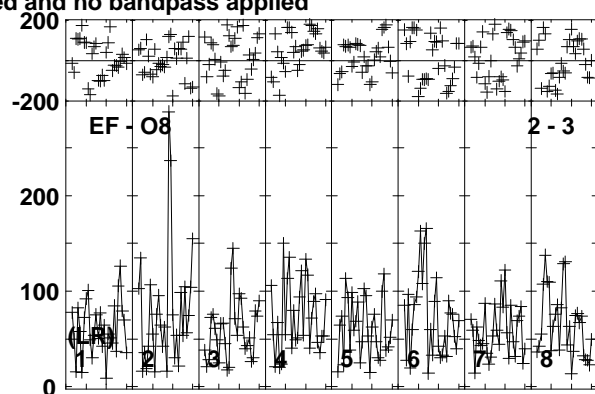
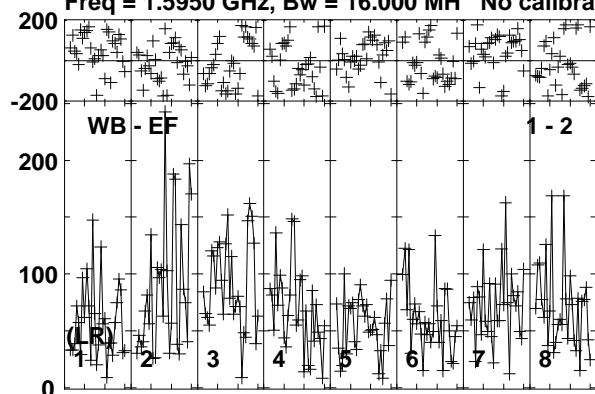


Lower frame: Milli Ampl Jy Top frame: Phas deg
Vector averaged cross-power spectrum Baseline: WB (01) - EF (02)
Timerange: 01/11:29:00 to 01/11:30:30

Plot file version 81 created 14-MAY-2020 16:24:27

R5 EN005E.UVDATA.1

Freq = 1.5950 GHz, Bw = 16.000 MH No calibration applied and no bandpass applied

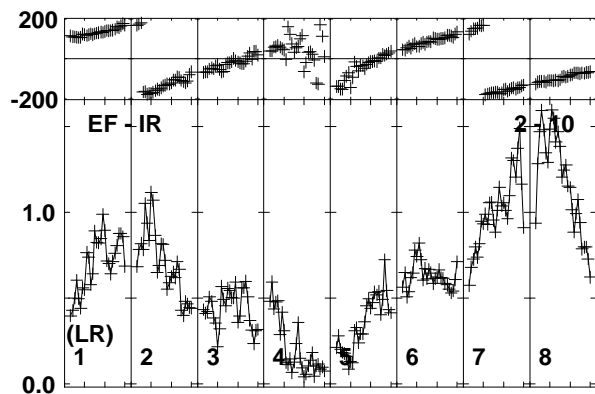
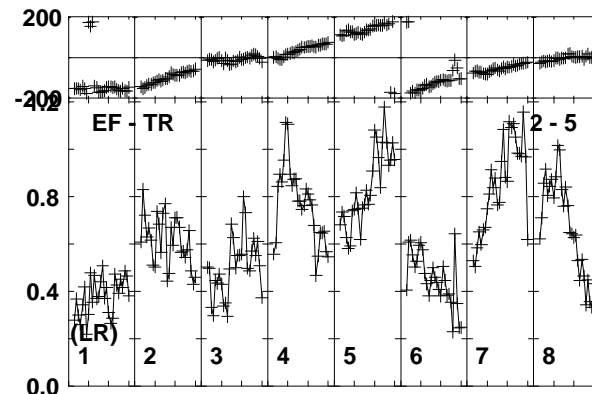
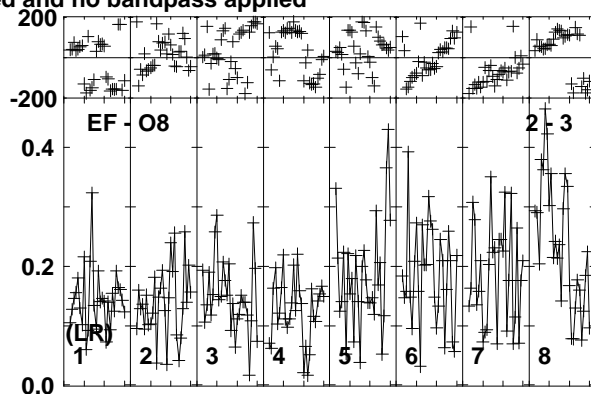
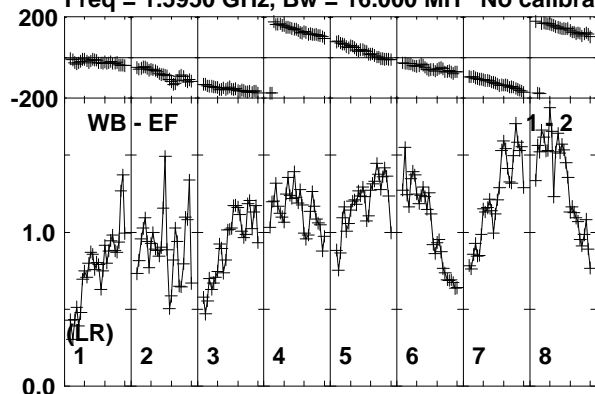


Lower frame: Micro Ampl Jy Top frame: Phas deg
Vector averaged cross-power spectrum Baseline: WB (01) - EF (02)
Timerange: 01/11:30:30 to 01/11:35:29

Plot file version 82 created 14-MAY-2020 16:24:27

J0449+6332 EN005E.UVDATA.1

Freq = 1.5950 GHz, Bw = 16.000 MH No calibration applied and no bandpass applied

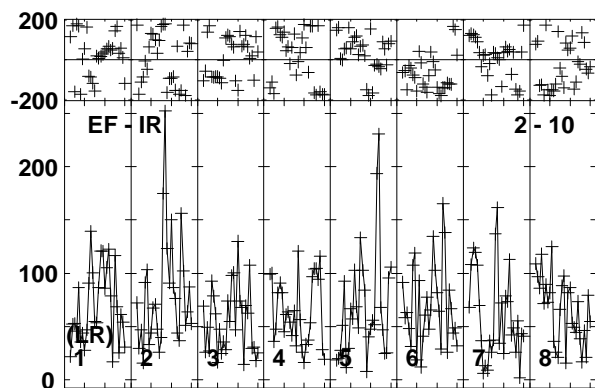
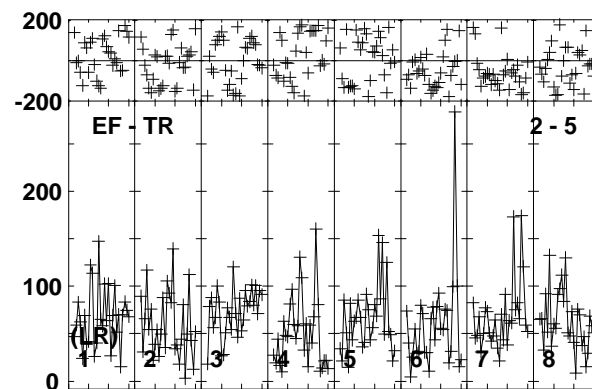
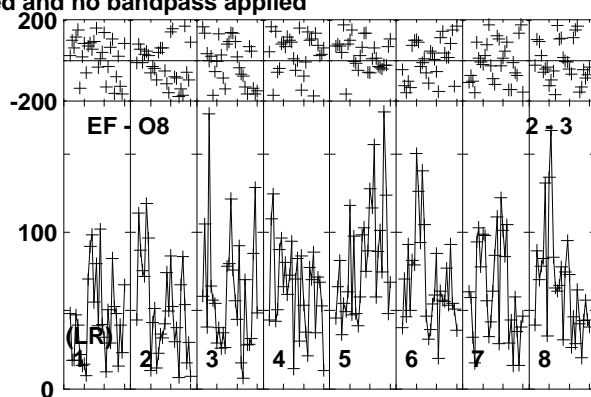
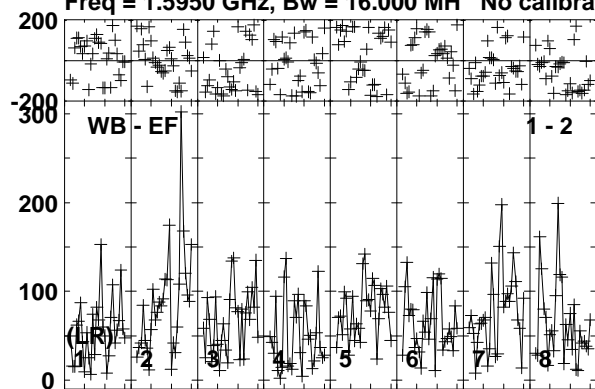


Lower frame: Milli Ampl Jy Top frame: Phas deg
Vector averaged cross-power spectrum Baseline: WB (01) - EF (02)
Timerange: 01/11:35:31 to 01/11:37:30

Plot file version 83 created 14-MAY-2020 16:24:27

R5 EN005E.UVDATA.1

Freq = 1.5950 GHz, Bw = 16.000 MH No calibration applied and no bandpass applied

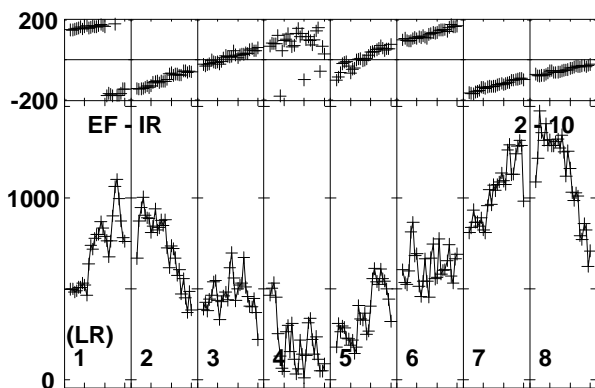
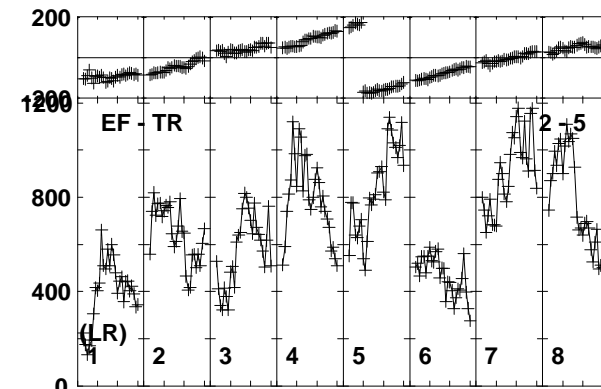
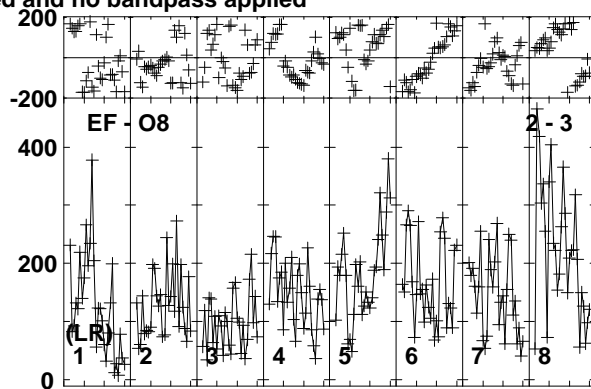
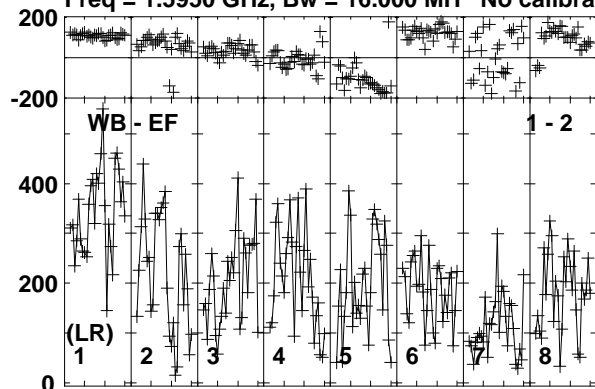


Lower frame: Micro Ampl Jy Top frame: Phas deg
Vector averaged cross-power spectrum Baseline: WB (01) - EF (02)
Timerange: 01/11:37:30 to 01/11:42:29

Plot file version 84 created 14-MAY-2020 16:24:27

J0449+6332 EN005E.UVDATA.1

Freq = 1.5950 GHz, Bw = 16.000 MH No calibration applied and no bandpass applied

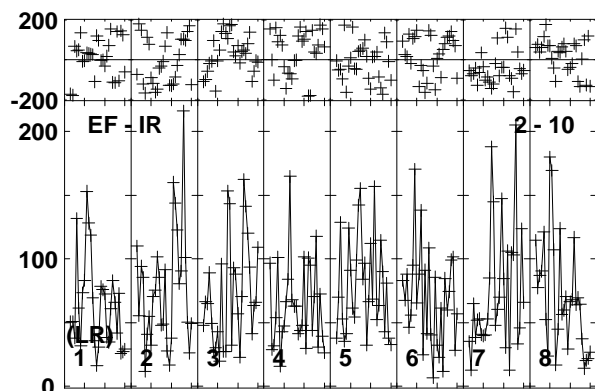
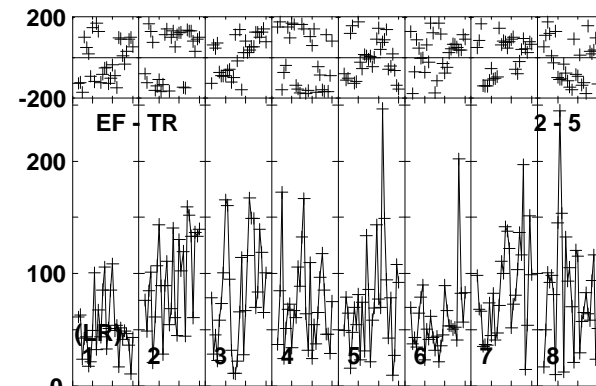
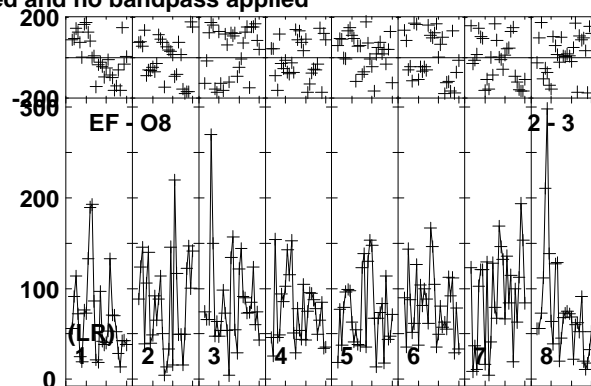
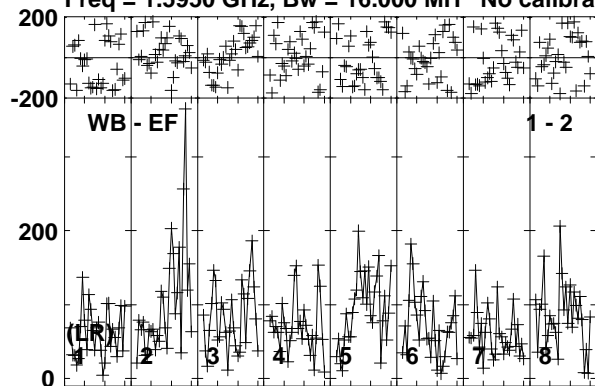


Lower frame: Micro Ampl Jy Top frame: Phas deg
Vector averaged cross-power spectrum Baseline: WB (01) - EF (02)
Timerange: 01/11:43:11 to 01/11:44:39

Plot file version 85 created 14-MAY-2020 16:24:27

R5 EN005E.UVDATA.1

Freq = 1.5950 GHz, Bw = 16.000 MH No calibration applied and no bandpass applied

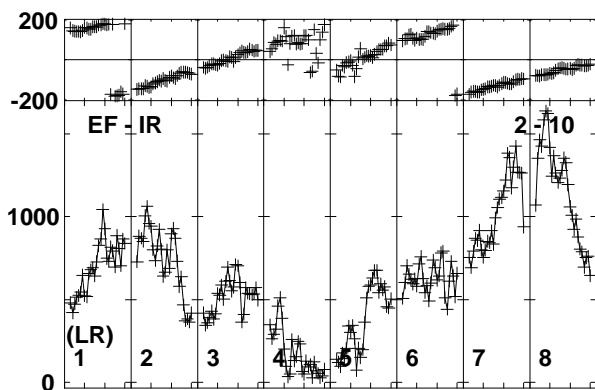
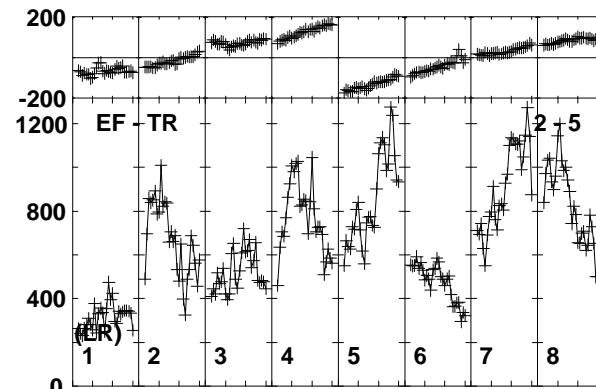
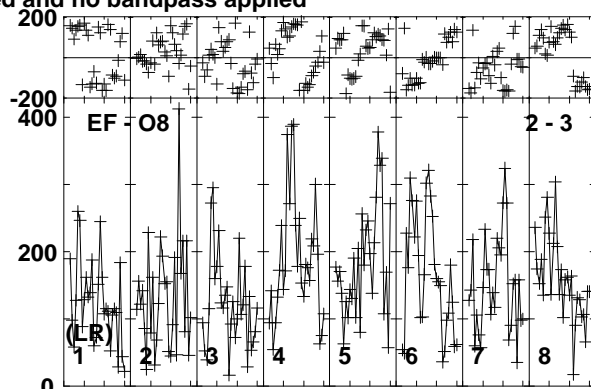
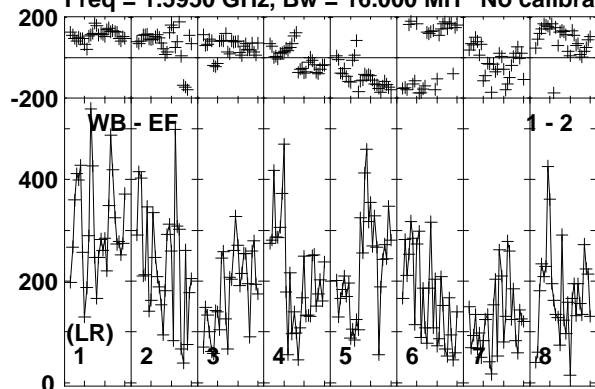


Lower frame: Micro Ampl Jy Top frame: Phas deg
Vector averaged cross-power spectrum Baseline: WB (01) - EF (02)
Timerange: 01/11:44:41 to 01/11:48:39

Plot file version 86 created 14-MAY-2020 16:24:27

J0449+6332 EN005E.UVDATA.1

Freq = 1.5950 GHz, Bw = 16.000 MH No calibration applied and no bandpass applied

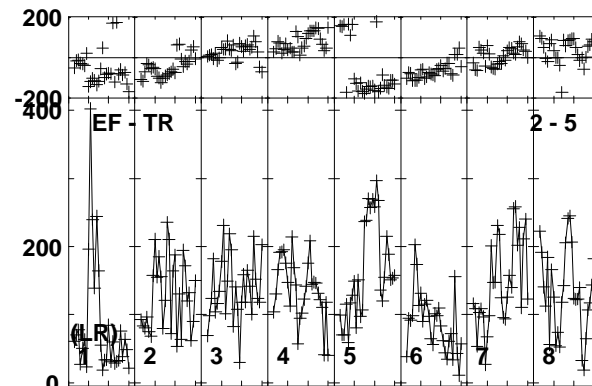
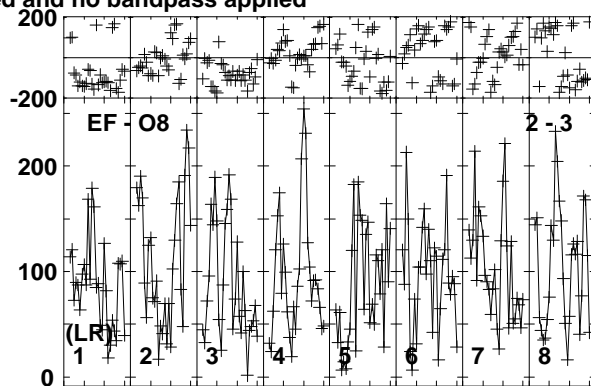
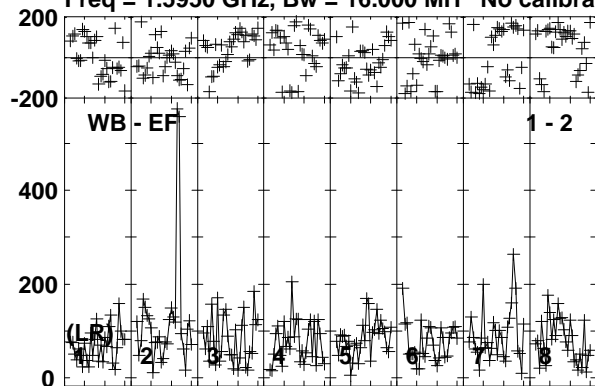


Lower frame: Micro Ampl Jy Top frame: Phas deg
Vector averaged cross-power spectrum Baseline: WB (01) - EF (02)
Timerange: 01/11:48:40 to 01/11:50:40

Plot file version 87 created 14-MAY-2020 16:24:27

J0508+6056 EN005E.UVDATA.1

Freq = 1.5950 GHz, Bw = 16.000 MH No calibration applied and no bandpass applied

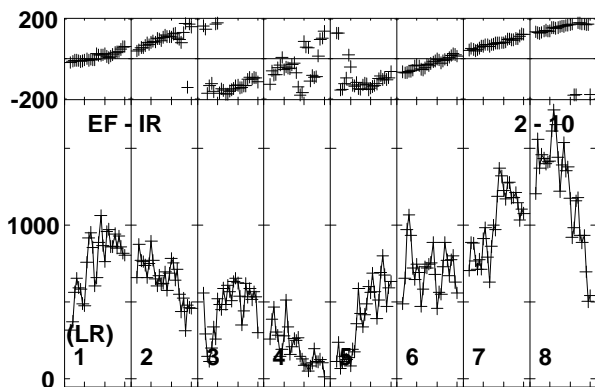
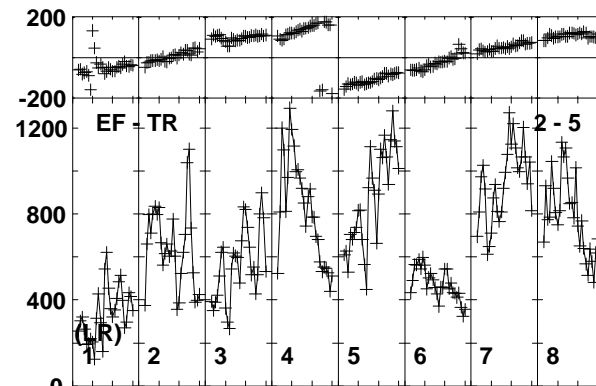
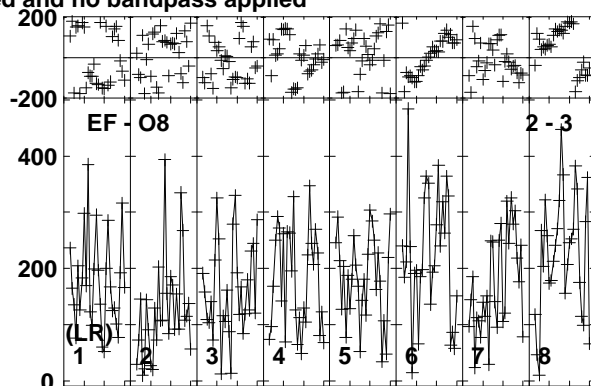
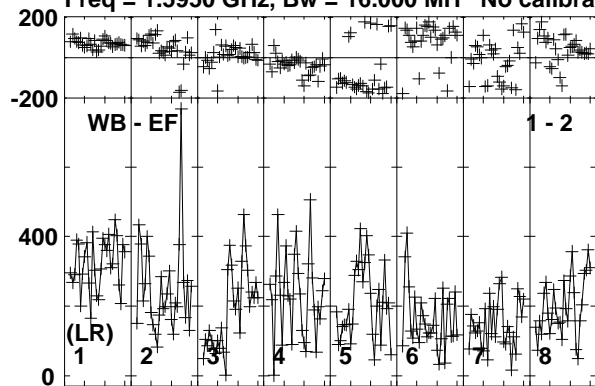


Lower frame: Micro Ampl Jy Top frame: Phas deg
Vector averaged cross-power spectrum Baseline: WB (01) - EF (02)
Timerange: 01/11:50:41 to 01/11:54:39

Plot file version 88 created 14-MAY-2020 16:24:28

J0449+6332 EN005E.UVDATA.1

Freq = 1.5950 GHz, Bw = 16.000 MH No calibration applied and no bandpass applied

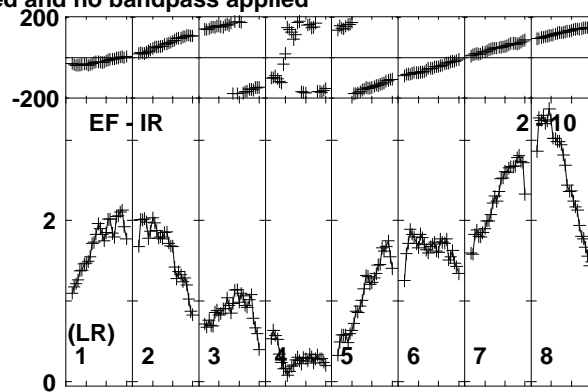
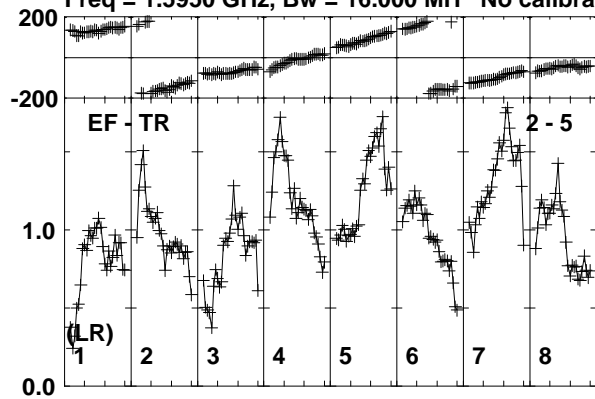


Lower frame: Micro Ampl Jy Top frame: Phas deg
Vector averaged cross-power spectrum Baseline: WB (01) - EF (02)
Timerange: 01/11:55:21 to 01/11:56:49

Plot file version 89 created 14-MAY-2020 16:24:28

J2009+7229 EN005E.UVDATA.1

Freq = 1.5950 GHz, Bw = 16.000 MH No calibration applied and no bandpass applied

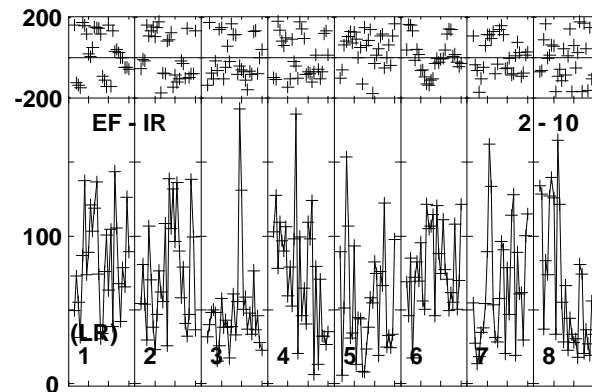
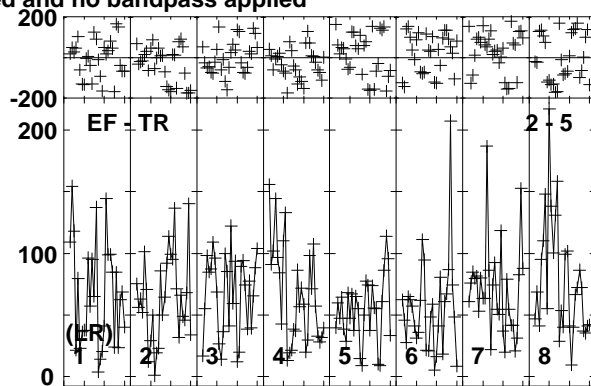
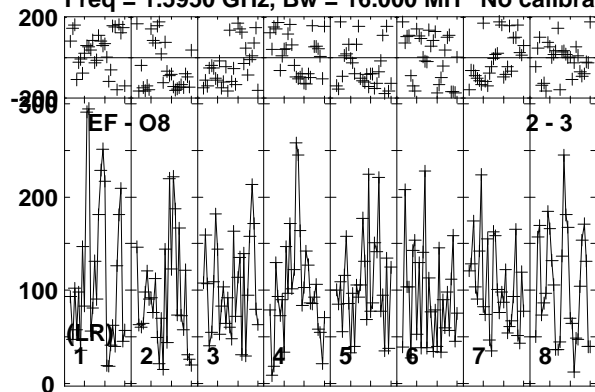


Lower frame: Milli Ampl Jy Top frame: Phas deg
Vector averaged cross-power spectrum Baseline: EF (02) - TR (05)
Timerange: 01/11:59:51 to 01/12:01:19

Plot file version 90 created 14-MAY-2020 16:24:28

R12 EN005E.UVDATA.1

Freq = 1.5950 GHz, Bw = 16.000 MH No calibration applied and no bandpass applied

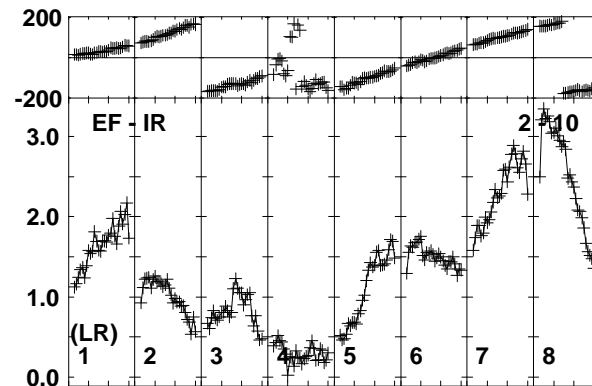
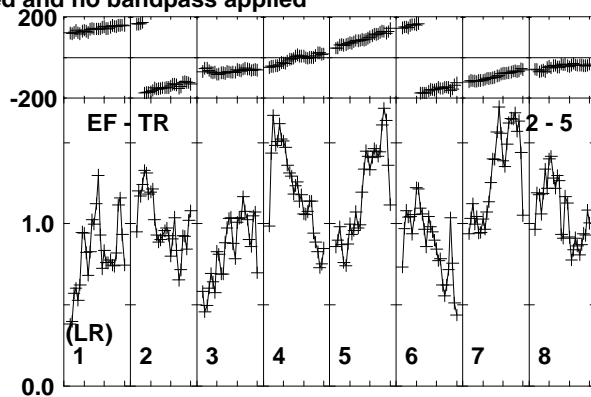
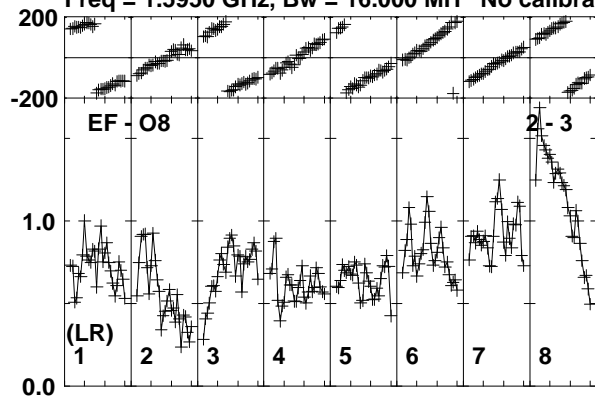


Lower frame: Micro Ampl Jy Top frame: Phas deg
Vector averaged cross-power spectrum Baseline: EF (02) - O8 (03)
Timerange: 01/12:01:21 to 01/12:06:20

Plot file version 91 created 14-MAY-2020 16:24:28

J2009+7229 EN005E.UVDATA.1

Freq = 1.5950 GHz, Bw = 16.000 MH No calibration applied and no bandpass applied

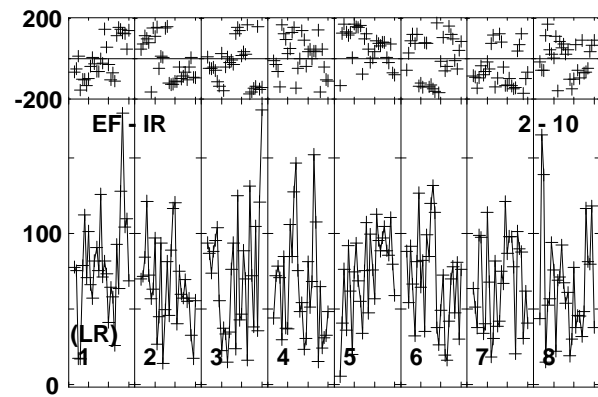
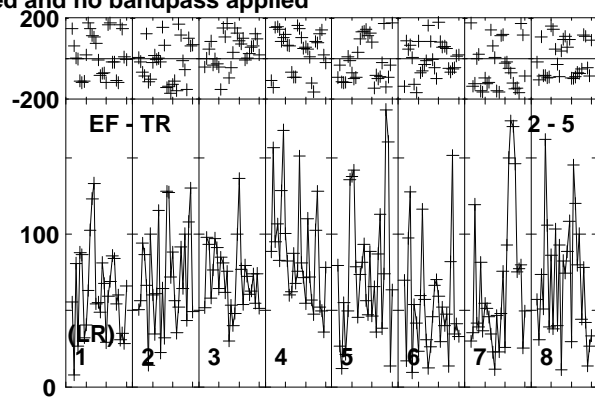
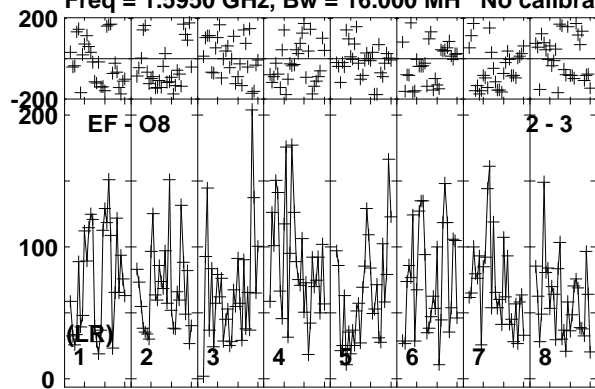


Lower frame: Milli Ampl Jy Top frame: Phas deg
Vector averaged cross-power spectrum Baseline: EF (02) - O8 (03)
Timerange: 01/12:06:21 to 01/12:08:19

Plot file version 92 created 14-MAY-2020 16:24:28

R12 EN005E.UVDATA.1

Freq = 1.5950 GHz, Bw = 16.000 MH No calibration applied and no bandpass applied

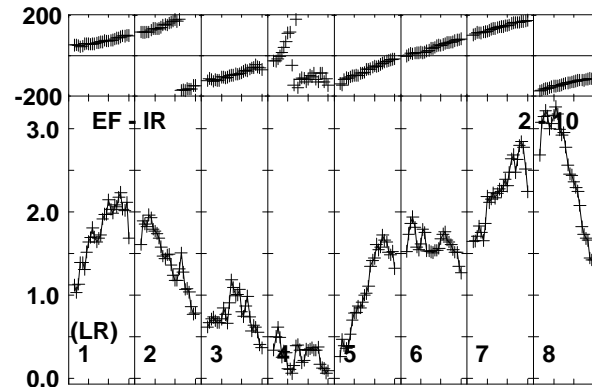
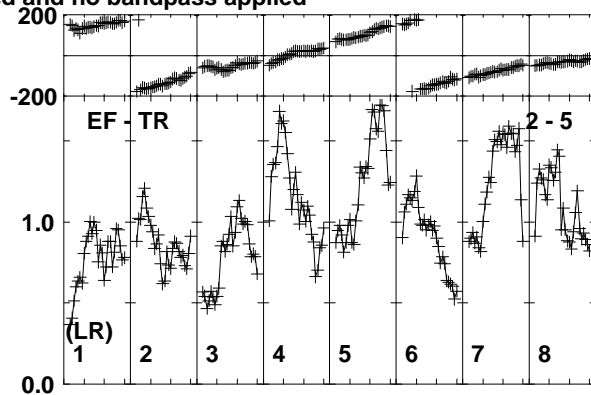
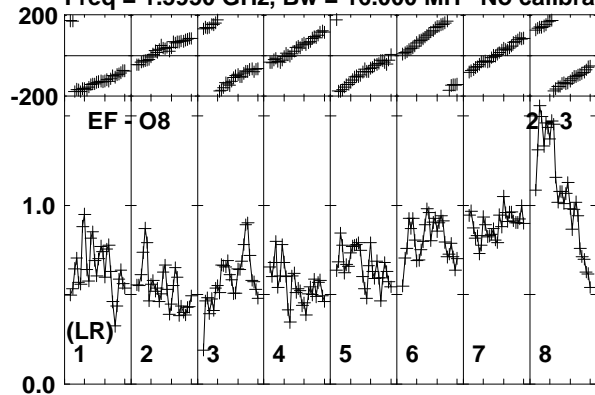


Lower frame: Micro Ampl Jy Top frame: Phas deg
Vector averaged cross-power spectrum Baseline: EF (02) - O8 (03)
Timerange: 01/12:08:21 to 01/12:13:20

Plot file version 93 created 14-MAY-2020 16:24:28

J2009+7229 EN005E.UVDATA.1

Freq = 1.5950 GHz, Bw = 16.000 MH No calibration applied and no bandpass applied

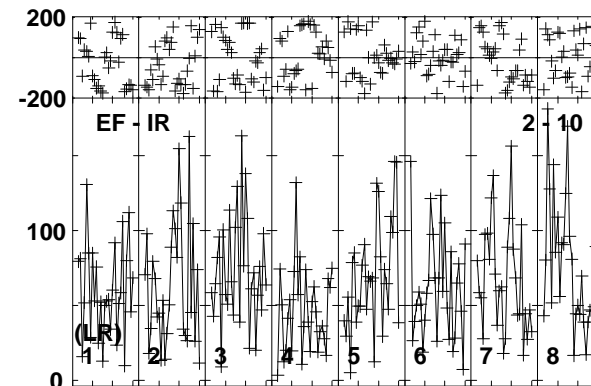
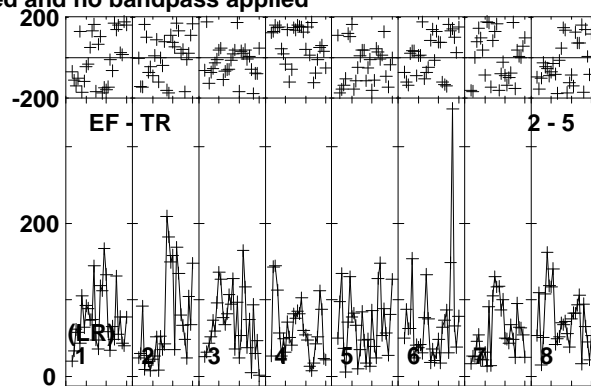
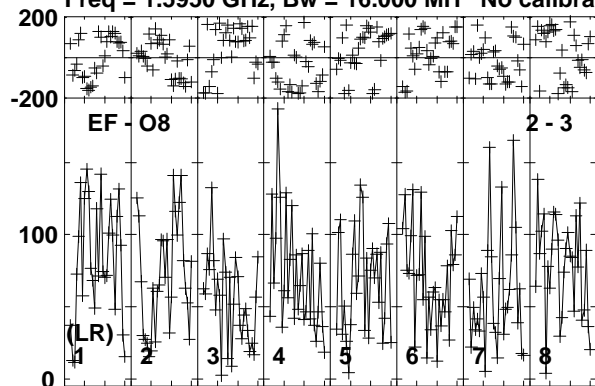


Lower frame: Milli Ampl Jy Top frame: Phas deg
Vector averaged cross-power spectrum Baseline: EF (02) - O8 (03)
Timerange: 01/12:14:31 to 01/12:15:59

Plot file version 94 created 14-MAY-2020 16:24:28

R12 EN005E.UVDATA.1

Freq = 1.5950 GHz, Bw = 16.000 MH No calibration applied and no bandpass applied

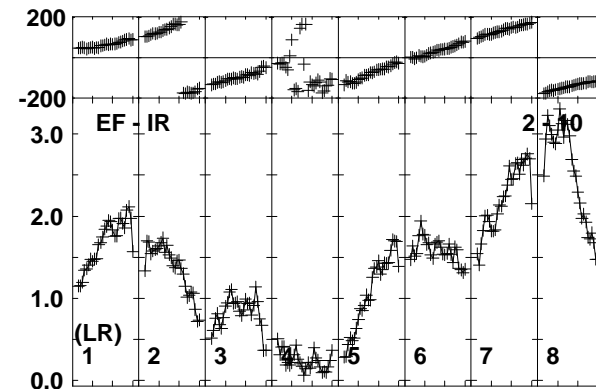
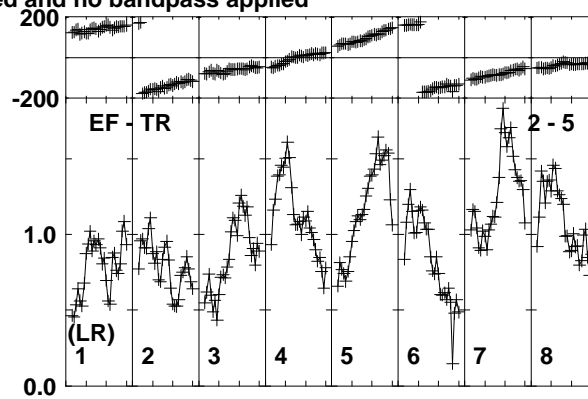
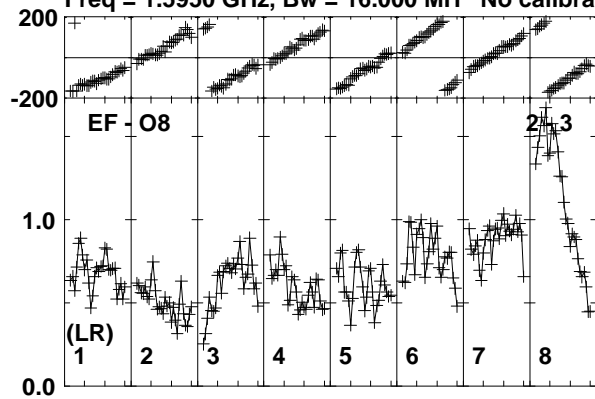


Lower frame: Micro Ampl Jy Top frame: Phas deg
Vector averaged cross-power spectrum Baseline: EF (02) - O8 (03)
Timerange: 01/12:16:01 to 01/12:21:00

Plot file version 95 created 14-MAY-2020 16:24:28

J2009+7229 EN005E.UVDATA.1

Freq = 1.5950 GHz, Bw = 16.000 MH No calibration applied and no bandpass applied

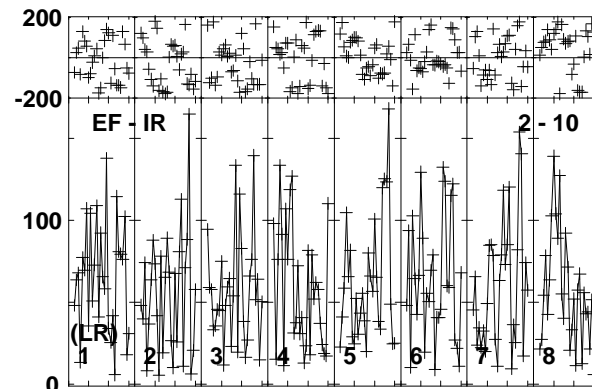
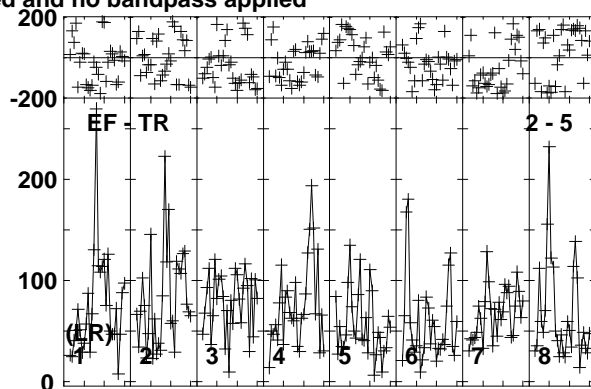
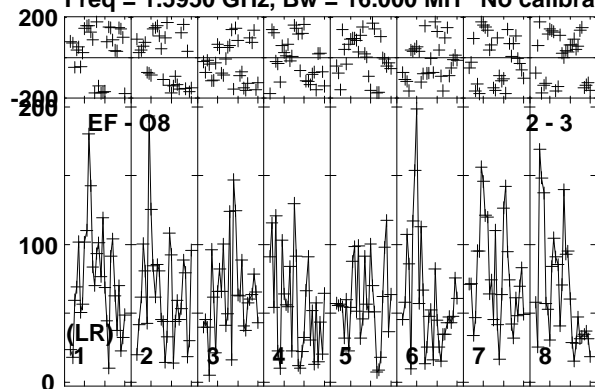


Lower frame: Milli Ampl Jy Top frame: Phas deg
Vector averaged cross-power spectrum Baseline: EF (02) - O8 (03)
Timerange: 01/12:21:00 to 01/12:22:59

Plot file version 96 created 14-MAY-2020 16:24:28

R12 EN005E.UVDATA.1

Freq = 1.5950 GHz, Bw = 16.000 MH No calibration applied and no bandpass applied

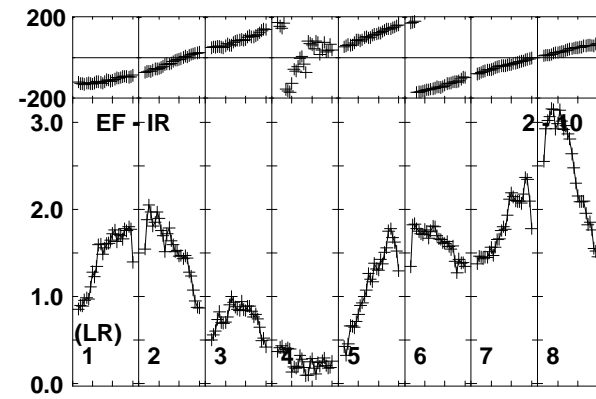
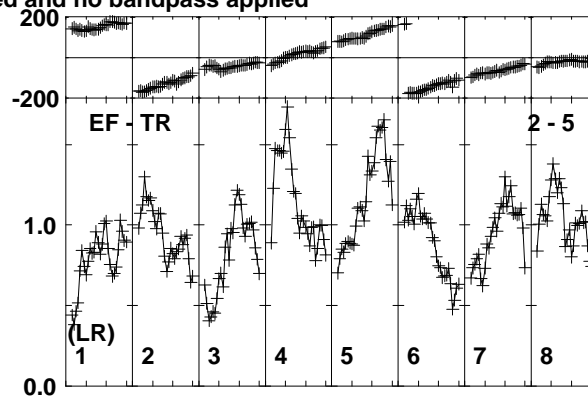
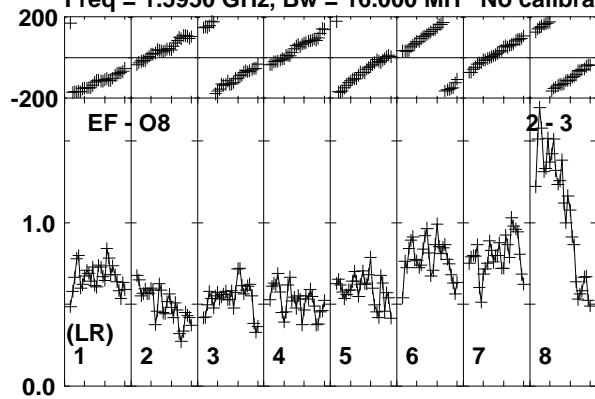


Lower frame: Micro Ampl Jy Top frame: Phas deg
Vector averaged cross-power spectrum Baseline: EF (02) - O8 (03)
Timerange: 01/12:23:01 to 01/12:28:00

Plot file version 97 created 14-MAY-2020 16:24:29

J2009+7229 EN005E.UVDATA.1

Freq = 1.5950 GHz, Bw = 16.000 MH No calibration applied and no bandpass applied

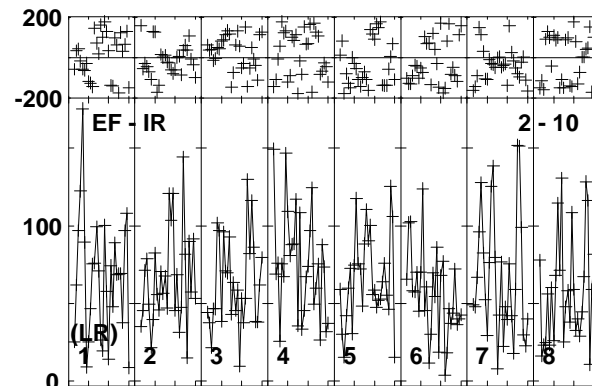
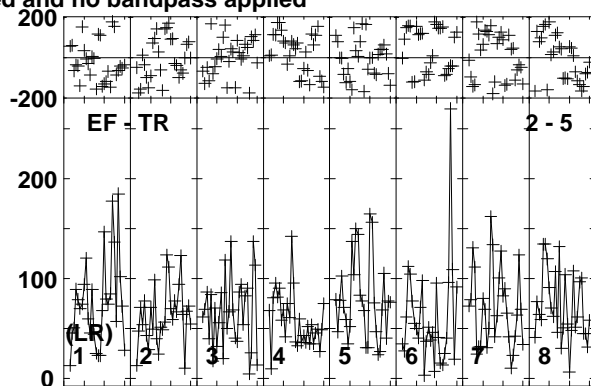
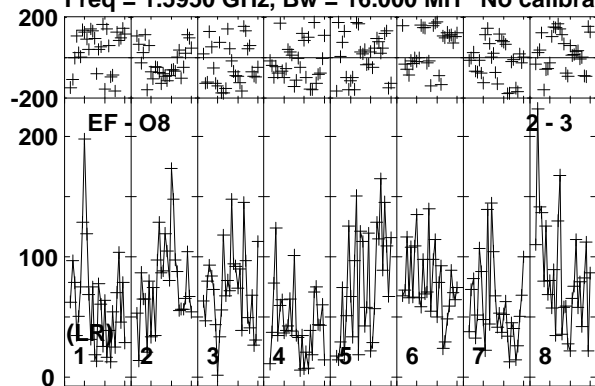


Lower frame: Milli Ampl Jy Top frame: Phas deg
Vector averaged cross-power spectrum Baseline: EF (02) - O8 (03)
Timerange: 01/12:29:01 to 01/12:30:29

Plot file version 98 created 14-MAY-2020 16:24:29

R12 EN005E.UVDATA.1

Freq = 1.5950 GHz, Bw = 16.000 MH No calibration applied and no bandpass applied

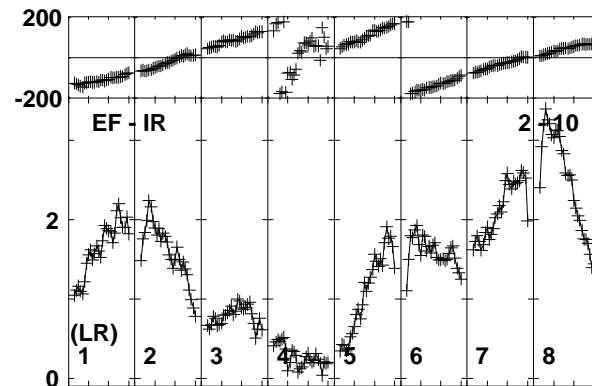
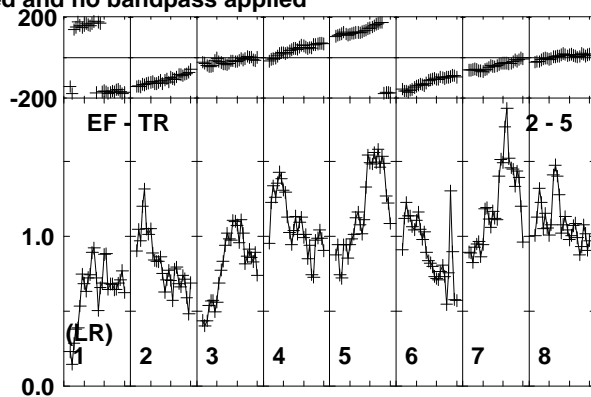
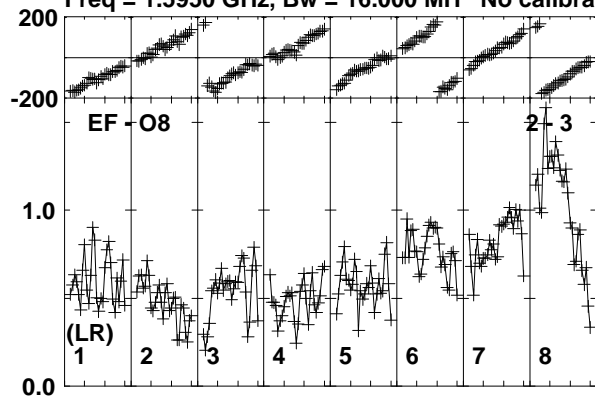


Lower frame: Micro Ampl Jy Top frame: Phas deg
Vector averaged cross-power spectrum Baseline: EF (02) - O8 (03)
Timerange: 01/12:30:31 to 01/12:35:30

Plot file version 99 created 14-MAY-2020 16:24:29

J2009+7229 EN005E.UVDATA.1

Freq = 1.5950 GHz, Bw = 16.000 MH No calibration applied and no bandpass applied

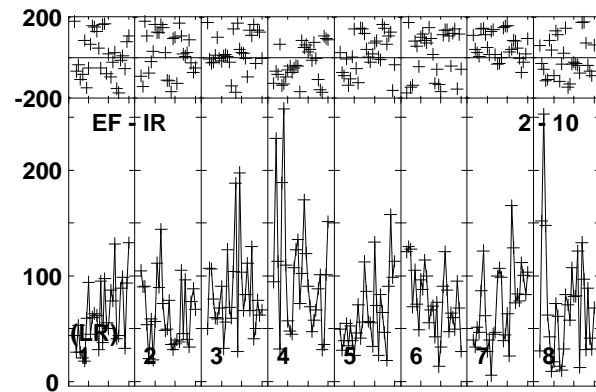
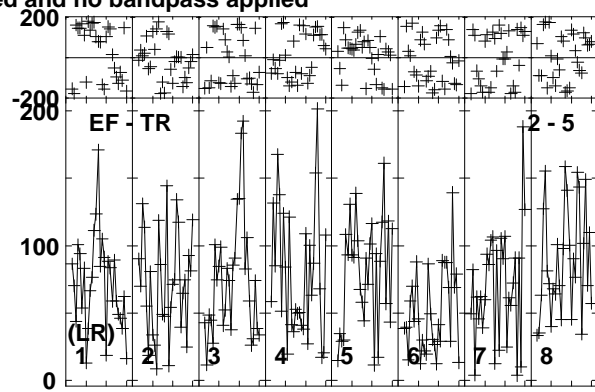
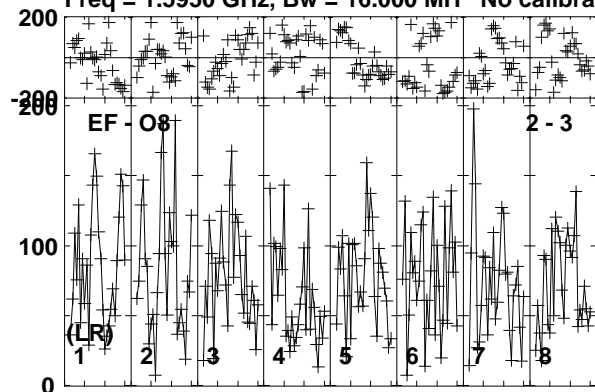


Lower frame: Milli Ampl Jy Top frame: Phas deg
Vector averaged cross-power spectrum Baseline: EF (02) - O8 (03)
Timerange: 01/12:35:30 to 01/12:37:30

Plot file version 100 created 14-MAY-2020 16:24:29

R12 EN005E.UVDATA.1

Freq = 1.5950 GHz, Bw = 16.000 MH No calibration applied and no bandpass applied

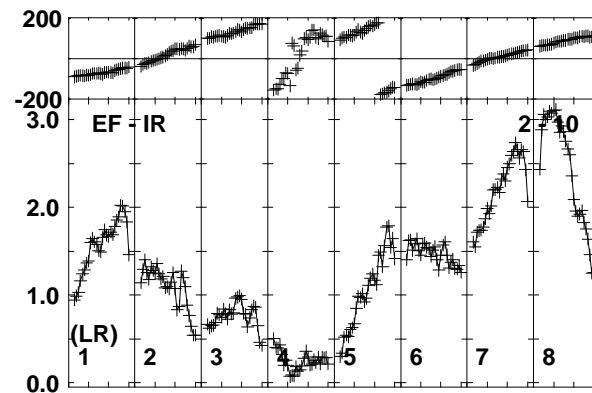
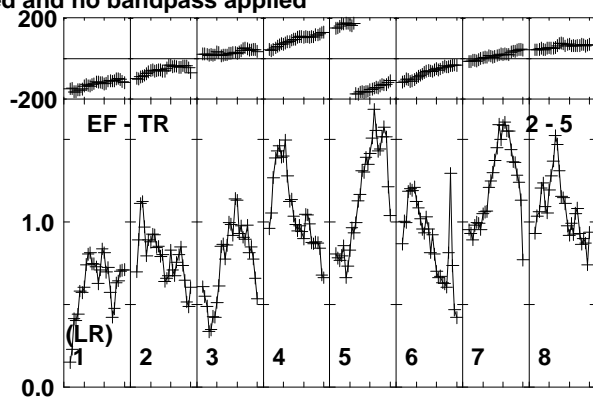
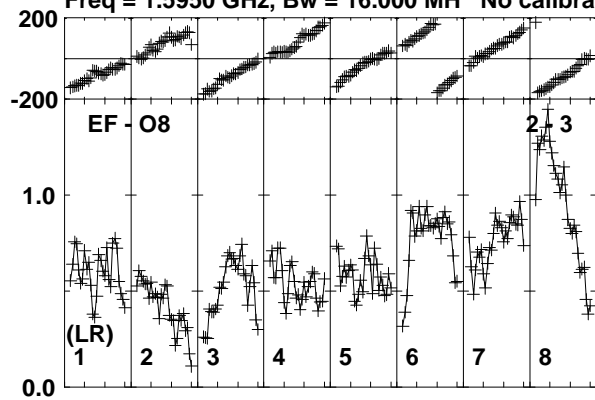


Lower frame: Micro Ampl Jy Top frame: Phas deg
Vector averaged cross-power spectrum Baseline: EF (02) - O8 (03)
Timerange: 01/12:37:31 to 01/12:41:29

Plot file version 101 created 14-MAY-2020 16:24:29

J2009+7229 EN005E.UVDATA.1

Freq = 1.5950 GHz, Bw = 16.000 MH No calibration applied and no bandpass applied

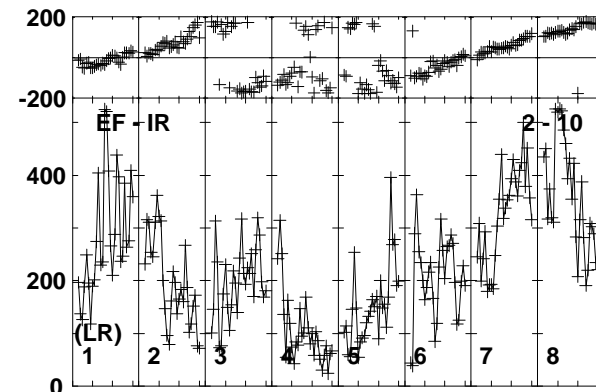
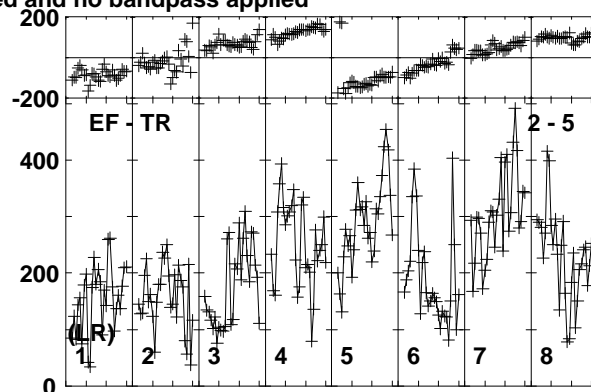
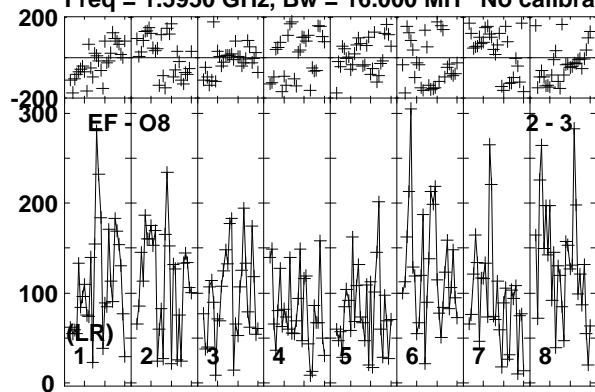


Lower frame: Milli Ampl Jy Top frame: Phas deg
Vector averaged cross-power spectrum Baseline: EF (02) - O8 (03)
Timerange: 01/12:42:31 to 01/12:43:59

Plot file version 102 created 14-MAY-2020 16:24:29

J1941+7221 EN005E.UVDATA.1

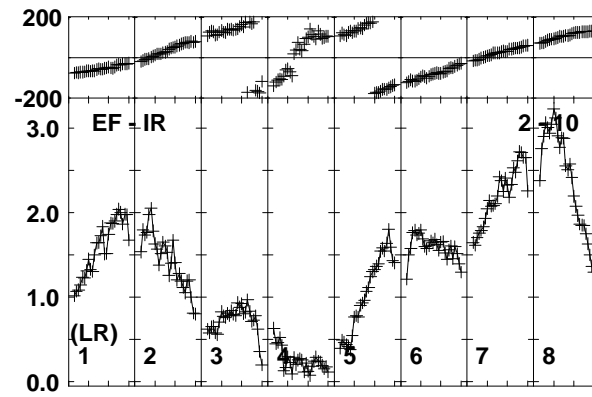
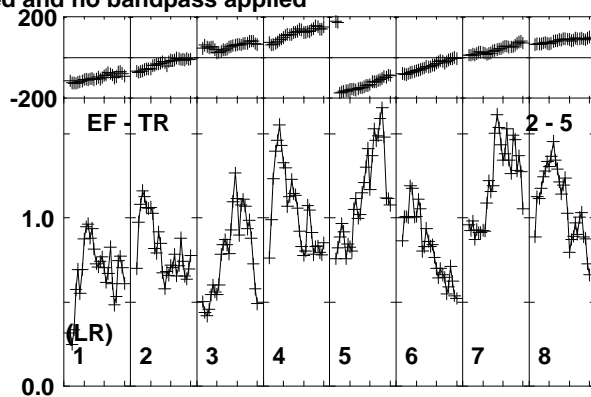
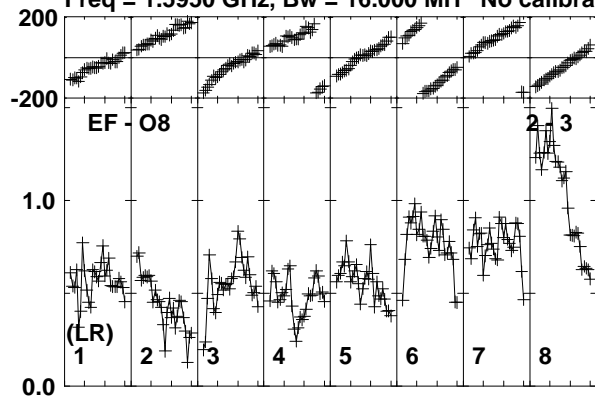
Freq = 1.5950 GHz, Bw = 16.000 MH No calibration applied and no bandpass applied



Lower frame: Micro Ampl Jy Top frame: Phas deg
Vector averaged cross-power spectrum Baseline: EF (02) - O8 (03)
Timerange: 01/12:44:00 to 01/12:46:59

Plot file version 103 created 14-MAY-2020 16:24:29
J2009+7229 EN005E.UVDATA.1

Freq = 1.5950 GHz, Bw = 16.000 MH No calibration applied and no bandpass applied

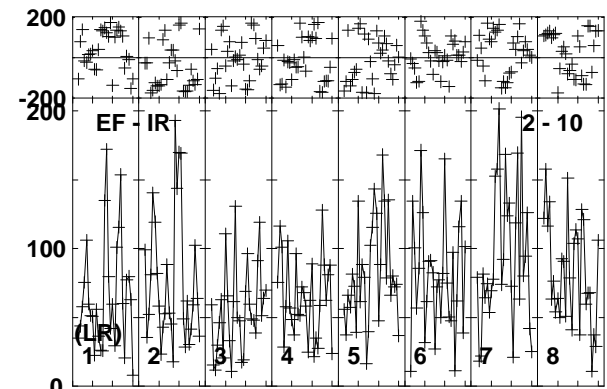
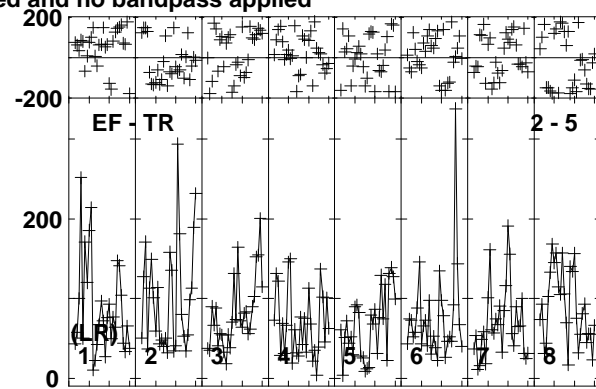
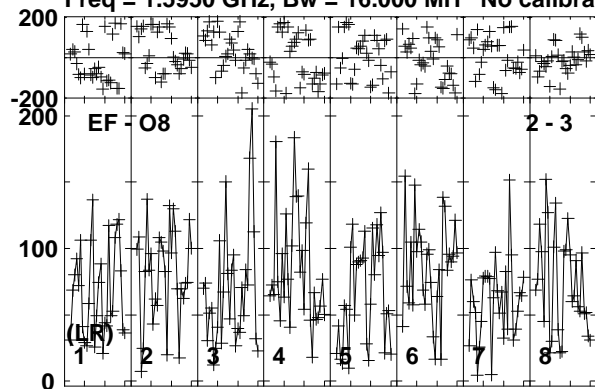


Lower frame: Milli Ampl Jy Top frame: Phas deg
Vector averaged cross-power spectrum Baseline: EF (02) - O8 (03)
Timerange: 01/12:47:01 to 01/12:48:59

Plot file version 104 created 14-MAY-2020 16:24:29

R12 EN005E.UVDATA.1

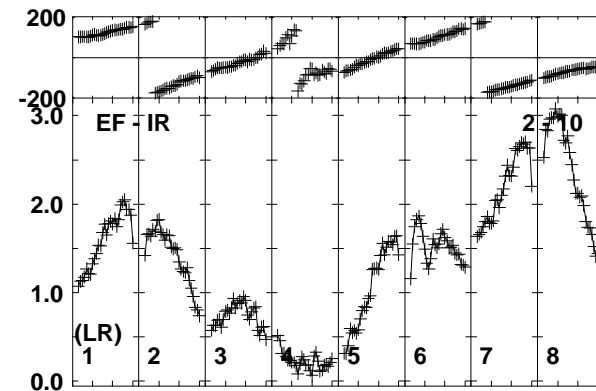
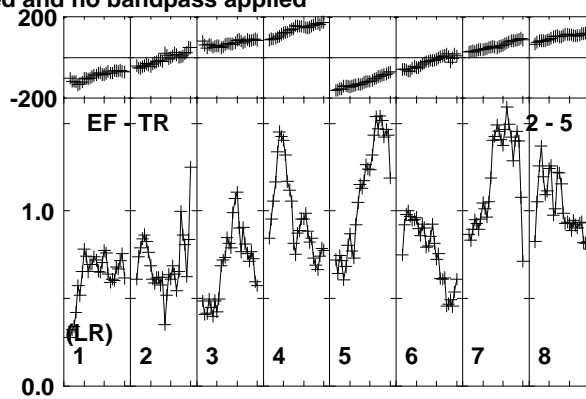
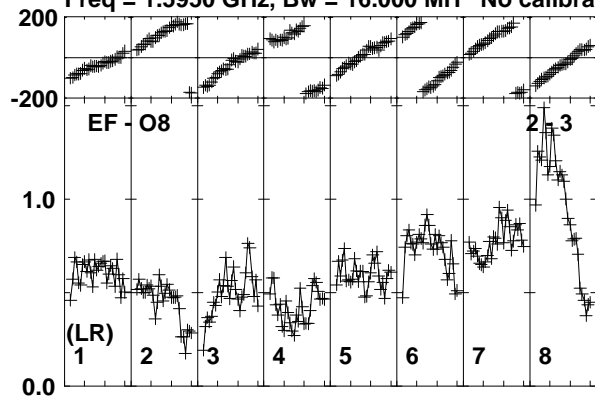
Freq = 1.5950 GHz, Bw = 16.000 MH No calibration applied and no bandpass applied



Lower frame: Micro Ampl Jy Top frame: Phas deg
Vector averaged cross-power spectrum Baseline: EF (02) - O8 (03)
Timerange: 01/12:49:00 to 01/12:52:59

Plot file version 105 created 14-MAY-2020 16:24:29
J2009+7229 EN005E.UVDATA.1

Freq = 1.5950 GHz, Bw = 16.000 MH No calibration applied and no bandpass applied

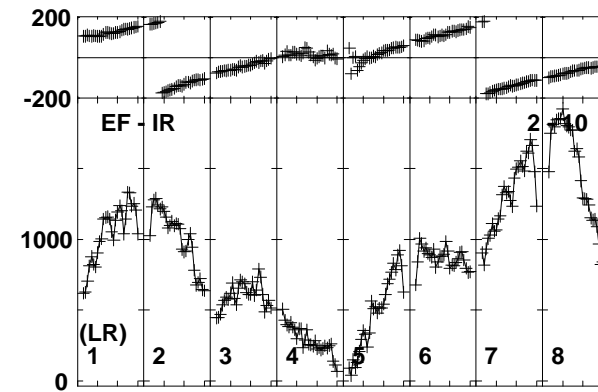
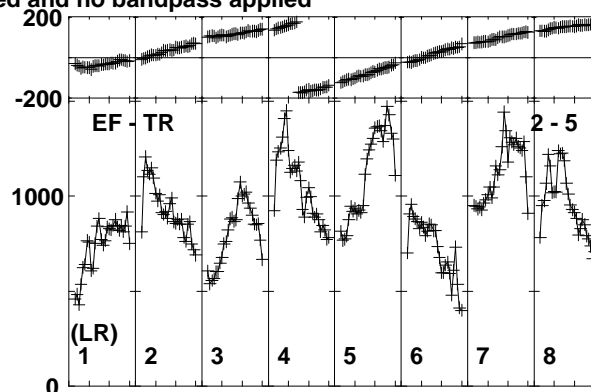
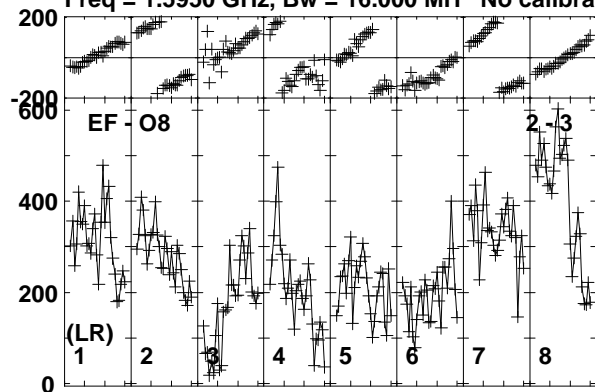


Lower frame: Milli Ampl Jy Top frame: Phas deg
Vector averaged cross-power spectrum Baseline: EF (02) - O8 (03)
Timerange: 01/12:54:01 to 01/12:55:59

Plot file version 106 created 14-MAY-2020 16:24:29

J2005+7752 EN005E.UVDATA.1

Freq = 1.5950 GHz, Bw = 16.000 MH No calibration applied and no bandpass applied



Lower frame: Micro Ampl Jy Top frame: Phas deg
Vector averaged cross-power spectrum Baseline: EF (02) - O8 (03)
Timerange: 01/12:56:00 to 01/12:59:59