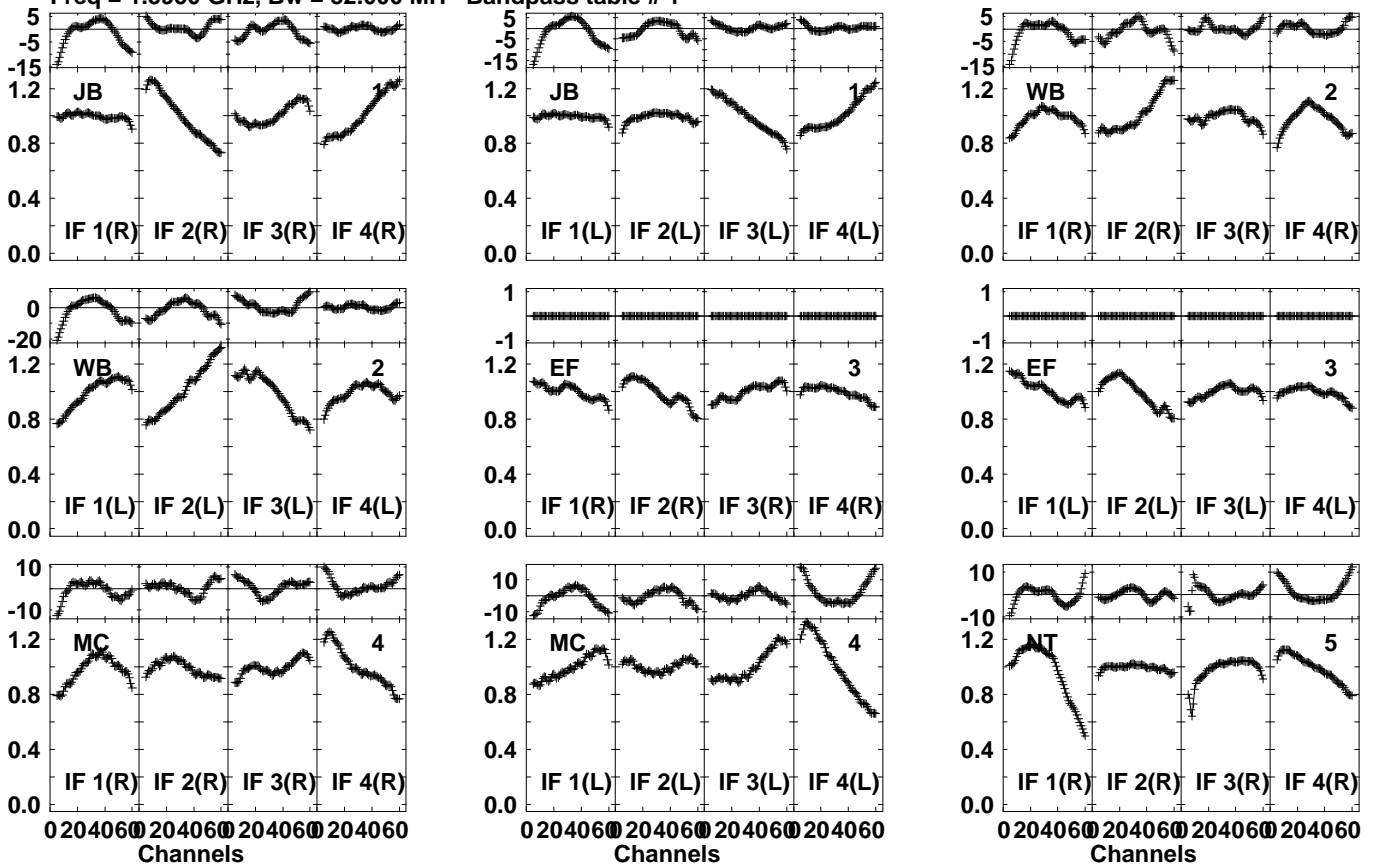


Plot file version 1 created 01-OCT-2021 12:13:29
 EN007C.UVDATA.1
 Freq = 1.5950 GHz, Bw = 32.000 MH Bandpass table # 1

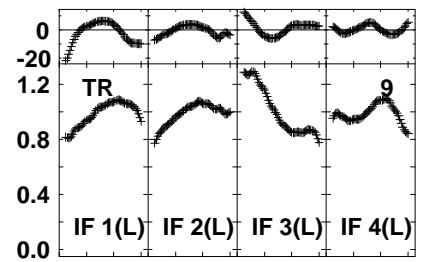
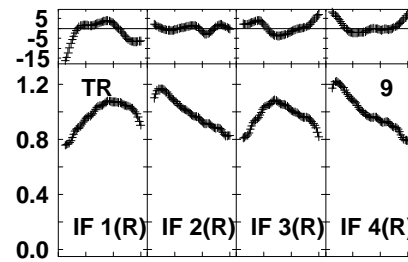
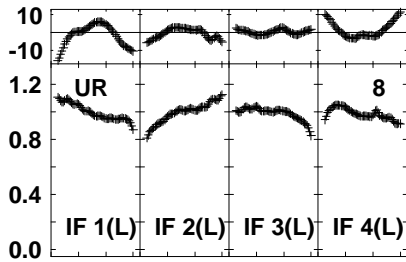
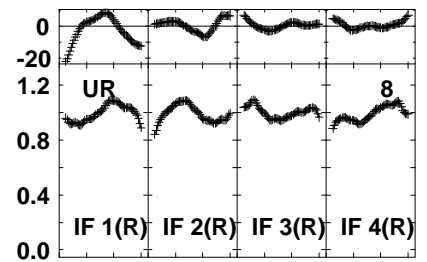
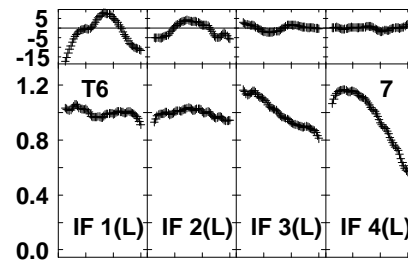
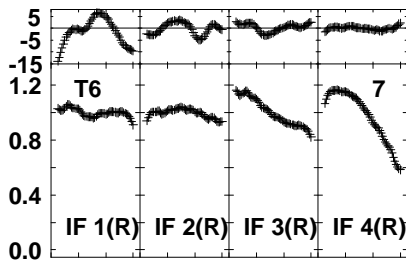
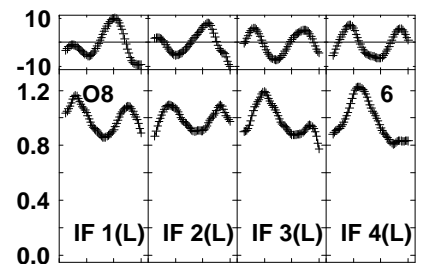
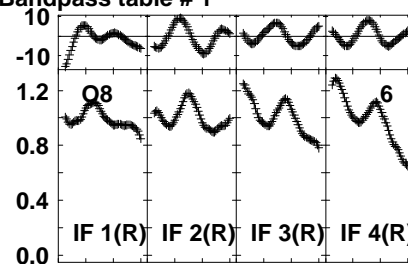
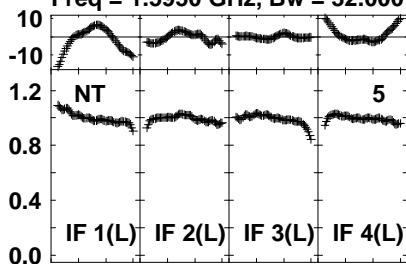


Lower frame: BP ampl Top frame: BP phase
 Bandpass table spectrum Antenna: *
 Timerange: 00/00:00:01 to 999/00:00:00

Plot file version 2 created 01-OCT-2021 12:13:29

EN007C.UVDATA.1

Freq = 1.5950 GHz, Bw = 32.000 MH Bandpass table # 1



0 204060 204060 204060 204060
Channels

0 204060 204060 204060 204060
Channels

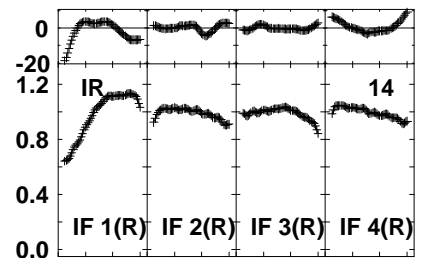
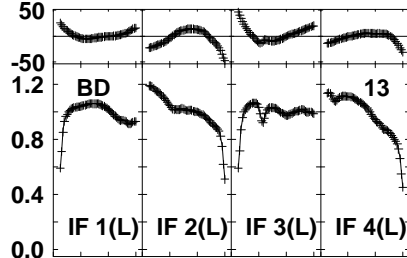
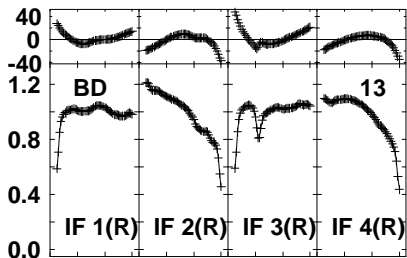
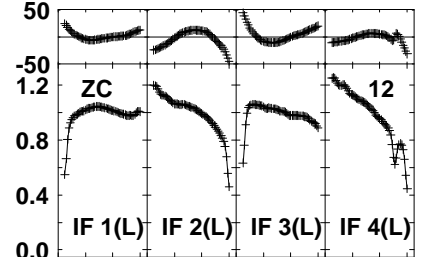
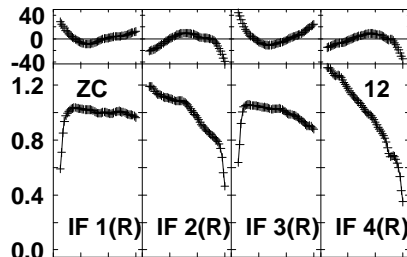
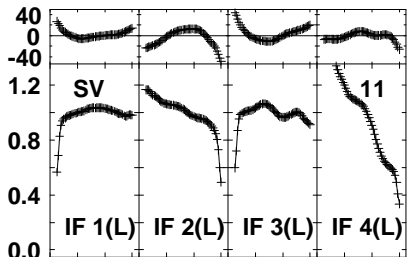
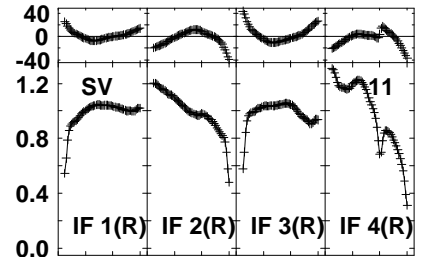
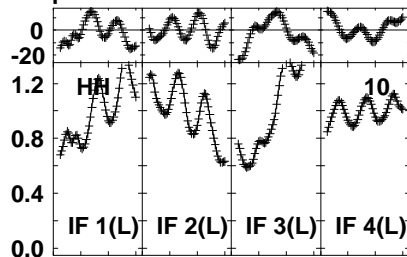
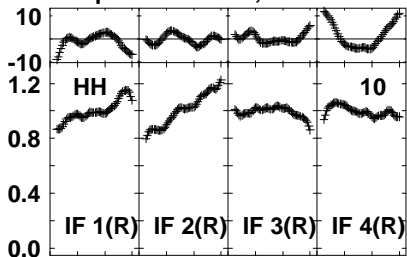
0 204060 204060 204060 204060
Channels

Lower frame: BP ampl Top frame: BP phase

Bandpass table spectrum Antenna: *

Timerange: 00/00:00:01 to 999/00:00:00

Plot file version 3 created 01-OCT-2021 12:13:29
 EN007C.UVDATA.1
 Freq = 1.5950 GHz, Bw = 32.000 MH Bandpass table # 1



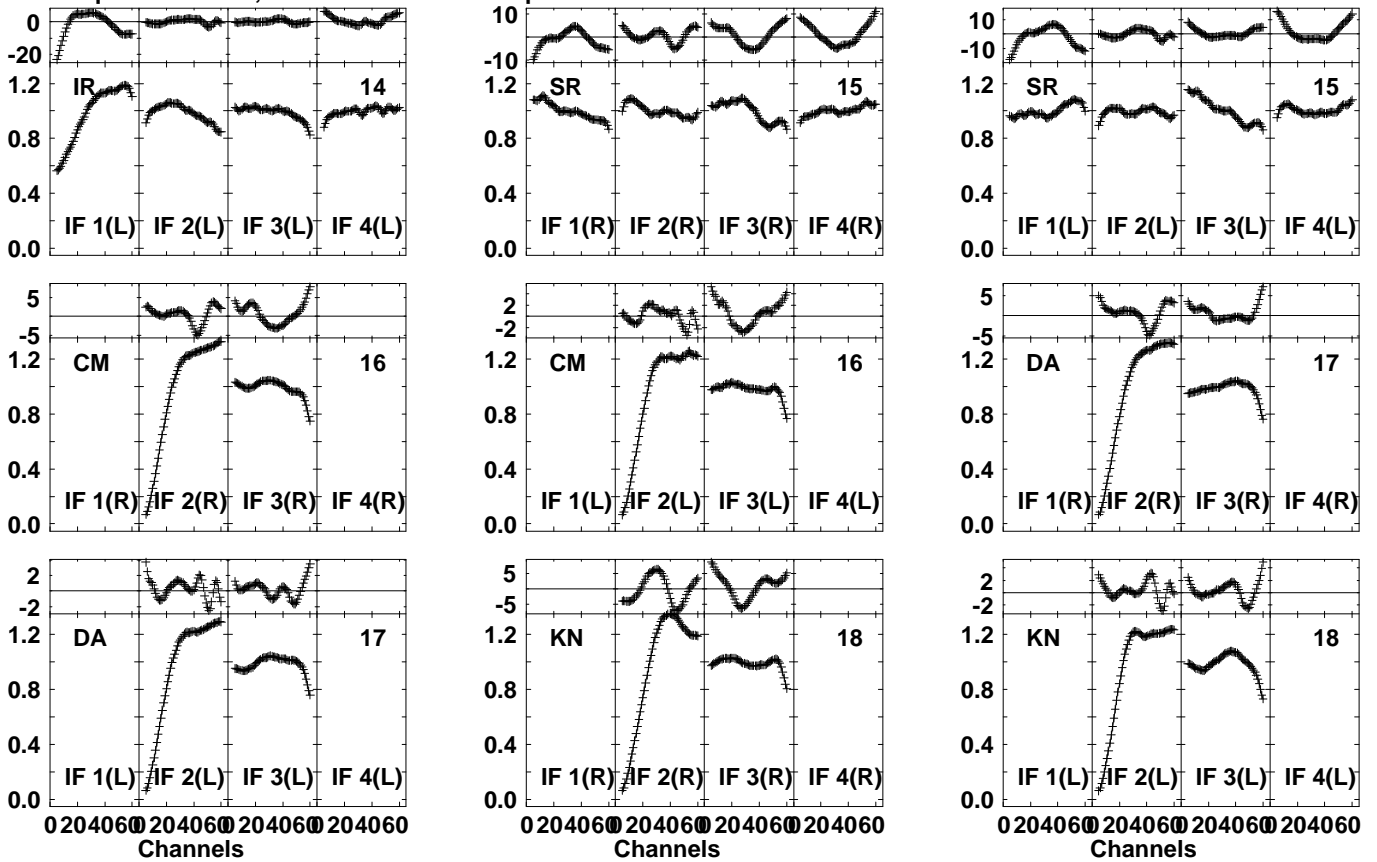
0 204060 204060 204060 204060
 Channels

0 204060 204060 204060 204060
 Channels

0 204060 204060 204060 204060
 Channels

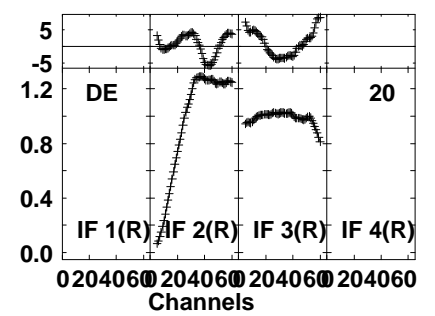
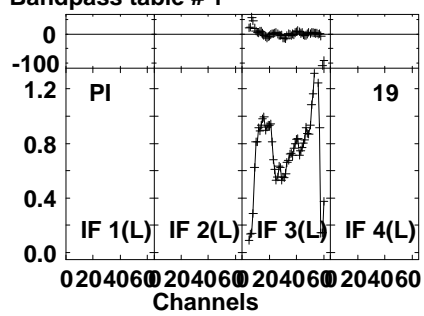
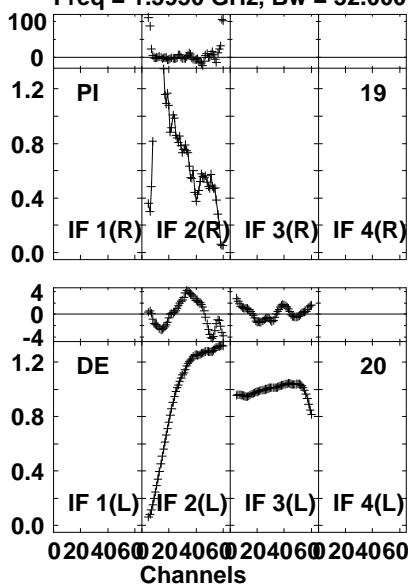
Lower frame: BP ampl Top frame: BP phase
 Bandpass table spectrum Antenna: *
 Timerange: 00/00:00:01 to 999/00:00:00

Plot file version 4 created 01-OCT-2021 12:13:29
 EN007C.UVDATA.1
 Freq = 1.5950 GHz, Bw = 32.000 MH Bandpass table # 1



Lower frame: BP ampl Top frame: BP phase
 Bandpass table spectrum Antenna: *
 Timerange: 00/00:00:01 to 999/00:00:00

Plot file version 5 created 01-OCT-2021 12:13:29
 EN007C.UVDATA.1
 Freq = 1.5950 GHz, Bw = 32.000 MH Bandpass table # 1



Lower frame: BP ampl Top frame: BP phase
 Bandpass table spectrum Antenna: *
 Timerange: 00/00:00:01 to 999/00:00:00