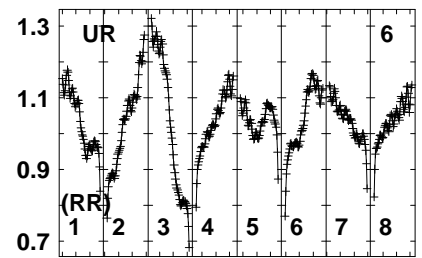
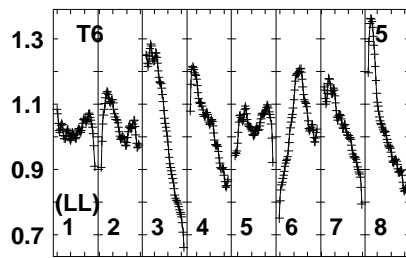
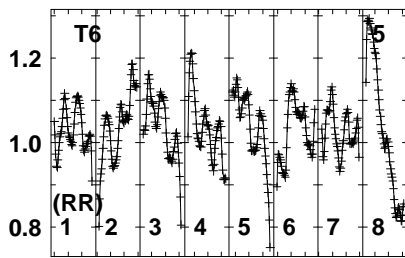
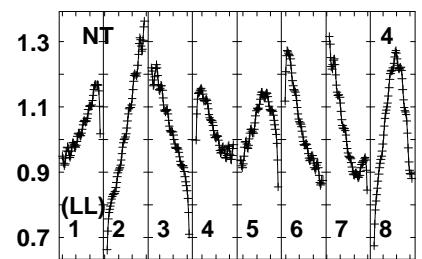
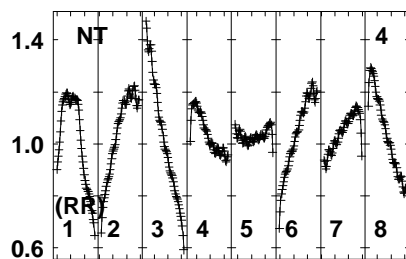
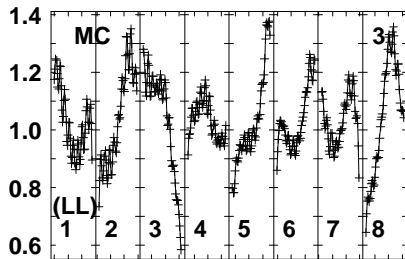
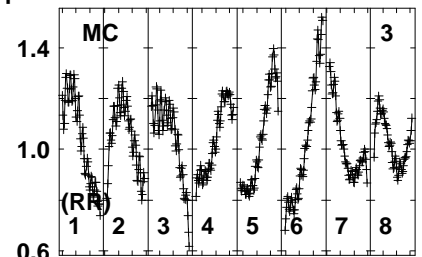
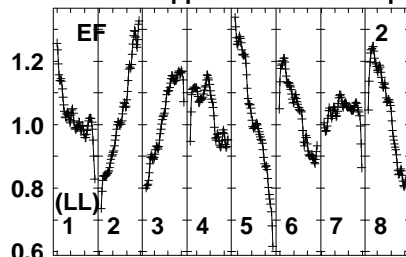
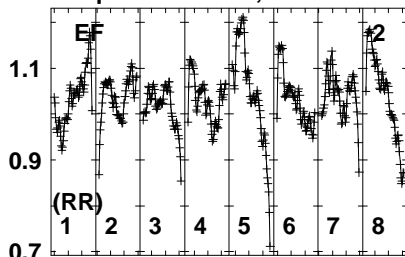


Plot file version 1 created 30-APR-2021 18:39:53

J1327+2210 EN008A.UVDATA.1

Freq = 8.2880 GHz, Bw = 32.000 MH No calibration applied and no bandpass applied



829032083603904204504808520
FREQ MHz

829032083603904204504808520
FREQ MHz

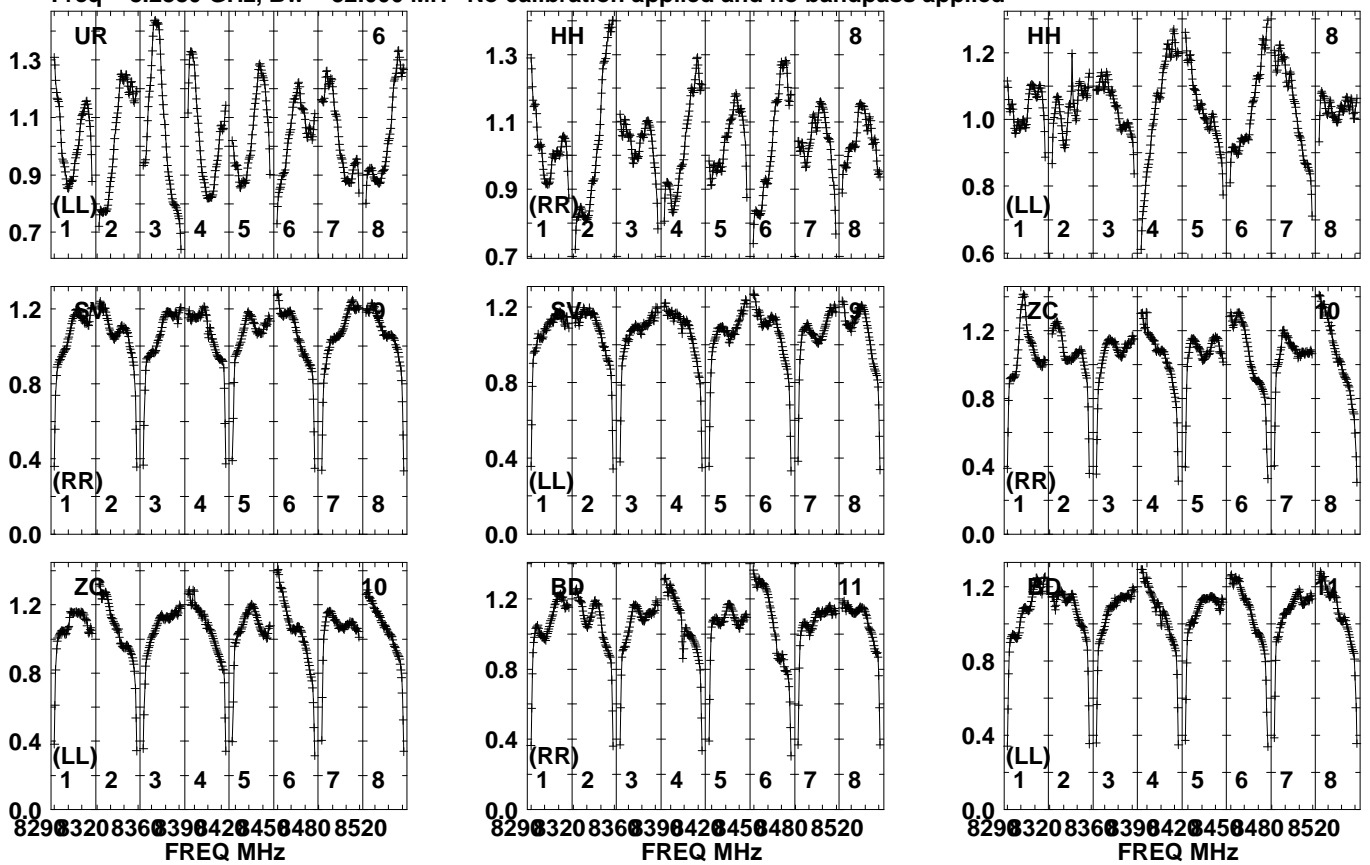
829032083603904204504808520
FREQ MHz

Lower frame: Real Jy
Auto-corr total-power spectrum Antenna: *
Timerange: 00/21:00:01 to 00/21:05:29

Plot file version 2 created 30-APR-2021 18:39:53

J1327+2210 EN008A.UVDATA.1

Freq = 8.2880 GHz, Bw = 32.000 MH No calibration applied and no bandpass applied

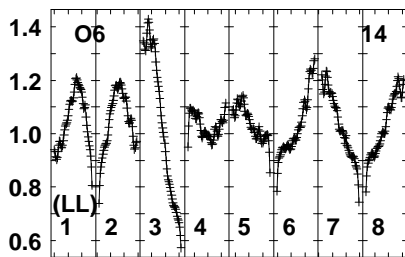
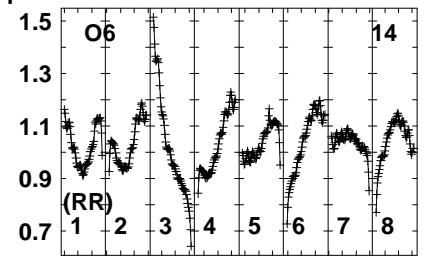
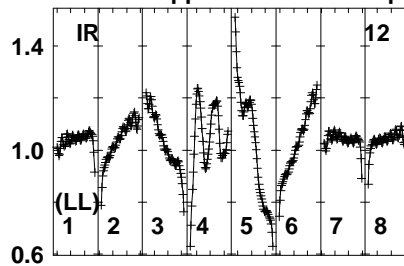
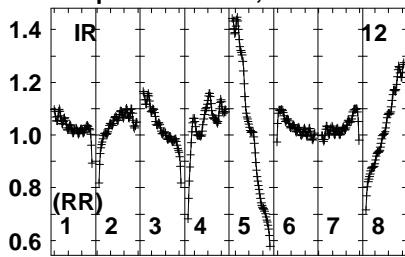


Lower frame: Real Jy
Auto-corr total-power spectrum Antenna: *
Timerange: 00/21:00:01 to 00/21:05:29

Plot file version 3 created 30-APR-2021 18:39:54

J1327+2210 EN008A.UVDATA.1

Freq = 8.2880 GHz, Bw = 32.000 MH No calibration applied and no bandpass applied

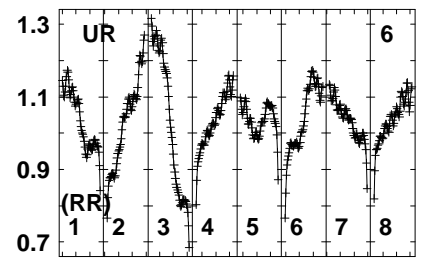
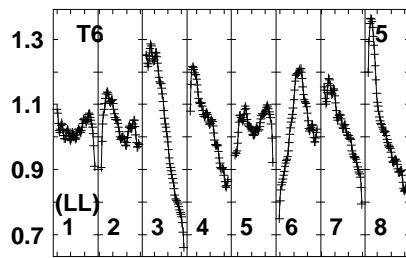
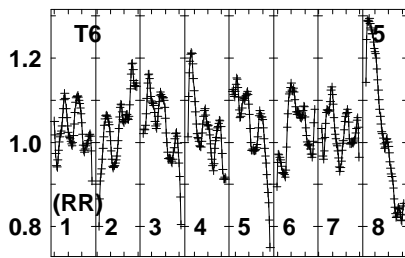
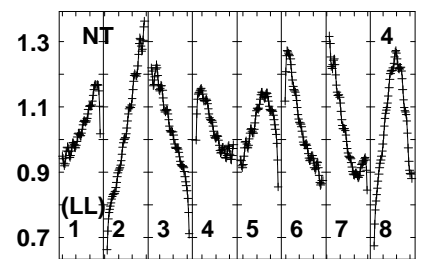
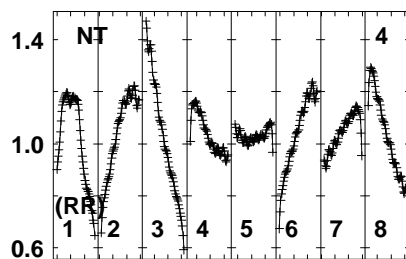
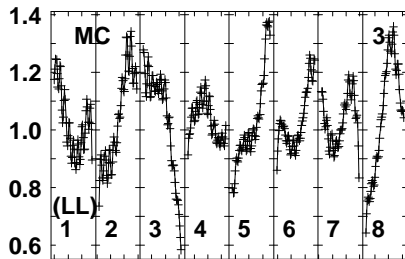
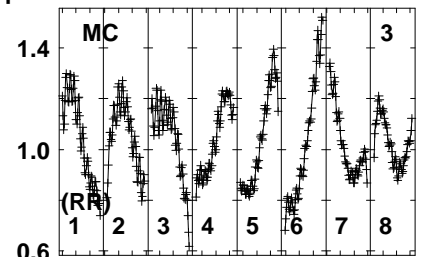
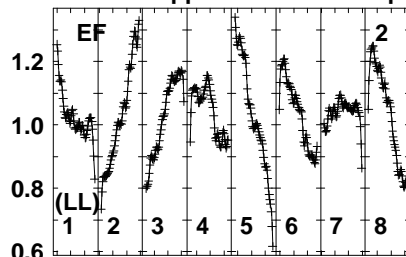
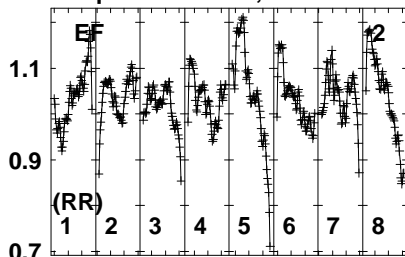


Lower frame: Real Jy
Auto-corr total-power spectrum Antenna: *
Timerange: 00/21:00:01 to 00/21:05:29

Plot file version 4 created 30-APR-2021 18:39:54

J1333+2725 EN008A.UVDATA.1

Freq = 8.2880 GHz, Bw = 32.000 MH No calibration applied and no bandpass applied



829032083603904204504808520
FREQ MHz

829032083603904204504808520
FREQ MHz

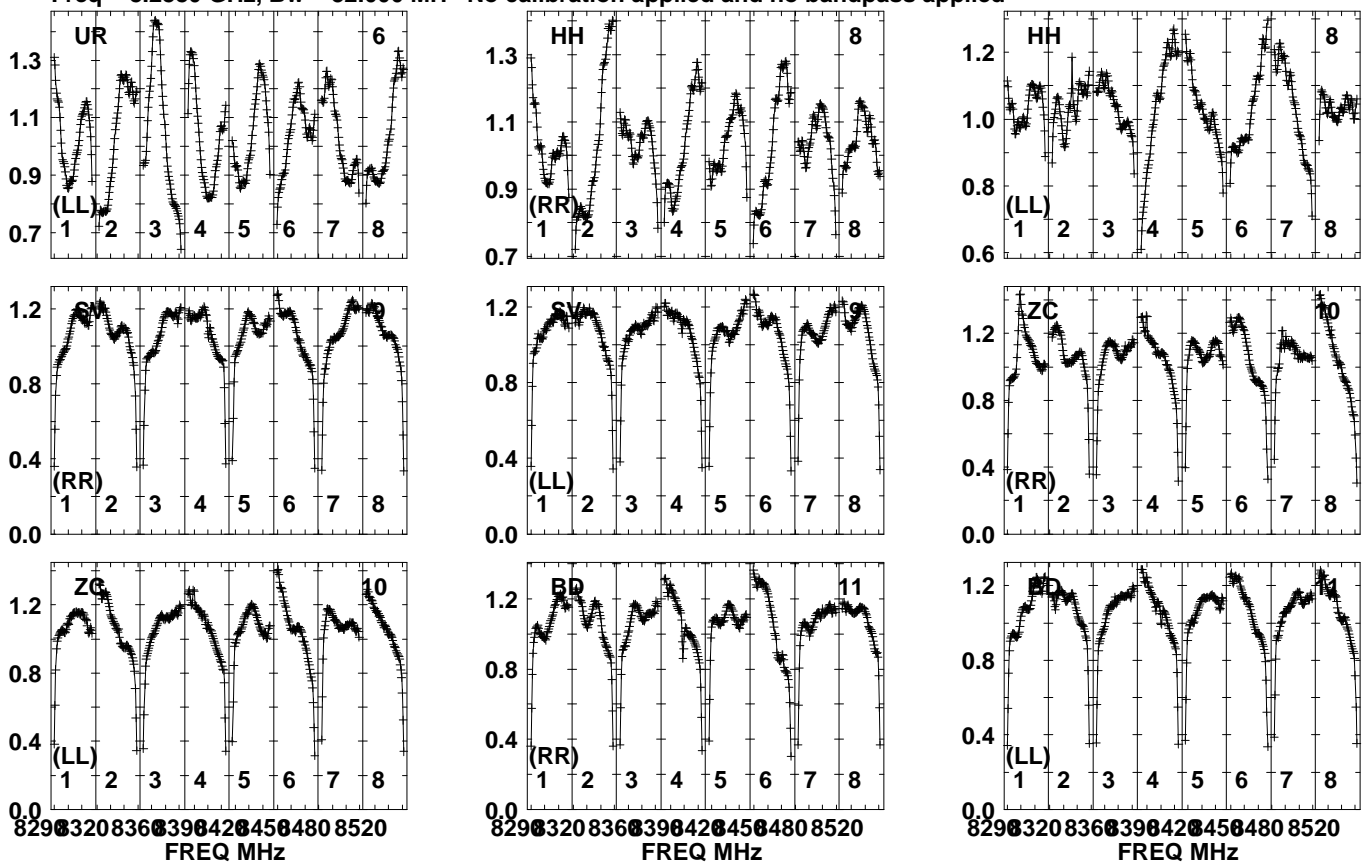
829032083603904204504808520
FREQ MHz

Lower frame: Real Jy
Auto-corr total-power spectrum Antenna: *
Timerange: 00/21:05:31 to 00/21:07:29

Plot file version 5 created 30-APR-2021 18:39:54

J1333+2725 EN008A.UVDATA.1

Freq = 8.2880 GHz, Bw = 32.000 MH No calibration applied and no bandpass applied

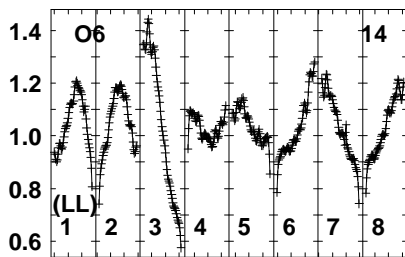
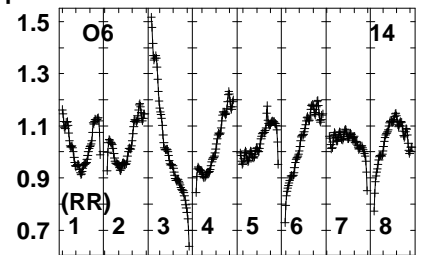
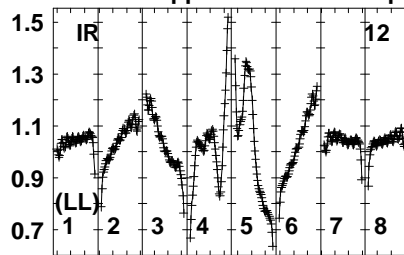
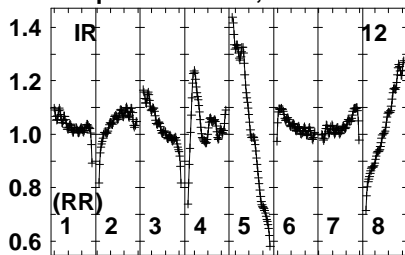


Lower frame: Real Jy
Auto-corr total-power spectrum Antenna: *
Timerange: 00/21:05:31 to 00/21:07:29

Plot file version 6 created 30-APR-2021 18:39:54

J1333+2725 EN008A.UVDATA.1

Freq = 8.2880 GHz, Bw = 32.000 MH No calibration applied and no bandpass applied

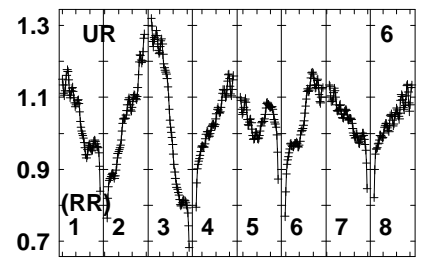
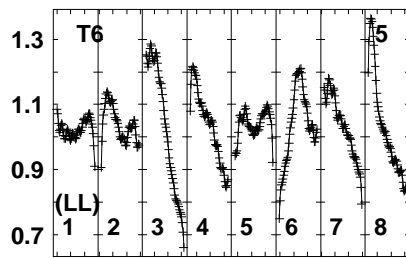
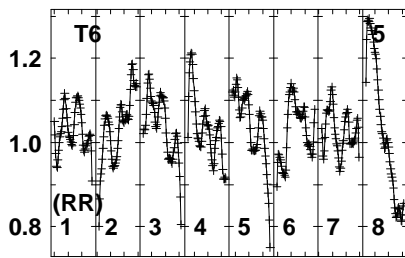
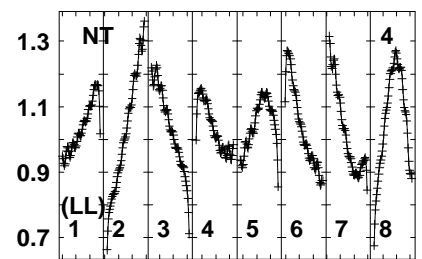
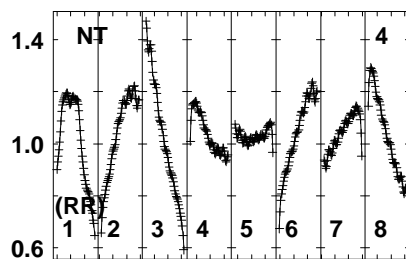
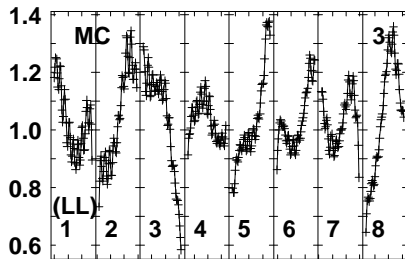
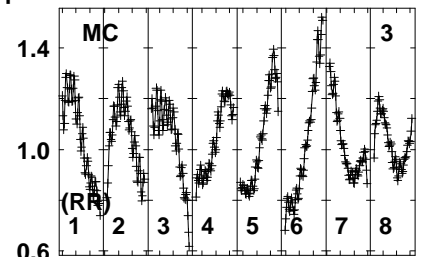
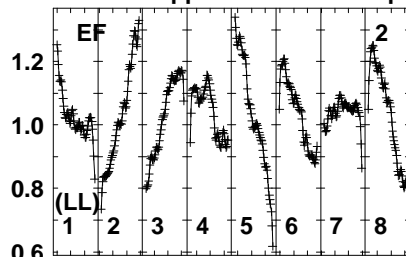
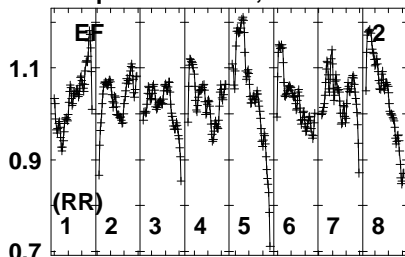


Lower frame: Real Jy
Auto-corr total-power spectrum Antenna: *
Timerange: 00/21:05:31 to 00/21:07:29

Plot file version 7 created 30-APR-2021 18:39:54

J1328+2752 EN008A.UVDATA.1

Freq = 8.2880 GHz, Bw = 32.000 MH No calibration applied and no bandpass applied



829032083603904204504808520
FREQ MHz

829032083603904204504808520
FREQ MHz

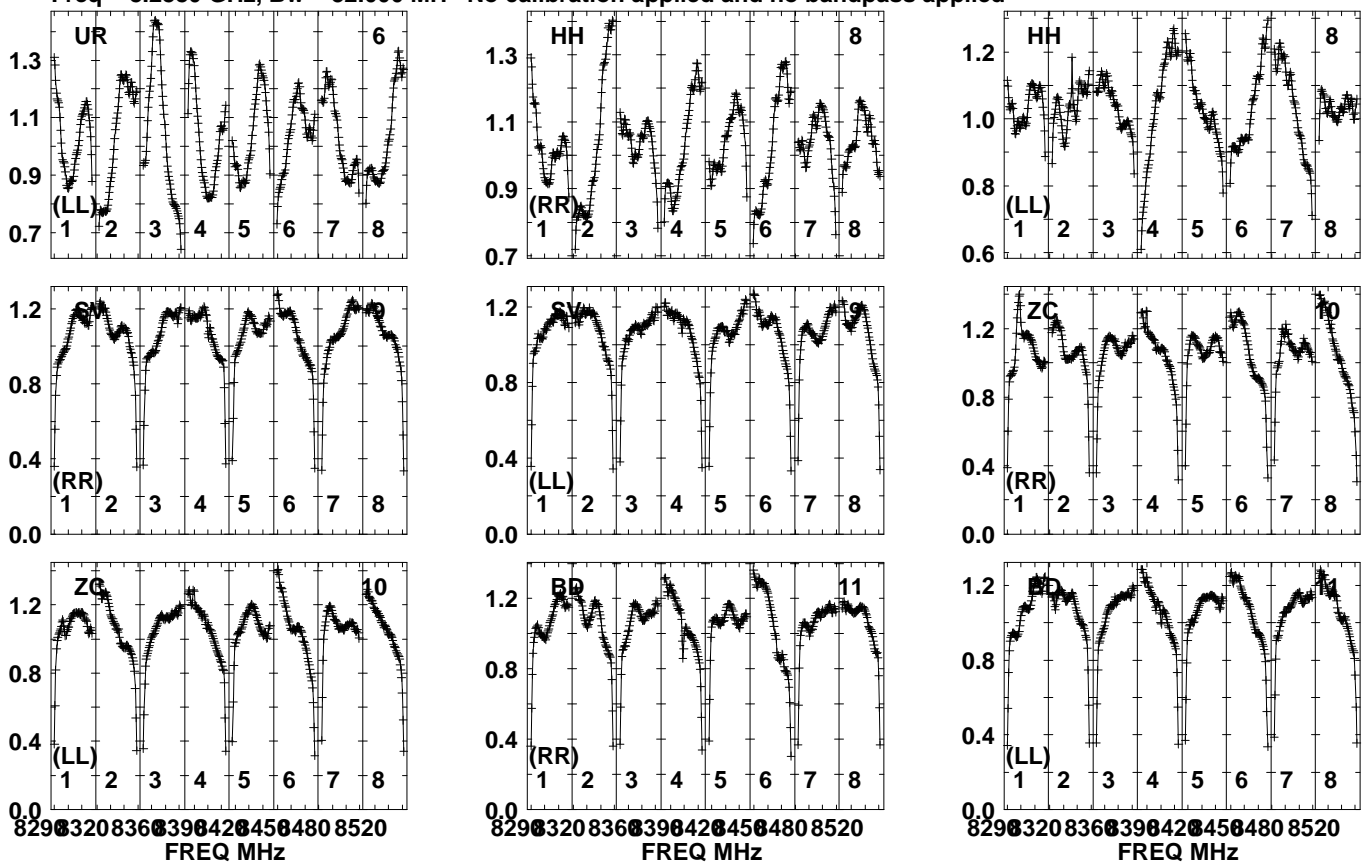
829032083603904204504808520
FREQ MHz

Lower frame: Real Jy
Auto-corr total-power spectrum Antenna: *
Timerange: 00/21:07:33 to 00/21:10:59

Plot file version 8 created 30-APR-2021 18:39:54

J1328+2752 EN008A.UVDATA.1

Freq = 8.2880 GHz, Bw = 32.000 MH No calibration applied and no bandpass applied

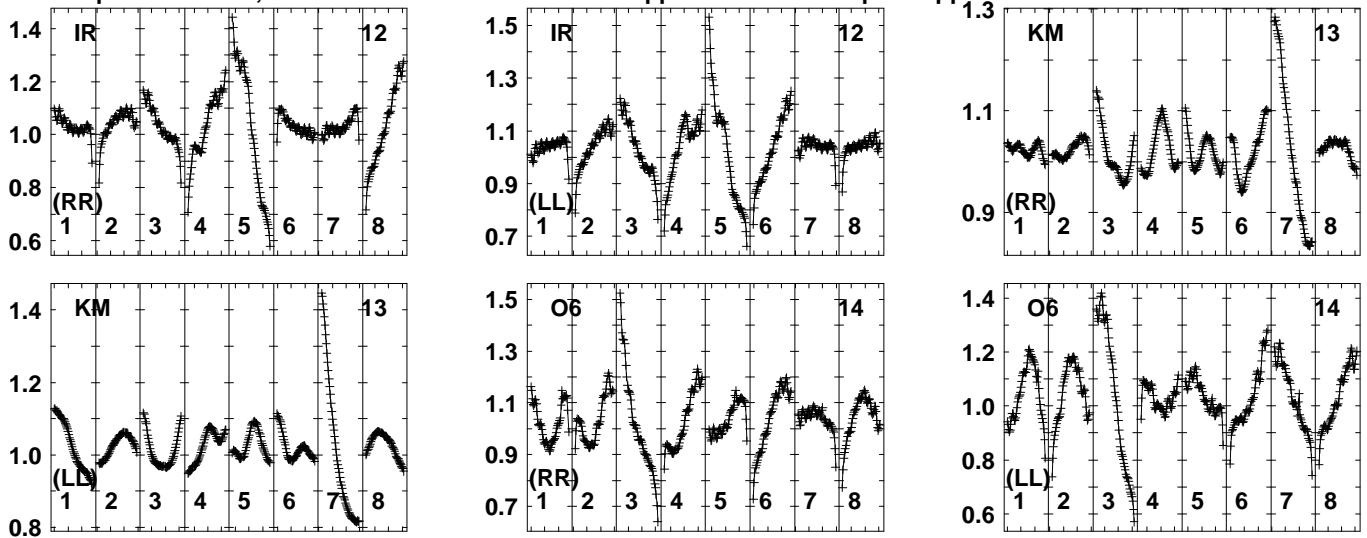


Lower frame: Real Jy
Auto-corr total-power spectrum Antenna: *
Timerange: 00/21:07:33 to 00/21:10:59

Plot file version 9 created 30-APR-2021 18:39:54

J1328+2752 EN008A.UVDATA.1

Freq = 8.2880 GHz, Bw = 32.000 MH No calibration applied and no bandpass applied

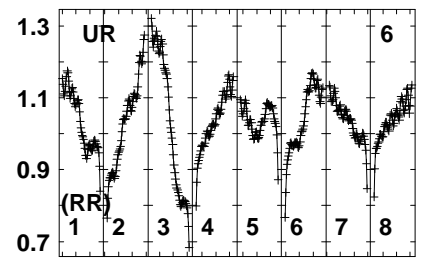
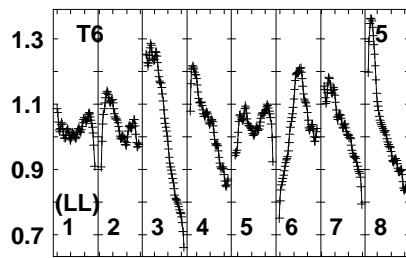
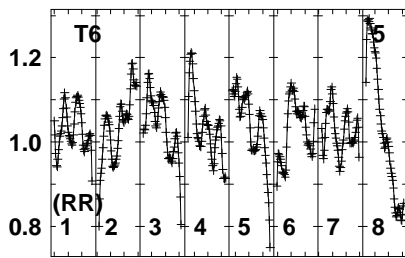
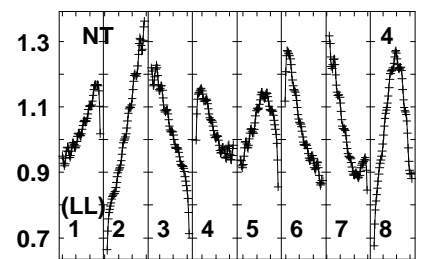
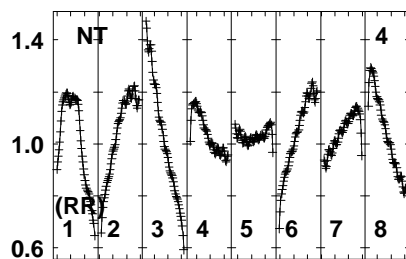
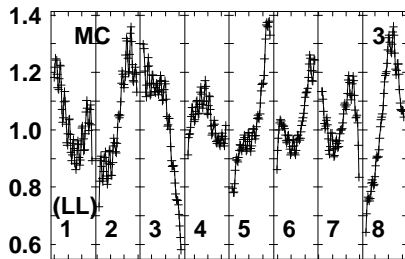
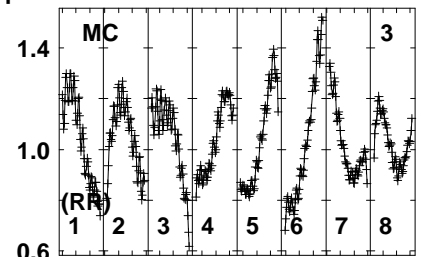
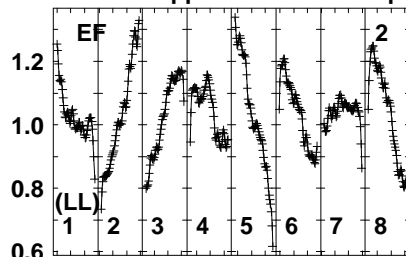
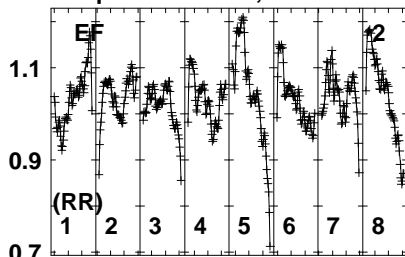


Lower frame: Real Jy
Auto-corr total-power spectrum Antenna: *
Timerange: 00/21:07:33 to 00/21:10:59

Plot file version 10 created 30-APR-2021 18:39:54

J1333+2725 EN008A.UVDATA.1

Freq = 8.2880 GHz, Bw = 32.000 MH No calibration applied and no bandpass applied



829032083603904204504808520
FREQ MHz

829032083603904204504808520
FREQ MHz

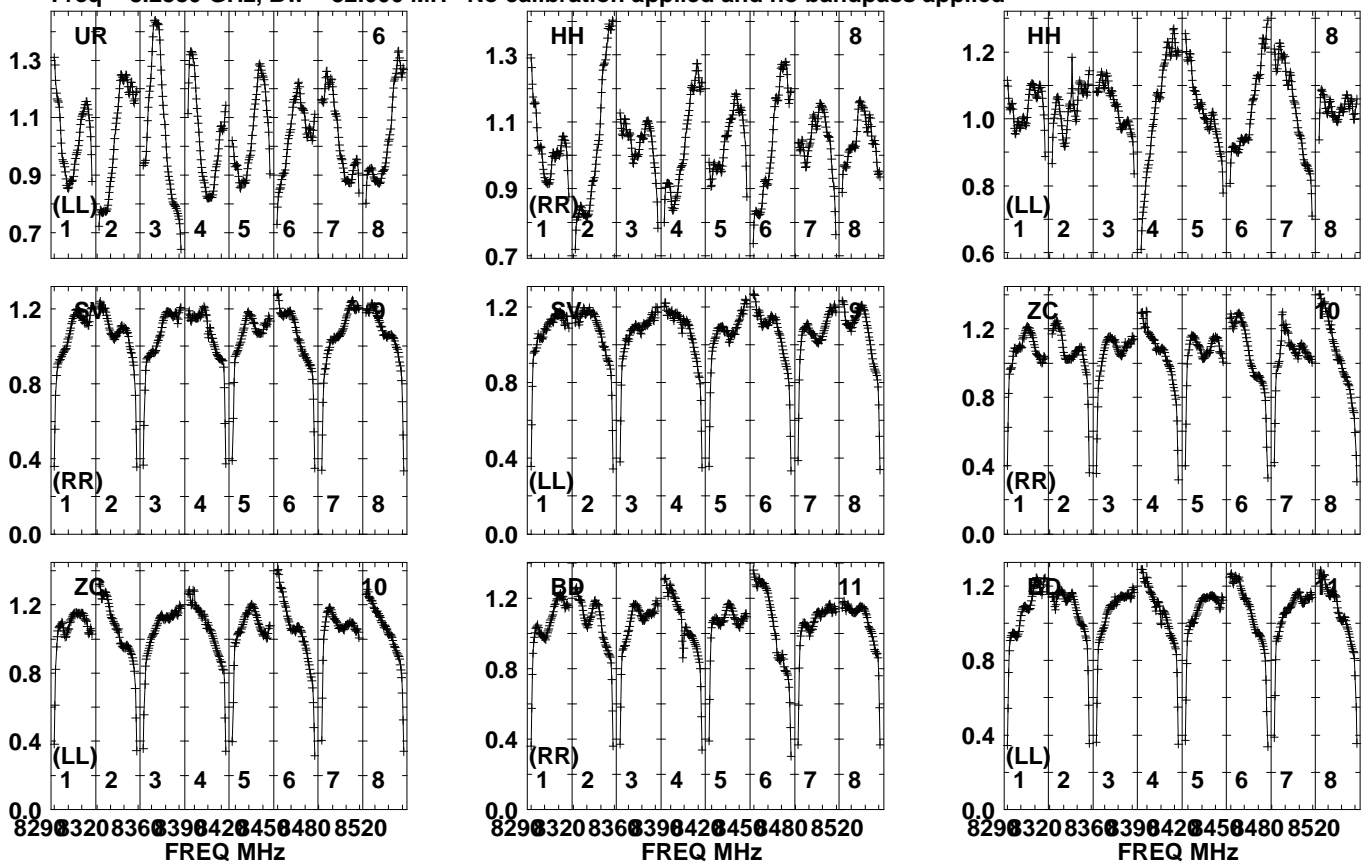
829032083603904204504808520
FREQ MHz

Lower frame: Real Jy
Auto-corr total-power spectrum Antenna: *
Timerange: 00/21:11:03 to 00/21:12:29

Plot file version 11 created 30-APR-2021 18:39:55

J1333+2725 EN008A.UVDATA.1

Freq = 8.2880 GHz, Bw = 32.000 MH No calibration applied and no bandpass applied

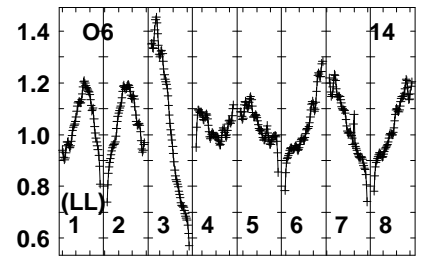
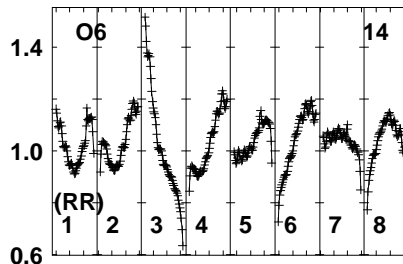
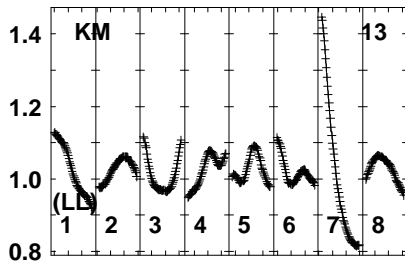
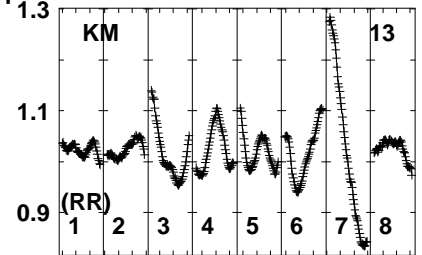
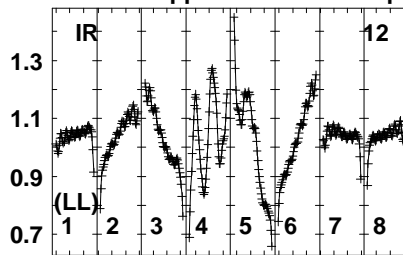
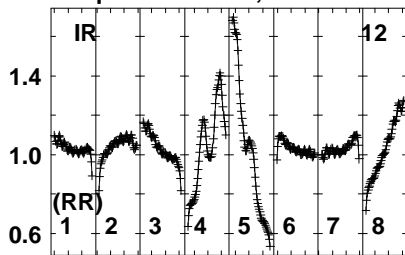


Lower frame: Real Jy
Auto-corr total-power spectrum Antenna: *
Timerange: 00/21:11:03 to 00/21:12:29

Plot file version 12 created 30-APR-2021 18:39:55

J1333+2725 EN008A.UVDATA.1

Freq = 8.2880 GHz, Bw = 32.000 MH No calibration applied and no bandpass applied

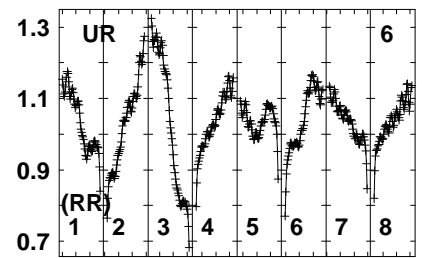
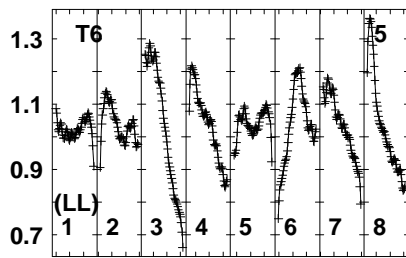
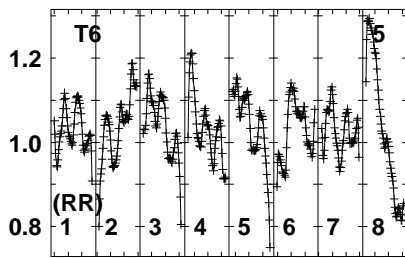
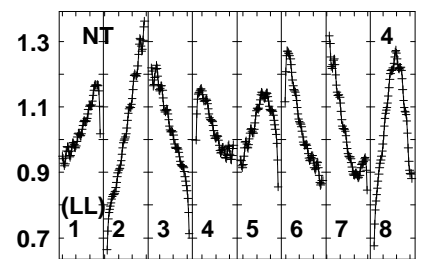
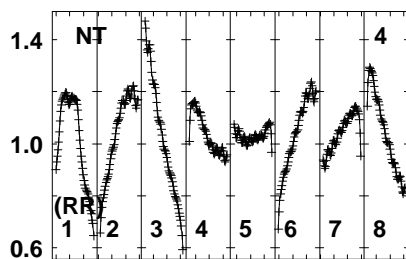
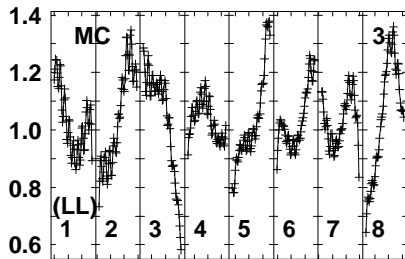
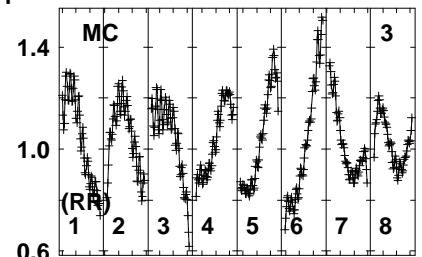
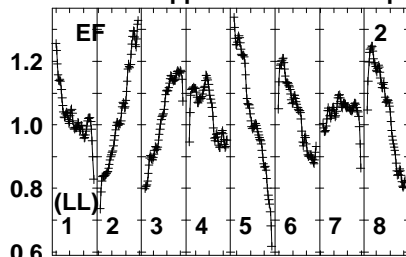
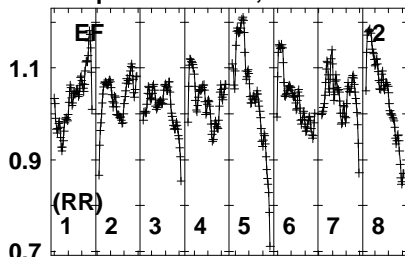


Lower frame: Real Jy
Auto-corr total-power spectrum Antenna: *
Timerange: 00/21:11:03 to 00/21:12:29

Plot file version 13 created 30-APR-2021 18:39:55

J1328+2752 EN008A.UVDATA.1

Freq = 8.2880 GHz, Bw = 32.000 MH No calibration applied and no bandpass applied



829032083603904204504808520
FREQ MHz

829032083603904204504808520
FREQ MHz

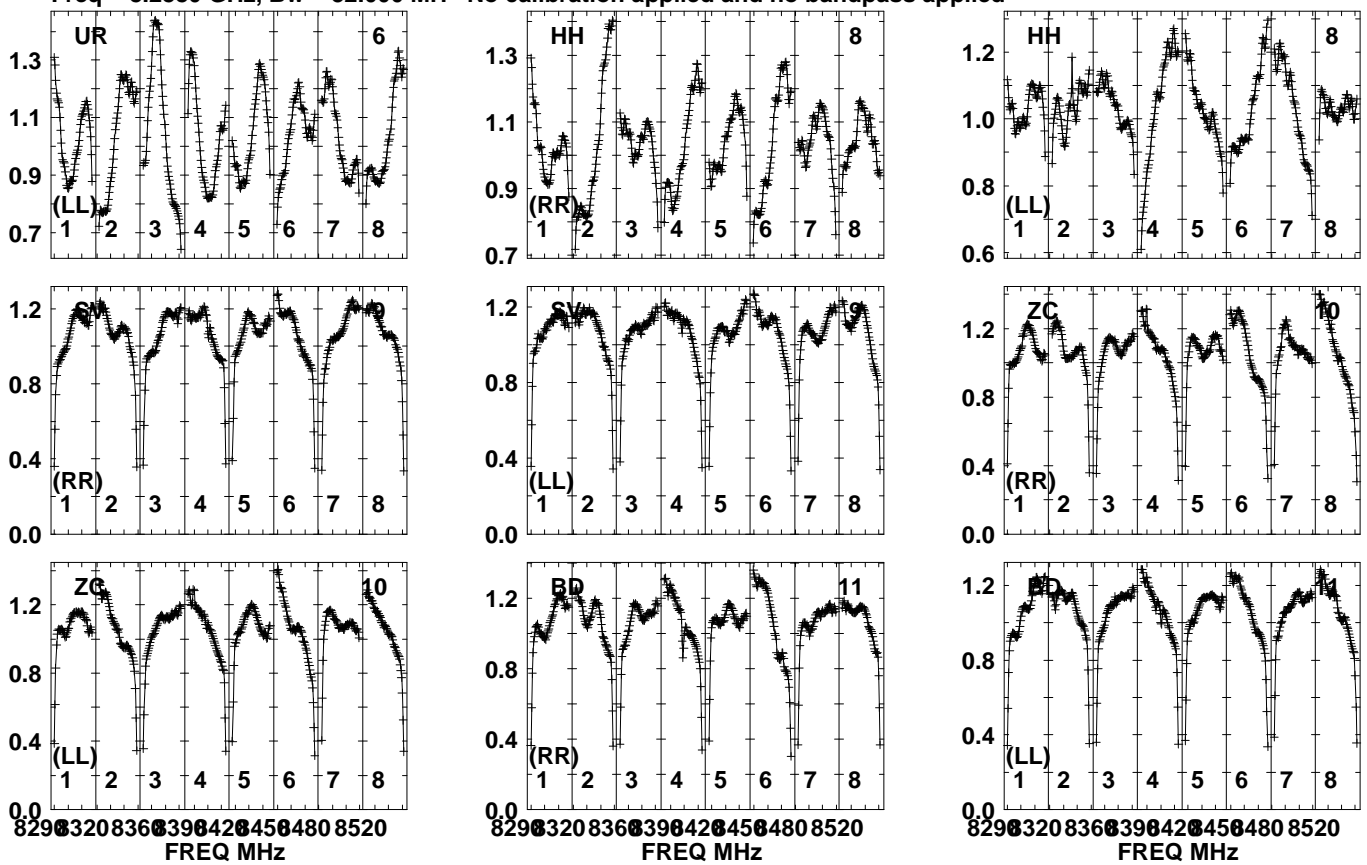
829032083603904204504808520
FREQ MHz

Lower frame: Real Jy
Auto-corr total-power spectrum Antenna: *
Timerange: 00/21:13:11 to 00/21:15:59

Plot file version 14 created 30-APR-2021 18:39:55

J1328+2752 EN008A.UVDATA.1

Freq = 8.2880 GHz, Bw = 32.000 MH No calibration applied and no bandpass applied

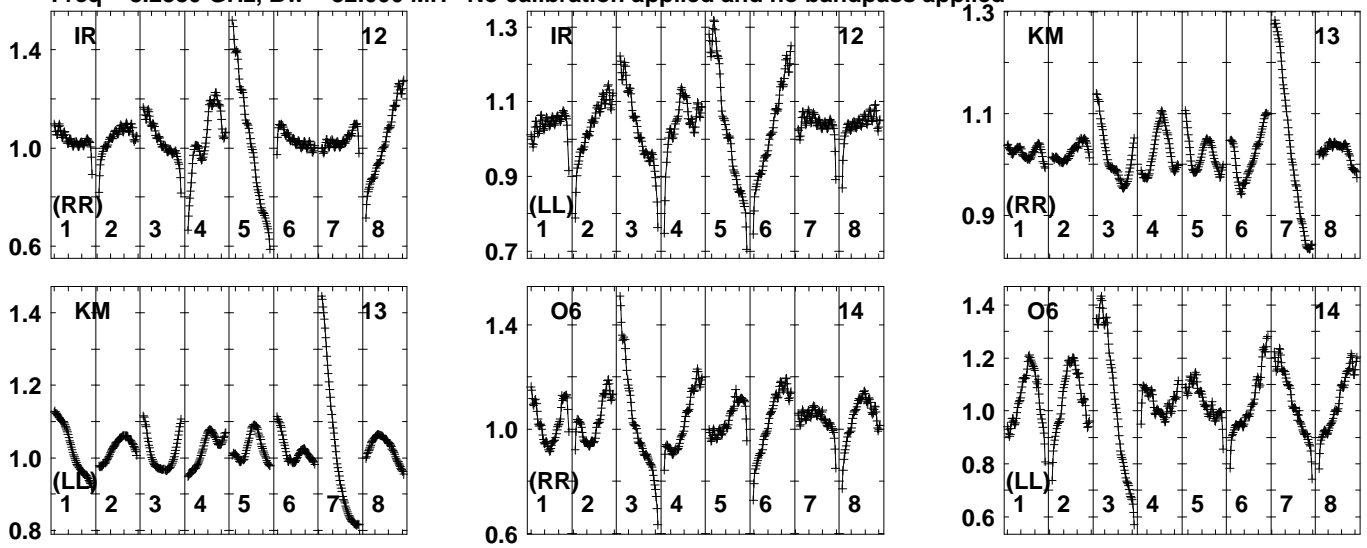


Lower frame: Real Jy
Auto-corr total-power spectrum Antenna: *
Timerange: 00/21:13:11 to 00/21:15:59

Plot file version 15 created 30-APR-2021 18:39:55

J1328+2752 EN008A.UVDATA.1

Freq = 8.2880 GHz, Bw = 32.000 MH No calibration applied and no bandpass applied

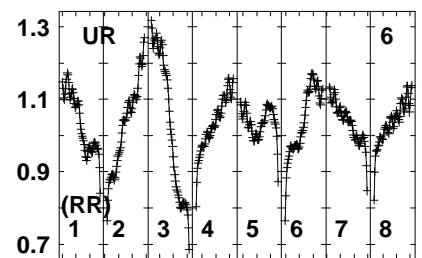
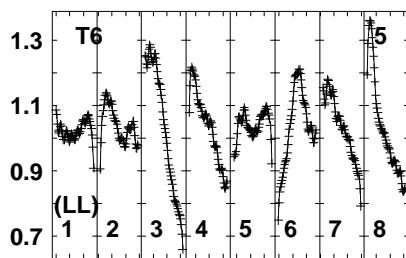
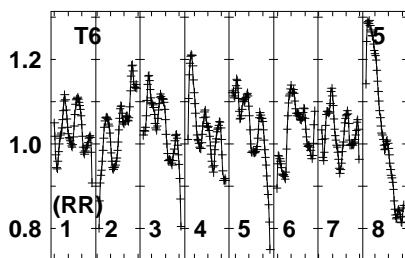
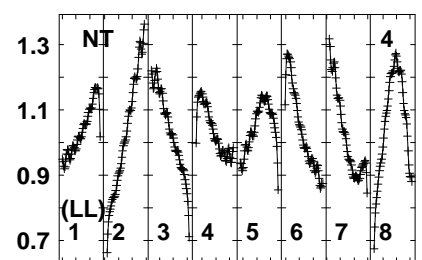
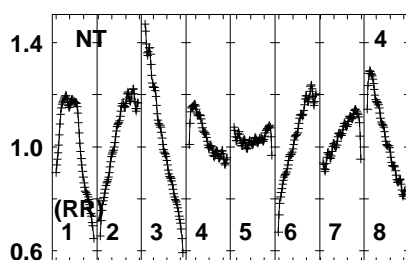
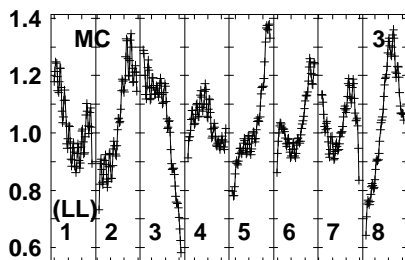
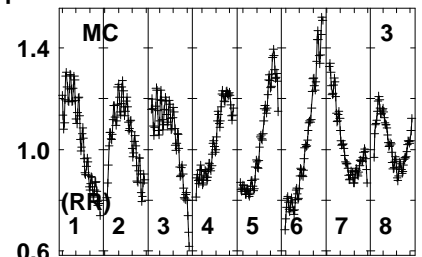
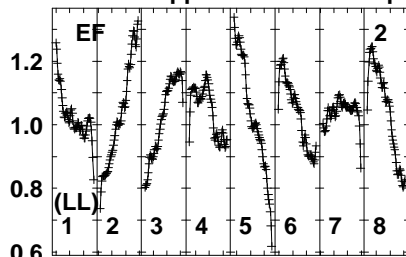
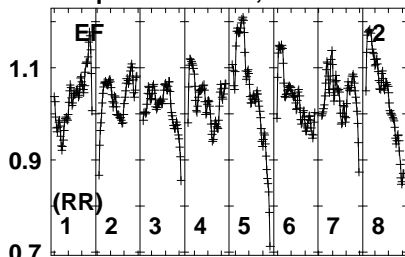


Lower frame: Real Jy
Auto-corr total-power spectrum Antenna: *
Timerange: 00/21:13:11 to 00/21:15:59

Plot file version 16 created 30-APR-2021 18:39:55

J1333+2725 EN008A.UVDATA.1

Freq = 8.2880 GHz, Bw = 32.000 MH No calibration applied and no bandpass applied



829032083603904204504808520
FREQ MHz

829032083603904204504808520
FREQ MHz

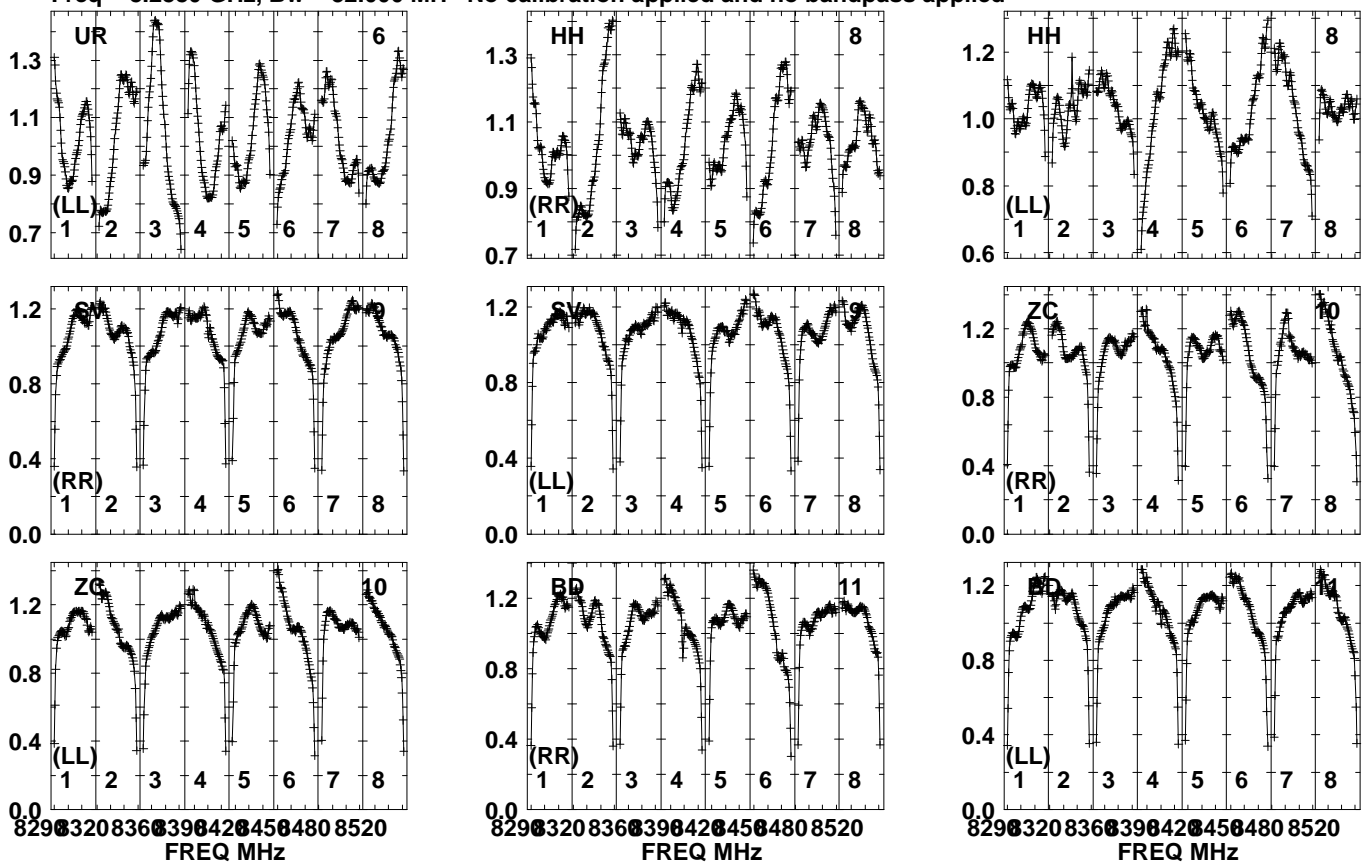
829032083603904204504808520
FREQ MHz

Lower frame: Real Jy
Auto-corr total-power spectrum Antenna: *
Timerange: 00/21:16:31 to 00/21:17:59

Plot file version 17 created 30-APR-2021 18:39:55

J1333+2725 EN008A.UVDATA.1

Freq = 8.2880 GHz, Bw = 32.000 MH No calibration applied and no bandpass applied

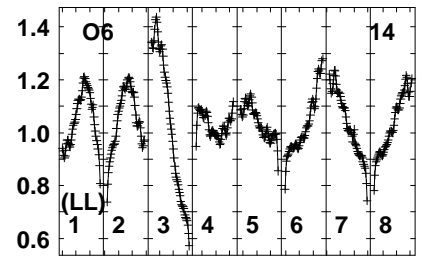
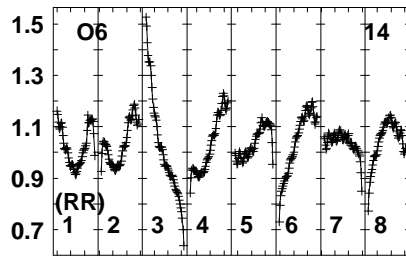
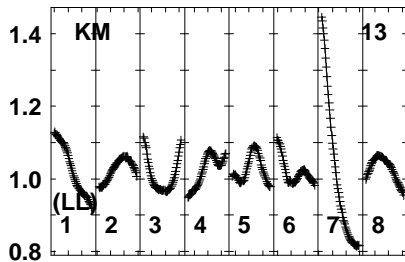
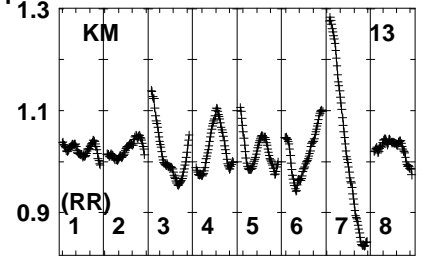
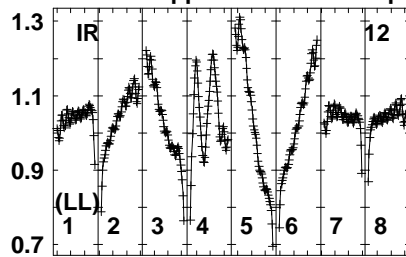
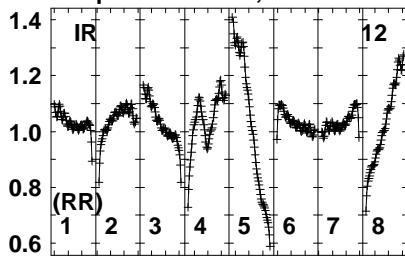


Lower frame: Real Jy
Auto-corr total-power spectrum Antenna: *
Timerange: 00/21:16:31 to 00/21:17:59

Plot file version 18 created 30-APR-2021 18:39:56

J1333+2725 EN008A.UVDATA.1

Freq = 8.2880 GHz, Bw = 32.000 MH No calibration applied and no bandpass applied

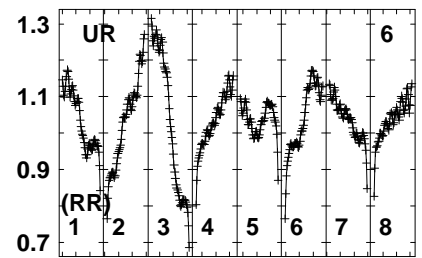
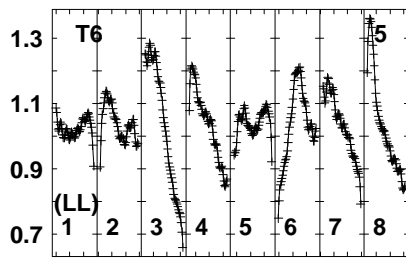
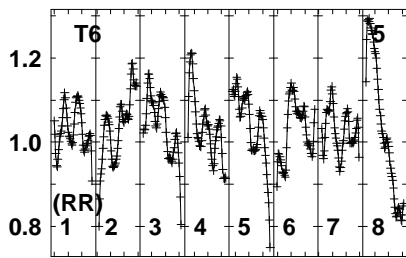
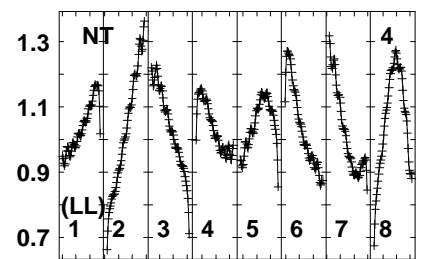
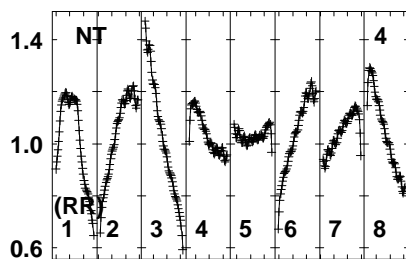
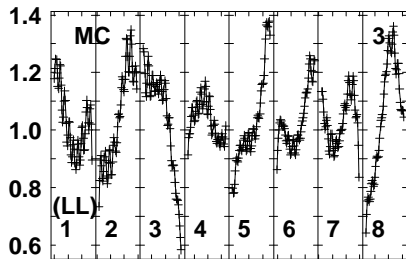
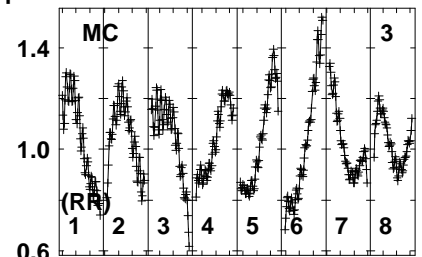
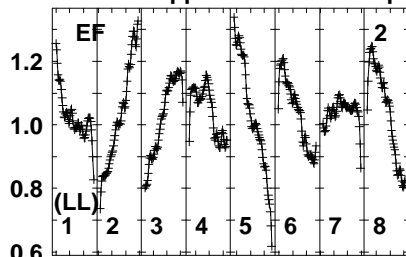
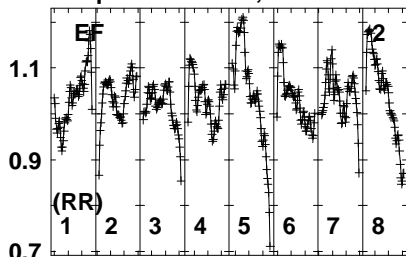


Lower frame: Real Jy
Auto-corr total-power spectrum Antenna: *
Timerange: 00/21:16:31 to 00/21:17:59

Plot file version 19 created 30-APR-2021 18:39:56

J1328+2752 EN008A.UVDATA.1

Freq = 8.2880 GHz, Bw = 32.000 MH No calibration applied and no bandpass applied



829032083603904204504808520
FREQ MHz

829032083603904204504808520
FREQ MHz

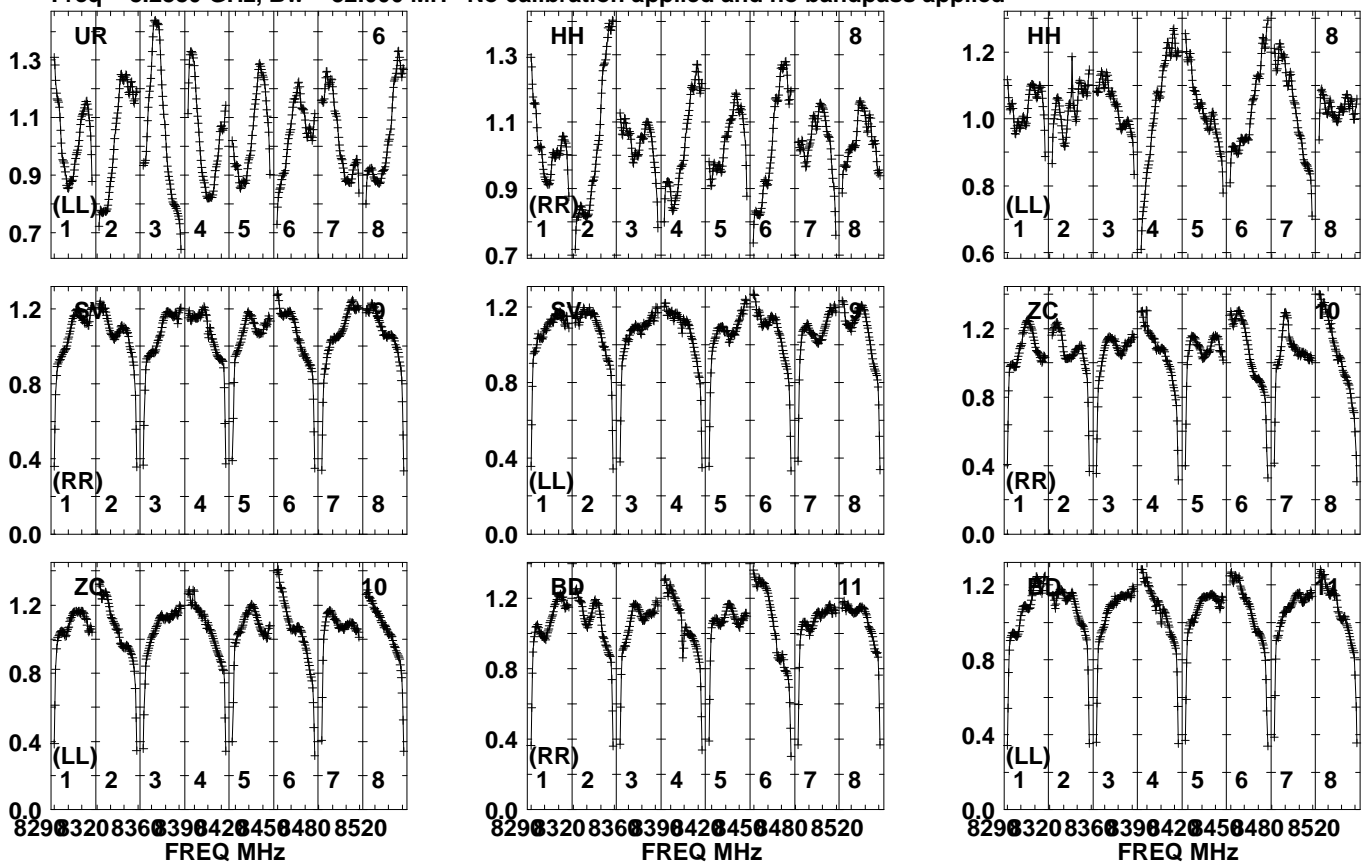
829032083603904204504808520
FREQ MHz

Lower frame: Real Jy
Auto-corr total-power spectrum Antenna: *
Timerange: 00/21:18:01 to 00/21:21:29

Plot file version 20 created 30-APR-2021 18:39:56

J1328+2752 EN008A.UVDATA.1

Freq = 8.2880 GHz, Bw = 32.000 MH No calibration applied and no bandpass applied

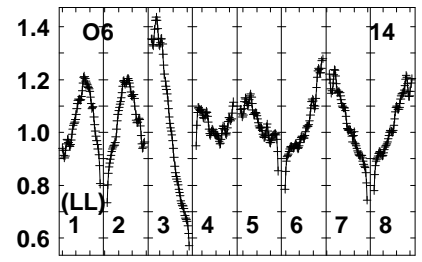
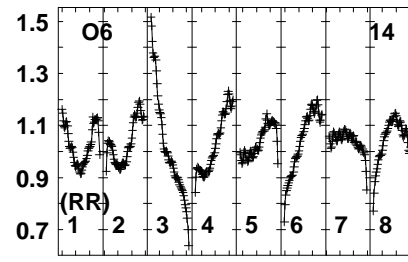
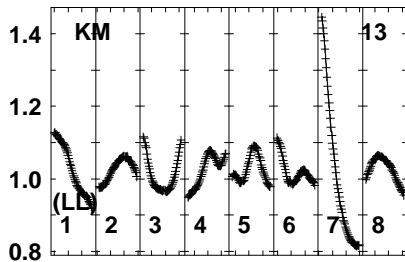
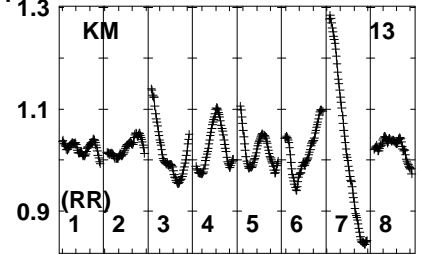
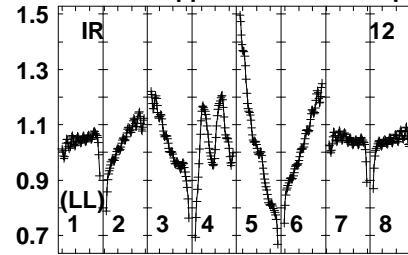
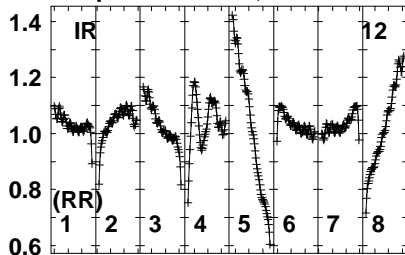


Lower frame: Real Jy
Auto-corr total-power spectrum Antenna: *
Timerange: 00/21:18:01 to 00/21:21:29

Plot file version 21 created 30-APR-2021 18:39:56

J1328+2752 EN008A.UVDATA.1

Freq = 8.2880 GHz, Bw = 32.000 MH No calibration applied and no bandpass applied

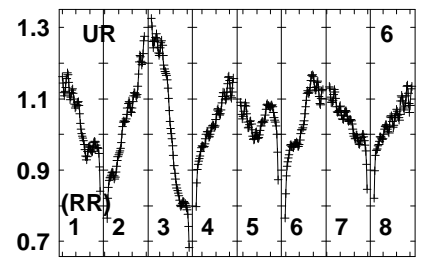
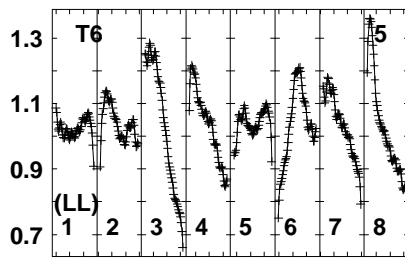
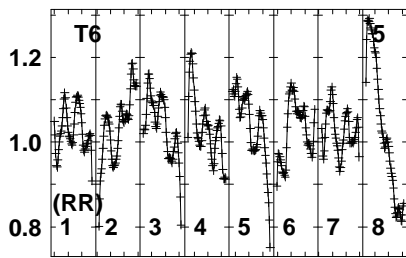
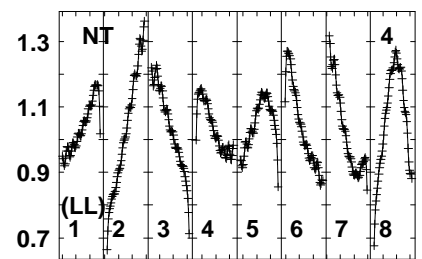
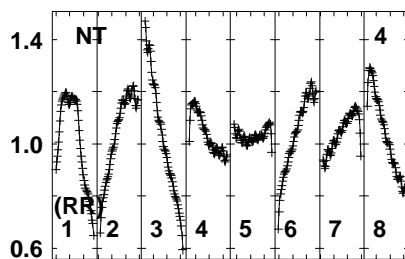
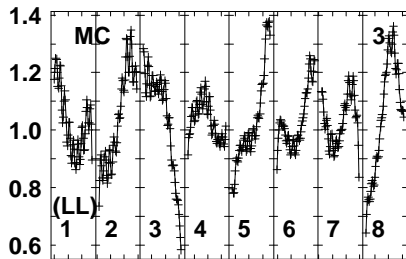
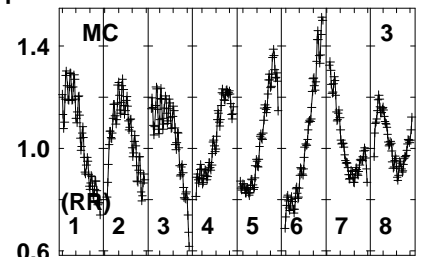
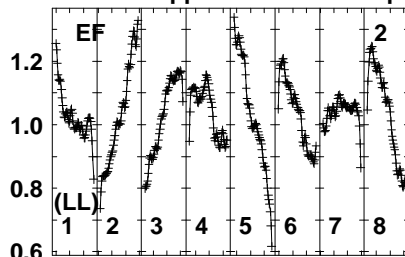
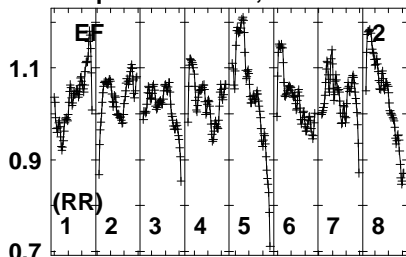


Lower frame: Real Jy
Auto-corr total-power spectrum Antenna: *
Timerange: 00/21:18:01 to 00/21:21:29

Plot file version 22 created 30-APR-2021 18:39:56

J1333+2725 EN008A.UVDATA.1

Freq = 8.2880 GHz, Bw = 32.000 MH No calibration applied and no bandpass applied



829032083603904204504808520
FREQ MHz

829032083603904204504808520
FREQ MHz

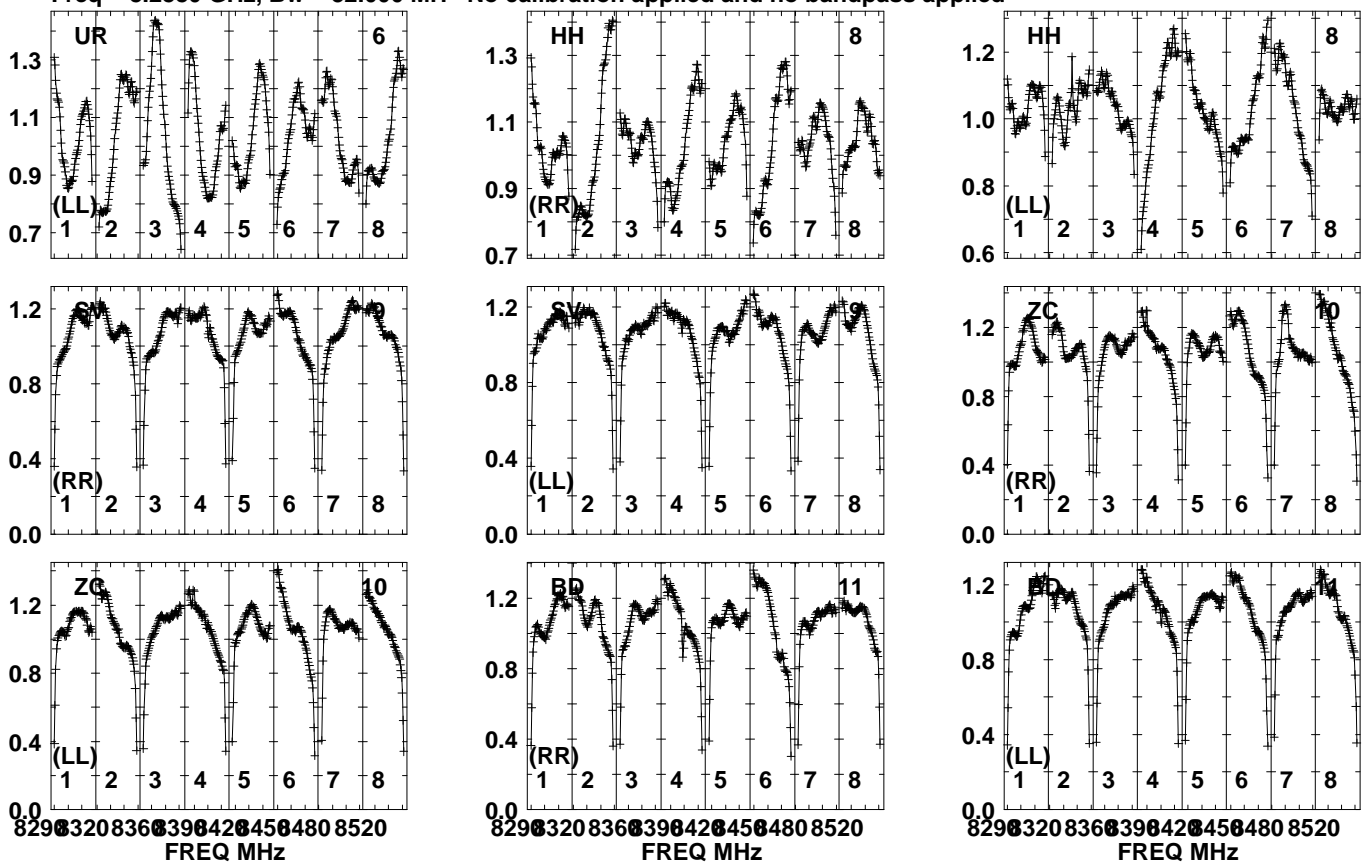
829032083603904204504808520
FREQ MHz

Lower frame: Real Jy
Auto-corr total-power spectrum Antenna: *
Timerange: 00/21:21:33 to 00/21:22:59

Plot file version 23 created 30-APR-2021 18:39:56

J1333+2725 EN008A.UVDATA.1

Freq = 8.2880 GHz, Bw = 32.000 MH No calibration applied and no bandpass applied

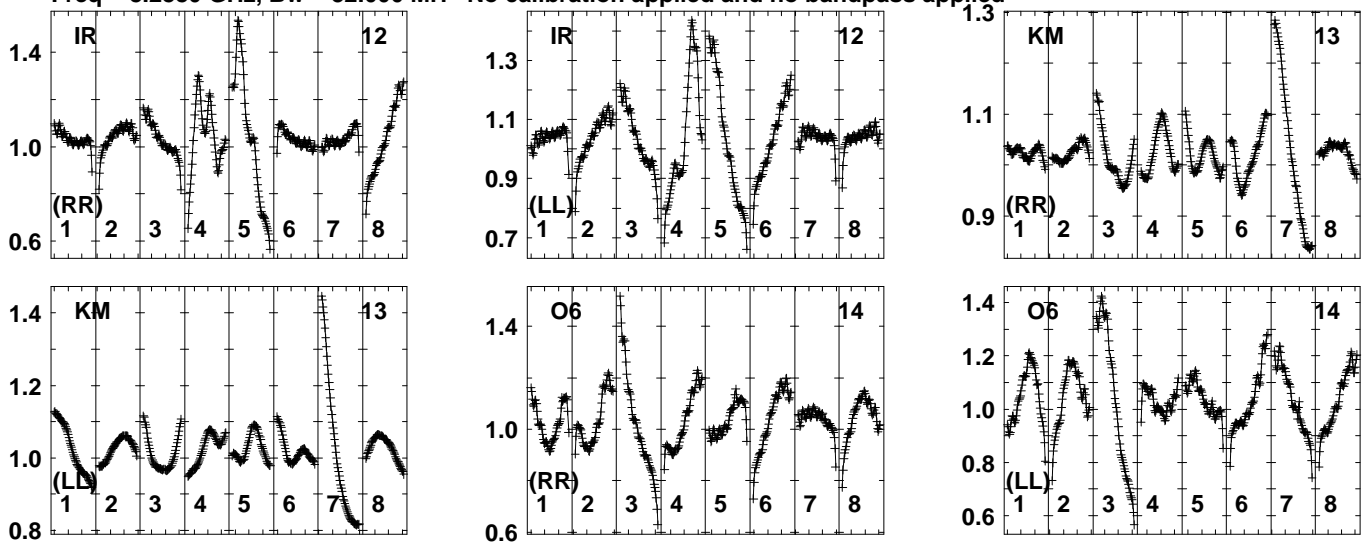


Lower frame: Real Jy
Auto-corr total-power spectrum Antenna: *
Timerange: 00/21:21:33 to 00/21:22:59

Plot file version 24 created 30-APR-2021 18:39:57

J1333+2725 EN008A.UVDATA.1

Freq = 8.2880 GHz, Bw = 32.000 MH No calibration applied and no bandpass applied

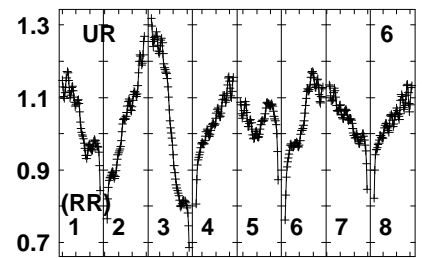
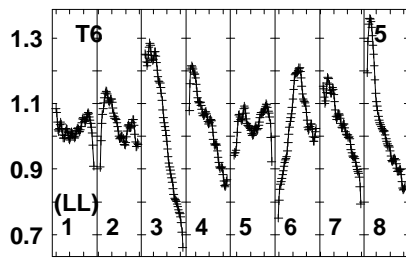
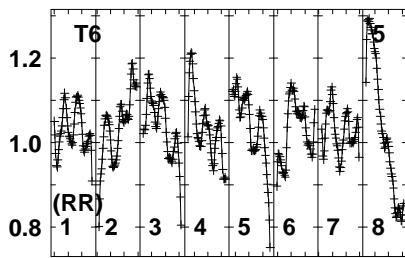
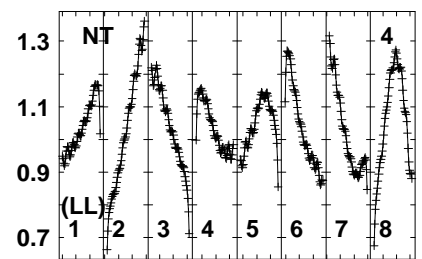
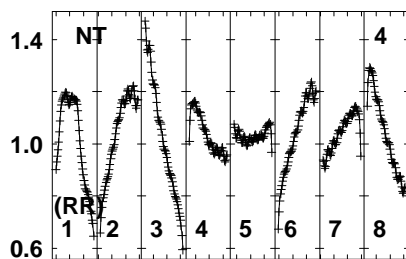
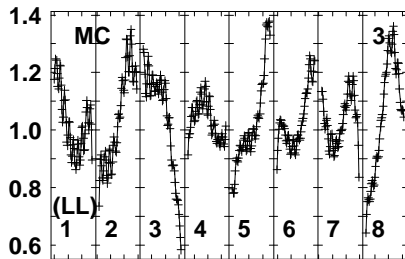
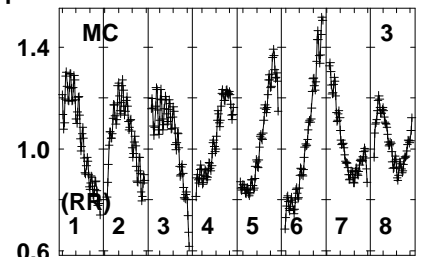
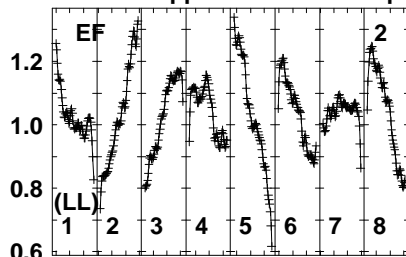
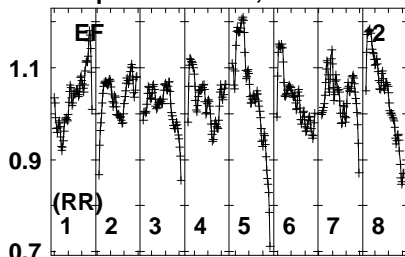


Lower frame: Real Jy
Auto-corr total-power spectrum Antenna: *
Timerange: 00/21:21:33 to 00/21:22:59

Plot file version 25 created 30-APR-2021 18:39:57

J1328+2752 EN008A.UVDATA.1

Freq = 8.2880 GHz, Bw = 32.000 MH No calibration applied and no bandpass applied



829032083603904204504808520
FREQ MHz

829032083603904204504808520
FREQ MHz

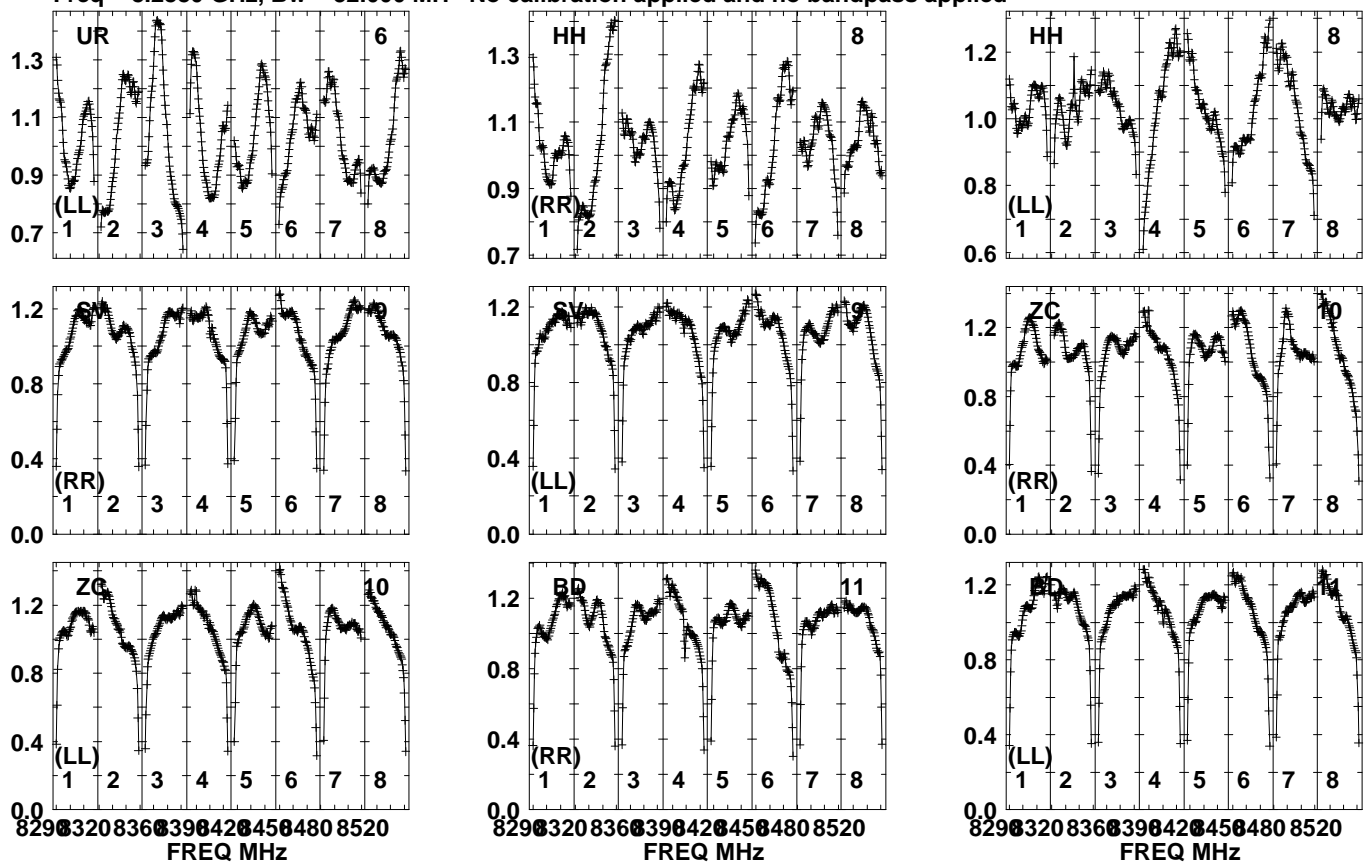
829032083603904204504808520
FREQ MHz

Lower frame: Real Jy
Auto-corr total-power spectrum Antenna: *
Timerange: 00/21:23:41 to 00/21:26:29

Plot file version 26 created 30-APR-2021 18:39:57

J1328+2752 EN008A.UVDATA.1

Freq = 8.2880 GHz, Bw = 32.000 MH No calibration applied and no bandpass applied

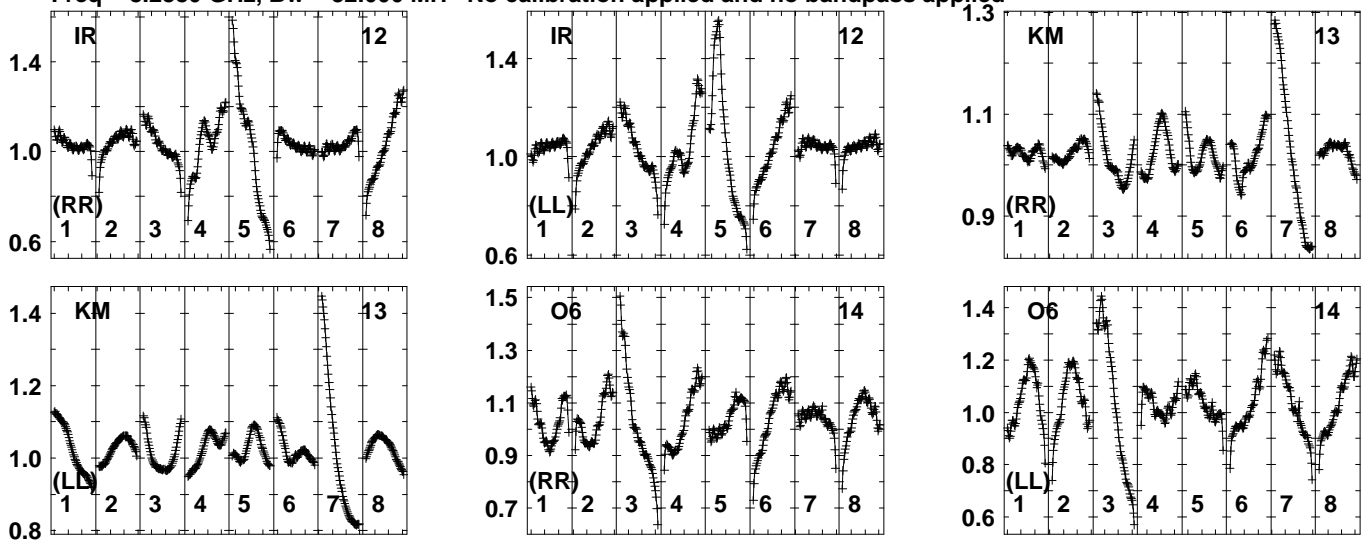


Lower frame: Real Jy
Auto-corr total-power spectrum Antenna: *
Timerange: 00/21:23:41 to 00/21:26:29

Plot file version 27 created 30-APR-2021 18:39:57

J1328+2752 EN008A.UVDATA.1

Freq = 8.2880 GHz, Bw = 32.000 MH No calibration applied and no bandpass applied

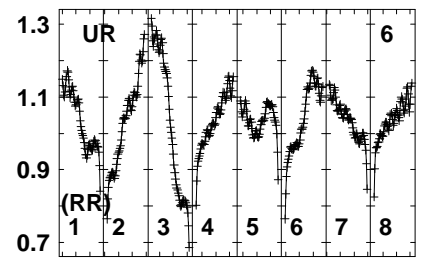
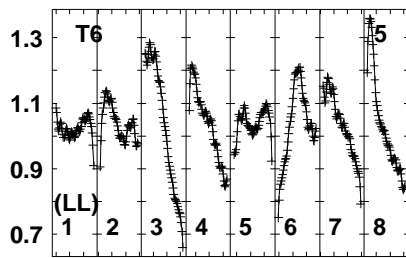
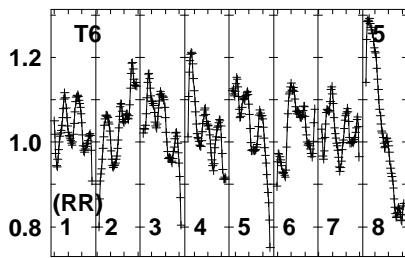
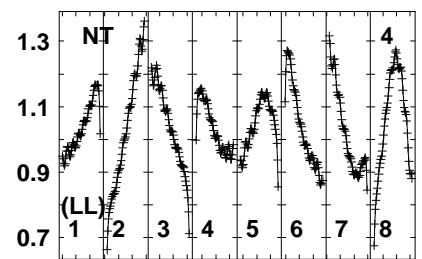
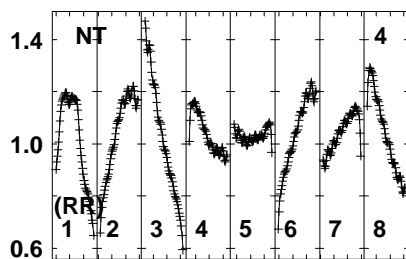
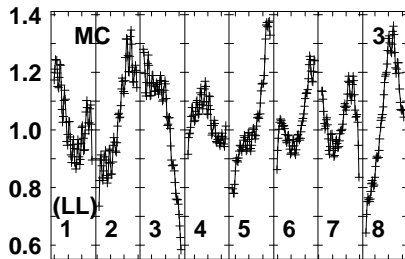
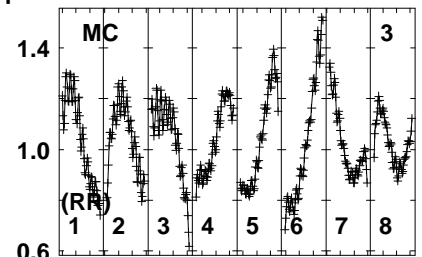
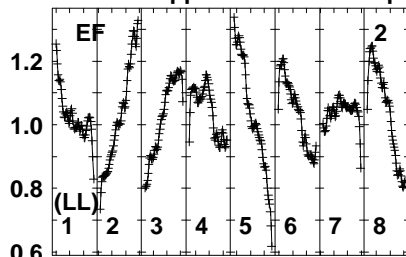
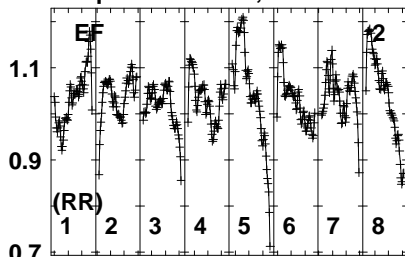


Lower frame: Real Jy
Auto-corr total-power spectrum Antenna: *
Timerange: 00/21:23:41 to 00/21:26:29

Plot file version 28 created 30-APR-2021 18:39:57

J1333+2725 EN008A.UVDATA.1

Freq = 8.2880 GHz, Bw = 32.000 MH No calibration applied and no bandpass applied



829032083603904204504808520
FREQ MHz

829032083603904204504808520
FREQ MHz

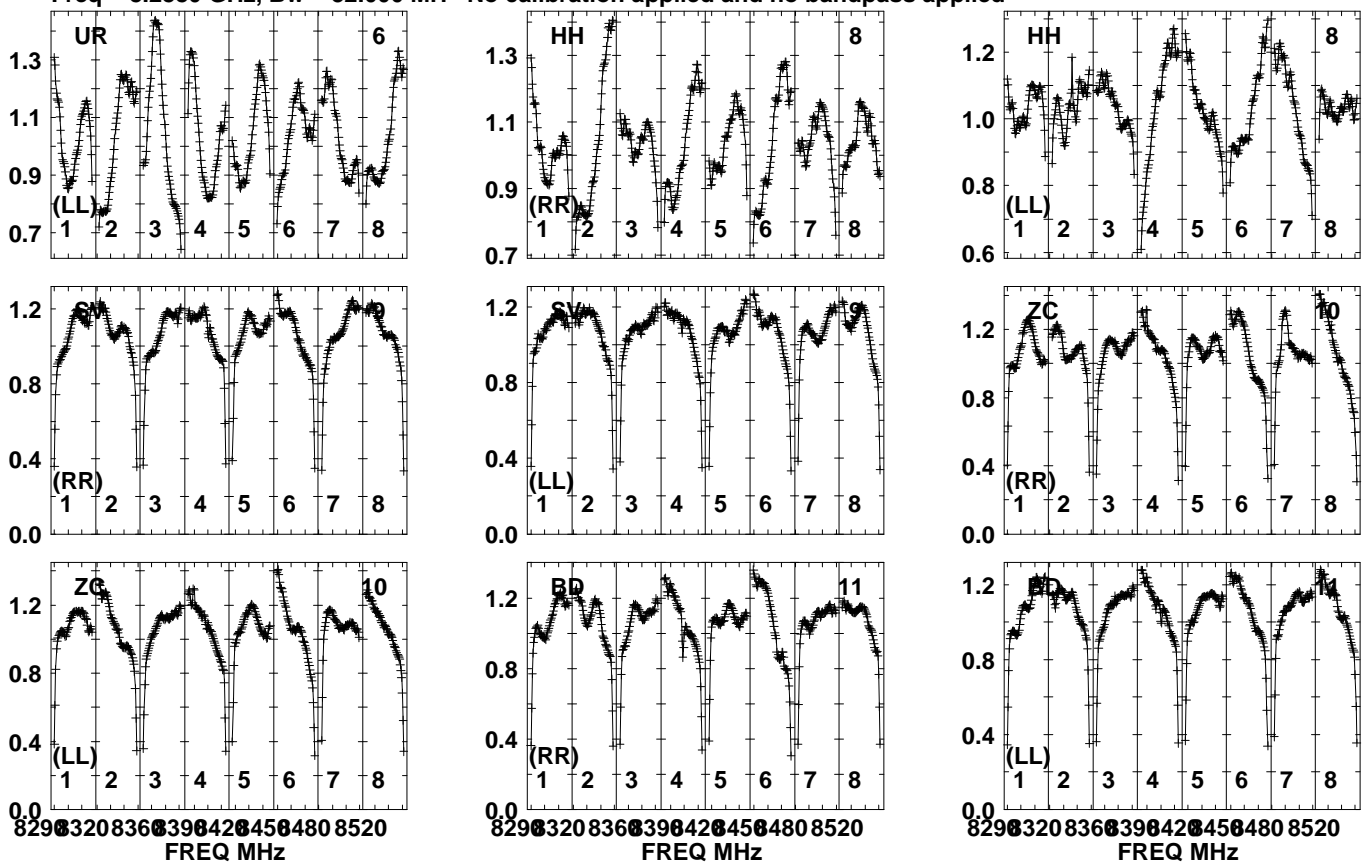
829032083603904204504808520
FREQ MHz

Lower frame: Real Jy
Auto-corr total-power spectrum Antenna: *
Timerange: 00/21:27:01 to 00/21:28:29

Plot file version 29 created 30-APR-2021 18:39:57

J1333+2725 EN008A.UVDATA.1

Freq = 8.2880 GHz, Bw = 32.000 MH No calibration applied and no bandpass applied

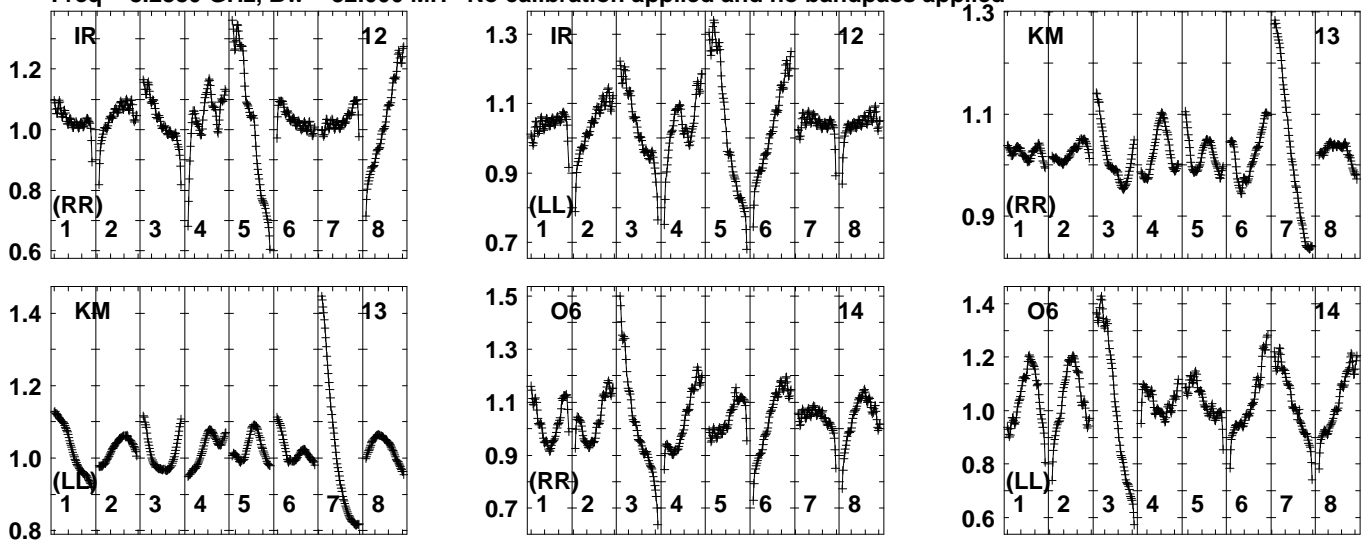


Lower frame: Real Jy
Auto-corr total-power spectrum Antenna: *
Timerange: 00/21:27:01 to 00/21:28:29

Plot file version 30 created 30-APR-2021 18:39:58

J1333+2725 EN008A.UVDATA.1

Freq = 8.2880 GHz, Bw = 32.000 MH No calibration applied and no bandpass applied

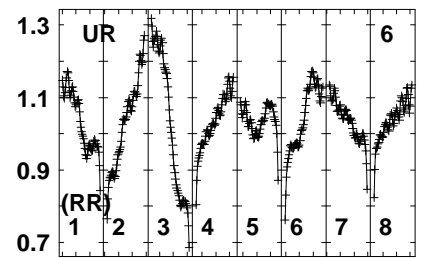
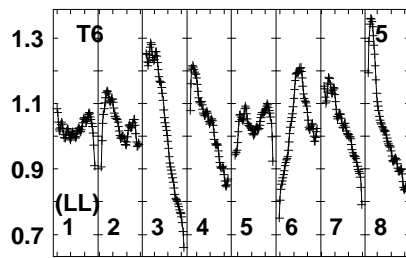
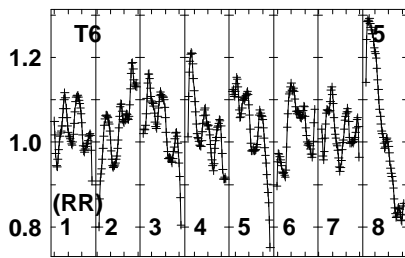
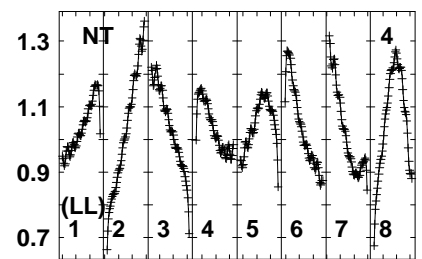
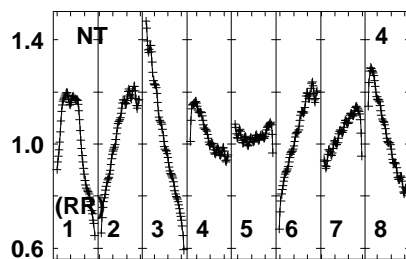
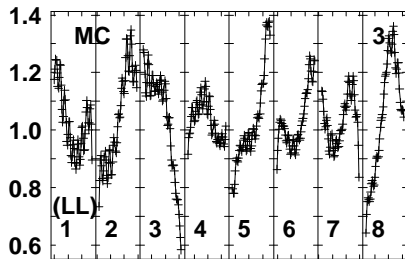
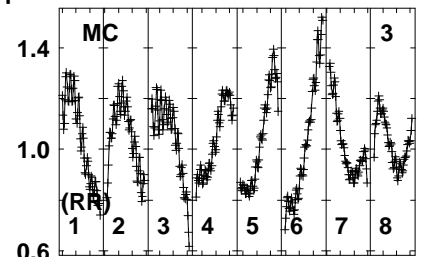
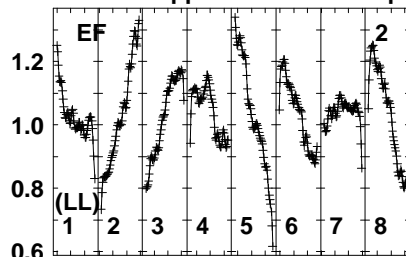
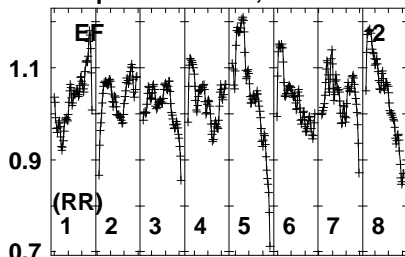


Lower frame: Real Jy
Auto-corr total-power spectrum Antenna: *
Timerange: 00/21:27:01 to 00/21:28:29

Plot file version 31 created 30-APR-2021 18:39:58

J1328+2752 EN008A.UVDATA.1

Freq = 8.2880 GHz, Bw = 32.000 MH No calibration applied and no bandpass applied



829032083603904204504808520
FREQ MHz

829032083603904204504808520
FREQ MHz

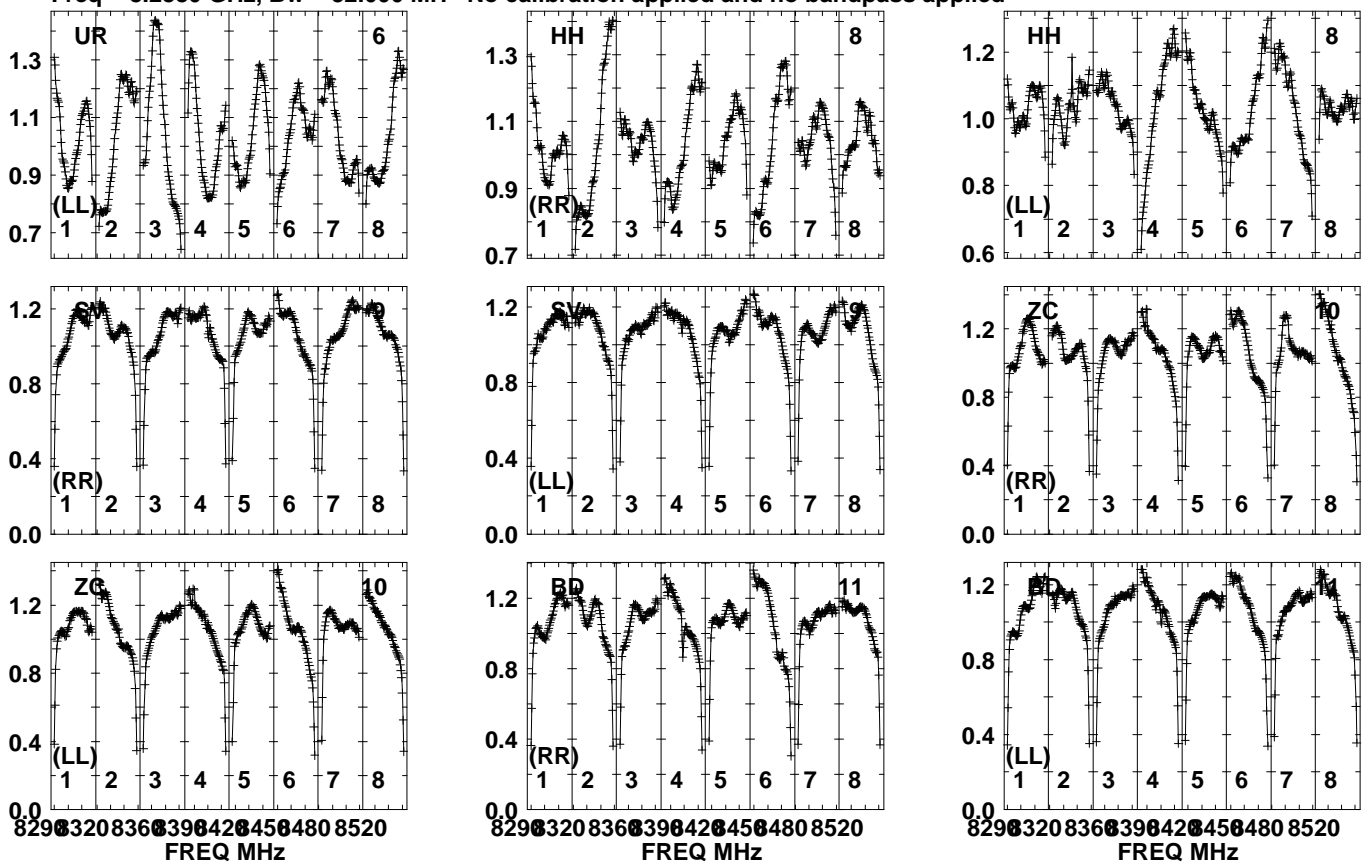
829032083603904204504808520
FREQ MHz

Lower frame: Real Jy
Auto-corr total-power spectrum Antenna: *
Timerange: 00/21:28:31 to 00/21:31:59

Plot file version 32 created 30-APR-2021 18:39:58

J1328+2752 EN008A.UVDATA.1

Freq = 8.2880 GHz, Bw = 32.000 MH No calibration applied and no bandpass applied

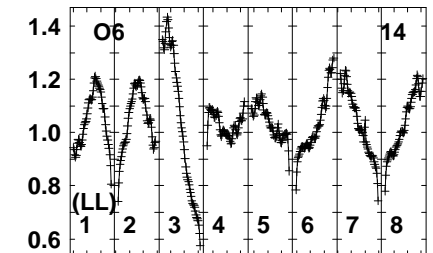
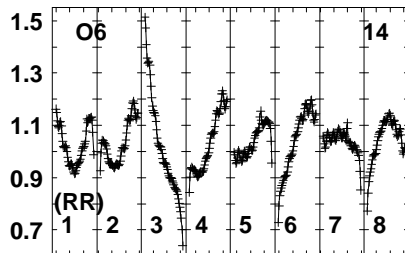
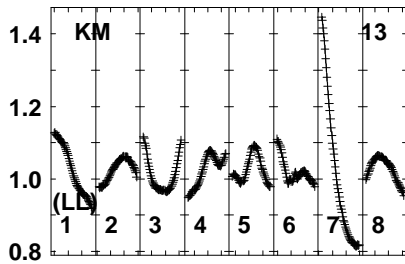
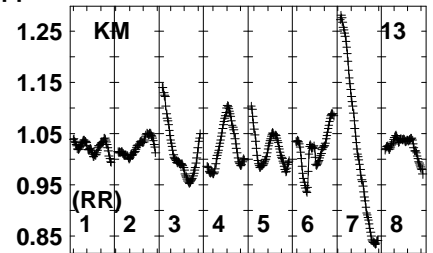
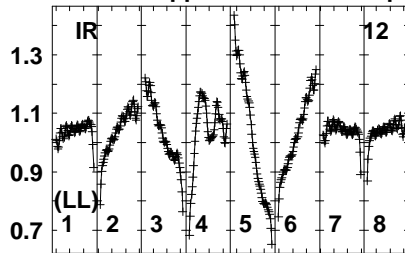
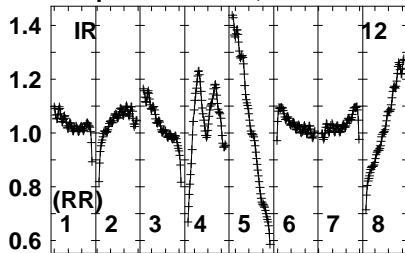


Lower frame: Real Jy
Auto-corr total-power spectrum Antenna: *
Timerange: 00/21:28:31 to 00/21:31:59

Plot file version 33 created 30-APR-2021 18:39:58

J1328+2752 EN008A.UVDATA.1

Freq = 8.2880 GHz, Bw = 32.000 MH No calibration applied and no bandpass applied

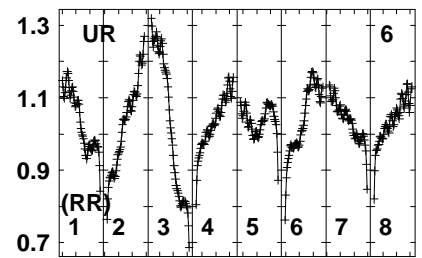
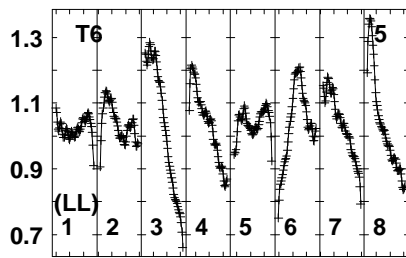
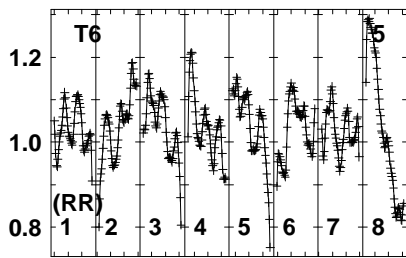
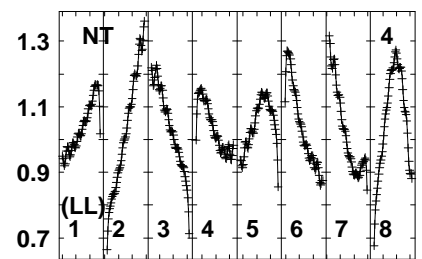
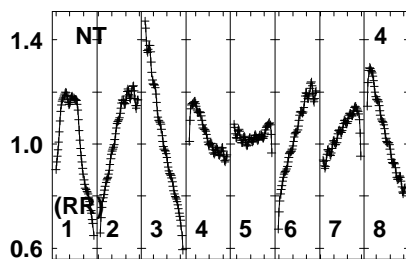
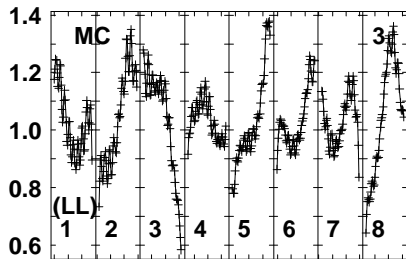
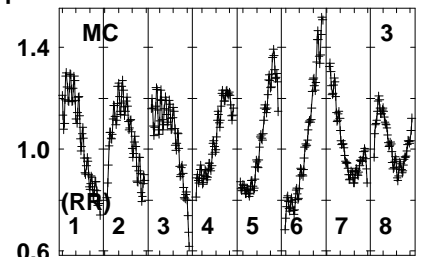
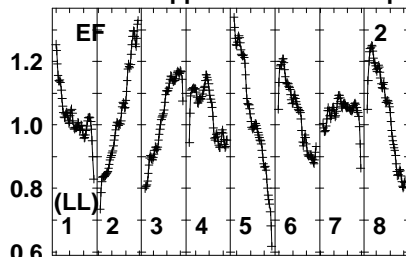
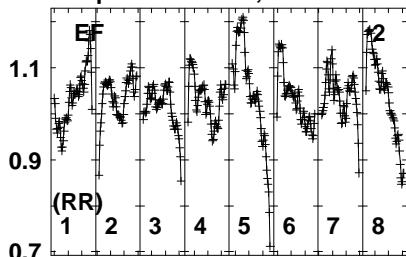


Lower frame: Real Jy
Auto-corr total-power spectrum Antenna: *
Timerange: 00/21:28:31 to 00/21:31:59

Plot file version 34 created 30-APR-2021 18:39:58

J1333+2725 EN008A.UVDATA.1

Freq = 8.2880 GHz, Bw = 32.000 MH No calibration applied and no bandpass applied



829032083603904204504808520
FREQ MHz

829032083603904204504808520
FREQ MHz

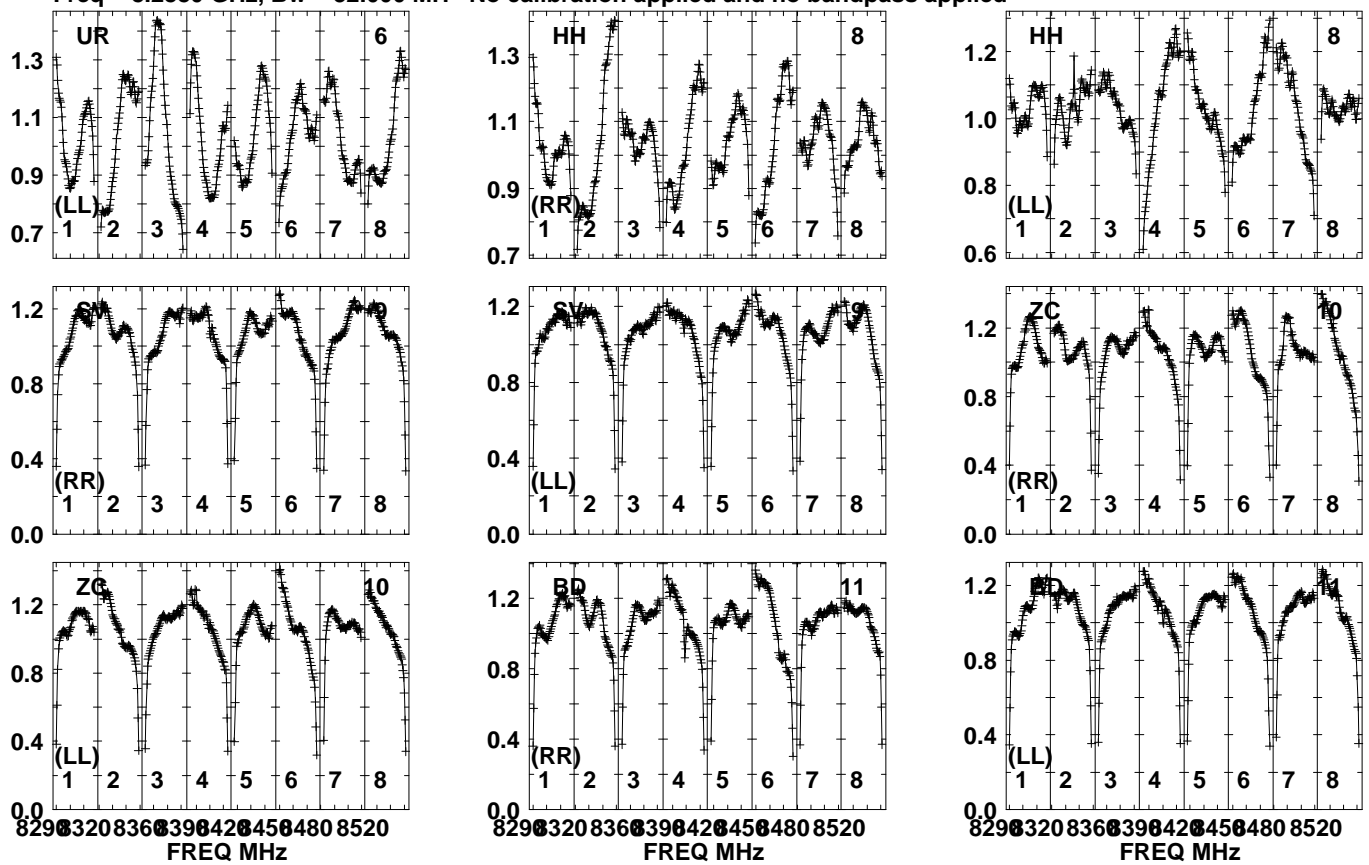
829032083603904204504808520
FREQ MHz

Lower frame: Real Jy
Auto-corr total-power spectrum Antenna: *
Timerange: 00/21:32:01 to 00/21:33:29

Plot file version 35 created 30-APR-2021 18:39:59

J1333+2725 EN008A.UVDATA.1

Freq = 8.2880 GHz, Bw = 32.000 MH No calibration applied and no bandpass applied

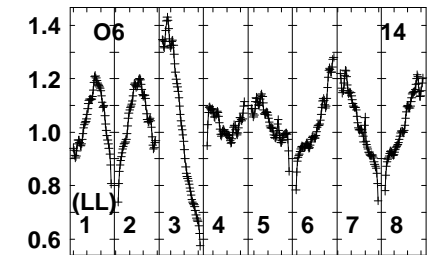
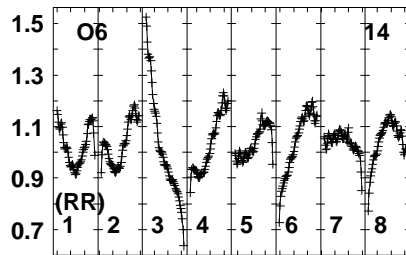
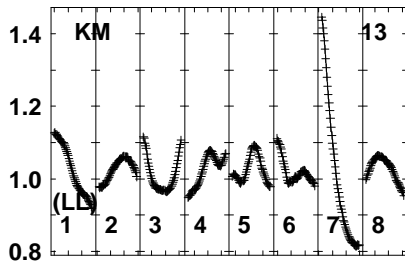
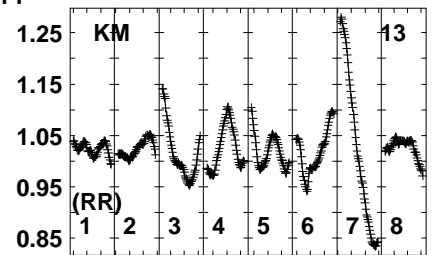
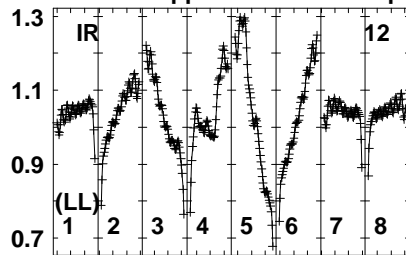
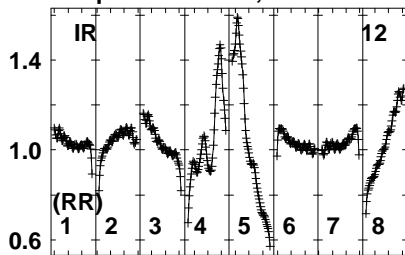


Lower frame: Real Jy
Auto-corr total-power spectrum Antenna: *
Timerange: 00/21:32:01 to 00/21:33:29

Plot file version 36 created 30-APR-2021 18:39:59

J1333+2725 EN008A.UVDATA.1

Freq = 8.2880 GHz, Bw = 32.000 MH No calibration applied and no bandpass applied

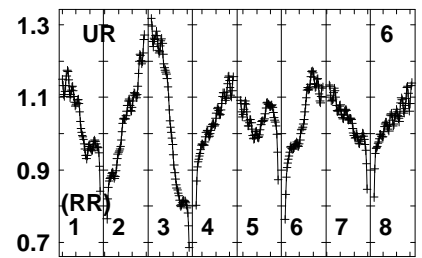
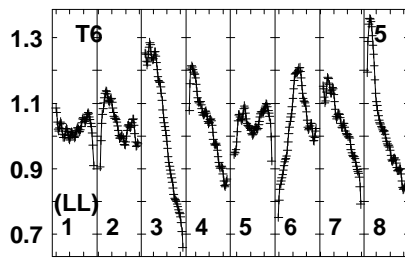
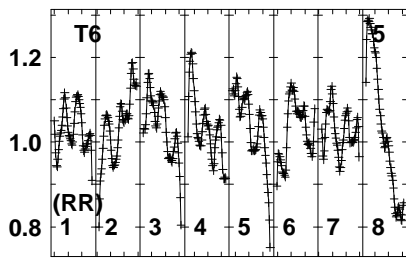
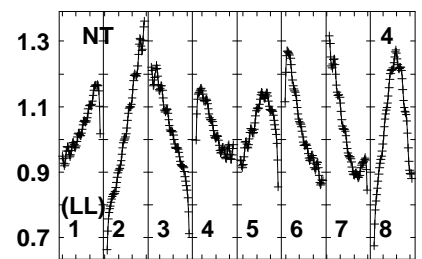
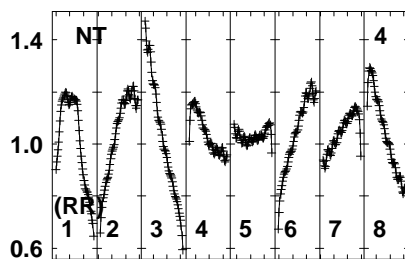
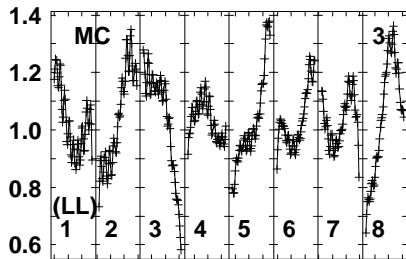
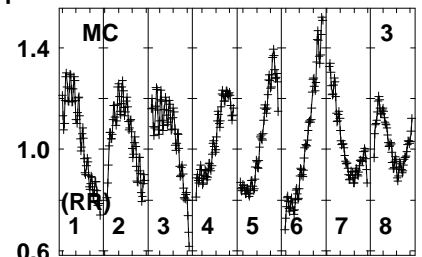
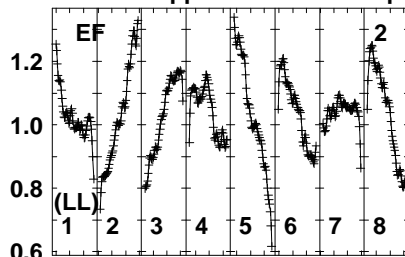
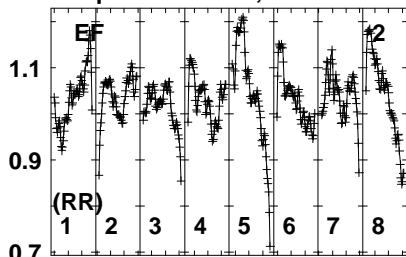


Lower frame: Real Jy
Auto-corr total-power spectrum Antenna: *
Timerange: 00/21:32:01 to 00/21:33:29

Plot file version 37 created 30-APR-2021 18:39:59

J1328+2752 EN008A.UVDATA.1

Freq = 8.2880 GHz, Bw = 32.000 MH No calibration applied and no bandpass applied



829032083603904204504808520
FREQ MHz

829032083603904204504808520
FREQ MHz

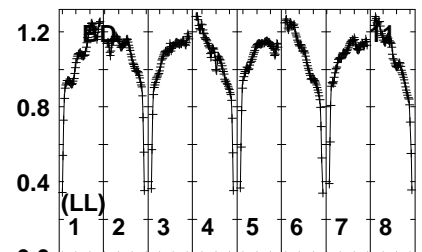
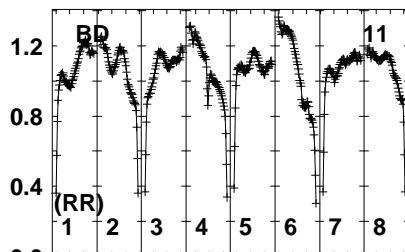
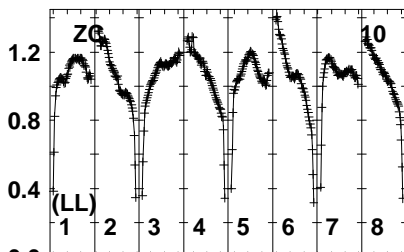
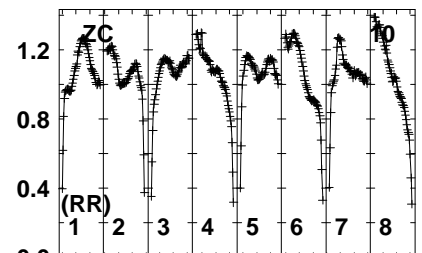
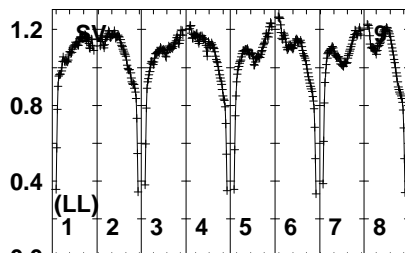
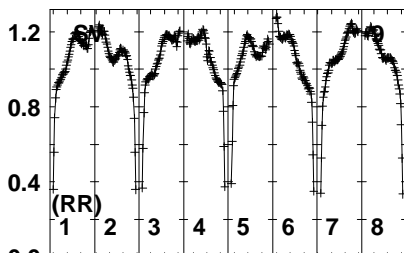
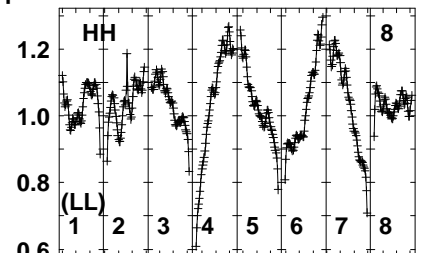
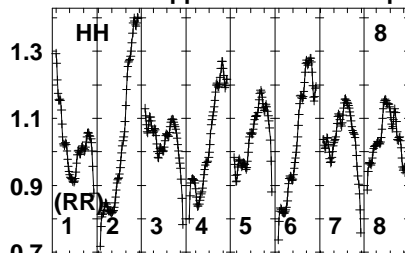
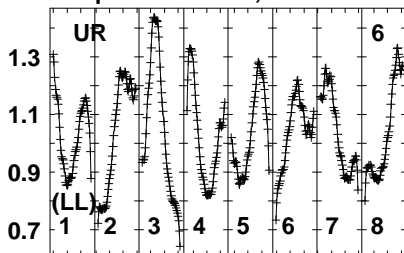
829032083603904204504808520
FREQ MHz

Lower frame: Real Jy
Auto-corr total-power spectrum Antenna: *
Timerange: 00/21:34:11 to 00/21:36:59

Plot file version 38 created 30-APR-2021 18:39:59

J1328+2752 EN008A.UVDATA.1

Freq = 8.2880 GHz, Bw = 32.000 MH No calibration applied and no bandpass applied



829032083603904204504808520
FREQ MHz

829032083603904204504808520
FREQ MHz

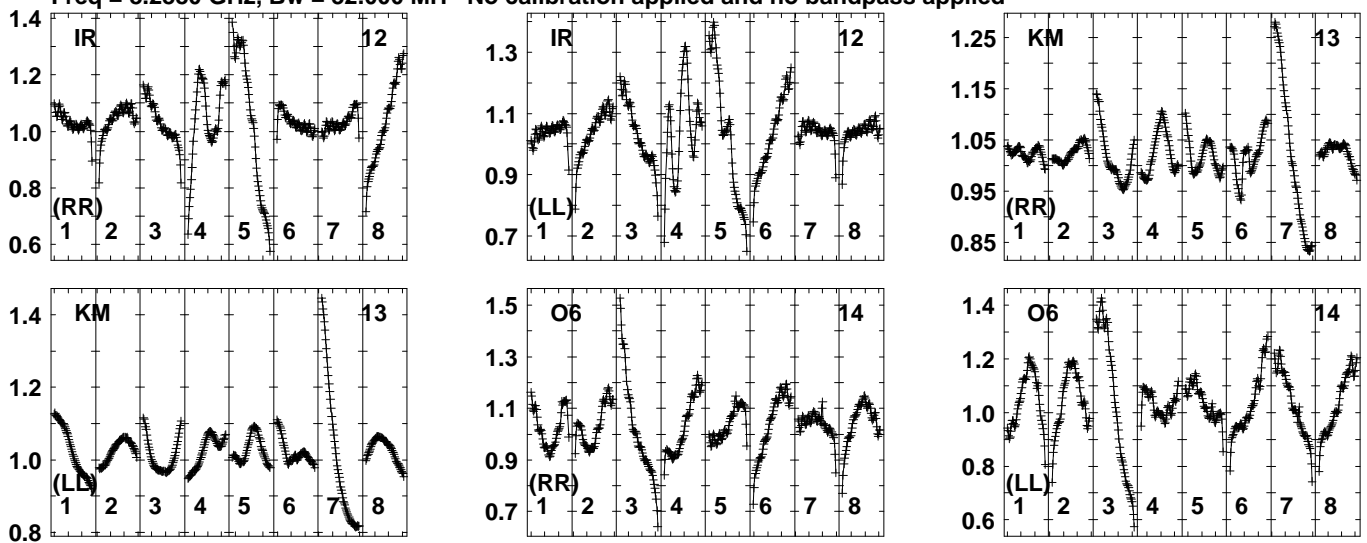
829032083603904204504808520
FREQ MHz

Lower frame: Real Jy
Auto-corr total-power spectrum Antenna: *
Timerange: 00/21:34:11 to 00/21:36:59

Plot file version 39 created 30-APR-2021 18:39:59

J1328+2752 EN008A.UVDATA.1

Freq = 8.2880 GHz, Bw = 32.000 MH No calibration applied and no bandpass applied

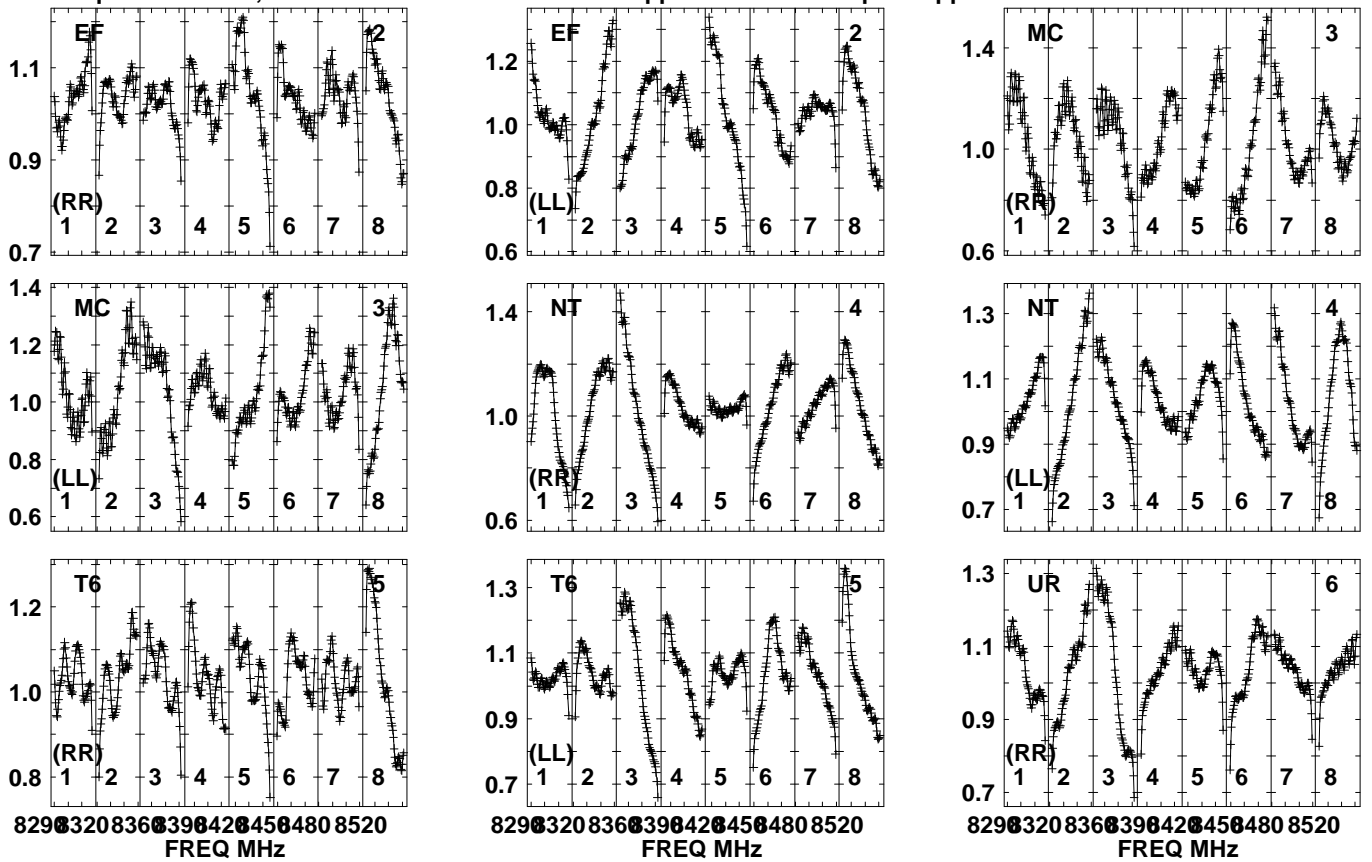


Lower frame: Real Jy
Auto-corr total-power spectrum Antenna: *
Timerange: 00/21:34:11 to 00/21:36:59

Plot file version 40 created 30-APR-2021 18:39:59

J1333+2725 EN008A.UVDATA.1

Freq = 8.2880 GHz, Bw = 32.000 MH No calibration applied and no bandpass applied

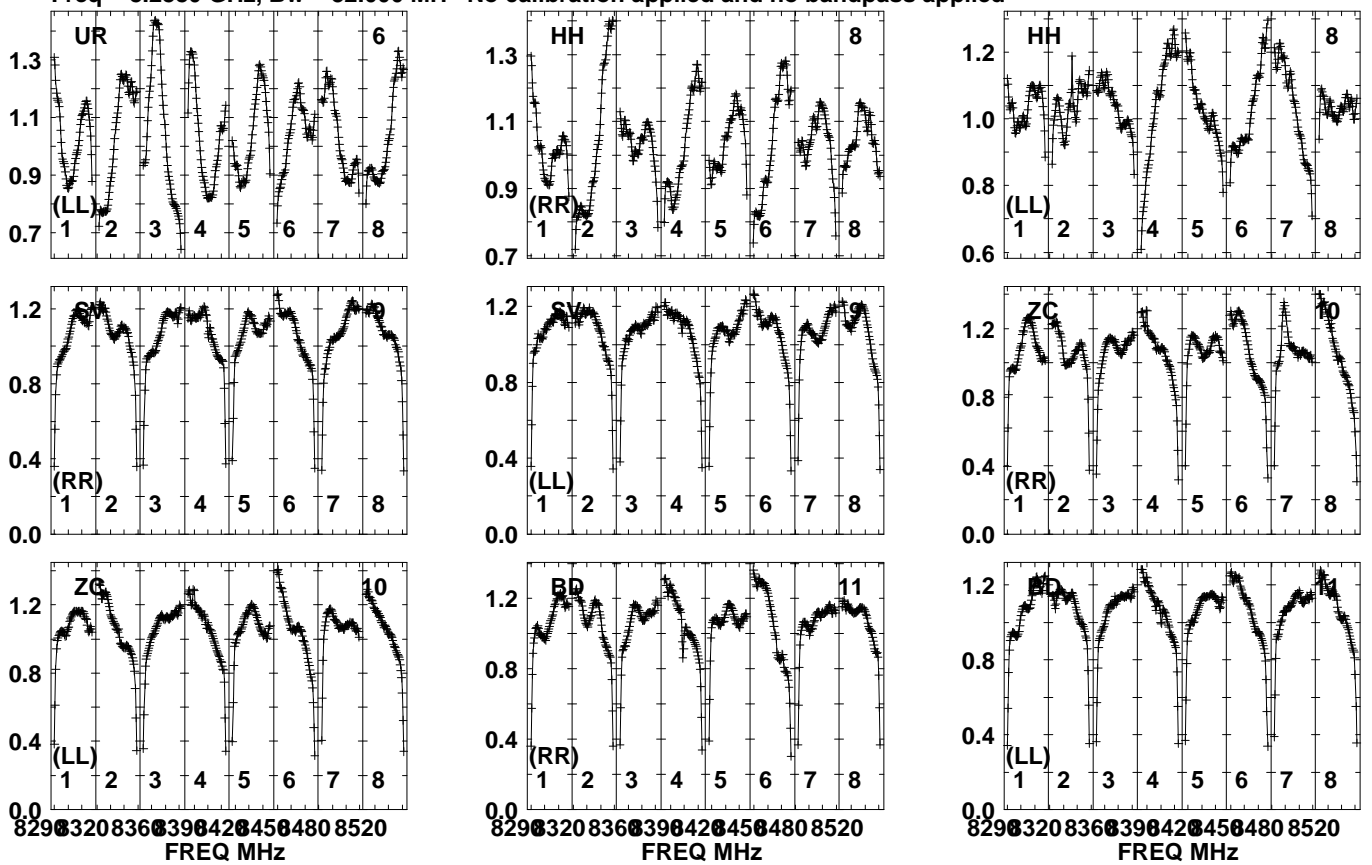


Lower frame: Real Jy
Auto-corr total-power spectrum Antenna: *
Timerange: 00/21:37:31 to 00/21:38:59

Plot file version 41 created 30-APR-2021 18:39:59

J1333+2725 EN008A.UVDATA.1

Freq = 8.2880 GHz, Bw = 32.000 MH No calibration applied and no bandpass applied

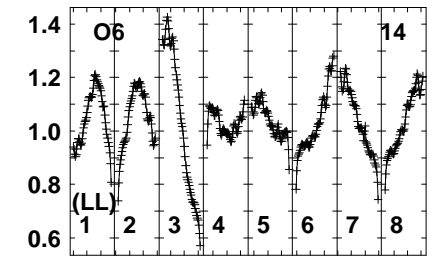
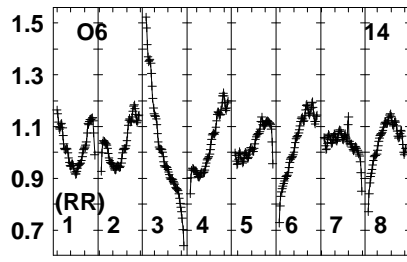
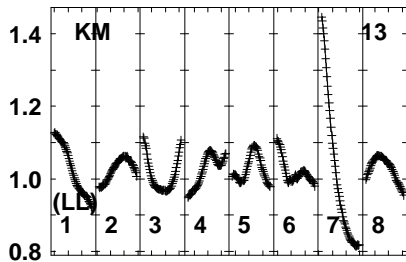
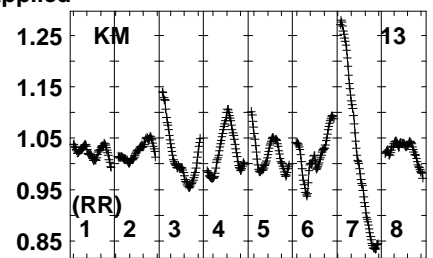
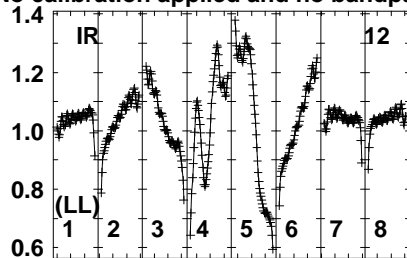
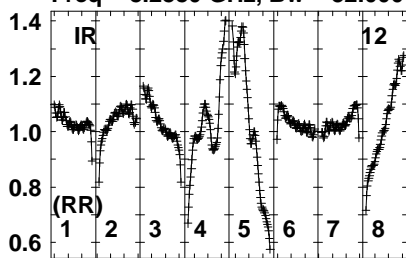


Lower frame: Real Jy
Auto-corr total-power spectrum Antenna: *
Timerange: 00/21:37:31 to 00/21:38:59

Plot file version 42 created 30-APR-2021 18:40:00

J1333+2725 EN008A.UVDATA.1

Freq = 8.2880 GHz, Bw = 32.000 MH No calibration applied and no bandpass applied

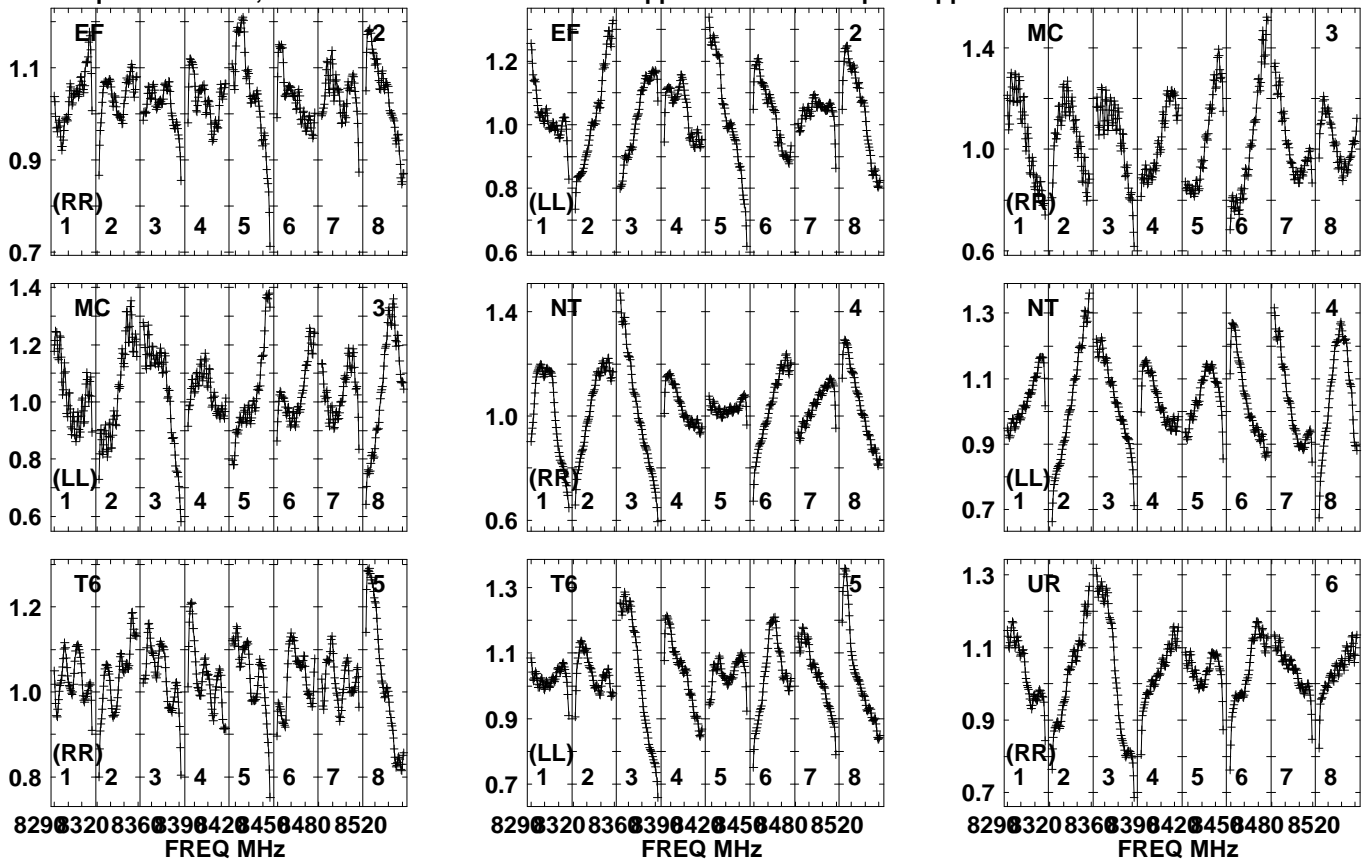


Lower frame: Real Jy
Auto-corr total-power spectrum Antenna: *
Timerange: 00/21:37:31 to 00/21:38:59

Plot file version 43 created 30-APR-2021 18:40:00

J1328+2752 EN008A.UVDATA.1

Freq = 8.2880 GHz, Bw = 32.000 MH No calibration applied and no bandpass applied

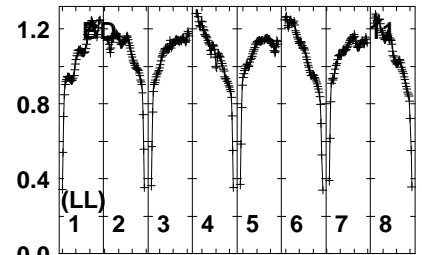
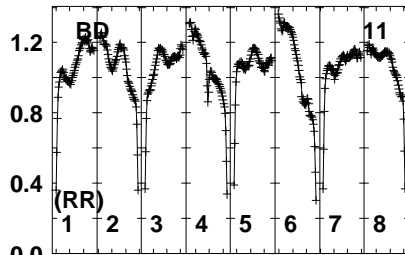
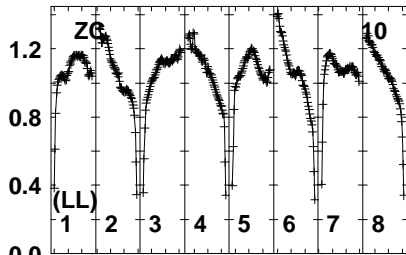
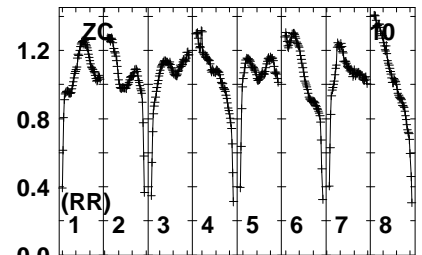
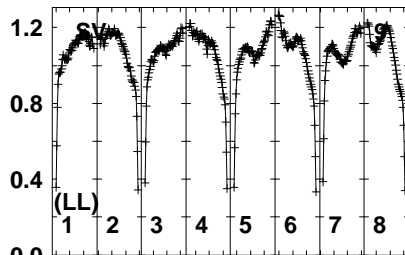
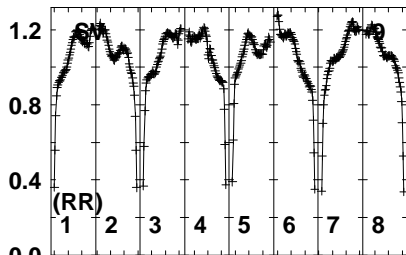
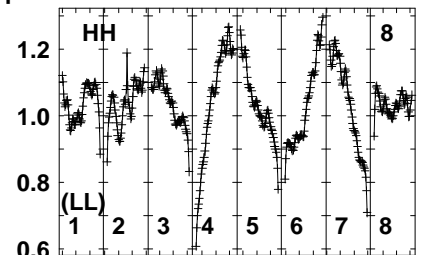
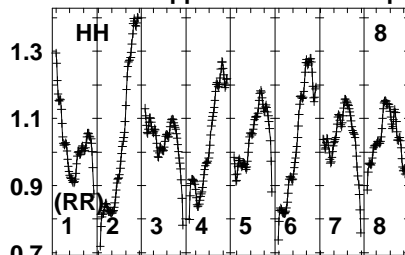
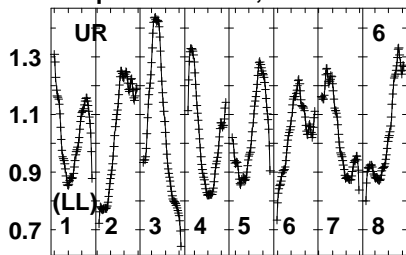


Lower frame: Real Jy
Auto-corr total-power spectrum Antenna: *
Timerange: 00/21:39:03 to 00/21:42:29

Plot file version 44 created 30-APR-2021 18:40:00

J1328+2752 EN008A.UVDATA.1

Freq = 8.2880 GHz, Bw = 32.000 MH No calibration applied and no bandpass applied



829032083603904204504808520
FREQ MHz

829032083603904204504808520
FREQ MHz

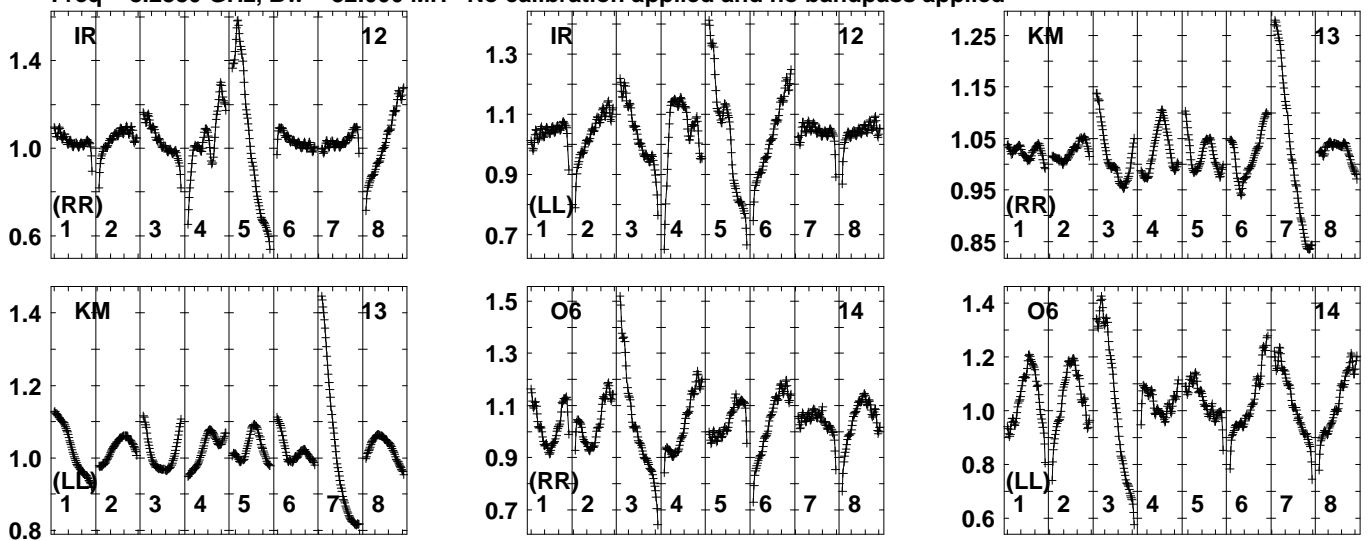
829032083603904204504808520
FREQ MHz

Lower frame: Real Jy
Auto-corr total-power spectrum Antenna: *
Timerange: 00/21:39:03 to 00/21:42:29

Plot file version 45 created 30-APR-2021 18:40:00

J1328+2752 EN008A.UVDATA.1

Freq = 8.2880 GHz, Bw = 32.000 MH No calibration applied and no bandpass applied

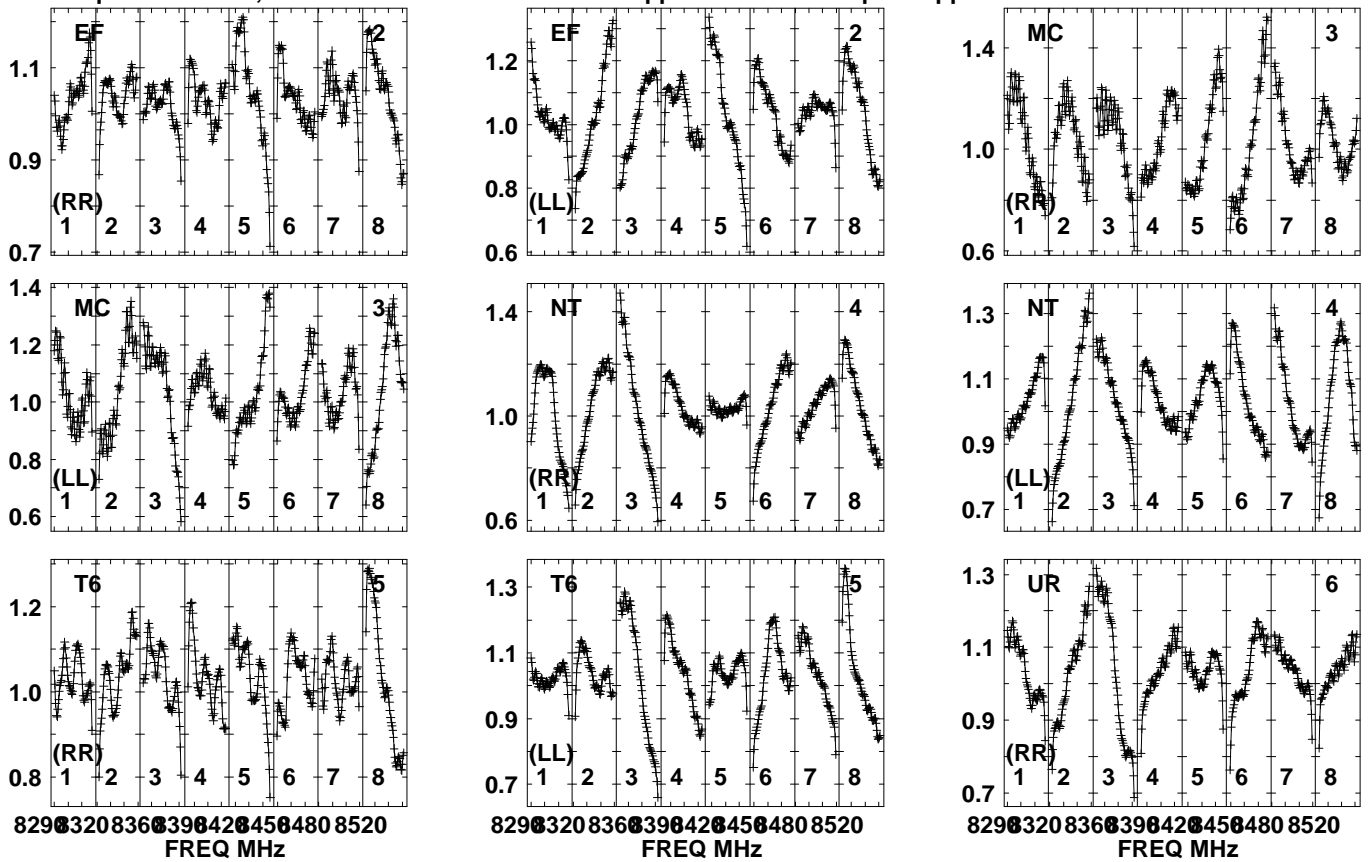


Lower frame: Real Jy
Auto-corr total-power spectrum Antenna: *
Timerange: 00/21:39:03 to 00/21:42:29

Plot file version 46 created 30-APR-2021 18:40:00

J1333+2725 EN008A.UVDATA.1

Freq = 8.2880 GHz, Bw = 32.000 MH No calibration applied and no bandpass applied

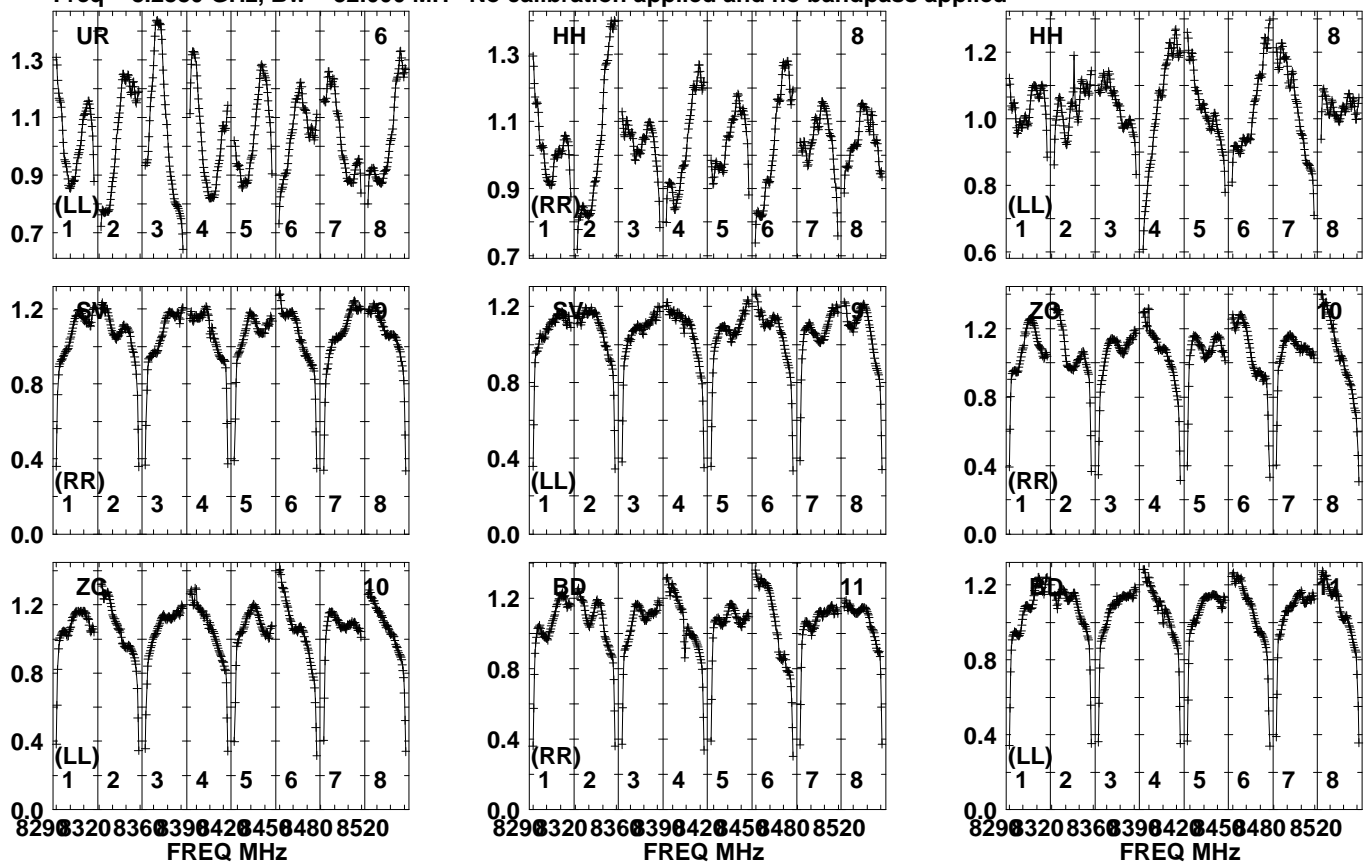


Lower frame: Real Jy
Auto-corr total-power spectrum Antenna: *
Timerange: 00/21:42:31 to 00/21:43:59

Plot file version 47 created 30-APR-2021 18:40:01

J1333+2725 EN008A.UVDATA.1

Freq = 8.2880 GHz, Bw = 32.000 MH No calibration applied and no bandpass applied

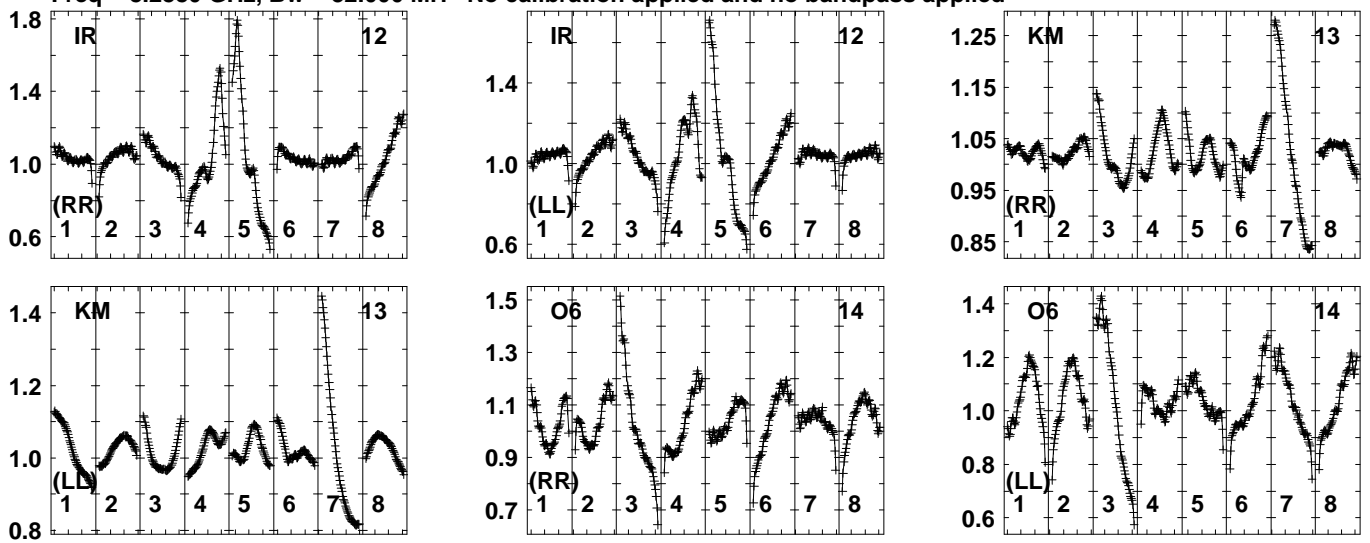


Lower frame: Real Jy
Auto-corr total-power spectrum Antenna: *
Timerange: 00/21:42:31 to 00/21:43:59

Plot file version 48 created 30-APR-2021 18:40:01

J1333+2725 EN008A.UVDATA.1

Freq = 8.2880 GHz, Bw = 32.000 MH No calibration applied and no bandpass applied

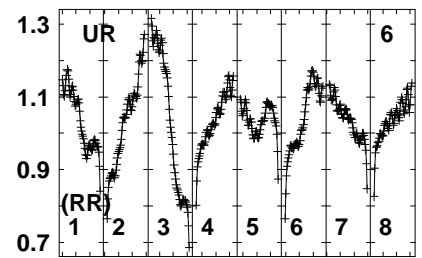
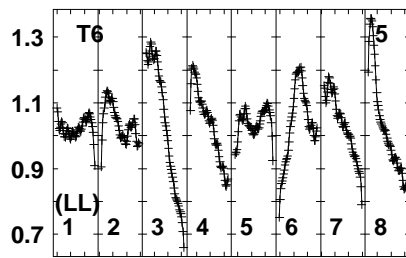
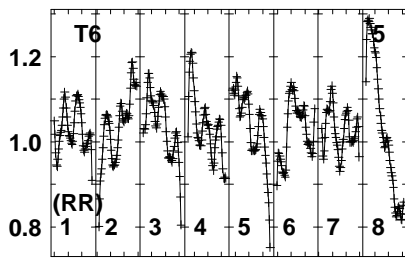
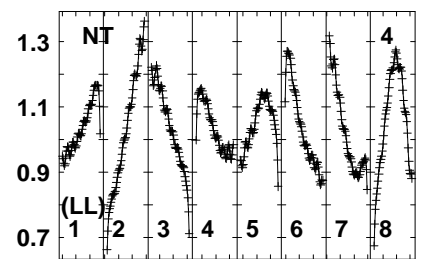
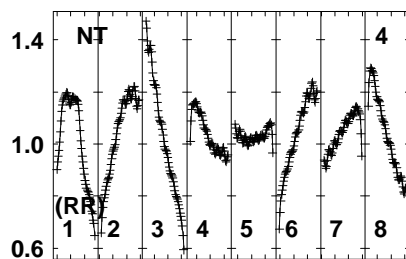
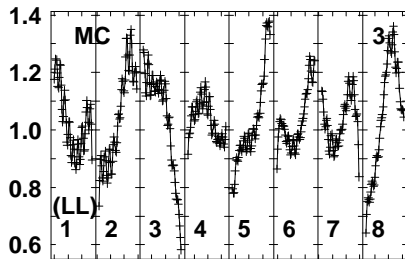
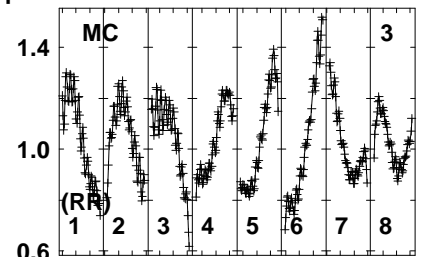
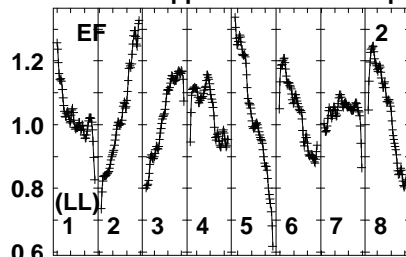
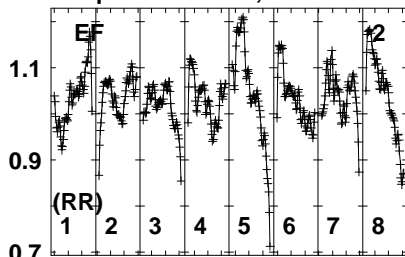


Lower frame: Real Jy
Auto-corr total-power spectrum Antenna: *
Timerange: 00/21:42:31 to 00/21:43:59

Plot file version 49 created 30-APR-2021 18:40:01

J1328+2752 EN008A.UVDATA.1

Freq = 8.2880 GHz, Bw = 32.000 MH No calibration applied and no bandpass applied



829032083603904204504808520
FREQ MHz

829032083603904204504808520
FREQ MHz

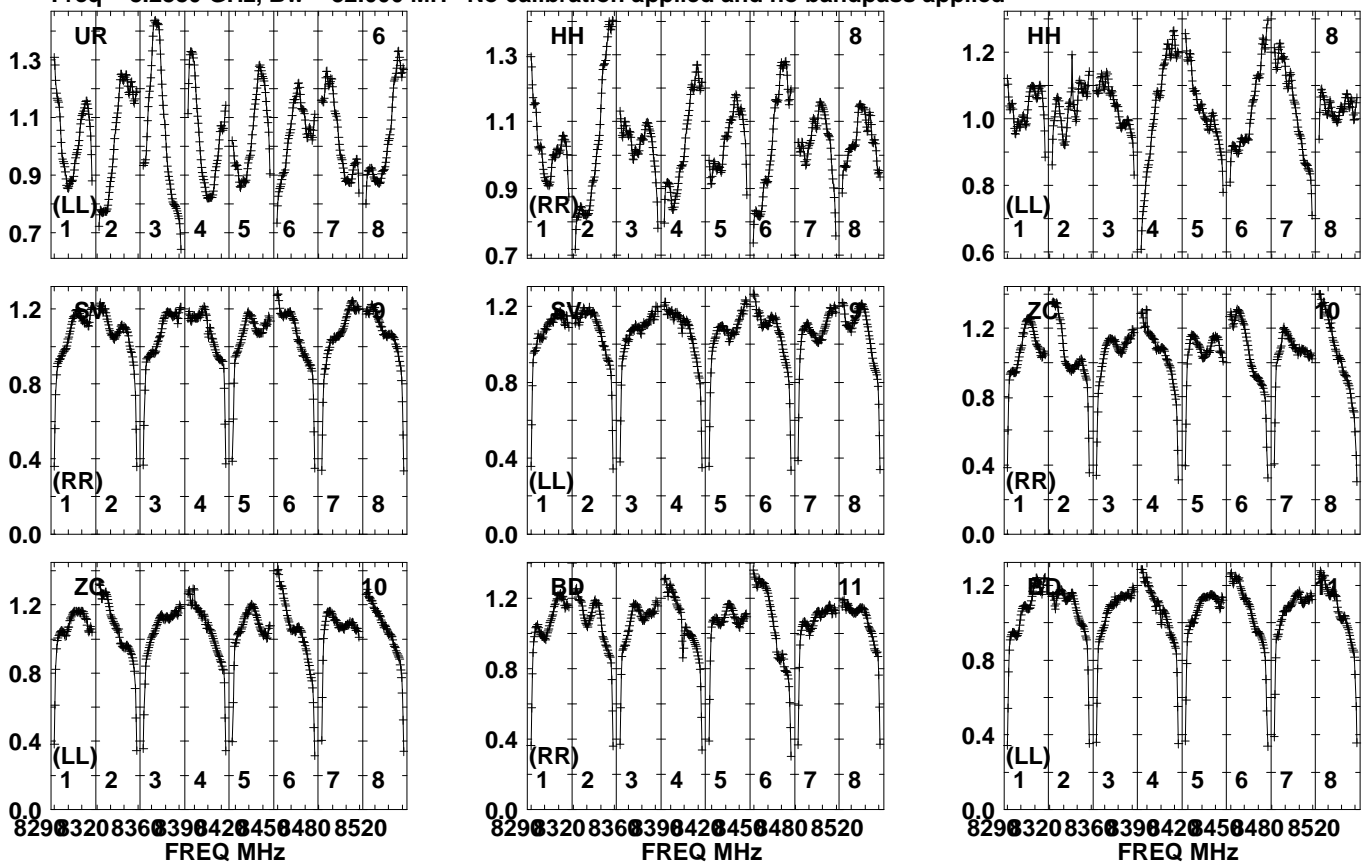
829032083603904204504808520
FREQ MHz

Lower frame: Real Jy
Auto-corr total-power spectrum Antenna: *
Timerange: 00/21:44:41 to 00/21:47:29

Plot file version 50 created 30-APR-2021 18:40:01

J1328+2752 EN008A.UVDATA.1

Freq = 8.2880 GHz, Bw = 32.000 MH No calibration applied and no bandpass applied

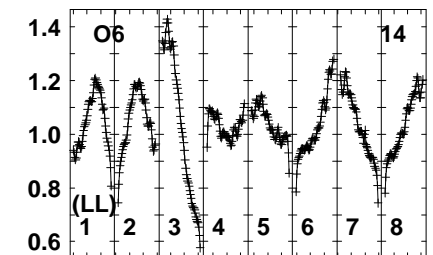
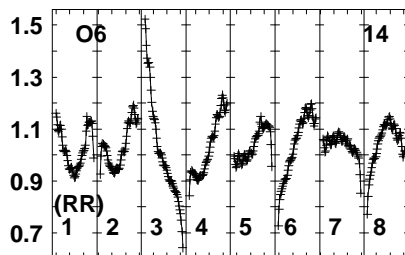
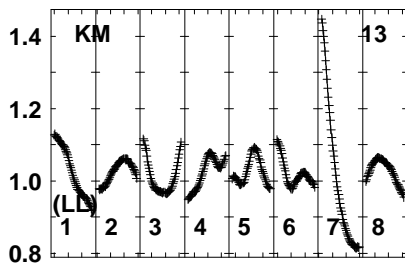
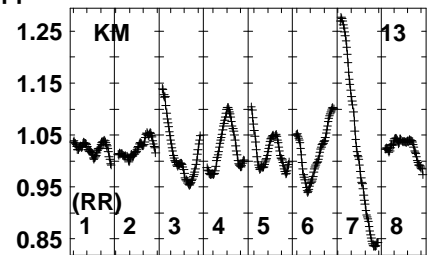
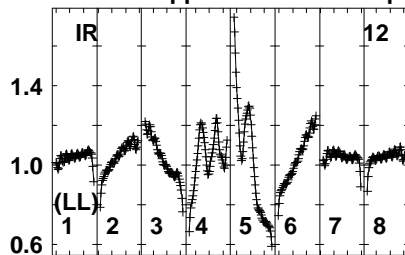
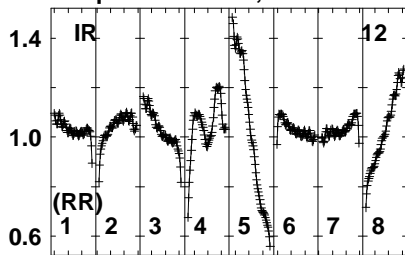


Lower frame: Real Jy
Auto-corr total-power spectrum Antenna: *
Timerange: 00/21:44:41 to 00/21:47:29

Plot file version 51 created 30-APR-2021 18:40:01

J1328+2752 EN008A.UVDATA.1

Freq = 8.2880 GHz, Bw = 32.000 MH No calibration applied and no bandpass applied

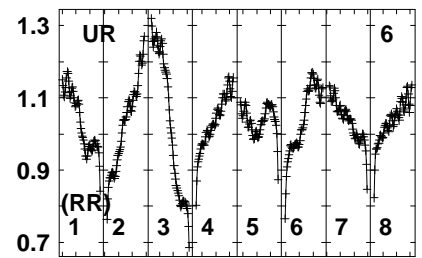
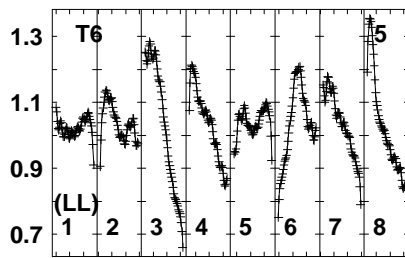
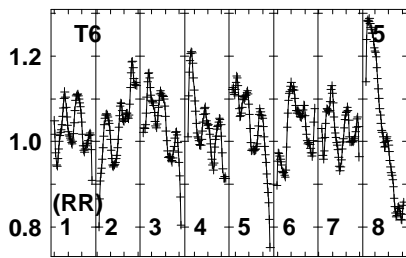
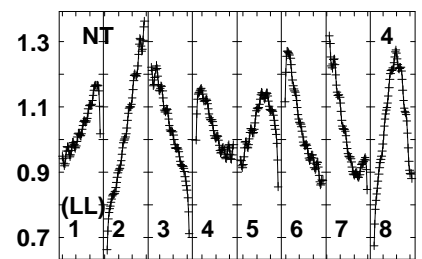
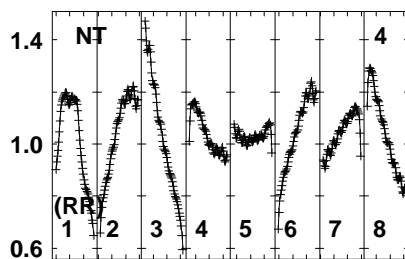
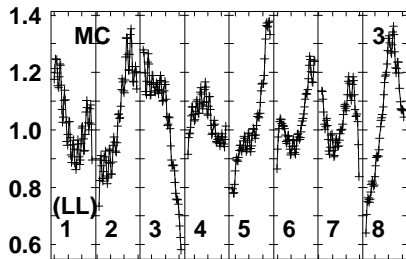
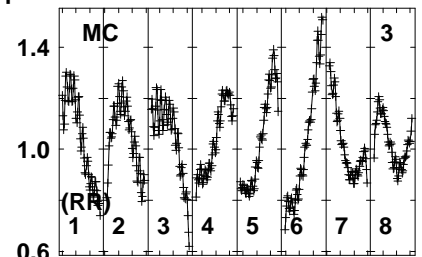
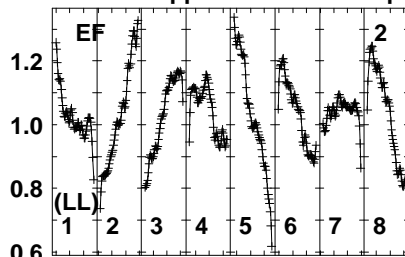
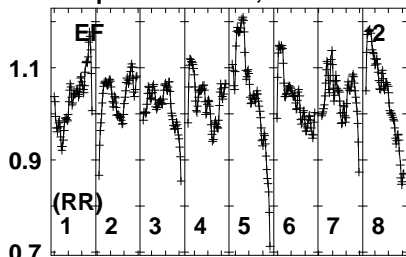


Lower frame: Real Jy
Auto-corr total-power spectrum Antenna: *
Timerange: 00/21:44:41 to 00/21:47:29

Plot file version 52 created 30-APR-2021 18:40:01

J1333+2725 EN008A.UVDATA.1

Freq = 8.2880 GHz, Bw = 32.000 MH No calibration applied and no bandpass applied



829032083603904204504808520
FREQ MHz

829032083603904204504808520
FREQ MHz

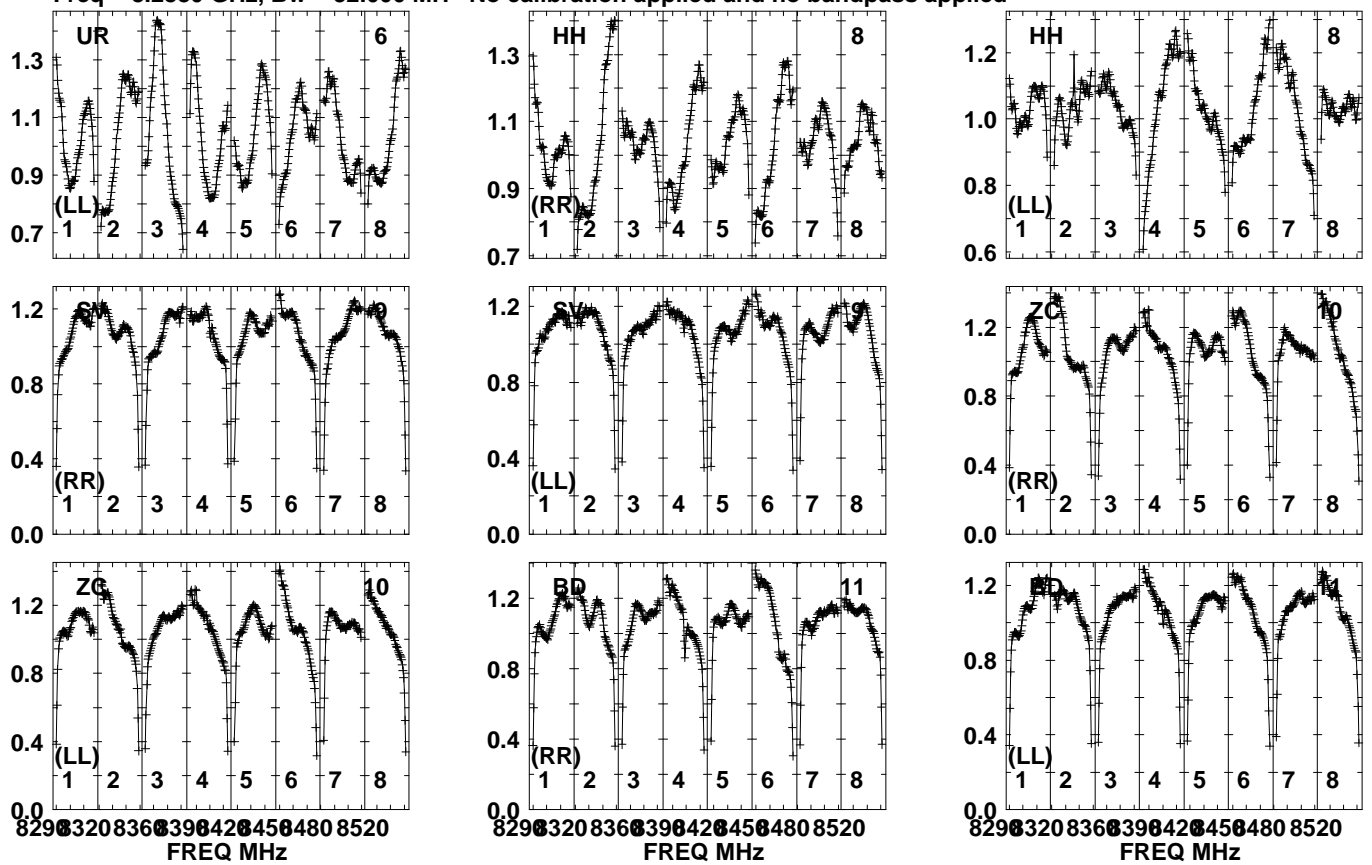
829032083603904204504808520
FREQ MHz

Lower frame: Real Jy
Auto-corr total-power spectrum Antenna: *
Timerange: 00/21:48:01 to 00/21:49:29

Plot file version 53 created 30-APR-2021 18:40:01

J1333+2725 EN008A.UVDATA.1

Freq = 8.2880 GHz, Bw = 32.000 MH No calibration applied and no bandpass applied

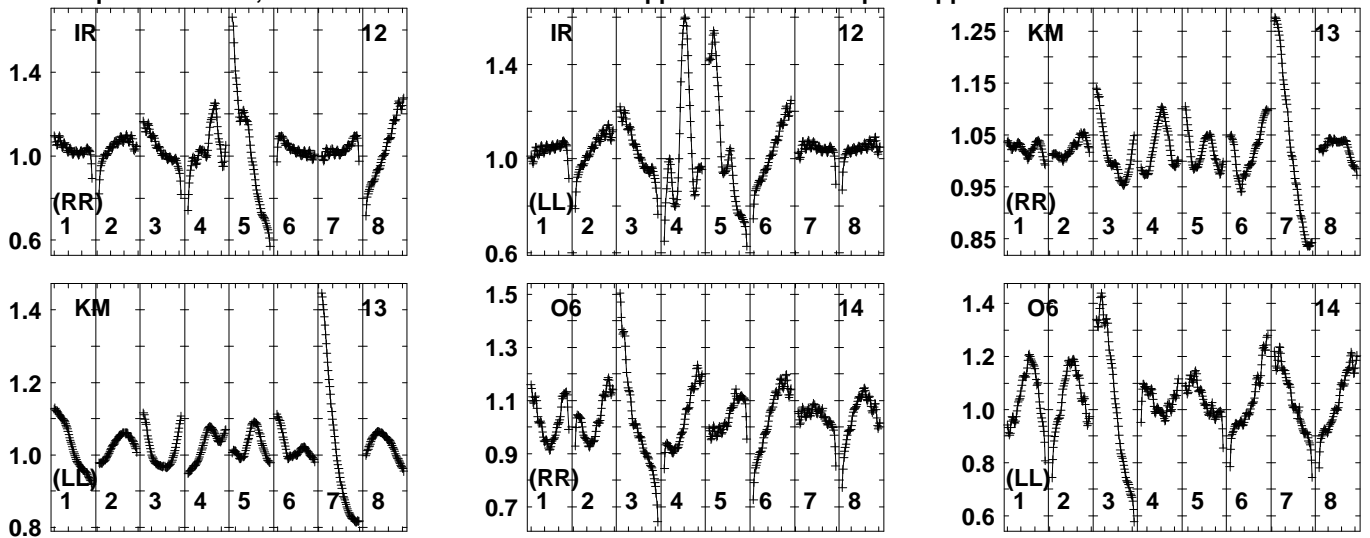


Lower frame: Real Jy
Auto-corr total-power spectrum Antenna: *
Timerange: 00/21:48:01 to 00/21:49:29

Plot file version 54 created 30-APR-2021 18:40:02

J1333+2725 EN008A.UVDATA.1

Freq = 8.2880 GHz, Bw = 32.000 MH No calibration applied and no bandpass applied

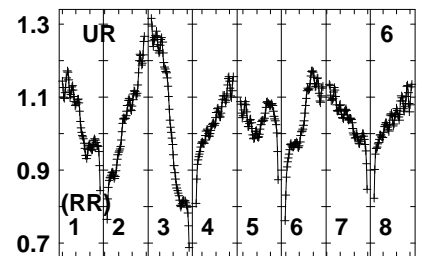
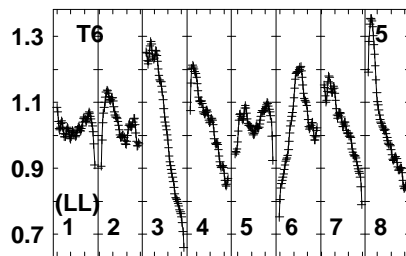
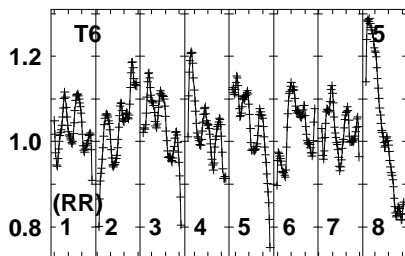
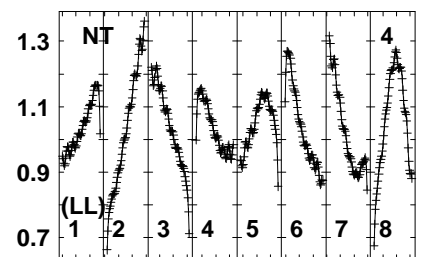
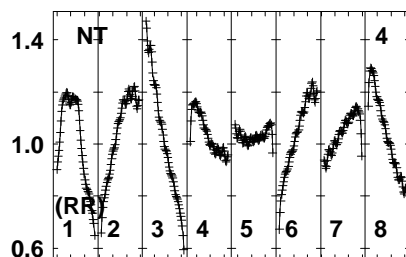
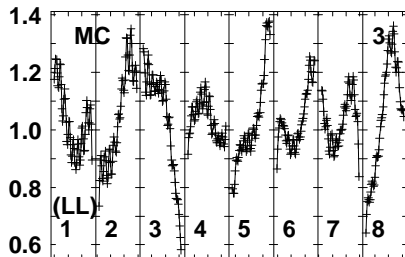
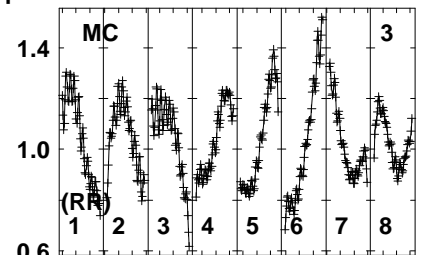
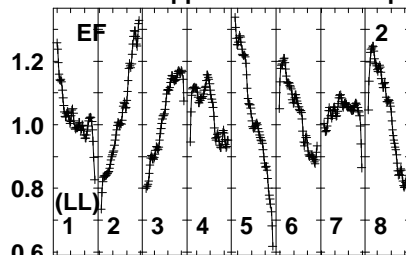
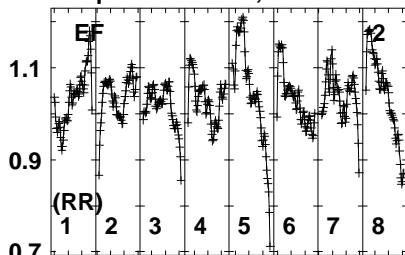


Lower frame: Real Jy
Auto-corr total-power spectrum Antenna: *
Timerange: 00/21:48:01 to 00/21:49:29

Plot file version 55 created 30-APR-2021 18:40:02

J1328+2752 EN008A.UVDATA.1

Freq = 8.2880 GHz, Bw = 32.000 MH No calibration applied and no bandpass applied



829032083603904204504808520
FREQ MHz

829032083603904204504808520
FREQ MHz

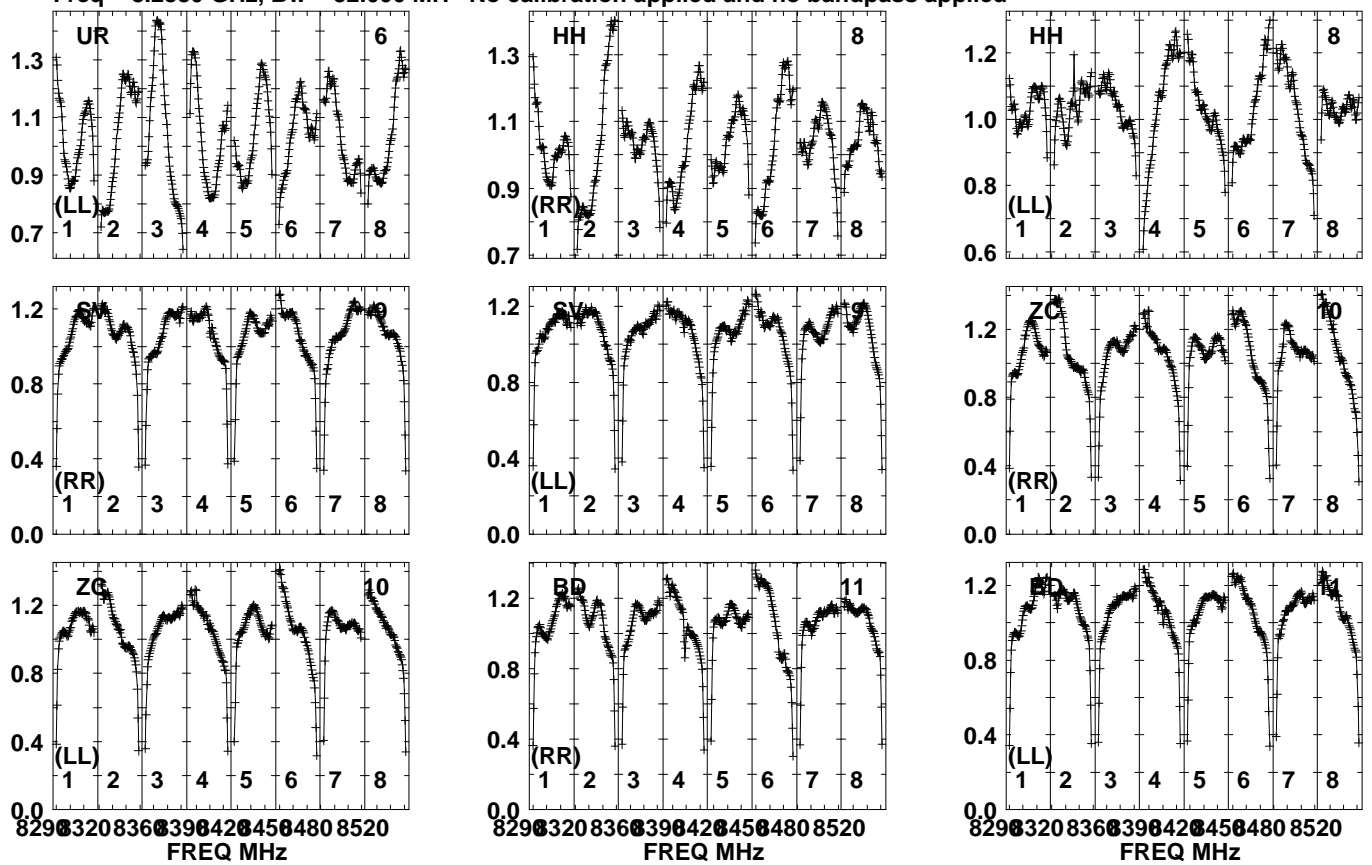
829032083603904204504808520
FREQ MHz

Lower frame: Real Jy
Auto-corr total-power spectrum Antenna: *
Timerange: 00/21:49:31 to 00/21:52:59

Plot file version 56 created 30-APR-2021 18:40:02

J1328+2752 EN008A.UVDATA.1

Freq = 8.2880 GHz, Bw = 32.000 MH No calibration applied and no bandpass applied

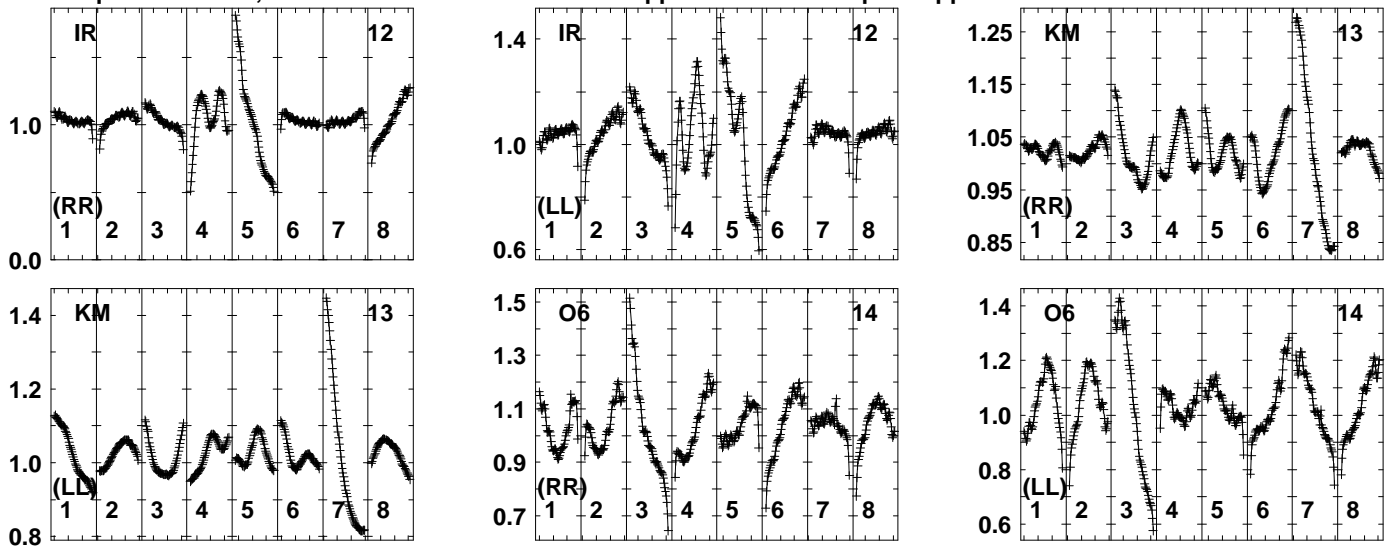


Lower frame: Real Jy
Auto-corr total-power spectrum Antenna: *
Timerange: 00/21:49:31 to 00/21:52:59

Plot file version 57 created 30-APR-2021 18:40:02

J1328+2752 EN008A.UVDATA.1

Freq = 8.2880 GHz, Bw = 32.000 MH No calibration applied and no bandpass applied

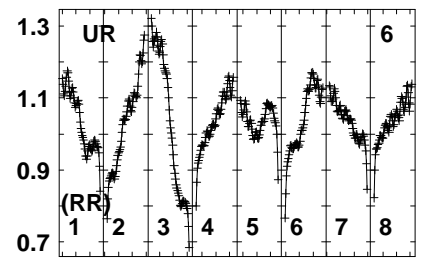
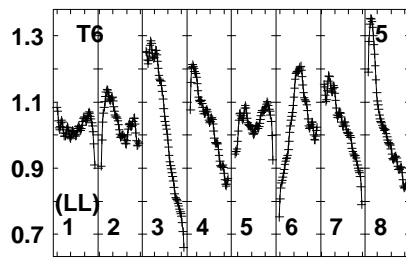
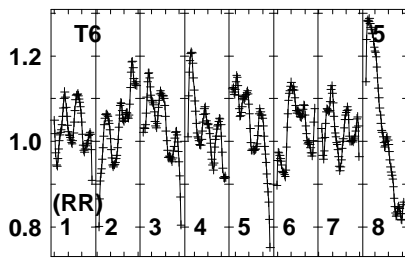
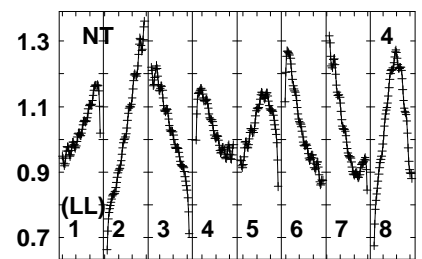
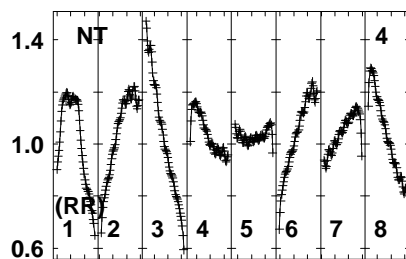
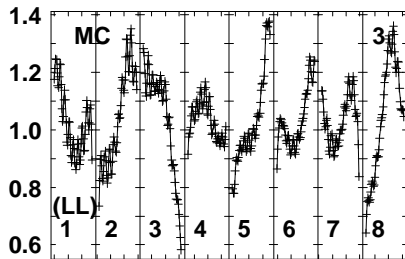
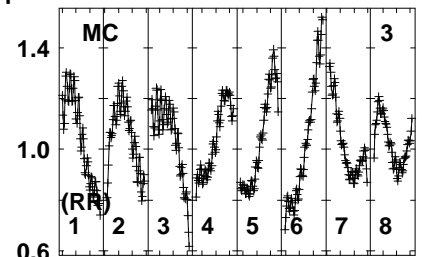
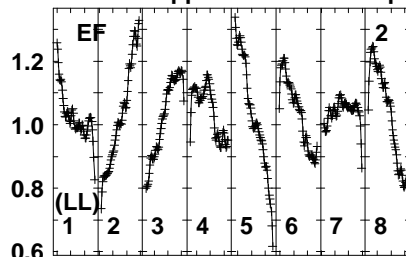
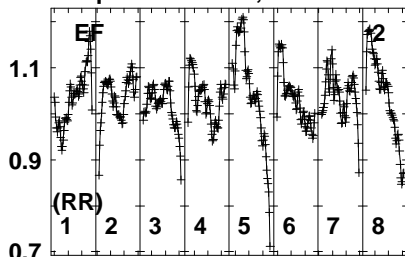


Lower frame: Real Jy
Auto-corr total-power spectrum Antenna: *
Timerange: 00/21:49:31 to 00/21:52:59

Plot file version 58 created 30-APR-2021 18:40:02

J1333+2725 EN008A.UVDATA.1

Freq = 8.2880 GHz, Bw = 32.000 MH No calibration applied and no bandpass applied



829032083603904204504808520
FREQ MHz

829032083603904204504808520
FREQ MHz

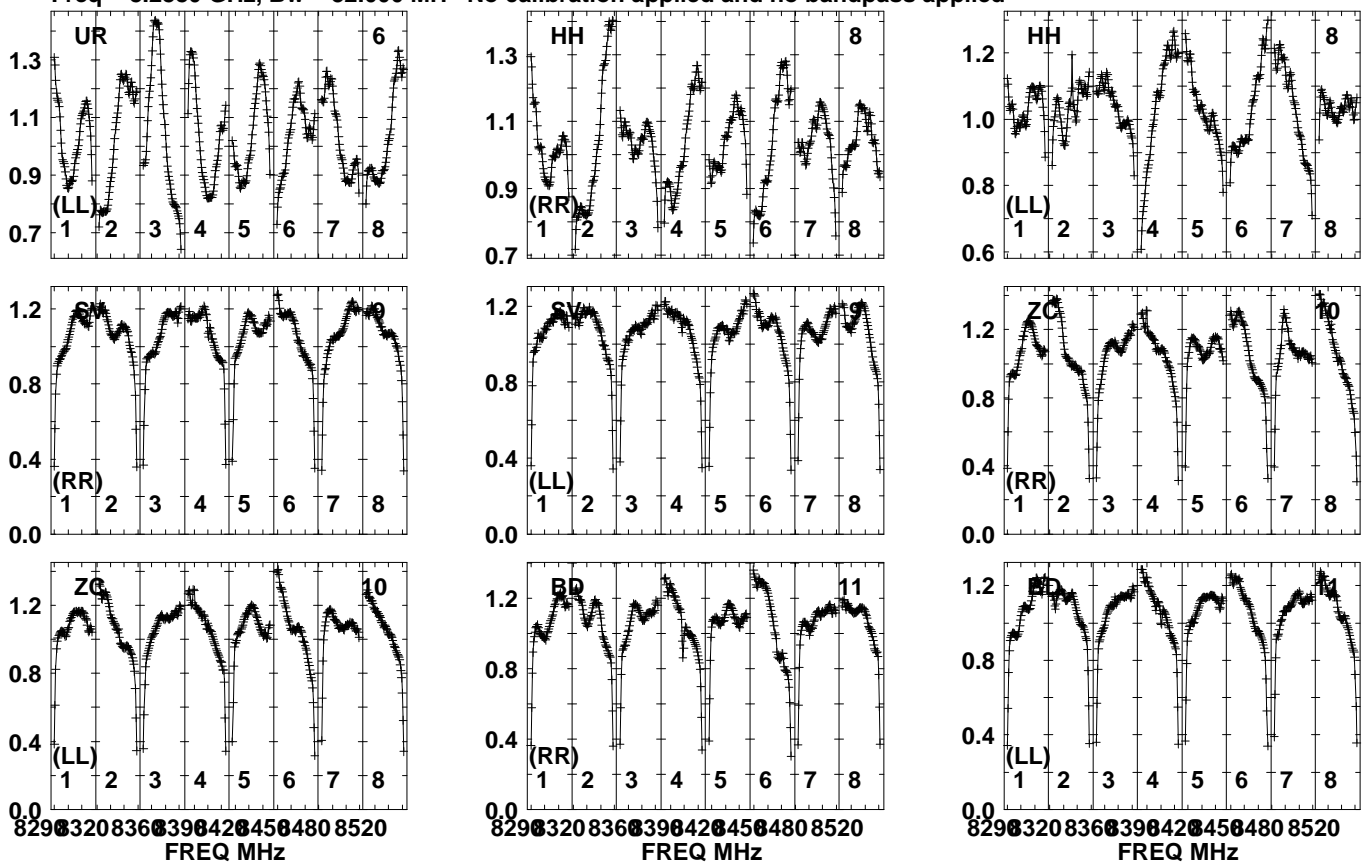
829032083603904204504808520
FREQ MHz

Lower frame: Real Jy
Auto-corr total-power spectrum Antenna: *
Timerange: 00/21:53:03 to 00/21:54:29

Plot file version 59 created 30-APR-2021 18:40:02

J1333+2725 EN008A.UVDATA.1

Freq = 8.2880 GHz, Bw = 32.000 MH No calibration applied and no bandpass applied

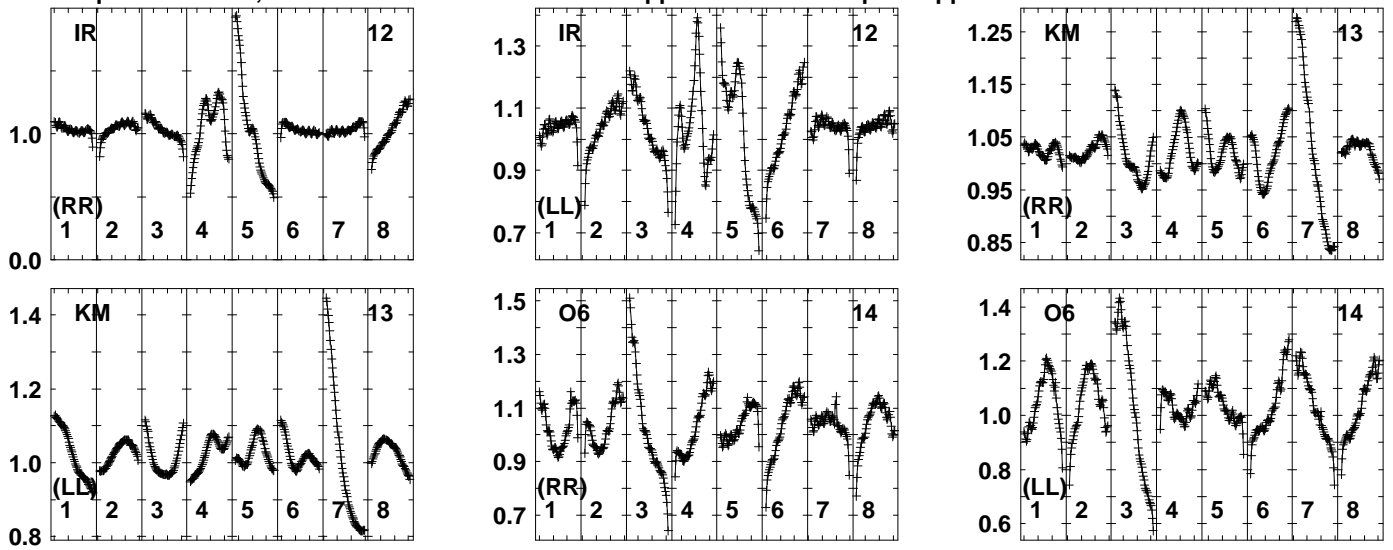


Lower frame: Real Jy
Auto-corr total-power spectrum Antenna: *
Timerange: 00/21:53:03 to 00/21:54:29

Plot file version 60 created 30-APR-2021 18:40:03

J1333+2725 EN008A.UVDATA.1

Freq = 8.2880 GHz, Bw = 32.000 MH No calibration applied and no bandpass applied



Lower frame: Real Jy

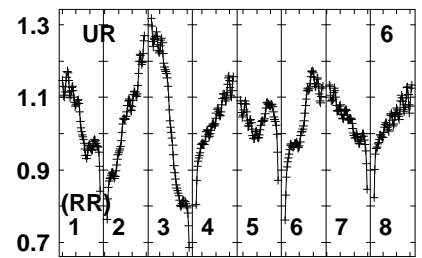
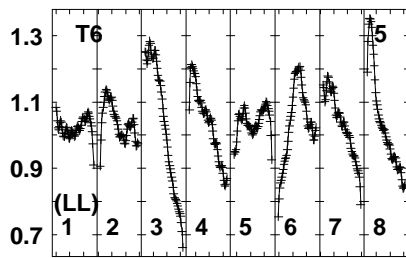
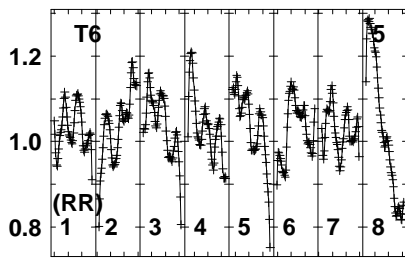
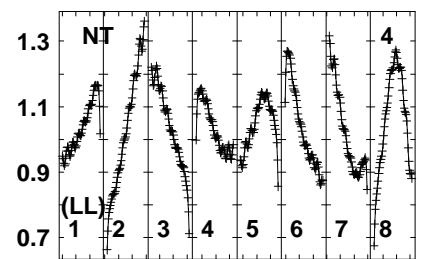
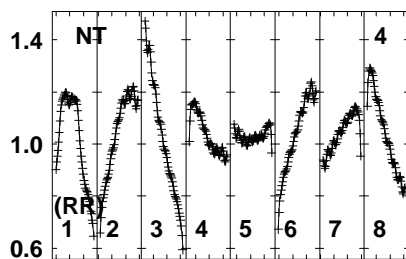
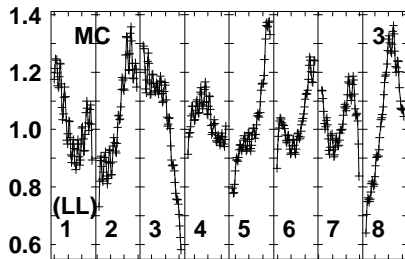
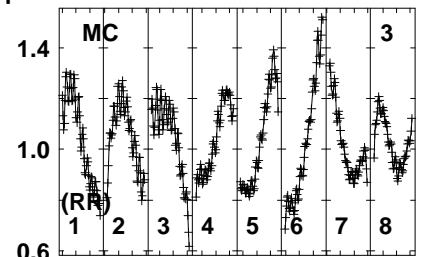
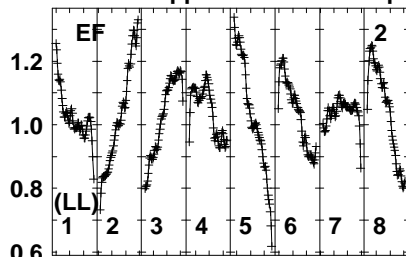
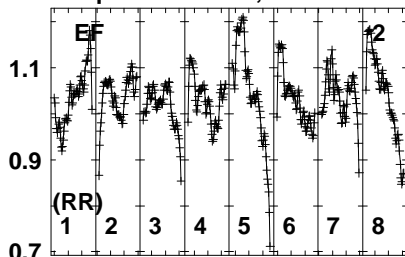
Auto-corr total-power spectrum Antenna: *

Timerange: 00/21:53:03 to 00/21:54:29

Plot file version 61 created 30-APR-2021 18:40:03

J1328+2752 EN008A.UVDATA.1

Freq = 8.2880 GHz, Bw = 32.000 MH No calibration applied and no bandpass applied



829032083603904204504808520
FREQ MHz

829032083603904204504808520
FREQ MHz

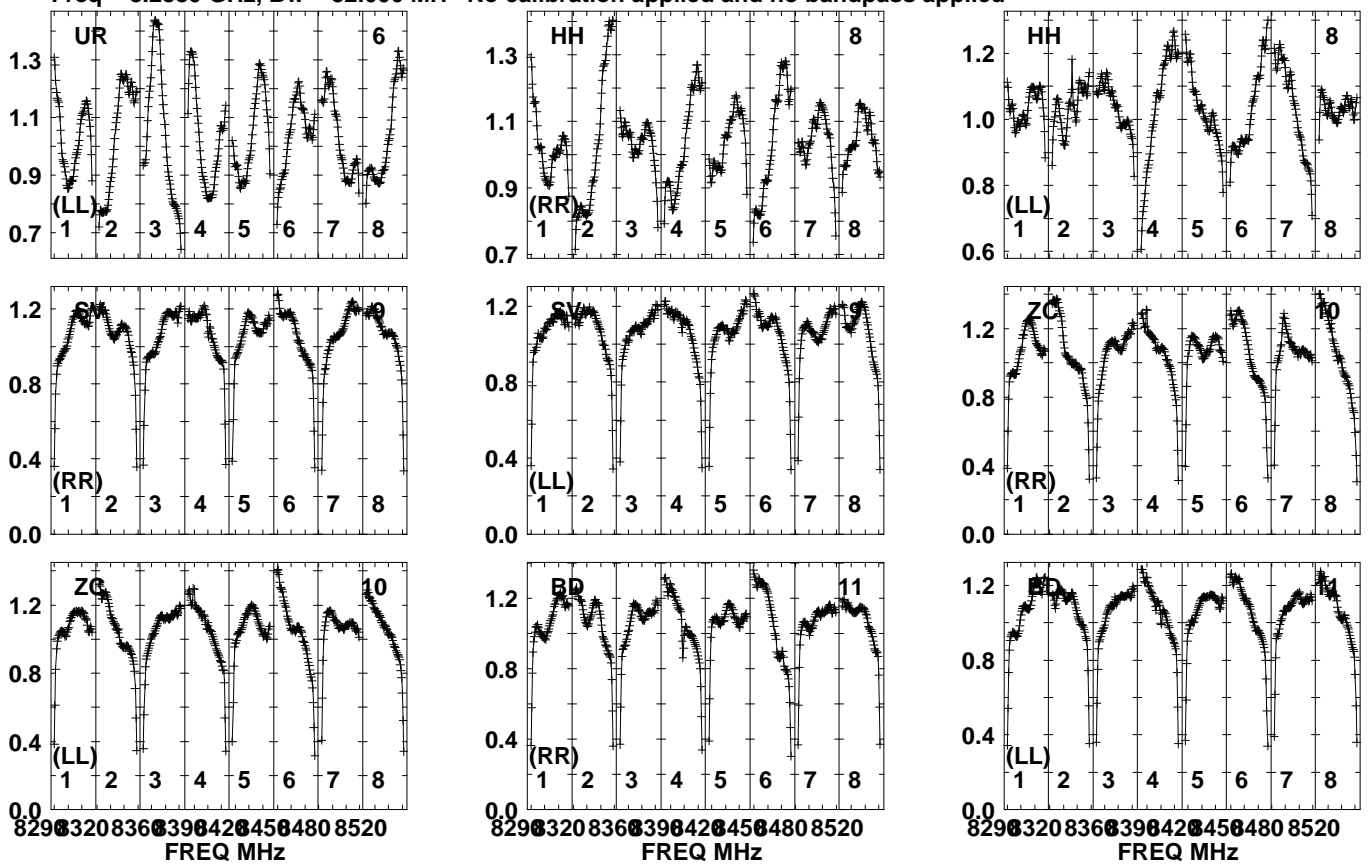
829032083603904204504808520
FREQ MHz

Lower frame: Real Jy
Auto-corr total-power spectrum Antenna: *
Timerange: 00/21:55:11 to 00/21:57:59

Plot file version 62 created 30-APR-2021 18:40:03

J1328+2752 EN008A.UVDATA.1

Freq = 8.2880 GHz, Bw = 32.000 MH No calibration applied and no bandpass applied

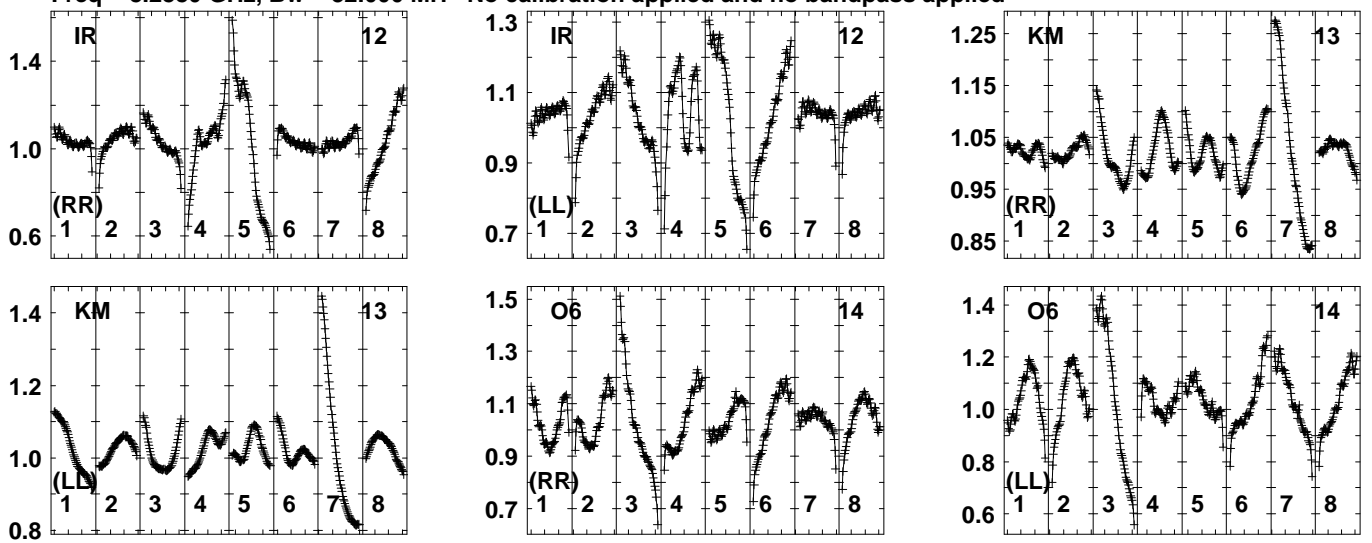


Lower frame: Real Jy
Auto-corr total-power spectrum Antenna: *
Timerange: 00/21:55:11 to 00/21:57:59

Plot file version 63 created 30-APR-2021 18:40:03

J1328+2752 EN008A.UVDATA.1

Freq = 8.2880 GHz, Bw = 32.000 MH No calibration applied and no bandpass applied

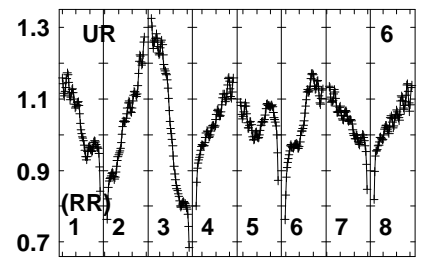
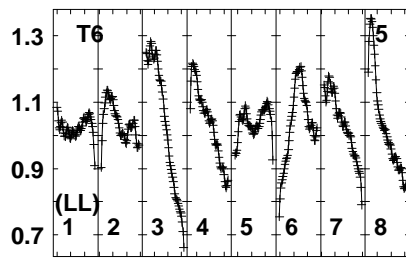
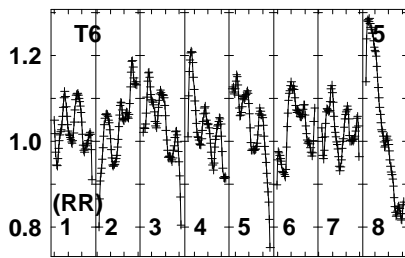
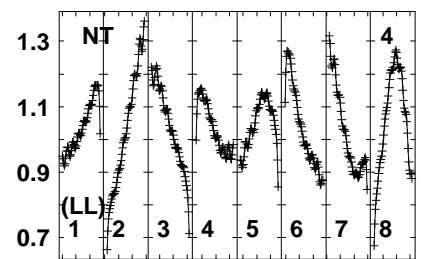
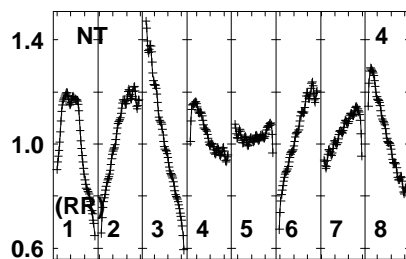
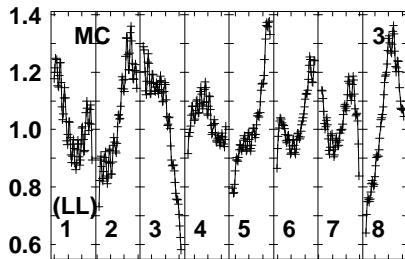
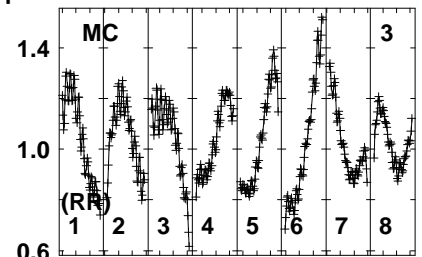
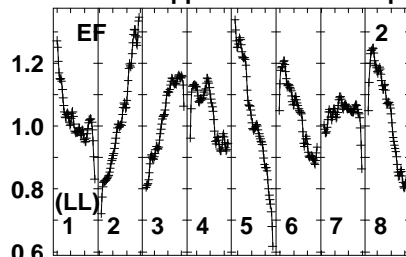
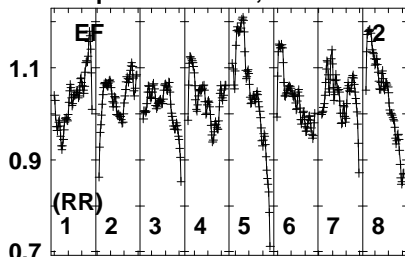


Lower frame: Real Jy
Auto-corr total-power spectrum Antenna: *
Timerange: 00/21:55:11 to 00/21:57:59

Plot file version 64 created 30-APR-2021 18:40:03

J1333+2725 EN008A.UVDATA.1

Freq = 8.2880 GHz, Bw = 32.000 MH No calibration applied and no bandpass applied



829032083603904204504808520
FREQ MHz

829032083603904204504808520
FREQ MHz

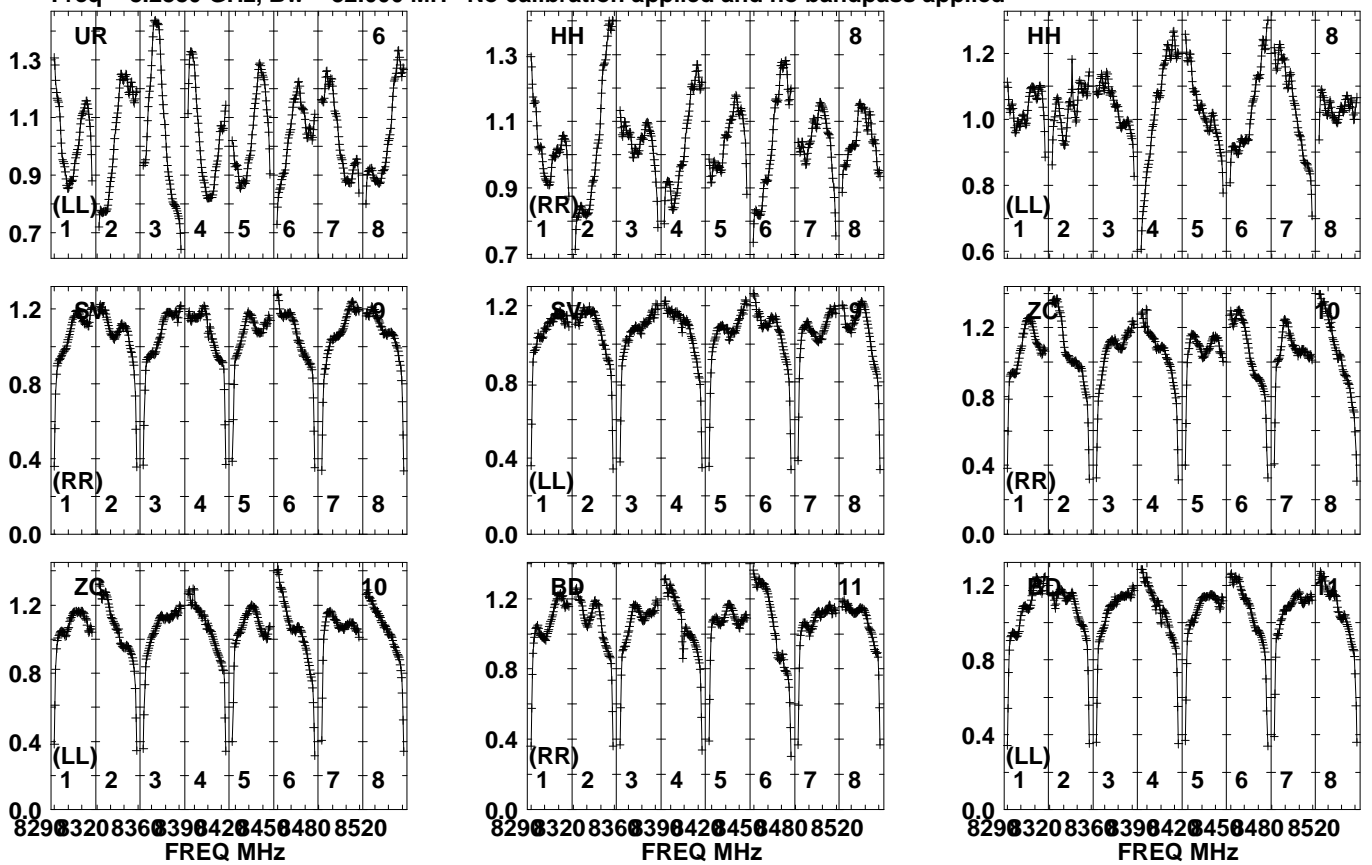
829032083603904204504808520
FREQ MHz

Lower frame: Real Jy
Auto-corr total-power spectrum Antenna: *
Timerange: 00/21:58:31 to 00/21:59:59

Plot file version 65 created 30-APR-2021 18:40:03

J1333+2725 EN008A.UVDATA.1

Freq = 8.2880 GHz, Bw = 32.000 MH No calibration applied and no bandpass applied

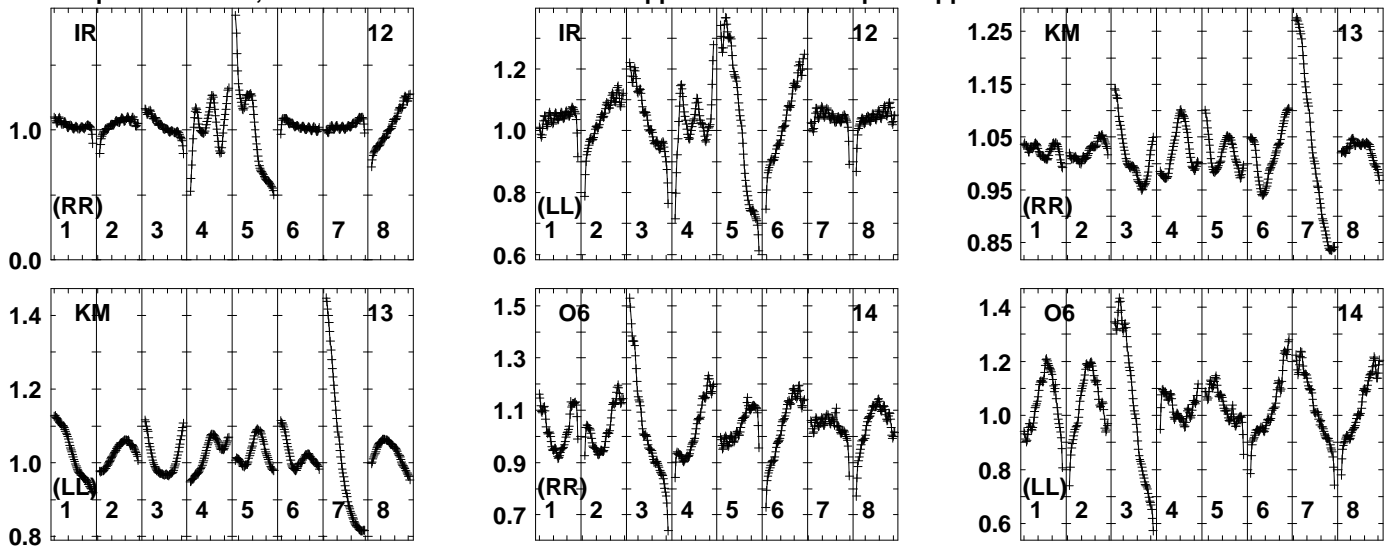


Lower frame: Real Jy
Auto-corr total-power spectrum Antenna: *
Timerange: 00/21:58:31 to 00/21:59:59

Plot file version 66 created 30-APR-2021 18:40:04

J1333+2725 EN008A.UVDATA.1

Freq = 8.2880 GHz, Bw = 32.000 MH No calibration applied and no bandpass applied

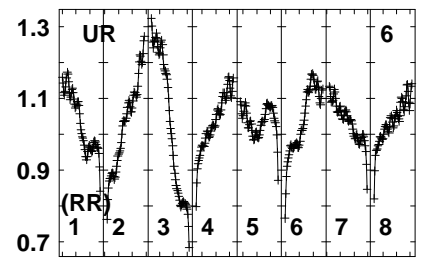
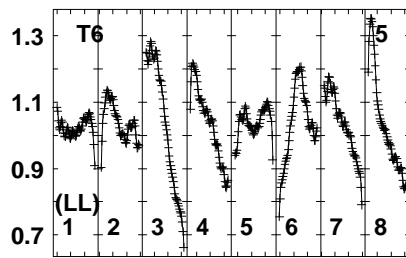
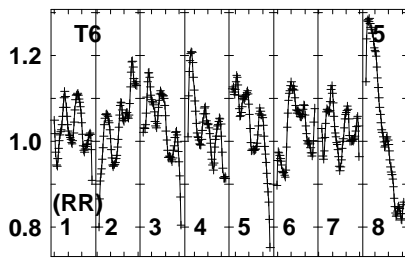
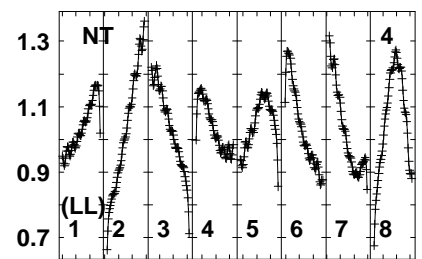
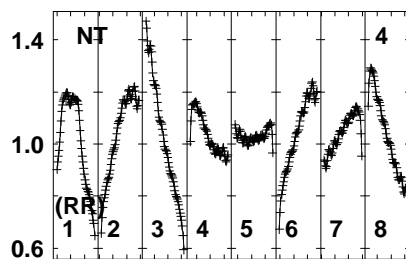
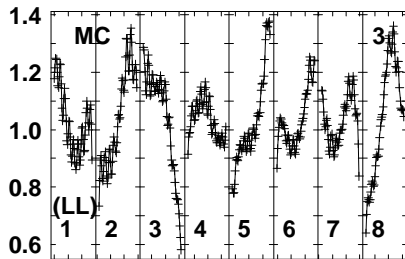
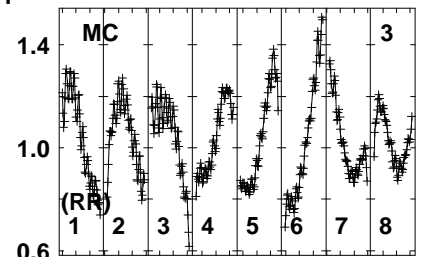
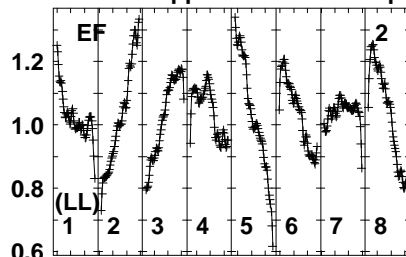
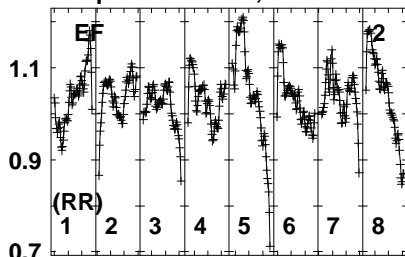


Lower frame: Real Jy
Auto-corr total-power spectrum Antenna: *
Timerange: 00/21:58:31 to 00/21:59:59

Plot file version 67 created 30-APR-2021 18:40:04

J1328+2752 EN008A.UVDATA.1

Freq = 8.2880 GHz, Bw = 32.000 MH No calibration applied and no bandpass applied



829032083603904204504808520
FREQ MHz

829032083603904204504808520
FREQ MHz

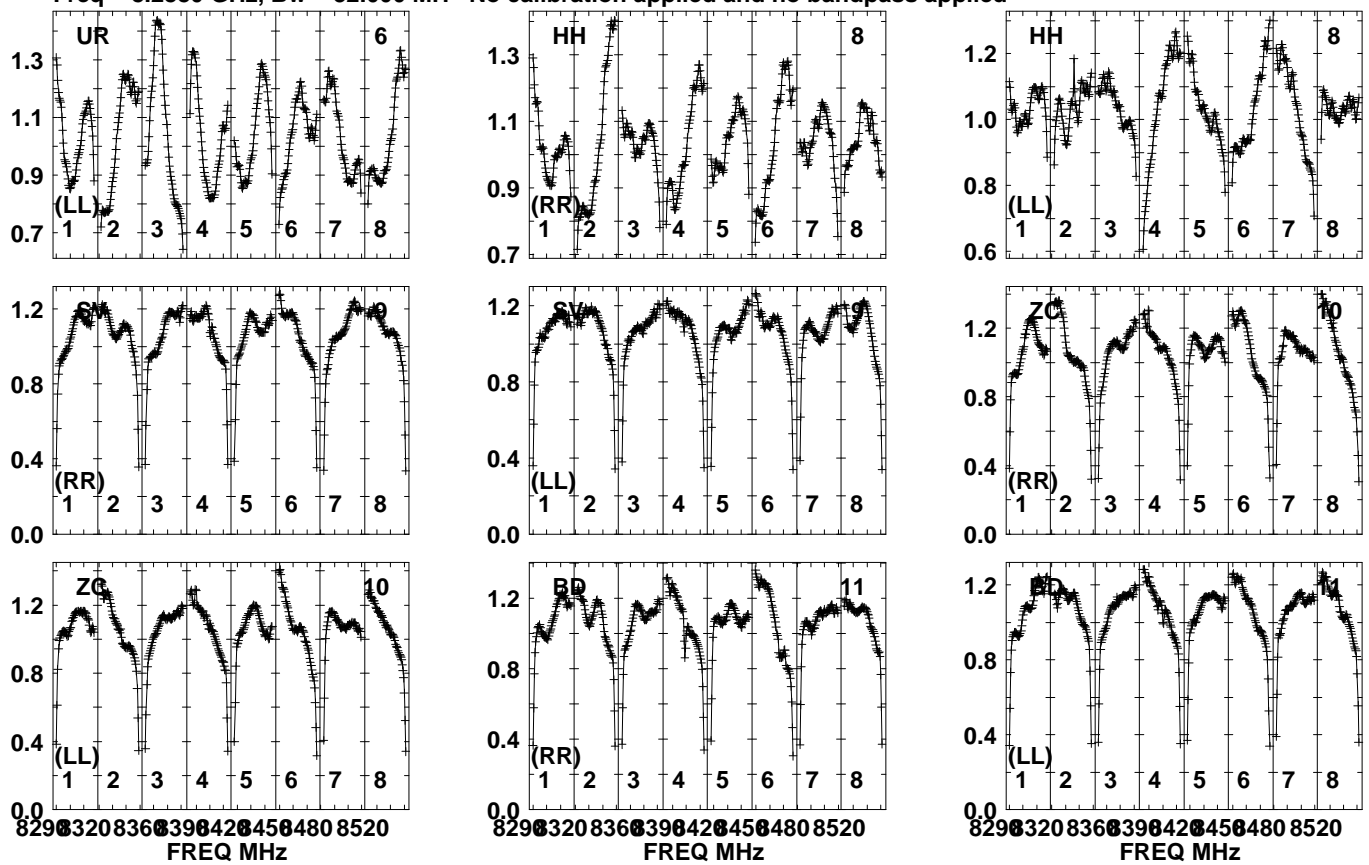
829032083603904204504808520
FREQ MHz

Lower frame: Real Jy
Auto-corr total-power spectrum Antenna: *
Timerange: 00/22:00:01 to 00/22:03:29

Plot file version 68 created 30-APR-2021 18:40:04

J1328+2752 EN008A.UVDATA.1

Freq = 8.2880 GHz, Bw = 32.000 MH No calibration applied and no bandpass applied

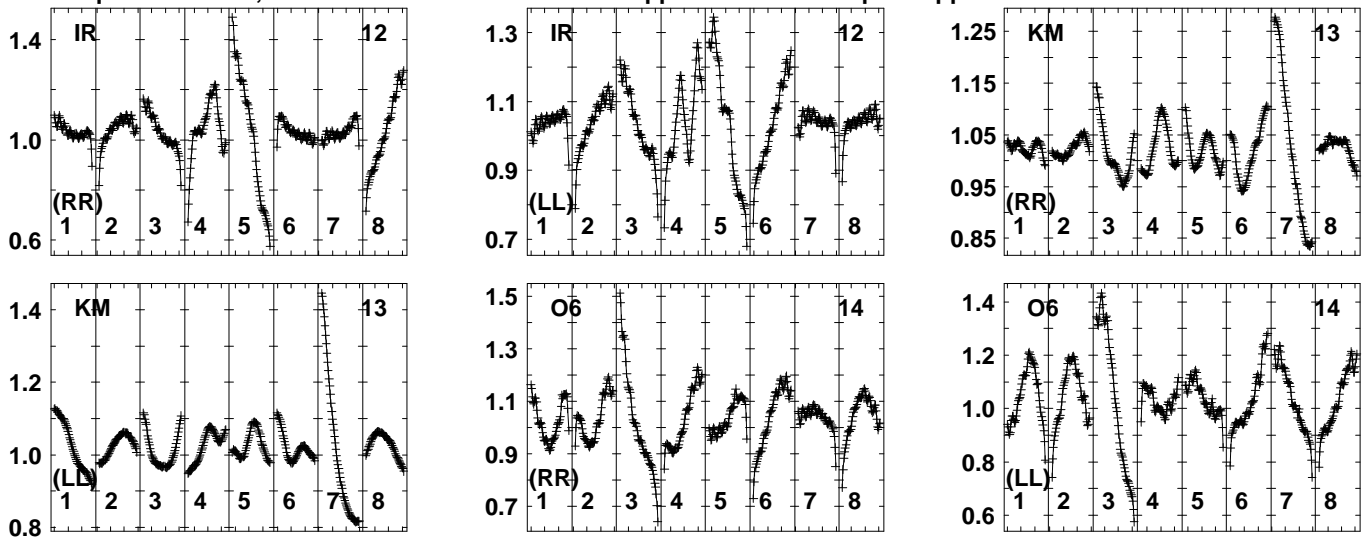


Lower frame: Real Jy
Auto-corr total-power spectrum Antenna: *
Timerange: 00/22:00:01 to 00/22:03:29

Plot file version 69 created 30-APR-2021 18:40:04

J1328+2752 EN008A.UVDATA.1

Freq = 8.2880 GHz, Bw = 32.000 MH No calibration applied and no bandpass applied

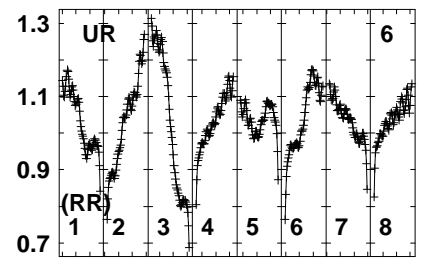
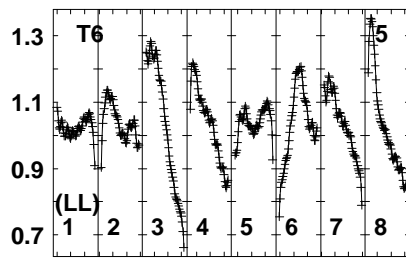
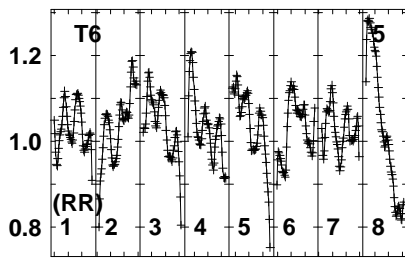
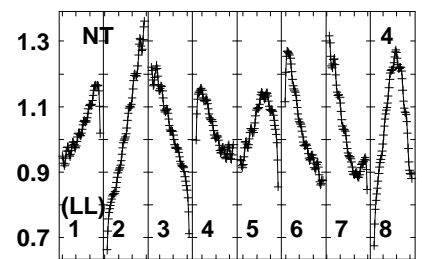
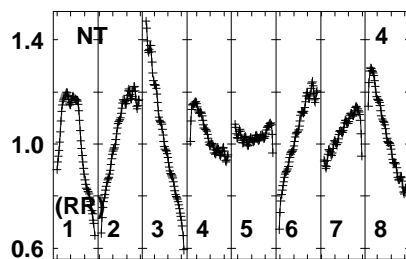
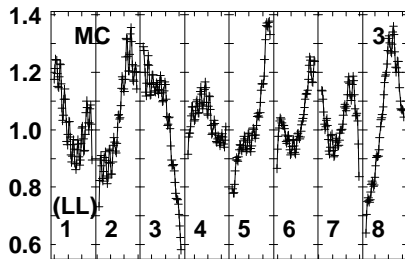
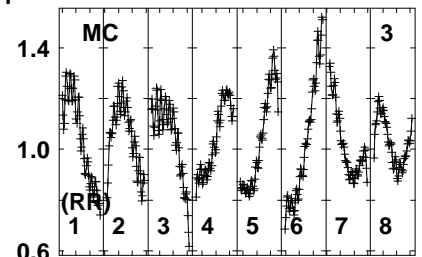
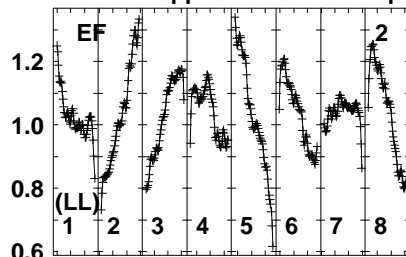
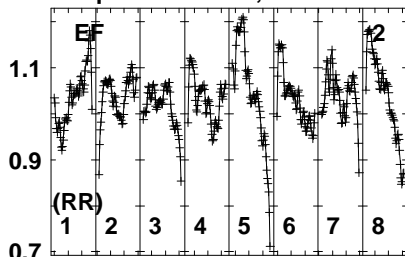


Lower frame: Real Jy
Auto-corr total-power spectrum Antenna: *
Timerange: 00/22:00:01 to 00/22:03:29

Plot file version 70 created 30-APR-2021 18:40:04

J1333+2725 EN008A.UVDATA.1

Freq = 8.2880 GHz, Bw = 32.000 MH No calibration applied and no bandpass applied



829032083603904204504808520
FREQ MHz

829032083603904204504808520
FREQ MHz

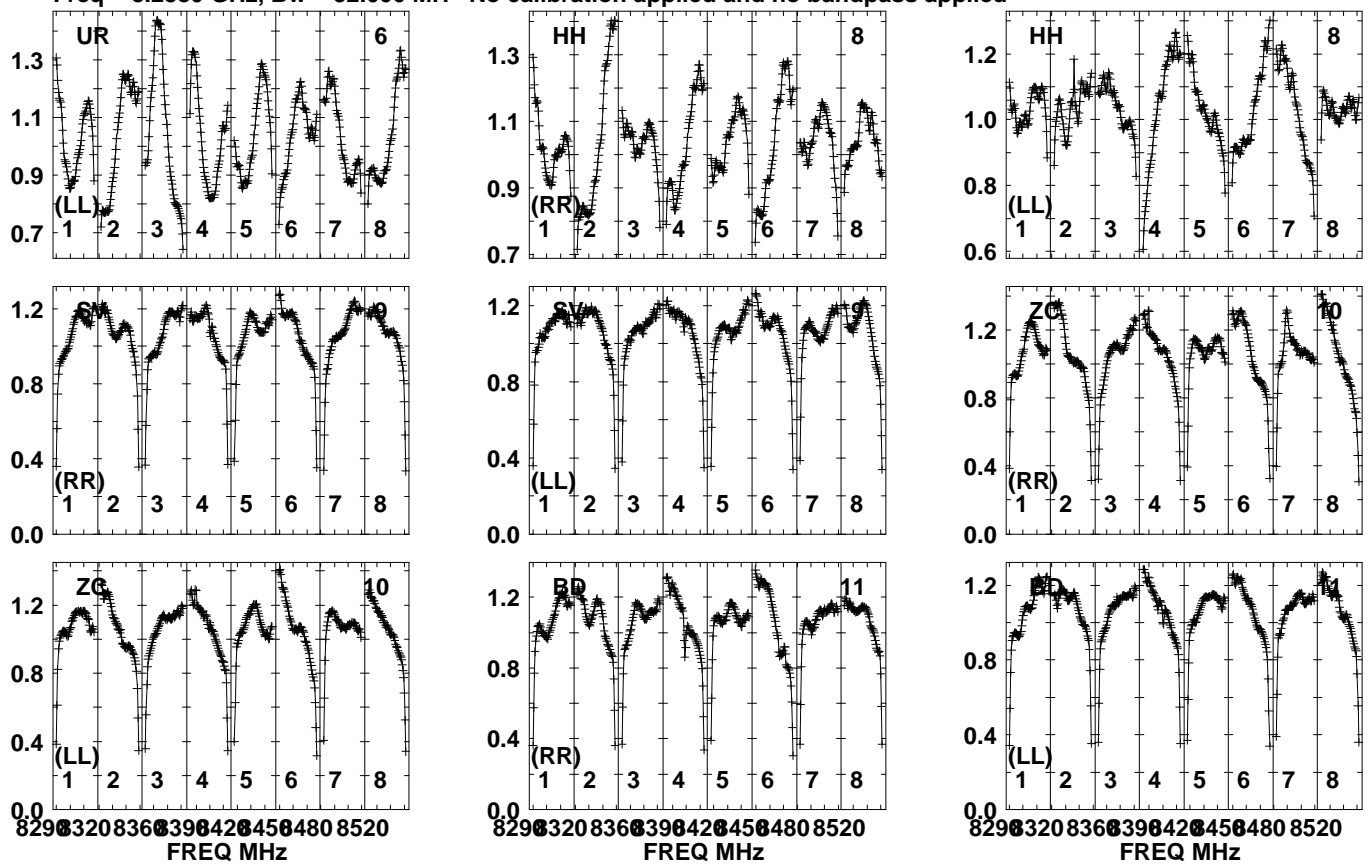
829032083603904204504808520
FREQ MHz

Lower frame: Real Jy
Auto-corr total-power spectrum Antenna: *
Timerange: 00/22:03:33 to 00/22:04:59

Plot file version 71 created 30-APR-2021 18:40:04

J1333+2725 EN008A.UVDATA.1

Freq = 8.2880 GHz, Bw = 32.000 MH No calibration applied and no bandpass applied

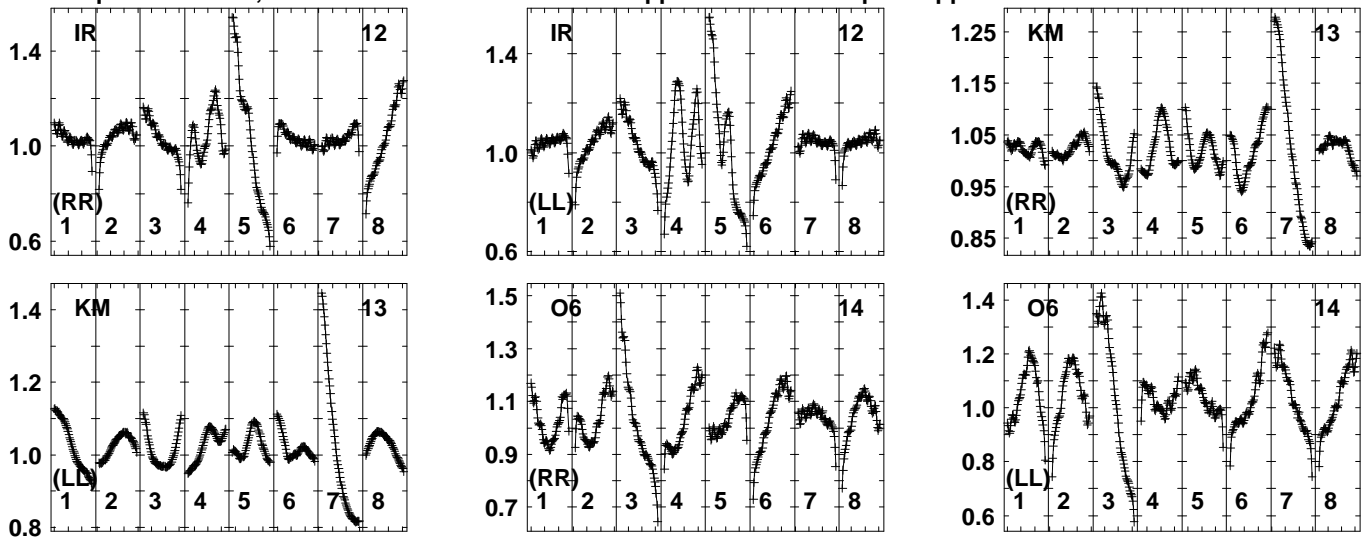


Lower frame: Real Jy
Auto-corr total-power spectrum Antenna: *
Timerange: 00/22:03:33 to 00/22:04:59

Plot file version 72 created 30-APR-2021 18:40:05

J1333+2725 EN008A.UVDATA.1

Freq = 8.2880 GHz, Bw = 32.000 MH No calibration applied and no bandpass applied

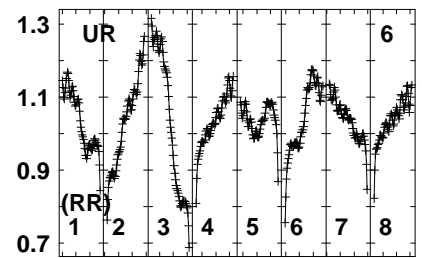
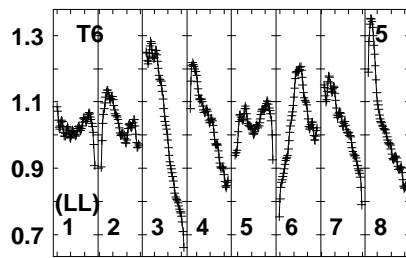
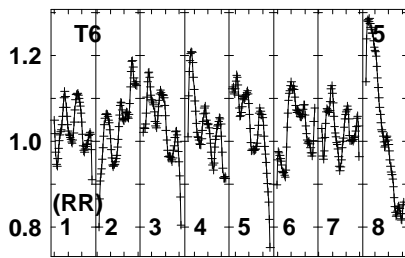
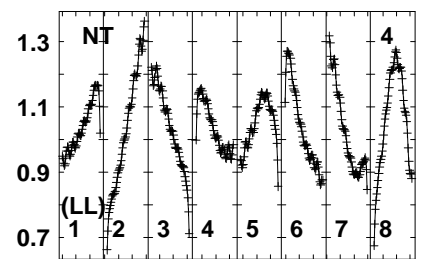
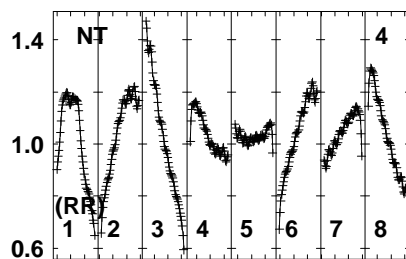
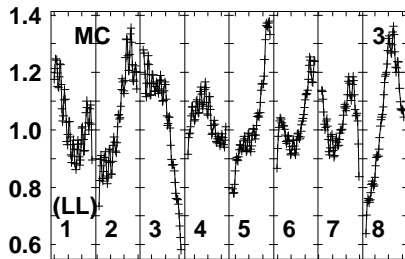
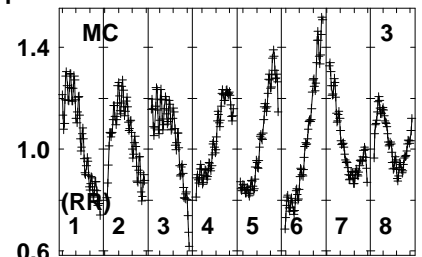
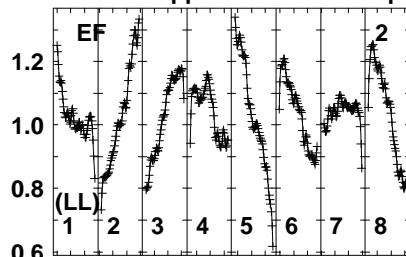
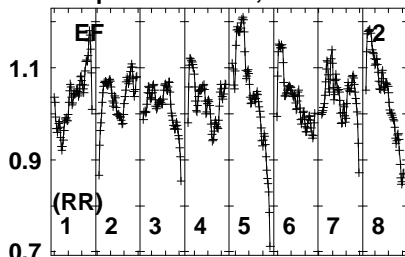


Lower frame: Real Jy
Auto-corr total-power spectrum Antenna: *
Timerange: 00/22:03:33 to 00/22:04:59

Plot file version 73 created 30-APR-2021 18:40:05

J1328+2752 EN008A.UVDATA.1

Freq = 8.2880 GHz, Bw = 32.000 MH No calibration applied and no bandpass applied



829032083603904204504808520
FREQ MHz

829032083603904204504808520
FREQ MHz

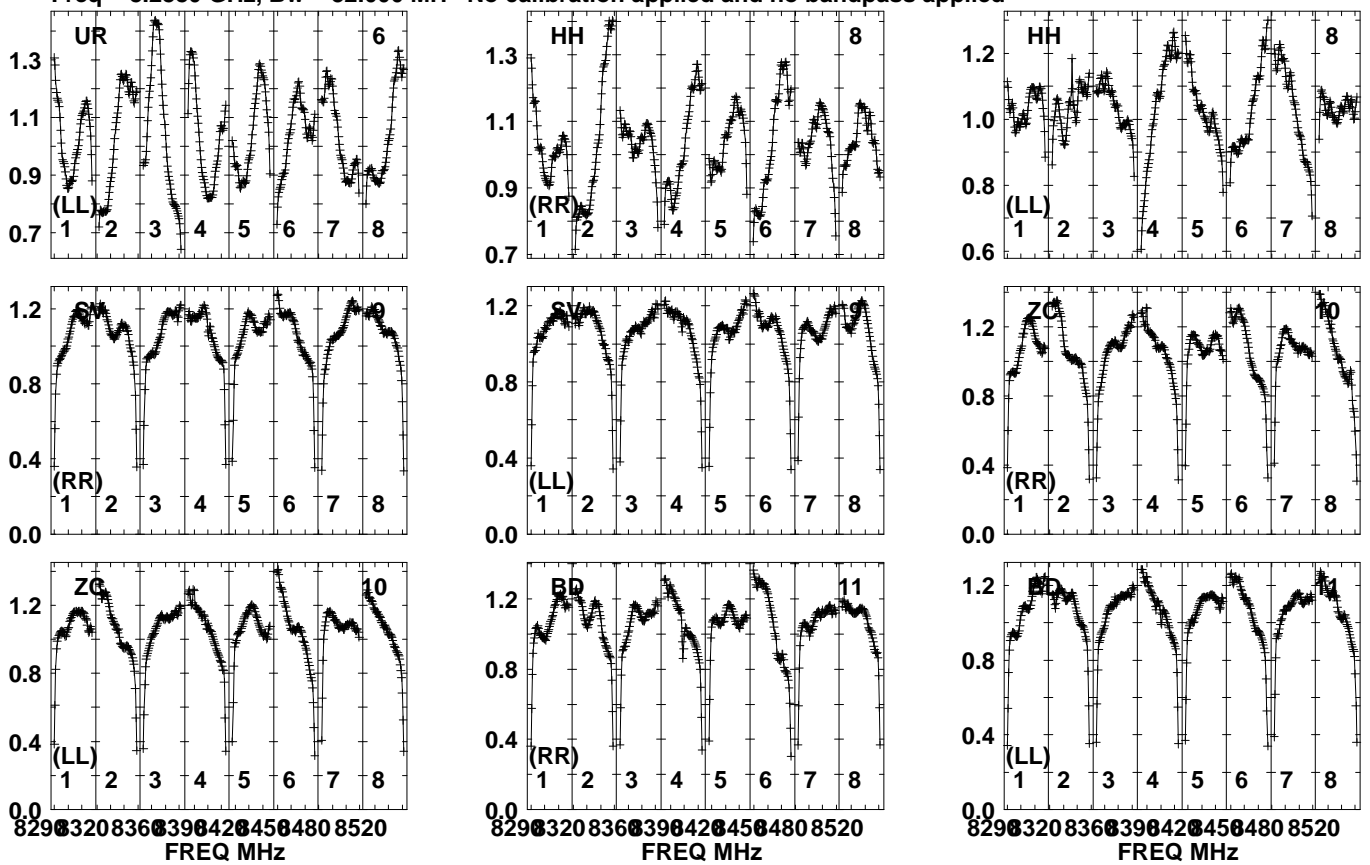
829032083603904204504808520
FREQ MHz

Lower frame: Real Jy
Auto-corr total-power spectrum Antenna: *
Timerange: 00/22:05:41 to 00/22:08:29

Plot file version 74 created 30-APR-2021 18:40:05

J1328+2752 EN008A.UVDATA.1

Freq = 8.2880 GHz, Bw = 32.000 MH No calibration applied and no bandpass applied

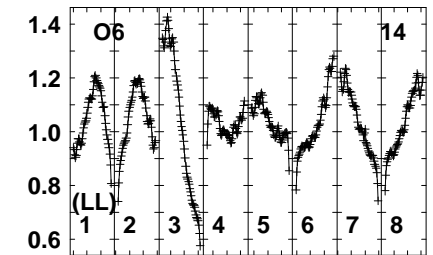
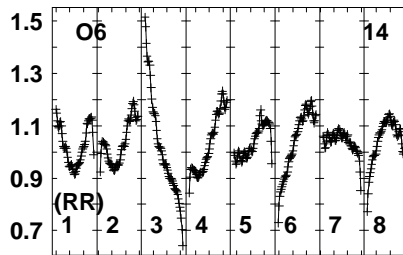
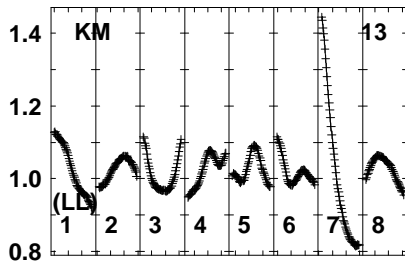
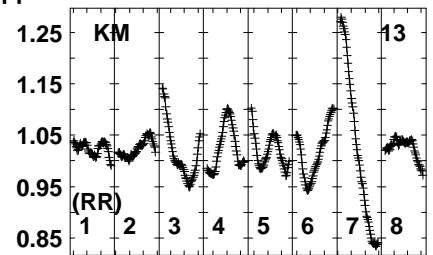
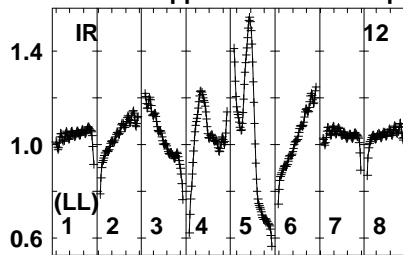
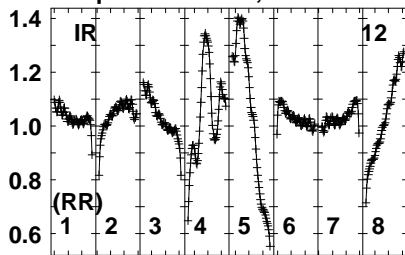


Lower frame: Real Jy
Auto-corr total-power spectrum Antenna: *
Timerange: 00/22:05:41 to 00/22:08:29

Plot file version 75 created 30-APR-2021 18:40:05

J1328+2752 EN008A.UVDATA.1

Freq = 8.2880 GHz, Bw = 32.000 MH No calibration applied and no bandpass applied

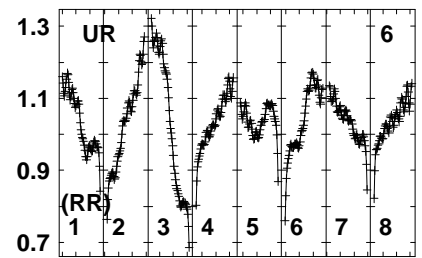
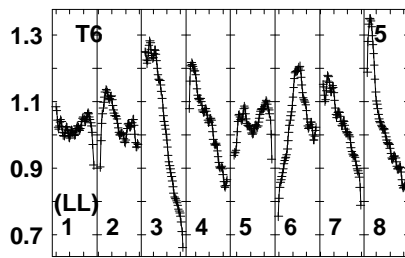
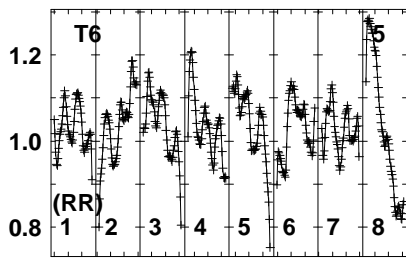
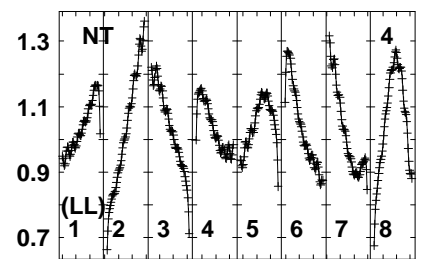
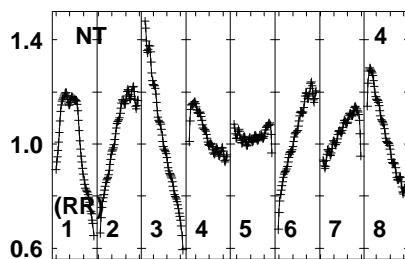
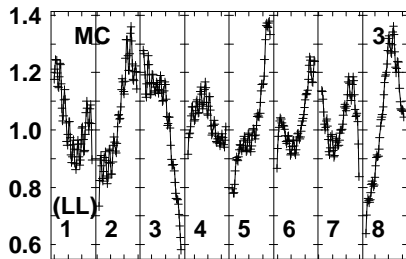
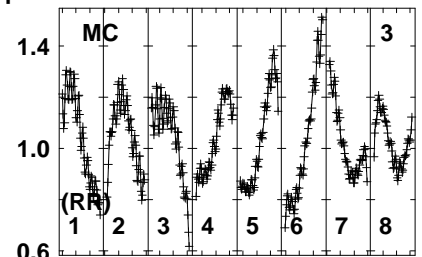
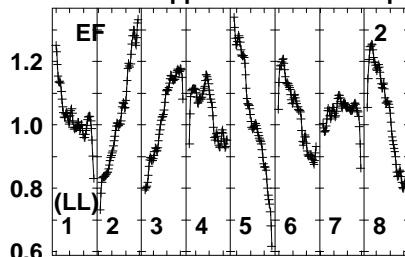
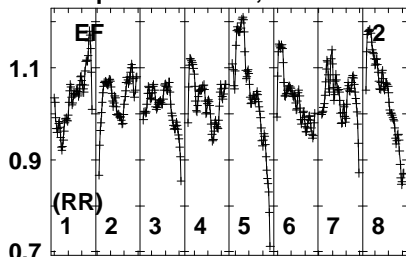


Lower frame: Real Jy
Auto-corr total-power spectrum Antenna: *
Timerange: 00/22:05:41 to 00/22:08:29

Plot file version 76 created 30-APR-2021 18:40:05

J1333+2725 EN008A.UVDATA.1

Freq = 8.2880 GHz, Bw = 32.000 MH No calibration applied and no bandpass applied



829032083603904204504808520
FREQ MHz

829032083603904204504808520
FREQ MHz

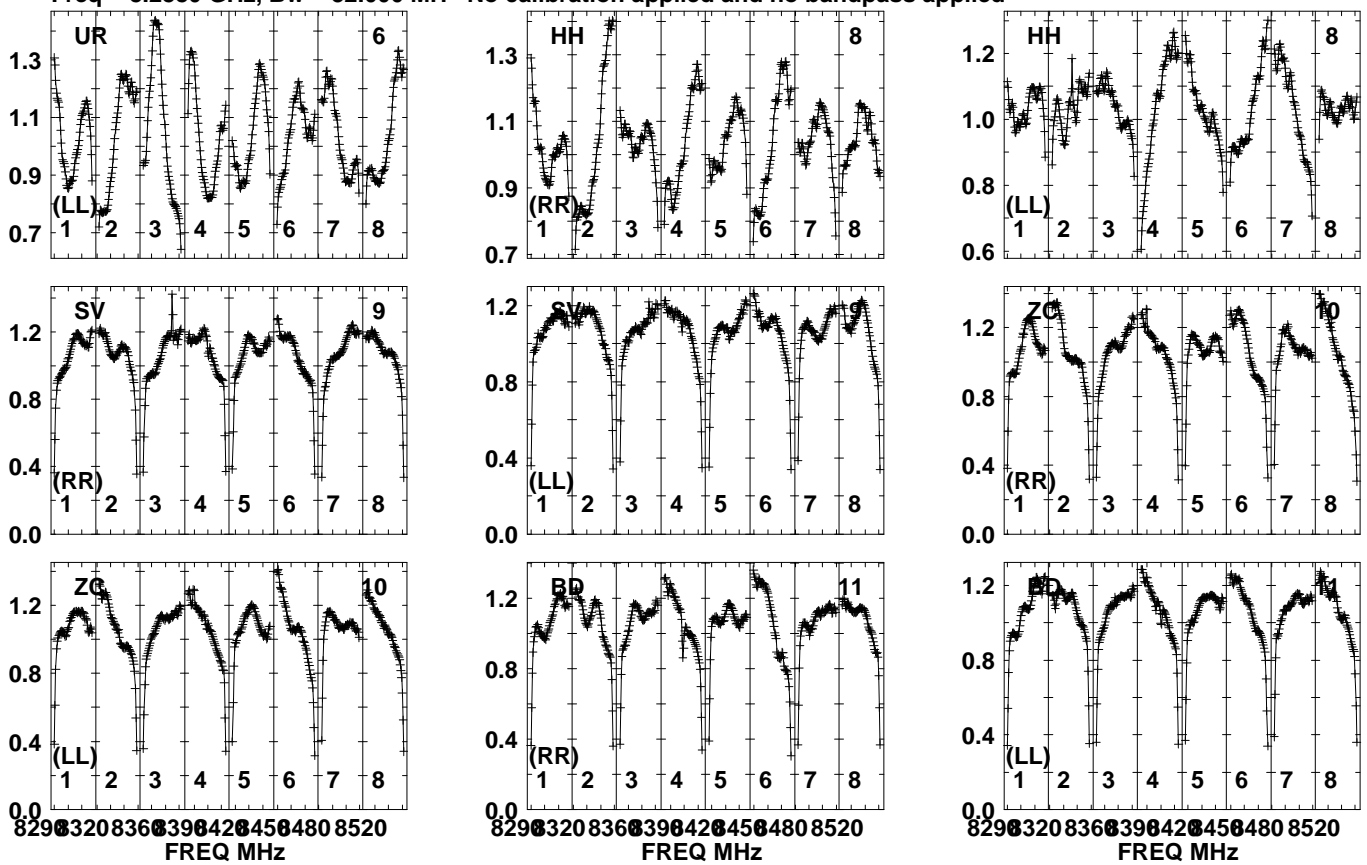
829032083603904204504808520
FREQ MHz

Lower frame: Real Jy
Auto-corr total-power spectrum Antenna: *
Timerange: 00/22:09:01 to 00/22:10:29

Plot file version 77 created 30-APR-2021 18:40:05

J1333+2725 EN008A.UVDATA.1

Freq = 8.2880 GHz, Bw = 32.000 MH No calibration applied and no bandpass applied

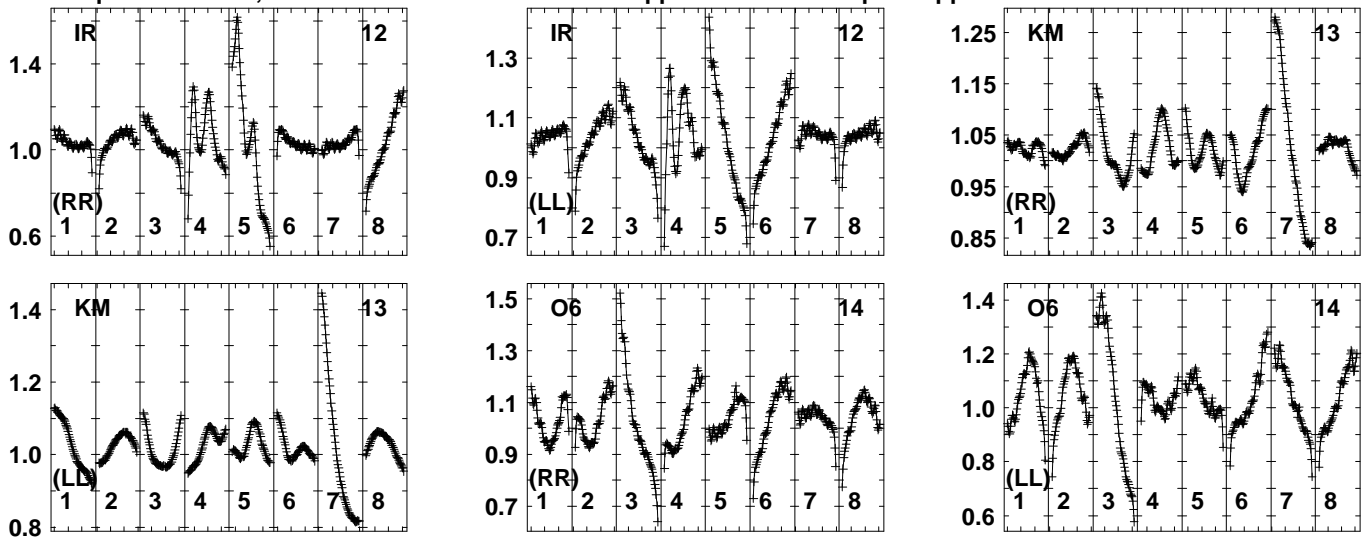


Lower frame: Real Jy
Auto-corr total-power spectrum Antenna: *
Timerange: 00/22:09:01 to 00/22:10:29

Plot file version 78 created 30-APR-2021 18:40:06

J1333+2725 EN008A.UVDATA.1

Freq = 8.2880 GHz, Bw = 32.000 MH No calibration applied and no bandpass applied

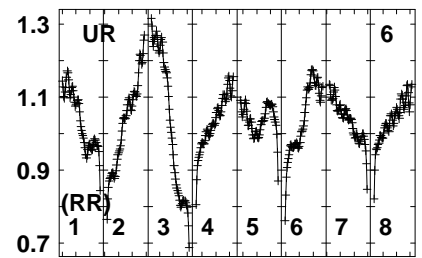
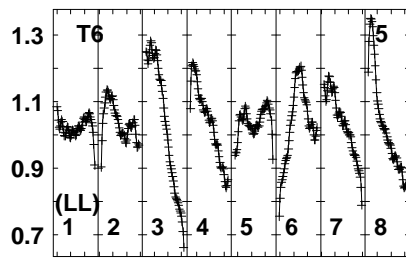
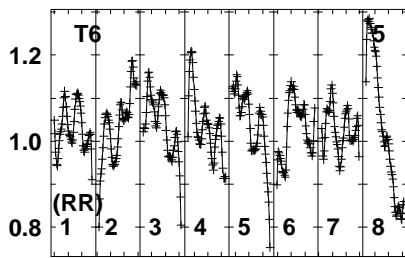
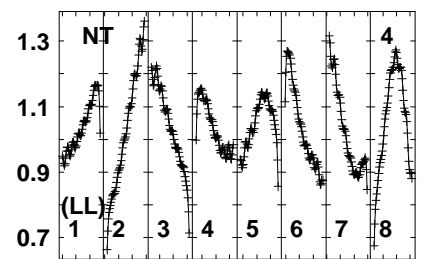
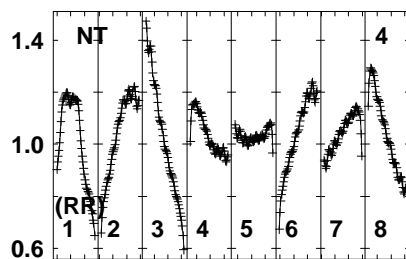
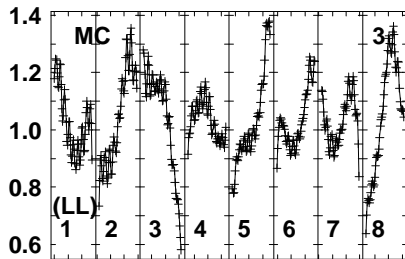
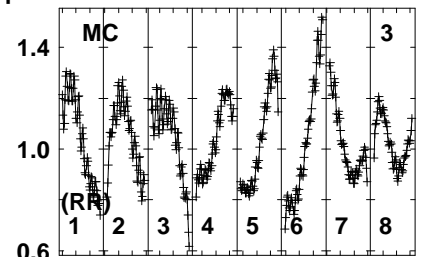
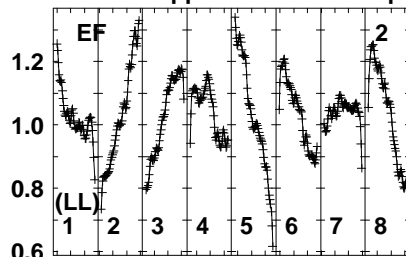
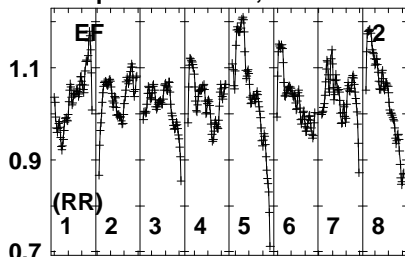


Lower frame: Real Jy
Auto-corr total-power spectrum Antenna: *
Timerange: 00/22:09:01 to 00/22:10:29

Plot file version 79 created 30-APR-2021 18:40:06

J1328+2752 EN008A.UVDATA.1

Freq = 8.2880 GHz, Bw = 32.000 MH No calibration applied and no bandpass applied



829032083603904204504808520
FREQ MHz

829032083603904204504808520
FREQ MHz

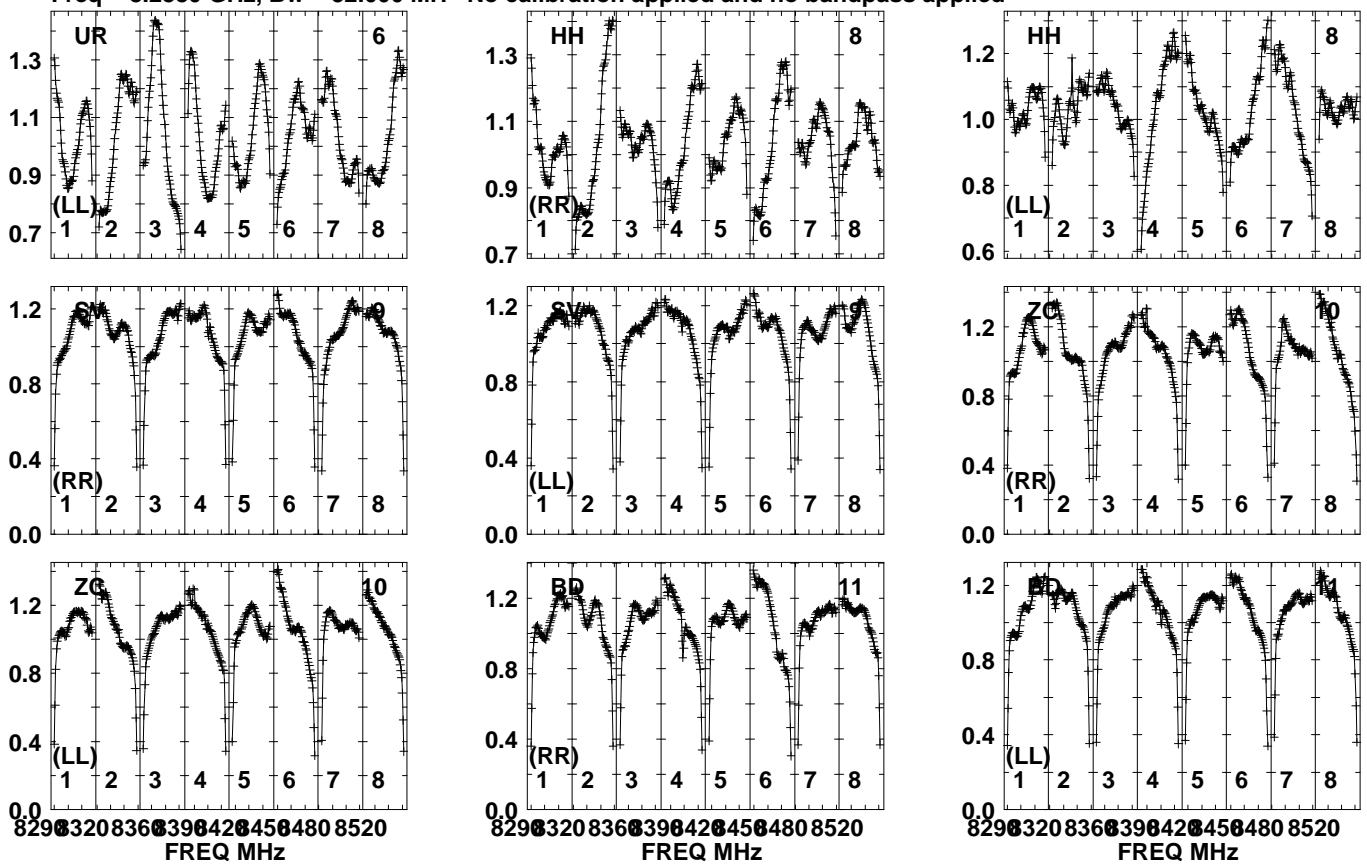
829032083603904204504808520
FREQ MHz

Lower frame: Real Jy
Auto-corr total-power spectrum Antenna: *
Timerange: 00/22:10:31 to 00/22:13:59

Plot file version 80 created 30-APR-2021 18:40:06

J1328+2752 EN008A.UVDATA.1

Freq = 8.2880 GHz, Bw = 32.000 MH No calibration applied and no bandpass applied

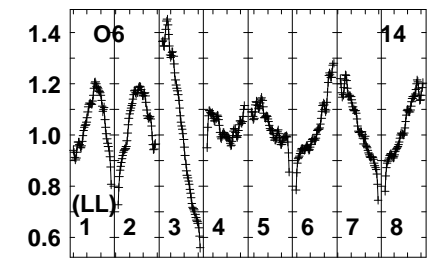
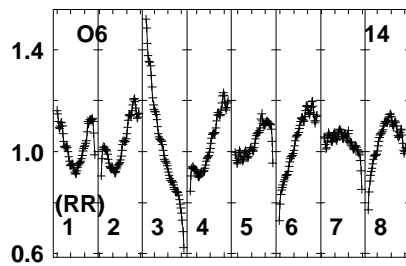
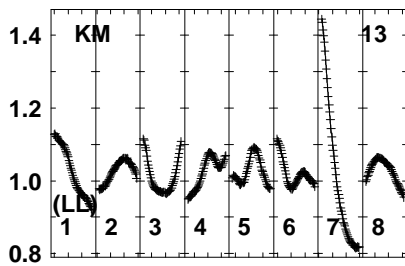
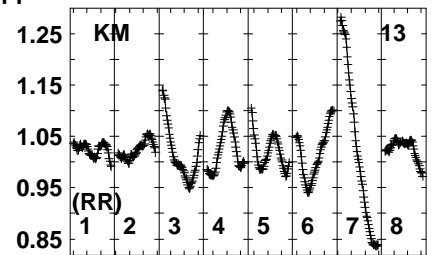
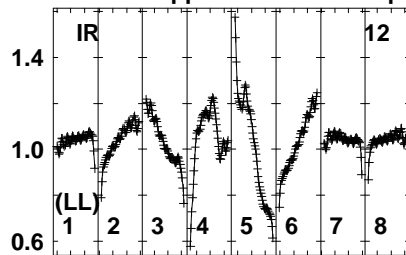
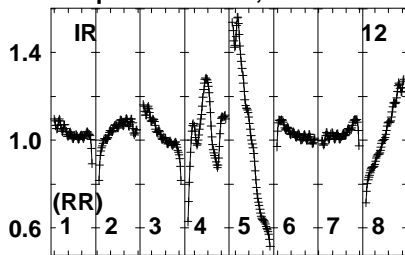


Lower frame: Real Jy
Auto-corr total-power spectrum Antenna: *
Timerange: 00/22:10:31 to 00/22:13:59

Plot file version 81 created 30-APR-2021 18:40:06

J1328+2752 EN008A.UVDATA.1

Freq = 8.2880 GHz, Bw = 32.000 MH No calibration applied and no bandpass applied

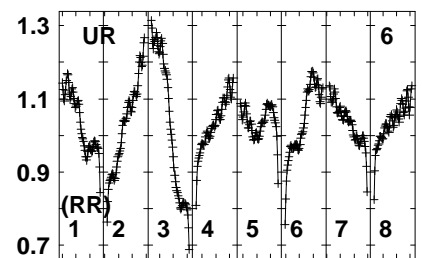
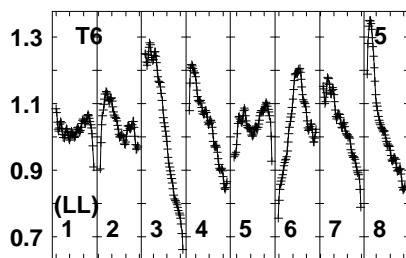
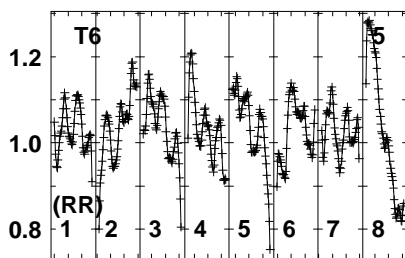
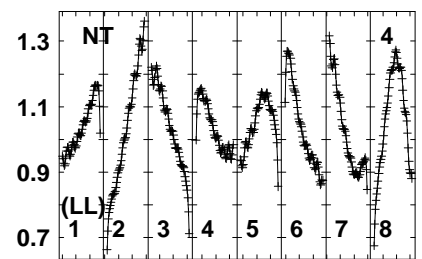
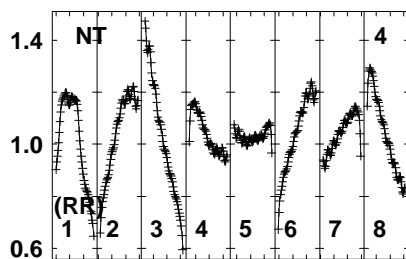
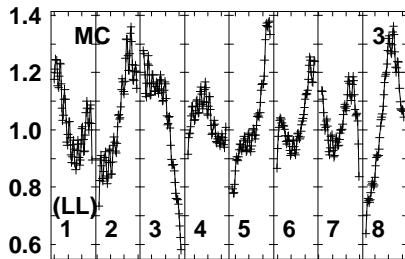
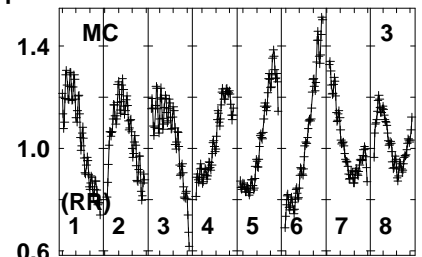
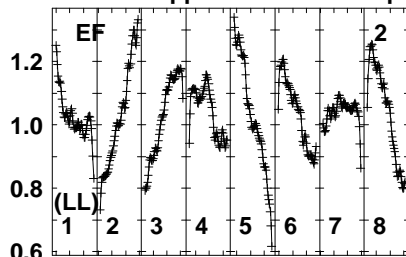
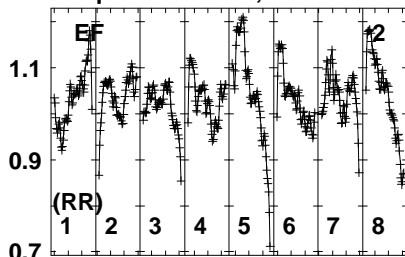


Lower frame: Real Jy
Auto-corr total-power spectrum Antenna: *
Timerange: 00/22:10:31 to 00/22:13:59

Plot file version 82 created 30-APR-2021 18:40:06

J1333+2725 EN008A.UVDATA.1

Freq = 8.2880 GHz, Bw = 32.000 MH No calibration applied and no bandpass applied



829032083603904204504808520
FREQ MHz

829032083603904204504808520
FREQ MHz

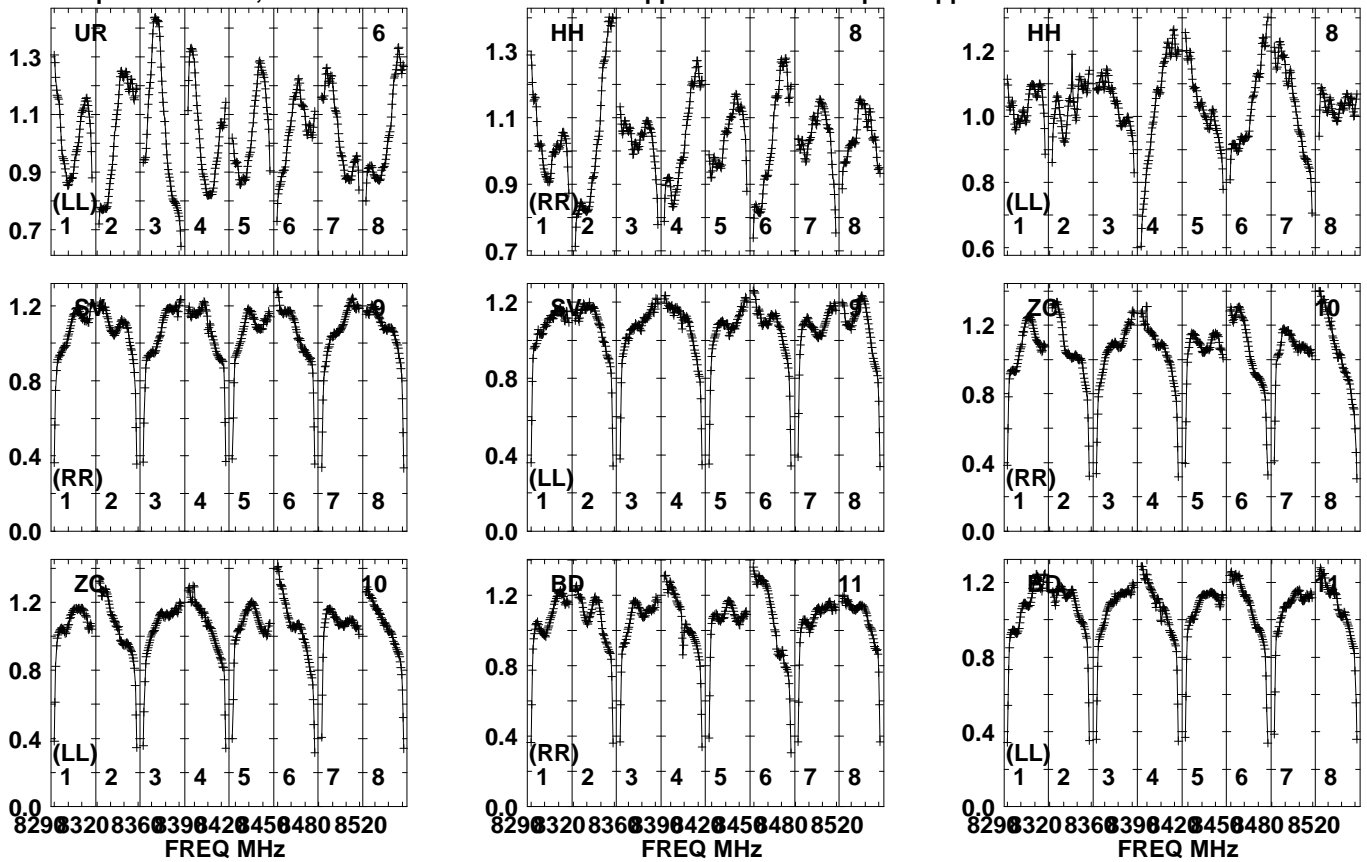
829032083603904204504808520
FREQ MHz

Lower frame: Real Jy
Auto-corr total-power spectrum Antenna: *
Timerange: 00/22:14:01 to 00/22:15:29

Plot file version 83 created 30-APR-2021 18:40:06

J1333+2725 EN008A.UVDATA.1

Freq = 8.2880 GHz, Bw = 32.000 MH No calibration applied and no bandpass applied

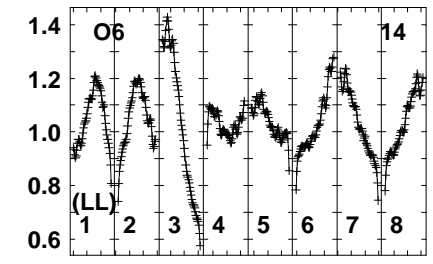
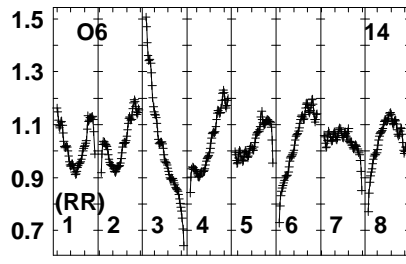
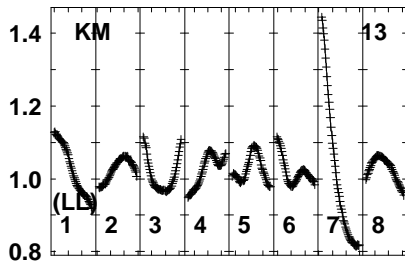
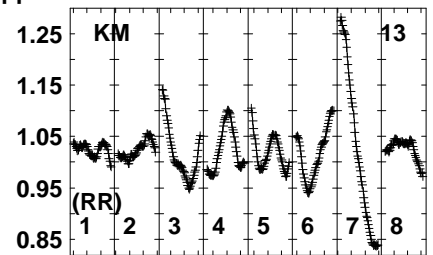
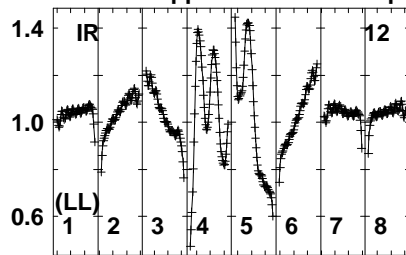
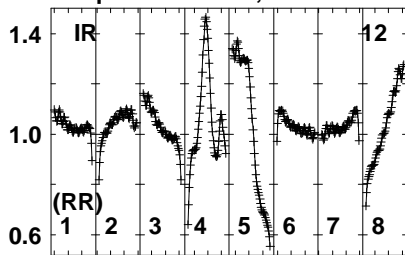


Lower frame: Real Jy
Auto-corr total-power spectrum Antenna: *
Timerange: 00/22:14:01 to 00/22:15:29

Plot file version 84 created 30-APR-2021 18:40:07

J1333+2725 EN008A.UVDATA.1

Freq = 8.2880 GHz, Bw = 32.000 MH No calibration applied and no bandpass applied

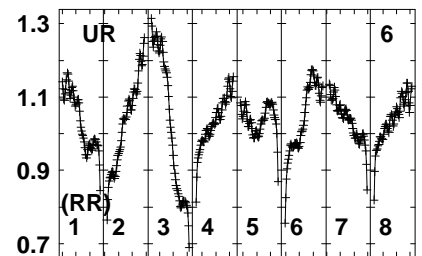
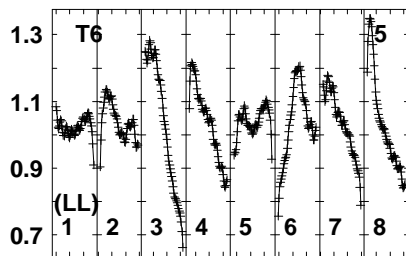
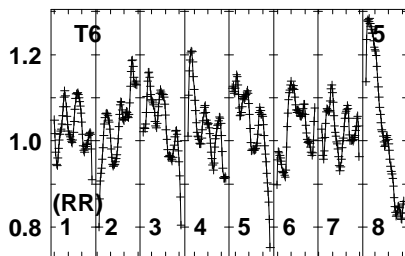
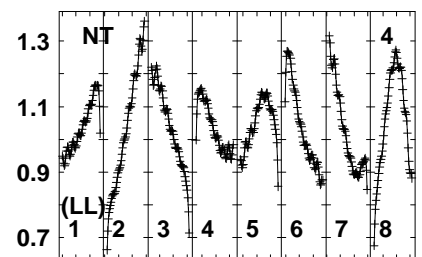
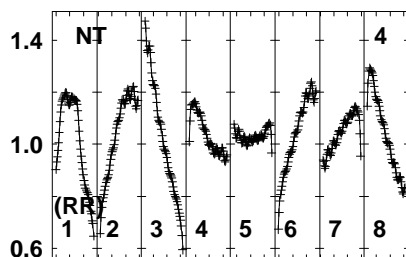
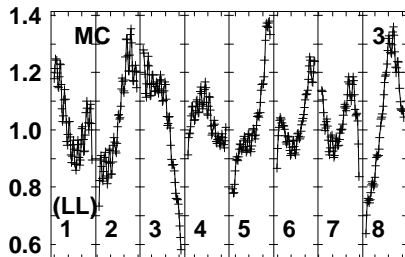
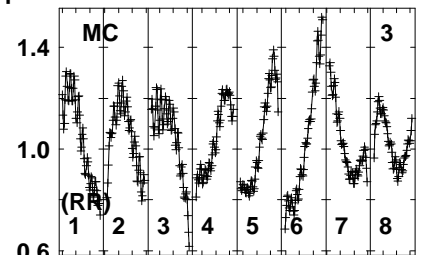
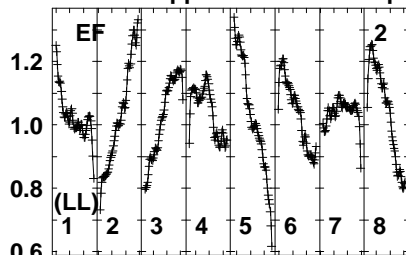
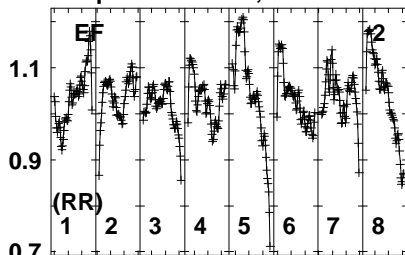


Lower frame: Real Jy
Auto-corr total-power spectrum Antenna: *
Timerange: 00/22:14:01 to 00/22:15:29

Plot file version 85 created 30-APR-2021 18:40:07

J1328+2752 EN008A.UVDATA.1

Freq = 8.2880 GHz, Bw = 32.000 MH No calibration applied and no bandpass applied



829032083603904204504808520
FREQ MHz

829032083603904204504808520
FREQ MHz

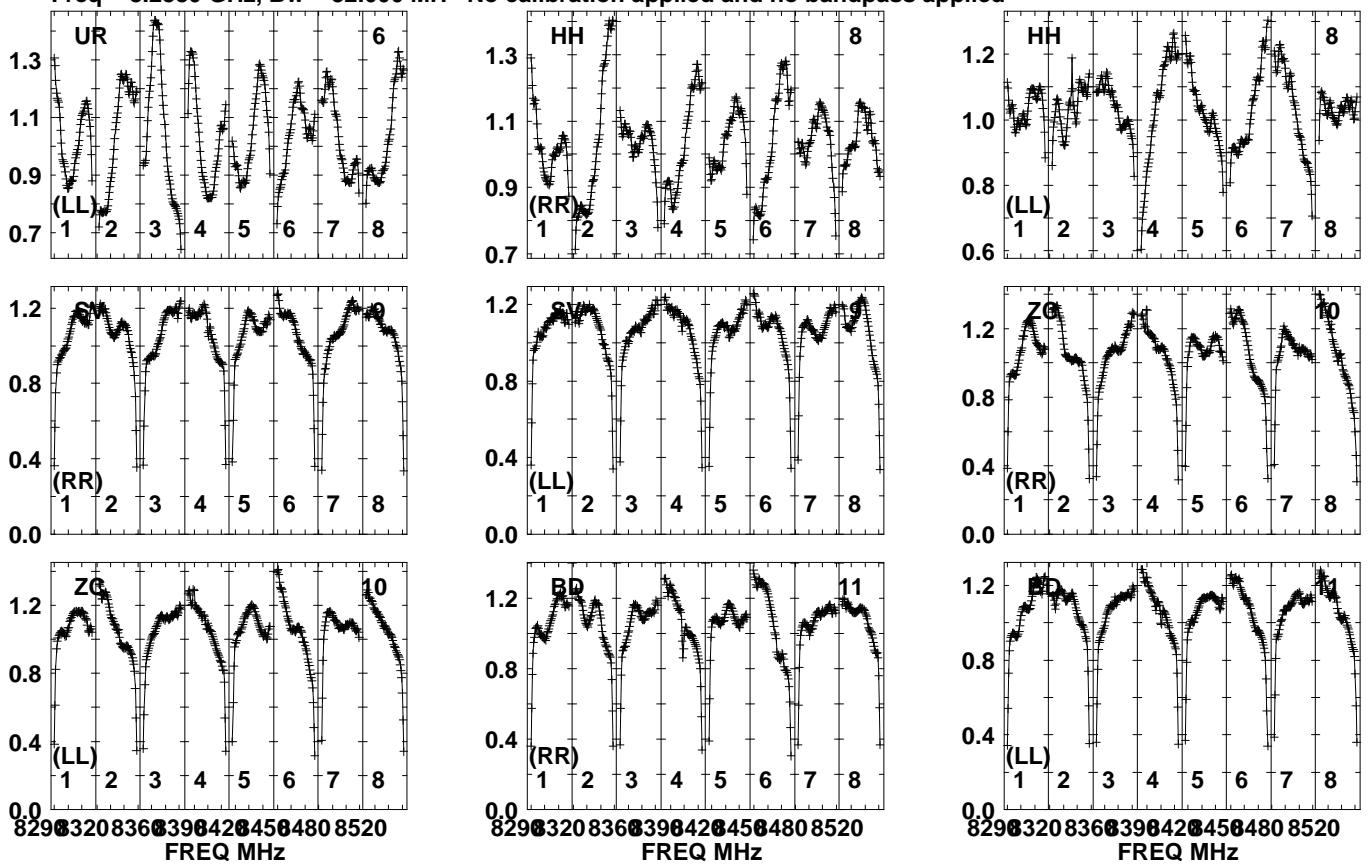
829032083603904204504808520
FREQ MHz

Lower frame: Real Jy
Auto-corr total-power spectrum Antenna: *
Timerange: 00/22:16:11 to 00/22:18:59

Plot file version 86 created 30-APR-2021 18:40:07

J1328+2752 EN008A.UVDATA.1

Freq = 8.2880 GHz, Bw = 32.000 MH No calibration applied and no bandpass applied

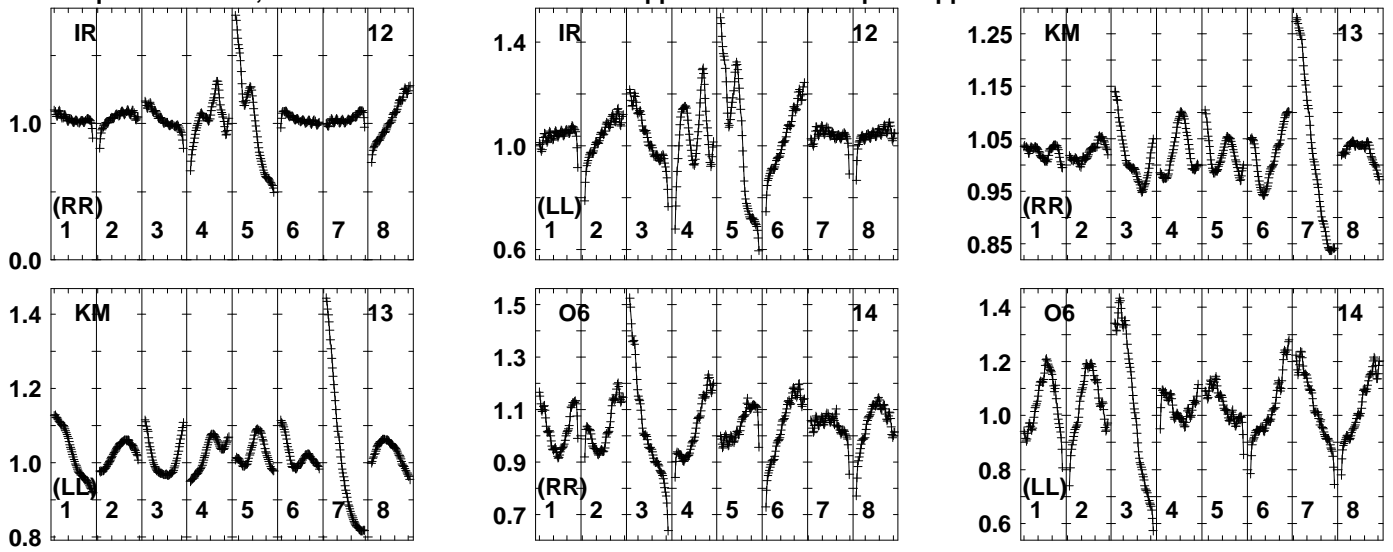


Lower frame: Real Jy
Auto-corr total-power spectrum Antenna: *
Timerange: 00/22:16:11 to 00/22:18:59

Plot file version 87 created 30-APR-2021 18:40:07

J1328+2752 EN008A.UVDATA.1

Freq = 8.2880 GHz, Bw = 32.000 MH No calibration applied and no bandpass applied

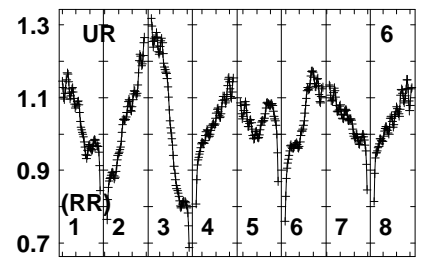
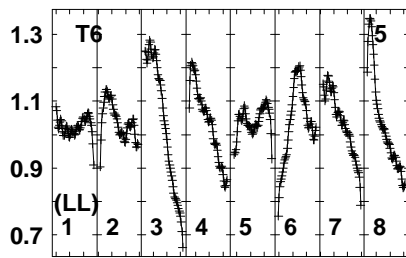
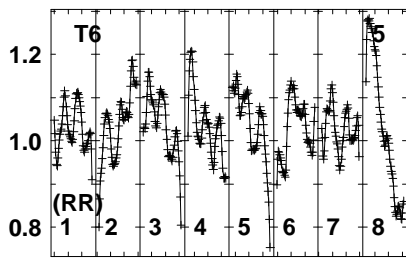
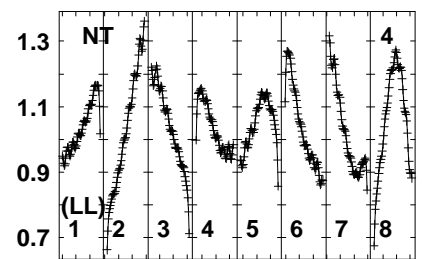
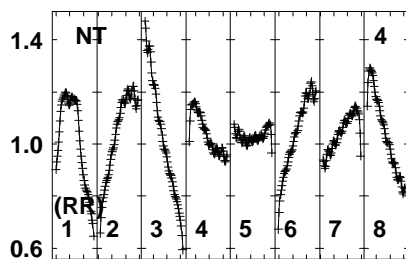
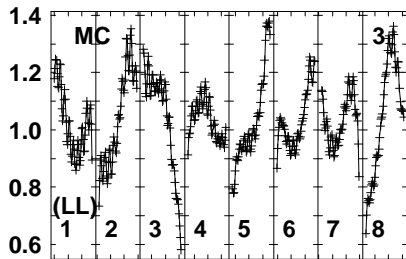
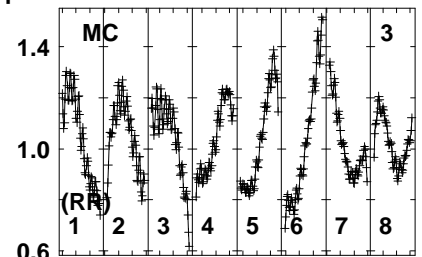
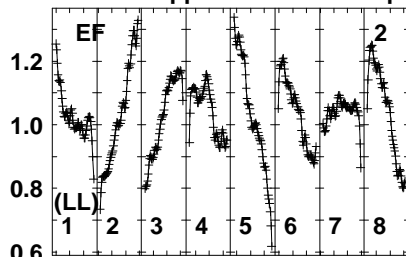
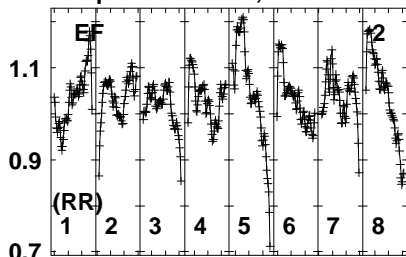


Lower frame: Real Jy
Auto-corr total-power spectrum Antenna: *
Timerange: 00/22:16:11 to 00/22:18:59

Plot file version 88 created 30-APR-2021 18:40:07

J1333+2725 EN008A.UVDATA.1

Freq = 8.2880 GHz, Bw = 32.000 MH No calibration applied and no bandpass applied



829032083603904204504808520
FREQ MHz

829032083603904204504808520
FREQ MHz

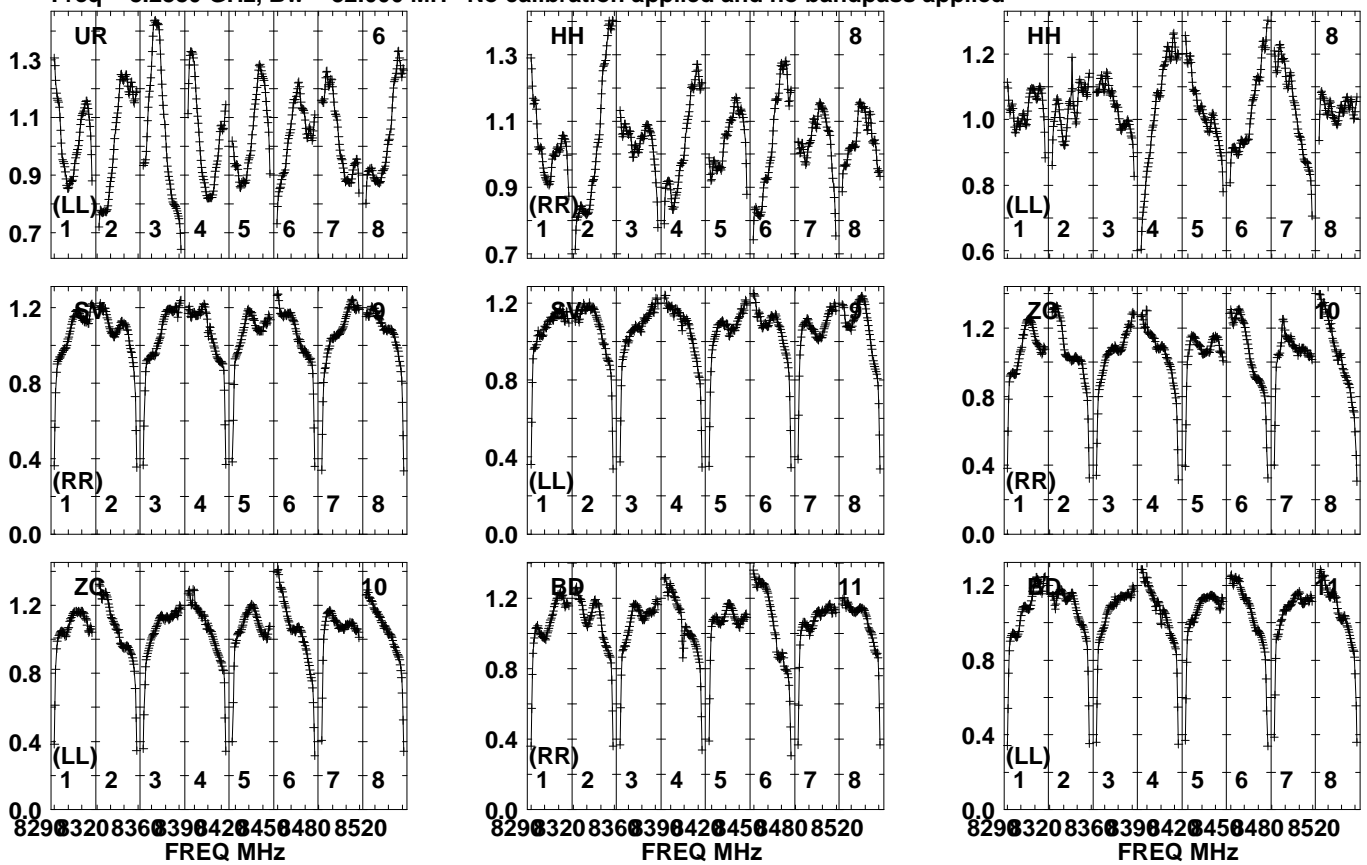
829032083603904204504808520
FREQ MHz

Lower frame: Real Jy
Auto-corr total-power spectrum Antenna: *
Timerange: 00/22:19:31 to 00/22:20:59

Plot file version 89 created 30-APR-2021 18:40:07

J1333+2725 EN008A.UVDATA.1

Freq = 8.2880 GHz, Bw = 32.000 MH No calibration applied and no bandpass applied

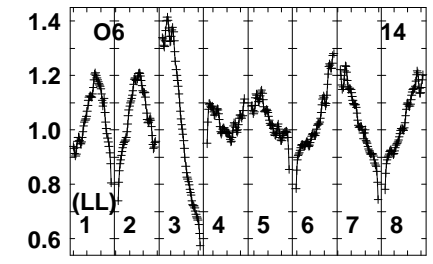
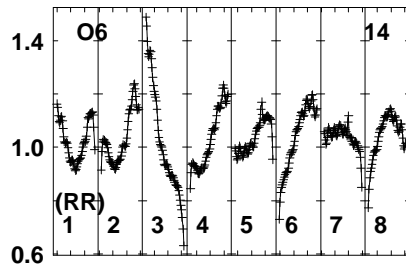
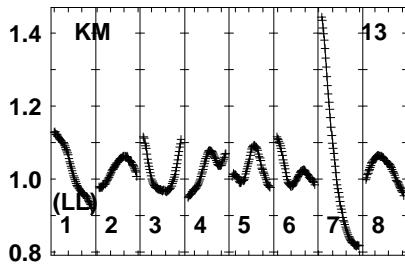
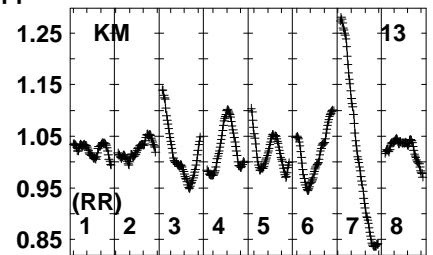
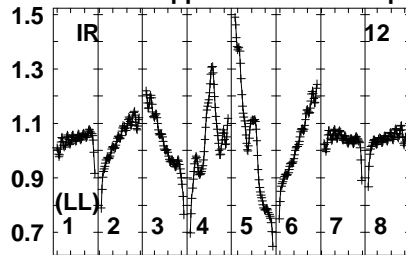
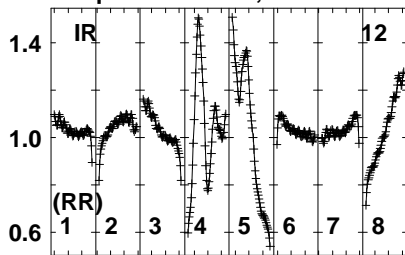


Lower frame: Real Jy
Auto-corr total-power spectrum Antenna: *
Timerange: 00/22:19:31 to 00/22:20:59

Plot file version 90 created 30-APR-2021 18:40:07

J1333+2725 EN008A.UVDATA.1

Freq = 8.2880 GHz, Bw = 32.000 MH No calibration applied and no bandpass applied

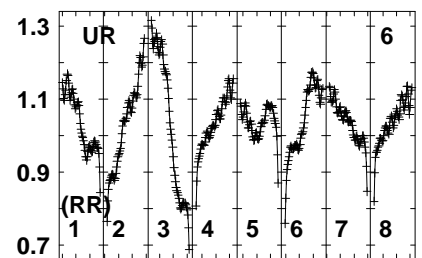
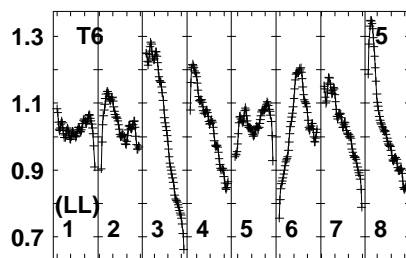
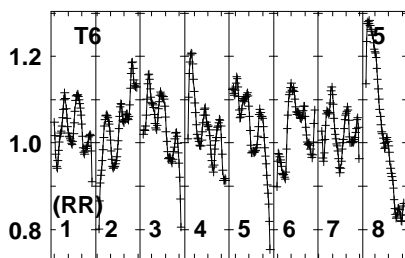
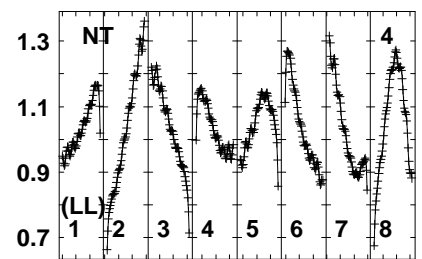
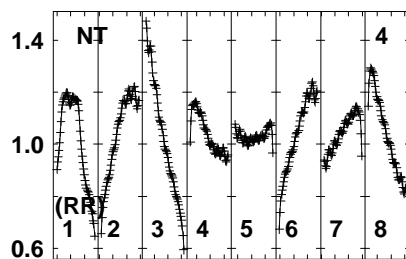
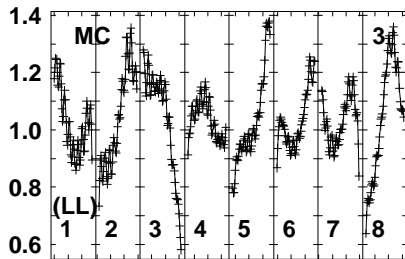
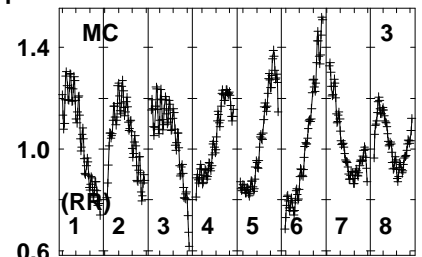
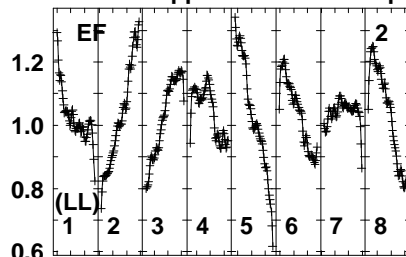
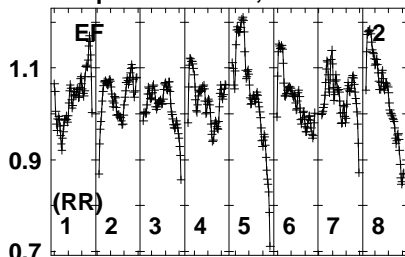


Lower frame: Real Jy
Auto-corr total-power spectrum Antenna: *
Timerange: 00/22:19:31 to 00/22:20:59

Plot file version 91 created 30-APR-2021 18:40:08

J1328+2752 EN008A.UVDATA.1

Freq = 8.2880 GHz, Bw = 32.000 MH No calibration applied and no bandpass applied



829032083603904204504808520
FREQ MHz

829032083603904204504808520
FREQ MHz

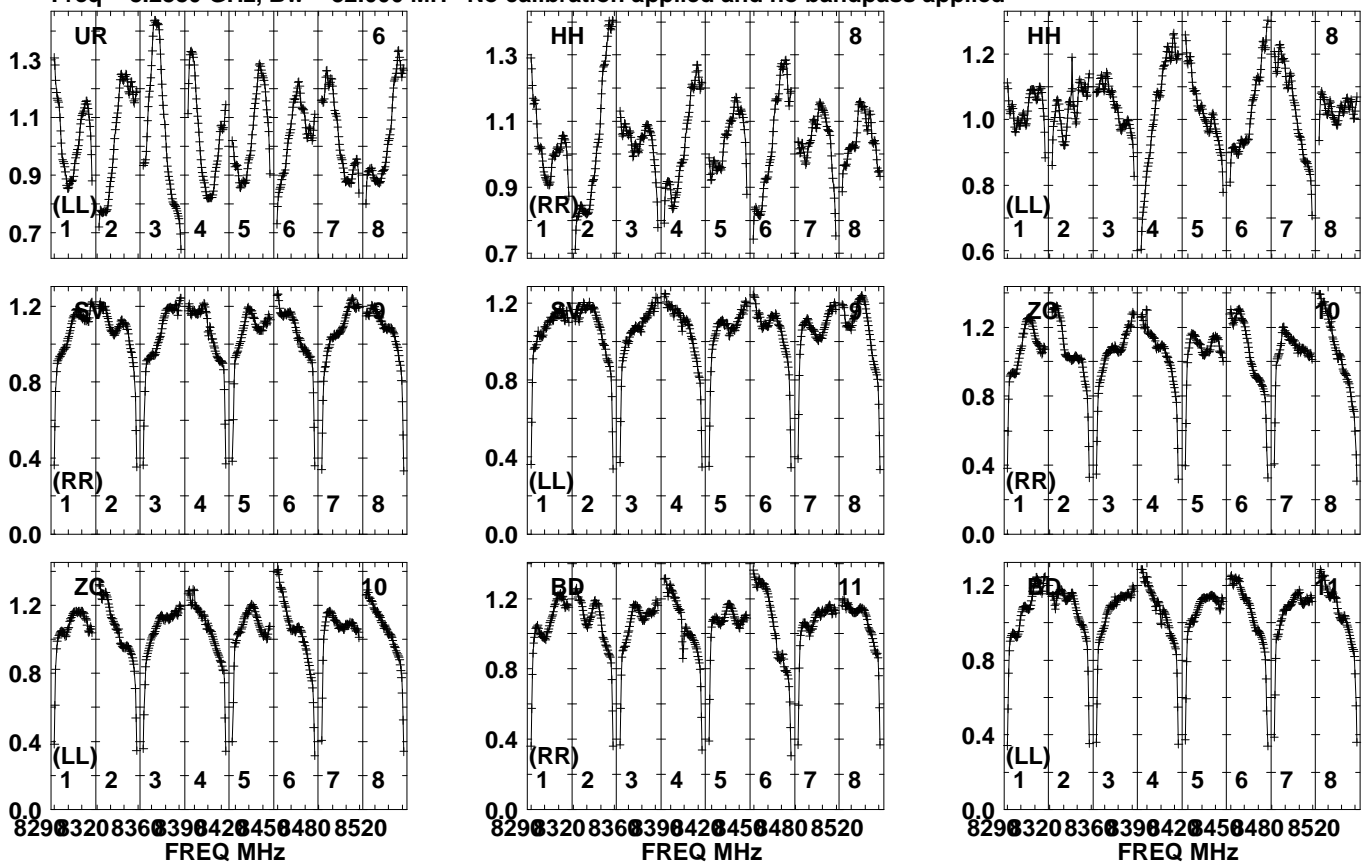
829032083603904204504808520
FREQ MHz

Lower frame: Real Jy
Auto-corr total-power spectrum Antenna: *
Timerange: 00/22:21:01 to 00/22:24:29

Plot file version 92 created 30-APR-2021 18:40:08

J1328+2752 EN008A.UVDATA.1

Freq = 8.2880 GHz, Bw = 32.000 MH No calibration applied and no bandpass applied

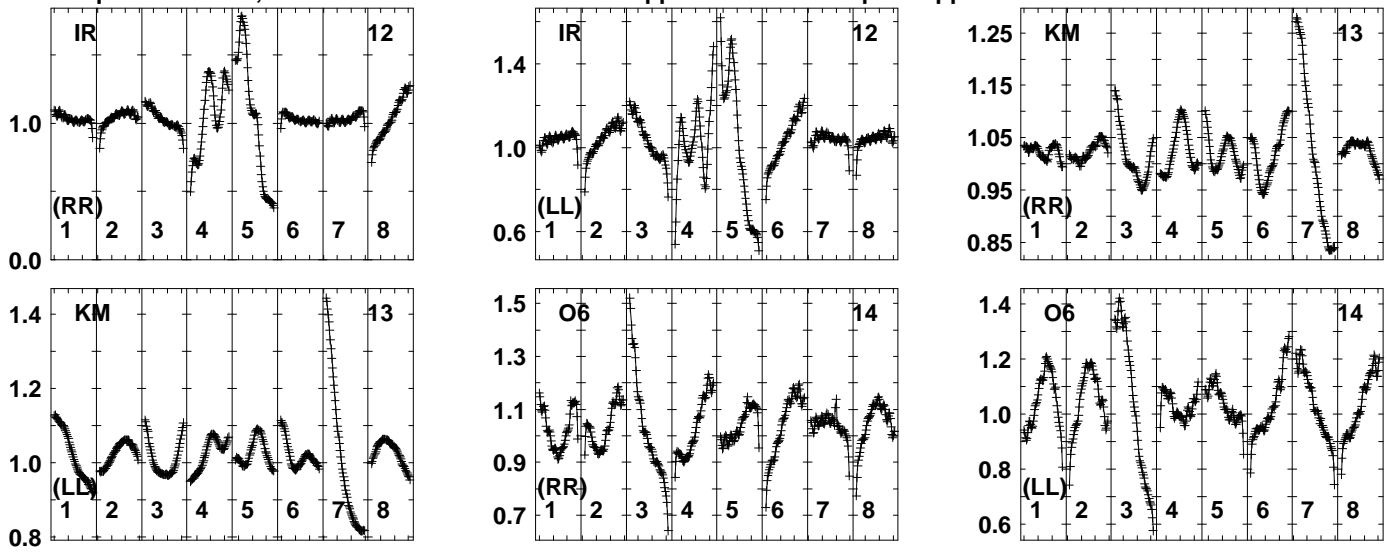


Lower frame: Real Jy
Auto-corr total-power spectrum Antenna: *
Timerange: 00/22:21:01 to 00/22:24:29

Plot file version 93 created 30-APR-2021 18:40:08

J1328+2752 EN008A.UVDATA.1

Freq = 8.2880 GHz, Bw = 32.000 MH No calibration applied and no bandpass applied

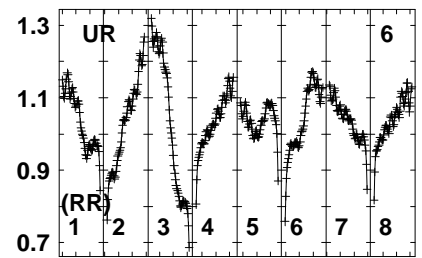
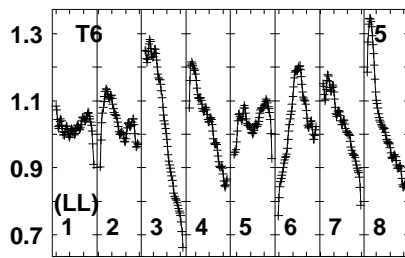
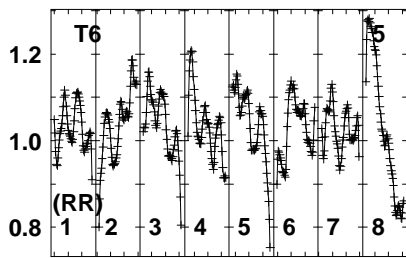
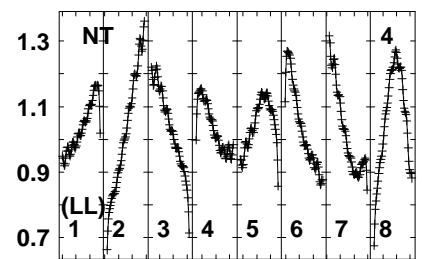
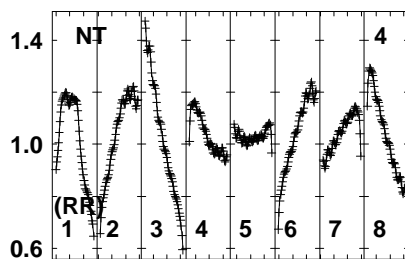
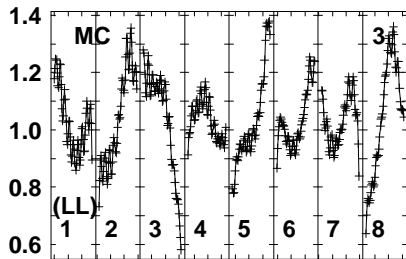
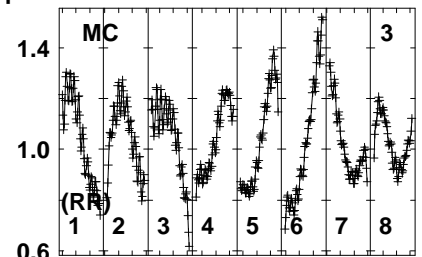
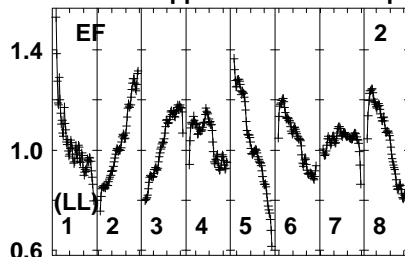
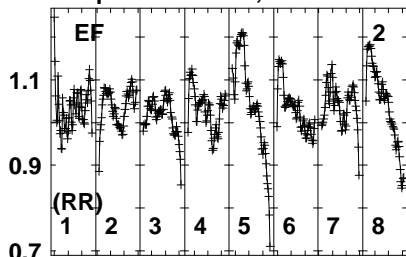


Lower frame: Real Jy
Auto-corr total-power spectrum Antenna: *
Timerange: 00/22:21:01 to 00/22:24:29

Plot file version 94 created 30-APR-2021 18:40:08

J1333+2725 EN008A.UVDATA.1

Freq = 8.2880 GHz, Bw = 32.000 MH No calibration applied and no bandpass applied



829032083603904204504808520
FREQ MHz

829032083603904204504808520
FREQ MHz

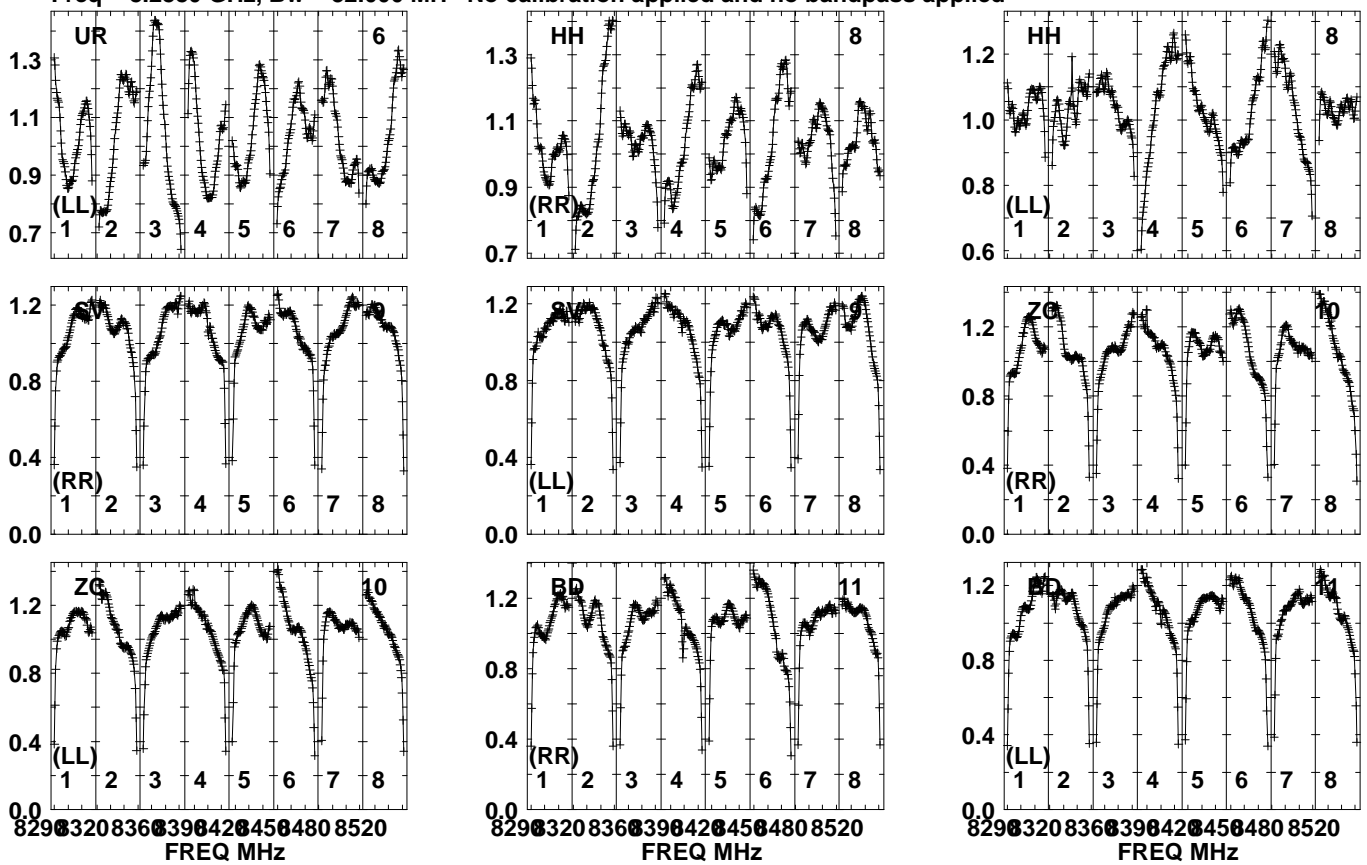
829032083603904204504808520
FREQ MHz

Lower frame: Real Jy
Auto-corr total-power spectrum Antenna: *
Timerange: 00/22:24:33 to 00/22:25:59

Plot file version 95 created 30-APR-2021 18:40:08

J1333+2725 EN008A.UVDATA.1

Freq = 8.2880 GHz, Bw = 32.000 MH No calibration applied and no bandpass applied

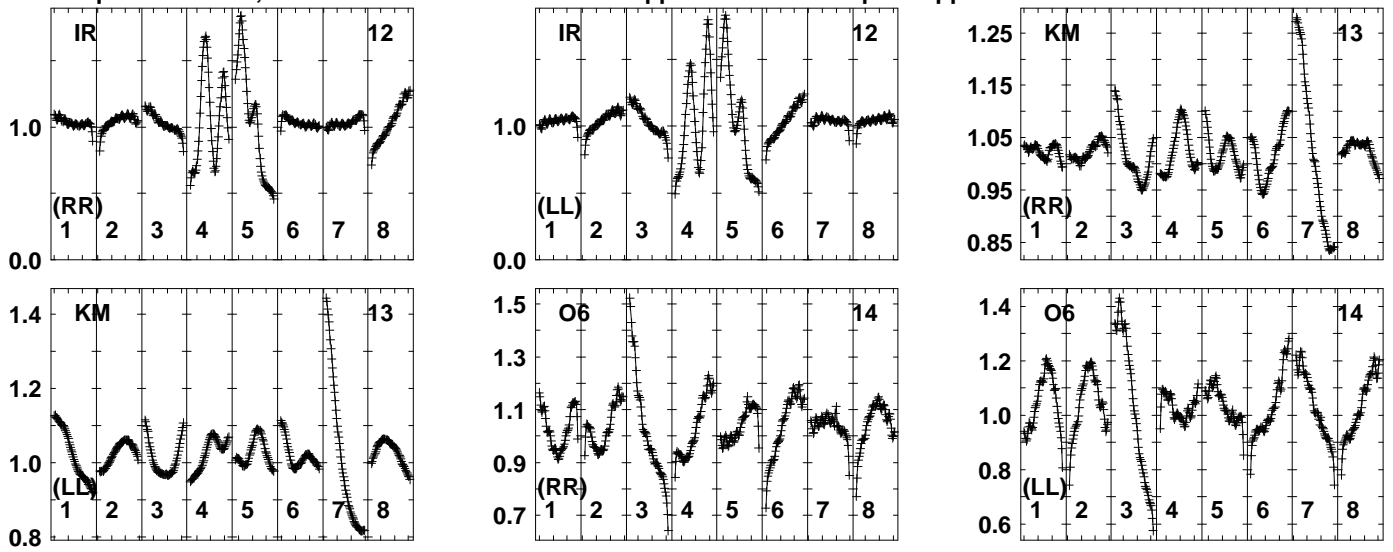


Lower frame: Real Jy
Auto-corr total-power spectrum Antenna: *
Timerange: 00/22:24:33 to 00/22:25:59

Plot file version 96 created 30-APR-2021 18:40:08

J1333+2725 EN008A.UVDATA.1

Freq = 8.2880 GHz, Bw = 32.000 MH No calibration applied and no bandpass applied

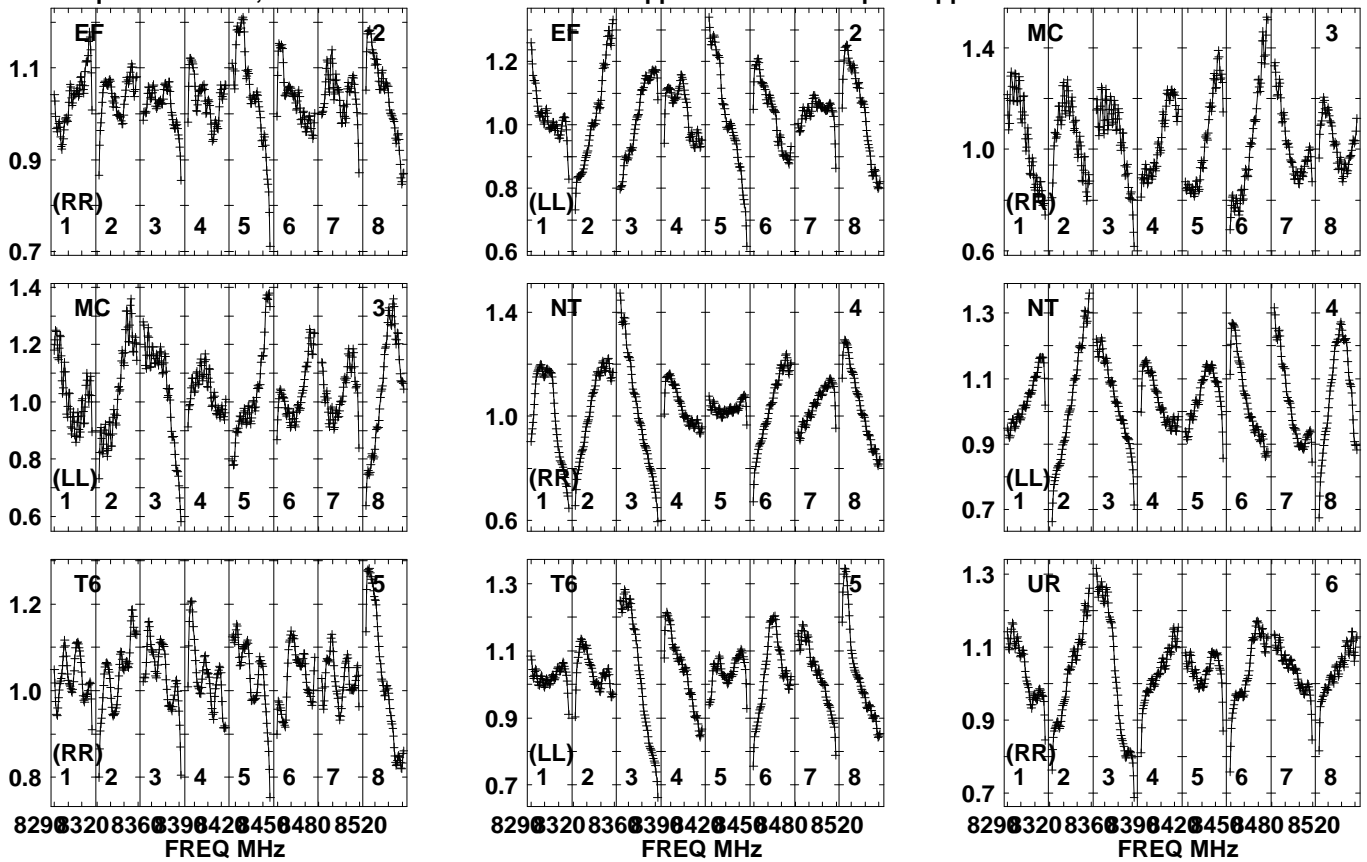


Lower frame: Real Jy
Auto-corr total-power spectrum Antenna: *
Timerange: 00/22:24:33 to 00/22:25:59

Plot file version 97 created 30-APR-2021 18:40:08

J1328+2752 EN008A.UVDATA.1

Freq = 8.2880 GHz, Bw = 32.000 MH No calibration applied and no bandpass applied

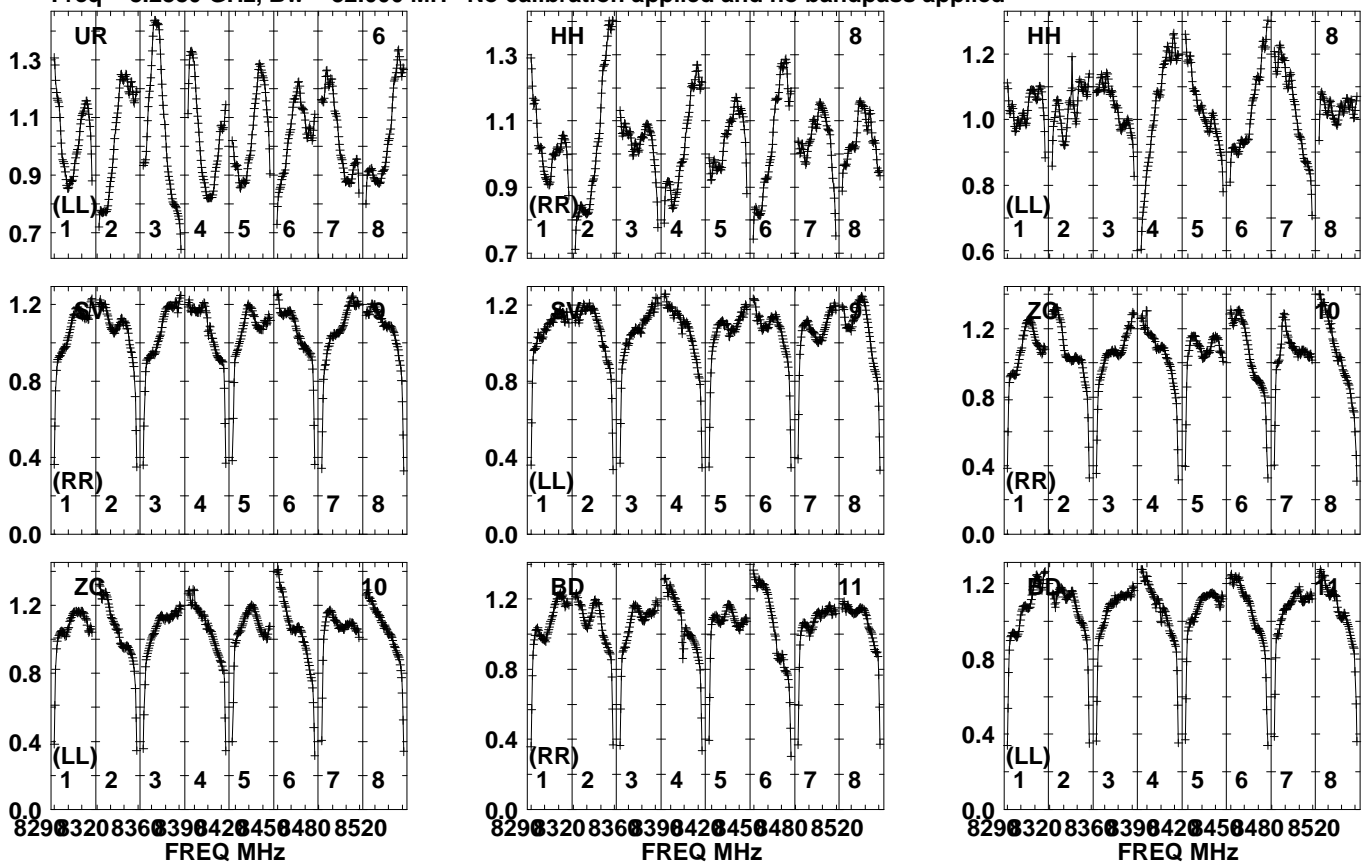


Lower frame: Real Jy
Auto-corr total-power spectrum Antenna: *
Timerange: 00/22:26:41 to 00/22:29:29

Plot file version 98 created 30-APR-2021 18:40:09

J1328+2752 EN008A.UVDATA.1

Freq = 8.2880 GHz, Bw = 32.000 MH No calibration applied and no bandpass applied

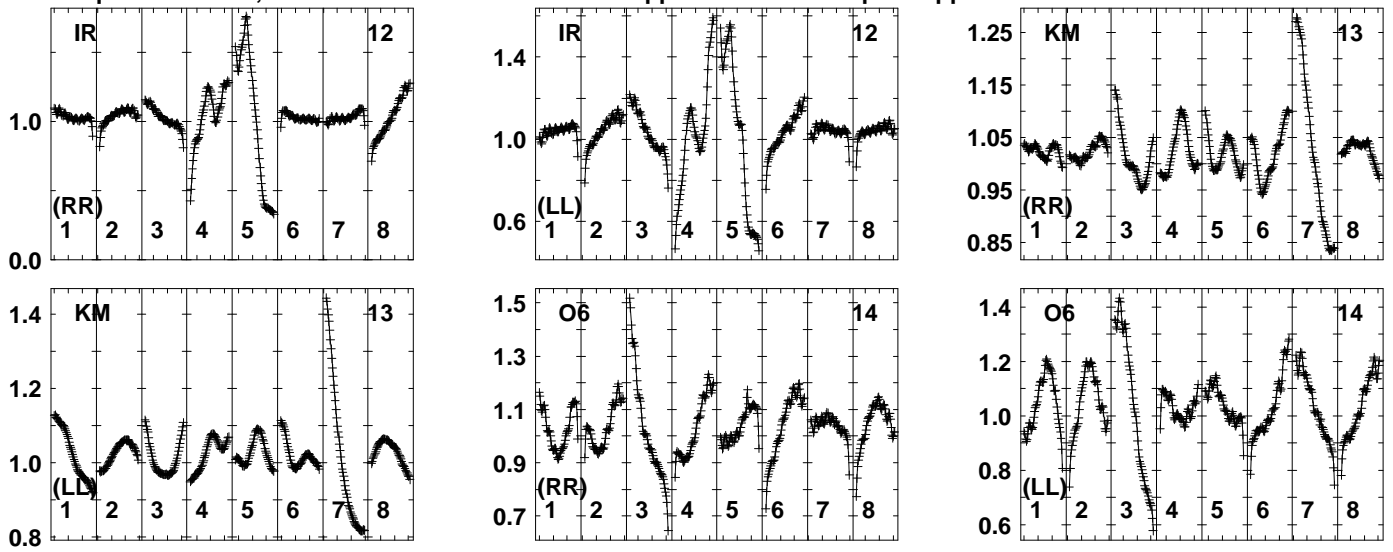


Lower frame: Real Jy
Auto-corr total-power spectrum Antenna: *
Timerange: 00/22:26:41 to 00/22:29:29

Plot file version 99 created 30-APR-2021 18:40:09

J1328+2752 EN008A.UVDATA.1

Freq = 8.2880 GHz, Bw = 32.000 MH No calibration applied and no bandpass applied

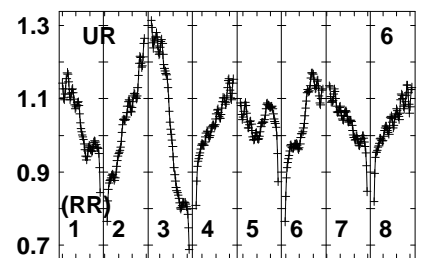
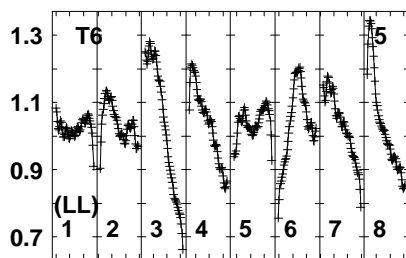
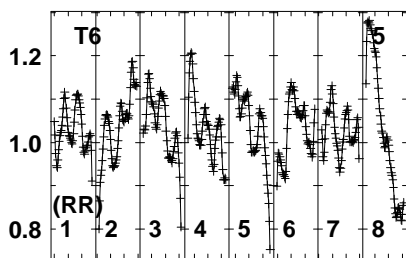
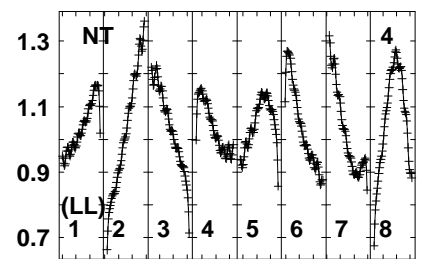
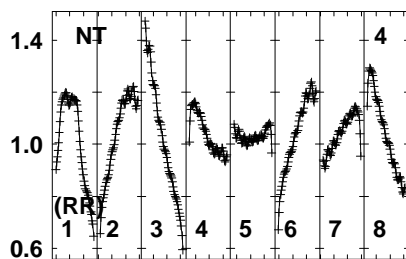
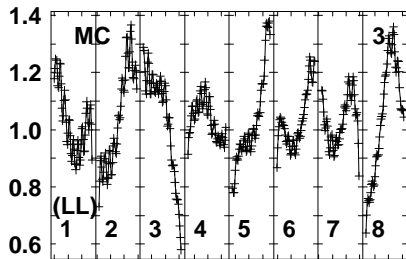
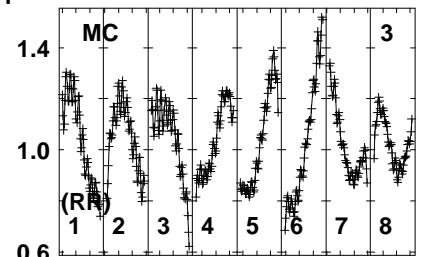
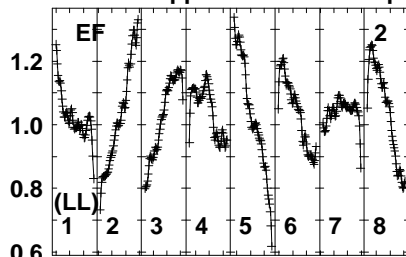
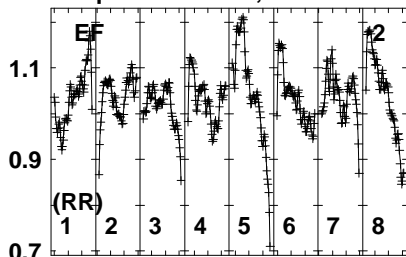


Lower frame: Real Jy
Auto-corr total-power spectrum Antenna: *
Timerange: 00/22:26:41 to 00/22:29:29

Plot file version 100 created 30-APR-2021 18:40:09

J1333+2725 EN008A.UVDATA.1

Freq = 8.2880 GHz, Bw = 32.000 MH No calibration applied and no bandpass applied



829032083603904204504808520
FREQ MHz

829032083603904204504808520
FREQ MHz

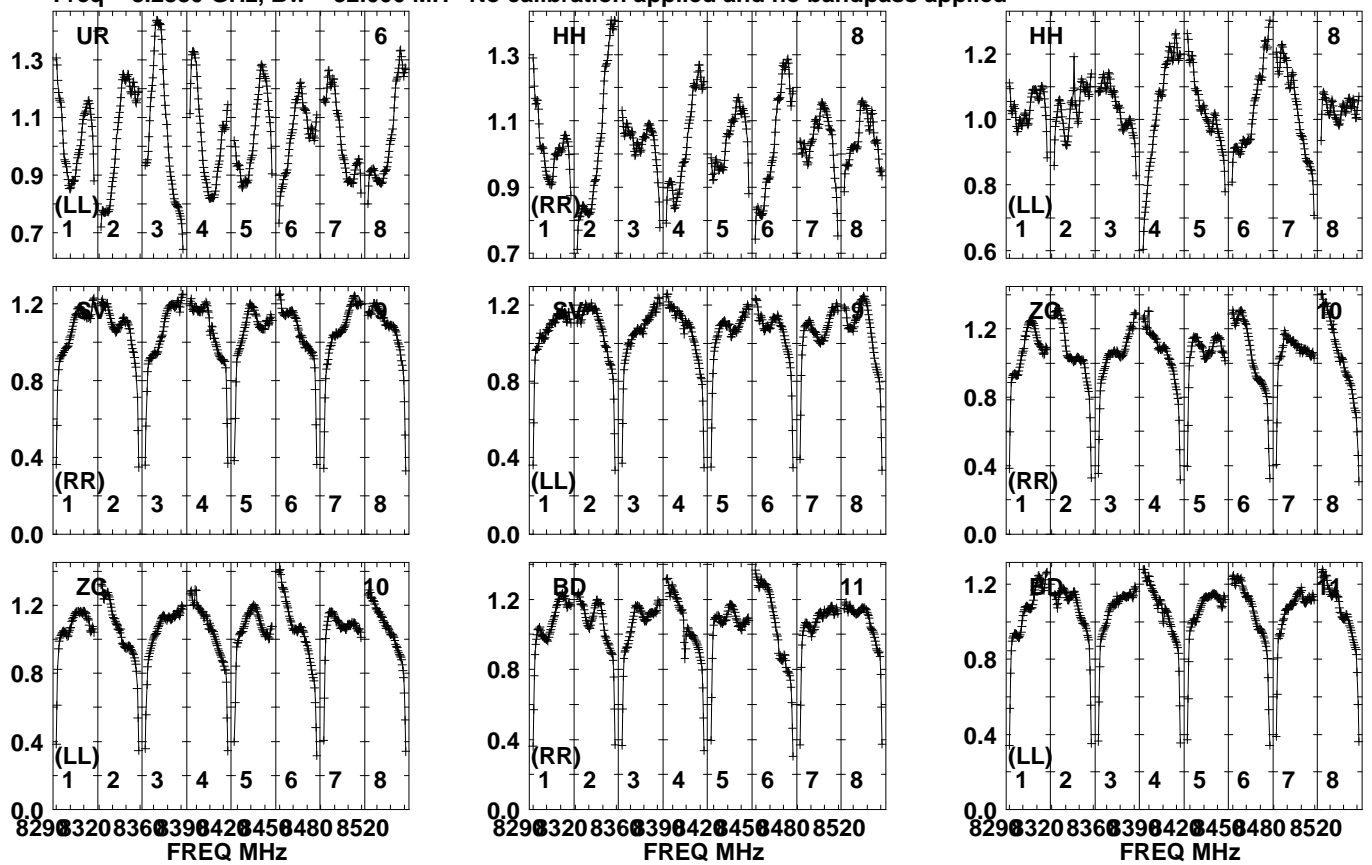
829032083603904204504808520
FREQ MHz

Lower frame: Real Jy
Auto-corr total-power spectrum Antenna: *
Timerange: 00/22:30:01 to 00/22:31:29

Plot file version 101 created 30-APR-2021 18:40:09

J1333+2725 EN008A.UVDATA.1

Freq = 8.2880 GHz, Bw = 32.000 MH No calibration applied and no bandpass applied

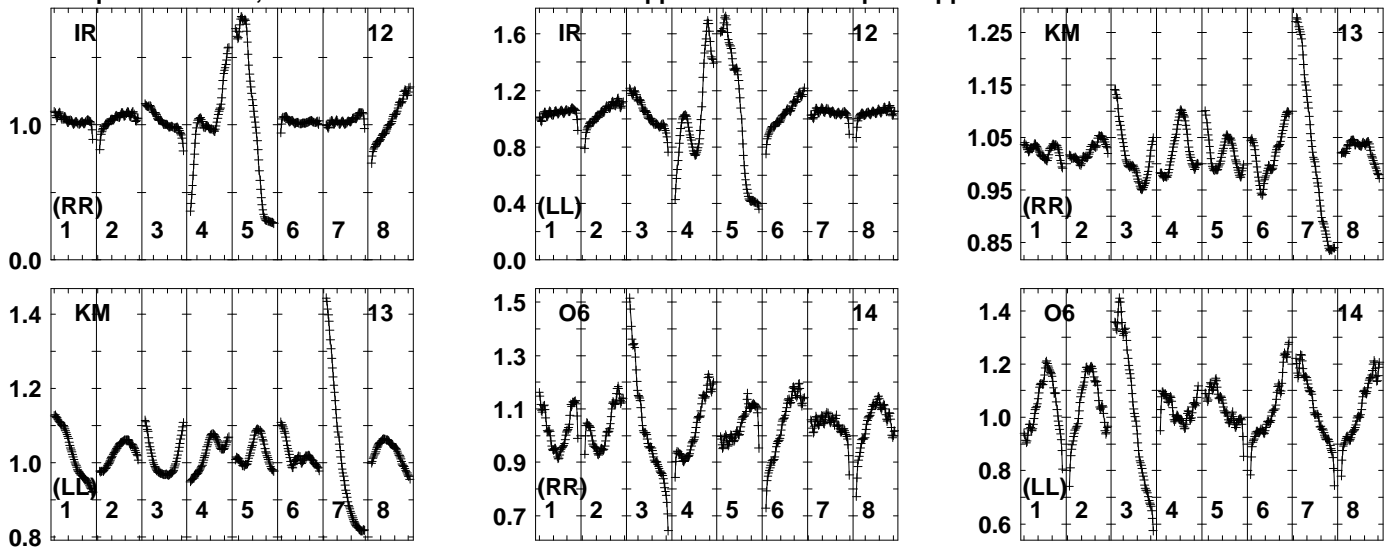


Lower frame: Real Jy
Auto-corr total-power spectrum Antenna: *
Timerange: 00/22:30:01 to 00/22:31:29

Plot file version 102 created 30-APR-2021 18:40:09

J1333+2725 EN008A.UVDATA.1

Freq = 8.2880 GHz, Bw = 32.000 MH No calibration applied and no bandpass applied

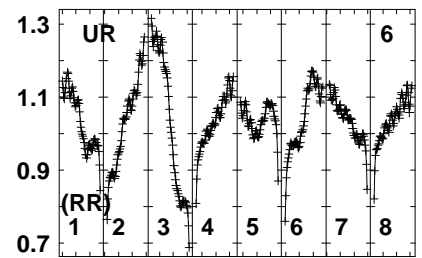
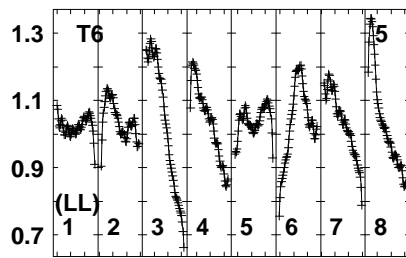
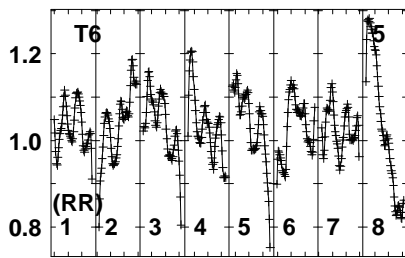
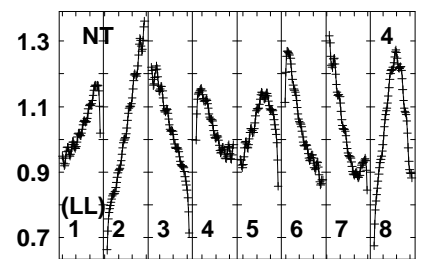
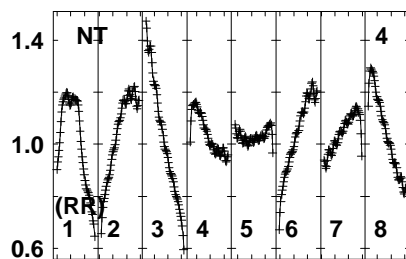
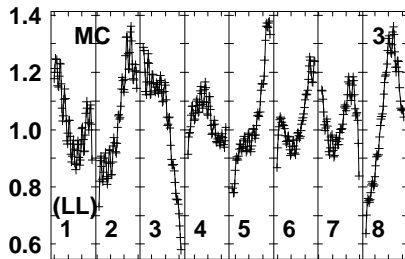
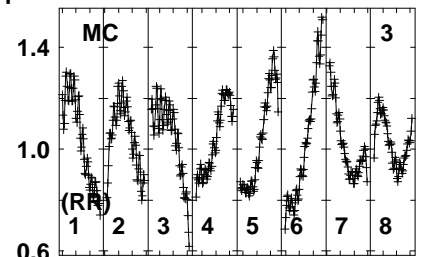
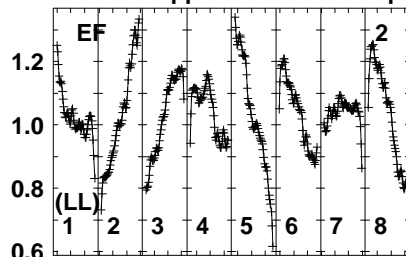
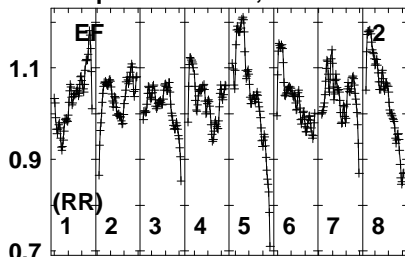


Lower frame: Real Jy
Auto-corr total-power spectrum Antenna: *
Timerange: 00/22:30:01 to 00/22:31:29

Plot file version 103 created 30-APR-2021 18:40:09

J1328+2752 EN008A.UVDATA.1

Freq = 8.2880 GHz, Bw = 32.000 MH No calibration applied and no bandpass applied



829032083603904204504808520
FREQ MHz

829032083603904204504808520
FREQ MHz

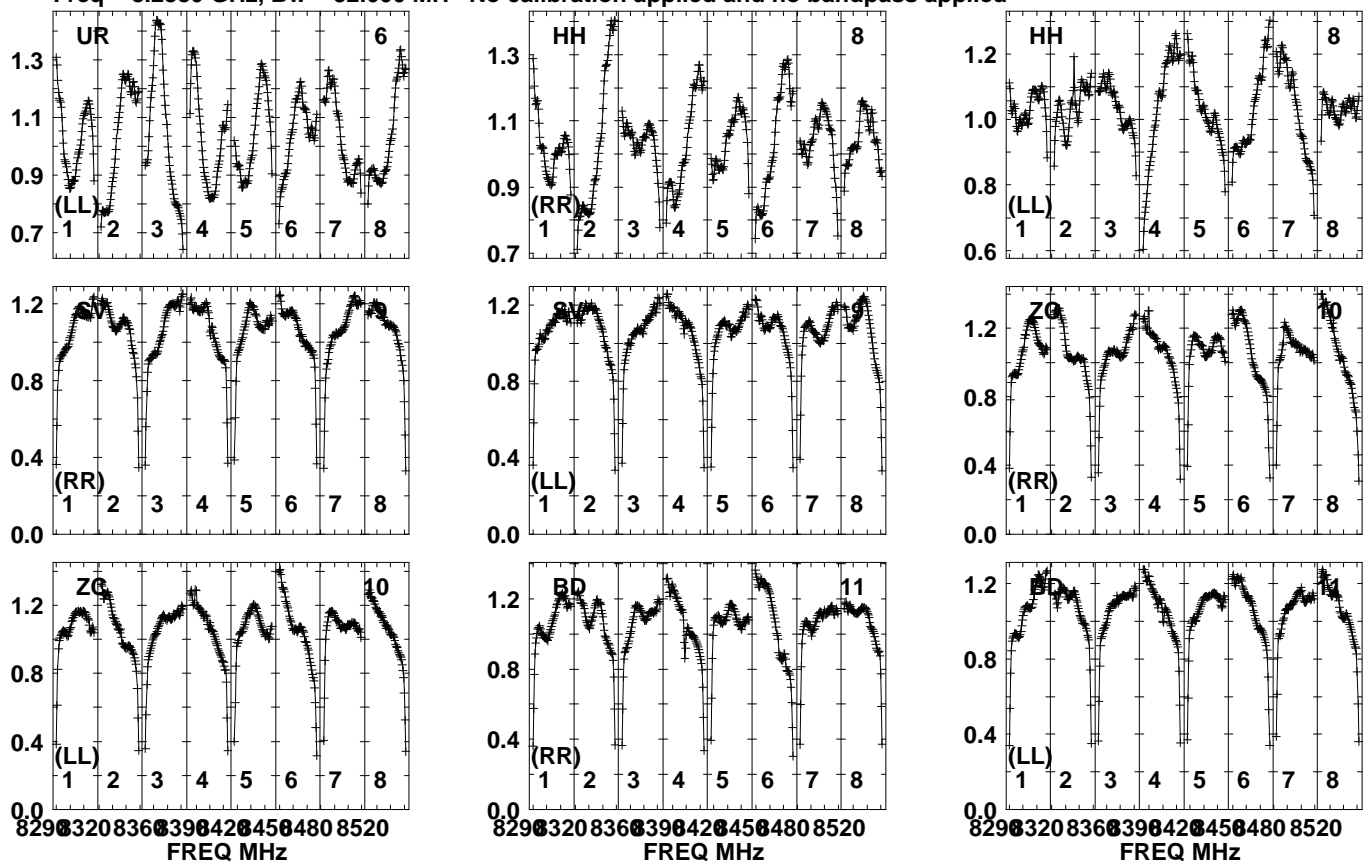
829032083603904204504808520
FREQ MHz

Lower frame: Real Jy
Auto-corr total-power spectrum Antenna: *
Timerange: 00/22:31:31 to 00/22:34:59

Plot file version 104 created 30-APR-2021 18:40:09

J1328+2752 EN008A.UVDATA.1

Freq = 8.2880 GHz, Bw = 32.000 MH No calibration applied and no bandpass applied

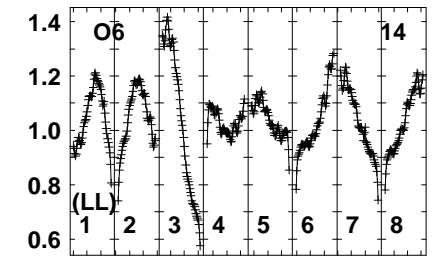
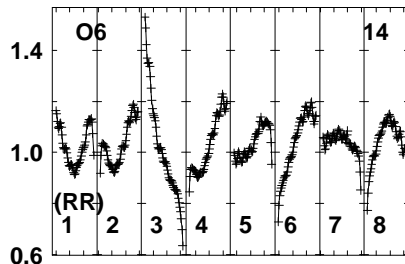
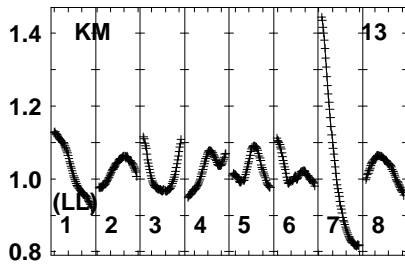
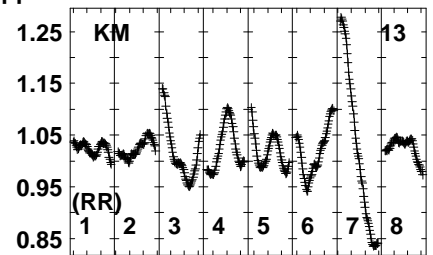
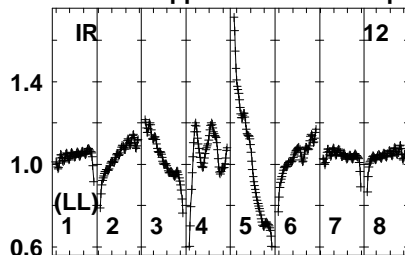
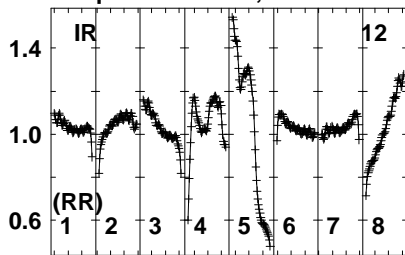


Lower frame: Real Jy
Auto-corr total-power spectrum Antenna: *
Timerange: 00/22:31:31 to 00/22:34:59

Plot file version 105 created 30-APR-2021 18:40:10

J1328+2752 EN008A.UVDATA.1

Freq = 8.2880 GHz, Bw = 32.000 MH No calibration applied and no bandpass applied

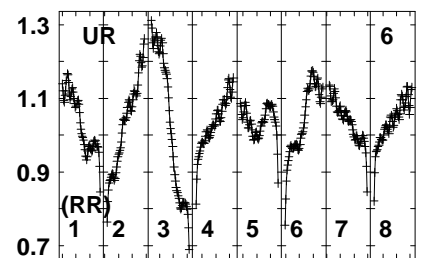
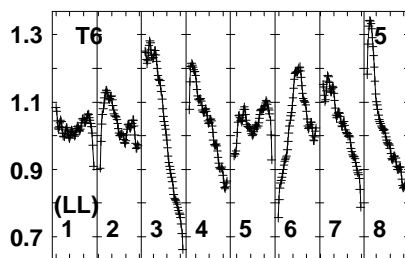
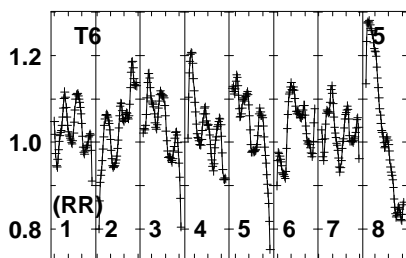
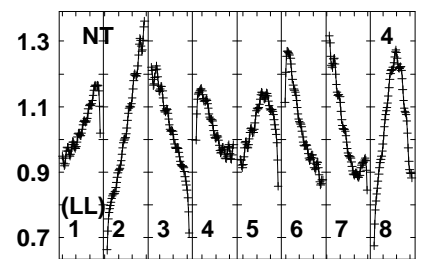
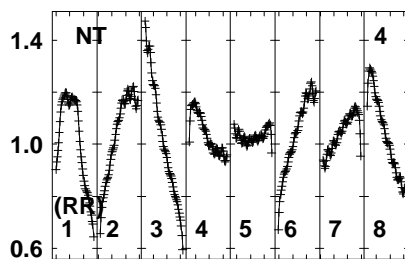
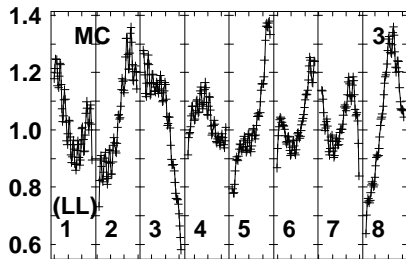
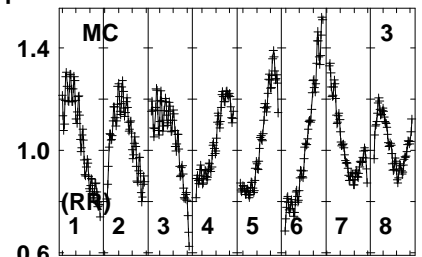
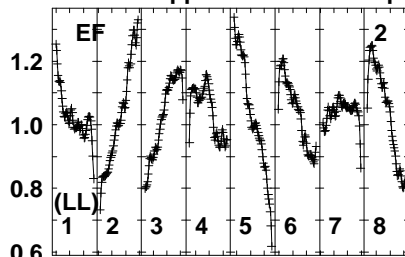
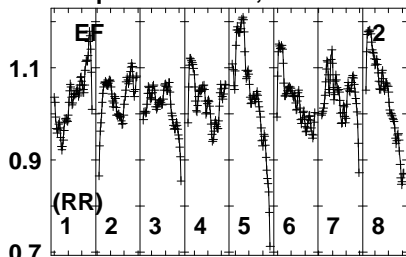


Lower frame: Real Jy
Auto-corr total-power spectrum Antenna: *
Timerange: 00/22:31:31 to 00/22:34:59

Plot file version 106 created 30-APR-2021 18:40:10

J1333+2725 EN008A.UVDATA.1

Freq = 8.2880 GHz, Bw = 32.000 MH No calibration applied and no bandpass applied



829032083603904204504808520
FREQ MHz

829032083603904204504808520
FREQ MHz

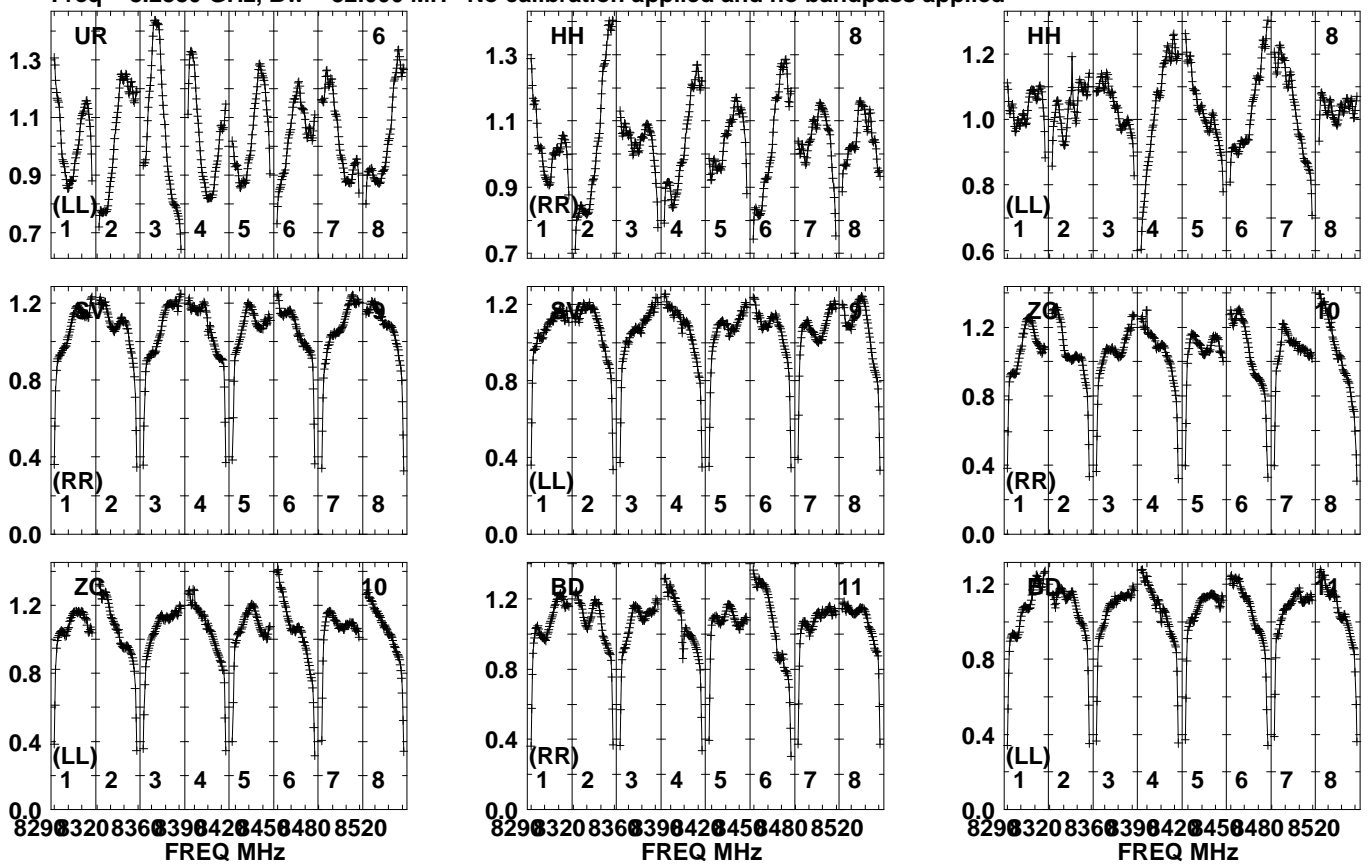
829032083603904204504808520
FREQ MHz

Lower frame: Real Jy
Auto-corr total-power spectrum Antenna: *
Timerange: 00/22:35:01 to 00/22:36:29

Plot file version 107 created 30-APR-2021 18:40:10

J1333+2725 EN008A.UVDATA.1

Freq = 8.2880 GHz, Bw = 32.000 MH No calibration applied and no bandpass applied

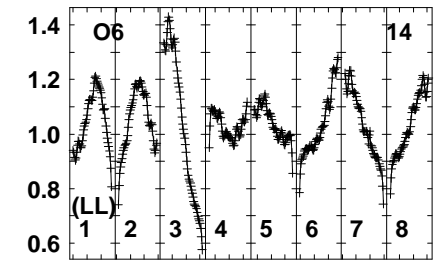
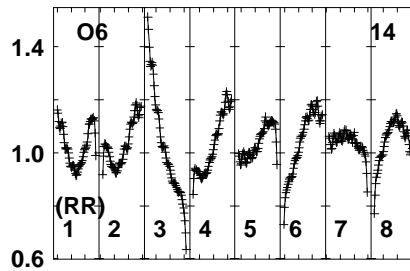
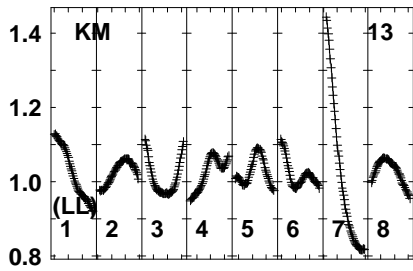
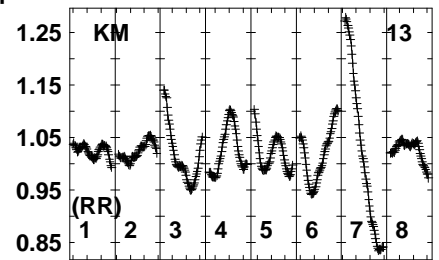
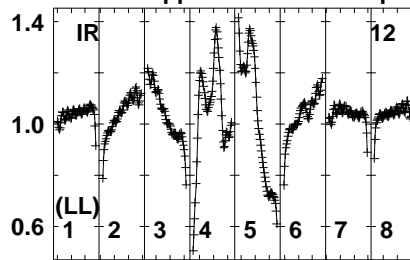
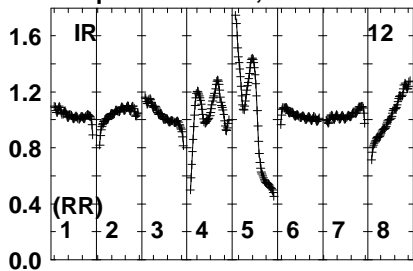


Lower frame: Real Jy
Auto-corr total-power spectrum Antenna: *
Timerange: 00/22:35:01 to 00/22:36:29

Plot file version 108 created 30-APR-2021 18:40:10

J1333+2725 EN008A.UVDATA.1

Freq = 8.2880 GHz, Bw = 32.000 MH No calibration applied and no bandpass applied

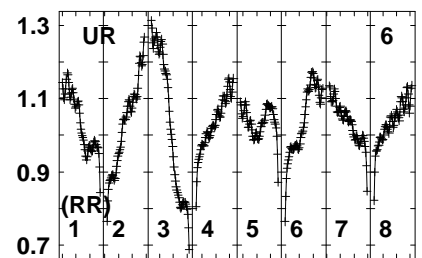
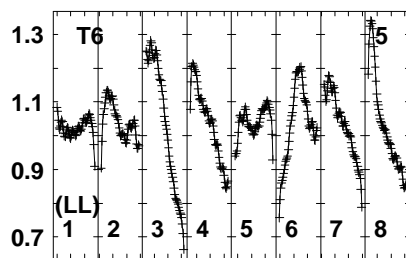
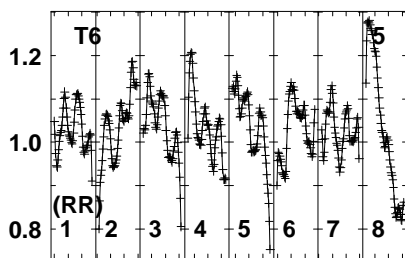
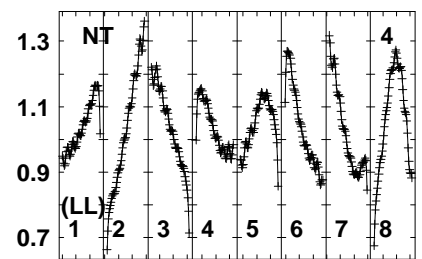
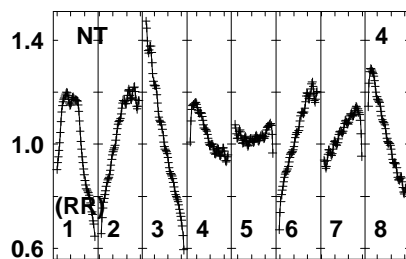
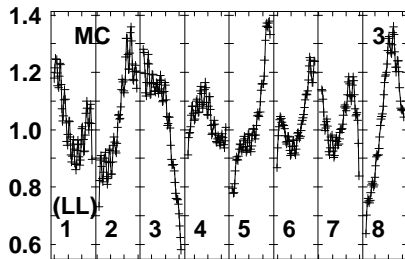
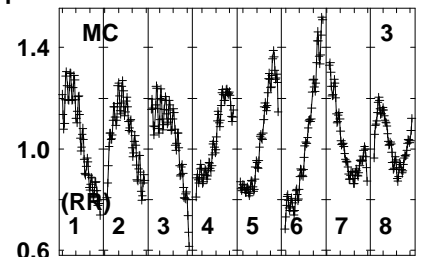
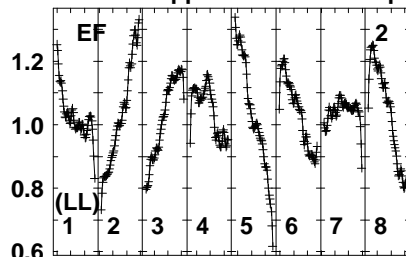
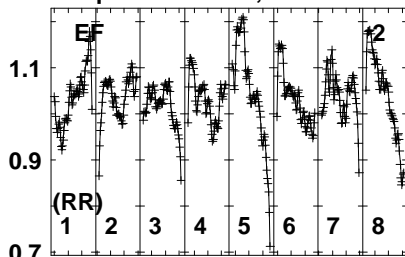


Lower frame: Real Jy
Auto-corr total-power spectrum Antenna: *
Timerange: 00/22:35:01 to 00/22:36:29

Plot file version 109 created 30-APR-2021 18:40:10

J1328+2752 EN008A.UVDATA.1

Freq = 8.2880 GHz, Bw = 32.000 MH No calibration applied and no bandpass applied



829032083603904204504808520
FREQ MHz

829032083603904204504808520
FREQ MHz

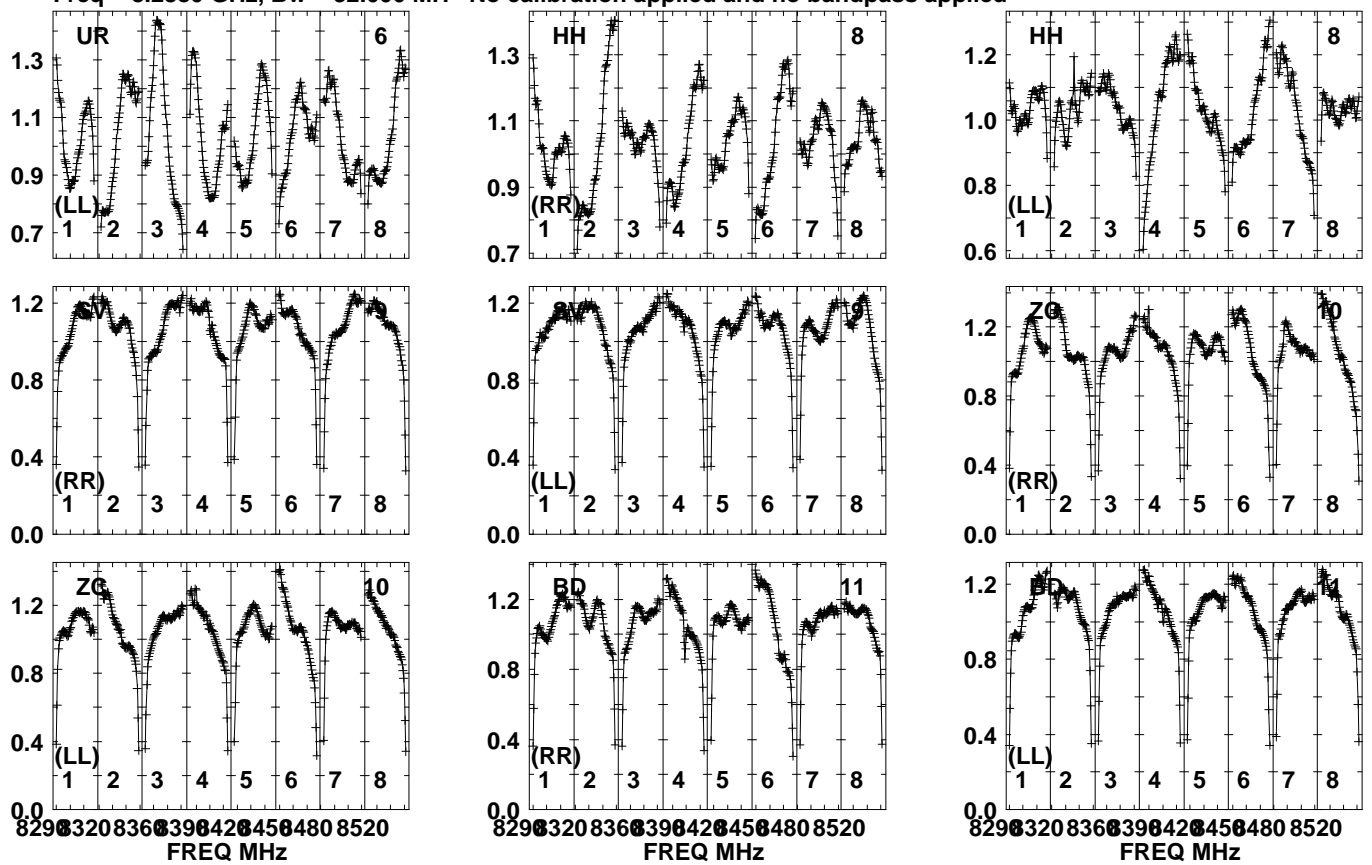
829032083603904204504808520
FREQ MHz

Lower frame: Real Jy
Auto-corr total-power spectrum Antenna: *
Timerange: 00/22:37:11 to 00/22:39:59

Plot file version 110 created 30-APR-2021 18:40:10

J1328+2752 EN008A.UVDATA.1

Freq = 8.2880 GHz, Bw = 32.000 MH No calibration applied and no bandpass applied

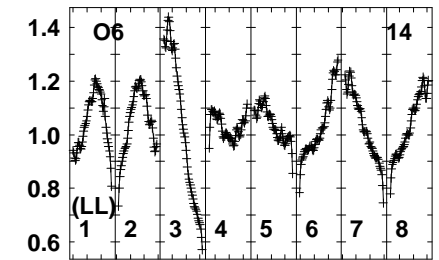
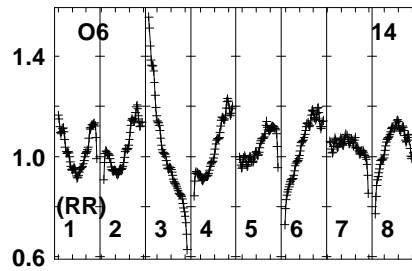
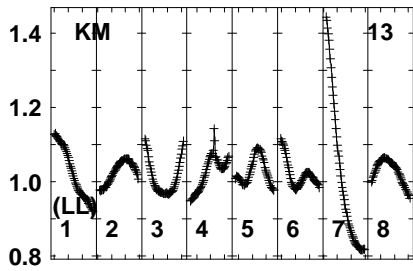
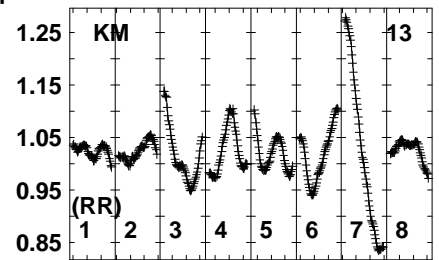
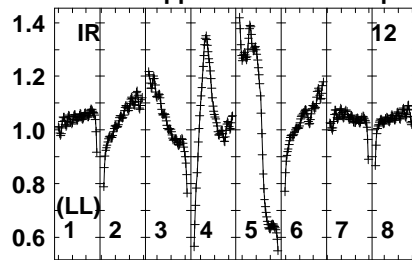
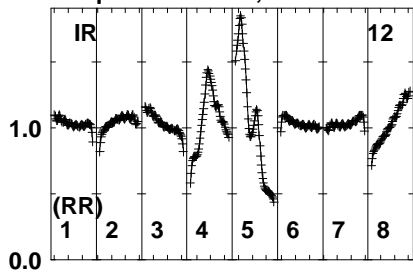


Lower frame: Real Jy
Auto-corr total-power spectrum Antenna: *
Timerange: 00/22:37:11 to 00/22:39:59

Plot file version 111 created 30-APR-2021 18:40:10

J1328+2752 EN008A.UVDATA.1

Freq = 8.2880 GHz, Bw = 32.000 MH No calibration applied and no bandpass applied

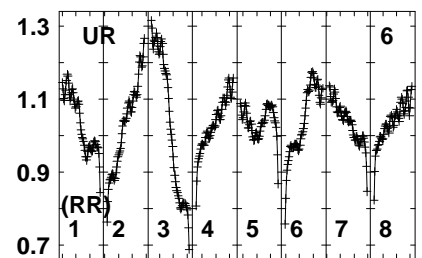
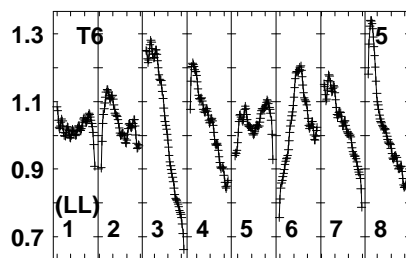
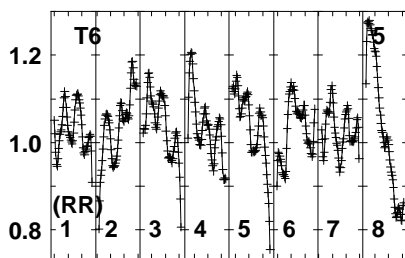
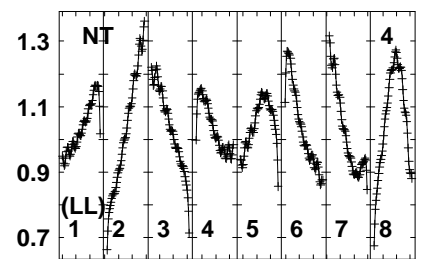
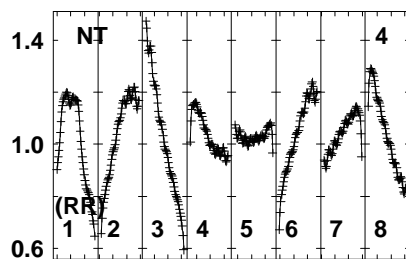
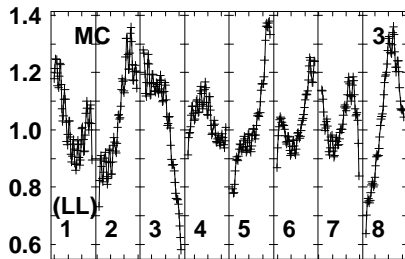
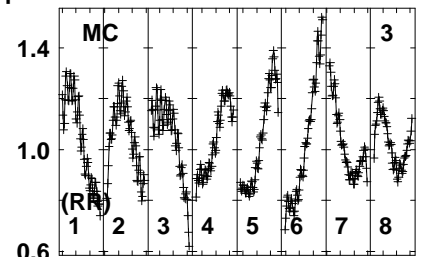
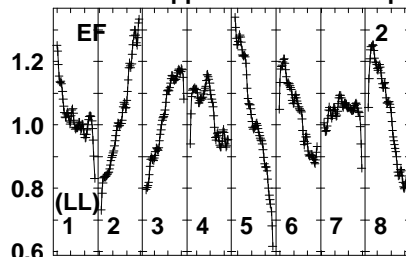
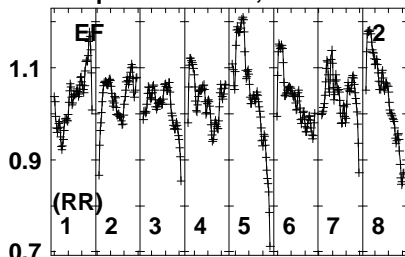


Lower frame: Real Jy
Auto-corr total-power spectrum Antenna: *
Timerange: 00/22:37:11 to 00/22:39:59

Plot file version 112 created 30-APR-2021 18:40:11

J1333+2725 EN008A.UVDATA.1

Freq = 8.2880 GHz, Bw = 32.000 MH No calibration applied and no bandpass applied



829032083603904204504808520
FREQ MHz

829032083603904204504808520
FREQ MHz

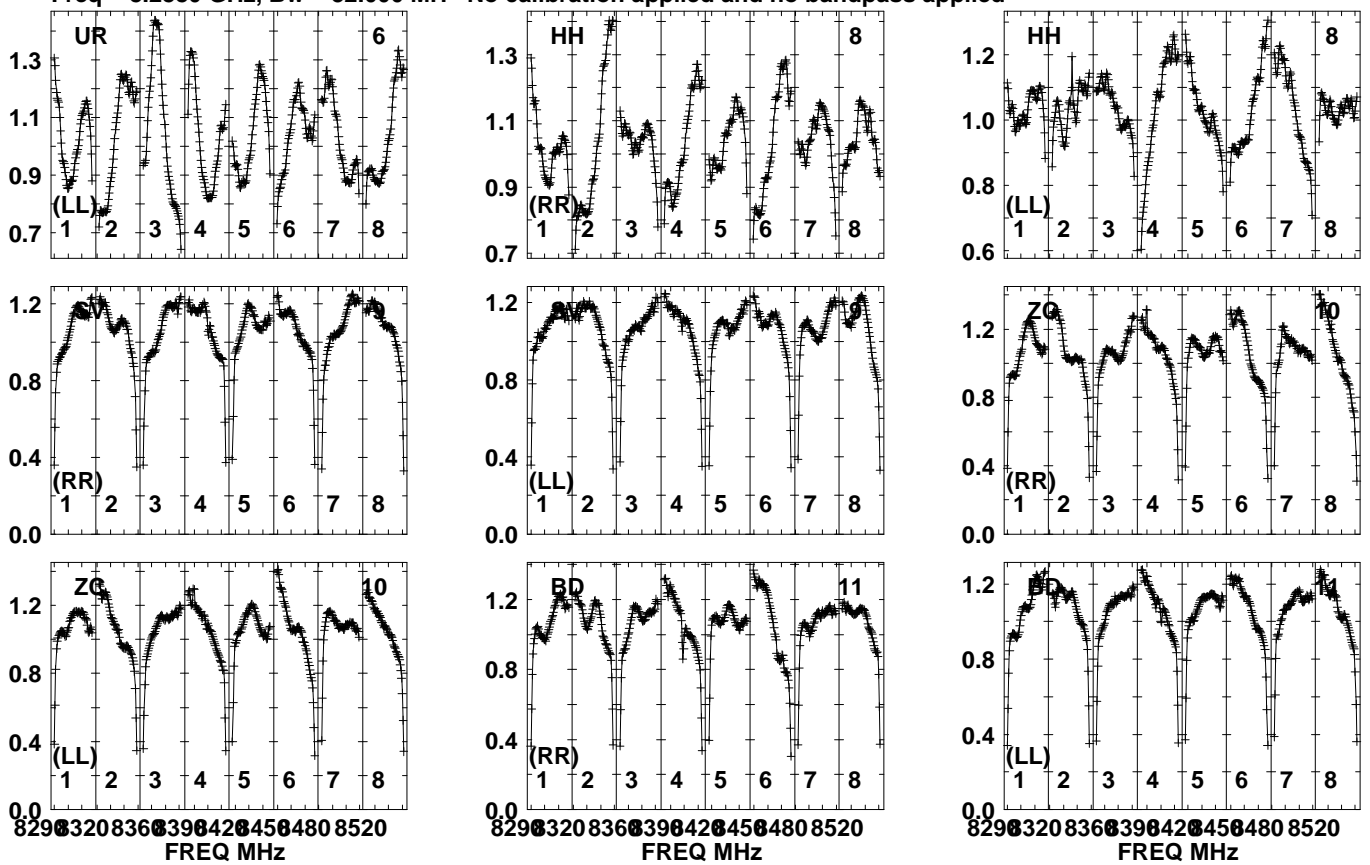
829032083603904204504808520
FREQ MHz

Lower frame: Real Jy
Auto-corr total-power spectrum Antenna: *
Timerange: 00/22:40:31 to 00/22:41:59

Plot file version 113 created 30-APR-2021 18:40:11

J1333+2725 EN008A.UVDATA.1

Freq = 8.2880 GHz, Bw = 32.000 MH No calibration applied and no bandpass applied

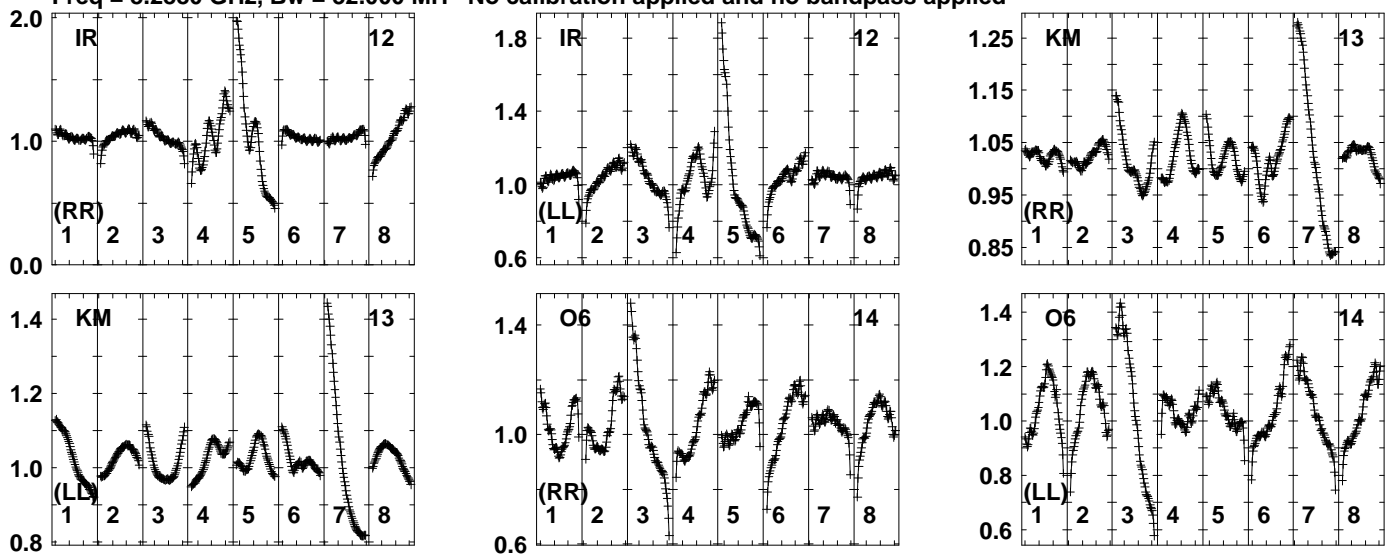


Lower frame: Real Jy
Auto-corr total-power spectrum Antenna: *
Timerange: 00/22:40:31 to 00/22:41:59

Plot file version 114 created 30-APR-2021 18:40:11

J1333+2725 EN008A.UVDATA.1

Freq = 8.2880 GHz, Bw = 32.000 MH No calibration applied and no bandpass applied

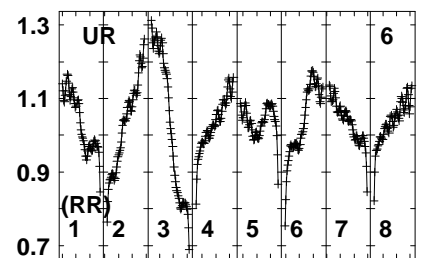
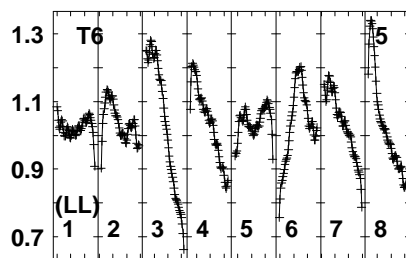
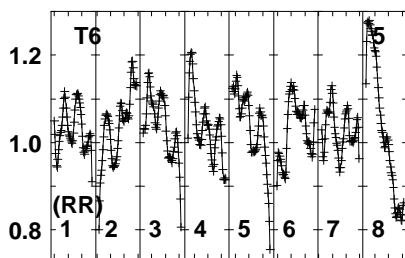
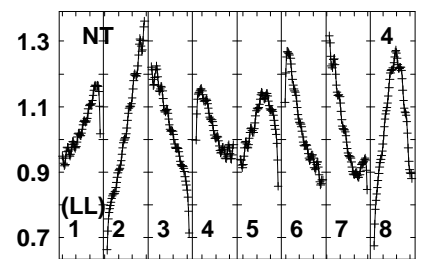
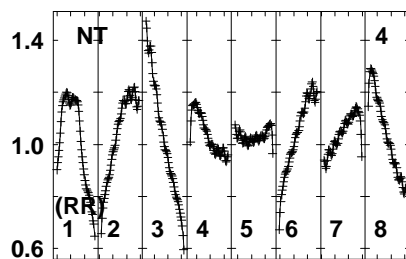
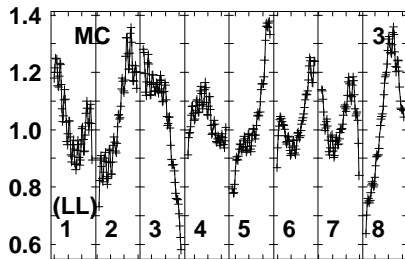
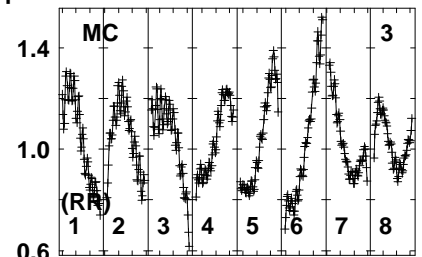
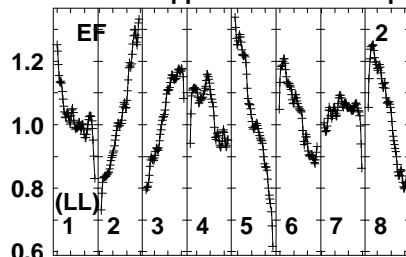
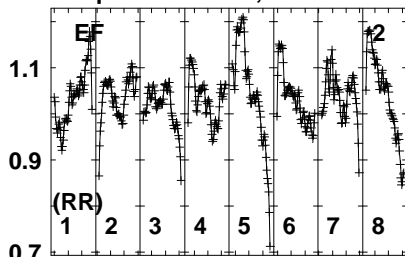


Lower frame: Real Jy
Auto-corr total-power spectrum Antenna: *
Timerange: 00/22:40:31 to 00/22:41:59

Plot file version 115 created 30-APR-2021 18:40:11

J1328+2752 EN008A.UVDATA.1

Freq = 8.2880 GHz, Bw = 32.000 MH No calibration applied and no bandpass applied



829032083603904204504808520
FREQ MHz

829032083603904204504808520
FREQ MHz

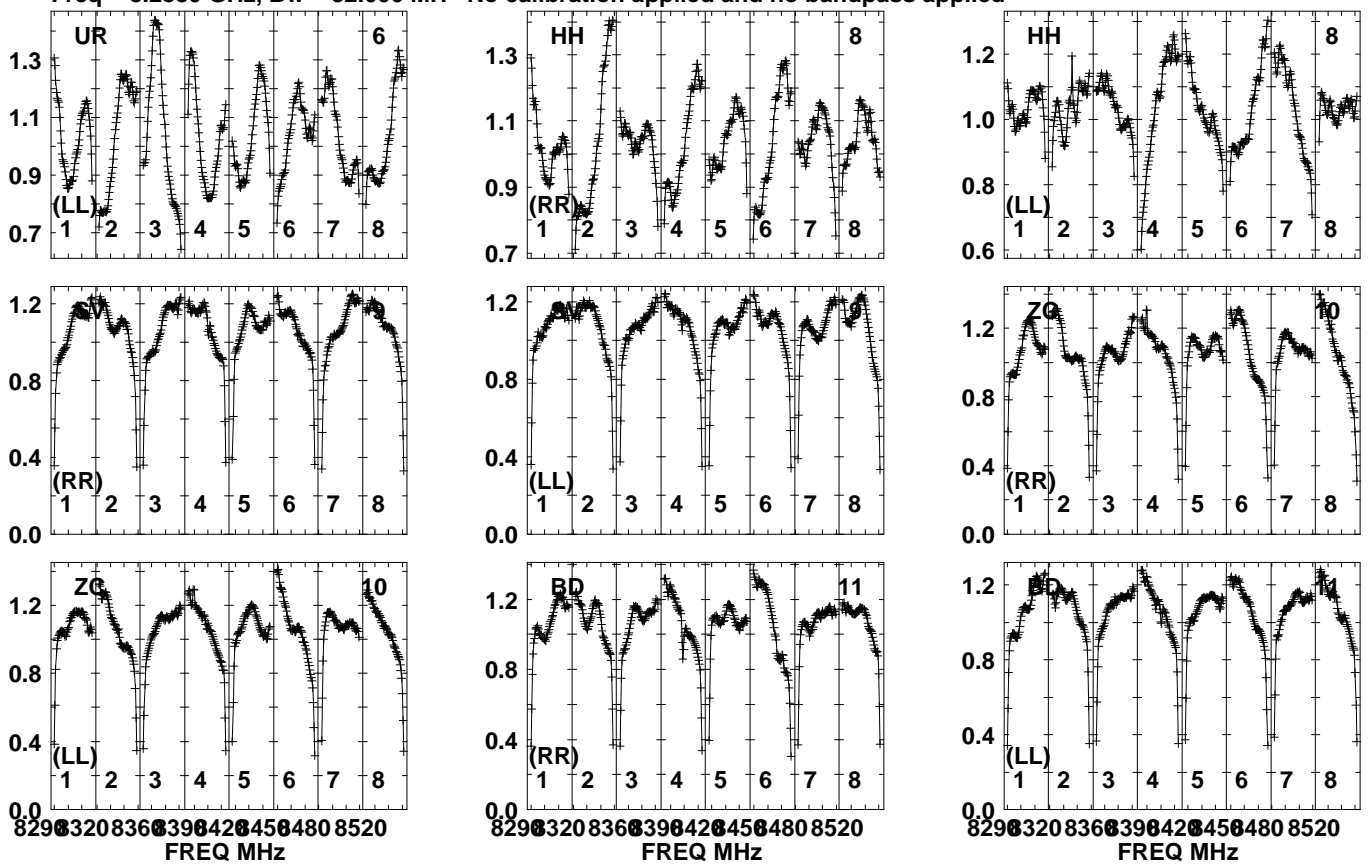
829032083603904204504808520
FREQ MHz

Lower frame: Real Jy
Auto-corr total-power spectrum Antenna: *
Timerange: 00/22:42:01 to 00/22:45:29

Plot file version 116 created 30-APR-2021 18:40:11

J1328+2752 EN008A.UVDATA.1

Freq = 8.2880 GHz, Bw = 32.000 MH No calibration applied and no bandpass applied

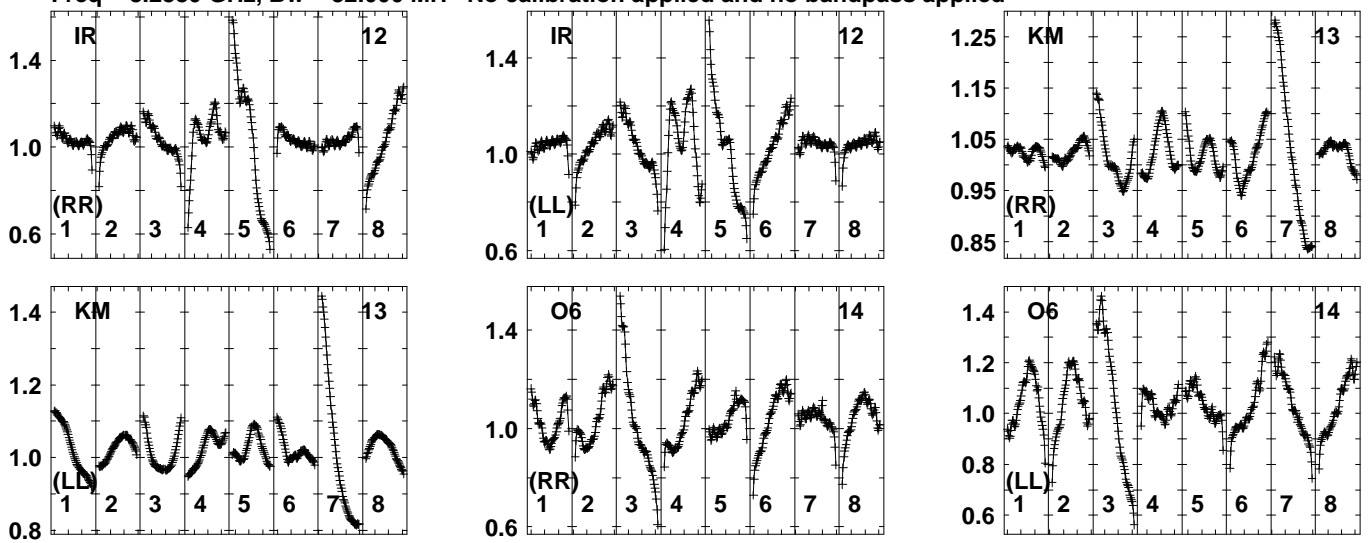


Lower frame: Real Jy
Auto-corr total-power spectrum Antenna: *
Timerange: 00/22:42:01 to 00/22:45:29

Plot file version 117 created 30-APR-2021 18:40:11

J1328+2752 EN008A.UVDATA.1

Freq = 8.2880 GHz, Bw = 32.000 MH No calibration applied and no bandpass applied

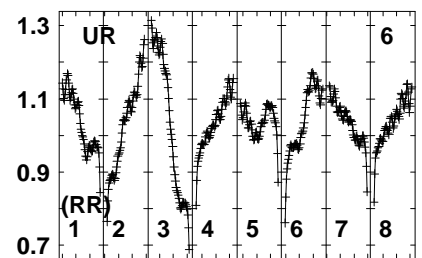
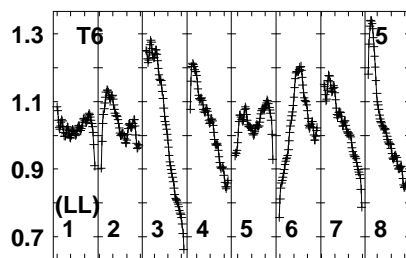
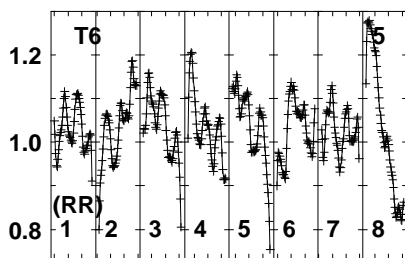
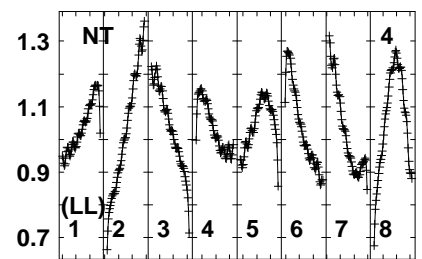
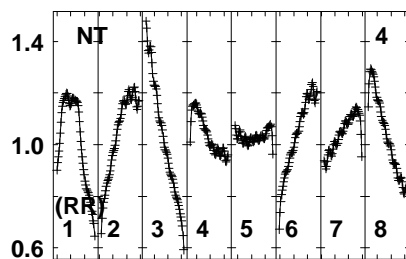
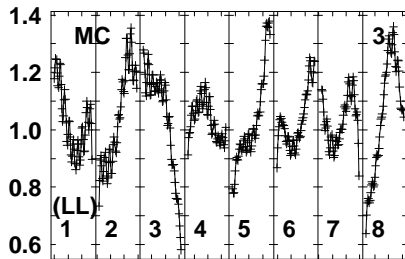
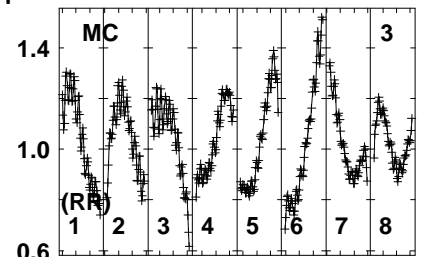
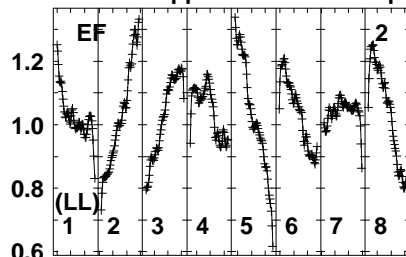
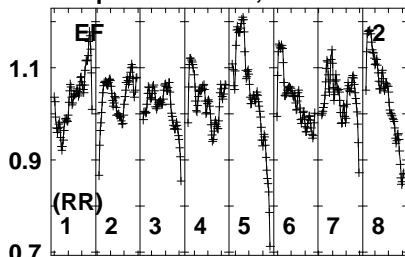


Lower frame: Real Jy
Auto-corr total-power spectrum Antenna: *
Timerange: 00/22:42:01 to 00/22:45:29

Plot file version 118 created 30-APR-2021 18:40:11

J1333+2725 EN008A.UVDATA.1

Freq = 8.2880 GHz, Bw = 32.000 MH No calibration applied and no bandpass applied



829032083603904204504808520
FREQ MHz

829032083603904204504808520
FREQ MHz

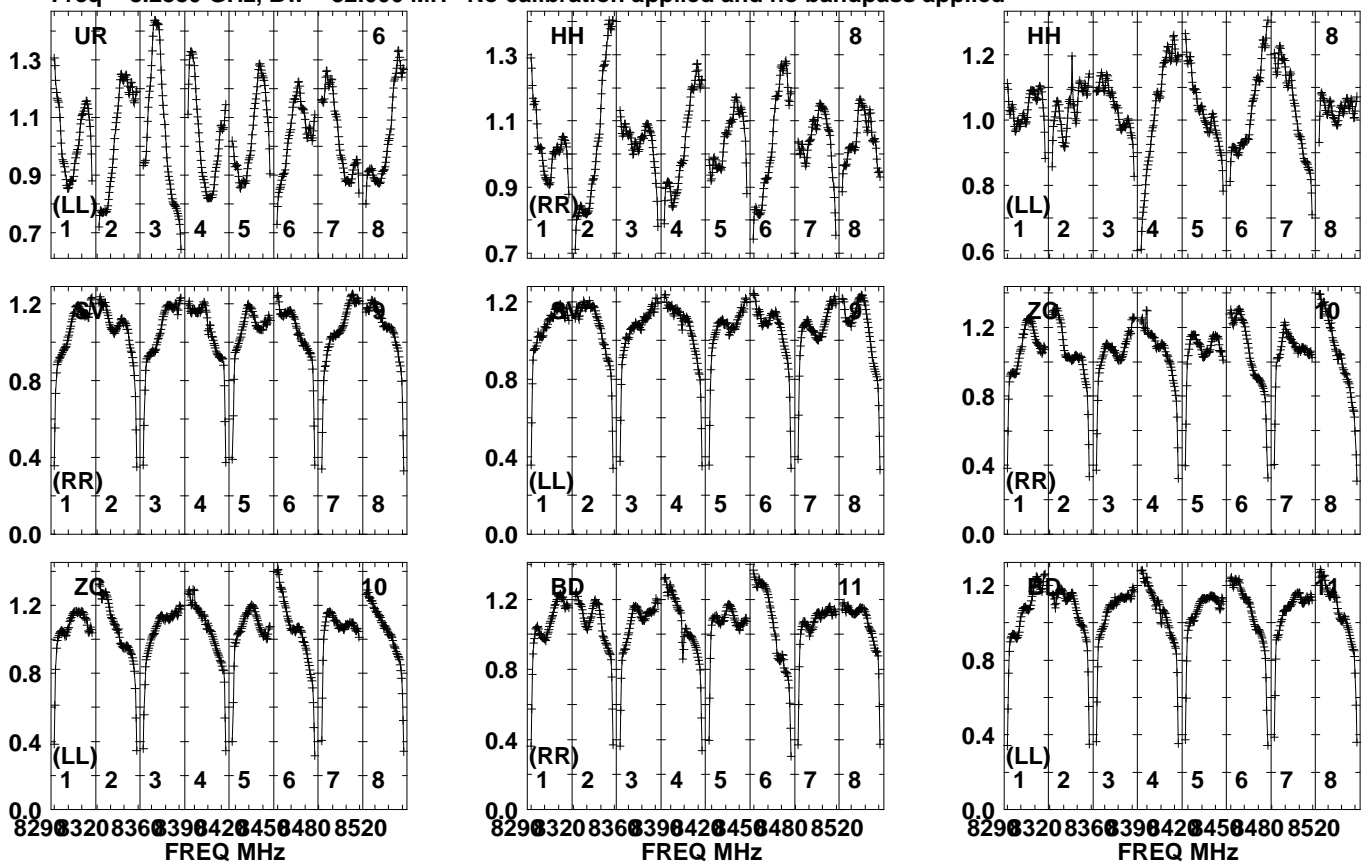
829032083603904204504808520
FREQ MHz

Lower frame: Real Jy
Auto-corr total-power spectrum Antenna: *
Timerange: 00/22:45:33 to 00/22:46:59

Plot file version 119 created 30-APR-2021 18:40:12

J1333+2725 EN008A.UVDATA.1

Freq = 8.2880 GHz, Bw = 32.000 MH No calibration applied and no bandpass applied

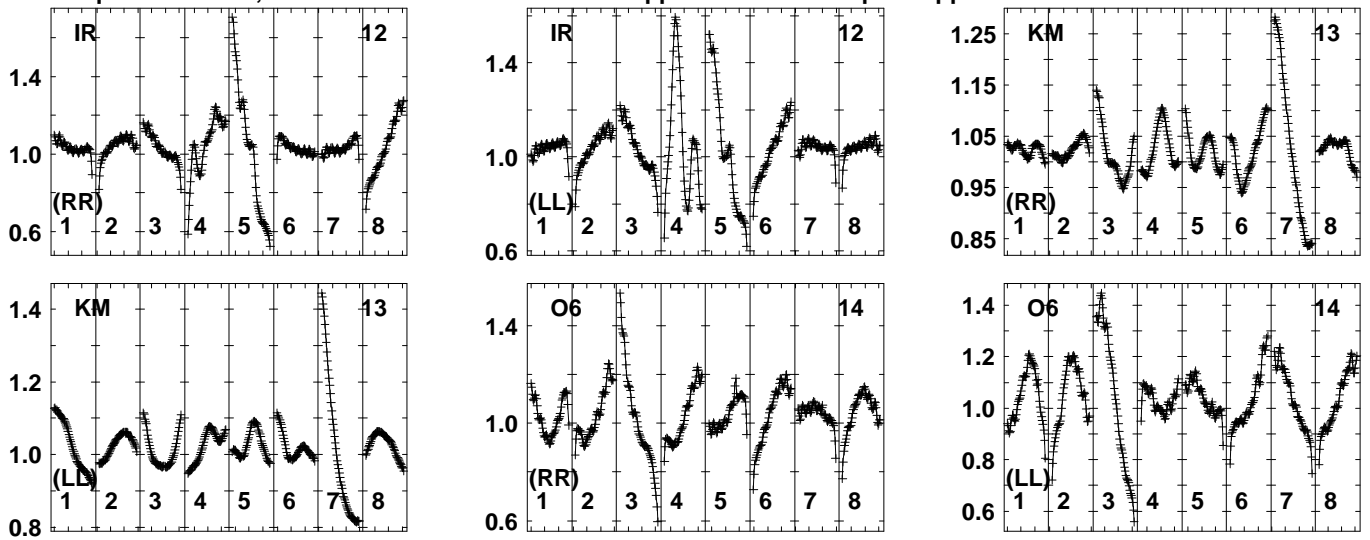


Lower frame: Real Jy
Auto-corr total-power spectrum Antenna: *
Timerange: 00/22:45:33 to 00/22:46:59

Plot file version 120 created 30-APR-2021 18:40:12

J1333+2725 EN008A.UVDATA.1

Freq = 8.2880 GHz, Bw = 32.000 MH No calibration applied and no bandpass applied

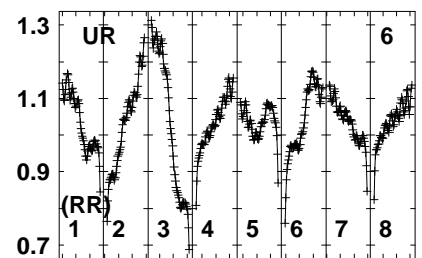
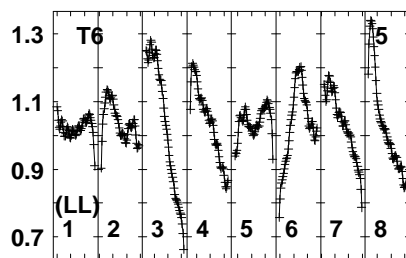
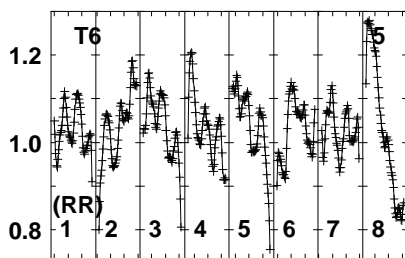
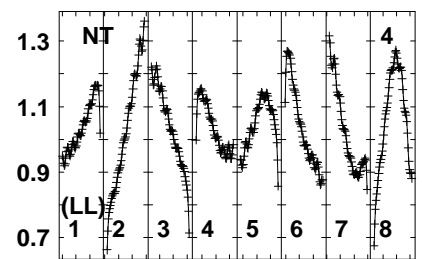
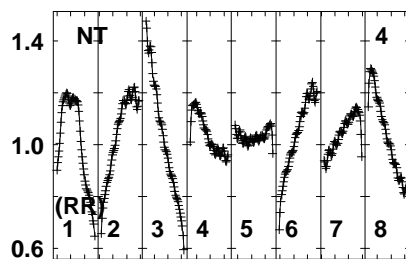
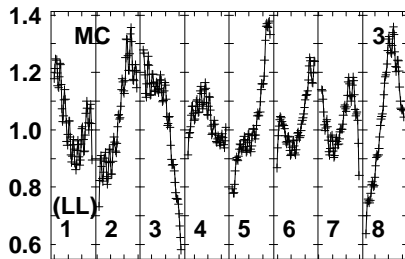
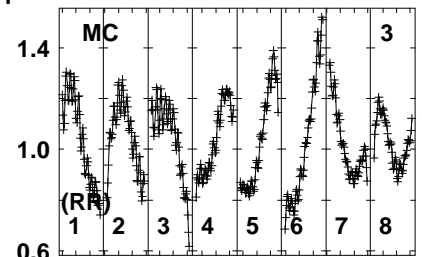
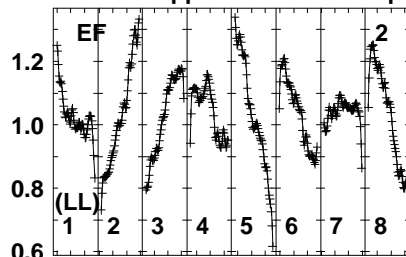
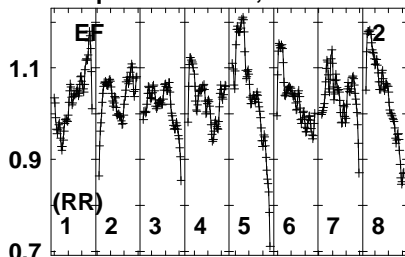


Lower frame: Real Jy
Auto-corr total-power spectrum Antenna: *
Timerange: 00/22:45:33 to 00/22:46:59

Plot file version 121 created 30-APR-2021 18:40:12

J1328+2752 EN008A.UVDATA.1

Freq = 8.2880 GHz, Bw = 32.000 MH No calibration applied and no bandpass applied



829032083603904204504808520
FREQ MHz

829032083603904204504808520
FREQ MHz

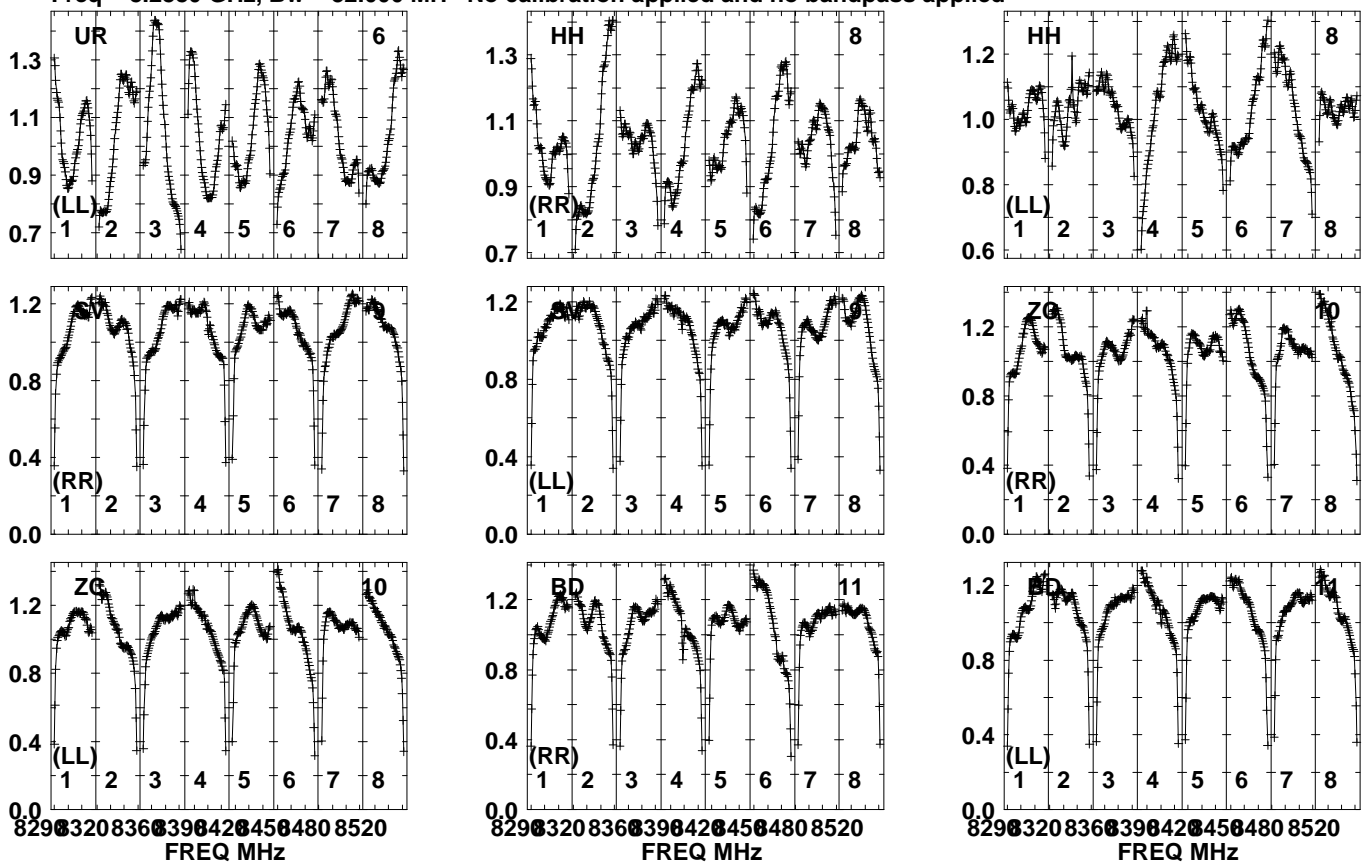
829032083603904204504808520
FREQ MHz

Lower frame: Real Jy
Auto-corr total-power spectrum Antenna: *
Timerange: 00/22:47:41 to 00/22:50:29

Plot file version 122 created 30-APR-2021 18:40:12

J1328+2752 EN008A.UVDATA.1

Freq = 8.2880 GHz, Bw = 32.000 MH No calibration applied and no bandpass applied

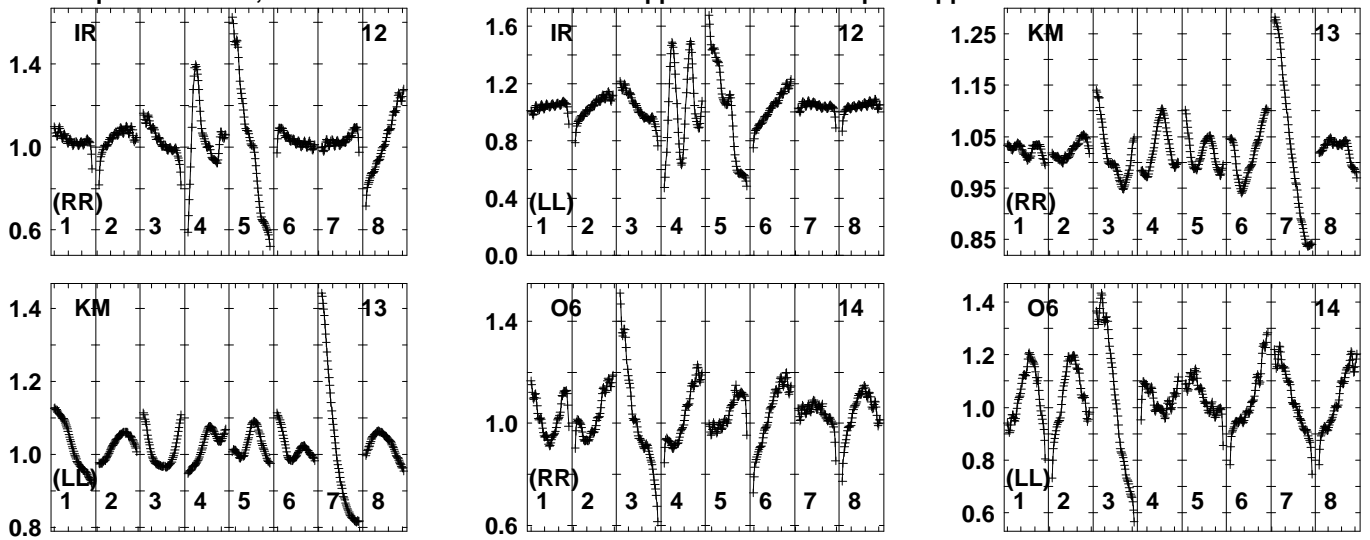


Lower frame: Real Jy
Auto-corr total-power spectrum Antenna: *
Timerange: 00/22:47:41 to 00/22:50:29

Plot file version 123 created 30-APR-2021 18:40:12

J1328+2752 EN008A.UVDATA.1

Freq = 8.2880 GHz, Bw = 32.000 MH No calibration applied and no bandpass applied

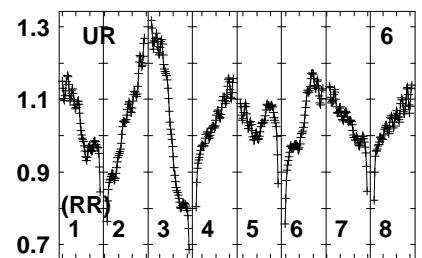
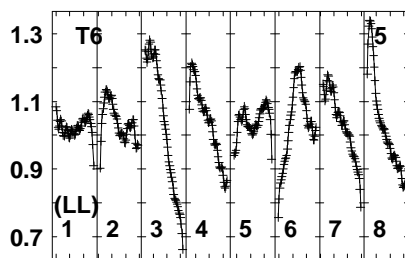
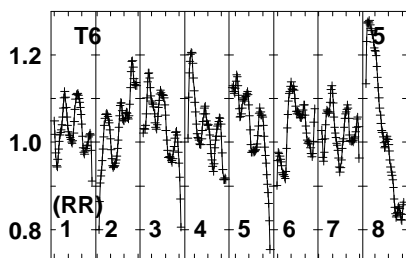
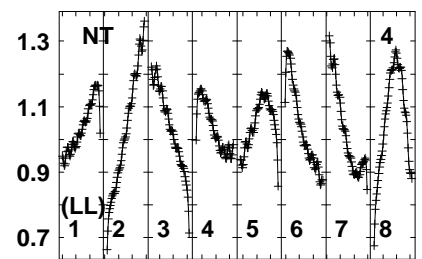
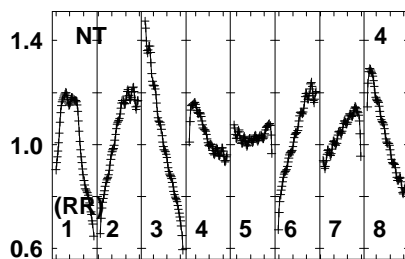
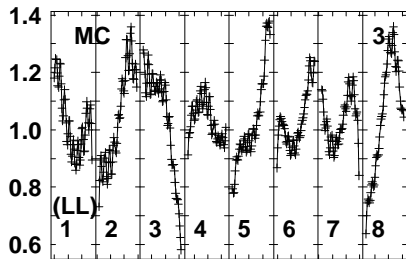
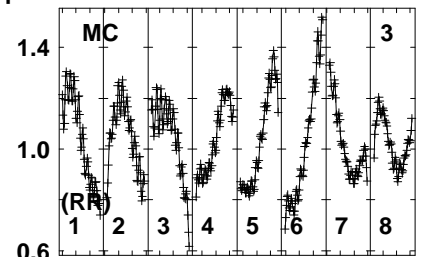
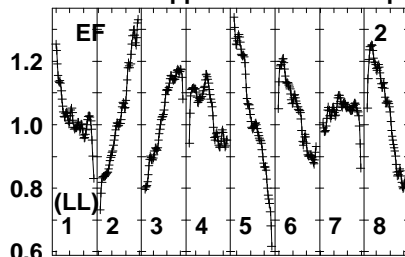
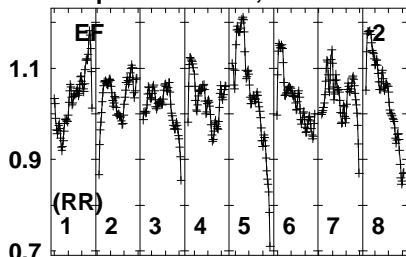


Lower frame: Real Jy
Auto-corr total-power spectrum Antenna: *
Timerange: 00/22:47:41 to 00/22:50:29

Plot file version 124 created 30-APR-2021 18:40:12

J1333+2725 EN008A.UVDATA.1

Freq = 8.2880 GHz, Bw = 32.000 MH No calibration applied and no bandpass applied



829032083603904204504808520
FREQ MHz

829032083603904204504808520
FREQ MHz

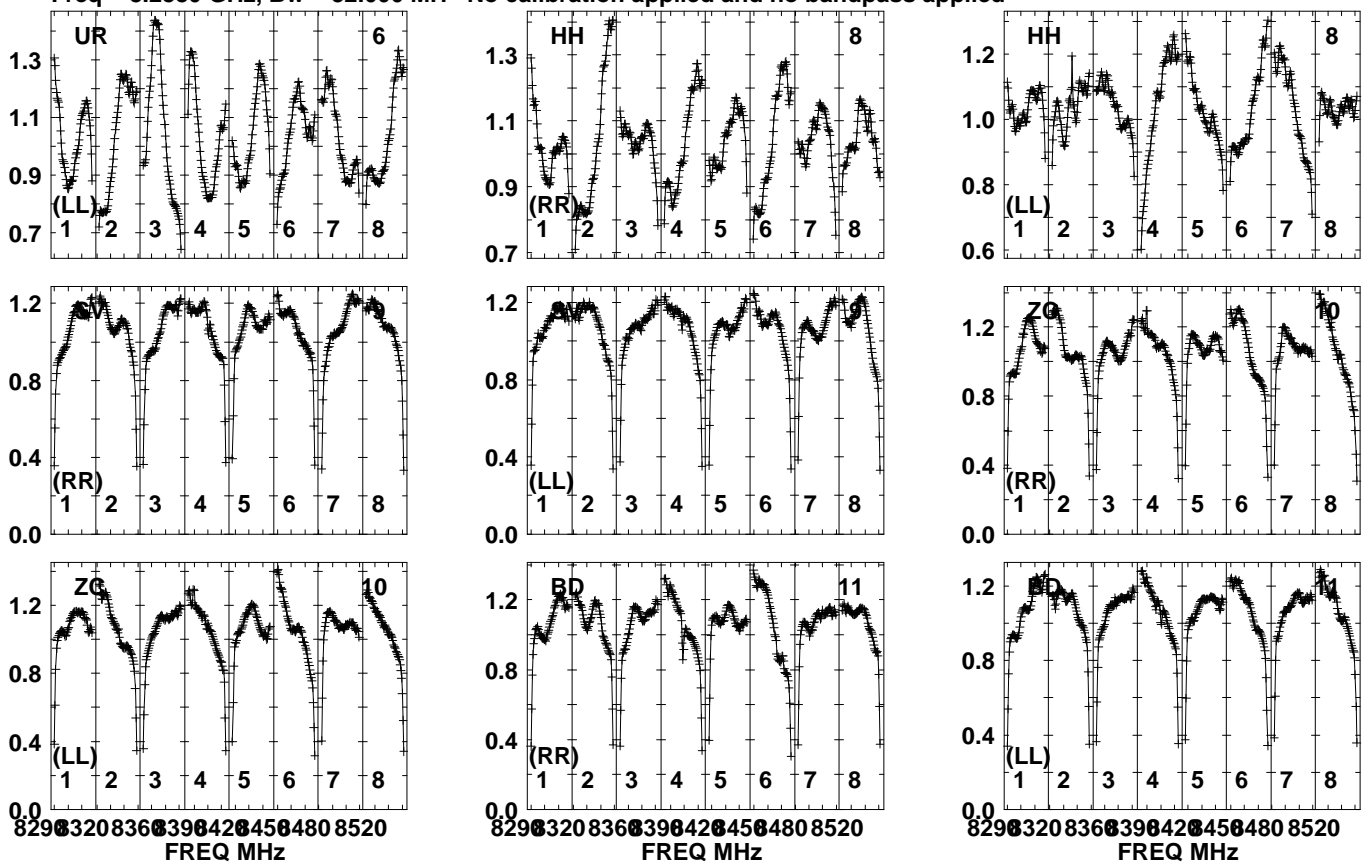
829032083603904204504808520
FREQ MHz

Lower frame: Real Jy
Auto-corr total-power spectrum Antenna: *
Timerange: 00/22:51:01 to 00/22:52:29

Plot file version 125 created 30-APR-2021 18:40:12

J1333+2725 EN008A.UVDATA.1

Freq = 8.2880 GHz, Bw = 32.000 MH No calibration applied and no bandpass applied

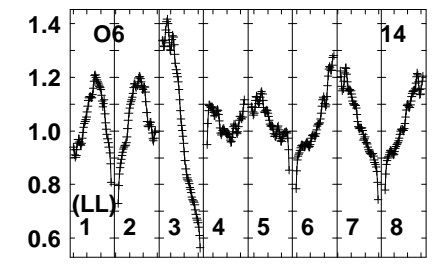
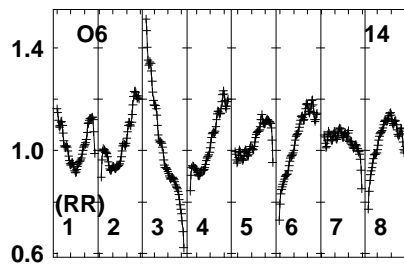
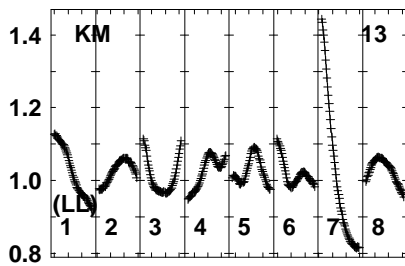
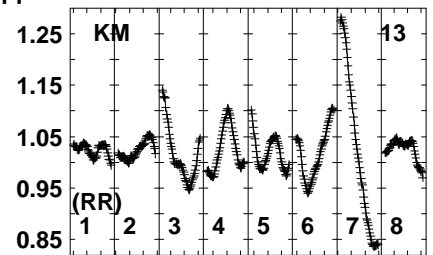
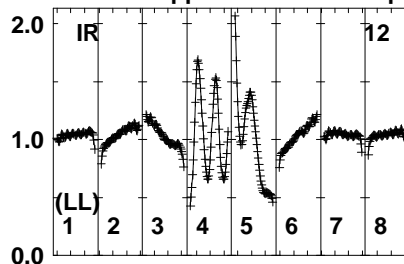
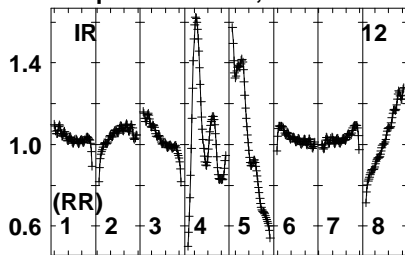


Lower frame: Real Jy
Auto-corr total-power spectrum Antenna: *
Timerange: 00/22:51:01 to 00/22:52:29

Plot file version 126 created 30-APR-2021 18:40:13

J1333+2725 EN008A.UVDATA.1

Freq = 8.2880 GHz, Bw = 32.000 MH No calibration applied and no bandpass applied

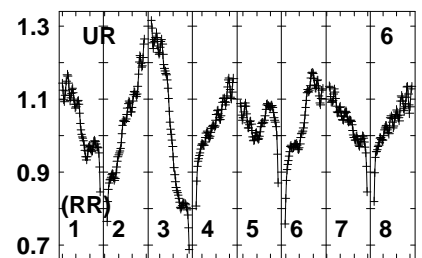
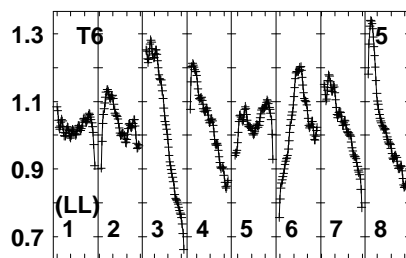
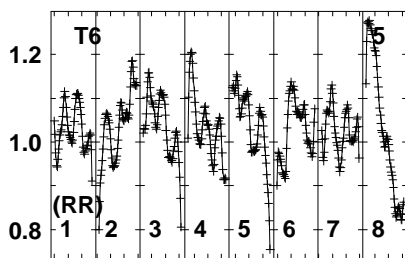
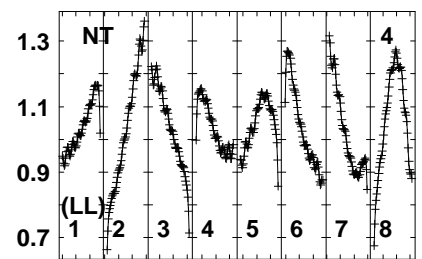
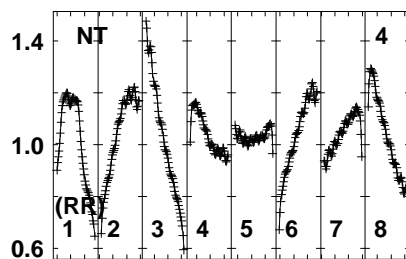
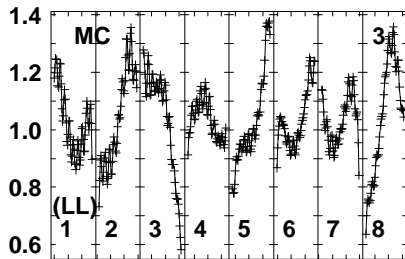
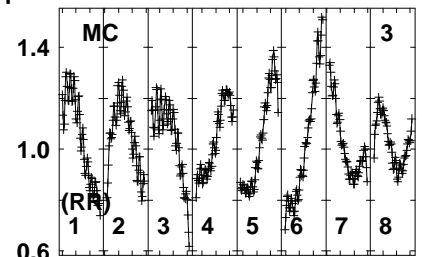
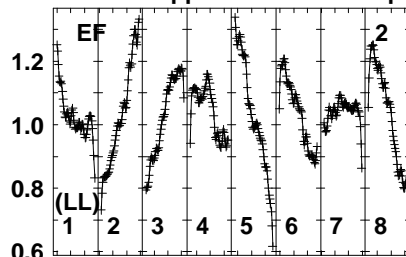
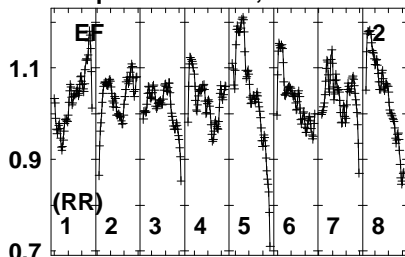


Lower frame: Real Jy
Auto-corr total-power spectrum Antenna: *
Timerange: 00/22:51:01 to 00/22:52:29

Plot file version 127 created 30-APR-2021 18:40:13

J1328+2752 EN008A.UVDATA.1

Freq = 8.2880 GHz, Bw = 32.000 MH No calibration applied and no bandpass applied



829032083603904204504808520
FREQ MHz

829032083603904204504808520
FREQ MHz

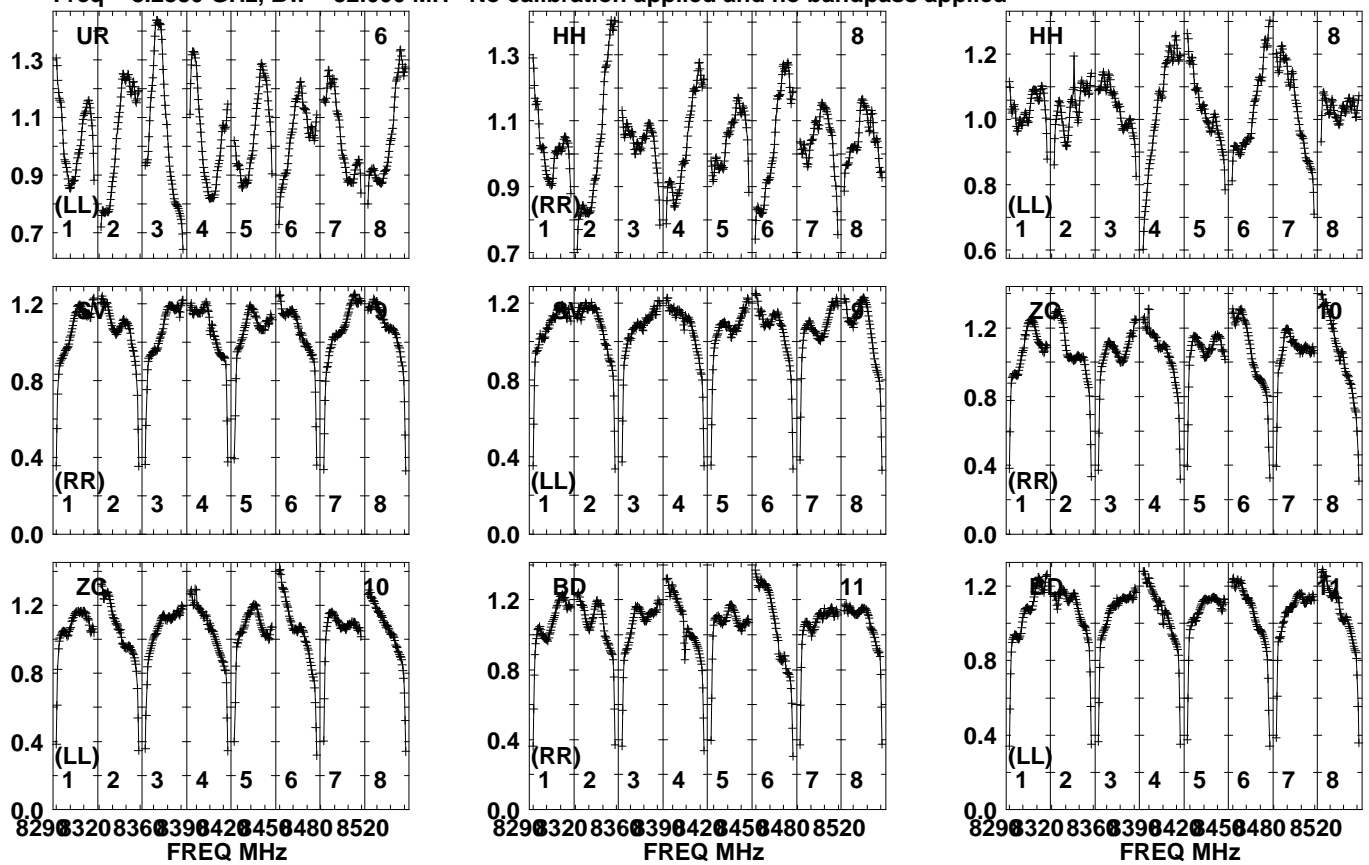
829032083603904204504808520
FREQ MHz

Lower frame: Real Jy
Auto-corr total-power spectrum Antenna: *
Timerange: 00/22:52:33 to 00/22:55:59

Plot file version 128 created 30-APR-2021 18:40:13

J1328+2752 EN008A.UVDATA.1

Freq = 8.2880 GHz, Bw = 32.000 MH No calibration applied and no bandpass applied

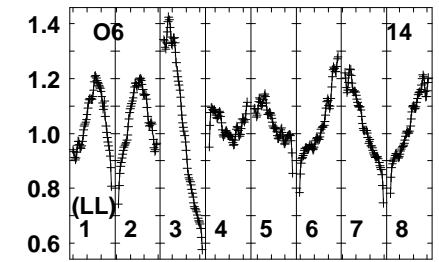
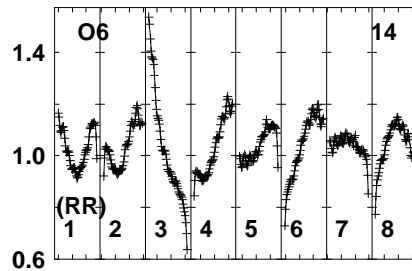
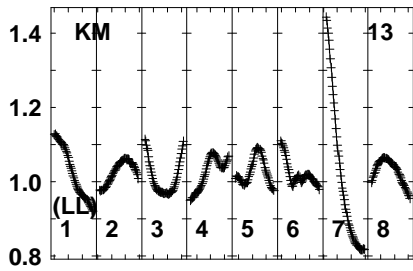
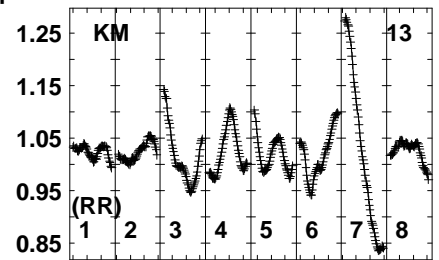
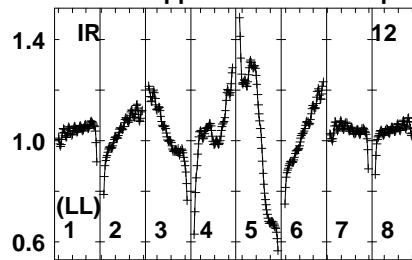
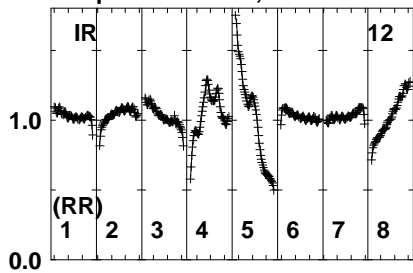


Lower frame: Real Jy
Auto-corr total-power spectrum Antenna: *
Timerange: 00/22:52:33 to 00/22:55:59

Plot file version 129 created 30-APR-2021 18:40:13

J1328+2752 EN008A.UVDATA.1

Freq = 8.2880 GHz, Bw = 32.000 MH No calibration applied and no bandpass applied

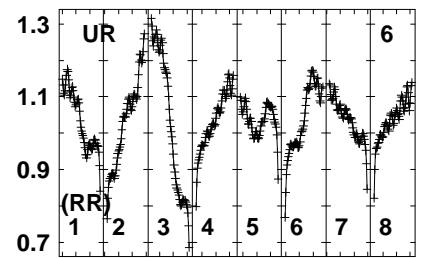
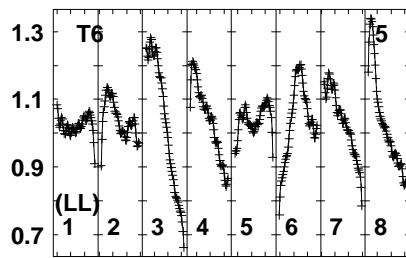
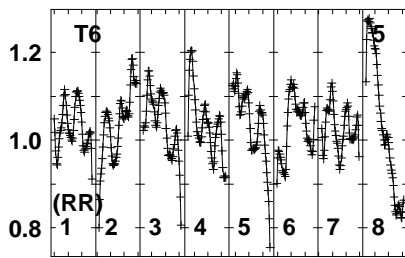
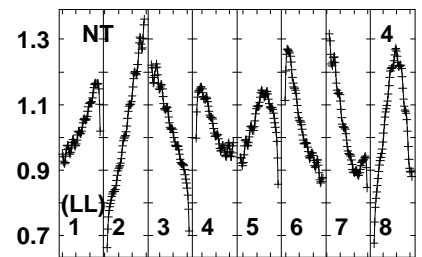
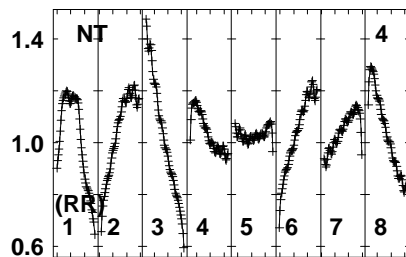
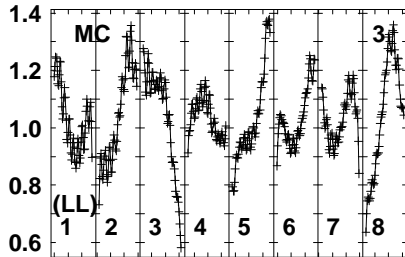
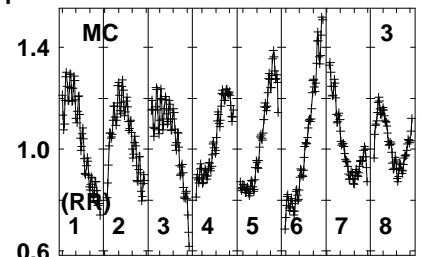
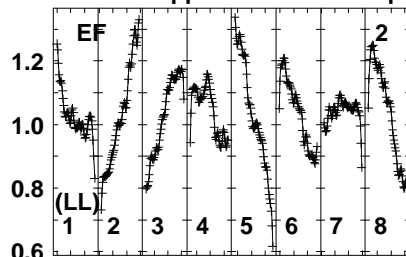
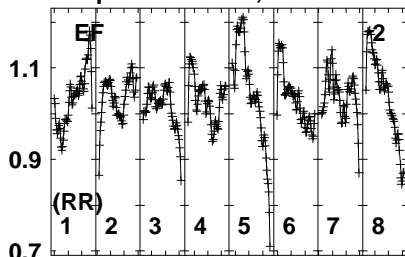


Lower frame: Real Jy
Auto-corr total-power spectrum Antenna: *
Timerange: 00/22:52:33 to 00/22:55:59

Plot file version 130 created 30-APR-2021 18:40:13

J1333+2725 EN008A.UVDATA.1

Freq = 8.2880 GHz, Bw = 32.000 MH No calibration applied and no bandpass applied



829032083603904204504808520
FREQ MHz

829032083603904204504808520
FREQ MHz

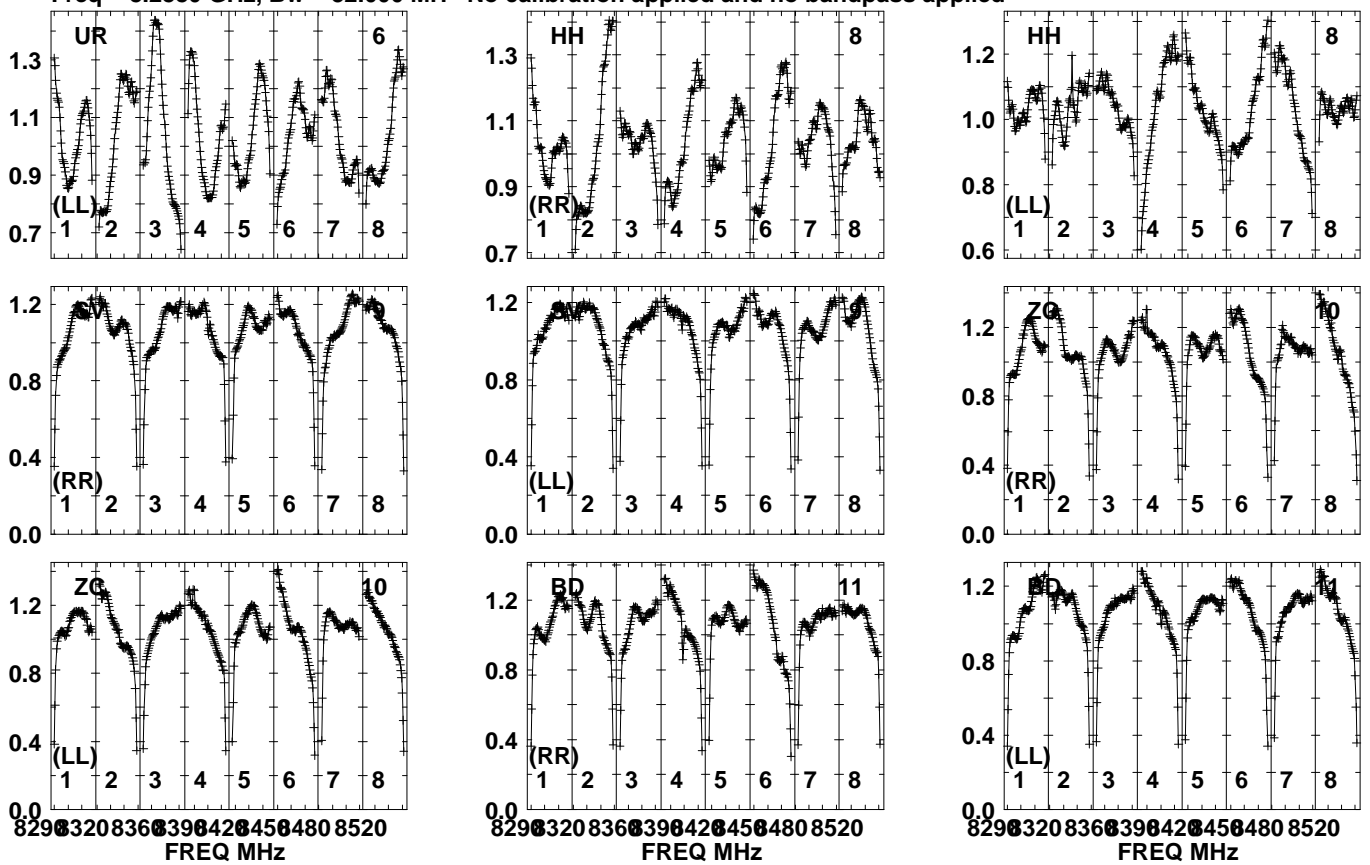
829032083603904204504808520
FREQ MHz

Lower frame: Real Jy
Auto-corr total-power spectrum Antenna: *
Timerange: 00/22:56:03 to 00/22:57:29

Plot file version 131 created 30-APR-2021 18:40:13

J1333+2725 EN008A.UVDATA.1

Freq = 8.2880 GHz, Bw = 32.000 MH No calibration applied and no bandpass applied

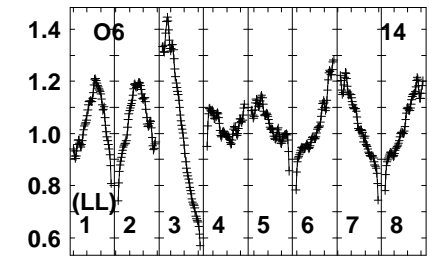
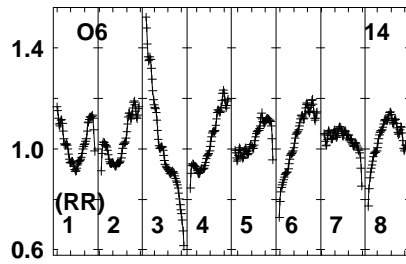
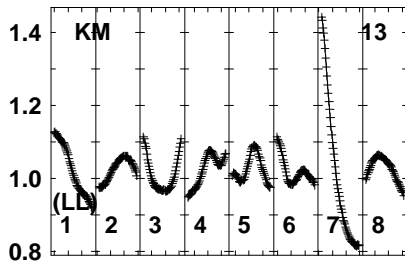
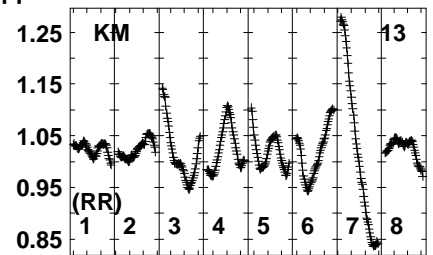
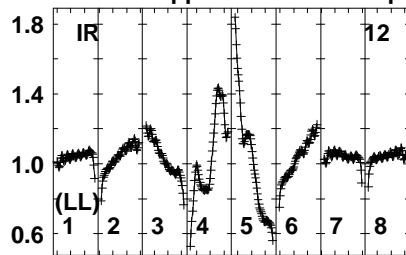
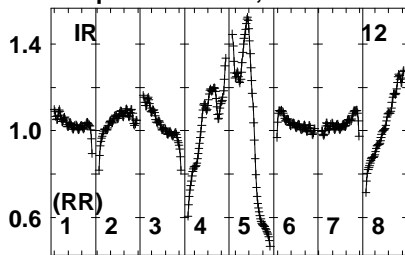


Lower frame: Real Jy
Auto-corr total-power spectrum Antenna: *
Timerange: 00/22:56:03 to 00/22:57:29

Plot file version 132 created 30-APR-2021 18:40:13

J1333+2725 EN008A.UVDATA.1

Freq = 8.2880 GHz, Bw = 32.000 MH No calibration applied and no bandpass applied

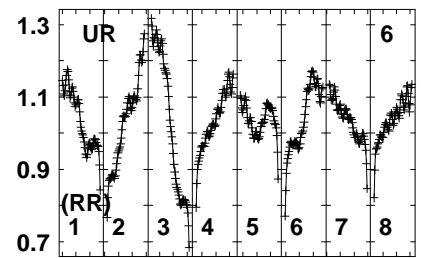
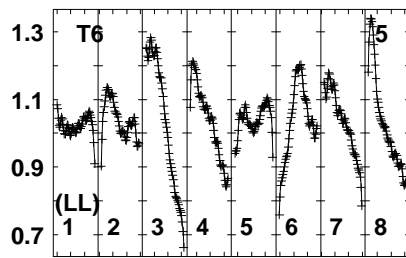
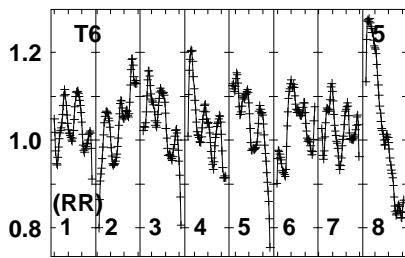
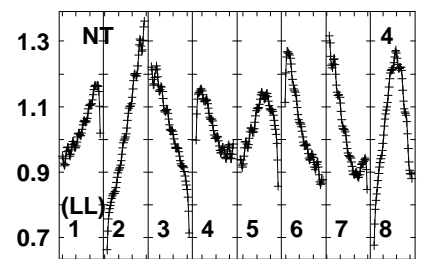
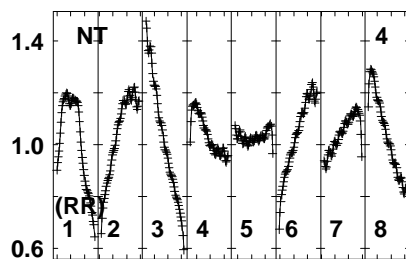
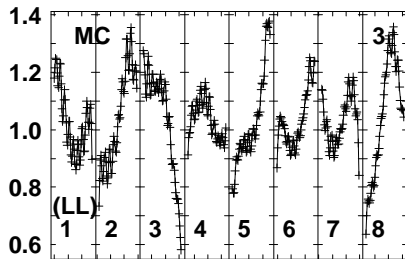
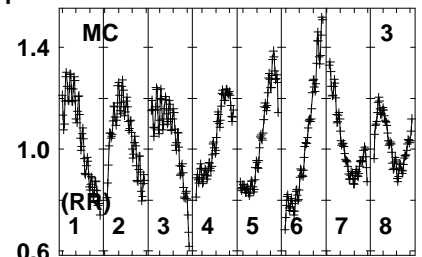
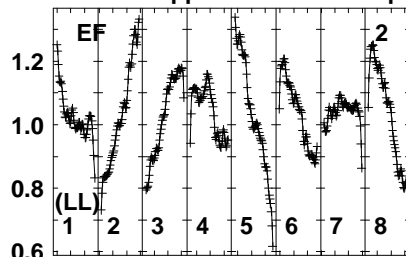
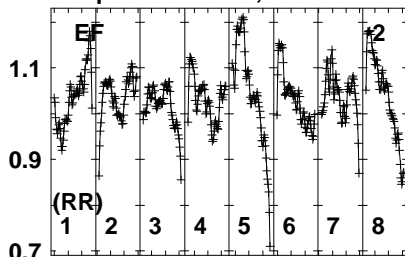


Lower frame: Real Jy
Auto-corr total-power spectrum Antenna: *
Timerange: 00/22:56:03 to 00/22:57:29

Plot file version 133 created 30-APR-2021 18:40:14

J1328+2752 EN008A.UVDATA.1

Freq = 8.2880 GHz, Bw = 32.000 MH No calibration applied and no bandpass applied



829032083603904204504808520
FREQ MHz

829032083603904204504808520
FREQ MHz

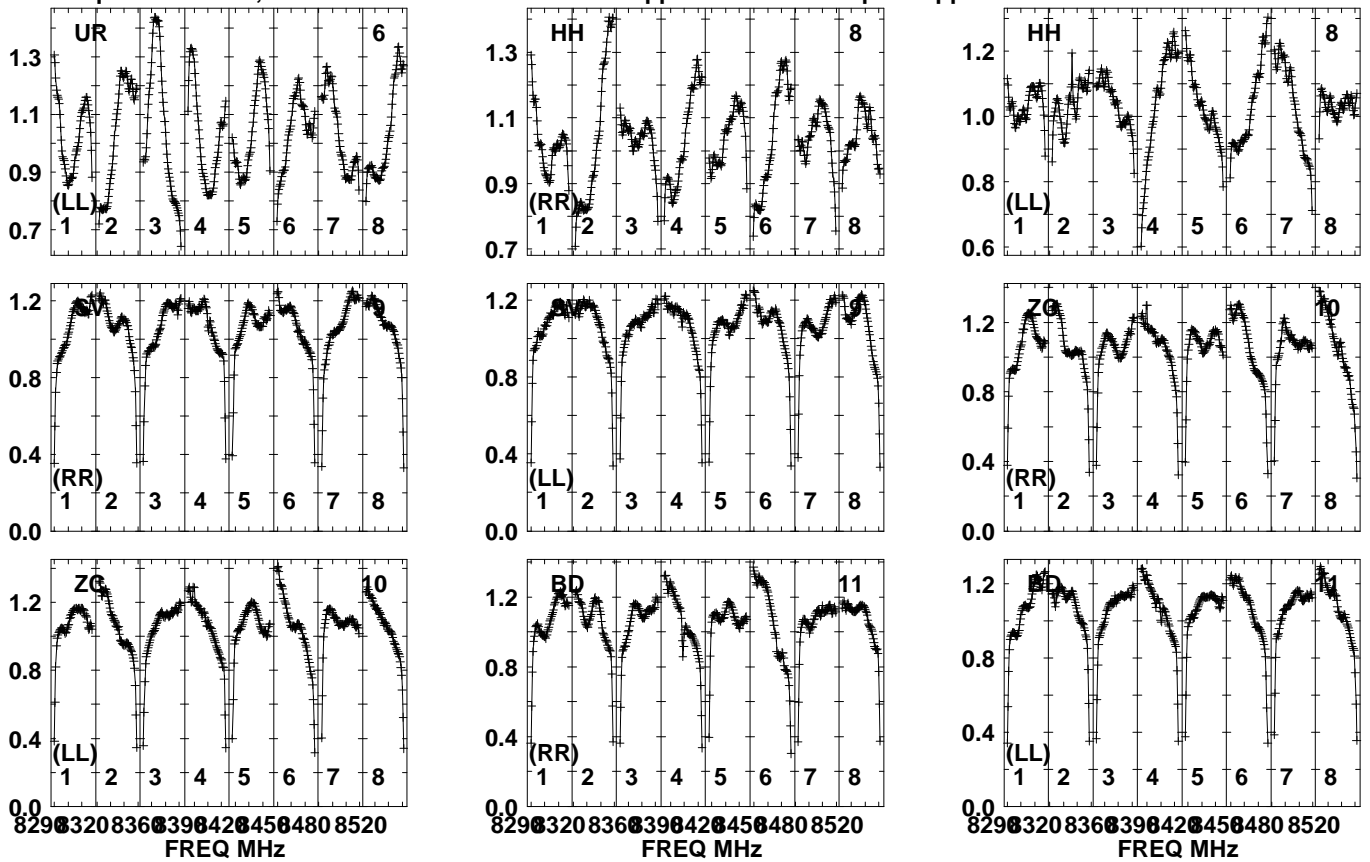
829032083603904204504808520
FREQ MHz

Lower frame: Real Jy
Auto-corr total-power spectrum Antenna: *
Timerange: 00/22:58:11 to 00/23:00:59

Plot file version 134 created 30-APR-2021 18:40:14

J1328+2752 EN008A.UVDATA.1

Freq = 8.2880 GHz, Bw = 32.000 MH No calibration applied and no bandpass applied

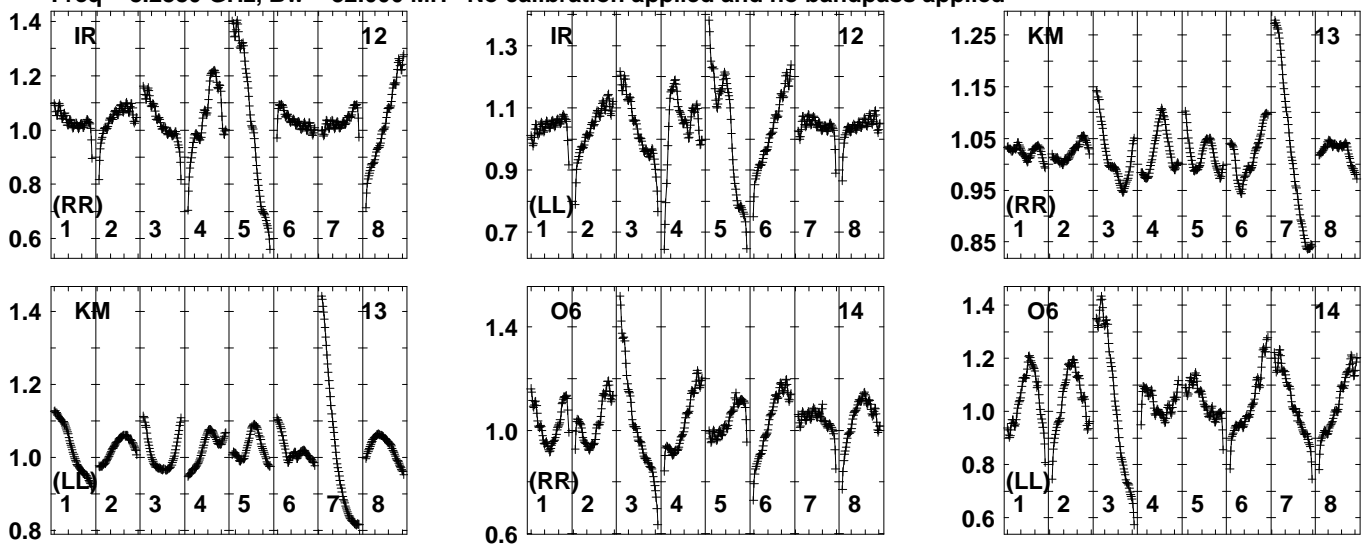


Lower frame: Real Jy
Auto-corr total-power spectrum Antenna: *
Timerange: 00/22:58:11 to 00/23:00:59

Plot file version 135 created 30-APR-2021 18:40:14

J1328+2752 EN008A.UVDATA.1

Freq = 8.2880 GHz, Bw = 32.000 MH No calibration applied and no bandpass applied

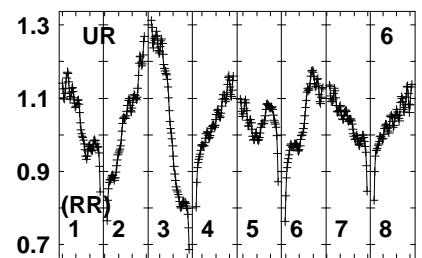
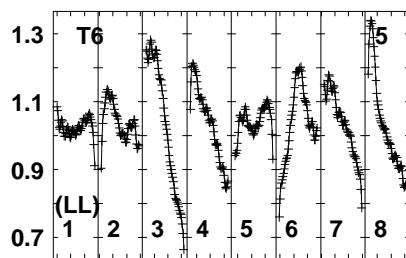
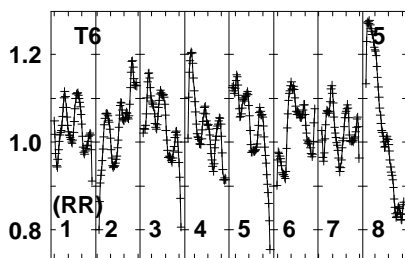
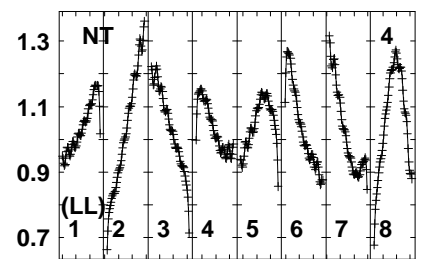
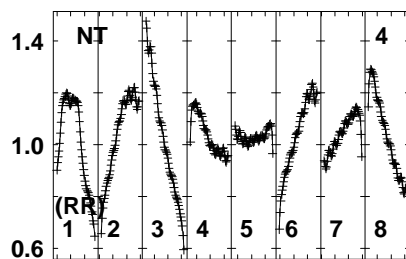
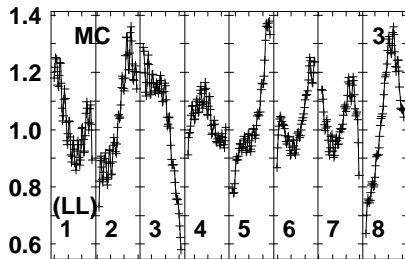
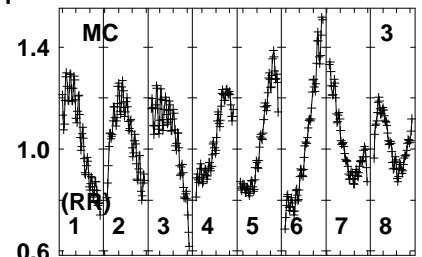
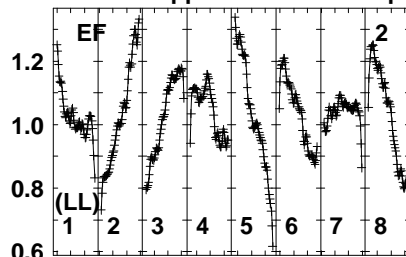
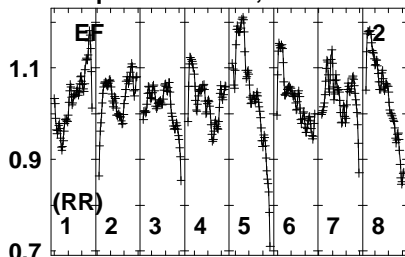


Lower frame: Real Jy
Auto-corr total-power spectrum Antenna: *
Timerange: 00/22:58:11 to 00/23:00:59

Plot file version 136 created 30-APR-2021 18:40:14

J1333+2725 EN008A.UVDATA.1

Freq = 8.2880 GHz, Bw = 32.000 MH No calibration applied and no bandpass applied



829032083603904204504808520
FREQ MHz

829032083603904204504808520
FREQ MHz

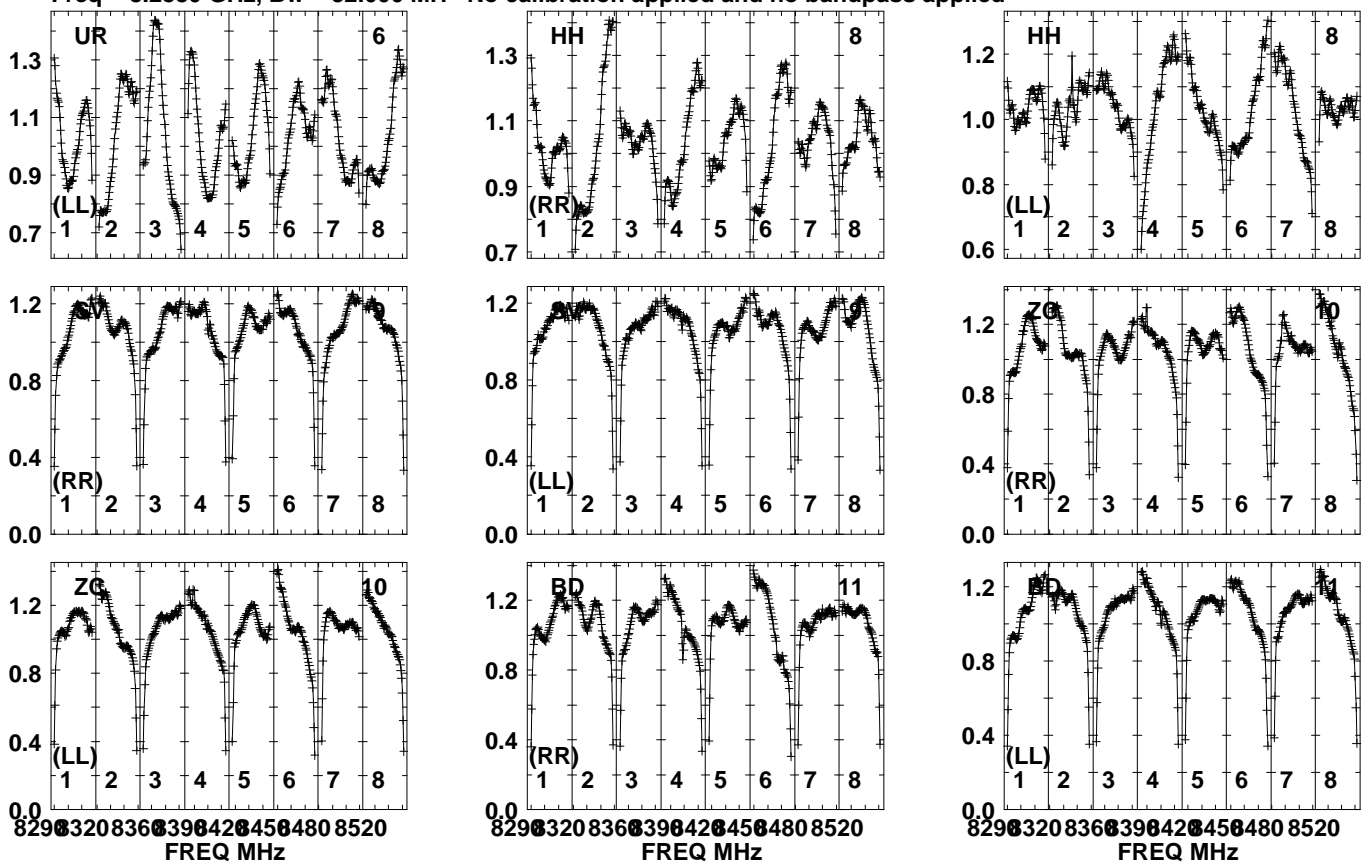
829032083603904204504808520
FREQ MHz

Lower frame: Real Jy
Auto-corr total-power spectrum Antenna: *
Timerange: 00/23:01:31 to 00/23:02:59

Plot file version 137 created 30-APR-2021 18:40:14

J1333+2725 EN008A.UVDATA.1

Freq = 8.2880 GHz, Bw = 32.000 MH No calibration applied and no bandpass applied

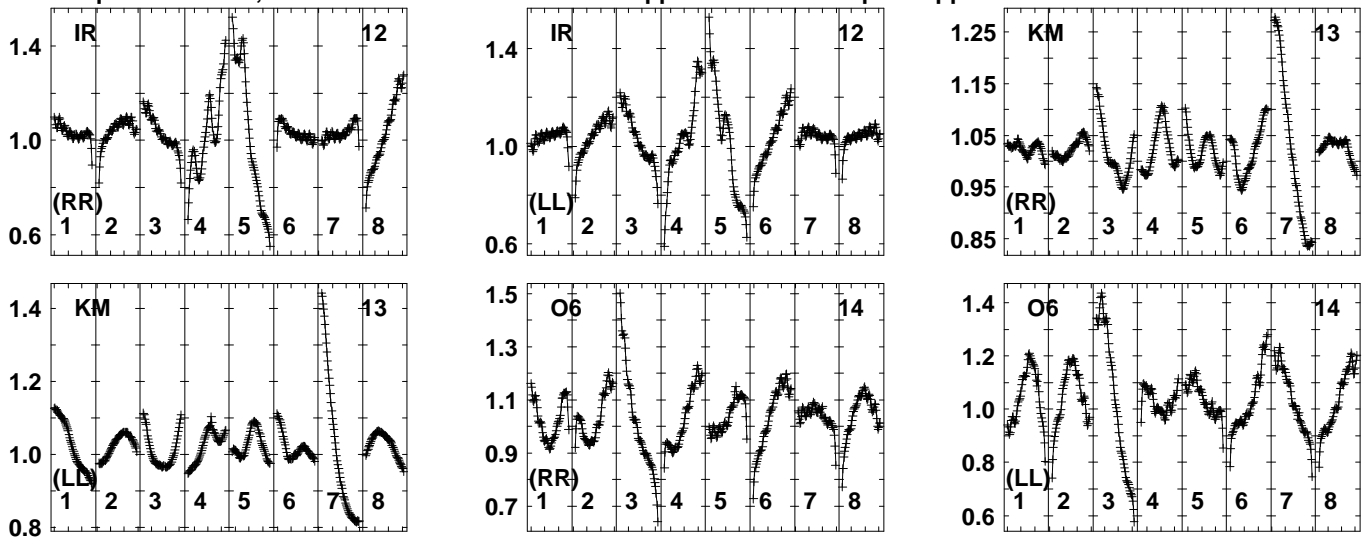


Lower frame: Real Jy
Auto-corr total-power spectrum Antenna: *
Timerange: 00/23:01:31 to 00/23:02:59

Plot file version 138 created 30-APR-2021 18:40:14

J1333+2725 EN008A.UVDATA.1

Freq = 8.2880 GHz, Bw = 32.000 MH No calibration applied and no bandpass applied

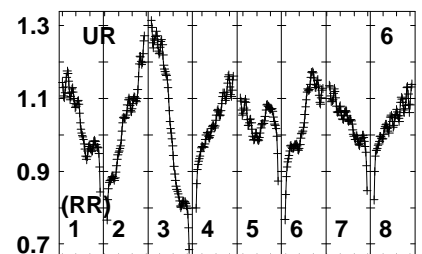
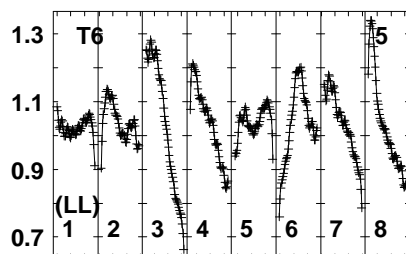
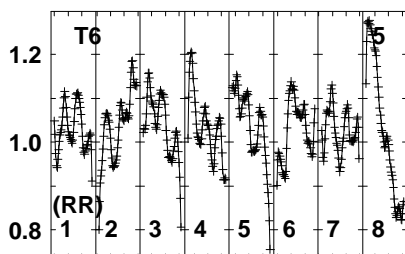
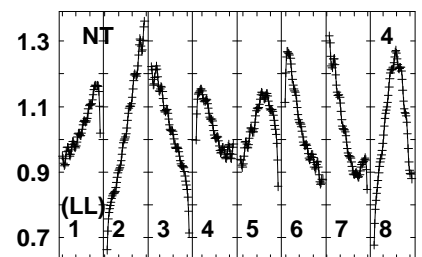
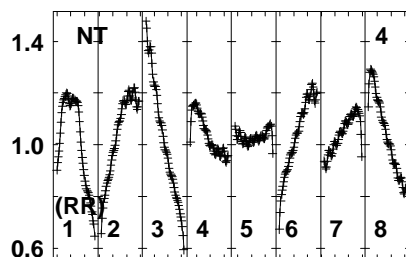
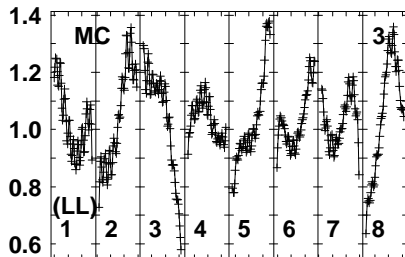
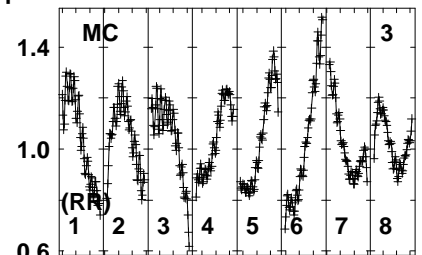
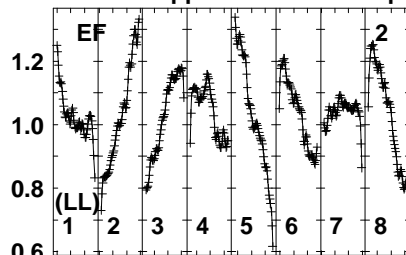
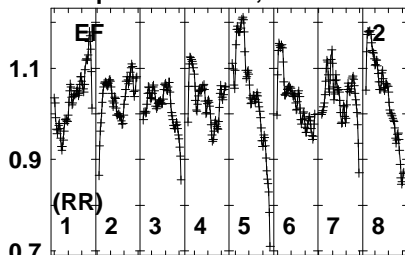


Lower frame: Real Jy
Auto-corr total-power spectrum Antenna: *
Timerange: 00/23:01:31 to 00/23:02:59

Plot file version 139 created 30-APR-2021 18:40:14

J1328+2752 EN008A.UVDATA.1

Freq = 8.2880 GHz, Bw = 32.000 MH No calibration applied and no bandpass applied



829032083603904204504808520
FREQ MHz

829032083603904204504808520
FREQ MHz

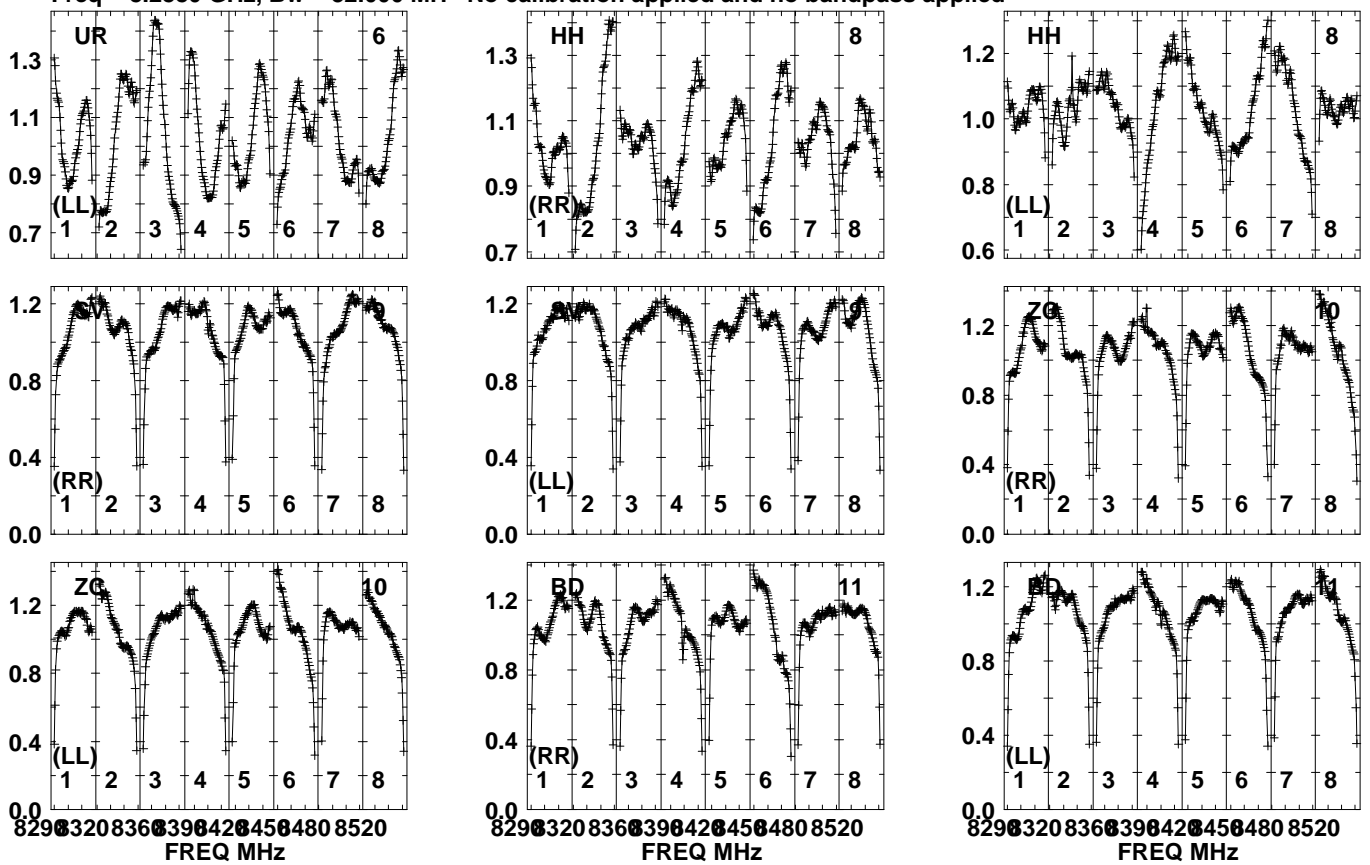
829032083603904204504808520
FREQ MHz

Lower frame: Real Jy
Auto-corr total-power spectrum Antenna: *
Timerange: 00/23:03:01 to 00/23:06:29

Plot file version 140 created 30-APR-2021 18:40:15

J1328+2752 EN008A.UVDATA.1

Freq = 8.2880 GHz, Bw = 32.000 MH No calibration applied and no bandpass applied

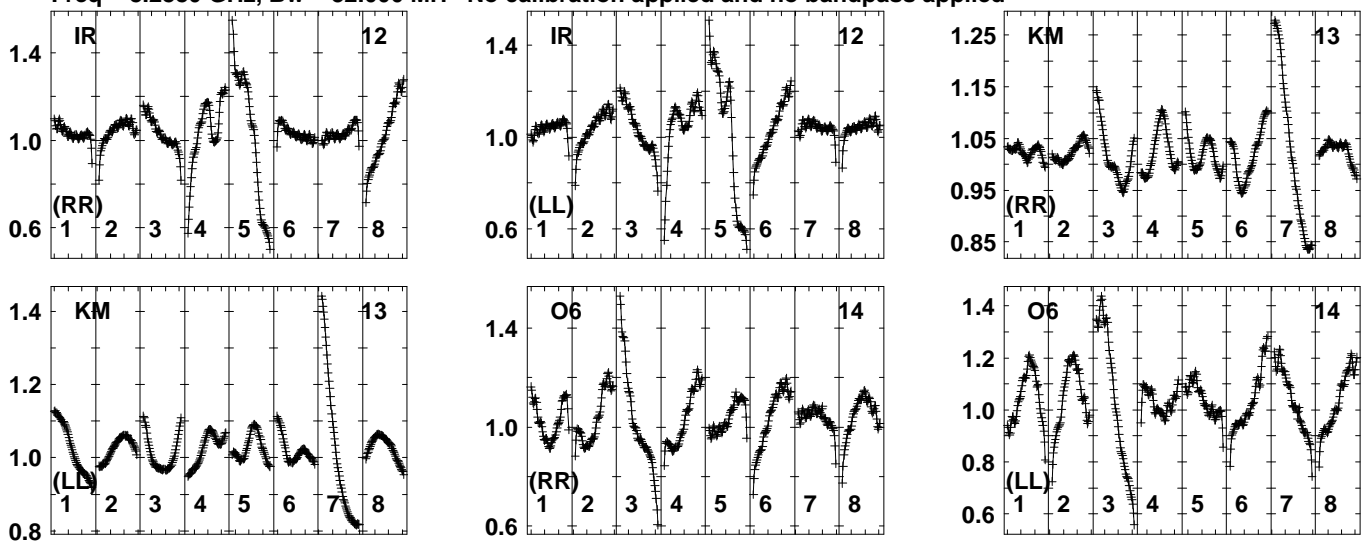


Lower frame: Real Jy
Auto-corr total-power spectrum Antenna: *
Timerange: 00/23:03:01 to 00/23:06:29

Plot file version 141 created 30-APR-2021 18:40:15

J1328+2752 EN008A.UVDATA.1

Freq = 8.2880 GHz, Bw = 32.000 MH No calibration applied and no bandpass applied

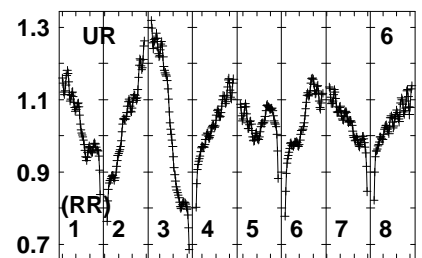
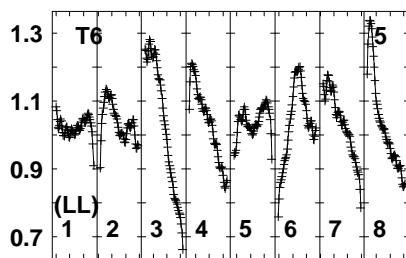
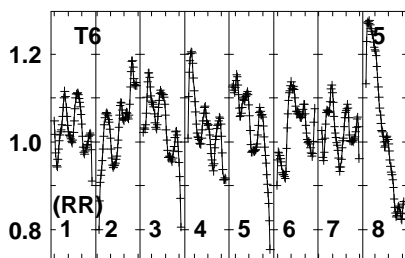
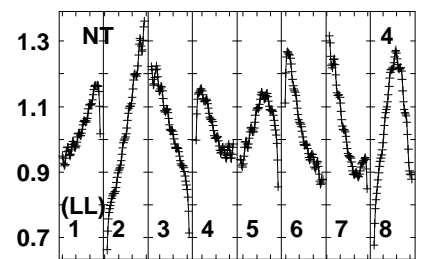
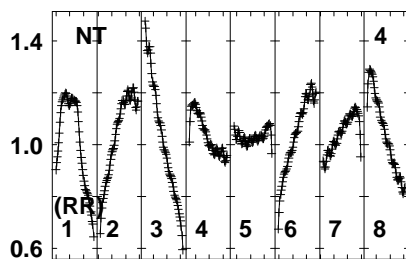
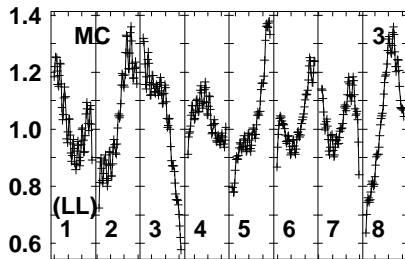
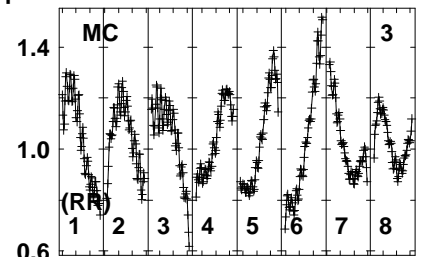
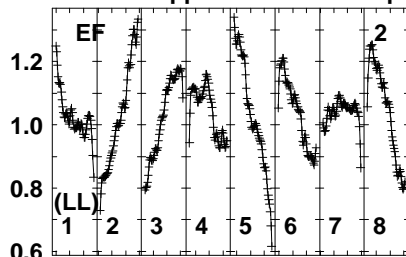
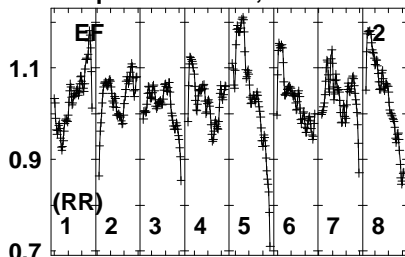


Lower frame: Real Jy
Auto-corr total-power spectrum Antenna: *
Timerange: 00/23:03:01 to 00/23:06:29

Plot file version 142 created 30-APR-2021 18:40:15

J1333+2725 EN008A.UVDATA.1

Freq = 8.2880 GHz, Bw = 32.000 MH No calibration applied and no bandpass applied



829032083603904204504808520
FREQ MHz

829032083603904204504808520
FREQ MHz

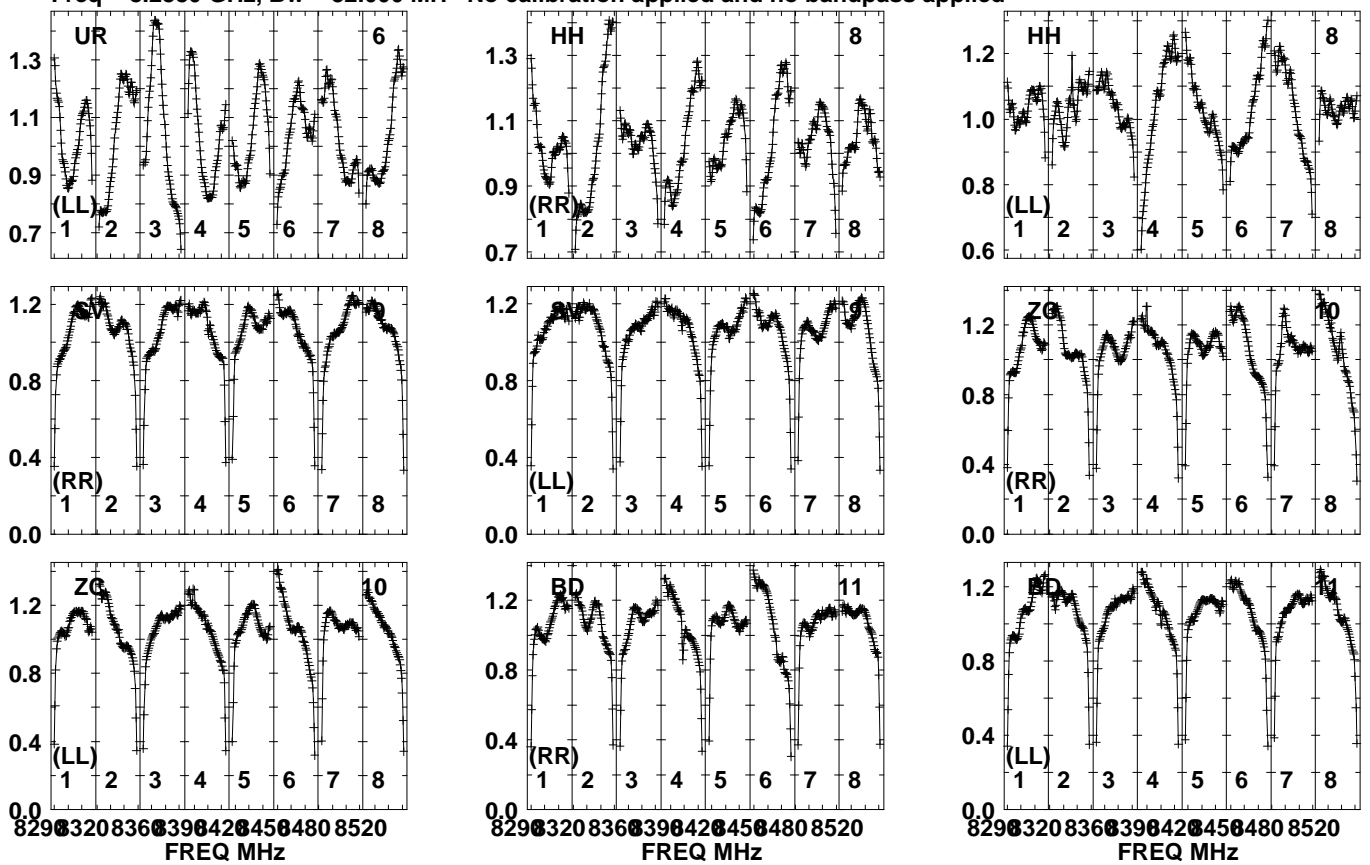
829032083603904204504808520
FREQ MHz

Lower frame: Real Jy
Auto-corr total-power spectrum Antenna: *
Timerange: 00/23:06:31 to 00/23:07:59

Plot file version 143 created 30-APR-2021 18:40:15

J1333+2725 EN008A.UVDATA.1

Freq = 8.2880 GHz, Bw = 32.000 MH No calibration applied and no bandpass applied

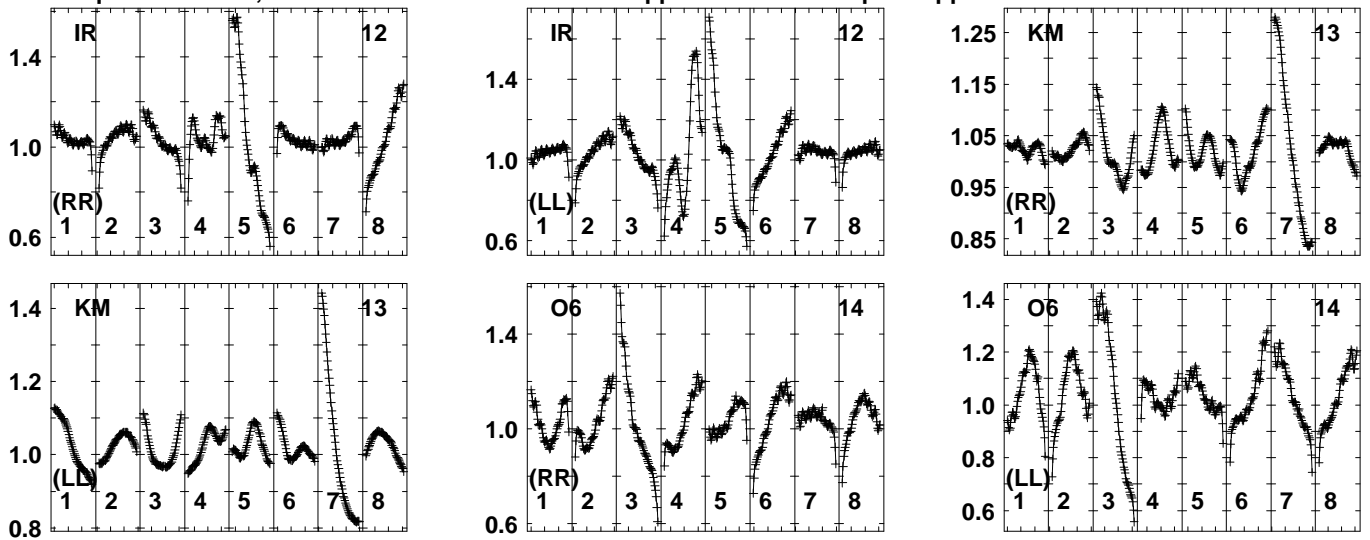


Lower frame: Real Jy
Auto-corr total-power spectrum Antenna: *
Timerange: 00/23:06:31 to 00/23:07:59

Plot file version 144 created 30-APR-2021 18:40:15

J1333+2725 EN008A.UVDATA.1

Freq = 8.2880 GHz, Bw = 32.000 MH No calibration applied and no bandpass applied

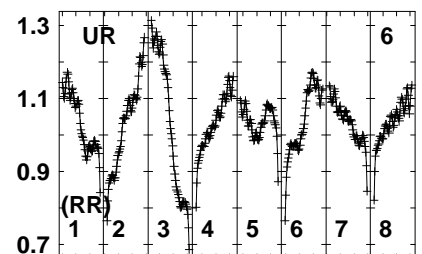
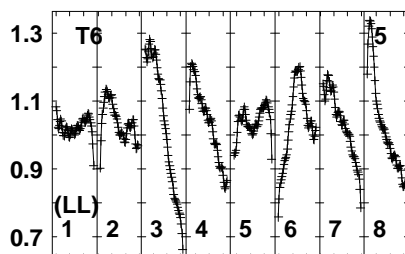
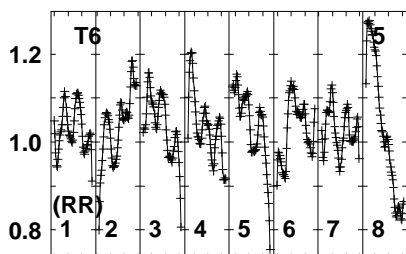
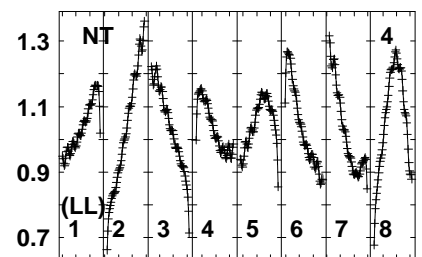
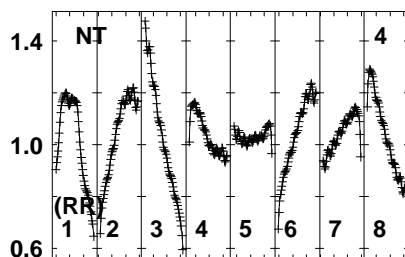
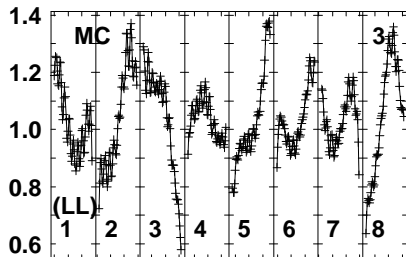
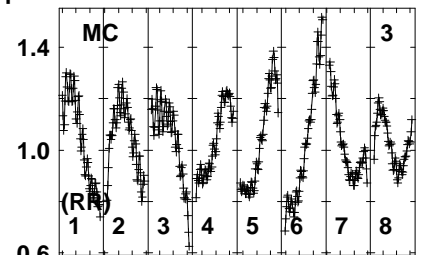
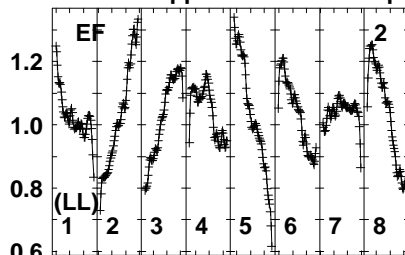
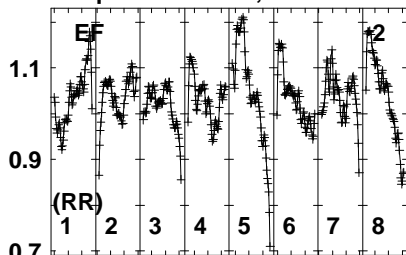


Lower frame: Real Jy
Auto-corr total-power spectrum Antenna: *
Timerange: 00/23:06:31 to 00/23:07:59

Plot file version 145 created 30-APR-2021 18:40:15

J1328+2752 EN008A.UVDATA.1

Freq = 8.2880 GHz, Bw = 32.000 MH No calibration applied and no bandpass applied



829032083603904204504808520
FREQ MHz

829032083603904204504808520
FREQ MHz

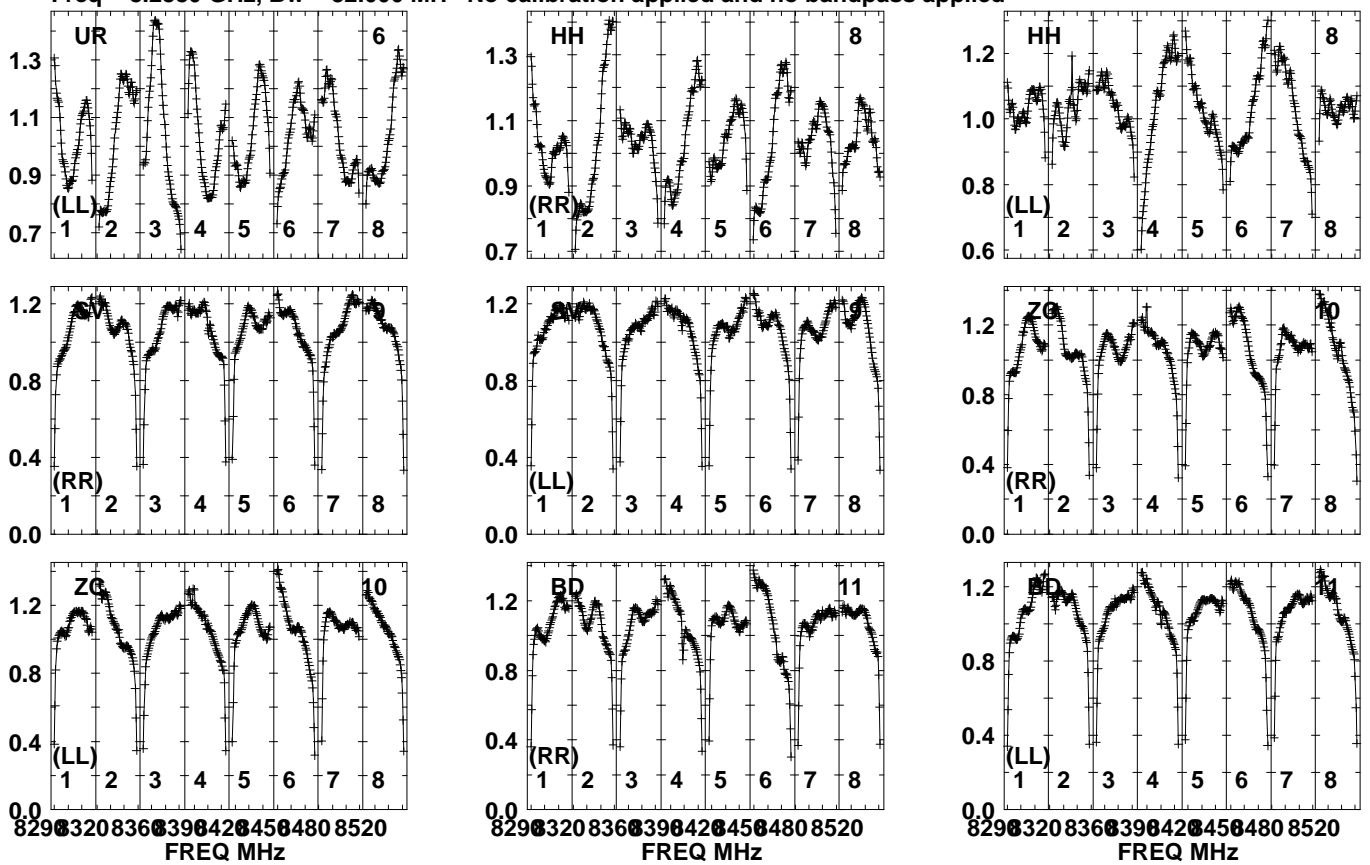
829032083603904204504808520
FREQ MHz

Lower frame: Real Jy
Auto-corr total-power spectrum Antenna: *
Timerange: 00/23:08:41 to 00/23:11:29

Plot file version 146 created 30-APR-2021 18:40:15

J1328+2752 EN008A.UVDATA.1

Freq = 8.2880 GHz, Bw = 32.000 MH No calibration applied and no bandpass applied

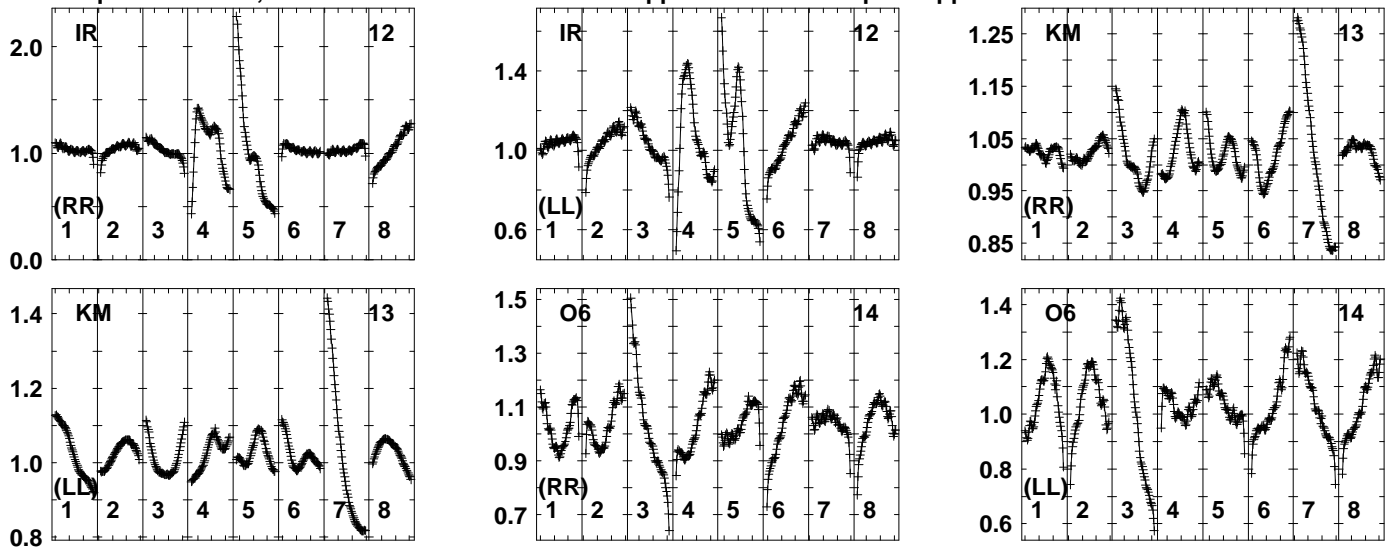


Lower frame: Real Jy
Auto-corr total-power spectrum Antenna: *
Timerange: 00/23:08:41 to 00/23:11:29

Plot file version 147 created 30-APR-2021 18:40:16

J1328+2752 EN008A.UVDATA.1

Freq = 8.2880 GHz, Bw = 32.000 MH No calibration applied and no bandpass applied



Lower frame: Real Jy

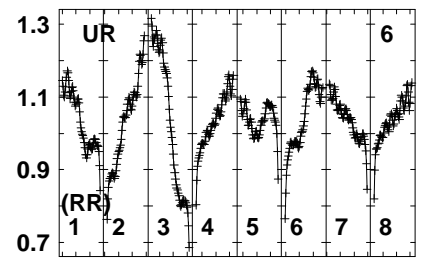
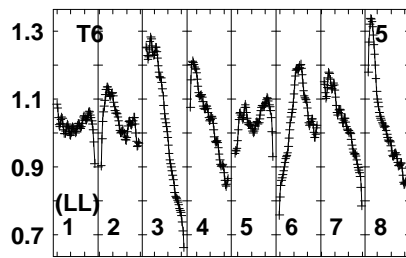
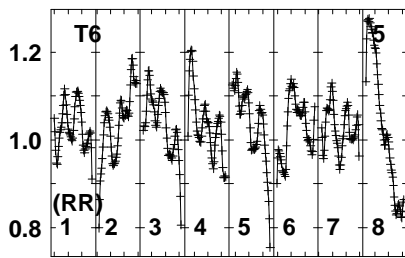
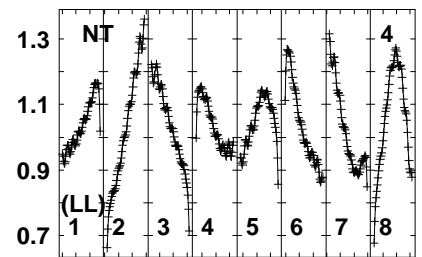
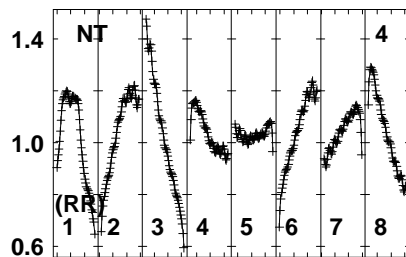
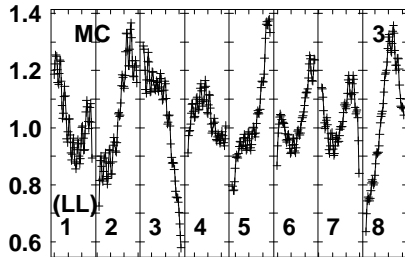
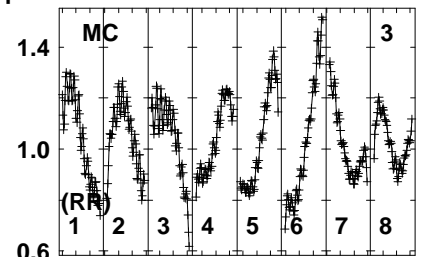
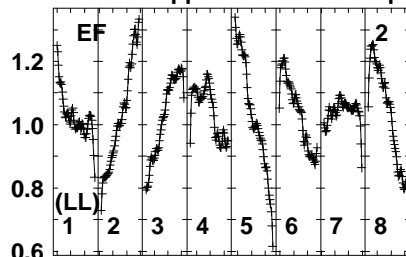
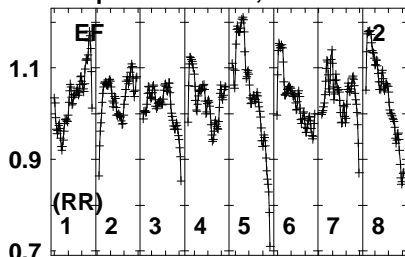
Auto-corr total-power spectrum Antenna: *

Timerange: 00/23:08:41 to 00/23:11:29

Plot file version 148 created 30-APR-2021 18:40:16

J1333+2725 EN008A.UVDATA.1

Freq = 8.2880 GHz, Bw = 32.000 MH No calibration applied and no bandpass applied



829032083603904204504808520
FREQ MHz

829032083603904204504808520
FREQ MHz

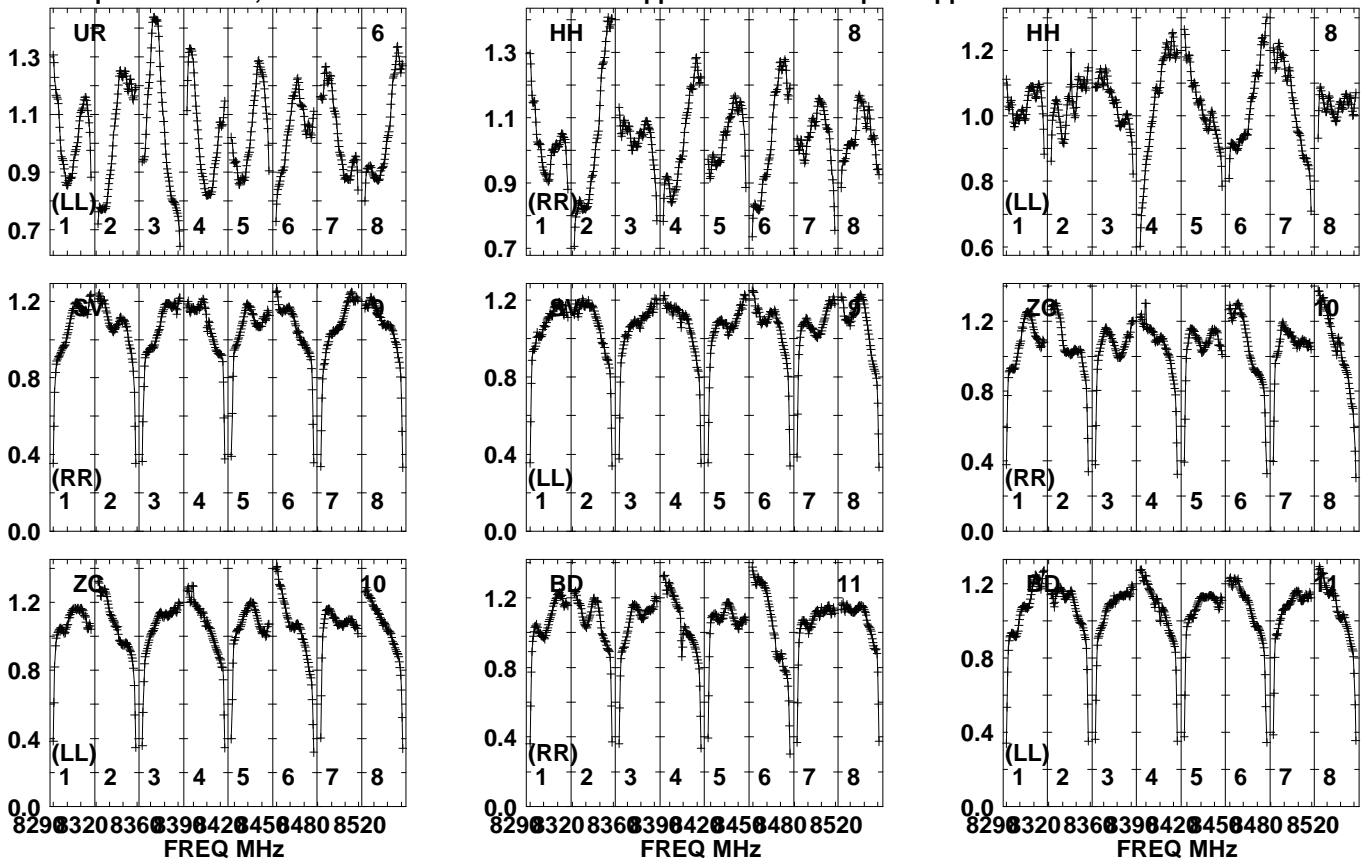
829032083603904204504808520
FREQ MHz

Lower frame: Real Jy
Auto-corr total-power spectrum Antenna: *
Timerange: 00/23:12:01 to 00/23:13:29

Plot file version 149 created 30-APR-2021 18:40:16

J1333+2725 EN008A.UVDATA.1

Freq = 8.2880 GHz, Bw = 32.000 MH No calibration applied and no bandpass applied

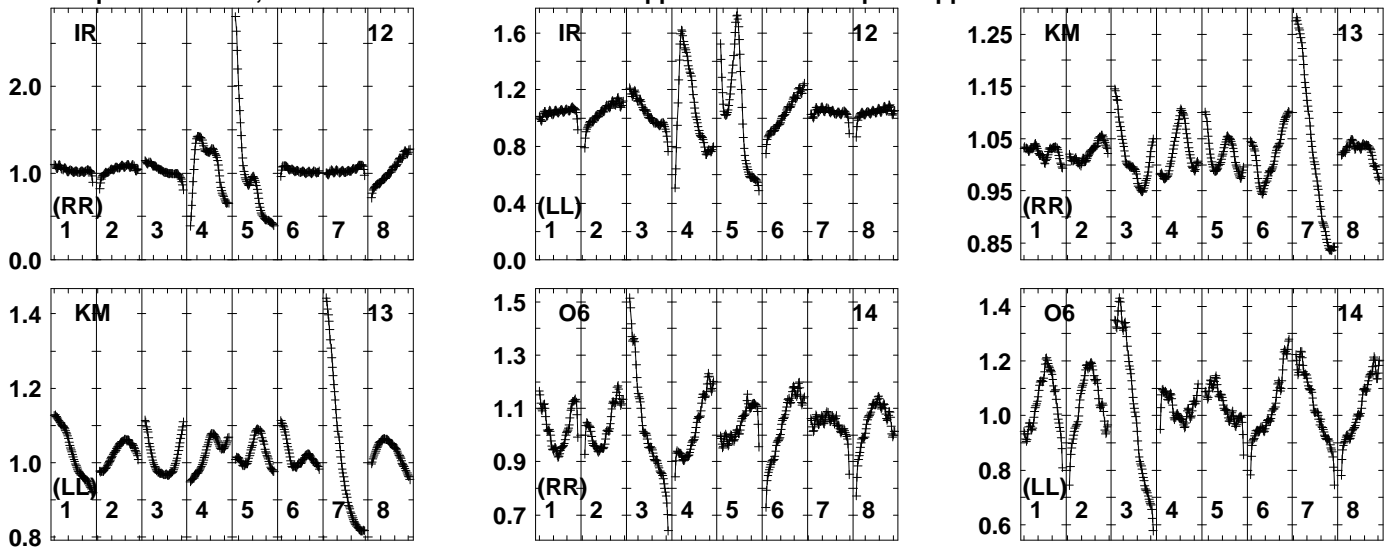


Lower frame: Real Jy
Auto-corr total-power spectrum Antenna: *
Timerange: 00/23:12:01 to 00/23:13:29

Plot file version 150 created 30-APR-2021 18:40:16

J1333+2725 EN008A.UVDATA.1

Freq = 8.2880 GHz, Bw = 32.000 MH No calibration applied and no bandpass applied

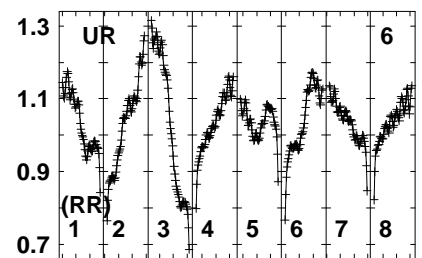
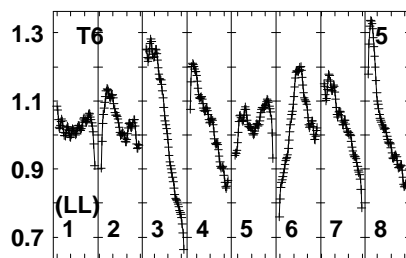
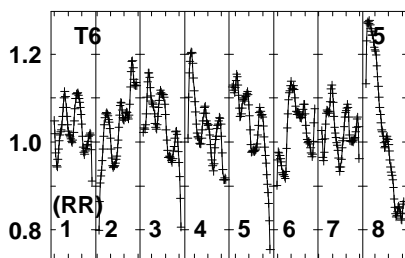
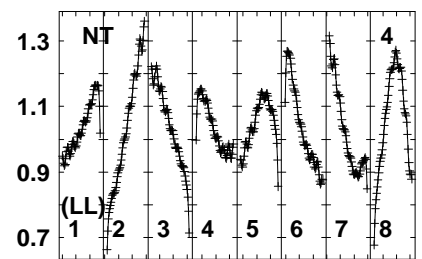
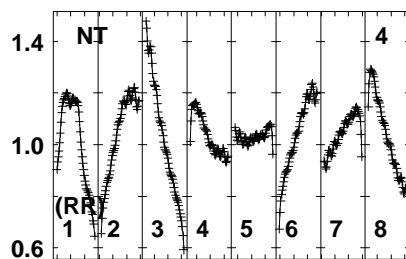
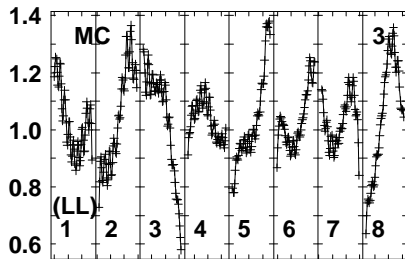
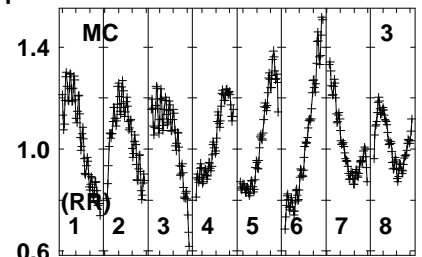
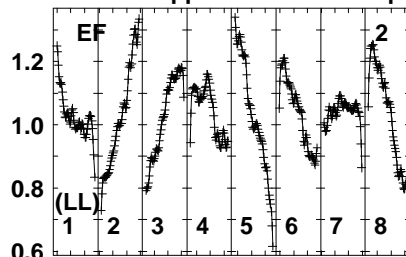
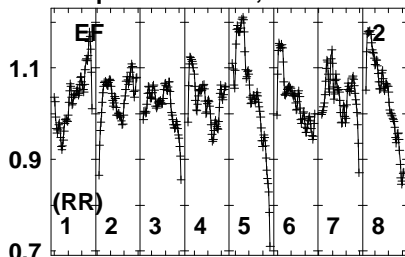


Lower frame: Real Jy
Auto-corr total-power spectrum Antenna: *
Timerange: 00/23:12:01 to 00/23:13:29

Plot file version 151 created 30-APR-2021 18:40:16

J1328+2752 EN008A.UVDATA.1

Freq = 8.2880 GHz, Bw = 32.000 MH No calibration applied and no bandpass applied



829032083603904204504808520
FREQ MHz

829032083603904204504808520
FREQ MHz

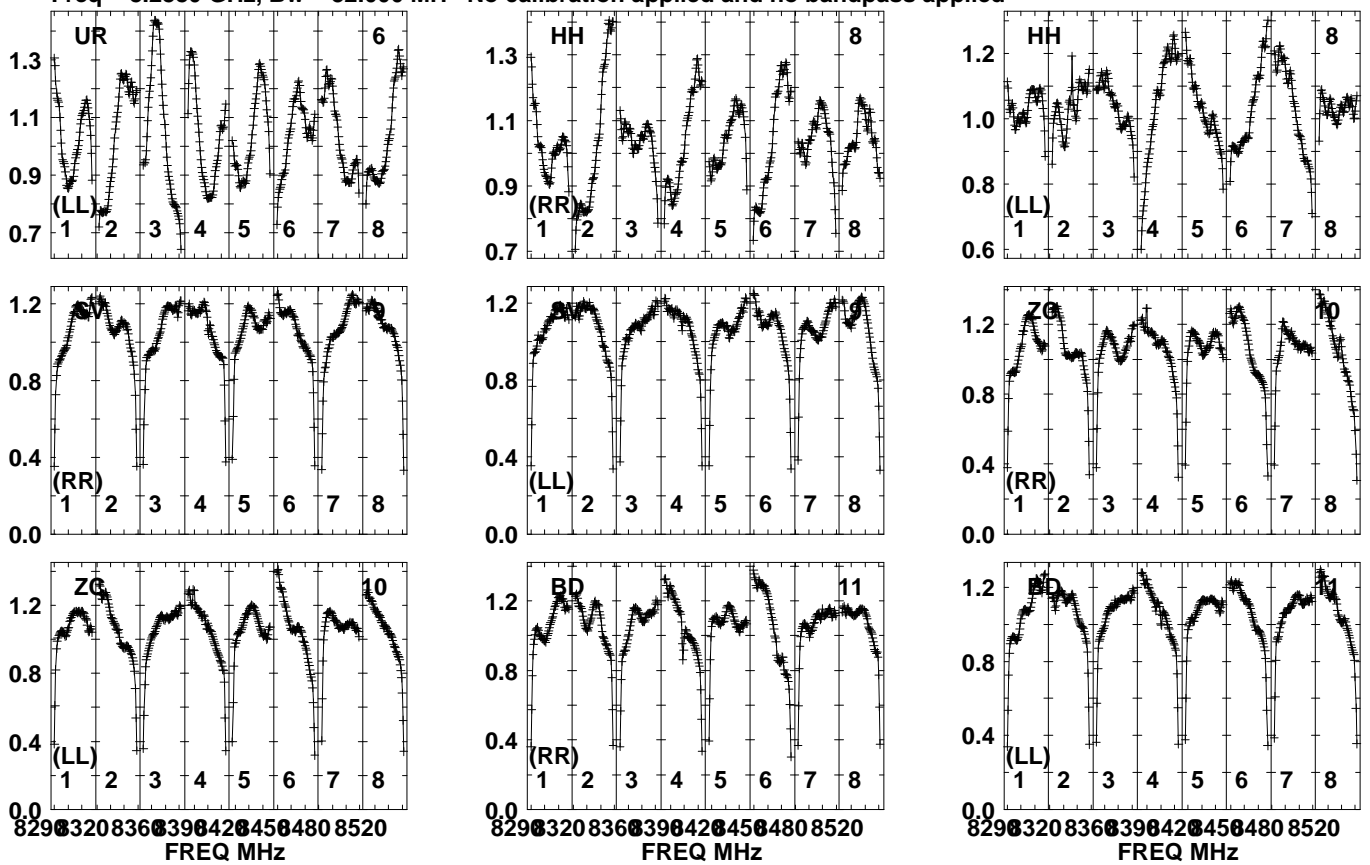
829032083603904204504808520
FREQ MHz

Lower frame: Real Jy
Auto-corr total-power spectrum Antenna: *
Timerange: 00/23:13:31 to 00/23:16:59

Plot file version 152 created 30-APR-2021 18:40:16

J1328+2752 EN008A.UVDATA.1

Freq = 8.2880 GHz, Bw = 32.000 MH No calibration applied and no bandpass applied

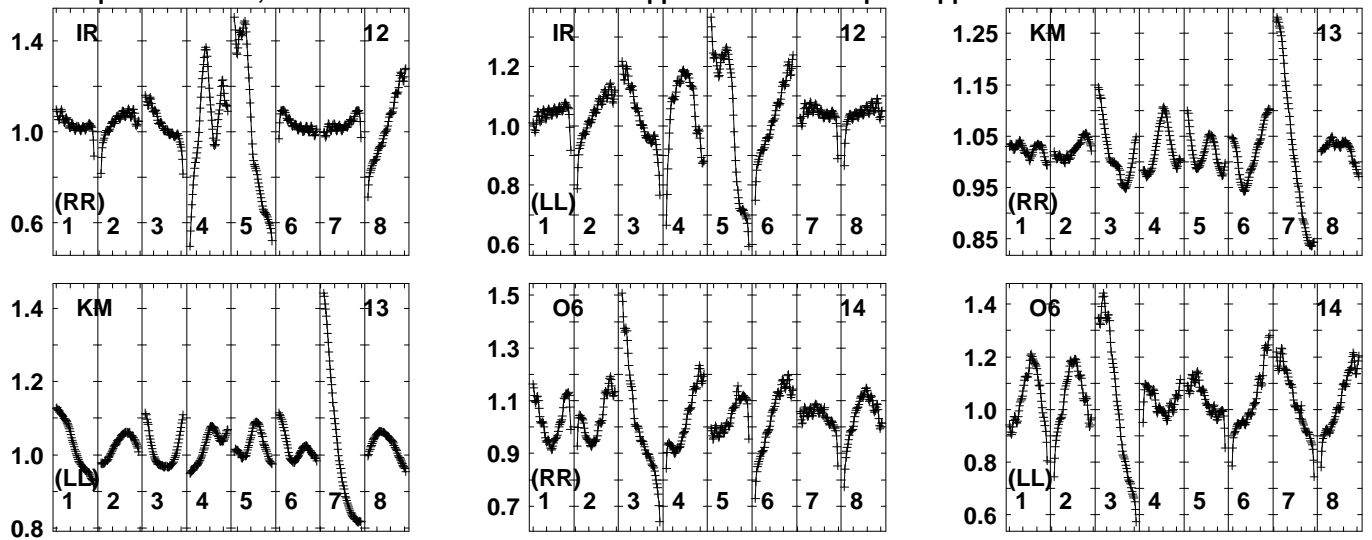


Lower frame: Real Jy
Auto-corr total-power spectrum Antenna: *
Timerange: 00/23:13:31 to 00/23:16:59

Plot file version 153 created 30-APR-2021 18:40:17

J1328+2752 EN008A.UVDATA.1

Freq = 8.2880 GHz, Bw = 32.000 MH No calibration applied and no bandpass applied

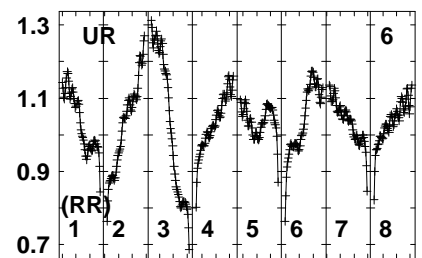
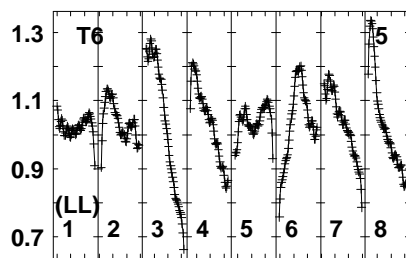
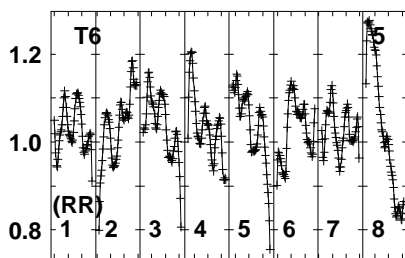
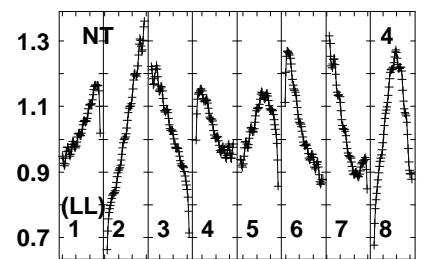
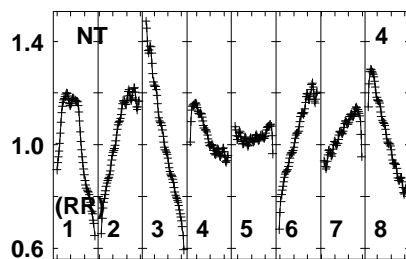
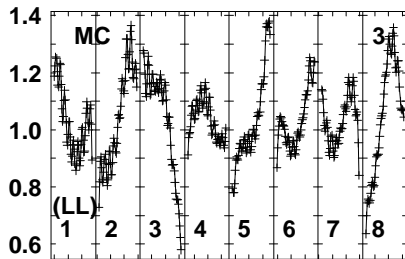
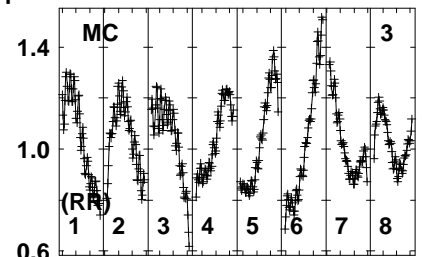
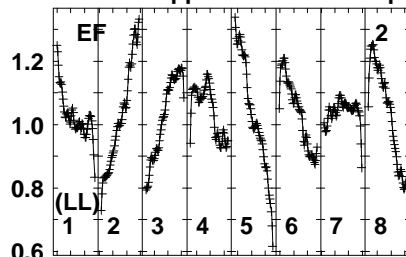
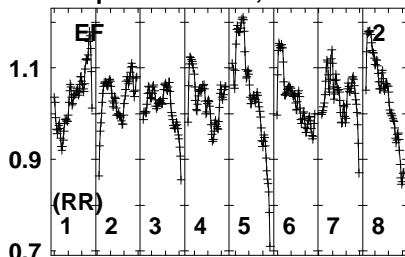


Lower frame: Real Jy
Auto-corr total-power spectrum Antenna: *
Timerange: 00/23:13:31 to 00/23:16:59

Plot file version 154 created 30-APR-2021 18:40:17

J1333+2725 EN008A.UVDATA.1

Freq = 8.2880 GHz, Bw = 32.000 MH No calibration applied and no bandpass applied



829032083603904204504808520
FREQ MHz

829032083603904204504808520
FREQ MHz

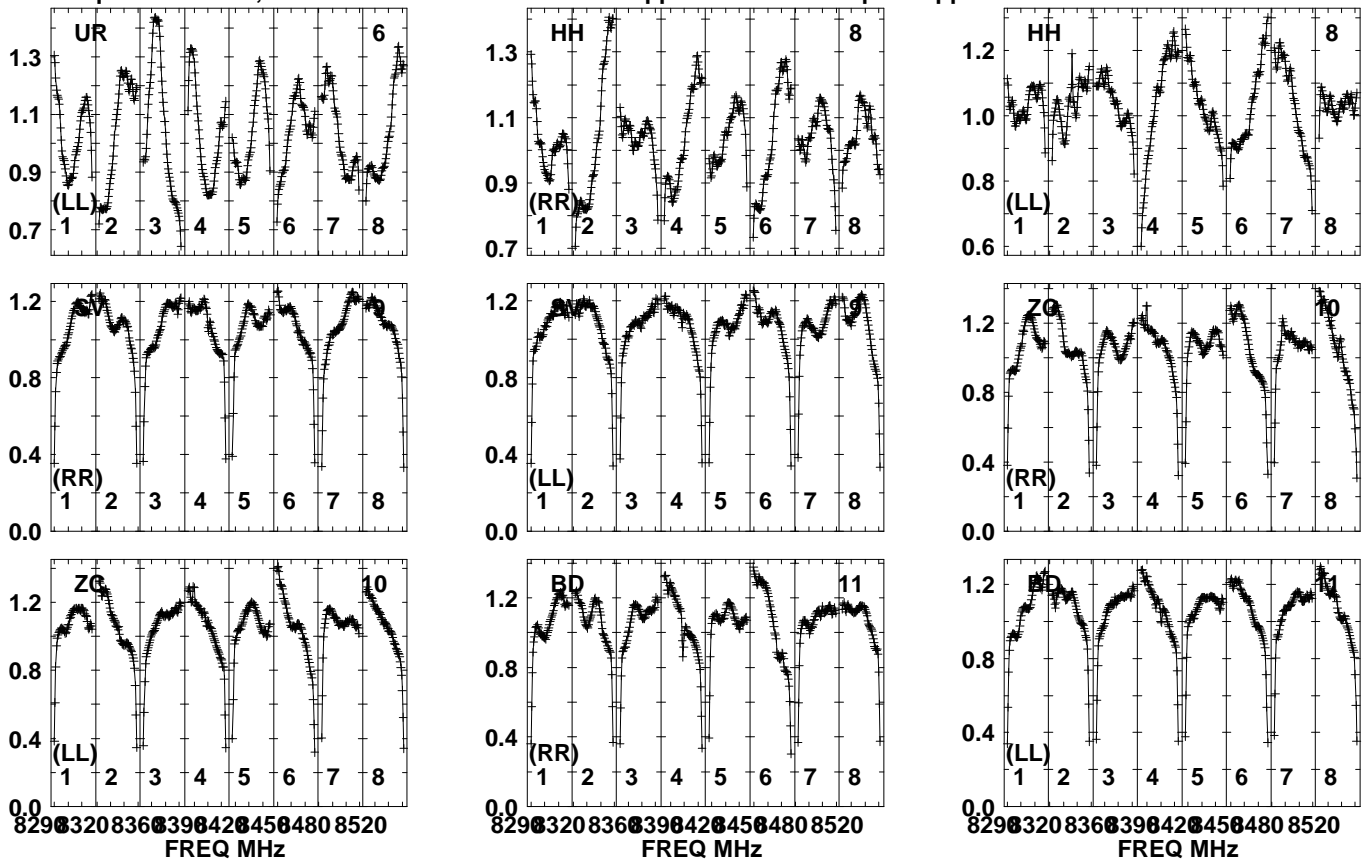
829032083603904204504808520
FREQ MHz

Lower frame: Real Jy
Auto-corr total-power spectrum Antenna: *
Timerange: 00/23:17:03 to 00/23:18:29

Plot file version 155 created 30-APR-2021 18:40:17

J1333+2725 EN008A.UVDATA.1

Freq = 8.2880 GHz, Bw = 32.000 MH No calibration applied and no bandpass applied

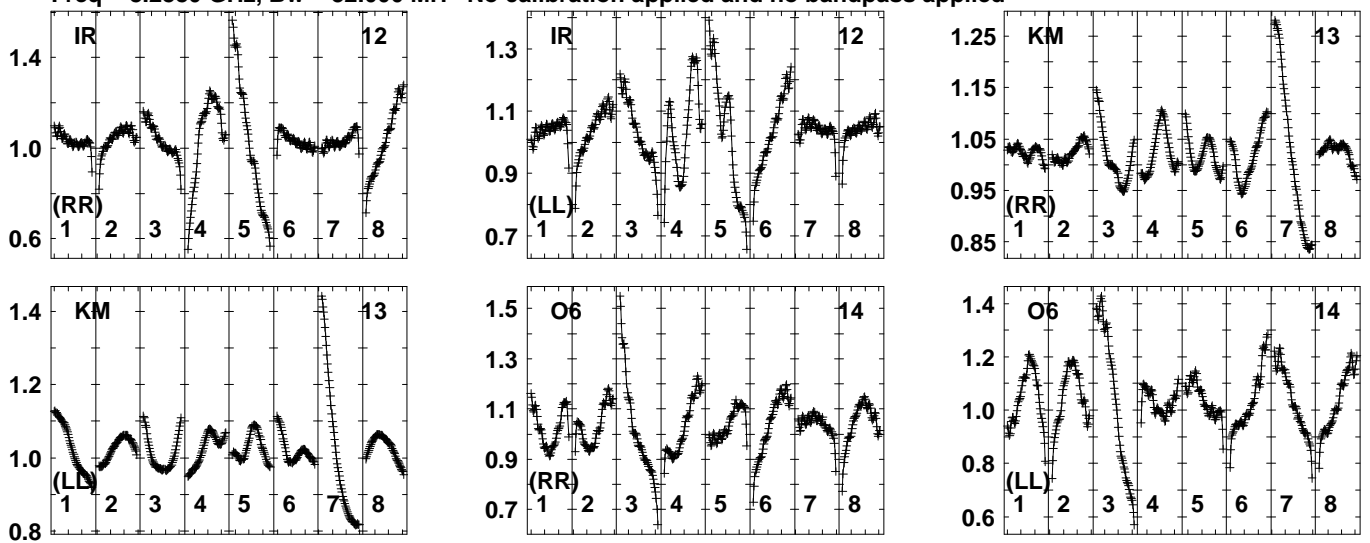


Lower frame: Real Jy
Auto-corr total-power spectrum Antenna: *
Timerange: 00/23:17:03 to 00/23:18:29

Plot file version 156 created 30-APR-2021 18:40:17

J1333+2725 EN008A.UVDATA.1

Freq = 8.2880 GHz, Bw = 32.000 MH No calibration applied and no bandpass applied

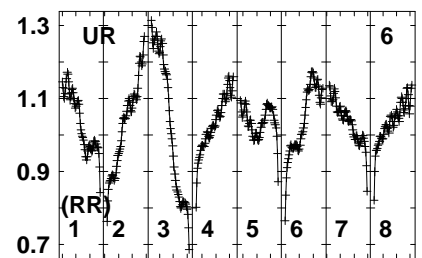
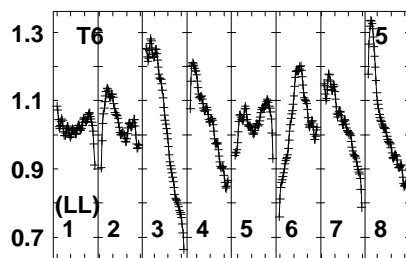
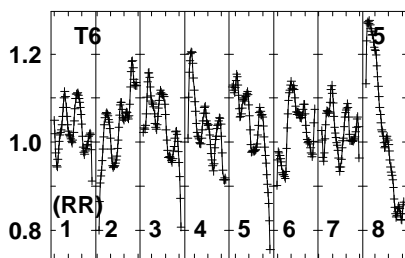
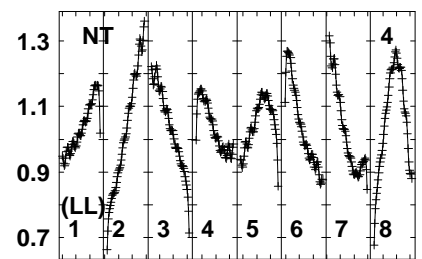
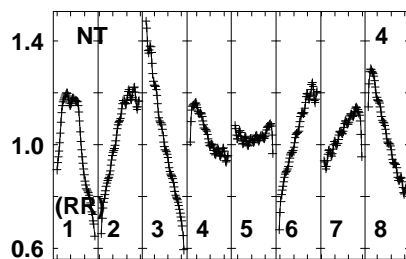
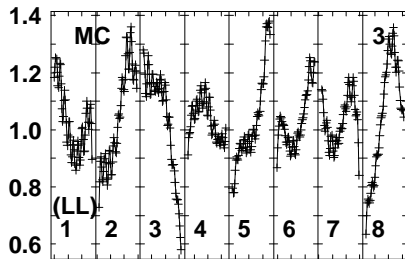
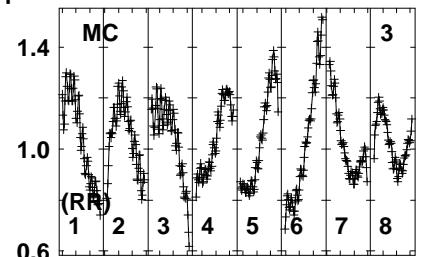
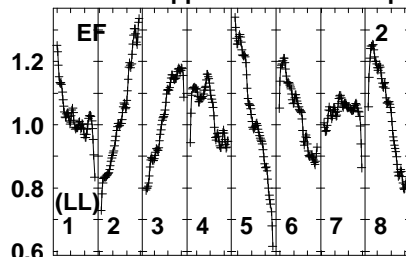
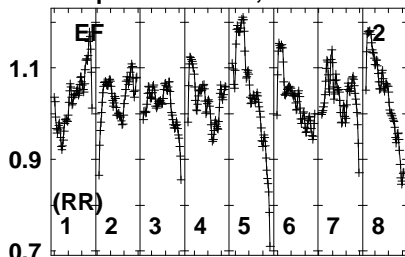


Lower frame: Real Jy
Auto-corr total-power spectrum Antenna: *
Timerange: 00/23:17:03 to 00/23:18:29

Plot file version 157 created 30-APR-2021 18:40:17

J1328+2752 EN008A.UVDATA.1

Freq = 8.2880 GHz, Bw = 32.000 MH No calibration applied and no bandpass applied



829032083603904204504808520
FREQ MHz

829032083603904204504808520
FREQ MHz

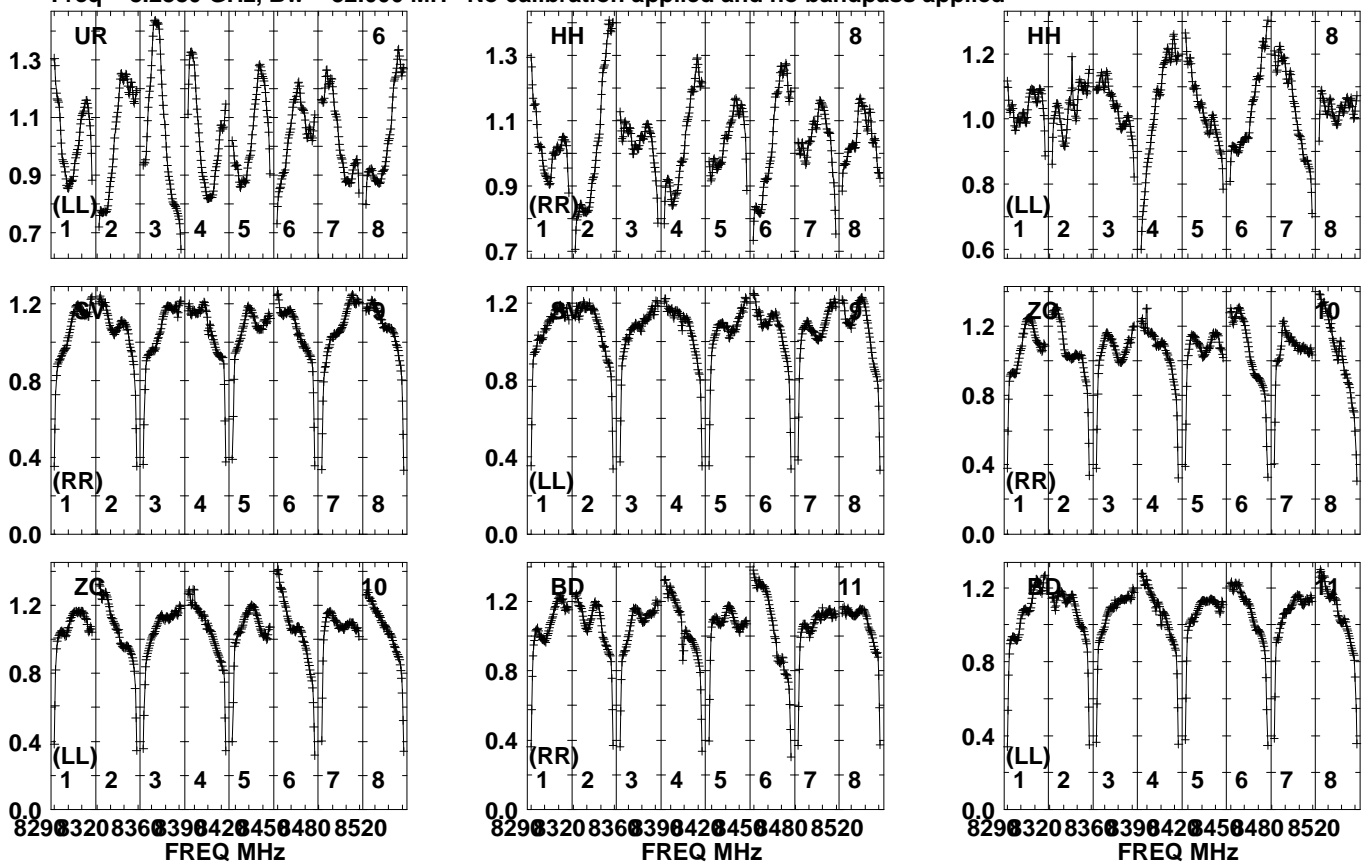
829032083603904204504808520
FREQ MHz

Lower frame: Real Jy
Auto-corr total-power spectrum Antenna: *
Timerange: 00/23:19:11 to 00/23:21:59

Plot file version 158 created 30-APR-2021 18:40:17

J1328+2752 EN008A.UVDATA.1

Freq = 8.2880 GHz, Bw = 32.000 MH No calibration applied and no bandpass applied

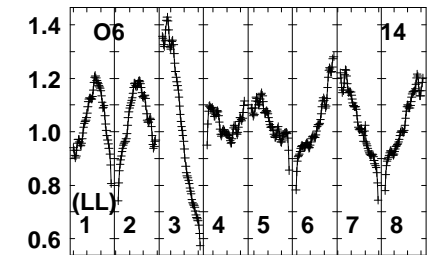
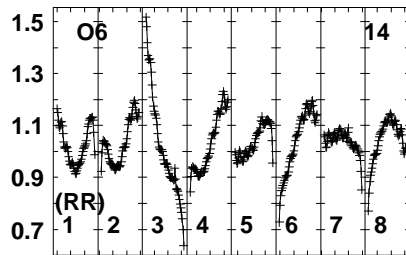
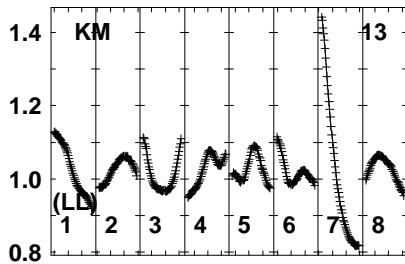
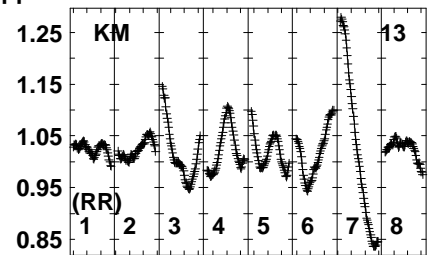
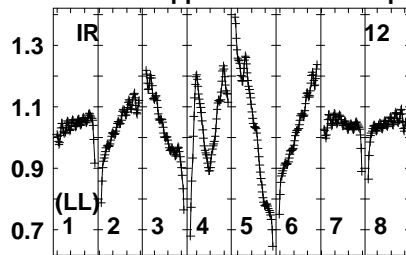
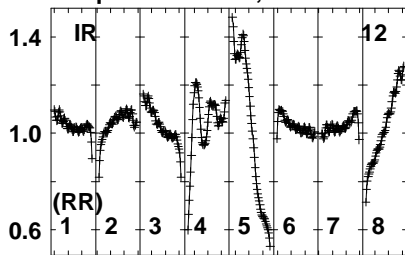


Lower frame: Real Jy
Auto-corr total-power spectrum Antenna: *
Timerange: 00/23:19:11 to 00/23:21:59

Plot file version 159 created 30-APR-2021 18:40:17

J1328+2752 EN008A.UVDATA.1

Freq = 8.2880 GHz, Bw = 32.000 MH No calibration applied and no bandpass applied

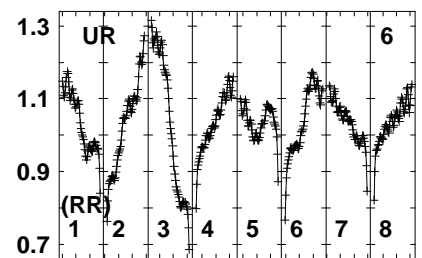
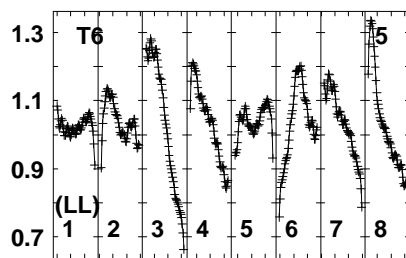
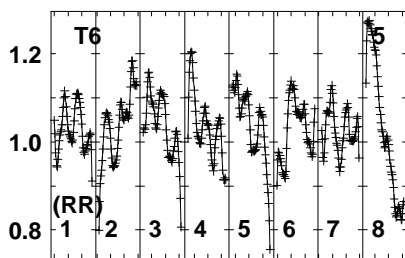
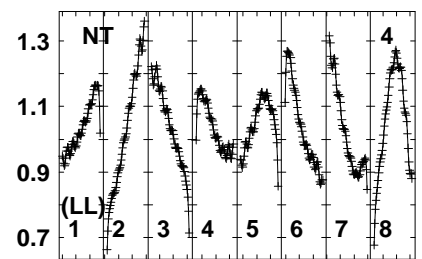
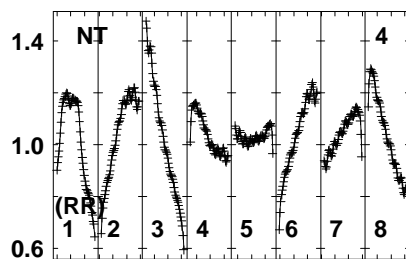
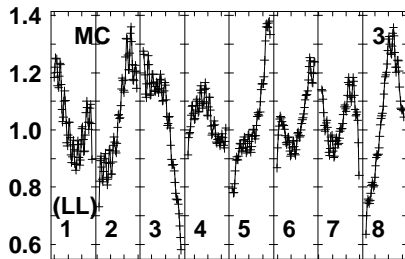
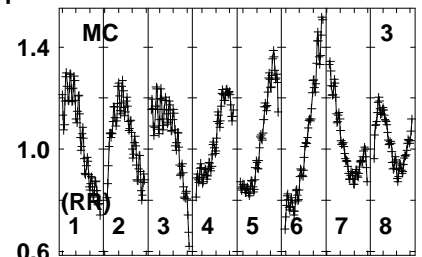
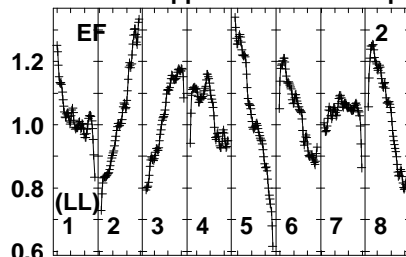
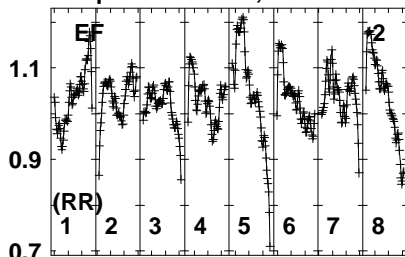


Lower frame: Real Jy
Auto-corr total-power spectrum Antenna: *
Timerange: 00/23:19:11 to 00/23:21:59

Plot file version 160 created 30-APR-2021 18:40:18

J1333+2725 EN008A.UVDATA.1

Freq = 8.2880 GHz, Bw = 32.000 MH No calibration applied and no bandpass applied



829032083603904204504808520
FREQ MHz

829032083603904204504808520
FREQ MHz

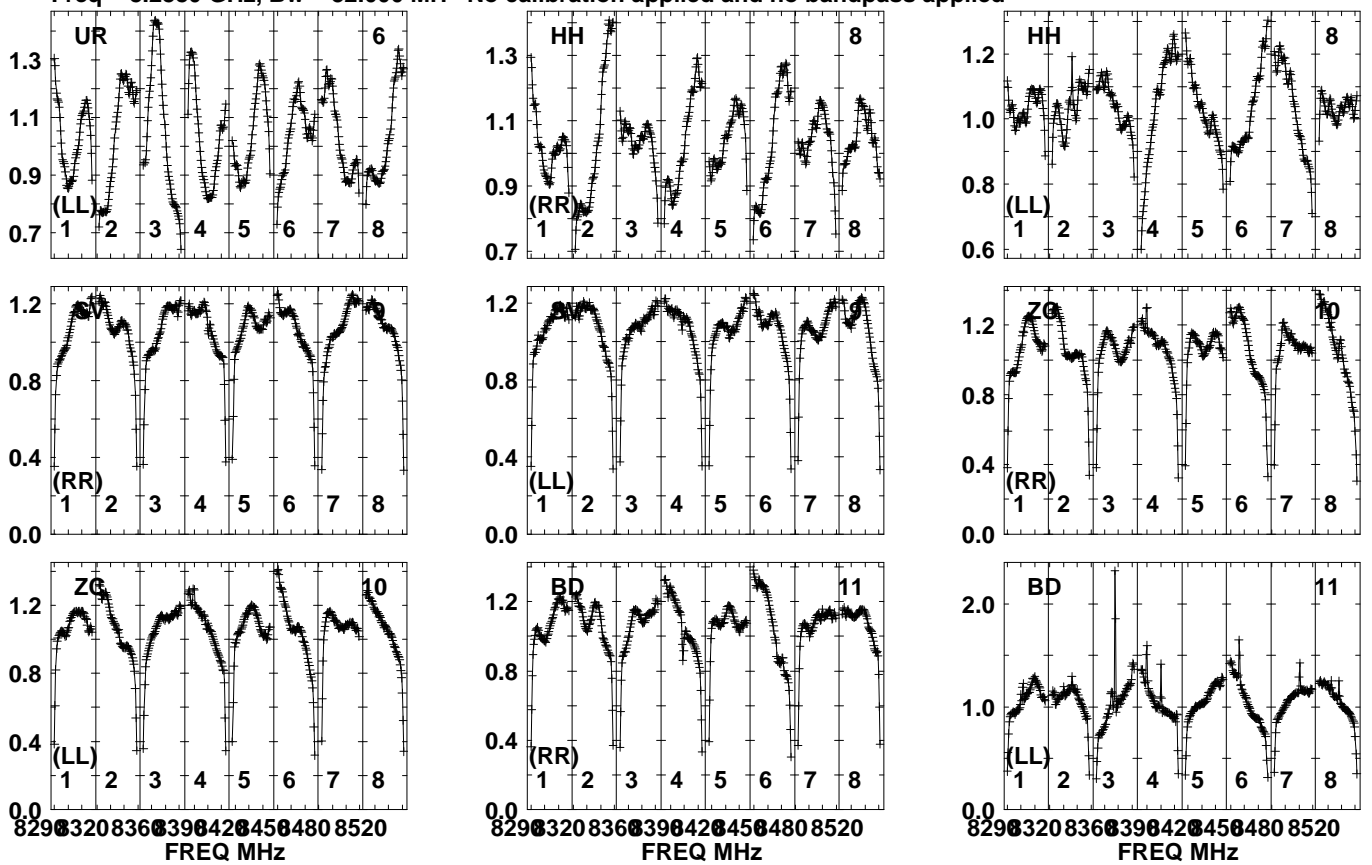
829032083603904204504808520
FREQ MHz

Lower frame: Real Jy
Auto-corr total-power spectrum Antenna: *
Timerange: 00/23:22:31 to 00/23:23:59

Plot file version 161 created 30-APR-2021 18:40:18

J1333+2725 EN008A.UVDATA.1

Freq = 8.2880 GHz, Bw = 32.000 MH No calibration applied and no bandpass applied

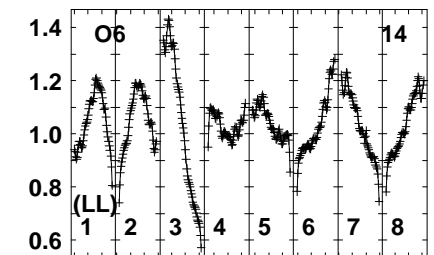
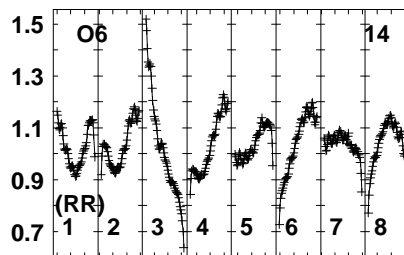
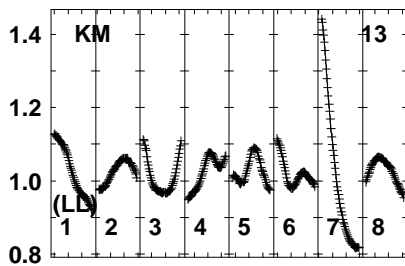
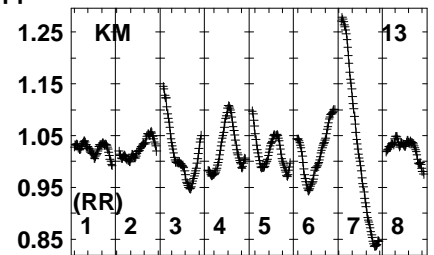
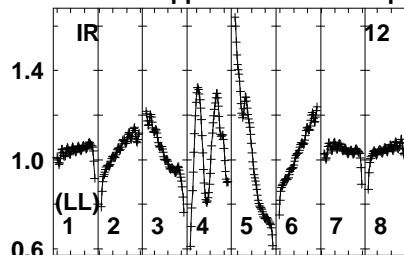
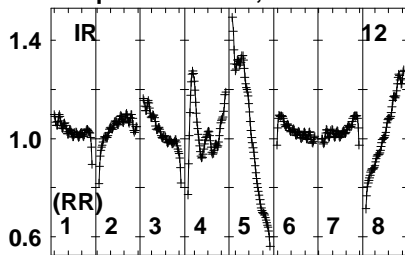


Lower frame: Real Jy
Auto-corr total-power spectrum Antenna: *
Timerange: 00/23:22:31 to 00/23:23:59

Plot file version 162 created 30-APR-2021 18:40:18

J1333+2725 EN008A.UVDATA.1

Freq = 8.2880 GHz, Bw = 32.000 MH No calibration applied and no bandpass applied

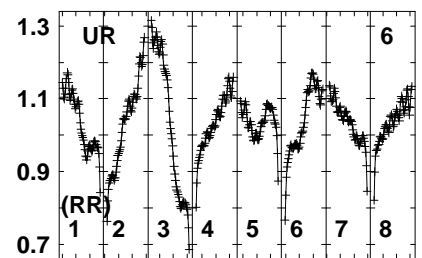
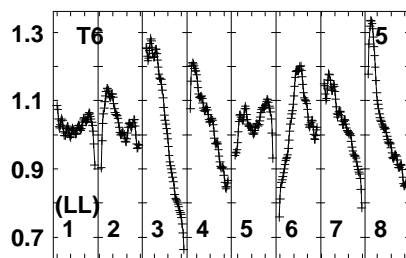
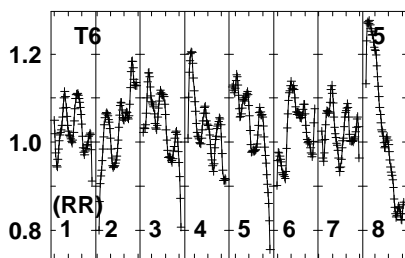
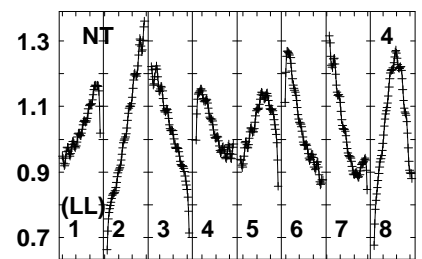
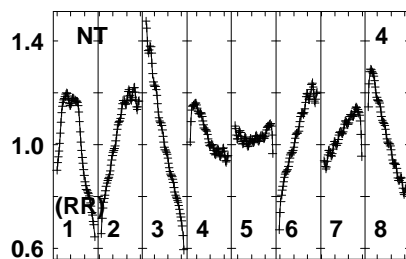
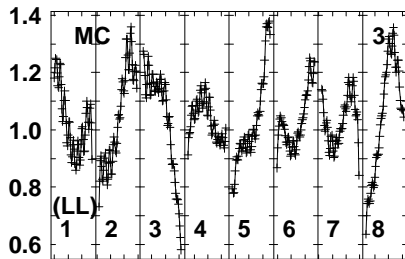
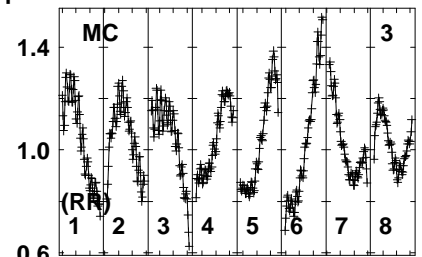
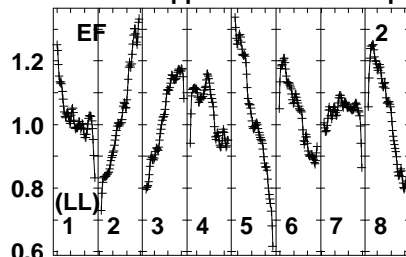
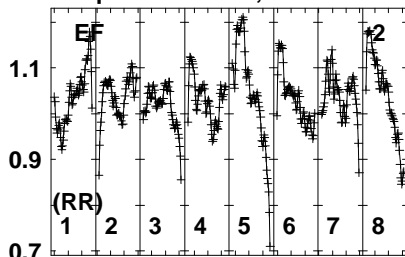


Lower frame: Real Jy
Auto-corr total-power spectrum Antenna: *
Timerange: 00/23:22:31 to 00/23:23:59

Plot file version 163 created 30-APR-2021 18:40:18

J1328+2752 EN008A.UVDATA.1

Freq = 8.2880 GHz, Bw = 32.000 MH No calibration applied and no bandpass applied



829032083603904204504808520
FREQ MHz

829032083603904204504808520
FREQ MHz

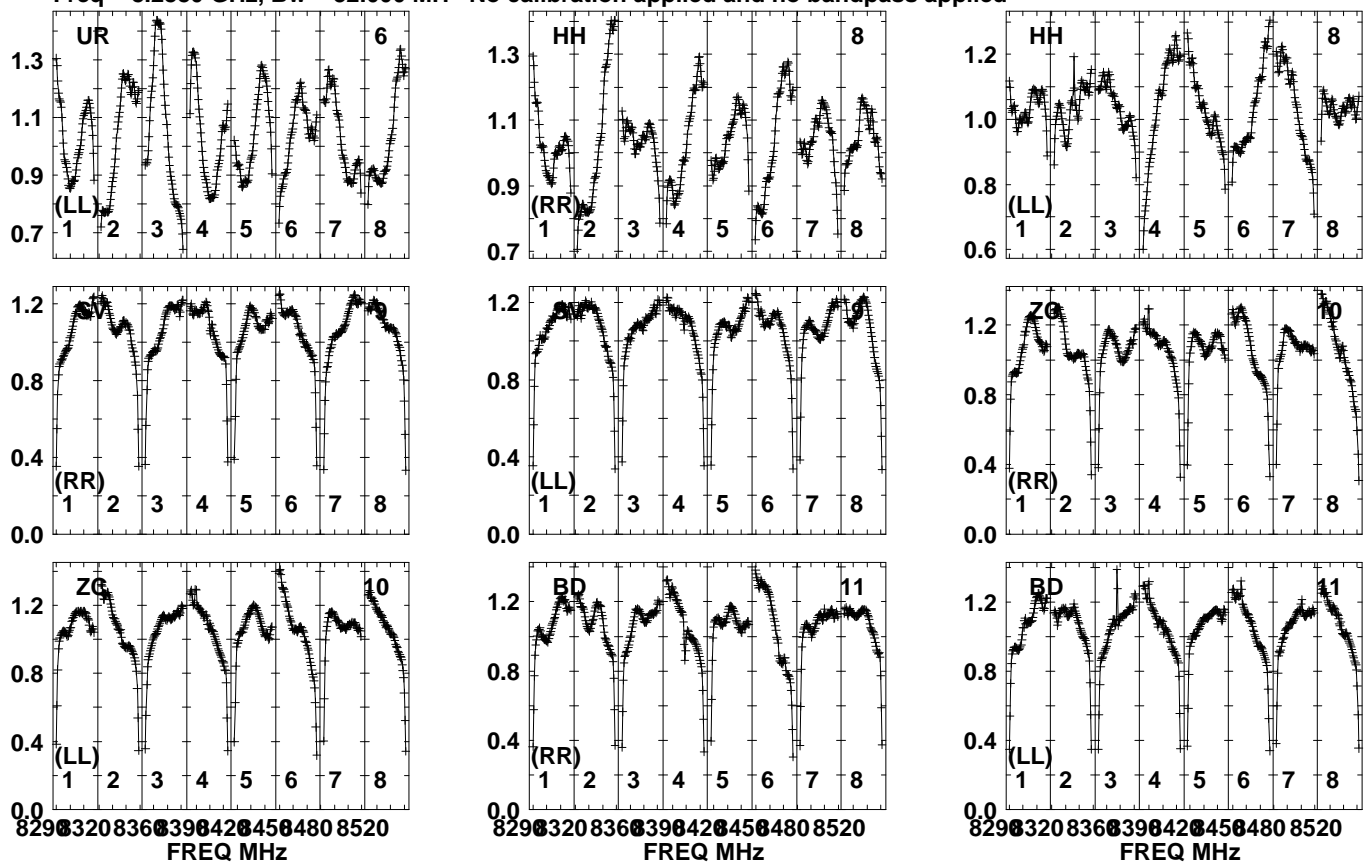
829032083603904204504808520
FREQ MHz

Lower frame: Real Jy
Auto-corr total-power spectrum Antenna: *
Timerange: 00/23:24:01 to 00/23:27:29

Plot file version 164 created 30-APR-2021 18:40:18

J1328+2752 EN008A.UVDATA.1

Freq = 8.2880 GHz, Bw = 32.000 MH No calibration applied and no bandpass applied

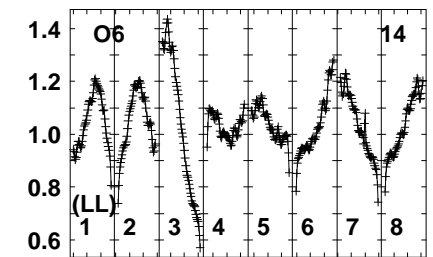
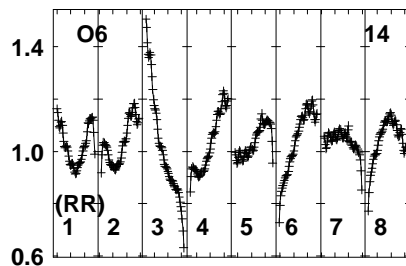
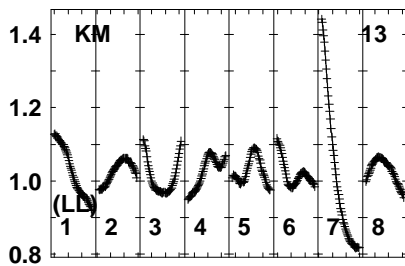
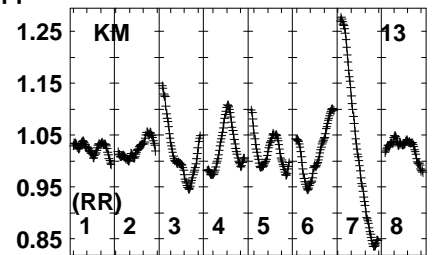
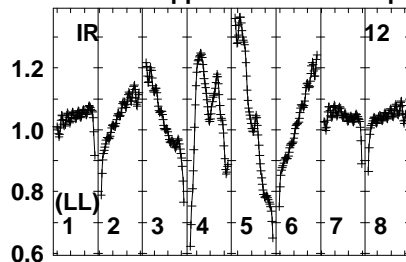
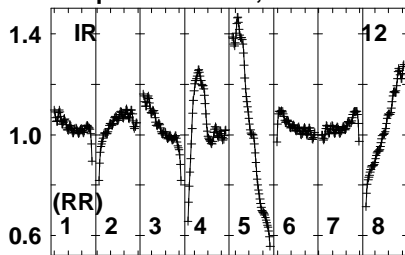


Lower frame: Real Jy
Auto-corr total-power spectrum Antenna: *
Timerange: 00/23:24:01 to 00/23:27:29

Plot file version 165 created 30-APR-2021 18:40:19

J1328+2752 EN008A.UVDATA.1

Freq = 8.2880 GHz, Bw = 32.000 MH No calibration applied and no bandpass applied

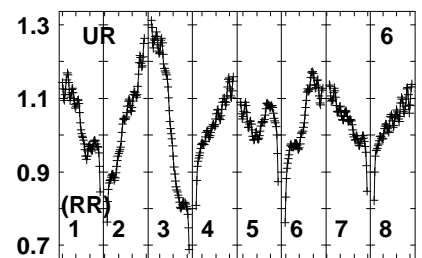
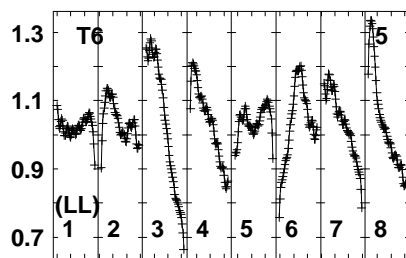
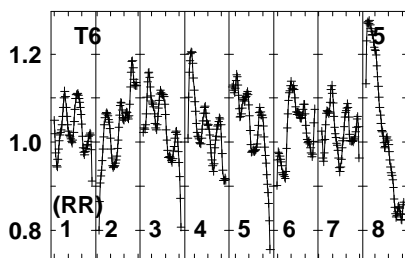
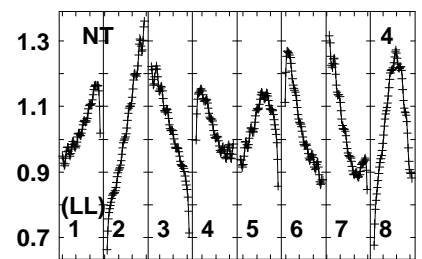
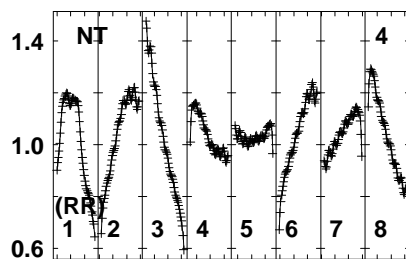
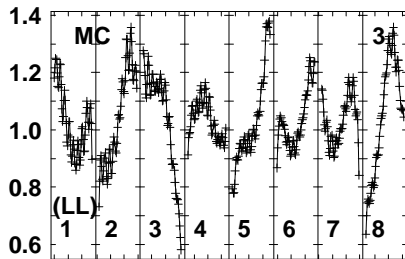
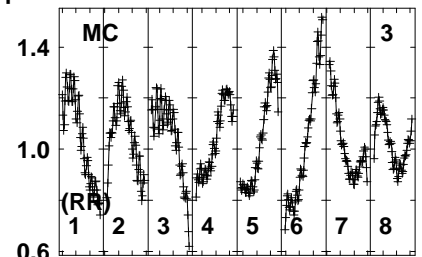
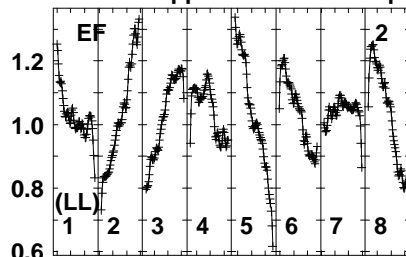
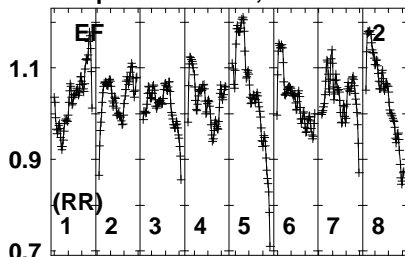


Lower frame: Real Jy
Auto-corr total-power spectrum Antenna: *
Timerange: 00/23:24:01 to 00/23:27:29

Plot file version 166 created 30-APR-2021 18:40:19

J1333+2725 EN008A.UVDATA.1

Freq = 8.2880 GHz, Bw = 32.000 MH No calibration applied and no bandpass applied



829032083603904204504808520
FREQ MHz

829032083603904204504808520
FREQ MHz

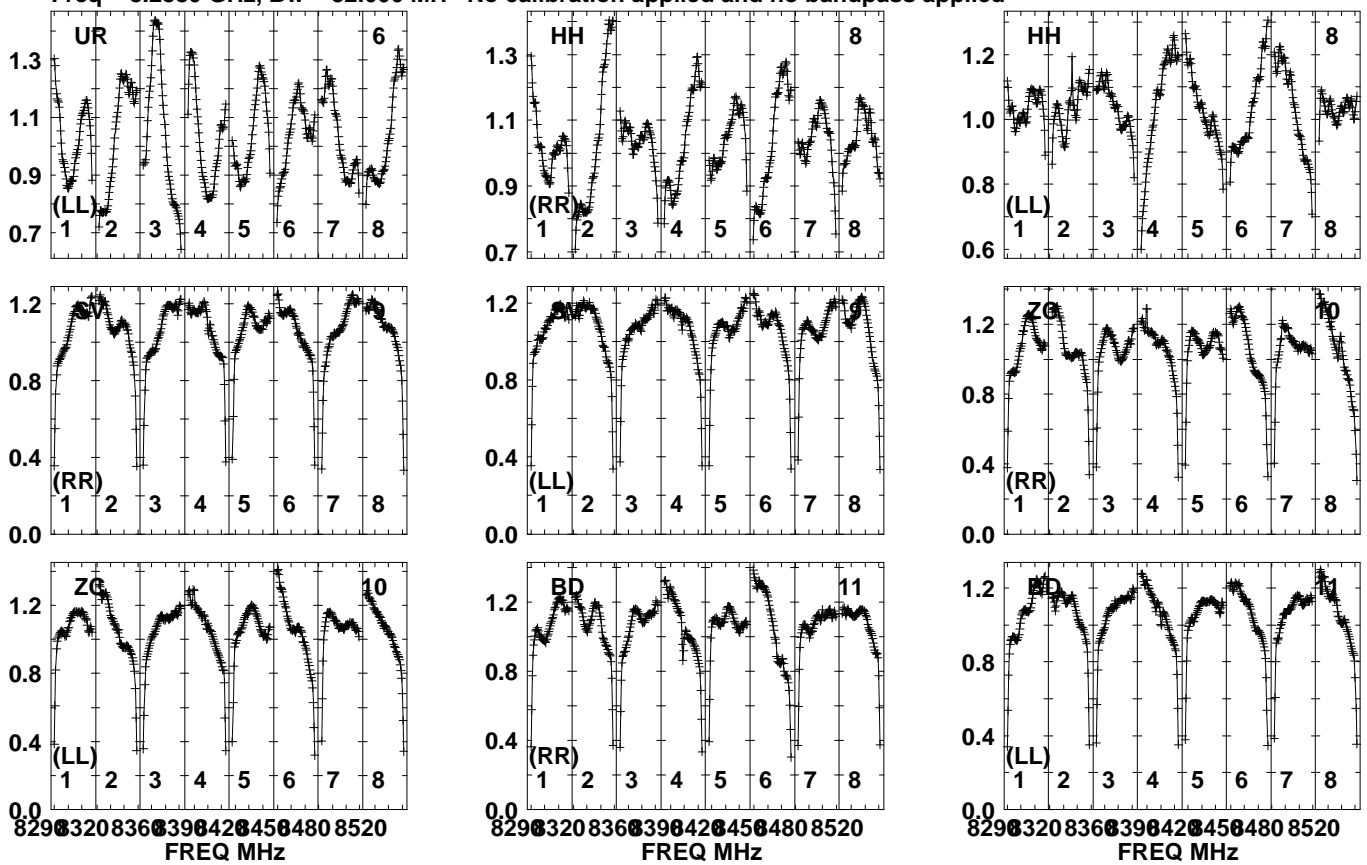
829032083603904204504808520
FREQ MHz

Lower frame: Real Jy
Auto-corr total-power spectrum Antenna: *
Timerange: 00/23:27:31 to 00/23:28:59

Plot file version 167 created 30-APR-2021 18:40:19

J1333+2725 EN008A.UVDATA.1

Freq = 8.2880 GHz, Bw = 32.000 MH No calibration applied and no bandpass applied

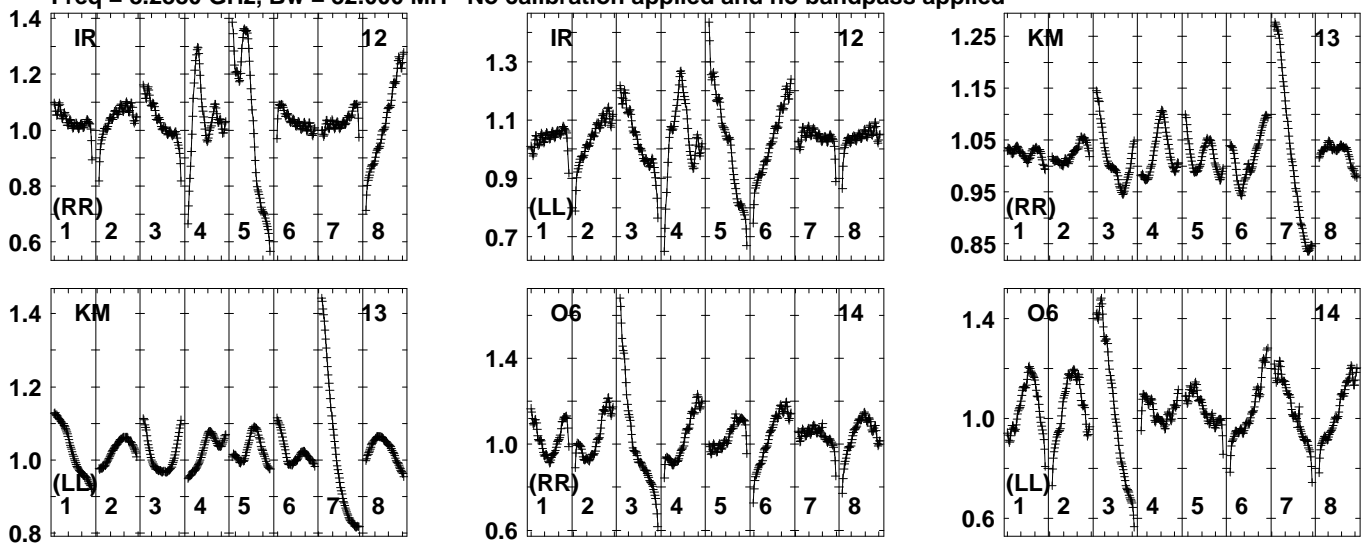


Lower frame: Real Jy
Auto-corr total-power spectrum Antenna: *
Timerange: 00/23:27:31 to 00/23:28:59

Plot file version 168 created 30-APR-2021 18:40:19

J1333+2725 EN008A.UVDATA.1

Freq = 8.2880 GHz, Bw = 32.000 MH No calibration applied and no bandpass applied

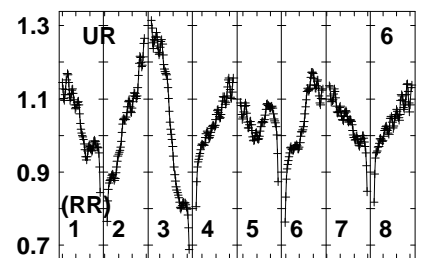
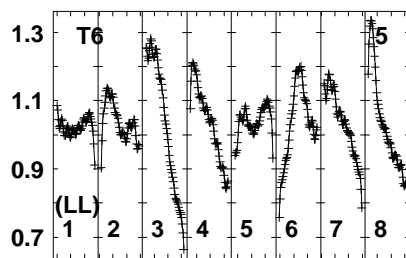
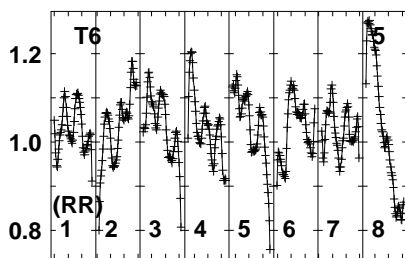
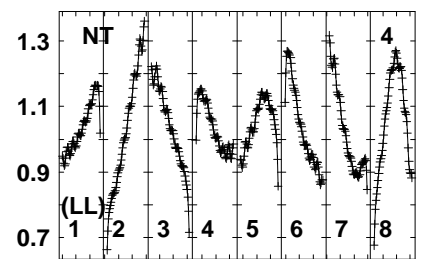
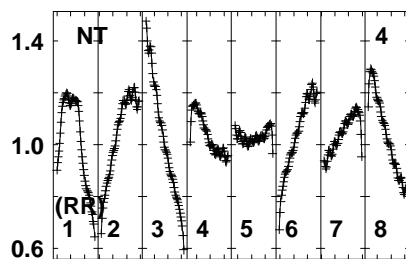
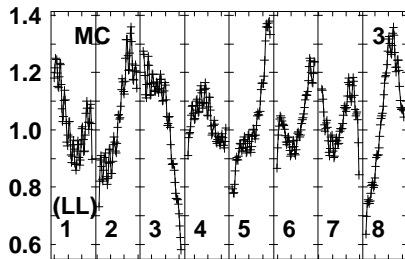
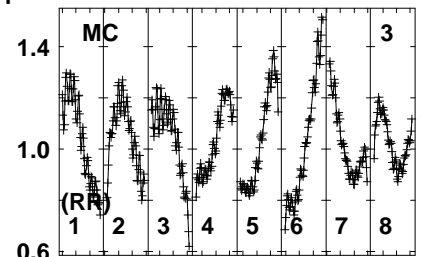
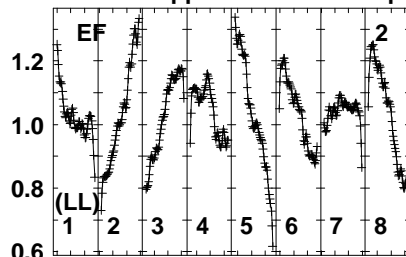
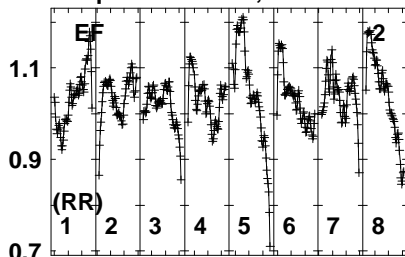


Lower frame: Real Jy
Auto-corr total-power spectrum Antenna: *
Timerange: 00/23:27:31 to 00/23:28:59

Plot file version 169 created 30-APR-2021 18:40:19

J1328+2752 EN008A.UVDATA.1

Freq = 8.2880 GHz, Bw = 32.000 MH No calibration applied and no bandpass applied



829032083603904204504808520
FREQ MHz

829032083603904204504808520
FREQ MHz

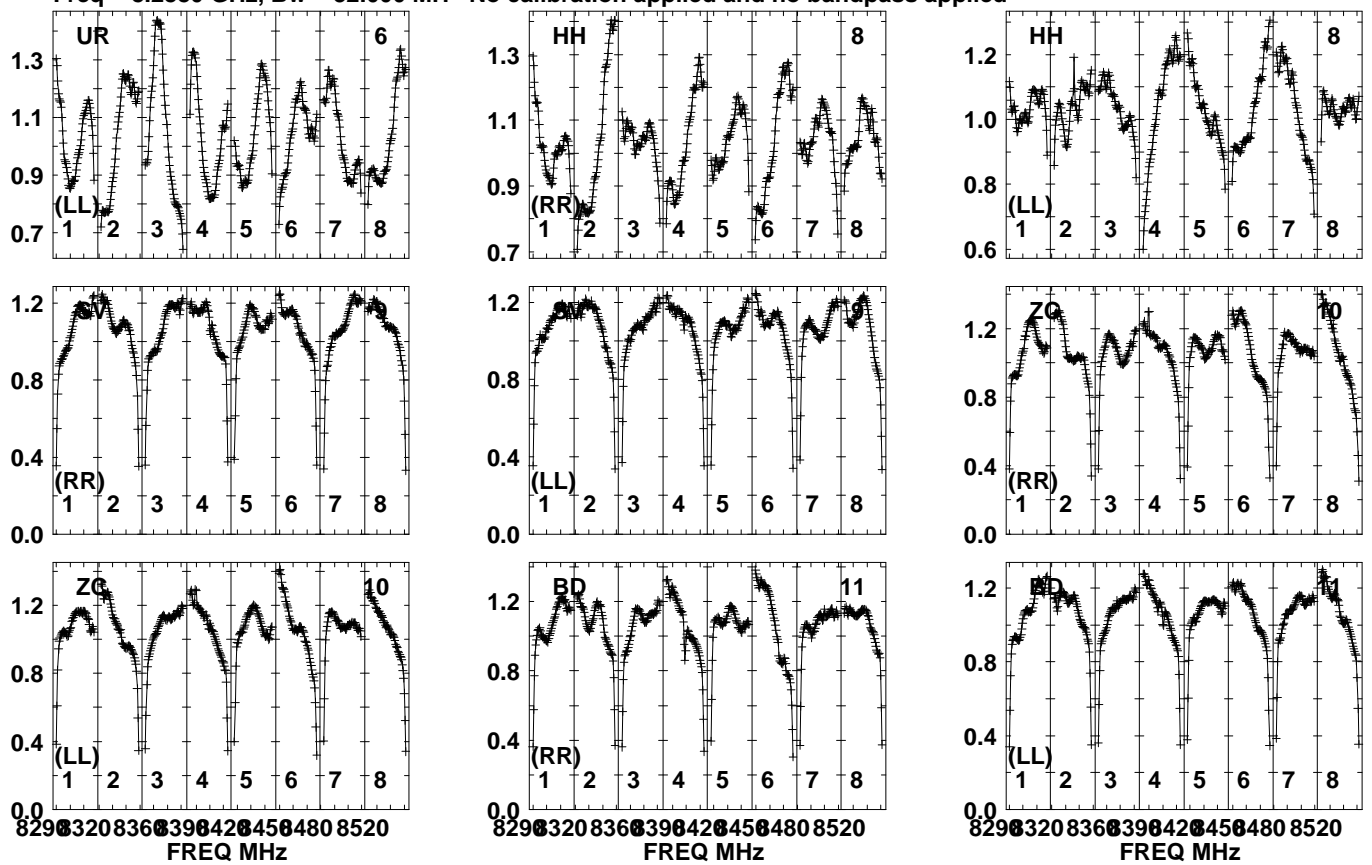
829032083603904204504808520
FREQ MHz

Lower frame: Real Jy
Auto-corr total-power spectrum Antenna: *
Timerange: 00/23:29:41 to 00/23:32:29

Plot file version 170 created 30-APR-2021 18:40:19

J1328+2752 EN008A.UVDATA.1

Freq = 8.2880 GHz, Bw = 32.000 MH No calibration applied and no bandpass applied

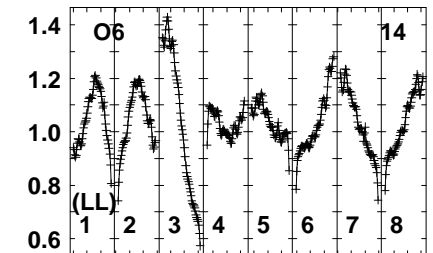
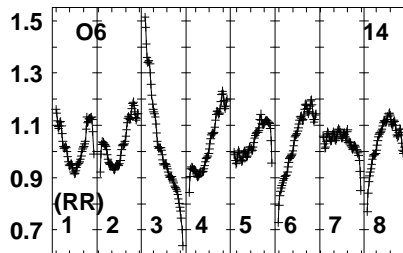
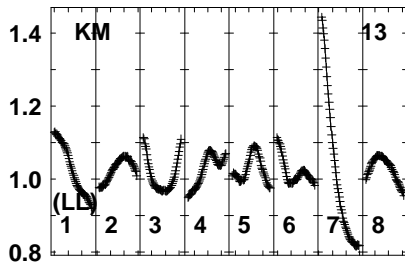
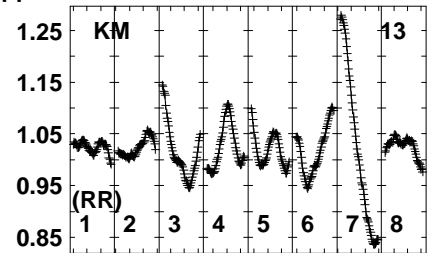
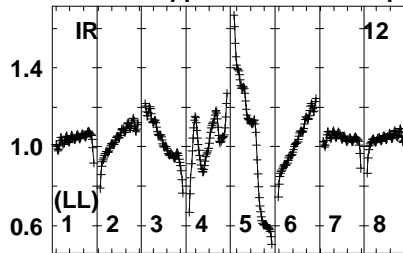
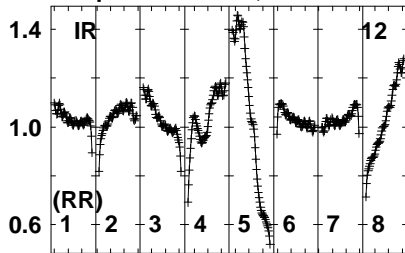


Lower frame: Real Jy
Auto-corr total-power spectrum Antenna: *
Timerange: 00/23:29:41 to 00/23:32:29

Plot file version 171 created 30-APR-2021 18:40:19

J1328+2752 EN008A.UVDATA.1

Freq = 8.2880 GHz, Bw = 32.000 MH No calibration applied and no bandpass applied

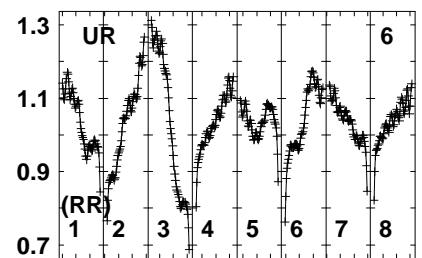
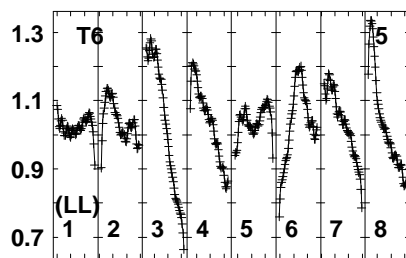
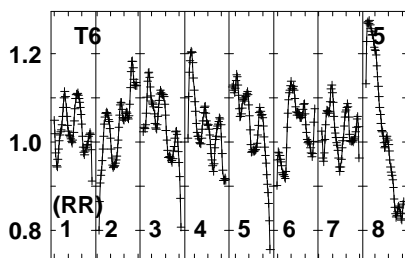
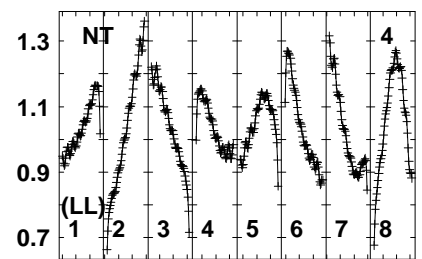
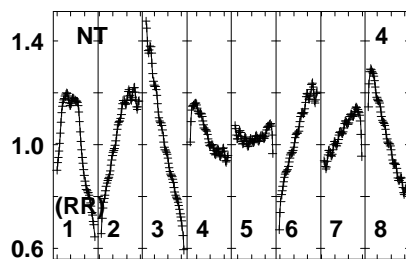
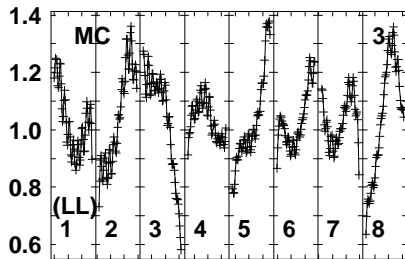
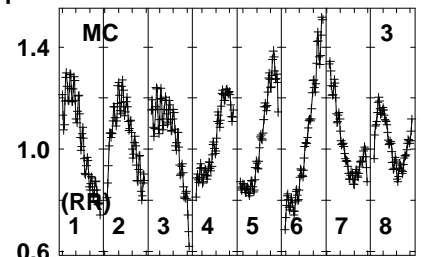
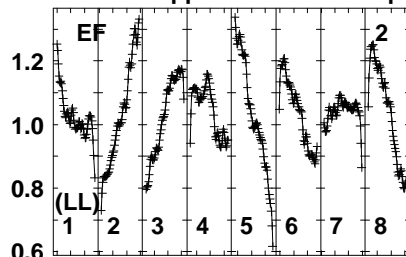
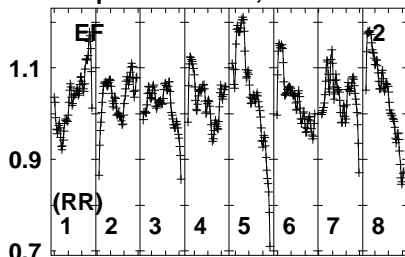


Lower frame: Real Jy
Auto-corr total-power spectrum Antenna: *
Timerange: 00/23:29:41 to 00/23:32:29

Plot file version 172 created 30-APR-2021 18:40:20

J1333+2725 EN008A.UVDATA.1

Freq = 8.2880 GHz, Bw = 32.000 MH No calibration applied and no bandpass applied



829032083603904204504808520
FREQ MHz

829032083603904204504808520
FREQ MHz

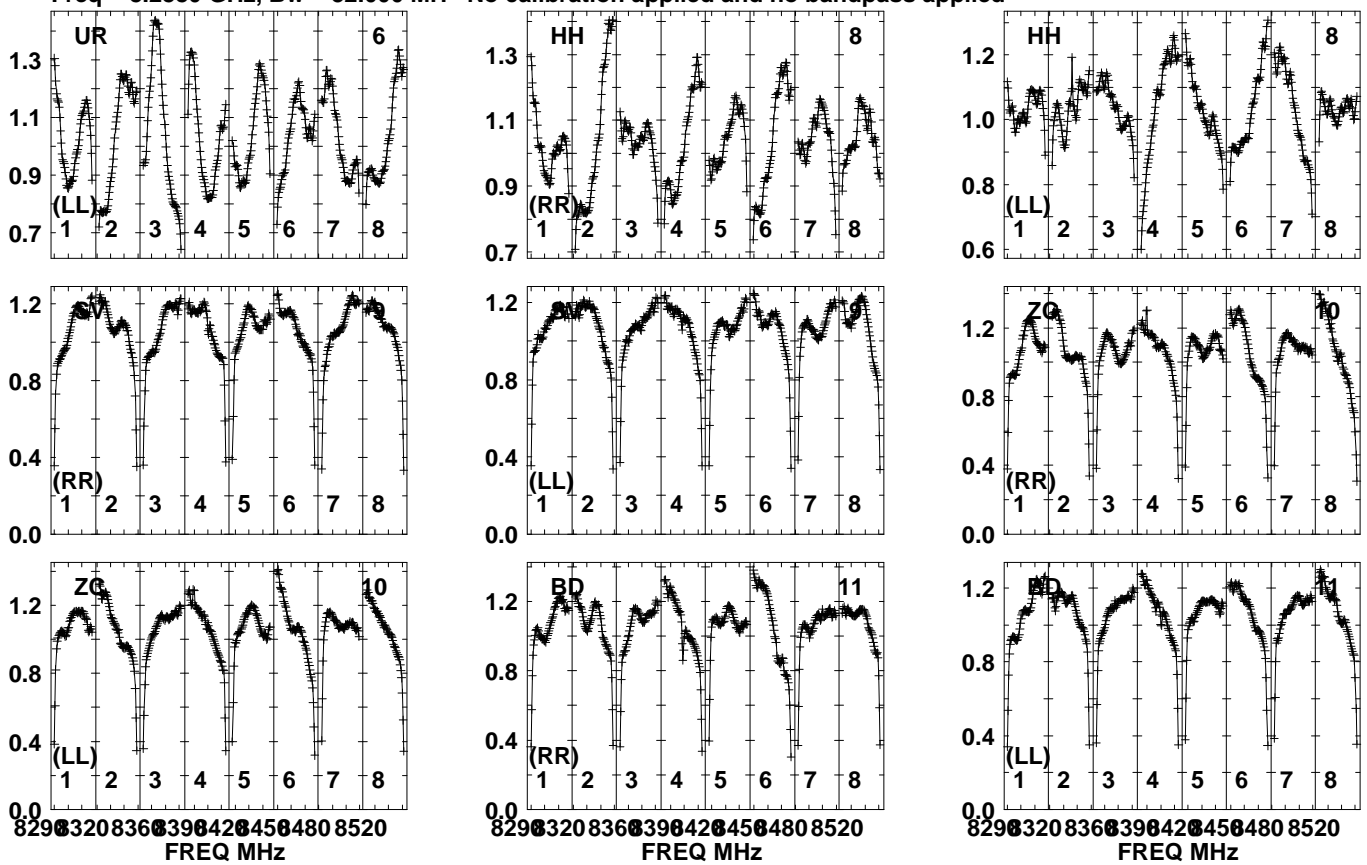
829032083603904204504808520
FREQ MHz

Lower frame: Real Jy
Auto-corr total-power spectrum Antenna: *
Timerange: 00/23:33:01 to 00/23:34:29

Plot file version 173 created 30-APR-2021 18:40:20

J1333+2725 EN008A.UVDATA.1

Freq = 8.2880 GHz, Bw = 32.000 MH No calibration applied and no bandpass applied

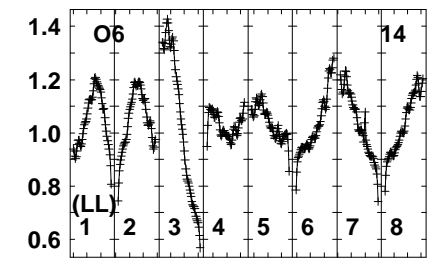
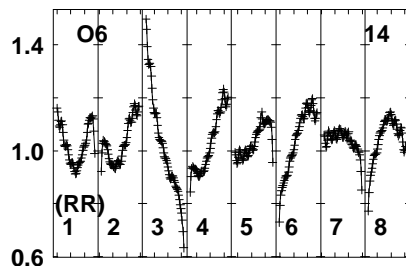
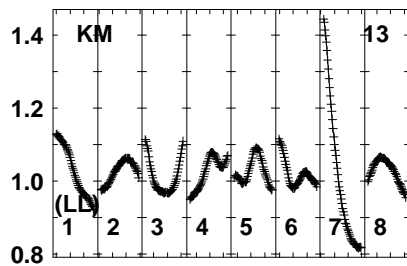
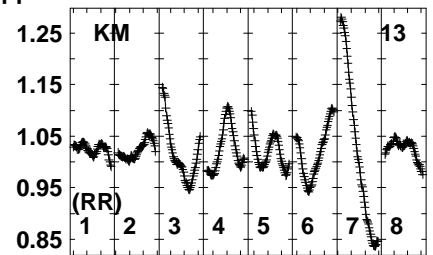
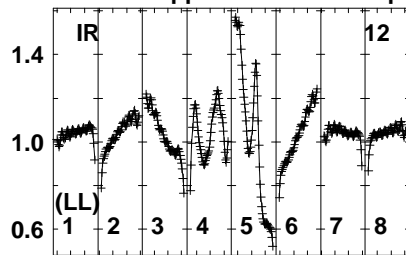
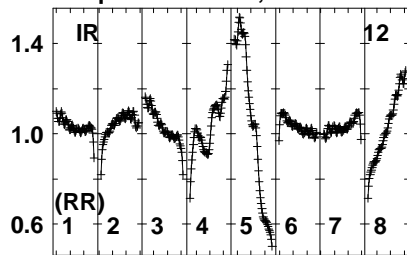


Lower frame: Real Jy
Auto-corr total-power spectrum Antenna: *
Timerange: 00/23:33:01 to 00/23:34:29

Plot file version 174 created 30-APR-2021 18:40:20

J1333+2725 EN008A.UVDATA.1

Freq = 8.2880 GHz, Bw = 32.000 MH No calibration applied and no bandpass applied

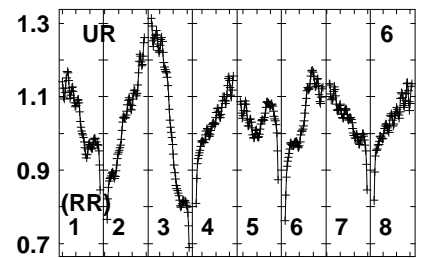
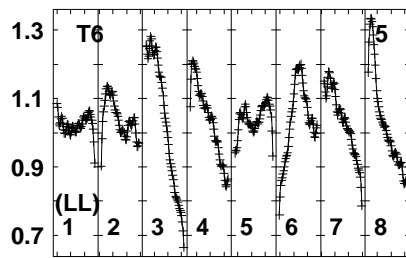
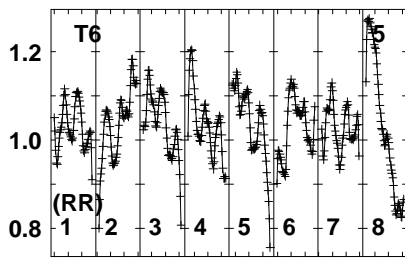
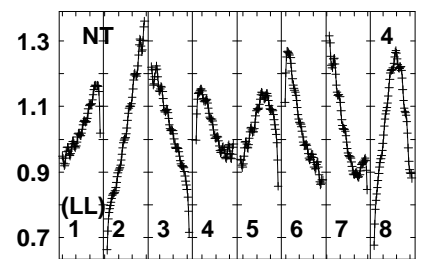
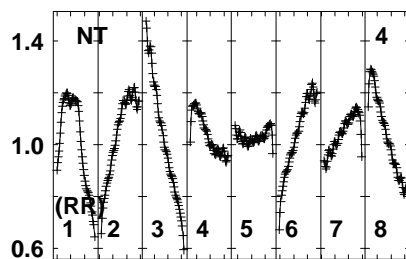
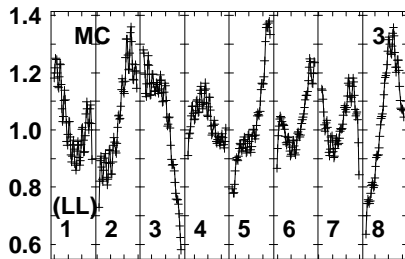
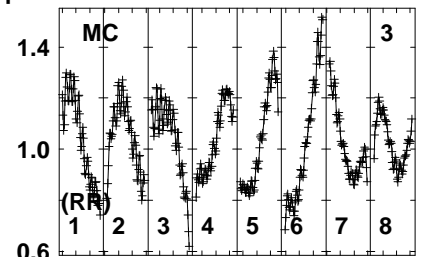
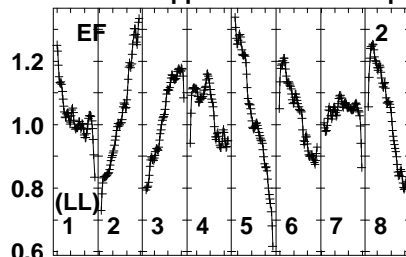
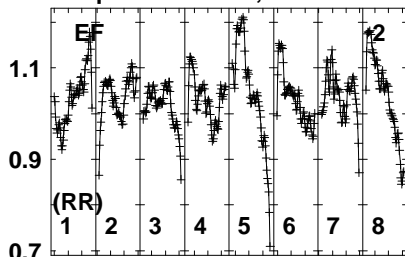


Lower frame: Real Jy
Auto-corr total-power spectrum Antenna: *
Timerange: 00/23:33:01 to 00/23:34:29

Plot file version 175 created 30-APR-2021 18:40:20

J1328+2752 EN008A.UVDATA.1

Freq = 8.2880 GHz, Bw = 32.000 MH No calibration applied and no bandpass applied



829032083603904204504808520
FREQ MHz

829032083603904204504808520
FREQ MHz

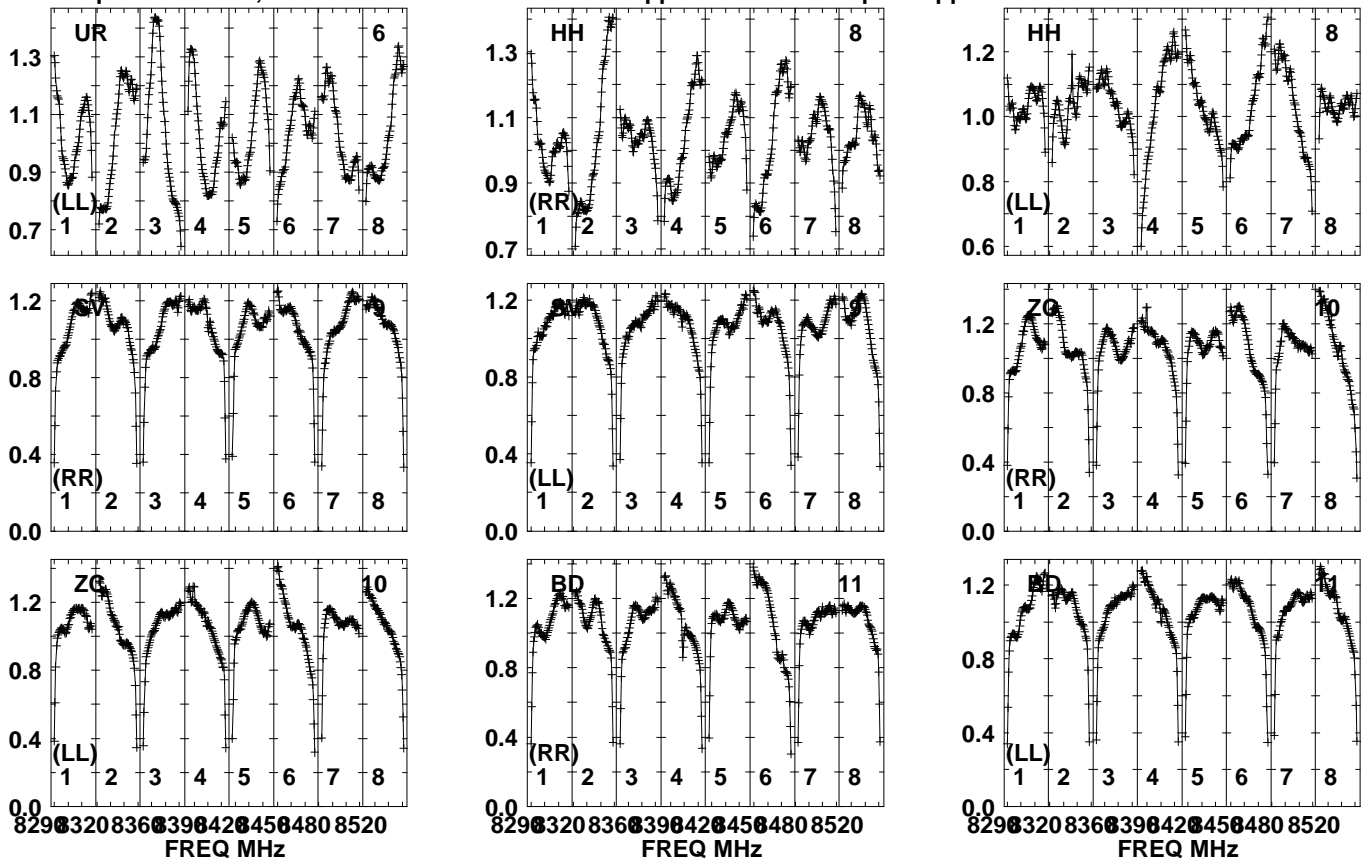
829032083603904204504808520
FREQ MHz

Lower frame: Real Jy
Auto-corr total-power spectrum Antenna: *
Timerange: 00/23:34:33 to 00/23:37:59

Plot file version 176 created 30-APR-2021 18:40:20

J1328+2752 EN008A.UVDATA.1

Freq = 8.2880 GHz, Bw = 32.000 MH No calibration applied and no bandpass applied

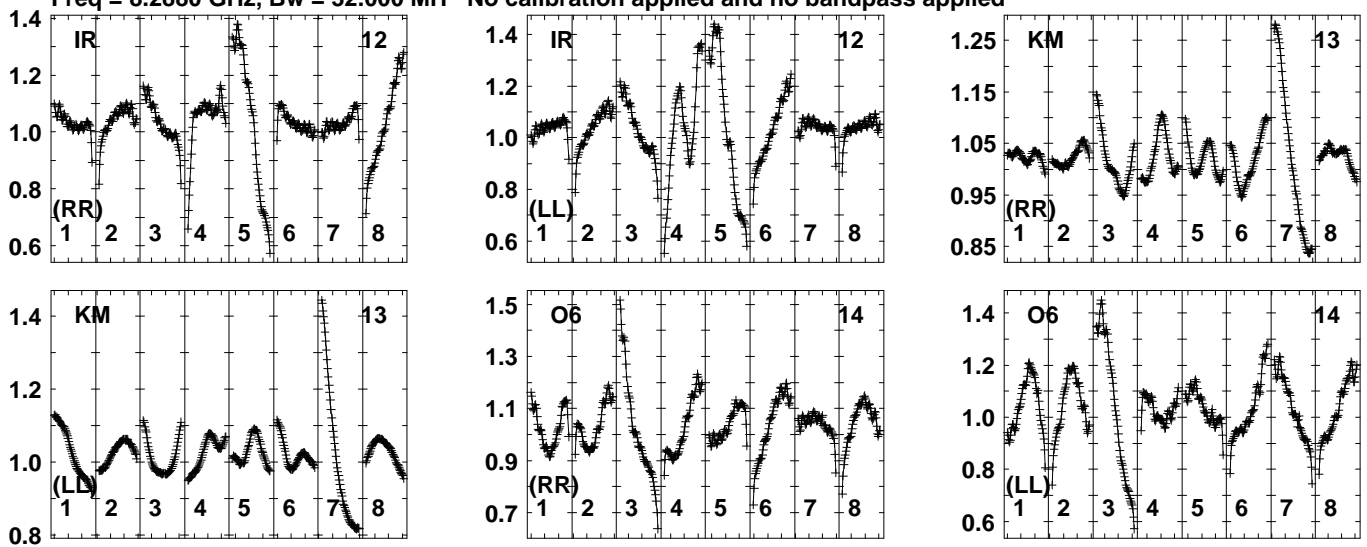


Lower frame: Real Jy
Auto-corr total-power spectrum Antenna: *
Timerange: 00/23:34:33 to 00/23:37:59

Plot file version 177 created 30-APR-2021 18:40:20

J1328+2752 EN008A.UVDATA.1

Freq = 8.2880 GHz, Bw = 32.000 MH No calibration applied and no bandpass applied

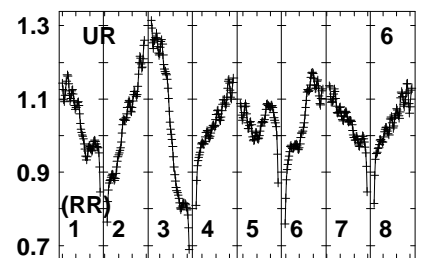
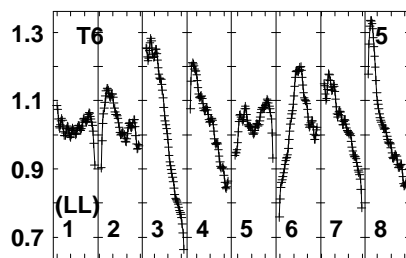
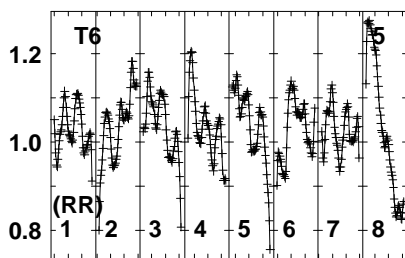
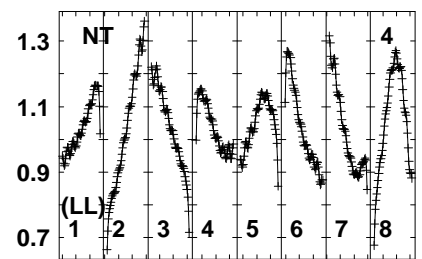
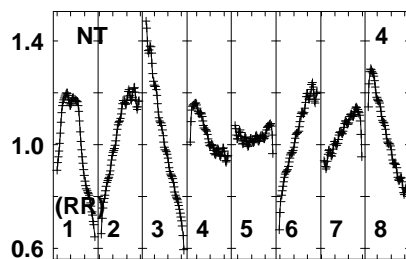
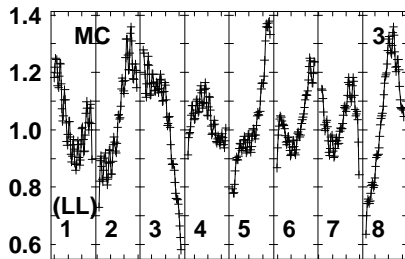
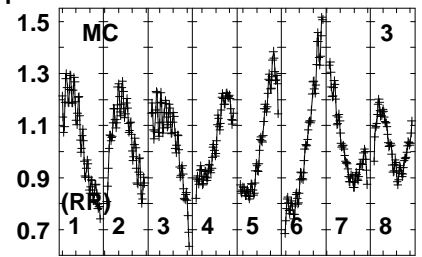
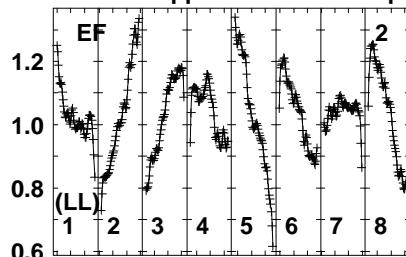
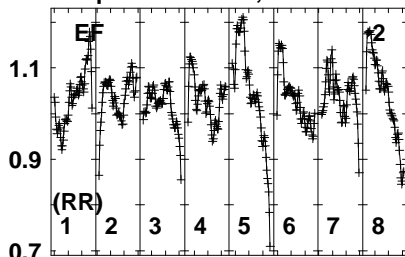


Lower frame: Real Jy
Auto-corr total-power spectrum Antenna: *
Timerange: 00/23:34:33 to 00/23:37:59

Plot file version 178 created 30-APR-2021 18:40:21

J1333+2725 EN008A.UVDATA.1

Freq = 8.2880 GHz, Bw = 32.000 MH No calibration applied and no bandpass applied



829032083603904204504808520
FREQ MHz

829032083603904204504808520
FREQ MHz

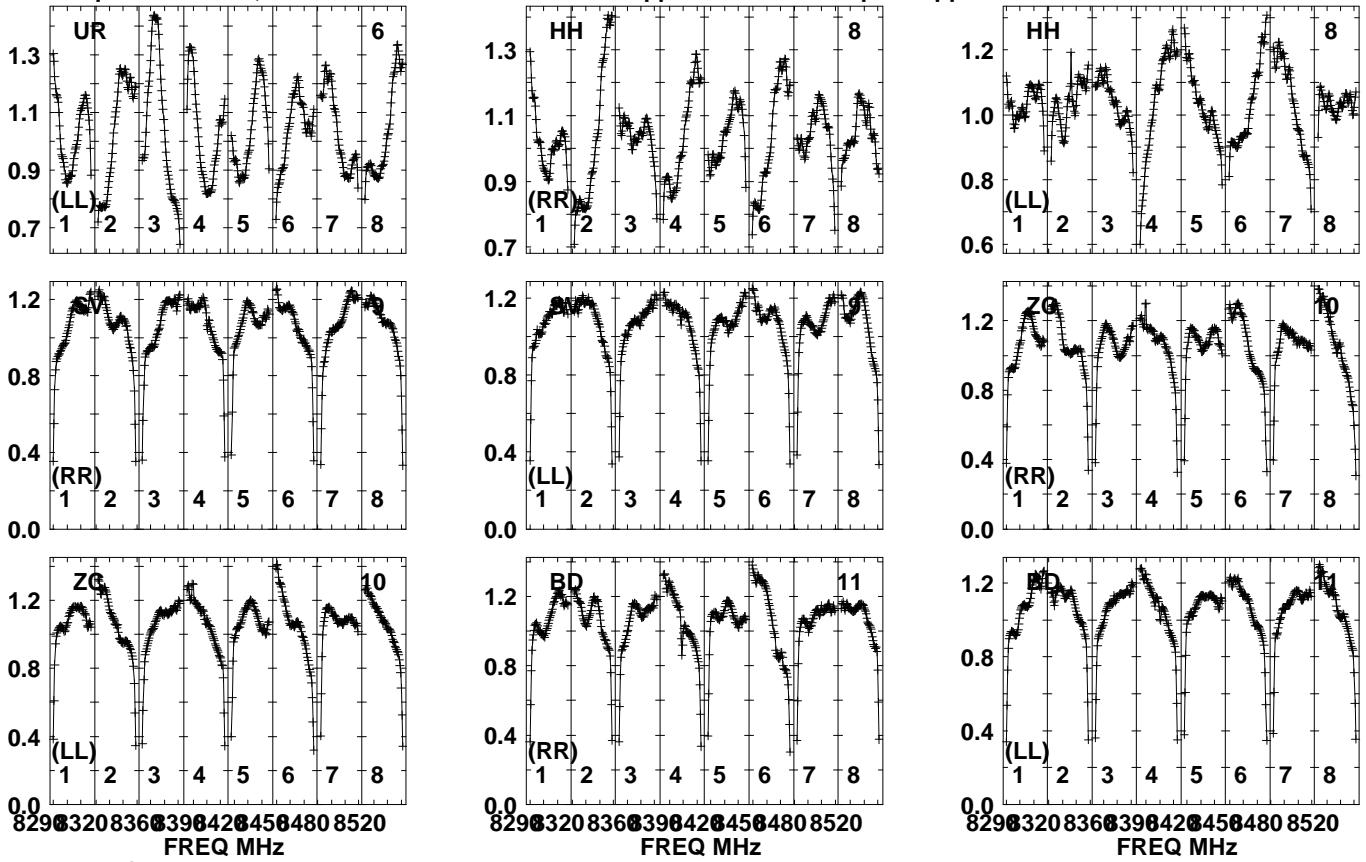
829032083603904204504808520
FREQ MHz

Lower frame: Real Jy
Auto-corr total-power spectrum Antenna: *
Timerange: 00/23:38:01 to 00/23:39:29

Plot file version 179 created 30-APR-2021 18:40:21

J1333+2725 EN008A.UVDATA.1

Freq = 8.2880 GHz, Bw = 32.000 MH No calibration applied and no bandpass applied

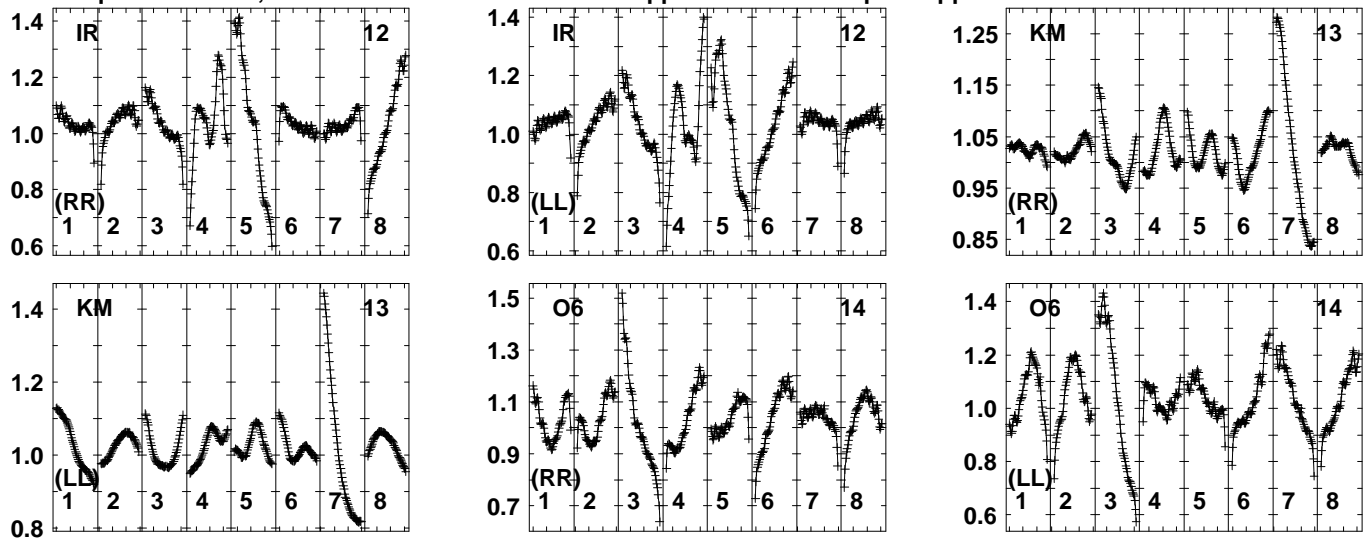


Lower frame: Real Jy
Auto-corr total-power spectrum Antenna: *
Timerange: 00/23:38:01 to 00/23:39:29

Plot file version 180 created 30-APR-2021 18:40:21

J1333+2725 EN008A.UVDATA.1

Freq = 8.2880 GHz, Bw = 32.000 MH No calibration applied and no bandpass applied

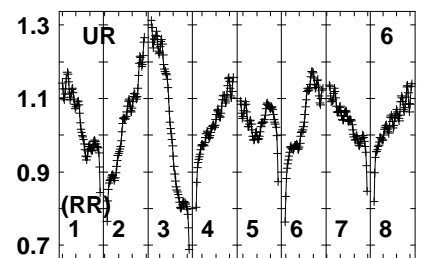
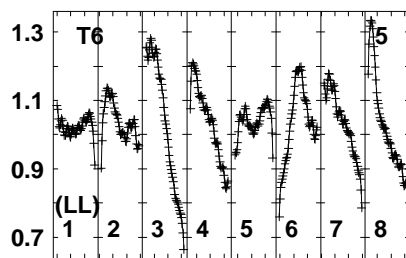
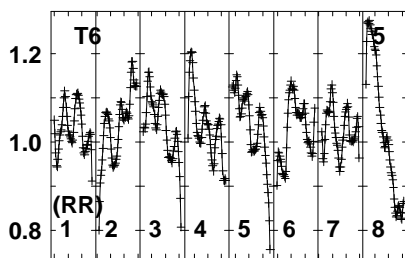
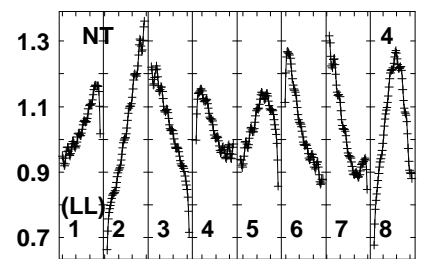
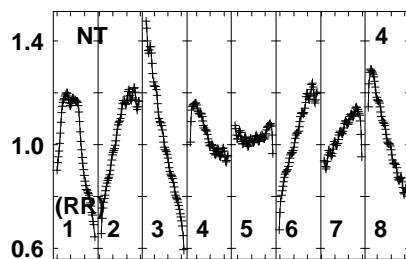
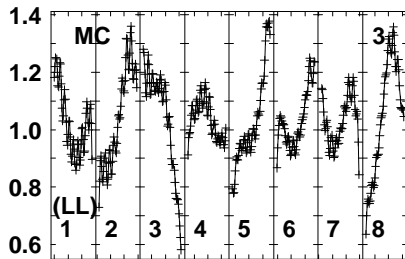
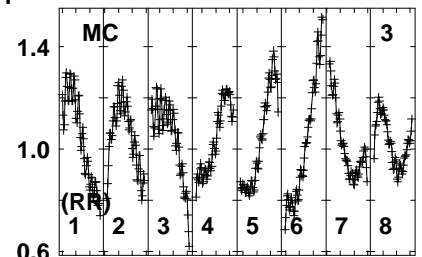
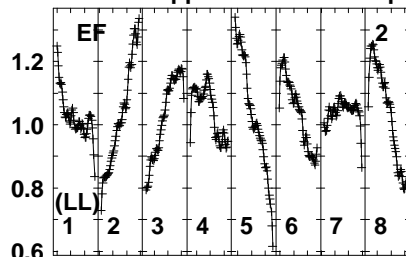
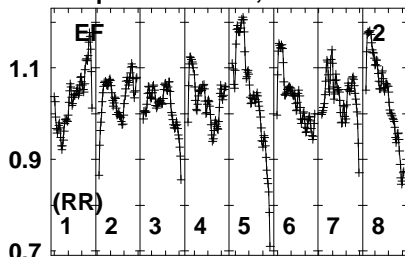


Lower frame: Real Jy
Auto-corr total-power spectrum Antenna: *
Timerange: 00/23:38:01 to 00/23:39:29

Plot file version 181 created 30-APR-2021 18:40:21

J1328+2752 EN008A.UVDATA.1

Freq = 8.2880 GHz, Bw = 32.000 MH No calibration applied and no bandpass applied



829032083603904204504808520
FREQ MHz

829032083603904204504808520
FREQ MHz

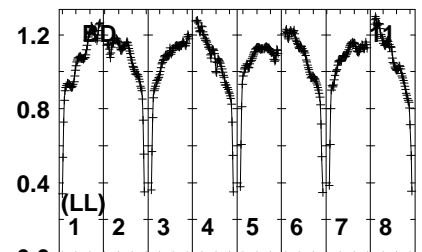
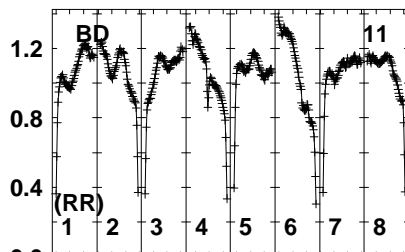
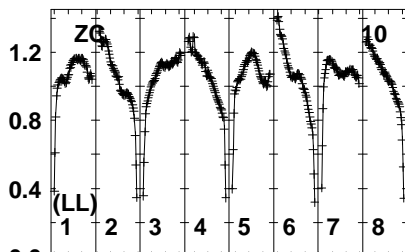
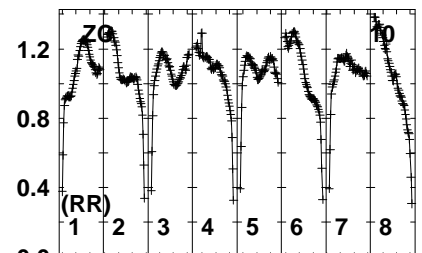
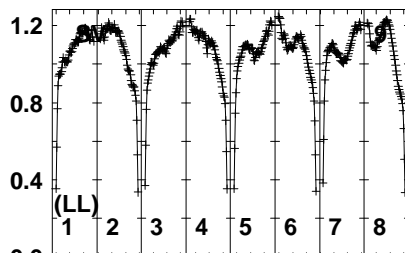
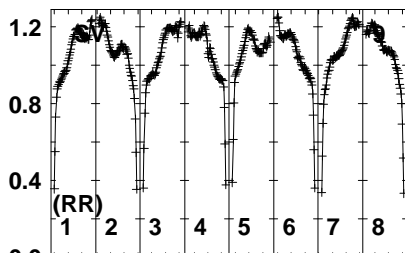
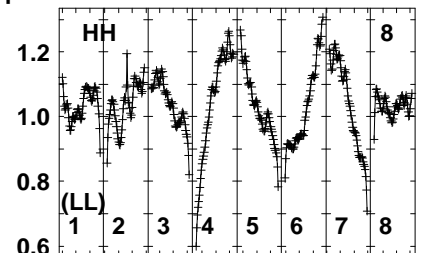
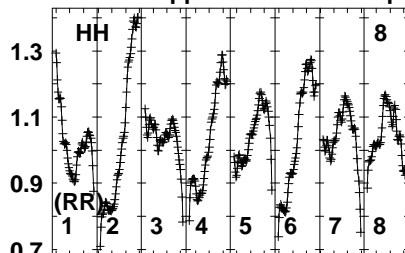
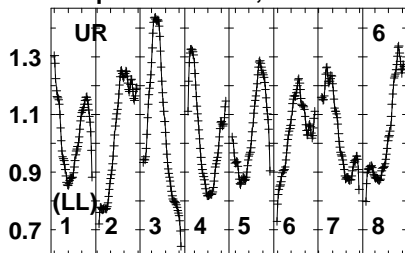
829032083603904204504808520
FREQ MHz

Lower frame: Real Jy
Auto-corr total-power spectrum Antenna: *
Timerange: 00/23:40:11 to 00/23:42:59

Plot file version 182 created 30-APR-2021 18:40:21

J1328+2752 EN008A.UVDATA.1

Freq = 8.2880 GHz, Bw = 32.000 MH No calibration applied and no bandpass applied



829032083603904204504808520
FREQ MHz

829032083603904204504808520
FREQ MHz

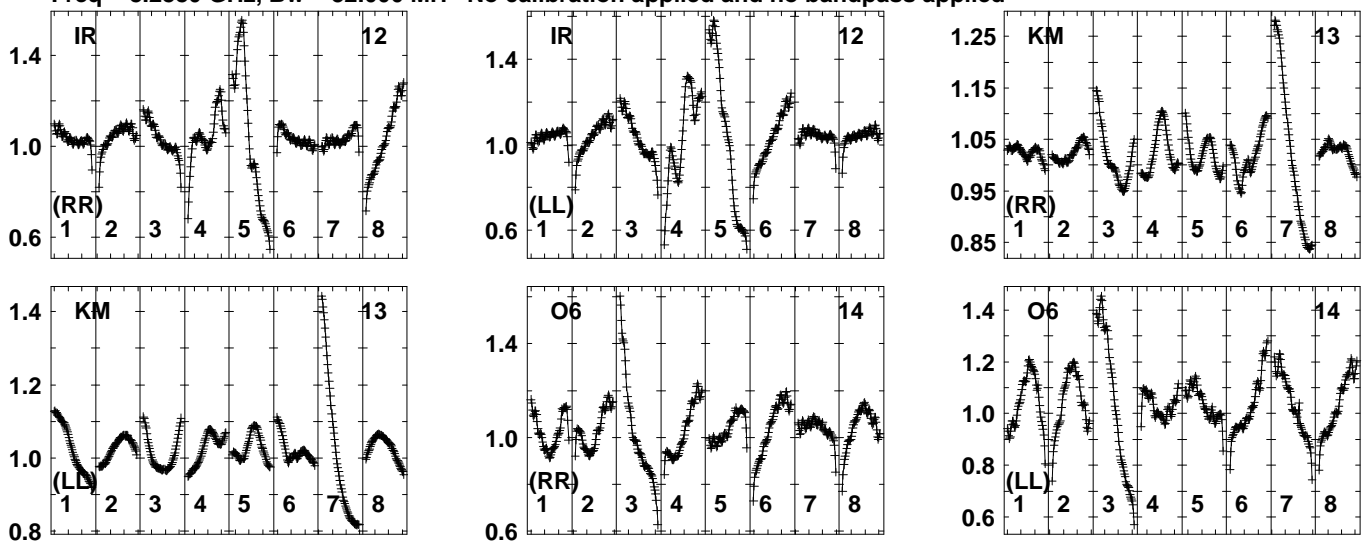
829032083603904204504808520
FREQ MHz

Lower frame: Real Jy
Auto-corr total-power spectrum Antenna: *
Timerange: 00/23:40:11 to 00/23:42:59

Plot file version 183 created 30-APR-2021 18:40:21

J1328+2752 EN008A.UVDATA.1

Freq = 8.2880 GHz, Bw = 32.000 MH No calibration applied and no bandpass applied

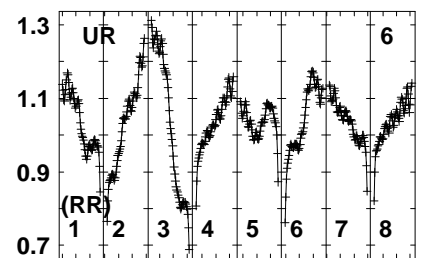
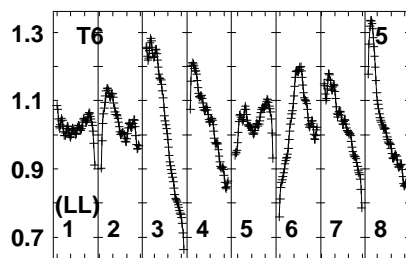
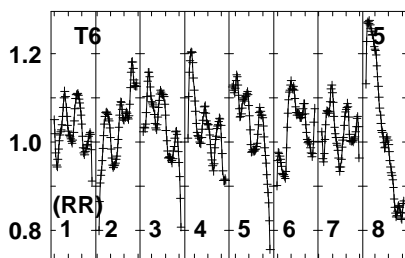
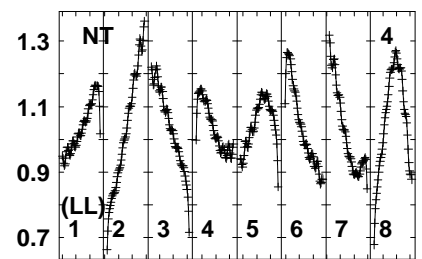
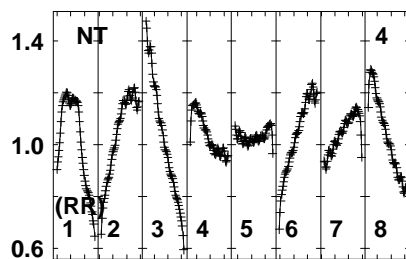
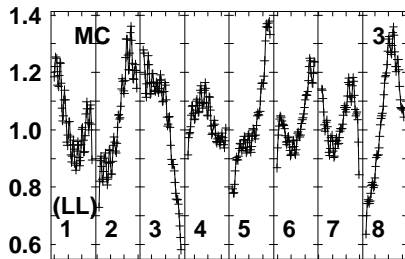
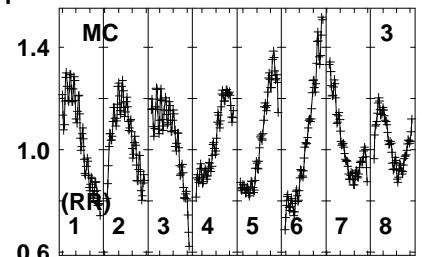
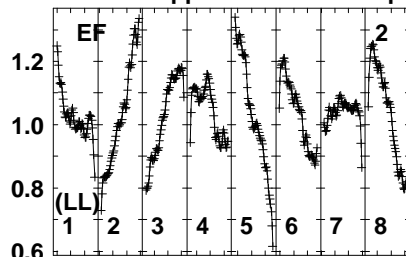
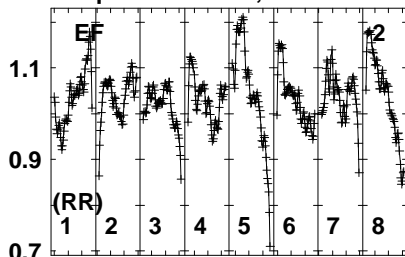


Lower frame: Real Jy
Auto-corr total-power spectrum Antenna: *
Timerange: 00/23:40:11 to 00/23:42:59

Plot file version 184 created 30-APR-2021 18:40:21

J1333+2725 EN008A.UVDATA.1

Freq = 8.2880 GHz, Bw = 32.000 MH No calibration applied and no bandpass applied



829032083603904204504808520
FREQ MHz

829032083603904204504808520
FREQ MHz

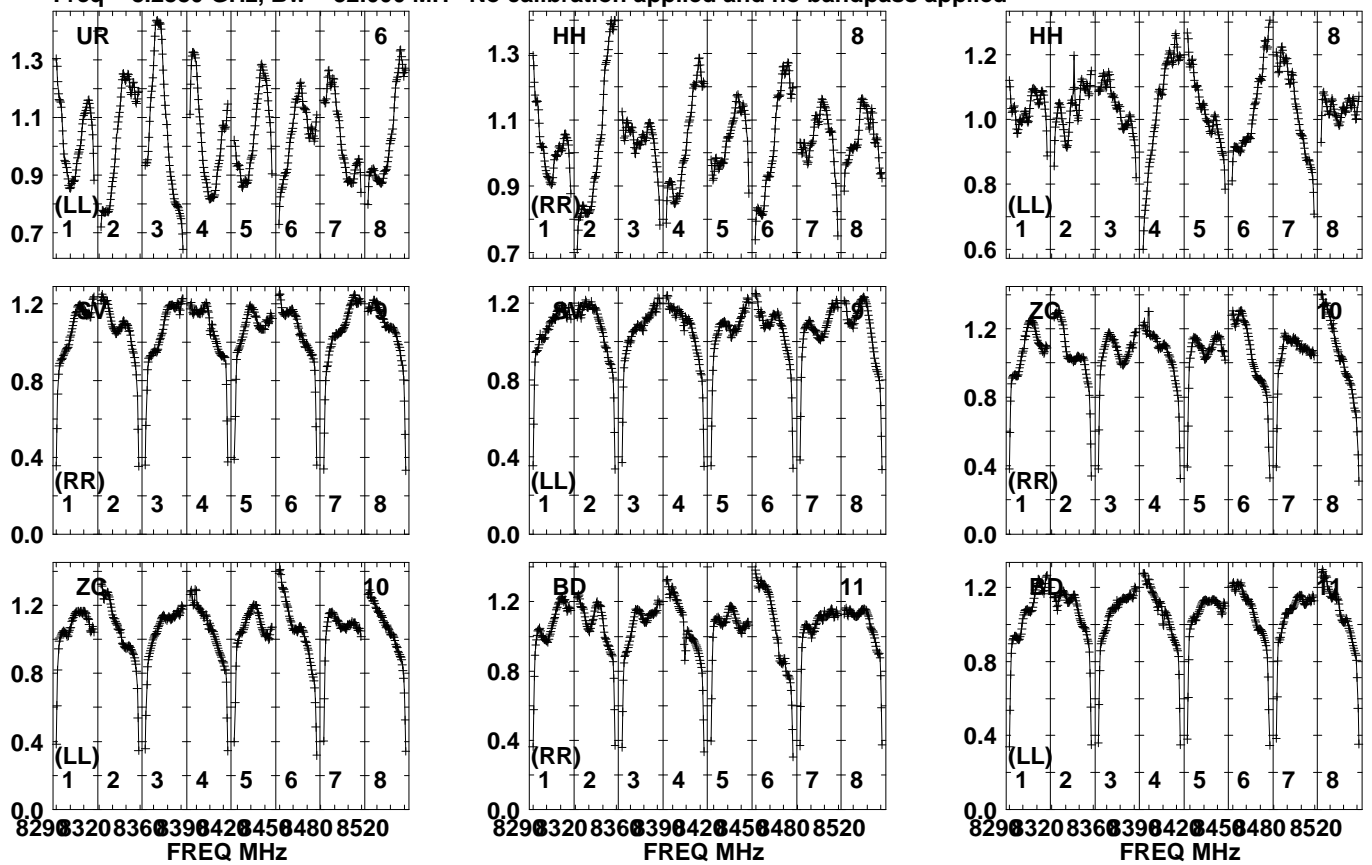
829032083603904204504808520
FREQ MHz

Lower frame: Real Jy
Auto-corr total-power spectrum Antenna: *
Timerange: 00/23:43:31 to 00/23:44:59

Plot file version 185 created 30-APR-2021 18:40:21

J1333+2725 EN008A.UVDATA.1

Freq = 8.2880 GHz, Bw = 32.000 MH No calibration applied and no bandpass applied

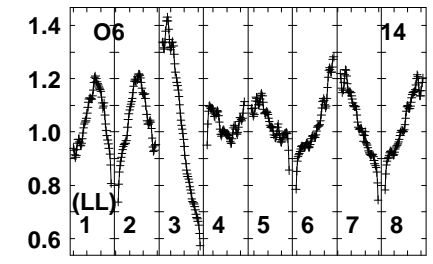
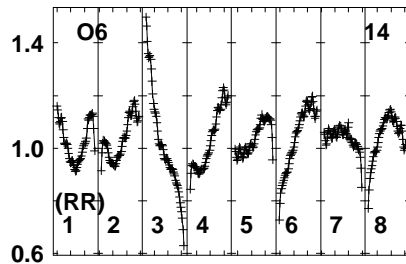
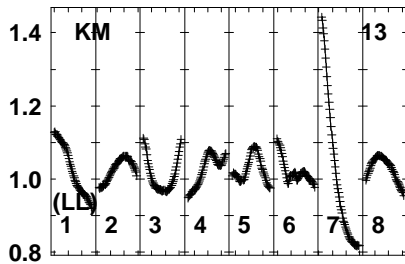
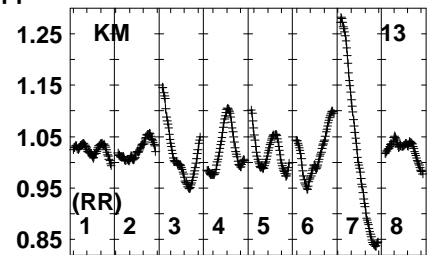
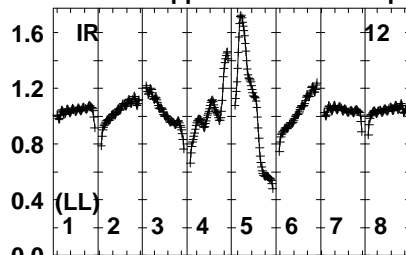
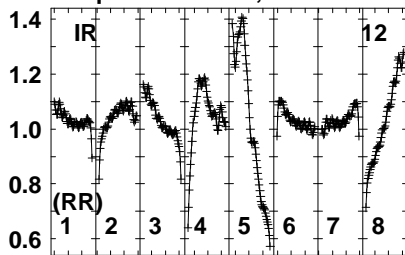


Lower frame: Real Jy
Auto-corr total-power spectrum Antenna: *
Timerange: 00/23:43:31 to 00/23:44:59

Plot file version 186 created 30-APR-2021 18:40:22

J1333+2725 EN008A.UVDATA.1

Freq = 8.2880 GHz, Bw = 32.000 MH No calibration applied and no bandpass applied

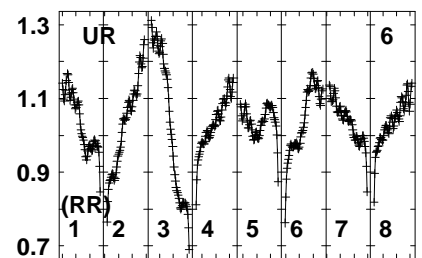
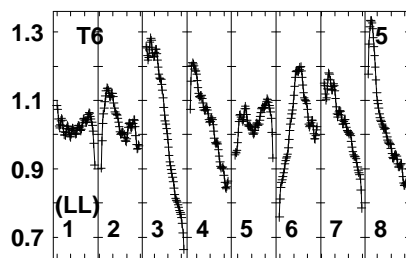
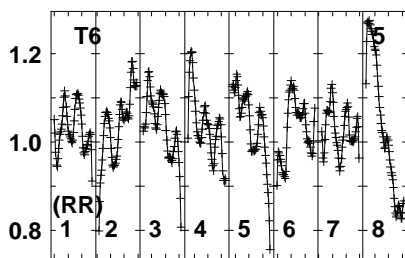
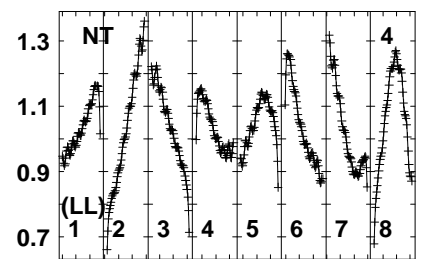
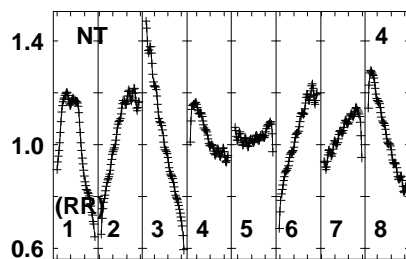
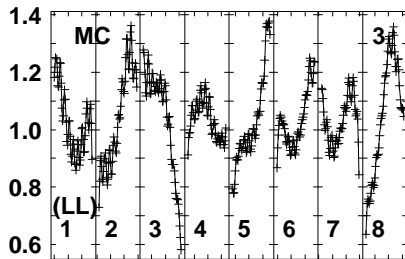
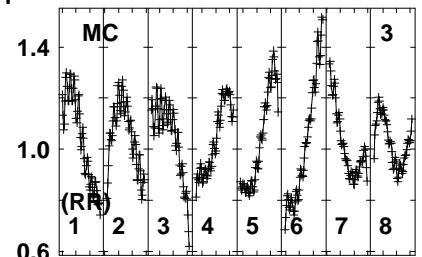
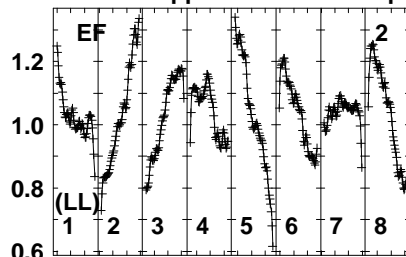
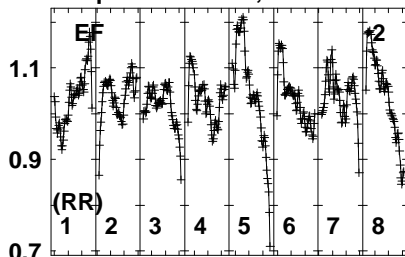


Lower frame: Real Jy
Auto-corr total-power spectrum Antenna: *
Timerange: 00/23:43:31 to 00/23:44:59

Plot file version 187 created 30-APR-2021 18:40:22

J1328+2752 EN008A.UVDATA.1

Freq = 8.2880 GHz, Bw = 32.000 MH No calibration applied and no bandpass applied



829032083603904204504808520
FREQ MHz

829032083603904204504808520
FREQ MHz

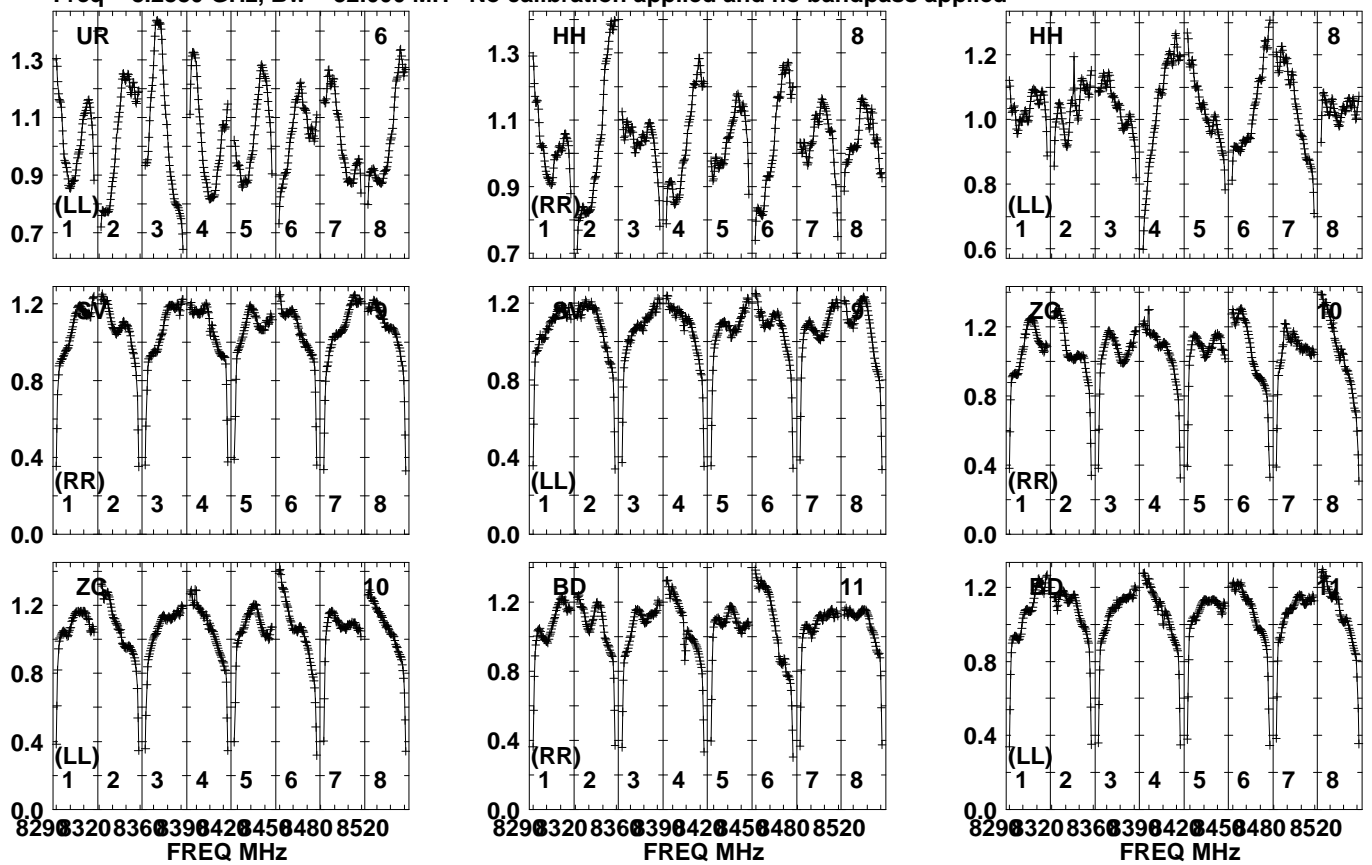
829032083603904204504808520
FREQ MHz

Lower frame: Real Jy
Auto-corr total-power spectrum Antenna: *
Timerange: 00/23:45:01 to 00/23:48:29

Plot file version 188 created 30-APR-2021 18:40:22

J1328+2752 EN008A.UVDATA.1

Freq = 8.2880 GHz, Bw = 32.000 MH No calibration applied and no bandpass applied

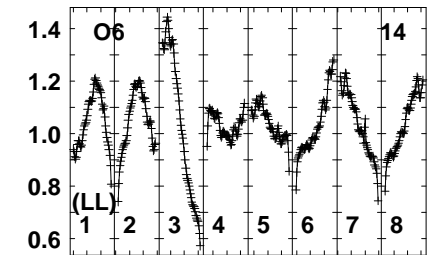
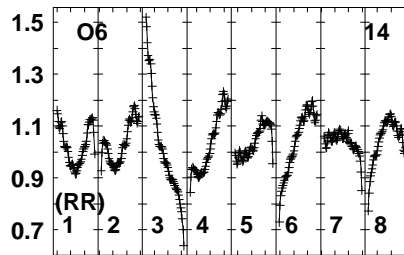
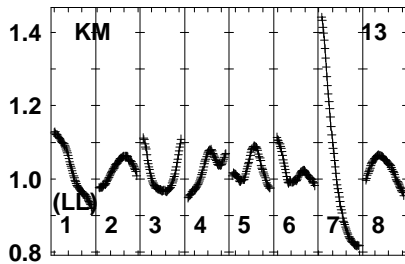
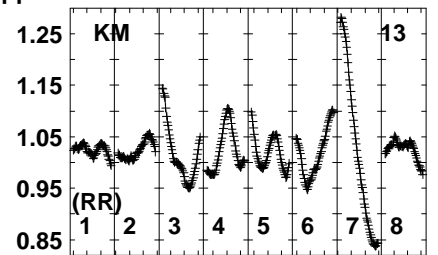
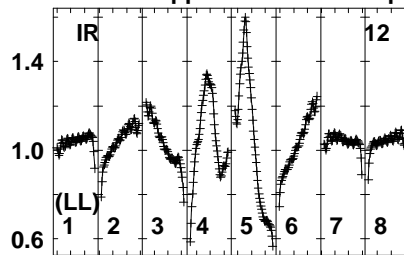
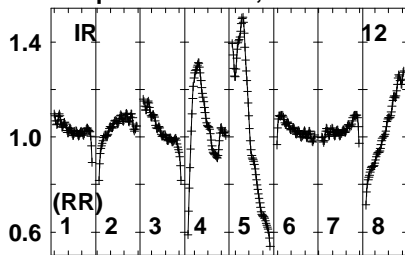


Lower frame: Real Jy
Auto-corr total-power spectrum Antenna: *
Timerange: 00/23:45:01 to 00/23:48:29

Plot file version 189 created 30-APR-2021 18:40:22

J1328+2752 EN008A.UVDATA.1

Freq = 8.2880 GHz, Bw = 32.000 MH No calibration applied and no bandpass applied

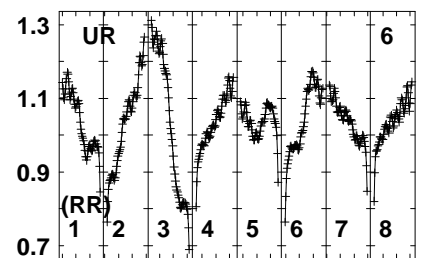
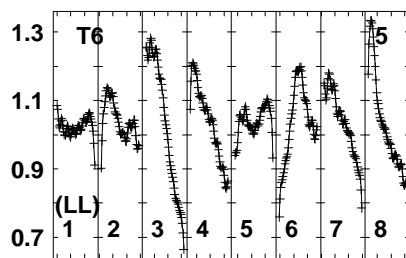
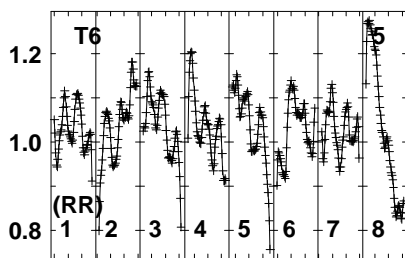
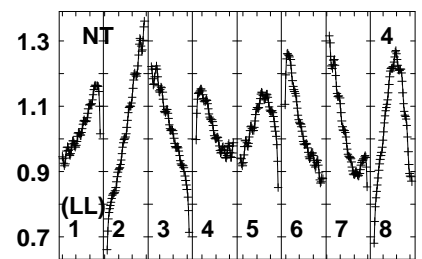
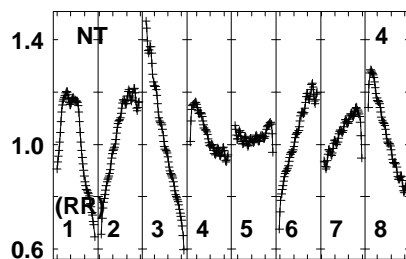
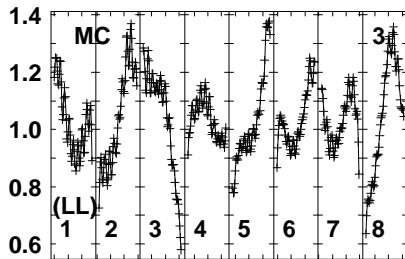
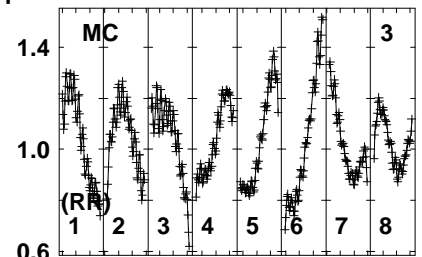
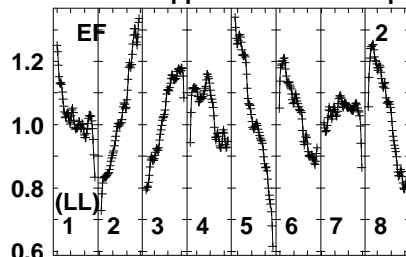
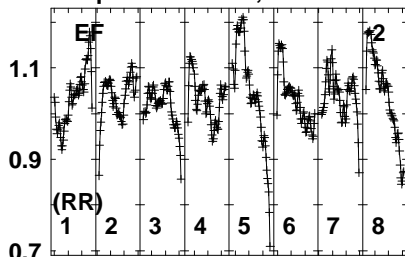


Lower frame: Real Jy
Auto-corr total-power spectrum Antenna: *
Timerange: 00/23:45:01 to 00/23:48:29

Plot file version 190 created 30-APR-2021 18:40:22

J1333+2725 EN008A.UVDATA.1

Freq = 8.2880 GHz, Bw = 32.000 MH No calibration applied and no bandpass applied



829032083603904204504808520
FREQ MHz

829032083603904204504808520
FREQ MHz

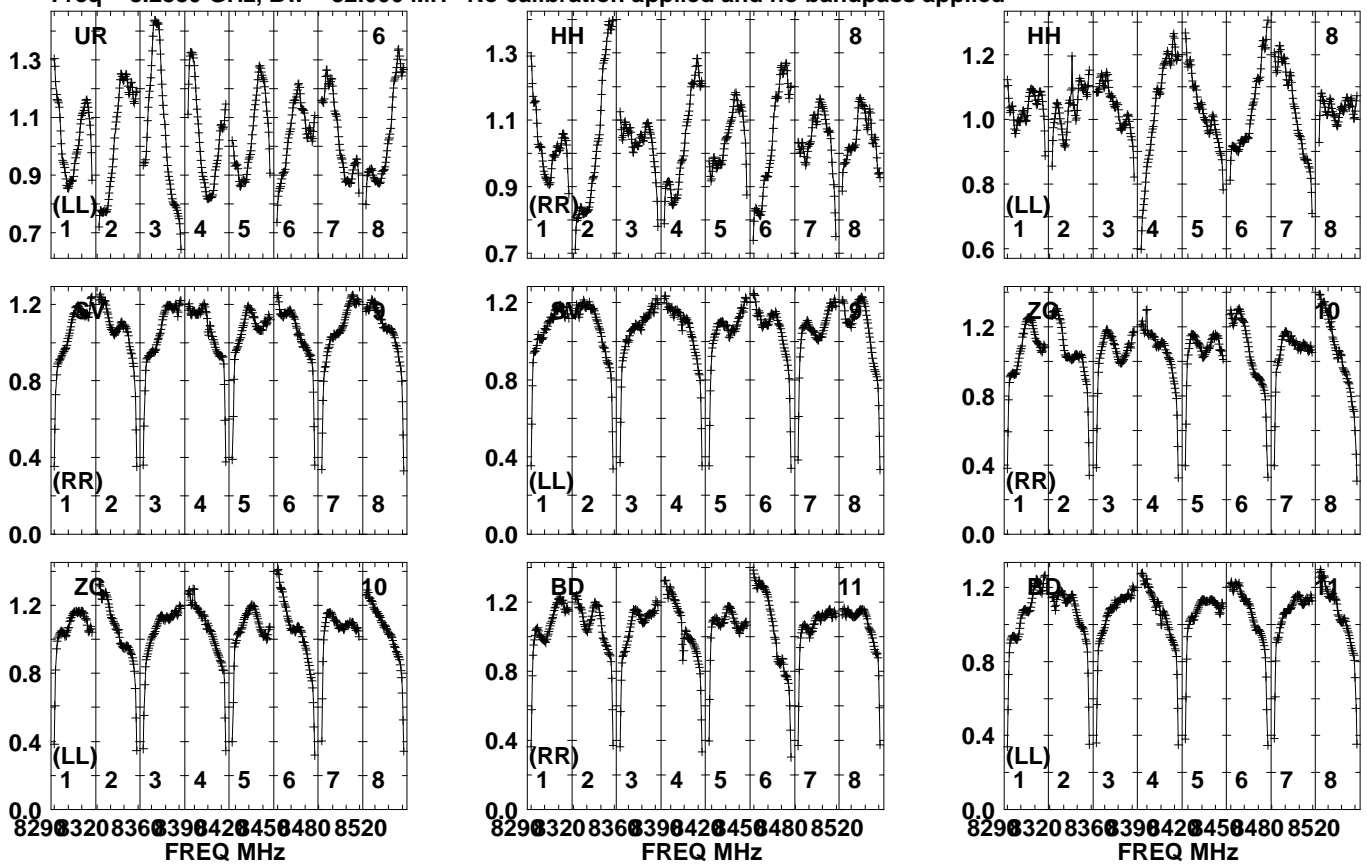
829032083603904204504808520
FREQ MHz

Lower frame: Real Jy
Auto-corr total-power spectrum Antenna: *
Timerange: 00/23:48:31 to 00/23:49:59

Plot file version 191 created 30-APR-2021 18:40:23

J1333+2725 EN008A.UVDATA.1

Freq = 8.2880 GHz, Bw = 32.000 MH No calibration applied and no bandpass applied

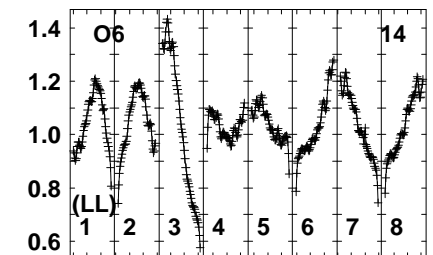
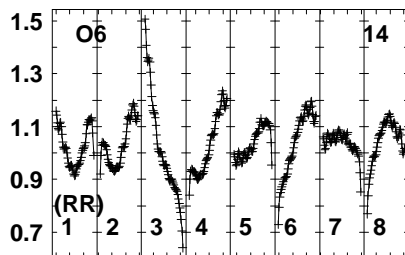
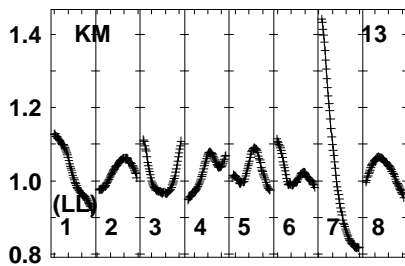
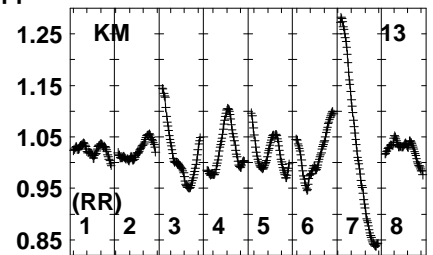
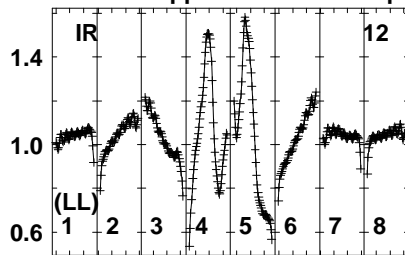
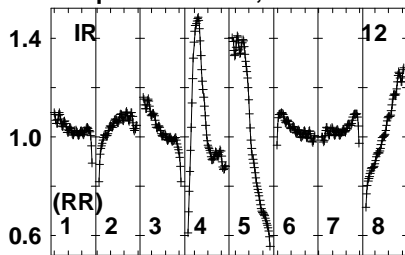


Lower frame: Real Jy
Auto-corr total-power spectrum Antenna: *
Timerange: 00/23:48:31 to 00/23:49:59

Plot file version 192 created 30-APR-2021 18:40:23

J1333+2725 EN008A.UVDATA.1

Freq = 8.2880 GHz, Bw = 32.000 MH No calibration applied and no bandpass applied

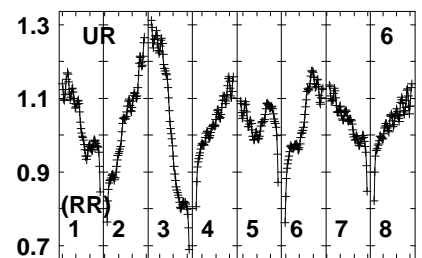
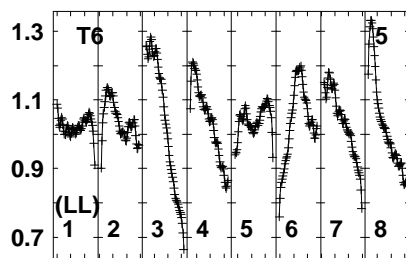
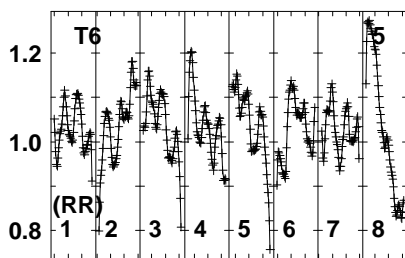
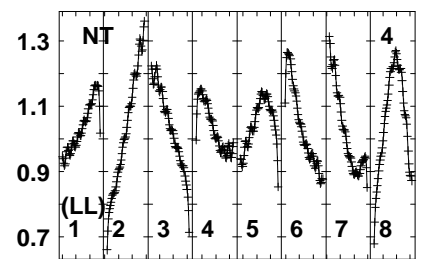
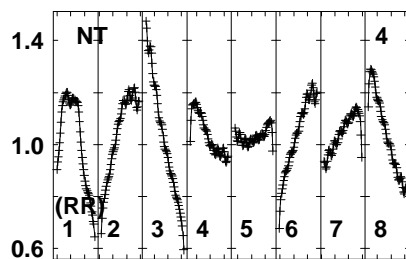
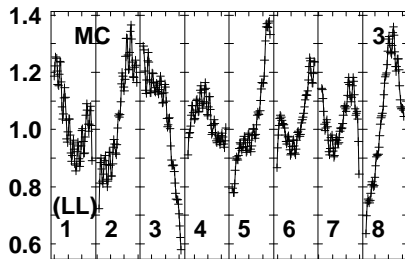
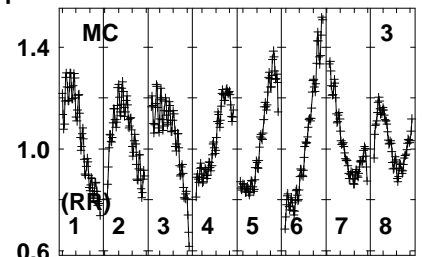
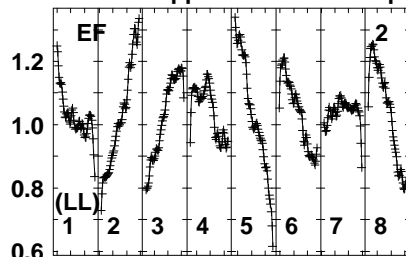
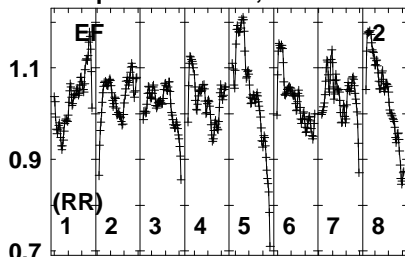


Lower frame: Real Jy
Auto-corr total-power spectrum Antenna: *
Timerange: 00/23:48:31 to 00/23:49:59

Plot file version 193 created 30-APR-2021 18:40:23

J1328+2752 EN008A.UVDATA.1

Freq = 8.2880 GHz, Bw = 32.000 MH No calibration applied and no bandpass applied



829032083603904204504808520
FREQ MHz

829032083603904204504808520
FREQ MHz

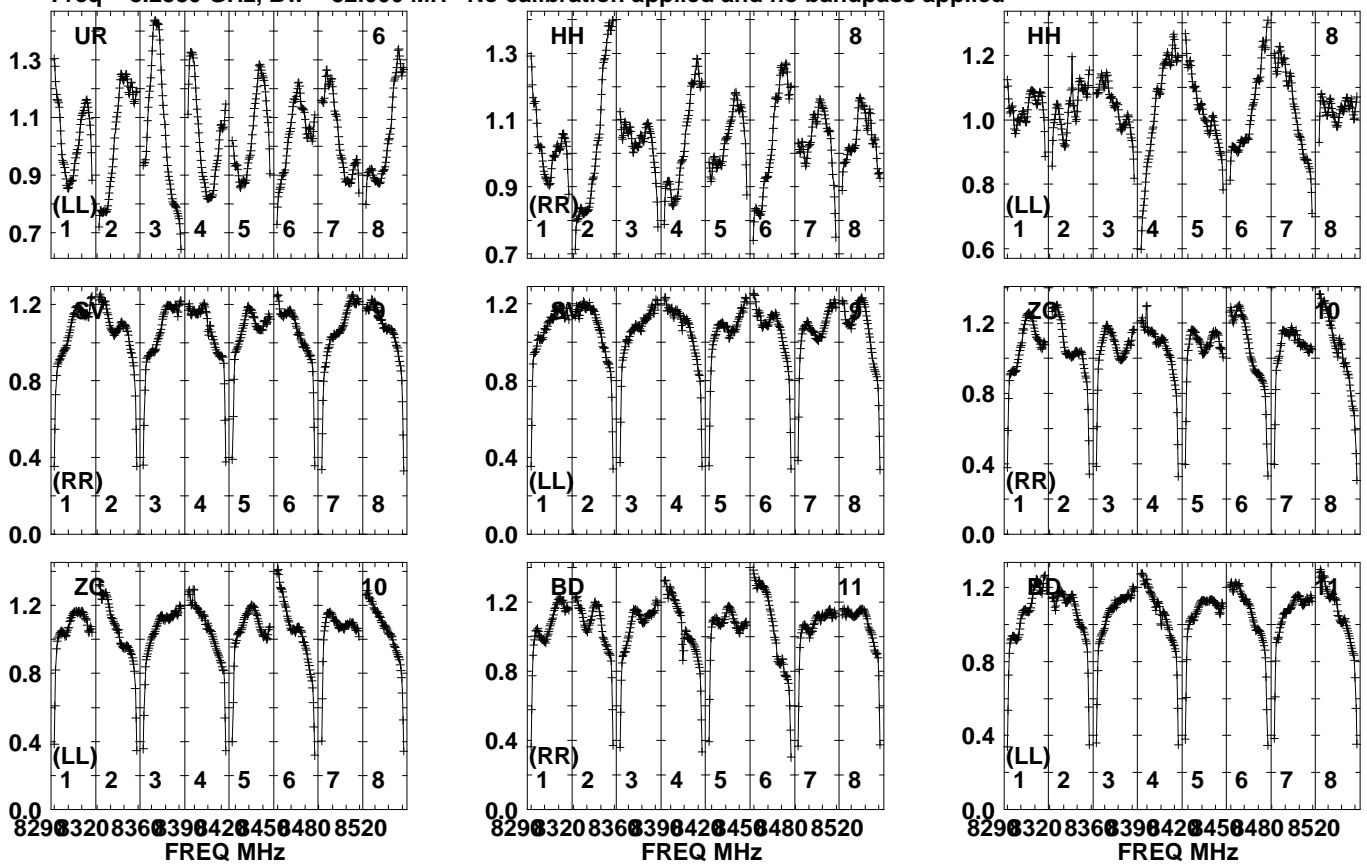
829032083603904204504808520
FREQ MHz

Lower frame: Real Jy
Auto-corr total-power spectrum Antenna: *
Timerange: 00/23:50:41 to 00/23:53:29

Plot file version 194 created 30-APR-2021 18:40:23

J1328+2752 EN008A.UVDATA.1

Freq = 8.2880 GHz, Bw = 32.000 MH No calibration applied and no bandpass applied

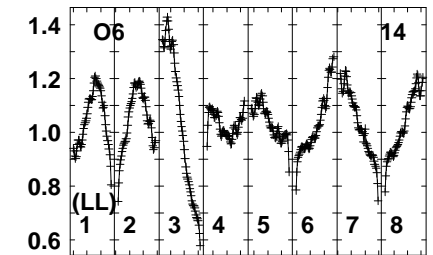
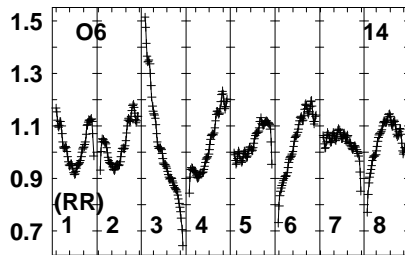
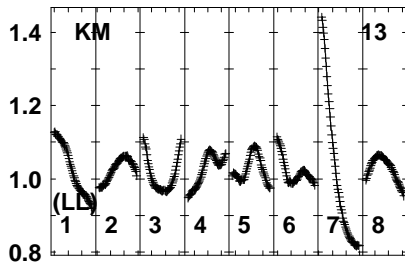
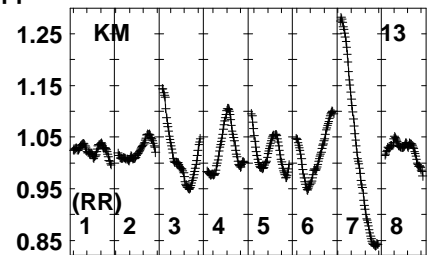
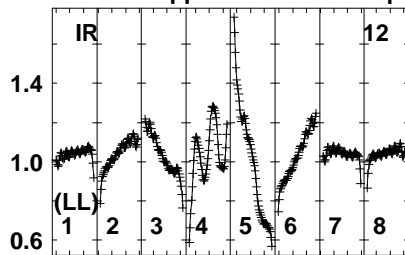
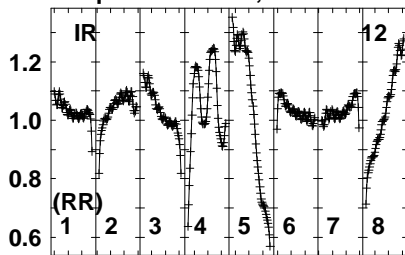


Lower frame: Real Jy
Auto-corr total-power spectrum Antenna: *
Timerange: 00/23:50:41 to 00/23:53:29

Plot file version 195 created 30-APR-2021 18:40:23

J1328+2752 EN008A.UVDATA.1

Freq = 8.2880 GHz, Bw = 32.000 MH No calibration applied and no bandpass applied

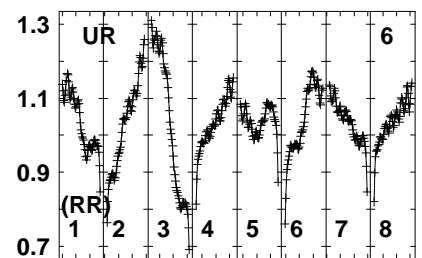
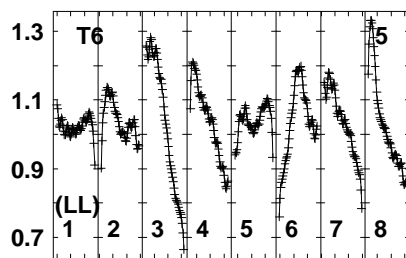
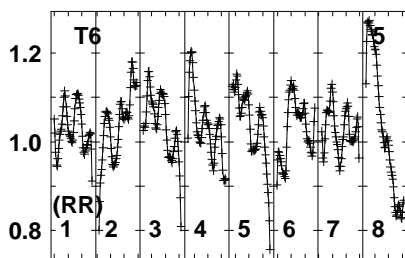
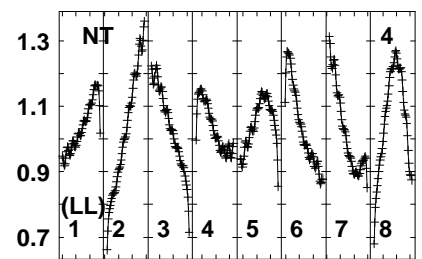
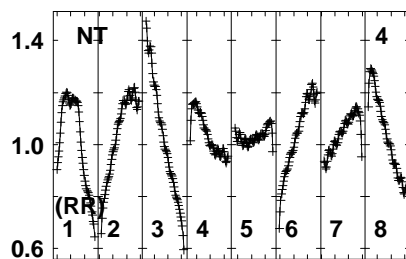
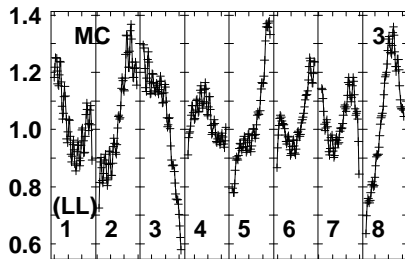
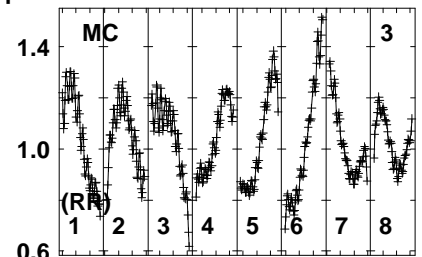
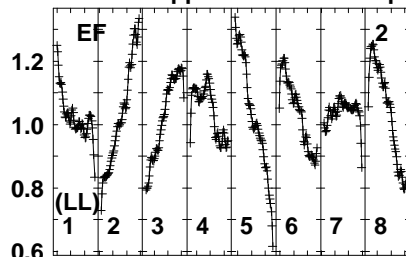
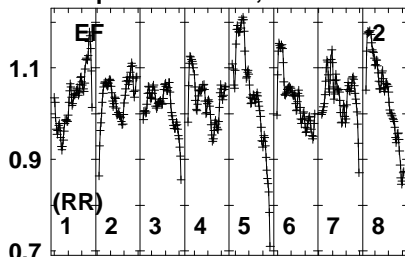


Lower frame: Real Jy
Auto-corr total-power spectrum Antenna: *
Timerange: 00/23:50:41 to 00/23:53:29

Plot file version 196 created 30-APR-2021 18:40:23

J1333+2725 EN008A.UVDATA.1

Freq = 8.2880 GHz, Bw = 32.000 MH No calibration applied and no bandpass applied



829032083603904204504808520
FREQ MHz

829032083603904204504808520
FREQ MHz

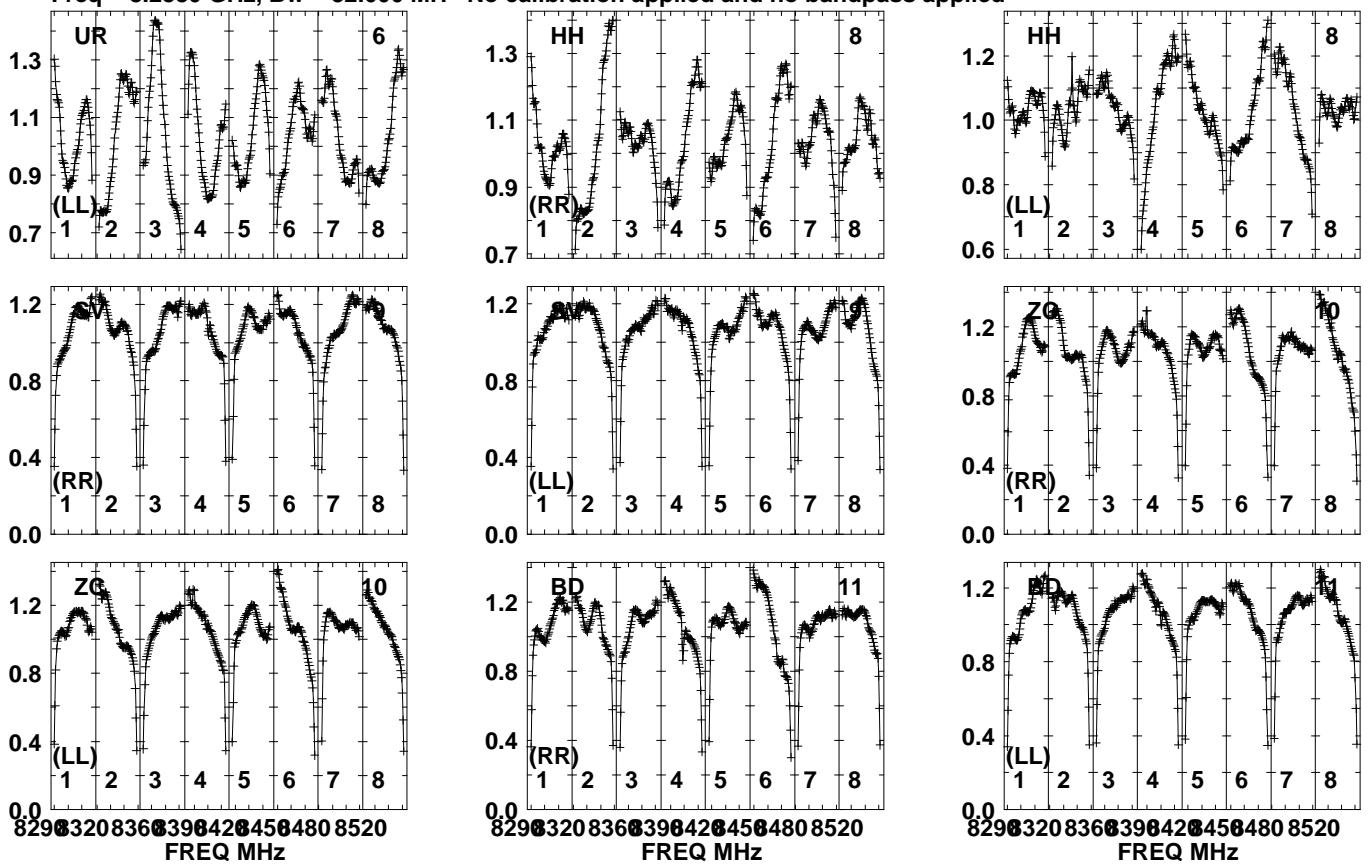
829032083603904204504808520
FREQ MHz

Lower frame: Real Jy
Auto-corr total-power spectrum Antenna: *
Timerange: 00/23:54:01 to 00/23:55:29

Plot file version 197 created 30-APR-2021 18:40:24

J1333+2725 EN008A.UVDATA.1

Freq = 8.2880 GHz, Bw = 32.000 MH No calibration applied and no bandpass applied

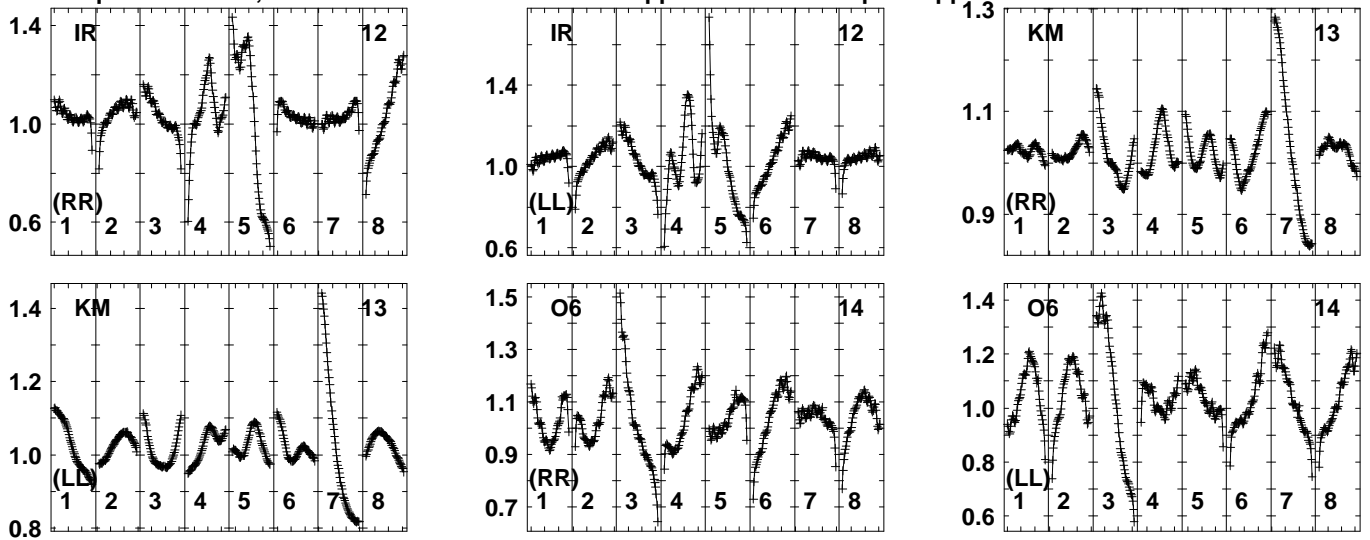


Lower frame: Real Jy
Auto-corr total-power spectrum Antenna: *
Timerange: 00/23:54:01 to 00/23:55:29

Plot file version 198 created 30-APR-2021 18:40:24

J1333+2725 EN008A.UVDATA.1

Freq = 8.2880 GHz, Bw = 32.000 MH No calibration applied and no bandpass applied

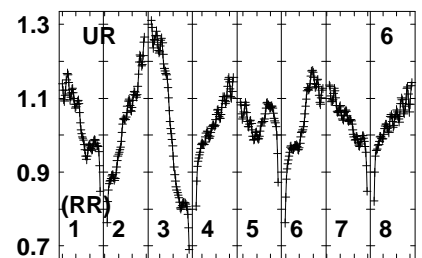
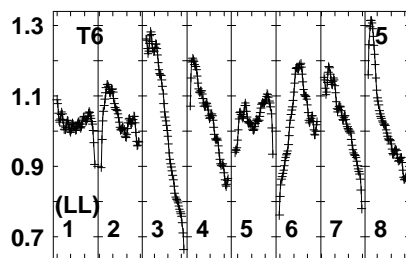
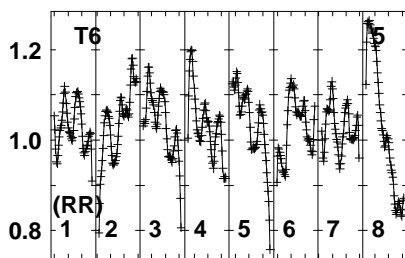
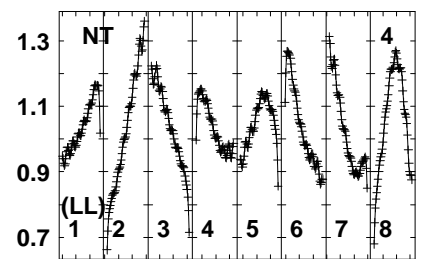
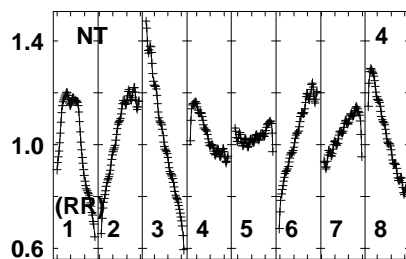
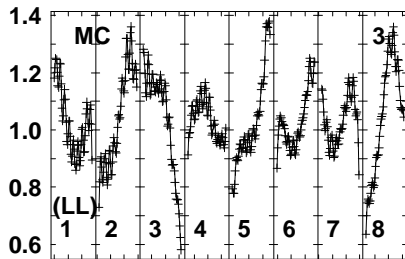
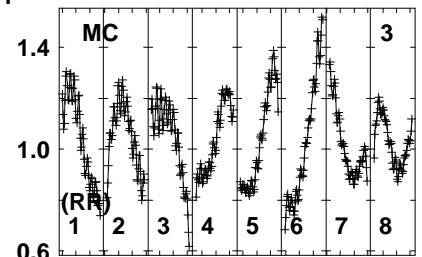
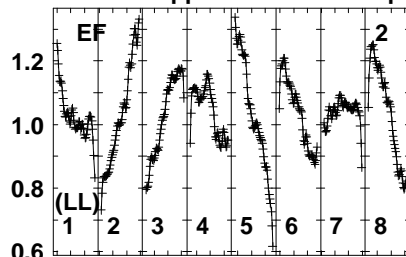
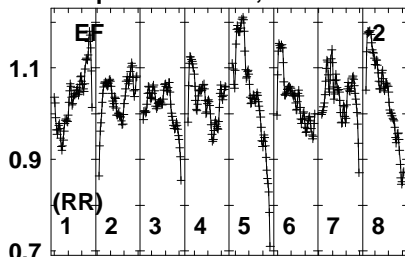


Lower frame: Real Jy
Auto-corr total-power spectrum Antenna: *
Timerange: 00/23:54:01 to 00/23:55:29

Plot file version 199 created 30-APR-2021 18:40:24

J1327+2210 EN008A.UVDATA.1

Freq = 8.2880 GHz, Bw = 32.000 MH No calibration applied and no bandpass applied



829032083603904204504808520
FREQ MHz

829032083603904204504808520
FREQ MHz

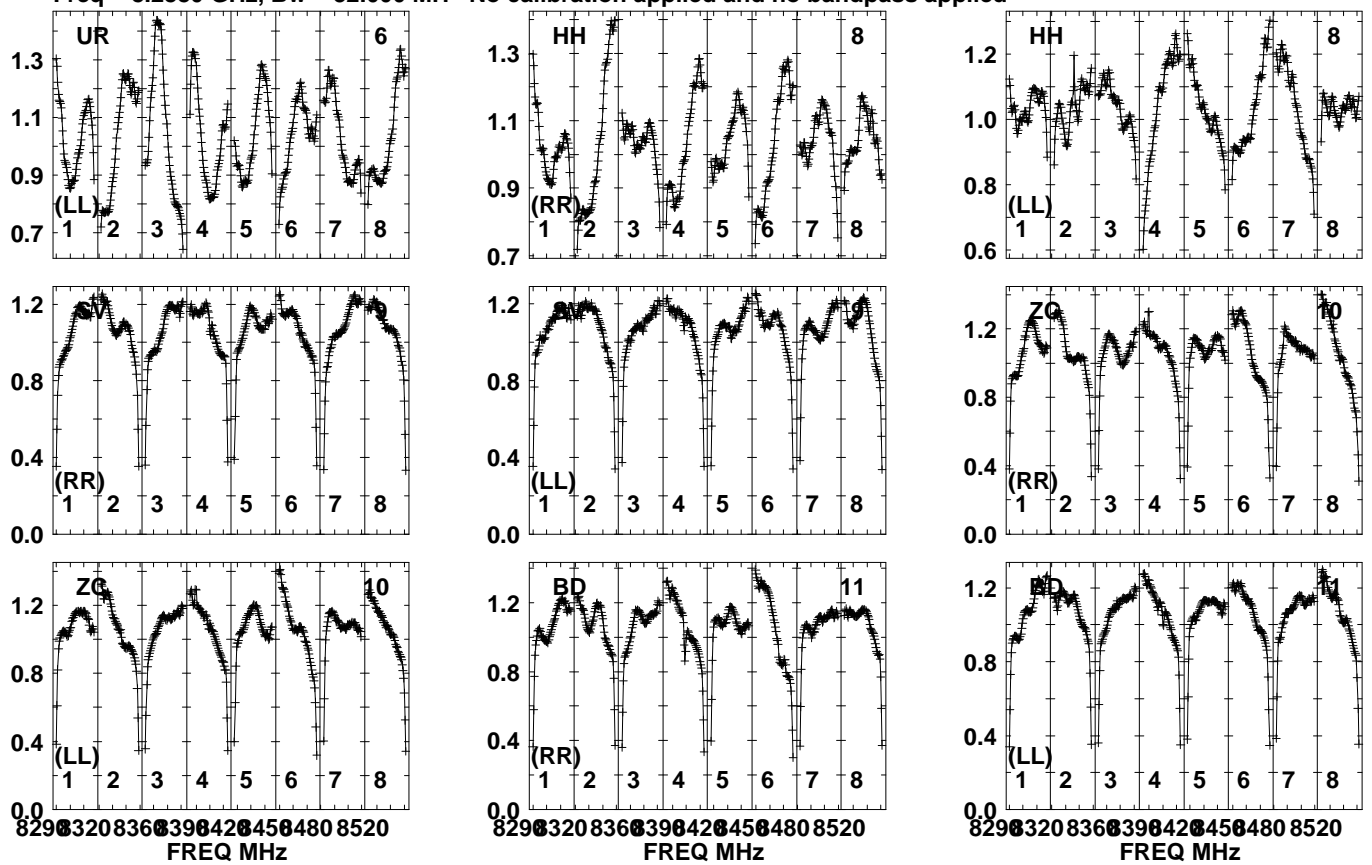
829032083603904204504808520
FREQ MHz

Lower frame: Real Jy
Auto-corr total-power spectrum Antenna: *
Timerange: 00/23:55:33 to 00/23:59:57

Plot file version 200 created 30-APR-2021 18:40:24

J1327+2210 EN008A.UVDATA.1

Freq = 8.2880 GHz, Bw = 32.000 MH No calibration applied and no bandpass applied

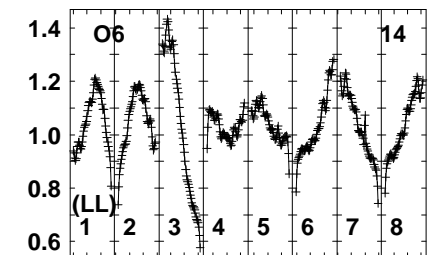
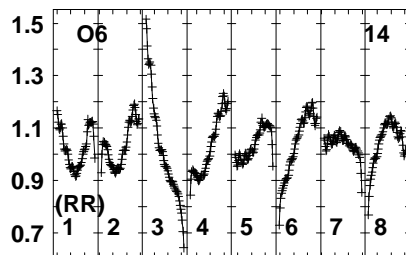
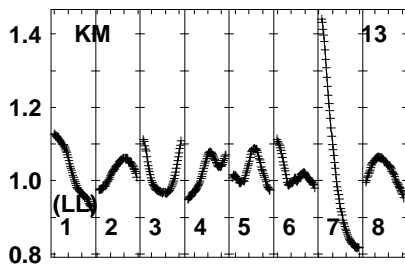
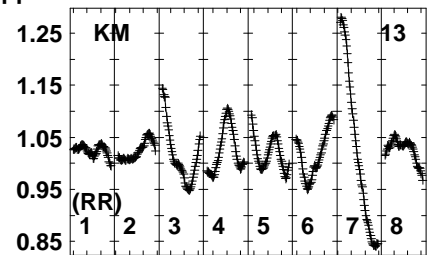
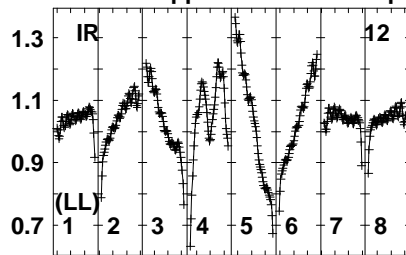
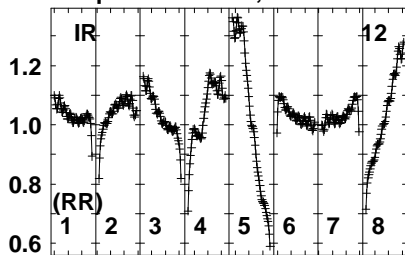


Lower frame: Real Jy
Auto-corr total-power spectrum Antenna: *
Timerange: 00/23:55:33 to 00/23:59:57

Plot file version 201 created 30-APR-2021 18:40:24

J1327+2210 EN008A.UVDATA.1

Freq = 8.2880 GHz, Bw = 32.000 MH No calibration applied and no bandpass applied



Lower frame: Real Jy
Auto-corr total-power spectrum Antenna: *
Timerange: 00/23:55:33 to 00/23:59:57